Naval Facilities Engineering Systems Command Hawaii

Quarterly Release Response Report, May 6 and November 20, 2021 Releases Red Hill Bulk Fuel Storage Facility

JBPHH, O‘ahu, Hawai‘i

DOH Facility ID No. 9-102271
DOH UST Release ID No. 210012
DOH HEER Release Incident Case Nos. 20210507-0852, 20211120-2330

July 7, 2022

Appendix D – Groundwater and Drinking Water Analytical Data

Appendix D – Groundwater and Drinking Water Analytical Data

Table D.1: Summary of Laboratory Reports Provided in Appendix D.1

Sample Location Identifier	COC Identifier	SDG	Sample Collection Date	DVR	Laboratory	PDF File
Data Not Previously Reported-						
RHMW10	ERH1766	B21100166	2021-09-30	52356A	Energy	App D.1a_1.pdf
RHMW10	ERH1766	97748	2021-09-30	52319	APPL	App D.1a_1.pdf
RHMW01R	ERH1783	97781	2021-10-06	52818_RV1	APPL	App D.1a_1.pdf
RHMW2254-01	ERH1856	97985	2021-10-26	52818_RV1	APPL	App D.1a_1.pdf
RHMW2254-01	ERH1857	B21110057	2021-10-26	52835	Energy	App D.1a_1.pdf
RHSF	ERH1860	B21110057	2021-10-26	52835	Energy	App D.1a_1.pdf
RHSF	ERH1862	B21110057	2021-10-26	52835	Energy	App D.1a_1.pdf
RHMW01R	ERH1845	B21110057	2021-10-27	52835	Energy	App D.1a_1.pdf
RHMW02	ERH1848	B21110057	2021-10-27	52835	Energy	App D.1a_1.pdf
RHMW03	ERH1851	B21110057	2021-10-27	52835	Energy	App D.1a_1.pdf
RHMW05	ERH1854	B21110057	2021-10-27	52835	Energy	App D.1a_1.pdf
RHSF	ERH1859	97984	2021-10-26	53054A	APPL	App D.1a_1.pdf
RHSF	ERH1861	97984	2021-10-26	53054A	APPL	App D.1a_1.pdf
RHMW01R	ERH1844	98005	2021-10-27	52818_RV1	APPL	App D.1a_1.pdf
RHMW02	ERH1847	98005	2021-10-27	52818_RV1	APPL	App D.1a_1.pdf
RHMW03	ERH1850	98005	2021-10-27	52818_RV1	APPL	App D.1a_1.pdf
RHMW05	ERH1853	98005	2021-10-27	52818_RV1	APPL	App D.1a_1.pdf
RHMW01R	ERH1872	98096	2021-11-03	52818_RV1	APPL	App D.1a_1.pdf
RHMW02	ERH1875	98096	2021-11-03	52818_RV1	APPL	App D.1a_1.pdf
RHMW03	ERH1878	98096	2021-11-03	52818_RV1	APPL	App D.1a_1.pdf
RHMW05	ERH1881	98096	2021-11-03	52818_RV1	APPL	App D.1a_1.pdf
RHMW2254-01	ERH1884	98097	2021-11-03	52818_RV1	APPL	App D.1a_1.pdf
RHSF	ERH1887	98098	2021-11-03	52818_RV1	APPL	App D.1a_1.pdf
RHSF	ERH1889	98098	2021-11-03	52818_RV1	APPL	App D.1a_1.pdf
RHMW2254-01	ERH1930	98278	2021-11-17	53054C	APPL	App D.1a_1.pdf
Sump Adit 3	ERH2273	98566	2021-12-21	53054I	APPL	App D.1a_1.pdf
Sump Adit 3	ERH2274	98566	2021-12-21	53054I	APPL	App D.1a_1.pdf
OWDFMW04A	ERH2448	B22011128	2022-01-16	pending	Energy	App D.1a_1.pdf
Week of 2022-02-05 to 2022-02-13						
OWDFMW07A	ERH2524	B22020962	2022-02-09	pending	Energy	App D.1a_1.pdf App D.1a _2.pdf
OWDFMW08A	ERH2526	B22020962	2022-02-09	pending	Energy	App D.1a_1.pdf App D.1a _2.pdf
OWDFMW08A	ERH2527	B22020962	2022-02-09	pending	Energy	App D.1a_1.pdf App D.1a _2.pdf
RHMW19	ERH2529	B22020962	2022-02-09	pending	Energy	App D.1a_1.pdf App D.1a _2.pdf
RHMW01R	ERH2531	B22020962	2022-02-10	pending	Energy	App D.1a_1.pdf App D.1a _2.pdf
RHMW2254-01	ERH2533	B22020962	2022-02-10	pending	Energy	App D.1a_1.pdf App D.1a _2.pdf
RHMW2254-01	ERH2535	B22020962	2022-02-10	pending	Energy	App D.1a_1.pdf App D.1a _2.pdf
Sump Adit 3	ERH2537	B22020962	2022-02-10	pending	Energy	App D.1a_1.pdf App D.1a _2.pdf
Week of 2022-02-14 to 2022-02-20						
OWDFMW08A	ERH2544	B22021435	2022-02-16	pending	Energy	App D.1a_2.pdf
OWDFMW08A	ERH2545	B22021435	2022-02-16	pending	Energy	App D.1a_2.pdf
OWDFMW07A	ERH2542	B22021435	2022-02-17	pending	Energy	App D.1a_2.pdf
RHMW19	ERH2547	B22021435	2022-02-17	pending	Energy	App D.1a_2.pdf
RHMW01R	ERH2549	B22021435	2022-02-17	pending	Energy	App D.1a_2.pdf
RHMW2254-01	ERH2551	B22021435	2022-02-17	pending	Energy	App D.1a_2.pdf
RHMW2254-01	ERH2553	B22021435	2022-02-17	pending	Energy	App D.1a_2.pdf
Sump Adit 3	ERH2555	B22021435	2022-02-17	pending	Energy	App D.1a_2.pdf
Week of 2022-02-21 to 2022-02-27						
RHMW2254-01	ERH2567	B22021627	2022-02-22	pending	Energy	App D.1a_2.pdf App D.1a_3.pdf
Sump Adit 3	ERH2569	B22021627	2022-02-22	pending	Energy	App D.1a_2.pdf App D.1a_3.pdf
OWDFMW07A	ERH2558	B22021763	2022-02-23	pending	Energy	App D.1a_3.pdf
OWDFMW08A	ERH2560	B22021763	2022-02-23	pending	Energy	App D.1a_3.pdf
OWDFMW08A	ERH2561	B22021763	2022-02-23	pending	Energy	App D.1a_3.pdf
RHMW01R	ERH2563	B22021763	2022-02-23	pending	Energy	App D.1a_3.pdf
RHMW19	ERH2571	B22021763	2022-02-24	pending	Energy	App D.1a_3.pdf
Week of 2022-02-28 to 2022-03-06						
RHMW16A	ERH2574	B22030244	2022-02-28	pending	Energy	App D.1a_3.pdf App D.1a_4.pdf
RHMW04	ERH2578	B22030244	2022-02-28	pending	Energy	App D.1a_3.pdf App D.1a_4.pdf
RHMW06	ERH2582	B22030244	2022-02-28	pending	Energy	App D.1a_3.pdf App D.1a_4.pdf
RHMW08	ERH2584	B22030244	2022-02-28	pending	Energy	App D.1a_3.pdf App D.1a_4.pdf

Table D.1: Summary of Laboratory Reports Provided in Appendix D.1 (cont'd)

Sample Location Identifier	COC Identifier	SDG	Sample Collection Date	DVR	Laboratory	PDF File
OWDFMW07A	ERH2605	B22030244	2022-02-28	pending	Energy	App D.1a_3.pdf App D.1a_4.pdf
OWDFMW08A	ERH2607	B22030244	2022-02-28	pending	Energy	App D.1a_3.pdf App D.1a_4.pdf
OWDFMW08A	ERH2608	B22030244	2022-02-28	pending	Energy	App D.1a_3.pdf App D.1a_4.pdf
RHMW16A	ERH2646	580-110816-1	2022-02-28	pending	Eurofins Seattle	App D.1a_4.pdf
RHMW06	ERH2647	580-110890-1	2022-02-28	pending	Eurofins Seattle	App D.1a_4.pdf
RHMW08	ERH2648	580-110975-1	2022-02-28	pending	Eurofins Seattle	App D.1a_4.pdf
OWDFMW07A	ERH2649	580-110975-1	2022-02-28	pending	Eurofins Seattle	App D.1a_4.pdf
OWDFMW08A	ERH2650	580-110975-1	2022-02-28	pending	Eurofins Seattle	App D.1a_4.pdf
OWDFMW08A	ERH2651	580-110975-1	2022-02-28	pending	Eurofins Seattle	App D.1a_4.pdf
RHMW12A	ERH2588	B22030244	2022-03-01	pending	Energy	App D.1a_3.pdf App D.1a_4.pdf
RHMW14-03	ERH2592	B22030244	2022-03-01	pending	Energy	App D.1a_3.pdf App D.1a_4.pdf
RHMW16	ERH2596	B22030244	2022-03-01	pending	Energy	App D.1a_3.pdf App D.1a_4.pdf
RHMW07	ERH2624	B22030244	2022-03-01	pending	Energy	App D.1a_3.pdf App D.1a_4.pdf
RHMW14-03	ERH2652	580-110975-1	2022-03-01	pending	Eurofins Seattle	App D.1a_4.pdf
RHMW16	ERH2653	580-110975-1	2022-03-01	pending	Eurofins Seattle	App D.1a_4.pdf
RHMW12A	ERH2654	580-110975-1	2022-03-01	pending	Eurofins Seattle	App D.1a_4.pdf
RHMW04	ERH2655	580-110975-1	2022-03-01	pending	Eurofins Seattle	App D.1a_4.pdf
RHMW07	ERH2673	580-110975-1	2022-03-01	pending	Eurofins Seattle	App D.1a_4.pdf
RHMW03	ERH2576	B22030433	2022-03-02	pending	Energy	App D.1a_4.pdf
RHMW05	ERH2580	B22030433	2022-03-02	pending	Energy	App D.1a_4.pdf
RHMW13-05	ERH2590	B22030433	2022-03-02	pending	Energy	App D.1a_4.pdf
RHMW01R	ERH2602	B22030433	2022-03-02	pending	Energy	App D.1a_4.pdf
RHMW01R	ERH2603	B22030433	2022-03-02	pending	Energy	App D.1a_4.pdf
Sump Adit 3	ERH2614	B22030433	2022-03-02	pending	Energy	App D.1a_4.pdf
OWDFMW05A	ERH2618	B22030433	2022-03-02	pending	Energy	App D.1a_4.pdf
OWDFMW04A	ERH2620	B22030433	2022-03-02	pending	Energy	App D.1a_4.pdf
RHMW02	ERH2622	B22030433	2022-03-02	pending	Energy	App D.1a_4.pdf
OWDFMW05A	ERH2674	B22030433	2022-03-02	pending	Energy	App D.1a_4.pdf
OWDFMW04A	ERH2676	B22030433	2022-03-02	pending	Energy	App D.1a_4.pdf
RHMW02	ERH2657	580-111029	2022-03-02	pending	Eurofins Seattle	App D.1a_4.pdf
RHMW03	ERH2658	580-111029	2022-03-02	pending	Eurofins Seattle	App D.1a_4.pdf
RHMW05	ERH2659	580-111032	2022-03-02	pending	Eurofins Seattle	App D.1a_4.pdf
RHMW01R	ERH2660	580-111032	2022-03-02	pending	Eurofins Seattle	App D.1a_4.pdf
RHMW01R	ERH2661	580-111032	2022-03-02	pending	Eurofins Seattle	App D.1a_4.pdf
RHMW13-05	ERH2662	580-111032	2022-03-02	pending	Eurofins Seattle	App D.1a_4.pdf
OWDFMW05A	ERH2663	580-111032	2022-03-02	pending	Eurofins Seattle	App D.1a_4.pdf
OWDFMW04A	ERH2664	580-111032	2022-03-02	pending	Eurofins Seattle	App D.1a_4.pdf
Sump Adit 3	ERH2667	580-111032	2022-03-02	pending	Eurofins Seattle	App D.1a_4.pdf
OWDFMW05A	ERH2675	580-111032	2022-03-02	pending	Eurofins Seattle	App D.1a_4.pdf
OWDFMW04A	ERH2677	580-111032	2022-03-02	pending	Eurofins Seattle	App D.1a_4.pdf
HDMW2253-03	ERH2680	580-111058-1	2022-03-02	pending	Eurofins Seattle	App D.1a_5.pdf
RHMW2254-01	ERH2610	B22030433	2022-03-03	pending	Energy	App D.1a_4.pdf
RHMW2254-01	ERH2612	B22030433	2022-03-03	pending	Energy	App D.1a_4.pdf
RHMW09	ERH2586	B22030502	2022-03-03	pending	Energy	App D.1a_4.pdf
RHMW11-05	ERH2600	B22030502	2022-03-03	pending	Energy	App D.1a_4.pdf
OWDFMW01	ERH2616	B22030502	2022-03-03	pending	Energy	App D.1a_4.pdf
RHMW09	ERH2656	580-111028-1	2022-03-03	pending	Eurofins Seattle	App D.1a_4.pdf
RHMW2254-01	ERH2665	580-111019-1	2022-03-03	pending	Eurofins Seattle	App D.1a_4.pdf
RHMW2254-01	ERH2666	580-111018-1	2022-03-03	pending	Eurofins Seattle	App D.1a_4.pdf
RHMW11-05	ERH2668	580-111028-1	2022-03-03	pending	Eurofins Seattle	App D.1a_4.pdf
OWDFMW01	ERH2669	580-111028-1	2022-03-03	pending	Eurofins Seattle	App D.1a_4.pdf
RHMW15-05	ERH2594	B22030502	2022-03-04	pending	Energy	App D.1a_4.pdf
RHMW19	ERH2598	B22030502	2022-03-04	pending	Energy	App D.1a_4.pdf
RHMW10	ERH2627	B22030502	2022-03-04	pending	Energy	App D.1a_4.pdf
RHMW19	ERH2670	580-111087	2022-03-04	pending	Eurofins Seattle	App D.1a_5.pdf
RHMW15-05	ERH2671	580-111058-1	2022-03-04	pending	Eurofins Seattle	App D.1a_5.pdf
RHMW10	ERH2672	580-111087	2022-03-04	pending	Eurofins Seattle	App D.1a_5.pdf
HDMW2253-03	ERH2630	B22030502	2022-03-04	pending	Energy	App D.1a_4.pdf
Week of 2022-03-07 to 2022-03-13						
RHMW15-05	ERH2682	B22030586	2022-03-07	pending	Energy	App D.1b_1.pdf
RHMW15-05	ERH2683	580-111107	2022-03-07	pending	Eurofins Seattle	App D.1b_1.pdf
OWDFMW08A	ERH2697	B22030586	2022-03-07	pending	Energy	App D.1b_1.pdf
OWDFMW08A	ERH2698	B22030586	2022-03-07	pending	Energy	App D.1b_1.pdf
OWDFMW05A	ERH2694	B22030703	2022-03-07	pending	Energy	App D.1b_1.pdf
OWDFMW05A	ERH2695	580-111174	2022-03-07	pending	Eurofins Seattle	App D.1b_1.pdf
OWDFMW08A	ERH2699	580-111107	2022-03-07	pending	Eurofins Seattle	App D.1b_1.pdf
OWDFMW08A	ERH2700	580-111107	2022-03-07	pending	Eurofins Seattle	App D.1b_1.pdf
RHMW06	ERH2732	B22030703	2022-03-07	pending	Energy	App D.1b_1.pdf
RHMW04	ERH2740	B22030703	2022-03-07	pending	Energy	App D.1b_1.pdf
RHMW06	ERH2733	580-111174	2022-03-07	pending	Eurofins Seattle	App D.1b_1.pdf
RHMW04	ERH2741	580-111174	2022-03-07	pending	Eurofins Seattle	App D.1b_1.pdf
RHMW14-03	ERH2702	B22030703	2022-03-08	pending	Energy	App D.1b_1.pdf
RHMW16	ERH2705	B22030703	2022-03-08	pending	Energy	App D.1b_1.pdf

Table D.1: Summary of Laboratory Reports Provided in Appendix D.1 (cont'd)

Sample Location Identifier	COC Identifier	SDG	Sample Collection Date	DVR	Laboratory	PDF File
RHMW12A	ERH2708	B22030703	2022-03-08	pending	Energy	App D.1b_1.pdf
RHMW03	ERH2712	B22030703	2022-03-08	pending	Energy	App D.1b_1.pdf
RHMW14-03	ERH2703	580-111174	2022-03-08	pending	Eurofins Seattle	App D.1b_1.pdf
RHMW02	ERH2715	B22030703	2022-03-08	pending	Energy	App D.1b_1.pdf
RHMW16	ERH2706	580-111174	2022-03-08	pending	Eurofins Seattle	App D.1b_1.pdf
RHMW01R	ERH2718	B22030703	2022-03-08	pending	Energy	App D.1b_1.pdf
RHMW01R	ERH2719	B22030703	2022-03-08	pending	Energy	App D.1b_1.pdf
RHMW12A	ERH2709	580-111174	2022-03-08	pending	Eurofins Seattle	App D.1b_1.pdf
RHMW12A	ERH2710	Canceled	2022-03-08	Canceled	Eurofins Seattle	–
RHMW05	ERH2723	B22030703	2022-03-08	pending	Energy	App D.1b_1.pdf
RHMW03	ERH2713	580-111174	2022-03-08	pending	Eurofins Seattle	App D.1b_1.pdf
RHMW02	ERH2716	580-111174	2022-03-08	pending	Eurofins Seattle	App D.1b_1.pdf
RHMW01R	ERH2720	580-111174	2022-03-08	pending	Eurofins Seattle	App D.1b_1.pdf
RHMW01R	ERH2721	580-111174	2022-03-08	pending	Eurofins Seattle	App D.1b_1.pdf
RHMW05	ERH2724	580-111174	2022-03-08	pending	Eurofins Seattle	App D.1b_1.pdf
RHMW2254-01	ERH2686	580-111290	2022-03-09	pending	Eurofins Seattle	App D.1b_2.pdf
RHMW2254-01	ERH2689	580-111290	2022-03-09	pending	Eurofins Seattle	App D.1b_2.pdf
RHMW2254-01	ERH2685	B22030912	2022-03-09	pending	Energy	App D.1b_1.pdf
RHMW2254-01	ERH2688	B22030912	2022-03-09	pending	Energy	App D.1b_1.pdf
OWDFMW04A	ERH2747	B22030912	2022-03-09	pending	Energy	App D.1b_1.pdf
OWDFMW04A	ERH2748	B22030912	2022-03-09	pending	Energy	App D.1b_1.pdf
OWDFMW04A	ERH2749	580-111249	2022-03-09	pending	Eurofins Seattle	App D.1b_2.pdf
OWDFMW04A	ERH2750	580-111249	2022-03-09	pending	Eurofins Seattle	App D.1b_2.pdf
OWDFMW07A	ERH2752	B22030912	2022-03-09	pending	Energy	App D.1b_1.pdf
OWDFMW07A	ERH2753	580-111249	2022-03-09	pending	Eurofins Seattle	App D.1b_2.pdf
RHMW08	ERH2755	B22030912	2022-03-09	pending	Energy	App D.1b_1.pdf
RHMW08	ERH2756	580-111249	2022-03-09	pending	Eurofins Seattle	App D.1b_2.pdf
RHMW19	ERH2760	B22030912	2022-03-09	pending	Energy	App D.1b_1.pdf
RHMW19	ERH2761	580-111249	2022-03-09	pending	Eurofins Seattle	App D.1b_2.pdf
Sump Adit 3	ERH2763	580-111249	2022-03-09	pending	Eurofins Seattle	App D.1b_2.pdf
Sump Adit 3	ERH2764	580-111290	2022-03-09	pending	Eurofins Seattle	App D.1b_2.pdf
RHMW11-05	ERH2770	B22030912	2022-03-09	pending	Energy	App D.1b_1.pdf
RHMW11-05	ERH2771	580-111249	2022-03-09	pending	Eurofins Seattle	App D.1b_2.pdf
OWDFMW01	ERH2692	580-111294	2022-03-10	pending	Eurofins Seattle	App D.1b_2.pdf
OWDFMW01	ERH2691	B22030912	2022-03-10	pending	Energy	App D.1b_1.pdf
RHMW13-05	ERH2743	580-111294	2022-03-10	pending	Eurofins Seattle	App D.1b_2.pdf
RHMW13-05	ERH2744	580-111294	2022-03-10	pending	Eurofins Seattle	App D.1b_2.pdf
RHMW13-05	ERH2745	580-111294	2022-03-10	pending	Eurofins Seattle	App D.1b_2.pdf
RHMW13-05	ERH2758	B22030912	2022-03-10	pending	Energy	App D.1b_1.pdf
OWDFMW01	ERH2772	580-111294	2022-03-10	pending	Eurofins Seattle	App D.1b_2.pdf
Week of 2022-03-14 to 2022-03-20						
RHMW15-05	ERH2774	B22031080	2022-03-14	pending	Energy	App D.1b_2.pdf
RHMW19	ERH2777	B22031229	2022-03-14	pending	Energy	App D.1b_2.pdf
RHMW19	ERH2778	580-111384	2022-03-14	pending	Eurofins Seattle	App D.1b_3.pdf
RHMW04	ERH2780	B22031229	2022-03-14	pending	Energy	App D.1b_2.pdf
RHMW04	ERH2781	580-111384	2022-03-14	pending	Eurofins Seattle	App D.1b_3.pdf
RHMW15-05	ERH2775	580-111436-1	2022-03-15	pending	Eurofins Seattle	App D.1b_3.pdf
RHMW14-03	ERH2799	B22031229	2022-03-15	pending	Energy	App D.1b_2.pdf
RHMW01R	ERH2812	B22031229	2022-03-15	pending	Energy	App D.1b_2.pdf
RHMW01R	ERH2813	B22031229	2022-03-15	pending	Energy	App D.1b_2.pdf
RHMW05	ERH2817	B22031229	2022-03-15	pending	Energy	App D.1b_2.pdf
RHMW16	ERH2820	B22031229	2022-03-15	pending	Energy	App D.1b_2.pdf
OWDFMW01	ERH2794	580-111501	2022-03-15	pending	Eurofins Seattle	App D.1b_3.pdf
RHMW12A	ERH2802	B22031463	2022-03-15	pending	Energy	App D.1b_2.pdf
RHMW14-03	ERH2800	580-111436-1	2022-03-15	pending	Eurofins Seattle	App D.1b_3.pdf
RHMW03	ERH2806	B22031463	2022-03-15	pending	Energy	App D.1b_2.pdf
RHMW12A	ERH2803	580-111436-1	2022-03-15	pending	Eurofins Seattle	App D.1b_3.pdf
RHMW12A	ERH2804	580-111436-1	2022-03-15	pending	Eurofins Seattle	App D.1b_3.pdf
RHMW02	ERH2809	B22031463	2022-03-15	pending	Energy	App D.1b_2.pdf
RHMW03	ERH2807	580-111436-1	2022-03-15	pending	Eurofins Seattle	App D.1b_3.pdf
RHMW02	ERH2810	580-111501	2022-03-15	pending	Eurofins Seattle	App D.1b_3.pdf
RHMW01R	ERH2814	580-111436-1	2022-03-15	pending	Eurofins Seattle	App D.1b_3.pdf
RHMW01R	ERH2815	580-111436-1	2022-03-15	pending	Eurofins Seattle	App D.1b_3.pdf
RHMW05	ERH2818	580-111436-1	2022-03-15	pending	Eurofins Seattle	App D.1b_3.pdf
OWDFMW01	ERH2793	B22031470	2022-03-15	pending	Energy	App D.1b_3.pdf
RHMW16	ERH2821	580-111436-1	2022-03-15	pending	Eurofins Seattle	App D.1b_3.pdf
OWDFMW04A	ERH2785	580-111501	2022-03-16	pending	Eurofins Seattle	App D.1b_3.pdf
OWDFMW04A	ERH2786	580-111501	2022-03-16	pending	Eurofins Seattle	App D.1b_3.pdf
OWDFMW04A	ERH2783	B22031470	2022-03-16	pending	Energy	App D.1b_3.pdf
OWDFMW04A	ERH2784	B22031470	2022-03-16	pending	Energy	App D.1b_3.pdf
OWDFMW07A	ERH2823	B22031470	2022-03-16	pending	Energy	App D.1b_3.pdf
OWDFMW07A	ERH2824	580-111501	2022-03-16	pending	Eurofins Seattle	App D.1b_3.pdf
RHMW08	ERH2826	B22031470	2022-03-16	pending	Energy	App D.1b_3.pdf
RHMW08	ERH2827	580-111501	2022-03-16	pending	Eurofins Seattle	App D.1b_3.pdf
RHMW08	ERH2828	580-111501	2022-03-16	pending	Eurofins Seattle	App D.1b_3.pdf
RHMW06	ERH2833	B22031470	2022-03-16	pending	Energy	App D.1b_3.pdf
RHMW06	ERH2834	580-111501	2022-03-16	pending	Eurofins Seattle	App D.1b_3.pdf
RHMW13-05	ERH2836	B22031470	2022-03-16	pending	Energy	App D.1b_3.pdf
RHMW13-05	ERH2837	580-111501	2022-03-16	pending	Eurofins Seattle	App D.1b_3.pdf
RHMW13-05	ERH2838	580-111501	2022-03-16	pending	Eurofins Seattle	App D.1b_3.pdf

Table D.1: Summary of Laboratory Reports Provided in Appendix D.1 (cont'd)

Sample Location Identifier	COC Identifier	SDG	Sample Collection Date	DVR	Laboratory	PDF File
RHMW13-05	ERH2839	580-111501	2022-03-16	pending	Eurofins Seattle	App D.1b_3.pdf
RHMW09	ERH2841	B22031470	2022-03-16	pending	Energy	App D.1b_3.pdf
RHMW09	ERH2842	580-111501	2022-03-16	pending	Eurofins Seattle	App D.1b_3.pdf
OWDFMW08A	ERH2790	580-111589	2022-03-17	pending	Eurofins Seattle	App D.1b_3.pdf
OWDFMW08A	ERH2791	580-111589	2022-03-17	pending	Eurofins Seattle	App D.1b_3.pdf
OWDFMW08A	ERH2788	B22031470	2022-03-17	pending	Energy	App D.1b_3.pdf
OWDFMW08A	ERH2789	B22031470	2022-03-17	pending	Energy	App D.1b_3.pdf
OWDFMW05A	ERH2830	B22031470	2022-03-17	pending	Energy	App D.1b_3.pdf
OWDFMW05A	ERH2831	580-111565	2022-03-17	pending	Eurofins Seattle	App D.1b_3.pdf
RHMW2254-01	ERH2844	B22031470	2022-03-17	pending	Energy	App D.1b_3.pdf
RHMW2254-01	ERH2845	580-111565	2022-03-17	pending	Eurofins Seattle	App D.1b_3.pdf
RHMW2254-01	ERH2847	B22031470	2022-03-17	pending	Energy	App D.1b_3.pdf
RHMW2254-01	ERH2848	580-111565	2022-03-17	pending	Eurofins Seattle	App D.1b_3.pdf
SUMP ADIT 3	ERH2850	B22031470	2022-03-17	pending	Energy	App D.1b_3.pdf
SUMP ADIT 3	ERH2851	580-111565	2022-03-17	pending	Eurofins Seattle	App D.1b_3.pdf
RHMW11-05	ERH2853	B22031470	2022-03-17	pending	Energy	App D.1b_3.pdf
RHMW11-05	ERH2854	580-111565	2022-03-17	pending	Eurofins Seattle	App D.1b_3.pdf
Week of 2022-03-21 to 2022-03-27						
RHMW15-05	ERH2856	B22031699	2022-03-21	pending	Energy	App D.1b_3.pdf
RHMW09	ERH2862	B22031699	2022-03-21	pending	Energy	App D.1b_3.pdf
OWDFMW04A	ERH2860	580-111746	2022-03-21	pending	Eurofins Seattle	App D.1b_4.pdf
RHMW19	ERH2860	B22031699	2022-03-21	pending	Energy	App D.1b_3.pdf
RHMW09	ERH2863	580-111736	2022-03-21	pending	Eurofins Seattle	App D.1b_4.pdf
OWDFMW04A	ERH2859	B22031740	2022-03-21	pending	Energy	App D.1b_3.pdf App D.1b_4.pdf
RHMW19	ERH2866	580-111736	2022-03-21	pending	Eurofins Seattle	App D.1b_4.pdf
RHMW19	ERH2867	580-111736	2022-03-21	pending	Eurofins Seattle	App D.1b_4.pdf
RHMW03	ERH2877	B22031740	2022-03-22	pending	Energy	App D.1b_3.pdf App D.1b_4.pdf
RHMW14-03	ERH2870	580-111790	2022-03-22	pending	Eurofins Seattle	App D.1b_4.pdf
RHMW02	ERH2880	B22031740	2022-03-22	pending	Energy	App D.1b_3.pdf App D.1b_4.pdf
RHMW01R	ERH2883	B22031740	2022-03-22	pending	Energy	App D.1b_3.pdf App D.1b_4.pdf
RHMW12A	ERH2874	580-111790	2022-03-22	pending	Eurofins Seattle	App D.1b_4.pdf
RHMW12A	ERH2875	580-111790	2022-03-22	pending	Eurofins Seattle	App D.1b_4.pdf
RHMW01R	ERH2884	B22031740	2022-03-22	pending	Energy	App D.1b_3.pdf App D.1b_4.pdf
RHMW03	ERH2878	580-111746	2022-03-22	pending	Eurofins Seattle	App D.1b_4.pdf
RHMW05	ERH2889	B22031740	2022-03-22	pending	Energy	App D.1b_3.pdf App D.1b_4.pdf
RHMW02	ERH2881	580-111746	2022-03-22	pending	Eurofins Seattle	App D.1b_4.pdf
RHMW14-03	ERH2869	B22032035	2022-03-22	pending	Energy	App D.1b_4.pdf
RHMW12A	ERH2872	B22032035	2022-03-22	pending	Energy	App D.1b_4.pdf
RHMW01R	ERH2885	580-111746	2022-03-22	pending	Eurofins Seattle	App D.1b_4.pdf
RHMW01R	ERH2886	580-111746	2022-03-22	pending	Eurofins Seattle	App D.1b_4.pdf
RHMW01R	ERH2887	580-111746	2022-03-22	pending	Eurofins Seattle	App D.1b_4.pdf
RHMW12A	ERH2873	B22032035	2022-03-22	pending	Energy	App D.1b_4.pdf
RHMW05	ERH2890	580-111746	2022-03-22	pending	Eurofins Seattle	App D.1b_4.pdf
RHMW16	ERH2892	B22032035	2022-03-22	pending	Energy	App D.1b_4.pdf
RHMW16	ERH2893	B22032035	2022-03-22	pending	Energy	App D.1b_4.pdf
RHMW16	ERH2894	580-111790	2022-03-22	pending	Eurofins Seattle	App D.1b_4.pdf
RHMW16	ERH2895	580-111790	2022-03-22	pending	Eurofins Seattle	App D.1b_4.pdf
OWDFMW05A	ERH2897	B22032035	2022-03-22	pending	Energy	App D.1b_4.pdf
OWDFMW05A	ERH2898	580-111790	2022-03-22	pending	Eurofins Seattle	App D.1b_4.pdf
RHMW11-05	ERH2929	B22032035	2022-03-22	pending	Energy	App D.1b_4.pdf
RHMW11-05	ERH2930	580-111790	2022-03-22	pending	Eurofins Seattle	App D.1b_4.pdf
OWDFMW07A	ERH2900	B22032035	2022-03-23	pending	Energy	App D.1b_4.pdf
OWDFMW07A	ERH2901	580-111849	2022-03-23	pending	Eurofins Seattle	App D.1b_4.pdf
RHMW08	ERH2903	B22032035	2022-03-23	pending	Energy	App D.1b_4.pdf
RHMW08	ERH2904	580-111790	2022-03-23	pending	Eurofins Seattle	App D.1b_4.pdf
RHMW06	ERH2906	B22032035	2022-03-23	pending	Energy	App D.1b_4.pdf
RHMW06	ERH2907	580-111790	2022-03-23	pending	Eurofins Seattle	App D.1b_4.pdf
RHMW13-05	ERH2909	B22032035	2022-03-23	pending	Energy	App D.1b_4.pdf
RHMW13-05	ERH2910	580-111849	2022-03-23	pending	Eurofins Seattle	App D.1b_4.pdf
RHMW13-05	ERH2911	580-111849	2022-03-23	pending	Eurofins Seattle	App D.1b_4.pdf
RHMW13-05	ERH2912	580-111849	2022-03-23	pending	Eurofins Seattle	App D.1b_4.pdf
OWDFMW01	ERH2914	B22032035	2022-03-23	pending	Energy	App D.1b_4.pdf
OWDFMW01	ERH2915	580-111849	2022-03-23	pending	Eurofins Seattle	App D.1b_4.pdf
RHMW04	ERH2917	B22032035	2022-03-23	pending	Energy	App D.1b_4.pdf
RHMW04	ERH2918	580-111790	2022-03-23	pending	Eurofins Seattle	App D.1b_4.pdf
RHMW2254-01	ERH2920	B22032035	2022-03-24	pending	Energy	App D.1b_4.pdf
RHMW2254-01	ERH2921	580-111849	2022-03-24	pending	Eurofins Seattle	App D.1b_4.pdf
RHMW2254-01	ERH2923	B22032035	2022-03-24	pending	Energy	App D.1b_4.pdf
RHMW2254-01	ERH2924	580-111849	2022-03-24	pending	Eurofins Seattle	App D.1b_4.pdf
SUMP ADIT 3	ERH2926	B22032035	2022-03-24	pending	Energy	App D.1b_4.pdf

Table D.1: Summary of Laboratory Reports Provided in Appendix D.1 (cont'd)

Sample Location Identifier	COC Identifier	SDG	Sample Collection Date	DVR	Laboratory	PDF File
SUMP ADIT 3	ERH2927	580-111849	2022-03-24	pending	Eurofins Seattle	App D.1b_4.pdf
OWDFMW08A	ERH2932	B22032057	2022-03-24	pending	Energy	App D.1b_4.pdf
OWDFMW08A	ERH2933	580-111870	2022-03-24	pending	Eurofins Seattle	App D.1b_4.pdf
OWDFMW08A	ERH2934	580-111870	2022-03-24	pending	Eurofins Seattle	App D.1b_4.pdf
OWDFMW08A	ERH2935	580-111870	2022-03-24	pending	Eurofins Seattle	App D.1b_4.pdf
Week of 2022-03-28 to 2022-04-03						
RHMW09	ERH2955	B22032266	2022-03-28	pending	Energy	App D.1c_1.pdf
RHMW15-05	ERH2950	580-111971	2022-03-28	pending	Eurofins Seattle	App D.1c_2.pdf
RHMW19	ERH2958	B22032266	2022-03-28	pending	Energy	App D.1c_1.pdf
OWDFMW04A	ERH2953	580-111971	2022-03-28	pending	Eurofins Seattle	App D.1c_2.pdf
RHMW15-05	ERH2949	B22032306	2022-03-28	pending	Energy	App D.1c_1.pdf
RHMW09	ERH2956	580-111937	2022-03-28	pending	Eurofins Seattle	App D.1c_2.pdf
OWDFMW04A	ERH2952	B22032306	2022-03-28	pending	Energy	App D.1c_1.pdf
RHMW19	ERH2959	580-111937	2022-03-28	pending	Eurofins Seattle	App D.1c_2.pdf
RHMW19	ERH2960	580-111937	2022-03-28	pending	Eurofins Seattle	App D.1c_2.pdf
OWDFMW05A	ERH2962	B22032306	2022-03-28	pending	Energy	App D.1c_1.pdf
OWDFMW05A	ERH2963	580-111971	2022-03-28	pending	Eurofins Seattle	App D.1c_2.pdf
RHMW14-03	ERH2965	B22032306	2022-03-29	pending	Energy	App D.1c_1.pdf
RHMW14-03	ERH2966	580-111971	2022-03-29	pending	Eurofins Seattle	App D.1c_2.pdf
SUMP ADIT 3	ERH2978	B22032306	2022-03-29	pending	Energy	App D.1c_1.pdf
RHMW2254-01	ERH2981	B22032306	2022-03-29	pending	Energy	App D.1c_1.pdf
RHMW2254-01	ERH2984	B22032306	2022-03-29	pending	Energy	App D.1c_1.pdf
RHMW12A	ERH2968	B22040049	2022-03-29	pending	Energy	App D.1c_1.pdf
RHMW12A	ERH2969	B22040049	2022-03-29	pending	Energy	App D.1c_1.pdf
SUMP ADIT 3	ERH2979	580-111971	2022-03-29	pending	Eurofins Seattle	App D.1c_2.pdf
RHMW2254-01	ERH2982	580-111971	2022-03-29	pending	Eurofins Seattle	App D.1c_2.pdf
RHMW2254-01	ERH2985	580-111971	2022-03-29	pending	Eurofins Seattle	App D.1c_2.pdf
RHMW12A	ERH2970	580-112019	2022-03-30	pending	Eurofins Seattle	App D.1c_2.pdf
RHMW12A	ERH2971	580-112019	2022-03-30	pending	Eurofins Seattle	App D.1c_2.pdf
RHMW08	ERH2987	B22040049	2022-03-30	pending	Energy	App D.1c_1.pdf
RHMW06	ERH2990	B22040049	2022-03-30	pending	Energy	App D.1c_1.pdf
RHMW13-05	ERH2993	B22040049	2022-03-30	pending	Energy	App D.1c_1.pdf
RHMW08	ERH2988	580-112019	2022-03-30	pending	Eurofins Seattle	App D.1c_2.pdf
OWDFMW01	ERH2998	B22040049	2022-03-30	pending	Energy	App D.1c_1.pdf
RHMW06	ERH2991	580-112019	2022-03-30	pending	Eurofins Seattle	App D.1c_2.pdf
RHMW04	ERH3001	B22040049	2022-03-30	pending	Energy	App D.1c_1.pdf
RHMW13-05	ERH2994	580-112019	2022-03-30	pending	Eurofins Seattle	App D.1c_2.pdf
RHMW13-05	ERH2995	580-112019	2022-03-30	pending	Eurofins Seattle	App D.1c_2.pdf
RHMW13-05	ERH2996	580-112019	2022-03-30	pending	Eurofins Seattle	App D.1c_2.pdf
OWDFMW01	ERH2999	580-112019	2022-03-30	pending	Eurofins Seattle	App D.1c_2.pdf
RHMW04	ERH3002	580-112019	2022-03-30	pending	Eurofins Seattle	App D.1c_2.pdf
RHMW11-05	ERH3004	B22040049	2022-03-31	pending	Energy	App D.1c_1.pdf
OWDFMW08A	ERH3007	B22040049	2022-03-31	pending	Energy	App D.1c_1.pdf
RHMW03	ERH3012	B22040049	2022-03-31	pending	Energy	App D.1c_1.pdf
RHMW11-05	ERH3005	580-112064	2022-03-31	pending	Eurofins Seattle	App D.1c_2.pdf
RHMW02	ERH3015	B22040049	2022-03-31	pending	Energy	App D.1c_1.pdf
OWDFMW08A	ERH3008	580-112064	2022-03-31	pending	Eurofins Seattle	App D.1c_2.pdf
OWDFMW08A	ERH3009	580-112064	2022-03-31	pending	Eurofins Seattle	App D.1c_2.pdf
OWDFMW08A	ERH3010	580-112064	2022-03-31	pending	Eurofins Seattle	App D.1c_2.pdf
OWDFMW07A	ERH3018	B22040049	2022-03-31	pending	Energy	App D.1c_1.pdf
RHMW03	ERH3013	580-112064	2022-03-31	pending	Eurofins Seattle	App D.1c_2.pdf
RHMW01R	ERH3021	B22040049	2022-03-31	pending	Energy	App D.1c_1.pdf
RHMW02	ERH3016	580-112064	2022-03-31	pending	Eurofins Seattle	App D.1c_2.pdf
RHMW01R	ERH3022	B22040049	2022-03-31	pending	Energy	App D.1c_1.pdf
OWDFMW07A	ERH3019	580-112064	2022-03-31	pending	Eurofins Seattle	App D.1c_2.pdf
RHMW05	ERH3027	B22040049	2022-03-31	pending	Energy	App D.1c_1.pdf
RHMW01R	ERH3023	580-112064	2022-03-31	pending	Eurofins Seattle	App D.1c_2.pdf
RHMW01R	ERH3024	580-112064	2022-03-31	pending	Eurofins Seattle	App D.1c_2.pdf
RHMW01R	ERH3025	580-112064	2022-03-31	pending	Eurofins Seattle	App D.1c_2.pdf
RHMW05	ERH3028	580-112064	2022-03-31	pending	Eurofins Seattle	App D.1c_2.pdf
RHMW16	ERH2975	580-112112	2022-04-01	pending	Eurofins Seattle	App D.1c_2.pdf
RHMW16	ERH2976	580-112112	2022-04-01	pending	Eurofins Seattle	App D.1c_2.pdf
RHMW16	ERH2973	B22040074	2022-04-01	pending	Energy	App D.1c_1.pdf App D.1c_2.pdf
RHMW16	ERH2974	B22040074	2022-04-01	pending	Energy	App D.1c_1.pdf App D.1c_2.pdf
Week of 2022-04-04 to 2022-04-10						
RHMW16	ERH3060	B22040278	2022-04-04	pending	Energy	App D.1c_2.pdf
RHMW16	ERH3061	B22040278	2022-04-04	pending	Energy	App D.1c_2.pdf
RHMW15-05	ERH3035	580-112254-1	2022-04-04	pending	Eurofins Seattle	App D.1c_3.pdf
RHMW08	ERH3080	B22040278	2022-04-04	pending	Energy	App D.1c_2.pdf
RHMW06	ERH3083	B22040278	2022-04-04	pending	Energy	App D.1c_2.pdf
RHMW12A	ERH3057	580-112254-1	2022-04-04	pending	Eurofins Seattle	App D.1c_3.pdf
RHMW12A	ERH3058	580-112254-1	2022-04-04	pending	Eurofins Seattle	App D.1c_3.pdf
RHMW15-05	ERH3034	B22040593	2022-04-04	pending	Energy	App D.1c_2.pdf App D.1c_3.pdf
RHMW16	ERH3062	580-112193	2022-04-04	pending	Eurofins Seattle	App D.1c_3.pdf
RHMW16	ERH3063	580-112193	2022-04-04	pending	Eurofins Seattle	App D.1c_3.pdf

Table D.1: Summary of Laboratory Reports Provided in Appendix D.1 (cont'd)

Sample Location Identifier	COC Identifier	SDG	Sample Collection Date	DVR	Laboratory	PDF File
RHMW12A	ERH3055	B22040593	2022-04-04	pending	Energy	App D.1c_2.pdf App D.1c_3.pdf
RHMW12A	ERH3056	B22040593	2022-04-04	pending	Energy	App D.1c_2.pdf App D.1c_3.pdf
RHMW08	ERH3081	580-112193	2022-04-04	pending	Eurofins Seattle	App D.1c_3.pdf
RHMW06	ERH3084	580-112193	2022-04-04	pending	Eurofins Seattle	App D.1c_3.pdf
OWDFMW04A	ERH3038	580-112254-1	2022-04-05	pending	Eurofins Seattle	App D.1c_3.pdf
RHMW01R	ERH3065	B22040430	2022-04-05	pending	Energy	App D.1c_2.pdf
RHMW01R	ERH3066	B22040430	2022-04-05	pending	Energy	App D.1c_2.pdf
RHMW02	ERH3071	B22040430	2022-04-05	pending	Energy	App D.1c_2.pdf
RHMW14-03	ERH3053	580-112352-1	2022-04-05	pending	Eurofins Seattle	App D.1c_3.pdf
RHMW03	ERH3074	B22040430	2022-04-05	pending	Energy	App D.1c_2.pdf
RHMW05	ERH3077	B22040430	2022-04-05	pending	Energy	App D.1c_2.pdf
OWDFMW04A	ERH3037	B22040593	2022-04-05	pending	Energy	App D.1c_2.pdf App D.1c_3.pdf
RHMW01R	ERH3067	580-112254-1	2022-04-05	pending	Eurofins Seattle	App D.1c_3.pdf
RHMW01R	ERH3068	580-112254-1	2022-04-05	pending	Eurofins Seattle	App D.1c_3.pdf
RHMW01R	ERH3069	580-112254-1	2022-04-05	pending	Eurofins Seattle	App D.1c_3.pdf
RHMW02	ERH3072	580-112254-1	2022-04-05	pending	Eurofins Seattle	App D.1c_3.pdf
OWDFMW05A	ERH3091	B22040593	2022-04-05	pending	Energy	App D.1c_2.pdf App D.1c_3.pdf
RHMW03	ERH3075	580-112254-1	2022-04-05	pending	Eurofins Seattle	App D.1c_3.pdf
RHMW05	ERH3078	580-112254-1	2022-04-05	pending	Eurofins Seattle	App D.1c_3.pdf
RHMW14-03	ERH3052	B22040680	2022-04-05	pending	Energy	App D.1c_3.pdf
OWDFMW05A	ERH3092	580-112254-1	2022-04-05	pending	Eurofins Seattle	App D.1c_3.pdf
RHMW13-05	ERH3086	B22040680	2022-04-06	pending	Energy	App D.1c_3.pdf
RHMW13-05	ERH3087	580-112352-1	2022-04-06	pending	Eurofins Seattle	App D.1c_3.pdf
RHMW13-05	ERH3088	580-112352-1	2022-04-06	pending	Eurofins Seattle	App D.1c_3.pdf
RHMW13-05	ERH3089	580-112352-1	2022-04-06	pending	Eurofins Seattle	App D.1c_3.pdf
RHMW04	ERH3109	B22040680	2022-04-06	pending	Energy	App D.1c_3.pdf
OWDFMW01	ERH3112	B22040680	2022-04-06	pending	Energy	App D.1c_3.pdf
RHMW04	ERH3110	580-112352-1	2022-04-06	pending	Eurofins Seattle	App D.1c_3.pdf
OWDFMW01	ERH3113	580-112352-1	2022-04-06	pending	Eurofins Seattle	App D.1c_3.pdf
OWDFMW08A	ERH3048	580-112460-1	2022-04-07	pending	Eurofins Seattle	App D.1c_3.pdf
OWDFMW08A	ERH3049	580-112460-1	2022-04-07	pending	Eurofins Seattle	App D.1c_3.pdf
OWDFMW08A	ERH3050	580-112460-1	2022-04-07	pending	Eurofins Seattle	App D.1c_3.pdf
OWDFMW08A	ERH3047	B22040680	2022-04-07	pending	Energy	App D.1c_3.pdf
OWDFMW07A	ERH3094	B22040680	2022-04-07	pending	Energy	App D.1c_3.pdf
RHMW11-05	ERH3097	B22040680	2022-04-07	pending	Energy	App D.1c_3.pdf
ADIT 3 Sump	ERH3100	B22040680	2022-04-07	pending	Energy	App D.1c_3.pdf
OWDFMW07A	ERH3095	580-112423-1	2022-04-07	pending	Eurofins Seattle	App D.1c_3.pdf
RHMW2254-01	ERH3103	B22040680	2022-04-07	pending	Energy	App D.1c_3.pdf
RHMW11-05	ERH3098	580-112423-1	2022-04-07	pending	Eurofins Seattle	App D.1c_3.pdf
RHMW2254-01	ERH3106	B22040680	2022-04-07	pending	Energy	App D.1c_3.pdf
ADIT 3 Sump	ERH3101	580-112460-1	2022-04-07	pending	Eurofins Seattle	App D.1c_3.pdf
RHMW2254-01	ERH3104	580-112460-1	2022-04-07	pending	Eurofins Seattle	App D.1c_3.pdf
RHMW2254-01	ERH3107	580-112460-1	2022-04-07	pending	Eurofins Seattle	App D.1c_3.pdf
RHMW09	ERH3041	580-112447-1	2022-04-08	pending	Eurofins Seattle	App D.1c_3.pdf
RHMW19	ERH3044	580-112447-1	2022-04-08	pending	Eurofins Seattle	App D.1c_3.pdf
RHMW19	ERH3045	580-112447-1	2022-04-08	pending	Eurofins Seattle	App D.1c_3.pdf
RHMW09	ERH3040	B22040702	2022-04-08	pending	Energy	App D.1c_3.pdf
RHMW19	ERH3043	B22040702	2022-04-08	pending	Energy	App D.1c_3.pdf
Week of 2022-04-11 to 2022-04-17						
No NOI Samples Collected this Week						
Week of 2022-04-18 to 2022-04-24						
No NOI Samples Collected this Week						
Week of 2022-04-25 to 2022-05-01						
No Data Provided Yet						
Week of 2022-05-02 to 2022-05-06						
No Data Provided Yet						

APPL = Agriculture and Priority Pollutants Laboratories, Inc.
COC = chain of custody
DVR = data validation report
Energy = Energy Laboratories
NOI = Notice of Interest
SDG = sample delivery group

Notes:

Identifies the number of analyses conducted
not analyzed
Agriculture and Priority Pollutants Laboratories, Inc.
benzene, toluene, ethylbenzene, and xylenes by EPA Method 8260 C
chain of custody
Energy Laboratories
liquid/liquid extraction
Notice of Interest
polynuclear aromatic hydrocarbon
Red Hill Shaft Well 2254-01
sample delivery group
silica gel cleanup (i.e., silica gel treatment [SGT])
selected ion monitoring
semivolatile organic compound by EPA Method 8260D
tentatively identified compound
total organic carbon
total petroleum hydrocarbons - gasoline range organics (C6–C10) by EPA Method 8260 C
total petroleum hydrocarbons - diesel range organics (C10–C24) by EPA Method 8015C
total petroleum hydrocarbons - oil range organics (C24–C40) by EPA Method 8015C
Quality Control Sample Type:
normal environmental sample
field duplicate

908 North Temperance Ave. ∇ Clovis, CA 93611 ∇ Phone 559-275-2175 ∇ Fax 559-275-4422

Certification Number: CA1312
NELAP Certification number: CA00046
DoD-ELAP Certificate number: 4064.01

Data Validatable Report

October 18, 2021

AECOM
1001 Bishop Street, Suite 1600
Honolulu, Hawaii 96813

Attn: Alethea Ramos

Title: Report of Data: Case 97748

Project: 60571032 CV18F0126 Red Hill Fuel Storage, HI

Contract #: Prime contract # for DoD: NAVY CLEAN N62742-17-F-1800, CV18F0126
Subcontract: 18S-22209-HI27

Dear Ms. Ramos:

Eight water samples were received October 2, 2021. Written results for the requested analyses are being provided on this October 18, 2021.

Results in this report apply to the samples analyzed in accordance with the chain of custody document. This analytical report must be reproduced in its entirety.

If you have any questions or require further information, please contact your APPL Project Manager, Libby Cheeseborough, libby@applinc.com, at your convenience. Thank you for choosing APPL, Inc.

I certify that this data package is in compliance with the terms and conditions of the contract, both technically and for completeness, for other than the conditions detailed above. These test results meet all requirements of NELAC and DoD QSM. Release of the hard copy has been authorized by the Laboratory Manager or his designee, as verified by the following signature.

Loren Portwood, Laboratory Director
APPL, Inc.

LP/lac
Enclosure
cc: File

Data Validation Package
for
60571032 CV18F0126 Red Hill Fuel Storage
APPL SDG 97748
TABLE OF CONTENTS

LABORATORY NAME: *APPL, Inc.*

Case Narrative	3
Sample Management Records	7
Sample Results	13
QC Forms	22
Inorganic Analyses and Calibration Raw Data	27

CASE NARRATIVE

Case Narrative

ARF: 97748

Project: 60571032 CV18F0126 Red Hill Fuel Storage. HI

Sample Receipt Information:

Eight water samples were received October 2, 2021 at 2.1°C. The sample group was assigned Analytical Request Form (ARF) number 97748.

Sample Preparation and Analysis Information:

For the EPA 9060A analysis, the samples were prepared according to the methods.

Only the portion of the injection log relative to these samples is included. A full sequence log is available upon request. Measurement uncertainty can be reported upon request.

Analytical Exceptions, Deviations and Abnormalities.

None.

SDG	Received	Client ID	APPL ID	Collected DateTime	Matrix	Method	Method Description
97748	10/2/2021	ERH1764	BA42153	9/30/2021 2:55:00 PM	WATER	SW846 9060A	9060A TOC
97748	10/2/2021	ERH1765	BA42154	9/30/2021 1:15:00 PM	WATER	SW846 9060A	9060A TOC
97748	10/2/2021	ERH1766	BA42155	9/30/2021 12:00:00 PM	WATER	SW846 9060A	9060A TOC
97748	10/2/2021	ERH1769	BA42156	9/30/2021 9:55:00 AM	WATER	SW846 9060A	9060A TOC
97748	10/2/2021	ERH1762	BA42157	10/1/2021 9:10:00 AM	WATER	SW846 9060A	9060A TOC
97748	10/2/2021	ERH1763	BA42158	10/1/2021 10:35:00 AM	WATER	SW846 9060A	9060A TOC
97748	10/2/2021	ERH1768	BA42159	10/1/2021 11:50:00 AM	WATER	SW846 9060A	9060A TOC
97748	10/2/2021	ERH1770	BA42160	10/1/2021 12:55:00 PM	WATER	SW846 9060A	9060A TOC

Abbreviations and Flags

FLAG	DESCRIPTION
#	Recovery or RPD outside control limits
*	Recovery or RPD outside control limits
B	Analyte detected in associated method blank
C1	Reason for correction: wrote incorrect response
C2	Reason for correction: calculated incorrectly
C3	Reason for correction: needs to be rechecked
C4	Reason for correction: data not usable
DO	Diluted out
E	Exceeds linear range
F	Estimated value
G1	Includes a wide range of hydrocarbons which does not match our gasoline standard
G10	Includes a match to hydrocarbon profiles within the range of mineral spirits
G11	Includes a match to hydrocarbon profiles within the range of JP-4
G12	Pattern does not match the gasoline standard; the carbon range for this sample is consistent with JP8
G13	Closely resembles the hydrocarbon profile of aviation gasoline
G14	Analyte concentration may be biased due to carry over
G2	Closely resembles the boiling point hydrocarbon profile consistent with weathered gasoline
G3	Includes higher boiling hydrocarbons
G4	Includes dominant peak(s) not indicative of petroleum hydrocarbons
G5	Is mainly dominant peak(s) not indicative of petroleum hydrocarbons
G6	Contains recognizable contaminant peak(s) which has been removed from quantitation
G7	Is mainly a match to hydrocarbons within the range of gasoline
G8	Closely resembles the boiling point hydrocarbon profile consistent with weathered gasoline
G9	Includes hydrocarbons within the range of kerosene
J	Estimated value
M	Matrix effect
MI1	Manual integration: integration does not follow baseline
MI2	Manual integration: non-target peak interference
MI3	Manual integration: to split a peak that was integrated as one peak by the computer
MI4	Manual integration: to integrate a split peak
MI5	Manual integration: the whole peak or part of the peak was not integrated
MI6	Manual integration: computer integrated wrong peak
MI7	Manual integration: other - explain
MDL	Method detection limit
ND	Not detected
NT	Non-target
Q	Acceptance criteria not met
T1 I	Includes wide range of hydrocarbons not indicative of diesel
T1 M	Is mainly wide range of hydrocarbons not necessarily indicative of diesel
T2 I	Includes lower boiling hydrocarbons, i.e. mineral spirits, kerosene, stoddard solvent, white gas
T2 M	Is mainly lower boiling hydrocarbons, i.e. mineral spirits, kerosene, stoddard solvent, white gas
T3 I	Includes higher boiling hydrocarbons, i.e. asphaltene, waster oil, motor oil, or weathered diesel fuel
T3 M	Is mainly higher boiling hydrocarbons, i.e. asphaltene, waster oil, motor oil, or weathered diesel fuel
T4 I	Includes dominant peak(s) not indicative of hydrocarbons
T4 M	Is mainly dominant peak(s) not indicative of hydrocarbons
T5	Contains recognizable contaminant peak(s) which has been removed from quantitation
T6	Is mainly a match to hydrocarbons within range of diesel fuel
T7	Closely resembles the boiling point hydrocarbon profile consistent with diesel fuel
T8	Includes a match to hydrocarbon profiles within range of diesel and kerosene fuel
T9 I	Includes non-diesel hydrocarbons within boiling point range of diesel fuel
T9 M	Is mainly non-diesel hydrocarbons within boiling point range of diesel fuel.
Y	Percent difference between primary and confirmation column > 40%

SAMPLE RECORDS MANAGEMENT

CHAIN OF CUSTODY,

ARF, CRF, AND

CLIENT COMMUNICATION

APPL - Analysis Request Form

97748

Client: AECOM
Address: 1001 Bishop Street, Suite 1600
Honolulu, HI 96813
Attn: Alethea Ramos
Phone: 808-954-4536 Fax: 808-523-8950
Job: 60571032 CV18F0126 Red Hill Fuel Storage
PO #: 18S-22209-HI27 PO# 102604
Chain of Custody (Y/N): Y # 53080
RAD Screen (Y/N): Y pH (Y/N): N
Turn Around Type: 1 WEEK

Received by: MSA
Date Received: 10/02/21 Time: 12:35
Delivered by: FEDEX
Shuttle Custody Seals (Y/N): Y Time Zone: -10
Chest Temp(s): 2.1°C
Color: A-Green
Samples Chilled until Placed in Refrig/Freezer: Y
Project Manager: Libby Cheesebor
QC Report Type: DVP4DOD/EQUIS/HI
Due Date: 10/11/21

Comments:
PM: login and F1s to Margie.Pascua@aecom.com & alethea.ramos@aecom.com
AN: 7 day TAT for Form 1s; 21 day TAT for PKG STYLE 1; DOD v5.1; DOD Forms: LOD database
Report MS/MSD/DUPs when AECOM sample used

FR: email ftp info to Margie, alethea.ramos@aecom.com, Stella, trommelfanger@lab-data.com & jcanlas@la
EDD:AECOM EQuIS EDD 2.5.3 to alethea.ramos@, Margie.Pascua@aecom.com, jecklund@lab-data.com

Sample Distribution:
Wetlab: 8-$TOCW53

Charges:

Invoice To:
ACCOUNTS PAYABLE
1001 Bishop Street, Ste 1600
USAPImaging@aecom.com
mary.basano@aecom.com

	Client ID	APPL ID	Sampled		Analyses Requested
1.	ERH1764	BA42153W LCSD	09/30/21	14:55	$TOCW53 -- See Comments
2.	ERH1765	BA42154W LCSD	09/30/21	13:15	$TOCW53 -- See Comments
3.	ERH1766	BA42155W LCSD	09/30/21	12:00	$TOCW53 -- See Comments
4.	ERH1769	BA42156W LCSD	09/30/21	09:55	$TOCW53 -- See Comments
5.	ERH1762	BA42157W LCSD	10/01/21	09:10	$TOCW53 -- See Comments
6.	ERH1763	BA42158W LCSD	10/01/21	10:35	$TOCW53 -- See Comments

Note: All times, excluding sample collection times, are Pacific Time Zone unless noted otherwise. Collection times are in: -10 UTC

7.	ERH1768	LCSD BA42159W	10/01/21	11:50	$TOCW53 -- See Comments
8.	ERH1770	LCSD BA42160W	10/01/21	12:55	$TOCW53 -- See Comments

APPL Sample Receipt Form

ARF# **97748**

Sample	Container Type	Count	p
BA42153	32 Clear VOA - H2SO4	2	NA
BA42154	32 Clear VOA - H2SO4	2	NA
BA42155	32 Clear VOA - H2SO4	2	NA
BA42156	32 Clear VOA - H2SO4	2	NA
BA42157	32 Clear VOA - H2SO4	2	NA
BA42158	32 Clear VOA - H2SO4	2	NA
BA42159	32 Clear VOA - H2SO4	2	NA
BA42160	32 Clear VOA - H2SO4	2	NA

Sample	Container Type	Count	p

APPL LABS

APPL, Inc.
908 N Temperance Ave
Clovis, CA 93611
www.applinc.com

Phone: (559) 275-2175
Fax: (559) 275-4422
coc@applinc.com

CHAIN OF CUSTODY RECORD

C.O.C. 53080 NOI 97748

Report to: PLEASE PRINT

Company Name: AECOM
1001 Bishop St., Suite 1600
Address: Honolulu, HI 96813
Attn: Alethea Ramos (808)521-3051
Alethea.Ramos@aecom.com
CV_18F0126 / 60571032

Attn:

Email:

Invoice to: PLEASE PRINT

Company Name:

Address:

Accounts Payable
Email: *USAPImaging@aecom.com*

Attn:

Email:

Project Name/Number: 60571032.02.20.01

Sampler (Print): DM, JV, CB, NL

Purchase Order Number: 102604

Sampler (Signature): Matthew Yim for DM, JV, CB, NL

Date Shipped: 10/1/21

Carrier: FedEx

Waybill No.:

Comments:

Sample Identification	Location	Date Collected	Time Collected	Time Zone	No. of Containers	Matrix: Aq	Matrix: Sed.	Matrix: Soil		Analysis Requested/Method Number: TOC 9060											
ERH1764	RHMW08	9/30/21	1455	HST	2	X				X											
ERH1765	RHMW09	↓	1315	↓	2	X				X											
ERH1766	RHMW10	↓	1200	↓	2	X				X											
ERH1769	RHMW19	↓	0955	↓	2	X				X											
ERH1762	RHMW04	10/1/21	0910	↓	2	X				X											
ERH1763	RHMW06	↓	1035	↓	2	X				X											
ERH1768	RHMW16	↓	1150	↓	2	X				X											
ERH1770	OWDFMW01	↓	1255	↓	2	X				X											
		MY 10/1/21																			

Shuttle Temperature: R3(4.0/2.0) ~~2.0/0.4~~

Turnaround Requested: Check one
☐ Standard 2-3 wk ☑ One week ☐ 3 days ☐ 24/48 Hrs. ☐ Other:

Sample Disposal:
☐ Return to client ☑ Disposal by Lab (30-day retention)

Relinquished by sampler:	Date	Time	Received by:	Relinquished by:	Date	Time	Received by:

Relinquished by:	Date	Time	Received by:	Relinquished by:	Date	Time	Received at lab by:
Matthew Yim	10/1/21	1500			10/2/21	1235	Dallas Horner

White: Return to client with report Yellow: Laboratory Copy See reverse side for Container Preservative and Sampling Information

COOLER RECEIPT FORM **ARF: 97748**

1) Project: 60571032 CV18F0126 Red Hill Fuel Storage Date Received: 10/2/2021

2) Coolers: Number of Coolers: 1

3) YES Were custody seals present and intact?
How many? 2 Name/Date on seal? SEE BELOW

4) YES Was there a shipping slip? Carrier name: FEDEX

5) Type of packing in cooler: X bubble wrap __ popcorn __ foam X plastic bags __ other
X wet ice __ dry ice __ no ice __ gel ice

6) YES Were cooler temperatures acceptable?

7) Serial number of calibrated thermometer used: R3 CF: -1.9°C

8) Cooler temp(s): In °C. Thermometer Temp / Corrected Temp
1: 4.0/2.1 2: ____ 3: ____ 4: ____ 5: ____ 6: ____
7: ____ 8: ____ 9: ____ 10: ____ 11: ____ 12: ____

Chain of custody:

9) YES Was a chain of custody received?

10) YES Were the custody papers complete/signed in the appropriate places?

Sample Labels:

11) YES Were all sample labels complete (sample ID, date/time of sampling, etc.)?

12) YES Did all container labels agree with custody papers?

Sample Containers:

13) YES Were all containers sealed in separate bags?

14) YES Did all containers arrive in good condition:(unbroken, no leakage, no cracked/broken lids)?

15) YES Were correct containers and preservatives used for the tests indicated?

16) YES Was a sufficient amount of sample sent for tests indicated?

17) NA Were bubbles present in volatile samples?
If yes, the following were received with air bubbles:
Larger than a pea: ____
Smaller than a pea: ____

Preservation Hold time:

18) Yes Was a sufficient amount of holding time remaining to analyze the samples?

19) NA Was the pH taken of all non-VOA preserved samples and written on the sample container?

20) NA Was the pH of acid preserved non-VOA samples < 2?

21) NA Was the pH of the "basic" preserved samples for Cyanide > 12, Sulfide >9, Hexchrom >9?

22) NO Were unpreserved VOA Vials received for VOA Dept analysis?

23) NA If "yes", are the unpreserved VOA vials noted in the ADD TEST FIELD on the ARF?
pH strip lot number: ____
Lab notified if pH was not adequate: ____

Notes/Def[illegible]:

R

CUSTODY SEAL
APPL, Inc. (89) 275-2175
Initials MY Date 10/1/21

56 10/04 MWI

Personnel receiving samples: DH Second reviewer: MS
Personnel labeling samples: DH
Project manager notified: MS Date/Time of notification 10/4/2021
Name of client notified: ____ Date/Time of notification ____

Revision: 22, November 5, 2013

SAMPLE RESULTS

Wet Lab Analysis

AECOM
1001 Bishop Street, Suite 1600
Honolulu, HI 96813

APPL Inc.
908 North Temperance Avenue
Clovis, CA 93611

Attn: Alethea Ramos

Project: 60571032 CV18F0126 Red Hill Fuel Storage

Sample ID: ERH1764

APPL ID: BA42153

Sample Collection Date: 9/30/2021

ARF: 97748

Method	Analyte	Result	LOQ	LOD	DL	Units	DF	Prep Date	Analysis Date
SW846 9060A	TOTAL ORGANIC CARBON	0.42 J	0.93	0.350	0.130	mg/L	1	10/04/21	10/04/21

J = Estimated value.

Printed: 10/12/2021 4:16:20 PM

APPL-F1-SC-NoMC-REG MDLs

Wet Lab Analysis

AECOM
1001 Bishop Street, Suite 1600
Honolulu, HI 96813

APPL Inc.
908 North Temperance Avenue
Clovis, CA 93611

Attn: Alethea Ramos

Project: 60571032 CV18F0126 Red Hill Fuel Storage

Sample ID: ERH1765

APPL ID: BA42154

Sample Collection Date: 9/30/2021

ARF: 97748

Method	Analyte	Result	LOQ	LOD	DL	Units	DF	Prep Date	Analysis Date
SW846 9060A	TOTAL ORGANIC CARBON	0.22 J	0.93	0.350	0.130	mg/L	1	10/04/21	10/04/21

J = Estimated value.

Printed: 10/12/2021 4:16:20 PM

APPL-F1-SC-NoMC-REG MDLs

Wet Lab Analysis

AECOM
1001 Bishop Street, Suite 1600
Honolulu, HI 96813

APPL Inc.
908 North Temperance Avenue
Clovis, CA 93611

Attn: Alethea Ramos

Project: 60571032 CV18F0126 Red Hill Fuel Storage

Sample ID: ERH1766

APPL ID: BA42155

Sample Collection Date: 9/30/2021

ARF: 97748

Method	Analyte	Result	LOQ	LOD	DL	Units	DF	Prep Date	Analysis Date
SW846 9060A	TOTAL ORGANIC CARBON	0.72 J	0.93	0.350	0.130	mg/L	1	10/04/21	10/04/21

J = Estimated value.

Printed: 10/12/2021 4:16:20 PM

APPL-F1-SC-NoMC-REG MDLs

Wet Lab Analysis

AECOM
1001 Bishop Street, Suite 1600
Honolulu, HI 96813

APPL Inc.
908 North Temperance Avenue
Clovis, CA 93611

Attn: Alethea Ramos

Project: 60571032 CV18F0126 Red Hill Fuel Storage

Sample ID: ERH1769

APPL ID: BA42156

Sample Collection Date: 9/30/2021

ARF: 97748

Method	Analyte	Result	LOQ	LOD	DL	Units	DF	Prep Date	Analysis Date
SW846 9060A	TOTAL ORGANIC CARBON	0.58 J	0.93	0.350	0.130	mg/L	1	10/05/21	10/05/21

J = Estimated value.

Printed: 10/12/2021 4:16:20 PM

APPL-F1-SC-NoMC-REG MDLs

Wet Lab Analysis

AECOM
1001 Bishop Street, Suite 1600
Honolulu, HI 96813

APPL Inc.
908 North Temperance Avenue
Clovis, CA 93611

Attn: Alethea Ramos

Project: 60571032 CV18F0126 Red Hill Fuel Storage

Sample ID: ERH1762

APPL ID: BA42157

Sample Collection Date: 10/1/2021

ARF: 97748

Method	Analyte	Result	LOQ	LOD	DL	Units	DF	Prep Date	Analysis Date
SW846 9060A	TOTAL ORGANIC CARBON	2.1	0.93	0.350	0.130	mg/L	1	10/05/21	10/05/21

Printed: 10/12/2021 4:16:20 PM

APPL-F1-SC-NoMC-REG MDLs

Wet Lab Analysis

AECOM
1001 Bishop Street, Suite 1600
Honolulu, HI 96813

APPL Inc.
908 North Temperance Avenue
Clovis, CA 93611

Attn: Alethea Ramos

Project: 60571032 CV18F0126 Red Hill Fuel Storage

Sample ID: ERH1763

APPL ID: BA42158

Sample Collection Date: 10/1/2021

ARF: 97748

Method	Analyte	Result	LOQ	LOD	DL	Units	DF	Prep Date	Analysis Date
SW846 9060A	TOTAL ORGANIC CARBON	0.43 J	0.93	0.350	0.130	mg/L	1	10/05/21	10/05/21

J = Estimated value.

Printed: 10/12/2021 4:16:20 PM

APPL-F1-SC-NoMC-REG MDLs

Wet Lab Analysis

AECOM
1001 Bishop Street, Suite 1600
Honolulu, HI 96813

APPL Inc.
908 North Temperance Avenue
Clovis, CA 93611

Attn: Alethea Ramos

Project: 60571032 CV18F0126 Red Hill Fuel Storage

Sample ID: ERH1768

APPL ID: BA42159

Sample Collection Date: 10/1/2021

ARF: 97748

Method	Analyte	Result	LOQ	LOD	DL	Units	DF	Prep Date	Analysis Date
SW846 9060A	TOTAL ORGANIC CARBON	0.21 J	0.93	0.350	0.130	mg/L	1	10/05/21	10/05/21

J = Estimated value.

Printed: 10/12/2021 4:16:20 PM

APPL-F1-SC-NoMC-REG MDLs

Wet Lab Analysis

AECOM
1001 Bishop Street, Suite 1600
Honolulu, HI 96813

APPL Inc.
908 North Temperance Avenue
Clovis, CA 93611

Attn: Alethea Ramos

Project: 60571032 CV18F0126 Red Hill Fuel Storage

Sample ID: ERH1770

APPL ID: BA42160

Sample Collection Date: 10/1/2021

ARF: 97748

Method	Analyte	Result	LOQ	LOD	DL	Units	DF	Prep Date	Analysis Date
SW846 9060A	TOTAL ORGANIC CARBON	1.8	0.93	0.350	0.130	mg/L	1	10/05/21	10/05/21

Printed: 10/12/2021 4:16:20 PM

APPL-F1-SC-NoMC-REG MDLs

QC FORMS

SW846 9060A

Form 4

Blank Summary

Lab Name: APPL, Inc.
SDG No: 97748
Case No: 97748
Date Analyzed: 10/4/2021
Matrix: WATER
Instrument: TICTOC
Blank ID: 211004A-BLK
Time Analyzed: 1708

APPL ID.	Client Sample No.	File ID.	Date Analyzed
211004A-BLK	Blank	23	10/4/2021 1708
211004A-LCS	Lab Control Spike	24	10/4/2021 1747
211004A-LCSD	Lab Control SpikeD	25	10/4/2021 1828
BA42153	ERH1764	31	10/4/2021 2210
BA42154	ERH1765	32	10/4/2021 2246
BA42155	ERH1766	33	10/4/2021 2322
BA42156	ERH1769	34	10/5/2021 0000
BA42157	ERH1762	35	10/5/2021 0037
BA42158	ERH1763	36	10/5/2021 0116
BA42159	ERH1768	37	10/5/2021 0152
BA42160	ERH1770	38	10/5/2021 0229

Comments: Batch: #TOCW5-211004A

WETLAB BLANK

APPL Inc.
908 North Temperance Avenue
Clovis, CA 93611

Method	Analyte	Result	LOQ	LOD	DL	Units	Prep Date	Analysis Date	QC Group
SW846 90	TOTAL ORGANIC C	0.350 U	0.93	0.350	0.130	mg/L	10/04/21	10/04/21	#TOCW5-211004A-BA42037

Wetlab SC-Blank-REG MDLs
Printed: 10/12/2021 4:16:19 PM

SW846 9060A

Form 4

LCS Summary

Lab Name:	APPL, Inc.	SDG No:	97748
Case No:	97748	Date Analyzed:	10/4/2021
Matrix:	WATER	Instrument:	TICTOC
LCS ID:	211004A-LCS	Time Analyzed:	1747

APPL ID.	Client Sample No.	File ID.	Date Analyzed
211004A-BLK	Blank	23	10/4/2021 1708
211004A-LCS	Lab Control Spike	24	10/4/2021 1747
211004A-LCSD	Lab Control SpikeD	25	10/4/2021 1828
BA42153	ERH1764	31	10/4/2021 2210
BA42154	ERH1765	32	10/4/2021 2246
BA42155	ERH1766	33	10/4/2021 2322
BA42156	ERH1769	34	10/5/2021 0000
BA42157	ERH1762	35	10/5/2021 0037
BA42158	ERH1763	36	10/5/2021 0116
BA42159	ERH1768	37	10/5/2021 0152
BA42160	ERH1770	38	10/5/2021 0229

Comments: Batch: #TOCW5-211004A

Laboratory Control Spike Recoveries

WETLAB

APPL Inc.
908 North Temperance Avenue
Clovis, CA 93611

Method	Compound Name	Spike Lvl mg/L	SPK Res mg/L	DUP Res mg/L	SPK % Recov	DUP % Recov	RPD	RPD Max	QC Limits	Extract Date-Spk	Analysis Date-Spk	Extract Date-Dup	Analysis Date-Dup	QC Group
SW846 90	TOTAL ORGANIC CARBO	5.00	5.20	5.38	104	108	3.4	20	80-120	10/04/21	10/04/21	10/04/21	10/04/21	#TOCW5-211004A-BA420

Comments:

INORGANIC ANALYSIS
Calibration and Raw Data

TOTAL ORGANIC CARBON

Method: WetChem | Units mg/L | Instrument: Tic Toc

Analyte: TOC | QCG: 211004A

Analyist: EA | Final Volume: 40mL

Date	Time	Appl ID	[TOC]	Raw	% Recovery
6/28/2021	15:15	QC blank	0.00	5899	
6/28/2021	17:33	Ical 1	0.50	10615	
6/28/2021	18:12	Ical 2	2.00	26885	
6/28/2021	18:51	Ical 3	5.00	59905	
6/28/2021	19:30	Ical 4	10.00	113075	
6/28/2021	20:09	Ical 5	20.00	219175	
6/28/2021	20:49	ICB	0.09	4232	
6/28/2021	21:28	ICV	10.76	118257	107.6%

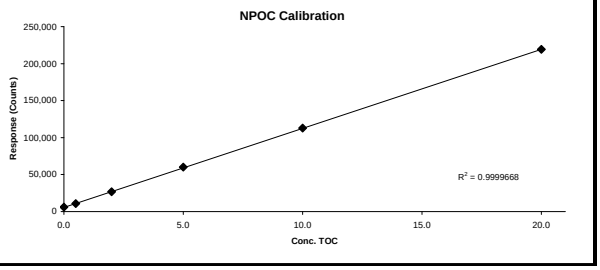

Date	Time	Appl ID	DF	Raw Result	SubSample Amount	Filter Blank Subtract	Calc Conc	Result	Range (mg/L)	QC True	% Recovery
2021-10-04	03:49 PM	QCB	1	3444	40mL	0.000	0	0.00	0.00		
2021-10-04	04:28 PM	CCV	1	59723	40mL	0.000	5.267	5.27	0.33	5.00	105.3%
2021-10-04	05:08 PM	211004A CCB	1	2287	40mL	0.000	0	0.00	0.00		
2021-10-04	05:47 PM	211004A LCS	1	58991	40mL	0.000	5.199	5.20	0.05	5.00	104.0%
2021-10-04	06:28 PM	211004A LCSD	1	60945	40mL	0.000	5.382	5.38	0.02	5.00	107.6%
2021-10-04	07:08 PM	BA42036W06	1	4358	40mL	0.000	0.097	0.10	0.03		
2021-10-04	07:44 PM	BA42037W10	1	5170	40mL	0.000	0.173	0.17	0.03		
2021-10-04	08:19 PM	BA42037W09 Dup	1	3835	40mL	0.000	0.048	0.05	0.01		
2021-10-04	08:56 PM	BA42037W09 MS	1	62815	40mL	0.000	5.568	5.57	0.20		
2021-10-04	09:33 PM	BA42037W09 MSD	1	63799	40mL	0.000	5.66	5.66	0.07		
2021-10-04	10:10 PM	BA42153W02	1	7821	40mL	0.000	0.421	0.42	0.02		
2021-10-04	10:46 PM	BA42154W02	1	5647	40mL	0.000	0.218	0.22	0.00		
2021-10-04	11:22 PM	BA42155W02	1	11051	40mL	0.000	0.724	0.72	0.20		
2021-10-05	12:00 AM	BA42156W01	1	9526	40mL	0.000	0.581	0.58	0.07		
2021-10-05	12:37 AM	BA42157W02	1	25542	40mL	0.000	2.08	2.08	0.63		
2021-10-05	01:16 AM	BA42158W01	1	7889	40mL	0.000	0.427	0.43	0.06		
2021-10-05	01:52 AM	BA42159W02	1	5529	40mL	0.000	0.207	0.21	0.02		
2021-10-05	02:29 AM	BA42160W02	1	22290	40mL	0.000	1.776	1.78	0.19		
2021-10-05	03:08 AM	CCV	1	59218	40mL	0.000	5.22	5.22	0.07	5.00	104.4%
2021-10-05	03:48 AM	211004B CCB	1	2017	40mL	0.000	0	0.00	0.00		

Name of Final Standard TOC Calibration Curve
Prep Date 06/28/21
Exp Date 06/28/22
Prep'd By (Initials) EA

Initial Standard Information						Final Standard Information			
Name of Initial Standard (from contianer Label)	Supplier	Supplier P/N# (or APPL Mix Name)	Conc.(range)	Lot # with QA # (or reference to APPL prep date)	Exp Date	Aliquot from Stock	Final Volume	Final Solvent + Lot# (or APPL Prep Date)	Final Standard Conc (range)
Total Organic Carbon (TOC) Standard	Agilent	IQC-1 06-5	1000 mg/L	0006588597-51848	03/31/23	20 uL	40 mL	DI Water	0.5 ppm
Total Organic Carbon (TOC) Standard	Agilent	IQC-1 06-5	1000 mg/L	0006588597-51848	03/31/23	80 uL	40 mL	DI Water	2 ppm
Total Organic Carbon (TOC) Standard	Agilent	IQC-1 06-5	1000 mg/L	0006588597-51848	03/31/23	200 uL	40 mL	DI Water	5 ppm
Total Organic Carbon (TOC) Standard	Agilent	IQC-1 06-5	1000 mg/L	0006588597-51848	03/31/23	400 uL	40 mL	DI Water	10 ppm
Total Organic Carbon (TOC) Standard	Agilent	IQC-1 06-5	1000 mg/L	0006588597-51848	03/31/23	800 uL	40 mL	DI Water	20 ppm

Name of Final Standard ICV (TOC)
Prep Date 06/28/21
Exp Date 06/28/22
Prep'd By (Initials) EA

Initial Standard Information						Final Standard Information			
Name of Initial Standard (from contianer Label)	Supplier	Supplier P/N# (or APPL Mix Name)	Conc.(range)	Lot # with QA # (or reference to APPL prep date)	Exp Date	Aliquot from Stock	Final Volume	Final Solvent + Lot# (or APPL Prep Date)	Final Standard Conc (range)
1000 PPM ICV TOC Intermediate	APPL Inc.	IQC-106-5	1000 mg/L	0006465171-49409	06/30/21	400 uL	40mL	DI Water	10 ppm

Name of Final Standard CCV (TOC)
Prep Date See Data
Exp Date 1 year
Prep'd By (Initials) EA

Initial Standard Information						Final Standard Information			
Name of Initial Standard (from contianer Label)	Supplier	Supplier P/N# (or APPL Mix Name)	Conc.(range)	Lot # with QA # (or reference to APPL prep date)	Exp Date	Aliquot from Stock	Final Volume	Final Solvent + Lot# (or APPL Prep Date)	Final Standard Conc (range)
Total Organic Carbon (TOC) Standard	Agilent	IQC-106-5	1000 mg/L	0006588597-51848	03/31/23	200 uL	40 mL	DI Water	5 ppm

Name of Final Standard TOC_LCS/LCSD
Prep Date See Data
Exp Date 1 year
Prep'd By (Initials) EA

Initial Standard Information						Final Standard Information			
Name of Initial Standard (from contianer Label)	Supplier	Supplier P/N# (or APPL Mix Name)	Conc.(range)	Lot # with QA # (or reference to APPL prep date)	Exp Date	Aliquot from Stock	Final Volume	Final Solvent + Lot# (or APPL Prep Date)	Final Standard Conc (range)
Total Organic Carbon (TOC) Standard	Agilent	IQC-106-5	1000 mg/L	0006588597-51848	03/31/23	200 uL	40 mL	DI Water	5 ppm

Name of Final Standard TOC_MS/MSD
Prep Date See Data
Exp Date 1 year
Prep'd By (Initials) EA

Initial Standard Information						Final Standard Information			
Name of Initial Standard (from contianer Label)	Supplier	Supplier P/N# (or APPL Mix Name)	Conc.(range)	Lot # with QA # (or reference to APPL prep date)	Exp Date	Aliquot from Stock	Final Volume	Final Solvent + Lot# (or APPL Prep Date)	Final Standard Conc (range)
Total Organic Carbon (TOC) Standard	Agilent	IQC-106-5	1000 mg/L	0006588597-51848	03/31/23	200 uL	40 mL	sample	5 ppm

908 North Temperance Ave. ∇ Clovis, CA 93611 ∇ Phone 559-275-2175 ∇ Fax 559-275-4422

Certification Number: CA1312
NELAP Certification number: CA00046
DoD-ELAP Certificate number: 4064.01

Data Validatable Report

March 29, 2022

AECOM
1001 Bishop Street, Suite 1600
Honolulu, Hawaii 96813

Attn: Alethea Ramos

Title: Report of Data: Case 97781-rev

Project: 60571032 CV18F0126 Red Hill Fuel Storage, HI

Contract #: Prime contract # for DoD: NAVY CLEAN N62742-17-F-1800, CV18F0126
Subcontract: 18S-22209-HI27

Dear Ms. Ramos:

Eight water samples were received October 7, 2021. Revised written results for the requested analyses are being provided on this March 29, 2022.

Revision: For EPA 8015B, sample ERH1792, the silica gel cleaned extract was contaminated during the clean up process. The extract was re-silica gel cleaned and this chromatogram has no evidence of contamination. Please see NWR 986.

Results in this report apply to the samples analyzed in accordance with the chain of custody document. This analytical report must be reproduced in its entirety.

If you have any questions or require further information, please contact your APPL Project Manager, Libby Cheeseborough, libby@applinc.com, at your convenience. Thank you for choosing APPL, Inc.

I certify that this data package is in compliance with the terms and conditions of the contract, both technically and for completeness, for other than the conditions detailed above. These test results meet all requirements of NELAC and DoD QSM. Release of the hard copy has been authorized by the Laboratory Manager or his designee, as verified by the following signature.

Loren Portwood, Laboratory Director
APPL, Inc.

LP/lac
Enclosure
cc: File

Data Validation Package
for
60571032 CV18F0126 Red Hill Fuel Storage
APPL SDG 97781
TABLE OF CONTENTS

LABORATORY NAME: *APPL, Inc.*

Case Narrative	3
Sample Management Records	8
Sample Results	15
QC Forms	52
Method 8015B Calibration Data	123
Method 8015B Raw Data	152
Method 8015B Silica Gel Calibration Data	176
Method 8015B Silica Gel Raw Data	221
Method 8015B Blank Calibration Data	249
Method 8015B Blank Raw Data	278
Method 8270D SIM Calibration Data	300
Method 8270D SIM Raw Data	327
Method 8260B Calibration Data	356
Method 8260B Raw Data	427
Method 8260B GRO Calibration Data	477
Method 8260B GRO Raw Data	526
Inorganic Analyses and Calibration Raw Data	584

CASE NARRATIVE

Case Narrative

ARF: 97781

Project: 60571032 CV18F0126 Red Hill Fuel Storage. HI

Sample Receipt Information:

Eight water samples were received October 7, 2021 at 2.1°C, and 2.1°C. The sample group was assigned Analytical Request Form (ARF) number 97781.

Sample Preparation and Analysis Information:

For the EPA 8015B analysis, the samples were extracted according to EPA method 3520C. The sample extracts were silica gel cleaned according to APPL's SOP CLN004 and analyzed.

For the EPA 8015B analysis, pre-extraction sample blanks were extracted according to EPA method 3520C before the method QC and field samples. The sample blanks are included in this report.

For the EPA 8270D SIM analysis, the samples were extracted according to EPA method 3520C.

For the EPA 8260B analysis, the samples were purged according to EPA method 5030B.

For the EPA 9060A analysis, the samples were prepared according to the methods.

Only the portion of the injection log relative to these samples is included. A full sequence log is available upon request. Measurement uncertainty can be reported upon request.

Analytical Exceptions, Deviations and Abnormalities.

EPA 8015B: The 211011A-LCS/ LCSD recovered Oil above the upper control limit.

EPA 8015B SGC: The 211011A1-LCS/ LCSD recovered Oil above the upper control limit.

EPA 8015B Blank: In the 211008A method blank, Oil was detected above one-half the LOQ. Corrective action: None. Oil was not detected in the associated samples.

EPA 8270D SIM: The surrogate Fluoranthene-D10 recovered below the 59% lower control limit in three samples. The surrogate is not associated with the reported analytes.

SDG	Received	Client ID	APPL ID	Collected DateTime	Matrix	Method	Method Description
97781	10/7/2021	ERH1782	BA42511	10/6/2021 10:05:00 AM	WATER	EPA 8260B	EPA 8260B BTEX WATER
97781	10/7/2021	ERH1782	BA42511	10/6/2021 10:05:00 AM	WATER	EPA 8260B	EPA 8260B GRO WATER
97781	10/7/2021	ERH1783	BA42512	10/6/2021 10:10:00 AM	WATER	EPA 8260B	EPA 8260B BTEX WATER
97781	10/7/2021	ERH1783	BA42512	10/6/2021 10:10:00 AM	WATER	EPA 8015B-eHL	EPA 8015B TPH WATER L-L SGC
97781	10/7/2021	ERH1783	BA42512	10/6/2021 10:10:00 AM	WATER	EPA 8015B-eHL	EPA 8015B TPH LIQ-LIQ
97781	10/7/2021	ERH1783	BA42512	10/6/2021 10:10:00 AM	WATER	EPA 8260B	EPA 8260B GRO WATER
97781	10/7/2021	ERH1783	BA42512	10/6/2021 10:10:00 AM	WATER	8270D-SIM	EPA 8270D SIM LIQ-LIQ
97781	10/7/2021	ERH1783	BA42512	10/6/2021 10:10:00 AM	WATER	SW846 9060A	9060A TOC
97781	10/7/2021	ERH1785	BA42513	10/6/2021 11:16:00 AM	WATER	EPA 8260B	EPA 8260B BTEX WATER
97781	10/7/2021	ERH1785	BA42513	10/6/2021 11:16:00 AM	WATER	EPA 8260B	EPA 8260B GRO WATER
97781	10/7/2021	ERH1786	BA42514	10/6/2021 11:30:00 AM	WATER	EPA 8260B	EPA 8260B BTEX WATER
97781	10/7/2021	ERH1786	BA42514	10/6/2021 11:30:00 AM	WATER	EPA 8015B-eHL	EPA 8015B TPH WATER L-L SGC
97781	10/7/2021	ERH1786	BA42514	10/6/2021 11:30:00 AM	WATER	EPA 8015B-eHL	EPA 8015B TPH LIQ-LIQ
97781	10/7/2021	ERH1786	BA42514	10/6/2021 11:30:00 AM	WATER	EPA 8260B	EPA 8260B GRO WATER
97781	10/7/2021	ERH1786	BA42514	10/6/2021 11:30:00 AM	WATER	8270D-SIM	EPA 8270D SIM LIQ-LIQ
97781	10/7/2021	ERH1786	BA42514	10/6/2021 11:30:00 AM	WATER	SW846 9060A	9060A TOC
97781	10/7/2021	ERH1788	BA42515	10/6/2021 12:55:00 PM	WATER	EPA 8260B	EPA 8260B BTEX WATER
97781	10/7/2021	ERH1788	BA42515	10/6/2021 12:55:00 PM	WATER	EPA 8260B	EPA 8260B GRO WATER
97781	10/7/2021	ERH1789	BA42516	10/6/2021 1:00:00 PM	WATER	EPA 8260B	EPA 8260B BTEX WATER
97781	10/7/2021	ERH1789	BA42516	10/6/2021 1:00:00 PM	WATER	EPA 8015B-eHL	EPA 8015B TPH WATER L-L SGC
97781	10/7/2021	ERH1789	BA42516	10/6/2021 1:00:00 PM	WATER	EPA 8015B-eHL	EPA 8015B TPH LIQ-LIQ
97781	10/7/2021	ERH1789	BA42516	10/6/2021 1:00:00 PM	WATER	EPA 8260B	EPA 8260B GRO WATER
97781	10/7/2021	ERH1789	BA42516	10/6/2021 1:00:00 PM	WATER	8270D-SIM	EPA 8270D SIM LIQ-LIQ
97781	10/7/2021	ERH1789	BA42516	10/6/2021 1:00:00 PM	WATER	SW846 9060A	9060A TOC
97781	10/7/2021	ERH1791	BA42517	10/6/2021 9:00:00 AM	WATER	EPA 8260B	EPA 8260B BTEX WATER
97781	10/7/2021	ERH1791	BA42517	10/6/2021 9:00:00 AM	WATER	EPA 8260B	EPA 8260B GRO WATER
97781	10/7/2021	ERH1792	BA42518	10/6/2021 9:12:00 AM	WATER	EPA 8260B	EPA 8260B BTEX WATER
97781	10/7/2021	ERH1792	BA42518	10/6/2021 9:12:00 AM	WATER	EPA 8015B-eHL	EPA 8015B TPH WATER L-L SGC
97781	10/7/2021	ERH1792	BA42518	10/6/2021 9:12:00 AM	WATER	EPA 8015B-eHL	EPA 8015B TPH LIQ-LIQ
97781	10/7/2021	ERH1792	BA42518	10/6/2021 9:12:00 AM	WATER	EPA 8260B	EPA 8260B GRO WATER
97781	10/7/2021	ERH1792	BA42518	10/6/2021 9:12:00 AM	WATER	8270D-SIM	EPA 8270D SIM LIQ-LIQ
97781	10/7/2021	ERH1792	BA42518	10/6/2021 9:12:00 AM	WATER	SW846 9060A	9060A TOC
97781	10/7/2021	ERH1783 BLANK	BA42519	10/6/2021 10:10:00 AM	WATER	EPA 8015B-eHL	EPA 8015B TPH LIQ-LIQ
97781	10/7/2021	ERH1786 BLANK	BA42520	10/6/2021 11:30:00 AM	WATER	EPA 8015B-eHL	EPA 8015B TPH LIQ-LIQ
97781	10/7/2021	ERH1789 BLANK	BA42521	10/6/2021 1:00:00 PM	WATER	EPA 8015B-eHL	EPA 8015B TPH LIQ-LIQ

97781	10/7/2021	ERH1792 BLANK	BA42522	10/6/2021 9:12:00 AM	WATER	EPA 8015B-eHL	EPA 8015B TPH LIQ-LIQ

Abbreviations and Flags

FLAG	DESCRIPTION
#	Recovery or RPD outside control limits
*	Recovery or RPD outside control limits
B	Analyte detected in associated method blank
C1	Reason for correction: wrote incorrect response
C2	Reason for correction: calculated incorrectly
C3	Reason for correction: needs to be rechecked
C4	Reason for correction: data not usable
DO	Diluted out
E	Exceeds linear range
F	Estimated value
G1	Includes a wide range of hydrocarbons which does not match our gasoline standard
G10	Includes a match to hydrocarbon profiles within the range of mineral spirits
G11	Includes a match to hydrocarbon profiles within the range of JP-4
G12	Pattern does not match the gasoline standard; the carbon range for this sample is consistent with JP8
G13	Closely resembles the hydrocarbon profile of aviation gasoline
G14	Analyte concentration may be biased due to carry over
G2	Closely resembles the boiling point hydrocarbon profile consistent with weathered gasoline
G3	Includes higher boiling hydrocarbons
G4	Includes dominant peak(s) not indicative of petroleum hydrocarbons
G5	Is mainly dominant peak(s) not indicative of petroleum hydrocarbons
G6	Contains recognizable contaminant peak(s) which has been removed from quantitation
G7	Is mainly a match to hydrocarbons within the range of gasoline
G8	Closely resembles the boiling point hydrocarbon profile consistent with weathered gasoline
G9	Includes hydrocarbons within the range of kerosene
J	Estimated value
M	Matrix effect
MI1	Manual integration: integration does not follow baseline
MI2	Manual integration: non-target peak interference
MI3	Manual integration: to split a peak that was integrated as one peak by the computer
MI4	Manual integration: to integrate a split peak
MI5	Manual integration: the whole peak or part of the peak was not integrated
MI6	Manual integration: computer integrated wrong peak
MI7	Manual integration: other - explain
MDL	Method detection limit
ND	Not detected
NT	Non-target
Q	Acceptance criteria not met
T1 I	Includes wide range of hydrocarbons not indicative of diesel
T1 M	Is mainly wide range of hydrocarbons not necessarily indicative of diesel
T2 I	Includes lower boiling hydrocarbons, i.e. mineral spirits, kerosene, stoddard solvent, white gas
T2 M	Is mainly lower boiling hydrocarbons, i.e. mineral spirits, kerosene, stoddard solvent, white gas
T3 I	Includes higher boiling hydrocarbons, i.e. asphaltene, waster oil, motor oil, or weathered diesel fuel
T3 M	Is mainly higher boiling hydrocarbons, i.e. asphaltene, waster oil, motor oil, or weathered diesel fuel
T4 I	Includes dominant peak(s) not indicative of hydrocarbons
T4 M	Is mainly dominant peak(s) not indicative of hydrocarbons
T5	Contains recognizable contaminant peak(s) which has been removed from quantitation
T6	Is mainly a match to hydrocarbons within range of diesel fuel
T7	Closely resembles the boiling point hydrocarbon profile consistent with diesel fuel
T8	Includes a match to hydrocarbon profiles within range of diesel and kerosene fuel
T9 I	Includes non-diesel hydrocarbons within boiling point range of diesel fuel
T9 M	Is mainly non-diesel hydrocarbons within boiling point range of diesel fuel.
Y	Percent difference between primary and confirmation column > 40%

SAMPLE RECORDS MANAGEMENT

CHAIN OF CUSTODY,

ARF, CRF, AND

CLIENT COMMUNICATION

APPL - Analysis Request Form

97781

Client: AECOM
Address: 1001 Bishop Street, Suite 1600
Honolulu, HI 96813
Attn: Alethea Ramos
Phone: 808-954-4536 Fax: 808-523-8950
Job: 60571032 CV18F0126 Red Hill Fuel Storage
PO #: 18S-22209-HI27 PO# 102604
Chain of Custody (Y/N): Y # 50075,50076
RAD Screen (Y/N): Y pH (Y/N): Y
Turn Around Type: 1 WEEK

Received by: MSA
Date Received: 10/07/21 Time: 10:30
Delivered by: FEDEX
Shuttle Custody Seals (Y/N): Y Time Zone: -10
Chest Temp(s): 2.1,2.1°C
Color: VFRG/C-Black
Samples Chilled until Placed in Refrig/Freezer: Y
Project Manager: Libby Cheesebor
QC Report Type: DVP4DOD/EQUIS/HI
Due Date: 10/14/21

Comments:
PM: login and F1s to Margie.Pascua@aecom.com & alethea.ramos@aecom.com
AN: 7 day TAT for Form 1s; 21 day TAT for PKG STYLE 1; DOD v5.1; DOD Forms: LOD database
Report MS/MSD/DUPs when AECOM sample used
8260: BTEX & TPH-G only; 8270 SIM: 1-methylnaphthalene, 2-methylnaphthalene & naphthalene only.
TPH-D/O both with and w/o SGC, reverse surrog for SGC; DO NOT Q-DELETE.
FR: email ftp info to Margie, alethea.ramos@aecom.com, Stella, trommelfanger@lab-data.com & jcanlas@la
EDD: AECOM EQuIS EDD 2.5.3 to alethea.ramos@, Margie.Pascua@aecom.com, jecklund@lab-data.com

Sample Distribution:
GC: 4-$DOC53SGCW5LIQ, 4-$DOC53W5LIQ, 4-$SIM53LIQ51, 4-$RHBLKETBLK
Extractions: 4-_LIQ003, 8-_LIQ005, 4-_LIQ005SGC
VOA: 8-$86BTOTXDOD5W, 8-$GASBL, 8-$GRO86BW
Wetlab: 4-$TOCW53

Charges:

Invoice To:
ACCOUNTS PAYABLE
1001 Bishop Street, Ste 1600
USAPImaging@aecom.com
mary.basano@aecom.com

	Client ID		APPL ID	Sampled		Analyses Requested
1.	ERH1782	LCSD	BA42511W	10/06/21	10:05	$86BTOTXDOD5W, $GASBL, $GRO86BW -- See Comments
2.	ERH1783	LCSD	BA42512W	10/06/21	10:10	$86BTOTXDOD5W, $DOC53SGCW5LIQ, $DOC53W5LIQ, $GASBL, $GRO86BW, $SIM53LIQ51, $TOCW53 -- See Comments
3.	ERH1785	LCSD	BA42513W	10/06/21	11:16	$86BTOTXDOD5W, $GASBL, $GRO86BW -- See Comments
4.	ERH1786	LCSD	BA42514W	10/06/21	11:30	$86BTOTXDOD5W, $DOC53SGCW5LIQ, $DOC53W5LIQ, $GASBL, $GRO86BW, $SIM53LIQ51, $TOCW53 -- See Comments

Note: All times, excluding sample collection times, are Pacific Time Zone unless noted otherwise. Collection times are in: -10 UTC

5.	ERH1788	LCSD BA42515W	10/06/21	12:55	$86BTOTXDOD5W, $GASBL, $GRO86BW -- See Comments
6.	ERH1789	LCSD BA42516W	10/06/21	13:00	$86BTOTXDOD5W, $DOC53SGCW5LIQ, $DOC53W5LIQ, $GASBL, $GRO86BW, $SIM53LIQ51, $TOCW53 -- See Comments
7.	ERH1791	LCSD BA42517W	10/06/21	09:00	$86BTOTXDOD5W, $GASBL, $GRO86BW -- See Comments
8.	ERH1792	LCSD BA42518W	10/06/21	09:12	$86BTOTXDOD5W, $DOC53SGCW5LIQ, $DOC53W5LIQ, $GASBL, $GRO86BW, $SIM53LIQ51, $TOCW53 -- See Comments
9.	ERH1783 BLANK	LCSD BA42519W	10/06/21	10:10	$RHBLKETBLK -- See Comments
10.	ERH1786 BLANK	LCSD BA42520W	10/06/21	11:30	$RHBLKETBLK -- See Comments
11.	ERH1789 BLANK	LCSD BA42521W	10/06/21	13:00	$RHBLKETBLK -- See Comments
12.	ERH1792 BLANK	LCSD BA42522W	10/06/21	09:12	$RHBLKETBLK -- See Comments

APPL Sample Receipt Form

ARF# **97781**

Sample	Container Type	Count	p
BA42511	13 VOAs - HCL	4	NA
BA42512	13 VOAs - HCL	4	NA
	17 Amber Liter	2	NA
	32 Clear VOA - H2SO4	2	NA
	39 Amber Liter, HCL prsvd	2	1.6
BA42513	13 VOAs - HCL	4	NA
BA42514	13 VOAs - HCL	4	NA
	17 Amber Liter	2	NA
	32 Clear VOA - H2SO4	2	NA
	39 Amber Liter, HCL prsvd	2	1.6
BA42515	13 VOAs - HCL	4	NA
BA42516	13 VOAs - HCL	4	NA
	17 Amber Liter	2	NA
	32 Clear VOA - H2SO4	2	NA
	39 Amber Liter, HCL prsvd	2	1.6
BA42517	13 VOAs - HCL	4	NA
BA42518	13 VOAs - HCL	4	NA
	17 Amber Liter	2	NA
	32 Clear VOA - H2SO4	2	NA
	39 Amber Liter, HCL prsvd	2	1.6
BA42519	39 Amber Liter, HCL prsvd	1	NA
BA42520	39 Amber Liter, HCL prsvd	1	NA
BA42521	39 Amber Liter, HCL prsvd	1	NA
BA42522	39 Amber Liter, HCL prsvd	1	NA

Sample	Container Type	Count	p

APPL LABS

APPL, Inc.
908 N Temperance Ave
Clovis, CA 93611

Phone: (559) 275-2175
Fax: (559) 275-4422

CHAIN OF CUSTODY RECORD 97781

C.O.C. 50075 NOI

Report to: PLEASE PRINT

Company Name: AECOM
1001 Bishop St., Suite 1600
Address: Honolulu, HI 96813
Attn: Alethea Ramos (808)521-3051
Alethea.Ramos@aecom.com
CV_18F0126 / 60571032

Attn:

Invoice to: PLEASE PRINT

Company Name:
Address:
Attn:

Accounts Payable
Email: *USAPImaging@aecom.com*

Phone:
Fax:

Project Name/Number: 60571032.02.20.01
Purchase Order Number: 102604
Sampler (Print): NL, KL, CF
Sampler (Signature): for NL, KL, CF

Date Shipped: 10/6/21
Carrier: FedEx
Waybill No.:
Comments:

Sample Identification	Location	Date Collected	Time Collected	Time Zone	No. of Containers	Matrix: Aq	Matrix: Sed.	Matrix: Soil	BTEX by 8260	TPH-G by 8260	TPH-d/o 8015	TPH-d/o SGC 8015	PAH Short List 8270D SIM	TOC by 9060							Comments
ERH1782	Trip Blank	10/6/21	1005	HST	4	X			X	X											
ERH1783	RHMW01R		1010		10	X			X	X	X	X	X*	X							
ERH1785	Trip Blank		1116		4	X			X	X											
ERH1786	RHMW02		1130		10	X			X	X	X	X	X*	X							
ERH1788	Trip Blank		1255		0	X			X	X											TPH-D/O and PAHs
ERH1789	RHMW03		1300		0	X			X	X	X	X	X*	X							need liquid-liquid
ERH1791	Trip Blank		0900		0	X			X	X											extraction;
ERH1792	RHMW05		0912		0	X			X	X	X	X	X*	X							*Naphthalene
																					1-methylnaphthalene
																					2-Methylnaphthalene

Shuttle Temperature: K3 (4.0/2.1) 4.0/2.1°C

Turnaround Requested: Check one
☐ Standard 2-3 wk ☑ One week ☐ 24/48 Hrs. ☐ Other

Sample Disposal:
☐ Return to client ☑ Disposal by Lab (30-day retention)

Relinquished by sampler:	Date	Time	Received by:	Relinquished by:	Date	Time	Received by:
Relinquished by: Tianzhen Nie	10/6/21	15:00	Received by:	Relinquished by:	10/7/21	1030	Received at lab by:

White: Return to client with report Yellow: Laboratory Copy Pink: Sampler

See reverse side for Container Preservative and Sampling Information

CHAIN OF CUSTODY RECORD

APPL, Inc.
908 N Temperance Ave
Clovis, CA 93611

Phone: (559) 275-2175
Fax: (559) 275-4422

C.O.C. 50076 NOI

Report to: PLEASE PRINT

Company Name: AECOM
1001 Bishop St., Suite 1600
Address: Honolulu, HI 96813
Attn: Alethea Ramos (808)521-3051
Alethea.Ramos@aecom.com
CV_18F0126 / 60571032

Attn:

Invoice to: PLEASE PRINT

Company Name:
Address:
Phone:
Fax:

Accounts Payable
Email: *USAPImaging@aecom.com*

Attn:

Project Name/Number: 60571032.02.20.01
Sampler (Print): NL, KL, CF
Purchase Order Number: 102604
Sampler (Signature):

Date Shipped: 10/6/21
Carrier: FedEx
Waybill No.:
Comments:

Sample Identification	Location	Date Collected	Time Collected	Time Zone	No. of Containers	Matrix: Aq	Matrix: Sed.	Matrix: Soil	BTEX by 8260	TPH-G by 8260	TPH-D/O 8015	TPH-D/O SGC 8015	PAH SIM 8270D SIM	TOC by 9060	Comments
ERH1782	Trip Blank	10/6/21	1005	HST	0	X			X	X					
ERH1783	RHMW01R		1010		0	X			X	X	X	X	X*	X	
ERH1785	Trip Blank		1116		0	X			X	X					
ERH1786	RHMW02		1130		0	X			X	X	X	X	X*	X	
ERH1788	Trip Blank		1255		4	X			X	X					TPH-D/O and PAHs read
ERH1789	RHMW03		1300		10	X			X	X	X	X	X*	X	liquid-liquid extraction
ERH1791	Trip Blank		0900		4	X			X	X					*Naphthalene
ERH1792	RHMW05		0912		10	X			X	X	X	X	X*	X	1-methylnaphthalene
															2-Methylnaphthalene

JM 10/6/21

Shuttle Temperature: R3 (4.0/2.1)

Turnaround Requested: Check one
☐ Standard 2-3 wk ☑ One week ☐ 24/48 Hrs. ☐ Other

Sample Disposal:
☐ Return to client ☑ Disposal by Lab (30-day retention)

Relinquished by sampler:	Date	Time	Received by:	Relinquished by:	Date	Time	Received by:
Relinquished by: Tianzhen Niu	10/6/21	15:00	Received by:	Relinquished by:	10/7/21	1030	Received at lab by:

White: Return to client with report Yellow: Laboratory Copy Pink: Sampler

See reverse side for Container Preservative and Sampling Information

COOLER RECEIPT FORM **ARF: 97781**

1) Project: 60571032 CV18F0126 Red Hill Fuel Storage Date Received: 10/7/2021

2) Coolers: Number of Coolers: 2

3) YES Were custody seals present and intact?
How many? 4 Name/Date on seal? SEE BELOW

4) YES Was there a shipping slip? Carrier name: FEDEX

5) Type of packing in cooler: X bubble wrap __ popcorn __ foam X plastic bags __ other
X wet ice __ dry ice __ no ice __ gel ice

6) YES Were cooler temperatures acceptable?

7) Serial number of calibrated thermometer used: R3 CF:-1.9°C

8) Cooler temp(s): In °C. Thermometer Temp / Corrected Temp

1: 4.0/2.1	2: 4.0/2.1	3:	4:	5:	6:
7:	8:	9:	10:	11:	12:

Chain of custody:

9) YES Was a chain of custody received?

10) YES Were the custody papers complete/signed in the appropriate places?

Sample Labels:

11) YES Were all sample labels complete (sample ID, date/time of sampling, etc.)?

12) YES Did all container labels agree with custody papers?

Sample Containers:

13) YES Were all containers sealed in separate bags?

14) YES Did all containers arrive in good condition:(unbroken, no leakage, no cracked/broken lids)?

15) YES Were correct containers and preservatives used for the tests indicated?

16) YES Was a sufficient amount of sample sent for tests indicated?

17) Yes Were bubbles present in volatile samples?
If yes, the following were received with air bubbles:
Larger than a pea:
Smaller than a pea: BA42512w04,BA42514w03-04,BA42516w04

Preservation Hold time:

18) Yes Was a sufficient amount of holding time remaining to analyze the samples?

19) Yes Was the pH taken of all non-VOA preserved samples and written on the sample container?

20) Yes Was the pH of acid preserved non-VOA samples < 2?

21) NA Was the pH of the "basic" preserved samples for Cyanide > 12, Sulfide >9, Hexchrom >9?

22) NO Were unpreserved VOA Vials received for VOA Dept analysis?

23) NA If "yes", are the unpreserved VOA vials noted in the ADD TEST FIELD on the ARF?
pH strip lot number: HC0259115
Lab notified if pH was not adequate:

Notes/Deficiencies:

3/4

CUSTODY SEAL
APPL, Inc. (559) 275-2175
Initials NL Date 10/6/21

Personnel receiving samples: DR Second reviewer:
Personnel labeling samples: MS
Project manager notified: MS Date/Time of notification 10/7/2021
Name of client notified: Date/Time of notification

Revision: 22, November 5, 2013

SAMPLE RESULTS

EPA 8015B TPH WATER L-L SGC

AECOM
1001 Bishop Street, Suite 1600
Honolulu, HI 96813

APPL Inc.
908 North Temperance Avenue
Clovis, CA 93611

Attn: Alethea Ramos

Project: 60571032 CV18F0126 Red Hill Fuel Storage

ARF: 97781

Sample ID: ERH1783

APPL ID: BA42512

Sample Collection Date: 10/06/21

QCG: #DOC53-211011A1-270804

Method	Analyte	Result	LOQ	LOD	DL	Units	Extraction Date	Analysis Date
EPA 8015B-e	DIESEL (C10-C24)	300.0 U	320	300.0	150.0	ug/L	10/11/21	10/15/21
EPA 8015B-e	OIL (C24-C40)	300.0 U	320	300.0	150.0	ug/L	10/11/21	10/15/21
EPA 8015B-e	SURROGATE: (R) DECANOIC ACID (S)	0.0	0-1			%	10/11/21	10/15/21
EPA 8015B-e	SURROGATE: OCTACOSANE (S)	105	60-142			%	10/11/21	10/15/21
EPA 8015B-e	SURROGATE: ORTHO-TERPHENYL (S)	85.1	56-125			%	10/11/21	10/15/21

Quant Method: DEC0911.M
Run #: 1015013
Instrument: Apollo
Sequence: 211015
Dilution Factor: 1
Initials: KAB

Printed: 11/22/2021 12:03:42 PM

APPL-F1-SC-NoMC-REG MDLs-DOD

EPA 8015B TPH LIQ-LIQ

AECOM
1001 Bishop Street, Suite 1600
Honolulu, HI 96813

APPL Inc.
908 North Temperance Avenue
Clovis, CA 93611

Attn: Alethea Ramos

Project: 60571032 CV18F0126 Red Hill Fuel Storage

ARF: 97781

Sample ID: ERH1783

APPL ID: BA42512

Sample Collection Date: 10/06/21

QCG: #DOC53-211011A-270800

Method	Analyte	Result	LOQ	LOD	DL	Units	Extraction Date	Analysis Date
EPA 8015B-e	DIESEL (C10-C24)	560	320	300.0	150.0	ug/L	10/11/21	10/16/21
EPA 8015B-e	OIL (C24-C40)	210 J	320	300.0	150.0	ug/L	10/11/21	10/16/21
EPA 8015B-e	SURROGATE: OCTACOSANE (S)	104	60-142			%	10/11/21	10/16/21
EPA 8015B-e	SURROGATE: ORTHO-TERPHENYL (S)	85.0	56-125			%	10/11/21	10/16/21

J = Estimated value.

Quant Method: DOC0831.M
Run #: 1015056
Instrument: Apollo
Sequence: 211015
Dilution Factor: 1
Initials: KAB

Printed: 11/22/2021 12:03:42 PM

APPL-F1-SC-NoMC-REG MDLs-DOD

EPA 8015B TPH WATER L-L SGC

AECOM
1001 Bishop Street, Suite 1600
Honolulu, HI 96813

APPL Inc.
908 North Temperance Avenue
Clovis, CA 93611

Attn: Alethea Ramos

Project: 60571032 CV18F0126 Red Hill Fuel Storage

ARF: 97781

Sample ID: ERH1786

APPL ID: BA42514

Sample Collection Date: 10/06/21

QCG: #DOC53-211011A1-270804

Method	Analyte	Result	LOQ	LOD	DL	Units	Extraction Date	Analysis Date
EPA 8015B-e	DIESEL (C10-C24)	480	320	300.0	150.0	ug/L	10/11/21	10/15/21
EPA 8015B-e	OIL (C24-C40)	160 J	320	300.0	150.0	ug/L	10/11/21	10/15/21
EPA 8015B-e	SURROGATE: (R) DECANOIC ACID (S)	0.0	0-1			%	10/11/21	10/15/21
EPA 8015B-e	SURROGATE: OCTACOSANE (S)	108	60-142			%	10/11/21	10/15/21
EPA 8015B-e	SURROGATE: ORTHO-TERPHENYL (S)	88.4	56-125			%	10/11/21	10/15/21

J = Estimated value.

Quant Method: DEC0911.M
Run #: 1015014
Instrument: Apollo
Sequence: 211015
Dilution Factor: 1
Initials: KAB

Printed: 11/22/2021 12:03:42 PM

APPL-F1-SC-NoMC-REG MDLs-DOD

EPA 8015B TPH LIQ-LIQ

AECOM
1001 Bishop Street, Suite 1600
Honolulu, HI 96813

APPL Inc.
908 North Temperance Avenue
Clovis, CA 93611

Attn: Alethea Ramos

Project: 60571032 CV18F0126 Red Hill Fuel Storage

ARF: 97781

Sample ID: ERH1786

APPL ID: BA42514

Sample Collection Date: 10/06/21

QCG: #DOC53-211011A-270800

Method	Analyte	Result	LOQ	LOD	DL	Units	Extraction Date	Analysis Date
EPA 8015B-e	DIESEL (C10-C24)	3000	320	300.0	150.0	ug/L	10/11/21	10/16/21
EPA 8015B-e	OIL (C24-C40)	290 J	320	300.0	150.0	ug/L	10/11/21	10/16/21
EPA 8015B-e	SURROGATE: OCTACOSANE (S)	102	60-142			%	10/11/21	10/16/21
EPA 8015B-e	SURROGATE: ORTHO-TERPHENYL (S)	90.2	56-125			%	10/11/21	10/16/21

J = Estimated value.

Quant Method: DOC0831.M
Run #: 1015058
Instrument: Apollo
Sequence: 211015
Dilution Factor: 1
Initials: KAB

Printed: 11/22/2021 12:03:42 PM
APPL-F1-SC-NoMC-REG MDLs-DOD

EPA 8015B TPH WATER L-L SGC

AECOM
1001 Bishop Street, Suite 1600
Honolulu, HI 96813

APPL Inc.
908 North Temperance Avenue
Clovis, CA 93611

Attn: Alethea Ramos

Project: 60571032 CV18F0126 Red Hill Fuel Storage

ARF: 97781

Sample ID: ERH1789

APPL ID: BA42516

Sample Collection Date: 10/06/21

QCG: #DOC53-211011A1-270804

Method	Analyte	Result	LOQ	LOD	DL	Units	Extraction Date	Analysis Date
EPA 8015B-e	DIESEL (C10-C24)	300.0 U	320	300.0	150.0	ug/L	10/11/21	10/15/21
EPA 8015B-e	OIL (C24-C40)	150 J	320	300.0	150.0	ug/L	10/11/21	10/15/21
EPA 8015B-e	SURROGATE: (R) DECANOIC ACID (S)	0.0	0-1			%	10/11/21	10/15/21
EPA 8015B-e	SURROGATE: OCTACOSANE (S)	111	60-142			%	10/11/21	10/15/21
EPA 8015B-e	SURROGATE: ORTHO-TERPHENYL (S)	91.9	56-125			%	10/11/21	10/15/21

J = Estimated value.

Quant Method: DEC0911.M
Run #: 1015015
Instrument: Apollo
Sequence: 211015
Dilution Factor: 1
Initials: KAB

Printed: 11/22/2021 12:03:42 PM
APPL-F1-SC-NoMC-REG MDLs-DOD

EPA 8015B TPH LIQ-LIQ

AECOM
1001 Bishop Street, Suite 1600
Honolulu, HI 96813

APPL Inc.
908 North Temperance Avenue
Clovis, CA 93611

Attn: Alethea Ramos

Project: 60571032 CV18F0126 Red Hill Fuel Storage

ARF: 97781

Sample ID: ERH1789

APPL ID: BA42516

Sample Collection Date: 10/06/21

QCG: #DOC53-211011A-270800

Method	Analyte	Result	LOQ	LOD	DL	Units	Extraction Date	Analysis Date
EPA 8015B-e	DIESEL (C10-C24)	350	320	300.0	150.0	ug/L	10/11/21	10/16/21
EPA 8015B-e	OIL (C24-C40)	410	320	300.0	150.0	ug/L	10/11/21	10/16/21
EPA 8015B-e	SURROGATE: OCTACOSANE (S)	105	60-142			%	10/11/21	10/16/21
EPA 8015B-e	SURROGATE: ORTHO-TERPHENYL (S)	86.9	56-125			%	10/11/21	10/16/21

Quant Method: DOC0831.M
Run #: 1015059
Instrument: Apollo
Sequence: 211015
Dilution Factor: 1
Initials: KAB

Printed: 11/22/2021 12:03:42 PM
APPL-F1-SC-NoMC-REG MDLs-DOD

EPA 8015B TPH WATER L-L SGC

AECOM
1001 Bishop Street, Suite 1600
Honolulu, HI 96813

APPL Inc.
908 North Temperance Avenue
Clovis, CA 93611

Attn: Alethea Ramos

Project: 60571032 CV18F0126 Red Hill Fuel Storage

ARF: 97781

Sample ID: ERH1792

APPL ID: BA42518

Sample Collection Date: 10/06/21

QCG: #DOC53-211011A1-270804

Method	Analyte	Result	LOQ	LOD	DL	Units	Extraction Date	Analysis Date
EPA 8015B-e	DIESEL (C10-C24)	1400	320	300.0	150.0	ug/L	10/11/21	10/15/21
EPA 8015B-e	OIL (C24-C40)	280 J	320	300.0	150.0	ug/L	10/11/21	10/15/21
EPA 8015B-e	SURROGATE: (R) DECANOIC ACID (S)	0.0	0-1			%	10/11/21	10/15/21
EPA 8015B-e	SURROGATE: OCTACOSANE (S)	109	60-142			%	10/11/21	10/15/21
EPA 8015B-e	SURROGATE: ORTHO-TERPHENYL (S)	99.9	56-125			%	10/11/21	10/15/21

J = Estimated value.

Quant Method: DEC0911.M
Run #: 1015016
Instrument: Apollo
Sequence: 211015
Dilution Factor: 1
Initials: KAB

Printed: 11/22/2021 12:03:42 PM

APPL-F1-SC-NoMC-REG MDLs-DOD

EPA 8015B TPH LIQ-LIQ

AECOM
1001 Bishop Street, Suite 1600
Honolulu, HI 96813

APPL Inc.
908 North Temperance Avenue
Clovis, CA 93611

Attn: Alethea Ramos

Project: 60571032 CV18F0126 Red Hill Fuel Storage

ARF: 97781

Sample ID: ERH1792

APPL ID: BA42518

Sample Collection Date: 10/06/21

QCG: #DOC53-211011A-270800

Method	Analyte	Result	LOQ	LOD	DL	Units	Extraction Date	Analysis Date
EPA 8015B-e	DIESEL (C10-C24)	300.0 U	320	300.0	150.0	ug/L	10/11/21	10/16/21
EPA 8015B-e	OIL (C24-C40)	220 J	320	300.0	150.0	ug/L	10/11/21	10/16/21
EPA 8015B-e	SURROGATE: OCTACOSANE (S)	103	60-142			%	10/11/21	10/16/21
EPA 8015B-e	SURROGATE: ORTHO-TERPHENYL (S)	83.6	56-125			%	10/11/21	10/16/21

J = Estimated value.

Quant Method: DOC0831.M
Run #: 1015060
Instrument: Apollo
Sequence: 211015
Dilution Factor: 1
Initials: KAB

Printed: 11/22/2021 12:03:42 PM

APPL-F1-SC-NoMC-REG MDLs-DOD

EPA 8015B TPH LIQ-LIQ

AECOM
1001 Bishop Street, Suite 1600
Honolulu, HI 96813

APPL Inc.
908 North Temperance Avenue
Clovis, CA 93611

Attn: Alethea Ramos

Project: 60571032 CV18F0126 Red Hill Fuel Storage

ARF: 97781

Sample ID: ERH1783 BLANK

APPL ID: BA42519

Sample Collection Date: 10/06/21

QCG: #RHBLK-211008A-270116

Method	Analyte	Result	LOQ	LOD	DL	Units	Extraction Date	Analysis Date
EPA 8015B-e	DIESEL (C10-C24)	300.0 U	320	300.0	150.0	ug/L	10/08/21	11/03/21
EPA 8015B-e	OIL (C24-C40)	300.0 U	320	300.0	150.0	ug/L	10/08/21	11/03/21
EPA 8015B-e	SURROGATE: OCTACOSANE (S)	91.0	60-142			%	10/08/21	11/03/21
EPA 8015B-e	SURROGATE: ORTHO-TERPHENYL (S)	73.9	56-125			%	10/08/21	11/03/21

Quant Method: DOC1028.M
Run #: 1101080
Instrument: Apollo
Sequence: 211101
Dilution Factor: 1
Initials: KAB

Printed: 11/22/2021 12:03:42 PM

APPL-F1-SC-NoMC-REG MDLs-DOD

EPA 8015B TPH LIQ-LIQ

AECOM
1001 Bishop Street, Suite 1600
Honolulu, HI 96813

APPL Inc.
908 North Temperance Avenue
Clovis, CA 93611

Attn: Alethea Ramos

Project: 60571032 CV18F0126 Red Hill Fuel Storage

ARF: 97781

Sample ID: ERH1786 BLANK

APPL ID: BA42520

Sample Collection Date: 10/06/21

QCG: #RHBLK-211008A-270116

Method	Analyte	Result	LOQ	LOD	DL	Units	Extraction Date	Analysis Date
EPA 8015B-e	DIESEL (C10-C24)	300.0 U	320	300.0	150.0	ug/L	10/08/21	11/03/21
EPA 8015B-e	OIL (C24-C40)	300.0 U	320	300.0	150.0	ug/L	10/08/21	11/03/21
EPA 8015B-e	SURROGATE: OCTACOSANE (S)	87.2	60-142			%	10/08/21	11/03/21
EPA 8015B-e	SURROGATE: ORTHO-TERPHENYL (S)	71.3	56-125			%	10/08/21	11/03/21

Quant Method: DOC1028.M
Run #: 1101081
Instrument: Apollo
Sequence: 211101
Dilution Factor: 1
Initials: KAB

Printed: 11/22/2021 12:03:42 PM

APPL-F1-SC-NoMC-REG MDLs-DOD

EPA 8015B TPH LIQ-LIQ

AECOM
1001 Bishop Street, Suite 1600
Honolulu, HI 96813

APPL Inc.
908 North Temperance Avenue
Clovis, CA 93611

Attn: Alethea Ramos

Project: 60571032 CV18F0126 Red Hill Fuel Storage

ARF: 97781

Sample ID: ERH1789 BLANK

APPL ID: BA42521

Sample Collection Date: 10/06/21

QCG: #RHBLK-211008A-270116

Method	Analyte	Result	LOQ	LOD	DL	Units	Extraction Date	Analysis Date
EPA 8015B-e	DIESEL (C10-C24)	300.0 U	320	300.0	150.0	ug/L	10/08/21	11/03/21
EPA 8015B-e	OIL (C24-C40)	300.0 U	320	300.0	150.0	ug/L	10/08/21	11/03/21
EPA 8015B-e	SURROGATE: OCTACOSANE (S)	91.7	60-142			%	10/08/21	11/03/21
EPA 8015B-e	SURROGATE: ORTHO-TERPHENYL (S)	74.2	56-125			%	10/08/21	11/03/21

Quant Method: DOC1028.M
Run #: 1101082
Instrument: Apollo
Sequence: 211101
Dilution Factor: 1
Initials: KAB

Printed: 11/22/2021 12:03:42 PM

APPL-F1-SC-NoMC-REG MDLs-DOD

EPA 8015B TPH LIQ-LIQ

AECOM
1001 Bishop Street, Suite 1600
Honolulu, HI 96813

APPL Inc.
908 North Temperance Avenue
Clovis, CA 93611

Attn: Alethea Ramos

Project: 60571032 CV18F0126 Red Hill Fuel Storage

ARF: 97781

Sample ID: ERH1792 BLANK

APPL ID: BA42522

Sample Collection Date: 10/06/21

QCG: #RHBLK-211008A-270116

Method	Analyte	Result	LOQ	LOD	DL	Units	Extraction Date	Analysis Date
EPA 8015B-e	DIESEL (C10-C24)	300.0 U	320	300.0	150.0	ug/L	10/08/21	11/03/21
EPA 8015B-e	OIL (C24-C40)	300.0 U	320	300.0	150.0	ug/L	10/08/21	11/03/21
EPA 8015B-e	SURROGATE: OCTACOSANE (S)	91.4	60-142			%	10/08/21	11/03/21
EPA 8015B-e	SURROGATE: ORTHO-TERPHENYL (S)	73.9	56-125			%	10/08/21	11/03/21

Quant Method: DOC1028.M
Run #: 1101083
Instrument: Apollo
Sequence: 211101
Dilution Factor: 1
Initials: KAB

Printed: 11/22/2021 12:03:42 PM

APPL-F1-SC-NoMC-REG MDLs-DOD

EPA 8270D SIM LIQ-LIQ

AECOM
1001 Bishop Street, Suite 1600
Honolulu, HI 96813

APPL Inc.
908 North Temperance Avenue
Clovis, CA 93611

Attn: Alethea Ramos

Project: 60571032 CV18F0126 Red Hill Fuel Storage

ARF: 97781

Sample ID: ERH1783

APPL ID: BA42512

Sample Collection Date: 10/06/21

QCG: #SIM53-211012AK-269626

Method	Analyte	Result	LOQ	LOD	DL	Units	Extraction Date	Analysis Date
8270D-SIM	1-METHYLNAPHTHALENE	0.10 U	0.2	0.10	0.04	ug/L	10/12/21	10/27/21
8270D-SIM	2-METHYLNAPHTHALENE	0.10 U	0.2	0.10	0.04	ug/L	10/12/21	10/27/21
8270D-SIM	NAPHTHALENE	0.10 U	0.2	0.10	0.04	ug/L	10/12/21	10/27/21
8270D-SIM	SURROGATE: 2-METHYLNAPHTHALEN	78.2	39-114			%	10/12/21	10/27/21
8270D-SIM	SURROGATE: FLUORANTHENE-D10 (S	44.0 #	58-120			%	10/12/21	10/27/21

= Recovery (or RPD) is outside QC limits.

Quant Method: K1019.M
Run #: 1019K136
Instrument: KYLO
Sequence: 211019
Dilution Factor: 1
Initials: LSI

Printed: 11/4/2021 10:11:07 AM
APPL-F1-SC-NoMC-REG MDLs-DOD

EPA 8270D SIM LIQ-LIQ

AECOM
1001 Bishop Street, Suite 1600
Honolulu, HI 96813

APPL Inc.
908 North Temperance Avenue
Clovis, CA 93611

Attn: Alethea Ramos

Project: 60571032 CV18F0126 Red Hill Fuel Storage

ARF: 97781

Sample ID: ERH1786

APPL ID: BA42514

Sample Collection Date: 10/06/21

QCG: #SIM53-211012AK-269626

Method	Analyte	Result	LOQ	LOD	DL	Units	Extraction Date	Analysis Date
8270D-SIM	1-METHYLNAPHTHALENE	25	0.2	0.10	0.04	ug/L	10/12/21	10/27/21
8270D-SIM	2-METHYLNAPHTHALENE	26	0.2	0.10	0.04	ug/L	10/12/21	10/27/21
8270D-SIM	NAPHTHALENE	51	0.2	0.10	0.04	ug/L	10/12/21	10/27/21
8270D-SIM	SURROGATE: 2-METHYLNAPHTHALEN	77.5	39-114			%	10/12/21	10/27/21
8270D-SIM	SURROGATE: FLUORANTHENE-D10 (S	52.5 #	58-120			%	10/12/21	10/27/21

= Recovery (or RPD) is outside QC limits.

Quant Method: K1019.M
Run #: 1019K137
Instrument: KYLO
Sequence: 211019
Dilution Factor: 1
Initials: LSI

Printed: 11/4/2021 10:11:07 AM
APPL-F1-SC-NoMC-REG MDLs-DOD

EPA 8270D SIM LIQ-LIQ

AECOM
1001 Bishop Street, Suite 1600
Honolulu, HI 96813

APPL Inc.
908 North Temperance Avenue
Clovis, CA 93611

Attn: Alethea Ramos

Project: 60571032 CV18F0126 Red Hill Fuel Storage

ARF: 97781

Sample ID: ERH1789

APPL ID: BA42516

Sample Collection Date: 10/06/21

QCG: #SIM53-211012AK-269626

Method	Analyte	Result	LOQ	LOD	DL	Units	Extraction Date	Analysis Date
8270D-SIM	1-METHYLNAPHTHALENE	0.10 U	0.2	0.10	0.04	ug/L	10/12/21	10/27/21
8270D-SIM	2-METHYLNAPHTHALENE	0.10 U	0.2	0.10	0.04	ug/L	10/12/21	10/27/21
8270D-SIM	NAPHTHALENE	0.10 U	0.2	0.10	0.04	ug/L	10/12/21	10/27/21
8270D-SIM	SURROGATE: 2-METHYLNAPHTHALEN	82.1	39-114			%	10/12/21	10/27/21
8270D-SIM	SURROGATE: FLUORANTHENE-D10 (S	59.0	58-120			%	10/12/21	10/27/21

Quant Method: K1019.M
Run #: 1019K138
Instrument: KYLO
Sequence: 211019
Dilution Factor: 1
Initials: LSI

Printed: 11/4/2021 10:11:07 AM
APPL-F1-SC-NoMC-REG MDLs-DOD

EPA 8270D SIM LIQ-LIQ

AECOM
1001 Bishop Street, Suite 1600
Honolulu, HI 96813

APPL Inc.
908 North Temperance Avenue
Clovis, CA 93611

Attn: Alethea Ramos

Project: 60571032 CV18F0126 Red Hill Fuel Storage

ARF: 97781

Sample ID: ERH1792

APPL ID: BA42518

Sample Collection Date: 10/06/21

QCG: #SIM53-211012AK-269626

Method	Analyte	Result	LOQ	LOD	DL	Units	Extraction Date	Analysis Date
8270D-SIM	1-METHYLNAPHTHALENE	0.10 U	0.2	0.10	0.04	ug/L	10/12/21	10/27/21
8270D-SIM	2-METHYLNAPHTHALENE	0.10 U	0.2	0.10	0.04	ug/L	10/12/21	10/27/21
8270D-SIM	NAPHTHALENE	0.10 U	0.2	0.10	0.04	ug/L	10/12/21	10/27/21
8270D-SIM	SURROGATE: 2-METHYLNAPHTHALEN	73.6	39-114			%	10/12/21	10/27/21
8270D-SIM	SURROGATE: FLUORANTHENE-D10 (S	56.2 #	58-120			%	10/12/21	10/27/21

= Recovery (or RPD) is outside QC limits.

Quant Method: K1019.M
Run #: 1019K139
Instrument: KYLO
Sequence: 211019
Dilution Factor: 1
Initials: LSI

Printed: 11/4/2021 10:11:07 AM
APPL-F1-SC-NoMC-REG MDLs-DOD

EPA 8260B BTEX WATER

AECOM
1001 Bishop Street, Suite 1600
Honolulu, HI 96813

APPL Inc.
908 North Temperance Avenue
Clovis, CA 93611

Attn: Alethea Ramos

Project: 60571032 CV18F0126 Red Hill Fuel Storage

ARF: 97781

Sample ID: ERH1782

APPL ID: BA42511

Sample Collection Date: 10/06/21

QCG: #86BTO-211016AM-270868

Method	Analyte	Result	LOQ	LOD	DL	Units	Extraction Date	Analysis Date
EPA 8260B	BENZENE	0.30 U	1.0	0.30	0.15	ug/L	10/16/21	10/16/21
EPA 8260B	ETHYLBENZENE	0.50 U	1.0	0.50	0.23	ug/L	10/16/21	10/16/21
EPA 8260B	TOLUENE	0.30 U	1.0	0.30	0.15	ug/L	10/16/21	10/16/21
EPA 8260B	XYLENES (TOTAL)	0.30 U	2.0	0.30	0.15	ug/L	10/16/21	10/16/21
EPA 8260B	SURROGATE: 1,2-DICHLOROETHANE-	97.4	81-118			%	10/16/21	10/16/21
EPA 8260B	SURROGATE: 4-BROMOFLUOROBENZ	95.0	85-114			%	10/16/21	10/16/21
EPA 8260B	SURROGATE: DIBROMOFLUOROMETH	99.7	80-119			%	10/16/21	10/16/21
EPA 8260B	SURROGATE: TOLUENE-D8 (S)	95.8	89-112			%	10/16/21	10/16/21

Quant Method:	M1015W.M
Run #:	1016M23
Instrument:	Max
Sequence:	211015
Dilution Factor:	1
Initials:	DA

Printed: 11/24/2021 11:46:00 AM

APPL-F1-SC-NoMC-REG MDLs-DOD

EPA 8260B BTEX WATER

AECOM
1001 Bishop Street, Suite 1600
Honolulu, HI 96813

APPL Inc.
908 North Temperance Avenue
Clovis, CA 93611

Attn: Alethea Ramos

Project: 60571032 CV18F0126 Red Hill Fuel Storage

ARF: 97781

Sample ID: ERH1783

APPL ID: BA42512

Sample Collection Date: 10/06/21

QCG: #86BTO-211016AM-270868

Method	Analyte	Result	LOQ	LOD	DL	Units	Extraction Date	Analysis Date
EPA 8260B	BENZENE	0.30 U	1.0	0.30	0.15	ug/L	10/17/21	10/17/21
EPA 8260B	ETHYLBENZENE	0.50 U	1.0	0.50	0.23	ug/L	10/17/21	10/17/21
EPA 8260B	TOLUENE	0.30 U	1.0	0.30	0.15	ug/L	10/17/21	10/17/21
EPA 8260B	XYLENES (TOTAL)	0.30 U	2.0	0.30	0.15	ug/L	10/17/21	10/17/21
EPA 8260B	SURROGATE: 1,2-DICHLOROETHANE-	101	81-118			%	10/17/21	10/17/21
EPA 8260B	SURROGATE: 4-BROMOFLUOROBENZ	101	85-114			%	10/17/21	10/17/21
EPA 8260B	SURROGATE: DIBROMOFLUOROMETH	100	80-119			%	10/17/21	10/17/21
EPA 8260B	SURROGATE: TOLUENE-D8 (S)	100	89-112			%	10/17/21	10/17/21

Quant Method: M1015W.M
Run #: 1016M24
Instrument: Max
Sequence: 211015
Dilution Factor: 1
Initials: DA

Printed: 11/24/2021 11:46:00 AM
APPL-F1-SC-NoMC-REG MDLs-DOD

EPA 8260B BTEX WATER

AECOM
1001 Bishop Street, Suite 1600
Honolulu, HI 96813

APPL Inc.
908 North Temperance Avenue
Clovis, CA 93611

Attn: Alethea Ramos

Project: 60571032 CV18F0126 Red Hill Fuel Storage

ARF: 97781

Sample ID: ERH1785

APPL ID: BA42513

Sample Collection Date: 10/06/21

QCG: #86BTO-211020AM-270876

Method	Analyte	Result	LOQ	LOD	DL	Units	Extraction Date	Analysis Date
EPA 8260B	BENZENE	0.30 U	1.0	0.30	0.15	ug/L	10/20/21	10/20/21
EPA 8260B	ETHYLBENZENE	0.50 U	1.0	0.50	0.23	ug/L	10/20/21	10/20/21
EPA 8260B	TOLUENE	0.30 U	1.0	0.30	0.15	ug/L	10/20/21	10/20/21
EPA 8260B	XYLENES (TOTAL)	0.30 U	2.0	0.30	0.15	ug/L	10/20/21	10/20/21
EPA 8260B	SURROGATE: 1,2-DICHLOROETHANE-	102	81-118			%	10/20/21	10/20/21
EPA 8260B	SURROGATE: 4-BROMOFLUOROBENZ	101	85-114			%	10/20/21	10/20/21
EPA 8260B	SURROGATE: DIBROMOFLUOROMETH	103	80-119			%	10/20/21	10/20/21
EPA 8260B	SURROGATE: TOLUENE-D8 (S)	99.1	89-112			%	10/20/21	10/20/21

Quant Method:	M1015W.M
Run #:	1020M15
Instrument:	Max
Sequence:	211015
Dilution Factor:	1
Initials:	DA

Printed: 11/24/2021 11:46:00 AM

APPL-F1-SC-NoMC-REG MDLs-DOD

EPA 8260B BTEX WATER

AECOM
1001 Bishop Street, Suite 1600
Honolulu, HI 96813

APPL Inc.
908 North Temperance Avenue
Clovis, CA 93611

Attn: Alethea Ramos

Project: 60571032 CV18F0126 Red Hill Fuel Storage

ARF: 97781

Sample ID: ERH1786

APPL ID: BA42514

Sample Collection Date: 10/06/21

QCG: #86BTO-211018AM2-27086

Method	Analyte	Result	LOQ	LOD	DL	Units	Extraction Date	Analysis Date
EPA 8260B	BENZENE	0.30 U	1.0	0.30	0.15	ug/L	10/18/21	10/18/21
EPA 8260B	ETHYLBENZENE	0.23 J	1.0	0.50	0.23	ug/L	10/18/21	10/18/21
EPA 8260B	TOLUENE	0.30 U	1.0	0.30	0.15	ug/L	10/18/21	10/18/21
EPA 8260B	XYLENES (TOTAL)	0.30 U	2.0	0.30	0.15	ug/L	10/18/21	10/18/21
EPA 8260B	SURROGATE: 1,2-DICHLOROETHANE-	96.9	81-118			%	10/18/21	10/18/21
EPA 8260B	SURROGATE: 4-BROMOFLUOROBENZ	105	85-114			%	10/18/21	10/18/21
EPA 8260B	SURROGATE: DIBROMOFLUOROMETH	98.9	80-119			%	10/18/21	10/18/21
EPA 8260B	SURROGATE: TOLUENE-D8 (S)	97.8	89-112			%	10/18/21	10/18/21

J = Estimated value.

Quant Method:	MGAS0825.M
Run #:	1018M09
Instrument:	Max
Sequence:	211015
Dilution Factor:	1
Initials:	DA

Printed: 11/24/2021 11:46:00 AM

APPL-F1-SC-NoMC-REG MDLs-DOD

EPA 8260B BTEX WATER

AECOM
1001 Bishop Street, Suite 1600
Honolulu, HI 96813

APPL Inc.
908 North Temperance Avenue
Clovis, CA 93611

Attn: Alethea Ramos

Project: 60571032 CV18F0126 Red Hill Fuel Storage

ARF: 97781

Sample ID: ERH1788

APPL ID: BA42515

Sample Collection Date: 10/06/21

QCG: #86BTO-211018AM2-27086

Method	Analyte	Result	LOQ	LOD	DL	Units	Extraction Date	Analysis Date
EPA 8260B	BENZENE	0.30 U	1.0	0.30	0.15	ug/L	10/18/21	10/18/21
EPA 8260B	ETHYLBENZENE	0.50 U	1.0	0.50	0.23	ug/L	10/18/21	10/18/21
EPA 8260B	TOLUENE	0.30 U	1.0	0.30	0.15	ug/L	10/18/21	10/18/21
EPA 8260B	XYLENES (TOTAL)	0.30 U	2.0	0.30	0.15	ug/L	10/18/21	10/18/21
EPA 8260B	SURROGATE: 1,2-DICHLOROETHANE-	96.3	81-118			%	10/18/21	10/18/21
EPA 8260B	SURROGATE: 4-BROMOFLUOROBENZ	102	85-114			%	10/18/21	10/18/21
EPA 8260B	SURROGATE: DIBROMOFLUOROMETH	101	80-119			%	10/18/21	10/18/21
EPA 8260B	SURROGATE: TOLUENE-D8 (S)	101	89-112			%	10/18/21	10/18/21

Quant Method:	M1015W.M
Run #:	1018M10
Instrument:	Max
Sequence:	211015
Dilution Factor:	1
Initials:	DA

Printed: 11/24/2021 11:46:00 AM

APPL-F1-SC-NoMC-REG MDLs-DOD

EPA 8260B BTEX WATER

AECOM
1001 Bishop Street, Suite 1600
Honolulu, HI 96813

APPL Inc.
908 North Temperance Avenue
Clovis, CA 93611

Attn: Alethea Ramos

Project: 60571032 CV18F0126 Red Hill Fuel Storage

ARF: 97781

Sample ID: ERH1789

APPL ID: BA42516

Sample Collection Date: 10/06/21

QCG: #86BTO-211018AM2-27086

Method	Analyte	Result	LOQ	LOD	DL	Units	Extraction Date	Analysis Date
EPA 8260B	BENZENE	0.30 U	1.0	0.30	0.15	ug/L	10/18/21	10/18/21
EPA 8260B	ETHYLBENZENE	0.50 U	1.0	0.50	0.23	ug/L	10/18/21	10/18/21
EPA 8260B	TOLUENE	0.30 U	1.0	0.30	0.15	ug/L	10/18/21	10/18/21
EPA 8260B	XYLENES (TOTAL)	0.30 U	2.0	0.30	0.15	ug/L	10/18/21	10/18/21
EPA 8260B	SURROGATE: 1,2-DICHLOROETHANE-	97.9	81-118			%	10/18/21	10/18/21
EPA 8260B	SURROGATE: 4-BROMOFLUOROBENZ	101	85-114			%	10/18/21	10/18/21
EPA 8260B	SURROGATE: DIBROMOFLUOROMETH	96.4	80-119			%	10/18/21	10/18/21
EPA 8260B	SURROGATE: TOLUENE-D8 (S)	101	89-112			%	10/18/21	10/18/21

Quant Method:	M1015W.M
Run #:	1018M11
Instrument:	Max
Sequence:	211015
Dilution Factor:	1
Initials:	DA

Printed: 11/24/2021 11:46:00 AM

APPL-F1-SC-NoMC-REG MDLs-DOD

EPA 8260B BTEX WATER

AECOM
1001 Bishop Street, Suite 1600
Honolulu, HI 96813

APPL Inc.
908 North Temperance Avenue
Clovis, CA 93611

Attn: Alethea Ramos

Project: 60571032 CV18F0126 Red Hill Fuel Storage

ARF: 97781

Sample ID: ERH1791

APPL ID: BA42517

Sample Collection Date: 10/06/21

QCG: #86BTO-211018AM2-27086

Method	Analyte	Result	LOQ	LOD	DL	Units	Extraction Date	Analysis Date
EPA 8260B	BENZENE	0.30 U	1.0	0.30	0.15	ug/L	10/18/21	10/18/21
EPA 8260B	ETHYLBENZENE	0.50 U	1.0	0.50	0.23	ug/L	10/18/21	10/18/21
EPA 8260B	TOLUENE	0.30 U	1.0	0.30	0.15	ug/L	10/18/21	10/18/21
EPA 8260B	XYLENES (TOTAL)	0.30 U	2.0	0.30	0.15	ug/L	10/18/21	10/18/21
EPA 8260B	SURROGATE: 1,2-DICHLOROETHANE-	95.7	81-118			%	10/18/21	10/18/21
EPA 8260B	SURROGATE: 4-BROMOFLUOROBENZ	99.1	85-114			%	10/18/21	10/18/21
EPA 8260B	SURROGATE: DIBROMOFLUOROMETH	102	80-119			%	10/18/21	10/18/21
EPA 8260B	SURROGATE: TOLUENE-D8 (S)	99.5	89-112			%	10/18/21	10/18/21

Quant Method:	M1015W.M
Run #:	1018M12
Instrument:	Max
Sequence:	211015
Dilution Factor:	1
Initials:	DA

Printed: 11/24/2021 11:46:00 AM

APPL-F1-SC-NoMC-REG MDLs-DOD

EPA 8260B BTEX WATER

AECOM
1001 Bishop Street, Suite 1600
Honolulu, HI 96813

APPL Inc.
908 North Temperance Avenue
Clovis, CA 93611

Attn: Alethea Ramos

Project: 60571032 CV18F0126 Red Hill Fuel Storage

ARF: 97781

Sample ID: ERH1792

APPL ID: BA42518

Sample Collection Date: 10/06/21

QCG: #86BTO-211018AM2-27086

Method	Analyte	Result	LOQ	LOD	DL	Units	Extraction Date	Analysis Date
EPA 8260B	BENZENE	0.30 U	1.0	0.30	0.15	ug/L	10/18/21	10/18/21
EPA 8260B	ETHYLBENZENE	0.50 U	1.0	0.50	0.23	ug/L	10/18/21	10/18/21
EPA 8260B	TOLUENE	0.30 U	1.0	0.30	0.15	ug/L	10/18/21	10/18/21
EPA 8260B	XYLENES (TOTAL)	0.30 U	2.0	0.30	0.15	ug/L	10/18/21	10/18/21
EPA 8260B	SURROGATE: 1,2-DICHLOROETHANE-	99.8	81-118			%	10/18/21	10/18/21
EPA 8260B	SURROGATE: 4-BROMOFLUOROBENZ	103	85-114			%	10/18/21	10/18/21
EPA 8260B	SURROGATE: DIBROMOFLUOROMETH	101	80-119			%	10/18/21	10/18/21
EPA 8260B	SURROGATE: TOLUENE-D8 (S)	100.0	89-112			%	10/18/21	10/18/21

Quant Method:	M1015W.M
Run #:	1018M13
Instrument:	Max
Sequence:	211015
Dilution Factor:	1
Initials:	DA

Printed: 11/24/2021 11:46:00 AM

APPL-F1-SC-NoMC-REG MDLs-DOD

EPA 8260B GRO WATER

AECOM
1001 Bishop Street, Suite 1600
Honolulu, HI 96813

APPL Inc.
908 North Temperance Avenue
Clovis, CA 93611

Attn: Alethea Ramos

Project: 60571032 CV18F0126 Red Hill Fuel Storage

ARF: 97781

Sample ID: ERH1782

APPL ID: BA42511

Sample Collection Date: 10/06/21

QCG: #GRO86-211016AM-270921

Method	Analyte	Result	LOQ	LOD	DL	Units	Extraction Date	Analysis Date
EPA 8260B	GASOLINE RANGE ORGANICS	18.0 U	20	18.0	8.6	ug/L	10/16/21	10/16/21
EPA 8260B	SURROGATE: 4-BROMOFLUOROBENZ	96.4	85-114			%	10/16/21	10/16/21

Quant Method:	M0825SUR.M
Run #:	1016M23
Instrument:	Max
Sequence:	211015
Dilution Factor:	1
Initials:	DA

Printed: 11/24/2021 11:51:22 AM

APPL-F1-SC-NoMC-REG MDLs-DOD

EPA 8260B GRO WATER

AECOM
1001 Bishop Street, Suite 1600
Honolulu, HI 96813

APPL Inc.
908 North Temperance Avenue
Clovis, CA 93611

Attn: Alethea Ramos

Project: 60571032 CV18F0126 Red Hill Fuel Storage

ARF: 97781

Sample ID: ERH1783

APPL ID: BA42512

Sample Collection Date: 10/06/21

QCG: #GRO86-211016AM-270921

Method	Analyte	Result	LOQ	LOD	DL	Units	Extraction Date	Analysis Date
EPA 8260B	GASOLINE RANGE ORGANICS	29	20	18.0	8.6	ug/L	10/17/21	10/17/21
EPA 8260B	SURROGATE: 4-BROMOFLUOROBENZ	103	85-114			%	10/17/21	10/17/21

Quant Method:	M0825SUR.M
Run #:	1016M24
Instrument:	Max
Sequence:	211015
Dilution Factor:	1
Initials:	DA

Printed: 11/24/2021 11:51:22 AM

APPL-F1-SC-NoMC-REG MDLs-DOD

EPA 8260B GRO WATER

AECOM
1001 Bishop Street, Suite 1600
Honolulu, HI 96813

APPL Inc.
908 North Temperance Avenue
Clovis, CA 93611

Attn: Alethea Ramos

Project: 60571032 CV18F0126 Red Hill Fuel Storage

ARF: 97781

Sample ID: ERH1785

APPL ID: BA42513

Sample Collection Date: 10/06/21

QCG: #GRO86-211020AM1-27092

Method	Analyte	Result	LOQ	LOD	DL	Units	Extraction Date	Analysis Date
EPA 8260B	GASOLINE RANGE ORGANICS	18.0 U	20	18.0	8.6	ug/L	10/20/21	10/20/21
EPA 8260B	SURROGATE: 4-BROMOFLUOROBENZ	103	85-114			%	10/20/21	10/20/21

Quant Method:	M0825SUR.M
Run #:	1020M15
Instrument:	Max
Sequence:	211015
Dilution Factor:	1
Initials:	DA

Printed: 11/24/2021 11:51:22 AM

APPL-F1-SC-NoMC-REG MDLs-DOD

EPA 8260B GRO WATER

AECOM
1001 Bishop Street, Suite 1600
Honolulu, HI 96813

APPL Inc.
908 North Temperance Avenue
Clovis, CA 93611

Attn: Alethea Ramos

Project: 60571032 CV18F0126 Red Hill Fuel Storage

ARF: 97781

Sample ID: ERH1786

APPL ID: BA42514

Sample Collection Date: 10/06/21

QCG: #GRO86-211018AM2-27092

Method	Analyte	Result	LOQ	LOD	DL	Units	Extraction Date	Analysis Date
EPA 8260B	GASOLINE RANGE ORGANICS	77	20	18.0	8.6	ug/L	10/18/21	10/18/21
EPA 8260B	SURROGATE: 4-BROMOFLUOROBENZ	107	85-114			%	10/18/21	10/18/21

Quant Method:	M0825SUR.M
Run #:	1018M09
Instrument:	Max
Sequence:	211015
Dilution Factor:	1
Initials:	DA

Printed: 11/24/2021 11:51:22 AM

APPL-F1-SC-NoMC-REG MDLs-DOD

EPA 8260B GRO WATER

AECOM
1001 Bishop Street, Suite 1600
Honolulu, HI 96813

APPL Inc.
908 North Temperance Avenue
Clovis, CA 93611

Attn: Alethea Ramos

Project: 60571032 CV18F0126 Red Hill Fuel Storage

ARF: 97781

Sample ID: ERH1788

APPL ID: BA42515

Sample Collection Date: 10/06/21

QCG: #GRO86-211018AM2-27092

Method	Analyte	Result	LOQ	LOD	DL	Units	Extraction Date	Analysis Date
EPA 8260B	GASOLINE RANGE ORGANICS	18.0 U	20	18.0	8.6	ug/L	10/18/21	10/18/21
EPA 8260B	SURROGATE: 4-BROMOFLUOROBENZ	104	85-114			%	10/18/21	10/18/21

Quant Method:	M0825SUR.M
Run #:	1018M10
Instrument:	Max
Sequence:	211015
Dilution Factor:	1
Initials:	DA

Printed: 11/24/2021 11:51:22 AM

APPL-F1-SC-NoMC-REG MDLs-DOD

EPA 8260B GRO WATER

AECOM
1001 Bishop Street, Suite 1600
Honolulu, HI 96813

APPL Inc.
908 North Temperance Avenue
Clovis, CA 93611

Attn: Alethea Ramos

Project: 60571032 CV18F0126 Red Hill Fuel Storage

ARF: 97781

Sample ID: ERH1789

APPL ID: BA42516

Sample Collection Date: 10/06/21

QCG: #GRO86-211018AM2-27092

Method	Analyte	Result	LOQ	LOD	DL	Units	Extraction Date	Analysis Date
EPA 8260B	GASOLINE RANGE ORGANICS	18.0 U	20	18.0	8.6	ug/L	10/18/21	10/18/21
EPA 8260B	SURROGATE: 4-BROMOFLUOROBENZ	102	85-114			%	10/18/21	10/18/21

Quant Method:	M0825SUR.M
Run #:	1018M11
Instrument:	Max
Sequence:	211015
Dilution Factor:	1
Initials:	DA

Printed: 11/24/2021 11:51:22 AM

APPL-F1-SC-NoMC-REG MDLs-DOD

EPA 8260B GRO WATER

AECOM
1001 Bishop Street, Suite 1600
Honolulu, HI 96813

APPL Inc.
908 North Temperance Avenue
Clovis, CA 93611

Attn: Alethea Ramos

Project: 60571032 CV18F0126 Red Hill Fuel Storage

ARF: 97781

Sample ID: ERH1791

APPL ID: BA42517

Sample Collection Date: 10/06/21

QCG: #GRO86-211018AM2-27092

Method	Analyte	Result	LOQ	LOD	DL	Units	Extraction Date	Analysis Date
EPA 8260B	GASOLINE RANGE ORGANICS	18.0 U	20	18.0	8.6	ug/L	10/18/21	10/18/21
EPA 8260B	SURROGATE: 4-BROMOFLUOROBENZ	101	85-114			%	10/18/21	10/18/21

Quant Method:	M0825SUR.M
Run #:	1018M12
Instrument:	Max
Sequence:	211015
Dilution Factor:	1
Initials:	DA

Printed: 11/24/2021 11:51:22 AM

APPL-F1-SC-NoMC-REG MDLs-DOD

EPA 8260B GRO WATER

AECOM
1001 Bishop Street, Suite 1600
Honolulu, HI 96813

APPL Inc.
908 North Temperance Avenue
Clovis, CA 93611

Attn: Alethea Ramos

Project: 60571032 CV18F0126 Red Hill Fuel Storage

ARF: 97781

Sample ID: ERH1792

APPL ID: BA42518

Sample Collection Date: 10/06/21

QCG: #GRO86-211018AM2-27092

Method	Analyte	Result	LOQ	LOD	DL	Units	Extraction Date	Analysis Date
EPA 8260B	GASOLINE RANGE ORGANICS	18.0 U	20	18.0	8.6	ug/L	10/18/21	10/18/21
EPA 8260B	SURROGATE: 4-BROMOFLUOROBENZ	105	85-114			%	10/18/21	10/18/21

Quant Method:	M0825SUR.M
Run #:	1018M13
Instrument:	Max
Sequence:	211015
Dilution Factor:	1
Initials:	DA

Printed: 11/24/2021 11:51:22 AM

APPL-F1-SC-NoMC-REG MDLs-DOD

Wet Lab Analysis

AECOM
1001 Bishop Street, Suite 1600
Honolulu, HI 96813

APPL Inc.
908 North Temperance Avenue
Clovis, CA 93611

Attn: Alethea Ramos

Project: 60571032 CV18F0126 Red Hill Fuel Storage

Sample ID: ERH1783

APPL ID: BA42512

Sample Collection Date: 10/6/2021

ARF: 97781

Method	Analyte	Result	LOQ	LOD	DL	Units	DF	Prep Date	Analysis Date
SW846 9060A	TOTAL ORGANIC CARBON	4.0	0.93	0.350	0.130	mg/L	1	10/13/21	10/13/21

Printed: 10/14/2021 11:18:32 AM

APPL-F1-SC-NoMC-REG MDLs

Wet Lab Analysis

AECOM
1001 Bishop Street, Suite 1600
Honolulu, HI 96813

APPL Inc.
908 North Temperance Avenue
Clovis, CA 93611

Attn: Alethea Ramos

Project: 60571032 CV18F0126 Red Hill Fuel Storage

Sample ID: ERH1786

APPL ID: BA42514

Sample Collection Date: 10/6/2021

ARF: 97781

Method	Analyte	Result	LOQ	LOD	DL	Units	DF	Prep Date	Analysis Date
SW846 9060A	TOTAL ORGANIC CARBON	5.5	0.93	0.350	0.130	mg/L	1	10/13/21	10/13/21

Printed: 10/14/2021 11:18:32 AM

APPL-F1-SC-NoMC-REG MDLs

Wet Lab Analysis

AECOM
1001 Bishop Street, Suite 1600
Honolulu, HI 96813

APPL Inc.
908 North Temperance Avenue
Clovis, CA 93611

Attn: Alethea Ramos

Project: 60571032 CV18F0126 Red Hill Fuel Storage

Sample ID: ERH1789

APPL ID: BA42516

Sample Collection Date: 10/6/2021

ARF: 97781

Method	Analyte	Result	LOQ	LOD	DL	Units	DF	Prep Date	Analysis Date
SW846 9060A	TOTAL ORGANIC CARBON	7.4	0.93	0.350	0.130	mg/L	1	10/13/21	10/13/21

Printed: 10/14/2021 11:18:32 AM

APPL-F1-SC-NoMC-REG MDLs

Wet Lab Analysis

AECOM
1001 Bishop Street, Suite 1600
Honolulu, HI 96813

APPL Inc.
908 North Temperance Avenue
Clovis, CA 93611

Attn: Alethea Ramos

Project: 60571032 CV18F0126 Red Hill Fuel Storage

Sample ID: ERH1792

APPL ID: BA42518

Sample Collection Date: 10/6/2021

ARF: 97781

Method	Analyte	Result	LOQ	LOD	DL	Units	DF	Prep Date	Analysis Date
SW846 9060A	TOTAL ORGANIC CARBON	1.1	0.93	0.350	0.130	mg/L	1	10/13/21	10/13/21

Printed: 10/14/2021 11:18:32 AM

APPL-F1-SC-NoMC-REG MDLs

QC FORMS

EPA 8015B-eHL

Form 2 & 8

Surrogate Recovery

Lab Name: APPL, Inc. SDG No: 97781

Case No: 97781 Date Analyzed: 10/16/2021

Matrix: WATER Instrument: Apollo

APPL ID.	Client Sample No.	SURROGATE: OCTACOSANE (S)			SURROGATE: ORTHO-TERPHENYL (S)		
		Limits	Result	Qualifier	Limits	Result	Qualifier
211011A-BLK	Blank	60-142	99.5		56-125	84.0	
211011A-LCS	Lab Control Spike	60-142	107		56-125	102	
211011A-LCSD	Lab Control SpikeD	60-142	102		56-125	100	
BA42512	ERH1783	60-142	104		56-125	85.0	
BA42514	ERH1786	60-142	102		56-125	90.2	
BA42516	ERH1789	60-142	105		56-125	86.9	
BA42518	ERH1792	60-142	103		56-125	83.6	

Comments: Batch: #DOC53-211011A

EPA 8015B-eHL

Form 2 & 8

Surrogate Recovery

Lab Name: APPL, Inc. SDG No: 97781

Case No: 97781 Date Analyzed: 10/15/2021

Matrix: WATER Instrument: Apollo

APPL ID.	Client Sample No.	SURROGATE: (R) DECANOIC ACID (S)			SURROGATE: OCTACOSANE (S)		
		Limits	Result	Qualifier	Limits	Result	Qualifier
211011A1-BLK	Blank	0-1	0.0		60-142	97.5	
211011A1-LCS	Lab Control Spike	0-1	0.0		60-142	108	
211011A1-LCSD	Lab Control SpikeD	0-1	0.0		60-142	112	
BA42512	ERH1783	0-1	0.0		60-142	105	
BA42514	ERH1786	0-1	0.0		60-142	108	
BA42516	ERH1789	0-1	0.0		60-142	111	
BA42518	ERH1792	0-1	0.0		60-142	109	

Comments: Batch: #DOC53-211011A1

EPA 8015B-eHL

Form 2 & 8

Surrogate Recovery

Lab Name: APPL, Inc. SDG No: 97781

Case No: 97781 Date Analyzed: 10/15/2021

Matrix: WATER Instrument: Apollo

APPL ID.	Client Sample No.	SURROGATE: ORTHO-TERPHENYL (S)					
		Limits	Result	Qualifier	Limits	Result	Qualifier
211011A1-BLK	Blank	56-125	79.7				
211011A1-LCS	Lab Control Spike	56-125	103				
211011A1-LCSD	Lab Control SpikeD	56-125	107				
BA42512	ERH1783	56-125	85.1				
BA42514	ERH1786	56-125	88.4				
BA42516	ERH1789	56-125	91.9				
BA42518	ERH1792	56-125	99.9				

Comments: Batch: #DOC53-211011A1

EPA 8015B-eHL

Form 2 & 8

Surrogate Recovery

Lab Name: APPL, Inc. SDG No: 97781

Case No: 97781 Date Analyzed: 11/3/2021

Matrix: WATER Instrument: Apollo

APPL ID.	Client Sample No.	SURROGATE: OCTACOSANE (S)			SURROGATE: ORTHO-TERPHENYL (S)		
		Limits	Result	Qualifier	Limits	Result	Qualifier
211008A-BLK	Blank	60-142	76.4		56-125	62.4	
211008A-LCS	Lab Control Spike	60-142	85.3		56-125	70.0	
211008A-LCSD	Lab Control SpikeD	60-142	90.0		56-125	73.3	
BA42519	ERH1783 BLANK	60-142	91.0		56-125	73.9	
BA42520	ERH1786 BLANK	60-142	87.2		56-125	71.3	
BA42521	ERH1789 BLANK	60-142	91.7		56-125	74.2	
BA42522	ERH1792 BLANK	60-142	91.4		56-125	73.9	

Comments: Batch: #RHBLK-211008A

EPA 8015B-eH

Form 4

Blank Summary

Lab Name:	APPL, Inc.	SDG No:	97781
Case No:	97781	Date Analyzed:	10/16/2021
Matrix:	WATER	Instrument:	Apollo
Blank ID:	211011A-BLK	Time Analyzed:	1238

APPL ID.	Client Sample No.	File ID.	Date Analyzed	
211011A-BLK	Blank	1015048	10/16/2021	1238
211011A-LCS	Lab Control Spike	1015049	10/16/2021	1307
211011A-LCSD	Lab Control SpikeD	1015050	10/16/2021	1335
BA42512	ERH1783	1015056	10/16/2021	1625
BA42514	ERH1786	1015058	10/16/2021	1721
BA42516	ERH1789	1015059	10/16/2021	1750
BA42518	ERH1792	1015060	10/16/2021	1818

Comments: Batch: #DOC53-211011A

EPA 8015B-eH

Form 4

Blank Summary

Lab Name:	APPL, Inc.	SDG No:	97781
Case No:	97781	Date Analyzed:	10/15/2021
Matrix:	WATER	Instrument:	Apollo
Blank ID:	211011A1-BLK	Time Analyzed:	1629

APPL ID.	Client Sample No.	File ID.	Date Analyzed	
211011A1-BLK	Blank	1015005	10/15/2021	1629
211011A1-LCS	Lab Control Spike	1015006	10/15/2021	1657
211011A1-LCSD	Lab Control SpikeD	1015007	10/15/2021	1725
BA42512	ERH1783	1015013	10/15/2021	2015
BA42514	ERH1786	1015014	10/15/2021	2043
BA42516	ERH1789	1015015	10/15/2021	2111
BA42518	ERH1792	1015016	10/15/2021	2140

Comments: Batch: #DOC53-211011A1

EPA 8015B-eH

Form 4

Blank Summary

Lab Name:	APPL, Inc.	SDG No:	97781
Case No:	97781	Date Analyzed:	11/3/2021
Matrix:	WATER	Instrument:	Apollo
Blank ID:	211008A-BLK	Time Analyzed:	0105

APPL ID.	Client Sample No.	File ID.	Date Analyzed
211008A-BLK	Blank	1101069	11/3/2021 0105
211008A-LCS	Lab Control Spike	1101070	11/3/2021 0134
211008A-LCSD	Lab Control SpikeD	1101071	11/3/2021 0202
BA42519	ERH1783 BLANK	1101080	11/3/2021 0614
BA42520	ERH1786 BLANK	1101081	11/3/2021 0642
BA42521	ERH1789 BLANK	1101082	11/3/2021 0710
BA42522	ERH1792 BLANK	1101083	11/3/2021 0738

Comments: Batch: #RHBLK-211008A

Method Blank
EPA 8015B TPH LIQ-LIQ

APPL Inc.
908 North Temperance Avenu
Clovis, CA 93611

Blank Name/QCG: **211008W-40222 - 270116**
Batch ID: #RHBLK-211008A

Sample Type	Analyte	Result	LOQ	LOD	DL	Units	Extraction Date	Analysis Date
BLANK	DIESEL (C10-C24)	300.0 U	320	300.0	150.0	ug/L	10/8/2021	11/3/2021
BLANK	OIL (C24-C40)	180 J	320	300.0	150.0	ug/L	10/8/2021	11/3/2021
BLANK	SURROGATE: OCTACOSANE (S)	76.4	60-142			%	10/8/2021	11/3/2021
BLANK	SURROGATE: ORTHO-TERPHEN	62.4	56-125			%	10/8/2021	11/3/2021

J = Estimated value.

Quant Method: DOC1028.M
Run #: 1101069
Instrument: Apollo
Sequence: 211101
Initials: KAB

GC SC-Blank-REG MDLs-DOD
Printed: 11/30/2021 11:28:40 AM

Method Blank
EPA 8015B TPH LIQ-LIQ

APPL Inc.
908 North Temperance Avenu
Clovis, CA 93611

Blank Name/QCG: **211011W-38390 - 270800**
Batch ID: #DOC53-211011A

Sample Type	Analyte	Result	LOQ	LOD	DL	Units	Extraction Date	Analysis Date
BLANK	DIESEL (C10-C24)	300.0 U	320	300.0	150.0	ug/L	10/11/2021	10/16/2021
BLANK	OIL (C24-C40)	300.0 U	320	300.0	150.0	ug/L	10/11/2021	10/16/2021
BLANK	SURROGATE: OCTACOSANE (S)	99.5	60-142			%	10/11/2021	10/16/2021
BLANK	SURROGATE: ORTHO-TERPHEN	84.0	56-125			%	10/11/2021	10/16/2021

Quant Method: DOC0831.M
Run #: 1015048
Instrument: Apollo
Sequence: 211015
Initials: KAB

GC SC-Blank-REG MDLs-DOD
Printed: 11/22/2021 12:06:40 PM

Method Blank

EPA 8015B TPH WATER L-L SGC

APPL Inc.
908 North Temperance Avenu
Clovis, CA 93611

Blank Name/QCG: **211011W-38390 - 270804**
Batch ID: #DOC53-211011A1

Sample Type	Analyte	Result	LOQ	LOD	DL	Units	Extraction Date	Analysis Date
BLANK	DIESEL (C10-C24)	300.0 U	320	300.0	150.0	ug/L	10/11/2021	10/15/2021
BLANK	OIL (C24-C40)	300.0 U	320	300.0	150.0	ug/L	10/11/2021	10/15/2021
BLANK	SURROGATE: (R) DECANOIC AC	0.0	0-1			%	10/11/2021	10/15/2021
BLANK	SURROGATE: OCTACOSANE (S)	97.5	60-142			%	10/11/2021	10/15/2021
BLANK	SURROGATE: ORTHO-TERPHEN	79.7	56-125			%	10/11/2021	10/15/2021

Quant Method: DEC0911.M
Run #: 1015005
Instrument: Apollo
Sequence: 211015
Initials: KAB

GC SC-Blank-REG MDLs-DOD
Printed: 11/22/2021 12:06:40 PM

EPA 8015B-eH

Form 4

LCS Summary

Lab Name:	APPL, Inc.	SDG No:	97781
Case No:	97781	Date Analyzed:	10/16/2021
Matrix:	WATER	Instrument:	Apollo
LCS ID:	211011A-LCS	Time Analyzed:	1307

APPL ID.	Client Sample No.	File ID.	Date Analyzed	
211011A-BLK	Blank	1015048	10/16/2021	1238
211011A-LCS	Lab Control Spike	1015049	10/16/2021	1307
211011A-LCSD	Lab Control SpikeD	1015050	10/16/2021	1335
BA42512	ERH1783	1015056	10/16/2021	1625
BA42514	ERH1786	1015058	10/16/2021	1721
BA42516	ERH1789	1015059	10/16/2021	1750
BA42518	ERH1792	1015060	10/16/2021	1818

Comments: Batch: #DOC53-211011A

EPA 8015B-eH

Form 4

LCS Summary

Lab Name:	APPL, Inc.	SDG No:	97781
Case No:	97781	Date Analyzed:	10/15/2021
Matrix:	WATER	Instrument:	Apollo
LCS ID:	211011A1-LCS	Time Analyzed:	1657

APPL ID.	Client Sample No.	File ID.	Date Analyzed	
211011A1-BLK	Blank	1015005	10/15/2021	1629
211011A1-LCS	Lab Control Spike	1015006	10/15/2021	1657
211011A1-LCSD	Lab Control SpikeD	1015007	10/15/2021	1725
BA42512	ERH1783	1015013	10/15/2021	2015
BA42514	ERH1786	1015014	10/15/2021	2043
BA42516	ERH1789	1015015	10/15/2021	2111
BA42518	ERH1792	1015016	10/15/2021	2140

Comments: Batch: #DOC53-211011A1

EPA 8015B-eH

Form 4

LCS Summary

Lab Name:	APPL, Inc.	SDG No:	97781
Case No:	97781	Date Analyzed:	11/3/2021
Matrix:	WATER	Instrument:	Apollo
LCS ID:	211008A-LCS	Time Analyzed:	0134

APPL ID.	Client Sample No.	File ID.	Date Analyzed
211008A-BLK	Blank	1101069	11/3/2021 0105
211008A-LCS	Lab Control Spike	1101070	11/3/2021 0134
211008A-LCSD	Lab Control SpikeD	1101071	11/3/2021 0202
BA42519	ERH1783 BLANK	1101080	11/3/2021 0614
BA42520	ERH1786 BLANK	1101081	11/3/2021 0642
BA42521	ERH1789 BLANK	1101082	11/3/2021 0710
BA42522	ERH1792 BLANK	1101083	11/3/2021 0738

Comments: Batch: #RHBLK-211008A

Laboratory Control Spike Recoveries

EPA 8015B TPH LIQ-LIQ

APPL ID: **211011W-38390 LCS - 270800**
Batch ID: #DOC53-211011A

APPL Inc.
908 North Temperance Avenue
Clovis, CA 93611

Compound Name	Spike Lvl ug/L	SPK Result ug/L	DUP Result ug/L	SPK % Recovery	DUP % Recovery	Recovery Limits	RPD %	RPD Limits
DIESEL (C10-C24)	2000	2420	2410	121	121	36-132	0.41	30
OIL (C24-C40)	2000	2520	2430	126 #	122 #	41-113	3.6	30
SURROGATE: OCTACOSANE (S)	150	161	153	107	102	60-142		
SURROGATE: ORTHO-TERPHENYL (S)	150	153	150	102	100	56-125		

= Recovery is outside QC limits.

Comments:

Primary	SPK	DUP
Quant Method :	DOC0831.M	DOC0831.M
Extraction Date :	10/11/2021	10/11/2021
Analysis Date :	10/16/2021	10/16/2021
Instrument :	Apollo	Apollo
Run :	1015049	1015050
Initials :	KAB	

Laboratory Control Spike Recoveries

EPA 8015B TPH WATER L-L SGC

APPL ID: **211011W-38390 LCS - 270804**
Batch ID: #DOC53-211011A1

APPL Inc.
908 North Temperance Avenue
Clovis, CA 93611

Compound Name	Spike Lvl ug/L	SPK Result ug/L	DUP Result ug/L	SPK % Recovery	DUP % Recovery	Recovery Limits	RPD %	RPD Limits
DIESEL (C10-C24)	2000	2090	2160	105	108	36-132	3.3	30
OIL (C24-C40)	2000	2680	2700	134 #	135 #	41-113	0.74	30
SURROGATE: (R) DECANOIC ACID (S)	10.00	0	0	0.0	0.0	0-1		
SURROGATE: OCTACOSANE (S)	150	162	168	108	112	60-142		
SURROGATE: ORTHO-TERPHENYL (S)	150	154	160	103	107	56-125		

= Recovery is outside QC limits.

Comments:

Primary	SPK	DUP
Quant Method :	DEC0911.M	DEC0911.M
Extraction Date :	10/11/2021	10/11/2021
Analysis Date :	10/15/2021	10/15/2021
Instrument :	Apollo	Apollo
Run :	1015006	1015007
Initials :	KAB	

Laboratory Control Spike Recoveries

EPA 8015B TPH LIQ-LIQ

APPL ID: **211008W-40222 LCS - 270116**
Batch ID: #RHBLK-211008A

APPL Inc.
908 North Temperance Avenue
Clovis, CA 93611

Compound Name	Spike Lvl ug/L	SPK Result ug/L	DUP Result ug/L	SPK % Recovery	DUP % Recovery	Recovery Limits	RPD %	RPD Limits
DIESEL (C10-C24)	0	47.9	47.7	NA	NA	36-132		30
OIL (C24-C40)	0	170	155	NA	NA	41-113		30
SURROGATE: OCTACOSANE (S)	150	128	135	85.3	90.0	60-142		
SURROGATE: ORTHO-TERPHENYL (S)	150	105	110	70.0	73.3	56-125		

Comments:

Primary	SPK	DUP
Quant Method :	DOC1028.M	DOC1028.M
Extraction Date :	10/8/2021	10/8/2021
Analysis Date :	11/3/2021	11/3/2021
Instrument :	Apollo	Apollo
Run :	1101070	1101071
Initials :	KAB	

8270D-SIM

Form 2 & 8

Surrogate Recovery

Lab Name: APPL, Inc. SDG No: 97781

Case No: 97781 Date Analyzed: 10/27/2021

Matrix: WATER Instrument: KYLO

APPL ID.	Client Sample No.	SURROGATE: 2-METHYLNAPHTHALENE-D10 (S)			SURROGATE: FLUORANTHENE-D10 (S)		
		Limits	Result	Qualifier	Limits	Result	Qualifier
211012AK-BLK	Blank	39-114	96.6		58-120	98.1	
211012AK-LCS	Lab Control Spike	39-114	82.0		58-120	75.2	
211012AK-LCSD	Lab Control SpikeD	39-114	77.0		58-120	72.8	
BA42512	ERH1783	39-114	78.2		58-120	44.0	#
BA42514	ERH1786	39-114	77.5		58-120	52.5	#
BA42516	ERH1789	39-114	82.1		58-120	59.0	
BA42518	ERH1792	39-114	73.6		58-120	56.2	#

Comments: Batch: #SIM53-211012AK

= Recovery outside of Control Limits on Sample.

8270D-SIM

Form 4

Blank Summary

Lab Name:	APPL, Inc.	SDG No:	97781
Case No:	97781	Date Analyzed:	10/27/2021
Matrix:	WATER	Instrument:	KYLO
Blank ID:	211012AK-BLK	Time Analyzed:	1019

APPL ID.	Client Sample No.	File ID.	Date Analyzed	
211012AK-BLK	Blank	1019K133	10/27/2021	1019
211012AK-LCS	Lab Control Spike	1019K134	10/27/2021	1039
211012AK-LCSD	Lab Control SpikeD	1019K135	10/27/2021	1059
BA42512	ERH1783	1019K136	10/27/2021	1119
BA42514	ERH1786	1019K137	10/27/2021	1139
BA42516	ERH1789	1019K138	10/27/2021	1159
BA42518	ERH1792	1019K139	10/27/2021	1219

Comments: Batch: #SIM53-211012AK

Method Blank
EPA 8270D SIM LIQ-LIQ

APPL Inc.
908 North Temperance Avenu
Clovis, CA 93611

Blank Name/QCG: **211012W-42512 - 269626**
Batch ID: #SIM53-211012AK

Sample Type	Analyte	Result	LOQ	LOD	DL	Units	Extraction Date	Analysis Date
BLANK	1-METHYLNAPHTHALENE	0.10 U	0.2	0.10	0.04	ug/L	10/12/2021	10/27/2021
BLANK	2-METHYLNAPHTHALENE	0.10 U	0.2	0.10	0.04	ug/L	10/12/2021	10/27/2021
BLANK	NAPHTHALENE	0.10 U	0.2	0.10	0.04	ug/L	10/12/2021	10/27/2021
BLANK	SURROGATE: 2-METHYLNAPHT	96.6	39-114			%	10/12/2021	10/27/2021
BLANK	SURROGATE: FLUORANTHENE-	98.1	58-120			%	10/12/2021	10/27/2021

Quant Method: K1019.M
Run #: 1019K133
Instrument: KYLO
Sequence: 211019
Initials: LSI

GC SC-Blank-REG MDLs-DOD
Printed: 11/4/2021 10:11:09 AM

8270D-SIM

Form 4

LCS Summary

Lab Name:	APPL, Inc.	SDG No:	97781
Case No:	97781	Date Analyzed:	10/27/2021
Matrix:	WATER	Instrument:	KYLO
LCS ID:	211012AK-LCS	Time Analyzed:	1039

APPL ID.	Client Sample No.	File ID.	Date Analyzed	
211012AK-BLK	Blank	1019K133	10/27/2021	1019
211012AK-LCS	Lab Control Spike	1019K134	10/27/2021	1039
211012AK-LCSD	Lab Control SpikeD	1019K135	10/27/2021	1059
BA42512	ERH1783	1019K136	10/27/2021	1119
BA42514	ERH1786	1019K137	10/27/2021	1139
BA42516	ERH1789	1019K138	10/27/2021	1159
BA42518	ERH1792	1019K139	10/27/2021	1219

Comments: Batch: #SIM53-211012AK

Laboratory Control Spike Recoveries

EPA 8270D SIM LIQ-LIQ

APPL ID: **211012W-42512 LCS - 269626**
Batch ID: #SIM53-211012AK

APPL Inc.
908 North Temperance Avenue
Clovis, CA 93611

Compound Name	Spike Lvl ug/L	SPK Result ug/L	DUP Result ug/L	SPK % Recovery	DUP % Recovery	Recovery Limits	RPD %	RPD Limits
1-METHYLNAPHTHALENE	5.00	4.11	3.98	82.2	79.6	41-115	3.2	20
2-METHYLNAPHTHALENE	5.00	4.17	4.01	83.4	80.2	39-114	3.9	20
NAPHTHALENE	5.00	3.98	3.86	79.6	77.2	43-114	3.1	20
SURROGATE: 2-METHYLNAPHTHALEN	5.00	4.10	3.85	82.0	77.0	39-114		
SURROGATE: FLUORANTHENE-D10 (S)	5.00	3.76	3.64	75.2	72.8	58-120		

Comments:

Primary	SPK	DUP
Quant Method :	K1019.M	K1019.M
Extraction Date :	10/12/2021	10/12/2021
Analysis Date :	10/27/2021	10/27/2021
Instrument :	KYLO	KYLO
Run :	1019K134	1019K135
Initials :	LSI	

Form 5
Tune Summary

Lab Name: APPL Inc.
Case No:
Matrix: Water
ID: 1019K001.D

SDG No:
Date Analyzed: 10/19/2021
Instrument: KYLO
Time Analyzed: 13:58

	Client Sample No.	APPL ID.	File ID.	Date Analyzed
1		0.1 ug/ml 10/10/21	1019K002.D	10/19/2021 14:09
2		0.2 ug/ml 10/10/21	1019K003.D	10/19/2021 14:29
3		0.5 ug/ml 10/10/21	1019K004.D	10/19/2021 14:49
4		1 ug/ml 10/10/21	1019K005.D	10/19/2021 15:09
5		5 ug/ml 10/10/21	1019K006.D	10/19/2021 15:29
6		10 ug/ml 10/10/21	1019K007.D	10/19/2021 15:49
7		50 ug/ml 10/10/21	1019K008.D	10/19/2021 16:09
8		100 ug/ml 10/10/21	1019K009.D	10/19/2021 16:29
9		SS ug/ml 10/10/21	1019K010.D	10/19/2021 16:49
10				
11				
12				
13				
14				
15				
16				
17				
18				
19				
20				
21				
22				

m/e		
51	9.95 - 80.1% of mass 198	36.8
68	0 - 2.05% of mass 69	1.7
70	0 - 2% of mass 69	0.4
127	10 - 80% of mass 198	54.6
197	0 - 2% of mass 198	0.2
198	100 - 100% of mass 198	100.0
199	5 - 9% of mass 198	6.5
275	10 - 60% of mass 198	23.2
365	1 - 100% of mass 198	2.5
441	0.01 - 24% of mass 442	13.9
442	50 - 500% of mass 198	73.4
443	15 - 24% of mass 442	18.4

Form 5
Tune Summary

Lab Name: APPL Inc.
Case No: 97781
Matrix: Water
ID: 1019K130.D

SDG No: 97781
Date Analyzed: 10/27/2021
Instrument: KYLO
Time Analyzed: 9:17

	Client Sample No.	APPL ID.	File ID.	Date Analyzed
1		5 ug/ml 10/19/21 (1)	1019K131.D	10/27/2021 9:29
2	Blank	211012A BLK 1/1000	1019K133.D	10/27/2021 10:19
3	Lab Control Spike	211012A LCS-1 1/1000	1019K134.D	10/27/2021 10:39
4	Lab Control SpikeD	211012A LCSD-1 1/100	1019K135.D	10/27/2021 10:59
5	ERH1783	BA42512W07 1/940	1019K136.D	10/27/2021 11:19
6	ERH1786	BA42514W07 1/940	1019K137.D	10/27/2021 11:39
7	ERH1789	BA42516W07 1/940	1019K138.D	10/27/2021 11:59
8	ERH1792	BA42518W07 1/950	1019K139.D	10/27/2021 12:19
9		5 ug/ml 10/10/21 (2)	1019K163.D	10/27/2021 20:18
10				
11				
12				
13				
14				
15				
16				
17				
18				
19				
20				
21				
22				

m/e		
51	9.95 - 80.1% of mass 198	35.6
68	0 - 2.05% of mass 69	1.9
70	0 - 2% of mass 69	0.5
127	10 - 80% of mass 198	55.6
197	0 - 2% of mass 198	0.0
198	100 - 100% of mass 198	100.0
199	5 - 9% of mass 198	6.6
275	10 - 60% of mass 198	22.4
365	1 - 100% of mass 198	2.2
441	0.01 - 24% of mass 442	13.8
442	50 - 500% of mass 198	65.7
443	15 - 24% of mass 442	18.4

8A
INTERNAL STANDARD AREA AND RT SUMMARY

Lab Name: APPL Inc. Contract: _____

Lab Code: _____ SDG No.: _____

Lab File ID (Standard): 1019K131.D Date Analyzed: 10/27/21

Instrument ID: KYLO Time Analyzed: 9:29

GC Column: _____ ID: Heated Purge: (Y/N) _____

		Napthalene-D8(IS)		Acenaphthene-D10(IS)		Phenanthrene-D10(IS)	
		AREA #	RT #	AREA #	RT #	AREA #	RT #
	12 HOUR STD	13145	3.89	6478	5.82	9986	7.52
	UPPER LIMIT	26290	4.06	12956	5.99	19972	7.69
	LOWER LIMIT	6573	3.72	3239	5.65	4993	7.35
	SAMPLE NO.						
01	211012A BLK 1/1000	12432	3.89	6173	5.82	9600	7.53
02	211012A LCS-1 1/1000	15579	3.89	7960	5.82	13116	7.52
03	211012A LCSD-1 1/1000	16598	3.89	8501	5.82	13538	7.52
04	BA42512W07 1/940	15723	3.89	8153	5.82	13630	7.52
05	BA42514W07 1/940	16739	3.90	8842	5.82	14306	7.52
06	BA42516W07 1/940	15960	3.89	8322	5.82	13894	7.52
07	BA42518W07 1/950	16691	3.89	8557	5.82	14531	7.52
08	5 ug/ml 10/10/21 (2)	16326	3.90	8159	5.82	12835	7.52
09							
10							
11							
12							
13							
14							
15							
16							
17							
18							
19							
20							
21							
22							

AREA UPPER LIMIT = +100% of internal standard area.
AREA LOWER LIMIT = -50% of internal standard area.
RT UPPER LIMIT = +0.17 minutes of internal standard RT
RT LOWER LIMIT = -0.17 minutes of internal standard RT

Column used to flag values outside QC limits with an asterisk.
* Values outside of QC limits.

8A
INTERNAL STANDARD AREA AND RT SUMMARY

Lab Name: APPL Inc. Contract: _____

Lab Code: _____ SDG No.: _____

Lab File ID (Standard): 1019K131.D Date Analyzed: 10/27/21

Instrument ID: KYLO Time Analyzed: 9:29

GC Column: _____ ID: Heated Purge: (Y/N) _____

		Chrysene-D12(IS)		Perylene-D12(IS)			
		AREA #	RT #	AREA #	RT #	AREA #	RT #
	12 HOUR STD	11937	10.58	10340	12.76		
	UPPER LIMIT	23874	10.75	20680	12.93		
	LOWER LIMIT	5969	10.41	5170	12.59		
	SAMPLE NO.						
01	211012A BLK 1/1000	11357	10.58	10060	12.76		
02	211012A LCS-1 1/1000	16199	10.57	14787	12.75		
03	211012A LCSD-1 1/1000	16657	10.58	15221	12.76		
04	BA42512W07 1/940	16815	10.57	15767	12.75		
05	BA42514W07 1/940	17098	10.57	15705	12.75		
06	BA42516W07 1/940	17660	10.58	16527	12.75		
07	BA42518W07 1/950	17653	10.57	15801	12.76		
08	5 ug/ml 10/10/21 (2)	15440	10.57	13434	12.76		
09							
10							
11							
12							
13							
14							
15							
16							
17							
18							
19							
20							
21							
22							

AREA UPPER LIMIT = +100% of internal standard area.
AREA LOWER LIMIT = -50% of internal standard area.
RT UPPER LIMIT = +0.17 minutes of internal standard RT
RT LOWER LIMIT = -0.17 minutes of internal standard RT

Column used to flag values outside QC limits with an asterisk.
* Values outside of QC limits.

EPA 8260B

Form 2 & 8

Surrogate Recovery

Lab Name: APPL, Inc. SDG No: 97781

Case No: 97781 Date Analyzed: 10/16/2021

Matrix: WATER Instrument: Max

APPL ID.	Client Sample No.	SURROGATE: 1,2-DICHLOROETHANE-D4 (S)			SURROGATE: 4-BROMOFLUOROBENZENE (S)		
		Limits	Result	Qualifier	Limits	Result	Qualifier
211016AM-LCS	Lab Control Spike	81-118	88.8		85-114	100	
211016AM-LCSD	Lab Control SpikeD	81-118	86.4		85-114	102	
211016AM-BLK	Blank	81-118	91.6		85-114	99.1	
BA42511	ERH1782	81-118	97.4		85-114	95.0	
BA42512	ERH1783	81-118	101		85-114	101	

Comments: Batch: #86BTO-211016AM

EPA 8260B

Form 2 & 8

Surrogate Recovery

Lab Name: APPL, Inc. SDG No: 97781

Case No: 97781 Date Analyzed: 10/16/2021

Matrix: WATER Instrument: Max

APPL ID.	Client Sample No.	SURROGATE: DIBROMOFLUOROMETHANE (S)			SURROGATE: TOLUENE-D8 (S)		
		Limits	Result	Qualifier	Limits	Result	Qualifier
211016AM-LCS	Lab Control Spike	80-119	96.4		89-112	103	
211016AM-LCSD	Lab Control SpikeD	80-119	96.0		89-112	99.2	
211016AM-BLK	Blank	80-119	96.6		89-112	100.0	
BA42511	ERH1782	80-119	99.7		89-112	95.8	
BA42512	ERH1783	80-119	100		89-112	100	

Comments: Batch: #86BTO-211016AM

EPA 8260B

Form 2 & 8

Surrogate Recovery

Lab Name: APPL, Inc. SDG No: 97781

Case No: 97781 Date Analyzed: 10/18/2021

Matrix: WATER Instrument: Max

APPL ID.	Client Sample No.	SURROGATE: 1,2-DICHLOROETHANE-D4 (S)			SURROGATE: 4-BROMOFLUOROBENZENE (S)		
		Limits	Result	Qualifier	Limits	Result	Qualifier
211018AM2-LCS	Lab Control Spike	81-118	97.6		85-114	100	
211018AM2-LCSD	Lab Control SpikeD	81-118	98.8		85-114	101	
211018AM2-BLK	Blank	81-118	96.3		85-114	99.6	
BA42514	ERH1786	81-118	96.9		85-114	105	
BA42515	ERH1788	81-118	96.3		85-114	102	
BA42516	ERH1789	81-118	97.9		85-114	101	
BA42517	ERH1791	81-118	95.7		85-114	99.1	
BA42518	ERH1792	81-118	99.8		85-114	103	

Comments: Batch: #86BTO-211018AM

EPA 8260B

Form 2 & 8

Surrogate Recovery

Lab Name: APPL, Inc. SDG No: 97781

Case No: 97781 Date Analyzed: 10/18/2021

Matrix: WATER Instrument: Max

APPL ID.	Client Sample No.	SURROGATE: DIBROMOFLUOROMETHANE (S)			SURROGATE: TOLUENE-D8 (S)		
		Limits	Result	Qualifier	Limits	Result	Qualifier
211018AM2-LCS	Lab Control Spike	80-119	96.4		89-112	97.2	
211018AM2-LCSD	Lab Control SpikeD	80-119	98.0		89-112	98.8	
211018AM2-BLK	Blank	80-119	99.8		89-112	101	
BA42514	ERH1786	80-119	98.9		89-112	97.8	
BA42515	ERH1788	80-119	101		89-112	101	
BA42516	ERH1789	80-119	96.4		89-112	101	
BA42517	ERH1791	80-119	102		89-112	99.5	
BA42518	ERH1792	80-119	101		89-112	100.0	

Comments: Batch: #86BTO-211018AM

EPA 8260B

Form 2 & 8

Surrogate Recovery

Lab Name: APPL, Inc. SDG No: 97781

Case No: 97781 Date Analyzed: 10/20/2021

Matrix: WATER Instrument: Max

APPL ID.	Client Sample No.	SURROGATE: 1,2-DICHLOROETHANE-D4 (S)			SURROGATE: 4-BROMOFLUOROBENZENE (S)		
		Limits	Result	Qualifier	Limits	Result	Qualifier
211020AM-LCS	Lab Control Spike	81-118	98.4		85-114	102	
211020AM-LCSD	Lab Control SpikeD	81-118	98.4		85-114	102	
211020AM-BLK	Blank	81-118	103		85-114	103	
BA42513	ERH1785	81-118	102		85-114	101	

Comments: Batch: #86BTO-211020AM

EPA 8260B

Form 2 & 8

Surrogate Recovery

Lab Name: APPL, Inc. SDG No: 97781

Case No: 97781 Date Analyzed: 10/20/2021

Matrix: WATER Instrument: Max

APPL ID.	Client Sample No.	SURROGATE: DIBROMOFLUOROMETHANE (S)			SURROGATE: TOLUENE-D8 (S)		
		Limits	Result	Qualifier	Limits	Result	Qualifier
211020AM-LCS	Lab Control Spike	80-119	98.8		89-112	100	
211020AM-LCSD	Lab Control SpikeD	80-119	98.8		89-112	100	
211020AM-BLK	Blank	80-119	102		89-112	102	
BA42513	ERH1785	80-119	103		89-112	99.1	

Comments: Batch: #86BTO-211020AM

EPA 8260B

Form 4

Blank Summary

Lab Name:	APPL, Inc.	SDG No:	97781
Case No:	97781	Date Analyzed:	10/16/2021
Matrix:	WATER	Instrument:	Max
Blank ID:	211016AM-BLK	Time Analyzed:	1646

APPL ID.	Client Sample No.	File ID.	Date Analyzed	
211016AM-LCS	Lab Control Spike	1016M03	10/16/2021	1423
211016AM-LCSD	Lab Control SpikeD	1016M04	10/16/2021	1452
211016AM-BLK	Blank	1016M08	10/16/2021	1646
BA42511	ERH1782	1016M23	10/16/2021	2351
BA42512	ERH1783	1016M24	10/17/2021	0020

Comments: Batch: #86BTO-211016AM

EPA 8260B

Form 4

Blank Summary

Lab Name:	APPL, Inc.	SDG No:	97781
Case No:	97781	Date Analyzed:	10/18/2021
Matrix:	WATER	Instrument:	Max
Blank ID:	211018AM2-BLK	Time Analyzed:	1736

APPL ID.	Client Sample No.	File ID.	Date Analyzed	
211018AM2-LCS	Lab Control Spike	1018M03	10/18/2021	1515
211018AM2-LCSD	Lab Control SpikeD	1018M04	10/18/2021	1543
211018AM2-BLK	Blank	1018M08	10/18/2021	1736
BA42514	ERH1786	1018M09	10/18/2021	1805
BA42515	ERH1788	1018M10	10/18/2021	1833
BA42516	ERH1789	1018M11	10/18/2021	1902
BA42517	ERH1791	1018M12	10/18/2021	1930
BA42518	ERH1792	1018M13	10/18/2021	1959

Comments: Batch: #86BTO-211018AM

EPA 8260B

Form 4

Blank Summary

Lab Name:	APPL, Inc.	SDG No:	97781
Case No:	97781	Date Analyzed:	10/18/2021
Matrix:	WATER	Instrument:	Max
Blank ID:	211018AM2-BLK	Time Analyzed:	1736

APPL ID.	Client Sample No.	File ID.	Date Analyzed	
211018AM2-LCS	Lab Control Spike	1018M03	10/18/2021	1515
211018AM2-LCSD	Lab Control SpikeD	1018M04	10/18/2021	1543
211018AM2-BLK	Blank	1018M08	10/18/2021	1736
BA42514	ERH1786	1018M09	10/18/2021	1805
BA42515	ERH1788	1018M10	10/18/2021	1833
BA42516	ERH1789	1018M11	10/18/2021	1902
BA42517	ERH1791	1018M12	10/18/2021	1930
BA42518	ERH1792	1018M13	10/18/2021	1959

Comments: Batch: #86BTO-211018AM

EPA 8260B

Form 4

Blank Summary

Lab Name:	APPL, Inc.	SDG No:	97781
Case No:	97781	Date Analyzed:	10/20/2021
Matrix:	WATER	Instrument:	Max
Blank ID:	211020AM-BLK	Time Analyzed:	1732

APPL ID.	Client Sample No.	File ID.	Date Analyzed	
211020AM-LCS	Lab Control Spike	1020M03	10/20/2021	1220
211020AM-LCSD	Lab Control SpikeD	1020M04	10/20/2021	1248
211020AM-BLK	Blank	1020M14	10/20/2021	1732
BA42513	ERH1785	1020M15	10/20/2021	1800

Comments: Batch: #86BTO-211020AM

Method Blank

EPA 8260B BTEX WATER

APPL Inc.
908 North Temperance Avenu
Clovis, CA 93611

Blank Name/QCG: **211016W-42511 - 270868**
Batch ID: #86BTO-211016AM

Sample Type	Analyte	Result	LOQ	LOD	DL	Units	Extraction Date	Analysis Date
BLANK	BENZENE	0.30 U	1.0	0.30	0.15	ug/L	10/16/2021	10/16/2021
BLANK	ETHYLBENZENE	0.50 U	1.0	0.50	0.23	ug/L	10/16/2021	10/16/2021
BLANK	TOLUENE	0.30 U	1.0	0.30	0.15	ug/L	10/16/2021	10/16/2021
BLANK	XYLENES (TOTAL)	0.30 U	2.0	0.30	0.15	ug/L	10/16/2021	10/16/2021
BLANK	SURROGATE: 1,2-DICHLOROET	91.6	81-118			%	10/16/2021	10/16/2021
BLANK	SURROGATE: 4-BROMOFLUOR	99.1	85-114			%	10/16/2021	10/16/2021
BLANK	SURROGATE: DIBROMOFLUOR	96.6	80-119			%	10/16/2021	10/16/2021
BLANK	SURROGATE: TOLUENE-D8 (S)	100.0	89-112			%	10/16/2021	10/16/2021

Quant Method: M1015W.M
Run #: 1016M08
Instrument: Max
Sequence: 211015
Initials: DA

GC SC-Blank-REG MDLs-DOD
Printed: 11/24/2021 11:46:55 AM

Method Blank

EPA 8260B BTEX WATER

APPL Inc.
908 North Temperance Avenu
Clovis, CA 93611

Blank Name/QCG: **211018W-42514 - 270869**
Batch ID: #86BTO-211018AM2

Sample Type	Analyte	Result	LOQ	LOD	DL	Units	Extraction Date	Analysis Date
BLANK	BENZENE	0.30 U	1.0	0.30	0.15	ug/L	10/18/2021	10/18/2021
BLANK	ETHYLBENZENE	0.50 U	1.0	0.50	0.23	ug/L	10/18/2021	10/18/2021
BLANK	TOLUENE	0.30 U	1.0	0.30	0.15	ug/L	10/18/2021	10/18/2021
BLANK	XYLENES (TOTAL)	0.30 U	2.0	0.30	0.15	ug/L	10/18/2021	10/18/2021
BLANK	SURROGATE: 1,2-DICHLOROET	96.3	81-118			%	10/18/2021	10/18/2021
BLANK	SURROGATE: 4-BROMOFLUOR	99.6	85-114			%	10/18/2021	10/18/2021
BLANK	SURROGATE: DIBROMOFLUOR	99.8	80-119			%	10/18/2021	10/18/2021
BLANK	SURROGATE: TOLUENE-D8 (S)	101	89-112			%	10/18/2021	10/18/2021

Quant Method: MGAS0825.
Run #: 1018M08
Instrument: Max
Sequence: 211015
Initials: DA

GC SC-Blank-REG MDLs-DOD
Printed: 11/24/2021 11:46:55 AM

Method Blank

EPA 8260B BTEX WATER

APPL Inc.
908 North Temperance Avenu
Clovis, CA 93611

Blank Name/QCG: **211020W-42513 - 270876**
Batch ID: #86BTO-211020AM

Sample Type	Analyte	Result	LOQ	LOD	DL	Units	Extraction Date	Analysis Date
BLANK	BENZENE	0.30 U	1.0	0.30	0.15	ug/L	10/20/2021	10/20/2021
BLANK	ETHYLBENZENE	0.50 U	1.0	0.50	0.23	ug/L	10/20/2021	10/20/2021
BLANK	TOLUENE	0.30 U	1.0	0.30	0.15	ug/L	10/20/2021	10/20/2021
BLANK	XYLENES (TOTAL)	0.30 U	2.0	0.30	0.15	ug/L	10/20/2021	10/20/2021
BLANK	SURROGATE: 1,2-DICHLOROET	103	81-118			%	10/20/2021	10/20/2021
BLANK	SURROGATE: 4-BROMOFLUOR	103	85-114			%	10/20/2021	10/20/2021
BLANK	SURROGATE: DIBROMOFLUOR	102	80-119			%	10/20/2021	10/20/2021
BLANK	SURROGATE: TOLUENE-D8 (S)	102	89-112			%	10/20/2021	10/20/2021

Quant Method: M1015W.M
Run #: 1020M14
Instrument: Max
Sequence: 211015
Initials: DA

GC SC-Blank-REG MDLs-DOD
Printed: 11/24/2021 11:46:55 AM

EPA 8260B

Form 4

LCS Summary

Lab Name:	APPL, Inc.	SDG No:	97781
Case No:	97781	Date Analyzed:	10/16/2021
Matrix:	WATER	Instrument:	Max
LCS ID:	211016AM-LCS	Time Analyzed:	1423

APPL ID.	Client Sample No.	File ID.	Date Analyzed	
211016AM-LCS	Lab Control Spike	1016M03	10/16/2021	1423
211016AM-LCSD	Lab Control SpikeD	1016M04	10/16/2021	1452
211016AM-BLK	Blank	1016M08	10/16/2021	1646
BA42511	ERH1782	1016M23	10/16/2021	2351
BA42512	ERH1783	1016M24	10/17/2021	0020

Comments: Batch: #86BTO-211016AM

EPA 8260B

Form 4

LCS Summary

Lab Name:	APPL, Inc.	SDG No:	97781
Case No:	97781	Date Analyzed:	10/18/2021
Matrix:	WATER	Instrument:	Max
LCS ID:	211018AM2-LCS	Time Analyzed:	1515

APPL ID.	Client Sample No.	File ID.	Date Analyzed	
211018AM2-LCS	Lab Control Spike	1018M03	10/18/2021	1515
211018AM2-LCSD	Lab Control SpikeD	1018M04	10/18/2021	1543
211018AM2-BLK	Blank	1018M08	10/18/2021	1736
BA42514	ERH1786	1018M09	10/18/2021	1805
BA42515	ERH1788	1018M10	10/18/2021	1833
BA42516	ERH1789	1018M11	10/18/2021	1902
BA42517	ERH1791	1018M12	10/18/2021	1930
BA42518	ERH1792	1018M13	10/18/2021	1959

Comments: Batch: #86BTO-211018AM

EPA 8260B

Form 4

LCS Summary

Lab Name:	APPL, Inc.	SDG No:	97781
Case No:	97781	Date Analyzed:	10/20/2021
Matrix:	WATER	Instrument:	Max
LCS ID:	211020AM-LCS	Time Analyzed:	1220

APPL ID.	Client Sample No.	File ID.	Date Analyzed	
211020AM-LCS	Lab Control Spike	1020M03	10/20/2021	1220
211020AM-LCSD	Lab Control SpikeD	1020M04	10/20/2021	1248
211020AM-BLK	Blank	1020M14	10/20/2021	1732
BA42513	ERH1785	1020M15	10/20/2021	1800

Comments: Batch: #86BTO-211020AM

Laboratory Control Spike Recoveries

EPA 8260B BTEX WATER

APPL ID: **211016W-42511 LCS - 270868**
Batch ID: #86BTO-211016AM

APPL Inc.
908 North Temperance Avenue
Clovis, CA 93611

Compound Name	Spike Lvl ug/L	SPK Result ug/L	DUP Result ug/L	SPK % Recovery	DUP % Recovery	Recovery Limits	RPD %	RPD Limits
BENZENE	10.00	9.85	10.0	98.5	100	79-120	1.5	20
ETHYLBENZENE	10.00	10.2	10.3	102	103	79-121	0.98	20
TOLUENE	10.00	10.1	10.1	101	101	80-121	0.0	20
XYLENES (TOTAL)	30.0	31.4	31.6	105	105	79-121	0.63	20
SURROGATE: 1,2-DICHLOROETHANE-D	25.0	22.2	21.6	88.8	86.4	81-118		
SURROGATE: 4-BROMOFLUOROBENZE	25.0	25.0	25.4	100	102	85-114		
SURROGATE: DIBROMOFLUOROMETH	25.0	24.1	24.0	96.4	96.0	80-119		
SURROGATE: TOLUENE-D8 (S)	25.0	25.8	24.8	103	99.2	89-112		

Comments:

Primary	SPK	DUP
Quant Method :	M1015W.M	M1015W.M
Extraction Date :	10/16/2021	10/16/2021
Analysis Date :	10/16/2021	10/16/2021
Instrument :	Max	Max
Run :	1016M03	1016M04
Initials :	DA	

Printed: 11/24/2021 12:04:03 PM
APPL Standard LCSD

Laboratory Control Spike Recoveries

EPA 8260B BTEX WATER

APPL ID: **211020W-42513 LCS - 270876**
Batch ID: #86BTO-211020AM

APPL Inc.
908 North Temperance Avenue
Clovis, CA 93611

Compound Name	Spike Lvl ug/L	SPK Result ug/L	DUP Result ug/L	SPK % Recovery	DUP % Recovery	Recovery Limits	RPD %	RPD Limits
BENZENE	10.00	9.08	9.15	90.8	91.5	79-120	0.77	20
ETHYLBENZENE	10.00	9.35	9.26	93.5	92.6	79-121	0.97	20
TOLUENE	10.00	9.34	9.50	93.4	95.0	80-121	1.7	20
XYLENES (TOTAL)	30.0	28.4	28.5	94.7	95.0	79-121	0.35	20
SURROGATE: 1,2-DICHLOROETHANE-D	25.0	24.6	24.6	98.4	98.4	81-118		
SURROGATE: 4-BROMOFLUOROBENZE	25.0	25.5	25.5	102	102	85-114		
SURROGATE: DIBROMOFLUOROMETH	25.0	24.7	24.7	98.8	98.8	80-119		
SURROGATE: TOLUENE-D8 (S)	25.0	25.1	25.0	100	100	89-112		

Comments:

Primary	SPK	DUP
Quant Method :	M1015W.M	M1015W.M
Extraction Date :	10/20/2021	10/20/2021
Analysis Date :	10/20/2021	10/20/2021
Instrument :	Max	Max
Run :	1020M03	1020M04
Initials :	DA	

Printed: 11/24/2021 12:04:03 PM
APPL Standard LCSD

Laboratory Control Spike Recoveries

EPA 8260B BTEX WATER

APPL ID: **211018W-42514 LCS - 270869**
Batch ID: #86BTO-211018AM2

APPL Inc.
908 North Temperance Avenue
Clovis, CA 93611

Compound Name	Spike Lvl ug/L	SPK Result ug/L	DUP Result ug/L	SPK % Recovery	DUP % Recovery	Recovery Limits	RPD %	RPD Limits
BENZENE	10.00	9.87	10.5	98.7	105	79-120	6.2	20
ETHYLBENZENE	10.00	10.0	10.7	100	107	79-121	6.8	20
TOLUENE	10.00	10.1	10.7	101	107	80-121	5.8	20
XYLENES (TOTAL)	30.0	30.9	32.2	103	107	79-121	4.1	20
SURROGATE: 1,2-DICHLOROETHANE-D	25.0	24.4	24.7	97.6	98.8	81-118		
SURROGATE: 4-BROMOFLUOROBENZE	25.0	25.0	25.3	100	101	85-114		
SURROGATE: DIBROMOFLUOROMETH	25.0	24.1	24.5	96.4	98.0	80-119		
SURROGATE: TOLUENE-D8 (S)	25.0	24.3	24.7	97.2	98.8	89-112		

Comments:

Primary	SPK	DUP
Quant Method :	M1015W.M	M1015W.M
Extraction Date :	10/18/2021	10/18/2021
Analysis Date :	10/18/2021	10/18/2021
Instrument :	Max	Max
Run :	1018M03	1018M04
Initials :	DA	

Printed: 11/24/2021 12:04:03 PM
APPL Standard LCSD

Form 5
Tune Summary

Lab Name: APPL Inc.
Case No:
Matrix: Water
ID: 1015M11.D

SDG No:
Date Analyzed: 10/15/2021
Instrument: Max
Time Analyzed: 14:44

	Client Sample No.	APPL ID.	File ID.	Date Analyzed
1		0.3ug/L VOC STD 10/1	1015M12.D	10/15/2021 15:12
2		0.5ug/L VOC STD 10/1	1015M13.D	10/15/2021 15:41
3		1ug/L VOC STD 10/15/	1015M14.D	10/15/2021 16:09
4		2ug/L VOC STD 10/15/	1015M15.D	10/15/2021 16:38
5		5ug/L VOC STD 10/15/	1015M16.D	10/15/2021 17:06
6		10ug/L VOC STD 10/15	1015M17.D	10/15/2021 17:35
7		20ug/L VOC STD 10/15	1015M18.D	10/15/2021 18:03
8		40ug/L VOC STD 10/15	1015M19.D	10/15/2021 18:31
9		100ug/L VOC STD 10/1	1015M20.D	10/15/2021 19:00
10		(SS) 10ug/L VOC STD	1015M22.D	10/15/2021 19:57
11				
12				
13				
14				
15				
16				
17				
18				
19				
20				
21				
22				

m/e		
50	15 - 40% of mass 95	20.4
75	30 - 60.04% of mass 95	58.4
95	100 - 200% of mass 95	100.0
96	5 - 9% of mass 95	6.7
173	0 - 2% of mass 174	0.0
174	50 - 200% of mass 95	126.6
175	5 - 9.02% of mass 174	7.7
176	95 - 101% of mass 174	99.1
177	5 - 9% of mass 176	6.5

Form 5
Tune Summary

Lab Name: APPL Inc.
Case No: 97781
Matrix: Water
ID: 1016M01.D

SDG No: 97781
Date Analyzed: 10/16/2021
Instrument: Max
Time Analyzed: 13:27

	Client Sample No.	APPL ID.	File ID.	Date Analyzed
1	ERH1782	BA42511W01	1016M23.D	10/16/2021 23:51
2	ERH1783	BA42512W01	1016M24.D	10/17/2021 0:20
3				
4				
5				
6				
7				
8				
9				
10				
11				
12				
13				
14				
15				
16				
17				
18				
19				
20				
21				
22				

m/e		
50	15 - 40% of mass 95	18.4
75	30 - 60.04% of mass 95	56.5
95	100 - 200% of mass 95	100.0
96	5 - 9% of mass 95	6.9
173	0 - 2% of mass 174	0.0
174	50 - 200% of mass 95	126.6
175	5 - 9.02% of mass 174	8.1
176	94.9 - 101% of mass 174	98.0
177	5 - 9% of mass 176	6.2

Form 5
Tune Summary

Lab Name: APPL Inc.
Case No: 97781
Matrix: Water
ID: 1018M01.D

SDG No: 97781
Date Analyzed: 10/18/2021
Instrument: Max
Time Analyzed: 14:18

	Client Sample No.	APPL ID.	File ID.	Date Analyzed
1	ERH1786	BA42514W01	1018M09.D	10/18/2021 18:05
2	ERH1788	BA42515W01	1018M10.D	10/18/2021 18:33
3	ERH1789	BA42516W01	1018M11.D	10/18/2021 19:02
4	ERH1791	BA42517W01	1018M12.D	10/18/2021 19:30
5	ERH1792	BA42518W01	1018M13.D	10/18/2021 19:59
6				
7				
8				
9				
10				
11				
12				
13				
14				
15				
16				
17				
18				
19				
20				
21				
22				

m/e		
50	15 - 40% of mass 95	22.2
75	30 - 60.04% of mass 95	57.8
95	100 - 200% of mass 95	100.0
96	5 - 9% of mass 95	6.1
173	0 - 2% of mass 174	0.0
174	50 - 200% of mass 95	122.7
175	5 - 9.02% of mass 174	8.2
176	95 - 101% of mass 174	97.5
177	5 - 9% of mass 176	6.6

Form 5
Tune Summary

Lab Name: APPL Inc.
Case No: 97781
Matrix: Water
ID: 1020M01.D

SDG No: 97781
Date Analyzed: 10/20/2021
Instrument: Max
Time Analyzed: 11:23

	Client Sample No.	APPL ID.	File ID.	Date Analyzed
1	ERH1785	BA42513W02	1020M15.D	10/20/2021 18:00
2				
3				
4				
5				
6				
7				
8				
9				
10				
11				
12				
13				
14				
15				
16				
17				
18				
19				
20				
21				
22				

m/e		
50	15 - 40% of mass 95	22.6
75	30 - 60.04% of mass 95	59.4
95	100 - 200% of mass 95	100.0
96	5 - 9% of mass 95	7.5
173	0 - 2% of mass 174	0.0
174	50 - 200% of mass 95	117.6
175	5 - 9.02% of mass 174	8.6
176	95 - 101% of mass 174	96.4
177	5 - 9% of mass 176	7.2

8A
INTERNAL STANDARD AREA AND RT SUMMARY

Lab Name: APPL Inc. Contract: _____

Lab Code: _____ SDG No.: _____

Lab File ID (Standard): 1015M18.D Date Analyzed: 10/15/21

Instrument ID: Max Time Analyzed: 18:03

GC Column: _____ ID: Heated Purge: (Y/N) _____

		Fluorobenzene (IS)		Chlorobenzene-D5 (IS)		1,4-Dichlorobenzene-D (IS)	
		AREA #	RT #	AREA #	RT #	AREA #	RT #
	12 HOUR STD	395871	6.34	351611	9.50	235162	11.82
	UPPER LIMIT	791742	6.51	703222	9.67	470324	11.99
	LOWER LIMIT	197936	6.17	175806	9.33	117581	11.65
	SAMPLE NO.						
01	BA42837W01	454462	6.35	402631	9.51	256216	11.83
02	BA42835W01	420116	6.35	379149	9.51	243667	11.83
03	BA42836W01	427912	6.35	381141	9.51	242424	11.83
04	BA42514W01	356504	6.36	323199	9.51	223503	11.83
05	BA42515W01	368027	6.36	330070	9.51	220654	11.83
06	BA42516W01	362744	6.36	321126	9.51	211018	11.84
07	BA42517W01	362491	6.36	330774	9.51	213716	11.84
08	BA42518W01	365022	6.36	322273	9.51	208212	11.83
09	BA35793S03 DF50 8.88	367864	6.37	338525	9.52	205366	11.84
10							
11							
12							
13							
14							
15							
16							
17							
18							
19							
20							
21							
22							

AREA UPPER LIMIT = +100% of internal standard area.
AREA LOWER LIMIT = -50% of internal standard area.
RT UPPER LIMIT = +0.17 minutes of internal standard RT
RT LOWER LIMIT = -0.17 minutes of internal standard RT

Column used to flag values outside QC limits with an asterisk.
* Values outside of QC limits.

EPA 8260B

Form 2 & 8

Surrogate Recovery

Lab Name: APPL, Inc. SDG No: 97781

Case No: 97781 Date Analyzed: 10/16/2021

Matrix: WATER Instrument: Max

APPL ID.	Client Sample No.	SURROGATE: 4-BROMOFLUOROBENZENE (S)					
		Limits	Result	Qualifier	Limits	Result	Qualifier
211016AM-LCS	Lab Control Spike	85-114	101				
211016AM-LCSD	Lab Control SpikeD	85-114	101				
211016AM-BLK	Blank	85-114	101				
BA42511	ERH1782	85-114	96.4				
BA42512	ERH1783	85-114	103				

Comments: Batch: #GRO86-211016A

EPA 8260B

Form 2 & 8

Surrogate Recovery

Lab Name: APPL, Inc. SDG No: 97781

Case No: 97781 Date Analyzed: 10/18/2021

Matrix: WATER Instrument: Max

APPL ID.	Client Sample No.	SURROGATE: 4-BROMOFLUOROBENZENE (S)					
		Limits	Result	Qualifier	Limits	Result	Qualifier
211018AM2-LCS	Lab Control Spike	85-114	102				
211018AM2-LCSD	Lab Control SpikeD	85-114	104				
211018AM2-BLK	Blank	85-114	101				
BA42514	ERH1786	85-114	107				
BA42515	ERH1788	85-114	104				
BA42516	ERH1789	85-114	102				
BA42517	ERH1791	85-114	101				
BA42518	ERH1792	85-114	105				

Comments: Batch: #GRO86-211018A

EPA 8260B

Form 2 & 8

Surrogate Recovery

Lab Name: APPL, Inc. SDG No: 97781

Case No: 97781 Date Analyzed: 10/20/2021

Matrix: WATER Instrument: Max

APPL ID.	Client Sample No.	SURROGATE: 4-BROMOFLUOROBENZENE (S)					
		Limits	Result	Qualifier	Limits	Result	Qualifier
211020AM1-LCS	Lab Control Spike	85-114	101				
211020AM1-LCSD	Lab Control SpikeD	85-114	103				
211020AM1-BLK	Blank	85-114	104				
BA42513	ERH1785	85-114	103				

Comments: Batch: #GRO86-211020A

EPA 8260B

Form 4

Blank Summary

Lab Name:	APPL, Inc.	SDG No:	97781
Case No:	97781	Date Analyzed:	10/16/2021
Matrix:	WATER	Instrument:	Max
Blank ID:	211016AM-BLK	Time Analyzed:	1646

APPL ID.	Client Sample No.	File ID.	Date Analyzed	
211016AM-LCS	Lab Control Spike	1016M06	10/16/2021	1549
211016AM-LCSD	Lab Control SpikeD	1016M07	10/16/2021	1617
211016AM-BLK	Blank	1016M08	10/16/2021	1646
BA42511	ERH1782	1016M23	10/16/2021	2351
BA42512	ERH1783	1016M24	10/17/2021	0020

Comments: Batch: #GRO86-211016A

EPA 8260B

Form 4

Blank Summary

Lab Name:	APPL, Inc.	SDG No:	97781
Case No:	97781	Date Analyzed:	10/18/2021
Matrix:	WATER	Instrument:	Max
Blank ID:	211018AM2-BLK	Time Analyzed:	1736

APPL ID.	Client Sample No.	File ID.	Date Analyzed	
211018AM2-LCS	Lab Control Spike	1018M06	10/18/2021	1640
211018AM2-LCSD	Lab Control SpikeD	1018M07	10/18/2021	1708
211018AM2-BLK	Blank	1018M08	10/18/2021	1736
BA42514	ERH1786	1018M09	10/18/2021	1805
BA42515	ERH1788	1018M10	10/18/2021	1833
BA42516	ERH1789	1018M11	10/18/2021	1902
BA42517	ERH1791	1018M12	10/18/2021	1930
BA42518	ERH1792	1018M13	10/18/2021	1959

Comments: Batch: #GRO86-211018A

EPA 8260B

Form 4

Blank Summary

Lab Name:	APPL, Inc.	SDG No:	97781
Case No:	97781	Date Analyzed:	10/20/2021
Matrix:	WATER	Instrument:	Max
Blank ID:	211020AM1-BLK	Time Analyzed:	1732

APPL ID.	Client Sample No.	File ID.	Date Analyzed	
211020AM1-LCS	Lab Control Spike	1020M10	10/20/2021	1538
211020AM1-LCSD	Lab Control SpikeD	1020M11	10/20/2021	1607
211020AM1-BLK	Blank	1020M14	10/20/2021	1732
BA42513	ERH1785	1020M15	10/20/2021	1800

Comments: Batch: #GRO86-211020A

EPA 8260B

Form 4

Blank Summary

Lab Name:	APPL, Inc.	SDG No:	97781
Case No:	97781	Date Analyzed:	10/18/2021
Matrix:	WATER	Instrument:	Max
Blank ID:	211018AM2-BLK	Time Analyzed:	1736

APPL ID.	Client Sample No.	File ID.	Date Analyzed	
211018AM2-LCS	Lab Control Spike	1018M06	10/18/2021	1640
211018AM2-LCSD	Lab Control SpikeD	1018M07	10/18/2021	1708
211018AM2-BLK	Blank	1018M08	10/18/2021	1736
BA42514	ERH1786	1018M09	10/18/2021	1805
BA42515	ERH1788	1018M10	10/18/2021	1833
BA42516	ERH1789	1018M11	10/18/2021	1902
BA42517	ERH1791	1018M12	10/18/2021	1930
BA42518	ERH1792	1018M13	10/18/2021	1959

Comments: Batch: #GRO86-211018A

EPA 8260B

Form 4

Blank Summary

Lab Name:	APPL, Inc.	SDG No:	97781
Case No:	97781	Date Analyzed:	10/20/2021
Matrix:	WATER	Instrument:	Max
Blank ID:	211020AM1-BLK	Time Analyzed:	1732

APPL ID.	Client Sample No.	File ID.	Date Analyzed	
211020AM1-LCS	Lab Control Spike	1020M10	10/20/2021	1538
211020AM1-LCSD	Lab Control SpikeD	1020M11	10/20/2021	1607
211020AM1-BLK	Blank	1020M14	10/20/2021	1732
BA42513	ERH1785	1020M15	10/20/2021	1800

Comments: Batch: #GRO86-211020A

Method Blank
EPA 8260B GRO WATER

APPL Inc.
908 North Temperance Avenu
Clovis, CA 93611

Blank Name/QCG: **211016W-42511 - 270921**
Batch ID: #GRO86-211016AM

Sample Type	Analyte	Result	LOQ	LOD	DL	Units	Extraction Date	Analysis Date
BLANK	GASOLINE RANGE ORGANICS	18.0 U	20	18.0	8.6	ug/L	10/16/2021	10/16/2021
BLANK	SURROGATE: 4-BROMOFLUOR	101	85-114			%	10/16/2021	10/16/2021

Quant Method: M0825SUR.
Run #: 1016M08
Instrument: Max
Sequence: 211015
Initials: DA

GC SC-Blank-REG MDLs-DOD
Printed: 11/24/2021 11:52:24 AM

Method Blank
EPA 8260B GRO WATER

APPL Inc.
908 North Temperance Avenu
Clovis, CA 93611

Blank Name/QCG: **211018W-42514 - 270923**
Batch ID: #GRO86-211018AM2

Sample Type	Analyte	Result	LOQ	LOD	DL	Units	Extraction Date	Analysis Date
BLANK	GASOLINE RANGE ORGANICS	18.0 U	20	18.0	8.6	ug/L	10/18/2021	10/18/2021
BLANK	SURROGATE: 4-BROMOFLUOR	101	85-114			%	10/18/2021	10/18/2021

Quant Method: M0825SUR.
Run #: 1018M08
Instrument: Max
Sequence: 211015
Initials: DA

GC SC-Blank-REG MDLs-DOD
Printed: 11/24/2021 11:52:24 AM

Method Blank
EPA 8260B GRO WATER

APPL Inc.
908 North Temperance Avenu
Clovis, CA 93611

Blank Name/QCG: **211020W-42513 - 270925**
Batch ID: #GRO86-211020AM1

Sample Type	Analyte	Result	LOQ	LOD	DL	Units	Extraction Date	Analysis Date
BLANK	GASOLINE RANGE ORGANICS	18.0 U	20	18.0	8.6	ug/L	10/20/2021	10/20/2021
BLANK	SURROGATE: 4-BROMOFLUOR	104	85-114			%	10/20/2021	10/20/2021

Quant Method: M0825SUR.
Run #: 1020M14
Instrument: Max
Sequence: 211015
Initials: DA

GC SC-Blank-REG MDLs-DOD
Printed: 11/24/2021 11:52:24 AM

EPA 8260B

Form 4

LCS Summary

Lab Name:	APPL, Inc.	SDG No:	97781
Case No:	97781	Date Analyzed:	10/16/2021
Matrix:	WATER	Instrument:	Max
LCS ID:	211016AM-LCS	Time Analyzed:	1549

APPL ID.	Client Sample No.	File ID.	Date Analyzed	
211016AM-LCS	Lab Control Spike	1016M06	10/16/2021	1549
211016AM-LCSD	Lab Control SpikeD	1016M07	10/16/2021	1617
211016AM-BLK	Blank	1016M08	10/16/2021	1646
BA42511	ERH1782	1016M23	10/16/2021	2351
BA42512	ERH1783	1016M24	10/17/2021	0020

Comments: Batch: #GRO86-211016A

EPA 8260B

Form 4

LCS Summary

Lab Name:	APPL, Inc.	SDG No:	97781
Case No:	97781	Date Analyzed:	10/18/2021
Matrix:	WATER	Instrument:	Max
LCS ID:	211018AM2-LCS	Time Analyzed:	1640

APPL ID.	Client Sample No.	File ID.	Date Analyzed	
211018AM2-LCS	Lab Control Spike	1018M06	10/18/2021	1640
211018AM2-LCSD	Lab Control SpikeD	1018M07	10/18/2021	1708
211018AM2-BLK	Blank	1018M08	10/18/2021	1736
BA42514	ERH1786	1018M09	10/18/2021	1805
BA42515	ERH1788	1018M10	10/18/2021	1833
BA42516	ERH1789	1018M11	10/18/2021	1902
BA42517	ERH1791	1018M12	10/18/2021	1930
BA42518	ERH1792	1018M13	10/18/2021	1959

Comments: Batch: #GRO86-211018A

EPA 8260B

Form 4

LCS Summary

Lab Name:	APPL, Inc.	SDG No:	97781
Case No:	97781	Date Analyzed:	10/20/2021
Matrix:	WATER	Instrument:	Max
LCS ID:	211020AM1-LCS	Time Analyzed:	1538

APPL ID.	Client Sample No.	File ID.	Date Analyzed	
211020AM1-LCS	Lab Control Spike	1020M10	10/20/2021	1538
211020AM1-LCSD	Lab Control SpikeD	1020M11	10/20/2021	1607
211020AM1-BLK	Blank	1020M14	10/20/2021	1732
BA42513	ERH1785	1020M15	10/20/2021	1800

Comments: Batch: #GRO86-211020A

Laboratory Control Spike Recoveries

EPA 8260B GRO WATER

APPL ID: **211016W-42511 LCS - 270921**
Batch ID: #GRO86-211016AM

APPL Inc.
908 North Temperance Avenue
Clovis, CA 93611

Compound Name	Spike Lvl ug/L	SPK Result ug/L	DUP Result ug/L	SPK % Recovery	DUP % Recovery	Recovery Limits	RPD %	RPD Limits
GASOLINE RANGE ORGANICS	300	308	313	103	104	78-122	1.6	20
SURROGATE: 4-BROMOFLUOROBENZE	25.0	25.3	25.2	101	101	85-114		

Comments:

Primary	SPK	DUP
Quant Method :	M0825SUR.M	M0825SUR.M
Extraction Date :	10/16/2021	10/16/2021
Analysis Date :	10/16/2021	10/16/2021
Instrument :	Max	Max
Run :	1016M06	1016M07
Initials :	DA	

Printed: 11/24/2021 11:51:54 AM
APPL Standard LCSD

Laboratory Control Spike Recoveries

EPA 8260B GRO WATER

APPL ID: **211020W-42513 LCS - 270925**
Batch ID: #GRO86-211020AM1

APPL Inc.
908 North Temperance Avenue
Clovis, CA 93611

Compound Name	Spike Lvl ug/L	SPK Result ug/L	DUP Result ug/L	SPK % Recovery	DUP % Recovery	Recovery Limits	RPD %	RPD Limits
GASOLINE RANGE ORGANICS	300	323	312	108	104	78-122	3.5	20
SURROGATE: 4-BROMOFLUOROBENZE	25.0	25.2	25.8	101	103	85-114		

Comments:

Primary	SPK	DUP
Quant Method :	M0825SUR.M	M0825SUR.M
Extraction Date :	10/20/2021	10/20/2021
Analysis Date :	10/20/2021	10/20/2021
Instrument :	Max	Max
Run :	1020M10	1020M11
Initials :	DA	

Laboratory Control Spike Recoveries

EPA 8260B GRO WATER

APPL ID: **211018W-42514 LCS - 270923**
Batch ID: #GRO86-211018AM2

APPL Inc.
908 North Temperance Avenue
Clovis, CA 93611

Compound Name	Spike Lvl ug/L	SPK Result ug/L	DUP Result ug/L	SPK % Recovery	DUP % Recovery	Recovery Limits	RPD %	RPD Limits
GASOLINE RANGE ORGANICS	300	305	304	102	101	78-122	0.33	20
SURROGATE: 4-BROMOFLUOROBENZE	25.0	25.4	25.9	102	104	85-114		

Comments:

Primary	SPK	DUP
Quant Method :	M0825SUR.M	M0825SUR.M
Extraction Date :	10/18/2021	10/18/2021
Analysis Date :	10/18/2021	10/18/2021
Instrument :	Max	Max
Run :	1018M06	1018M07
Initials :	DA	

Printed: 11/24/2021 11:51:54 AM
APPL Standard LCSD

SW846 9060A

Form 4

Blank Summary

Lab Name:	APPL, Inc.	SDG No:	97781
Case No:	97781	Date Analyzed:	10/12/2021
Matrix:	WATER	Instrument:	TICTOC
Blank ID:	211012A-BLK	Time Analyzed:	2300

APPL ID.	Client Sample No.	File ID.	Date Analyzed
211012A-LCSD	Lab Control SpikeD	21	10/12/2021 1409
211012A-LCS	Lab Control Spike	25	10/12/2021 1833
211012A-BLK	Blank	29	10/12/2021 2300
BA42512	ERH1783	33	10/13/2021 0134
BA42514	ERH1786	34	10/13/2021 0213
BA42516	ERH1789	35	10/13/2021 0252
BA42518	ERH1792	36	10/13/2021 0331

Comments: Batch: #TOCW5-211012A

WETLAB BLANK

APPL Inc.
908 North Temperance Avenue
Clovis, CA 93611

Method	Analyte	Result	LOQ	LOD	DL	Units	Prep Date	Analysis Date	QC Group
SW846 90	TOTAL ORGANIC C	0.350 U	0.93	0.350	0.130	mg/L	10/12/21	10/12/21	#TOCW5-211012A-BA42228

Wetlab SC-Blank-REG MDLs
Printed: 10/14/2021 11:18:32 AM

SW846 9060A

Form 4

LCS Summary

Lab Name:	APPL, Inc.	SDG No:	97781
Case No:	97781	Date Analyzed:	10/12/2021
Matrix:	WATER	Instrument:	TICTOC
LCS ID:	211012A-LCS	Time Analyzed:	1833

APPL ID.	Client Sample No.	File ID.	Date Analyzed	
211012A-LCSD	Lab Control SpikeD	21	10/12/2021	1409
211012A-LCS	Lab Control Spike	25	10/12/2021	1833
211012A-BLK	Blank	29	10/12/2021	2300
BA42512	ERH1783	33	10/13/2021	0134
BA42514	ERH1786	34	10/13/2021	0213
BA42516	ERH1789	35	10/13/2021	0252
BA42518	ERH1792	36	10/13/2021	0331

Comments: Batch: #TOCW5-211012A

Laboratory Control Spike Recoveries

WETLAB

APPL Inc.
908 North Temperance Avenue
Clovis, CA 93611

Method	Compound Name	Spike Lvl mg/L	SPK Res mg/L	DUP Res mg/L	SPK % Recov	DUP % Recov	RPD	RPD Max	QC Limits	Extract Date-Spk	Analysis Date-Spk	Extract Date-Dup	Analysis Date-Dup	QC Group
SW846 90	TOTAL ORGANIC CARBO	5.00	4.47	5.08	89.4	102	12.8	20	80-120	10/12/21	10/12/21	10/12/21	10/12/21	#TOCW5-211012A-BA422

Comments:

ORGANICS
Calibration Data

TPH Extractables
DOC0831

Form 6
Initial Calibration

Lab Name: APPL, Inc.
Case No:
Matrix: Water

SDG No:
Initial Cal. Date: 8/30/2021
Instrument: Apollo

Initials: KA

		Compound	1	2	3	4	5	6	7				Avg	%RSD	Type	r^2	Q
			830004.D	830005.D	830006.D	830007.D	830008.D	830009.D	830010.D								
1	HATM	Diesel (C10-C24)	1996096	2096504	2044980	1954573	1978127	1986289	2080607				2019597	2.7	HATM		
2	HBTML	Motor Oil (C24-C40)	4145119	2435540	1673061	1536974	1493779	1466134	1500171				2035825	49	HBTM	1.000	
3	SA	Ortho-Terphenyl(S)	2853226	2657484	2628989	2539846	2469795	2419311	2566361				2590716	5.5	SA		
4	SA	Octacosane(S)	2110335	1874119	1915976	1916647	1876549	1864260	1926753				1926377	4.4	SA		
5																	
6																	
7																	
8																	
9																	
10																	
11																	
12																	
13																	
14																	
15																	
16																	
17																	
18																	
19																	
20																	
21																	
22																	
23																	
24																	
25																	
26																	
27																	
28																	
29																	
30																	
31																	
32																	
33																	
34																	
35																	

1.751305

Quantitation Report (Not Reviewed)

Data File : G:\APOLLO\DATA\210830\830004.D Vial: 4
Acq On : 8-30-21 14:23:31 Operator: KA
Sample : DMO STD Curve 1 Inst : Apollo
Misc : water Multiplr: 1.00
IntFile : events.e
Quant Time: Sep 8 12:55 2021 Quant Results File: DOC0830.RES

Method : G:\APOLLO\DATA\210830\DOC0830.M (Chemstation Integrator)
Title : 8015 B&C
Last Update : Tue Aug 31 09:20:02 2021
Response via : Multiple Level Calibration

Volume Inj. : 2UL
Signal Phase : DB-5
Signal Info : FID02A

Compound	R.T.	Response	Conc Units
System Monitoring Compounds			
3) SA Ortho-Terphenyl(S)	7.63	1426613	0.275 ppb
Surrogate Spike 30.000	Recovery	=	0.92%
4) SA Octacosane(S)	9.98	1055167	0.274 ppb
Surrogate Spike 30.000	Recovery	=	0.91%
Target Compounds			
1) HATM Diesel (C10-C24)	6.54	19960961	4.942 ppb
2) HBTM Motor Oil (C24-C40)	15.55	41451191	5.936 ppb

Target Compounds

Data File: G:\APOLLO\DATA\210830\830004.D
Sample : DMO STD Curve 1

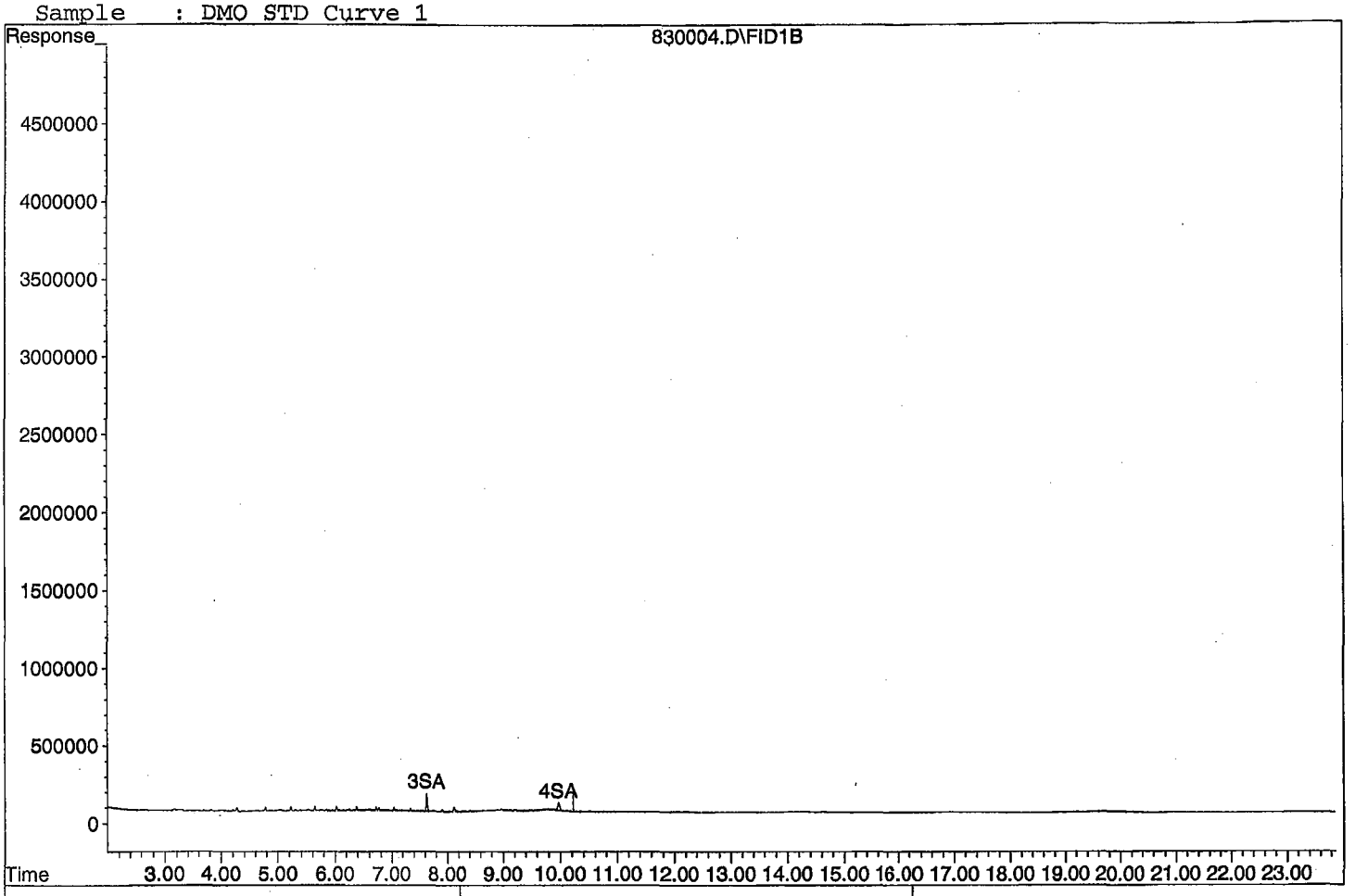

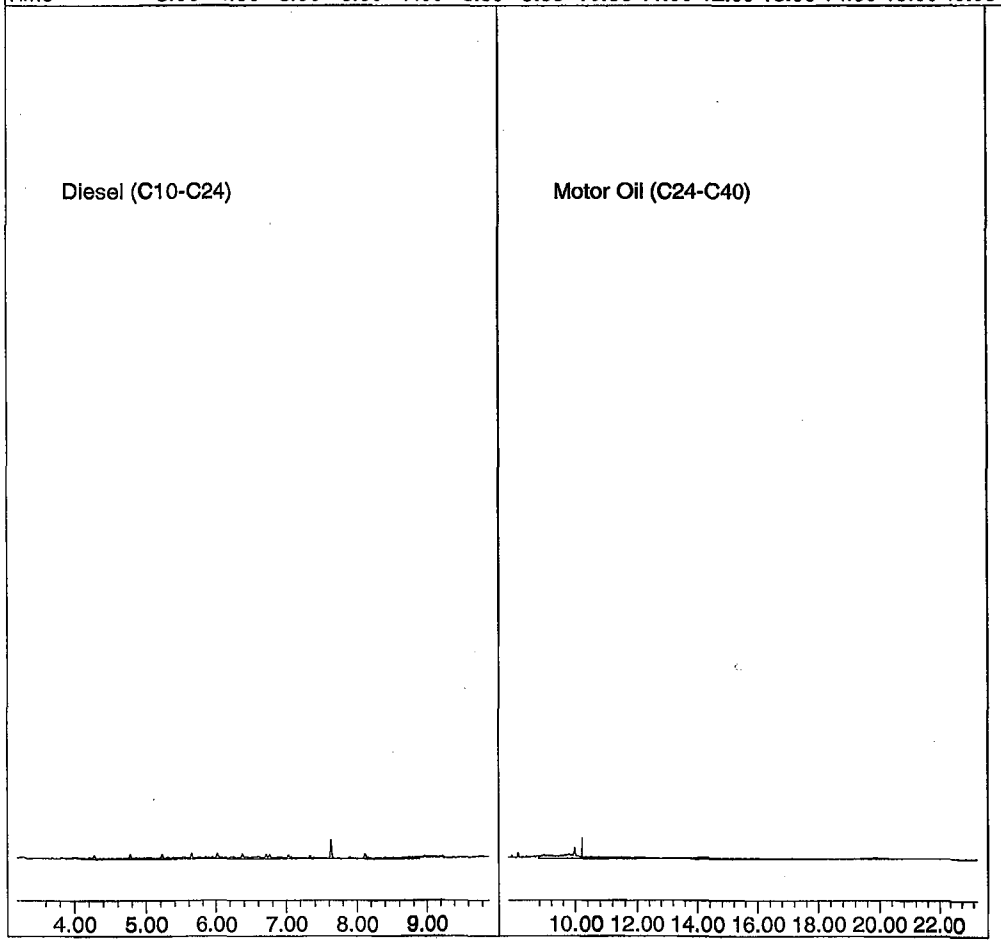

Quantitation Report (Not Reviewed)

Data File : G:\APOLLO\DATA\210830\830005.D Vial: 5
Acq On : 8-30-21 14:52:00 Operator: KA
Sample : DMO STD Curve 2 Inst : Apollo
Misc : water Multiplr: 1.00
IntFile : events.e
Quant Time: Sep 8 12:55 2021 Quant Results File: DOC0830.RES

Method : G:\APOLLO\DATA\210830\DOC0830.M (Chemstation Integrator)
Title : 8015 B&C
Last Update : Tue Aug 31 09:20:02 2021
Response via : Multiple Level Calibration

Volume Inj. : 2UL
Signal Phase : DB-5
Signal Info : FID02A

Compound	R.T.	Response	Conc Units
System Monitoring Compounds			
3) SA Ortho-Terphenyl(S)	7.63	2657484	0.513 ppb
Surrogate Spike 30.000		Recovery =	1.71%
4) SA Octacosane(S)	9.98	1874119	0.486 ppb
Surrogate Spike 30.000		Recovery =	1.62%
Target Compounds			
1) HATM Diesel (C10-C24)	6.54	41930088	10.381 ppb
2) HBTM Motor Oil (C24-C40)	15.55	48710805	8.390 ppb
Target Compounds			

(f)=RT Delta > 1/2 Window (m)=manual int.

Quantitation Report

Data File: G:\APOLLO\DATA\210830\830005.D
Sample : DMO STD Curve 2

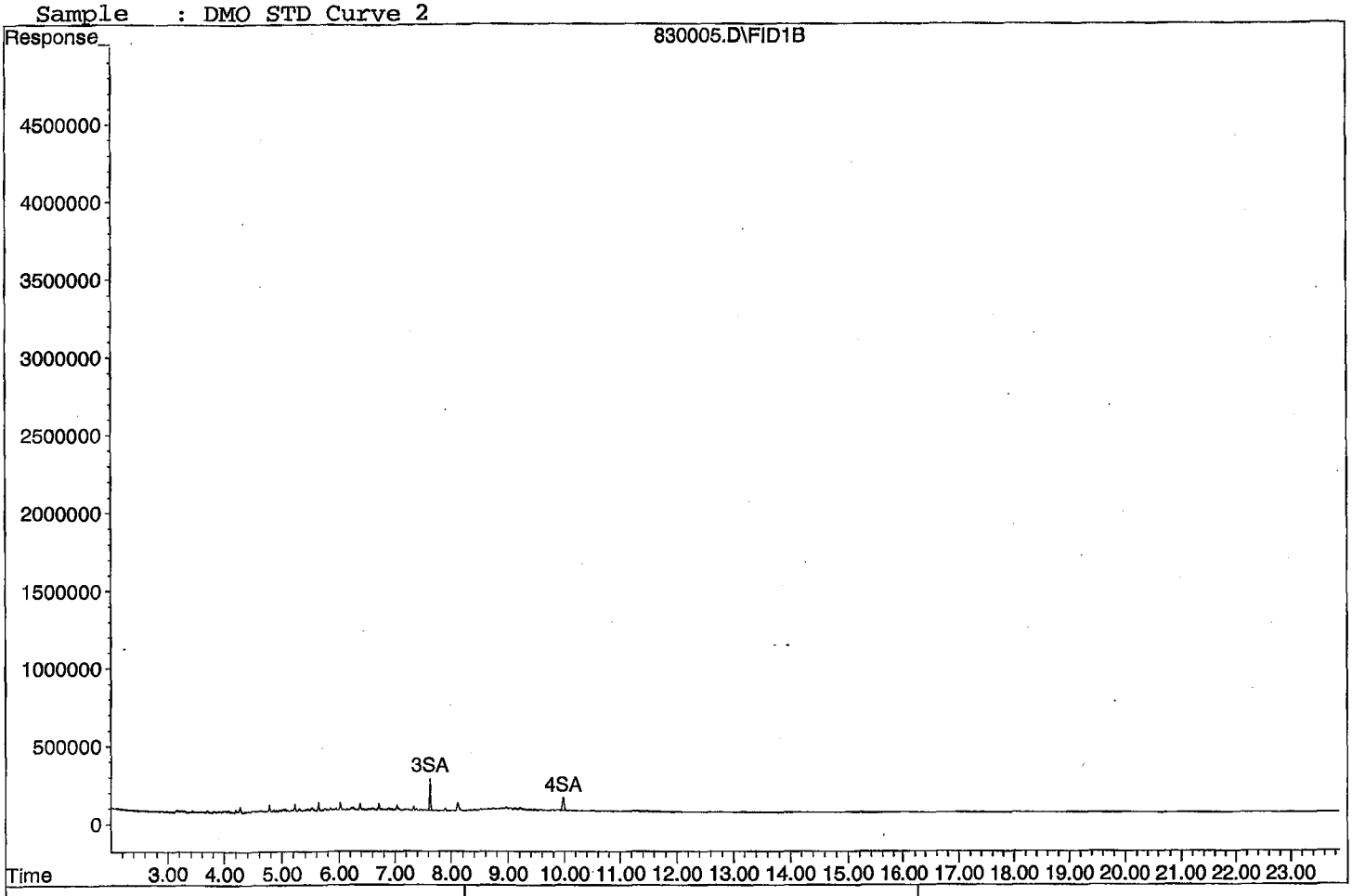

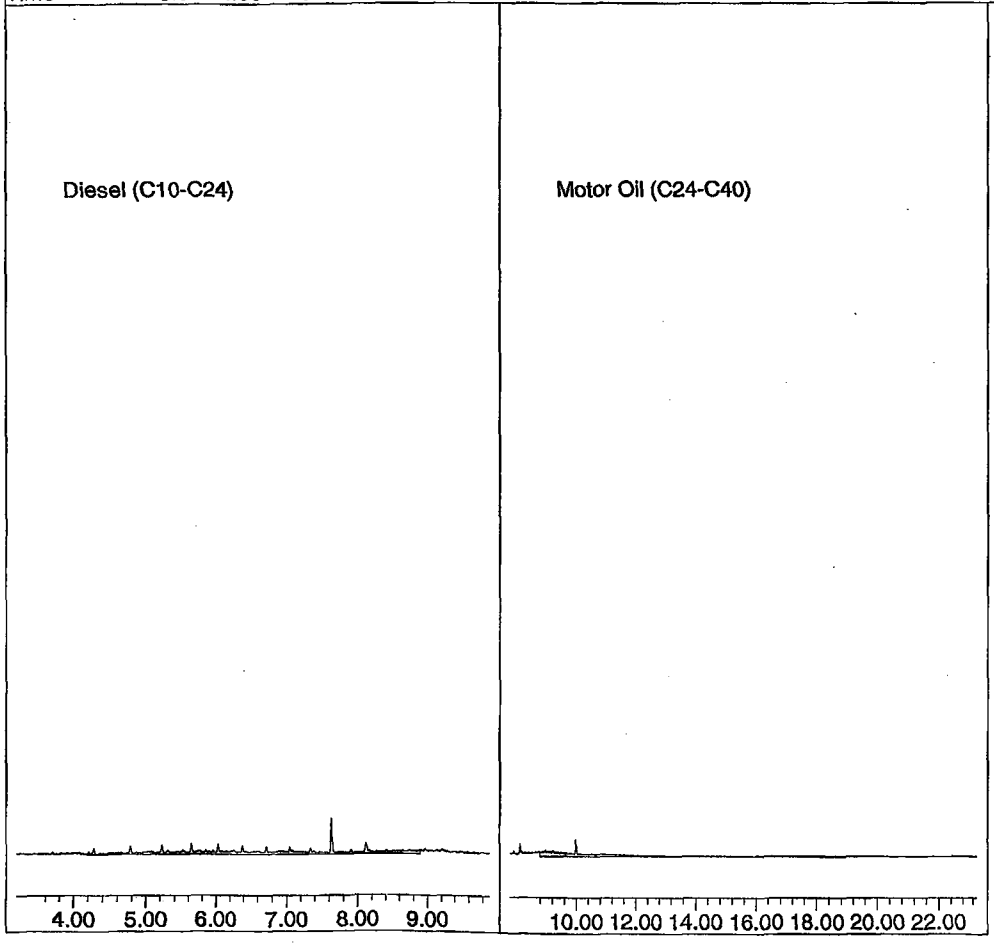

Quantitation Report (Not Reviewed)

Data File : G:\APOLLO\DATA\210830\830006.D Vial: 6
Acq On : 8-30-21 15:20:31 Operator: KA
Sample : DMO STD Curve 3 Inst : Apollo
Misc : water Multiplr: 1.00
IntFile : events.e
Quant Time: Sep 8 12:55 2021 Quant Results File: DOC0830.RES

Method : G:\APOLLO\DATA\210830\DOC0830.M (Chemstation Integrator)
Title : 8015 B&C
Last Update : Tue Aug 31 09:20:02 2021
Response via : Multiple Level Calibration

Volume Inj. : 2UL
Signal Phase : DB-5
Signal Info : FID02A

Compound	R.T.	Response	Conc Units
System Monitoring Compounds			
3) SA Ortho-Terphenyl(S)	7.63	13144947	2.537 ppb
Surrogate Spike 30.000	Recovery	=	8.46%
4) SA Octacosane(S)	9.98	9579881	2.487 ppb
Surrogate Spike 30.000	Recovery	=	8.29%
Target Compounds			
1) HATM Diesel (C10-C24)	6.54	204498046	50.628 ppb
2) HBTM Motor Oil (C24-C40)	15.55	167306131	48.476 ppb

Target Compounds

Quantitation Report

Data File: G:\APOLLO\DATA\210830\830006.D
Sample : DMO STD Curve 3

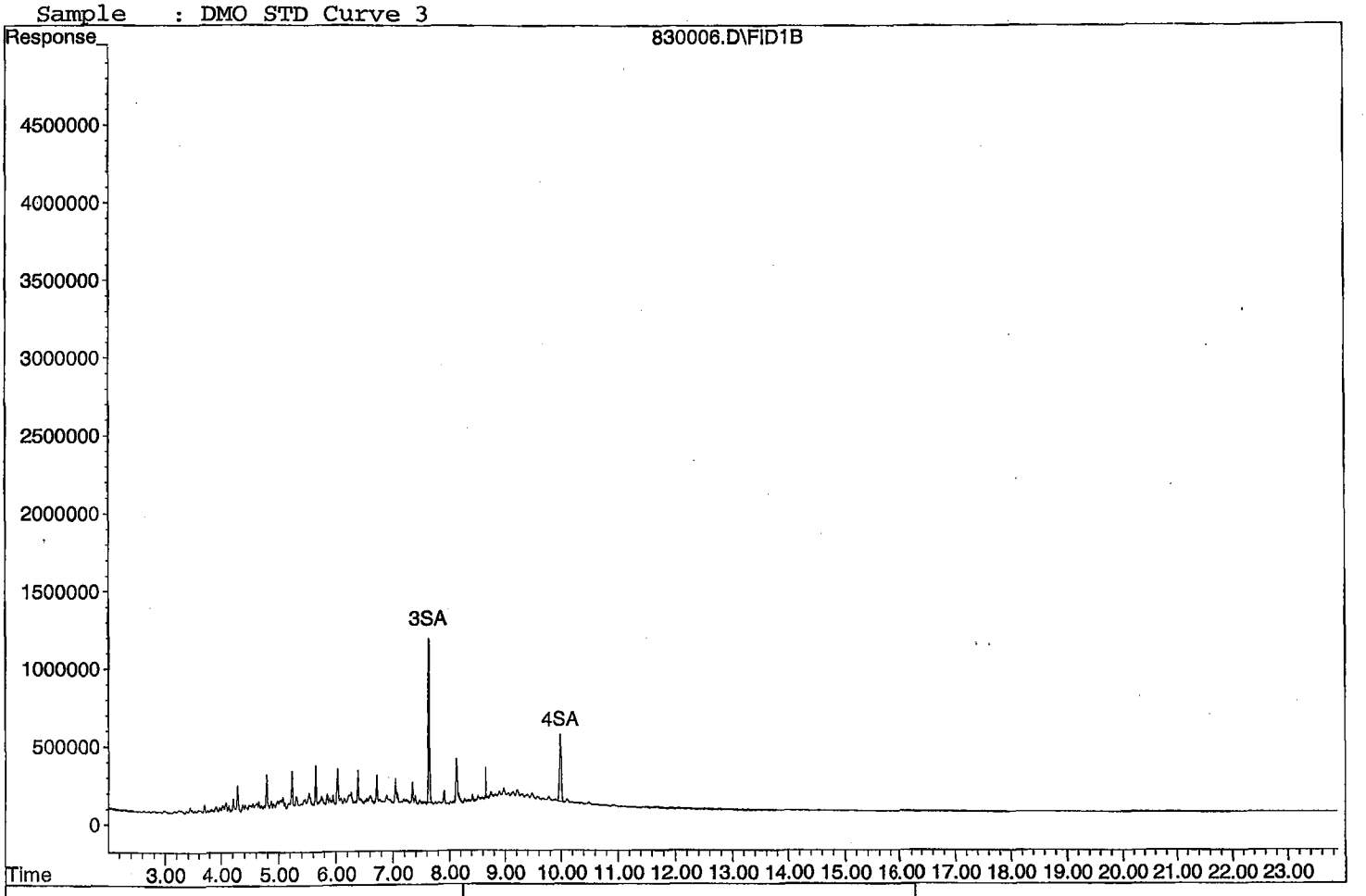

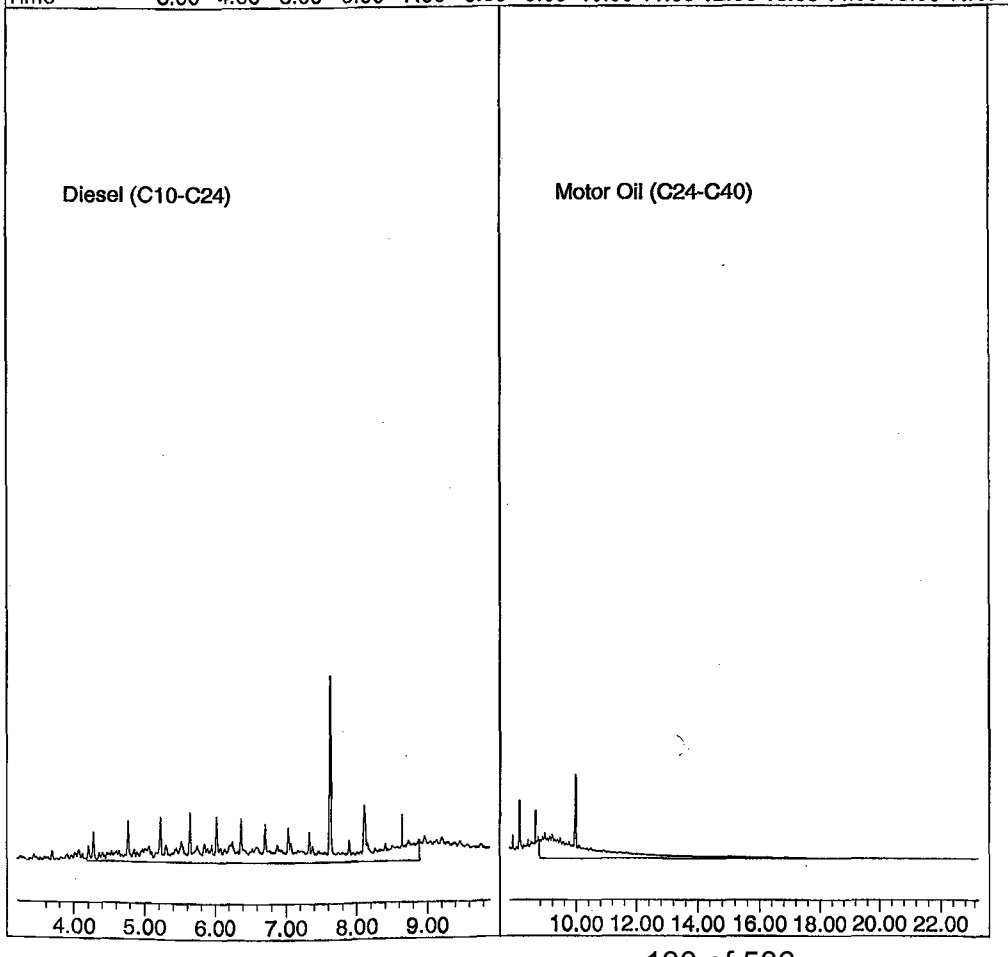

Quantitation Report (Not Reviewed)

Data File : G:\APOLLO\DATA\210830\830007.D
Acq On : 8-30-21 15:48:59
Sample : DMO STD Curve 4
Misc : water
IntFile : events.e
Quant Time: Sep 8 12:55 2021 Quant Results File: DOC0830.RES

Vial: 7
Operator: KA
Inst : Apollo
Multiplr: 1.00

Method : G:\APOLLO\DATA\210830\DOC0830.M (Chemstation Integrator)
Title : 8015 B&C
Last Update : Tue Aug 31 09:20:02 2021
Response via : Multiple Level Calibration

Volume Inj. : 2UL
Signal Phase : DB-5
Signal Info : FID02A

Compound	R.T.	Response	Conc Units
System Monitoring Compounds			
3) SA Ortho-Terphenyl(S)	7.63	63496153	12.255 ppb
Surrogate Spike 30.000		Recovery =	40.85%
4) SA Octacosane(S)	9.98	47916187	12.437 ppb
Surrogate Spike 30.000		Recovery =	41.46%
Target Compounds			
1) HATM Diesel (C10-C24)	6.54	977286267	241.951 ppb
2) HBTM Motor Oil (C24-C40)	15.55	768486801	251.677 ppb

Target Compounds

Quantitation Report

Data File: G:\APOLLO\DATA\210830\830007.D
Sample : DMO STD Curve 4

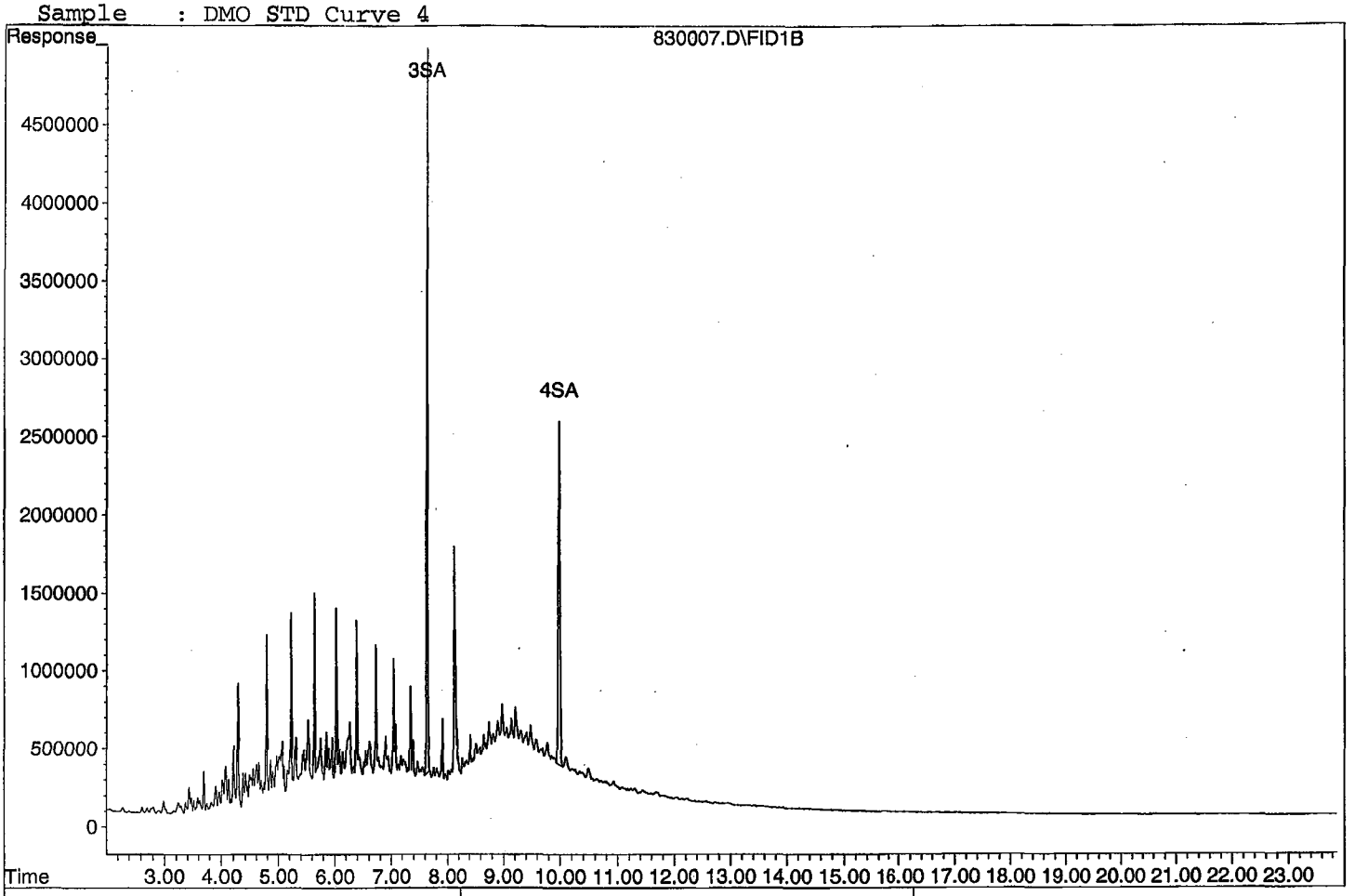

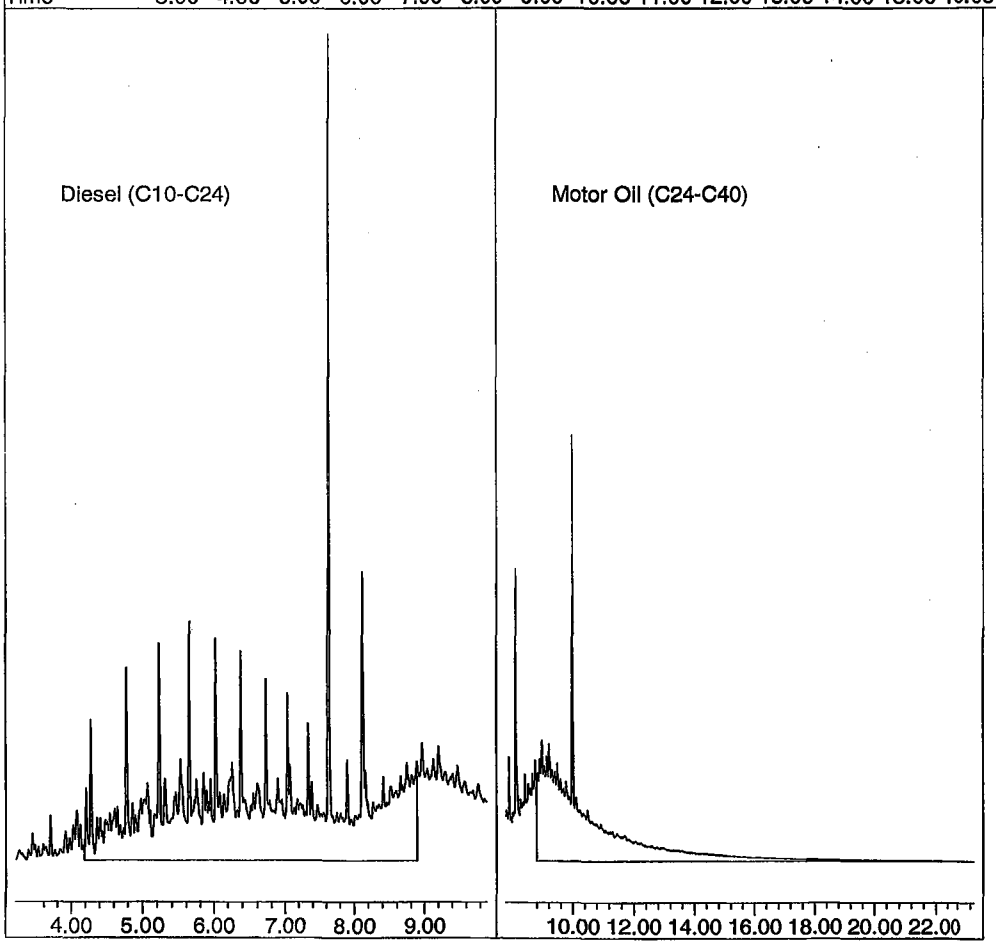

Quantitation Report (Not Reviewed)

Data File : G:\APOLLO\DATA\210830\830008.D
Acq On : 8-30-21 16:17:29
Sample : DMO STD Curve 5
Misc : water
IntFile : events.e
Quant Time: Sep 8 12:55 2021 Quant Results File: DOC0830.RES

Vial: 8
Operator: KA
Inst : Apollo
Multiplr: 1.00

Method : G:\APOLLO\DATA\210830\DOC0830.M (Chemstation Integrator)
Title : 8015 B&C
Last Update : Tue Aug 31 09:20:02 2021
Response via : Multiple Level Calibration

Volume Inj. : 2UL
Signal Phase : DB-5
Signal Info : FID02A

Compound	R.T.	Response	Conc Units
System Monitoring Compounds			
3) SA Ortho-Terphenyl(S)	7.63	246979512	47.666 ppb
Surrogate Spike 30.000		Recovery =	158.89%
4) SA Octacosane(S)	9.99	187654879	48.707 ppb
Surrogate Spike 30.000		Recovery =	162.36%
Target Compounds			
1) HATM Diesel (C10-C24)	6.54	3956253906	979.466 ppb
2) HBTM Motor Oil (C24-C40)	15.55	2987558435	1001.733 ppb

Target Compounds

Quantitation Report

Data File: G:\APOLLO\DATA\210830\830008.D
Sample : DMO STD Curve 5

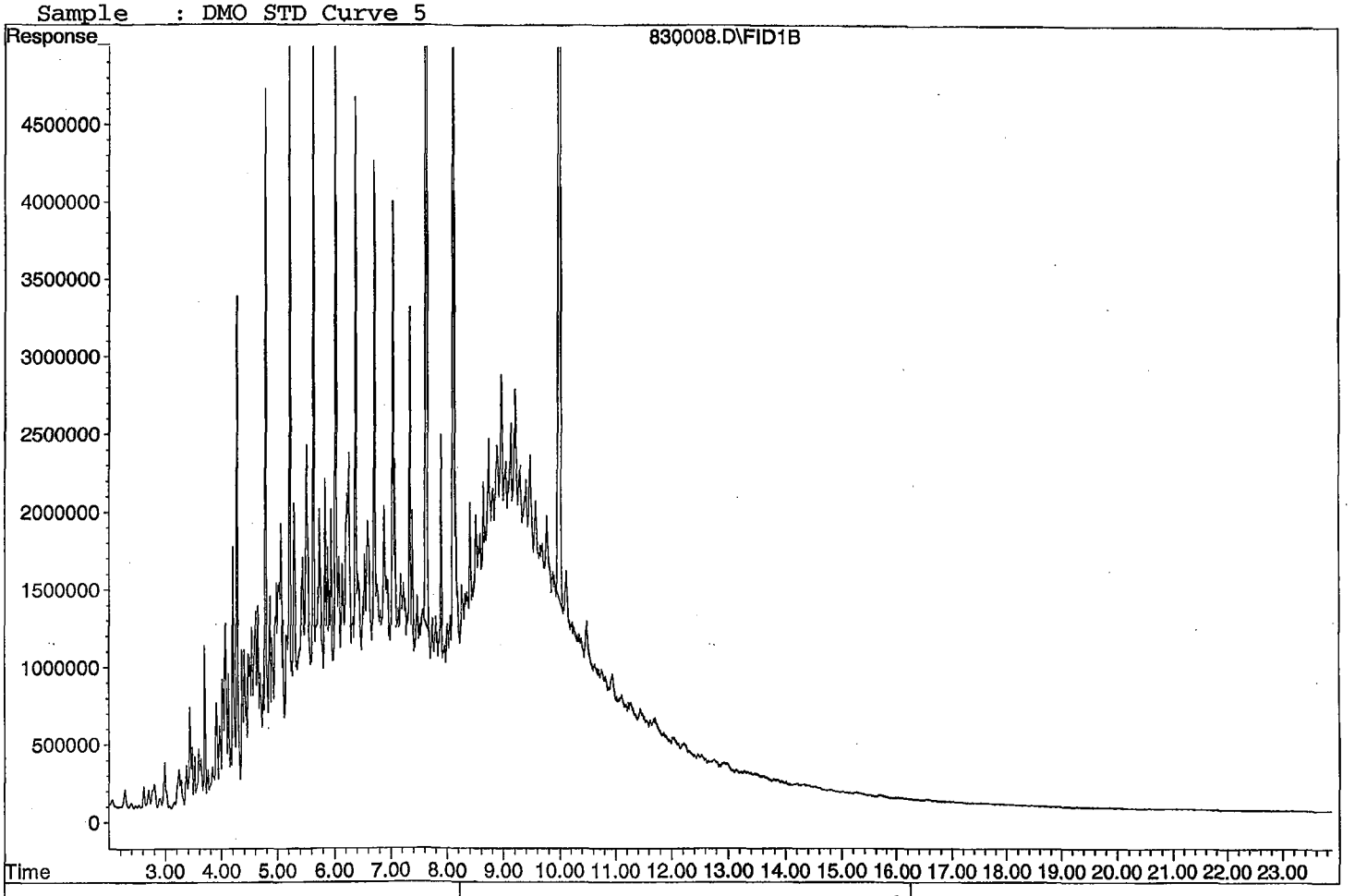

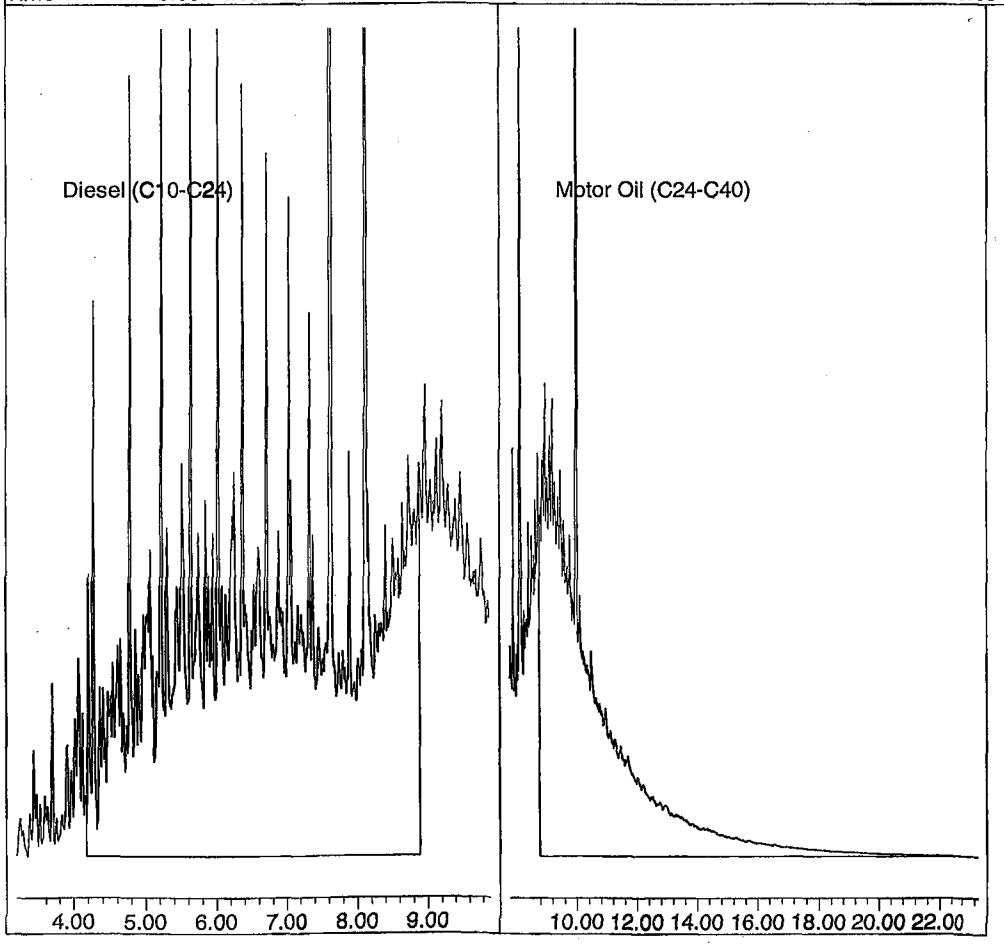

Quantitation Report (Not Reviewed)

Data File : G:\APOLLO\DATA\210830\830009.D Vial: 9
Acq On : 8-30-21 16:45:57 Operator: KA
Sample : DMO STD Curve 6 Inst : Apollo
Misc : water Multiplr: 1.00
IntFile : events.e
Quant Time: Sep 8 12:55 2021 Quant Results File: DOC0830.RES

Method : G:\APOLLO\DATA\210830\DOC0830.M (Chemstation Integrator)
Title : 8015 B&C
Last Update : Tue Aug 31 09:20:02 2021
Response via : Multiple Level Calibration

Volume Inj. : 2UL
Signal Phase : DB-5
Signal Info : FID02A

Compound	R.T.	Response	Conc Units
System Monitoring Compounds			
3) SA Ortho-Terphenyl(S)	7.63	362896579	70.038 ppb
Surrogate Spike 30.000		Recovery =	233.46%
4) SA Octacosane(S)	10.00	279638971	72.582 ppb
Surrogate Spike 30.000		Recovery =	241.94%
Target Compounds			
1) HATM Diesel (C10-C24)	6.54	5958866170	1475.261 ppb
2) HBTM Motor Oil (C24-C40)	15.55	4398400914	1478.604 ppb

Target Compounds

Data File: G:\APOLLO\DATA\210830\830009.D
Sample : DMO STD Curve 6

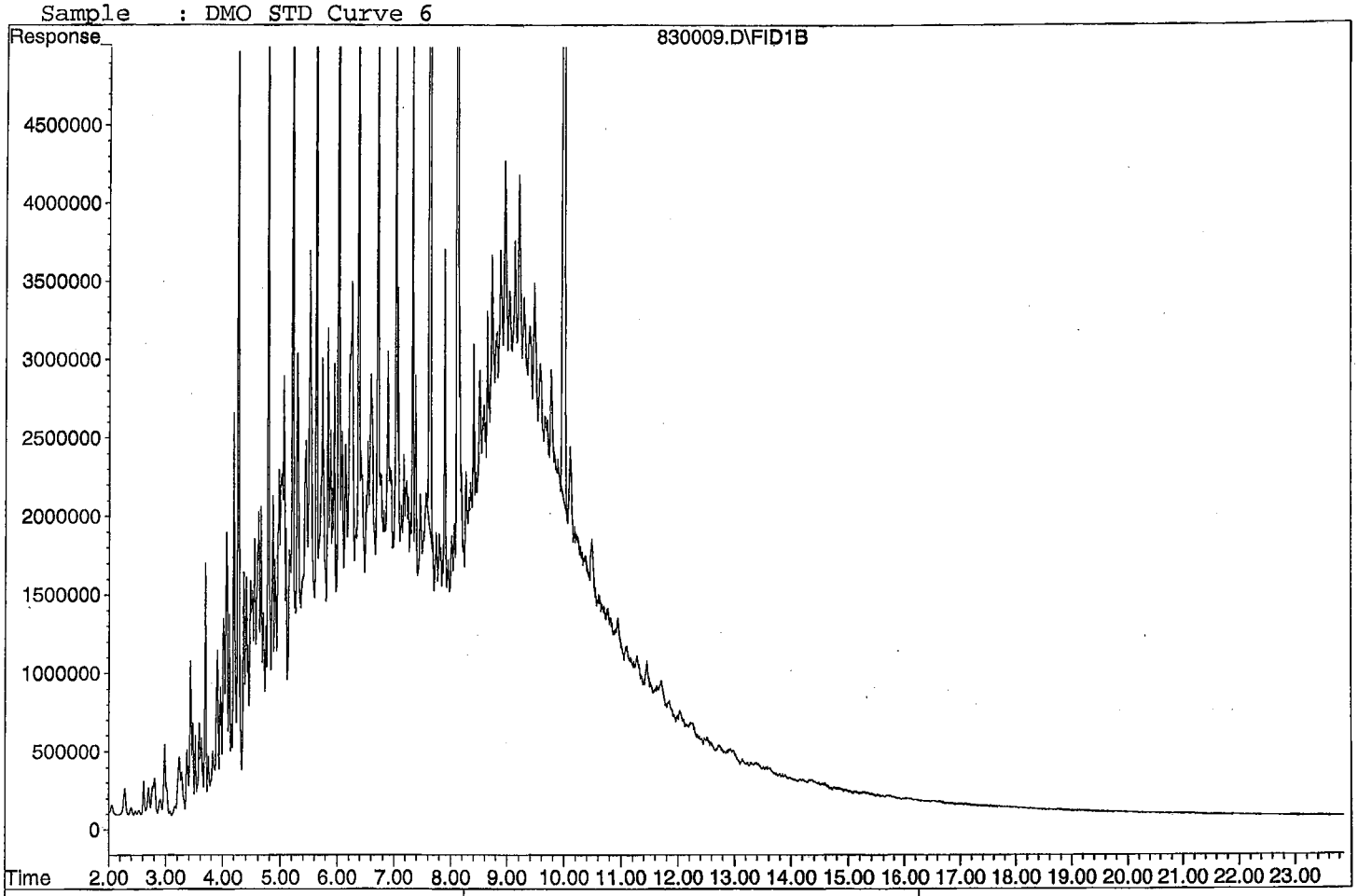

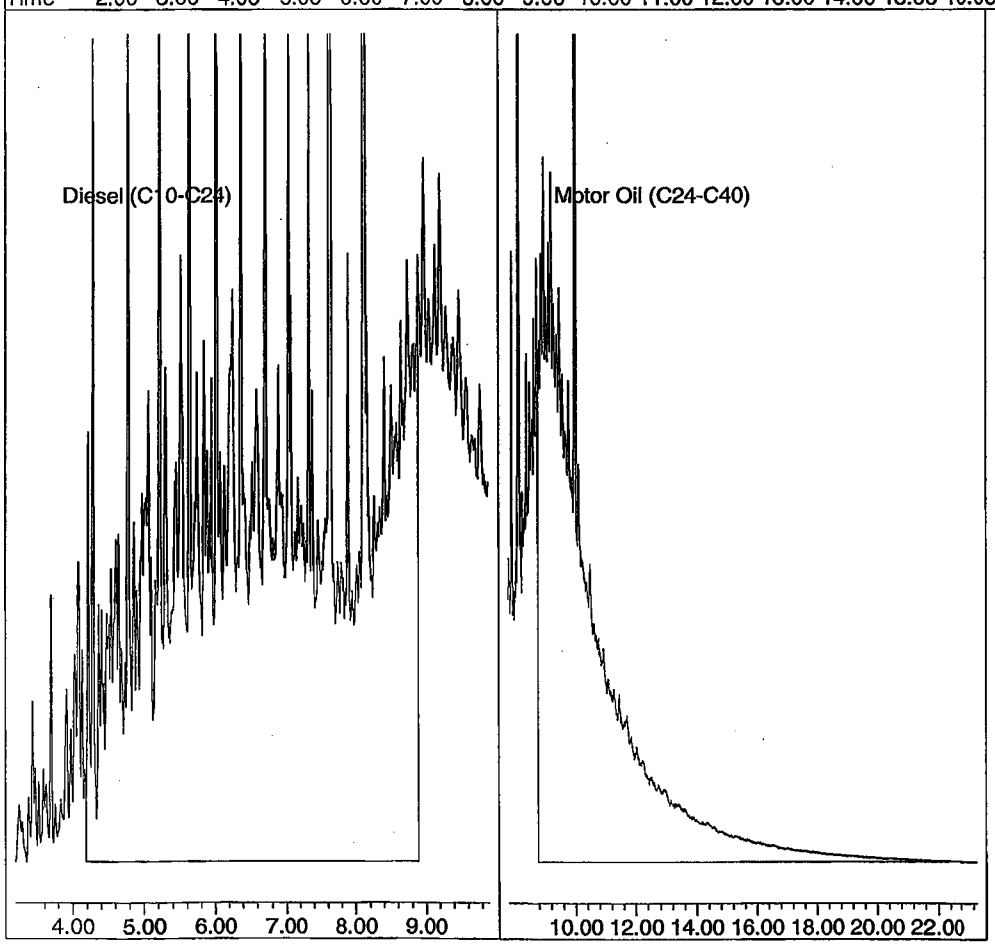

Quantitation Report (Not Reviewed)

Data File : G:\APOLLO\DATA\210830\830010.D
Acq On : 8-30-21 17:14:26
Sample : DMO STD Curve 7
Misc : water
IntFile : events.e
Quant Time: Sep 8 12:55 2021 Quant Results File: DOC0830.RES

Vial: 10
Operator: KA
Inst : Apollo
Multiplr: 1.00

Method : G:\APOLLO\DATA\210830\DOC0830.M (Chemstation Integrator)
Title : 8015 B&C
Last Update : Tue Aug 31 09:20:02 2021
Response via : Multiple Level Calibration

Volume Inj. : 2UL
Signal Phase : DB-5
Signal Info : FID02A

Compound	R.T.	Response	Conc Units
System Monitoring Compounds			
3) SA Ortho-Terphenyl(S)	7.64	513272150	99.060 ppb
Surrogate Spike 30.000		Recovery =	330.20%
4) SA Octacosane(S)	10.00	385350648	100.020 ppb
Surrogate Spike 30.000		Recovery =	333.40%
Target Compounds			
1) HATM Diesel (C10-C24)	6.54	8322428096	2060.418 ppb
2) HBTM Motor Oil (C24-C40)	15.55	6000685216	2020.183 ppb

Target Compounds

Data File: G:\APOLLO\DATA\210830\830010.D
Sample : DMO STD Curve 7

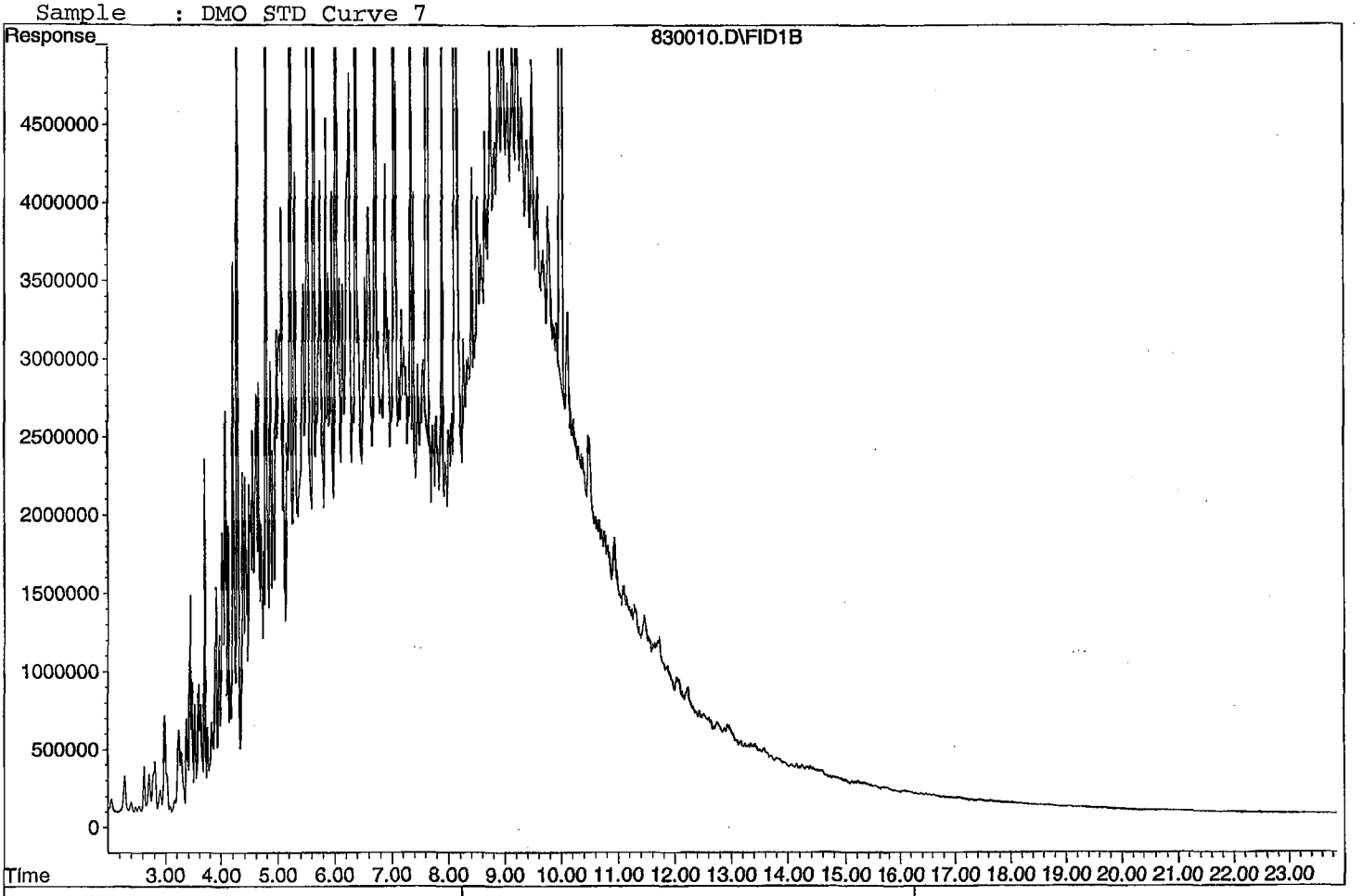

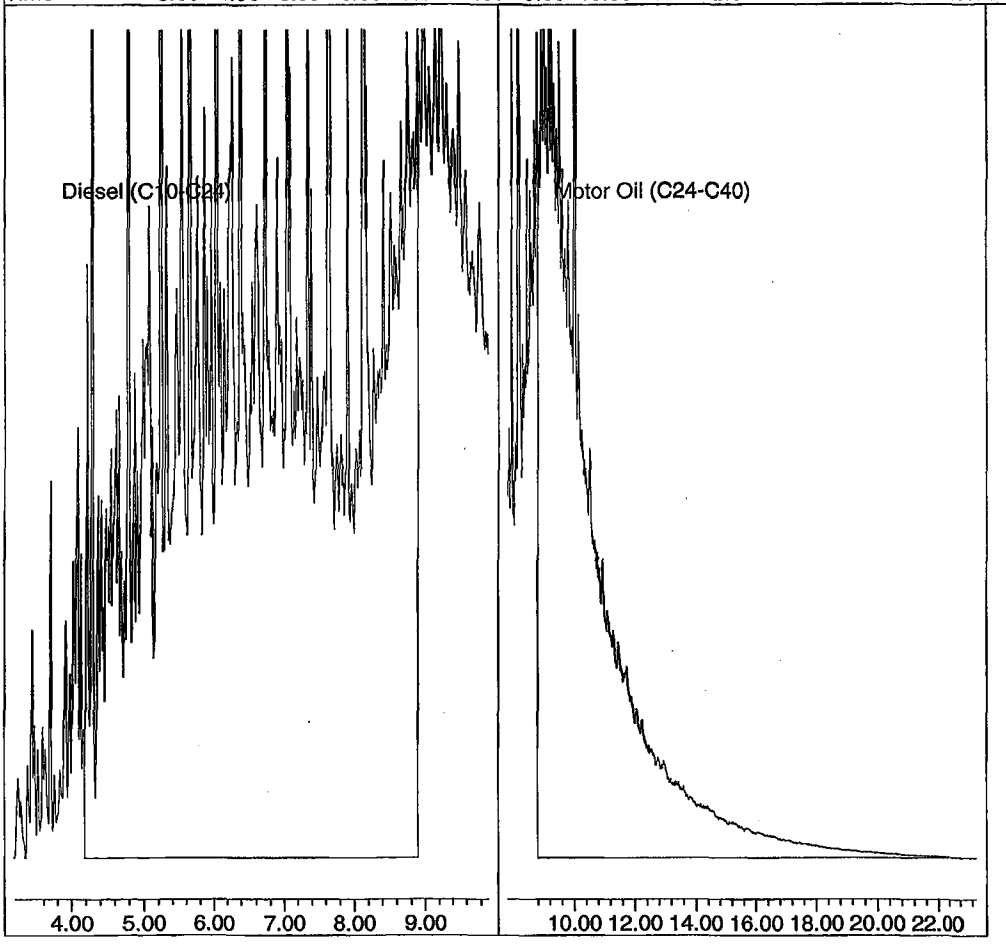

TPH Extractables
DOC0831

Form 7

Second Source Calibration

Lab Name: APPL, Inc.
Case No:
Matrix: Water

SDG No:
Date Analyzed: 8/30/2021
Instrument: Apollo
Initial Cal. Date: 8/30/2021
Data File: 830011.D

		Compound	MEAN	CCRF	%D		%Drift
1	HATM	Diesel (C10-C24)	2019600	2221630	10	HATM	
2	HBTM	Motor Oil (C24-C40)	2035830	1633780	20	HBTML	7.2
3							
4							
5							
6							
7							
8							
9							
10							
11							
12							
13							
14							
15							
16							
17							
18							
19							
20							
21							
22							
23							
24							
25							
26							
27							
28							
29							
30							
31							
32							
33							
34							
35							
36							
37							
38							
39							
40							
		Average			15.0		

Quantitation Report (Not Reviewed)

Data File : G:\APOLLO\DATA\210830\830011.D
Acq On : 8-30-21 17:43:02
Sample : DMO Second Source
Misc : water
IntFile : events.e
Quant Time: Sep 8 12:55 2021 Quant Results File: DOC0830.RES

Vial: 11
Operator: KA
Inst : Apollo
Multiplr: 1.00

Method : G:\APOLLO\DATA\210830\DOC0830.M (Chemstation Integrator)
Title : 8015 B&C
Last Update : Tue Aug 31 09:20:02 2021
Response via : Multiple Level Calibration

Volume Inj. : 2UL
Signal Phase : DB-5
Signal Info : FID02A

Compound	R.T.	Response	Conc Units
System Monitoring Compounds			
3) SA Ortho-Terphenyl(S)	7.62	4475122	0.864 ppb
Surrogate Spike 30.000		Recovery =	2.88%
4) SA Octacosane(S)	9.98	-56148	N.D. ppb
Surrogate Spike 30.000		Recovery =	0.00%
Target Compounds			
1) HATM Diesel (C10-C24)	6.54	1110816428	275.009 ppb
2) HBTM Motor Oil (C24-C40)	15.55	816892430	268.039 ppb

Target Compounds

Data File: G:\APOLLO\DATA\210830\830011.D
Sample : DMO Second Source

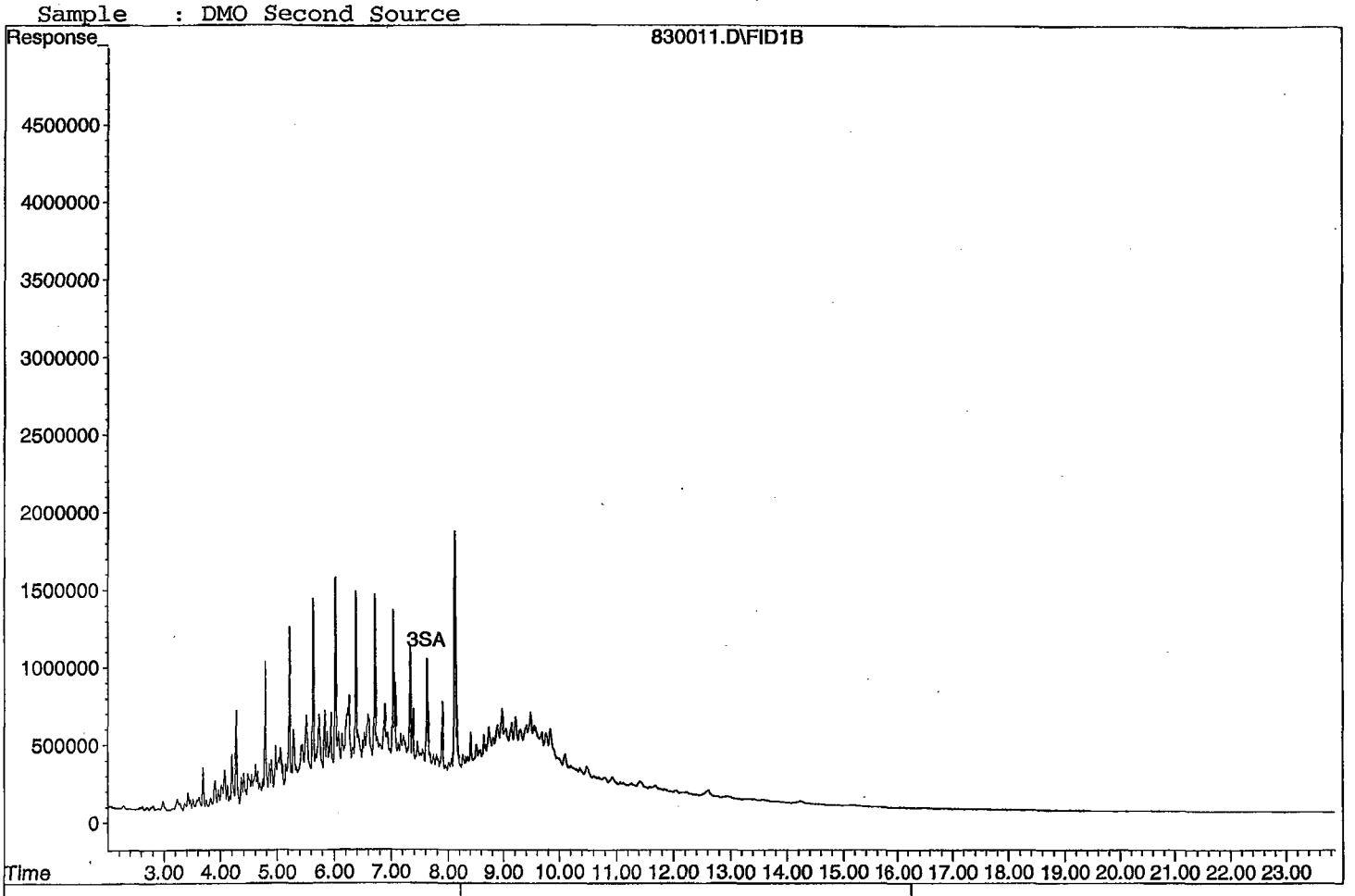

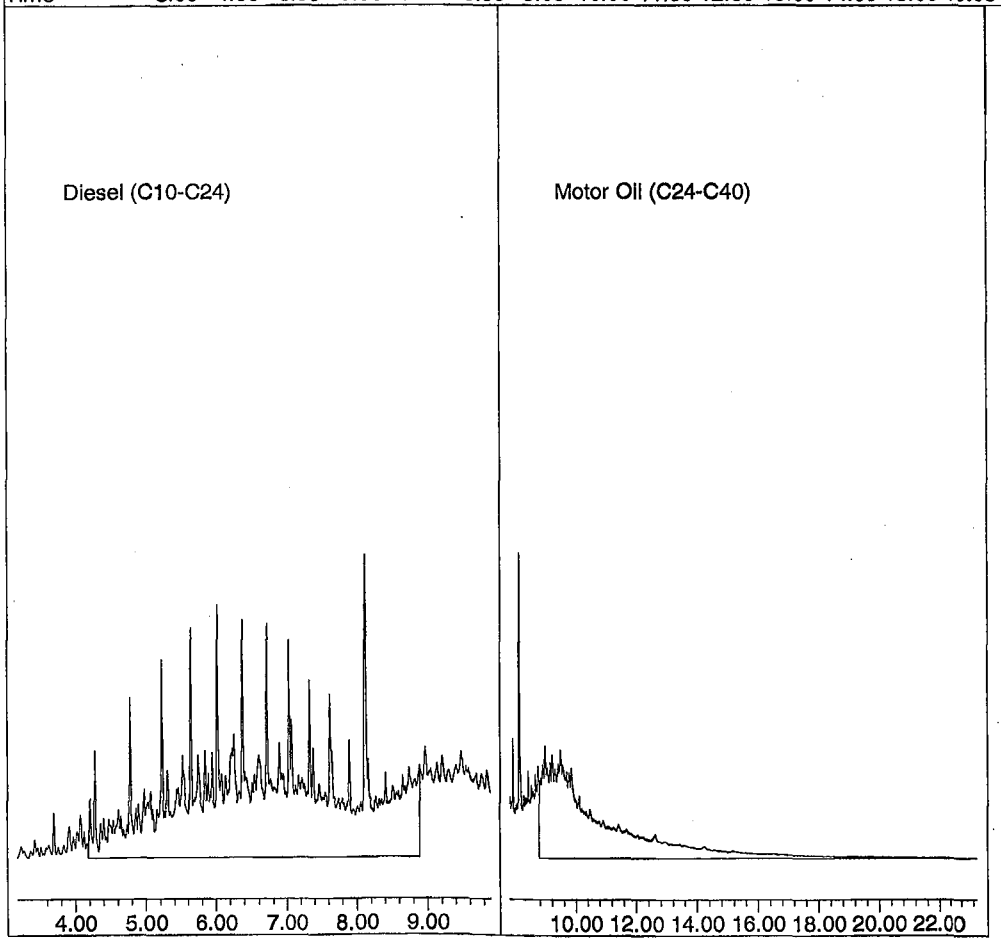

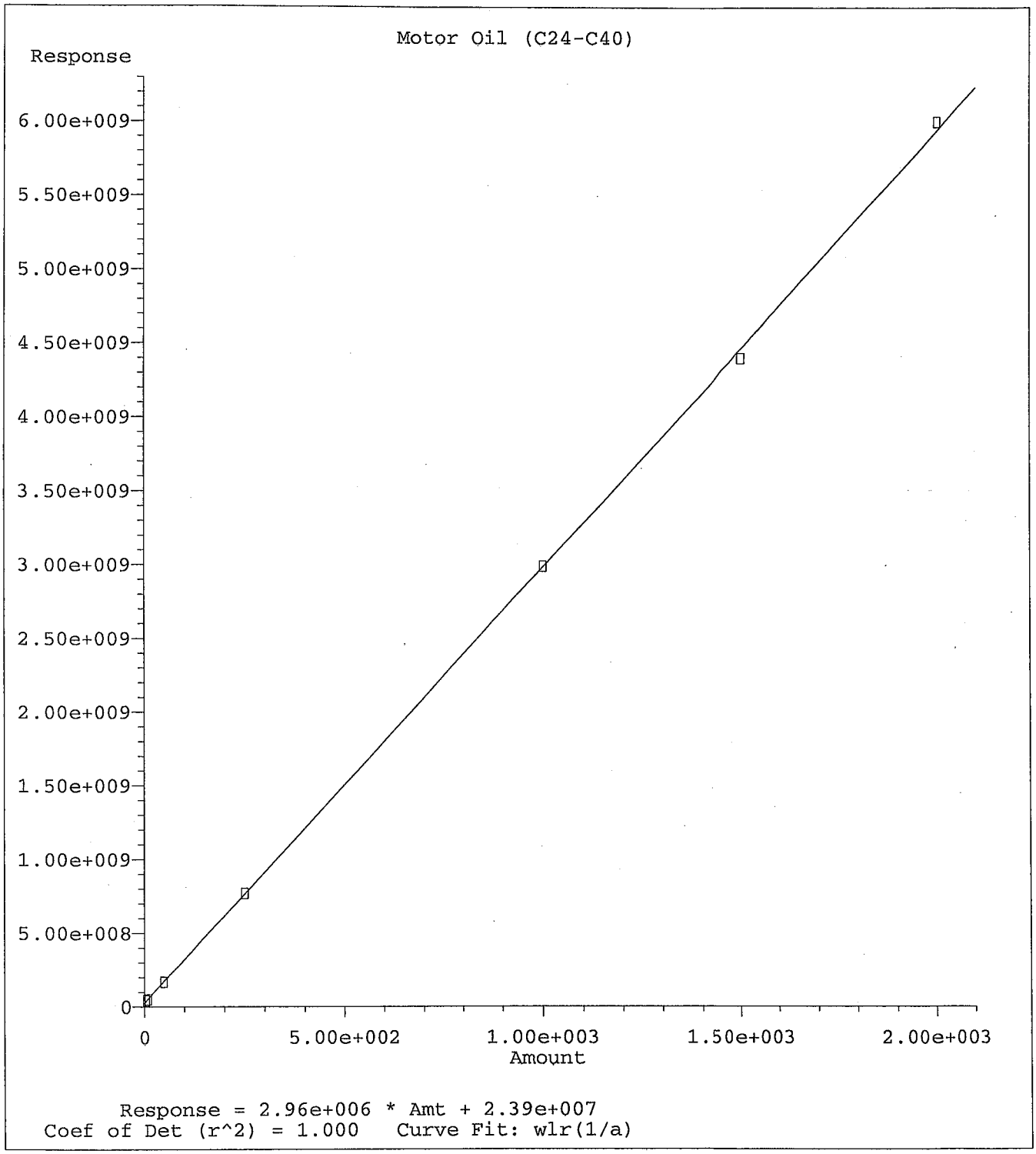

Method Name: G:\APOLLO\DATA\210830\DOC0830.M
Calibration Table Last Updated: Tue Aug 31 09:20:02 2021

TPH Extractables
DOC0831

Form 7

Continuing Calibration

Lab Name: APPL, Inc.
Case No:
Matrix: Water

SDG No:
Date Analyzed: 10/16/2021
Instrument: Apollo
Initial Cal. Date: 8/30/2021
Data File: 1015042.D

		Compound	MEAN	CCRF	%D		%Drift
1	HATM	Diesel (C10-C24)	2019600	1861000	7.9	HATM	
2	HBTM	Motor Oil (C24-C40)	2035830	1292750	37	HBTML	13
3	SA	Ortho-Terphenyl(S)	2590720	2255720	13	SA	
4	SA	Octacosane(S)	1926380	1685620	12	SA	
5							
6							
7							
8							
9							
10							
11							
12							
13							
14							
15							
16							
17							
18							
19							
20							
21							
22							
23							
24							
25							
26							
27							
28							
29							
30							
31							
32							
33							
34							
35							
36							
37							
38							
39							
40							
		Average			17.5		

Quantitation Report (Not Reviewed)

Data File : G:\APOLLO\DATA\211015\1015042.D Vial: 42
Acq On : 10-16-21 9:49:23 Operator: KA
Sample : DMO CCV LVL5 STD Inst : Apollo
Misc : water Multiplr: 1.00
IntFile : events.e
Quant Time: Nov 15 11:02 2021 Quant Results File: DOC0831.RES

Method : G:\APOLLO\DATA\210830\DOC0831.M (Chemstation Integrator)
Title : 8015 B&C
Last Update : Mon Nov 22 10:47:59 2021
Response via : Multiple Level Calibration

Volume Inj. : 2UL
Signal Phase : DB-5
Signal Info : FID02A

Compound	R.T.	Response	Conc Units
System Monitoring Compounds			
3) SA Ortho-Terphenyl(S)	7.53	225572221	43.535 ppb
Surrogate Spike 30.000		Recovery =	145.12%
4) SA Octacosane(S)	9.83	168562398	43.751 ppb
Surrogate Spike 30.000		Recovery =	145.84%
Target Compounds			
1) HATM Diesel (C10-C24)	6.54	3721990622	921.469 ppb
2) HBTM Motor Oil (C24-C40)	15.55	2585493441	865.834 ppb

Target Compounds

Quantitation Report

Data File: G:\APOLLO\DATA\211015\1015042.D
Sample : DMO CCV LVL5 STD

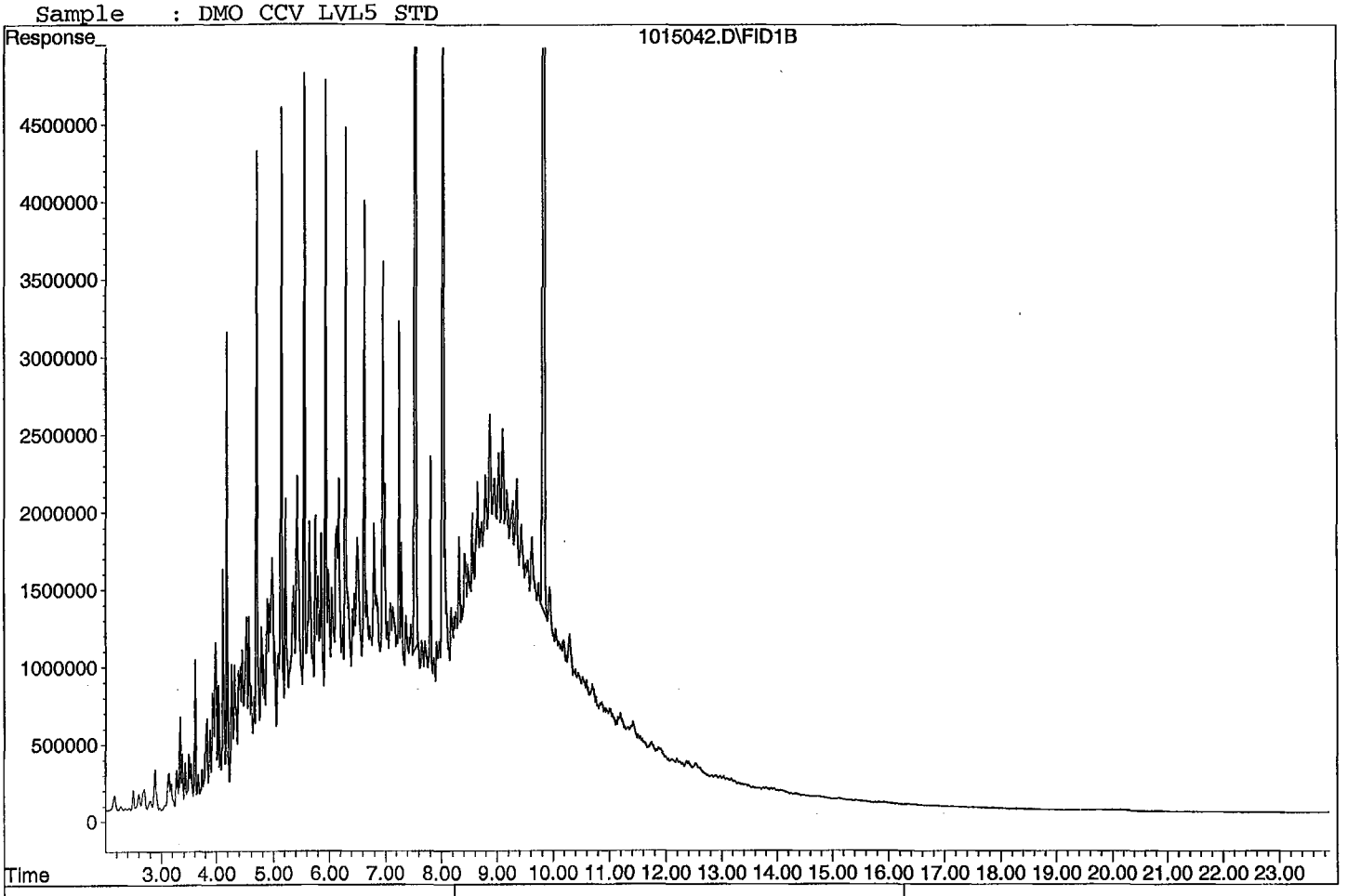

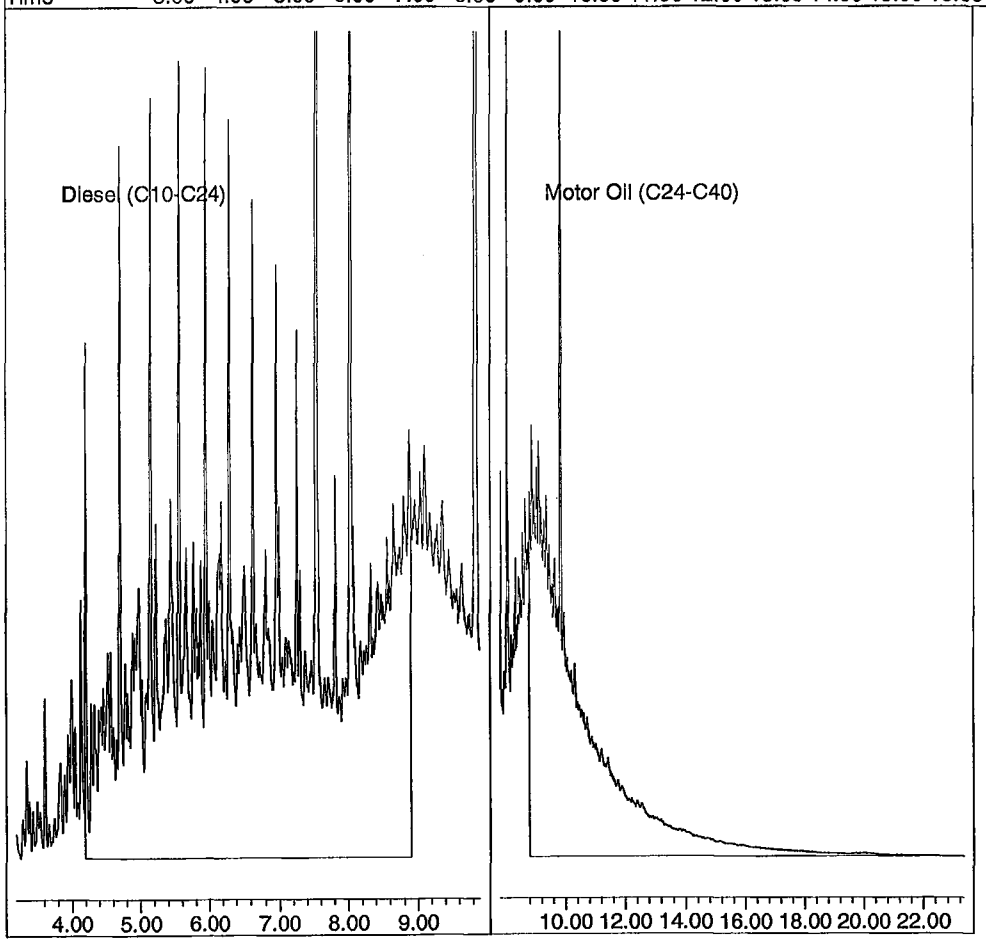

TPH Extractables
DOC0831

Form 7

Continuing Calibration

Lab Name: APPL, Inc.
Case No:
Matrix: Water

SDG No:
Date Analyzed: 10/16/2021
Instrument: Apollo
Initial Cal. Date: 8/30/2021
Data File: 1015057.D

		Compound	MEAN	CCRF	%D	%Drift	
1	HATM	Diesel (C10-C24)	2019600	1913760	5.2	HATM	
2	HBTM	Motor Oil (C24-C40)	2035830	1314200	35	HBTML	12
3	SA	Ortho-Terphenyl(S)	2590720	2334720	9.9	SA	
4	SA	Octacosane(S)	1926380	1737000	9.8	SA	
5							
6							
7							
8							
9							
10							
11							
12							
13							
14							
15							
16							
17							
18							
19							
20							
21							
22							
23							
24							
25							
26							
27							
28							
29							
30							
31							
32							
33							
34							
35							
36							
37							
38							
39							
40							
		Average			15.0		

Quantitation Report (Not Reviewed)

Data File : G:\APOLLO\DATA\211015\1015057.D Vial: 57
Acq On : 10-16-21 16:53:19 Operator: KA
Sample : DMO CCV LVL5 STD Inst : Apollo
Misc : water Multiplr: 1.00
IntFile : events.e
Quant Time: Nov 22 9:41 2021 Quant Results File: DOC0831.RES

Method : G:\APOLLO\DATA\210830\DOC0831.M (Chemstation Integrator)
Title : 8015 B&C
Last Update : Mon Nov 22 10:47:59 2021
Response via : Multiple Level Calibration

Volume Inj. : 2UL
Signal Phase : DB-5
Signal Info : FID02A

Compound	R.T.	Response	Conc Units
System Monitoring Compounds			
3) SA Ortho-Terphenyl(S)	7.53	233472254	45.059 ppb
Surrogate Spike 30.000		Recovery =	150.20%
4) SA Octacosane(S)	9.83	173700451	45.085 ppb
Surrogate Spike 30.000		Recovery =	150.28%
Target Compounds			
1) HATM Diesel (C10-C24)	6.54	3827515369	947.594 ppb
2) HBTM Motor Oil (C24-C40)	15.55	2628406384	880.338 ppb

Target Compounds

Data File: G:\APOLLO\DATA\211015\1015057.D
Sample : DMO CCV LVL5 STD

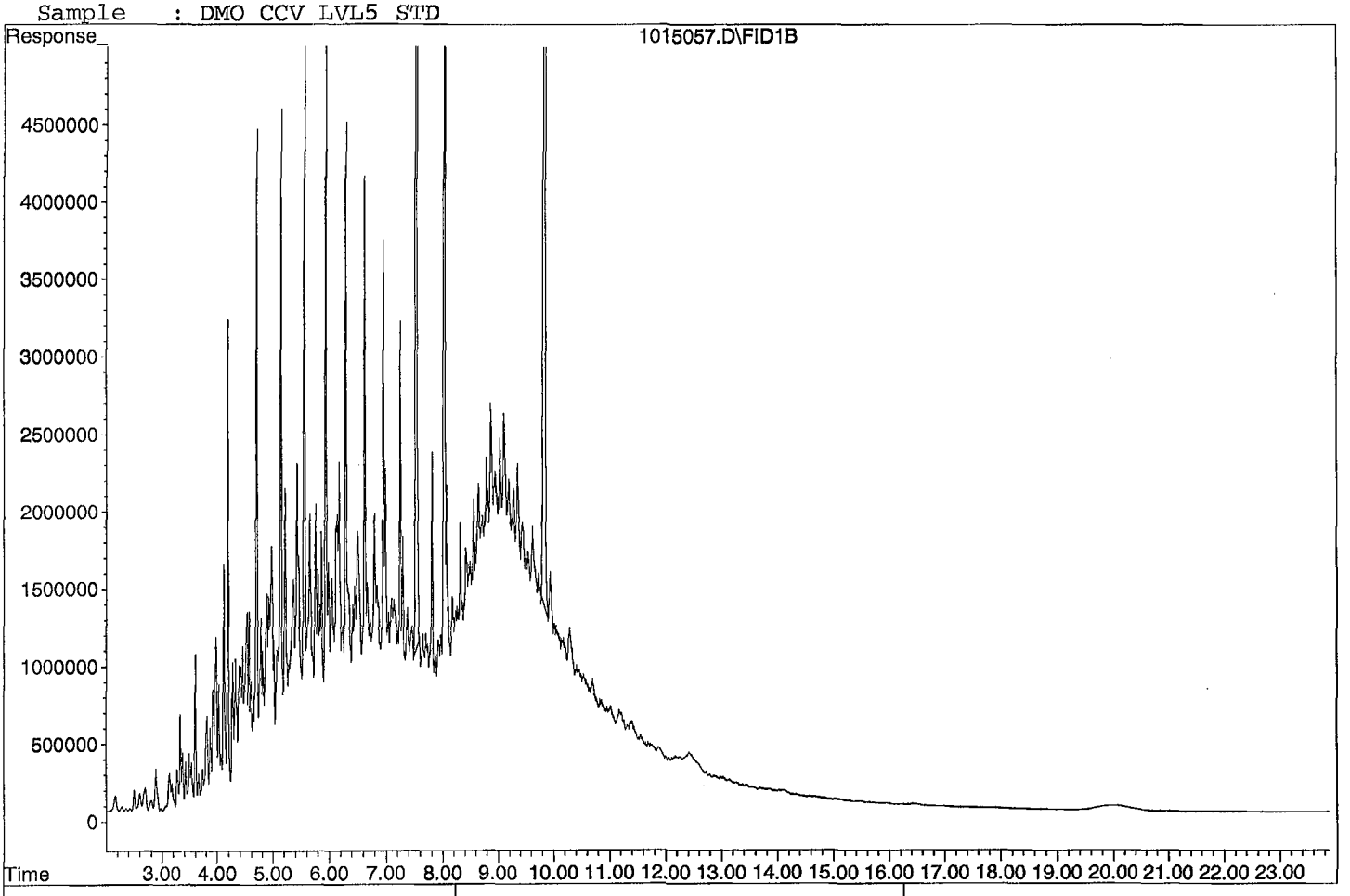

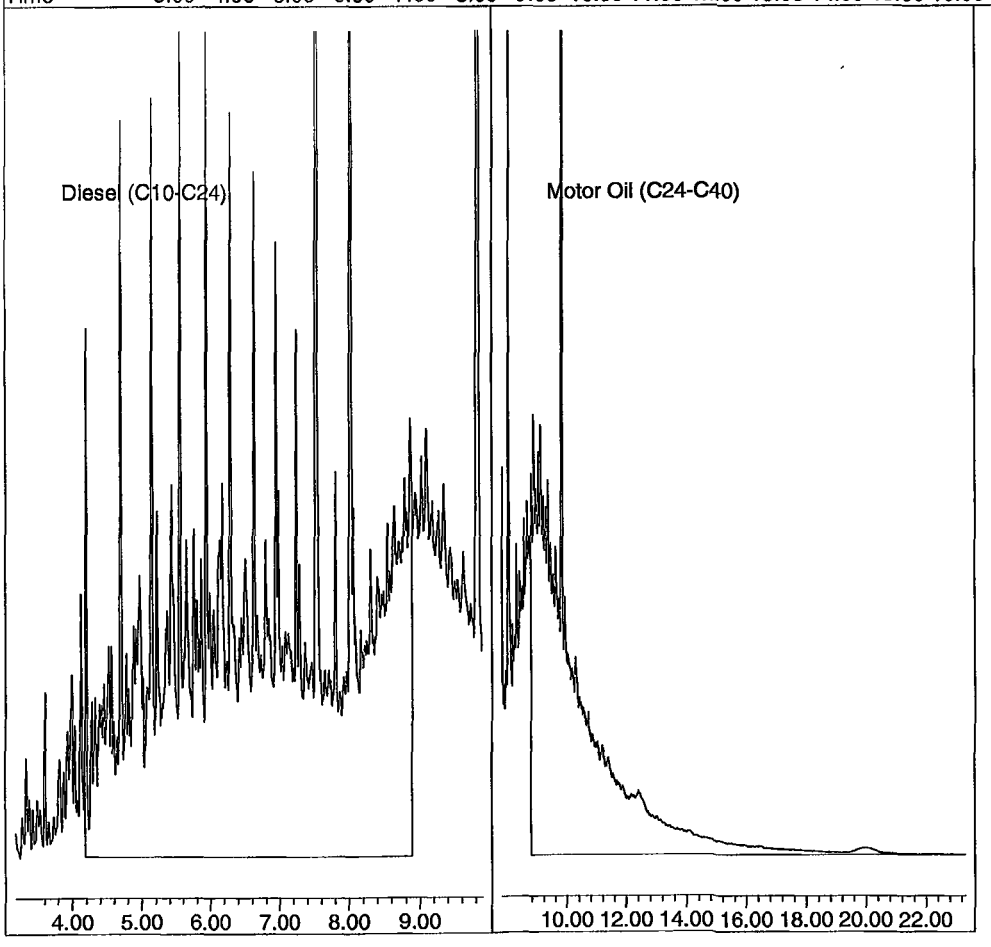

TPH Extractables
DOC0831

Form 7

Continuing Calibration

Lab Name: APPL, Inc.
Case No:
Matrix: Water

SDG No:
Date Analyzed: 10/16/2021
Instrument: Apollo
Initial Cal. Date: 8/30/2021
Data File: 1015065.D

		Compound	MEAN	CCRF	%D		%Drift
1	HATM	Diesel (C10-C24)	2019600	2059600	2.0	HATM	
2	HBTM	Motor Oil (C24-C40)	2035830	1393320	32	HBTML	6.6
3	SA	Ortho-Terphenyl(S)	2590720	2572070	0.72	SA	
4	SA	Octacosane(S)	1926380	1873000	2.8	SA	
5							
6							
7							
8							
9							
10							
11							
12							
13							
14							
15							
16							
17							
18							
19							
20							
21							
22							
23							
24							
25							
26							
27							
28							
29							
30							
31							
32							
33							
34							
35							
36							
37							
38							
39							
40							
		Average			9.4		

Quantitation Report (Not Reviewed)

Data File : G:\APOLLO\DATA\211015\1015065.D Vial: 65
Acq On : 10-16-21 20:39:51 Operator: KA
Sample : DMO CCV LVL5 STD Inst : Apollo
Misc : water Multiplr: 1.00
IntFile : events.e
Quant Time: Nov 15 11:04 2021 Quant Results File: DOC0831.RES

Method : G:\APOLLO\DATA\210830\DOC0831.M (Chemstation Integrator)
Title : 8015 B&C
Last Update : Mon Nov 22 10:47:59 2021
Response via : Multiple Level Calibration

Volume Inj. : 2UL
Signal Phase : DB-5
Signal Info : FID02A

Compound	R.T.	Response	Conc Units
System Monitoring Compounds			
3) SA Ortho-Terphenyl(S)	7.53	257207234	49.640 ppb
Surrogate Spike 30.000		Recovery =	165.47%
4) SA Octacosane(S)	9.83	187299840	48.615 ppb
Surrogate Spike 30.000		Recovery =	162.05%
Target Compounds			
1) HATM Diesel (C10-C24)	6.54	4119203966	1019.809 ppb
2) HBTM Motor Oil (C24-C40)	15.55	2786645992	933.824 ppb

Target Compounds

Data File: G:\APOLLO\DATA\211015\1015065.D
Sample : DMO CCV LVL5 STD

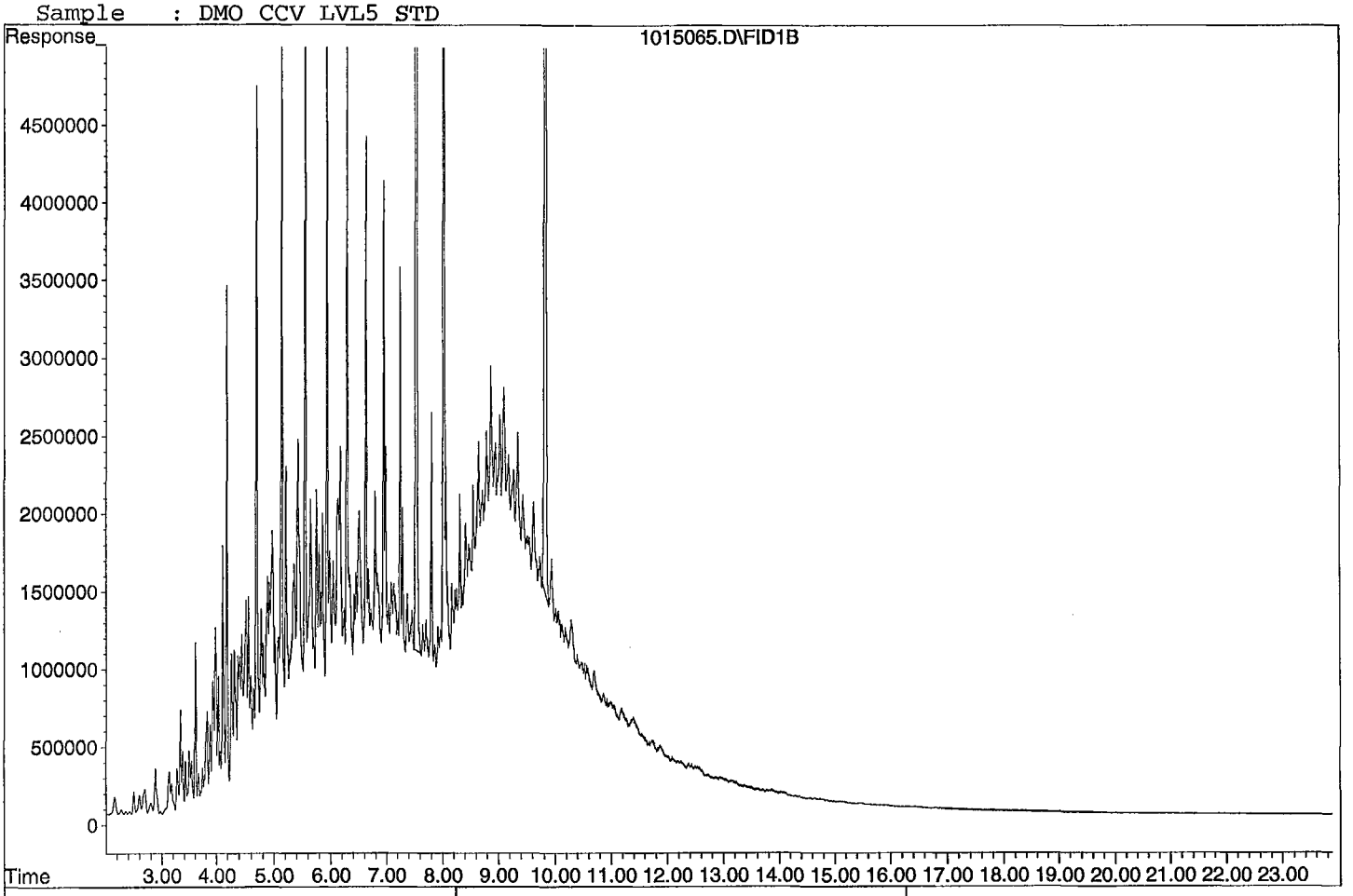

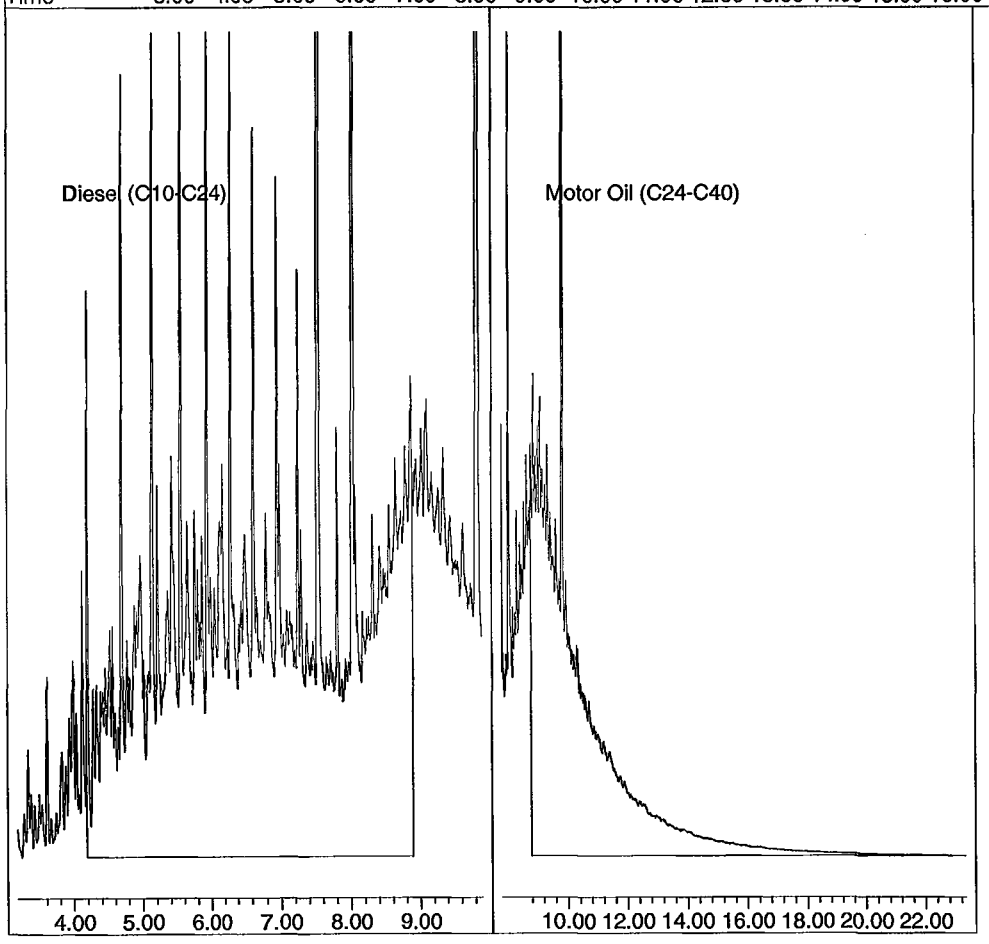

ORGANICS
Raw Data

Quantitation Report (QT Reviewed)

Data File : G:\APOLLO\DATA\211015\1015056.D Vial: 56
Acq On : 10-16-21 16:25:09 Operator: KA
Sample : BA42512W09 5/1040 Inst : Apollo
Misc : water Multiplr: 4.81
IntFile : events.e
Quant Time: Nov 15 17:46 2021 Quant Results File: DOC0831.RES

Method : G:\APOLLO\DATA\210830\DOC0831.M (Chemstation Integrator)
Title : 8015 B&C
Last Update : Mon Nov 22 10:47:59 2021
Response via : Multiple Level Calibration

Volume Inj. : 2UL
Signal Phase : DB-5
Signal Info : FID02A

Compound	R.T.	Response	Conc Units
System Monitoring Compounds			
3) SA Ortho-Terphenyl(S)	7.53	132181986	122.648 ppb
Surrogate Spike 144.231		Recovery =	85.04%
4) SA Octacosane(S)	9.82	120715231	150.635 ppb
Surrogate Spike 144.231		Recovery =	104.44%
Target Compounds			
1) HATM Diesel (C10-C24)	6.54	467766154	556.763 ppb
2) HBTM Motor Oil (C24-C40)	15.55	155664345	214.138 ppb

Target Compounds

Data File: G:\APOLLO\DATA\211015\1015056.D
Sample : BA42512W09 5/1040

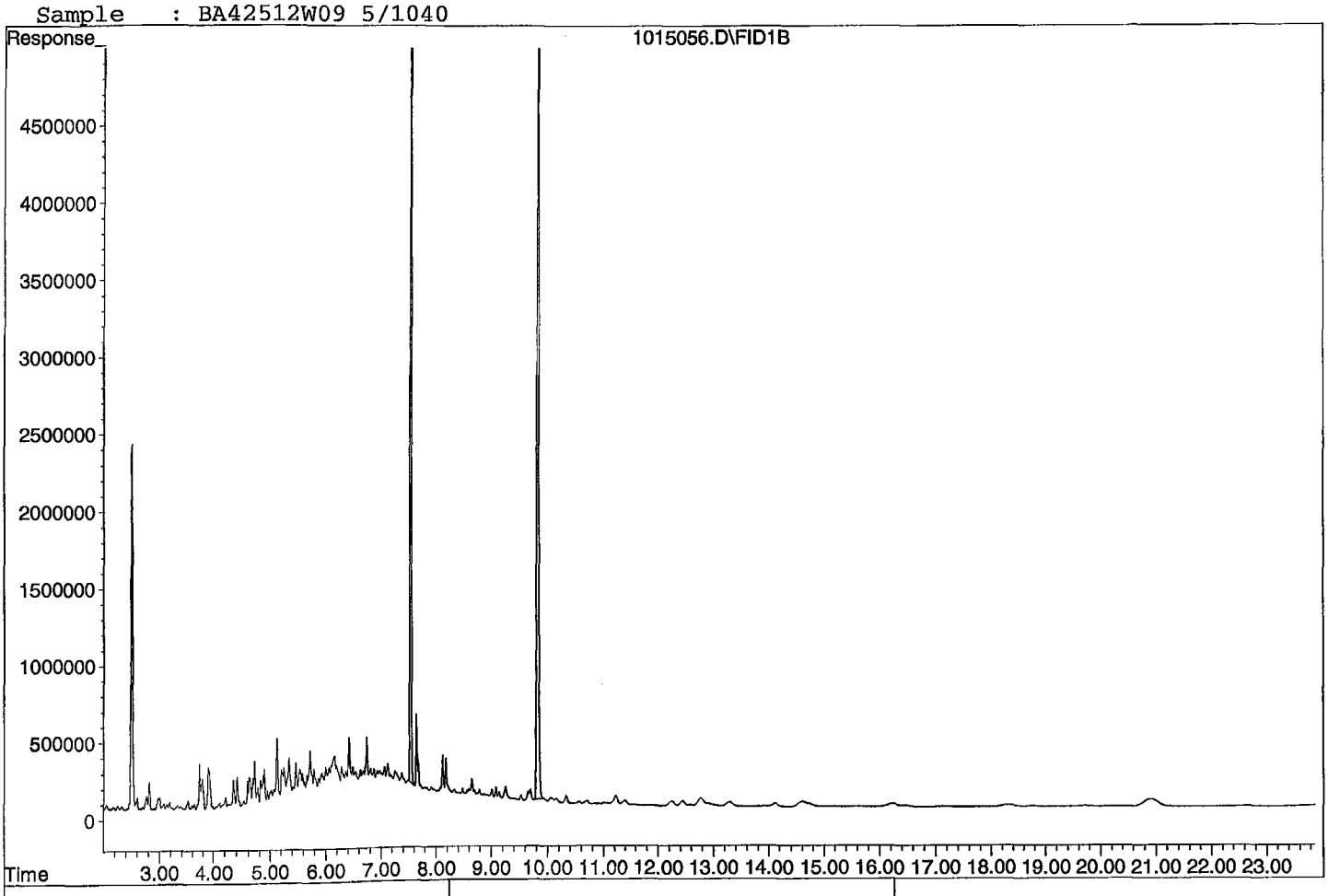

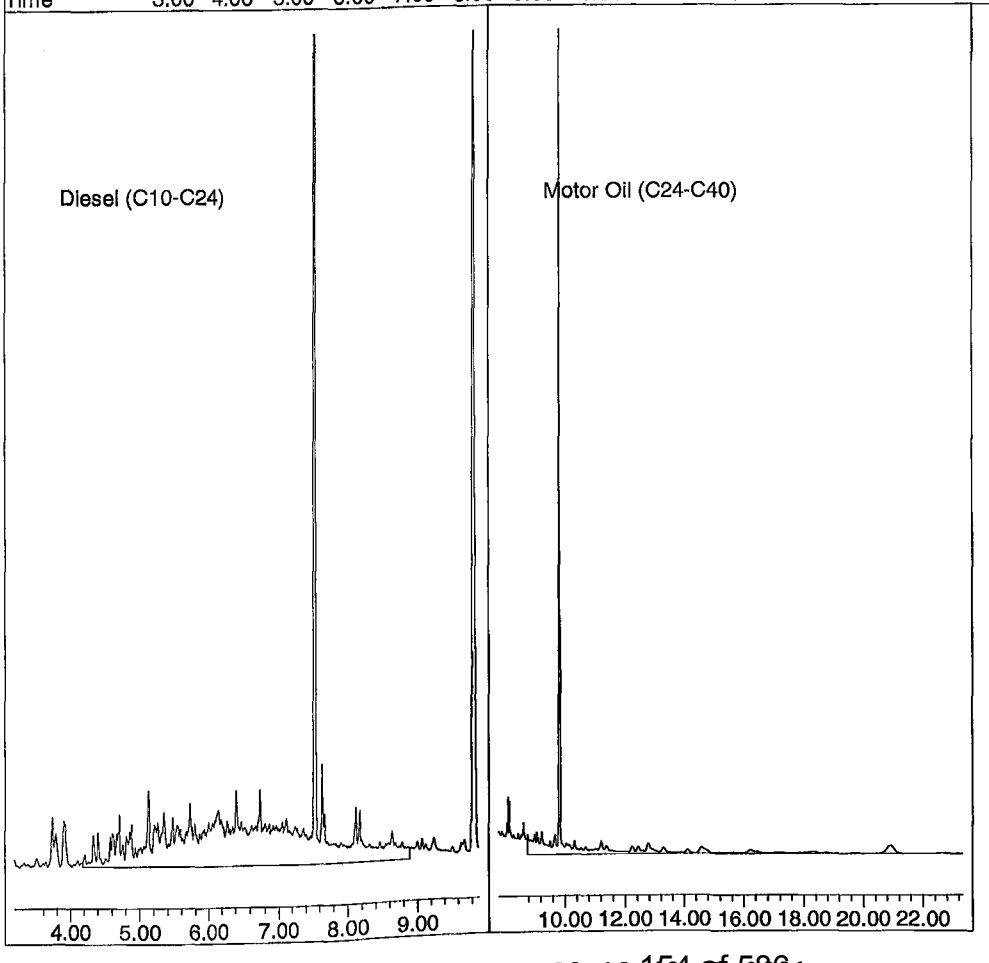

Quantitation Report (QT Reviewed)

Data File : G:\APOLLO\DATA\211015\1015058.D Vial: 58
Acq On : 10-16-21 17:21:41 Operator: KA
Sample : BA42514W09 5/1040 Inst : Apollo
Misc : water Multiplr: 4.81
IntFile : events.e
Quant Time: Nov 15 17:47 2021 Quant Results File: DOC0831.RES

Method : G:\APOLLO\DATA\210830\DOC0831.M (Chemstation Integrator)
Title : 8015 B&C
Last Update : Mon Nov 22 10:47:59 2021
Response via : Multiple Level Calibration

Volume Inj. : 2UL
Signal Phase : DB-5
Signal Info : FID02A

Compound	R.T.	Response	Conc Units
System Monitoring Compounds			
3) SA Ortho-Terphenyl(S)	7.53	140167496	130.057 ppb
Surrogate Spike 144.231		Recovery =	90.17%
4) SA Octacosane(S)	9.82	117736157	146.918 ppb
Surrogate Spike 144.231		Recovery =	101.86%
Target Compounds			
1) HATM Diesel (C10-C24)	6.54	2534650922	3016.894 ppb
2) HBTM Motor Oil (C24-C40)	15.55	203593660	292.024 ppb

Target Compounds

Quantitation Report

Data File: G:\APOLLO\DATA\211015\1015058.D
Sample : BA42514W09 5/1040

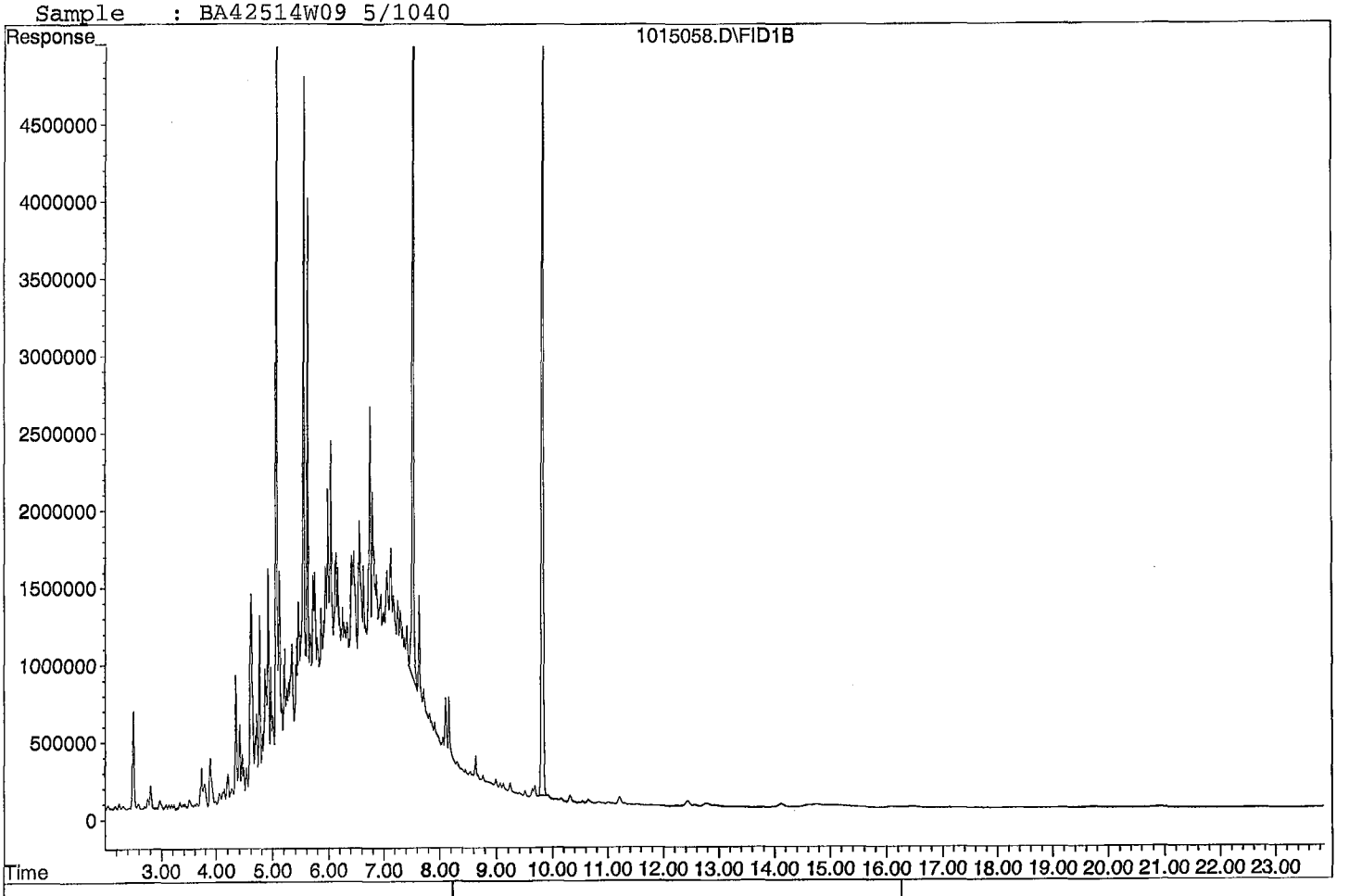

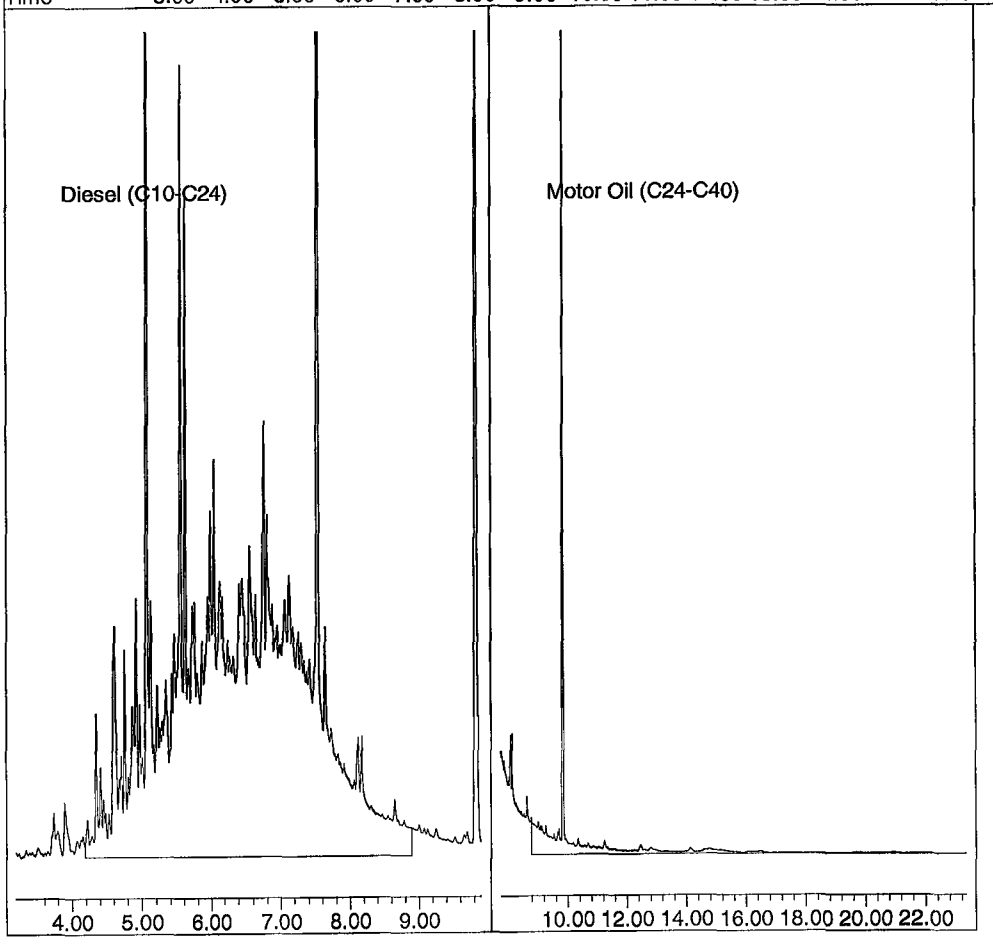

Quantitation Report (QT Reviewed)

Data File : G:\APOLLO\DATA\211015\1015059.D Vial: 59
Acq On : 10-16-21 17:50:02 Operator: KA
Sample : BA42516W09 5/1040 Inst : Apollo
Misc : water Multiplr: 4.81
IntFile : events.e
Quant Time: Nov 15 17:48 2021 Quant Results File: DOC0831.RES

Method : G:\APOLLO\DATA\210830\DOC0831.M (Chemstation Integrator)
Title : 8015 B&C
Last Update : Mon Nov 22 10:47:59 2021
Response via : Multiple Level Calibration

Volume Inj. : 2UL
Signal Phase : DB-5
Signal Info : FID02A

Compound	R.T.	Response	Conc Units
System Monitoring Compounds			
3) SA Ortho-Terphenyl(S)	7.53	135075732	125.333 ppb
Surrogate Spike 144.231		Recovery =	86.90%
4) SA Octacosane(S)	9.82	121778781	151.963 ppb
Surrogate Spike 144.231		Recovery =	105.36%
Target Compounds			
1) HATM Diesel (C10-C24)	6.54	294921628	351.033 ppb
2) HBTM Motor Oil (C24-C40)	15.55	277592452	412.273 ppb

Target Compounds

Quantitation Report

Data File: G:\APOLLO\DATA\211015\1015059.D
Sample : BA42516W09 5/1040

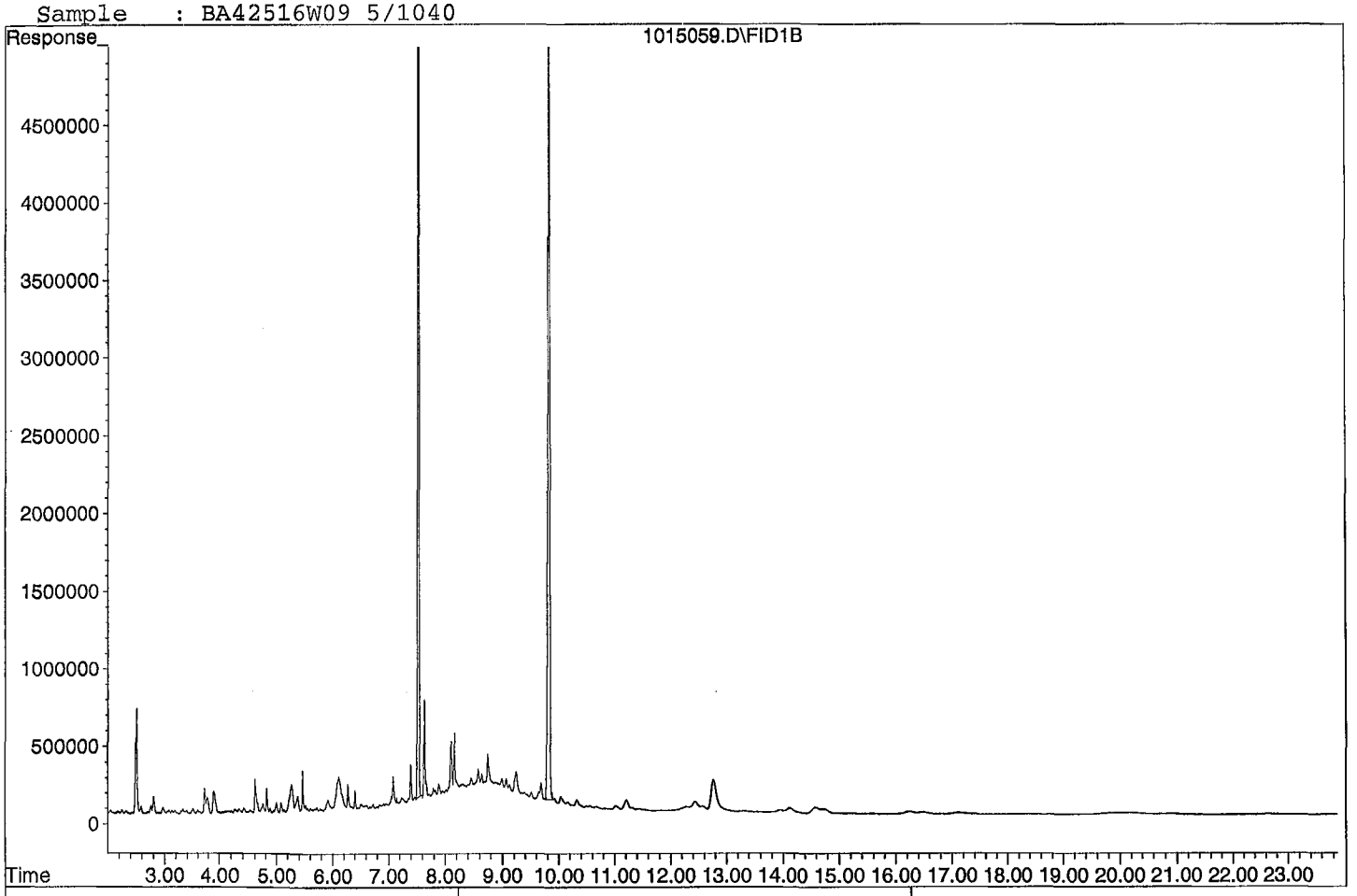

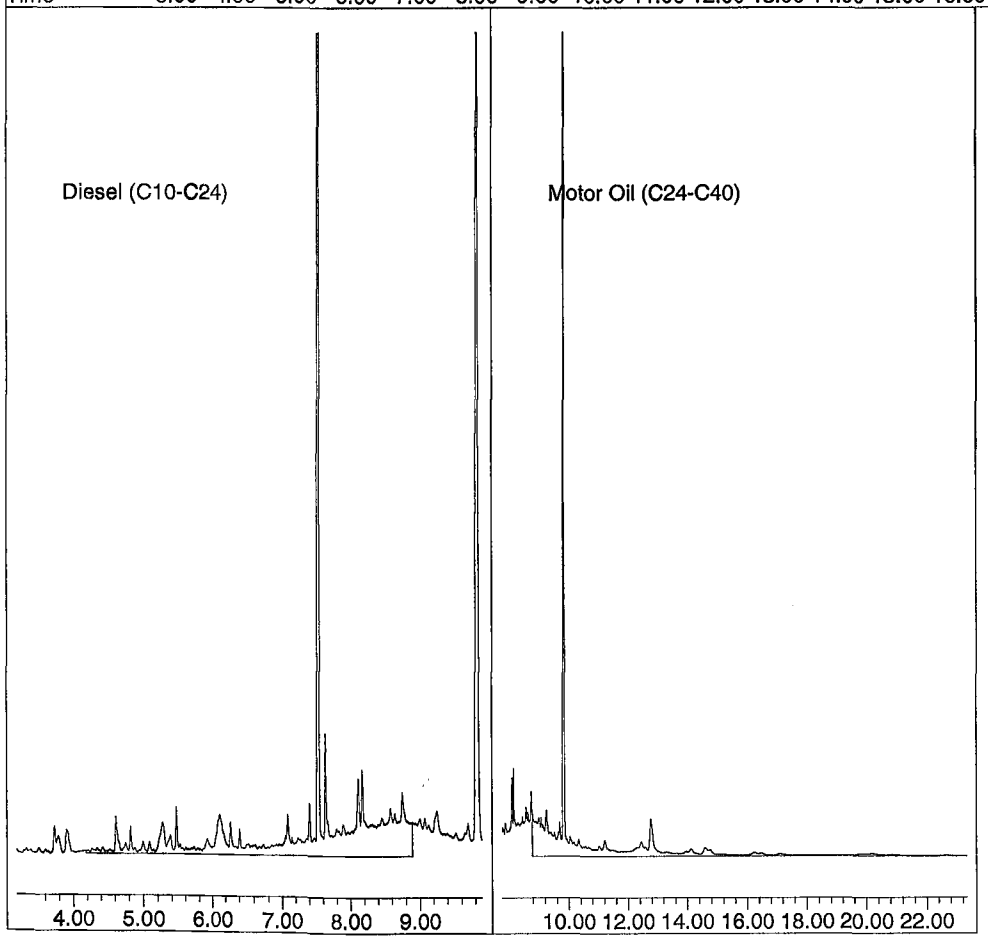

Quantitation Report (QT Reviewed)

Data File : G:\APOLLO\DATA\211015\1015060.D
Acq On : 10-16-21 18:18:14
Sample : BA42518W09 5/1040
Misc : water
IntFile : events.e
Quant Time: Nov 15 17:49 2021 Quant Results File: DOC0831.RES

Vial: 60
Operator: KA
Inst : Apollo
Multiplr: 4.81

Method : G:\APOLLO\DATA\210830\DOC0831.M (Chemstation Integrator)
Title : 8015 B&C
Last Update : Mon Nov 22 10:47:59 2021
Response via : Multiple Level Calibration

Volume Inj. : 2UL
Signal Phase : DB-5
Signal Info : FID02A

Compound	R.T.	Response	Conc Units
System Monitoring Compounds			
3) SA Ortho-Terphenyl(S)	7.53	129979505	120.604 ppb
Surrogate Spike 144.231		Recovery =	83.62%
4) SA Octacosane(S)	9.82	119279447	148.844 ppb
Surrogate Spike 144.231		Recovery =	103.20%
Target Compounds			
1) HATM Diesel (C10-C24)	6.54	101140028	120.383 ppb
2) HBTM Motor Oil (C24-C40)	15.55	160953878	222.733 ppb

Target Compounds

Data File: G:\APOLLO\DATA\211015\1015060.D
Sample : BA42518W09 5/1040

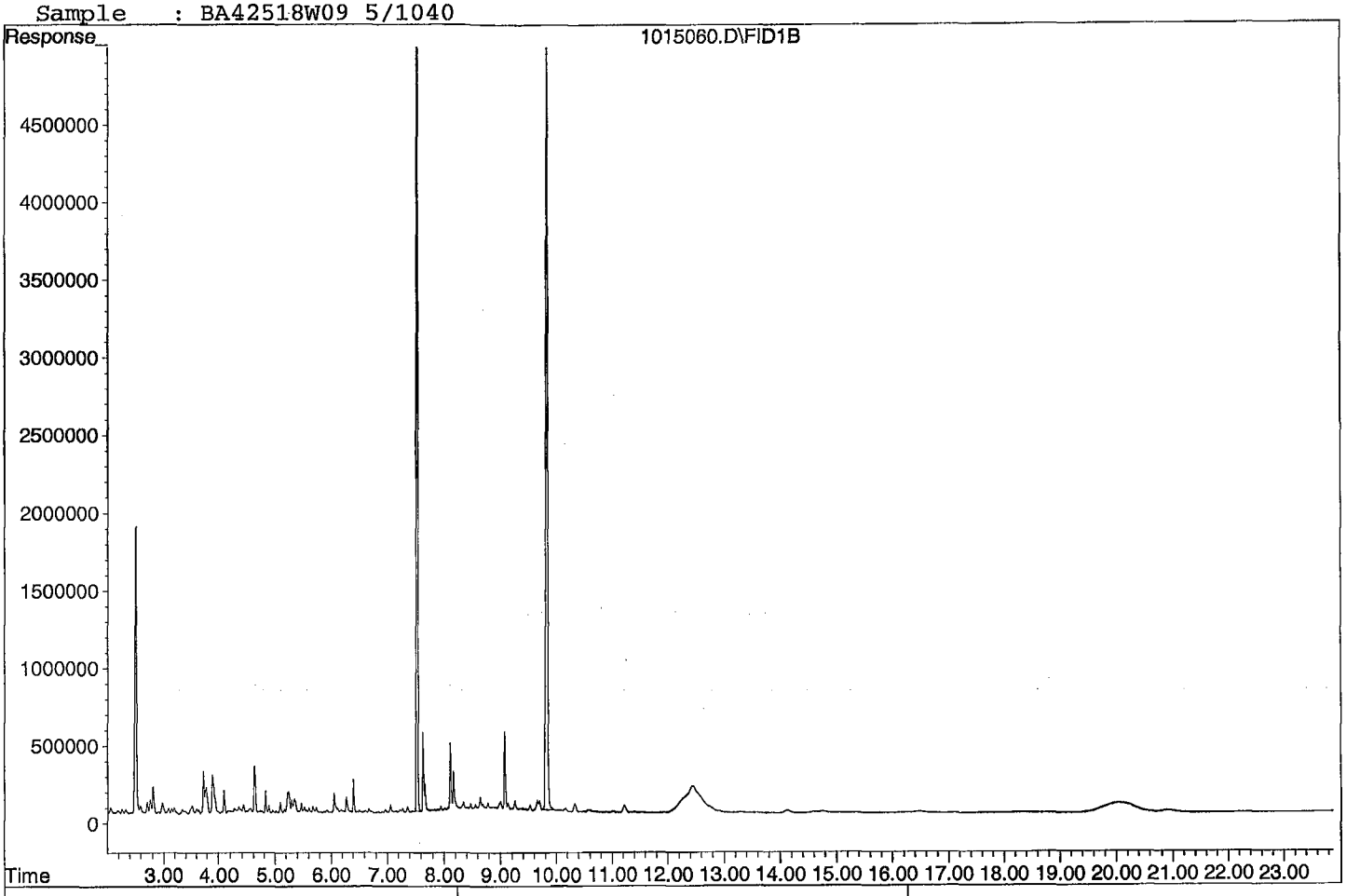

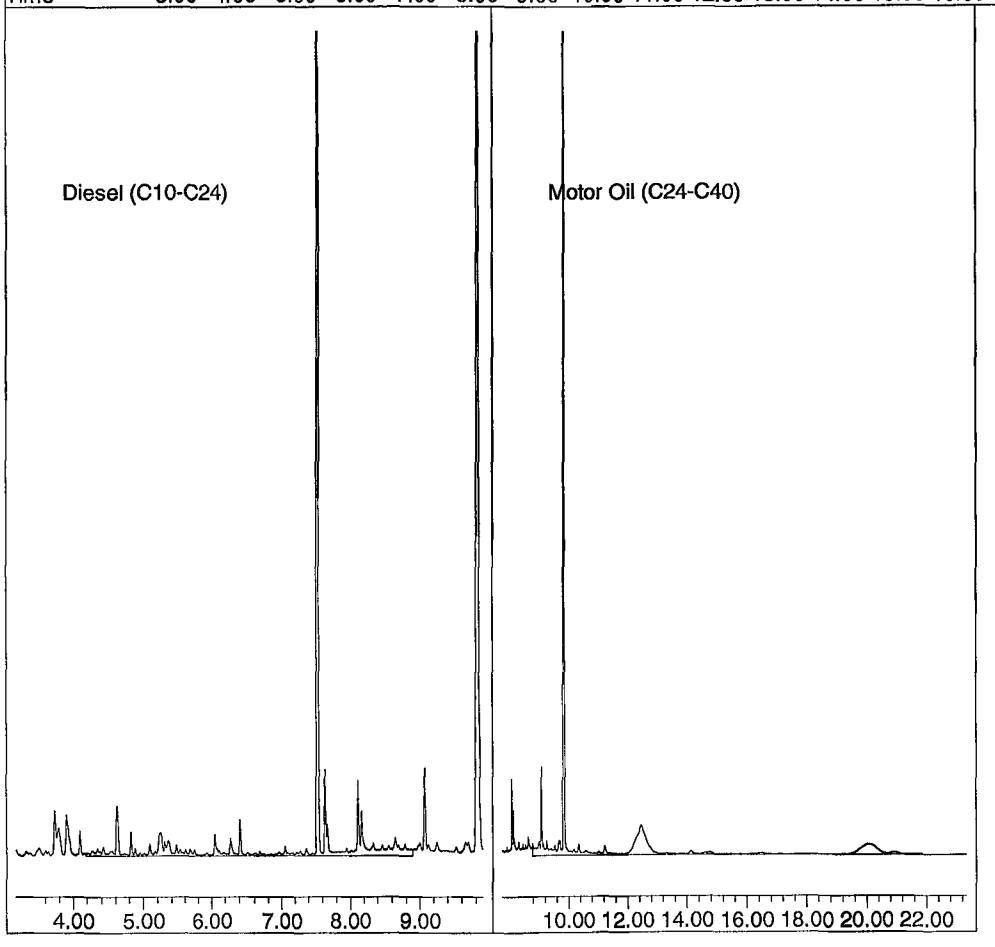

Quantitation Report (QT Reviewed)

Data File : G:\APOLLO\DATA\211015\1015048.D Vial: 48
Acq On : 10-16-21 12:38:58 Operator: KA
Sample : 211011A BLK 5/1000 Inst : Apollo
Misc : water Multiplr: 5.00
IntFile : events.e
Quant Time: Nov 15 17:36 2021 Quant Results File: DOC0831.RES

Method : G:\APOLLO\DATA\210830\DOC0831.M (Chemstation Integrator)
Title : 8015 B&C
Last Update : Mon Nov 22 10:47:59 2021
Response via : Multiple Level Calibration

Volume Inj. : 2UL
Signal Phase : DB-5
Signal Info : FID02A

Compound	R.T.	Response	Conc Units
System Monitoring Compounds			
3) SA Ortho-Terphenyl(S)	7.53	130533114	125.962 ppb
Surrogate Spike 150.000		Recovery =	83.97%
4) SA Octacosane(S)	9.82	114991267	149.233 ppb
Surrogate Spike 150.000		Recovery =	99.49%
Target Compounds			
1) HATM Diesel (C10-C24)	6.54	55913959	69.214 ppb
2) HBTM Motor Oil (C24-C40)	15.55	63090849	66.252 ppb

Target Compounds

Quantitation Report

Data File: G:\APOLLO\DATA\211015\1015048.D
Sample : 211011A BLK 5/1000

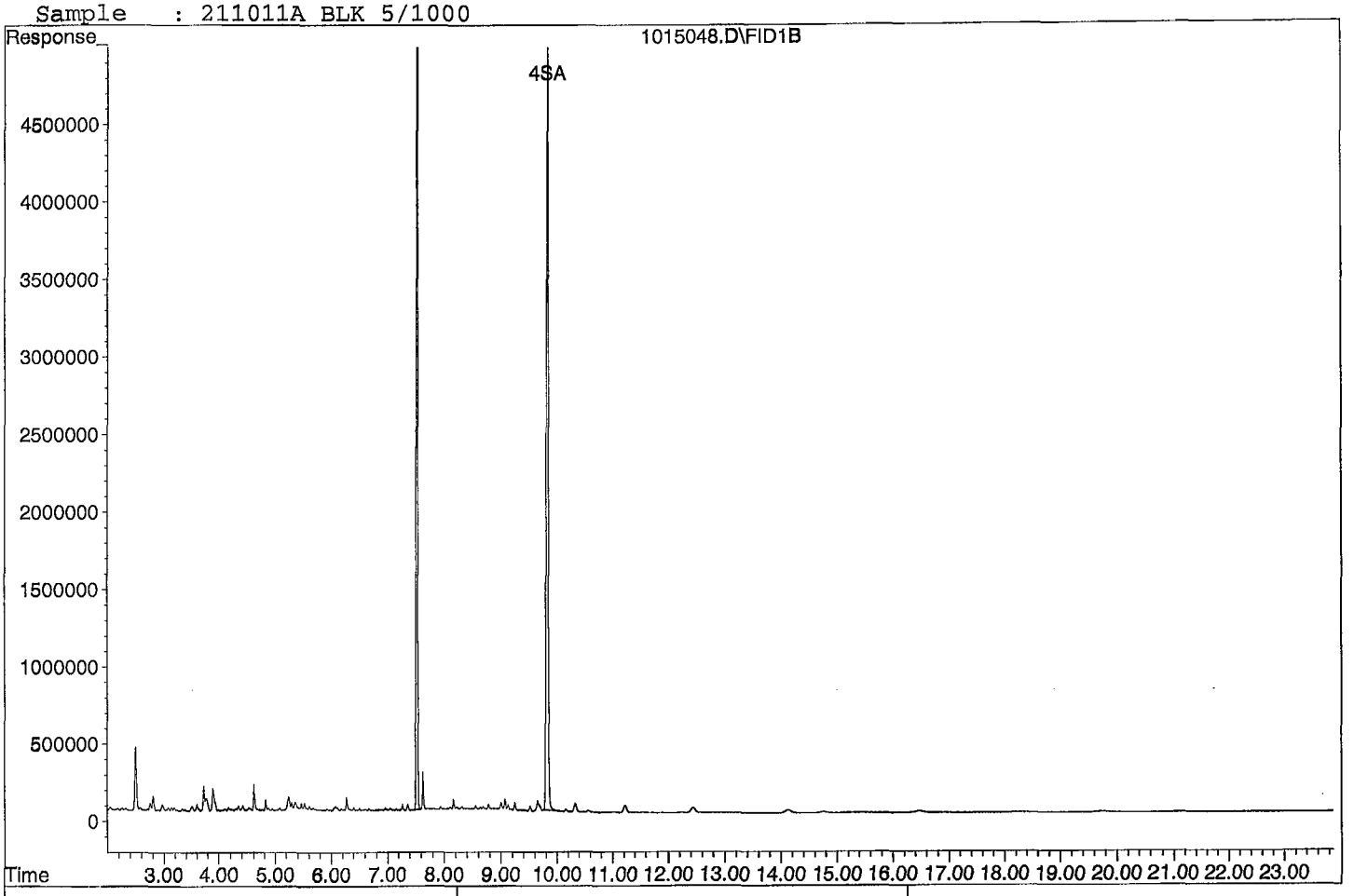





Quantitation Report (QT Reviewed)

Data File : G:\APOLLO\DATA\211015\1015049.D
Acq On : 10-16-21 13:07:18
Sample : 211011A LCS-1 5/1000
Misc : water
IntFile : events.e
Quant Time: Nov 15 17:37 2021 Quant Results File: DOC0831.RES

Vial: 49
Operator: KA
Inst : Apollo
Multiplr: 5.00

Method : G:\APOLLO\DATA\210830\DOC0831.M (Chemstation Integrator)
Title : 8015 B&C
Last Update : Mon Nov 22 10:47:59 2021
Response via : Multiple Level Calibration

Volume Inj. : 2UL
Signal Phase : DB-5
Signal Info : FID02A

Compound	R.T.	Response	Conc Units
System Monitoring Compounds			
3) SA Ortho-Terphenyl(S)	7.53	158139494	152.602 ppb
Surrogate Spike 150.000		Recovery =	101.73%
4) SA Octacosane(S)	9.83	124228156	161.220 ppb
Surrogate Spike 150.000		Recovery =	107.48%
Target Compounds			
1) HATM Diesel (C10-C24)	6.54	1952312706	2416.711 ppb
2) HBTM Motor Oil (C24-C40)	15.55	1514287630	2518.807 ppb

Target Compounds

Diesel:

$$\frac{(1952312706)(5)}{(2019597)(2)} = \frac{9761563530}{4039194} = \boxed{2416.711}$$

(f)=RT Delta > 1/2 Window
1015049.D DOC0831.M Mon Nov 22 12:48:33 2021 (m)=manual int.

Data File: G:\APOLLO\DATA\211015\1015049.D
Sample : 211011A LCS-1 5/1000

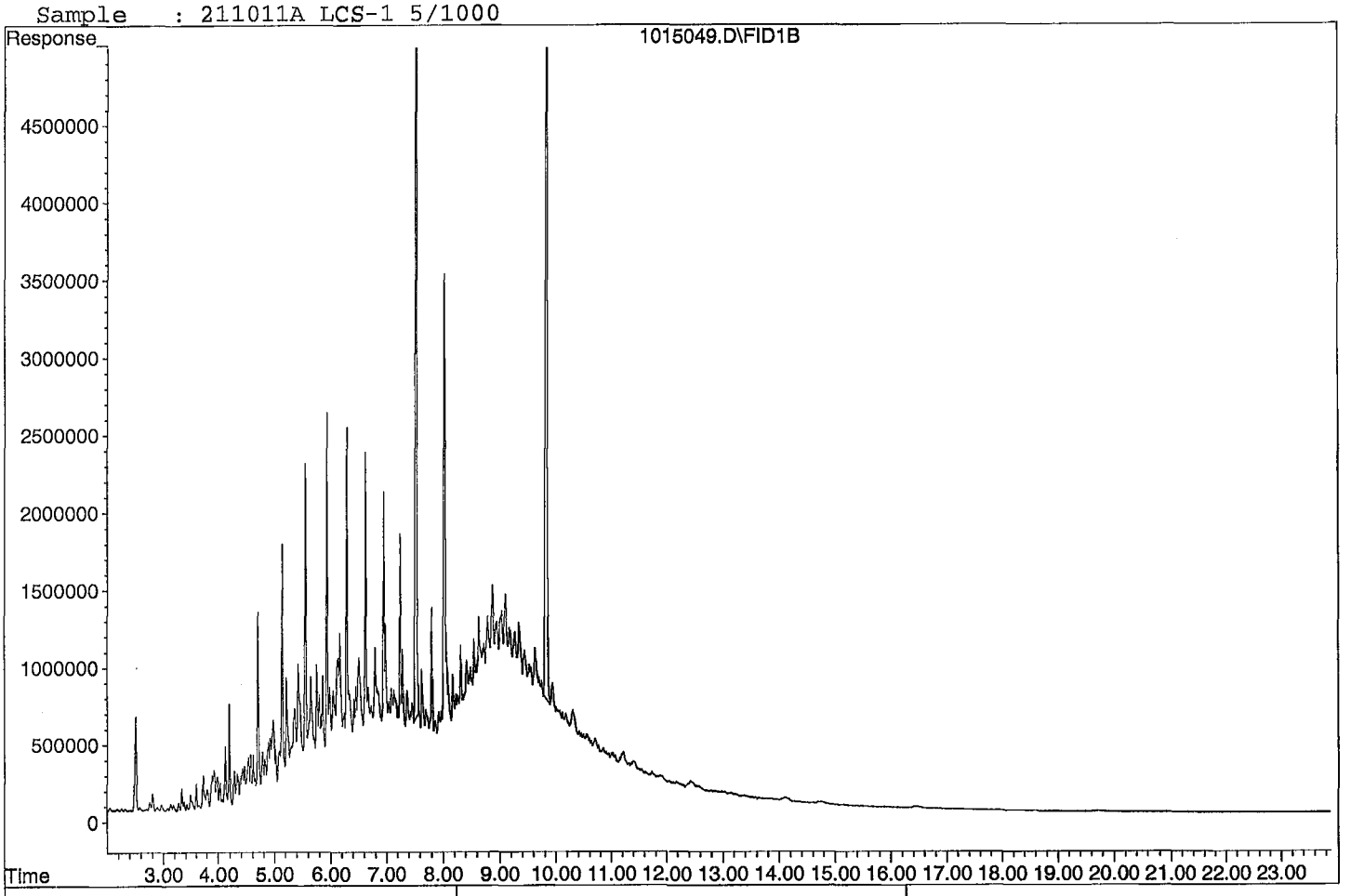

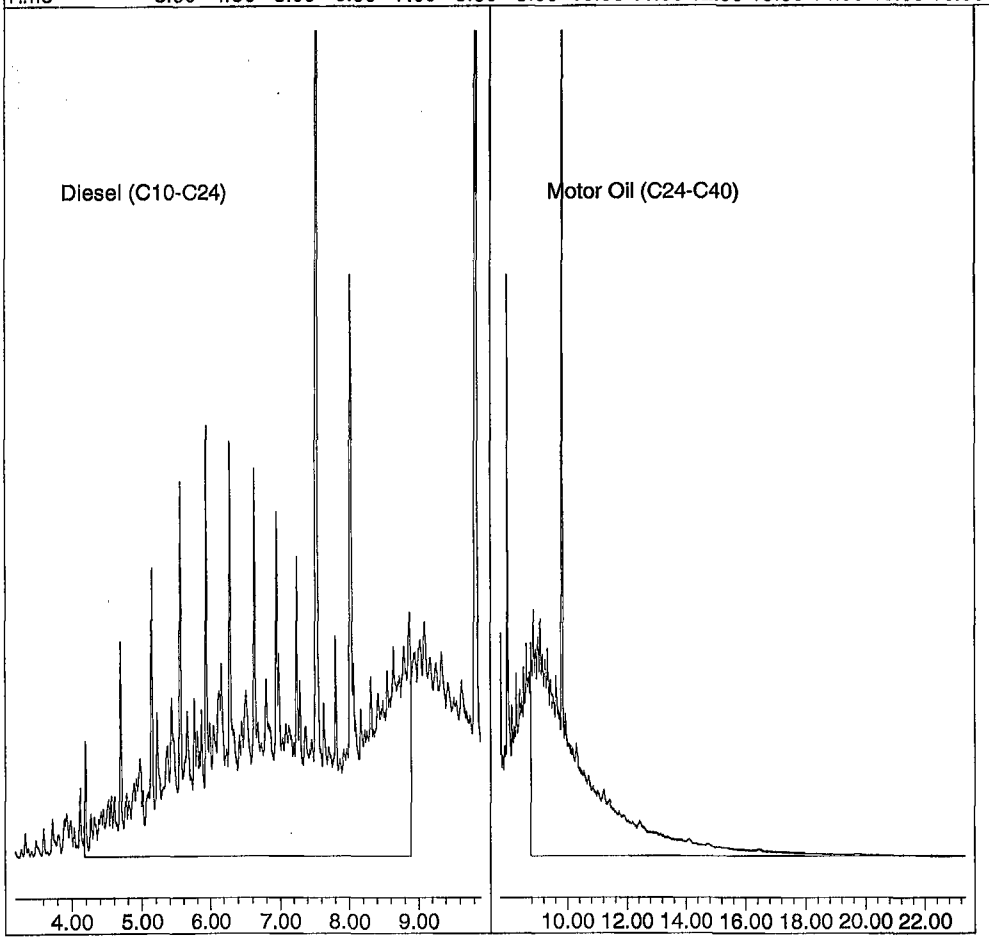

Quantitation Report (QT Reviewed)

Data File : G:\APOLLO\DATA\211015\1015050.D Vial: 50
Acq On : 10-16-21 13:35:40 Operator: KA
Sample : 211011A LCSD-1 5/1000 Inst : Apollo
Misc : water Multiplr: 5.00
IntFile : events.e
Quant Time: Nov 15 17:38 2021 Quant Results File: DOC0831.RES

Method : G:\APOLLO\DATA\210830\DOC0831.M (Chemstation Integrator)
Title : 8015 B&C
Last Update : Mon Nov 22 10:47:59 2021
Response via : Multiple Level Calibration

Volume Inj. : 2UL
Signal Phase : DB-5
Signal Info : FID02A

Compound	R.T.	Response	Conc Units
System Monitoring Compounds			
3) SA Ortho-Terphenyl(S)	7.53	155077568	149.647 ppb
Surrogate Spike 150.000		Recovery =	99.76%
4) SA Octacosane(S)	9.83	117873357	152.973 ppb
Surrogate Spike 150.000		Recovery =	101.98%
Target Compounds			
1) HATM Diesel (C10-C24)	6.54	1944847121	2407.470 ppb
2) HBTM Motor Oil (C24-C40)	15.55	1463104986	2432.307 ppb
Target Compounds			

Data File: G:\APOLLO\DATA\211015\1015050.D
Sample : 211011A LCSD-1 5/1000

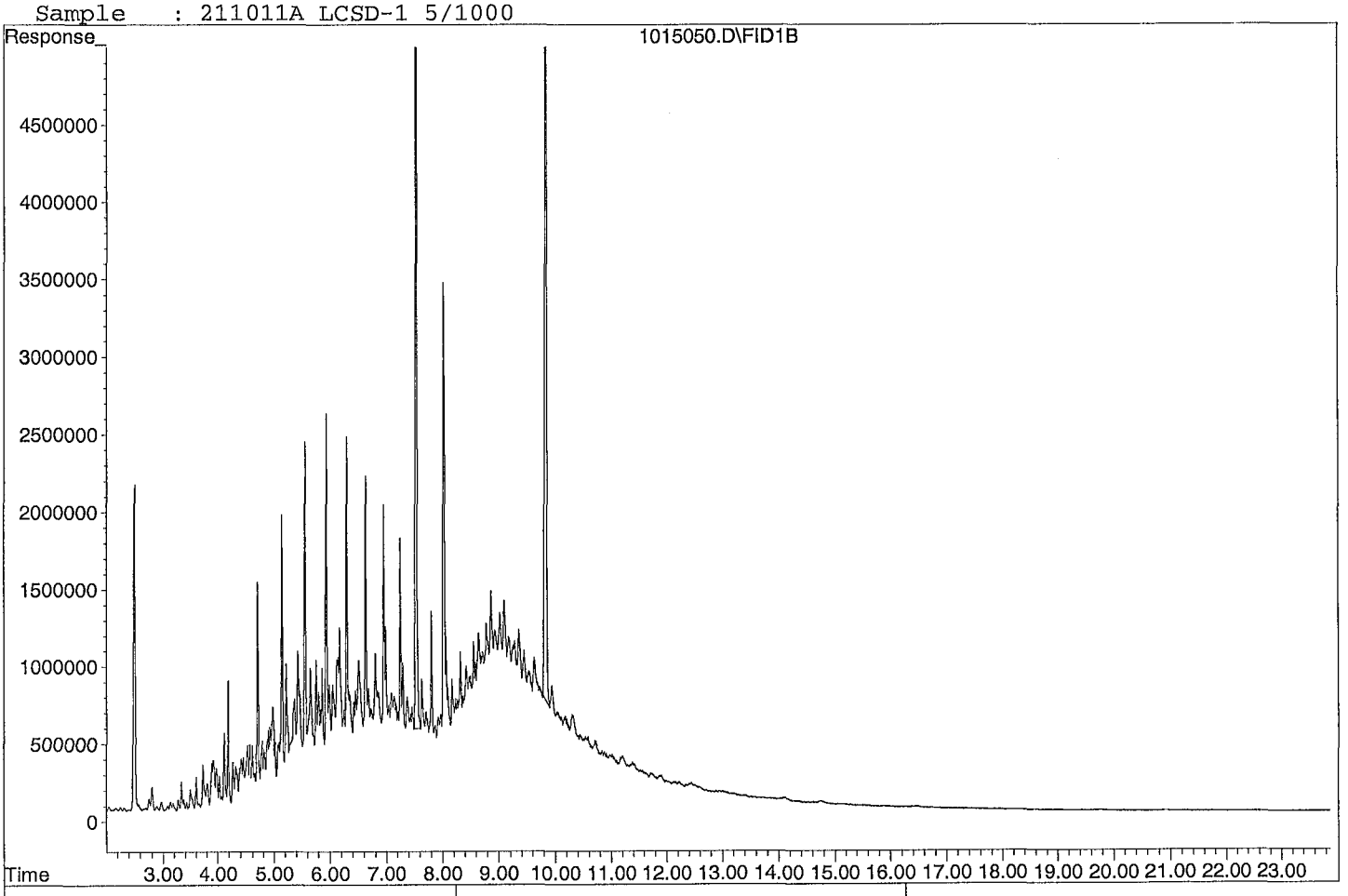

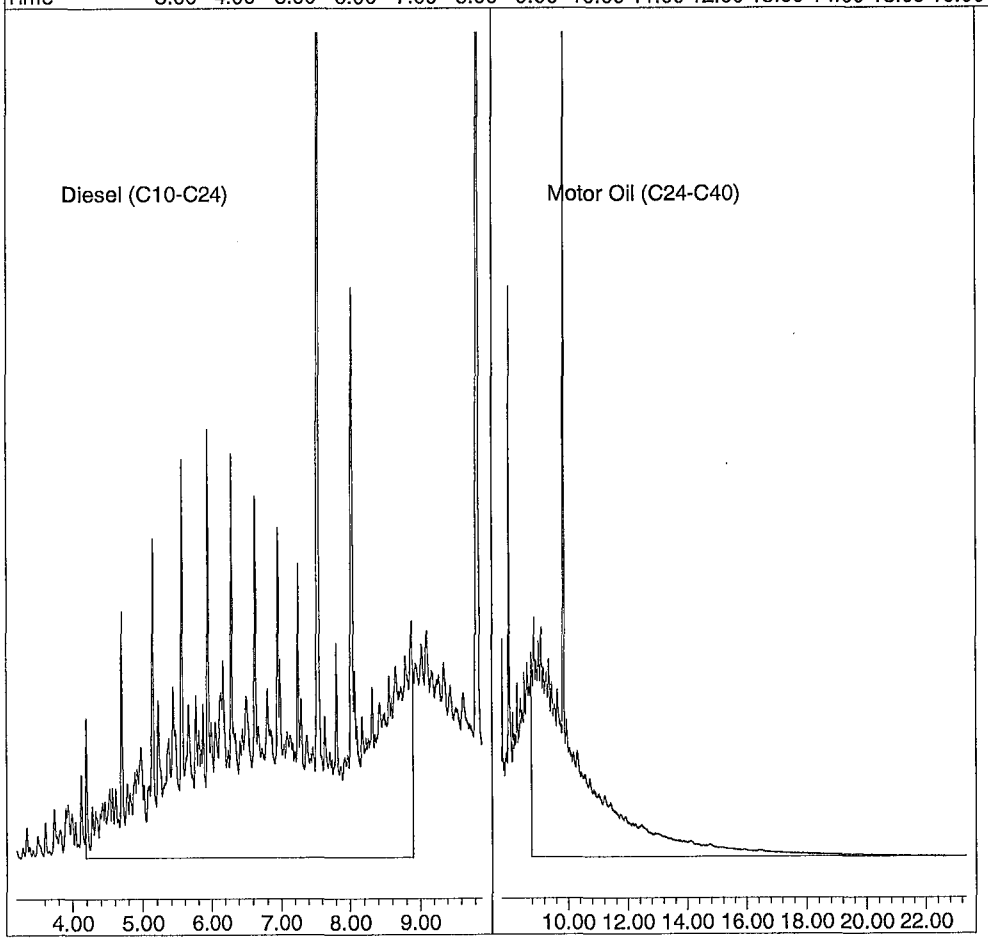

_LIQ005SGC

Organic Extraction Worksheet

Method	Continuous Liq/Liq TPH- 3520C w/SGC	Extraction Set	211011A	Extraction Method	LIQ005SGC	Units	mL

Spiked ID 1	Diesel Motor Oil Mix 9/3/21-9/3/22		Surrogate ID 1	THC Surrogate 8/23/21-8/23/22	
Spiked ID 2	Decanoic 1000ug/mL Acid Solution 8/20/21-8/20/22		Surrogate ID 2	THC Surrogate 10/06/21-10/06/22	
Spiked ID 3	Decanoic 1000ug/mL Acid Solution 10/08/21-10/08/22		Surrogate ID 3		
Spiked ID 4			Surrogate ID 4		
Spiked ID 5			Surrogate ID 5		
Spiked ID 6			Sufficient Vol for Matrix QC:	NO	
Spiked ID 7			Ext. Start Time:	10/11/21 12:50	
Spiked ID 8			Ext. End Time:	10/12/21 15:57	
			GC Requires Extract By:		

pH1	2		Water Bath Temp 1 °C	41/ 40.1 °C
pH2			Water Bath Temp 2 °C	34/ 35.1
pH3			Water Bath Temp 3 °C	37/ 36.5 °C

Spiked By: SR **Date** 10/11/2021 9:41:42 AM **Witnessed By:** CG **Date** 10/11/2021 9:41:46 AM

	Sample	Sample Container	Spike Amount	Spike ID	Surrogate Amount	Surrogate ID	Extract Amount	Final Volume	pH	Extract Date/Time	Comments
1	211011A Blk		0.050	2	0.250	1 equip	1000	5	2	10/11/21 9:41	*
2	211011A LCS-1		0.080,0.050	1,2	0.250	1 equip	1000	5	2	10/11/21 9:41	*
3	211011A LCS-2		0.080,0.050	1,2	0.250	1 equip					
4	211011A LCS-3		0.080,0.050		0.250	1 equip					
5	211011A LCSD-1		0.080,0.050	1,2	0.250	1 equip	1000	5	2	10/11/21 9:41	*
6	211011A LCSD-2		0.080,0.050		0.250	1 equip					
7	211011A LCSD-3		0.080,0.050		0.250	1 equip					
8	BA38390	BA38390M02	0.050	2	0.250	2 equip	1000	5	2	10/11/21 12:30	97224 *
9	BA38391	BA38391M03	0.050	2	0.250	2 equip	1000	5	2	10/11/21 12:30	97224 *
10	BA38393	BA38393M02	0.050	3	0.250	2 equip	1000	5	2	10/11/21 12:30	97224 *
11	BA38394	BA38394M02	0.050	2	0.250	2 equip	1000	5	2	10/11/21 12:30	97224 *
12	BA38396		0.050	2	0.250	1 equip		5	2Y		97224 *
13	BA38397		0.050	2	0.250	1 equip		5	2Y		97224 *
14	BA38399	BA38399M02	0.050	2	0.250	2 equip	1000	5	2	10/11/21 12:30	97224 *
15	BA42512	BA42512W09	0.050	2	0.250	1 equip	1040	5	2	10/11/21 9:41	97781 *
16	BA42514	BA42514W09	0.050	3	0.250	1 equip	1040	5	2	10/11/21 9:41	97781 *

Solvent and Lot#	
1+1 HCL (5mLs)	9/30/21-9/30/22
PH Strips	HC041002
Dichloromethane (DCM)	61117
Filter Paper	*
Sodium Sulfate	2021071206
SILICA GEL (*)	050627T

Extraction COC Transfer	
Extraction lab employee Initials	
GC analyst's initials	KA
Date	10/12/21
Time	16:25
Refrigerator	Hobart

	Technician's Initials
Scanned By	SR
Sample Preparation	SR
Extraction	DS
Concentration	DS

Modified	11/22/2021 1:24:03 PM

Reviewed By: **Date**

Organic Extraction Worksheet

Method	Continuous Liq/Liq TPH- 3520C w/SGC	Extraction Set	211011A	Extraction Method	LIQ005SGC	Units	mL

Spiked ID 1	Diesel Motor Oil Mix 9/3/21-9/3/22		Surrogate ID 1	THC Surrogate 8/23/21-8/23/22	
Spiked ID 2	Decanoic 1000ug/mL Acid Solution 8/20/21-8/20/22		Surrogate ID 2	THC Surrogate 10/06/21-10/06/22	
Spiked ID 3	Decanoic 1000ug/mL Acid Solution 10/08/21-10/08/22		Surrogate ID 3		
Spiked ID 4			Surrogate ID 4		
Spiked ID 5			Surrogate ID 5		
Spiked ID 6			Sufficient Vol for Matrix QC:	NO	
Spiked ID 7			Ext. Start Time:	10/11/21 12:50	
Spiked ID 8			Ext. End Time:	10/12/21 15:57	
			GC Requires Extract By:		

pH1	2		Water Bath Temp 1 °C	41/ 40.1 °C
pH2			Water Bath Temp 2 °C	34/ 35.1
pH3			Water Bath Temp 3 °C	37/ 36.5 °C

Spiked By: SR **Date** 10/11/2021 9:41:42 AM **Witnessed By:** CG **Date** 10/11/2021 9:41:46 AM

	Sample	Sample Container	Spike Amount	Spike ID	Surrogate Amount	Surrogate ID	Extract Amount	Final Volume	pH	Extract Date/Time	Comments
17	BA42516	BA42516W09	0.050	3	0.250	1 equip	1040	5	2	10/11/21 9:41	97781 *
18	BA42518	BA42518W09	0.050	3	0.250	1 equip	1040	5	2	10/11/21 9:41	97781 *
19	BA42524	BA42524W09	0.050	3	0.250	1 equip	1050	5	2	10/11/21 9:41	97782 *
20	BA42527	BA42527W09	0.050	3	0.250	1 equip	1030	5	2	10/11/21 9:41	97783 *
21	BA42528	BA42528W07	0.050	3	0.250	1 equip	1040	5	2	10/11/21 9:41	97783 *

Solvent and Lot#	
1+1 HCL (5mLs)	9/30/21-9/30/22
PH Strips	HC041002
Dichloromethane (DCM)	61117
Filter Paper	*
Sodium Sulfate	2021071206
SILICA GEL (*)	050627T

Extraction COC Transfer	
Extraction lab employee Initials	
GC analyst's initials	KA
Date	
Time	
Refrigerator	Hobart

	Technician's Initials
Scanned By	SR
Sample Preparation	SR
Extraction	DS
Concentration	DS

Modified	11/22/2021 1:24:03 PM

Reviewed By: **Date**

Diesel / Motor Oil Calibration Curve

Prepared: 8/23/2021
Expires: 8/23/2022

Prepared By (Initials): KA

Methylene Chloride Lot No. 60338

Initial Standard Information							Final Standard Information			
Name of Initial Standard (QAU Label)	Supplier	Conc. (ug/mL)	APPL Mix Name	Reference to APPL Prep Date and Lot #'s	Exp. Date	Exp. Date (Manufacturer)	Aliquot From Stock	Final Volume	Solvent	Final Standard Conc. (ug/mL)
Diesel / Motor Oil - 2	APPL	10	Diesel / Motor Oil - 1	Perp'd: 08/23/21 A0164485-52662, A0165510-52666, CL16893-52844	8/23/2022	10/31/2027 12/31/2027 5/31/2026	100uL	200uL	MC	5
Diesel / Motor Oil -3		50	Diesel / Motor Oil - 2				200uL	1mL	MC	10
Diesel / Motor Oil Calibration STD	Restek	2,000	Diesel / Motor Oil -3				25uL	1mL	MC	50
			Diesel / Motor Oil - 4				125uL	1mL	MC	250
			Diesel / Motor Oil - 5				500uL	1mL	MC	1000
			Diesel / Motor Oil - 6				750uL	1mL	MC	1500
			Diesel / Motor Oil - 7				100uL	100uL	N/A	2,000

Diesel / Motor Oil Second Source

Prepared: 7/21/2020
Expires: 7/21/2021

Prepared By (Initials): SS

Methylene Chloride Lot No. 58059

Initial Standard Information							Final Standard Information			
Name of Initial Standard (QAU Label)	Supplier	Supplier Part No.	Conc. (ug/mL)	Lot Number - QA Number	Exp. Date (1 yr.)	Exp. Date (Manufacturer)	Aliquot From Stock	Final Volume	Solvent	Final Standard Conc. (ug/mL)
Diesel Fuel #2 Second Source	Phenova	AL0-101287	50,000	**CL13327-40550**	7/21/2021	**2/28/2022**	50uL	10mL	MC	250
Motor Oil Second Source	Absolute	51094	50,000	**010918-39581**	7/21/2021	**1/9/2023**	50uL			

Diesel / Motor Oil Calibration Standard

Prepared: 10/6/2021 **Prepared By (Initials):** KA

Expires: 5/31/2026

Methylene Chloride

Lot No. 61117

Initial Standard Information							Final Standard			
Name of Initial Standard (QAU Label)	Supplier	Supplier Part No.	Conc. (ug/mL)	Lot Number - QA Number	Exp. Date (1 yr.)	Exp. Date (Manufacturer)	Aliquot From Stock	Final Volume	Solvent	Final Standard Conc. (ug/mL)
Diesel Fuel #2	Restek	31258	50,000	**A0164485-52822**	**9/3/2022**	**10/31/2027**	400uL	10mL	MC	2000
Motor Oil	Restek	31464	50,000	**A0168842-52820 and A0166510-52817**	**10/6/2021**	**12/31/2027**	400uL			2000
THC Surrogate	Phenova	ALO-130161	600	**CL1689352835**	**10/6/2021**	**5/31/2026**	1666uL			100

Diesel Motor Oil Mix

Prepared: 9/3/2021 **Prepared By (Initials): KA**

Expires: 9/3/2022

Initial Standard Information							Final Standard			
Name of Initial Standard (QAU Label)	Supplier	Supplier Part No.	Conc. (ug/mL)	Lot Number - QA Number	Exp. Date (1 yr.)	Exp. Date (Manufacturer)	Aliquot From Stock	Final Volume	Solvent	Final Standard Conc. (ug/mL)
Diesel Fuel #2	Restek	31258	50,000	**A0164485-52823,52824,52662,52661,52822**	9/3/2021	**10/31/2027**	4.00 mL	8.0 mL	NA	25,000
Motor Oil Composite	Restek	31464	50,000	**A0166510-52664 and 52818 and A0168842-52820 and 52821**	9/3/2021	**12/31/27 and 03/31/28**	4.00 mL			25,000

THC Surrogate

Prepared: 8/24/2021 **KA**

Expires: 8/24/2022

Initial Standard Information							Final Standard Information			
Name of Initial Standard (QAU Label)	Supplier	Supplier Part No.	Conc. (ug/mL)	Lot Number - QA Number	Exp. Date (1 yr.)	Exp. Date (Manufacturer)	Aliquot From Stock	Final Volume	Solvent	Final Standard Conc. (ug/mL)
O-terphenyl / Octacosane Mix	Phenova	ALO-130161	600	**CL16893-52838**	**8/24/2022**	**5/31/2026**	N/A	N/A	N/A	600

THC Surrogate

Prepared: 10/6/2021
Expires: 5/31/2026

KA

Initial Standard Information							Final Standard			
Name of Initial Standard (QAU Label)	Supplier	Supplier Part No.	Conc. (ug/mL)	Lot Number - QA Number	Exp. Date (1 yr.)	Exp. Date (Manufacturer)	Aliquot From Stock	Final Volume	Solvent	Final Standard Conc. (ug/mL)
O-terphenyl / Octacosane Mix	Phenova	ALO-130161	600	**CL16893-52835**	10/6/2021	**5/31/2026**	N/A	N/A	N/A	600

Injection Log

Directory: G:\APOLLO\DATA\210830\

Line	Vial	FileName	Multiplier	SampleName	Misc Info	Injected
1	4	830004.D	1	DMO STD Curve 1	water	8-30-21 14:23:31
2	5	830005.D	1	DMO STD Curve 2	water	8-30-21 14:52:00
3	6	830006.D	1	DMO STD Curve 3	water	8-30-21 15:20:31
4	7	830007.D	1	DMO STD Curve 4	water	8-30-21 15:48:59
5	8	830008.D	1	DMO STD Curve 5	water	8-30-21 16:17:29
6	9	830009.D	1	DMO STD Curve 6	water	8-30-21 16:45:57
7	10	830010.D	1	DMO STD Curve 7	water	8-30-21 17:14:26
8	11	830011.D	1	DMO Second Source	water	8-30-21 17:43:02
9	42	1015042.D	1	DMO CCV LVL5 STD	water	10-16-21 9:49:23
10	48	1015048.D	5	211011A BLK 5/1000	water	10-16-21 12:38:58
11	49	1015049.D	5	211011A LCS-1 5/1000	water	10-16-21 13:07:18
12	50	1015050.D	5	211011A LCSD-1 5/1000	water	10-16-21 13:35:40
13	56	1015056.D	4.80769	BA42512W09 5/1040	water	10-16-21 16:25:09
14	57	1015057.D	1	DMO CCV LVL5 STD	water	10-16-21 16:53:19
15	58	1015058.D	4.80769	BA42514W09 5/1040	water	10-16-21 17:21:41
16	59	1015059.D	4.80769	BA42516W09 5/1040	water	10-16-21 17:50:02
17	60	1015060.D	4.80769	BA42518W09 5/1040	water	10-16-21 18:18:14
18	65	1015065.D	1	DMO CCV LVL5 STD	water	10-16-21 20:39:51

ORGANICS

Calibration Data

TPH Extractables
DOC0831

Form 6
Initial Calibration

Lab Name: APPL, Inc.
Case No:
Matrix: Water

SDG No:
Initial Cal. Date: 8/30/2021
Instrument: Apollo

Initials: KA

		Compound	1	2	3	4	5	6	7				Avg	%RSD	Type	r^2	Q
			830004.D	830005.D	830006.D	830007.D	830008.D	830009.D	830010.D								
1	HATM	Diesel (C10-C24)	1996096	2096504	2044980	1954573	1978127	1986289	2080607				2019597	2.7	HATM		
2	HBTML	Motor Oil (C24-C40)	4145119	2435540	1673061	1536974	1493779	1466134	1500171				2035825	49	HBTM	1.000	
3	SA	Ortho-Terphenyl(S)	2853226	2657484	2628989	2539846	2469795	2419311	2566361				2590716	5.5	SA		
4	SA	Octacosane(S)	2110335	1874119	1915976	1916647	1876549	1864260	1926753				1926377	4.4	SA		
5																	
6																	
7																	
8																	
9																	
10																	
11																	
12																	
13																	
14																	
15																	
16																	
17																	
18																	
19																	
20																	
21																	
22																	
23																	
24																	
25																	
26																	
27																	
28																	
29																	
30																	
31																	
32																	
33																	
34																	
35																	

1.751305

Quantitation Report (Not Reviewed)

Data File : G:\APOLLO\DATA\210830\830004.D Vial: 4
Acq On : 8-30-21 14:23:31 Operator: KA
Sample : DMO STD Curve 1 Inst : Apollo
Misc : water Multiplr: 1.00
IntFile : events.e
Quant Time: Sep 8 12:55 2021 Quant Results File: DOC0830.RES

Method : G:\APOLLO\DATA\210830\DOC0830.M (Chemstation Integrator)
Title : 8015 B&C
Last Update : Tue Aug 31 09:20:02 2021
Response via : Multiple Level Calibration

Volume Inj. : 2UL
Signal Phase : DB-5
Signal Info : FID02A

Compound	R.T.	Response	Conc Units
System Monitoring Compounds			
3) SA Ortho-Terphenyl(S)	7.63	1426613	0.275 ppb
Surrogate Spike 30.000		Recovery =	0.92%
4) SA Octacosane(S)	9.98	1055167	0.274 ppb
Surrogate Spike 30.000		Recovery =	0.91%
Target Compounds			
1) HATM Diesel (C10-C24)	6.54	19960961	4.942 ppb
2) HBTM Motor Oil (C24-C40)	15.55	41451191	5.936 ppb

Target Compounds

(f)=RT Delta > 1/2 Window (m)=manual int.
830004.D DOC0830.M Wed Sep 08 12:56:13 2021 Page 1

Quantitation Report

Data File: G:\APOLLO\DATA\210830\830004.D
Sample : DMO STD Curve 1

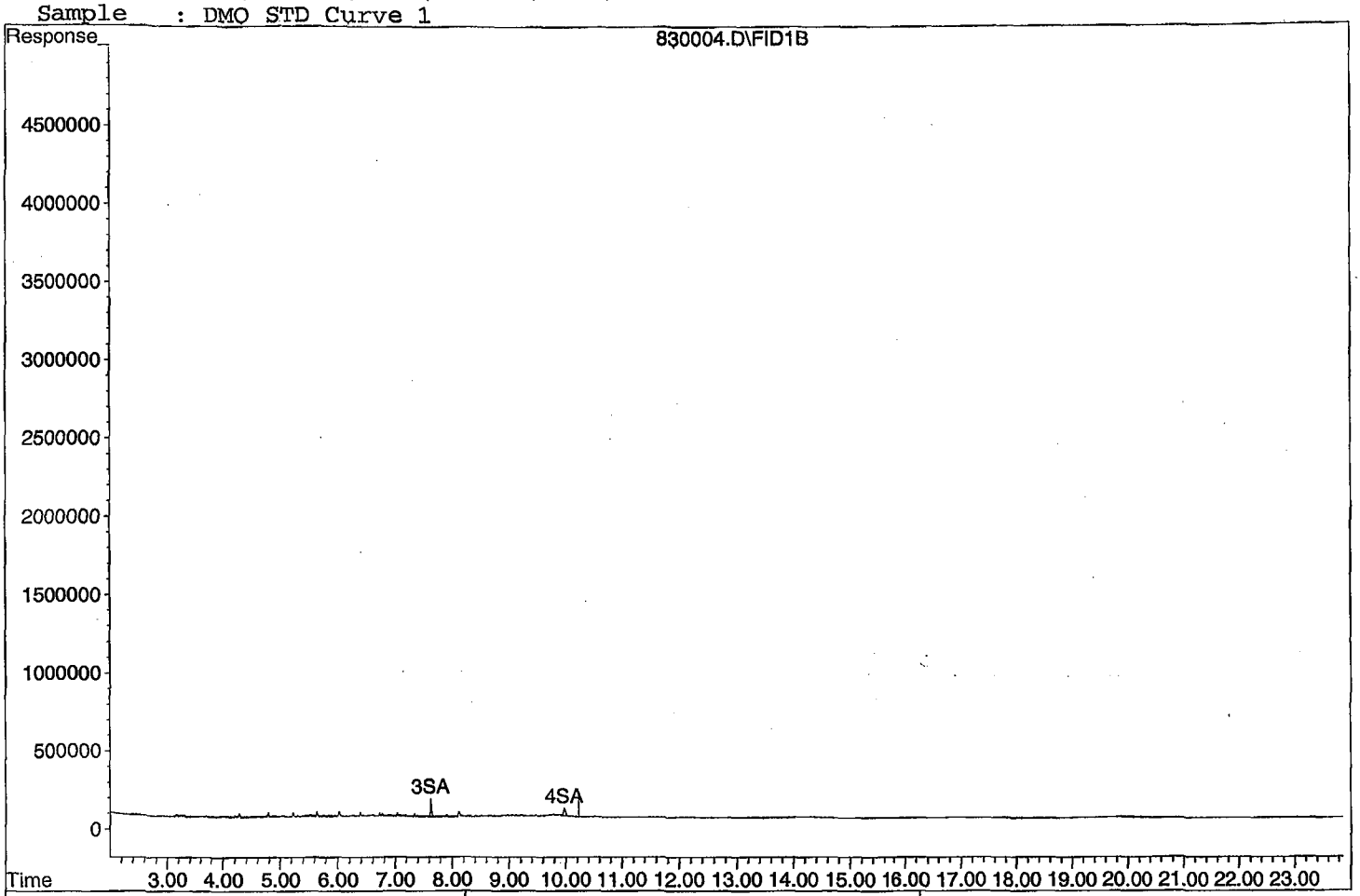





Quantitation Report (Not Reviewed)

Data File : G:\APOLLO\DATA\210830\830005.D
Acq On : 8-30-21 14:52:00
Sample : DMO STD Curve 2
Misc : water
IntFile : events.e
Quant Time: Sep 8 12:55 2021 Quant Results File: DOC0830.RES

Vial: 5
Operator: KA
Inst : Apollo
Multiplr: 1.00

Method : G:\APOLLO\DATA\210830\DOC0830.M (Chemstation Integrator)
Title : 8015 B&C
Last Update : Tue Aug 31 09:20:02 2021
Response via : Multiple Level Calibration

Volume Inj. : 2UL
Signal Phase : DB-5
Signal Info : FID02A

Compound	R.T.	Response	Conc Units
System Monitoring Compounds			
3) SA Ortho-Terphenyl(S)	7.63	2657484	0.513 ppb
Surrogate Spike 30.000	Recovery	=	1.71%
4) SA Octacosane(S)	9.98	1874119	0.486 ppb
Surrogate Spike 30.000	Recovery	=	1.62%
Target Compounds			
1) HATM Diesel (C10-C24)	6.54	41930088	10.381 ppb
2) HBTM Motor Oil (C24-C40)	15.55	48710805	8.390 ppb

Target Compounds

(f)=RT Delta > 1/2 Window (m)=manual int.

Quantitation Report

Data File: G:\APOLLO\DATA\210830\830005.D
Sample : DMO STD Curve 2

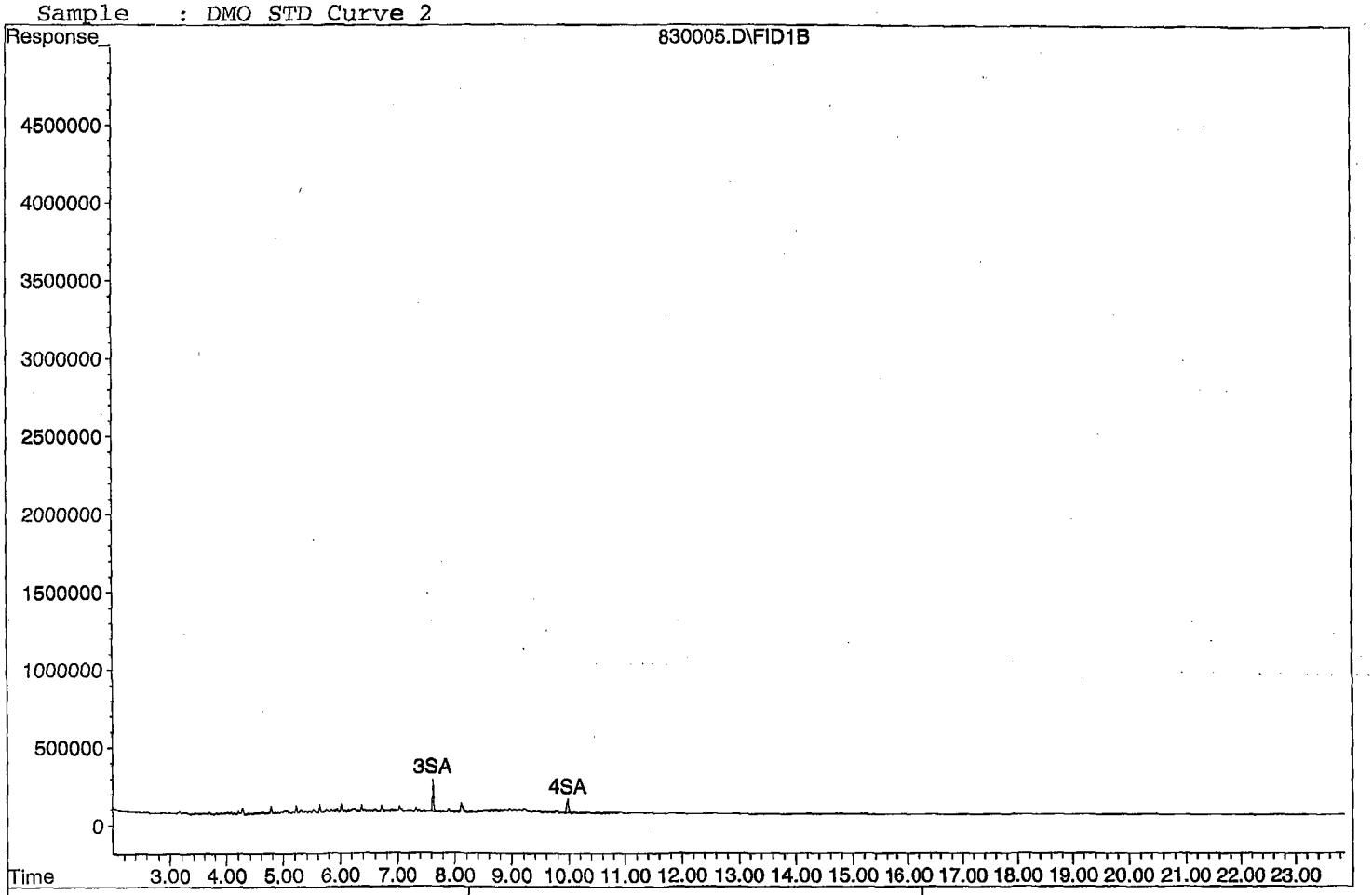





Quantitation Report (Not Reviewed)

Data File : G:\APOLLO\DATA\210830\830006.D Vial: 6
Acq On : 8-30-21 15:20:31 Operator: KA
Sample : DMO STD Curve 3 Inst : Apollo
Misc : water Multiplr: 1.00
IntFile : events.e
Quant Time: Sep 8 12:55 2021 Quant Results File: DOC0830.RES

Method : G:\APOLLO\DATA\210830\DOC0830.M (Chemstation Integrator)
Title : 8015 B&C
Last Update : Tue Aug 31 09:20:02 2021
Response via : Multiple Level Calibration

Volume Inj. : 2UL
Signal Phase : DB-5
Signal Info : FID02A

Compound	R.T.	Response	Conc Units
System Monitoring Compounds			
3) SA Ortho-Terphenyl(S)	7.63	13144947	2.537 ppb
Surrogate Spike 30.000		Recovery =	8.46%
4) SA Octacosane(S)	9.98	9579881	2.487 ppb
Surrogate Spike 30.000		Recovery =	8.29%
Target Compounds			
1) HATM Diesel (C10-C24)	6.54	204498046	50.628 ppb
2) HBTM Motor Oil (C24-C40)	15.55	167306131	48.476 ppb

Target Compounds

(f)=RT Delta > 1/2 Window (m)=manual int.
830006.D DOC0830.M Wed Sep 08 12:56:16 2021

Quantitation Report

Data File: G:\APOLLO\DATA\210830\830006.D
Sample : DMO STD Curve 3

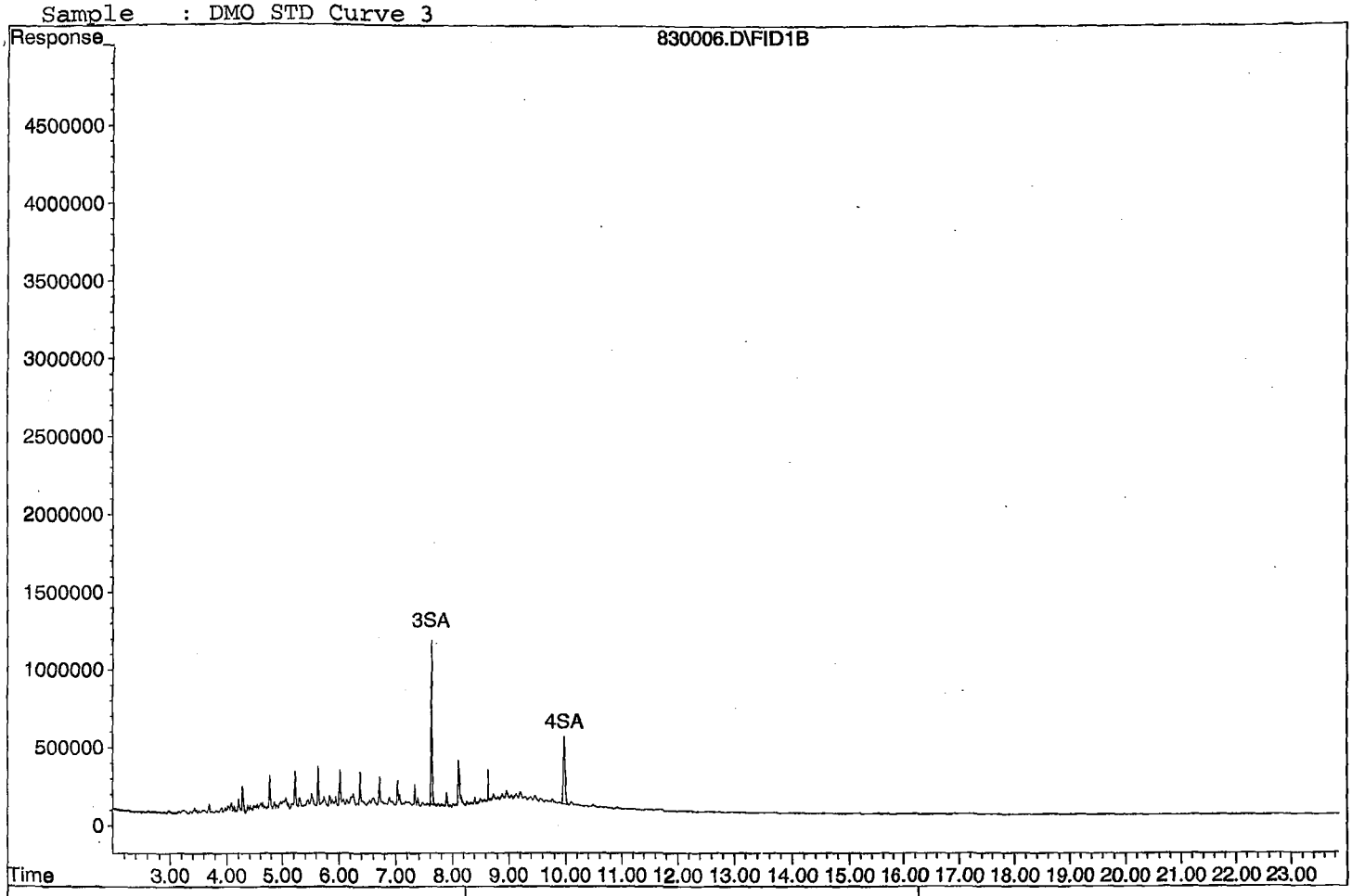





Quantitation Report (Not Reviewed)

Data File : G:\APOLLO\DATA\210830\830007.D Vial: 7
Acq On : 8-30-21 15:48:59 Operator: KA
Sample : DMO STD Curve 4 Inst : Apollo
Misc : water Multiplr: 1.00
IntFile : events.e
Quant Time: Sep 8 12:55 2021 Quant Results File: DOC0830.RES

Method : G:\APOLLO\DATA\210830\DOC0830.M (Chemstation Integrator)
Title : 8015 B&C
Last Update : Tue Aug 31 09:20:02 2021
Response via : Multiple Level Calibration

Volume Inj. : 2UL
Signal Phase : DB-5
Signal Info : FID02A

Compound	R.T.	Response	Conc Units
System Monitoring Compounds			
3) SA Ortho-Terphenyl(S)	7.63	63496153	12.255 ppb
Surrogate Spike 30.000	Recovery	=	40.85%
4) SA Octacosane(S)	9.98	47916187	12.437 ppb
Surrogate Spike 30.000	Recovery	=	41.46%
Target Compounds			
1) HATM Diesel (C10-C24)	6.54	977286267	241.951 ppb
2) HBTM Motor Oil (C24-C40)	15.55	768486801	251.677 ppb

Target Compounds

(f)=RT Delta > 1/2 Window (m)=manual int.
Wed Sep 08 12:56:18 2021 Page 1

Quantitation Report

Data File: G:\APOLLO\DATA\210830\830007.D
Sample : DMO STD Curve 4

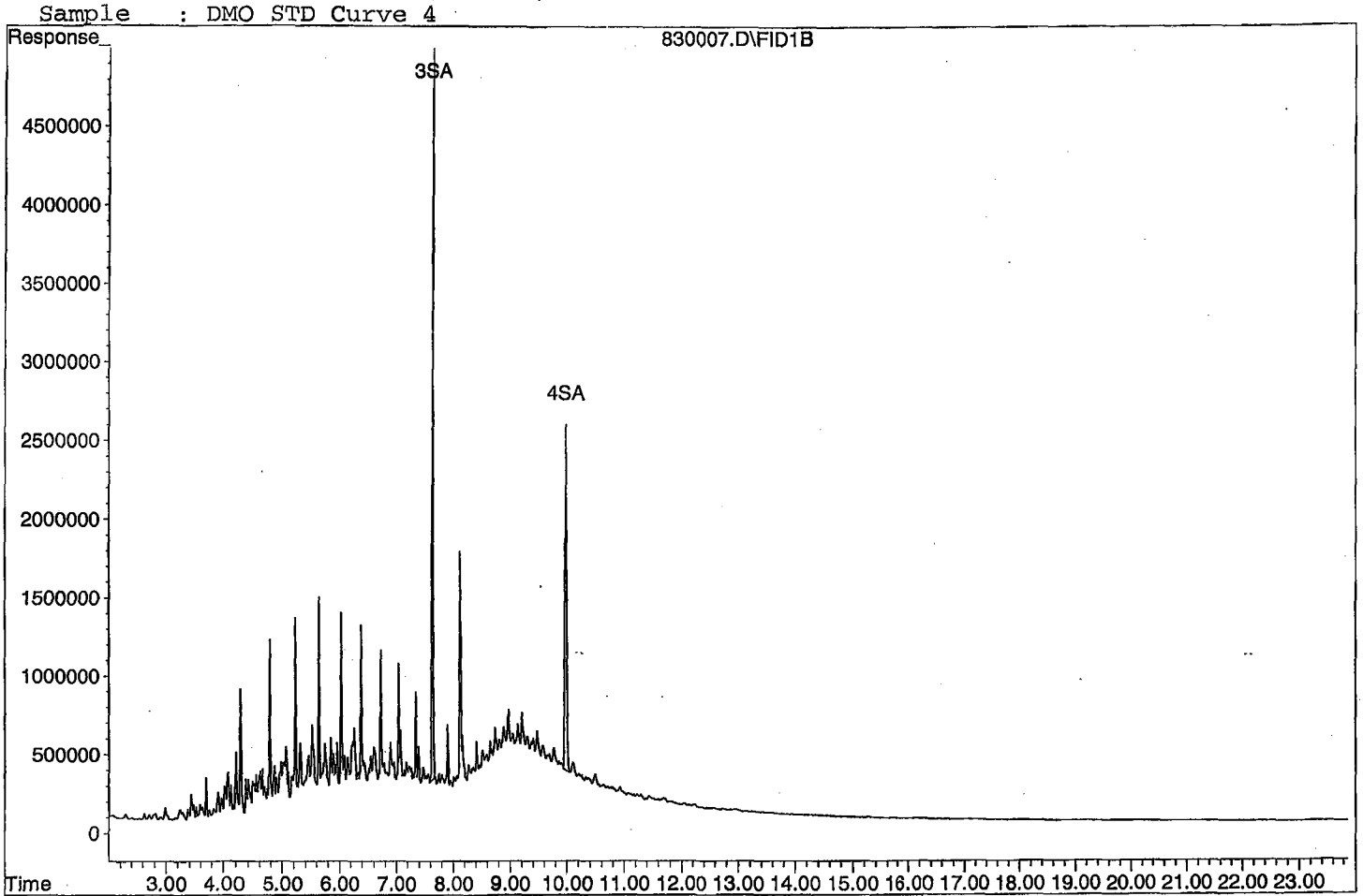

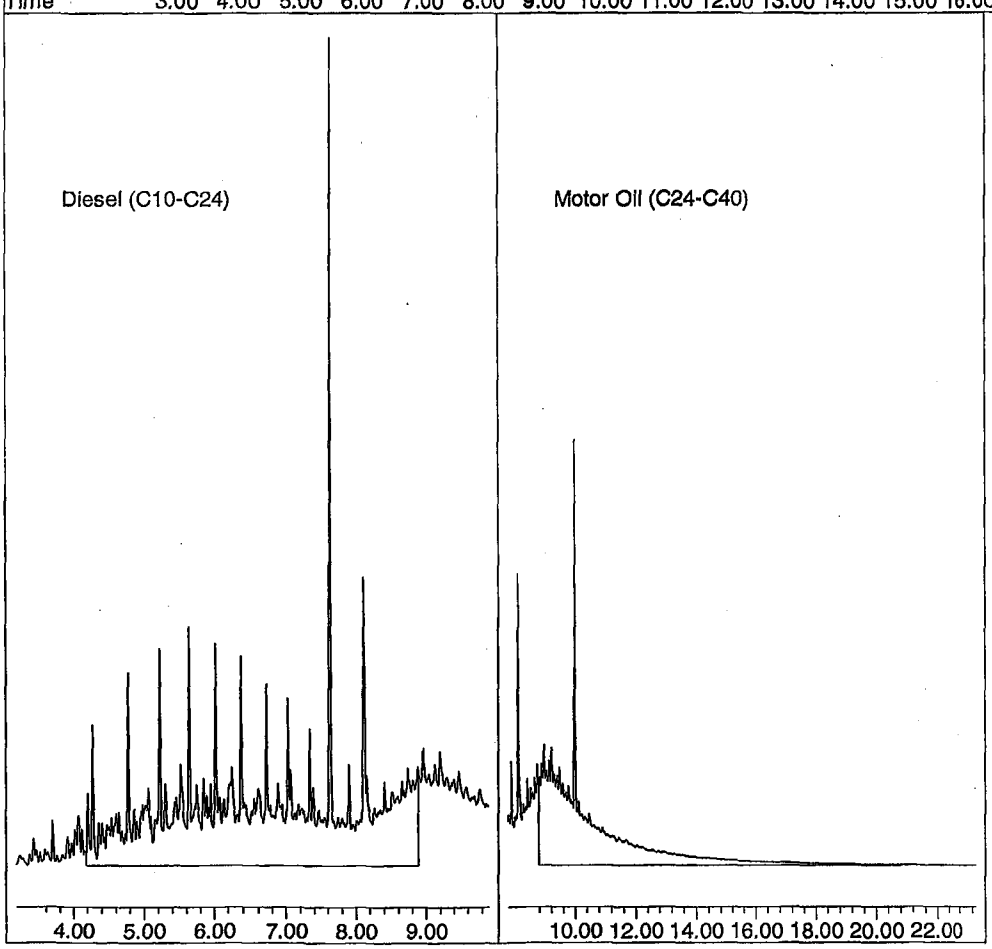

Quantitation Report (Not Reviewed)

Data File : G:\APOLLO\DATA\210830\830008.D Vial: 8
Acq On : 8-30-21 16:17:29 Operator: KA
Sample : DMO STD Curve 5 Inst : Apollo
Misc : water Multiplr: 1.00
IntFile : events.e
Quant Time: Sep 8 12:55 2021 Quant Results File: DOC0830.RES

Method : G:\APOLLO\DATA\210830\DOC0830.M (Chemstation Integrator)
Title : 8015 B&C
Last Update : Tue Aug 31 09:20:02 2021
Response via : Multiple Level Calibration

Volume Inj. : 2UL
Signal Phase : DB-5
Signal Info : FID02A

Compound	R.T.	Response	Conc Units
System Monitoring Compounds			
3) SA Ortho-Terphenyl(S)	7.63	246979512	47.666 ppb
Surrogate Spike 30.000		Recovery =	158.89%
4) SA Octacosane(S)	9.99	187654879	48.707 ppb
Surrogate Spike 30.000		Recovery =	162.36%
Target Compounds			
1) HATM Diesel (C10-C24)	6.54	3956253906	979.466 ppb
2) HBTM Motor Oil (C24-C40)	15.55	2987558435	1001.733 ppb

Target Compounds

(f)=RT Delta > 1/2 Window (m)=manual int.
830008.D DOC0830.M Wed Sep 08 12:56:20 2021 Page 1

Data File: G:\APOLLO\DATA\210830\830008.D
Sample : DMO STD Curve 5

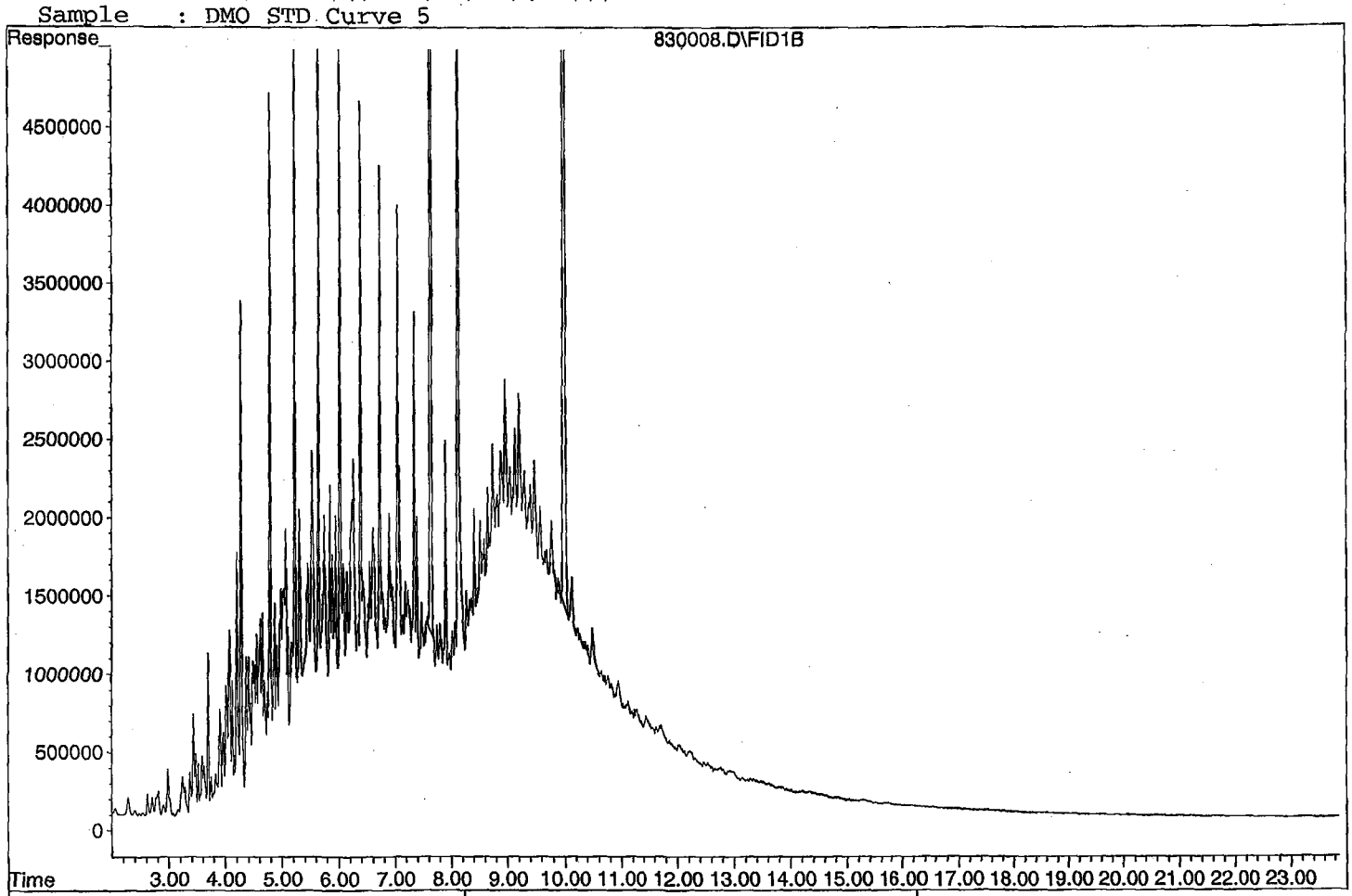

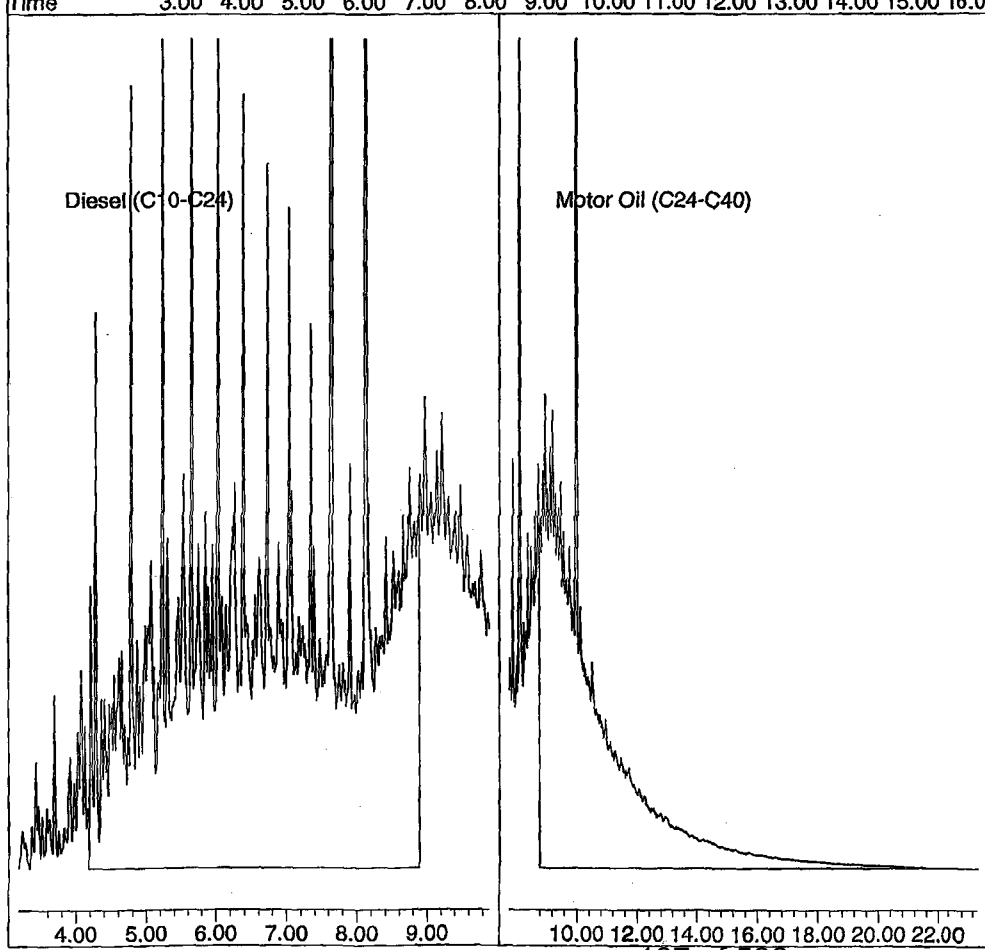

Quantitation Report (Not Reviewed)

Data File : G:\APOLLO\DATA\210830\830009.D
Acq On : 8-30-21 16:45:57
Sample : DMO STD Curve 6
Misc : water
IntFile : events.e
Quant Time: Sep 8 12:55 2021 Quant Results File: DOC0830.RES

Vial: 9
Operator: KA
Inst : Apollo
Multiplr: 1.00

Method : G:\APOLLO\DATA\210830\DOC0830.M (Chemstation Integrator)
Title : 8015 B&C
Last Update : Tue Aug 31 09:20:02 2021
Response via : Multiple Level Calibration

Volume Inj. : 2UL
Signal Phase : DB-5
Signal Info : FID02A

Compound	R.T.	Response	Conc Units
System Monitoring Compounds			
3) SA Ortho-Terphenyl(S)	7.63	362896579	70.038 ppb
Surrogate Spike 30.000		Recovery =	233.46%
4) SA Octacosane(S)	10.00	279638971	72.582 ppb
Surrogate Spike 30.000		Recovery =	241.94%
Target Compounds			
1) HATM Diesel (C10-C24)	6.54	5958866170	1475.261 ppb
2) HBTM Motor Oil (C24-C40)	15.55	4398400914	1478.604 ppb

Target Compounds

(f)=RT Delta > 1/2 Window (m)=manual int.

Quantitation Report

Data File: G:\APOLLO\DATA\210830\830009.D
Sample : DMO STD Curve 6

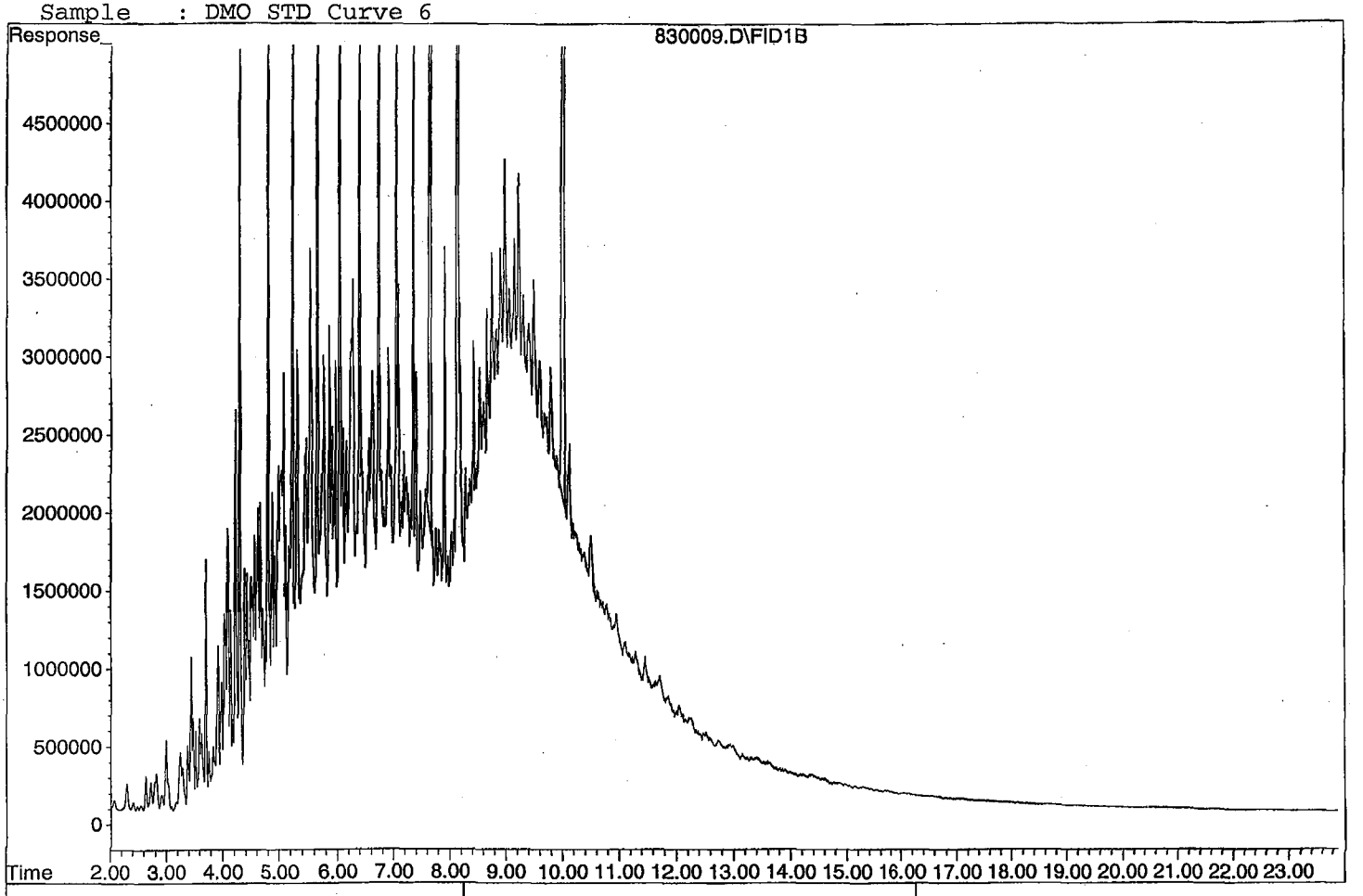

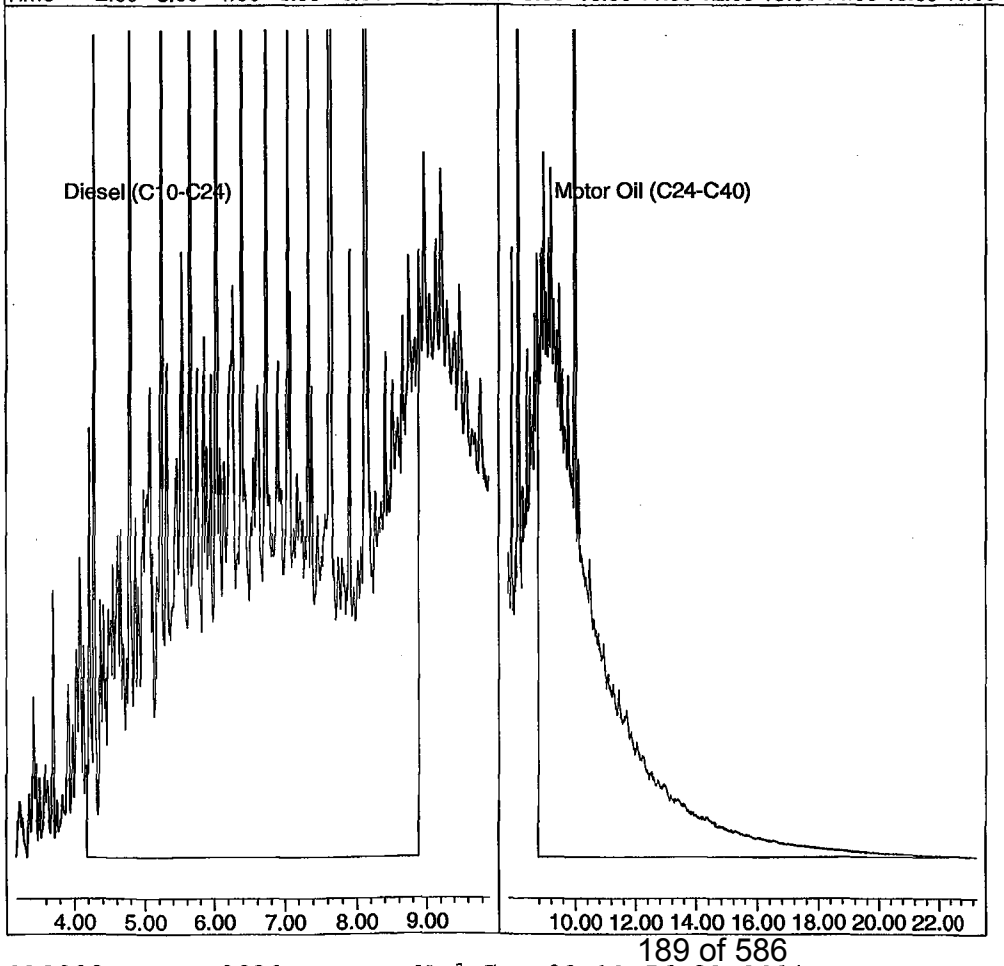

830009.D DOC0830.M Wed Sep 08 12:56:23 2021

Quantitation Report (Not Reviewed)

Data File : G:\APOLLO\DATA\210830\830010.D
Acq On : 8-30-21 17:14:26
Sample : DMO STD Curve 7
Misc : water
IntFile : events.e
Quant Time: Sep 8 12:55 2021 Quant Results File: DOC0830.RES

Vial: 10
Operator: KA
Inst : Apollo
Multiplr: 1.00

Method : G:\APOLLO\DATA\210830\DOC0830.M (Chemstation Integrator)
Title : 8015 B&C
Last Update : Tue Aug 31 09:20:02 2021
Response via : Multiple Level Calibration

Volume Inj. : 2UL
Signal Phase : DB-5
Signal Info : FID02A

Compound	R.T.	Response	Conc Units
System Monitoring Compounds			
3) SA Ortho-Terphenyl(S)	7.64	513272150	99.060 ppb
Surrogate Spike 30.000		Recovery =	330.20%
4) SA Octacosane(S)	10.00	385350648	100.020 ppb
Surrogate Spike 30.000		Recovery =	333.40%
Target Compounds			
1) HATM Diesel (C10-C24)	6.54	8322428096	2060.418 ppb
2) HBTM Motor Oil (C24-C40)	15.55	6000685216	2020.183 ppb

Target Compounds

(f)=RT Delta > 1/2 Window (m)=manual int.

Quantitation Report

Data File: G:\APOLLO\DATA\210830\830010.D
Sample : DMO STD Curve 7

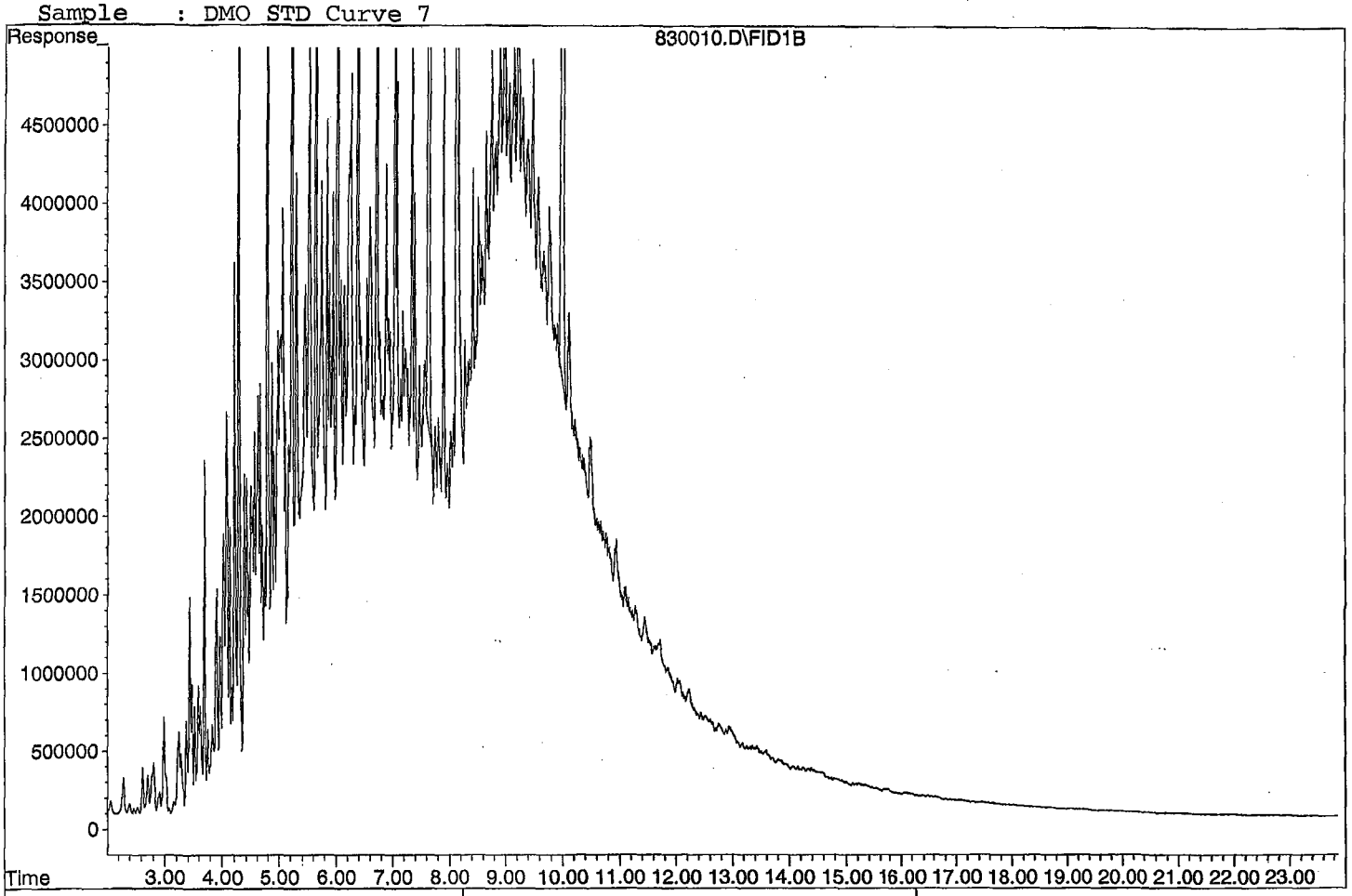

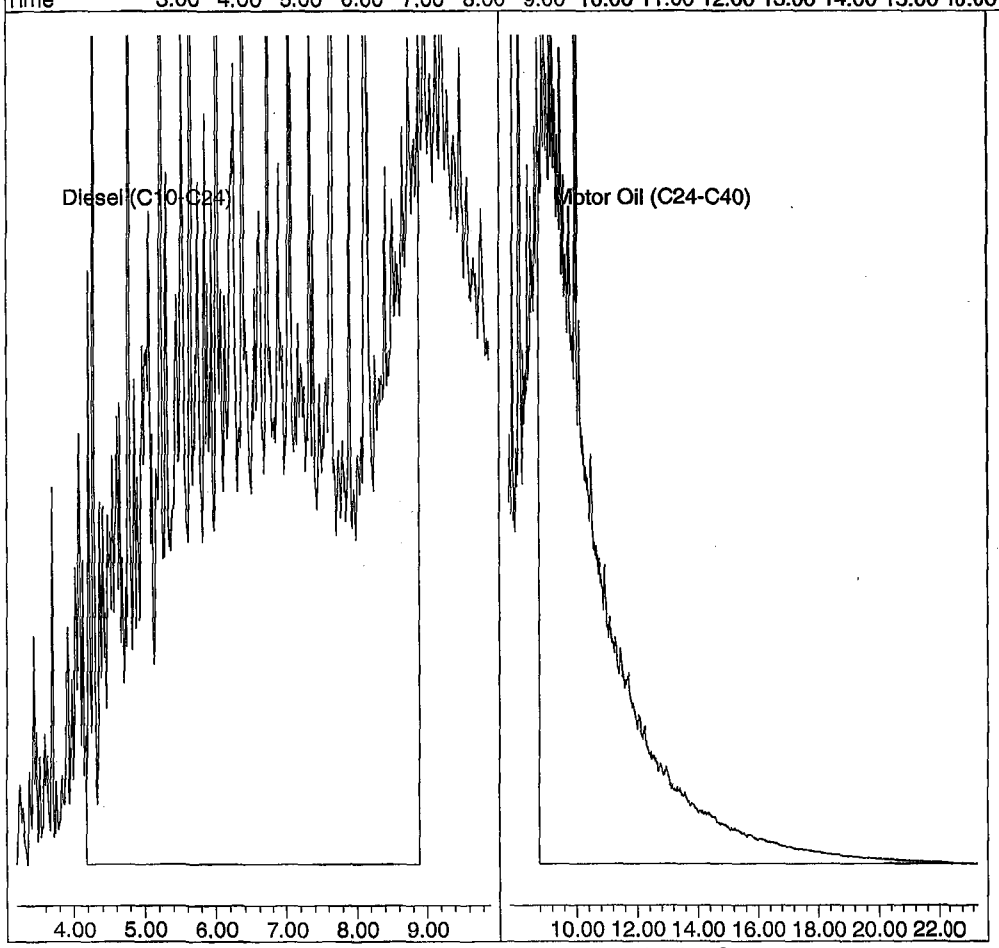

TPH Extractables
DOC0831

Form 7

Second Source Calibration

Lab Name: APPL, Inc.
Case No:
Matrix: Water

SDG No:
Date Analyzed: 8/30/2021
Instrument: Apollo
Initial Cal. Date: 8/30/2021
Data File: 830011.D

		Compound	MEAN	CCRF	%D		%Drift
1	HATM	Diesel (C10-C24)	2019600	2221630	10	HATM	
2	HBTM	Motor Oil (C24-C40)	2035830	1633780	20	HBTML	7.2
3							
4							
5							
6							
7							
8							
9							
10							
11							
12							
13							
14							
15							
16							
17							
18							
19							
20							
21							
22							
23							
24							
25							
26							
27							
28							
29							
30							
31							
32							
33							
34							
35							
36							
37							
38							
39							
40							
		Average			15.0		

Quantitation Report (Not Reviewed)

Data File : G:\APOLLO\DATA\210830\830011.D Vial: 11
Acq On : 8-30-21 17:43:02 Operator: KA
Sample : DMO Second Source Inst : Apollo
Misc : water Multiplr: 1.00
IntFile : events.e
Quant Time: Sep 8 12:55 2021 Quant Results File: DOC0830.RES

Method : G:\APOLLO\DATA\210830\DOC0830.M (Chemstation Integrator)
Title : 8015 B&C
Last Update : Tue Aug 31 09:20:02 2021
Response via : Multiple Level Calibration

Volume Inj. : 2UL
Signal Phase : DB-5
Signal Info : FID02A

Compound	R.T.	Response	Conc Units
System Monitoring Compounds			
3) SA Ortho-Terphenyl(S)	7.62	4475122	0.864 ppb
Surrogate Spike 30.000		Recovery =	2.88%
4) SA Octacosane(S)	9.98	-56148	N.D. ppb
Surrogate Spike 30.000		Recovery =	0.00%
Target Compounds			
1) HATM Diesel (C10-C24)	6.54	1110816428	275.009 ppb
2) HBTM Motor Oil (C24-C40)	15.55	816892430	268.039 ppb

Target Compounds

(f)=RT Delta > 1/2 Window (m)=manual int.
830011.D DOC0830.M Wed Sep 08 12:56:26 2021

Quantitation Report

Data File: G:\APOLLO\DATA\210830\830011.D
Sample : DMO Second Source

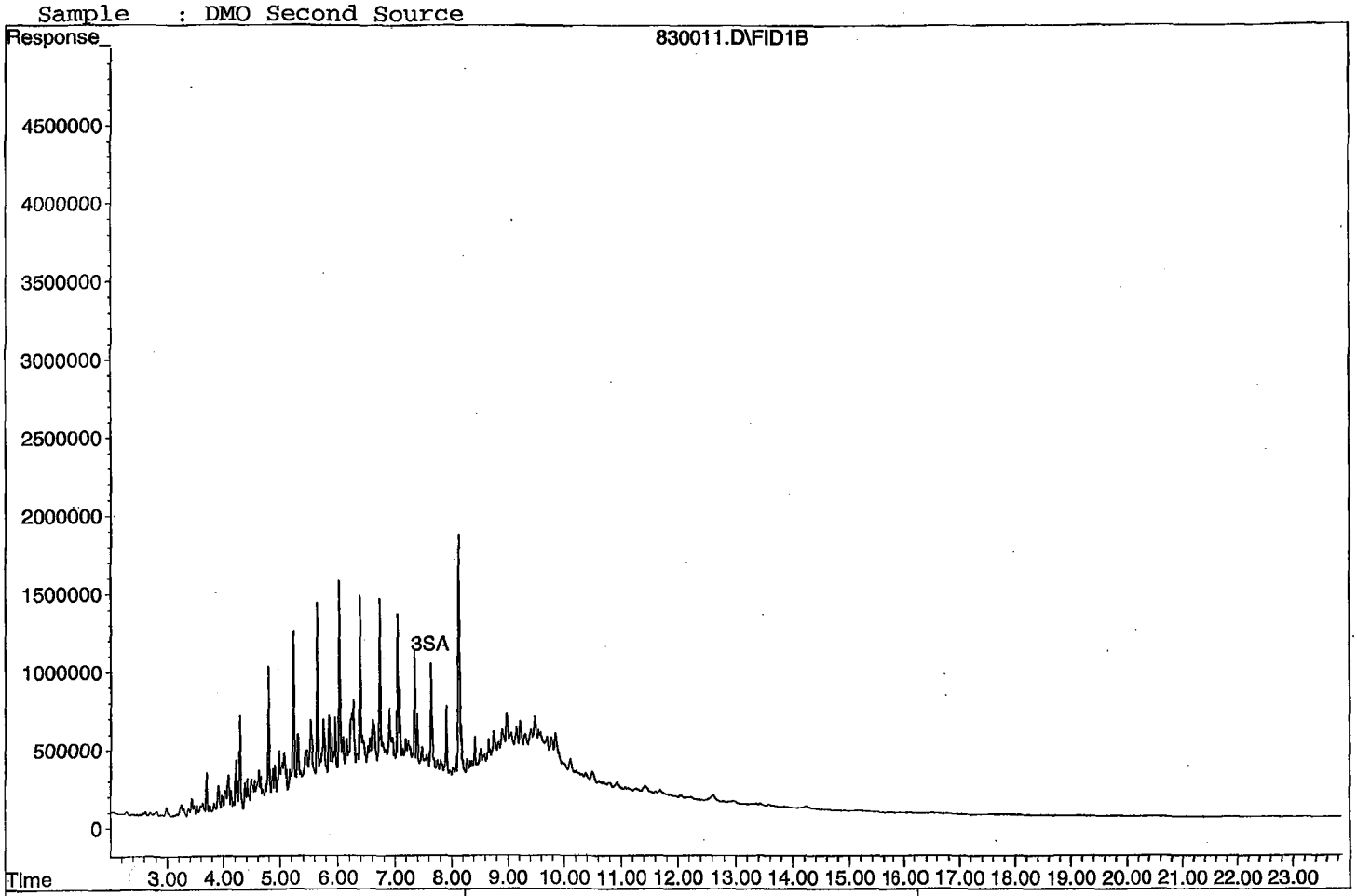

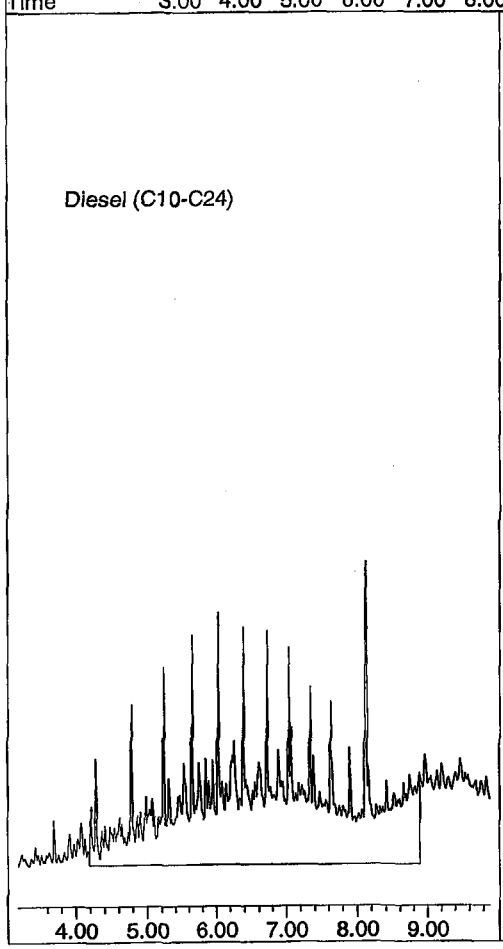



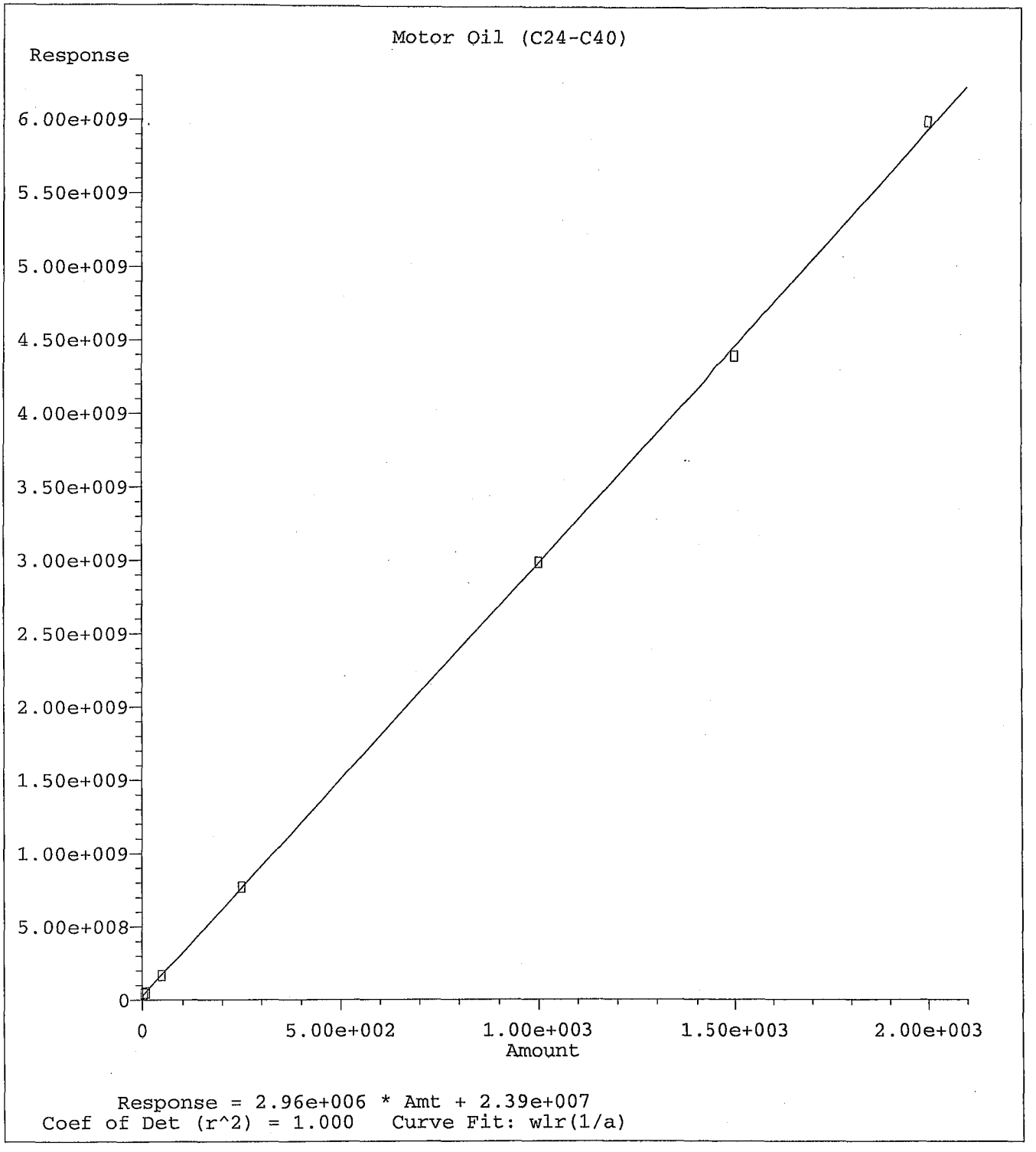

Method Name: G:\APOLLO\DATA\210830\DOC0830.M
Calibration Table Last Updated: Tue Aug 31 09:20:02 2021

TPH Extractables
DEC0911

Form 6
Initial Calibration

Lab Name: APPL, Inc.
Case No:
Matrix: Water

SDG No:
Initial Cal. Date: 9/11/2021
Instrument: Apollo

Initials: KA

		Compound	1	2	3	4	5	6					Avg	%RSD	Type	r^2	Q
			911002.D	911003.D	911004.D	911005.D	911006.D	911007.D									
1	SC	Decanoic Acid(S)	883995	1084261	1313446	1384667	1522107	1509937					1283069	20	SC		*
2																	
3																	
4																	
5																	
6																	
7																	
8																	
9																	
10																	
11																	
12																	
13																	
14																	
15																	
16																	
17																	
18																	
19																	
20																	
21																	
22																	
23																	
24																	
25																	
26																	
27																	
28																	
29																	
30																	
31																	
32																	
33																	
34																	
35																	

0.562142

Quantitation Report (Not Reviewed)

Data File : G:\APOLLO\DATA\210911\911002.D
Acq On : 9-11-21 10:22:53
Sample : Decanoic Acid STD 1
Misc : water
IntFile : events.e
Quant Time: Sep 13 9:30 2021 Quant Results File: DEC0911.RES

Vial: 2
Operator: KA
Inst : Apollo
Multiplr: 1.00

Method : G:\APOLLO\DATA\210808\DEC0911.M (Chemstation Integrator)
Title : 8015 B&C
Last Update : Mon Sep 13 09:30:16 2021
Response via : Multiple Level Calibration

Volume Inj. : 2UL
Signal Phase : DB-5
Signal Info : FID02A

Compound	R.T.	Response	Conc Units
System Monitoring Compounds			
1) SC Decanoic Acid(S)	5.77	5303968	2.067 ppb
Surrogate Spike 24.000		Recovery =	8.61%

Target Compounds

Target Compounds

(f)=RT Delta > 1/2 Window (m)=manual int.
911002.D DEC0911.M Thu Sep 23 17:08:10 2021

Quantitation Report

Data File: G:\APOLLO\DATA\210911\911002.D
Sample : Decanoic Acid STD 1

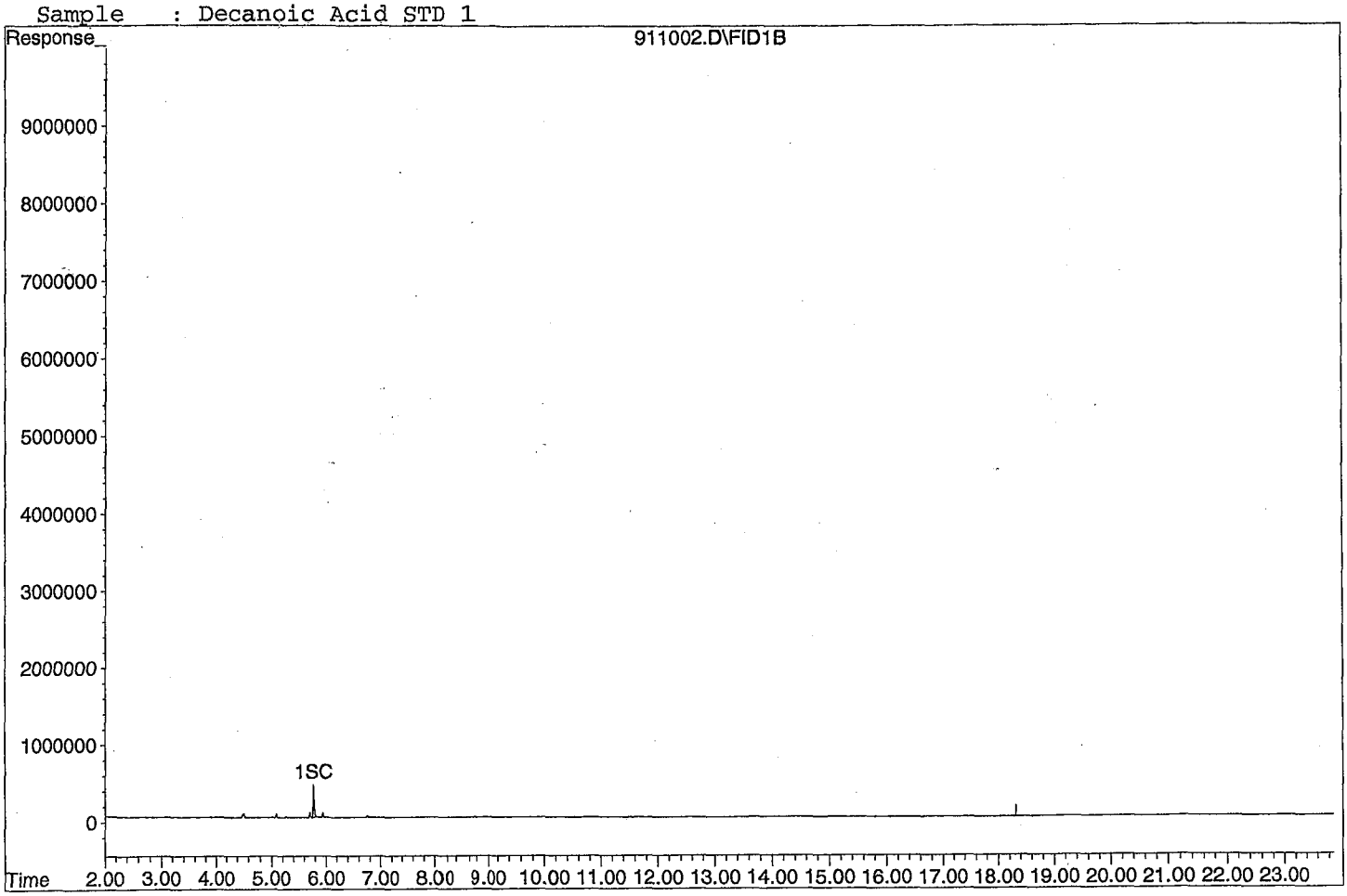

Quantitation Report (Not Reviewed)

Data File : G:\APOLLO\DATA\210911\911003.D Vial: 3
Acq On : 9-11-21 10:51:11 Operator: KA
Sample : Decanoic Acid STD 2 Inst : Apollo
Misc : water Multiplr: 1.00
IntFile : events.e
Quant Time: Sep 23 17:12 2021 Quant Results File: DEC0911.RES

Method : G:\APOLLO\DATA\210808\DEC0911.M (Chemstation Integrator)
Title : 8015 B&C
Last Update : Mon Sep 13 09:30:16 2021
Response via : Multiple Level Calibration

Volume Inj. : 2UL
Signal Phase : DB-5
Signal Info : FID02A

Compound	R.T.	Response	Conc Units
System Monitoring Compounds			
1) SC Decanoic Acid(S)	5.77	13011132	5.070 ppb
Surrogate Spike 24.000		Recovery =	21.13%

Target Compounds

Target Compounds

Quantitation Report

Data File: G:\APOLLO\DATA\210911\911003.D
Sample : Decanoic Acid STD 2

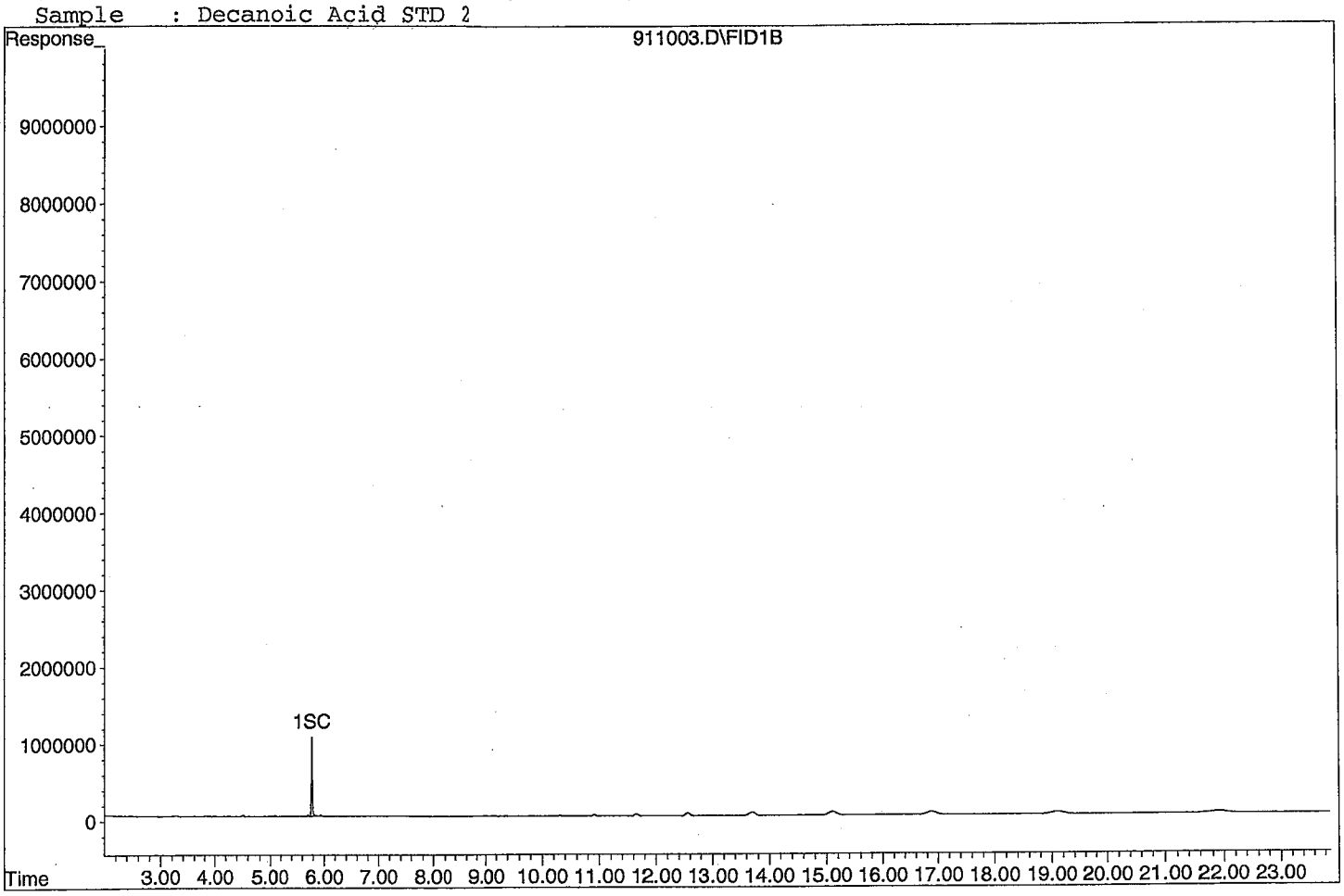

Quantitation Report (Not Reviewed)

Data File : G:\APOLLO\DATA\210911\911004.D Vial: 4
Acq On : 9-11-21 11:19:39 Operator: KA
Sample : Decanoic Acid STD 3 Inst : Apollo
Misc : water Multiplr: 1.00
IntFile : events.e
Quant Time: Sep 23 17:12 2021 Quant Results File: DEC0911.RES

Method : G:\APOLLO\DATA\210808\DEC0911.M (Chemstation Integrator)
Title : 8015 B&C
Last Update : Mon Sep 13 09:30:16 2021
Response via : Multiple Level Calibration

Volume Inj. : 2UL
Signal Phase : DB-5
Signal Info : FID02A

Compound	R.T.	Response	Conc Units
System Monitoring Compounds			
1) SC Decanoic Acid(S)	5.79	63045408	24.568 ppb
Surrogate Spike 24.000		Recovery =	102.37%

Target Compounds

Target Compounds

Quantitation Report

Data File: G:\APOLLO\DATA\210911\911004.D
Sample : Decanoic Acid STD 3

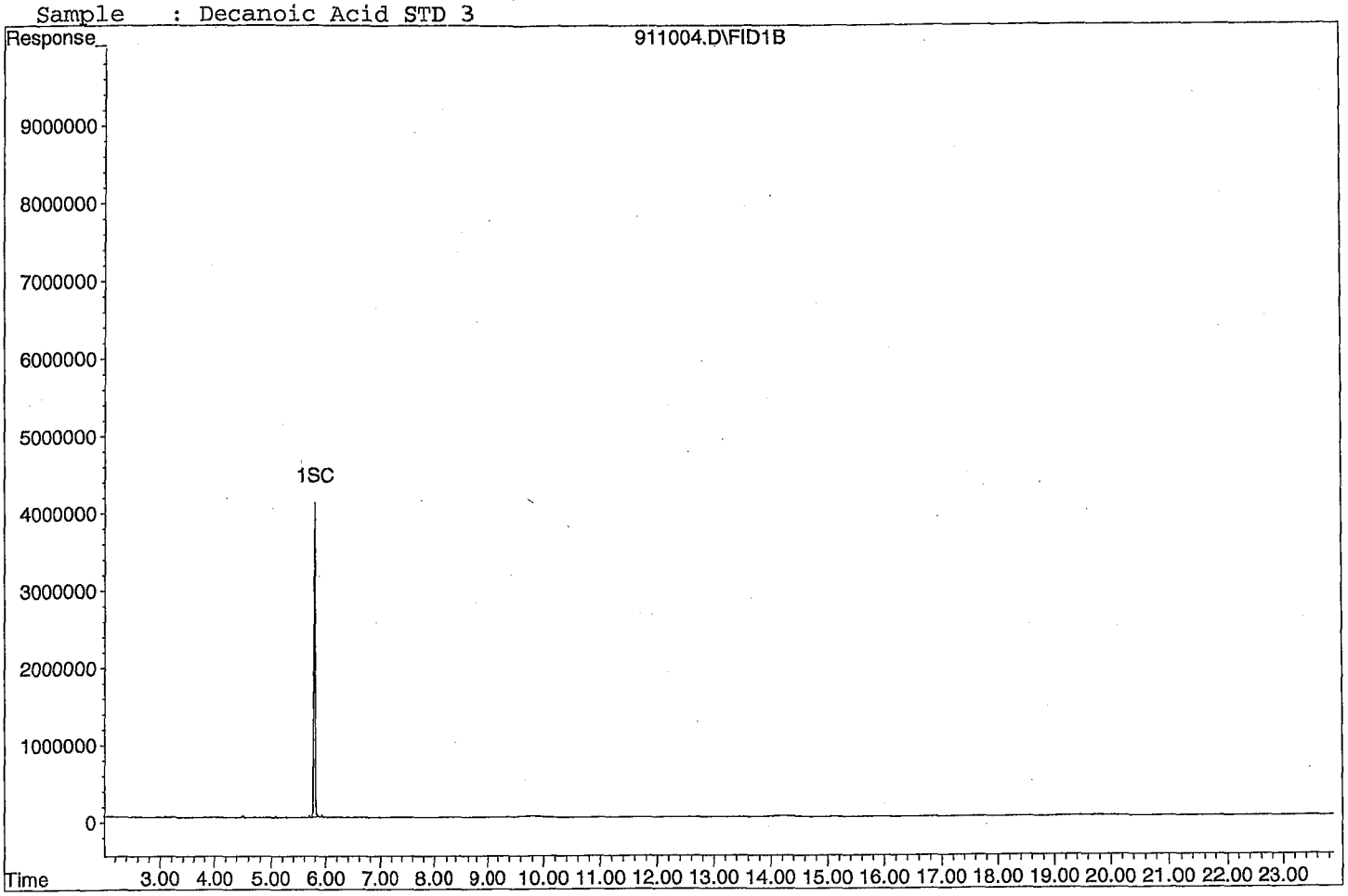

Quantitation Report (Not Reviewed)

Data File : G:\APOLLO\DATA\210911\911005.D Vial: 5
Acq On : 9-11-21 11:48:04 Operator: KA
Sample : Decanoic Acid STD 4 Inst : Apollo
Misc : water Multiplr: 1.00
IntFile : events.e
Quant Time: Sep 23 17:12 2021 Quant Results File: DEC0911.RES

Method : G:\APOLLO\DATA\210808\DEC0911.M (Chemstation Integrator)
Title : 8015 B&C
Last Update : Mon Sep 13 09:30:16 2021
Response via : Multiple Level Calibration

Volume Inj. : 2UL
Signal Phase : DB-5
Signal Info : FID02A

Compound	R.T.	Response	Conc Units
System Monitoring Compounds			
1) SC Decanoic Acid(S)	5.80	99696015	38.851 ppb
Surrogate Spike 24.000		Recovery =	161.88%

Target Compounds

Target Compounds

(f)=RT Delta > 1/2 Window (m)=manual int.
911005.D DEC0911.M Thu Sep 23 17:19:10 2021 Page 1

Quantitation Report

Data File: G:\APOLLO\DATA\210911\911005.D
Sample : Decanoic Acid STD 4

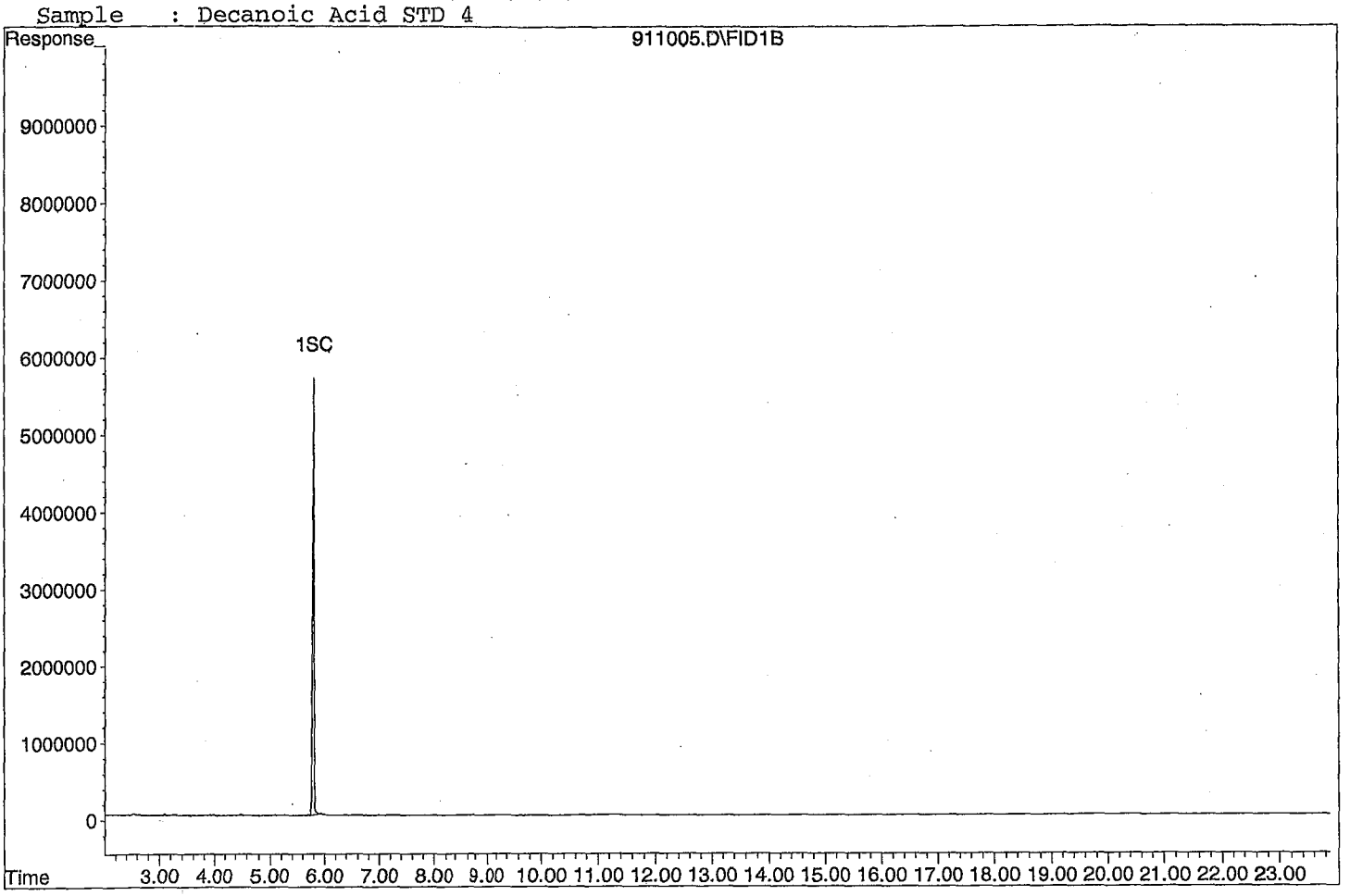

Quantitation Report (Not Reviewed)

Data File : G:\APOLLO\DATA\210911\911006.D Vial: 6
Acq On : 9-11-21 12:16:37 Operator: KA
Sample : Decanoic Acid STD 5 Inst : Apollo
Misc : water Multiplr: 1.00
IntFile : events.e
Quant Time: Sep 23 17:12 2021 Quant Results File: DEC0911.RES

Method : G:\APOLLO\DATA\210808\DEC0911.M (Chemstation Integrator)
Title : 8015 B&C
Last Update : Mon Sep 13 09:30:16 2021
Response via : Multiple Level Calibration

Volume Inj. : 2UL
Signal Phase : DB-5
Signal Info : FID02A

Compound	R.T.	Response	Conc Units
System Monitoring Compounds			
1) SC Decanoic Acid(S)	5.81	146122260	56.942 ppb
Surrogate Spike 24.000		Recovery =	237.26%

Target Compounds

Target Compounds

Quantitation Report

Data File: G:\APOLLO\DATA\210911\911006.D
Sample : Decanoic Acid STD 5

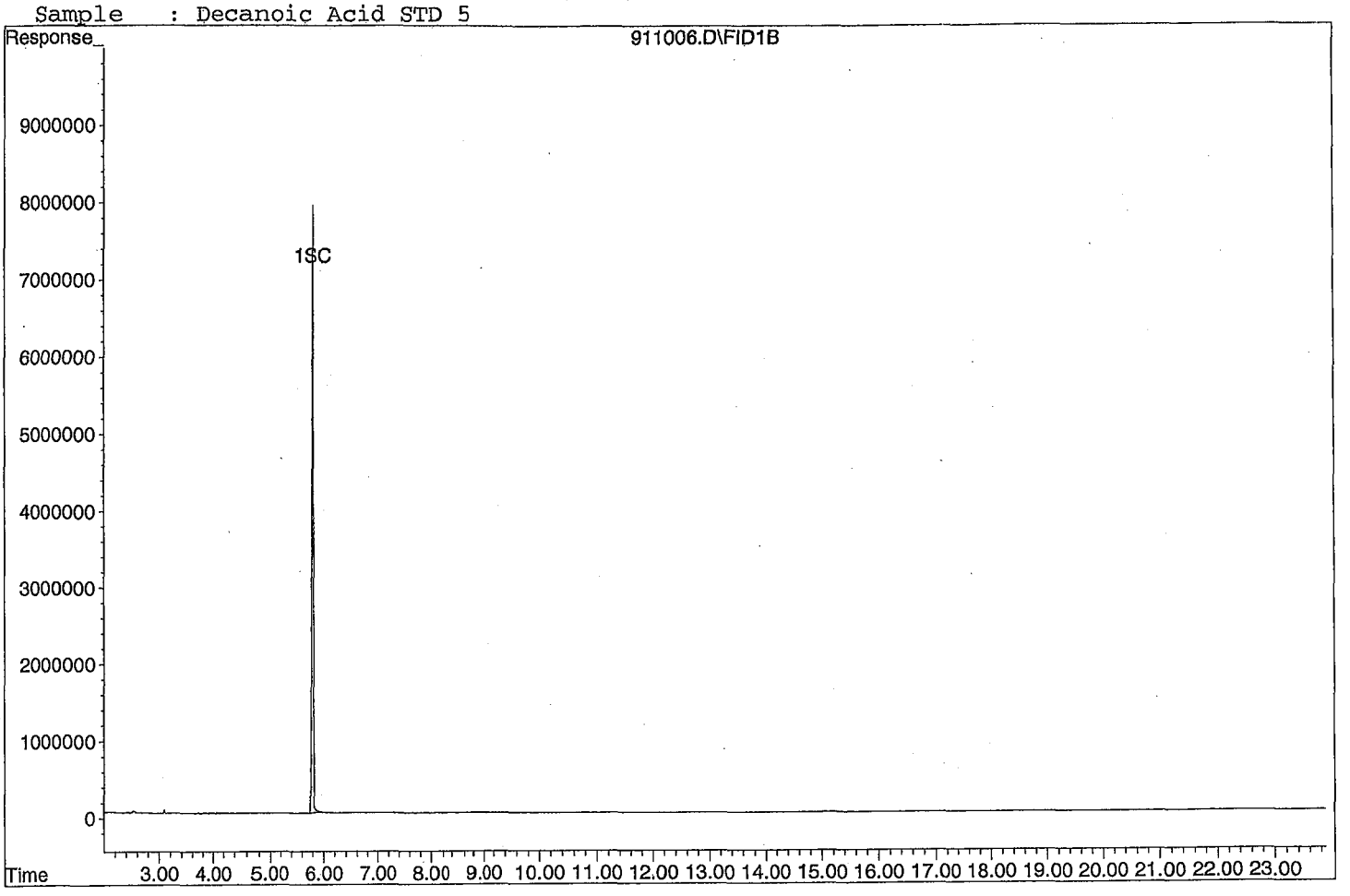

Quantitation Report (Not Reviewed)

Data File : G:\APOLLO\DATA\210911\911007.D Vial: 7
Acq On : 9-11-21 12:45:02 Operator: KA
Sample : Decanoic Acid STD 6 Inst : Apollo
Misc : water Multiplr: 1.00
IntFile : events.e
Quant Time: Sep 23 17:12 2021 Quant Results File: DEC0911.RES

Method : G:\APOLLO\DATA\210808\DEC0911.M (Chemstation Integrator)
Title : 8015 B&C
Last Update : Mon Sep 13 09:30:16 2021
Response via : Multiple Level Calibration

Volume Inj. : 2UL
Signal Phase : DB-5
Signal Info : FID02A

Compound	R.T.	Response	Conc Units
System Monitoring Compounds			
1) SC Decanoic Acid(S)	5.81	181192435	70.609 ppb
Surrogate Spike 24.000		Recovery =	294.20%

Target Compounds

Target Compounds

(f)=RT Delta > 1/2 Window (m)=manual int.
911007.D DEC0911.M Thu Sep 23 17:16:37 2021

Quantitation Report

Data File: G:\APOLLO\DATA\210911\911007.D
Sample : Decanoic Acid STD 6

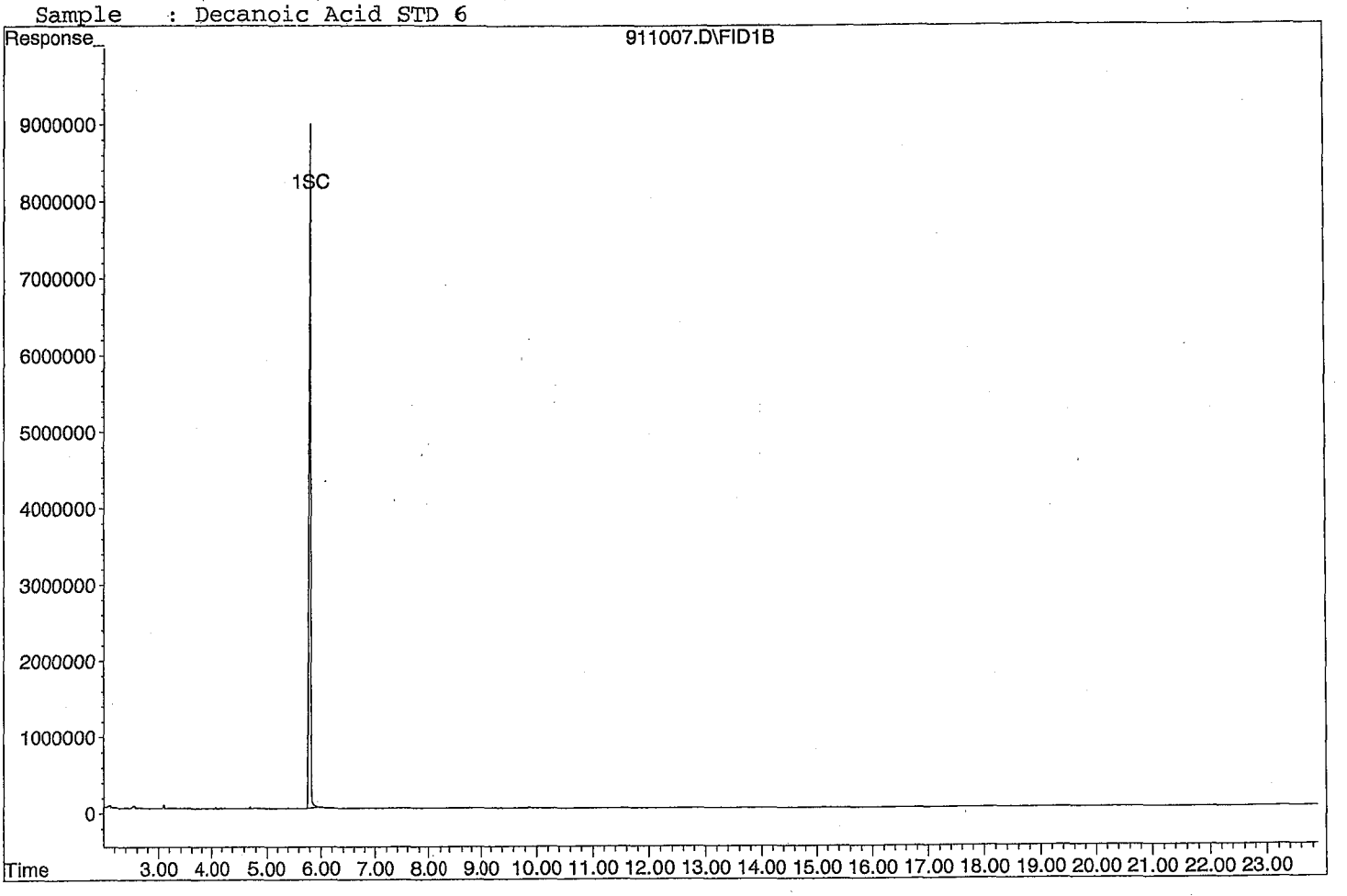

TPH Extractables
DOC0831

Form 7

Continuing Calibration

Lab Name: APPL, Inc.
Case No:
Matrix: Water

SDG No:
Date Analyzed: 10/15/2021
Instrument: Apollo
Initial Cal. Date: 8/30/2021
Data File: 1015003.D

		Compound	MEAN	CCRF	%D		%Drift
1	HATM	Diesel (C10-C24)	2019600	1889430	6.4	HATM	
2	HBTM	Motor Oil (C24-C40)	2035830	1373260	33	HBTML	8.0
3	SA	Ortho-Terphenyl(S)	2590720	2275610	12	SA	
4	SA	Octacosane(S)	1926380	1735880	9.9	SA	
5							
6							
7							
8							
9							
10							
11							
12							
13							
14							
15							
16							
17							
18							
19							
20							
21							
22							
23							
24							
25							
26							
27							
28							
29							
30							
31							
32							
33							
34							
35							
36							
37							
38							
39							
40							
		Average			15.3		

Quantitation Report (Not Reviewed)

Data File : G:\APOLLO\DATA\211015\1015003.D Vial: 3
Acq On : 10-15-21 15:32:44 Operator: KA
Sample : DMO CCV LVL5 STD Inst : Apollo
Misc : water Multiplr: 1.00
IntFile : events.e
Quant Time: Nov 15 10:58 2021 Quant Results File: DOC0831.RES

Method : G:\APOLLO\DATA\210830\DOC0831.M (Chemstation Integrator)
Title : 8015 B&C
Last Update : Mon Nov 22 10:47:59 2021
Response via : Multiple Level Calibration

Volume Inj. : 2UL
Signal Phase : DB-5
Signal Info : FID02A

Compound	R.T.	Response	Conc Units
System Monitoring Compounds			
3) SA Ortho-Terphenyl(S)	7.53	227561097	43.919 ppb
Surrogate Spike 30.000		Recovery =	146.40%
4) SA Octacosane(S)	9.83	173587935	45.056 ppb
Surrogate Spike 30.000		Recovery =	150.19%
Target Compounds			
1) HATM Diesel (C10-C24)	6.54	3778853770	935.547 ppb
2) HBTM Motor Oil (C24-C40)	15.55	2746521637	920.262 ppb

Target Compounds

(f)=RT Delta > 1/2 Window (m)=manual int.
1015003.D DOC0831.M Mon Nov 22 12:49:40 2021 Page 1

Quantitation Report

Data File: G:\APOLLO\DATA\211015\1015003.D
Sample : DMO CCV LVL5 STD

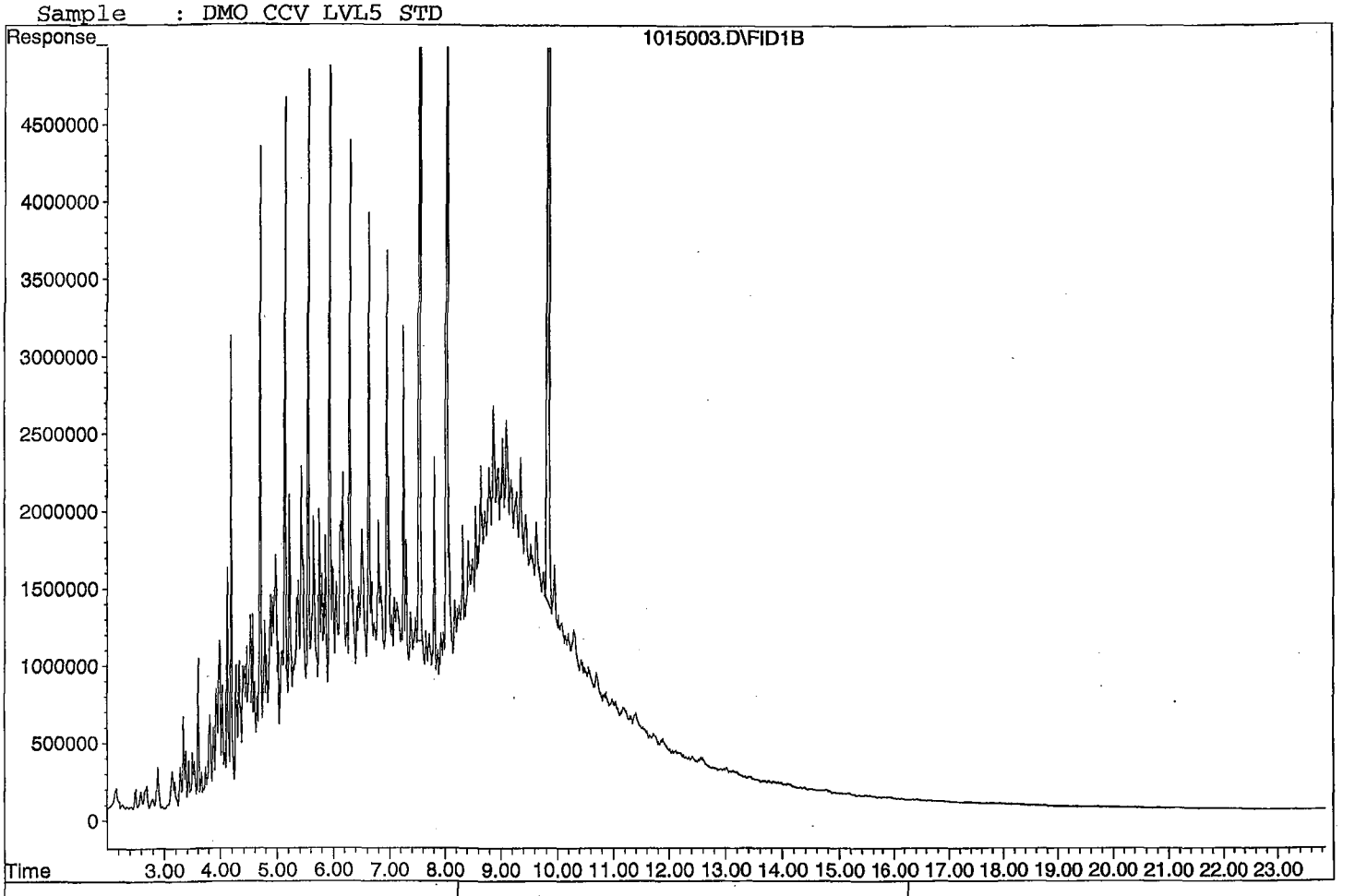

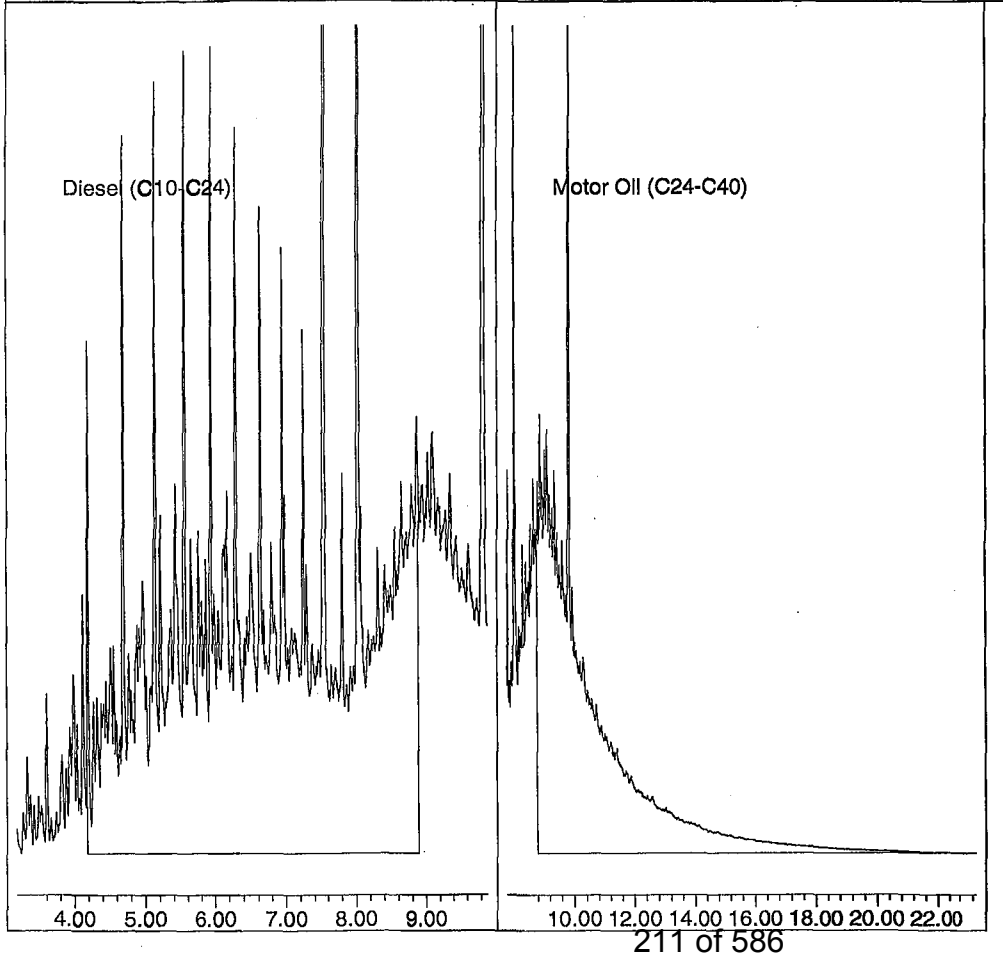

TPH Extractables
DEC0911

Form 7

Continuing Calibration

Lab Name: APPL, Inc.
Case No:
Matrix: Water

SDG No:
Date Analyzed: 10/15/2021
Instrument: Apollo
Initial Cal. Date: 9/11/2021
Data File: 1015004.D

		Compound	MEAN	CCRF	%D		%Drift
1	SC	Decanoic Acid(S)	1283070	1220230	4.9	SC	
2							
3							
4							
5							
6							
7							
8							
9							
10							
11							
12							
13							
14							
15							
16							
17							
18							
19							
20							
21							
22							
23							
24							
25							
26							
27							
28							
29							
30							
31							
32							
33							
34							
35							
36							
37							
38							
39							
40							
		Average			4.9		

Quantitation Report (Not Reviewed)

Data File : G:\APOLLO\DATA\211015\1015004.D Vial: 4
Acq On : 10-15-21 16:00:56 Operator: KA
Sample : Decanoic Acid CCV 10/08/21 Inst : Apollo
Misc : water Multiplr: 1.00
IntFile : events.e
Quant Time: Nov 15 10:37 2021 Quant Results File: DEC0911.RES

Method : G:\APOLLO\DATA\210911\DEC0911.M (Chemstation Integrator)
Title : 8015 B&C
Last Update : Fri Nov 05 10:50:06 2021
Response via : Multiple Level Calibration

Volume Inj. : 2UL
Signal Phase : DB-5
Signal Info : FID02A

Compound	R.T.	Response	Conc Units
System Monitoring Compounds			
1) SC Decanoic Acid(S)	5.72f	87856736	34.237 ppb
Surrogate Spike 24.000		Recovery =	142.65%
Target Compounds			
Target Compounds			

(f)=RT Delta > 1/2 Window (m)=manual int.

File : G:\APOLLO\DATA\211015\1015004.D
Operator : KA
Acquired : 10-15-21 16:00:56 using AcqMethod TPHSN.M
Instrument : Apollo
Sample Name: Decanoic Acid CCV 10/08/21
Misc Info : water
Vial Number: 4



TPH Extractables
DOC0831

Form 7

Continuing Calibration

Lab Name: APPL, Inc.
Case No:
Matrix: Water

SDG No:
Date Analyzed: 10/15/2021
Instrument: Apollo
Initial Cal. Date: 8/30/2021
Data File: 1015018.D

		Compound	MEAN	CCRF	%D	%Drift	
1	HATM	Diesel (C10-C24)	2019600	1885260	6.7	HATM	
2	HBTM	Motor Oil (C24-C40)	2035830	1341920	34	HBTML	10
3	SA	Ortho-Terphenyl(S)	2590720	2283500	12	SA	
4	SA	Octacosane(S)	1926380	1726360	10	SA	
5							
6							
7							
8							
9							
10							
11							
12							
13							
14							
15							
16							
17							
18							
19							
20							
21							
22							
23							
24							
25							
26							
27							
28							
29							
30							
31							
32							
33							
34							
35							
36							
37							
38							
39							
40							
		Average			15.7		

Quantitation Report (Not Reviewed)

Data File : G:\APOLLO\DATA\211015\1015018.D Vial: 18
Acq On : 10-15-21 22:36:21 Operator: KA
Sample : DMO CCV LVL5 STD Inst : Apollo
Misc : water Multiplr: 1.00
IntFile : events.e
Quant Time: Nov 15 11:52 2021 Quant Results File: DOC0831.RES

Method : G:\APOLLO\DATA\210830\DOC0831.M (Chemstation Integrator)
Title : 8015 B&C
Last Update : Mon Nov 22 10:47:59 2021
Response via : Multiple Level Calibration

Volume Inj. : 2UL
Signal Phase : DB-5
Signal Info : FID02A

Compound	R.T.	Response	Conc Units
System Monitoring Compounds			
3) SA Ortho-Terphenyl(S)	7.53	228350136	44.071 ppb
Surrogate Spike 30.000		Recovery =	146.90%
4) SA Octacosane(S)	9.83	172635674	44.808 ppb
Surrogate Spike 30.000		Recovery =	149.36%
Target Compounds			
1) HATM Diesel (C10-C24)	6.54	3770529442	933.486 ppb
2) HBTM Motor Oil (C24-C40)	15.55	2683847472	899.078 ppb
Target Compounds			

(f)=RT Delta > 1/2 Window (m)=manual int.
1015018.D DOC0831.M Mon Nov 22 12:50:05 2021 Page 1

Quantitation Report

Data File: G:\APOLLO\DATA\211015\1015018.D
Sample : DMO CCV LVL5 STD

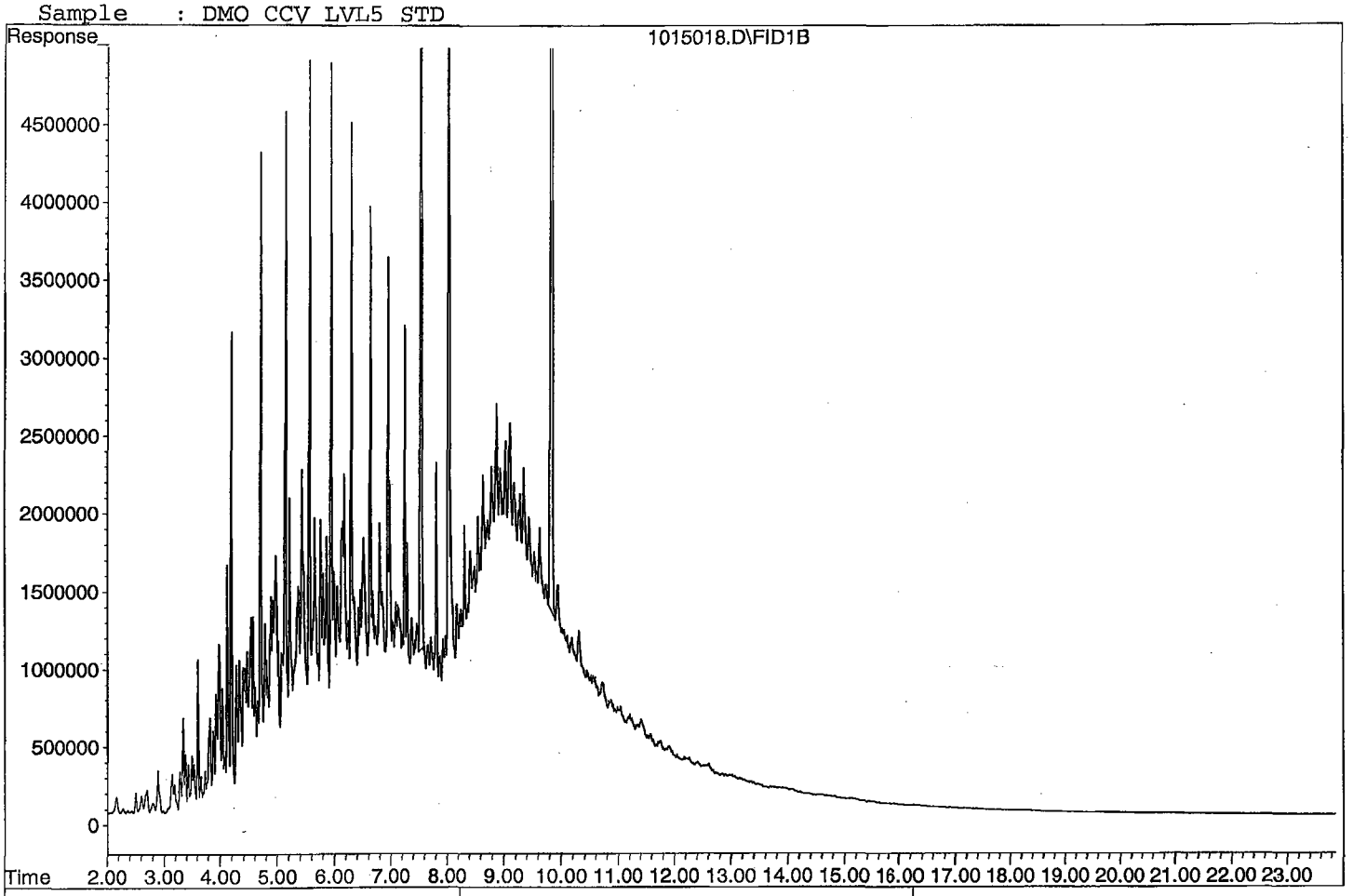

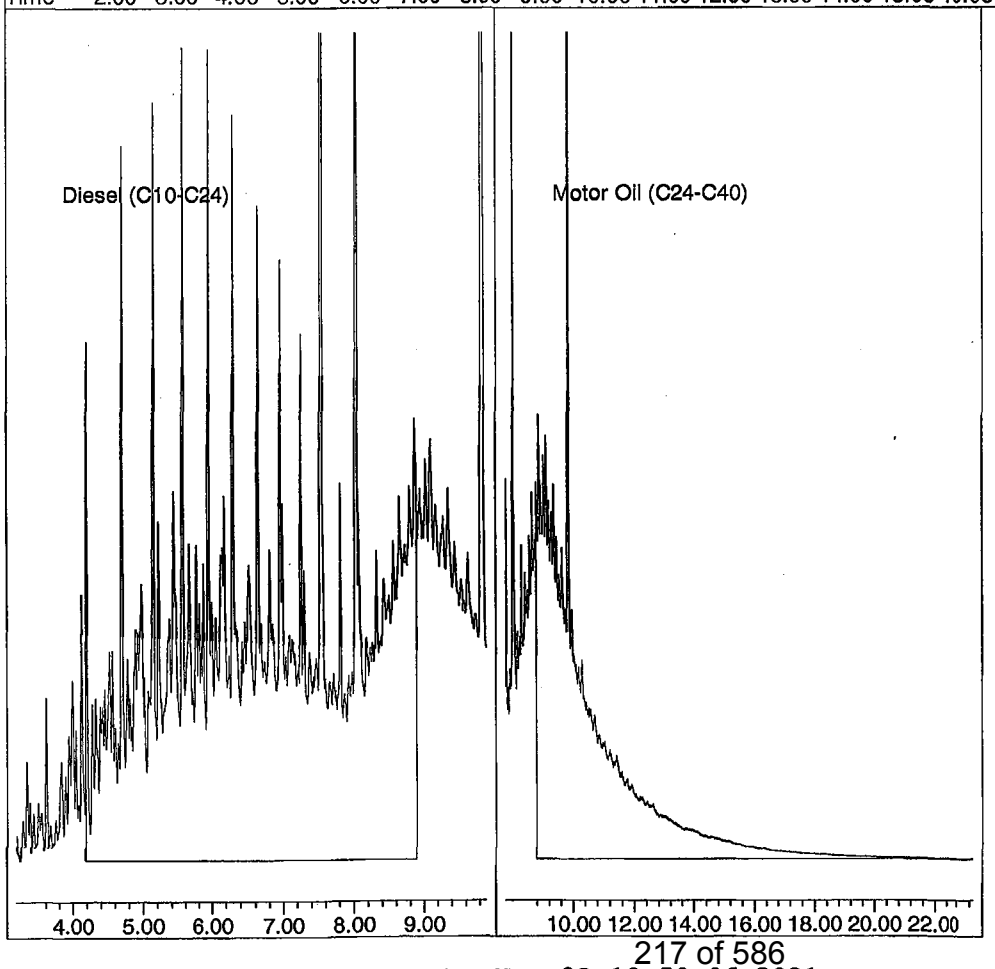

TPH Extractables
DEC0911

Form 7

Continuing Calibration

Lab Name: APPL, Inc.
Case No:
Matrix: Water

SDG No:
Date Analyzed: 10/15/2021
Instrument: Apollo
Initial Cal. Date: 9/11/2021
Data File: 1015019.D

		Compound	MEAN	CCRF	%D	%Drift	
1	SC	Decanoic Acid(S)	1283070	1247000	2.8	SC	
2							
3							
4							
5							
6							
7							
8							
9							
10							
11							
12							
13							
14							
15							
16							
17							
18							
19							
20							
21							
22							
23							
24							
25							
26							
27							
28							
29							
30							
31							
32							
33							
34							
35							
36							
37							
38							
39							
40							
		Average			2.8		

Quantitation Report (Not Reviewed)

Data File : G:\APOLLO\DATA\211015\1015019.D Vial: 19
Acq On : 10-15-21 23:04:25 Operator: KA
Sample : Decanoic Acid CCV 10/08/21 Inst : Apollo
Misc : water Multiplr: 1.00
IntFile : events.e
Quant Time: Nov 15 10:40 2021 Quant Results File: DEC0911.RES

Method : G:\APOLLO\DATA\210911\DEC0911.M (Chemstation Integrator)
Title : 8015 B&C
Last Update : Fri Nov 05 10:50:06 2021
Response via : Multiple Level Calibration

Volume Inj. : 2UL
Signal Phase : DB-5
Signal Info : FID02A

Compound	R.T.	Response	Conc Units
System Monitoring Compounds			
1) SC Decanoic Acid(S)	5.72f	89784068	34.988 ppb
Surrogate Spike 24.000		Recovery =	145.78%

Target Compounds

Target Compounds

(f)=RT Delta > 1/2 Window (m)=manual int.
1015019.D DEC0911.M Mon Nov 22 12:50:50 2021 Page 1

File : G:\APOLLO\DATA\211015\1015019.D
Operator : KA
Acquired : 10-15-21 23:04:25 using AcqMethod TPHSN.M
Instrument : Apollo
Sample Name: Decanoic Acid CCV 10/08/21
Misc Info : water
Vial Number: 19



ORGANICS
Raw Data

Quantitation Report (QT Reviewed)

Data File : G:\APOLLO\DATA\211015\1015013.D Vial: 13
Acq On : 10-15-21 20:15:27 Operator: KA
Sample : BA42512W09 5/1040 SG Inst : Apollo
Misc : water Multiplr: 4.81
IntFile : events.e
Quant Time: Nov 15 11:49 2021 Quant Results File: DOC0831.RES

Method : G:\APOLLO\DATA\210830\DOC0831.M (Chemstation Integrator)
Title : 8015 B&C
Last Update : Mon Nov 22 10:47:59 2021
Response via : Multiple Level Calibration

Volume Inj. : 2UL
Signal Phase : DB-5
Signal Info : FID02A

Compound	R.T.	Response	Conc Units
System Monitoring Compounds			
3) SA Ortho-Terphenyl(S)	7.53	132240066	122.701 ppb
Surrogate Spike 144.231		Recovery =	85.07%
4) SA Octacosane(S)	9.82	120803906	150.746 ppb
Surrogate Spike 144.231		Recovery =	104.52%
Target Compounds			
1) HATM Diesel (C10-C24)	6.54	112577214	133.996 ppb
2) HBTM Motor Oil (C24-C40)	15.55	93306064	112.804 ppb

Target Compounds

Quantitation Report

Data File: G:\APOLLO\DATA\211015\1015013.D
Sample : BA42512W09 5/1040 SG

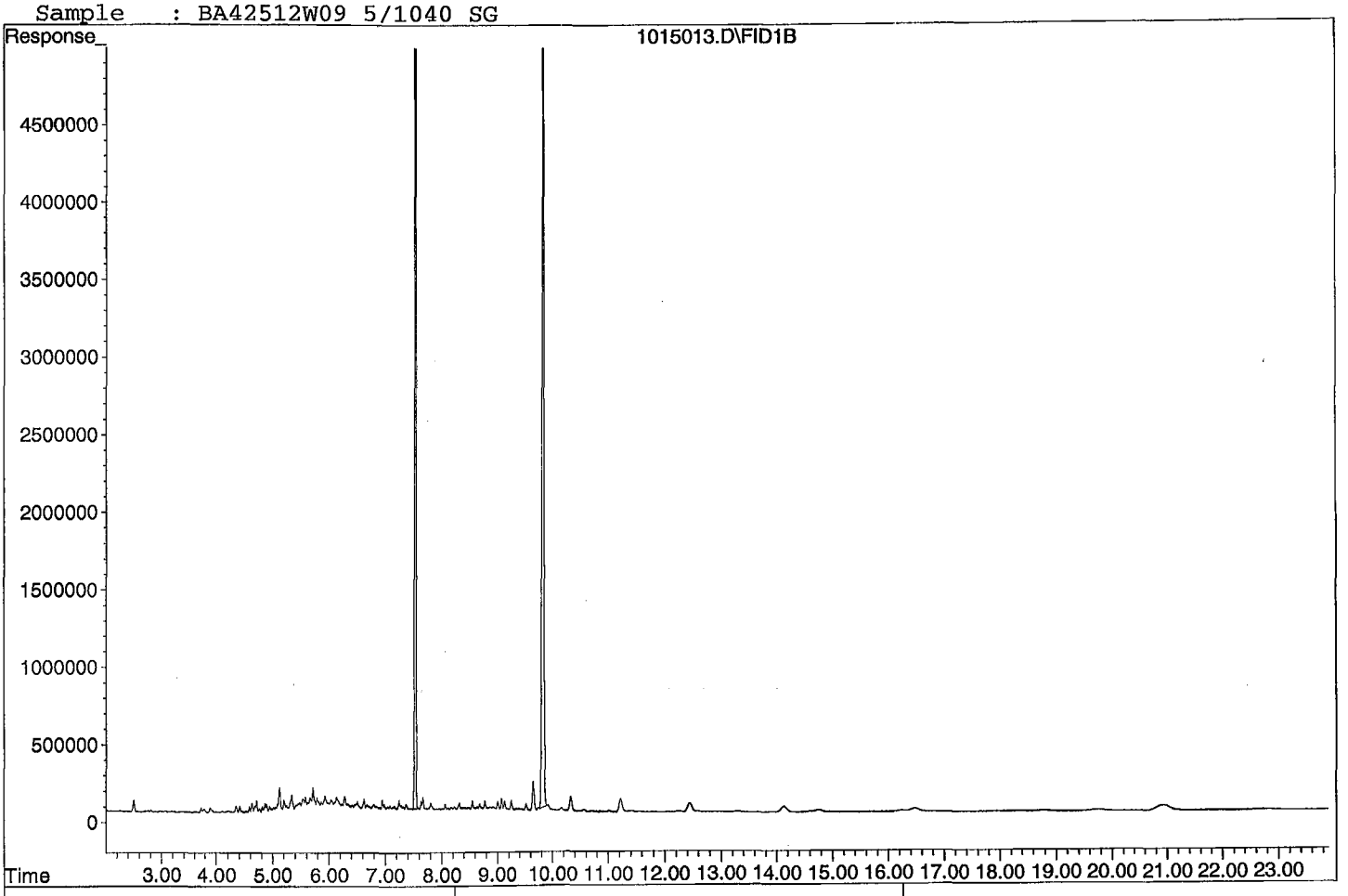

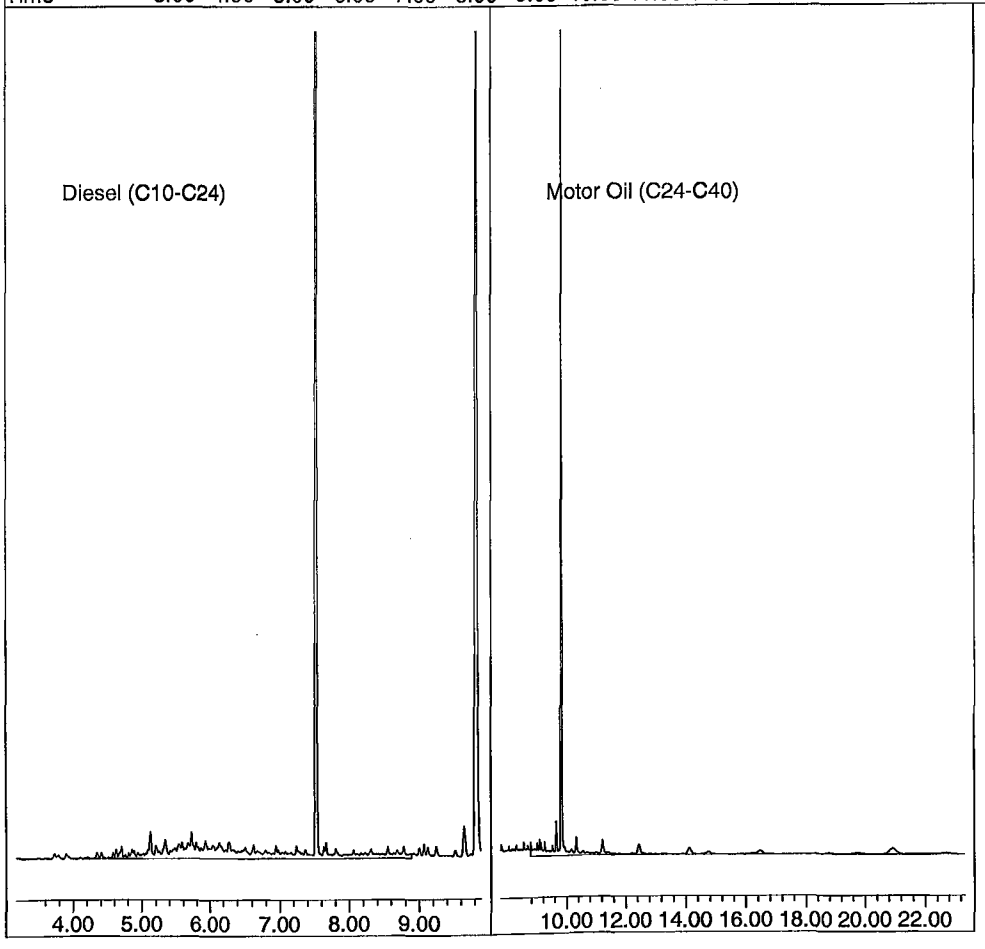

Quantitation Report (QT Reviewed)

Data File : G:\APOLLO\DATA\211015\1015014.D
Acq On : 10-15-21 20:43:41
Sample : BA42514W09 5/1040 SG
Misc : water
IntFile : events.e
Quant Time: Nov 15 11:50 2021 Quant Results File: DOC0831.RES

Vial: 14
Operator: KA
Inst : Apollo
Multiplr: 4.81

Method : G:\APOLLO\DATA\210830\DOC0831.M (Chemstation Integrator)
Title : 8015 B&C
Last Update : Mon Nov 22 10:47:59 2021
Response via : Multiple Level Calibration

Volume Inj. : 2UL
Signal Phase : DB-5
Signal Info : FID02A

Compound	R.T.	Response	Conc Units
System Monitoring Compounds			
3) SA Ortho-Terphenyl(S)	7.53	137439911	127.526 ppb
Surrogate Spike 144.231		Recovery =	88.42%
4) SA Octacosane(S)	9.83	124557129	155.430 ppb
Surrogate Spike 144.231		Recovery =	107.76%
Target Compounds			
1) HATM Diesel (C10-C24)	6.54	399743698	475.799 ppb
2) HBTM Motor Oil (C24-C40)	15.55	119979916	156.150 ppb

Target Compounds

(f)=RT Delta > 1/2 Window (m)=manual int.

Data File: G:\APOLLO\DATA\211015\1015014.D
Sample : BA42514W09 5/1040 SG

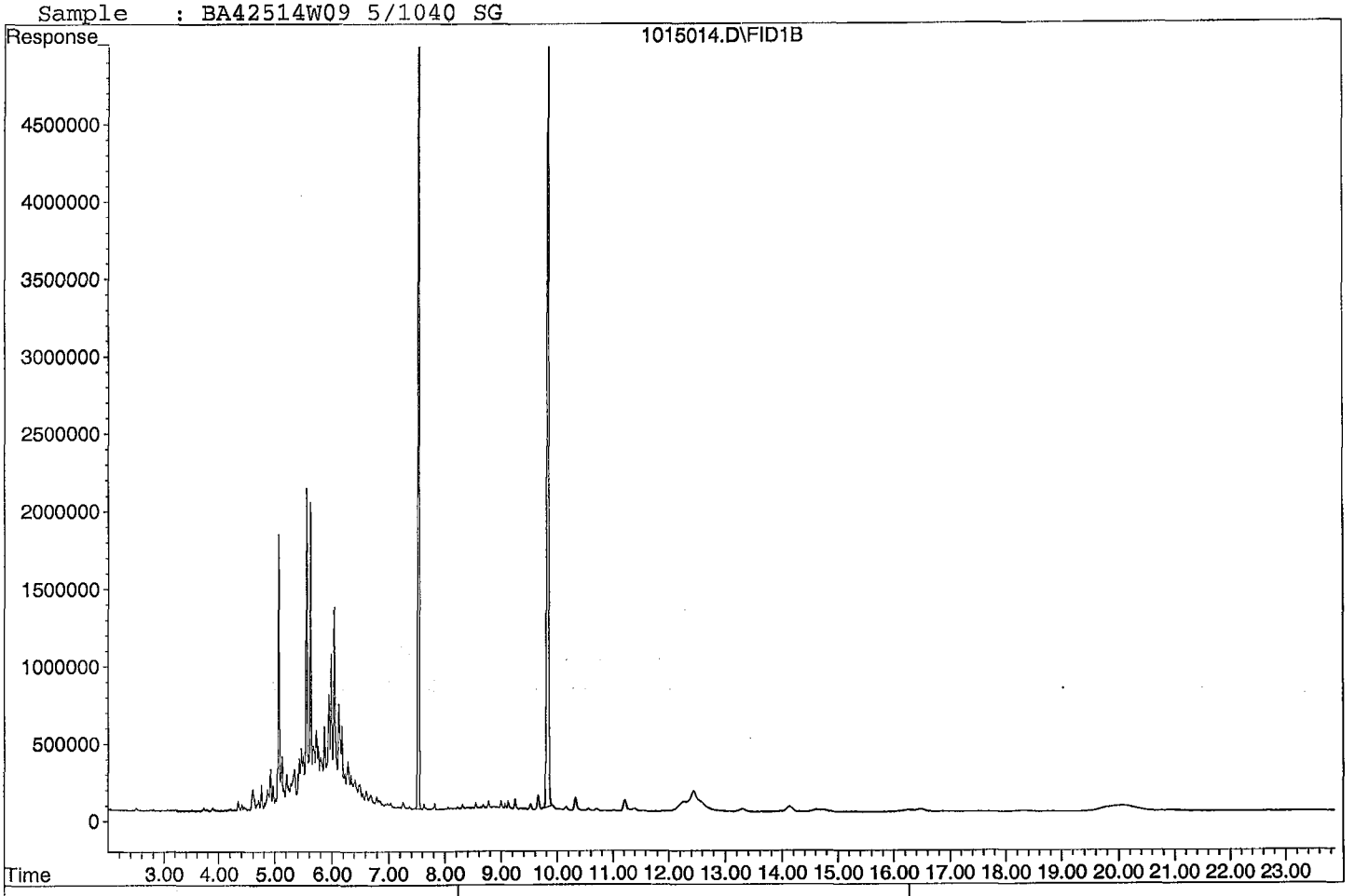

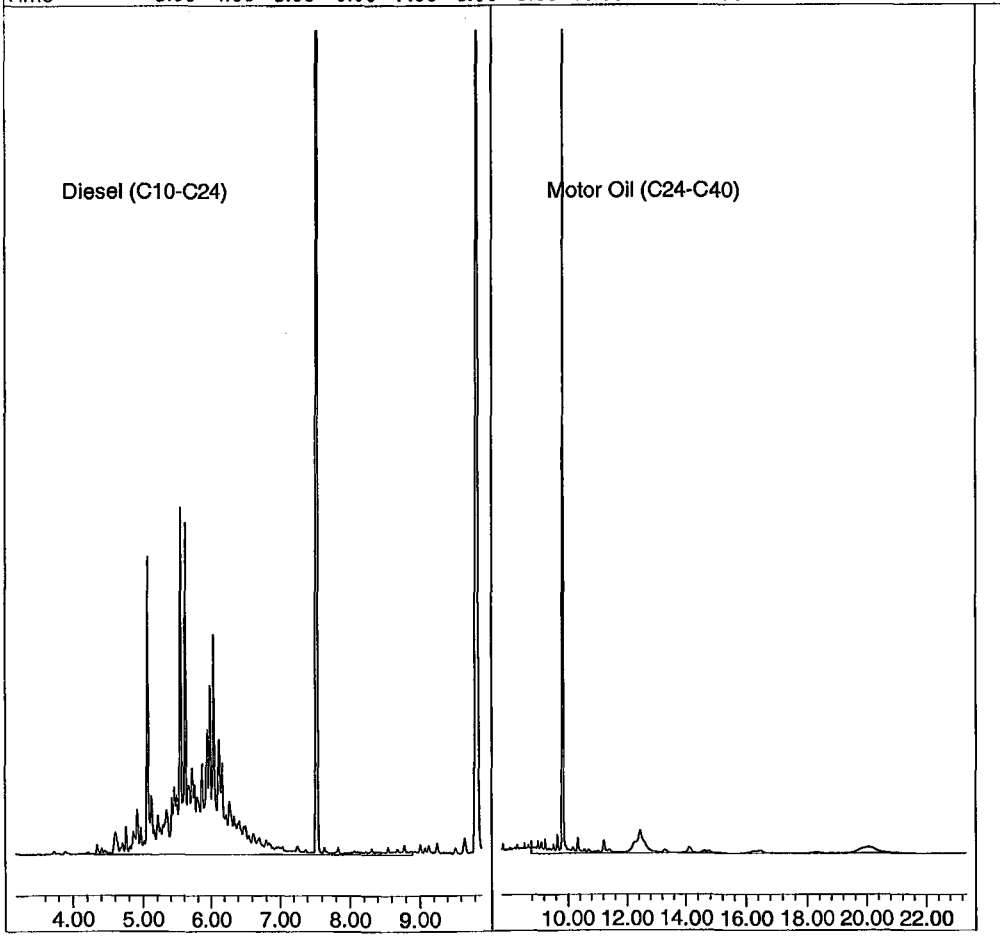

Quantitation Report (QT Reviewed)

Data File : G:\APOLLO\DATA\211015\1015015.D Vial: 15
Acq On : 10-15-21 21:11:51 Operator: KA
Sample : BA42516W09 5/1040 SG Inst : Apollo
Misc : water Multiplr: 4.81
IntFile : events.e
Quant Time: Nov 15 11:50 2021 Quant Results File: DOC0831.RES

Method : G:\APOLLO\DATA\210830\DOC0831.M (Chemstation Integrator)
Title : 8015 B&C
Last Update : Mon Nov 22 10:47:59 2021
Response via : Multiple Level Calibration

Volume Inj. : 2UL
Signal Phase : DB-5
Signal Info : FID02A

Compound	R.T.	Response	Conc Units
System Monitoring Compounds			
3) SA Ortho-Terphenyl(S)	7.53	142776807	132.478 ppb
Surrogate Spike 144.231		Recovery =	91.85%
4) SA Octacosane(S)	9.83	128691508	160.589 ppb
Surrogate Spike 144.231		Recovery =	111.34%
Target Compounds			
1) HATM Diesel (C10-C24)	6.54	30348012	36.122 ppb
2) HBTM Motor Oil (C24-C40)	15.55	115850072	149.439 ppb

Target Compounds

(f)=RT Delta > 1/2 Window (m)=manual int.

Quantitation Report

Data File: G:\APOLLO\DATA\211015\1015015.D
Sample : BA42516W09 5/1040 SG

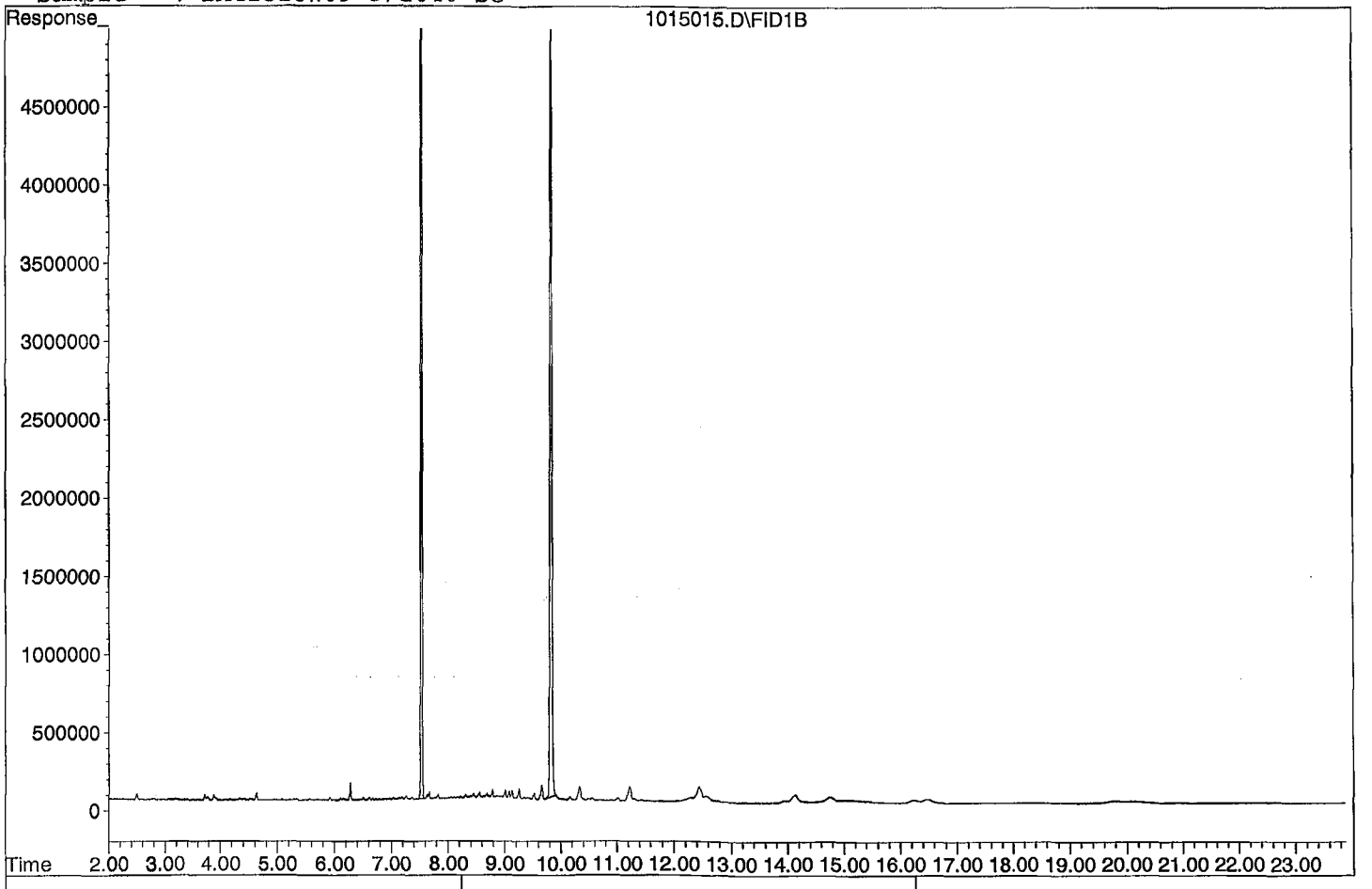

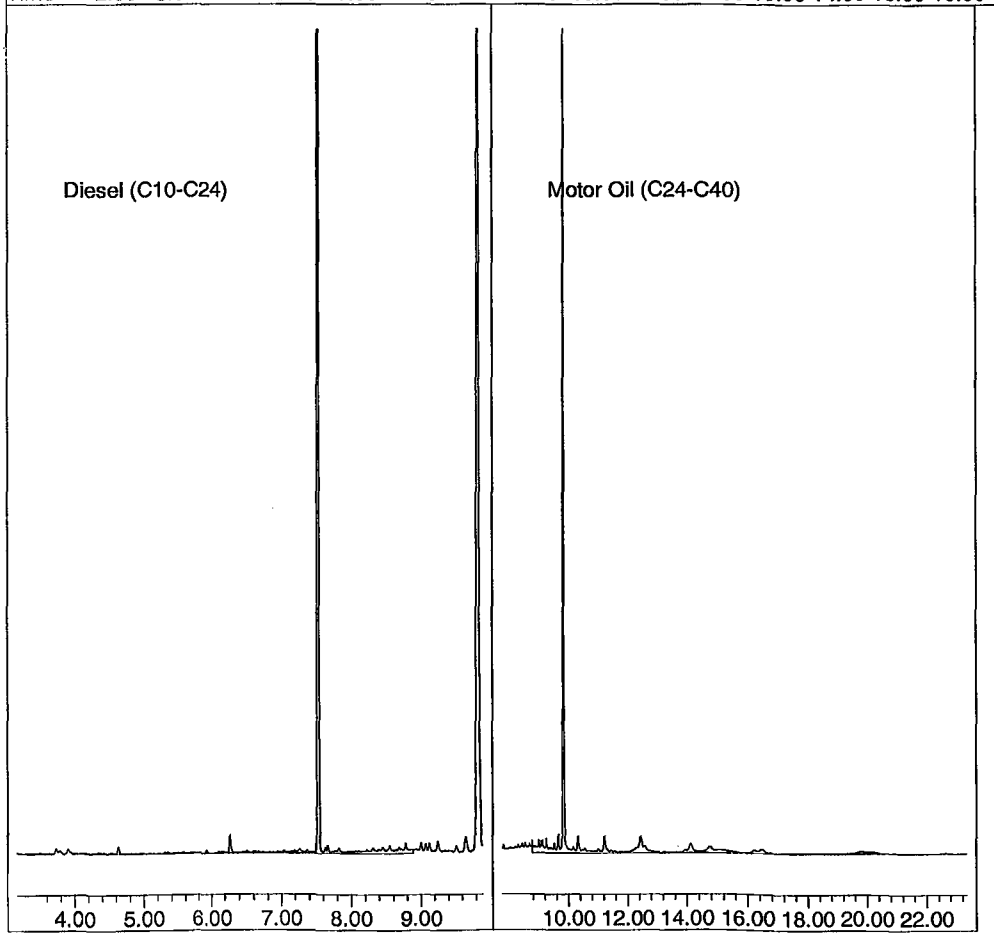

Quantitation Report (QT Reviewed)

Data File : G:\APOLLO\DATA\211015\1015016.D Vial: 16
Acq On : 10-15-21 21:40:03 Operator: KA
Sample : BA42518W09 5/1040 SG Inst : Apollo
Misc : water Multiplr: 4.81
IntFile : events.e
Quant Time: Nov 15 11:51 2021 Quant Results File: DOC0831.RES

Method : G:\APOLLO\DATA\210830\DOC0831.M (Chemstation Integrator)
Title : 8015 B&C
Last Update : Mon Nov 22 10:47:59 2021
Response via : Multiple Level Calibration

Volume Inj. : 2UL
Signal Phase : DB-5
Signal Info : FID02A

Compound	R.T.	Response	Conc Units
System Monitoring Compounds			
3) SA Ortho-Terphenyl(S)	7.53	155271575	144.072 ppb
Surrogate Spike 144.231		Recovery =	99.89%
4) SA Octacosane(S)	9.83	126403082	157.733 ppb
Surrogate Spike 144.231		Recovery =	109.36%
Target Compounds			
1) HATM Diesel (C10-C24)	6.54	1216545058	1448.005 ppb
2) HBTM Motor Oil (C24-C40)	15.55	198291157	283.407 ppb

Target Compounds

(f)=RT Delta > 1/2 Window (m)=manual int.
1015016.D DOC0831.M Mon Nov 22 12:50:02 2021 Page 1

Data File: G:\APOLLO\DATA\211015\1015016.D
Sample : BA42518W09 5/1040 SG

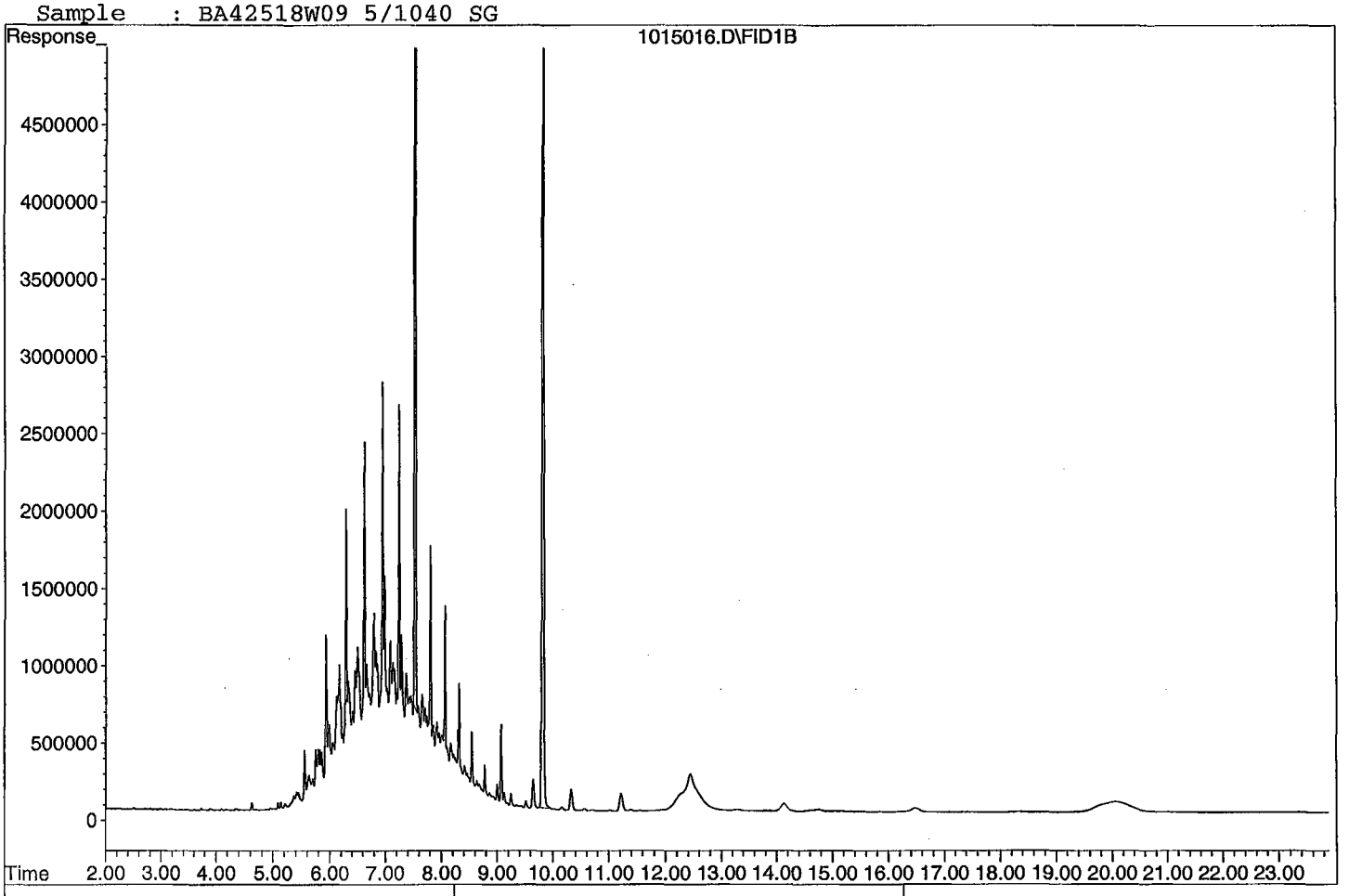

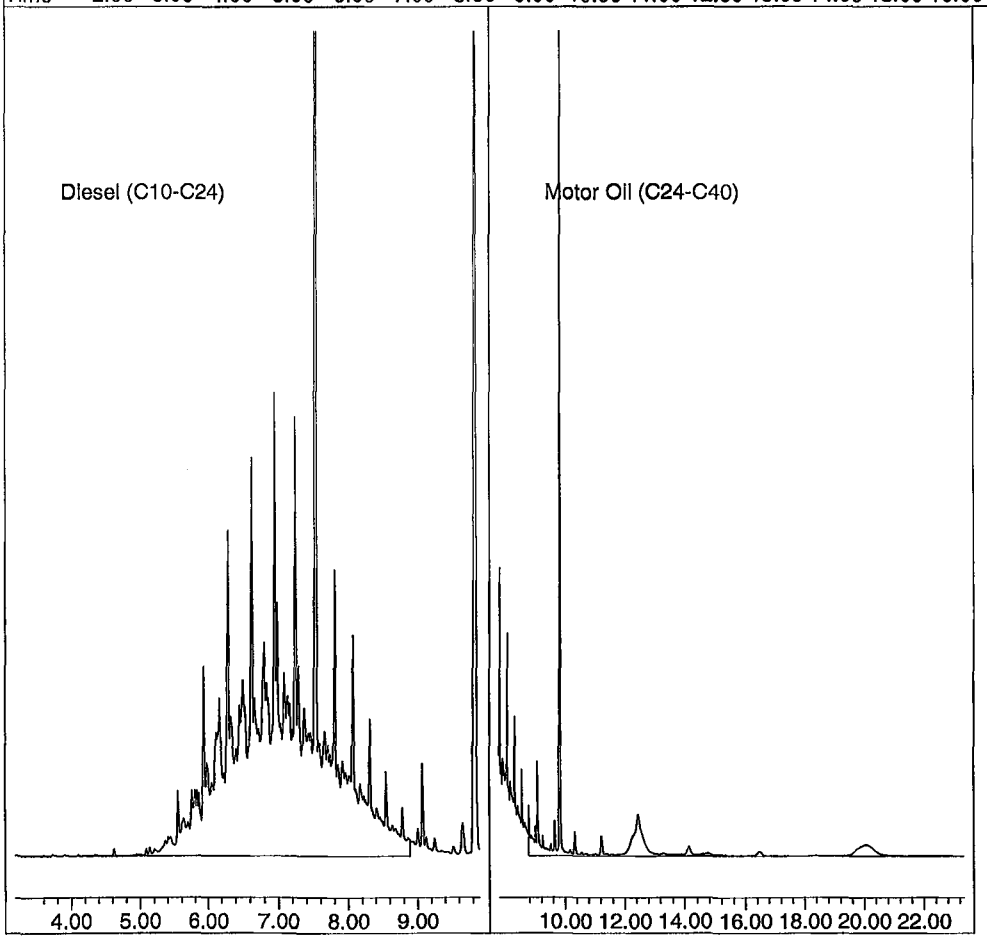

Quantitation Report (QT Reviewed)

Data File : G:\APOLLO\DATA\211015\1015005.D Vial: 5
Acq On : 10-15-21 16:29:11 Operator: KA
Sample : 211011A BLK 5/1000 SG Inst : Apollo
Misc : water Multiplr: 5.00
IntFile : events.e
Quant Time: Nov 15 11:26 2021 Quant Results File: DOC0831.RES

Method : G:\APOLLO\DATA\210830\DOC0831.M (Chemstation Integrator)
Title : 8015 B&C
Last Update : Mon Nov 22 10:47:59 2021
Response via : Multiple Level Calibration

Volume Inj. : 2UL
Signal Phase : DB-5
Signal Info : FID02A

Compound	R.T.	Response	Conc Units
System Monitoring Compounds			
3) SA Ortho-Terphenyl(S)	7.53	123892454	119.554 ppb
Surrogate Spike 150.000		Recovery =	79.70%
4) SA Octacosane(S)	9.83	112653749	146.199 ppb
Surrogate Spike 150.000		Recovery =	97.47%
Target Compounds			
1) HATM Diesel (C10-C24)	6.54	18126827	22.439 ppb
2) HBTM Motor Oil (C24-C40)	15.55	83387919	100.555 ppb

Target Compounds

(f)=RT Delta > 1/2 Window (m)=manual int.

Quantitation Report

Data File: G:\APOLLO\DATA\211015\1015005.D
Sample : 211011A BLK 5/1000 SG

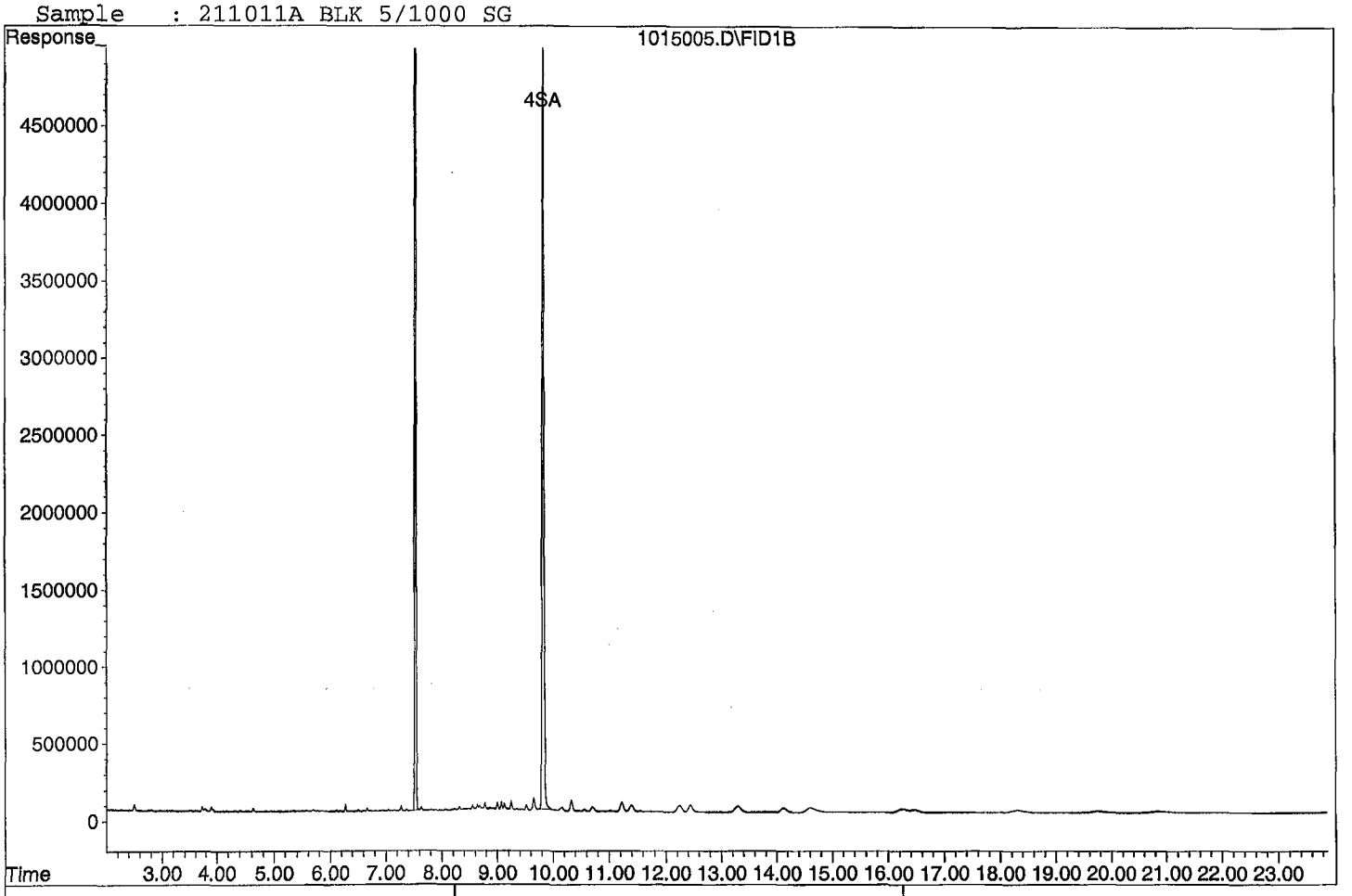





Quantitation Report (QT Reviewed)

Data File : G:\APOLLO\DATA\211015\1015006.D
Acq On : 10-15-21 16:57:21
Sample : 211011A LCS-1 5/1000 SG
Misc : water
IntFile : events.e
Quant Time: Nov 15 11:28 2021 Quant Results File: DOC0831.RES

Vial: 6
Operator: KA
Inst : Apollo
Multiplr: 5.00

Method : G:\APOLLO\DATA\210830\DOC0831.M (Chemstation Integrator)
Title : 8015 B&C
Last Update : Mon Nov 22 10:47:59 2021
Response via : Multiple Level Calibration

Volume Inj. : 2UL
Signal Phase : DB-5
Signal Info : FID02A

Compound	R.T.	Response	Conc Units
System Monitoring Compounds			
3) SA Ortho-Terphenyl(S)	7.53	159754262	154.160 ppb
Surrogate Spike 150.000		Recovery =	102.77%
4) SA Octacosane(S)	9.83	124994150	162.214 ppb
Surrogate Spike 150.000		Recovery =	108.14%
Target Compounds			
1) HATM Diesel (C10-C24)	6.54	1687371554	2088.748 ppb
2) HBTM Motor Oil (C24-C40)	15.55	1611213426	2682.613 ppb
Target Compounds			

Diesel:

$$\frac{(1687371554)(5)}{(2019597)(2)} = \frac{8436857770}{4039194} = \boxed{2088.748}$$

(f)=RT Delta > 1/2 Window (m)=manual int.

Quantitation Report

Data File: G:\APOLLO\DATA\211015\1015006.D
Sample : 211011A LCS-1 5/1000 SG

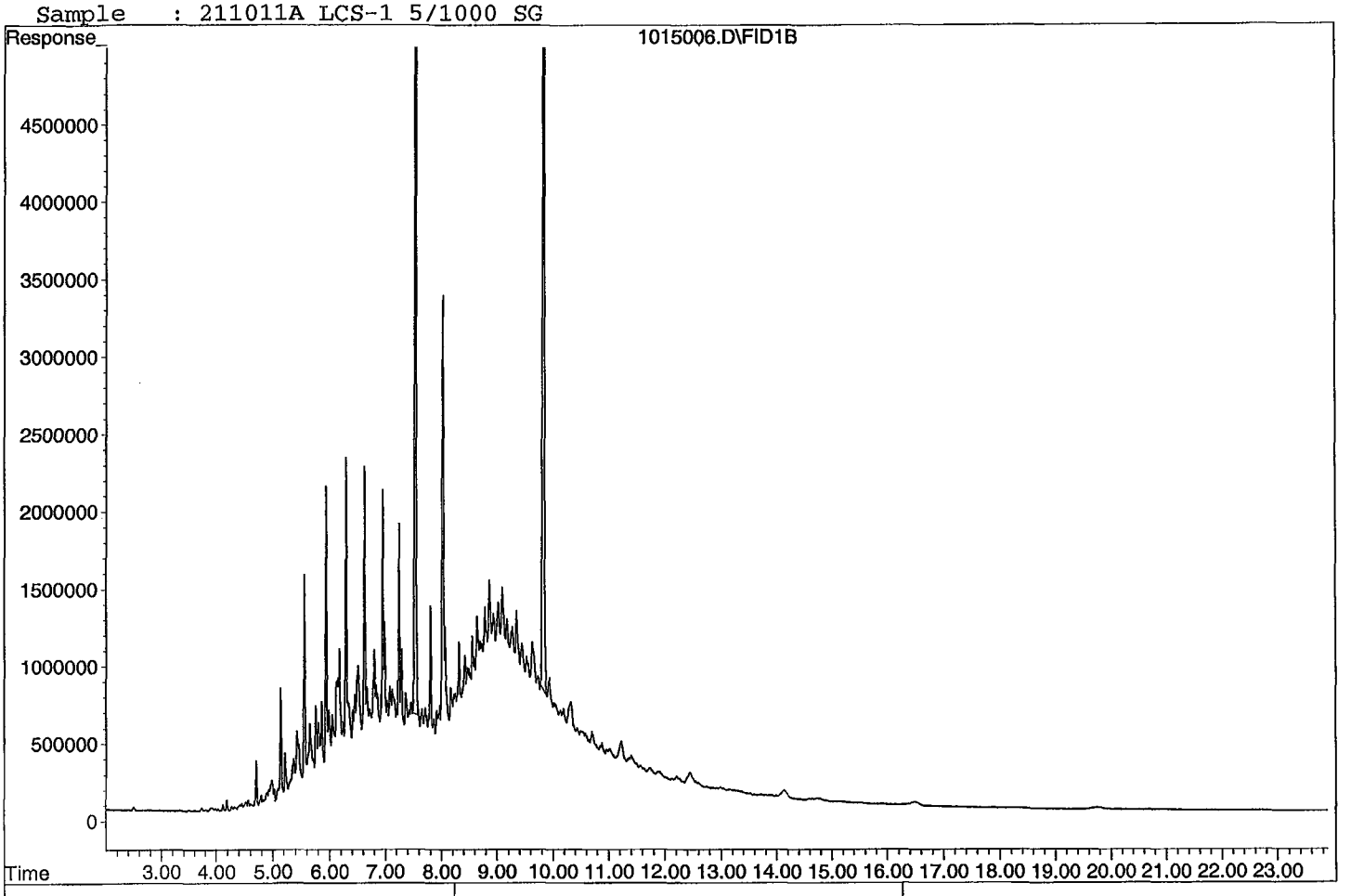

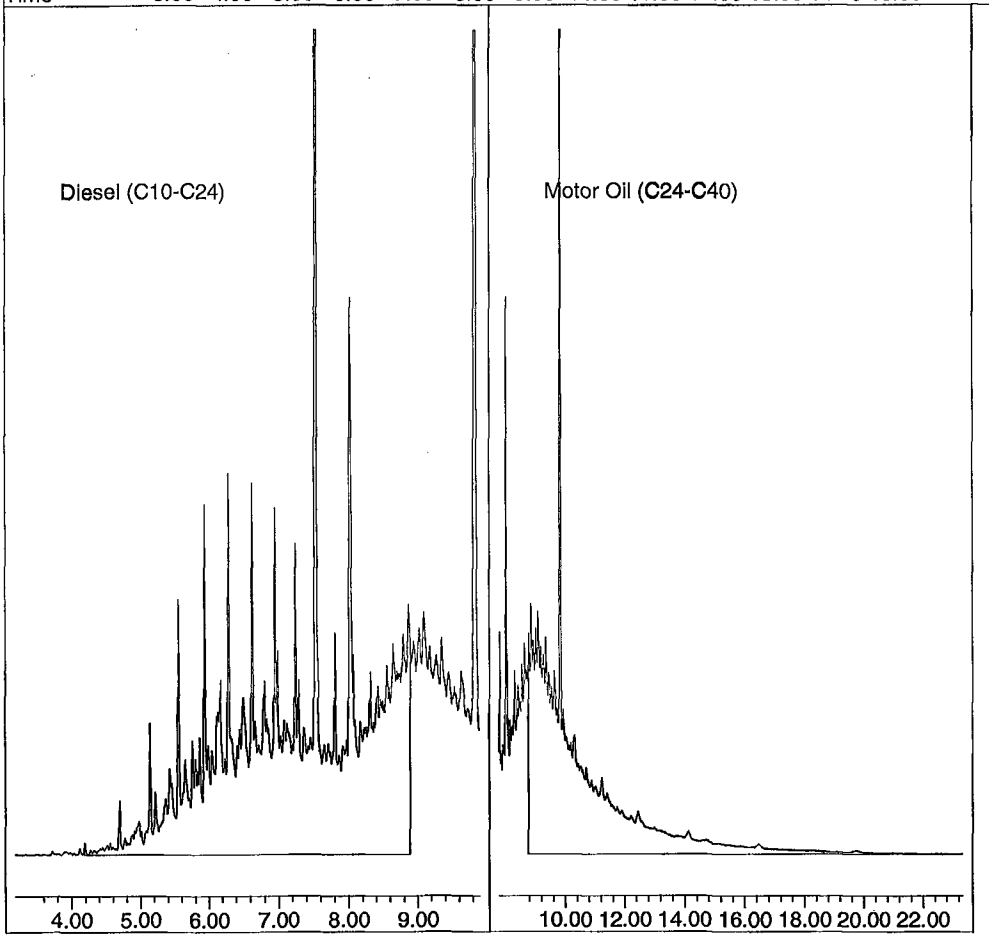

Quantitation Report (QT Reviewed)

Data File : G:\APOLLO\DATA\211015\1015007.D Vial: 7
Acq On : 10-15-21 17:25:43 Operator: KA
Sample : 211011A LCSD-1 5/1000 SG Inst : Apollo
Misc : water Multiplr: 5.00
IntFile : events.e
Quant Time: Nov 15 11:29 2021 Quant Results File: DOC0831.RES

Method : G:\APOLLO\DATA\210830\DOC0831.M (Chemstation Integrator)
Title : 8015 B&C
Last Update : Mon Nov 22 10:47:59 2021
Response via : Multiple Level Calibration

Volume Inj. : 2UL
Signal Phase : DB-5
Signal Info : FID02A

Compound	R.T.	Response	Conc Units
System Monitoring Compounds			
3) SA Ortho-Terphenyl(S)	7.53	165293506	159.506 ppb
Surrogate Spike 150.000		Recovery =	106.34%
4) SA Octacosane(S)	9.83	129081102	167.518 ppb
Surrogate Spike 150.000		Recovery =	111.68%
Target Compounds			
1) HATM Diesel (C10-C24)	6.54	1741117068	2155.278 ppb
2) HBTM Motor Oil (C24-C40)	15.55	1620692019	2698.632 ppb

Target Compounds

Quantitation Report

Data File: G:\APOLLO\DATA\211015\1015007.D
Sample : 211011A LCSD-1 5/1000 SG

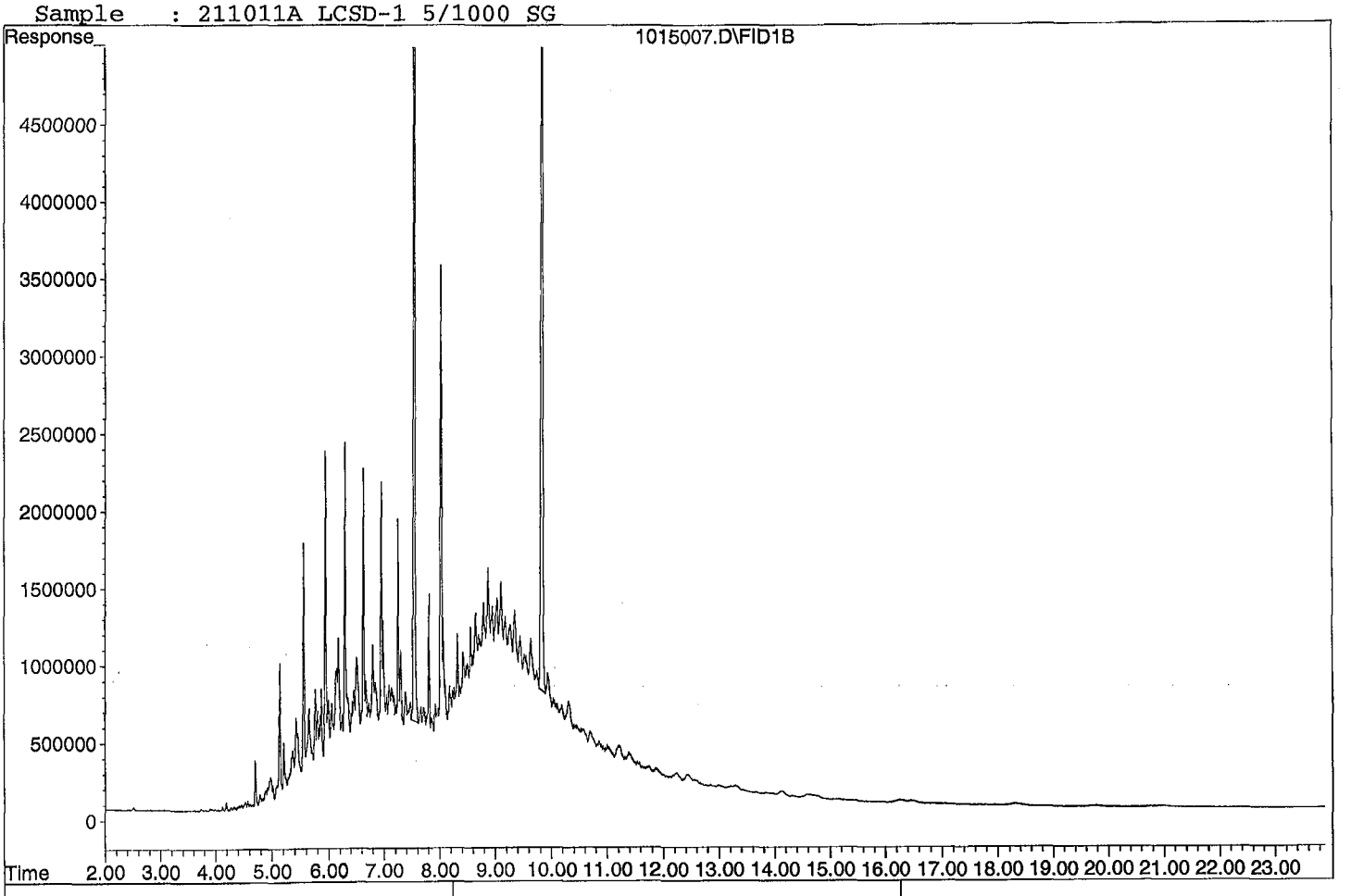

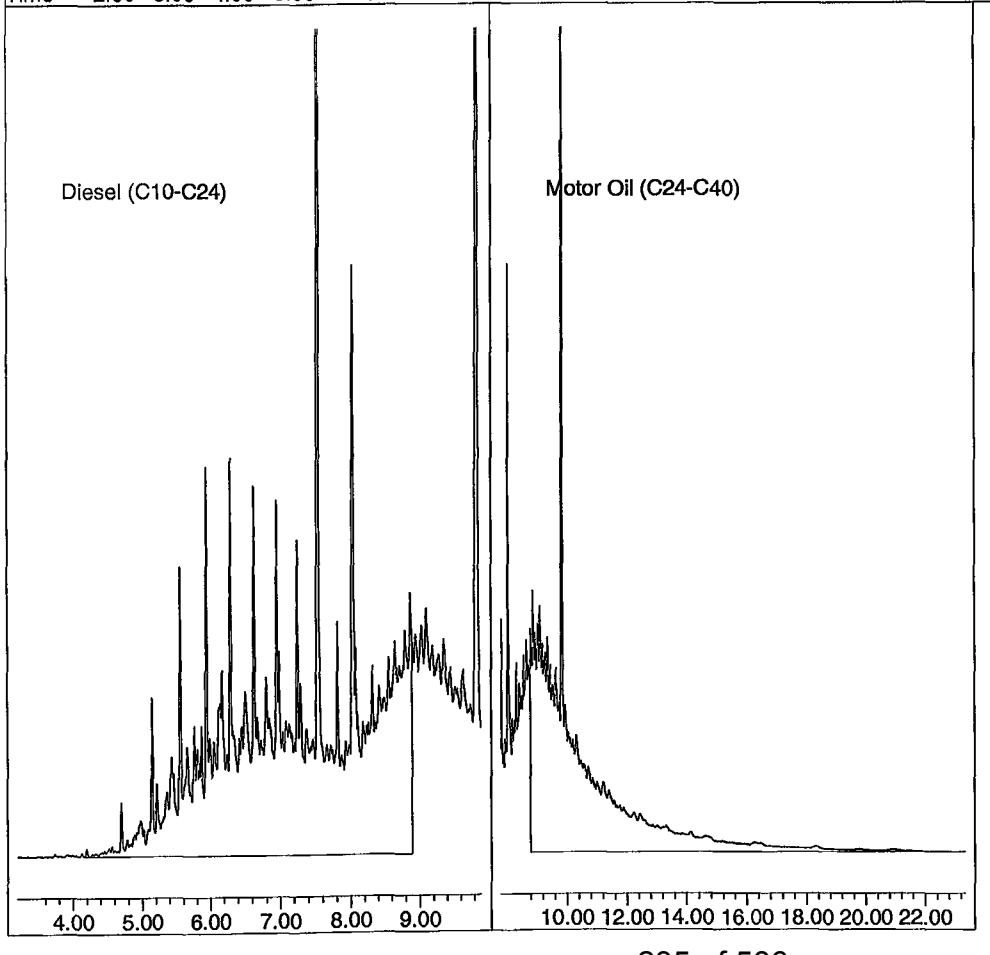

Diesel / Motor Oil Calibration Curve

Prepared: 8/23/2021
Expires: 8/23/2022

Prepared By (Initials): KA

Methylene Chloride
Lot No. 60338

Initial Standard Information							Final Standard Information			
Name of Initial Standard (QAU Label)	Supplier	Conc. (ug/mL)	APPL Mix Name	Reference to APPL Prep Date and Lot #'s	Exp. Date	Exp. Date (Manufacturer)	Aliquot From Stock	Final Volume	Solvent	Final Standard Conc. (ug/mL)
Diesel / Motor Oil - 2	APPL	10	Diesel / Motor Oil - 1	Perp'd: 08/23/21 A0164485-52662, A0165510-52666, CL16893-52844	8/23/2022	10/31/2027 12/31/2027 5/31/2026	100uL	200uL	MC	5
Diesel / Motor Oil -3		50	Diesel / Motor Oil - 2				200uL	1mL	MC	10
Diesel / Motor Oil Calibration STD	Restek	2,000	Diesel / Motor Oil -3				25uL	1mL	MC	50
			Diesel / Motor Oil - 4				125uL	1mL	MC	250
			Diesel / Motor Oil - 5				500uL	1mL	MC	1000
			Diesel / Motor Oil - 6				750uL	1mL	MC	1500
			Diesel / Motor Oil - 7				100uL	100uL	N/A	2,000

Diesel / Motor Oil Second Source

Prepared: 7/21/2020
Expires: 7/21/2021

Prepared By (Initials): SS

Methylene Chloride Lot No. 58059

Initial Standard Information							Final Standard Information			
Name of Initial Standard (QAU Label)	Supplier	Supplier Part No.	Conc. (ug/mL)	Lot Number - QA Number	Exp. Date (1 yr.)	Exp. Date (Manufacturer)	Aliquot From Stock	Final Volume	Solvent	Final Standard Conc. (ug/mL)
Diesel Fuel #2 Second Source	Phenova	AL0-101287	50,000	**CL13327-40550**	7/21/2021	**2/28/2022**	50uL	10mL	MC	250
Motor Oil Second Source	Absolute	51094	50,000	**010918-39581**	7/21/2021	**1/9/2023**	50uL			

Diesel / Motor Oil Calibration Standard

Prepared: 10/6/2021 **Prepared By (Initials): KA**

Expires: 5/31/2026

Methylene Chloride

Lot No. 61117

Initial Standard Information							Final Standard			
Name of Initial Standard (QAU Label)	Supplier	Supplier Part No.	Conc. (ug/mL)	Lot Number - QA Number	Exp. Date (1 yr.)	Exp. Date (Manufacturer)	Aliquot From Stock	Final Volume	Solvent	Final Standard Conc. (ug/mL)
Diesel Fuel #2	Restek	31258	50,000	**A0164485-52822**	**9/3/2022**	**10/31/2027**	400uL	10mL	MC	2000
Motor Oil	Restek	31464	50,000	**A0168842-52820 and A0166510-52817**	**10/6/2021**	**12/31/2027**	400uL			2000
THC Surrogate	Phenova	ALO-130161	600	**CL16893 52835**	**10/6/2021**	**5/31/2026**	1666uL			100

Diesel Motor Oil Mix

Prepared: 9/3/2021
Expires: 9/3/2022

Prepared By (Initials): KA

Initial Standard Information							Final Standard			
Name of Initial Standard (QAU Label)	Supplier	Supplier Part No.	Conc. (ug/mL)	Lot Number - QA Number	Exp. Date (1 yr.)	Exp. Date (Manufacturer)	Aliquot From Stock	Final Volume	Solvent	Final Standard Conc. (ug/mL)
Diesel Fuel #2	Restek	31258	50,000	**A0164485-52823,52824,52662,52661,52822**	**9/3/2021**	**10/31/2027**	4.00 mL	8.0 mL	NA	25,000
Motor Oil Composite	Restek	31464	50,000	**A0166510-52664 and 52818 and A0168842-52820 and 52821**	**9/3/2021**	**12/31/27 and 03/31/28**	4.00 mL			25,000

THC Surrogate

Prepared: 8/24/2021 **KA**

Expires: 8/24/2022

Initial Standard Information							Final Standard Information			
Name of Initial Standard (QAU Label)	Supplier	Supplier Part No.	Conc. (ug/mL)	Lot Number - QA Number	Exp. Date (1 yr.)	Exp. Date (Manufacturer)	Aliquot From Stock	Final Volume	Solvent	Final Standard Conc. (ug/mL)
O-terphenyl / Octacosane Mix	Phenova	ALO-130161	600	**CL16893-52838**	**8/24/2022**	**5/31/2026**	N/A	N/A	N/A	600

THC Surrogate

Prepared: 10/6/2021 **KA**

Expires: 5/31/2026

Initial Standard Information							Final Standard			
Name of Initial Standard (QAU Label)	Supplier	Supplier Part No.	Conc. (ug/mL)	Lot Number - QA Number	Exp. Date (1 yr.)	Exp. Date (Manufacturer)	Aliquot From Stock	Final Volume	Solvent	Final Standard Conc. (ug/mL)
O-terphenyl / Octacosane Mix	Phenova	ALO-130161	600	**CL16893-52835**	10/6/2021	**5/31/2026**	N/A	N/A	N/A	600

Decanoic Acid Calibration Curve

Prepared: 9/11/2021 **Prepared By (Initials):** KA

Expires: 7/12/2022

Methylene Chloride

Lot No. 61117

Initial Standard Information							Final Standard			
Name of Initial Standard (QAU Label)	Supplier	APPL Mix Name	Conc. (ug/mL)	Reference To APPL Prep Date	Exp. Date	Exp. Date (Manufacturer)	Aliquot From Stock	Final Volume	Solvent	Final Standard Conc. (ug/mL)
Decanoic Acid STD	O2SI	Decanoic Acid-1	60	Prepared 9/11/21	7/12/2022	N/A	50uL	1mL	MC	3
		Decanoic Acid-2					100uL	1mL	MC	6
		Decanoic Acid-3					400uL	1mL	MC	24
		Decanoic Acid-4					600uL	1mL	MC	36
		Decanoic Acid-5					800uL	1mL	MC	48
		Decanoic Acid-6					100uL	100uL	N/A	60

Decanoic Acid CCV

Prepared: 10/8/2021 **Prepared By (Initials):** KA

Expires: 7/8/2024

Methylene Chloride Lot No. 61117

Initial Standard Information							Final Standard			
Name of Initial Standard (QAU Label)	Supplier	Supplier Part No.	Conc. (ug/mL)	Lot Number - QA Number	Exp. Date	Exp. Date (Manufacturer)	Aliquot From Stock	Final Volume	Solvent	Final Standard Conc. (ug/mL)
Decanoic Acid	O2SI	72766	1,000	**070821-52693**	See man. Exp date	**7/8/2024**	360uL	10mL	MC	36

Decanoic Acid Spike

Prepared: 8/24/2021

Expires: 8/24/2022

Prepared By (Initials): KA

Initial Standard Information							Final Standard Information			
Name of Initial Standard (QAU Label)	Supplier	Supplier Part No.	Conc. (ug/mL)	Lot Number - QA Number	Exp. Date (1 yr.)	Exp. Date (Manufacturer)	Aliquot From Stock	Final Volume	Solvent	Final Standard Conc. (ug/mL)
Decanoic Acid Spike	Absolute	72766	1,000	**070821-52688**	**8/24/2022**	**7/8/2024**	N/A	N/A	N/A	1,000

Decanoic Acid Spike

Prepared: 10/14/2021 **Prepared By (Initials): KA**

Expires: 7/8/2024

Initial Standard Information							Final Standard			
Name of Initial Standard (QAU Label)	Supplier	Supplier Part No.	Conc. (ug/mL)	Lot Number - QA Number	Exp. Date (1 yr.)	Exp. Date (Manufacturer)	Aliquot From Stock	Final Volume	Solvent	Final Standard Conc. (ug/mL)
Decanoic Acid Spike	Absolute	72766	1,000	**070821-52681**	**See man. Exp date**	**7/8/2024**	N/A	N/A	N/A	1,000

Organic Extraction Worksheet

Method	Continuous Liq/Liq TPH- 3520C w/SGC	Extraction Set	211011A	Extraction Method	LIQ005SGC	Units	mL

Spiked ID 1	Diesel Motor Oil Mix 9/3/21-9/3/22		Surrogate ID 1	THC Surrogate 8/23/21-8/23/22	
Spiked ID 2	Decanoic 1000ug/mL Acid Solution 8/20/21-8/20/22		Surrogate ID 2	THC Surrogate 10/06/21-10/06/22	
Spiked ID 3	Decanoic 1000ug/mL Acid Solution 10/08/21-10/08/22		Surrogate ID 3		
Spiked ID 4			Surrogate ID 4		
Spiked ID 5			Surrogate ID 5		
Spiked ID 6			Sufficient Vol for Matrix QC:	NO	
Spiked ID 7			Ext. Start Time:	10/11/21 12:50	
Spiked ID 8			Ext. End Time:	10/12/21 15:57	
			GC Requires Extract By:		

pH1	2		Water Bath Temp 1 °C	41/ 40.1 °C
pH2			Water Bath Temp 2 °C	34/ 35.1
pH3			Water Bath Temp 3 °C	37/ 36.5 °C

Spiked By: SR **Date** 10/11/2021 9:41:42 AM **Witnessed By:** CG **Date** 10/11/2021 9:41:46 AM

	Sample	Sample Container	Spike Amount	Spike ID	Surrogate Amount	Surrogate ID	Extract Amount	Final Volume	pH	Extract Date/Time	Comments
1	211011A Blk		0.050	2	0.250	1 equip	1000	5	2	10/11/21 9:41	*
2	211011A LCS-1		0.080,0.050	1,2	0.250	1 equip	1000	5	2	10/11/21 9:41	*
3	211011A LCS-2		0.080,0.050	1,2	0.250	1 equip					
4	211011A LCS-3		0.080,0.050		0.250	1 equip					
5	211011A LCSD-1		0.080,0.050	1,2	0.250	1 equip	1000	5	2	10/11/21 9:41	*
6	211011A LCSD-2		0.080,0.050		0.250	1 equip					
7	211011A LCSD-3		0.080,0.050		0.250	1 equip					
8	BA38390	BA38390M02	0.050	2	0.250	2 equip	1000	5	2	10/11/21 12:30	97224 *
9	BA38391	BA38391M03	0.050	2	0.250	2 equip	1000	5	2	10/11/21 12:30	97224 *
10	BA38393	BA38393M02	0.050	3	0.250	2 equip	1000	5	2	10/11/21 12:30	97224 *
11	BA38394	BA38394M02	0.050	2	0.250	2 equip	1000	5	2	10/11/21 12:30	97224 *
12	BA38396		0.050	2	0.250	1 equip		5	2Y		97224 *
13	BA38397		0.050	2	0.250	1 equip		5	2Y		97224 *
14	BA38399	BA38399M02	0.050	2	0.250	2 equip	1000	5	2	10/11/21 12:30	97224 *
15	BA42512	BA42512W09	0.050	2	0.250	1 equip	1040	5	2	10/11/21 9:41	97781 *
16	BA42514	BA42514W09	0.050	3	0.250	1 equip	1040	5	2	10/11/21 9:41	97781 *

Solvent and Lot#	
1+1 HCL (5mLs)	9/30/21-9/30/22
PH Strips	HC041002
Dichloromethane (DCM)	61117
Filter Paper	*
Sodium Sulfate	2021071206
SILICA GEL (*)	050627T

Extraction COC Transfer	
Extraction lab employee Initials	
GC analyst's initials	KA
Date	10/12/21
Time	16:25
Refrigerator	Hobart

	Technician's Initials
Scanned By	SR
Sample Preparation	SR
Extraction	DS
Concentration	DS

Modified	11/22/2021 1:24:03 PM

Reviewed By: **Date**

Organic Extraction Worksheet

Method	Continuous Liq/Liq TPH- 3520C w/SGC	Extraction Set	211011A	Extraction Method	LIQ005SGC	Units	mL

Spiked ID 1	Diesel Motor Oil Mix 9/3/21-9/3/22		Surrogate ID 1	THC Surrogate 8/23/21-8/23/22	
Spiked ID 2	Decanoic 1000ug/mL Acid Solution 8/20/21-8/20/22		Surrogate ID 2	THC Surrogate 10/06/21-10/06/22	
Spiked ID 3	Decanoic 1000ug/mL Acid Solution 10/08/21-10/08/22		Surrogate ID 3		
Spiked ID 4			Surrogate ID 4		
Spiked ID 5			Surrogate ID 5		
Spiked ID 6			Sufficient Vol for Matrix QC:	NO	
Spiked ID 7			Ext. Start Time:	10/11/21 12:50	
Spiked ID 8			Ext. End Time:	10/12/21 15:57	
			GC Requires Extract By:		

pH1	2		Water Bath Temp 1 °C	41/ 40.1 °C
pH2			Water Bath Temp 2 °C	34/ 35.1
pH3			Water Bath Temp 3 °C	37/ 36.5 °C

Spiked By: SR **Date** 10/11/2021 9:41:42 AM **Witnessed By:** CG **Date** 10/11/2021 9:41:46 AM

	Sample	Sample Container	Spike Amount	Spike ID	Surrogate Amount	Surrogate ID	Extract Amount	Final Volume	pH	Extract Date/Time	Comments
17	BA42516	BA42516W09	0.050	3	0.250	1 equip	1040	5	2	10/11/21 9:41	97781 *
18	BA42518	BA42518W09	0.050	3	0.250	1 equip	1040	5	2	10/11/21 9:41	97781 *
19	BA42524	BA42524W09	0.050	3	0.250	1 equip	1050	5	2	10/11/21 9:41	97782 *
20	BA42527	BA42527W09	0.050	3	0.250	1 equip	1030	5	2	10/11/21 9:41	97783 *
21	BA42528	BA42528W07	0.050	3	0.250	1 equip	1040	5	2	10/11/21 9:41	97783 *

Solvent and Lot#	
1+1 HCL (5mLs)	9/30/21-9/30/22
PH Strips	HC041002
Dichloromethane (DCM)	61117
Filter Paper	*
Sodium Sulfate	2021071206
SILICA GEL (*)	050627T

Extraction COC Transfer	
Extraction lab employee Initials	
GC analyst's initials	KA
Date	
Time	
Refrigerator	Hobart

	Technician's Initials
Scanned By	SR
Sample Preparation	SR
Extraction	DS
Concentration	DS

Modified	11/22/2021 1:24:03 PM

Reviewed By: **Date**

Injection Log

Directory: G:\APOLLO\DATA\210830\

Line	Vial	FileName	Multiplier	SampleName	Misc Info	Injected
1	4	830004.D	1	DMO STD Curve 1	water	8-30-21 14:23:31
2	5	830005.D	1	DMO STD Curve 2	water	8-30-21 14:52:00
3	6	830006.D	1	DMO STD Curve 3	water	8-30-21 15:20:31
4	7	830007.D	1	DMO STD Curve 4	water	8-30-21 15:48:59
5	8	830008.D	1	DMO STD Curve 5	water	8-30-21 16:17:29
6	9	830009.D	1	DMO STD Curve 6	water	8-30-21 16:45:57
7	10	830010.D	1	DMO STD Curve 7	water	8-30-21 17:14:26
8	11	830011.D	1	DMO Second Source	water	8-30-21 17:43:02
9	2	911002.D	1	Decanoic Acid STD 1	water	9-11-21 10:22:53
10	3	911003.D	1	Decanoic Acid STD 2	water	9-11-21 10:51:11
11	4	911004.D	1	Decanoic Acid STD 3	water	9-11-21 11:19:39
12	5	911005.D	1	Decanoic Acid STD 4	water	9-11-21 11:48:04
13	6	911006.D	1	Decanoic Acid STD 5	water	9-11-21 12:16:37
14	7	911007.D	1	Decanoic Acid STD 6	water	9-11-21 12:45:02
15	3	1015003.D	1	DMO CCV LVL5 STD	water	10-15-21 15:32:44
16	4	1015004.D	1	Decanoic Acid CCV 10/08/21	water	10-15-21 16:00:56
17	5	1015005.D	5	211011A BLK 5/1000 SG	water	10-15-21 16:29:11
18	6	1015006.D	5	211011A LCS-1 5/1000 SG	water	10-15-21 16:57:21
19	7	1015007.D	5	211011A LCSD-1 5/1000 SG	water	10-15-21 17:25:43
20	13	1015013.D	4.80769	BA42512W09 5/1040 SG	water	10-15-21 20:15:27
21	14	1015014.D	4.80769	BA42514W09 5/1040 SG	water	10-15-21 20:43:41
22	15	1015015.D	4.80769	BA42516W09 5/1040 SG	water	10-15-21 21:11:51
23	16	1015016.D	4.80769	BA42518W09 5/1040 SG	water	10-15-21 21:40:03
24	18	1015018.D	1	DMO CCV LVL5 STD	water	10-15-21 22:36:21
25	19	1015019.D	1	Decanoic Acid CCV 10/08/21	water	10-15-21 23:04:25

ORGANICS
Calibration Data

TPH Extractables
DOC1028

Form 6
Initial Calibration

Lab Name: APPL, Inc.
Case No:
Matrix: Water

SDG No:
Initial Cal. Date: 10/28/2021
Instrument: Apollo

Initials: KA

		Compound	1	2	3	4	5	6	7				Avg	%RSD	Type	r^2	Q
			1028003.D	1028004.D	1028005.D	1028006.D	1028007.D	1028008.D	1028009.D								
1	HATM	Diesel (C10-C24)	2983809	2406563	2517872	2418941	2337993	2387715	2563791				2516669	8.7	HATM		
2	HBTML	Motor Oil (C24-C40)	5192328	3260715	2065863	1824592	1695984	1676117	1728658				2492037	53	HBTM	1.000	
3	SA	Ortho-Terphenyl(S)	3637234	3178668	3119876	3035678	2926966	2905323	3088794				3127505	7.9	SA		
4	SA	Octacosane(S)	2469203	2170507	2286410	2275552	2170413	2171254	2286658				2261428	4.8	SA		
5																	
6																	
7																	
8																	
9																	
10																	
11																	
12																	
13																	
14																	
15																	
16																	
17																	
18																	
19																	
20																	
21																	
22																	
23																	
24																	
25																	
26																	
27																	
28																	
29																	
30																	
31																	
32																	
33																	
34																	
35																	

2.118919

Quantitation Report (Not Reviewed)

Data File : G:\APOLLO\DATA\211028\1028003.D Vial: 3
Acq On : 10-28-21 9:19:03 Operator: KA
Sample : DMO STD 1 10/28/21 Inst : Apollo
Misc : water Multiplr: 1.00
IntFile : events.e
Quant Time: Oct 28 15:39 2021 Quant Results File: DOC1028.RES

Method : G:\APOLLO\DATA\211028\DOC1028.M (Chemstation Integrator)
Title : 8015 B&C
Last Update : Thu Oct 28 15:39:11 2021
Response via : Multiple Level Calibration

Volume Inj. : 2UL
Signal Phase : DB-5
Signal Info : FID02A

Compound	R.T.	Response	Conc Units
System Monitoring Compounds			
3) SA Ortho-Terphenyl(S)	7.53	1818617	0.291 ppb
Surrogate Spike 30.000		Recovery =	0.97%
4) SA Octacosane(S)	9.82	1234601	0.273 ppb
Surrogate Spike 30.000		Recovery =	0.91%
Target Compounds			
1) HATM Diesel (C10-C24)	6.49	29838086	5.928 ppb
2) HBTM Motor Oil (C24-C40)	14.96	51923283	5.234 ppb

Target Compounds

(f)=RT Delta > 1/2 Window (m)=manual int.

Data File: G:\APOLLO\DATA\211028\1028003.D
Sample : DMO STD 1 10/28/21

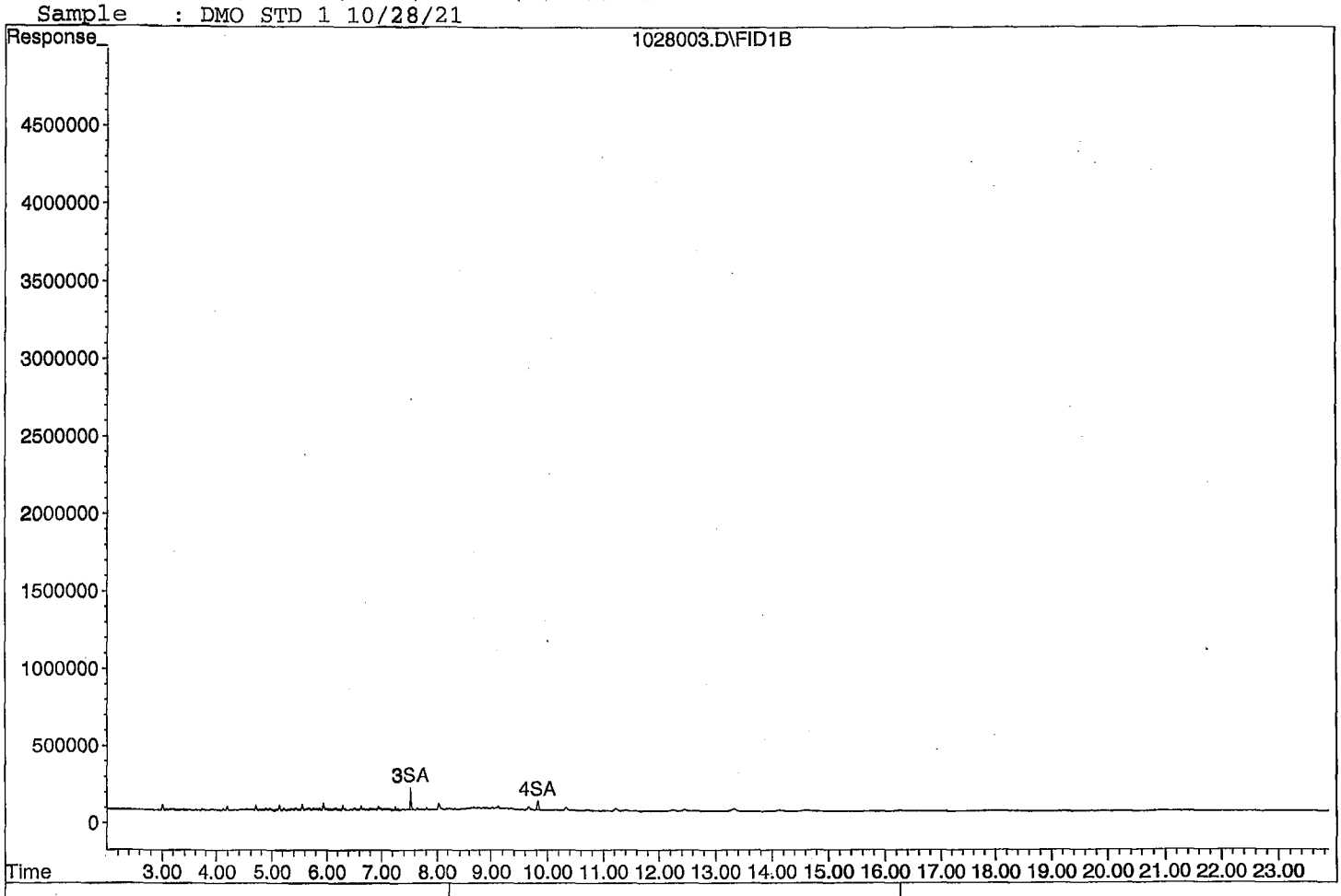

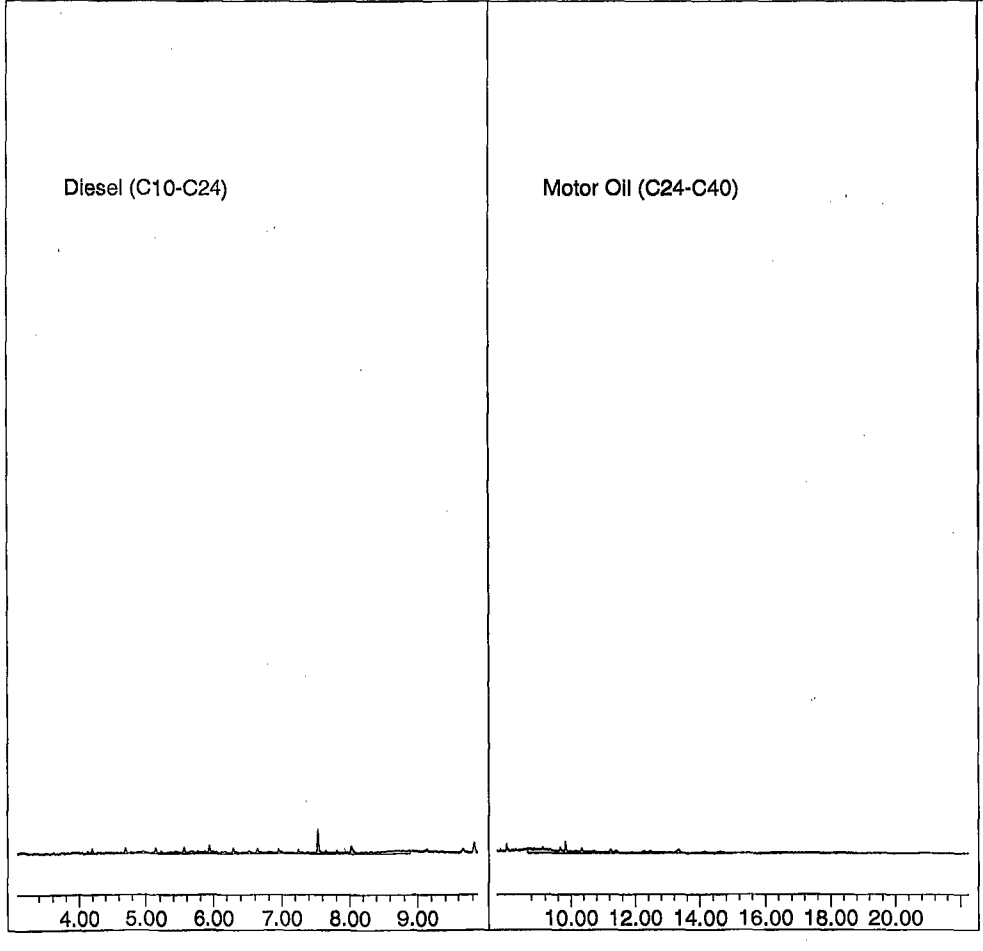

Quantitation Report (Not Reviewed)

Data File : G:\APOLLO\DATA\211028\1028004.D Vial: 4
Acq On : 10-28-21 9:47:06 Operator: KA
Sample : DMO STD 2 10/28/21 Inst : Apollo
Misc : water Multiplr: 1.00
IntFile : events.e
Quant Time: Oct 28 15:39 2021 Quant Results File: DOC1028.RES

Method : G:\APOLLO\DATA\211028\DOC1028.M (Chemstation Integrator)
Title : 8015 B&C
Last Update : Thu Oct 28 15:39:11 2021
Response via : Multiple Level Calibration

Volume Inj. : 2UL
Signal Phase : DB-5
Signal Info : FID02A

Compound	R.T.	Response	Conc Units
System Monitoring Compounds			
3) SA Ortho-Terphenyl(S)	7.53	3178668	0.508 ppb
Surrogate Spike 30.000	Recovery	=	1.69%
4) SA Octacosane(S)	9.82	2170507	0.480 ppb
Surrogate Spike 30.000	Recovery	=	1.60%
Target Compounds			
1) HATM Diesel (C10-C24)	6.49	48131263	9.562 ppb
2) HBTM Motor Oil (C24-C40)	14.96	65214303	9.152 ppb

Target Compounds

(f)=RT Delta > 1/2 Window (m)=manual int.

Data File: G:\APOLLO\DATA\211028\1028004.D
Sample : DMO STD 2 10/28/21

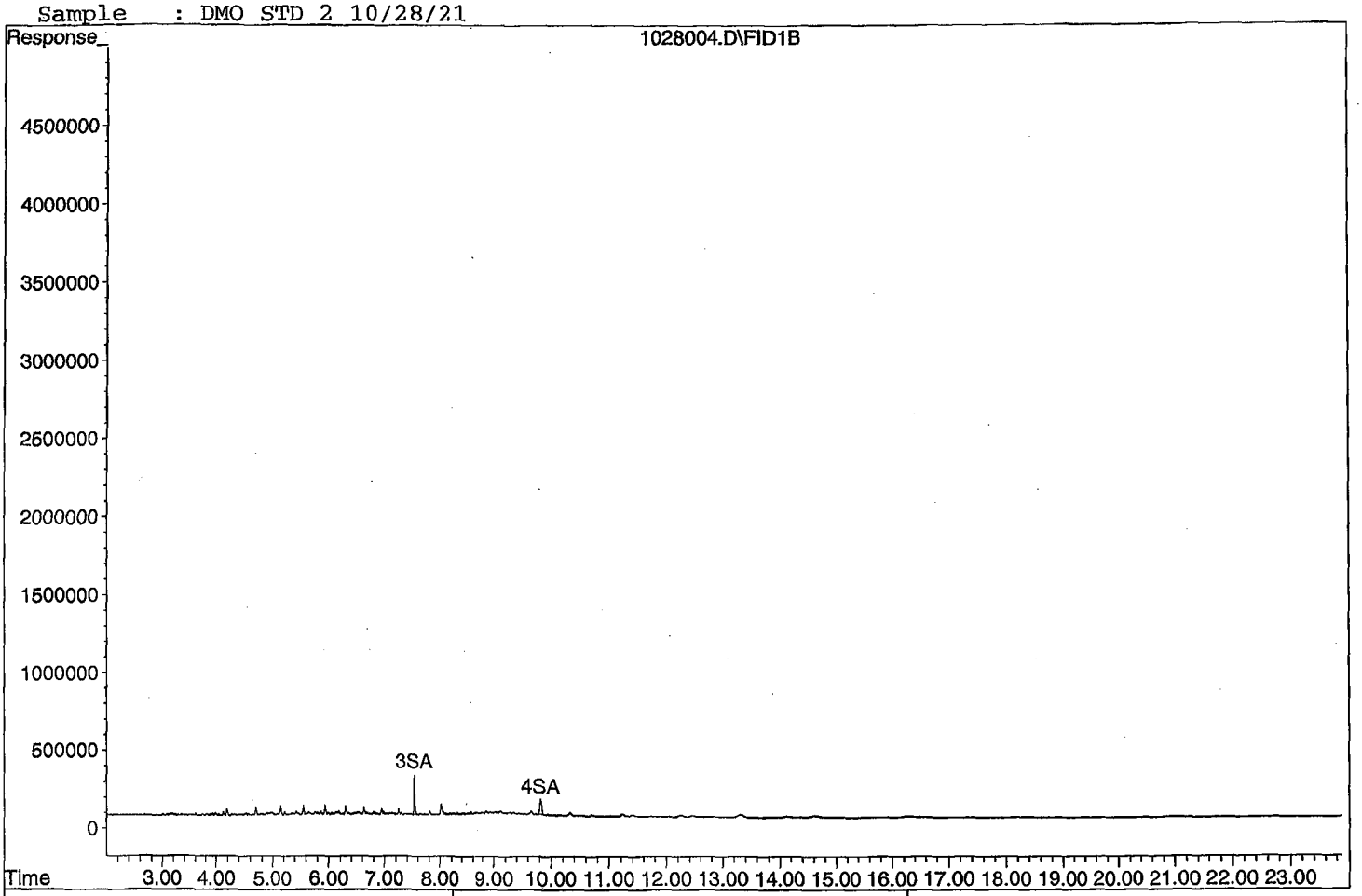

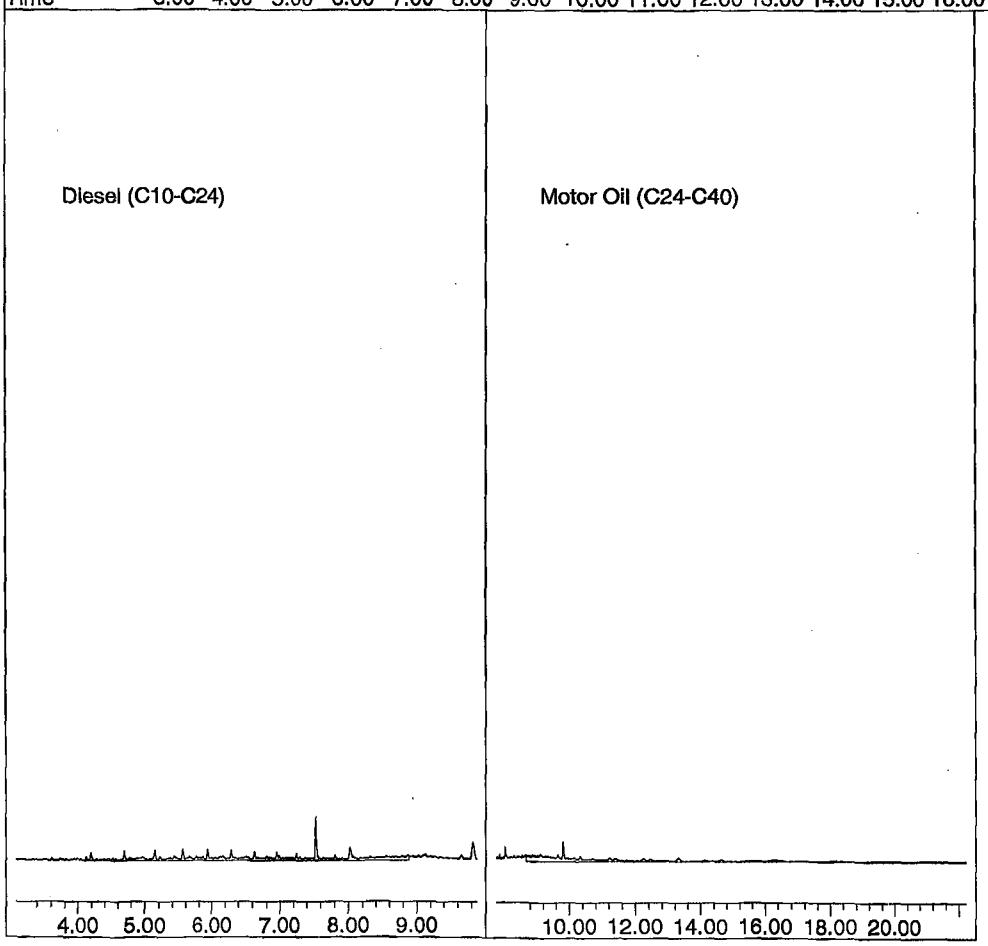

Quantitation Report (Not Reviewed)

Data File : G:\APOLLO\DATA\211028\1028005.D
Acq On : 10-28-21 10:15:13
Sample : DMO STD 3 10/28/21
Misc : water
IntFile : events.e
Quant Time: Oct 28 15:39 2021 Quant Results File: DOC1028.RES

Vial: 5
Operator: KA
Inst : Apollo
Multiplr: 1.00

Method : G:\APOLLO\DATA\211028\DOC1028.M (Chemstation Integrator)
Title : 8015 B&C
Last Update : Thu Oct 28 15:39:11 2021
Response via : Multiple Level Calibration

Volume Inj. : 2UL
Signal Phase : DB-5
Signal Info : FID02A

Compound	R.T.	Response	Conc Units
System Monitoring Compounds			
3) SA Ortho-Terphenyl(S)	7.53	15599382	2.494 ppb
Surrogate Spike 30.000		Recovery =	8.31%
4) SA Octacosane(S)	9.82	11432050	2.528 ppb
Surrogate Spike 30.000		Recovery =	8.43%
Target Compounds			
1) HATM Diesel (C10-C24)	6.49	251787231	50.024 ppb
2) HBTM Motor Oil (C24-C40)	14.96	206586322	50.832 ppb

Target Compounds

(f)=RT Delta > 1/2 Window (m)=manual int.

Data File: G:\APOLLO\DATA\211028\1028005.D
Sample : DMO STD 3 10/28/21

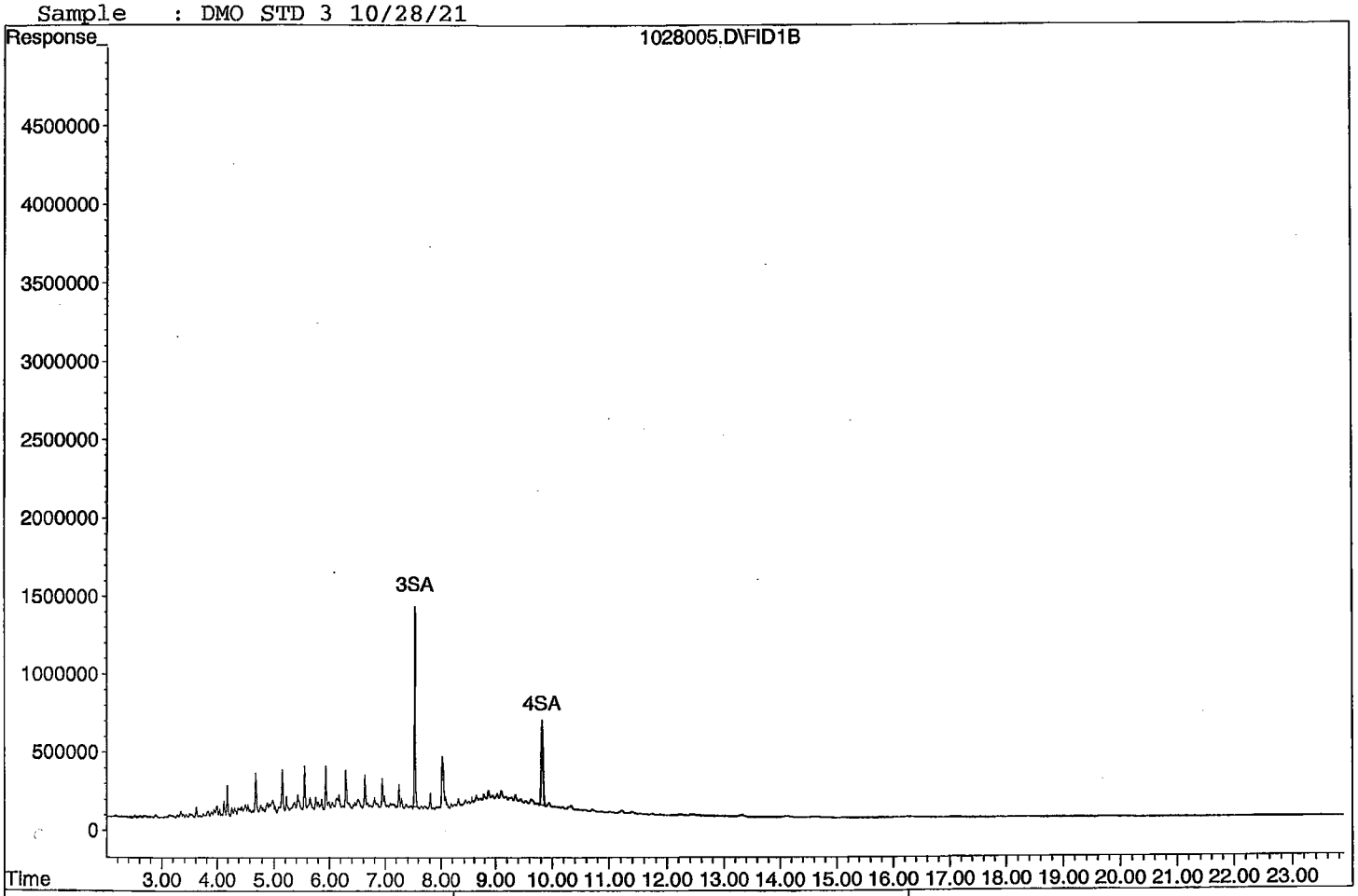

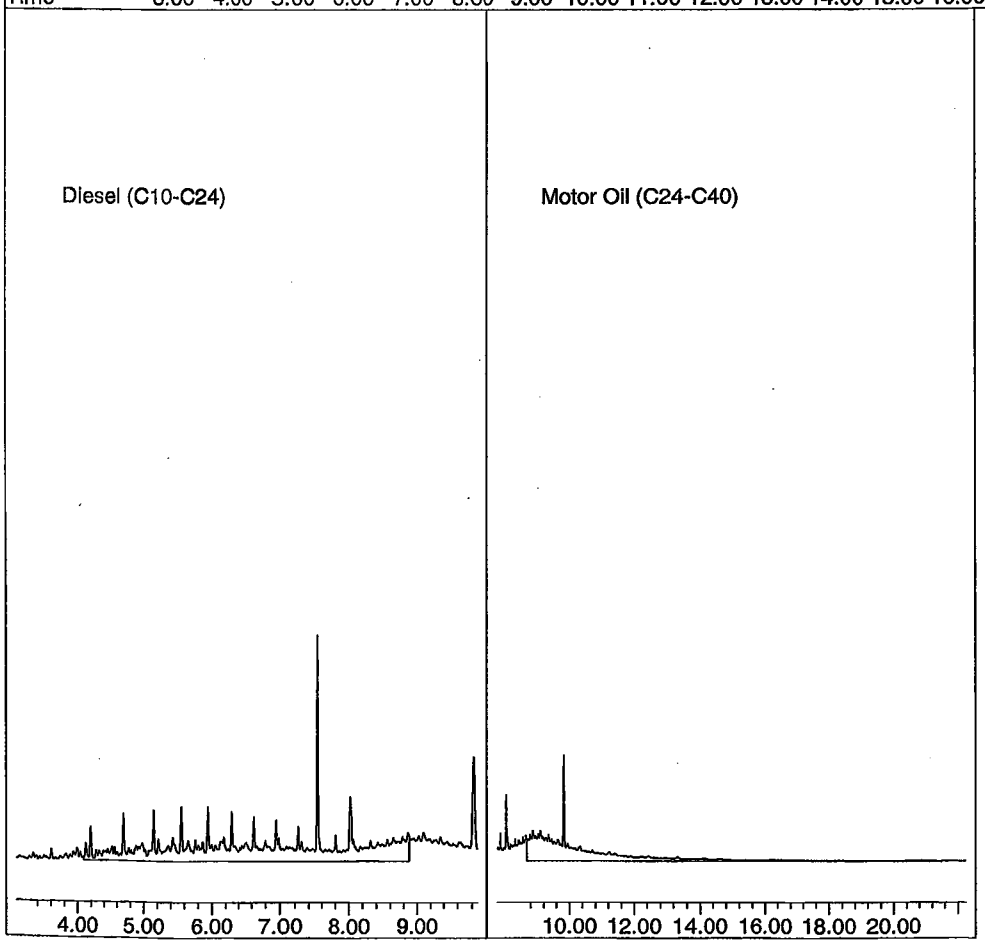

Quantitation Report (Not Reviewed)

Data File : G:\APOLLO\DATA\211028\1028006.D Vial: 6
Acq On : 10-28-21 10:43:31 Operator: KA
Sample : DMO STD 4 10/28/21 Inst : Apollo
Misc : water Multiplr: 1.00
IntFile : events.e
Quant Time: Oct 28 15:39 2021 Quant Results File: DOC1028.RES

Method : G:\APOLLO\DATA\211028\DOC1028.M (Chemstation Integrator)
Title : 8015 B&C
Last Update : Thu Oct 28 15:39:11 2021
Response via : Multiple Level Calibration

Volume Inj. : 2UL
Signal Phase : DB-5
Signal Info : FID02A

Compound	R.T.	Response	Conc Units
System Monitoring Compounds			
3) SA Ortho-Terphenyl(S)	7.53	75891940	12.133 ppb
Surrogate Spike 30.000		Recovery =	40.44%
4) SA Octacosane(S)	9.82	56888797	12.578 ppb
Surrogate Spike 30.000		Recovery =	41.93%
Target Compounds			
1) HATM Diesel (C10-C24)	6.49	1209470396	240.292 ppb
2) HBTM Motor Oil (C24-C40)	14.96	912296132	258.892 ppb

Target Compounds

(f)=RT Delta > 1/2 Window (m)=manual int.

Data File: G:\APOLLO\DATA\211028\1028006.D
Sample : DMO STD 4 10/28/21

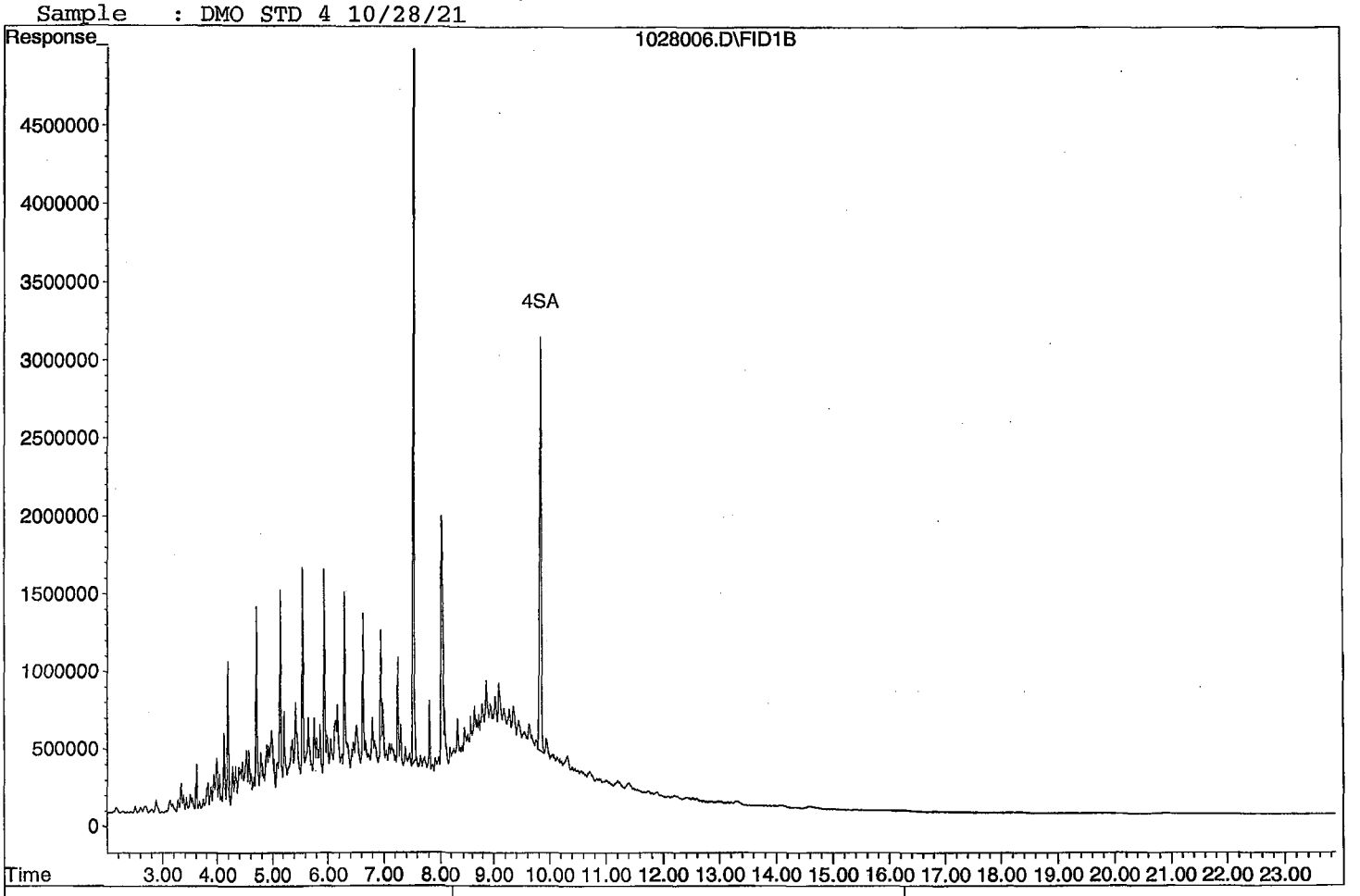

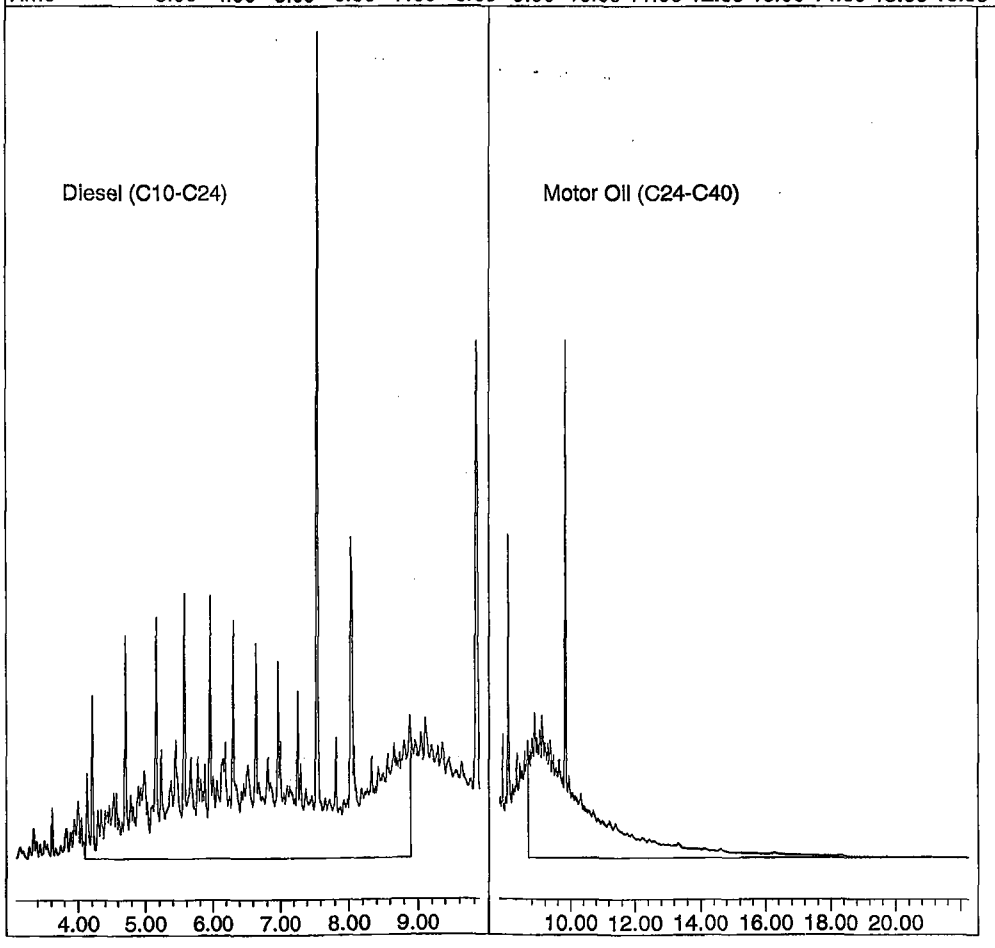

Quantitation Report (Not Reviewed)

Data File : G:\APOLLO\DATA\211028\1028007.D Vial: 7
Acq On : 10-28-21 11:11:42 Operator: KA
Sample : DMO STD 5 10/28/21 Inst : Apollo
Misc : water Multiplr: 1.00
IntFile : events.e
Quant Time: Oct 28 15:39 2021 Quant Results File: DOC1028.RES

Method : G:\APOLLO\DATA\211028\DOC1028.M (Chemstation Integrator)
Title : 8015 B&C
Last Update : Thu Oct 28 15:39:11 2021
Response via : Multiple Level Calibration

Volume Inj. : 2UL
Signal Phase : DB-5
Signal Info : FID02A

Compound	R.T.	Response	Conc Units
System Monitoring Compounds			
3) SA Ortho-Terphenyl(S)	7.54	292696553	46.794 ppb
Surrogate Spike 30.000		Recovery =	155.98%
4) SA Octacosane(S)	9.83	217041298	47.988 ppb
Surrogate Spike 30.000		Recovery =	159.96%
Target Compounds			
1) HATM Diesel (C10-C24)	6.49	4675985227	929.003 ppb
2) HBTM Motor Oil (C24-C40)	14.96	3391967397	989.959 ppb
Target Compounds			

(f)=RT Delta > 1/2 Window (m)=manual int.

Data File: G:\APOLLO\DATA\211028\1028007.D
Sample : DMO STD 5 10/28/21

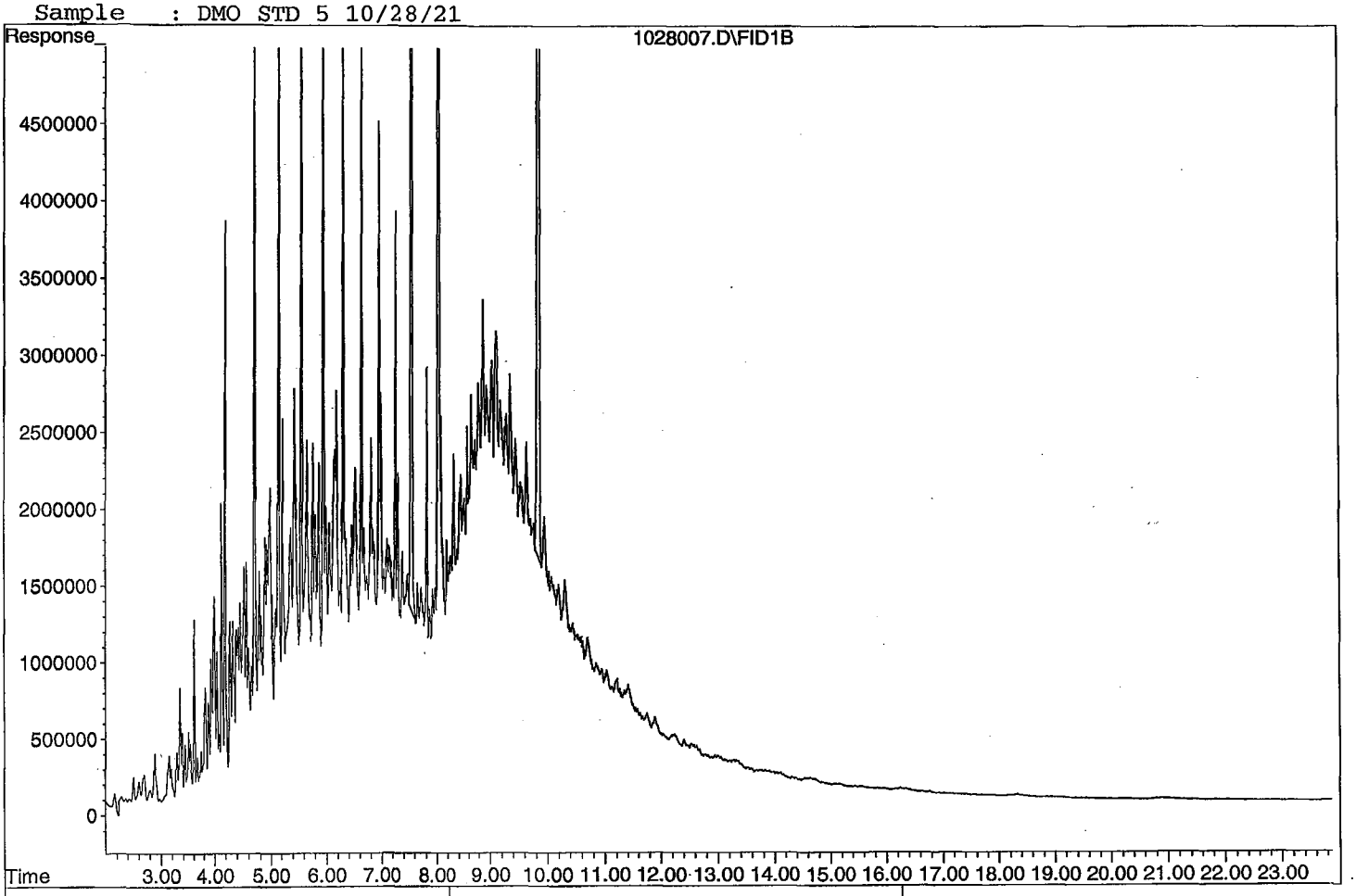

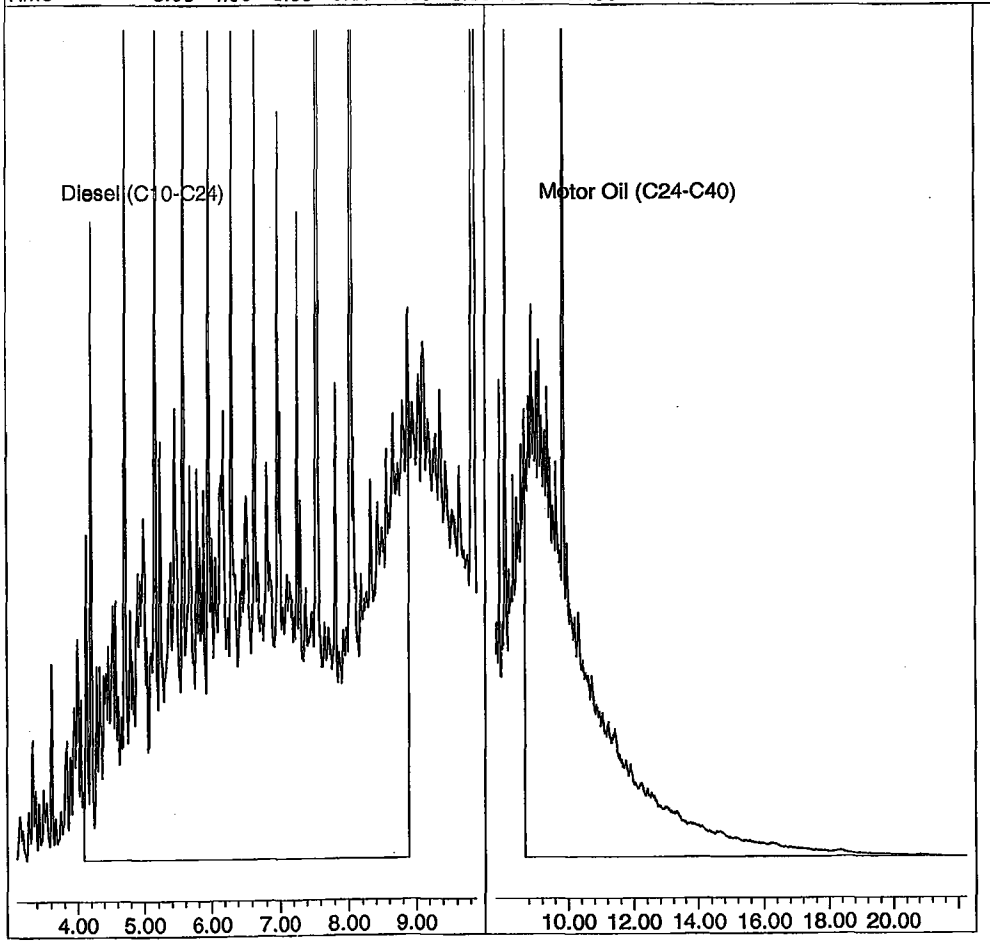

Quantitation Report (Not Reviewed)

Data File : G:\APOLLO\DATA\211028\1028008.D Vial: 8
Acq On : 10-28-21 11:39:55 Operator: KA
Sample : DMO STD 6 10/28/21 Inst : Apollo
Misc : water Multiplr: 1.00
IntFile : events.e
Quant Time: Oct 28 15:39 2021 Quant Results File: DOC1028.RES

Method : G:\APOLLO\DATA\211028\DOC1028.M (Chemstation Integrator)
Title : 8015 B&C
Last Update : Thu Oct 28 15:39:11 2021
Response via : Multiple Level Calibration

Volume Inj. : 2UL
Signal Phase : DB-5
Signal Info : FID02A

Compound	R.T.	Response	Conc Units
System Monitoring Compounds			
3) SA Ortho-Terphenyl(S)	7.54	435798382	69.672 ppb
Surrogate Spike 30.000		Recovery =	232.24%
4) SA Octacosane(S)	9.84	325688048	72.009 ppb
Surrogate Spike 30.000		Recovery =	240.03%
Target Compounds			
1) HATM Diesel (C10-C24)	6.49	7163144090	1423.140 ppb
2) HBTM Motor Oil (C24-C40)	14.96	5028351305	1472.405 ppb

Target Compounds

(f)=RT Delta > 1/2 Window (m)=manual int.

2610-586

Data File: G:\APOLLO\DATA\211028\1028008.D
Sample : DMO STD 6 10/28/21

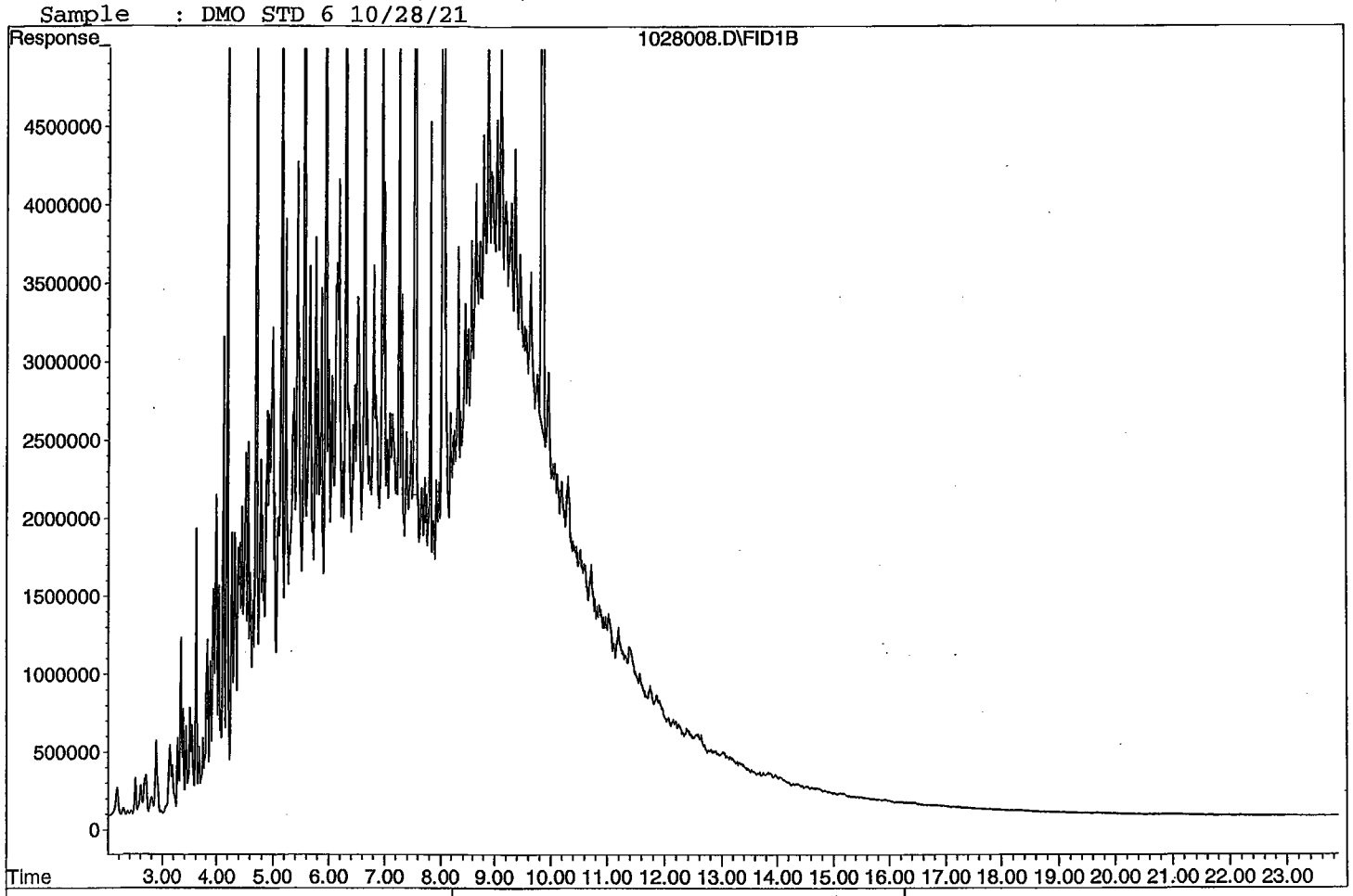

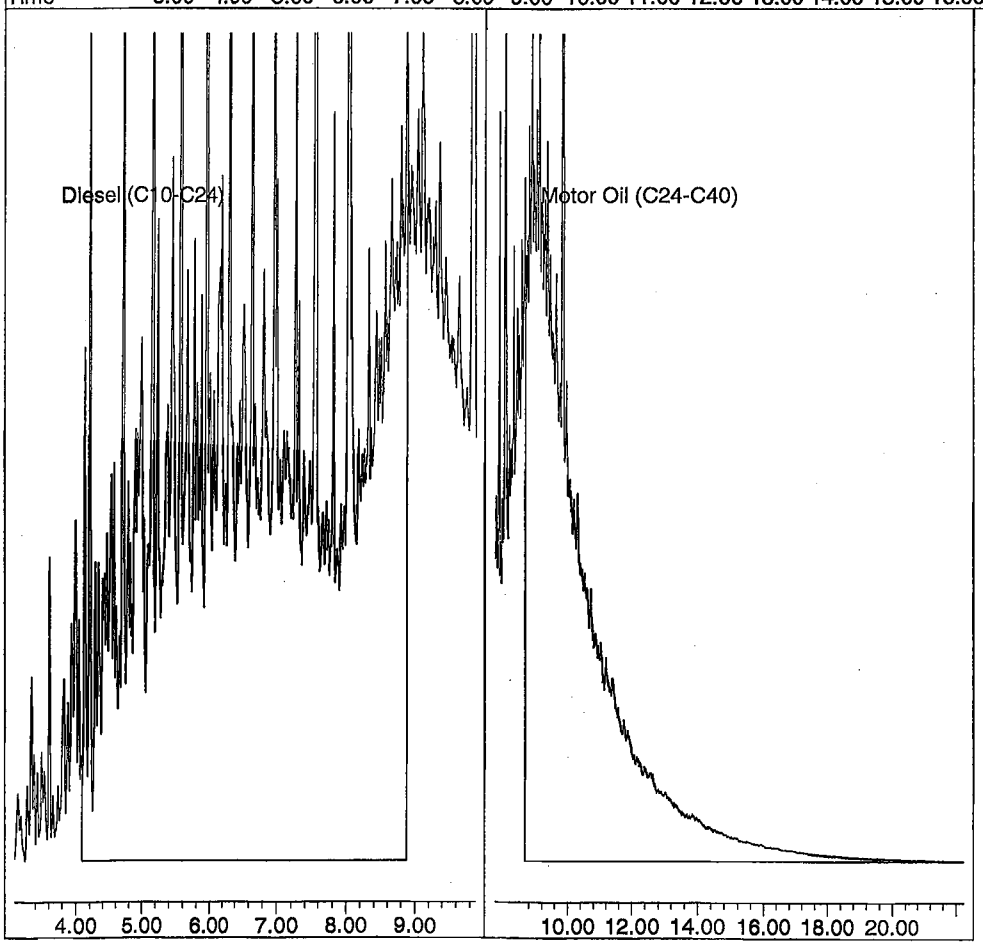

Quantitation Report (Not Reviewed)

Data File : G:\APOLLO\DATA\211028\1028009.D Vial: 9
Acq On : 10-28-21 12:08:10 Operator: KA
Sample : DMO STD 7 10/28/21 Inst : Apollo
Misc : water Multiplr: 1.00
IntFile : events.e
Quant Time: Oct 28 15:39 2021 Quant Results File: DOC1028.RES

Method : G:\APOLLO\DATA\211028\DOC1028.M (Chemstation Integrator)
Title : 8015 B&C
Last Update : Thu Oct 28 15:39:11 2021
Response via : Multiple Level Calibration

Volume Inj. : 2UL
Signal Phase : DB-5
Signal Info : FID02A

Compound	R.T.	Response	Conc Units
System Monitoring Compounds			
3) SA Ortho-Terphenyl(S)	7.54	617758709	98.762 ppb
Surrogate Spike 30.000		Recovery =	329.21%
4) SA Octacosane(S)	9.85	457331573	101.116 ppb
Surrogate Spike 30.000		Recovery =	337.05%
Target Compounds			
1) HATM Diesel (C10-C24)	6.49	10255165539	2037.448 ppb
2) HBTM Motor Oil (C24-C40)	14.96	6914631831	2028.526 ppb

Target Compounds

(f)=RT Delta > 1/2 Window (m)=manual int.

Data File: G:\APOLLO\DATA\211028\1028009.D
Sample : DMO STD 7 10/28/21

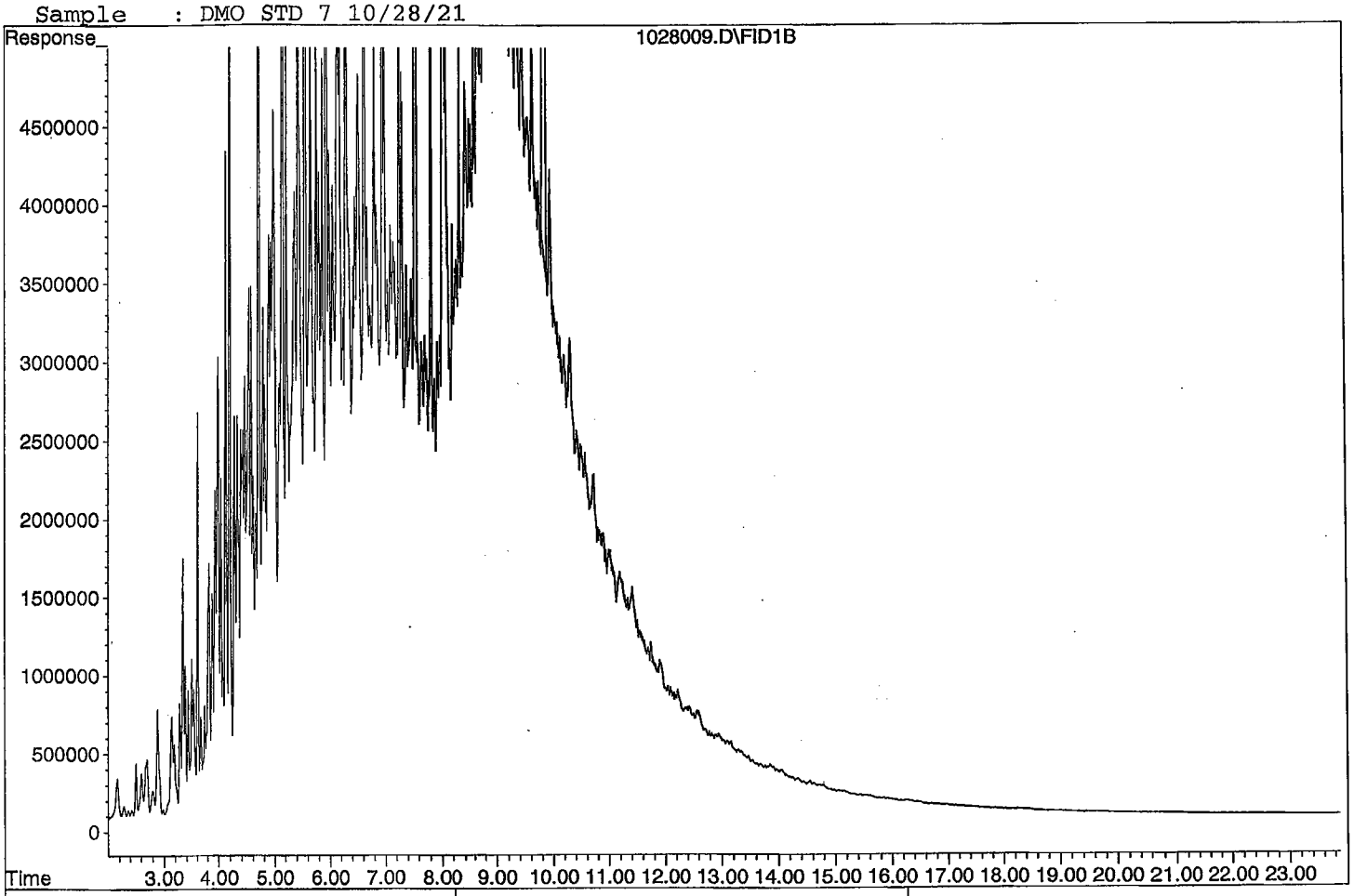

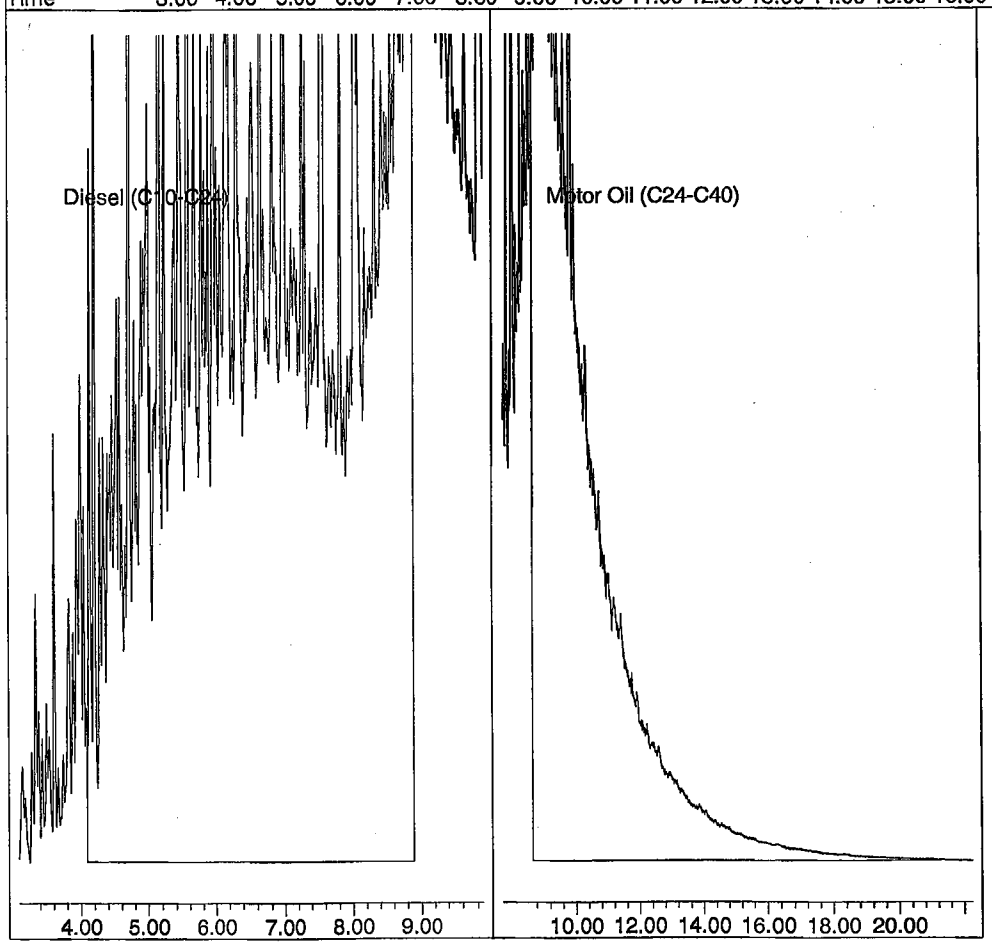

TPH Extractables
DOC1028

Form 7

Second Source Calibration

Lab Name: APPL, Inc.
Case No:
Matrix: Water

SDG No:
Date Analyzed: 10/28/2021
Instrument: Apollo
Initial Cal. Date: 10/28/2021
Data File: 1028010.D

		Compound	MEAN	CCRF	%D		%Drift
1	HATM	Diesel (C10-C24)	2516670	2266400	9.9	HATM	
2	HBTM	Motor Oil (C24-C40)	2492040	1663520	33	HBTML	5.9
3							
4							
5							
6							
7							
8							
9							
10							
11							
12							
13							
14							
15							
16							
17							
18							
19							
20							
21							
22							
23							
24							
25							
26							
27							
28							
29							
30							
31							
32							
33							
34							
35							
36							
37							
38							
39							
40							
		Average			21.5		

Quantitation Report (Not Reviewed)

Data File : G:\APOLLO\DATA\211028\1028010.D Vial: 10
Acq On : 10-28-21 12:36:26 Operator: KA
Sample : DMO Second Source 10/28/21 Inst : Apollo
Misc : water Multiplr: 1.00
IntFile : events.e
Quant Time: Oct 28 15:39 2021 Quant Results File: DOC1028.RES

Method : G:\APOLLO\DATA\211028\DOC1028.M (Chemstation Integrator)
Title : 8015 B&C
Last Update : Thu Oct 28 15:39:11 2021
Response via : Multiple Level Calibration

Volume Inj. : 2UL
Signal Phase : DB-5
Signal Info : FID02A

Compound	R.T.	Response	Conc Units
System Monitoring Compounds			
3) SA Ortho-Terphenyl(S)	7.53	4250105	0.679 ppb
Surrogate Spike 30.000		Recovery =	2.26%
4) SA Octacosane(S)	9.83	-3553	N.D. ppb
Surrogate Spike 30.000		Recovery =	0.00%
Target Compounds			
1) HATM Diesel (C10-C24)	6.49	1133202337	225.139 ppb
2) HBTM Motor Oil (C24-C40)	14.96	831758038	235.148 ppb
Target Compounds			

(f)=RT Delta > 1/2 Window (m)=manual int.

Data File: G:\APOLLO\DATA\211028\1028010.D
Sample : DMO Second Source 10/28/21

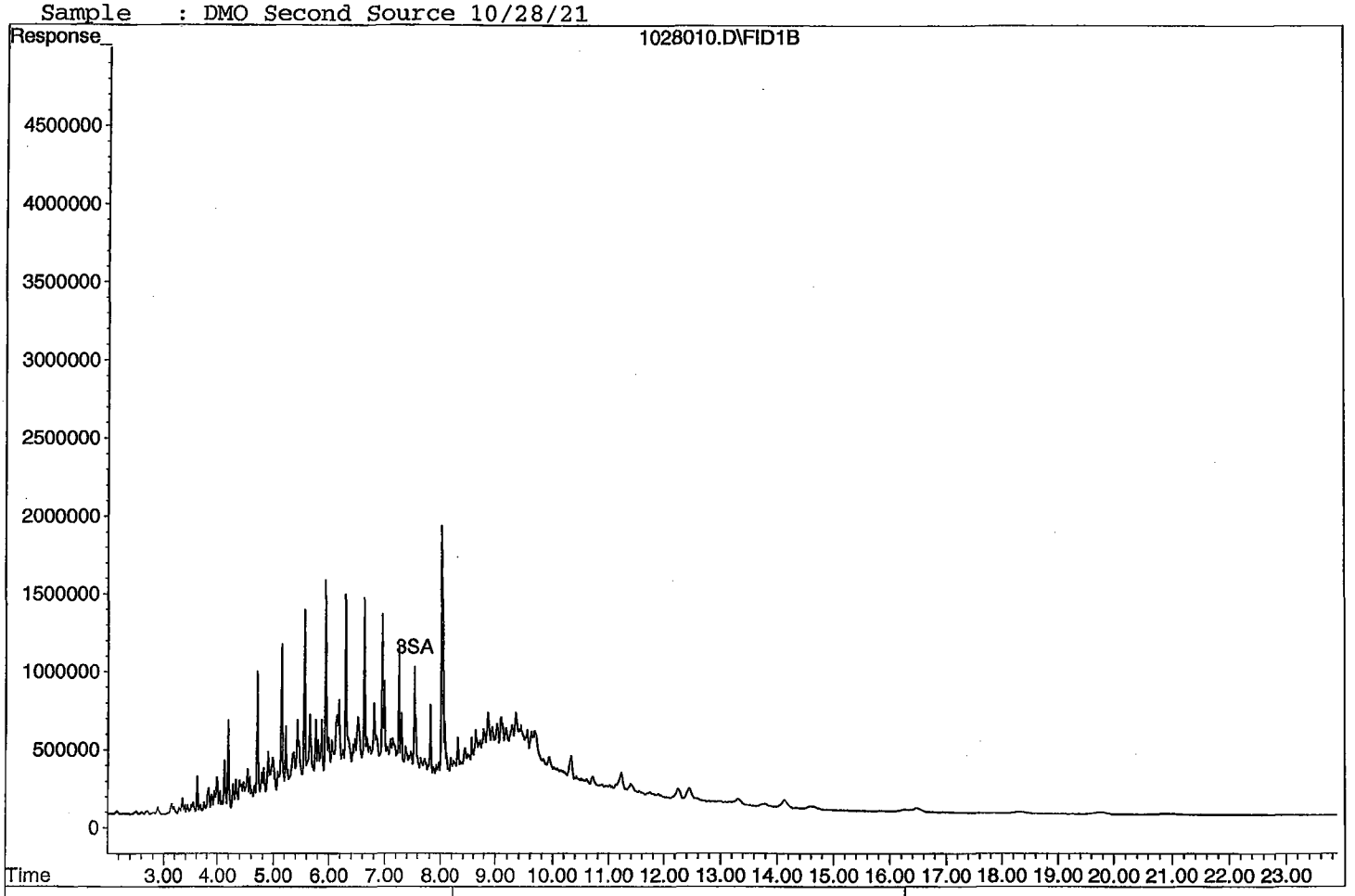

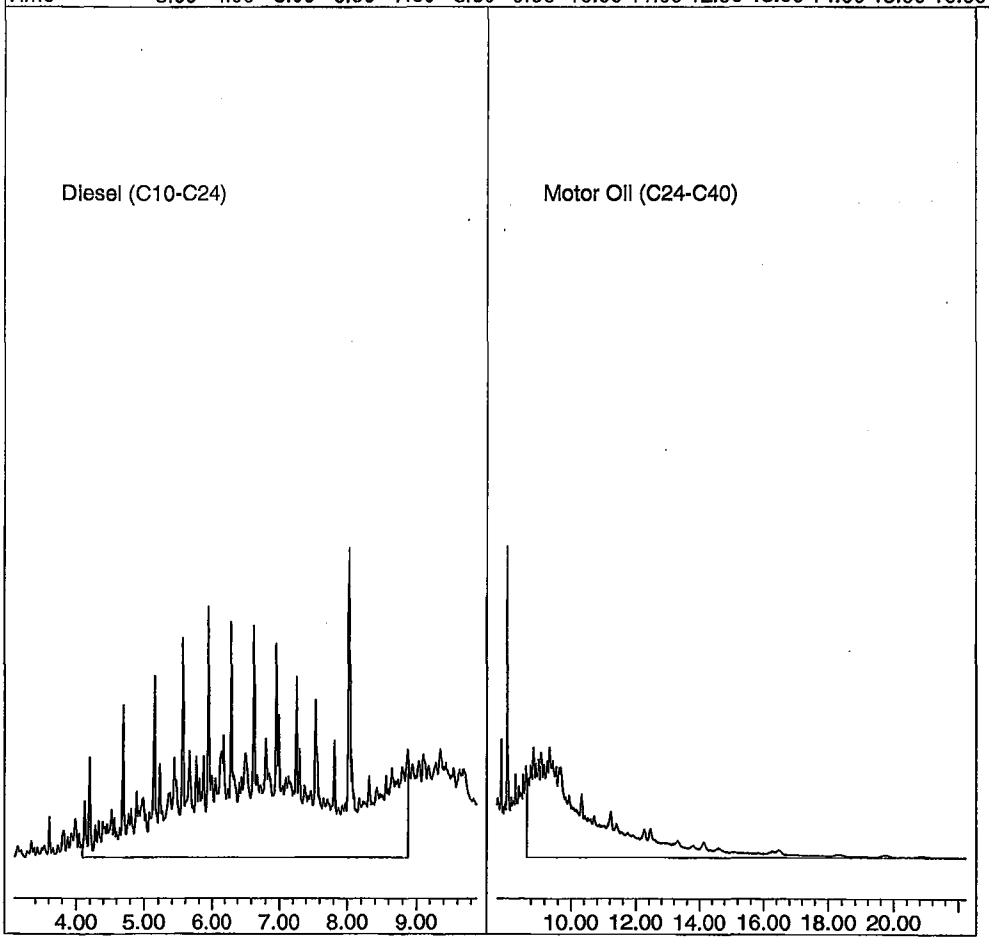

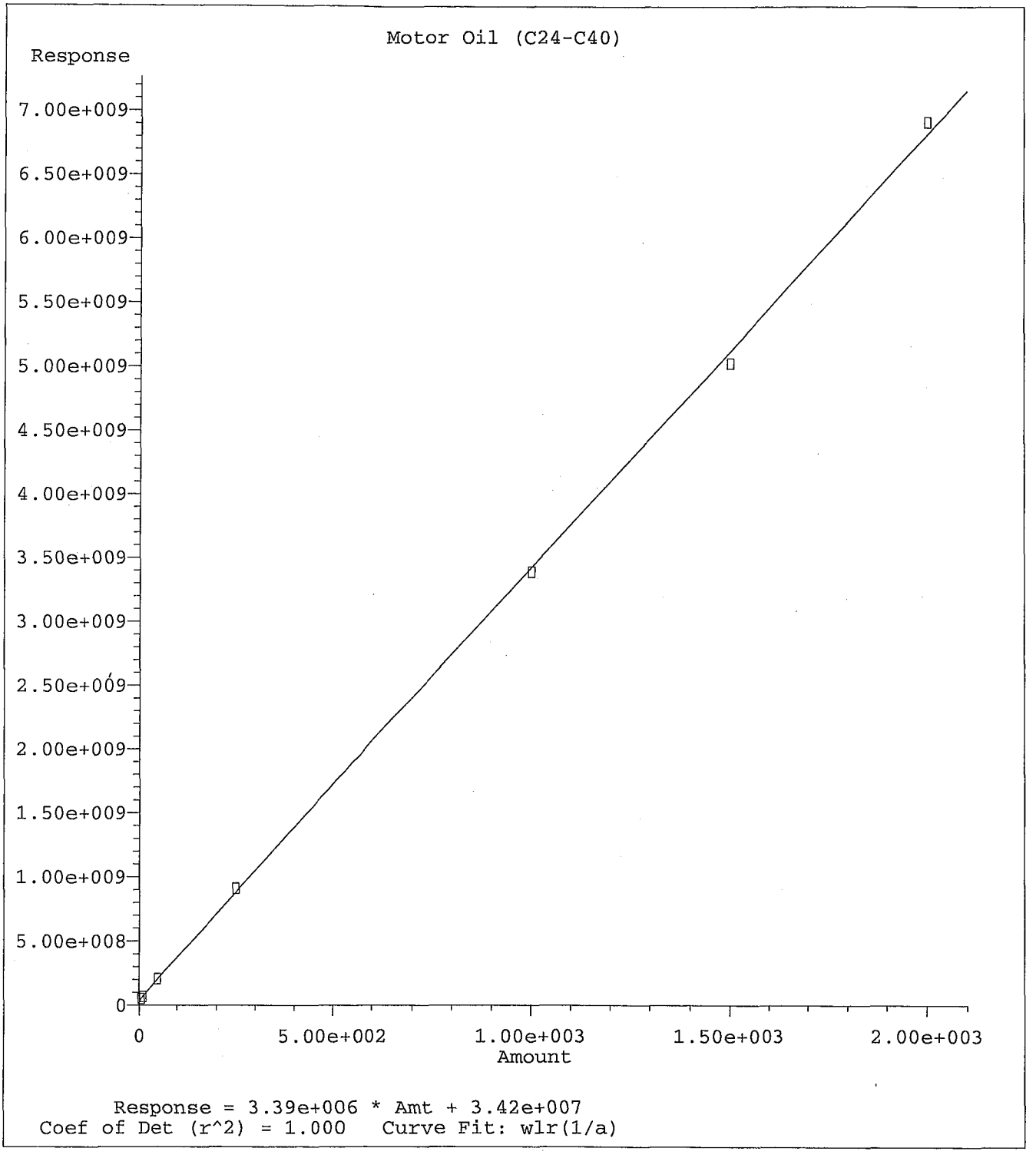

Method Name: G:\APOLLO\DATA\211028\DOC1028.M
Calibration Table Last Updated: Thu Oct 28 15:37:06 2021

TPH Extractables
DOC1028

Form 7

Continuing Calibration

Lab Name: APPL, Inc.
Case No:
Matrix: Water

SDG No:
Date Analyzed: 11/2/2021
Instrument: Apollo
Initial Cal. Date: 10/28/2021
Data File: 1101060.D

		Compound	MEAN	CCRF	%D		%Drift
1	HATM	Diesel (C10-C24)	2516670	2452670	2.5	HATM	
2	HBTM	Motor Oil (C24-C40)	2492040	1852340	26	HBTML	5.2
3	SA	Ortho-Terphenyl(S)	3127510	3053340	2.4	SA	
4	SA	Octacosane(S)	2261430	2273270	0.52	SA	
5							
6							
7							
8							
9							
10							
11							
12							
13							
14							
15							
16							
17							
18							
19							
20							
21							
22							
23							
24							
25							
26							
27							
28							
29							
30							
31							
32							
33							
34							
35							
36							
37							
38							
39							
40							
		Average			7.9		

Quantitation Report (Not Reviewed)

Data File : G:\APOLLO\DATA\211101\1101060.D Vial: 60
Acq On : 11-2-21 20:52:14 Operator: KA
Sample : DMO LVL 4 CCV 10/27/21 Inst : Apollo
Misc : water Multiplr: 1.00
IntFile : events.e
Quant Time: Nov 30 12:15 2021 Quant Results File: DOC1028.RES

Method : G:\APOLLO\DATA\211028\DOC1028.M (Chemstation Integrator)
Title : 8015 B&C
Last Update : Tue Nov 30 12:15:14 2021
Response via : Multiple Level Calibration

Volume Inj. : 2UL
Signal Phase : DB-5
Signal Info : FID02A

Compound	R.T.	Response	Conc Units
System Monitoring Compounds			
3) SA Ortho-Terphenyl(S)	7.51	76333578	12.204 ppb
Surrogate Spike 30.000		Recovery =	40.68%
4) SA Octacosane(S)	9.79	56831725	12.565 ppb
Surrogate Spike 30.000		Recovery =	41.88%
Target Compounds			
1) HATM Diesel (C10-C24)	6.49	1226334750	243.642 ppb
2) HBTM Motor Oil (C24-C40)	14.96	926170268	262.983 ppb

Target Compounds

(f)=RT Delta > 1/2 Window (m)=manual int.

Data File: G:\APOLLO\DATA\211101\1101060.D
Sample : DMO LVL 4 CCV 10/27/21

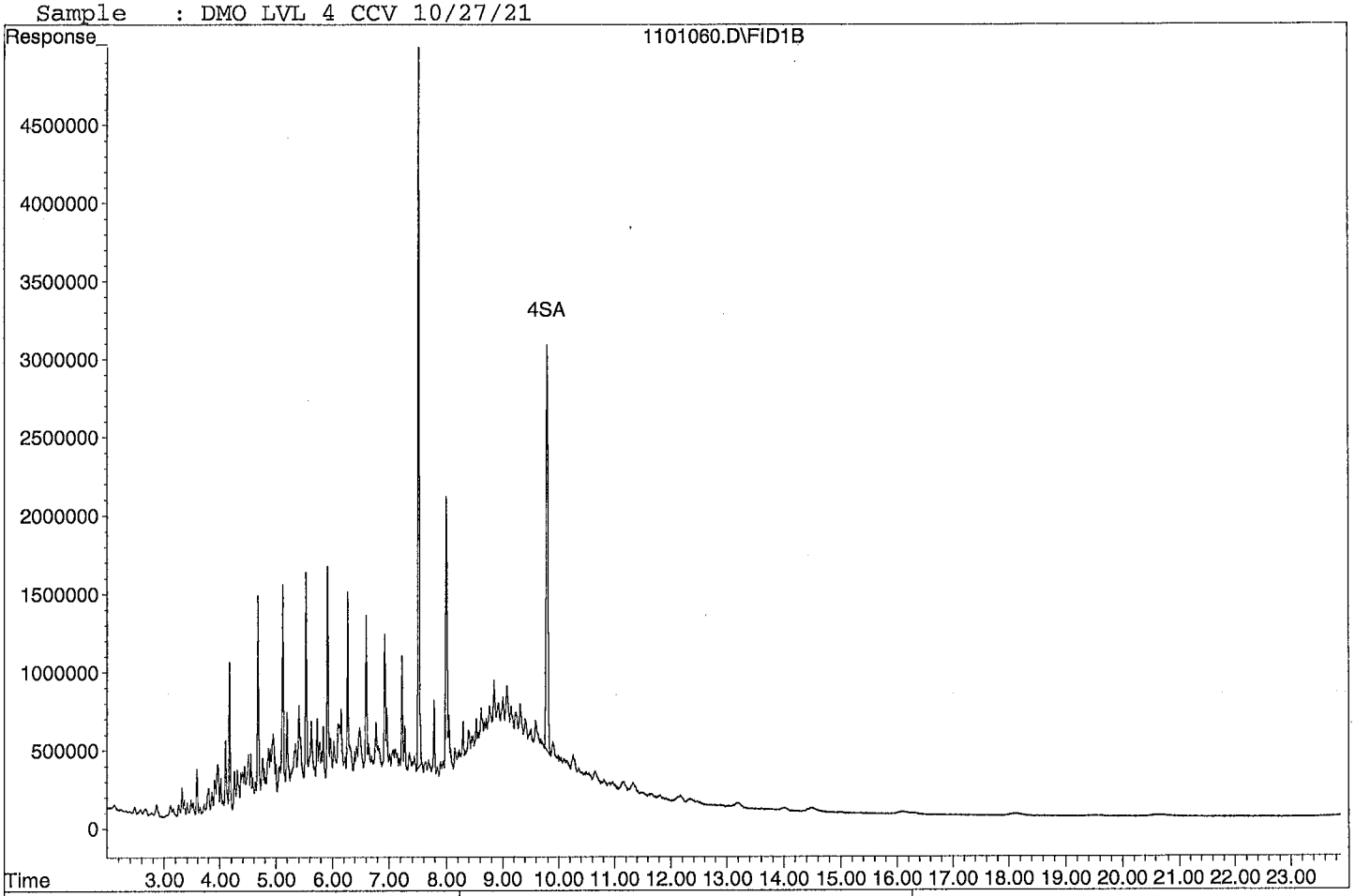

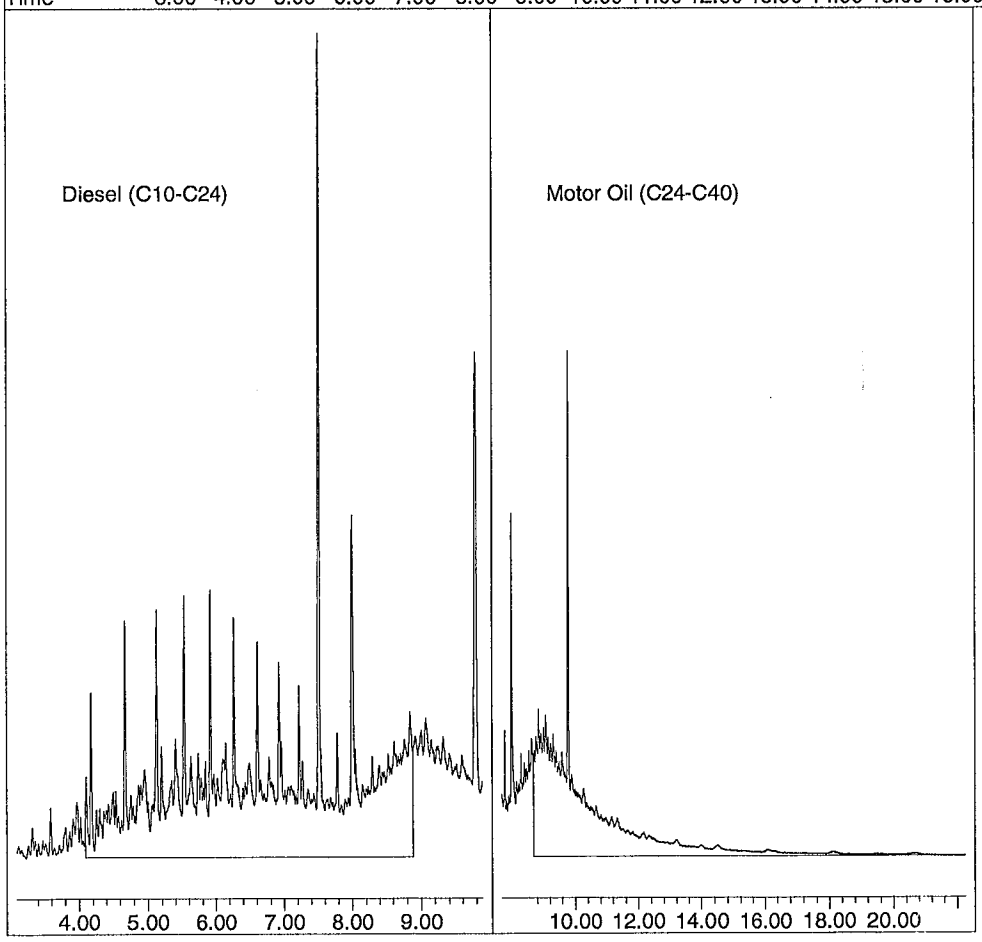

TPH Extractables
DOC1028

Form 7

Continuing Calibration

Lab Name: APPL, Inc.
Case No:
Matrix: Water

SDG No:
Date Analyzed: 11/3/2021
Instrument: Apollo
Initial Cal. Date: 10/28/2021
Data File: 1101074.D

		Compound	MEAN	CCRF	%D		%Drift
1	HATM	Diesel (C10-C24)	2516670	2404720	4.4	HATM	
2	HBTM	Motor Oil (C24-C40)	2492040	1775470	29	HBTML	0.66
3	SA	Ortho-Terphenyl(S)	3127510	3067990	1.9	SA	
4	SA	Octacosane(S)	2261430	2253980	0.33	SA	
5							
6							
7							
8							
9							
10							
11							
12							
13							
14							
15							
16							
17							
18							
19							
20							
21							
22							
23							
24							
25							
26							
27							
28							
29							
30							
31							
32							
33							
34							
35							
36							
37							
38							
39							
40							
		Average			8.9		

Quantitation Report (Not Reviewed)

Data File : G:\APOLLO\DATA\211101\1101074.D
Acq On : 11-3-21 3:26:22
Sample : DMO LVL 4 CCV 10/27/21
Misc : water
IntFile : events.e
Quant Time: Nov 30 12:16 2021 Quant Results File: DOC1028.RES

Vial: 74
Operator: KA
Inst : Apollo
Multiplr: 1.00

Method : G:\APOLLO\DATA\211028\DOC1028.M (Chemstation Integrator)
Title : 8015 B&C
Last Update : Tue Nov 30 12:15:14 2021
Response via : Multiple Level Calibration

Volume Inj. : 2UL
Signal Phase : DB-5
Signal Info : FID02A

Compound	R.T.	Response	Conc Units
System Monitoring Compounds			
3) SA Ortho-Terphenyl(S)	7.51	76699742	12.262 ppb
Surrogate Spike 30.000		Recovery =	40.87%
4) SA Octacosane(S)	9.79	56349427	12.459 ppb
Surrogate Spike 30.000		Recovery =	41.53%
Target Compounds			
1) HATM Diesel (C10-C24)	6.49	1202358202	238.879 ppb
2) HBTM Motor Oil (C24-C40)	14.96	887735288	251.651 ppb

Target Compounds

(f)=RT Delta > 1/2 Window (m)=manual int.

Data File: G:\APOLLO\DATA\211101\1101074.D
Sample : DMO LVL 4 CCV 10/27/21

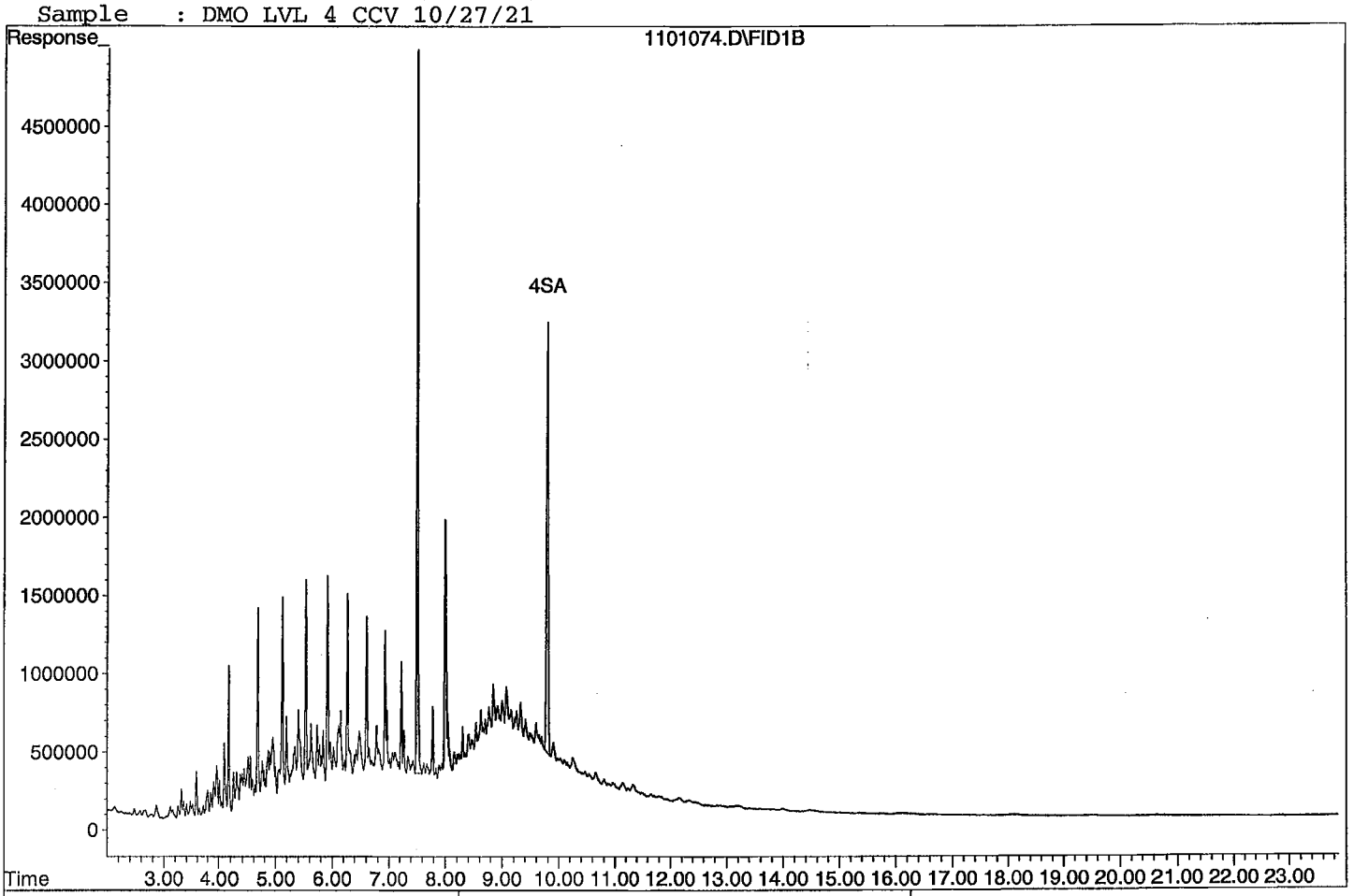

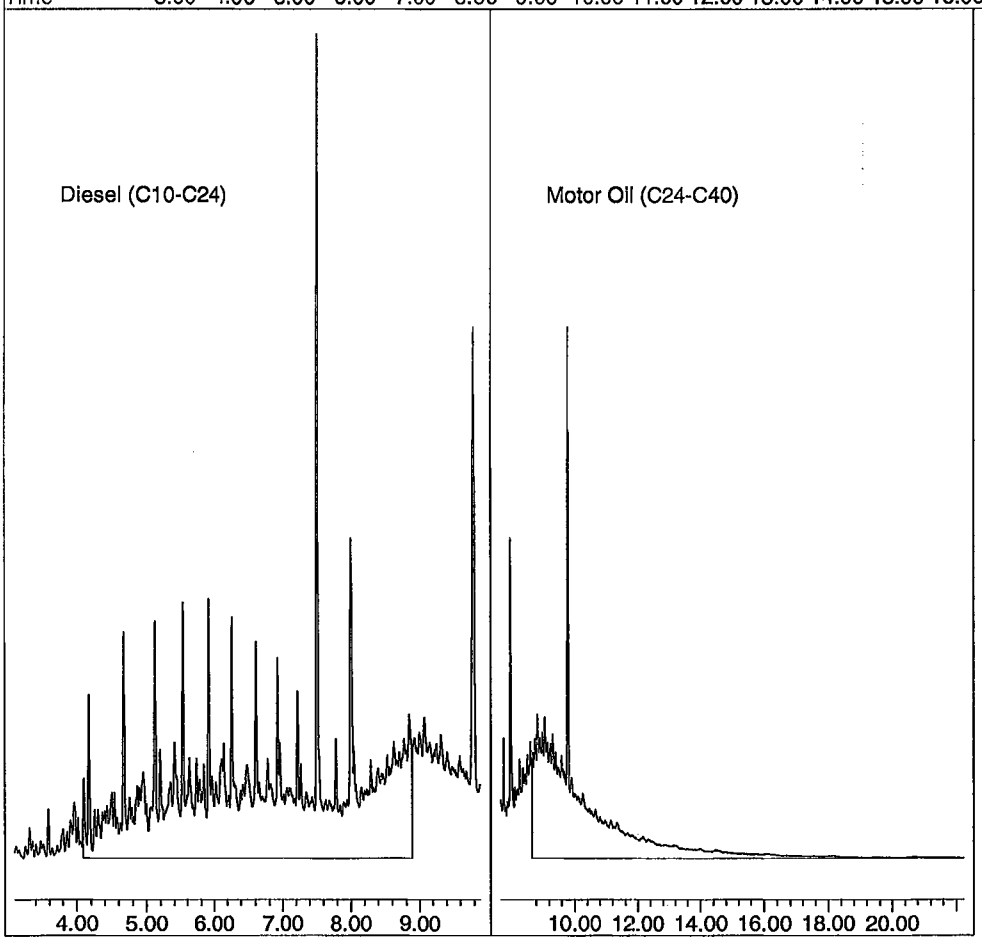

TPH Extractables
DOC1028

Form 7

Continuing Calibration

Lab Name: APPL, Inc.
Case No:
Matrix: Water

SDG No:
Date Analyzed: 11/3/2021
Instrument: Apollo
Initial Cal. Date: 10/28/2021
Data File: 1101085.D

		Compound	MEAN	CCRF	%D	%Drift	
1	HATM	Diesel (C10-C24)	2516670	2364630	6.0	HATM	
2	HBTM	Motor Oil (C24-C40)	2492040	1738480	30	HBTML	1.5
3	SA	Ortho-Terphenyl(S)	3127510	2944940	5.8	SA	
4	SA	Octacosane(S)	2261430	2183220	3.5	SA	
5							
6							
7							
8							
9							
10							
11							
12							
13							
14							
15							
16							
17							
18							
19							
20							
21							
22							
23							
24							
25							
26							
27							
28							
29							
30							
31							
32							
33							
34							
35							
36							
37							
38							
39							
40							
		Average			11.3		

Quantitation Report (Not Reviewed)

Data File : G:\APOLLO\DATA\211101\1101085.D Vial: 85
Acq On : 11-3-21 8:35:02 Operator: KA
Sample : DMQ LVL 4 CCV 10/27/21 Inst : Apollo
Misc : water Multiplr: 1.00
IntFile : events.e
Quant Time: Nov 30 12:18 2021 Quant Results File: DOC1028.RES

Method : G:\APOLLO\DATA\211028\DOC1028.M (Chemstation Integrator)
Title : 8015 B&C
Last Update : Tue Nov 30 12:15:14 2021
Response via : Multiple Level Calibration

Volume Inj. : 2UL
Signal Phase : DB-5
Signal Info : FID02A

Compound	R.T.	Response	Conc Units
System Monitoring Compounds			
3) SA Ortho-Terphenyl(S)	7.51	73623448	11.770 ppb
Surrogate Spike 30.000		Recovery =	39.23%
4) SA Octacosane(S)	9.79	54580401	12.068 ppb
Surrogate Spike 30.000		Recovery =	40.23%
Target Compounds			
1) HATM Diesel (C10-C24)	6.49	1182316049	234.897 ppb
2) HBTM Motor Oil (C24-C40)	14.96	869240974	246.199 ppb

Target Compounds

(f)=RT Delta > 1/2 Window (m)=manual int.

Data File: G:\APOLLO\DATA\211101\1101085.D
Sample : DMO LVL 4 CCV 10/27/21

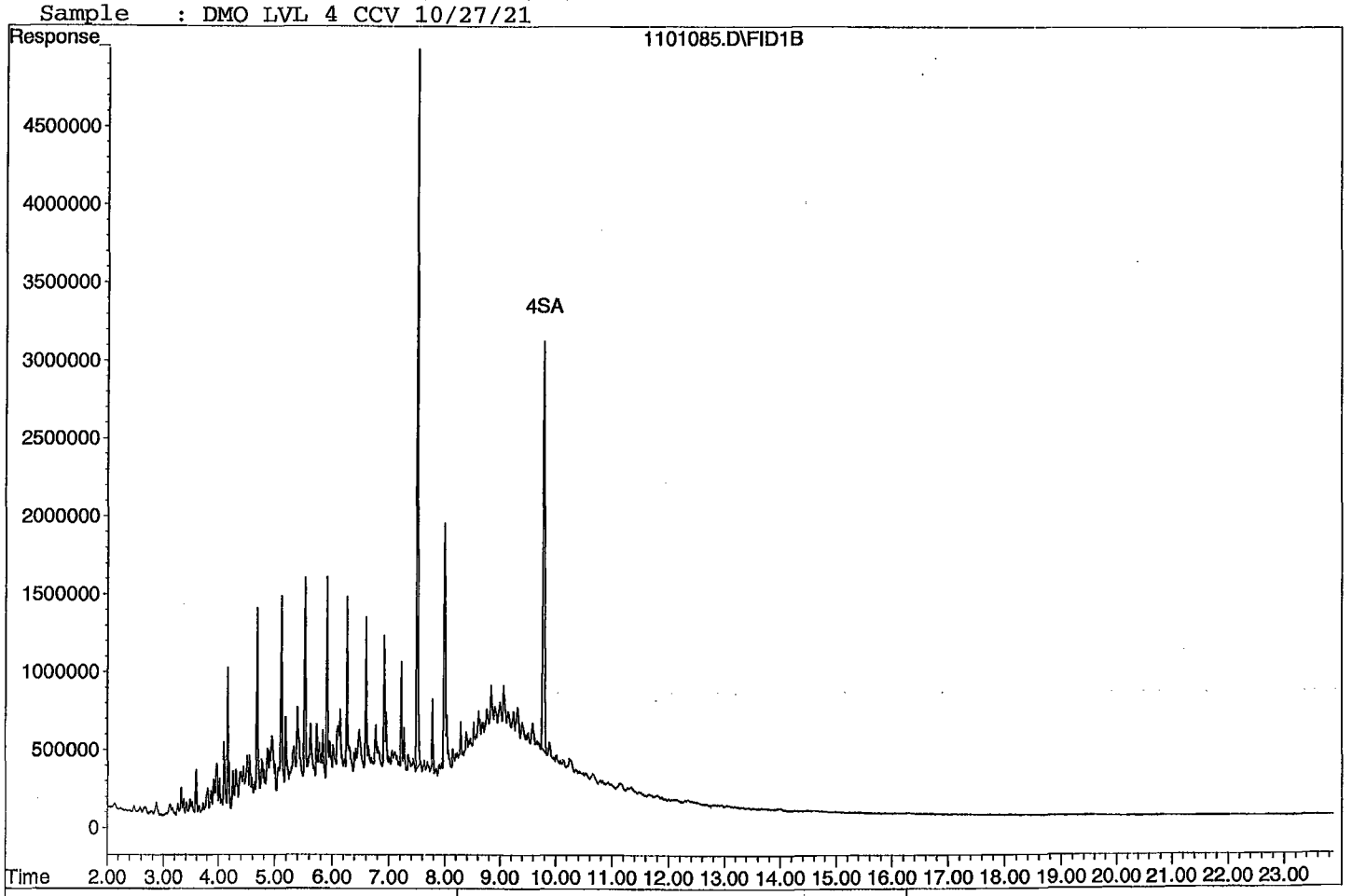

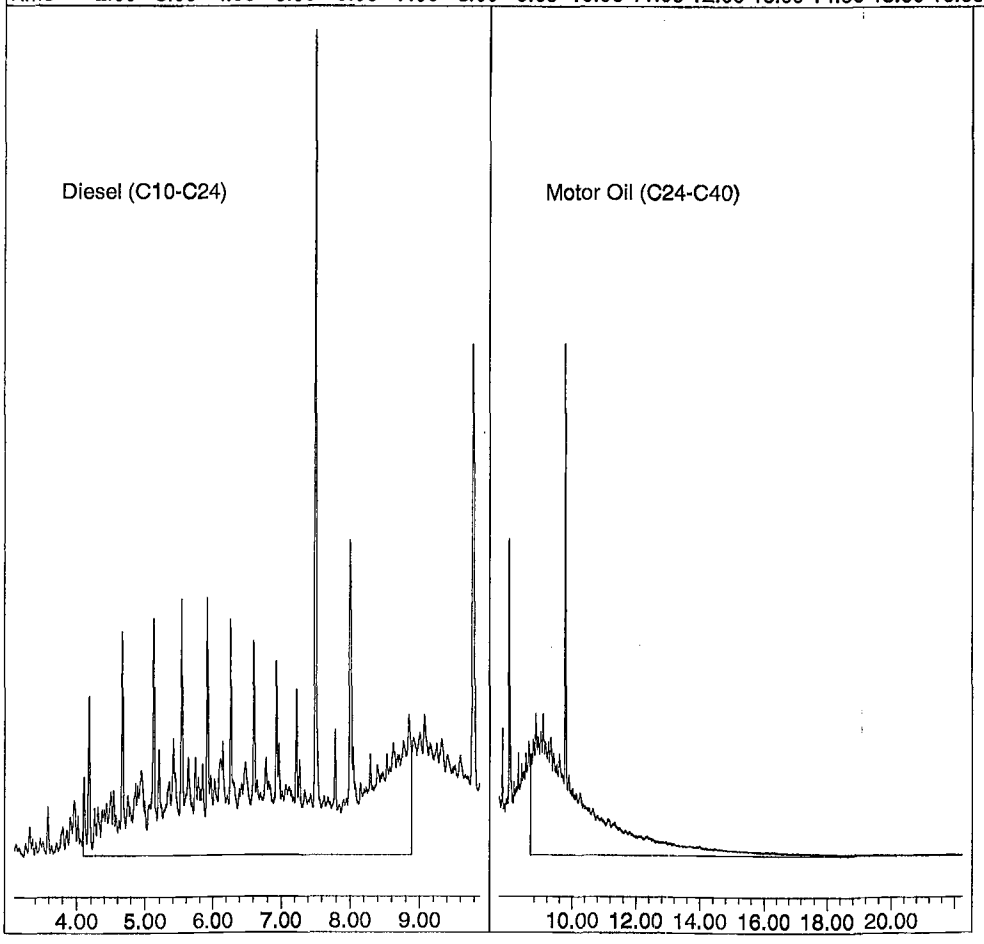

ORGANICS
Raw Data

Quantitation Report (QT Reviewed)

Data File : G:\APOLLO\DATA\211101\1101080.D
Acq On : 11-3-21 6:14:45
Sample : BA42519W01 5/1000
Misc : water
IntFile : events.e
Quant Time: Nov 8 12:10 2021 Quant Results File: DOC1028.RES

Vial: 80
Operator: KA
Inst : Apollo
Multiplr: 5.00

Method : G:\APOLLO\DATA\211028\DOC1028.M (Chemstation Integrator)
Title : 8015 B&C
Last Update : Mon Nov 08 12:05:25 2021
Response via : Multiple Level Calibration

Volume Inj. : 2UL
Signal Phase : DB-5
Signal Info : FID02A

Compound	R.T.	Response	Conc Units
System Monitoring Compounds			
3) SA Ortho-Terphenyl(S)	7.51	138693930	110.866 ppb
Surrogate Spike 150.000		Recovery =	73.91%
4) SA Octacosane(S)	9.79	123452396	136.476 ppb
Surrogate Spike 150.000		Recovery =	90.98%
Target Compounds			
1) HATM Diesel (C10-C24)	6.49	73926384	73.437 ppb
2) HBTM Motor Oil (C24-C40)	14.96	89234102	81.169 ppb

Target Compounds

Data File: G:\APOLLO\DATA\211101\1101080.D
Sample : BA42519W01 5/1000

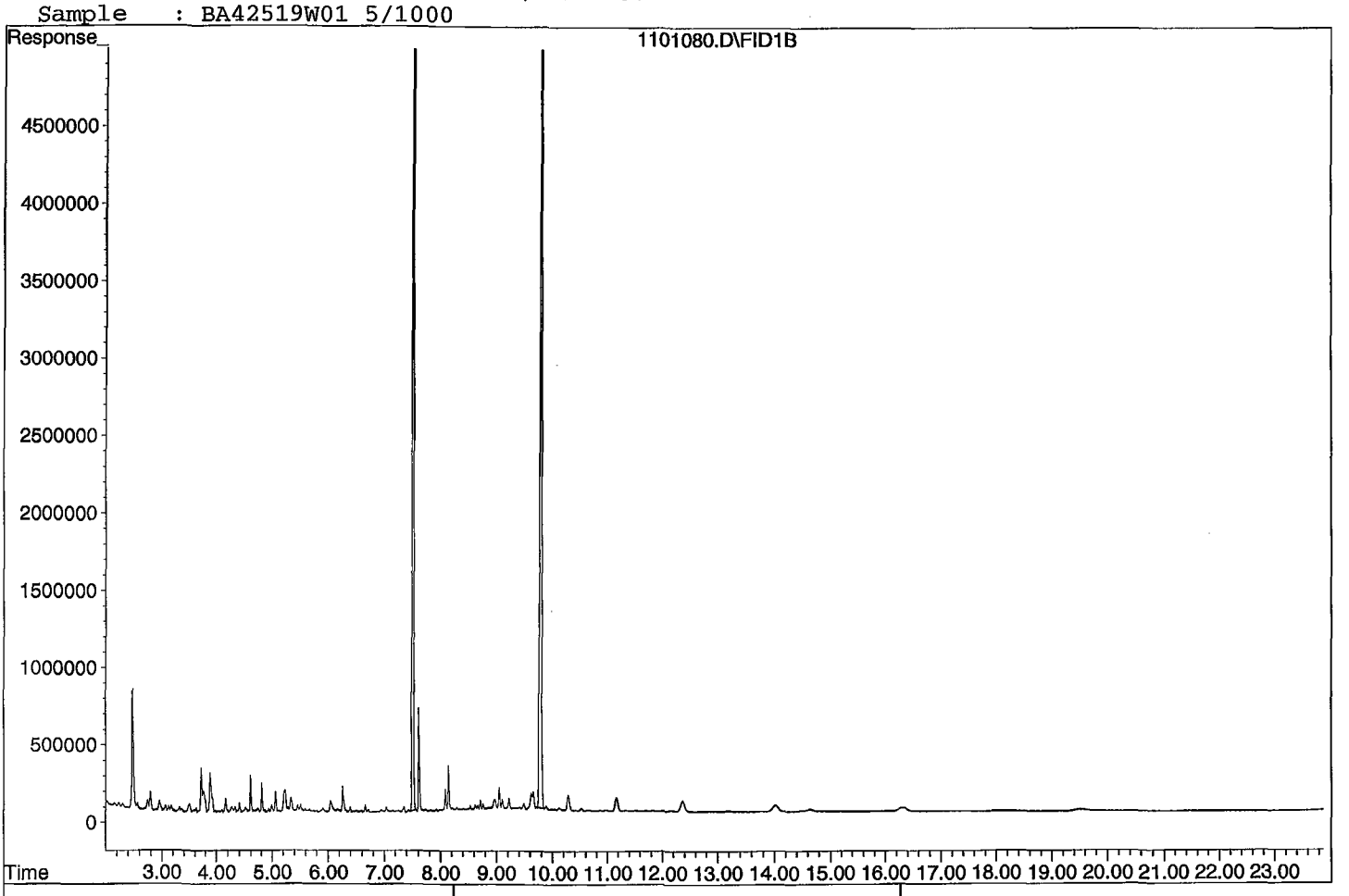





Quantitation Report (QT Reviewed)

Data File : G:\APOLLO\DATA\211101\1101081.D Vial: 81
Acq On : 11-3-21 6:42:45 Operator: KA
Sample : BA42520W01 5/1000 Inst : Apollo
Misc : water Multiplr: 5.00
IntFile : events.e
Quant Time: Nov 8 12:11 2021 Quant Results File: DOC1028.RES

Method : G:\APOLLO\DATA\211028\DOC1028.M (Chemstation Integrator)
Title : 8015 B&C
Last Update : Mon Nov 08 12:05:25 2021
Response via : Multiple Level Calibration

Volume Inj. : 2UL
Signal Phase : DB-5
Signal Info : FID02A

Compound	R.T.	Response	Conc Units
System Monitoring Compounds			
3) SA Ortho-Terphenyl(S)	7.51	133750215	106.914 ppb
Surrogate Spike 150.000		Recovery =	71.28%
4) SA Octacosane(S)	9.78	118280659	130.759 ppb
Surrogate Spike 150.000		Recovery =	87.17%
Target Compounds			
1) HATM Diesel (C10-C24)	6.49	63820880	63.398 ppb
2) HBTM Motor Oil (C24-C40)	14.96	88419107	79.968 ppb

Target Compounds

(f)=RT Delta > 1/2 Window (m)=manual int.

Quantitation Report

Data File: G:\APOLLO\DATA\211101\1101081.D
Sample : BA42520W01 5/1000

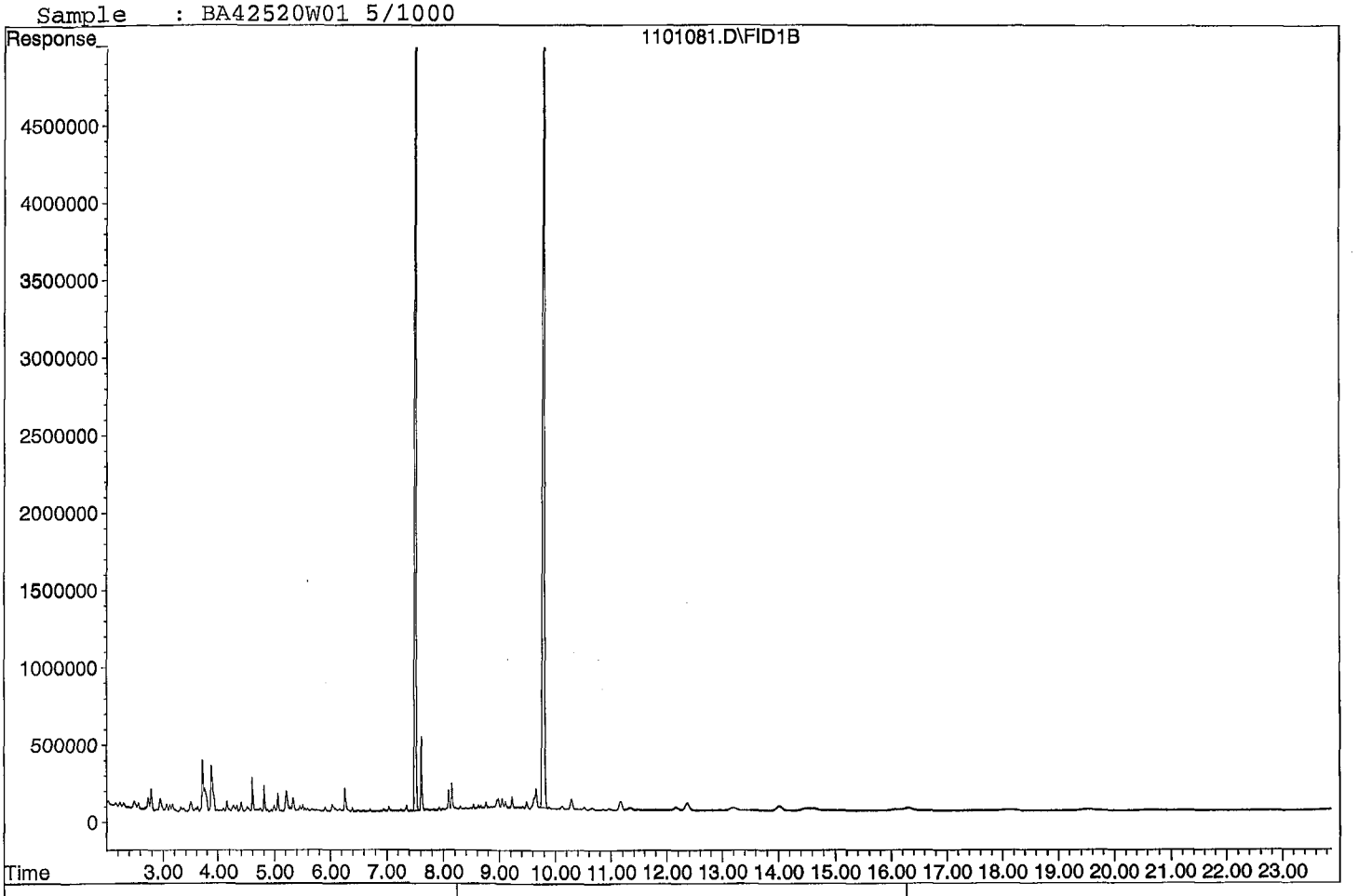

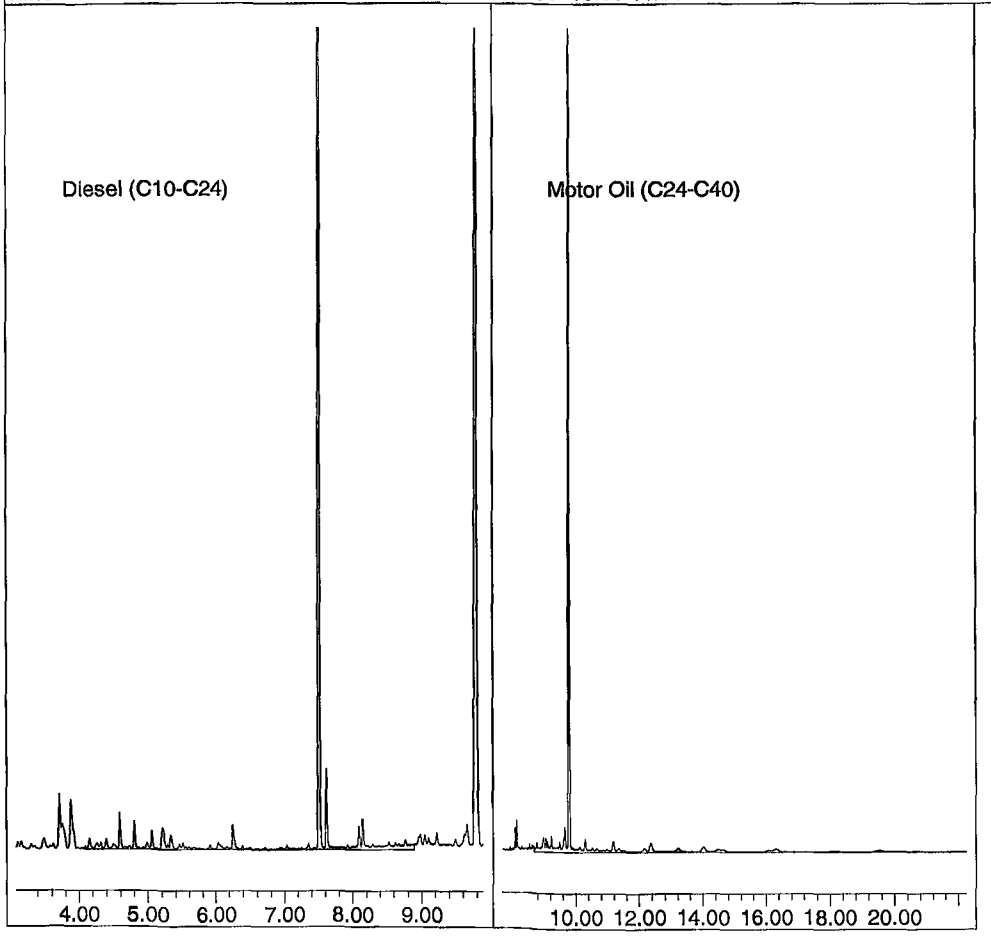

Quantitation Report (QT Reviewed)

Data File : G:\APOLLO\DATA\211101\1101082.D Vial: 82
Acq On : 11-3-21 7:10:50 Operator: KA
Sample : BA42521W01 5/1000 Inst : Apollo
Misc : water Multiplr: 5.00
IntFile : events.e
Quant Time: Nov 8 12:11 2021 Quant Results File: DOC1028.RES

Method : G:\APOLLO\DATA\211028\DOC1028.M (Chemstation Integrator)
Title : 8015 B&C
Last Update : Mon Nov 08 12:05:25 2021
Response via : Multiple Level Calibration

Volume Inj. : 2UL
Signal Phase : DB-5
Signal Info : FID02A

Compound	R.T.	Response	Conc Units
System Monitoring Compounds			
3) SA Ortho-Terphenyl(S)	7.51	139306796	111.356 ppb
Surrogate Spike 150.000		Recovery =	74.24%
4) SA Octacosane(S)	9.79	124373497	137.494 ppb
Surrogate Spike 150.000		Recovery =	91.66%
Target Compounds			
1) HATM Diesel (C10-C24)	6.49	63888847	63.466 ppb
2) HBTM Motor Oil (C24-C40)	14.96	80840142	68.795 ppb

Target Compounds

(f)=RT Delta > 1/2 Window (m)=manual int.

Quantitation Report

Data File: G:\APOLLO\DATA\211101\1101082.D
Sample : BA42521W01 5/1000

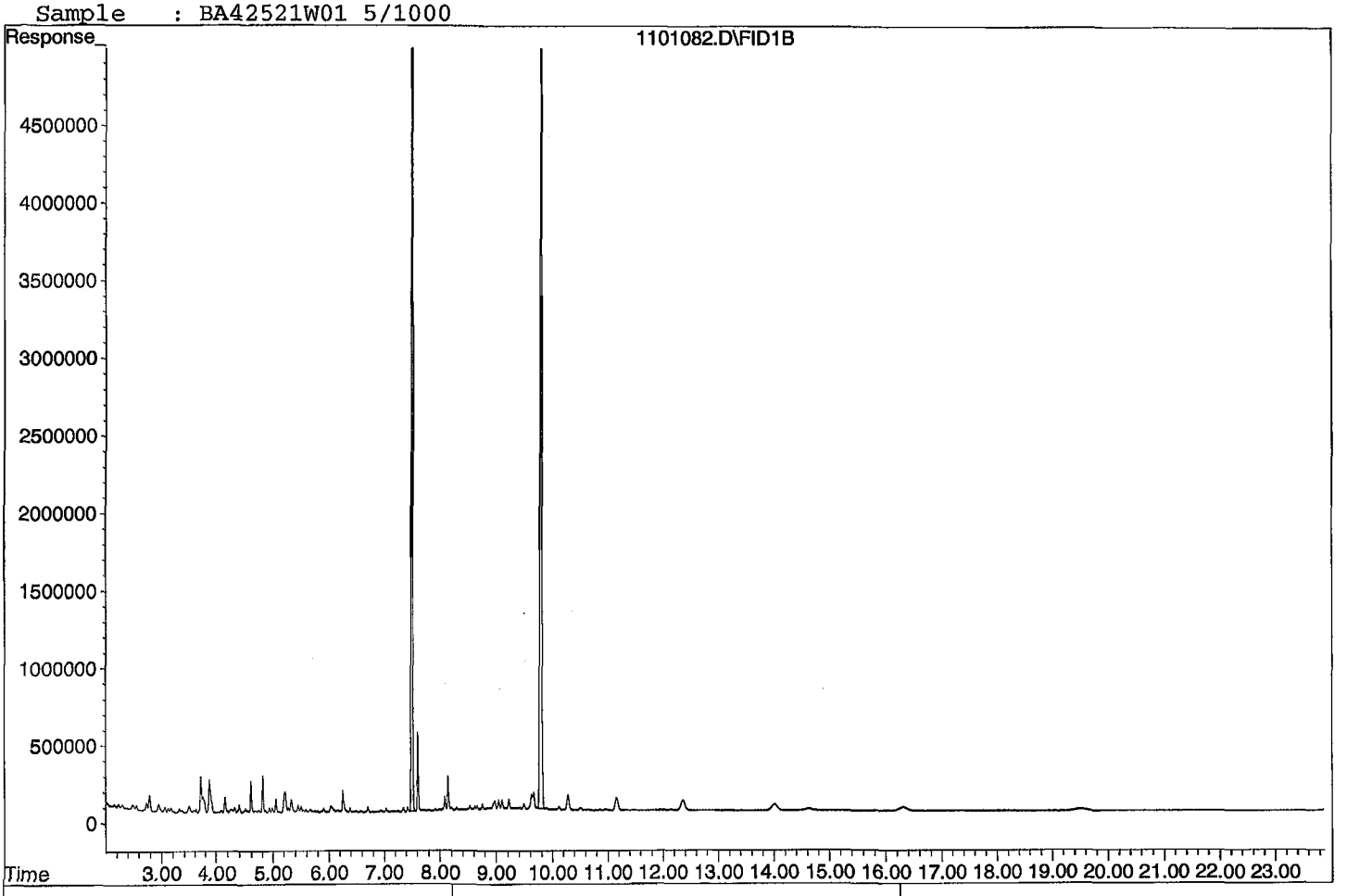

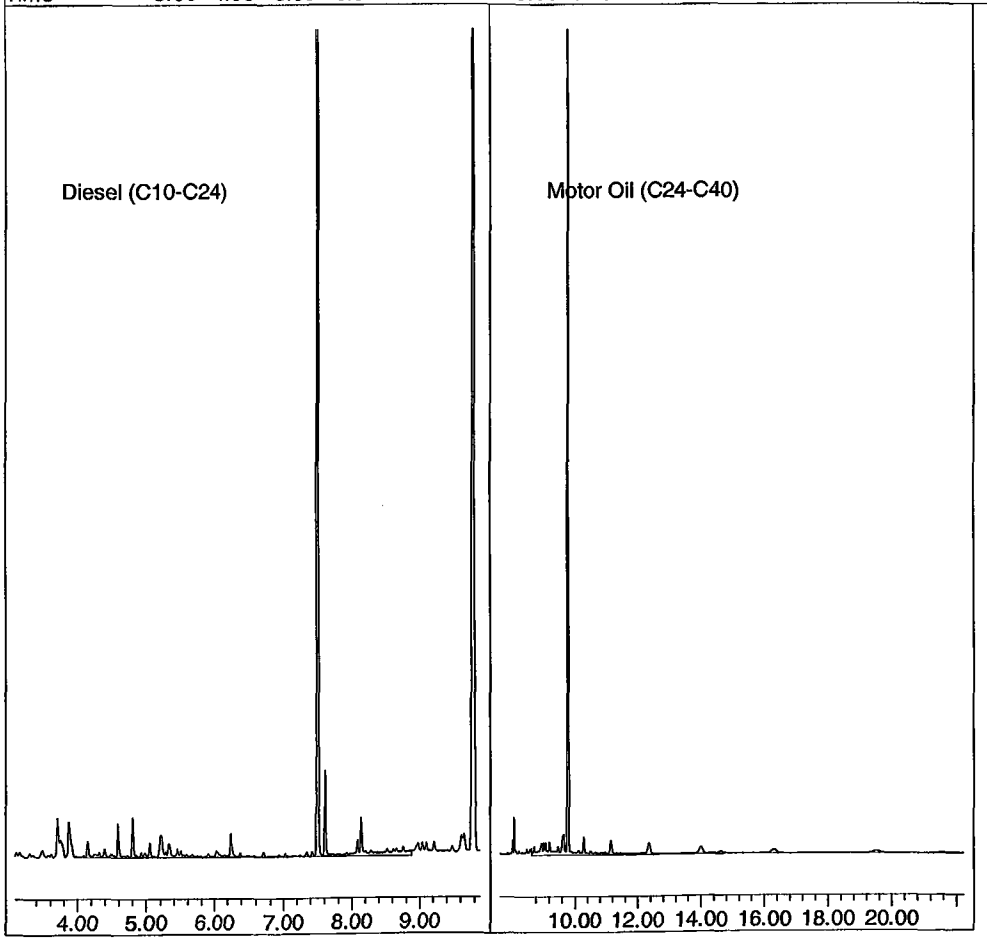

Quantitation Report (QT Reviewed)

Data File : G:\APOLLO\DATA\211101\1101083.D Vial: 83
Acq On : 11-3-21 7:38:52 Operator: KA
Sample : BA42522W01 5/1000 Inst : Apollo
Misc : water Multiplr: 5.00
IntFile : events.e
Quant Time: Nov 8 12:11 2021 Quant Results File: DOC1028.RES

Method : G:\APOLLO\DATA\211028\DOC1028.M (Chemstation Integrator)
Title : 8015 B&C
Last Update : Mon Nov 08 12:05:25 2021
Response via : Multiple Level Calibration

Volume Inj. : 2UL
Signal Phase : DB-5
Signal Info : FID02A

Compound	R.T.	Response	Conc Units
System Monitoring Compounds			
3) SA Ortho-Terphenyl(S)	7.51	138725870	110.892 ppb
Surrogate Spike 150.000		Recovery =	73.93%
4) SA Octacosane(S)	9.79	123966320	137.044 ppb
Surrogate Spike 150.000		Recovery =	91.36%
Target Compounds			
1) HATM Diesel (C10-C24)	6.49	63209366	62.791 ppb
2) HBTM Motor Oil (C24-C40)	14.96	81735959	70.116 ppb

Target Compounds

(f)=RT Delta > 1/2 Window (m)=manual int.

Data File: G:\APOLLO\DATA\211101\1101083.D
Sample : BA42522W01 5/1000

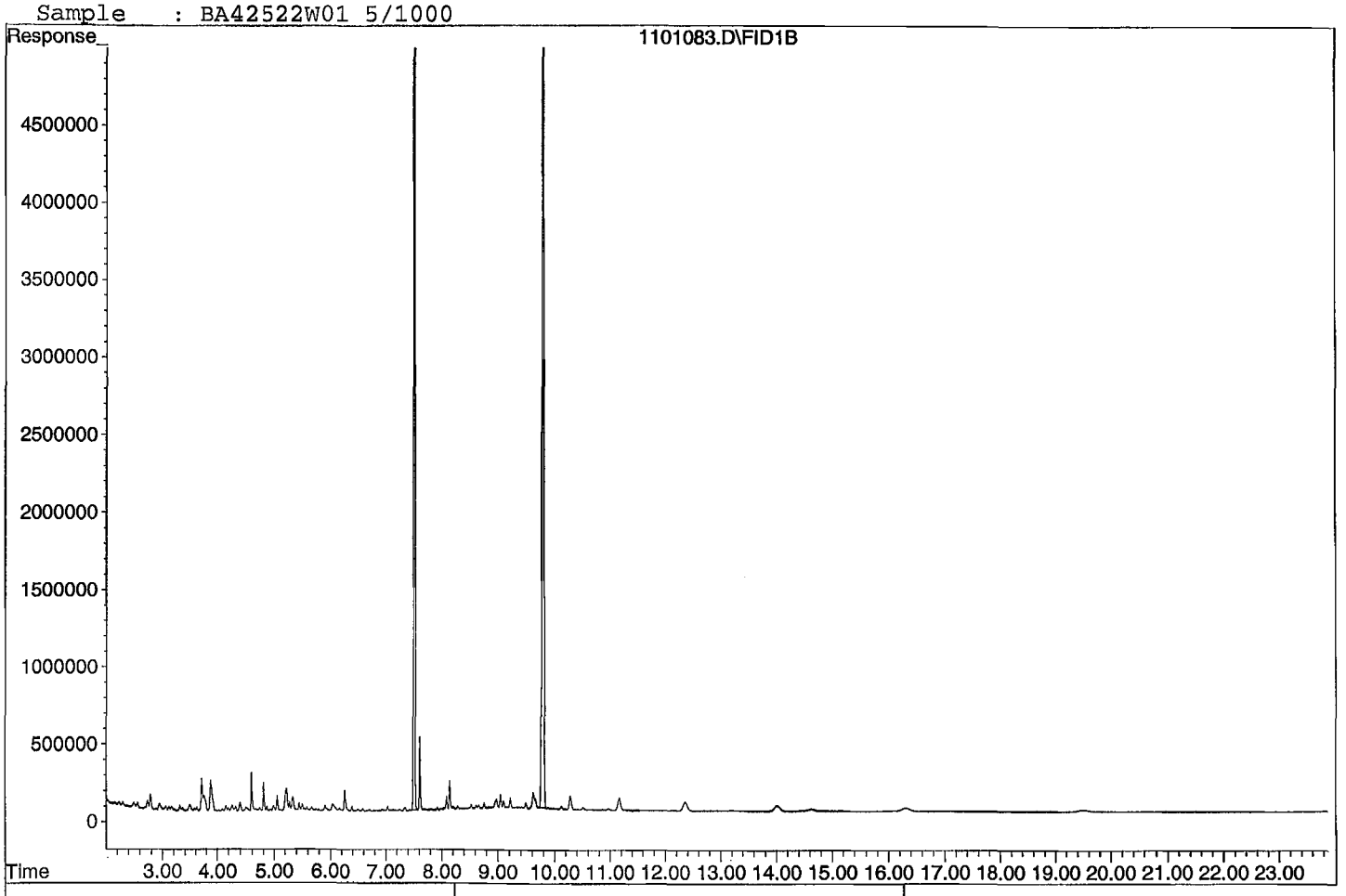





Quantitation Report (QT Reviewed)

Data File : G:\APOLLO\DATA\211101\1101069.D Vial: 69
Acq On : 11-3-21 1:05:57 Operator: KA
Sample : 211008A BLK 5/1000 Inst : Apollo
Misc : water Multiplr: 5.00
IntFile : events.e
Quant Time: Nov 8 12:05 2021 Quant Results File: DOC1028.RES

Method : G:\APOLLO\DATA\211028\DOC1028.M (Chemstation Integrator)
Title : 8015 B&C
Last Update : Mon Nov 08 12:05:25 2021
Response via : Multiple Level Calibration

Volume Inj. : 2UL
Signal Phase : DB-5
Signal Info : FID02A

Compound	R.T.	Response	Conc Units
System Monitoring Compounds			
3) SA Ortho-Terphenyl(S)	7.51	116997870	93.523 ppb
Surrogate Spike 150.000		Recovery =	62.35%
4) SA Octacosane(S)	9.79	103592394	114.521 ppb
Surrogate Spike 150.000		Recovery =	76.35%
Target Compounds			
1) HATM Diesel (C10-C24)	6.49	46770853	46.461 ppb
2) HBTM Motor Oil (C24-C40)	14.96	155623733	179.035 ppb

Target Compounds

Quantitation Report

Data File: G:\APOLLO\DATA\211101\1101069.D
Sample : 211008A BLK 5/1000

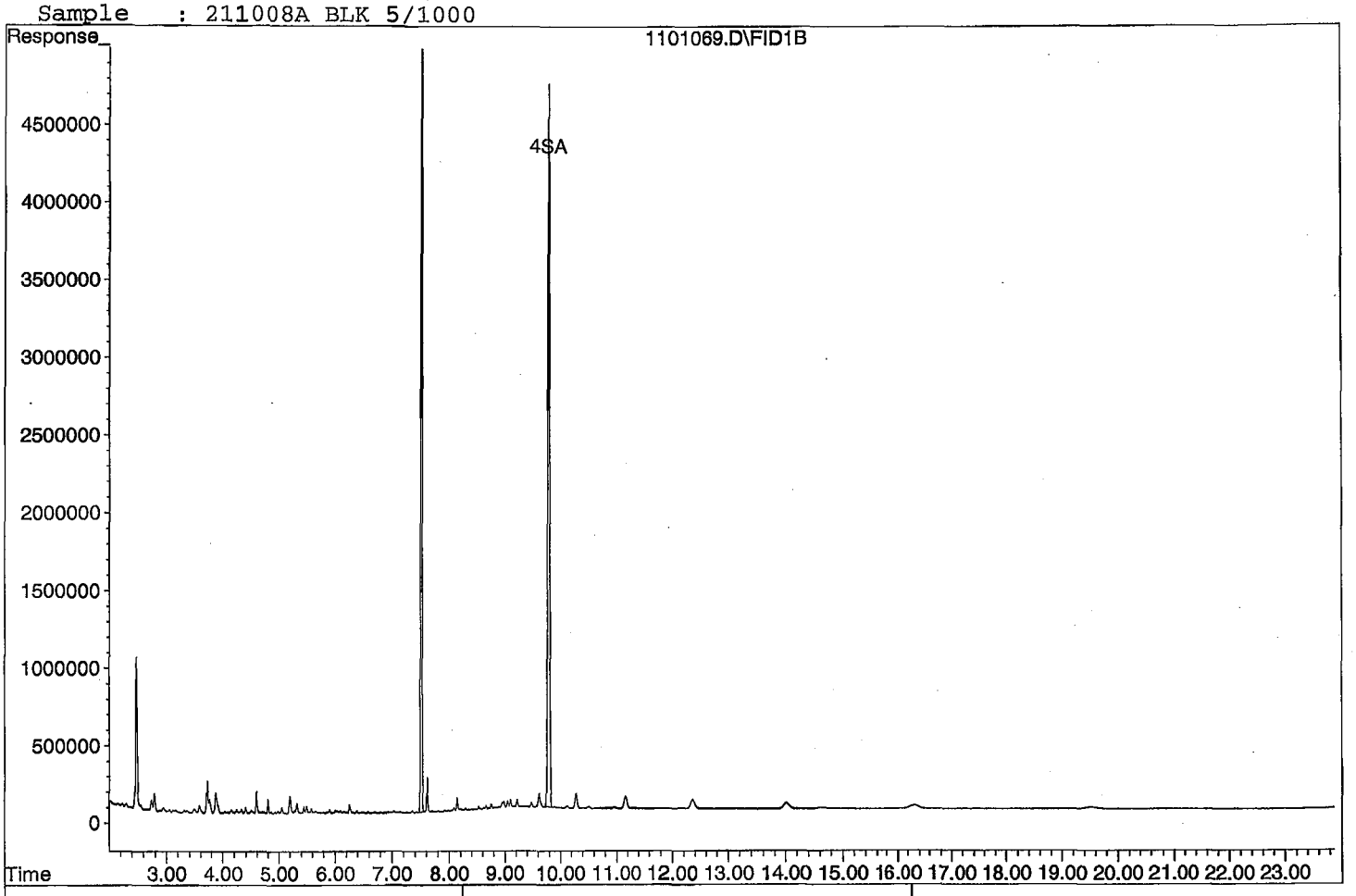





Quantitation Report (QT Reviewed)

Data File : G:\APOLLO\DATA\211101\1101070.D
Acq On : 11-3-21 1:34:03
Sample : 211008A LCS-1 5/1000
Misc : water
IntFile : events.e
Quant Time: Nov 8 12:06 2021 Quant Results File: DOC1028.RES

Vial: 70
Operator: KA
Inst : Apollo
Multiplr: 5.00

Method : G:\APOLLO\DATA\211028\DOC1028.M (Chemstation Integrator)
Title : 8015 B&C
Last Update : Mon Nov 08 12:05:25 2021
Response via : Multiple Level Calibration

Volume Inj. : 2UL
Signal Phase : DB-5
Signal Info : FID02A

Compound	R.T.	Response	Conc Units
System Monitoring Compounds			
3) SA Ortho-Terphenyl(S)	7.51	130922772	104.654 ppb
Surrogate Spike 150.000		Recovery =	69.77%
4) SA Octacosane(S)	9.79	115967950	128.202 ppb
Surrogate Spike 150.000		Recovery =	85.47%
Target Compounds			
1) HATM Diesel (C10-C24)	6.49	48242798	47.923 ppb
2) HBTM Motor Oil (C24-C40)	14.96	149682735	170.278 ppb

Target Compounds

Diesel:

$$\frac{(48242798)(5)}{(2516669)(2)} = \frac{241213990}{5033338} = \boxed{47.923}$$

(f)=RT Delta > 1/2 Window
(m)=manual int.
1101070.D DOC1028.M Mon Nov 08 12:23:52 2021

Data File: G:\APOLLO\DATA\211101\1101070.D
Sample : 211008A LCS-1 5/1000

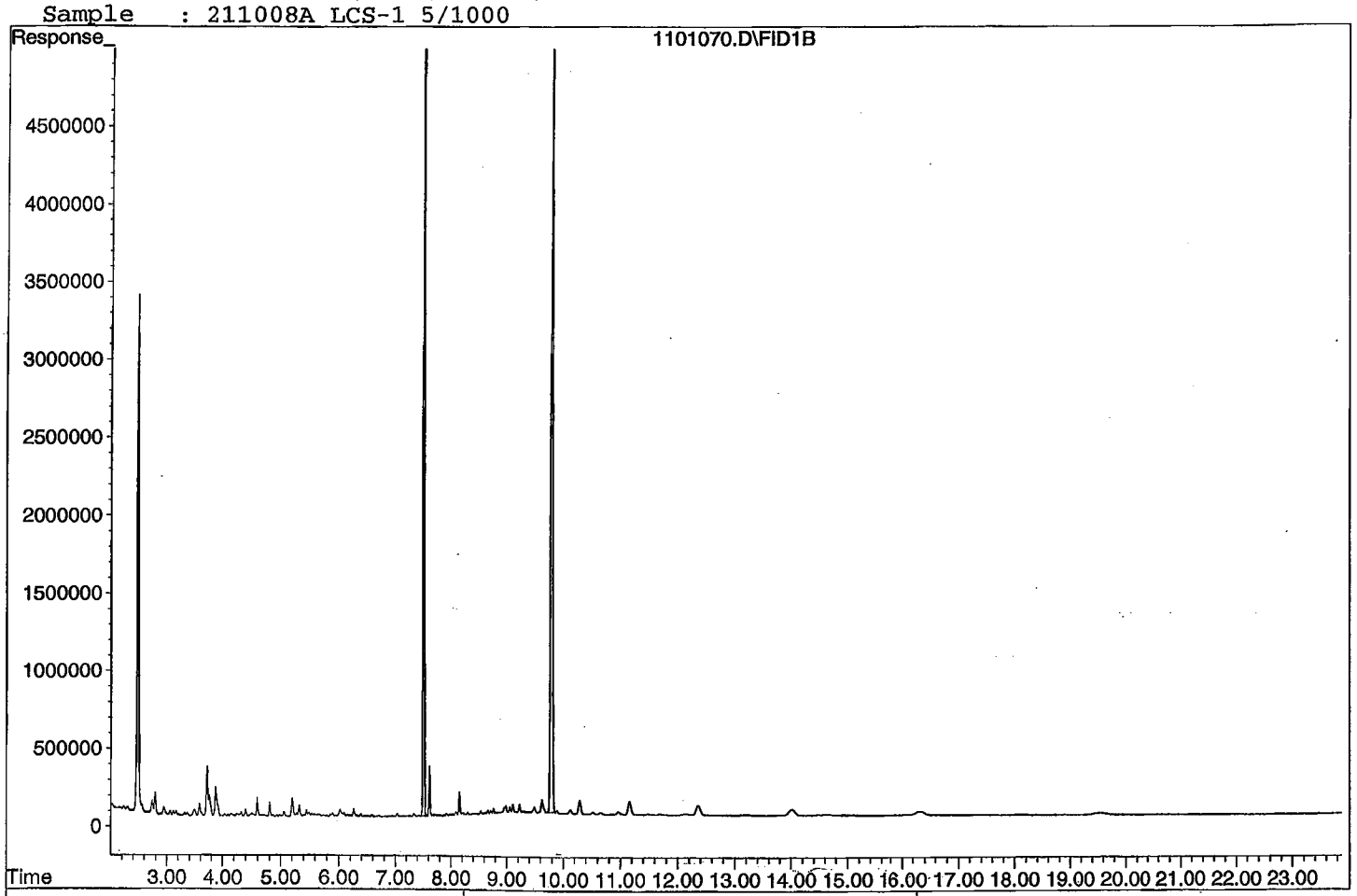

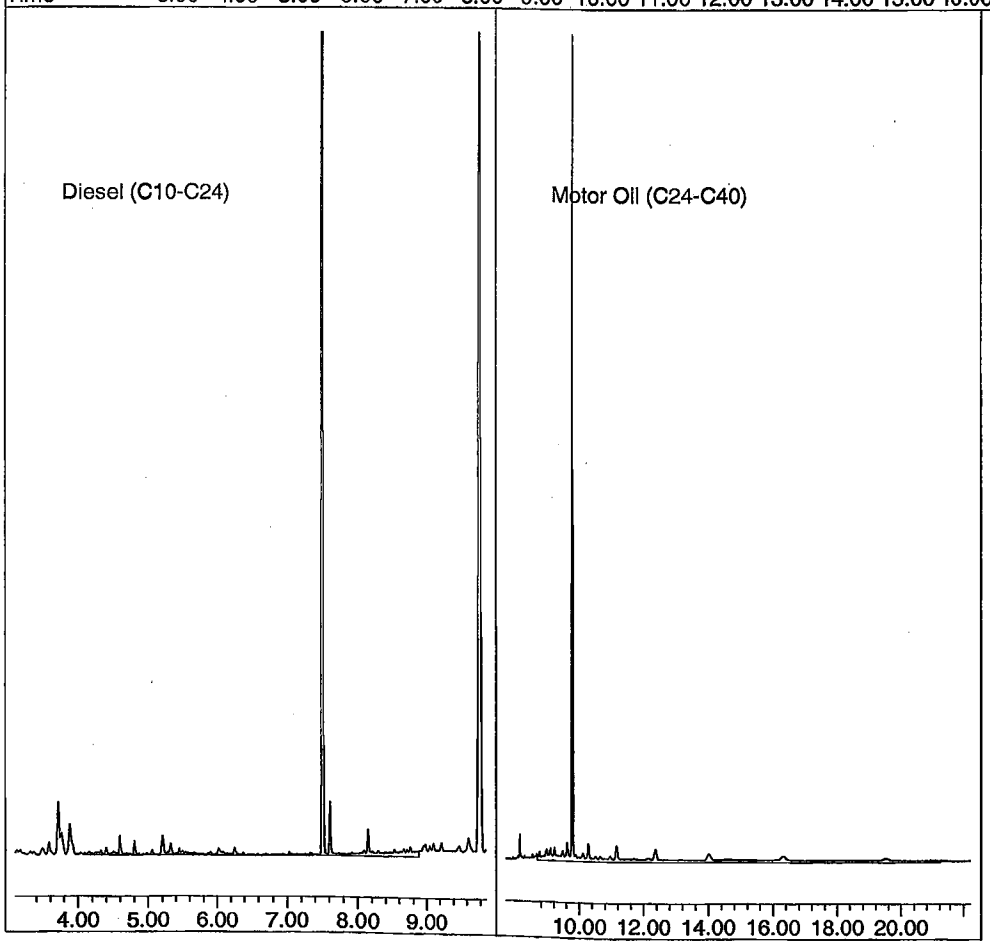

Quantitation Report (QT Reviewed)

Data File : G:\APOLLO\DATA\211101\1101071.D Vial: 71
Acq On : 11-3-21 2:02:10 Operator: KA
Sample : 211008A LCSD-1 5/1000 Inst : Apollo
Misc : water Multiplr: 5.00
IntFile : events.e
Quant Time: Nov 8 12:06 2021 Quant Results File: DOC1028.RES

Method : G:\APOLLO\DATA\211028\DOC1028.M (Chemstation Integrator)
Title : 8015 B&C
Last Update : Mon Nov 08 12:05:25 2021
Response via : Multiple Level Calibration

Volume Inj. : 2UL
Signal Phase : DB-5
Signal Info : FID02A

Compound	R.T.	Response	Conc Units
System Monitoring Compounds			
3) SA Ortho-Terphenyl(S)	7.51	137359986	109.800 ppb
Surrogate Spike 150.000		Recovery =	73.20%
4) SA Octacosane(S)	9.79	121883679	134.742 ppb
Surrogate Spike 150.000		Recovery =	89.83%
Target Compounds			
1) HATM Diesel (C10-C24)	6.49	48067117	47.749 ppb
2) HBTM Motor Oil (C24-C40)	14.96	139082696	154.652 ppb

Target Compounds

Data File: G:\APOLLO\DATA\211101\1101071.D
Sample : 211008A LCSD-1 5/1000

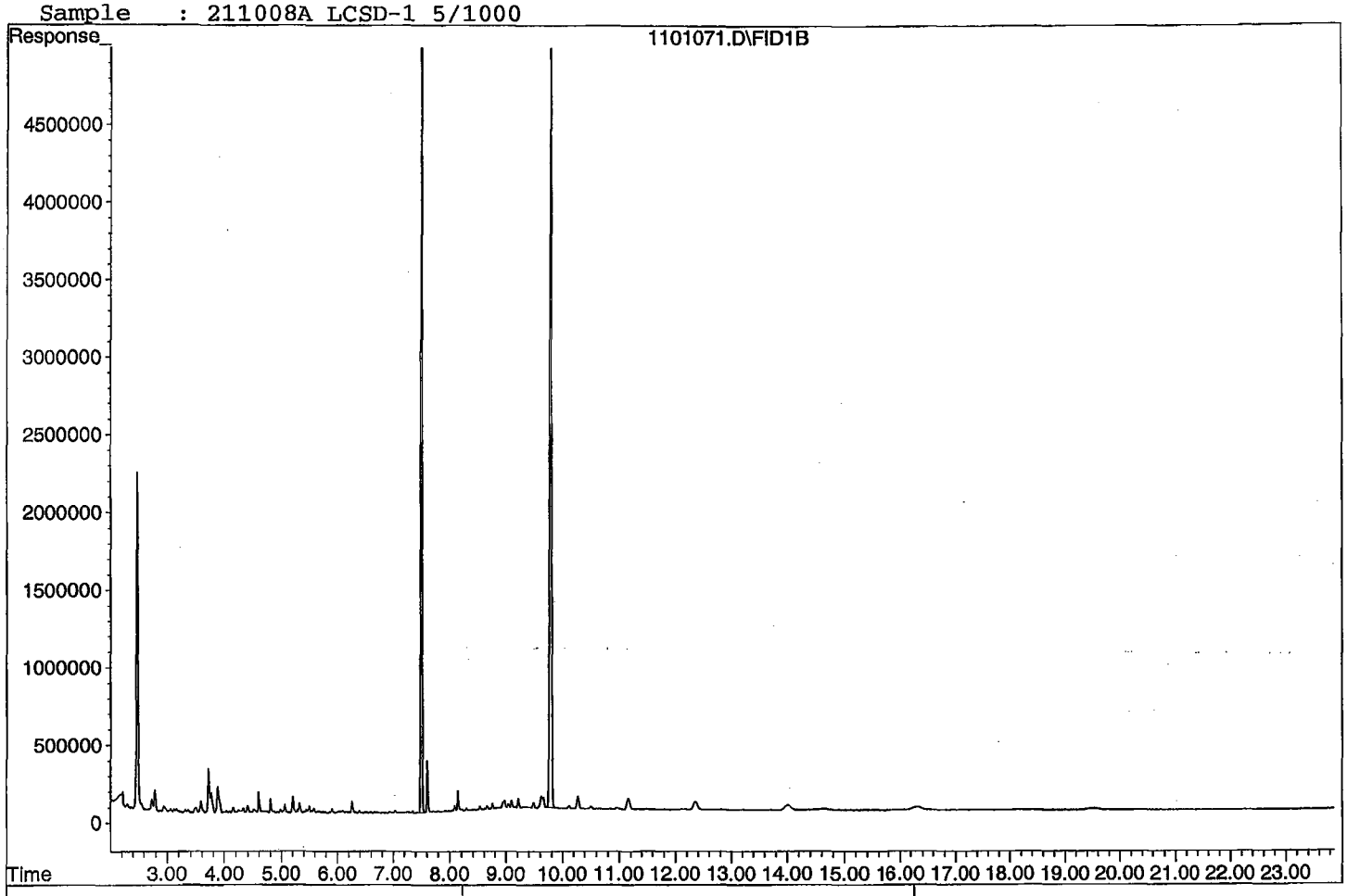

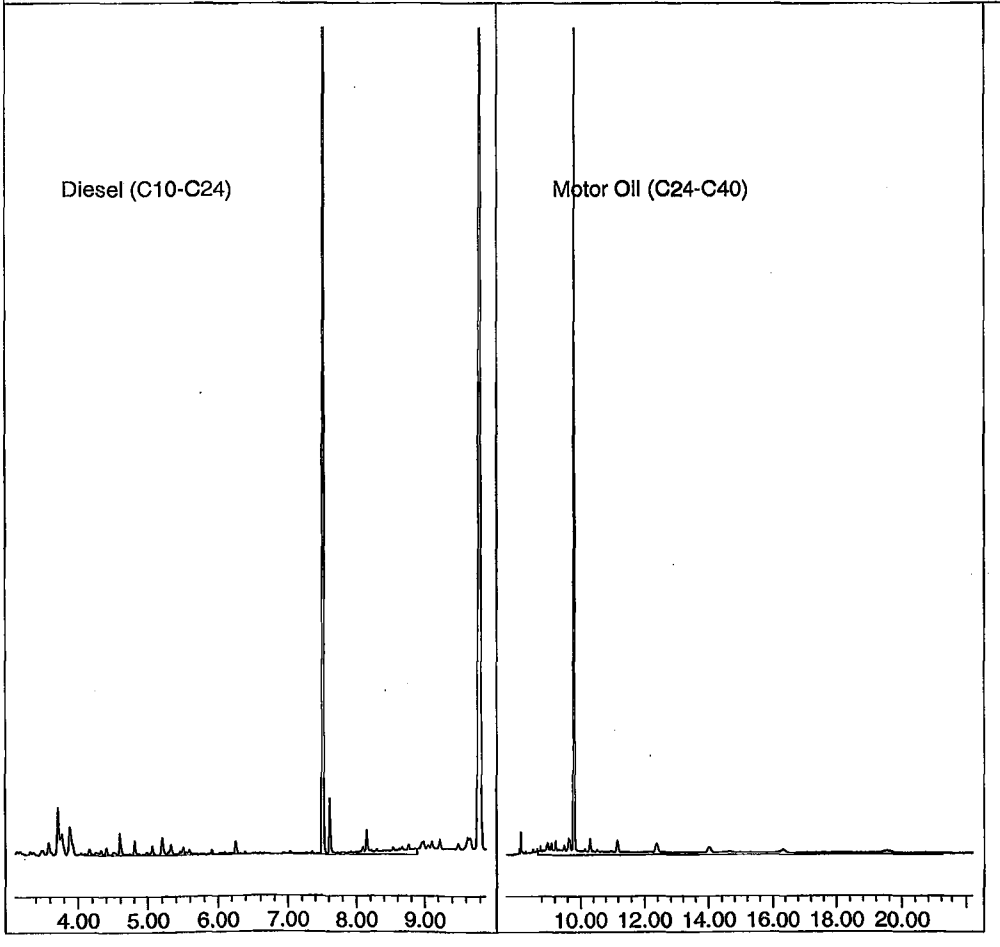

Diesel / Motor Oil Calibration Curve

Prepared: 10/28/2021
Expires: 5/31/2026
Methylene Chloride Lot No. 61117

Prepared By (Initials): KA

Initial Standard Information							Final Standard			
Name of Initial Standard (QAU Label)	Supplier	Conc. (ug/mL)	APPL Mix Name	Reference to APPL Prep Date and Lot #'s	Exp. Date	Exp. Date (Manufacturer)	Aliquot From Stock	Final Volume	Solvent	Final Standard Conc. (ug/mL)
Diesel / Motor Oil - 2	APPL	10	Diesel / Motor Oil - 1	Perp'd: 10/6/21 A0164485-52822, A0168842-52820, AO166510-52817 CL16893-52835	See man. Exp date	10/31/2027 12/31/2027 5/31/2026	100uL	200uL	MC	5
Diesel / Motor Oil - 3		50	Diesel / Motor Oil - 2				200uL	1mL	MC	10
Diesel / Motor Oil Calibration STD	Restek	2,000	Diesel / Motor Oil - 3				25uL	1mL	MC	50
			Diesel / Motor Oil - 4				125uL	1mL	MC	250
			Diesel / Motor Oil - 5				500uL	1mL	MC	1000
			Diesel / Motor Oil - 6				750uL	1mL	MC	1500
			Diesel / Motor Oil - 7				100uL	100uL	N/A	2,000

Diesel / Motor Oil Second Source

Prepared: 10/28/2021
Expires: 10/28/2024
Methylene Chloride
Lot No. 61117

Prepared By (Initials): KA

Initial Standard Information							Final Standard			
Name of Initial Standard (QAU Label)	Supplier	Supplier Part No.	Conc. (ug/mL)	Lot Number - QA Number	Exp. Date (1 yr.)	Exp. Date (Manufacturer)	Aliquot From Stock	Final Volume	Solvent	Final Standard Conc. (ug/mL)
Diesel Fuel #2 Second Source	Phenova	AL0-101287	50,000	**CL16477-52980**	**See man. Exp date**	**2/28/2027**	50uL	10mL	MC	250
Motor Oil Second Source	Absolute	51094	50,000	**102819-52981**		**10/28/2024**	50uL			

Diesel / Motor Oil CCV

Prepared: 10/27/2021
Expires: 5/31/2026
Methylene Chloride
Lot No. 61117

Prepared By (Initials): KA

Initial Standard Information							Final Standard			
Name of Initial Standard (QAU Label)	Supplier	APPL Mix Name	Conc. (ug/mL)	Reference to APPL Prep Date and Lot #'s	Exp. Date	Exp. Date (Manufacturer)	Aliquot From Stock	Final Volume	Solvent	Final Standard Conc. (ug/mL)
Diesel / Motor Oil STD	Restek	Diesel / Motor Oil CCV	2,000	Perp'd: 10/06/21 A0164485-52822, A0168842-52820, A0166510-52817, CL16893-52835	**See man. Exp date**	**10/31/2027 12/31/2027 5/31/2026**	1250uL	10mL	MC	250

THC Surrogate

Prepared: 8/24/2021 **KA**

Expires: 8/24/2022

Initial Standard Information							Final Standard Information			
Name of Initial Standard (QAU Label)	Supplier	Supplier Part No.	Conc. (ug/mL)	Lot Number - QA Number	Exp. Date (1 yr.)	Exp. Date (Manufacturer)	Aliquot From Stock	Final Volume	Solvent	Final Standard Conc. (ug/mL)
O-terphenyl / Octacosane Mix	Phenova	ALO-130161	600	**CL16893-52838**	**8/24/2022**	**5/31/2026**	N/A	N/A	N/A	600

Organic Extraction Worksheet

Method	Continuous Liq/Liq TPH-Diesel/MO 3520C	Extraction Set	211008A	Extraction Method	LIQ005	Units	mL

Spiked ID 1			Surrogate ID 1	THC Surrogate 8/23/21-8/23/22	
Spiked ID 2			Surrogate ID 2		
Spiked ID 3			Surrogate ID 3		
Spiked ID 4			Surrogate ID 4		
Spiked ID 5			Surrogate ID 5		
Spiked ID 6			Sufficient Vol for Matrix QC:	NO	
Spiked ID 7			Ext. Start Time:	10/08/21 16:15	
Spiked ID 8			Ext. End Time:	10/09/21 10:16	
			GC Requires Extract By:		

pH1	2		Water Bath Temp 1 °C	
pH2			Water Bath Temp 2 °C	
pH3			Water Bath Temp 3 °C	

Spiked By: KY **Date** 10/8/2021 9:21:00 AM **Witnessed By:** SR **Date** 10/8/2021 9:21:00 AM

	Sample	Sample Container	Spike Amount	Spike ID	Surrogate Amount	Surrogate ID	Extract Amount	Final Volume	pH	Extract Date/Time	Comments
1	211008A Blk				0.250	1 equip	1000	5	2	10/08/21 9:21	
2	211008A LCS-1				0.250	1 equip	1000	5	2	10/08/21 9:21	
3	211008A LCSD-1				0.250	1 equip	1000	5	2	10/08/21 9:21	
4	BA40222	BA40222W01			0.250	1 equip	1000	5	2	10/08/21 9:21	97224
5	BA40223	BA40223W01			0.250	1 equip	1000	5	2	10/08/21 9:21	97224
6	BA40224	BA40224W01			0.250	1 equip	1000	5	2	10/08/21 9:21	97224
7	BA40225	BA40225W01			0.250	1 equip	1000	5	2	10/08/21 9:21	97224
8	BA40226	BA40226W01			0.250	1 equip	1000	5	2	10/08/21 9:21	97224
9	BA40227	BA40227W01			0.250	1 equip	1000	5	2	10/08/21 9:21	97224
10	BA40228	BA40228W01			0.250	1 equip	1000	5	2	10/08/21 9:21	97224
11	BA42519	BA42519W01			0.250	1 equip	1000	5	2	10/08/21 9:21	97781
12	BA42520	BA42520W01			0.250	1 equip	1000	5	2	10/08/21 9:21	97781
13	BA42521	BA42521W01			0.250	1 equip	1000	5	2	10/08/21 9:21	97781
14	BA42522	BA42522W01			0.250	1 equip	1000	5	2	10/08/21 9:21	97781
15	BA42525	BA42525W01			0.250	1 equip	1000	5	2	10/08/21 9:21	97782
16	BA42529	BA42529W01			0.250	1 equip	1000	5	2	10/08/21 9:21	97783

Solvent and Lot#	
1+1 HCL (5mLs)	*
PH Strips	HC041002
Dicholormethane	61117
Filter Paper	1441-150
Sodium Sulfate	2021071206
Silica Gel (*)	*

Extraction COC Transfer	
Extraction lab employee Initials	
GC analyst's initials	CW
Date	
Time	
Refrigerator	Hobart

	Technician's Initials
Scanned By	KY
Sample Preparation	SR
Extraction	SR
Concentration	SR

Modified	10/8/2021 8:52:00 AM

Reviewed By: **Date**

Organic Extraction Worksheet

Method	Continuous Liq/Liq TPH-Diesel/MO 3520C	Extraction Set	211008A	Extraction Method	LIQ005	Units	mL

Spiked ID 1			Surrogate ID 1	THC Surrogate 8/23/21-8/23/22	
Spiked ID 2			Surrogate ID 2		
Spiked ID 3			Surrogate ID 3		
Spiked ID 4			Surrogate ID 4		
Spiked ID 5			Surrogate ID 5		
Spiked ID 6			Sufficient Vol for Matrix QC:	NO	
Spiked ID 7			Ext. Start Time:	10/08/21 16:15	
Spiked ID 8			Ext. End Time:	10/09/21 10:16	
			GC Requires Extract By:		

pH1	2		Water Bath Temp 1 °C	
pH2			Water Bath Temp 2 °C	
pH3			Water Bath Temp 3 °C	

Spiked By: KY **Date** 10/8/2021 9:21:00 AM **Witnessed By:** SR **Date** 10/8/2021 9:21:00 AM

	Sample	Sample Container	Spike Amount	Spike ID	Surrogate Amount	Surrogate ID	Extract Amount	Final Volume	pH	Extract Date/Time	Comments
17	BA42530	BA42530W01			0.250	1 equip	1000	5	2	10/08/21 9:21	97783

Solvent and Lot#	
1+1 HCL (5mLs)	*
PH Strips	HC041002
Dicholormethane	61117
Filter Paper	1441-150
Sodium Sulfate	2021071206
Silica Gel (*)	*

Extraction COC Transfer	
Extraction lab employee Initials	
GC analyst's initials	CW
Date	
Time	
Refrigerator	Hobart

	Technician's Initials
Scanned By	KY
Sample Preparation	SR
Extraction	SR
Concentration	SR

Modified	10/8/2021 8:52:00 AM

Reviewed By: **Date**

Injection Log

Directory: G:\APOLLO\DATA\211028\

Line	Vial	FileName	Multiplier	SampleName	Misc Info	Injected
1	3	1028003.D	1	DMO STD 1 10/28/21	water	10-28-21 9:19:03
2	4	1028004.D	1	DMO STD 2 10/28/21	water	10-28-21 9:47:06
3	5	1028005.D	1	DMO STD 3 10/28/21	water	10-28-21 10:15:13
4	6	1028006.D	1	DMO STD 4 10/28/21	water	10-28-21 10:43:31
5	7	1028007.D	1	DMO STD 5 10/28/21	water	10-28-21 11:11:42
6	8	1028008.D	1	DMO STD 6 10/28/21	water	10-28-21 11:39:55
7	9	1028009.D	1	DMO STD 7 10/28/21	water	10-28-21 12:08:10
8	10	1028010.D	1	DMO Second Source 10/28/21	water	10-28-21 12:36:26
9	60	1101060.D	1	DMO LVL 4 CCV 10/27/21	water	11-2-21 20:52:14
10	69	1101069.D	5	211008A BLK 5/1000	water	11-3-21 1:05:57
11	70	1101070.D	5	211008A LCS-1 5/1000	water	11-3-21 1:34:03
12	71	1101071.D	5	211008A LCSD-1 5/1000	water	11-3-21 2:02:10
13	74	1101074.D	1	DMO LVL 4 CCV 10/27/21	water	11-3-21 3:26:22
14	80	1101080.D	5	BA42519W01 5/1000	water	11-3-21 6:14:45
15	81	1101081.D	5	BA42520W01 5/1000	water	11-3-21 6:42:45
16	82	1101082.D	5	BA42521W01 5/1000	water	11-3-21 7:10:50
17	83	1101083.D	5	BA42522W01 5/1000	water	11-3-21 7:38:52
18	85	1101085.D	1	DMO LVL 4 CCV 10/27/21	water	11-3-21 8:35:02

ORGANICS
Calibration Data

PAH by GCMS SIM
EPA 8270 SIM

Form 6
Initial Calibration

Lab Name: APPL, Inc.
Case No:
Matrix:

SDG No:
Initial Cal. Date: 10/19/2021
Instrument: KYLO

Initials: LS

		Compound	0.1	0.2	0.5	1	5	10	50	100			Avg	%RSD	Type	r^2	Q	MRF
			1019K002.D	1019K003.D	1019K004.D	1019K005.D	1019K006.D	1019K007.D	1019K008.D	1019K009.D								
1	I	Napthalene-D8(IS)																
2	TM	Naphthalene	1.428	1.402	1.354	1.336	1.308	1.289	1.172	1.100			1.3	8.6	TM			0.700
3	S	2-Methylnaphthalene-D10 (2M	1.359	1.337	1.324	1.305	1.316	1.159	1.222	1.192			1.3	5.9	S			
4	TM	2-Methylnaphthalene	0.7868	0.7804	0.7756	0.7764	0.7886	0.7810	0.7175	0.6825			0.76	5.1	TM			0.400
5	TM	1-Methylnaphthalene	0.8005	0.7905	0.7931	0.7961	0.7922	0.7806	0.7122	0.6797			0.77	6.0	TM			
6	I	Acenaphthene-D10(IS)																
7	TM	Acenaphthylene	5.288	5.373	5.323	5.258	5.439	5.405	4.863	4.456			5.2	6.6	TM			0.900
8	*TM	Acenaphthene	1.497	1.444	1.402	1.372	1.398	1.381	1.266	1.207			1.4	6.8	*TM			0.900
9	TM	Fluorene	1.615	1.645	1.600	1.590	1.642	1.640	1.521	1.456			1.6	4.2	TM			0.900
10	I	Phenanthrene-D10(IS)																
11	TM	Phenanthrene	1.510	1.398	1.383	1.377	1.403	1.374	1.309	1.253			1.4	5.4	TM			0.700
12	TM	Anthracene	1.298	1.273	1.300	1.300	1.352	1.349	1.285	1.240			1.3	2.8	TM			0.700
13	S	Fluoranthene-D10 (FRT)	2.023	1.976	1.895	1.904	2.032	1.918	1.953	1.890			1.9	2.9	S			
14	*TM	Fluoranthene	2.169	2.135	2.136	2.147	2.255	2.226	2.086	1.944			2.1	4.4	*TM			0.600
15	I	Chrysene-D12(IS)																
16	TM	Pyrene	1.986	2.033	1.960	1.958	1.948	1.927	1.782	1.720			1.9	5.6	TM			0.600
17	TM	Benz (a) anthracene	1.473	1.441	1.379	1.381	1.401	1.420	1.370	1.344			1.4	3.0	TM			0.800
18	TM	Chrysene	1.754	1.672	1.608	1.574	1.554	1.516	1.410	1.375			1.6	8.1	TM			0.700
19	TML	Indeno (1,2,3-cd) pyrene	1.687	1.326	1.360	1.404	1.015	1.052	1.169	1.168			1.3	17	TM	1.000		0.500
20	I	Perylene-D12(IS)																
21	TM	Benzo (b) fluoranthene	1.268	1.292	1.301	1.356	1.511	1.514	1.537	1.485			1.4	8.1	TM			0.700
22	TM	Benzo (k) fluoranthene	1.593	1.558	1.636	1.632	1.670	1.730	1.578	1.484			1.6	4.6	TM			0.700
23	*TM	Benzo (a) pyrene	1.254	1.223	1.224	1.265	1.442	1.484	1.454	1.383			1.3	8.3	*TM			0.700
24	TM	Dibenz (a,h) anthracene	1.360	1.209	1.221	1.273	1.398	1.395	1.399	1.353			1.3	6.0	TM			0.400
25	TM	Benzo (g,h,i) perylene	1.457	1.403	1.410	1.405	1.496	1.517	1.462	1.394			1.4	3.2	TM			0.500
26																		
27																		
28																		
29																		
30																		
31																		
32																		
33																		
34																		
35																		

Quantitation Report (Not Reviewed)

Data File : M:\KYLO\DATA\211019\1019K002.D
Acq On : 19 Oct 21 14:09
Sample : 0.1 ug/ml 10/10/21
Misc :

Vial: 2
Operator: LS
Inst : KYLO
Multiplr: 1.00

Quant Time: Oct 19 16:48 2021

Quant Results File: K1019.RES

Quant Method : M:\KYLO\DATA\211019\K1019.M (RTE Integrator)
Title : EPA 8270
Last Update : Tue Oct 19 16:47:23 2021
Response via : Initial Calibration
DataAcq Meth : SIM_2

Internal Standards	R.T.	QIon	Response	Conc Units	Dev(Min)
1) Napthalene-D8(IS)	3.92	136	10962	2.50000 ppb	0.00
6) Acenaphthene-D10(IS)	5.86	164	5295	2.50000 ppb	0.00
10) Phenanthrene-D10(IS)	7.56	188	8379	2.50000 ppb	0.00
15) Chrysene-D12(IS)	10.63	240	9693	2.50000 ppb	0.01
20) Perylene-D12(IS)	12.84	264	9009	2.50000 ppb	0.01
System Monitoring Compounds					
3) 2-Methylnaphthalene-D10 (2	4.66	152	298	0.05323 ppb	0.00
Spiked Amount 5.000			Recovery	= 1.060%	
13) Fluoranthene-D10 (FRT)	8.94	212	339	0.05190 ppb	0.01
Spiked Amount 5.000			Recovery	= 1.040%	
Target Compounds					Qvalue
2) Naphthalene	3.94	128	626	0.10994 ppb	99
4) 2-Methylnaphthalene	4.69	142	345	0.10338 ppb	100
5) 1-Methylnaphthalene	4.80	142	351	0.10422 ppb	99
7) Acenaphthylene	5.70	152	1120	0.10217 ppb	100
8) Acenaphthene	5.89	154	317	0.10918 ppb	99
9) Fluorene	6.49	166	342	0.10165 ppb	96
11) Phenanthrene	7.59	178	506	0.10973 ppb	100
12) Anthracene	7.65	178	435	0.09988 ppb	97
14) Fluoranthene	8.96	202	727	0.10149 ppb	98
16) Pyrene	9.22	202	770	0.10375 ppb	99
17) Benz (a) anthracene	10.62	228	571	0.10510 ppb	99
18) Chrysene	10.66	228	680	0.11258 ppb	96
19) Indeno (1,2,3-cd) pyrene	14.41	276	654	0.33399 ppb #	88
22) Benzo (k) fluoranthene	12.21	252	574	-0.45104 ppb	97
23) Benzo (a) pyrene	12.75	252	452	-0.17190 ppb	95
24) Dibenz (a,h) anthracene	14.45	278	490	-0.04905 ppb	95
25) Benzo (g,h,i) perylene	14.71	276	525	-0.23039 ppb	98

(#) = qualifier out of range (m) = manual integration

Quantitation Report

Data File : M:\KYLO\DATA\211019\1019K002.D
Acq On : 19 Oct 21 14:09
Sample : 0.1 ug/ml 10/10/21
Misc :

Vial: 2
Operator: LS
Inst : KYLO
Multiplr: 1.00

Quant Time: Oct 19 16:48 2021

Quant Results File: K1019.RES

Method : M:\KYLO\DATA\211019\K1019.M (RTE Integrator)
Title : EPA 8270
Last Update : Wed Oct 20 07:46:01 2021
Response via : Initial Calibration

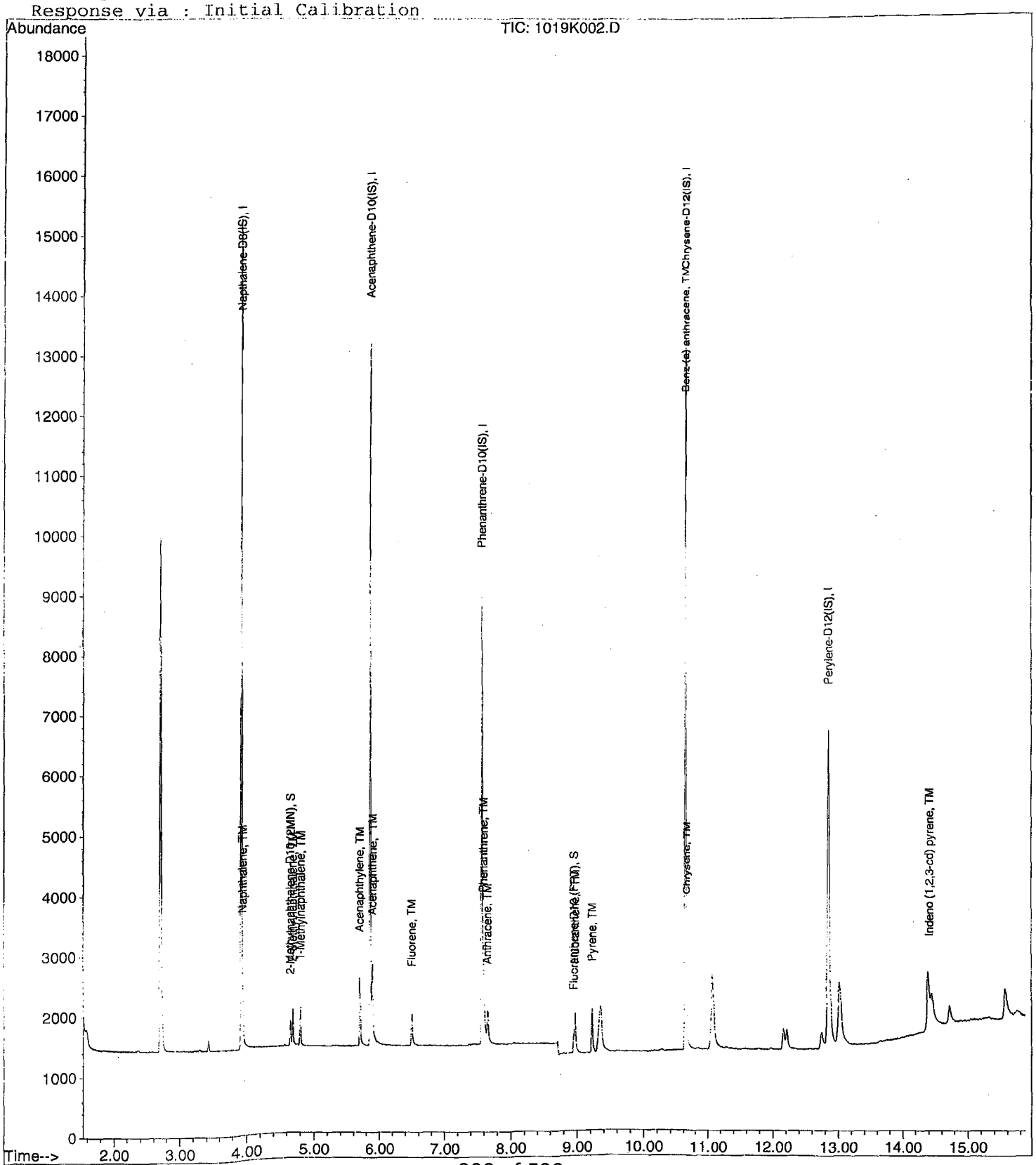

1019K002.D K1019.M Wed Oct 20 09:20:22 2021 Page 2

Quantitation Report (Not Reviewed)

Data File : M:\KYLO\DATA\211019\1019K003.D
Acq On : 19 Oct 21 14:29
Sample : 0.2 ug/ml 10/10/21
Misc :

Vial: 3
Operator: LS
Inst : KYLO
Multiplr: 1.00

Quant Time: Oct 19 16:48 2021

Quant Results File: K1019.RES

Quant Method : M:\KYLO\DATA\211019\K1019.M (RTE Integrator)
Title : EPA 8270
Last Update : Tue Oct 19 16:47:23 2021
Response via : Initial Calibration
DataAcq Meth : SIM_2

Internal Standards	R.T.	QIon	Response	Conc Units	Dev(Min)
1) Napthalene-D8(IS)	3.92	136	11180	2.50000 ppb	0.00
6) Acenaphthene-D10(IS)	5.86	164	5495	2.50000 ppb	0.00
10) Phenanthrene-D10(IS)	7.56	188	8995	2.50000 ppb	0.00
15) Chrysene-D12(IS)	10.63	240	9881	2.50000 ppb	0.01
20) Perylene-D12(IS)	12.84	264	8688	2.50000 ppb	0.01
System Monitoring Compounds					
3) 2-Methylnaphthalene-D10 (2	4.66	152	598	0.10474 ppb	0.00
Spiked Amount 5.000			Recovery	= 2.100%	
13) Fluoranthene-D10 (FRT)	8.94	212	711	0.10140 ppb	0.01
Spiked Amount 5.000			Recovery	= 2.020%	
Target Compounds					Qvalue
2) Naphthalene	3.94	128	1254	0.21593 ppb	99
4) 2-Methylnaphthalene	4.69	142	698	0.20508 ppb	96
5) 1-Methylnaphthalene	4.80	142	707	0.20582 ppb	98
7) Acenaphthylene	5.69	152	2362	0.20763 ppb	100
8) Acenaphthene	5.89	154	635	0.21074 ppb	99
9) Fluorene	6.49	166	723	0.20706 ppb	100
11) Phenanthrene	7.59	178	1006	0.20323 ppb	100
12) Anthracene	7.65	178	916	0.19592 ppb	99
14) Fluoranthene	8.96	202	1536	0.19974 ppb	97
16) Pyrene	9.21	202	1607	0.21241 ppb	99
17) Benz (a) anthracene	10.62	228	1139	0.20566 ppb	98
18) Chrysene	10.66	228	1322	0.21470 ppb	99
19) Indeno (1,2,3-cd) pyrene	14.40	276	1048	0.41647 ppb #	98
21) Benzo (b) fluoranthene	12.16	252	898	0.06057 ppb	98
22) Benzo (k) fluoranthene	12.21	252	1083	-0.34909 ppb	97
23) Benzo (a) pyrene	12.74	252	850	-0.08634 ppb	97
25) Benzo (g,h,i) perylene	14.71	276	975	-0.13423 ppb	96

(#) = qualifier out of range (m) = manual integration

1019K003.D K1019.M Wed Oct 20 09:20:23 2021

Quantitation Report

Data File : M:\KYLO\DATA\211019\1019K003.D
Acq On : 19 Oct 21 14:29
Sample : 0.2 ug/ml 10/10/21
Misc :

Vial: 3
Operator: LS
Inst : KYLO
Multiplr: 1.00

Quant Time: Oct 19 16:48 2021

Quant Results File: K1019.RES

Method : M:\KYLO\DATA\211019\K1019.M (RTE Integrator)
Title : EPA 8270
Last Update : Wed Oct 20 07:46:01 2021
Response via : Initial Calibration

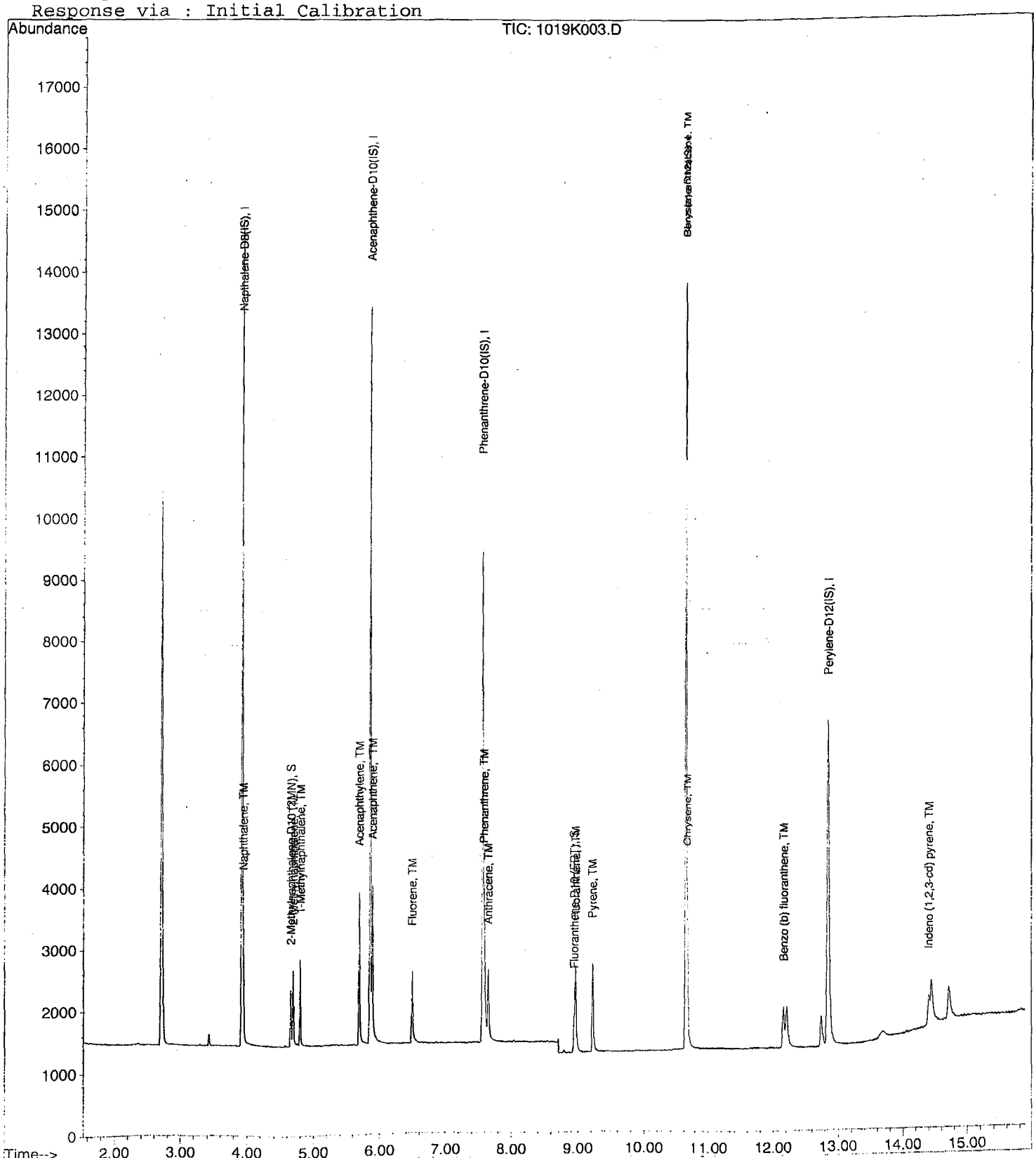

1019K003.D K1019.M Wed Oct 20 09:20:23 2021

Quantitation Report (Not Reviewed)

Data File : M:\KYLO\DATA\211019\1019K004.D
Acq On : 19 Oct 21 14:49
Sample : 0.5 ug/ml 10/10/21
Misc :

Vial: 4
Operator: LS
Inst : KYLO
Multiplr: 1.00

Quant Time: Oct 19 16:48 2021 Quant Results File: K1019.RES

Quant Method : M:\KYLO\DATA\211019\K1019.M (RTE Integrator)
Title : EPA 8270
Last Update : Tue Oct 19 16:47:23 2021
Response via : Initial Calibration
DataAcq Meth : SIM_2

Internal Standards	R.T.	QIon	Response	Conc Units	Dev(Min)
1) Napthalene-D8(IS)	3.92	136	11385	2.50000 ppb	0.00
6) Acenaphthene-D10(IS)	5.86	164	5536	2.50000 ppb	0.00
10) Phenanthrene-D10(IS)	7.56	188	8686	2.50000 ppb	0.00
15) Chrysene-D12(IS)	10.62	240	9708	2.50000 ppb	0.00
20) Perylene-D12(IS)	12.84	264	8669	2.50000 ppb	0.00
System Monitoring Compounds					
3) 2-Methylnaphthalene-D10 (2	4.66	152	1507	0.25921 ppb	0.00
Spiked Amount 5.000			Recovery	= 5.180%	
13) Fluoranthene-D10 (FRT)	8.94	212	1646	0.24309 ppb	0.00
Spiked Amount 5.000			Recovery	= 4.860%	
Target Compounds					Qvalue
2) Naphthalene	3.94	128	3083	0.52131 ppb	99
4) 2-Methylnaphthalene	4.69	142	1766	0.50952 ppb	99
5) 1-Methylnaphthalene	4.80	142	1806	0.51630 ppb	96
7) Acenaphthylene	5.69	152	5894	0.51427 ppb	100
8) Acenaphthene	5.89	154	1552	0.51126 ppb	100
9) Fluorene	6.49	166	1772	0.50373 ppb	99
11) Phenanthrene	7.59	178	2402	0.50250 ppb	99
12) Anthracene	7.65	178	2259	0.50035 ppb	99
14) Fluoranthene	8.96	202	3711	0.49974 ppb	99
16) Pyrene	9.21	202	3805	0.51191 ppb	98
17) Benz (a) anthracene	10.61	228	2678	0.49216 ppb	99
18) Chrysene	10.65	228	3122	0.51607 ppb	99
19) Indeno (1,2,3-cd) pyrene	14.39	276	2640	0.77101 ppb #	97
21) Benzo (b) fluoranthene	12.15	252	2255	0.32301 ppb	100
23) Benzo (a) pyrene	12.74	252	2122	0.17741 ppb	99
24) Dibenz (a,h) anthracene	14.43	278	2117	0.29983 ppb	99
25) Benzo (g,h,i) perylene	14.70	276	2445	0.16843 ppb	100

(#) = qualifier out of range (m) = manual integration

Quantitation Report

Data File : M:\KYLO\DATA\211019\1019K004.D
Acq On : 19 Oct 21 14:49
Sample : 0.5 ug/ml 10/10/21
Misc :

Vial: 4
Operator: LS
Inst : KYLO
Multiplr: 1.00

Quant Time: Oct 19 16:48 2021

Quant Results File: K1019.RES

Method : M:\KYLO\DATA\211019\K1019.M (RTE Integrator)
Title : EPA 8270
Last Update : Wed Oct 20 07:46:01 2021
Response via : Initial Calibration



1019K004.D K1019.M Wed Oct 20 09:20:24 2021

Quantitation Report (Not Reviewed)

Data File : M:\KYLO\DATA\211019\1019K005.D
Acq On : 19 Oct 21 15:09
Sample : 1 ug/ml 10/10/21
Misc :

Vial: 5
Operator: LS
Inst : KYLO
Multiplr: 1.00

Quant Time: Oct 19 16:48 2021

Quant Results File: K1019.RES

Quant Method : M:\KYLO\DATA\211019\K1019.M (RTE Integrator)
Title : EPA 8270
Last Update : Tue Oct 19 16:47:23 2021
Response via : Initial Calibration
DataAcq Meth : SIM_2

Internal Standards	R.T.	QIon	Response	Conc Units	Dev(Min)
1) Napthalene-D8(IS)	3.92	136	11032	2.50000 ppb	0.00
6) Acenaphthene-D10(IS)	5.86	164	5365	2.50000 ppb	0.00
10) Phenanthrene-D10(IS)	7.56	188	8424	2.50000 ppb	0.00
15) Chrysene-D12(IS)	10.63	240	9455	2.50000 ppb	0.01
20) Perylene-D12(IS)	12.84	264	8423	2.50000 ppb	0.01
System Monitoring Compounds					
3) 2-Methylnaphthalene-D10 (2	4.66	152	2880	0.51122 ppb	0.00
Spiked Amount 5.000			Recovery	= 10.220%	
13) Fluoranthene-D10 (FRT)	8.94	212	3208	0.48851 ppb	0.00
Spiked Amount 5.000			Recovery	= 9.780%	
Target Compounds					Qvalue
2) Naphthalene	3.94	128	5894	1.02851 ppb	99
4) 2-Methylnaphthalene	4.69	142	3426	1.02008 ppb	99
5) 1-Methylnaphthalene	4.80	142	3513	1.03643 ppb	98
7) Acenaphthylene	5.70	152	11284	1.01594 ppb	99
8) Acenaphthene	5.89	154	2945	1.00106 ppb	97
9) Fluorene	6.49	166	3412	1.00086 ppb	99
11) Phenanthrene	7.59	178	4641	1.00109 ppb	99
12) Anthracene	7.65	178	4379	1.00008 ppb	100
14) Fluoranthene	8.96	202	7234	1.00447 ppb	100
16) Pyrene	9.21	202	7407	1.02317 ppb	99
17) Benz (a) anthracene	10.61	228	5224	0.98576 ppb	99
18) Chrysene	10.65	228	5954	1.01055 ppb	99
19) Indeno (1,2,3-cd) pyrene	14.39	276	5309	1.38990 ppb #	90
21) Benzo (b) fluoranthene	12.15	252	4568	0.79546 ppb	99
22) Benzo (k) fluoranthene	12.21	252	5497	0.53419 ppb	98
23) Benzo (a) pyrene	12.74	252	4263	0.64650 ppb	99
24) Dibenz (a,h) anthracene	14.44	278	4288	0.78667 ppb	99
25) Benzo (g,h,i) perylene	14.71	276	4733	0.66726 ppb	99

(#) = qualifier out of range (m) = manual integration

Quantitation Report

Data File : M:\KYLO\DATA\211019\1019K005.D
Acq On : 19 Oct 21 15:09
Sample : 1 ug/ml 10/10/21
Misc :

Vial: 5
Operator: LS
Inst : KYLO
Multiplr: 1.00

Quant Time: Oct 19 16:48 2021

Quant Results File: K1019.RES

Method : M:\KYLO\DATA\211019\K1019.M (RTE Integrator)
Title : EPA 8270
Last Update : Wed Oct 20 07:46:01 2021
Response via : Initial Calibration

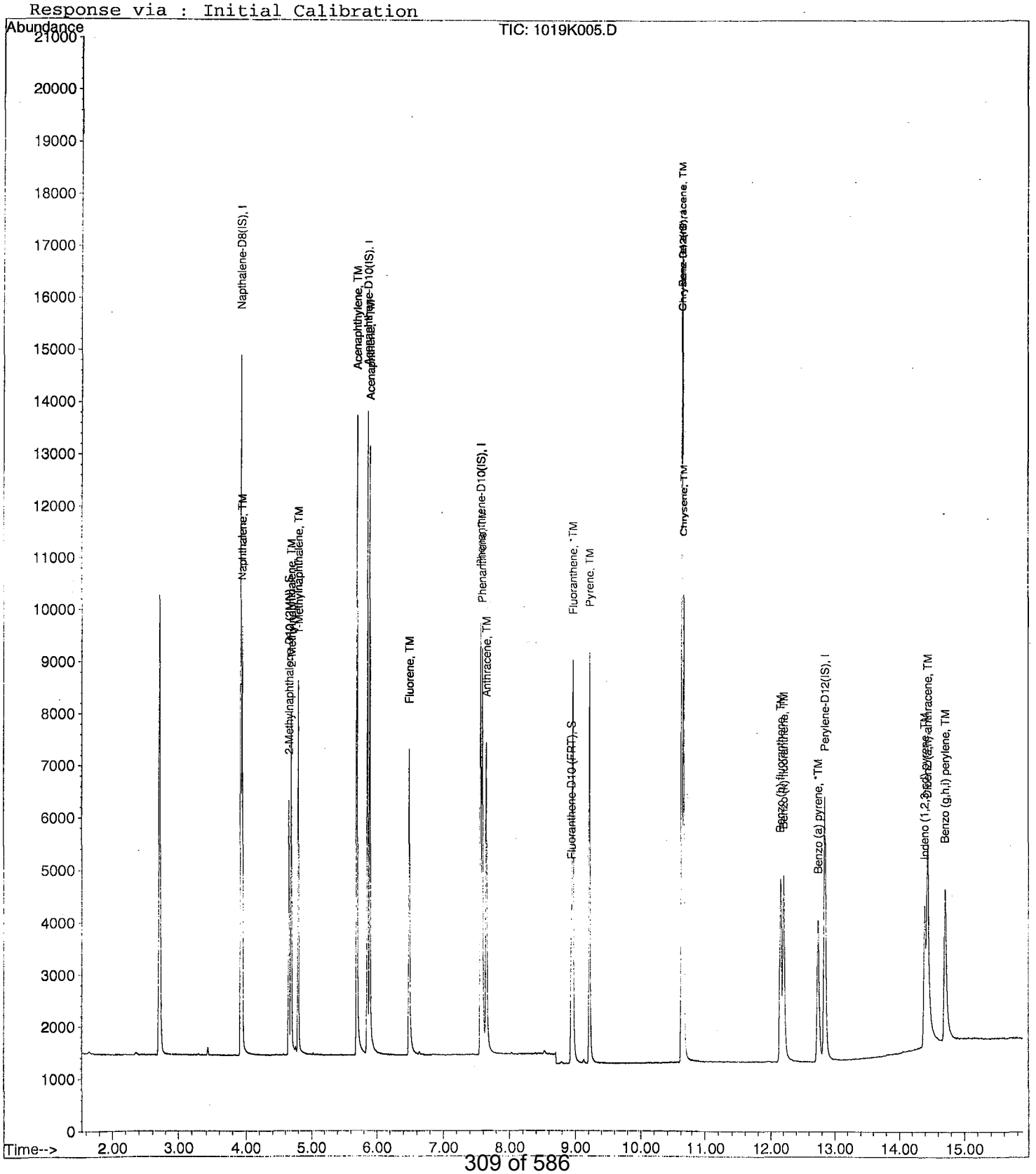

Quantitation Report (Not Reviewed)

Data File : M:\KYLO\DATA\211019\1019K006.D
Acq On : 19 Oct 21 15:29
Sample : 5 ug/ml 10/10/21
Misc :

Vial: 6
Operator: LS
Inst : KYLO
Multiplr: 1.00

Quant Time: Oct 19 16:48 2021

Quant Results File: K1019.RES

Quant Method : M:\KYLO\DATA\211019\K1019.M (RTE Integrator)
Title : EPA 8270
Last Update : Tue Oct 19 16:47:23 2021
Response via : Initial Calibration
DataAcq Meth : SIM_2

Internal Standards	R.T.	QIon	Response	Conc Units	Dev(Min)
1) Napthalene-D8(IS)	3.92	136	11022	2.50000 ppb	0.00
6) Acenaphthene-D10(IS)	5.86	164	5414	2.50000 ppb	0.00
10) Phenanthrene-D10(IS)	7.56	188	8482	2.50000 ppb	0.00
15) Chrysene-D12(IS)	10.62	240	10015	2.50000 ppb	0.00
20) Perylene-D12(IS)	12.83	264	8704	2.50000 ppb	0.00
System Monitoring Compounds					
3) 2-Methylnaphthalene-D10 (2	4.66	152	14500	2.57619 ppb	0.00
Spiked Amount 5.000			Recovery	= 51.520%	
13) Fluoranthene-D10 (FRT)	8.93	212	17235	2.60659 ppb	0.00
Spiked Amount 5.000			Recovery	= 52.140%	
Target Compounds					Qvalue
2) Naphthalene	3.94	128	28832	5.03578 ppb	100
4) 2-Methylnaphthalene	4.69	142	17384	5.18072 ppb	100
5) 1-Methylnaphthalene	4.80	142	17464	5.15700 ppb	100
7) Acenaphthylene	5.69	152	58890	5.25410 ppb	100
8) Acenaphthene	5.89	154	15136	5.09845 ppb	100
9) Fluorene	6.49	166	17780	5.16829 ppb	100
11) Phenanthrene	7.59	178	23796	5.09785 ppb	100
12) Anthracene	7.64	178	22931	5.20117 ppb	100
14) Fluoranthene	8.95	202	38260	5.27621 ppb	100
16) Pyrene	9.21	202	39012	5.08763 ppb	100
17) Benz (a) anthracene	10.61	228	28070	5.00058 ppb	100
18) Chrysene	10.65	228	31118	4.98620 ppb	100
19) Indeno (1,2,3-cd) pyrene	14.38	276	20323	4.52699 ppb	100
21) Benzo (b) fluoranthene	12.14	252	26309	4.94784 ppb	100
22) Benzo (k) fluoranthene	12.19	252	29066	5.02910 ppb	100
23) Benzo (a) pyrene	12.73	252	25103	4.91484 ppb	100
24) Dibenz (a,h) anthracene	14.42	278	24331	4.98885 ppb	100
25) Benzo (g,h,i) perylene	14.69	276	26049	4.99985 ppb	100

(#) = qualifier out of range (m) = manual integration

Quantitation Report

Data File : M:\KYLO\DATA\211019\1019K006.D
Acq On : 19 Oct 21 15:29
Sample : 5 ug/ml 10/10/21
Misc :

Vial: 6
Operator: LS
Inst : KYLO
Multiplr: 1.00

Quant Time: Oct 19 16:48 2021

Quant Results File: K1019.RES

Method : M:\KYLO\DATA\211019\K1019.M (RTE Integrator)
Title : EPA 8270
Last Update : Wed Oct 20 07:46:01 2021
Response via : Initial Calibration



Quantitation Report (Not Reviewed)

Data File : M:\KYLO\DATA\211019\1019K007.D
Acq On : 19 Oct 21 15:49
Sample : 10 ug/ml 10/10/21
Misc :

Vial: 7
Operator: LS
Inst : KYLO
Multiplr: 1.00

Quant Time: Oct 19 16:49 2021 Quant Results File: K1019.RES

Quant Method : M:\KYLO\DATA\211019\K1019.M (RTE Integrator)
Title : EPA 8270
Last Update : Tue Oct 19 16:47:23 2021
Response via : Initial Calibration
DataAcq Meth : SIM_2

Internal Standards	R.T.	QIon	Response	Conc Units	Dev(Min)
1) Napthalene-D8(IS)	3.92	136	11510	2.50000 ppb	0.00
6) Acenaphthene-D10(IS)	5.86	164	5675	2.50000 ppb	0.00
10) Phenanthrene-D10(IS)	7.56	188	8972	2.50000 ppb	0.00
15) Chrysene-D12(IS)	10.62	240	10664	2.50000 ppb	0.00
20) Perylene-D12(IS)	12.83	264	9232	2.50000 ppb	0.00
System Monitoring Compounds					
3) 2-Methylnaphthalene-D10 (2	4.66	152	26676	4.53854 ppb	0.00
Spiked Amount 5.000			Recovery	= 90.780%	
13) Fluoranthene-D10 (FRT)	8.93	212	34413	4.92032 ppb	0.00
Spiked Amount 5.000			Recovery	= 98.400%	
Target Compounds					Qvalue
2) Naphthalene	3.94	128	59354	9.92720 ppb	100
4) 2-Methylnaphthalene	4.69	142	35959	10.26203 ppb	100
5) 1-Methylnaphthalene	4.80	142	35938	10.16232 ppb	100
7) Acenaphthylene	5.69	152	122704	10.44402 ppb	100
8) Acenaphthene	5.89	154	31359	10.07724 ppb	99
9) Fluorene	6.49	166	37236	10.32596 ppb	99
11) Phenanthrene	7.59	178	49310	9.98682 ppb	100
12) Anthracene	7.64	178	48395	10.37738 ppb	100
14) Fluoranthene	8.95	202	79898	10.41651 ppb	100
16) Pyrene	9.21	202	82191	10.06635 ppb	100
17) Benz (a) anthracene	10.61	228	60563	10.13248 ppb	100
18) Chrysene	10.65	228	64649	9.72861 ppb	99
19) Indeno (1,2,3-cd) pyrene	14.38	276	44868	9.18248 ppb #	99
21) Benzo (b) fluoranthene	12.14	252	55900	10.02449 ppb	99
22) Benzo (k) fluoranthene	12.19	252	63873	11.01716 ppb	99
23) Benzo (a) pyrene	12.73	252	54783	10.38939 ppb	99
24) Dibenz (a,h) anthracene	14.42	278	51533	10.11061 ppb	98
25) Benzo (g,h,i) perylene	14.69	276	56013	10.47964 ppb	98

(#) = qualifier out of range (m) = manual integration

Quantitation Report

Data File : M:\KYLO\DATA\211019\1019K007.D
Acq On : 19 Oct 21 15:49
Sample : 10 ug/ml 10/10/21
Misc :

Vial: 7
Operator: LS
Inst : KYLO
Multiplr: 1.00

Quant Time: Oct 19 16:49 2021

Quant Results File: K1019.RES

Method : M:\KYLO\DATA\211019\K1019.M (RTE Integrator)
Title : EPA 8270
Last Update : Wed Oct 20 07:46:01 2021
Response via : Initial Calibration



Quantitation Report (Not Reviewed)

Data File : M:\KYLO\DATA\211019\1019K008.D
Acq On : 19 Oct 21 16:09
Sample : 50 ug/ml 10/10/21
Misc :

Vial: 8
Operator: LS
Inst : KYLO
Multiplr: 1.00

Quant Time: Oct 19 16:49 2021 Quant Results File: K1019.RES

Quant Method : M:\KYLO\DATA\211019\K1019.M (RTE Integrator)
Title : EPA 8270
Last Update : Tue Oct 19 16:47:23 2021
Response via : Initial Calibration
DataAcq Meth : SIM_2

Internal Standards	R.T.	QIon	Response	Conc Units	Dev(Min)
1) Napthalene-D8(IS)	3.92	136	11542	2.50000 ppb	0.00
6) Acenaphthene-D10(IS)	5.86	164	5767	2.50000 ppb	0.00
10) Phenanthrene-D10(IS)	7.56	188	8902	2.50000 ppb	0.00
15) Chrysene-D12(IS)	10.62	240	10648	2.50000 ppb	0.00
20) Perylene-D12(IS)	12.83	264	9592	2.50000 ppb	0.00
System Monitoring Compounds					
3) 2-Methylnaphthalene-D10 (2	4.66	152	140995	23.92178 ppb	0.00
Spiked Amount 5.000			Recovery	= 478.440%	
13) Fluoranthene-D10 (FRT)	8.93	212	173855	25.05302 ppb	0.00
Spiked Amount 5.000			Recovery	= 501.060%	
Target Compounds					Qvalue
2) Naphthalene	3.94	128	270597	45.13299 ppb	100
4) 2-Methylnaphthalene	4.69	142	165624	47.13496 ppb	99
5) 1-Methylnaphthalene	4.80	142	164402	46.35966 ppb	99
7) Acenaphthylene	5.70	152	560845	46.97510 ppb	100
8) Acenaphthene	5.89	154	145964	46.15736 ppb	99
9) Fluorene	6.49	166	175391	47.86199 ppb	100
11) Phenanthrene	7.59	178	233010	47.56290 ppb	100
12) Anthracene	7.64	178	228704	49.42683 ppb	100
14) Fluoranthene	8.96	202	371445	48.80706 ppb	99
16) Pyrene	9.21	202	379423	46.53971 ppb	98
17) Benz (a) anthracene	10.61	228	291856	48.90228 ppb	100
18) Chrysene	10.65	228	300277	45.25466 ppb	99
19) Indeno (1,2,3-cd) pyrene	14.38	276	248943	50.15933 ppb	94
21) Benzo (b) fluoranthene	12.15	252	294828	51.34534 ppb	99
22) Benzo (k) fluoranthene	12.20	252	302763	52.24864 ppb	100
23) Benzo (a) pyrene	12.73	252	278840	51.91758 ppb	100
24) Dibenz (a,h) anthracene	14.42	278	268409	51.28254 ppb	97
25) Benzo (g,h,i) perylene	14.70	276	280479	51.78283 ppb	99

(#) = qualifier out of range (m) = manual integration

Quantitation Report

Data File : M:\KYLO\DATA\211019\1019K008.D
Acq On : 19 Oct 21 16:09
Sample : 50 ug/ml 10/10/21
Misc :

Vial: 8
Operator: LS
Inst : KYLO
Multiplr: 1.00

Quant Time: Oct 19 16:49 2021

Quant Results File: K1019.RES

Method : M:\KYLO\DATA\211019\K1019.M (RTE Integrator)
Title : EPA 8270
Last Update : Wed Oct 20 07:46:01 2021
Response via : Initial Calibration



Quantitation Report (Not Reviewed)

Data File : M:\KYLO\DATA\211019\1019K009.D
Acq On : 19 Oct 21 16:29
Sample : 100 ug/ml 10/10/21
Misc :

Vial: 9
Operator: LS
Inst : KYLO
Multiplr: 1.00

Quant Time: Oct 19 16:49 2021

Quant Results File: K1019.RES

Quant Method : M:\KYLO\DATA\211019\K1019.M (RTE Integrator)
Title : EPA 8270
Last Update : Tue Oct 19 16:47:23 2021
Response via : Initial Calibration
DataAcq Meth : SIM_2

Internal Standards	R.T.	QIon	Response	Conc Units	Dev(Min)
1) Napthalene-D8(IS)	3.92	136	11679	2.50000 ppb	0.00
6) Acenaphthene-D10(IS)	5.86	164	5877	2.50000 ppb	0.00
10) Phenanthrene-D10(IS)	7.56	188	9024	2.50000 ppb	0.00
15) Chrysene-D12(IS)	10.63	240	10469	2.50000 ppb	0.01
20) Perylene-D12(IS)	12.83	264	9899	2.50000 ppb	0.00
System Monitoring Compounds					
3) 2-Methylnaphthalene-D10 (2	4.66	152	278374	46.67602 ppb	0.00
Spiked Amount 5.000			Recovery	= 933.520%	
13) Fluoranthene-D10 (FRT)	8.94	212	341108	48.49012 ppb	0.00
Spiked Amount 5.000			Recovery	= 969.800%	
Target Compounds					Qvalue
2) Naphthalene	3.94	128	514066	84.73550 ppb	100
4) 2-Methylnaphthalene	4.70	142	318816	89.66757 ppb	99
5) 1-Methylnaphthalene	4.80	142	317528	88.48927 ppb	98
7) Acenaphthylene	5.70	152	1047512	86.09505 ppb	98
8) Acenaphthene	5.90	154	283708	88.03615 ppb	94
9) Fluorene	6.49	166	342219	91.63932 ppb	99
11) Phenanthrene	7.59	178	452383	91.09374 ppb	99
12) Anthracene	7.65	178	447639	95.43451 ppb	100
14) Fluoranthene	8.96	202	701599	90.94222 ppb	97
16) Pyrene	9.22	202	720167	89.84545 ppb	99
17) Benz (a) anthracene	10.62	228	562838	95.91946 ppb	99
18) Chrysene	10.66	228	575910	88.27926 ppb	98
19) Indeno (1,2,3-cd) pyrene	14.39	276	488982	100.01982 ppb	89
21) Benzo (b) fluoranthene	12.16	252	587997	99.33083 ppb	100
22) Benzo (k) fluoranthene	12.16	252	587786	98.78137 ppb	99
23) Benzo (a) pyrene	12.74	252	547488	99.01252 ppb	98
24) Dibenz (a,h) anthracene	14.43	278	535891	99.35185 ppb	94
25) Benzo (g,h,i) perylene	14.71	276	552068	99.06661 ppb	98

(#) = qualifier out of range (m) = manual integration
1019K009.D K1019.M Wed Oct 20 09:20:30 2021

Quantitation Report

Data File : M:\KYLO\DATA\211019\1019K009.D
Acq On : 19 Oct 21 16:29
Sample : 100 ug/ml 10/10/21
Misc :

Vial: 9
Operator: LS
Inst : KYLO
Multiplr: 1.00

Quant Time: Oct 19 16:49 2021

Quant Results File: K1019.RES

Method : M:\KYLO\DATA\211019\K1019.M (RTE Integrator)
Title : EPA 8270
Last Update : Wed Oct 20 07:46:01 2021
Response via : Initial Calibration



Form 7

Second Source Calibration

Lab Name: APPL, Inc.
Case No:
Matrix:

SDG No:
Date Analyzed: 10/19/2021
Instrument: KYLO
Initial Cal. Date: 10/19/2021
Data File: 1019K010.D

		Compound	MEAN	CCRF	%D		%Drift
1	TM	Naphthalene	1.299	1.295	0.25	TM	
2	TM	2-Methylnaphthalene	0.7611	0.7635	0.32	TM	
3	TM	1-Methylnaphthalene	0.7681	0.7563	1.5	TM	
4	TM	Acenaphthylene	5.176	5.272	1.9	TM	
5	*TM	Acenaphthene	1.371	1.393	1.6	*TM	
6	TM	Fluorene	1.589	1.616	1.7	TM	
7	TM	Phenanthrene	1.376	1.380	0.31	TM	
8	TM	Anthracene	1.299	1.415	8.9	TM	
9	*TM	Fluoranthene	2.137	2.167	1.4	*TM	
10	TM	Pyrene	1.914	1.918	0.21	TM	
11	TM	Benz (a) anthracene	1.401	1.374	1.9	TM	
12	TM	Chrysene	1.558	1.488	4.5	TM	
13	TML	Indeno (1,2,3-cd) pyrene	1.272	0.9799	23	TML	12
14	TM	Benzo (b) fluoranthene	1.408	1.510	7.3	TM	
15	TM	Benzo (k) fluoranthene	1.610	1.698	5.5	TM	
16	*TM	Benzo (a) pyrene	1.341	1.484	11	*TM	
17	TM	Dibenz (a,h) anthracene	1.326	1.382	4.2	TM	
18	TM	Benzo (g,h,i) perylene	1.443	1.486	3.0	TM	
19							
20							
21							
22							
23							
24							
25							
26							
27							
28							
29							
30							
31							
32							
33							
34							
35							
36							
37							
38							
		Average			4.4		

Quantitation Report (Not Reviewed)

Data File : M:\KYLO\DATA\211019\1019K010.D
Acq On : 19 Oct 21 16:49
Sample : SS ug/ml 10/10/21
Misc :

Vial: 10
Operator: LS
Inst : KYLO
Multiplr: 1.00

Quant Time: Oct 19 17:06 2021 Quant Results File: K1019.RES

Quant Method : M:\KYLO\DATA\211019\K1019.M (RTE Integrator)
Title : EPA 8270
Last Update : Tue Oct 19 16:51:19 2021
Response via : Initial Calibration
DataAcq Meth : SIM_2

Internal Standards	R.T.	QIon	Response	Conc Units	Dev(Min)
1) Napthalene-D8(IS)	3.92	136	11540	2.50000 ppb	0.00
6) Acenaphthene-D10(IS)	5.86	164	5722	2.50000 ppb	0.00
10) Phenanthrene-D10(IS)	7.56	188	8843	2.50000 ppb	0.00
15) Chrysene-D12(IS)	10.62	240	10394	2.50000 ppb	0.00
20) Perylene-D12(IS)	12.83	264	8800	2.50000 ppb	0.00
System Monitoring Compounds					
3) 2-Methylnaphthalene-D10 (2	4.66	152	1	0.00017 ppb	0.00
Spiked Amount 5.000			Recovery	= 0.000%	
13) Fluoranthene-D10 (FRT)	8.93	212	9	0.00131 ppb	0.00
Spiked Amount 5.000			Recovery	= 0.020%	
Target Compounds					Qvalue
2) Naphthalene	3.94	128	29897	4.98740 ppb	100
4) 2-Methylnaphthalene	4.69	142	17622	5.01592 ppb	100
5) 1-Methylnaphthalene	4.80	142	17455	4.92298 ppb	100
7) Acenaphthylene	5.69	152	60338	5.09352 ppb	100
8) Acenaphthene	5.89	154	15936	5.07898 ppb	100
9) Fluorene	6.49	166	18488	5.08482 ppb	100
11) Phenanthrene	7.59	178	24407	5.01529 ppb	100
12) Anthracene	7.64	178	25019	5.44311 ppb	100
14) Fluoranthene	8.95	202	38328	5.06982 ppb	99
16) Pyrene	9.21	202	39873	5.01031 ppb	100
17) Benz (a) anthracene	10.61	228	28567	4.90355 ppb	99
18) Chrysene	10.65	228	30939	4.77675 ppb	100
19) Indeno (1,2,3-cd) pyrene	14.38	276	20371	4.37871 ppb	99
21) Benzo (b) fluoranthene	12.14	252	26577	5.36265 ppb	100
22) Benzo (k) fluoranthene	12.19	252	29888	5.27373 ppb	100
23) Benzo (a) pyrene	12.73	252	26127	5.53492 ppb	100
24) Dibenz (a,h) anthracene	14.42	278	24324	5.21145 ppb	99
25) Benzo (g,h,i) perylene	14.69	276	26159	5.14999 ppb	100

(#) = qualifier out of range (m) = manual integration

Quantitation Report

Data File : M:\KYLO\DATA\211019\1019K010.D
Acq On : 19 Oct 21 16:49
Sample : SS ug/ml 10/10/21
Misc :

Vial: 10
Operator: LS
Inst : KYLO
Multiplr: 1.00

Quant Time: Oct 19 17:06 2021

Quant Results File: K1019.RES

Method : M:\KYLO\DATA\211019\K1019.M (RTE Integrator)
Title : EPA 8270
Last Update : Wed Oct 20 07:46:01 2021
Response via : Initial Calibration



PAH by GCMS SIM
EPA 8270 SIM

Form 7

Continuing Calibration

Lab Name: APPL, Inc.
Case No:
Matrix:

SDG No:
Date Analyzed: 10/27/2021
Instrument: KYLO
Initial Cal. Date: 10/19/2021
Data File: 1019K131.D

		Compound	MEAN	CCRF	%D		%Drift
1	I	Napthalene-D8(IS)	ISTD			I	
2	TM	Naphthalene	1.299	1.333	2.7	TM	
3	S	2-Methylnaphthalene-D10 (2MN)	1.277	1.306	2.3	S	
4	TM	2-Methylnaphthalene	0.7611	0.8137	6.9	TM	
5	TM	1-Methylnaphthalene	0.7681	0.8131	5.9	TM	
6	I	Acenaphthene-D10(IS)	ISTD			I	
7	TM	Acenaphthylene	5.176	5.494	6.1	TM	
8	*TM	Acenaphthene	1.371	1.423	3.8	*TM	
9	TM	Fluorene	1.589	1.669	5.0	TM	
10	I	Phenanthrene-D10(IS)	ISTD			I	
11	TM	Phenanthrene	1.376	1.455	5.8	TM	
12	TM	Anthracene	1.299	1.362	4.8	TM	
13	S	Fluoranthene-D10 (FRT)	1.949	1.965	0.82	S	
14	*TM	Fluoranthene	2.137	2.347	9.8	*TM	
15	I	Chrysene-D12(IS)	ISTD			I	
16	TM	Pyrene	1.914	2.036	6.4	TM	
17	TM	Benz (a) anthracene	1.401	1.468	4.7	TM	
18	TM	Chrysene	1.558	1.545	0.83	TM	
19	TML	Indeno (1,2,3-cd) pyrene	1.272	1.105	13	TML	1.7
20	I	Perylene-D12(IS)	ISTD			I	
21	TM	Benzo (b) fluoranthene	1.408	1.571	12	TM	
22	TM	Benzo (k) fluoranthene	1.610	1.681	4.4	TM	
23	*TM	Benzo (a) pyrene	1.341	1.426	6.3	*TM	
24	TM	Dibenz (a,h) anthracene	1.326	1.407	6.1	TM	
25	TM	Benzo (g,h,i) perylene	1.443	1.515	5.0	TM	
26							
27							
28							
29							
30							
31							
32							
33							
34							
35							
36							
37							
38							
39							
40							
		Average			5.6		

Quantitation Report (Not Reviewed)

Data File : M:\KYLO\DATA\211019\1019K131.D
Acq On : 27 Oct 21 9:29
Sample : 5 ug/ml 10/19/21 (1)
Misc :

Vial: 131
Operator: LS
Inst : KYLO
Multiplr: 1.00

Quant Time: Oct 27 9:52 2021

Quant Results File: K1019.RES

Quant Method : M:\KYLO\DATA\211019\K1019.M (RTE Integrator)
Title : EPA 8270
Last Update : Wed Oct 20 07:46:01 2021
Response via : Initial Calibration
DataAcq Meth : SIM_2

Internal Standards	R.T.	QIon	Response	Conc Units	Dev(Min)
1) Napthalene-D8(IS)	3.89	136	13145	2.50000 ppb	-0.03
6) Acenaphthene-D10(IS)	5.82	164	6478	2.50000 ppb	-0.03
10) Phenanthrene-D10(IS)	7.52	188	9986	2.50000 ppb	-0.03
15) Chrysene-D12(IS)	10.58	240	11937	2.50000 ppb	-0.04
20) Perylene-D12(IS)	12.76	264	10340	2.50000 ppb	-0.07
System Monitoring Compounds					
3) 2-Methylnaphthalene-D10 (2	4.63	152	17172	2.55818 ppb	-0.03
Spiked Amount 5.000			Recovery	= 51.160%	
13) Fluoranthene-D10 (FRT)	8.90	212	19621	2.52052 ppb	-0.04
Spiked Amount 5.000			Recovery	= 50.420%	
Target Compounds					Qvalue
2) Naphthalene	3.91	128	35052	5.13339 ppb	100
4) 2-Methylnaphthalene	4.66	142	21393	5.34579 ppb	98
5) 1-Methylnaphthalene	4.77	142	21376	5.29273 ppb	99
7) Acenaphthylene	5.66	152	71176	5.30722 ppb	99
8) Acenaphthene	5.86	154	18440	5.19117 ppb	98
9) Fluorene	6.45	166	21620	5.25228 ppb	99
11) Phenanthrene	7.55	178	29068	5.28938 ppb	99
12) Anthracene	7.61	178	27205	5.24124 ppb	100
14) Fluoranthene	8.92	202	46865	5.48950 ppb	99
16) Pyrene	9.17	202	48612	5.31883 ppb	98
17) Benz (a) anthracene	10.57	228	35041	5.23733 ppb	99
18) Chrysene	10.61	228	36883	4.95839 ppb	99
19) Indeno (1,2,3-cd) pyrene	14.32	276	26387	4.91442 ppb	97
21) Benzo (b) fluoranthene	12.08	252	32483	5.57817 ppb	100
22) Benzo (k) fluoranthene	12.12	252	34764	5.22051 ppb	99
23) Benzo (a) pyrene	12.65	252	29483	5.31564 ppb	100
24) Dibenz (a,h) anthracene	14.36	278	29098	5.30578 ppb	99
25) Benzo (g,h,i) perylene	14.63	276	31333	5.24988 ppb	97

(#) = qualifier out of range (m) = manual integration

1019K131.D K1019.M Wed Oct 27 09:53:21 2021

Quantitation Report

Data File : M:\KYLO\DATA\211019\1019K131.D
Acq On : 27 Oct 21 9:29
Sample : 5 ug/ml 10/19/21 (1)
Misc :

Vial: 131
Operator: LS
Inst : KYLO
Multiplr: 1.00

Quant Time: Oct 27 9:52 2021

Quant Results File: K1019.RES

Method : M:\KYLO\DATA\211019\K1019.M (RTE Integrator)
Title : EPA 8270
Last Update : Wed Oct 20 07:46:01 2021
Response via : Initial Calibration



PAH by GCMS SIM
EPA 8270 SIM

Form 7

Ending Continuing Calibration

Lab Name: APPL, Inc.
Case No:
Matrix:

SDG No:
Date Analyzed: 10/27/2021
Instrument: KYLO
Initial Cal. Date: 10/19/2021
Data File: 1019K163.D

		Compound	MEAN	CCRF	%D		%Drift
1	I	Napthalene-D8(IS)	ISTD			I	
2	TM	Naphthalene	1.299	1.307	0.63	TM	
3	S	2-Methylnaphthalene-D10 (2MN)	1.277	1.298	1.7	S	
4	TM	2-Methylnaphthalene	0.7611	0.8048	5.7	TM	
5	TM	1-Methylnaphthalene	0.7681	0.7962	3.7	TM	
6	I	Acenaphthene-D10(IS)	ISTD			I	
7	TM	Acenaphthylene	5.176	5.432	5.0	TM	
8	*TM	Acenaphthene	1.371	1.432	4.4	*TM	
9	TM	Fluorene	1.589	1.701	7.0	TM	
10	I	Phenanthrene-D10(IS)	ISTD			I	
11	TM	Phenanthrene	1.376	1.456	5.8	TM	
12	TM	Anthracene	1.299	1.335	2.8	TM	
13	S	Fluoranthene-D10 (FRT)	1.949	2.045	4.9	S	
14	*TM	Fluoranthene	2.137	2.302	7.7	*TM	
15	I	Chrysene-D12(IS)	ISTD			I	
16	TM	Pyrene	1.914	1.958	2.3	TM	
17	TM	Benz (a) anthracene	1.401	1.437	2.6	TM	
18	TM	Chrysene	1.558	1.538	1.3	TM	
19	TML	Indeno (1,2,3-cd) pyrene	1.272	1.034	19	TML	7.8
20	I	Perylene-D12(IS)	ISTD			I	
21	TM	Benzo (b) fluoranthene	1.408	1.512	7.4	TM	
22	TM	Benzo (k) fluoranthene	1.610	1.687	4.8	TM	
23	*TM	Benzo (a) pyrene	1.341	1.408	5.0	*TM	
24	TM	Dibenz (a,h) anthracene	1.326	1.322	0.33	TM	
25	TM	Benzo (g,h,i) perylene	1.443	1.459	1.1	TM	
26							
27							
28							
29							
30							
31							
32							
33							
34							
35							
36							
37							
38							
39							
40							
		Average			4.7		

Quantitation Report (Not Reviewed)

Data File : M:\KYLO\DATA\211019\1019K163.D
Acq On : 27 Oct 21 20:18
Sample : 5 ug/ml 10/10/21 (2)
Misc :

Vial: 13
Operator: LS
Inst : KYLO
Multiplr: 1.00

Quant Time: Oct 28 7:26 2021

Quant Results File: K1019.RES

Quant Method : M:\KYLO\DATA\211019\K1019.M (RTE Integrator)
Title : EPA 8270
Last Update : Wed Oct 27 10:57:36 2021
Response via : Initial Calibration
DataAcq Meth : SIM_2

Internal Standards	R.T.	QIon	Response	Conc Units	Dev(Min)
1) Napthalene-D8(IS)	3.90	136	16326	2.50000 ppb	0.00
6) Acenaphthene-D10(IS)	5.82	164	8159	2.50000 ppb	-0.03
10) Phenanthrene-D10(IS)	7.52	188	12835	2.50000 ppb	-0.03
15) Chrysene-D12(IS)	10.57	240	15440	2.50000 ppb	-0.04
20) Perylene-D12(IS)	12.76	264	13434	2.50000 ppb	-0.07
System Monitoring Compounds					
3) 2-Methylnaphthalene-D10 (2	4.63	152	21197	2.54253 ppb	-0.03
Spiked Amount 5.000			Recovery	= 50.860%	
13) Fluoranthene-D10 (FRT)	8.90	212	26247	2.62328 ppb	-0.04
Spiked Amount 5.000			Recovery	= 52.460%	
Target Compounds					Qvalue
2) Naphthalene	3.91	128	42669	5.03135 ppb	100
4) 2-Methylnaphthalene	4.66	142	26278	5.28705 ppb	99
5) 1-Methylnaphthalene	4.77	142	25998	5.18292 ppb	99
7) Acenaphthylene	5.66	152	88640	5.24768 ppb	99
8) Acenaphthene	5.86	154	23361	5.22155 ppb	97
9) Fluorene	6.45	166	27749	5.35234 ppb	99
11) Phenanthrene	7.55	178	37370	5.29064 ppb	99
12) Anthracene	7.61	178	34278	5.13802 ppb	99
14) Fluoranthene	8.92	202	59084	5.38455 ppb	99
16) Pyrene	9.17	202	60473	5.11543 ppb	98
17) Benz (a) anthracene	10.56	228	44376	5.12778 ppb	100
18) Chrysene	10.61	228	47504	4.93733 ppb	99
19) Indeno (1,2,3-cd) pyrene	14.31	276	31920	4.60843 ppb #	92
21) Benzo (b) fluoranthene	12.08	252	40614	5.36817 ppb	99
22) Benzo (k) fluoranthene	12.12	252	45331	5.23954 ppb	99
23) Benzo (a) pyrene	12.66	252	37839	5.25096 ppb	99
24) Dibenz (a,h) anthracene	14.36	278	35508	4.98342 ppb	100
25) Benzo (g,h,i) perylene	14.63	276	39211	5.05674 ppb	99

(#) = qualifier out of range (m) = manual integration

Quantitation Report

Data File : M:\KYLO\DATA\211019\1019K163.D
Acq On : 27 Oct 21 20:18
Sample : 5 ug/ml 10/10/21 (2)
Misc :

Vial: 13
Operator: LS
Inst : KYLO
Multiplr: 1.00

Quant Time: Oct 28 7:26 2021

Quant Results File: K1019.RES

Method : M:\KYLO\DATA\211019\K1019.M (RTE Integrator)
Title : EPA 8270
Last Update : Wed Oct 27 10:57:36 2021
Response via : Initial Calibration



ORGANICS
Raw Data

Quantitation Report (QT Reviewed)

Data File : M:\KYLO\DATA\211019\1019K136.D Vial: 136
Acq On : 27 Oct 21 11:19 Operator: LS
Sample : BA42512W07 1/940 Inst : KYLO
Misc : Multiplr: 1.06

Quant Time: Oct 28 16:39 2021 Quant Results File: K1019.RES

Quant Method : M:\KYLO\DATA\211019\K1019.M (RTE Integrator)
Title : EPA 8270
Last Update : Wed Oct 27 10:57:36 2021
Response via : Initial Calibration
DataAcq Meth : SIM_2

Internal Standards	R.T.	QIon	Response	Conc Units	Dev(Min)
1) Napthalene-D8(IS)	3.89	136	15723	2.50000 ppb	0.00
6) Acenaphthene-D10(IS)	5.82	164	8153	2.50000 ppb	-0.03
10) Phenanthrene-D10(IS)	7.52	188	13630	2.50000 ppb	-0.03
15) Chrysene-D12(IS)	10.57	240	16815	2.50000 ppb	-0.04
20) Perylene-D12(IS)	12.75	264	15767	2.50000 ppb	-0.08
System Monitoring Compounds					
3) 2-Methylnaphthalene-D10 (2	4.63	152	31413	4.16214 ppb	-0.03
Spiked Amount 5.319			Recovery	= 78.246%	
13) Fluoranthene-D10 (FRT)	8.90	212	23370	2.33989 ppb	-0.04
Spiked Amount 5.319			Recovery	= 43.992%	

Target Compounds Qvalue

(#) = qualifier out of range (m) = manual integration
1019K136.D K1019.M Thu Nov 04 11:46:[illegible] 2021

Quantitation Report

Data File : M:\KYLO\DATA\211019\1019K136.D
Acq On : 27 Oct 21 11:19
Sample : BA42512W07 1/940
Misc :

Vial: 136
Operator: LS
Inst : KYLO
Multiplr: 1.06

Quant Time: Oct 28 16:39 2021

Quant Results File: K1019.RES

Method : M:\KYLO\DATA\211019\K1019.M (RTE Integrator)
Title : EPA 8270
Last Update : Wed Oct 27 10:57:36 2021
Response via : Initial Calibration

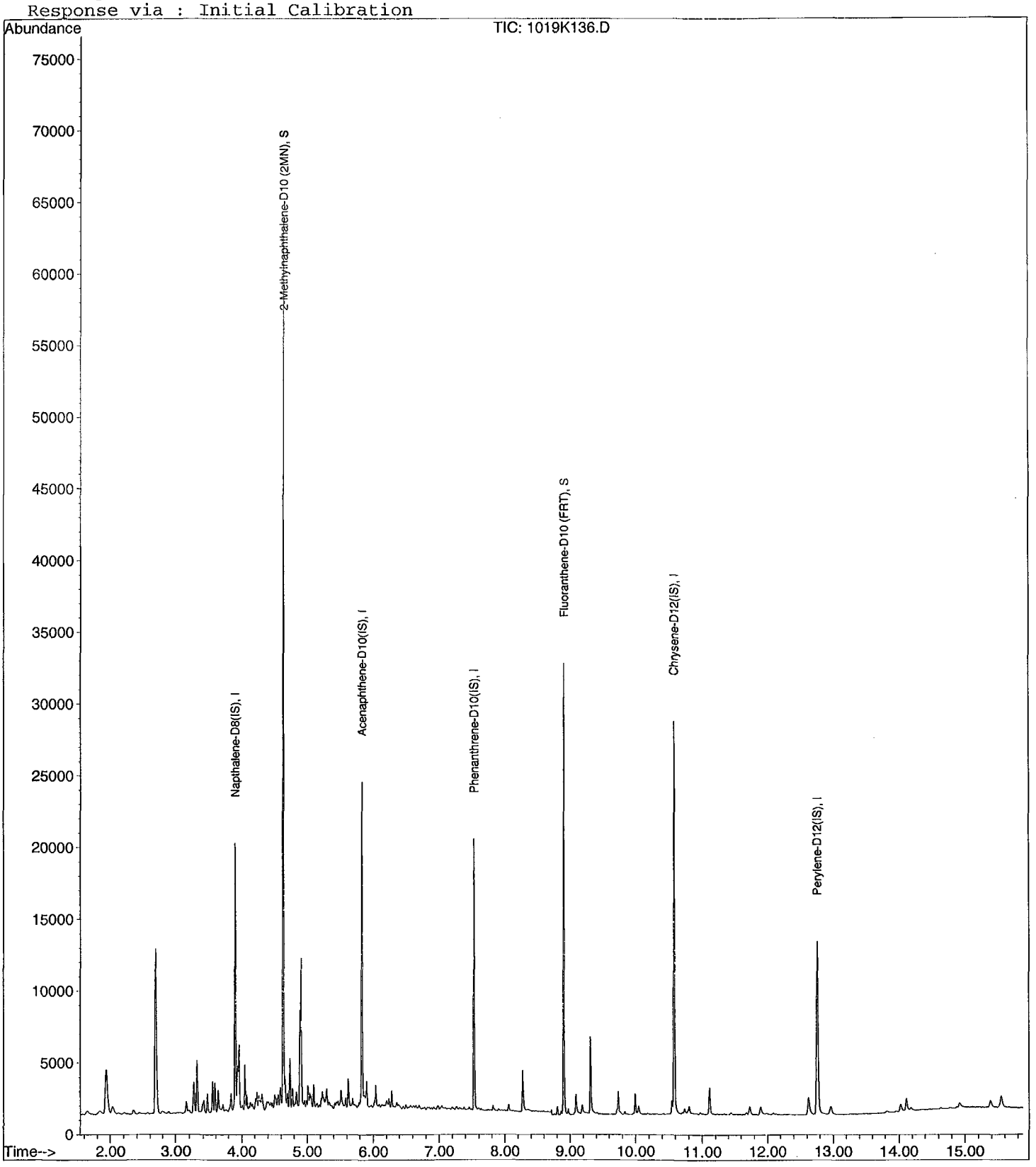

Quantitation Report (QT Reviewed)

Data File : M:\KYLO\DATA\211019\1019K137.D Vial: 137
Acq On : 27 Oct 21 11:39 Operator: LS
Sample : BA42514W07 1/940 Inst : KYLO
Misc : Multiplr: 1.06

Quant Time: Oct 28 16:39 2021 Quant Results File: K1019.RES

Quant Method : M:\KYLO\DATA\211019\K1019.M (RTE Integrator)
Title : EPA 8270
Last Update : Wed Oct 27 10:57:36 2021
Response via : Initial Calibration
DataAcq Meth : SIM_2

Internal Standards	R.T.	QIon	Response	Conc Units	Dev(Min)
1) Napthalene-D8(IS)	3.90	136	16739	2.50000 ppb	0.00
6) Acenaphthene-D10(IS)	5.82	164	8842	2.50000 ppb	-0.03
10) Phenanthrene-D10(IS)	7.52	188	14306	2.50000 ppb	-0.03
15) Chrysene-D12(IS)	10.57	240	17098	2.50000 ppb	-0.04
20) Perylene-D12(IS)	12.75	264	15705	2.50000 ppb	-0.08
System Monitoring Compounds					
3) 2-Methylnaphthalene-D10 (2	4.63	152	33107	4.12034 ppb	-0.03
Spiked Amount 5.319			Recovery	= 77.456%	
13) Fluoranthene-D10 (FRT)	8.90	212	29251	2.79033 ppb	-0.04
Spiked Amount 5.319			Recovery	= 52.452%	
Target Compounds					Qvalue
2) Naphthalene	3.92	128	420247	51.41614 ppb	99
4) 2-Methylnaphthalene	4.66	142	124567	26.00439 ppb	99
5) 1-Methylnaphthalene	4.77	142	121367	25.10485 ppb	100

(#) = qualifier out of range (m) = manual integration

Quantitation Report

Data File : M:\KYLO\DATA\211019\1019K137.D
Acq On : 27 Oct 21 11:39
Sample : BA42514W07 1/940
Misc :

Vial: 137
Operator: LS
Inst : KYLO
Multiplr: 1.06

Quant Time: Oct 28 16:39 2021

Quant Results File: K1019.RES

Method : M:\KYLO\DATA\211019\K1019.M (RTE Integrator)
Title : EPA 8270
Last Update : Wed Oct 27 10:57:36 2021
Response via : Initial Calibration



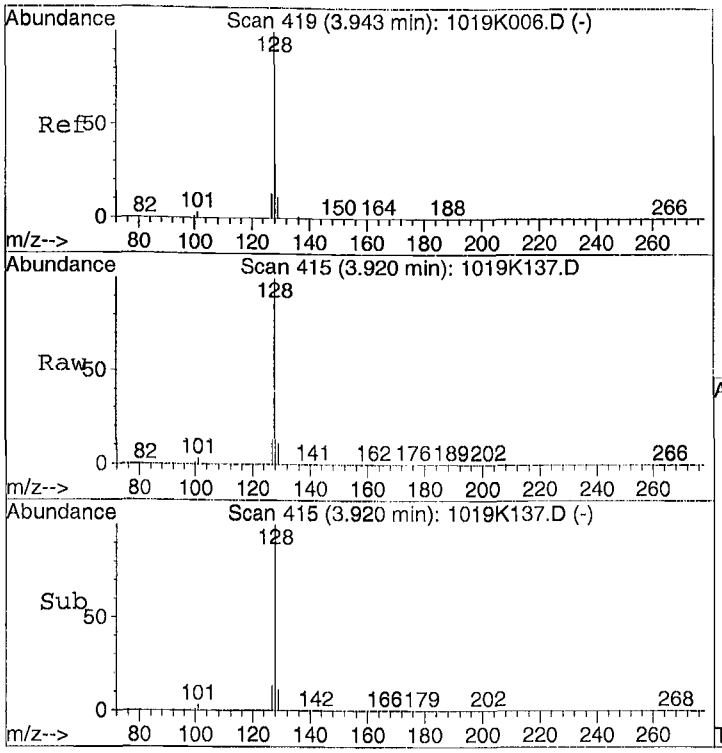

#2
Naphthalene
Concen: 51.41614 ppb
RT: 3.92 min Scan# 415
Delta R.T. -0.02 min
Lab File: 1019K137.D
Acq: 27 Oct 21 11:39

Tgt Ion:128 Resp: 420247

Ion	Ratio	Lower	Upper
128	100		
129	11.2	7.5	13.9
127	12.9	9.0	16.8

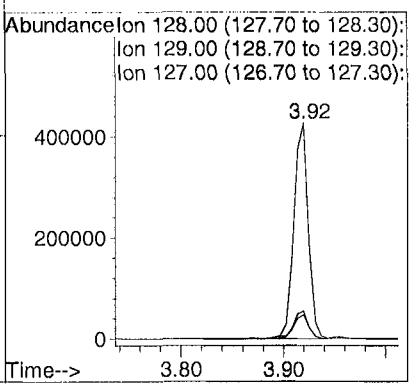



#4
2-Methylnaphthalene
Concen: 26.00439 ppb
RT: 4.66 min Scan# 544
Delta R.T. -0.03 min
Lab File: 1019K137.D
Acq: 27 Oct 21 11:39

Tgt Ion:142 Resp: 124567

Ion	Ratio	Lower	Upper
142	100		
141	85.9	59.8	111.0

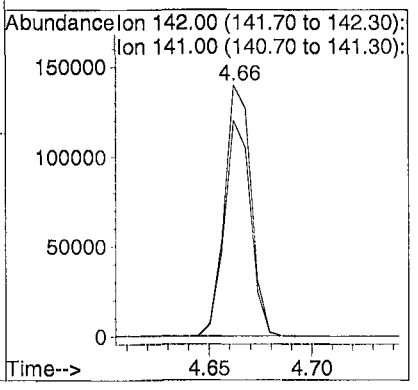

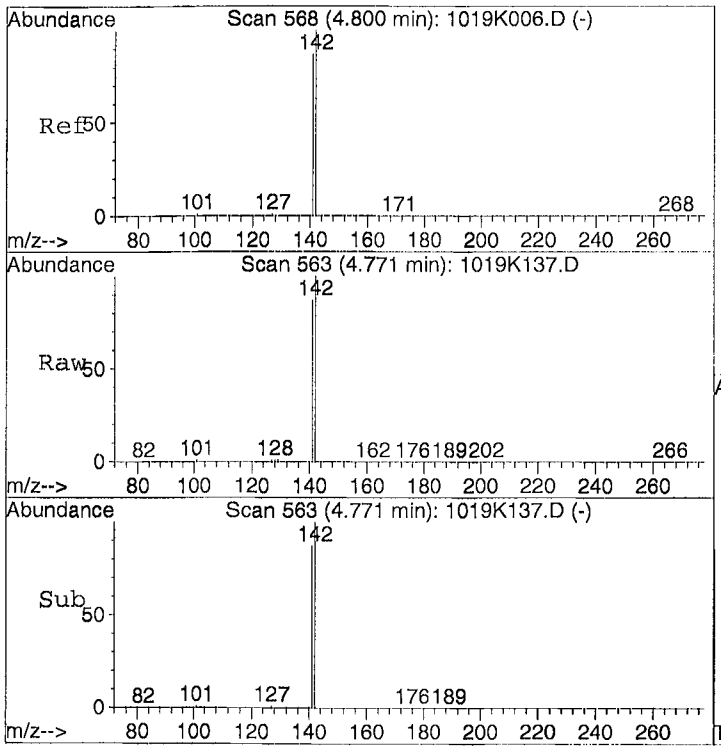

#5
1-Methylnaphthalene
Concen: 25.10485 ppb
RT: 4.77 min Scan# 563
Delta R.T. -0.03 min
Lab File: 1019K137.D
Acq: 27 Oct 21 11:39

Tgt Ion:142 Resp: 121367

Ion	Ratio	Lower	Upper
142	100		
141	87.2	61.1	113.5

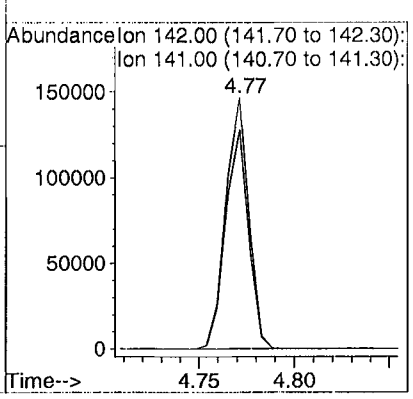

Quantitation Report (QT Reviewed)

Data File : M:\KYLO\DATA\211019\1019K138.D
Acq On : 27 Oct 21 11:59
Sample : BA42516W07 1/940
Misc :

Vial: 138
Operator: LS
Inst : KYLO
Multiplr: 1.06

Quant Time: Oct 28 16:40 2021

Quant Results File: K1019.RES

Quant Method : M:\KYLO\DATA\211019\K1019.M (RTE Integrator)
Title : EPA 8270
Last Update : Wed Oct 27 10:57:36 2021
Response via : Initial Calibration
DataAcq Meth : SIM_2

Internal Standards	R.T.	QIon	Response	Conc Units	Dev(Min)
1) Napthalene-D8(IS)	3.89	136	15960	2.50000 ppb	0.00
6) Acenaphthene-D10(IS)	5.82	164	8322	2.50000 ppb	-0.03
10) Phenanthrene-D10(IS)	7.52	188	13894	2.50000 ppb	-0.03
15) Chrysene-D12(IS)	10.57	240	17660	2.50000 ppb	-0.04
20) Perylene-D12(IS)	12.75	264	16527	2.50000 ppb	-0.08
System Monitoring Compounds					
3) 2-Methylnaphthalene-D10 (2	4.63	152	33453	4.36662 ppb	-0.03
Spiked Amount 5.319			Recovery	= 82.100%	
13) Fluoranthene-D10 (FRT)	8.90	212	31972	3.14033 ppb	-0.04
Spiked Amount 5.319			Recovery	= 59.032%	

Target Compounds Qvalue

(#) = qualifier out of range (m) = manual integration

Quantitation Report

Data File : M:\KYLO\DATA\211019\1019K138.D
Acq On : 27 Oct 21 11:59
Sample : BA42516W07 1/940
Misc :

Vial: 138
Operator: LS
Inst : KYLO
Multiplr: 1.06

Quant Time: Oct 28 16:40 2021

Quant Results File: K1019.RES

Method : M:\KYLO\DATA\211019\K1019.M (RTE Integrator)
Title : EPA 8270
Last Update : Wed Oct 27 10:57:36 2021
Response via : Initial Calibration

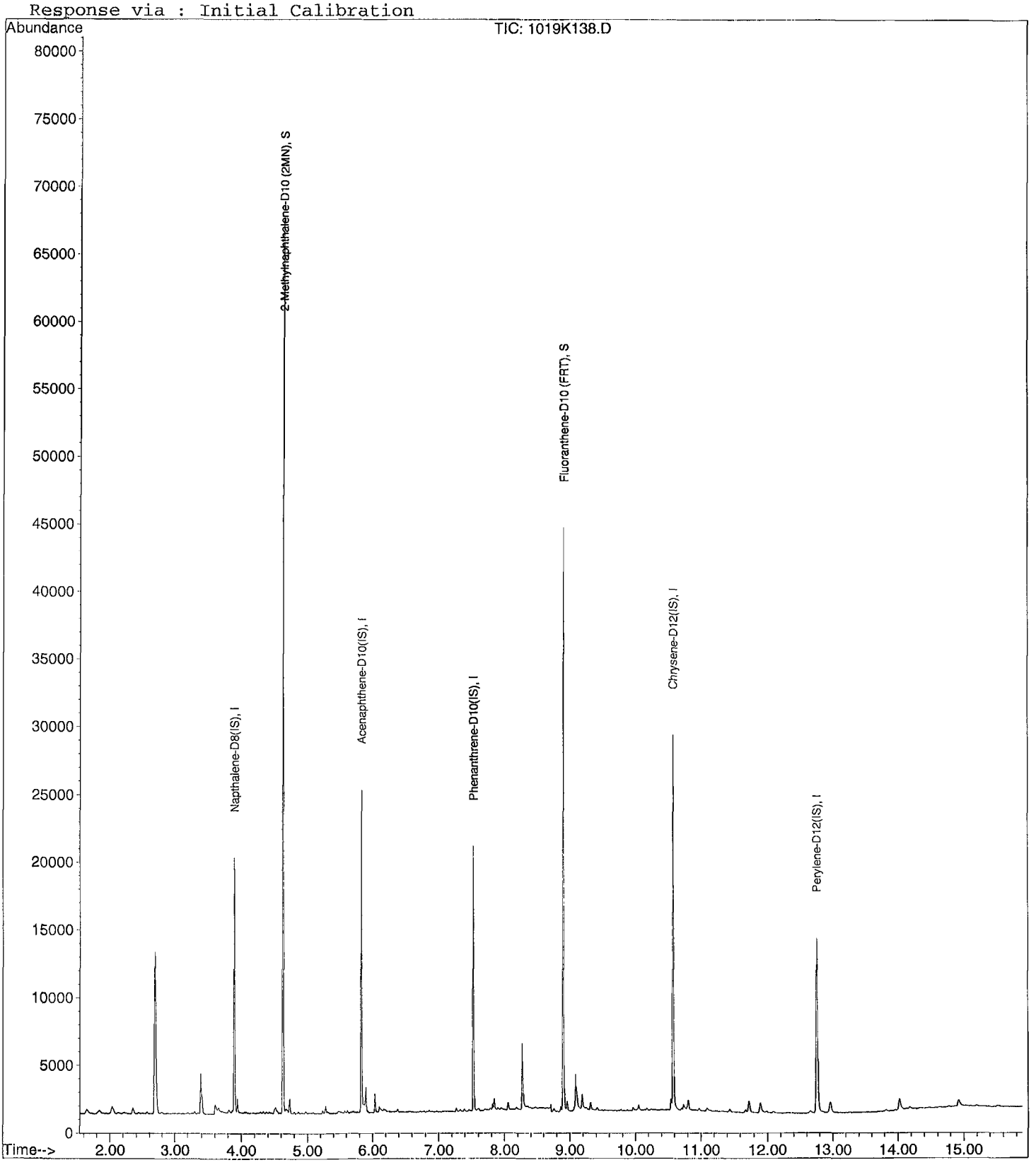

Quantitation Report (QT Reviewed)

Data File : M:\KYLO\DATA\211019\1019K139.D Vial: 139
Acq On : 27 Oct 21 12:19 Operator: LS
Sample : BA42518W07 1/950 Inst : KYLO
Misc : Multiplr: 1.05

Quant Time: Oct 28 16:41 2021 Quant Results File: K1019.RES

Quant Method : M:\KYLO\DATA\211019\K1019.M (RTE Integrator)
Title : EPA 8270
Last Update : Wed Oct 27 10:57:36 2021
Response via : Initial Calibration
DataAcq Meth : SIM_2

Internal Standards	R.T.	QIon	Response	Conc Units	Dev(Min)
1) Napthalene-D8(IS)	3.89	136	16691	2.50000 ppb	0.00
6) Acenaphthene-D10(IS)	5.82	164	8557	2.50000 ppb	-0.03
10) Phenanthrene-D10(IS)	7.52	188	14531	2.50000 ppb	-0.03
15) Chrysene-D12(IS)	10.57	240	17653	2.50000 ppb	-0.04
20) Perylene-D12(IS)	12.76	264	15801	2.50000 ppb	-0.07
System Monitoring Compounds					
3) 2-Methylnaphthalene-D10 (2	4.63	152	31385	3.87602 ppb	-0.03
Spiked Amount 5.263			Recovery	= 73.644%	
13) Fluoranthene-D10 (FRT)	8.90	212	31852	2.95990 ppb	-0.04
Spiked Amount 5.263			Recovery	= 56.240%	

Target Compounds Qvalue

(#) = qualifier out of range (m) = manual integration
1019K139.D K1019.M Thu Nov 04 11:46 2021

Quantitation Report

Data File : M:\KYLO\DATA\211019\1019K139.D
Acq On : 27 Oct 21 12:19
Sample : BA42518W07 1/950
Misc :

Vial: 139
Operator: LS
Inst : KYLO
Multiplr: 1.05

Quant Time: Oct 28 16:41 2021

Quant Results File: K1019.RES

Method : M:\KYLO\DATA\211019\K1019.M (RTE Integrator)
Title : EPA 8270
Last Update : Wed Oct 27 10:57:36 2021
Response via : Initial Calibration

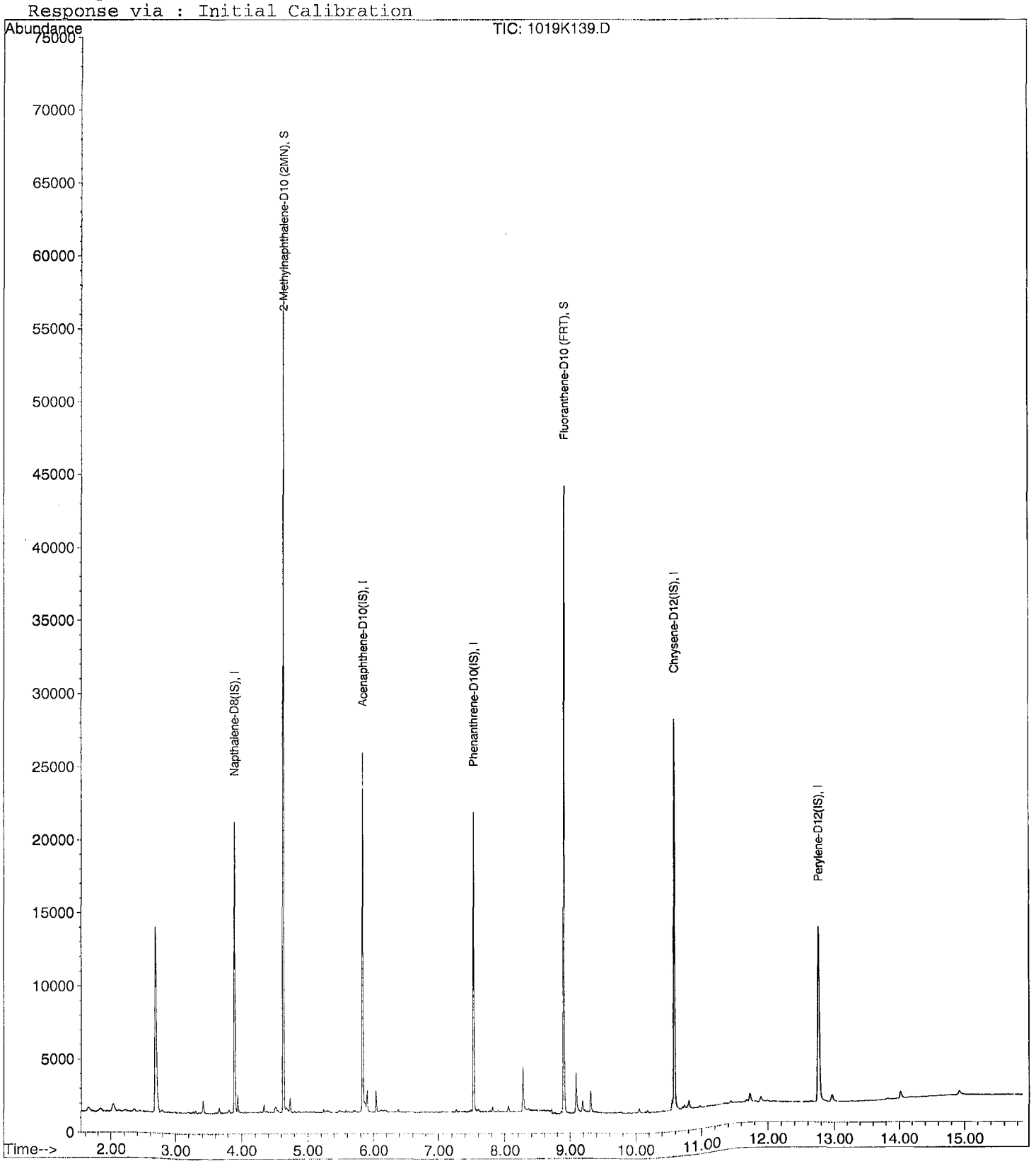

Quantitation Report (QT Reviewed)

Data File : M:\KYLO\DATA\211019\1019K133.D
Acq On : 27 Oct 21 10:19
Sample : 211012A BLK 1/1000
Misc :

Vial: 133
Operator: LS
Inst : KYLO
Multiplr: 1.00

Quant Time: Oct 27 10:58 2021

Quant Results File: K1019.RES

Quant Method : M:\KYLO\DATA\211019\K1019.M (RTE Integrator)
Title : EPA 8270
Last Update : Wed Oct 27 10:57:36 2021
Response via : Initial Calibration
DataAcq Meth : SIM_2

Internal Standards	R.T.	QIon	Response	Conc Units	Dev(Min)
1) Napthalene-D8(IS)	3.89	136	12432	2.50000 ppb	0.00
6) Acenaphthene-D10(IS)	5.82	164	6173	2.50000 ppb	-0.03
10) Phenanthrene-D10(IS)	7.53	188	9600	2.50000 ppb	-0.03
15) Chrysene-D12(IS)	10.58	240	11357	2.50000 ppb	-0.04
20) Perylene-D12(IS)	12.76	264	10060	2.50000 ppb	-0.07
System Monitoring Compounds					
3) 2-Methylnaphthalene-D10 (2	4.63	152	30671	4.83123 ppb	-0.03
Spiked Amount 5.000			Recovery	= 96.620%	
13) Fluoranthene-D10 (FRT)	8.90	212	36690	4.90272 ppb	-0.03
Spiked Amount 5.000			Recovery	= 98.060%	

Target Compounds Qvalue

(#) = qualifier out of range (m) = manual integration

Quantitation Report

Data File : M:\KYLO\DATA\211019\1019K133.D
Acq On : 27 Oct 21 10:19
Sample : 211012A BLK 1/1000
Misc :

Vial: 133
Operator: LS
Inst : KYLO
Multiplr: 1.00

Quant Time: Oct 27 10:58 2021

Quant Results File: K1019.RES

Method : M:\KYLO\DATA\211019\K1019.M (RTE Integrator)
Title : EPA 8270
Last Update : Wed Oct 27 10:57:36 2021
Response via : Initial Calibration

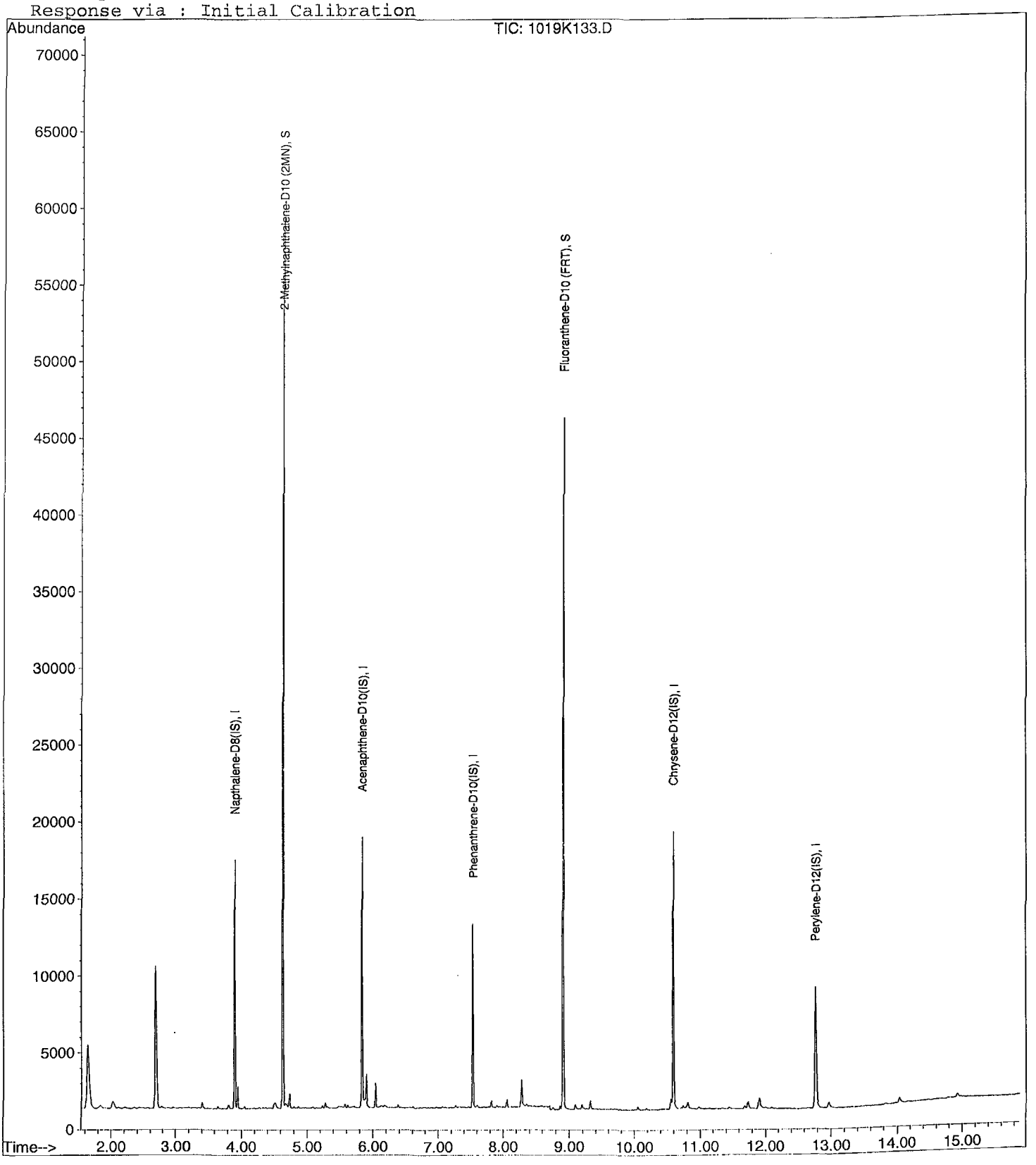

Quantitation Report (QT Reviewed)

Data File : M:\KYLO\DATA\211019\1019K134.D
Acq On : 27 Oct 21 10:39
Sample : 211012A LCS-1 1/1000
Misc :

Vial: 134
Operator: LS
Inst : KYLO
Multiplr: 1.00

Quant Time: Oct 27 10:57 2021 Quant Results File: K1019.RES

Quant Method : M:\KYLO\DATA\211019\K1019.M (RTE Integrator)
Title : EPA 8270
Last Update : Wed Oct 27 10:57:36 2021
Response via : Initial Calibration
DataAcq Meth : SIM_2

Internal Standards	R.T.	QIon	Response	Conc Units	Dev(Min)
1) Napthalene-D8(IS)	3.89	136	15579	2.50000 ppb	0.00
6) Acenaphthene-D10(IS)	5.82	164	7960	2.50000 ppb	-0.03
10) Phenanthrene-D10(IS)	7.52	188	13116	2.50000 ppb	-0.03
15) Chrysene-D12(IS)	10.57	240	16199	2.50000 ppb	-0.04
20) Perylene-D12(IS)	12.75	264	14787	2.50000 ppb	-0.08
System Monitoring Compounds					
3) 2-Methylnaphthalene-D10 (2	4.63	152	32604	4.09828 ppb	-0.03
Spiked Amount 5.000			Recovery	= 81.960%	
13) Fluoranthene-D10 (FRT)	8.90	212	38439	3.75951 ppb	-0.04
Spiked Amount 5.000			Recovery	= 75.200%	
Target Compounds					Qvalue
2) Naphthalene	3.91	128	32235	3.98327 ppb	100
4) 2-Methylnaphthalene	4.66	142	19790	4.17260 ppb	98
5) 1-Methylnaphthalene	4.77	142	19652	4.10565 ppb	98
7) Acenaphthylene	5.66	152	67610	4.10273 ppb	99
8) Acenaphthene	5.86	154	17458	3.99969 ppb	98
9) Fluorene	6.45	166	20909	4.13384 ppb	100
11) Phenanthrene	7.55	178	28091	3.89177 ppb	99
12) Anthracene	7.61	178	25596	3.75446 ppb	99
14) Fluoranthene	8.92	202	45870	4.09075 ppb	98
16) Pyrene	9.17	202	47365	3.81889 ppb	96
17) Benz (a) anthracene	10.56	228	35787	3.94154 ppb	99
18) Chrysene	10.61	228	37195	3.68473 ppb	98
19) Indeno (1,2,3-cd) pyrene	14.31	276	25826	3.59733 ppb	98
21) Benzo (b) fluoranthene	12.08	252	32977	3.95993 ppb	99
22) Benzo (k) fluoranthene	12.12	252	35847	3.76423 ppb	99
23) Benzo (a) pyrene	12.65	252	30075	3.79166 ppb	99
24) Dibenz (a,h) anthracene	14.36	278	28797	3.67176 ppb	98
25) Benzo (g,h,i) perylene	14.63	276	31685	3.71229 ppb	96

(#) = qualifier out of range (m) = manual integration

Quantitation Report

Data File : M:\KYLO\DATA\211019\1019K134.D
Acq On : 27 Oct 21 10:39
Sample : 211012A LCS-1 1/1000
Misc :

Vial: 134
Operator: LS
Inst : KYLO
Multiplr: 1.00

Quant Time: Oct 27 10:57 2021

Quant Results File: K1019.RES

Method : M:\KYLO\DATA\211019\K1019.M (RTE Integrator)
Title : EPA 8270
Last Update : Wed Oct 27 10:57:36 2021
Response via : Initial Calibration



Quantitation Report (QT Reviewed)

Data File : M:\KYLO\DATA\211019\1019K135.D
Acq On : 27 Oct 21 10:59
Sample : 211012A LCSD-1 1/1000
Misc :

Vial: 135
Operator: LS
Inst : KYLO
Multiplr: 1.00

Quant Time: Oct 28 7:33 2021

Quant Results File: K1019.RES

Quant Method : M:\KYLO\DATA\211019\K1019.M (RTE Integrator)
Title : EPA 8270
Last Update : Wed Oct 27 10:57:36 2021
Response via : Initial Calibration
DataAcq Meth : SIM_2

Internal Standards	R.T.	QIon	Response	Conc Units	Dev(Min)
1) Napthalene-D8(IS)	3.89	136	16598	2.50000 ppb	0.00
6) Acenaphthene-D10(IS)	5.82	164	8501	2.50000 ppb	-0.03
10) Phenanthrene-D10(IS)	7.52	188	13538	2.50000 ppb	-0.03
15) Chrysene-D12(IS)	10.58	240	16657	2.50000 ppb	-0.04
20) Perylene-D12(IS)	12.76	264	15221	2.50000 ppb	-0.07
System Monitoring Compounds					
3) 2-Methylnaphthalene-D10 (2	4.63	152	32648	3.85187 ppb	-0.03
Spiked Amount 5.000			Recovery	= 77.040%	
13) Fluoranthene-D10 (FRT)	8.90	212	38415	3.64005 ppb	-0.04
Spiked Amount 5.000			Recovery	= 72.800%	
Target Compounds					Qvalue
2) Naphthalene	3.91	128	33265	3.85819 ppb	100
4) 2-Methylnaphthalene	4.66	142	20282	4.01380 ppb	99
5) 1-Methylnaphthalene	4.77	142	20292	3.97909 ppb	98
7) Acenaphthylene	5.66	152	70230	3.99050 ppb	99
8) Acenaphthene	5.86	154	18141	3.89167 ppb	98
9) Fluorene	6.45	166	21535	3.98665 ppb	99
11) Phenanthrene	7.55	178	28983	3.89018 ppb	100
12) Anthracene	7.61	178	26574	3.77641 ppb	99
14) Fluoranthene	8.92	202	46764	4.04048 ppb	100
16) Pyrene	9.17	202	48073	3.76940 ppb	99
17) Benz (a) anthracene	10.57	228	36866	3.94873 ppb	99
18) Chrysene	10.61	228	37585	3.62099 ppb	100
19) Indeno (1,2,3-cd) pyrene	14.32	276	26463	3.58538 ppb	98
21) Benzo (b) fluoranthene	12.08	252	34181	3.98747 ppb	99
22) Benzo (k) fluoranthene	12.12	252	36244	3.69740 ppb	99
23) Benzo (a) pyrene	12.65	252	30919	3.78692 ppb	99
24) Dibenz (a,h) anthracene	14.36	278	28989	3.59084 ppb	97
25) Benzo (g,h,i) perylene	14.63	276	32493	3.69841 ppb	97

(#) = qualifier out of range (m) = manual integration

Quantitation Report

Data File : M:\KYLO\DATA\211019\1019K135.D
Acq On : 27 Oct 21 10:59
Sample : 211012A LCSD-1 1/1000
Misc :

Vial: 135
Operator: LS
Inst : KYLO
Multiplr: 1.00

Quant Time: Oct 28 7:33 2021

Quant Results File: K1019.RES

Method : M:\KYLO\DATA\211019\K1019.M (RTE Integrator)
Title : EPA 8270
Last Update : Wed Oct 27 10:57:36 2021
Response via : Initial Calibration



DFTPP

Data File : M:\KYLO\DATA\211019\1019K001.D
Acq On : 19 Oct 21 13:58
Sample : SV TUNE 7/2/21
Misc :

Vial: 1
Operator: LS
Inst : KYLO
Multiplr: 1.00

Method : M:\KYLO\DATA\211019\DFTPP2.M (Chemstation Integrator)
Title :

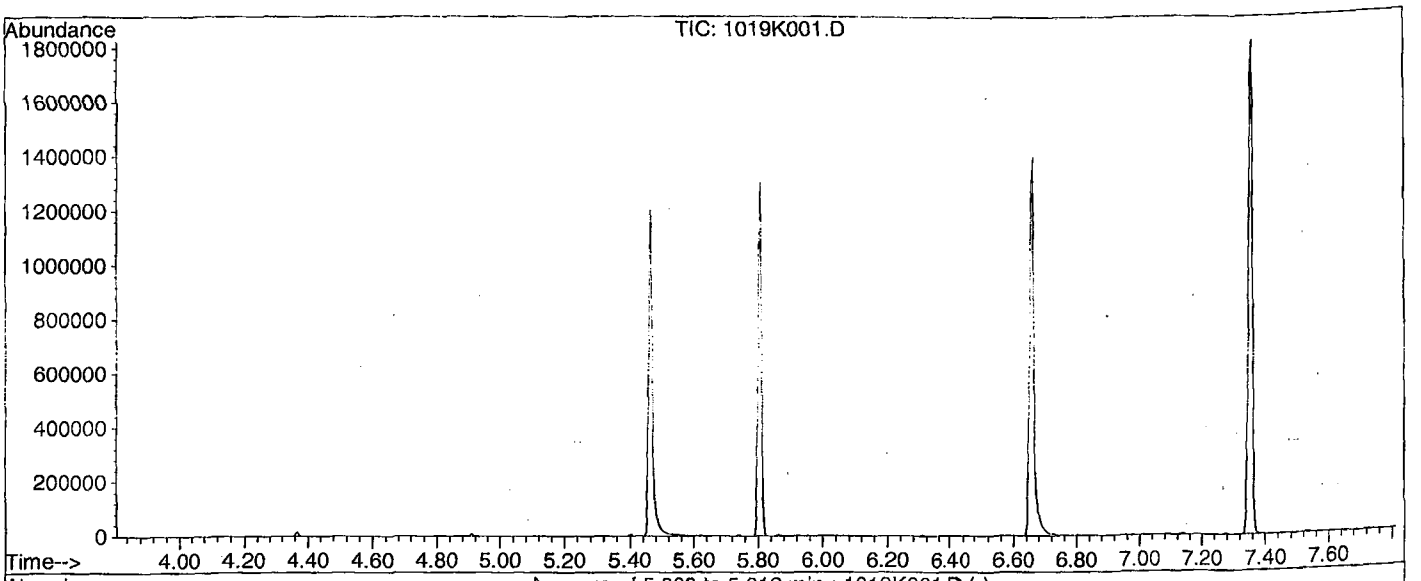

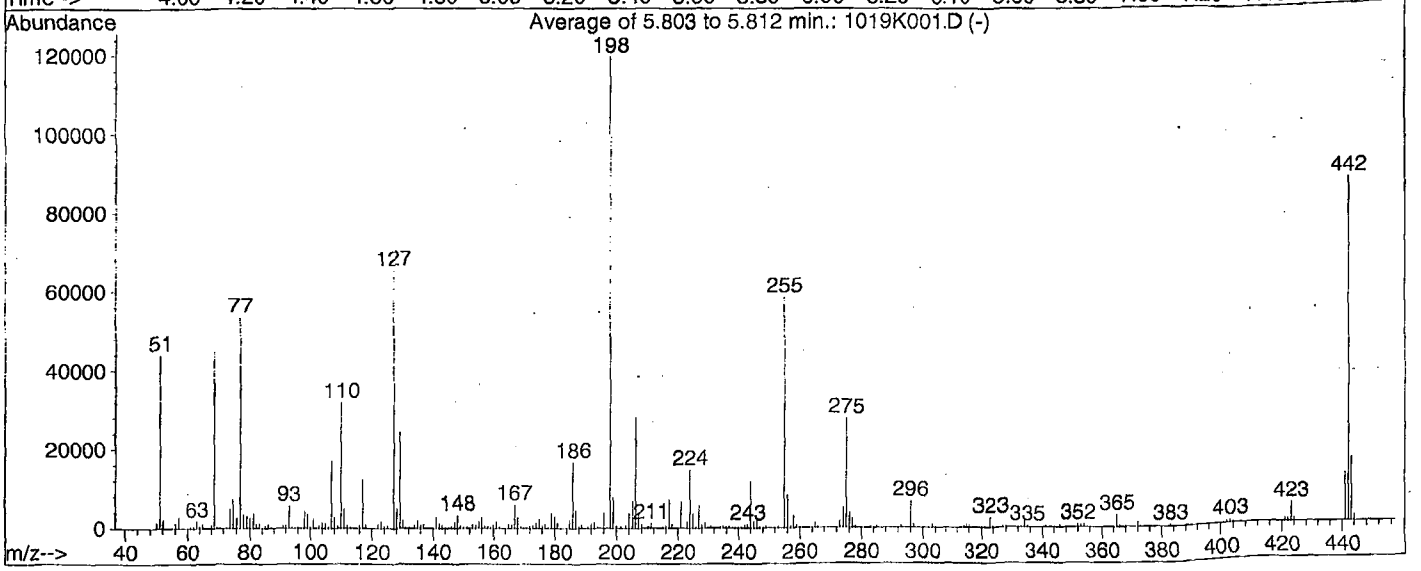

AutoFind: Scans 476, 477, 478; Background Corrected with Scan 470

Target Mass	Rel. to Mass	Lower Limit%	Upper Limit%	Rel. Abn%	Raw Abn	Result Pass/Fail
51	198	10	80	36.8	44033	PASS
68	69	0.00	2	1.7	772	PASS
70	69	0.00	2	0.4	170	PASS
127	198	10	80	54.6	65376	PASS
197	198	0.00	2	0.2	185	PASS
198	198	100	100	100.0	119640	PASS
199	198	5	9	6.5	7734	PASS
275	198	10	60	23.2	27808	PASS
365	198	1	100	2.5	3043	PASS
441	442	0.01	24	13.9	12169	PASS
442	198	50	500	73.4	87760	PASS
443	442	15	24	18.4	16149	PASS

Data File Name:	**1019K001.D**
Data File Path:	**M:\KYLO\DATA\211019**
Operator:	**LS**
Date Acquired:	**19 Oct 2021 13:58**
Method File:	**DFTPP2.M**
Sample Name:	**SV TUNE 7/2/21**
Vial Number:	**1**
Instrument Name:	**KYLO**

#	Name	Ret Time	Target Response
1)	DDT	7.36	16763500
2)	DDD	7.13	0
3)	DDE	6.80	0

Breakdown **0.00**

DFTPP

Data File : M:\KYLO\DATA\211019\1019K130.D
Acq On : 27 Oct 21 9:17
Sample : SV TUNE 7/2/21
Misc :

Vial: 130
Operator: LS
Inst : KYLO
Multiplr: 1.00

Method : M:\KYLO\DATA\211019\K1019.M (RTE Integrator)
Title : EPA 8270

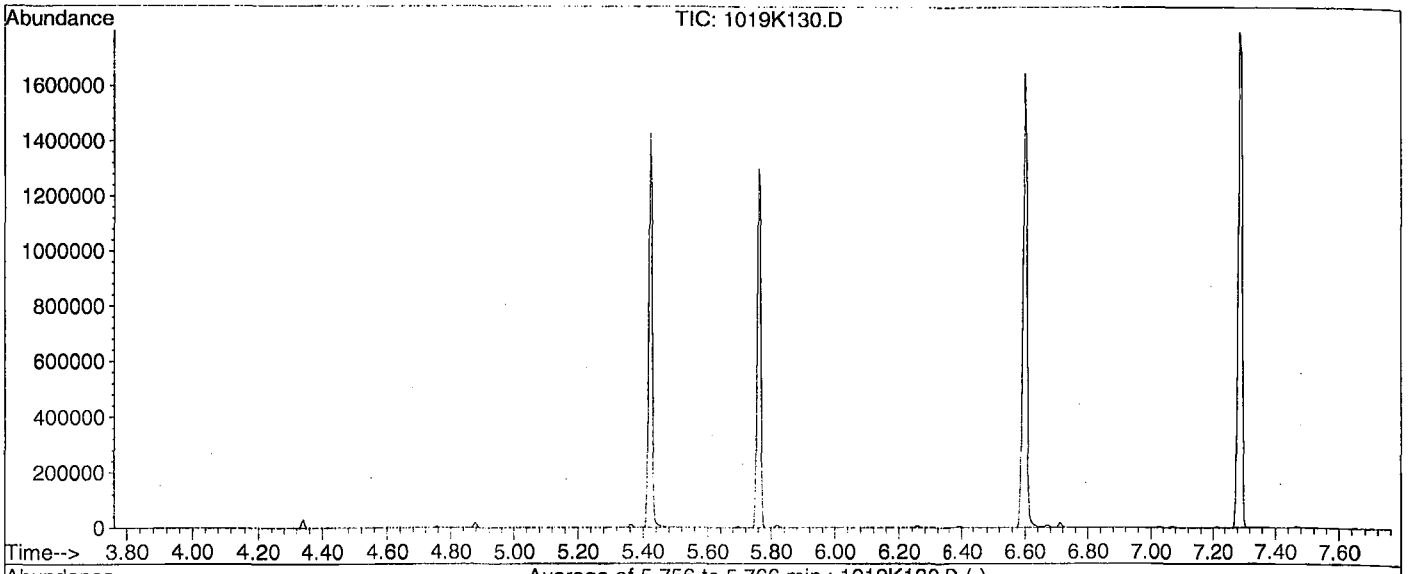

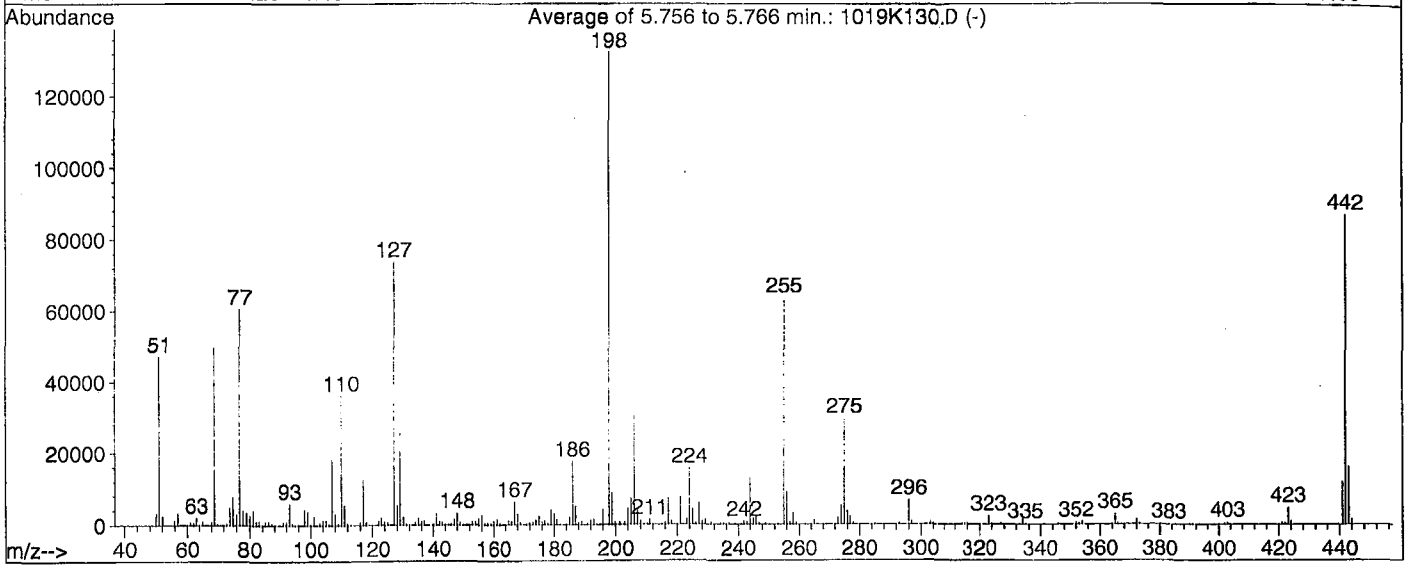

AutoFind: Scans 466, 467, 468; Background Corrected with Scan 461

Target Mass	Rel. to Mass	Lower Limit%	Upper Limit%	Rel. Abn%	Raw Abn	Result Pass/Fail
51	198	10	80	35.6	47181	PASS
68	69	0.00	2	1.9	961	PASS
70	69	0.00	2	0.5	255	PASS
127	198	10	80	55.6	73747	PASS
197	198	0.00	2	0.0	0	PASS
198	198	100	100	100.0	132624	PASS
199	198	5	9	6.6	8792	PASS
275	198	10	60	22.4	29684	PASS
365	198	1	100	2.2	2960	PASS
441	442	0.01	24	13.8	12047	PASS
442	198	50	500	65.7	87072	PASS
443	442	15	24	18.4	16056	PASS

1019K130.D K1019.M Wed Oct 27 09:32:35 2021

Data File Name:	**1019K130.D**
Data File Path:	**M:\KYLO\DATA\211019**
Operator:	**LS**
Date Acquired:	**27 Oct 2021 09:17**
Method File:	**DFTPP2.M**
Sample Name:	**SV TUNE 7/2/21**
Vial Number:	**130**
Instrument Name:	**KYLO**

#	Name	Ret Time	Target Response
1)	DDT	7.29	16019400
2)	DDD	7.07	0
3)	DDE	6.75	0

Breakdown **0.00**

Name of Final Standard	**SIM Curve**	**Prep'd By (Initials)**	**LS**
Prep Date	**10/13/2021**		
Exp Date	**6/17/2022**		

Initial Standard Information						Final Standard Information			
Name of Initial Standard (from container Label)	Supplier	Supplier P/N# (or APPL Mix Name)	Conc. (range)	Lot # with QA # (or reference to APPL prep date)	Exp Date	Aliquot from Stock	Final Volume	Final Solvent + Lot# (or APPL Prep Date)	Final Standard Conc (range)
1.0 ug/mL SIM	APPL	1.0 ug/mL SIM	1.0 ug/mL	**9/9/2021**	**6/17/2022**	10 uL	100uL	**MC 61117 90uL**	0.1 ug/mL
SIM Internal Standard	APPL	SIM Internal Standard	125 ug/mL	**6/17/2021**	**6/17/2022**	2 uL	*	*	2.5ug/mL
1.0 ug/mL SIM	APPL	1.0 ug/mL SIM	1.0 ug/mL	**9/9/2021**	**6/17/2022**	20 uL	100uL	**MC 61117 80uL**	0.2 ug/mL
SIM Internal Standard	APPL	SIM Internal Standard	125 ug/mL	**6/17/2021**	**6/17/2022**	2 uL	*	*	2.5ug/mL
5.0 ug/mL SIM	APPL	5.0 ug/mL SIM	5.0 ug/mL	**9/9/2021**	**6/17/2022**	10 uL	100uL	**MC 61117 90uL**	0.5 ug/mL
SIM Internal Standard	APPL	SIM Internal Standard	125 ug/mL	**6/17/2021**	**6/17/2022**	2 uL	*	*	2.5ug/mL
5.0 ug/mL SIM	APPL	5.0 ug/mL SIM	5.0 ug/mL	**9/9/2021**	**6/17/2022**	20 uL	100uL	**MC 61117 80 uL**	1.0 ug/mL
SIM Internal Standard	APPL	SIM Internal Standard	125 ug/mL	**6/17/2021**	**6/17/2022**	2 uL	*	*	2.5ug/mL
SIM STOCK	APPL	SIM STOCK	200 ug/mL	**6/17/2021**	**6/17/2022**	5 uL	200uL	**MC 61117 190 uL**	5.0 ug/mL
SIM SURROGATE	APPL	SIM SURR	100 ug/mL	**6/17/2021**	**6/17/2022**	5 uL	*	*	2.5ug/mL
SIM Internal Standard	APPL	SIM Internal Standard	125 ug/mL	**6/17/2021**	**6/17/2022**	4 uL	*	*	2.5ug/mL
SIM STOCK	APPL	SIM STOCK	200 ug/mL	**6/17/2021**	**6/17/2022**	5 uL	100 uL	**MC 61117 90 uL**	10 ug/mL
SIM SURROGATE	APPL	SIM SURR	100 ug/mL	**6/17/2021**	**6/17/2022**	5 uL	*	*	5 ug/mL
SIM Internal Standard	APPL	SIM Internal Standard	125 ug/mL	**6/17/2021**	**6/17/2022**	2 uL	*	*	2.5ug/mL
SIM STOCK	APPL	SIM STOCK	200 ug/mL	**6/17/2021**	**6/17/2022**	25 uL	100uL	**MC 61117 50 uL**	50 ug/mL
SIM SURROGATE	APPL	SIM SURR	100 ug/mL	**6/17/2021**	**6/17/2022**	25 uL	*	*	25 ug/mL
SIM Internal Standard	APPL	SIM Internal Standard	125 ug/mL	**6/17/2021**	**6/17/2022**	2 uL	*	*	2.5ug/mL
SIM STOCK	APPL	SIM STOCK	200 ug/mL	**6/17/2021**	**6/17/2022**	50 uL	100uL	na	100 ug/mL
SIM SURROGATE	APPL	SIM SURR	100 ug/mL	**6/17/2021**	**6/17/2022**	50 uL	*	*	50 ug/mL
SIM Internal Standard	APPL	SIM Internal Standard	125 ug/mL	**6/17/2021**	**6/17/2022**	2 uL	*	*	2.5ug/mL

Name of Final Standard	**8270 PAH SIM Second Source**	**Prep'd By (Initials)**	**LS**
Prep Date	**10/13/2021**		
Exp Date	**6/17/2022**		

Initial Standard Information						Final Standard Information			
Name of Initial Standard (from container Label)	Supplier	Supplier P/N# (or APPL Mix Name)	Conc. (range)	Lot # with QA # (or reference to APPL prep date)	Exp Date	Aliquot from Stock	Final Volume	Final Solvent + Lot# (or APPL Prep Date)	Final Standard Conc (range)
PAH SIM SS Stock	Phenova	AL0-130490	200 ug/mL	**6/17/2021**	**6/17/2022**	5 uL	200uL	**MC 61117 195uL**	5 ug/mL
SIM Internal Standard	APPL	SIM Internal Standard	125 ug/mL	**6/17/2021**	**6/17/2022**	4 uL	*	*	2.5ug/mL

Name of Final Standard	**PAH SIM Stock (Ampule)**	**Prep'd By (Initials)**	**LS**
Prep Date	**6/17/2021**		
Exp Date	**6/17/2022**		

Initial Standard Information						Final Standard Information			
Name of Initial Standard (from contianer Label)	Supplier	Supplier P/N# (or APPL Mix Name)	Conc.(range)	Lot # with QA # (or reference to APPL prep date)	Exp Date	Aliquot from Stock	Final Volume	Final Solvent + Lot# (or APPL Prep Date)	Final Standard Conc (range)
Custom PAH SIM Mix	Phenova	ALO-130490	200 ug/mL	**CL13121-52443**	**12/31/2022**	1000 uL	1mL	**NA**	200 ug/mL

Name of Final Standard	**SIM Surrogate**	**Prep'd By (Initials)**	**LS**
Prep Date	**6/17/2021**		
Exp Date	**6/17/2022**		

Initial Standard Information						Final Standard Information			
Name of Initial Standard (from contianer Label)	Supplier	Supplier P/N# (or APPL Mix Name)	Conc.(range)	Lot # with QA # (or reference to APPL prep date)	Exp Date	Aliquot from Stock	Final Volume	Final Solvent + Lot# (or APPL Prep Date)	Final Standard Conc (range)
Sim Surrogate Deuterated	Restek	33913	2000 ug/mL	**A0161454-50793**	**5/31/2026**	1 mL	20 mL	**Acetone #0246130**	100 ug/mL

Name of Final Standard	**8270 SIM PAH Internal Standard**	**Prep'd By (Initials)**	**LS**
Prep Date	**6/17/2021**		
Exp Date	**6/17/2022**		

Initial Standard Information						Final Standard Information			
Name of Initial Standard (from contianer Label)	Supplier	Supplier P/N# (or APPL Mix Name)	Conc.(range)	Lot # with QA # (or reference to APPL prep date)	Exp Date	Aliquot from Stock	Final Volume	Final Solvent + Lot# (or APPL Prep Date)	Final Standard Conc (range)
SV Internal Standard	Restek	31206	2000 ug/mL	**A0162879-50593**	**6/30/2026**	625uL	10mL	**MC 60338**	125 ug/mL

Name of Final Standard	**SIM SS Stock (Ampule second source)**	**Prep'd By**	**LS**
Prep Date	**6/17/2021**		
Exp Date	**6/17/2022**		

Initial Standard Information						Final Standard Information			
Name of Initial Standard (from contianer Label)	Supplier	Supplier P/N# (or APPL Mix Name)	Conc.(range)	Lot # with QA # (or reference to APPL prep date)	Exp Date	Aliquot from Stock	Final Volume	Final Solvent + Lot# (or APPL Prep Date)	Final Standard Conc (range)
Custom PAH SIM Mix	Phenova	ALO-130490	200 ug/mL	**CL13117-51757**	**12/31/2022**	1000 uL	1mL	**NA**	200 ug/mL

Name of Final Standard	**5 SIM CCV (2x)**	**Prep'd By (Initials)**	**LS**
Prep Date	**10/19/2021**		
Exp Date	**6/17/2022**		

Initial Standard Information						Final Standard Information			
Name of Initial Standard (from container Label)	Supplier	Supplier P/N# (or APPL Mix Name)	Conc.(range)	Lot # with QA # (or reference to APPL prep date)	Exp Date	Aliquot from Stock	Final Volume	Final Solvent + Lot# (or APPL Prep Date)	Final Standard Conc (range)
SIM STOCK	APPL	SIM STOCK	200 ug/mL	**6/17/2021**	**12/31/2022**	5 uL	200uL	**MC 61117 190 uL**	5.0 ug/mL
SIM SURROGATE	APPL	SIM SURR	100 ug/mL	**6/17/2021**	**5/31/2026**	5 uL	*	*	2.5ug/mL
SIM Internal Standard	APPL	SIM Internal Standard	125 ug/mL	**6/17/2021**	**6/30/2026**	4 uL	*	*	2.5ug/mL

Name of Final Standard	SIM Surrogate
Prep Date	9/21/2021
Exp Date	9/21/2022

Prep'd By (Initials) LS/IC

Initial Standard Information						Final Standard Information			
Name of Initial Standard (from contianer Label)	Supplier	Supplier P/N# (or APPL Mix Name)	Conc.(range)	Lot # with QA # (or reference to APPL prep date)	Exp Date	Aliquot from Stock	Final Volume	Final Solvent + Lot# (or APPL Prep Date)	Final Standard Conc (range)
Sim Surrogate Deuterated	Restek	33913	2000 ug/mL	A0173323-52639	5/31/2027	1 mL	20 mL	Acetone #0246130	100 ug/mL

Name of Final Standard	SIM Surrogate	Prep'd By (Initials)	LS
Prep Date	8/24/2021		
Exp Date	8/24/2022		

Initial Standard Information						Final Standard Information			
Name of Initial Standard (from contianer Label)	Supplier	Supplier P/N# (or APPL Mix Name)	Conc.(range)	Lot # with QA # (or reference to APPL prep date)	Exp Date	Aliquot from Stock	Final Volume	Final Solvent + Lot# (or APPL Prep Date)	Final Standard Conc (range)
Sim Surrogate Deuterated	Restek	33913	2000 ug/mL	A0173323-52640	5/31/2027	1 mL	20 mL	Acetone #0246130	100 ug/mL

Name of Final Standard	SIM Spike	Prep'd By (Initials)	LS
Prep Date	8/5/2021		
Exp Date	5/28/2022		

Initial Standard Information						Final Standard Information			
Name of Initial Standard (from contianer Label)	Supplier	Supplier P/N# (or APPL Mix Name)	Conc.(range)	Lot # with QA # (or reference to APPL prep date)	Exp Date	Aliquot from Stock	Final Volume	Final Solvent + Lot# (or APPL Prep Date)	Final Standard Conc (range)
Custom PAH Sim Mix	Phenova	AL0-130490	200 ug/mL	CL13121-50766,50767,50771,52444,52445	5/28/2022	5 mL	25 mL	Acetone 0246130	40 ug/mL

_LIQ003

Organic Extraction Worksheet

Method	Continuous Liquid/Liquid SVOC 3520C	Extraction Set	211012A	Extraction Method	LIQ003	Units	mL

Spiked ID 1	Sim Spike 8/5/21 - 5/28/22		Surrogate ID 1	SIM Surrogate 10/11/21 - 10/11/22	
Spiked ID 2			Surrogate ID 2		
Spiked ID 3			Surrogate ID 3		
Spiked ID 4			Surrogate ID 4		
Spiked ID 5			Surrogate ID 5		
Spiked ID 6			Sufficient Vol for Matrix QC:	NO	
Spiked ID 7			Ext. Start Time:	10/12/21 12:10	
Spiked ID 8			Ext. End Time:	10/13/21 11:56	
			GC Requires Extract By:		

pH1	14	10/12/21 11:00	Water Bath Temp 1 °C	77/76.5 °C
pH2			Water Bath Temp 2 °C	
pH3			Water Bath Temp 3 °C	

Spiked By: **Date** **Witnessed By:** **Date**

	Sample	Sample Container	Spike Amount	Spike ID	Surrogate Amount	Surrogate ID	Extract Amount	Final Volume	pH	Extract Date/Time	Comments
1	211012A Blk				0.050	1 equip	1000	1	14	10/12/21 10:56	
2	211012A LCS-1		0.125	1	0.050	1 equip	1000	1	14	10/12/21 10:56	
3	211012A LCSD-1		0.125	1	0.050	1 equip	1000	1	14	10/12/21 10:56	
4	BA42512	BA42512W07			0.050	1 equip	940	1	14	10/12/21 10:56	97781
5	BA42514	BA42514W07			0.050	1 equip	940	1	14	10/12/21 10:56	97781
6	BA42516	BA42516W07			0.050	1 equip	940	1	14	10/12/21 10:56	97781
7	BA42518	BA42518W07			0.050	1 equip	950	1	14	10/12/21 10:56	97781
8	BA42524	BA42524W07			0.050	1 equip	940	1	14	10/12/21 10:56	97782
9	BA42527	BA42527W07			0.050	1 equip	950	1	14	10/12/21 10:56	97783
10	BA42528	BA42528W05			0.050	1 equip	950	1	14	10/12/21 10:56	97783

Solvent and Lot#	
PH Strips	HC155968
Dichloromethane (DCM)	61117
10N NaOH (10mLs)	8/13/21 8/13/22
Filter Paper	1441-150
Na2SO4	2021071206

Extraction COC Transfer	
Extraction lab employee Initials	
GC analyst's initials	LS
Date	10/14/21
Time	0907
Refrigerator	GC-C

	Technician's Initials
Scanned By	
Sample Preparation	
Extraction	
Concentration	

Modified	10/12/2021 12:14:44 PM

Reviewed By: **Date**

Injection Log

Directory: M:\KYLO\DATA\211019\

Line	Vial	FileName	Multiplier	SampleName	Misc Info	Injected
1	1	1019K001.D	1	SV TUNE 7/2/21		19 Oct 21 13:58
2	2	1019K002.D	1	0.1 ug/ml 10/10/21		19 Oct 21 14:09
3	3	1019K003.D	1	0.2 ug/ml 10/10/21		19 Oct 21 14:29
4	4	1019K004.D	1	0.5 ug/ml 10/10/21		19 Oct 21 14:49
5	5	1019K005.D	1	1 ug/ml 10/10/21		19 Oct 21 15:09
6	6	1019K006.D	1	5 ug/ml 10/10/21		19 Oct 21 15:29
7	7	1019K007.D	1	10 ug/ml 10/10/21		19 Oct 21 15:49
8	8	1019K008.D	1	50 ug/ml 10/10/21		19 Oct 21 16:09
9	9	1019K009.D	1	100 ug/ml 10/10/21		19 Oct 21 16:29
10	10	1019K010.D	1	SS ug/ml 10/10/21		19 Oct 21 16:49
11	130	1019K130.D	1	SV TUNE 7/2/21		27 Oct 21 9:17
12	131	1019K131.D	1	5 ug/ml 10/19/21 (1)		27 Oct 21 9:29
13	133	1019K133.D	1	211012A BLK 1/1000		27 Oct 21 10:19
14	134	1019K134.D	1	211012A LCS-1 1/1000		27 Oct 21 10:39
15	135	1019K135.D	1	211012A LCSD-1 1/1000		27 Oct 21 10:59
16	136	1019K136.D	1.06383	BA42512W07 1/940		27 Oct 21 11:19
17	137	1019K137.D	1.06383	BA42514W07 1/940		27 Oct 21 11:39
18	138	1019K138.D	1.06383	BA42516W07 1/940		27 Oct 21 11:59
19	139	1019K139.D	1.05263	BA42518W07 1/950		27 Oct 21 12:19
23	13	1019K163.D	1	5 ug/ml 10/10/21 (2)		27 Oct 21 20:18

ORGANICS
Calibration Data

VOLATILE ORGANIC ANALYSIS BY
EPA METHOD 8260B

Form 6
Initial Calibration

Lab Name: APPL, Inc. SDG No: .
Case No: Initial Cal. Date: 10/15/2021
Matrix: Instrument: Max Initials:

		Compound	1015M12.D 1	1015M13.D 2	1015M14.D 3	1015M15.D 4	1015M16.D 5	1015M17.D 6	1015M18.D 7	1015M19.D 8	1015M20.D 9		Avg	%RSD	Type	r^2	Q	MRF
1	I	Fluorobenzene (IS)																
2	TM	Chlorotrifluoroethene													TM			
3	TM	Dichlorodifluoromethane		0.1508	0.1611	0.1414	0.1748	0.1296	0.1371	0.1510	0.1516		0.15	9.4	TM			
4	TM	Freon 114	0.0629	0.0771	0.0867	0.0903	0.0897	0.0706	0.0918	0.0908	0.0949		0.08	13	TM			
5	TM**	Chloromethane		0.0816	0.1036	0.0852	0.0940	0.0885	0.0795	0.0895	0.0924		0.09	8.6	TM**			
6	TM*	Vinyl chloride	0.1225	0.1206	0.0979	0.1015	0.1123	0.1098	0.1056	0.1118	0.1091		0.11	7.3	TM*			
7	TM	2-Chloro-1,1,1-trifluoroethane													TM			
8	TM	Bromomethane	0.1252	0.0995	0.0992	0.0848	0.0948	0.0853	0.0794	0.0814	0.0879		0.09	15	TM			
9	TML	Chloroethane	0.0933	0.0961	0.1579	0.0552	0.0706	0.0745	0.0641	0.0666	0.0815		0.08	36	TM	0.994		
10	TM	Dichlorofluoromethane	0.2569	0.3121	0.2592	0.2176	0.2203	0.2414	0.2187	0.2235	0.2246		0.24	13	TM			
11	TM	Trichlorofluoromethane	0.2324	0.3029	0.2888	0.3134	0.2973	0.2882	0.2855	0.2975	0.2941		0.29	7.9	TM			
12	TM	2,2-Dichloro-1,1,1-trifluoroethane													TM			
13	TMQ	Acrolein	0.0166	0.0144	0.0135	0.0153	0.0136	0.0142	0.0135	0.0145	0.0144		0.01	7.0	TM	0.997		
14	TM	Acetone	0.0398	0.0304	0.0345	0.0331	0.0310	0.0319	0.0307	0.0309	0.0310		0.03	9.3	TM			
15	TM	Freon-113	0.1116	0.1300	0.1296	0.1218	0.1150	0.1068	0.1175	0.1124	0.1135		0.12	6.9	TM			
16	TM	Acetonitrile	0.0101	0.0070	0.0074	0.0070	0.0076	0.0073	0.0076	0.0080	0.0077		0.01	12	TM			
17	TML	2-propanol													TM		*	
18	TM	1,2-Dichlorotrifluoroethane	0.2569	0.3121	0.2592	0.2176	0.2203	0.2414	0.2187	0.2235	0.2247		0.24	13	TM			
19	TM*	1,1-DCE	0.1787	0.1830	0.1897	0.1807	0.1708	0.1678	0.1697	0.1653	0.1699		0.18	4.7	TM*			
20	TMQ	t-Butanol	0.0115	0.0086	0.0097	0.0102	0.0110	0.0102	0.0098				0.01	9.2	TM	0.995		
21	TMQ	Methyl Acetate		0.0500	0.0481	0.0566	0.0491	0.0547	0.0536	0.0554	0.0547		0.05	6.1	TM	1.000		
22	TML	Iodomethane	0.1065	0.1250	0.0882	0.0717	0.0979	0.1158	0.1130	0.1296	0.1388		0.11	19	TM	0.998		
23	TML	Acrylonitrile	0.0088	0.0055	0.0298	0.0239	0.0337	0.0321	0.0316	0.0309	0.0304		0.03	42	TM	1.000		
24	TM	2-Methylpentane													TM			
25	TM	Methylene chloride	0.1502	0.1032	0.1123	0.1093	0.1063	0.1155	0.1083	0.1086	0.1035		0.11	13	TM			
26	TM	Carbon disulfide	0.1567	0.1530	0.1390	0.1605	0.1324	0.1389	0.1392	0.1362	0.1258		0.14	8.2	TM			
27	TM	Methyl t-butyl ether (MtBE)	0.4054	0.3871	0.3993	0.3508	0.3716	0.3784	0.3615	0.3797	0.3589		0.38	4.9	TM			
28	TM	Trans-1,2-DCE		0.1591	0.1103	0.1150	0.1200	0.1175	0.1222	0.1143	0.1180		0.12	13	TM			
29	TML	3-Methylpentane	0.0803	0.0784	0.0715	0.0806	0.0660	0.0664	0.0682	0.0593	0.0607		0.07	12	TM	0.999		
30	TM	Hexane													TM			
31	TM	Diisopropyl Ether	0.1713	0.2278	0.2501	0.2487	0.2546	0.2465	0.2359	0.2412	0.2396		0.24	11	TM			
32	TM**	1,1-DCA	0.1334	0.1964	0.2073	0.1858	0.1835	0.1860	0.1867	0.1843	0.1844		0.18	11	TM**			
33	TM	Vinyl Acetate													TM			
34	TM	Ethyl tert Butyl Ether	0.2869	0.3155	0.2850	0.3007	0.3100	0.3054	0.3017	0.3165	0.2971		0.30	3.7	TM			
35	TML	Methylcyclopentane	0.0042	0.0425	0.0170	0.0155	0.0146	0.0129	0.0124	0.0132	0.0113		0.02	66	TM	0.996		

VOLATILE ORGANIC ANALYSIS BY
EPA METHOD 8260B

Form 6
Initial Calibration

Lab Name: APPL, Inc. SDG No:
Case No: Initial Cal. Date: 10/15/2021
Matrix: Instrument: Max Initials:

		Compound	1	2	3	4	5	6	7	8	9		Avg	%RSD	Type		Q	MRF
36	TM	MEK (2-Butanone)	0.0332	0.0326	0.0363	0.0351	0.0325	0.0357	0.0324	0.0342	0.0346		0.03	4.3	TM			
37	TM	Cis-1,2-DCE	0.1508	0.1567	0.1446	0.1113	0.1316	0.1360	0.1266	0.1312	0.1278		0.14	10	TM			
38	TM	2,2-Dichloropropane	0.2829	0.2366	0.2197	0.2193	0.2309	0.2454	0.2308	0.2242	0.2240		0.23	8.5	TM			
39	TM*	Chloroform	0.1554	0.2020	0.2501	0.2382	0.2569	0.2726	0.2578	0.2540	0.2523		0.24	15	TM*			
40	TML	Bromochloromethane	0.1040	0.0920	0.0931	0.1176	0.1094	0.1056	0.1049	0.1084	0.1009		0.10	7.7	TM	0.999		
41	S	Dibromofluoromethane(S)	0.3580	0.3340	0.3038	0.2941	0.3047	0.3136	0.2987	0.3015	0.2862		0.31	7.2	S			
42	TM	1,1,1-TCA	0.2636	0.2422	0.2707	0.2885	0.2921	0.2898	0.2963	0.2887	0.2800		0.28	6.3	TM			
43	TM	Cyclohexane	0.0786	0.0832	0.0908	0.0807	0.0825	0.0701	0.0773	0.0765	0.0788		0.08	7.0	TM			
44	TM	1,1-Dichloropropene	0.1321	0.1579	0.1511	0.1468	0.1674	0.1534	0.1551	0.1496	0.1495		0.15	6.2	TM			
45	TM	2,2,4-Trimethylpentane	0.2393	0.1672	0.2119	0.2264	0.1839	0.1678	0.1830	0.1923	0.1956		0.20	13	TM			
46	S	1,2-DCA-D4(S)	0.2537	0.2270	0.2111	0.2053	0.2170	0.2102	0.2102	0.2107	0.2039		0.22	7.2	S			
47	TM	Carbon Tetrachloride	0.2703	0.2346	0.2668	0.2614	0.2739	0.2671	0.2581	0.2643	0.2660		0.26	4.4	TM			
48	TM	Tert Amyl Methyl Ether	0.2852	0.3313	0.2672	0.2865	0.3043	0.3119	0.2953	0.3074	0.2915		0.30	6.2	TM			
49	TM	1,2-DCA	0.2196	0.2210	0.2380	0.2461	0.2367	0.2417	0.2309	0.2437	0.2374		0.24	4.0	TM			
50	TM	Benzene	0.4803	0.4517	0.4397	0.4236	0.4345	0.4448	0.4245	0.4267	0.4199		0.44	4.3	TM			
51	TM	TCE	0.1271	0.1743	0.1565	0.1358	0.1245	0.1448	0.1323	0.1347	0.1332		0.14	11	TM			
52	TM	2-Pentanone	0.0582	0.0562	0.0561	0.0572	0.0561	0.0576	0.0555	0.0577	0.0580		0.06	1.8	TM			
53	TM*L	1,2-Dichloropropane	0.0482	0.0546	0.0514	0.0360	0.0419	0.0501	0.0484	0.0514	0.0467		0.05	12	TM*	0.998		
54	TM	Bromodichloromethane	0.1483	0.2146	0.1662	0.2030	0.2205	0.2025	0.2006	0.2104	0.2051		0.20	12	TM			
55	TML	Methyl Cyclohexane	0.1984	0.1391	0.1440	0.1602	0.1519	0.1358	0.1512	0.1540	0.1531		0.15	12	TM	1.000		
56	TM	Dibromomethane	0.0944	0.0820	0.1045	0.0868	0.0845	0.0850	0.0766	0.0795	0.0773		0.09	10	TM			
57	TM	MIBK (methyl isobutyl ketone)	0.0770	0.0658	0.0724	0.0771	0.0701	0.0753	0.0704	0.0737	0.0738		0.07	5.0	TM			
58	TML	1-Bromo-2-chloroethane	0.0302	0.0087	0.0167	0.0232	0.0320	0.0269	0.0274	0.0281	0.0275		0.02	30	TM	1.000		
59	TM	2-Chloroethyl vinyl ether													TM			
60	TM	Cis-1,3-Dichloropropene	0.1208	0.1719	0.1709	0.1894	0.1907	0.1839	0.1841	0.1860	0.1894		0.18	13	TM			
61	TM*	Toluene	0.5522	0.4801	0.4779	0.4772	0.5146	0.5462	0.5004	0.5063	0.5080		0.51	5.5	TM*			
62	TM	Trans-1,3-Dichloropropene	0.1393	0.1391	0.1685	0.1795	0.1887	0.1861	0.1833	0.1944	0.1948		0.17	12	TM			
63	TM	1,1,2-TCA	0.0935	0.0961	0.0637	0.0759	0.0732	0.0810	0.0731	0.0753	0.0756		0.08	13	TM			
64	TM	2-Hexanone	0.0466	0.0396	0.0499	0.0508	0.0466	0.0527	0.0507	0.0528	0.0538		0.05	9.0	TM			
65	I	Chlorobenzene-D5 (IS)																
66	S	Toluene-D8(S)	1.339	1.273	1.107	1.107	1.129	1.132	1.110	1.106	1.038		1.1	8.2	S			
67	TM	1,2-EDB	0.1119	0.1589	0.1216	0.1371	0.1335	0.1292	0.1341	0.1299	0.1309		0.13	9.6	TM			
68	TML	Tetrachloroethene	0.6091	0.3484	0.2276	0.1756	0.1358	0.1173	0.1351	0.1232	0.1143		0.22	74	TM	0.999		
69	TM	1-Chlorohexane	0.1152	0.0891	0.1082	0.0965	0.1019	0.0897	0.0993	0.0952	0.0980		0.10	8.4	TM			
70	TM	1,1,1,2-Tetrachloroethane	0.1391	0.1828	0.1648	0.1859	0.2121	0.2018	0.1949	0.1960	0.1965		0.19	12	TM			

VOLATILE ORGANIC ANALYSIS BY
EPA METHOD 8260B

Form 6
Initial Calibration

Lab Name: APPL, Inc. SDG No:
Case No: Initial Cal. Date: 10/15/2021
Matrix: Instrument: Max Initials:

		Compound	1	2	3	4	5	6	7	8	9		Avg	%RSD	Type		Q	MRF
71	TM	m&p-Xylene	0.2844	0.2517	0.2669	0.2707	0.2937	0.2972	0.2994	0.2919	0.2876		0.28	5.7	TM			
72	TM	o-Xylene	0.3290	0.3153	0.3138	0.2563	0.2863	0.2930	0.2871	0.2939	0.2927		0.30	7.1	TM			
73	TM	Styrene	0.4104	0.4286	0.3830	0.4298	0.4621	0.4757	0.4696	0.4735	0.4835		0.45	7.8	TM			
74	S	4-Bromofluorobenzene(S)	0.5305	0.4709	0.4295	0.4339	0.4550	0.4619	0.4657	0.4698	0.4596		0.46	6.2	S			
75	TM	1,3-Dichloropropane	0.2500	0.1841	0.1902	0.1782	0.1994	0.1925	0.1833	0.1867	0.1812		0.19	11	TM			
76	TM	Dibromochloromethane	0.2041	0.1894	0.1919	0.1859	0.1928	0.1923	0.1967	0.1988	0.1947		0.19	2.8	TM			
77	TM**	Chlorobenzene	0.4530	0.4058	0.3834	0.4602	0.4488	0.4441	0.4397	0.4331	0.4323		0.43	5.6	TM**			
78	TM*	Ethylbenzene	0.8163	0.6181	0.6491	0.6508	0.7106	0.6823	0.6773	0.6899	0.6792		0.69	8.1	TM*			
79	TM**	Bromoform	0.1795	0.1248	0.1586	0.1638	0.1562	0.1606	0.1638	0.1699	0.1727		0.16	9.6	TM**			
80	I	1,4-Dichlorobenzene-D (IS)																
81	TM	Isopropylbenzene	1.406	1.232	1.129	1.052	1.159	1.126	1.148	1.104	1.137		1.2	8.7	TM			
82	TM**	1,1,2,2-Tetrachloroethane		0.2460	0.2121	0.2073	0.1907	0.1939	0.1838	0.1825	0.1841		0.20	11	TM**			
83	TM	1,2,3-Trichloropropane		0.1099	0.0947	0.1052	0.1046	0.0956	0.0992	0.0943	0.0968		0.10	5.8	TM			
84	TML	t-1,4-Dichloro-2-Butene	0.1357	0.0279	0.0748	0.0564	0.0450	0.0484	0.0489	0.0515	0.0523		0.06	51	TM	1.000		
85	TM	Bromobenzene	0.4062	0.4088	0.3460	0.4046	0.3788	0.3610	0.3870	0.3662	0.3760		0.38	5.8	TM			
86	TM	n-Propylbenzene	1.201	1.175	1.139	1.072	1.136	1.178	1.160	1.146	1.156		1.2	3.2	TM			
87	TM	4-Ethyltoluene	1.173	0.9909	1.012	1.065	1.034	1.080	1.086	1.056	1.072		1.1	4.9	TM			
88	TM	2-Chlorotoluene	1.032	1.018	0.9358	0.9070	0.9024	0.9205	0.8841	0.8629	0.7541		0.91	9.0	TM			
89	TM	1,3,5-Trimethylbenzene	1.111	1.007	0.9502	0.8656	1.004	1.040	1.002	0.9694	1.004		0.99	6.7	TM			
90	TM	4-Chlorotoluene	0.9827	0.9428	0.8406	0.9352	0.8957	0.9074	0.9014	0.8707	0.8848		0.91	4.6	TM			
91	TM	Tert-Butylbenzene	0.4821	0.4878	0.5201	0.4933	0.5732	0.5707	0.6035	0.5946	0.6177		0.55	9.8	TM			
92	TM	1,2,4-Trimethylbenzene	0.7998	0.9460	0.8049	0.9155	0.9690	0.9763	1.035	1.004	1.031		0.94	9.4	TM			
93	TM	Sec-Butylbenzene	1.011	0.9172	0.9188	1.056	1.073	1.105	1.121	1.107	1.151		1.1	8.1	TM			
94	TM	p-Isopropyltoluene		0.8303	0.8889	0.9044	1.049	1.057	1.118	1.118	1.161		1.0	12	TM			
95	TM	Benzyl Chloride	0.2242	0.2792	0.2661	0.2638	0.2167	0.2173	0.2234	0.2228	0.2515		0.24	10	TM			
96	TM	1,3-DCB	0.8194	0.6364	0.5705	0.6021	0.6799	0.6575	0.6709	0.6645	0.6786		0.66	10	TM			
97	TM	1,4-DCB	0.8033	0.7211	0.7006	0.5831	0.6388	0.6540	0.6682	0.6466	0.6748		0.68	9.1	TM			
98	TML	n-Butylbenzene	0.4112	0.4841	0.4046	0.4944	0.5656	0.5974	0.6856	0.7160	0.7902		0.57	24	TM	0.998		
99	TM	1,2-DCB	0.6692	0.6405	0.5987	0.6470	0.6582	0.6539	0.6635	0.6423	0.6804		0.65	3.6	TM			
100	TM	Hexachloroethane	0.1548	0.1591	0.2055	0.1841	0.1602	0.1575	0.1628	0.1663	0.1819		0.17	9.9	TM			
101	TML	1,2-Dibromo-3-chloropropane	0.0088	0.0293	0.0318	0.0402	0.0481	0.0559	0.0579	0.0579	0.0634		0.04	41	TM	0.999		
102	TML	1,2,4-Trichlorobenzene	0.1483	0.1203	0.1072	0.1196	0.1592	0.1983	0.2646	0.2864	0.3386		0.19	43	TM	0.995		
103	TML	Hexachlorobutadiene	0.2376	0.1684	0.1828	0.2143	0.2245	0.2533	0.2820	0.2891	0.3092		0.24	20	TM	0.999		
104	TMQ	Naphthalene	0.3645	0.2801	0.2235	0.2250	0.3044	0.4145	0.5147	0.6032	0.7496		0.41	44	TM	1.000		
105	TML	1,2,3-Trichlorobenzene	0.1506	0.1044	0.1263	0.1303	0.2031	0.2496	0.3344	0.3708	0.4644		0.24	54	TM	0.992		

Quantitation Report (Not Reviewed)

Data File : M:\MAX\DATA\211015\1015M12.D
Acq On : 15 Oct 21 15:12
Sample : 0.3ug/L VOC STD 10/15/21
Misc : IS&S 8/4/21

Vial: 2
Operator: LP,DG,CH
Inst : Max
Multiplr: 1.00

Quant Time: Oct 28 13:29 2021 Quant Results File: M1015W.RES

Quant Method : M:\MAX\DATA\211015\M1015W.M (RTE Integrator)
Title : METHOD 8260B
Last Update : Sat Oct 16 14:01:48 2021
Response via : Initial Calibration
DataAcq Meth : M8260

Internal Standards	R.T.	QIon	Response	Conc Units	Dev(Min)
1) Fluorobenzene (IS)	6.34	96	397342	25.00 ppb	0.00
65) Chlorobenzene-D5 (IS)	9.50	117	352293	25.00 ppb	0.00
80) 1,4-Dichlorobenzene-D (IS)	11.82	152	217437	25.00 ppb	0.00
System Monitoring Compounds					
41) Dibromofluoromethane(S)	5.56	111	28448	5.76 ppb	0.00
Spiked Amount 25.000			Recovery	= 23.060%	
46) 1,2-DCA-D4(S)	5.95	65	20160	5.86 ppb	0.00
Spiked Amount 25.000			Recovery	= 23.428%	
66) Toluene-D8(S)	8.05	98	94364	5.83 ppb	0.00
Spiked Amount 25.000			Recovery	= 23.312%	
74) 4-Bromofluorobenzene(S)	10.68	95	37378	5.72 ppb	0.00
Spiked Amount 25.000			Recovery	= 22.864%	

Target Compounds						Qvalue
3) Dichlorodifluoromethane	1.19	85	437	0.18 ppb	#	64
4) Freon 114	1.29	85	300	0.23 ppb	#	59
5) Chloromethane	1.33	50	657	0.46 ppb	#	81
6) Vinyl chloride	1.42	62	584	0.33 ppb	#	61
8) Bromomethane	1.68	94	597	0.40 ppb	#	56
9) Chloroethane	1.80	64	445	1.46 ppb	#	44
10) Dichlorofluoromethane	1.97	67	1225	0.32 ppb		93
11) Trichlorofluoromethane	2.01	101	1108	0.24 ppb		94
13) Acrolein	2.44	56	2646	9.49 ppb		94
14) Acetone	2.61	43	3165	6.11 ppb		98
15) Freon-113	2.54	151	532	0.28 ppb	#	45
16) Acetonitrile	2.92	41	1607	13.05 ppb	#	73
18) 1,2-Dichlorotrifluoroethan	1.97	67	1225	0.32 ppb		100
19) 1,1-DCE	2.51	61	852	0.31 ppb	#	84
20) t-Butanol	3.33	59	1829	13.47 ppb		100
21) Methyl Acetate	2.98	43	391	0.45 ppb	#	49
22) Iodomethane	2.67	142	508	1.47 ppb	#	65
25) Methylene chloride	3.08	84	716	0.40 ppb		98
26) Carbon disulfide	2.72	76	747	0.33 ppb	#	82
27) Methyl t-butyl ether (MtBE	3.46	73	1933	0.32 ppb	#	58
28) Trans-1,2-DCE	3.44	96	316	0.16 ppb	#	66
29) 3-Methylpentane	3.50	57	383	-0.17 ppb	#	14
31) Diisopropyl Ether	4.25	45	817	0.22 ppb	#	85
32) 1,1-DCA	4.07	63	636	0.22 ppb	#	52
34) Ethyl tert Butyl Ether	4.78	59	1368	0.28 ppb		93
35) Methylcyclopentane	4.75	56	20	-1.30 ppb		100
36) MEK (2-Butanone)	4.98	43	2641	4.88 ppb	#	85
37) Cis-1,2-DCE	4.91	96	719	0.33 ppb	#	64
38) 2,2-Dichloropropane	4.88	77	1349	0.36 ppb	#	61
39) Chloroform	5.36	83	741	0.20 ppb		79
40) Bromochloromethane	5.23	130	496	-0.13 ppb	#	74
42) 1,1,1-TCA	5.54	97	1257	0.28 ppb	#	75
43) Cyclohexane	5.57	41	375	0.30 ppb	#	22
44) 1,1-Dichloropropene	5.74	75	630	0.26 ppb	#	37
45) 2,2,4-Trimethylpentane	6.13	57	1141	0.37 ppb	#	36
47) Carbon Tetrachloride	5.73	117	1289	0.31 ppb	#	68
48) Tert Amyl Methyl Ether	6.18	73	1360	0.29 ppb	#	91
49) 1,2-DCA	6.05	62	1047	0.28 ppb	#	81
50) Benzene	5.99	78	2290	0.33 ppb	#	84
51) TCE	6.75	95	606	0.27 ppb	#	79

(#) = qualifier out of range (m) = manual integration

Quantitation Report (Not Reviewed)

Data File : M:\MAX\DATA\211015\1015M12.D
Acq On : 15 Oct 21 15:12
Sample : 0.3ug/L VOC STD 10/15/21
Misc : IS&S 8/4/21

Vial: 2
Operator: LP,DG,CH
Inst : Max
Multiplr: 1.00

Quant Time: Oct 28 13:29 2021

Quant Results File: M1015W.RES

Quant Method : M:\MAX\DATA\211015\M1015W.M (RTE Integrator)
Title : METHOD 8260B
Last Update : Sat Oct 16 14:01:48 2021
Response via : Initial Calibration
DataAcq Meth : M8260

	Compound	R.T.	QIon	Response	Conc Unit		Qvalue
52)	2-Pentanone	7.01	43	9248	10.21 ppb		94
54)	Bromodichloromethane	7.31	83	707	0.23 ppb		90
55)	Methyl Cyclohexane	6.94	83	946	0.54 ppb	#	70
56)	Dibromomethane	7.12	93	450	0.33 ppb	#	72
57)	MIBK (methyl isobutyl ket	7.98	43	6119	5.28 ppb	#	93
58)	1-Bromo-2-chloroethane	7.62	144	144	0.36 ppb	#	15
60)	Cis-1,3-Dichloropropene	7.79	75	576	0.21 ppb	#	79
61)	Toluene	8.12	91	2633	0.33 ppb		80
62)	Trans-1,3-Dichloropropene	8.38	75	664	0.24 ppb	#	29
63)	1,1,2-TCA	8.55	83	446	0.36 ppb	#	57
64)	2-Hexanone	8.83	43	3704	4.73 ppb	#	75
67)	1,2-EDB	9.03	107	473	0.25 ppb		100
68)	Tetrachloroethene	8.66	164	2575	0.14 ppb	#	81
69)	1-Chlorohexane	9.53	91	487	0.35 ppb		82
70)	1,1,1,2-Tetrachloroethane	9.61	131	588	0.22 ppb		78
71)	m&p-Xylene	9.77	106	2405	0.60 ppb		90
72)	o-Xylene	10.17	106	1391	0.33 ppb	#	50
73)	Styrene	10.18	104	1735	0.28 ppb	#	81
75)	1,3-Dichloropropane	8.72	76	1057	0.39 ppb	#	80
76)	Dibromochloromethane	8.93	129	863	0.32 ppb	#	72
77)	Chlorobenzene	9.53	112	1915	0.31 ppb		91
78)	Ethylbenzene	9.65	91	3451	0.36 ppb		91
79)	Bromoform	10.35	173	759	0.33 ppb		89
81)	Isopropylbenzene	10.53	105	3669	0.36 ppb		90
82)	1,1,2,2-Tetrachloroethane	10.84	83	842	0.48 ppb	#	56
83)	1,2,3-Trichloropropane	10.88	110	81	0.09 ppb	#	6
84)	t-1,4-Dichloro-2-Butene	10.91	53	354	1.03 ppb	#	3
85)	Bromobenzene	10.81	156	1060	0.32 ppb		76
86)	n-Propylbenzene	10.94	91	3134	0.31 ppb		99
87)	4-Ethyltoluene	11.06	105	3060	0.33 ppb		92
88)	2-Chlorotoluene	11.02	91	2692	0.34 ppb		99
89)	1,3,5-Trimethylbenzene	11.13	105	2898	0.33 ppb		96
90)	4-Chlorotoluene	11.13	91	2564	0.33 ppb		89
91)	Tert-Butylbenzene	11.45	119	1258	0.26 ppb		87
92)	1,2,4-Trimethylbenzene	11.48	105	2087	0.25 ppb		79
93)	Sec-Butylbenzene	11.66	105	2637	0.29 ppb		97
94)	p-Isopropyltoluene	11.81	119	1811	0.20 ppb	#	62
95)	Benzyl Chloride	11.99	91	585	0.28 ppb	#	89
96)	1,3-DCB	11.76	146	2138	0.37 ppb		89
97)	1,4-DCB	11.85	146	2096	0.36 ppb	#	61
98)	n-Butylbenzene	12.22	91	1073	1.47 ppb	#	82
99)	1,2-DCB	12.22	146	1746	0.31 ppb	#	84
100)	Hexachloroethane	12.46	117	404	0.27 ppb	#	66
101)	1,2-Dibromo-3-chloropropan	13.06	75	23	1.06 ppb	#	1
102)	1,2,4-Trichlorobenzene	13.81	180	387	2.33 ppb	#	70
103)	Hexachlorobutadiene	13.99	225	620	1.24 ppb	#	64
104)	Naphthalene	14.05	128	951	1.21 ppb	#	69
105)	1,2,3-Trichlorobenzene	14.30	180	393	2.70 ppb	#	70

(#) = qualifier out of range (m) = manual integration

Quantitation Report

Data File : M:\MAX\DATA\211015\1015M12.D
Acq On : 15 Oct 21 15:12
Sample : 0.3ug/L VOC STD 10/15/21
Misc : IS&S 8/4/21

Vial: 2
Operator: LP,DG,CH
Inst : Max
Multiplr: 1.00

Quant Time: Oct 28 13:29 2021

Quant Results File: M1015W.RES

Method : M:\MAX\DATA\211015\M1015W.M (RTE Integrator)
Title : METHOD 8260B
Last Update : Sat Oct 16 14:01:48 2021
Response via : Initial Calibration

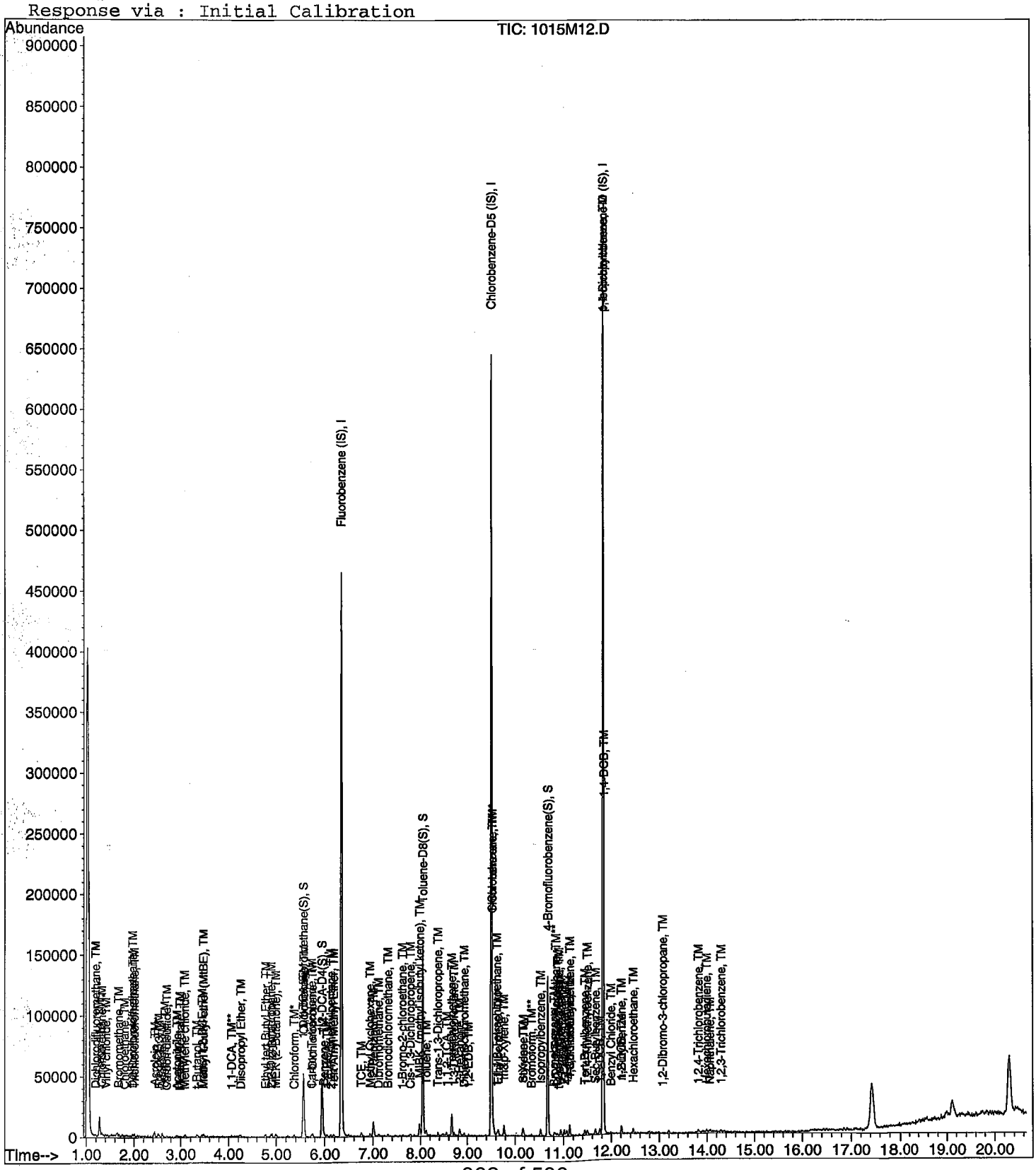

Quantitation Report (Not Reviewed)

Data File : M:\MAX\DATA\211015\1015M13.D
Acq On : 15 Oct 21 15:41
Sample : 0.5ug/L VOC STD 10/15/21
Misc : IS&S 8/4/21

Vial: 3
Operator: LP,DG,CH
Inst : Max
Multiplr: 1.00

Quant Time: Oct 28 13:29 2021

Quant Results File: M1015W.RES

Quant Method : M:\MAX\DATA\211015\M1015W.M (RTE Integrator)
Title : METHOD 8260B
Last Update : Sat Oct 16 14:01:48 2021
Response via : Initial Calibration
DataAcq Meth : M8260

Internal Standards	R.T.	QIon	Response	Conc Units	Dev(Min)
1) Fluorobenzene (IS)	6.34	96	396824	25.00 ppb	0.00
65) Chlorobenzene-D5 (IS)	9.50	117	348546	25.00 ppb	0.00
80) 1,4-Dichlorobenzene-D (IS)	11.82	152	220294	25.00 ppb	0.00
System Monitoring Compounds					
41) Dibromofluoromethane(S)	5.56	111	26504	5.38 ppb	0.00
Spiked Amount 25.000			Recovery	= 21.512%	
46) 1,2-DCA-D4(S)	5.95	65	18016	5.24 ppb	0.00
Spiked Amount 25.000			Recovery	= 20.964%	
66) Toluene-D8(S)	8.05	98	88728	5.54 ppb	0.00
Spiked Amount 25.000			Recovery	= 22.156%	
74) 4-Bromofluorobenzene(S)	10.68	95	32826	5.07 ppb	0.00
Spiked Amount 25.000			Recovery	= 20.292%	
Target Compounds					Qvalue
3) Dichlorodifluoromethane	1.19	85	1197	0.50 ppb	94
4) Freon 114	1.28	85	612	0.46 ppb	83
5) Chloromethane	1.33	50	648	0.46 ppb	91
6) Vinyl chloride	1.42	62	957	0.55 ppb	91
8) Bromomethane	1.68	94	790	0.53 ppb	95
9) Chloroethane	1.78	64	763	1.71 ppb #	70
10) Dichlorofluoromethane	1.97	67	2477	0.65 ppb	87
11) Trichlorofluoromethane	2.00	101	2404	0.52 ppb	83
13) Acrolein	2.44	56	5714	24.24 ppb	85
14) Acetone	2.61	43	4830	9.34 ppb	100
15) Freon-113	2.52	151	1032	0.55 ppb #	76
16) Acetonitrile	2.93	41	2762	22.46 ppb	95
18) 1,2-Dichlorotrifluoroethan	1.97	67	2477	0.65 ppb	100
19) 1,1-DCE	2.51	61	1452	0.52 ppb #	80
20) t-Butanol	3.34	59	3416	22.25 ppb	100
21) Methyl Acetate	3.00	43	397	0.46 ppb #	26
22) Iodomethane	2.66	142	992	1.69 ppb #	91
25) Methylene chloride	3.08	84	819	0.46 ppb #	62
26) Carbon disulfide	2.71	76	1214	0.54 ppb #	76
27) Methyl t-butyl ether (MtBE	3.47	73	3072	0.51 ppb	100
28) Trans-1,2-DCE	3.44	96	1263	0.65 ppb #	53
29) 3-Methylpentane	3.46	57	622	0.08 ppb #	88
31) Diisopropyl Ether	4.25	45	1808	0.48 ppb #	66
32) 1,1-DCA	4.05	63	1559	0.54 ppb #	74
34) Ethyl tert Butyl Ether	4.77	59	2504	0.52 ppb	99
35) Methylcyclopentane	4.76	56	337	0.45 ppb	100
36) MEK (2-Butanone)	4.99	43	5170	9.56 ppb #	82
37) Cis-1,2-DCE	4.91	96	1244	0.58 ppb #	59
38) 2,2-Dichloropropane	4.89	77	1878	0.50 ppb	98
39) Chloroform	5.37	83	1603	0.42 ppb	89
42) 1,1,1-TCA	5.55	97	1922	0.43 ppb #	85
43) Cyclohexane	5.58	41	660	0.52 ppb #	25
44) 1,1-Dichloropropene	5.75	75	1253	0.52 ppb #	53
45) 2,2,4-Trimethylpentane	6.11	57	1327	0.43 ppb	93
47) Carbon Tetrachloride	5.73	117	1862	0.45 ppb	93
48) Tert Amyl Methyl Ether	6.18	73	2629	0.56 ppb	93
49) 1,2-DCA	6.04	62	1754	0.47 ppb #	90
50) Benzene	5.99	78	3585	0.52 ppb #	79
51) TCE	6.75	95	1383	0.62 ppb #	62
52) 2-Pentanone	7.01	43	22294	24.66 ppb	99

(#) = qualifier out of range (m) = manual integration

Quantitation Report (Not Reviewed)

Data File : M:\MAX\DATA\211015\1015M13.D
Acq On : 15 Oct 21 15:41
Sample : 0.5ug/L VOC STD 10/15/21
Misc : IS&S 8/4/21

Vial: 3
Operator: LP,DG,CH
Inst : Max
Multiplr: 1.00

Quant Time: Oct 28 13:29 2021

Quant Results File: M1015W.RES

Quant Method : M:\MAX\DATA\211015\M1015W.M (RTE Integrator)
Title : METHOD 8260B
Last Update : Sat Oct 16 14:01:48 2021
Response via : Initial Calibration
DataAcq Meth : M8260

	Compound	R.T.	QIon	Response	Conc Unit		Qvalue
53)	1,2-Dichloropropane	7.00	63	433	0.26 ppb	#	78
54)	Bromodichloromethane	7.31	83	1703	0.55 ppb		76
55)	Methyl Cyclohexane	6.94	83	1104	0.61 ppb		89
56)	Dibromomethane	7.13	93	651	0.48 ppb	#	59
57)	MIBK (methyl isobutyl ket	7.98	43	10443	9.03 ppb	#	85
58)	1-Bromo-2-chloroethane	7.63	144	69	0.19 ppb	#	15
60)	Cis-1,3-Dichloropropene	7.79	75	1364	0.49 ppb	#	83
61)	Toluene	8.12	91	3810	0.47 ppb		85
62)	Trans-1,3-Dichloropropene	8.37	75	1104	0.40 ppb	#	67
63)	1,1,2-TCA	8.55	83	763	0.61 ppb	#	68
64)	2-Hexanone	8.83	43	6286	8.04 ppb	#	75
67)	1,2-EDB	9.03	107	1108	0.60 ppb	#	61
69)	1-Chlorohexane	9.53	91	621	0.45 ppb		86
70)	1,1,1,2-Tetrachloroethane	9.62	131	1274	0.49 ppb		97
71)	m&p-Xylene	9.77	106	3509	0.89 ppb		76
72)	o-Xylene	10.16	106	2198	0.53 ppb		64
73)	Styrene	10.18	104	2988	0.48 ppb		87
75)	1,3-Dichloropropane	8.72	76	1283	0.47 ppb		100
76)	Dibromochloromethane	8.94	129	1320	0.49 ppb		87
77)	Chlorobenzene	9.53	112	2829	0.47 ppb	#	87
78)	Ethylbenzene	9.65	91	4309	0.45 ppb		97
79)	Bromoform	10.35	173	870	0.39 ppb		86
81)	Isopropylbenzene	10.53	105	5427	0.53 ppb		97
82)	1,1,2,2-Tetrachloroethane	10.84	83	1084	0.61 ppb	#	62
83)	1,2,3-Trichloropropane	10.88	110	484	0.55 ppb	#	79
84)	t-1,4-Dichloro-2-Butene	10.91	53	123	0.52 ppb	#	3
85)	Bromobenzene	10.82	156	1801	0.54 ppb		93
86)	n-Propylbenzene	10.95	91	5177	0.51 ppb		100
87)	4-Ethyltoluene	11.06	105	4366	0.47 ppb	#	82
88)	2-Chlorotoluene	11.02	91	4485	0.56 ppb		89
89)	1,3,5-Trimethylbenzene	11.12	105	4437	0.51 ppb		86
90)	4-Chlorotoluene	11.12	91	4154	0.52 ppb		95
91)	Tert-Butylbenzene	11.45	119	2149	0.44 ppb		95
92)	1,2,4-Trimethylbenzene	11.49	105	4168	0.50 ppb		83
93)	Sec-Butylbenzene	11.66	105	4041	0.44 ppb		91
94)	p-Isopropyltoluene	11.81	119	3658	0.41 ppb		95
95)	Benzyl Chloride	12.00	91	1230	0.58 ppb	#	84
96)	1,3-DCB	11.76	146	2804	0.48 ppb	#	85
97)	1,4-DCB	11.85	146	3177	0.53 ppb		93
98)	n-Butylbenzene	12.21	91	2133	1.62 ppb		87
99)	1,2-DCB	12.21	146	2822	0.49 ppb	#	84
100)	Hexachloroethane	12.45	117	701	0.47 ppb	#	51
101)	1,2-Dibromo-3-chloropropan	12.99	75	129	1.25 ppb	#	1
102)	1,2,4-Trichlorobenzene	13.82	180	530	2.38 ppb	#	45
103)	Hexachlorobutadiene	13.99	225	742	1.28 ppb	#	82
104)	Naphthalene	14.05	128	1234	1.27 ppb	#	69
105)	1,2,3-Trichlorobenzene	14.30	180	460	2.71 ppb	#	69

(#) = qualifier out of range (m) = manual integration

1015M13.D M1015W.M Tue Nov 23 11:28:13 2021

Quantitation Report

Data File : M:\MAX\DATA\211015\1015M13.D
Acq On : 15 Oct 21 15:41
Sample : 0.5ug/L VOC STD 10/15/21
Misc : IS&S 8/4/21

Vial: 3
Operator: LP,DG,CH
Inst : Max
Multiplr: 1.00

Quant Time: Oct 28 13:29 2021

Quant Results File: M1015W.RES

Method : M:\MAX\DATA\211015\M1015W.M (RTE Integrator)
Title : METHOD 8260B
Last Update : Sat Oct 16 14:01:48 2021
Response via : Initial Calibration

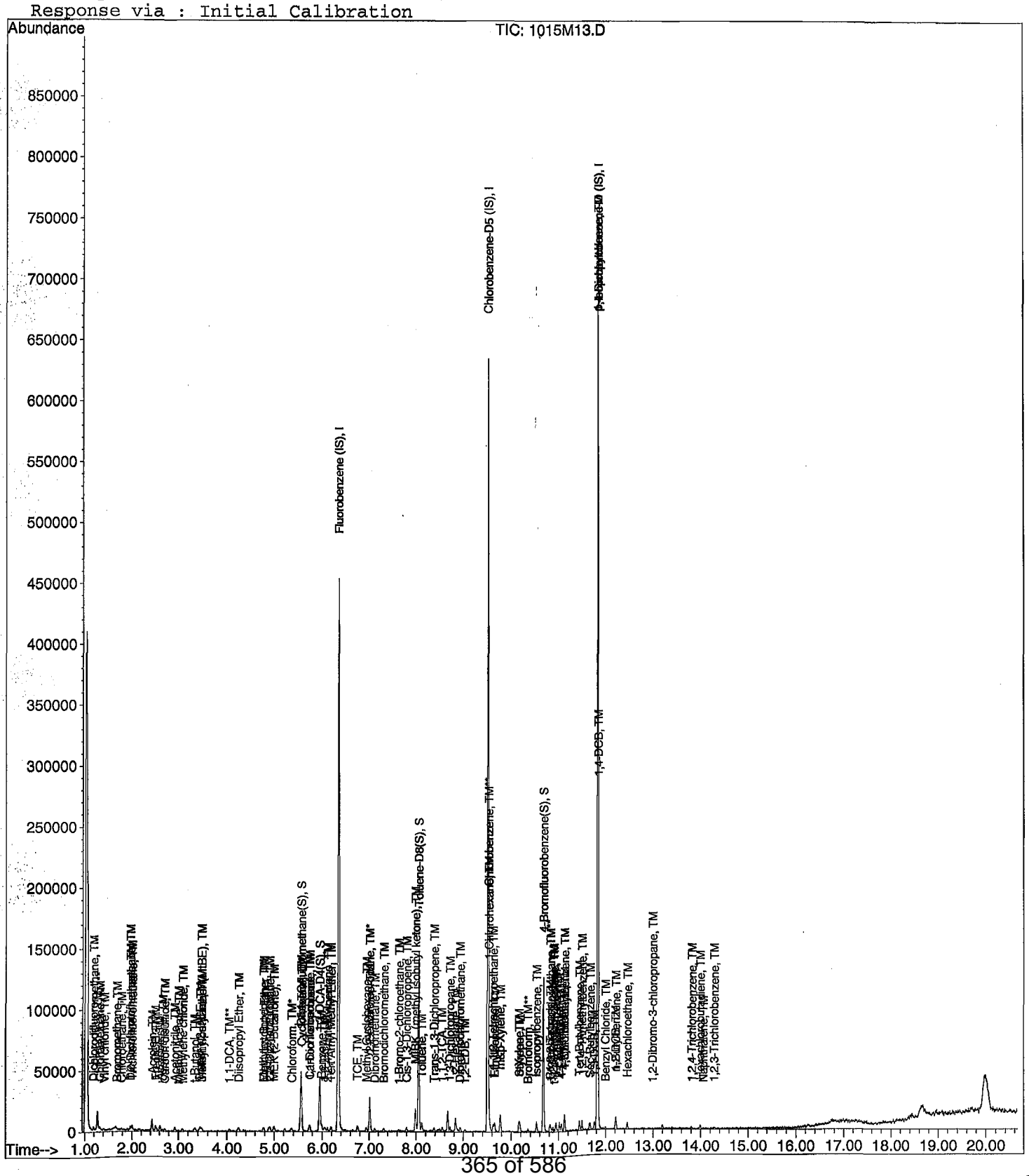

Quantitation Report (Not Reviewed)

Data File : M:\MAX\DATA\211015\1015M14.D
Acq On : 15 Oct 21 16:09
Sample : 1ug/L VOC STD 10/15/21
Misc : IS&S 8/4/21

Vial: 4
Operator: LP,DG,CH
Inst : Max
Multiplr: 1.00

Quant Time: Oct 28 13:29 2021 Quant Results File: M1015W.RES

Quant Method : M:\MAX\DATA\211015\M1015W.M (RTE Integrator)
Title : METHOD 8260B
Last Update : Sat Oct 16 14:01:48 2021
Response via : Initial Calibration
DataAcq Meth : M8260

Internal Standards	R.T.	QIon	Response	Conc Units	Dev(Min)
1) Fluorobenzene (IS)	6.34	96	394605	25.00 ppb	0.00
65) Chlorobenzene-D5 (IS)	9.50	117	355921	25.00 ppb	0.00
80) 1,4-Dichlorobenzene-D (IS)	11.82	152	218264	25.00 ppb	0.00
System Monitoring Compounds					
41) Dibromofluoromethane(S)	5.56	111	47945	9.78 ppb	0.00
Spiked Amount 25.000			Recovery	= 39.132%	
46) 1,2-DCA-D4(S)	5.95	65	33328	9.75 ppb	0.00
Spiked Amount 25.000			Recovery	= 39.000%	
66) Toluene-D8(S)	8.05	98	157547	9.63 ppb	0.00
Spiked Amount 25.000			Recovery	= 38.524%	
74) 4-Bromofluorobenzene(S)	10.68	95	61144	9.25 ppb	0.00
Spiked Amount 25.000			Recovery	= 37.016%	

Target Compounds						Qvalue
3) Dichlorodifluoromethane	1.19	85	2543	1.08 ppb		91
4) Freon 114	1.29	85	1368	1.03 ppb		78
5) Chloromethane	1.33	50	1636	1.16 ppb		90
6) Vinyl chloride	1.42	62	1546	0.89 ppb	#	78
8) Bromomethane	1.68	94	1565	1.07 ppb		84
9) Chloroethane	1.78	64	2493	3.08 ppb		94
10) Dichlorofluoromethane	1.97	67	4092	1.07 ppb	#	80
11) Trichlorofluoromethane	2.00	101	4558	1.00 ppb		84
13) Acrolein	2.43	56	10691	48.01 ppb		94
14) Acetone	2.61	43	10882	21.15 ppb		89
15) Freon-113	2.53	151	2046	1.10 ppb	#	88
16) Acetonitrile	2.92	41	5855	47.89 ppb	#	94
18) 1,2-Dichlorotrifluoroethan	1.97	67	4092	1.07 ppb		100
19) 1,1-DCE	2.51	61	2994	1.08 ppb	#	89
20) t-Butanol	3.34	59	7682	46.81 ppb		98
21) Methyl Acetate	3.00	43	760	0.88 ppb		87
22) Iodomethane	2.66	142	1392	1.87 ppb	#	86
23) Acrylonitrile	3.43	53	471	0.87 ppb	#	42
25) Methylene chloride	3.08	84	1772	0.99 ppb		86
26) Carbon disulfide	2.72	76	2194	0.98 ppb	#	87
27) Methyl t-butyl ether (MtBE	3.47	73	6302	1.06 ppb		98
28) Trans-1,2-DCE	3.43	96	1741	0.90 ppb		80
29) 3-Methylpentane	3.34	57	1128	0.61 ppb	#	72
31) Diisopropyl Ether	4.25	45	3947	1.06 ppb	#	82
32) 1,1-DCA	4.05	63	3272	1.13 ppb	#	79
34) Ethyl tert Butyl Ether	4.78	59	4498	0.94 ppb	#	61
35) Methylcyclopentane	4.77	56	269	0.09 ppb		100
36) MEK (2-Butanone)	4.99	43	11464	21.31 ppb		86
37) Cis-1,2-DCE	4.92	96	2282	1.07 ppb		75
38) 2,2-Dichloropropane	4.90	77	3468	0.94 ppb	#	85
39) Chloroform	5.36	83	3948	1.05 ppb		89
40) Bromochloromethane	5.23	130	1469	0.48 ppb	#	84
42) 1,1,1-TCA	5.54	97	4273	0.97 ppb	#	84
43) Cyclohexane	5.59	41	1433	1.14 ppb	#	68
44) 1,1-Dichloropropene	5.74	75	2385	1.00 ppb		94
45) 2,2,4-Trimethylpentane	6.11	57	3345	1.08 ppb	#	69
47) Carbon Tetrachloride	5.73	117	4212	1.02 ppb		82
48) Tert Amyl Methyl Ether	6.18	73	4217	0.90 ppb	#	95
49) 1,2-DCA	6.04	62	3756	1.01 ppb	#	81
50) Benzene	6.00	78	6941	1.00 ppb	#	82

(#) = qualifier out of range (m) = manual integration

Quantitation Report (Not Reviewed)

Data File : M:\MAX\DATA\211015\1015M14.D
Acq On : 15 Oct 21 16:09
Sample : 1ug/L VOC STD 10/15/21
Misc : IS&S 8/4/21

Vial: 4
Operator: LP,DG,CH
Inst : Max
Multiplr: 1.00

Quant Time: Oct 28 13:29 2021 Quant Results File: M1015W.RES

Quant Method : M:\MAX\DATA\211015\M1015W.M (RTE Integrator)
Title : METHOD 8260B
Last Update : Sat Oct 16 14:01:48 2021
Response via : Initial Calibration
DataAcq Meth : M8260

	Compound	R.T.	QIon	Response	Conc Unit		Qvalue
51)	TCE	6.75	95	2471	1.12 ppb		89
52)	2-Pentanone	7.01	43	44308	49.28 ppb		100
53)	1,2-Dichloropropane	7.00	63	811	0.78 ppb	#	45
54)	Bromodichloromethane	7.31	83	2624	0.84 ppb		95
55)	Methyl Cyclohexane	6.94	83	2273	1.10 ppb		76
56)	Dibromomethane	7.12	93	1650	1.22 ppb	#	63
57)	MIBK (methyl isobutyl ket	7.98	43	22869	19.89 ppb		94
58)	1-Bromo-2-chloroethane	7.63	144	263	0.63 ppb	#	15
60)	Cis-1,3-Dichloropropene	7.79	75	2697	0.97 ppb		94
61)	Toluene	8.12	91	7543	0.94 ppb		88
62)	Trans-1,3-Dichloropropene	8.37	75	2660	0.96 ppb		96
63)	1,1,2-TCA	8.56	83	1005	0.81 ppb		84
64)	2-Hexanone	8.83	43	15739	20.24 ppb		97
67)	1,2-EDB	9.03	107	1731	0.92 ppb		84
68)	Tetrachloroethene	8.66	164	3240	0.54 ppb		85
69)	1-Chlorohexane	9.53	91	1541	1.09 ppb		96
70)	1,1,1,2-Tetrachloroethane	9.62	131	2346	0.89 ppb		78
71)	m&p-Xylene	9.77	106	7601	1.89 ppb		79
72)	o-Xylene	10.16	106	4468	1.06 ppb	#	50
73)	Styrene	10.18	104	5452	0.86 ppb		97
75)	1,3-Dichloropropane	8.72	76	2708	0.98 ppb	#	79
76)	Dibromochloromethane	8.93	129	2732	0.99 ppb		84
77)	Chlorobenzene	9.52	112	5459	0.88 ppb		89
78)	Ethylbenzene	9.65	91	9241	0.95 ppb		98
79)	Bromoform	10.35	173	2258	0.98 ppb		98
81)	Isopropylbenzene	10.53	105	9854	0.97 ppb		90
82)	1,1,2,2-Tetrachloroethane	10.84	83	1852	1.06 ppb	#	71
83)	1,2,3-Trichloropropane	10.88	110	827	0.95 ppb		84
84)	t-1,4-Dichloro-2-Butene	10.89	53	653	1.68 ppb	#	37
85)	Bromobenzene	10.81	156	3021	0.91 ppb		97
86)	n-Propylbenzene	10.94	91	9945	0.99 ppb		98
87)	4-Ethyltoluene	11.06	105	8835	0.95 ppb	#	81
88)	2-Chlorotoluene	11.01	91	8170	1.03 ppb		86
89)	1,3,5-Trimethylbenzene	11.13	105	8296	0.96 ppb	#	76
90)	4-Chlorotoluene	11.13	91	7339	0.93 ppb		93
91)	Tert-Butylbenzene	11.44	119	4541	0.95 ppb		91
92)	1,2,4-Trimethylbenzene	11.49	105	7027	0.85 ppb		97
93)	Sec-Butylbenzene	11.66	105	8022	0.87 ppb		99
94)	p-Isopropyltoluene	11.81	119	7761	0.87 ppb		94
95)	Benzyl Chloride	11.99	91	2323	1.11 ppb		92
96)	1,3-DCB	11.76	146	4981	0.86 ppb		94
97)	1,4-DCB	11.84	146	6117	1.04 ppb		86
98)	n-Butylbenzene	12.21	91	3532	1.82 ppb		84
99)	1,2-DCB	12.21	146	5227	0.92 ppb		95
100)	Hexachloroethane	12.46	117	1794	1.21 ppb		73
101)	1,2-Dibromo-3-chloropropan	13.00	75	278	1.52 ppb	#	59
102)	1,2,4-Trichlorobenzene	13.81	180	936	2.52 ppb		88
103)	Hexachlorobutadiene	13.98	225	1596	1.60 ppb		91
104)	Naphthalene	14.06	128	1951	1.43 ppb	#	92
105)	1,2,3-Trichlorobenzene	14.29	180	1103	2.87 ppb	#	74

(#) = qualifier out of range (m) = manual integration

Quantitation Report

Data File : M:\MAX\DATA\211015\1015M14.D
Acq On : 15 Oct 21 16:09
Sample : 1ug/L VOC STD 10/15/21
Misc : IS&S 8/4/21

Vial: 4
Operator: LP,DG,CH
Inst : Max
Multiplr: 1.00

Quant Time: Oct 28 13:29 2021

Quant Results File: M1015W.RES

Method : M:\MAX\DATA\211015\M1015W.M (RTE Integrator)
Title : METHOD 8260B
Last Update : Sat Oct 16 14:01:48 2021
Response via : Initial Calibration



Quantitation Report (Not Reviewed)

Data File : M:\MAX\DATA\211015\1015M15.D
Acq On : 15 Oct 21 16:38
Sample : 2ug/L VOC STD 10/15/21
Misc : IS&S 8/4/21

Vial: 5
Operator: LP,DG,CH
Inst : Max
Multiplr: 1.00

Quant Time: Oct 28 13:29 2021

Quant Results File: M1015W.RES

Quant Method : M:\MAX\DATA\211015\M1015W.M (RTE Integrator)
Title : METHOD 8260B
Last Update : Sat Oct 16 14:01:48 2021
Response via : Initial Calibration
DataAcq Meth : M8260

Internal Standards	R.T.	QIon	Response	Conc Units	Dev(Min)
1) Fluorobenzene (IS)	6.34	96	397741	25.00 ppb	0.00
65) Chlorobenzene-D5 (IS)	9.50	117	352458	25.00 ppb	0.00
80) 1,4-Dichlorobenzene-D (IS)	11.82	152	222724	25.00 ppb	0.00
System Monitoring Compounds					
41) Dibromofluoromethane(S)	5.56	111	46784	9.47 ppb	0.00
Spiked Amount 25.000			Recovery	= 37.884%	
46) 1,2-DCA-D4(S)	5.95	65	32664	9.48 ppb	0.00
Spiked Amount 25.000			Recovery	= 37.924%	
66) Toluene-D8(S)	8.05	98	156127	9.64 ppb	0.00
Spiked Amount 25.000			Recovery	= 38.552%	
74) 4-Bromofluorobenzene(S)	10.68	95	61174	9.35 ppb	0.00
Spiked Amount 25.000			Recovery	= 37.400%	

Target Compounds						Qvalue
3) Dichlorodifluoromethane	1.18	85	4500	1.89 ppb		98
4) Freon 114	1.29	85	2873	2.15 ppb		80
5) Chloromethane	1.33	50	2712	1.91 ppb	#	86
6) Vinyl chloride	1.42	62	3230	1.84 ppb		92
8) Bromomethane	1.68	94	2697	1.82 ppb		95
9) Chloroethane	1.78	64	1755	2.48 ppb	#	67
10) Dichlorofluoromethane	1.97	67	6925	1.80 ppb		94
11) Trichlorofluoromethane	2.00	101	9973	2.17 ppb		98
13) Acrolein	2.43	56	18305	82.53 ppb		98
14) Acetone	2.61	43	15819	30.50 ppb		94
15) Freon-113	2.52	151	3875	2.07 ppb	#	85
16) Acetonitrile	2.93	41	8400	68.16 ppb		96
18) 1,2-Dichlorotrifluoroethan	1.97	67	6925	1.80 ppb		100
19) 1,1-DCE	2.51	61	5750	2.06 ppb		90
20) t-Butanol	3.34	59	12116	72.91 ppb		99
21) Methyl Acetate	2.99	43	1802	2.07 ppb		91
22) Iodomethane	2.66	142	2280	2.27 ppb	#	85
23) Acrylonitrile	3.43	53	760	1.46 ppb		96
25) Methylene chloride	3.08	84	3477	1.93 ppb		93
26) Carbon disulfide	2.71	76	5106	2.25 ppb		97
27) Methyl t-butyl ether (MtBE	3.46	73	11162	1.86 ppb	#	87
28) Trans-1,2-DCE	3.43	96	3660	1.88 ppb		86
29) 3-Methylpentane	3.47	57	2566	2.10 ppb	#	92
31) Diisopropyl Ether	4.25	45	7913	2.12 ppb	#	71
32) 1,1-DCA	4.06	63	5912	2.03 ppb	#	91
34) Ethyl tert Butyl Ether	4.77	59	9568	1.99 ppb		91
35) Methylcyclopentane	4.78	56	494	1.31 ppb		100
36) MEK (2-Butanone)	4.99	43	16761	30.91 ppb	#	85
37) Cis-1,2-DCE	4.91	96	3543	1.65 ppb		76
38) 2,2-Dichloropropane	4.89	77	6978	1.87 ppb		98
39) Chloroform	5.36	83	7578	2.00 ppb		97
40) Bromochloromethane	5.22	130	3743	1.88 ppb	#	79
42) 1,1,1-TCA	5.54	97	9181	2.07 ppb		92
43) Cyclohexane	5.59	41	2567	2.02 ppb		93
44) 1,1-Dichloropropene	5.75	75	4670	1.94 ppb		98
45) 2,2,4-Trimethylpentane	6.11	57	7204	2.31 ppb	#	50
47) Carbon Tetrachloride	5.73	117	8319	1.99 ppb		82
48) Tert Amyl Methyl Ether	6.18	73	9116	1.92 ppb	#	93
49) 1,2-DCA	6.04	62	7832	2.09 ppb	#	87
50) Benzene	5.99	78	13478	1.93 ppb		94

(#) = qualifier out of range (m) = manual integration

Quantitation Report (Not Reviewed)

Data File : M:\MAX\DATA\211015\1015M15.D
Acq On : 15 Oct 21 16:38
Sample : 2ug/L VOC STD 10/15/21
Misc : IS&S 8/4/21

Vial: 5
Operator: LP,DG,CH
Inst : Max
Multiplr: 1.00

Quant Time: Oct 28 13:29 2021

Quant Results File: M1015W.RES

Quant Method : M:\MAX\DATA\211015\M1015W.M (RTE Integrator)
Title : METHOD 8260B
Last Update : Sat Oct 16 14:01:48 2021
Response via : Initial Calibration
DataAcq Meth : M8260

	Compound	R.T.	QIon	Response	Conc Unit		Qvalue
51)	TCE	6.75	95	4321	1.94 ppb		92
52)	2-Pentanone	7.01	43	68287	75.35 ppb		94
53)	1,2-Dichloropropane	7.01	63	1147	1.21 ppb	#	78
54)	Bromodichloromethane	7.31	83	6459	2.06 ppb		94
55)	Methyl Cyclohexane	6.94	83	5097	2.25 ppb		97
56)	Dibromomethane	7.12	93	2762	2.03 ppb	#	77
57)	MIBK (methyl isobutyl ket	7.98	43	36816	31.76 ppb		97
58)	1-Bromo-2-chloroethane	7.63	144	737	1.71 ppb		75
60)	Cis-1,3-Dichloropropene	7.79	75	6027	2.15 ppb		91
61)	Toluene	8.12	91	15184	1.88 ppb		85
62)	Trans-1,3-Dichloropropene	8.38	75	5713	2.05 ppb		86
63)	1,1,2-TCA	8.54	83	2414	1.93 ppb		93
64)	2-Hexanone	8.83	43	24259	30.95 ppb		97
67)	1,2-EDB	9.03	107	3866	2.08 ppb		83
68)	Tetrachloroethene	8.66	164	4952	1.62 ppb	#	80
69)	1-Chlorohexane	9.53	91	2721	1.95 ppb	#	79
70)	1,1,1,2-Tetrachloroethane	9.62	131	5242	2.00 ppb		90
71)	m&p-Xylene	9.77	106	15266	3.83 ppb		88
72)	o-Xylene	10.16	106	7227	1.73 ppb		97
73)	Styrene	10.18	104	12118	1.93 ppb		99
75)	1,3-Dichloropropane	8.71	76	5024	1.84 ppb		90
76)	Dibromochloromethane	8.93	129	5242	1.92 ppb		94
77)	Chlorobenzene	9.53	112	12976	2.12 ppb		90
78)	Ethylbenzene	9.65	91	18350	1.90 ppb		96
79)	Bromoform	10.35	173	4619	2.03 ppb		87
81)	Isopropylbenzene	10.53	105	18752	1.81 ppb		92
82)	1,1,2,2-Tetrachloroethane	10.84	83	3694	2.07 ppb		93
83)	1,2,3-Trichloropropane	10.87	110	1874	2.10 ppb	#	77
84)	t-1,4-Dichloro-2-Butene	10.90	53	1005	2.41 ppb		98
85)	Bromobenzene	10.81	156	7210	2.12 ppb		90
86)	n-Propylbenzene	10.94	91	19095	1.86 ppb		99
87)	4-Ethyltoluene	11.06	105	18983	2.00 ppb		92
88)	2-Chlorotoluene	11.02	91	16161	1.99 ppb		90
89)	1,3,5-Trimethylbenzene	11.12	105	15423	1.74 ppb		93
90)	4-Chlorotoluene	11.13	91	16663	2.06 ppb		98
91)	Tert-Butylbenzene	11.44	119	8790	1.80 ppb		92
92)	1,2,4-Trimethylbenzene	11.49	105	16313	1.94 ppb		86
93)	Sec-Butylbenzene	11.66	105	18809	2.01 ppb		99
94)	p-Isopropyltoluene	11.81	119	16115	1.78 ppb		90
95)	Benzyl Chloride	12.00	91	4701	2.19 ppb		96
96)	1,3-DCB	11.75	146	10728	1.81 ppb	#	93
97)	1,4-DCB	11.84	146	10390	1.72 ppb	#	80
98)	n-Butylbenzene	12.22	91	8810	2.56 ppb		94
99)	1,2-DCB	12.21	146	11528	1.99 ppb		96
100)	Hexachloroethane	12.45	117	3280	2.16 ppb		90
101)	1,2-Dibromo-3-chloropropan	13.00	75	716	2.29 ppb	#	72
102)	1,2,4-Trichlorobenzene	13.81	180	2131	2.91 ppb	#	84
103)	Hexachlorobutadiene	13.99	225	3819	2.39 ppb		82
104)	Naphthalene	14.05	128	4009	1.87 ppb	#	88
105)	1,2,3-Trichlorobenzene	14.29	180	2322	3.16 ppb		94

(#) = qualifier out of range (m) = manual integration

Quantitation Report

Data File : M:\MAX\DATA\211015\1015M15.D
Acq On : 15 Oct 21 16:38
Sample : 2ug/L VOC STD 10/15/21
Misc : IS&S 8/4/21

Vial: 5
Operator: LP,DG,CH
Inst : Max
Multiplr: 1.00

Quant Time: Oct 28 13:29 2021

Quant Results File: M1015W.RES

Method : M:\MAX\DATA\211015\M1015W.M (RTE Integrator)
Title : METHOD 8260B
Last Update : Sat Oct 16 14:01:48 2021
Response via : Initial Calibration



1015M15.D M1015W.M Tue Nov 23 11:28:18 2021

Quantitation Report (Not Reviewed)

Data File : M:\MAX\DATA\211015\1015M16.D
Acq On : 15 Oct 21 17:06
Sample : 5ug/L VOC STD 10/15/21
Misc : IS&S 8/4/21

Vial: 6
Operator: LP,DG,CH
Inst : Max
Multiplr: 1.00

Quant Time: Oct 28 13:29 2021 Quant Results File: M1015W.RES

Quant Method : M:\MAX\DATA\211015\M1015W.M (RTE Integrator)
Title : METHOD 8260B
Last Update : Sat Oct 16 14:01:48 2021
Response via : Initial Calibration
DataAcq Meth : M8260

Internal Standards	R.T.	QIon	Response	Conc Units	Dev(Min)
1) Fluorobenzene (IS)	6.34	96	387411	25.00 ppb	0.00
65) Chlorobenzene-D5 (IS)	9.50	117	344894	25.00 ppb	0.00
80) 1,4-Dichlorobenzene-D (IS)	11.82	152	232454	25.00 ppb	0.00
System Monitoring Compounds					
41) Dibromofluoromethane(S)	5.56	111	118038	24.53 ppb	0.00
Spiked Amount 25.000			Recovery =	98.128%	
46) 1,2-DCA-D4(S)	5.95	65	84056	25.05 ppb	0.00
Spiked Amount 25.000			Recovery =	100.188%	
66) Toluene-D8(S)	8.05	98	389321	24.56 ppb	0.00
Spiked Amount 25.000			Recovery =	98.240%	
74) 4-Bromofluorobenzene(S)	10.68	95	156913	24.51 ppb	0.00
Spiked Amount 25.000			Recovery =	98.036%	

Target Compounds						Qvalue
3) Dichlorodifluoromethane	1.18	85	13541	5.84 ppb		91
4) Freon 114	1.29	85	6948	5.35 ppb		87
5) Chloromethane	1.33	50	7282	5.26 ppb	#	83
6) Vinyl chloride	1.42	62	8698	5.10 ppb		97
8) Bromomethane	1.68	94	7347	5.10 ppb		89
9) Chloroethane	1.77	64	5473	5.51 ppb		90
10) Dichlorofluoromethane	1.97	67	17069	4.56 ppb		93
11) Trichlorofluoromethane	2.00	101	23038	5.15 ppb		98
13) Acrolein	2.43	56	21061	97.41 ppb		97
14) Acetone	2.61	43	19225	38.06 ppb		100
15) Freon-113	2.53	151	8907	4.89 ppb		89
16) Acetonitrile	2.92	41	11772	98.07 ppb		97
18) 1,2-Dichlorotrifluoroethan	1.97	67	17069	4.56 ppb		100
19) 1,1-DCE	2.51	61	13232	4.88 ppb		96
20) t-Butanol	3.34	59	16999	106.74 ppb		95
21) Methyl Acetate	2.99	43	3806	4.48 ppb		89
22) Iodomethane	2.66	142	7587	4.76 ppb		98
23) Acrylonitrile	3.43	53	2612	5.42 ppb		91
25) Methylene chloride	3.08	84	8233	4.70 ppb		88
26) Carbon disulfide	2.72	76	10258	4.65 ppb		98
27) Methyl t-butyl ether (MtBE	3.47	73	28794	4.93 ppb		96
28) Trans-1,2-DCE	3.43	96	9294	4.91 ppb		89
29) 3-Methylpentane	3.46	57	5115	4.90 ppb		91
31) Diisopropyl Ether	4.25	45	19726	5.41 ppb		92
32) 1,1-DCA	4.05	63	14219	5.01 ppb	#	85
34) Ethyl tert Butyl Ether	4.77	59	24023	5.13 ppb		89
35) Methylcyclopentane	4.77	56	1134	5.01 ppb		100
36) MEK (2-Butanone)	4.99	43	20148	38.15 ppb		88
37) Cis-1,2-DCE	4.91	96	10198	4.87 ppb		96
38) 2,2-Dichloropropane	4.89	77	17894	4.92 ppb		98
39) Chloroform	5.37	83	19904	5.40 ppb		99
40) Bromochloromethane	5.22	130	8478	4.96 ppb	#	83
42) 1,1,1-TCA	5.54	97	22632	5.23 ppb		93
43) Cyclohexane	5.58	41	6390	5.17 ppb		76
44) 1,1-Dichloropropene	5.75	75	12969	5.53 ppb		85
45) 2,2,4-Trimethylpentane	6.11	57	14248	4.68 ppb		87
47) Carbon Tetrachloride	5.73	117	21221	5.22 ppb		90
48) Tert Amyl Methyl Ether	6.18	73	23576	5.11 ppb		98
49) 1,2-DCA	6.04	62	18340	5.04 ppb		98
50) Benzene	5.99	78	33663	4.96 ppb		98

(#) = qualifier out of range (m) = manual integration

Quantitation Report (Not Reviewed)

Data File : M:\MAX\DATA\211015\1015M16.D
Acq On : 15 Oct 21 17:06
Sample : 5ug/L VOC STD 10/15/21
Misc : IS&S 8/4/21

Vial: 6
Operator: LP,DG,CH
Inst : Max
Multiplr: 1.00

Quant Time: Oct 28 13:29 2021 Quant Results File: M1015W.RES

Quant Method : M:\MAX\DATA\211015\M1015W.M (RTE Integrator)
Title : METHOD 8260B
Last Update : Sat Oct 16 14:01:48 2021
Response via : Initial Calibration
DataAcq Meth : M8260

	Compound	R.T.	QIon	Response	Conc	Unit		Qvalue
51)	TCE	6.75	95	9650	4.44	ppb	#	77
52)	2-Pentanone	7.01	43	86889	98.43	ppb		97
53)	1,2-Dichloropropane	7.00	63	3245	4.12	ppb	#	92
54)	Bromodichloromethane	7.31	83	17085	5.60	ppb		90
55)	Methyl Cyclohexane	6.94	83	11773	5.11	ppb		91
56)	Dibromomethane	7.12	93	6546	4.93	ppb		88
57)	MIBK (methyl isobutyl ket	7.98	43	43474	38.51	ppb		98
58)	1-Bromo-2-chloroethane	7.62	144	2479	5.82	ppb		78
60)	Cis-1,3-Dichloropropene	7.79	75	14773	5.41	ppb		90
61)	Toluene	8.12	91	39874	5.08	ppb		96
62)	Trans-1,3-Dichloropropene	8.37	75	14624	5.40	ppb		99
63)	1,1,2-TCA	8.55	83	5668	4.65	ppb		89
64)	2-Hexanone	8.83	43	28901	37.85	ppb	#	97
67)	1,2-EDB	9.03	107	9212	5.06	ppb		93
68)	Tetrachloroethene	8.66	164	9368	4.50	ppb		96
69)	1-Chlorohexane	9.53	91	7028	5.13	ppb		83
70)	1,1,1,2-Tetrachloroethane	9.62	131	14631	5.70	ppb		92
71)	m&p-Xylene	9.77	106	40521	10.39	ppb		97
72)	o-Xylene	10.16	106	19748	4.83	ppb		89
73)	Styrene	10.18	104	31878	5.18	ppb		98
75)	1,3-Dichloropropane	8.71	76	13752	5.14	ppb		98
76)	Dibromochloromethane	8.93	129	13298	4.97	ppb		89
77)	Chlorobenzene	9.53	112	30958	5.18	ppb		96
78)	Ethylbenzene	9.65	91	49016	5.18	ppb		98
79)	Bromoform	10.35	173	10773	4.85	ppb		98
81)	Isopropylbenzene	10.53	105	53902	4.97	ppb		98
82)	1,1,2,2-Tetrachloroethane	10.84	83	8866	4.77	ppb	#	85
83)	1,2,3-Trichloropropane	10.88	110	4864	5.23	ppb	#	73
84)	t-1,4-Dichloro-2-Butene	10.91	53	2090	4.56	ppb		84
85)	Bromobenzene	10.81	156	17611	4.96	ppb		88
86)	n-Propylbenzene	10.94	91	52829	4.93	ppb		95
87)	4-Ethyltoluene	11.06	105	48078	4.86	ppb		92
88)	2-Chlorotoluene	11.01	91	41952	4.94	ppb		89
89)	1,3,5-Trimethylbenzene	11.12	105	46678	5.05	ppb		97
90)	4-Chlorotoluene	11.13	91	41644	4.94	ppb		99
91)	Tert-Butylbenzene	11.44	119	26648	5.22	ppb		93
92)	1,2,4-Trimethylbenzene	11.49	105	45050	5.14	ppb		99
93)	Sec-Butylbenzene	11.66	105	49880	5.10	ppb		98
94)	p-Isopropyltoluene	11.81	119	48782	5.16	ppb		99
95)	Benzyl Chloride	11.99	91	10073	4.50	ppb	#	96
96)	1,3-DCB	11.75	146	31609	5.12	ppb		95
97)	1,4-DCB	11.85	146	29696	4.72	ppb		95
98)	n-Butylbenzene	12.22	91	26294	4.89	ppb		97
99)	1,2-DCB	12.21	146	30601	5.06	ppb		87
100)	Hexachloroethane	12.46	117	7449	4.71	ppb		86
101)	1,2-Dibromo-3-chloropropan	12.99	75	2238	4.82	ppb		84
102)	1,2,4-Trichlorobenzene	13.81	180	7399	4.55	ppb		85
103)	Hexachlorobutadiene	13.99	225	10435	4.63	ppb		92
104)	Naphthalene	14.06	128	14154	3.95	ppb		95
105)	1,2,3-Trichlorobenzene	14.29	180	9443	4.79	ppb		82

(#) = qualifier out of range (m) = manual integration

Quantitation Report

Data File : M:\MAX\DATA\211015\1015M16.D
Acq On : 15 Oct 21 17:06
Sample : 5ug/L VOC STD 10/15/21
Misc : IS&S 8/4/21

Vial: 6
Operator: LP,DG,CH
Inst : Max
Multiplr: 1.00

Quant Time: Oct 28 13:29 2021

Quant Results File: M1015W.RES

Method : M:\MAX\DATA\211015\M1015W.M (RTE Integrator)
Title : METHOD 8260B
Last Update : Sat Oct 16 14:01:48 2021
Response via : Initial Calibration

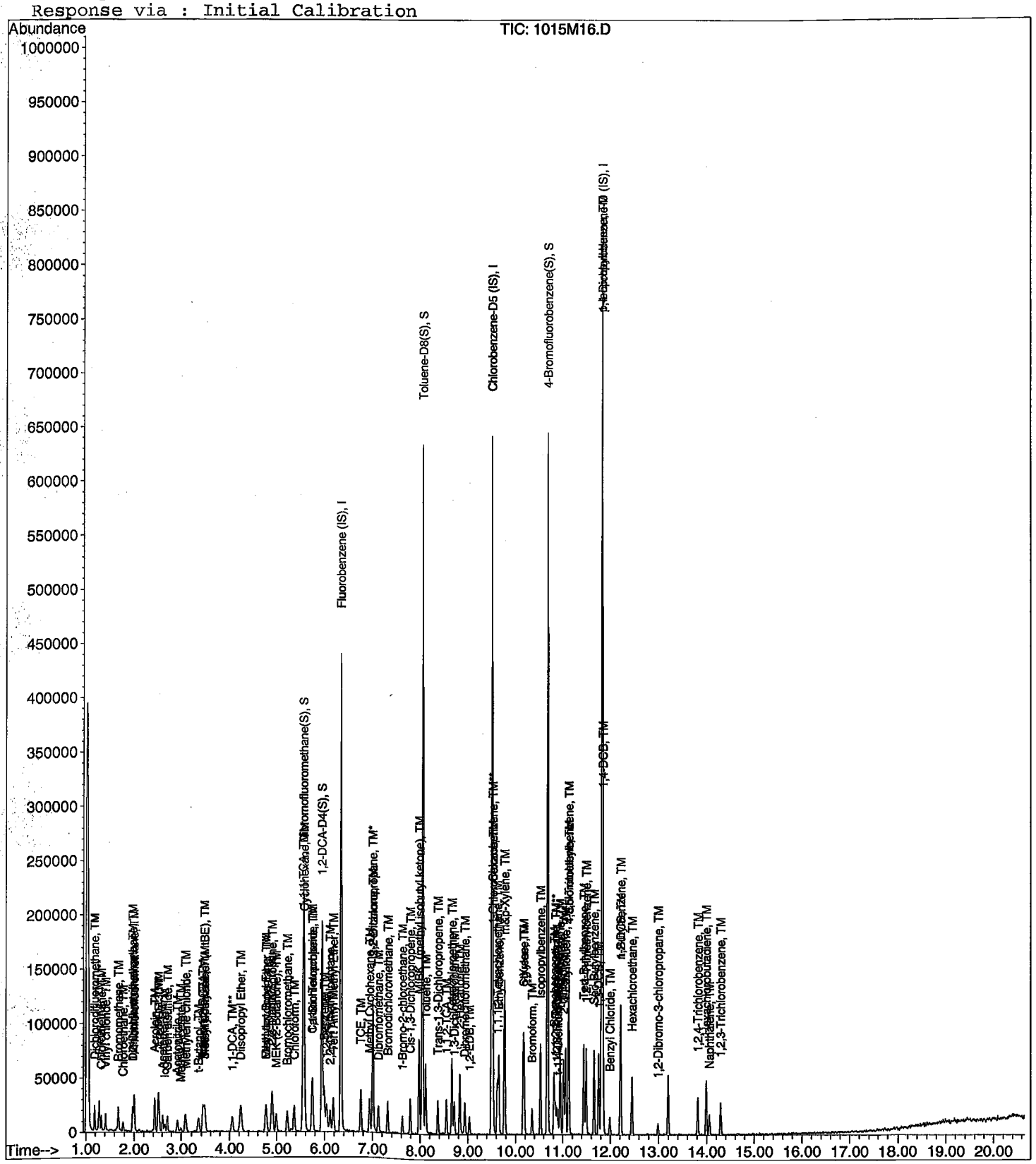

Quantitation Report (Not Reviewed)

Data File : M:\MAX\DATA\211015\1015M17.D
Acq On : 15 Oct 21 17:35
Sample : 10ug/L VOC STD 10/15/21
Misc : IS&S 8/4/21

Vial: 7
Operator: LP,DG,CH
Inst : Max
Multiplr: 1.00

Quant Time: Oct 28 13:29 2021

Quant Results File: M1015W.RES

Quant Method : M:\MAX\DATA\211015\M1015W.M (RTE Integrator)
Title : METHOD 8260B
Last Update : Sat Oct 16 14:01:48 2021
Response via : Initial Calibration
DataAcq Meth : M8260

Internal Standards	R.T.	QIon	Response	Conc Units	Dev(Min)
1) Fluorobenzene (IS)	6.34	96	377347	25.00 ppb	0.00
65) Chlorobenzene-D5 (IS)	9.50	117	347072	25.00 ppb	0.00
80) 1,4-Dichlorobenzene-D (IS)	11.82	152	236441	25.00 ppb	0.00
System Monitoring Compounds					
41) Dibromofluoromethane(S)	5.56	111	118319	25.25 ppb	0.00
Spiked Amount 25.000			Recovery	= 100.988%	
46) 1,2-DCA-D4(S)	5.95	65	79312	24.26 ppb	0.00
Spiked Amount 25.000			Recovery	= 97.056%	
66) Toluene-D8(S)	8.05	98	392721	24.62 ppb	0.00
Spiked Amount 25.000			Recovery	= 98.476%	
74) 4-Bromofluorobenzene(S)	10.68	95	160324	24.88 ppb	0.00
Spiked Amount 25.000			Recovery	= 99.536%	
Target Compounds					Qvalue
3) Dichlorodifluoromethane	1.19	85	19568	8.66 ppb	100
4) Freon 114	1.29	85	10651	8.42 ppb	100
5) Chloromethane	1.33	50	13364	9.91 ppb	100
6) Vinyl chloride	1.42	62	16573	9.97 ppb	100
8) Bromomethane	1.68	94	12882	9.17 ppb	100
9) Chloroethane	1.77	64	11250	10.40 ppb	100
10) Dichlorofluoromethane	1.97	67	36430	9.99 ppb	100
11) Trichlorofluoromethane	2.00	101	43493	9.97 ppb	100
13) Acrolein	2.43	56	26701	126.11 ppb	100
14) Acetone	2.61	43	24111	49.01 ppb	100
15) Freon-113	2.53	151	16125	9.09 ppb	100
16) Acetonitrile	2.92	41	13763	117.71 ppb	100
18) 1,2-Dichlorotrifluoroethan	1.97	67	36430	9.99 ppb	100
19) 1,1-DCE	2.51	61	25329	9.59 ppb	100
20) t-Butanol	3.34	59	19181	125.30 ppb	100
21) Methyl Acetate	3.00	43	8263	9.99 ppb	100
22) Iodomethane	2.66	142	17486	9.58 ppb	100
23) Acrylonitrile	3.43	53	4844	10.41 ppb	100
25) Methylene chloride	3.08	84	17432	10.22 ppb	100
26) Carbon disulfide	2.71	76	20960	9.75 ppb	100
27) Methyl t-butyl ether (MtBE	3.47	73	57116	10.04 ppb	100
28) Trans-1,2-DCE	3.43	96	17741	9.63 ppb	100
29) 3-Methylpentane	3.46	57	10024	10.44 ppb	100
31) Diisopropyl Ether	4.24	45	37208	10.49 ppb	100
32) 1,1-DCA	4.05	63	28067	10.16 ppb	100
34) Ethyl tert Butyl Ether	4.77	59	46096	10.11 ppb	100
35) Methylcyclopentane	4.77	56	1948	9.92 ppb	100
36) MEK (2-Butanone)	4.99	43	26957	52.41 ppb	100
37) Cis-1,2-DCE	4.91	96	20531	10.06 ppb	100
38) 2,2-Dichloropropane	4.89	77	37047	10.45 ppb	100
39) Chloroform	5.36	83	41151	11.47 ppb	100
40) Bromochloromethane	5.22	130	15934	9.97 ppb	100
42) 1,1,1-TCA	5.55	97	43737	10.38 ppb	100
43) Cyclohexane	5.58	41	10585	8.78 ppb	100
44) 1,1-Dichloropropene	5.75	75	23149	10.13 ppb	100
45) 2,2,4-Trimethylpentane	6.12	57	25327	8.54 ppb	100
47) Carbon Tetrachloride	5.73	117	40318	10.18 ppb	100
48) Tert Amyl Methyl Ether	6.18	73	47074	10.47 ppb	100
49) 1,2-DCA	6.04	62	36487	10.29 ppb	100
50) Benzene	5.99	78	67135	10.15 ppb	100

(#) = qualifier out of range (m) = manual integration

Quantitation Report (Not Reviewed)

Data File : M:\MAX\DATA\211015\1015M17.D
Acq On : 15 Oct 21 17:35
Sample : 10ug/L VOC STD 10/15/21
Misc : IS&S 8/4/21

Vial: 7
Operator: LP,DG,CH
Inst : Max
Multiplr: 1.00

Quant Time: Oct 28 13:29 2021

Quant Results File: M1015W.RES

Quant Method : M:\MAX\DATA\211015\M1015W.M (RTE Integrator)
Title : METHOD 8260B
Last Update : Sat Oct 16 14:01:48 2021
Response via : Initial Calibration
DataAcq Meth : M8260

	Compound	R.T.	QIon	Response	Conc Unit	Qvalue
51)	TCE	6.75	95	21853	10.32 ppb	100
52)	2-Pentanone	7.01	43	108759	126.49 ppb	100
53)	1,2-Dichloropropane	7.00	63	7561	10.30 ppb	100
54)	Bromodichloromethane	7.31	83	30571	10.29 ppb	100
55)	Methyl Cyclohexane	6.94	83	20502	9.01 ppb	100
56)	Dibromomethane	7.12	93	12823	9.92 ppb	100
57)	MIBK (methyl isobutyl ket	7.98	43	56842	51.69 ppb	100
58)	1-Bromo-2-chloroethane	7.62	144	4063	9.78 ppb	100
60)	Cis-1,3-Dichloropropene	7.79	75	27754	10.43 ppb	100
61)	Toluene	8.12	91	82436	10.77 ppb	100
62)	Trans-1,3-Dichloropropene	8.37	75	28083	10.64 ppb	100
63)	1,1,2-TCA	8.55	83	12220	10.30 ppb	100
64)	2-Hexanone	8.83	43	39749	53.45 ppb	100
67)	1,2-EDB	9.03	107	17939	9.80 ppb	100
68)	Tetrachloroethene	8.66	164	16284	8.84 ppb	100
69)	1-Chlorohexane	9.53	91	12452	9.04 ppb	100
70)	1,1,1,2-Tetrachloroethane	9.62	131	28021	10.85 ppb	100
71)	m&p-Xylene	9.77	106	82514	21.03 ppb	100
72)	o-Xylene	10.16	106	40678	9.89 ppb	100
73)	Styrene	10.18	104	66045	10.66 ppb	100
75)	1,3-Dichloropropane	8.71	76	26720	9.92 ppb	100
76)	Dibromochloromethane	8.93	129	26700	9.91 ppb	100
77)	Chlorobenzene	9.53	112	61648	10.25 ppb	100
78)	Ethylbenzene	9.65	91	94727	9.95 ppb	100
79)	Bromoform	10.35	173	22290	9.97 ppb	100
81)	Isopropylbenzene	10.53	105	106456	9.65 ppb	100
82)	1,1,2,2-Tetrachloroethane	10.84	83	18342	9.69 ppb	100
83)	1,2,3-Trichloropropane	10.87	110	9043	9.56 ppb	100
84)	t-1,4-Dichloro-2-Butene	10.90	53	4578	9.52 ppb	100
85)	Bromobenzene	10.81	156	34140	9.46 ppb	100
86)	n-Propylbenzene	10.94	91	111438	10.23 ppb	100
87)	4-Ethyltoluene	11.06	105	102117	10.16 ppb	100
88)	2-Chlorotoluene	11.01	91	87062	10.08 ppb	100
89)	1,3,5-Trimethylbenzene	11.12	105	98343	10.45 ppb	100
90)	4-Chlorotoluene	11.13	91	85815	10.01 ppb	100
91)	Tert-Butylbenzene	11.44	119	53976	10.39 ppb	100
92)	1,2,4-Trimethylbenzene	11.49	105	92332	10.36 ppb	100
93)	Sec-Butylbenzene	11.66	105	104508	10.51 ppb	100
94)	p-Isopropyltoluene	11.81	119	100003	10.41 ppb	100
95)	Benzyl Chloride	11.99	91	20556	9.04 ppb	100
96)	1,3-DCB	11.75	146	62186	9.90 ppb	100
97)	1,4-DCB	11.84	146	61854	9.66 ppb	100
98)	n-Butylbenzene	12.22	91	56499	8.87 ppb	100
99)	1,2-DCB	12.21	146	61844	10.05 ppb	100
100)	Hexachloroethane	12.46	117	14896	9.25 ppb	100
101)	1,2-Dibromo-3-chloropropan	12.99	75	5285	9.84 ppb	100
102)	1,2,4-Trichlorobenzene	13.81	180	18752	8.06 ppb	100
103)	Hexachlorobutadiene	13.99	225	23952	9.19 ppb	100
104)	Naphthalene	14.05	128	39199	8.86 ppb	100
105)	1,2,3-Trichlorobenzene	14.30	180	23602	7.99 ppb	100

(#) = qualifier out of range (m) = manual integration

Quantitation Report

Data File : M:\MAX\DATA\211015\1015M17.D
Acq On : 15 Oct 21 17:35
Sample : 10ug/L VOC STD 10/15/21
Misc : IS&S 8/4/21

Vial: 7
Operator: LP,DG,CH
Inst : Max
Multiplr: 1.00

Quant Time: Oct 28 13:29 2021

Quant Results File: M1015W.RES

Method : M:\MAX\DATA\211015\M1015W.M (RTE Integrator)
Title : METHOD 8260B
Last Update : Sat Oct 16 14:01:48 2021
Response via : Initial Calibration

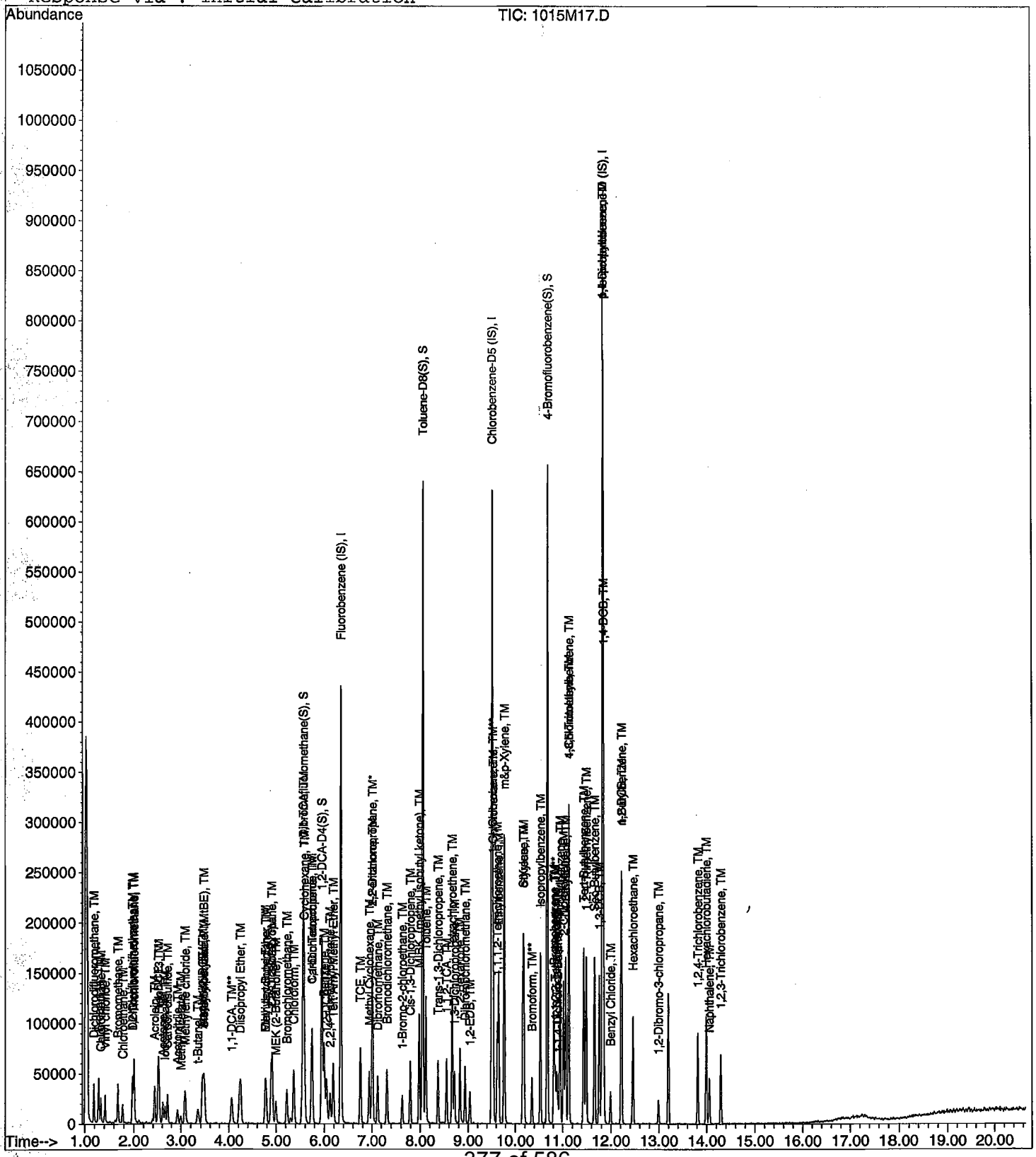

Quantitation Report (Not Reviewed)

Data File : M:\MAX\DATA\211015\1015M18.D
Acq On : 15 Oct 21 18:03
Sample : 20ug/L VOC STD 10/15/21
Misc : IS&S 8/4/21

Vial: 8
Operator: LP,DG,CH
Inst : Max
Multiplr: 1.00

Quant Time: Oct 28 13:29 2021

Quant Results File: M1015W.RES

Quant Method : M:\MAX\DATA\211015\M1015W.M (RTE Integrator)
Title : METHOD 8260B
Last Update : Sat Oct 16 14:01:48 2021
Response via : Initial Calibration
DataAcq Meth : M8260

Internal Standards	R.T.	QIon	Response	Conc Units	Dev(Min)
1) Fluorobenzene (IS)	6.34	96	395871	25.00 ppb	0.00
65) Chlorobenzene-D5 (IS)	9.50	117	351611	25.00 ppb	0.00
80) 1,4-Dichlorobenzene-D (IS)	11.82	152	235162	25.00 ppb	0.00
System Monitoring Compounds					
41) Dibromofluoromethane(S)	5.56	111	236514	48.11 ppb	0.00
Spiked Amount 25.000			Recovery	= 192.424%	
46) 1,2-DCA-D4(S)	5.95	65	166400	48.52 ppb	0.00
Spiked Amount 25.000			Recovery	= 194.100%	
66) Toluene-D8(S)	8.05	98	780890	48.32 ppb	0.00
Spiked Amount 25.000			Recovery	= 193.280%	
74) 4-Bromofluorobenzene(S)	10.68	95	327466	50.17 ppb	0.00
Spiked Amount 25.000			Recovery	= 200.684%	

Target Compounds						Qvalue
3) Dichlorodifluoromethane	1.18	85	43432	18.32 ppb		97
4) Freon 114	1.29	85	29061	21.89 ppb		81
5) Chloromethane	1.33	50	25172	17.80 ppb		98
6) Vinyl chloride	1.42	62	33428	19.17 ppb		95
8) Bromomethane	1.68	94	25141	17.06 ppb		95
9) Chloroethane	1.77	64	20310	17.10 ppb		99
10) Dichlorofluoromethane	1.97	67	69254	18.10 ppb		99
11) Trichlorofluoromethane	2.00	101	90422	19.77 ppb		91
13) Acrolein	2.44	56	32051	143.61 ppb		99
14) Acetone	2.61	43	29127	56.43 ppb		99
15) Freon-113	2.53	151	37209	19.99 ppb		94
16) Acetonitrile	2.93	41	18046	147.12 ppb		93
18) 1,2-Dichlorotrifluoroethan	1.97	67	69254	18.10 ppb		100
19) 1,1-DCE	2.51	61	53746	19.39 ppb		97
20) t-Butanol	3.34	59	23282	147.60 ppb		92
21) Methyl Acetate	2.99	43	16974	19.56 ppb		100
22) Iodomethane	2.66	142	35780	17.50 ppb		93
23) Acrylonitrile	3.43	53	10005	20.60 ppb	#	84
25) Methylene chloride	3.08	84	34285	19.16 ppb		94
26) Carbon disulfide	2.71	76	44096	19.56 ppb		97
27) Methyl t-butyl ether (MtBE	3.47	73	114470	19.18 ppb		100
28) Trans-1,2-DCE	3.43	96	38698	20.02 ppb		94
29) 3-Methylpentane	3.47	57	21607	22.04 ppb		96
31) Diisopropyl Ether	4.24	45	74704	20.07 ppb		96
32) 1,1-DCA	4.06	63	59120	20.39 ppb		98
34) Ethyl tert Butyl Ether	4.77	59	95539	19.97 ppb		95
35) Methylcyclopentane	4.77	56	3929	20.37 ppb	#	100
36) MEK (2-Butanone)	4.99	43	30811	57.10 ppb	#	91
37) Cis-1,2-DCE	4.91	96	40102	18.73 ppb		94
38) 2,2-Dichloropropane	4.89	77	73086	19.65 ppb		99
39) Chloroform	5.36	83	81653	21.69 ppb		100
40) Bromochloromethane	5.22	130	33221	20.25 ppb		93
42) 1,1,1-TCA	5.54	97	93844	21.23 ppb		95
43) Cyclohexane	5.58	41	24494	19.38 ppb		85
44) 1,1-Dichloropropene	5.75	75	49132	20.49 ppb		93
45) 2,2,4-Trimethylpentane	6.12	57	57952	18.64 ppb	#	81
47) Carbon Tetrachloride	5.73	117	81738	19.66 ppb		94
48) Tert Amyl Methyl Ether	6.18	73	93531	19.83 ppb		97
49) 1,2-DCA	6.04	62	73123	19.65 ppb		97
50) Benzene	5.99	78	134429	19.36 ppb		95

(#) = qualifier out of range (m) = manual integration

Quantitation Report (Not Reviewed)

Data File : M:\MAX\DATA\211015\1015M18.D
Acq On : 15 Oct 21 18:03
Sample : 20ug/L VOC STD 10/15/21
Misc : IS&S 8/4/21

Vial: 8
Operator: LP,DG,CH
Inst : Max
Multiplr: 1.00

Quant Time: Oct 28 13:29 2021 Quant Results File: M1015W.RES

Quant Method : M:\MAX\DATA\211015\M1015W.M (RTE Integrator)
Title : METHOD 8260B
Last Update : Sat Oct 16 14:01:48 2021
Response via : Initial Calibration
DataAcq Meth : M8260

	Compound	R.T.	QIon	Response	Conc Unit		Qvalue
51)	TCE	6.75	95	41884	18.85 ppb		85
52)	2-Pentanone	7.01	43	131778	146.09 ppb		97
53)	1,2-Dichloropropane	7.00	63	15331	20.20 ppb		99
54)	Bromodichloromethane	7.31	83	63530	20.39 ppb		94
55)	Methyl Cyclohexane	6.94	83	47883	19.88 ppb		99
56)	Dibromomethane	7.12	93	24263	17.90 ppb		99
57)	MIBK (methyl isobutyl ket	7.98	43	66896	57.99 ppb		96
58)	1-Bromo-2-chloroethane	7.62	144	8668	19.85 ppb		82
60)	Cis-1,3-Dichloropropene	7.79	75	58299	20.88 ppb		92
61)	Toluene	8.12	91	158484	19.74 ppb		98
62)	Trans-1,3-Dichloropropene	8.37	75	58054	20.97 ppb		99
63)	1,1,2-TCA	8.55	83	23159	18.61 ppb		98
64)	2-Hexanone	8.83	43	48162	61.73 ppb		96
67)	1,2-EDB	9.03	107	37727	20.34 ppb		91
68)	Tetrachloroethene	8.66	164	37992	22.27 ppb	#	77
69)	1-Chlorohexane	9.53	91	27928	20.01 ppb		92
70)	1,1,1,2-Tetrachloroethane	9.62	131	54825	20.96 ppb		97
71)	m&p-Xylene	9.77	106	168462	42.38 ppb		94
72)	o-Xylene	10.16	106	80768	19.38 ppb		96
73)	Styrene	10.18	104	132105	21.05 ppb		100
75)	1,3-Dichloropropane	8.71	76	51570	18.91 ppb	#	81
76)	Dibromochloromethane	8.93	129	55342	20.28 ppb		97
77)	Chlorobenzene	9.53	112	123674	20.29 ppb		95
78)	Ethylbenzene	9.65	91	190505	19.75 ppb		99
79)	Bromoform	10.35	173	46086	20.34 ppb		91
81)	Isopropylbenzene	10.53	105	215921	19.69 ppb		96
82)	1,1,2,2-Tetrachloroethane	10.84	83	34580	18.37 ppb		93
83)	1,2,3-Trichloropropane	10.88	110	18655	19.83 ppb		93
84)	t-1,4-Dichloro-2-Butene	10.90	53	9193	18.97 ppb		76
85)	Bromobenzene	10.81	156	72807	20.28 ppb		87
86)	n-Propylbenzene	10.94	91	218212	20.15 ppb		98
87)	4-Ethyltoluene	11.06	105	204272	20.42 ppb		94
88)	2-Chlorotoluene	11.01	91	166317	19.37 ppb		92
89)	1,3,5-Trimethylbenzene	11.12	105	188460	20.14 ppb		96
90)	4-Chlorotoluene	11.13	91	169578	19.88 ppb		99
91)	Tert-Butylbenzene	11.44	119	113528	21.98 ppb		98
92)	1,2,4-Trimethylbenzene	11.49	105	194704	21.96 ppb		97
93)	Sec-Butylbenzene	11.66	105	210964	21.34 ppb		99
94)	p-Isopropyltoluene	11.81	119	210376	22.01 ppb		98
95)	Benzyl Chloride	11.99	91	42029	18.57 ppb		97
96)	1,3-DCB	11.75	146	126212	20.19 ppb		98
97)	1,4-DCB	11.84	146	125705	19.75 ppb		96
98)	n-Butylbenzene	12.22	91	128982	18.67 ppb		95
99)	1,2-DCB	12.21	146	124816	20.40 ppb		98
100)	Hexachloroethane	12.46	117	30628	19.12 ppb		94
101)	1,2-Dibromo-3-chloropropan	12.99	75	10893	19.31 ppb	#	81
102)	1,2,4-Trichlorobenzene	13.81	180	49784	17.83 ppb		88
103)	Hexachlorobutadiene	13.99	225	53060	19.23 ppb		97
104)	Naphthalene	14.05	128	96821	19.57 ppb		99
105)	1,2,3-Trichlorobenzene	14.30	180	62906	17.04 ppb		86

(#) = qualifier out of range (m) = manual integration

Quantitation Report

Data File : M:\MAX\DATA\211015\1015M18.D
Acq On : 15 Oct 21 18:03
Sample : 20ug/L VOC STD 10/15/21
Misc : IS&S 8/4/21

Vial: 8
Operator: LP,DG,CH
Inst : Max
Multiplr: 1.00

Quant Time: Oct 28 13:29 2021

Quant Results File: M1015W.RES

Method : M:\MAX\DATA\211015\M1015W.M (RTE Integrator)
Title : METHOD 8260B
Last Update : Sat Oct 16 14:01:48 2021
Response via : Initial Calibration

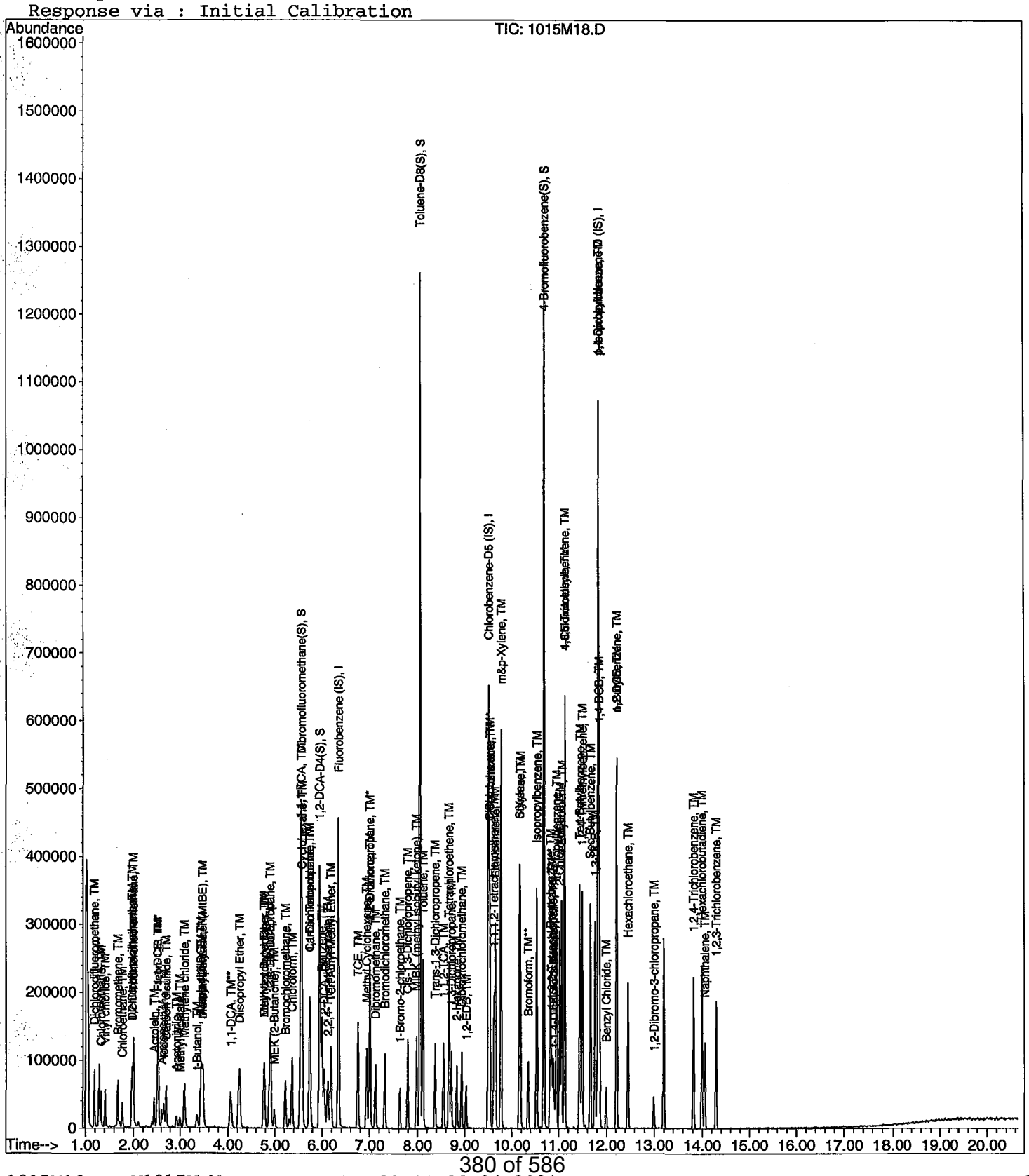
Abundance
TIC: 1015M18.D
Time-->
Toluene-D8(S), S
4-Bromofluorobenzene(S), S
Chlorobenzene-D5 (IS), I
m&p-Xylene, TM
Fluorobenzene (IS), I
1,2-DCA-D4(S), S
Dibromofluoromethane(S), S
Benzyl Chloride, TM
Hexachloroethane, TM
1,2-Dibromo-3-chloropropane, TM
Naphthalene, TM
1,2,3-Trichlorobenzene, TM
Bromoform, TM
Isopropylbenzene, TM
1,1-DCA, TM
Diisopropyl Ether, TM
TCE, TM
Methyl Cyclohexane, TM
Dibromomethane, TM
Bromodichloromethane, TM
Trans-1,3-Dichloropropene, TM
Tetrachloroethene, TM
Chloroform, TM
Bromochloromethane, TM
MEK (2-Butanone), TM
Methylene Chloride, TM
1-Butanol, TM
Acrolein, TM
Acetonitrile, TM
Methyl Acrylate, TM
Methyl Iodide, TM
Dichlorodifluoromethane, TM
Vinyl Chloride, TM
Chloroethane, TM
Chloromethane, TM
Dichlorofluoromethane, TM
Acrylonitrile, TM
Methacrylonitrile, TM
Propionitrile, TM
Methacrylate, TM
Ethyl Methacrylate, TM
Chloroprene, TM
Pentachloroethane, TM
1,1,1,2-Tetrachloroethane, TM
Bromobenzene, TM
1,1-DCE, TM
1,2-Dichloroethane, TM
1,2-Dichloropropane, TM
Dibromomethane, TM
1,4-Dichlorobutane, TM
1,2-Dibromoethane, TM
1,3-Dichlorobenzene, TM
1,4-Dichlorobenzene, TM
1,2-Dichlorobenzene, TM
1,2,4-Trichlorobenzene, TM
Hexachlorobutadiene, TM
1,2,4-Trichlorobenzene, TM
1,2,3-Trichlorobenzene, TM
1,4-Dichlorobutane-D8 (IS), I
1,4-Dichlorobutane-D8 (IS), I
1,4-Dichlorobutane-D8 (IS), I

Quantitation Report (Not Reviewed)

Data File : M:\MAX\DATA\211015\1015M19.D
Acq On : 15 Oct 21 18:31
Sample : 40ug/L VOC STD 10/15/21
Misc : IS&S 8/4/21

Vial: 9
Operator: LP,DG,CH
Inst : Max
Multiplr: 1.00

Quant Time: Oct 28 13:29 2021 Quant Results File: M1015W.RES

Quant Method : M:\MAX\DATA\211015\M1015W.M (RTE Integrator)
Title : METHOD 8260B
Last Update : Sat Oct 16 14:01:48 2021
Response via : Initial Calibration
DataAcq Meth : M8260

Internal Standards	R.T.	QIon	Response	Conc Units	Dev(Min)
1) Fluorobenzene (IS)	6.34	96	394795	25.00 ppb	0.00
65) Chlorobenzene-D5 (IS)	9.50	117	356570	25.00 ppb	0.00
80) 1,4-Dichlorobenzene-D (IS)	11.82	152	246902	25.00 ppb	0.00
System Monitoring Compounds					
41) Dibromofluoromethane(S)	5.56	111	238087	48.56 ppb	0.00
Spiked Amount 25.000			Recovery = 194.228%		
46) 1,2-DCA-D4(S)	5.95	65	166336	48.64 ppb	0.00
Spiked Amount 25.000			Recovery = 194.556%		
66) Toluene-D8(S)	8.05	98	788816	48.13 ppb	0.00
Spiked Amount 25.000			Recovery = 192.528%		
74) 4-Bromofluorobenzene(S)	10.68	95	335059	50.62 ppb	0.00
Spiked Amount 25.000			Recovery = 202.480%		

Target Compounds						Qvalue
3) Dichlorodifluoromethane	1.18	85	95360	40.34 ppb		100
4) Freon 114	1.29	85	57360	43.32 ppb		83
5) Chloromethane	1.33	50	56542	40.09 ppb		94
6) Vinyl chloride	1.42	62	70630	40.62 ppb		92
8) Bromomethane	1.68	94	51410	34.99 ppb		91
9) Chloroethane	1.77	64	42072	34.32 ppb		97
10) Dichlorofluoromethane	1.97	67	141160	37.00 ppb		99
11) Trichlorofluoromethane	2.00	101	187948	41.20 ppb		98
13) Acrolein	2.43	56	40051	178.01 ppb		88
14) Acetone	2.62	43	39041	75.85 ppb		98
15) Freon-113	2.52	151	70973	38.23 ppb		97
16) Acetonitrile	2.93	41	22065	180.38 ppb		88
18) 1,2-Dichlorotrifluoroethan	1.97	67	141160	37.00 ppb		100
19) 1,1-DCE	2.50	61	104417	37.77 ppb		96
20) t-Butanol	3.35	59	36678	260.52 ppb		96
21) Methyl Acetate	2.99	43	34963	40.41 ppb		95
22) Iodomethane	2.66	142	81874	38.55 ppb		95
23) Acrylonitrile	3.43	53	19528	40.43 ppb	#	80
25) Methylene chloride	3.08	84	68587	38.43 ppb		97
26) Carbon disulfide	2.71	76	86056	38.27 ppb		99
27) Methyl t-butyl ether (MtBE	3.47	73	239816	40.29 ppb		94
28) Trans-1,2-DCE	3.43	96	72205	37.46 ppb		95
29) 3-Methylpentane	3.47	57	37452	38.73 ppb		88
31) Diisopropyl Ether	4.24	45	152386	41.05 ppb		95
32) 1,1-DCA	4.06	63	116415	40.27 ppb	#	94
34) Ethyl tert Butyl Ether	4.77	59	199919	41.91 ppb		94
35) Methylcyclopentane	4.77	56	8348	44.98 ppb		100
36) MEK (2-Butanone)	4.99	43	43256	80.38 ppb		88
37) Cis-1,2-DCE	4.91	96	82880	38.82 ppb		92
38) 2,2-Dichloropropane	4.89	77	141607	38.18 ppb		99
39) Chloroform	5.36	83	160419	42.74 ppb		94
40) Bromochloromethane	5.22	130	68479	42.32 ppb		94
42) 1,1,1-TCA	5.54	97	182393	41.38 ppb		98
43) Cyclohexane	5.58	41	48312	38.32 ppb		90
44) 1,1-Dichloropropene	5.75	75	94511	39.52 ppb		97
45) 2,2,4-Trimethylpentane	6.12	57	121452	39.16 ppb	#	86
47) Carbon Tetrachloride	5.74	117	166925	40.27 ppb		98
48) Tert Amyl Methyl Ether	6.18	73	194157	41.28 ppb		97
49) 1,2-DCA	6.04	62	153949	41.48 ppb		100
50) Benzene	5.99	78	269561	38.94 ppb		99

(#) = qualifier out of range (m) = manual integration

Quantitation Report (Not Reviewed)

Data File : M:\MAX\DATA\211015\1015M19.D
Acq On : 15 Oct 21 18:31
Sample : 40ug/L VOC STD 10/15/21
Misc : IS&S 8/4/21

Vial: 9
Operator: LP,DG,CH
Inst : Max
Multiplr: 1.00

Quant Time: Oct 28 13:29 2021

Quant Results File: M1015W.RES

Quant Method : M:\MAX\DATA\211015\M1015W.M (RTE Integrator)
Title : METHOD 8260B
Last Update : Sat Oct 16 14:01:48 2021
Response via : Initial Calibration
DataAcq Meth : M8260

	Compound	R.T.	QIon	Response	Conc Unit	Qvalue
51)	TCE	6.75	95	85080	38.39 ppb	85
52)	2-Pentanone	7.01	43	159478	177.28 ppb	99
53)	1,2-Dichloropropane	7.00	63	32440	43.22 ppb	96
54)	Bromodichloromethane	7.31	83	132884	42.76 ppb	99
55)	Methyl Cyclohexane	6.94	83	97260	40.32 ppb	100
56)	Dibromomethane	7.12	93	50236	37.15 ppb	93
57)	MIBK (methyl isobutyl ket	7.98	43	93060	80.89 ppb	97
58)	1-Bromo-2-chloroethane	7.62	144	17760	40.74 ppb	98
60)	Cis-1,3-Dichloropropene	7.79	75	117498	42.20 ppb	96
61)	Toluene	8.12	91	319786	39.94 ppb	99
62)	Trans-1,3-Dichloropropene	8.37	75	122778	44.46 ppb	99
63)	1,1,2-TCA	8.55	83	47558	38.32 ppb	94
64)	2-Hexanone	8.83	43	66653	85.67 ppb	94
67)	1,2-EDB	9.03	107	74115	39.39 ppb	95
68)	Tetrachloroethene	8.66	164	70304	41.85 ppb	81
69)	1-Chlorohexane	9.53	91	54312	38.38 ppb	96
70)	1,1,1,2-Tetrachloroethane	9.62	131	111805	42.15 ppb	92
71)	m&p-Xylene	9.77	106	333019	82.62 ppb	100
72)	o-Xylene	10.16	106	167690	39.67 ppb	100
73)	Styrene	10.18	104	270125	42.44 ppb	99
75)	1,3-Dichloropropane	8.71	76	106532	38.51 ppb	88
76)	Dibromochloromethane	8.93	129	113393	40.97 ppb	99
77)	Chlorobenzene	9.53	112	247111	39.98 ppb	96
78)	Ethylbenzene	9.65	91	393606	40.23 ppb	98
79)	Bromoform	10.35	173	96934	42.19 ppb	94
81)	Isopropylbenzene	10.53	105	436071	37.87 ppb	98
82)	1,1,2,2-Tetrachloroethane	10.84	83	72110	36.49 ppb	91
83)	1,2,3-Trichloropropane	10.88	110	37233	37.69 ppb	94
84)	t-1,4-Dichloro-2-Butene	10.90	53	20351	39.73 ppb	74
85)	Bromobenzene	10.81	156	144680	38.39 ppb	93
86)	n-Propylbenzene	10.94	91	452586	39.80 ppb	99
87)	4-Ethyltoluene	11.06	105	417221	39.73 ppb	95
88)	2-Chlorotoluene	11.01	91	340873	37.81 ppb	88
89)	1,3,5-Trimethylbenzene	11.12	105	382964	38.98 ppb	97
90)	4-Chlorotoluene	11.13	91	343947	38.41 ppb	99
91)	Tert-Butylbenzene	11.44	119	234880	43.30 ppb	98
92)	1,2,4-Trimethylbenzene	11.49	105	396710	42.62 ppb	99
93)	Sec-Butylbenzene	11.66	105	437165	42.12 ppb	99
94)	p-Isopropyltoluene	11.81	119	441578	44.01 ppb	98
95)	Benzyl Chloride	11.99	91	88019	37.05 ppb	99
96)	1,3-DCB	11.75	146	262502	40.00 ppb	98
97)	1,4-DCB	11.84	146	255429	38.22 ppb	96
98)	n-Butylbenzene	12.22	91	282853	37.56 ppb	98
99)	1,2-DCB	12.21	146	253718	39.50 ppb	99
100)	Hexachloroethane	12.46	117	65707	39.08 ppb	99
101)	1,2-Dibromo-3-chloropropan	12.99	75	22876	37.60 ppb	91
102)	1,2,4-Trichlorobenzene	13.81	180	113144	36.03 ppb	94
103)	Hexachlorobutadiene	13.99	225	114209	38.36 ppb	98
104)	Naphthalene	14.05	128	238304	40.71 ppb	99
105)	1,2,3-Trichlorobenzene	14.30	180	146469	34.63 ppb	90

(#) = qualifier out of range (m) = manual integration

Quantitation Report

Data File : M:\MAX\DATA\211015\1015M19.D
Acq On : 15 Oct 21 18:31
Sample : 40ug/L VOC STD 10/15/21
Misc : IS&S 8/4/21

Vial: 9
Operator: LP,DG,CH
Inst : Max
Multiplr: 1.00

Quant Time: Oct 28 13:29 2021

Quant Results File: M1015W.RES

Method : M:\MAX\DATA\211015\M1015W.M (RTE Integrator)
Title : METHOD 8260B
Last Update : Sat Oct 16 14:01:48 2021
Response via : Initial Calibration

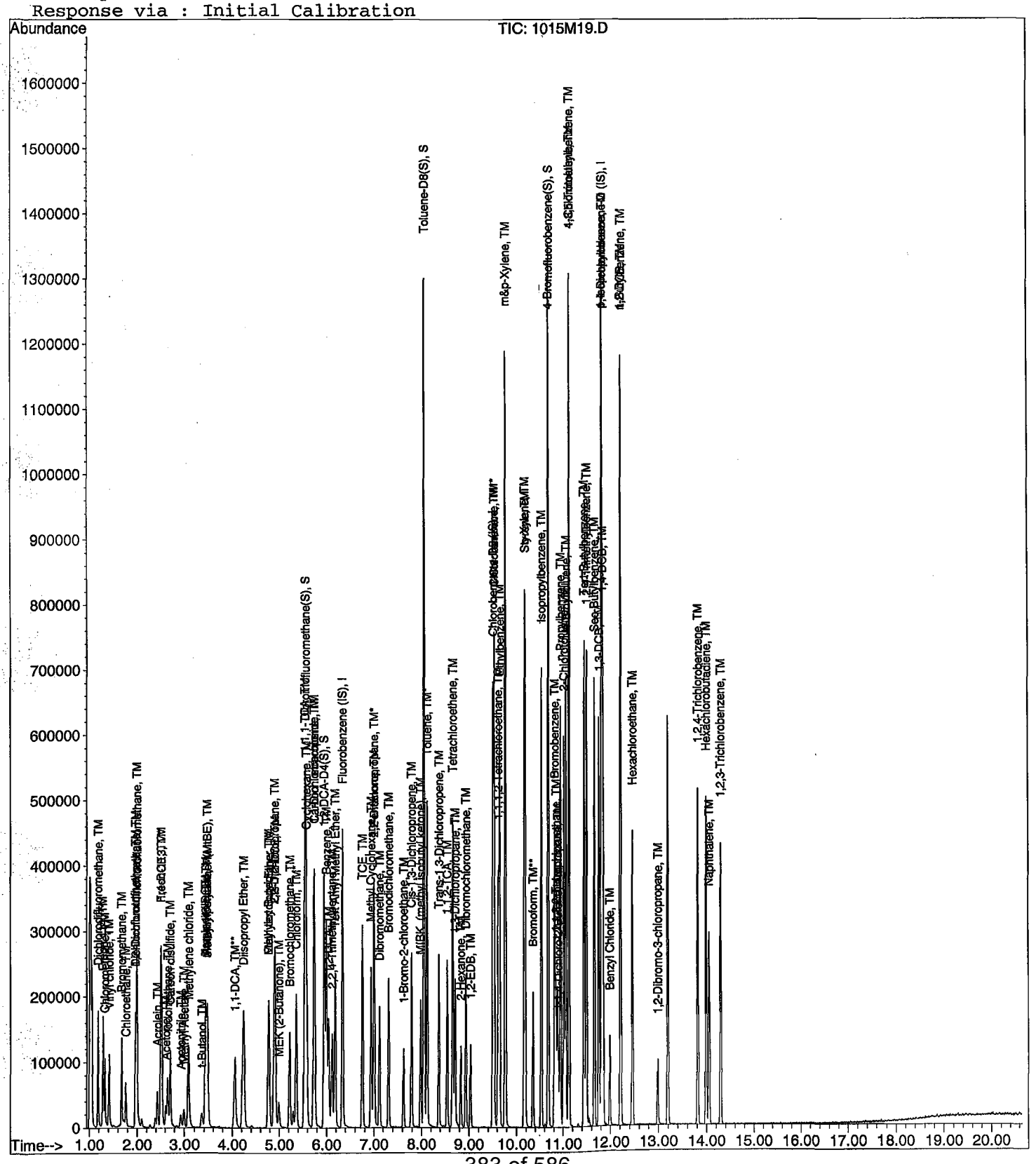

Quantitation Report (Not Reviewed)

Data File : M:\MAX\DATA\211015\1015M20.D
Acq On : 15 Oct 21 19:00
Sample : 100ug/L VOC STD 10/15/21
Misc : IS&S 8/4/21

Vial: 10
Operator: LP,DG,CH
Inst : Max
Multiplr: 1.00

Quant Time: Oct 28 13:29 2021

Quant Results File: M1015W.RES

Quant Method : M:\MAX\DATA\211015\M1015W.M (RTE Integrator)
Title : METHOD 8260B
Last Update : Sat Oct 16 14:01:48 2021
Response via : Initial Calibration
DataAcq Meth : M8260

Internal Standards	R.T.	QIon	Response	Conc Units	Dev(Min)
1) Fluorobenzene (IS)	6.34	96	386789	25.00 ppb	0.00
65) Chlorobenzene-D5 (IS)	9.50	117	357810	25.00 ppb	0.00
80) 1,4-Dichlorobenzene-D (IS)	11.82	152	248989	25.00 ppb	0.00
System Monitoring Compounds					
41) Dibromofluoromethane(S)	5.56	111	442755	92.17 ppb	0.00
Spiked Amount 25.000			Recovery	= 368.672%	
46) 1,2-DCA-D4(S)	5.95	65	315456	94.15 ppb	0.00
Spiked Amount 25.000			Recovery	= 376.608%	
66) Toluene-D8(S)	8.05	98	1486255	90.37 ppb	0.00
Spiked Amount 25.000			Recovery	= 361.492%	
74) 4-Bromofluorobenzene(S)	10.68	95	657746	99.03 ppb	0.00
Spiked Amount 25.000			Recovery	= 396.104%	

Target Compounds						Qvalue
3) Dichlorodifluoromethane	1.18	85	234560	101.28 ppb		99
4) Freon 114	1.29	85	146791	113.15 ppb		80
5) Chloromethane	1.33	50	143008	103.50 ppb		97
6) Vinyl chloride	1.42	62	168822	99.09 ppb		98
8) Bromomethane	1.68	94	135974	94.45 ppb		93
9) Chloroethane	1.76	64	126156	102.75 ppb		97
10) Dichlorofluoromethane	1.96	67	347423	92.95 ppb		100
11) Trichlorofluoromethane	1.99	101	454942	101.78 ppb		94
13) Acrolein	2.44	56	44550	200.53 ppb		88
14) Acetone	2.62	43	47910	95.00 ppb		94
15) Freon-113	2.52	151	175591	96.53 ppb		89
16) Acetonitrile	2.94	41	23864	199.12 ppb		91
18) 1,2-Dichlorotrifluoroethan	1.96	67	347584	92.99 ppb	#	100
19) 1,1-DCE	2.50	61	262927	97.07 ppb		95
20) t-Butanol	3.37	59	50833	524.59 ppb		99
21) Methyl Acetate	3.00	43	84654	99.95 ppb		85
22) Iodomethane	2.65	142	214716	101.11 ppb		98
23) Acrylonitrile	3.44	53	47089	99.66 ppb		93
25) Methylene chloride	3.08	84	160180	91.62 ppb		95
26) Carbon disulfide	2.71	76	194560	88.31 ppb		97
27) Methyl t-butyl ether (MtBE	3.47	73	555224	95.20 ppb		93
28) Trans-1,2-DCE	3.42	96	182546	96.67 ppb		100
29) 3-Methylpentane	3.47	57	93951	100.07 ppb		89
31) Diisopropyl Ether	4.24	45	370710	101.93 ppb		97
32) 1,1-DCA	4.06	63	285289	100.72 ppb	#	93
34) Ethyl tert Butyl Ether	4.77	59	459729	98.36 ppb		97
35) Methylcyclopentane	4.77	56	17519	97.97 ppb	#	100
36) MEK (2-Butanone)	4.99	43	53511	101.49 ppb		90
37) Cis-1,2-DCE	4.91	96	197796	94.56 ppb		94
38) 2,2-Dichloropropane	4.89	77	346511	95.36 ppb		100
39) Chloroform	5.36	83	390282	106.13 ppb		94
40) Bromochloromethane	5.22	130	156085	99.04 ppb	#	88
42) 1,1,1-TCA	5.54	97	433213	100.32 ppb		97
43) Cyclohexane	5.58	41	121867	98.67 ppb		90
44) 1,1-Dichloropropene	5.75	75	231228	98.70 ppb		95
45) 2,2,4-Trimethylpentane	6.12	57	302605	99.60 ppb		87
47) Carbon Tetrachloride	5.74	117	411487	101.32 ppb		95
48) Tert Amyl Methyl Ether	6.18	73	450960	97.87 ppb		97
49) 1,2-DCA	6.04	62	367370	101.03 ppb		98
50) Benzene	5.99	78	649591	95.77 ppb		98

(#) = qualifier out of range (m) = manual integration

Quantitation Report (Not Reviewed)

Data File : M:\MAX\DATA\211015\1015M20.D
Acq On : 15 Oct 21 19:00
Sample : 100ug/L VOC STD 10/15/21
Misc : IS&S 8/4/21

Vial: 10
Operator: LP,DG,CH
Inst : Max
Multiplr: 1.00

Quant Time: Oct 28 13:29 2021 Quant Results File: M1015W.RES

Quant Method : M:\MAX\DATA\211015\M1015W.M (RTE Integrator)
Title : METHOD 8260B
Last Update : Sat Oct 16 14:01:48 2021
Response via : Initial Calibration
DataAcq Meth : M8260

	Compound	R.T.	QIon	Response	Conc Unit		Qvalue
51)	TCE	6.75	95	206061	94.90 ppb		84
52)	2-Pentanone	7.01	43	179595	203.78 ppb		99
53)	1,2-Dichloropropane	7.00	63	72296	98.71 ppb		96
54)	Bromodichloromethane	7.31	83	317248	104.20 ppb		100
55)	Methyl Cyclohexane	6.94	83	236830	99.98 ppb		93
56)	Dibromomethane	7.12	93	119549	90.25 ppb		95
57)	MIBK (methyl isobutyl ket	7.98	43	114125	101.25 ppb		98
58)	1-Bromo-2-chloroethane	7.62	144	42608	99.73 ppb		91
60)	Cis-1,3-Dichloropropene	7.79	75	293076	107.43 ppb		94
61)	Toluene	8.12	91	786013	100.21 ppb		96
62)	Trans-1,3-Dichloropropene	8.37	75	301333	111.39 ppb		100
63)	1,1,2-TCA	8.55	83	116902	96.14 ppb		93
64)	2-Hexanone	8.83	43	83212	109.16 ppb	#	92
67)	1,2-EDB	9.03	107	187298	99.21 ppb		98
68)	Tetrachloroethene	8.66	164	163584	98.96 ppb		86
69)	1-Chlorohexane	9.53	91	140232	98.74 ppb		96
70)	1,1,1,2-Tetrachloroethane	9.62	131	281249	105.66 ppb		97
71)	m&p-Xylene	9.77	106	823233	203.52 ppb		98
72)	o-Xylene	10.16	106	418928	98.75 ppb		98
73)	Styrene	10.18	104	692047	108.35 ppb		98
75)	1,3-Dichloropropane	8.71	76	259322	93.42 ppb		91
76)	Dibromochloromethane	8.93	129	278663	100.33 ppb		98
77)	Chlorobenzene	9.53	112	618681	99.74 ppb		96
78)	Ethylbenzene	9.65	91	972119	99.02 ppb		100
79)	Bromoform	10.35	173	247112	107.17 ppb		95
81)	Isopropylbenzene	10.54	105	1132302	97.52 ppb		98
82)	1,1,2,2-Tetrachloroethane	10.85	83	183360	92.02 ppb		93
83)	1,2,3-Trichloropropane	10.88	110	96387	96.76 ppb		94
84)	t-1,4-Dichloro-2-Butene	10.90	53	52050	100.37 ppb		80
85)	Bromobenzene	10.81	156	374456	98.52 ppb		91
86)	n-Propylbenzene	10.94	91	1150904	100.36 ppb		100
87)	4-Ethyltoluene	11.06	105	1068018	100.86 ppb		94
88)	2-Chlorotoluene	11.02	91	751088	82.61 ppb		92
89)	1,3,5-Trimethylbenzene	11.12	105	1000113	100.95 ppb		99
90)	4-Chlorotoluene	11.13	91	881242	97.58 ppb		99
91)	Tert-Butylbenzene	11.44	119	615168	112.46 ppb		97
92)	1,2,4-Trimethylbenzene	11.49	105	1027302	109.44 ppb		98
93)	Sec-Butylbenzene	11.66	105	1145861	109.47 ppb		100
94)	p-Isopropyltoluene	11.81	119	1156691	114.31 ppb		99
95)	Benzyl Chloride	11.99	91	250447	104.54 ppb		97
96)	1,3-DCB	11.75	146	675841	102.13 ppb		99
97)	1,4-DCB	11.85	146	672085	99.72 ppb		98
98)	n-Butylbenzene	12.22	91	786990	101.33 ppb		97
99)	1,2-DCB	12.21	146	677640	104.61 ppb		98
100)	Hexachloroethane	12.46	117	181188	106.85 ppb		98
101)	1,2-Dibromo-3-chloropropan	12.99	75	63114	101.11 ppb		93
102)	1,2,4-Trichlorobenzene	13.81	180	337280	102.19 ppb		90
103)	Hexachlorobutadiene	13.99	225	307962	100.89 ppb		97
104)	Naphthalene	14.06	128	746536	99.94 ppb		97
105)	1,2,3-Trichlorobenzene	14.30	180	462536	102.89 ppb		90

(#) = qualifier out of range (m) = manual integration

Quantitation Report

Data File : M:\MAX\DATA\211015\1015M20.D
Acq On : 15 Oct 21 19:00
Sample : 100ug/L VOC STD 10/15/21
Misc : IS&S 8/4/21

Vial: 10
Operator: LP,DG,CH
Inst : Max
Multiplr: 1.00

Quant Time: Oct 28 13:29 2021

Quant Results File: M1015W.RES

Method : M:\MAX\DATA\211015\M1015W.M (RTE Integrator)
Title : METHOD 8260B
Last Update : Sat Oct 16 14:01:48 2021
Response via : Initial Calibration

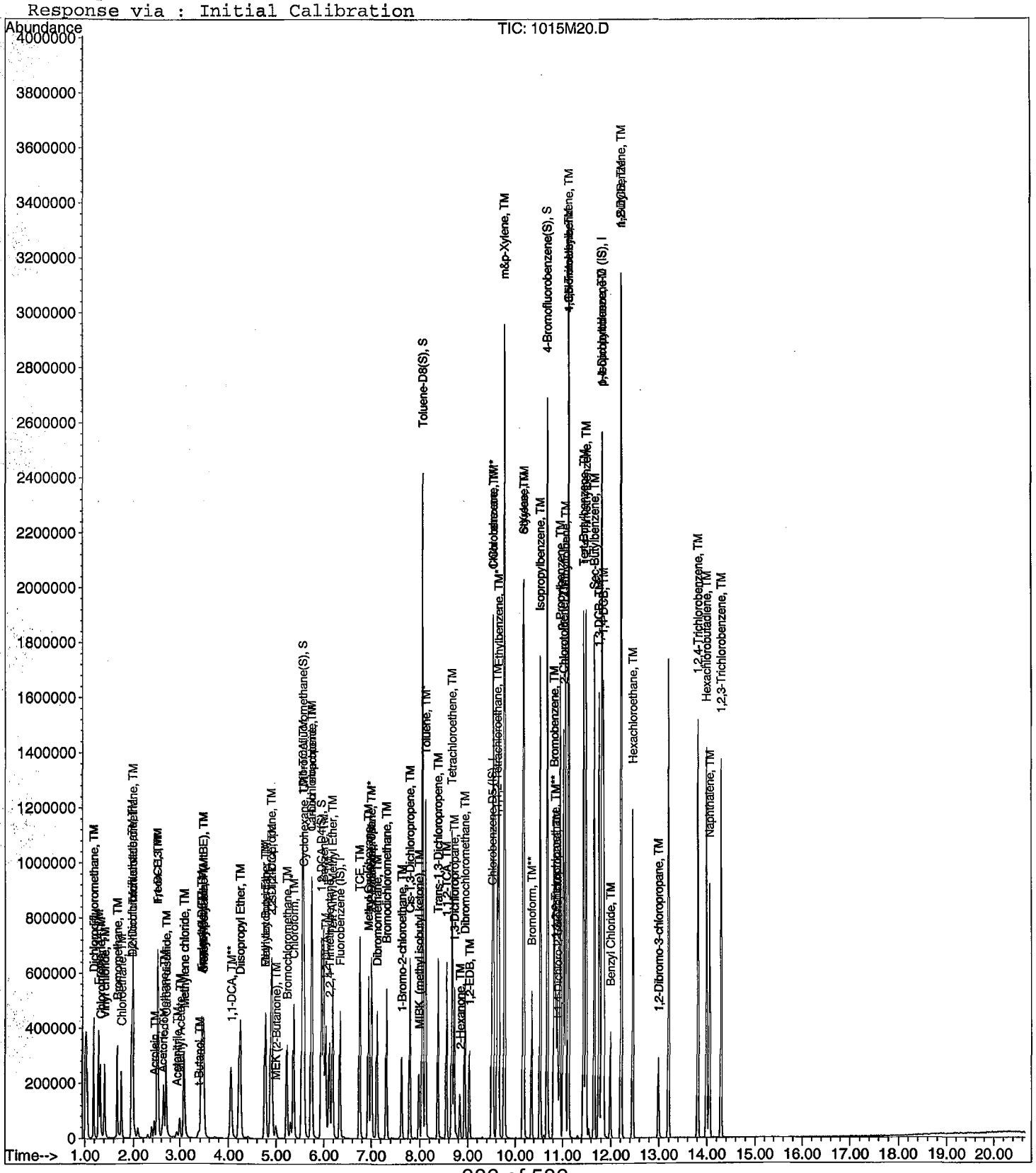

Quantitation Report (Not Reviewed)

Data File : M:\MAX\DATA\211015\1015M22.D
Acq On : 15 Oct 21 19:57
Sample : (SS) 10ug/L VOC STD 10/15/21
Misc : IS&S 8/4/21

Vial: 12
Operator: LP,DG,CH
Inst : Max
Multiplr: 1.00

Quant Time: Oct 28 13:29 2021 Quant Results File: M1015W.RES

Quant Method : M:\MAX\DATA\211015\M1015W.M (RTE Integrator)
Title : METHOD 8260B
Last Update : Sat Oct 16 14:01:48 2021
Response via : Initial Calibration
DataAcq Meth : M8260

Internal Standards	R.T.	QIon	Response	Conc	Units		Dev(Min)
1) Fluorobenzene (IS)	6.34	96	407759	25.00	ppb		0.00
65) Chlorobenzene-D5 (IS)	9.50	117	364241	25.00	ppb		0.00
80) 1,4-Dichlorobenzene-D (IS)	11.82	152	235667	25.00	ppb		0.00
System Monitoring Compounds							
41) Dibromofluoromethane(S)	5.56	111	123620	24.41	ppb		0.00
Spiked Amount 25.000			Recovery = 97.644%				
46) 1,2-DCA-D4(S)	5.95	65	86328	24.44	ppb		0.00
Spiked Amount 25.000			Recovery = 97.764%				
66) Toluene-D8(S)	8.05	98	412111	24.62	ppb		0.00
Spiked Amount 25.000			Recovery = 98.464%				
74) 4-Bromofluorobenzene(S)	10.68	95	166312	24.60	ppb		0.00
Spiked Amount 25.000			Recovery = 98.388%				
Target Compounds							Qvalue
3) Dichlorodifluoromethane	1.18	85	23248	9.52	ppb		98
4) Freon 114	1.29	85	16154	11.81	ppb		81
5) Chloromethane	1.33	50	13730	9.43	ppb		91
6) Vinyl chloride	1.42	62	16330	9.09	ppb		99
8) Bromomethane	1.68	94	13271	8.74	ppb		98
9) Chloroethane	1.77	64	10562	9.18	ppb		92
10) Dichlorofluoromethane	1.97	67	31774	8.06	ppb		97
11) Trichlorofluoromethane	2.00	101	44881	9.52	ppb		96
13) Acrolein	2.44	56	24941	109.40	ppb		90
14) Acetone	2.61	43	26025	48.95	ppb		99
15) Freon-113	2.52	151	18195	9.49	ppb		94
16) Acetonitrile	2.93	41	16970	134.32	ppb		90
18) 1,2-Dichlorotrifluoroethan	1.97	67	31774	8.06	ppb		100
19) 1,1-DCE	2.51	61	26210	9.18	ppb		99
20) t-Butanol	3.34	59	23571	144.72	ppb		93
21) Methyl Acetate	2.99	43	6766	7.57	ppb		95
22) Iodomethane	2.66	142	14370	7.58	ppb		95
23) Acrylonitrile	3.43	53	4893	9.72	ppb		91
25) Methylene chloride	3.08	84	17714	9.61	ppb		94
26) Carbon disulfide	2.71	76	20832	8.97	ppb	#	92
27) Methyl t-butyl ether (MtBE	3.47	73	56980	9.27	ppb		92
28) Trans-1,2-DCE	3.43	96	19186	9.64	ppb		92
29) 3-Methylpentane	3.46	57	9624	9.21	ppb	#	87
31) Diisopropyl Ether	4.24	45	35716	9.31	ppb		90
32) 1,1-DCA	4.06	63	30810	10.32	ppb		95
34) Ethyl tert Butyl Ether	4.77	59	45712	9.28	ppb		96
35) Methylcyclopentane	4.78	56	2359	11.28	ppb		100
36) MEK (2-Butanone)	4.99	43	28077	50.51	ppb	#	93
37) Cis-1,2-DCE	4.91	96	19914	9.03	ppb		92
38) 2,2-Dichloropropane	4.89	77	34376	8.97	ppb		97
39) Chloroform	5.36	83	39302	10.14	ppb		97
40) Bromochloromethane	5.22	130	15775	9.10	ppb		95
42) 1,1,1-TCA	5.54	97	45646	10.03	ppb		94
43) Cyclohexane	5.59	41	11131	8.55	ppb		86
44) 1,1-Dichloropropene	5.75	75	24083	9.75	ppb		95
45) 2,2,4-Trimethylpentane	6.12	57	27765	8.67	ppb		86
47) Carbon Tetrachloride	5.74	117	41049	9.59	ppb		95
48) Tert Amyl Methyl Ether	6.18	73	45547	9.38	ppb		96
49) 1,2-DCA	6.04	62	37921	9.89	ppb		97
50) Benzene	5.99	78	67483	9.44	ppb		96

(#) = qualifier out of range (m) = manual integration

Quantitation Report (Not Reviewed)

Data File : M:\MAX\DATA\211015\1015M22.D
Acq On : 15 Oct 21 19:57
Sample : (SS) 10ug/L VOC STD 10/15/21
Misc : IS&S 8/4/21

Vial: 12
Operator: LP,DG,CH
Inst : Max
Multiplr: 1.00

Quant Time: Oct 28 13:29 2021

Quant Results File: M1015W.RES

Quant Method : M:\MAX\DATA\211015\M1015W.M (RTE Integrator)
Title : METHOD 8260B
Last Update : Sat Oct 16 14:01:48 2021
Response via : Initial Calibration
DataAcq Meth : M8260

	Compound	R.T.	QIon	Response	Conc	Unit		Qvalue
51)	TCE	6.75	95	22638	9.89	ppb		91
52)	2-Pentanone	7.01	43	116600	125.50	ppb		100
53)	1,2-Dichloropropane	7.00	63	7545	9.49	ppb	#	91
54)	Bromodichloromethane	7.31	83	31868	9.93	ppb		97
55)	Methyl Cyclohexane	6.94	83	23967	9.74	ppb		90
56)	Dibromomethane	7.12	93	12407	8.88	ppb		93
57)	MIBK (methyl isobutyl ket	7.98	43	63733	53.64	ppb		95
58)	1-Bromo-2-chloroethane	7.62	144	4192	9.33	ppb		75
60)	Cis-1,3-Dichloropropene	7.79	75	29014	10.09	ppb		96
61)	Toluene	8.12	91	81096	9.81	ppb		99
62)	Trans-1,3-Dichloropropene	8.37	75	28562	10.02	ppb		97
63)	1,1,2-TCA	8.55	83	12396	9.67	ppb		88
64)	2-Hexanone	8.83	43	42858	53.33	ppb		97
67)	1,2-EDB	9.03	107	18534	9.64	ppb		93
68)	Tetrachloroethene	8.66	164	19760	10.45	ppb	#	76
69)	1-Chlorohexane	9.53	91	12619	8.73	ppb		96
70)	1,1,1,2-Tetrachloroethane	9.62	131	27467	10.14	ppb		93
71)	m&p-Xylene	9.77	106	81898	19.89	ppb		97
72)	o-Xylene	10.16	106	41097	9.52	ppb		90
73)	Styrene	10.18	104	67486	10.38	ppb	#	95
75)	1,3-Dichloropropane	8.71	76	26810	9.49	ppb		92
76)	Dibromochloromethane	8.93	129	28373	10.03	ppb		98
77)	Chlorobenzene	9.53	112	60543	9.59	ppb		98
78)	Ethylbenzene	9.65	91	96264	9.63	ppb		99
79)	Bromoform	10.35	173	22475	9.58	ppb		89
81)	Isopropylbenzene	10.53	105	106724	9.71	ppb		99
82)	1,1,2,2-Tetrachloroethane	10.84	83	17225	9.13	ppb	#	88
83)	1,2,3-Trichloropropane	10.87	110	9505	10.08	ppb		85
84)	t-1,4-Dichloro-2-Butene	10.90	53	4599	9.60	ppb		75
85)	Bromobenzene	10.81	156	34477	9.58	ppb		91
86)	n-Propylbenzene	10.94	91	107263	9.88	ppb		94
87)	4-Ethyltoluene	11.06	105	93970	9.38	ppb		94
88)	2-Chlorotoluene	11.01	91	82030	9.53	ppb		94
89)	1,3,5-Trimethylbenzene	11.12	105	94620	10.09	ppb		96
90)	4-Chlorotoluene	11.13	91	83509	9.77	ppb		98
91)	Tert-Butylbenzene	11.44	119	53776	10.39	ppb		96
92)	1,2,4-Trimethylbenzene	11.49	105	93466	10.52	ppb		98
93)	Sec-Butylbenzene	11.66	105	104477	10.55	ppb		99
94)	p-Isopropyltoluene	11.81	119	100883	10.53	ppb		97
95)	Benzyl Chloride	11.99	91	19077	8.41	ppb		97
96)	1,3-DCB	11.75	146	63689	10.17	ppb		94
97)	1,4-DCB	11.84	146	61660	9.67	ppb		97
98)	n-Butylbenzene	12.22	91	59181	9.26	ppb		96
99)	1,2-DCB	12.21	146	59914	9.77	ppb		96
100)	Hexachloroethane	12.46	117	16207	10.10	ppb		91
101)	1,2-Dibromo-3-chloropropan	12.99	75	4572	8.68	ppb	#	90
102)	1,2,4-Trichlorobenzene	13.81	180	19312	8.25	ppb		89
103)	Hexachlorobutadiene	13.99	225	23401	9.03	ppb		92
104)	Naphthalene	14.06	128	40355	9.11	ppb		99
105)	1,2,3-Trichlorobenzene	14.30	180	26595	8.69	ppb		90

(#) = qualifier out of range (m) = manual integration

Quantitation Report

Data File : M:\MAX\DATA\211015\1015M22.D
Acq On : 15 Oct 21 19:57
Sample : (SS) 10ug/L VOC STD 10/15/21
Misc : IS&S 8/4/21

Vial: 12
Operator: LP,DG,CH
Inst : Max
Multiplr: 1.00

Quant Time: Oct 28 13:29 2021

Quant Results File: M1015W.RES

Method : M:\MAX\DATA\211015\M1015W.M (RTE Integrator)
Title : METHOD 8260B
Last Update : Sat Oct 16 14:01:48 2021
Response via : Initial Calibration

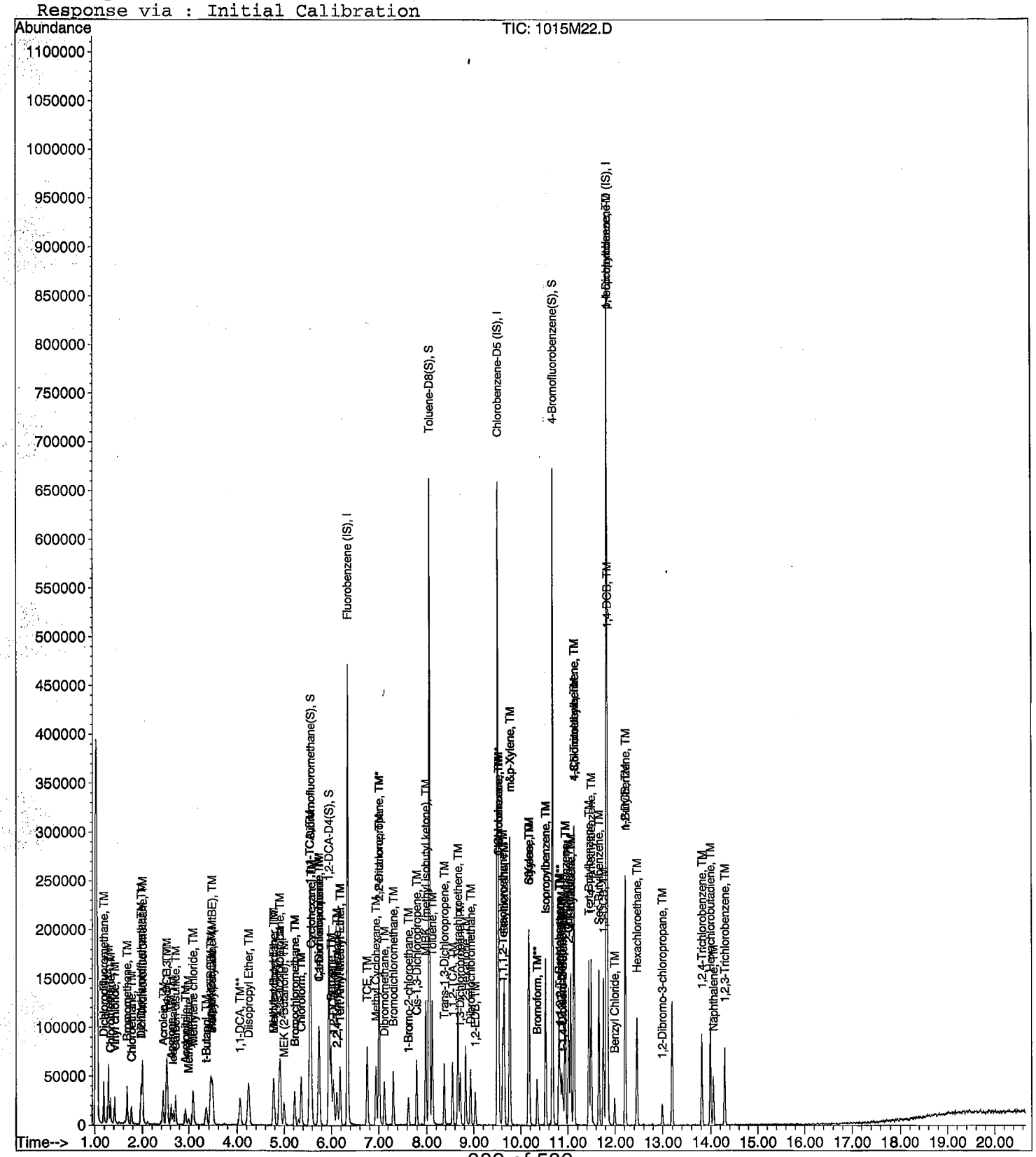

VOLATILE ORGANIC ANALYSIS BY
EPA METHOD 8260B

Form 7

Continuing Calibration

Lab Name: APPL, Inc.
Case No:
Matrix:

SDG No:
Date Analyzed: 10/16/2021
Instrument: Max
Initial Cal. Date: 10/15/2021
Data File: 1016M02.D

		Compound	MEAN	CCRF	%D		%Drift	
1	I	Fluorobenzene (IS)	ISTD			I		
2	TM	Chlorotrifluoroethene	0.0000	0.0023	0.00	TM		
3	TM	Dichlorodifluoromethane	0.1497	0.1374	8.2	TM		
4	TM	Freon 114	0.0839	0.0920	9.7	TM		
5	TM**	Chloromethane	0.0893	0.0975	9.2	TM**		
6	TM*	Vinyl chloride	0.1101	0.1165	5.8	TM*		
7	TM	2-Chloro-1,1,1-trifluoroethane	0.0000	0.0016	0.00	TM		
8	TM	Bromomethane	0.0931	0.0836	10	TM		
9	TML	Chloroethane	0.0844	0.0688	19	TML	3.2	
10	TM	Dichlorofluoromethane	0.2416	0.2253	6.8	TM		
11	TM	Trichlorofluoromethane	0.2889	0.2783	3.7	TM		
12	TMQ	Acrolein	0.0145	0.0146	0.85	TMQ	3.8	
13	TM	Acetone	0.0326	0.0296	9.2	TM		
14	TM	Freon-113	0.1176	0.1186	0.86	TM		
15	TM	Acetonitrile	0.0077	0.0085	10	TM		
16	TML	2-propanol	0.0000	0.0010	0.00	TML		
17	TM	1,2-Dichlorotrifluoroethane	0.2416	0.2253	6.8	TM		
18	TM*	1,1-DCE	0.1751	0.1744	0.40	TM*		
19	TMQ	t-Butanol	0.0101	0.0099	2.4	TMQ	2.8	
20	TMQ	Methyl Acetate	0.0528	0.0591	12	TMQ	7.9	
21	TML	Iodomethane	0.1096	0.1149	4.9	TML	4.9	
22	TML	Acrylonitrile	0.0252	0.0349	38	TML	13	
23	TM	Methylene chloride	0.1130	0.1124	0.52	TM		
24	TM	Carbon disulfide	0.1424	0.1551	8.9	TM		
25	TM	Methyl t-butyl ether (MtBE)	0.3769	0.3886	3.1	TM		
26	TM	Trans-1,2-DCE	0.1221	0.1253	2.6	TM		
27	TML	3-Methylpentane	0.0702	0.0692	1.3	TML	9.0	
28	TM	Hexane	0.0000	0.0009	0.00	TM		
29	TM	Diisopropyl Ether	0.2351	0.2951	26	TM		*
30	TM**	1,1-DCA	0.1831	0.2066	13	TM**		
31	TM	Ethyl tert Butyl Ether	0.3021	0.3291	8.9	TM		
32	TML	Methylcyclopentane	0.0160	0.0154	3.5	TML	21	*
33	TM	MEK (2-Butanone)	0.0341	0.0360	5.6	TM		
34	TM	Cis-1,2-DCE	0.1352	0.1413	4.5	TM		
35	TM	2,2-Dichloropropane	0.2349	0.2495	6.2	TM		
36	TM*	Chloroform	0.2377	0.2537	6.7	TM*		
37	TML	Bromochloromethane	0.1040	0.1111	6.9	TML	5.2	
38	S	Dibromofluoromethane(S)	0.3105	0.2991	3.7	S		
39	TM	1,1,1-TCA	0.2791	0.2740	1.8	TM		
40	TM	Cyclohexane	0.0798	0.0814	1.9	TM		
		Average			6.7			

VOLATILE ORGANIC ANALYSIS BY
EPA METHOD 8260B

Form 7

Continuing Calibration

Lab Name: APPL, Inc.
Case No:
Matrix: 0

SDG No:
Date Analyzed: 10/16/2021
Instrument: Max
Cal. Date: 10/15/2021
Data File: 1016M02.D

		Compound	MEAN	CCRF	%D		%Drift	
41	TM	1,1-Dichloropropene	0.1514	0.1625	7.3	TM		
42	TM	2,2,4-Trimethylpentane	0.1964	0.2429	24	TM		*
43	S	1,2-DCA-D4(S)	0.2166	0.1915	12	S		
44	TM	Carbon Tetrachloride	0.2625	0.2475	5.7	TM		
45	TM	Tert Amyl Methyl Ether	0.2978	0.3296	11	TM		
46	TM	1,2-DCA	0.2350	0.2188	6.9	TM		
47	TM	Benzene	0.4384	0.4718	7.6	TM		
48	TM	TCE	0.1404	0.1382	1.5	TM		
49	TM	2-Pentanone	0.0570	0.0564	0.91	TM		
50	TM*L	1,2-Dichloropropane	0.0476	0.0519	8.9	TM*L	6.7	
51	TM	Bromodichloromethane	0.1968	0.1972	0.20	TM		
52	TML	Methyl Cyclohexane	0.1542	0.1760	14	TML	16	
53	TM	Dibromomethane	0.0856	0.0761	11	TM		
54	TM	MIBK (methyl isobutyl ketone)	0.0729	0.0775	6.3	TM		
55	TML	1-Bromo-2-chloroethane	0.0245	0.0257	4.7	TML	6.8	
56	TM	2-Chloroethyl vinyl ether	0.0000	0.0001	0.00	TM		
57	TM	Cis-1,3-Dichloropropene	0.1763	0.1946	10	TM		
58	TM*	Toluene	0.5070	0.5285	4.2	TM*		
59	TM	Trans-1,3-Dichloropropene	0.1749	0.1899	8.6	TM		
60	TM	1,1,2-TCA	0.0786	0.0798	1.5	TM		
61	TM	2-Hexanone	0.0493	0.0518	5.2	TM		
62	I	Chlorobenzene-D5 (IS)	ISTD			I		
63	S	Toluene-D8(S)	1.149	1.148	0.13	S		
64	TM	1,2-EDB	0.1319	0.1322	0.23	TM		
65	TML	Tetrachloroethene	0.2207	0.1266	43	TML	3.4	
66	TM	1-Chlorohexane	0.0992	0.1060	6.8	TM		
67	TM	1,1,1,2-Tetrachloroethane	0.1860	0.1978	6.4	TM		
68	TM	m&p-Xylene	0.2826	0.3101	9.7	TM		
69	TM	o-Xylene	0.2964	0.3003	1.3	TM		
70	TM	Styrene	0.4463	0.4978	12	TM		
71	S	4-Bromofluorobenzene(S)	0.4641	0.4639	0.03	S		
72	TM	1,3-Dichloropropane	0.1940	0.2120	9.3	TM		
73	TM	Dibromochloromethane	0.1941	0.2050	5.6	TM		
74	TM**	Chlorobenzene	0.4334	0.4526	4.4	TM**		
75	TM*	Ethylbenzene	0.6860	0.7450	8.6	TM*		
76	TM**	Bromoform	0.1611	0.1503	6.7	TM**		
77	I	1,4-Dichlorobenzene-D (IS)	ISTD			I		
78	TM	Isopropylbenzene	1.166	1.256	7.7	TM		
79	TM**	1,1,2,2-Tetrachloroethane	0.2001	0.2161	8.0	TM**		
80	TM	1,2,3-Trichloropropane	0.1000	0.0943	5.8	TM		
		Average			7.6			

VOLATILE ORGANIC ANALYSIS BY
EPA METHOD 8260B

Form 7

Continuing Calibration

Lab Name: APPL, Inc.
Case No:
Matrix: 0

SDG No:
Date Analyzed: 10/16/2021
Instrument: Max
Cal. Date: 10/15/2021
Data File: 1016M02.D

		Compound	MEAN	CCRF	%D		%Drift	
81	TML	t-1,4-Dichloro-2-Butene	0.0601	0.0553	7.9	TML	8.5	
82	TM	Bromobenzene	0.3816	0.3915	2.6	TM		
83	TM	n-Propylbenzene	1.151	1.261	9.6	TM		
84	TM	4-Ethyltoluene	1.063	1.195	12	TM		
85	TM	2-Chlorotoluene	0.9129	0.9482	3.9	TM		
86	TM	1,3,5-Trimethylbenzene	0.9948	1.095	10	TM		
87	TM	4-Chlorotoluene	0.9068	0.9689	6.8	TM		
88	TM	Tert-Butylbenzene	0.5492	0.6294	15	TM		
89	TM	1,2,4-Trimethylbenzene	0.9425	1.083	15	TM		
90	TM	Sec-Butylbenzene	1.051	1.227	17	TM		
91	TM	p-Isopropyltoluene	1.016	1.201	18	TM		
92	TM	Benzyl Chloride	0.2406	0.2928	22	TM		*
93	TM	1,3-DCB	0.6644	0.7075	6.5	TM		
94	TM	1,4-DCB	0.6767	0.6968	3.0	TM		
95	TML	n-Butylbenzene	0.5721	0.7473	31	TML	7.7	
96	TM	1,2-DCB	0.6504	0.6785	4.3	TM		
97	TM	Hexachloroethane	0.1703	0.1906	12	TM		
98	TML	1,2-Dibromo-3-chloropropane	0.0437	0.0523	20	TML	7.2	
99	TML	1,2,4-Trichlorobenzene	0.1936	0.2412	25	TML	6.8	
100	TML	Hexachlorobutadiene	0.2401	0.2738	14	TML	1.5	
101	TMQ	Naphthalene	0.4088	0.4914	20	TMQ	2.5	
102	TML	1,2,3-Trichlorobenzene	0.2371	0.3144	33	TML	6.1	
103								
104								
105								
106								
107								
108								
109								
110								
111								
112								
113								
114								
115								
116								
117								
118								
119								
120								
		Average			14.0			

VOLATILE ORGANIC ANALYSIS BY
EPA METHOD 8260B

Form 7

Continuing Calibration

Lab Name: APPL, Inc.
Case No:
Matrix: 0

SDG No:
Date Analyzed: 10/16/2021
Instrument: Max
Cal. Date: 10/15/2021
Data File: 1016M02.D

		Compound	MEAN	CCRF	%D		%Drift
121							
122							
123							
124							
125							
126							
127							
128							
129							
130							
131							
132							
133							
134							
135							
136							
137							
138							
139							
140							
141							
142							
143							
144							
145							
146							
147							
148							
149							
150							
151							
152							
153							
154							
155							
156							
157							
158							
159							
160							
		Average			#DIV/0!		

Quantitation Report (Not Reviewed)

Data File : M:\MAX\DATA\211015\1016M02.D
Acq On : 16 Oct 21 13:55
Sample : 211016A CCV 10ug/L
Misc : IS&S 8/4/21

Vial: 2
Operator: LP,DG,CH
Inst : Max
Multiplr: 1.00

Quant Time: Oct 16 13:24 2021

Quant Results File: M1015W.RES

Quant Method : M:\MAX\DATA\211015\M1015W.M (RTE Integrator)
Title : METHOD 8260B
Last Update : Sat Oct 16 14:01:48 2021
Response via : Initial Calibration
DataAcq Meth : M8260

Internal Standards	R.T.	QIon	Response	Conc	Units		Dev(Min)
1) Fluorobenzene (IS)	6.35	96	552789	25.00	ppb		0.00
65) Chlorobenzene-D5 (IS)	9.51	117	476844	25.00	ppb		0.00
80) 1,4-Dichlorobenzene-D (IS)	11.83	152	305200	25.00	ppb		0.00
System Monitoring Compounds							
41) Dibromofluoromethane(S)	5.56	111	165350	24.08	ppb		0.00
Spiked Amount 25.000			Recovery = 96.336%				
46) 1,2-DCA-D4(S)	5.96	65	105856	22.11	ppb		0.00
Spiked Amount 25.000			Recovery = 88.428%				
66) Toluene-D8(S)	8.05	98	547224	24.97	ppb		0.00
Spiked Amount 25.000			Recovery = 99.872%				
74) 4-Bromofluorobenzene(S)	10.68	95	221221	24.99	ppb		0.00
Spiked Amount 25.000			Recovery = 99.968%				
Target Compounds							Qvalue
3) Dichlorodifluoromethane	1.19	85	30384	9.18	ppb		99
4) Freon 114	1.29	85	20338	10.97	ppb		72
5) Chloromethane	1.33	50	21564	10.92	ppb		95
6) Vinyl chloride	1.42	62	25751	10.58	ppb		96
8) Bromomethane	1.68	94	18488	8.99	ppb		87
9) Chloroethane	1.78	64	15207	9.68	ppb		95
10) Dichlorofluoromethane	1.97	67	49812	9.32	ppb		91
11) Trichlorofluoromethane	2.01	101	61534	9.63	ppb		99
13) Acrolein	2.44	56	40283	129.75	ppb		87
14) Acetone	2.62	43	32720	45.40	ppb		94
15) Freon-113	2.53	151	26221	10.09	ppb		96
16) Acetonitrile	2.93	41	23619	137.90	ppb		92
18) 1,2-Dichlorotrifluoroethan	1.97	67	49812	9.32	ppb		100
19) 1,1-DCE	2.51	61	38553	9.96	ppb		95
20) t-Butanol	3.34	59	27336	121.55	ppb		93
21) Methyl Acetate	3.00	43	13077	10.79	ppb		97
22) Iodomethane	2.66	142	25415	9.51	ppb		89
23) Acrylonitrile	3.44	53	7713	11.32	ppb		94
25) Methylene chloride	3.09	84	24856	9.95	ppb		98
26) Carbon disulfide	2.72	76	34304	10.89	ppb		99
27) Methyl t-butyl ether (MtBE	3.48	73	85917	10.31	ppb		94
28) Trans-1,2-DCE	3.44	96	27703	10.26	ppb		95
29) 3-Methylpentane	3.48	57	15311	10.90	ppb		94
31) Diisopropyl Ether	4.25	45	65246	12.55	ppb		92
32) 1,1-DCA	4.06	63	45673	11.28	ppb		98
34) Ethyl tert Butyl Ether	4.78	59	72773	10.89	ppb		99
35) Methylcyclopentane	4.77	56	3407	12.11	ppb	#	100
36) MEK (2-Butanone)	5.00	43	39769	52.78	ppb		98
37) Cis-1,2-DCE	4.92	96	31247	10.45	ppb		95
38) 2,2-Dichloropropane	4.90	77	55178	10.62	ppb		95
39) Chloroform	5.37	83	56096	10.67	ppb		100
40) Bromochloromethane	5.23	130	24572	10.52	ppb		95
42) 1,1,1-TCA	5.55	97	60579	9.82	ppb		91
43) Cyclohexane	5.59	41	17989	10.19	ppb		96
44) 1,1-Dichloropropene	5.76	75	35935	10.73	ppb		91
45) 2,2,4-Trimethylpentane	6.12	57	53700	12.37	ppb	#	78
47) Carbon Tetrachloride	5.74	117	54733	9.43	ppb		96
48) Tert Amyl Methyl Ether	6.19	73	72872	11.07	ppb		96
49) 1,2-DCA	6.05	62	48388	9.31	ppb	#	93
50) Benzene	6.00	78	104313	10.76	ppb		97

(#) = qualifier out of range (m) = manual integration

1016M02.D M1015W.M Tue Nov 23 13:10:56 2021

Quantitation Report (Not Reviewed)

Data File : M:\MAX\DATA\211015\1016M02.D
Acq On : 16 Oct 21 13:55
Sample : 211016A CCV 10ug/L
Misc : IS&S 8/4/21

Vial: 2
Operator: LP,DG,CH
Inst : Max
Multiplr: 1.00

Quant Time: Oct 16 13:24 2021

Quant Results File: M1015W.RES

Quant Method : M:\MAX\DATA\211015\M1015W.M (RTE Integrator)
Title : METHOD 8260B
Last Update : Sat Oct 16 14:01:48 2021
Response via : Initial Calibration
DataAcq Meth : M8260

	Compound	R.T.	QIon	Response	Conc	Unit		Qvalue
51)	TCE	6.76	95	30569	9.85	ppb		84
52)	2-Pentanone	7.02	43	156019	123.87	ppb		98
53)	1,2-Dichloropropane	7.01	63	11465	10.67	ppb		99
54)	Bromodichloromethane	7.32	83	43603	10.02	ppb		100
55)	Methyl Cyclohexane	6.94	83	38919	11.63	ppb		97
56)	Dibromomethane	7.13	93	16831	8.89	ppb		88
57)	MIBK (methyl isobutyl ket	7.98	43	85640	53.16	ppb		96
58)	1-Bromo-2-chloroethane	7.63	144	5674	9.32	ppb		97
60)	Cis-1,3-Dichloropropene	7.79	75	43026	11.04	ppb		87
61)	Toluene	8.12	91	116850	10.42	ppb		100
62)	Trans-1,3-Dichloropropene	8.38	75	41994	10.86	ppb		99
63)	1,1,2-TCA	8.56	83	17646	10.15	ppb		89
64)	2-Hexanone	8.83	43	57293	52.59	ppb		95
67)	1,2-EDB	9.04	107	25217	10.02	ppb		90
68)	Tetrachloroethene	8.67	164	24144	9.66	ppb		88
69)	1-Chlorohexane	9.54	91	20216	10.68	ppb		94
70)	1,1,1,2-Tetrachloroethane	9.62	131	37737	10.64	ppb		93
71)	m&p-Xylene	9.77	106	118282	21.94	ppb		99
72)	o-Xylene	10.17	106	57279	10.13	ppb		93
73)	Styrene	10.18	104	94955	11.16	ppb	#	95
75)	1,3-Dichloropropane	8.72	76	40442	10.93	ppb		90
76)	Dibromochloromethane	8.94	129	39106	10.56	ppb		91
77)	Chlorobenzene	9.53	112	86326	10.44	ppb		97
78)	Ethylbenzene	9.66	91	142107	10.86	ppb		99
79)	Bromoform	10.36	173	28659	9.33	ppb		100
81)	Isopropylbenzene	10.54	105	153309	10.77	ppb		100
82)	1,1,2,2-Tetrachloroethane	10.85	83	26383	10.80	ppb	#	88
83)	1,2,3-Trichloropropane	10.88	110	11507	9.42	ppb		88
84)	t-1,4-Dichloro-2-Butene	10.91	53	6754	10.85	ppb		73
85)	Bromobenzene	10.82	156	47795	10.26	ppb		92
86)	n-Propylbenzene	10.95	91	153998	10.96	ppb		99
87)	4-Ethyltoluene	11.06	105	145935	11.24	ppb		95
88)	2-Chlorotoluene	11.02	91	115751	10.39	ppb		89
89)	1,3,5-Trimethylbenzene	11.13	105	133619	11.00	ppb		98
90)	4-Chlorotoluene	11.13	91	118282	10.68	ppb		96
91)	Tert-Butylbenzene	11.45	119	76832	11.46	ppb		97
92)	1,2,4-Trimethylbenzene	11.49	105	132234	11.49	ppb		97
93)	Sec-Butylbenzene	11.66	105	149785	11.67	ppb		97
94)	p-Isopropyltoluene	11.82	119	146633	11.82	ppb		96
95)	Benzyl Chloride	12.00	91	35749	12.17	ppb		93
96)	1,3-DCB	11.76	146	86375	10.65	ppb		96
97)	1,4-DCB	11.85	146	85066	10.30	ppb		98
98)	n-Butylbenzene	12.22	91	91235	10.77	ppb		94
99)	1,2-DCB	12.22	146	82829	10.43	ppb		97
100)	Hexachloroethane	12.46	117	23273	11.20	ppb		79
101)	1,2-Dibromo-3-chloropropan	13.00	75	6387	9.28	ppb		94
102)	1,2,4-Trichlorobenzene	13.82	180	29448	9.32	ppb		85
103)	Hexachlorobutadiene	14.00	225	33429	9.85	ppb		94
104)	Naphthalene	14.06	128	59986	10.25	ppb		98
105)	1,2,3-Trichlorobenzene	14.30	180	38385	9.39	ppb		91

(#) = qualifier out of range (m) = manual integration

Quantitation Report

Data File : M:\MAX\DATA\211015\1016M02.D
Acq On : 16 Oct 21 13:55
Sample : 211016A CCV 10ug/L
Misc : IS&S 8/4/21

Vial: 2
Operator: LP,DG,CH
Inst : Max
Multiplr: 1.00

Quant Time: Oct 16 13:24 2021

Quant Results File: M1015W.RES

Method : M:\MAX\DATA\211015\M1015W.M (RTE Integrator)
Title : METHOD 8260B
Last Update : Sat Oct 16 14:01:48 2021
Response via : Initial Calibration

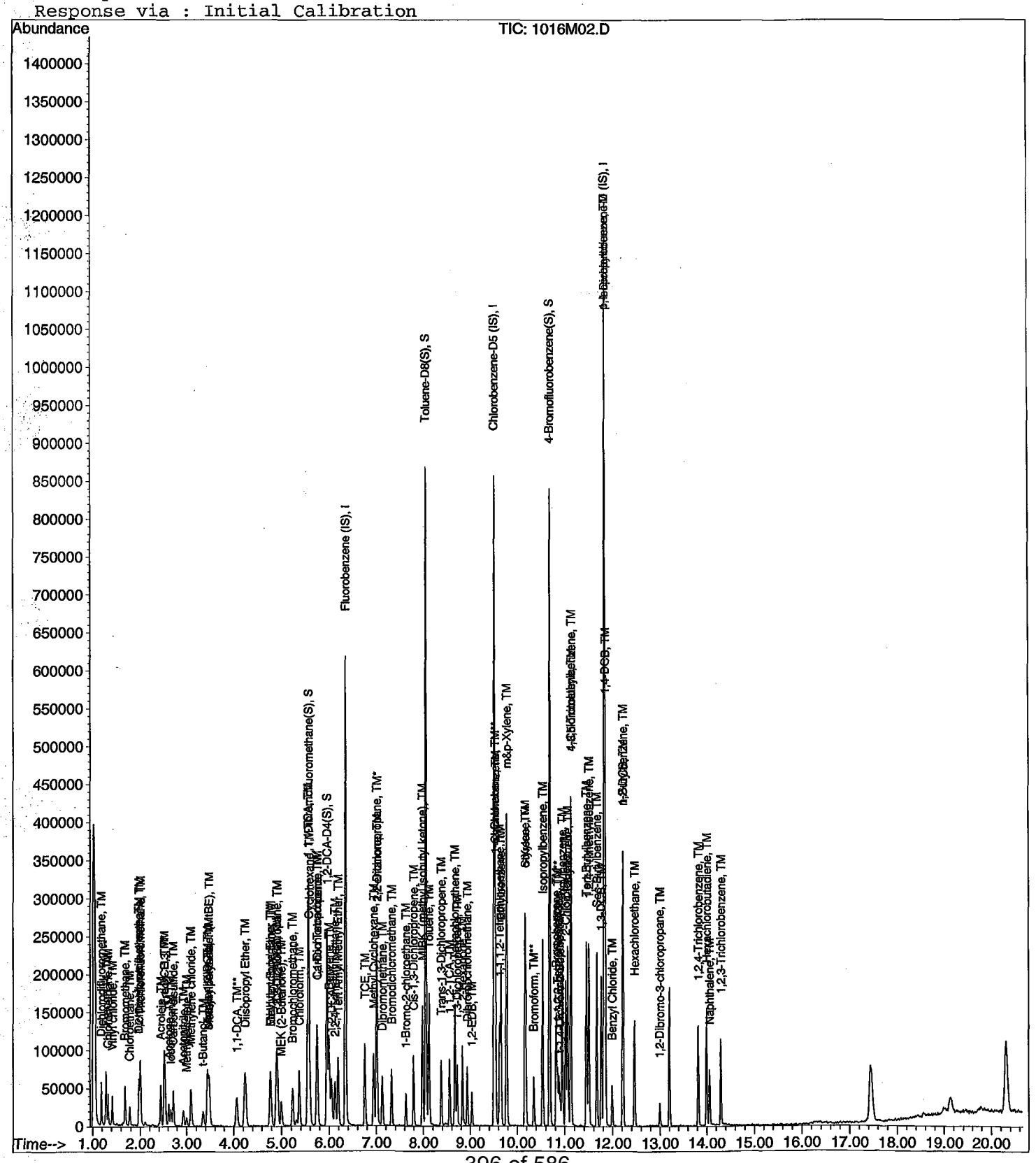

VOLATILE ORGANIC ANALYSIS BY
EPA METHOD 8260B

Form 7

Ending Continuing Calibration

Lab Name: APPL, Inc.
Case No:
Matrix:

SDG No:
Date Analyzed: 10/18/2021
Instrument: Max
Initial Cal. Date: 10/15/2021
Data File: 1016M37.D

		Compound	MEAN	CCRF	%D		%Drift
1	I	Fluorobenzene (IS)	ISTD			I	
2	TM	Chlorotrifluoroethene	0.0000	0.0158	0.00	TM	
3	TM	Dichlorodifluoromethane	0.1497	0.1581	5.6	TM	
4	TM	Freon 114	0.0839	0.1016	21	TM	
5	TM**	Chloromethane	0.0893	0.1016	14	TM**	
6	TM*	Vinyl chloride	0.1101	0.1159	5.2	TM*	
7	TM	2-Chloro-1,1,1-trifluoroethane	0.0000	0.0030	0.00	TM	
8	TM	Bromomethane	0.0931	0.1003	7.7	TM	
9	TML	Chloroethane	0.0844	0.0833	1.4	TML	15
10	TM	Dichlorofluoromethane	0.2416	0.2437	0.88	TM	
11	TM	Trichlorofluoromethane	0.2889	0.3356	16	TM	
12	TMQ	Acrolein	0.0145	0.0139	3.9	TMQ	0.91
13	TM	Acetone	0.0326	0.0311	4.4	TM	
14	TM	Freon-113	0.1176	0.1356	15	TM	
15	TM	Acetonitrile	0.0077	0.0080	2.9	TM	
16	TML	2-propanol	0.0000	0.0018	0.00	TML	
17	TM	1,2-Dichlorotrifluoroethane	0.2416	0.2437	0.88	TM	
18	TM*	1,1-DCE	0.1751	0.1873	7.0	TM*	
19	TMQ	t-Butanol	0.0101	0.0110	8.7	TMQ	9.6
20	TMQ	Methyl Acetate	0.0528	0.0534	1.2	TMQ	2.6
21	TML	Iodomethane	0.1096	0.1165	6.3	TML	3.8
22	TML	Acrylonitrile	0.0252	0.0341	35	TML	11
23	TM	2-Methylpentane	0.0000	0.0001	0.00	TM	
24	TM	Methylene chloride	0.1130	0.1071	5.2	TM	
25	TM	Carbon disulfide	0.1424	0.1589	12	TM	
26	TM	Methyl t-butyl ether (MtBE)	0.3769	0.3865	2.5	TM	
27	TM	Trans-1,2-DCE	0.1221	0.1292	5.9	TM	
28	TML	3-Methylpentane	0.0702	0.0640	8.8	TML	0.39
29	TM	Hexane	0.0000	0.0001	0.00	TM	
30	TM	Diisopropyl Ether	0.2351	0.2747	17	TM	
31	TM**	1,1-DCA	0.1831	0.2033	11	TM**	
32	TM	Ethyl tert Butyl Ether	0.3021	0.3503	16	TM	
33	TML	Methylcyclopentane	0.0160	0.0149	6.7	TML	17
34	TM	MEK (2-Butanone)	0.0341	0.0351	2.9	TM	
35	TM	Cis-1,2-DCE	0.1352	0.1351	0.04	TM	
36	TM	2,2-Dichloropropane	0.2349	0.2758	17	TM	
37	TM*	Chloroform	0.2377	0.2752	16	TM*	
38	TML	Bromochloromethane	0.1040	0.1071	3.0	TML	1.3
39	S	Dibromofluoromethane(S)	0.3105	0.3155	1.6	S	
40	TM	1,1,1-TCA	0.2791	0.3052	9.3	TM	
		Average			7.5		

VOLATILE ORGANIC ANALYSIS BY
EPA METHOD 8260B

Form 7

Ending Continuing Calibration

Lab Name: APPL, Inc.
Case No:
Matrix: 0

SDG No:
Date Analyzed: 10/18/2021
Instrument: Max
Cal. Date: 10/15/2021
Data File: 1016M37.D

		Compound	MEAN	CCRF	%D		%Drift
41	TM	Cyclohexane	0.0798	0.0898	12	TM	
42	TM	1,1-Dichloropropene	0.1514	0.1712	13	TM	
43	TM	2,2,4-Trimethylpentane	0.1964	0.2486	27	TM	
44	S	1,2-DCA-D4(S)	0.2166	0.2142	1.1	S	
45	TM	Carbon Tetrachloride	0.2625	0.2736	4.2	TM	
46	TM	Tert Amyl Methyl Ether	0.2978	0.3315	11	TM	
47	TM	1,2-DCA	0.2350	0.2511	6.8	TM	
48	TM	Benzene	0.4384	0.4665	6.4	TM	
49	TM	TCE	0.1404	0.1479	5.4	TM	
50	TM	2-Pentanone	0.0570	0.0559	1.9	TM	
51	TM*L	1,2-Dichloropropane	0.0476	0.0518	8.7	TM*L	6.6
52	TM	Bromodichloromethane	0.1968	0.2146	9.0	TM	
53	TML	Methyl Cyclohexane	0.1542	0.1708	11	TML	13
54	TM	Dibromomethane	0.0856	0.0820	4.3	TM	
55	TM	MIBK (methyl isobutyl ketone)	0.0729	0.0713	2.1	TM	
56	TML	1-Bromo-2-chloroethane	0.0245	0.0293	20	TML	6.5
57	TM	2-Chloroethyl vinyl ether	0.0000	0.0002	0.00	TM	
58	TM	Cis-1,3-Dichloropropene	0.1763	0.1997	13	TM	
59	TM*	Toluene	0.5070	0.5449	7.5	TM*	
60	TM	Trans-1,3-Dichloropropene	0.1749	0.1994	14	TM	
61	TM	1,1,2-TCA	0.0786	0.0799	1.7	TM	
62	TM	2-Hexanone	0.0493	0.0498	1.1	TM	
63	I	Chlorobenzene-D5 (IS)	ISTD			I	
64	S	Toluene-D8(S)	1.149	1.183	3.0	S	
65	TM	1,2-EDB	0.1319	0.1387	5.2	TM	
66	TML	Tetrachloroethene	0.2207	0.1425	35	TML	11
67	TM	1-Chlorohexane	0.0992	0.1180	19	TM	
68	TM	1,1,1,2-Tetrachloroethane	0.1860	0.2020	8.6	TM	
69	TM	m&p-Xylene	0.2826	0.3196	13	TM	
70	TM	o-Xylene	0.2964	0.3295	11	TM	
71	TM	Styrene	0.4463	0.5140	15	TM	
72	S	4-Bromofluorobenzene(S)	0.4641	0.4781	3.0	S	
73	TM	1,3-Dichloropropane	0.1940	0.2081	7.3	TM	
74	TM	Dibromochloromethane	0.1941	0.2090	7.7	TM	
75	TM**	Chlorobenzene	0.4334	0.4736	9.3	TM**	
76	TM*	Ethylbenzene	0.6860	0.7866	15	TM*	
77	TM**	Bromoform	0.1611	0.1647	2.2	TM**	
78	I	1,4-Dichlorobenzene-D (IS)	ISTD			I	
79	TM	Isopropylbenzene	1.166	1.295	11	TM	
80	TM**	1,1,2,2-Tetrachloroethane	0.2001	0.1971	1.5	TM**	
		Average			9.2		

VOLATILE ORGANIC ANALYSIS BY
EPA METHOD 8260B

Form 7

Ending Continuing Calibration

Lab Name: APPL, Inc.
Case No:
Matrix: 0

SDG No:
Date Analyzed: 10/18/2021
Instrument: Max
Cal. Date: 10/15/2021
Data File: 1016M37.D

		Compound	MEAN	CCRF	%D		%Drift
81	TM	1,2,3-Trichloropropane	0.1000	0.1133	13	TM	
82	TML	t-1,4-Dichloro-2-Butene	0.0601	0.0656	9.1	TML	28
83	TM	Bromobenzene	0.3816	0.4317	13	TM	
84	TM	n-Propylbenzene	1.151	1.351	17	TM	
85	TM	4-Ethyltoluene	1.063	1.258	18	TM	
86	TM	2-Chlorotoluene	0.9129	1.043	14	TM	
87	TM	1,3,5-Trimethylbenzene	0.9948	1.184	19	TM	
88	TM	4-Chlorotoluene	0.9068	1.028	13	TM	
89	TM	Tert-Butylbenzene	0.5492	0.6751	23	TM	
90	TM	1,2,4-Trimethylbenzene	0.9425	1.188	26	TM	
91	TM	Sec-Butylbenzene	1.051	1.298	23	TM	
92	TM	p-Isopropyltoluene	1.016	1.271	25	TM	
93	TM	Benzyl Chloride	0.2406	0.3052	27	TM	
94	TM	1,3-DCB	0.6644	0.7676	16	TM	
95	TM	1,4-DCB	0.6767	0.7190	6.2	TM	
96	TML	n-Butylbenzene	0.5721	0.7891	38	TML	13
97	TM	1,2-DCB	0.6504	0.7275	12	TM	
98	TM	Hexachloroethane	0.1703	0.2024	19	TM	
99	TML	1,2-Dibromo-3-chloropropane	0.0437	0.0536	23	TML	5.2
100	TML	1,2,4-Trichlorobenzene	0.1936	0.2747	42	TML	3.1
101	TML	Hexachlorobutadiene	0.2401	0.3329	39	TML	18
102	TMQ	Naphthalene	0.4088	0.4865	19	TMQ	1.7
103	TML	1,2,3-Trichlorobenzene	0.2371	0.3347	41	TML	1.7
104							
105							
106							
107							
108							
109							
110							
111							
112							
113							
114							
115							
116							
117							
118							
119							
120							
		Average			21.5		

Quantitation Report (Not Reviewed)

Data File : M:\MAX\DATA\211015\1016M37.D
Acq On : 18 Oct 21 12:57
Sample : Ending CCV 10ug/L 10/16/21
Misc : IS&S 8/4/21

Vial: 1
Operator: LP,DG,CH
Inst : Max
Multiplr: 1.00

Quant Time: Oct 20 11:47 2021 Quant Results File: M1015W.RES

Quant Method : M:\MAX\DATA\211015\M1015W.M (RTE Integrator)
Title : METHOD 8260B
Last Update : Sat Oct 16 14:01:48 2021
Response via : Initial Calibration
DataAcq Meth : M8260

Internal Standards	R.T.	QIon	Response	Conc	Units		Dev(Min)
1) Fluorobenzene (IS)	6.35	96	400720	25.00	ppb		0.01
65) Chlorobenzene-D5 (IS)	9.51	117	343238	25.00	ppb		0.02
80) 1,4-Dichlorobenzene-D (IS)	11.83	152	220419	25.00	ppb		0.01
System Monitoring Compounds							
41) Dibromofluoromethane(S)	5.57	111	126435	25.40	ppb		0.00
Spiked Amount 25.000			Recovery = 101.620%				
46) 1,2-DCA-D4(S)	5.96	65	85840	24.73	ppb		0.01
Spiked Amount 25.000			Recovery = 98.916%				
66) Toluene-D8(S)	8.06	98	406062	25.74	ppb		0.01
Spiked Amount 25.000			Recovery = 102.956%				
74) 4-Bromofluorobenzene(S)	10.69	95	164107	25.76	ppb		0.01
Spiked Amount 25.000			Recovery = 103.024%				
Target Compounds							Qvalue
3) Dichlorodifluoromethane	1.19	85	25344	10.56	ppb		98
4) Freon 114	1.29	85	16292	12.12	ppb		78
5) Chloromethane	1.33	50	16288	11.38	ppb		95
6) Vinyl chloride	1.43	62	18577	10.52	ppb		87
8) Bromomethane	1.69	94	16071	10.77	ppb		96
9) Chloroethane	1.78	64	13344	11.49	ppb		92
10) Dichlorofluoromethane	1.98	67	39065	10.09	ppb		91
11) Trichlorofluoromethane	2.01	101	53787	11.62	ppb		97
13) Acrolein	2.44	56	27834	123.86	ppb		87
14) Acetone	2.62	43	24961	47.78	ppb		88
15) Freon-113	2.54	151	21731	11.53	ppb		88
16) Acetonitrile	2.94	41	15970	128.62	ppb		92
18) 1,2-Dichlorotrifluoroethan	1.98	67	39065	10.09	ppb		100
19) 1,1-DCE	2.52	61	30020	10.70	ppb		97
20) t-Butanol	3.35	59	22073	137.03	ppb	#	90
21) Methyl Acetate	3.01	43	8561	9.74	ppb	#	78
22) Iodomethane	2.67	142	18678	9.62	ppb		96
23) Acrylonitrile	3.45	53	5461	11.06	ppb		87
25) Methylene chloride	3.09	84	17169	9.48	ppb		90
26) Carbon disulfide	2.72	76	25464	11.16	ppb		99
27) Methyl t-butyl ether (MtBE	3.48	73	61955	10.25	ppb		95
28) Trans-1,2-DCE	3.44	96	20714	10.59	ppb		96
29) 3-Methylpentane	3.48	57	10261	10.04	ppb	#	74
31) Diisopropyl Ether	4.26	45	44028	11.68	ppb		93
32) 1,1-DCA	4.07	63	32588	11.10	ppb	#	94
34) Ethyl tert Butyl Ether	4.78	59	56144	11.59	ppb		97
35) Methylcyclopentane	4.78	56	2387	11.66	ppb		100
36) MEK (2-Butanone)	5.00	43	28113	51.47	ppb	#	95
37) Cis-1,2-DCE	4.93	96	21662	10.00	ppb		98
38) 2,2-Dichloropropane	4.90	77	44212	11.74	ppb		99
39) Chloroform	5.37	83	44108	11.58	ppb		96
40) Bromochloromethane	5.23	130	17169	10.13	ppb	#	82
42) 1,1,1-TCA	5.56	97	48919	10.93	ppb		97
43) Cyclohexane	5.60	41	14394	11.25	ppb		83
44) 1,1-Dichloropropene	5.77	75	27440	11.31	ppb		94
45) 2,2,4-Trimethylpentane	6.13	57	39852	12.66	ppb		100
47) Carbon Tetrachloride	5.75	117	43852	10.42	ppb		93
48) Tert Amyl Methyl Ether	6.20	73	53136	11.13	ppb		96
49) 1,2-DCA	6.05	62	40242	10.68	ppb		96
50) Benzene	6.01	78	74771	10.64	ppb		99

(#) = qualifier out of range (m) = manual integration

Quantitation Report (Not Reviewed)

Data File : M:\MAX\DATA\211015\1016M37.D
Acq On : 18 Oct 21 12:57
Sample : Ending CCV 10ug/L 10/16/21
Misc : IS&S 8/4/21

Vial: 1
Operator: LP,DG,CH
Inst : Max
Multiplr: 1.00

Quant Time: Oct 20 11:47 2021

Quant Results File: M1015W.RES

Quant Method : M:\MAX\DATA\211015\M1015W.M (RTE Integrator)
Title : METHOD 8260B
Last Update : Sat Oct 16 14:01:48 2021
Response via : Initial Calibration
DataAcq Meth : M8260

	Compound	R.T.	QIon	Response	Conc Unit		Qvalue
51)	TCE	6.76	95	23708	10.54 ppb		86
52)	2-Pentanone	7.02	43	111971	122.63 ppb		96
53)	1,2-Dichloropropane	7.01	63	8301	10.66 ppb	#	91
54)	Bromodichloromethane	7.33	83	34392	10.90 ppb		97
55)	Methyl Cyclohexane	6.95	83	27371	11.29 ppb		87
56)	Dibromomethane	7.13	93	13137	9.57 ppb		91
57)	MIBK (methyl isobutyl ket	7.99	43	57169	48.96 ppb		96
58)	1-Bromo-2-chloroethane	7.64	144	4703	10.65 ppb		94
60)	Cis-1,3-Dichloropropene	7.80	75	32008	11.32 ppb		89
61)	Toluene	8.13	91	87340	10.75 ppb		93
62)	Trans-1,3-Dichloropropene	8.39	75	31961	11.40 ppb		99
63)	1,1,2-TCA	8.56	83	12807	10.17 ppb		98
64)	2-Hexanone	8.84	43	39912	50.54 ppb	#	94
67)	1,2-EDB	9.05	107	19046	10.52 ppb		92
68)	Tetrachloroethene	8.68	164	19560	11.06 ppb		85
69)	1-Chlorohexane	9.54	91	16199	11.89 ppb		95
70)	1,1,1,2-Tetrachloroethane	9.63	131	27732	10.86 ppb		94
71)	m&p-Xylene	9.78	106	87770	22.62 ppb		98
72)	o-Xylene	10.17	106	45237	11.12 ppb		90
73)	Styrene	10.19	104	70570	11.52 ppb	#	97
75)	1,3-Dichloropropane	8.73	76	28575	10.73 ppb		93
76)	Dibromochloromethane	8.95	129	28692	10.77 ppb		93
77)	Chlorobenzene	9.54	112	65021	10.93 ppb		98
78)	Ethylbenzene	9.66	91	107999	11.47 ppb		98
79)	Bromoform	10.36	173	22612	10.22 ppb		98
81)	Isopropylbenzene	10.54	105	114176	11.11 ppb		94
82)	1,1,2,2-Tetrachloroethane	10.86	83	17376	9.85 ppb	#	87
83)	1,2,3-Trichloropropane	10.89	110	9985	11.32 ppb		84
84)	t-1,4-Dichloro-2-Butene	10.92	53	5782	12.81 ppb		85
85)	Bromobenzene	10.83	156	38059	11.31 ppb		90
86)	n-Propylbenzene	10.96	91	119070	11.73 ppb		99
87)	4-Ethyltoluene	11.07	105	110925	11.83 ppb		96
88)	2-Chlorotoluene	11.03	91	91969	11.43 ppb		95
89)	1,3,5-Trimethylbenzene	11.14	105	104348	11.90 ppb		98
90)	4-Chlorotoluene	11.14	91	90600	11.33 ppb		99
91)	Tert-Butylbenzene	11.46	119	59520	12.29 ppb		97
92)	1,2,4-Trimethylbenzene	11.50	105	104780	12.61 ppb		99
93)	Sec-Butylbenzene	11.67	105	114426	12.35 ppb		95
94)	p-Isopropyltoluene	11.83	119	112093	12.51 ppb		98
95)	Benzyl Chloride	12.00	91	26913	12.69 ppb		98
96)	1,3-DCB	11.77	146	67679	11.55 ppb		97
97)	1,4-DCB	11.86	146	63389	10.62 ppb		96
98)	n-Butylbenzene	12.23	91	69574	11.30 ppb		94
99)	1,2-DCB	12.23	146	64141	11.19 ppb		100
100)	Hexachloroethane	12.47	117	17844	11.89 ppb		90
101)	1,2-Dibromo-3-chloropropan	13.00	75	4724	9.48 ppb	#	86
102)	1,2,4-Trichlorobenzene	13.82	180	24224	10.31 ppb		94
103)	Hexachlorobutadiene	14.01	225	29349	11.76 ppb		97
104)	Naphthalene	14.07	128	42893	10.17 ppb		97
105)	1,2,3-Trichlorobenzene	14.31	180	29509	9.83 ppb		84

(#) = qualifier out of range (m) = manual integration

Quantitation Report

Data File : M:\MAX\DATA\211015\1016M37.D
Acq On : 18 Oct 21 12:57
Sample : Ending CCV 10ug/L 10/16/21
Misc : IS&S 8/4/21

Vial: 1
Operator: LP,DG,CH
Inst : Max
Multiplr: 1.00

Quant Time: Oct 20 11:47 2021

Quant Results File: M1015W.RES

Method : M:\MAX\DATA\211015\M1015W.M (RTE Integrator)
Title : METHOD 8260B
Last Update : Sat Oct 16 14:01:48 2021
Response via : Initial Calibration



VOLATILE ORGANIC ANALYSIS BY
EPA METHOD 8260B

Form 7

Continuing Calibration

Lab Name: APPL, Inc.
Case No:
Matrix:

SDG No:
Date Analyzed: 10/18/2021
Instrument: Max
Initial Cal. Date: 10/15/2021
Data File: 1018M02.D

		Compound	MEAN	CCRF	%D		%Drift
1	I	Fluorobenzene (IS)	ISTD			I	
2	TM	Chlorotrifluoroethene	0.0000	0.0132	0.00	TM	
3	TM	Dichlorodifluoromethane	0.1497	0.1464	2.2	TM	
4	TM	Freon 114	0.0839	0.0861	2.6	TM	
5	TM**	Chloromethane	0.0893	0.0852	4.6	TM**	
6	TM*	Vinyl chloride	0.1101	0.1040	5.6	TM*	
7	TM	2-Chloro-1,1,1-trifluoroethane	0.0000	0.0026	0.00	TM	
8	TM	Bromomethane	0.0931	0.0863	7.3	TM	
9	TML	Chloroethane	0.0844	0.0655	22	TML	7.3
10	TM	Dichlorofluoromethane	0.2416	0.2115	12	TM	
11	TM	Trichlorofluoromethane	0.2889	0.2854	1.2	TM	
12	TM	2,2-Dichloro-1,1,1-trifluoroethane	0.0000	0.0002	0.00	TM	
13	TMQ	Acrolein	0.0145	0.0141	2.5	TMQ	0.42
14	TM	Acetone	0.0326	0.0331	1.4	TM	
15	TM	Freon-113	0.1176	0.1120	4.7	TM	
16	TM	Acetonitrile	0.0077	0.0088	14	TM	
17	TML	2-propanol	0.0000	0.0019	0.00	TML	
18	TM	1,2-Dichlorotrifluoroethane	0.2416	0.2115	12	TM	
19	TM*	1,1-DCE	0.1751	0.1665	4.9	TM*	
20	TMQ	t-Butanol	0.0101	0.0105	3.4	TMQ	3.7
21	TMQ	Methyl Acetate	0.0528	0.0588	11	TMQ	7.2
22	TML	Iodomethane	0.1096	0.1102	0.51	TML	8.3
23	TML	Acrylonitrile	0.0252	0.0310	23	TML	0.43
24	TM	Methylene chloride	0.1130	0.1138	0.69	TM	
25	TM	Carbon disulfide	0.1424	0.1332	6.5	TM	
26	TM	Methyl t-butyl ether (MtBE)	0.3769	0.3866	2.6	TM	
27	TM	Trans-1,2-DCE	0.1221	0.1105	9.5	TM	
28	TML	3-Methylpentane	0.0702	0.0641	8.7	TML	0.45
29	TM	Hexane	0.0000	0.0007	0.00	TM	
30	TM	Diisopropyl Ether	0.2351	0.2530	7.6	TM	
31	TM**	1,1-DCA	0.1831	0.1833	0.14	TM**	
32	TM	Ethyl tert Butyl Ether	0.3021	0.3218	6.5	TM	
33	TML	Methylcyclopentane	0.0160	0.0137	14	TML	6.4
34	TM	MEK (2-Butanone)	0.0341	0.0373	9.5	TM	
35	TM	Cis-1,2-DCE	0.1352	0.1340	0.90	TM	
36	TM	2,2-Dichloropropane	0.2349	0.2396	2.0	TM	
37	TM*	Chloroform	0.2377	0.2504	5.4	TM*	
38	TML	Bromochloromethane	0.1040	0.1055	1.5	TML	0.29
39	S	Dibromofluoromethane(S)	0.3105	0.3024	2.6	S	
40	TM	1,1,1-TCA	0.2791	0.2659	4.7	TM	
		Average			5.6		

VOLATILE ORGANIC ANALYSIS BY
EPA METHOD 8260B

Form 7

Continuing Calibration

Lab Name: APPL, Inc.
Case No:
Matrix: 0

SDG No:
Date Analyzed: 10/18/2021
Instrument: Max
Cal. Date: 10/15/2021
Data File: 1018M02.D

		Compound	MEAN	CCRF	%D		%Drift
41	TM	Cyclohexane	0.0798	0.0797	0.12	TM	
42	TM	1,1-Dichloropropene	0.1514	0.1498	1.1	TM	
43	TM	2,2,4-Trimethylpentane	0.1964	0.2097	6.8	TM	
44	S	1,2-DCA-D4(S)	0.2166	0.2157	0.41	S	
45	TM	Carbon Tetrachloride	0.2625	0.2404	8.4	TM	
46	TM	Tert Amyl Methyl Ether	0.2978	0.3168	6.4	TM	
47	TM	1,2-DCA	0.2350	0.2379	1.2	TM	
48	TM	Benzene	0.4384	0.4067	7.2	TM	
49	TM	TCE	0.1404	0.1239	12	TM	
50	TM	2-Pentanone	0.0570	0.0614	7.7	TM	
51	TM*L	1,2-Dichloropropane	0.0476	0.0469	1.6	TM*L	3.8
52	TM	Bromodichloromethane	0.1968	0.2022	2.7	TM	
53	TML	Methyl Cyclohexane	0.1542	0.1482	3.9	TML	1.8
54	TM	Dibromomethane	0.0856	0.0786	8.2	TM	
55	TM	MIBK (methyl isobutyl ketone)	0.0729	0.0772	6.0	TM	
56	TML	1-Bromo-2-chloroethane	0.0245	0.0284	16	TML	3.2
57	TM	2-Chloroethyl vinyl ether	0.0000	0.0002	0.00	TM	
58	TM	Cis-1,3-Dichloropropene	0.1763	0.1843	4.5	TM	
59	TM*	Toluene	0.5070	0.5050	0.40	TM*	
60	TM	Trans-1,3-Dichloropropene	0.1749	0.1918	9.7	TM	
61	TM	1,1,2-TCA	0.0786	0.0783	0.39	TM	
62	TM	2-Hexanone	0.0493	0.0559	13	TM	
63	I	Chlorobenzene-D5 (IS)	ISTD			I	
64	S	Toluene-D8(S)	1.149	1.130	1.6	S	
65	TM	1,2-EDB	0.1319	0.1295	1.8	TM	
66	TML	Tetrachloroethene	0.2207	0.1168	47	TML	12
67	TM	1-Chlorohexane	0.0992	0.0928	6.5	TM	
68	TM	1,1,1,2-Tetrachloroethane	0.1860	0.1955	5.1	TM	
69	TM	m&p-Xylene	0.2826	0.2769	2.0	TM	
70	TM	o-Xylene	0.2964	0.2793	5.8	TM	
71	TM	Styrene	0.4463	0.4560	2.2	TM	
72	S	4-Bromofluorobenzene(S)	0.4641	0.4789	3.2	S	
73	TM	1,3-Dichloropropane	0.1940	0.1900	2.0	TM	
74	TM	Dibromochloromethane	0.1941	0.1960	1.0	TM	
75	TM**	Chlorobenzene	0.4334	0.4360	0.61	TM**	
76	TM*	Ethylbenzene	0.6860	0.6897	0.55	TM*	
77	TM**	Bromoform	0.1611	0.1581	1.9	TM**	
78	I	1,4-Dichlorobenzene-D (IS)	ISTD			I	
79	TM	Isopropylbenzene	1.166	1.132	2.9	TM	
80	TM**	1,1,2,2-Tetrachloroethane	0.2001	0.1866	6.8	TM**	
		Average			5.5		

VOLATILE ORGANIC ANALYSIS BY
EPA METHOD 8260B

Form 7

Continuing Calibration

Lab Name: APPL, Inc.
Case No:
Matrix: 0

SDG No:
Date Analyzed: 10/18/2021
Instrument: Max
Cal. Date: 10/15/2021
Data File: 1018M02.D

		Compound	MEAN	CCRF	%D		%Drift
81	TM	1,2,3-Trichloropropane	0.1000	0.1078	7.8	TM	
82	TML	t-1,4-Dichloro-2-Butene	0.0601	0.0497	17	TML	2.2
83	TM	Bromobenzene	0.3816	0.3694	3.2	TM	
84	TM	n-Propylbenzene	1.151	1.148	0.33	TM	
85	TM	4-Ethyltoluene	1.063	1.055	0.82	TM	
86	TM	2-Chlorotoluene	0.9129	0.8859	3.0	TM	
87	TM	1,3,5-Trimethylbenzene	0.9948	0.9841	1.1	TM	
88	TM	4-Chlorotoluene	0.9068	0.8920	1.6	TM	
89	TM	Tert-Butylbenzene	0.5492	0.5898	7.4	TM	
90	TM	1,2,4-Trimethylbenzene	0.9425	1.004	6.5	TM	
91	TM	Sec-Butylbenzene	1.051	1.119	6.5	TM	
92	TM	p-Isopropyltoluene	1.016	1.049	3.3	TM	
93	TM	Benzyl Chloride	0.2406	0.2663	11	TM	
94	TM	1,3-DCB	0.6644	0.6679	0.52	TM	
95	TM	1,4-DCB	0.6767	0.6445	4.8	TM	
96	TML	n-Butylbenzene	0.5721	0.6556	15	TML	3.9
97	TM	1,2-DCB	0.6504	0.6511	0.10	TM	
98	TM	Hexachloroethane	0.1703	0.1774	4.2	TM	
99	TML	1,2-Dibromo-3-chloropropane	0.0437	0.0594	36	TML	3.9
100	TML	1,2,4-Trichlorobenzene	0.1936	0.2146	11	TML	15
101	TML	Hexachlorobutadiene	0.2401	0.2473	3.0	TML	10
102	TMQ	Naphthalene	0.4088	0.4708	15	TMQ	1.2
103	TML	1,2,3-Trichlorobenzene	0.2371	0.3029	28	TML	8.6
104							
105							
106							
107							
108							
109							
110							
111							
112							
113							
114							
115							
116							
117							
118							
119							
120							
		Average			8.1		

Quantitation Report (Not Reviewed)

Data File : M:\MAX\DATA\211015\1018M02.D
Acq On : 18 Oct 21 14:46
Sample : 211018A CCV 10ug/L
Misc : IS&S 8/4/21

Vial: 2
Operator: LP,DG,CH
Inst : Max
Multiplr: 1.00

Quant Time: Oct 28 12:51 2021

Quant Results File: M1015W.RES

Quant Method : M:\MAX\DATA\211015\M1015W.M (RTE Integrator)
Title : METHOD 8260B
Last Update : Sat Oct 16 14:01:48 2021
Response via : Initial Calibration
DataAcq Meth : M8260

Internal Standards	R.T.	QIon	Response	Conc Units	Dev(Min)
1) Fluorobenzene (IS)	6.36	96	378168	25.00 ppb	0.02
65) Chlorobenzene-D5 (IS)	9.51	117	339257	25.00 ppb	0.02
80) 1,4-Dichlorobenzene-D (IS)	11.83	152	227417	25.00 ppb	0.01
System Monitoring Compounds					
41) Dibromofluoromethane(S)	5.58	111	114367	24.35 ppb	0.02
Spiked Amount 25.000			Recovery = 97.400%		
46) 1,2-DCA-D4(S)	5.97	65	81560	24.90 ppb	0.02
Spiked Amount 25.000			Recovery = 99.592%		
66) Toluene-D8(S)	8.07	98	383432	24.59 ppb	0.02
Spiked Amount 25.000			Recovery = 98.360%		
74) 4-Bromofluorobenzene(S)	10.69	95	162458	25.80 ppb	0.02
Spiked Amount 25.000			Recovery = 103.184%		

Target Compounds					Qvalue
3) Dichlorodifluoromethane	1.19	85	22144	9.78 ppb	99
4) Freon 114	1.29	85	13018	10.26 ppb	73
5) Chloromethane	1.34	50	12882	9.54 ppb	98
6) Vinyl chloride	1.42	62	15728	9.44 ppb	90
8) Bromomethane	1.69	94	13049	9.27 ppb	97
9) Chloroethane	1.78	64	9904	9.27 ppb	96
10) Dichlorofluoromethane	1.98	67	31989	8.75 ppb	93
11) Trichlorofluoromethane	2.01	101	43169	9.88 ppb	96
13) Acrolein	2.45	56	26632	125.53 ppb	90
14) Acetone	2.63	43	25004	50.71 ppb	92
15) Freon-113	2.54	151	16945	9.53 ppb	96
16) Acetonitrile	2.94	41	16693	142.46 ppb	92
18) 1,2-Dichlorotrifluoroethan	1.98	67	31989	8.75 ppb	100
19) 1,1-DCE	2.52	61	25179	9.51 ppb	97
20) t-Butanol	3.36	59	19813	129.57 ppb	99
21) Methyl Acetate	3.01	43	8887	10.72 ppb	92
22) Iodomethane	2.67	142	16665	9.17 ppb	92
23) Acrylonitrile	3.45	53	4685	10.04 ppb #	85
25) Methylene chloride	3.10	84	17212	10.07 ppb	97
26) Carbon disulfide	2.73	76	20144	9.35 ppb	97
27) Methyl t-butyl ether (MtBE	3.49	73	58476	10.26 ppb	92
28) Trans-1,2-DCE	3.45	96	16717	9.05 ppb	94
29) 3-Methylpentane	3.49	57	9689	10.04 ppb #	77
31) Diisopropyl Ether	4.27	45	38270	10.76 ppb	90
32) 1,1-DCA	4.08	63	27733	10.01 ppb	96
34) Ethyl tert Butyl Ether	4.79	59	48676	10.65 ppb	98
35) Methylcyclopentane	4.78	56	2077	10.64 ppb	100
36) MEK (2-Butanone)	5.01	43	28222	54.75 ppb	91
37) Cis-1,2-DCE	4.94	96	20267	9.91 ppb	86
38) 2,2-Dichloropropane	4.91	77	36251	10.20 ppb	95
39) Chloroform	5.38	83	37883	10.54 ppb	96
40) Bromochloromethane	5.24	130	15965	9.97 ppb #	85
42) 1,1,1-TCA	5.56	97	40220	9.53 ppb	96
43) Cyclohexane	5.61	41	12061	9.99 ppb	85
44) 1,1-Dichloropropene	5.77	75	22664	9.89 ppb	91
45) 2,2,4-Trimethylpentane	6.14	57	31726	10.68 ppb	96
47) Carbon Tetrachloride	5.76	117	36369	9.16 ppb	94
48) Tert Amyl Methyl Ether	6.20	73	47919	10.64 ppb	95
49) 1,2-DCA	6.06	62	35982	10.12 ppb	96
50) Benzene	6.02	78	61525	9.28 ppb	95

(#) = qualifier out of range (m) = manual integration

Quantitation Report (Not Reviewed)

Data File : M:\MAX\DATA\211015\1018M02.D
Acq On : 18 Oct 21 14:46
Sample : 211018A CCV 10ug/L
Misc : IS&S 8/4/21

Vial: 2
Operator: LP,DG,CH
Inst : Max
Multiplr: 1.00

Quant Time: Oct 28 12:51 2021

Quant Results File: M1015W.RES

Quant Method : M:\MAX\DATA\211015\M1015W.M (RTE Integrator)
Title : METHOD 8260B
Last Update : Sat Oct 16 14:01:48 2021
Response via : Initial Calibration
DataAcq Meth : M8260

	Compound	R.T.	QIon	Response	Conc	Unit		Qvalue
51)	TCE	6.77	95	18739	8.83	ppb		90
52)	2-Pentanone	7.02	43	116033	134.66	ppb		97
53)	1,2-Dichloropropane	7.01	63	7092	9.62	ppb	#	88
54)	Bromodichloromethane	7.33	83	30579	10.27	ppb		94
55)	Methyl Cyclohexane	6.96	83	22414	9.82	ppb		88
56)	Dibromomethane	7.13	93	11885	9.18	ppb		86
57)	MIBK (methyl isobutyl ket	7.99	43	58418	53.01	ppb		97
58)	1-Bromo-2-chloroethane	7.64	144	4299	10.32	ppb		97
60)	Cis-1,3-Dichloropropene	7.81	75	27879	10.45	ppb	#	86
61)	Toluene	8.13	91	76385	9.96	ppb		98
62)	Trans-1,3-Dichloropropene	8.39	75	29015	10.97	ppb		89
63)	1,1,2-TCA	8.57	83	11842	9.96	ppb		99
64)	2-Hexanone	8.84	43	42249	56.69	ppb		97
67)	1,2-EDB	9.05	107	17577	9.82	ppb		96
68)	Tetrachloroethene	8.68	164	15845	8.80	ppb	#	83
69)	1-Chlorohexane	9.54	91	12589	9.35	ppb		95
70)	1,1,1,2-Tetrachloroethane	9.63	131	26530	10.51	ppb		97
71)	m&p-Xylene	9.78	106	75146	19.59	ppb		93
72)	o-Xylene	10.17	106	37907	9.42	ppb		90
73)	Styrene	10.19	104	61882	10.22	ppb		96
75)	1,3-Dichloropropane	8.73	76	25788	9.80	ppb	#	84
76)	Dibromochloromethane	8.95	129	26604	10.10	ppb		99
77)	Chlorobenzene	9.54	112	59169	10.06	ppb		96
78)	Ethylbenzene	9.66	91	93595	10.05	ppb		99
79)	Bromoform	10.37	173	21448	9.81	ppb		85
81)	Isopropylbenzene	10.55	105	102949	9.71	ppb		96
82)	1,1,2,2-Tetrachloroethane	10.86	83	16970	9.32	ppb		88
83)	1,2,3-Trichloropropane	10.89	110	9804	10.78	ppb		88
84)	t-1,4-Dichloro-2-Butene	10.92	53	4525	9.78	ppb		99
85)	Bromobenzene	10.83	156	33602	9.68	ppb		91
86)	n-Propylbenzene	10.96	91	104390	9.97	ppb		100
87)	4-Ethyltoluene	11.07	105	95930	9.92	ppb		96
88)	2-Chlorotoluene	11.03	91	80584	9.70	ppb		94
89)	1,3,5-Trimethylbenzene	11.14	105	89522	9.89	ppb		98
90)	4-Chlorotoluene	11.14	91	81140	9.84	ppb		98
91)	Tert-Butylbenzene	11.45	119	53656	10.74	ppb		96
92)	1,2,4-Trimethylbenzene	11.50	105	91322	10.65	ppb		95
93)	Sec-Butylbenzene	11.67	105	101806	10.65	ppb		97
94)	p-Isopropyltoluene	11.83	119	95423	10.33	ppb		98
95)	Benzyl Chloride	12.00	91	24223	11.07	ppb		98
96)	1,3-DCB	11.77	146	60753	10.05	ppb		97
97)	1,4-DCB	11.86	146	58631	9.52	ppb		95
98)	n-Butylbenzene	12.23	91	59634	9.61	ppb		97
99)	1,2-DCB	12.23	146	59226	10.01	ppb		94
100)	Hexachloroethane	12.47	117	16140	10.42	ppb		93
101)	1,2-Dibromo-3-chloropropan	13.00	75	5400	10.39	ppb	#	82
102)	1,2,4-Trichlorobenzene	13.82	180	19520	8.54	ppb		91
103)	Hexachlorobutadiene	14.00	225	22493	8.99	ppb		99
104)	Naphthalene	14.07	128	42823	9.88	ppb		97
105)	1,2,3-Trichlorobenzene	14.31	180	27555	9.14	ppb		92

(#) = qualifier out of range (m) = manual integration

1018M02.D M1015W.M Tue Nov 23 13:12:45 2021

Quantitation Report

Data File : M:\MAX\DATA\211015\1018M02.D
Acq On : 18 Oct 21 14:46
Sample : 211018A CCV 10ug/L
Misc : IS&S 8/4/21

Vial: 2
Operator: LP,DG,CH
Inst : Max
Multiplr: 1.00

Quant Time: Oct 28 12:51 2021

Quant Results File: M1015W.RES

Method : M:\MAX\DATA\211015\M1015W.M (RTE Integrator)
Title : METHOD 8260B
Last Update : Sat Oct 16 14:01:48 2021
Response via : Initial Calibration



VOLATILE ORGANIC ANALYSIS BY EPA METHOD 8260B

Form 7

Ending Continuing Calibration

Lab Name: APPL, Inc.
Case No:
Matrix:

SDG No:
Date Analyzed: 10/19/2021
Instrument: Max
Initial Cal. Date: 10/15/2021
Data File: 1018M27.D

		Compound	MEAN	CCRF	%D		%Drift
1	I	Fluorobenzene (IS)	ISTD			I	
2	TM	Chlorotrifluoroethene	0.0000	0.0122	0.00	TM	
3	TM	Dichlorodifluoromethane	0.1497	0.1492	0.34	TM	
4	TM	Freon 114	0.0839	0.0875	4.4	TM	
5	TM**	Chloromethane	0.0893	0.0893	0.04	TM**	
6	TM*	Vinyl chloride	0.1101	0.1131	2.7	TM*	
7	TM	2-Chloro-1,1,1-trifluoroethane	0.0000	0.0030	0.00	TM	
8	TM	Bromomethane	0.0931	0.0829	11	TM	
9	TML	Chloroethane	0.0844	0.0805	4.6	TML	11
10	TM	Dichlorofluoromethane	0.2416	0.2314	4.2	TM	
11	TM	Trichlorofluoromethane	0.2889	0.3254	13	TM	
12	TM	2,2-Dichloro-1,1,1-trifluoroethane	0.0000	0.0001	0.00	TM	
13	TMQ	Acrolein	0.0145	0.0110	24	TMQ	21
14	TM	Acetone	0.0326	0.0286	12	TM	
15	TM	Freon-113	0.1176	0.1192	1.4	TM	
16	TM	Acetonitrile	0.0077	0.0069	11	TM	
17	TML	2-propanol	0.0000	0.0012	0.00	TML	
18	TM	1,2-Dichlorotrifluoroethane	0.2416	0.2314	4.2	TM	
19	TM*	1,1-DCE	0.1751	0.1808	3.3	TM*	
20	TMQ	t-Butanol	0.0101	0.0092	9.0	TMQ	9.9
21	TMQ	Methyl Acetate	0.0528	0.0507	4.0	TMQ	7.6
22	TML	Iodomethane	0.1096	0.0959	13	TML	19
23	TML	Acrylonitrile	0.0252	0.0306	21	TML	0.85
24	TM	2-Methylpentane	0.0000	0.0003	0.00	TM	
25	TM	Methylene chloride	0.1130	0.1071	5.3	TM	
26	TM	Carbon disulfide	0.1424	0.1338	6.1	TM	
27	TM	Methyl t-butyl ether (MtBE)	0.3769	0.3799	0.79	TM	
28	TM	Trans-1,2-DCE	0.1221	0.1221	0.06	TM	
29	TML	3-Methylpentane	0.0702	0.0616	12	TML	3.7
30	TM	Hexane	0.0000	0.0003	0.00	TM	
31	TM	Diisopropyl Ether	0.2351	0.2510	6.8	TM	
32	TM**	1,1-DCA	0.1831	0.2012	9.9	TM**	
33	TM	Ethyl tert Butyl Ether	0.3021	0.3165	4.8	TM	
34	TML	Methylcyclopentane	0.0160	0.0116	28	TML	13
35	TM	MEK (2-Butanone)	0.0341	0.0307	9.8	TM	
36	TM	Cis-1,2-DCE	0.1352	0.1481	9.5	TM	
37	TM	2,2-Dichloropropane	0.2349	0.2231	5.0	TM	
38	TM*	Chloroform	0.2377	0.2722	15	TM*	
39	TML	Bromochloromethane	0.1040	0.1059	1.8	TML	0.07
40	S	Dibromofluoromethane(S)	0.3105	0.3119	0.46	S	
		Average			6.6		

VOLATILE ORGANIC ANALYSIS BY
EPA METHOD 8260B

Form 7

Ending Continuing Calibration

Lab Name: APPL, Inc.
Case No:
Matrix: 0

SDG No:
Date Analyzed: 10/19/2021
Instrument: Max
Cal. Date: 10/15/2021
Data File: 1018M27.D

		Compound	MEAN	CCRF	%D		%Drift
41	TM	1,1,1-TCA	0.2791	0.3123	12	TM	
42	TM	Cyclohexane	0.0798	0.0813	1.9	TM	
43	TM	1,1-Dichloropropene	0.1514	0.1658	9.5	TM	
44	TM	2,2,4-Trimethylpentane	0.1964	0.1877	4.4	TM	
45	S	1,2-DCA-D4(S)	0.2166	0.2104	2.8	S	
46	TM	Carbon Tetrachloride	0.2625	0.2601	0.91	TM	
47	TM	Tert Amyl Methyl Ether	0.2978	0.3074	3.2	TM	
48	TM	1,2-DCA	0.2350	0.2436	3.7	TM	
49	TM	Benzene	0.4384	0.4461	1.7	TM	
50	TM	TCE	0.1404	0.1536	9.4	TM	
51	TM	2-Pentanone	0.0570	0.0537	5.8	TM	
52	TM*L	1,2-Dichloropropane	0.0476	0.0518	8.8	TM*L	6.7
53	TM	Bromodichloromethane	0.1968	0.2126	8.1	TM	
54	TML	Methyl Cyclohexane	0.1542	0.1545	0.18	TML	2.3
55	TM	Dibromomethane	0.0856	0.0759	11	TM	
56	TM	MIBK (methyl isobutyl ketone)	0.0729	0.0710	2.5	TM	
57	TML	1-Bromo-2-chloroethane	0.0245	0.0313	28	TML	14
58	TM	2-Chloroethyl vinyl ether	0.0000	0.0001	0.00	TM	
59	TM	Cis-1,3-Dichloropropene	0.1763	0.1897	7.6	TM	
60	TM*	Toluene	0.5070	0.5429	7.1	TM*	
61	TM	Trans-1,3-Dichloropropene	0.1749	0.1761	0.69	TM	
62	TM	1,1,2-TCA	0.0786	0.0753	4.1	TM	
63	TM	2-Hexanone	0.0493	0.0463	6.0	TM	
64	I	Chlorobenzene-D5 (IS)	ISTD			I	
65	S	Toluene-D8(S)	1.149	1.148	0.13	S	
66	TM	1,2-EDB	0.1319	0.1362	3.3	TM	
67	TML	Tetrachloroethene	0.2207	0.1155	48	TML	13
68	TM	1-Chlorohexane	0.0992	0.0968	2.4	TM	
69	TM	1,1,1,2-Tetrachloroethane	0.1860	0.2044	9.9	TM	
70	TM	m&p-Xylene	0.2826	0.3059	8.3	TM	
71	TM	o-Xylene	0.2964	0.3140	5.9	TM	
72	TM	Styrene	0.4463	0.4666	4.6	TM	
73	S	4-Bromofluorobenzene(S)	0.4641	0.4560	1.7	S	
74	TM	1,3-Dichloropropane	0.1940	0.1959	1.00	TM	
75	TM	Dibromochloromethane	0.1941	0.1995	2.8	TM	
76	TM**	Chlorobenzene	0.4334	0.4466	3.1	TM**	
77	TM*	Ethylbenzene	0.6860	0.7087	3.3	TM*	
78	TM**	Bromoform	0.1611	0.1553	3.6	TM**	
79	I	1,4-Dichlorobenzene-D (IS)	ISTD			I	
80	TM	Isopropylbenzene	1.166	1.215	4.2	TM	
		Average			6.4		

VOLATILE ORGANIC ANALYSIS BY
EPA METHOD 8260B

Form 7

Ending Continuing Calibration

Lab Name: APPL, Inc.
Case No:
Matrix: 0

SDG No:
Date Analyzed: 10/19/2021
Instrument: Max
Cal. Date: 10/15/2021
Data File: 1018M27.D

		Compound	MEAN	CCRF	%D		%Drift
81	TM**	1,1,2,2-Tetrachloroethane	0.2001	0.1652	17	TM**	
82	TM	1,2,3-Trichloropropane	0.1000	0.0977	2.3	TM	
83	TML	t-1,4-Dichloro-2-Butene	0.0601	0.0476	21	TML	6.4
84	TM	Bromobenzene	0.3816	0.3994	4.7	TM	
85	TM	n-Propylbenzene	1.151	1.172	1.7	TM	
86	TM	4-Ethyltoluene	1.063	1.112	4.6	TM	
87	TM	2-Chlorotoluene	0.9129	0.9441	3.4	TM	
88	TM	1,3,5-Trimethylbenzene	0.9948	1.085	9.0	TM	
89	TM	4-Chlorotoluene	0.9068	0.9393	3.6	TM	
90	TM	Tert-Butylbenzene	0.5492	0.6281	14	TM	
91	TM	1,2,4-Trimethylbenzene	0.9425	1.076	14	TM	
92	TM	Sec-Butylbenzene	1.051	1.138	8.3	TM	
93	TM	p-Isopropyltoluene	1.016	1.099	8.2	TM	
94	TM	Benzyl Chloride	0.2406	0.1829	24	TM	
95	TM	1,3-DCB	0.6644	0.6788	2.2	TM	
96	TM	1,4-DCB	0.6767	0.6691	1.1	TM	
97	TML	n-Butylbenzene	0.5721	0.6166	7.8	TML	8.8
98	TM	1,2-DCB	0.6504	0.6973	7.2	TM	
99	TM	Hexachloroethane	0.1703	0.1785	4.8	TM	
100	TML	1,2-Dibromo-3-chloropropane	0.0437	0.0486	11	TML	13
101	TML	1,2,4-Trichlorobenzene	0.1936	0.2135	10	TML	15
102	TML	Hexachlorobutadiene	0.2401	0.2450	2.0	TML	11
103	TMQ	Naphthalene	0.4088	0.4076	0.29	TMQ	13
104	TML	1,2,3-Trichlorobenzene	0.2371	0.2617	10	TML	17
105							
106							
107							
108							
109							
110							
111							
112							
113							
114							
115							
116							
117							
118							
119							
120							
		Average			8.0		

Quantitation Report (Not Reviewed)

Data File : M:\MAX\DATA\211015\1018M27.D
Acq On : 19 Oct 21 2:35
Sample : Ending CCV 10ug/L 10/18/21
Misc : IS&S 8/4/21

Vial: 27
Operator: LP,DG,CH
Inst : Max
Multiplr: 1.00

Quant Time: Oct 28 12:51 2021 Quant Results File: M1015W.RES

Quant Method : M:\MAX\DATA\211015\M1015W.M (RTE Integrator)
Title : METHOD 8260B
Last Update : Sat Oct 16 14:01:48 2021
Response via : Initial Calibration
DataAcq Meth : M8260

Internal Standards	R.T.	QIon	Response	Conc Units		Dev(Min)
1) Fluorobenzene (IS)	6.36	96	375402	25.00 ppb		0.02
65) Chlorobenzene-D5 (IS)	9.51	117	337597	25.00 ppb		0.02
80) 1,4-Dichlorobenzene-D (IS)	11.83	152	222240	25.00 ppb		0.01
System Monitoring Compounds						
41) Dibromofluoromethane(S)	5.57	111	117095	25.12 ppb		0.01
Spiked Amount 25.000			Recovery	= 100.460%		
46) 1,2-DCA-D4(S)	5.97	65	78984	24.29 ppb		0.02
Spiked Amount 25.000			Recovery	= 97.156%		
66) Toluene-D8(S)	8.06	98	387406	24.97 ppb		0.01
Spiked Amount 25.000			Recovery	= 99.868%		
74) 4-Bromofluorobenzene(S)	10.69	95	153960	24.57 ppb		0.01
Spiked Amount 25.000			Recovery	= 98.268%		
Target Compounds						Qvalue
3) Dichlorodifluoromethane	1.19	85	22400	9.97 ppb		92
4) Freon 114	1.29	85	13143	10.44 ppb		84
5) Chloromethane	1.34	50	13416	10.00 ppb		88
6) Vinyl chloride	1.42	62	16982	10.27 ppb		92
8) Bromomethane	1.69	94	12451	8.91 ppb	#	74
9) Chloroethane	1.79	64	12094	11.15 ppb		94
10) Dichlorofluoromethane	1.98	67	34741	9.58 ppb		96
11) Trichlorofluoromethane	2.01	101	48859	11.26 ppb		99
13) Acrolein	2.44	56	20670	98.65 ppb		97
14) Acetone	2.62	43	21450	43.82 ppb		94
15) Freon-113	2.54	151	17905	10.14 ppb		94
16) Acetonitrile	2.94	41	12922	111.09 ppb	#	92
18) 1,2-Dichlorotrifluoroethan	1.98	67	34741	9.58 ppb		100
19) 1,1-DCE	2.52	61	27152	10.33 ppb		98
20) t-Butanol	3.35	59	17309	112.61 ppb		92
21) Methyl Acetate	3.01	43	7608	9.24 ppb		99
22) Iodomethane	2.67	142	14393	8.14 ppb		99
23) Acrylonitrile	3.46	53	4592	9.91 ppb	#	88
25) Methylene chloride	3.10	84	16075	9.47 ppb	#	79
26) Carbon disulfide	2.73	76	20088	9.39 ppb	#	90
27) Methyl t-butyl ether (MtBE	3.49	73	57051	10.08 ppb		94
28) Trans-1,2-DCE	3.45	96	18339	10.01 ppb		93
29) 3-Methylpentane	3.48	57	9245	9.63 ppb		93
31) Diisopropyl Ether	4.26	45	37694	10.68 ppb		91
32) 1,1-DCA	4.08	63	30214	10.99 ppb		98
34) Ethyl tert Butyl Ether	4.79	59	47521	10.48 ppb		90
35) Methylcyclopentane	4.79	56	1735	8.73 ppb		100
36) MEK (2-Butanone)	5.01	43	23073	45.09 ppb		98
37) Cis-1,2-DCE	4.93	96	22239	10.95 ppb		95
38) 2,2-Dichloropropane	4.91	77	33496	9.50 ppb		99
39) Chloroform	5.38	83	40878	11.45 ppb		88
40) Bromochloromethane	5.24	130	15902	10.01 ppb		93
42) 1,1,1-TCA	5.56	97	46889	11.19 ppb		98
43) Cyclohexane	5.60	41	12210	10.19 ppb		85
44) 1,1-Dichloropropene	5.77	75	24890	10.95 ppb		93
45) 2,2,4-Trimethylpentane	6.14	57	28183	9.56 ppb		89
47) Carbon Tetrachloride	5.75	117	39059	9.91 ppb		90
48) Tert Amyl Methyl Ether	6.20	73	46153	10.32 ppb		94
49) 1,2-DCA	6.06	62	36585	10.37 ppb		99
50) Benzene	6.01	78	66982	10.17 ppb		96

(#) = qualifier out of range (m) = manual integration

Quantitation Report (Not Reviewed)

Data File : M:\MAX\DATA\211015\1018M27.D
Acq On : 19 Oct 21 2:35
Sample : Ending CCV 10ug/L 10/18/21
Misc : IS&S 8/4/21

Vial: 27
Operator: LP,DG,CH
Inst : Max
Multiplr: 1.00

Quant Time: Oct 28 12:51 2021

Quant Results File: M1015W.RES

Quant Method : M:\MAX\DATA\211015\M1015W.M (RTE Integrator)
Title : METHOD 8260B
Last Update : Sat Oct 16 14:01:48 2021
Response via : Initial Calibration
DataAcq Meth : M8260

	Compound	R.T.	QIon	Response	Conc Unit		Qvalue
51)	TCE	6.77	95	23063	10.94 ppb		85
52)	2-Pentanone	7.02	43	100764	117.80 ppb		96
53)	1,2-Dichloropropane	7.01	63	7781	10.67 ppb		98
54)	Bromodichloromethane	7.33	83	31931	10.81 ppb		93
55)	Methyl Cyclohexane	6.95	83	23194	10.23 ppb		98
56)	Dibromomethane	7.14	93	11398	8.87 ppb		83
57)	MIBK (methyl isobutyl ket	7.99	43	53311	48.73 ppb	#	93
58)	1-Bromo-2-chloroethane	7.64	144	4698	11.36 ppb		87
60)	Cis-1,3-Dichloropropene	7.80	75	28483	10.76 ppb		97
61)	Toluene	8.13	91	81527	10.71 ppb		98
62)	Trans-1,3-Dichloropropene	8.39	75	26437	10.07 ppb		100
63)	1,1,2-TCA	8.56	83	11313	9.59 ppb		95
64)	2-Hexanone	8.84	43	34785	47.02 ppb	#	91
67)	1,2-EDB	9.04	107	18398	10.33 ppb		98
68)	Tetrachloroethene	8.68	164	15592	8.68 ppb		91
69)	1-Chlorohexane	9.54	91	13073	9.76 ppb		94
70)	1,1,1,2-Tetrachloroethane	9.64	131	27605	10.99 ppb		98
71)	m&p-Xylene	9.78	106	82628	21.65 ppb		95
72)	o-Xylene	10.18	106	42401	10.59 ppb		91
73)	Styrene	10.19	104	63004	10.46 ppb		98
75)	1,3-Dichloropropane	8.73	76	26452	10.10 ppb		87
76)	Dibromochloromethane	8.95	129	26945	10.28 ppb		98
77)	Chlorobenzene	9.54	112	60315	10.31 ppb		93
78)	Ethylbenzene	9.66	91	95704	10.33 ppb		95
79)	Bromoform	10.36	173	20978	9.64 ppb		98
81)	Isopropylbenzene	10.54	105	107994	10.42 ppb		97
82)	1,1,2,2-Tetrachloroethane	10.86	83	14686	8.26 ppb	#	91
83)	1,2,3-Trichloropropane	10.89	110	8683	9.77 ppb	#	77
84)	t-1,4-Dichloro-2-Butene	10.91	53	4228	9.36 ppb		84
85)	Bromobenzene	10.83	156	35509	10.47 ppb		85
86)	n-Propylbenzene	10.96	91	104145	10.17 ppb		100
87)	4-Ethyltoluene	11.07	105	98871	10.46 ppb		95
88)	2-Chlorotoluene	11.03	91	83925	10.34 ppb		86
89)	1,3,5-Trimethylbenzene	11.14	105	96423	10.90 ppb		99
90)	4-Chlorotoluene	11.14	91	83499	10.36 ppb		98
91)	Tert-Butylbenzene	11.46	119	55840	11.44 ppb		97
92)	1,2,4-Trimethylbenzene	11.50	105	95650	11.42 ppb		97
93)	Sec-Butylbenzene	11.67	105	101138	10.83 ppb		99
94)	p-Isopropyltoluene	11.83	119	97700	10.82 ppb		99
95)	Benzyl Chloride	12.00	91	16261	7.60 ppb		97
96)	1,3-DCB	11.77	146	60342	10.22 ppb		98
97)	1,4-DCB	11.86	146	59480	9.89 ppb		94
98)	n-Butylbenzene	12.23	91	54811	9.12 ppb		97
99)	1,2-DCB	12.23	146	61987	10.72 ppb		95
100)	Hexachloroethane	12.47	117	15866	10.48 ppb		98
101)	1,2-Dibromo-3-chloropropan	13.00	75	4321	8.70 ppb		88
102)	1,2,4-Trichlorobenzene	13.82	180	18976	8.51 ppb		89
103)	Hexachlorobutadiene	14.00	225	21780	8.92 ppb		97
104)	Naphthalene	14.07	128	36236	8.73 ppb		97
105)	1,2,3-Trichlorobenzene	14.31	180	23267	8.25 ppb		88

(#) = qualifier out of range (m) = manual integration

Quantitation Report

Data File : M:\MAX\DATA\211015\1018M27.D
Acq On : 19 Oct 21 2:35
Sample : Ending CCV 10ug/L 10/18/21
Misc : IS&S 8/4/21

Vial: 27
Operator: LP,DG,CH
Inst : Max
Multiplr: 1.00

Quant Time: Oct 28 12:51 2021

Quant Results File: M1015W.RES

Method : M:\MAX\DATA\211015\M1015W.M (RTE Integrator)
Title : METHOD 8260B
Last Update : Sat Oct 16 14:01:48 2021
Response via : Initial Calibration

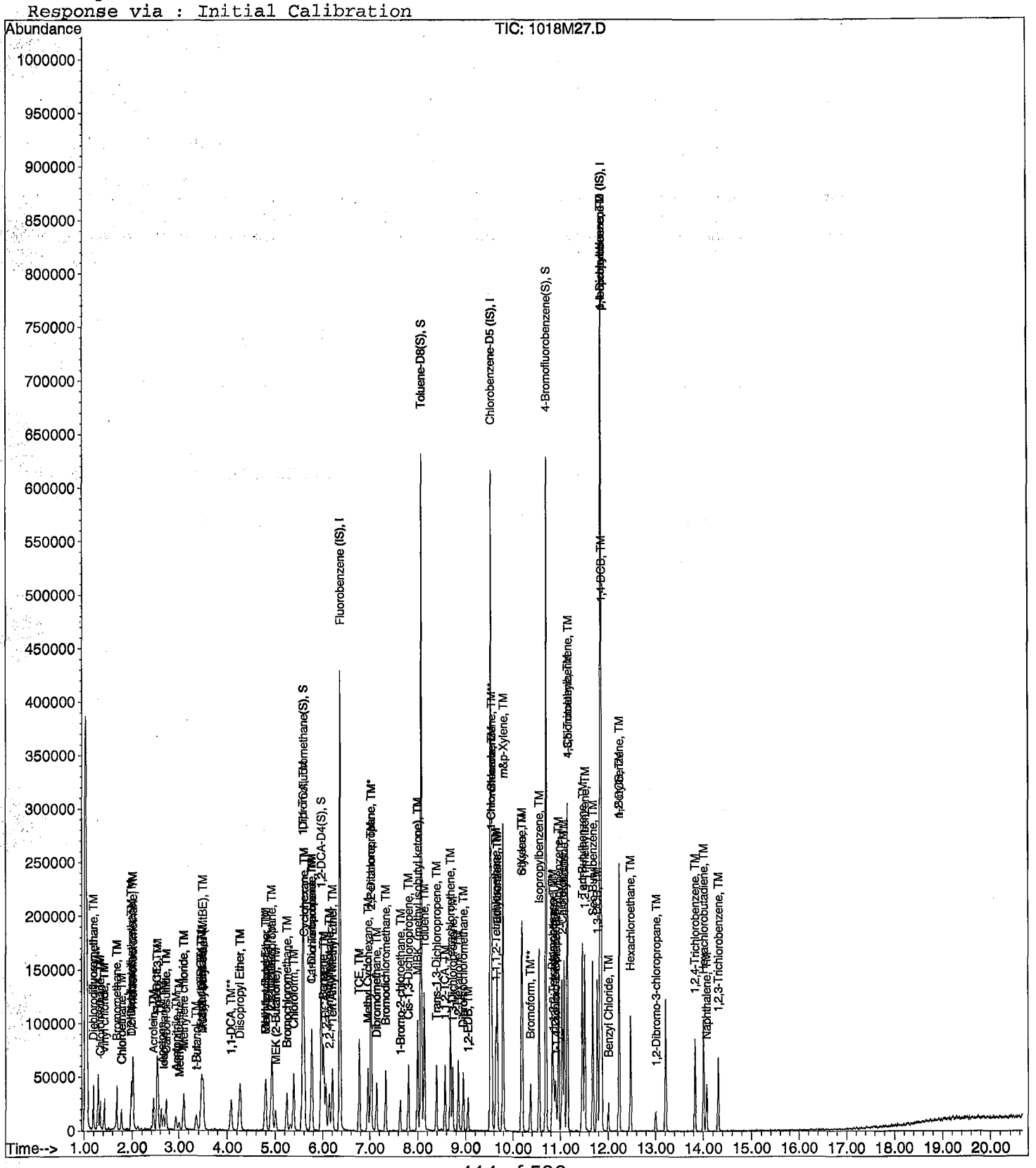

VOLATILE ORGANIC ANALYSIS BY EPA METHOD 8260B

Form 7

Continuing Calibration

Lab Name: APPL, Inc.
Case No:
Matrix:

SDG No:
Date Analyzed: 10/20/2021
Instrument: Max
Initial Cal. Date: 10/15/2021
Data File: 1020M03.D

		Compound	MEAN	CCRF	%D		%Drift	
1	I	Fluorobenzene (IS)	ISTD			I		
2	TM	Chlorotrifluoroethene	0.0000	0.0061	0.00	TM		
3	TM	Dichlorodifluoromethane	0.1497	0.1466	2.1	TM		
4	TM	Freon 114	0.0839	0.1123	34	TM		*
5	TM**	Chloromethane	0.0893	0.0839	6.1	TM**		
6	TM*	Vinyl chloride	0.1101	0.0974	12	TM*		
7	TM	2-Chloro-1,1,1-trifluoroethane	0.0000	0.0030	0.00	TM		
8	TM	Bromomethane	0.0931	0.0803	14	TM		
9	TML	Chloroethane	0.0844	0.0629	26	TML	11	
10	TM	Dichlorofluoromethane	0.2416	0.2207	8.7	TM		
11	TM	Trichlorofluoromethane	0.2889	0.2733	5.4	TM		
12	TMQ	Acrolein	0.0145	0.0122	15	TMQ	13	
13	TM	Acetone	0.0326	0.0312	4.4	TM		
14	TM	Freon-113	0.1176	0.1137	3.3	TM		
15	TM	Acetonitrile	0.0077	0.0079	1.6	TM		
16	TML	2-propanol	0.0000	0.0013	0.00	TML		
17	TM	1,2-Dichlorotrifluoroethane	0.2416	0.2207	8.7	TM		
18	TM*	1,1-DCE	0.1751	0.1497	14	TM*		
19	TMQ	t-Butanol	0.0101	0.0113	11	TMQ	12	
20	TMQ	Methyl Acetate	0.0528	0.0633	20	TMQ	15	
21	TML	Iodomethane	0.1096	0.0994	9.3	TML	16	
22	TML	Acrylonitrile	0.0252	0.0299	19	TML	3.1	
23	TM	Methylene chloride	0.1130	0.1057	6.4	TM		
24	TM	Carbon disulfide	0.1424	0.1247	12	TM		
25	TM	Methyl t-butyl ether (MtBE)	0.3769	0.3598	4.5	TM		
26	TM	Trans-1,2-DCE	0.1221	0.1067	13	TM		
27	TML	3-Methylpentane	0.0702	0.0620	12	TML	2.9	
28	TM	Hexane	0.0000	0.0003	0.00	TM		
29	TM	Diisopropyl Ether	0.2351	0.2382	1.3	TM		
30	TM**	1,1-DCA	0.1831	0.1786	2.5	TM**		
31	TM	Ethyl tert Butyl Ether	0.3021	0.3054	1.1	TM		
32	TML	Methylcyclopentane	0.0160	0.0043	73	TML	77	*
33	TM	MEK (2-Butanone)	0.0341	0.0355	4.1	TM		
34	TM	Cis-1,2-DCE	0.1352	0.1290	4.6	TM		
35	TM	2,2-Dichloropropane	0.2349	0.2192	6.7	TM		
36	TM*	Chloroform	0.2377	0.2389	0.51	TM*		
37	TML	Bromochloromethane	0.1040	0.0980	5.8	TML	7.7	
38	S	Dibromofluoromethane(S)	0.3105	0.3048	1.8	S		
39	TM	1,1,1-TCA	0.2791	0.2700	3.3	TM		
40	TM	Cyclohexane	0.0798	0.0754	5.5	TM		
		Average			9.6			

VOLATILE ORGANIC ANALYSIS BY
EPA METHOD 8260B

Form 7

Continuing Calibration

Lab Name: APPL, Inc.
Case No:
Matrix: 0

SDG No:
Date Analyzed: 10/20/2021
Instrument: Max
Cal. Date: 10/15/2021
Data File: 1020M03.D

		Compound	MEAN	CCRF	%D		%Drift
41	TM	1,1-Dichloropropene	0.1514	0.1449	4.3	TM	
42	TM	2,2,4-Trimethylpentane	0.1964	0.2157	9.8	TM	
43	S	1,2-DCA-D4(S)	0.2166	0.2145	0.94	S	
44	TM	Carbon Tetrachloride	0.2625	0.2381	9.3	TM	
45	TM	Tert Amyl Methyl Ether	0.2978	0.3066	2.9	TM	
46	TM	1,2-DCA	0.2350	0.2273	3.3	TM	
47	TM	Benzene	0.4384	0.3983	9.2	TM	
48	TM	TCE	0.1404	0.1228	12	TM	
49	TM	2-Pentanone	0.0570	0.0588	3.2	TM	
50	TM*L	1,2-Dichloropropane	0.0476	0.0438	8.1	TM*L	10
51	TM	Bromodichloromethane	0.1968	0.1843	6.3	TM	
52	TML	Methyl Cyclohexane	0.1542	0.1555	0.82	TML	2.9
53	TM	Dibromomethane	0.0856	0.0781	8.8	TM	
54	TM	MIBK (methyl isobutyl ketone)	0.0729	0.0771	5.8	TM	
55	TML	1-Bromo-2-chloroethane	0.0245	0.0255	4.0	TML	7.4
56	TM	Cis-1,3-Dichloropropene	0.1763	0.1796	1.8	TM	
57	TM*	Toluene	0.5070	0.4733	6.6	TM*	
58	TM	Trans-1,3-Dichloropropene	0.1749	0.1798	2.8	TM	
59	TM	1,1,2-TCA	0.0786	0.0716	8.9	TM	
60	TM	2-Hexanone	0.0493	0.0518	5.1	TM	
61	I	Chlorobenzene-D5 (IS)	ISTD			I	
62	S	Toluene-D8(S)	1.149	1.143	0.52	S	
63	TM	1,2-EDB	0.1319	0.1237	6.2	TM	
64	TML	Tetrachloroethene	0.2207	0.1165	47	TML	12
65	TM	1-Chlorohexane	0.0992	0.0868	13	TM	
66	TM	1,1,1,2-Tetrachloroethane	0.1860	0.1817	2.3	TM	
67	TM	m&p-Xylene	0.2826	0.2735	3.2	TM	
68	TM	o-Xylene	0.2964	0.2673	9.8	TM	
69	TM	Styrene	0.4463	0.4188	6.1	TM	
70	S	4-Bromofluorobenzene(S)	0.4641	0.4614	0.57	S	
71	TM	1,3-Dichloropropane	0.1940	0.1870	3.6	TM	
72	TM	Dibromochloromethane	0.1941	0.1805	7.0	TM	
73	TM**	Chlorobenzene	0.4334	0.4043	6.7	TM**	
74	TM*	Ethylbenzene	0.6860	0.6414	6.5	TM*	
75	TM**	Bromoform	0.1611	0.1452	9.9	TM**	
76	I	1,4-Dichlorobenzene-D (IS)	ISTD			I	
77	TM	Isopropylbenzene	1.166	1.053	9.7	TM	
78	TM**	1,1,2,2-Tetrachloroethane	0.2001	0.1792	10	TM**	
79	TM	1,2,3-Trichloropropane	0.1000	0.0875	13	TM	
80	TML	t-1,4-Dichloro-2-Butene	0.0601	0.0553	7.9	TML	8.5
		Average			7.3		

VOLATILE ORGANIC ANALYSIS BY
EPA METHOD 8260B

Form 7

Continuing Calibration

Lab Name: APPL, Inc.
Case No:
Matrix: 0

SDG No:
Date Analyzed: 10/20/2021
Instrument: Max
Cal. Date: 10/15/2021
Data File: 1020M03.D

		Compound	MEAN	CCRF	%D		%Drift	
81	TM	Bromobenzene	0.3816	0.3464	9.2	TM		
82	TM	n-Propylbenzene	1.151	1.058	8.1	TM		
83	TM	4-Ethyltoluene	1.063	1.043	1.9	TM		
84	TM	2-Chlorotoluene	0.9129	0.8213	10	TM		
85	TM	1,3,5-Trimethylbenzene	0.9948	0.9496	4.5	TM		
86	TM	4-Chlorotoluene	0.9068	0.8432	7.0	TM		
87	TM	Tert-Butylbenzene	0.5492	0.5498	0.11	TM		
88	TM	1,2,4-Trimethylbenzene	0.9425	0.9057	3.9	TM		
89	TM	Sec-Butylbenzene	1.051	1.070	1.8	TM		
90	TM	p-Isopropyltoluene	1.016	0.9849	3.1	TM		
91	TM	Benzyl Chloride	0.2406	0.2133	11	TM		
92	TM	1,3-DCB	0.6644	0.6277	5.5	TM		
93	TM	1,4-DCB	0.6767	0.6184	8.6	TM		
94	TML	n-Butylbenzene	0.5721	0.5769	0.83	TML	14	
95	TM	1,2-DCB	0.6504	0.5966	8.3	TM		
96	TM	Hexachloroethane	0.1703	0.1553	8.8	TM		
97	TML	1,2-Dibromo-3-chloropropane	0.0437	0.0386	12	TML	29	*
98	TML	1,2,4-Trichlorobenzene	0.1936	0.2049	5.8	TML	17	
99	TML	Hexachlorobutadiene	0.2401	0.2469	2.8	TML	10	
100	TMQ	Naphthalene	0.4088	0.3718	9.1	TMQ	19	
101	TML	1,2,3-Trichlorobenzene	0.2371	0.2771	17	TML	14	
102								
103								
104								
105								
106								
107								
108								
109								
110								
111								
112								
113								
114								
115								
116								
117								
118								
119								
120								
		Average			6.6			

Quantitation Report (Not Reviewed)

Data File : M:\MAX\DATA\211015\1020M03.D
Acq On : 20 Oct 21 12:20
Sample : 211020A CCV/LCS 10ug/L
Misc : IS&S 8/4/21

Vial: 3
Operator: LP,DG,CH
Inst : Max
Multiplr: 1.00

Quant Time: Oct 21 10:13 2021 Quant Results File: M1015W.RES

Quant Method : M:\MAX\DATA\211015\M1015W.M (RTE Integrator)
Title : METHOD 8260B
Last Update : Sat Oct 16 14:01:48 2021
Response via : Initial Calibration
DataAcq Meth : M8260

Internal Standards	R.T.	QIon	Response	Conc Units	Dev(Min)
1) Fluorobenzene (IS)	6.37	96	383515	25.00 ppb	0.03
65) Chlorobenzene-D5 (IS)	9.52	117	340859	25.00 ppb	0.02
80) 1,4-Dichlorobenzene-D (IS)	11.84	152	229091	25.00 ppb	0.02
System Monitoring Compounds					
41) Dibromofluoromethane(S)	5.59	111	116906	24.54 ppb	0.03
Spiked Amount 25.000			Recovery = 98.176%		
46) 1,2-DCA-D4(S)	5.98	65	82272	24.76 ppb	0.03
Spiked Amount 25.000			Recovery = 99.060%		
66) Toluene-D8(S)	8.07	98	389619	24.87 ppb	0.02
Spiked Amount 25.000			Recovery = 99.476%		
74) 4-Bromofluorobenzene(S)	10.70	95	157286	24.86 ppb	0.02
Spiked Amount 25.000			Recovery = 99.432%		

Target Compounds						Qvalue
3) Dichlorodifluoromethane	1.19	85	22488	9.79 ppb		97
4) Freon 114	1.30	85	17235	13.40 ppb		74
5) Chloromethane	1.34	50	12871	9.39 ppb		94
6) Vinyl chloride	1.43	62	14945	8.85 ppb		94
8) Bromomethane	1.69	94	12320	8.63 ppb		95
9) Chloroethane	1.78	64	9642	8.94 ppb		99
10) Dichlorofluoromethane	1.98	67	33849	9.13 ppb		100
11) Trichlorofluoromethane	2.02	101	41932	9.46 ppb		91
13) Acrolein	2.45	56	23443	109.33 ppb		98
14) Acetone	2.63	43	23896	47.79 ppb		97
15) Freon-113	2.54	151	17435	9.67 ppb		92
16) Acetonitrile	2.95	41	15088	126.97 ppb		92
18) 1,2-Dichlorotrifluoroethan	1.98	67	33849	9.13 ppb		100
19) 1,1-DCE	2.53	61	22968	8.55 ppb		92
20) t-Butanol	3.37	59	21590	140.44 ppb		97
21) Methyl Acetate	3.02	43	9708	11.54 ppb		98
22) Iodomethane	2.68	142	15245	8.39 ppb		97
23) Acrylonitrile	3.47	53	4587	9.69 ppb	#	91
25) Methylene chloride	3.11	84	16219	9.36 ppb		99
26) Carbon disulfide	2.73	76	19136	8.76 ppb		97
27) Methyl t-butyl ether (MtBE	3.50	73	55197	9.55 ppb		98
28) Trans-1,2-DCE	3.46	96	16376	8.75 ppb		98
29) 3-Methylpentane	3.50	57	9514	9.71 ppb		98
31) Diisopropyl Ether	4.27	45	36534	10.13 ppb		97
32) 1,1-DCA	4.10	63	27394	9.75 ppb	#	90
34) Ethyl tert Butyl Ether	4.80	59	46856	10.11 ppb		91
35) Methylcyclopentane	4.79	56	654	2.33 ppb		100
36) MEK (2-Butanone)	5.02	43	27203	52.03 ppb		93
37) Cis-1,2-DCE	4.94	96	19791	9.54 ppb		91
38) 2,2-Dichloropropane	4.92	77	33620	9.33 ppb	#	91
39) Chloroform	5.39	83	36648	10.05 ppb		95
40) Bromochloromethane	5.25	130	15030	9.23 ppb		92
42) 1,1,1-TCA	5.57	97	41422	9.67 ppb		95
43) Cyclohexane	5.62	41	11573	9.45 ppb		96
44) 1,1-Dichloropropene	5.78	75	22235	9.57 ppb	#	85
45) 2,2,4-Trimethylpentane	6.14	57	33088	10.98 ppb		83
47) Carbon Tetrachloride	5.76	117	36530	9.07 ppb		93
48) Tert Amyl Methyl Ether	6.21	73	47032	10.29 ppb	#	92
49) 1,2-DCA	6.07	62	34869	9.67 ppb		100
50) Benzene	6.02	78	61095	9.08 ppb		96

(#) = qualifier out of range (m) = manual integration

Quantitation Report (Not Reviewed)

Data File : M:\MAX\DATA\211015\1020M03.D
Acq On : 20 Oct 21 12:20
Sample : 211020A CCV/LCS 10ug/L
Misc : IS&S 8/4/21

Vial: 3
Operator: LP,DG,CH
Inst : Max
Multiplr: 1.00

Quant Time: Oct 21 10:13 2021

Quant Results File: M1015W.RES

Quant Method : M:\MAX\DATA\211015\M1015W.M (RTE Integrator)
Title : METHOD 8260B
Last Update : Sat Oct 16 14:01:48 2021
Response via : Initial Calibration
DataAcq Meth : M8260

	Compound	R.T.	QIon	Response	Conc	Unit		Qvalue
51)	TCE	6.77	95	18844	8.75	ppb		83
52)	2-Pentanone	7.03	43	112683	128.95	ppb		98
53)	1,2-Dichloropropane	7.02	63	6712	8.96	ppb		94
54)	Bromodichloromethane	7.34	83	28279	9.37	ppb		99
55)	Methyl Cyclohexane	6.96	83	23848	10.29	ppb		97
56)	Dibromomethane	7.14	93	11978	9.12	ppb		93
57)	MIBK (methyl isobutyl ket	8.00	43	59138	52.92	ppb		96
58)	1-Bromo-2-chloroethane	7.65	144	3913	9.26	ppb		100
60)	Cis-1,3-Dichloropropene	7.81	75	27546	10.18	ppb		91
61)	Toluene	8.14	91	72613	9.34	ppb		96
62)	Trans-1,3-Dichloropropene	8.39	75	27579	10.28	ppb		93
63)	1,1,2-TCA	8.57	83	10988	9.11	ppb		96
64)	2-Hexanone	8.85	43	39706	52.53	ppb		95
67)	1,2-EDB	9.05	107	16862	9.38	ppb		100
68)	Tetrachloroethene	8.69	164	15884	8.77	ppb		84
69)	1-Chlorohexane	9.55	91	11830	8.74	ppb		99
70)	1,1,1,2-Tetrachloroethane	9.64	131	24767	9.77	ppb		95
71)	m&p-Xylene	9.79	106	74585	19.36	ppb		96
72)	o-Xylene	10.18	106	36444	9.02	ppb		90
73)	Styrene	10.20	104	57104	9.39	ppb		97
75)	1,3-Dichloropropane	8.74	76	25503	9.64	ppb		88
76)	Dibromochloromethane	8.95	129	24604	9.30	ppb		96
77)	Chlorobenzene	9.55	112	55127	9.33	ppb		97
78)	Ethylbenzene	9.67	91	87453	9.35	ppb		96
79)	Bromoform	10.37	173	19801	9.01	ppb		94
81)	Isopropylbenzene	10.55	105	96460	9.03	ppb		98
82)	1,1,2,2-Tetrachloroethane	10.86	83	16423	8.96	ppb		89
83)	1,2,3-Trichloropropane	10.89	110	8019	8.75	ppb		88
84)	t-1,4-Dichloro-2-Butene	10.92	53	5071	10.85	ppb	#	59
85)	Bromobenzene	10.83	156	31739	9.08	ppb		100
86)	n-Propylbenzene	10.96	91	96944	9.19	ppb		100
87)	4-Ethyltoluene	11.08	105	95566	9.81	ppb		96
88)	2-Chlorotoluene	11.04	91	75258	9.00	ppb		95
89)	1,3,5-Trimethylbenzene	11.14	105	87015	9.55	ppb		100
90)	4-Chlorotoluene	11.15	91	77264	9.30	ppb		97
91)	Tert-Butylbenzene	11.46	119	50384	10.01	ppb		97
92)	1,2,4-Trimethylbenzene	11.51	105	82992	9.61	ppb		99
93)	Sec-Butylbenzene	11.68	105	98031	10.18	ppb		99
94)	p-Isopropyltoluene	11.83	119	90257	9.69	ppb		99
95)	Benzyl Chloride	12.01	91	19544	8.87	ppb		94
96)	1,3-DCB	11.77	146	57524	9.45	ppb		97
97)	1,4-DCB	11.86	146	56669	9.14	ppb		93
98)	n-Butylbenzene	12.24	91	52862	8.61	ppb		97
99)	1,2-DCB	12.23	146	54672	9.17	ppb		97
100)	Hexachloroethane	12.48	117	14227	9.12	ppb		99
101)	1,2-Dibromo-3-chloropropan	13.01	75	3538	7.12	ppb	#	87
102)	1,2,4-Trichlorobenzene	13.83	180	18776	8.25	ppb		88
103)	Hexachlorobutadiene	14.01	225	22622	8.98	ppb		95
104)	Naphthalene	14.07	128	34066	8.07	ppb	#	94
105)	1,2,3-Trichlorobenzene	14.32	180	25391	8.59	ppb		84

(#) = qualifier out of range (m) = manual integration

Quantitation Report

Data File : M:\MAX\DATA\211015\1020M03.D Vial: 3
Acq On : 20 Oct 21 12:20 Operator: LP,DG,CH
Sample : 211020A CCV/LCS 10ug/L Inst : Max
Misc : IS&S 8/4/21 Multiplr: 1.00

Quant Time: Oct 21 10:13 2021 Quant Results File: M1015W.RES

Method : M:\MAX\DATA\211015\M1015W.M (RTE Integrator)
Title : METHOD 8260B
Last Update : Sat Oct 16 14:01:48 2021
Response via : Initial Calibration

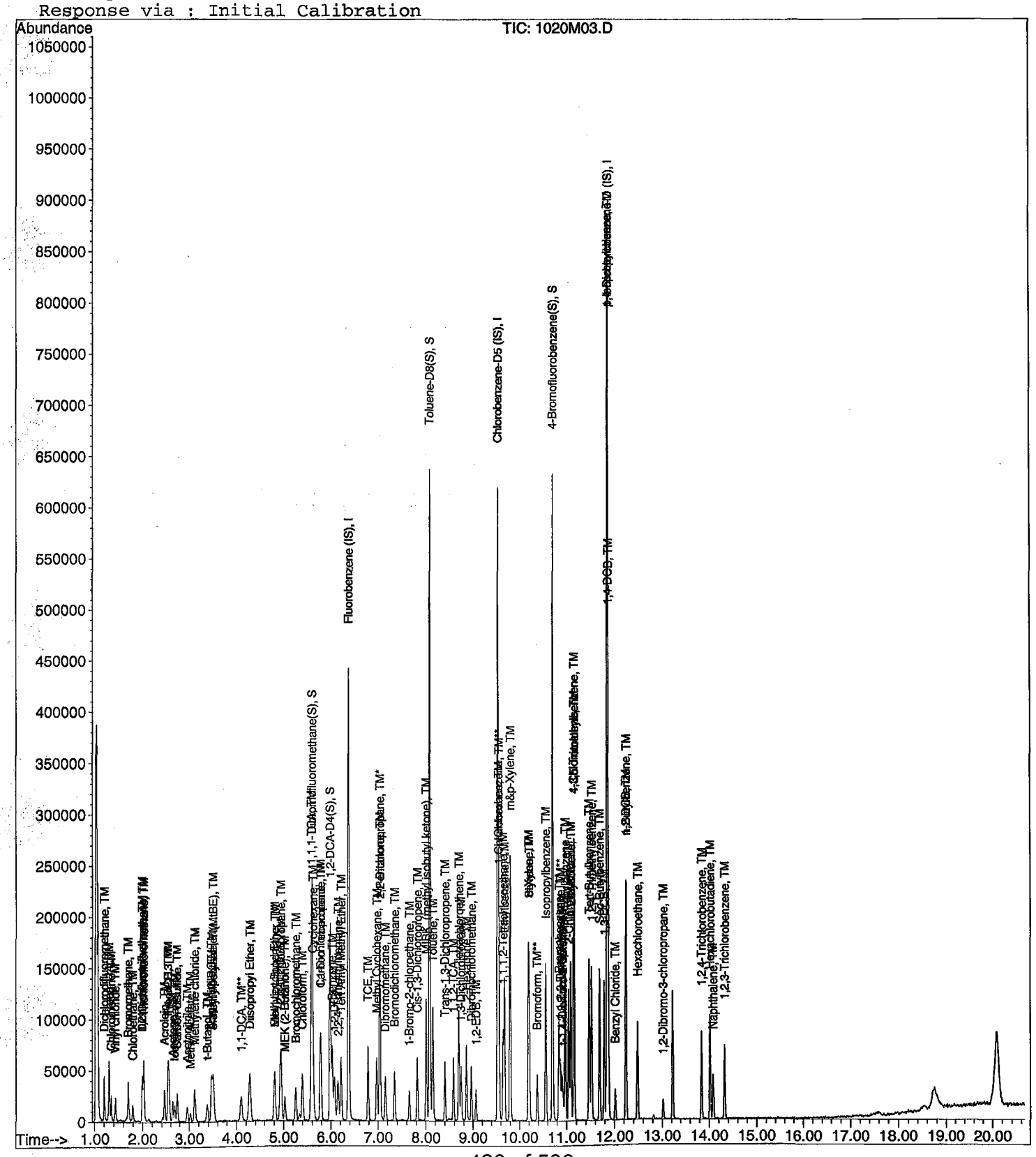

VOLATILE ORGANIC ANALYSIS BY
EPA METHOD 8260B

Form 7

Ending Continuing Calibration

Lab Name: APPL, Inc.
Case No:
Matrix:

SDG No:
Date Analyzed: 10/20/2021
Instrument: Max
Initial Cal. Date: 10/15/2021
Data File: 1020M26.D

		Compound	MEAN	CCRF	%D		%Drift
1	I	Fluorobenzene (IS)	ISTD			I	
2	TM	Chlorotrifluoroethene	0.0000	0.0059	0.00	TM	
3	TM	Dichlorodifluoromethane	0.1497	0.1243	17	TM	
4	TM	Freon 114	0.0839	0.0979	17	TM	
5	TM**	Chloromethane	0.0893	0.0911	2.1	TM**	
6	TM*	Vinyl chloride	0.1101	0.1015	7.8	TM*	
7	TM	2-Chloro-1,1,1-trifluoroethane	0.0000	0.0019	0.00	TM	
8	TM	Bromomethane	0.0931	0.0799	14	TM	
9	TML	Chloroethane	0.0844	0.0696	18	TML	2.1
10	TM	Dichlorofluoromethane	0.2416	0.2215	8.3	TM	
11	TM	Trichlorofluoromethane	0.2889	0.2275	21	TM	
12	TM	2,2-Dichloro-1,1,1-trifluoroethane	0.0000	0.0002	0.00	TM	
13	TMQ	Acrolein	0.0145	0.0107	26	TMQ	24
14	TM	Acetone	0.0326	0.0342	4.9	TM	
15	TM	Freon-113	0.1176	0.1064	9.5	TM	
16	TM	Acetonitrile	0.0077	0.0105	35	TM	
17	TML	2-propanol	0.0000	0.0009	0.00	TML	
18	TM	1,2-Dichlorotrifluoroethane	0.2416	0.2215	8.3	TM	
19	TM*	1,1-DCE	0.1751	0.1505	14	TM*	
20	TMQ	t-Butanol	0.0101	0.0127	25	TMQ	29
21	TMQ	Methyl Acetate	0.0528	0.0685	30	TMQ	25
22	TML	Iodomethane	0.1096	0.1276	16	TML	4.2
23	TML	Acrylonitrile	0.0252	0.0394	56	TML	28
24	TM	Methylene chloride	0.1130	0.1133	0.27	TM	
25	TM	Carbon disulfide	0.1424	0.1423	0.09	TM	
26	TM	Methyl t-butyl ether (MtBE)	0.3769	0.3977	5.5	TM	
27	TM	Trans-1,2-DCE	0.1221	0.1119	8.3	TM	
28	TML	3-Methylpentane	0.0702	0.0687	2.1	TML	8.1
29	TM	Hexane	0.0000	0.0002	0.00	TM	
30	TM	Diisopropyl Ether	0.2351	0.3006	28	TM	
31	TM**	1,1-DCA	0.1831	0.1855	1.3	TM**	
32	TM	Ethyl tert Butyl Ether	0.3021	0.3750	24	TM	
33	TML	Methylcyclopentane	0.0160	0.0139	13	TML	7.5
34	TM	MEK (2-Butanone)	0.0341	0.0415	22	TM	
35	TM	Cis-1,2-DCE	0.1352	0.1224	9.5	TM	
36	TM	2,2-Dichloropropane	0.2349	0.1689	28	TM	
37	TM*	Chloroform	0.2377	0.2241	5.7	TM*	
38	TML	Bromochloromethane	0.1040	0.0937	9.9	TML	12
39	S	Dibromofluoromethane(S)	0.3105	0.3020	2.7	S	
40	TM	1,1,1-TCA	0.2791	0.2300	18	TM	
		Average			13.0		

VOLATILE ORGANIC ANALYSIS BY
EPA METHOD 8260B

Form 7

Ending Continuing Calibration

Lab Name: APPL, Inc.
Case No:
Matrix: 0

SDG No:
Date Analyzed: 10/20/2021
Instrument: Max
Cal. Date: 10/15/2021
Data File: 1020M26.D

		Compound	MEAN	CCRF	%D		%Drift
41	TM	Cyclohexane	0.0798	0.0819	2.6	TM	
42	TM	1,1-Dichloropropene	0.1514	0.1379	9.0	TM	
43	TM	2,2,4-Trimethylpentane	0.1964	0.2212	13	TM	
44	S	1,2-DCA-D4(S)	0.2166	0.1873	13	S	
45	TM	Carbon Tetrachloride	0.2625	0.1990	24	TM	
46	TM	Tert Amyl Methyl Ether	0.2978	0.3454	16	TM	
47	TM	1,2-DCA	0.2350	0.2021	14	TM	
48	TM	Benzene	0.4384	0.4102	6.4	TM	
49	TM	TCE	0.1404	0.1396	0.51	TM	
50	TM	2-Pentanone	0.0570	0.0704	24	TM	
51	TM*L	1,2-Dichloropropane	0.0476	0.0504	5.7	TM*L	3.6
52	TM	Bromodichloromethane	0.1968	0.1646	16	TM	
53	TML	Methyl Cyclohexane	0.1542	0.1591	3.2	TML	5.3
54	TM	Dibromomethane	0.0856	0.0699	18	TM	
55	TM	MIBK (methyl isobutyl ketone)	0.0729	0.0891	22	TM	
56	TML	1-Bromo-2-chloroethane	0.0245	0.0274	12	TML	0.54
57	TM	2-Chloroethyl vinyl ether	0.0000	0.0000	0.00	TM	
58	TM	Cis-1,3-Dichloropropene	0.1763	0.1760	0.17	TM	
59	TM*	Toluene	0.5070	0.4816	5.0	TM*	
60	TM	Trans-1,3-Dichloropropene	0.1749	0.1688	3.4	TM	
61	TM	1,1,2-TCA	0.0786	0.0751	4.5	TM	
62	TM	2-Hexanone	0.0493	0.0586	19	TM	
63	I	Chlorobenzene-D5 (IS)	ISTD			I	
64	S	Toluene-D8(S)	1.149	1.180	2.7	S	
65	TM	1,2-EDB	0.1319	0.1301	1.3	TM	
66	TML	Tetrachloroethene	0.2207	0.1073	51	TML	20
67	TM	1-Chlorohexane	0.0992	0.1163	17	TM	
68	TM	1,1,1,2-Tetrachloroethane	0.1860	0.1799	3.3	TM	
69	TM	m&p-Xylene	0.2826	0.2623	7.2	TM	
70	TM	o-Xylene	0.2964	0.2787	6.0	TM	
71	TM	Styrene	0.4463	0.4460	0.05	TM	
72	S	4-Bromofluorobenzene(S)	0.4641	0.4726	1.8	S	
73	TM	1,3-Dichloropropane	0.1940	0.2034	4.9	TM	
74	TM	Dibromochloromethane	0.1941	0.1739	10	TM	
75	TM**	Chlorobenzene	0.4334	0.4119	5.0	TM**	
76	TM*	Ethylbenzene	0.6860	0.6554	4.4	TM*	
77	TM**	Bromoform	0.1611	0.1457	9.6	TM**	
78	I	1,4-Dichlorobenzene-D (IS)	ISTD			I	
79	TM	Isopropylbenzene	1.166	1.092	6.3	TM	
80	TM**	1,1,2,2-Tetrachloroethane	0.2001	0.1926	3.8	TM**	
		Average			9.6		

VOLATILE ORGANIC ANALYSIS BY
EPA METHOD 8260B

Form 7

Ending Continuing Calibration

Lab Name: APPL, Inc.
Case No:
Matrix: 0

SDG No:
Date Analyzed: 10/20/2021
Instrument: Max
Cal. Date: 10/15/2021
Data File: 1020M26.D

		Compound	MEAN	CCRF	%D		%Drift	
81	TM	1,2,3-Trichloropropane	0.1000	0.1020	1.9	TM		
82	TML	t-1,4-Dichloro-2-Butene	0.0601	0.0661	10	TML	29	
83	TM	Bromobenzene	0.3816	0.3698	3.1	TM		
84	TM	n-Propylbenzene	1.151	1.108	3.8	TM		
85	TM	4-Ethyltoluene	1.063	1.141	7.3	TM		
86	TM	2-Chlorotoluene	0.9129	0.8988	1.5	TM		
87	TM	1,3,5-Trimethylbenzene	0.9948	0.9762	1.9	TM		
88	TM	4-Chlorotoluene	0.9068	0.8354	7.9	TM		
89	TM	Tert-Butylbenzene	0.5492	0.5638	2.7	TM		
90	TM	1,2,4-Trimethylbenzene	0.9425	0.9731	3.2	TM		
91	TM	Sec-Butylbenzene	1.051	1.076	2.4	TM		
92	TM	p-Isopropyltoluene	1.016	1.054	3.7	TM		
93	TM	Benzyl Chloride	0.2406	0.1746	27	TM		
94	TM	1,3-DCB	0.6644	0.6357	4.3	TM		
95	TM	1,4-DCB	0.6767	0.6122	9.5	TM		
96	TML	n-Butylbenzene	0.5721	0.7194	26	TML	4.2	
97	TM	1,2-DCB	0.6504	0.6371	2.0	TM		
98	TM	Hexachloroethane	0.1703	0.1522	11	TM		
99	TML	1,2-Dibromo-3-chloropropane	0.0437	0.0531	22	TML	5.9	
100	TML	1,2,4-Trichlorobenzene	0.1936	0.2856	48	TML	6.4	
101	TML	Hexachlorobutadiene	0.2401	0.2573	7.1	TML	6.8	
102	TMQ	Naphthalene	0.4088	0.8824	116	TMQ	71	*
103	TML	1,2,3-Trichlorobenzene	0.2371	0.4453	88	TML	22	
104								
105								
106								
107								
108								
109								
110								
111								
112								
113								
114								
115								
116								
117								
118								
119								
120								
		Average			17.8			

Quantitation Report (Not Reviewed)

Data File : M:\MAX\DATA\211015\1020M26.D
Acq On : 20 Oct 21 23:13
Sample : Ending CCV 10ug/L 10/20/21
Misc : IS&S 8/4/21

Vial: 26
Operator: LP,DG,CH
Inst : Max
Multiplr: 48.40

Quant Time: Oct 21 10:14 2021 Quant Results File: M1015W.RES

Quant Method : M:\MAX\DATA\211015\M1015W.M (RTE Integrator)
Title : METHOD 8260B
Last Update : Sat Oct 16 14:01:48 2021
Response via : Initial Calibration
DataAcq Meth : M8260

Internal Standards	R.T.	QIon	Response	Conc	Units		Dev(Min)
1) Fluorobenzene (IS)	6.36	96	564262	25.00	ppb		0.02
65) Chlorobenzene-D5 (IS)	9.52	117	487567	25.00	ppb		0.02
80) 1,4-Dichlorobenzene-D (IS)	11.84	152	311955	25.00	ppb		0.02
System Monitoring Compounds							
41) Dibromofluoromethane(S)	5.58	111	170381	24.31	ppb		0.02
Spiked Amount 25.000			Recovery = 97.252%				
46) 1,2-DCA-D4(S)	5.97	65	105704	21.63	ppb		0.02
Spiked Amount 25.000			Recovery = 86.504%				
66) Toluene-D8(S)	8.07	98	575289	25.67	ppb		0.02
Spiked Amount 25.000			Recovery = 102.688%				
74) 4-Bromofluorobenzene(S)	10.70	95	230407	25.46	ppb		0.02
Spiked Amount 25.000			Recovery = 101.828%				
Target Compounds							Qvalue
3) Dichlorodifluoromethane	1.19	85	28048	401.84	ppb		98
4) Freon 114	1.30	85	22100	565.20	ppb		90
5) Chloromethane	1.34	50	20572	493.98	ppb		95
6) Vinyl chloride	1.43	62	22914	446.24	ppb		95
8) Bromomethane	1.69	94	18028	415.47	ppb		98
9) Chloroethane	1.78	64	15718	473.83	ppb		93
10) Dichlorofluoromethane	1.98	67	50002	443.86	ppb		98
11) Trichlorofluoromethane	2.01	101	51354	381.21	ppb		87
13) Acrolein	2.45	56	30081	4624.49	ppb		97
14) Acetone	2.63	43	38578	2538.10	ppb		97
15) Freon-113	2.54	151	24010	437.95	ppb	#	84
16) Acetonitrile	2.95	41	29590	8192.00	ppb	#	90
18) 1,2-Dichlorotrifluoroethan	1.98	67	50002	443.84	ppb		100
19) 1,1-DCE	2.53	61	33958	415.98	ppb		96
20) t-Butanol	3.37	59	35808	7799.84	ppb		100
21) Methyl Acetate	3.02	43	15457	604.66	ppb		92
22) Iodomethane	2.68	142	28807	504.54	ppb		89
23) Acrylonitrile	3.46	53	8889	619.57	ppb	#	91
25) Methylene chloride	3.11	84	25574	485.34	ppb		93
26) Carbon disulfide	2.73	76	32112	483.61	ppb		100
27) Methyl t-butyl ether (MtBE	3.49	73	89770	510.72	ppb		94
28) Trans-1,2-DCE	3.46	96	25255	443.73	ppb		94
29) 3-Methylpentane	3.50	57	15502	523.32	ppb		92
31) Diisopropyl Ether	4.27	45	67840	618.87	ppb	#	86
32) 1,1-DCA	4.09	63	41865	490.38	ppb	#	96
34) Ethyl tert Butyl Ether	4.80	59	84646	600.89	ppb		99
35) Methylcyclopentane	4.79	56	3128	520.46	ppb	#	100
36) MEK (2-Butanone)	5.02	43	46783	2943.91	ppb		95
37) Cis-1,2-DCE	4.94	96	27628	438.24	ppb		97
38) 2,2-Dichloropropane	4.92	77	38112	347.98	ppb	#	86
39) Chloroform	5.38	83	50581	456.35	ppb		92
40) Bromochloromethane	5.25	130	21140	425.94	ppb	#	88
42) 1,1,1-TCA	5.57	97	51910	398.85	ppb		93
43) Cyclohexane	5.61	41	18493	496.79	ppb		81
44) 1,1-Dichloropropene	5.77	75	31114	440.64	ppb		97
45) 2,2,4-Trimethylpentane	6.14	57	49926	545.22	ppb	#	74
47) Carbon Tetrachloride	5.76	117	44908	366.87	ppb		93
48) Tert Amyl Methyl Ether	6.21	73	77951	561.28	ppb	#	98
49) 1,2-DCA	6.06	62	45625	416.32	ppb		95
50) Benzene	6.02	78	92587	452.90	ppb		97

(#) = qualifier out of range (m) = manual integration

Quantitation Report (Not Reviewed)

Data File : M:\MAX\DATA\211015\1020M26.D
Acq On : 20 Oct 21 23:13
Sample : Ending CCV 10ug/L 10/20/21
Misc : IS&S 8/4/21

Vial: 26
Operator: LP,DG,CH
Inst : Max
Multiplr: 48.40

Quant Time: Oct 21 10:14 2021 Quant Results File: M1015W.RES

Quant Method : M:\MAX\DATA\211015\M1015W.M (RTE Integrator)
Title : METHOD 8260B
Last Update : Sat Oct 16 14:01:48 2021
Response via : Initial Calibration
DataAcq Meth : M8260

	Compound	R.T.	QIon	Response	Conc Unit		Qvalue
51)	TCE	6.77	95	31517	481.57 ppb		93
52)	2-Pentanone	7.03	43	198584	7475.98 ppb		94
53)	1,2-Dichloropropane	7.02	63	11366	501.34 ppb		98
54)	Bromodichloromethane	7.34	83	37148	404.81 ppb		97
55)	Methyl Cyclohexane	6.96	83	35909	509.76 ppb		88
56)	Dibromomethane	7.14	93	15780	395.23 ppb		95
57)	MIBK (methyl isobutyl ket	8.00	43	100541	2959.63 ppb		96
58)	1-Bromo-2-chloroethane	7.64	144	6182	481.40 ppb		99
60)	Cis-1,3-Dichloropropene	7.81	75	39732	483.21 ppb		89
61)	Toluene	8.14	91	108699	459.79 ppb		99
62)	Trans-1,3-Dichloropropene	8.39	75	38104	467.33 ppb		92
63)	1,1,2-TCA	8.57	83	16948	462.47 ppb		98
64)	2-Hexanone	8.85	43	66102	2877.18 ppb		99
67)	1,2-EDB	9.05	107	25381	477.54 ppb		99
68)	Tetrachloroethene	8.69	164	20920	385.40 ppb		84
69)	1-Chlorohexane	9.55	91	22688	567.45 ppb		90
70)	1,1,1,2-Tetrachloroethane	9.64	131	35076	468.06 ppb		96
71)	m&p-Xylene	9.79	106	102310	898.44 ppb		95
72)	o-Xylene	10.18	106	54346	455.06 ppb		91
73)	Styrene	10.19	104	86988	483.79 ppb	#	96
75)	1,3-Dichloropropane	8.73	76	39661	507.51 ppb		90
76)	Dibromochloromethane	8.95	129	33906	433.61 ppb		98
77)	Chlorobenzene	9.55	112	80334	460.05 ppb		98
78)	Ethylbenzene	9.67	91	127830	462.50 ppb		100
79)	Bromoform	10.37	173	28411	437.69 ppb		91
81)	Isopropylbenzene	10.55	105	136253	453.34 ppb		96
82)	1,1,2,2-Tetrachloroethane	10.86	83	24027	465.83 ppb	#	90
83)	1,2,3-Trichloropropane	10.89	110	12722	493.37 ppb		90
84)	t-1,4-Dichloro-2-Butene	10.92	53	8250	625.24 ppb	#	61
85)	Bromobenzene	10.83	156	46150	469.08 ppb		87
86)	n-Propylbenzene	10.96	91	138212	465.62 ppb		99
87)	4-Ethyltoluene	11.07	105	142340	519.29 ppb		90
88)	2-Chlorotoluene	11.03	91	112159	476.55 ppb		95
89)	1,3,5-Trimethylbenzene	11.14	105	121808	474.98 ppb		97
90)	4-Chlorotoluene	11.14	91	104245	445.92 ppb		98
91)	Tert-Butylbenzene	11.46	119	70352	496.88 ppb		96
92)	1,2,4-Trimethylbenzene	11.51	105	121424	499.75 ppb		100
93)	Sec-Butylbenzene	11.67	105	134264	495.55 ppb		98
94)	p-Isopropyltoluene	11.83	119	131500	502.07 ppb		99
95)	Benzyl Chloride	12.01	91	21781	351.22 ppb		96
96)	1,3-DCB	11.77	146	79323	463.10 ppb		97
97)	1,4-DCB	11.86	146	76392	437.88 ppb		98
98)	n-Butylbenzene	12.23	91	89763	504.22 ppb		95
99)	1,2-DCB	12.23	146	79500	474.14 ppb		98
100)	Hexachloroethane	12.48	117	18995	432.77 ppb		88
101)	1,2-Dibromo-3-chloropropan	13.01	75	6632	455.61 ppb	#	88
102)	1,2,4-Trichlorobenzene	13.83	180	35640	514.80 ppb	#	93
103)	Hexachlorobutadiene	14.01	225	32101	450.94 ppb		97
104)	Naphthalene	14.07	128	110104	827.67 ppb		98
105)	1,2,3-Trichlorobenzene	14.32	180	55563	591.35 ppb		94

(#) = qualifier out of range (m) = manual integration

Quantitation Report

Data File : M:\MAX\DATA\211015\1020M26.D
Acq On : 20 Oct 21 23:13
Sample : Ending CCV 10ug/L 10/20/21
Misc : IS&S 8/4/21

Vial: 26
Operator: LP,DG,CH
Inst : Max
Multiplr: 48.40

Quant Time: Oct 21 10:14 2021

Quant Results File: M1015W.RES

Method : M:\MAX\DATA\211015\M1015W.M (RTE Integrator)
Title : METHOD 8260B
Last Update : Sat Oct 16 14:01:48 2021
Response via : Initial Calibration



ORGANICS
Raw Data

Quantitation Report (QT Reviewed)

Data File : M:\MAX\DATA\211015\1016M23.D
Acq On : 16 Oct 21 23:51
Sample : BA42511W01
Misc : IS&S 8/4/21

Vial: 23
Operator: LP,DG,CH
Inst : Max
Multiplr: 1.00

Quant Time: Oct 29 11:57 2021 Quant Results File: M1015W.RES

Quant Method : M:\MAX\DATA\211015\M1015W.M (RTE Integrator)
Title : METHOD 8260B
Last Update : Sat Oct 16 14:01:48 2021
Response via : Initial Calibration
DataAcq Meth : M8260

Internal Standards	R.T.	QIon	Response	Conc Units	Dev(Min)
1) Fluorobenzene (IS)	6.35	96	374575	25.00 ppb	0.00
65) Chlorobenzene-D5 (IS)	9.51	117	338491	25.00 ppb	0.00
80) 1,4-Dichlorobenzene-D (IS)	11.83	152	218710	25.00 ppb	0.00
System Monitoring Compounds					
41) Dibromofluoromethane(S)	5.57	111	115896	24.91 ppb	0.00
Spiked Amount 25.000			Recovery = 99.652%		
46) 1,2-DCA-D4(S)	5.96	65	78984	24.34 ppb	0.00
Spiked Amount 25.000			Recovery = 97.372%		
66) Toluene-D8(S)	8.06	98	372709	23.96 ppb	0.00
Spiked Amount 25.000			Recovery = 95.824%		
74) 4-Bromofluorobenzene(S)	10.68	95	149222	23.75 ppb	0.00
Spiked Amount 25.000			Recovery = 94.992%		

Target Compounds Qvalue

(#) = qualifier out of range (m) = manual integration

Quantitation Report

Data File : M:\MAX\DATA\211015\1016M23.D
Acq On : 16 Oct 21 23:51
Sample : BA42511W01
Misc : IS&S 8/4/21

Vial: 23
Operator: LP,DG,CH
Inst : Max
Multiplr: 1.00

Quant Time: Oct 29 11:57 2021

Quant Results File: M1015W.RES

Method : M:\MAX\DATA\211015\M1015W.M (RTE Integrator)
Title : METHOD 8260B
Last Update : Sat Oct 16 14:01:48 2021
Response via : Initial Calibration



Quantitation Report (QT Reviewed)

Data File : M:\MAX\DATA\211015\1016M24.D
Acq On : 17 Oct 21 00:20
Sample : BA42512W01
Misc : IS&S 8/4/21

Vial: 24
Operator: LP,DG,CH
Inst : Max
Multiplr: 1.00

Quant Time: Oct 29 11:59 2021

Quant Results File: M1015W.RES

Quant Method : M:\MAX\DATA\211015\M1015W.M (RTE Integrator)
Title : METHOD 8260B
Last Update : Sat Oct 16 14:01:48 2021
Response via : Initial Calibration
DataAcq Meth : M8260

Internal Standards	R.T.	QIon	Response	Conc Units	Dev(Min)
1) Fluorobenzene (IS)	6.35	96	366969	25.00 ppb	0.00
65) Chlorobenzene-D5 (IS)	9.51	117	326919	25.00 ppb	0.00
80) 1,4-Dichlorobenzene-D (IS)	11.83	152	223428	25.00 ppb	0.00
System Monitoring Compounds					
41) Dibromofluoromethane(S)	5.57	111	114327	25.08 ppb	0.00
Spiked Amount 25.000			Recovery	= 100.340%	
46) 1,2-DCA-D4(S)	5.96	65	80416	25.30 ppb	0.00
Spiked Amount 25.000			Recovery	= 101.192%	
66) Toluene-D8(S)	8.06	98	376336	25.05 ppb	0.00
Spiked Amount 25.000			Recovery	= 100.184%	
74) 4-Bromofluorobenzene(S)	10.68	95	153469	25.29 ppb	0.00
Spiked Amount 25.000			Recovery	= 101.156%	

Target Compounds Qvalue

(#) = qualifier out of range (m) = manual integration

Quantitation Report

Data File : M:\MAX\DATA\211015\1016M24.D
Acq On : 17 Oct 21 00:20
Sample : BA42512W01
Misc : IS&S 8/4/21

Vial: 24
Operator: LP,DG,CH
Inst : Max
Multiplr: 1.00

Quant Time: Oct 29 11:59 2021

Quant Results File: M1015W.RES

Method : M:\MAX\DATA\211015\M1015W.M (RTE Integrator)
Title : METHOD 8260B
Last Update : Sat Oct 16 14:01:48 2021
Response via : Initial Calibration

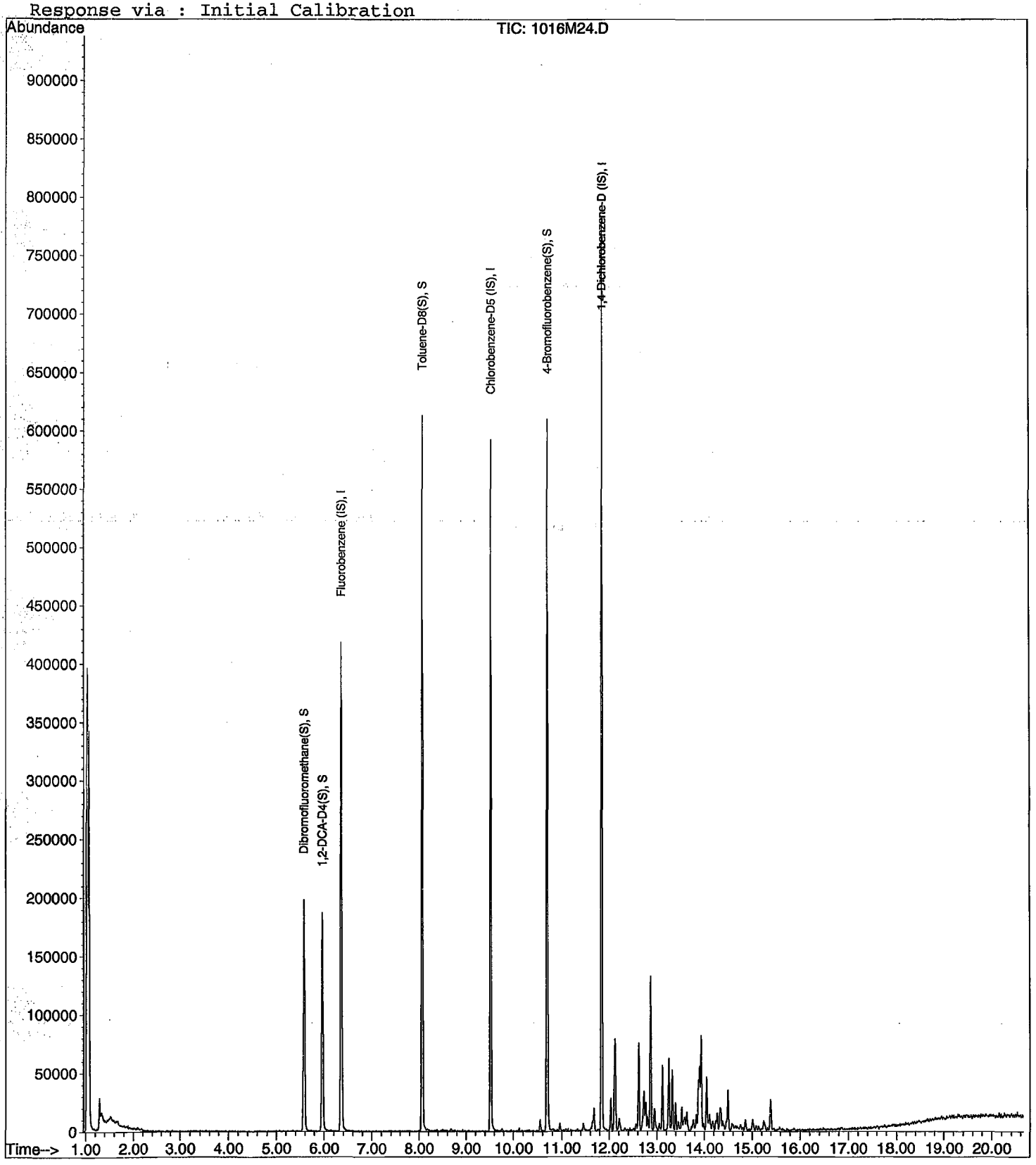

Quantitation Report (QT Reviewed)

Data File : M:\MAX\DATA\211015\1020M15.D
Acq On : 20 Oct 21 18:00
Sample : BA42513W02
Misc : IS&S 8/4/21

Vial: 15
Operator: LP,DG,CH
Inst : Max
Multiplr: 1.00

Quant Time: Nov 23 14:05 2021 Quant Results File: M1015W.RES

Quant Method : M:\MAX\DATA\211015\M1015W.M (RTE Integrator)
Title : METHOD 8260B
Last Update : Sat Oct 16 14:01:48 2021
Response via : Initial Calibration
DataAcq Meth : M8260

Internal Standards	R.T.	QIon	Response	Conc Units	Dev(Min)
1) Fluorobenzene (IS)	6.37	96	363408	25.00 ppb	0.03
65) Chlorobenzene-D5 (IS)	9.52	117	325976	25.00 ppb	0.02
80) 1,4-Dichlorobenzene-D (IS)	11.84	152	212261	25.00 ppb	0.02
System Monitoring Compounds					
41) Dibromofluoromethane(S)	5.59	111	115965	25.69 ppb	0.03
Spiked Amount 25.000			Recovery	= 102.776%	
46) 1,2-DCA-D4(S)	5.98	65	80136	25.46 ppb	0.03
Spiked Amount 25.000			Recovery	= 101.828%	
66) Toluene-D8(S)	8.07	98	371257	24.78 ppb	0.02
Spiked Amount 25.000			Recovery	= 99.116%	
74) 4-Bromofluorobenzene(S)	10.70	95	153055	25.29 ppb	0.02
Spiked Amount 25.000			Recovery	= 101.172%	

Target Compounds Qvalue

(#) = qualifier out of range (m) = manual integration

Quantitation Report

Data File : M:\MAX\DATA\211015\1020M15.D
Acq On : 20 Oct 21 18:00
Sample : BA42513W02
Misc : IS&S 8/4/21

Vial: 15
Operator: LP,DG,CH
Inst : Max
Multiplr: 1.00

Quant Time: Nov 23 14:05 2021

Quant Results File: M1015W.RES

Method : M:\MAX\DATA\211015\M1015W.M (RTE Integrator)
Title : METHOD 8260B
Last Update : Sat Oct 16 14:01:48 2021
Response via : Initial Calibration



Quantitation Report (QT Reviewed)

Data File : M:\MAX\DATA\211015\1018M09.D
Acq On : 18 Oct 21 18:05
Sample : BA42514W01
Misc : IS&S 8/4/21

Vial: 9
Operator: LP,DG,CH
Inst : Max
Multiplr: 1.00

Quant Time: Nov 23 13:59 2021 Quant Results File: M1015W.RES

Quant Method : M:\MAX\DATA\211015\M1015W.M (RTE Integrator)
Title : METHOD 8260B
Last Update : Sat Oct 16 14:01:48 2021
Response via : Initial Calibration
DataAcq Meth : M8260

Internal Standards	R.T.	QIon	Response	Conc Units	Dev(Min)
1) Fluorobenzene (IS)	6.36	96	356504	25.00 ppb	0.02
65) Chlorobenzene-D5 (IS)	9.51	117	323199	25.00 ppb	0.02
80) 1,4-Dichlorobenzene-D (IS)	11.83	152	223503	25.00 ppb	0.01
System Monitoring Compounds					
41) Dibromofluoromethane(S)	5.58	111	109455	24.72 ppb	0.02
Spiked Amount 25.000			Recovery = 98.884%		
46) 1,2-DCA-D4(S)	5.97	65	74832	24.23 ppb	0.02
Spiked Amount 25.000			Recovery = 96.928%		
66) Toluene-D8(S)	8.07	98	363339	24.46 ppb	0.02
Spiked Amount 25.000			Recovery = 97.836%		
74) 4-Bromofluorobenzene(S)	10.69	95	157506	26.25 ppb	0.01
Spiked Amount 25.000			Recovery = 105.012%		
Target Compounds					Qvalue
78) Ethylbenzene	9.66	91	2045	0.23 ppb	93

(#) = qualifier out of range (m) = manual integration

1018M09.D M1015W.M Tue Nov 23 14:39:51 2021

Quantitation Report

Data File : M:\MAX\DATA\211015\1018M09.D
Acq On : 18 Oct 21 18:05
Sample : BA42514W01
Misc : IS&S 8/4/21

Vial: 9
Operator: LP,DG,CH
Inst : Max
Multiplr: 1.00

Quant Time: Nov 23 13:59 2021

Quant Results File: M1015W.RES

Method : M:\MAX\DATA\211015\M1015W.M (RTE Integrator)
Title : METHOD 8260B
Last Update : Sat Oct 16 14:01:48 2021
Response via : Initial Calibration

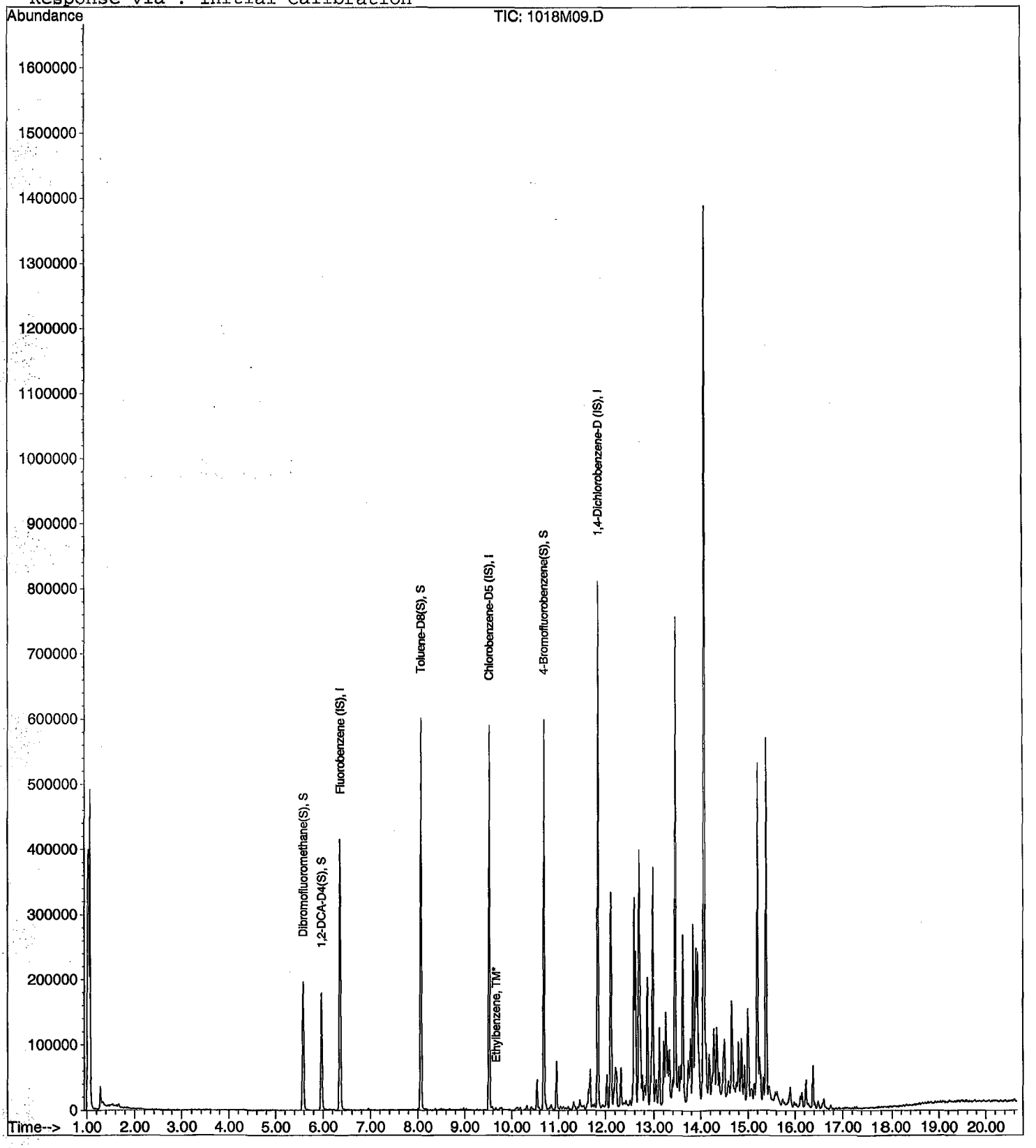

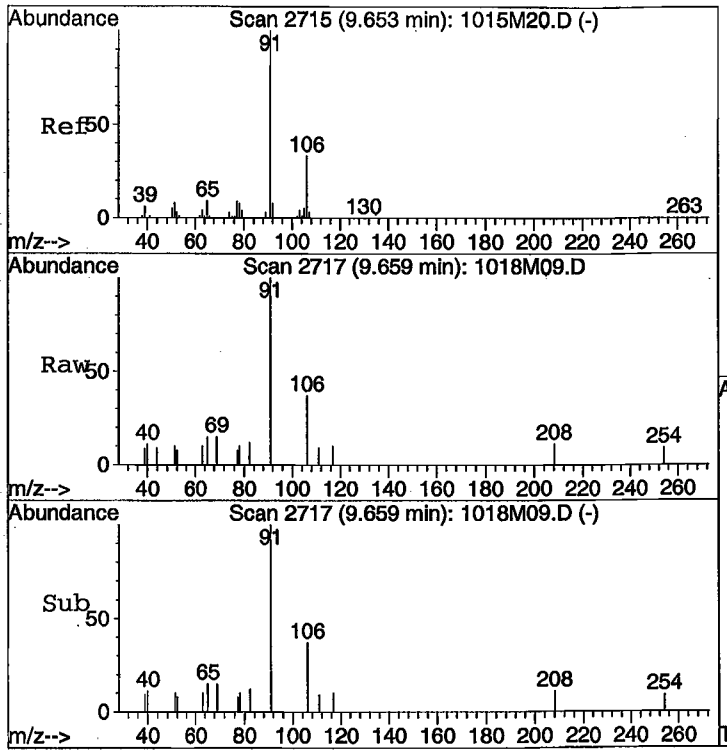

#78
Ethylbenzene
Concen: 0.23 ppb
RT: 9.66 min Scan# 2717
Delta R.T. 0.01 min
Lab File: 1018M09.D
Acq: 18 Oct 21 18:05

Tgt Ion: 91 Resp: 2045

Ion	Ratio	Lower	Upper
91	100		
106	37.5	23.4	43.4

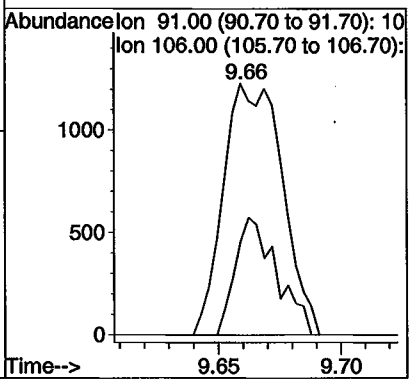

Quantitation Report (QT Reviewed)

Data File : M:\MAX\DATA\211015\1018M10.D
Acq On : 18 Oct 21 18:33
Sample : BA42515W01
Misc : IS&S 8/4/21

Vial: 10
Operator: LP,DG,CH
Inst : Max
Multiplr: 1.00

Quant Time: Nov 23 14:00 2021

Quant Results File: M1015W.RES

Quant Method : M:\MAX\DATA\211015\M1015W.M (RTE Integrator)
Title : METHOD 8260B
Last Update : Sat Oct 16 14:01:48 2021
Response via : Initial Calibration
DataAcq Meth : M8260

Internal Standards	R.T.	QIon	Response	Conc Units	Dev(Min)
1) Fluorobenzene (IS)	6.36	96	368027	25.00 ppb	0.02
65) Chlorobenzene-D5 (IS)	9.51	117	330070	25.00 ppb	0.02
80) 1,4-Dichlorobenzene-D (IS)	11.83	152	220654	25.00 ppb	0.01
System Monitoring Compounds					
41) Dibromofluoromethane(S)	5.58	111	115354	25.24 ppb	0.02
Spiked Amount 25.000			Recovery	= 100.948%	
46) 1,2-DCA-D4(S)	5.97	65	76784	24.09 ppb	0.02
Spiked Amount 25.000			Recovery	= 96.344%	
66) Toluene-D8(S)	8.07	98	381484	25.15 ppb	0.02
Spiked Amount 25.000			Recovery	= 100.584%	
74) 4-Bromofluorobenzene(S)	10.69	95	156436	25.53 ppb	0.02
Spiked Amount 25.000			Recovery	= 102.124%	

Target Compounds Qvalue

(#) = qualifier out of range (m) = manual integration

Quantitation Report

Data File : M:\MAX\DATA\211015\1018M10.D
Acq On : 18 Oct 21 18:33
Sample : BA42515W01
Misc : IS&S 8/4/21

Vial: 10
Operator: LP,DG,CH
Inst : Max
Multiplr: 1.00

Quant Time: Nov 23 14:00 2021

Quant Results File: M1015W.RES

Method : M:\MAX\DATA\211015\M1015W.M (RTE Integrator)
Title : METHOD 8260B
Last Update : Sat Oct 16 14:01:48 2021
Response via : Initial Calibration



1018M10.D M1015W.M Tue Nov 23 14:39:54 2021 Page 2

Quantitation Report (QT Reviewed)

Data File : M:\MAX\DATA\211015\1018M11.D
Acq On : 18 Oct 21 19:02
Sample : BA42516W01
Misc : IS&S 8/4/21

Vial: 11
Operator: LP,DG,CH
Inst : Max
Multiplr: 1.00

Quant Time: Nov 23 14:00 2021 Quant Results File: M1015W.RES

Quant Method : M:\MAX\DATA\211015\M1015W.M (RTE Integrator)
Title : METHOD 8260B
Last Update : Sat Oct 16 14:01:48 2021
Response via : Initial Calibration
DataAcq Meth : M8260

Internal Standards	R.T.	QIon	Response	Conc Units	Dev(Min)
1) Fluorobenzene (IS)	6.36	96	362744	25.00 ppb	0.02
65) Chlorobenzene-D5 (IS)	9.51	117	321126	25.00 ppb	0.02
80) 1,4-Dichlorobenzene-D (IS)	11.84	152	211018	25.00 ppb	0.02
System Monitoring Compounds					
41) Dibromofluoromethane(S)	5.58	111	108520	24.09 ppb	0.02
Spiked Amount 25.000			Recovery	= 96.352%	
46) 1,2-DCA-D4(S)	5.97	65	76936	24.48 ppb	0.02
Spiked Amount 25.000			Recovery	= 97.940%	
66) Toluene-D8(S)	8.07	98	372572	25.24 ppb	0.02
Spiked Amount 25.000			Recovery	= 100.972%	
74) 4-Bromofluorobenzene(S)	10.69	95	150326	25.22 ppb	0.02
Spiked Amount 25.000			Recovery	= 100.872%	

Target Compounds Qvalue

(#) = qualifier out of range (m) = manual integration

Quantitation Report

Data File : M:\MAX\DATA\211015\1018M11.D
Acq On : 18 Oct 21 19:02
Sample : BA42516W01
Misc : IS&S 8/4/21

Vial: 11
Operator: LP,DG,CH
Inst : Max
Multiplr: 1.00

Quant Time: Nov 23 14:00 2021

Quant Results File: M1015W.RES

Method : M:\MAX\DATA\211015\M1015W.M (RTE Integrator)
Title : METHOD 8260B
Last Update : Sat Oct 16 14:01:48 2021
Response via : Initial Calibration



Quantitation Report (QT Reviewed)

Data File : M:\MAX\DATA\211015\1018M12.D
Acq On : 18 Oct 21 19:30
Sample : BA42517W01
Misc : IS&S 8/4/21

Vial: 12
Operator: LP,DG,CH
Inst : Max
Multiplr: 1.00

Quant Time: Nov 23 14:01 2021 Quant Results File: M1015W.RES

Quant Method : M:\MAX\DATA\211015\M1015W.M (RTE Integrator)
Title : METHOD 8260B
Last Update : Sat Oct 16 14:01:48 2021
Response via : Initial Calibration
DataAcq Meth : M8260

Internal Standards	R.T.	QIon	Response	Conc Units	Dev(Min)
1) Fluorobenzene (IS)	6.36	96	362491	25.00 ppb	0.02
65) Chlorobenzene-D5 (IS)	9.51	117	330774	25.00 ppb	0.02
80) 1,4-Dichlorobenzene-D (IS)	11.84	152	213716	25.00 ppb	0.02
System Monitoring Compounds					
41) Dibromofluoromethane(S)	5.58	111	114489	25.43 ppb	0.02
Spiked Amount 25.000			Recovery	= 101.724%	
46) 1,2-DCA-D4(S)	5.97	65	75104	23.92 ppb	0.02
Spiked Amount 25.000			Recovery	= 95.672%	
66) Toluene-D8(S)	8.07	98	378302	24.88 ppb	0.02
Spiked Amount 25.000			Recovery	= 99.532%	
74) 4-Bromofluorobenzene(S)	10.69	95	152154	24.78 ppb	0.02
Spiked Amount 25.000			Recovery	= 99.120%	

Target Compounds Qvalue

(#) = qualifier out of range (m) = manual integration

Quantitation Report

Data File : M:\MAX\DATA\211015\1018M12.D
Acq On : 18 Oct 21 19:30
Sample : BA42517W01
Misc : IS&S 8/4/21

Vial: 12
Operator: LP,DG,CH
Inst : Max
Multiplr: 1.00

Quant Time: Nov 23 14:01 2021

Quant Results File: M1015W.RES

Method : M:\MAX\DATA\211015\M1015W.M (RTE Integrator)
Title : METHOD 8260B
Last Update : Sat Oct 16 14:01:48 2021
Response via : Initial Calibration



Quantitation Report (QT Reviewed)

Data File : M:\MAX\DATA\211015\1018M13.D
Acq On : 18 Oct 21 19:59
Sample : BA42518W01
Misc : IS&S 8/4/21

Vial: 13
Operator: LP,DG,CH
Inst : Max
Multiplr: 1.00

Quant Time: Nov 23 14:02 2021

Quant Results File: M1015W.RES

Quant Method : M:\MAX\DATA\211015\M1015W.M (RTE Integrator)
Title : METHOD 8260B
Last Update : Sat Oct 16 14:01:48 2021
Response via : Initial Calibration
DataAcq Meth : M8260

Internal Standards	R.T.	QIon	Response	Conc Units	Dev(Min)
1) Fluorobenzene (IS)	6.36	96	365022	25.00 ppb	0.02
65) Chlorobenzene-D5 (IS)	9.51	117	322273	25.00 ppb	0.02
80) 1,4-Dichlorobenzene-D (IS)	11.83	152	208212	25.00 ppb	0.01
System Monitoring Compounds					
41) Dibromofluoromethane(S)	5.58	111	114564	25.27 ppb	0.02
Spiked Amount 25.000			Recovery	= 101.084%	
46) 1,2-DCA-D4(S)	5.97	65	78888	24.95 ppb	0.02
Spiked Amount 25.000			Recovery	= 99.796%	
66) Toluene-D8(S)	8.06	98	371120	25.05 ppb	0.01
Spiked Amount 25.000			Recovery	= 100.220%	
74) 4-Bromofluorobenzene(S)	10.69	95	154690	25.86 ppb	0.02
Spiked Amount 25.000			Recovery	= 103.428%	

Target Compounds Qvalue

(#) = qualifier out of range (m) = manual integration

1018M13.D M1015W.M Tue Nov 23 14:39:59 2021

Quantitation Report

Data File : M:\MAX\DATA\211015\1018M13.D
Acq On : 18 Oct 21 19:59
Sample : BA42518W01
Misc : IS&S 8/4/21

Vial: 13
Operator: LP,DG,CH
Inst : Max
Multiplr: 1.00

Quant Time: Nov 23 14:02 2021

Quant Results File: M1015W.RES

Method : M:\MAX\DATA\211015\M1015W.M (RTE Integrator)
Title : METHOD 8260B
Last Update : Sat Oct 16 14:01:48 2021
Response via : Initial Calibration



Quantitation Report (QT Reviewed)

Data File : M:\MAX\DATA\211015\1016M08.D
Acq On : 16 Oct 21 16:46
Sample : 211016A BLK
Misc : IS&S 8/4/21

Vial: 8
Operator: LP,DG,CH
Inst : Max
Multiplr: 1.00

Quant Time: Oct 20 11:53 2021 Quant Results File: M1015W.RES

Quant Method : M:\MAX\DATA\211015\M1015W.M (RTE Integrator)
Title : METHOD 8260B
Last Update : Sat Oct 16 14:01:48 2021
Response via : Initial Calibration
DataAcq Meth : M8260

Internal Standards	R.T.	QIon	Response	Conc Units	Dev(Min)
1) Fluorobenzene (IS)	6.35	96	484890	25.00 ppb	0.00
65) Chlorobenzene-D5 (IS)	9.51	117	420924	25.00 ppb	0.00
80) 1,4-Dichlorobenzene-D (IS)	11.83	152	262374	25.00 ppb	0.00
System Monitoring Compounds					
41) Dibromofluoromethane(S)	5.57	111	145476	24.16 ppb	0.00
Spiked Amount 25.000			Recovery =	96.628%	
46) 1,2-DCA-D4(S)	5.96	65	96224	22.91 ppb	0.00
Spiked Amount 25.000			Recovery =	91.636%	
66) Toluene-D8(S)	8.06	98	483509	24.99 ppb	0.00
Spiked Amount 25.000			Recovery =	99.968%	
74) 4-Bromofluorobenzene(S)	10.68	95	193567	24.77 ppb	0.00
Spiked Amount 25.000			Recovery =	99.092%	

Target Compounds Qvalue

(#) = qualifier out of range (m) = manual integration

1016M08.D M1015W.M Tue Nov 23 13:09:14 2021

Quantitation Report

Data File : M:\MAX\DATA\211015\1016M08.D
Acq On : 16 Oct 21 16:46
Sample : 211016A BLK
Misc : IS&S 8/4/21

Vial: 8
Operator: LP,DG,CH
Inst : Max
Multiplr: 1.00

Quant Time: Oct 20 11:53 2021

Quant Results File: M1015W.RES

Method : M:\MAX\DATA\211015\M1015W.M (RTE Integrator)
Title : METHOD 8260B
Last Update : Sat Oct 16 14:01:48 2021
Response via : Initial Calibration



Quantitation Report (Not Reviewed)

Data File : M:\MAX\DATA\211015\1016M03.D
Acq On : 16 Oct 21 14:23
Sample : 211016A LCS 10ug/L
Misc : IS&S 8/4/21

Vial: 3
Operator: LP,DG,CH
Inst : Max
Multiplr: 1.00

Quant Time: Oct 20 11:46 2021

Quant Results File: M1015W.RES

Quant Method : M:\MAX\DATA\211015\M1015W.M (RTE Integrator)
Title : METHOD 8260B
Last Update : Sat Oct 16 14:01:48 2021
Response via : Initial Calibration
DataAcq Meth : M8260

Internal Standards	R.T.	QIon	Response	Conc	Units		Dev(Min)
1) Fluorobenzene (IS)	6.35	96	542557	25.00	ppb		0.00
65) Chlorobenzene-D5 (IS)	9.50	117	466520	25.00	ppb		0.00
80) 1,4-Dichlorobenzene-D (IS)	11.82	152	302669	25.00	ppb		0.00
System Monitoring Compounds							
41) Dibromofluoromethane(S)	5.57	111	162604	24.13	ppb		0.00
Spiked Amount 25.000			Recovery = 96.524%				
46) 1,2-DCA-D4(S)	5.96	65	104480	22.23	ppb		0.00
Spiked Amount 25.000			Recovery = 88.924%				
66) Toluene-D8(S)	8.05	98	552311	25.76	ppb		0.00
Spiked Amount 25.000			Recovery = 103.032%				
74) 4-Bromofluorobenzene(S)	10.68	95	216487	25.00	ppb		0.00
Spiked Amount 25.000			Recovery = 99.992%				
Target Compounds							Qvalue
3) Dichlorodifluoromethane	1.19	85	29592	9.11	ppb		94
4) Freon 114	1.29	85	20192	11.10	ppb		68
5) Chloromethane	1.33	50	21196	10.94	ppb		95
6) Vinyl chloride	1.42	62	21912	9.17	ppb		93
8) Bromomethane	1.68	94	16309	8.08	ppb	#	80
9) Chloroethane	1.78	64	15149	9.81	ppb		90
10) Dichlorofluoromethane	1.97	67	43974	8.39	ppb		95
11) Trichlorofluoromethane	2.01	101	57001	9.09	ppb		97
13) Acrolein	2.44	56	38519	126.51	ppb		93
14) Acetone	2.62	43	32900	46.51	ppb		99
15) Freon-113	2.53	151	24930	9.77	ppb		93
16) Acetonitrile	2.93	41	24596	146.31	ppb		92
18) 1,2-Dichlorotrifluoroethan	1.97	67	43974	8.39	ppb		100
19) 1,1-DCE	2.51	61	35330	9.30	ppb		96
20) t-Butanol	3.35	59	25164	113.33	ppb		97
21) Methyl Acetate	3.00	43	12793	10.75	ppb		91
22) Iodomethane	2.66	142	23417	9.00	ppb		96
23) Acrylonitrile	3.44	53	7289	10.90	ppb	#	82
25) Methylene chloride	3.09	84	24530	10.00	ppb		96
26) Carbon disulfide	2.72	76	31096	10.06	ppb		95
27) Methyl t-butyl ether (MtBE	3.48	73	82581	10.09	ppb		98
28) Trans-1,2-DCE	3.44	96	25582	9.66	ppb		93
29) 3-Methylpentane	3.48	57	15181	11.02	ppb		94
31) Diisopropyl Ether	4.25	45	58232	11.41	ppb		88
32) 1,1-DCA	4.07	63	40706	10.24	ppb	#	91
34) Ethyl tert Butyl Ether	4.78	59	72763	11.10	ppb		94
35) Methylcyclopentane	4.78	56	2937	10.47	ppb		100
36) MEK (2-Butanone)	5.00	43	37891	51.23	ppb		95
37) Cis-1,2-DCE	4.92	96	29318	9.99	ppb		94
38) 2,2-Dichloropropane	4.90	77	49712	9.75	ppb	#	90
39) Chloroform	5.37	83	53825	10.43	ppb		93
40) Bromochloromethane	5.23	130	22819	9.93	ppb		92
42) 1,1,1-TCA	5.55	97	58647	9.68	ppb		97
43) Cyclohexane	5.59	41	17082	9.86	ppb		92
44) 1,1-Dichloropropene	5.76	75	31869	9.70	ppb		92
45) 2,2,4-Trimethylpentane	6.13	57	48917	11.48	ppb		93
47) Carbon Tetrachloride	5.74	117	51000	8.95	ppb		99
48) Tert Amyl Methyl Ether	6.19	73	67644	10.47	ppb		96
49) 1,2-DCA	6.05	62	47508	9.31	ppb		95
50) Benzene	6.00	78	93732	9.85	ppb		97

(#) = qualifier out of range (m) = manual integration

1016M03.D M1015W.M Tue Nov 23 13:09:11 2021

Quantitation Report (Not Reviewed)

Data File : M:\MAX\DATA\211015\1016M03.D
Acq On : 16 Oct 21 14:23
Sample : 211016A LCS 10ug/L
Misc : IS&S 8/4/21

Vial: 3
Operator: LP,DG,CH
Inst : Max
Multiplr: 1.00

Quant Time: Oct 20 11:46 2021 Quant Results File: M1015W.RES

Quant Method : M:\MAX\DATA\211015\M1015W.M (RTE Integrator)
Title : METHOD 8260B
Last Update : Sat Oct 16 14:01:48 2021
Response via : Initial Calibration
DataAcq Meth : M8260

	Compound	R.T.	QIon	Response	Conc Unit		Qvalue
51)	TCE	6.76	95	28885	9.48 ppb		93
52)	2-Pentanone	7.01	43	156367	126.48 ppb		97
53)	1,2-Dichloropropane	7.00	63	12204	11.60 ppb	#	93
54)	Bromodichloromethane	7.32	83	40164	9.40 ppb		97
55)	Methyl Cyclohexane	6.94	83	32088	9.80 ppb		91
56)	Dibromomethane	7.13	93	15777	8.49 ppb		90
57)	MIBK (methyl isobutyl ket	7.98	43	82840	52.40 ppb		94
58)	1-Bromo-2-chloroethane	7.62	144	5807	9.72 ppb		98
60)	Cis-1,3-Dichloropropene	7.79	75	40881	10.68 ppb	#	87
61)	Toluene	8.12	91	110982	10.09 ppb		97
62)	Trans-1,3-Dichloropropene	8.38	75	40337	10.63 ppb		99
63)	1,1,2-TCA	8.55	83	16872	9.89 ppb		98
64)	2-Hexanone	8.83	43	55755	52.14 ppb		94
67)	1,2-EDB	9.03	107	24981	10.15 ppb		92
68)	Tetrachloroethene	8.67	164	21920	8.86 ppb		88
69)	1-Chlorohexane	9.54	91	17904	9.67 ppb		97
70)	1,1,1,2-Tetrachloroethane	9.63	131	35386	10.20 ppb		89
71)	m&p-Xylene	9.77	106	111796	21.20 ppb		97
72)	o-Xylene	10.17	106	56200	10.16 ppb		90
73)	Styrene	10.18	104	90439	10.86 ppb	#	97
75)	1,3-Dichloropropane	8.72	76	38793	10.72 ppb		93
76)	Dibromochloromethane	8.94	129	35280	9.74 ppb		96
77)	Chlorobenzene	9.53	112	84050	10.39 ppb		93
78)	Ethylbenzene	9.66	91	130987	10.23 ppb		100
79)	Bromoform	10.36	173	28390	9.44 ppb		95
81)	Isopropylbenzene	10.54	105	146173	10.36 ppb		99
82)	1,1,2,2-Tetrachloroethane	10.85	83	26476	10.93 ppb		92
83)	1,2,3-Trichloropropane	10.88	110	12012	9.92 ppb		95
84)	t-1,4-Dichloro-2-Butene	10.90	53	6687	10.83 ppb	#	63
85)	Bromobenzene	10.82	156	45516	9.85 ppb		94
86)	n-Propylbenzene	10.95	91	146339	10.50 ppb		100
87)	4-Ethyltoluene	11.06	105	139871	10.87 ppb		93
88)	2-Chlorotoluene	11.02	91	109193	9.88 ppb		91
89)	1,3,5-Trimethylbenzene	11.13	105	127074	10.55 ppb		99
90)	4-Chlorotoluene	11.13	91	111370	10.14 ppb		100
91)	Tert-Butylbenzene	11.45	119	75064	11.29 ppb		92
92)	1,2,4-Trimethylbenzene	11.49	105	125974	11.04 ppb		96
93)	Sec-Butylbenzene	11.66	105	139735	10.98 ppb		99
94)	p-Isopropyltoluene	11.82	119	135564	11.02 ppb		97
95)	Benzyl Chloride	12.00	91	33005	11.33 ppb		99
96)	1,3-DCB	11.76	146	84652	10.52 ppb		96
97)	1,4-DCB	11.85	146	83200	10.16 ppb		94
98)	n-Butylbenzene	12.22	91	86556	10.36 ppb		95
99)	1,2-DCB	12.22	146	78032	9.91 ppb		98
100)	Hexachloroethane	12.46	117	21103	10.24 ppb		95
101)	1,2-Dibromo-3-chloropropan	12.99	75	6412	9.38 ppb		93
102)	1,2,4-Trichlorobenzene	13.82	180	29392	9.37 ppb		90
103)	Hexachlorobutadiene	13.99	225	31510	9.41 ppb		95
104)	Naphthalene	14.06	128	60655	10.43 ppb		96
105)	1,2,3-Trichlorobenzene	14.30	180	38313	9.44 ppb		92

(#) = qualifier out of range (m) = manual integration

Quantitation Report

Data File : M:\MAX\DATA\211015\1016M03.D
Acq On : 16 Oct 21 14:23
Sample : 211016A LCS 10ug/L
Misc : IS&S 8/4/21

Vial: 3
Operator: LP,DG,CH
Inst : Max
Multiplr: 1.00

Quant Time: Oct 20 11:46 2021

Quant Results File: M1015W.RES

Method : M:\MAX\DATA\211015\M1015W.M (RTE Integrator)
Title : METHOD 8260B
Last Update : Sat Oct 16 14:01:48 2021
Response via : Initial Calibration



Quantitation Report (Not Reviewed)

Data File : M:\MAX\DATA\211015\1016M04.D
Acq On : 16 Oct 21 14:52
Sample : 211016A LCSD 10ug/L
Misc : IS&S 8/4/21

Vial: 4
Operator: LP,DG,CH
Inst : Max
Multiplr: 1.00

Quant Time: Oct 20 11:46 2021

Quant Results File: M1015W.RES

Quant Method : M:\MAX\DATA\211015\M1015W.M (RTE Integrator)
Title : METHOD 8260B
Last Update : Sat Oct 16 14:01:48 2021
Response via : Initial Calibration
DataAcq Meth : M8260

Internal Standards	R.T.	QIon	Response	Conc Units	Dev(Min)
1) Fluorobenzene (IS)	6.35	96	503033	25.00 ppb	0.00
65) Chlorobenzene-D5 (IS)	9.51	117	442561	25.00 ppb	0.00
80) 1,4-Dichlorobenzene-D (IS)	11.83	152	295173	25.00 ppb	0.00
System Monitoring Compounds					
41) Dibromofluoromethane(S)	5.57	111	149931	24.00 ppb	0.00
Spiked Amount 25.000			Recovery	= 95.996%	
46) 1,2-DCA-D4(S)	5.96	65	94216	21.62 ppb	0.00
Spiked Amount 25.000			Recovery	= 86.488%	
66) Toluene-D8(S)	8.06	98	504438	24.80 ppb	0.00
Spiked Amount 25.000			Recovery	= 99.196%	
74) 4-Bromofluorobenzene(S)	10.68	95	208615	25.39 ppb	0.00
Spiked Amount 25.000			Recovery	= 101.572%	

Target Compounds						Qvalue
3) Dichlorodifluoromethane	1.19	85	25744	8.55 ppb		98
4) Freon 114	1.29	85	18269	10.83 ppb		83
5) Chloromethane	1.33	50	18852	10.49 ppb		95
6) Vinyl chloride	1.42	62	22901	10.34 ppb		98
8) Bromomethane	1.68	94	15448	8.25 ppb		89
9) Chloroethane	1.78	64	13959	9.76 ppb	#	87
10) Dichlorofluoromethane	1.97	67	43179	8.88 ppb		100
11) Trichlorofluoromethane	2.01	101	53105	9.14 ppb		96
13) Acrolein	2.44	56	36249	128.35 ppb		98
14) Acetone	2.61	43	29979	45.71 ppb		91
15) Freon-113	2.53	151	23695	10.02 ppb		93
16) Acetonitrile	2.93	41	21382	137.19 ppb		94
18) 1,2-Dichlorotrifluoroethan	1.97	67	43179	8.88 ppb		100
19) 1,1-DCE	2.51	61	33592	9.54 ppb		92
20) t-Butanol	3.34	59	23973	116.73 ppb		94
21) Methyl Acetate	3.00	43	11362	10.30 ppb	#	84
22) Iodomethane	2.67	142	22890	9.43 ppb		95
23) Acrylonitrile	3.45	53	6965	11.24 ppb	#	68
25) Methylene chloride	3.09	84	22931	10.09 ppb		93
26) Carbon disulfide	2.72	76	28384	9.91 ppb		97
27) Methyl t-butyl ether (MtBE	3.48	73	76941	10.14 ppb		99
28) Trans-1,2-DCE	3.44	96	24862	10.12 ppb		98
29) 3-Methylpentane	3.47	57	14137	11.07 ppb		87
31) Diisopropyl Ether	4.25	45	54528	11.53 ppb		94
32) 1,1-DCA	4.07	63	37589	10.20 ppb		92
34) Ethyl tert Butyl Ether	4.78	59	68444	11.26 ppb		99
35) Methylcyclopentane	4.78	56	3023	11.78 ppb		100
36) MEK (2-Butanone)	5.00	43	36072	52.60 ppb		91
37) Cis-1,2-DCE	4.92	96	26346	9.68 ppb		95
38) 2,2-Dichloropropane	4.90	77	45143	9.55 ppb	#	90
39) Chloroform	5.37	83	49596	10.37 ppb		99
40) Bromochloromethane	5.23	130	21372	10.04 ppb		89
42) 1,1,1-TCA	5.55	97	51909	9.24 ppb		97
43) Cyclohexane	5.59	41	16182	10.07 ppb		86
44) 1,1-Dichloropropene	5.76	75	31198	10.24 ppb		91
45) 2,2,4-Trimethylpentane	6.13	57	45202	11.44 ppb	#	82
47) Carbon Tetrachloride	5.74	117	46082	8.72 ppb		96
48) Tert Amyl Methyl Ether	6.19	73	68913	11.50 ppb		99
49) 1,2-DCA	6.05	62	44351	9.38 ppb		95
50) Benzene	6.00	78	88377	10.02 ppb		98

(#) = qualifier out of range (m) = manual integration

Quantitation Report (Not Reviewed)

Data File : M:\MAX\DATA\211015\1016M04.D
Acq On : 16 Oct 21 14:52
Sample : 211016A LCSD 10ug/L
Misc : IS&S 8/4/21

Vial: 4
Operator: LP,DG,CH
Inst : Max
Multiplr: 1.00

Quant Time: Oct 20 11:46 2021

Quant Results File: M1015W.RES

Quant Method : M:\MAX\DATA\211015\M1015W.M (RTE Integrator)
Title : METHOD 8260B
Last Update : Sat Oct 16 14:01:48 2021
Response via : Initial Calibration
DataAcq Meth : M8260

	Compound	R.T.	QIon	Response	Conc	Unit		Qvalue
51)	TCE	6.76	95	26907	9.53	ppb		85
52)	2-Pentanone	7.01	43	148102	129.21	ppb		95
53)	1,2-Dichloropropane	7.00	63	10310	10.54	ppb		94
54)	Bromodichloromethane	7.32	83	38824	9.80	ppb		100
55)	Methyl Cyclohexane	6.95	83	31843	10.48	ppb		91
56)	Dibromomethane	7.13	93	15770	9.15	ppb		92
57)	MIBK (methyl isobutyl ket	7.98	43	72745	49.63	ppb		97
58)	1-Bromo-2-chloroethane	7.63	144	6077	10.96	ppb		86
60)	Cis-1,3-Dichloropropene	7.79	75	37849	10.67	ppb		87
61)	Toluene	8.13	91	103331	10.13	ppb		97
62)	Trans-1,3-Dichloropropene	8.38	75	38254	10.87	ppb		98
63)	1,1,2-TCA	8.56	83	17088	10.81	ppb		95
64)	2-Hexanone	8.83	43	53154	53.62	ppb		99
67)	1,2-EDB	9.04	107	24152	10.34	ppb		89
68)	Tetrachloroethene	8.67	164	19856	8.39	ppb		92
69)	1-Chlorohexane	9.54	91	19536	11.12	ppb		93
70)	1,1,1,2-Tetrachloroethane	9.63	131	35336	10.73	ppb		95
71)	m&p-Xylene	9.77	106	105489	21.08	ppb		98
72)	o-Xylene	10.17	106	55142	10.51	ppb		96
73)	Styrene	10.18	104	85470	10.82	ppb		99
75)	1,3-Dichloropropane	8.72	76	36054	10.50	ppb		85
76)	Dibromochloromethane	8.94	129	33390	9.72	ppb		100
77)	Chlorobenzene	9.53	112	80271	10.46	ppb		96
78)	Ethylbenzene	9.66	91	124648	10.26	ppb		96
79)	Bromoform	10.36	173	27148	9.52	ppb		98
81)	Isopropylbenzene	10.54	105	137364	9.98	ppb		99
82)	1,1,2,2-Tetrachloroethane	10.85	83	23319	9.87	ppb	#	92
83)	1,2,3-Trichloropropane	10.88	110	12095	10.24	ppb		95
84)	t-1,4-Dichloro-2-Butene	10.91	53	6401	10.64	ppb		76
85)	Bromobenzene	10.82	156	47397	10.52	ppb		94
86)	n-Propylbenzene	10.95	91	142186	10.46	ppb		99
87)	4-Ethyltoluene	11.06	105	134018	10.68	ppb		94
88)	2-Chlorotoluene	11.02	91	95552	8.86	ppb		89
89)	1,3,5-Trimethylbenzene	11.13	105	125709	10.70	ppb		100
90)	4-Chlorotoluene	11.13	91	112508	10.51	ppb		93
91)	Tert-Butylbenzene	11.45	119	72472	11.18	ppb		96
92)	1,2,4-Trimethylbenzene	11.49	105	126162	11.34	ppb		99
93)	Sec-Butylbenzene	11.66	105	140583	11.33	ppb		99
94)	p-Isopropyltoluene	11.82	119	139502	11.63	ppb		98
95)	Benzyl Chloride	12.00	91	33443	11.77	ppb		99
96)	1,3-DCB	11.76	146	80414	10.25	ppb		99
97)	1,4-DCB	11.85	146	82876	10.37	ppb		97
98)	n-Butylbenzene	12.22	91	85606	10.49	ppb		95
99)	1,2-DCB	12.22	146	80202	10.44	ppb		96
100)	Hexachloroethane	12.46	117	20336	10.12	ppb		97
101)	1,2-Dibromo-3-chloropropan	12.99	75	5949	8.98	ppb	#	84
102)	1,2,4-Trichlorobenzene	13.81	180	28704	9.38	ppb		86
103)	Hexachlorobutadiene	13.99	225	32155	9.80	ppb		93
104)	Naphthalene	14.06	128	58339	10.30	ppb		99
105)	1,2,3-Trichlorobenzene	14.30	180	36086	9.20	ppb		94

(#) = qualifier out of range (m) = manual integration

Quantitation Report

Data File : M:\MAX\DATA\211015\1016M04.D
Acq On : 16 Oct 21 14:52
Sample : 211016A LCSD 10ug/L
Misc : IS&S 8/4/21

Vial: 4
Operator: LP,DG,CH
Inst : Max
Multiplr: 1.00

Quant Time: Oct 20 11:46 2021

Quant Results File: M1015W.RES

Method : M:\MAX\DATA\211015\M1015W.M (RTE Integrator)
Title : METHOD 8260B
Last Update : Sat Oct 16 14:01:48 2021
Response via : Initial Calibration



Quantitation Report (QT Reviewed)

Data File : M:\MAX\DATA\211015\1018M08.D
Acq On : 18 Oct 21 17:36
Sample : 211018A BLK
Misc : IS&S 8/4/21

Vial: 8
Operator: LP,DG,CH
Inst : Max
Multiplr: 1.00

Quant Time: Oct 28 12:55 2021 Quant Results File: M1015W.RES

Quant Method : M:\MAX\DATA\211015\M1015W.M (RTE Integrator)
Title : METHOD 8260B
Last Update : Sat Oct 16 14:01:48 2021
Response via : Initial Calibration
DataAcq Meth : M8260

Internal Standards	R.T.	QIon	Response	Conc Units	Dev(Min)
1) Fluorobenzene (IS)	6.36	96	366681	25.00 ppb	0.02
65) Chlorobenzene-D5 (IS)	9.51	117	325488	25.00 ppb	0.02
80) 1,4-Dichlorobenzene-D (IS)	11.84	152	211610	25.00 ppb	0.02
System Monitoring Compounds					
41) Dibromofluoromethane(S)	5.58	111	113588	24.94 ppb	0.02
Spiked Amount 25.000			Recovery	= 99.768%	
46) 1,2-DCA-D4(S)	5.97	65	76456	24.07 ppb	0.02
Spiked Amount 25.000			Recovery	= 96.284%	
66) Toluene-D8(S)	8.07	98	378310	25.29 ppb	0.02
Spiked Amount 25.000			Recovery	= 101.152%	
74) 4-Bromofluorobenzene(S)	10.69	95	150504	24.91 ppb	0.02
Spiked Amount 25.000			Recovery	= 99.636%	

Target Compounds Qvalue

(#) = qualifier out of range (m) = manual integration

Quantitation Report

Data File : M:\MAX\DATA\211015\1018M08.D
Acq On : 18 Oct 21 17:36
Sample : 211018A BLK
Misc : IS&S 8/4/21

Vial: 8
Operator: LP,DG,CH
Inst : Max
Multiplr: 1.00

Quant Time: Oct 28 12:55 2021

Quant Results File: M1015W.RES

Method : M:\MAX\DATA\211015\M1015W.M (RTE Integrator)
Title : METHOD 8260B
Last Update : Sat Oct 16 14:01:48 2021
Response via : Initial Calibration



Quantitation Report (Not Reviewed)

Data File : M:\MAX\DATA\211015\1018M03.D
Acq On : 18 Oct 21 15:15
Sample : 211018A LCS 10ug/L
Misc : IS&S 8/4/21

Vial: 3
Operator: LP,DG,CH
Inst : Max
Multiplr: 1.00

Quant Time: Oct 28 12:51 2021 Quant Results File: M1015W.RES

Quant Method : M:\MAX\DATA\211015\M1015W.M (RTE Integrator)
Title : METHOD 8260B
Last Update : Sat Oct 16 14:01:48 2021
Response via : Initial Calibration
DataAcq Meth : M8260

Internal Standards	R.T.	QIon	Response	Conc Units	Dev(Min)
1) Fluorobenzene (IS)	6.36	96	373214	25.00 ppb	0.02
65) Chlorobenzene-D5 (IS)	9.51	117	339185	25.00 ppb	0.02
80) 1,4-Dichlorobenzene-D (IS)	11.83	152	226200	25.00 ppb	0.01
System Monitoring Compounds					
41) Dibromofluoromethane(S)	5.58	111	111778	24.12 ppb	0.02
Spiked Amount 25.000			Recovery = 96.460%		
46) 1,2-DCA-D4(S)	5.97	65	78872	24.40 ppb	0.02
Spiked Amount 25.000			Recovery = 97.588%		
66) Toluene-D8(S)	8.07	98	379591	24.35 ppb	0.02
Spiked Amount 25.000			Recovery = 97.396%		
74) 4-Bromofluorobenzene(S)	10.69	95	157099	24.95 ppb	0.01
Spiked Amount 25.000			Recovery = 99.804%		

Target Compounds						Qvalue
3) Dichlorodifluoromethane	1.19	85	22536	10.09 ppb		94
4) Freon 114	1.29	85	13658	10.91 ppb		75
5) Chloromethane	1.34	50	13912	10.43 ppb		99
6) Vinyl chloride	1.43	62	17255	10.50 ppb		95
8) Bromomethane	1.69	94	14533	10.46 ppb		99
9) Chloroethane	1.78	64	10633	9.99 ppb		97
10) Dichlorofluoromethane	1.98	67	32310	8.96 ppb		98
11) Trichlorofluoromethane	2.01	101	43340	10.05 ppb		98
13) Acrolein	2.45	56	25825	123.40 ppb		91
14) Acetone	2.63	43	24043	49.41 ppb		95
15) Freon-113	2.54	151	16737	9.54 ppb		90
16) Acetonitrile	2.95	41	14760	127.64 ppb		89
18) 1,2-Dichlorotrifluoroethan	1.98	67	32310	8.96 ppb	#	100
19) 1,1-DCE	2.52	61	25372	9.71 ppb		98
20) t-Butanol	3.36	59	21053	140.76 ppb		98
21) Methyl Acetate	3.02	43	9430	11.52 ppb		95
22) Iodomethane	2.67	142	16015	8.96 ppb		95
23) Acrylonitrile	3.45	53	4155	9.01 ppb	#	69
25) Methylene chloride	3.10	84	17256	10.23 ppb		97
26) Carbon disulfide	2.73	76	20872	9.82 ppb		100
27) Methyl t-butyl ether (MtBE	3.49	73	61043	10.85 ppb		97
28) Trans-1,2-DCE	3.45	96	17798	9.77 ppb		93
29) 3-Methylpentane	3.49	57	9691	10.19 ppb	#	98
31) Diisopropyl Ether	4.27	45	39895	11.37 ppb		92
32) 1,1-DCA	4.09	63	29822	10.91 ppb	#	95
34) Ethyl tert Butyl Ether	4.79	59	48032	10.65 ppb		98
35) Methylcyclopentane	4.78	56	1916	9.85 ppb		100
36) MEK (2-Butanone)	5.01	43	26767	52.61 ppb		93
37) Cis-1,2-DCE	4.94	96	19383	9.60 ppb		94
38) 2,2-Dichloropropane	4.91	77	36806	10.50 ppb		97
39) Chloroform	5.38	83	38821	10.94 ppb		93
40) Bromochloromethane	5.25	130	16424	10.41 ppb		88
42) 1,1,1-TCA	5.56	97	42129	10.11 ppb		98
43) Cyclohexane	5.60	41	11078	9.30 ppb		93
44) 1,1-Dichloropropene	5.77	75	23661	10.47 ppb		90
45) 2,2,4-Trimethylpentane	6.14	57	32446	11.07 ppb	#	84
47) Carbon Tetrachloride	5.75	117	36488	9.31 ppb		93
48) Tert Amyl Methyl Ether	6.20	73	49134	11.05 ppb		93
49) 1,2-DCA	6.06	62	34723	9.90 ppb		98
50) Benzene	6.01	78	64620	9.87 ppb		93

(#) = qualifier out of range (m) = manual integration

Quantitation Report (Not Reviewed)

Data File : M:\MAX\DATA\211015\1018M03.D
Acq On : 18 Oct 21 15:15
Sample : 211018A LCS 10ug/L
Misc : IS&S 8/4/21

Vial: 3
Operator: LP,DG,CH
Inst : Max
Multiplr: 1.00

Quant Time: Oct 28 12:51 2021 Quant Results File: M1015W.RES

Quant Method : M:\MAX\DATA\211015\M1015W.M (RTE Integrator)
Title : METHOD 8260B
Last Update : Sat Oct 16 14:01:48 2021
Response via : Initial Calibration
DataAcq Meth : M8260

	Compound	R.T.	QIon	Response	Conc	Unit		Qvalue
51)	TCE	6.77	95	19358	9.24	ppb		85
52)	2-Pentanone	7.02	43	115148	135.40	ppb		96
53)	1,2-Dichloropropane	7.01	63	7169	9.86	ppb		94
54)	Bromodichloromethane	7.33	83	30861	10.50	ppb		98
55)	Methyl Cyclohexane	6.96	83	22303	9.90	ppb		87
56)	Dibromomethane	7.14	93	11658	9.12	ppb		96
57)	MIBK (methyl isobutyl ket	7.99	43	60494	55.62	ppb		94
58)	1-Bromo-2-chloroethane	7.64	144	4005	9.74	ppb		89
60)	Cis-1,3-Dichloropropene	7.81	75	28427	10.80	ppb		88
61)	Toluene	8.13	91	76352	10.09	ppb		97
62)	Trans-1,3-Dichloropropene	8.39	75	28953	11.09	ppb		100
63)	1,1,2-TCA	8.56	83	11949	10.18	ppb		97
64)	2-Hexanone	8.84	43	40904	55.61	ppb		95
67)	1,2-EDB	9.05	107	18153	10.14	ppb		95
68)	Tetrachloroethene	8.68	164	15550	8.61	ppb		90
69)	1-Chlorohexane	9.54	91	12830	9.53	ppb		95
70)	1,1,1,2-Tetrachloroethane	9.64	131	28134	11.15	ppb		86
71)	m&p-Xylene	9.78	106	79564	20.75	ppb		93
72)	o-Xylene	10.17	106	40630	10.10	ppb		98
73)	Styrene	10.19	104	63933	10.56	ppb	#	97
75)	1,3-Dichloropropane	8.73	76	26347	10.01	ppb		92
76)	Dibromochloromethane	8.95	129	27698	10.52	ppb		98
77)	Chlorobenzene	9.54	112	60898	10.36	ppb		94
78)	Ethylbenzene	9.67	91	93273	10.02	ppb		96
79)	Bromoform	10.36	173	21201	9.70	ppb		95
81)	Isopropylbenzene	10.54	105	99748	9.46	ppb		96
82)	1,1,2,2-Tetrachloroethane	10.86	83	19796	10.94	ppb		95
83)	1,2,3-Trichloropropane	10.89	110	9255	10.23	ppb		84
84)	t-1,4-Dichloro-2-Butene	10.92	53	5043	10.93	ppb	#	67
85)	Bromobenzene	10.83	156	34841	10.09	ppb		85
86)	n-Propylbenzene	10.96	91	106435	10.22	ppb		100
87)	4-Ethyltoluene	11.07	105	101637	10.56	ppb		92
88)	2-Chlorotoluene	11.03	91	82182	9.95	ppb		97
89)	1,3,5-Trimethylbenzene	11.14	105	96435	10.71	ppb		97
90)	4-Chlorotoluene	11.14	91	84266	10.27	ppb		97
91)	Tert-Butylbenzene	11.46	119	54208	10.91	ppb		95
92)	1,2,4-Trimethylbenzene	11.50	105	94474	11.08	ppb		98
93)	Sec-Butylbenzene	11.67	105	105033	11.05	ppb		98
94)	p-Isopropyltoluene	11.83	119	101538	11.05	ppb		99
95)	Benzyl Chloride	12.00	91	26274	12.07	ppb		97
96)	1,3-DCB	11.77	146	62936	10.47	ppb		94
97)	1,4-DCB	11.86	146	59426	9.71	ppb		95
98)	n-Butylbenzene	12.23	91	60570	9.79	ppb		98
99)	1,2-DCB	12.23	146	62625	10.64	ppb		97
100)	Hexachloroethane	12.47	117	15712	10.20	ppb		92
101)	1,2-Dibromo-3-chloropropan	13.00	75	4740	9.29	ppb		92
102)	1,2,4-Trichlorobenzene	13.82	180	22800	9.64	ppb		87
103)	Hexachlorobutadiene	14.00	225	24190	9.64	ppb		95
104)	Naphthalene	14.07	128	45437	10.45	ppb		97
105)	1,2,3-Trichlorobenzene	14.31	180	28110	9.31	ppb		89

(#) = qualifier out of range (m) = manual integration

Quantitation Report

Data File : M:\MAX\DATA\211015\1018M03.D
Acq On : 18 Oct 21 15:15
Sample : 211018A LCS 10ug/L
Misc : IS&S 8/4/21

Vial: 3
Operator: LP,DG,CH
Inst : Max
Multiplr: 1.00

Quant Time: Oct 28 12:51 2021

Quant Results File: M1015W.RES

Method : M:\MAX\DATA\211015\M1015W.M (RTE Integrator)
Title : METHOD 8260B
Last Update : Sat Oct 16 14:01:48 2021
Response via : Initial Calibration

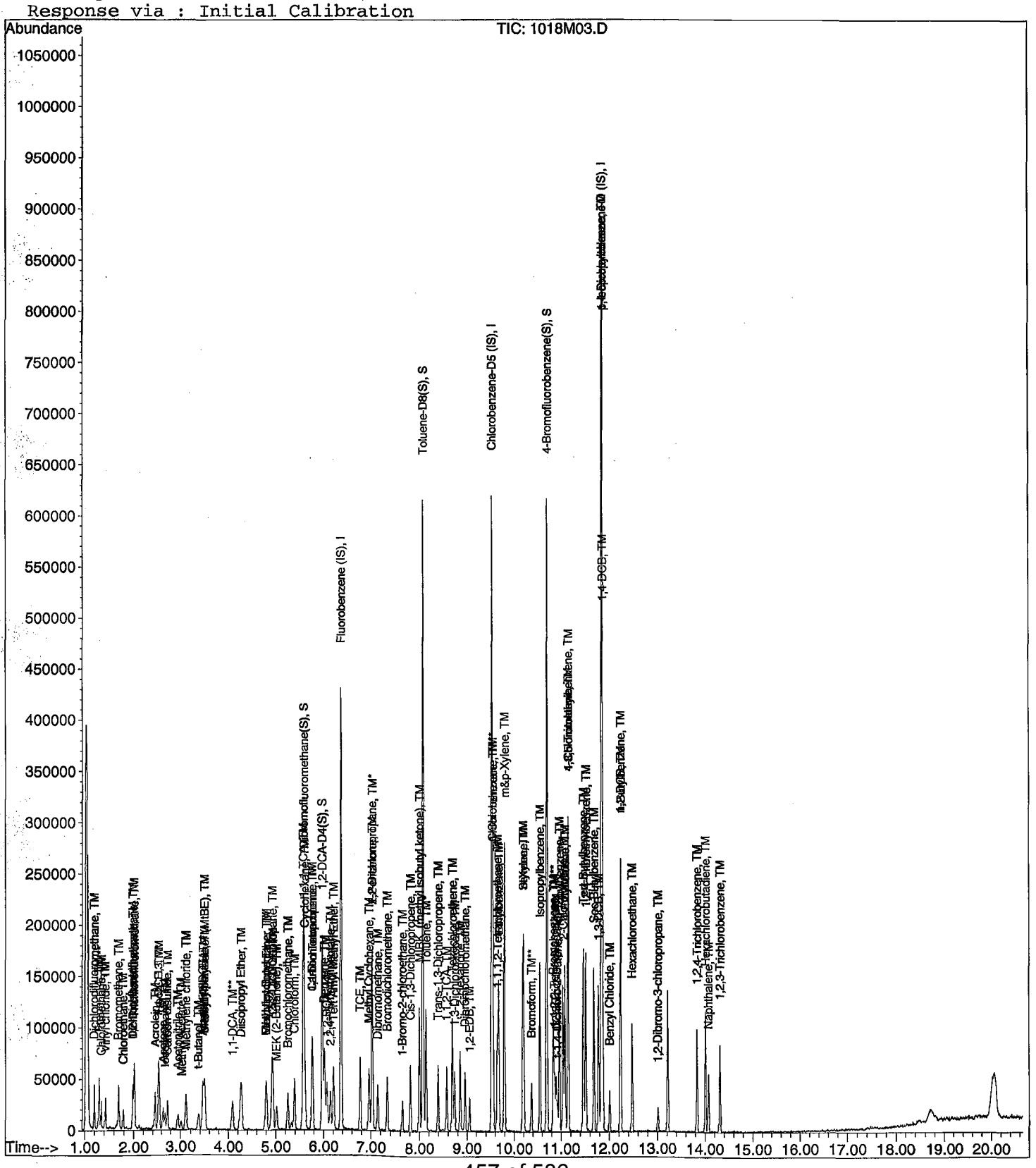

Quantitation Report (Not Reviewed)

Data File : M:\MAX\DATA\211015\1018M04.D
Acq On : 18 Oct 21 15:43
Sample : 211018A LCSD 10ug/L
Misc : IS&S 8/4/21

Vial: 4
Operator: LP,DG,CH
Inst : Max
Multiplr: 1.00

Quant Time: Oct 28 12:51 2021

Quant Results File: M1015W.RES

Quant Method : M:\MAX\DATA\211015\M1015W.M (RTE Integrator)
Title : METHOD 8260B
Last Update : Sat Oct 16 14:01:48 2021
Response via : Initial Calibration
DataAcq Meth : M8260

Internal Standards	R.T.	QIon	Response	Conc Units	Dev(Min)
1) Fluorobenzene (IS)	6.36	96	363164	25.00 ppb	0.02
65) Chlorobenzene-D5 (IS)	9.51	117	329283	25.00 ppb	0.02
80) 1,4-Dichlorobenzene-D (IS)	11.83	152	226451	25.00 ppb	0.01
System Monitoring Compounds					
41) Dibromofluoromethane(S)	5.58	111	110284	24.45 ppb	0.02
Spiked Amount 25.000			Recovery = 97.804%		
46) 1,2-DCA-D4(S)	5.97	65	77656	24.69 ppb	0.02
Spiked Amount 25.000			Recovery = 98.740%		
66) Toluene-D8(S)	8.07	98	373339	24.67 ppb	0.02
Spiked Amount 25.000			Recovery = 98.672%		
74) 4-Bromofluorobenzene(S)	10.69	95	154812	25.33 ppb	0.02
Spiked Amount 25.000			Recovery = 101.308%		

Target Compounds						Qvalue
3) Dichlorodifluoromethane	1.19	85	23632	10.87 ppb		99
4) Freon 114	1.29	85	13615	11.18 ppb		76
5) Chloromethane	1.34	50	13522	10.42 ppb		99
6) Vinyl chloride	1.43	62	15651	9.78 ppb		98
8) Bromomethane	1.69	94	14003	10.36 ppb		95
9) Chloroethane	1.78	64	10471	10.09 ppb		96
10) Dichlorofluoromethane	1.98	67	33424	9.52 ppb		100
11) Trichlorofluoromethane	2.01	101	44526	10.61 ppb		100
13) Acrolein	2.45	56	27152	133.01 ppb		87
14) Acetone	2.63	43	25390	53.62 ppb		100
15) Freon-113	2.54	151	18147	10.63 ppb	#	89
16) Acetonitrile	2.94	41	16323	145.06 ppb		99
18) 1,2-Dichlorotrifluoroethan	1.98	67	33424	9.52 ppb		100
19) 1,1-DCE	2.52	61	24203	9.52 ppb		99
20) t-Butanol	3.36	59	21245	146.70 ppb		99
21) Methyl Acetate	3.01	43	8331	10.46 ppb		87
22) Iodomethane	2.67	142	18941	10.62 ppb		92
23) Acrylonitrile	3.46	53	4641	10.36 ppb	#	75
25) Methylene chloride	3.10	84	16999	10.36 ppb		94
26) Carbon disulfide	2.73	76	21048	10.18 ppb		100
27) Methyl t-butyl ether (MtBE	3.49	73	57504	10.50 ppb		98
28) Trans-1,2-DCE	3.45	96	17612	9.93 ppb		99
29) 3-Methylpentane	3.49	57	10337	11.22 ppb		98
31) Diisopropyl Ether	4.27	45	39562	11.59 ppb		94
32) 1,1-DCA	4.09	63	29220	10.99 ppb		94
34) Ethyl tert Butyl Ether	4.79	59	45996	10.48 ppb		99
35) Methylcyclopentane	4.79	56	1826	9.62 ppb		100
36) MEK (2-Butanone)	5.01	43	28281	57.13 ppb		88
37) Cis-1,2-DCE	4.94	96	20009	10.19 ppb		91
38) 2,2-Dichloropropane	4.92	77	37255	10.92 ppb		94
39) Chloroform	5.38	83	38993	11.29 ppb		97
40) Bromochloromethane	5.24	130	14734	9.57 ppb	#	80
42) 1,1,1-TCA	5.56	97	42445	10.47 ppb		96
43) Cyclohexane	5.61	41	11984	10.33 ppb		91
44) 1,1-Dichloropropene	5.77	75	22389	10.18 ppb		87
45) 2,2,4-Trimethylpentane	6.14	57	33854	11.87 ppb	#	81
47) Carbon Tetrachloride	5.76	117	38816	10.18 ppb		100
48) Tert Amyl Methyl Ether	6.20	73	46201	10.68 ppb		98
49) 1,2-DCA	6.06	62	35653	10.44 ppb		100
50) Benzene	6.01	78	66684	10.47 ppb		99

(#) = qualifier out of range (m) = manual integration

Quantitation Report (Not Reviewed)

Data File : M:\MAX\DATA\211015\1018M04.D
Acq On : 18 Oct 21 15:43
Sample : 211018A LCSD 10ug/L
Misc : IS&S 8/4/21

Vial: 4
Operator: LP,DG,CH
Inst : Max
Multiplr: 1.00

Quant Time: Oct 28 12:51 2021

Quant Results File: M1015W.RES

Quant Method : M:\MAX\DATA\211015\M1015W.M (RTE Integrator)
Title : METHOD 8260B
Last Update : Sat Oct 16 14:01:48 2021
Response via : Initial Calibration
DataAcq Meth : M8260

	Compound	R.T.	QIon	Response	Conc Unit		Qvalue
51)	TCE	6.77	95	18083	8.87 ppb	#	65
52)	2-Pentanone	7.02	43	113980	137.74 ppb		98
53)	1,2-Dichloropropane	7.01	63	6977	9.86 ppb	#	92
54)	Bromodichloromethane	7.33	83	31966	11.18 ppb		99
55)	Methyl Cyclohexane	6.96	83	23562	10.73 ppb		93
56)	Dibromomethane	7.14	93	11793	9.48 ppb		98
57)	MIBK (methyl isobutyl ket	7.99	43	61530	58.14 ppb		98
58)	1-Bromo-2-chloroethane	7.64	144	3940	9.85 ppb		80
60)	Cis-1,3-Dichloropropene	7.81	75	28809	11.25 ppb		87
61)	Toluene	8.14	91	78841	10.71 ppb		96
62)	Trans-1,3-Dichloropropene	8.39	75	28664	11.29 ppb		99
63)	1,1,2-TCA	8.57	83	11241	9.85 ppb		94
64)	2-Hexanone	8.84	43	42135	58.87 ppb		97
67)	1,2-EDB	9.05	107	18567	10.69 ppb		91
68)	Tetrachloroethene	8.68	164	16544	9.57 ppb		87
69)	1-Chlorohexane	9.54	91	13481	10.31 ppb		94
70)	1,1,1,2-Tetrachloroethane	9.64	131	25854	10.55 ppb		93
71)	m&p-Xylene	9.78	106	80628	21.66 ppb		99
72)	o-Xylene	10.18	106	41207	10.56 ppb		87
73)	Styrene	10.19	104	65732	11.18 ppb	#	93
75)	1,3-Dichloropropane	8.73	76	27174	10.64 ppb		94
76)	Dibromochloromethane	8.95	129	26612	10.41 ppb		98
77)	Chlorobenzene	9.54	112	61234	10.73 ppb		96
78)	Ethylbenzene	9.67	91	96656	10.70 ppb		99
79)	Bromoform	10.36	173	22487	10.60 ppb		95
81)	Isopropylbenzene	10.55	105	109677	10.39 ppb		100
82)	1,1,2,2-Tetrachloroethane	10.86	83	18566	10.24 ppb		88
83)	1,2,3-Trichloropropane	10.89	110	9405	10.38 ppb		86
84)	t-1,4-Dichloro-2-Butene	10.91	53	4625	10.03 ppb	#	67
85)	Bromobenzene	10.83	156	34941	10.11 ppb		90
86)	n-Propylbenzene	10.96	91	110190	10.57 ppb		94
87)	4-Ethyltoluene	11.07	105	102914	10.69 ppb		94
88)	2-Chlorotoluene	11.03	91	82404	9.96 ppb		92
89)	1,3,5-Trimethylbenzene	11.14	105	95558	10.61 ppb		99
90)	4-Chlorotoluene	11.14	91	84042	10.23 ppb		99
91)	Tert-Butylbenzene	11.45	119	54864	11.03 ppb		97
92)	1,2,4-Trimethylbenzene	11.50	105	98643	11.55 ppb		99
93)	Sec-Butylbenzene	11.67	105	105369	11.07 ppb		97
94)	p-Isopropyltoluene	11.83	119	104957	11.41 ppb		97
95)	Benzyl Chloride	12.00	91	25297	11.61 ppb		96
96)	1,3-DCB	11.77	146	62413	10.37 ppb		94
97)	1,4-DCB	11.86	146	62815	10.25 ppb		97
98)	n-Butylbenzene	12.23	91	64320	10.30 ppb		95
99)	1,2-DCB	12.23	146	62401	10.59 ppb		98
100)	Hexachloroethane	12.47	117	15723	10.20 ppb		95
101)	1,2-Dibromo-3-chloropropan	13.01	75	5039	9.80 ppb		96
102)	1,2,4-Trichlorobenzene	13.82	180	21840	9.32 ppb		93
103)	Hexachlorobutadiene	14.00	225	26211	10.35 ppb		97
104)	Naphthalene	14.07	128	47701	10.89 ppb		100
105)	1,2,3-Trichlorobenzene	14.31	180	28629	9.43 ppb		95

(#) = qualifier out of range (m) = manual integration

Quantitation Report

Data File : M:\MAX\DATA\211015\1018M04.D Vial: 4
Acq On : 18 Oct 21 15:43 Operator: LP,DG,CH
Sample : 211018A LCSD 10ug/L Inst : Max
Misc : IS&S 8/4/21 Multiplr: 1.00

Quant Time: Oct 28 12:51 2021 Quant Results File: M1015W.RES

Method : M:\MAX\DATA\211015\M1015W.M (RTE Integrator)
Title : METHOD 8260B
Last Update : Sat Oct 16 14:01:48 2021
Response via : Initial Calibration

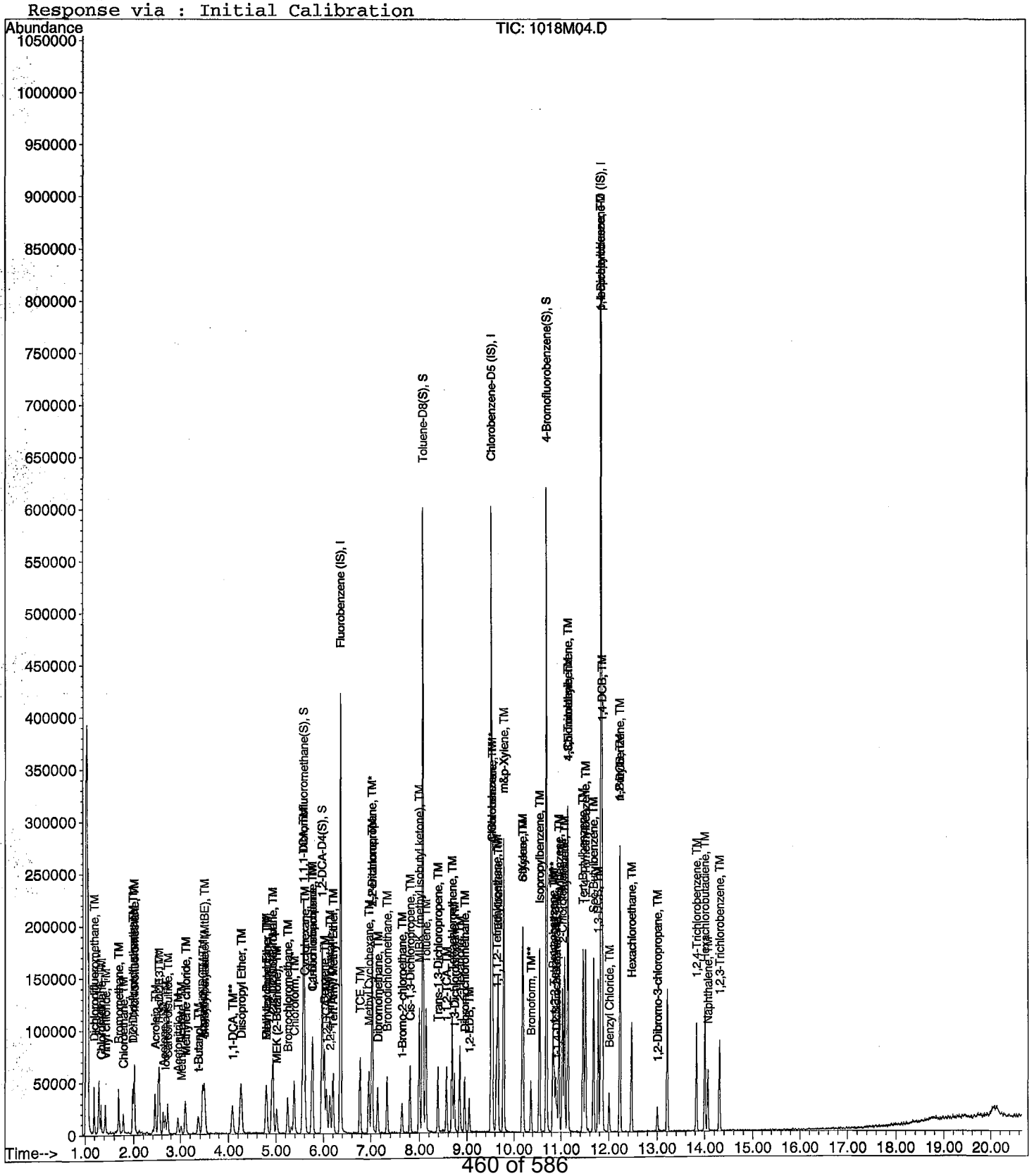

Quantitation Report (QT Reviewed)

Data File : M:\MAX\DATA\211015\1020M14.D
Acq On : 20 Oct 21 17:32
Sample : 211020A BLK
Misc : IS&S 8/4/21

Vial: 14
Operator: LP,DG,CH
Inst : Max
Multiplr: 1.00

Quant Time: Oct 21 10:24 2021 Quant Results File: M1015W.RES

Quant Method : M:\MAX\DATA\211015\M1015W.M (RTE Integrator)
Title : METHOD 8260B
Last Update : Sat Oct 16 14:01:48 2021
Response via : Initial Calibration
DataAcq Meth : M8260

Internal Standards	R.T.	QIon	Response	Conc Units	Dev(Min)
1) Fluorobenzene (IS)	6.37	96	372363	25.00 ppb	0.03
65) Chlorobenzene-D5 (IS)	9.52	117	334252	25.00 ppb	0.02
80) 1,4-Dichlorobenzene-D (IS)	11.84	152	210497	25.00 ppb	0.02
System Monitoring Compounds					
41) Dibromofluoromethane(S)	5.59	111	117389	25.38 ppb	0.03
Spiked Amount 25.000			Recovery	= 101.536%	
46) 1,2-DCA-D4(S)	5.98	65	82912	25.70 ppb	0.03
Spiked Amount 25.000			Recovery	= 102.820%	
66) Toluene-D8(S)	8.07	98	392046	25.52 ppb	0.02
Spiked Amount 25.000			Recovery	= 102.076%	
74) 4-Bromofluorobenzene(S)	10.70	95	159167	25.65 ppb	0.02
Spiked Amount 25.000			Recovery	= 102.608%	

Target Compounds Qvalue

(#) = qualifier out of range (m) = manual integration

Quantitation Report

Data File : M:\MAX\DATA\211015\1020M14.D
Acq On : 20 Oct 21 17:32
Sample : 211020A BLK
Misc : IS&S 8/4/21

Vial: 14
Operator: LP,DG,CH
Inst : Max
Multiplr: 1.00

Quant Time: Oct 21 10:24 2021

Quant Results File: M1015W.RES

Method : M:\MAX\DATA\211015\M1015W.M (RTE Integrator)
Title : METHOD 8260B
Last Update : Sat Oct 16 14:01:48 2021
Response via : Initial Calibration



Quantitation Report (Not Reviewed)

Data File : M:\MAX\DATA\211015\1020M04.D
Acq On : 20 Oct 21 12:48
Sample : 211020A LCS 10ug/L
Misc : IS&S 8/4/21

Vial: 4
Operator: LP,DG,CH
Inst : Max
Multiplr: 1.00

Quant Time: Oct 21 10:13 2021 Quant Results File: M1015W.RES

Quant Method : M:\MAX\DATA\211015\M1015W.M (RTE Integrator)
Title : METHOD 8260B
Last Update : Sat Oct 16 14:01:48 2021
Response via : Initial Calibration
DataAcq Meth : M8260

Internal Standards	R.T.	QIon	Response	Conc Units	Dev(Min)
1) Fluorobenzene (IS)	6.37	96	378259	25.00 ppb	0.03
65) Chlorobenzene-D5 (IS)	9.52	117	340060	25.00 ppb	0.02
80) 1,4-Dichlorobenzene-D (IS)	11.84	152	226929	25.00 ppb	0.02
System Monitoring Compounds					
41) Dibromofluoromethane(S)	5.59	111	116141	24.72 ppb	0.03
Spiked Amount 25.000			Recovery =	98.888%	
46) 1,2-DCA-D4(S)	5.98	65	80696	24.63 ppb	0.03
Spiked Amount 25.000			Recovery =	98.512%	
66) Toluene-D8(S)	8.07	98	391517	25.05 ppb	0.02
Spiked Amount 25.000			Recovery =	100.196%	
74) 4-Bromofluorobenzene(S)	10.70	95	161103	25.52 ppb	0.02
Spiked Amount 25.000			Recovery =	102.084%	

Target Compounds						Qvalue
3) Dichlorodifluoromethane	1.19	85	20664	9.12 ppb		97
4) Freon 114	1.30	85	16015	12.62 ppb		90
5) Chloromethane	1.34	50	12734	9.42 ppb		99
6) Vinyl chloride	1.43	62	14887	8.94 ppb		99
8) Bromomethane	1.69	94	13536	9.61 ppb		95
9) Chloroethane	1.79	64	9706	9.10 ppb	#	86
10) Dichlorofluoromethane	1.98	67	33581	9.19 ppb		97
11) Trichlorofluoromethane	2.02	101	40344	9.23 ppb		95
13) Acrolein	2.46	56	23092	109.20 ppb		97
14) Acetone	2.63	43	23804	48.27 ppb		93
15) Freon-113	2.55	151	17924	10.08 ppb		95
16) Acetonitrile	2.95	41	15420	131.57 ppb		92
18) 1,2-Dichlorotrifluoroethan	1.98	67	33581	9.19 ppb		100
19) 1,1-DCE	2.53	61	23837	9.00 ppb		95
20) t-Butanol	3.37	59	22494	149.48 ppb		99
21) Methyl Acetate	3.02	43	9264	11.17 ppb		88
22) Iodomethane	2.68	142	16577	9.12 ppb		96
23) Acrylonitrile	3.47	53	5261	11.29 ppb		94
25) Methylene chloride	3.11	84	16285	9.52 ppb		93
26) Carbon disulfide	2.73	76	20688	9.60 ppb		97
27) Methyl t-butyl ether (MtBE	3.49	73	59951	10.51 ppb		94
28) Trans-1,2-DCE	3.46	96	16224	8.79 ppb		98
29) 3-Methylpentane	3.50	57	10056	10.44 ppb	#	90
31) Diisopropyl Ether	4.27	45	37800	10.63 ppb		98
32) 1,1-DCA	4.09	63	26839	9.69 ppb	#	93
34) Ethyl tert Butyl Ether	4.80	59	46968	10.28 ppb		100
35) Methylcyclopentane	4.78	56	380	0.79 ppb		100
36) MEK (2-Butanone)	5.02	43	28233	54.75 ppb	#	89
37) Cis-1,2-DCE	4.94	96	17955	8.78 ppb		94
38) 2,2-Dichloropropane	4.92	77	33769	9.50 ppb	#	86
39) Chloroform	5.39	83	36273	10.09 ppb		93
40) Bromochloromethane	5.25	130	15889	9.92 ppb		89
42) 1,1,1-TCA	5.57	97	39939	9.46 ppb		99
43) Cyclohexane	5.62	41	11889	9.84 ppb		90
44) 1,1-Dichloropropene	5.78	75	22360	9.76 ppb		96
45) 2,2,4-Trimethylpentane	6.14	57	34354	11.56 ppb		82
47) Carbon Tetrachloride	5.77	117	36357	9.15 ppb		97
48) Tert Amyl Methyl Ether	6.21	73	47169	10.47 ppb		96
49) 1,2-DCA	6.07	62	34363	9.66 ppb		98
50) Benzene	6.02	78	60677	9.15 ppb		96

(#) = qualifier out of range (m) = manual integration

Quantitation Report (Not Reviewed)

Data File : M:\MAX\DATA\211015\1020M04.D
Acq On : 20 Oct 21 12:48
Sample : 211020A LCS 10ug/L
Misc : IS&S 8/4/21

Vial: 4
Operator: LP,DG,CH
Inst : Max
Multiplr: 1.00

Quant Time: Oct 21 10:13 2021 Quant Results File: M1015W.RES

Quant Method : M:\MAX\DATA\211015\M1015W.M (RTE Integrator)
Title : METHOD 8260B
Last Update : Sat Oct 16 14:01:48 2021
Response via : Initial Calibration
DataAcq Meth : M8260

	Compound	R.T.	QIon	Response	Conc	Unit		Qvalue
51)	TCE	6.78	95	18718	8.81	ppb		92
52)	2-Pentanone	7.03	43	124038	143.91	ppb		95
53)	1,2-Dichloropropane	7.02	63	6726	9.11	ppb		100
54)	Bromodichloromethane	7.34	83	27469	9.23	ppb		88
55)	Methyl Cyclohexane	6.96	83	24513	10.72	ppb		100
56)	Dibromomethane	7.15	93	11418	8.81	ppb		96
57)	MIBK (methyl isobutyl ket	8.00	43	58380	52.96	ppb		97
58)	1-Bromo-2-chloroethane	7.65	144	3548	8.52	ppb	#	66
60)	Cis-1,3-Dichloropropene	7.81	75	25326	9.49	ppb		92
61)	Toluene	8.14	91	72846	9.50	ppb		98
62)	Trans-1,3-Dichloropropene	8.39	75	26087	9.86	ppb		96
63)	1,1,2-TCA	8.57	83	10615	8.93	ppb		96
64)	2-Hexanone	8.85	43	41903	56.21	ppb		99
67)	1,2-EDB	9.05	107	16101	8.97	ppb		96
68)	Tetrachloroethene	8.69	164	13604	7.32	ppb		98
69)	1-Chlorohexane	9.55	91	13883	10.29	ppb		88
70)	1,1,1,2-Tetrachloroethane	9.64	131	25250	9.98	ppb		89
71)	m&p-Xylene	9.79	106	73709	19.17	ppb		94
72)	o-Xylene	10.18	106	37640	9.34	ppb		95
73)	Styrene	10.20	104	60103	9.90	ppb		99
75)	1,3-Dichloropropane	8.73	76	24157	9.16	ppb		93
76)	Dibromochloromethane	8.95	129	25713	9.74	ppb		99
77)	Chlorobenzene	9.55	112	54947	9.32	ppb		96
78)	Ethylbenzene	9.67	91	86422	9.26	ppb		99
79)	Bromoform	10.37	173	19781	9.03	ppb		94
81)	Isopropylbenzene	10.55	105	96754	9.14	ppb		96
82)	1,1,2,2-Tetrachloroethane	10.86	83	16666	9.18	ppb	#	88
83)	1,2,3-Trichloropropane	10.89	110	7798	8.59	ppb		84
84)	t-1,4-Dichloro-2-Butene	10.92	53	5108	11.03	ppb		81
85)	Bromobenzene	10.84	156	31633	9.13	ppb		86
86)	n-Propylbenzene	10.96	91	98991	9.47	ppb		100
87)	4-Ethyltoluene	11.08	105	98632	10.22	ppb		98
88)	2-Chlorotoluene	11.03	91	75942	9.16	ppb		89
89)	1,3,5-Trimethylbenzene	11.14	105	85494	9.47	ppb		90
90)	4-Chlorotoluene	11.14	91	74099	9.00	ppb		95
91)	Tert-Butylbenzene	11.46	119	50464	10.12	ppb		98
92)	1,2,4-Trimethylbenzene	11.51	105	83314	9.74	ppb		99
93)	Sec-Butylbenzene	11.68	105	94192	9.87	ppb		99
94)	p-Isopropyltoluene	11.83	119	91930	9.97	ppb		98
95)	Benzyl Chloride	12.01	91	18469	8.46	ppb		97
96)	1,3-DCB	11.77	146	56761	9.41	ppb		96
97)	1,4-DCB	11.86	146	55532	9.04	ppb		95
98)	n-Butylbenzene	12.23	91	53018	8.70	ppb		96
99)	1,2-DCB	12.23	146	55704	9.44	ppb		98
100)	Hexachloroethane	12.48	117	14172	9.17	ppb		84
101)	1,2-Dibromo-3-chloropropan	13.01	75	4505	8.86	ppb		90
102)	1,2,4-Trichlorobenzene	13.83	180	20296	8.80	ppb		95
103)	Hexachlorobutadiene	14.01	225	22149	8.89	ppb		94
104)	Naphthalene	14.07	128	39764	9.29	ppb		96
105)	1,2,3-Trichlorobenzene	14.32	180	26278	8.85	ppb		89

(#) = qualifier out of range (m) = manual integration

Quantitation Report

Data File : M:\MAX\DATA\211015\1020M04.D
Acq On : 20 Oct 21 12:48
Sample : 211020A LCS 10ug/L
Misc : IS&S 8/4/21

Vial: 4
Operator: LP,DG,CH
Inst : Max
Multiplr: 1.00

Quant Time: Oct 21 10:13 2021

Quant Results File: M1015W.RES

Method : M:\MAX\DATA\211015\M1015W.M (RTE Integrator)
Title : METHOD 8260B
Last Update : Sat Oct 16 14:01:48 2021
Response via : Initial Calibration



BFB

Data File : M:\MAX\DATA\211015\1016M01.D
Acq On : 16 Oct 21 13:27
Sample : 25ug/L BFB STD 9/23/21
Misc : IS&S 8/4/21

Vial: 1
Operator: LP,DG,CH
Inst : Max
Multiplr: 1.00

Method : M:\MAX\DATA\211015\M1015W.M (RTE Integrator)
Title : METHOD 8260B

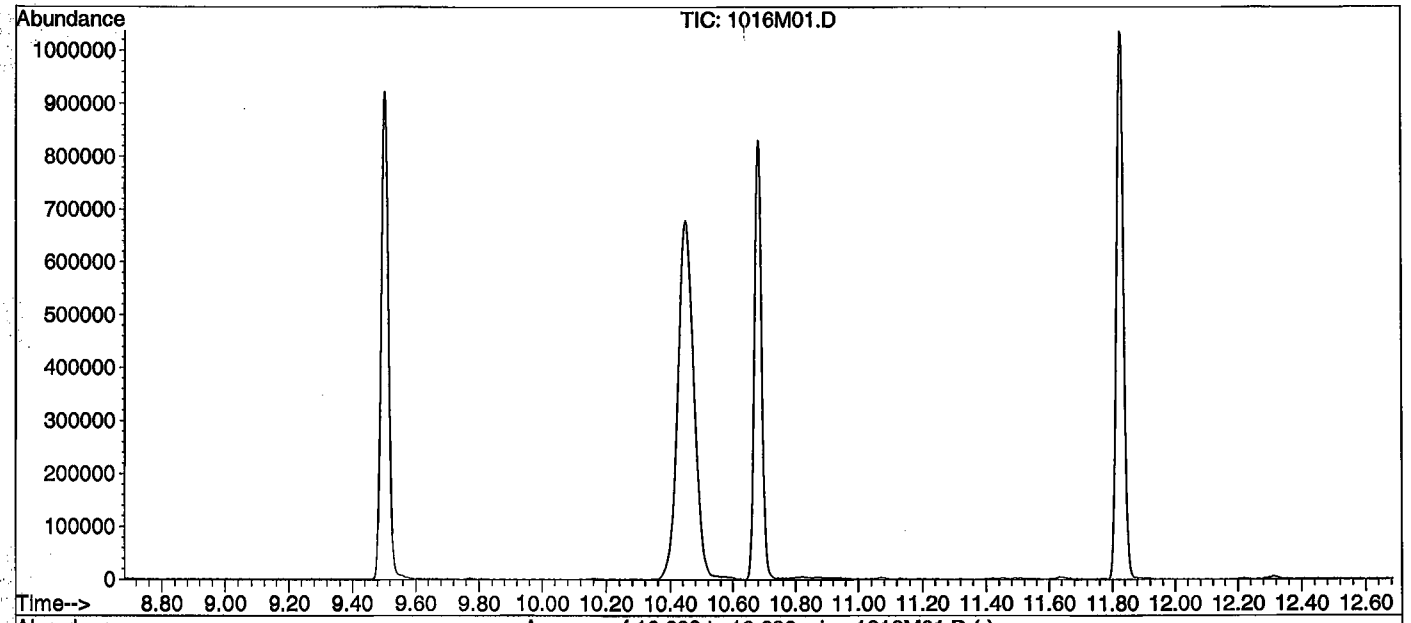

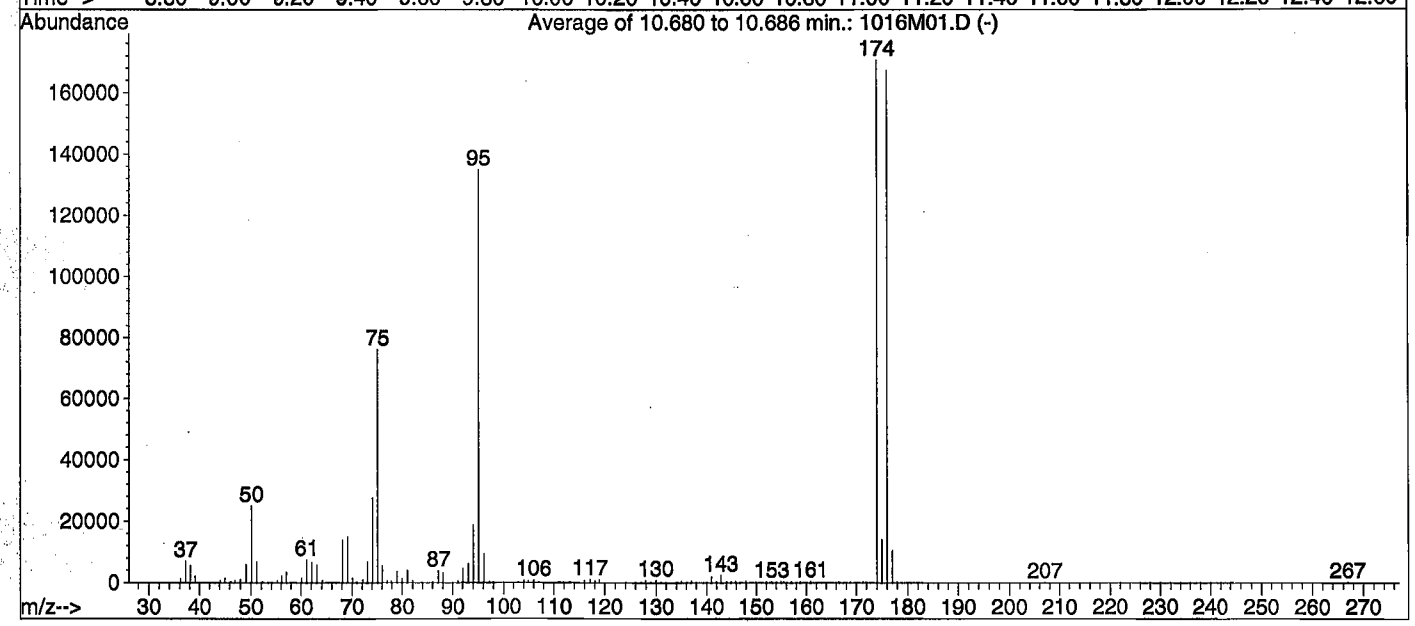

Spectrum Information: Average of 10.680 to 10.686 min.

Target Mass	Rel. to Mass	Lower Limit%	Upper Limit%	Rel. Abn%	Raw Abn	Result Pass/Fail
50	95	15	40	18.4	24840	PASS
75	95	30	60	56.5	76152	PASS
95	95	100	200	100.0	134763	PASS
96	95	5	9	6.9	9254	PASS
173	174	0.00	2	0.0	0	PASS
174	95	50	200	126.6	170560	PASS
175	174	5	9	8.1	13899	PASS
176	174	95	101	98.0	167125	PASS
177	176	5	9	6.2	10331	PASS

1016M01.D M1015W.M Tue Nov 23 13:07:07 2021

BFB

Data File : M:\MAX\DATA\211015\1015M11.D
Acq On : 15 Oct 21 14:44
Sample : 25ug/L BFB STD 9/23/21
Misc : IS&S 8/4/21

Vial: 1
Operator: LP,DG,CH
Inst : Max
Multiplr: 1.00

Method : M:\MAX\DATA\211015\M1015W.M (RTE Integrator)
Title : METHOD 8260B

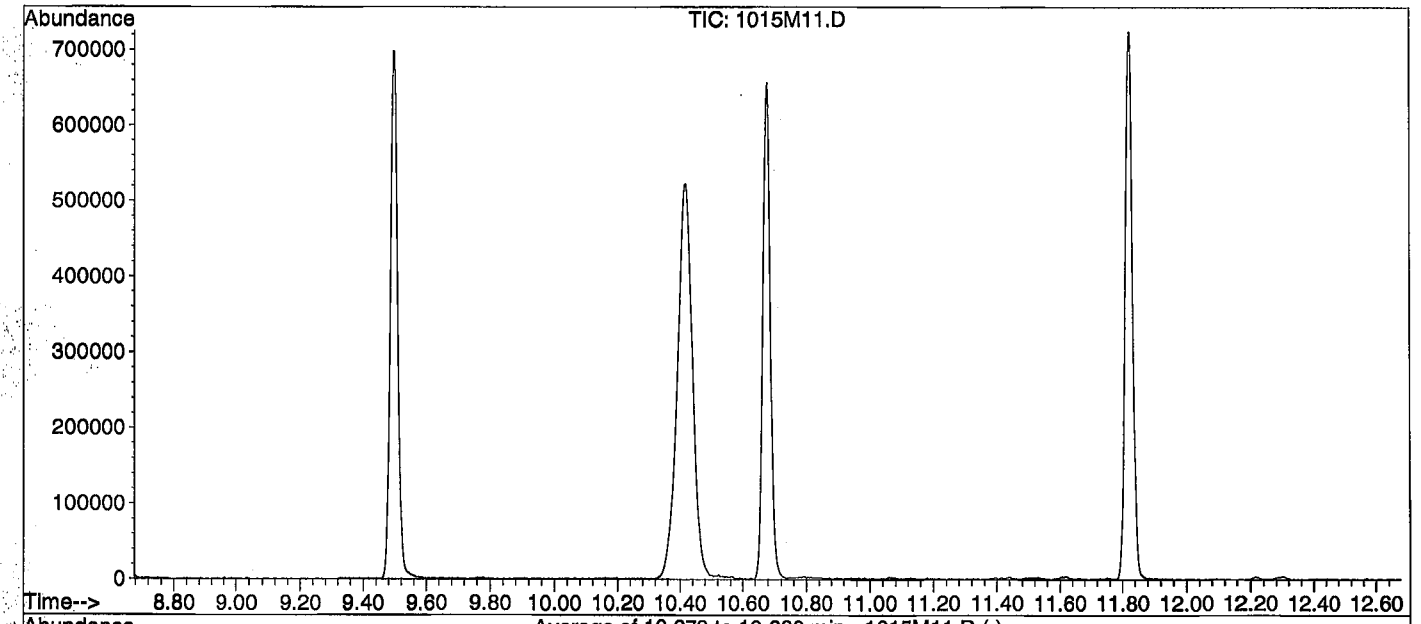

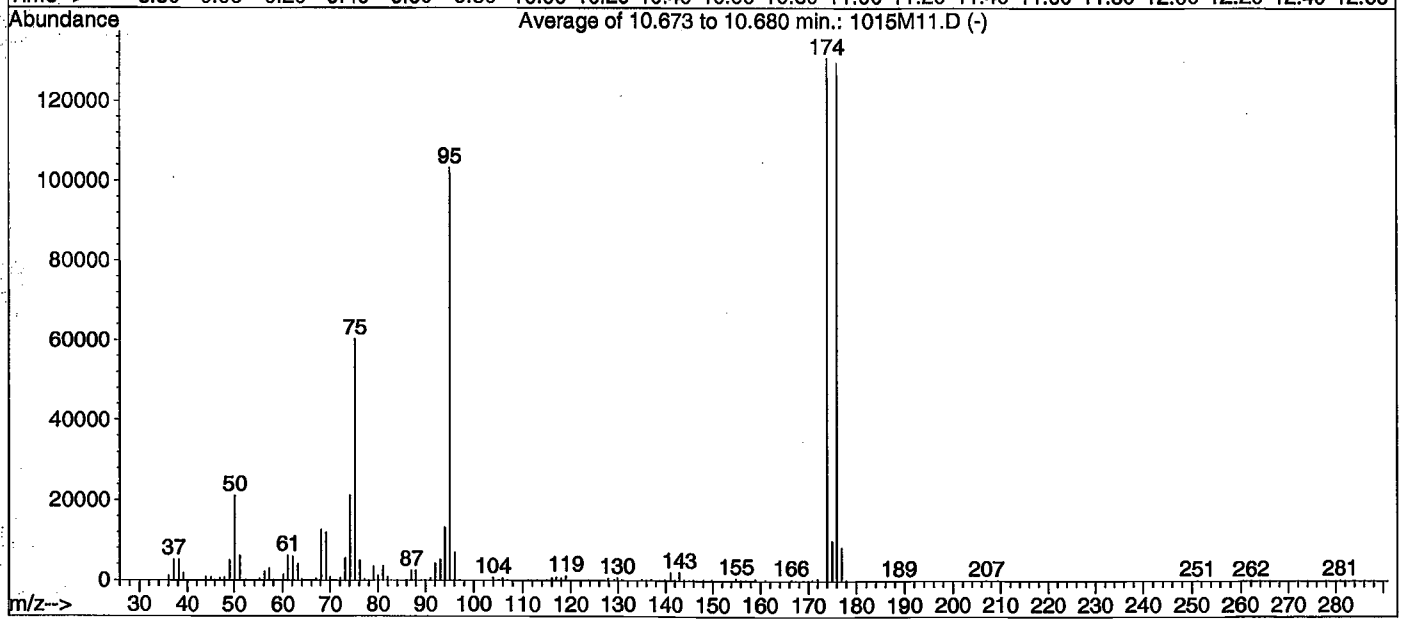

Spectrum Information: Average of 10.673 to 10.680 min.

Target Mass	Rel. to Mass	Lower Limit%	Upper Limit%	Rel. Abn%	Raw Abn	Result Pass/Fail
50	95	15	40	20.4	21096	PASS
75	95	30	60	58.4	60299	PASS
95	95	100	200	100.0	103195	PASS
96	95	5	9	6.7	6920	PASS
173	174	0.00	2	0.0	0	PASS
174	95	50	200	126.6	130632	PASS
175	174	5	9	7.7	10037	PASS
176	174	95	101	99.1	129467	PASS
177	176	5	9	6.5	8355	PASS

1015M11.D M1015W.M Tue Nov 23 12:56:37 2021

BFB

Data File : M:\MAX\DATA\211015\1018M01.D
Acq On : 18 Oct 21 14:18
Sample : 25ug/L BFB STD 9/23/21
Misc : IS&S 8/4/21

Vial: 1
Operator: LP,DG,CH
Inst : Max
Multiplr: 1.00

Method : M:\MAX\DATA\211015\M1015W.M (RTE Integrator)
Title : METHOD 8260B

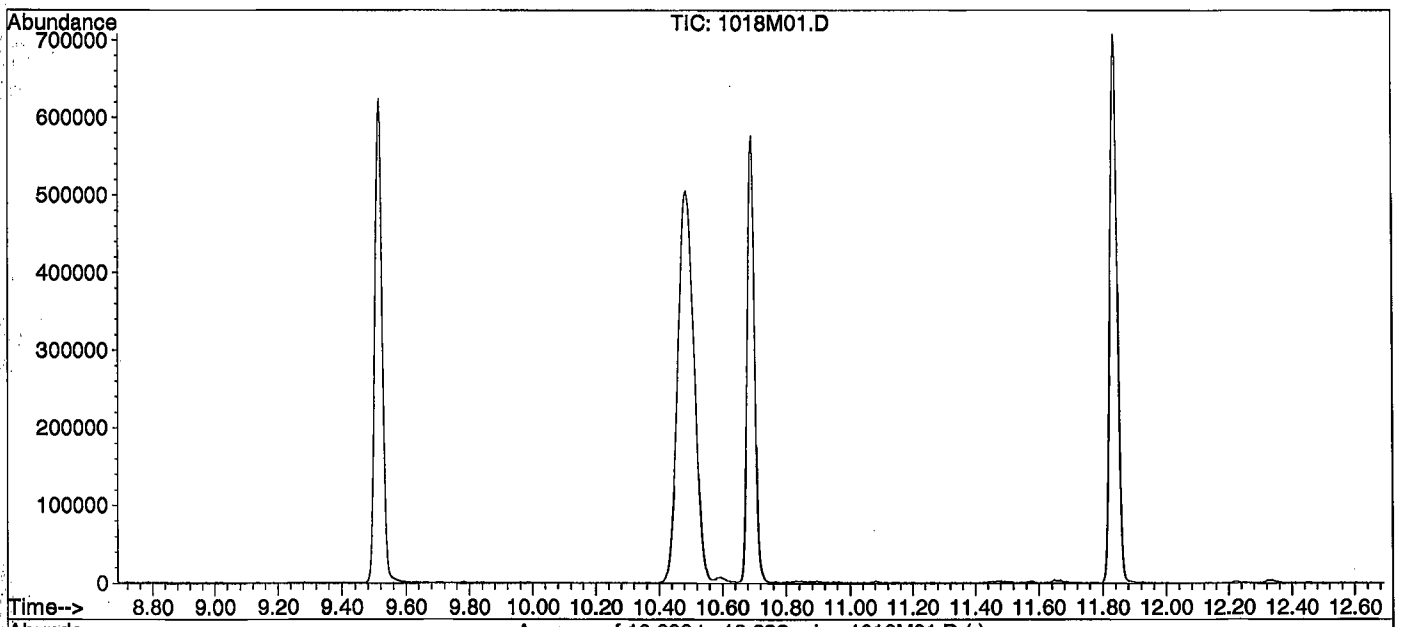

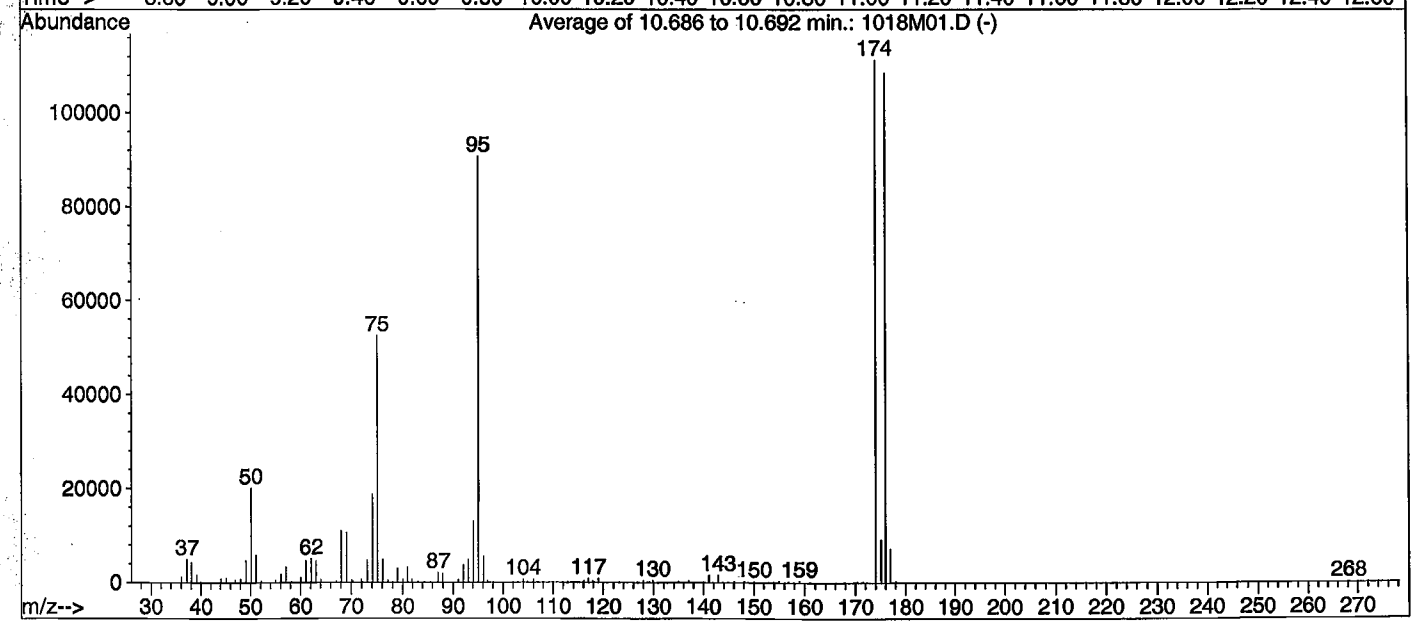

Spectrum Information: Average of 10.686 to 10.692 min.

Target Mass	Rel. to Mass	Lower Limit%	Upper Limit%	Rel. Abn%	Raw Abn	Result Pass/Fail
50	95	15	40	22.2	20091	PASS
75	95	30	60	57.8	52429	PASS
95	95	100	200	100.0	90656	PASS
96	95	5	9	6.1	5518	PASS
173	174	0.00	2	0.0	0	PASS
174	95	50	200	122.7	111213	PASS
175	174	5	9	8.2	9094	PASS
176	174	95	101	97.5	108437	PASS
177	176	5	9	6.6	7142	PASS

1018M01.D M1015W.M Tue Nov 23 12:58:14 2021

BFB

Data File : M:\MAX\DATA\211015\1020M01.D
Acq On : 20 Oct 21 11:23
Sample : 25ug/L BFB STD 9/23/21
Misc : IS&S 8/4/21

Vial: 1
Operator: LP,DG,CH
Inst : Max
Multiplr: 1.00

Method : M:\MAX\DATA\211015\M1015W.M (RTE Integrator)
Title : METHOD 8260B

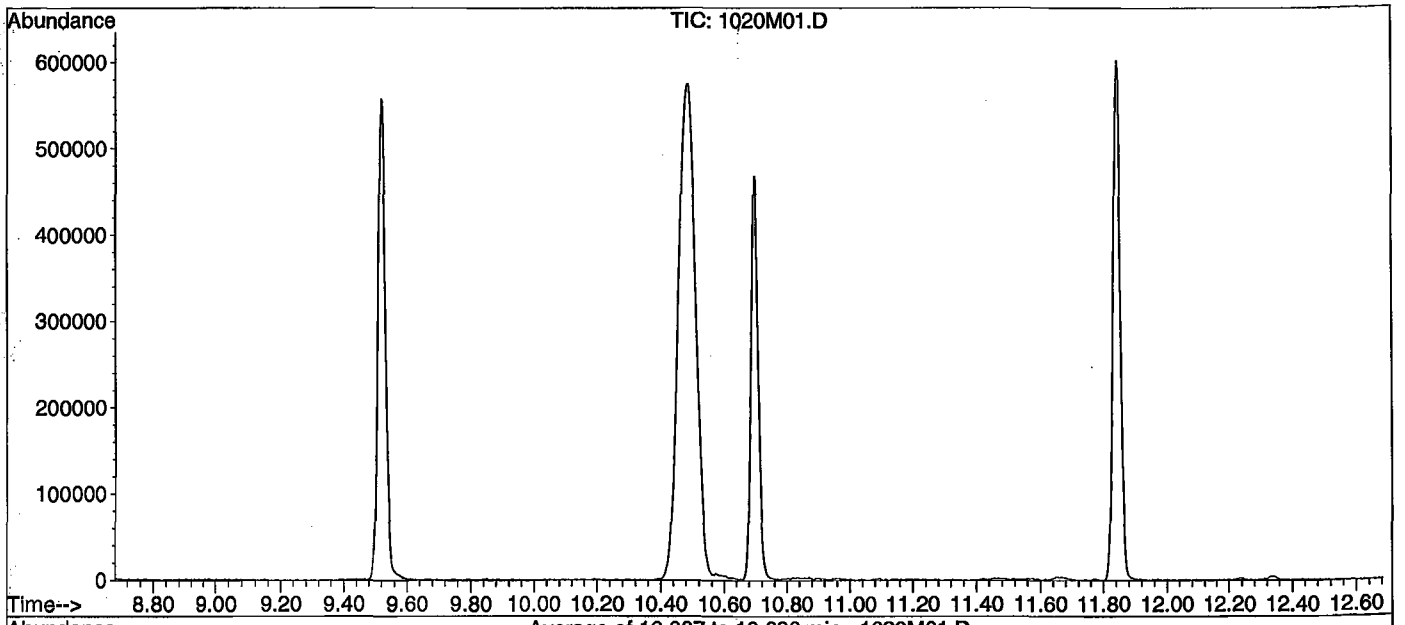

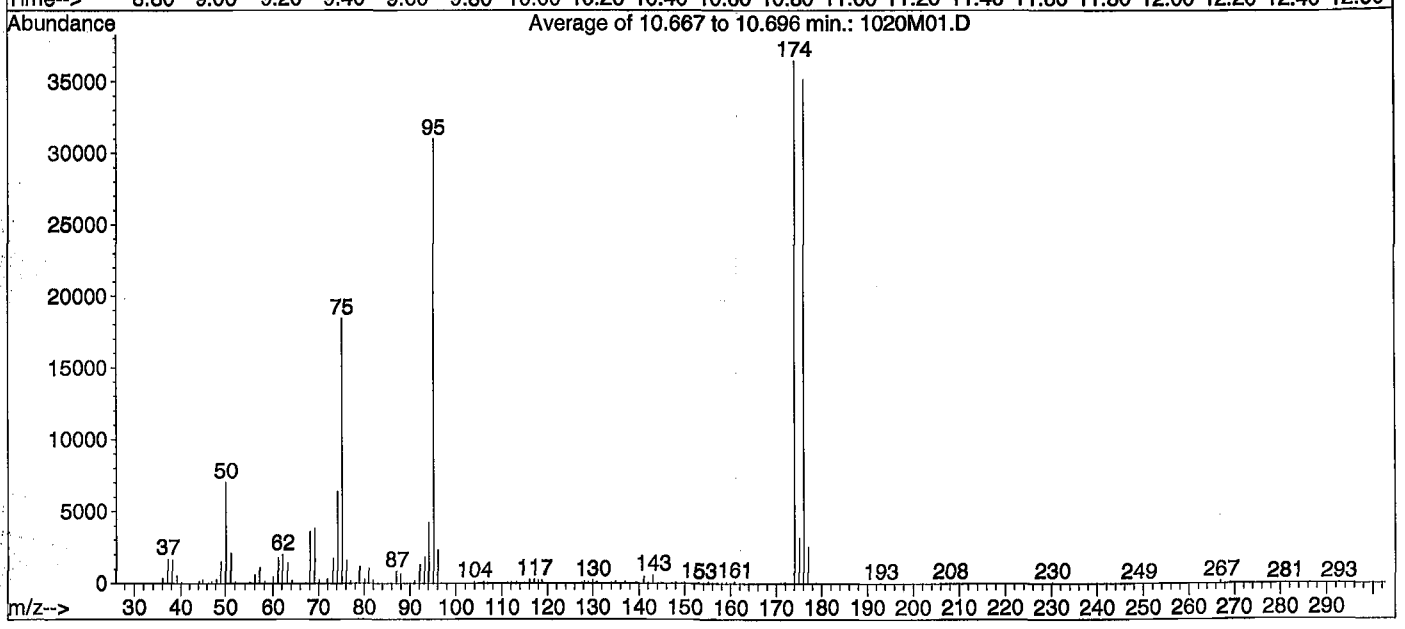

Spectrum Information: Average of 10.667 to 10.696 min.

Target Mass	Rel. to Mass	Lower Limit%	Upper Limit%	Rel. Abn%	Raw Abn	Result Pass/Fail
50	95	15	40	22.6	6994	PASS
75	95	30	60	59.4	18402	PASS
95	95	100	200	100.0	30973	PASS
96	95	5	9	7.5	2319	PASS
173	174	0.00	2	0.0	0	PASS
174	95	50	200	117.6	36418	PASS
175	174	5	9	8.6	3136	PASS
176	174	95	101	96.4	35124	PASS
177	176	5	9	7.2	2529	PASS

1020M01.D M1015W.M Tue Nov 23 13:00:22 2021

BFB

Data File : M:\MAX\DATA\211015\1016M01.D
Acq On : 16 Oct 21 13:27
Sample : 25ug/L BFB STD 9/23/21
Misc : IS&S 8/4/21

Vial: 1
Operator: LP,DG,CH
Inst : Max
Multiplr: 1.00

Method : M:\MAX\DATA\210825\M0825SUR.M (RTE Integrator)
Title : METHOD 8260B

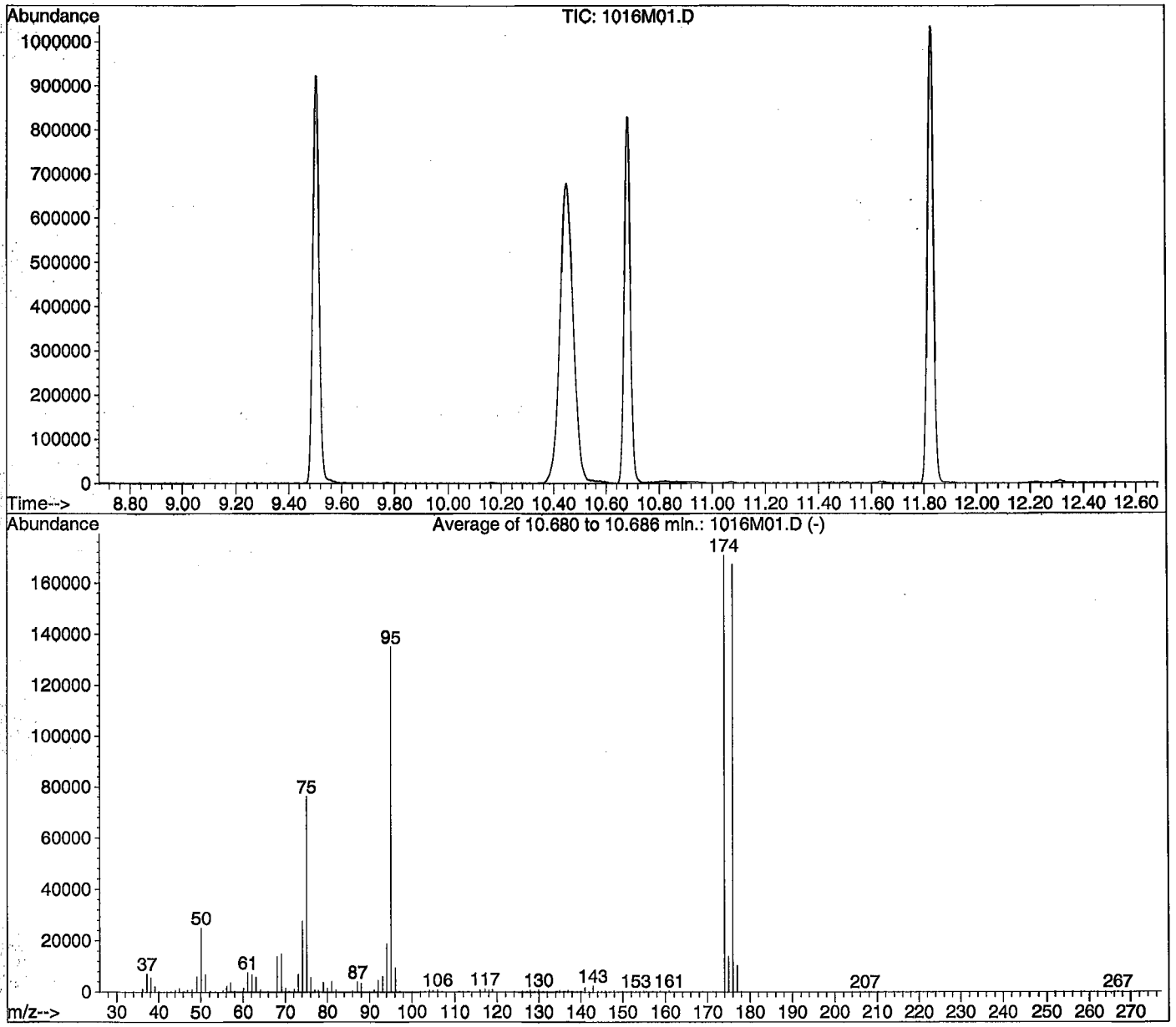

Spectrum Information: Average of 10.680 to 10.686 min.

Target Mass	Rel. to Mass	Lower Limit%	Upper Limit%	Rel. Abn%	Raw Abn	Result Pass/Fail
50	95	15	40	18.4	24840	PASS
75	95	30	60	56.5	76152	PASS
95	95	100	200	100.0	134763	PASS
96	95	5	9	6.9	9254	PASS
173	174	0.00	2	0.0	0	PASS
174	95	50	200	126.6	170560	PASS
175	174	5	9	8.1	13899	PASS
176	174	95	101	98.0	167125	PASS
177	176	5	9	6.2	10331	PASS

1016M01.D M0825SUR.M Wed Nov 24 11:49:49 2021

MAX 8260 Standard Prep

MAX 8260 Water Calibration Curve

Prepared By (Initials): CH

0.3ug/L

Prepared: 9/15/2021

Expires: 11/3/2021

Initial Standard Information							Final Standard Information			
Name of Initial Standard (QAU Label)	Supplier	APPL Mix Name	Conc. (ug/mL)	Reference To APPL Prep Date	Exp. Date	Exp. Date (Manufacturers)	Aliquot From Stock	Final Volume	Solvent	Final Standard Conc. (ug/L)
VOA STD. 9	Various	0.3ug/L	5	Prepared 10/13/21	12/12/2021	N/A	3uL	50mL	P&T Water	0.3
VOA STD. 1	Absolute		50	Prepared 10/13/21	12/12/2021	N/A	5uL			5
VOA STD. 2	Phenova		100	Prepared 10/13/21	12/12/2021	N/A	2.5uL			5
VOA STD. TBA	Various		250	Prepared 10/13/21	11/3/2021	N/A	2uL			10

0.5ug/L

Prepared: 9/15/2021

Expires: 11/3/2021

Initial Standard Information							Final Standard Information			
Name of Initial Standard (QAU Label)	Supplier	APPL Mix Name	Conc. (ug/mL)	Reference To APPL Prep Date	Exp. Date	Exp. Date (Manufacturers)	Aliquot From Stock	Final Volume	Solvent	Final Standard Conc. (ug/L)
VOA STD. 9	Various	0.5ug/L	5	Prepared 10/13/21	12/12/2021	N/A	5uL	50mL	P&T Water	0.5
VOA STD. 1	Absolute		50	Prepared 10/13/21	12/12/2021	N/A	10uL			10
VOA STD. 2	Phenova		100	Prepared 10/13/21	12/12/2021	N/A	5uL			10
VOA STD. TBA	Various		250	Prepared 10/13/21	11/3/2021	N/A	5uL			25

1.0ug/L

Prepared: 9/15/2021

Expires: 11/3/2021

Initial Standard Information							Final Standard Information			
Name of Initial Standard (QAU Label)	Supplier	APPL Mix Name	Conc. (ug/mL)	Reference To APPL Prep Date	Exp. Date	Exp. Date (Manufacturers)	Aliquot From Stock	Final Volume	Solvent	Final Standard Conc. (ug/L)
VOA STD. 9	Various	1.0ug/L	5	Prepared 10/13/21	12/12/2021	N/A	10uL	50mL	P&T Water	1
VOA STD. 1	Absolute		50	Prepared 10/13/21	12/12/2021	N/A	20uL			20
VOA STD. 2	Phenova		100	Prepared 10/13/21	12/12/2021	N/A	10uL			20
VOA STD. TBA	Various		250	Prepared 10/13/21	11/3/2021	N/A	10uL			50

2.0ug/L

Prepared: 9/15/2021

Expires: 11/3/2021

Initial Standard Information							Final Standard Information			
Name of Initial Standard (QAU Label)	Supplier	APPL Mix Name	Conc. (ug/mL)	Reference To APPL Prep Date	Exp. Date	Exp. Date (Manufacturers)	Aliquot From Stock	Final Volume	Solvent	Final Standard Conc. (ug/L)
VOA STD. 9	Various	2.0ug/L	5	Prepared 10/13/21	12/12/2021	N/A	20uL	50mL	P&T Water	2
VOA STD. 1	Absolute		50	Prepared 10/13/21	12/12/2021	N/A	30uL			30
VOA STD. 2	Phenova		100	Prepared 10/13/21	12/12/2021	N/A	15uL			30
VOA STD. TBA	Various		250	Prepared 10/13/21	11/3/2021	N/A	15uL			75

5ug/L

Prepared: 9/15/2021

Expires: 11/3/2021

Initial Standard Information							Final Standard Information			
Name of Initial Standard (QAU Label)	Supplier	APPL Mix Name	Conc. (ug/mL)	Reference To APPL Prep Date	Exp. Date	Exp. Date (Manufacturers)	Aliquot From Stock	Final Volume	Solvent	Final Standard Conc. (ug/L)
VOA STD. 7	Various	5ug/L	50	Prepared 10/13/21	12/12/2021	N/A	5uL	50mL	P&T Water	5
VOA STD. 8	Phenova		50	Prepared 10/13/21	11/3/2021	N/A	5uL			5
VOA STD. 1	Absolute		50	Prepared 10/13/21	12/12/2021	N/A	40uL			40
VOA STD. 2	Phenova		100	Prepared 10/13/21	12/12/2021	N/A	20uL			20
VOA STD. TBA	Various		250	Prepared 10/13/21	11/3/2021	N/A	20uL			100

10ug/L

Prepared: 9/15/2021

Expires: 11/3/2021

Initial Standard Information							Final Standard Information			
Name of Initial Standard (QAU Label)	Supplier	APPL Mix Name	Conc. (ug/mL)	Reference To APPL Prep Date	Exp. Date	Exp. Date (Manufacturers)	Aliquot From Stock	Final Volume	Solvent	Final Standard Conc. (ug/L)
VOA STD. 7	Various	10ug/L	50	Prepared 10/13/21	12/12/2021	N/A	10uL	50mL	P&T Water	10
VOA STD. 8	Phenova		50	Prepared 10/13/21	11/3/2021	N/A	10uL			10
VOA STD. 1	Absolute		50	Prepared 10/13/21	12/12/2021	N/A	50uL			50
VOA STD. 2	Phenova		100	Prepared 10/13/21	12/12/2021	N/A	25uL			50
VOA STD. TBA	Various		250	Prepared 10/13/21	11/3/2021	N/A	25uL			125

20ug/L

Prepared: 9/15/2021

Expires: 11/3/2021

Initial Standard Information							Final Standard Information			
Name of Initial Standard (QAU Label)	Supplier	APPL Mix Name	Conc. (ug/mL)	Reference To APPL Prep Date	Exp. Date	Exp. Date (Manufacturers)	Aliquot From Stock	Final Volume	Solvent	Final Standard Conc. (ug/L)
VOA STD. 7	Various	20ug/L	50	Prepared 10/13/21	12/12/2021	N/A	20uL	50mL	P&T Water	20
VOA STD. 8	Phenova		50	Prepared 10/13/21	11/3/2021	N/A	20uL			20
VOA STD. 1	Absolute		50	Prepared 10/13/21	12/12/2021	N/A	60uL			60
VOA STD. 2	Phenova		100	Prepared 10/13/21	12/12/2021	N/A	30uL			60
VOA STD. TBA	Various		250	Prepared 10/13/21	11/3/2021	N/A	30uL			150

40ug/L

Prepared: 9/15/2021

Expires: 11/3/2021

Initial Standard Information							Final Standard Information			
Name of Initial Standard (QAU Label)	Supplier	APPL Mix Name	Conc. (ug/mL)	Reference To APPL Prep Date	Exp. Date	Exp. Date (Manufacturers)	Aliquot From Stock	Final Volume	Solvent	Final Standard Conc. (ug/L)
VOA STD. 7	Various	40ug/L	50	Prepared 10/13/21	12/12/2021	N/A	40uL	50mL	P&T Water	40
VOA STD. 8	Phenova		50	Prepared 10/13/21	11/3/2021	N/A	40uL			40
VOA STD. 1	Absolute		50	Prepared 10/13/21	12/12/2021	N/A	80uL			80
VOA STD. 2	Phenova		100	Prepared 10/13/21	12/12/2021	N/A	40uL			80
VOA STD. TBA	Various		250	Prepared 10/13/21	11/3/2021	N/A	35uL			175

100ug/L

Prepared: 9/15/2021

Expires: 11/3/2021

Initial Standard Information							Final Standard Information			
Name of Initial Standard (QAU Label)	Supplier	APPL Mix Name	Conc. (ug/mL)	Reference To APPL Prep Date	Exp. Date	Exp. Date (Manufacturers)	Aliquot From Stock	Final Volume	Solvent	Final Standard Conc. (ug/L)
VOA STD. 7	Various	100ug/L	50	Prepared 10/13/21	12/12/2021	N/A	100uL	50mL	P&T Water	100
VOA STD. 8	Phenova		50	Prepared 10/13/21	11/3/2021	N/A	100uL			100
VOA STD. 1	Absolute		50	Prepared 10/13/21	12/12/2021	N/A	100uL			100
VOA STD. 2	Phenova		100	Prepared 10/13/21	12/12/2021	N/A	50uL			100
VOA STD. TBA	Various		250	Prepared 10/13/21	11/3/2021	N/A	40uL			200

MAX 8260 Water Second Source (SS)

Prepared: 9/15/2021

Expires: 11/3/2021

Prepared By (Initials): CH

Initial Standard Information							Final Standard Information			
Name of Initial Standard (QAU Label)	Supplier	APPL Mix Name	Conc. (ug/mL)	Reference To APPL Prep Date	Exp. Date	Exp. Date (Manufacturers)	Aliquot From Stock	Final Volume	Solvent	Final Standard Conc. (ug/L)
VOA STD. 3	Phenova	8260 Water SS	100	Prepared 10/13/21	12/12/2021	N/A	25uL	50mL	P&T Water	50
VOA STD. GASES	Phenova	8260 Water SS	50	Prepared 10/13/21	12/12/2021	N/A	10uL			10
VOA STD. 0	Phenova	8260 Water SS	50	Prepared 10/13/21	12/12/2021	N/A	10uL			10
VOA STD. 2-CEVE	Absolute	8260 Water SS	50	Prepared 10/13/21	10/13/2021	N/A	50uL			50
VOA STD. 6	Various	8260 Water SS	50	Prepared 10/13/21	11/3/2021	N/A	10uL			10
Voa STD. TBA	Various	8260 Water SS	250	Prepared 10/13/21	11/3/2021	N/A	25uL			250

8260 Water Continuing Calibrations (CCV)/ Lab Control Spikes (LCS)

Prepared: 9/15/2021

Expires: 9/16/2021

Prepared By (Initials): CH

Initial Standard Information							Final Standard Information			
Name of Initial Standard (QAU Label)	Supplier	APPL Mix Name	Conc. (ug/mL)	Reference To APPL Prep Date	Exp. Date	Exp. Date (Manufacturers)	Aliquot From Stock	Final Volume	Solvent	Final Standard Conc. (ug/L)
VOA STD. 7	Various	CCV/ LCS	50	Prepared 10/13/21	12/12/2021	N/A	10uL	50mL	P&T Water	10
VOA STD. 8	Phenova	CCV/ LCS	50	Prepared 10/13/21	11/3/2021	N/A	10uL			10
VOA STD. 1	Absolute	CCV/ LCS	50	Prepared 10/13/21	12/12/2021	N/A	50uL			50
VOA STD. 2	Phenova	CCV/ LCS	100	Prepared 10/13/21	12/12/2021	N/A	25uL			50
VOA STD. TBA	Various	CCV/ LCS	250	Prepared 10/13/21	11/3/2021	N/A	25uL			250

Primary and Secondary Working Standards

Primary Standards

VOA STD 7

Prepared: 10/13/2021 A
Expires: 12/12/2021
Methanol Lot No. DW117-US-0095

Prepared By (Initials): CH

Initial Standard Information							Final Standard Information			
Name of Initial Standard (QAU Label)	Supplier	Supplier P/N#	Conc. (ug/mL)	Lot Number - QA Number	Exp. Date (1 yr)	Exp. Date (Manufacturers)	Aliquot From Stock	Final Volume	Solvent	Final Standard Conc. (ug/mL)
VOA Gasses STD	Phenova	ALO-101206	2,000	CL15769-52929	10/13/2022	9/30/2025	100uL	4mL	Methanol	50
Hexachloroethane	Absolute	70199	1,000	021621-52914	10/13/2022	2/16/2026	200uL			50
Benzyl Chloride	Absolute	70037	1,000	082521-52909	10/13/2022	8/25/2022	200uL			50

VOA STD 8

Prepared: 10/13/2021 B
Expires: 11/3/2021
Methanol Lot No. DW117-US-0095

Prepared By (Initials): CH

Initial Standard Information							Final Standard Information			
Name of Initial Standard (QAU Label)	Supplier	Supplier P/N#	Conc. (ug/mL)	Lot Number - QA Number	Exp. Date (1 yr)	Exp. Date (Manufacturers)	Aliquot From Stock	Final Volume	Solvent	Final Standard Conc. (ug/mL)
VOA Additions STD	Phenova	ALO-130175	2,000	CL14058-52745	10/13/2022	8/31/2022	100uL	4mL	Methanol	50
502.2 Cal. Std.	Phenova	ALO-101200	2,000	CL16071-52949	10/13/2022	11/30/2025	100uL			50
Vinyl Acetate	Phenova	ALO-101228	2,000	CL17456-53029	10/13/2022	11/3/2021	100uL			50

VOA STD TBA

Prepared: 10/13/2021 C
Expires: 11/3/2021
Methanol Lot No. DW117-US-0095

Prepared By (Initials): CH

Initial Standard Information							Final Standard Information			
Name of Initial Standard (QAU Label)	Supplier	Supplier P/N#	Conc. (ug/mL)	Lot Number - QA Number	Exp. Date (1 yr)	Exp. Date (Manufacturers)	Aliquot From Stock	Final Volume	Solvent	Final Standard Conc. (ug/mL)
Custom VOC Mix	Phenova	ALO-130176	2,000	CL15725-52956	10/13/2022	9/30/2023	500uL	4mL	Methanol	250
Acrolein	Phenova	ALO-130549	10,000	CL17455-53031	10/13/2022	11/3/2021	100uL			250

VOA STD 1

Prepared: 10/13/2021 D
Expires: 12/12/2021
Methanol Lot No. DW117-US-0095

Prepared By (Initials): CH

Initial Standard Information							Final Standard Information			
Name of Initial Standard (QAU Label)	Supplier	Supplier P/N#	Conc. (ug/mL)	Lot Number - QA Number	Exp. Date (1 yr)	Exp. Date (Manufacturers)	Aliquot From Stock	Final Volume	Solvent	Final Standard Conc. (ug/mL)
2-CEVE	Absolute	82408	2,000	052521-52807	9/21/2022	5/25/2024	50	2mL	Methanol	50

VOA STD 2

Prepared: 10/13/2021 E
Expires: 12/12/2021
Methanol Lot No. DW117-US-0095

Prepared By (Initials): CH

Initial Standard Information							Final Standard Information			
Name of Initial Standard (QAU Label)	Supplier	Supplier P/N#	Conc. (ug/mL)	Lot Number - QA Number	Exp. Date (1 yr)	Exp. Date (Manufacturers)	Aliquot From Stock	Final Volume	Solvent	Final Standard Conc. (ug/mL)
Ketones Std.	Phenova	AL0-109211	2,000	CL16067-52968	10/13/2022	11/30/2030	200	4mL	Methanol	100

VOA STD 9

Prepared: 10/13/2021 F
Expires: 12/12/2021
Methanol Lot No. DW117-US-0095

Prepared By (Initials): CH

Initial Standard Information							Final Standard Information			
Name of Initial Standard (QAU Label)	Supplier	APPL Mix Name	Conc. (ug/mL)	Reference To APPL Prep Date	Exp. Date (1 yr)	Exp. Date (Manufacturers)	Aliquot From Stock	Final Volume	Solvent	Final Standard Conc. (ug/mL)
VOA STD. 7		VOA STD. 9	50	Prepared 10/13/21	10/13/2022	N/A	200uL	2mL	Methanol	5
VOA STD. 8			50	Prepared 10/13/21	10/13/2022	N/A	200uL			5

VOA STD. 10

Prepared: 10/13/2021 G
Expires: 12/12/2021
Methanol Lot No. DW117-US-0095

Prepared By (Initials): CH

Initial Standard Information							Final Standard Information			
Name of Initial Standard (QAU Label)	Supplier	APPL Mix Name	Conc. (ug/mL)	Reference To APPL Prep Date	Exp. Date (1 yr)	Exp. Date (Manufacturers)	Aliquot From Stock	Final Volume	Solvent	Final Standard Conc. (ug/mL)
VOA STD. 1		VOA STD. 10	50	Prepared 10/13/21	10/13/2022	N/A	200uL	2mL	Methanol	5

VOA STD. 12

Prepared: 10/13/2021 H
Expires: 12/12/2021
Methanol Lot No. DW117-US-0095

Prepared By (Initials): CH

Initial Standard Information							Final Standard Information			
Name of Initial Standard (QAU Label)	Supplier	APPL Mix Name	Conc. (ug/mL)	Reference To APPL Prep Date	Exp. Date (1 yr)	Exp. Date (Manufacturers)	Aliquot From Stock	Final Volume	Solvent	Final Standard Conc. (ug/mL)
VOA STD. 2		VOA STD. 12	50	Prepared 10/13/21	10/13/2022	N/A	200uL	2mL	Methanol	5

Second Source (SS) Standards

VOA STD. 3

Prepared: 10/13/2021 I
Expires: 12/12/2021
Methanol Lot No. DW117-US-0095

Prepared By (Initials): CH

Initial Standard Information							Final Standard Information			
Name of Initial Standard (QAU Label)	Supplier	Supplier P/N#	Conc. (ug/mL)	Lot Number - QA Number	Exp. Date (1 yr)	Exp. Date (Manufacturers)	Aliquot From Stock	Final Volume	Solvent	Final Standard Conc. (ug/mL)
Ketones Standard	Phenova	ALO-101211	2,000	CL16074-52969	10/13/2022	11/30/2030	100uL	2mL	Methanol	100

VOA STD. Gases

Prepared: 10/13/2021 J
Expires: 12/12/2021
Methanol Lot No. DW117-US-0095

Prepared By (Initials): CH

Initial Standard Information							Final Standard Information			
Name of Initial Standard (QAU Label)	Supplier	Supplier P/N#	Conc. (ug/mL)	Lot Number - QA Number	Exp. Date (1 yr)	Exp. Date (Manufacturers)	Aliquot From Stock	Final Volume	Solvent	Final Standard Conc. (ug/mL)
8260 Gases (SS)	Phenova	ALO-101206	2,000	CL15768-52936	10/13/2022	9/30/2025	50uL	2mL	Methanol	50

VOA STD. 6

Prepared: 10/13/2021 K
Expires: 11/3/2021
Methanol Lot No. DW117-US-0095

Prepared By (Initials): CH

Initial Standard Information							Final Standard Information			
Name of Initial Standard (QAU Label)	Supplier	Supplier P/N#	Conc. (ug/mL)	Lot Number - QA Number	Exp. Date (1 yr)	Exp. Date (Manufacturers)	Aliquot From Stock	Final Volume	Solvent	Final Standard Conc. (ug/mL)
502.2 Calibration STD. (54-compounds)	Phenova	ALO-101200	2,000	CL16052-52944	10/13/2022	11/30/2025	50uL	2mL	Methanol	50
Vinyl Acetate	Phenova	ALO-101228	2,000	CL17456-53028	10/13/2022	11/3/2021	50uL			50
Hexachloroethane	Accustand	AS-E0011	1,000	219061767-52923	10/13/2022	6/28/2029	100uL			50
Benzyl Chloride	Accustand	M-8010-01	200	219111303-01-52928	10/13/2022	1/30/2023	500uL			50

VOA STD. TBA

Prepared: 10/13/2021 L
Expires: 11/3/2021
Methanol Lot No. DW117-US-0095

Prepared By (Initials): CH

Initial Standard Information							Final Standard Information			
Name of Initial Standard (QAU Label)	Supplier	Supplier P/N#	Conc. (ug/mL)	Lot Number - QA Number	Exp. Date (1 yr)	Exp. Date (Manufacturers)	Aliquot From Stock	Final Volume	Solvent	Final Standard Conc. (ug/mL)
Custom VOA Mix (4-3)	Phenova	ALO-130176	2,000	CL16012-52960	10/13/2022	11/30/2023	250uL	2mL	Methanol	250
Acrolein	Phenova	ALO-101224	10,000	CL17455-53030	10/13/2022	11/3/2021	50uL			250

VOA STD. 0

Prepared: 10/13/2021 M
Expires: 12/12/2021
Methanol Lot No. DW117-US-0095

Prepared By (Initials): CH

Initial Standard Information							Final Standard Information			
Name of Initial Standard (QAU Label)	Supplier	Supplier P/N#	Conc. (ug/mL)	Lot Number - QA Number	Exp. Date (1 yr)	Exp. Date (Manufacturers)	Aliquot From Stock	Final Volume	Solvent	Final Standard Conc. (ug/mL)
VOA Addition STD.	Phenova	ALO-130175	2,000	CL17040-53050	10/13/2022	7/31/2024	50uL	2mL	Methanol	50

VOA STD. 2-CEVE

Prepared: 10/13/2021 N
Expires: 12/12/2021
Methanol Lot No. DW117-US-0095

Prepared By (Initials): CH

Initial Standard Information							Final Standard Information			
Name of Initial Standard (QAU Label)	Supplier	Supplier P/N#	Conc. (ug/mL)	Lot Number - QA Number	Exp. Date (1 yr)	Exp. Date (Manufacturers)	Aliquot From Stock	Final Volume	Solvent	Final Standard Conc. (ug/mL)
2-CEVE (SS)	Absolute	82408	2,000	011320-52808	9/21/2022	1/13/2023	50uL	2mL	Methanol	50

Injection Log

Directory: M:\MAX\DATA\211015\

Line	Vial	FileName	Multiplier	SampleName	Misc Info	Injected
1	1	1015M11.D	1	25ug/L BFB STD 9/23/21	IS&S 8/4/21	15 Oct 21 14:44
2	2	1015M12.D	1	0.3ug/L VOC STD 10/15/21	IS&S 8/4/21	15 Oct 21 15:12
3	3	1015M13.D	1	0.5ug/L VOC STD 10/15/21	IS&S 8/4/21	15 Oct 21 15:41
4	4	1015M14.D	1	1ug/L VOC STD 10/15/21	IS&S 8/4/21	15 Oct 21 16:09
5	5	1015M15.D	1	2ug/L VOC STD 10/15/21	IS&S 8/4/21	15 Oct 21 16:38
6	6	1015M16.D	1	5ug/L VOC STD 10/15/21	IS&S 8/4/21	15 Oct 21 17:06
7	7	1015M17.D	1	10ug/L VOC STD 10/15/21	IS&S 8/4/21	15 Oct 21 17:35
8	8	1015M18.D	1	20ug/L VOC STD 10/15/21	IS&S 8/4/21	15 Oct 21 18:03
9	9	1015M19.D	1	40ug/L VOC STD 10/15/21	IS&S 8/4/21	15 Oct 21 18:31
10	10	1015M20.D	1	100ug/L VOC STD 10/15/21	IS&S 8/4/21	15 Oct 21 19:00
11	12	1015M22.D	1	(SS) 10ug/L VOC STD 10/15/21	IS&S 8/4/21	15 Oct 21 19:57
12	2	1016M02.D	1	211016A CCV 10ug/L	IS&S 8/4/21	16 Oct 21 13:55
13	3	1016M03.D	1	211016A LCS 10ug/L	IS&S 8/4/21	16 Oct 21 14:23
14	4	1016M04.D	1	211016A LCSD 10ug/L	IS&S 8/4/21	16 Oct 21 14:52
15	8	1016M08.D	1	211016A BLK	IS&S 8/4/21	16 Oct 21 16:46
1	23	1016M23.D	1	BA42511W01	IS&S 8/4/21	16 Oct 21 23:51
2	24	1016M24.D	1	BA42512W01	IS&S 8/4/21	17 Oct 21 00:20
19	1	1016M37.D	1	Ending CCV 10ug/L 10/16/21	IS&S 8/4/21	18 Oct 21 12:57
20	1	1018M01.D	1	25ug/L BFB STD 9/23/21	IS&S 8/4/21	18 Oct 21 14:18
21	2	1018M02.D	1	211018A CCV 10ug/L	IS&S 8/4/21	18 Oct 21 14:46
22	3	1018M03.D	1	211018A LCS 10ug/L	IS&S 8/4/21	18 Oct 21 15:15
23	4	1018M04.D	1	211018A LCSD 10ug/L	IS&S 8/4/21	18 Oct 21 15:43
24	8	1018M08.D	1	211018A BLK	IS&S 8/4/21	18 Oct 21 17:36
25	9	1018M09.D	1	BA42514W01	IS&S 8/4/21	18 Oct 21 18:05
26	10	1018M10.D	1	BA42515W01	IS&S 8/4/21	18 Oct 21 18:33
27	11	1018M11.D	1	BA42516W01	IS&S 8/4/21	18 Oct 21 19:02
28	12	1018M12.D	1	BA42517W01	IS&S 8/4/21	18 Oct 21 19:30
29	13	1018M13.D	1	BA42518W01	IS&S 8/4/21	18 Oct 21 19:59
30	27	1018M27.D	1	Ending CCV 10ug/L 10/18/21	IS&S 8/4/21	19 Oct 21 2:35
31	1	1020M01.D	1	25ug/L BFB STD 9/23/21	IS&S 8/4/21	20 Oct 21 11:23
1	3	1020M03.D	1	211020A CCV/LCS 10ug/L	IS&S 8/4/21	20 Oct 21 12:20
33	4	1020M04.D	1	211020A LCSD 10ug/L	IS&S 8/4/21	20 Oct 21 12:48
35	14	1020M14.D	1	211020A BLK	IS&S 8/4/21	20 Oct 21 17:32
36	15	1020M15.D	1	BA42513W02	IS&S 8/4/21	20 Oct 21 18:00
37	26	1020M26.D	48.4027	Ending CCV 10ug/L 10/20/21	IS&S 8/4/21	20 Oct 21 23:13

Injection Log

Directory: M:\MAX\DATA\210825\

Line	Vial	FileName	Multiplier	SampleName	Misc Info	Injected
1	2	0825M12.D	1	0.3ug/L VOC STD 8/25/21	IS&S 6/4/21	25 Aug 21 15:15
2	3	0825M13.D	1	0.5ug/L VOC STD 8/25/21	IS&S 6/4/21	25 Aug 21 15:43
3	4	0825M14.D	1	1ug/L VOC STD 8/25/21	IS&S 6/4/21	25 Aug 21 16:11
4	5	0825M15.D	1	2ug/L VOC STD 8/25/21	IS&S 6/4/21	25 Aug 21 16:39
5	6	0825M16.D	1	5ug/L VOC STD 8/25/21	IS&S 6/4/21	25 Aug 21 17:07
6	7	0825M17.D	1	10ug/L VOC STD 8/25/21	IS&S 6/4/21	25 Aug 21 17:35
7	8	0825M18.D	1	20ug/L VOC STD 8/25/21	IS&S 6/4/21	25 Aug 21 18:03
8	9	0825M19.D	1	40ug/L VOC STD 8/25/21	IS&S 6/4/21	25 Aug 21 18:31
9	10	0825M20.D	1	100ug/L VOC STD 8/25/21	IS&S 6/4/21	25 Aug 21 18:59
10	13	0825M23.D	1	20ug/L GAS STD 8/25/21	IS&S 6/4/21	25 Aug 21 20:23
11	14	0825M24.D	1	50ug/L GAS STD 8/25/21	IS&S 6/4/21	25 Aug 21 20:51
12	15	0825M25.D	1	100ug/L GAS STD 8/25/21	IS&S 6/4/21	25 Aug 21 21:19
13	16	0825M26.D	1	300ug/L GAS STD 8/25/21	IS&S 6/4/21	25 Aug 21 21:47
14	17	0825M27.D	1	600ug/L GAS STD 8/25/21	IS&S 6/4/21	25 Aug 21 22:14
15	18	0825M28.D	1	800ug/L GAS STD 8/25/21	IS&S 6/4/21	25 Aug 21 22:42
16	19	0825M29.D	1	1000ug/L GAS STD 8/25/21	IS&S 6/4/21	25 Aug 21 23:10
17	21	0825M31.D	1	(SS) 300ug/L GAS STD 8/25/21	IS&S 6/4/21	26 Aug 21 00:06
1	5	1016M05.D	1	211016A CCV 300ug/L	IS&S 8/4/21	16 Oct 21 15:20
2	6	1016M06.D	1	211016A LCS 300ug/L	IS&S 8/4/21	16 Oct 21 15:49
3	7	1016M07.D	1	211016A LCSD 300ug/L	IS&S 8/4/21	16 Oct 21 16:17
4	8	1016M08.D	1	211016A BLK	IS&S 8/4/21	16 Oct 21 16:46
5	23	1016M23.D	1	BA42511W01	IS&S 8/4/21	16 Oct 21 23:51
6	24	1016M24.D	1	BA42512W01	IS&S 8/4/21	17 Oct 21 00:20
7	5	1018M05.D	1	211018A CCV 300ug/L	IS&S 8/4/21	18 Oct 21 16:11
8	6	1018M06.D	1	211018A LCS 300ug/L	IS&S 8/4/21	18 Oct 21 16:40
9	7	1018M07.D	1	211018A LCSD 300ug/L	IS&S 8/4/21	18 Oct 21 17:08
10	8	1018M08.D	1	211018A BLK	IS&S 8/4/21	18 Oct 21 17:36
11	9	1018M09.D	1	BA42514W01	IS&S 8/4/21	18 Oct 21 18:05
12	10	1018M10.D	1	BA42515W01	IS&S 8/4/21	18 Oct 21 18:33
13	11	1018M11.D	1	BA42516W01	IS&S 8/4/21	18 Oct 21 19:02
14	12	1018M12.D	1	BA42517W01	IS&S 8/4/21	18 Oct 21 19:30
15	13	1018M13.D	1	BA42518W01	IS&S 8/4/21	18 Oct 21 19:59
16	28	1018M28.D	1	Ending CCV 300ug/L 10/18/21	IS&S 8/4/21	19 Oct 21 3:03
17	9	1020M09.D	1	211020A CCV 300ug/L	IS&S 8/4/21	20 Oct 21 15:10
18	10	1020M10.D	50	211020A LCS 300ug/L MeOH	IS&S 8/4/21	20 Oct 21 15:38
19	11	1020M11.D	50	211020A LCSD 300ug/L MeOH	IS&S 8/4/21	20 Oct 21 16:07
20	14	1020M14.D	1	211020A BLK	IS&S 8/4/21	20 Oct 21 17:32
21	15	1020M15.D	1	BA42513W02	IS&S 8/4/21	20 Oct 21 18:00
22	27	1020M27.D	1	Ending CCV 300ug/L 10/20/21	IS&S 8/4/21	20 Oct 21 23:41

ORGANICS
Calibration Data

VOLATILE ORGANIC ANALYSIS BY
EPA METHOD 8260B

Form 6
Initial Calibration

Lab Name: APPL, Inc.
Case No:
Matrix:

SDG No:
Initial Cal. Date: 8/25/2021
Instrument: Max

Initials:

		Compound	1	2	3	4	5	6	7	8	9		Avg	%RSD	Type	r^2	Q	MRF
			0825M12.D	0825M13.D	0825M14.D	0825M15.D	0825M16.D	0825M17.D	0825M18.D	0825M19.D	0825M20.D							
1	I	Fluorobenzene (IS)																
2	S	Dibromofluoromethane(S)	0.3523	0.3417	0.2807	0.2859	0.2870	0.2956	0.2984	0.3009	0.2709		0.30	9.1	S			
3	S	1,2-DCA-D4(S)	0.2194	0.2154	0.1883	0.1930	0.1953	0.1908	0.1985	0.2034	0.1791		0.20	6.5	S			
4	I	Chlorobenzene-D5 (IS)																
5	S	Toluene-D8(S)	1.390	1.326	1.153	1.099	1.153	1.163	1.121	1.122	1.024		1.2	9.8	S			
6	S	4-Bromofluorobenzene(S)	0.5362	0.5171	0.4075	0.4294	0.4615	0.4643	0.4388	0.4514	0.4103		0.46	9.7	S			
7	I	1,4-Dichlorobenzene-D (IS)																
8																		
9																		
10																		
11																		
12																		
13																		
14																		
15																		
16																		
17																		
18																		
19																		
20																		
21																		
22																		
23																		
24																		
25																		
26																		
27																		
28																		
29																		
30																		
31																		
32																		
33																		
34																		
35																		

Quantitation Report (Not Reviewed)

Data File : M:\MAX\DATA\210825\0825M12.D
Acq On : 25 Aug 21 15:15
Sample : 0.3ug/L VOC STD 8/25/21
Misc : IS&S 6/4/21

Vial: 2
Operator: LP,DG,CH
Inst : Max
Multiplr: 1.00

Quant Time: Aug 26 15:25 2021 Quant Results File: M0825SUR.RES

Quant Method : M:\MAX\DATA\210825\M0825SUR.M (RTE Integrator)
Title : METHOD 8260B
Last Update : Thu Aug 26 11:16:48 2021
Response via : Initial Calibration
DataAcq Meth : M8260_081021

Internal Standards	R.T.	QIon	Response	Conc Units	Dev(Min)
1) Fluorobenzene (IS)	6.21	96	268418	25.00 ppb	0.00
4) Chlorobenzene-D5 (IS)	9.41	117	221472	25.00 ppb	0.00
7) 1,4-Dichlorobenzene-D (IS)	11.75	152	137587	25.00 ppb	0.00
System Monitoring Compounds					
2) Dibromofluoromethane(S)	5.41	111	18913	5.84 ppb	0.00
Spiked Amount 25.000			Recovery	= 23.372%	
3) 1,2-DCA-D4(S)	5.81	65	11779	5.54 ppb	0.00
Spiked Amount 25.000			Recovery	= 22.148%	
5) Toluene-D8(S)	7.95	98	61590	5.93 ppb	0.00
Spiked Amount 25.000			Recovery	= 23.720%	
6) 4-Bromofluorobenzene(S)	10.60	95	23749	5.86 ppb	0.00
Spiked Amount 25.000			Recovery	= 23.444%	

Target Compounds Qvalue

(#) = qualifier out of range (m) = manual integration

Quantitation Report (Not Reviewed)

Data File : M:\MAX\DATA\210825\0825M13.D
Acq On : 25 Aug 21 15:43
Sample : 0.5ug/L VOC STD 8/25/21
Misc : IS&S 6/4/21

Vial: 3
Operator: LP,DG,CH
Inst : Max
Multiplr: 1.00

Quant Time: Aug 26 15:25 2021 Quant Results File: M0825SUR.RES

Quant Method : M:\MAX\DATA\210825\M0825SUR.M (RTE Integrator)
Title : METHOD 8260B
Last Update : Thu Aug 26 11:16:48 2021
Response via : Initial Calibration
DataAcq Meth : M8260_081021

Internal Standards	R.T.	QIon	Response	Conc Units	Dev(Min)
1) Fluorobenzene (IS)	6.21	96	270425	25.00 ppb	0.00
4) Chlorobenzene-D5 (IS)	9.41	117	226950	25.00 ppb	0.00
7) 1,4-Dichlorobenzene-D (IS)	11.75	152	138629	25.00 ppb	0.00
System Monitoring Compounds					
2) Dibromofluoromethane(S)	5.42	111	18480	5.67 ppb	0.00
Spiked Amount 25.000			Recovery	= 22.664%	
3) 1,2-DCA-D4(S)	5.81	65	11650	5.44 ppb	0.00
Spiked Amount 25.000			Recovery	= 21.744%	
5) Toluene-D8(S)	7.95	98	60175	5.65 ppb	0.00
Spiked Amount 25.000			Recovery	= 22.616%	
6) 4-Bromofluorobenzene(S)	10.60	95	23472	5.65 ppb	0.00
Spiked Amount 25.000			Recovery	= 22.612%	

Target Compounds Qvalue

(#) = qualifier out of range (m) = manual integration

Quantitation Report (Not Reviewed)

Data File : M:\MAX\DATA\210825\0825M14.D
Acq On : 25 Aug 21 16:11
Sample : 1ug/L VOC STD 8/25/21
Misc : IS&S 6/4/21

Vial: 4
Operator: LP,DG,CH
Inst : Max
Multiplr: 1.00

Quant Time: Aug 26 15:25 2021 Quant Results File: M0825SUR.RES

Quant Method : M:\MAX\DATA\210825\M0825SUR.M (RTE Integrator)
Title : METHOD 8260B
Last Update : Thu Aug 26 11:16:48 2021
Response via : Initial Calibration
DataAcq Meth : M8260_081021

Internal Standards	R.T.	QIon	Response	Conc Units	Dev(Min)
1) Fluorobenzene (IS)	6.22	96	261019	25.00 ppb	0.00
4) Chlorobenzene-D5 (IS)	9.41	117	222702	25.00 ppb	0.00
7) 1,4-Dichlorobenzene-D (IS)	11.75	152	137225	25.00 ppb	0.00
System Monitoring Compounds					
2) Dibromofluoromethane(S)	5.41	111	29305	9.31 ppb	0.00
Spiked Amount 25.000			Recovery	= 37.236%	
3) 1,2-DCA-D4(S)	5.81	65	19664	9.51 ppb	0.00
Spiked Amount 25.000			Recovery	= 38.024%	
5) Toluene-D8(S)	7.95	98	102711	9.84 ppb	0.00
Spiked Amount 25.000			Recovery	= 39.340%	
6) 4-Bromofluorobenzene(S)	10.60	95	36297	8.91 ppb	0.00
Spiked Amount 25.000			Recovery	= 35.632%	

Target Compounds Qvalue

(#) = qualifier out of range (m) = manual integration

Quantitation Report (Not Reviewed)

Data File : M:\MAX\DATA\210825\0825M15.D
Acq On : 25 Aug 21 16:39
Sample : 2ug/L VOC STD 8/25/21
Misc : IS&S 6/4/21

Vial: 5
Operator: LP,DG,CH
Inst : Max
Multiplr: 1.00

Quant Time: Aug 26 15:25 2021 Quant Results File: M0825SUR.RES

Quant Method : M:\MAX\DATA\210825\M0825SUR.M (RTE Integrator)
Title : METHOD 8260B
Last Update : Thu Aug 26 11:16:48 2021
Response via : Initial Calibration
DataAcq Meth : M8260_081021

Internal Standards	R.T.	QIon	Response	Conc Units	Dev(Min)
1) Fluorobenzene (IS)	6.21	96	260699	25.00 ppb	0.00
4) Chlorobenzene-D5 (IS)	9.42	117	218570	25.00 ppb	0.00
7) 1,4-Dichlorobenzene-D (IS)	11.75	152	137104	25.00 ppb	0.00
System Monitoring Compounds					
2) Dibromofluoromethane(S)	5.41	111	29818	9.48 ppb	0.00
Spiked Amount 25.000			Recovery	= 37.936%	
3) 1,2-DCA-D4(S)	5.82	65	20128	9.74 ppb	0.00
Spiked Amount 25.000			Recovery	= 38.968%	
5) Toluene-D8(S)	7.95	98	96059	9.37 ppb	0.00
Spiked Amount 25.000			Recovery	= 37.488%	
6) 4-Bromofluorobenzene(S)	10.60	95	37545	9.39 ppb	0.00
Spiked Amount 25.000			Recovery	= 37.556%	

Target Compounds Qvalue

(#) = qualifier out of range (m) = manual integration

Quantitation Report (Not Reviewed)

Data File : M:\MAX\DATA\210825\0825M16.D
Acq On : 25 Aug 21 17:07
Sample : 5ug/L VOC STD 8/25/21
Misc : IS&S 6/4/21

Vial: 6
Operator: LP,DG,CH
Inst : Max
Multiplr: 1.00

Quant Time: Aug 26 15:25 2021 Quant Results File: M0825SUR.RES

Quant Method : M:\MAX\DATA\210825\M0825SUR.M (RTE Integrator)
Title : METHOD 8260B
Last Update : Thu Aug 26 11:16:48 2021
Response via : Initial Calibration
DataAcq Meth : M8260_081021

Internal Standards	R.T.	QIon	Response	Conc Units	Dev(Min)
1) Fluorobenzene (IS)	6.21	96	261599	25.00 ppb	0.00
4) Chlorobenzene-D5 (IS)	9.41	117	219379	25.00 ppb	0.00
7) 1,4-Dichlorobenzene-D (IS)	11.75	152	136215	25.00 ppb	0.00
System Monitoring Compounds					
2) Dibromofluoromethane(S)	5.41	111	75090	23.80 ppb	0.00
Spiked Amount 25.000			Recovery	= 95.204%	
3) 1,2-DCA-D4(S)	5.81	65	51096	24.65 ppb	0.00
Spiked Amount 25.000			Recovery	= 98.580%	
5) Toluene-D8(S)	7.95	98	252960	24.59 ppb	0.00
Spiked Amount 25.000			Recovery	= 98.356%	
6) 4-Bromofluorobenzene(S)	10.60	95	101253	25.23 ppb	0.00
Spiked Amount 25.000			Recovery	= 100.908%	

Target Compounds Qvalue

(#) = qualifier out of range (m) = manual integration

Quantitation Report (Not Reviewed)

Data File : M:\MAX\DATA\210825\0825M17.D
Acq On : 25 Aug 21 17:35
Sample : 10ug/L VOC STD 8/25/21
Misc : IS&S 6/4/21

Vial: 7
Operator: LP,DG,CH
Inst : Max
Multiplr: 1.00

Quant Time: Aug 26 15:25 2021 Quant Results File: M0825SUR.RES

Quant Method : M:\MAX\DATA\210825\M0825SUR.M (RTE Integrator)
Title : METHOD 8260B
Last Update : Thu Aug 26 11:16:48 2021
Response via : Initial Calibration
DataAcq Meth : M8260_081021

Internal Standards	R.T.	QIon	Response	Conc Units	Dev(Min)
1) Fluorobenzene (IS)	6.21	96	260876	25.00 ppb	0.00
4) Chlorobenzene-D5 (IS)	9.41	117	215380	25.00 ppb	0.00
7) 1,4-Dichlorobenzene-D (IS)	11.75	152	136295	25.00 ppb	0.00
System Monitoring Compounds					
2) Dibromofluoromethane(S)	5.42	111	77116	24.51 ppb	0.00
Spiked Amount 25.000			Recovery	= 98.044%	
3) 1,2-DCA-D4(S)	5.82	65	49768	24.07 ppb	0.00
Spiked Amount 25.000			Recovery	= 96.284%	
5) Toluene-D8(S)	7.95	98	250522	24.80 ppb	0.00
Spiked Amount 25.000			Recovery	= 99.216%	
6) 4-Bromofluorobenzene(S)	10.60	95	100010	25.38 ppb	0.00
Spiked Amount 25.000			Recovery	= 101.520%	

Target Compounds Qvalue

(#) = qualifier out of range (m) = manual integration

Quantitation Report (Not Reviewed)

Data File : M:\MAX\DATA\210825\0825M18.D Vial: 8
Acq On : 25 Aug 21 18:03 Operator: LP,DG,CH
Sample : 20ug/L VOC STD 8/25/21 Inst : Max
Misc : IS&S 6/4/21 Multiplr: 1.00

Quant Time: Aug 26 15:25 2021 Quant Results File: M0825SUR.RES

Quant Method : M:\MAX\DATA\210825\M0825SUR.M (RTE Integrator)
Title : METHOD 8260B
Last Update : Thu Aug 26 11:16:48 2021
Response via : Initial Calibration
DataAcq Meth : M8260_081021

Internal Standards	R.T.	QIon	Response	Conc Units	Dev(Min)
1) Fluorobenzene (IS)	6.21	96	258006	25.00 ppb	0.00
4) Chlorobenzene-D5 (IS)	9.41	117	222674	25.00 ppb	0.00
7) 1,4-Dichlorobenzene-D (IS)	11.75	152	141752	25.00 ppb	0.00
System Monitoring Compounds					
2) Dibromofluoromethane(S)	5.42	111	153975	49.49 ppb	0.00
Spiked Amount 25.000			Recovery	= 197.940%	
3) 1,2-DCA-D4(S)	5.81	65	102408	50.08 ppb	0.00
Spiked Amount 25.000			Recovery	= 200.332%	
5) Toluene-D8(S)	7.95	98	499120	47.80 ppb	0.00
Spiked Amount 25.000			Recovery	= 191.196%	
6) 4-Bromofluorobenzene(S)	10.60	95	195414	47.97 ppb	0.00
Spiked Amount 25.000			Recovery	= 191.868%	

Target Compounds Qvalue

(#) = qualifier out of range (m) = manual integration

Quantitation Report (Not Reviewed)

Data File : M:\MAX\DATA\210825\0825M19.D
Acq On : 25 Aug 21 18:31
Sample : 40ug/L VOC STD 8/25/21
Misc : IS&S 6/4/21

Vial: 9
Operator: LP,DG,CH
Inst : Max
Multiplr: 1.00

Quant Time: Aug 26 15:25 2021 Quant Results File: M0825SUR.RES

Quant Method : M:\MAX\DATA\210825\M0825SUR.M (RTE Integrator)
Title : METHOD 8260B
Last Update : Thu Aug 26 11:16:48 2021
Response via : Initial Calibration
DataAcq Meth : M8260_081021

Internal Standards	R.T.	QIon	Response	Conc Units	Dev(Min)
1) Fluorobenzene (IS)	6.21	96	251853	25.00 ppb	0.00
4) Chlorobenzene-D5 (IS)	9.41	117	216925	25.00 ppb	0.00
7) 1,4-Dichlorobenzene-D (IS)	11.75	152	140689	25.00 ppb	0.00
System Monitoring Compounds					
2) Dibromofluoromethane(S)	5.41	111	151584	49.91 ppb	0.00
Spiked Amount 25.000			Recovery	= 199.628%	
3) 1,2-DCA-D4(S)	5.81	65	102456	51.33 ppb	0.00
Spiked Amount 25.000			Recovery	= 205.320%	
5) Toluene-D8(S)	7.95	98	486936	47.87 ppb	0.00
Spiked Amount 25.000			Recovery	= 191.472%	
6) 4-Bromofluorobenzene(S)	10.60	95	195822	49.34 ppb	0.00
Spiked Amount 25.000			Recovery	= 197.364%	

Target Compounds Qvalue

(#) = qualifier out of range (m) = manual integration

Quantitation Report (Not Reviewed)

Data File : M:\MAX\DATA\210825\0825M20.D
Acq On : 25 Aug 21 18:59
Sample : 100ug/L VOC STD 8/25/21
Misc : IS&S 6/4/21

Vial: 10
Operator: LP,DG,CH
Inst : Max
Multiplr: 1.00

Quant Time: Aug 26 15:25 2021 Quant Results File: M0825SUR.RES

Quant Method : M:\MAX\DATA\210825\M0825SUR.M (RTE Integrator)
Title : METHOD 8260B
Last Update : Thu Aug 26 11:16:48 2021
Response via : Initial Calibration
DataAcq Meth : M8260_081021

Internal Standards	R.T.	QIon	Response	Conc Units	Dev(Min)
1) Fluorobenzene (IS)	6.21	96	251268	25.00 ppb	0.00
4) Chlorobenzene-D5 (IS)	9.41	117	218191	25.00 ppb	0.00
7) 1,4-Dichlorobenzene-D (IS)	11.75	152	142788	25.00 ppb	0.00
System Monitoring Compounds					
2) Dibromofluoromethane(S)	5.42	111	272268	89.85 ppb	0.00
Spiked Amount 25.000			Recovery	= 359.396%	
3) 1,2-DCA-D4(S)	5.81	65	179968	90.37 ppb	0.00
Spiked Amount 25.000			Recovery	= 361.496%	
5) Toluene-D8(S)	7.95	98	893556	87.33 ppb	0.00
Spiked Amount 25.000			Recovery	= 349.324%	
6) 4-Bromofluorobenzene(S)	10.60	95	358053	89.70 ppb	0.00
Spiked Amount 25.000			Recovery	= 358.780%	

Target Compounds Qvalue

(#) = qualifier out of range (m) = manual integration

VOLATILE ORGANIC ANALYSIS
VOLATILE ORGANIC COMPOUNDS

Form 6
Initial Calibration

Lab Name: APPL, Inc.
Case No:
Matrix:

SDG No:
Initial Cal. Date: 8/25/2021
Instrument: Max

Initials:

		Compound	1	2	3	4	5	6	7				Avg	%RSD	Type	r^2	Q	MRF
			0825M23.D	0825M24.D	0825M25.D	0825M26.D	0825M27.D	0825M28.D	0825M29.D									
1	I	Fluorobenzene (IS)																
2	TMHBL	Gasoline C6-C10	13.8	5.689	3.019	1.290	0.8206	0.7117	0.6349				3.7	130	TMHB	0.999		
3	TMHB	Chlorobenzene-D5 (IS)																
4	TMHB	1,4-Dichlorobenzene (IS)																
5																		
6																		
7																		
8																		
9																		
10																		
11																		
12																		
13																		
14																		
15																		
16																		
17																		
18																		
19																		
20																		
21																		
22																		
23																		
24																		
25																		
26																		
27																		
28																		
29																		
30																		
31																		
32																		
33																		
34																		
35																		

Quantitation Report (Not Reviewed)

Data File : M:\MAX\DATA\210825\0825M23.D
Acq On : 25 Aug 21 20:23
Sample : 20ug/L GAS STD 8/25/21
Misc : IS&S 6/4/21

Vial: 13
Operator: LP,DG,CH
Inst : Max
Multiplr: 1.00

Quant Time: Oct 29 14:41 2021 Quant Results File: MGAS0825.RES

Quant Method : M:\MAX\DATA\210825\MGAS0825.M (RTE Integrator)
Title : METHOD 8260B
Last Update : Thu Aug 26 16:19:36 2021
Response via : Initial Calibration
DataAcq Meth : M8260_081021

Internal Standards	R.T.	QIon	Response	Conc Units	Dev(Min)
1) Fluorobenzene (IS)	6.21	TIC	284811	25.00 ppb	0.00
3) Chlorobenzene-D5 (IS)	11.75	TIC	236410m	25.00 ppb	0.00
4) 1,4-Dichlorobenzene (IS)	10.94	TIC	14670m	25.00 ppb	0.00

System Monitoring Compounds

Target Compounds					Qvalue
2) Gasoline C6-C10	7.95	TIC	2520945m	-126.62 ppb	100

(#) = qualifier out of range (m) = manual integration

Quantitation Report

Data File : M:\MAX\DATA\210825\0825M23.D
Acq On : 25 Aug 21 20:23
Sample : 20ug/L GAS STD 8/25/21
Misc : IS&S 6/4/21

Vial: 13
Operator: LP,DG,CH
Inst : Max
Multiplr: 1.00

Quant Time: Oct 29 14:41 2021

Quant Results File: MGAS0825.RES

Method : M:\MAX\DATA\210825\MGAS0825.M (RTE Integrator)
Title : METHOD 8260B
Last Update : Thu Aug 26 16:19:36 2021
Response via : Initial Calibration

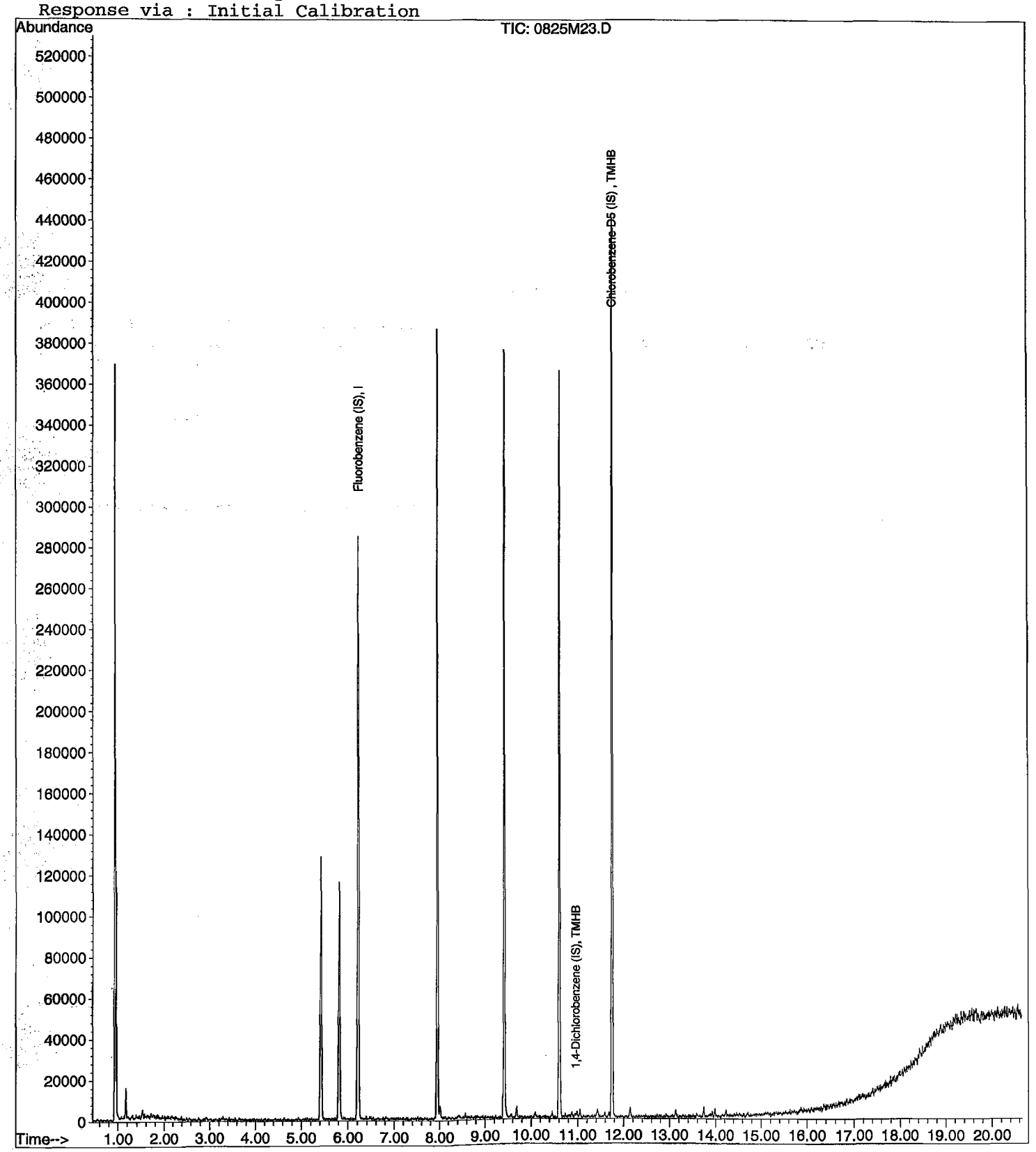

Quantitation Report (Not Reviewed)

Data File : M:\MAX\DATA\210825\0825M24.D
Acq On : 25 Aug 21 20:51
Sample : 50ug/L GAS STD 8/25/21
Misc : IS&S 6/4/21

Vial: 14
Operator: LP,DG,CH
Inst : Max
Multiplr: 1.00

Quant Time: Oct 29 14:41 2021

Quant Results File: MGAS0825.RES

Quant Method : M:\MAX\DATA\210825\MGAS0825.M (RTE Integrator)
Title : METHOD 8260B
Last Update : Thu Aug 26 16:19:36 2021
Response via : Initial Calibration
DataAcq Meth : M8260_081021

Internal Standards	R.T.	QIon	Response	Conc Units	Dev(Min)
1) Fluorobenzene (IS)	6.21	TIC	285081	25.00 ppb	0.00
3) Chlorobenzene-D5 (IS)	11.75	TIC	248593m	25.00 ppb	0.00
4) 1,4-Dichlorobenzene (IS)	10.94	TIC	21251m	25.00 ppb	0.00

System Monitoring Compounds

Target Compounds					Qvalue
2) Gasoline C6-C10	7.95	TIC	2656639m	-95.17 ppb	100

(#) = qualifier out of range (m) = manual integration

Quantitation Report

Data File : M:\MAX\DATA\210825\0825M24.D
Acq On : 25 Aug 21 20:51
Sample : 50ug/L GAS STD 8/25/21
Misc : IS&S 6/4/21

Vial: 14
Operator: LP,DG,CH
Inst : Max
Multiplr: 1.00

Quant Time: Oct 29 14:41 2021

Quant Results File: MGAS0825.RES

Method : M:\MAX\DATA\210825\MGAS0825.M (RTE Integrator)
Title : METHOD 8260B
Last Update : Thu Aug 26 16:19:36 2021
Response via : Initial Calibration



Quantitation Report (Not Reviewed)

Data File : M:\MAX\DATA\210825\0825M25.D
Acq On : 25 Aug 21 21:19
Sample : 100ug/L GAS STD 8/25/21
Misc : IS&S 6/4/21

Vial: 15
Operator: LP,DG,CH
Inst : Max
Multiplr: 1.00

Quant Time: Oct 29 14:41 2021 Quant Results File: MGAS0825.RES

Quant Method : M:\MAX\DATA\210825\MGAS0825.M (RTE Integrator)
Title : METHOD 8260B
Last Update : Thu Aug 26 16:19:36 2021
Response via : Initial Calibration
DataAcq Meth : M8260_081021

Internal Standards	R.T.	QIon	Response	Conc Units	Dev(Min)
1) Fluorobenzene (IS)	6.21	TIC	286586	25.00 ppb	0.00
3) Chlorobenzene-D5 (IS)	11.75	TIC	245880m	25.00 ppb	0.00
4) 1,4-Dichlorobenzene (IS)	10.94	TIC	32801m	25.00 ppb	0.00

System Monitoring Compounds

Target Compounds					Qvalue
2) Gasoline C6-C10	7.95	TIC	2860551m	-50.60 ppb	100

(#) = qualifier out of range (m) = manual integration
0825M25.D MGAS0825.M Wed Nov 24 11:23:05 2021

Quantitation Report

Data File : M:\MAX\DATA\210825\0825M25.D
Acq On : 25 Aug 21 21:19
Sample : 100ug/L GAS STD 8/25/21
Misc : IS&S 6/4/21

Vial: 15
Operator: LP,DG,CH
Inst : Max
Multiplr: 1.00

Quant Time: Oct 29 14:41 2021

Quant Results File: MGAS0825.RES

Method : M:\MAX\DATA\210825\MGAS0825.M (RTE Integrator)
Title : METHOD 8260B
Last Update : Thu Aug 26 16:19:36 2021
Response via : Initial Calibration



Quantitation Report (Not Reviewed)

Data File : M:\MAX\DATA\210825\0825M26.D
Acq On : 25 Aug 21 21:47
Sample : 300ug/L GAS STD 8/25/21
Misc : IS&S 6/4/21

Vial: 16
Operator: LP,DG,CH
Inst : Max
Multiplr: 1.00

Quant Time: Oct 29 14:41 2021

Quant Results File: MGAS0825.RES

Quant Method : M:\MAX\DATA\210825\MGAS0825.M (RTE Integrator)
Title : METHOD 8260B
Last Update : Thu Aug 26 16:19:36 2021
Response via : Initial Calibration
DataAcq Meth : M8260_081021

Internal Standards	R.T.	QIon	Response	Conc Units	Dev(Min)
1) Fluorobenzene (IS)	6.21	TIC	280163	25.00 ppb	0.00
3) Chlorobenzene-D5 (IS)	11.75	TIC	264646m	25.00 ppb	0.00
4) 1,4-Dichlorobenzene (IS)	10.94	TIC	87973m	25.00 ppb	0.00

System Monitoring Compounds

Target Compounds					Qvalue
2) Gasoline C6-C10	7.95	TIC	3665952m	158.15 ppb	100

(#) = qualifier out of range (m) = manual integration

Quantitation Report

Data File : M:\MAX\DATA\210825\0825M26.D
Acq On : 25 Aug 21 21:47
Sample : 300ug/L GAS STD 8/25/21
Misc : IS&S 6/4/21

Vial: 16
Operator: LP,DG,CH
Inst : Max
Multiplr: 1.00

Quant Time: Oct 29 14:41 2021

Quant Results File: MGAS0825.RES

Method : M:\MAX\DATA\210825\MGAS0825.M (RTE Integrator)
Title : METHOD 8260B
Last Update : Thu Aug 26 16:19:36 2021
Response via : Initial Calibration

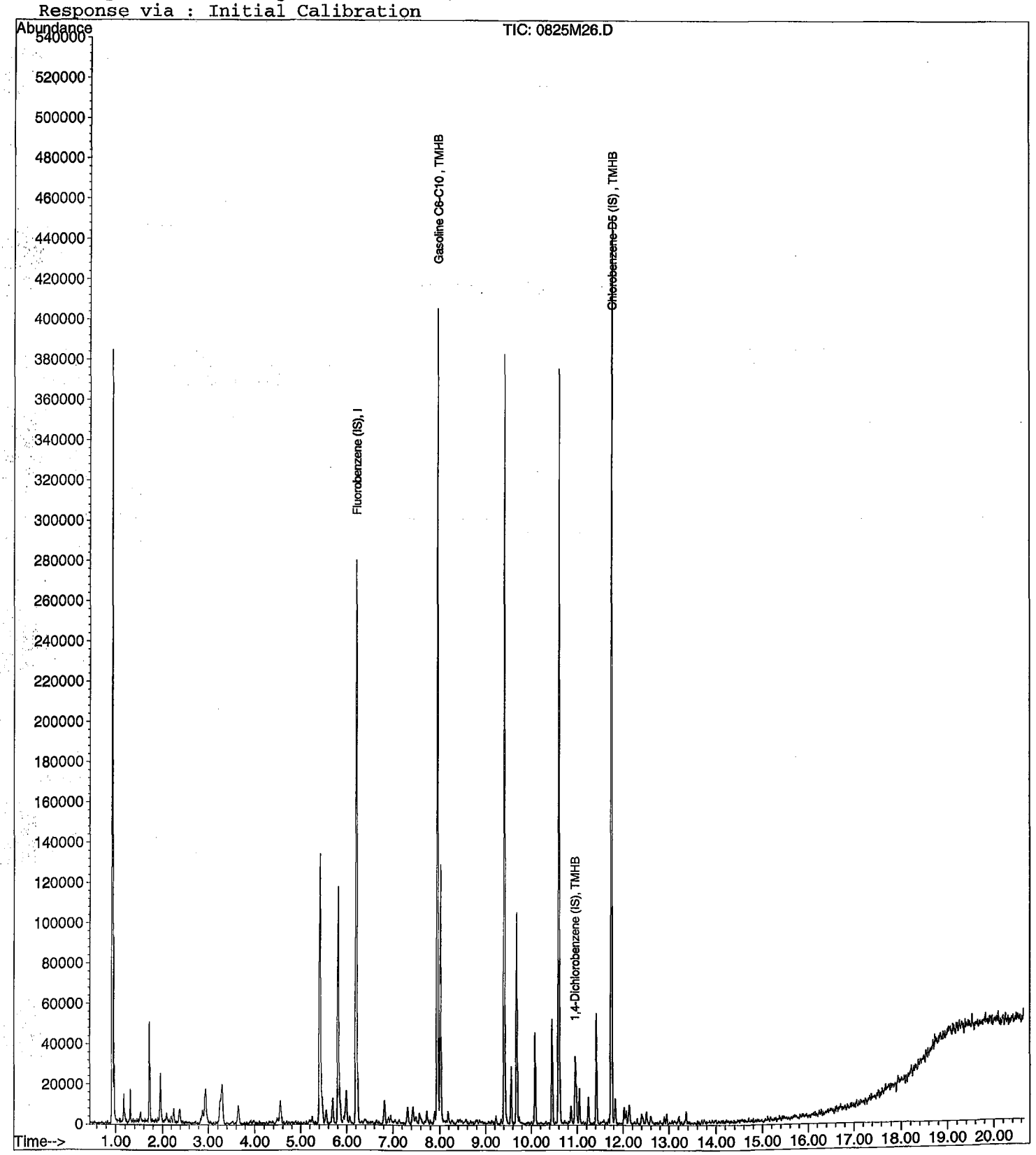

Quantitation Report (Not Reviewed)

Data File : M:\MAX\DATA\210825\0825M27.D
Acq On : 25 Aug 21 22:14
Sample : 600ug/L GAS STD 8/25/21
Misc : IS&S 6/4/21

Vial: 17
Operator: LP,DG,CH
Inst : Max
Multiplr: 1.00

Quant Time: Oct 29 14:41 2021 Quant Results File: MGAS0825.RES

Quant Method : M:\MAX\DATA\210825\MGAS0825.M (RTE Integrator)
Title : METHOD 8260B
Last Update : Thu Aug 26 16:19:36 2021
Response via : Initial Calibration
DataAcq Meth : M8260_081021

Internal Standards	R.T.	QIon	Response	Conc Units	Dev(Min)
1) Fluorobenzene (IS)	6.21	TIC	283991	25.00 ppb	0.00
3) Chlorobenzene-D5 (IS)	11.75	TIC	290103m	25.00 ppb	0.00
4) 1,4-Dichlorobenzene (IS)	10.94	TIC	180429m	25.00 ppb	0.00

System Monitoring Compounds

Target Compounds					Qvalue
2) Gasoline C6-C10	7.95	TIC	4916556m	442.49 ppb	100

(#) = qualifier out of range (m) = manual integration

Quantitation Report

Data File : M:\MAX\DATA\210825\0825M27.D
Acq On : 25 Aug 21 22:14
Sample : 600ug/L GAS STD 8/25/21
Misc : IS&S 6/4/21

Vial: 17
Operator: LP,DG,CH
Inst : Max
Multiplr: 1.00

Quant Time: Oct 29 14:41 2021

Quant Results File: MGAS0825.RES

Method : M:\MAX\DATA\210825\MGAS0825.M (RTE Integrator)
Title : METHOD 8260B
Last Update : Thu Aug 26 16:19:36 2021
Response via : Initial Calibration

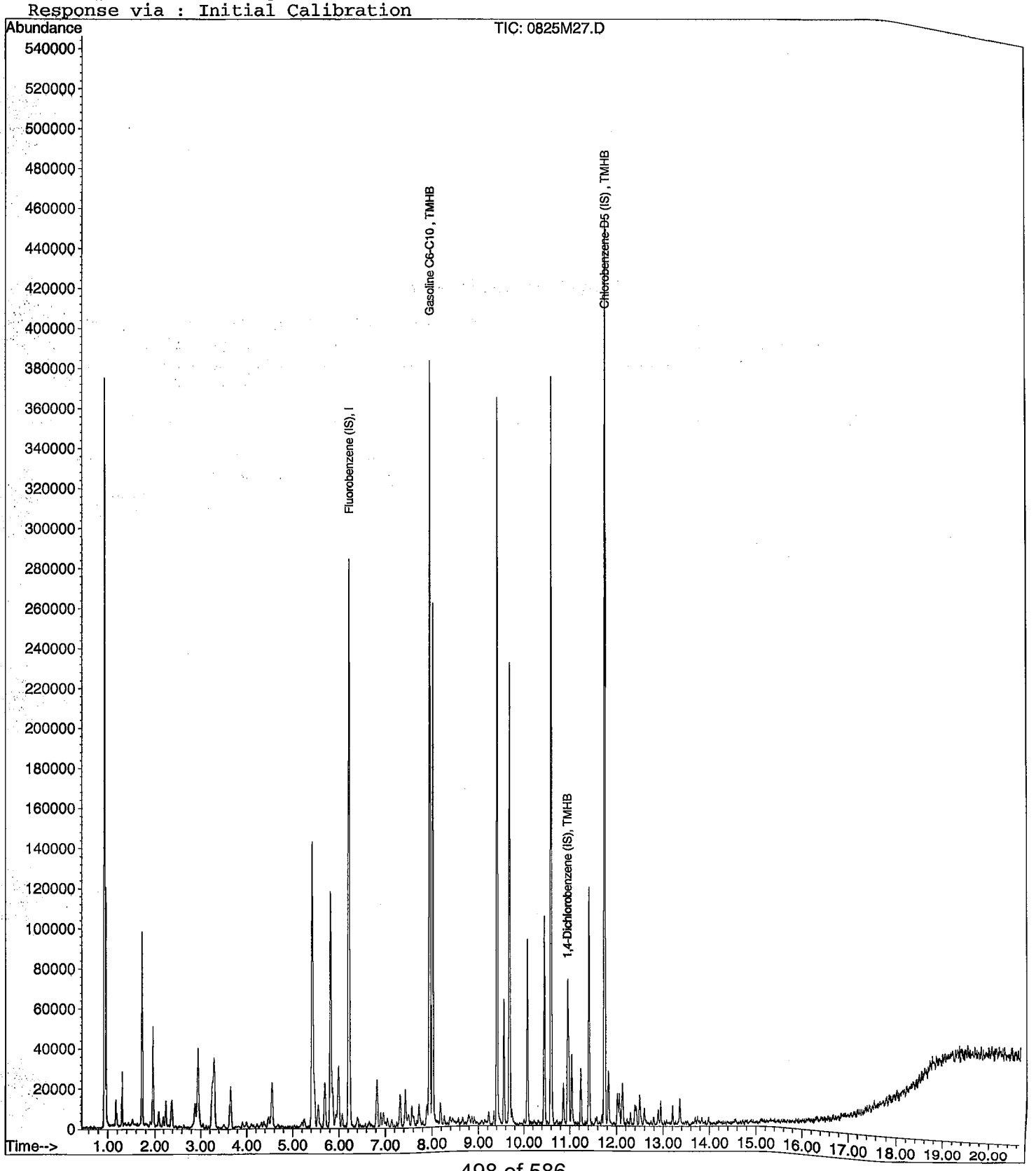

Quantitation Report (Not Reviewed)

Data File : M:\MAX\DATA\210825\0825M28.D
Acq On : 25 Aug 21 22:42
Sample : 800ug/L GAS STD 8/25/21
Misc : IS&S 6/4/21

Vial: 18
Operator: LP,DG,CH
Inst : Max
Multiplr: 1.00

Quant Time: Oct 29 14:41 2021 Quant Results File: MGAS0825.RES

Quant Method : M:\MAX\DATA\210825\MGAS0825.M (RTE Integrator)
Title : METHOD 8260B
Last Update : Thu Aug 26 16:19:36 2021
Response via : Initial Calibration
DataAcq Meth : M8260_081021

Internal Standards	R.T.	QIon	Response	Conc Units	Dev(Min)
1) Fluorobenzene (IS)	6.21	TIC	288929	25.00 ppb	0.00
3) Chlorobenzene-D5 (IS)	11.75	TIC	313031m	25.00 ppb	0.00
4) 1,4-Dichlorobenzene (IS)	10.94	TIC	240514m	25.00 ppb	0.00

System Monitoring Compounds

Target Compounds					Qvalue
2) Gasoline C6-C10	7.95	TIC	5800436m	628.35 ppb	100

(#) = qualifier out of range (m) = manual integration
0825M28.D MGAS0825.M Wed Nov 24 11:22:58 2021

409.01586

Quantitation Report

Data File : M:\MAX\DATA\210825\0825M28.D
Acq On : 25 Aug 21 22:42
Sample : 800ug/L GAS STD 8/25/21
Misc : IS&S 6/4/21

Vial: 18
Operator: LP,DG,CH
Inst : Max
Multiplr: 1.00

Quant Time: Oct 29 14:41 2021

Quant Results File: MGAS0825.RES

Method : M:\MAX\DATA\210825\MGAS0825.M (RTE Integrator)
Title : METHOD 8260B
Last Update : Thu Aug 26 16:19:36 2021
Response via : Initial Calibration

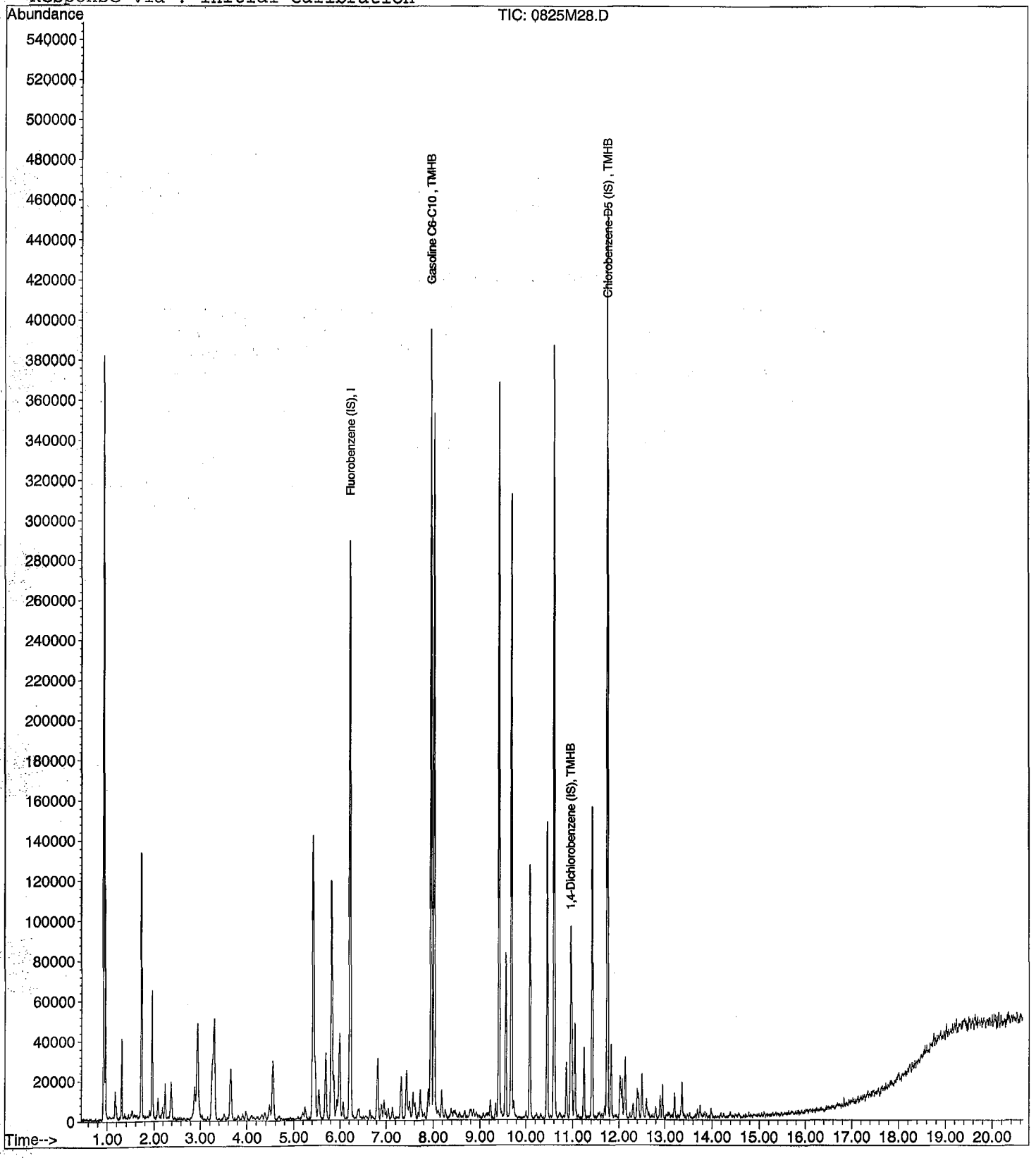

Quantitation Report (Not Reviewed)

Data File : M:\MAX\DATA\210825\0825M29.D
Acq On : 25 Aug 21 23:10
Sample : 1000ug/L GAS STD 8/25/21
Misc : IS&S 6/4/21

Vial: 19
Operator: LP,DG,CH
Inst : Max
Multiplr: 1.00

Quant Time: Oct 29 14:41 2021 Quant Results File: MGAS0825.RES

Quant Method : M:\MAX\DATA\210825\MGAS0825.M (RTE Integrator)
Title : METHOD 8260B
Last Update : Thu Aug 26 16:19:36 2021
Response via : Initial Calibration
DataAcq Meth : M8260_081021

Internal Standards	R.T.	QIon	Response	Conc Units	Dev(Min)
1) Fluorobenzene (IS)	6.21	TIC	286598	25.00 ppb	0.00
3) Chlorobenzene-D5 (IS)	11.75	TIC	331346m	25.00 ppb	0.00
4) 1,4-Dichlorobenzene (IS)	10.94	TIC	289883m	25.00 ppb	0.00

System Monitoring Compounds

Target Compounds					Qvalue
2) Gasoline C6-C10	7.95	TIC	6556553m	816.79 ppb	100

(#) = qualifier out of range (m) = manual integration

Quantitation Report

Data File : M:\MAX\DATA\210825\0825M29.D
Acq On : 25 Aug 21 23:10
Sample : 1000ug/L GAS STD 8/25/21
Misc : IS&S 6/4/21

Vial: 19
Operator: LP,DG,CH
Inst : Max
Multiplr: 1.00

Quant Time: Oct 29 14:41 2021

Quant Results File: MGAS0825.RES

Method : M:\MAX\DATA\210825\MGAS0825.M (RTE Integrator)
Title : METHOD 8260B
Last Update : Thu Aug 26 16:19:36 2021
Response via : Initial Calibration

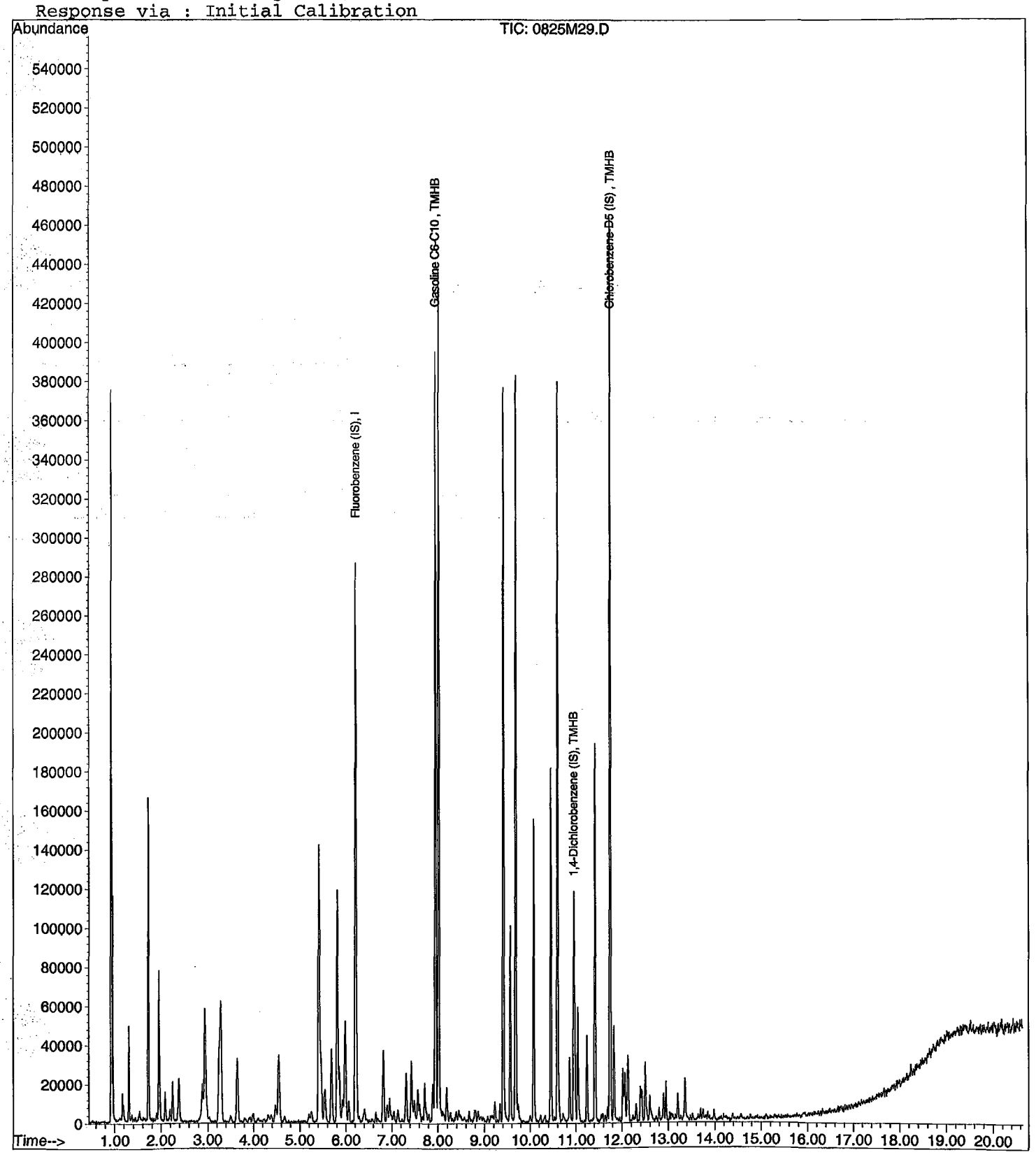

VOLATILE ORGANIC ANALYSIS
VOLATILE ORGANIC COMPOUNDS

Form 7

Second Source Calibration

Lab Name: APPL, Inc.
Case No:
Matrix:

SDG No:
Date Analyzed: 8/26/2021
Instrument: Max
Initial Cal. Date: 8/25/2021
Data File: 0825M31.D

		Compound	MEAN	CCRF	%D		%Drift
1	TMHB	Gasoline C6-C10	3.704	1.331	64	TMHBL	17
2							
3							
4							
5							
6							
7							
8							
9							
10							
11							
12							
13							
14							
15							
16							
17							
18							
19							
20							
21							
22							
23							
24							
25							
26							
27							
28							
29							
30							
31							
32							
33							
34							
35							
36							
37							
38							
39							
40							
		Average			64.0		

Quantitation Report (QT Reviewed)

Data File : M:\MAX\DATA\210825\0825M31.D
Acq On : 26 Aug 21 00:06
Sample : (SS) 300ug/L GAS STD 8/25/21
Misc : IS&S 6/4/21

Vial: 21
Operator: LP,DG,CH
Inst : Max
Multiplr: 1.00

Quant Time: Oct 29 14:57 2021 Quant Results File: MGAS0825.RES

Quant Method : M:\MAX\DATA\210825\MGAS0825.M (RTE Integrator)
Title : METHOD 8260B
Last Update : Thu Aug 26 16:19:36 2021
Response via : Initial Calibration
DataAcq Meth : M8260_081021

Internal Standards	R.T.	QIon	Response	Conc Units	Dev(Min)
1) Fluorobenzene (IS)	6.21	TIC	283312	25.00 ppb	0.00
3) Chlorobenzene-D5 (IS)	11.75	TIC	277458m	25.00 ppb	0.00
4) 1,4-Dichlorobenzene (IS)	10.94	TIC	112772m	25.00 ppb	0.00

System Monitoring Compounds

Target Compounds					Qvalue
2) Gasoline C6-C10	7.95	TIC	4524430m	352.18 ppb	100

(#) = qualifier out of range (m) = manual integration

Quantitation Report

Data File : M:\MAX\DATA\210825\0825M31.D
Acq On : 26 Aug 21 00:06
Sample : (SS) 300ug/L GAS STD 8/25/21
Misc : IS&S 6/4/21

Vial: 21
Operator: LP,DG,CH
Inst : Max
Multiplr: 1.00

Quant Time: Oct 29 14:57 2021

Quant Results File: MGAS0825.RES

Method : M:\MAX\DATA\210825\MGAS0825.M (RTE Integrator)
Title : METHOD 8260B
Last Update : Thu Aug 26 16:19:36 2021
Response via : Initial Calibration

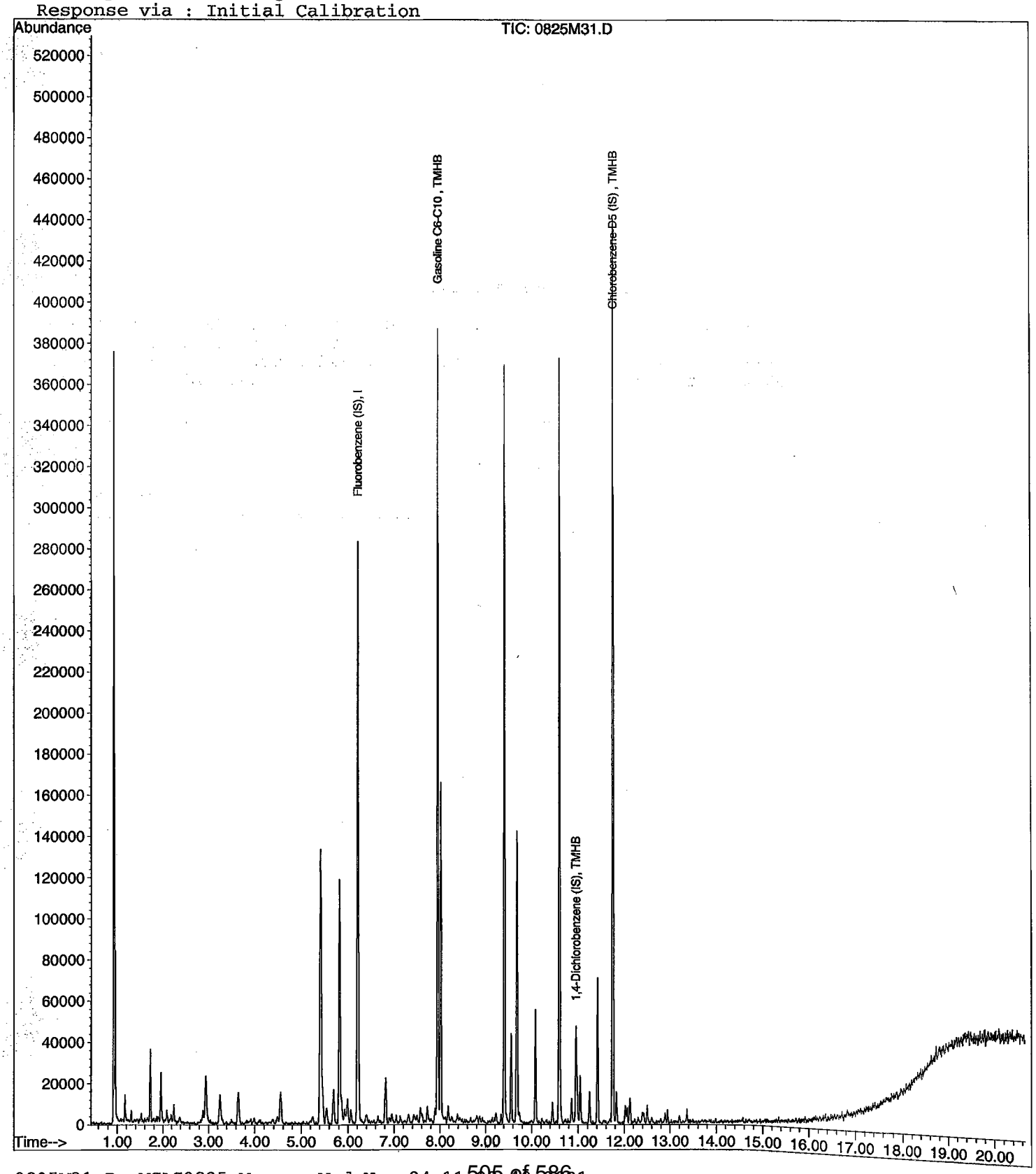

VOLATILE ORGANIC ANALYSIS
VOLATILE ORGANIC COMPOUNDS

Form 7

Continuing Calibration

Lab Name: APPL, Inc.
Case No:
Matrix:

SDG No:
Date Analyzed: 10/16/2021
Instrument: Max
Initial Cal. Date: 8/25/2021
Data File: 1016M05.D

		Compound	MEAN	CCRF	%D	%Drift	
1	I	Fluorobenzene (IS)	ISTD			I	
2	TMHB	Gasoline C6-C10	3.704	1.308	65	TMHBL	11
3	TMHB	Chlorobenzene-D5 (IS)	ISTD			TMHB	
4	TMHB	1,4-Dichlorobenzene (IS)	ISTD			TMHB	
5							
6							
7							
8							
9							
10							
11							
12							
13							
14							
15							
16							
17							
18							
19							
20							
21							
22							
23							
24							
25							
26							
27							
28							
29							
30							
31							
32							
33							
34							
35							
36							
37							
38							
39							
40							
		Average			65.0		

Quantitation Report (QT Reviewed)

Data File : M:\MAX\DATA\211015\1016M05.D
Acq On : 16 Oct 21 15:20
Sample : 211016A CCV 300ug/L
Misc : IS&S 8/4/21

Vial: 5
Operator: LP,DG,CH
Inst : Max
Multiplr: 1.00

Quant Time: Nov 24 9:56 2021

Quant Results File: MGAS0825.RES

Quant Method : M:\MAX\DATA\211015\MGAS0825.M (RTE Integrator)
Title : METHOD 8260B
Last Update : Thu Aug 26 16:19:36 2021
Response via : Initial Calibration
DataAcq Meth : M8260

Internal Standards	R.T.	QIon	Response	Conc Units	Dev(Min)
1) Fluorobenzene (IS)	6.35	TIC	563106	25.00 ppb	0.13
3) Chlorobenzene-D5 (IS)	11.75	TIC	584718m	25.00 ppb	0.00
4) 1,4-Dichlorobenzene (IS)	10.94	TIC	209298m	25.00 ppb	0.00

System Monitoring Compounds

Target Compounds					Qvalue
2) Gasoline C6-C10	8.06	TIC	8841338m	334.10 ppb	100

(#) = qualifier out of range (m) = manual integration

Quantitation Report (Not Reviewed)

Data File : M:\MAX\DATA\211015\1016M05.D
Acq On : 16 Oct 21 15:20
Sample : 211016A CCV 300ug/L
Misc : IS&S 8/4/21
MS Integration Params: LSCINT.P
Quant Time: Nov 24 11:29 2021

Vial: 5
Operator: LP,DG,CH
Inst : Max
Multiplr: 1.00000
Quant Results File: M0825SUR.RES

Quant Method : M:\MAX\DATA\210825\M0825SUR.M (RTE Integrator)
Title : METHOD 8260B
Last Update : Thu Aug 26 11:16:48 2021
Response via : Initial Calibration
DataAcq Meth : M8260

Internal Standards	R.T.	QIon	Response	Conc Units	Dev(Min)
1) Fluorobenzene (IS)	6.35	96	489343	25.00 ppb	0.13
4) Chlorobenzene-D5 (IS)	9.51	117	427920	25.00 ppb	0.09
7) 1,4-Dichlorobenzene-D (IS)	11.83	152	282248	25.00 ppb	0.08
System Monitoring Compounds					
2) Dibromofluoromethane(S)	5.57	111	147858	25.05 ppb	0.15
Spiked Amount 25.000			Recovery	= 100.220%	
3) 1,2-DCA-D4(S)	5.96	65	95048	24.51 ppb	0.14
Spiked Amount 25.000			Recovery	= 98.032%	
5) Toluene-D8(S)	8.06	98	494666	24.65 ppb	0.11
Spiked Amount 25.000			Recovery	= 98.604%	
6) 4-Bromofluorobenzene(S)	10.68	95	200670	25.63 ppb	0.09
Spiked Amount 25.000			Recovery	= 102.528%	

Target Compounds Qvalue

(#) = qualifier out of range (m) = manual integration
1016M05.D M0825SUR.M Wed Nov 24 11:29:46 2021

Quantitation Report

Data File : M:\MAX\DATA\211015\1016M05.D
Acq On : 16 Oct 21 15:20
Sample : 211016A CCV 300ug/L
Misc : IS&S 8/4/21

Vial: 5
Operator: LP,DG,CH
Inst : Max
Multiplr: 1.00

Quant Time: Nov 24 9:56 2021

Quant Results File: MGAS0825.RES

Method : M:\MAX\DATA\211015\MGAS0825.M (RTE Integrator)
Title : METHOD 8260B
Last Update : Thu Aug 26 16:19:36 2021
Response via : Initial Calibration

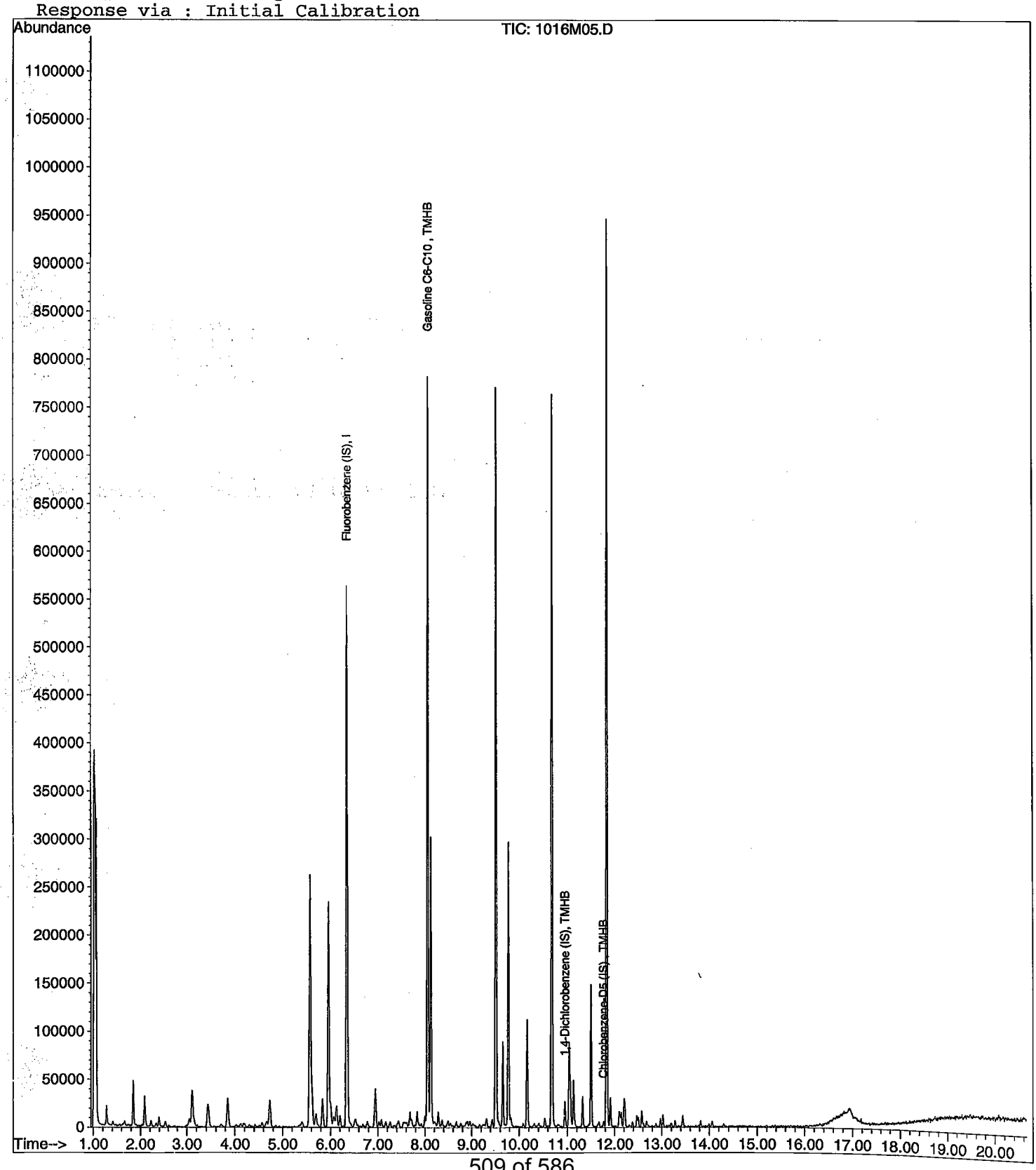

1016M05.D MGAS0825.M Wed Nov 24 09:56:31 2021

VOLATILE ORGANIC ANALYSIS
VOLATILE ORGANIC COMPOUNDS

Form 7

Continuing Calibration

Lab Name: APPL, Inc.
Case No:
Matrix:

SDG No:
Date Analyzed: 10/18/2021
Instrument: Max
Initial Cal. Date: 10/15/2021
Data File: 1016M38.D

		Compound	MEAN	CCRF	%D	%Drift	
1	I	Fluorobenzene (IS)	ISTD			I	
2	TMHB	Gasoline C6-C10	3.704	1.253	66	TMHBL	3.6
3	TMHB	Chlorobenzene-D5 (IS)	ISTD			TMHB	
4	TMHB	1,4-Dichlorobenzene (IS)	ISTD			TMHB	
5							
6							
7							
8							
9							
10							
11							
12							
13							
14							
15							
16							
17							
18							
19							
20							
21							
22							
23							
24							
25							
26							
27							
28							
29							
30							
31							
32							
33							
34							
35							
36							
37							
38							
39							
40							
		Average			66.0		

Quantitation Report (QT Reviewed)

Data File : M:\MAX\DATA\211015\1016M38.D
Acq On : 18 Oct 21 13:25
Sample : Ending CCV 300ug/L 10/16/21
Misc : IS&S 8/4/21

Vial: 1
Operator: LP,DG,CH
Inst : Max
Multiplr: 1.00

Quant Time: Oct 18 12:57 2021 Quant Results File: MGAS0825.RES

Quant Method : M:\MAX\DATA\210922\MGAS0825.M (RTE Integrator)
Title : METHOD 8260B
Last Update : Thu Aug 26 16:19:36 2021
Response via : Initial Calibration
DataAcq Meth : M8260

Internal Standards	R.T.	QIon	Response	Conc Units	Dev(Min)
1) Fluorobenzene (IS)	6.36	TIC	442688	25.00 ppb	0.15
3) Chlorobenzene-D5 (IS)	11.75	TIC	441473m	25.00 ppb	0.00
4) 1,4-Dichlorobenzene (IS)	10.94	TIC	118693m	25.00 ppb	0.00

System Monitoring Compounds

Target Compounds					Qvalue
2) Gasoline C6-C10	8.07	TIC	6655446m	289.25 ppb	100

(#) = qualifier out of range (m) = manual integration

Quantitation Report (Not Reviewed)

Data File : M:\MAX\DATA\211015\1016M38.D
Acq On : 18 Oct 21 13:25
Sample : Ending CCV 300ug/L 10/16/21
Misc : IS&S 8/4/21
MS Integration Params: LSCINT.P
Quant Time: Nov 24 11:30 2021

Vial: 1
Operator: LP,DG,CH
Inst : Max
Multiplr: 1.00000
Quant Results File: M0825SUR.RES

Quant Method : M:\MAX\DATA\210825\M0825SUR.M (RTE Integrator)
Title : METHOD 8260B
Last Update : Thu Aug 26 11:16:48 2021
Response via : Initial Calibration
DataAcq Meth : M8260

Internal Standards	R.T.	QIon	Response	Conc Units	Dev(Min)
1) Fluorobenzene (IS)	6.36	96	379456	25.00 ppb	0.15
4) Chlorobenzene-D5 (IS)	9.51	117	335659	25.00 ppb	0.10
7) 1,4-Dichlorobenzene-D (IS)	11.84	152	221795	25.00 ppb	0.09
System Monitoring Compounds					
2) Dibromofluoromethane(S)	5.58	111	120031	26.23 ppb	0.16
Spiked Amount 25.000			Recovery	= 104.916%	
3) 1,2-DCA-D4(S)	5.97	65	81616	27.14 ppb	0.15
Spiked Amount 25.000			Recovery	= 108.556%	
5) Toluene-D8(S)	8.07	98	384084	24.40 ppb	0.12
Spiked Amount 25.000			Recovery	= 97.604%	
6) 4-Bromofluorobenzene(S)	10.69	95	154371	25.14 ppb	0.10
Spiked Amount 25.000			Recovery	= 100.552%	

Target Compounds	Qvalue

(#) = qualifier out of range (m) = manual integration
1016M38.D M0825SUR.M Wed Nov 24 11:30:43 2021

Quantitation Report

Data File : M:\MAX\DATA\211015\1016M38.D
Acq On : 18 Oct 21 13:25
Sample : Ending CCV 300ug/L 10/16/21
Misc : IS&S 8/4/21

Vial: 1
Operator: LP,DG,CH
Inst : Max
Multiplr: 1.00

Quant Time: Oct 18 12:57 2021

Quant Results File: MGAS0825.RES

Method : M:\MAX\DATA\211015\MGAS0825.M (RTE Integrator)
Title : METHOD 8260B
Last Update : Thu Aug 26 16:19:36 2021
Response via : Initial Calibration

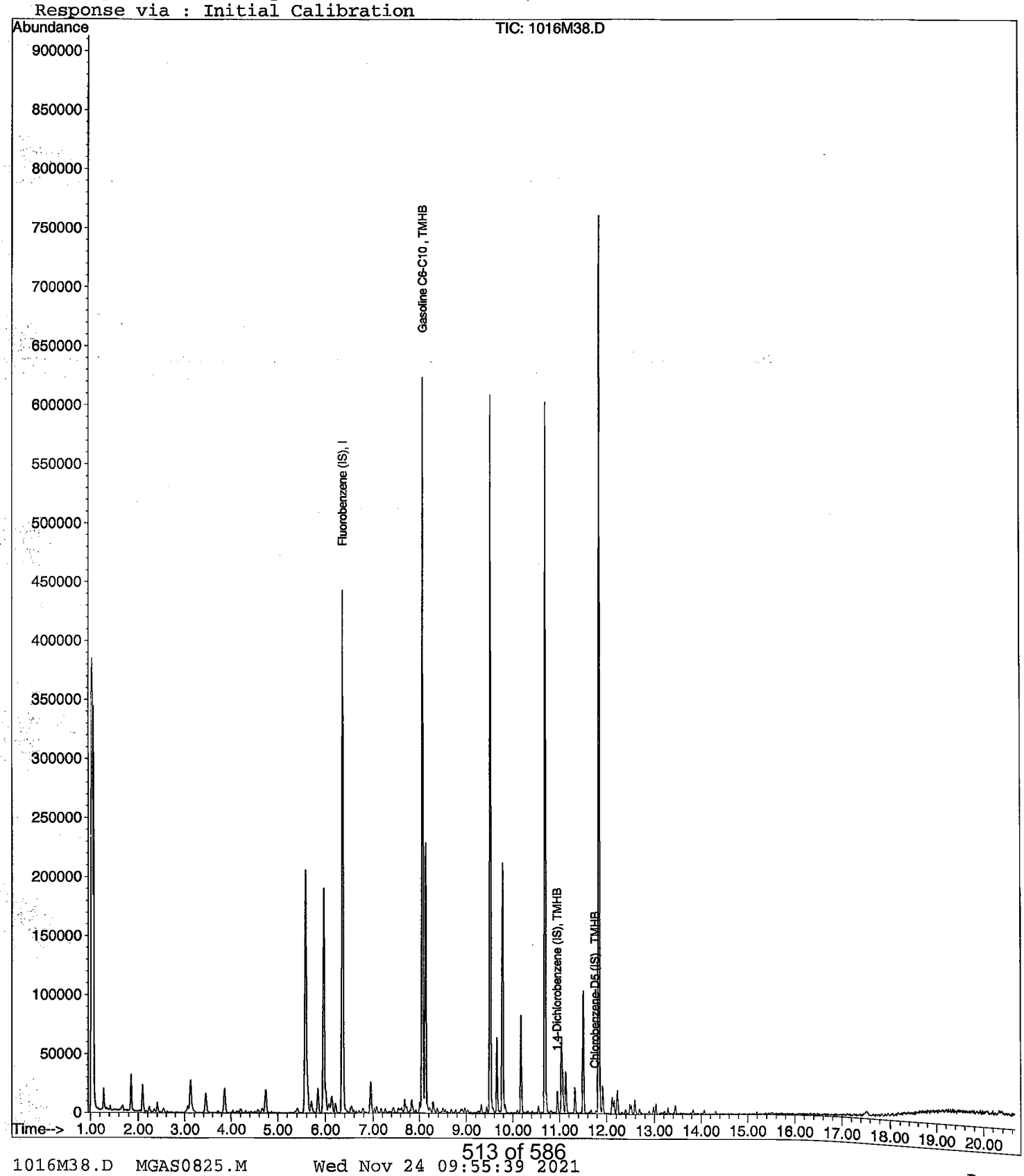

1016M38.D MGAS0825.M Wed Nov 24 09:55:39 2021

VOLATILE ORGANIC ANALYSIS
VOLATILE ORGANIC COMPOUNDS

Form 7

Continuing Calibration

Lab Name: APPL, Inc.
Case No:
Matrix:

SDG No:
Date Analyzed: 10/18/2021
Instrument: Max
Initial Cal. Date: 8/25/2021
Data File: 1018M05.D

		Compound	MEAN	CCRF	%D	%Drift	
1	I	Fluorobenzene (IS)	ISTD			I	
2	TMHB	Gasoline C6-C10	3.704	1.308	65	TMHBL	11
3	TMHB	Chlorobenzene-D5 (IS)	ISTD			TMHB	
4	TMHB	1,4-Dichlorobenzene (IS)	ISTD			TMHB	
5							
6							
7							
8							
9							
10							
11							
12							
13							
14							
15							
16							
17							
18							
19							
20							
21							
22							
23							
24							
25							
26							
27							
28							
29							
30							
31							
32							
33							
34							
35							
36							
37							
38							
39							
40							
		Average			65.0		

Quantitation Report (QT Reviewed)

Data File : M:\MAX\DATA\211015\1018M05.D
Acq On : 18 Oct 21 16:11
Sample : 211018A CCV 300ug/L
Misc : IS&S 8/4/21

Vial: 5
Operator: LP,DG,CH
Inst : Max
Multiplr: 1.00

Quant Time: Nov 24 9:52 2021 Quant Results File: MGAS0825.RES

Quant Method : M:\MAX\DATA\211015\MGAS0825.M (RTE Integrator)
Title : METHOD 8260B
Last Update : Thu Aug 26 16:19:36 2021
Response via : Initial Calibration
DataAcq Meth : M8260

Internal Standards	R.T.	QIon	Response	Conc Units	Dev(Min)
1) Fluorobenzene (IS)	6.36	TIC	414168	25.00 ppb	0.15
3) Chlorobenzene-D5 (IS)	11.75	TIC	458781m	25.00 ppb	0.00
4) 1,4-Dichlorobenzene (IS)	10.94	TIC	126809m	25.00 ppb	0.00

System Monitoring Compounds

Target Compounds					Qvalue
2) Gasoline C6-C10	10.69	TIC	6503095m	334.14 ppb	100

(#) = qualifier out of range (m) = manual integration

Quantitation Report (Not Reviewed)

Data File : M:\MAX\DATA\211015\1018M05.D
Acq On : 18 Oct 21 16:11
Sample : 211018A CCV 300ug/L
Misc : IS&S 8/4/21
MS Integration Params: LSCINT.P
Quant Time: Nov 24 11:31 2021

Vial: 5
Operator: LP,DG,CH
Inst : Max
Multiplr: 1.00000
Quant Results File: M0825SUR.RES

Quant Method : M:\MAX\DATA\210825\M0825SUR.M (RTE Integrator)
Title : METHOD 8260B
Last Update : Thu Aug 26 11:16:48 2021
Response via : Initial Calibration
DataAcq Meth : M8260

Internal Standards	R.T.	QIon	Response	Conc Units	Dev(Min)
1) Fluorobenzene (IS)	6.36	96	349949	25.00 ppb	0.15
4) Chlorobenzene-D5 (IS)	9.51	117	326674	25.00 ppb	0.10
7) 1,4-Dichlorobenzene-D (IS)	11.84	152	216936	25.00 ppb	0.09
System Monitoring Compounds					
2) Dibromofluoromethane(S)	5.58	111	106788	25.30 ppb	0.16
Spiked Amount 25.000			Recovery	= 101.212%	
3) 1,2-DCA-D4(S)	5.97	65	72648	26.19 ppb	0.15
Spiked Amount 25.000			Recovery	= 104.776%	
5) Toluene-D8(S)	8.07	98	365003	23.83 ppb	0.12
Spiked Amount 25.000			Recovery	= 95.308%	
6) 4-Bromofluorobenzene(S)	10.69	95	153564	25.69 ppb	0.10
Spiked Amount 25.000			Recovery	= 102.776%	

Target Compounds	Qvalue

(#) = qualifier out of range (m) = manual integration
1018M05.D M0825SUR.M Wed Nov 24 11:31:28 2021

Quantitation Report

Data File : M:\MAX\DATA\211015\1018M05.D
Acq On : 18 Oct 21 16:11
Sample : 211018A CCV 300ug/L
Misc : IS&S 8/4/21

Vial: 5
Operator: LP,DG,CH
Inst : Max
Multiplr: 1.00

Quant Time: Nov 24 9:52 2021

Quant Results File: MGAS0825.RES

Method : M:\MAX\DATA\211015\MGAS0825.M (RTE Integrator)
Title : METHOD 8260B
Last Update : Thu Aug 26 16:19:36 2021
Response via : Initial Calibration

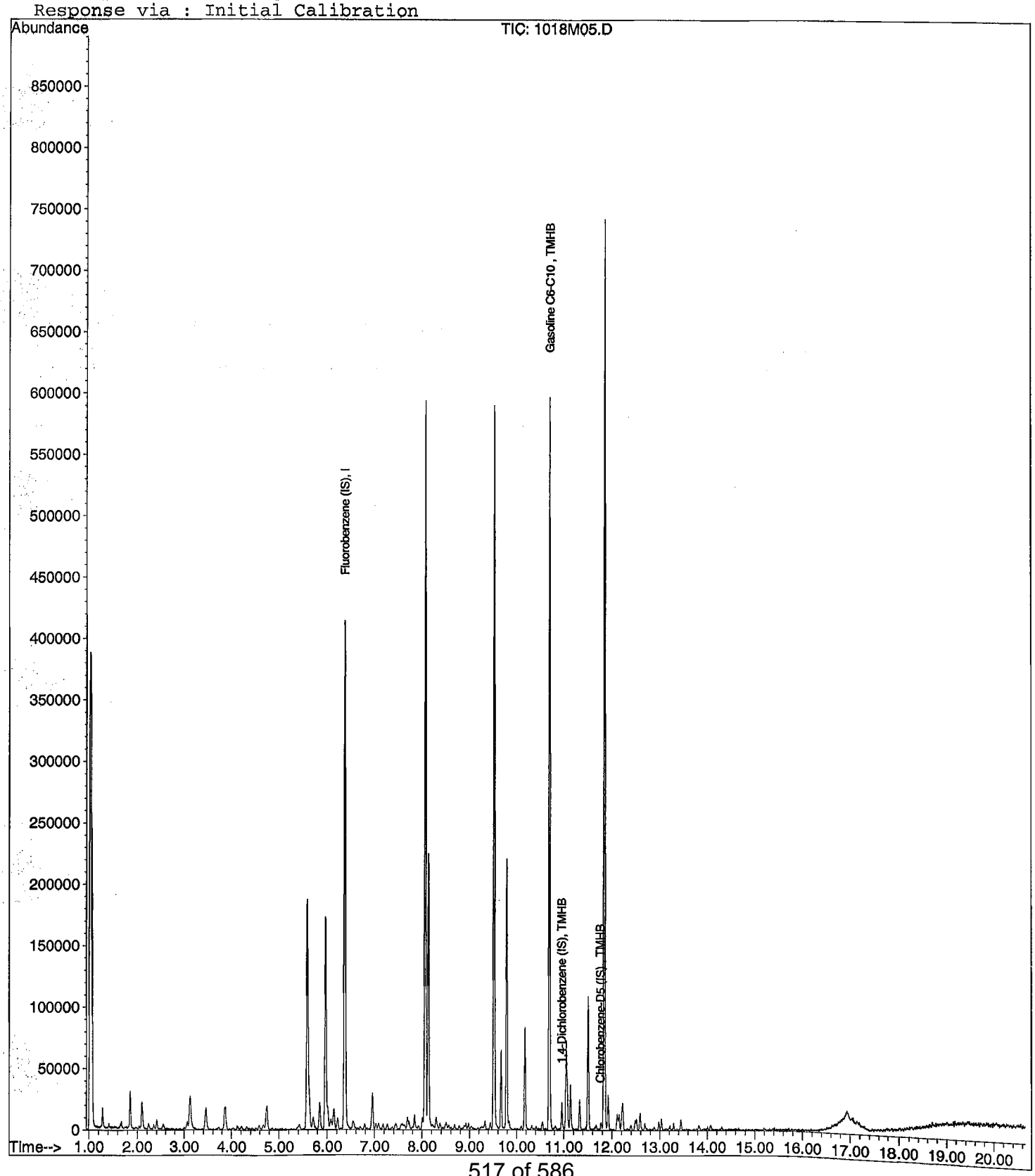

1018M05.D MGAS0825.M Wed Nov 24 09:53:05 2021

VOLATILE ORGANIC ANALYSIS
VOLATILE ORGANIC COMPOUNDS

Form 7

Continuing Calibration

Lab Name: APPL, Inc.
Case No:
Matrix:

SDG No:
Date Analyzed: 10/19/2021
Instrument: Max
Initial Cal. Date: 8/25/2021
Data File: 1018M28.D

		Compound	MEAN	CCRF	%D	%Drift	
1	I	Fluorobenzene (IS)	ISTD			I	
2	TMHB	Gasoline C6-C10	3.704	1.242	66	TMHBL	6.4
3	TMHB	Chlorobenzene-D5 (IS)	ISTD			TMHB	
4	TMHB	1,4-Dichlorobenzene (IS)	ISTD			TMHB	
5							
6							
7							
8							
9							
10							
11							
12							
13							
14							
15							
16							
17							
18							
19							
20							
21							
22							
23							
24							
25							
26							
27							
28							
29							
30							
31							
32							
33							
34							
35							
36							
37							
38							
39							
40							
		Average			66.0		

Quantitation Report (QT Reviewed)

Data File : M:\MAX\DATA\211015\1018M28.D
Acq On : 19 Oct 21 3:03
Sample : Ending CCV 300ug/L 10/18/21
Misc : IS&S 8/4/21

Vial: 28
Operator: LP,DG,CH
Inst : Max
Multiplr: 1.00

Quant Time: Nov 24 9:47 2021 Quant Results File: MGAS0825.RES

Quant Method : M:\MAX\DATA\211015\MGAS0825.M (RTE Integrator)
Title : METHOD 8260B
Last Update : Thu Aug 26 16:19:36 2021
Response via : Initial Calibration
DataAcq Meth : M8260

Internal Standards	R.T.	QIon	Response	Conc Units	Dev(Min)
1) Fluorobenzene (IS)	6.36	TIC	427682	25.00 ppb	0.15
3) Chlorobenzene-D5 (IS)	11.75	TIC	437983m	25.00 ppb	0.00
4) 1,4-Dichlorobenzene (IS)	10.94	TIC	111832m	25.00 ppb	0.00

System Monitoring Compounds

Target Compounds					Qvalue
2) Gasoline C6-C10	8.06	TIC	6376588m	280.87 ppb	100

(#) = qualifier out of range (m) = manual integration

Quantitation Report (Not Reviewed)

Data File : M:\MAX\DATA\211015\1018M28.D
Acq On : 19 Oct 21 3:03
Sample : Ending CCV 300ug/L 10/18/21
Misc : IS&S 8/4/21

Vial: 28
Operator: LP,DG,CH
Inst : Max
Multiplr: 1.00

Quant Time: Nov 24 10:33 2021 Quant Results File: M0825SUR.RES

Quant Method : M:\MAX\DATA\210825\M0825SUR.M (RTE Integrator)
Title : METHOD 8260B
Last Update : Thu Aug 26 11:16:48 2021
Response via : Initial Calibration
DataAcq Meth : M8260

Internal Standards	R.T.	QIon	Response	Conc Units	Dev(Min)
1) Fluorobenzene (IS)	6.36	96	367093	25.00 ppb	0.14
4) Chlorobenzene-D5 (IS)	9.51	117	326644	25.00 ppb	0.10
7) 1,4-Dichlorobenzene-D (IS)	11.83	152	207210	25.00 ppb	0.09
System Monitoring Compounds					
2) Dibromofluoromethane(S)	5.58	111	112400	25.39 ppb	0.16
Spiked Amount 25.000			Recovery	= 101.556%	
3) 1,2-DCA-D4(S)	5.97	65	79744	27.41 ppb	0.15
Spiked Amount 25.000			Recovery	= 109.640%	
5) Toluene-D8(S)	8.06	98	376867	24.60 ppb	0.12
Spiked Amount 25.000			Recovery	= 98.416%	
6) 4-Bromofluorobenzene(S)	10.69	95	149820	25.07 ppb	0.09
Spiked Amount 25.000			Recovery	= 100.280%	

Target Compounds Qvalue

(#) = qualifier out of range (m) = manual integration

Quantitation Report

Data File : M:\MAX\DATA\211015\1018M28.D
Acq On : 19 Oct 21 3:03
Sample : Ending CCV 300ug/L 10/18/21
Misc : IS&S 8/4/21

Vial: 28
Operator: LP,DG,CH
Inst : Max
Multiplr: 1.00

Quant Time: Nov 24 9:47 2021

Quant Results File: MGAS0825.RES

Method : M:\MAX\DATA\211015\MGAS0825.M (RTE Integrator)
Title : METHOD 8260B
Last Update : Thu Aug 26 16:19:36 2021
Response via : Initial Calibration



1018M28.D MGAS0825.M Wed Nov 24 09:48:05 2021 Page 2

VOLATILE ORGANIC ANALYSIS
VOLATILE ORGANIC COMPOUNDS

Form 7

Continuing Calibration

Lab Name: APPL, Inc.
Case No:
Matrix:

SDG No:
Date Analyzed: 10/20/2021
Instrument: Max
Initial Cal. Date: 8/25/2021
Data File: 1020M27.D

		Compound	MEAN	CCRF	%D	%Drift	
1	I	Fluorobenzene (IS)	ISTD			I	
2	TMHB	Gasoline C6-C10	3.704	1.245	66	TMHBL	5.6
3	TMHB	Chlorobenzene-D5 (IS)	ISTD			TMHB	
4	TMHB	1,4-Dichlorobenzene (IS)	ISTD			TMHB	
5							
6							
7							
8							
9							
10							
11							
12							
13							
14							
15							
16							
17							
18							
19							
20							
21							
22							
23							
24							
25							
26							
27							
28							
29							
30							
31							
32							
33							
34							
35							
36							
37							
38							
39							
40							
		Average			66.0		

Quantitation Report (QT Reviewed)

Data File : M:\MAX\DATA\211015\1020M27.D
Acq On : 20 Oct 21 23:41
Sample : Ending CCV 300ug/L 10/20/21
Misc : IS&S 8/4/21

Vial: 27
Operator: LP,DG,CH
Inst : Max
Multiplr: 1.00

Quant Time: Nov 24 9:46 2021 Quant Results File: MGAS0825.RES

Quant Method : M:\MAX\DATA\211015\MGAS0825.M (RTE Integrator)
Title : METHOD 8260B
Last Update : Thu Aug 26 16:19:36 2021
Response via : Initial Calibration
DataAcq Meth : M8260

Internal Standards	R.T.	QIon	Response	Conc Units	Dev(Min)
1) Fluorobenzene (IS)	6.37	TIC	626832	25.00 ppb	0.15
3) Chlorobenzene-D5 (IS)	11.75	TIC	1614402m	25.00 ppb	0.00
4) 1,4-Dichlorobenzene (IS)	10.94	TIC	169622m	25.00 ppb	0.00

System Monitoring Compounds

Target Compounds					Qvalue
2) Gasoline C6-C10	8.07	TIC	9366326m	283.07 ppb	100

(#) = qualifier out of range (m) = manual integration

Quantitation Report (Not Reviewed)

Data File : M:\MAX\DATA\211015\1020M27.D Vial: 27
Acq On : 20 Oct 21 23:41 Operator: LP,DG,CH
Sample : Ending CCV 300ug/L 10/20/21 Inst : Max
Misc : IS&S 8/4/21 Multiplr: 1.00

Quant Time: Nov 24 10:33 2021 Quant Results File: M0825SUR.RES

Quant Method : M:\MAX\DATA\210825\M0825SUR.M (RTE Integrator)
Title : METHOD 8260B
Last Update : Thu Aug 26 11:16:48 2021
Response via : Initial Calibration
DataAcq Meth : M8260

Internal Standards	R.T.	QIon	Response	Conc Units	Dev(Min)
1) Fluorobenzene (IS)	6.37	96	547657	25.00 ppb	0.15
4) Chlorobenzene-D5 (IS)	9.52	117	476106	25.00 ppb	0.11
7) 1,4-Dichlorobenzene-D (IS)	11.84	152	312147	25.00 ppb	0.10
System Monitoring Compounds					
2) Dibromofluoromethane(S)	5.58	111	162785	24.65 ppb	0.17
Spiked Amount 25.000			Recovery	= 98.588%	
3) 1,2-DCA-D4(S)	5.97	65	100208	23.09 ppb	0.16
Spiked Amount 25.000			Recovery	= 92.352%	
5) Toluene-D8(S)	8.07	98	563754	25.25 ppb	0.12
Spiked Amount 25.000			Recovery	= 101.004%	
6) 4-Bromofluorobenzene(S)	10.70	95	221287	25.40 ppb	0.10
Spiked Amount 25.000			Recovery	= 101.616%	

Target Compounds Qvalue

(#) = qualifier out of range (m) = manual integration

Quantitation Report

Data File : M:\MAX\DATA\211015\1020M27.D
Acq On : 20 Oct 21 23:41
Sample : Ending CCV 300ug/L 10/20/21
Misc : IS&S 8/4/21

Vial: 27
Operator: LP,DG,CH
Inst : Max
Multiplr: 1.00

Quant Time: Nov 24 9:46 2021

Quant Results File: MGAS0825.RES

Method : M:\MAX\DATA\211015\MGAS0825.M (RTE Integrator)
Title : METHOD 8260B
Last Update : Thu Aug 26 16:19:36 2021
Response via : Initial Calibration

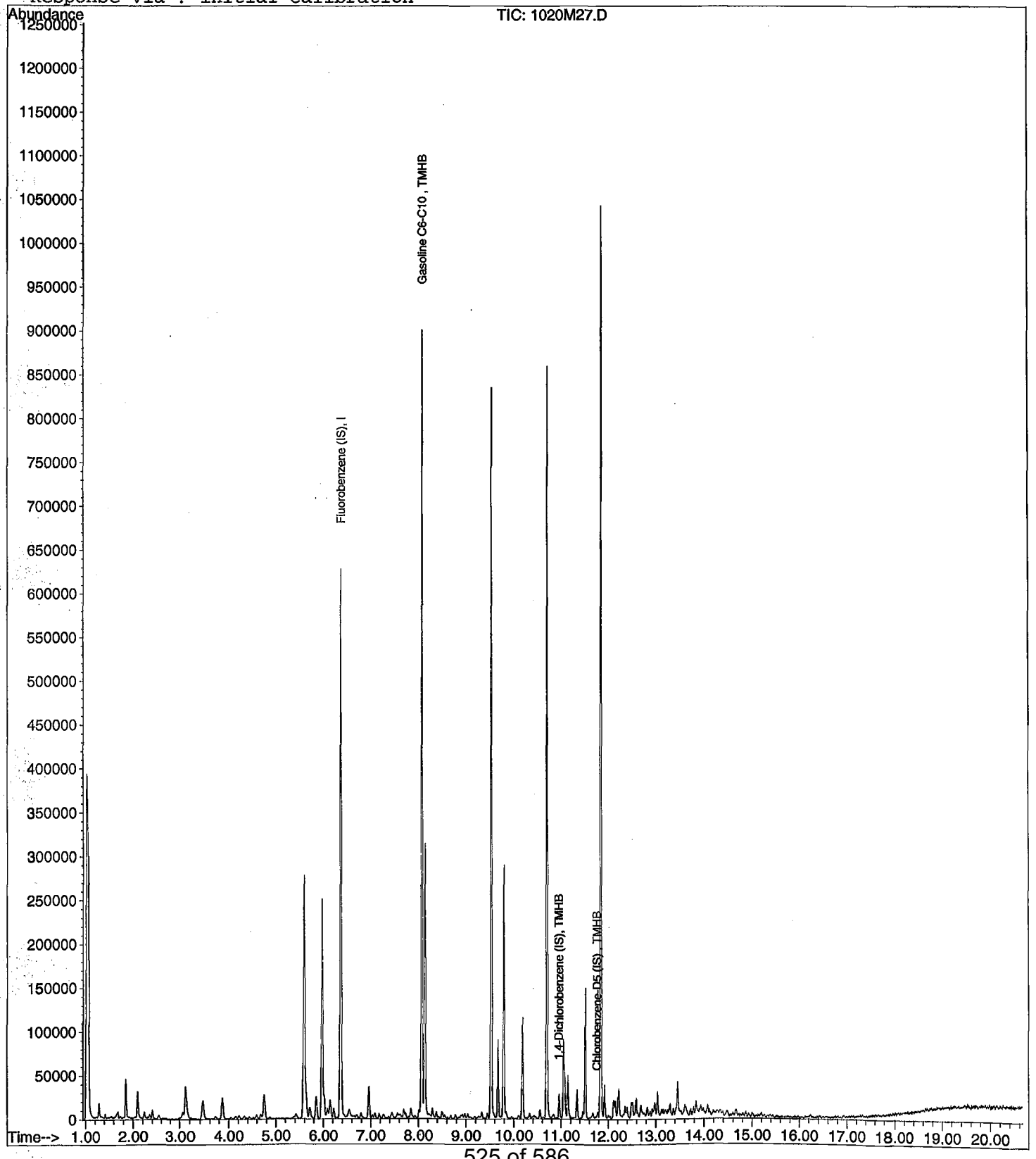

1020M27.D MGAS0825.M Wed Nov 24 09:46:49 2021

ORGANICS
Raw Data

Quantitation Report (QT Reviewed)

Data File : M:\MAX\DATA\211015\1016M23.D
Acq On : 16 Oct 21 23:51
Sample : BA42511W01
Misc : IS&S 8/4/21

Vial: 23
Operator: LP,DG,CH
Inst : Max
Multiplr: 1.00

Quant Time: Nov 24 10:10 2021 Quant Results File: MGAS0825.RES

Quant Method : M:\MAX\DATA\211015\MGAS0825.M (RTE Integrator)
Title : METHOD 8260B
Last Update : Thu Aug 26 16:19:36 2021
Response via : Initial Calibration
DataAcq Meth : M8260

Internal Standards	R.T.	QIon	Response	Conc Units	Dev(Min)
1) Fluorobenzene (IS)	6.35	TIC	424837	25.00 ppb	0.14
3) Chlorobenzene-D5 (IS)	11.75	TIC	436161m	25.00 ppb	0.00
4) 1,4-Dichlorobenzene (IS)	10.94	TIC	6148m	25.00 ppb	0.00

System Monitoring Compounds

Target Compounds Qvalue

(#) = qualifier out of range (m) = manual integration

Quantitation Report (Not Reviewed)

Data File : M:\MAX\DATA\211015\1016M23.D
Acq On : 16 Oct 21 23:51
Sample : BA42511W01
Misc : IS&S 8/4/21

Vial: 23
Operator: LP,DG,CH
Inst : Max
Multiplr: 1.00

Quant Time: Nov 24 10:33 2021 Quant Results File: M0825SUR.RES

Quant Method : M:\MAX\DATA\210825\M0825SUR.M (RTE Integrator)
Title : METHOD 8260B
Last Update : Thu Aug 26 11:16:48 2021
Response via : Initial Calibration
DataAcq Meth : M8260

Internal Standards	R.T.	QIon	Response	Conc Units	Dev(Min)
1) Fluorobenzene (IS)	6.35	96	369934	25.00 ppb	0.14
4) Chlorobenzene-D5 (IS)	9.51	117	338491	25.00 ppb	0.10
7) 1,4-Dichlorobenzene-D (IS)	11.83	152	218710	25.00 ppb	0.08
System Monitoring Compounds					
2) Dibromofluoromethane(S)	5.57	111	115896	25.98 ppb	0.15
Spiked Amount 25.000			Recovery	= 103.912%	
3) 1,2-DCA-D4(S)	5.96	65	78984	26.94 ppb	0.14
Spiked Amount 25.000			Recovery	= 107.760%	
5) Toluene-D8(S)	8.06	98	372299	23.45 ppb	0.11
Spiked Amount 25.000			Recovery	= 93.820%	
6) 4-Bromofluorobenzene(S)	10.68	95	149222	24.10 ppb	0.09
Spiked Amount 25.000			Recovery	= 96.384%	

Target Compounds Qvalue

(#) = qualifier out of range (m) = manual integration

Quantitation Report

Data File : M:\MAX\DATA\211015\1016M23.D
Acq On : 16 Oct 21 23:51
Sample : BA42511W01
Misc : IS&S 8/4/21

Vial: 23
Operator: LP,DG,CH
Inst : Max
Multiplr: 1.00

Quant Time: Nov 24 10:10 2021

Quant Results File: MGAS0825.RES

Method : M:\MAX\DATA\210825\MGAS0825.M (RTE Integrator)
Title : METHOD 8260B
Last Update : Thu Aug 26 16:19:36 2021
Response via : Initial Calibration



Quantitation Report (QT Reviewed)

Data File : M:\MAX\DATA\211015\1016M24.D
Acq On : 17 Oct 21 00:20
Sample : BA42512W01
Misc : IS&S 8/4/21

Vial: 24
Operator: LP,DG,CH
Inst : Max
Multiplr: 1.00

Quant Time: Nov 24 10:10 2021 Quant Results File: MGAS0825.RES

Quant Method : M:\MAX\DATA\211015\MGAS0825.M (RTE Integrator)
Title : METHOD 8260B
Last Update : Thu Aug 26 16:19:36 2021
Response via : Initial Calibration
DataAcq Meth : M8260

Internal Standards	R.T.	QIon	Response	Conc Units	Dev(Min)
1) Fluorobenzene (IS)	6.35	TIC	418110	25.00 ppb	0.14
3) Chlorobenzene-D5 (IS)	11.75	TIC	439859m	25.00 ppb	0.00
4) 1,4-Dichlorobenzene (IS)	10.94	TIC	12954m	25.00 ppb	0.00

System Monitoring Compounds

Target Compounds					Qvalue
2) Gasoline C6-C10	8.06	TIC	4668663m	29.08 ppb	100

(#) = qualifier out of range (m) = manual integration

1016M24.D MGAS0825.M Wed Nov 24 11:19:55 2021

Quantitation Report (Not Reviewed)

Data File : M:\MAX\DATA\211015\1016M24.D
Acq On : 17 Oct 21 00:20
Sample : BA42512W01
Misc : IS&S 8/4/21

Vial: 24
Operator: LP,DG,CH
Inst : Max
Multiplr: 1.00

Quant Time: Nov 24 10:33 2021 Quant Results File: M0825SUR.RES

Quant Method : M:\MAX\DATA\210825\M0825SUR.M (RTE Integrator)
Title : METHOD 8260B
Last Update : Thu Aug 26 11:16:48 2021
Response via : Initial Calibration
DataAcq Meth : M8260

Internal Standards	R.T.	QIon	Response	Conc Units	Dev(Min)
1) Fluorobenzene (IS)	6.35	96	362419	25.00 ppb	0.14
4) Chlorobenzene-D5 (IS)	9.51	117	326919	25.00 ppb	0.10
7) 1,4-Dichlorobenzene-D (IS)	11.83	152	223428	25.00 ppb	0.08
System Monitoring Compounds					
2) Dibromofluoromethane(S)	5.57	111	114332	26.16 ppb	0.15
Spiked Amount 25.000			Recovery	= 104.632%	
3) 1,2-DCA-D4(S)	5.96	65	80416	28.00 ppb	0.14
Spiked Amount 25.000			Recovery	= 111.988%	
5) Toluene-D8(S)	8.06	98	376336	24.55 ppb	0.11
Spiked Amount 25.000			Recovery	= 98.192%	
6) 4-Bromofluorobenzene(S)	10.68	95	153469	25.66 ppb	0.09
Spiked Amount 25.000			Recovery	= 102.636%	

Target Compounds Qvalue

(#) = qualifier out of range (m) = manual integration

Quantitation Report

Data File : M:\MAX\DATA\211015\1016M24.D
Acq On : 17 Oct 21 00:20
Sample : BA42512W01
Misc : IS&S 8/4/21

Vial: 24
Operator: LP,DG,CH
Inst : Max
Multiplr: 1.00

Quant Time: Nov 24 10:10 2021

Quant Results File: MGAS0825.RES

Method : M:\MAX\DATA\210825\MGAS0825.M (RTE Integrator)
Title : METHOD 8260B
Last Update : Thu Aug 26 16:19:36 2021
Response via : Initial Calibration

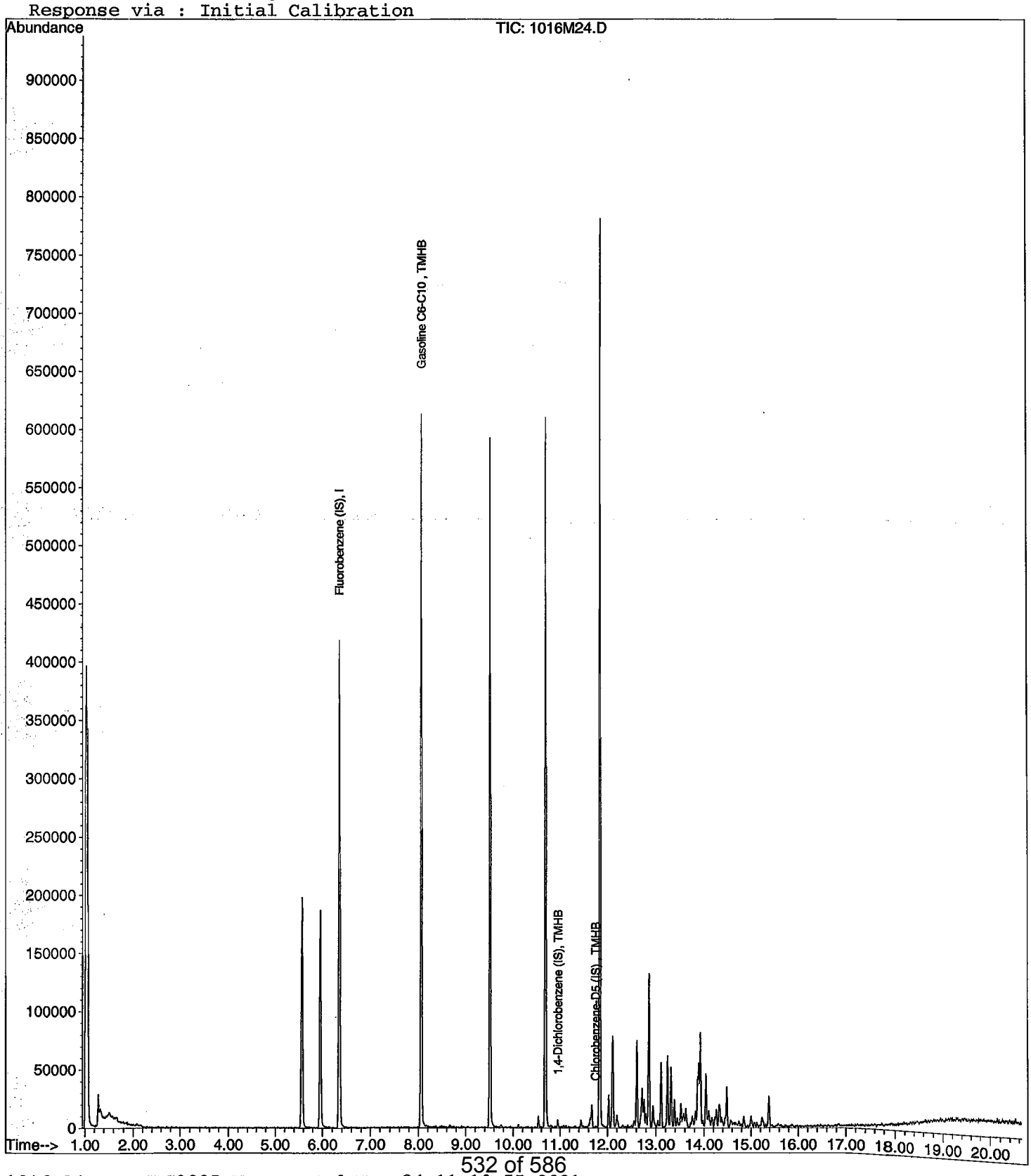

1016M24.D MGAS0825.M Wed Nov 24 11:19:55 2021

Quantitation Report (QT Reviewed)

Data File : M:\MAX\DATA\211015\1018M09.D
Acq On : 18 Oct 21 18:05
Sample : BA42514W01
Misc : IS&S 8/4/21

Vial: 9
Operator: LP,DG,CH
Inst : Max
Multiplr: 1.00

Quant Time: Nov 24 10:11 2021 Quant Results File: MGAS0825.RES

Quant Method : M:\MAX\DATA\211015\MGAS0825.M (RTE Integrator)
Title : METHOD 8260B
Last Update : Thu Aug 26 16:19:36 2021
Response via : Initial Calibration
DataAcq Meth : M8260

Internal Standards	R.T.	QIon	Response	Conc Units	Dev(Min)
1) Fluorobenzene (IS)	6.36	TIC	415292	25.00 ppb	0.15
3) Chlorobenzene-D5 (IS)	11.75	TIC	543479m	25.00 ppb	0.00
4) 1,4-Dichlorobenzene (IS)	10.94	TIC	74863m	25.00 ppb	0.00

System Monitoring Compounds

Target Compounds					Qvalue
2) Gasoline C6-C10	8.06	TIC	4930001m	76.50 ppb	100

(#) = qualifier out of range (m) = manual integration

Quantitation Report (Not Reviewed)

Data File : M:\MAX\DATA\211015\1018M09.D
Acq On : 18 Oct 21 18:05
Sample : BA42514W01
Misc : IS&S 8/4/21

Vial: 9
Operator: LP,DG,CH
Inst : Max
Multiplr: 1.00

Quant Time: Nov 24 10:33 2021

Quant Results File: M0825SUR.RES

Quant Method : M:\MAX\DATA\210825\M0825SUR.M (RTE Integrator)
Title : METHOD 8260B
Last Update : Thu Aug 26 11:16:48 2021
Response via : Initial Calibration
DataAcq Meth : M8260

Internal Standards	R.T.	QIon	Response	Conc Units	Dev(Min)
1) Fluorobenzene (IS)	6.36	96	350942	25.00 ppb	0.15
4) Chlorobenzene-D5 (IS)	9.51	117	323199	25.00 ppb	0.10
7) 1,4-Dichlorobenzene-D (IS)	11.83	152	223503	25.00 ppb	0.09
System Monitoring Compounds					
2) Dibromofluoromethane(S)	5.58	111	109455	25.86 ppb	0.16
Spiked Amount 25.000			Recovery	= 103.448%	
3) 1,2-DCA-D4(S)	5.97	65	74832	26.91 ppb	0.15
Spiked Amount 25.000			Recovery	= 107.620%	
5) Toluene-D8(S)	8.07	98	363326	23.97 ppb	0.12
Spiked Amount 25.000			Recovery	= 95.888%	
6) 4-Bromofluorobenzene(S)	10.69	95	157506	26.64 ppb	0.09
Spiked Amount 25.000			Recovery	= 106.548%	

Target Compounds Qvalue

(#) = qualifier out of range (m) = manual integration

1018M09.D M0825SUR.M Wed Nov 24 10:35:30 2021

Quantitation Report

Data File : M:\MAX\DATA\211015\1018M09.D
Acq On : 18 Oct 21 18:05
Sample : BA42514W01
Misc : IS&S 8/4/21

Vial: 9
Operator: LP,DG,CH
Inst : Max
Multiplr: 1.00

Quant Time: Nov 24 10:11 2021

Quant Results File: MGAS0825.RES

Method : M:\MAX\DATA\210825\MGAS0825.M (RTE Integrator)
Title : METHOD 8260B
Last Update : Thu Aug 26 16:19:36 2021
Response via : Initial Calibration

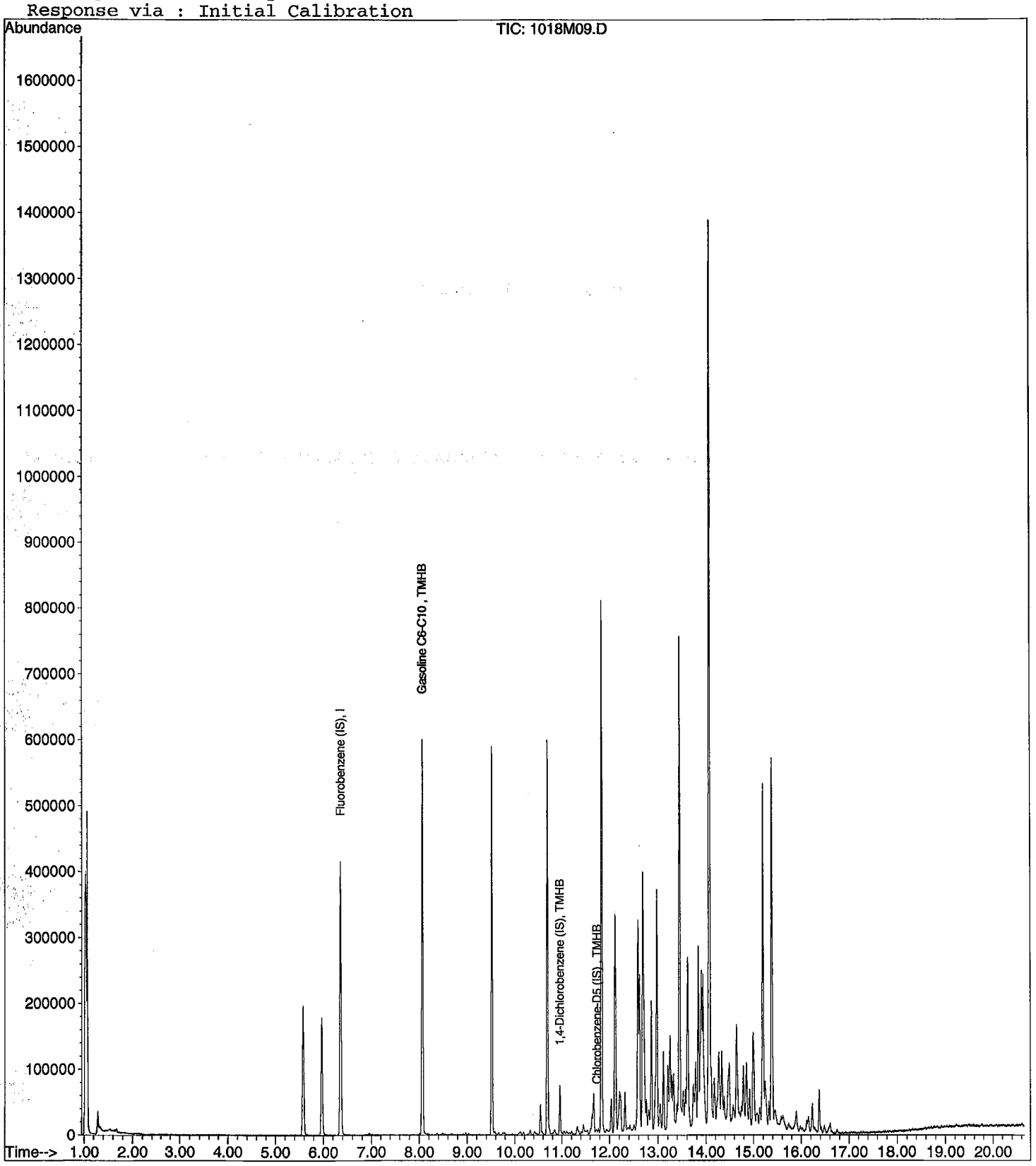

Quantitation Report (QT Reviewed)

Data File : M:\MAX\DATA\211015\1018M10.D
Acq On : 18 Oct 21 18:33
Sample : BA42515W01
Misc : IS&S 8/4/21

Vial: 10
Operator: LP,DG,CH
Inst : Max
Multiplr: 1.00

Quant Time: Nov 24 10:11 2021 Quant Results File: MGAS0825.RES

Quant Method : M:\MAX\DATA\211015\MGAS0825.M (RTE Integrator)
Title : METHOD 8260B
Last Update : Thu Aug 26 16:19:36 2021
Response via : Initial Calibration
DataAcq Meth : M8260

Internal Standards	R.T.	QIon	Response	Conc Units	Dev(Min)
1) Fluorobenzene (IS)	6.36	TIC	423628	25.00 ppb	0.15
3) Chlorobenzene-D5 (IS)	11.75	TIC	429453m	25.00 ppb	0.00
4) 1,4-Dichlorobenzene (IS)	10.94	TIC	11774m	25.00 ppb	0.00

System Monitoring Compounds

Target Compounds Qvalue

(#) = qualifier out of range (m) = manual integration

Quantitation Report (Not Reviewed)

Data File : M:\MAX\DATA\211015\1018M10.D
Acq On : 18 Oct 21 18:33
Sample : BA42515W01
Misc : IS&S 8/4/21

Vial: 10
Operator: LP,DG,CH
Inst : Max
Multiplr: 1.00

Quant Time: Nov 24 10:33 2021

Quant Results File: M0825SUR.RES

Quant Method : M:\MAX\DATA\210825\M0825SUR.M (RTE Integrator)
Title : METHOD 8260B
Last Update : Thu Aug 26 11:16:48 2021
Response via : Initial Calibration
DataAcq Meth : M8260

Internal Standards	R.T.	QIon	Response	Conc Units	Dev(Min)
1) Fluorobenzene (IS)	6.36	96	363241	25.00 ppb	0.15
4) Chlorobenzene-D5 (IS)	9.51	117	330070	25.00 ppb	0.10
7) 1,4-Dichlorobenzene-D (IS)	11.83	152	220654	25.00 ppb	0.09
System Monitoring Compounds					
2) Dibromofluoromethane(S)	5.58	111	115354	26.33 ppb	0.16
Spiked Amount 25.000			Recovery	= 105.332%	
3) 1,2-DCA-D4(S)	5.97	65	76784	26.67 ppb	0.15
Spiked Amount 25.000			Recovery	= 106.688%	
5) Toluene-D8(S)	8.07	98	381386	24.64 ppb	0.12
Spiked Amount 25.000			Recovery	= 98.560%	
6) 4-Bromofluorobenzene(S)	10.69	95	156436	25.91 ppb	0.10
Spiked Amount 25.000			Recovery	= 103.620%	

Target Compounds Qvalue

(#) = qualifier out of range (m) = manual integration

Quantitation Report

Data File : M:\MAX\DATA\211015\1018M10.D
Acq On : 18 Oct 21 18:33
Sample : BA42515W01
Misc : IS&S 8/4/21

Vial: 10
Operator: LP,DG,CH
Inst : Max
Multiplr: 1.00

Quant Time: Nov 24 10:11 2021

Quant Results File: MGAS0825.RES

Method : M:\MAX\DATA\210825\MGAS0825.M (RTE Integrator)
Title : METHOD 8260B
Last Update : Thu Aug 26 16:19:36 2021
Response via : Initial Calibration



Quantitation Report (QT Reviewed)

Data File : M:\MAX\DATA\211015\1018M11.D
Acq On : 18 Oct 21 19:02
Sample : BA42516W01
Misc : IS&S 8/4/21

Vial: 11
Operator: LP,DG,CH
Inst : Max
Multiplr: 1.00

Quant Time: Nov 24 10:11 2021 Quant Results File: MGAS0825.RES

Quant Method : M:\MAX\DATA\211015\MGAS0825.M (RTE Integrator)
Title : METHOD 8260B
Last Update : Thu Aug 26 16:19:36 2021
Response via : Initial Calibration
DataAcq Meth : M8260

Internal Standards	R.T.	QIon	Response	Conc Units	Dev(Min)
1) Fluorobenzene (IS)	6.36	TIC	409833	25.00 ppb	0.15
3) Chlorobenzene-D5 (IS)	11.75	TIC	431954m	25.00 ppb	0.00
4) 1,4-Dichlorobenzene (IS)	10.94	TIC	4684m	25.00 ppb	0.00

System Monitoring Compounds

Target Compounds Qvalue

(#) = qualifier out of range (m) = manual integration

Quantitation Report (Not Reviewed)

Data File : M:\MAX\DATA\211015\1018M11.D
Acq On : 18 Oct 21 19:02
Sample : BA42516W01
Misc : IS&S 8/4/21

Vial: 11
Operator: LP,DG,CH
Inst : Max
Multiplr: 1.00

Quant Time: Nov 24 10:33 2021 Quant Results File: M0825SUR.RES

Quant Method : M:\MAX\DATA\210825\M0825SUR.M (RTE Integrator)
Title : METHOD 8260B
Last Update : Thu Aug 26 11:16:48 2021
Response via : Initial Calibration
DataAcq Meth : M8260

Internal Standards	R.T.	QIon	Response	Conc Units	Dev(Min)
1) Fluorobenzene (IS)	6.36	96	356985	25.00 ppb	0.15
4) Chlorobenzene-D5 (IS)	9.51	117	321126	25.00 ppb	0.10
7) 1,4-Dichlorobenzene-D (IS)	11.84	152	211018	25.00 ppb	0.09
System Monitoring Compounds					
2) Dibromofluoromethane(S)	5.58	111	108520	25.21 ppb	0.16
Spiked Amount 25.000			Recovery	= 100.828%	
3) 1,2-DCA-D4(S)	5.97	65	76936	27.19 ppb	0.15
Spiked Amount 25.000			Recovery	= 108.772%	
5) Toluene-D8(S)	8.07	98	372242	24.72 ppb	0.12
Spiked Amount 25.000			Recovery	= 98.876%	
6) 4-Bromofluorobenzene(S)	10.69	95	150326	25.59 ppb	0.10
Spiked Amount 25.000			Recovery	= 102.348%	

Target Compounds Qvalue

(#) = qualifier out of range (m) = manual integration

Quantitation Report

Data File : M:\MAX\DATA\211015\1018M11.D
Acq On : 18 Oct 21 19:02
Sample : BA42516W01
Misc : IS&S 8/4/21

Vial: 11
Operator: LP,DG,CH
Inst : Max
Multiplr: 1.00

Quant Time: Nov 24 10:11 2021

Quant Results File: MGAS0825.RES

Method : M:\MAX\DATA\210825\MGAS0825.M (RTE Integrator)
Title : METHOD 8260B
Last Update : Thu Aug 26 16:19:36 2021
Response via : Initial Calibration



Quantitation Report (QT Reviewed)

Data File : M:\MAX\DATA\211015\1018M12.D
Acq On : 18 Oct 21 19:30
Sample : BA42517W01
Misc : IS&S 8/4/21

Vial: 12
Operator: LP,DG,CH
Inst : Max
Multiplr: 1.00

Quant Time: Nov 24 10:11 2021 Quant Results File: MGAS0825.RES

Quant Method : M:\MAX\DATA\211015\MGAS0825.M (RTE Integrator)
Title : METHOD 8260B
Last Update : Thu Aug 26 16:19:36 2021
Response via : Initial Calibration
DataAcq Meth : M8260

Internal Standards	R.T.	QIon	Response	Conc Units	Dev(Min)
1) Fluorobenzene (IS)	6.36	TIC	417520	25.00 ppb	0.15
3) Chlorobenzene-D5 (IS)	11.75	TIC	429914m	25.00 ppb	0.00
4) 1,4-Dichlorobenzene (IS)	10.94	TIC	7752m	25.00 ppb	0.00

System Monitoring Compounds

Target Compounds Qvalue

(#) = qualifier out of range (m) = manual integration

Quantitation Report (Not Reviewed)

Data File : M:\MAX\DATA\211015\1018M12.D
Acq On : 18 Oct 21 19:30
Sample : BA42517W01
Misc : IS&S 8/4/21

Vial: 12
Operator: LP,DG,CH
Inst : Max
Multiplr: 1.00

Quant Time: Nov 24 10:33 2021

Quant Results File: M0825SUR.RES

Quant Method : M:\MAX\DATA\210825\M0825SUR.M (RTE Integrator)
Title : METHOD 8260B
Last Update : Thu Aug 26 11:16:48 2021
Response via : Initial Calibration
DataAcq Meth : M8260

Internal Standards	R.T.	QIon	Response	Conc Units	Dev(Min)
1) Fluorobenzene (IS)	6.36	96	356130	25.00 ppb	0.15
4) Chlorobenzene-D5 (IS)	9.51	117	330774	25.00 ppb	0.10
7) 1,4-Dichlorobenzene-D (IS)	11.84	152	213716	25.00 ppb	0.09
System Monitoring Compounds					
2) Dibromofluoromethane(S)	5.58	111	114489	26.66 ppb	0.16
Spiked Amount 25.000			Recovery	= 106.628%	
3) 1,2-DCA-D4(S)	5.97	65	75104	26.61 ppb	0.15
Spiked Amount 25.000			Recovery	= 106.440%	
5) Toluene-D8(S)	8.07	98	377932	24.37 ppb	0.12
Spiked Amount 25.000			Recovery	= 97.460%	
6) 4-Bromofluorobenzene(S)	10.69	95	152154	25.14 ppb	0.10
Spiked Amount 25.000			Recovery	= 100.572%	

Target Compounds Qvalue

(#) = qualifier out of range (m) = manual integration

Quantitation Report

Data File : M:\MAX\DATA\211015\1018M12.D
Acq On : 18 Oct 21 19:30
Sample : BA42517W01
Misc : IS&S 8/4/21

Vial: 12
Operator: LP,DG,CH
Inst : Max
Multiplr: 1.00

Quant Time: Nov 24 10:11 2021

Quant Results File: MGAS0825.RES

Method : M:\MAX\DATA\210825\MGAS0825.M (RTE Integrator)
Title : METHOD 8260B
Last Update : Thu Aug 26 16:19:36 2021
Response via : Initial Calibration



1018M12.D MGAS0825.M Wed Nov 24 11:19:58 2021

Quantitation Report (QT Reviewed)

Data File : M:\MAX\DATA\211015\1018M13.D
Acq On : 18 Oct 21 19:59
Sample : BA42518W01
Misc : IS&S 8/4/21

Vial: 13
Operator: LP,DG,CH
Inst : Max
Multiplr: 1.00

Quant Time: Nov 24 10:12 2021 Quant Results File: MGAS0825.RES

Quant Method : M:\MAX\DATA\211015\MGAS0825.M (RTE Integrator)
Title : METHOD 8260B
Last Update : Thu Aug 26 16:19:36 2021
Response via : Initial Calibration
DataAcq Meth : M8260

Internal Standards	R.T.	QIon	Response	Conc Units	Dev(Min)
1) Fluorobenzene (IS)	6.36	TIC	411437	25.00 ppb	0.15
3) Chlorobenzene-D5 (IS)	11.75	TIC	403568m	25.00 ppb	0.00
4) 1,4-Dichlorobenzene (IS)	10.94	TIC	8669m	25.00 ppb	0.00

System Monitoring Compounds

Target Compounds Qvalue

(#) = qualifier out of range (m) = manual integration

Quantitation Report (Not Reviewed)

Data File : M:\MAX\DATA\211015\1018M13.D
Acq On : 18 Oct 21 19:59
Sample : BA42518W01
Misc : IS&S 8/4/21

Vial: 13
Operator: LP,DG,CH
Inst : Max
Multiplr: 1.00

Quant Time: Nov 24 10:33 2021

Quant Results File: M0825SUR.RES

Quant Method : M:\MAX\DATA\210825\M0825SUR.M (RTE Integrator)
Title : METHOD 8260B
Last Update : Thu Aug 26 11:16:48 2021
Response via : Initial Calibration
DataAcq Meth : M8260

Internal Standards	R.T.	QIon	Response	Conc Units	Dev(Min)
1) Fluorobenzene (IS)	6.36	96	360702	25.00 ppb	0.15
4) Chlorobenzene-D5 (IS)	9.51	117	322273	25.00 ppb	0.10
7) 1,4-Dichlorobenzene-D (IS)	11.83	152	208212	25.00 ppb	0.09
System Monitoring Compounds					
2) Dibromofluoromethane(S)	5.58	111	114564	26.34 ppb	0.16
Spiked Amount 25.000			Recovery	= 105.344%	
3) 1,2-DCA-D4(S)	5.97	65	78888	27.60 ppb	0.15
Spiked Amount 25.000			Recovery	= 110.384%	
5) Toluene-D8(S)	8.06	98	371043	24.55 ppb	0.12
Spiked Amount 25.000			Recovery	= 98.208%	
6) 4-Bromofluorobenzene(S)	10.69	95	154690	26.24 ppb	0.10
Spiked Amount 25.000			Recovery	= 104.944%	

Target Compounds Qvalue

(#) = qualifier out of range (m) = manual integration

Quantitation Report

Data File : M:\MAX\DATA\211015\1018M13.D
Acq On : 18 Oct 21 19:59
Sample : BA42518W01
Misc : IS&S 8/4/21

Vial: 13
Operator: LP,DG,CH
Inst : Max
Multiplr: 1.00

Quant Time: Nov 24 10:12 2021

Quant Results File: MGAS0825.RES

Method : M:\MAX\DATA\210825\MGAS0825.M (RTE Integrator)
Title : METHOD 8260B
Last Update : Thu Aug 26 16:19:36 2021
Response via : Initial Calibration



Quantitation Report (QT Reviewed)

Data File : M:\MAX\DATA\211015\1020M15.D
Acq On : 20 Oct 21 18:00
Sample : BA42513W02
Misc : IS&S 8/4/21

Vial: 15
Operator: LP,DG,CH
Inst : Max
Multiplr: 1.00

Quant Time: Nov 24 10:12 2021 Quant Results File: MGAS0825.RES

Quant Method : M:\MAX\DATA\211015\MGAS0825.M (RTE Integrator)
Title : METHOD 8260B
Last Update : Thu Aug 26 16:19:36 2021
Response via : Initial Calibration
DataAcq Meth : M8260

Internal Standards	R.T.	QIon	Response	Conc Units	Dev(Min)
1) Fluorobenzene (IS)	6.37	TIC	427759	25.00 ppb	0.15
3) Chlorobenzene-D5 (IS)	11.75	TIC	1126384m	25.00 ppb	0.00
4) 1,4-Dichlorobenzene (IS)	10.94	TIC	7255m	25.00 ppb	0.00

System Monitoring Compounds

Target Compounds Qvalue

(#) = qualifier out of range (m) = manual integration

Quantitation Report (Not Reviewed)

Data File : M:\MAX\DATA\211015\1020M15.D
Acq On : 20 Oct 21 18:00
Sample : BA42513W02
Misc : IS&S 8/4/21

Vial: 15
Operator: LP,DG,CH
Inst : Max
Multiplr: 1.00

Quant Time: Nov 24 10:33 2021 Quant Results File: M0825SUR.RES

Quant Method : M:\MAX\DATA\210825\M0825SUR.M (RTE Integrator)
Title : METHOD 8260B
Last Update : Thu Aug 26 11:16:48 2021
Response via : Initial Calibration
DataAcq Meth : M8260

Internal Standards	R.T.	QIon	Response	Conc Units	Dev(Min)
1) Fluorobenzene (IS)	6.37	96	356645	25.00 ppb	0.15
4) Chlorobenzene-D5 (IS)	9.52	117	325976	25.00 ppb	0.11
7) 1,4-Dichlorobenzene-D (IS)	11.84	152	212261	25.00 ppb	0.10
System Monitoring Compounds					
2) Dibromofluoromethane(S)	5.59	111	115965	26.96 ppb	0.17
Spiked Amount 25.000			Recovery	= 107.848%	
3) 1,2-DCA-D4(S)	5.98	65	80136	28.35 ppb	0.16
Spiked Amount 25.000			Recovery	= 113.404%	
5) Toluene-D8(S)	8.07	98	371166	24.28 ppb	0.12
Spiked Amount 25.000			Recovery	= 97.124%	
6) 4-Bromofluorobenzene(S)	10.70	95	153055	25.66 ppb	0.10
Spiked Amount 25.000			Recovery	= 102.656%	

Target Compounds Qvalue

(#) = qualifier out of range (m) = manual integration

Quantitation Report

Data File : M:\MAX\DATA\211015\1020M15.D
Acq On : 20 Oct 21 18:00
Sample : BA42513W02
Misc : IS&S 8/4/21

Vial: 15
Operator: LP,DG,CH
Inst : Max
Multiplr: 1.00

Quant Time: Nov 24 10:12 2021

Quant Results File: MGAS0825.RES

Method : M:\MAX\DATA\210825\MGAS0825.M (RTE Integrator)
Title : METHOD 8260B
Last Update : Thu Aug 26 16:19:36 2021
Response via : Initial Calibration



1020M15.D MGAS0825.M Wed Nov 24 11:20:00 2021

Quantitation Report (QT Reviewed)

Data File : M:\MAX\DATA\211015\1016M08.D
Acq On : 16 Oct 21 16:46
Sample : 211016A BLK
Misc : IS&S 8/4/21

Vial: 8
Operator: LP,DG,CH
Inst : Max
Multiplr: 1.00

Quant Time: Nov 24 10:02 2021 Quant Results File: MGAS0825.RES

Quant Method : M:\MAX\DATA\211015\MGAS0825.M (RTE Integrator)
Title : METHOD 8260B
Last Update : Thu Aug 26 16:19:36 2021
Response via : Initial Calibration
DataAcq Meth : M8260

Internal Standards	R.T.	QIon	Response	Conc Units	Dev(Min)
1) Fluorobenzene (IS)	6.35	TIC	551943	25.00 ppb	0.13
3) Chlorobenzene-D5 (IS)	11.75	TIC	512893m	25.00 ppb	0.00
4) 1,4-Dichlorobenzene (IS)	10.94	TIC	10118m	25.00 ppb	0.00

System Monitoring Compounds

Target Compounds Qvalue

(#) = qualifier out of range (m) = manual integration

Quantitation Report (Not Reviewed)

Data File : M:\MAX\DATA\211015\1016M08.D
Acq On : 16 Oct 21 16:46
Sample : 211016A BLK
Misc : IS&S 8/4/21

Vial: 8
Operator: LP,DG,CH
Inst : Max
Multiplr: 1.00

Quant Time: Nov 24 10:33 2021 Quant Results File: M0825SUR.RES

Quant Method : M:\MAX\DATA\210825\M0825SUR.M (RTE Integrator)
Title : METHOD 8260B
Last Update : Thu Aug 26 11:16:48 2021
Response via : Initial Calibration
DataAcq Meth : M8260

Internal Standards	R.T.	QIon	Response	Conc Units	Dev(Min)
1) Fluorobenzene (IS)	6.35	96	478685	25.00 ppb	0.13
4) Chlorobenzene-D5 (IS)	9.51	117	420924	25.00 ppb	0.09
7) 1,4-Dichlorobenzene-D (IS)	11.83	152	262374	25.00 ppb	0.08
System Monitoring Compounds					
2) Dibromofluoromethane(S)	5.57	111	145157	25.14 ppb	0.15
Spiked Amount 25.000			Recovery	= 100.580%	
3) 1,2-DCA-D4(S)	5.96	65	96224	25.36 ppb	0.14
Spiked Amount 25.000			Recovery	= 101.456%	
5) Toluene-D8(S)	8.06	98	483153	24.48 ppb	0.11
Spiked Amount 25.000			Recovery	= 97.908%	
6) 4-Bromofluorobenzene(S)	10.68	95	193567	25.14 ppb	0.09
Spiked Amount 25.000			Recovery	= 100.540%	

Target Compounds Qvalue

(#) = qualifier out of range (m) = manual integration

Quantitation Report

Data File : M:\MAX\DATA\211015\1016M08.D
Acq On : 16 Oct 21 16:46
Sample : 211016A BLK
Misc : IS&S 8/4/21

Vial: 8
Operator: LP,DG,CH
Inst : Max
Multiplr: 1.00

Quant Time: Nov 24 10:02 2021

Quant Results File: MGAS0825.RES

Method : M:\MAX\DATA\211015\MGAS0825.M (RTE Integrator)
Title : METHOD 8260B
Last Update : Thu Aug 26 16:19:36 2021
Response via : Initial Calibration



Quantitation Report (Not Reviewed)

Data File : M:\MAX\DATA\211015\1016M06.D
Acq On : 16 Oct 21 15:49
Sample : 211016A LCS 300ug/L
Misc : IS&S 8/4/21

Vial: 6
Operator: LP,DG,CH
Inst : Max
Multiplr: 1.00

Quant Time: Nov 24 10:33 2021 Quant Results File: M0825SUR.RES

Quant Method : M:\MAX\DATA\210825\M0825SUR.M (RTE Integrator)
Title : METHOD 8260B
Last Update : Thu Aug 26 11:16:48 2021
Response via : Initial Calibration
DataAcq Meth : M8260

Internal Standards	R.T.	QIon	Response	Conc Units	Dev(Min)
1) Fluorobenzene (IS)	6.35	96	469682	25.00 ppb	0.13
4) Chlorobenzene-D5 (IS)	9.50	117	421570	25.00 ppb	0.09
7) 1,4-Dichlorobenzene-D (IS)	11.83	152	279371	25.00 ppb	0.08
System Monitoring Compounds					
2) Dibromofluoromethane(S)	5.57	111	141685	25.01 ppb	0.15
Spiked Amount 25.000			Recovery	= 100.056%	
3) 1,2-DCA-D4(S)	5.96	65	91648	24.62 ppb	0.14
Spiked Amount 25.000			Recovery	= 98.484%	
5) Toluene-D8(S)	8.06	98	480180	24.29 ppb	0.11
Spiked Amount 25.000			Recovery	= 97.160%	
6) 4-Bromofluorobenzene(S)	10.68	95	195283	25.32 ppb	0.09
Spiked Amount 25.000			Recovery	= 101.276%	

Target Compounds Qvalue

(#) = qualifier out of range (m) = manual integration

Quantitation Report (QT Reviewed)

Data File : M:\MAX\DATA\211015\1016M06.D
Acq On : 16 Oct 21 15:49
Sample : 211016A LCS 300ug/L
Misc : IS&S 8/4/21

Vial: 6
Operator: LP,DG,CH
Inst : Max
Multiplr: 1.00

Quant Time: Nov 24 10:01 2021 Quant Results File: MGAS0825.RES

Quant Method : M:\MAX\DATA\211015\MGAS0825.M (RTE Integrator)
Title : METHOD 8260B
Last Update : Thu Aug 26 16:19:36 2021
Response via : Initial Calibration
DataAcq Meth : M8260

Internal Standards	R.T.	QIon	Response	Conc Units	Dev(Min)
1) Fluorobenzene (IS)	6.35	TIC	541025	25.00 ppb	0.13
3) Chlorobenzene-D5 (IS)	11.75	TIC	565432m	25.00 ppb	0.00
4) 1,4-Dichlorobenzene (IS)	10.94	TIC	147249m	25.00 ppb	0.00

System Monitoring Compounds

Target Compounds					Qvalue
2) Gasoline C6-C10	9.50	TIC	8287682m	308.37 ppb	100

(#) = qualifier out of range (m) = manual integration

Quantitation Report

Data File : M:\MAX\DATA\211015\1016M06.D
Acq On : 16 Oct 21 15:49
Sample : 211016A LCS 300ug/L
Misc : IS&S 8/4/21

Vial: 6
Operator: LP,DG,CH
Inst : Max
Multiplr: 1.00

Quant Time: Nov 24 10:01 2021

Quant Results File: MGAS0825.RES

Method : M:\MAX\DATA\211015\MGAS0825.M (RTE Integrator)
Title : METHOD 8260B
Last Update : Thu Aug 26 16:19:36 2021
Response via : Initial Calibration



Quantitation Report (QT Reviewed)

Data File : M:\MAX\DATA\211015\1016M07.D
Acq On : 16 Oct 21 16:17
Sample : 211016A LCSD 300ug/L
Misc : IS&S 8/4/21

Vial: 7
Operator: LP,DG,CH
Inst : Max
Multiplr: 1.00

Quant Time: Nov 24 10:01 2021 Quant Results File: MGAS0825.RES

Quant Method : M:\MAX\DATA\211015\MGAS0825.M (RTE Integrator)
Title : METHOD 8260B
Last Update : Thu Aug 26 16:19:36 2021
Response via : Initial Calibration
DataAcq Meth : M8260

Internal Standards	R.T.	QIon	Response	Conc Units	Dev(Min)
1) Fluorobenzene (IS)	6.35	TIC	566865	25.00 ppb	0.13
3) Chlorobenzene-D5 (IS)	11.75	TIC	562849m	25.00 ppb	0.00
4) 1,4-Dichlorobenzene (IS)	10.94	TIC	155662m	25.00 ppb	0.00

System Monitoring Compounds

Target Compounds					Qvalue
2) Gasoline C6-C10	8.05	TIC	8724355m	313.22 ppb	100

(#) = qualifier out of range (m) = manual integration

Quantitation Report (Not Reviewed)

Data File : M:\MAX\DATA\211015\1016M07.D
Acq On : 16 Oct 21 16:17
Sample : 211016A LCSD 300ug/L
Misc : IS&S 8/4/21

Vial: 7
Operator: LP,DG,CH
Inst : Max
Multiplr: 1.00

Quant Time: Nov 24 10:33 2021 Quant Results File: M0825SUR.RES

Quant Method : M:\MAX\DATA\210825\M0825SUR.M (RTE Integrator)
Title : METHOD 8260B
Last Update : Thu Aug 26 11:16:48 2021
Response via : Initial Calibration
DataAcq Meth : M8260

Internal Standards	R.T.	QIon	Response	Conc Units	Dev(Min)
1) Fluorobenzene (IS)	6.35	96	490091	25.00 ppb	0.13
4) Chlorobenzene-D5 (IS)	9.51	117	430437	25.00 ppb	0.09
7) 1,4-Dichlorobenzene-D (IS)	11.83	152	275024	25.00 ppb	0.08
System Monitoring Compounds					
2) Dibromofluoromethane(S)	5.57	111	143633	24.30 ppb	0.15
Spiked Amount 25.000			Recovery	= 97.204%	
3) 1,2-DCA-D4(S)	5.96	65	97672	25.15 ppb	0.14
Spiked Amount 25.000			Recovery	= 100.584%	
5) Toluene-D8(S)	8.05	98	486683	24.11 ppb	0.11
Spiked Amount 25.000			Recovery	= 96.444%	
6) 4-Bromofluorobenzene(S)	10.68	95	198429	25.20 ppb	0.09
Spiked Amount 25.000			Recovery	= 100.788%	

Target Compounds Qvalue

(#) = qualifier out of range (m) = manual integration

Quantitation Report

Data File : M:\MAX\DATA\211015\1016M07.D
Acq On : 16 Oct 21 16:17
Sample : 211016A LCSD 300ug/L
Misc : IS&S 8/4/21

Vial: 7
Operator: LP,DG,CH
Inst : Max
Multiplr: 1.00

Quant Time: Nov 24 10:01 2021

Quant Results File: MGAS0825.RES

Method : M:\MAX\DATA\211015\MGAS0825.M (RTE Integrator)
Title : METHOD 8260B
Last Update : Thu Aug 26 16:19:36 2021
Response via : Initial Calibration



1016M07.D MGAS0825.M Wed Nov 24 10:01:46 2021 Page 2

Quantitation Report (QT Reviewed)

Data File : M:\MAX\DATA\211015\1018M08.D
Acq On : 18 Oct 21 17:36
Sample : 211018A BLK
Misc : IS&S 8/4/21

Vial: 8
Operator: LP,DG,CH
Inst : Max
Multiplr: 1.00

Quant Time: Nov 24 10:04 2021 Quant Results File: MGAS0825.RES

Quant Method : M:\MAX\DATA\211015\MGAS0825.M (RTE Integrator)
Title : METHOD 8260B
Last Update : Thu Aug 26 16:19:36 2021
Response via : Initial Calibration
DataAcq Meth : M8260

Internal Standards	R.T.	QIon	Response	Conc Units	Dev(Min)
1) Fluorobenzene (IS)	6.36	TIC	427124	25.00 ppb	0.15
3) Chlorobenzene-D5 (IS)	11.75	TIC	429304m	25.00 ppb	0.00
4) 1,4-Dichlorobenzene (IS)	10.94	TIC	7416m	25.00 ppb	0.00

System Monitoring Compounds

Target Compounds Qvalue

(#) = qualifier out of range (m) = manual integration

Quantitation Report (Not Reviewed)

Data File : M:\MAX\DATA\211015\1018M08.D
Acq On : 18 Oct 21 17:36
Sample : 211018A BLK
Misc : IS&S 8/4/21

Vial: 8
Operator: LP,DG,CH
Inst : Max
Multiplr: 1.00

Quant Time: Nov 24 10:33 2021

Quant Results File: M0825SUR.RES

Quant Method : M:\MAX\DATA\210825\M0825SUR.M (RTE Integrator)
Title : METHOD 8260B
Last Update : Thu Aug 26 11:16:48 2021
Response via : Initial Calibration
DataAcq Meth : M8260

Internal Standards	R.T.	QIon	Response	Conc Units	Dev(Min)
1) Fluorobenzene (IS)	6.36	96	361422	25.00 ppb	0.15
4) Chlorobenzene-D5 (IS)	9.51	117	325488	25.00 ppb	0.10
7) 1,4-Dichlorobenzene-D (IS)	11.84	152	211610	25.00 ppb	0.09
System Monitoring Compounds					
2) Dibromofluoromethane(S)	5.58	111	113588	26.06 ppb	0.16
Spiked Amount 25.000			Recovery	= 104.240%	
3) 1,2-DCA-D4(S)	5.97	65	76456	26.69 ppb	0.15
Spiked Amount 25.000			Recovery	= 106.768%	
5) Toluene-D8(S)	8.07	98	378312	24.79 ppb	0.12
Spiked Amount 25.000			Recovery	= 99.144%	
6) 4-Bromofluorobenzene(S)	10.69	95	150504	25.27 ppb	0.10
Spiked Amount 25.000			Recovery	= 101.096%	

Target Compounds Qvalue

(#) = qualifier out of range (m) = manual integration

1018M08.D M0825SUR.M Wed Nov 24 10:35:30 2021

Quantitation Report

Data File : M:\MAX\DATA\211015\1018M08.D
Acq On : 18 Oct 21 17:36
Sample : 211018A BLK
Misc : IS&S 8/4/21

Vial: 8
Operator: LP,DG,CH
Inst : Max
Multiplr: 1.00

Quant Time: Nov 24 10:04 2021

Quant Results File: MGAS0825.RES

Method : M:\MAX\DATA\211015\MGAS0825.M (RTE Integrator)
Title : METHOD 8260B
Last Update : Thu Aug 26 16:19:36 2021
Response via : Initial Calibration



1018M08.D MGAS0825.M Wed Nov 24 10:04:06 2021

Quantitation Report (QT Reviewed)

Data File : M:\MAX\DATA\211015\1018M06.D
Acq On : 18 Oct 21 16:40
Sample : 211018A LCS 300ug/L
Misc : IS&S 8/4/21

Vial: 6
Operator: LP,DG,CH
Inst : Max
Multiplr: 1.00

Quant Time: Nov 24 10:02 2021 Quant Results File: MGAS0825.RES

Quant Method : M:\MAX\DATA\211015\MGAS0825.M (RTE Integrator)
Title : METHOD 8260B
Last Update : Thu Aug 26 16:19:36 2021
Response via : Initial Calibration
DataAcq Meth : M8260

Internal Standards	R.T.	QIon	Response	Conc Units	Dev(Min)
1) Fluorobenzene (IS)	6.36	TIC	434982	25.00 ppb	0.15
3) Chlorobenzene-D5 (IS)	11.75	TIC	438351m	25.00 ppb	0.00
4) 1,4-Dichlorobenzene (IS)	10.94	TIC	121333m	25.00 ppb	0.00

System Monitoring Compounds

Target Compounds					Qvalue
2) Gasoline C6-C10	9.51	TIC	6644224m	305.43 ppb	100

(#) = qualifier out of range (m) = manual integration

Quantitation Report (Not Reviewed)

Data File : M:\MAX\DATA\211015\1018M06.D
Vial: 6
Acq On : 18 Oct 21 16:40
Operator: LP,DG,CH
Sample : 211018A LCS 300ug/L
Inst : Max
Misc : IS&S 8/4/21
Multiplr: 1.00

Quant Time: Nov 24 10:33 2021
Quant Results File: M0825SUR.RES

Quant Method : M:\MAX\DATA\210825\M0825SUR.M (RTE Integrator)
Title : METHOD 8260B
Last Update : Thu Aug 26 11:16:48 2021
Response via : Initial Calibration
DataAcq Meth : M8260

Internal Standards	R.T.	QIon	Response	Conc Units	Dev(Min)
1) Fluorobenzene (IS)	6.36	96	374709	25.00 ppb	0.15
4) Chlorobenzene-D5 (IS)	9.51	117	332248	25.00 ppb	0.10
7) 1,4-Dichlorobenzene-D (IS)	11.83	152	219007	25.00 ppb	0.09
System Monitoring Compounds					
2) Dibromofluoromethane(S)	5.58	111	114088	25.25 ppb	0.16
Spiked Amount 25.000			Recovery	= 100.988%	
3) 1,2-DCA-D4(S)	5.97	65	80120	26.98 ppb	0.15
Spiked Amount 25.000			Recovery	= 107.916%	
5) Toluene-D8(S)	8.07	98	380105	24.40 ppb	0.12
Spiked Amount 25.000			Recovery	= 97.584%	
6) 4-Bromofluorobenzene(S)	10.69	95	154222	25.37 ppb	0.10
Spiked Amount 25.000			Recovery	= 101.484%	

Target Compounds Qvalue

(#) = qualifier out of range (m) = manual integration

Quantitation Report

Data File : M:\MAX\DATA\211015\1018M06.D
Acq On : 18 Oct 21 16:40
Sample : 211018A LCS 300ug/L
Misc : IS&S 8/4/21

Vial: 6
Operator: LP,DG,CH
Inst : Max
Multiplr: 1.00

Quant Time: Nov 24 10:02 2021

Quant Results File: MGAS0825.RES

Method : M:\MAX\DATA\211015\MGAS0825.M (RTE Integrator)
Title : METHOD 8260B
Last Update : Thu Aug 26 16:19:36 2021
Response via : Initial Calibration

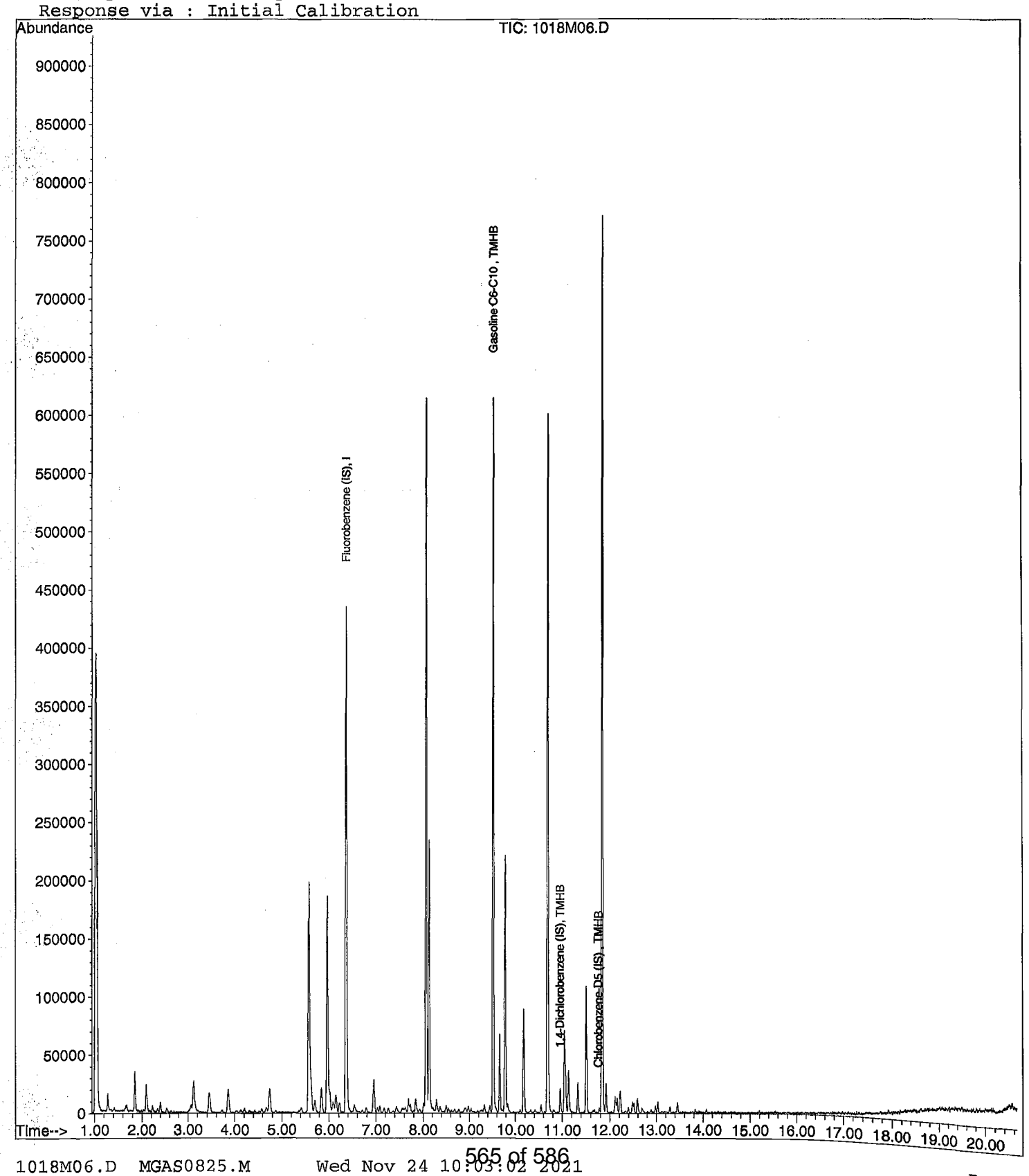

Quantitation Report (QT Reviewed)

Data File : M:\MAX\DATA\211015\1018M07.D
Acq On : 18 Oct 21 17:08
Sample : 211018A LCSD 300ug/L
Misc : IS&S 8/4/21

Vial: 7
Operator: LP,DG,CH
Inst : Max
Multiplr: 1.00

Quant Time: Nov 24 10:03 2021 Quant Results File: MGAS0825.RES

Quant Method : M:\MAX\DATA\211015\MGAS0825.M (RTE Integrator)
Title : METHOD 8260B
Last Update : Thu Aug 26 16:19:36 2021
Response via : Initial Calibration
DataAcq Meth : M8260

Internal Standards	R.T.	QIon	Response	Conc Units	Dev(Min)
1) Fluorobenzene (IS)	6.36	TIC	439321	25.00 ppb	0.15
3) Chlorobenzene-D5 (IS)	11.75	TIC	460030m	25.00 ppb	0.00
4) 1,4-Dichlorobenzene (IS)	10.94	TIC	119691m	25.00 ppb	0.00

System Monitoring Compounds

Target Compounds					Qvalue
2) Gasoline C6-C10	8.07	TIC	6703575m	304.37 ppb	100

(#) = qualifier out of range (m) = manual integration
1018M07.D MGAS0825.M Wed Nov 24 10:03:43 2021

Quantitation Report (Not Reviewed)

Data File : M:\MAX\DATA\211015\1018M07.D
Acq On : 18 Oct 21 17:08
Sample : 211018A LCSD 300ug/L
Misc : IS&S 8/4/21

Vial: 7
Operator: LP,DG,CH
Inst : Max
Multiplr: 1.00

Quant Time: Nov 24 10:33 2021

Quant Results File: M0825SUR.RES

Quant Method : M:\MAX\DATA\210825\M0825SUR.M (RTE Integrator)
Title : METHOD 8260B
Last Update : Thu Aug 26 11:16:48 2021
Response via : Initial Calibration
DataAcq Meth : M8260

Internal Standards	R.T.	QIon	Response	Conc Units	Dev(Min)
1) Fluorobenzene (IS)	6.36	96	369163	25.00 ppb	0.15
4) Chlorobenzene-D5 (IS)	9.51	117	335443	25.00 ppb	0.10
7) 1,4-Dichlorobenzene-D (IS)	11.84	152	218523	25.00 ppb	0.09
System Monitoring Compounds					
2) Dibromofluoromethane(S)	5.58	111	114700	25.76 ppb	0.16
Spiked Amount 25.000			Recovery	= 103.052%	
3) 1,2-DCA-D4(S)	5.97	65	81520	27.86 ppb	0.15
Spiked Amount 25.000			Recovery	= 111.452%	
5) Toluene-D8(S)	8.07	98	382343	24.31 ppb	0.12
Spiked Amount 25.000			Recovery	= 97.224%	
6) 4-Bromofluorobenzene(S)	10.69	95	158684	25.86 ppb	0.10
Spiked Amount 25.000			Recovery	= 103.428%	

Target Compounds Qvalue

(#) = qualifier out of range (m) = manual integration

Quantitation Report

Data File : M:\MAX\DATA\211015\1018M07.D
Acq On : 18 Oct 21 17:08
Sample : 211018A LCSD 300ug/L
Misc : IS&S 8/4/21

Vial: 7
Operator: LP,DG,CH
Inst : Max
Multiplr: 1.00

Quant Time: Nov 24 10:03 2021

Quant Results File: MGAS0825.RES

Method : M:\MAX\DATA\211015\MGAS0825.M (RTE Integrator)
Title : METHOD 8260B
Last Update : Thu Aug 26 16:19:36 2021
Response via : Initial Calibration

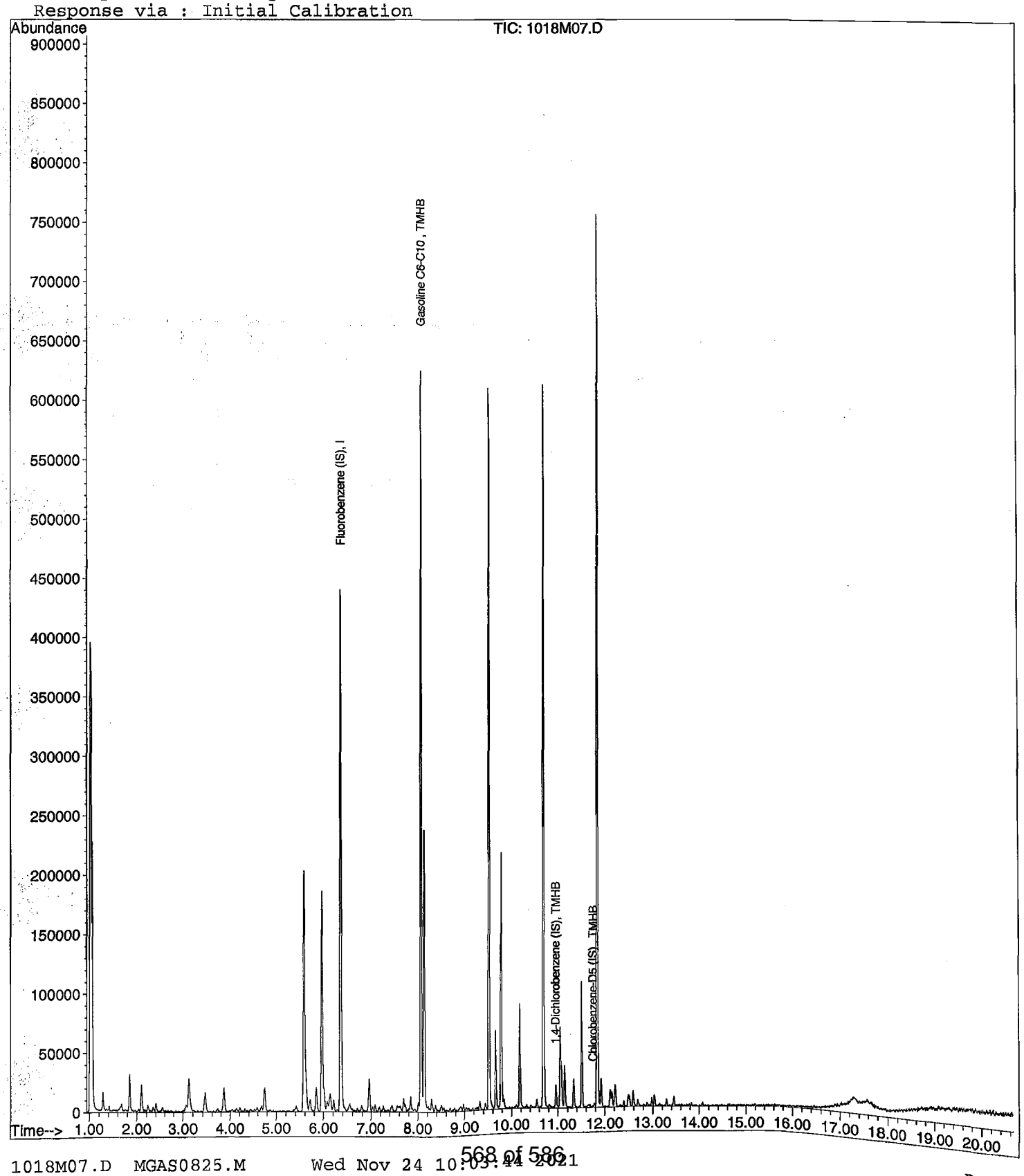

Quantitation Report (QT Reviewed)

Data File : M:\MAX\DATA\211015\1020M14.D
Acq On : 20 Oct 21 17:32
Sample : 211020A BLK
Misc : IS&S 8/4/21

Vial: 14
Operator: LP,DG,CH
Inst : Max
Multiplr: 1.00

Quant Time: Nov 24 10:08 2021 Quant Results File: MGAS0825.RES

Quant Method : M:\MAX\DATA\211015\MGAS0825.M (RTE Integrator)
Title : METHOD 8260B
Last Update : Thu Aug 26 16:19:36 2021
Response via : Initial Calibration
DataAcq Meth : M8260

Internal Standards	R.T.	QIon	Response	Conc Units	Dev(Min)
1) Fluorobenzene (IS)	6.37	TIC	427474	25.00 ppb	0.15
3) Chlorobenzene-D5 (IS)	11.75	TIC	1125938m	25.00 ppb	0.00
4) 1,4-Dichlorobenzene (IS)	10.94	TIC	5332m	25.00 ppb	0.00

System Monitoring Compounds

Target Compounds Qvalue

(#) = qualifier out of range (m) = manual integration

Quantitation Report (Not Reviewed)

Data File : M:\MAX\DATA\211015\1020M14.D
Acq On : 20 Oct 21 17:32
Sample : 211020A BLK
Misc : IS&S 8/4/21

Vial: 14
Operator: LP,DG,CH
Inst : Max
Multiplr: 1.00

Quant Time: Nov 24 10:33 2021 Quant Results File: M0825SUR.RES

Quant Method : M:\MAX\DATA\210825\M0825SUR.M (RTE Integrator)
Title : METHOD 8260B
Last Update : Thu Aug 26 11:16:48 2021
Response via : Initial Calibration
DataAcq Meth : M8260

Internal Standards	R.T.	QIon	Response	Conc Units	Dev(Min)
1) Fluorobenzene (IS)	6.37	96	364028	25.00 ppb	0.15
4) Chlorobenzene-D5 (IS)	9.52	117	334252	25.00 ppb	0.11
7) 1,4-Dichlorobenzene-D (IS)	11.84	152	210497	25.00 ppb	0.10
System Monitoring Compounds					
2) Dibromofluoromethane(S)	5.59	111	117389	26.74 ppb	0.17
Spiked Amount 25.000			Recovery	= 106.956%	
3) 1,2-DCA-D4(S)	5.98	65	82912	28.74 ppb	0.16
Spiked Amount 25.000			Recovery	= 114.956%	
5) Toluene-D8(S)	8.07	98	391736	24.99 ppb	0.12
Spiked Amount 25.000			Recovery	= 99.968%	
6) 4-Bromofluorobenzene(S)	10.70	95	159167	26.03 ppb	0.10
Spiked Amount 25.000			Recovery	= 104.112%	

Target Compounds Qvalue

(#) = qualifier out of range (m) = manual integration

Quantitation Report

Data File : M:\MAX\DATA\211015\1020M14.D
Acq On : 20 Oct 21 17:32
Sample : 211020A BLK
Misc : IS&S 8/4/21

Vial: 14
Operator: LP,DG,CH
Inst : Max
Multiplr: 1.00

Quant Time: Nov 24 10:08 2021

Quant Results File: MGAS0825.RES

Method : M:\MAX\DATA\211015\MGAS0825.M (RTE Integrator)
Title : METHOD 8260B
Last Update : Thu Aug 26 16:19:36 2021
Response via : Initial Calibration



Quantitation Report (QT Reviewed)

Data File : M:\MAX\DATA\211015\1020M10.D
Acq On : 20 Oct 21 15:38
Sample : 211020A LCS 300ug/L MeOH
Misc : IS&S 8/4/21

Vial: 10
Operator: LP,DG,CH
Inst : Max
Multiplr: 1.00

Quant Time: Nov 24 10:05 2021 Quant Results File: MGAS0825.RES

Quant Method : M:\MAX\DATA\211015\MGAS0825.M (RTE Integrator)
Title : METHOD 8260B
Last Update : Thu Aug 26 16:19:36 2021
Response via : Initial Calibration
DataAcq Meth : M8260

Internal Standards	R.T.	QIon	Response	Conc Units	Dev(Min)
1) Fluorobenzene (IS)	6.37	TIC	408358	25.00 ppb	0.15
3) Chlorobenzene-D5 (IS)	11.75	TIC	1151398m	25.00 ppb	0.00
4) 1,4-Dichlorobenzene (IS)	10.94	TIC	121024m	25.00 ppb	0.00

System Monitoring Compounds

Target Compounds					Qvalue
2) Gasoline C6-C10	8.07	TIC	6346012m	323.29 ppb	100

(#) = qualifier out of range (m) = manual integration
1020M10.D MGAS0825.M Wed Nov 24 10:05:28 2021

Quantitation Report (Not Reviewed)

Data File : M:\MAX\DATA\211015\1020M10.D
Acq On : 20 Oct 21 15:38
Sample : 211020A LCS 300ug/L MeOH
Misc : IS&S 8/4/21

Vial: 10
Operator: LP,DG,CH
Inst : Max
Multiplr: 1.00

Quant Time: Nov 24 10:33 2021 Quant Results File: M0825SUR.RES

Quant Method : M:\MAX\DATA\210825\M0825SUR.M (RTE Integrator)
Title : METHOD 8260B
Last Update : Thu Aug 26 11:16:48 2021
Response via : Initial Calibration
DataAcq Meth : M8260

Internal Standards	R.T.	QIon	Response	Conc Units	Dev(Min)
1) Fluorobenzene (IS)	6.37	96	341039	25.00 ppb	0.15
4) Chlorobenzene-D5 (IS)	9.52	117	319889	25.00 ppb	0.11
7) 1,4-Dichlorobenzene-D (IS)	11.84	152	212144	25.00 ppb	0.10
System Monitoring Compounds					
2) Dibromofluoromethane(S)	5.59	111	107545	26.15 ppb	0.17
Spiked Amount 25.000			Recovery	= 104.592%	
3) 1,2-DCA-D4(S)	5.98	65	74832	27.69 ppb	0.16
Spiked Amount 25.000			Recovery	= 110.744%	
5) Toluene-D8(S)	8.07	98	364882	24.32 ppb	0.12
Spiked Amount 25.000			Recovery	= 97.296%	
6) 4-Bromofluorobenzene(S)	10.70	95	147397	25.19 ppb	0.10
Spiked Amount 25.000			Recovery	= 100.740%	

Target Compounds Qvalue

(#) = qualifier out of range (m) = manual integration

Quantitation Report

Data File : M:\MAX\DATA\211015\1020M10.D
Acq On : 20 Oct 21 15:38
Sample : 211020A LCS 300ug/L MeOH
Misc : IS&S 8/4/21

Vial: 10
Operator: LP,DG,CH
Inst : Max
Multiplr: 1.00

Quant Time: Nov 24 10:05 2021

Quant Results File: MGAS0825.RES

Method : M:\MAX\DATA\211015\MGAS0825.M (RTE Integrator)
Title : METHOD 8260B
Last Update : Thu Aug 26 16:19:36 2021
Response via : Initial Calibration

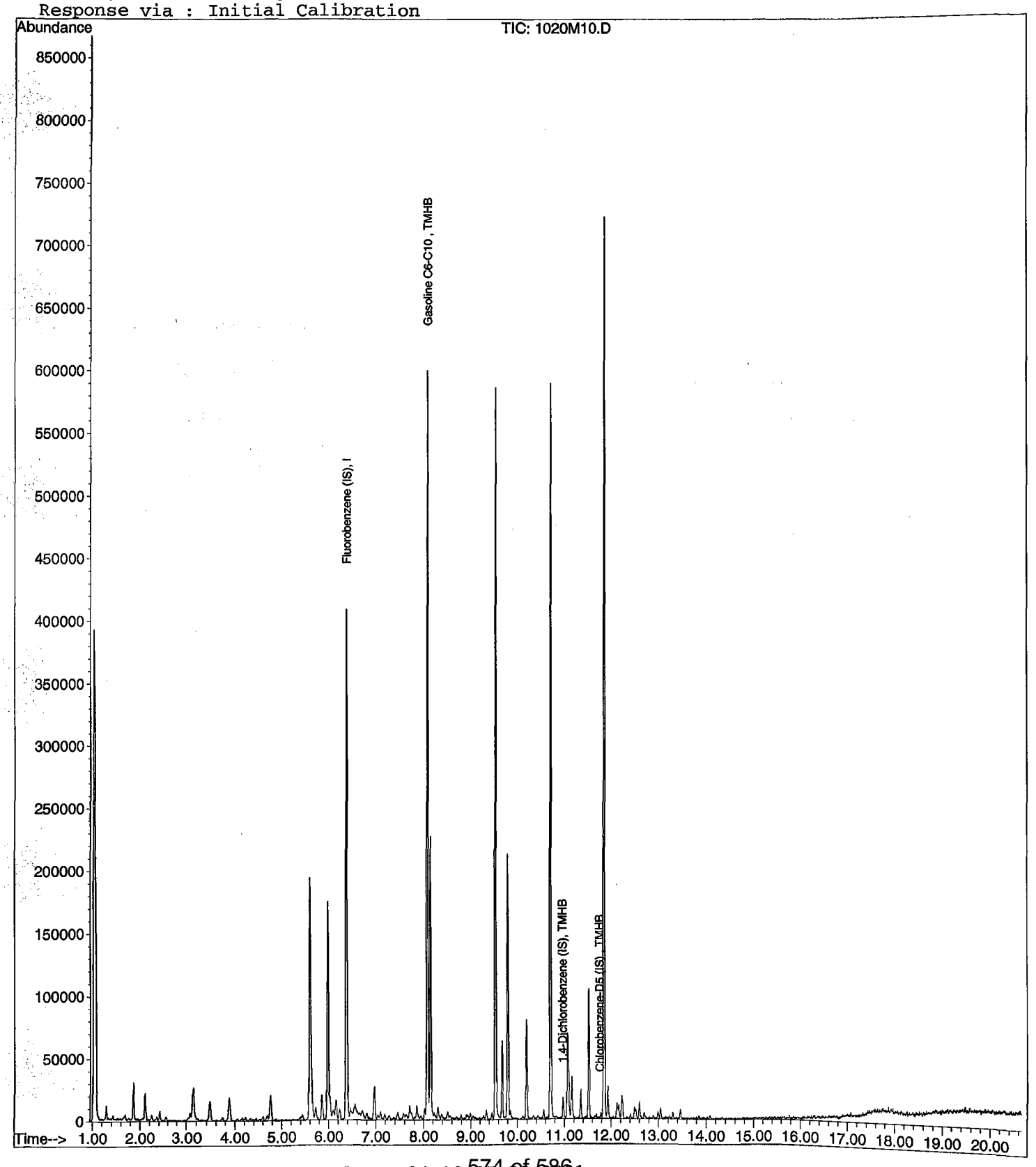

Quantitation Report (QT Reviewed)

Data File : M:\MAX\DATA\211015\1020M11.D
Acq On : 20 Oct 21 16:07
Sample : 211020A LCSD 300ug/L MeOH
Misc : IS&S 8/4/21

Vial: 11
Operator: LP,DG,CH
Inst : Max
Multiplr: 1.00

Quant Time: Nov 24 10:06 2021 Quant Results File: MGAS0825.RES

Quant Method : M:\MAX\DATA\211015\MGAS0825.M (RTE Integrator)
Title : METHOD 8260B
Last Update : Thu Aug 26 16:19:36 2021
Response via : Initial Calibration
DataAcq Meth : M8260

Internal Standards	R.T.	QIon	Response	Conc Units	Dev(Min)
1) Fluorobenzene (IS)	6.37	TIC	417126	25.00 ppb	0.15
3) Chlorobenzene-D5 (IS)	11.75	TIC	1146526m	25.00 ppb	0.00
4) 1,4-Dichlorobenzene (IS)	10.94	TIC	111749m	25.00 ppb	0.00

System Monitoring Compounds

Target Compounds					Qvalue
2) Gasoline C6-C10	8.07	TIC	6414296m	312.33 ppb	100

(#) = qualifier out of range (m) = manual integration

Quantitation Report (Not Reviewed)

Data File : M:\MAX\DATA\211015\1020M11.D
Acq On : 20 Oct 21 16:07
Sample : 211020A LCSD 300ug/L MeOH
Misc : IS&S 8/4/21

Vial: 11
Operator: LP,DG,CH
Inst : Max
Multiplr: 1.00

Quant Time: Nov 24 10:33 2021 Quant Results File: M0825SUR.RES

Quant Method : M:\MAX\DATA\210825\M0825SUR.M (RTE Integrator)
Title : METHOD 8260B
Last Update : Thu Aug 26 11:16:48 2021
Response via : Initial Calibration
DataAcq Meth : M8260

Internal Standards	R.T.	QIon	Response	Conc Units	Dev(Min)
1) Fluorobenzene (IS)	6.37	96	351357	25.00 ppb	0.15
4) Chlorobenzene-D5 (IS)	9.52	117	318739	25.00 ppb	0.11
7) 1,4-Dichlorobenzene-D (IS)	11.84	152	214049	25.00 ppb	0.10
System Monitoring Compounds					
2) Dibromofluoromethane(S)	5.59	111	112023	26.44 ppb	0.17
Spiked Amount 25.000			Recovery	= 105.748%	
3) 1,2-DCA-D4(S)	5.98	65	76008	27.30 ppb	0.16
Spiked Amount 25.000			Recovery	= 109.184%	
5) Toluene-D8(S)	8.07	98	360211	24.10 ppb	0.12
Spiked Amount 25.000			Recovery	= 96.396%	
6) 4-Bromofluorobenzene(S)	10.70	95	150374	25.79 ppb	0.10
Spiked Amount 25.000			Recovery	= 103.148%	

Target Compounds Qvalue

(#) = qualifier out of range (m) = manual integration

Quantitation Report

Data File : M:\MAX\DATA\211015\1020M11.D
Acq On : 20 Oct 21 16:07
Sample : 211020A LCSD 300ug/L MeOH
Misc : IS&S 8/4/21

Vial: 11
Operator: LP,DG,CH
Inst : Max
Multiplr: 1.00

Quant Time: Nov 24 10:06 2021

Quant Results File: MGAS0825.RES

Method : M:\MAX\DATA\211015\MGAS0825.M (RTE Integrator)
Title : METHOD 8260B
Last Update : Thu Aug 26 16:19:36 2021
Response via : Initial Calibration

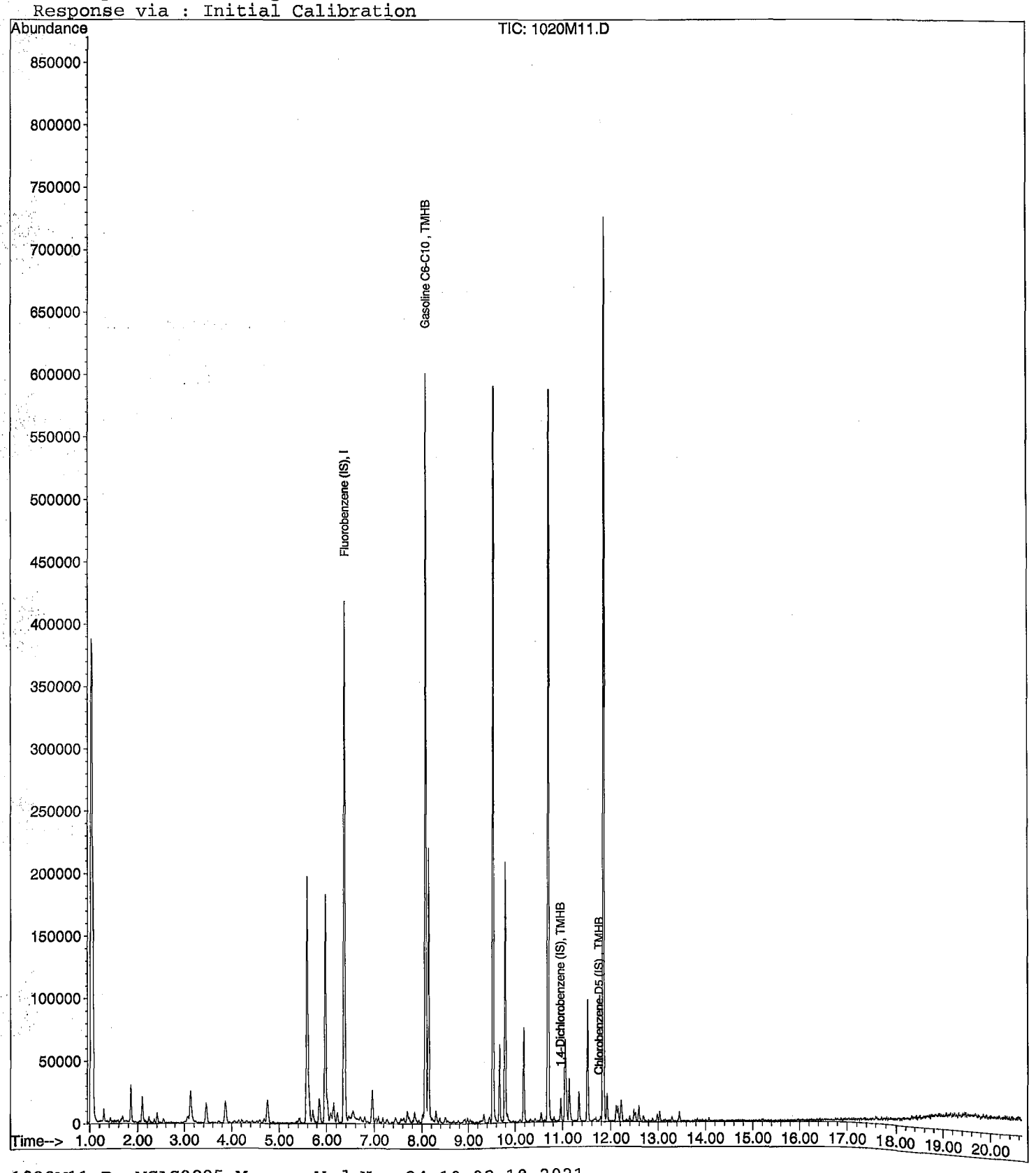

MAX Gas Standard Prep

Gas Primary Working Standard

Prepared: 6/23/2021
Expires: 1/4/2022
Methanol Lot No.

Prepared By (Initials): CH

Initial Standard Information							Final Standard Information			
Name of Initial Standard (QAU Label)	Supplier	Supplier P/N#	Conc. (ug/mL)	Lot Number - QA Number	Exp. Date (1 yr)	Exp. Date (Manufacturers)	Aliquot From Stock	Final Volume	Solvent	Final Standard Conc. (ug/mL)
50,000ug/mL Gas STD	Restek	30205	50,000	A0132443	1/4/2022	12/31/2024	80uL	2mL	Methanol	2,000

Gas Second Source (SS) Working Standard

Prepared: 3/31/2021
Expires: 1/31/1930
Methanol Lot No.

Prepared By (Initials): CH

Initial Standard Information							Final Standard Information			
Name of Initial Standard (QAU Label)	Supplier	Supplier P/N#	Conc. (ug/mL)	Lot Number - QA Number	Exp. Date (1 yr)	Exp. Date (Manufacturers)	Aliquot From Stock	Final Volume	Solvent	Final Standard Conc. (ug/mL)
Gasoline (50,000ppm)	Phenova	ALO-101543	50,000	CL14915-51175	1/4/2022	1/31/1930	80uL	2mL	Methanol	2,000

MAX Gas Calibration Curve

Prepared: 8/25/2021
Expires: 10/24/2021

Prepared By (Initials): CH

Initial Standard Information							Final Standard Information			
Name of Initial Standard (QAU Label)	Supplier	APPL Mix Name	Conc. (ug/mL)	Reference To APPL Prep Date	Exp. Date	Exp. Date (Manufacturers)	Aliquot From Stock	Final Volume	Solvent	Final Standard Conc. (ug/L)
VOA Gasses Standards	Phenova	20ug/L	2,000	Prepared 06/23/21	1/4/2022	N/A	1uL	100mL	P&T Water	20
VOA Gasses Standards	Phenova	50ug/L	2,000	Prepared 06/23/21	1/4/2022	N/A	2.5uL	100mL	P&T Water	50
VOA Gasses Standards	Phenova	100ug/L	2,000	Prepared 06/23/21	1/4/2022	N/A	5uL	100mL	P&T Water	100
VOA Gasses Standards	Phenova	300ug/L	2,000	Prepared 06/23/21	1/4/2022	N/A	15uL	100mL	P&T Water	300
VOA Gasses Standards	Phenova	600ug/L	2,000	Prepared 06/23/21	1/4/2022	N/A	30uL	100mL	P&T Water	600
VOA Gasses Standards	Phenova	800ug/L	2,000	Prepared 06/23/21	1/4/2022	N/A	40uL	100mL	P&T Water	800
VOA Gasses Standards	Phenova	1,000ug/L	2,000	Prepared 06/23/21	1/4/2022	N/A	50uL	100mL	P&T Water	1,000

Zeus Gas Second Source

Prepared: 8/25/2021
Expires: 10/24/2021

Prepared By (Initials): CH

Initial Standard Information							Final Standard Information			
Name of Initial Standard (QAU Label)	Supplier	APPL Mix Name	Conc. (ug/mL)	Reference To APPL Prep Date	Exp. Date	Exp. Date (Manufacturers)	Aliquot From Stock	Final Volume	Solvent	Final Standard Conc. (ug/L)
50,000ug/mL Gas STD	Phenova	SS 300ug/L	2,000	Prepared 03/31/21	1/31/1930	N/A	15uL	100mL	P&T Water	300

MAX Gas Continuing Calibrations/Lab Control Spikes

Prepared: 8/25/2021
Expires: 8/26/2021

Prepared By (Initials): CH

Initial Standard Information							Final Standard Information			
Name of Initial Standard (QAU Label)	Supplier	Supplier P/N#	Conc. (ug/mL)	Lot Number - QA Number	Exp. Date (1 yr)	Exp. Date (Manufacturers)	Aliquot From Stock	Final Volume	Solvent	Final Standard Conc. (ug/mL)
VOA Gasses Standards	Phenova	300ug/L	2,000	Prepared 06/23/21	1/4/2022	N/A	15uL	100mL	P&T Water	300

MAX 8260 Standard Prep

MAX 8260 Water Calibration Curve

Prepared By (Initials): CH

0.3ug/L

Prepared: 8/25/2021

Expires: 9/8/2021

Initial Standard Information							Final Standard Information			
Name of Initial Standard (QAU Label)	Supplier	APPL Mix Name	Conc. (ug/mL)	Reference To APPL Prep Date	Exp. Date	Exp. Date (Manufacturers)	Aliquot From Stock	Final Volume	Solvent	Final Standard Conc. (ug/L)
VOA STD. 9	Various	0.3ug/L	5	Prepared 08/24/21	10/23/2021	N/A	3uL	50mL	P&T Water	0.3
VOA STD. 1	Absolute		50	Prepared 08/24/21	10/23/2021	N/A	5uL			5
VOA STD. 2	Phenova		100	Prepared 08/24/21	10/23/2021	N/A	2.5uL			5
VOA STD. TBA	Various		250	Prepared 08/24/21	9/8/2021	N/A	2uL			10

0.5ug/L

Prepared: 8/25/2021

Expires: 9/8/2021

Initial Standard Information							Final Standard Information			
Name of Initial Standard (QAU Label)	Supplier	APPL Mix Name	Conc. (ug/mL)	Reference To APPL Prep Date	Exp. Date	Exp. Date (Manufacturers)	Aliquot From Stock	Final Volume	Solvent	Final Standard Conc. (ug/L)
VOA STD. 9	Various	0.5ug/L	5	Prepared 08/24/21	10/23/2021	N/A	5uL	50mL	P&T Water	0.5
VOA STD. 1	Absolute		50	Prepared 08/24/21	10/23/2021	N/A	10uL			10
VOA STD. 2	Phenova		100	Prepared 08/24/21	10/23/2021	N/A	5uL			10
VOA STD. TBA	Various		250	Prepared 08/24/21	9/8/2021	N/A	5uL			25

1.0ug/L

Prepared: 8/25/2021

Expires: 9/8/2021

Initial Standard Information							Final Standard Information			
Name of Initial Standard (QAU Label)	Supplier	APPL Mix Name	Conc. (ug/mL)	Reference To APPL Prep Date	Exp. Date	Exp. Date (Manufacturers)	Aliquot From Stock	Final Volume	Solvent	Final Standard Conc. (ug/L)
VOA STD. 9	Various	1.0ug/L	5	Prepared 08/24/21	10/23/2021	N/A	10uL	50mL	P&T Water	1
VOA STD. 1	Absolute		50	Prepared 08/24/21	10/23/2021	N/A	20uL			20
VOA STD. 2	Phenova		100	Prepared 08/24/21	10/23/2021	N/A	10uL			20
VOA STD. TBA	Various		250	Prepared 08/24/21	9/8/2021	N/A	10uL			50

2.0ug/L

Prepared: 8/25/2021

Expires: 9/8/2021

Initial Standard Information							Final Standard Information			
Name of Initial Standard (QAU Label)	Supplier	APPL Mix Name	Conc. (ug/mL)	Reference To APPL Prep Date	Exp. Date	Exp. Date (Manufacturers)	Aliquot From Stock	Final Volume	Solvent	Final Standard Conc. (ug/L)
VOA STD. 9	Various	2.0ug/L	5	Prepared 08/24/21	10/23/2021	N/A	20uL	50mL	P&T Water	2
VOA STD. 1	Absolute		50	Prepared 08/24/21	10/23/2021	N/A	30uL			30
VOA STD. 2	Phenova		100	Prepared 08/24/21	10/23/2021	N/A	15uL			30
VOA STD. TBA	Various		250	Prepared 08/24/21	9/8/2021	N/A	15uL			75

5ug/L

Prepared: 8/25/2021

Expires: 9/8/2021

Initial Standard Information							Final Standard Information			
Name of Initial Standard (QAU Label)	Supplier	APPL Mix Name	Conc. (ug/mL)	Reference To APPL Prep Date	Exp. Date	Exp. Date (Manufacturers)	Aliquot From Stock	Final Volume	Solvent	Final Standard Conc. (ug/L)
VOA STD. 7	Various	5ug/L	50	Prepared 08/24/21	10/23/2021	N/A	5uL	50mL	P&T Water	5
VOA STD. 8	Phenova		50	Prepared 08/24/21	9/8/2021	N/A	5uL			5
VOA STD. 1	Absolute		50	Prepared 08/24/21	10/23/2021	N/A	40uL			40
VOA STD. 2	Phenova		100	Prepared 08/24/21	10/23/2021	N/A	20uL			20
VOA STD. TBA	Various		250	Prepared 08/24/21	9/8/2021	N/A	20uL			100

10ug/L

Prepared: 8/25/2021

Expires: 9/8/2021

Initial Standard Information							Final Standard Information			
Name of Initial Standard (QAU Label)	Supplier	APPL Mix Name	Conc. (ug/mL)	Reference To APPL Prep Date	Exp. Date	Exp. Date (Manufacturers)	Aliquot From Stock	Final Volume	Solvent	Final Standard Conc. (ug/L)
VOA STD. 7	Various	10ug/L	50	Prepared 08/24/21	10/23/2021	N/A	10uL	50mL	P&T Water	10
VOA STD. 8	Phenova		50	Prepared 08/24/21	9/8/2021	N/A	10uL			10
VOA STD. 1	Absolute		50	Prepared 08/24/21	10/23/2021	N/A	50uL			50
VOA STD. 2	Phenova		100	Prepared 08/24/21	10/23/2021	N/A	25uL			50
VOA STD. TBA	Various		250	Prepared 08/24/21	9/8/2021	N/A	25uL			125

20ug/L

Prepared: 8/25/2021

Expires: 9/8/2021

Initial Standard Information							Final Standard Information			
Name of Initial Standard (QAU Label)	Supplier	APPL Mix Name	Conc. (ug/mL)	Reference To APPL Prep Date	Exp. Date	Exp. Date (Manufacturers)	Aliquot From Stock	Final Volume	Solvent	Final Standard Conc. (ug/L)
VOA STD. 7	Various	20ug/L	50	Prepared 08/24/21	10/23/2021	N/A	20uL	50mL	P&T Water	20
VOA STD. 8	Phenova		50	Prepared 08/24/21	9/8/2021	N/A	20uL			20
VOA STD. 1	Absolute		50	Prepared 08/24/21	10/23/2021	N/A	60uL			60
VOA STD. 2	Phenova		100	Prepared 08/24/21	10/23/2021	N/A	30uL			60
VOA STD. TBA	Various		250	Prepared 08/24/21	9/8/2021	N/A	30uL			150

40ug/L

Prepared: 8/25/2021

Expires: 9/8/2021

Initial Standard Information							Final Standard Information			
Name of Initial Standard (QAU Label)	Supplier	APPL Mix Name	Conc. (ug/mL)	Reference To APPL Prep Date	Exp. Date	Exp. Date (Manufacturers)	Aliquot From Stock	Final Volume	Solvent	Final Standard Conc. (ug/L)
VOA STD. 7	Various	40ug/L	50	Prepared 08/24/21	10/23/2021	N/A	40uL	50mL	P&T Water	40
VOA STD. 8	Phenova		50	Prepared 08/24/21	9/8/2021	N/A	40uL			40
VOA STD. 1	Absolute		50	Prepared 08/24/21	10/23/2021	N/A	80uL			80
VOA STD. 2	Phenova		100	Prepared 08/24/21	10/23/2021	N/A	40uL			80
VOA STD. TBA	Various		250	Prepared 08/24/21	9/8/2021	N/A	35uL			175

100ug/L

Prepared: 8/25/2021

Expires: 9/8/2021

Initial Standard Information							Final Standard Information			
Name of Initial Standard (QAU Label)	Supplier	APPL Mix Name	Conc. (ug/mL)	Reference To APPL Prep Date	Exp. Date	Exp. Date (Manufacturers)	Aliquot From Stock	Final Volume	Solvent	Final Standard Conc. (ug/L)
VOA STD. 7	Various	100ug/L	50	Prepared 08/24/21	10/23/2021	N/A	100uL	50mL	P&T Water	100
VOA STD. 8	Phenova		50	Prepared 08/24/21	9/8/2021	N/A	100uL			100
VOA STD. 1	Absolute		50	Prepared 08/24/21	10/23/2021	N/A	100uL			100
VOA STD. 2	Phenova		100	Prepared 08/24/21	10/23/2021	N/A	50uL			100
VOA STD. TBA	Various		250	Prepared 08/24/21	9/8/2021	N/A	40uL			200

MAX 8260 Water Second Source (SS)

Prepared: 8/25/2021

Prepared By (Initials): CH

Expires: 9/8/2021

Initial Standard Information							Final Standard Information			
Name of Initial Standard (QAU Label)	Supplier	APPL Mix Name	Conc. (ug/mL)	Reference To APPL Prep Date	Exp. Date	Exp. Date (Manufacturers)	Aliquot From Stock	Final Volume	Solvent	Final Standard Conc. (ug/L)
VOA STD. 3	Phenova	8260 Water SS	100	Prepared 08/24/21	10/23/2021	N/A	25uL	50mL	P&T Water	50
VOA STD. GASES	Phenova	8260 Water SS	50	Prepared 08/24/21	10/23/2021	N/A	10uL			10
VOA STD. 0	Phenova	8260 Water SS	50	Prepared 08/24/21	10/23/2021	N/A	10uL			10
VOA STD. 2-CEVE	Absolute	8260 Water SS	50	Prepared 08/24/21	8/24/2021	N/A	50uL			50
VOA STD. 6	Various	8260 Water SS	50	Prepared 08/24/21	9/8/2021	N/A	10uL			10
Voa STD. TBA	Various	8260 Water SS	250	Prepared 08/24/21	9/8/2021	N/A	25uL			250

8260 Water Continuing Calibrations (CCV)/ Lab Control Spikes (LCS)

Prepared: 8/25/2021

Prepared By (Initials): CH

Expires: 8/26/2021

Initial Standard Information							Final Standard Information			
Name of Initial Standard (QAU Label)	Supplier	APPL Mix Name	Conc. (ug/mL)	Reference To APPL Prep Date	Exp. Date	Exp. Date (Manufacturers)	Aliquot From Stock	Final Volume	Solvent	Final Standard Conc. (ug/L)
VOA STD. 7	Various	CCV/ LCS	50	Prepared 08/24/21	10/23/2021	N/A	10uL	50mL	P&T Water	10
VOA STD. 8	Phenova	CCV/ LCS	50	Prepared 08/24/21	9/8/2021	N/A	10uL			10
VOA STD. 1	Absolute	CCV/ LCS	50	Prepared 08/24/21	10/23/2021	N/A	50uL			50
VOA STD. 2	Phenova	CCV/ LCS	100	Prepared 08/24/21	10/23/2021	N/A	25uL			50
VOA STD. TBA	Various	CCV/ LCS	250	Prepared 08/24/21	9/8/2021	N/A	25uL			250

Primary and Secondary Working Standards

Primary Standards

VOA STD 7

Prepared: 8/24/2021 A
Expires: 10/23/2021
Methanol Lot No. DW117-US-0095

Prepared By (Initials): CH

Initial Standard Information							Final Standard Information			
Name of Initial Standard (QAU Label)	Supplier	Supplier P/N#	Conc. (ug/mL)	Lot Number - QA Number	Exp. Date (1 yr)	Exp. Date (Manufacturers)	Aliquot From Stock	Final Volume	Solvent	Final Standard Conc. (ug/mL)
VOA Gasses STD	Phenova	ALO-101206	2,000	CL15768-52733	8/24/2022	9/30/2025	100uL	4mL	Methanol	50
Hexachloroethane	Absolute	70199	1,000	021621-52800	8/24/2022	2/16/2026	200uL			50
Benzyl Chloride	Absolute	70037	1,000	052521-52804	8/24/2022	5/25/2022	200uL			50

VOA STD 8

Prepared: 8/24/2021 B
Expires: 9/8/2021
Methanol Lot No. DW117-US-0095

Prepared By (Initials): CH

Initial Standard Information							Final Standard Information			
Name of Initial Standard (QAU Label)	Supplier	Supplier P/N#	Conc. (ug/mL)	Lot Number - QA Number	Exp. Date (1 yr)	Exp. Date (Manufacturers)	Aliquot From Stock	Final Volume	Solvent	Final Standard Conc. (ug/mL)
VOA Additions STD	Phenova	ALO-130175	2,000	CL15724-52556	8/24/2022	8/31/2022	100uL	4mL	Methanol	50
502.2 Cal. Std.	Phenova	ALO-101200	2,000	CL16071-52751	8/24/2022	11/30/2025	100uL			50
Vinyl Acetate	Phenova	ALO-101228	2,000	CL17236-52870	8/11/2022	9/8/2021	100uL			50

VOA STD TBA

Prepared: 8/24/2021 C
Expires: 9/8/2021
Methanol Lot No. DW117-US-0095

Prepared By (Initials): CH

Initial Standard Information							Final Standard Information			
Name of Initial Standard (QAU Label)	Supplier	Supplier P/N#	Conc. (ug/mL)	Lot Number - QA Number	Exp. Date (1 yr)	Exp. Date (Manufacturers)	Aliquot From Stock	Final Volume	Solvent	Final Standard Conc. (ug/mL)
Custom VOC Mix	Phenova	ALO-130176	2,000	CL16012-52760	8/24/2022	11/30/2023	500uL	4mL	Methanol	250
Acrolein	Phenova	ALO-130549	10,000	CL17239-52872	8/11/2022	9/8/2021	100uL			250

VOA STD 1

Prepared: 8/24/2021 D
Expires: 10/23/2021
Methanol Lot No. DW117-US-0095

Prepared By (Initials): CH

Initial Standard Information							Final Standard Information			
Name of Initial Standard (QAU Label)	Supplier	Supplier P/N#	Conc. (ug/mL)	Lot Number - QA Number	Exp. Date (1 yr)	Exp. Date (Manufacturers)	Aliquot From Stock	Final Volume	Solvent	Final Standard Conc. (ug/mL)
2-CEVE	Absolute	82408	2,000	052521-52616	8/3/2022	5/25/2024	50	2mL	Methanol	50

VOA STD 2

Prepared: 8/24/2021 E
Expires: 10/23/2021
Methanol Lot No. DW117-US-0095

Prepared By (Initials): CH

Initial Standard Information							Final Standard Information			
Name of Initial Standard (QAU Label)	Supplier	Supplier P/N#	Conc. (ug/mL)	Lot Number - QA Number	Exp. Date (1 yr)	Exp. Date (Manufacturers)	Aliquot From Stock	Final Volume	Solvent	Final Standard Conc. (ug/mL)
Ketones Std.	Phenova	ALO-109211	2,000	CL16067-52768	8/24/2022	11/30/2030	200	4mL	Methanol	100

VOA STD 9

Prepared: 8/24/2021 F
Expires: 10/23/2021
Methanol Lot No. DW117-US-0095

Prepared By (Initials): CH

Initial Standard Information							Final Standard Information			
Name of Initial Standard (QAU Label)	Supplier	APPL Mix Name	Conc. (ug/mL)	Reference To APPL Prep Date	Exp. Date (1 yr)	Exp. Date (Manufacturers)	Aliquot From Stock	Final Volume	Solvent	Final Standard Conc. (ug/mL)
VOA STD. 7		VOA STD. 9	50	Prepared 08/24/21	8/24/2022	N/A	200uL	2mL	Methanol	5
VOA STD. 8			50	Prepared 08/24/21	8/24/2022	N/A	200uL			5

VOA STD. 10

Prepared: 8/24/2021 G
Expires: 10/23/2021
Methanol Lot No. DW117-US-0095

Prepared By (Initials): CH

Initial Standard Information							Final Standard Information			
Name of Initial Standard (QAU Label)	Supplier	APPL Mix Name	Conc. (ug/mL)	Reference To APPL Prep Date	Exp. Date (1 yr)	Exp. Date (Manufacturers)	Aliquot From Stock	Final Volume	Solvent	Final Standard Conc. (ug/mL)
VOA STD. 1		VOA STD. 10	50	Prepared 08/24/21	8/24/2022	N/A	200uL	2mL	Methanol	5

VOA STD. 12

Prepared: 8/24/2021 H
Expires: 10/23/2021
Methanol Lot No. DW117-US-0095

Prepared By (Initials): CH

Initial Standard Information							Final Standard Information			
Name of Initial Standard (QAU Label)	Supplier	APPL Mix Name	Conc. (ug/mL)	Reference To APPL Prep Date	Exp. Date (1 yr)	Exp. Date (Manufacturers)	Aliquot From Stock	Final Volume	Solvent	Final Standard Conc. (ug/mL)
VOA STD. 2		VOA STD. 12	50	Prepared 08/24/21	8/24/2022	N/A	200uL	2mL	Methanol	5

Second Source (SS) Standards

VOA STD. 3

Prepared: 8/24/2021 I
Expires: 10/23/2021
Methanol Lot No. DW117-US-0095

Prepared By (Initials): CH

Initial Standard Information							Final Standard Information			
Name of Initial Standard (QAU Label)	Supplier	Supplier P/N#	Conc. (ug/mL)	Lot Number - QA Number	Exp. Date (1 yr)	Exp. Date (Manufacturers)	Aliquot From Stock	Final Volume	Solvent	Final Standard Conc. (ug/mL)
Ketones Standard	Phenova	ALO-101211	2,000	CL16074-52773	8/24/2022	11/30/2030	100uL	2mL	Methanol	100

VOA STD. Gases

Prepared: 8/24/2021 J
Expires: 10/23/2021
Methanol Lot No. DW117-US-0095

Prepared By (Initials): CH

Initial Standard Information							Final Standard Information			
Name of Initial Standard (QAU Label)	Supplier	Supplier P/N#	Conc. (ug/mL)	Lot Number - QA Number	Exp. Date (1 yr)	Exp. Date (Manufacturers)	Aliquot From Stock	Final Volume	Solvent	Final Standard Conc. (ug/mL)
8260 Gases (SS)	Phenova	ALO-101206	2,000	CL15769-52735	8/24/2022	9/30/2025	50uL	2mL	Methanol	50

VOA STD. 6

Prepared: 8/24/2021 K
Expires: 9/8/2021
Methanol Lot No. DW117-US-0095

Prepared By (Initials): CH

Initial Standard Information							Final Standard Information			
Name of Initial Standard (QAU Label)	Supplier	Supplier P/N#	Conc. (ug/mL)	Lot Number - QA Number	Exp. Date (1 yr)	Exp. Date (Manufacturers)	Aliquot From Stock	Final Volume	Solvent	Final Standard Conc. (ug/mL)
502.2 Calibration STD. (54-compounds)	Phenova	ALO-101200	2,000	CL16052-52755	8/24/2022	11/30/2025	50uL	2mL	Methanol	50
Vinyl Acetate	Phenova	ALO-101228	2,000	CL17236-52871	8/11/2022	9/8/2021	50uL			50
Hexachloroethane	Accustand	AS-E0011	1,000	219061767-52783	8/24/2022	6/28/2029	100uL			50
Benzyl Chloride	Accustand	M-8010-01	200	219111303-01-52787	8/24/2022	1/30/2023	500uL			50

VOA STD. TBA

Prepared: 8/24/2021 L
Expires: 9/8/2021
Methanol Lot No. DW117-US-0095

Prepared By (Initials): CH

Initial Standard Information							Final Standard Information			
Name of Initial Standard (QAU Label)	Supplier	Supplier P/N#	Conc. (ug/mL)	Lot Number - QA Number	Exp. Date (1 yr)	Exp. Date (Manufacturers)	Aliquot From Stock	Final Volume	Solvent	Final Standard Conc. (ug/mL)
Custom VOA Mix (4-3)	Phenova	ALO-130176	2,000	CL15725-52764	8/24/2022	9/30/2023	250uL	2mL	Methanol	250
Acrolein	Phenova	ALO-101224	10,000	CL17239-52873	8/11/2022	9/8/2021	50uL			250

VOA STD. 0

Prepared: 8/24/2021 M
Expires: 10/23/2021
Methanol Lot No. DW117-US-0095

Prepared By (Initials): CH

Initial Standard Information							Final Standard Information			
Name of Initial Standard (QAU Label)	Supplier	Supplier P/N#	Conc. (ug/mL)	Lot Number - QA Number	Exp. Date (1 yr)	Exp. Date (Manufacturers)	Aliquot From Stock	Final Volume	Solvent	Final Standard Conc. (ug/mL)
VOA Addition STD.	Phenova	ALO-130175	2,000	CL15724-52748	8/24/2022	9/30/2022	50uL	2mL	Methanol	50

VOA STD. 2-CEVE

Prepared: 8/24/2021 N
Expires: 10/23/2021
Methanol Lot No. DW117-US-0095

Prepared By (Initials): CH

Initial Standard Information							Final Standard Information			
Name of Initial Standard (QAU Label)	Supplier	Supplier P/N#	Conc. (ug/mL)	Lot Number - QA Number	Exp. Date (1 yr)	Exp. Date (Manufacturers)	Aliquot From Stock	Final Volume	Solvent	Final Standard Conc. (ug/mL)
2-CEVE (SS)	Absolute	82408	2,000	011320-52810	8/3/2022	1/13/2023	50uL	2mL	Methanol	50

Injection Log

Directory: M:\MAX\DATA\210825\

Line	Vial	FileName	Multiplier	SampleName	Misc Info	Injected
1	2	0825M12.D	1	0.3ug/L VOC STD 8/25/21	IS&S 6/4/21	25 Aug 21 15:15
2	3	0825M13.D	1	0.5ug/L VOC STD 8/25/21	IS&S 6/4/21	25 Aug 21 15:43
3	4	0825M14.D	1	1ug/L VOC STD 8/25/21	IS&S 6/4/21	25 Aug 21 16:11
4	5	0825M15.D	1	2ug/L VOC STD 8/25/21	IS&S 6/4/21	25 Aug 21 16:39
5	6	0825M16.D	1	5ug/L VOC STD 8/25/21	IS&S 6/4/21	25 Aug 21 17:07
6	7	0825M17.D	1	10ug/L VOC STD 8/25/21	IS&S 6/4/21	25 Aug 21 17:35
7	8	0825M18.D	1	20ug/L VOC STD 8/25/21	IS&S 6/4/21	25 Aug 21 18:03
8	9	0825M19.D	1	40ug/L VOC STD 8/25/21	IS&S 6/4/21	25 Aug 21 18:31
9	10	0825M20.D	1	100ug/L VOC STD 8/25/21	IS&S 6/4/21	25 Aug 21 18:59
10	13	0825M23.D	1	20ug/L GAS STD 8/25/21	IS&S 6/4/21	25 Aug 21 20:23
11	14	0825M24.D	1	50ug/L GAS STD 8/25/21	IS&S 6/4/21	25 Aug 21 20:51
12	15	0825M25.D	1	100ug/L GAS STD 8/25/21	IS&S 6/4/21	25 Aug 21 21:19
13	16	0825M26.D	1	300ug/L GAS STD 8/25/21	IS&S 6/4/21	25 Aug 21 21:47
14	17	0825M27.D	1	600ug/L GAS STD 8/25/21	IS&S 6/4/21	25 Aug 21 22:14
15	18	0825M28.D	1	800ug/L GAS STD 8/25/21	IS&S 6/4/21	25 Aug 21 22:42
16	19	0825M29.D	1	1000ug/L GAS STD 8/25/21	IS&S 6/4/21	25 Aug 21 23:10
17	21	0825M31.D	1	(SS) 300ug/L GAS STD 8/25/21	IS&S 6/4/21	26 Aug 21 00:06
1	5	1016M05.D	1	211016A CCV 300ug/L	IS&S 8/4/21	16 Oct 21 15:20
2	6	1016M06.D	1	211016A LCS 300ug/L	IS&S 8/4/21	16 Oct 21 15:49
3	7	1016M07.D	1	211016A LCSD 300ug/L	IS&S 8/4/21	16 Oct 21 16:17
4	8	1016M08.D	1	211016A BLK	IS&S 8/4/21	16 Oct 21 16:46
5	23	1016M23.D	1	BA42511W01	IS&S 8/4/21	16 Oct 21 23:51
6	24	1016M24.D	1	BA42512W01	IS&S 8/4/21	17 Oct 21 00:20
7	5	1018M05.D	1	211018A CCV 300ug/L	IS&S 8/4/21	18 Oct 21 16:11
8	6	1018M06.D	1	211018A LCS 300ug/L	IS&S 8/4/21	18 Oct 21 16:40
9	7	1018M07.D	1	211018A LCSD 300ug/L	IS&S 8/4/21	18 Oct 21 17:08
10	8	1018M08.D	1	211018A BLK	IS&S 8/4/21	18 Oct 21 17:36
11	9	1018M09.D	1	BA42514W01	IS&S 8/4/21	18 Oct 21 18:05
12	10	1018M10.D	1	BA42515W01	IS&S 8/4/21	18 Oct 21 18:33
13	11	1018M11.D	1	BA42516W01	IS&S 8/4/21	18 Oct 21 19:02
14	12	1018M12.D	1	BA42517W01	IS&S 8/4/21	18 Oct 21 19:30
15	13	1018M13.D	1	BA42518W01	IS&S 8/4/21	18 Oct 21 19:59
16	28	1018M28.D	1	Ending CCV 300ug/L 10/18/21	IS&S 8/4/21	19 Oct 21 3:03
17	9	1020M09.D	1	211020A CCV 300ug/L	IS&S 8/4/21	20 Oct 21 15:10
18	10	1020M10.D	50	211020A LCS 300ug/L MeOH	IS&S 8/4/21	20 Oct 21 15:38
19	11	1020M11.D	50	211020A LCSD 300ug/L MeOH	IS&S 8/4/21	20 Oct 21 16:07
20	14	1020M14.D	1	211020A BLK	IS&S 8/4/21	20 Oct 21 17:32
21	15	1020M15.D	1	BA42513W02	IS&S 8/4/21	20 Oct 21 18:00
22	27	1020M27.D	1	Ending CCV 300ug/L 10/20/21	IS&S 8/4/21	20 Oct 21 23:41

INORGANIC ANALYSIS
Calibration and Raw Data

TOTAL ORGANIC CARBON

Method: WetChem | Units mg/L | Instrument: Tic Toc

Analyte: TOC | QCG: 211013A

Analyist: EA | Final Volume: 40mL

Date	Time	Appl ID	[TOC]	Raw	% Recovery
6/28/2021	15:15	QC blank	0.00	5899	
6/28/2021	17:33	Ical 1	0.50	10615	
6/28/2021	18:12	Ical 2	2.00	26885	
6/28/2021	18:51	Ical 3	5.00	59905	
6/28/2021	19:30	Ical 4	10.00	113075	
6/28/2021	20:09	Ical 5	20.00	219175	
6/28/2021	20:49	ICB	0.09	4232	
6/28/2021	21:28	ICV	10.76	118257	107.6%

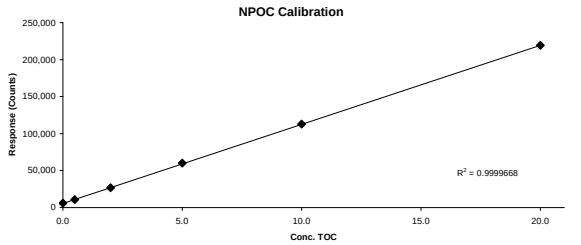

Date	Time	Appl ID	DF	Raw Result	SubSample Amount	Filter Blank Subtract	Calc Conc	Result	Range (mg/L)	QC True	% Recovery
2021-10-12	11:29 AM	QCB	1	6794	40mL	0.000	0	0.00	0.00		
2021-10-12	12:09 PM	CCV	1	50465	40mL	0.000	4.088	4.09	0.28	5.00	81.8%
2021-10-12	12:49 PM	211012A CCB	1	2641	40mL	0.000	0	0.00	0.00		
2021-10-12	02:09 PM	211012A LCSD	1	61047	40mL	0.000	5.077	5.08	0.07	5.00	101.5%
2021-10-12	02:50 PM	BA39639W06 TOC	1	57598	40mL	0.000	5.08	5.08	0.16		
2021-10-12	04:05 PM	BA39638W06 TOC	1	56579	40mL	0.000	4.985	4.99	0.83		
2021-10-12	05:21 PM	BA39637W06 TOC	1	4013	40mL	0.000	0.065	0.07	0.08		
2021-10-12	06:33 PM	211012A LCS	1	54515	40mL	0.000	4.466	4.47	0.52	5.00	89.3%
2021-10-12	07:50 PM	BA39497W01 TOC	1	41220	40mL	0.000	3.547	3.55	0.80		
2021-10-12	09:07 PM	BA39500W01 TOC	1	4583	40mL	0.000	0.118	0.12	0.10		
2021-10-12	10:20 PM	CCV	1	61146	40mL	0.000	5.087	5.09	0.02	5.00	101.7%
2021-10-12	11:00 PM	211012B CCB	1	2704	40mL	0.000	0	0.00	0.00		
2021-10-12	11:40 PM	BA42230W05	1	52352	40mL	0.000	4.589	4.59	6.76		
2021-10-13	12:19 AM	BA42228W05	1	13901	40mL	0.000	0.991	0.99	1.70		
2021-10-13	12:56 AM	BA42231W06	1	8560	40mL	0.000	0.51	0.51	0.98		
2021-10-13	01:34 AM	BA42512W05	1	46238	40mL	0.000	4.017	4.02	0.84		
2021-10-13	02:13 AM	BA42514W06	1	62184	40mL	0.000	5.509	5.51	1.11		
2021-10-13	02:52 AM	BA42516W06	1	82076	40mL	0.000	7.371	7.37	1.80		
2021-10-13	03:31 AM	BA42518W06	1	14760	40mL	0.000	1.071	1.07	0.18		
2021-10-13	04:09 AM	BA42524W05	1	5436	40mL	0.000	0.198	0.20	0.13		
2021-10-13	04:45 AM	BA42527W06	1	5953	40mL	0.000	0.247	0.25	0.02		
2021-10-13	05:22 AM	CCV	1	62300	40mL	0.000	5.195	5.20	0.09	5.00	103.9%
2021-10-13	06:02 AM	211004C CCB	1	2820	40mL	0.000	0	0.00	0.00		

Name of Final Standard TOC Calibration Curve
Prep Date 06/28/21
Exp Date 06/28/22
Prep'd By (Initials) EA

Initial Standard Information						Final Standard Information			
Name of Initial Standard (from contianer Label)	Supplier	Supplier P/N# (or APPL Mix Name)	Conc.(range)	Lot # with QA # (or reference to APPL prep date)	Exp Date	Aliquot from Stock	Final Volume	Final Solvent + Lot# (or APPL Prep Date)	Final Standard Conc (range)
Total Organic Carbon (TOC) Standard	Agilent	IQC-1 06-5	1000 mg/L	0006588597-51848	03/31/23	20 uL	40 mL	DI Water	0.5 ppm
Total Organic Carbon (TOC) Standard	Agilent	IQC-1 06-5	1000 mg/L	0006588597-51848	03/31/23	80 uL	40 mL	DI Water	2 ppm
Total Organic Carbon (TOC) Standard	Agilent	IQC-1 06-5	1000 mg/L	0006588597-51848	03/31/23	200 uL	40 mL	DI Water	5 ppm
Total Organic Carbon (TOC) Standard	Agilent	IQC-1 06-5	1000 mg/L	0006588597-51848	03/31/23	400 uL	40 mL	DI Water	10 ppm
Total Organic Carbon (TOC) Standard	Agilent	IQC-1 06-5	1000 mg/L	0006588597-51848	03/31/23	800 uL	40 mL	DI Water	20 ppm

Name of Final Standard ICV (TOC)
Prep Date 06/28/21
Exp Date 06/28/22
Prep'd By (Initials) EA

Initial Standard Information						Final Standard Information			
Name of Initial Standard (from contianer Label)	Supplier	Supplier P/N# (or APPL Mix Name)	Conc.(range)	Lot # with QA # (or reference to APPL prep date)	Exp Date	Aliquot from Stock	Final Volume	Final Solvent + Lot# (or APPL Prep Date)	Final Standard Conc (range)
1000 PPM ICV TOC Intermediate	APPL Inc.	IQC-106-5	1000 mg/L	0006465171-49409	06/30/21	400 uL	40mL	DI Water	10 ppm

Name of Final Standard CCV (TOC)
Prep Date See Data
Exp Date 1 year
Prep'd By (Initials) EA

Initial Standard Information						Final Standard Information			
Name of Initial Standard (from contianer Label)	Supplier	Supplier P/N# (or APPL Mix Name)	Conc.(range)	Lot # with QA # (or reference to APPL prep date)	Exp Date	Aliquot from Stock	Final Volume	Final Solvent + Lot# (or APPL Prep Date)	Final Standard Conc (range)
Total Organic Carbon (TOC) Standard	Agilent	IQC-106-5	1000 mg/L	0006588597-51848	03/31/23	200 uL	40 mL	DI Water	5 ppm

Name of Final Standard TOC_LCS/LCSD
Prep Date See Data
Exp Date 1 year
Prep'd By (Initials) EA

Initial Standard Information						Final Standard Information			
Name of Initial Standard (from contianer Label)	Supplier	Supplier P/N# (or APPL Mix Name)	Conc.(range)	Lot # with QA # (or reference to APPL prep date)	Exp Date	Aliquot from Stock	Final Volume	Final Solvent + Lot# (or APPL Prep Date)	Final Standard Conc (range)
Total Organic Carbon (TOC) Standard	Agilent	IQC-106-5	1000 mg/L	0006588597-51848	03/31/23	200 uL	40 mL	DI Water	5 ppm

Name of Final Standard TOC_MS/MSD
Prep Date See Data
Exp Date 1 year
Prep'd By (Initials) EA

Initial Standard Information						Final Standard Information			
Name of Initial Standard (from contianer Label)	Supplier	Supplier P/N# (or APPL Mix Name)	Conc.(range)	Lot # with QA # (or reference to APPL prep date)	Exp Date	Aliquot from Stock	Final Volume	Final Solvent + Lot# (or APPL Prep Date)	Final Standard Conc (range)
Total Organic Carbon (TOC) Standard	Agilent	IQC-106-5	1000 mg/L	0006588597-51848	03/31/23	200 uL	40 mL	sample	5 ppm

908 North Temperance Ave. ∇ Clovis, CA 93611 ∇ Phone 559-275-2175 ∇ Fax 559-275-4422

Certification Number: CA1312
NELAP Certification number: CA00046
DoD-ELAP Certificate number: 4064.01

Data Validatable Report

December 29, 2021

AECOM
1001 Bishop Street, Suite 1600
Honolulu, Hawaii 96813

Attn: Alethea Ramos

Title: Report of Data: Case 97984

Project: 60571032 CV18F0126 Red Hill Fuel Storage, HI

Contract #: Prime contract # for DoD: NAVY CLEAN N62742-17-F-1800, CV18F0126
Subcontract: 18S-22209-HI27

Dear Ms. Ramos:

Three water samples were received October 27, 2021. Written results for the requested analyses are being provided on this December 29, 2021.

Results in this report apply to the samples analyzed in accordance with the chain of custody document. This analytical report must be reproduced in its entirety.

If you have any questions or require further information, please contact your APPL Project Manager, Libby Cheeseborough, libby@applinc.com, at your convenience. Thank you for choosing APPL, Inc.

I certify that this data package is in compliance with the terms and conditions of the contract, both technically and for completeness, for other than the conditions detailed above. These test results meet all requirements of NELAC and DoD QSM. Release of the hard copy has been authorized by the Laboratory Manager or his designee, as verified by the following signature.

Loren Portwood, Laboratory Director
APPL, Inc.

LP/lac
Enclosure
cc: File

Data Validation Package
for
60571032 CV18F0126 Red Hill Fuel Storage
APPL SDG 97984
TABLE OF CONTENTS

LABORATORY NAME: *APPL, Inc.*

Case Narrative	3
Sample Management Records	7
Sample Results	13
QC Forms	29
Method 8015B Calibration Data	74
Method 8015B Raw Data	100
Method 8015B Silica Gel Calibration Data	118
Method 8015B Silica Gel Raw Data	163
Method 8015B Blank Calibration Data	183
Method 8015B Blank Raw Data	209
Method 8270D SIM Calibration Data	226
Method 8270D SIM Raw Data	253
Method 8260B Calibration Data	285
Method 8260B Raw Data	346
Method 8260B GRO Calibration Data	365
Method 8260B GRO Raw Data	413
Inorganic Analyses and Calibration Raw Data	437

CASE NARRATIVE

Case Narrative

ARF: 97984

Project: 60571032 CV18F0126 Red Hill Fuel Storage. HI

Sample Receipt Information:

Three water samples were received October 27, 2021 at 1.1°C. The sample group was assigned Analytical Request Form (ARF) number 97984.

Sample Preparation and Analysis Information:

For the EPA 8015B analysis, the sample was extracted according to EPA method 3520C. The sample extracts were silica gel cleaned according to APPL's SOP CLN004 and placed on hold.

For the EPA 8015B analysis, pre-extraction sample blanks were extracted according to EPA method 3520C before the method QC and field samples. The sample blanks are included in this report.

For the EPA 8270D SIM analysis, the sample was extracted according to EPA method 3520C.

For the EPA 8260B analysis, the samples were purged according to EPA method 5030B.

For the EPA 9060 analysis, the samples were prepared according to the method.

Only the portion of the injection log relative to these samples is included. A full sequence log is available upon request. Measurement uncertainty can be reported upon request.

Analytical Exceptions, Deviations and Abnormalities.

EPA 8015B: For the 211029A-LCS, Oil recovers above the upper control limit.

EPA 8015B Blank: For the 211028A-LCS, one surrogate recovers below the lower control limit

EPA 8270D SIM: The surrogate 2-methylnaphthalebe-d10 recovered above the limit by 1%. No corrective action was taken.

SDG	Received	Client ID	APPL ID	Collected DateTime	Matrix	Method	Method Description
97984	10/27/2021	ERH1858	BA44378	10/26/2021 8:30:00 AM	WATER	EPA 8260B	EPA 8260B BTEX WATER
97984	10/27/2021	ERH1858	BA44378	10/26/2021 8:30:00 AM	WATER	EPA 8260B	EPA 8260B GRO WATER
97984	10/27/2021	ERH1859	BA44379	10/26/2021 8:50:00 AM	WATER	EPA 8260B	EPA 8260B BTEX WATER
97984	10/27/2021	ERH1859	BA44379	10/26/2021 8:50:00 AM	WATER	EPA 8015B-eHL	EPA 8015B TPH WATER L-L SGC
97984	10/27/2021	ERH1859	BA44379	10/26/2021 8:50:00 AM	WATER	EPA 8015B-eHL	EPA 8015B TPH LIQ-LIQ
97984	10/27/2021	ERH1859	BA44379	10/26/2021 8:50:00 AM	WATER	EPA 8260B	EPA 8260B GRO WATER
97984	10/27/2021	ERH1859	BA44379	10/26/2021 8:50:00 AM	WATER	8270D-SIM	EPA 8270D SIM LIQ-LIQ
97984	10/27/2021	ERH1859	BA44379	10/26/2021 8:50:00 AM	WATER	SW846 9060A	9060A TOC
97984	10/27/2021	ERH1861	BA44380	10/26/2021 8:50:00 AM	WATER	EPA 8260B	EPA 8260B BTEX WATER
97984	10/27/2021	ERH1861	BA44380	10/26/2021 8:50:00 AM	WATER	EPA 8015B-eHL	EPA 8015B TPH WATER L-L SGC
97984	10/27/2021	ERH1861	BA44380	10/26/2021 8:50:00 AM	WATER	EPA 8015B-eHL	EPA 8015B TPH LIQ-LIQ
97984	10/27/2021	ERH1861	BA44380	10/26/2021 8:50:00 AM	WATER	EPA 8260B	EPA 8260B GRO WATER
97984	10/27/2021	ERH1861	BA44380	10/26/2021 8:50:00 AM	WATER	8270D-SIM	EPA 8270D SIM LIQ-LIQ
97984	10/27/2021	ERH1859 BLANK	BA44381	10/26/2021 8:50:00 AM	WATER	EPA 8015B-eHL	EPA 8015B TPH LIQ-LIQ
97984	10/27/2021	ERH1861 BLANK	BA44382	10/26/2021 8:50:00 AM	WATER	EPA 8015B-eHL	EPA 8015B TPH LIQ-LIQ

Abbreviations and Flags

FLAG	DESCRIPTION
#	Recovery or RPD outside control limits
*	Recovery or RPD outside control limits
B	Analyte detected in associated method blank
C1	Reason for correction: wrote incorrect response
C2	Reason for correction: calculated incorrectly
C3	Reason for correction: needs to be rechecked
C4	Reason for correction: data not usable
DO	Diluted out
E	Exceeds linear range
F	Estimated value
G1	Includes a wide range of hydrocarbons which does not match our gasoline standard
G10	Includes a match to hydrocarbon profiles within the range of mineral spirits
G11	Includes a match to hydrocarbon profiles within the range of JP-4
G12	Pattern does not match the gasoline standard; the carbon range for this sample is consistent with JP8
G13	Closely resembles the hydrocarbon profile of aviation gasoline
G14	Analyte concentration may be biased due to carry over
G2	Closely resembles the boiling point hydrocarbon profile consistent with weathered gasoline
G3	Includes higher boiling hydrocarbons
G4	Includes dominant peak(s) not indicative of petroleum hydrocarbons
G5	Is mainly dominant peak(s) not indicative of petroleum hydrocarbons
G6	Contains recognizable contaminant peak(s) which has been removed from quantitation
G7	Is mainly a match to hydrocarbons within the range of gasoline
G8	Closely resembles the boiling point hydrocarbon profile consistent with weathered gasoline
G9	Includes hydrocarbons within the range of kerosene
J	Estimated value
M	Matrix effect
MI1	Manual integration: integration does not follow baseline
MI2	Manual integration: non-target peak interference
MI3	Manual integration: to split a peak that was integrated as one peak by the computer
MI4	Manual integration: to integrate a split peak
MI5	Manual integration: the whole peak or part of the peak was not integrated
MI6	Manual integration: computer integrated wrong peak
MI7	Manual integration: other - explain
MDL	Method detection limit
ND	Not detected
NT	Non-target
Q	Acceptance criteria not met
T1 I	Includes wide range of hydrocarbons not indicative of diesel
T1 M	Is mainly wide range of hydrocarbons not necessarily indicative of diesel
T2 I	Includes lower boiling hydrocarbons, i.e. mineral spirits, kerosene, stoddard solvent, white gas
T2 M	Is mainly lower boiling hydrocarbons, i.e. mineral spirits, kerosene, stoddard solvent, white gas
T3 I	Includes higher boiling hydrocarbons, i.e. asphaltene, waster oil, motor oil, or weathered diesel fuel
T3 M	Is mainly higher boiling hydrocarbons, i.e. asphaltene, waster oil, motor oil, or weathered diesel fuel
T4 I	Includes dominant peak(s) not indicative of hydrocarbons
T4 M	Is mainly dominant peak(s) not indicative of hydrocarbons
T5	Contains recognizable contaminant peak(s) which has been removed from quantitation
T6	Is mainly a match to hydrocarbons within range of diesel fuel
T7	Closely resembles the boiling point hydrocarbon profile consistent with diesel fuel
T8	Includes a match to hydrocarbon profiles within range of diesel and kerosene fuel
T9 I	Includes non-diesel hydrocarbons within boiling point range of diesel fuel
T9 M	Is mainly non-diesel hydrocarbons within boiling point range of diesel fuel.
Y	Percent difference between primary and confirmation column > 40%

SAMPLE RECORDS MANAGEMENT

CHAIN OF CUSTODY,

ARF, CRF, AND

CLIENT COMMUNICATION

APPL - Analysis Request Form

97984

Client: AECOM
Address: 1001 Bishop Street, Suite 1600
Honolulu, HI 96813
Attn: Alethea Ramos
Phone: 808-954-4536 Fax: 808-523-8950
Job: 60571032 CV18F0126 Red Hill Fuel Storage
PO #: 18S-22209-HI27 PO# 102604
Chain of Custody (Y/N): Y # 53109
RAD Screen (Y/N): Y pH (Y/N): Y
Turn Around Type: 1 WEEK

Received by: MSA
Date Received: 10/27/21 Time: 12:00
Delivered by: FEDEX
Shuttle Custody Seals (Y/N): Y Time Zone: -10
Chest Temp(s): 1.1°C
Color: VFRG/N-PurpleBlue
Samples Chilled until Placed in Refrig/Freezer: Y
Project Manager: Libby Cheesebor
QC Report Type: DVP4DOD/EQUIS/HI
Due Date: 11/03/21

Comments:
PM: login and F1s to Margie.Pascua@aecom.com & alethea.ramos@aecom.com
AN: PLEASE INCLUDE STANDARD PREP SHEETS!!!!!!
AN: 7 day TAT for Form 1s; 21 day TAT for PKG STYLE 1; DOD v5.1; DOD Forms: LOD database
Report MS/MSD/DUPs when AECOM sample used
8270 SIM: 1-methylnaphthalene, 2-methylnaphthalene & naphthalene only.
TPH-D/O both with and w/o SGC, reverse surrog for SGC; DO NOT Q-DELETE.
FR: email ftp info to Margie, alethea.ramos@aecom.com, Stella, trommelfanger@lab-data.com & jcanlas@la
EDD: AECOM EQuIS EDD 2.5.3 to alethea.ramos@, Margie.Pascua@aecom.com, jecklund@lab-data.com

Sample Distribution:
GC: 2-$DOC53SGCW5LIQ, 2-$DOC53W5LIQ, 2-$SIM53LIQ51, 2-$RHBLKETBLK
Extractions: 2-_LIQ003, 4-_LIQ005, 2-_LIQ005SGC
VOA: 3-$86BTOTXDOD5W, 3-$GASBL, 3-$GRO86BW
Wetlab: 1-$TOCW53

Charges:

Invoice To:
ACCOUNTS PAYABLE
1001 Bishop Street, Ste 1600
USAPImaging@aecom.com
mary.basano@aecom.com

	Client ID	APPL ID	Sampled	Analyses Requested
1.	ERH1858	LCSD BA44378W	10/26/21 08:30	$86BTOTXDOD5W, $GASBL, $GRO86BW -- See Comments
2.	ERH1859	LCSD BA44379W	10/26/21 08:50	$86BTOTXDOD5W, $DOC53SGCW5LIQ, $DOC53W5LIQ, $GASBL, $GRO86BW, $SIM53LIQ51, $TOCW53 -- See Comments
3.	ERH1861	LCSD BA44380W	10/26/21 08:50	$86BTOTXDOD5W, $DOC53SGCW5LIQ, $DOC53W5LIQ, $GASBL, $GRO86BW, $SIM53LIQ51 -- See Comments
4.	ERH1859 BLANK	LCSD BA44381W	10/26/21 08:50	$RHBLKETBLK -- See Comments

Note: All times, excluding sample collection times, are Pacific Time Zone unless noted otherwise. Collection times are in: -10 UTC

5. ERH1861 BLANK BA44382W 10/26/21 08:50 $RHBLKETBLK -- See Comments
LCSD

APPL Sample Receipt Form

ARF# **97984**

Sample	Container Type	Count	p
BA44378	13 VOAs - HCL	4	NA
BA44379	13 VOAs - HCL	4	NA
	17 Amber Liter	2	NA
	32 Clear VOA - H2SO4	2	NA
	39 Amber Liter, HCL prsvd	2	1.3
BA44380	13 VOAs - HCL	4	NA
	17 Amber Liter	2	NA
	39 Amber Liter, HCL prsvd	2	1.3
BA44381	39 Amber Liter, HCL prsvd	1	NA
BA44382	39 Amber Liter, HCL prsvd	1	NA

Sample	Container Type	Count	p

APPL LABS

APPL, Inc.
908 N Temperance Ave
Clovis, CA 93611
www.applinc.com

Phone: (559) 275-2175
Fax: (559) 275-4422
coc@applinc.com

CHAIN OF CUSTODY RECORD

97984 RHG V1

C.O.C. 53109 NOI

Report to: PLEASE PRINT

Company Name: _____ Phone: _____

Address: AECOM
1001 Bishop St., Suite 1600
Honolulu, HI 96813
Attn: Alethea Ramos (808)521-3051
Alethea.Ramos@aecom.com
CV_18F0126 / 60571032

Fax: _____

Attn: ____

Email: _____

Invoice to: PLEASE PRINT

Company Name: _____ Phone: _____

Address: _____

Fax: _____

Accounts Payable
Email: *USAPImaging@aecom.com*

Attn: ____

Email: _____

Project Name/Number: 60571032.02.20.01

Sampler (Print): KL, NL, MM, CF

Purchase Order Number: 102604

Sampler (Signature): for KL, NL, MM, CF

Date Shipped: 10/26/21

Carrier: Fed Ex

Waybill No.:

Comments:

Note: Log NOI in separate SDG from other COC's

Sample Identification	Location	Date Collected	Time Collected	Time Zone	No. of Containers	Matrix: Aq	Sed.	Soil		BTEX by 8260	TPH-G by 8260	TPH-d/o 8015	TPH-d/o +SGC 8015	PAH Short List 8270D SIM	TOC by 9060
~~ER~~RH1858	Trip Blank	10/26/21	8:30	HST	4	X				X	X				
~~ER~~RH1859	RHSF	↓	8:50	↓	10	X				X	X	X	X	X*	X
~~ER~~RH1861	RHSF	↓	8:50	↓	8	X				X	X	X	X	X*	

TPH-d/o and PAH's need liquid-liquid extraction;
*Naphthalene
1-methylnaphthalene
2-methylnaphthalene

Jn 10/26/21

Shuttle Temperature: R3 3.01/1.1

Turnaround Requested: Check one
☐ Standard 2-3 wk ☑ One week ☐ 3 days ☐ 24/48 Hrs. ☐ Other: _____

Sample Disposal:
☐ Return to client ☑ Disposal by Lab (30-day retention)

Relinquished by sampler:	Date	Time	Received by:	Relinquished by:	Date	Time	Received by:
Relinquished by: Tianzhen Nie	Date 10/26/21	Time 15:00	Received by:	Relinquished by:	Date 10/27/21	Time 1200	Received at lab by: Dallas Hopper

White: Return to client with report Yellow: Laboratory Copy See reverse side for Container Preservative and Sampling Information

COOLER RECEIPT FORM **ARF: 97984**

1) Project: 60571032 CV18F0126 Red Hill Fuel Storage Date Received: 10/27/2021

2) Coolers: Number of Coolers: 1

3) YES Were custody seals present and intact?
How many? 2 Name/Date on seal? SEE BELOW

4) YES Was there a shipping slip? Carrier name: FEDEX

5) Type of packing in cooler: X bubble wrap __ popcorn __ foam X plastic bags __ other
X wet ice __ dry ice __ no ice __ gel ice

6) YES Were cooler temperatures acceptable?

7) Serial number of calibrated thermometer used: R3 CF:-1.9°C

8) Cooler temp(s): In °C. Thermometer Temp / Corrected Temp

1: 3.0/1.1	2:	3:	4:	5:	6:
7:	8:	9:	10:	11:	12:

Chain of custody:

9) YES Was a chain of custody received?

10) YES Were the custody papers complete/signed in the appropriate places?

Sample Labels:

11) YES Were all sample labels complete (sample ID, date/time of sampling, etc.)?

12) YES Did all container labels agree with custody papers?

Sample Containers:

13) YES Were all containers sealed in separate bags?

14) YES Did all containers arrive in good condition:(unbroken, no leakage, no cracked/broken lids)?

15) YES Were correct containers and preservatives used for the tests indicated?

16) YES Was a sufficient amount of sample sent for tests indicated?

17) No Were bubbles present in volatile samples?
If yes, the following were received with air bubbles:
Larger than a pea:
Smaller than a pea:

Preservation Hold time:

18) Yes Was a sufficient amount of holding time remaining to analyze the samples?

19) Yes Was the pH taken of all non-VOA preserved samples and written on the sample container?

20) Yes Was the pH of acid preserved non-VOA samples < 2?

21) NA Was the pH of the "basic" preserved samples for Cyanide > 12, Sulfide >9, Hexchrom >9?

22) NO Were unpreserved VOA Vials received for VOA Dept analysis?

23) NA If "yes", are the unpreserved VOA vials noted in the ADD TEST FIELD on the ARF?
pH strip lot number: HC029115
Lab notified if pH was not adequate:

Notes/Deficiencies:

CUSTODY SEAL NOI
APPL, Inc. (559) 275-2175
Initials CL **Date** 10/26/2021

Personnel receiving samples: DH Second reviewer: MS
Personnel labeling samples: KY
Project manager notified: DH Date/Time of notification 10/27/2021
Name of client notified: Date/Time of notification

Revision: 22, November 5, 2013

SAMPLE RESULTS

EPA 8015B TPH WATER L-L SGC

AECOM
1001 Bishop Street, Suite 1600
Honolulu, HI 96813

APPL Inc.
908 North Temperance Avenue
Clovis, CA 93611

Attn: Alethea Ramos

Project: 60571032 CV18F0126 Red Hill Fuel Storage

ARF: 97984

Sample ID: ERH1859

APPL ID: BA44379

Sample Collection Date: 10/26/21

QCG: #DOC53-211029A1-270406

Method	Analyte	Result	LOQ	LOD	DL	Units	Extraction Date	Analysis Date
EPA 8015B-e	DIESEL (C10-C24)	300.0 U	320	300.0	150.0	ug/L	10/29/21	11/10/21
EPA 8015B-e	OIL (C24-C40)	300.0 U	320	300.0	150.0	ug/L	10/29/21	11/10/21
EPA 8015B-e	SURROGATE: (R) DECANOIC ACID (S)	0.0	0-1			%	10/29/21	11/10/21
EPA 8015B-e	SURROGATE: OCTACOSANE (S)	75.9	60-142			%	10/29/21	11/10/21
EPA 8015B-e	SURROGATE: ORTHO-TERPHENYL (S)	62.2	56-125			%	10/29/21	11/10/21

Quant Method: DEC0911.M
Run #: 1110013
Instrument: Apollo
Sequence: 211110
Dilution Factor: 1
Initials: KAB

Printed: 11/13/2021 11:10:08 AM

APPL-F1-SC-NoMC-REG MDLs-DOD

EPA 8015B TPH LIQ-LIQ

AECOM
1001 Bishop Street, Suite 1600
Honolulu, HI 96813

APPL Inc.
908 North Temperance Avenue
Clovis, CA 93611

Attn: Alethea Ramos

Project: 60571032 CV18F0126 Red Hill Fuel Storage

ARF: 97984

Sample ID: ERH1859

APPL ID: BA44379

Sample Collection Date: 10/26/21

QCG: #DOC53-211029A-270404

Method	Analyte	Result	LOQ	LOD	DL	Units	Extraction Date	Analysis Date
EPA 8015B-e	DIESEL (C10-C24)	300.0 U	320	300.0	150.0	ug/L	10/29/21	11/04/21
EPA 8015B-e	OIL (C24-C40)	300.0 U	320	300.0	150.0	ug/L	10/29/21	11/04/21
EPA 8015B-e	SURROGATE: OCTACOSANE (S)	92.0	60-142			%	10/29/21	11/04/21
EPA 8015B-e	SURROGATE: ORTHO-TERPHENYL (S)	74.9	56-125			%	10/29/21	11/04/21

Quant Method: DOC1028.M
Run #: 1101120
Instrument: Apollo
Sequence: 211101
Dilution Factor: 1
Initials: KAB

Printed: 11/13/2021 11:10:09 AM
APPL-F1-SC-NoMC-REG MDLs-DOD

EPA 8015B TPH WATER L-L SGC

AECOM
1001 Bishop Street, Suite 1600
Honolulu, HI 96813

APPL Inc.
908 North Temperance Avenue
Clovis, CA 93611

Attn: Alethea Ramos

Project: 60571032 CV18F0126 Red Hill Fuel Storage

ARF: 97984

Sample ID: ERH1861

APPL ID: BA44380

Sample Collection Date: 10/26/21

QCG: #DOC53-211029A1-270406

Method	Analyte	Result	LOQ	LOD	DL	Units	Extraction Date	Analysis Date
EPA 8015B-e	DIESEL (C10-C24)	300.0 U	320	300.0	150.0	ug/L	10/29/21	11/10/21
EPA 8015B-e	OIL (C24-C40)	300.0 U	320	300.0	150.0	ug/L	10/29/21	11/10/21
EPA 8015B-e	SURROGATE: (R) DECANOIC ACID (S)	0.0	0-1			%	10/29/21	11/10/21
EPA 8015B-e	SURROGATE: OCTACOSANE (S)	80.9	60-142			%	10/29/21	11/10/21
EPA 8015B-e	SURROGATE: ORTHO-TERPHENYL (S)	66.7	56-125			%	10/29/21	11/10/21

Quant Method: DEC0911.M
Run #: 1110014
Instrument: Apollo
Sequence: 211110
Dilution Factor: 1
Initials: KAB

Printed: 11/13/2021 11:10:09 AM

APPL-F1-SC-NoMC-REG MDLs-DOD

EPA 8015B TPH LIQ-LIQ

AECOM
1001 Bishop Street, Suite 1600
Honolulu, HI 96813

APPL Inc.
908 North Temperance Avenue
Clovis, CA 93611

Attn: Alethea Ramos

Project: 60571032 CV18F0126 Red Hill Fuel Storage

ARF: 97984

Sample ID: ERH1861

APPL ID: BA44380

Sample Collection Date: 10/26/21

QCG: #DOC53-211029A-270404

Method	Analyte	Result	LOQ	LOD	DL	Units	Extraction Date	Analysis Date
EPA 8015B-e	DIESEL (C10-C24)	300.0 U	320	300.0	150.0	ug/L	10/29/21	11/04/21
EPA 8015B-e	OIL (C24-C40)	300.0 U	320	300.0	150.0	ug/L	10/29/21	11/04/21
EPA 8015B-e	SURROGATE: OCTACOSANE (S)	88.4	60-142			%	10/29/21	11/04/21
EPA 8015B-e	SURROGATE: ORTHO-TERPHENYL (S)	71.9	56-125			%	10/29/21	11/04/21

Quant Method: DOC1028.M
Run #: 1101121
Instrument: Apollo
Sequence: 211101
Dilution Factor: 1
Initials: KAB

Printed: 11/13/2021 11:10:09 AM
APPL-F1-SC-NoMC-REG MDLs-DOD

EPA 8015B TPH LIQ-LIQ

AECOM
1001 Bishop Street, Suite 1600
Honolulu, HI 96813

APPL Inc.
908 North Temperance Avenue
Clovis, CA 93611

Attn: Alethea Ramos

Project: 60571032 CV18F0126 Red Hill Fuel Storage

ARF: 97984

Sample ID: ERH1859 BLANK

APPL ID: BA44381

Sample Collection Date: 10/26/21

QCG: #RHBLK-211028A-269858

Method	Analyte	Result	LOQ	LOD	DL	Units	Extraction Date	Analysis Date
EPA 8015B-e	DIESEL (C10-C24)	300.0 U	320	300.0	150.0	ug/L	10/28/21	11/02/21
EPA 8015B-e	OIL (C24-C40)	300.0 U	320	300.0	150.0	ug/L	10/28/21	11/02/21
EPA 8015B-e	SURROGATE: OCTACOSANE (S)	89.5	60-142			%	10/28/21	11/02/21
EPA 8015B-e	SURROGATE: ORTHO-TERPHENYL (S)	73.4	56-125			%	10/28/21	11/02/21

Quant Method: DOC1028.M
Run #: 1101048
Instrument: Apollo
Sequence: 211101
Dilution Factor: 1
Initials: KAB

Printed: 11/13/2021 11:10:09 AM
APPL-F1-SC-NoMC-REG MDLs-DOD

EPA 8015B TPH LIQ-LIQ

AECOM
1001 Bishop Street, Suite 1600
Honolulu, HI 96813

APPL Inc.
908 North Temperance Avenue
Clovis, CA 93611

Attn: Alethea Ramos

Project: 60571032 CV18F0126 Red Hill Fuel Storage

ARF: 97984

Sample ID: ERH1861 BLANK

APPL ID: BA44382

Sample Collection Date: 10/26/21

QCG: #RHBLK-211028A-269858

Method	Analyte	Result	LOQ	LOD	DL	Units	Extraction Date	Analysis Date
EPA 8015B-e	DIESEL (C10-C24)	300.0 U	320	300.0	150.0	ug/L	10/28/21	11/02/21
EPA 8015B-e	OIL (C24-C40)	300.0 U	320	300.0	150.0	ug/L	10/28/21	11/02/21
EPA 8015B-e	SURROGATE: OCTACOSANE (S)	83.8	60-142			%	10/28/21	11/02/21
EPA 8015B-e	SURROGATE: ORTHO-TERPHENYL (S)	69.0	56-125			%	10/28/21	11/02/21

Quant Method: DOC1028.M
Run #: 1101049
Instrument: Apollo
Sequence: 211101
Dilution Factor: 1
Initials: KAB

Printed: 11/13/2021 11:10:09 AM
APPL-F1-SC-NoMC-REG MDLs-DOD

EPA 8270D SIM LIQ-LIQ

AECOM
1001 Bishop Street, Suite 1600
Honolulu, HI 96813

APPL Inc.
908 North Temperance Avenue
Clovis, CA 93611

Attn: Alethea Ramos

Project: 60571032 CV18F0126 Red Hill Fuel Storage

ARF: 97984

Sample ID: ERH1859

APPL ID: BA44379

Sample Collection Date: 10/26/21

QCG: #SIM53-211028A-270157

Method	Analyte	Result	LOQ	LOD	DL	Units	Extraction Date	Analysis Date
8270D-SIM	1-METHYLNAPHTHALENE	0.10 U	0.2	0.10	0.04	ug/L	10/28/21	11/03/21
8270D-SIM	2-METHYLNAPHTHALENE	0.10 U	0.2	0.10	0.04	ug/L	10/28/21	11/03/21
8270D-SIM	NAPHTHALENE	0.10 U	0.2	0.10	0.04	ug/L	10/28/21	11/03/21
8270D-SIM	SURROGATE: 2-METHYLNAPHTHALEN	107	39-114			%	10/28/21	11/03/21
8270D-SIM	SURROGATE: FLUORANTHENE-D10 (S	99.2	58-120			%	10/28/21	11/03/21

Quant Method: K1019.M
Run #: 1019K241
Instrument: KYLO
Sequence: 211019
Dilution Factor: 1
Initials: MA

Printed: 12/2/2021 7:30:16 AM
APPL-F1-SC-NoMC-REG MDLs-DOD

EPA 8270D SIM LIQ-LIQ

AECOM
1001 Bishop Street, Suite 1600
Honolulu, HI 96813

APPL Inc.
908 North Temperance Avenue
Clovis, CA 93611

Attn: Alethea Ramos

Project: 60571032 CV18F0126 Red Hill Fuel Storage

ARF: 97984

Sample ID: ERH1861

APPL ID: BA44380

Sample Collection Date: 10/26/21

QCG: #SIM53-211028A-270157

Method	Analyte	Result	LOQ	LOD	DL	Units	Extraction Date	Analysis Date
8270D-SIM	1-METHYLNAPHTHALENE	0.10 U	0.2	0.10	0.04	ug/L	10/28/21	11/03/21
8270D-SIM	2-METHYLNAPHTHALENE	0.10 U	0.2	0.10	0.04	ug/L	10/28/21	11/03/21
8270D-SIM	NAPHTHALENE	0.10 U	0.2	0.10	0.04	ug/L	10/28/21	11/03/21
8270D-SIM	SURROGATE: 2-METHYLNAPHTHALEN	99.5	39-114			%	10/28/21	11/03/21
8270D-SIM	SURROGATE: FLUORANTHENE-D10 (S	94.0	58-120			%	10/28/21	11/03/21

Quant Method: K1019.M
Run #: 1019K242
Instrument: KYLO
Sequence: 211019
Dilution Factor: 1
Initials: MA

Printed: 12/2/2021 7:30:16 AM
APPL-F1-SC-NoMC-REG MDLs-DOD

EPA 8260B BTEX WATER

AECOM
1001 Bishop Street, Suite 1600
Honolulu, HI 96813

APPL Inc.
908 North Temperance Avenue
Clovis, CA 93611

Attn: Alethea Ramos

Project: 60571032 CV18F0126 Red Hill Fuel Storage

ARF: 97984

Sample ID: ERH1858

APPL ID: BA44378

Sample Collection Date: 10/26/21

QCG: #86BTO-211102AM-269863

Method	Analyte	Result	LOQ	LOD	DL	Units	Extraction Date	Analysis Date
EPA 8260B	BENZENE	0.30 U	1.0	0.30	0.15	ug/L	11/02/21	11/02/21
EPA 8260B	ETHYLBENZENE	0.50 U	1.0	0.50	0.23	ug/L	11/02/21	11/02/21
EPA 8260B	TOLUENE	0.30 U	1.0	0.30	0.15	ug/L	11/02/21	11/02/21
EPA 8260B	XYLENES (TOTAL)	0.30 U	2.0	0.30	0.15	ug/L	11/02/21	11/02/21
EPA 8260B	SURROGATE: 1,2-DICHLOROETHANE-	105	81-118			%	11/02/21	11/02/21
EPA 8260B	SURROGATE: 4-BROMOFLUOROBENZ	95.4	85-114			%	11/02/21	11/02/21
EPA 8260B	SURROGATE: DIBROMOFLUOROMETH	103	80-119			%	11/02/21	11/02/21
EPA 8260B	SURROGATE: TOLUENE-D8 (S)	98.2	89-112			%	11/02/21	11/02/21

Quant Method: M1015W.M
Run #: 1102M11
Instrument: Max
Sequence: 211029
Dilution Factor: 1
Initials: PAN

Printed: 11/8/2021 8:08:55 AM
APPL-F1-SC-NoMC-REG MDLs-DOD

EPA 8260B BTEX WATER

AECOM
1001 Bishop Street, Suite 1600
Honolulu, HI 96813

APPL Inc.
908 North Temperance Avenue
Clovis, CA 93611

Attn: Alethea Ramos

Project: 60571032 CV18F0126 Red Hill Fuel Storage

ARF: 97984

Sample ID: ERH1859

APPL ID: BA44379

Sample Collection Date: 10/26/21

QCG: #86BTO-211102AM-269863

Method	Analyte	Result	LOQ	LOD	DL	Units	Extraction Date	Analysis Date
EPA 8260B	BENZENE	0.30 U	1.0	0.30	0.15	ug/L	11/02/21	11/02/21
EPA 8260B	ETHYLBENZENE	0.50 U	1.0	0.50	0.23	ug/L	11/02/21	11/02/21
EPA 8260B	TOLUENE	0.30 U	1.0	0.30	0.15	ug/L	11/02/21	11/02/21
EPA 8260B	XYLENES (TOTAL)	0.30 U	2.0	0.30	0.15	ug/L	11/02/21	11/02/21
EPA 8260B	SURROGATE: 1,2-DICHLOROETHANE-	104.3	81-118			%	11/02/21	11/02/21
EPA 8260B	SURROGATE: 4-BROMOFLUOROBENZ	99.1	85-114			%	11/02/21	11/02/21
EPA 8260B	SURROGATE: DIBROMOFLUOROMETH	107	80-119			%	11/02/21	11/02/21
EPA 8260B	SURROGATE: TOLUENE-D8 (S)	102	89-112			%	11/02/21	11/02/21

Quant Method: M1015W.M
Run #: 1102M12
Instrument: Max
Sequence: 211029
Dilution Factor: 1
Initials: PAN

Printed: 11/8/2021 8:08:55 AM
APPL-F1-SC-NoMC-REG MDLs-DOD

EPA 8260B BTEX WATER

AECOM
1001 Bishop Street, Suite 1600
Honolulu, HI 96813

APPL Inc.
908 North Temperance Avenue
Clovis, CA 93611

Attn: Alethea Ramos

Project: 60571032 CV18F0126 Red Hill Fuel Storage

ARF: 97984

Sample ID: ERH1861

APPL ID: BA44380

Sample Collection Date: 10/26/21

QCG: #86BTO-211102AM-269863

Method	Analyte	Result	LOQ	LOD	DL	Units	Extraction Date	Analysis Date
EPA 8260B	BENZENE	0.30 U	1.0	0.30	0.15	ug/L	11/02/21	11/02/21
EPA 8260B	ETHYLBENZENE	0.50 U	1.0	0.50	0.23	ug/L	11/02/21	11/02/21
EPA 8260B	TOLUENE	0.30 U	1.0	0.30	0.15	ug/L	11/02/21	11/02/21
EPA 8260B	XYLENES (TOTAL)	0.30 U	2.0	0.30	0.15	ug/L	11/02/21	11/02/21
EPA 8260B	SURROGATE: 1,2-DICHLOROETHANE-	105	81-118			%	11/02/21	11/02/21
EPA 8260B	SURROGATE: 4-BROMOFLUOROBENZ	97.7	85-114			%	11/02/21	11/02/21
EPA 8260B	SURROGATE: DIBROMOFLUOROMETH	105	80-119			%	11/02/21	11/02/21
EPA 8260B	SURROGATE: TOLUENE-D8 (S)	102	89-112			%	11/02/21	11/02/21

Quant Method: M1015W.M
Run #: 1102M13
Instrument: Max
Sequence: 211029
Dilution Factor: 1
Initials: PAN

Printed: 11/8/2021 8:08:55 AM
APPL-F1-SC-NoMC-REG MDLs-DOD

EPA 8260B GRO WATER

AECOM
1001 Bishop Street, Suite 1600
Honolulu, HI 96813

APPL Inc.
908 North Temperance Avenue
Clovis, CA 93611

Attn: Alethea Ramos

Project: 60571032 CV18F0126 Red Hill Fuel Storage

ARF: 97984

Sample ID: ERH1858

APPL ID: BA44378

Sample Collection Date: 10/26/21

QCG: #GRO86-211102AM-271097

Method	Analyte	Result	LOQ	LOD	DL	Units	Extraction Date	Analysis Date
EPA 8260B	GASOLINE RANGE ORGANICS	18.0 U	20	18.0	8.6	ug/L	11/02/21	11/02/21
EPA 8260B	SURROGATE: 4-BROMOFLUOROBENZ	96.8	85-114			%	11/02/21	11/02/21

Quant Method: MGAS0825.M
Run #: 1102M11
Instrument: Max
Sequence: 211029
Dilution Factor: 1
Initials: PAN

Printed: 12/1/2021 8:29:07 AM

APPL-F1-SC-NoMC-REG MDLs-DOD

EPA 8260B GRO WATER

AECOM
1001 Bishop Street, Suite 1600
Honolulu, HI 96813

APPL Inc.
908 North Temperance Avenue
Clovis, CA 93611

Attn: Alethea Ramos

Project: 60571032 CV18F0126 Red Hill Fuel Storage

ARF: 97984

Sample ID: ERH1859

APPL ID: BA44379

Sample Collection Date: 10/26/21

QCG: #GRO86-211102AM-271097

Method	Analyte	Result	LOQ	LOD	DL	Units	Extraction Date	Analysis Date
EPA 8260B	GASOLINE RANGE ORGANICS	18.0 U	20	18.0	8.6	ug/L	11/02/21	11/02/21
EPA 8260B	SURROGATE: 4-BROMOFLUOROBENZ	101	85-114			%	11/02/21	11/02/21

Quant Method:	MGAS0825.M
Run #:	1102M12
Instrument:	Max
Sequence:	211029
Dilution Factor:	1
Initials:	PAN

Printed: 12/1/2021 8:29:08 AM

APPL-F1-SC-NoMC-REG MDLs-DOD

EPA 8260B GRO WATER

AECOM
1001 Bishop Street, Suite 1600
Honolulu, HI 96813

APPL Inc.
908 North Temperance Avenue
Clovis, CA 93611

Attn: Alethea Ramos

Project: 60571032 CV18F0126 Red Hill Fuel Storage

ARF: 97984

Sample ID: ERH1861

APPL ID: BA44380

Sample Collection Date: 10/26/21

QCG: #GRO86-211102AM-271097

Method	Analyte	Result	LOQ	LOD	DL	Units	Extraction Date	Analysis Date
EPA 8260B	GASOLINE RANGE ORGANICS	18.0 U	20	18.0	8.6	ug/L	11/02/21	11/02/21
EPA 8260B	SURROGATE: 4-BROMOFLUOROBENZ	99.1	85-114			%	11/02/21	11/02/21

Quant Method: MGAS0825.M
Run #: 1102M13
Instrument: Max
Sequence: 211029
Dilution Factor: 1
Initials: PAN

Printed: 12/1/2021 8:29:08 AM

APPL-F1-SC-NoMC-REG MDLs-DOD

Wet Lab Analysis

AECOM
1001 Bishop Street, Suite 1600
Honolulu, HI 96813

APPL Inc.
908 North Temperance Avenue
Clovis, CA 93611

Attn: Alethea Ramos

Project: 60571032 CV18F0126 Red Hill Fuel Storage

Sample ID: ERH1859

APPL ID: BA44379

Sample Collection Date: 10/26/2021

ARF: 97984

Method	Analyte	Result	LOQ	LOD	DL	Units	DF	Prep Date	Analysis Date
SW846 9060A	TOTAL ORGANIC CARBON	0.28 J	0.93	0.350	0.130	mg/L	1	11/05/21	11/05/21

J = Estimated value.

Printed: 11/11/2021 2:05:01 PM

APPL-F1-SC-NoMC-REG MDLs

QC FORMS

EPA 8015B-eHL

Form 2 & 8

Surrogate Recovery

Lab Name: APPL, Inc. SDG No: 97984

Case No: 97984 Date Analyzed: 11/3/2021

Matrix: WATER Instrument: Apollo

APPL ID.	Client Sample No.	SURROGATE: OCTACOSANE (S)			SURROGATE: ORTHO-TERPHENYL (S)		
		Limits	Result	Qualifier	Limits	Result	Qualifier
211029A-BLK	Blank	60-142	94.3		56-125	77.4	
211029A-LCS	Lab Control Spike	60-142	94.7		56-125	90.7	
211029A-LCSD	Lab Control SpikeD	60-142	87.3		56-125	84.0	
BA44379	ERH1859	60-142	92.0		56-125	74.9	
BA44380	ERH1861	60-142	88.4		56-125	71.9	

Comments: Batch: #DOC53-211029A

EPA 8015B-eHL

Form 2 & 8

Surrogate Recovery

Lab Name: APPL, Inc. SDG No: 97984

Case No: 97984 Date Analyzed: 11/10/2021

Matrix: WATER Instrument: Apollo

APPL ID.	Client Sample No.	SURROGATE: (R) DECANOIC ACID (S)			SURROGATE: OCTACOSANE (S)		
		Limits	Result	Qualifier	Limits	Result	Qualifier
211029A1-BLK	Blank	0-1	0.0		60-142	72.8	
211029A1-LCS	Lab Control Spike	0-1	0.0		60-142	72.0	
211029A1-LCSD	Lab Control SpikeD	0-1	0.0		60-142	72.7	
BA44379	ERH1859	0-1	0.0		60-142	75.9	
BA44380	ERH1861	0-1	0.0		60-142	80.9	

Comments: Batch: #DOC53-211029A1

EPA 8015B-eHL

Form 2 & 8

Surrogate Recovery

Lab Name: APPL, Inc. SDG No: 97984

Case No: 97984 Date Analyzed: 11/10/2021

Matrix: WATER Instrument: Apollo

APPL ID.	Client Sample No.	SURROGATE: ORTHO-TERPHENYL (S)					
		Limits	Result	Qualifier	Limits	Result	Qualifier
211029A1-BLK	Blank	56-125	60.6				
211029A1-LCS	Lab Control Spike	56-125	68.0				
211029A1-LCSD	Lab Control SpikeD	56-125	70.0				
BA44379	ERH1859	56-125	62.2				
BA44380	ERH1861	56-125	66.7				

Comments: Batch: #DOC53-211029A1

EPA 8015B-eHL

Form 2 & 8

Surrogate Recovery

Lab Name: APPL, Inc. SDG No: 97984

Case No: 97984 Date Analyzed: 11/2/2021

Matrix: WATER Instrument: Apollo

APPL ID.	Client Sample No.	SURROGATE: OCTACOSANE (S)			SURROGATE: ORTHO-TERPHENYL (S)		
		Limits	Result	Qualifier	Limits	Result	Qualifier
211028A-BLK	Blank	60-142	84.3		56-125	69.4	
211028A-LCS	Lab Control Spike	60-142	66.5		56-125	55.3	*
211028A-LCSD	Lab Control SpikeD	60-142	79.3		56-125	65.5	
BA44381	ERH1859 BLANK	60-142	89.5		56-125	73.4	
BA44382	ERH1861 BLANK	60-142	83.8		56-125	69.0	

Comments: Batch: #RHBLK-211028A

* = Recovery outside of Control Limits on QC Sample.

EPA 8015B-eH

Form 4

Blank Summary

Lab Name:	APPL, Inc.	SDG No:	97984
Case No:	97984	Date Analyzed:	11/3/2021
Matrix:	WATER	Instrument:	Apollo
Blank ID:	211029A-BLK	Time Analyzed:	2310

APPL ID.	Client Sample No.	File ID.	Date Analyzed
211029A-BLK	Blank	1101116	11/3/2021 2310
211029A-LCS	Lab Control Spike	1101117	11/3/2021 2338
211029A-LCSD	Lab Control SpikeD	1101118	11/4/2021 0007
BA44379	ERH1859	1101120	11/4/2021 0103
BA44380	ERH1861	1101121	11/4/2021 0131

Comments: Batch: #DOC53-211029A

EPA 8015B-eH

Form 4

Blank Summary

Lab Name:	APPL, Inc.	SDG No:	97984
Case No:	97984	Date Analyzed:	11/10/2021
Matrix:	WATER	Instrument:	Apollo
Blank ID:	211029A1-BLK	Time Analyzed:	1407

APPL ID.	Client Sample No.	File ID.	Date Analyzed	
211029A1-BLK	Blank	1110009	11/10/2021	1407
211029A1-LCS	Lab Control Spike	1110010	11/10/2021	1435
211029A1-LCSD	Lab Control SpikeD	1110011	11/10/2021	1503
BA44379	ERH1859	1110013	11/10/2021	1559
BA44380	ERH1861	1110014	11/10/2021	1627

Comments: Batch: #DOC53-211029A1

EPA 8015B-eH

Form 4

Blank Summary

Lab Name:	APPL, Inc.	SDG No:	97984
Case No:	97984	Date Analyzed:	11/2/2021
Matrix:	WATER	Instrument:	Apollo
Blank ID:	211028A-BLK	Time Analyzed:	1319

APPL ID.	Client Sample No.	File ID.	Date Analyzed
211028A-BLK	Blank	1101044	11/2/2021 1319
211028A-LCS	Lab Control Spike	1101045	11/2/2021 1347
211028A-LCSD	Lab Control SpikeD	1101046	11/2/2021 1415
BA44381	ERH1859 BLANK	1101048	11/2/2021 1512
BA44382	ERH1861 BLANK	1101049	11/2/2021 1541

Comments: Batch: #RHBLK-211028A

Method Blank
EPA 8015B TPH LIQ-LIQ

APPL Inc.
908 North Temperance Avenu
Clovis, CA 93611

Blank Name/QCG: **211028W-44377 - 269858**
Batch ID: #RHBLK-211028A

Sample Type	Analyte	Result	LOQ	LOD	DL	Units	Extraction Date	Analysis Date
BLANK	DIESEL (C10-C24)	300.0 U	320	300.0	150.0	ug/L	10/28/2021	11/2/2021
BLANK	OIL (C24-C40)	300.0 U	320	300.0	150.0	ug/L	10/28/2021	11/2/2021
BLANK	SURROGATE: OCTACOSANE (S)	84.3	60-142			%	10/28/2021	11/2/2021
BLANK	SURROGATE: ORTHO-TERPHEN	69.4	56-125			%	10/28/2021	11/2/2021

Quant Method: DOC1028.M
Run #: 1101044
Instrument: Apollo
Sequence: 211101
Initials: KAB

GC SC-Blank-REG MDLs-DOD
Printed: 11/13/2021 11:10:38 AM

Method Blank
EPA 8015B TPH LIQ-LIQ

APPL Inc.
908 North Temperance Avenu
Clovis, CA 93611

Blank Name/QCG: **211029W-44376 - 270404**
Batch ID: #DOC53-211029A

Sample Type	Analyte	Result	LOQ	LOD	DL	Units	Extraction Date	Analysis Date
BLANK	DIESEL (C10-C24)	300.0 U	320	300.0	150.0	ug/L	10/29/2021	11/3/2021
BLANK	OIL (C24-C40)	300.0 U	320	300.0	150.0	ug/L	10/29/2021	11/3/2021
BLANK	SURROGATE: OCTACOSANE (S)	94.3	60-142			%	10/29/2021	11/3/2021
BLANK	SURROGATE: ORTHO-TERPHEN	77.4	56-125			%	10/29/2021	11/3/2021

Quant Method: DOC1028.M
Run #: 1101116
Instrument: Apollo
Sequence: 211101
Initials: KAB

GC SC-Blank-REG MDLs-DOD
Printed: 11/13/2021 11:10:38 AM

Method Blank

EPA 8015B TPH WATER L-L SGC

APPL Inc.
908 North Temperance Avenu
Clovis, CA 93611

Blank Name/QCG: **211029W-44376 - 270406**
Batch ID: #DOC53-211029A1

Sample Type	Analyte	Result	LOQ	LOD	DL	Units	Extraction Date	Analysis Date
BLANK	DIESEL (C10-C24)	300.0 U	320	300.0	150.0	ug/L	10/29/2021	11/10/2021
BLANK	OIL (C24-C40)	300.0 U	320	300.0	150.0	ug/L	10/29/2021	11/10/2021
BLANK	SURROGATE: (R) DECANOIC AC	0.0	0-1			%	10/29/2021	11/10/2021
BLANK	SURROGATE: OCTACOSANE (S)	72.8	60-142			%	10/29/2021	11/10/2021
BLANK	SURROGATE: ORTHO-TERPHEN	60.6	56-125			%	10/29/2021	11/10/2021

Quant Method: DEC0911.M
Run #: 1110009
Instrument: Apollo
Sequence: 211110
Initials: KAB

GC SC-Blank-REG MDLs-DOD
Printed: 11/13/2021 11:10:38 AM

Laboratory Control Spike Recoveries

EPA 8015B TPH LIQ-LIQ

APPL ID: **211029W-44376 LCS - 270404**
Batch ID: #DOC53-211029A

APPL Inc.
908 North Temperance Avenue
Clovis, CA 93611

Compound Name	Spike Lvl ug/L	SPK Result ug/L	DUP Result ug/L	SPK % Recovery	DUP % Recovery	Recovery Limits	RPD %	RPD Limits
DIESEL (C10-C24)	2000	2100	1980	105	99.0	36-132	5.9	30
OIL (C24-C40)	2000	2320	2180	116 #	109	41-113	6.2	30
SURROGATE: OCTACOSANE (S)	150	142	131	94.7	87.3	60-142		
SURROGATE: ORTHO-TERPHENYL (S)	150	136	126	90.7	84.0	56-125		

= Recovery is outside QC limits.

Comments:

Primary	SPK	DUP
Quant Method :	DOC1028.M	DOC1028.M
Extraction Date :	10/29/2021	10/29/2021
Analysis Date :	11/3/2021	11/4/2021
Instrument :	Apollo	Apollo
Run :	1101117	1101118
Initials :	KAB	

Laboratory Control Spike Recoveries

EPA 8015B TPH WATER L-L SGC

APPL ID: **211029W-44376 LCS - 270406**
Batch ID: #DOC53-211029A1

APPL Inc.
908 North Temperance Avenue
Clovis, CA 93611

Compound Name	Spike Lvl ug/L	SPK Result ug/L	DUP Result ug/L	SPK % Recovery	DUP % Recovery	Recovery Limits	RPD %	RPD Limits
DIESEL (C10-C24)	2000	1580	1680	79.0	84.0	36-132	6.1	30
OIL (C24-C40)	2000	1810	1870	90.5	93.5	41-113	3.3	30
SURROGATE: (R) DECANOIC ACID (S)	10.00	0	0	0.0	0.0	0-1		
SURROGATE: OCTACOSANE (S)	150	108	109	72.0	72.7	60-142		
SURROGATE: ORTHO-TERPHENYL (S)	150	102	105	68.0	70.0	56-125		

Comments:

Primary	SPK	DUP
Quant Method :	DEC0911.M	DEC0911.M
Extraction Date :	10/29/2021	10/29/2021
Analysis Date :	11/10/2021	11/10/2021
Instrument :	Apollo	Apollo
Run :	1110010	1110011
Initials :	KAB	

Laboratory Control Spike Recoveries

EPA 8015B TPH LIQ-LIQ

APPL ID: **211028W-44377 LCS - 269858**
Batch ID: #RHBLK-211028A

APPL Inc.
908 North Temperance Avenue
Clovis, CA 93611

Compound Name	Spike Lvl ug/L	SPK Result ug/L	DUP Result ug/L	SPK % Recovery	DUP % Recovery	Recovery Limits	RPD %	RPD Limits
DIESEL (C10-C24)	0	32.1	38.1	NA	NA	36-132		30
OIL (C24-C40)	0	39.9	66.6	NA	NA	41-113		30
SURROGATE: OCTACOSANE (S)	150	99.7	119	66.5	79.3	60-142		
SURROGATE: ORTHO-TERPHENYL (S)	150	83.0	98.3	55.3 #	65.5	56-125		

= Recovery is outside QC limits.

Comments:

Primary	SPK	DUP
Quant Method :	DOC1028.M	DOC1028.M
Extraction Date :	10/28/2021	10/28/2021
Analysis Date :	11/2/2021	11/2/2021
Instrument :	Apollo	Apollo
Run :	1101045	1101046
Initials :	KAB	

EPA 8015B-eH

Form 4

LCS Summary

Lab Name:	APPL, Inc.	SDG No:	97984
Case No:	97984	Date Analyzed:	11/3/2021
Matrix:	WATER	Instrument:	Apollo
LCS ID:	211029A-LCS	Time Analyzed:	2338

APPL ID.	Client Sample No.	File ID.	Date Analyzed
211029A-BLK	Blank	1101116	11/3/2021 2310
211029A-LCS	Lab Control Spike	1101117	11/3/2021 2338
211029A-LCSD	Lab Control SpikeD	1101118	11/4/2021 0007
BA44379	ERH1859	1101120	11/4/2021 0103
BA44380	ERH1861	1101121	11/4/2021 0131

Comments: Batch: #DOC53-211029A

EPA 8015B-eH

Form 4

LCS Summary

Lab Name:	APPL, Inc.	SDG No:	97984
Case No:	97984	Date Analyzed:	11/10/2021
Matrix:	WATER	Instrument:	Apollo
LCS ID:	211029A1-LCS	Time Analyzed:	1435

APPL ID.	Client Sample No.	File ID.	Date Analyzed	
211029A1-BLK	Blank	1110009	11/10/2021	1407
211029A1-LCS	Lab Control Spike	1110010	11/10/2021	1435
211029A1-LCSD	Lab Control SpikeD	1110011	11/10/2021	1503
BA44379	ERH1859	1110013	11/10/2021	1559
BA44380	ERH1861	1110014	11/10/2021	1627

Comments: Batch: #DOC53-211029A1

EPA 8015B-eH

Form 4

LCS Summary

Lab Name:	APPL, Inc.	SDG No:	97984
Case No:	97984	Date Analyzed:	11/2/2021
Matrix:	WATER	Instrument:	Apollo
LCS ID:	211028A-LCS	Time Analyzed:	1347

APPL ID.	Client Sample No.	File ID.	Date Analyzed	
211028A-BLK	Blank	1101044	11/2/2021	1319
211028A-LCS	Lab Control Spike	1101045	11/2/2021	1347
211028A-LCSD	Lab Control SpikeD	1101046	11/2/2021	1415
BA44381	ERH1859 BLANK	1101048	11/2/2021	1512
BA44382	ERH1861 BLANK	1101049	11/2/2021	1541

Comments: Batch: #RHBLK-211028A

8270D-SIM

Form 2 & 8

Surrogate Recovery

Lab Name: APPL, Inc. SDG No: 97984

Case No: 97984 Date Analyzed: 11/3/2021

Matrix: WATER Instrument: KYLO

APPL ID.	Client Sample No.	SURROGATE: 2-METHYLNAPHTHALENE-D10 (S)			SURROGATE: FLUORANTHENE-D10 (S)		
		Limits	Result	Qualifier	Limits	Result	Qualifier
211028A-BLK	Blank	39-114	116	#	58-120	111	
211028A-LCSD	Lab Control SpikeD	39-114	111		58-120	108	
BA44379	ERH1859	39-114	107		58-120	99.2	
BA44380	ERH1861	39-114	99.5		58-120	94.0	
211028A-LCS	Lab Control Spike	39-114	99.0		58-120	90.0	

Comments: Batch: #SIM53-211028A

= Recovery outside of Control Limits on Sample.

8270D-SIM

Form 4

Blank Summary

Lab Name:	APPL, Inc.	SDG No:	97984
Case No:	97984	Date Analyzed:	11/3/2021
Matrix:	WATER	Instrument:	KYLO
Blank ID:	211028A-BLK	Time Analyzed:	0904

APPL ID.	Client Sample No.	File ID.	Date Analyzed
211028A-BLK	Blank	1019K237	11/3/2021 0904
211028A-LCSD	Lab Control SpikeD	1019K239	11/3/2021 0944
BA44379	ERH1859	1019K241	11/3/2021 1024
BA44380	ERH1861	1019K242	11/3/2021 1044
211028A-LCS	Lab Control Spike	1019K271	11/3/2021 2024

Comments: Batch: #SIM53-211028A

Method Blank
EPA 8270D SIM LIQ-LIQ

APPL Inc.
908 North Temperance Avenu
Clovis, CA 93611

Blank Name/QCG: **211028W-44410 - 270157**
Batch ID: #SIM53-211028A

Sample Type	Analyte	Result	LOQ	LOD	DL	Units	Extraction Date	Analysis Date
BLANK	1-METHYLNAPHTHALENE	0.10 U	0.2	0.10	0.04	ug/L	10/28/2021	11/3/2021
BLANK	2-METHYLNAPHTHALENE	0.10 U	0.2	0.10	0.04	ug/L	10/28/2021	11/3/2021
BLANK	NAPHTHALENE	0.10 U	0.2	0.10	0.04	ug/L	10/28/2021	11/3/2021
BLANK	SURROGATE: 2-METHYLNAPHT	116 #	39-114			%	10/28/2021	11/3/2021
BLANK	SURROGATE: FLUORANTHENE-	111	58-120			%	10/28/2021	11/3/2021

= Recovery (or RPD) is outside QC limits.

Quant Method: K1019.M
Run #: 1019K237
Instrument: KYLO
Sequence: 211019
Initials: MA

GC SC-Blank-REG MDLs-DOD
Printed: 12/2/2021 7:31:12 AM

8270D-SIM

Form 4

LCS Summary

Lab Name:	APPL, Inc.	SDG No:	97984
Case No:	97984	Date Analyzed:	11/3/2021
Matrix:	WATER	Instrument:	KYLO
LCS ID:	211028A-LCS	Time Analyzed:	2024

APPL ID.	Client Sample No.	File ID.	Date Analyzed
211028A-BLK	Blank	1019K237	11/3/2021 0904
211028A-LCSD	Lab Control SpikeD	1019K239	11/3/2021 0944
BA44379	ERH1859	1019K241	11/3/2021 1024
BA44380	ERH1861	1019K242	11/3/2021 1044
211028A-LCS	Lab Control Spike	1019K271	11/3/2021 2024

Comments: Batch: #SIM53-211028A

Laboratory Control Spike Recoveries

EPA 8270D SIM LIQ-LIQ

APPL ID: **211028W-44410 LCS - 270157**
Batch ID: #SIM53-211028A

APPL Inc.
908 North Temperance Avenue
Clovis, CA 93611

Compound Name	Spike Lvl ug/L	SPK Result ug/L	DUP Result ug/L	SPK % Recovery	DUP % Recovery	Recovery Limits	RPD %	RPD Limits
1-METHYLNAPHTHALENE	5.00	4.88	5.40	97.6	108	41-115	10.1	20
2-METHYLNAPHTHALENE	5.00	4.90	5.43	98.0	109	39-114	10.3	20
NAPHTHALENE	5.00	4.74	5.23	94.8	105	43-114	9.8	20
SURROGATE: 2-METHYLNAPHTHALEN	5.00	4.95	5.57	99.0	111	39-114		
SURROGATE: FLUORANTHENE-D10 (S)	5.00	4.50	5.42	90.0	108	58-120		

Comments:

Primary	SPK	DUP
Quant Method :	K1019.M	K1019.M
Extraction Date :	10/28/2021	10/28/2021
Analysis Date :	11/3/2021	11/3/2021
Instrument :	KYLO	KYLO
Run :	1019K271	1019K239
Initials :	MA	

Printed: 12/2/2021 7:30:45 AM
APPL Standard LCSD

Form 5
Tune Summary

Lab Name: APPL Inc.
Case No:
Matrix: Water
ID: 1019K001.D

SDG No:
Date Analyzed: 10/19/2021
Instrument: KYLO
Time Analyzed: 13:58

	Client Sample No.	APPL ID.	File ID.	Date Analyzed
1		0.1 ug/ml 10/13/21	1019K002.D	10/19/2021 14:09
2		0.2 ug/ml 10/13/21	1019K003.D	10/19/2021 14:29
3		0.5 ug/ml 10/13/21	1019K004.D	10/19/2021 14:49
4		1 ug/ml 10/13/21	1019K005.D	10/19/2021 15:09
5		5 ug/ml 10/13/21	1019K006.D	10/19/2021 15:29
6		10 ug/ml 10/13/21	1019K007.D	10/19/2021 15:49
7		50 ug/ml 10/13/21	1019K008.D	10/19/2021 16:09
8		100 ug/ml 10/13/21	1019K009.D	10/19/2021 16:29
9		SS ug/ml 10/13/21	1019K010.D	10/19/2021 16:49
10				
11				
12				
13				
14				
15				
16				
17				
18				
19				
20				
21				
22				

m/e		
51	10 - 80% of mass 198	36.8
68	0 - 2% of mass 69	1.7
70	0 - 2% of mass 69	0.4
127	10 - 80% of mass 198	54.6
197	0 - 2% of mass 198	0.2
198	100 - 100% of mass 198	100.0
199	5 - 9% of mass 198	6.5
275	10 - 60% of mass 198	23.2
365	1 - 100% of mass 198	2.5
441	0.01 - 24% of mass 442	13.9
442	50 - 500% of mass 198	73.4
443	15 - 24% of mass 442	18.4

Form 5
Tune Summary

Lab Name: APPL Inc.
Case No: 97984
Matrix: Water
ID: 1019K235.D

SDG No: 97984
Date Analyzed: 11/3/2021
Instrument: KYLO
Time Analyzed: 8:33

	Client Sample No.	APPL ID.	File ID.	Date Analyzed
1	ERH1859	BA44379W07 1/1000	1019K241.D	11/3/2021 10:24
2	ERH1861	BA44380W05 1/950	1019K242.D	11/3/2021 10:44
3				
4				
5				
6				
7				
8				
9				
10				
11				
12				
13				
14				
15				
16				
17				
18				
19				
20				
21				
22				

m/e		
51	10 - 80% of mass 198	31.4
68	0 - 2% of mass 69	1.5
70	0 - 2% of mass 69	0.5
127	10 - 80% of mass 198	51.7
197	0 - 2% of mass 198	0.0
198	100 - 100% of mass 198	100.0
199	5 - 9% of mass 198	6.8
275	10 - 60% of mass 198	23.6
365	1 - 100% of mass 198	2.7
441	0.01 - 24% of mass 442	14.1
442	50 - 500% of mass 198	80.8
443	15 - 24% of mass 442	18.5

8A
INTERNAL STANDARD AREA AND RT SUMMARY

Lab Name: APPL Inc. Contract: _____

Lab Code: _____ SDG No.: _____

Lab File ID (Standard): 1019K007.D Date Analyzed: 10/19/21

Instrument ID: KYLO Time Analyzed: 15:49

GC Column: _____ ID: Heated Purge: (Y/N) _____

		Napthalene-D8(IS)		Acenaphthene-D10(IS)		Phenanthrene-D10(IS)	
		AREA #	RT #	AREA #	RT #	AREA #	RT #
	12 HOUR STD	11510	3.92	5675	5.86	8972	7.56
	UPPER LIMIT	23020	4.09	11350	6.03	17944	7.73
	LOWER LIMIT	5755	3.75	2838	5.69	4486	7.39
	SAMPLE NO.						
01	BA44379W07 1/1000	14155	3.89	7016	5.82	11739	7.52
02	BA44380W05 1/950	14640	3.88	7232	5.82	11726	7.52
03							
04							
05							
06							
07							
08							
09							
10							
11							
12							
13							
14							
15							
16							
17							
18							
19							
20							
21							
22							

AREA UPPER LIMIT = +100% of internal standard area.
AREA LOWER LIMIT = -50% of internal standard area.
RT UPPER LIMIT = +0.17 minutes of internal standard RT
RT LOWER LIMIT = -0.17 minutes of internal standard RT

Column used to flag values outside QC limits with an asterisk.
* Values outside of QC limits.

8A
INTERNAL STANDARD AREA AND RT SUMMARY

Lab Name: APPL Inc. Contract: _____

Lab Code: _____ SDG No.: _____

Lab File ID (Standard): 1019K007.D Date Analyzed: 10/19/21

Instrument ID: KYLO Time Analyzed: 15:49

GC Column: _____ ID: Heated Purge: (Y/N) _____

		Chrysene-D12(IS)		Perylene-D12(IS)			
		AREA #	RT #	AREA #	RT #	AREA #	RT #
	12 HOUR STD	10664	10.62	9232	12.83		
	UPPER LIMIT	21328	10.79	18464	13.00		
	LOWER LIMIT	5332	10.45	4616	12.66		
	SAMPLE NO.						
01	BA44379W07 1/1000	14503	10.57	13204	12.76		
02	BA44380W05 1/950	14077	10.57	12769	12.76		
03							
04							
05							
06							
07							
08							
09							
10							
11							
12							
13							
14							
15							
16							
17							
18							
19							
20							
21							
22							

AREA UPPER LIMIT = +100% of internal standard area.
AREA LOWER LIMIT = -50% of internal standard area.
RT UPPER LIMIT = +0.17 minutes of internal standard RT
RT LOWER LIMIT = -0.17 minutes of internal standard RT

Column used to flag values outside QC limits with an asterisk.
* Values outside of QC limits.

EPA 8260B

Form 2 & 8

Surrogate Recovery

Lab Name: APPL, Inc. SDG No: 97984

Case No: 97984 Date Analyzed: 11/2/2021

Matrix: WATER Instrument: Max

APPL ID.	Client Sample No.	SURROGATE: 1,2-DICHLOROETHANE-D4 (S)			SURROGATE: 4-BROMOFLUOROBENZENE (S)		
		Limits	Result	Qualifier	Limits	Result	Qualifier
211102AM-LCS	Lab Control Spike	81-118	102		85-114	102	
211102AM-LCSD	Lab Control SpikeD	81-118	106		85-114	100	
211102AM-BLK	Blank	81-118	100		85-114	96.2	
BA44378	ERH1858	81-118	105		85-114	95.4	
BA44379	ERH1859	81-118	104.3		85-114	99.1	
BA44380	ERH1861	81-118	105		85-114	97.7	

Comments: Batch: #86BTO-211102AM

EPA 8260B

Form 2 & 8

Surrogate Recovery

Lab Name: APPL, Inc. SDG No: 97984

Case No: 97984 Date Analyzed: 11/2/2021

Matrix: WATER Instrument: Max

APPL ID.	Client Sample No.	SURROGATE: DIBROMOFLUOROMETHANE (S)			SURROGATE: TOLUENE-D8 (S)		
		Limits	Result	Qualifier	Limits	Result	Qualifier
211102AM-LCS	Lab Control Spike	80-119	100		89-112	101	
211102AM-LCSD	Lab Control SpikeD	80-119	103		89-112	101	
211102AM-BLK	Blank	80-119	98.4		89-112	100	
BA44378	ERH1858	80-119	103		89-112	98.2	
BA44379	ERH1859	80-119	107		89-112	102	
BA44380	ERH1861	80-119	105		89-112	102	

Comments: Batch: #86BTO-211102AM

EPA 8260B

Form 4

Blank Summary

Lab Name:	APPL, Inc.	SDG No:	97984
Case No:	97984	Date Analyzed:	11/2/2021
Matrix:	WATER	Instrument:	Max
Blank ID:	211102AM-BLK	Time Analyzed:	1058

APPL ID.	Client Sample No.	File ID.	Date Analyzed	
211102AM-LCS	Lab Control Spike	1102M03	11/2/2021	1001
211102AM-LCSD	Lab Control SpikeD	1102M04	11/2/2021	1029
211102AM-BLK	Blank	1102M05	11/2/2021	1058
BA44378	ERH1858	1102M11	11/2/2021	1348
BA44379	ERH1859	1102M12	11/2/2021	1417
BA44380	ERH1861	1102M13	11/2/2021	1445

Comments: Batch: #86BTO-211102AM

Method Blank

EPA 8260B BTEX WATER

APPL Inc.
908 North Temperance Avenu
Clovis, CA 93611

Blank Name/QCG: **211102W-44375 - 269863**
Batch ID: #86BTO-211102AM

Sample Type	Analyte	Result	LOQ	LOD	DL	Units	Extraction Date	Analysis Date
BLANK	BENZENE	0.30 U	1.0	0.30	0.15	ug/L	11/2/2021	11/2/2021
BLANK	ETHYLBENZENE	0.50 U	1.0	0.50	0.23	ug/L	11/2/2021	11/2/2021
BLANK	TOLUENE	0.30 U	1.0	0.30	0.15	ug/L	11/2/2021	11/2/2021
BLANK	XYLENES (TOTAL)	0.30 U	2.0	0.30	0.15	ug/L	11/2/2021	11/2/2021
BLANK	SURROGATE: 1,2-DICHLOROET	100	81-118			%	11/2/2021	11/2/2021
BLANK	SURROGATE: 4-BROMOFLUORO	96.2	85-114			%	11/2/2021	11/2/2021
BLANK	SURROGATE: DIBROMOFLUOR	98.4	80-119			%	11/2/2021	11/2/2021
BLANK	SURROGATE: TOLUENE-D8 (S)	100	89-112			%	11/2/2021	11/2/2021

Quant Method: M1015W.M
Run #: 1102M05
Instrument: Max
Sequence: 211029
Initials: PAN

GC SC-Blank-REG MDLs-DOD
Printed: 11/8/2021 8:09:30 AM

EPA 8260B

Form 4

LCS Summary

Lab Name:	APPL, Inc.	SDG No:	97984
Case No:	97984	Date Analyzed:	11/2/2021
Matrix:	WATER	Instrument:	Max
LCS ID:	211102AM-LCS	Time Analyzed:	1001

APPL ID.	Client Sample No.	File ID.	Date Analyzed	
211102AM-LCS	Lab Control Spike	1102M03	11/2/2021	1001
211102AM-LCSD	Lab Control SpikeD	1102M04	11/2/2021	1029
211102AM-BLK	Blank	1102M05	11/2/2021	1058
BA44378	ERH1858	1102M11	11/2/2021	1348
BA44379	ERH1859	1102M12	11/2/2021	1417
BA44380	ERH1861	1102M13	11/2/2021	1445

Comments: Batch: #86BTO-211102AM

Laboratory Control Spike Recoveries

EPA 8260B BTEX WATER

APPL ID: **211102W-44375 LCS - 269863**
Batch ID: #86BTO-211102AM

APPL Inc.
908 North Temperance Avenue
Clovis, CA 93611

Compound Name	Spike Lvl ug/L	SPK Result ug/L	DUP Result ug/L	SPK % Recovery	DUP % Recovery	Recovery Limits	RPD %	RPD Limits
BENZENE	10.00	9.58	8.71	95.8	87.1	79-120	9.5	20
ETHYLBENZENE	10.00	10.1	9.19	101	91.9	79-121	9.4	20
TOLUENE	10.00	10.5	9.33	105	93.3	80-121	11.8	20
XYLENES (TOTAL)	30.0	30.9	28.7	103	95.7	79-121	7.4	20
SURROGATE: 1,2-DICHLOROETHANE-D	25.0	25.5	26.6	102	106	81-118		
SURROGATE: 4-BROMOFLUOROBENZE	25.0	25.4	25.1	102	100	85-114		
SURROGATE: DIBROMOFLUOROMETH	25.0	25.0	25.7	100	103	80-119		
SURROGATE: TOLUENE-D8 (S)	25.0	25.3	25.2	101	101	89-112		

Comments:

Primary	SPK	DUP
Quant Method :	M1015W.M	M1015W.M
Extraction Date :	11/2/2021	11/2/2021
Analysis Date :	11/2/2021	11/2/2021
Instrument :	Max	Max
Run :	1102M03	1102M04
Initials :	PAN	

Form 5
Tune Summary

Lab Name: APPL Inc.
Case No:
Matrix: Water
ID: 1015M11.D

SDG No:
Date Analyzed: 10/15/2021
Instrument: Max
Time Analyzed: 14:44

	Client Sample No.	APPL ID.	File ID.	Date Analyzed
1		0.3ug/L VOC STD 10/1	1015M12.D	10/15/2021 15:12
2		0.5ug/L VOC STD 10/1	1015M13.D	10/15/2021 15:41
3		1ug/L VOC STD 10/15/	1015M14.D	10/15/2021 16:09
4		2ug/L VOC STD 10/15/	1015M15.D	10/15/2021 16:38
5		5ug/L VOC STD 10/15/	1015M16.D	10/15/2021 17:06
6		10ug/L VOC STD 10/15	1015M17.D	10/15/2021 17:35
7		20ug/L VOC STD 10/15	1015M18.D	10/15/2021 18:03
8		40ug/L VOC STD 10/15	1015M19.D	10/15/2021 18:31
9		100ug/L VOC STD 10/1	1015M20.D	10/15/2021 19:00
10		(SS) 10ug/L VOC STD	1015M22.D	10/15/2021 19:57
11				
12				
13				
14				
15				
16				
17				
18				
19				
20				
21				
22				

m/e		
50	15.0 - 40.0% of mass 95	20.4
75	30.0 - 60.0% of mas 95	58.4
95	Base peak, 100% relative abundance	100.0
96	5.0 - 9.0% of mass 95	6.7
173	Less than 2.0% of mass 174	0.0
174	50.0 - 200.0% of mass 95	126.6
175	5.0 - 9.0% of mass 174	7.7
176	95.0 - 101.0% of mass 174	99.1
177	5.0 - 9.0% of mass 176	6.5

8A
INTERNAL STANDARD AREA AND RT SUMMARY

Lab Name: APPL Inc. Contract: _____

Lab Code: _____ SDG No.: _____

Lab File ID (Standard): 1015M17.D Date Analyzed: 10/15/21

Instrument ID: Max Time Analyzed: 17:35

GC Column: _____ ID: Heated Purge: (Y/N) _____

		Fluorobenzene (IS)		Chlorobenzene-D5 (IS)		1,4-Dichlorobenzene-D (IS)	
		AREA #	RT #	AREA #	RT #	AREA #	RT #
	12 HOUR STD	377347	6.34	347072	9.50	236441	11.82
	UPPER LIMIT	754694	6.51	694144	9.67	472882	11.99
	LOWER LIMIT	188674	6.17	173536	9.33	118221	11.65
	SAMPLE NO.						
01	0.3ug/L VOC STD 10/15	397342	6.34	352293	9.50	217437	11.82
02	0.5ug/L VOC STD 10/15	396824	6.34	348546	9.50	220294	11.82
03	1ug/L VOC STD 10/15/2	394605	6.34	355921	9.50	218264	11.82
04	2ug/L VOC STD 10/15/2	397741	6.34	352458	9.50	222724	11.82
05	5ug/L VOC STD 10/15/2	387411	6.34	344894	9.50	232454	11.82
06	10ug/L VOC STD 10/15/	377347	6.34	347072	9.50	236441	11.82
07	20ug/L VOC STD 10/15/	395871	6.34	351611	9.50	235162	11.82
08	40ug/L VOC STD 10/15/	394795	6.34	356570	9.50	246902	11.82
09	100ug/L VOC STD 10/1	386789	6.34	357810	9.50	248989	11.82
10	(SS) 10ug/L VOC STD 1	407759	6.34	364241	9.50	235667	11.82
11							
12							
13							
14							
15							
16							
17							
18							
19							
20							
21							
22							

AREA UPPER LIMIT = +100% of internal standard area.
AREA LOWER LIMIT = -50% of internal standard area.
RT UPPER LIMIT = +0.17 minutes of internal standard RT
RT LOWER LIMIT = -0.17 minutes of internal standard RT

Column used to flag values outside QC limits with an asterisk.
* Values outside of QC limits.

Form 5
Tune Summary

Lab Name: APPL Inc.
Case No: 97984
Matrix: Water
ID: 1102M00.D

SDG No: 97984
Date Analyzed: 11/2/2021
Instrument: Max
Time Analyzed: 8:47

	Client Sample No.	APPL ID.	File ID.	Date Analyzed
1	Lab Control Spike	211102A CCV/LCS 10ug	1102M03.D	11/2/2021 10:01
2	Lab Control SpikeD	211102A LCSD 10ug/L	1102M04.D	11/2/2021 10:29
3	Blank	211102A BLK	1102M05.D	11/2/2021 10:58
4	ERH1858	BA44378W01	1102M11.D	11/2/2021 13:48
5	ERH1859	BA44379W01	1102M12.D	11/2/2021 14:17
6	ERH1861	BA44380W01	1102M13.D	11/2/2021 14:45
7		Ending CCV 10ug/L 11	1102M24.D	11/2/2021 19:57
8				
9				
10				
11				
12				
13				
14				
15				
16				
17				
18				
19				
20				
21				
22				

m/e		
50	15.0 - 40.0% of mass 95	18.0
75	30.0 - 60.0% of mas 95	58.3
95	Base peak, 100% relative abundance	100.0
96	5.0 - 9.0% of mass 95	6.1
173	Less than 2.0% of mass 174	0.9
174	50.0 - 200.0% of mass 95	139.1
175	5.0 - 9.0% of mass 174	6.3
176	95.0 - 101.0% of mass 174	95.6
177	5.0 - 9.0% of mass 176	7.9

8A
INTERNAL STANDARD AREA AND RT SUMMARY

Lab Name: APPL Inc. Contract: _____

Lab Code: _____ SDG No.: _____

Lab File ID (Standard): 1102M03.D Date Analyzed: 2 Nov 21 10:01

Instrument ID: Max Time Analyzed: 2 Nov 21 10:01

GC Column: _____ ID: Heated Purge: (Y/N) _____

		Fluorobenzene (IS)		Chlorobenzene-D5 (IS)		1,4-Dichlorobenzene-D (IS)	
		AREA #	RT #	AREA #	RT #	AREA #	RT #
	12 HOUR STD	367144	6.37	349682	9.52	224818	11.84
	UPPER LIMIT	734288	6.54	699364	9.69	449636	12.01
	LOWER LIMIT	183572	6.20	174841	9.35	112409	11.67
	SAMPLE NO.						
01	211102A CCV/LCS 10u	367144	6.37	349682	9.52	224818	11.84
02	211102A LCSD 10ug/L	374163	6.37	332242	9.52	223761	11.84
03	211102A BLK	376947	6.37	346456	9.52	204046	11.84
04	BA44378W01	364477	6.37	331907	9.52	202010	11.84
05	BA44379W01	353239	6.37	315068	9.52	197733	11.84
06	BA44380W01	353842	6.37	317578	9.52	194357	11.84
07	Ending CCV 10ug/L 11/	358819	6.37	318291	9.52	217546	11.84
08							
09							
10							
11							
12							
13							
14							
15							
16							
17							
18							
19							
20							
21							
22							

AREA UPPER LIMIT = +100% of internal standard area.
AREA LOWER LIMIT = -50% of internal standard area.
RT UPPER LIMIT = +0.17 minutes of internal standard RT
RT LOWER LIMIT = -0.17 minutes of internal standard RT

Column used to flag values outside QC limits with an asterisk.
* Values outside of QC limits.

EPA 8260B

Form 2 & 8

Surrogate Recovery

Lab Name: APPL, Inc. SDG No: 97984

Case No: 97984 Date Analyzed: 11/2/2021

Matrix: WATER Instrument: Max

APPL ID.	Client Sample No.	SURROGATE: 4-BROMOFLUOROBENZENE (S)					
		Limits	Result	Qualifier	Limits	Result	Qualifier
211102AM-LCS	Lab Control Spike	85-114	101				
211102AM-LCSD	Lab Control SpikeD	85-114	102				
211102AM-BLK	Blank	85-114	98.3				
BA44378	ERH1858	85-114	96.8				
BA44379	ERH1859	85-114	101				
BA44380	ERH1861	85-114	99.1				

Comments: Batch: #GRO86-211102AM

EPA 8260B

Form 4

Blank Summary

Lab Name:	APPL, Inc.	SDG No:	97984
Case No:	97984	Date Analyzed:	11/2/2021
Matrix:	WATER	Instrument:	Max
Blank ID:	211102AM-BLK	Time Analyzed:	1320

APPL ID.	Client Sample No.	File ID.	Date Analyzed	
211102AM-LCS	Lab Control Spike	1102M08	11/2/2021	1223
211102AM-LCSD	Lab Control SpikeD	1102M09	11/2/2021	1251
211102AM-BLK	Blank	1102M10	11/2/2021	1320
BA44378	ERH1858	1102M11	11/2/2021	1348
BA44379	ERH1859	1102M12	11/2/2021	1417
BA44380	ERH1861	1102M13	11/2/2021	1445

Comments: Batch: #GRO86-211102AM

Method Blank
EPA 8260B GRO WATER

APPL Inc.
908 North Temperance Avenu
Clovis, CA 93611

Blank Name/QCG: **211102W-44375 - 271097**
Batch ID: #GRO86-211102AM

Sample Type	Analyte	Result	LOQ	LOD	DL	Units	Extraction Date	Analysis Date
BLANK	GASOLINE RANGE ORGANICS	18.0 U	20	18.0	8.6	ug/L	11/2/2021	11/2/2021
BLANK	SURROGATE: 4-BROMOFLUORO	98.3	85-114			%	11/2/2021	11/2/2021

Quant Method: MGAS0825.M
Run #: 1102M10
Instrument: Max
Sequence: 211029
Initials: PAN

GC SC-Blank-REG MDLs-DOD
Printed: 12/1/2021 8:29:36 AM

EPA 8260B

Form 4

LCS Summary

Lab Name:	APPL, Inc.	SDG No:	97984
Case No:	97984	Date Analyzed:	11/2/2021
Matrix:	WATER	Instrument:	Max
LCS ID:	211102AM-LCS	Time Analyzed:	1223

APPL ID.	Client Sample No.	File ID.	Date Analyzed	
211102AM-LCS	Lab Control Spike	1102M08	11/2/2021	1223
211102AM-LCSD	Lab Control SpikeD	1102M09	11/2/2021	1251
211102AM-BLK	Blank	1102M10	11/2/2021	1320
BA44378	ERH1858	1102M11	11/2/2021	1348
BA44379	ERH1859	1102M12	11/2/2021	1417
BA44380	ERH1861	1102M13	11/2/2021	1445

Comments: Batch: #GRO86-211102AM

Laboratory Control Spike Recoveries

EPA 8260B GRO WATER

APPL ID: **211102W-44375 LCS - 271097**
Batch ID: #GRO86-211102AM

APPL Inc.
908 North Temperance Avenue
Clovis, CA 93611

Compound Name	Spike Lvl ug/L	SPK Result ug/L	DUP Result ug/L	SPK % Recovery	DUP % Recovery	Recovery Limits	RPD %	RPD Limits
GASOLINE RANGE ORGANICS	300	358	305	119	102	78-122	16.0	20
SURROGATE: 4-BROMOFLUOROBENZE	25.0	25.2	25.6	101	102	85-114		

Comments:

Primary	SPK	DUP
Quant Method :	MGAS0825.M	MGAS0825.M
Extraction Date :	11/2/2021	11/2/2021
Analysis Date :	11/2/2021	11/2/2021
Instrument :	Max	Max
Run :	1102M08	1102M09
Initials :	PAN	

Printed: 12/1/2021 8:28:33 AM
APPL Standard LCSD

SW846 9060A

Form 4

Blank Summary

Lab Name:	APPL, Inc.	SDG No:	97984
Case No:	97984	Date Analyzed:	11/4/2021
Matrix:	WATER	Instrument:	TICTOC
Blank ID:	211028A-BLK	Time Analyzed:	1908

APPL ID.	Client Sample No.	File ID.	Date Analyzed
211028A-BLK	Blank	21	11/4/2021 1908
211028A-LCS	Lab Control Spike	22	11/4/2021 1950
211028A-LCSD	Lab Control SpikeD	23	11/4/2021 2034
BA44379	ERH1859	30	11/5/2021 0138

Comments: Batch: #TOCW5-211028A

WETLAB BLANK

APPL Inc.
908 North Temperance Avenue
Clovis, CA 93611

Method	Analyte	Result	LOQ	LOD	DL	Units	Prep Date	Analysis Date	QC Group
SW846 90	TOTAL ORGANIC C	0.350 U	0.93	0.350	0.130	mg/L	11/04/21	11/04/21	#TOCW5-211028A-BA42992

Wetlab SC-Blank-REG MDLs
Printed: 11/11/2021 2:05:00 PM

SW846 9060A

Form 4

LCS Summary

Lab Name:	APPL, Inc.	SDG No:	97984
Case No:	97984	Date Analyzed:	11/4/2021
Matrix:	WATER	Instrument:	TICTOC
LCS ID:	211028A-LCS	Time Analyzed:	1950

APPL ID.	Client Sample No.	File ID.	Date Analyzed
211028A-BLK	Blank	21	11/4/2021 1908
211028A-LCS	Lab Control Spike	22	11/4/2021 1950
211028A-LCSD	Lab Control SpikeD	23	11/4/2021 2034
BA44379	ERH1859	30	11/5/2021 0138

Comments: Batch: #TOCW5-211028A

Laboratory Control Spike Recoveries

WETLAB

APPL Inc.
908 North Temperance Avenue
Clovis, CA 93611

Method	Compound Name	Spike Lvl mg/L	SPK Res mg/L	DUP Res mg/L	SPK % Recov	DUP % Recov	RPD	RPD Max	QC Limits	Extract Date-Spk	Analysis Date-Spk	Extract Date-Dup	Analysis Date-Dup	QC Group
SW846 90	TOTAL ORGANIC CARBO	5.00	5.38	5.35	108	107	0.56	20	80-120	11/04/21	11/04/21	11/04/21	11/04/21	#TOCW5-211028A-BA429

Comments:

ORGANICS
Calibration Data

TPH Extractables
DOC1028

Form 6
Initial Calibration

Lab Name: APPL, Inc. SDG No:
Case No: Initial Cal. Date: 10/28/2021
Matrix: Water Instrument: Apollo Initials: KA

		Compound	1	2	3	4	5	6	7				Avg	%RSD	Type	r^2	Q
			1028003.D	1028004.D	1028005.D	1028006.D	1028007.D	1028008.D	1028009.D								
1	HATM	Diesel (C10-C24)	2983809	2406563	2517872	2418941	2337993	2387715	2563791				2516669	8.7	HATM		
2	HBTML	Motor Oil (C24-C40)	5192328	3260715	2065863	1824592	1695984	1676117	1728658				2492037	53	HBTM	1.000	
3	SA	Ortho-Terphenyl(S)	3637234	3178668	3119876	3035678	2926966	2905323	3088794				3127505	7.9	SA		
4	SA	Octacosane(S)	2469203	2170507	2286410	2275552	2170413	2171254	2286658				2261428	4.8	SA		
5																	
6																	
7																	
8																	
9																	
10																	
11																	
12																	
13																	
14																	
15																	
16																	
17																	
18																	
19																	
20																	
21																	
22																	
23																	
24																	
25																	
26																	
27																	
28																	
29																	
30																	
31																	
32																	
33																	
34																	
35																	

2.118919

Quantitation Report (Not Reviewed)

Data File : G:\APOLLO\DATA\211028\1028003.D
Acq On : 10-28-21 9:19:03
Sample : DMO STD 1 10/28/21
Misc : water
IntFile : events.e
Quant Time: Oct 28 15:39 2021 Quant Results File: DOC1028.RES

Vial: 3
Operator: KA
Inst : Apollo
Multiplr: 1.00

Method : G:\APOLLO\DATA\211028\DOC1028.M (Chemstation Integrator)
Title : 8015 B&C
Last Update : Thu Oct 28 15:39:11 2021
Response via : Multiple Level Calibration

Volume Inj. : 2UL
Signal Phase : DB-5
Signal Info : FID02A

Compound	R.T.	Response	Conc Units
System Monitoring Compounds			
3) SA Ortho-Terphenyl(S)	7.53	1818617	0.291 ppb
Surrogate Spike 30.000	Recovery	=	0.97%
4) SA Octacosane(S)	9.82	1234601	0.273 ppb
Surrogate Spike 30.000	Recovery	=	0.91%
Target Compounds			
1) HATM Diesel (C10-C24)	6.49	29838086	5.928 ppb
2) HBTM Motor Oil (C24-C40)	14.96	51923283	5.234 ppb

Target Compounds

(f)=RT Delta > 1/2 Window (m)=manual int.

Quantitation Report

Data File: G:\APOLLO\DATA\211028\1028003.D
Sample : DMO STD 1 10/28/21

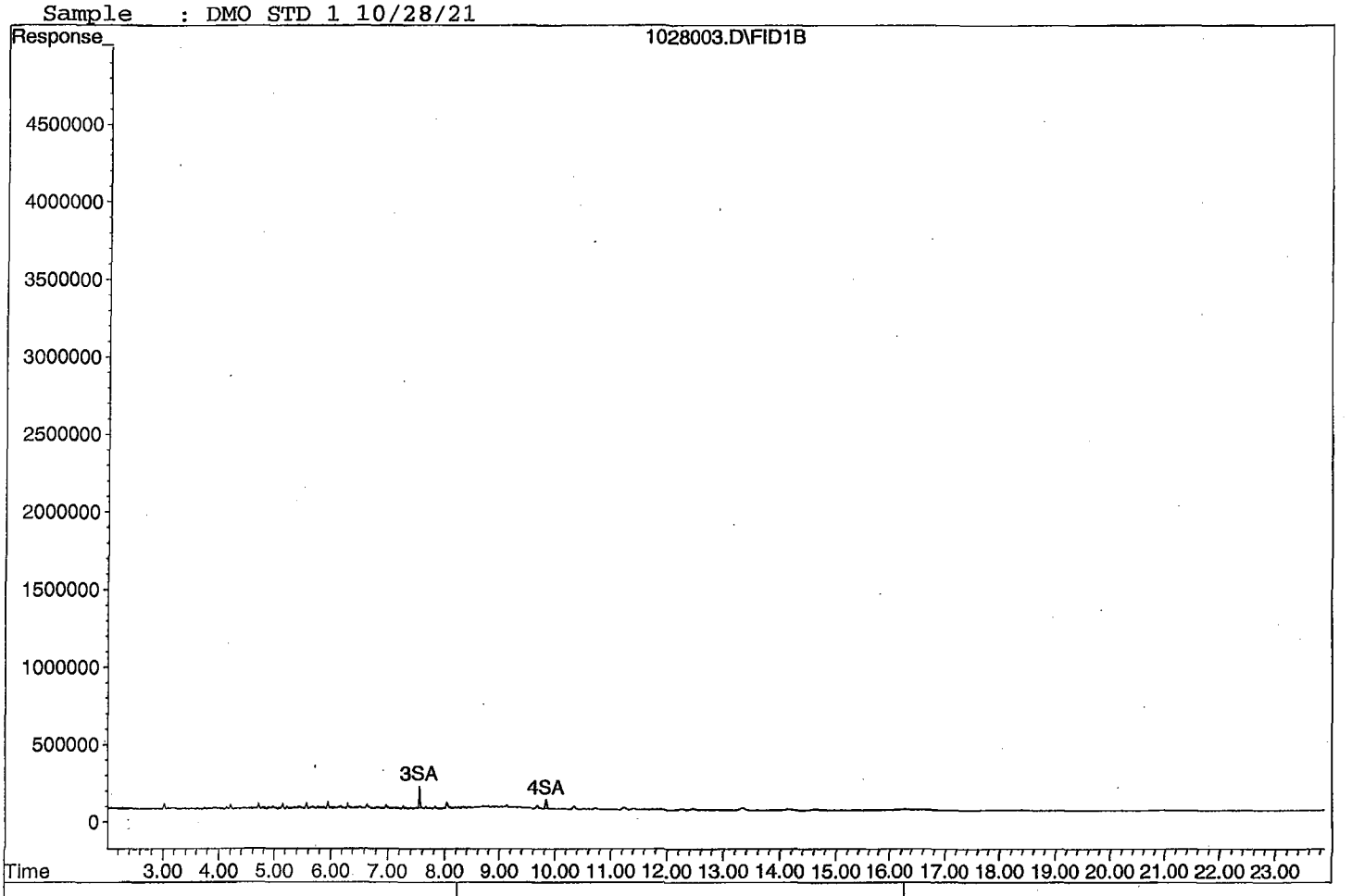

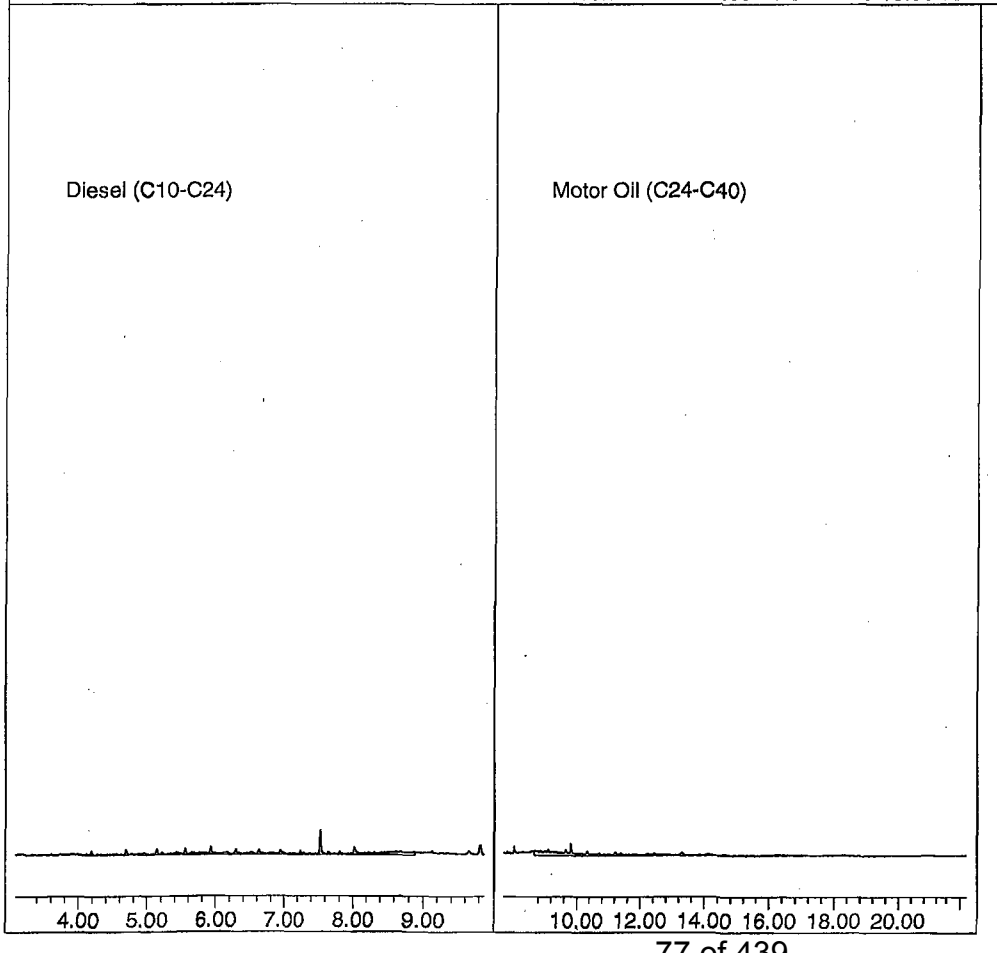

Quantitation Report (Not Reviewed)

Data File : G:\APOLLO\DATA\211028\1028004.D Vial: 4
Acq On : 10-28-21 9:47:06 Operator: KA
Sample : DMO STD 2 10/28/21 Inst : Apollo
Misc : water Multiplr: 1.00
IntFile : events.e
Quant Time: Oct 28 15:39 2021 Quant Results File: DOC1028.RES

Method : G:\APOLLO\DATA\211028\DOC1028.M (Chemstation Integrator)
Title : 8015 B&C
Last Update : Thu Oct 28 15:39:11 2021
Response via : Multiple Level Calibration

Volume Inj. : 2UL
Signal Phase : DB-5
Signal Info : FID02A

Compound	R.T.	Response	Conc Units
System Monitoring Compounds			
3) SA Ortho-Terphenyl(S)	7.53	3178668	0.508 ppb
Surrogate Spike 30.000	Recovery	=	1.69%
4) SA Octacosane(S)	9.82	2170507	0.480 ppb
Surrogate Spike 30.000	Recovery	=	1.60%
Target Compounds			
1) HATM Diesel (C10-C24)	6.49	48131263	9.562 ppb
2) HBTM Motor Oil (C24-C40)	14.96	65214303	9.152 ppb

Target Compounds

(f)=RT Delta > 1/2 Window (m)=manual int.
1028004.D DOC1028.M Thu Oct 28 15:42:31 2021 Page 1

Quantitation Report

Data File: G:\APOLLO\DATA\211028\1028004.D
Sample : DMO STD 2 10/28/21

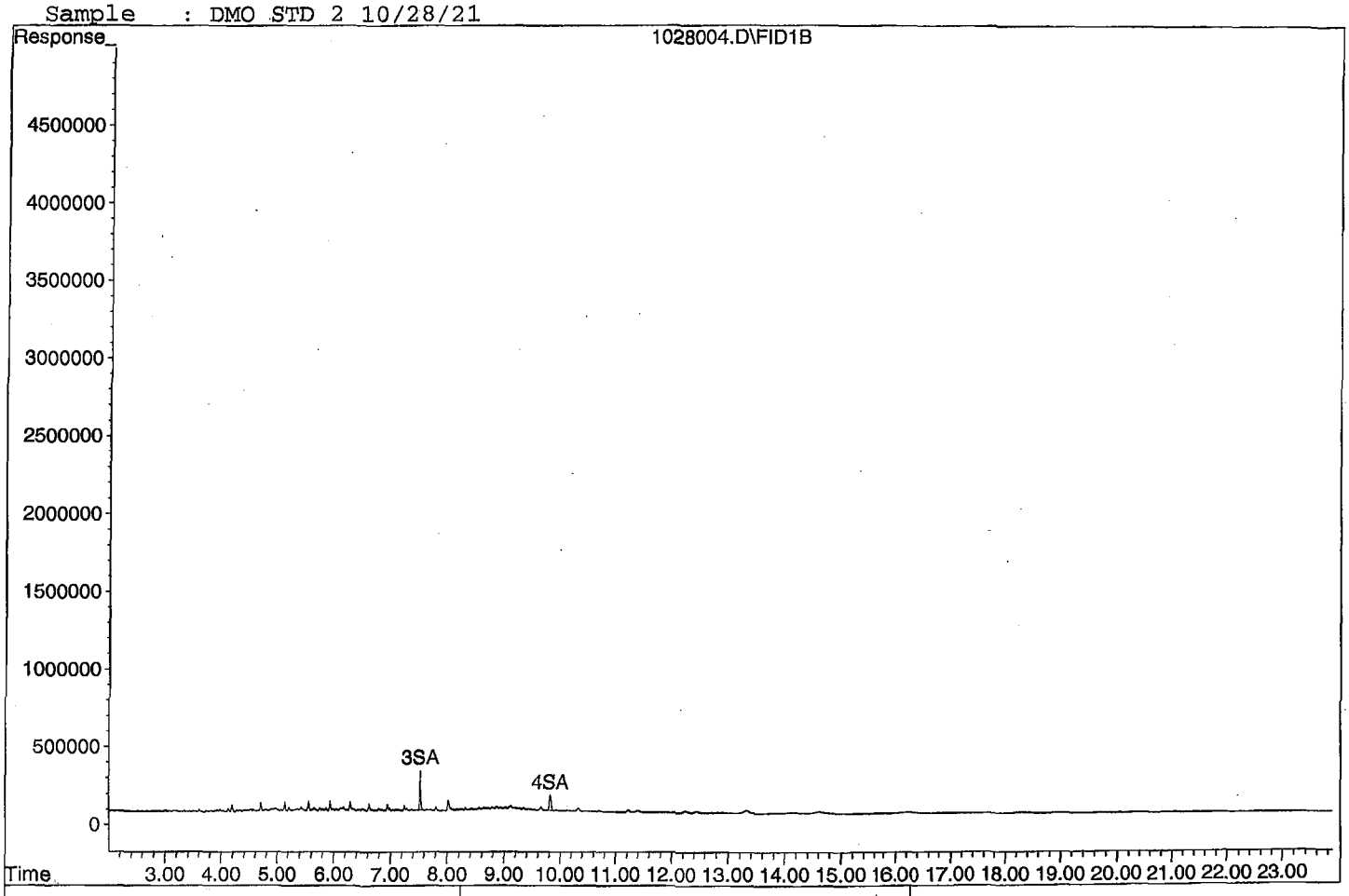

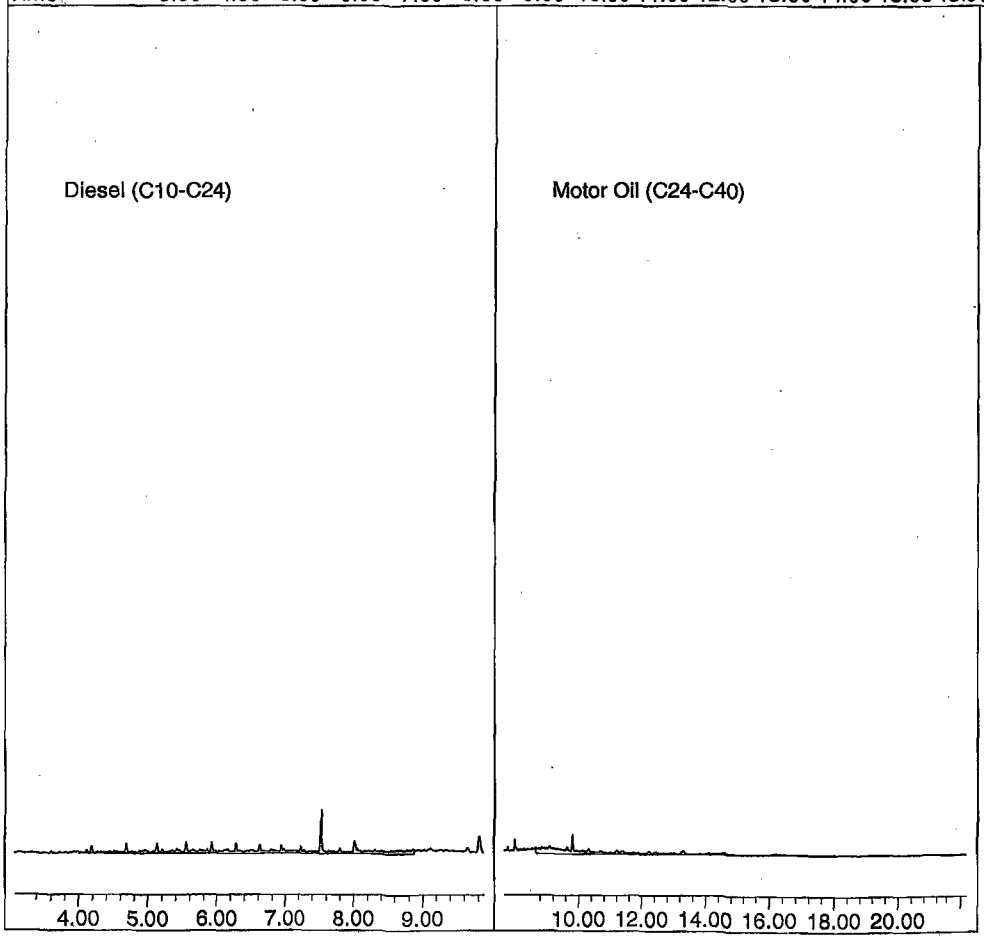

Quantitation Report (Not Reviewed)

Data File : G:\APOLLO\DATA\211028\1028005.D
Acq On : 10-28-21 10:15:13
Sample : DMO STD 3 10/28/21
Misc : water
IntFile : events.e
Quant Time: Oct 28 15:39 2021 Quant Results File: DOC1028.RES

Vial: 5
Operator: KA
Inst : Apollo
Multiplr: 1.00

Method : G:\APOLLO\DATA\211028\DOC1028.M (Chemstation Integrator)
Title : 8015 B&C
Last Update : Thu Oct 28 15:39:11 2021
Response via : Multiple Level Calibration

Volume Inj. : 2UL
Signal Phase : DB-5
Signal Info : FID02A

Compound	R.T.	Response	Conc Units
System Monitoring Compounds			
3) SA Ortho-Terphenyl(S)	7.53	15599382	2.494 ppb
Surrogate Spike 30.000		Recovery =	8.31%
4) SA Octacosane(S)	9.82	11432050	2.528 ppb
Surrogate Spike 30.000		Recovery =	8.43%
Target Compounds			
1) HATM Diesel (C10-C24)	6.49	251787231	50.024 ppb
2) HBTM Motor Oil (C24-C40)	14.96	206586322	50.832 ppb

Target Compounds

(f)=RT Delta > 1/2 Window (m)=manual int.
1028005.D DOC1028.M Thu Oct 28 15:42:32 2021 Page 1

Quantitation Report

Data File: G:\APOLLO\DATA\211028\1028005.D
Sample : DMO STD 3 10/28/21

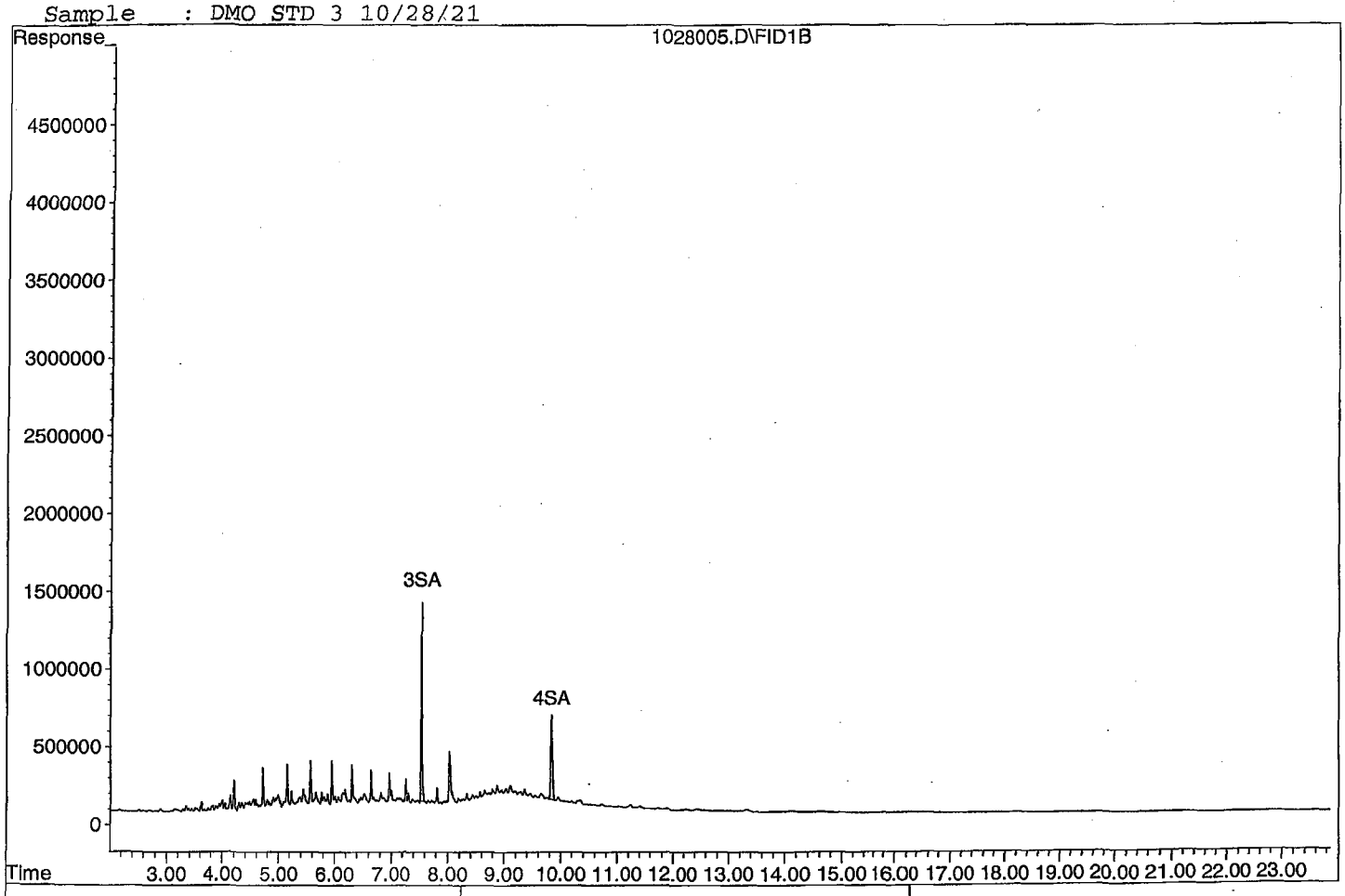

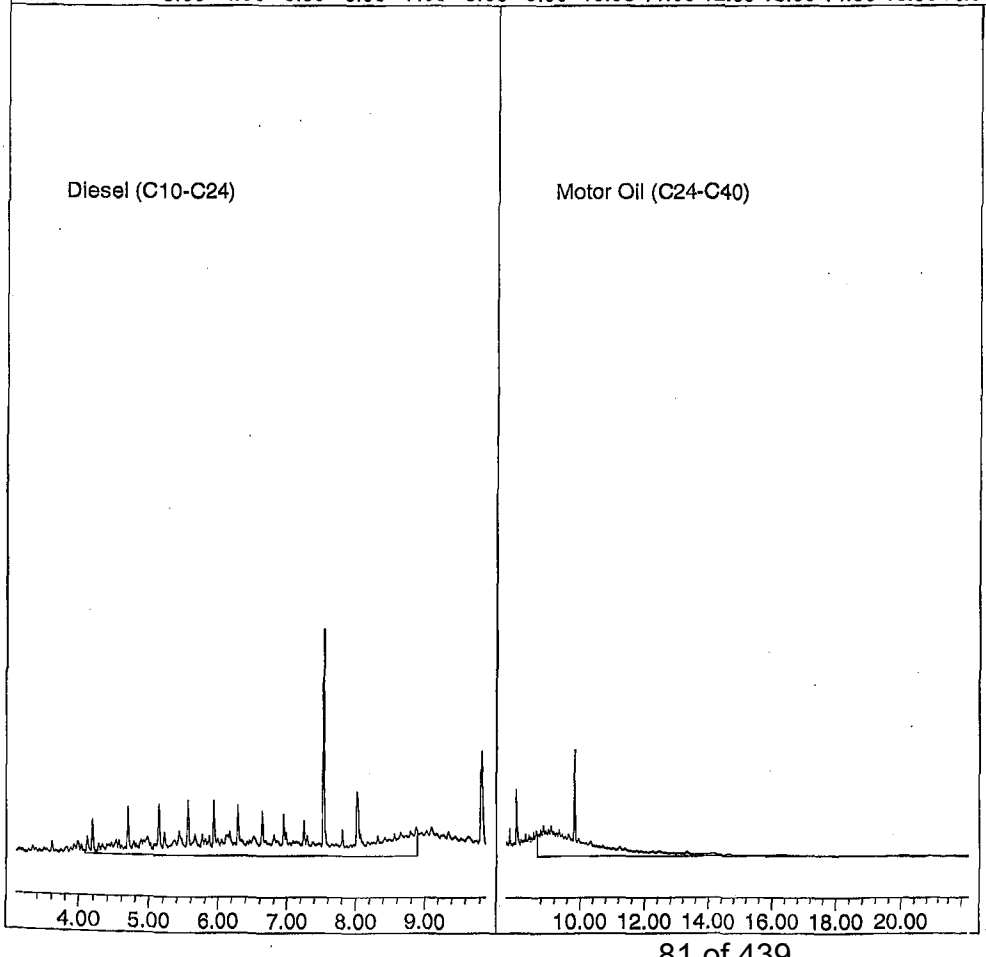

Quantitation Report (Not Reviewed)

Data File : G:\APOLLO\DATA\211028\1028006.D
Acq On : 10-28-21 10:43:31
Sample : DMO STD 4 10/28/21
Misc : water
IntFile : events.e
Quant Time: Oct 28 15:39 2021 Quant Results File: DOC1028.RES

Vial: 6
Operator: KA
Inst : Apollo
Multiplr: 1.00

Method : G:\APOLLO\DATA\211028\DOC1028.M (Chemstation Integrator)
Title : 8015 B&C
Last Update : Thu Oct 28 15:39:11 2021
Response via : Multiple Level Calibration

Volume Inj. : 2UL
Signal Phase : DB-5
Signal Info : FID02A

Compound	R.T.	Response	Conc Units
System Monitoring Compounds			
3) SA Ortho-Terphenyl(S)	7.53	75891940	12.133 ppb
Surrogate Spike 30.000		Recovery =	40.44%
4) SA Octacosane(S)	9.82	56888797	12.578 ppb
Surrogate Spike 30.000		Recovery =	41.93%
Target Compounds			
1) HATM Diesel (C10-C24)	6.49	1209470396	240.292 ppb
2) HBTM Motor Oil (C24-C40)	14.96	912296132	258.892 ppb

Target Compounds

(f)=RT Delta > 1/2 Window (m)=manual int.
1028006.D DOC1028.M Thu Oct 28 15:42:34 2021 Page 1

Quantitation Report

Data File: G:\APOLLO\DATA\211028\1028006.D
Sample : DMO STD 4 10/28/21

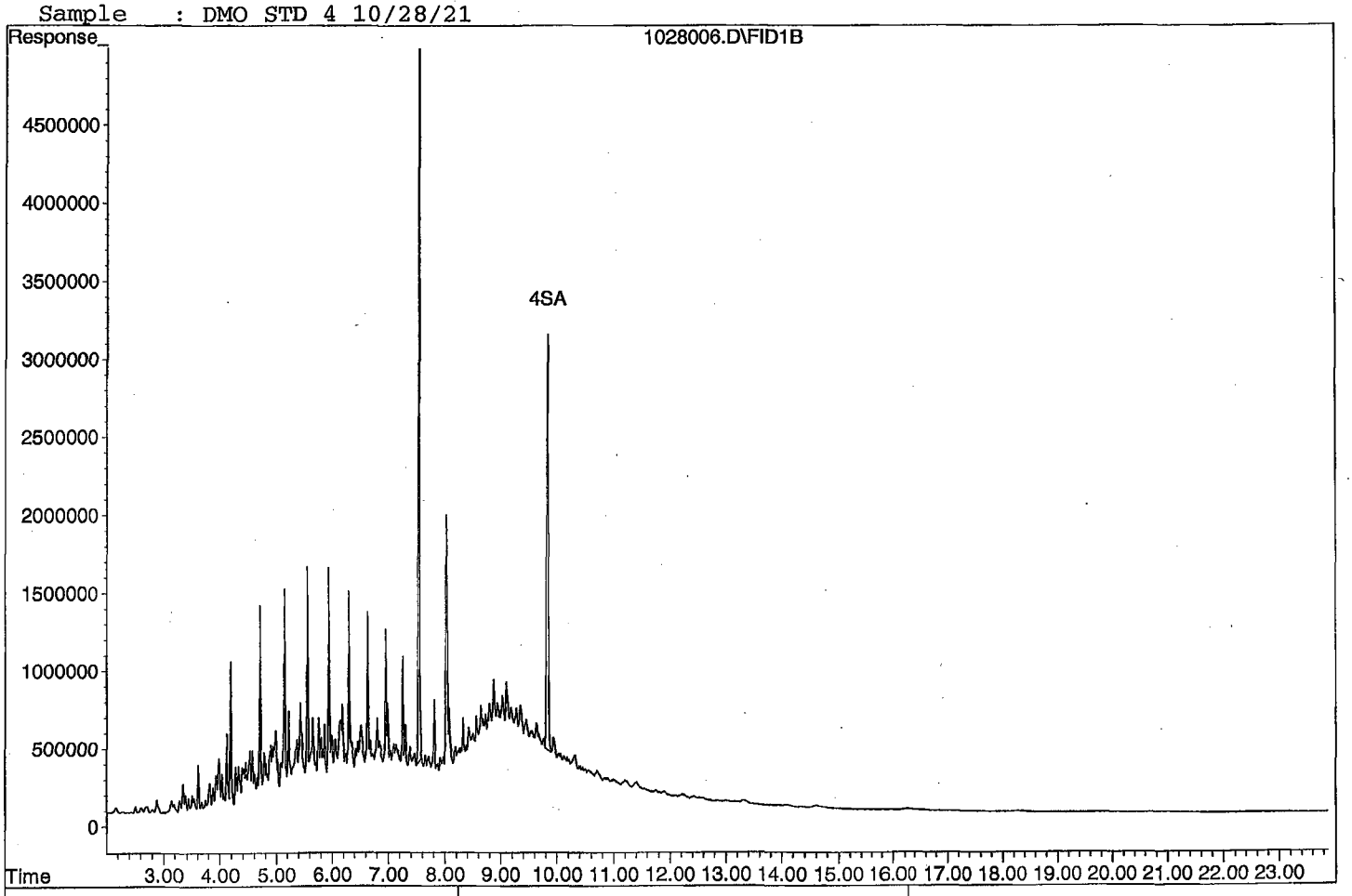

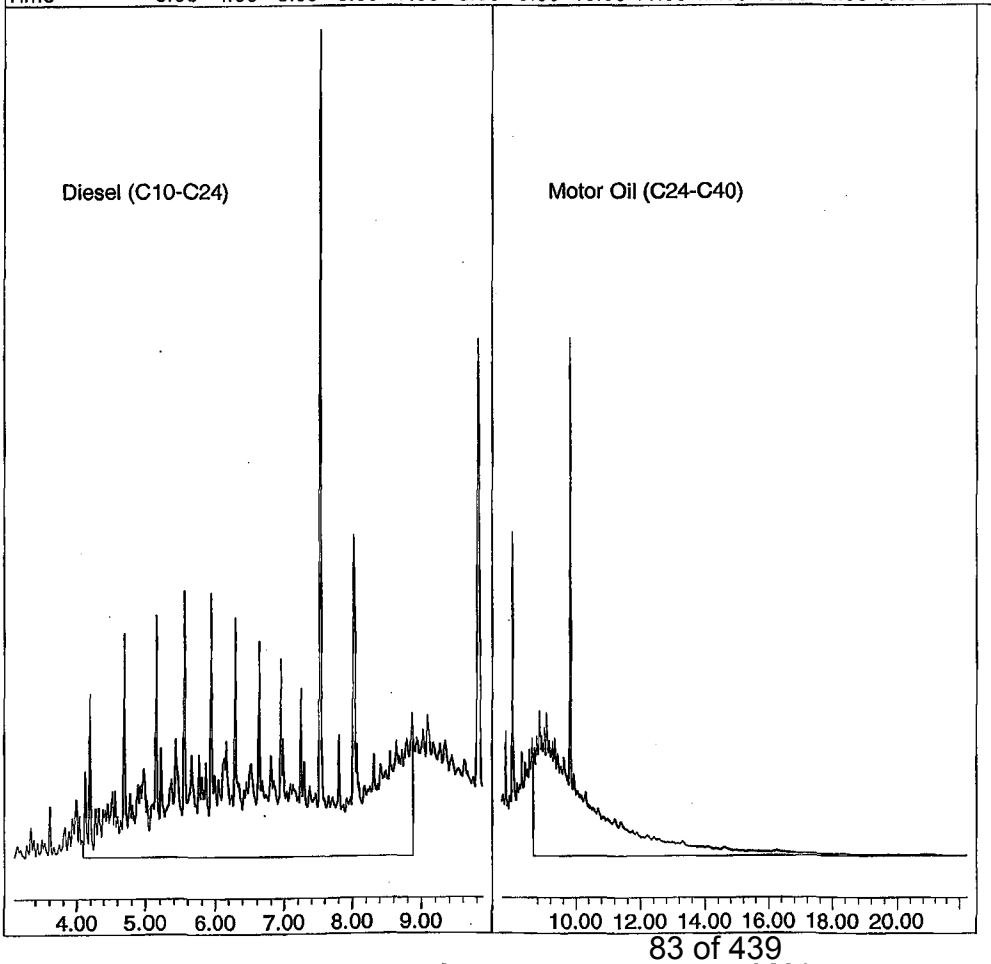

Quantitation Report (Not Reviewed)

Data File : G:\APOLLO\DATA\211028\1028007.D
Acq On : 10-28-21 11:11:42
Sample : DMO STD 5 10/28/21
Misc : water
IntFile : events.e
Quant Time: Oct 28 15:39 2021 Quant Results File: DOC1028.RES

Vial: 7
Operator: KA
Inst : Apollo
Multiplr: 1.00

Method : G:\APOLLO\DATA\211028\DOC1028.M (Chemstation Integrator)
Title : 8015 B&C
Last Update : Thu Oct 28 15:39:11 2021
Response via : Multiple Level Calibration

Volume Inj. : 2UL
Signal Phase : DB-5
Signal Info : FID02A

Compound	R.T.	Response	Conc Units
System Monitoring Compounds			
3) SA Ortho-Terphenyl(S)	7.54	292696553	46.794 ppb
Surrogate Spike 30.000		Recovery =	155.98%
4) SA Octacosane(S)	9.83	217041298	47.988 ppb
Surrogate Spike 30.000		Recovery =	159.96%
Target Compounds			
1) HATM Diesel (C10-C24)	6.49	4675985227	929.003 ppb
2) HBTM Motor Oil (C24-C40)	14.96	3391967397	989.959 ppb

Target Compounds

(f)=RT Delta > 1/2 Window (m)=manual int.
1028007.D DOC1028.M Thu Oct 28 15:42:36 2021

Quantitation Report

Data File: G:\APOLLO\DATA\211028\1028007.D
Sample : DMO STD 5 10/28/21

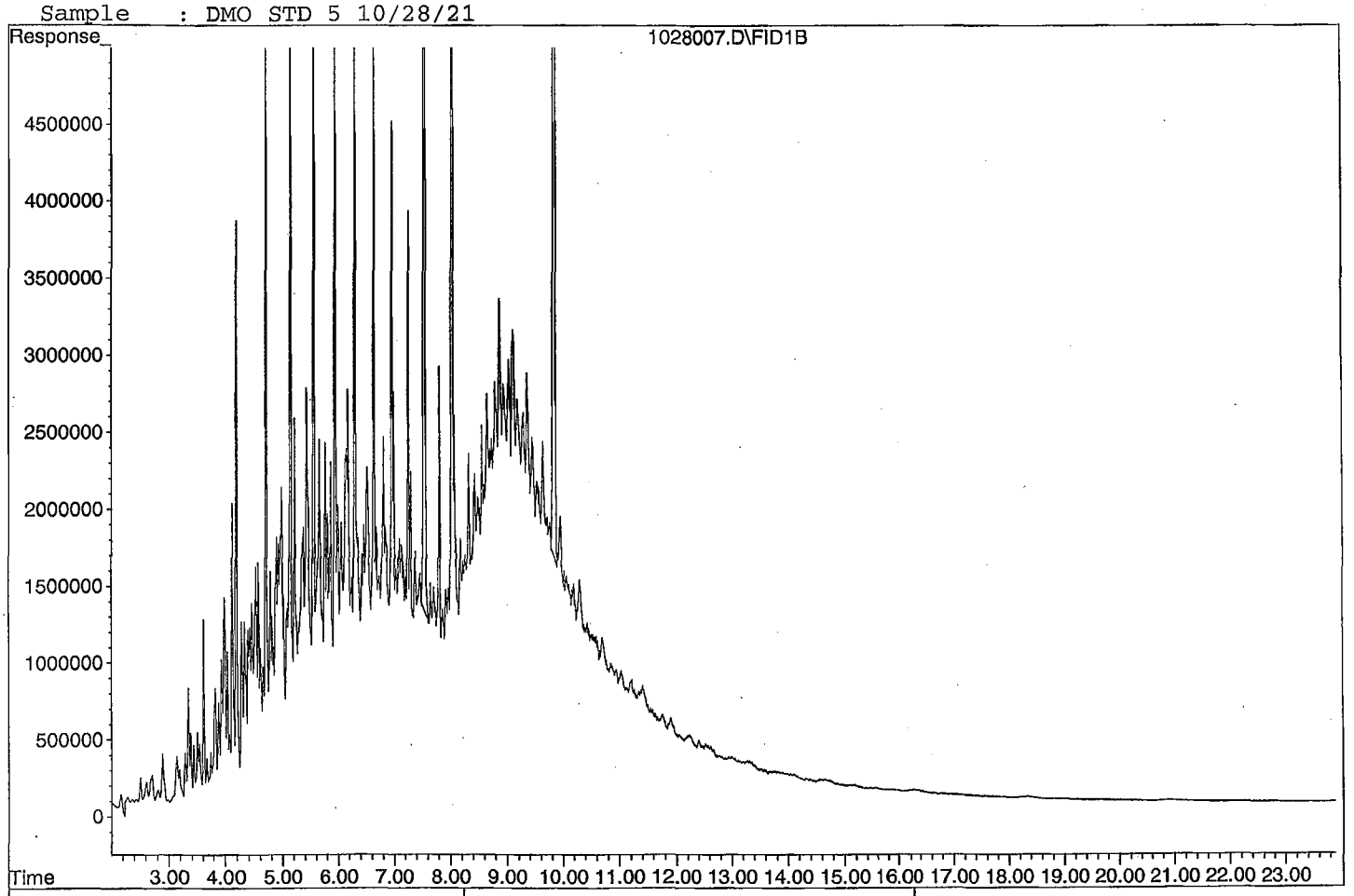

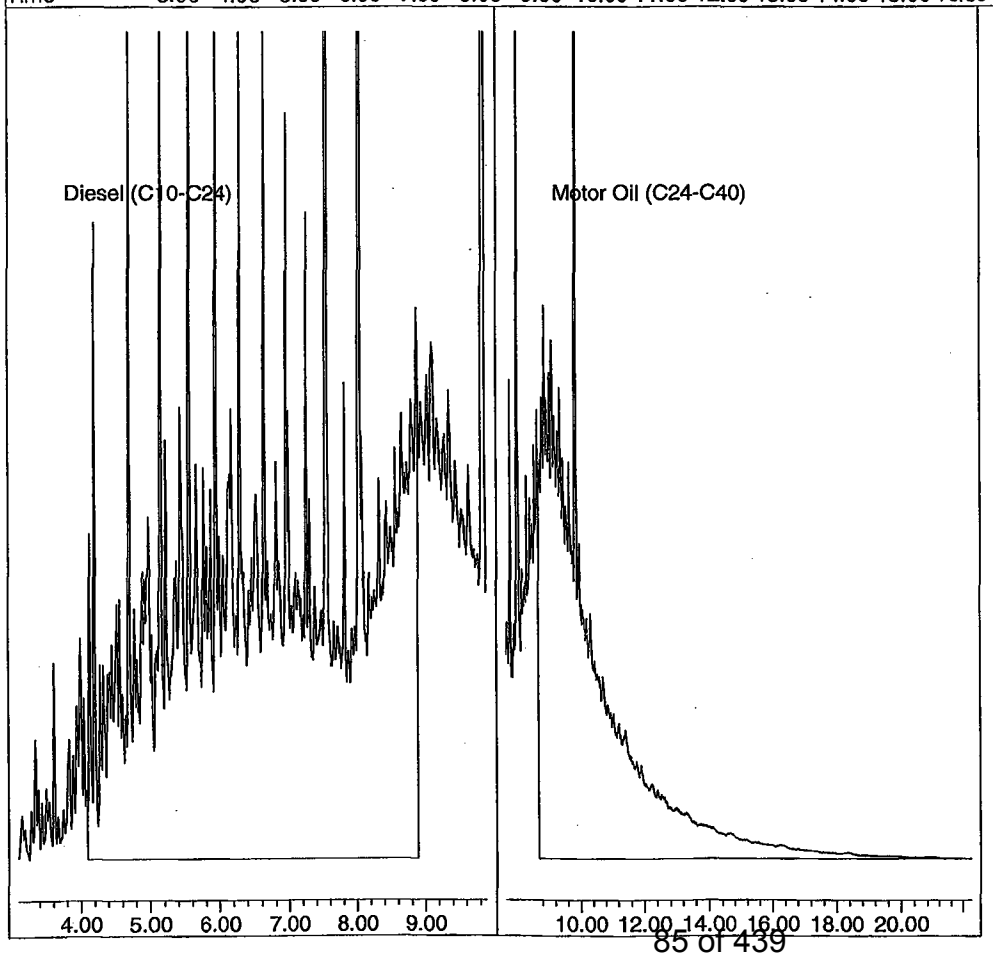

Quantitation Report (Not Reviewed)

Data File : G:\APOLLO\DATA\211028\1028008.D Vial: 8
Acq On : 10-28-21 11:39:55 Operator: KA
Sample : DMO STD 6 10/28/21 Inst : Apollo
Misc : water Multiplr: 1.00
IntFile : events.e
Quant Time: Oct 28 15:39 2021 Quant Results File: DOC1028.RES

Method : G:\APOLLO\DATA\211028\DOC1028.M (Chemstation Integrator)
Title : 8015 B&C
Last Update : Thu Oct 28 15:39:11 2021
Response via : Multiple Level Calibration

Volume Inj. : 2UL
Signal Phase : DB-5
Signal Info : FID02A

Compound	R.T.	Response	Conc Units
System Monitoring Compounds			
3) SA Ortho-Terphenyl(S)	7.54	435798382	69.672 ppb
Surrogate Spike 30.000		Recovery =	232.24%
4) SA Octacosane(S)	9.84	325688048	72.009 ppb
Surrogate Spike 30.000		Recovery =	240.03%
Target Compounds			
1) HATM Diesel (C10-C24)	6.49	7163144090	1423.140 ppb
2) HBTM Motor Oil (C24-C40)	14.96	5028351305	1472.405 ppb
Target Compounds			

(f)=RT Delta > 1/2 Window (m)=manual int.
1028008.D DOC1028.M Thu Oct 28 15:42:38 2021 Page 1

Quantitation Report

Data File: G:\APOLLO\DATA\211028\1028008.D
Sample : DMO STD 6 10/28/21

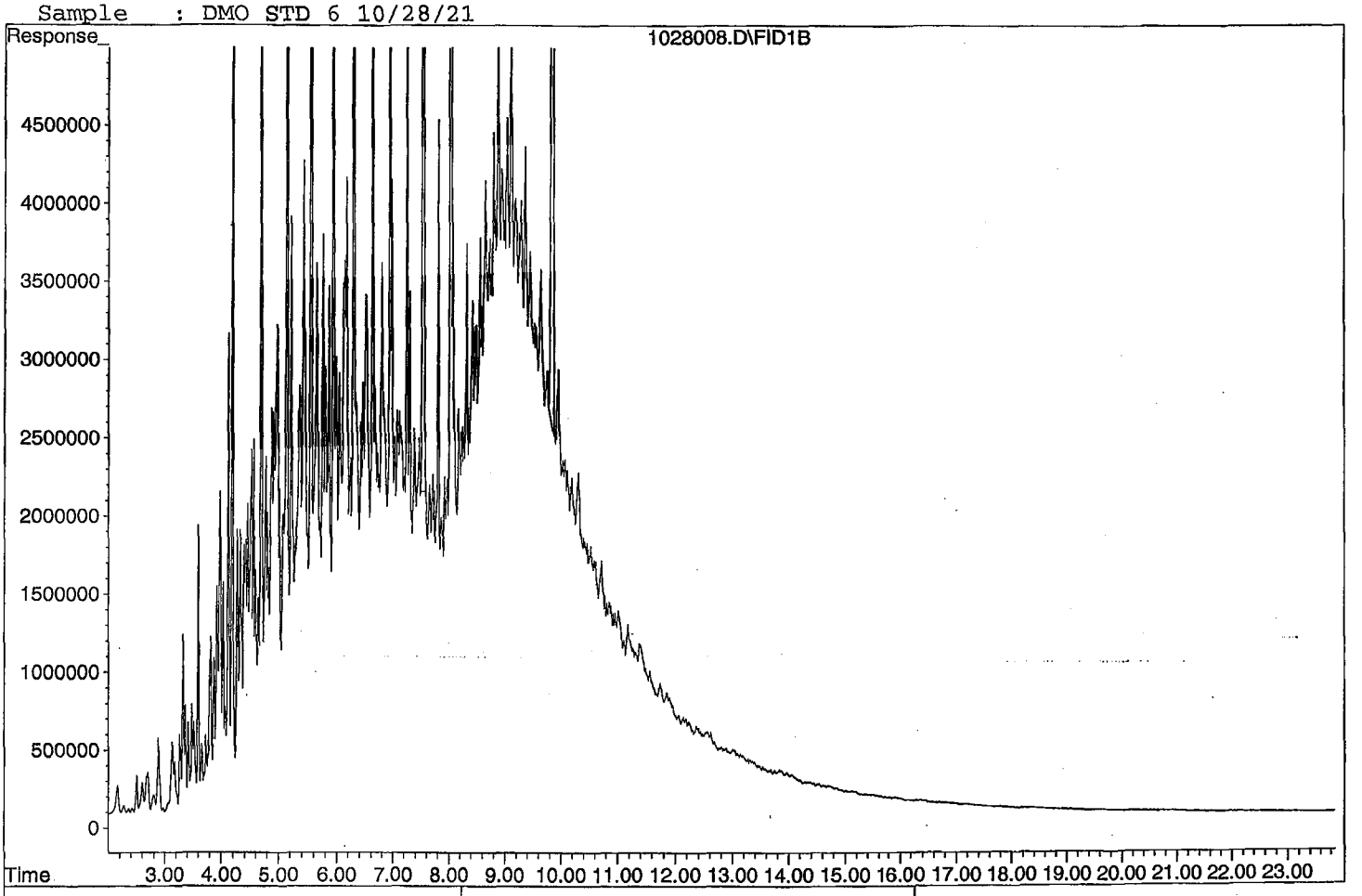

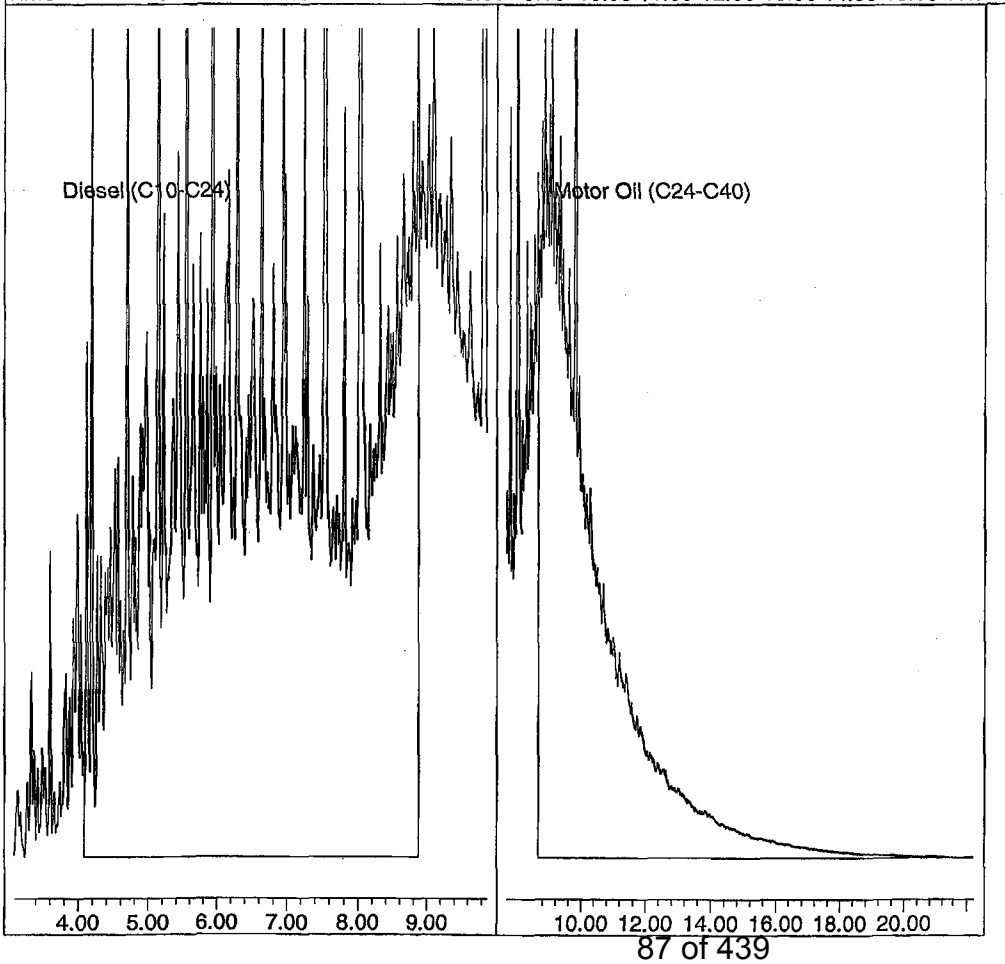

1028008.D DOC1028.M Thu Oct 28 15:42:39 2021

Quantitation Report (Not Reviewed)

Data File : G:\APOLLO\DATA\211028\1028009.D Vial: 9
Acq On : 10-28-21 12:08:10 Operator: KA
Sample : DMO STD 7 10/28/21 Inst : Apollo
Misc : water Multiplr: 1.00
IntFile : events.e
Quant Time: Oct 28 15:39 2021 Quant Results File: DOC1028.RES

Method : G:\APOLLO\DATA\211028\DOC1028.M (Chemstation Integrator)
Title : 8015 B&C
Last Update : Thu Oct 28 15:39:11 2021
Response via : Multiple Level Calibration

Volume Inj. : 2UL
Signal Phase : DB-5
Signal Info : FID02A

Compound	R.T.	Response	Conc Units
System Monitoring Compounds			
3) SA Ortho-Terphenyl(S)	7.54	617758709	98.762 ppb
Surrogate Spike 30.000		Recovery =	329.21%
4) SA Octacosane(S)	9.85	457331573	101.116 ppb
Surrogate Spike 30.000		Recovery =	337.05%
Target Compounds			
1) HATM Diesel (C10-C24)	6.49	10255165539	2037.448 ppb
2) HBTM Motor Oil (C24-C40)	14.96	6914631831	2028.526 ppb

Target Compounds

(f)=RT Delta > 1/2 Window (m)=manual int.
1028009.D DOC1028.M Thu Oct 28 15:42:40 2021 Page 1

Quantitation Report

Data File: G:\APOLLO\DATA\211028\1028009.D
Sample : DMO STD 7 10/28/21

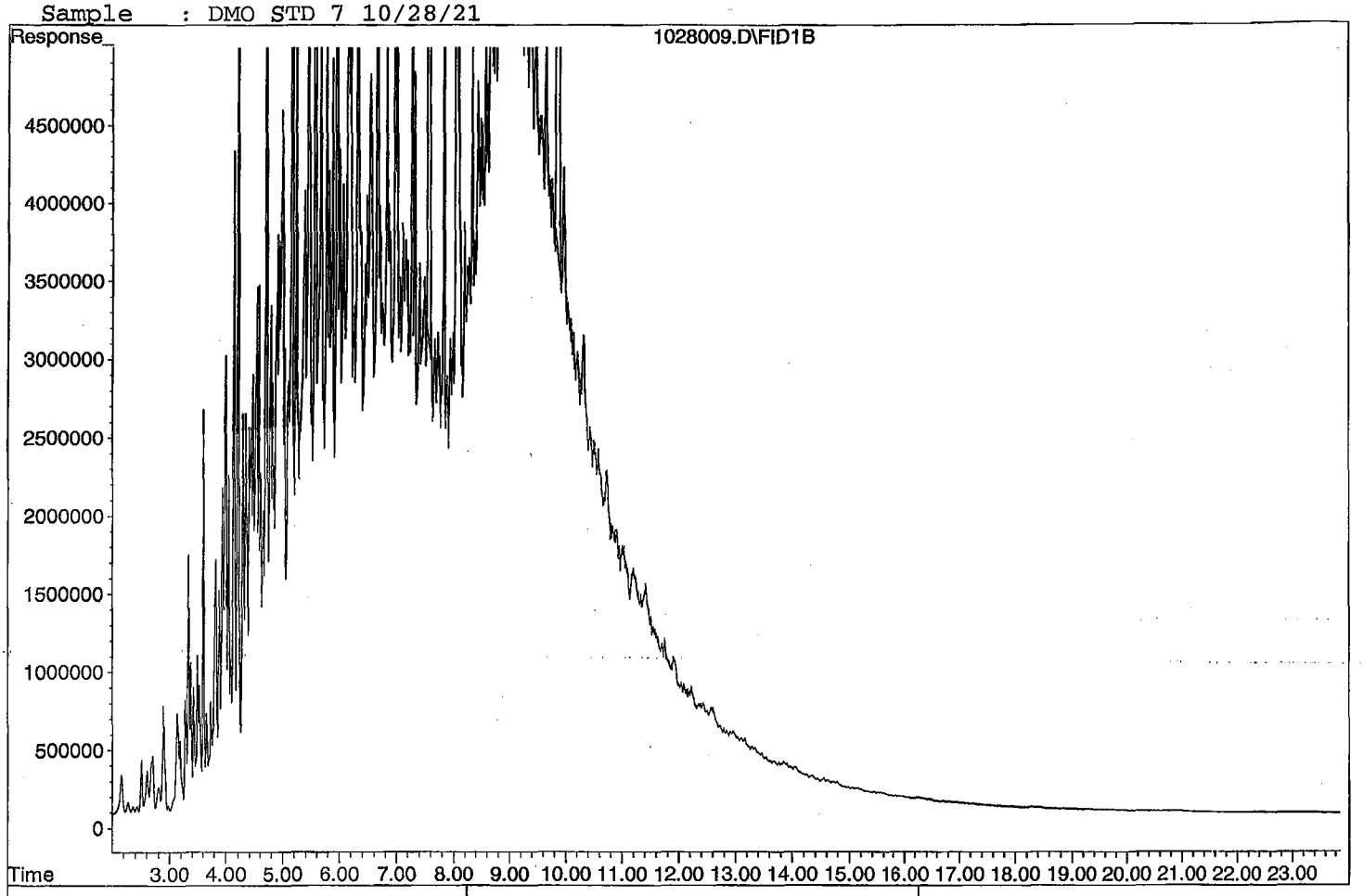

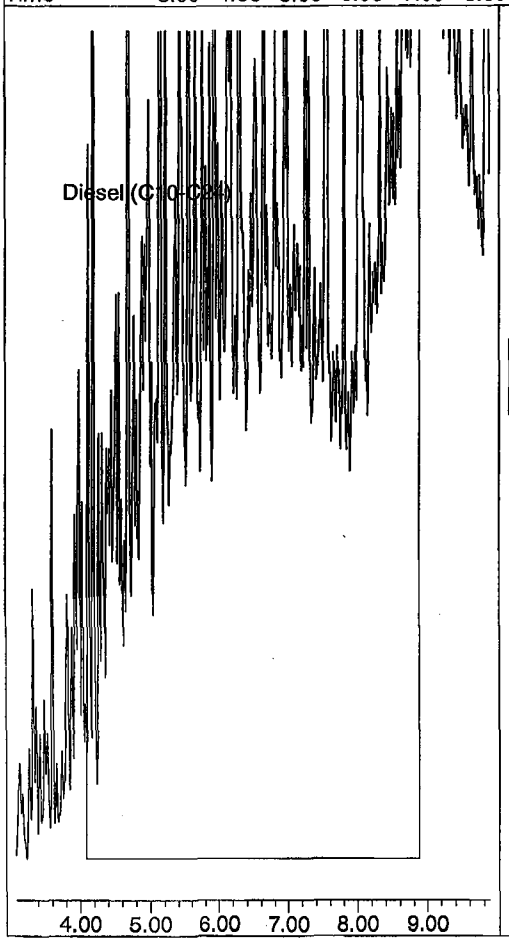



TPH Extractables
DOC1028

Form 7

Second Source Calibration

Lab Name: APPL, Inc.
Case No:
Matrix: Water

SDG No:
Date Analyzed: 10/28/2021
Instrument: Apollo
Initial Cal. Date: 10/28/2021
Data File: 1028010.D

		Compound	MEAN	CCRF	%D		%Drift
1	HATM	Diesel (C10-C24)	2516670	2266400	9.9	HATM	
2	HBTM	Motor Oil (C24-C40)	2492040	1663520	33	HBTML	5.9
3							
4							
5							
6							
7							
8							
9							
10							
11							
12							
13							
14							
15							
16							
17							
18							
19							
20							
21							
22							
23							
24							
25							
26							
27							
28							
29							
30							
31							
32							
33							
34							
35							
36							
37							
38							
39							
40							
		Average			21.5		

Quantitation Report (Not Reviewed)

Data File : G:\APOLLO\DATA\211028\1028010.D
Acq On : 10-28-21 12:36:26
Sample : DMO Second Source 10/28/21
Misc : water
IntFile : events.e
Quant Time: Oct 28 15:39 2021 Quant Results File: DOC1028.RES

Vial: 10
Operator: KA
Inst : Apollo
Multiplr: 1.00

Method : G:\APOLLO\DATA\211028\DOC1028.M (Chemstation Integrator)
Title : 8015 B&C
Last Update : Thu Oct 28 15:39:11 2021
Response via : Multiple Level Calibration

Volume Inj. : 2UL
Signal Phase : DB-5
Signal Info : FID02A

Compound	R.T.	Response	Conc Units
System Monitoring Compounds			
3) SA Ortho-Terphenyl(S)	7.53	4250105	0.679 ppb
Surrogate Spike 30.000		Recovery =	2.26%
4) SA Octacosane(S)	9.83	-3553	N.D. ppb
Surrogate Spike 30.000		Recovery =	0.00%
Target Compounds			
1) HATM Diesel (C10-C24)	6.49	1133202337	225.139 ppb
2) HBTM Motor Oil (C24-C40)	14.96	831758038	235.148 ppb
Target Compounds			

(f)=RT Delta > 1/2 Window (m)=manual int.
1028010.D DOC1028.M Thu Oct 28 15:42:42 2021

Quantitation Report

Data File: G:\APOLLO\DATA\211028\1028010.D
Sample : DMO Second Source 10/28/21

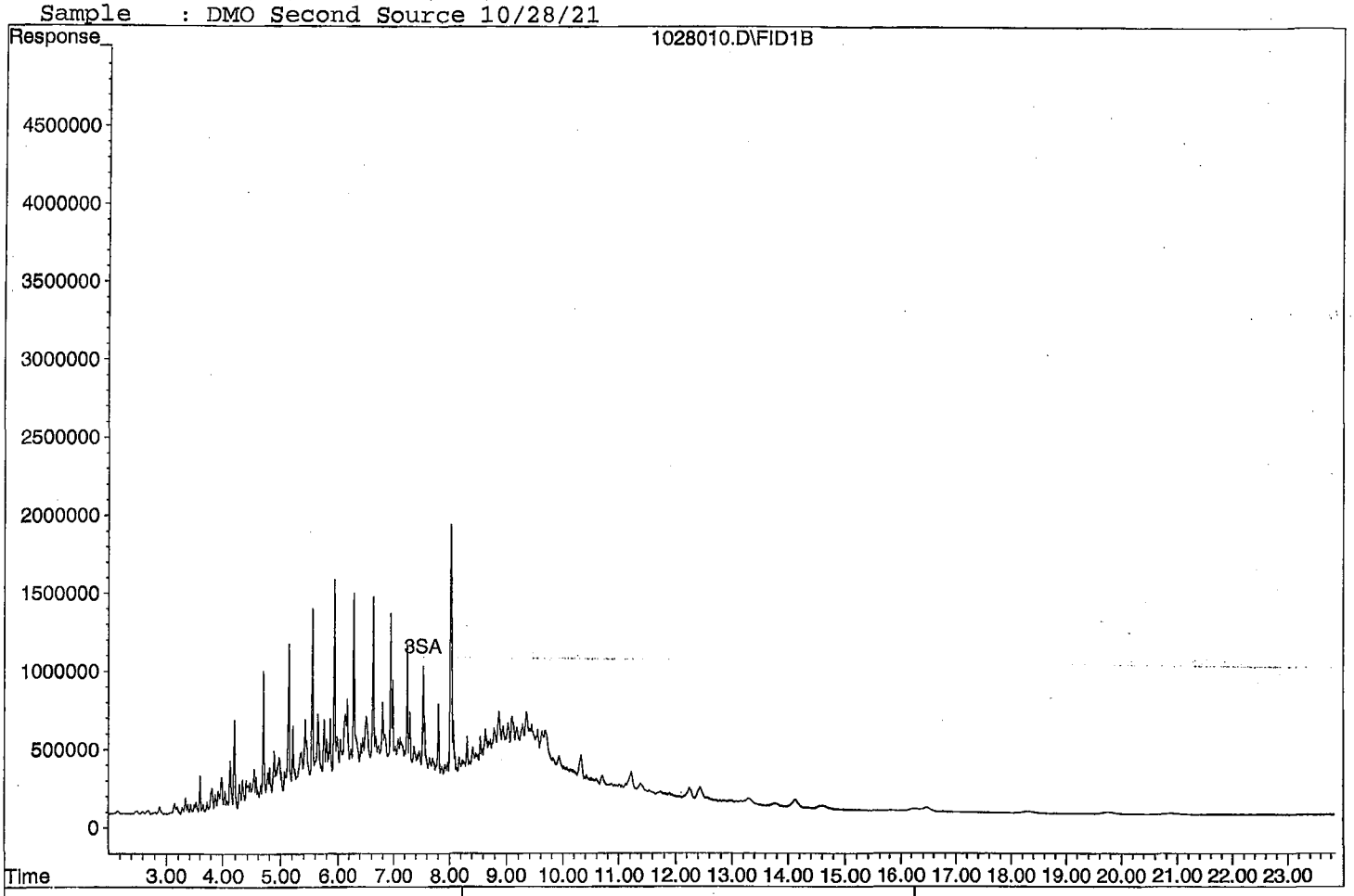

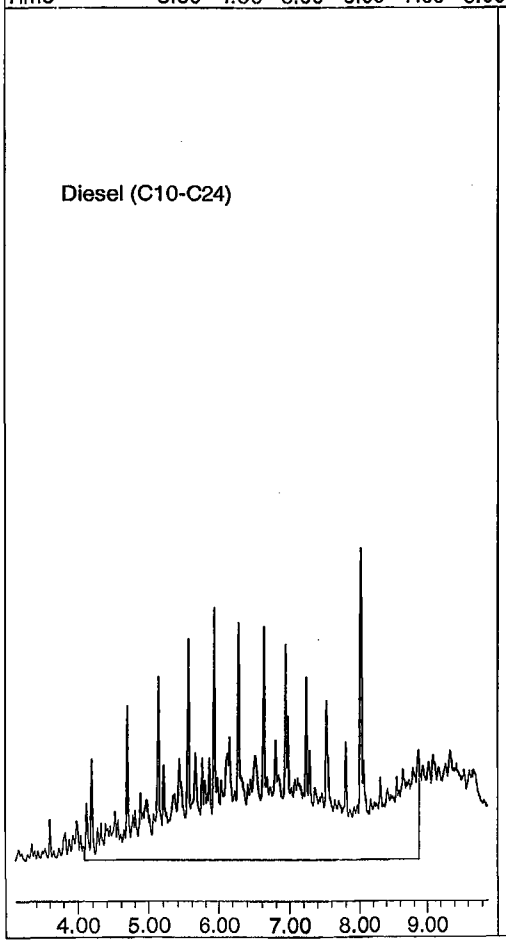



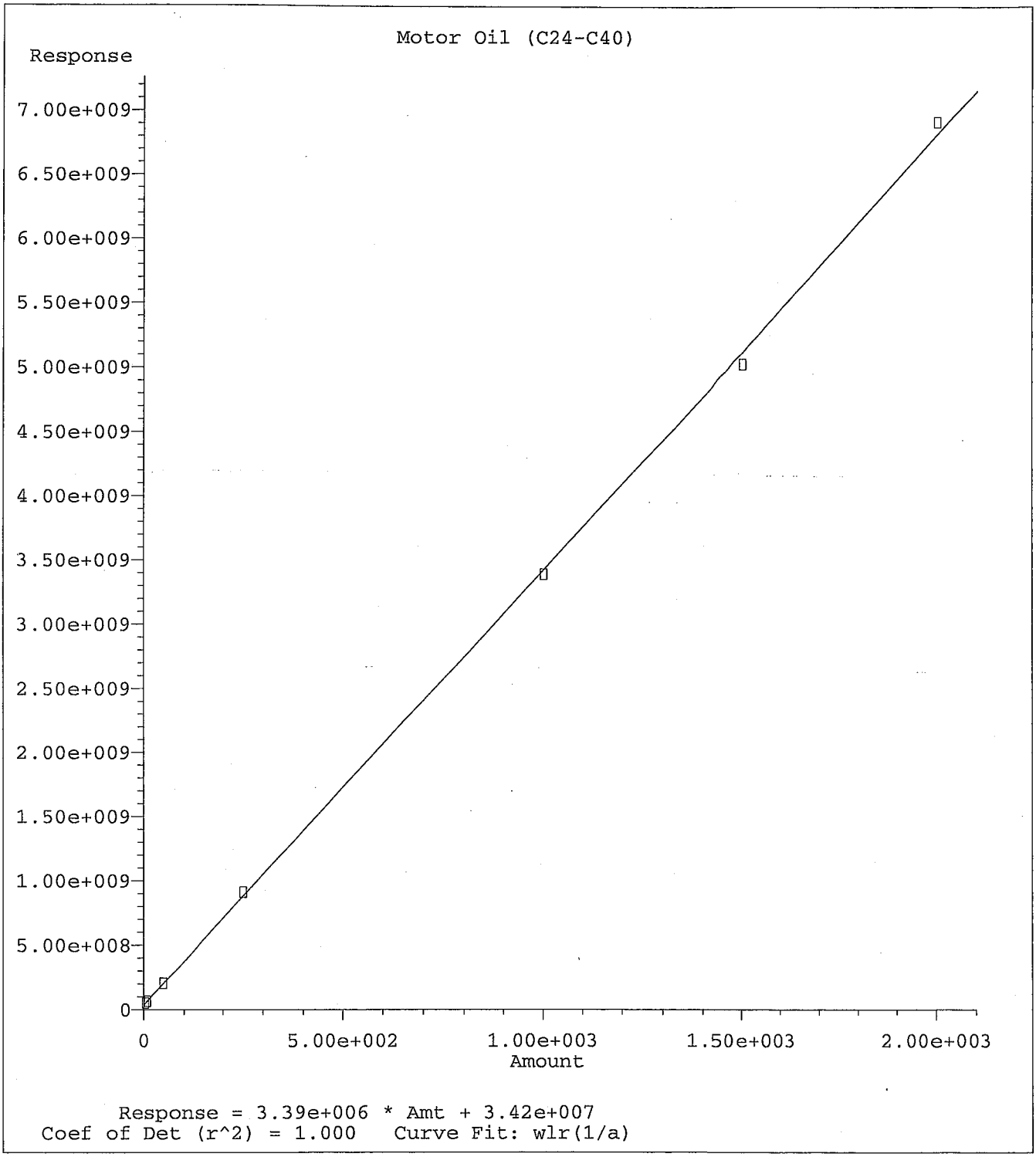

Method Name: G:\APOLLO\DATA\211028\DOC1028.M
Calibration Table Last Updated: Thu Oct 28 15:37:06 2021

TPH Extractables
DOC1028

Form 7

Continuing Calibration

Lab Name: APPL, Inc.
Case No:
Matrix: Water

SDG No:
Date Analyzed: 11/3/2021
Instrument: Apollo
Initial Cal. Date: 10/28/2021
Data File: 1101110.D

		Compound	MEAN	CCRF	%D		%Drift
1	HATM	Diesel (C10-C24)	2516670	2314530	8.0	HATM	
2	HBTM	Motor Oil (C24-C40)	2492040	1726060	31	HBTML	2.3
3	SA	Ortho-Terphenyl(S)	3127510	2947340	5.8	SA	
4	SA	Octacosane(S)	2261430	2160030	4.5	SA	
5							
6							
7							
8							
9							
10							
11							
12							
13							
14							
15							
16							
17							
18							
19							
20							
21							
22							
23							
24							
25							
26							
27							
28							
29							
30							
31							
32							
33							
34							
35							
36							
37							
38							
39							
40							
		Average			12.3		

Quantitation Report (Not Reviewed)

Data File : G:\APOLLO\DATA\211101\1101110.D Vial: 10
Acq On : 11-3-21 20:21:54 Operator: KA
Sample : DMO LVL 4 CCV 10/27/21 Inst : Apollo
Misc : Water Multiplr: 1.00
IntFile : events.e
Quant Time: Nov 4 7:18 2021 Quant Results File: DOC1028.RES

Method : G:\APOLLO\DATA\211028\DOC1028.M (Chemstation Integrator)
Title : 8015 B&C
Last Update : Fri Nov 12 17:24:42 2021
Response via : Multiple Level Calibration

Volume Inj. : 2UL
Signal Phase : DB-5
Signal Info : FID02A

Compound	R.T.	Response	Conc Units
System Monitoring Compounds			
3) SA Ortho-Terphenyl(S)	7.51	73683617	11.780 ppb
Surrogate Spike 30.000		Recovery =	39.27%
4) SA Octacosane(S)	9.78	54000783	11.940 ppb
Surrogate Spike 30.000		Recovery =	39.80%
Target Compounds			
1) HATM Diesel (C10-C24)	6.49	1157264370	229.920 ppb
2) HBTM Motor Oil (C24-C40)	14.96	863028447	244.367 ppb
Target Compounds			

(f)=RT Delta > 1/2 Window (m)=manual int.
1101110.D DOC1028.M Fri Nov 12 17:32:06 2021 Page 1

Quantitation Report

Data File: G:\APOLLO\DATA\211101\1101110.D
Sample : DMO LVL 4 CCV 10/27/21

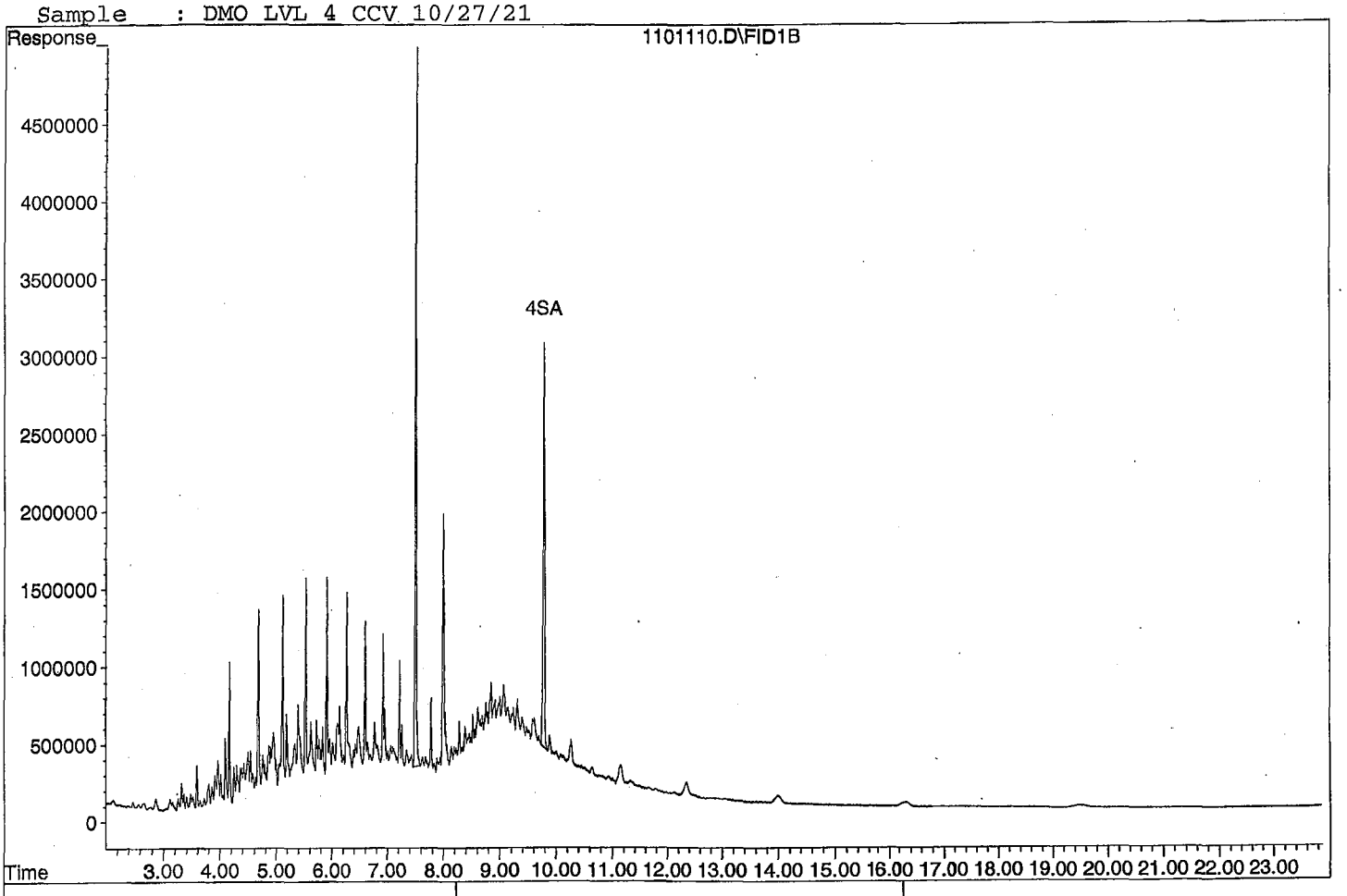

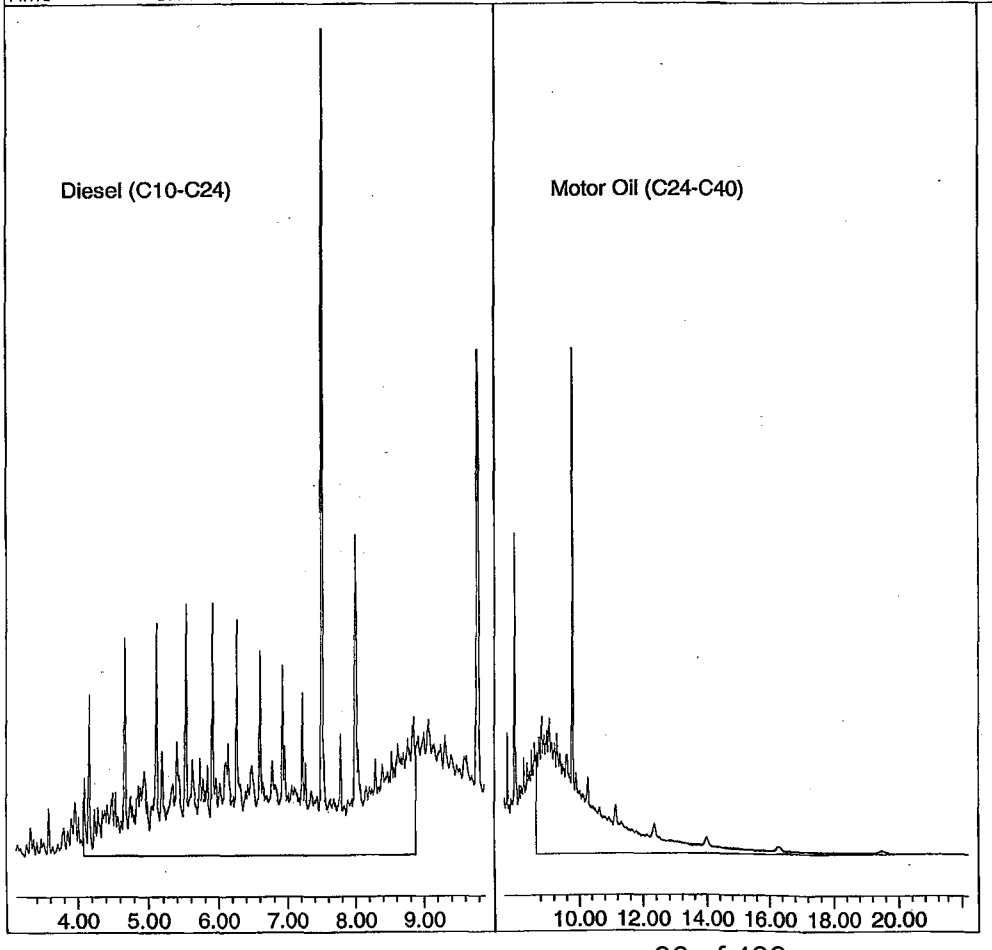

TPH Extractables
DOC1028

Form 7

Continuing Calibration

Lab Name: APPL, Inc.
Case No:
Matrix: Water

SDG No:
Date Analyzed: 11/4/2021
Instrument: Apollo
Initial Cal. Date: 10/28/2021
Data File: 1101125.D

		Compound	MEAN	CCRF	%D		%Drift
1	HATM	Diesel (C10-C24)	2516670	2519000	0.09	HATM	
2	HBTM	Motor Oil (C24-C40)	2492040	1824420	27	HBTML	3.5
3	SA	Ortho-Terphenyl(S)	3127510	3195930	2.2	SA	
4	SA	Octacosane(S)	2261430	2342550	3.6	SA	
5							
6							
7							
8							
9							
10							
11							
12							
13							
14							
15							
16							
17							
18							
19							
20							
21							
22							
23							
24							
25							
26							
27							
28							
29							
30							
31							
32							
33							
34							
35							
36							
37							
38							
39							
40							
		Average			8.2		

Quantitation Report (Not Reviewed)

Data File : G:\APOLLO\DATA\211101\1101125.D
Acq On : 11-4-21 3:23:33
Sample : DMO LVL 4 CCV 10/27/21
Misc : water
IntFile : events.e
Quant Time: Nov 4 7:19 2021 Quant Results File: DOC1028.RES

Vial: 25
Operator: KA
Inst : Apollo
Multiplr: 1.00

Method : G:\APOLLO\DATA\211028\DOC1028.M (Chemstation Integrator)
Title : 8015 B&C
Last Update : Fri Nov 12 17:24:42 2021
Response via : Multiple Level Calibration

Volume Inj. : 2UL
Signal Phase : DB-5
Signal Info : FID02A

Compound	R.T.	Response	Conc Units
System Monitoring Compounds			
3) SA Ortho-Terphenyl(S)	7.51	79898160	12.773 ppb
Surrogate Spike 30.000		Recovery =	42.58%
4) SA Octacosane(S)	9.78	58563871	12.948 ppb
Surrogate Spike 30.000		Recovery =	43.16%
Target Compounds			
1) HATM Diesel (C10-C24)	6.49	1259499160	250.231 ppb
2) HBTM Motor Oil (C24-C40)	14.96	912207908	258.866 ppb

Target Compounds

(f)=RT Delta > 1/2 Window
(m)=manual int.

Data File: G:\APOLLO\DATA\211101\1101125.D
Sample : DMO LVL 4 CCV 10/27/21

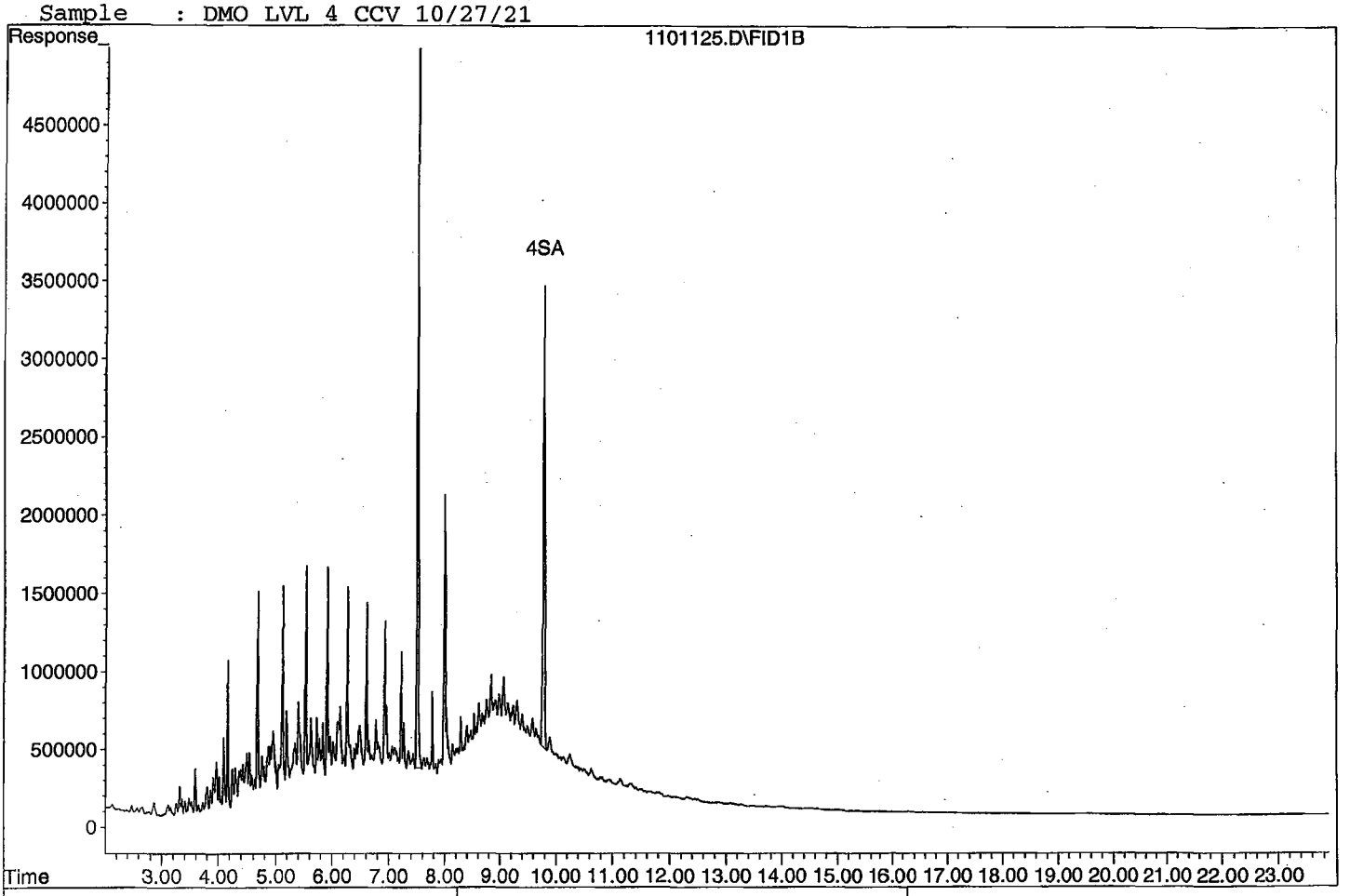

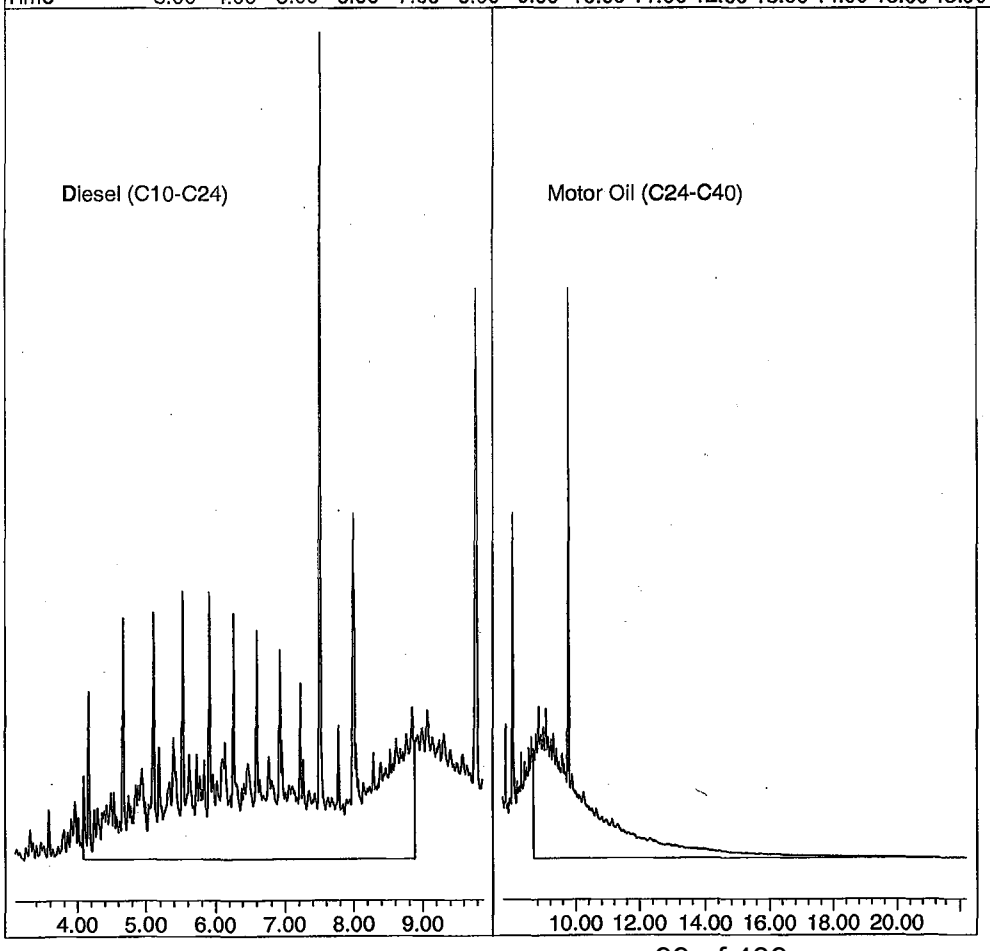

ORGANICS
Raw Data

Quantitation Report (QT Reviewed)

Data File : G:\APOLLO\DATA\211101\1101120.D
Acq On : 11-4-21 1:03:12
Sample : BA44379W10 5/1040
Misc : water
IntFile : events.e
Quant Time: Nov 12 17:27 2021 Quant Results File: DOC1028.RES

Vial: 20
Operator: KA
Inst : Apollo
Multiplr: 4.81

Method : G:\APOLLO\DATA\211028\DOC1028.M (Chemstation Integrator)
Title : 8015 B&C
Last Update : Fri Nov 12 17:24:42 2021
Response via : Multiple Level Calibration

Volume Inj. : 2UL
Signal Phase : DB-5
Signal Info : FID02A

Compound	R.T.	Response	Conc Units
System Monitoring Compounds			
3) SA Ortho-Terphenyl(S)	7.51	140622558	108.084 ppb
Surrogate Spike 144.231		Recovery =	74.94%
4) SA Octacosane(S)	9.78	124836425	132.698 ppb
Surrogate Spike 144.231		Recovery =	92.00%
Target Compounds			
1) HATM Diesel (C10-C24)	6.49	51381522	49.078 ppb
2) HBTM Motor Oil (C24-C40)	14.96	107620722	104.109 ppb

Target Compounds

Quantitation Report

Data File: G:\APOLLO\DATA\211101\1101120.D
Sample : BA44379W10 5/1040

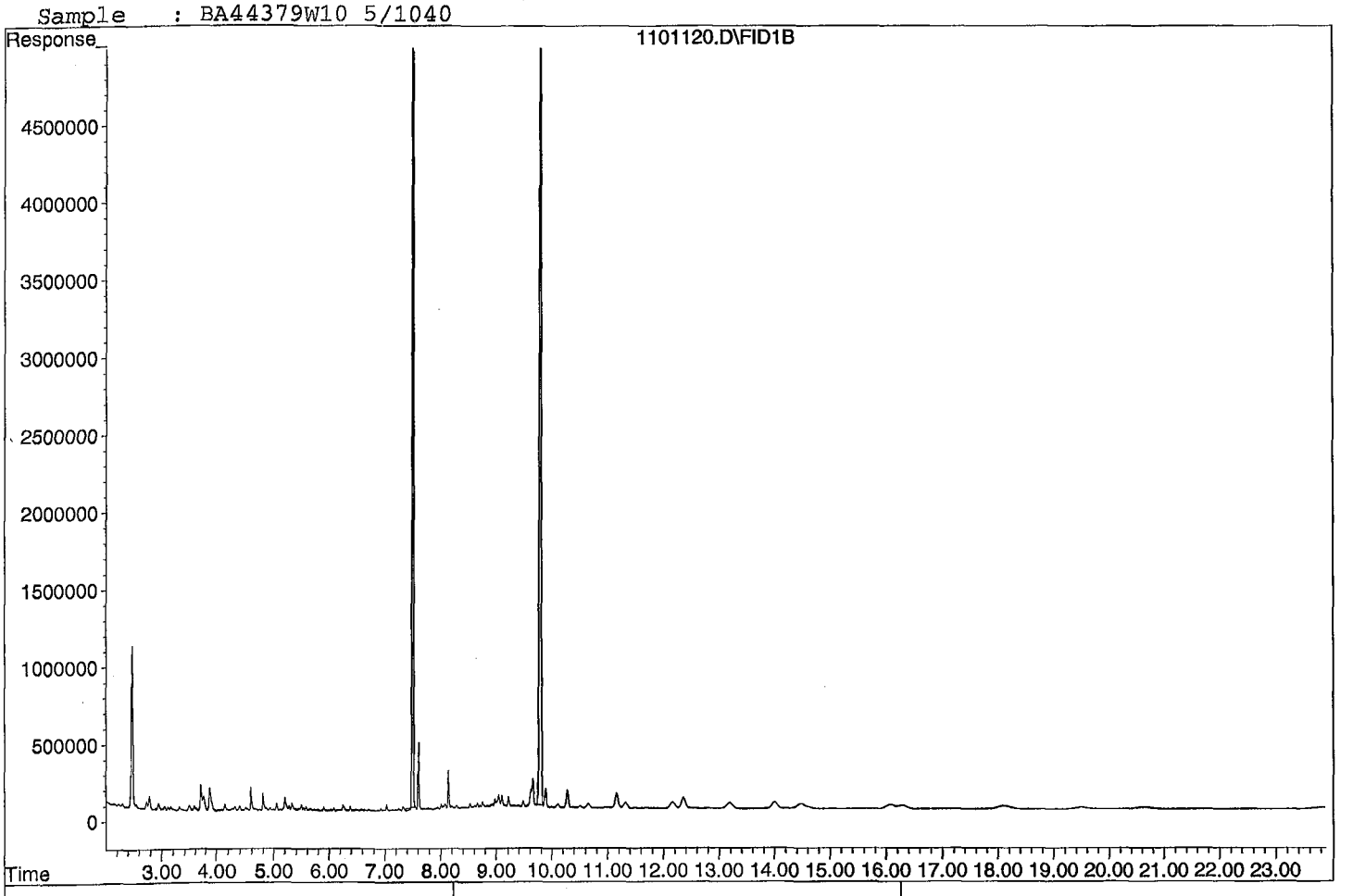

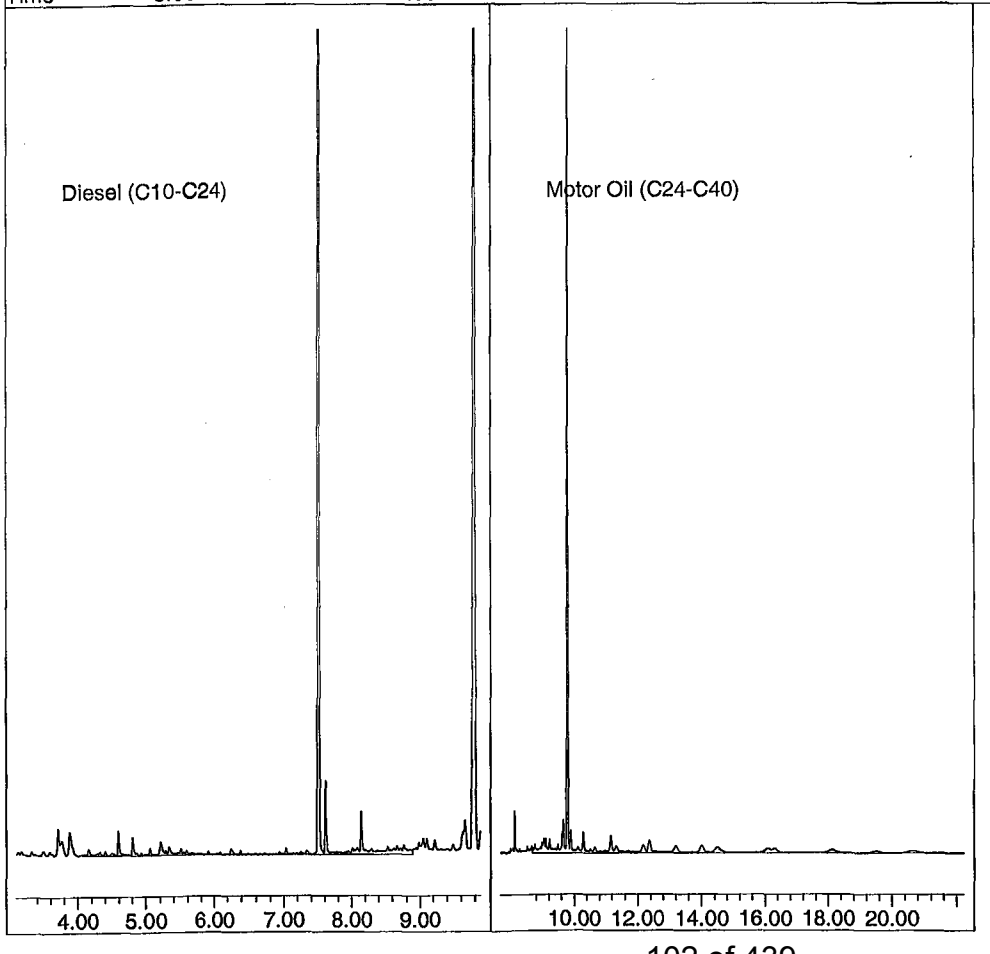

Quantitation Report (QT Reviewed)

Data File : G:\APOLLO\DATA\211101\1101121.D Vial: 21
Acq On : 11-4-21 1:31:15 Operator: KA
Sample : BA44380W08 5/1040 Inst : Apollo
Misc : water Multiplr: 4.81
IntFile : events.e
Quant Time: Nov 12 17:27 2021 Quant Results File: DOC1028.RES

Method : G:\APOLLO\DATA\211028\DOC1028.M (Chemstation Integrator)
Title : 8015 B&C
Last Update : Fri Nov 12 17:24:42 2021
Response via : Multiple Level Calibration

Volume Inj. : 2UL
Signal Phase : DB-5
Signal Info : FID02A

Compound	R.T.	Response	Conc Units
System Monitoring Compounds			
3) SA Ortho-Terphenyl(S)	7.51	134889437	103.678 ppb
Surrogate Spike 144.231		Recovery =	71.88%
4) SA Octacosane(S)	9.78	119918000	127.470 ppb
Surrogate Spike 144.231		Recovery =	88.38%
Target Compounds			
1) HATM Diesel (C10-C24)	6.49	39443529	37.675 ppb
2) HBTM Motor Oil (C24-C40)	14.96	77882850	61.958 ppb

Target Compounds

Quantitation Report

Data File: G:\APOLLO\DATA\211101\1101121.D
Sample : BA44380W08 5/1040

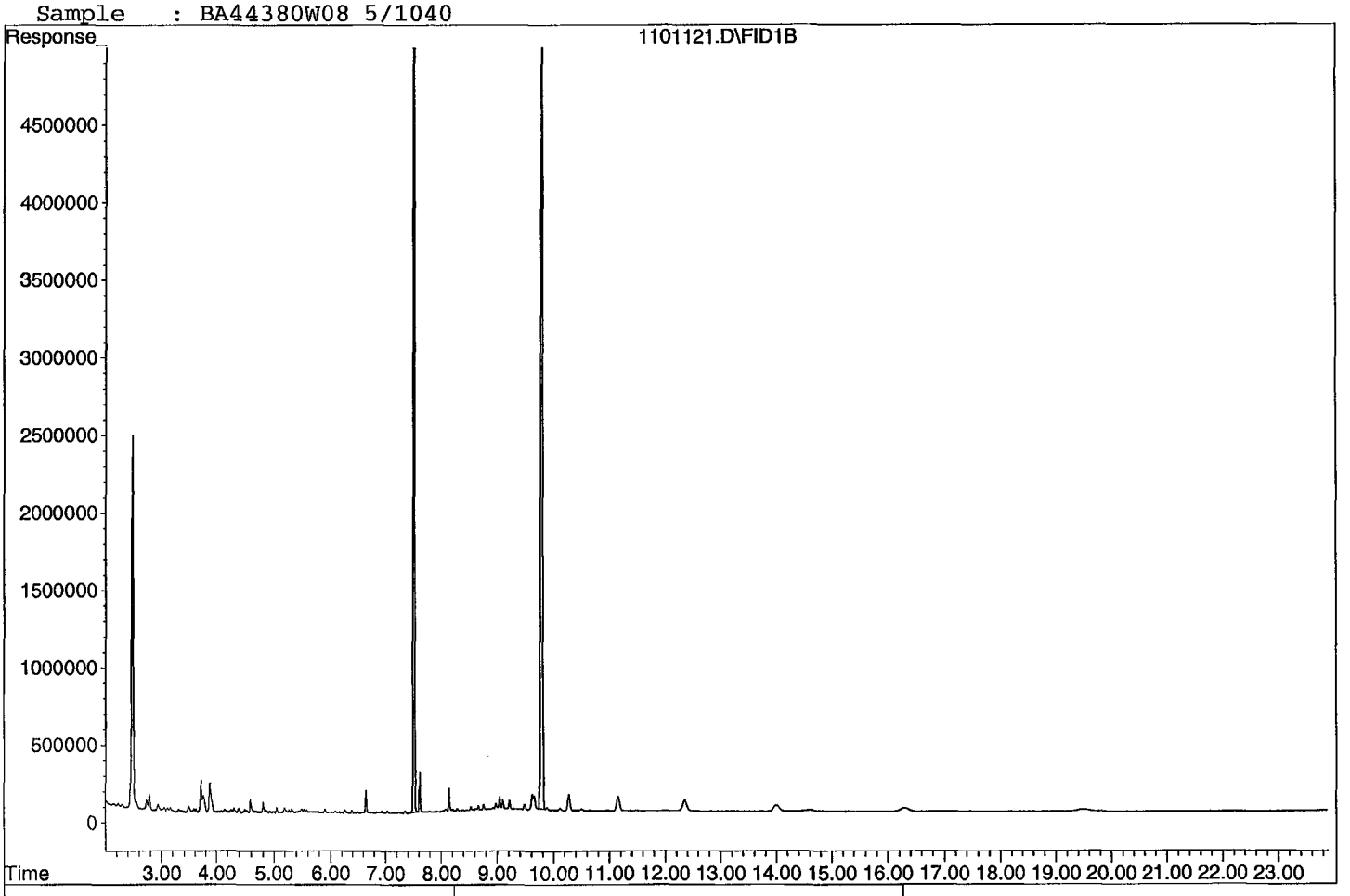

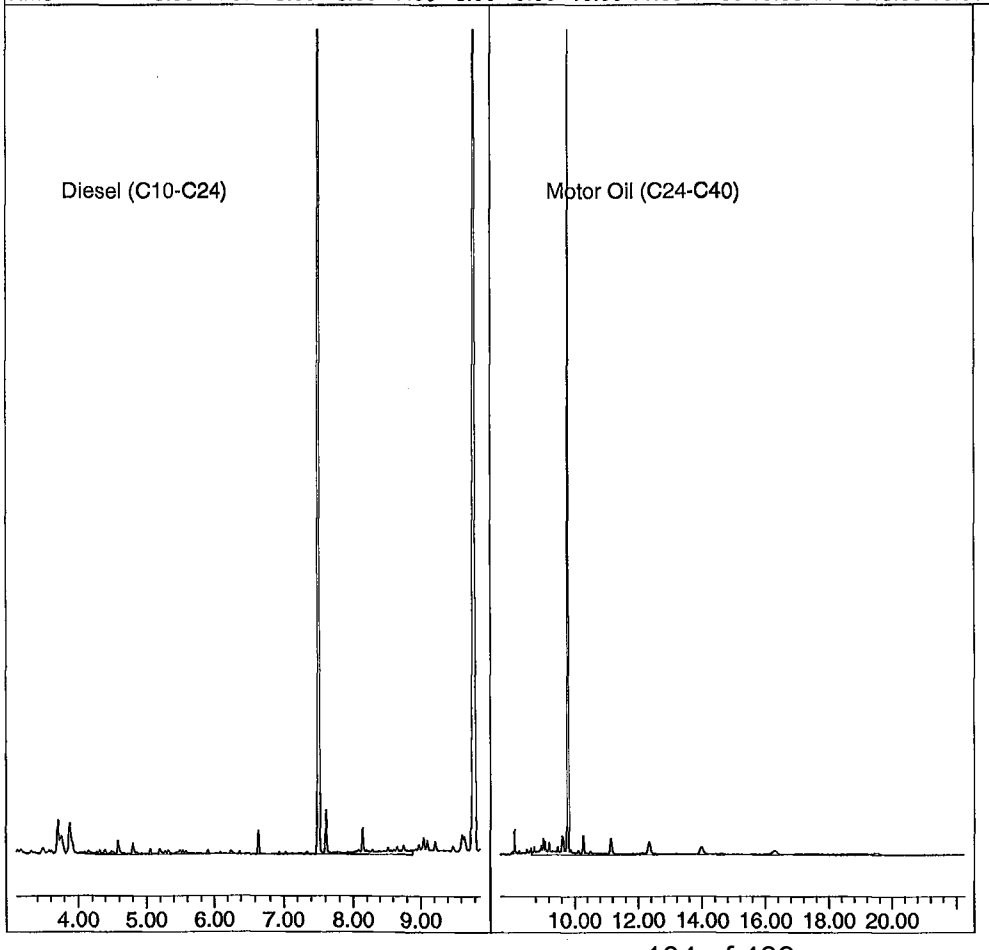

Quantitation Report (QT Reviewed)

Data File : G:\APOLLO\DATA\211101\1101116.D Vial: 16
Acq On : 11-3-21 23:10:54 Operator: KA
Sample : 211029A BLK 5/1000 Inst : Apollo
Misc : water Multiplr: 5.00
IntFile : events.e
Quant Time: Nov 12 17:24 2021 Quant Results File: DOC1028.RES

Method : G:\APOLLO\DATA\211028\DOC1028.M (Chemstation Integrator)
Title : 8015 B&C
Last Update : Fri Nov 12 17:24:42 2021
Response via : Multiple Level Calibration

Volume Inj. : 2UL
Signal Phase : DB-5
Signal Info : FID02A

Compound	R.T.	Response	Conc Units
System Monitoring Compounds			
3) SA Ortho-Terphenyl(S)	7.51	145281521	116.132 ppb
Surrogate Spike 150.000		Recovery =	77.42%
4) SA Octacosane(S)	9.78	127897406	141.390 ppb
Surrogate Spike 150.000		Recovery =	94.26%
Target Compounds			
1) HATM Diesel (C10-C24)	6.49	50894583	50.557 ppb
2) HBTM Motor Oil (C24-C40)	14.96	86976790	77.842 ppb

Target Compounds

Quantitation Report

Data File: G:\APOLLO\DATA\211101\1101116.D
Sample : 211029A BLK 5/1000

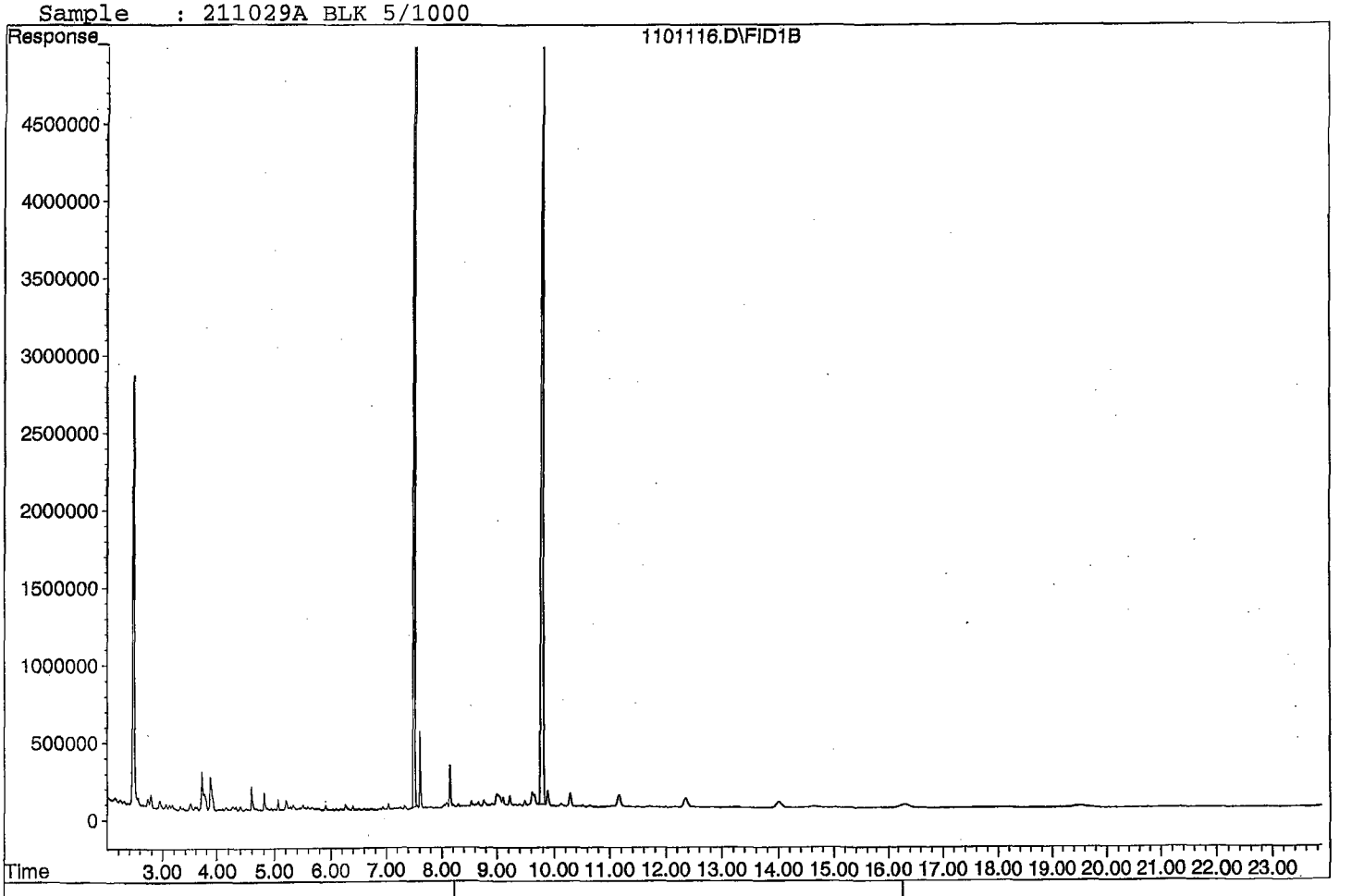

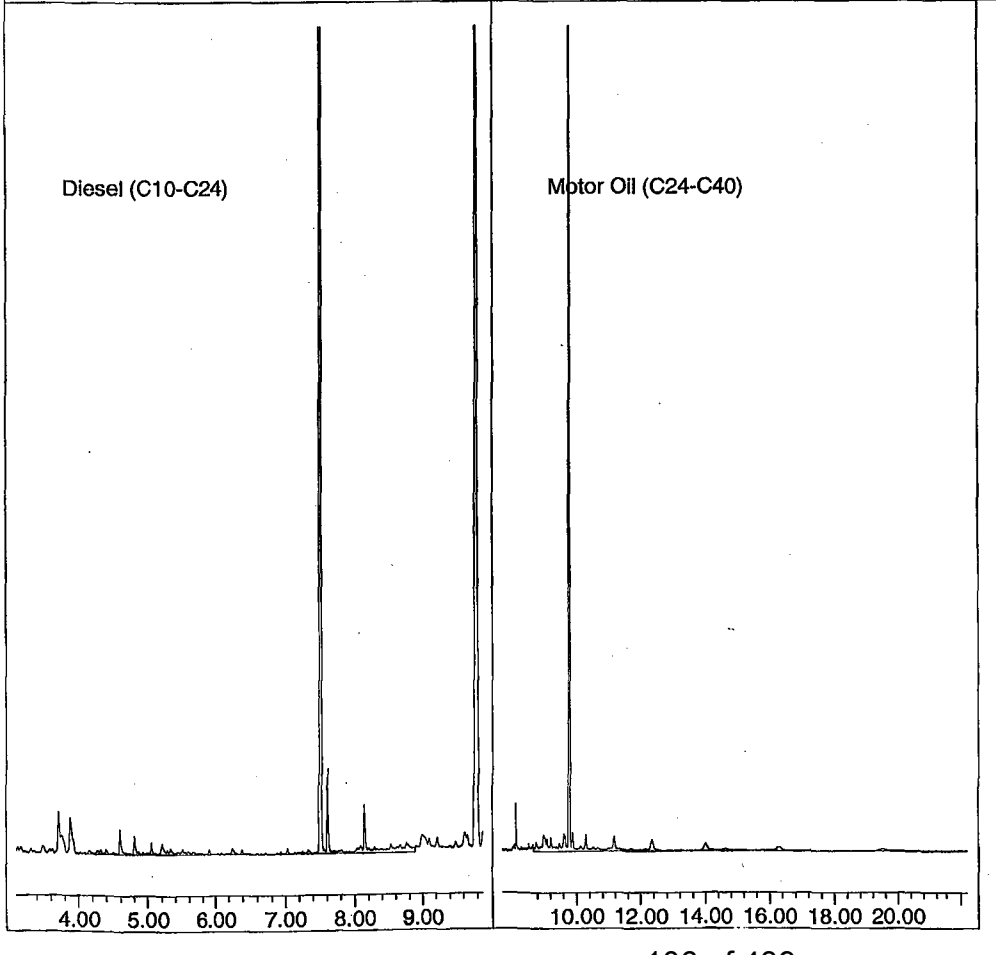

Quantitation Report (QT Reviewed)

Data File : G:\APOLLO\DATA\211101\1101117.D
Acq On : 11-3-21 23:38:59
Sample : 211029A LCS-1 5/1000
Misc : water
IntFile : events.e
Quant Time: Nov 12 17:25 2021 Quant Results File: DOC1028.RES

Vial: 17
Operator: KA
Inst : Apollo
Multiplr: 5.00

Method : G:\APOLLO\DATA\211028\DOC1028.M (Chemstation Integrator)
Title : 8015 B&C
Last Update : Fri Nov 12 17:24:42 2021
Response via : Multiple Level Calibration

Volume Inj. : 2UL
Signal Phase : DB-5
Signal Info : FID02A

Compound	R.T.	Response	Conc Units
System Monitoring Compounds			
3) SA Ortho-Terphenyl(S)	7.51	169650146	135.611 ppb
Surrogate Spike 150.000		Recovery =	90.41%
4) SA Octacosane(S)	9.79	128841956	142.434 ppb
Surrogate Spike 150.000		Recovery =	94.96%
Target Compounds			
1) HATM Diesel (C10-C24)	6.49	2114420240	2100.415 ppb
2) HBTM Motor Oil (C24-C40)	14.96	1608608236	2320.910 ppb

Target Compounds

Diesel :

$$\frac{(2114420240)(5)}{(25160169)(2)} = \frac{1.06 \times 10^{10}}{5033338} = \boxed{2100.415}$$

(f)=RT Delta > 1/2 Window (m)=manual int.

Data File: G:\APOLLO\DATA\211101\1101117.D
Sample : 211029A LCS-1 5/1000

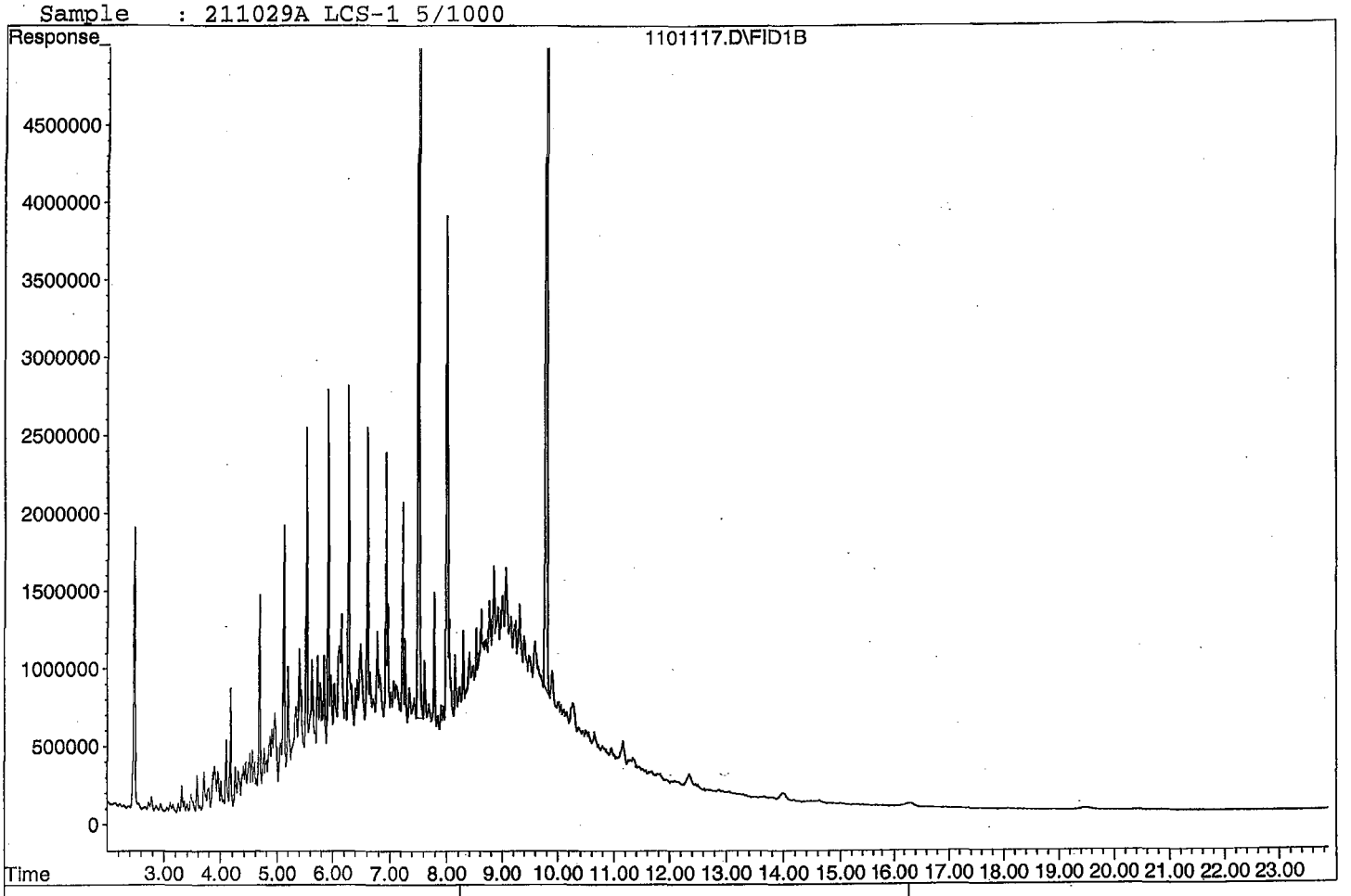

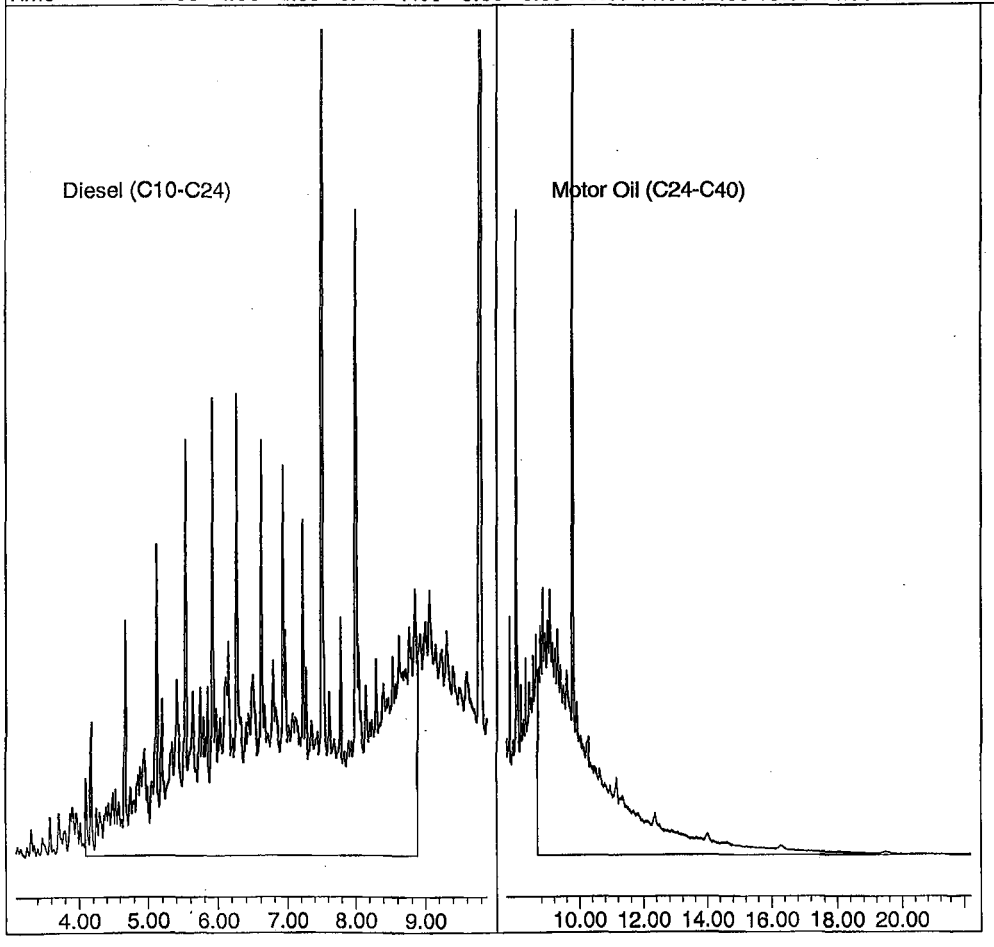

Quantitation Report (QT Reviewed)

Data File : G:\APOLLO\DATA\211101\1101118.D Vial: 18
Acq On : 11-4-21 0:07:05 Operator: KA
Sample : 211029A LCSD-1 5/1000 Inst : Apollo
Misc : water Multiplr: 5.00
IntFile : events.e
Quant Time: Nov 12 17:26 2021 Quant Results File: DOC1028.RES

Method : G:\APOLLO\DATA\211028\DOC1028.M (Chemstation Integrator)
Title : 8015 B&C
Last Update : Fri Nov 12 17:24:42 2021
Response via : Multiple Level Calibration

Volume Inj. : 2UL
Signal Phase : DB-5
Signal Info : FID02A

Compound	R.T.	Response	Conc Units
System Monitoring Compounds			
3) SA Ortho-Terphenyl(S)	7.51	157187436	125.649 ppb
Surrogate Spike 150.000		Recovery =	83.77%
4) SA Octacosane(S)	9.79	118062791	130.518 ppb
Surrogate Spike 150.000		Recovery =	87.01%
Target Compounds			
1) HATM Diesel (C10-C24)	6.49	1997829611	1984.597 ppb
2) HBTM Motor Oil (C24-C40)	14.96	1511034572	2177.074 ppb

Target Compounds

Data File: G:\APOLLO\DATA\211101\1101118.D
Sample : 211029A LCSD-1 5/1000

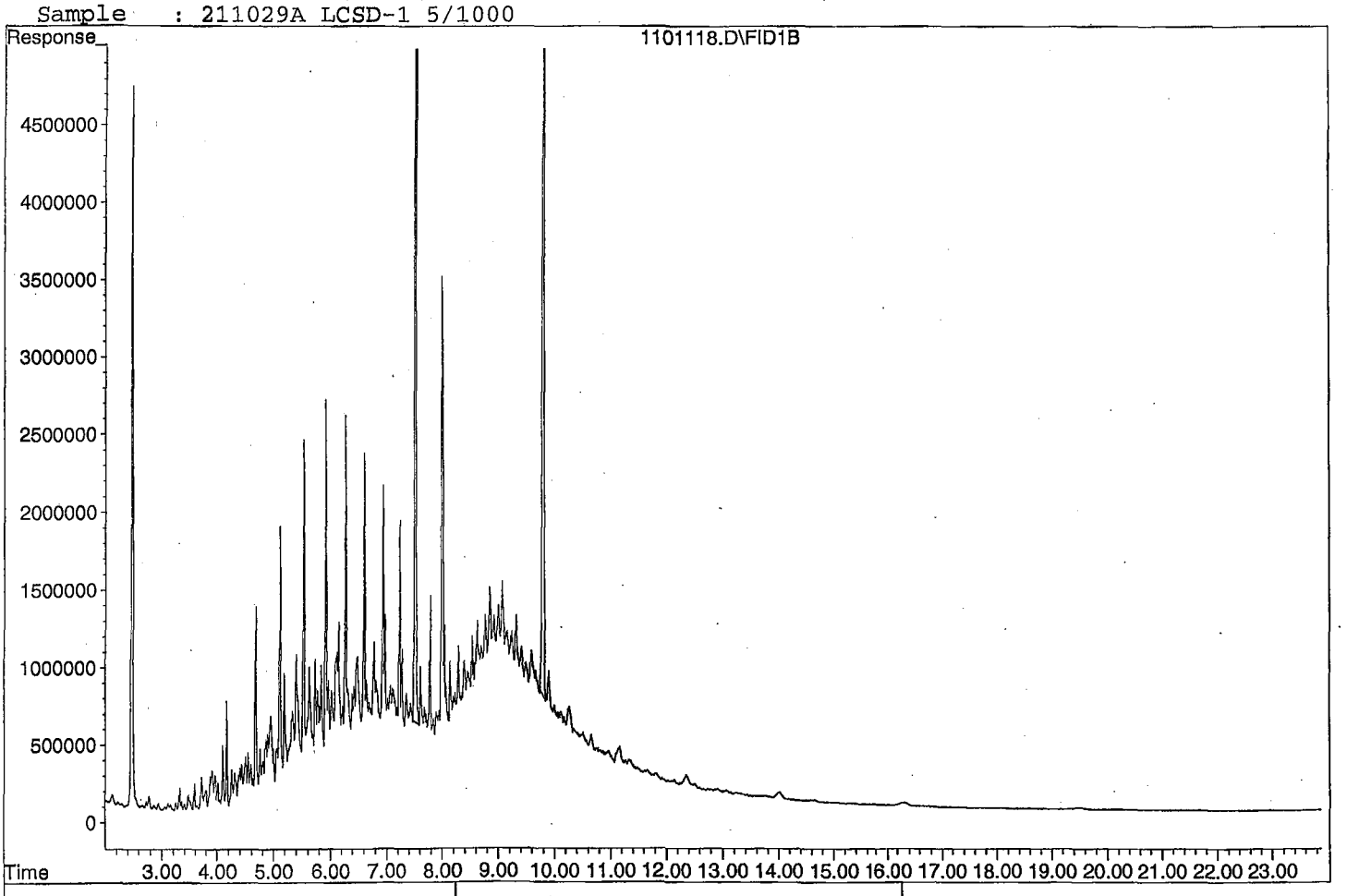

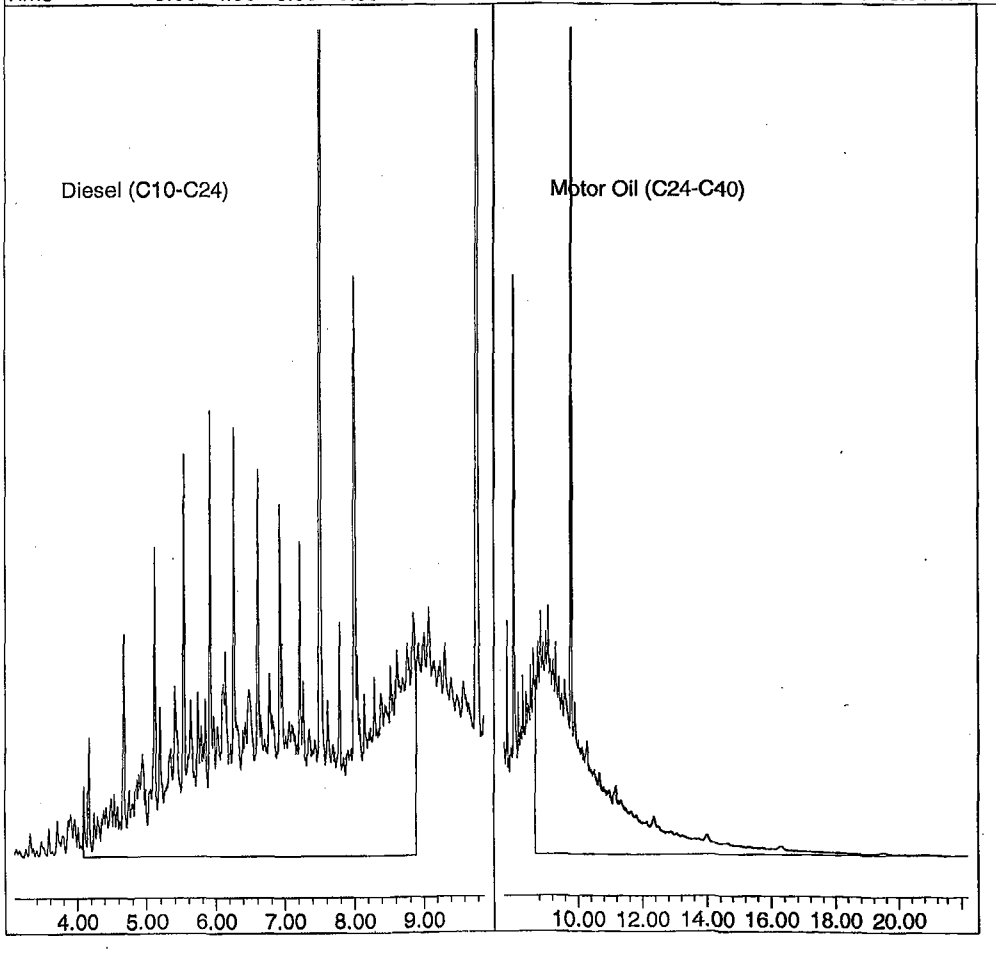

Diesel / Motor Oil Calibration Curve

Prepared: 10/28/2021
Expires: 5/31/2026
Methylene Chloride Lot No. 61117

Prepared By (Initials): KA

Initial Standard Information							Final Standard			
Name of Initial Standard (QAU Label)	Supplier	Conc. (ug/mL)	APPL Mix Name	Reference to APPL Prep Date and Lot #'s	Exp. Date	Exp. Date (Manufacturer)	Aliquot From Stock	Final Volume	Solvent	Final Standard Conc. (ug/mL)
Diesel / Motor Oil - 2	APPL	10	Diesel / Motor Oil - 1	Perp'd: 10/6/21 A0164485-52822, A0168842-52820, AO166510-52817 CL16893-52835	See man. Exp date	10/31/2027 12/31/2027 5/31/2026	100uL	200uL	MC	5
Diesel / Motor Oil - 3		50	Diesel / Motor Oil - 2				200uL	1mL	MC	10
Diesel / Motor Oil Calibration STD	Restek	2,000	Diesel / Motor Oil - 3				25uL	1mL	MC	50
			Diesel / Motor Oil - 4				125uL	1mL	MC	250
			Diesel / Motor Oil - 5				500uL	1mL	MC	1000
			Diesel / Motor Oil - 6				750uL	1mL	MC	1500
			Diesel / Motor Oil - 7				100uL	100uL	N/A	2,000

Diesel / Motor Oil Second Source

Prepared: 10/28/2021
Expires: 10/28/2024
Methylene Chloride
Lot No. 61117

Prepared By (Initials): KA

Initial Standard Information							Final Standard			
Name of Initial Standard (QAU Label)	Supplier	Supplier Part No.	Conc. (ug/mL)	Lot Number - QA Number	Exp. Date (1 yr.)	Exp. Date (Manufacturer)	Aliquot From Stock	Final Volume	Solvent	Final Standard Conc. (ug/mL)
Diesel Fuel #2 Second Source	Phenova	AL0-101287	50,000	**CL16477-52980**	**See man. Exp date**	**2/28/2027**	50uL	10mL	MC	250
Motor Oil Second Source	Absolute	51094	50,000	**102819-52981**		**10/28/2024**	50uL			

Diesel / Motor Oil CCV

Prepared: 10/27/2021
Expires: 5/31/2026
Methylene Chloride Lot No. 61117

Prepared By (Initials): KA

Initial Standard Information							Final Standard			
Name of Initial Standard (QAU Label)	Supplier	APPL Mix Name	Conc. (ug/mL)	Reference to APPL Prep Date and Lot #'s	Exp. Date	Exp. Date (Manufacturer)	Aliquot From Stock	Final Volume	Solvent	Final Standard Conc. (ug/mL)
Diesel / Motor Oil STD	Restek	Diesel / Motor Oil CCV	2,000	Perp'd: 10/06/21 A0164485-52822, A0168842-52820, A0166510-52817, CL16893-52835	**See man. Exp date**	**10/31/2027 12/31/2027 5/31/2026**	1250uL	10mL	MC	250

Diesel Motor Oil Mix

Prepared: 10/16/2021 **Prepared By (Initials): KA**

Expires: 10/31/2027

Initial Standard Information							Final Standard Information			
Name of Initial Standard (QAU Label)	Supplier	Supplier Part No.	Conc. (ug/mL)	Lot Number - QA Number	Exp. Date (1 yr.)	Exp. Date (Manufacturer)	Aliquot From Stock	Final Volume	Solvent	Final Standard Conc. (ug/mL)
Diesel Fuel #2	Restek	31258	50,000	**A0164485-52663 and 52822**	**See man. Date**	**10/31/2027**	4.00 mL (1,4)	8.0 mL (2.8)	NA	25,000
Motor Oil Composite	Restek	31464	50,000	**A0166510-52817 and 52819**	**See man. Date**	**12/31/2027**	4.00 mL (1,4)			25,000

THC Surrogate

Prepared: 10/29/2021 **LS**

Expires: 5/31/2026

Initial Standard Information							Final Standard			
Name of Initial Standard (QAU Label)	Supplier	Supplier Part No.	Conc. (ug/mL)	Lot Number - QA Number	Exp. Date (1 yr.)	Exp. Date (Manufacturer)	Aliquot From Stock	Final Volume	Solvent	Final Standard Conc. (ug/mL)
O-terphenyl / Octacosane Mix	Phenova	ALO-130161	600	**CL16893-52841**	**See ma. Date**	**5/31/2026**	N/A	N/A	N/A	600

Organic Extraction Worksheet

Method	Continuous Liq/Liq TPH- 3520C w/SGC	Extraction Set	211029A	Extraction Method	LIQ005SGC	Units	mL

Spiked ID 1	Diesel Motor Oil Mix 10-16-21 10-16-22		Surrogate ID 1	THC Surrogate 10-29-21 10-29-22	
Spiked ID 2	Decanoic 1000ug/mL Acid Solution 11-1-21 11-1-22		Surrogate ID 2		
Spiked ID 3	Decanoic 1000ug/mL Acid Solution 10-21-21 10-21-22		Surrogate ID 3		
Spiked ID 4			Surrogate ID 4		
Spiked ID 5			Surrogate ID 5		
Spiked ID 6			Sufficient Vol for Matrix QC:	NO	
Spiked ID 7			Ext. Start Time:	10/29/21 15:29	
Spiked ID 8			Ext. End Time:	11/02/21 14:38	
			GC Requires Extract By:		

pH1	2	10/29/21 13:30	Water Bath Temp 1 °C	42/41.1 °C
pH2			Water Bath Temp 2 °C	36/37.1
pH3			Water Bath Temp 3 °C	36/35.5 °C

Spiked By: SR **Date** 10/29/2021 **Witnessed By:** KY **Date** 10/29/2021

	Sample	Sample Container	Spike Amount	Spike ID	Surrogate Amount	Surrogate ID	Extract Amount	Final Volume	pH	Extract Date/Time	Comments
1	211029A Blk		0.050	2	0.250	1	1000	5	2	10/29/21 13:35	*
						equip	E-HP3 E-WB1				
2	211029A LCS-1		.080,.050	1,2	0.250	1	1000	5	2	10/29/21 13:35	*
						equip	E-HP4 E-WB2				
3	211029A LCSD-1		.080,.050	1,2	0.250	1	1000	5	2	10/29/21 13:35	*
						equip	E-HP6 E-WB3				
4	BA44376	BA44376W09	0.050	2	0.250	1	1040	5	2	10/29/21 13:35	97985 *
						equip	E-HP7 E-WB1				
5	BA44379	BA44379W10	0.050	2	0.250	1	1040	5	2	10/29/21 13:35	97984 *
						equip	E-HP8 E-WB2				
6	BA44380	BA44380W08	0.050	2	0.250	1	1040	5	2	10/29/21 13:35	97984 *
						equip	E-HP9 E-WB3				
7	BA44459	BA44459W09	0.050	3	0.250	1	1030	5	2	10/29/21 13:35	98005 *
						equip	E-HP10 E-WB1				
8	BA44461	BA44461W09	0.050	3	0.250	1	980	5	2	10/29/21 13:35	98005 *
						equip	E-HP11 E-WB2				
9	BA44463	BA44463W09	0.050	3	0.250	1	1000	5	2	10/29/21 13:35	98005 *
						equip	E-HP12 E-WB3				
10	BA44465	BA44465W09	0.050	3	0.250	1	1040	5	2	10/29/21 13:35	98005 *
						equip	E-HP13 E-WB1				

Solvent and Lot#	
1+1 HCL (5mLs)	60358
PH Strips	HC155968
Dichloromethane (DCM)	61117
Filter Paper	400196
Sodium Sulfate	2021071206
SILICA GEL (*)	050627t

Extraction COC Transfer	
Extraction lab employee Initials	KY
GC analyst's initials	KA
Date	11/2/21
Time	17:37
Refrigerator	Hobart

	Technician's Initials
Scanned By	SR
Sample Preparation	SR
Extraction	SR
Concentration	SR

Modified	11/3/2021 8:31:30 AM

Reviewed By: KY **Date** 11/3/2021

Injection Log

Directory: G:\APOLLO\DATA\211028\

Line	Vial	FileName	Multiplier	SampleName	Misc Info	Injected
1	3	1028003.D	1	DMO STD 1 10/28/21	water	10-28-21 9:19:03
2	4	1028004.D	1	DMO STD 2 10/28/21	water	10-28-21 9:47:06
3	5	1028005.D	1	DMO STD 3 10/28/21	water	10-28-21 10:15:13
4	6	1028006.D	1	DMO STD 4 10/28/21	water	10-28-21 10:43:31
5	7	1028007.D	1	DMO STD 5 10/28/21	water	10-28-21 11:11:42
6	8	1028008.D	1	DMO STD 6 10/28/21	water	10-28-21 11:39:55
7	9	1028009.D	1	DMO STD 7 10/28/21	water	10-28-21 12:08:10
8	10	1028010.D	1	DMO Second Source 10/28/21	water	10-28-21 12:36:26
9	10	1101110.D	1	DMO LVL 4 CCV 10/27/21	Water	11-3-21 20:21:54
10	16	1101116.D	5	211029A BLK 5/1000	water	11-3-21 23:10:54
11	17	1101117.D	5	211029A LCS-1 5/1000	water	11-3-21 23:38:59
12	18	1101118.D	5	211029A LCSD-1 5/1000	water	11-4-21 0:07:05
13	20	1101120.D	4.80769	BA44379W10 5/1040	water	11-4-21 1:03:12
14	21	1101121.D	4.80769	BA44380W08 5/1040	water	11-4-21 1:31:15
15	25	1101125.D	1	DMO LVL 4 CCV 10/27/21	water	11-4-21 3:23:33

ORGANICS
Calibration Data

TPH Extractables
DOC1028

Form 6
Initial Calibration

Lab Name: APPL, Inc. SDG No:
Case No: Initial Cal. Date: 10/28/2021
Matrix: Water Instrument: Apollo Initials: KA

		Compound	1	2	3	4	5	6	7				Avg	%RSD	Type	r^2	Q
			1028003.D	1028004.D	1028005.D	1028006.D	1028007.D	1028008.D	1028009.D								
1	HATM	Diesel (C10-C24)	2983809	2406563	2517872	2418941	2337993	2387715	2563791				2516669	8.7	HATM		
2	HBTML	Motor Oil (C24-C40)	5192328	3260715	2065863	1824592	1695984	1676117	1728658				2492037	53	HBTM	1.000	
3	SA	Ortho-Terphenyl(S)	3637234	3178668	3119876	3035678	2926966	2905323	3088794				3127505	7.9	SA		
4	SA	Octacosane(S)	2469203	2170507	2286410	2275552	2170413	2171254	2286658				2261428	4.8	SA		
5																	
6																	
7																	
8																	
9																	
10																	
11																	
12																	
13																	
14																	
15																	
16																	
17																	
18																	
19																	
20																	
21																	
22																	
23																	
24																	
25																	
26																	
27																	
28																	
29																	
30																	
31																	
32																	
33																	
34																	
35																	

2.118919

Quantitation Report (Not Reviewed)

Data File : G:\APOLLO\DATA\211028\1028003.D Vial: 3
Acq On : 10-28-21 9:19:03 Operator: KA
Sample : DMO STD 1 10/28/21 Inst : Apollo
Misc : water Multiplr: 1.00
IntFile : events.e
Quant Time: Oct 28 15:39 2021 Quant Results File: DOC1028.RES

Method : G:\APOLLO\DATA\211028\DOC1028.M (Chemstation Integrator)
Title : 8015 B&C
Last Update : Thu Oct 28 15:39:11 2021
Response via : Multiple Level Calibration

Volume Inj. : 2UL
Signal Phase : DB-5
Signal Info : FID02A

Compound	R.T.	Response	Conc Units
System Monitoring Compounds			
3) SA Ortho-Terphenyl(S)	7.53	1818617	0.291 ppb
Surrogate Spike 30.000		Recovery =	0.97%
4) SA Octacosane(S)	9.82	1234601	0.273 ppb
Surrogate Spike 30.000		Recovery =	0.91%
Target Compounds			
1) HATM Diesel (C10-C24)	6.49	29838086	5.928 ppb
2) HBTM Motor Oil (C24-C40)	14.96	51923283	5.234 ppb

Target Compounds

(f)=RT Delta > 1/2 Window (m)=manual int.
1028003.D DOC1028.M Thu Oct 28 15:42:29 2021 Page 1

Quantitation Report

Data File: G:\APOLLO\DATA\211028\1028003.D
Sample : DMO STD 1 10/28/21

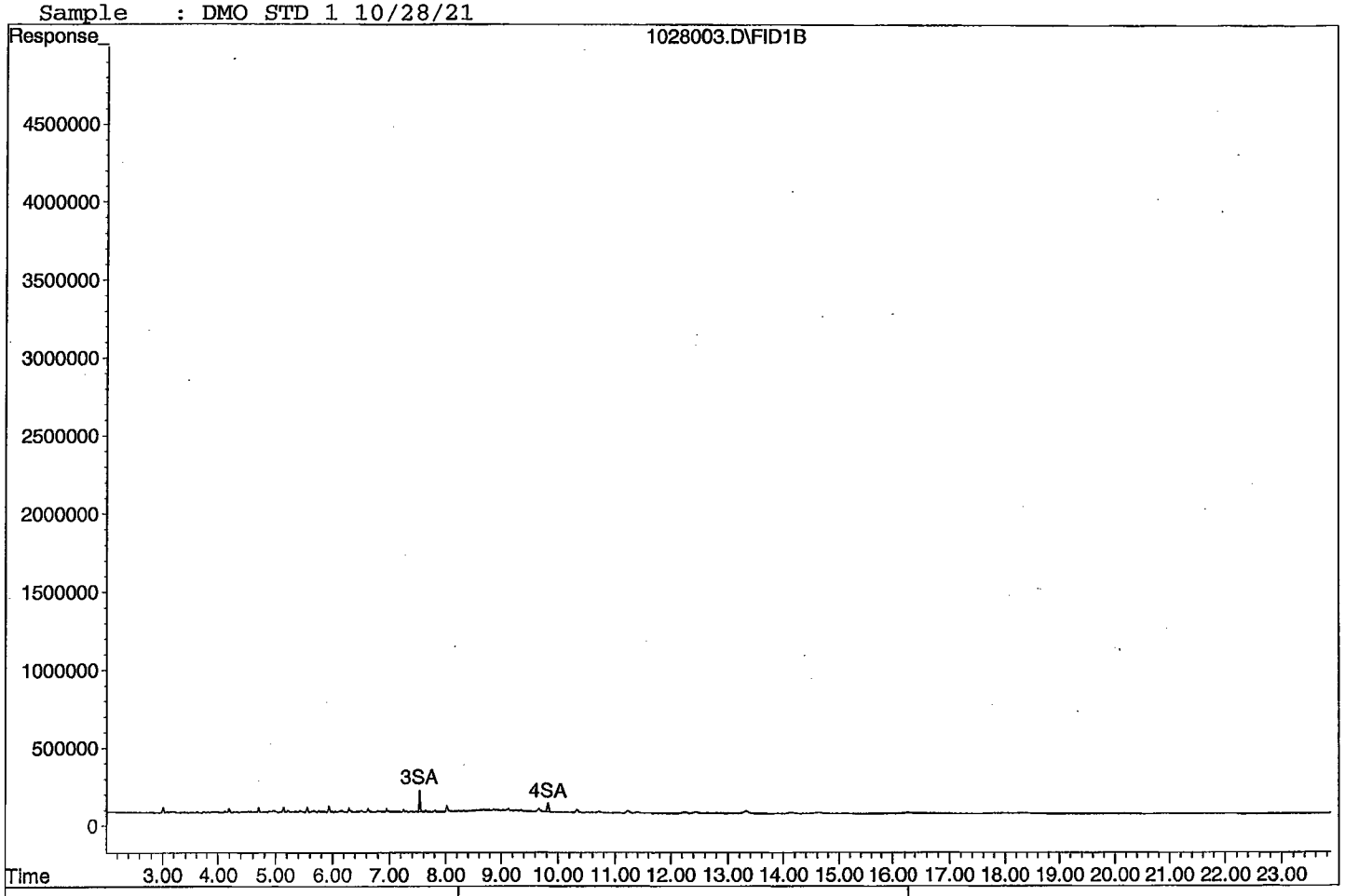





Quantitation Report (Not Reviewed)

Data File : G:\APOLLO\DATA\211028\1028004.D
Acq On : 10-28-21 9:47:06
Sample : DMO STD 2 10/28/21
Misc : water
IntFile : events.e
Quant Time: Oct 28 15:39 2021 Quant Results File: DOC1028.RES

Vial: 4
Operator: KA
Inst : Apollo
Multiplr: 1.00

Method : G:\APOLLO\DATA\211028\DOC1028.M (Chemstation Integrator)
Title : 8015 B&C
Last Update : Thu Oct 28 15:39:11 2021
Response via : Multiple Level Calibration

Volume Inj. : 2UL
Signal Phase : DB-5
Signal Info : FID02A

Compound	R.T.	Response	Conc Units
System Monitoring Compounds			
3) SA Ortho-Terphenyl(S)	7.53	3178668	0.508 ppb
Surrogate Spike 30.000		Recovery =	1.69%
4) SA Octacosane(S)	9.82	2170507	0.480 ppb
Surrogate Spike 30.000		Recovery =	1.60%
Target Compounds			
1) HATM Diesel (C10-C24)	6.49	48131263	9.562 ppb
2) HBTM Motor Oil (C24-C40)	14.96	65214303	9.152 ppb

Target Compounds

Quantitation Report

Data File: G:\APOLLO\DATA\211028\1028004.D
Sample : DMO STD 2 10/28/21

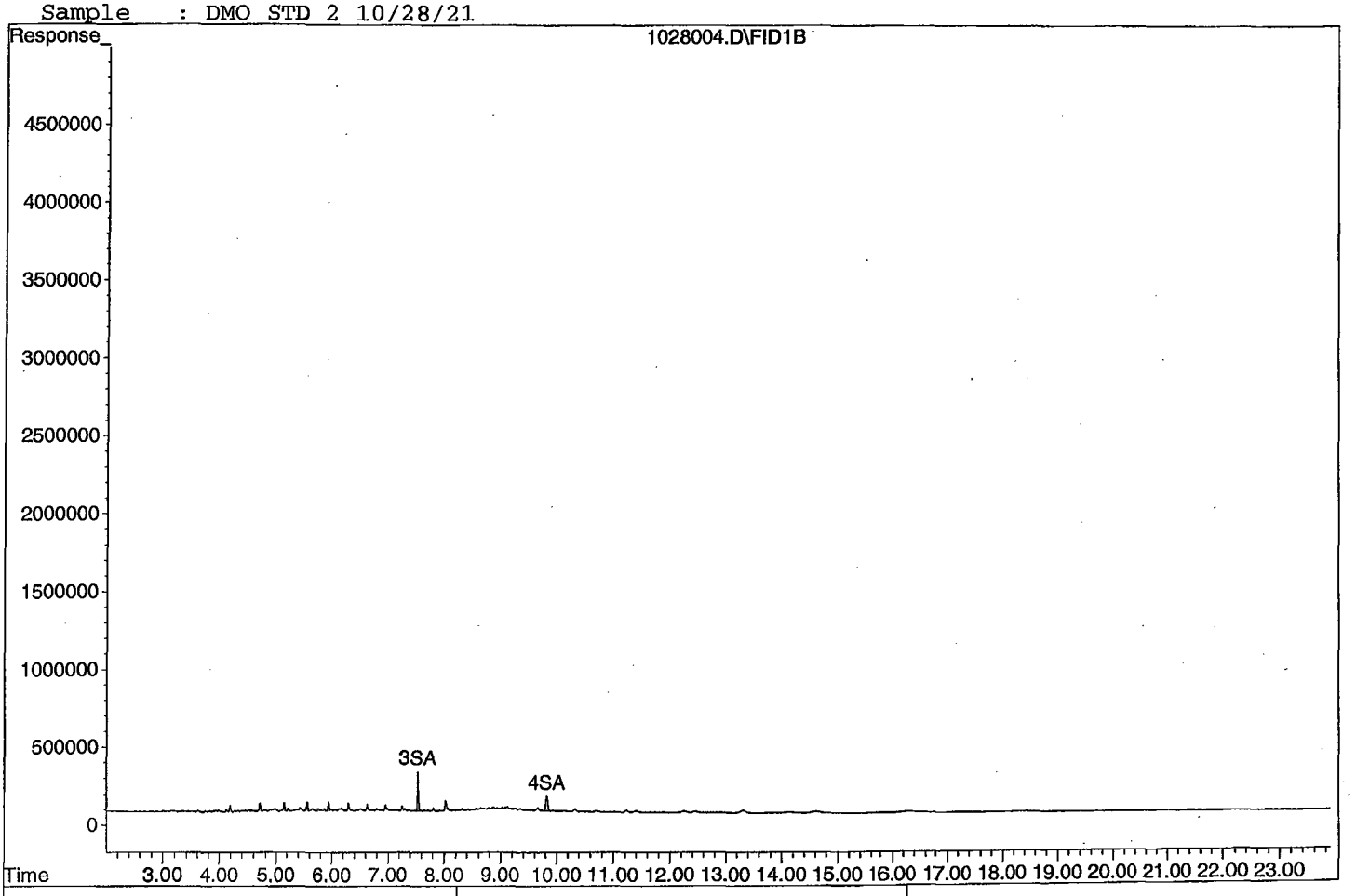





Quantitation Report (Not Reviewed)

Data File : G:\APOLLO\DATA\211028\1028005.D Vial: 5
Acq On : 10-28-21 10:15:13 Operator: KA
Sample : DMO STD 3 10/28/21 Inst : Apollo
Misc : water Multiplr: 1.00
IntFile : events.e
Quant Time: Oct 28 15:39 2021 Quant Results File: DOC1028.RES

Method : G:\APOLLO\DATA\211028\DOC1028.M (Chemstation Integrator)
Title : 8015 B&C
Last Update : Thu Oct 28 15:39:11 2021
Response via : Multiple Level Calibration

Volume Inj. : 2UL
Signal Phase : DB-5
Signal Info : FID02A

Compound	R.T.	Response	Conc Units
System Monitoring Compounds			
3) SA Ortho-Terphenyl(S)	7.53	15599382	2.494 ppb
Surrogate Spike 30.000		Recovery =	8.31%
4) SA Octacosane(S)	9.82	11432050	2.528 ppb
Surrogate Spike 30.000		Recovery =	8.43%
Target Compounds			
1) HATM Diesel (C10-C24)	6.49	251787231	50.024 ppb
2) HBTM Motor Oil (C24-C40)	14.96	206586322	50.832 ppb

Target Compounds

Quantitation Report

Data File: G:\APOLLO\DATA\211028\1028005.D
Sample : DMO STD 3 10/28/21

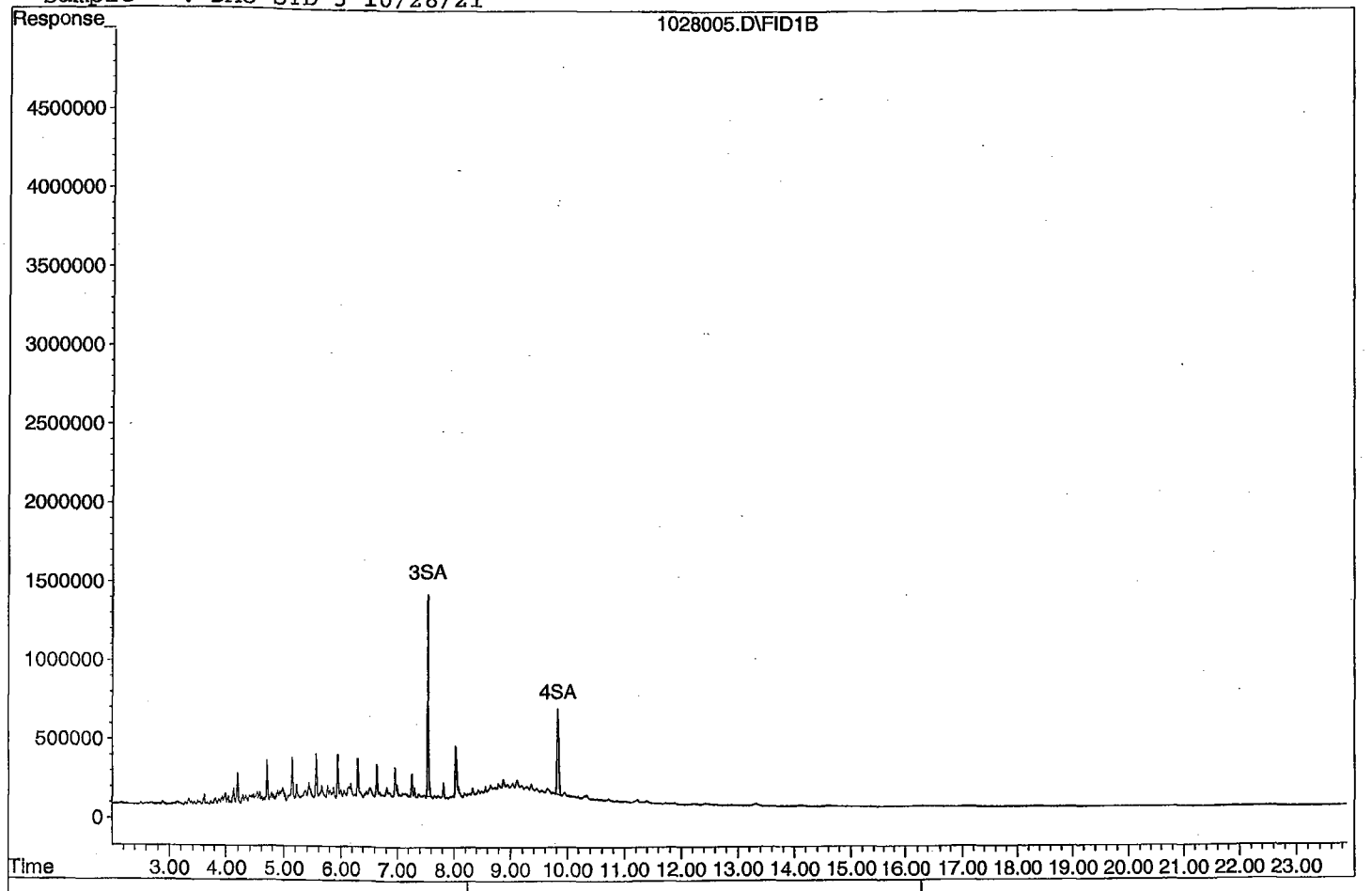

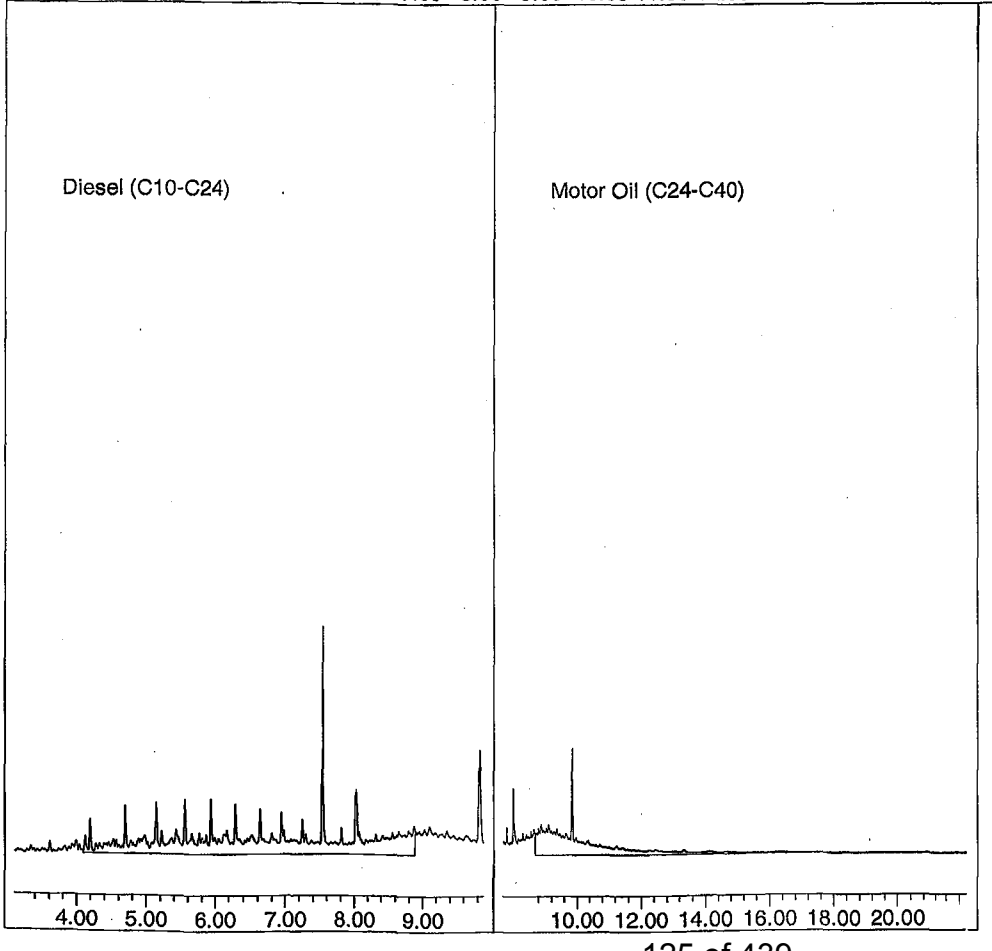

1028005.D DOC1028.M Thu Oct 28 15:42:33 2021 Page 2

Quantitation Report (Not Reviewed)

Data File : G:\APOLLO\DATA\211028\1028006.D
Acq On : 10-28-21 10:43:31
Sample : DMO STD 4 10/28/21
Misc : water
IntFile : events.e
Quant Time: Oct 28 15:39 2021 Quant Results File: DOC1028.RES

Vial: 6
Operator: KA
Inst : Apollo
Multiplr: 1.00

Method : G:\APOLLO\DATA\211028\DOC1028.M (Chemstation Integrator)
Title : 8015 B&C
Last Update : Thu Oct 28 15:39:11 2021
Response via : Multiple Level Calibration

Volume Inj. : 2UL
Signal Phase : DB-5
Signal Info : FID02A

Compound	R.T.	Response	Conc Units
System Monitoring Compounds			
3) SA Ortho-Terphenyl(S)	7.53	75891940	12.133 ppb
Surrogate Spike 30.000		Recovery =	40.44%
4) SA Octacosane(S)	9.82	56888797	12.578 ppb
Surrogate Spike 30.000		Recovery =	41.93%
Target Compounds			
1) HATM Diesel (C10-C24)	6.49	1209470396	240.292 ppb
2) HBTM Motor Oil (C24-C40)	14.96	912296132	258.892 ppb

Target Compounds

Data File: G:\APOLLO\DATA\211028\1028006.D
Sample : DMO STD 4 10/28/21

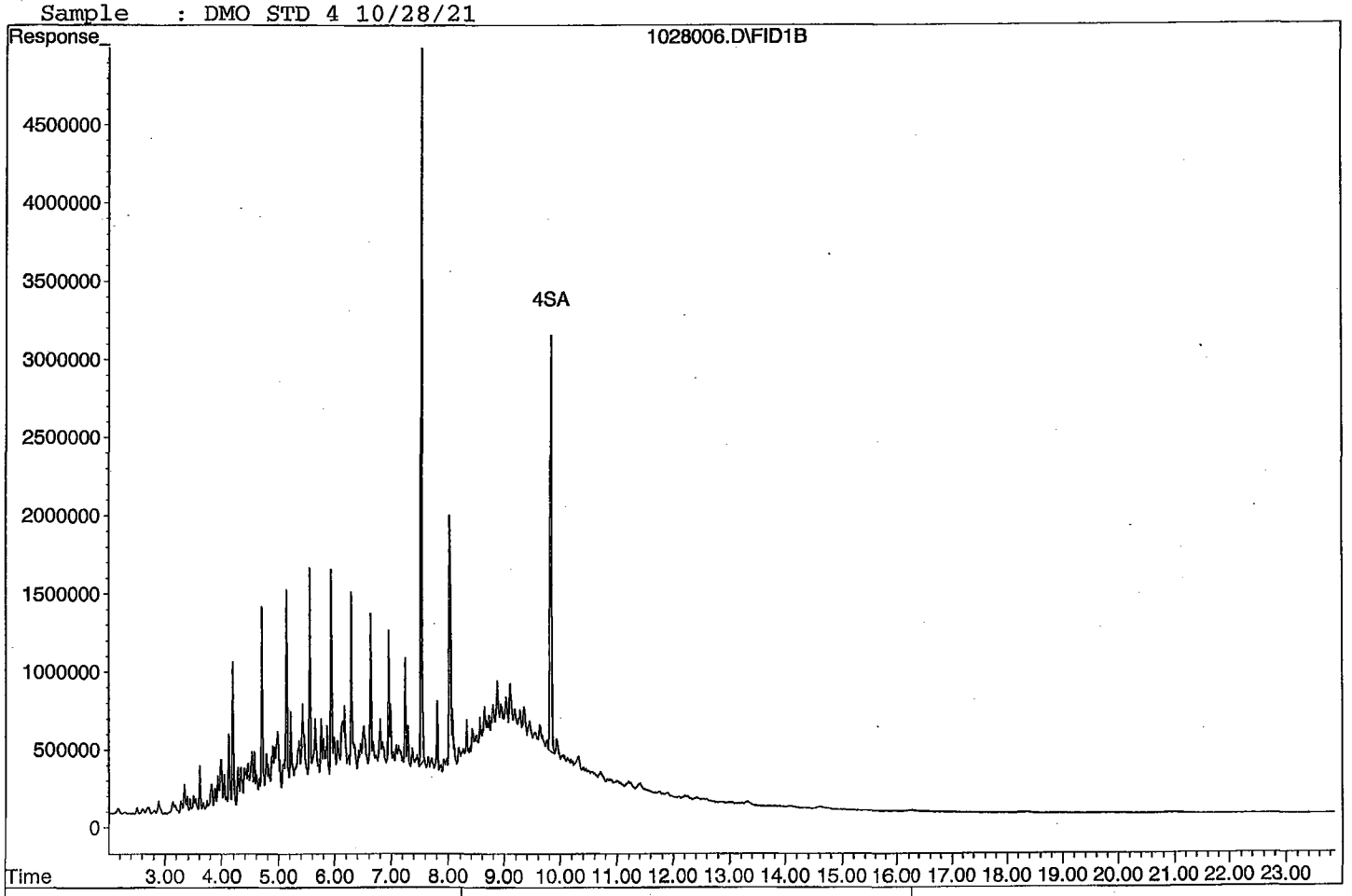

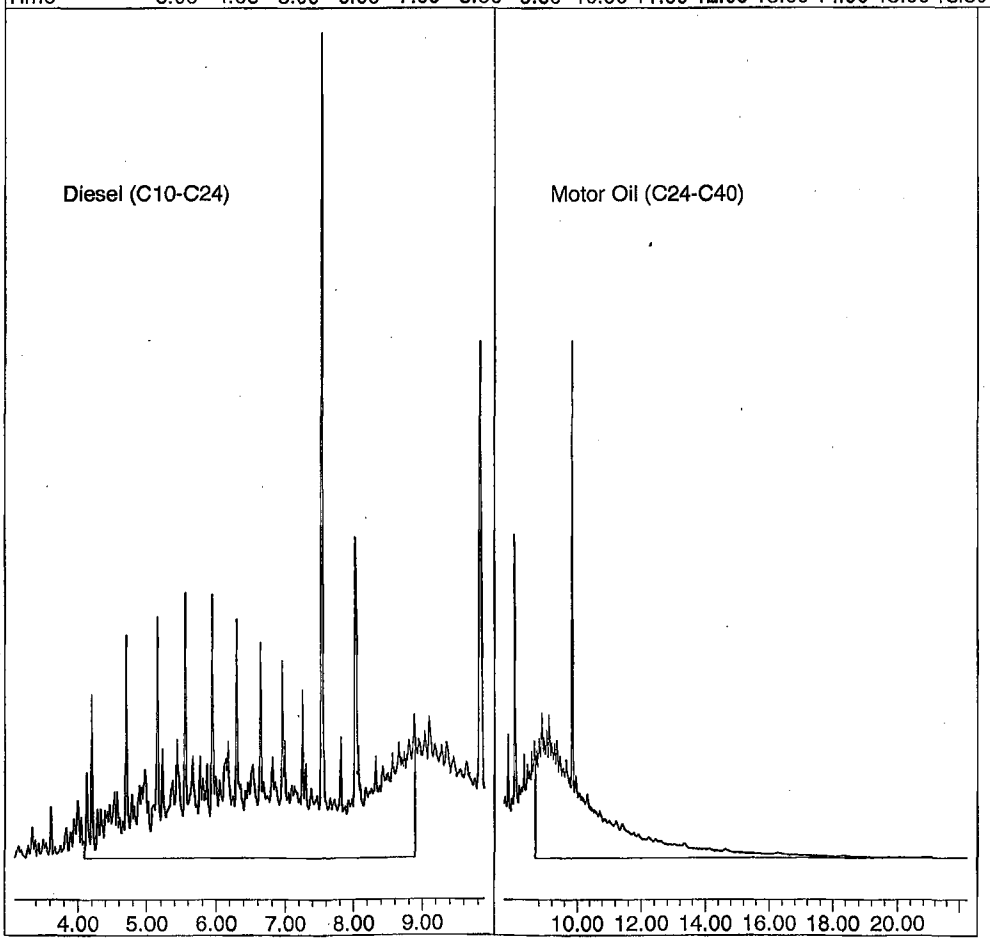

Quantitation Report (Not Reviewed)

Data File : G:\APOLLO\DATA\211028\1028007.D
Acq On : 10-28-21 11:11:42
Sample : DMO STD 5 10/28/21
Misc : water
IntFile : events.e
Quant Time: Oct 28 15:39 2021 Quant Results File: DOC1028.RES

Vial: 7
Operator: KA
Inst : Apollo
Multiplr: 1.00

Method : G:\APOLLO\DATA\211028\DOC1028.M (Chemstation Integrator)
Title : 8015 B&C
Last Update : Thu Oct 28 15:39:11 2021
Response via : Multiple Level Calibration

Volume Inj. : 2UL
Signal Phase : DB-5
Signal Info : FID02A

Compound	R.T.	Response	Conc Units
System Monitoring Compounds			
3) SA Ortho-Terphenyl(S)	7.54	292696553	46.794 ppb
Surrogate Spike 30.000		Recovery =	155.98%
4) SA Octacosane(S)	9.83	217041298	47.988 ppb
Surrogate Spike 30.000		Recovery =	159.96%
Target Compounds			
1) HATM Diesel (C10-C24)	6.49	4675985227	929.003 ppb
2) HBTM Motor Oil (C24-C40)	14.96	3391967397	989.959 ppb

Target Compounds

(f)=RT Delta > 1/2 Window (m)=manual int.
1028007.D DOC1028.M Thu Oct 28 15:42:36 2021 Page 1

Quantitation Report

Data File: G:\APOLLO\DATA\211028\1028007.D
Sample : DMO STD 5 10/28/21

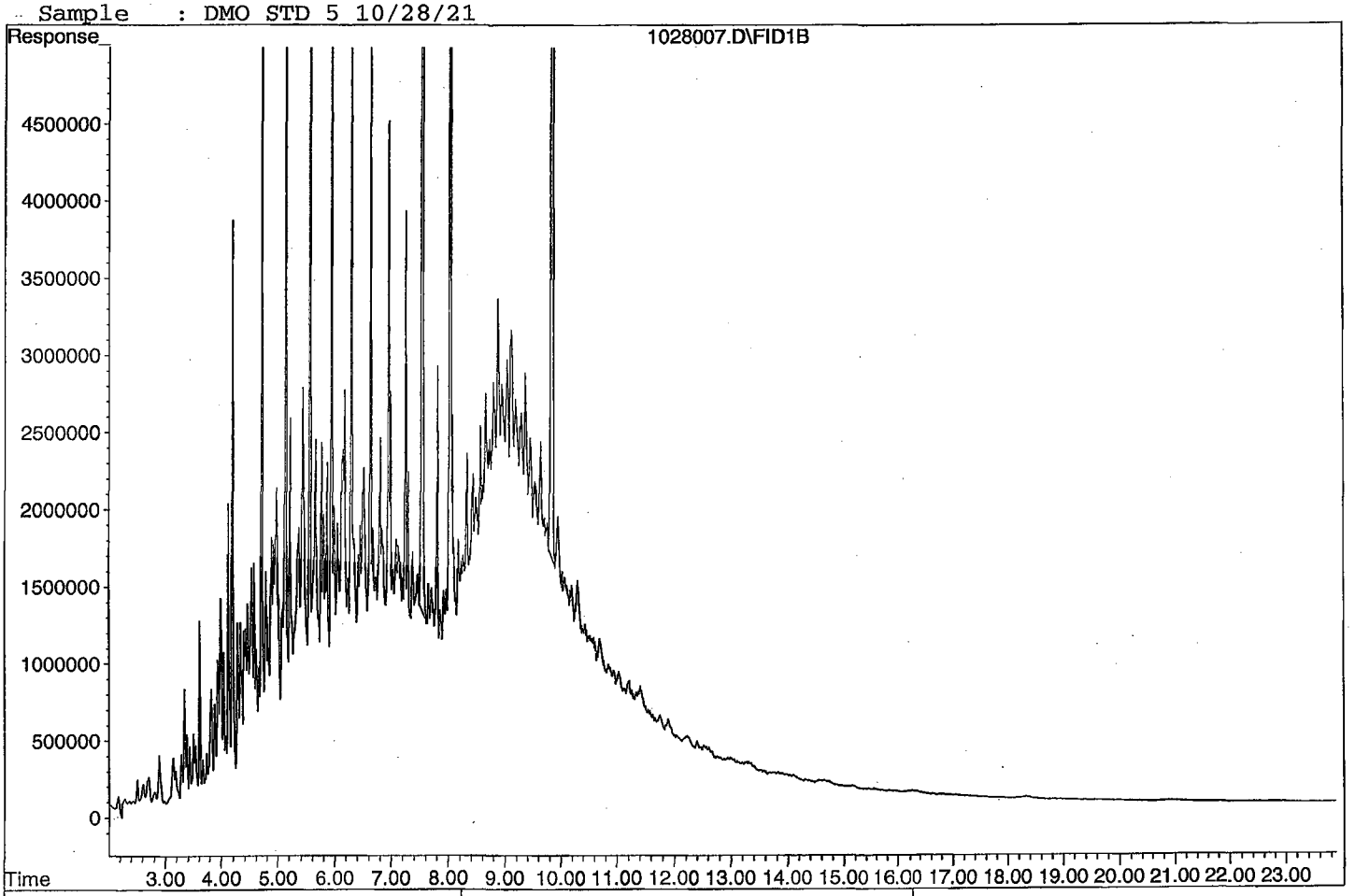

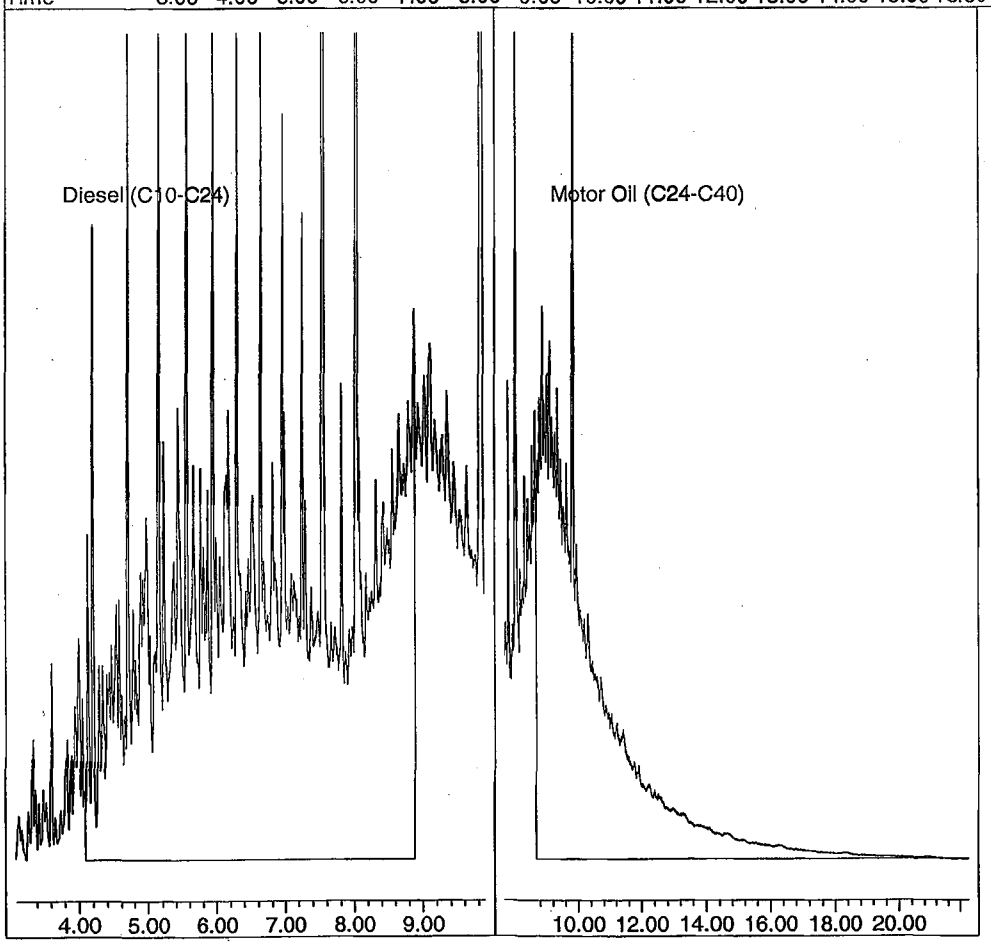

Quantitation Report (Not Reviewed)

Data File : G:\APOLLO\DATA\211028\1028008.D
Acq On : 10-28-21 11:39:55
Sample : DMO STD 6 10/28/21
Misc : water
IntFile : events.e
Quant Time: Oct 28 15:39 2021 Quant Results File: DOC1028.RES

Vial: 8
Operator: KA
Inst : Apollo
Multiplr: 1.00

Method : G:\APOLLO\DATA\211028\DOC1028.M (Chemstation Integrator)
Title : 8015 B&C
Last Update : Thu Oct 28 15:39:11 2021
Response via : Multiple Level Calibration

Volume Inj. : 2UL
Signal Phase : DB-5
Signal Info : FID02A

Compound	R.T.	Response	Conc Units
System Monitoring Compounds			
3) SA Ortho-Terphenyl(S)	7.54	435798382	69.672 ppb
Surrogate Spike 30.000		Recovery =	232.24%
4) SA Octacosane(S)	9.84	325688048	72.009 ppb
Surrogate Spike 30.000		Recovery =	240.03%
Target Compounds			
1) HATM Diesel (C10-C24)	6.49	7163144090	1423.140 ppb
2) HBTM Motor Oil (C24-C40)	14.96	5028351305	1472.405 ppb

Target Compounds

(f)=RT Delta > 1/2 Window (m)=manual int.

Data File: G:\APOLLO\DATA\211028\1028008.D
Sample : DMO STD 6 10/28/21

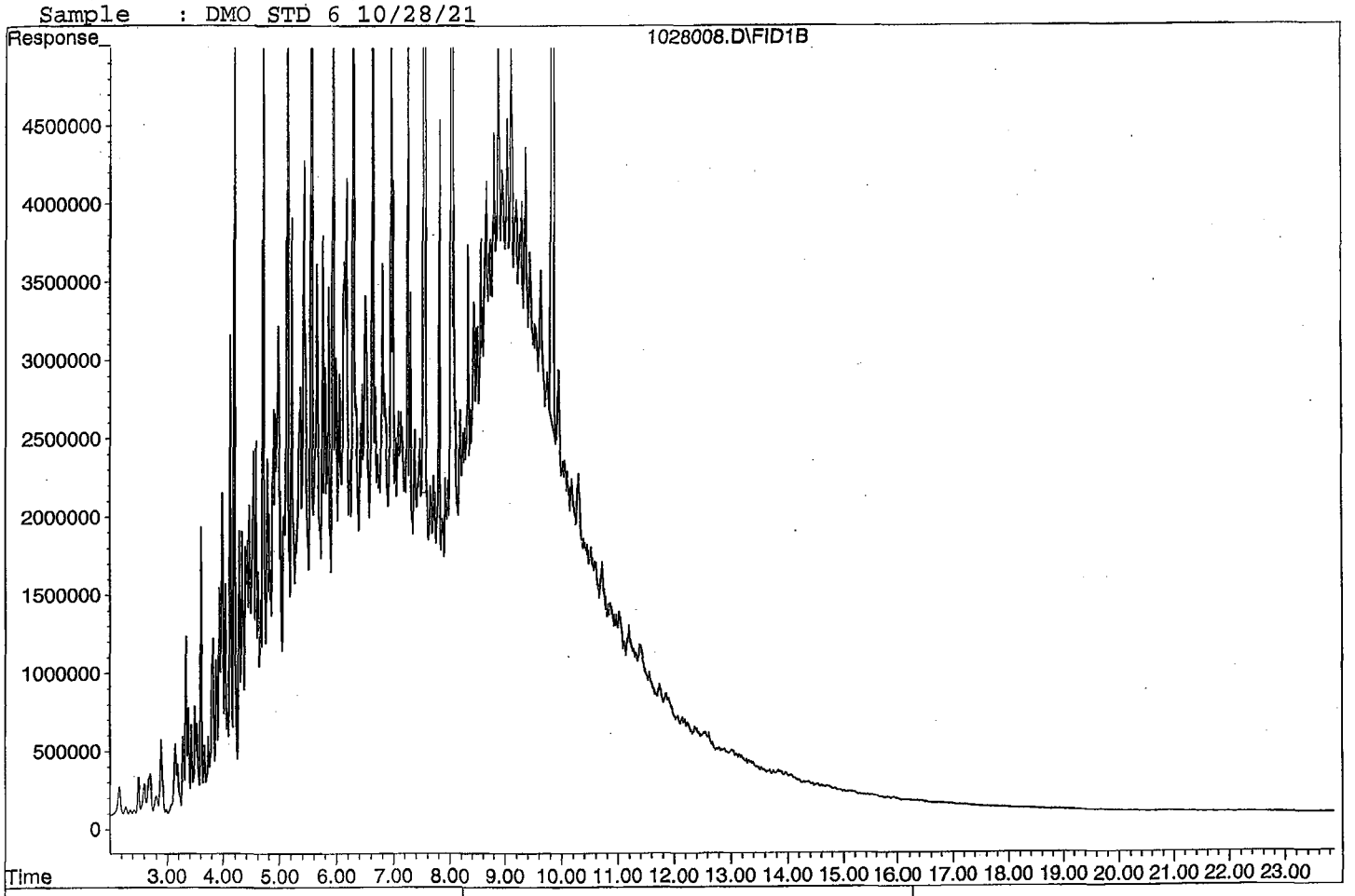

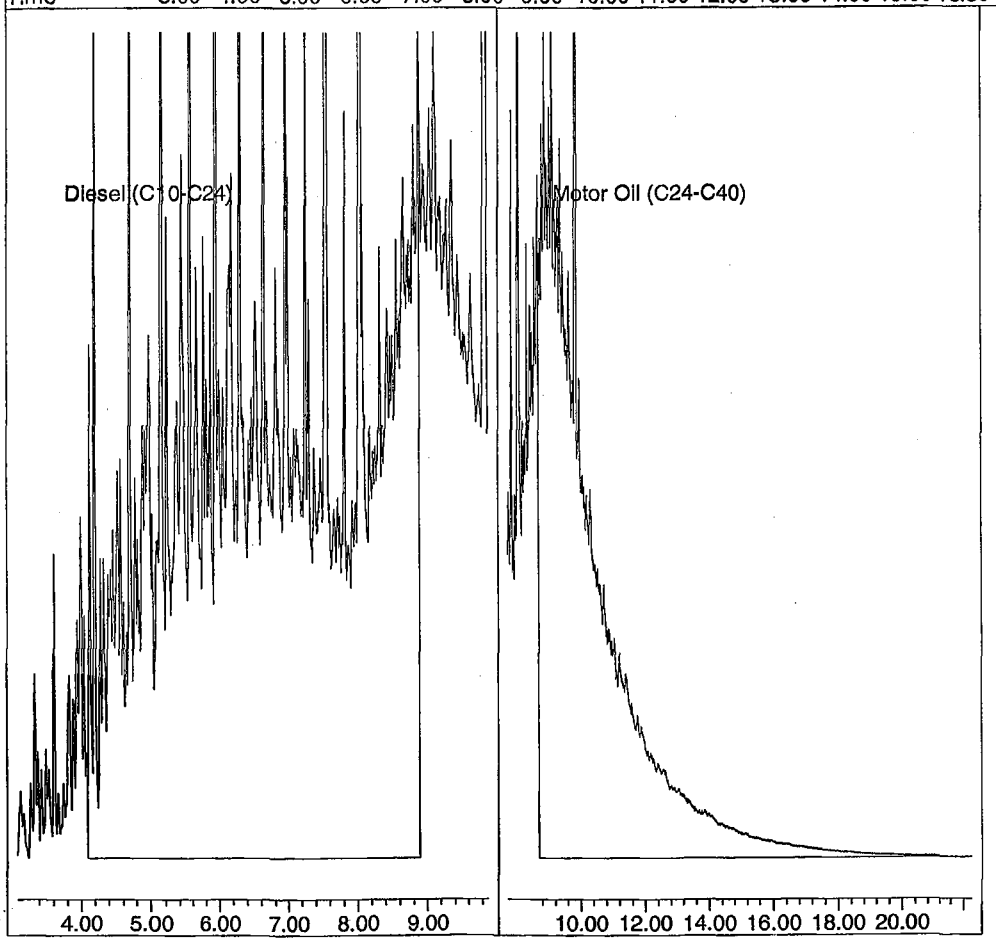

Quantitation Report (Not Reviewed)

Data File : G:\APOLLO\DATA\211028\1028009.D Vial: 9
Acq On : 10-28-21 12:08:10 Operator: KA
Sample : DMO STD 7 10/28/21 Inst : Apollo
Misc : water Multiplr: 1.00
IntFile : events.e
Quant Time: Oct 28 15:39 2021 Quant Results File: DOC1028.RES

Method : G:\APOLLO\DATA\211028\DOC1028.M (Chemstation Integrator)
Title : 8015 B&C
Last Update : Thu Oct 28 15:39:11 2021
Response via : Multiple Level Calibration

Volume Inj. : 2UL
Signal Phase : DB-5
Signal Info : FID02A

Compound	R.T.	Response	Conc Units
System Monitoring Compounds			
3) SA Ortho-Terphenyl(S)	7.54	617758709	98.762 ppb
Surrogate Spike 30.000		Recovery =	329.21%
4) SA Octacosane(S)	9.85	457331573	101.116 ppb
Surrogate Spike 30.000		Recovery =	337.05%
Target Compounds			
1) HATM Diesel (C10-C24)	6.49	10255165539	2037.448 ppb
2) HBTM Motor Oil (C24-C40)	14.96	6914631831	2028.526 ppb

Target Compounds

Quantitation Report

Data File: G:\APOLLO\DATA\211028\1028009.D
Sample : DMO STD 7 10/28/21

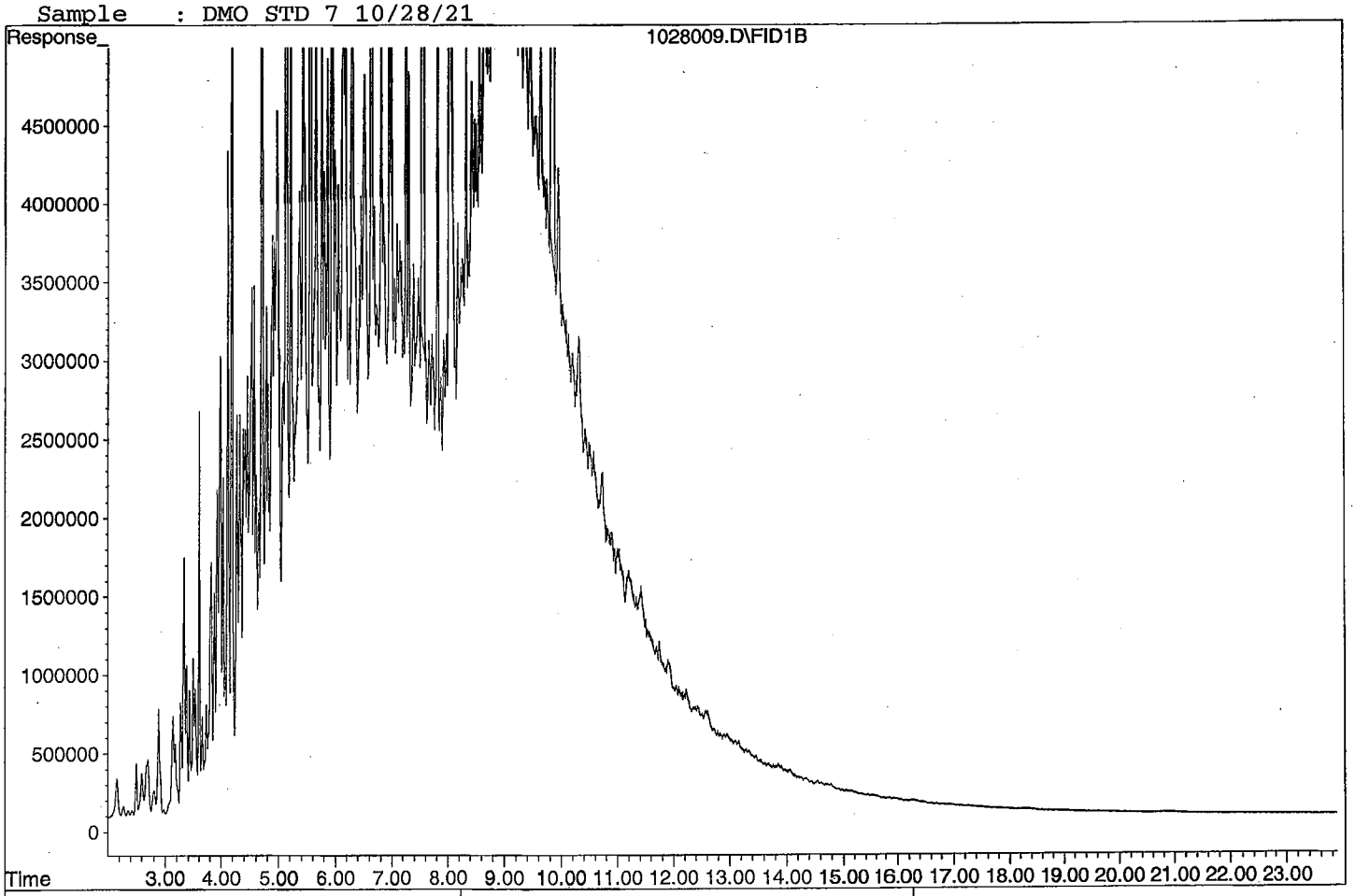

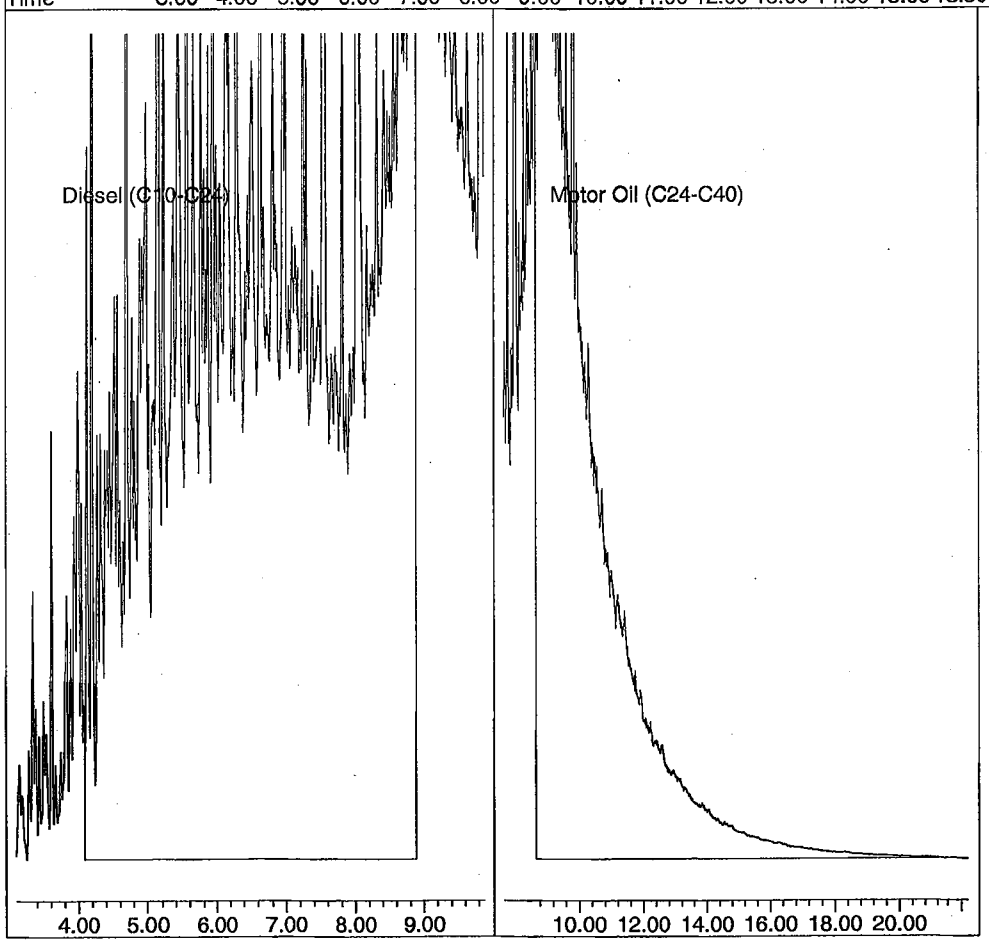

TPH Extractables
DOC1028

Form 7

Second Source Calibration

Lab Name: APPL, Inc.
Case No:
Matrix: Water

SDG No:
Date Analyzed: 10/28/2021
Instrument: Apollo
Initial Cal. Date: 10/28/2021
Data File: 1028010.D

		Compound	MEAN	CCRF	%D		%Drift
1	HATM	Diesel (C10-C24)	2516670	2266400	9.9	HATM	
2	HBTM	Motor Oil (C24-C40)	2492040	1663520	33	HBTML	5.9
3							
4							
5							
6							
7							
8							
9							
10							
11							
12							
13							
14							
15							
16							
17							
18							
19							
20							
21							
22							
23							
24							
25							
26							
27							
28							
29							
30							
31							
32							
33							
34							
35							
36							
37							
38							
39							
40							
		Average			21.5		

Quantitation Report (Not Reviewed)

Data File : G:\APOLLO\DATA\211028\1028010.D Vial: 10
Acq On : 10-28-21 12:36:26 Operator: KA
Sample : DMO Second Source 10/28/21 Inst : Apollo
Misc : water Multiplr: 1.00
IntFile : events.e
Quant Time: Oct 28 15:39 2021 Quant Results File: DOC1028.RES

Method : G:\APOLLO\DATA\211028\DOC1028.M (Chemstation Integrator)
Title : 8015 B&C
Last Update : Thu Oct 28 15:39:11 2021
Response via : Multiple Level Calibration

Volume Inj. : 2UL
Signal Phase : DB-5
Signal Info : FID02A

Compound	R.T.	Response	Conc Units
System Monitoring Compounds			
3) SA Ortho-Terphenyl(S)	7.53	4250105	0.679 ppb
Surrogate Spike 30.000		Recovery =	2.26%
4) SA Octacosane(S)	9.83	-3553	N.D. ppb
Surrogate Spike 30.000		Recovery =	0.00%
Target Compounds			
1) HATM Diesel (C10-C24)	6.49	1133202337	225.139 ppb
2) HBTM Motor Oil (C24-C40)	14.96	831758038	235.148 ppb

Target Compounds

Quantitation Report

Data File: G:\APOLLO\DATA\211028\1028010.D
Sample : DMO Second Source 10/28/21

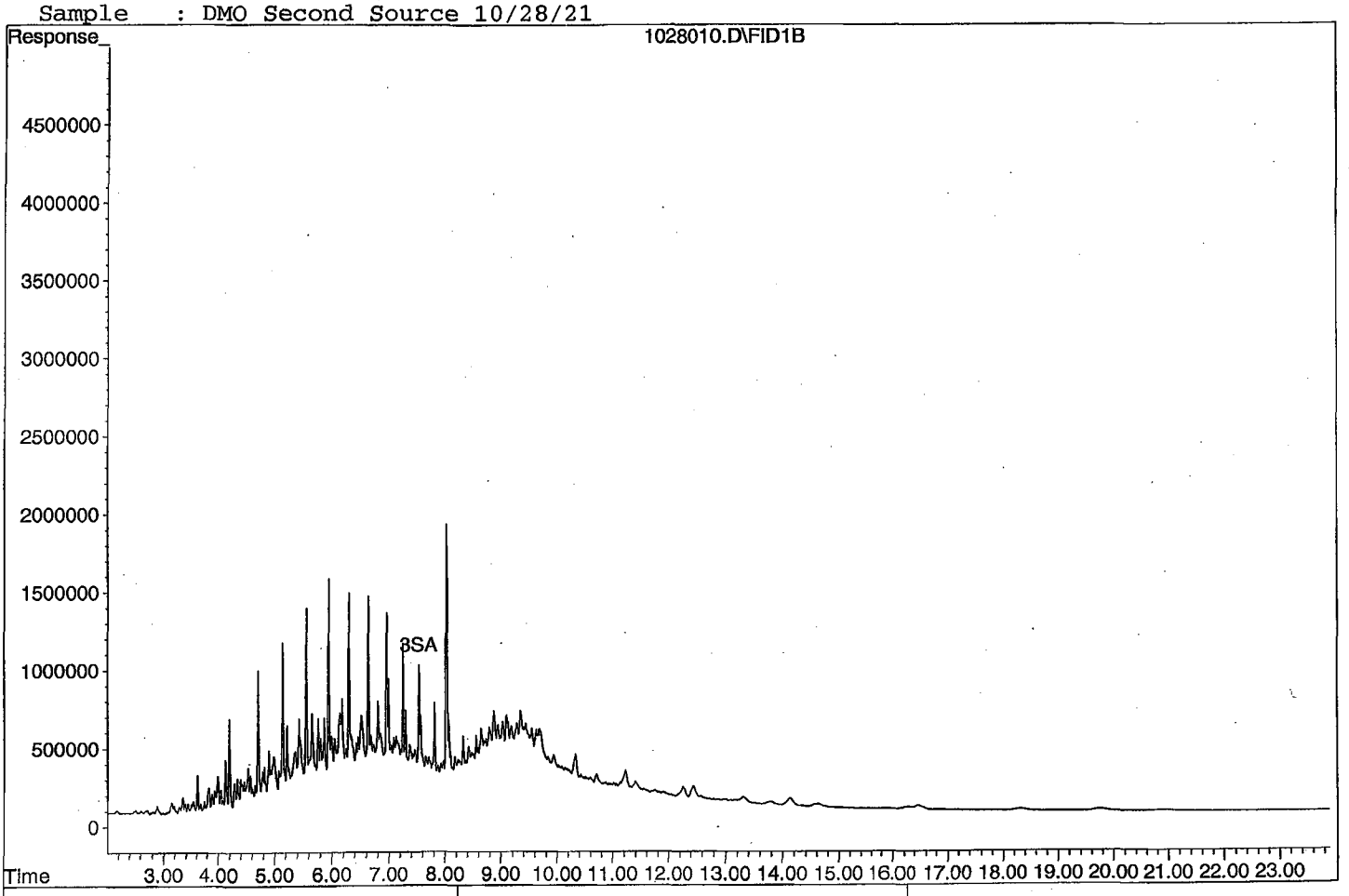

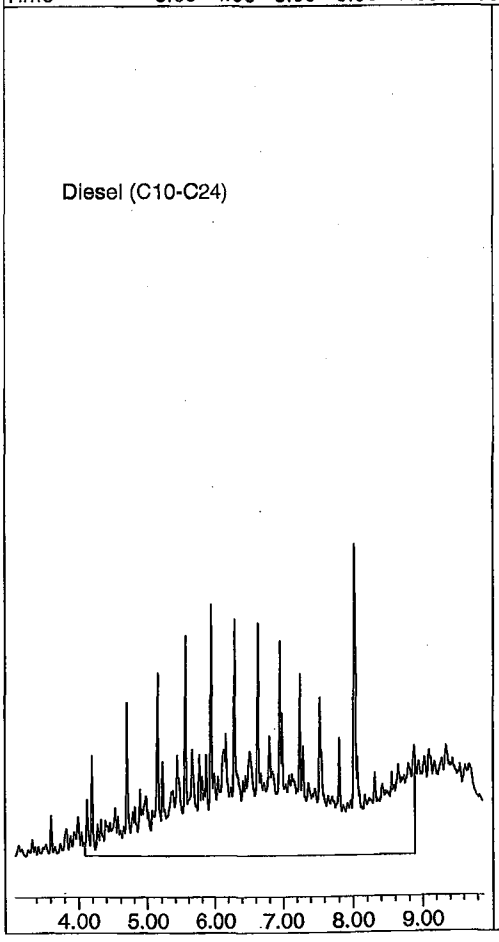



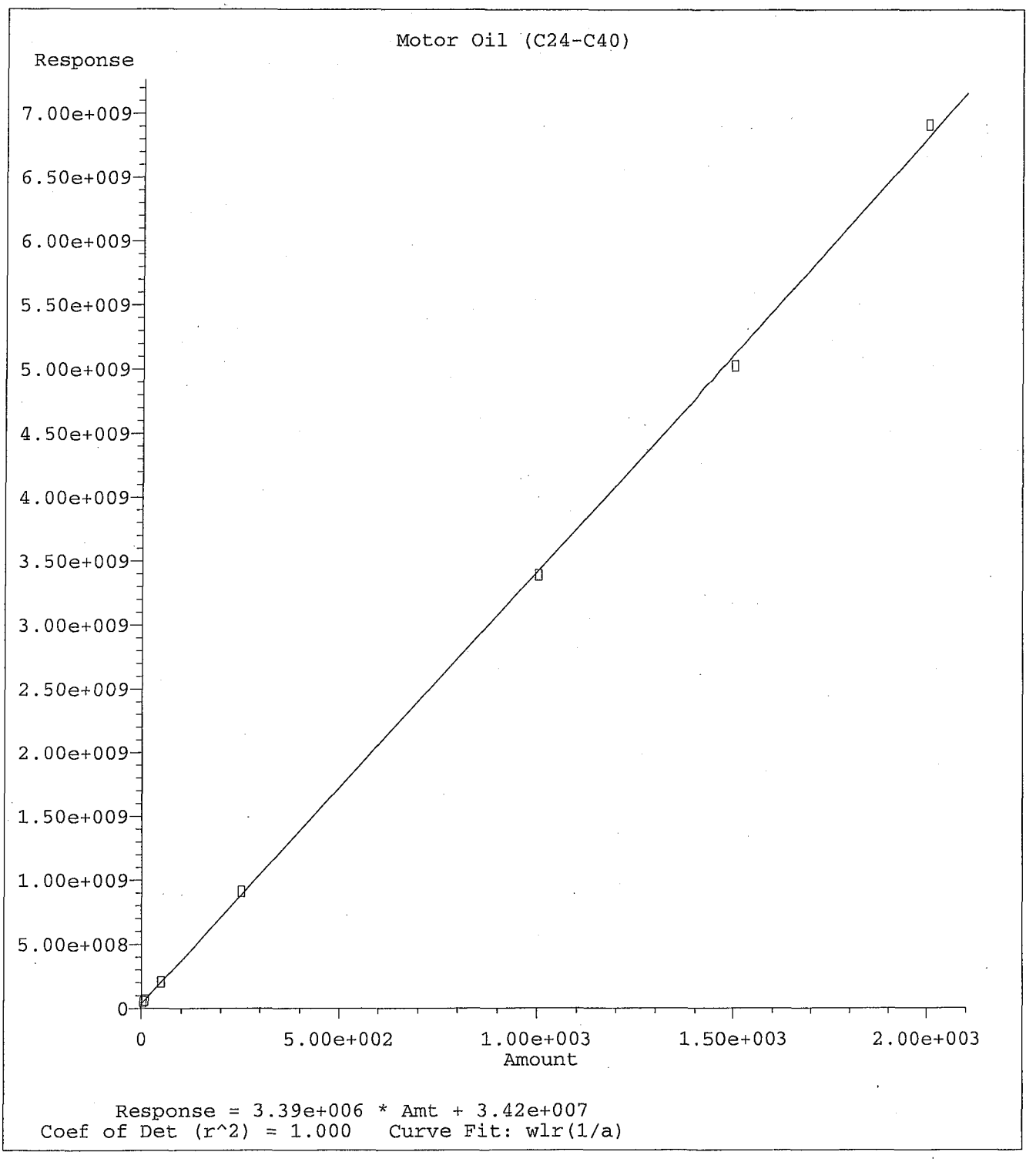

Method Name: G:\APOLLO\DATA\211028\DOC1028.M
Calibration Table Last Updated: Thu Oct 28 15:37:06 2021

TPH Extractables
DEC0911

Form 6
Initial Calibration

Lab Name: APPL, Inc. SDG No:
Case No: Initial Cal. Date: 9/11/2021
Matrix: Water Instrument: Apollo Initials: KA

		Compound	1	2	3	4	5	6					Avg	%RSD	Type	r^2	Q
			911002.D	911003.D	911004.D	911005.D	911006.D	911007.D									
1	SC	Decanoic Acid(S)	883995	1084261	1313446	1384667	1522107	1509937					1283069	20	SC		*
2																	
3																	
4																	
5																	
6																	
7																	
8																	
9																	
10																	
11																	
12																	
13																	
14																	
15																	
16																	
17																	
18																	
19																	
20																	
21																	
22																	
23																	
24																	
25																	
26																	
27																	
28																	
29																	
30																	
31																	
32																	
33																	
34																	
35																	

0.562142

Quantitation Report (Not Reviewed)

Data File : G:\APOLLO\DATA\210911\911002.D Vial: 2
Acq On : 9-11-21 10:22:53 Operator: KA
Sample : Decanoic Acid STD 1 Inst : Apollo
Misc : water Multiplr: 1.00
IntFile : events.e
Quant Time: Sep 13 9:30 2021 Quant Results File: DEC0911.RES

Method : G:\APOLLO\DATA\210808\DEC0911.M (Chemstation Integrator)
Title : 8015 B&C
Last Update : Mon Sep 13 09:30:16 2021
Response via : Multiple Level Calibration

Volume Inj. : 2UL
Signal Phase : DB-5
Signal Info : FID02A

Compound	R.T.	Response	Conc Units
System Monitoring Compounds			
1) SC Decanoic Acid(S)	5.77	5303968	2.067 ppb
Surrogate Spike 24.000		Recovery =	8.61%

Target Compounds

Target Compounds

Quantitation Report

Data File: G:\APOLLO\DATA\210911\911002.D
Sample : Decanoic Acid STD 1

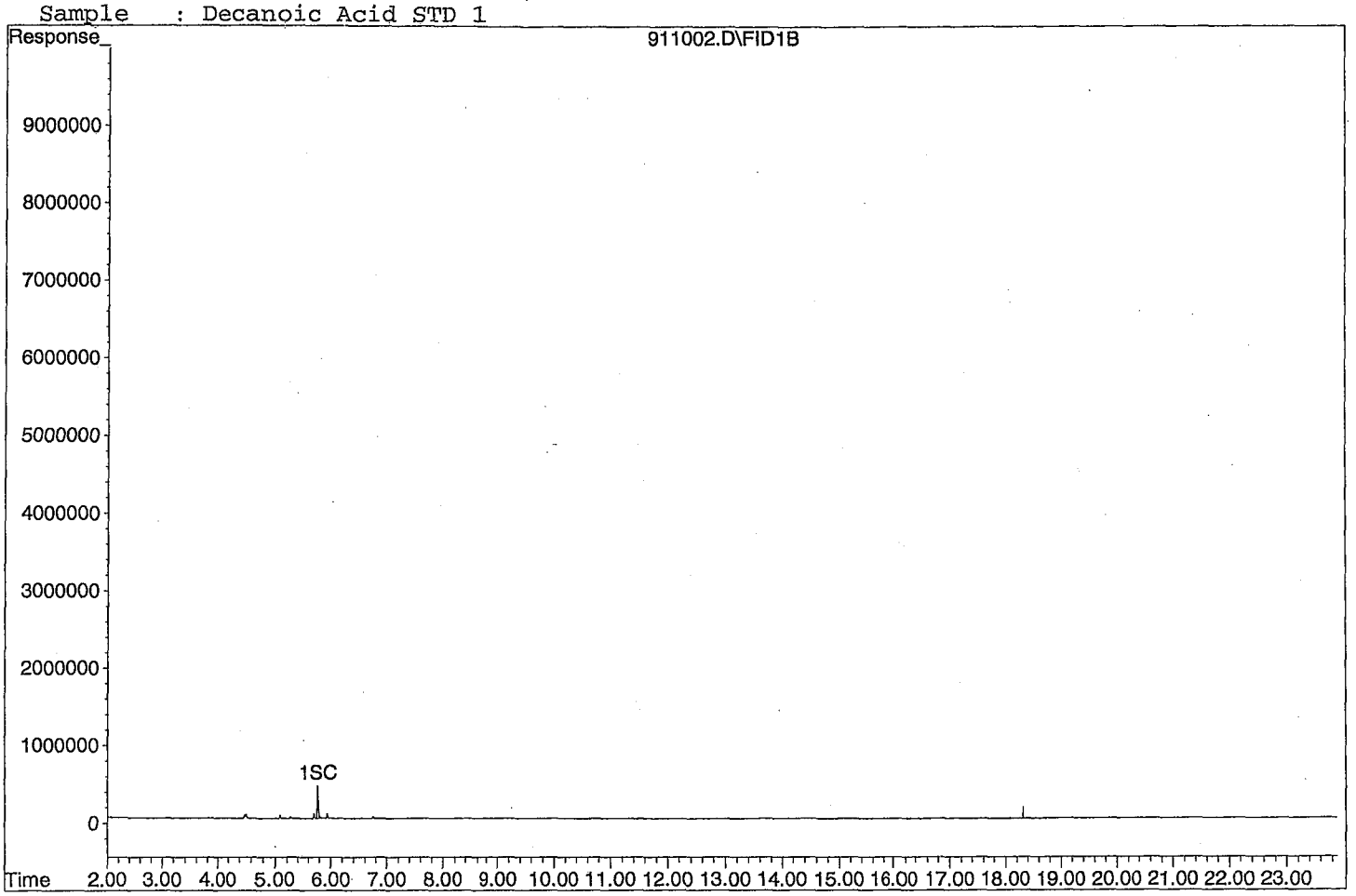

Quantitation Report (Not Reviewed)

Data File : G:\APOLLO\DATA\210911\911003.D Vial: 3
Acq On : 9-11-21 10:51:11 Operator: KA
Sample : Decanoic Acid STD 2 Inst : Apollo
Misc : water Multiplr: 1.00
IntFile : events.e
Quant Time: Sep 23 17:12 2021 Quant Results File: DEC0911.RES

Method : G:\APOLLO\DATA\210808\DEC0911.M (Chemstation Integrator)
Title : 8015 B&C
Last Update : Mon Sep 13 09:30:16 2021
Response via : Multiple Level Calibration

Volume Inj. : 2UL
Signal Phase : DB-5
Signal Info : FID02A

Compound	R.T.	Response	Conc Units
System Monitoring Compounds			
1) SC Decanoic Acid(S)	5.77	13011132	5.070 ppb
Surrogate Spike 24.000		Recovery =	21.13%
Target Compounds			
Target Compounds			

(f)=RT Delta > 1/2 Window (m)=manual int.

911003.D DEC0911.M Thu Sep 23 17:12:51 2021

Quantitation Report

Data File: G:\APOLLO\DATA\210911\911003.D
Sample : Decanoic Acid STD 2

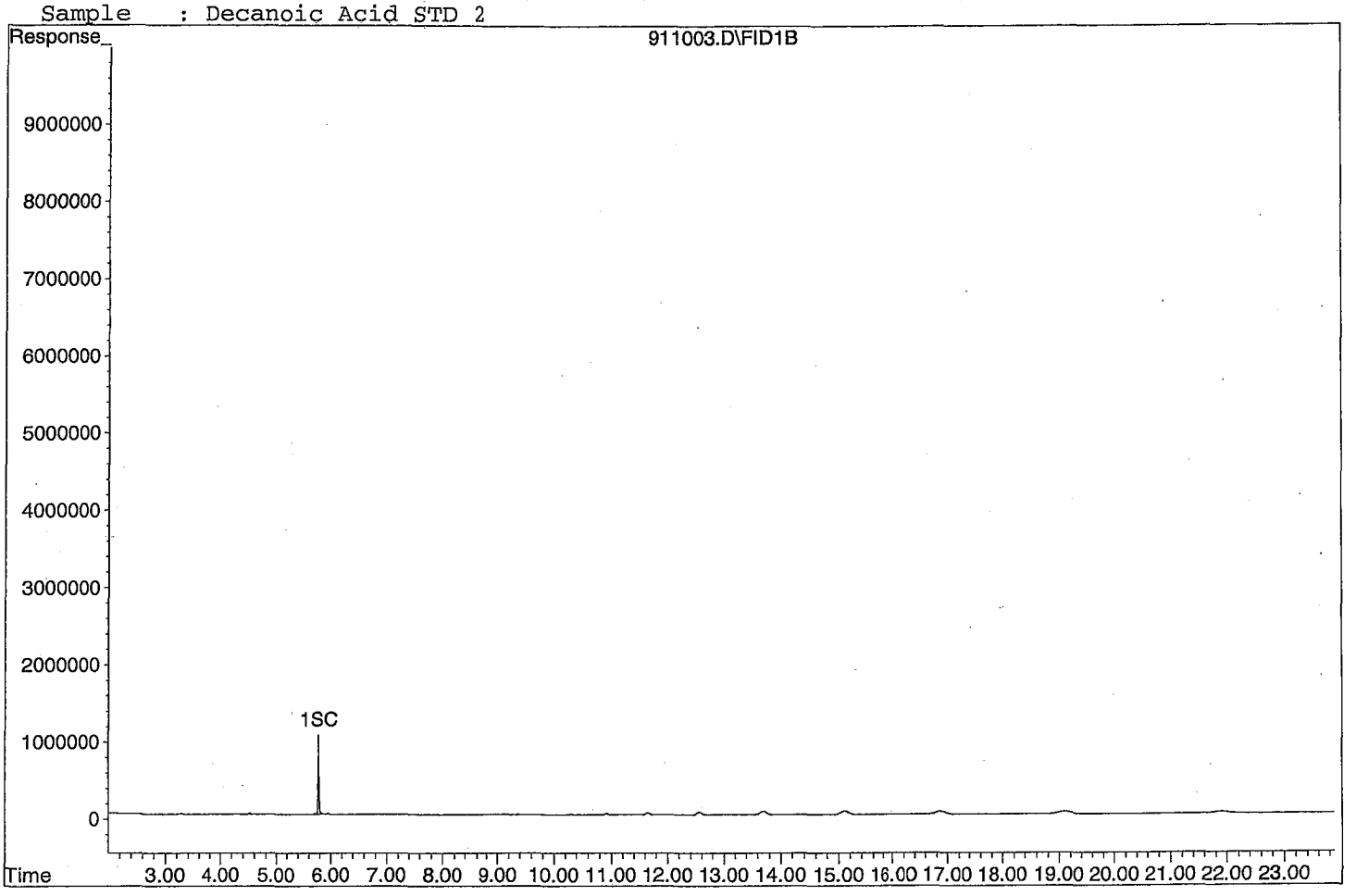

Quantitation Report (Not Reviewed)

Data File : G:\APOLLO\DATA\210911\911004.D Vial: 4
Acq On : 9-11-21 11:19:39 Operator: KA
Sample : Decanoic Acid STD 3 Inst : Apollo
Misc : water Multiplr: 1.00
IntFile : events.e
Quant Time: Sep 23 17:12 2021 Quant Results File: DEC0911.RES

Method : G:\APOLLO\DATA\210808\DEC0911.M (Chemstation Integrator)
Title : 8015 B&C
Last Update : Mon Sep 13 09:30:16 2021
Response via : Multiple Level Calibration

Volume Inj. : 2UL
Signal Phase : DB-5
Signal Info : FID02A

Compound	R.T.	Response	Conc Units
System Monitoring Compounds			
1) SC Decanoic Acid(S)	5.79	63045408	24.568 ppb
Surrogate Spike 24.000		Recovery =	102.37%

Target Compounds

Target Compounds

(f)=RT Delta > 1/2 Window (m)=manual int.

Quantitation Report

Data File: G:\APOLLO\DATA\210911\911004.D
Sample : Decanoic Acid STD 3

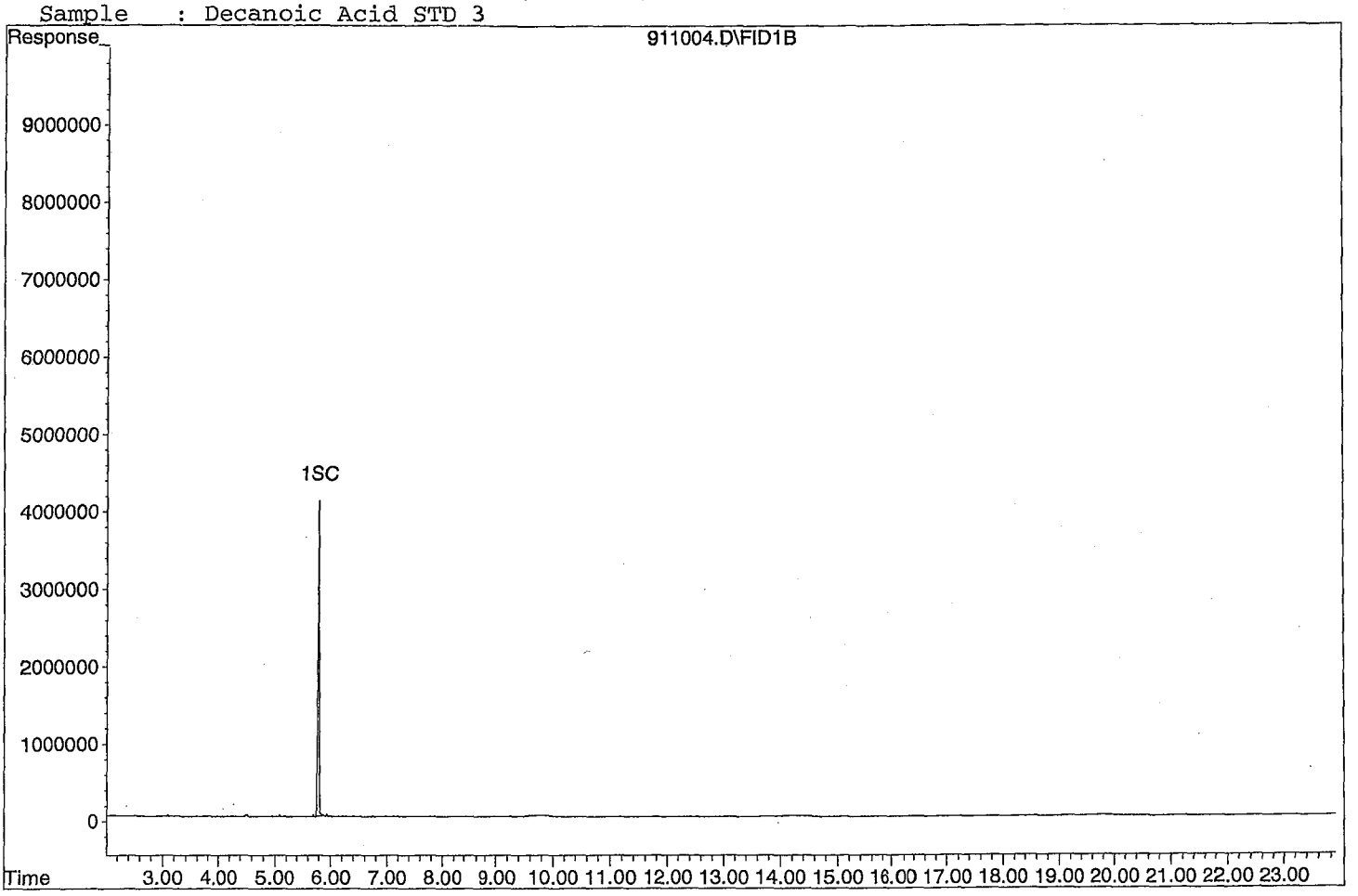

Quantitation Report (Not Reviewed)

Data File : G:\APOLLO\DATA\210911\911005.D
Acq On : 9-11-21 11:48:04
Sample : Decanoic Acid STD 4
Misc : water
IntFile : events.e
Quant Time: Sep 23 17:12 2021 Quant Results File: DEC0911.RES

Vial: 5
Operator: KA
Inst : Apollo
Multiplr: 1.00

Method : G:\APOLLO\DATA\210808\DEC0911.M (Chemstation Integrator)
Title : 8015 B&C
Last Update : Mon Sep 13 09:30:16 2021
Response via : Multiple Level Calibration

Volume Inj. : 2UL
Signal Phase : DB-5
Signal Info : FID02A

Compound	R.T.	Response	Conc Units
System Monitoring Compounds			
1) SC Decanoic Acid(S)	5.80	99696015	38.851 ppb
Surrogate Spike 24.000		Recovery =	161.88%

Target Compounds

Target Compounds

Quantitation Report

Data File: G:\APOLLO\DATA\210911\911005.D
Sample : Decanoic Acid STD 4

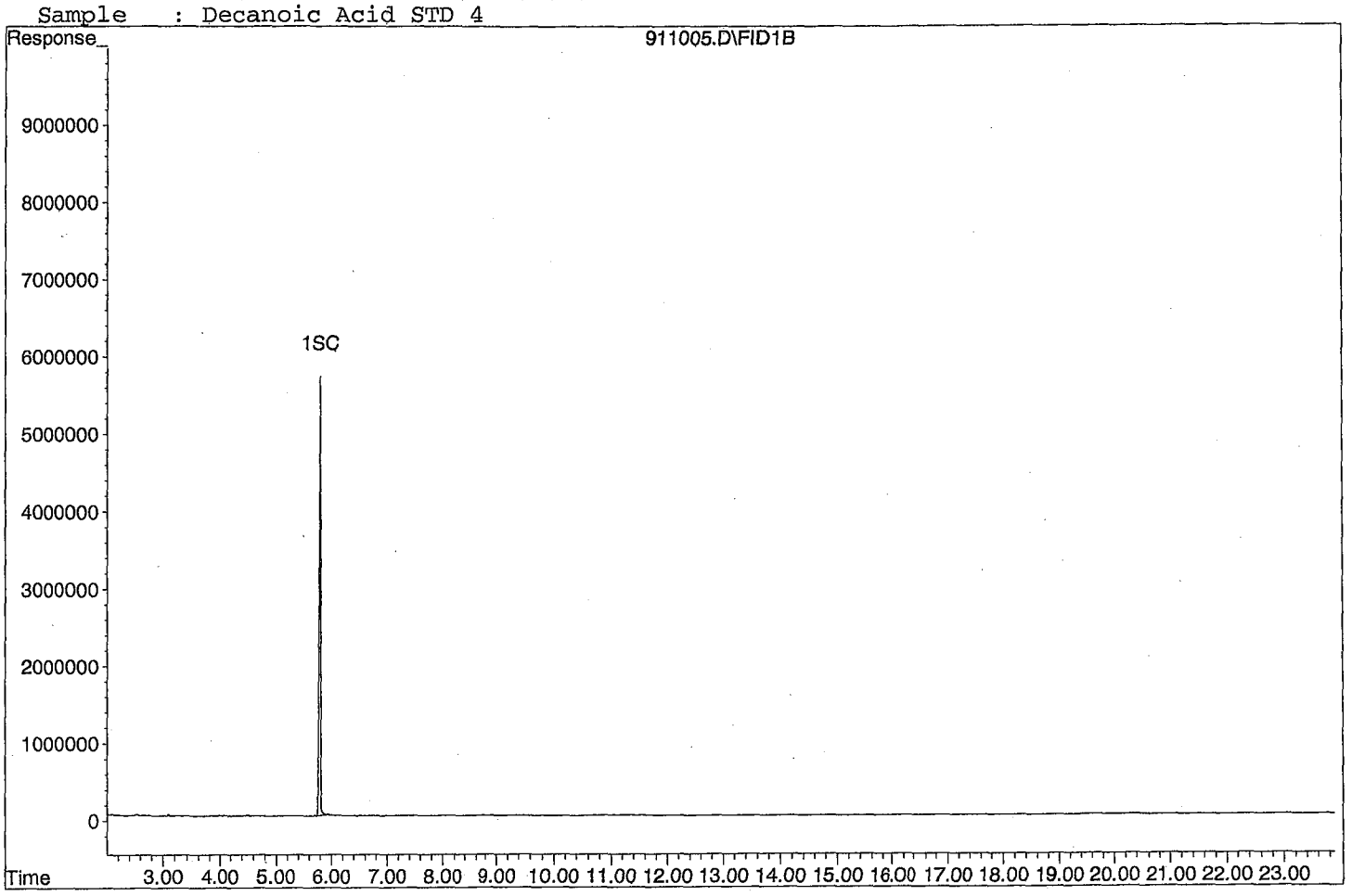

Quantitation Report (Not Reviewed)

Data File : G:\APOLLO\DATA\210911\911006.D Vial: 6
Acq On : 9-11-21 12:16:37 Operator: KA
Sample : Decanoic Acid STD 5 Inst : Apollo
Misc : water Multiplr: 1.00
IntFile : events.e
Quant Time: Sep 23 17:12 2021 Quant Results File: DEC0911.RES

Method : G:\APOLLO\DATA\210808\DEC0911.M (Chemstation Integrator)
Title : 8015 B&C
Last Update : Mon Sep 13 09:30:16 2021
Response via : Multiple Level Calibration

Volume Inj. : 2UL
Signal Phase : DB-5
Signal Info : FID02A

Compound	R.T.	Response	Conc Units
System Monitoring Compounds			
1) SC Decanoic Acid(S)	5.81	146122260	56.942 ppb
Surrogate Spike 24.000		Recovery =	237.26%

Target Compounds

Target Compounds

Quantitation Report

Data File: G:\APOLLO\DATA\210911\911006.D
Sample : Decanoic Acid STD 5

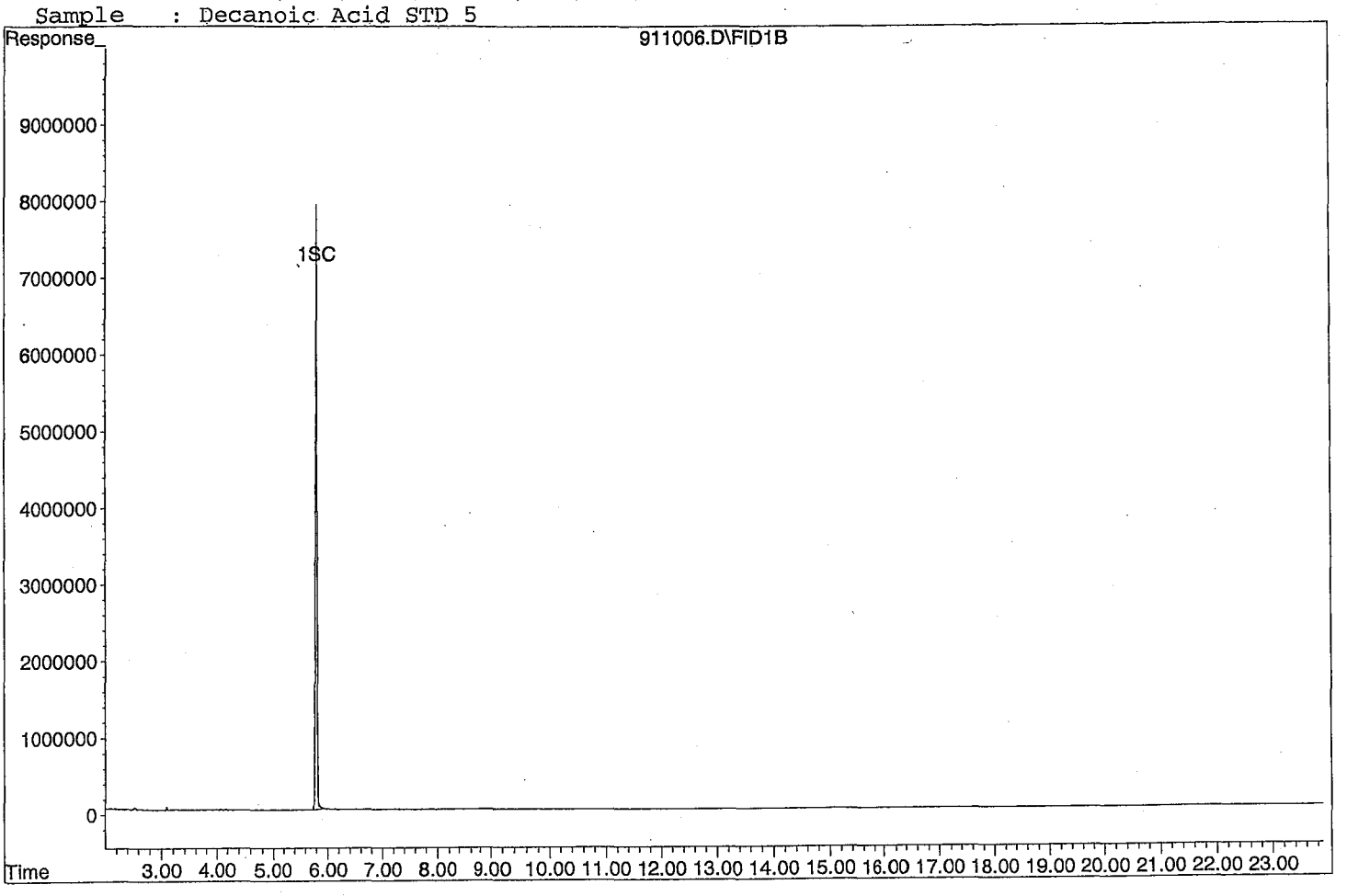

Quantitation Report (Not Reviewed)

Data File : G:\APOLLO\DATA\210911\911007.D Vial: 7
Acq On : 9-11-21 12:45:02 Operator: KA
Sample : Decanoic Acid STD 6 Inst : Apollo
Misc : water Multiplr: 1.00
IntFile : events.e
Quant Time: Sep 23 17:12 2021 Quant Results File: DEC0911.RES

Method : G:\APOLLO\DATA\210808\DEC0911.M (Chemstation Integrator)
Title : 8015 B&C
Last Update : Mon Sep 13 09:30:16 2021
Response via : Multiple Level Calibration

Volume Inj. : 2UL
Signal Phase : DB-5
Signal Info : FID02A

Compound	R.T.	Response	Conc Units
System Monitoring Compounds			
1) SC Decanoic Acid(S)	5.81	181192435	70.609 ppb
Surrogate Spike 24.000		Recovery =	294.20%

Target Compounds

Target Compounds

Quantitation Report

Data File: G:\APOLLO\DATA\210911\911007.D
Sample : Decanoic Acid STD 6

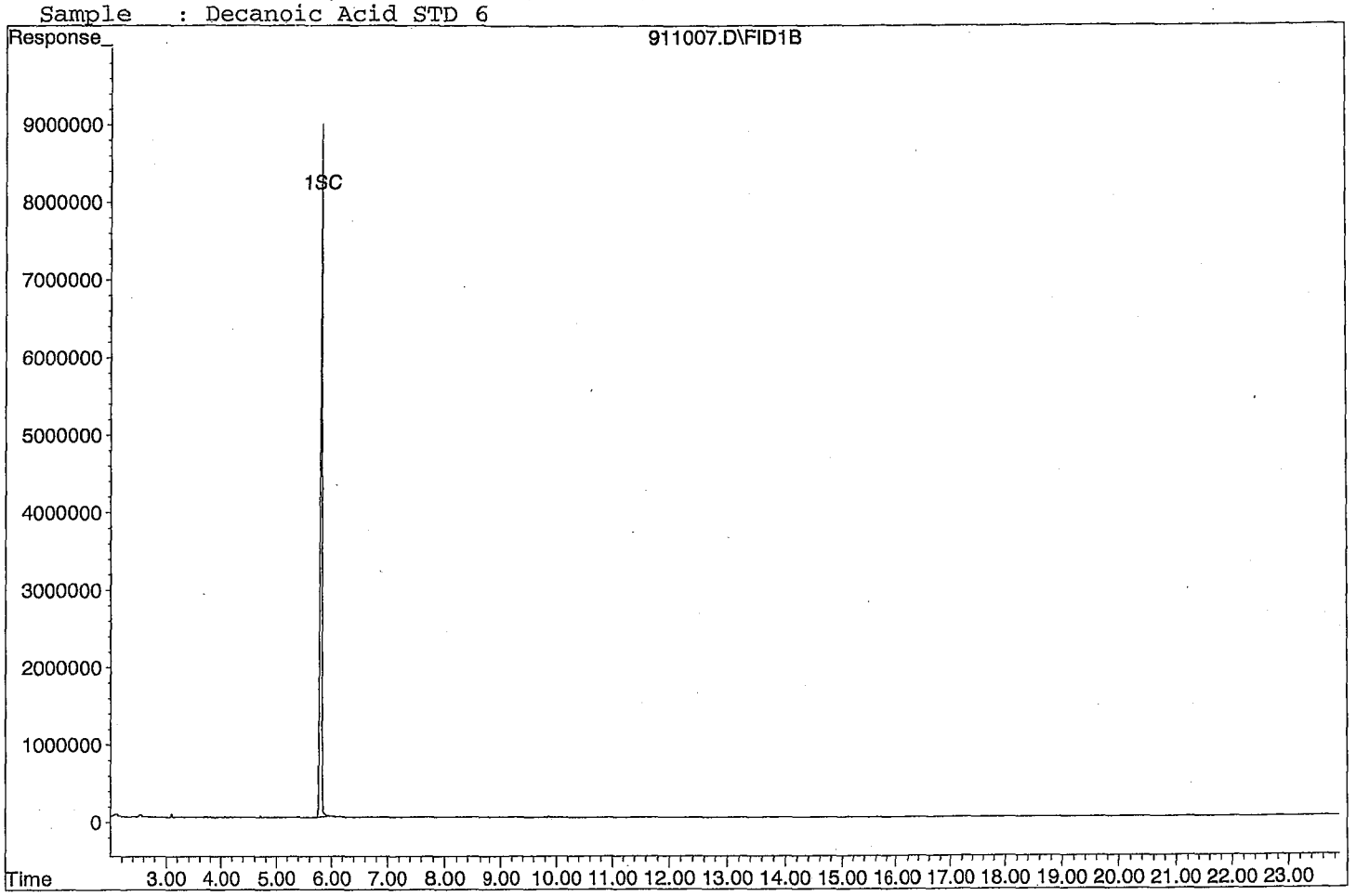

TPH Extractables
DOC1028

Form 7

Continuing Calibration

Lab Name: APPL, Inc.
Case No:
Matrix: Water

SDG No:
Date Analyzed: 11/10/2021
Instrument: Apollo
Initial Cal. Date: 10/28/2021
Data File: 1110003.D

		Compound	MEAN	CCRF	%D		%Drift
1	HATM	Diesel (C10-C24)	2516670	2403900	4.5	HATM	
2	HBTM	Motor Oil (C24-C40)	2492040	1790550	28	HBTML	1.5
3	SA	Ortho-Terphenyl(S)	3127510	2949230	5.7	SA	
4	SA	Octacosane(S)	2261430	1963880	13	SA	
5							
6							
7							
8							
9							
10							
11							
12							
13							
14							
15							
16							
17							
18							
19							
20							
21							
22							
23							
24							
25							
26							
27							
28							
29							
30							
31							
32							
33							
34							
35							
36							
37							
38							
39							
40							
		Average			12.8		

Quantitation Report (Not Reviewed)

Data File : G:\APOLLO\DATA\211110\1110003.D Vial: 3
Acq On : 11-10-21 11:19:04 Operator: KA
Sample : DMO LVL 4 CCV 10/27/21 Inst : Apollo
Misc : water Multiplr: 1.00
IntFile : events.e
Quant Time: Nov 10 16:11 2021 Quant Results File: DOC1028.RES

Method : G:\APOLLO\DATA\211028\DOC1028.M (Chemstation Integrator)
Title : 8015 B&C
Last Update : Fri Nov 12 17:55:30 2021
Response via : Multiple Level Calibration

Volume Inj. : 2UL
Signal Phase : DB-5
Signal Info : FID02A

Compound	R.T.	Response	Conc Units
System Monitoring Compounds			
3) SA Ortho-Terphenyl(S)	7.44	73730708	11.787 ppb
Surrogate Spike 30.000		Recovery =	39.29%
4) SA Octacosane(S)	9.69	49097113	10.855 ppb
Surrogate Spike 30.000		Recovery =	36.18%
Target Compounds			
1) HATM Diesel (C10-C24)	6.49	1201951613	238.798 ppb
2) HBTM Motor Oil (C24-C40)	14.96	895276427	253.875 ppb

Target Compounds

Quantitation Report

Data File: G:\APOLLO\DATA\211110\1110003.D
Sample : DMO LVL 4 CCV 10/27/21

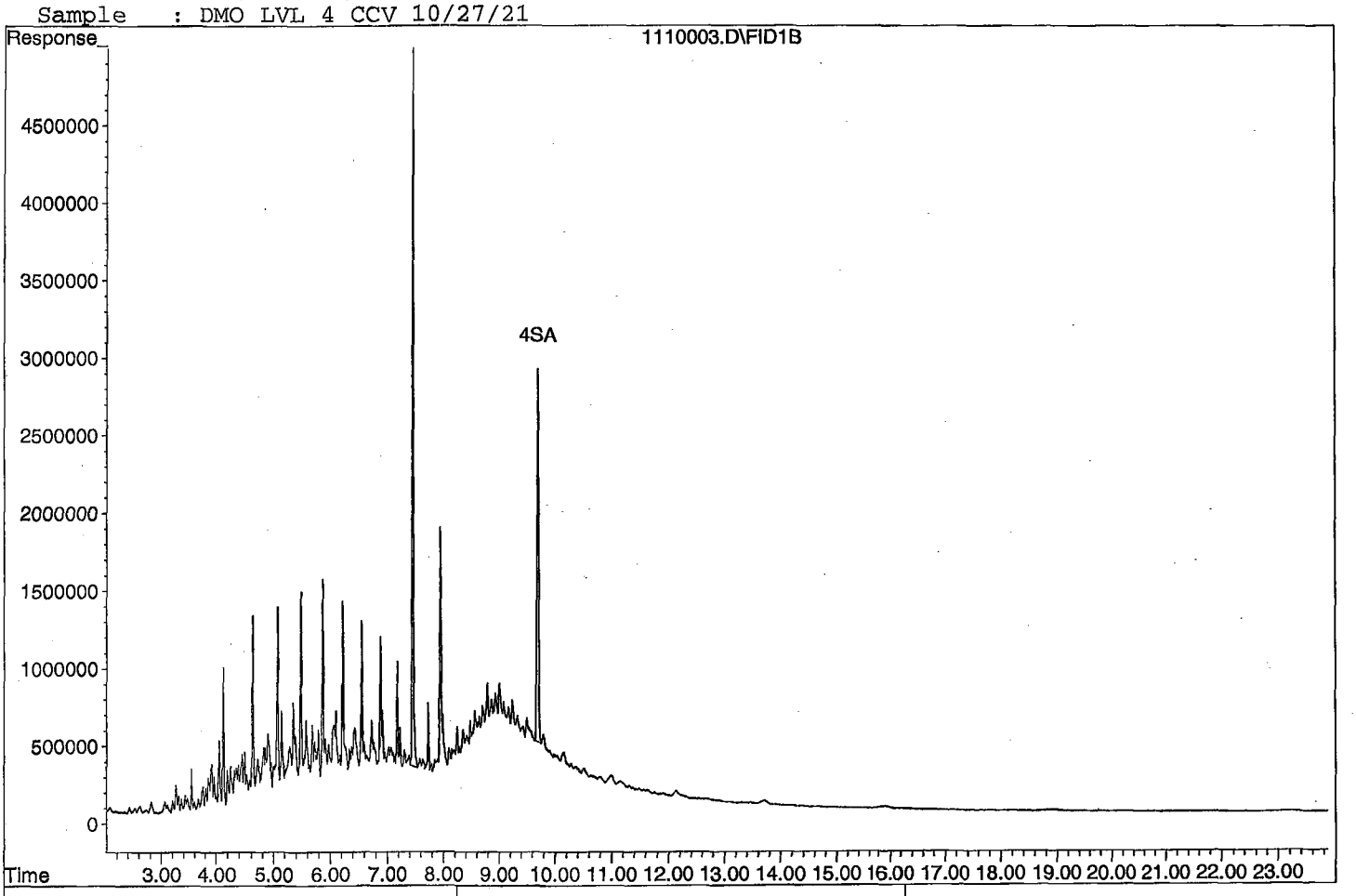

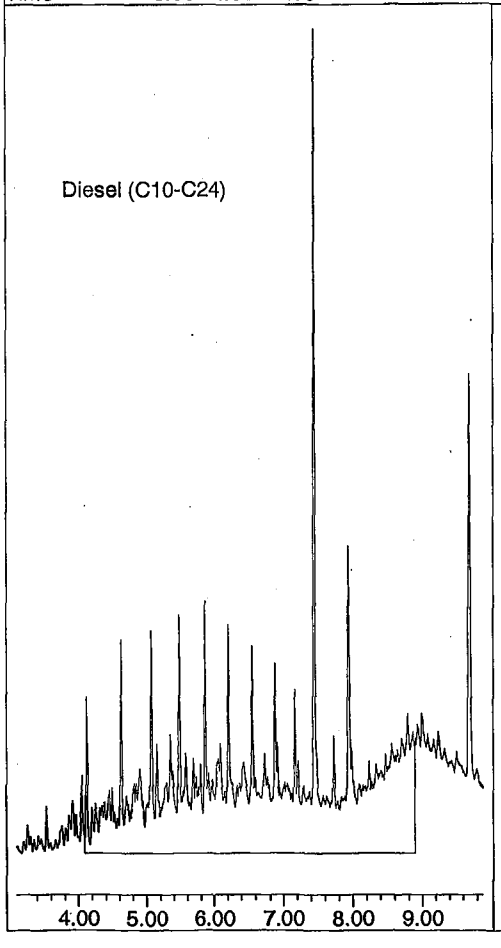



TPH Extractables
DEC0911

Form 7

Continuing Calibration

Lab Name: APPL, Inc.
Case No:
Matrix: Water

SDG No:
Date Analyzed: 11/10/2021
Instrument: Apollo
Initial Cal. Date: 9/11/2021
Data File: 1110004.D

		Compound	MEAN	CCRF	%D		%Drift
1	SC	Decanoic Acid(S)	1283070	1260880	1.7	SC	
2							
3							
4							
5							
6							
7							
8							
9							
10							
11							
12							
13							
14							
15							
16							
17							
18							
19							
20							
21							
22							
23							
24							
25							
26							
27							
28							
29							
30							
31							
32							
33							
34							
35							
36							
37							
38							
39							
40							
		Average			1.7		

Quantitation Report (Not Reviewed)

Data File : G:\APOLLO\DATA\211110\1110004.D Vial: 4
Acq On : 11-10-21 11:47:06 Operator: KA
Sample : Decanoic Acid CCV 11/05/21 Inst : Apollo
Misc : water Multiplr: 1.00
IntFile : events.e
Quant Time: Nov 11 8:37 2021 Quant Results File: DEC0911.RES

Method : G:\APOLLO\DATA\210911\DEC0911.M (Chemstation Integrator)
Title : 8015 B&C
Last Update : Fri Nov 05 10:50:06 2021
Response via : Multiple Level Calibration

Volume Inj. : 2UL
Signal Phase : DB-5
Signal Info : FID02A

Compound	R.T.	Response	Conc Units
System Monitoring Compounds			
1) SC Decanoic Acid(S)	5.65	90783665	35.378 ppb
Surrogate Spike 24.000		Recovery =	147.41%

Target Compounds

Target Compounds

File : G:\APOLLO\DATA\211110\1110004.D
Operator : KA
Acquired : 11-10-21 11:47:06 using AcqMethod TPHSN.M
Instrument : Apollo
Sample Name: Decanoic Acid CCV 11/05/21
Misc Info : water
Vial Number: 4



TPH Extractables
DOC1028

Form 7

Continuing Calibration

Lab Name: APPL, Inc.
Case No:
Matrix: Water

SDG No:
Date Analyzed: 11/10/2021
Instrument: Apollo
Initial Cal. Date: 10/28/2021
Data File: 1110018.D

		Compound	MEAN	CCRF	%D	%Drift	
1	HATM	Diesel (C10-C24)	2516670	2350820	6.6	HATM	
2	HBTM	Motor Oil (C24-C40)	2492040	1717840	31	HBTML	2.7
3	SA	Ortho-Terphenyl(S)	3127510	2917680	6.7	SA	
4	SA	Octacosane(S)	2261430	2118440	6.3	SA	
5							
6							
7							
8							
9							
10							
11							
12							
13							
14							
15							
16							
17							
18							
19							
20							
21							
22							
23							
24							
25							
26							
27							
28							
29							
30							
31							
32							
33							
34							
35							
36							
37							
38							
39							
40							
		Average			12.7		

Quantitation Report (Not Reviewed)

Data File : G:\APOLLO\DATA\211110\1110018.D Vial: 18
Acq On : 11-10-21 18:20:23 Operator: KA
Sample : DMO LVL 4 CCV 10/27/21 Inst : Apollo
Misc : water Multiplr: 1.00
IntFile : events.e
Quant Time: Nov 11 8:39 2021 Quant Results File: DOC1028.RES

Method : G:\APOLLO\DATA\211028\DOC1028.M (Chemstation Integrator)
Title : 8015 B&C
Last Update : Fri Nov 12 17:55:30 2021
Response via : Multiple Level Calibration

Volume Inj. : 2UL
Signal Phase : DB-5
Signal Info : FID02A

Compound	R.T.	Response	Conc Units
System Monitoring Compounds			
3) SA Ortho-Terphenyl(S)	7.44	72942089	11.661 ppb
Surrogate Spike 30.000		Recovery =	38.87%
4) SA Octacosane(S)	9.69	52961118	11.710 ppb
Surrogate Spike 30.000		Recovery =	39.03%
Target Compounds			
1) HATM Diesel (C10-C24)	6.49	1175410238	233.525 ppb
2) HBTM Motor Oil (C24-C40)	14.96	858918994	243.156 ppb

Target Compounds

(f)=RT Delta > 1/2 Window (m)=manual int.
1110018.D DOC1028.M Fri Nov 12 18:01:36 2021 Page 1

Data File: G:\APOLLO\DATA\211110\1110018.D
Sample : DMO LVL 4 CCV 10/27/21

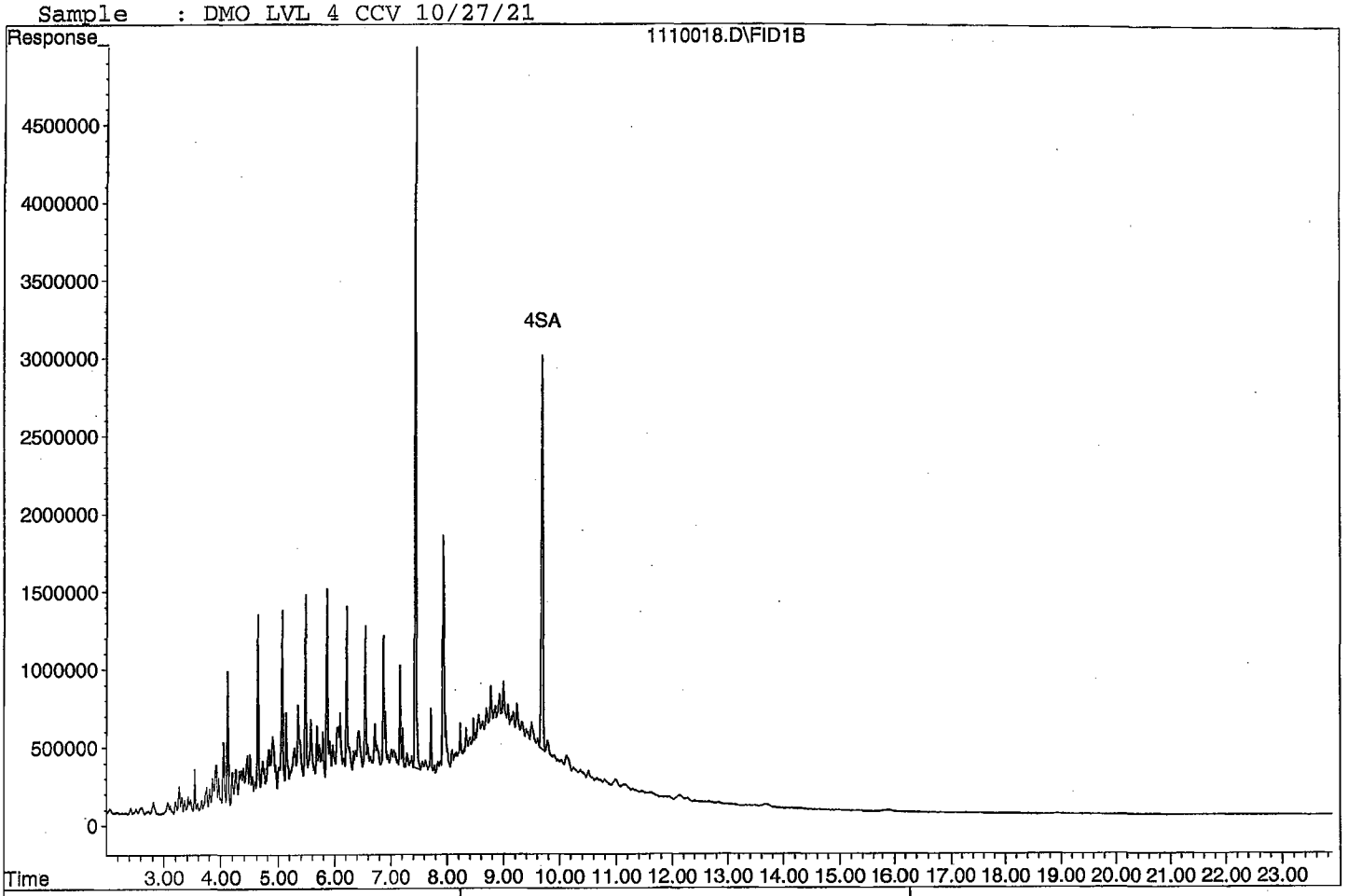

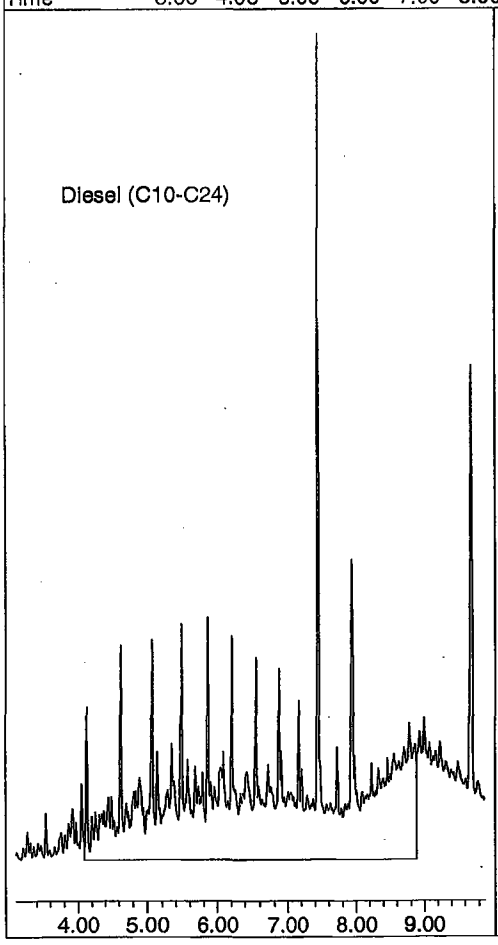



TPH Extractables
DEC0911

Form 7

Continuing Calibration

Lab Name: APPL, Inc.
Case No:
Matrix: Water

SDG No:
Date Analyzed: 11/10/2021
Instrument: Apollo
Initial Cal. Date: 9/11/2021
Data File: 1110019.D

		Compound	MEAN	CCRF	%D	%Drift	
1	SC	Decanoic Acid(S)	1283070	1234300	3.8	SC	
2							
3							
4							
5							
6							
7							
8							
9							
10							
11							
12							
13							
14							
15							
16							
17							
18							
19							
20							
21							
22							
23							
24							
25							
26							
27							
28							
29							
30							
31							
32							
33							
34							
35							
36							
37							
38							
39							
40							
		Average			3.8		

Quantitation Report (Not Reviewed)

Data File : G:\APOLLO\DATA\211110\1110019.D Vial: 19
Acq On : 11-10-21 18:48:25 Operator: KA
Sample : Decanoic Acid CCV 11/05/21 Inst : Apollo
Misc : water Multiplr: 1.00
IntFile : events.e
Quant Time: Nov 11 8:38 2021 Quant Results File: DEC0911.RES

Method : G:\APOLLO\DATA\210911\DEC0911.M (Chemstation Integrator)
Title : 8015 B&C
Last Update : Fri Nov 05 10:50:06 2021
Response via : Multiple Level Calibration

Volume Inj. : 2UL
Signal Phase : DB-5
Signal Info : FID02A

Compound	R.T.	Response	Conc Units
System Monitoring Compounds			
1) SC Decanoic Acid(S)	5.65	88869385	34.632 ppb
Surrogate Spike 24.000		Recovery =	144.30%

Target Compounds

Target Compounds

File : G:\APOLLO\DATA\211110\1110019.D
Operator : KA
Acquired : 11-10-21 18:48:25 using AcqMethod TPHSN.M
Instrument : Apollo
Sample Name: Decanoic Acid CCV 11/05/21
Misc Info : water
Vial Number: 19



ORGANICS
Raw Data

Quantitation Report (QT Reviewed)

Data File : G:\APOLLO\DATA\211110\1110013.D Vial: 13
Acq On : 11-10-21 15:59:48 Operator: KA
Sample : BA44379W10 5/1040 SG Inst : Apollo
Misc : water Multiplr: 4.81
IntFile : events.e
Quant Time: Nov 12 17:58 2021 Quant Results File: DOC1028.RES

Method : G:\APOLLO\DATA\211028\DOC1028.M (Chemstation Integrator)
Title : 8015 B&C
Last Update : Fri Nov 12 17:55:30 2021
Response via : Multiple Level Calibration

Volume Inj. : 2UL
Signal Phase : DB-5
Signal Info : FID02A

Compound	R.T.	Response	Conc Units
System Monitoring Compounds			
3) SA Ortho-Terphenyl(S)	7.44	116699368	89.697 ppb
Surrogate Spike 144.231		Recovery =	62.19%
4) SA Octacosane(S)	9.69	102985098	109.471 ppb
Surrogate Spike 144.231		Recovery =	75.90%
Target Compounds			
1) HATM Diesel (C10-C24)	6.49	24916512	23.799 ppb
2) HBTM Motor Oil (C24-C40)	14.96	72155192	53.839 ppb

Target Compounds

(f)=RT Delta > 1/2 Window (m)=manual int.
1110013.D DOC1028.M Fri Nov 12 18:01:27 2021 Page 1

Quantitation Report

Data File: G:\APOLLO\DATA\211110\1110013.D
Sample : BA44379W10 5/1040 SG

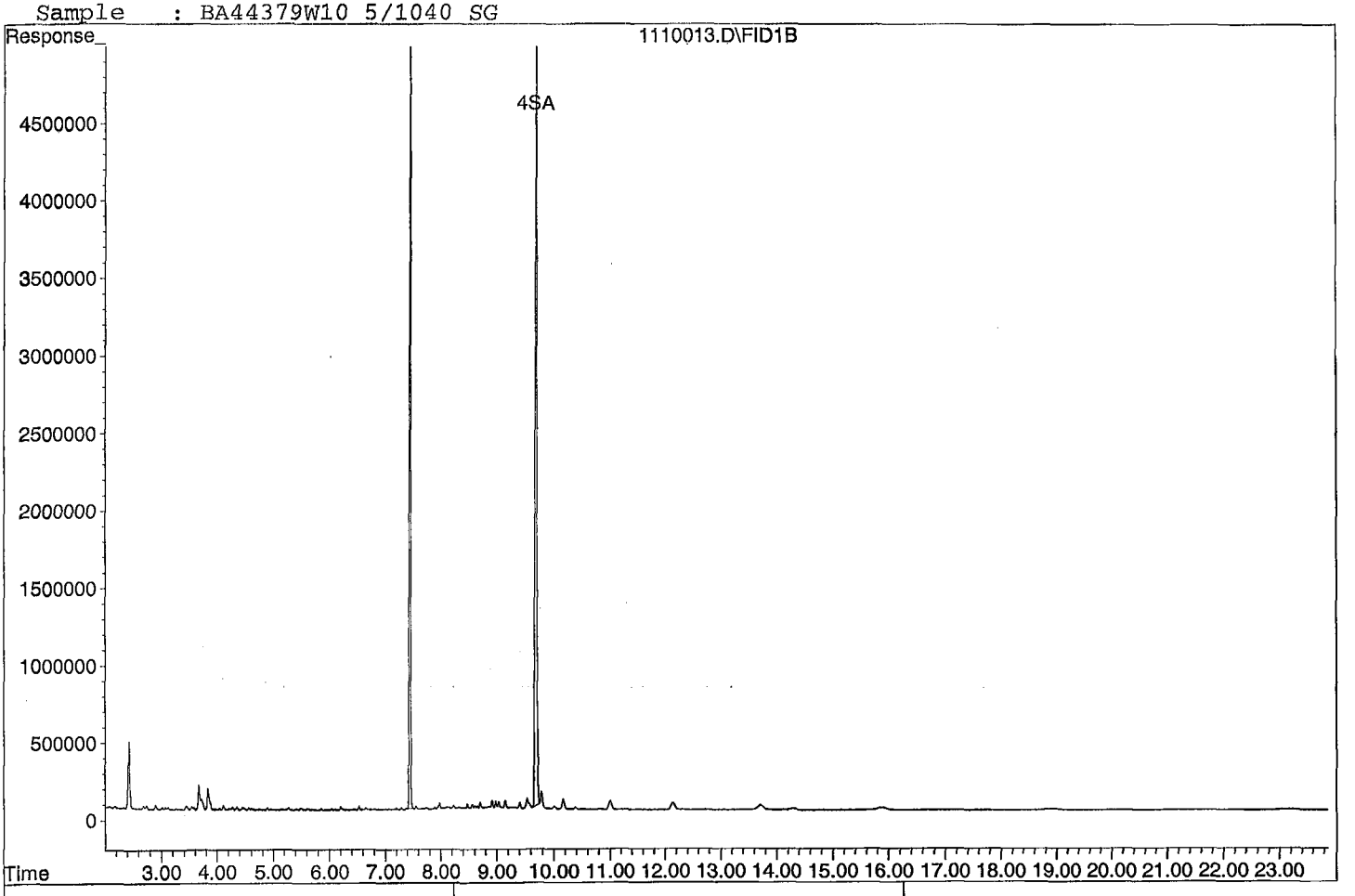

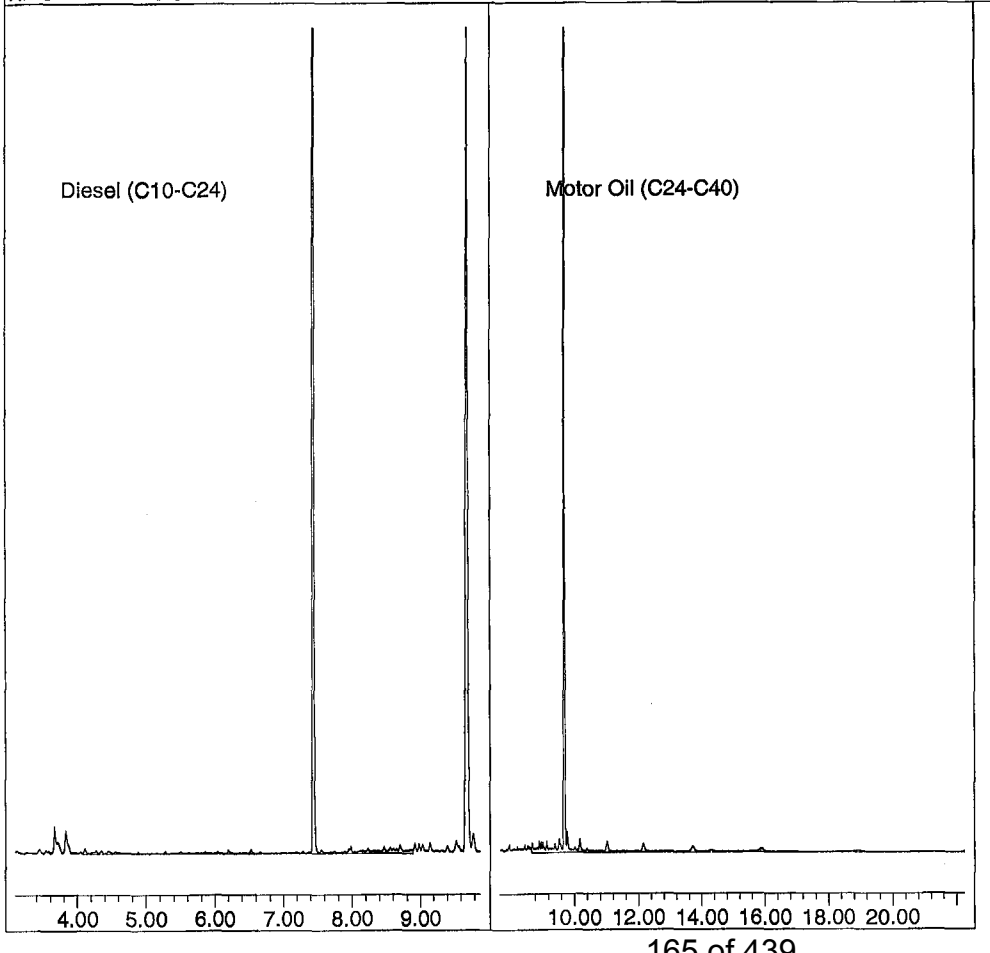

Quantitation Report (QT Reviewed)

Data File : G:\APOLLO\DATA\211110\1110014.D Vial: 14
Acq On : 11-10-21 16:27:55 Operator: KA
Sample : BA44380W08 5/1040 SG Inst : Apollo
Misc : water Multiplr: 4.81
IntFile : events.e
Quant Time: Nov 12 17:58 2021 Quant Results File: DOC1028.RES

Method : G:\APOLLO\DATA\211028\DOC1028.M (Chemstation Integrator)
Title : 8015 B&C
Last Update : Fri Nov 12 17:55:30 2021
Response via : Multiple Level Calibration

Volume Inj. : 2UL
Signal Phase : DB-5
Signal Info : FID02A

Compound	R.T.	Response	Conc Units
System Monitoring Compounds			
3) SA Ortho-Terphenyl(S)	7.44	125167271	96.205 ppb
Surrogate Spike 144.231		Recovery =	66.70%
4) SA Octacosane(S)	9.68	109784672	116.699 ppb
Surrogate Spike 144.231		Recovery =	80.91%
Target Compounds			
1) HATM Diesel (C10-C24)	6.49	24247486	23.160 ppb
2) HBTM Motor Oil (C24-C40)	14.96	65576984	44.515 ppb

Target Compounds

(f)=RT Delta > 1/2 Window (m)=manual int.
1110014.D DOC1028.M Fri Nov 12 18:01:29 2021 Page 1

Quantitation Report

Data File: G:\APOLLO\DATA\211110\1110014.D
Sample : BA44380W08 5/1040 SG

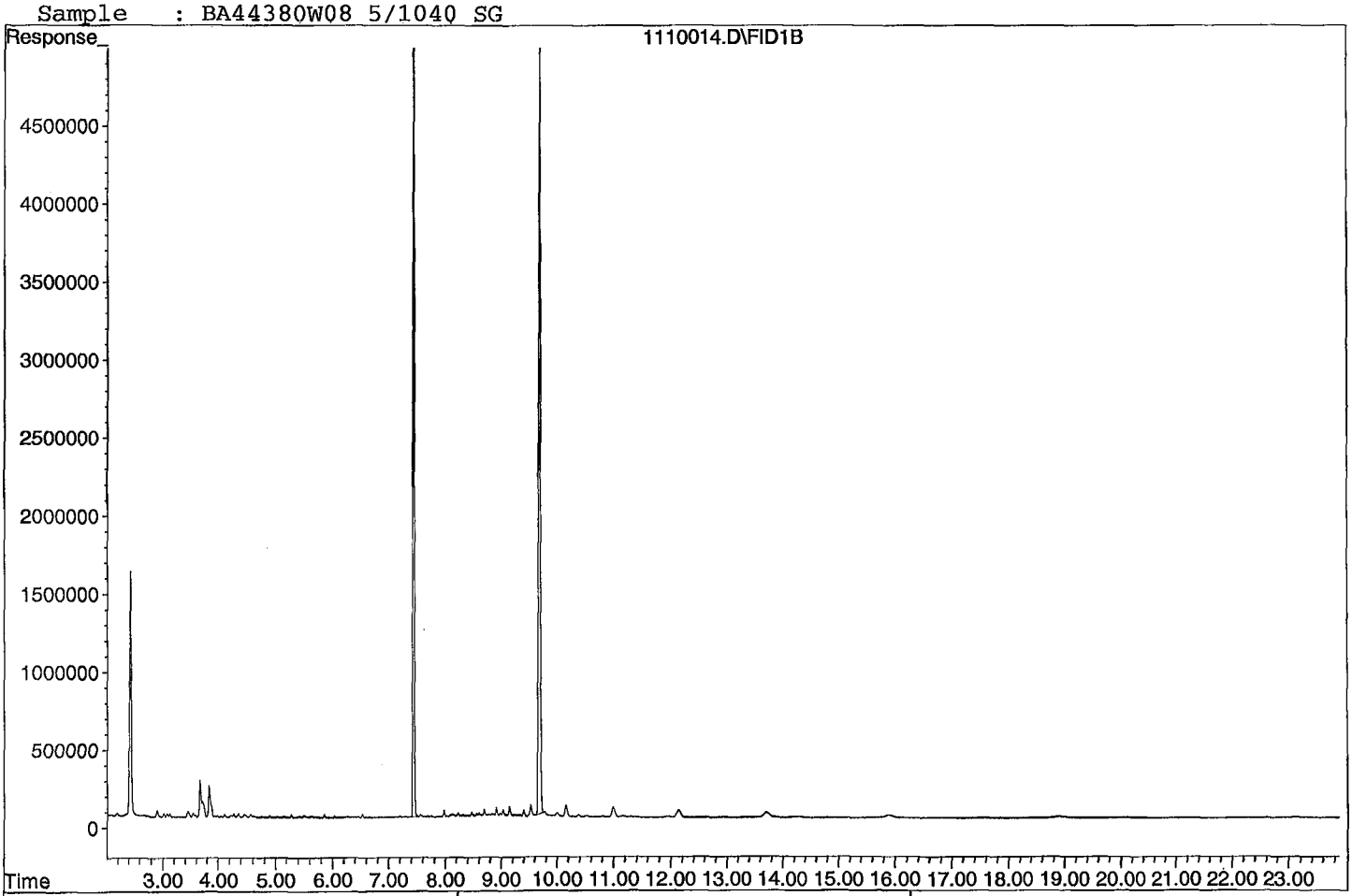

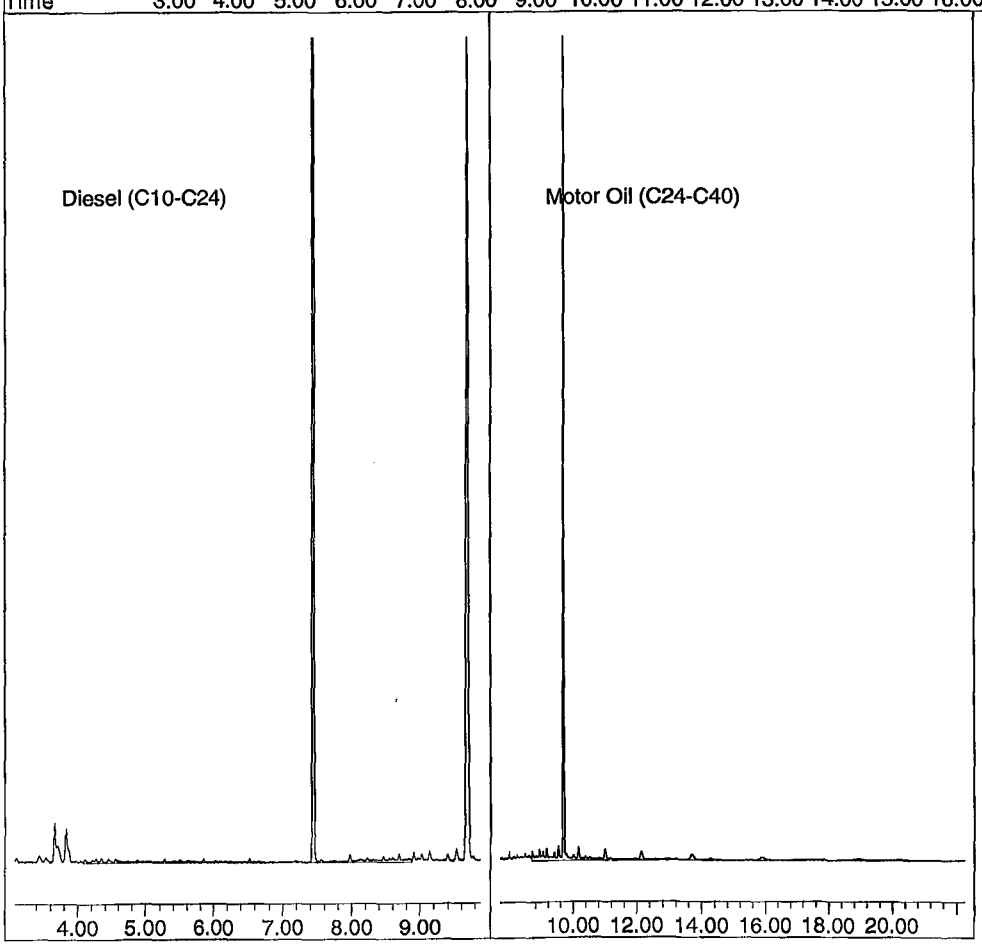

Quantitation Report (QT Reviewed)

Data File : G:\APOLLO\DATA\211110\1110009.D Vial: 9
Acq On : 11-10-21 14:07:25 Operator: KA
Sample : 211029A BLK 5/1000 SG Inst : Apollo
Misc : water Multiplr: 5.00
IntFile : events.e
Quant Time: Nov 12 17:55 2021 Quant Results File: DOC1028.RES

Method : G:\APOLLO\DATA\211028\DOC1028.M (Chemstation Integrator)
Title : 8015 B&C
Last Update : Fri Nov 12 17:55:30 2021
Response via : Multiple Level Calibration

Volume Inj. : 2UL
Signal Phase : DB-5
Signal Info : FID02A

Compound	R.T.	Response	Conc Units
System Monitoring Compounds			
3) SA Ortho-Terphenyl(S)	7.44	113792296	90.961 ppb
Surrogate Spike 150.000		Recovery =	60.64%
4) SA Octacosane(S)	9.69	98705400	109.118 ppb
Surrogate Spike 150.000		Recovery =	72.75%
Target Compounds			
1) HATM Diesel (C10-C24)	6.49	23662652	23.506 ppb
2) HBTM Motor Oil (C24-C40)	14.96	66866528	48.197 ppb

Target Compounds

Quantitation Report

Data File: G:\APOLLO\DATA\211110\1110009.D
Sample : 211029A BLK 5/1000 SG

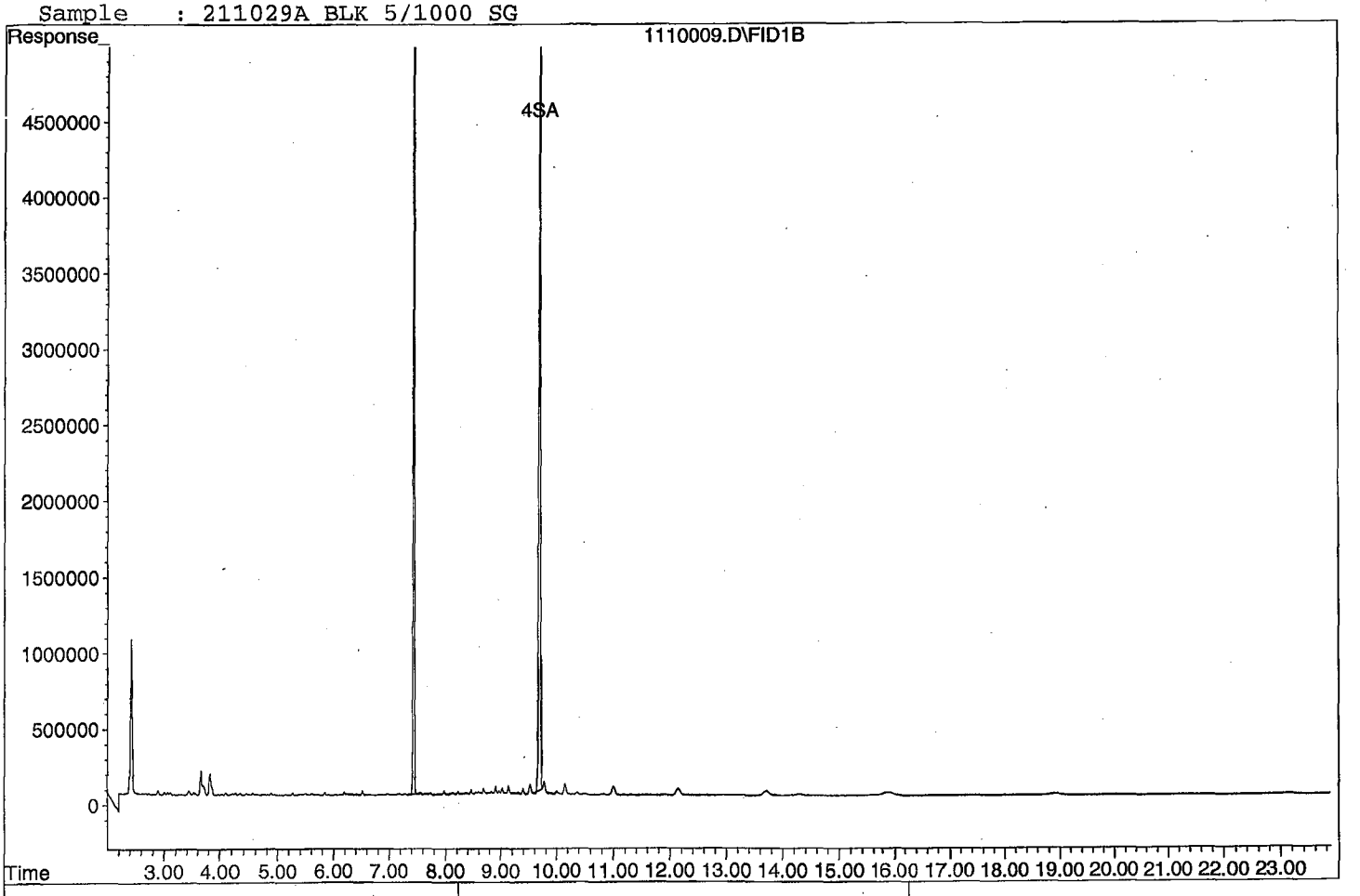

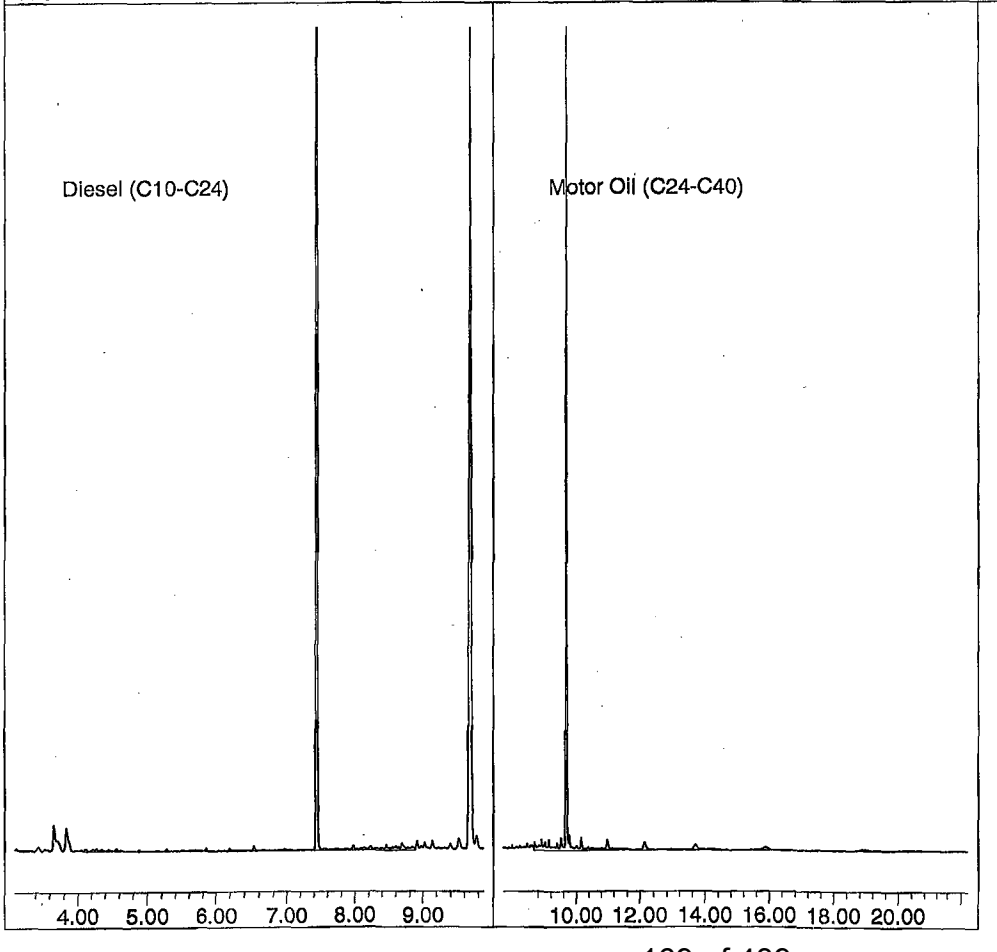

Quantitation Report (QT Reviewed)

Data File : G:\APOLLO\DATA\211110\1110010.D
Acq On : 11-10-21 14:35:32
Sample : 211029A LCS-1 5/1000 SG
Misc : water
IntFile : events.e
Quant Time: Nov 12 17:56 2021 Quant Results File: DOC1028.RES

Vial: 10
Operator: KA
Inst : Apollo
Multiplr: 5.00

Method : G:\APOLLO\DATA\211028\DOC1028.M (Chemstation Integrator)
Title : 8015 B&C
Last Update : Fri Nov 12 17:55:30 2021
Response via : Multiple Level Calibration

Volume Inj. : 2UL
Signal Phase : DB-5
Signal Info : FID02A

Compound	R.T.	Response	Conc Units
System Monitoring Compounds			
3) SA Ortho-Terphenyl(S)	7.44	127594179	101.994 ppb
Surrogate Spike 150.000		Recovery =	68.00%
4) SA Octacosane(S)	9.69	97737917	108.049 ppb
Surrogate Spike 150.000		Recovery =	72.03%
Target Compounds			
1) HATM Diesel (C10-C24)	6.49	1592795199	1582.245 ppb
2) HBTM Motor Oil (C24-C40)	14.96	1260131157	1807.213 ppb

Target Compounds

Diesel:

$$\frac{(1592795199)(5)}{(25166669)(2)} = \frac{7963975995}{50333338} = \boxed{1582.245}$$

(f)=RT Delta > 1/2 Window (m)=manual int.
1110010.D DOC1028.M Fri Nov 12 18:01:21 2021

Quantitation Report

Data File: G:\APOLLO\DATA\211110\1110010.D
Sample : 211029A LCS-1 5/1000 SG

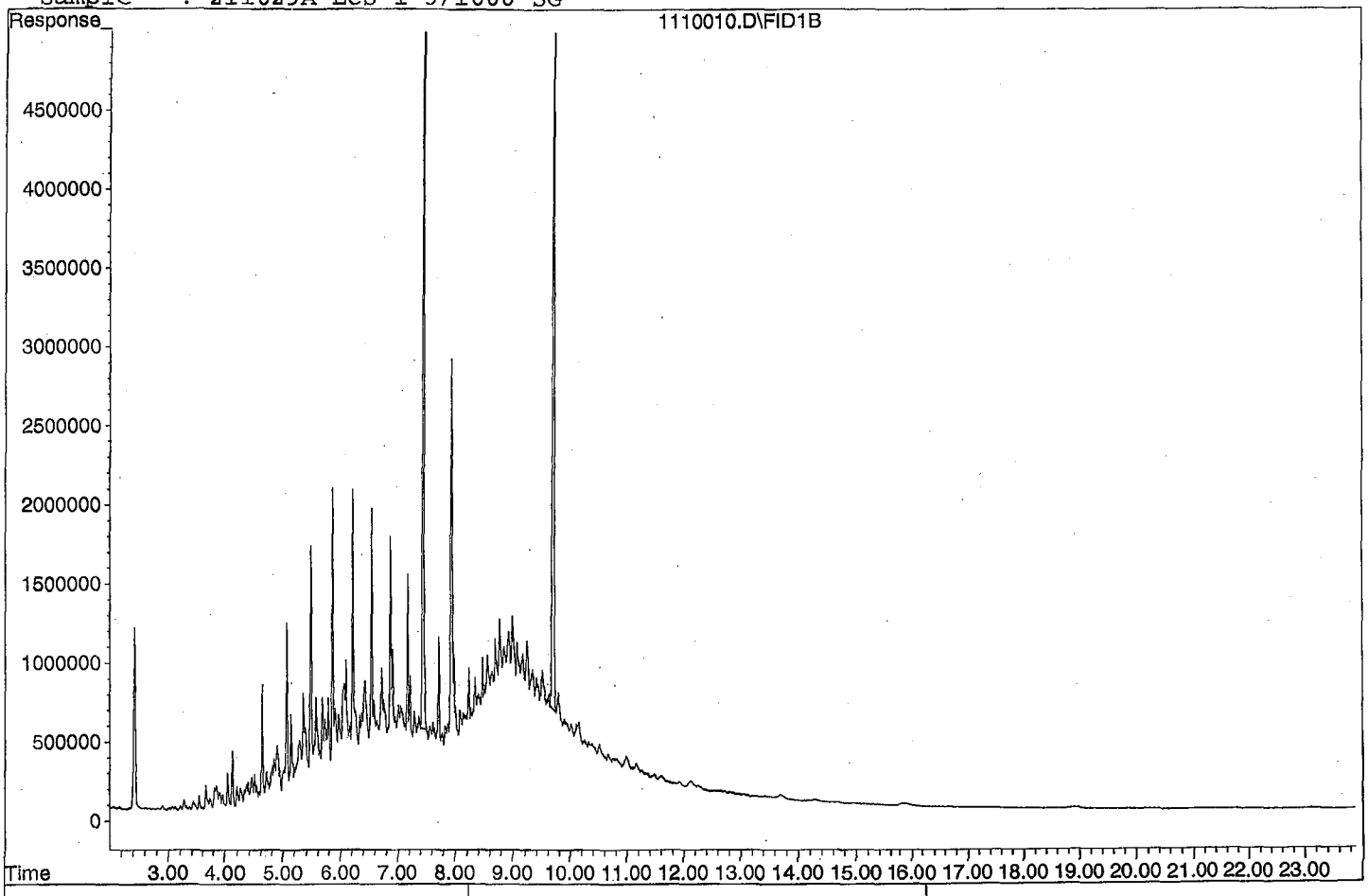

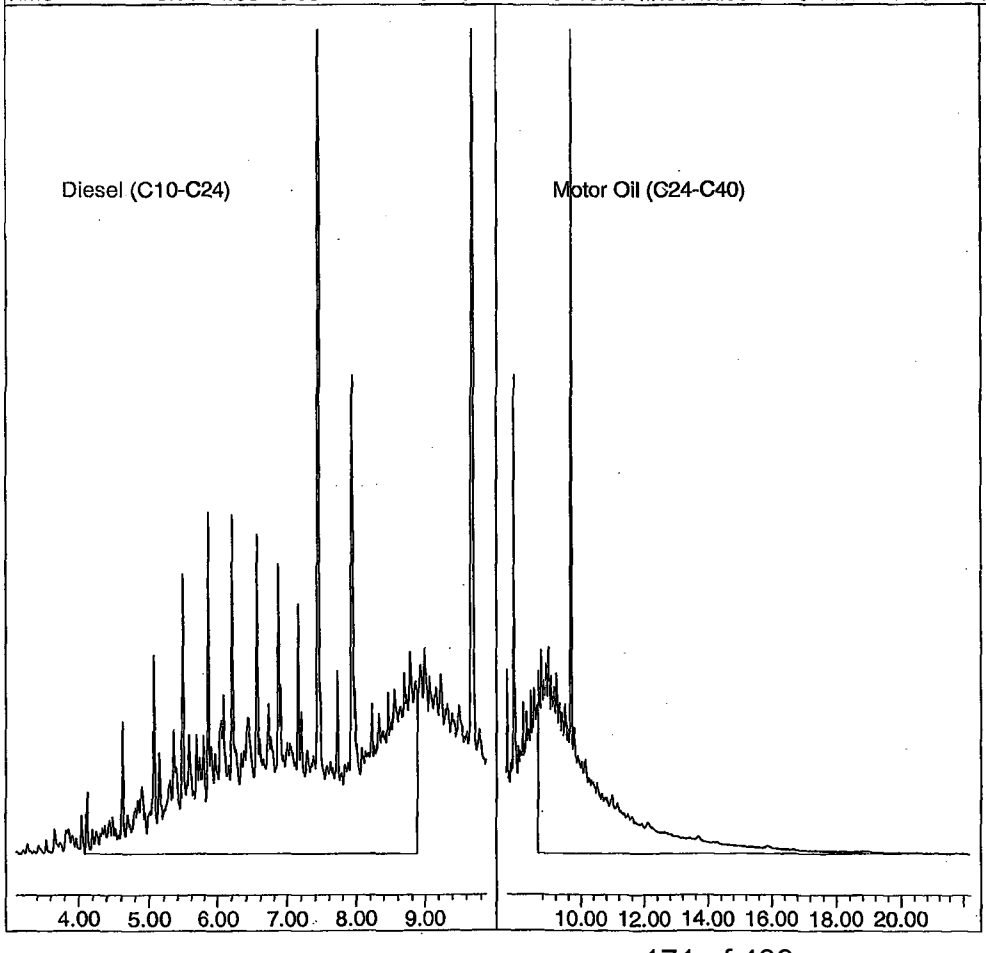

Quantitation Report (QT Reviewed)

Data File : G:\APOLLO\DATA\211110\1110011.D Vial: 11
Acq On : 11-10-21 15:03:37 Operator: KA
Sample : 211029A LCSD-1 5/1000 SG Inst : Apollo
Misc : water Multiplr: 5.00
IntFile : events.e
Quant Time: Nov 12 17:56 2021 Quant Results File: DOC1028.RES

Method : G:\APOLLO\DATA\211028\DOC1028.M (Chemstation Integrator)
Title : 8015 B&C
Last Update : Fri Nov 12 17:55:30 2021
Response via : Multiple Level Calibration

Volume Inj. : 2UL
Signal Phase : DB-5
Signal Info : FID02A

Compound	R.T.	Response	Conc Units
System Monitoring Compounds			
3) SA Ortho-Terphenyl(S)	7.44	131584845	105.184 ppb
Surrogate Spike 150.000		Recovery =	70.12%
4) SA Octacosane(S)	9.69	98981365	109.424 ppb
Surrogate Spike 150.000		Recovery =	72.95%
Target Compounds			
1) HATM Diesel (C10-C24)	6.49	1691342242	1680.140 ppb
2) HBTM Motor Oil (C24-C40)	14.96	1300971111	1867.416 ppb

Target Compounds

Quantitation Report

Data File: G:\APOLLO\DATA\211110\1110011.D
Sample : 211029A LCSD-1 5/1000 SG

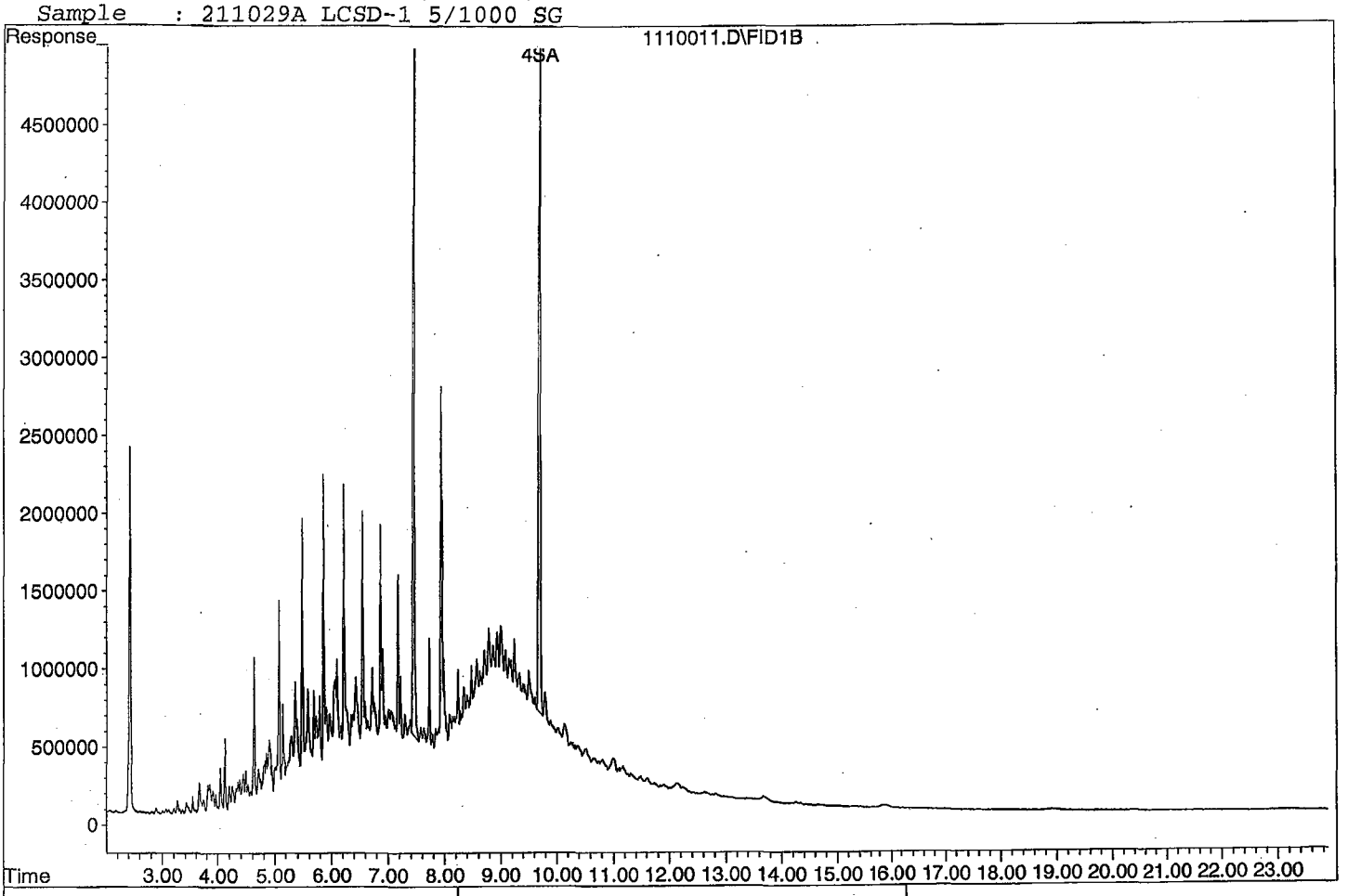

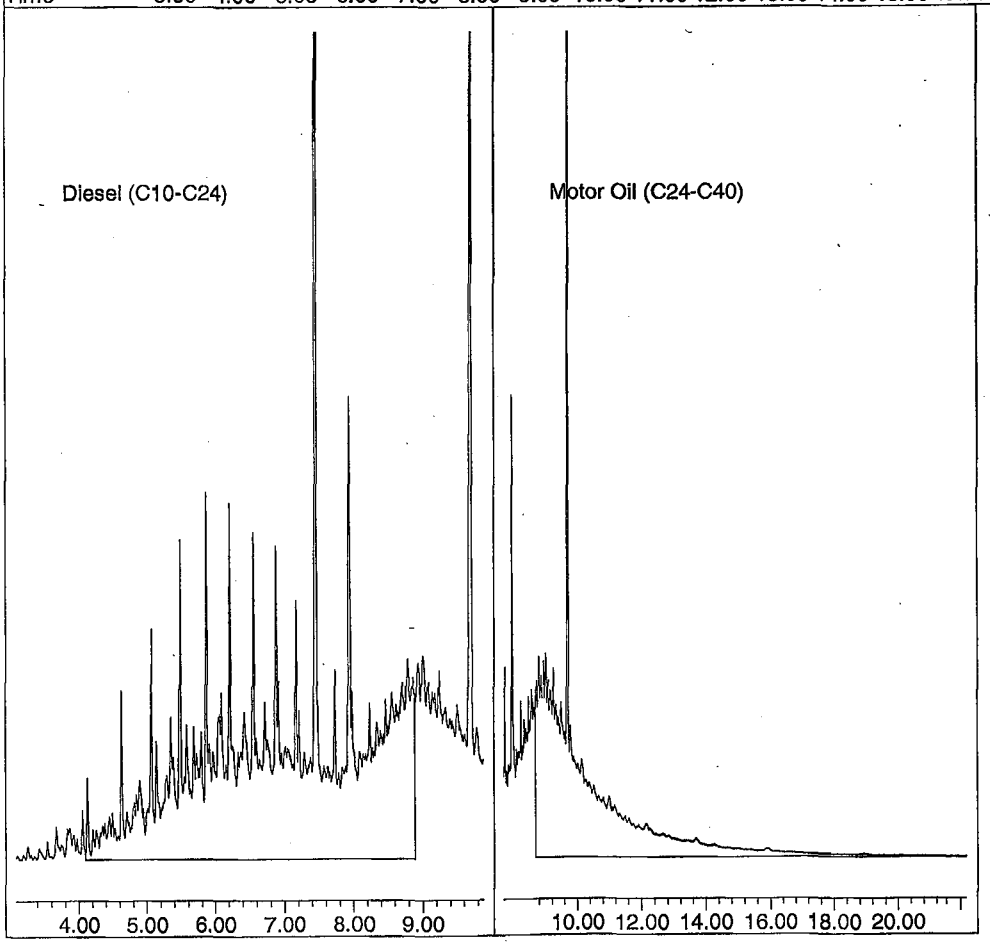

Diesel / Motor Oil Calibration Curve

Prepared: 10/28/2021
Expires: 5/31/2026
Methylene Chloride
Lot No. 61117

Prepared By (Initials): KA

Initial Standard Information							Final Standard			
Name of Initial Standard (QAU Label)	Supplier	Conc. (ug/mL)	APPL Mix Name	Reference to APPL Prep Date and Lot #'s	Exp. Date	Exp. Date (Manufacturer)	Aliquot From Stock	Final Volume	Solvent	Final Standard Conc. (ug/mL)
Diesel / Motor Oil - 2	APPL	10	Diesel / Motor Oil - 1	Perp'd: 10/6/21 A0164485-52822, A0168842-52820, AO166510-52817 CL16893-52835	**See man. Exp date**	**10/31/2027 12/31/2027 5/31/2026**	100uL	200uL	MC	5
Diesel / Motor Oil - 3		50	Diesel / Motor Oil - 2				200uL	1mL	MC	10
Diesel / Motor Oil Calibration STD	Restek	2,000	Diesel / Motor Oil - 3				25uL	1mL	MC	50
			Diesel / Motor Oil - 4				125uL	1mL	MC	250
			Diesel / Motor Oil - 5				500uL	1mL	MC	1000
			Diesel / Motor Oil - 6				750uL	1mL	MC	1500
			Diesel / Motor Oil - 7				100uL	100uL	N/A	2,000

Diesel / Motor Oil Second Source

Prepared: 10/28/2021
Expires: 10/28/2024
Methylene Chloride
Lot No. 61117

Prepared By (Initials): KA

Initial Standard Information							Final Standard			
Name of Initial Standard (QAU Label)	Supplier	Supplier Part No.	Conc. (ug/mL)	Lot Number - QA Number	Exp. Date (1 yr.)	Exp. Date (Manufacturer)	Aliquot From Stock	Final Volume	Solvent	Final Standard Conc. (ug/mL)
Diesel Fuel #2 Second Source	Phenova	AL0-101287	50,000	**CL16477-52980**	**See man. Exp date**	**2/28/2027**	50uL	10mL	MC	250
Motor Oil Second Source	Absolute	51094	50,000	**102819-52981**		**10/28/2024**	50uL			

Diesel Motor Oil Mix

Prepared: 10/16/2021 **Prepared By (Initials): KA**

Expires: 10/31/2027

Initial Standard Information							Final Standard Information			
Name of Initial Standard (QAU Label)	Supplier	Supplier Part No.	Conc. (ug/mL)	Lot Number - QA Number	Exp. Date (1 yr.)	Exp. Date (Manufacturer)	Aliquot From Stock	Final Volume	Solvent	Final Standard Conc. (ug/mL)
Diesel Fuel #2	Restek	31258	50,000	**A0164485-52663 and 52822**	**See man. Date**	**10/31/2027**	4.00 mL (1.4)	8.0 mL (2.8)	NA	25,000
Motor Oil Composite	Restek	31464	50,000	**A0166510-52817 and 52819**	**See man. Date**	**12/31/2027**	4.00 mL (1.4)			25,000

THC Surrogate

Prepared: 10/29/2021 **LS**

Expires: 5/31/2026

Initial Standard Information							Final Standard			
Name of Initial Standard (QAU Label)	Supplier	Supplier Part No.	Conc. (ug/mL)	Lot Number - QA Number	Exp. Date (1 yr.)	Exp. Date (Manufacturer)	Aliquot From Stock	Final Volume	Solvent	Final Standard Conc. (ug/mL)
O-terphenyl / Octacosane Mix	Phenova	ALO-130161	600	**CL16893-52841**	**See ma. Date**	**5/31/2026**	N/A	N/A	N/A	600

Decanoic Acid Calibration Curve

Prepared: 9/11/2021 **Prepared By (Initials):** KA

Expires: 7/12/2022

Methylene Chloride Lot No. 61117

Initial Standard Information							Final Standard			
Name of Initial Standard (QAU Label)	Supplier	APPL Mix Name	Conc. (ug/mL)	Reference To APPL Prep Date	Exp. Date	Exp. Date (Manufacturer)	Aliquot From Stock	Final Volume	Solvent	Final Standard Conc. (ug/mL)
Decanoic Acid STD	O2SI	Decanoic Acid-1	60	Prepared 9/11/21	7/12/2022	N/A	50uL	1mL	MC	3
		Decanoic Acid-2					100uL	1mL	MC	6
		Decanoic Acid-3					400uL	1mL	MC	24
		Decanoic Acid-4					600uL	1mL	MC	36
		Decanoic Acid-5					800uL	1mL	MC	48
		Decanoic Acid-6					100uL	100uL	N/A	60

Decanoic Acid CCV

Prepared: 11/5/2021 **Prepared By (Initials): KA**

Expires: 7/8/2024

Methylene Chloride Lot No. 61117

Initial Standard Information							Final Standard Information			
Name of Initial Standard (QAU Label)	Supplier	Supplier Part No.	Conc. (ug/mL)	Lot Number - QA Number	Exp. Date	Exp. Date (Manufacturer)	Aliquot From Stock	Final Volume	Solvent	Final Standard Conc. (ug/mL)
Decanoic Acid	O2SI	72766	1,000	**070821-52989**	See man. Exp date	**7/8/2024**	360uL	10mL	MC	36

Decanoic Acid Spike

Prepared: 11/1/2021 **Prepared By (Initials): KA**

Expires: 7/8/2024

Initial Standard Information							Final Standard			
Name of Initial Standard (QAU Label)	Supplier	Supplier Part No.	Conc. (ug/mL)	Lot Number - QA Number	Exp. Date (1 yr.)	Exp. Date (Manufacturer)	Aliquot From Stock	Final Volume	Solvent	Final Standard Conc. (ug/mL)
Decanoic Acid Spike	Absolute	72766	1,000	**070821-52988**	**See man. Exp date**	**7/8/2024**	N/A	N/A	N/A	1,000

Organic Extraction Worksheet

Method	Continuous Liq/Liq TPH- 3520C w/SGC	Extraction Set	211029A	Extraction Method	LIQ005SGC	Units	mL

Spiked ID 1	Diesel Motor Oil Mix 10-16-21 10-16-22		Surrogate ID 1	THC Surrogate 10-29-21 10-29-22
Spiked ID 2	Decanoic 1000ug/mL Acid Solution 11-1-21 11-1-22		Surrogate ID 2	
Spiked ID 3	Decanoic 1000ug/mL Acid Solution 10-21-21 10-21-22		Surrogate ID 3	
Spiked ID 4			Surrogate ID 4	
Spiked ID 5			Surrogate ID 5	
Spiked ID 6			Sufficient Vol for Matrix QC:	NO
Spiked ID 7			Ext. Start Time:	10/29/21 15:29
Spiked ID 8			Ext. End Time:	11/02/21 14:38
			GC Requires Extract By:	

pH1	2	10/29/21 13:30	Water Bath Temp 1 °C	42/41.1 °C
pH2			Water Bath Temp 2 °C	36/37.1
pH3			Water Bath Temp 3 °C	36/35.5 °C

Spiked By: SR **Date** 10/29/2021 **Witnessed By:** KY **Date** 10/29/2021

	Sample	Sample Container	Spike Amount	Spike ID	Surrogate Amount	Surrogate ID	Extract Amount	Final Volume	pH	Extract Date/Time	Comments
1	211029A Blk		0.050	2	0.250	1	1000	5	2	10/29/21 13:35	*
						equip	E-HP3 E-WB1				
2	211029A LCS-1		.080,.050	1,2	0.250	1	1000	5	2	10/29/21 13:35	*
						equip	E-HP4 E-WB2				
3	211029A LCSD-1		.080,.050	1,2	0.250	1	1000	5	2	10/29/21 13:35	*
						equip	E-HP6 E-WB3				
4	BA44376	BA44376W09	0.050	2	0.250	1	1040	5	2	10/29/21 13:35	97985 *
						equip	E-HP7 E-WB1				
5	BA44379	BA44379W10	0.050	2	0.250	1	1040	5	2	10/29/21 13:35	97984 *
						equip	E-HP8 E-WB2				
6	BA44380	BA44380W08	0.050	2	0.250	1	1040	5	2	10/29/21 13:35	97984 *
						equip	E-HP9 E-WB3				
7	BA44459	BA44459W09	0.050	3	0.250	1	1030	5	2	10/29/21 13:35	98005 *
						equip	E-HP10 E-WB1				
8	BA44461	BA44461W09	0.050	3	0.250	1	980	5	2	10/29/21 13:35	98005 *
						equip	E-HP11 E-WB2				
9	BA44463	BA44463W09	0.050	3	0.250	1	1000	5	2	10/29/21 13:35	98005 *
						equip	E-HP12 E-WB3				
10	BA44465	BA44465W09	0.050	3	0.250	1	1040	5	2	10/29/21 13:35	98005 *
						equip	E-HP13 E-WB1				

Solvent and Lot#	
1+1 HCL (5mLs)	60358
PH Strips	HC155968
Dichloromethane (DCM)	61117
Filter Paper	400196
Sodium Sulfate	2021071206
SILICA GEL (*)	050627t

Extraction COC Transfer	
Extraction lab employee Initials	KY
GC analyst's initials	KA
Date	11/2/21
Time	17:37
Refrigerator	Hobart

	Technician's Initials
Scanned By	SR
Sample Preparation	SR
Extraction	SR
Concentration	SR

Modified	11/3/2021 8:31:30 AM

Reviewed By: KY **Date** 11/3/2021

Injection Log

Directory: G:\APOLLO\DATA\210911\

Line	Vial	FileName	Multiplier	SampleName	Misc Info	Injected
1	2	911002.D	1	Decanoic Acid STD 1	water	9-11-21 10:22:53
2	3	911003.D	1	Decanoic Acid STD 2	water	9-11-21 10:51:11
3	4	911004.D	1	Decanoic Acid STD 3	water	9-11-21 11:19:39
4	5	911005.D	1	Decanoic Acid STD 4	water	9-11-21 11:48:04
5	6	911006.D	1	Decanoic Acid STD 5	water	9-11-21 12:16:37
6	7	911007.D	1	Decanoic Acid STD 6	water	9-11-21 12:45:02
7	3	1028003.D	1	DMO STD 1 10/28/21	water	10-28-21 9:19:03
8	4	1028004.D	1	DMO STD 2 10/28/21	water	10-28-21 9:47:06
9	5	1028005.D	1	DMO STD 3 10/28/21	water	10-28-21 10:15:13
10	6	1028006.D	1	DMO STD 4 10/28/21	water	10-28-21 10:43:31
11	7	1028007.D	1	DMO STD 5 10/28/21	water	10-28-21 11:11:42
12	8	1028008.D	1	DMO STD 6 10/28/21	water	10-28-21 11:39:55
13	9	1028009.D	1	DMO STD 7 10/28/21	water	10-28-21 12:08:10
14	10	1028010.D	1	DMO Second Source 10/28/21	water	10-28-21 12:36:26
15	3	1110003.D	1	DMO LVL 4 CCV 10/27/21	water	11-10-21 11:19:04
16	4	1110004.D	1	Decanoic Acid CCV 11/05/21	water	11-10-21 11:47:06
17	9	1110009.D	5	211029A BLK 5/1000 SG	water	11-10-21 14:07:25
18	10	1110010.D	5	211029A LCS-1 5/1000 SG	water	11-10-21 14:35:32
19	11	1110011.D	5	211029A LCSD-1 5/1000 SG	water	11-10-21 15:03:37
20	13	1110013.D	4.80769	BA44379W10 5/1040 SG	water	11-10-21 15:59:48
21	14	1110014.D	4.80769	BA44380W08 5/1040 SG	water	11-10-21 16:27:55
22	18	1110018.D	1	DMO LVL 4 CCV 10/27/21	water	11-10-21 18:20:23
23	19	1110019.D	1	Decanoic Acid CCV 11/05/21	water	11-10-21 18:48:25

ORGANICS
Calibration Data

TPH Extractables
DOC1028

Form 6
Initial Calibration

Lab Name: APPL, Inc. SDG No:
Case No: Initial Cal. Date: 10/28/2021
Matrix: Water Instrument: Apollo Initials: KA

		Compound	1	2	3	4	5	6	7				Avg	%RSD	Type	r^2	Q
			1028003.D	1028004.D	1028005.D	1028006.D	1028007.D	1028008.D	1028009.D								
1	HATM	Diesel (C10-C24)	2983809	2406563	2517872	2418941	2337993	2387715	2563791				2516669	8.7	HATM		
2	HBTML	Motor Oil (C24-C40)	5192328	3260715	2065863	1824592	1695984	1676117	1728658				2492037	53	HBTM	1.000	
3	SA	Ortho-Terphenyl(S)	3637234	3178668	3119876	3035678	2926966	2905323	3088794				3127505	7.9	SA		
4	SA	Octacosane(S)	2469203	2170507	2286410	2275552	2170413	2171254	2286658				2261428	4.8	SA		
5																	
6																	
7																	
8																	
9																	
10																	
11																	
12																	
13																	
14																	
15																	
16																	
17																	
18																	
19																	
20																	
21																	
22																	
23																	
24																	
25																	
26																	
27																	
28																	
29																	
30																	
31																	
32																	
33																	
34																	
35																	

2.118919

Quantitation Report (Not Reviewed)

Data File : G:\APOLLO\DATA\211028\1028003.D
Acq On : 10-28-21 9:19:03
Sample : DMO STD 1 10/28/21
Misc : water
IntFile : events.e
Quant Time: Oct 28 15:39 2021 Quant Results File: DOC1028.RES

Vial: 3
Operator: KA
Inst : Apollo
Multiplr: 1.00

Method : G:\APOLLO\DATA\211028\DOC1028.M (Chemstation Integrator)
Title : 8015 B&C
Last Update : Thu Oct 28 15:39:11 2021
Response via : Multiple Level Calibration

Volume Inj. : 2UL
Signal Phase : DB-5
Signal Info : FID02A

Compound	R.T.	Response	Conc Units
System Monitoring Compounds			
3) SA Ortho-Terphenyl(S)	7.53	1818617	0.291 ppb
Surrogate Spike 30.000	Recovery	=	0.97%
4) SA Octacosane(S)	9.82	1234601	0.273 ppb
Surrogate Spike 30.000	Recovery	=	0.91%
Target Compounds			
1) HATM Diesel (C10-C24)	6.49	29838086	5.928 ppb
2) HBTM Motor Oil (C24-C40)	14.96	51923283	5.234 ppb

Target Compounds

(f)=RT Delta > 1/2 Window (m)=manual int.

Data File: G:\APOLLO\DATA\211028\1028003.D
Sample : DMO STD 1 10/28/21

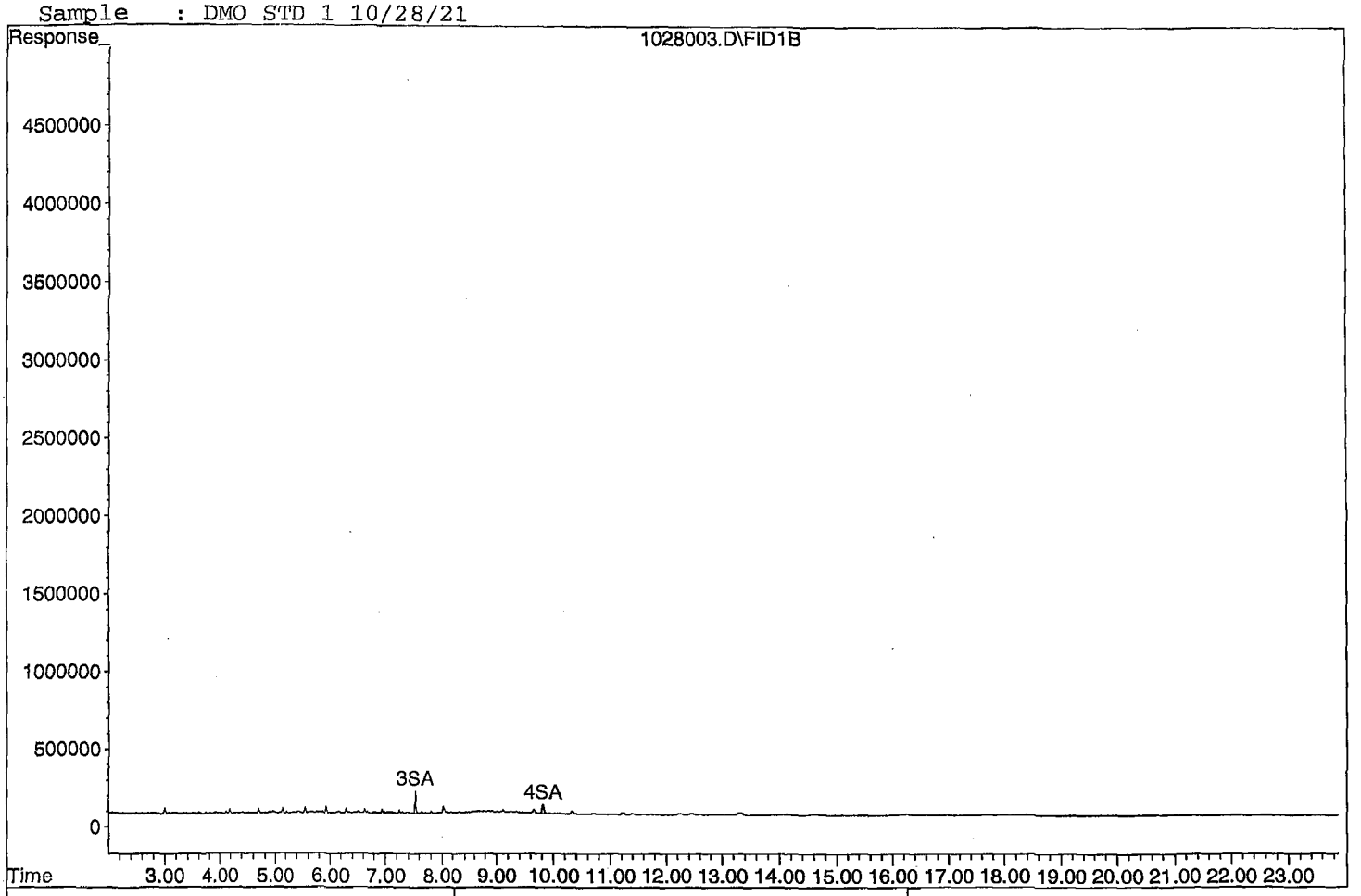

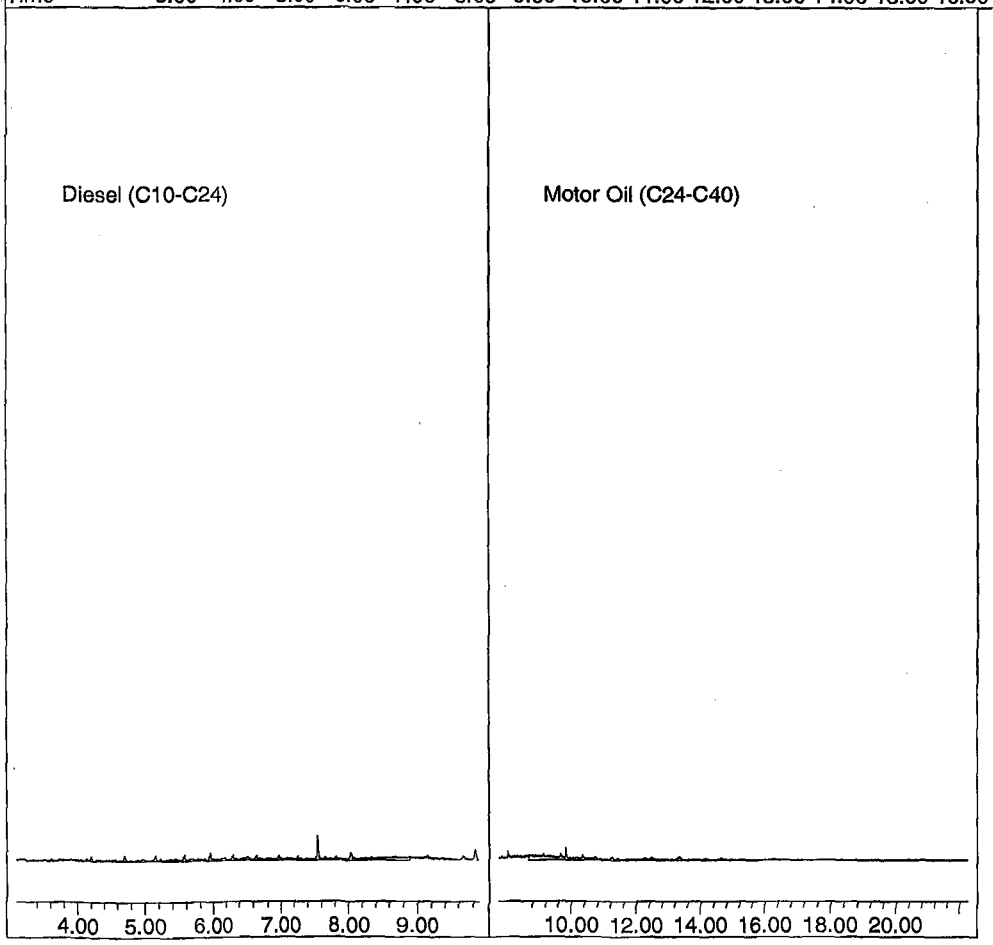

Quantitation Report (Not Reviewed)

Data File : G:\APOLLO\DATA\211028\1028004.D Vial: 4
Acq On : 10-28-21 9:47:06 Operator: KA
Sample : DMO STD 2 10/28/21 Inst : Apollo
Misc : water Multiplr: 1.00
IntFile : events.e
Quant Time: Oct 28 15:39 2021 Quant Results File: DOC1028.RES

Method : G:\APOLLO\DATA\211028\DOC1028.M (Chemstation Integrator)
Title : 8015 B&C
Last Update : Thu Oct 28 15:39:11 2021
Response via : Multiple Level Calibration

Volume Inj. : 2UL
Signal Phase : DB-5
Signal Info : FID02A

Compound	R.T.	Response	Conc Units
System Monitoring Compounds			
3) SA Ortho-Terphenyl(S)	7.53	3178668	0.508 ppb
Surrogate Spike 30.000		Recovery =	1.69%
4) SA Octacosane(S)	9.82	2170507	0.480 ppb
Surrogate Spike 30.000		Recovery =	1.60%
Target Compounds			
1) HATM Diesel (C10-C24)	6.49	48131263	9.562 ppb
2) HBTM Motor Oil (C24-C40)	14.96	65214303	9.152 ppb

Target Compounds

(f)=RT Delta > 1/2 Window (m)=manual int.

Data File: G:\APOLLO\DATA\211028\1028004.D
Sample : DMO STD 2 10/28/21

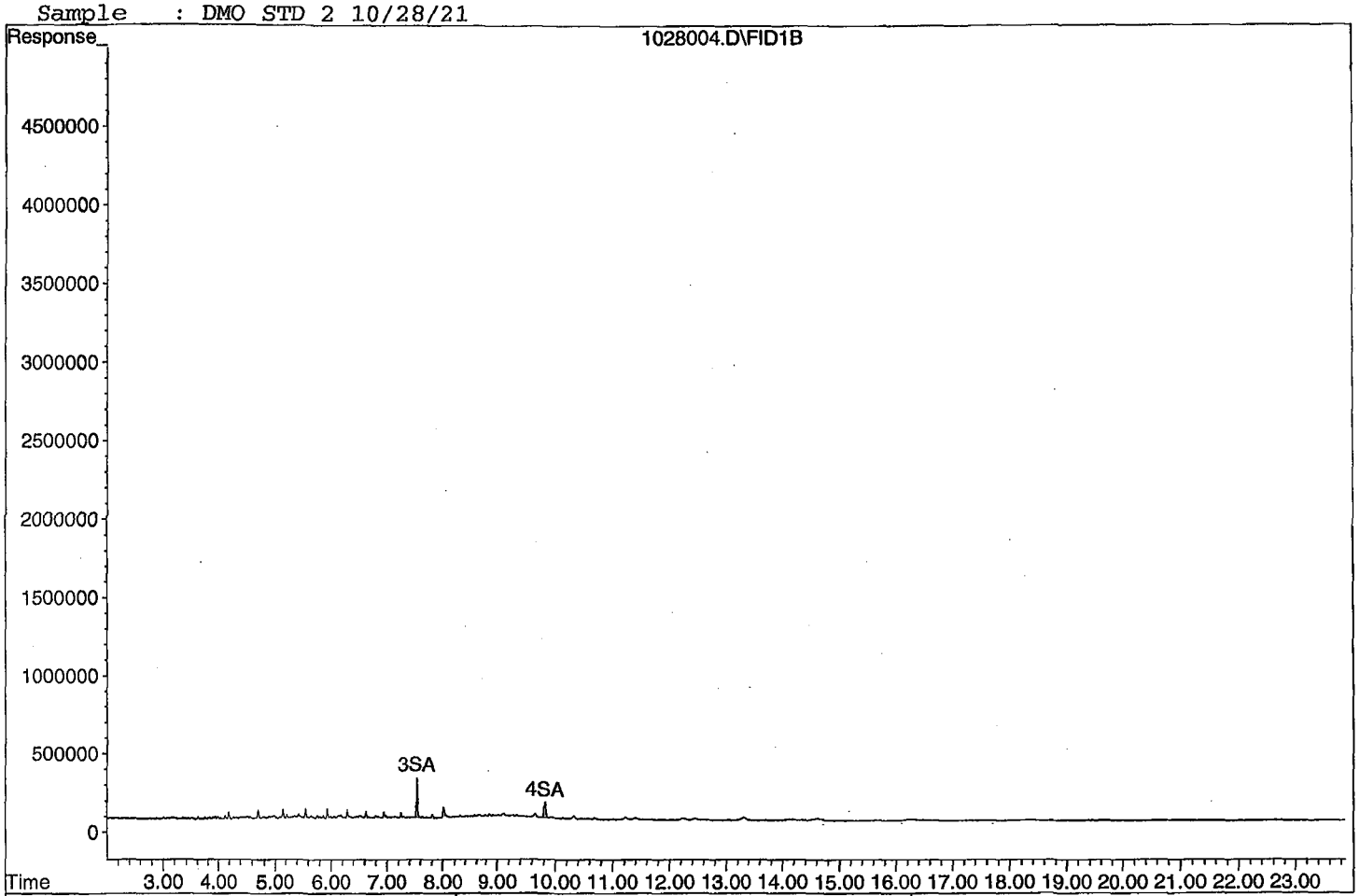

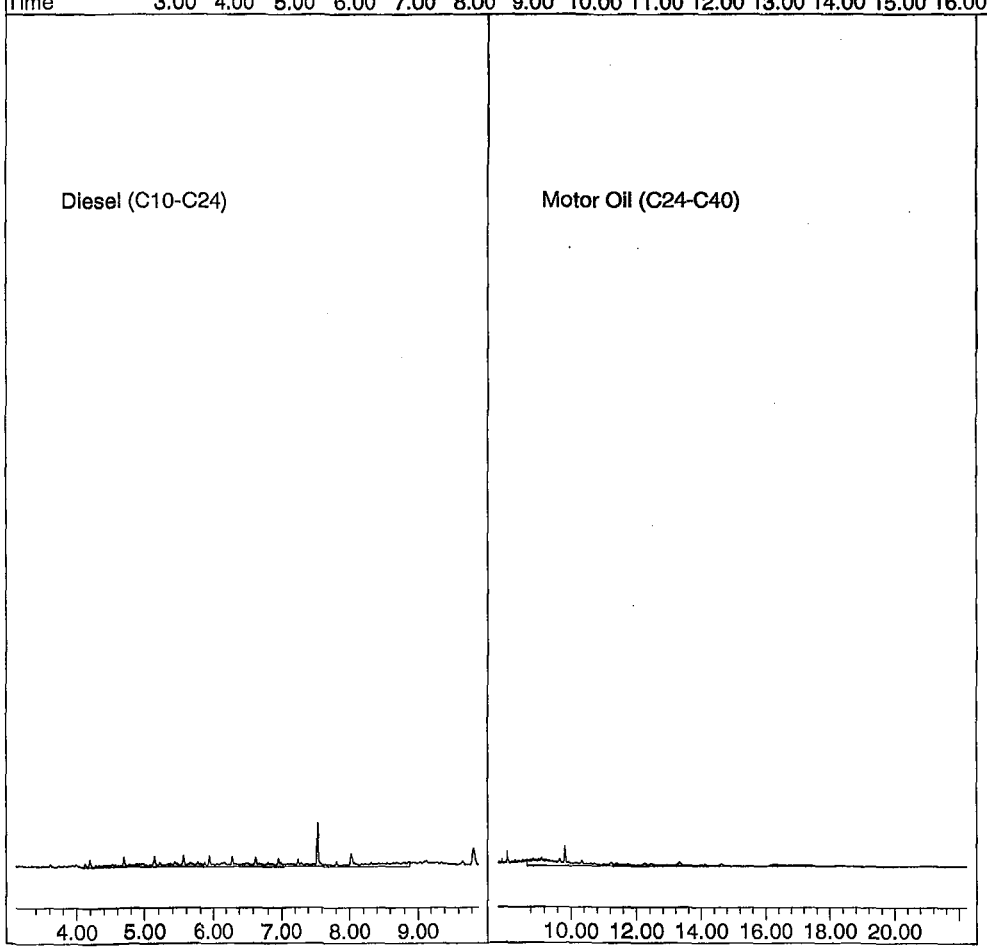

Quantitation Report (Not Reviewed)

Data File : G:\APOLLO\DATA\211028\1028005.D Vial: 5
Acq On : 10-28-21 10:15:13 Operator: KA
Sample : DMO STD 3 10/28/21 Inst : Apollo
Misc : water Multiplr: 1.00
IntFile : events.e
Quant Time: Oct 28 15:39 2021 Quant Results File: DOC1028.RES

Method : G:\APOLLO\DATA\211028\DOC1028.M (Chemstation Integrator)
Title : 8015 B&C
Last Update : Thu Oct 28 15:39:11 2021
Response via : Multiple Level Calibration

Volume Inj. : 2UL
Signal Phase : DB-5
Signal Info : FID02A

Compound	R.T.	Response	Conc Units
System Monitoring Compounds			
3) SA Ortho-Terphenyl(S)	7.53	15599382	2.494 ppb
Surrogate Spike 30.000		Recovery =	8.31%
4) SA Octacosane(S)	9.82	11432050	2.528 ppb
Surrogate Spike 30.000		Recovery =	8.43%
Target Compounds			
1) HATM Diesel (C10-C24)	6.49	251787231	50.024 ppb
2) HBTM Motor Oil (C24-C40)	14.96	206586322	50.832 ppb
Target Compounds			

(f)=RT Delta > 1/2 Window (m)=manual int.

Data File: G:\APOLLO\DATA\211028\1028005.D
Sample : DMO STD 3 10/28/21

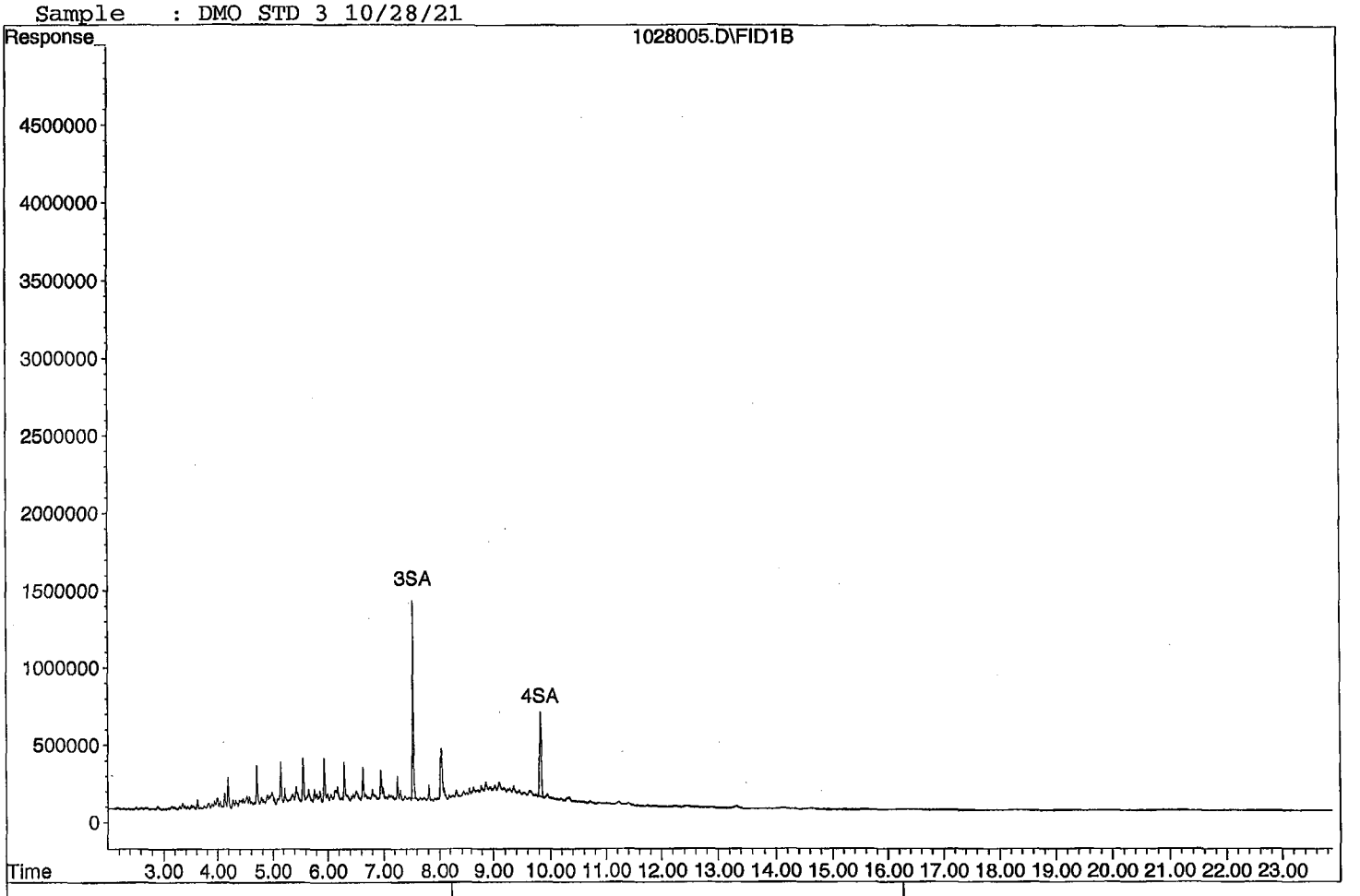

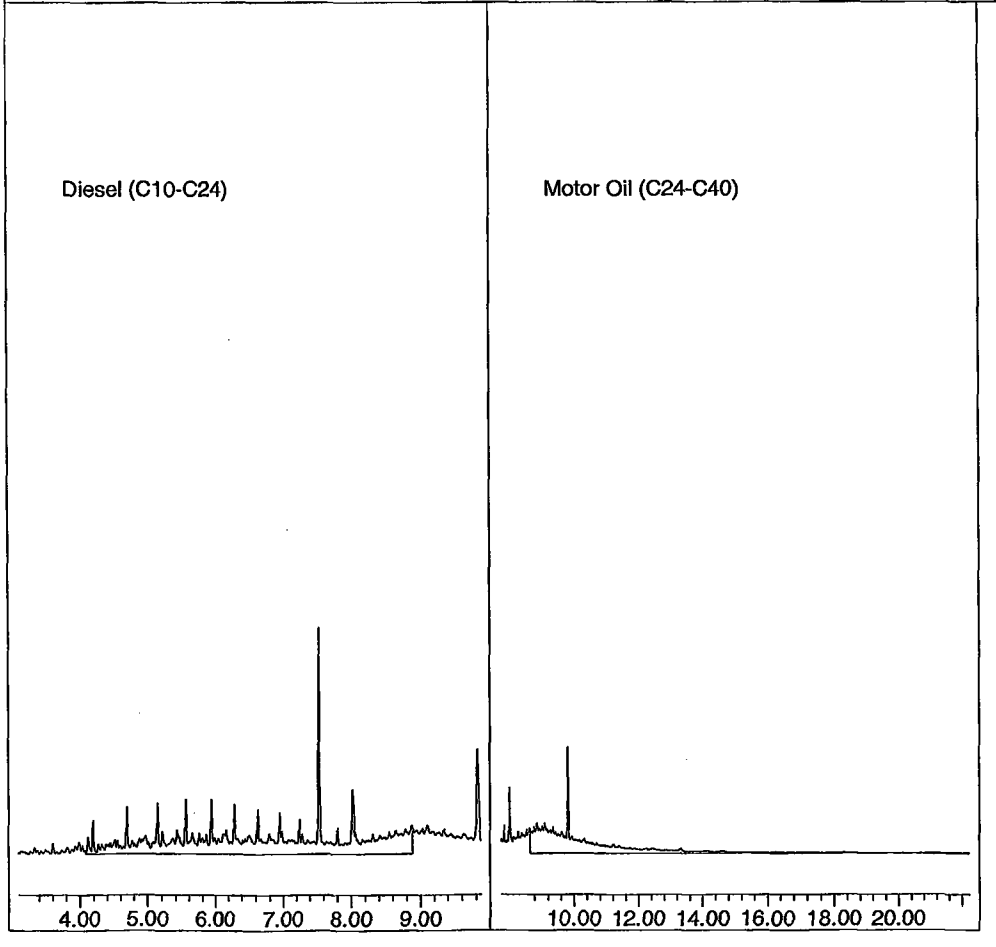

Quantitation Report (Not Reviewed)

Data File : G:\APOLLO\DATA\211028\1028006.D Vial: 6
Acq On : 10-28-21 10:43:31 Operator: KA
Sample : DMO STD 4 10/28/21 Inst : Apollo
Misc : water Multiplr: 1.00
IntFile : events.e
Quant Time: Oct 28 15:39 2021 Quant Results File: DOC1028.RES

Method : G:\APOLLO\DATA\211028\DOC1028.M (Chemstation Integrator)
Title : 8015 B&C
Last Update : Thu Oct 28 15:39:11 2021
Response via : Multiple Level Calibration

Volume Inj. : 2UL
Signal Phase : DB-5
Signal Info : FID02A

Compound	R.T.	Response	Conc Units
System Monitoring Compounds			
3) SA Ortho-Terphenyl(S)	7.53	75891940	12.133 ppb
Surrogate Spike 30.000		Recovery =	40.44%
4) SA Octacosane(S)	9.82	56888797	12.578 ppb
Surrogate Spike 30.000		Recovery =	41.93%
Target Compounds			
1) HATM Diesel (C10-C24)	6.49	1209470396	240.292 ppb
2) HBTM Motor Oil (C24-C40)	14.96	912296132	258.892 ppb

Target Compounds

(f)=RT Delta > 1/2 Window (m)=manual int.

Data File: G:\APOLLO\DATA\211028\1028006.D
Sample : DMO STD 4 10/28/21

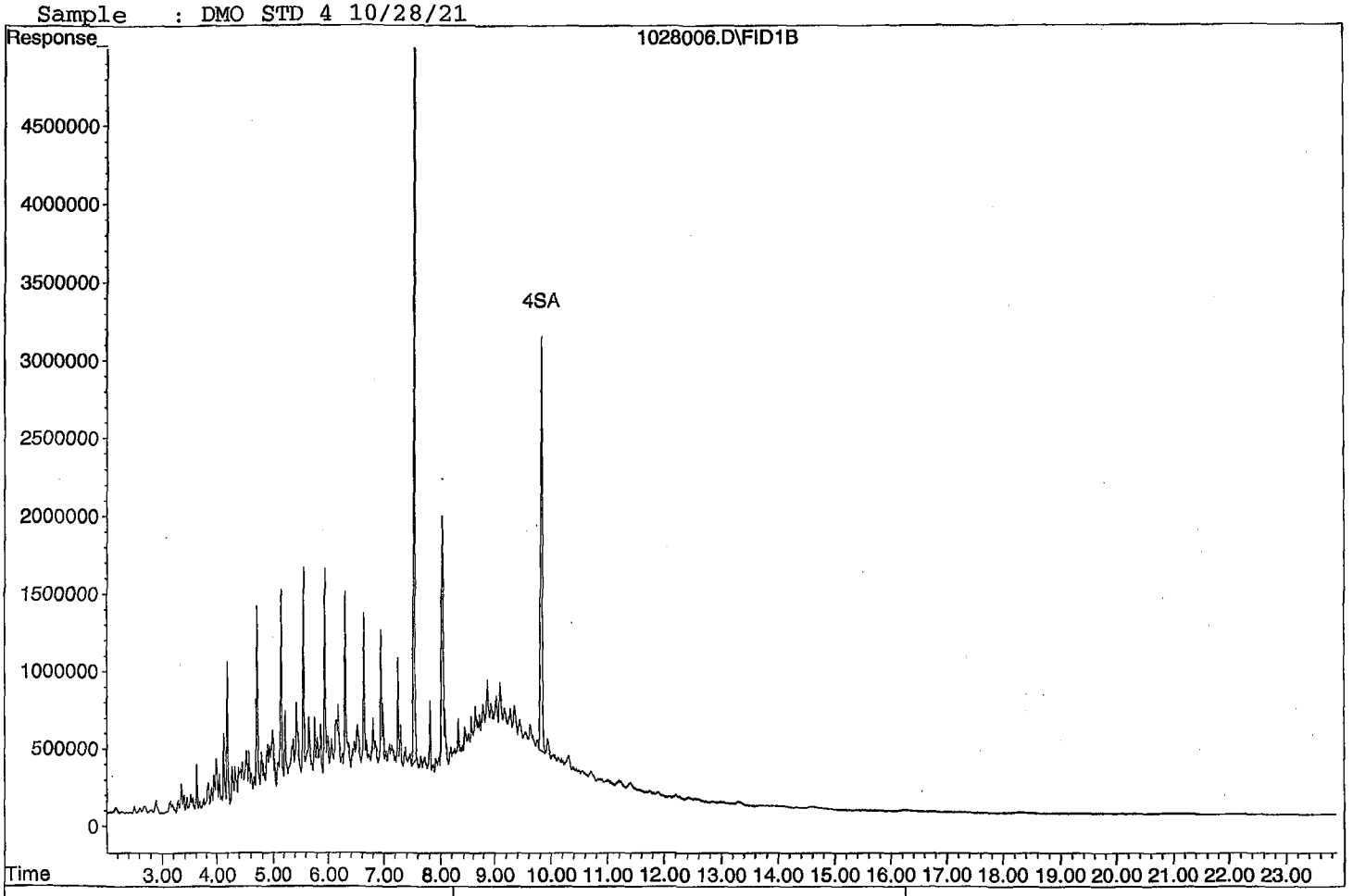

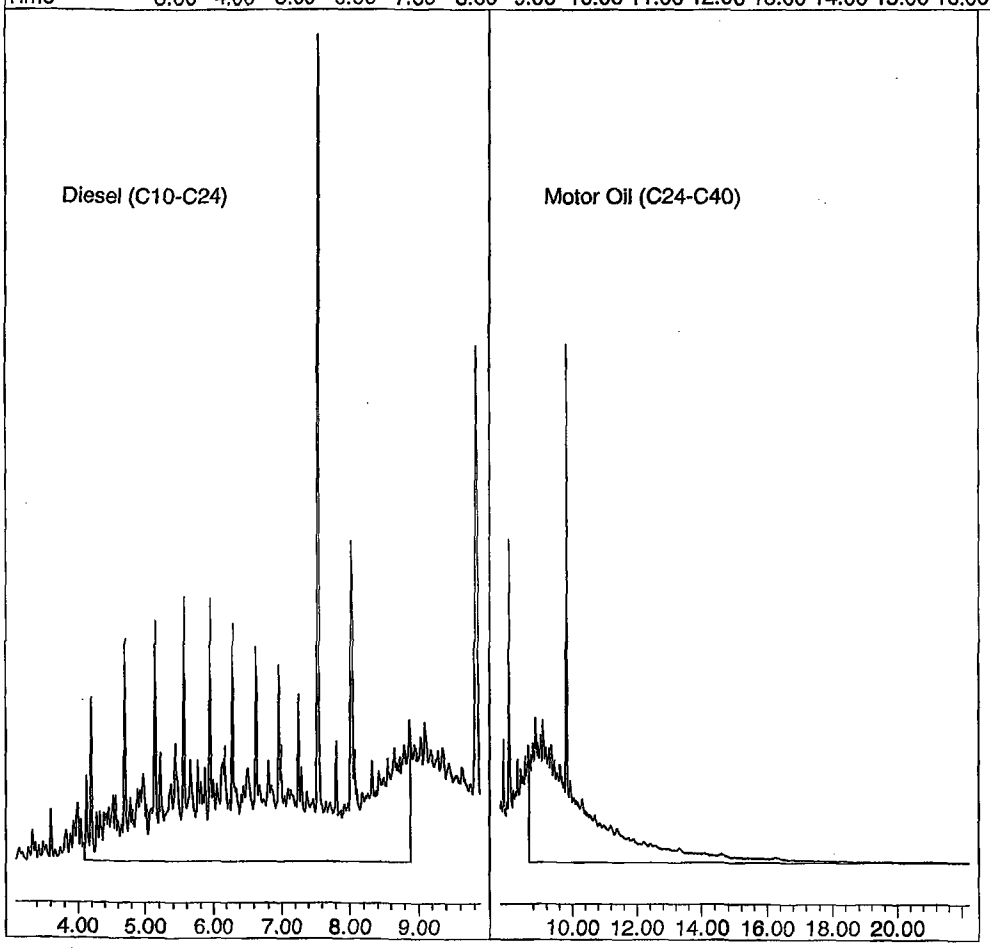

Quantitation Report (Not Reviewed)

Data File : G:\APOLLO\DATA\211028\1028007.D Vial: 7
Acq On : 10-28-21 11:11:42 Operator: KA
Sample : DMO STD 5 10/28/21 Inst : Apollo
Misc : water Multiplr: 1.00
IntFile : events.e
Quant Time: Oct 28 15:39 2021 Quant Results File: DOC1028.RES

Method : G:\APOLLO\DATA\211028\DOC1028.M (Chemstation Integrator)
Title : 8015 B&C
Last Update : Thu Oct 28 15:39:11 2021
Response via : Multiple Level Calibration

Volume Inj. : 2UL
Signal Phase : DB-5
Signal Info : FID02A

Compound	R.T.	Response	Conc Units
System Monitoring Compounds			
3) SA Ortho-Terphenyl(S)	7.54	292696553	46.794 ppb
Surrogate Spike 30.000		Recovery =	155.98%
4) SA Octacosane(S)	9.83	217041298	47.988 ppb
Surrogate Spike 30.000		Recovery =	159.96%
Target Compounds			
1) HATM Diesel (C10-C24)	6.49	4675985227	929.003 ppb
2) HBTM Motor Oil (C24-C40)	14.96	3391967397	989.959 ppb

Target Compounds

Data File: G:\APOLLO\DATA\211028\1028007.D
Sample : DMO STD 5 10/28/21

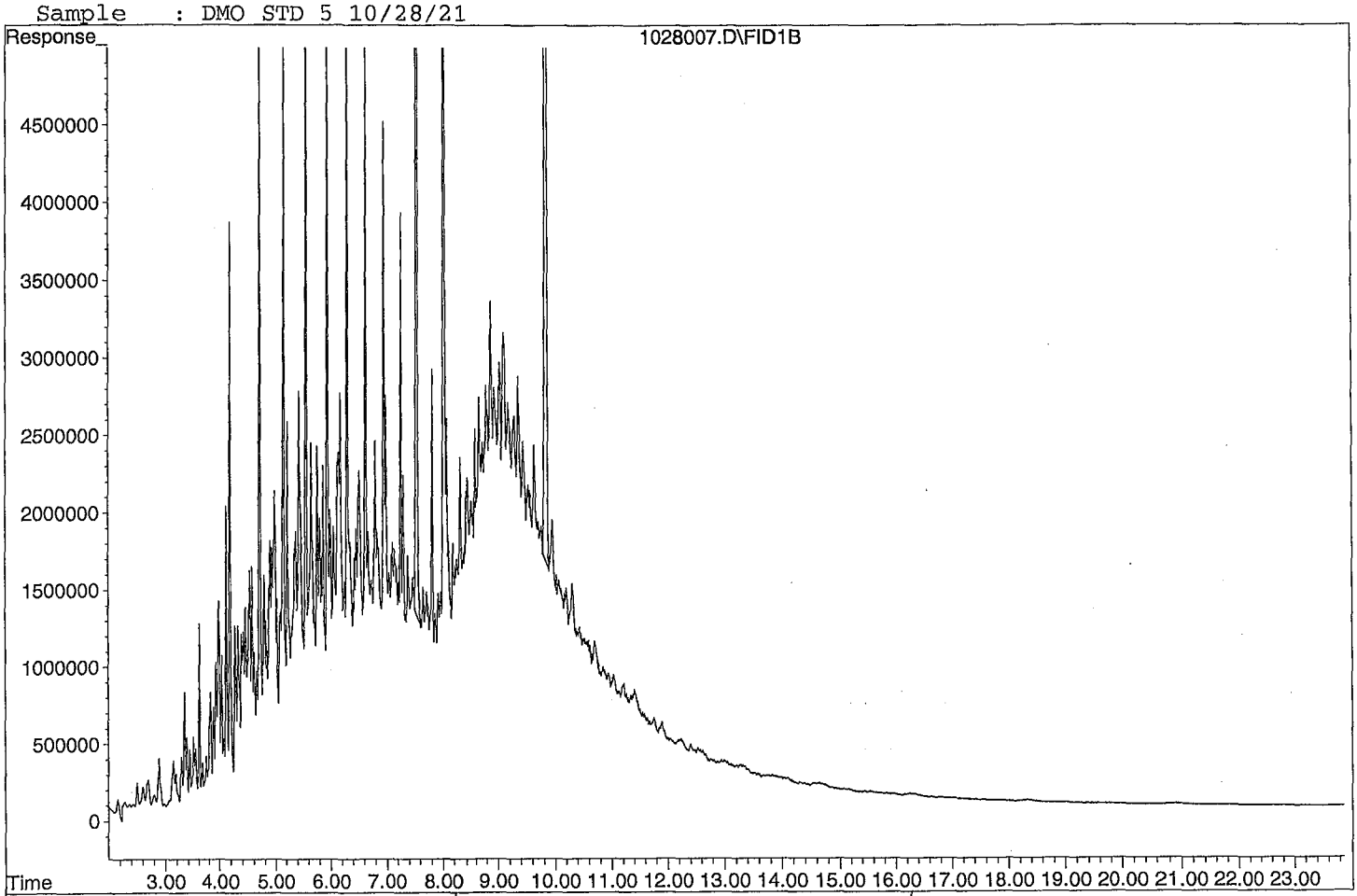

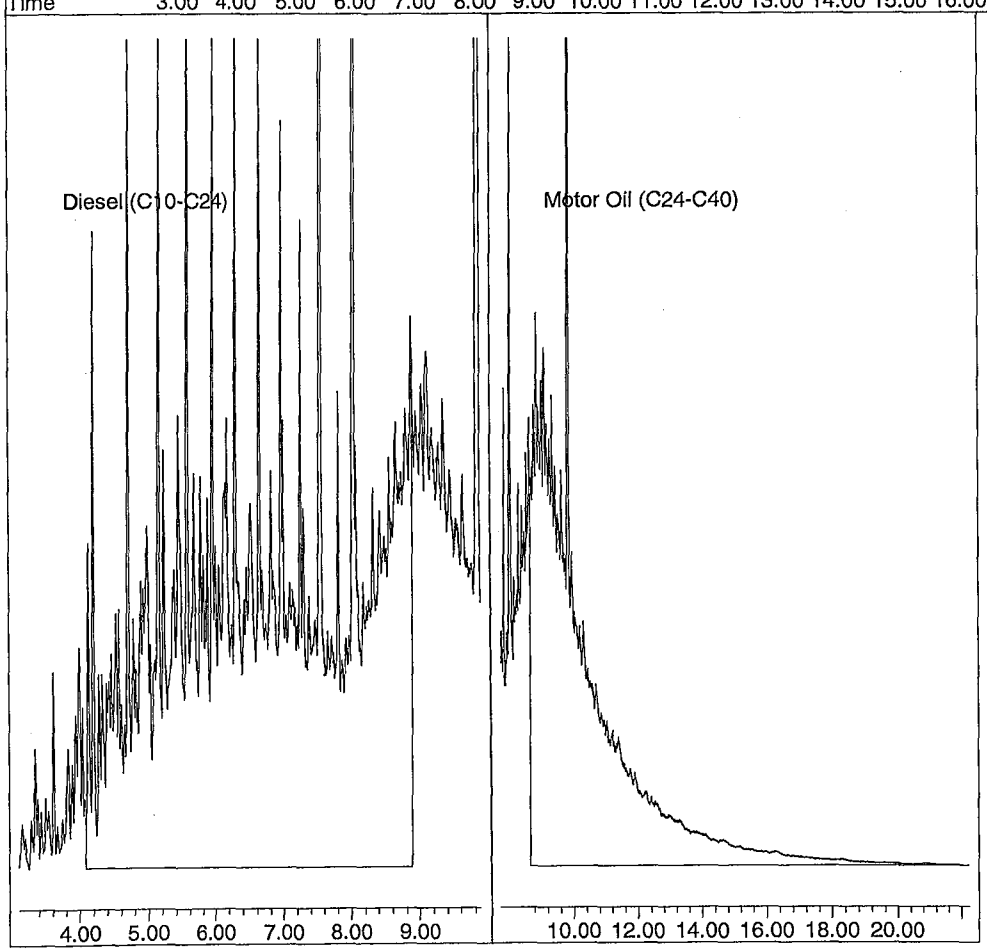

Quantitation Report (Not Reviewed)

Data File : G:\APOLLO\DATA\211028\1028008.D Vial: 8
Acq On : 10-28-21 11:39:55 Operator: KA
Sample : DMO STD 6 10/28/21 Inst : Apollo
Misc : water Multiplr: 1.00
IntFile : events.e
Quant Time: Oct 28 15:39 2021 Quant Results File: DOC1028.RES

Method : G:\APOLLO\DATA\211028\DOC1028.M (Chemstation Integrator)
Title : 8015 B&C
Last Update : Thu Oct 28 15:39:11 2021
Response via : Multiple Level Calibration

Volume Inj. : 2UL
Signal Phase : DB-5
Signal Info : FID02A

Compound	R.T.	Response	Conc Units
System Monitoring Compounds			
3) SA Ortho-Terphenyl(S)	7.54	435798382	69.672 ppb
Surrogate Spike 30.000		Recovery =	232.24%
4) SA Octacosane(S)	9.84	325688048	72.009 ppb
Surrogate Spike 30.000		Recovery =	240.03%
Target Compounds			
1) HATM Diesel (C10-C24)	6.49	7163144090	1423.140 ppb
2) HBTM Motor Oil (C24-C40)	14.96	5028351305	1472.405 ppb

Target Compounds

(f)=RT Delta > 1/2 Window (m)=manual int.

Data File: G:\APOLLO\DATA\211028\1028008.D
Sample : DMO STD 6 10/28/21

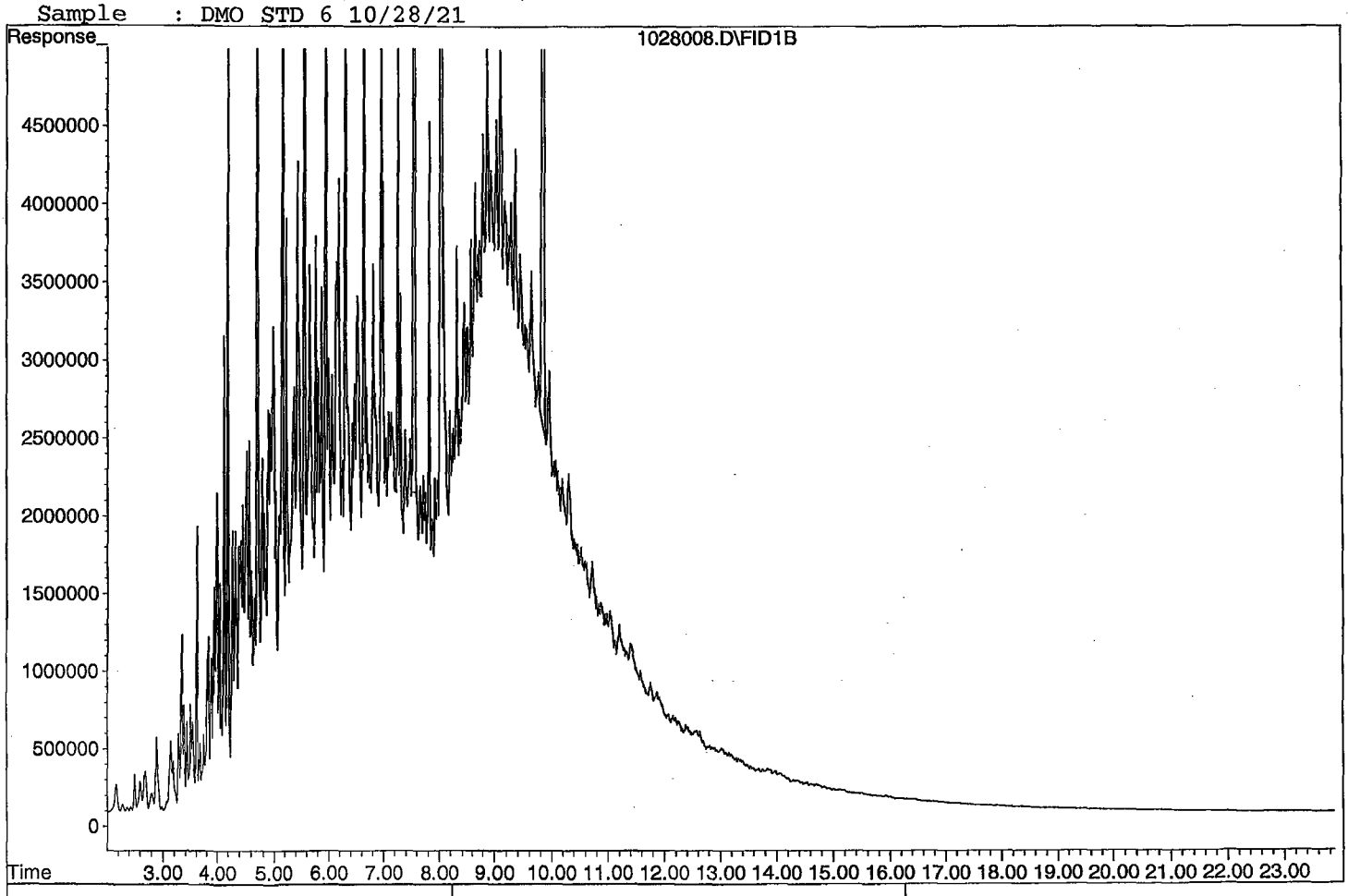

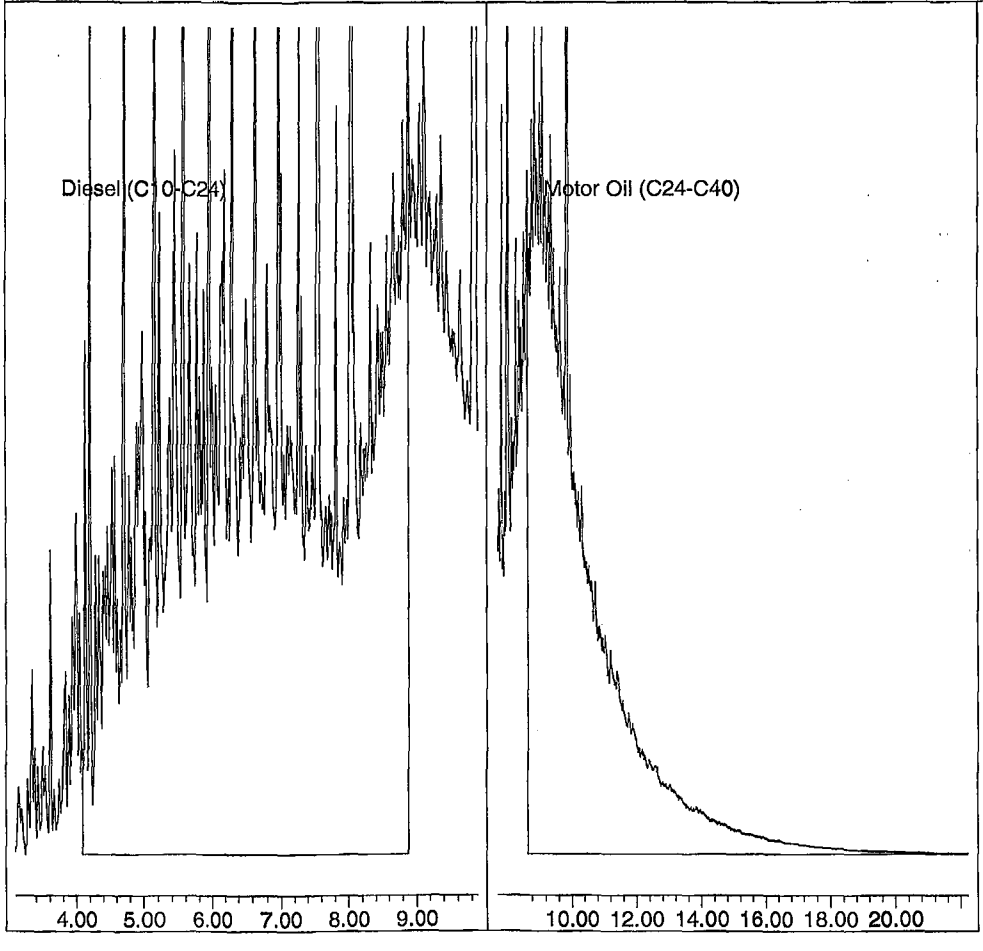

Quantitation Report (Not Reviewed)

Data File : G:\APOLLO\DATA\211028\1028009.D Vial: 9
Acq On : 10-28-21 12:08:10 Operator: KA
Sample : DMO STD 7 10/28/21 Inst : Apollo
Misc : water Multiplr: 1.00
IntFile : events.e
Quant Time: Oct 28 15:39 2021 Quant Results File: DOC1028.RES

Method : G:\APOLLO\DATA\211028\DOC1028.M (Chemstation Integrator)
Title : 8015 B&C
Last Update : Thu Oct 28 15:39:11 2021
Response via : Multiple Level Calibration

Volume Inj. : 2UL
Signal Phase : DB-5
Signal Info : FID02A

Compound	R.T.	Response	Conc Units
System Monitoring Compounds			
3) SA Ortho-Terphenyl(S)	7.54	617758709	98.762 ppb
Surrogate Spike 30.000		Recovery =	329.21%
4) SA Octacosane(S)	9.85	457331573	101.116 ppb
Surrogate Spike 30.000		Recovery =	337.05%
Target Compounds			
1) HATM Diesel (C10-C24)	6.49	10255165539	2037.448 ppb
2) HBTM Motor Oil (C24-C40)	14.96	6914631831	2028.526 ppb

Target Compounds

(f)=RT Delta > 1/2 Window (m)=manual int.

Data File: G:\APOLLO\DATA\211028\1028009.D
Sample : DMO STD 7 10/28/21

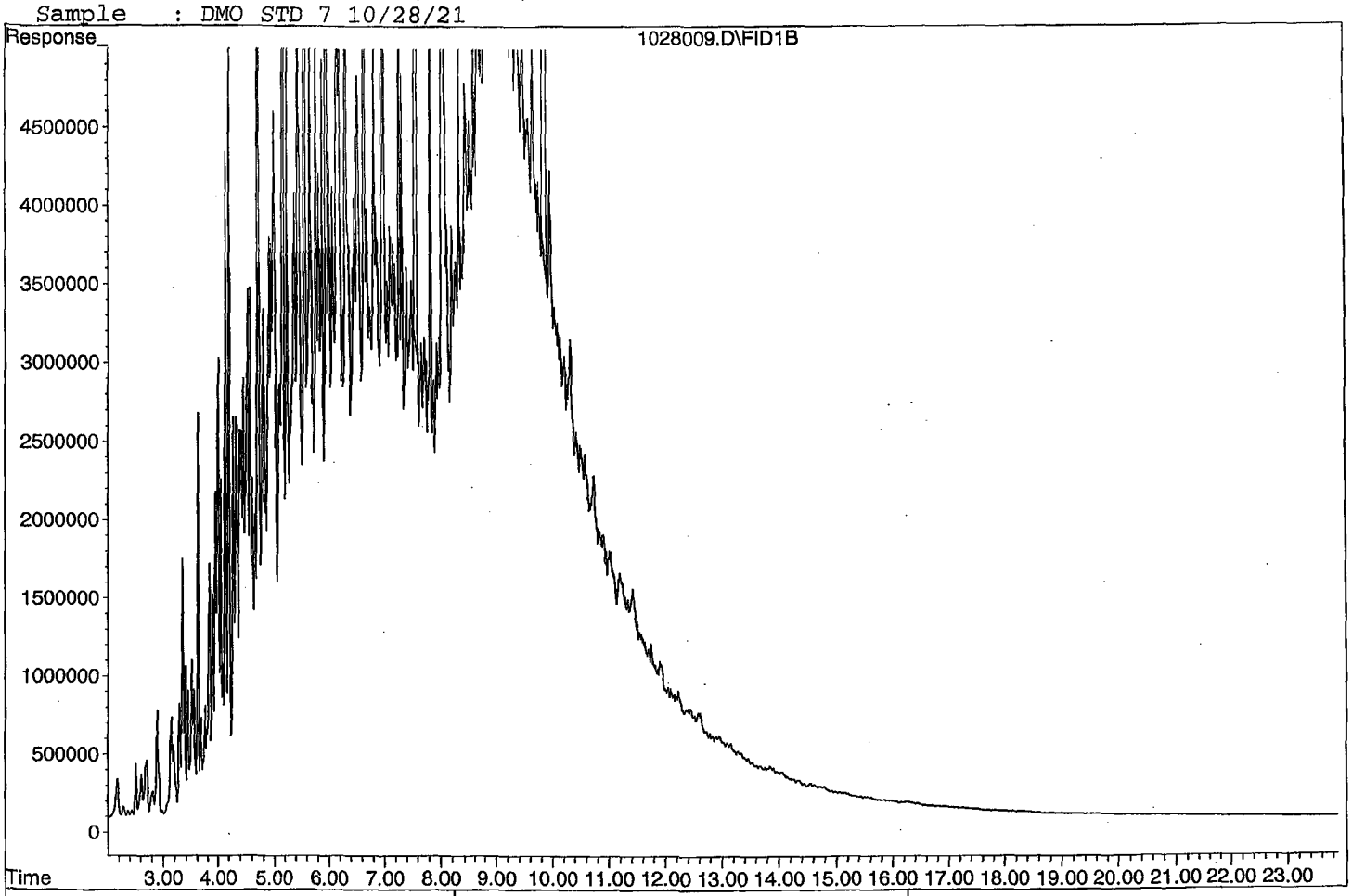

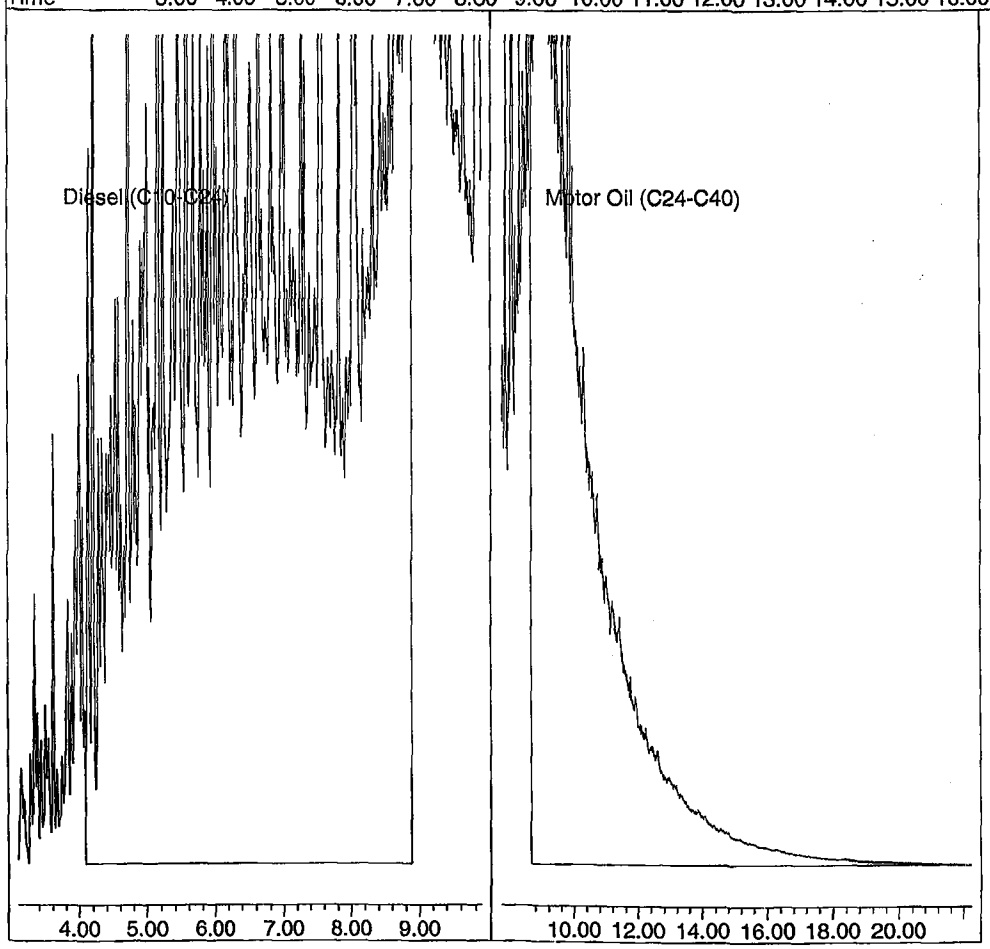

TPH Extractables
DOC1028

Form 7

Second Source Calibration

Lab Name: APPL, Inc.
Case No:
Matrix: Water

SDG No:
Date Analyzed: 10/28/2021
Instrument: Apollo
Initial Cal. Date: 10/28/2021
Data File: 1028010.D

		Compound	MEAN	CCRF	%D		%Drift
1	HATM	Diesel (C10-C24)	2516670	2266400	9.9	HATM	
2	HBTM	Motor Oil (C24-C40)	2492040	1663520	33	HBTML	5.9
3							
4							
5							
6							
7							
8							
9							
10							
11							
12							
13							
14							
15							
16							
17							
18							
19							
20							
21							
22							
23							
24							
25							
26							
27							
28							
29							
30							
31							
32							
33							
34							
35							
36							
37							
38							
39							
40							
		Average			21.5		

Quantitation Report (Not Reviewed)

Data File : G:\APOLLO\DATA\211028\1028010.D Vial: 10
Acq On : 10-28-21 12:36:26 Operator: KA
Sample : DMO Second Source 10/28/21 Inst : Apollo
Misc : water Multiplr: 1.00
IntFile : events.e
Quant Time: Oct 28 15:39 2021 Quant Results File: DOC1028.RES

Method : G:\APOLLO\DATA\211028\DOC1028.M (Chemstation Integrator)
Title : 8015 B&C
Last Update : Thu Oct 28 15:39:11 2021
Response via : Multiple Level Calibration

Volume Inj. : 2UL
Signal Phase : DB-5
Signal Info : FID02A

Compound	R.T.	Response	Conc Units
System Monitoring Compounds			
3) SA Ortho-Terphenyl(S)	7.53	4250105	0.679 ppb
Surrogate Spike 30.000		Recovery =	2.26%
4) SA Octacosane(S)	9.83	-3553	N.D. ppb
Surrogate Spike 30.000		Recovery =	0.00%
Target Compounds			
1) HATM Diesel (C10-C24)	6.49	1133202337	225.139 ppb
2) HBTM Motor Oil (C24-C40)	14.96	831758038	235.148 ppb

Target Compounds

(f)=RT Delta > 1/2 Window (m)=manual int.

Data File: G:\APOLLO\DATA\211028\1028010.D
Sample : DMO Second Source 10/28/21

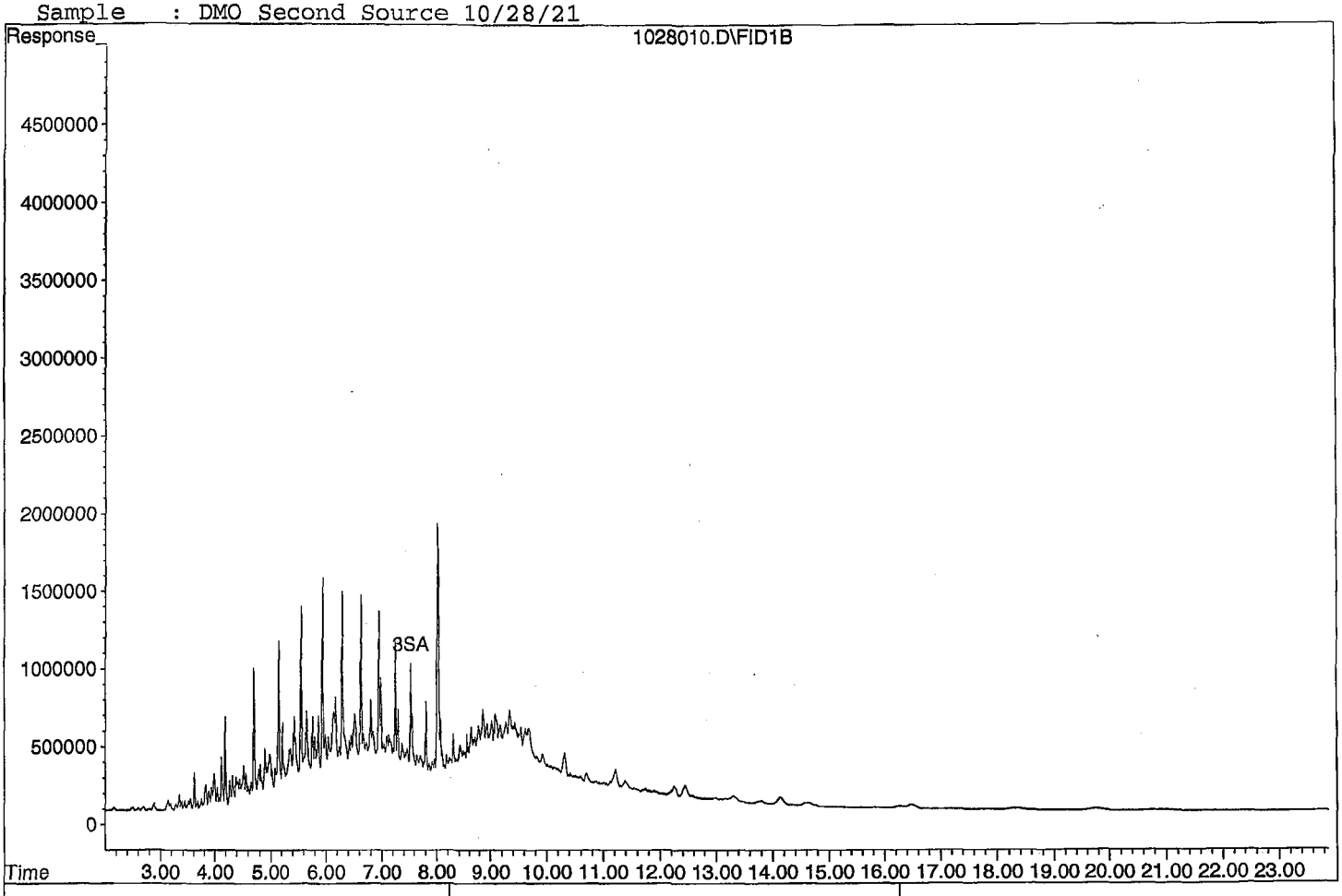

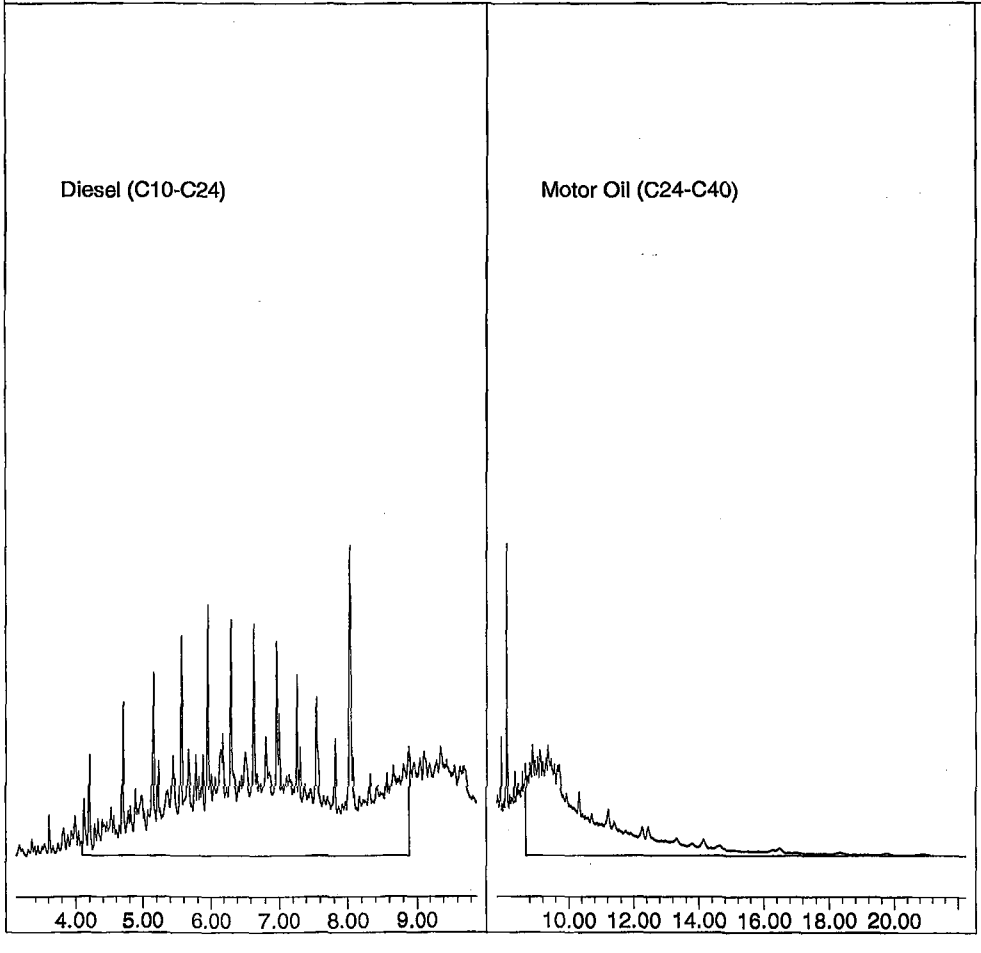

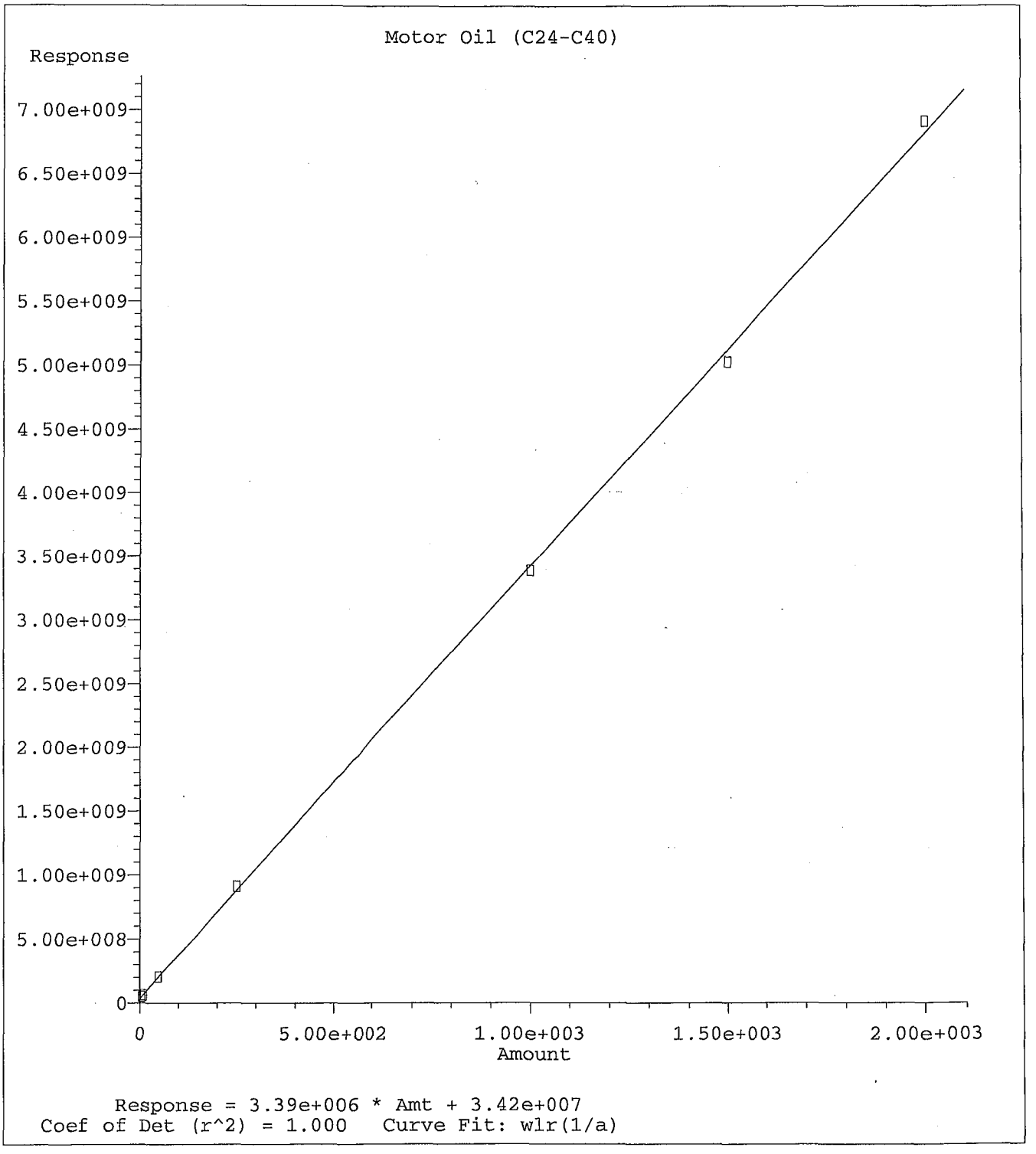

Method Name: G:\APOLLO\DATA\211028\DOC1028.M
Calibration Table Last Updated: Thu Oct 28 15:37:06 2021

TPH Extractables
DOC1028

Form 7

Continuing Calibration

Lab Name: APPL, Inc.
Case No:
Matrix: Water

SDG No:
Date Analyzed: 11/2/2021
Instrument: Apollo
Initial Cal. Date: 10/28/2021
Data File: 1101043.D

		Compound	MEAN	CCRF	%D	%Drift	
1	HATM	Diesel (C10-C24)	2516670	2421640	3.8	HATM	
2	HBTM	Motor Oil (C24-C40)	2492040	1882350	24	HBTML	7.0
3	SA	Ortho-Terphenyl(S)	3127510	3042570	2.7	SA	
4	SA	Octacosane(S)	2261430	2222000	1.7	SA	
5							
6							
7							
8							
9							
10							
11							
12							
13							
14							
15							
16							
17							
18							
19							
20							
21							
22							
23							
24							
25							
26							
27							
28							
29							
30							
31							
32							
33							
34							
35							
36							
37							
38							
39							
40							
		Average			8.1		

Quantitation Report (Not Reviewed)

Data File : G:\APOLLO\DATA\211101\1101043.D Vial: 43
Acq On : 11-2-21 12:50:56 Operator: KA
Sample : DMO LVL 4 CCV 10/27/21 Inst : Apollo
Misc : water Multiplr: 1.00
IntFile : events.e
Quant Time: Nov 18 9:25 2021 Quant Results File: DOC1028.RES

Method : G:\APOLLO\DATA\211028\DOC1028.M (Chemstation Integrator)
Title : 8015 B&C
Last Update : Thu Nov 18 09:25:49 2021
Response via : Multiple Level Calibration

Volume Inj. : 2UL
Signal Phase : DB-5
Signal Info : FID02A

Compound	R.T.	Response	Conc Units
System Monitoring Compounds			
3) SA Ortho-Terphenyl(S)	7.51	76064140	12.161 ppb
Surrogate Spike 30.000		Recovery =	40.54%
4) SA Octacosane(S)	9.79	55549901	12.282 ppb
Surrogate Spike 30.000		Recovery =	40.94%
Target Compounds			
1) HATM Diesel (C10-C24)	6.49	1210818077	240.560 ppb
2) HBTM Motor Oil (C24-C40)	14.96	941177047	267.407 ppb

Target Compounds

Data File: G:\APOLLO\DATA\211101\1101043.D
Sample : DMO LVL 4 CCV 10/27/21

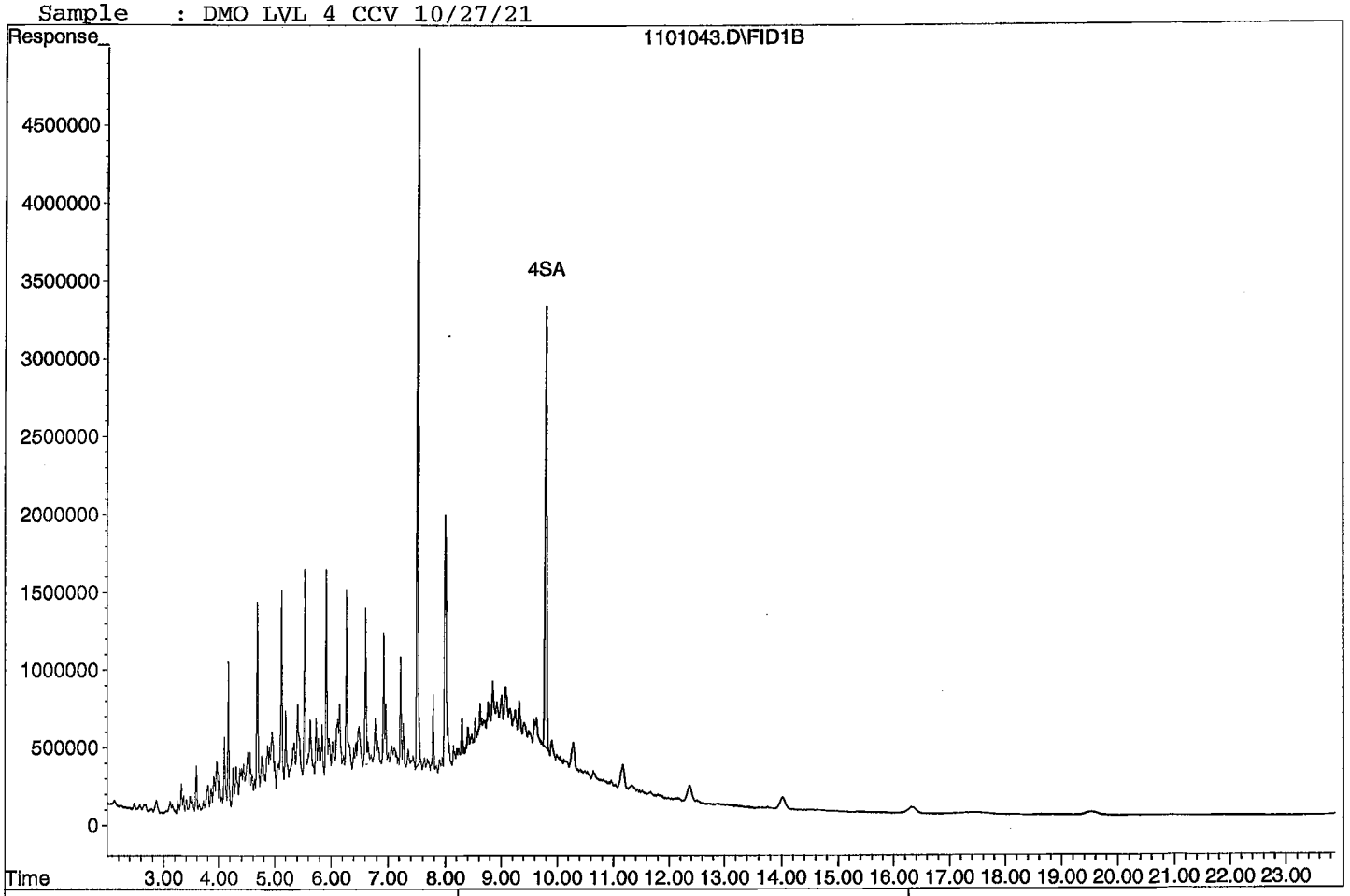

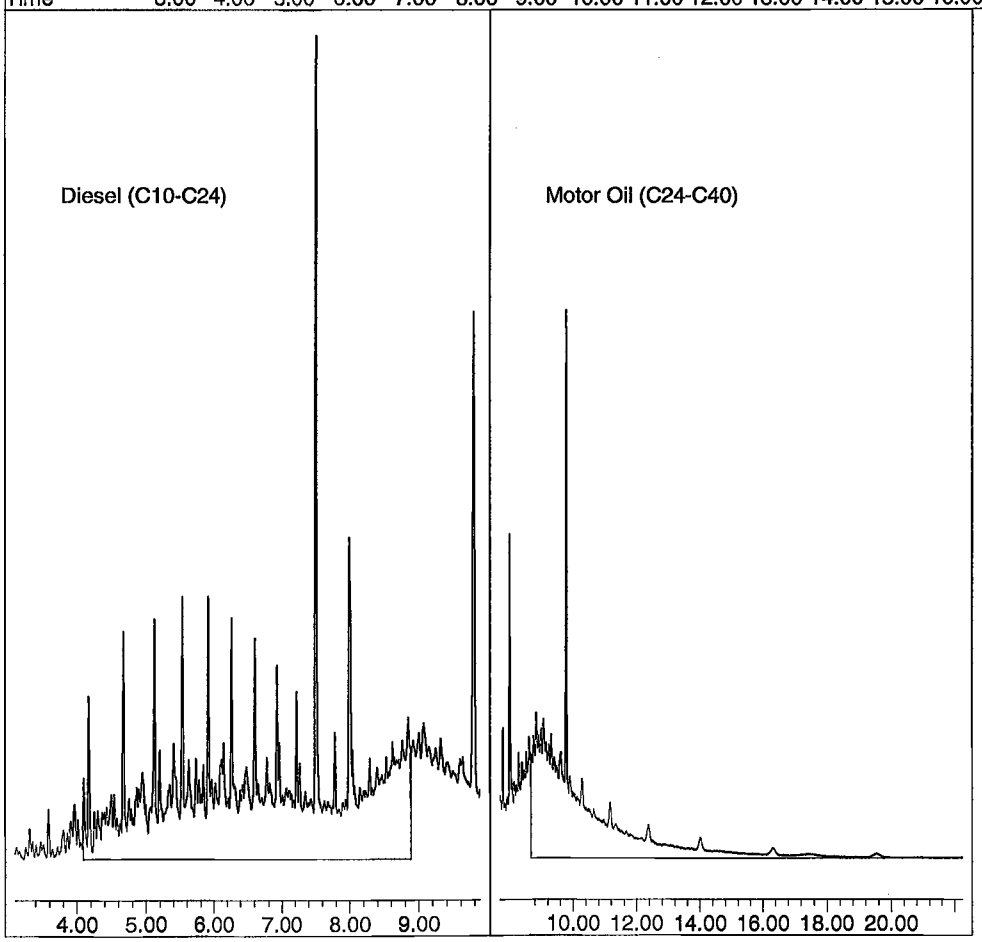

TPH Extractables
DOC1028

Form 7

Continuing Calibration

Lab Name: APPL, Inc.
Case No:
Matrix: Water

SDG No:
Date Analyzed: 11/2/2021
Instrument: Apollo
Initial Cal. Date: 10/28/2021
Data File: 1101060.D

		Compound	MEAN	CCRF	%D	%Drift	
1	HATM	Diesel (C10-C24)	2516670	2452670	2.5	HATM	
2	HBTM	Motor Oil (C24-C40)	2492040	1852340	26	HBTML	5.2
3	SA	Ortho-Terphenyl(S)	3127510	3053340	2.4	SA	
4	SA	Octacosane(S)	2261430	2273270	0.52	SA	
5							
6							
7							
8							
9							
10							
11							
12							
13							
14							
15							
16							
17							
18							
19							
20							
21							
22							
23							
24							
25							
26							
27							
28							
29							
30							
31							
32							
33							
34							
35							
36							
37							
38							
39							
40							
		Average			7.9		

Quantitation Report (Not Reviewed)

Data File : G:\APOLLO\DATA\211101\1101060.D Vial: 60
Acq On : 11-2-21 20:52:14 Operator: KA
Sample : DMO LVL 4 CCV 10/27/21 Inst : Apollo
Misc : water Multiplr: 1.00
IntFile : events.e
Quant Time: Nov 18 9:27 2021 Quant Results File: DOC1028.RES

Method : G:\APOLLO\DATA\211028\DOC1028.M (Chemstation Integrator)
Title : 8015 B&C
Last Update : Thu Nov 18 09:25:49 2021
Response via : Multiple Level Calibration

Volume Inj. : 2UL
Signal Phase : DB-5
Signal Info : FID02A

Compound	R.T.	Response	Conc Units
System Monitoring Compounds			
3) SA Ortho-Terphenyl(S)	7.51	76333578	12.204 ppb
Surrogate Spike 30.000		Recovery =	40.68%
4) SA Octacosane(S)	9.79	56831725	12.565 ppb
Surrogate Spike 30.000		Recovery =	41.88%
Target Compounds			
1) HATM Diesel (C10-C24)	6.49	1226334750	243.642 ppb
2) HBTM Motor Oil (C24-C40)	14.96	926170268	262.983 ppb

Target Compounds

Data File: G:\APOLLO\DATA\211101\1101060.D
Sample : DMO LVL 4 CCV 10/27/21

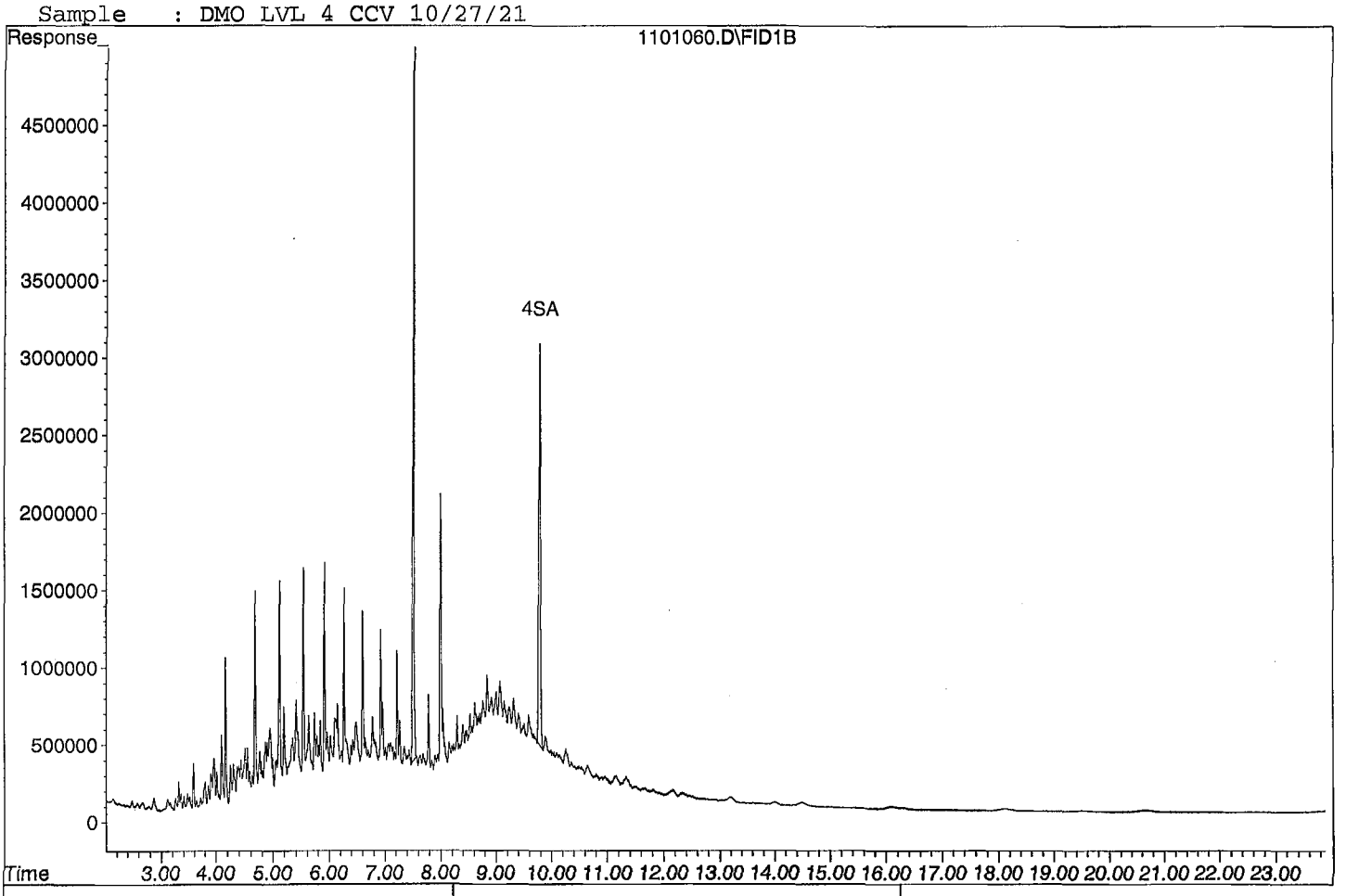

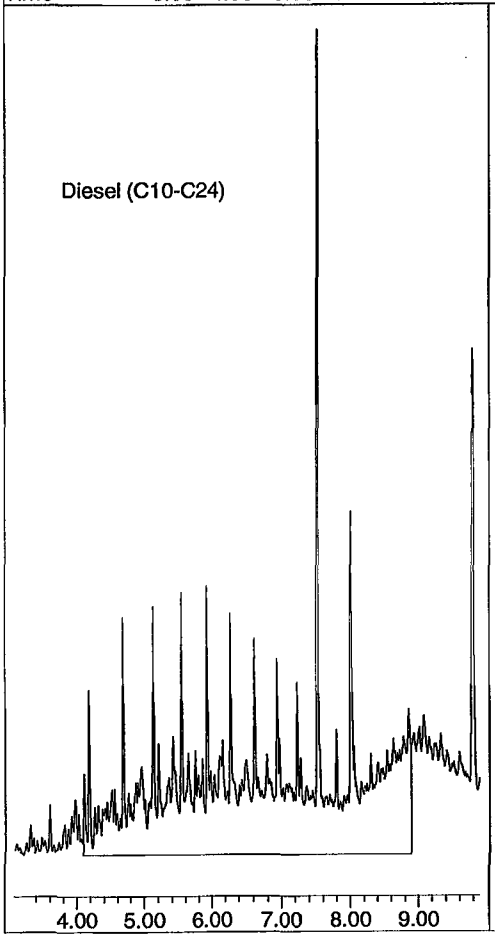



ORGANICS
Raw Data

Quantitation Report (QT Reviewed)

Data File : G:\APOLLO\DATA\211101\1101048.D Vial: 48
Acq On : 11-2-21 15:12:40 Operator: KA
Sample : BA44381W01 5/1000 Inst : Apollo
Misc : water Multiplr: 5.00
IntFile : events.e
Quant Time: Nov 3 11:16 2021 Quant Results File: DOC1028.RES

Method : G:\APOLLO\DATA\211028\DOC1028.M (Chemstation Integrator)
Title : 8015 B&C
Last Update : Tue Nov 02 14:56:02 2021
Response via : Multiple Level Calibration

Volume Inj. : 2UL
Signal Phase : DB-5
Signal Info : FID02A

Compound	R.T.	Response	Conc Units
System Monitoring Compounds			
3) SA Ortho-Terphenyl(S)	7.51	137642488	110.026 ppb
Surrogate Spike 150.000		Recovery =	73.35%
4) SA Octacosane(S)	9.79	121422836	134.232 ppb
Surrogate Spike 150.000		Recovery =	89.49%
Target Compounds			
1) HATM Diesel (C10-C24)	6.49	44237232	43.944 ppb
2) HBTM Motor Oil (C24-C40)	14.96	85061080	75.018 ppb

Target Compounds

(f)=RT Delta > 1/2 Window (m)=manual int.

Quantitation Report

Data File: G:\APOLLO\DATA\211101\1101048.D
Sample : BA44381W01 5/1000

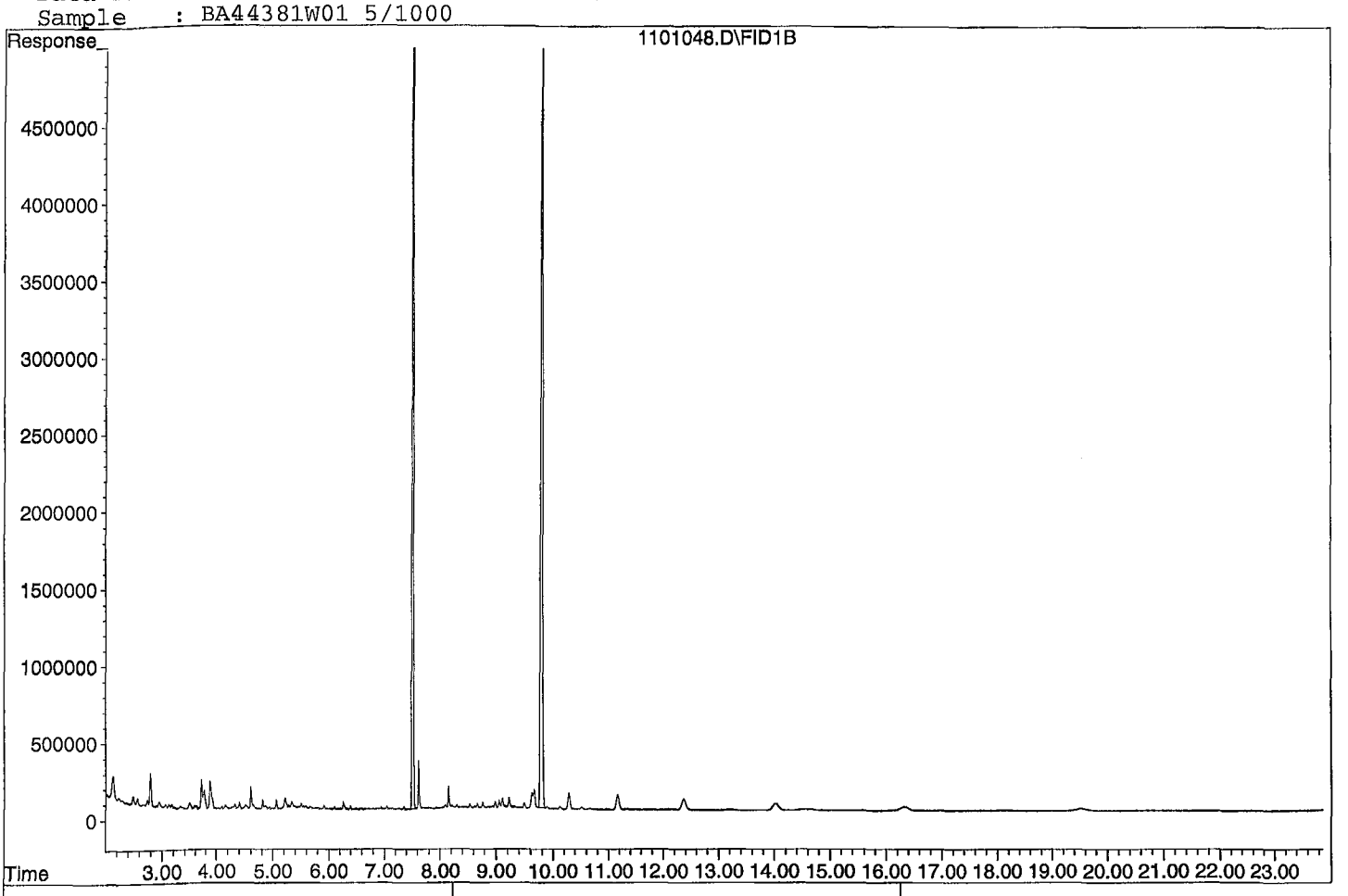





Quantitation Report (QT Reviewed)

Data File : G:\APOLLO\DATA\211101\1101049.D Vial: 49
Acq On : 11-2-21 15:41:01 Operator: KA
Sample : BA44382W01 5/1000 Inst : Apollo
Misc : water Multiplr: 5.00
IntFile : events.e
Quant Time: Nov 3 10:31 2021 Quant Results File: DOC1028.RES

Method : G:\APOLLO\DATA\211028\DOC1028.M (Chemstation Integrator)
Title : 8015 B&C
Last Update : Tue Nov 02 14:56:02 2021
Response via : Multiple Level Calibration

Volume Inj. : 2UL
Signal Phase : DB-5
Signal Info : FID02A

Compound	R.T.	Response	Conc Units
System Monitoring Compounds			
3) SA Ortho-Terphenyl(S)	7.51	129455860	103.482 ppb
Surrogate Spike 150.000		Recovery =	68.99%
4) SA Octacosane(S)	9.79	113754053	125.755 ppb
Surrogate Spike 150.000		Recovery =	83.84%
Target Compounds			
1) HATM Diesel (C10-C24)	6.49	40782252	40.512 ppb
2) HBTM Motor Oil (C24-C40)	14.96	79160686	66.320 ppb

Target Compounds

Data File: G:\APOLLO\DATA\211101\1101049.D
Sample : BA44382W01 5/1000

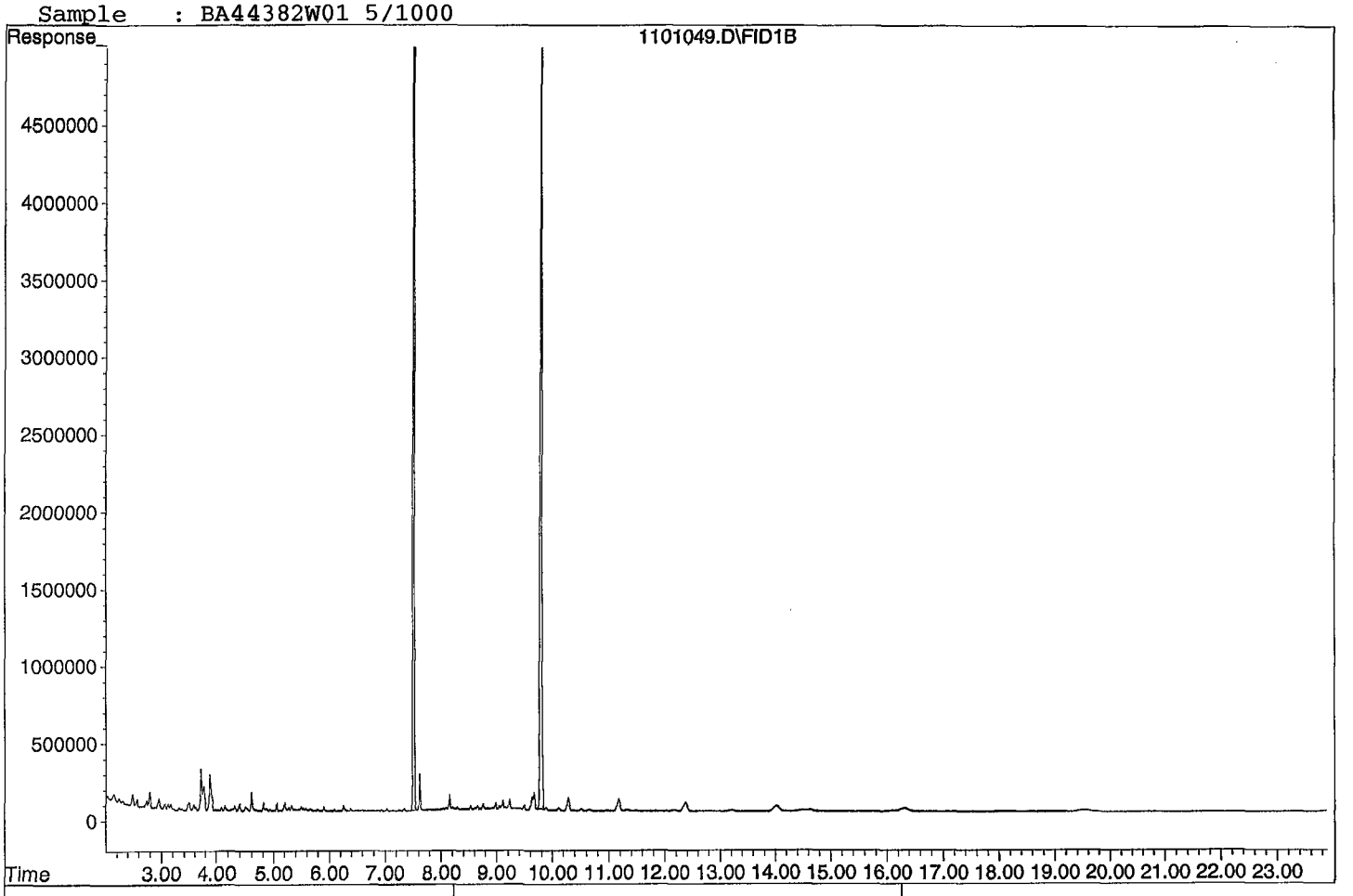

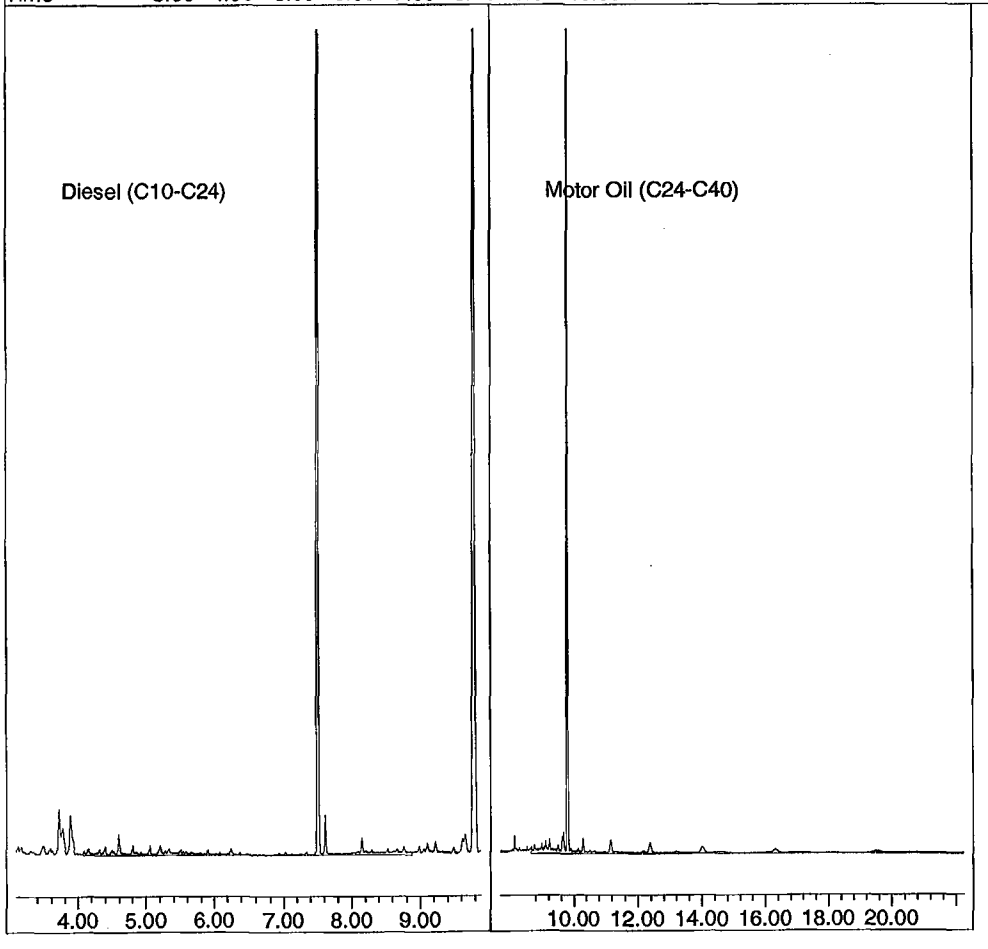

Quantitation Report (QT Reviewed)

Data File : G:\APOLLO\DATA\211101\1101044.D Vial: 44
Acq On : 11-2-21 13:19:16 Operator: KA
Sample : 211028A BLK 5/1000 Inst : Apollo
Misc : water Multiplr: 5.00
IntFile : events.e
Quant Time: Nov 3 10:31 2021 Quant Results File: DOC1028.RES

Method : G:\APOLLO\DATA\211028\DOC1028.M (Chemstation Integrator)
Title : 8015 B&C
Last Update : Tue Nov 02 14:56:02 2021
Response via : Multiple Level Calibration

Volume Inj. : 2UL
Signal Phase : DB-5
Signal Info : FID02A

Compound	R.T.	Response	Conc Units
System Monitoring Compounds			
3) SA Ortho-Terphenyl(S)	7.51	130170122	104.053 ppb
Surrogate Spike 150.000		Recovery =	69.37%
4) SA Octacosane(S)	9.79	114312276	126.372 ppb
Surrogate Spike 150.000		Recovery =	84.25%
Target Compounds			
1) HATM Diesel (C10-C24)	6.49	43139665	42.854 ppb
2) HBTM Motor Oil (C24-C40)	14.96	76805451	62.848 ppb

Target Compounds

Data File: G:\APOLLO\DATA\211101\1101044.D
Sample : 211028A BLK 5/1000

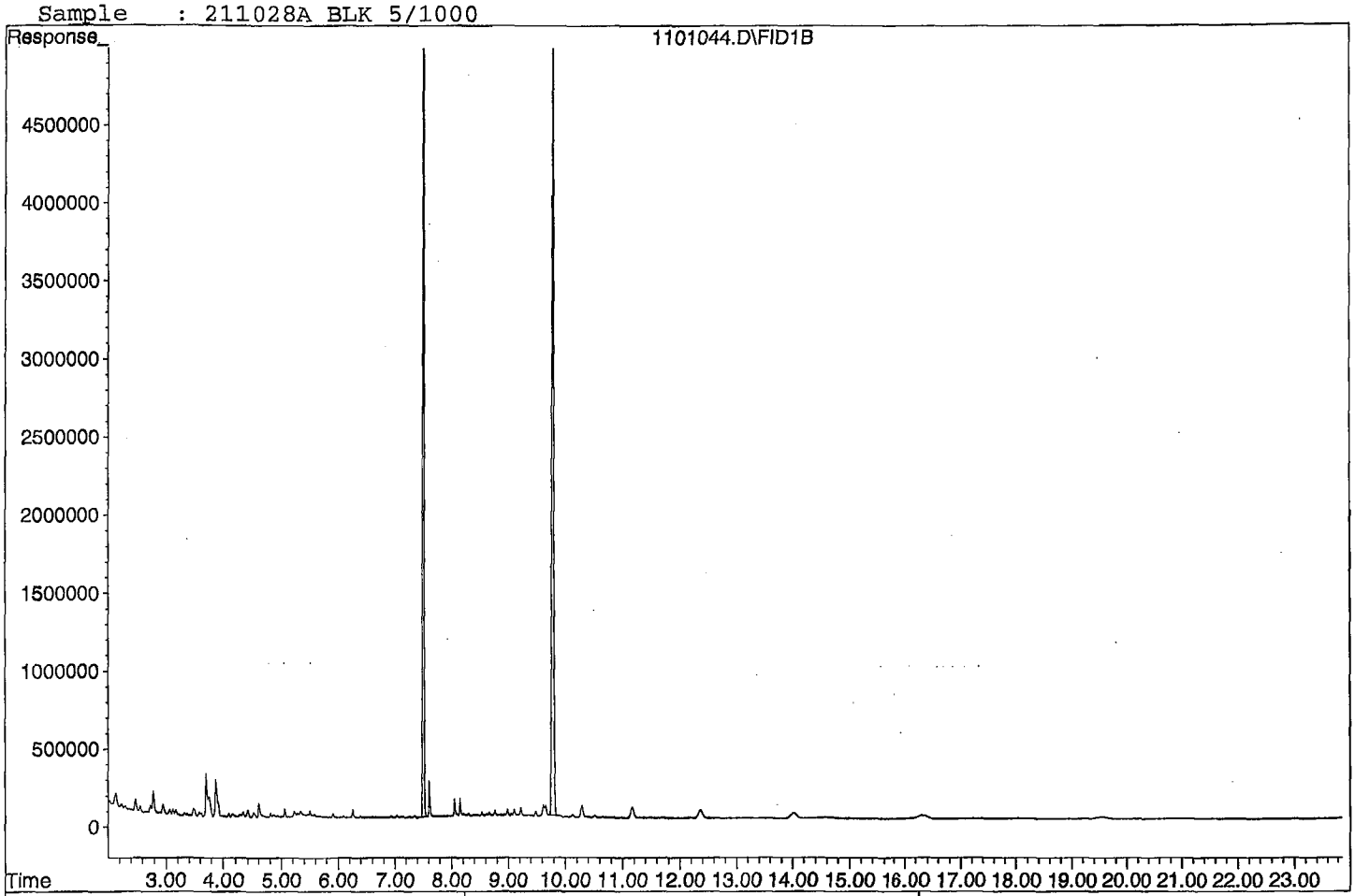

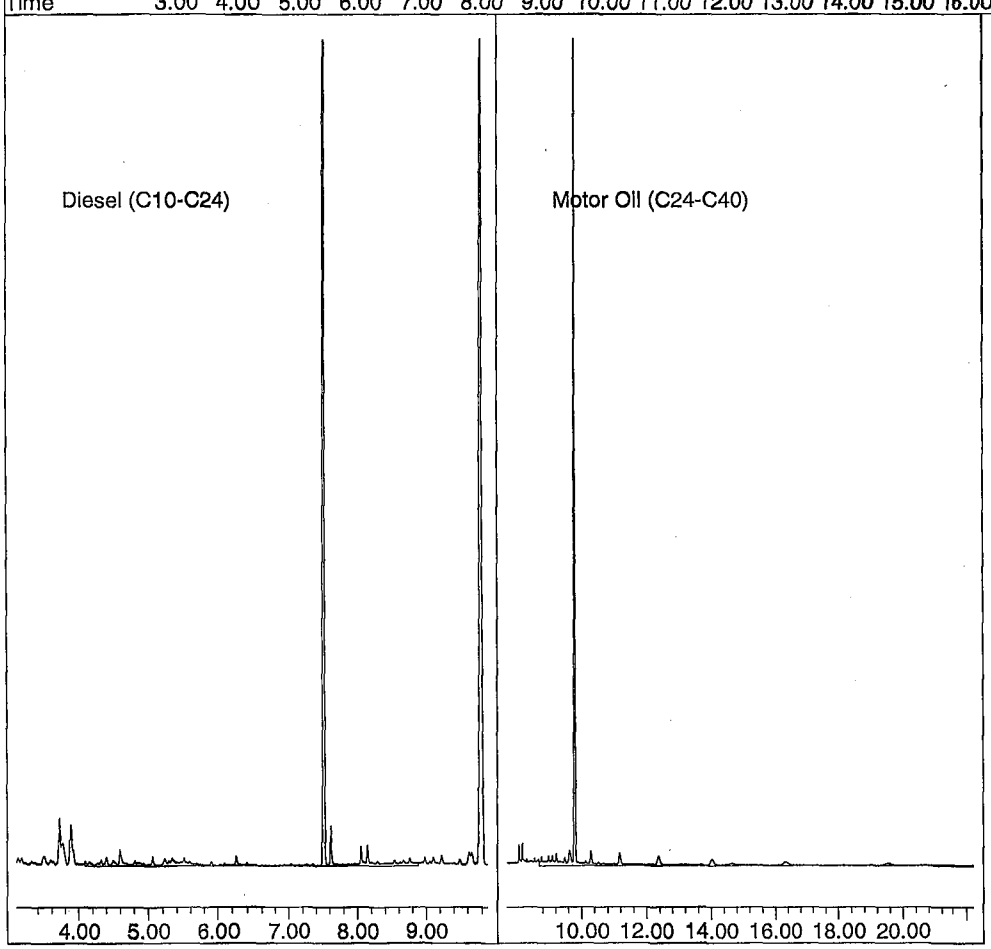

Quantitation Report (QT Reviewed)

Data File : G:\APOLLO\DATA\211101\1101045.D
Acq On : 11-2-21 13:47:33
Sample : 211028A LCS-1 5/1000
Misc : water
IntFile : events.e
Quant Time: Nov 3 10:31 2021 Quant Results File: DOC1028.RES

Vial: 45
Operator: KA
Inst : Apollo
Multiplr: 5.00

Method : G:\APOLLO\DATA\211028\DOC1028.M (Chemstation Integrator)
Title : 8015 B&C
Last Update : Tue Nov 02 14:56:02 2021
Response via : Multiple Level Calibration

Volume Inj. : 2UL
Signal Phase : DB-5
Signal Info : FID02A

Compound	R.T.	Response	Conc Units
System Monitoring Compounds			
3) SA Ortho-Terphenyl(S)	7.51	103836756	83.003 ppb
Surrogate Spike 150.000		Recovery =	55.34%
4) SA Octacosane(S)	9.79	90165565	99.678 ppb
Surrogate Spike 150.000		Recovery =	66.45%
Target Compounds			
1) HATM Diesel (C10-C24)	6.49	32268722	32.055 ppb
2) HBTM Motor Oil (C24-C40)	14.96	61268697	39.945 ppb

Target Compounds

Diesel:

$$\frac{(32268722)(5)}{(2516669)(2)} = \frac{161343610}{5033338} = \boxed{32.055}$$

(f)=RT Delta > 1/2 Window (m)=manual int.

Data File: G:\APOLLO\DATA\211101\1101045.D
Sample : 211028A LCS-1 5/1000

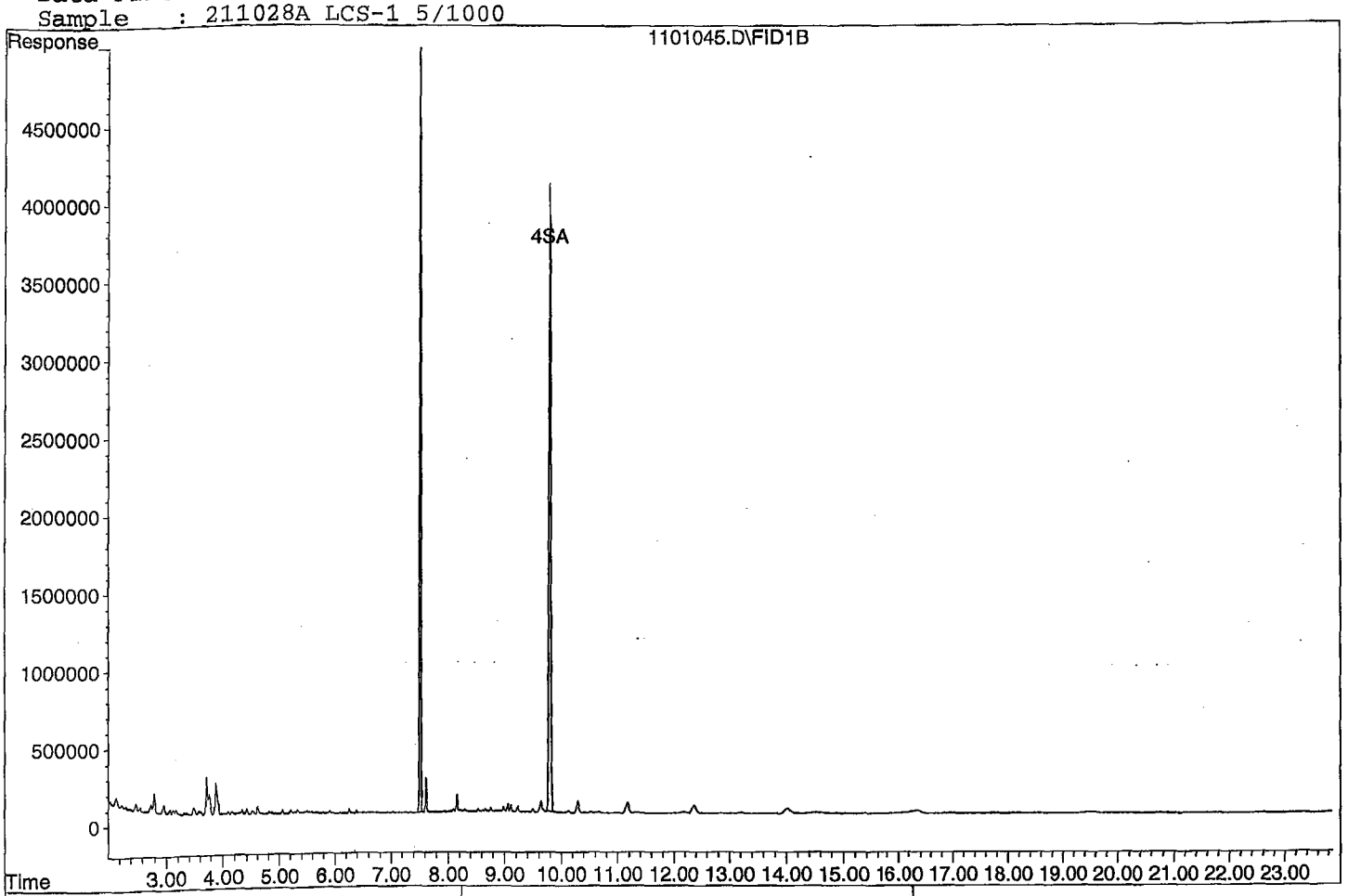

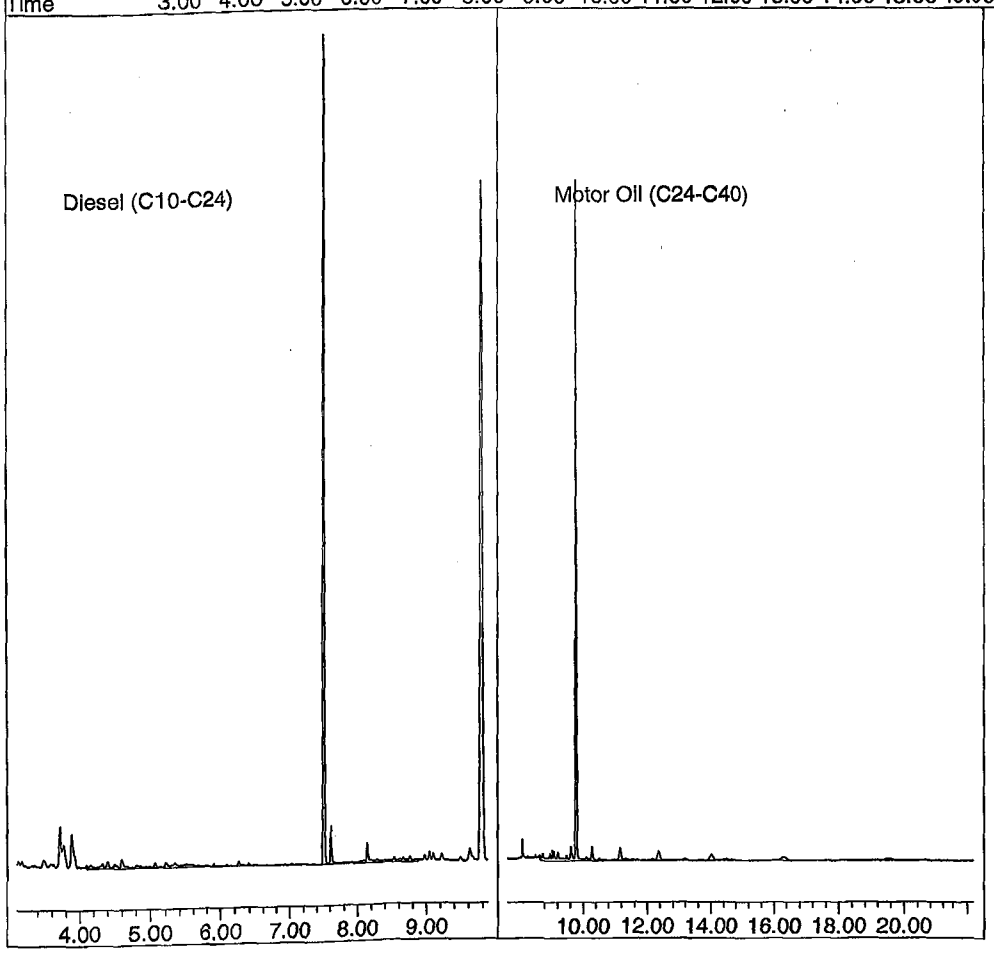

Quantitation Report (QT Reviewed)

Data File : G:\APOLLO\DATA\211101\1101046.D Vial: 46
Acq On : 11-2-21 14:15:56 Operator: KA
Sample : 211028A LCSD-1 5/1000 Inst : Apollo
Misc : water Multiplr: 5.00
IntFile : events.e
Quant Time: Nov 3 11:13 2021 Quant Results File: DOC1028.RES

Method : G:\APOLLO\DATA\211028\DOC1028.M (Chemstation Integrator)
Title : 8015 B&C
Last Update : Tue Nov 02 14:56:02 2021
Response via : Multiple Level Calibration

Volume Inj. : 2UL
Signal Phase : DB-5
Signal Info : FID02A

Compound	R.T.	Response	Conc Units
System Monitoring Compounds			
3) SA Ortho-Terphenyl(S)	7.51	122956161	98.286 ppb
Surrogate Spike 150.000		Recovery =	65.52%
4) SA Octacosane(S)	9.79	107692940	119.054 ppb
Surrogate Spike 150.000		Recovery =	79.37%
Target Compounds			
1) HATM Diesel (C10-C24)	6.49	38311036	38.057 ppb
2) HBTM Motor Oil (C24-C40)	14.96	79331697	66.572 ppb

Target Compounds

(f)=RT Delta > 1/2 Window (m)=manual int.

Data File: G:\APOLLO\DATA\211101\1101046.D
Sample : 211028A LCSD-1 5/1000

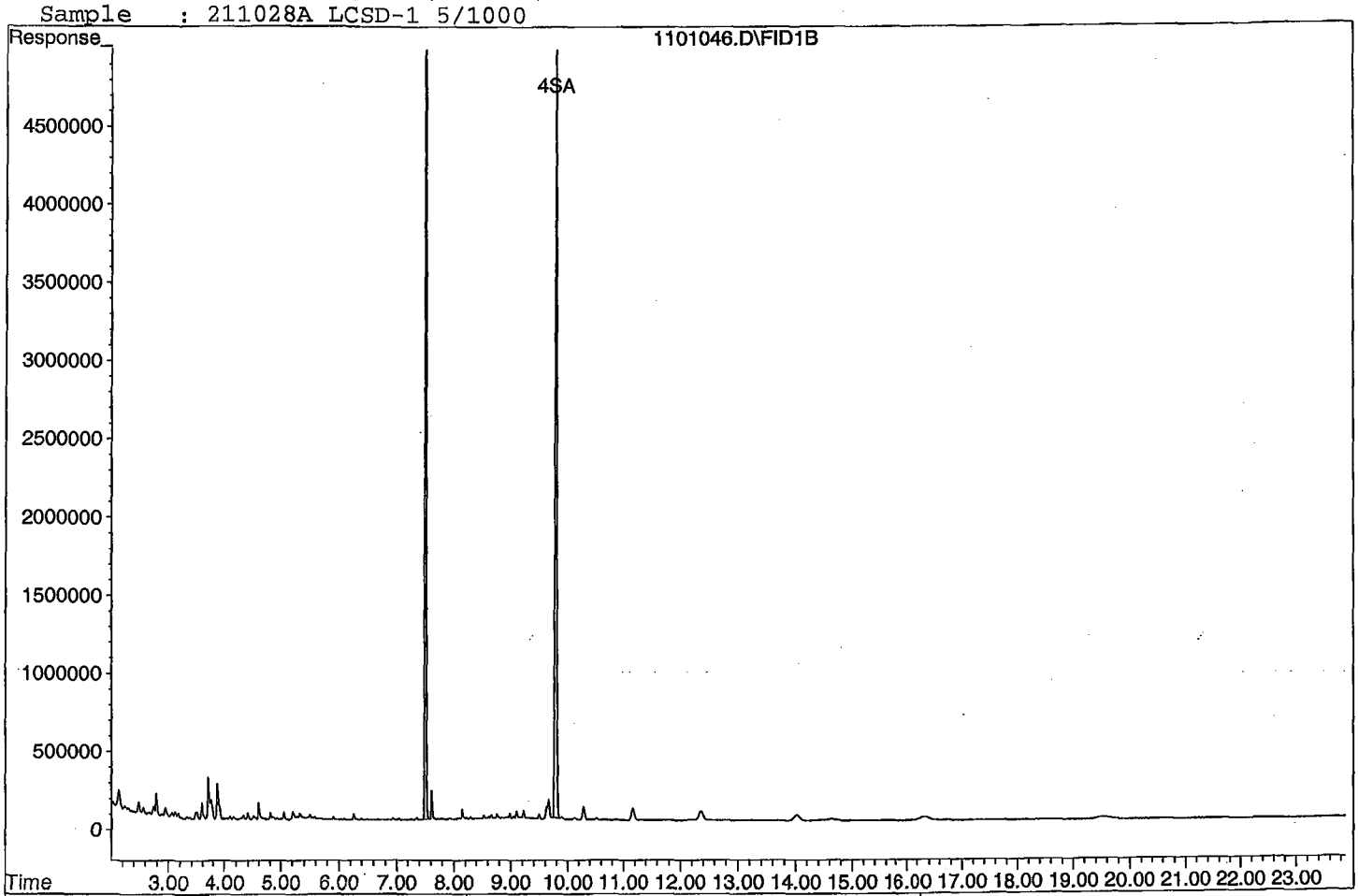

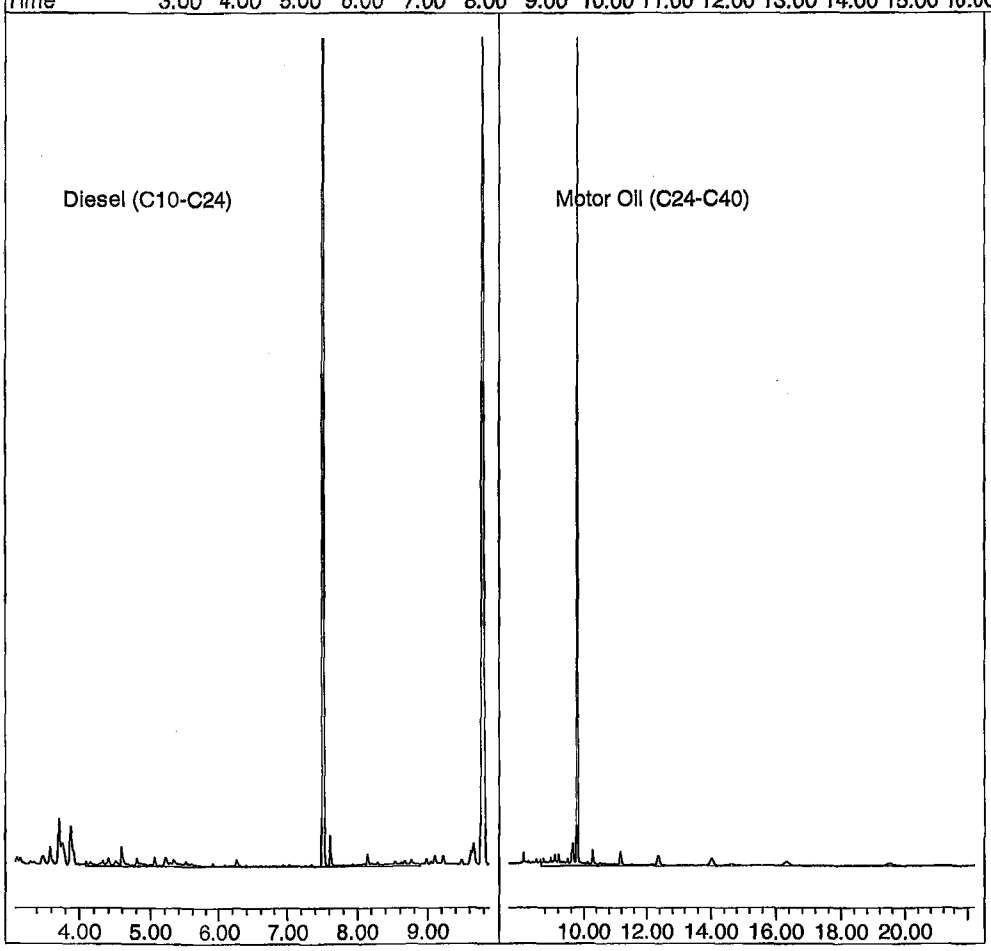

Diesel / Motor Oil Calibration Curve

Prepared: 10/28/2021
Expires: 5/31/2026
Methylene Chloride Lot No. 61117

Prepared By (Initials): KA

Initial Standard Information							Final Standard			
Name of Initial Standard (QAU Label)	Supplier	Conc. (ug/mL)	APPL Mix Name	Reference to APPL Prep Date and Lot #'s	Exp. Date	Exp. Date (Manufacturer)	Aliquot From Stock	Final Volume	Solvent	Final Standard Conc. (ug/mL)
Diesel / Motor Oil - 2	APPL	10	Diesel / Motor Oil - 1	Perp'd: 10/6/21 A0164485-52822, A0168842-52820, AO166510-52817 CL16893-52835	See man. Exp date	10/31/2027 12/31/2027 5/31/2026	100uL	200uL	MC	5
Diesel / Motor Oil - 3		50	Diesel / Motor Oil - 2				200uL	1mL	MC	10
Diesel / Motor Oil Calibration STD	Restek	2,000	Diesel / Motor Oil - 3				25uL	1mL	MC	50
			Diesel / Motor Oil - 4				125uL	1mL	MC	250
			Diesel / Motor Oil - 5				500uL	1mL	MC	1000
			Diesel / Motor Oil - 6				750uL	1mL	MC	1500
			Diesel / Motor Oil - 7				100uL	100uL	N/A	2,000

Diesel / Motor Oil Second Source

Prepared: 10/28/2021
Expires: 10/28/2024
Methylene Chloride
Lot No. 61117

Prepared By (initials): KA

Initial Standard Information							Final Standard			
Name of Initial Standard (QAU Label)	Supplier	Supplier Part No.	Conc. (ug/mL)	Lot Number - QA Number	Exp. Date (1 yr.)	Exp. Date (Manufacturer)	Aliquot From Stock	Final Volume	Solvent	Final Standard Conc. (ug/mL)
Diesel Fuel #2 Second Source	Phenova	AL0-101287	50,000	**CL16477-52980**	**See man. Exp date**	**2/28/2027**	50uL	10mL	MC	250
Motor Oil Second Source	Absolute	51094	50,000	**102819-52981**		**10/28/2024**	50uL			

Diesel / Motor Oil CCV

Prepared: 10/27/2021
Expires: 5/31/2026
Methylene Chloride
Lot No. 61117

Prepared By (Initials): KA

Initial Standard Information							Final Standard			
Name of Initial Standard (QAU Label)	Supplier	APPL Mix Name	Conc. (ug/mL)	Reference to APPL Prep Date and Lot #'s	Exp. Date	Exp. Date (Manufacturer)	Aliquot From Stock	Final Volume	Solvent	Final Standard Conc. (ug/mL)
Diesel / Motor Oil STD	Restek	Diesel / Motor Oil CCV	2,000	Perp'd: 10/06/21 A0164485-52822, A0168842-52820, A0166510-52817, CL16893-52835	**See man. Exp date**	**10/31/2027 12/31/2027 5/31/2026**	1250uL	10mL	MC	250

THC Surrogate

Prepared: 10/21/2021 **KA**

Expires: 5/31/2026

Initial Standard Information							Final Standard			
Name of Initial Standard (QAU Label)	Supplier	Supplier Part No.	Conc. (ug/mL)	Lot Number - QA Number	Exp. Date (1 yr.)	Exp. Date (Manufacturer)	Aliquot From Stock	Final Volume	Solvent	Final Standard Conc. (ug/mL)
O-terphenyl / Octacosane Mix	Phenova	ALO-130161	600	**CL16893-52842**	**See ma. Date**	**5/31/2026**	N/A	N/A	N/A	600

_LIQ005

Organic Extraction Worksheet

Method	Continuous Liq/Liq TPH-Diesel/MO 3520C	Extraction Set	211028A	Extraction Method	LIQ005	Units	mL

Spiked ID 1			Surrogate ID 1	THC Surrogate 10/21/22-10/21/22	
Spiked ID 2			Surrogate ID 2		
Spiked ID 3			Surrogate ID 3		
Spiked ID 4			Surrogate ID 4		
Spiked ID 5			Surrogate ID 5		
Spiked ID 6			Sufficient Vol for Matrix QC:	NO	
Spiked ID 7			Ext. Start Time:	10/28/21 12:30	
Spiked ID 8			Ext. End Time:	10/29/21 6:30	
			GC Requires Extract By:		

pH1	2	10/28/21 9:25	Water Bath Temp 1 °C	42/41.1 °C
pH2	2	10/29/21 9:22	Water Bath Temp 2 °C	38/39.1
pH3			Water Bath Temp 3 °C	40/39.5 °C

Spiked By: SR **Date** 10/28/2021 **Witnessed By:** JAS **Date** 10/28/2021

	Sample	Sample Container	Spike Amount	Spike ID	Surrogate Amount	Surrogate ID	Extract Amount	Final Volume	pH	Extract Date/Time	Comments
1	211028A Blk				0.250	1	1000	5	2	10/28/21 9:27	
						equip	E-HP3 E-WB1				
2	211028A LCS-1				0.250	1	1000	5	2	10/28/21 9:27	
						equip	E-HP4 E-WB2				
3	211028A LCSD-1				0.250	1	1000	5	2	10/28/21 9:27	
						equip	E-HP6 E-WB3				
4	BA44377	BA44377W01			0.250	1	1000	5	2	10/28/21 9:27	97985
						equip	E-HP7 E-WB1				
5	BA44381	BA44381W01			0.250	1	1000	5	2	10/28/21 9:27	97984
						equip	E-HP8 E-WB2				
6	BA44382	BA44382W01			0.250	1	1000	5	2	10/28/21 9:27	97984
						equip	E-HP9 E-WB3				
7	BA44466	BA44466W01			0.250	1	1000	5	2	10/29/21 9:24	98005
						equip	E-HP10 E-WB1				
8	BA44467	BA44467W01			0.250	1	1000	5	2	10/29/21 9:24	98005
						equip	E-HP11 E-WB2				
9	BA44468	BA44468W01			0.250	1	1000	5	2	10/29/21 9:24	98005
						equip	E-HP12 E-WB3				
10	BA44469	BA44469W01			0.250	1	1000	5	2	10/29/21 9:24	98005
						equip	E-HP13 E-WB1				

Solvent and Lot#	
1+1 HCL (5mLs)	60282
PH Strips	HC155968
Dicholormethane	61117
Filter Paper	400196
Sodium Sulfate	2021071206

Extraction COC Transfer	
Extraction lab employee Initials	KY
GC analyst's initials	CW
Date	11/1/21
Time	13:15
Refrigerator	Hobart

	Technician's Initials
Scanned By	SR
Sample Preparation	SR
Extraction	SR
Concentration	DS

Modified	11/3/2021 7:48:28 AM

Reviewed By: KY **Date** 11/3/2021

Injection Log

Directory: G:\APOLLO\DATA\211028\

Line	Vial	FileName	Multiplier	SampleName	Misc Info	Injected
1	3	1028003.D	1	DMO STD 1 10/28/21	water	10-28-21 9:19:03
2	4	1028004.D	1	DMO STD 2 10/28/21	water	10-28-21 9:47:06
3	5	1028005.D	1	DMO STD 3 10/28/21	water	10-28-21 10:15:13
4	6	1028006.D	1	DMO STD 4 10/28/21	water	10-28-21 10:43:31
5	7	1028007.D	1	DMO STD 5 10/28/21	water	10-28-21 11:11:42
6	8	1028008.D	1	DMO STD 6 10/28/21	water	10-28-21 11:39:55
7	9	1028009.D	1	DMO STD 7 10/28/21	water	10-28-21 12:08:10
8	10	1028010.D	1	DMO Second Source 10/28/21	water	10-28-21 12:36:26
9	43	1101043.D	1	DMO LVL 4 CCV 10/27/21	water	11-2-21 12:50:56
10	44	1101044.D	5	211028A BLK 5/1000	water	11-2-21 13:19:16
11	45	1101045.D	5	211028A LCS-1 5/1000	water	11-2-21 13:47:33
12	46	1101046.D	5	211028A LCSD-1 5/1000	water	11-2-21 14:15:56
13	48	1101048.D	5	BA44381W01 5/1000	water	11-2-21 15:12:40
14	49	1101049.D	5	BA44382W01 5/1000	water	11-2-21 15:41:01
15	60	1101060.D	1	DMO LVL 4 CCV 10/27/21	water	11-2-21 20:52:14

ORGANICS
Calibration Data

PAH by GCMS SIM
EPA 8270 SIM

Form 6
Initial Calibration

Lab Name: APPL, Inc.
Case No:
Matrix:

SDG No:
Initial Cal. Date: 10/19/2021
Instrument: KYLO

Initials: LS

		Compound	1019K002.D 0.1	1019K003.D 0.2	1019K004.D 0.5	1019K005.D 1	1019K006.D 5	1019K007.D 10	1019K008.D 50	1019K009.D 100			Avg	%RSD	Type	r^2	Q	MRF
1	I	Napthalene-D8(IS)																
2	TM	Naphthalene	1.428	1.402	1.354	1.336	1.308	1.289	1.172	1.100			1.3	8.6	TM			0.700
3	S	2-Methylnaphthalene-D10 (2M	1.359	1.337	1.324	1.305	1.316	1.159	1.222	1.192			1.3	5.9	S			
4	TM	2-Methylnaphthalene	0.7868	0.7804	0.7756	0.7764	0.7886	0.7810	0.7175	0.6825			0.76	5.1	TM			0.400
5	TM	1-Methylnaphthalene	0.8005	0.7905	0.7931	0.7961	0.7922	0.7806	0.7122	0.6797			0.77	6.0	TM			
6	I	Acenaphthene-D10(IS)																
7	TM	Acenaphthylene	5.288	5.373	5.323	5.258	5.439	5.405	4.863	4.456			5.2	6.6	TM			0.900
8	*TM	Acenaphthene	1.497	1.444	1.402	1.372	1.398	1.381	1.266	1.207			1.4	6.8	*TM			0.900
9	TM	Fluorene	1.615	1.645	1.600	1.590	1.642	1.640	1.521	1.456			1.6	4.2	TM			0.900
10	I	Phenanthrene-D10(IS)																
11	TM	Phenanthrene	1.510	1.398	1.383	1.377	1.403	1.374	1.309	1.253			1.4	5.4	TM			0.700
12	TM	Anthracene	1.298	1.273	1.300	1.300	1.352	1.349	1.285	1.240			1.3	2.8	TM			0.700
13	S	Fluoranthene-D10 (FRT)	2.023	1.976	1.895	1.904	2.032	1.918	1.953	1.890			1.9	2.9	S			
14	*TM	Fluoranthene	2.169	2.135	2.136	2.147	2.255	2.226	2.086	1.944			2.1	4.4	*TM			0.600
15	I	Chrysene-D12(IS)																
16	TM	Pyrene	1.986	2.033	1.960	1.958	1.948	1.927	1.782	1.720			1.9	5.6	TM			0.600
17	TM	Benz (a) anthracene	1.473	1.441	1.379	1.381	1.401	1.420	1.370	1.344			1.4	3.0	TM			0.800
18	TM	Chrysene	1.754	1.672	1.608	1.574	1.554	1.516	1.410	1.375			1.6	8.1	TM			0.700
19	TML	Indeno (1,2,3-cd) pyrene	1.687	1.326	1.360	1.404	1.015	1.052	1.169	1.168			1.3	17	TM	1.000		0.500
20	I	Perylene-D12(IS)																
21	TM	Benzo (b) fluoranthene	1.268	1.292	1.301	1.356	1.511	1.514	1.537	1.485			1.4	8.1	TM			0.700
22	TM	Benzo (k) fluoranthene	1.593	1.558	1.636	1.632	1.670	1.730	1.578	1.484			1.6	4.6	TM			0.700
23	*TM	Benzo (a) pyrene	1.254	1.223	1.224	1.265	1.442	1.484	1.454	1.383			1.3	8.3	*TM			0.700
24	TM	Dibenz (a,h) anthracene	1.360	1.209	1.221	1.273	1.398	1.395	1.399	1.353			1.3	6.0	TM			0.400
25	TM	Benzo (g,h,i) perylene	1.457	1.403	1.410	1.405	1.496	1.517	1.462	1.394			1.4	3.2	TM			0.500
26																		
27																		
28																		
29																		
30																		
31																		
32																		
33																		
34																		
35																		

Quantitation Report (Not Reviewed)

Data File : M:\KYLO\DATA\211019\1019K002.D
Acq On : 19 Oct 21 14:09
Sample : 0.1 ug/ml 10/13/21
Misc :

Vial: 2
Operator: LS
Inst : KYLO
Multiplr: 1.00

Quant Time: Oct 19 15:48 2021

Quant Results File: K1019.RES

Quant Method : M:\KYLO\DATA\211019\K1019.M (RTE Integrator)
Title : EPA 8270
Last Update : Tue Oct 19 16:47:23 2021
Response via : Initial Calibration
DataAcq Meth : SIM_2

Internal Standards	R.T.	QIon	Response	Conc Units	Dev(Min)
1) Napthalene-D8(IS)	3.92	136	10962	2.50000 ppb	0.00
6) Acenaphthene-D10(IS)	5.86	164	5295	2.50000 ppb	0.00
10) Phenanthrene-D10(IS)	7.56	188	8379	2.50000 ppb	0.00
15) Chrysene-D12(IS)	10.63	240	9693	2.50000 ppb	0.01
20) Perylene-D12(IS)	12.84	264	9009	2.50000 ppb	0.01
System Monitoring Compounds					
3) 2-Methylnaphthalene-D10 (2	4.66	152	298	0.05323 ppb	0.00
Spiked Amount 5.000			Recovery	= 1.060%	
13) Fluoranthene-D10 (FRT)	8.94	212	339	0.05190 ppb	0.01
Spiked Amount 5.000			Recovery	= 1.040%	
Target Compounds					Qvalue
2) Naphthalene	3.94	128	626	0.10994 ppb	99
4) 2-Methylnaphthalene	4.69	142	345	0.10338 ppb	100
5) 1-Methylnaphthalene	4.80	142	351	0.10422 ppb	99
7) Acenaphthylene	5.70	152	1120	0.10217 ppb	100
8) Acenaphthene	5.89	154	317	0.10918 ppb	99
9) Fluorene	6.49	166	342	0.10165 ppb	96
11) Phenanthrene	7.59	178	506	0.10973 ppb	100
12) Anthracene	7.65	178	435	0.09988 ppb	97
14) Fluoranthene	8.96	202	727	0.10149 ppb	98
16) Pyrene	9.22	202	770	0.10375 ppb	99
17) Benz (a) anthracene	10.62	228	571	0.10510 ppb	99
18) Chrysene	10.66	228	680	0.11258 ppb	96
19) Indeno (1,2,3-cd) pyrene	14.41	276	654	0.33399 ppb #	88
22) Benzo (k) fluoranthene	12.21	252	574	-0.45104 ppb	97
23) Benzo (a) pyrene	12.75	252	452	-0.17190 ppb	95
24) Dibenz (a,h) anthracene	14.45	278	490	-0.04905 ppb	95
25) Benzo (g,h,i) perylene	14.71	276	525	-0.23039 ppb	98

(#) = qualifier out of range (m) = manual integration

Quantitation Report

Data File : M:\KYLO\DATA\211019\1019K002.D
Acq On : 19 Oct 21 14:09
Sample : 0.1 ug/ml 10/13/21
Misc :

Vial: 2
Operator: LS
Inst : KYLO
Multiplr: 1.00

Quant Time: Oct 19 15:48 2021

Quant Results File: K1019.RES

Method : M:\KYLO\DATA\211019\K1019.M (RTE Integrator)
Title : EPA 8270
Last Update : Tue Nov 09 10:14:45 2021
Response via : Initial Calibration

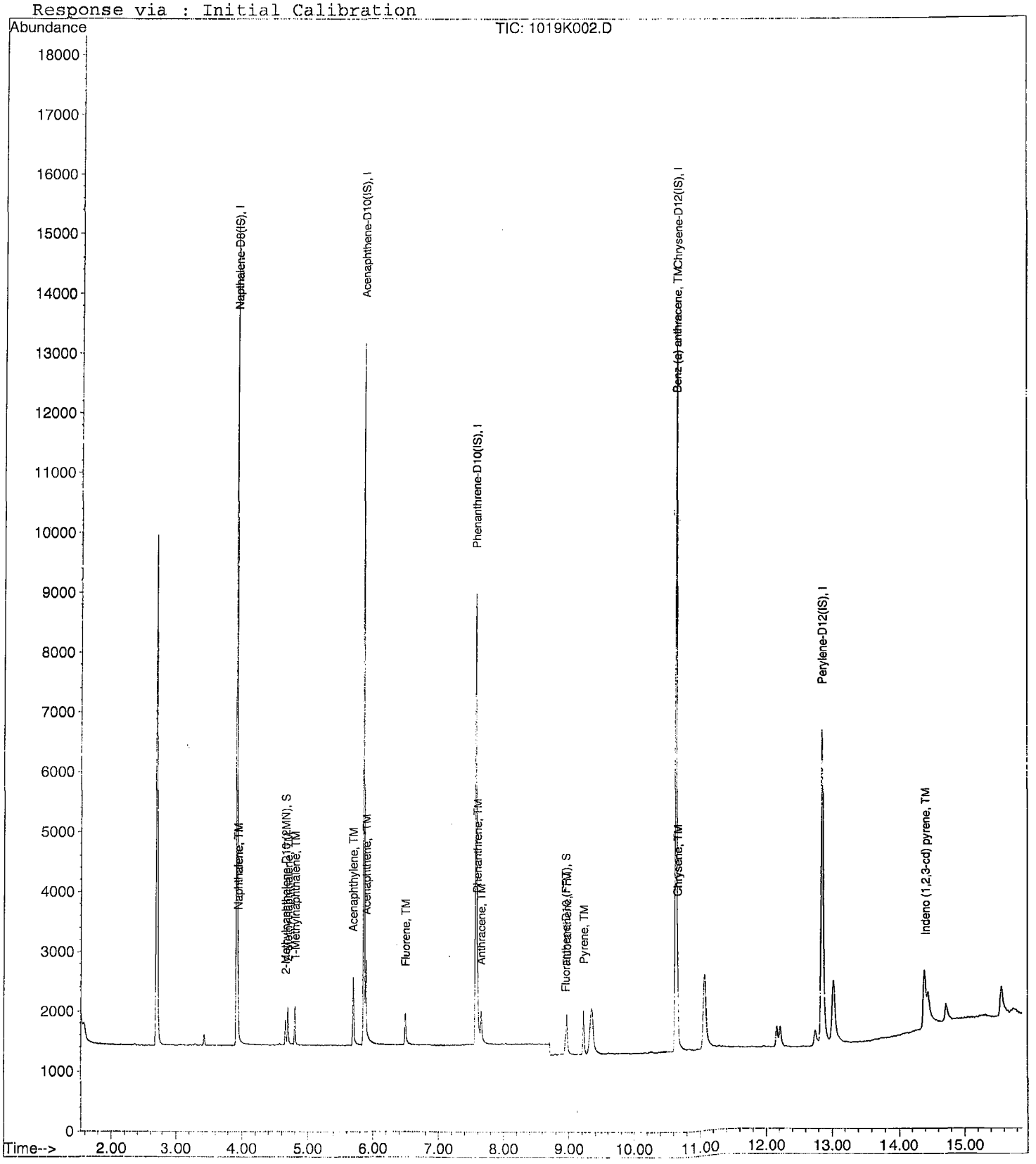

Quantitation Report (Not Reviewed)

Data File : M:\KYLO\DATA\211019\1019K003.D
Acq On : 19 Oct 21 14:29
Sample : 0.2 ug/ml 10/13/21
Misc :

Vial: 3
Operator: LS
Inst : KYLO
Multiplr: 1.00

Quant Time: Oct 19 15:48 2021

Quant Results File: K1019.RES

Quant Method : M:\KYLO\DATA\211019\K1019.M (RTE Integrator)
Title : EPA 8270
Last Update : Tue Oct 19 16:47:23 2021
Response via : Initial Calibration
DataAcq Meth : SIM_2

Internal Standards	R.T.	QIon	Response	Conc Units	Dev(Min)
1) Napthalene-D8(IS)	3.92	136	11180	2.50000 ppb	0.00
6) Acenaphthene-D10(IS)	5.86	164	5495	2.50000 ppb	0.00
10) Phenanthrene-D10(IS)	7.56	188	8995	2.50000 ppb	0.00
15) Chrysene-D12(IS)	10.63	240	9881	2.50000 ppb	0.01
20) Perylene-D12(IS)	12.84	264	8688	2.50000 ppb	0.01
System Monitoring Compounds					
3) 2-Methylnaphthalene-D10 (2	4.66	152	598	0.10474 ppb	0.00
Spiked Amount 5.000			Recovery	= 2.100%	
13) Fluoranthene-D10 (FRT)	8.94	212	711	0.10140 ppb	0.01
Spiked Amount 5.000			Recovery	= 2.020%	
Target Compounds					Qvalue
2) Naphthalene	3.94	128	1254	0.21593 ppb	99
4) 2-Methylnaphthalene	4.69	142	698	0.20508 ppb	96
5) 1-Methylnaphthalene	4.80	142	707	0.20582 ppb	98
7) Acenaphthylene	5.69	152	2362	0.20763 ppb	100
8) Acenaphthene	5.89	154	635	0.21074 ppb	99
9) Fluorene	6.49	166	723	0.20706 ppb	100
11) Phenanthrene	7.59	178	1006	0.20323 ppb	100
12) Anthracene	7.65	178	916	0.19592 ppb	99
14) Fluoranthene	8.96	202	1536	0.19974 ppb	97
16) Pyrene	9.21	202	1607	0.21241 ppb	99
17) Benz (a) anthracene	10.62	228	1139	0.20566 ppb	98
18) Chrysene	10.66	228	1322	0.21470 ppb	99
19) Indeno (1,2,3-cd) pyrene	14.40	276	1048	0.41647 ppb #	98
21) Benzo (b) fluoranthene	12.16	252	898	0.06057 ppb	98
22) Benzo (k) fluoranthene	12.21	252	1083	-0.34909 ppb	97
23) Benzo (a) pyrene	12.74	252	850	-0.08634 ppb	97
25) Benzo (g,h,i) perylene	14.71	276	975	-0.13423 ppb	96

(#) = qualifier out of range (m) = manual integration

Quantitation Report

Data File : M:\KYLO\DATA\211019\1019K003.D Vial: 3
Acq On : 19 Oct 21 14:29 Operator: LS
Sample : 0.2 ug/ml 10/13/21 Inst : KYLO
Misc : Multiplr: 1.00

Quant Time: Oct 19 15:48 2021 Quant Results File: K1019.RES

Method : M:\KYLO\DATA\211019\K1019.M (RTE Integrator)
Title : EPA 8270
Last Update : Tue Nov 09 10:14:45 2021
Response via : Initial Calibration

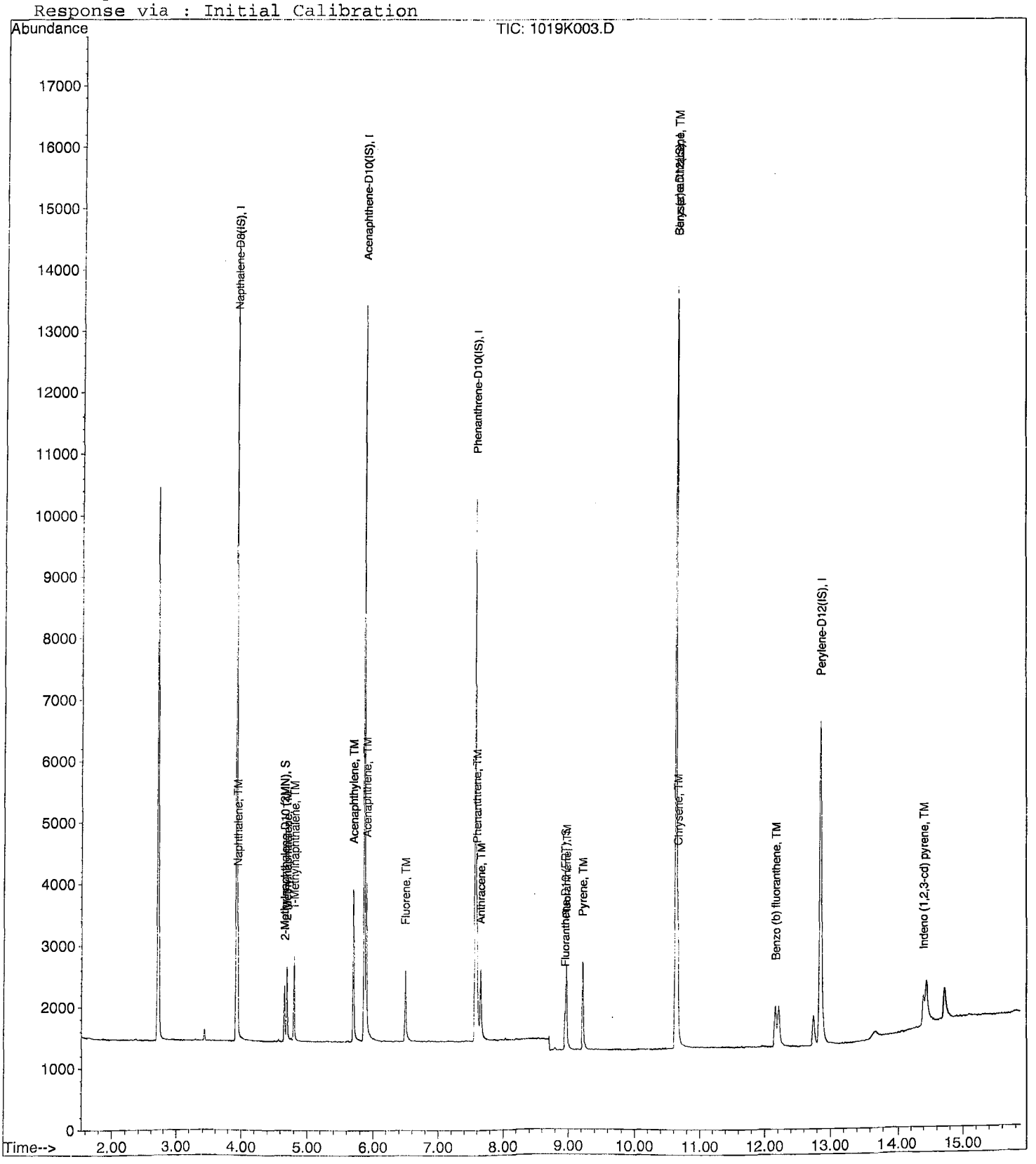

Quantitation Report (Not Reviewed)

Data File : M:\KYLO\DATA\211019\1019K004.D
Acq On : 19 Oct 21 14:49
Sample : 0.5 ug/ml 10/13/21
Misc :

Vial: 4
Operator: LS
Inst : KYLO
Multiplr: 1.00

Quant Time: Oct 19 15:48 2021

Quant Results File: K1019.RES

Quant Method : M:\KYLO\DATA\211019\K1019.M (RTE Integrator)
Title : EPA 8270
Last Update : Tue Oct 19 16:47:23 2021
Response via : Initial Calibration
DataAcq Meth : SIM_2

Internal Standards	R.T.	QIon	Response	Conc Units	Dev(Min)
1) Napthalene-D8(IS)	3.92	136	11385	2.50000 ppb	0.00
6) Acenaphthene-D10(IS)	5.86	164	5536	2.50000 ppb	0.00
10) Phenanthrene-D10(IS)	7.56	188	8686	2.50000 ppb	0.00
15) Chrysene-D12(IS)	10.62	240	9708	2.50000 ppb	0.00
20) Perylene-D12(IS)	12.84	264	8669	2.50000 ppb	0.00
System Monitoring Compounds					
3) 2-Methylnaphthalene-D10 (2	4.66	152	1507	0.25921 ppb	0.00
Spiked Amount 5.000			Recovery	= 5.180%	
13) Fluoranthene-D10 (FRT)	8.94	212	1646	0.24309 ppb	0.00
Spiked Amount 5.000			Recovery	= 4.860%	
Target Compounds					Qvalue
2) Naphthalene	3.94	128	3083	0.52131 ppb	99
4) 2-Methylnaphthalene	4.69	142	1766	0.50952 ppb	99
5) 1-Methylnaphthalene	4.80	142	1806	0.51630 ppb	96
7) Acenaphthylene	5.69	152	5894	0.51427 ppb	100
8) Acenaphthene	5.89	154	1552	0.51126 ppb	100
9) Fluorene	6.49	166	1772	0.50373 ppb	99
11) Phenanthrene	7.59	178	2402	0.50250 ppb	99
12) Anthracene	7.65	178	2259	0.50035 ppb	99
14) Fluoranthene	8.96	202	3711	0.49974 ppb	99
16) Pyrene	9.21	202	3805	0.51191 ppb	98
17) Benz (a) anthracene	10.61	228	2678	0.49216 ppb	99
18) Chrysene	10.65	228	3122	0.51607 ppb	99
19) Indeno (1,2,3-cd) pyrene	14.39	276	2640	0.77101 ppb #	97
21) Benzo (b) fluoranthene	12.15	252	2255	0.32301 ppb	100
23) Benzo (a) pyrene	12.74	252	2122	0.17741 ppb	99
24) Dibenz (a,h) anthracene	14.43	278	2117	0.29983 ppb	99
25) Benzo (g,h,i) perylene	14.70	276	2445	0.16843 ppb	100

(#) = qualifier out of range (m) = manual integration

Quantitation Report

Data File : M:\KYLO\DATA\211019\1019K004.D
Acq On : 19 Oct 21 14:49
Sample : 0.5 ug/ml 10/13/21
Misc :

Vial: 4
Operator: LS
Inst : KYLO
Multiplr: 1.00

Quant Time: Oct 19 15:48 2021

Quant Results File: K1019.RES

Method : M:\KYLO\DATA\211019\K1019.M (RTE Integrator)
Title : EPA 8270
Last Update : Tue Nov 09 10:14:45 2021
Response via : Initial Calibration

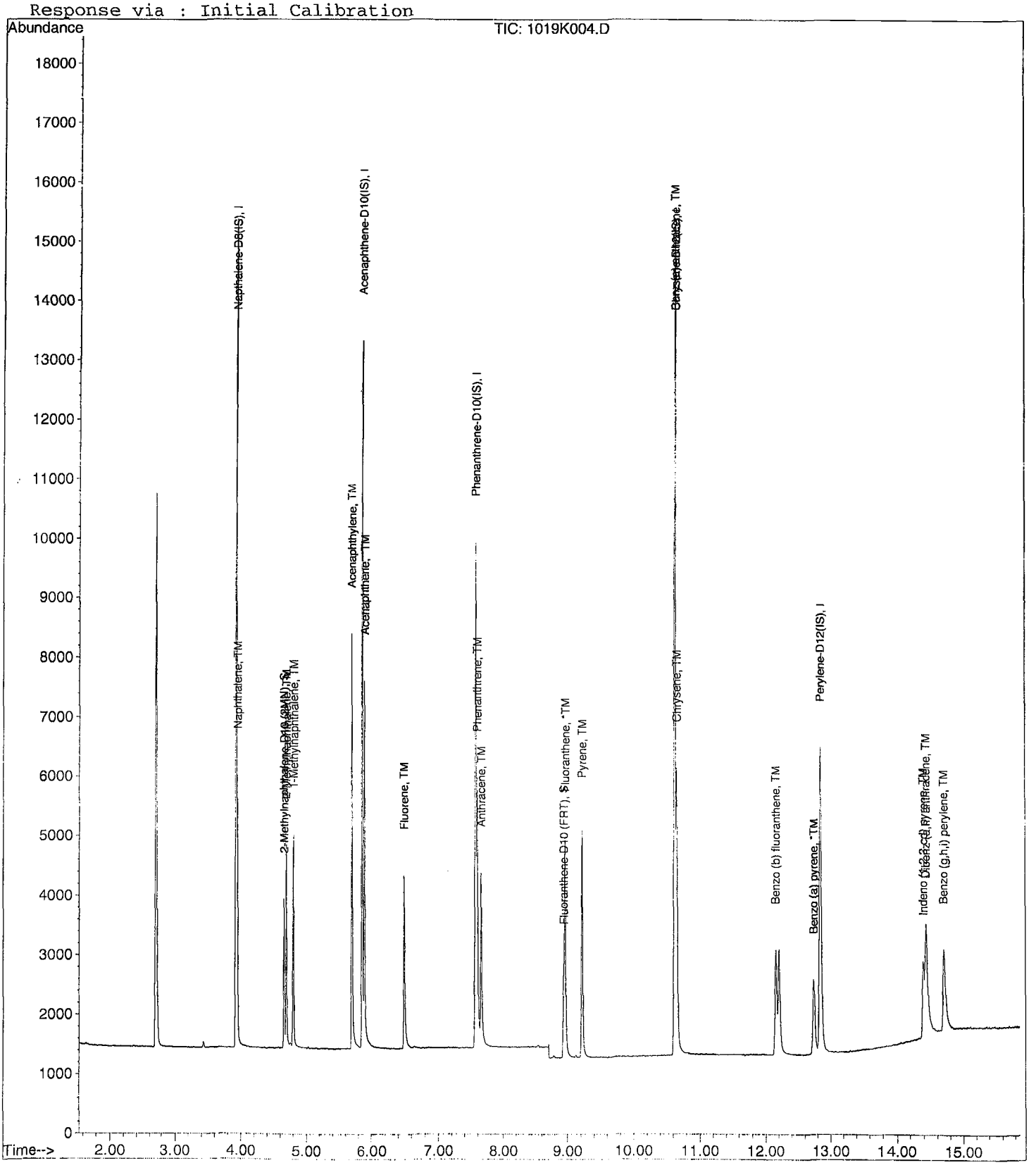

Quantitation Report (Not Reviewed)

Data File : M:\KYLO\DATA\211019\1019K005.D
Acq On : 19 Oct 21 15:09
Sample : 1 ug/ml 10/13/21
Misc :

Vial: 5
Operator: LS
Inst : KYLO
Multiplr: 1.00

Quant Time: Oct 19 15:48 2021

Quant Results File: K1019.RES

Quant Method : M:\KYLO\DATA\211019\K1019.M (RTE Integrator)
Title : EPA 8270
Last Update : Tue Oct 19 16:47:23 2021
Response via : Initial Calibration
DataAcq Meth : SIM_2

Internal Standards	R.T.	QIon	Response	Conc Units	Dev(Min)
1) Napthalene-D8(IS)	3.92	136	11032	2.50000 ppb	0.00
6) Acenaphthene-D10(IS)	5.86	164	5365	2.50000 ppb	0.00
10) Phenanthrene-D10(IS)	7.56	188	8424	2.50000 ppb	0.00
15) Chrysene-D12(IS)	10.63	240	9455	2.50000 ppb	0.01
20) Perylene-D12(IS)	12.84	264	8423	2.50000 ppb	0.01
System Monitoring Compounds					
3) 2-Methylnaphthalene-D10 (2	4.66	152	2880	0.51122 ppb	0.00
Spiked Amount 5.000			Recovery	= 10.220%	
13) Fluoranthene-D10 (FRT)	8.94	212	3208	0.48851 ppb	0.00
Spiked Amount 5.000			Recovery	= 9.780%	
Target Compounds					Qvalue
2) Naphthalene	3.94	128	5894	1.02851 ppb	99
4) 2-Methylnaphthalene	4.69	142	3426	1.02008 ppb	99
5) 1-Methylnaphthalene	4.80	142	3513	1.03643 ppb	98
7) Acenaphthylene	5.70	152	11284	1.01594 ppb	99
8) Acenaphthene	5.89	154	2945	1.00106 ppb	97
9) Fluorene	6.49	166	3412	1.00086 ppb	99
11) Phenanthrene	7.59	178	4641	1.00109 ppb	99
12) Anthracene	7.65	178	4379	1.00008 ppb	100
14) Fluoranthene	8.96	202	7234	1.00447 ppb	100
16) Pyrene	9.21	202	7407	1.02317 ppb	99
17) Benz (a) anthracene	10.61	228	5224	0.98576 ppb	99
18) Chrysene	10.65	228	5954	1.01055 ppb	99
19) Indeno (1,2,3-cd) pyrene	14.39	276	5309	1.38990 ppb #	90
21) Benzo (b) fluoranthene	12.15	252	4568	0.79546 ppb	99
22) Benzo (k) fluoranthene	12.21	252	5497	0.53419 ppb	98
23) Benzo (a) pyrene	12.74	252	4263	0.64650 ppb	99
24) Dibenz (a,h) anthracene	14.44	278	4288	0.78667 ppb	99
25) Benzo (g,h,i) perylene	14.71	276	4733	0.66726 ppb	99

(#) = qualifier out of range (m) = manual integration

Quantitation Report

Data File : M:\KYLO\DATA\211019\1019K005.D
Acq On : 19 Oct 21 15:09
Sample : 1 ug/ml 10/13/21
Misc :

Vial: 5
Operator: LS
Inst : KYLO
Multiplr: 1.00

Quant Time: Oct 19 15:48 2021

Quant Results File: K1019.RES

Method : M:\KYLO\DATA\211019\K1019.M (RTE Integrator)
Title : EPA 8270
Last Update : Tue Nov 09 10:14:45 2021
Response via : Initial Calibration

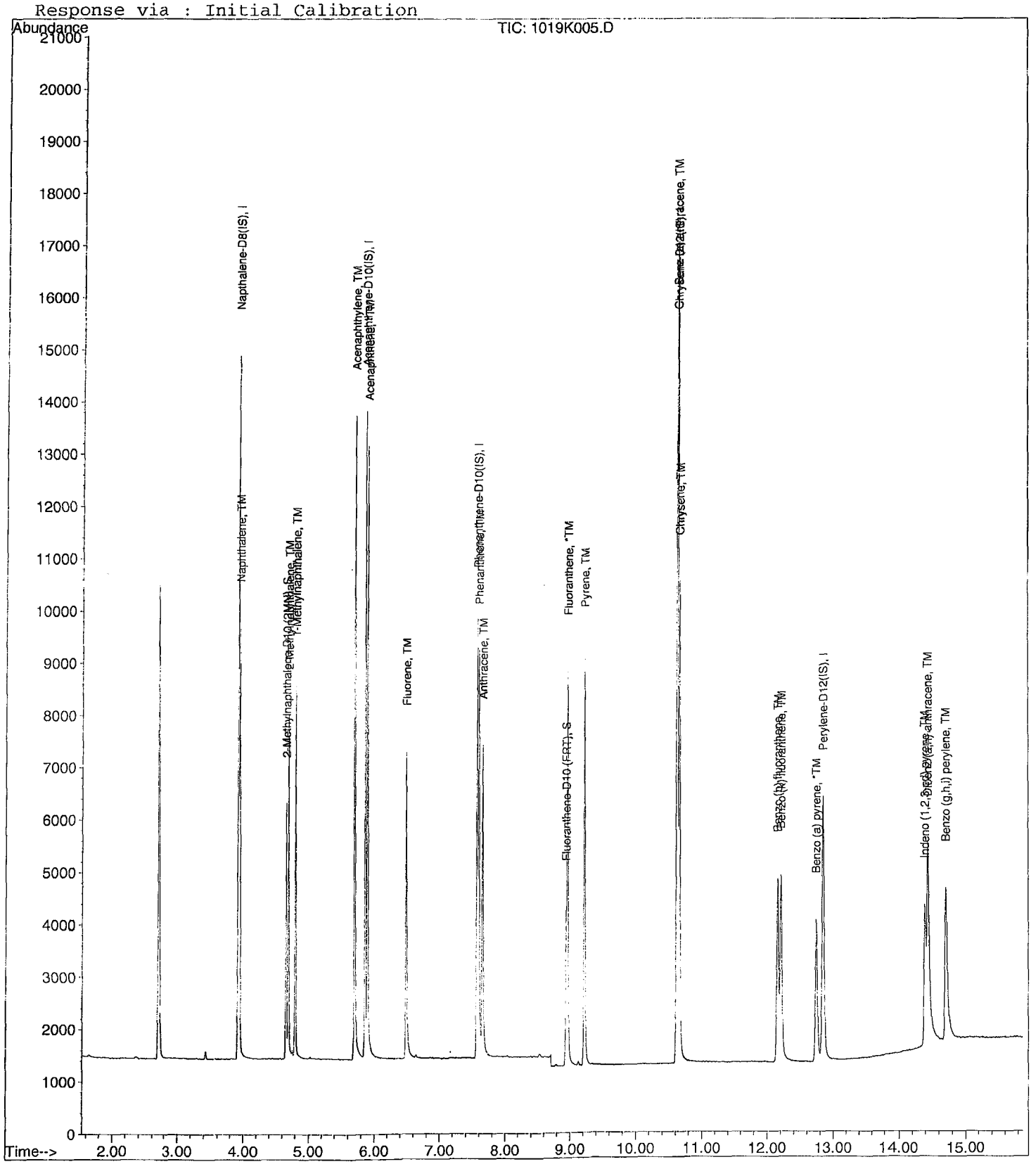

Quantitation Report (Not Reviewed)

Data File : M:\KYLO\DATA\211019\1019K006.D
Acq On : 19 Oct 21 15:29
Sample : 5 ug/ml 10/13/21
Misc :

Vial: 6
Operator: LS
Inst : KYLO
Multiplr: 1.00

Quant Time: Oct 19 15:48 2021 Quant Results File: K1019.RES

Quant Method : M:\KYLO\DATA\211019\K1019.M (RTE Integrator)
Title : EPA 8270
Last Update : Tue Oct 19 16:47:23 2021
Response via : Initial Calibration
DataAcq Meth : SIM_2

Internal Standards	R.T.	QIon	Response	Conc Units	Dev(Min)
1) Napthalene-D8(IS)	3.92	136	11022	2.50000 ppb	0.00
6) Acenaphthene-D10(IS)	5.86	164	5414	2.50000 ppb	0.00
10) Phenanthrene-D10(IS)	7.56	188	8482	2.50000 ppb	0.00
15) Chrysene-D12(IS)	10.62	240	10015	2.50000 ppb	0.00
20) Perylene-D12(IS)	12.83	264	8704	2.50000 ppb	0.00
System Monitoring Compounds					
3) 2-Methylnaphthalene-D10 (2	4.66	152	14500	2.57619 ppb	0.00
Spiked Amount 5.000			Recovery	= 51.520%	
13) Fluoranthene-D10 (FRT)	8.93	212	17235	2.60659 ppb	0.00
Spiked Amount 5.000			Recovery	= 52.140%	
Target Compounds					Qvalue
2) Naphthalene	3.94	128	28832	5.03578 ppb	100
4) 2-Methylnaphthalene	4.69	142	17384	5.18072 ppb	100
5) 1-Methylnaphthalene	4.80	142	17464	5.15700 ppb	100
7) Acenaphthylene	5.69	152	58890	5.25410 ppb	100
8) Acenaphthene	5.89	154	15136	5.09845 ppb	100
9) Fluorene	6.49	166	17780	5.16829 ppb	100
11) Phenanthrene	7.59	178	23796	5.09785 ppb	100
12) Anthracene	7.64	178	22931	5.20117 ppb	100
14) Fluoranthene	8.95	202	38260	5.27621 ppb	100
16) Pyrene	9.21	202	39012	5.08763 ppb	100
17) Benz (a) anthracene	10.61	228	28070	5.00058 ppb	100
18) Chrysene	10.65	228	31118	4.98620 ppb	100
19) Indeno (1,2,3-cd) pyrene	14.38	276	20323	4.52699 ppb	100
21) Benzo (b) fluoranthene	12.14	252	26309	4.94784 ppb	100
22) Benzo (k) fluoranthene	12.19	252	29066	5.02910 ppb	100
23) Benzo (a) pyrene	12.73	252	25103	4.91484 ppb	100
24) Dibenz (a,h) anthracene	14.42	278	24331	4.98885 ppb	100
25) Benzo (g,h,i) perylene	14.69	276	26049	4.99985 ppb	100

(#) = qualifier out of range (m) = manual integration

Quantitation Report

Data File : M:\KYLO\DATA\211019\1019K006.D
Acq On : 19 Oct 21 15:29
Sample : 5 ug/ml 10/13/21
Misc :

Vial: 6
Operator: LS
Inst : KYLO
Multiplr: 1.00

Quant Time: Oct 19 15:48 2021

Quant Results File: K1019.RES

Method : M:\KYLO\DATA\211019\K1019.M (RTE Integrator)
Title : EPA 8270
Last Update : Tue Nov 09 10:14:45 2021
Response via : Initial Calibration



Quantitation Report (Not Reviewed)

Data File : M:\KYLO\DATA\211019\1019K007.D Vial: 7
Acq On : 19 Oct 21 15:49 Operator: LS
Sample : 10 ug/ml 10/13/21 Inst : KYLO
Misc : Multiplr: 1.00

Quant Time: Oct 19 15:49 2021 Quant Results File: K1019.RES

Quant Method : M:\KYLO\DATA\211019\K1019.M (RTE Integrator)
Title : EPA 8270
Last Update : Tue Oct 19 16:47:23 2021
Response via : Initial Calibration
DataAcq Meth : SIM_2

Internal Standards	R.T.	QIon	Response	Conc Units	Dev(Min)
1) Napthalene-D8(IS)	3.92	136	11510	2.50000 ppb	0.00
6) Acenaphthene-D10(IS)	5.86	164	5675	2.50000 ppb	0.00
10) Phenanthrene-D10(IS)	7.56	188	8972	2.50000 ppb	0.00
15) Chrysene-D12(IS)	10.62	240	10664	2.50000 ppb	0.00
20) Perylene-D12(IS)	12.83	264	9232	2.50000 ppb	0.00
System Monitoring Compounds					
3) 2-Methylnaphthalene-D10 (2	4.66	152	26676	4.53854 ppb	0.00
Spiked Amount 5.000			Recovery	= 90.780%	
13) Fluoranthene-D10 (FRT)	8.93	212	34413	4.92032 ppb	0.00
Spiked Amount 5.000			Recovery	= 98.400%	
Target Compounds					Qvalue
2) Naphthalene	3.94	128	59354	9.92720 ppb	100
4) 2-Methylnaphthalene	4.69	142	35959	10.26203 ppb	100
5) 1-Methylnaphthalene	4.80	142	35938	10.16232 ppb	100
7) Acenaphthylene	5.69	152	122704	10.44402 ppb	100
8) Acenaphthene	5.89	154	31359	10.07724 ppb	99
9) Fluorene	6.49	166	37236	10.32596 ppb	99
11) Phenanthrene	7.59	178	49310	9.98682 ppb	100
12) Anthracene	7.64	178	48395	10.37738 ppb	100
14) Fluoranthene	8.95	202	79898	10.41651 ppb	100
16) Pyrene	9.21	202	82191	10.06635 ppb	100
17) Benz (a) anthracene	10.61	228	60563	10.13248 ppb	100
18) Chrysene	10.65	228	64649	9.72861 ppb	99
19) Indeno (1,2,3-cd) pyrene	14.38	276	44868	9.18248 ppb #	99
21) Benzo (b) fluoranthene	12.14	252	55900	10.02449 ppb	99
22) Benzo (k) fluoranthene	12.19	252	63873	11.01716 ppb	99
23) Benzo (a) pyrene	12.73	252	54783	10.38939 ppb	99
24) Dibenz (a,h) anthracene	14.42	278	51533	10.11061 ppb	98
25) Benzo (g,h,i) perylene	14.69	276	56013	10.47964 ppb	98

(#) = qualifier out of range (m) = manual integration

Quantitation Report

Data File : M:\KYLO\DATA\211019\1019K007.D
Acq On : 19 Oct 21 15:49
Sample : 10 ug/ml 10/13/21
Misc :

Vial: 7
Operator: LS
Inst : KYLO
Multiplr: 1.00

Quant Time: Oct 19 15:49 2021

Quant Results File: K1019.RES

Method : M:\KYLO\DATA\211019\K1019.M (RTE Integrator)
Title : EPA 8270
Last Update : Tue Nov 09 10:14:45 2021
Response via : Initial Calibration



Quantitation Report (Not Reviewed)

Data File : M:\KYLO\DATA\211019\1019K008.D
Acq On : 19 Oct 21 16:09
Sample : 50 ug/ml 10/13/21
Misc :

Vial: 8
Operator: LS
Inst : KYLO
Multiplr: 1.00

Quant Time: Oct 19 15:49 2021

Quant Results File: K1019.RES

Quant Method : M:\KYLO\DATA\211019\K1019.M (RTE Integrator)
Title : EPA 8270
Last Update : Tue Oct 19 16:47:23 2021
Response via : Initial Calibration
DataAcq Meth : SIM_2

Internal Standards	R.T.	QIon	Response	Conc Units	Dev(Min)
1) Napthalene-D8(IS)	3.92	136	11542	2.50000 ppb	0.00
6) Acenaphthene-D10(IS)	5.86	164	5767	2.50000 ppb	0.00
10) Phenanthrene-D10(IS)	7.56	188	8902	2.50000 ppb	0.00
15) Chrysene-D12(IS)	10.62	240	10648	2.50000 ppb	0.00
20) Perylene-D12(IS)	12.83	264	9592	2.50000 ppb	0.00
System Monitoring Compounds					
3) 2-Methylnaphthalene-D10 (2	4.66	152	140995	23.92178 ppb	0.00
Spiked Amount 5.000			Recovery	= 478.440%	
13) Fluoranthene-D10 (FRT)	8.93	212	173855	25.05302 ppb	0.00
Spiked Amount 5.000			Recovery	= 501.060%	
Target Compounds					Qvalue
2) Naphthalene	3.94	128	270597	45.13299 ppb	100
4) 2-Methylnaphthalene	4.69	142	165624	47.13496 ppb	99
5) 1-Methylnaphthalene	4.80	142	164402	46.35966 ppb	99
7) Acenaphthylene	5.70	152	560845	46.97510 ppb	100
8) Acenaphthene	5.89	154	145964	46.15736 ppb	99
9) Fluorene	6.49	166	175391	47.86199 ppb	100
11) Phenanthrene	7.59	178	233010	47.56290 ppb	100
12) Anthracene	7.64	178	228704	49.42683 ppb	100
14) Fluoranthene	8.96	202	371445	48.80706 ppb	99
16) Pyrene	9.21	202	379423	46.53971 ppb	98
17) Benz (a) anthracene	10.61	228	291856	48.90228 ppb	100
18) Chrysene	10.65	228	300277	45.25466 ppb	99
19) Indeno (1,2,3-cd) pyrene	14.38	276	248943	50.15933 ppb	94
21) Benzo (b) fluoranthene	12.15	252	294828	51.34534 ppb	99
22) Benzo (k) fluoranthene	12.20	252	302763	52.24864 ppb	100
23) Benzo (a) pyrene	12.73	252	278840	51.91758 ppb	100
24) Dibenz (a,h) anthracene	14.42	278	268409	51.28254 ppb	97
25) Benzo (g,h,i) perylene	14.70	276	280479	51.78283 ppb	99

(#) = qualifier out of range (m) = manual integration

Quantitation Report

Data File : M:\KYLO\DATA\211019\1019K008.D
Acq On : 19 Oct 21 16:09
Sample : 50 ug/ml 10/13/21
Misc :

Vial: 8
Operator: LS
Inst : KYLO
Multiplr: 1.00

Quant Time: Oct 19 15:49 2021

Quant Results File: K1019.RES

Method : M:\KYLO\DATA\211019\K1019.M (RTE Integrator)
Title : EPA 8270
Last Update : Tue Nov 09 10:14:45 2021
Response via : Initial Calibration



Quantitation Report (Not Reviewed)

Data File : M:\KYLO\DATA\211019\1019K009.D
Acq On : 19 Oct 21 16:29
Sample : 100 ug/ml 10/13/21
Misc :

Vial: 9
Operator: LS
Inst : KYLO
Multiplr: 1.00

Quant Time: Oct 19 15:49 2021

Quant Results File: K1019.RES

Quant Method : M:\KYLO\DATA\211019\K1019.M (RTE Integrator)
Title : EPA 8270
Last Update : Tue Oct 19 16:47:23 2021
Response via : Initial Calibration
DataAcq Meth : SIM_2

Internal Standards	R.T.	QIon	Response	Conc Units	Dev(Min)
1) Napthalene-D8(IS)	3.92	136	11679	2.50000 ppb	0.00
6) Acenaphthene-D10(IS)	5.86	164	5877	2.50000 ppb	0.00
10) Phenanthrene-D10(IS)	7.56	188	9024	2.50000 ppb	0.00
15) Chrysene-D12(IS)	10.63	240	10469	2.50000 ppb	0.01
20) Perylene-D12(IS)	12.83	264	9899	2.50000 ppb	0.00
System Monitoring Compounds					
3) 2-Methylnaphthalene-D10 (2	4.66	152	278374	46.67602 ppb	0.00
Spiked Amount 5.000			Recovery	= 933.520%	
13) Fluoranthene-D10 (FRT)	8.94	212	341108	48.49012 ppb	0.00
Spiked Amount 5.000			Recovery	= 969.800%	
Target Compounds					Qvalue
2) Naphthalene	3.94	128	514066	84.73550 ppb	100
4) 2-Methylnaphthalene	4.70	142	318816	89.66757 ppb	99
5) 1-Methylnaphthalene	4.80	142	317528	88.48927 ppb	98
7) Acenaphthylene	5.70	152	1047512	86.09505 ppb	98
8) Acenaphthene	5.90	154	283708	88.03615 ppb	94
9) Fluorene	6.49	166	342219	91.63932 ppb	99
11) Phenanthrene	7.59	178	452383	91.09374 ppb	99
12) Anthracene	7.65	178	447639	95.43451 ppb	100
14) Fluoranthene	8.96	202	701599	90.94222 ppb	97
16) Pyrene	9.22	202	720167	89.84545 ppb	99
17) Benz (a) anthracene	10.62	228	562838	95.91946 ppb	99
18) Chrysene	10.66	228	575910	88.27926 ppb	98
19) Indeno (1,2,3-cd) pyrene	14.39	276	488982	100.01982 ppb	89
21) Benzo (b) fluoranthene	12.16	252	587997	99.33083 ppb	100
22) Benzo (k) fluoranthene	12.16	252	587786	98.78137 ppb	99
23) Benzo (a) pyrene	12.74	252	547488	99.01252 ppb	98
24) Dibenz (a,h) anthracene	14.43	278	535891	99.35185 ppb	94
25) Benzo (g,h,i) perylene	14.71	276	552068	99.06661 ppb	98

(#) = qualifier out of range (m) = manual integration

Quantitation Report

Data File : M:\KYLO\DATA\211019\1019K009.D
Acq On : 19 Oct 21 16:29
Sample : 100 ug/ml 10/13/21
Misc :

Vial: 9
Operator: LS
Inst : KYLO
Multiplr: 1.00

Quant Time: Oct 19 15:49 2021

Quant Results File: K1019.RES

Method : M:\KYLO\DATA\211019\K1019.M (RTE Integrator)
Title : EPA 8270
Last Update : Tue Nov 09 10:14:45 2021
Response via : Initial Calibration



PAH by GCMS SIM
EPA 8270 SIM

Form 7

Second Source Calibration

Lab Name: APPL, Inc.
Case No:
Matrix:

SDG No:
Date Analyzed: 10/19/2021
Instrument: KYLO
Initial Cal. Date: 10/19/2021
Data File: 1019K010.D

		Compound	MEAN	CCRF	%D		%Drift
1	TM	Naphthalene	1.299	1.295	0.25	TM	
2	TM	2-Methylnaphthalene	0.7611	0.7635	0.32	TM	
3	TM	1-Methylnaphthalene	0.7681	0.7563	1.5	TM	
4	TM	Acenaphthylene	5.176	5.272	1.9	TM	
5	*TM	Acenaphthene	1.371	1.393	1.6	*TM	
6	TM	Fluorene	1.589	1.616	1.7	TM	
7	TM	Phenanthrene	1.376	1.380	0.31	TM	
8	TM	Anthracene	1.299	1.415	8.9	TM	
9	*TM	Fluoranthene	2.137	2.167	1.4	*TM	
10	TM	Pyrene	1.914	1.918	0.21	TM	
11	TM	Benz (a) anthracene	1.401	1.374	1.9	TM	
12	TM	Chrysene	1.558	1.488	4.5	TM	
13	TML	Indeno (1,2,3-cd) pyrene	1.272	0.9799	23	TML	12
14	TM	Benzo (b) fluoranthene	1.408	1.510	7.3	TM	
15	TM	Benzo (k) fluoranthene	1.610	1.698	5.5	TM	
16	*TM	Benzo (a) pyrene	1.341	1.484	11	*TM	
17	TM	Dibenz (a,h) anthracene	1.326	1.382	4.2	TM	
18	TM	Benzo (g,h,i) perylene	1.443	1.486	3.0	TM	
19							
20							
21							
22							
23							
24							
25							
26							
27							
28							
29							
30							
31							
32							
33							
34							
35							
36							
37							
38							
		Average			4.4		

PAH by GCMS SIM
EPA 8270 SIM

Quantitation Report (Not Reviewed)

Data File : M:\KYLO\DATA\211019\1019K010.D
Acq On : 19 Oct 21 16:49
Sample : SS ug/ml 10/13/21
Misc :

Vial: 10
Operator: LS
Inst : KYLO
Multiplr: 1.00

Quant Time: Oct 19 16:06 2021

Quant Results File: K1019.RES

Quant Method : M:\KYLO\DATA\211019\K1019.M (RTE Integrator)
Title : EPA 8270
Last Update : Tue Oct 19 16:51:19 2021
Response via : Initial Calibration
DataAcq Meth : SIM_2

Internal Standards	R.T.	QIon	Response	Conc Units	Dev(Min)
1) Napthalene-D8(IS)	3.92	136	11540	2.50000 ppb	0.00
6) Acenaphthene-D10(IS)	5.86	164	5722	2.50000 ppb	0.00
10) Phenanthrene-D10(IS)	7.56	188	8843	2.50000 ppb	0.00
15) Chrysene-D12(IS)	10.62	240	10394	2.50000 ppb	0.00
20) Perylene-D12(IS)	12.83	264	8800	2.50000 ppb	0.00
System Monitoring Compounds					
3) 2-Methylnaphthalene-D10 (2	4.66	152	1	0.00017 ppb	0.00
Spiked Amount 5.000			Recovery	= 0.000%	
13) Fluoranthene-D10 (FRT)	8.93	212	9	0.00131 ppb	0.00
Spiked Amount 5.000			Recovery	= 0.020%	
Target Compounds					Qvalue
2) Naphthalene	3.94	128	29897	4.98740 ppb	100
4) 2-Methylnaphthalene	4.69	142	17622	5.01592 ppb	100
5) 1-Methylnaphthalene	4.80	142	17455	4.92298 ppb	100
7) Acenaphthylene	5.69	152	60338	5.09352 ppb	100
8) Acenaphthene	5.89	154	15936	5.07898 ppb	100
9) Fluorene	6.49	166	18488	5.08482 ppb	100
11) Phenanthrene	7.59	178	24407	5.01529 ppb	100
12) Anthracene	7.64	178	25019	5.44311 ppb	100
14) Fluoranthene	8.95	202	38328	5.06982 ppb	99
16) Pyrene	9.21	202	39873	5.01031 ppb	100
17) Benz (a) anthracene	10.61	228	28567	4.90355 ppb	99
18) Chrysene	10.65	228	30939	4.77675 ppb	100
19) Indeno (1,2,3-cd) pyrene	14.38	276	20371	4.37871 ppb	99
21) Benzo (b) fluoranthene	12.14	252	26577	5.36265 ppb	100
22) Benzo (k) fluoranthene	12.19	252	29888	5.27373 ppb	100
23) Benzo (a) pyrene	12.73	252	26127	5.53492 ppb	100
24) Dibenz (a,h) anthracene	14.42	278	24324	5.21145 ppb	99
25) Benzo (g,h,i) perylene	14.69	276	26159	5.14999 ppb	100

(#) = qualifier out of range (m) = manual integration

Quantitation Report

Data File : M:\KYLO\DATA\211019\1019K010.D
Acq On : 19 Oct 21 16:49
Sample : SS ug/ml 10/13/21
Misc :

Vial: 10
Operator: LS
Inst : KYLO
Multiplr: 1.00

Quant Time: Oct 19 16:06 2021

Quant Results File: K1019.RES

Method : M:\KYLO\DATA\211019\K1019.M (RTE Integrator)
Title : EPA 8270
Last Update : Tue Nov 09 10:14:45 2021
Response via : Initial Calibration



PAH by GCMS SIM
EPA 8270 SIM

Form 7

Continuing Calibration

Lab Name: APPL, Inc.
Case No:
Matrix:

SDG No:
Date Analyzed: 3 Nov 21 8:45
Instrument: KYLO
Initial Cal. Date: 10/19/2021
Data File: 1019K236.D

		Compound	MEAN	CCRF	%D		%Drift
1	I	Napthalene-D8(IS)	ISTD			I	
2	TM	Naphthalene	1.299	1.319	1.6	TM	
3	S	2-Methylnaphthalene-D10 (2MN)	1.277	1.280	0.24	S	
4	TM	2-Methylnaphthalene	0.7611	0.8011	5.3	TM	
5	TM	1-Methylnaphthalene	0.7681	0.8005	4.2	TM	
6	I	Acenaphthene-D10(IS)	ISTD			I	
7	TM	Acenaphthylene	5.176	5.419	4.7	TM	
8	*TM	Acenaphthene	1.371	1.438	4.9	*TM	
9	TM	Fluorene	1.589	1.699	6.9	TM	
10	I	Phenanthrene-D10(IS)	ISTD			I	
11	TM	Phenanthrene	1.376	1.472	7.0	TM	
12	TM	Anthracene	1.299	1.379	6.1	TM	
13	S	Fluoranthene-D10 (FRT)	1.949	1.985	1.8	S	
14	*TM	Fluoranthene	2.137	2.321	8.6	*TM	
15	I	Chrysene-D12(IS)	ISTD			I	
16	TM	Pyrene	1.914	2.020	5.5	TM	
17	TM	Benz (a) anthracene	1.401	1.523	8.7	TM	
18	TM	Chrysene	1.558	1.557	0.06	TM	
19	TML	Indeno (1,2,3-cd) pyrene	1.272	1.182	7.1	TML	4.9
20	I	Perylene-D12(IS)	ISTD			I	
21	TM	Benzo (b) fluoranthene	1.408	1.558	11	TM	
22	TM	Benzo (k) fluoranthene	1.610	1.636	1.6	TM	
23	*TM	Benzo (a) pyrene	1.341	1.432	6.8	*TM	
24	TM	Dibenz (a,h) anthracene	1.326	1.377	3.9	TM	
25	TM	Benzo (g,h,i) perylene	1.443	1.511	4.7	TM	
26							
27							
28							
29							
30							
31							
32							
33							
34							
35							
36							
37							
38							
39							
40							
		Average			5.0		

Quantitation Report (Not Reviewed)

Data File : M:\KYLO\DATA\211019\1019K236.D
Acq On : 3 Nov 21 8:45
Sample : 5 ug/ml 10/19/21 (1)
Misc :

Vial: 86
Operator: LS
Inst : KYLO
Multiplr: 1.00

Quant Time: Nov 3 9:01 2021

Quant Results File: K1019.RES

Quant Method : M:\KYLO\DATA\211019\K1019.M (RTE Integrator)
Title : EPA 8270
Last Update : Wed Oct 27 10:57:36 2021
Response via : Initial Calibration
DataAcq Meth : SIM_2

Internal Standards	R.T.	QIon	Response	Conc Units	Dev(Min)
1) Napthalene-D8(IS)	3.89	136	13706	2.50000 ppb	0.00
6) Acenaphthene-D10(IS)	5.82	164	6715	2.50000 ppb	-0.03
10) Phenanthrene-D10(IS)	7.52	188	10377	2.50000 ppb	-0.03
15) Chrysene-D12(IS)	10.58	240	12277	2.50000 ppb	-0.04
20) Perylene-D12(IS)	12.76	264	11342	2.50000 ppb	-0.07
System Monitoring Compounds					
3) 2-Methylnaphthalene-D10 (2	4.62	152	17540	2.50605 ppb	-0.03
Spiked Amount 5.000			Recovery	= 50.120%	
13) Fluoranthene-D10 (FRT)	8.90	212	20596	2.54608 ppb	-0.04
Spiked Amount 5.000			Recovery	= 50.920%	
Target Compounds					Qvalue
2) Naphthalene	3.91	128	36157	5.07848 ppb	100
4) 2-Methylnaphthalene	4.66	142	21961	5.26311 ppb	99
5) 1-Methylnaphthalene	4.77	142	21944	5.21098 ppb	98
7) Acenaphthylene	5.66	152	72780	5.23529 ppb	100
8) Acenaphthene	5.86	154	19312	5.24477 ppb	97
9) Fluorene	6.45	166	22815	5.34697 ppb	99
11) Phenanthrene	7.55	178	30540	5.34784 ppb	99
12) Anthracene	7.61	178	28624	5.30683 ppb	99
14) Fluoranthene	8.92	202	48165	5.42919 ppb	100
16) Pyrene	9.17	202	49593	5.27590 ppb	99
17) Benz (a) anthracene	10.57	228	37402	5.43539 ppb	99
18) Chrysene	10.61	228	38228	4.99688 ppb	99
19) Indeno (1,2,3-cd) pyrene	14.32	276	29032	5.24405 ppb	93
21) Benzo (b) fluoranthene	12.08	252	35343	5.53311 ppb	99
22) Benzo (k) fluoranthene	12.12	252	37110	5.08048 ppb	99
23) Benzo (a) pyrene	12.65	252	32480	5.33864 ppb	98
24) Dibenz (a,h) anthracene	14.36	278	31238	5.19278 ppb	99
25) Benzo (g,h,i) perylene	14.63	276	34268	5.23440 ppb	98

(#) = qualifier out of range (m) = manual integration

Quantitation Report

Data File : M:\KYLO\DATA\211019\1019K236.D
Acq On : 3 Nov 21 8:45
Sample : 5 ug/ml 10/19/21 (1)
Misc :

Vial: 86
Operator: LS
Inst : KYLO
Multiplr: 1.00

Quant Time: Nov 3 9:01 2021

Quant Results File: K1019.RES

Method : M:\KYLO\DATA\211019\K1019.M (RTE Integrator)
Title : EPA 8270
Last Update : Wed Oct 27 10:57:36 2021
Response via : Initial Calibration



PAH by GCMS SIM
EPA 8270 SIM

Form 7

Ending Continuing Calibration

Lab Name: APPL, Inc.
Case No:
Matrix:

SDG No:
Date Analyzed: 3 Nov 21 21:44
Instrument: KYLO
Initial Cal. Date: 10/19/2021
Data File: 1019K275.D

		Compound	MEAN	CCRF	%D		%Drift
1	I	Napthalene-D8(IS)	ISTD			I	
2	TM	Naphthalene	1.299	1.310	0.91	TM	
3	S	2-Methylnaphthalene-D10 (2MN)	1.277	1.289	0.93	S	
4	TM	2-Methylnaphthalene	0.7611	0.8049	5.8	TM	
5	TM	1-Methylnaphthalene	0.7681	0.8033	4.6	TM	
6	I	Acenaphthene-D10(IS)	ISTD			I	
7	TM	Acenaphthylene	5.176	5.314	2.7	TM	
8	*TM	Acenaphthene	1.371	1.388	1.3	*TM	
9	TM	Fluorene	1.589	1.676	5.5	TM	
10	I	Phenanthrene-D10(IS)	ISTD			I	
11	TM	Phenanthrene	1.376	1.432	4.1	TM	
12	TM	Anthracene	1.299	1.348	3.8	TM	
13	S	Fluoranthene-D10 (FRT)	1.949	2.056	5.5	S	
14	*TM	Fluoranthene	2.137	2.289	7.1	*TM	
15	I	Chrysene-D12(IS)	ISTD			I	
16	TM	Pyrene	1.914	2.019	5.5	TM	
17	TM	Benz (a) anthracene	1.401	1.501	7.1	TM	
18	TM	Chrysene	1.558	1.552	0.38	TM	
19	TML	Indeno (1,2,3-cd) pyrene	1.272	1.112	13	TML	1.1
20	I	Perylene-D12(IS)	ISTD			I	
21	TM	Benzo (b) fluoranthene	1.408	1.546	9.8	TM	
22	TM	Benzo (k) fluoranthene	1.610	1.682	4.4	TM	
23	*TM	Benzo (a) pyrene	1.341	1.438	7.3	*TM	
24	TM	Dibenz (a,h) anthracene	1.326	1.335	0.66	TM	
25	TM	Benzo (g,h,i) perylene	1.443	1.460	1.2	TM	
26							
27							
28							
29							
30							
31							
32							
33							
34							
35							
36							
37							
38							
39							
40							
		Average			4.6		

Quantitation Report (Not Reviewed)

Data File : M:\KYLO\DATA\211019\1019K275.D
Acq On : 3 Nov 21 21:44
Sample : 5 ug/ml 10/10/21 (2)
Misc :

Vial: 125
Operator: LS
Inst : KYLO
Multiplr: 1.00

Quant Time: Nov 4 7:33 2021 Quant Results File: K1019.RES

Quant Method : M:\KYLO\DATA\211019\K1019.M (RTE Integrator)
Title : EPA 8270
Last Update : Wed Oct 27 10:57:36 2021
Response via : Initial Calibration
DataAcq Meth : SIM_2

Internal Standards	R.T.	QIon	Response	Conc Units	Dev(Min)
1) Napthalene-D8(IS)	3.89	136	18256	2.50000 ppb	0.00
6) Acenaphthene-D10(IS)	5.82	164	9460	2.50000 ppb	-0.03
10) Phenanthrene-D10(IS)	7.52	188	14853	2.50000 ppb	-0.03
15) Chrysene-D12(IS)	10.57	240	17378	2.50000 ppb	-0.04
20) Perylene-D12(IS)	12.75	264	15699	2.50000 ppb	-0.08
System Monitoring Compounds					
3) 2-Methylnaphthalene-D10 (2	4.62	152	23523	2.52324 ppb	-0.03
Spiked Amount 5.000			Recovery	= 50.460%	
13) Fluoranthene-D10 (FRT)	8.90	212	30540	2.63764 ppb	-0.04
Spiked Amount 5.000			Recovery	= 52.760%	
Target Compounds					Qvalue
2) Naphthalene	3.91	128	47846	5.04536 ppb	100
4) 2-Methylnaphthalene	4.66	142	29390	5.28804 ppb	100
5) 1-Methylnaphthalene	4.77	142	29330	5.22902 ppb	100
7) Acenaphthylene	5.66	152	100542	5.13371 ppb	100
8) Acenaphthene	5.86	154	26268	5.06385 ppb	99
9) Fluorene	6.45	166	31717	5.27636 ppb	99
11) Phenanthrene	7.55	178	42547	5.20518 ppb	100
12) Anthracene	7.61	178	40050	5.18758 ppb	99
14) Fluoranthene	8.92	202	68008	5.35576 ppb	98
16) Pyrene	9.17	202	70161	5.27308 ppb	97
17) Benz (a) anthracene	10.56	228	52174	5.35652 ppb	99
18) Chrysene	10.61	228	53937	4.98077 ppb	98
19) Indeno (1,2,3-cd) pyrene	14.31	276	38643	4.94253 ppb	90
21) Benzo (b) fluoranthene	12.07	252	48541	5.49026 ppb	98
22) Benzo (k) fluoranthene	12.12	252	52801	5.22244 ppb	98
23) Benzo (a) pyrene	12.65	252	45160	5.36273 ppb	98
24) Dibenz (a,h) anthracene	14.36	278	41909	5.03317 ppb	99
25) Benzo (g,h,i) perylene	14.63	276	45853	5.06015 ppb	97

(#) = qualifier out of range (m) = manual integration

Quantitation Report

Data File : M:\KYLO\DATA\211019\1019K275.D
Acq On : 3 Nov 21 21:44
Sample : 5 ug/ml 10/10/21 (2)
Misc :

Vial: 125
Operator: LS
Inst : KYLO
Multiplr: 1.00

Quant Time: Nov 4 7:33 2021

Quant Results File: K1019.RES

Method : M:\KYLO\DATA\211019\K1019.M (RTE Integrator)
Title : EPA 8270
Last Update : Wed Oct 27 10:57:36 2021
Response via : Initial Calibration



ORGANICS
Raw Data

Quantitation Report (QT Reviewed)

Data File : M:\KYLO\DATA\211019\1019K241.D
Acq On : 3 Nov 21 10:24
Sample : BA44379W07 1/1000
Misc :

Vial: 91
Operator: LS
Inst : KYLO
Multiplr: 1.00

Quant Time: Nov 8 16:09 2021 Quant Results File: K1019.RES

Quant Method : M:\KYLO\DATA\211019\K1019.M (RTE Integrator)
Title : EPA 8270
Last Update : Wed Oct 27 10:57:36 2021
Response via : Initial Calibration
DataAcq Meth : SIM_2

Internal Standards	R.T.	QIon	Response	Conc Units	Dev(Min)
1) Napthalene-D8(IS)	3.89	136	14155	2.50 ppb	0.00
6) Acenaphthene-D10(IS)	5.82	164	7016	2.50 ppb	-0.03
10) Phenanthrene-D10(IS)	7.52	188	11739	2.50 ppb	-0.03
15) Chrysene-D12(IS)	10.57	240	14503	2.50 ppb	-0.04
20) Perylene-D12(IS)	12.76	264	13204	2.50 ppb	-0.07
System Monitoring Compounds					
3) 2-Methylnaphthalene-D10 (2	4.62	152	38586	5.34 ppb	-0.03
Spiked Amount 5.000			Recovery	= 106.760%	
13) Fluoranthene-D10 (FRT)	8.90	212	45411	4.96 ppb	-0.04
Spiked Amount 5.000			Recovery	= 99.240%	

Target Compounds Qvalue

(#) = qualifier out of range (m) = manual integration

Quantitation Report

Data File : M:\KYLO\DATA\211019\1019K241.D
Acq On : 3 Nov 21 10:24
Sample : BA44379W07 1/1000
Misc :

Vial: 91
Operator: LS
Inst : KYLO
Multiplr: 1.00

Quant Time: Nov 8 16:09 2021

Quant Results File: K1019.RES

Method : M:\KYLO\DATA\211019\K1019.M (RTE Integrator)
Title : EPA 8270
Last Update : Tue Nov 30 08:16:15 2021
Response via : Initial Calibration



Quantitation Report (QT Reviewed)

Data File : M:\KYLO\DATA\211019\1019K242.D
Acq On : 3 Nov 21 10:44
Sample : BA44380W05 1/950
Misc :

Vial: 92
Operator: LS
Inst : KYLO
Multiplr: 1.05

Quant Time: Nov 8 16:10 2021 Quant Results File: K1019.RES

Quant Method : M:\KYLO\DATA\211019\K1019.M (RTE Integrator)
Title : EPA 8270
Last Update : Wed Oct 27 10:57:36 2021
Response via : Initial Calibration
DataAcq Meth : SIM_2

Internal Standards	R.T.	QIon	Response	Conc Units	Dev(Min)
1) Napthalene-D8(IS)	3.88	136	14640	2.50 ppb	0.00
6) Acenaphthene-D10(IS)	5.82	164	7232	2.50 ppb	-0.03
10) Phenanthrene-D10(IS)	7.52	188	11726	2.50 ppb	-0.03
15) Chrysene-D12(IS)	10.57	240	14077	2.50 ppb	-0.04
20) Perylene-D12(IS)	12.76	264	12769	2.50 ppb	-0.07
System Monitoring Compounds					
3) 2-Methylnaphthalene-D10 (2	4.62	152	37184	5.24 ppb	-0.03
Spiked Amount 5.263			Recovery	= 99.484%	
13) Fluoranthene-D10 (FRT)	8.90	212	42966	4.95 ppb	-0.04
Spiked Amount 5.263			Recovery	= 94.012%	

Target Compounds Qvalue

(#) = qualifier out of range (m) = manual integration
1019K242.D K1019.M Thu Dec 02 07:03:12 2021

Quantitation Report

Data File : M:\KYLO\DATA\211019\1019K242.D
Acq On : 3 Nov 21 10:44
Sample : BA44380W05 1/950
Misc :

Vial: 92
Operator: LS
Inst : KYLO
Multiplr: 1.05

Quant Time: Nov 8 16:10 2021

Quant Results File: K1019.RES

Method : M:\KYLO\DATA\211019\K1019.M (RTE Integrator)
Title : EPA 8270
Last Update : Tue Nov 30 08:16:15 2021
Response via : Initial Calibration



Quantitation Report (QT Reviewed)

Data File : M:\KYLO\DATA\211019\1019K237.D
Acq On : 3 Nov 21 9:04
Sample : 211028A BLK 1/1000
Misc :

Vial: 87
Operator: LS
Inst : KYLO
Multiplr: 1.00

Quant Time: Nov 3 14:31 2021 Quant Results File: K1019.RES

Quant Method : M:\KYLO\DATA\211019\K1019.M (RTE Integrator)
Title : EPA 8270
Last Update : Wed Oct 27 10:57:36 2021
Response via : Initial Calibration
DataAcq Meth : SIM_2

Internal Standards	R.T.	QIon	Response	Conc Units	Dev(Min)
1) Napthalene-D8(IS)	3.88	136	12656	2.50 ppb	0.00
6) Acenaphthene-D10(IS)	5.82	164	6252	2.50 ppb	-0.03
10) Phenanthrene-D10(IS)	7.52	188	10697	2.50 ppb	-0.03
15) Chrysene-D12(IS)	10.57	240	13529	2.50 ppb	-0.04
20) Perylene-D12(IS)	12.76	264	12332	2.50 ppb	-0.07
System Monitoring Compounds					
3) 2-Methylnaphthalene-D10 (2	4.62	152	37588	5.82 ppb	-0.03
Spiked Amount 5.000			Recovery	= 116.320%	
13) Fluoranthene-D10 (FRT)	8.90	212	46297	5.55 ppb	-0.04
Spiked Amount 5.000			Recovery	= 111.040%	

Target Compounds Qvalue

(#) = qualifier out of range (m) = manual integration

Quantitation Report

Data File : M:\KYLO\DATA\211019\1019K237.D
Acq On : 3 Nov 21 9:04
Sample : 211028A BLK 1/1000
Misc :

Vial: 87
Operator: LS
Inst : KYLO
Multiplr: 1.00

Quant Time: Nov 3 14:31 2021

Quant Results File: K1019.RES

Method : M:\KYLO\DATA\211019\K1019.M (RTE Integrator)
Title : EPA 8270
Last Update : Tue Nov 30 08:16:15 2021
Response via : Initial Calibration



Quantitation Report (Not Reviewed)

Data File : M:\KYLO\DATA\211019\1019K239.D
Acq On : 3 Nov 21 9:44
Sample : 211028A LCSD-1 1/1000
Misc :

Vial: 89
Operator: LS
Inst : KYLO
Multiplr: 1.00

Quant Time: Nov 3 14:25 2021

Quant Results File: K1019.RES

Quant Method : M:\KYLO\DATA\211019\K1019.M (RTE Integrator)
Title : EPA 8270
Last Update : Wed Oct 27 10:57:36 2021
Response via : Initial Calibration
DataAcq Meth : SIM_2

Internal Standards	R.T.	QIon	Response	Conc Units	Dev(Min)
1) Napthalene-D8(IS)	3.89	136	13244	2.50 ppb	0.00
6) Acenaphthene-D10(IS)	5.82	164	6818	2.50 ppb	-0.03
10) Phenanthrene-D10(IS)	7.52	188	11226	2.50 ppb	-0.03
15) Chrysene-D12(IS)	10.57	240	14122	2.50 ppb	-0.04
20) Perylene-D12(IS)	12.75	264	12971	2.50 ppb	-0.08
System Monitoring Compounds					
3) 2-Methylnaphthalene-D10 (2	4.62	152	37696	5.57 ppb	-0.03
Spiked Amount 5.000			Recovery	= 111.480%	
13) Fluoranthene-D10 (FRT)	8.90	212	47469	5.42 ppb	-0.04
Spiked Amount 5.000			Recovery	= 108.480%	
Target Compounds					Qvalue
2) Naphthalene	3.91	128	35982	5.23 ppb	100
4) 2-Methylnaphthalene	4.66	142	21892	5.43 ppb	99
5) 1-Methylnaphthalene	4.77	142	21965	5.40 ppb	100
7) Acenaphthylene	5.66	152	75454	5.35 ppb	100
8) Acenaphthene	5.86	154	19882	5.32 ppb	98
9) Fluorene	6.45	166	23767	5.49 ppb	97
11) Phenanthrene	7.55	178	31660	5.12 ppb	100
12) Anthracene	7.61	178	29707	5.09 ppb	99
14) Fluoranthene	8.92	202	51162	5.33 ppb	98
16) Pyrene	9.17	202	52675	4.87 ppb	96
17) Benz (a) anthracene	10.56	228	40053	5.06 ppb	99
18) Chrysene	10.61	228	41572	4.72 ppb	99
19) Indeno (1,2,3-cd) pyrene	14.31	276	30743	4.84 ppb #	91
21) Benzo (b) fluoranthene	12.07	252	37985	5.20 ppb	99
22) Benzo (k) fluoranthene	12.12	252	40322	4.83 ppb	99
23) Benzo (a) pyrene	12.65	252	34628	4.98 ppb	98
24) Dibenz (a,h) anthracene	14.36	278	33553	4.88 ppb	100
25) Benzo (g,h,i) perylene	14.63	276	36697	4.90 ppb	99

(#) = qualifier out of range (m) = manual integration

Quantitation Report

Data File : M:\KYLO\DATA\211019\1019K239.D
Acq On : 3 Nov 21 9:44
Sample : 211028A LCSD-1 1/1000
Misc :

Vial: 89
Operator: LS
Inst : KYLO
Multiplr: 1.00

Quant Time: Nov 3 14:25 2021

Quant Results File: K1019.RES

Method : M:\KYLO\DATA\211019\K1019.M (RTE Integrator)
Title : EPA 8270
Last Update : Tue Nov 30 08:16:15 2021
Response via : Initial Calibration



Quantitation Report (Not Reviewed)

Data File : M:\KYLO\DATA\211019\1019K271.D
Acq On : 3 Nov 21 20:24
Sample : 211028A LCS-1 1/1000
Misc :

Vial: 121
Operator: LS
Inst : KYLO
Multiplr: 1.00

Quant Time: Nov 4 6:45 2021 Quant Results File: K1019.RES

Quant Method : M:\KYLO\DATA\211019\K1019.M (RTE Integrator)
Title : EPA 8270
Last Update : Wed Oct 27 10:57:36 2021
Response via : Initial Calibration
DataAcq Meth : SIM_2

Internal Standards	R.T.	QIon	Response	Conc Units	Dev(Min)
1) Napthalene-D8(IS)	3.89	136	18146	2.50 ppb	0.00
6) Acenaphthene-D10(IS)	5.82	164	9246	2.50 ppb	-0.03
10) Phenanthrene-D10(IS)	7.52	188	16439	2.50 ppb	-0.03
15) Chrysene-D12(IS)	10.57	240	20130	2.50 ppb	-0.04
20) Perylene-D12(IS)	12.76	264	18703	2.50 ppb	-0.07
System Monitoring Compounds					
3) 2-Methylnaphthalene-D10 (2	4.62	152	45852	4.95 ppb	-0.03
Spiked Amount 5.000			Recovery	= 98.960%	
13) Fluoranthene-D10 (FRT)	8.90	212	57612	4.50 ppb	-0.04
Spiked Amount 5.000			Recovery	= 89.920%	
Target Compounds					Qvalue
2) Naphthalene	3.91	128	44704	4.74 ppb	100
4) 2-Methylnaphthalene	4.66	142	27053	4.90 ppb	100
5) 1-Methylnaphthalene	4.77	142	27207	4.88 ppb	100
7) Acenaphthylene	5.66	152	90789	4.74 ppb	100
8) Acenaphthene	5.86	154	24800	4.89 ppb	98
9) Fluorene	6.45	166	29646	5.05 ppb	98
11) Phenanthrene	7.55	178	40232	4.45 ppb	100
12) Anthracene	7.61	178	36607	4.28 ppb	99
14) Fluoranthene	8.92	202	64018	4.56 ppb	98
16) Pyrene	9.17	202	65213	4.23 ppb	97
17) Benz (a) anthracene	10.56	228	49594	4.40 ppb	100
18) Chrysene	10.61	228	50957	4.06 ppb	98
19) Indeno (1,2,3-cd) pyrene	14.32	276	35807	3.99 ppb #	98
21) Benzo (b) fluoranthene	12.07	252	46449	4.41 ppb	99
22) Benzo (k) fluoranthene	12.12	252	49328	4.10 ppb	99
23) Benzo (a) pyrene	12.65	252	41620	4.15 ppb	100
24) Dibenz (a,h) anthracene	14.36	278	39874	4.02 ppb	100
25) Benzo (g,h,i) perylene	14.63	276	43182	4.00 ppb	99

(#) = qualifier out of range (m) = manual integration

Quantitation Report

Data File : M:\KYLO\DATA\211019\1019K271.D Vial: 121
Acq On : 3 Nov 21 20:24 Operator: LS
Sample : 211028A LCS-1 1/1000 Inst : KYLO
Misc : Multiplr: 1.00

Quant Time: Nov 4 6:45 2021 Quant Results File: K1019.RES

Method : M:\KYLO\DATA\211019\K1019.M (RTE Integrator)
Title : EPA 8270
Last Update : Tue Nov 30 08:16:15 2021
Response via : Initial Calibration



DFTPP

Data File : M:\KYLO\DATA\211019\1019K001.D
Acq On : 19 Oct 21 13:58
Sample : SV TUNE 7/2/21
Misc :

Vial: 1
Operator: LS
Inst : KYLO
Multiplr: 1.00

Method : M:\KYLO\DATA\211019\DFTPP2.M (Chemstation Integrator)
Title :

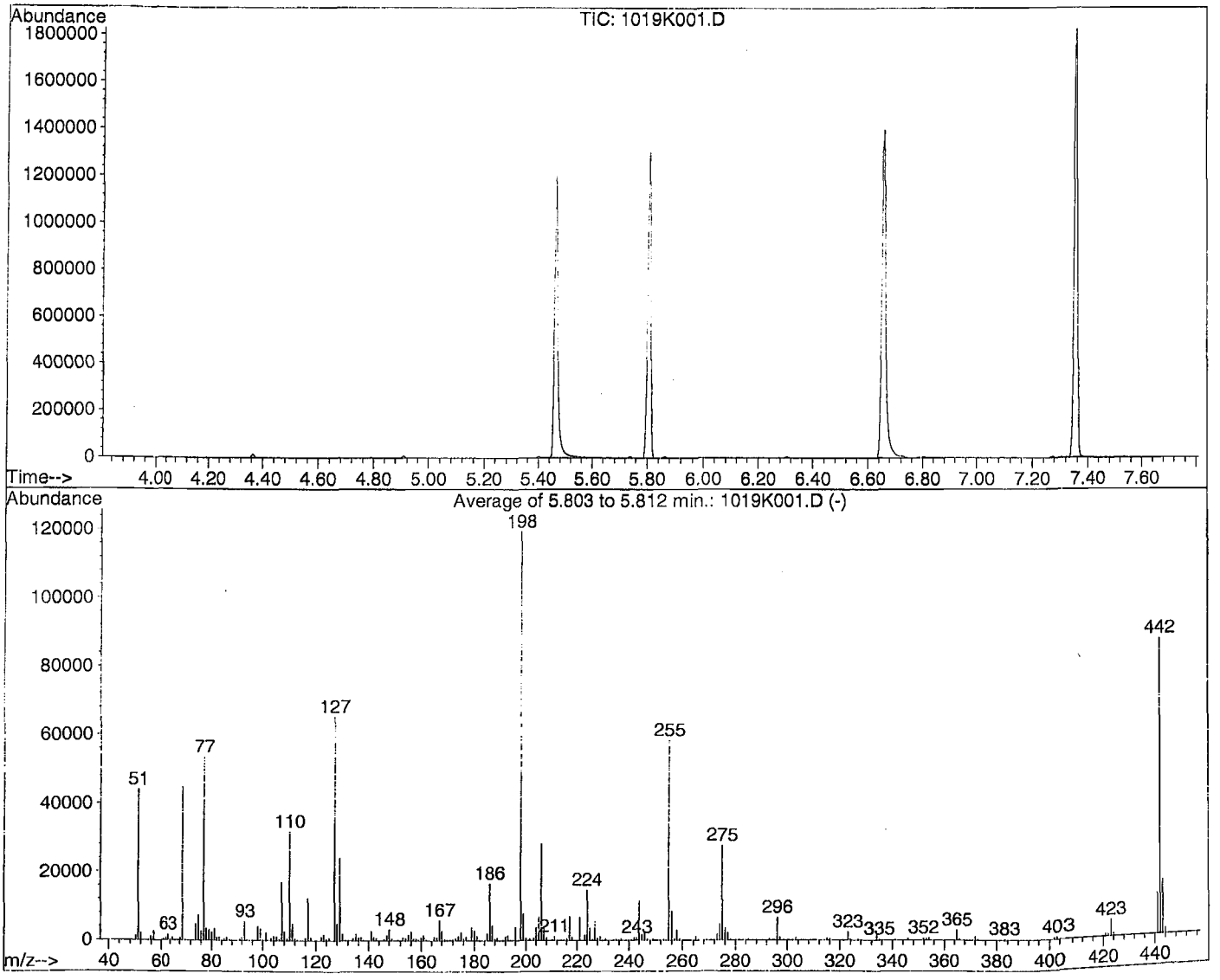

AutoFind: Scans 476, 477, 478; Background Corrected with Scan 470

Target Mass	Rel. to Mass	Lower Limit%	Upper Limit%	Rel. Abn%	Raw Abn	Result Pass/Fail
51	198	10	80	36.8	44033	PASS
68	69	0.00	2	1.7	772	PASS
70	69	0.00	2	0.4	170	PASS
127	198	10	80	54.6	65376	PASS
197	198	0.00	2	0.2	185	PASS
198	198	100	100	100.0	119640	PASS
199	198	5	9	6.5	7734	PASS
275	198	10	60	23.2	27808	PASS
365	198	1	100	2.5	3043	PASS
441	442	0.01	24	13.9	12169	PASS
442	198	50	500	73.4	87760	PASS
443	442	15	24	18.4	16149	PASS

1019K001.D DFTPP2.M Wed Oct 20 09:24:36 2021

Data File Name:	**1019K001.D**
Data File Path:	**M:\KYLO\DATA\211019**
Operator:	**LS**
Date Acquired:	**19 Oct 2021 13:58**
Method File:	**DFTPP2.M**
Sample Name:	**SV TUNE 7/2/21**
Vial Number:	**1**
Instrument Name:	**KYLO**

#	Name	Ret Time	Target Response
1)	DDT	7.36	16763500
2)	DDD	7.13	0
3)	DDE	6.80	0

Breakdown **0.00**

Quantitation Report

Data File : M:\KYLO\DATA\211019\1019K001.D Vial: 1
Acq On : 19 Oct 21 13:58 Operator: LS
Sample : SV TUNE 7/2/21 Inst : KYLO
Misc : Multiplr: 1.00
Quant Time: Oct 19 14:09 2021 Quant Results File: temp.res

Method : M:\KYLO\DATA\211019\DFTPP2.M (Chemstation Integrator)
Title :
Last Update : Tue Oct 19 14:09:23 2021
Response via : Single Level Calibration

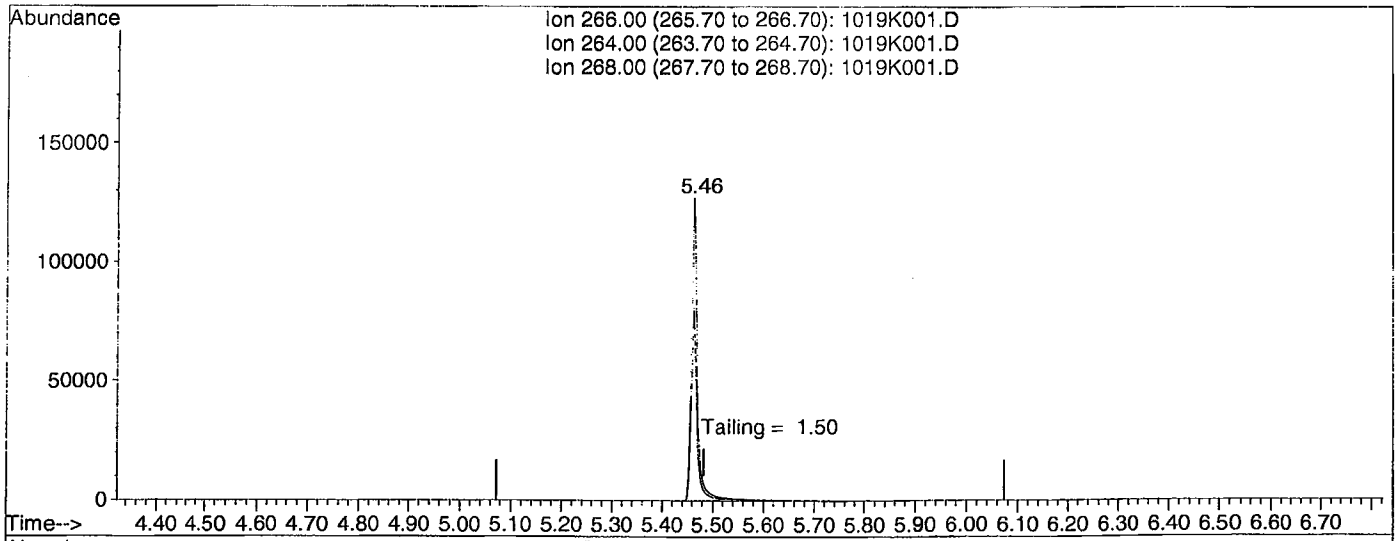

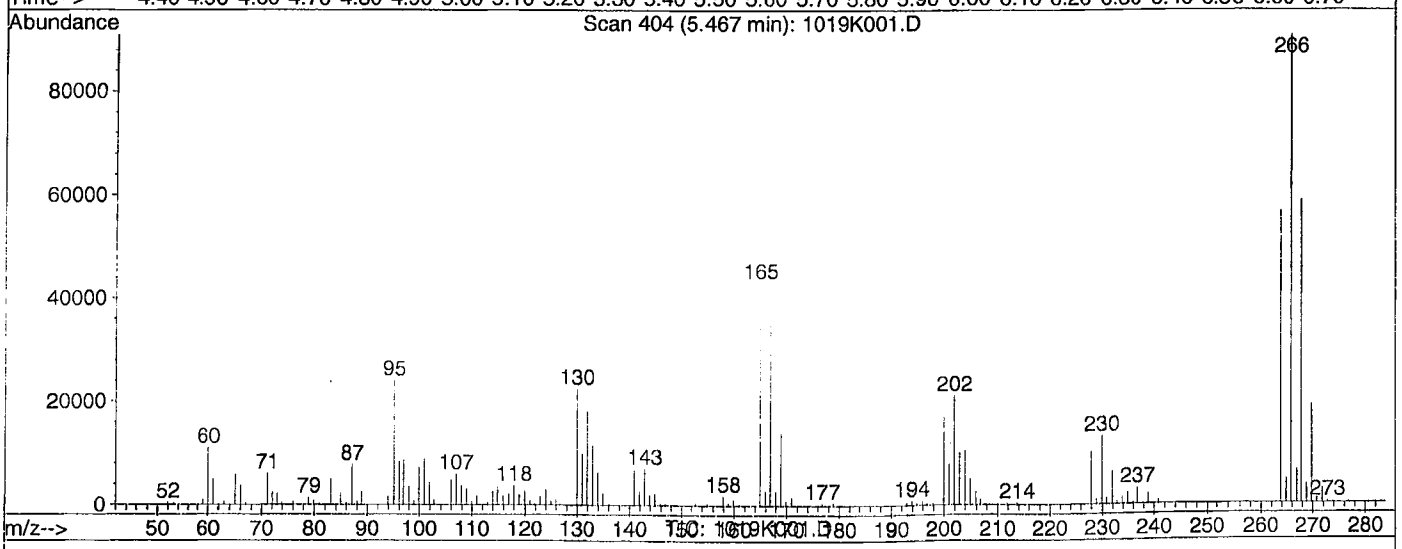

(5) Pentachlorophenol

5.47min 0.0000

response 1053940

Ion	Exp%	Act%
266.00	100	100
264.00	62.30	62.20
268.00	62.40	62.61
0.00	0.00	0.00

Quantitation Report

Data File : M:\KYLO\DATA\211019\1019K001.D Vial: 1
Acq On : 19 Oct 21 13:58 Operator: LS
Sample : SV TUNE 7/2/21 Inst : KYLO
Misc : Multiplr: 1.00
Quant Time: Oct 19 14:09 2021 Quant Results File: temp.res

Method : M:\KYLO\DATA\211019\DFTPP2.M (Chemstation Integrator)
Title :
Last Update : Tue Oct 19 14:09:23 2021
Response via : Single Level Calibration

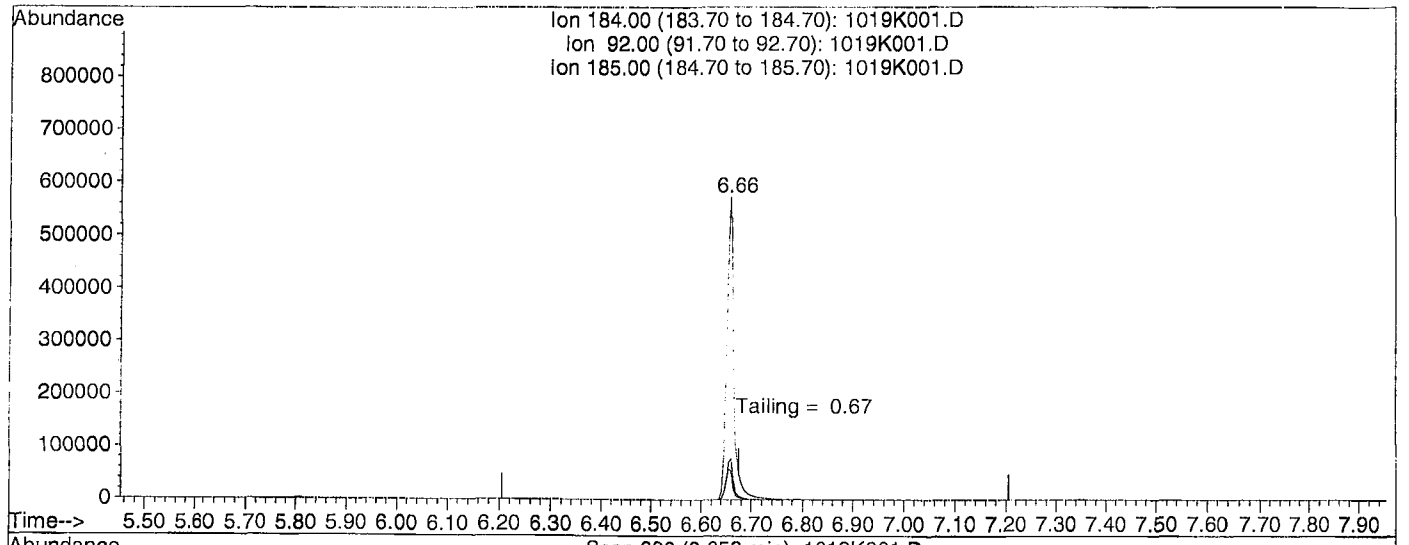

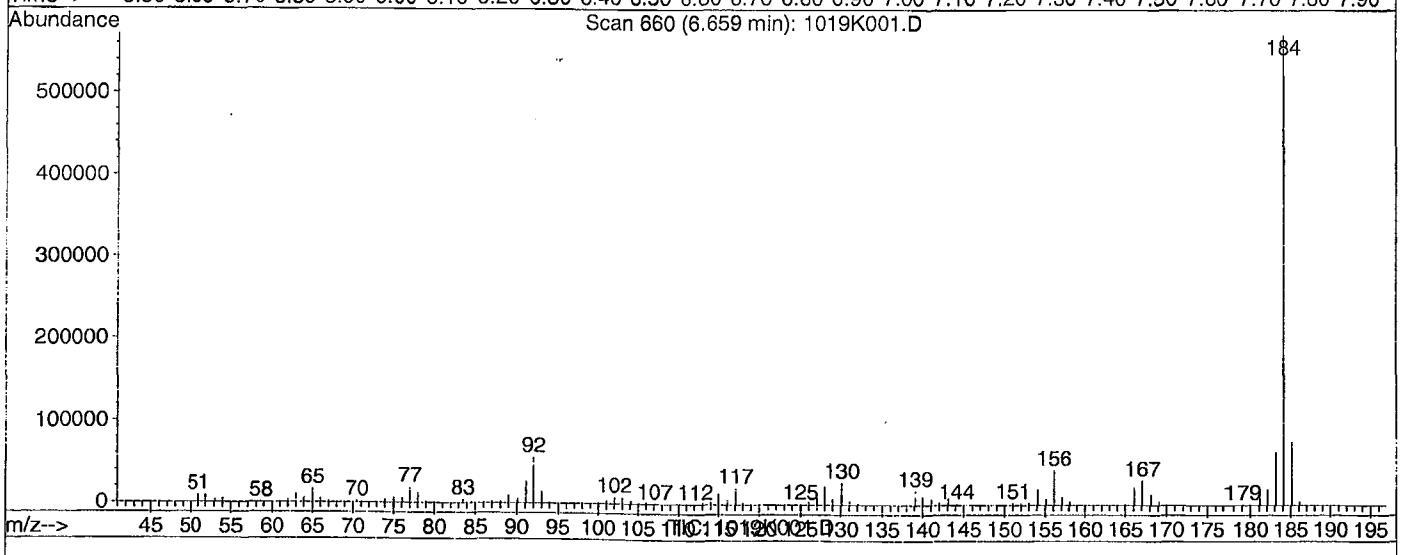

(6) Benzidine

6.66min 0.0000

response 5630975

Ion	Exp%	Act%
184.00	100	100
92.00	9.50	10.34
185.00	13.20	13.72
0.00	0.00	0.00

Data File : M:\KYLO\DATA\211019\1019K235.D
Acq On : 3 Nov 21 8:33
Sample : SV TUNE 7/2/21
Misc :

Vial: 85
Operator: LS
Inst : KYLO
Multiplr: 1.00

Method : M:\KYLO\DATA\211019\K1019.M (RTE Integrator)
Title : EPA 8270

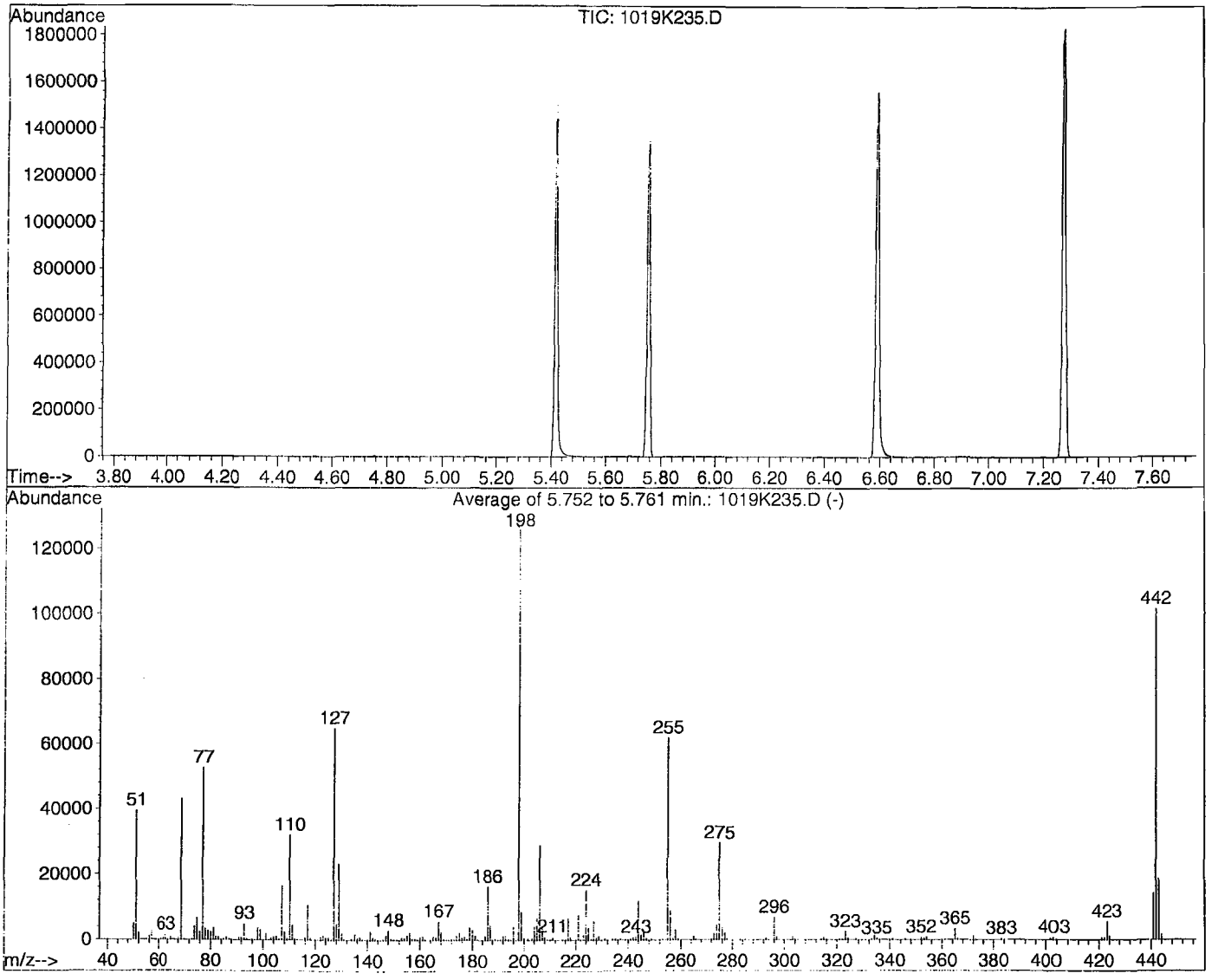

AutoFind: Scans 465, 466, 467; Background Corrected with Scan 459

Target Mass	Rel. to Mass	Lower Limit%	Upper Limit%	Rel. Abn%	Raw Abn	Result Pass/Fail
51	198	10	80	31.4	39534	PASS
68	69	0.00	2	1.5	654	PASS
70	69	0.00	2	0.5	229	PASS
127	198	10	80	51.7	65120	PASS
197	198	0.00	2	0.0	0	PASS
198	198	100	100	100.0	125931	PASS
199	198	5	9	6.8	8539	PASS
275	198	10	60	23.6	29699	PASS
365	198	1	100	2.7	3374	PASS
441	442	0.01	24	14.1	14314	PASS
442	198	50	500	80.8	101693	PASS
443	442	15	24	18.5	18817	PASS

Data File Name:	**1019K235.D**
Data File Path:	**M:\KYLO\DATA\211019**
Operator:	**LS**
Date Acquired:	**3 Nov 21 8:33**
Method File:	**DFTPP2.M**
Sample Name:	**SV TUNE 7/2/21**
Vial Number:	**85**
Instrument Name:	**KYLO**

#	Name	Ret Time	Target Response
1)	DDT	7.29	16266100
2)	DDD	7.07	0
3)	DDE	6.75	0

Breakdown **0.00**

Quantitation Report

Data File : M:\KYLO\DATA\211019\1019K235.D Vial: 85
Acq On : 3 Nov 21 8:33 Operator: LS
Sample : SV TUNE 7/2/21 Inst : KYLO
Misc : Multiplr: 1.00
Quant Time: Nov 3 8:42 2021 Quant Results File: temp.res

Method : M:\KYLO\DATA\211019\DFTPP2.M (Chemstation Integrator)
Title :
Last Update : Wed Oct 27 09:33:33 2021
Response via : Single Level Calibration

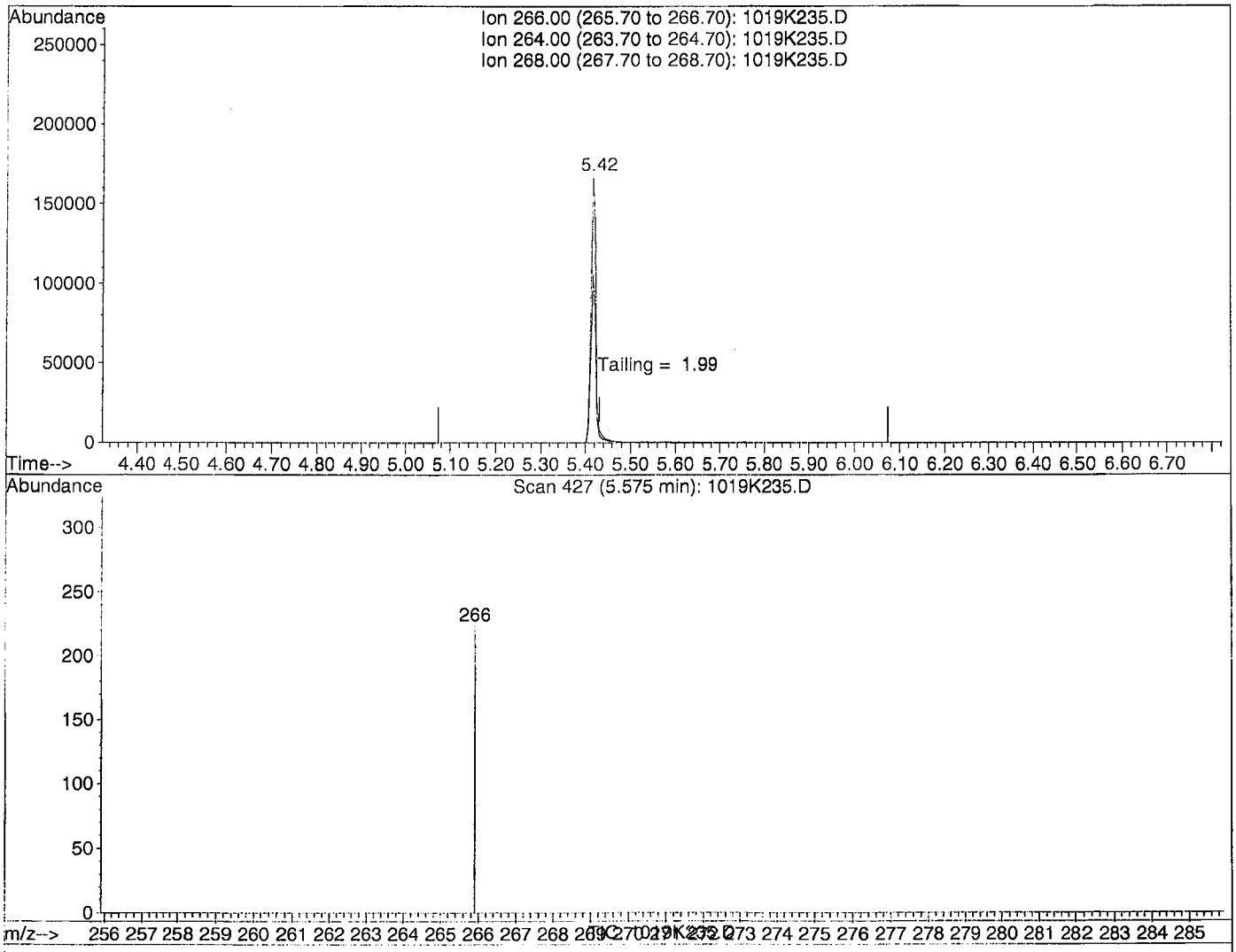

(5) Pentachlorophenol

5.57min 0.0000

response 0

Ion	Exp%	Act%
266.00	100	0.00
264.00	62.30	0.00#
268.00	62.40	0.00#
0.00	0.00	0.00

Quantitation Report

Data File : M:\KYLO\DATA\211019\1019K235.D
Acq On : 3 Nov 21 8:33
Sample : SV TUNE 7/2/21
Misc :
Quant Time: Nov 3 8:42 2021

Vial: 85
Operator: LS
Inst : KYLO
Multiplr: 1.00
Quant Results File: temp.res

Method : M:\KYLO\DATA\211019\DFTPP2.M (Chemstation Integrator)
Title :
Last Update : Wed Oct 27 09:33:33 2021
Response via : Single Level Calibration

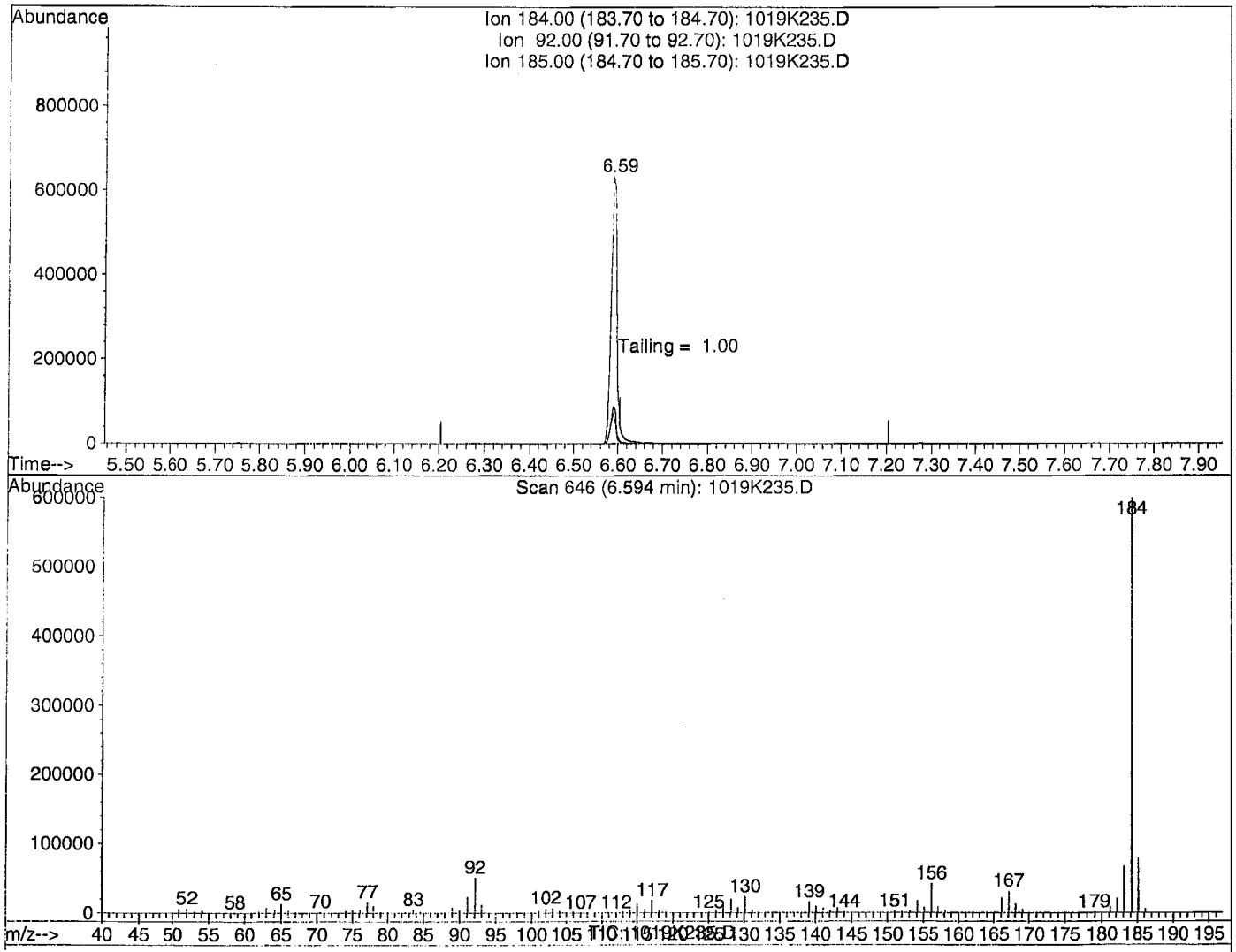

(6) Benzidine

6.59min 0.0000

response 5997992

Ion	Exp%	Act%
184.00	100	100
92.00	9.50	10.35
185.00	13.20	13.51
0.00	0.00	0.00

Name of Final Standard	SIM Curve	Prep'd By (Initials)	LS
Prep Date	10/13/2021		
Exp Date	6/17/2022		

Initial Standard Information						Final Standard Information			
Name of Initial Standard (from container Label)	Supplier	Supplier P/N# (or APPL Mix Name)	Conc. (range)	Lot # with QA # (or reference to APPL prep date)	Exp Date	Aliquot from Stock	Final Volume	Final Solvent + Lot# (or APPL Prep Date)	Final Standard Conc (range)
1.0 ug/mL SIM	APPL	1.0 ug/mL SIM	1.0 ug/mL	9/9/2021	6/17/2022	10 uL	100uL	MC 61117 90uL	0.1 ug/mL
SIM Internal Standard	APPL	SIM Internal Standard	125 ug/mL	6/17/2021	6/17/2022	2 uL	*	*	2.5ug/mL
1.0 ug/mL SIM	APPL	1.0 ug/mL SIM	1.0 ug/mL	9/9/2021	6/17/2022	20 uL	100uL	MC 61117 80uL	0.2 ug/mL
SIM Internal Standard	APPL	SIM Internal Standard	125 ug/mL	6/17/2021	6/17/2022	2 uL	*	*	2.5ug/mL
5.0 ug/mL SIM	APPL	5.0 ug/mL SIM	5.0 ug/mL	9/9/2021	6/17/2022	10 uL	100uL	MC 61117 90uL	0.5 ug/mL
SIM Internal Standard	APPL	SIM Internal Standard	125 ug/mL	6/17/2021	6/17/2022	2 uL	*	*	2.5ug/mL
5.0 ug/mL SIM	APPL	5.0 ug/mL SIM	5.0 ug/mL	9/9/2021	6/17/2022	20 uL	100uL	MC 61117 80 uL	1.0 ug/mL
SIM Internal Standard	APPL	SIM Internal Standard	125 ug/mL	6/17/2021	6/17/2022	2 uL	*	*	2.5ug/mL
SIM STOCK	APPL	SIM STOCK	200 ug/mL	6/17/2021	6/17/2022	5 uL	200uL	MC 61117 190 uL	5.0 ug/mL
SIM SURROGATE	APPL	SIM SURR	100 ug/mL	6/17/2021	6/17/2022	5 uL	*	*	2.5ug/mL
SIM Internal Standard	APPL	SIM Internal Standard	125 ug/mL	6/17/2021	6/17/2022	4 uL	*	*	2.5ug/mL
SIM STOCK	APPL	SIM STOCK	200 ug/mL	6/17/2021	6/17/2022	5 uL	100 uL	MC 61117 90 uL	10 ug/mL
SIM SURROGATE	APPL	SIM SURR	100 ug/mL	6/17/2021	6/17/2022	5 uL	*	*	5 ug/mL
SIM Internal Standard	APPL	SIM Internal Standard	125 ug/mL	6/17/2021	6/17/2022	2 uL	*	*	2.5ug/mL
SIM STOCK	APPL	SIM STOCK	200 ug/mL	6/17/2021	6/17/2022	25 uL	100uL	MC 61117 50 uL	50 ug/mL
SIM SURROGATE	APPL	SIM SURR	100 ug/mL	6/17/2021	6/17/2022	25 uL	*	*	25 ug/mL
SIM Internal Standard	APPL	SIM Internal Standard	125 ug/mL	6/17/2021	6/17/2022	2 uL	*	*	2.5ug/mL
SIM STOCK	APPL	SIM STOCK	200 ug/mL	6/17/2021	6/17/2022	50 uL	100uL	na	100 ug/mL
SIM SURROGATE	APPL	SIM SURR	100 ug/mL	6/17/2021	6/17/2022	50 uL	*	*	50 ug/mL
SIM Internal Standard	APPL	SIM Internal Standard	125 ug/mL	6/17/2021	6/17/2022	2 uL	*	*	2.5ug/mL

Name of Final Standard	8270 PAH SIM Second Source	Prep'd By (Initials)	LS
Prep Date	10/13/2021		
Exp Date	6/17/2022		

Initial Standard Information						Final Standard Information			
Name of Initial Standard (from container Label)	Supplier	Supplier P/N# (or APPL Mix Name)	Conc. (range)	Lot # with QA # (or reference to APPL prep date)	Exp Date	Aliquot from Stock	Final Volume	Final Solvent + Lot# (or APPL Prep Date)	Final Standard Conc (range)
PAH SIM SS Stock	Phenova	AL0-130490	200 ug/mL	6/17/2021	6/17/2022	5 uL	200uL	MC 61117 195uL	5 ug/mL
SIM Internal Standard	APPL	SIM Internal Standard	125 ug/mL	6/17/2021	6/17/2022	4 uL	*	*	2.5ug/mL

Name of Final Standard	PAH SIM Stock (Ampule)	Prep'd By (Initials)	LS
Prep Date	6/17/2021		
Exp Date	6/17/2022		

Initial Standard Information						Final Standard Information			
Name of Initial Standard (from contianer Label)	Supplier	Supplier P/N# (or APPL Mix Name)	Conc.(range)	Lot # with QA # (or reference to APPL prep date)	Exp Date	Aliquot from Stock	Final Volume	Final Solvent + Lot# (or APPL Prep Date)	Final Standard Conc (range)
Custom PAH SIM Mix	Phenova	ALO-130490	200 ug/mL	**CL13121-52443**	**12/31/2022**	1000 uL	1mL	**NA**	200 ug/mL

Name of Final Standard	SIM Surrogate	Prep'd By (Initials)	LS
Prep Date	6/17/2021		
Exp Date	6/17/2022		

Initial Standard Information						Final Standard Information			
Name of Initial Standard (from contianer Label)	Supplier	Supplier P/N# (or APPL Mix Name)	Conc.(range)	Lot # with QA # (or reference to APPL prep date)	Exp Date	Aliquot from Stock	Final Volume	Final Solvent + Lot# (or APPL Prep Date)	Final Standard Conc (range)
Sim Surrogate Deuterated	Restek	33913	2000 ug/mL	**A0161454-50793**	**5/31/2026**	1 mL	20 mL	**Acetone #0246130**	100 ug/mL

Name of Final Standard	8270 SIM PAH Internal Standard	Prep'd By (Initials)	LS
Prep Date	6/17/2021		
Exp Date	6/17/2022		

Initial Standard Information						Final Standard Information			
Name of Initial Standard (from contianer Label)	Supplier	Supplier P/N# (or APPL Mix Name)	Conc.(range)	Lot # with QA # (or reference to APPL prep date)	Exp Date	Aliquot from Stock	Final Volume	Final Solvent + Lot# (or APPL Prep Date)	Final Standard Conc (range)
SV Internal Standard	Restek	31206	2000 ug/mL	**A0162879-50593**	**6/30/2026**	625uL	10mL	**MC 60338**	125 ug/mL

Name of Final Standard	SIM SS Stock (Ampule second source)	Prep'd By	LS
Prep Date	6/17/2021		
Exp Date	6/17/2022		

Initial Standard Information						Final Standard Information			
Name of Initial Standard (from contianer Label)	Supplier	Supplier P/N# (or APPL Mix Name)	Conc.(range)	Lot # with QA # (or reference to APPL prep date)	Exp Date	Aliquot from Stock	Final Volume	Final Solvent + Lot# (or APPL Prep Date)	Final Standard Conc (range)
Custom PAH SIM Mix	Phenova	ALO-130490	200 ug/mL	**CL13117-51757**	**12/31/2022**	1000 uL	1mL	**NA**	200 ug/mL

Name of Final Standard	PAH SIM Stock (Ampule)	Prep'd By (Initials)	LS
Prep Date	6/17/2021		
Exp Date	6/17/2022		

Initial Standard Information						Final Standard Information			
Name of Initial Standard (from contianer Label)	Supplier	Supplier P/N# (or APPL Mix Name)	Conc.(range)	Lot # with QA # (or reference to APPL prep date)	Exp Date	Aliquot from Stock	Final Volume	Final Solvent + Lot# (or APPL Prep Date)	Final Standard Conc (range)
Custom PAH SIM Mix	Phenova	ALO-130490	200 ug/mL	**CL13121-52443**	**12/31/2022**	1000 uL	1mL	**NA**	200 ug/mL

Name of Final Standard	SIM Surrogate	Prep'd By (Initials)	LS
Prep Date	6/17/2021		
Exp Date	6/17/2022		

Initial Standard Information						Final Standard Information			
Name of Initial Standard (from contianer Label)	Supplier	Supplier P/N# (or APPL Mix Name)	Conc.(range)	Lot # with QA # (or reference to APPL prep date)	Exp Date	Aliquot from Stock	Final Volume	Final Solvent + Lot# (or APPL Prep Date)	Final Standard Conc (range)
Sim Surrogate Deuterated	Restek	33913	2000 ug/mL	**A0161454-50793**	**5/31/2026**	1 mL	20 mL	**Acetone #0246130**	100 ug/mL

Name of Final Standard	8270 SIM PAH Internal Standard	Prep'd By (Initials)	LS
Prep Date	6/17/2021		
Exp Date	6/17/2022		

Initial Standard Information						Final Standard Information			
Name of Initial Standard (from contianer Label)	Supplier	Supplier P/N# (or APPL Mix Name)	Conc.(range)	Lot # with QA # (or reference to APPL prep date)	Exp Date	Aliquot from Stock	Final Volume	Final Solvent + Lot# (or APPL Prep Date)	Final Standard Conc (range)
SV Internal Standard	Restek	31206	2000 ug/mL	**A0162879-50593**	**6/30/2026**	625uL	10mL	**MC 60338**	125 ug/mL

Name of Final Standard	SIM SS Stock (Ampule second source)	Prep'd By	LS
Prep Date	6/17/2021		
Exp Date	6/17/2022		

Initial Standard Information						Final Standard Information			
Name of Initial Standard (from contianer Label)	Supplier	Supplier P/N# (or APPL Mix Name)	Conc.(range)	Lot # with QA # (or reference to APPL prep date)	Exp Date	Aliquot from Stock	Final Volume	Final Solvent + Lot# (or APPL Prep Date)	Final Standard Conc (range)
Custom PAH SIM Mix	Phenova	ALO-130490	200 ug/mL	**CL13117-51757**	**12/31/2022**	1000 uL	1mL	**NA**	200 ug/mL

Name of Final Standard	**5 SIM CCV (2x)**	**Prep'd By (Initials)**	**LS**
Prep Date	**10/19/2021**		
Exp Date	**6/17/2022**		

Initial Standard Information						Final Standard Information			
Name of Initial Standard (from container Label)	Supplier	Supplier P/N# (or APPL Mix Name)	Conc.(range)	Lot # with QA # (or reference to APPL prep date)	Exp Date	Aliquot from Stock	Final Volume	Final Solvent + Lot# (or APPL Prep Date)	Final Standard Conc (range)
SIM STOCK	APPL	SIM STOCK	200 ug/mL	**6/17/2021**	**12/31/2022**	5 uL	200uL	**MC 61117 190 uL**	5.0 ug/mL
SIM SURROGATE	APPL	SIM SURR	100 ug/mL	**6/17/2021**	**5/31/2026**	5 uL	*	*	2.5ug/mL
SIM Internal Standard	APPL	SIM Internal Standard	125 ug/mL	**6/17/2021**	**6/30/2026**	4 uL	*	*	2.5ug/mL

Name of Final Standard	SIM Surrogate
Prep Date	9/21/2021
Exp Date	9/21/2022

Prep'd By (Initials) LS/IC

Initial Standard Information						Final Standard Information			
Name of Initial Standard (from contianer Label)	Supplier	Supplier P/N# (or APPL Mix Name)	Conc.(range)	Lot # with QA # (or reference to APPL prep date)	Exp Date	Aliquot from Stock	Final Volume	Final Solvent + Lot# (or APPL Prep Date)	Final Standard Conc (range)
Sim Surrogate Deuterated	Restek	33913	2000 ug/mL	A0173323-52639	5/31/2027	1 mL	20 mL	Acetone #0246130	100 ug/mL

Name of Final Standard	SIM Surrogate	Prep'd By (Initials)	LS
Prep Date	8/24/2021		
Exp Date	8/24/2022		

Initial Standard Information						Final Standard Information			
Name of Initial Standard (from contianer Label)	Supplier	Supplier P/N# (or APPL Mix Name)	Conc.(range)	Lot # with QA # (or reference to APPL prep date)	Exp Date	Aliquot from Stock	Final Volume	Final Solvent + Lot# (or APPL Prep Date)	Final Standard Conc (range)
Sim Surrogate Deuterated	Restek	33913	2000 ug/mL	A0173323-52640	5/31/2027	1 mL	20 mL	Acetone #0246130	100 ug/mL

Name of Final Standard	SIM Spike	Prep'd By (Initials)	LS
Prep Date	8/5/2021		
Exp Date	5/28/2022		

Initial Standard Information						Final Standard Information			
Name of Initial Standard (from contianer Label)	Supplier	Supplier P/N# (or APPL Mix Name)	Conc.(range)	Lot # with QA # (or reference to APPL prep date)	Exp Date	Aliquot from Stock	Final Volume	Final Solvent + Lot# (or APPL Prep Date)	Final Standard Conc (range)
Custom PAH Sim Mix	Phenova	AL0-130490	200 ug/mL	**CL13121-50766,50767,50771,52444,52445**	**5/28/2022**	5 mL	25 mL	**Acetone 0246130**	40 ug/mL

Name of Final Standard	**5 SIM CCV (2x)**	**Prep'd By (Initials)**	**LS**
Prep Date	**10/19/2021**		
Exp Date	**6/17/2022**		

Initial Standard Information						Final Standard Information			
Name of Initial Standard (from container Label)	Supplier	Supplier P/N# (or APPL Mix Name)	Conc.(range)	Lot # with QA # (or reference to APPL prep date)	Exp Date	Aliquot from Stock	Final Volume	Final Solvent + Lot# (or APPL Prep Date)	Final Standard Conc (range)
SIM STOCK	APPL	SIM STOCK	200 ug/mL	**6/17/2021**	**12/31/2022**	5 uL	200uL	**MC 61117 190 uL**	5.0 ug/mL
SIM SURROGATE	APPL	SIM SURR	100 ug/mL	**6/17/2021**	**5/31/2026**	5 uL	*	*	2.5ug/mL
SIM Internal Standard	APPL	SIM Internal Standard	125 ug/mL	**6/17/2021**	**6/30/2026**	4 uL	*	*	2.5ug/mL

Name of Final Standard	SIM Surrogate	Prep'd By (Initials)	LS
Prep Date	8/24/2021		
Exp Date	8/24/2022		

Initial Standard Information						Final Standard Information			
Name of Initial Standard (from contianer Label)	Supplier	Supplier P/N# (or APPL Mix Name)	Conc.(range)	Lot # with QA # (or reference to APPL prep date)	Exp Date	Aliquot from Stock	Final Volume	Final Solvent + Lot# (or APPL Prep Date)	Final Standard Conc (range)
Sim Surrogate Deuterated	Restek	33913	2000 ug/mL	A0173323-52640	5/31/2027	1 mL	20 mL	Acetone #0246130	100 ug/mL

Name of Final Standard	SIM Surrogate	Prep'd By (Initials)	LS/IC
Prep Date	9/21/2021		
Exp Date	9/21/2022		

Initial Standard Information						Final Standard Information			
Name of Initial Standard (from contianer Label)	Supplier	Supplier P/N# (or APPL Mix Name)	Conc.(range)	Lot # with QA # (or reference to APPL prep date)	Exp Date	Aliquot from Stock	Final Volume	Final Solvent + Lot# (or APPL Prep Date)	Final Standard Conc (range)
Sim Surrogate Deuterated	Restek	33913	2000 ug/mL	A0173323-52639	5/31/2027	1 mL	20 mL	Acetone #0246130	100 ug/mL

Organic Extraction Worksheet

Method	Continuous Liquid/Liquid SVOC 3520C	Extraction Set	211028A	Extraction Method	LIQ003	Units	mL

Spiked ID 1	SIM Spike 10-21-21 10-21-22		Surrogate ID 1	SIM Surrogate 10-21-21 10-21-22	
Spiked ID 2			Surrogate ID 2		
Spiked ID 3			Surrogate ID 3		
Spiked ID 4			Surrogate ID 4		
Spiked ID 5			Surrogate ID 5		
Spiked ID 6			Sufficient Vol for Matrix QC:	YES	
Spiked ID 7			Ext. Start Time:	10/29/21 15:29	
Spiked ID 8			Ext. End Time:	10/30/21 9:32	
			GC Requires Extract By:		

pH1	14	10/28/21 11:43	Water Bath Temp 1 °C	75/74.5 E-WB5 °
pH2	14	11/29/21 11:30	Water Bath Temp 2 °C	
pH3			Water Bath Temp 3 °C	

Spiked By: SR **Date** 10/28/2021 **Witnessed By:** CG **Date** 10/28/2021

	Sample	Sample Container	Spike Amount	Spike ID	Surrogate Amount	Surrogate ID	Extract Amount	Final Volume	pH	Extract Date/Time	Comments
1	211028A Blk				0.050	1	1000	1	14	10/28/21 11:27	
						equip	E-HP10 E-WB5				
2	211028A LCS-1		0.125	1	0.050	1	1000	1	14	10/28/21 11:27	
						equip	E-HP11 E-WB5				
3	211028A LCSD-1		0.125	1	0.050	1	1000	1	14	10/28/21 11:27	
						equip	E-HP12 E-WB5				
4	BA44376	BA44376W07			0.050	1	1000	1	14	10/29/21 11:25	97985
						equip	E-HP14 E-WB5				
5	BA44379	BA44379W07			0.050	1	1000	1	14	10/28/21 11:27	97984
						equip	E-HP13 E-WB5				
6	BA44380	BA44380W05			0.050	1	950	1	14	10/28/21 11:27	97984
						equip	E-HP14 E-WB5				
7	BA44409	BA44409W08			0.050	1	1000	1	14	10/28/21 11:27	97990
						equip	E-HP15 E-WB5				
8	BA44410 MS-1	BA44410W13	0.125	1	0.050	1	950	1	14	10/28/21 11:27	97996
						equip	E-HP16 E-WB5				
9	BA44410 MSD-1	BA44410W14	0.125	1	0.050	1	950	1	14	10/28/21 11:27	97996
						equip	E-HP17 E-WB5				
10	BA44410	BA44410W12			0.050	1	950	1	14	10/28/21 11:27	97996
						equip	E-HP19 E-WB5				
11	BA44411	BA44411W03			0.050	1	1000	1	14	10/28/21 11:27	97996
						equip	E-HP20 E-WB5				
12	BA44459	BA44459W07			0.050	1	950	1	14	10/29/21 11:25	98005
						equip	E-HP15 E-WB5				
13	BA44461	BA44461W07			0.050	1	950	1	14	10/29/21 11:25	98005
						equip	E-HP16 E-WB5				
14	BA44463	BA44463W07			0.050	1	950	1	14	10/29/21 11:25	98005
						equip	E-HP17 E-WB5				
15	BA44465	BA44465W07			0.050	1	950	1	14	10/29/21 11:25	98005
						equip	E-HP19 E-WB5				
16	BA44470	BA44470W09			0.050	1	950	1	14	10/29/21 11:25	98010
						equip	E-HP20 E-WB5				

Solvent and Lot#	
PH Strips	HC155968
Dichloromethane (DCM)	61117
10N NaOH (10mLs)	10/18/21-10/18/
Filter Paper	400196
Na2SO4	2021071206

Extraction COC Transfer	
Extraction lab employee Initials	KY
GC analyst's initials	CW
Date	
Time	
Refrigerator	GC_C

	Technician's Initials
Scanned By	SR
Sample Preparation	SR
Extraction	SR
Concentration	SR

Modified	11/3/2021 8:05:47 AM

Reviewed By: KY **Date** 11/3/2021

Organic Extraction Worksheet

Method	Continuous Liquid/Liquid SVOC 3520C	Extraction Set	211028A	Extraction Method	LIQ003	Units	mL

Spiked ID 1	SIM Spike 10-21-21 10-21-22		Surrogate ID 1	SIM Surrogate 10-21-21 10-21-22	
Spiked ID 2			Surrogate ID 2		
Spiked ID 3			Surrogate ID 3		
Spiked ID 4			Surrogate ID 4		
Spiked ID 5			Surrogate ID 5		
Spiked ID 6			Sufficient Vol for Matrix QC:	YES	
Spiked ID 7			Ext. Start Time:	10/29/21 15:29	
Spiked ID 8			Ext. End Time:	10/30/21 9:32	
			GC Requires Extract By:		

pH1	14	10/28/21 11:43	Water Bath Temp 1 °C	75/74.5 E-WB5 °
pH2	14	11/29/21 11:30	Water Bath Temp 2 °C	
pH3			Water Bath Temp 3 °C	

Spiked By: SR **Date** 10/28/2021 **Witnessed By:** CG **Date** 10/28/2021

	Sample	Sample Container	Spike Amount	Spike ID	Surrogate Amount	Surrogate ID	Extract Amount	Final Volume	pH	Extract Date/Time	Comments
17	BA44471	BA44471W08			0.050	1	950	1	14	10/29/21 11:25	98010
						equip	E-HP21 E-WB5				
18	BA44472	BA44472W08			0.050	1	950	1	14	10/29/21 11:25	98010
						equip	E-HP22 E-WB5				

Solvent and Lot#	
PH Strips	HC155968
Dichloromethane (DCM)	61117
10N NaOH (10mLs)	10/18/21-10/18/
Filter Paper	400196
Na2SO4	2021071206

Extraction COC Transfer	
Extraction lab employee Initials	KY
GC analyst's initials	CW
Date	
Time	
Refrigerator	GC_C

	Technician's Initials
Scanned By	SR
Sample Preparation	SR
Extraction	SR
Concentration	SR

Modified	11/3/2021 8:05:47 AM

Reviewed By: KY **Date** 11/3/2021

Injection Log

Directory: M:\KYLO\DATA\211019\

Vial	FileName	Multiplier	SampleName	Misc Info	Injected
1	1019K001.D	1	SV TUNE 7/2/21		19 Oct 21 13:58
2	1019K002.D	1	0.1 ug/ml 10/10/21		19 Oct 21 14:09
3	1019K003.D	1	0.2 ug/ml 10/10/21		19 Oct 21 14:29
4	1019K004.D	1	0.5 ug/ml 10/10/21		19 Oct 21 14:49
5	1019K005.D	1	1 ug/ml 10/10/21		19 Oct 21 15:09
6	1019K006.D	1	5 ug/ml 10/10/21		19 Oct 21 15:29
7	1019K007.D	1	10 ug/ml 10/10/21		19 Oct 21 15:49
8	1019K008.D	1	50 ug/ml 10/10/21		19 Oct 21 16:09
9	1019K009.D	1	100 ug/ml 10/10/21		19 Oct 21 16:29
10	1019K010.D	1	SS ug/ml 10/10/21		19 Oct 21 16:49
85	1019K235.D	1	SV TUNE 7/2/21		3 Nov 21 8:33
86	1019K236.D	1	5 ug/ml 10/19/21 (1)		3 Nov 21 8:45
87	1019K237.D	1	211028A BLK 1/1000		3 Nov 21 9:04
89	1019K239.D	1	211028A LCSD-1 1/1000		3 Nov 21 9:44
91	1019K241.D	1	BA44379W07 1/1000		3 Nov 21 10:24
92	1019K242.D	1.05263	BA44380W05 1/950		3 Nov 21 10:44
121	1019K271.D	1	211028A LCS-1 1/1000		3 Nov 21 20:24
125	1019K275.D	1	5 ug/ml 10/10/21 (2)		3 Nov 21 21:44

ORGANICS
Calibration Data

VOLATILE ORGANIC ANALYSIS BY
EPA METHOD 8260B

Form 6
Initial Calibration

Lab Name: APPL, Inc. SDG No:
Case No: Initial Cal. Date: 10/15/2021
Matrix: Water Instrument: Max Initials:

		Compound	1015M12.D	1015M13.D	1015M14.D	1015M15.D	1015M16.D	1015M17.D	1015M18.D	1015M19.D	1015M20.D		Avg	%RSD	Type	r^2	Q	MRF
1	I	Fluorobenzene (IS)																
2	TM	Chlorotrifluoroethene													TM			
3	TM	Dichlorodifluoromethane		0.1508	0.1611	0.1414	0.1748	0.1296	0.1371	0.1510	0.1516		0.15	9.4	TM			
4	TM	Freon 114	0.0629	0.0771	0.0867	0.0903	0.0897	0.0706	0.0918	0.0908	0.0949		0.08	13	TM			
5	TM**	Chloromethane		0.0816	0.1036	0.0852	0.0940	0.0885	0.0795	0.0895	0.0924		0.09	8.6	TM**			
6	TM*	Vinyl chloride	0.1225	0.1206	0.0979	0.1015	0.1123	0.1098	0.1056	0.1118	0.1091		0.11	7.3	TM*			
7	TM	2-Chloro-1,1,1-trifluoroethane													TM			
8	TM	Bromomethane	0.1252	0.0995	0.0992	0.0848	0.0948	0.0853	0.0794	0.0814	0.0879		0.09	15	TM			
9	TML	Chloroethane	0.0933	0.0961	0.1579	0.0552	0.0706	0.0745	0.0641	0.0666	0.0815		0.08	36	TM	0.994		
10	TM	Dichlorofluoromethane	0.2569	0.3121	0.2592	0.2176	0.2203	0.2414	0.2187	0.2235	0.2246		0.24	13	TM			
11	TM	Trichlorofluoromethane	0.2324	0.3029	0.2888	0.3134	0.2973	0.2882	0.2855	0.2975	0.2941		0.29	7.9	TM			
12	TM	2,2-Dichloro-1,1,1-trifluoroethane													TM			
13	TMQ	Acrolein	0.0166	0.0144	0.0135	0.0153	0.0136	0.0142	0.0135	0.0145	0.0144		0.01	7.0	TM	0.997		
14	TM	Acetone	0.0398	0.0304	0.0345	0.0331	0.0310	0.0319	0.0307	0.0309	0.0310		0.03	9.3	TM			
15	TM	Freon-113	0.1116	0.1300	0.1296	0.1218	0.1150	0.1068	0.1175	0.1124	0.1135		0.12	6.9	TM			
16	TM	Acetonitrile	0.0101	0.0070	0.0074	0.0070	0.0076	0.0073	0.0076	0.0080	0.0077		0.01	12	TM			
17	TML	2-propanol													TM			
18	TM	1,2-Dichlorotrifluoroethane	0.2569	0.3121	0.2592	0.2176	0.2203	0.2414	0.2187	0.2235	0.2247		0.24	13	TM			
19	TM*	1,1-DCE	0.1787	0.1830	0.1897	0.1807	0.1708	0.1678	0.1697	0.1653	0.1699		0.18	4.7	TM*			
20	TMQ	t-Butanol	0.0115	0.0086	0.0097	0.0102	0.0110	0.0102	0.0098				0.01	9.2	TM	0.995		
21	TMQ	Methyl Acetate		0.0500	0.0481	0.0566	0.0491	0.0547	0.0536	0.0554	0.0547		0.05	6.1	TM	1.000		
22	TML	Iodomethane	0.1065	0.1250	0.0882	0.0717	0.0979	0.1158	0.1130	0.1296	0.1388		0.11	19	TM	0.998		
23	TML	Acrylonitrile	0.0088	0.0055	0.0298	0.0239	0.0337	0.0321	0.0316	0.0309	0.0304		0.03	42	TM	1.000		
24	TM	2-Methylpentane													TM			
25	TM	Methylene chloride	0.1502	0.1032	0.1123	0.1093	0.1063	0.1155	0.1083	0.1086	0.1035		0.11	13	TM			
26	TM	Carbon disulfide	0.1567	0.1530	0.1390	0.1605	0.1324	0.1389	0.1392	0.1362	0.1258		0.14	8.2	TM			
27	TM	Methyl t-butyl ether (MtBE)	0.4054	0.3871	0.3993	0.3508	0.3716	0.3784	0.3615	0.3797	0.3589		0.38	4.9	TM			
28	TM	Trans-1,2-DCE		0.1591	0.1103	0.1150	0.1200	0.1175	0.1222	0.1143	0.1180		0.12	13	TM			
29	TML	3-Methylpentane	0.0803	0.0784	0.0715	0.0806	0.0660	0.0664	0.0682	0.0593	0.0607		0.07	12	TM	0.999		
30	TM	Hexane													TM			
31	TM	Diisopropyl Ether	0.1713	0.2278	0.2501	0.2487	0.2546	0.2465	0.2359	0.2412	0.2396		0.24	11	TM			
32	TM**	1,1-DCA	0.1334	0.1964	0.2073	0.1858	0.1835	0.1860	0.1867	0.1843	0.1844		0.18	11	TM**			
33	TM	Vinyl Acetate													TM			
34	TM	Ethyl tert Butyl Ether	0.2869	0.3155	0.2850	0.3007	0.3100	0.3054	0.3017	0.3165	0.2971		0.30	3.7	TM			
35	TML	Methylcyclopentane	0.0042	0.0425	0.0170	0.0155	0.0146	0.0129	0.0124	0.0132	0.0113		0.02	66	TM	0.996		

VOLATILE ORGANIC ANALYSIS BY
EPA METHOD 8260B

Form 6
Initial Calibration

Lab Name: APPL, Inc.
Case No:
Matrix: Water

SDG No:
Initial Cal. Date: 10/15/2021
Instrument: Max

Initials:

		Compound	1	2	3	4	5	6	7	8	9		Avg	%RSD	Type		Q	MRF
36	TM	MEK (2-Butanone)	0.0332	0.0326	0.0363	0.0351	0.0325	0.0357	0.0324	0.0342	0.0346		0.03	4.3	TM			
37	TM	Cis-1,2-DCE	0.1508	0.1567	0.1446	0.1113	0.1316	0.1360	0.1266	0.1312	0.1278		0.14	10	TM			
38	TM	2,2-Dichloropropane	0.2829	0.2366	0.2197	0.2193	0.2309	0.2454	0.2308	0.2242	0.2240		0.23	8.5	TM			
39	TM*	Chloroform	0.1554	0.2020	0.2501	0.2382	0.2569	0.2726	0.2578	0.2540	0.2523		0.24	15	TM*			
40	TML	Bromochloromethane	0.1040	0.0920	0.0931	0.1176	0.1094	0.1056	0.1049	0.1084	0.1009		0.10	7.7	TM	0.999		
41	S	Dibromofluoromethane(S)	0.3580	0.3340	0.3038	0.2941	0.3047	0.3136	0.2987	0.3015	0.2862		0.31	7.2	S			
42	TM	1,1,1-TCA	0.2636	0.2422	0.2707	0.2885	0.2921	0.2898	0.2963	0.2887	0.2800		0.28	6.3	TM			
43	TM	Cyclohexane	0.0786	0.0832	0.0908	0.0807	0.0825	0.0701	0.0773	0.0765	0.0788		0.08	7.0	TM			
44	TM	1,1-Dichloropropene	0.1321	0.1579	0.1511	0.1468	0.1674	0.1534	0.1551	0.1496	0.1495		0.15	6.2	TM			
45	TM	2,2,4-Trimethylpentane	0.2393	0.1672	0.2119	0.2264	0.1839	0.1678	0.1830	0.1923	0.1956		0.20	13	TM			
46	S	1,2-DCA-D4(S)	0.2537	0.2270	0.2111	0.2053	0.2170	0.2102	0.2102	0.2107	0.2039		0.22	7.2	S			
47	TM	Carbon Tetrachloride	0.2703	0.2346	0.2668	0.2614	0.2739	0.2671	0.2581	0.2643	0.2660		0.26	4.4	TM			
48	TM	Tert Amyl Methyl Ether	0.2852	0.3313	0.2672	0.2865	0.3043	0.3119	0.2953	0.3074	0.2915		0.30	6.2	TM			
49	TM	1,2-DCA	0.2196	0.2210	0.2380	0.2461	0.2367	0.2417	0.2309	0.2437	0.2374		0.24	4.0	TM			
50	TM	Benzene	0.4803	0.4517	0.4397	0.4236	0.4345	0.4448	0.4245	0.4267	0.4199		0.44	4.3	TM			
51	TM	TCE	0.1271	0.1743	0.1565	0.1358	0.1245	0.1448	0.1323	0.1347	0.1332		0.14	11	TM			
52	TM	2-Pentanone	0.0582	0.0562	0.0561	0.0572	0.0561	0.0576	0.0555	0.0577	0.0580		0.06	1.8	TM			
53	TM*L	1,2-Dichloropropane	0.0482	0.0546	0.0514	0.0360	0.0419	0.0501	0.0484	0.0514	0.0467		0.05	12	TM*	0.998		
54	TM	Bromodichloromethane	0.1483	0.2146	0.1662	0.2030	0.2205	0.2025	0.2006	0.2104	0.2051		0.20	12	TM			
55	TML	Methyl Cyclohexane	0.1984	0.1391	0.1440	0.1602	0.1519	0.1358	0.1512	0.1540	0.1531		0.15	12	TM	1.000		
56	TM	Dibromomethane	0.0944	0.0820	0.1045	0.0868	0.0845	0.0850	0.0766	0.0795	0.0773		0.09	10	TM			
57	TM	MIBK (methyl isobutyl ketone)	0.0770	0.0658	0.0724	0.0771	0.0701	0.0753	0.0704	0.0737	0.0738		0.07	5.0	TM			
58	TML	1-Bromo-2-chloroethane	0.0302	0.0087	0.0167	0.0232	0.0320	0.0269	0.0274	0.0281	0.0275		0.02	30	TM	1.000		
59	TM	2-Chloroethyl vinyl ether													TM			
60	TM	Cis-1,3-Dichloropropene	0.1208	0.1719	0.1709	0.1894	0.1907	0.1839	0.1841	0.1860	0.1894		0.18	13	TM			
61	TM*	Toluene	0.5522	0.4801	0.4779	0.4772	0.5146	0.5462	0.5004	0.5063	0.5080		0.51	5.5	TM*			
62	TM	Trans-1,3-Dichloropropene	0.1393	0.1391	0.1685	0.1795	0.1887	0.1861	0.1833	0.1944	0.1948		0.17	12	TM			
63	TM	1,1,2-TCA	0.0935	0.0961	0.0637	0.0759	0.0732	0.0810	0.0731	0.0753	0.0756		0.08	13	TM			
64	TM	2-Hexanone	0.0466	0.0396	0.0499	0.0508	0.0466	0.0527	0.0507	0.0528	0.0538		0.05	9.0	TM			
65	I	Chlorobenzene-D5 (IS)																
66	S	Toluene-D8(S)	1.339	1.273	1.107	1.107	1.129	1.132	1.110	1.106	1.038		1.1	8.2	S			
67	TM	1,2-EDB	0.1119	0.1589	0.1216	0.1371	0.1335	0.1292	0.1341	0.1299	0.1309		0.13	9.6	TM			
68	TML	Tetrachloroethene	0.6091	0.3484	0.2276	0.1756	0.1358	0.1173	0.1351	0.1232	0.1143		0.22	74	TM	0.999		
69	TM	1-Chlorohexane	0.1152	0.0891	0.1082	0.0965	0.1019	0.0897	0.0993	0.0952	0.0980		0.10	8.4	TM			
70	TM	1,1,1,2-Tetrachloroethane	0.1391	0.1828	0.1648	0.1859	0.2121	0.2018	0.1949	0.1960	0.1965		0.19	12	TM			

VOLATILE ORGANIC ANALYSIS BY
EPA METHOD 8260B

Form 6
Initial Calibration

Lab Name: APPL, Inc.
Case No:
Matrix: Water

SDG No:
Initial Cal. Date: 10/15/2021
Instrument: Max

Initials:

		Compound	1	2	3	4	5	6	7	8	9		Avg	%RSD	Type		Q	MRF
71	TM	m&p-Xylene	0.2844	0.2517	0.2669	0.2707	0.2937	0.2972	0.2994	0.2919	0.2876		0.28	5.7	TM			
72	TM	o-Xylene	0.3290	0.3153	0.3138	0.2563	0.2863	0.2930	0.2871	0.2939	0.2927		0.30	7.1	TM			
73	TM	Styrene	0.4104	0.4286	0.3830	0.4298	0.4621	0.4757	0.4696	0.4735	0.4835		0.45	7.8	TM			
74	S	4-Bromofluorobenzene(S)	0.5305	0.4709	0.4295	0.4339	0.4550	0.4619	0.4657	0.4698	0.4596		0.46	6.2	S			
75	TM	1,3-Dichloropropane	0.2500	0.1841	0.1902	0.1782	0.1994	0.1925	0.1833	0.1867	0.1812		0.19	11	TM			
76	TM	Dibromochloromethane	0.2041	0.1894	0.1919	0.1859	0.1928	0.1923	0.1967	0.1988	0.1947		0.19	2.8	TM			
77	TM**	Chlorobenzene	0.4530	0.4058	0.3834	0.4602	0.4488	0.4441	0.4397	0.4331	0.4323		0.43	5.6	TM**			
78	TM*	Ethylbenzene	0.8163	0.6181	0.6491	0.6508	0.7106	0.6823	0.6773	0.6899	0.6792		0.69	8.1	TM*			
79	TM**	Bromoform	0.1795	0.1248	0.1586	0.1638	0.1562	0.1606	0.1638	0.1699	0.1727		0.16	9.6	TM**			
80	I	1,4-Dichlorobenzene-D (IS)																
81	TM	Isopropylbenzene	1.406	1.232	1.129	1.052	1.159	1.126	1.148	1.104	1.137		1.2	8.7	TM			
82	TM**	1,1,2,2-Tetrachloroethane		0.2460	0.2121	0.2073	0.1907	0.1939	0.1838	0.1825	0.1841		0.20	11	TM**			
83	TM	1,2,3-Trichloropropane		0.1099	0.0947	0.1052	0.1046	0.0956	0.0992	0.0943	0.0968		0.10	5.8	TM			
84	TML	t-1,4-Dichloro-2-Butene	0.1357	0.0279	0.0748	0.0564	0.0450	0.0484	0.0489	0.0515	0.0523		0.06	51	TM	1.000		
85	TM	Bromobenzene	0.4062	0.4088	0.3460	0.4046	0.3788	0.3610	0.3870	0.3662	0.3760		0.38	5.8	TM			
86	TM	n-Propylbenzene	1.201	1.175	1.139	1.072	1.136	1.178	1.160	1.146	1.156		1.2	3.2	TM			
87	TM	4-Ethyltoluene	1.173	0.9909	1.012	1.065	1.034	1.080	1.086	1.056	1.072		1.1	4.9	TM			
88	TM	2-Chlorotoluene	1.032	1.018	0.9358	0.9070	0.9024	0.9205	0.8841	0.8629	0.7541		0.91	9.0	TM			
89	TM	1,3,5-Trimethylbenzene	1.111	1.007	0.9502	0.8656	1.004	1.040	1.002	0.9694	1.004		0.99	6.7	TM			
90	TM	4-Chlorotoluene	0.9827	0.9428	0.8406	0.9352	0.8957	0.9074	0.9014	0.8707	0.8848		0.91	4.6	TM			
91	TM	Tert-Butylbenzene	0.4821	0.4878	0.5201	0.4933	0.5732	0.5707	0.6035	0.5946	0.6177		0.55	9.8	TM			
92	TM	1,2,4-Trimethylbenzene	0.7998	0.9460	0.8049	0.9155	0.9690	0.9763	1.035	1.004	1.031		0.94	9.4	TM			
93	TM	Sec-Butylbenzene	1.011	0.9172	0.9188	1.056	1.073	1.105	1.121	1.107	1.151		1.1	8.1	TM			
94	TM	p-Isopropyltoluene		0.8303	0.8889	0.9044	1.049	1.057	1.118	1.118	1.161		1.0	12	TM			
95	TM	Benzyl Chloride	0.2242	0.2792	0.2661	0.2638	0.2167	0.2173	0.2234	0.2228	0.2515		0.24	10	TM			
96	TM	1,3-DCB	0.8194	0.6364	0.5705	0.6021	0.6799	0.6575	0.6709	0.6645	0.6786		0.66	10	TM			
97	TM	1,4-DCB	0.8033	0.7211	0.7006	0.5831	0.6388	0.6540	0.6682	0.6466	0.6748		0.68	9.1	TM			
98	TML	n-Butylbenzene	0.4112	0.4841	0.4046	0.4944	0.5656	0.5974	0.6856	0.7160	0.7902		0.57	24	TM	0.998		
99	TM	1,2-DCB	0.6692	0.6405	0.5987	0.6470	0.6582	0.6539	0.6635	0.6423	0.6804		0.65	3.6	TM			
100	TM	Hexachloroethane	0.1548	0.1591	0.2055	0.1841	0.1602	0.1575	0.1628	0.1663	0.1819		0.17	9.9	TM			
101	TML	1,2-Dibromo-3-chloropropane	0.0088	0.0293	0.0318	0.0402	0.0481	0.0559	0.0579	0.0579	0.0634		0.04	41	TM	0.999		
102	TML	1,2,4-Trichlorobenzene	0.1483	0.1203	0.1072	0.1196	0.1592	0.1983	0.2646	0.2864	0.3386		0.19	43	TM	0.995		
103	TML	Hexachlorobutadiene	0.2376	0.1684	0.1828	0.2143	0.2245	0.2533	0.2820	0.2891	0.3092		0.24	20	TM	0.999		
104	TMQ	Naphthalene	0.3645	0.2801	0.2235	0.2250	0.3044	0.4145	0.5147	0.6032	0.7496		0.41	44	TM	1.000		
105	TML	1,2,3-Trichlorobenzene	0.1506	0.1044	0.1263	0.1303	0.2031	0.2496	0.3344	0.3708	0.4644		0.24	54	TM	0.992		

Quantitation Report (Not Reviewed)

Data File : M:\MAX\DATA\211015\1015M12.D
Acq On : 15 Oct 21 15:12
Sample : 0.3ug/L VOC STD 10/15/21
Misc : IS&S 8/4/21

Vial: 2
Operator: LP,DG,CH
Inst : Max
Multiplr: 1.00

Quant Time: Oct 16 13:29 2021

Quant Results File: M1015W.RES

Quant Method : M:\MAX\DATA\211015\M1015W.M (RTE Integrator)
Title : METHOD 8260B
Last Update : Sat Oct 16 13:28:38 2021
Response via : Initial Calibration
DataAcq Meth : M8260

Internal Standards	R.T.	QIon	Response	Conc Units	Dev(Min)
1) Fluorobenzene (IS)	6.34	96	397342	25.00 ppb	0.00
65) Chlorobenzene-D5 (IS)	9.50	117	352293	25.00 ppb	0.00
80) 1,4-Dichlorobenzene-D (IS)	11.82	152	217437	25.00 ppb	0.00
System Monitoring Compounds					
41) Dibromofluoromethane(S)	5.56	111	28448	5.92 ppb	0.00
Spiked Amount 25.000			Recovery	= 23.696%	
46) 1,2-DCA-D4(S)	5.95	65	20160	6.18 ppb	0.00
Spiked Amount 25.000			Recovery	= 24.716%	
66) Toluene-D8(S)	8.05	98	94364	5.92 ppb	0.00
Spiked Amount 25.000			Recovery	= 23.668%	
74) 4-Bromofluorobenzene(S)	10.68	95	37378	5.45 ppb	0.00
Spiked Amount 25.000			Recovery	= 21.784%	

Target Compounds						Qvalue
2) Chlorotrifluoroethene	1.02	116	2364	15.17 ppb	#	72
3) Dichlorodifluoromethane	1.19	85	437	0.22 ppb	#	64
4) Freon 114	1.29	85	300	0.18 ppb	#	59
5) Chloromethane	1.33	50	657	0.32 ppb	#	81
6) Vinyl chloride	1.42	62	584	0.40 ppb	#	61
7) 2-Chloro-1,1,1-trifluoroet	1.01	118	2099	48.48 ppb	#	60
9) Chloroethane	1.80	64	445	0.36 ppb	#	44
10) Dichlorofluoromethane	1.97	67	1225	0.36 ppb		93
11) Trichlorofluoromethane	2.01	101	1108	0.29 ppb		94
12) 2,2-Dichloro-1,1,1-trifluo	2.21	85	45	37.16 ppb	#	100
13) Acrolein	2.44	56	2646	7.09 ppb		94
14) Acetone	2.61	43	3165	6.98 ppb		98
15) Freon-113	2.54	151	532	0.30 ppb	#	45
16) Acetonitrile	2.92	41	1607	12.67 ppb	#	73
17) 2-propanol	2.28	45	21	1.12 ppb		92
18) 1,2-Dichlorotrifluoroethan	1.97	67	1225	0.36 ppb		100
19) 1,1-DCE	2.51	61	852	0.37 ppb	#	84
20) t-Butanol	3.33	59	1829	6.84 ppb		100
21) Methyl Acetate	2.98	43	391	0.48 ppb	#	49
22) Iodomethane	2.67	142	508	1.49 ppb	#	65
23) Acrylonitrile	3.35	53	42	0.18 ppb	#	21
25) Methylene chloride	3.08	84	716	0.43 ppb		98
26) Carbon disulfide	2.72	76	747	0.33 ppb	#	82
27) Methyl t-butyl ether (MtBE	3.46	73	1933	0.36 ppb	#	58
28) Trans-1,2-DCE	3.44	96	316	-0.63 ppb	#	66
29) 3-Methylpentane	3.50	57	383	-0.20 ppb	#	14
30) Hexane	3.64	56	45	2.06 ppb		100

(#) = qualifier out of range (m) = manual integration

Quantitation Report (Not Reviewed)

Data File : M:\MAX\DATA\211015\1015M12.D
Acq On : 15 Oct 21 15:12
Sample : 0.3ug/L VOC STD 10/15/21
Misc : IS&S 8/4/21

Vial: 2
Operator: LP,DG,CH
Inst : Max
Multiplr: 1.00

Quant Time: Oct 16 13:29 2021

Quant Results File: M1015W.RES

Quant Method : M:\MAX\DATA\211015\M1015W.M (RTE Integrator)
Title : METHOD 8260B
Last Update : Sat Oct 16 13:28:38 2021
Response via : Initial Calibration
DataAcq Meth : M8260

Compound	R.T.	QIon	Response	Conc Unit		Qvalue
31) Diisopropyl Ether	4.25	45	817	0.22 ppb	#	85
32) 1,1-DCA	4.07	63	636	0.23 ppb	#	52
33) Vinyl Acetate	4.21	43	543	0.41 ppb	#	77
34) Ethyl tert Butyl Ether	4.78	59	1368	0.28 ppb		93
35) Methylcyclopentane	4.75	56	20	0.10 ppb		100
36) MEK (2-Butanone)	4.98	43	2641	4.99 ppb	#	85
37) Cis-1,2-DCE	4.91	96	719	0.37 ppb	#	64
38) 2,2-Dichloropropane	4.88	77	1349	0.38 ppb	#	61
39) Chloroform	5.36	83	741	0.20 ppb		79
40) Bromochloromethane	5.23	130	496	-0.43 ppb	#	74
42) 1,1,1-TCA	5.54	97	1257	0.32 ppb	#	75
43) Cyclohexane	5.57	41	375	0.32 ppb	#	22
44) 1,1-Dichloropropene	5.74	75	630	0.28 ppb	#	37
45) 2,2,4-Trimethylpentane	6.13	57	1141	0.32 ppb	#	36
47) Carbon Tetrachloride	5.73	117	1289	0.36 ppb	#	68
48) Tert Amyl Methyl Ether	6.18	73	1360	0.28 ppb	#	91
49) 1,2-DCA	6.05	62	1047	0.31 ppb	#	81
50) Benzene	5.99	78	2290	0.37 ppb	#	84
51) TCE	6.75	95	606	-0.55 ppb	#	79
52) 2-Pentanone	7.01	43	9248	10.52 ppb		94
54) Bromodichloromethane	7.31	83	707	0.24 ppb		90
55) Methyl Cyclohexane	6.94	83	946	-0.21 ppb	#	70
56) Dibromomethane	7.12	93	450	0.40 ppb	#	72
57) MIBK (methyl isobutyl ket	7.98	43	6119	5.11 ppb	#	93
58) 1-Bromo-2-chloroethane	7.62	144	144	0.35 ppb	#	15
59) 2-Chloroethyl vinyl ether	7.55	43	20	15.83 ppb	#	100
60) Cis-1,3-Dichloropropene	7.79	75	576	0.21 ppb	#	79
61) Toluene	8.12	91	2633	0.34 ppb		80
62) Trans-1,3-Dichloropropene	8.38	75	664	0.24 ppb	#	29
63) 1,1,2-TCA	8.55	83	446	0.37 ppb	#	57
64) 2-Hexanone	8.83	43	3704	4.34 ppb	#	75
67) 1,2-EDB	9.03	107	473	0.30 ppb		100
68) Tetrachloroethene	8.66	164	2575	1.67 ppb	#	81
69) 1-Chlorohexane	9.53	91	487	0.35 ppb		82
70) 1,1,1,2-Tetrachloroethane	9.61	131	588	0.23 ppb		78
71) m&p-Xylene	9.77	106	2405	0.62 ppb		90
72) o-Xylene	10.17	106	1391	0.36 ppb	#	50
73) Styrene	10.18	104	1735	0.27 ppb	#	81
75) 1,3-Dichloropropane	8.72	76	1057	0.44 ppb	#	80
76) Dibromochloromethane	8.93	129	863	0.35 ppb	#	72
77) Chlorobenzene	9.53	112	1915	0.32 ppb		91
78) Ethylbenzene	9.65	91	3451	0.39 ppb		91

(#) = qualifier out of range (m) = manual integration

Quantitation Report (Not Reviewed)

Data File : M:\MAX\DATA\211015\1015M12.D
Acq On : 15 Oct 21 15:12
Sample : 0.3ug/L VOC STD 10/15/21
Misc : IS&S 8/4/21

Vial: 2
Operator: LP,DG,CH
Inst : Max
Multiplr: 1.00

Quant Time: Oct 16 13:29 2021

Quant Results File: M1015W.RES

Quant Method : M:\MAX\DATA\211015\M1015W.M (RTE Integrator)
Title : METHOD 8260B
Last Update : Sat Oct 16 13:28:38 2021
Response via : Initial Calibration
DataAcq Meth : M8260

	Compound	R.T.	QIon	Response	Conc	Unit		Qvalue
79)	Bromoform	10.35	173	759	0.37	ppb		89
81)	Isopropylbenzene	10.53	105	3669	0.39	ppb		90
82)	1,1,2,2-Tetrachloroethane	10.84	83	842	0.53	ppb	#	56
83)	1,2,3-Trichloropropane	10.88	110	81	-0.27	ppb	#	6
84)	t-1,4-Dichloro-2-Butene	10.91	53	354	1.04	ppb	#	3
85)	Bromobenzene	10.81	156	1060	0.33	ppb		76
86)	n-Propylbenzene	10.94	91	3134	0.33	ppb		99
87)	4-Ethyltoluene	11.06	105	3060	0.34	ppb		92
88)	2-Chlorotoluene	11.02	91	2692	0.36	ppb		99
89)	1,3,5-Trimethylbenzene	11.13	105	2898	0.36	ppb		96
90)	4-Chlorotoluene	11.13	91	2564	0.34	ppb		89
91)	Tert-Butylbenzene	11.45	119	1258	0.27	ppb		87
92)	1,2,4-Trimethylbenzene	11.48	105	2087	0.47	ppb		79
93)	Sec-Butylbenzene	11.66	105	2637	0.31	ppb		97
94)	p-Isopropyltoluene	11.81	119	1811	0.55	ppb	#	62
95)	Benzyl Chloride	11.99	91	585	0.27	ppb	#	89
96)	1,3-DCB	11.76	146	2138	0.40	ppb		89
97)	1,4-DCB	11.85	146	2096	-0.11	ppb	#	61
98)	n-Butylbenzene	12.22	91	1073	1.08	ppb	#	82
99)	1,2-DCB	12.22	146	1746	0.33	ppb	#	84
100)	Hexachloroethane	12.46	117	404	0.14	ppb	#	66
101)	1,2-Dibromo-3-chloropropan	13.06	75	23	0.87	ppb	#	1
102)	1,2,4-Trichlorobenzene	13.81	180	387	2.26	ppb	#	70
103)	Hexachlorobutadiene	13.99	225	620	1.04	ppb	#	64
104)	Naphthalene	14.05	128	951	0.77	ppb	#	69
105)	1,2,3-Trichlorobenzene	14.30	180	393	3.03	ppb	#	70

(#) = qualifier out of range (m) = manual integration

Quantitation Report

Data File : M:\MAX\DATA\211015\1015M12.D
Acq On : 15 Oct 21 15:12
Sample : 0.3ug/L VOC STD 10/15/21
Misc : IS&S 8/4/21

Vial: 2
Operator: LP,DG,CH
Inst : Max
Multiplr: 1.00

Quant Time: Oct 16 13:29 2021

Quant Results File: M1015W.RES

Method : M:\MAX\DATA\211015\M1015W.M (RTE Integrator)
Title : METHOD 8260B
Last Update : Sat Oct 16 14:01:48 2021
Response via : Initial Calibration



Quantitation Report (Not Reviewed)

Data File : M:\MAX\DATA\211015\1015M13.D
Acq On : 15 Oct 21 15:41
Sample : 0.5ug/L VOC STD 10/15/21
Misc : IS&S 8/4/21

Vial: 3
Operator: LP,DG,CH
Inst : Max
Multiplr: 1.00

Quant Time: Oct 16 13:29 2021

Quant Results File: M1015W.RES

Quant Method : M:\MAX\DATA\211015\M1015W.M (RTE Integrator)
Title : METHOD 8260B
Last Update : Sat Oct 16 13:28:38 2021
Response via : Initial Calibration
DataAcq Meth : M8260

Internal Standards	R.T.	QIon	Response	Conc Units	Dev(Min)
1) Fluorobenzene (IS)	6.34	96	396824	25.00 ppb	0.00
65) Chlorobenzene-D5 (IS)	9.50	117	348546	25.00 ppb	0.00
80) 1,4-Dichlorobenzene-D (IS)	11.82	152	220294	25.00 ppb	0.00
System Monitoring Compounds					
41) Dibromofluoromethane(S)	5.56	111	26504	5.53 ppb	0.00
Spiked Amount 25.000			Recovery	= 22.108%	
46) 1,2-DCA-D4(S)	5.95	65	18016	5.53 ppb	0.00
Spiked Amount 25.000			Recovery	= 22.116%	
66) Toluene-D8(S)	8.05	98	88728	5.62 ppb	0.00
Spiked Amount 25.000			Recovery	= 22.496%	
74) 4-Bromofluorobenzene(S)	10.68	95	32826	4.83 ppb	0.00
Spiked Amount 25.000			Recovery	= 19.340%	

Target Compounds						Qvalue
2) Chlorotrifluoroethene	1.02	116	1922	12.35 ppb		94
3) Dichlorodifluoromethane	1.19	85	1197	0.59 ppb		94
4) Freon 114	1.28	85	612	0.36 ppb		83
5) Chloromethane	1.33	50	648	0.31 ppb		91
6) Vinyl chloride	1.42	62	957	0.65 ppb		91
7) 2-Chloro-1,1,1-trifluoroet	1.01	118	2181	50.44 ppb	#	40
8) Bromomethane	1.68	94	790	0.18 ppb		95
9) Chloroethane	1.78	64	763	0.68 ppb	#	70
10) Dichlorofluoromethane	1.97	67	2477	0.74 ppb		87
11) Trichlorofluoromethane	2.00	101	2404	0.63 ppb		83
13) Acrolein	2.44	56	5714	15.34 ppb		85
14) Acetone	2.61	43	4830	10.67 ppb		100
15) Freon-113	2.52	151	1032	0.59 ppb	#	76
16) Acetonitrile	2.93	41	2762	21.81 ppb		95
17) 2-propanol	2.24	45	71	3.78 ppb	#	36
18) 1,2-Dichlorotrifluoroethan	1.97	67	2477	0.74 ppb		100
19) 1,1-DCE	2.51	61	1452	0.63 ppb	#	80
20) t-Butanol	3.34	59	3416	24.57 ppb		100
21) Methyl Acetate	3.00	43	397	0.49 ppb	#	26
22) Iodomethane	2.66	142	992	1.75 ppb	#	91
23) Acrylonitrile	3.45	53	44	0.18 ppb	#	21
24) 2-Methylpentane	2.05	71	22	9.10 ppb		100
25) Methylene chloride	3.08	84	819	0.49 ppb	#	62
26) Carbon disulfide	2.71	76	1214	0.54 ppb	#	76
27) Methyl t-butyl ether (MtBE	3.47	73	3072	0.57 ppb		100
29) 3-Methylpentane	3.46	57	622	0.08 ppb	#	88
31) Diisopropyl Ether	4.25	45	1808	0.49 ppb	#	66

(#) = qualifier out of range (m) = manual integration

Quantitation Report (Not Reviewed)

Data File : M:\MAX\DATA\211015\1015M13.D
Acq On : 15 Oct 21 15:41
Sample : 0.5ug/L VOC STD 10/15/21
Misc : IS&S 8/4/21

Vial: 3
Operator: LP,DG,CH
Inst : Max
Multiplr: 1.00

Quant Time: Oct 16 13:29 2021

Quant Results File: M1015W.RES

Quant Method : M:\MAX\DATA\211015\M1015W.M (RTE Integrator)
Title : METHOD 8260B
Last Update : Sat Oct 16 13:28:38 2021
Response via : Initial Calibration
DataAcq Meth : M8260

	Compound	R.T.	QIon	Response	Conc	Unit		Qvalue
32)	1,1-DCA	4.05	63	1559	0.57	ppb	#	74
34)	Ethyl tert Butyl Ether	4.77	59	2504	0.51	ppb		99
35)	Methylcyclopentane	4.76	56	337	1.65	ppb		100
36)	MEK (2-Butanone)	4.99	43	5170	9.78	ppb	#	82
37)	Cis-1,2-DCE	4.91	96	1244	0.65	ppb	#	59
38)	2,2-Dichloropropane	4.89	77	1878	0.53	ppb		98
39)	Chloroform	5.37	83	1603	0.43	ppb		89
40)	Bromochloromethane	5.22	130	730	-0.26	ppb	#	78
42)	1,1,1-TCA	5.55	97	1922	0.49	ppb	#	85
43)	Cyclohexane	5.58	41	660	0.56	ppb	#	25
44)	1,1-Dichloropropene	5.75	75	1253	0.56	ppb	#	53
45)	2,2,4-Trimethylpentane	6.11	57	1327	0.38	ppb		93
47)	Carbon Tetrachloride	5.73	117	1862	0.52	ppb		93
48)	Tert Amyl Methyl Ether	6.18	73	2629	0.55	ppb		93
49)	1,2-DCA	6.04	62	1754	0.51	ppb	#	90
50)	Benzene	5.99	78	3585	0.57	ppb	#	79
51)	TCE	6.75	95	1383	-0.12	ppb	#	62
52)	2-Pentanone	7.01	43	22294	25.38	ppb		99
53)	1,2-Dichloropropane	7.00	63	433	0.34	ppb	#	78
54)	Bromodichloromethane	7.31	83	1703	0.58	ppb		76
55)	Methyl Cyclohexane	6.94	83	1104	-0.14	ppb		89
56)	Dibromomethane	7.13	93	651	0.58	ppb	#	59
57)	MIBK (methyl isobutyl ket	7.98	43	10443	8.74	ppb	#	85
58)	1-Bromo-2-chloroethane	7.63	144	69	0.17	ppb	#	15
59)	2-Chloroethyl vinyl ether	7.72	43	20	15.85	ppb	#	100
60)	Cis-1,3-Dichloropropene	7.79	75	1364	0.50	ppb	#	83
61)	Toluene	8.12	91	3810	0.50	ppb		85
62)	Trans-1,3-Dichloropropene	8.37	75	1104	0.39	ppb	#	67
63)	1,1,2-TCA	8.55	83	763	0.63	ppb	#	68
64)	2-Hexanone	8.83	43	6286	7.37	ppb	#	75
67)	1,2-EDB	9.03	107	1108	0.71	ppb	#	61
68)	Tetrachloroethene	8.66	164	2429	1.59	ppb	#	78
69)	1-Chlorohexane	9.53	91	621	0.45	ppb		86
70)	1,1,1,2-Tetrachloroethane	9.62	131	1274	0.50	ppb		97
71)	m&p-Xylene	9.77	106	3509	0.92	ppb		76
72)	o-Xylene	10.16	106	2198	0.57	ppb		64
73)	Styrene	10.18	104	2988	0.47	ppb		87
75)	1,3-Dichloropropane	8.72	76	1283	0.54	ppb		100
76)	Dibromochloromethane	8.94	129	1320	0.55	ppb		87
77)	Chlorobenzene	9.53	112	2829	0.48	ppb	#	87
78)	Ethylbenzene	9.65	91	4309	0.49	ppb		97
79)	Bromoform	10.35	173	870	0.43	ppb		86

(#) = qualifier out of range (m) = manual integration

Quantitation Report (Not Reviewed)

Data File : M:\MAX\DATA\211015\1015M13.D
Acq On : 15 Oct 21 15:41
Sample : 0.5ug/L VOC STD 10/15/21
Misc : IS&S 8/4/21

Vial: 3
Operator: LP,DG,CH
Inst : Max
Multiplr: 1.00

Quant Time: Oct 16 13:29 2021

Quant Results File: M1015W.RES

Quant Method : M:\MAX\DATA\211015\M1015W.M (RTE Integrator)
Title : METHOD 8260B
Last Update : Sat Oct 16 13:28:38 2021
Response via : Initial Calibration
DataAcq Meth : M8260

	Compound	R.T.	QIon	Response	Conc	Unit		Qvalue
81)	Isopropylbenzene	10.53	105	5427	0.56	ppb		97
82)	1,1,2,2-Tetrachloroethane	10.84	83	1084	0.67	ppb	#	62
83)	1,2,3-Trichloropropane	10.88	110	484	0.27	ppb	#	79
84)	t-1,4-Dichloro-2-Butene	10.91	53	123	0.57	ppb	#	3
85)	Bromobenzene	10.82	156	1801	0.55	ppb		93
86)	n-Propylbenzene	10.95	91	5177	0.54	ppb		100
87)	4-Ethyltoluene	11.06	105	4366	0.48	ppb	#	82
88)	2-Chlorotoluene	11.02	91	4485	0.60	ppb		89
89)	1,3,5-Trimethylbenzene	11.12	105	4437	0.54	ppb		86
90)	4-Chlorotoluene	11.12	91	4154	0.55	ppb		95
91)	Tert-Butylbenzene	11.45	119	2149	0.46	ppb		95
92)	1,2,4-Trimethylbenzene	11.49	105	4168	0.72	ppb		83
93)	Sec-Butylbenzene	11.66	105	4041	0.47	ppb		91
94)	p-Isopropyltoluene	11.81	119	3658	0.74	ppb		95
95)	Benzyl Chloride	12.00	91	1230	0.56	ppb	#	84
96)	1,3-DCB	11.76	146	2804	0.52	ppb	#	85
97)	1,4-DCB	11.85	146	3177	0.09	ppb		93
98)	n-Butylbenzene	12.21	91	2133	1.25	ppb		87
99)	1,2-DCB	12.21	146	2822	0.53	ppb	#	84
100)	Hexachloroethane	12.45	117	701	0.35	ppb	#	51
101)	1,2-Dibromo-3-chloropropan	12.99	75	129	1.10	ppb	#	1
102)	1,2,4-Trichlorobenzene	13.82	180	530	2.32	ppb	#	45
103)	Hexachlorobutadiene	13.99	225	742	1.09	ppb	#	82
104)	Naphthalene	14.05	128	1234	0.86	ppb	#	69
105)	1,2,3-Trichlorobenzene	14.30	180	460	3.05	ppb	#	69

(#) = qualifier out of range (m) = manual integration

Quantitation Report

Data File : M:\MAX\DATA\211015\1015M13.D
Acq On : 15 Oct 21 15:41
Sample : 0.5ug/L VOC STD 10/15/21
Misc : IS&S 8/4/21

Vial: 3
Operator: LP,DG,CH
Inst : Max
Multiplr: 1.00

Quant Time: Oct 16 13:29 2021

Quant Results File: M1015W.RES

Method : M:\MAX\DATA\211015\M1015W.M (RTE Integrator)
Title : METHOD 8260B
Last Update : Sat Oct 16 14:01:48 2021
Response via : Initial Calibration



Quantitation Report (Not Reviewed)

Data File : M:\MAX\DATA\211015\1015M14.D
Acq On : 15 Oct 21 16:09
Sample : 1ug/L VOC STD 10/15/21
Misc : IS&S 8/4/21

Vial: 4
Operator: LP,DG,CH
Inst : Max
Multiplr: 1.00

Quant Time: Oct 16 13:29 2021

Quant Results File: M1015W.RES

Quant Method : M:\MAX\DATA\211015\M1015W.M (RTE Integrator)
Title : METHOD 8260B
Last Update : Sat Oct 16 13:28:38 2021
Response via : Initial Calibration
DataAcq Meth : M8260

Internal Standards	R.T.	QIon	Response	Conc Units	Dev(Min)
1) Fluorobenzene (IS)	6.34	96	394605	25.00 ppb	0.00
65) Chlorobenzene-D5 (IS)	9.50	117	355921	25.00 ppb	0.00
80) 1,4-Dichlorobenzene-D (IS)	11.82	152	218264	25.00 ppb	0.00
System Monitoring Compounds					
41) Dibromofluoromethane(S)	5.56	111	47945	10.05 ppb	0.00
Spiked Amount 25.000			Recovery	= 40.216%	
46) 1,2-DCA-D4(S)	5.95	65	33328	10.29 ppb	0.00
Spiked Amount 25.000			Recovery	= 41.144%	
66) Toluene-D8(S)	8.05	98	157547	9.78 ppb	0.00
Spiked Amount 25.000			Recovery	= 39.116%	
74) 4-Bromofluorobenzene(S)	10.68	95	61144	8.82 ppb	0.00
Spiked Amount 25.000			Recovery	= 35.276%	

Target Compounds						Qvalue
2) Chlorotrifluoroethene	1.01	116	1602	10.35 ppb	#	12
3) Dichlorodifluoromethane	1.19	85	2543	1.27 ppb		91
4) Freon 114	1.29	85	1368	0.81 ppb		78
5) Chloromethane	1.33	50	1636	1.13 ppb		90
6) Vinyl chloride	1.42	62	1546	1.05 ppb	#	78
7) 2-Chloro-1,1,1-trifluoroet	1.01	118	2765	64.30 ppb	#	65
8) Bromomethane	1.68	94	1565	0.99 ppb		84
9) Chloroethane	1.78	64	2493	2.43 ppb		94
10) Dichlorofluoromethane	1.97	67	4092	1.22 ppb	#	80
11) Trichlorofluoromethane	2.00	101	4558	1.21 ppb		84
12) 2,2-Dichloro-1,1,1-trifluo	2.40	85	21	17.46 ppb		100
13) Acrolein	2.43	56	10691	28.86 ppb		94
14) Acetone	2.61	43	10882	24.17 ppb		89
15) Freon-113	2.53	151	2046	1.17 ppb	#	88
16) Acetonitrile	2.92	41	5855	46.50 ppb	#	94
17) 2-propanol	2.26	45	136	7.29 ppb	#	83
18) 1,2-Dichlorotrifluoroethan	1.97	67	4092	1.22 ppb		100
19) 1,1-DCE	2.51	61	2994	1.31 ppb	#	89
20) t-Butanol	3.34	59	7682	57.57 ppb		98
21) Methyl Acetate	3.00	43	760	0.94 ppb		87
22) Iodomethane	2.66	142	1392	1.97 ppb	#	86
23) Acrylonitrile	3.43	53	471	1.12 ppb	#	42
25) Methylene chloride	3.08	84	1772	1.07 ppb		86
26) Carbon disulfide	2.72	76	2194	0.99 ppb	#	87
27) Methyl t-butyl ether (MtBE	3.47	73	6302	1.18 ppb		98
28) Trans-1,2-DCE	3.43	96	1741	0.31 ppb		80
29) 3-Methylpentane	3.34	57	1128	0.68 ppb	#	72

(#) = qualifier out of range (m) = manual integration

Quantitation Report (Not Reviewed)

Data File : M:\MAX\DATA\211015\1015M14.D
Acq On : 15 Oct 21 16:09
Sample : 1ug/L VOC STD 10/15/21
Misc : IS&S 8/4/21

Vial: 4
Operator: LP,DG,CH
Inst : Max
Multiplr: 1.00

Quant Time: Oct 16 13:29 2021

Quant Results File: M1015W.RES

Quant Method : M:\MAX\DATA\211015\M1015W.M (RTE Integrator)
Title : METHOD 8260B
Last Update : Sat Oct 16 13:28:38 2021
Response via : Initial Calibration
DataAcq Meth : M8260

	Compound	R.T.	QIon	Response	Conc	Unit		Qvalue
31)	Diisopropyl Ether	4.25	45	3947	1.07	ppb	#	82
32)	1,1-DCA	4.05	63	3272	1.19	ppb	#	79
34)	Ethyl tert Butyl Ether	4.78	59	4498	0.93	ppb	#	61
35)	Methylcyclopentane	4.77	56	269	1.32	ppb		100
36)	MEK (2-Butanone)	4.99	43	11464	21.80	ppb		86
37)	Cis-1,2-DCE	4.92	96	2282	1.19	ppb		75
38)	2,2-Dichloropropane	4.90	77	3468	0.98	ppb	#	85
39)	Chloroform	5.36	83	3948	1.05	ppb		89
40)	Bromochloromethane	5.23	130	1469	0.28	ppb	#	84
42)	1,1,1-TCA	5.54	97	4273	1.09	ppb	#	84
43)	Cyclohexane	5.59	41	1433	1.22	ppb	#	68
44)	1,1-Dichloropropene	5.74	75	2385	1.08	ppb		94
45)	2,2,4-Trimethylpentane	6.11	57	3345	0.96	ppb	#	69
47)	Carbon Tetrachloride	5.73	117	4212	1.19	ppb		82
48)	Tert Amyl Methyl Ether	6.18	73	4217	0.88	ppb	#	95
49)	1,2-DCA	6.04	62	3756	1.10	ppb	#	81
50)	Benzene	6.00	78	6941	1.11	ppb	#	82
51)	TCE	6.75	95	2471	0.48	ppb		89
52)	2-Pentanone	7.01	43	44308	50.73	ppb		100
53)	1,2-Dichloropropane	7.00	63	811	0.93	ppb	#	45
54)	Bromodichloromethane	7.31	83	2624	0.90	ppb		95
55)	Methyl Cyclohexane	6.94	83	2273	0.38	ppb		76
56)	Dibromomethane	7.12	93	1650	1.48	ppb	#	63
57)	MIBK (methyl isobutyl ket	7.98	43	22869	19.25	ppb		94
58)	1-Bromo-2-chloroethane	7.63	144	263	0.64	ppb	#	15
59)	2-Chloroethyl vinyl ether	7.56	43	22	17.53	ppb	#	100
60)	Cis-1,3-Dichloropropene	7.79	75	2697	0.99	ppb		94
61)	Toluene	8.12	91	7543	0.99	ppb		88
62)	Trans-1,3-Dichloropropene	8.37	75	2660	0.95	ppb		96
63)	1,1,2-TCA	8.56	83	1005	0.84	ppb		84
64)	2-Hexanone	8.83	43	15739	18.57	ppb		97
67)	1,2-EDB	9.03	107	1731	1.09	ppb		84
68)	Tetrachloroethene	8.66	164	3240	2.08	ppb		85
69)	1-Chlorohexane	9.53	91	1541	1.09	ppb		96
70)	1,1,1,2-Tetrachloroethane	9.62	131	2346	0.90	ppb		78
71)	m&p-Xylene	9.77	106	7601	1.95	ppb		79
72)	o-Xylene	10.16	106	4468	1.13	ppb	#	50
73)	Styrene	10.18	104	5452	0.84	ppb		97
75)	1,3-Dichloropropane	8.72	76	2708	1.11	ppb	#	79
76)	Dibromochloromethane	8.93	129	2732	1.11	ppb		84
77)	Chlorobenzene	9.52	112	5459	0.91	ppb		89
78)	Ethylbenzene	9.65	91	9241	1.02	ppb		98

(#) = qualifier out of range (m) = manual integration

Quantitation Report (Not Reviewed)

Data File : M:\MAX\DATA\211015\1015M14.D
Acq On : 15 Oct 21 16:09
Sample : 1ug/L VOC STD 10/15/21
Misc : IS&S 8/4/21

Vial: 4
Operator: LP,DG,CH
Inst : Max
Multiplr: 1.00

Quant Time: Oct 16 13:29 2021

Quant Results File: M1015W.RES

Quant Method : M:\MAX\DATA\211015\M1015W.M (RTE Integrator)
Title : METHOD 8260B
Last Update : Sat Oct 16 13:28:38 2021
Response via : Initial Calibration
DataAcq Meth : M8260

	Compound	R.T.	QIon	Response	Conc	Unit		Qvalue
79)	Bromoform	10.35	173	2258	1.10	ppb		98
81)	Isopropylbenzene	10.53	105	9854	1.03	ppb		90
82)	1,1,2,2-Tetrachloroethane	10.84	83	1852	1.16	ppb	#	71
83)	1,2,3-Trichloropropane	10.88	110	827	0.74	ppb		84
84)	t-1,4-Dichloro-2-Butene	10.89	53	653	1.64	ppb	#	37
85)	Bromobenzene	10.81	156	3021	0.93	ppb		97
86)	n-Propylbenzene	10.94	91	9945	1.04	ppb		98
87)	4-Ethyltoluene	11.06	105	8835	0.99	ppb	#	81
88)	2-Chlorotoluene	11.01	91	8170	1.10	ppb		86
89)	1,3,5-Trimethylbenzene	11.13	105	8296	1.01	ppb	#	76
90)	4-Chlorotoluene	11.13	91	7339	0.98	ppb		93
91)	Tert-Butylbenzene	11.44	119	4541	0.98	ppb		91
92)	1,2,4-Trimethylbenzene	11.49	105	7027	1.07	ppb		97
93)	Sec-Butylbenzene	11.66	105	8022	0.93	ppb		99
94)	p-Isopropyltoluene	11.81	119	7761	1.20	ppb		94
95)	Benzyl Chloride	11.99	91	2323	1.07	ppb		92
96)	1,3-DCB	11.76	146	4981	0.93	ppb		94
97)	1,4-DCB	11.84	146	6117	0.68	ppb		86
98)	n-Butylbenzene	12.21	91	3532	1.48	ppb		84
99)	1,2-DCB	12.21	146	5227	0.99	ppb		95
100)	Hexachloroethane	12.46	117	1794	1.13	ppb		73
101)	1,2-Dibromo-3-chloropropan	13.00	75	278	1.43	ppb	#	59
102)	1,2,4-Trichlorobenzene	13.81	180	936	2.49	ppb		88
103)	Hexachlorobutadiene	13.98	225	1596	1.44	ppb		91
104)	Naphthalene	14.06	128	1951	1.11	ppb	#	92
105)	1,2,3-Trichlorobenzene	14.29	180	1103	3.26	ppb	#	74

(#) = qualifier out of range (m) = manual integration

Quantitation Report

Data File : M:\MAX\DATA\211015\1015M14.D
Acq On : 15 Oct 21 16:09
Sample : 1ug/L VOC STD 10/15/21
Misc : IS&S 8/4/21

Vial: 4
Operator: LP,DG,CH
Inst : Max
Multiplr: 1.00

Quant Time: Oct 16 13:29 2021

Quant Results File: M1015W.RES

Method : M:\MAX\DATA\211015\M1015W.M (RTE Integrator)
Title : METHOD 8260B
Last Update : Sat Oct 16 14:01:48 2021
Response via : Initial Calibration

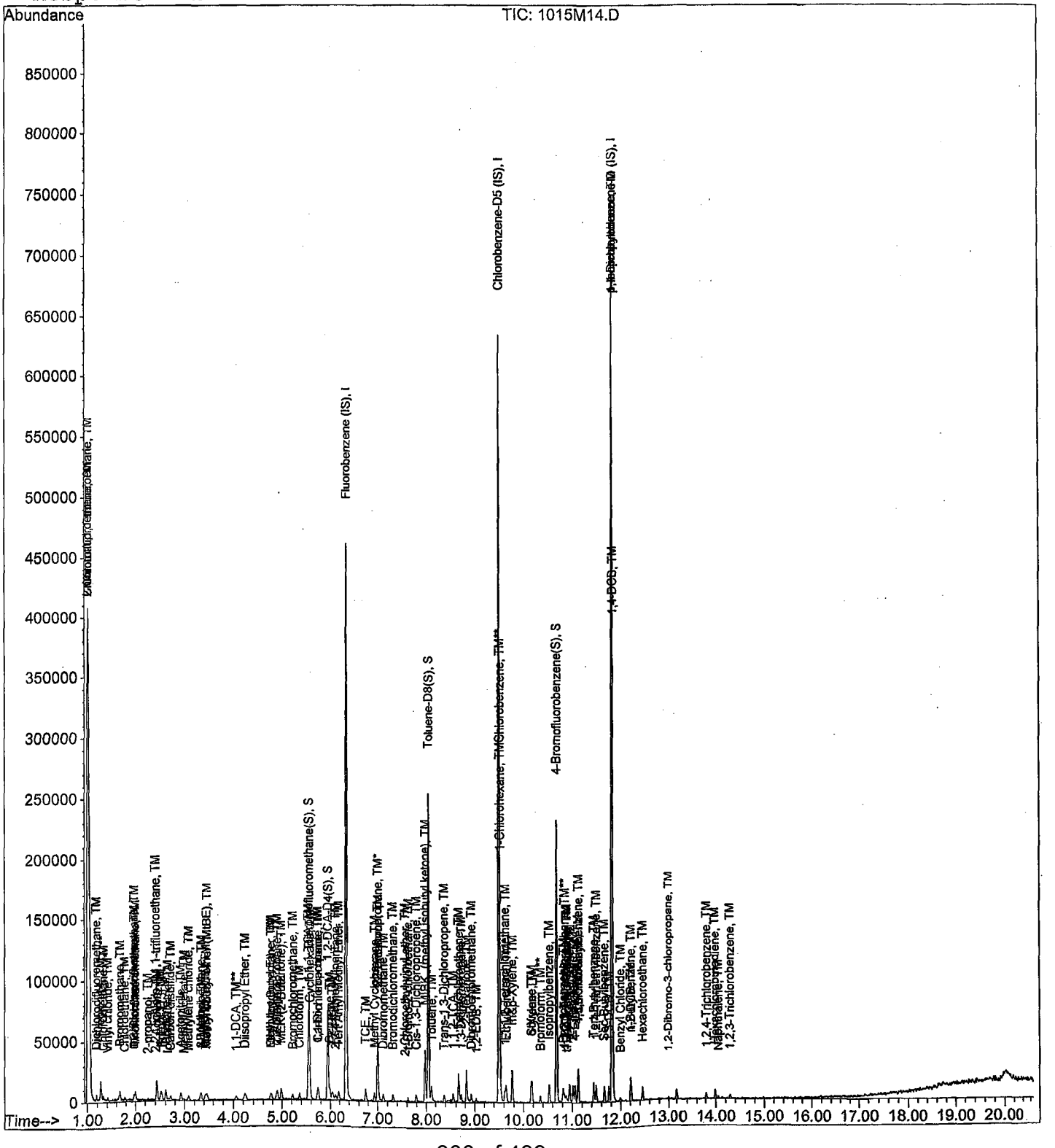

Quantitation Report (Not Reviewed)

Data File : M:\MAX\DATA\211015\1015M15.D
Acq On : 15 Oct 21 16:38
Sample : 2ug/L VOC STD 10/15/21
Misc : IS&S 8/4/21

Vial: 5
Operator: LP,DG,CH
Inst : Max
Multiplr: 1.00

Quant Time: Oct 16 13:29 2021

Quant Results File: M1015W.RES

Quant Method : M:\MAX\DATA\211015\M1015W.M (RTE Integrator)
Title : METHOD 8260B
Last Update : Sat Oct 16 13:28:38 2021
Response via : Initial Calibration
DataAcq Meth : M8260

Internal Standards	R.T.	QIon	Response	Conc	Units		Dev(Min)
1) Fluorobenzene (IS)	6.34	96	397741	25.00	ppb		0.00
65) Chlorobenzene-D5 (IS)	9.50	117	352458	25.00	ppb		0.00
80) 1,4-Dichlorobenzene-D (IS)	11.82	152	222724	25.00	ppb		0.00
System Monitoring Compounds							
41) Dibromofluoromethane(S)	5.56	111	46784	9.73	ppb		0.00
Spiked Amount 25.000			Recovery	=	38.932%		
46) 1,2-DCA-D4(S)	5.95	65	32664	10.00	ppb		0.00
Spiked Amount 25.000			Recovery	=	40.008%		
66) Toluene-D8(S)	8.05	98	156127	9.79	ppb		0.00
Spiked Amount 25.000			Recovery	=	39.144%		
74) 4-Bromofluorobenzene(S)	10.68	95	61174	8.91	ppb		0.00
Spiked Amount 25.000			Recovery	=	35.640%		
Target Compounds							Qvalue
2) Chlorotrifluoroethene	1.02	116	2218	14.22	ppb	#	51
3) Dichlorodifluoromethane	1.18	85	4500	2.23	ppb		98
4) Freon 114	1.29	85	2873	1.69	ppb		80
5) Chloromethane	1.33	50	2712	2.00	ppb	#	86
6) Vinyl chloride	1.42	62	3230	2.18	ppb		92
7) 2-Chloro-1,1,1-trifluoroet	1.02	118	1945	44.88	ppb	#	38
8) Bromomethane	1.68	94	2697	2.14	ppb		95
9) Chloroethane	1.78	64	1755	1.67	ppb	#	67
10) Dichlorofluoromethane	1.97	67	6925	2.05	ppb		94
11) Trichlorofluoromethane	2.00	101	9973	2.63	ppb		98
13) Acrolein	2.43	56	18305	49.03	ppb		98
14) Acetone	2.61	43	15819	34.86	ppb		94
15) Freon-113	2.52	151	3875	2.20	ppb	#	85
16) Acetonitrile	2.93	41	8400	66.18	ppb		96
17) 2-propanol	2.25	45	148	7.87	ppb	#	55
18) 1,2-Dichlorotrifluoroethan	1.97	67	6925	2.05	ppb		100
19) 1,1-DCE	2.51	61	5750	2.49	ppb		90
20) t-Butanol	3.34	59	12116	82.21	ppb		99
21) Methyl Acetate	2.99	43	1802	2.21	ppb		91
22) Iodomethane	2.66	142	2280	2.44	ppb	#	85
23) Acrylonitrile	3.43	53	760	1.75	ppb		96
24) 2-Methylpentane	2.29	71	46	18.97	ppb		100
25) Methylene chloride	3.08	84	3477	2.07	ppb		93
26) Carbon disulfide	2.71	76	5106	2.28	ppb		97
27) Methyl t-butyl ether (MtBE	3.46	73	11162	2.07	ppb	#	87
28) Trans-1,2-DCE	3.43	96	3660	1.56	ppb		86
29) 3-Methylpentane	3.47	57	2566	2.34	ppb	#	92

(#) = qualifier out of range (m) = manual integration

Quantitation Report (Not Reviewed)

Data File : M:\MAX\DATA\211015\1015M15.D
Acq On : 15 Oct 21 16:38
Sample : 2ug/L VOC STD 10/15/21
Misc : IS&S 8/4/21

Vial: 5
Operator: LP,DG,CH
Inst : Max
Multiplr: 1.00

Quant Time: Oct 16 13:29 2021

Quant Results File: M1015W.RES

Quant Method : M:\MAX\DATA\211015\M1015W.M (RTE Integrator)
Title : METHOD 8260B
Last Update : Sat Oct 16 13:28:38 2021
Response via : Initial Calibration
DataAcq Meth : M8260

	Compound	R.T.	QIon	Response	Conc	Unit		Qvalue
31)	Diisopropyl Ether	4.25	45	7913	2.12	ppb	#	71
32)	1,1-DCA	4.06	63	5912	2.14	ppb	#	91
34)	Ethyl tert Butyl Ether	4.77	59	9568	1.96	ppb		91
35)	Methylcyclopentane	4.78	56	494	2.41	ppb		100
36)	MEK (2-Butanone)	4.99	43	16761	31.63	ppb	#	85
37)	Cis-1,2-DCE	4.91	96	3543	1.84	ppb		76
38)	2,2-Dichloropropane	4.89	77	6978	1.95	ppb		98
39)	Chloroform	5.36	83	7578	2.00	ppb		97
40)	Bromochloromethane	5.22	130	3743	1.92	ppb	#	79
42)	1,1,1-TCA	5.54	97	9181	2.32	ppb		92
43)	Cyclohexane	5.59	41	2567	2.16	ppb		93
44)	1,1-Dichloropropene	5.75	75	4670	2.10	ppb		98
45)	2,2,4-Trimethylpentane	6.11	57	7204	2.04	ppb	#	50
47)	Carbon Tetrachloride	5.73	117	8319	2.33	ppb		82
48)	Tert Amyl Methyl Ether	6.18	73	9116	1.89	ppb	#	93
49)	1,2-DCA	6.04	62	7832	2.28	ppb	#	87
50)	Benzene	5.99	78	13478	2.15	ppb		94
51)	TCE	6.75	95	4321	1.48	ppb		92
52)	2-Pentanone	7.01	43	68287	77.56	ppb		94
53)	1,2-Dichloropropane	7.01	63	1147	1.43	ppb	#	78
54)	Bromodichloromethane	7.31	83	6459	2.21	ppb		94
55)	Methyl Cyclohexane	6.94	83	5097	1.61	ppb		97
56)	Dibromomethane	7.12	93	2762	2.46	ppb	#	77
57)	MIBK (methyl isobutyl ket	7.98	43	36816	30.74	ppb		97
58)	1-Bromo-2-chloroethane	7.63	144	737	1.77	ppb		75
59)	2-Chloroethyl vinyl ether	7.81	43	19	15.02	ppb	#	100
60)	Cis-1,3-Dichloropropene	7.79	75	6027	2.19	ppb		91
61)	Toluene	8.12	91	15184	1.97	ppb		85
62)	Trans-1,3-Dichloropropene	8.38	75	5713	2.03	ppb		86
63)	1,1,2-TCA	8.54	83	2414	1.99	ppb		93
64)	2-Hexanone	8.83	43	24259	28.40	ppb		97
67)	1,2-EDB	9.03	107	3866	2.45	ppb		83
68)	Tetrachloroethene	8.66	164	4952	3.20	ppb	#	80
69)	1-Chlorohexane	9.53	91	2721	1.95	ppb	#	79
70)	1,1,1,2-Tetrachloroethane	9.62	131	5242	2.02	ppb		90
71)	m&p-Xylene	9.77	106	15266	3.95	ppb		88
72)	o-Xylene	10.16	106	7227	1.84	ppb		97
73)	Styrene	10.18	104	12118	1.89	ppb		99
75)	1,3-Dichloropropane	8.71	76	5024	2.07	ppb		90
76)	Dibromochloromethane	8.93	129	5242	2.15	ppb		94
77)	Chlorobenzene	9.53	112	12976	2.19	ppb		90
78)	Ethylbenzene	9.65	91	18350	2.05	ppb		96

(#) = qualifier out of range (m) = manual integration

Quantitation Report (Not Reviewed)

Data File : M:\MAX\DATA\211015\1015M15.D
Acq On : 15 Oct 21 16:38
Sample : 2ug/L VOC STD 10/15/21
Misc : IS&S 8/4/21

Vial: 5
Operator: LP,DG,CH
Inst : Max
Multiplr: 1.00

Quant Time: Oct 16 13:29 2021

Quant Results File: M1015W.RES

Quant Method : M:\MAX\DATA\211015\M1015W.M (RTE Integrator)
Title : METHOD 8260B
Last Update : Sat Oct 16 13:28:38 2021
Response via : Initial Calibration
DataAcq Meth : M8260

	Compound	R.T.	QIon	Response	Conc	Unit		Qvalue
79)	Bromoform	10.35	173	4619	2.28	ppb		87
81)	Isopropylbenzene	10.53	105	18752	1.93	ppb		92
82)	1,1,2,2-Tetrachloroethane	10.84	83	3694	2.26	ppb		93
83)	1,2,3-Trichloropropane	10.87	110	1874	2.10	ppb	#	77
84)	t-1,4-Dichloro-2-Butene	10.90	53	1005	2.32	ppb		98
85)	Bromobenzene	10.81	156	7210	2.17	ppb		90
86)	n-Propylbenzene	10.94	91	19095	1.96	ppb		99
87)	4-Ethyltoluene	11.06	105	18983	2.08	ppb		92
88)	2-Chlorotoluene	11.02	91	16161	2.13	ppb		90
89)	1,3,5-Trimethylbenzene	11.12	105	15423	1.85	ppb		93
90)	4-Chlorotoluene	11.13	91	16663	2.18	ppb		98
91)	Tert-Butylbenzene	11.44	119	8790	1.86	ppb		92
92)	1,2,4-Trimethylbenzene	11.49	105	16313	2.15	ppb		86
93)	Sec-Butylbenzene	11.66	105	18809	2.14	ppb		99
94)	p-Isopropyltoluene	11.81	119	16115	2.08	ppb		90
95)	Benzyl Chloride	12.00	91	4701	2.12	ppb		96
96)	1,3-DCB	11.75	146	10728	1.97	ppb	#	93
97)	1,4-DCB	11.84	146	10390	1.48	ppb	#	80
98)	n-Butylbenzene	12.22	91	8810	2.32	ppb		94
99)	1,2-DCB	12.21	146	11528	2.15	ppb		96
100)	Hexachloroethane	12.45	117	3280	2.14	ppb		90
101)	1,2-Dibromo-3-chloropropan	13.00	75	716	2.35	ppb	#	72
102)	1,2,4-Trichlorobenzene	13.81	180	2131	2.97	ppb	#	84
103)	Hexachlorobutadiene	13.99	225	3819	2.33	ppb		82
104)	Naphthalene	14.05	128	4009	1.77	ppb	#	88
105)	1,2,3-Trichlorobenzene	14.29	180	2322	3.64	ppb		94

(#) = qualifier out of range (m) = manual integration

Quantitation Report

Data File : M:\MAX\DATA\211015\1015M15.D
Acq On : 15 Oct 21 16:38
Sample : 2ug/L VOC STD 10/15/21
Misc : IS&S 8/4/21

Vial: 5
Operator: LP,DG,CH
Inst : Max
Multiplr: 1.00

Quant Time: Oct 16 13:29 2021

Quant Results File: M1015W.RES

Method : M:\MAX\DATA\211015\M1015W.M (RTE Integrator)
Title : METHOD 8260B
Last Update : Sat Oct 16 14:01:48 2021
Response via : Initial Calibration



Quantitation Report (Not Reviewed)

Data File : M:\MAX\DATA\211015\1015M16.D
Acq On : 15 Oct 21 17:06
Sample : 5ug/L VOC STD 10/15/21
Misc : IS&S 8/4/21

Vial: 6
Operator: LP,DG,CH
Inst : Max
Multiplr: 1.00

Quant Time: Oct 16 13:29 2021

Quant Results File: M1015W.RES

Quant Method : M:\MAX\DATA\211015\M1015W.M (RTE Integrator)
Title : METHOD 8260B
Last Update : Sat Oct 16 13:28:38 2021
Response via : Initial Calibration
DataAcq Meth : M8260

Internal Standards	R.T.	QIon	Response	Conc	Units		Dev(Min)
1) Fluorobenzene (IS)	6.34	96	387411	25.00	ppb		0.00
65) Chlorobenzene-D5 (IS)	9.50	117	344894	25.00	ppb		0.00
80) 1,4-Dichlorobenzene-D (IS)	11.82	152	232454	25.00	ppb		0.00
System Monitoring Compounds							
41) Dibromofluoromethane(S)	5.56	111	118038	25.21	ppb		0.00
Spiked Amount 25.000			Recovery = 100.844%				
46) 1,2-DCA-D4(S)	5.95	65	84056	26.42	ppb		0.00
Spiked Amount 25.000			Recovery = 105.700%				
66) Toluene-D8(S)	8.05	98	389321	24.94	ppb		0.00
Spiked Amount 25.000			Recovery = 99.748%				
74) 4-Bromofluorobenzene(S)	10.68	95	156913	23.35	ppb		0.00
Spiked Amount 25.000			Recovery = 93.416%				
Target Compounds							Qvalue
2) Chlorotrifluoroethene	1.02	116	1951	12.84	ppb		92
3) Dichlorodifluoromethane	1.18	85	13541	6.89	ppb		91
4) Freon 114	1.29	85	6948	4.20	ppb		87
5) Chloromethane	1.33	50	7282	5.89	ppb	#	83
6) Vinyl chloride	1.42	62	8698	6.04	ppb		97
7) 2-Chloro-1,1,1-trifluoroet	1.01	118	2807	66.49	ppb	#	56
8) Bromomethane	1.68	94	7347	7.13	ppb		89
9) Chloroethane	1.77	64	5473	5.54	ppb		90
10) Dichlorofluoromethane	1.97	67	17069	5.20	ppb		93
11) Trichlorofluoromethane	2.00	101	23038	6.23	ppb		98
13) Acrolein	2.43	56	21061	57.91	ppb		97
14) Acetone	2.61	43	19225	43.50	ppb		100
15) Freon-113	2.53	151	8907	5.20	ppb		89
16) Acetonitrile	2.92	41	11772	95.23	ppb		97
17) 2-propanol	2.26	45	534	29.16	ppb	#	83
18) 1,2-Dichlorotrifluoroethan	1.97	67	17069	5.20	ppb		100
19) 1,1-DCE	2.51	61	13232	5.88	ppb		96
20) t-Butanol	3.34	59	16999	106.77	ppb		95
21) Methyl Acetate	2.99	43	3806	4.78	ppb		89
22) Iodomethane	2.66	142	7587	5.42	ppb		98
23) Acrylonitrile	3.43	53	2612	5.94	ppb		91
25) Methylene chloride	3.08	84	8233	5.04	ppb		88
26) Carbon disulfide	2.72	76	10258	4.71	ppb		98
27) Methyl t-butyl ether (MtBE	3.47	73	28794	5.49	ppb		96
28) Trans-1,2-DCE	3.43	96	9294	5.40	ppb		89
29) 3-Methylpentane	3.46	57	5115	5.47	ppb		91
30) Hexane	3.72	56	213	10.02	ppb	#	100

(#) = qualifier out of range (m) = manual integration

Quantitation Report (Not Reviewed)

Data File : M:\MAX\DATA\211015\1015M16.D
Acq On : 15 Oct 21 17:06
Sample : 5ug/L VOC STD 10/15/21
Misc : IS&S 8/4/21

Vial: 6
Operator: LP,DG,CH
Inst : Max
Multiplr: 1.00

Quant Time: Oct 16 13:29 2021

Quant Results File: M1015W.RES

Quant Method : M:\MAX\DATA\211015\M1015W.M (RTE Integrator)
Title : METHOD 8260B
Last Update : Sat Oct 16 13:28:38 2021
Response via : Initial Calibration
DataAcq Meth : M8260

	Compound	R.T.	QIon	Response	Conc	Unit		Qvalue
31)	Diisopropyl Ether	4.25	45	19726	5.43	ppb		92
32)	1,1-DCA	4.05	63	14219	5.28	ppb	#	85
33)	Vinyl Acetate	4.16	43	159	0.12	ppb	#	77
34)	Ethyl tert Butyl Ether	4.77	59	24023	5.05	ppb		89
35)	Methylcyclopentane	4.77	56	1134	5.67	ppb		100
36)	MEK (2-Butanone)	4.99	43	20148	39.03	ppb		88
37)	Cis-1,2-DCE	4.91	96	10198	5.44	ppb		96
38)	2,2-Dichloropropane	4.89	77	17894	5.13	ppb		98
39)	Chloroform	5.37	83	19904	5.41	ppb		99
40)	Bromochloromethane	5.22	130	8478	5.52	ppb	#	83
42)	1,1,1-TCA	5.54	97	22632	5.88	ppb		93
43)	Cyclohexane	5.58	41	6390	5.53	ppb		76
44)	1,1-Dichloropropene	5.75	75	12969	5.98	ppb		85
45)	2,2,4-Trimethylpentane	6.11	57	14248	4.15	ppb		87
47)	Carbon Tetrachloride	5.73	117	21221	6.09	ppb		90
48)	Tert Amyl Methyl Ether	6.18	73	23576	5.01	ppb		98
49)	1,2-DCA	6.04	62	18340	5.49	ppb		98
50)	Benzene	5.99	78	33663	5.51	ppb		98
51)	TCE	6.75	95	9650	4.55	ppb	#	77
52)	2-Pentanone	7.01	43	86889	101.33	ppb		97
53)	1,2-Dichloropropane	7.00	63	3245	4.78	ppb	#	92
54)	Bromodichloromethane	7.31	83	17085	5.99	ppb		90
55)	Methyl Cyclohexane	6.94	83	11773	4.68	ppb		91
56)	Dibromomethane	7.12	93	6546	5.99	ppb		88
57)	MIBK (methyl isobutyl ket	7.98	43	43474	37.27	ppb		98
58)	1-Bromo-2-chloroethane	7.62	144	2479	6.12	ppb		78
59)	2-Chloroethyl vinyl ether	7.61	43	20	16.23	ppb	#	100
60)	Cis-1,3-Dichloropropene	7.79	75	14773	5.52	ppb		90
61)	Toluene	8.12	91	39874	5.31	ppb		96
62)	Trans-1,3-Dichloropropene	8.37	75	14624	5.33	ppb		99
63)	1,1,2-TCA	8.55	83	5668	4.81	ppb		89
64)	2-Hexanone	8.83	43	28901	34.73	ppb	#	97
67)	1,2-EDB	9.03	107	9212	5.97	ppb		93
68)	Tetrachloroethene	8.66	164	9368	6.20	ppb		96
69)	1-Chlorohexane	9.53	91	7028	5.15	ppb		83
70)	1,1,1,2-Tetrachloroethane	9.62	131	14631	5.77	ppb		92
71)	m&p-Xylene	9.77	106	40521	10.70	ppb		97
72)	o-Xylene	10.16	106	19748	5.15	ppb		89
73)	Styrene	10.18	104	31878	5.09	ppb		98
75)	1,3-Dichloropropane	8.71	76	13752	5.80	ppb		98
76)	Dibromochloromethane	8.93	129	13298	5.58	ppb		89
77)	Chlorobenzene	9.53	112	30958	5.33	ppb		96

(#) = qualifier out of range (m) = manual integration

Quantitation Report (Not Reviewed)

Data File : M:\MAX\DATA\211015\1015M16.D
Acq On : 15 Oct 21 17:06
Sample : 5ug/L VOC STD 10/15/21
Misc : IS&S 8/4/21

Vial: 6
Operator: LP,DG,CH
Inst : Max
Multiplr: 1.00

Quant Time: Oct 16 13:29 2021

Quant Results File: M1015W.RES

Quant Method : M:\MAX\DATA\211015\M1015W.M (RTE Integrator)
Title : METHOD 8260B
Last Update : Sat Oct 16 13:28:38 2021
Response via : Initial Calibration
DataAcq Meth : M8260

	Compound	R.T.	QIon	Response	Conc	Unit		Qvalue
78)	Ethylbenzene	9.65	91	49016	5.60	ppb		98
79)	Bromoform	10.35	173	10773	5.43	ppb		98
81)	Isopropylbenzene	10.53	105	53902	5.30	ppb		98
82)	1,1,2,2-Tetrachloroethane	10.84	83	8866	5.20	ppb	#	85
83)	1,2,3-Trichloropropane	10.88	110	4864	5.78	ppb	#	73
84)	t-1,4-Dichloro-2-Butene	10.91	53	2090	4.29	ppb		84
85)	Bromobenzene	10.81	156	17611	5.08	ppb		88
86)	n-Propylbenzene	10.94	91	52829	5.19	ppb		95
87)	4-Ethyltoluene	11.06	105	48078	5.06	ppb		92
88)	2-Chlorotoluene	11.01	91	41952	5.29	ppb		89
89)	1,3,5-Trimethylbenzene	11.12	105	46678	5.36	ppb		97
90)	4-Chlorotoluene	11.13	91	41644	5.22	ppb		99
91)	Tert-Butylbenzene	11.44	119	26648	5.40	ppb		93
92)	1,2,4-Trimethylbenzene	11.49	105	45050	5.34	ppb		99
93)	Sec-Butylbenzene	11.66	105	49880	5.44	ppb		98
94)	p-Isopropyltoluene	11.81	119	48782	5.36	ppb		99
95)	Benzyl Chloride	11.99	91	10073	4.36	ppb	#	96
96)	1,3-DCB	11.75	146	31609	5.56	ppb		95
97)	1,4-DCB	11.85	146	29696	4.96	ppb		95
98)	n-Butylbenzene	12.22	91	26294	4.95	ppb		97
99)	1,2-DCB	12.21	146	30601	5.46	ppb		87
100)	Hexachloroethane	12.46	117	7449	4.82	ppb		86
101)	1,2-Dibromo-3-chloropropan	12.99	75	2238	5.40	ppb		84
102)	1,2,4-Trichlorobenzene	13.81	180	7399	4.97	ppb		85
103)	Hexachlorobutadiene	13.99	225	10435	4.84	ppb		92
104)	Naphthalene	14.06	128	14154	4.85	ppb		95
105)	1,2,3-Trichlorobenzene	14.29	180	9443	5.76	ppb		82

(#) = qualifier out of range (m) = manual integration

Quantitation Report

Data File : M:\MAX\DATA\211015\1015M16.D
Acq On : 15 Oct 21 17:06
Sample : 5ug/L VOC STD 10/15/21
Misc : IS&S 8/4/21

Vial: 6
Operator: LP,DG,CH
Inst : Max
Multiplr: 1.00

Quant Time: Oct 16 13:29 2021

Quant Results File: M1015W.RES

Method : M:\MAX\DATA\211015\M1015W.M (RTE Integrator)
Title : METHOD 8260B
Last Update : Sat Oct 16 14:01:48 2021
Response via : Initial Calibration



Quantitation Report (Not Reviewed)

Data File : M:\MAX\DATA\211015\1015M17.D
Acq On : 15 Oct 21 17:35
Sample : 10ug/L VOC STD 10/15/21
Misc : IS&S 8/4/21

Vial: 7
Operator: LP,DG,CH
Inst : Max
Multiplr: 1.00

Quant Time: Oct 16 13:29 2021

Quant Results File: M1015W.RES

Quant Method : M:\MAX\DATA\211015\M1015W.M (RTE Integrator)
Title : METHOD 8260B
Last Update : Sat Oct 16 13:28:38 2021
Response via : Initial Calibration
DataAcq Meth : M8260

Internal Standards	R.T.	QIon	Response	Conc	Units	Dev(Min)
1) Fluorobenzene (IS)	6.34	96	377347	25.00	ppb	0.00
65) Chlorobenzene-D5 (IS)	9.50	117	347072	25.00	ppb	0.00
80) 1,4-Dichlorobenzene-D (IS)	11.82	152	236441	25.00	ppb	0.00
System Monitoring Compounds						
41) Dibromofluoromethane(S)	5.56	111	118319	25.95	ppb	0.00
Spiked Amount 25.000			Recovery	=	103.780%	
46) 1,2-DCA-D4(S)	5.95	65	79312	25.60	ppb	0.00
Spiked Amount 25.000			Recovery	=	102.392%	
66) Toluene-D8(S)	8.05	98	392721	25.00	ppb	0.00
Spiked Amount 25.000			Recovery	=	99.988%	
74) 4-Bromofluorobenzene(S)	10.68	95	160324	23.71	ppb	0.00
Spiked Amount 25.000			Recovery	=	94.848%	
Target Compounds						Qvalue
2) Chlorotrifluoroethene	1.01	116	1480	10.00	ppb	100
3) Dichlorodifluoromethane	1.19	85	19568	10.22	ppb	100
4) Freon 114	1.29	85	10651	6.61	ppb	100
5) Chloromethane	1.33	50	13364	11.30	ppb	100
6) Vinyl chloride	1.42	62	16573	11.82	ppb	100
7) 2-Chloro-1,1,1-trifluoroet	1.01	118	2056	50.00	ppb	100
8) Bromomethane	1.68	94	12882	13.34	ppb	100
9) Chloroethane	1.77	64	11250	11.78	ppb	100
10) Dichlorofluoromethane	1.97	67	36430	11.39	ppb	100
11) Trichlorofluoromethane	2.00	101	43493	12.08	ppb	100
12) 2,2-Dichloro-1,1,1-trifluo	2.29	85	23	20.00	ppb	100
13) Acrolein	2.43	56	26701	75.38	ppb	100
14) Acetone	2.61	43	24111	56.01	ppb	100
15) Freon-113	2.53	151	16125	9.66	ppb	100
16) Acetonitrile	2.92	41	13763	114.30	ppb	100
17) 2-propanol	2.26	45	892	50.00	ppb	100
18) 1,2-Dichlorotrifluoroethan	1.97	67	36430	11.39	ppb	100
19) 1,1-DCE	2.51	61	25329	11.55	ppb	100
20) t-Butanol	3.34	59	19181	118.01	ppb	100
21) Methyl Acetate	3.00	43	8263	10.66	ppb	100
22) Iodomethane	2.66	142	17486	11.16	ppb	100
23) Acrylonitrile	3.43	53	4844	11.24	ppb	100
24) 2-Methylpentane	2.16	71	23	10.00	ppb	100
25) Methylene chloride	3.08	84	17432	10.96	ppb	100
26) Carbon disulfide	2.71	76	20960	9.87	ppb	100
27) Methyl t-butyl ether (MtBE	3.47	73	57116	11.18	ppb	100
28) Trans-1,2-DCE	3.43	96	17741	11.38	ppb	100

(#) = qualifier out of range (m) = manual integration

Quantitation Report (Not Reviewed)

Data File : M:\MAX\DATA\211015\1015M17.D
Acq On : 15 Oct 21 17:35
Sample : 10ug/L VOC STD 10/15/21
Misc : IS&S 8/4/21

Vial: 7
Operator: LP,DG,CH
Inst : Max
Multiplr: 1.00

Quant Time: Oct 16 13:29 2021

Quant Results File: M1015W.RES

Quant Method : M:\MAX\DATA\211015\M1015W.M (RTE Integrator)
Title : METHOD 8260B
Last Update : Sat Oct 16 13:28:38 2021
Response via : Initial Calibration
DataAcq Meth : M8260

	Compound	R.T.	QIon	Response	Conc	Unit		Qvalue
29)	3-Methylpentane	3.46	57	10024	11.67	ppb		100
30)	Hexane	3.72	56	414	20.00	ppb		100
31)	Diisopropyl Ether	4.24	45	37208	10.51	ppb		100
32)	1,1-DCA	4.05	63	28067	10.71	ppb		100
34)	Ethyl tert Butyl Ether	4.77	59	46096	9.95	ppb		100
35)	Methylcyclopentane	4.77	56	1948	10.00	ppb		100
36)	MEK (2-Butanone)	4.99	43	26957	53.62	ppb		100
37)	Cis-1,2-DCE	4.91	96	20531	11.24	ppb		100
38)	2,2-Dichloropropane	4.89	77	37047	10.91	ppb		100
39)	Chloroform	5.36	83	41151	11.48	ppb		100
40)	Bromochloromethane	5.22	130	15934	11.39	ppb		100
42)	1,1,1-TCA	5.55	97	43737	11.67	ppb		100
43)	Cyclohexane	5.58	41	10585	9.41	ppb		100
44)	1,1-Dichloropropene	5.75	75	23149	10.97	ppb		100
45)	2,2,4-Trimethylpentane	6.12	57	25327	7.58	ppb		100
47)	Carbon Tetrachloride	5.73	117	40318	11.88	ppb		100
48)	Tert Amyl Methyl Ether	6.18	73	47074	10.27	ppb		100
49)	1,2-DCA	6.04	62	36487	11.21	ppb		100
50)	Benzene	5.99	78	67135	11.28	ppb		100
51)	TCE	6.75	95	21853	11.75	ppb		100
52)	2-Pentanone	7.01	43	108759	130.21	ppb		100
53)	1,2-Dichloropropane	7.00	63	7561	11.89	ppb		100
54)	Bromodichloromethane	7.31	83	30571	11.00	ppb		100
55)	Methyl Cyclohexane	6.94	83	20502	8.86	ppb		100
56)	Dibromomethane	7.12	93	12823	12.05	ppb		100
57)	MIBK (methyl isobutyl ket	7.98	43	56842	50.03	ppb		100
58)	1-Bromo-2-chloroethane	7.62	144	4063	10.30	ppb		100
59)	2-Chloroethyl vinyl ether	7.67	43	72	60.00	ppb	#	100
60)	Cis-1,3-Dichloropropene	7.79	75	27754	10.65	ppb		100
61)	Toluene	8.12	91	82436	11.27	ppb		100
62)	Trans-1,3-Dichloropropene	8.37	75	28083	10.50	ppb		100
63)	1,1,2-TCA	8.55	83	12220	10.64	ppb		100
64)	2-Hexanone	8.83	43	39749	49.04	ppb		100
67)	1,2-EDB	9.03	107	17939	11.55	ppb		100
68)	Tetrachloroethene	8.66	164	16284	10.70	ppb		100
69)	1-Chlorohexane	9.53	91	12452	9.07	ppb		100
70)	1,1,1,2-Tetrachloroethane	9.62	131	28021	10.98	ppb		100
71)	m&p-Xylene	9.77	106	82514	21.66	ppb		100
72)	o-Xylene	10.16	106	40678	10.54	ppb		100
73)	Styrene	10.18	104	66045	10.48	ppb		100
75)	1,3-Dichloropropane	8.71	76	26720	11.19	ppb		100
76)	Dibromochloromethane	8.93	129	26700	11.13	ppb		100

(#) = qualifier out of range (m) = manual integration

Quantitation Report (Not Reviewed)

Data File : M:\MAX\DATA\211015\1015M17.D
Acq On : 15 Oct 21 17:35
Sample : 10ug/L VOC STD 10/15/21
Misc : IS&S 8/4/21

Vial: 7
Operator: LP,DG,CH
Inst : Max
Multiplr: 1.00

Quant Time: Oct 16 13:29 2021

Quant Results File: M1015W.RES

Quant Method : M:\MAX\DATA\211015\M1015W.M (RTE Integrator)
Title : METHOD 8260B
Last Update : Sat Oct 16 13:28:38 2021
Response via : Initial Calibration
DataAcq Meth : M8260

	Compound	R.T.	QIon	Response	Conc	Unit	Qvalue
77)	Chlorobenzene	9.53	112	61648	10.55	ppb	100
78)	Ethylbenzene	9.65	91	94727	10.75	ppb	100
79)	Bromoform	10.35	173	22290	11.17	ppb	100
81)	Isopropylbenzene	10.53	105	106456	10.30	ppb	100
82)	1,1,2,2-Tetrachloroethane	10.84	83	18342	10.58	ppb	100
83)	1,2,3-Trichloropropane	10.87	110	9043	10.87	ppb	100
84)	t-1,4-Dichloro-2-Butene	10.90	53	4578	8.87	ppb	100
85)	Bromobenzene	10.81	156	34140	9.67	ppb	100
86)	n-Propylbenzene	10.94	91	111438	10.76	ppb	100
87)	4-Ethyltoluene	11.06	105	102117	10.56	ppb	100
88)	2-Chlorotoluene	11.01	91	87062	10.80	ppb	100
89)	1,3,5-Trimethylbenzene	11.12	105	98343	11.10	ppb	100
90)	4-Chlorotoluene	11.13	91	85815	10.58	ppb	100
91)	Tert-Butylbenzene	11.44	119	53976	10.76	ppb	100
92)	1,2,4-Trimethylbenzene	11.49	105	92332	10.53	ppb	100
93)	Sec-Butylbenzene	11.66	105	104508	11.21	ppb	100
94)	p-Isopropyltoluene	11.81	119	100003	10.46	ppb	100
95)	Benzyl Chloride	11.99	91	20556	8.75	ppb	100
96)	1,3-DCB	11.75	146	62186	10.76	ppb	100
97)	1,4-DCB	11.84	146	61854	10.71	ppb	100
98)	n-Butylbenzene	12.22	91	56499	9.46	ppb	100
99)	1,2-DCB	12.21	146	61844	10.85	ppb	100
100)	Hexachloroethane	12.46	117	14896	9.62	ppb	100
101)	1,2-Dibromo-3-chloropropan	12.99	75	5285	11.44	ppb	100
102)	1,2,4-Trichlorobenzene	13.81	180	18752	9.24	ppb	100
103)	Hexachlorobutadiene	13.99	225	23952	9.95	ppb	100
104)	Naphthalene	14.05	128	39199	11.87	ppb	100
105)	1,2,3-Trichlorobenzene	14.30	180	23602	9.93	ppb	100

(#) = qualifier out of range (m) = manual integration

Quantitation Report

Data File : M:\MAX\DATA\211015\1015M17.D
Acq On : 15 Oct 21 17:35
Sample : 10ug/L VOC STD 10/15/21
Misc : IS&S 8/4/21

Vial: 7
Operator: LP,DG,CH
Inst : Max
Multiplr: 1.00

Quant Time: Oct 16 13:29 2021

Quant Results File: M1015W.RES

Method : M:\MAX\DATA\211015\M1015W.M (RTE Integrator)
Title : METHOD 8260B
Last Update : Sat Oct 16 14:01:48 2021
Response via : Initial Calibration



Quantitation Report (Not Reviewed)

Data File : M:\MAX\DATA\211015\1015M18.D
Acq On : 15 Oct 21 18:03
Sample : 20ug/L VOC STD 10/15/21
Misc : IS&S 8/4/21

Vial: 8
Operator: LP,DG,CH
Inst : Max
Multiplr: 1.00

Quant Time: Oct 16 13:29 2021

Quant Results File: M1015W.RES

Quant Method : M:\MAX\DATA\211015\M1015W.M (RTE Integrator)
Title : METHOD 8260B
Last Update : Sat Oct 16 13:28:38 2021
Response via : Initial Calibration
DataAcq Meth : M8260

Internal Standards	R.T.	QIon	Response	Conc	Units		Dev(Min)
1) Fluorobenzene (IS)	6.34	96	395871	25.00	ppb		0.00
65) Chlorobenzene-D5 (IS)	9.50	117	351611	25.00	ppb		0.00
80) 1,4-Dichlorobenzene-D (IS)	11.82	152	235162	25.00	ppb		0.00
System Monitoring Compounds							
41) Dibromofluoromethane(S)	5.56	111	236514	49.44	ppb		0.00
Spiked Amount 25.000			Recovery	=	197.748%		
46) 1,2-DCA-D4(S)	5.95	65	166400	51.19	ppb		0.00
Spiked Amount 25.000			Recovery	=	204.772%		
66) Toluene-D8(S)	8.05	98	780890	49.06	ppb		0.00
Spiked Amount 25.000			Recovery	=	196.252%		
74) 4-Bromofluorobenzene(S)	10.68	95	327466	47.81	ppb		0.00
Spiked Amount 25.000			Recovery	=	191.232%		
Target Compounds							Qvalue
2) Chlorotrifluoroethene	1.03	116	1543	9.94	ppb	#	60
3) Dichlorodifluoromethane	1.18	85	43432	21.62	ppb		97
4) Freon 114	1.29	85	29061	17.19	ppb		81
5) Chloromethane	1.33	50	25172	20.46	ppb		98
6) Vinyl chloride	1.42	62	33428	22.72	ppb		95
7) 2-Chloro-1,1,1-trifluoroet	1.00	118	1142	26.47	ppb	#	37
8) Bromomethane	1.68	94	25141	25.37	ppb		95
9) Chloroethane	1.77	64	20310	20.33	ppb		99
10) Dichlorofluoromethane	1.97	67	69254	20.65	ppb		99
11) Trichlorofluoromethane	2.00	101	90422	23.94	ppb		91
12) 2,2-Dichloro-1,1,1-trifluo	2.27	85	19	15.75	ppb		100
13) Acrolein	2.44	56	32051	86.25	ppb		99
14) Acetone	2.61	43	29127	64.50	ppb		99
15) Freon-113	2.53	151	37209	21.25	ppb		94
16) Acetonitrile	2.93	41	18046	142.86	ppb		93
17) 2-propanol	2.26	45	2021	107.98	ppb	#	81
18) 1,2-Dichlorotrifluoroethan	1.97	67	69254	20.64	ppb		100
19) 1,1-DCE	2.51	61	53746	23.36	ppb		97
20) t-Butanol	3.34	59	23282	129.99	ppb		92
21) Methyl Acetate	2.99	43	16974	20.87	ppb		100
22) Iodomethane	2.66	142	35780	20.61	ppb		93
23) Acrylonitrile	3.43	53	10005	22.05	ppb	#	84
24) 2-Methylpentane	2.10	71	44	18.24	ppb	#	100
25) Methylene chloride	3.08	84	34285	20.55	ppb		94
26) Carbon disulfide	2.71	76	44096	19.79	ppb		97
27) Methyl t-butyl ether (MtBE	3.47	73	114470	21.36	ppb		100
28) Trans-1,2-DCE	3.43	96	38698	24.57	ppb		94

(#) = qualifier out of range (m) = manual integration

Quantitation Report (Not Reviewed)

Data File : M:\MAX\DATA\211015\1015M18.D
Acq On : 15 Oct 21 18:03
Sample : 20ug/L VOC STD 10/15/21
Misc : IS&S 8/4/21

Vial: 8
Operator: LP,DG,CH
Inst : Max
Multiplr: 1.00

Quant Time: Oct 16 13:29 2021

Quant Results File: M1015W.RES

Quant Method : M:\MAX\DATA\211015\M1015W.M (RTE Integrator)
Title : METHOD 8260B
Last Update : Sat Oct 16 13:28:38 2021
Response via : Initial Calibration
DataAcq Meth : M8260

	Compound	R.T.	QIon	Response	Conc	Unit		Qvalue
29)	3-Methylpentane	3.47	57	21607	24.67	ppb		96
30)	Hexane	3.73	56	771	35.50	ppb		100
31)	Diisopropyl Ether	4.24	45	74704	20.11	ppb		96
32)	1,1-DCA	4.06	63	59120	21.50	ppb		98
34)	Ethyl tert Butyl Ether	4.77	59	95539	19.66	ppb		95
35)	Methylcyclopentane	4.77	56	3929	19.23	ppb	#	100
36)	MEK (2-Butanone)	4.99	43	30811	58.42	ppb	#	91
37)	Cis-1,2-DCE	4.91	96	40102	20.93	ppb		94
38)	2,2-Dichloropropane	4.89	77	73086	20.52	ppb		99
39)	Chloroform	5.36	83	81653	21.71	ppb		100
40)	Bromochloromethane	5.22	130	33221	23.42	ppb		93
42)	1,1,1-TCA	5.54	97	93844	23.87	ppb		95
43)	Cyclohexane	5.58	41	24494	20.75	ppb		85
44)	1,1-Dichloropropene	5.75	75	49132	22.19	ppb		93
45)	2,2,4-Trimethylpentane	6.12	57	57952	16.53	ppb	#	81
47)	Carbon Tetrachloride	5.73	117	81738	22.96	ppb		94
48)	Tert Amyl Methyl Ether	6.18	73	93531	19.46	ppb		97
49)	1,2-DCA	6.04	62	73123	21.42	ppb		97
50)	Benzene	5.99	78	134429	21.52	ppb		95
51)	TCE	6.75	95	41884	22.20	ppb		85
52)	2-Pentanone	7.01	43	131778	150.39	ppb		97
53)	1,2-Dichloropropane	7.00	63	15331	23.28	ppb		99
54)	Bromodichloromethane	7.31	83	63530	21.79	ppb		94
55)	Methyl Cyclohexane	6.94	83	47883	20.50	ppb		99
56)	Dibromomethane	7.12	93	24263	21.72	ppb		99
57)	MIBK (methyl isobutyl ket	7.98	43	66896	56.12	ppb		96
58)	1-Bromo-2-chloroethane	7.62	144	8668	20.95	ppb		82
59)	2-Chloroethyl vinyl ether	7.64	43	135	107.24	ppb	#	100
60)	Cis-1,3-Dichloropropene	7.79	75	58299	21.33	ppb		92
61)	Toluene	8.12	91	158484	20.66	ppb		98
62)	Trans-1,3-Dichloropropene	8.37	75	58054	20.70	ppb		99
63)	1,1,2-TCA	8.55	83	23159	19.22	ppb		98
64)	2-Hexanone	8.83	43	48162	56.64	ppb		96
67)	1,2-EDB	9.03	107	37727	23.98	ppb		91
68)	Tetrachloroethene	8.66	164	37992	24.65	ppb	#	77
69)	1-Chlorohexane	9.53	91	27928	20.08	ppb		92
70)	1,1,1,2-Tetrachloroethane	9.62	131	54825	21.21	ppb		97
71)	m&p-Xylene	9.77	106	168462	43.65	ppb		94
72)	o-Xylene	10.16	106	80768	20.66	ppb		96
73)	Styrene	10.18	104	132105	20.70	ppb		100
75)	1,3-Dichloropropane	8.71	76	51570	21.33	ppb	#	81
76)	Dibromochloromethane	8.93	129	55342	22.78	ppb		97

(#) = qualifier out of range (m) = manual integration

Quantitation Report (Not Reviewed)

Data File : M:\MAX\DATA\211015\1015M18.D
Acq On : 15 Oct 21 18:03
Sample : 20ug/L VOC STD 10/15/21
Misc : IS&S 8/4/21

Vial: 8
Operator: LP,DG,CH
Inst : Max
Multiplr: 1.00

Quant Time: Oct 16 13:29 2021

Quant Results File: M1015W.RES

Quant Method : M:\MAX\DATA\211015\M1015W.M (RTE Integrator)
Title : METHOD 8260B
Last Update : Sat Oct 16 13:28:38 2021
Response via : Initial Calibration
DataAcq Meth : M8260

	Compound	R.T.	QIon	Response	Conc	Unit		Qvalue
77)	Chlorobenzene	9.53	112	123674	20.90	ppb		95
78)	Ethylbenzene	9.65	91	190505	21.35	ppb		99
79)	Bromoform	10.35	173	46086	22.80	ppb		91
81)	Isopropylbenzene	10.53	105	215921	21.00	ppb		96
82)	1,1,2,2-Tetrachloroethane	10.84	83	34580	20.06	ppb		93
83)	1,2,3-Trichloropropane	10.88	110	18655	22.95	ppb		93
84)	t-1,4-Dichloro-2-Butene	10.90	53	9193	17.59	ppb		76
85)	Bromobenzene	10.81	156	72807	20.74	ppb		87
86)	n-Propylbenzene	10.94	91	218212	21.18	ppb		98
87)	4-Ethyltoluene	11.06	105	204272	21.24	ppb		94
88)	2-Chlorotoluene	11.01	91	166317	20.74	ppb		92
89)	1,3,5-Trimethylbenzene	11.12	105	188460	21.39	ppb		96
90)	4-Chlorotoluene	11.13	91	169578	21.02	ppb		99
91)	Tert-Butylbenzene	11.44	119	113528	22.75	ppb		98
92)	1,2,4-Trimethylbenzene	11.49	105	194704	22.09	ppb		97
93)	Sec-Butylbenzene	11.66	105	210964	22.75	ppb		99
94)	p-Isopropyltoluene	11.81	119	210376	21.74	ppb		98
95)	Benzyl Chloride	11.99	91	42029	17.98	ppb		97
96)	1,3-DCB	11.75	146	126212	21.95	ppb		98
97)	1,4-DCB	11.84	146	125705	22.43	ppb		96
98)	n-Butylbenzene	12.22	91	128982	20.53	ppb		95
99)	1,2-DCB	12.21	146	124816	22.02	ppb		98
100)	Hexachloroethane	12.46	117	30628	20.04	ppb		94
101)	1,2-Dibromo-3-chloropropan	12.99	75	10893	22.83	ppb	#	81
102)	1,2,4-Trichlorobenzene	13.81	180	49784	21.15	ppb		88
103)	Hexachlorobutadiene	13.99	225	53060	21.20	ppb		97
104)	Naphthalene	14.05	128	96821	26.22	ppb		99
105)	1,2,3-Trichlorobenzene	14.30	180	62906	21.74	ppb		86

(#) = qualifier out of range (m) = manual integration

Quantitation Report

Data File : M:\MAX\DATA\211015\1015M18.D Vial: 8
Acq On : 15 Oct 21 18:03 Operator: LP,DG,CH
Sample : 20ug/L VOC STD 10/15/21 Inst : Max
Misc : IS&S 8/4/21 Multiplr: 1.00

Quant Time: Oct 16 13:29 2021 Quant Results File: M1015W.RES

Method : M:\MAX\DATA\211015\M1015W.M (RTE Integrator)
Title : METHOD 8260B
Last Update : Sat Oct 16 14:01:48 2021
Response via : Initial Calibration

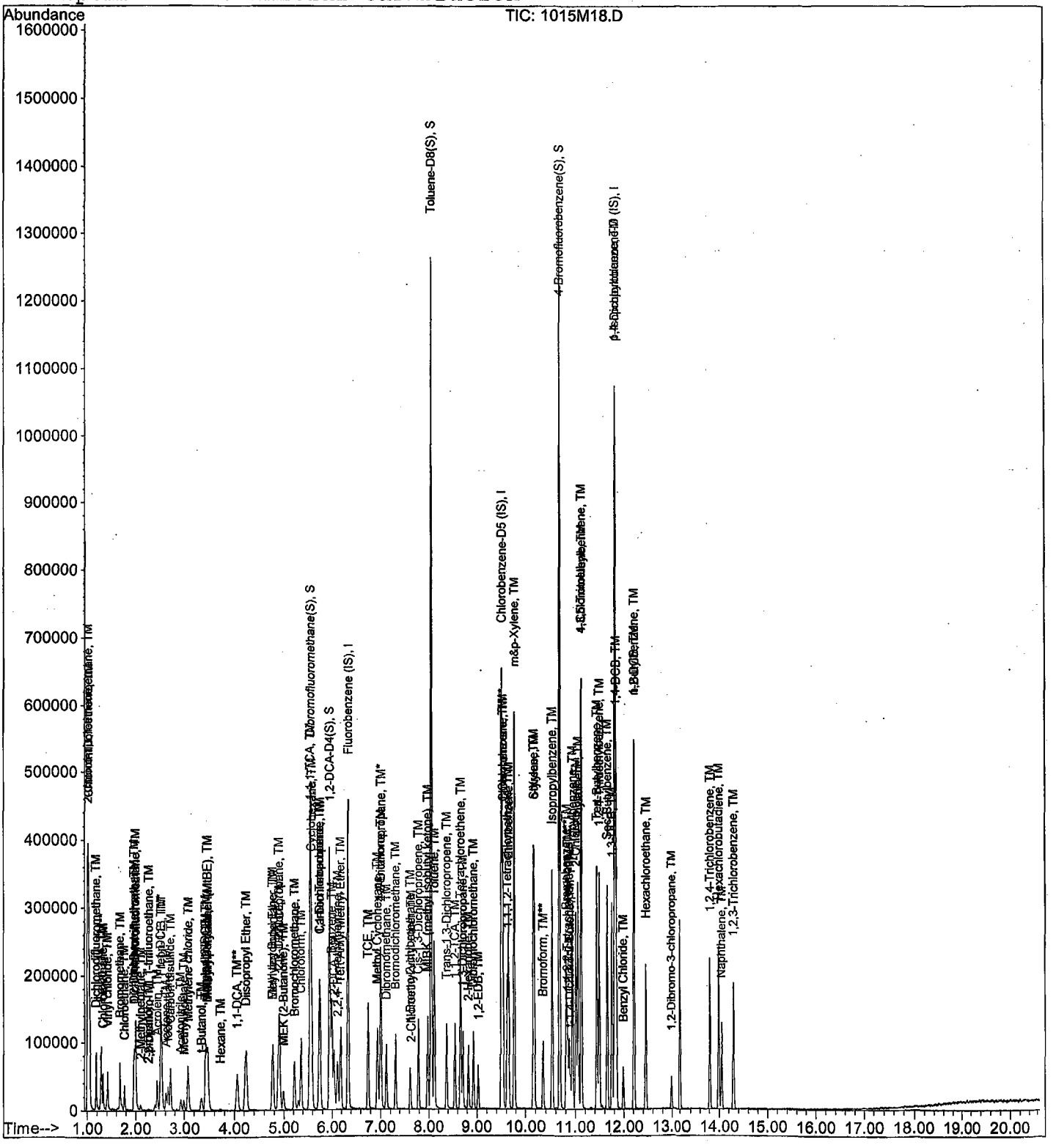

1015M18.D M1015W.M Wed Oct 20 12:06:42 2021 Page 4

Quantitation Report (Not Reviewed)

Data File : M:\MAX\DATA\211015\1015M19.D
Acq On : 15 Oct 21 18:31
Sample : 40ug/L VOC STD 10/15/21
Misc : IS&S 8/4/21

Vial: 9
Operator: LP,DG,CH
Inst : Max
Multiplr: 1.00

Quant Time: Oct 16 13:29 2021

Quant Results File: M1015W.RES

Quant Method : M:\MAX\DATA\211015\M1015W.M (RTE Integrator)
Title : METHOD 8260B
Last Update : Sat Oct 16 13:28:38 2021
Response via : Initial Calibration
DataAcq Meth : M8260

Internal Standards	R.T.	QIon	Response	Conc	Units		Dev(Min)
1) Fluorobenzene (IS)	6.34	96	394795	25.00	ppb		0.00
65) Chlorobenzene-D5 (IS)	9.50	117	356570	25.00	ppb		0.00
80) 1,4-Dichlorobenzene-D (IS)	11.82	152	246902	25.00	ppb		0.00
System Monitoring Compounds							
41) Dibromofluoromethane(S)	5.56	111	238087	49.90	ppb		0.00
Spiked Amount 25.000			Recovery	=	199.604%		
46) 1,2-DCA-D4(S)	5.95	65	166336	51.31	ppb		0.00
Spiked Amount 25.000			Recovery	=	205.252%		
66) Toluene-D8(S)	8.05	98	788816	48.87	ppb		0.00
Spiked Amount 25.000			Recovery	=	195.484%		
74) 4-Bromofluorobenzene(S)	10.68	95	335059	48.24	ppb		0.00
Spiked Amount 25.000			Recovery	=	192.944%		
Target Compounds							Qvalue
2) Chlorotrifluoroethene	1.01	116	1951	12.60	ppb	#	73
3) Dichlorodifluoromethane	1.18	85	95360	47.61	ppb		100
4) Freon 114	1.29	85	57360	34.02	ppb		83
5) Chloromethane	1.33	50	56542	46.36	ppb		94
6) Vinyl chloride	1.42	62	70630	48.13	ppb		92
7) 2-Chloro-1,1,1-trifluoroet	1.01	118	1922	44.68	ppb	#	51
8) Bromomethane	1.68	94	51410	52.69	ppb		91
9) Chloroethane	1.77	64	42072	42.31	ppb		97
10) Dichlorofluoromethane	1.97	67	141160	42.20	ppb		99
11) Trichlorofluoromethane	2.00	101	187948	49.90	ppb		98
12) 2,2-Dichloro-1,1,1-trifluo	2.18	85	25	20.78	ppb		100
13) Acrolein	2.43	56	40051	108.07	ppb		88
14) Acetone	2.62	43	39041	86.69	ppb		98
15) Freon-113	2.52	151	70973	40.64	ppb		97
16) Acetonitrile	2.93	41	22065	175.15	ppb		88
17) 2-propanol	2.27	45	3181	170.43	ppb	#	81
18) 1,2-Dichlorotrifluoroethan	1.97	67	141160	42.19	ppb		100
19) 1,1-DCE	2.50	61	104417	45.50	ppb		96
20) t-Butanol	3.35	59	36678	173.72	ppb		96
21) Methyl Acetate	2.99	43	34963	43.11	ppb		95
22) Iodomethane	2.66	142	81874	45.72	ppb		95
23) Acrylonitrile	3.43	53	19528	43.06	ppb	#	80
24) 2-Methylpentane	2.10	71	116	48.21	ppb	#	100
25) Methylene chloride	3.08	84	68587	41.23	ppb		97
26) Carbon disulfide	2.71	76	86056	38.73	ppb		99
27) Methyl t-butyl ether (MtBE	3.47	73	239816	44.88	ppb		94
28) Trans-1,2-DCE	3.43	96	72205	46.70	ppb		95

(#) = qualifier out of range (m) = manual integration

Quantitation Report (Not Reviewed)

Data File : M:\MAX\DATA\211015\1015M19.D
Acq On : 15 Oct 21 18:31
Sample : 40ug/L VOC STD 10/15/21
Misc : IS&S 8/4/21

Vial: 9
Operator: LP,DG,CH
Inst : Max
Multiplr: 1.00

Quant Time: Oct 16 13:29 2021

Quant Results File: M1015W.RES

Quant Method : M:\MAX\DATA\211015\M1015W.M (RTE Integrator)
Title : METHOD 8260B
Last Update : Sat Oct 16 13:28:38 2021
Response via : Initial Calibration
DataAcq Meth : M8260

	Compound	R.T.	QIon	Response	Conc Unit		Qvalue
29)	3-Methylpentane	3.47	57	37452	43.35 ppb		88
30)	Hexane	3.70	56	751	34.68 ppb	#	100
31)	Diisopropyl Ether	4.24	45	152386	41.14 ppb		95
32)	1,1-DCA	4.06	63	116415	42.45 ppb	#	94
34)	Ethyl tert Butyl Ether	4.77	59	199919	41.25 ppb		94
35)	Methylcyclopentane	4.77	56	8348	40.96 ppb		100
36)	MEK (2-Butanone)	4.99	43	43256	82.23 ppb		88
37)	Cis-1,2-DCE	4.91	96	82880	43.37 ppb		92
38)	2,2-Dichloropropane	4.89	77	141607	39.86 ppb		99
39)	Chloroform	5.36	83	160419	42.76 ppb		94
40)	Bromochloromethane	5.22	130	68479	49.26 ppb		94
42)	1,1,1-TCA	5.54	97	182393	46.52 ppb		98
43)	Cyclohexane	5.58	41	48312	41.04 ppb		90
44)	1,1-Dichloropropene	5.75	75	94511	42.80 ppb		97
45)	2,2,4-Trimethylpentane	6.12	57	121452	34.73 ppb	#	86
47)	Carbon Tetrachloride	5.74	117	166925	47.02 ppb		98
48)	Tert Amyl Methyl Ether	6.18	73	194157	40.51 ppb		97
49)	1,2-DCA	6.04	62	153949	45.21 ppb		100
50)	Benzene	5.99	78	269561	43.28 ppb		99
51)	TCE	6.75	95	85080	46.13 ppb		85
52)	2-Pentanone	7.01	43	159478	182.50 ppb		99
53)	1,2-Dichloropropane	7.00	63	32440	49.75 ppb		96
54)	Bromodichloromethane	7.31	83	132884	45.71 ppb		99
55)	Methyl Cyclohexane	6.94	83	97260	42.40 ppb		100
56)	Dibromomethane	7.12	93	50236	45.10 ppb		93
57)	MIBK (methyl isobutyl ket	7.98	43	93060	78.28 ppb		97
58)	1-Bromo-2-chloroethane	7.62	144	17760	43.04 ppb		98
59)	2-Chloroethyl vinyl ether	7.58	43	20	15.93 ppb	#	100
60)	Cis-1,3-Dichloropropene	7.79	75	117498	43.10 ppb		96
61)	Toluene	8.12	91	319786	41.80 ppb		99
62)	Trans-1,3-Dichloropropene	8.37	75	122778	43.89 ppb		99
63)	1,1,2-TCA	8.55	83	47558	39.57 ppb		94
64)	2-Hexanone	8.83	43	66653	78.60 ppb		94
67)	1,2-EDB	9.03	107	74115	46.45 ppb		95
68)	Tetrachloroethene	8.66	164	70304	44.97 ppb		81
69)	1-Chlorohexane	9.53	91	54312	38.51 ppb		96
70)	1,1,1,2-Tetrachloroethane	9.62	131	111805	42.65 ppb		92
71)	m&p-Xylene	9.77	106	333019	85.09 ppb		100
72)	o-Xylene	10.16	106	167690	42.31 ppb		100
73)	Styrene	10.18	104	270125	41.74 ppb		99
75)	1,3-Dichloropropane	8.71	76	106532	43.44 ppb		88
76)	Dibromochloromethane	8.93	129	113393	46.02 ppb		99

(#) = qualifier out of range (m) = manual integration

1015M19.D M1015W.M Wed Oct 20 12:06:43 2021

Quantitation Report (Not Reviewed)

Data File : M:\MAX\DATA\211015\1015M19.D
Acq On : 15 Oct 21 18:31
Sample : 40ug/L VOC STD 10/15/21
Misc : IS&S 8/4/21

Vial: 9
Operator: LP,DG,CH
Inst : Max
Multiplr: 1.00

Quant Time: Oct 16 13:29 2021

Quant Results File: M1015W.RES

Quant Method : M:\MAX\DATA\211015\M1015W.M (RTE Integrator)
Title : METHOD 8260B
Last Update : Sat Oct 16 13:28:38 2021
Response via : Initial Calibration
DataAcq Meth : M8260

	Compound	R.T.	QIon	Response	Conc Unit	Qvalue
77)	Chlorobenzene	9.53	112	247111	41.17 ppb	96
78)	Ethylbenzene	9.65	91	393606	43.49 ppb	98
79)	Bromoform	10.35	173	96934	47.29 ppb	94
81)	Isopropylbenzene	10.53	105	436071	40.40 ppb	98
82)	1,1,2,2-Tetrachloroethane	10.84	83	72110	39.85 ppb	91
83)	1,2,3-Trichloropropane	10.88	110	37233	43.97 ppb	94
84)	t-1,4-Dichloro-2-Butene	10.90	53	20351	36.72 ppb	74
85)	Bromobenzene	10.81	156	144680	39.26 ppb	93
86)	n-Propylbenzene	10.94	91	452586	41.83 ppb	99
87)	4-Ethyltoluene	11.06	105	417221	41.31 ppb	95
88)	2-Chlorotoluene	11.01	91	340873	40.48 ppb	88
89)	1,3,5-Trimethylbenzene	11.12	105	382964	41.40 ppb	97
90)	4-Chlorotoluene	11.13	91	343947	40.60 ppb	99
91)	Tert-Butylbenzene	11.44	119	234880	44.83 ppb	98
92)	1,2,4-Trimethylbenzene	11.49	105	396710	42.65 ppb	99
93)	Sec-Butylbenzene	11.66	105	437165	44.90 ppb	99
94)	p-Isopropyltoluene	11.81	119	441578	43.11 ppb	98
95)	Benzyl Chloride	11.99	91	88019	35.87 ppb	99
96)	1,3-DCB	11.75	146	262502	43.48 ppb	98
97)	1,4-DCB	11.84	146	255429	43.91 ppb	96
98)	n-Butylbenzene	12.22	91	282853	41.90 ppb	98
99)	1,2-DCB	12.21	146	253718	42.63 ppb	99
100)	Hexachloroethane	12.46	117	65707	41.10 ppb	99
101)	1,2-Dibromo-3-chloropropan	12.99	75	22876	44.84 ppb	91
102)	1,2,4-Trichlorobenzene	13.81	180	113144	43.34 ppb	94
103)	Hexachlorobutadiene	13.99	225	114209	42.64 ppb	98
104)	Naphthalene	14.05	128	238304	52.27 ppb	99
105)	1,2,3-Trichlorobenzene	14.30	180	146469	44.67 ppb	90

(#) = qualifier out of range (m) = manual integration

Quantitation Report

Data File : M:\MAX\DATA\211015\1015M19.D Vial: 9
Acq On : 15 Oct 21 18:31 Operator: LP,DG,CH
Sample : 40ug/L VOC STD 10/15/21 Inst : Max
Misc : IS&S 8/4/21 Multiplr: 1.00

Quant Time: Oct 16 13:29 2021 Quant Results File: M1015W.RES

Method : M:\MAX\DATA\211015\M1015W.M (RTE Integrator)
Title : METHOD 8260B
Last Update : Sat Oct 16 14:01:48 2021
Response via : Initial Calibration

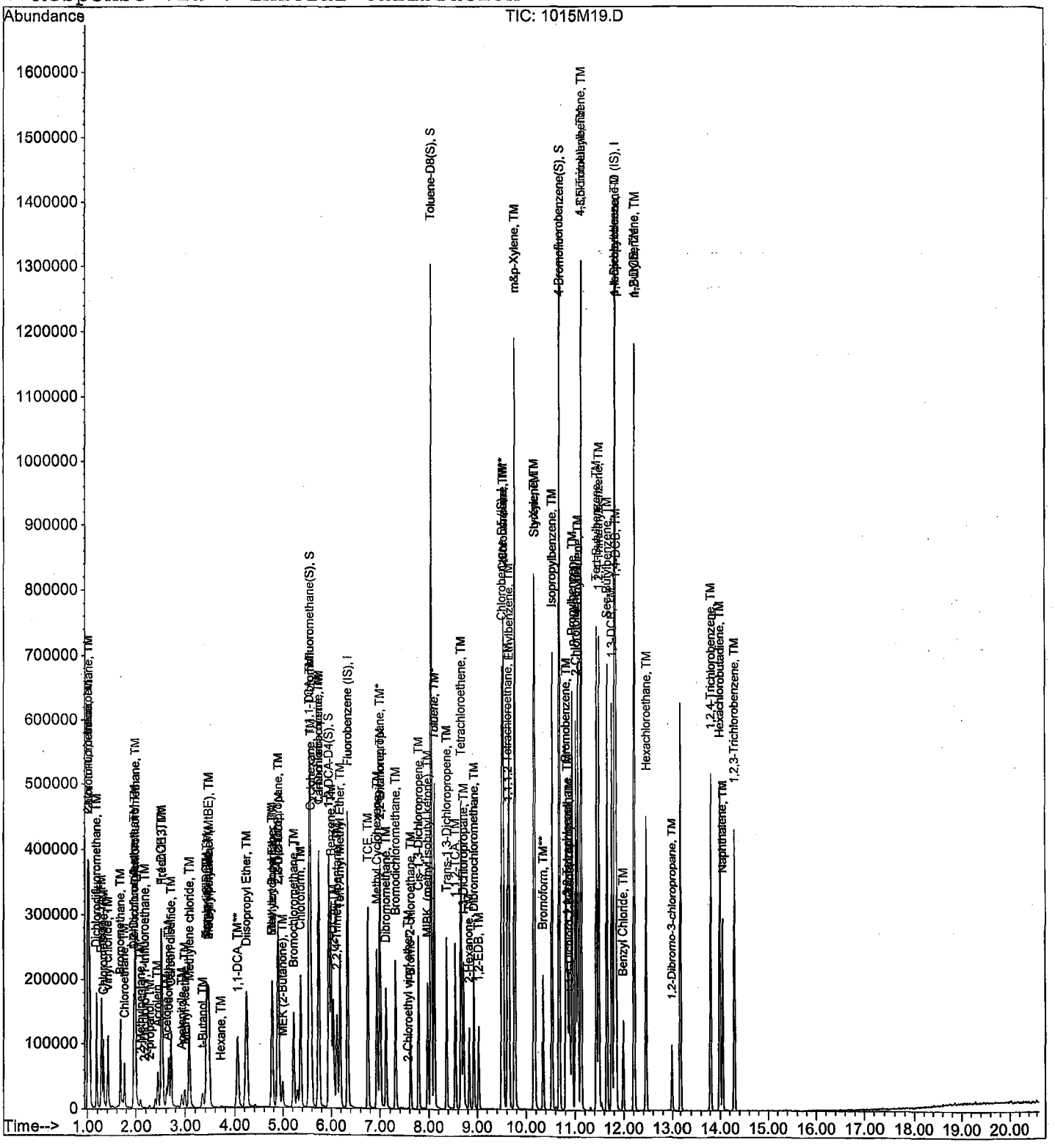

Quantitation Report (Not Reviewed)

Data File : M:\MAX\DATA\211015\1015M20.D
Acq On : 15 Oct 21 19:00
Sample : 100ug/L VOC STD 10/15/21
Misc : IS&S 8/4/21

Vial: 10
Operator: LP,DG,CH
Inst : Max
Multiplr: 1.00

Quant Time: Oct 16 13:29 2021

Quant Results File: M1015W.RES

Quant Method : M:\MAX\DATA\211015\M1015W.M (RTE Integrator)
Title : METHOD 8260B
Last Update : Sat Oct 16 13:28:38 2021
Response via : Initial Calibration
DataAcq Meth : M8260

Internal Standards	R.T.	QIon	Response	Conc	Units		Dev(Min)
1) Fluorobenzene (IS)	6.34	96	386789	25.00	ppb		0.00
65) Chlorobenzene-D5 (IS)	9.50	117	357810	25.00	ppb		0.00
80) 1,4-Dichlorobenzene-D (IS)	11.82	152	248989	25.00	ppb		0.00
System Monitoring Compounds							
41) Dibromofluoromethane(S)	5.56	111	442755	94.72	ppb		0.00
Spiked Amount 25.000			Recovery	=	378.876%		
46) 1,2-DCA-D4(S)	5.95	65	315456	99.33	ppb		0.00
Spiked Amount 25.000			Recovery	=	397.320%		
66) Toluene-D8(S)	8.05	98	1486255	91.76	ppb		0.00
Spiked Amount 25.000			Recovery	=	367.048%		
74) 4-Bromofluorobenzene(S)	10.68	95	657746	94.36	ppb		0.00
Spiked Amount 25.000			Recovery	=	377.452%		
Target Compounds							Qvalue
2) Chlorotrifluoroethene	1.02	116	1201	7.92	ppb	#	45
3) Dichlorodifluoromethane	1.18	85	234560	119.53	ppb		99
4) Freon 114	1.29	85	146791	88.87	ppb		80
5) Chloromethane	1.33	50	143008	120.04	ppb		97
6) Vinyl chloride	1.42	62	168822	117.43	ppb		98
7) 2-Chloro-1,1,1-trifluoroet	1.00	118	1493	35.42	ppb	#	37
8) Bromomethane	1.68	94	135974	143.32	ppb		93
9) Chloroethane	1.76	64	126156	129.66	ppb		97
10) Dichlorofluoromethane	1.96	67	347423	106.00	ppb		100
11) Trichlorofluoromethane	1.99	101	454942	123.28	ppb		94
12) 2,2-Dichloro-1,1,1-trifluo	2.39	85	85	72.11	ppb	#	100
13) Acrolein	2.44	56	44550	122.70	ppb		88
14) Acetone	2.62	43	47910	108.58	ppb		94
15) Freon-113	2.52	151	175591	102.62	ppb		89
16) Acetonitrile	2.94	41	23864	193.35	ppb		91
17) 2-propanol	2.30	45	8518	465.81	ppb		92
18) 1,2-Dichlorotrifluoroethan	1.96	67	347584	106.03	ppb	#	100
19) 1,1-DCE	2.50	61	262927	116.95	ppb		95
20) t-Butanol	3.37	59	50833	214.24	ppb		99
21) Methyl Acetate	3.00	43	84654	106.53	ppb		85
22) Iodomethane	2.65	142	214716	120.36	ppb		98
23) Acrylonitrile	3.44	53	47089	105.86	ppb		93
24) 2-Methylpentane	2.09	71	220	93.32	ppb	#	100
25) Methylene chloride	3.08	84	160180	98.28	ppb		95
26) Carbon disulfide	2.71	76	194560	89.38	ppb		97
27) Methyl t-butyl ether (MtBE	3.47	73	555224	106.05	ppb		93
28) Trans-1,2-DCE	3.42	96	182546	121.83	ppb		100

(#) = qualifier out of range (m) = manual integration

Quantitation Report (Not Reviewed)

Data File : M:\MAX\DATA\211015\1015M20.D
Acq On : 15 Oct 21 19:00
Sample : 100ug/L VOC STD 10/15/21
Misc : IS&S 8/4/21

Vial: 10
Operator: LP,DG,CH
Inst : Max
Multiplr: 1.00

Quant Time: Oct 16 13:29 2021

Quant Results File: M1015W.RES

Quant Method : M:\MAX\DATA\211015\M1015W.M (RTE Integrator)
Title : METHOD 8260B
Last Update : Sat Oct 16 13:28:38 2021
Response via : Initial Calibration
DataAcq Meth : M8260

	Compound	R.T.	QIon	Response	Conc	Unit		Qvalue
29)	3-Methylpentane	3.47	57	93951	112.00	ppb		89
30)	Hexane	3.71	56	1846	87.00	ppb	#	100
31)	Diisopropyl Ether	4.24	45	370710	102.14	ppb		97
32)	1,1-DCA	4.06	63	285289	106.17	ppb	#	93
34)	Ethyl tert Butyl Ether	4.77	59	459729	96.83	ppb		97
35)	Methylcyclopentane	4.77	56	17519	87.74	ppb	#	100
36)	MEK (2-Butanone)	4.99	43	53511	103.84	ppb		90
37)	Cis-1,2-DCE	4.91	96	197796	105.64	ppb		94
38)	2,2-Dichloropropane	4.89	77	346511	99.56	ppb		100
39)	Chloroform	5.36	83	390282	106.18	ppb		94
40)	Bromochloromethane	5.22	130	156085	115.65	ppb	#	88
42)	1,1,1-TCA	5.54	97	433213	112.79	ppb		97
43)	Cyclohexane	5.58	41	121867	105.66	ppb		90
44)	1,1-Dichloropropene	5.75	75	231228	106.87	ppb		95
45)	2,2,4-Trimethylpentane	6.12	57	302605	88.31	ppb		87
47)	Carbon Tetrachloride	5.74	117	411487	118.31	ppb		95
48)	Tert Amyl Methyl Ether	6.18	73	450960	96.03	ppb		97
49)	1,2-DCA	6.04	62	367370	110.12	ppb		98
50)	Benzene	5.99	78	649591	106.45	ppb		98
51)	TCE	6.75	95	206061	115.34	ppb		84
52)	2-Pentanone	7.01	43	179595	209.77	ppb		99
53)	1,2-Dichloropropane	7.00	63	72296	113.59	ppb		96
54)	Bromodichloromethane	7.31	83	317248	111.38	ppb		100
55)	Methyl Cyclohexane	6.94	83	236830	106.31	ppb		93
56)	Dibromomethane	7.12	93	119549	109.56	ppb		95
57)	MIBK (methyl isobutyl ket	7.98	43	114125	97.99	ppb		98
58)	1-Bromo-2-chloroethane	7.62	144	42608	105.40	ppb		91
59)	2-Chloroethyl vinyl ether	7.69	43	19	15.45	ppb	#	100
60)	Cis-1,3-Dichloropropene	7.79	75	293076	109.74	ppb		94
61)	Toluene	8.12	91	786013	104.86	ppb		96
62)	Trans-1,3-Dichloropropene	8.37	75	301333	109.95	ppb		100
63)	1,1,2-TCA	8.55	83	116902	99.29	ppb		93
64)	2-Hexanone	8.83	43	83212	100.16	ppb	#	92
67)	1,2-EDB	9.03	107	187298	116.98	ppb		98
68)	Tetrachloroethene	8.66	164	163584	104.28	ppb		86
69)	1-Chlorohexane	9.53	91	140232	99.08	ppb		96
70)	1,1,1,2-Tetrachloroethane	9.62	131	281249	106.91	ppb		97
71)	m&p-Xylene	9.77	106	823233	209.61	ppb		98
72)	o-Xylene	10.16	106	418928	105.33	ppb		98
73)	Styrene	10.18	104	692047	106.57	ppb		98
75)	1,3-Dichloropropane	8.71	76	259322	105.38	ppb		91
76)	Dibromochloromethane	8.93	129	278663	112.70	ppb		98

(#) = qualifier out of range (m) = manual integration

Quantitation Report (Not Reviewed)

Data File : M:\MAX\DATA\211015\1015M20.D
Acq On : 15 Oct 21 19:00
Sample : 100ug/L VOC STD 10/15/21
Misc : IS&S 8/4/21

Vial: 10
Operator: LP,DG,CH
Inst : Max
Multiplr: 1.00

Quant Time: Oct 16 13:29 2021

Quant Results File: M1015W.RES

Quant Method : M:\MAX\DATA\211015\M1015W.M (RTE Integrator)
Title : METHOD 8260B
Last Update : Sat Oct 16 13:28:38 2021
Response via : Initial Calibration
DataAcq Meth : M8260

	Compound	R.T.	QIon	Response	Conc Unit	Qvalue
77)	Chlorobenzene	9.53	112	618681	102.72 ppb	96
78)	Ethylbenzene	9.65	91	972119	107.04 ppb	100
79)	Bromoform	10.35	173	247112	120.13 ppb	95
81)	Isopropylbenzene	10.54	105	1132302	104.03 ppb	98
82)	1,1,2,2-Tetrachloroethane	10.85	83	183360	100.48 ppb	93
83)	1,2,3-Trichloropropane	10.88	110	96387	113.47 ppb	94
84)	t-1,4-Dichloro-2-Butene	10.90	53	52050	92.63 ppb	80
85)	Bromobenzene	10.81	156	374456	100.76 ppb	91
86)	n-Propylbenzene	10.94	91	1150904	105.49 ppb	100
87)	4-Ethyltoluene	11.06	105	1068018	104.87 ppb	94
88)	2-Chlorotoluene	11.02	91	751088	88.44 ppb	92
89)	1,3,5-Trimethylbenzene	11.12	105	1000113	107.22 ppb	99
90)	4-Chlorotoluene	11.13	91	881242	103.15 ppb	99
91)	Tert-Butylbenzene	11.44	119	615168	116.44 ppb	97
92)	1,2,4-Trimethylbenzene	11.49	105	1027302	109.19 ppb	98
93)	Sec-Butylbenzene	11.66	105	1145861	116.71 ppb	100
94)	p-Isopropyltoluene	11.81	119	1156691	111.42 ppb	99
95)	Benzyl Chloride	11.99	91	250447	101.21 ppb	97
96)	1,3-DCB	11.75	146	675841	111.01 ppb	99
97)	1,4-DCB	11.85	146	672085	115.40 ppb	98
98)	n-Butylbenzene	12.22	91	786990	114.02 ppb	97
99)	1,2-DCB	12.21	146	677640	112.91 ppb	98
100)	Hexachloroethane	12.46	117	181188	112.65 ppb	98
101)	1,2-Dibromo-3-chloropropan	12.99	75	63114	121.24 ppb	93
102)	1,2,4-Trichlorobenzene	13.81	180	337280	123.99 ppb	90
103)	Hexachlorobutadiene	13.99	225	307962	112.70 ppb	97
104)	Naphthalene	14.06	128	746536	118.59 ppb	97
105)	1,2,3-Trichlorobenzene	14.30	180	462536	133.70 ppb	90

(#) = qualifier out of range (m) = manual integration

Quantitation Report

Data File : M:\MAX\DATA\211015\1015M20.D
Acq On : 15 Oct 21 19:00
Sample : 100ug/L VOC STD 10/15/21
Misc : IS&S 8/4/21

Vial: 10
Operator: LP,DG,CH
Inst : Max
Multiplr: 1.00

Quant Time: Oct 16 13:29 2021

Quant Results File: M1015W.RES

Method : M:\MAX\DATA\211015\M1015W.M (RTE Integrator)
Title : METHOD 8260B
Last Update : Sat Oct 16 14:01:48 2021
Response via : Initial Calibration

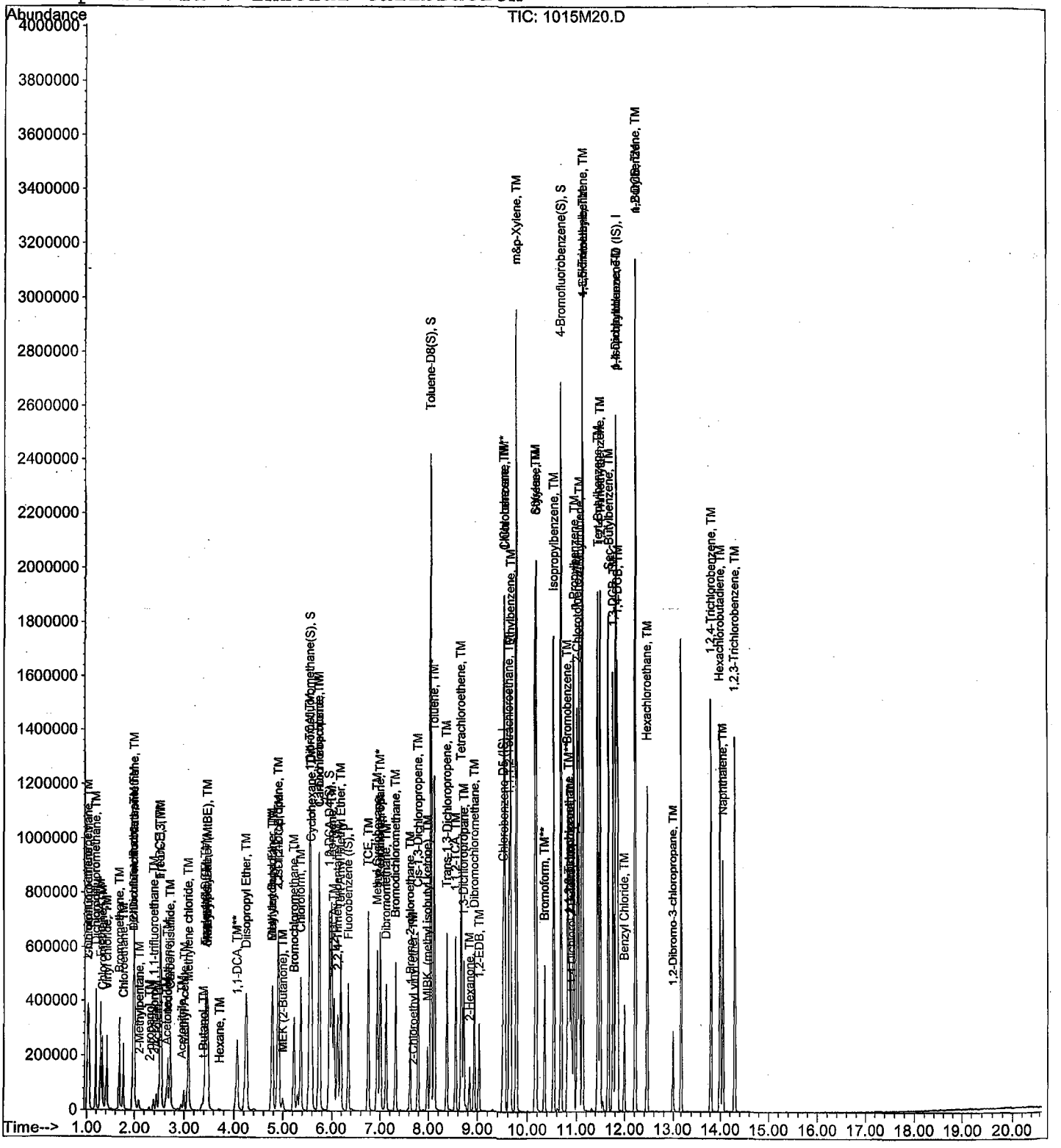
Abundance
TIC: 1015M20.D
Time-->
Toluene-D8(S), S
4-Bromofluorobenzene(S), S
m&p-Xylene, TM
Hexachloroethane, TM
Naphthalene, TM
1,2-Dibromo-3-chloropropane, TM
Benzyl Chloride, TM
Bromoform, TM
Isopropylbenzene, TM
Hexachlorobutadiene, TM
1,2,3-Trichlorobenzene, TM
1,2,4-Trichlorobenzene, TM
Tetrachloroethene, TM
Toluene, TM
Dibromomethane, TM
Bromodichloromethane, TM
Chloroform, TM
Bromochloromethane, TM
Dichlorodifluoromethane, TM
Methylene chloride, TM
Hexane, TM
1,1-DCA, TM
Diisopropyl Ether, TM
MEK (2-Butanone), TM
Chloroethane, TM
Bromomethane, TM
Chloromethane, TM
Vinyl Chloride, TM
Acetone, TM
Carbon Disulfide, TM
Methyl tert-butyl ether (MTBE), TM
1-Butanol, TM
Acrylonitrile, TM
Propionitrile, TM
Methacrylonitrile, TM
Iodomethane, TM
Allyl chloride, TM
Tert-Butyl alcohol, TM
Ethyl ether, TM
Acrolein

VOLATILE ORGANIC ANALYSIS BY
EPA METHOD 8260B

Form 7

Second Source Calibration

Lab Name: APPL, Inc.
Case No:
Matrix: Water

SDG No:
Date Analyzed: 10/15/2021
Instrument: Max
Initial Cal. Date: 10/15/2021
Data File: 1015M22.D

		Compound	MEAN	CCRF	%D		%Drift	
1	TM	Chlorotrifluoroethene	0.0000	0.0122	0.00	TM		
2	TM	Dichlorodifluoromethane	0.1497	0.1425	4.8	TM		
3	TM	Freon 114	0.0839	0.0990	18	TM		
4	TM**	Chloromethane	0.0893	0.0842	5.7	TM**		
5	TM*	Vinyl chloride	0.1101	0.1001	9.1	TM*		
6	TM	2-Chloro-1,1,1-trifluoroethane	0.0000	0.0024	0.00	TM		
7	TM	Bromomethane	0.0931	0.0814	13	TM		
8	TML	Chloroethane	0.0844	0.0648	23	TML	8.2	
9	TM	Dichlorofluoromethane	0.2416	0.1948	19	TM		
10	TM	Trichlorofluoromethane	0.2889	0.2752	4.8	TM		
11	TM	2,2-Dichloro-1,1,1-trifluoroethane	0.0000	0.0001	0.00	TM		
12	TMQ	Acrolein	0.0145	0.0122	15	TMQ	12	
13	TM	Acetone	0.0326	0.0319	2.1	TM		
14	TM	Freon-113	0.1176	0.1116	5.1	TM		
15	TM	Acetonitrile	0.0077	0.0083	7.5	TM		
16	TML	2-propanol	0.0000	0.0009	0.00	TML		
17	TM	1,2-Dichlorotrifluoroethane	0.2416	0.1948	19	TM		
18	TM*	1,1-DCE	0.1751	0.1607	8.2	TM*		
19	TMQ	t-Butanol	0.0101	0.0116	14	TMQ	16	
20	TMQ	Methyl Acetate	0.0528	0.0415	21	TMQ	24	*Low
21	TML	Iodomethane	0.1096	0.0881	20	TML	24	*Low
22	TML	Acrylonitrile	0.0252	0.0300	19	TML	2.8	
23	TM	Methylene chloride	0.1130	0.1086	3.9	TM		
24	TM	Carbon disulfide	0.1424	0.1277	10	TM		
25	TM	Methyl t-butyl ether (MtBE)	0.3769	0.3493	7.3	TM		
26	TM	Trans-1,2-DCE	0.1221	0.1176	3.6	TM		
27	TML	3-Methylpentane	0.0702	0.0590	16	TML	7.9	
28	TM	Hexane	0.0000	0.0008	0.00	TM		
29	TM	Diisopropyl Ether	0.2351	0.2190	6.9	TM		
30	TM**	1,1-DCA	0.1831	0.1889	3.2	TM**		
31	TM	Ethyl tert Butyl Ether	0.3021	0.2803	7.2	TM		
32	TML	Methylcyclopentane	0.0160	0.0145	9.4	TML	13	
33	TM	MEK (2-Butanone)	0.0341	0.0344	1.0	TM		
34	TM	Cis-1,2-DCE	0.1352	0.1221	9.7	TM		
35	TM	2,2-Dichloropropane	0.2349	0.2108	10	TM		
36	TM*	Chloroform	0.2377	0.2410	1.4	TM*		
37	TML	Bromochloromethane	0.1040	0.0967	7.0	TML	9.0	
38	TM	1,1,1-TCA	0.2791	0.2799	0.27	TM		
39	TM	Cyclohexane	0.0798	0.0682	15	TM		
40	TM	1,1-Dichloropropene	0.1514	0.1477	2.5	TM		
		Average			8.6			

VOLATILE ORGANIC ANALYSIS BY
EPA METHOD 8260B

Form 7

Second Source Calibration

Lab Name: APPL, Inc.
Case No:
Matrix: Water

SDG No:
Date Analyzed: 10/15/2021
Instrument: Max
Cal. Date: 10/15/2021
Data File: 1015M22.D

		Compound	MEAN	CCRF	%D		%Drift
41	TM	2,2,4-Trimethylpentane	0.1964	0.1702	13	TM	
42	TM	Carbon Tetrachloride	0.2625	0.2517	4.1	TM	
43	TM	Tert Amyl Methyl Ether	0.2978	0.2793	6.2	TM	
44	TM	1,2-DCA	0.2350	0.2325	1.1	TM	
45	TM	Benzene	0.4384	0.4137	5.6	TM	
46	TM	TCE	0.1404	0.1388	1.1	TM	
47	TM	2-Pentanone	0.0570	0.0572	0.40	TM	
48	TM*L	1,2-Dichloropropane	0.0476	0.0463	2.9	TM*L	5.1
49	TM	Bromodichloromethane	0.1968	0.1954	0.72	TM	
50	TML	Methyl Cyclohexane	0.1542	0.1469	4.7	TML	2.6
51	TM	Dibromomethane	0.0856	0.0761	11	TM	
52	TM	MIBK (methyl isobutyl ketone)	0.0729	0.0782	7.3	TM	
53	TML	1-Bromo-2-chloroethane	0.0245	0.0257	4.8	TML	6.7
54	TM	2-Chloroethyl vinyl ether	0.0000	0.0001	0.00	TM	
55	TM	Cis-1,3-Dichloropropene	0.1763	0.1779	0.88	TM	
56	TM*	Toluene	0.5070	0.4972	1.9	TM*	
57	TM	Trans-1,3-Dichloropropene	0.1749	0.1751	0.15	TM	
58	TM	1,1,2-TCA	0.0786	0.0760	3.3	TM	
59	TM	2-Hexanone	0.0493	0.0526	6.7	TM	
60	TM	1,2-EDB	0.1319	0.1272	3.6	TM	
61	TML	Tetrachloroethene	0.2207	0.1356	39	TML	4.5
62	TM	1-Chlorohexane	0.0992	0.0866	13	TM	
63	TM	1,1,1,2-Tetrachloroethane	0.1860	0.1885	1.4	TM	
64	TM	m&p-Xylene	0.2826	0.2811	0.55	TM	
65	TM	o-Xylene	0.2964	0.2821	4.8	TM	
66	TM	Styrene	0.4463	0.4632	3.8	TM	
67	TM	1,3-Dichloropropane	0.1940	0.1840	5.1	TM	
68	TM	Dibromochloromethane	0.1941	0.1947	0.35	TM	
69	TM**	Chlorobenzene	0.4334	0.4155	4.1	TM**	
70	TM*	Ethylbenzene	0.6860	0.6607	3.7	TM*	
71	TM**	Bromoform	0.1611	0.1543	4.2	TM**	
72	TM	Isopropylbenzene	1.166	1.132	2.9	TM	
73	TM**	1,1,2,2-Tetrachloroethane	0.2001	0.1827	8.7	TM**	
74	TM	1,2,3-Trichloropropane	0.1000	0.1008	0.81	TM	
75	TML	t-1,4-Dichloro-2-Butene	0.0601	0.0488	19	TML	4.0
76	TM	Bromobenzene	0.3816	0.3657	4.2	TM	
77	TM	n-Propylbenzene	1.151	1.138	1.2	TM	
78	TM	4-Ethyltoluene	1.063	0.9969	6.2	TM	
79	TM	2-Chlorotoluene	0.9129	0.8702	4.7	TM	
80	TM	1,3,5-Trimethylbenzene	0.9948	1.004	0.90	TM	
		Average			5.2		

VOLATILE ORGANIC ANALYSIS BY
EPA METHOD 8260B

Form 7

Second Source Calibration

Lab Name: APPL, Inc.
Case No:
Matrix: Water

SDG No:
Date Analyzed: 10/15/2021
Instrument: Max
Cal. Date: 10/15/2021
Data File: 1015M22.D

		Compound	MEAN	CCRF	%D		%Drift
81	TM	4-Chlorotoluene	0.9068	0.8859	2.3	TM	
82	TM	Tert-Butylbenzene	0.5492	0.5705	3.9	TM	
83	TM	1,2,4-Trimethylbenzene	0.9425	0.9915	5.2	TM	
84	TM	Sec-Butylbenzene	1.051	1.108	5.5	TM	
85	TM	p-Isopropyltoluene	1.016	1.070	5.3	TM	
86	TM	Benzyl Chloride	0.2406	0.2024	16	TM	
87	TM	1,3-DCB	0.6644	0.6756	1.7	TM	
88	TM	1,4-DCB	0.6767	0.6541	3.3	TM	
89	TML	n-Butylbenzene	0.5721	0.6278	9.7	TML	7.4
90	TM	1,2-DCB	0.6504	0.6356	2.3	TM	
91	TM	Hexachloroethane	0.1703	0.1719	0.98	TM	
92	TML	1,2-Dibromo-3-chloropropane	0.0437	0.0485	11	TML	13
93	TML	1,2,4-Trichlorobenzene	0.1936	0.2049	5.8	TML	17
94	TML	Hexachlorobutadiene	0.2401	0.2482	3.4	TML	9.7
95	TMQ	Naphthalene	0.4088	0.4281	4.7	TMQ	8.9
96	TML	1,2,3-Trichlorobenzene	0.2371	0.2821	19	TML	13
97							
98							
99							
100							
101							
102							
103							
104							
105							
106							
107							
108							
109							
110							
111							
112							
113							
114							
115							
116							
117							
118							
119							
120							
		Average			6.3		

Quantitation Report (Not Reviewed)

Data File : M:\MAX\DATA\211015\1015M22.D
Acq On : 15 Oct 21 19:57
Sample : (SS) 10ug/L VOC STD 10/15/21
Misc : IS&S 8/4/21

Vial: 12
Operator: LP,DG,CH
Inst : Max
Multiplr: 1.00

Quant Time: Oct 16 14:01 2021

Quant Results File: M1015W.RES

Quant Method : M:\MAX\DATA\211015\M1015W.M (RTE Integrator)
Title : METHOD 8260B
Last Update : Sat Oct 16 14:01:48 2021
Response via : Initial Calibration
DataAcq Meth : M8260

Internal Standards	R.T.	QIon	Response	Conc	Units		Dev(Min)
1) Fluorobenzene (IS)	6.34	96	407759	25.00	ppb		0.00
65) Chlorobenzene-D5 (IS)	9.50	117	364241	25.00	ppb		0.00
80) 1,4-Dichlorobenzene-D (IS)	11.82	152	235667	25.00	ppb		0.00
System Monitoring Compounds							
41) Dibromofluoromethane(S)	5.56	111	123620	24.41	ppb		0.00
Spiked Amount 25.000			Recovery = 97.644%				
46) 1,2-DCA-D4(S)	5.95	65	86328	24.44	ppb		0.00
Spiked Amount 25.000			Recovery = 97.764%				
66) Toluene-D8(S)	8.05	98	412111	24.62	ppb		0.00
Spiked Amount 25.000			Recovery = 98.464%				
74) 4-Bromofluorobenzene(S)	10.68	95	166312	24.60	ppb		0.00
Spiked Amount 25.000			Recovery = 98.388%				
Target Compounds							Qvalue
3) Dichlorodifluoromethane	1.18	85	23248	9.52	ppb		98
4) Freon 114	1.29	85	16154	11.81	ppb		81
5) Chloromethane	1.33	50	13730	9.43	ppb		91
6) Vinyl chloride	1.42	62	16330	9.09	ppb		99
8) Bromomethane	1.68	94	13271	8.74	ppb		98
9) Chloroethane	1.77	64	10562	9.18	ppb		92
10) Dichlorofluoromethane	1.97	67	31774	8.06	ppb		97
11) Trichlorofluoromethane	2.00	101	44881	9.52	ppb		96
13) Acrolein	2.44	56	24941	109.40	ppb		90
14) Acetone	2.61	43	26025	48.95	ppb		99
15) Freon-113	2.52	151	18195	9.49	ppb		94
16) Acetonitrile	2.93	41	16970	134.32	ppb		90
18) 1,2-Dichlorotrifluoroethan	1.97	67	31774	8.06	ppb		100
19) 1,1-DCE	2.51	61	26210	9.18	ppb		99
20) t-Butanol	3.34	59	23571	144.72	ppb		93
21) Methyl Acetate	2.99	43	6766	7.57	ppb		95
22) Iodomethane	2.66	142	14370	7.58	ppb		95
23) Acrylonitrile	3.43	53	4893	9.72	ppb		91
25) Methylene chloride	3.08	84	17714	9.61	ppb		94
26) Carbon disulfide	2.71	76	20832	8.97	ppb	#	92
27) Methyl t-butyl ether (MtBE	3.47	73	56980	9.27	ppb		92
28) Trans-1,2-DCE	3.43	96	19186	9.64	ppb		92
29) 3-Methylpentane	3.46	57	9624	9.21	ppb	#	87
31) Diisopropyl Ether	4.24	45	35716	9.31	ppb		90
32) 1,1-DCA	4.06	63	30810	10.32	ppb		95
34) Ethyl tert Butyl Ether	4.77	59	45712	9.28	ppb		96
35) Methylcyclopentane	4.78	56	2359	11.28	ppb		100

(#) = qualifier out of range (m) = manual integration

Quantitation Report (Not Reviewed)

Data File : M:\MAX\DATA\211015\1015M22.D
Acq On : 15 Oct 21 19:57
Sample : (SS) 10ug/L VOC STD 10/15/21
Misc : IS&S 8/4/21

Vial: 12
Operator: LP,DG,CH
Inst : Max
Multiplr: 1.00

Quant Time: Oct 16 14:01 2021

Quant Results File: M1015W.RES

Quant Method : M:\MAX\DATA\211015\M1015W.M (RTE Integrator)
Title : METHOD 8260B
Last Update : Sat Oct 16 14:01:48 2021
Response via : Initial Calibration
DataAcq Meth : M8260

	Compound	R.T.	QIon	Response	Conc	Unit		Qvalue
36)	MEK (2-Butanone)	4.99	43	28077	50.51	ppb	#	93
37)	Cis-1,2-DCE	4.91	96	19914	9.03	ppb		92
38)	2,2-Dichloropropane	4.89	77	34376	8.97	ppb		97
39)	Chloroform	5.36	83	39302	10.14	ppb		97
40)	Bromochloromethane	5.22	130	15775	9.10	ppb		95
42)	1,1,1-TCA	5.54	97	45646	10.03	ppb		94
43)	Cyclohexane	5.59	41	11131	8.55	ppb		86
44)	1,1-Dichloropropene	5.75	75	24083	9.75	ppb		95
45)	2,2,4-Trimethylpentane	6.12	57	27765	8.67	ppb		86
47)	Carbon Tetrachloride	5.74	117	41049	9.59	ppb		95
48)	Tert Amyl Methyl Ether	6.18	73	45547	9.38	ppb		96
49)	1,2-DCA	6.04	62	37921	9.89	ppb		97
50)	Benzene	5.99	78	67483	9.44	ppb		96
51)	TCE	6.75	95	22638	9.89	ppb		91
52)	2-Pentanone	7.01	43	116600	125.50	ppb		100
53)	1,2-Dichloropropane	7.00	63	7545	9.49	ppb	#	91
54)	Bromodichloromethane	7.31	83	31868	9.93	ppb		97
55)	Methyl Cyclohexane	6.94	83	23967	9.74	ppb		90
56)	Dibromomethane	7.12	93	12407	8.88	ppb		93
57)	MIBK (methyl isobutyl ket	7.98	43	63733	53.64	ppb		95
58)	1-Bromo-2-chloroethane	7.62	144	4192	9.33	ppb		75
60)	Cis-1,3-Dichloropropene	7.79	75	29014	10.09	ppb		96
61)	Toluene	8.12	91	81096	9.81	ppb		99
62)	Trans-1,3-Dichloropropene	8.37	75	28562	10.02	ppb		97
63)	1,1,2-TCA	8.55	83	12396	9.67	ppb		88
64)	2-Hexanone	8.83	43	42858	53.33	ppb		97
67)	1,2-EDB	9.03	107	18534	9.64	ppb		93
68)	Tetrachloroethene	8.66	164	19760	10.45	ppb	#	76
69)	1-Chlorohexane	9.53	91	12619	8.73	ppb		96
70)	1,1,1,2-Tetrachloroethane	9.62	131	27467	10.14	ppb		93
71)	m&p-Xylene	9.77	106	81898	19.89	ppb		97
72)	o-Xylene	10.16	106	41097	9.52	ppb		90
73)	Styrene	10.18	104	67486	10.38	ppb	#	95
75)	1,3-Dichloropropane	8.71	76	26810	9.49	ppb		92
76)	Dibromochloromethane	8.93	129	28373	10.03	ppb		98
77)	Chlorobenzene	9.53	112	60543	9.59	ppb		98
78)	Ethylbenzene	9.65	91	96264	9.63	ppb		99
79)	Bromoform	10.35	173	22475	9.58	ppb		89
81)	Isopropylbenzene	10.53	105	106724	9.71	ppb		99
82)	1,1,2,2-Tetrachloroethane	10.84	83	17225	9.13	ppb	#	88
83)	1,2,3-Trichloropropane	10.87	110	9505	10.08	ppb		85
84)	t-1,4-Dichloro-2-Butene	10.90	53	4599	9.60	ppb		75

(#) = qualifier out of range (m) = manual integration

Quantitation Report (Not Reviewed)

Data File : M:\MAX\DATA\211015\1015M22.D
Acq On : 15 Oct 21 19:57
Sample : (SS) 10ug/L VOC STD 10/15/21
Misc : IS&S 8/4/21

Vial: 12
Operator: LP,DG,CH
Inst : Max
Multiplr: 1.00

Quant Time: Oct 16 14:01 2021 Quant Results File: M1015W.RES

Quant Method : M:\MAX\DATA\211015\M1015W.M (RTE Integrator)
Title : METHOD 8260B
Last Update : Sat Oct 16 14:01:48 2021
Response via : Initial Calibration
DataAcq Meth : M8260

	Compound	R.T.	QIon	Response	Conc	Unit		Qvalue
85)	Bromobenzene	10.81	156	34477	9.58	ppb		91
86)	n-Propylbenzene	10.94	91	107263	9.88	ppb		94
87)	4-Ethyltoluene	11.06	105	93970	9.38	ppb		94
88)	2-Chlorotoluene	11.01	91	82030	9.53	ppb		94
89)	1,3,5-Trimethylbenzene	11.12	105	94620	10.09	ppb		96
90)	4-Chlorotoluene	11.13	91	83509	9.77	ppb		98
91)	Tert-Butylbenzene	11.44	119	53776	10.39	ppb		96
92)	1,2,4-Trimethylbenzene	11.49	105	93466	10.52	ppb		98
93)	Sec-Butylbenzene	11.66	105	104477	10.55	ppb		99
94)	p-Isopropyltoluene	11.81	119	100883	10.53	ppb		97
95)	Benzyl Chloride	11.99	91	19077	8.41	ppb		97
96)	1,3-DCB	11.75	146	63689	10.17	ppb		94
97)	1,4-DCB	11.84	146	61660	9.67	ppb		97
98)	n-Butylbenzene	12.22	91	59181	9.26	ppb		96
99)	1,2-DCB	12.21	146	59914	9.77	ppb		96
100)	Hexachloroethane	12.46	117	16207	10.10	ppb		91
101)	1,2-Dibromo-3-chloropropan	12.99	75	4572	8.68	ppb	#	90
102)	1,2,4-Trichlorobenzene	13.81	180	19312	8.25	ppb		89
103)	Hexachlorobutadiene	13.99	225	23401	9.03	ppb		92
104)	Naphthalene	14.06	128	40355	9.11	ppb		99
105)	1,2,3-Trichlorobenzene	14.30	180	26595	8.69	ppb		90

(#) = qualifier out of range (m) = manual integration

Quantitation Report

Data File : M:\MAX\DATA\211015\1015M22.D
Acq On : 15 Oct 21 19:57
Sample : (SS) 10ug/L VOC STD 10/15/21
Misc : IS&S 8/4/21

Vial: 12
Operator: LP,DG,CH
Inst : Max
Multiplr: 1.00

Quant Time: Oct 16 14:01 2021

Quant Results File: M1015W.RES

Method : M:\MAX\DATA\211015\M1015W.M (RTE Integrator)
Title : METHOD 8260B
Last Update : Sat Oct 16 14:01:48 2021
Response via : Initial Calibration



VOLATILE ORGANIC ANALYSIS BY
EPA METHOD 8260B

Form 7

Continuing Calibration

Lab Name: APPL, Inc.
Case No:
Matrix: Water

SDG No:
Date Analyzed: 2 Nov 21 10:01
Instrument: Max
Initial Cal. Date: 10/15/2021
Data File: 1102M03.D

		Compound	MEAN	CCRF	%D	%Drift	
1	I	Fluorobenzene (IS)	ISTD			I	
2	TM	Chlorotrifluoroethene	0.0000	0.0108	0.00	TM	
3	TM	Dichlorodifluoromethane	0.1497	0.1607	7.4	TM	
4	TM	Freon 114	0.0839	0.0988	18	TM	
5	TM**	Chloromethane	0.0893	0.0884	1.1	TM**	
6	TM*	Vinyl chloride	0.1101	0.0941	15	TM*	
7	TM	2-Chloro-1,1,1-trifluoroethane	0.0000	0.0035	0.00	TM	
8	TM	Bromomethane	0.0931	0.1066	15	TM	
9	TML	Chloroethane	0.0844	0.0724	14	TML	1.3
10	TM	Dichlorofluoromethane	0.2416	0.2511	3.9	TM	
11	TM	Trichlorofluoromethane	0.2889	0.2832	2.0	TM	
12	TM	2,2-Dichloro-1,1,1-trifluoroethane	0.0000	0.0002	0.00	TM	
13	TMQ	Acrolein	0.0145	0.0121	16	TMQ	14
14	TM	Acetone	0.0326	0.0298	8.6	TM	
15	TM	Freon-113	0.1176	0.1162	1.2	TM	
16	TM	Acetonitrile	0.0077	0.0076	2.1	TM	
17	TML	2-propanol	0.0000	0.0011	0.00	TML	
18	TM	1,2-Dichlorotrifluoroethane	0.2416	0.2511	3.9	TM	
19	TM*	1,1-DCE	0.1751	0.1594	8.9	TM*	
20	TMQ	t-Butanol	0.0101	0.0115	13	TMQ	15
21	TMQ	Methyl Acetate	0.0528	0.0504	4.5	TMQ	8.1
22	TML	Iodomethane	0.1096	0.1169	6.7	TML	3.5
23	TML	Acrylonitrile	0.0252	0.0359	43	TML	17
24	TM	Methylene chloride	0.1130	0.1155	2.2	TM	
25	TM	Carbon disulfide	0.1424	0.1422	0.15	TM	
26	TM	Methyl t-butyl ether (MtBE)	0.3769	0.4089	8.5	TM	
27	TM	Trans-1,2-DCE	0.1221	0.1140	6.6	TM	
28	TML	3-Methylpentane	0.0702	0.0571	19	TML	11
29	TM	Hexane	0.0000	0.0005	0.00	TM	
30	TM	Diisopropyl Ether	0.2351	0.2522	7.3	TM	
31	TM**	1,1-DCA	0.1831	0.1826	0.24	TM**	
32	TM	Ethyl tert Butyl Ether	0.3021	0.3115	3.1	TM	
33	TML	Methylcyclopentane	0.0160	0.0144	9.8	TML	12
34	TM	MEK (2-Butanone)	0.0341	0.0367	7.7	TM	
35	TM	Cis-1,2-DCE	0.1352	0.1395	3.1	TM	
36	TM	2,2-Dichloropropane	0.2349	0.2587	10	TM	
37	TM*	Chloroform	0.2377	0.2589	8.9	TM*	
38	TML	Bromochloromethane	0.1040	0.1058	1.8	TML	0.01
39	S	Dibromofluoromethane(S)	0.3105	0.3104	0.01	S	
40	TM	1,1,1-TCA	0.2791	0.2989	7.1	TM	
		Average			7.2		

VOLATILE ORGANIC ANALYSIS BY EPA METHOD 8260B

Form 7

Continuing Calibration

Lab Name: APPL, Inc.
Case No:
Matrix: Water

SDG No:
Date Analyzed: 2 Nov 21 10:01
Instrument: Max
Cal. Date: 10/15/2021
Data File: 1102M03.D

		Compound	MEAN	CCRF	%D		%Drift
41	TM	Cyclohexane	0.0798	0.0767	3.9	TM	
42	TM	1,1-Dichloropropene	0.1514	0.1542	1.8	TM	
43	TM	2,2,4-Trimethylpentane	0.1964	0.2102	7.1	TM	
44	S	1,2-DCA-D4(S)	0.2166	0.2212	2.1	S	
45	TM	Carbon Tetrachloride	0.2625	0.2660	1.3	TM	
46	TM	Tert Amyl Methyl Ether	0.2978	0.3241	8.8	TM	
47	TM	1,2-DCA	0.2350	0.2463	4.8	TM	
48	TM	Benzene	0.4384	0.4201	4.2	TM	
49	TM	TCE	0.1404	0.1371	2.3	TM	
50	TM	2-Pentanone	0.0570	0.0609	7.0	TM	
51	TM*L	1,2-Dichloropropane	0.0476	0.0483	1.4	TM*L	0.77
52	TM	Bromodichloromethane	0.1968	0.2037	3.5	TM	
53	TML	Methyl Cyclohexane	0.1542	0.1549	0.47	TML	2.6
54	TM	Dibromomethane	0.0856	0.0810	5.3	TM	
55	TM	MIBK (methyl isobutyl ketone)	0.0729	0.0798	9.5	TM	
56	TML	1-Bromo-2-chloroethane	0.0245	0.0297	21	TML	8.0
57	TM	2-Chloroethyl vinyl ether	0.0000	0.0000	0.00	TM	
58	TM	Cis-1,3-Dichloropropene	0.1763	0.1973	12	TM	
59	TM*	Toluene	0.5070	0.5316	4.9	TM*	
60	TM	Trans-1,3-Dichloropropene	0.1749	0.1915	9.5	TM	
61	TM	1,1,2-TCA	0.0786	0.0752	4.3	TM	
62	TM	2-Hexanone	0.0493	0.0529	7.5	TM	
63	I	Chlorobenzene-D5 (IS)	ISTD			I	
64	S	Toluene-D8(S)	1.149	1.161	1.0	S	
65	TM	1,2-EDB	0.1319	0.1304	1.2	TM	
66	TML	Tetrachloroethene	0.2207	0.1230	44	TML	6.6
67	TM	1-Chlorohexane	0.0992	0.0993	0.12	TM	
68	TM	1,1,1,2-Tetrachloroethane	0.1860	0.1967	5.8	TM	
69	TM	m&p-Xylene	0.2826	0.2955	4.5	TM	
70	TM	o-Xylene	0.2964	0.2951	0.44	TM	
71	TM	Styrene	0.4463	0.4705	5.4	TM	
72	S	4-Bromofluorobenzene(S)	0.4641	0.4714	1.6	S	
73	TM	1,3-Dichloropropane	0.1940	0.1705	12	TM	
74	TM	Dibromochloromethane	0.1941	0.1905	1.8	TM	
75	TM**	Chlorobenzene	0.4334	0.4438	2.4	TM**	
76	TM*	Ethylbenzene	0.6860	0.6948	1.3	TM*	
77	TM**	Bromoform	0.1611	0.1615	0.26	TM**	
78	I	1,4-Dichlorobenzene-D (IS)	ISTD			I	
79	TM	Isopropylbenzene	1.166	1.164	0.12	TM	
80	TM**	1,1,2,2-Tetrachloroethane	0.2001	0.1884	5.8	TM**	
		Average			5.5		

VOLATILE ORGANIC ANALYSIS BY
EPA METHOD 8260B

Form 7

Continuing Calibration

Lab Name: APPL, Inc.
Case No:
Matrix: Water

SDG No:
Date Analyzed: 2 Nov 21 10:01
Instrument: Max
Cal. Date: 10/15/2021
Data File: 1102M03.D

		Compound	MEAN	CCRF	%D		%Drift
81	TM	1,2,3-Trichloropropane	0.1000	0.1058	5.8	TM	
82	TML	t-1,4-Dichloro-2-Butene	0.0601	0.0538	11	TML	5.5
83	TM	Bromobenzene	0.3816	0.4003	4.9	TM	
84	TM	n-Propylbenzene	1.151	1.194	3.7	TM	
85	TM	4-Ethyltoluene	1.063	1.119	5.3	TM	
86	TM	2-Chlorotoluene	0.9129	0.9293	1.8	TM	
87	TM	1,3,5-Trimethylbenzene	0.9948	1.045	5.1	TM	
88	TM	4-Chlorotoluene	0.9068	0.8963	1.2	TM	
89	TM	Tert-Butylbenzene	0.5492	0.6066	10	TM	
90	TM	1,2,4-Trimethylbenzene	0.9425	1.010	7.2	TM	
91	TM	Sec-Butylbenzene	1.051	1.112	5.8	TM	
92	TM	p-Isopropyltoluene	1.016	1.069	5.2	TM	
93	TM	Benzyl Chloride	0.2406	0.2579	7.2	TM	
94	TM	1,3-DCB	0.6644	0.6811	2.5	TM	
95	TM	1,4-DCB	0.6767	0.6822	0.81	TM	
96	TML	n-Butylbenzene	0.5721	0.6281	9.8	TML	7.4
97	TM	1,2-DCB	0.6504	0.6456	0.74	TM	
98	TM	Hexachloroethane	0.1703	0.1827	7.3	TM	
99	TML	1,2-Dibromo-3-chloropropane	0.0437	0.0526	20	TML	6.7
100	TML	1,2,4-Trichlorobenzene	0.1936	0.2119	9.4	TML	15
101	TML	Hexachlorobutadiene	0.2401	0.2567	6.9	TML	7.0
102	TMQ	Naphthalene	0.4088	0.4033	1.3	TMQ	13
103	TML	1,2,3-Trichlorobenzene	0.2371	0.2682	13	TML	16
104							
105							
106							
107							
108							
109							
110							
111							
112							
113							
114							
115							
116							
117							
118							
119							
120							
		Average			6.3		

Quantitation Report (Not Reviewed)

Data File : M:\MAX\DATA\211029\1102M03.D
Acq On : 2 Nov 21 10:01
Sample : 211102A CCV/LCS 10ug/L
Misc : IS&S 8/4/21

Vial: 3
Operator: LP,DG,CH
Inst : Max
Multiplr: 1.00

Quant Time: Nov 2 10:28 2021

Quant Results File: M1015W.RES

Quant Method : M:\MAX\DATA\211015\M1015W.M (RTE Integrator)
Title : METHOD 8260B
Last Update : Sat Oct 16 14:01:48 2021
Response via : Initial Calibration
DataAcq Meth : M8260

Internal Standards	R.T.	QIon	Response	Conc Units	Dev(Min)
1) Fluorobenzene (IS)	6.37	96	367144	25.00 ppb	0.03
65) Chlorobenzene-D5 (IS)	9.52	117	349682	25.00 ppb	0.03
80) 1,4-Dichlorobenzene-D (IS)	11.84	152	224818	25.00 ppb	0.02
System Monitoring Compounds					
41) Dibromofluoromethane(S)	5.59	111	113978	25.00 ppb	0.03
Spiked Amount 25.000			Recovery	= 99.984%	
46) 1,2-DCA-D4(S)	5.98	65	81200	25.53 ppb	0.03
Spiked Amount 25.000			Recovery	= 102.128%	
66) Toluene-D8(S)	8.08	98	405942	25.26 ppb	0.03
Spiked Amount 25.000			Recovery	= 101.028%	
74) 4-Bromofluorobenzene(S)	10.70	95	164846	25.40 ppb	0.02
Spiked Amount 25.000			Recovery	= 101.580%	

Target Compounds					Qvalue
3) Dichlorodifluoromethane	1.19	85	23600	10.74 ppb	96
4) Freon 114	1.30	85	14516	11.79 ppb	84
5) Chloromethane	1.34	50	12978	9.89 ppb	98
6) Vinyl chloride	1.43	62	13825	8.55 ppb	97
8) Bromomethane	1.69	94	15659	11.46 ppb	85
9) Chloroethane	1.79	64	10631	10.13 ppb	90
10) Dichlorofluoromethane	1.98	67	36871	10.39 ppb	95
11) Trichlorofluoromethane	2.02	101	41589	9.80 ppb	100
13) Acrolein	2.46	56	22155	107.96 ppb	99
14) Acetone	2.63	43	21868	45.68 ppb	95
15) Freon-113	2.55	151	17062	9.88 ppb	89
16) Acetonitrile	2.95	41	13917	122.34 ppb	97
18) 1,2-Dichlorotrifluoroethan	1.98	67	36871	10.39 ppb	100
19) 1,1-DCE	2.53	61	23410	9.11 ppb	97
20) t-Butanol	3.38	59	21027	143.20 ppb #	89
21) Methyl Acetate	3.02	43	7403	9.19 ppb #	65
22) Iodomethane	2.68	142	17173	9.65 ppb	93
23) Acrylonitrile	3.46	53	5278	11.67 ppb #	91
25) Methylene chloride	3.11	84	16955	10.22 ppb	89
26) Carbon disulfide	2.73	76	20880	9.98 ppb	93
27) Methyl t-butyl ether (MtBE	3.50	73	60052	10.85 ppb #	89
28) Trans-1,2-DCE	3.46	96	16739	9.34 ppb	93
29) 3-Methylpentane	3.49	57	8385	8.89 ppb	84
31) Diisopropyl Ether	4.28	45	37037	10.73 ppb	94
32) 1,1-DCA	4.09	63	26822	9.98 ppb	95
34) Ethyl tert Butyl Ether	4.80	59	45752	10.31 ppb	94
35) Methylcyclopentane	4.81	56	2115	11.23 ppb	100

(#) = qualifier out of range (m) = manual integration

Quantitation Report (Not Reviewed)

Data File : M:\MAX\DATA\211029\1102M03.D
Acq On : 2 Nov 21 10:01
Sample : 211102A CCV/LCS 10ug/L
Misc : IS&S 8/4/21

Vial: 3
Operator: LP,DG,CH
Inst : Max
Multiplr: 1.00

Quant Time: Nov 2 10:28 2021

Quant Results File: M1015W.RES

Quant Method : M:\MAX\DATA\211015\M1015W.M (RTE Integrator)
Title : METHOD 8260B
Last Update : Sat Oct 16 14:01:48 2021
Response via : Initial Calibration
DataAcq Meth : M8260

	Compound	R.T.	QIon	Response	Conc	Unit		Qvalue
36)	MEK (2-Butanone)	5.02	43	26952	53.85	ppb		96
37)	Cis-1,2-DCE	4.95	96	20480	10.31	ppb		87
38)	2,2-Dichloropropane	4.93	77	37994	11.01	ppb		97
39)	Chloroform	5.39	83	38016	10.89	ppb		96
40)	Bromochloromethane	5.26	130	15541	10.00	ppb		97
42)	1,1,1-TCA	5.57	97	43892	10.71	ppb		97
43)	Cyclohexane	5.62	41	11264	9.61	ppb		81
44)	1,1-Dichloropropene	5.78	75	22646	10.18	ppb		97
45)	2,2,4-Trimethylpentane	6.15	57	30876	10.71	ppb		90
47)	Carbon Tetrachloride	5.77	117	39071	10.13	ppb		96
48)	Tert Amyl Methyl Ether	6.21	73	47601	10.88	ppb		95
49)	1,2-DCA	6.07	62	36177	10.48	ppb		96
50)	Benzene	6.02	78	61699	9.58	ppb		94
51)	TCE	6.78	95	20141	9.77	ppb		82
52)	2-Pentanone	7.03	43	111839	133.69	ppb		96
53)	1,2-Dichloropropane	7.02	63	7094	9.92	ppb		94
54)	Bromodichloromethane	7.34	83	29921	10.35	ppb		98
55)	Methyl Cyclohexane	6.96	83	22750	10.26	ppb		93
56)	Dibromomethane	7.15	93	11902	9.47	ppb		97
57)	MIBK (methyl isobutyl ket	8.00	43	58560	54.74	ppb		98
58)	1-Bromo-2-chloroethane	7.65	144	4369	10.80	ppb	#	68
60)	Cis-1,3-Dichloropropene	7.81	75	28980	11.19	ppb		88
61)	Toluene	8.14	91	78069	10.49	ppb		99
62)	Trans-1,3-Dichloropropene	8.40	75	28126	10.95	ppb		97
63)	1,1,2-TCA	8.57	83	11048	9.57	ppb		94
64)	2-Hexanone	8.85	43	38879	53.73	ppb		97
67)	1,2-EDB	9.05	107	18233	9.88	ppb		94
68)	Tetrachloroethene	8.69	164	17200	9.34	ppb		90
69)	1-Chlorohexane	9.56	91	13896	10.01	ppb		90
70)	1,1,1,2-Tetrachloroethane	9.64	131	27511	10.58	ppb		93
71)	m&p-Xylene	9.79	106	82653	20.91	ppb		93
72)	o-Xylene	10.19	106	41275	9.96	ppb		83
73)	Styrene	10.20	104	65804	10.54	ppb		96
75)	1,3-Dichloropropane	8.74	76	23852	8.79	ppb		85
76)	Dibromochloromethane	8.96	129	26644	9.82	ppb		90
77)	Chlorobenzene	9.55	112	62076	10.24	ppb		98
78)	Ethylbenzene	9.67	91	97186	10.13	ppb		97
79)	Bromoform	10.37	173	22592	10.03	ppb		97
81)	Isopropylbenzene	10.55	105	104715	9.99	ppb		98
82)	1,1,2,2-Tetrachloroethane	10.87	83	16944	9.42	ppb		94
83)	1,2,3-Trichloropropane	10.89	110	9513	10.58	ppb	#	77
84)	t-1,4-Dichloro-2-Butene	10.92	53	4835	10.55	ppb		92

(#) = qualifier out of range (m) = manual integration

Quantitation Report (Not Reviewed)

Data File : M:\MAX\DATA\211029\1102M03.D
Acq On : 2 Nov 21 10:01
Sample : 211102A CCV/LCS 10ug/L
Misc : IS&S 8/4/21

Vial: 3
Operator: LP,DG,CH
Inst : Max
Multiplr: 1.00

Quant Time: Nov 2 10:28 2021

Quant Results File: M1015W.RES

Quant Method : M:\MAX\DATA\211015\M1015W.M (RTE Integrator)
Title : METHOD 8260B
Last Update : Sat Oct 16 14:01:48 2021
Response via : Initial Calibration
DataAcq Meth : M8260

	Compound	R.T.	QIon	Response	Conc Unit	Qvalue
85)	Bromobenzene	10.84	156	35996	10.49 ppb	91
86)	n-Propylbenzene	10.97	91	107340	10.37 ppb	98
87)	4-Ethyltoluene	11.08	105	100651	10.53 ppb	94
88)	2-Chlorotoluene	11.04	91	83567	10.18 ppb	90
89)	1,3,5-Trimethylbenzene	11.14	105	93996	10.51 ppb	99
90)	4-Chlorotoluene	11.15	91	80601	9.88 ppb	97
91)	Tert-Butylbenzene	11.46	119	54552	11.05 ppb	96
92)	1,2,4-Trimethylbenzene	11.51	105	90816	10.72 ppb	100
93)	Sec-Butylbenzene	11.68	105	99983	10.58 ppb	95
94)	p-Isopropyltoluene	11.83	119	96104	10.52 ppb	96
95)	Benzyl Chloride	12.01	91	23188	10.72 ppb	98
96)	1,3-DCB	11.78	146	61247	10.25 ppb	94
97)	1,4-DCB	11.87	146	61350	10.08 ppb	94
98)	n-Butylbenzene	12.24	91	56480	9.26 ppb	97
99)	1,2-DCB	12.23	146	58057	9.93 ppb	97
100)	Hexachloroethane	12.48	117	16429	10.73 ppb	93
101)	1,2-Dibromo-3-chloropropan	13.02	75	4733	9.33 ppb	82
102)	1,2,4-Trichlorobenzene	13.83	180	19056	8.46 ppb	91
103)	Hexachlorobutadiene	14.01	225	23088	9.30 ppb	97
104)	Naphthalene	14.08	128	36272	8.65 ppb	97
105)	1,2,3-Trichlorobenzene	14.32	180	24114	8.39 ppb	99

(#) = qualifier out of range (m) = manual integration

Quantitation Report

Data File : M:\MAX\DATA\211029\1102M03.D
Acq On : 2 Nov 21 10:01
Sample : 211102A CCV/LCS 10ug/L
Misc : IS&S 8/4/21

Vial: 3
Operator: LP,DG,CH
Inst : Max
Multiplr: 1.00

Quant Time: Nov 2 10:28 2021

Quant Results File: M1015W.RES

Method : M:\MAX\DATA\211015\M1015W.M (RTE Integrator)
Title : METHOD 8260B
Last Update : Sat Oct 16 14:01:48 2021
Response via : Initial Calibration



VOLATILE ORGANIC ANALYSIS BY EPA METHOD 8260B

Form 7

Ending Continuing Calibration

Lab Name: APPL, Inc.
Case No:
Matrix: Water

SDG No:
Date Analyzed: 2 Nov 21 19:57
Instrument: Max
Initial Cal. Date: 10/15/2021
Data File: 1102M24.D

		Compound	MEAN	CCRF	%D		%Drift
1	I	Fluorobenzene (IS)	ISTD			I	
2	TM	Chlorotrifluoroethene	0.0000	0.0168	0.00	TM	
3	TM	Dichlorodifluoromethane	0.1497	0.1422	5.0	TM	
4	TM	Freon 114	0.0839	0.0866	3.2	TM	
5	TM**	Chloromethane	0.0893	0.0730	18	TM**	
6	TM*	Vinyl chloride	0.1101	0.0921	16	TM*	
7	TM	2-Chloro-1,1,1-trifluoroethane	0.0000	0.0021	0.00	TM	
8	TM	Bromomethane	0.0931	0.1038	11	TM	
9	TML	Chloroethane	0.0844	0.0666	21	TML	6.0
10	TM	Dichlorofluoromethane	0.2416	0.2290	5.2	TM	
11	TM	Trichlorofluoromethane	0.2889	0.2994	3.6	TM	
12	TMQ	Acrolein	0.0145	0.0122	15	TMQ	13
13	TM	Acetone	0.0326	0.0330	1.1	TM	
14	TM	Freon-113	0.1176	0.1137	3.3	TM	
15	TM	Acetonitrile	0.0077	0.0074	4.1	TM	
16	TML	2-propanol	0.0000	0.0008	0.00	TML	
17	TM	1,2-Dichlorotrifluoroethane	0.2416	0.2290	5.2	TM	
18	TM*	1,1-DCE	0.1751	0.1600	8.6	TM*	
19	TMQ	t-Butanol	0.0101	0.0114	13	TMQ	14
20	TMQ	Methyl Acetate	0.0528	0.0522	1.2	TMQ	4.9
21	TML	Iodomethane	0.1096	0.0973	11	TML	18
22	TML	Acrylonitrile	0.0252	0.0299	19	TML	3.0
23	TM	2-Methylpentane	0.0000	0.0001	0.00	TM	
24	TM	Methylene chloride	0.1130	0.1074	5.0	TM	
25	TM	Carbon disulfide	0.1424	0.1317	7.5	TM	
26	TM	Methyl t-butyl ether (MtBE)	0.3769	0.3895	3.3	TM	
27	TM	Trans-1,2-DCE	0.1221	0.1152	5.6	TM	
28	TML	3-Methylpentane	0.0702	0.0705	0.42	TML	11
29	TM	Hexane	0.0000	0.0006	0.00	TM	
30	TM	Diisopropyl Ether	0.2351	0.2362	0.49	TM	
31	TM**	1,1-DCA	0.1831	0.1838	0.38	TM**	
32	TM	Ethyl tert Butyl Ether	0.3021	0.3114	3.1	TM	
33	TML	Methylcyclopentane	0.0160	0.0135	15	TML	4.6
34	TM	MEK (2-Butanone)	0.0341	0.0349	2.5	TM	
35	TM	Cis-1,2-DCE	0.1352	0.1276	5.6	TM	
36	TM	2,2-Dichloropropane	0.2349	0.1870	20	TM	
37	TM*	Chloroform	0.2377	0.2655	12	TM*	
38	TML	Bromochloromethane	0.1040	0.1067	2.6	TML	0.86
39	S	Dibromofluoromethane(S)	0.3105	0.3306	6.5	S	
40	TM	1,1,1-TCA	0.2791	0.2932	5.1	TM	
		Average			6.7		

VOLATILE ORGANIC ANALYSIS BY
EPA METHOD 8260B

Form 7

Ending Continuing Calibration

Lab Name: APPL, Inc.
Case No:
Matrix: Water

SDG No:
Date Analyzed: 2 Nov 21 19:57
Instrument: Max
Cal. Date: 10/15/2021
Data File: 1102M24.D

		Compound	MEAN	CCRF	%D		%Drift
41	TM	Cyclohexane	0.0798	0.0708	11	TM	
42	TM	1,1-Dichloropropene	0.1514	0.1434	5.3	TM	
43	TM	2,2,4-Trimethylpentane	0.1964	0.1775	9.6	TM	
44	S	1,2-DCA-D4(S)	0.2166	0.2350	8.5	S	
45	TM	Carbon Tetrachloride	0.2625	0.2509	4.4	TM	
46	TM	Tert Amyl Methyl Ether	0.2978	0.3056	2.6	TM	
47	TM	1,2-DCA	0.2350	0.2478	5.5	TM	
48	TM	Benzene	0.4384	0.4147	5.4	TM	
49	TM	TCE	0.1404	0.1313	6.4	TM	
50	TM	2-Pentanone	0.0570	0.0586	2.9	TM	
51	TM*L	1,2-Dichloropropane	0.0476	0.0456	4.3	TM*L	6.6
52	TM	Bromodichloromethane	0.1968	0.2070	5.2	TM	
53	TML	Methyl Cyclohexane	0.1542	0.1328	14	TML	12
54	TM	Dibromomethane	0.0856	0.0763	11	TM	
55	TM	MIBK (methyl isobutyl ketone)	0.0729	0.0750	3.0	TM	
56	TML	1-Bromo-2-chloroethane	0.0245	0.0249	1.7	TML	9.4
57	TM	2-Chloroethyl vinyl ether	0.0000	0.0000	0.00	TM	
58	TM	Cis-1,3-Dichloropropene	0.1763	0.1684	4.5	TM	
59	TM*	Toluene	0.5070	0.5067	0.06	TM*	
60	TM	Trans-1,3-Dichloropropene	0.1749	0.1729	1.1	TM	
61	TM	1,1,2-TCA	0.0786	0.0733	6.8	TM	
62	TM	2-Hexanone	0.0493	0.0496	0.57	TM	
63	I	Chlorobenzene-D5 (IS)	ISTD			I	
64	S	Toluene-D8(S)	1.149	1.183	3.0	S	
65	TM	1,2-EDB	0.1319	0.1279	3.0	TM	
66	TML	Tetrachloroethene	0.2207	0.1255	43	TML	4.4
67	TM	1-Chlorohexane	0.0992	0.0864	13	TM	
68	TM	1,1,1,2-Tetrachloroethane	0.1860	0.1953	5.0	TM	
69	TM	m&p-Xylene	0.2826	0.2856	1.1	TM	
70	TM	o-Xylene	0.2964	0.2848	3.9	TM	
71	TM	Styrene	0.4463	0.4615	3.4	TM	
72	S	4-Bromofluorobenzene(S)	0.4641	0.4739	2.1	S	
73	TM	1,3-Dichloropropane	0.1940	0.1800	7.2	TM	
74	TM	Dibromochloromethane	0.1941	0.1900	2.1	TM	
75	TM**	Chlorobenzene	0.4334	0.4373	0.92	TM**	
76	TM*	Ethylbenzene	0.6860	0.6659	2.9	TM*	
77	TM**	Bromoform	0.1611	0.1650	2.4	TM**	
78	I	1,4-Dichlorobenzene-D (IS)	ISTD			I	
79	TM	Isopropylbenzene	1.166	1.055	9.5	TM	
80	TM**	1,1,2,2-Tetrachloroethane	0.2001	0.1770	12	TM**	
		Average			6.0		

VOLATILE ORGANIC ANALYSIS BY
EPA METHOD 8260B

Form 7

Ending Continuing Calibration

Lab Name: APPL, Inc.
Case No:
Matrix: Water

SDG No:
Date Analyzed: 2 Nov 21 19:57
Instrument: Max
Cal. Date: 10/15/2021
Data File: 1102M24.D

		Compound	MEAN	CCRF	%D		%Drift
81	TM	1,2,3-Trichloropropane	0.1000	0.0990	1.0	TM	
82	TML	t-1,4-Dichloro-2-Butene	0.0601	0.0397	34	TML	21
83	TM	Bromobenzene	0.3816	0.3744	1.9	TM	
84	TM	n-Propylbenzene	1.151	1.088	5.5	TM	
85	TM	4-Ethyltoluene	1.063	1.063	0.04	TM	
86	TM	2-Chlorotoluene	0.9129	0.8463	7.3	TM	
87	TM	1,3,5-Trimethylbenzene	0.9948	0.9580	3.7	TM	
88	TM	4-Chlorotoluene	0.9068	0.8612	5.0	TM	
89	TM	Tert-Butylbenzene	0.5492	0.5785	5.3	TM	
90	TM	1,2,4-Trimethylbenzene	0.9425	0.9439	0.15	TM	
91	TM	Sec-Butylbenzene	1.051	1.062	1.0	TM	
92	TM	p-Isopropyltoluene	1.016	1.035	1.9	TM	
93	TM	Benzyl Chloride	0.2406	0.1865	22	TM	
94	TM	1,3-DCB	0.6644	0.6461	2.8	TM	
95	TM	1,4-DCB	0.6767	0.6117	9.6	TM	
96	TML	n-Butylbenzene	0.5721	0.5731	0.16	TML	14
97	TM	1,2-DCB	0.6504	0.6353	2.3	TM	
98	TM	Hexachloroethane	0.1703	0.1728	1.5	TM	
99	TML	1,2-Dibromo-3-chloropropane	0.0437	0.0541	24	TML	4.4
100	TML	1,2,4-Trichlorobenzene	0.1936	0.2046	5.7	TML	18
101	TML	Hexachlorobutadiene	0.2401	0.2498	4.0	TML	9.2
102	TMQ	Naphthalene	0.4088	0.4059	0.70	TMQ	13
103	TML	1,2,3-Trichlorobenzene	0.2371	0.2521	6.3	TML	20
104							
105							
106							
107							
108							
109							
110							
111							
112							
113							
114							
115							
116							
117							
118							
119							
120							
		Average			6.3		

Quantitation Report (Not Reviewed)

Data File : M:\MAX\DATA\211029\1102M24.D
Acq On : 2 Nov 21 19:57
Sample : Ending CCV 10ug/L 11/02/21
Misc : IS&S 8/4/21

Vial: 24
Operator: LP,DG,CH
Inst : Max
Multiplr: 1.00

Quant Time: Nov 3 4:49 2021

Quant Results File: M1015W.RES

Quant Method : M:\MAX\DATA\211015\M1015W.M (RTE Integrator)
Title : METHOD 8260B
Last Update : Sat Oct 16 14:01:48 2021
Response via : Initial Calibration
DataAcq Meth : M8260

Internal Standards	R.T.	QIon	Response	Conc	Units		Dev(Min)
1) Fluorobenzene (IS)	6.37	96	358819	25.00	ppb		0.03
65) Chlorobenzene-D5 (IS)	9.52	117	318291	25.00	ppb		0.02
80) 1,4-Dichlorobenzene-D (IS)	11.84	152	217546	25.00	ppb		0.02
System Monitoring Compounds							
41) Dibromofluoromethane(S)	5.59	111	118617	26.62	ppb		0.03
Spiked Amount 25.000			Recovery	=	106.468%		
46) 1,2-DCA-D4(S)	5.98	65	84328	27.13	ppb		0.03
Spiked Amount 25.000			Recovery	=	108.524%		
66) Toluene-D8(S)	8.07	98	376575	25.74	ppb		0.02
Spiked Amount 25.000			Recovery	=	102.964%		
74) 4-Bromofluorobenzene(S)	10.70	95	150854	25.53	ppb		0.02
Spiked Amount 25.000			Recovery	=	102.128%		
Target Compounds							Qvalue
3) Dichlorodifluoromethane	1.19	85	20408	9.50	ppb		95
4) Freon 114	1.30	85	12426	10.32	ppb		80
5) Chloromethane	1.34	50	10473	8.17	ppb		96
6) Vinyl chloride	1.43	62	13215	8.36	ppb		85
8) Bromomethane	1.69	94	14891	11.15	ppb		91
9) Chloroethane	1.79	64	9552	9.40	ppb		97
10) Dichlorofluoromethane	1.98	67	32866	9.48	ppb		100
11) Trichlorofluoromethane	2.02	101	42974	10.36	ppb		98
13) Acrolein	2.45	56	21916	109.25	ppb		98
14) Acetone	2.63	43	23652	50.56	ppb		93
15) Freon-113	2.55	151	16321	9.67	ppb		94
16) Acetonitrile	2.95	41	13330	119.90	ppb	#	91
18) 1,2-Dichlorotrifluoroethan	1.98	67	32866	9.48	ppb		100
19) 1,1-DCE	2.53	61	22958	9.14	ppb		96
20) t-Butanol	3.37	59	20534	143.07	ppb		95
21) Methyl Acetate	3.01	43	7485	9.51	ppb		98
22) Iodomethane	2.68	142	13972	8.24	ppb		97
23) Acrylonitrile	3.46	53	4294	9.70	ppb		85
25) Methylene chloride	3.11	84	15414	9.50	ppb		92
26) Carbon disulfide	2.73	76	18904	9.25	ppb		97
27) Methyl t-butyl ether (MtBE	3.49	73	55898	10.33	ppb		93
28) Trans-1,2-DCE	3.46	96	16537	9.44	ppb		97
29) 3-Methylpentane	3.50	57	10113	11.11	ppb	#	82
31) Diisopropyl Ether	4.27	45	33907	10.05	ppb		98
32) 1,1-DCA	4.09	63	26377	10.04	ppb	#	93
34) Ethyl tert Butyl Ether	4.80	59	44693	10.31	ppb		95
35) Methylcyclopentane	4.79	56	1942	10.46	ppb		100

(#) = qualifier out of range (m) = manual integration

Quantitation Report (Not Reviewed)

Data File : M:\MAX\DATA\211029\1102M24.D
Acq On : 2 Nov 21 19:57
Sample : Ending CCV 10ug/L 11/02/21
Misc : IS&S 8/4/21

Vial: 24
Operator: LP,DG,CH
Inst : Max
Multiplr: 1.00

Quant Time: Nov 3 4:49 2021

Quant Results File: M1015W.RES

Quant Method : M:\MAX\DATA\211015\M1015W.M (RTE Integrator)
Title : METHOD 8260B
Last Update : Sat Oct 16 14:01:48 2021
Response via : Initial Calibration
DataAcq Meth : M8260

	Compound	R.T.	QIon	Response	Conc Unit		Qvalue
36)	MEK (2-Butanone)	5.02	43	25076	51.27 ppb		95
37)	Cis-1,2-DCE	4.94	96	18319	9.44 ppb		87
38)	2,2-Dichloropropane	4.92	77	26834	7.96 ppb		99
39)	Chloroform	5.39	83	38104	11.17 ppb		93
40)	Bromochloromethane	5.25	130	15315	10.09 ppb		92
42)	1,1,1-TCA	5.57	97	42085	10.51 ppb		91
43)	Cyclohexane	5.61	41	10165	8.87 ppb		93
44)	1,1-Dichloropropene	5.78	75	20575	9.47 ppb		92
45)	2,2,4-Trimethylpentane	6.14	57	25482	9.04 ppb		85
47)	Carbon Tetrachloride	5.77	117	36010	9.56 ppb		94
48)	Tert Amyl Methyl Ether	6.21	73	43865	10.26 ppb	#	92
49)	1,2-DCA	6.06	62	35573	10.55 ppb		99
50)	Benzene	6.02	78	59525	9.46 ppb		93
51)	TCE	6.78	95	18852	9.36 ppb		76
52)	2-Pentanone	7.03	43	105161	128.62 ppb		97
53)	1,2-Dichloropropane	7.02	63	6540	9.34 ppb		98
54)	Bromodichloromethane	7.34	83	29710	10.52 ppb		98
55)	Methyl Cyclohexane	6.96	83	19058	8.82 ppb		84
56)	Dibromomethane	7.15	93	10944	8.91 ppb		78
57)	MIBK (methyl isobutyl ket	8.00	43	53858	51.51 ppb		95
58)	1-Bromo-2-chloroethane	7.64	144	3578	9.06 ppb	#	61
60)	Cis-1,3-Dichloropropene	7.81	75	24175	9.55 ppb		96
61)	Toluene	8.14	91	72726	9.99 ppb		99
62)	Trans-1,3-Dichloropropene	8.39	75	24823	9.89 ppb		98
63)	1,1,2-TCA	8.57	83	10517	9.32 ppb		96
64)	2-Hexanone	8.85	43	35559	50.28 ppb	#	94
67)	1,2-EDB	9.05	107	16290	9.70 ppb		94
68)	Tetrachloroethene	8.69	164	15976	9.56 ppb		83
69)	1-Chlorohexane	9.55	91	10997	8.70 ppb		97
70)	1,1,1,2-Tetrachloroethane	9.64	131	24864	10.50 ppb		100
71)	m&p-Xylene	9.79	106	72727	20.21 ppb		98
72)	o-Xylene	10.18	106	36263	9.61 ppb		91
73)	Styrene	10.20	104	58751	10.34 ppb		98
75)	1,3-Dichloropropane	8.73	76	22913	9.28 ppb	#	82
76)	Dibromochloromethane	8.95	129	24184	9.79 ppb		99
77)	Chlorobenzene	9.55	112	55681	10.09 ppb		97
78)	Ethylbenzene	9.67	91	84775	9.71 ppb		99
79)	Bromoform	10.37	173	21001	10.24 ppb		95
81)	Isopropylbenzene	10.55	105	91802	9.05 ppb		92
82)	1,1,2,2-Tetrachloroethane	10.86	83	15399	8.84 ppb		90
83)	1,2,3-Trichloropropane	10.90	110	8614	9.90 ppb	#	81
84)	t-1,4-Dichloro-2-Butene	10.92	53	3458	7.86 ppb		81

(#) = qualifier out of range (m) = manual integration

Quantitation Report (Not Reviewed)

Data File : M:\MAX\DATA\211029\1102M24.D
Acq On : 2 Nov 21 19:57
Sample : Ending CCV 10ug/L 11/02/21
Misc : IS&S 8/4/21

Vial: 24
Operator: LP,DG,CH
Inst : Max
Multiplr: 1.00

Quant Time: Nov 3 4:49 2021

Quant Results File: M1015W.RES

Quant Method : M:\MAX\DATA\211015\M1015W.M (RTE Integrator)
Title : METHOD 8260B
Last Update : Sat Oct 16 14:01:48 2021
Response via : Initial Calibration
DataAcq Meth : M8260

	Compound	R.T.	QIon	Response	Conc Unit	Qvalue
85)	Bromobenzene	10.83	156	32582	9.81 ppb	82
86)	n-Propylbenzene	10.96	91	94648	9.45 ppb	98
87)	4-Ethyltoluene	11.08	105	92486	10.00 ppb	91
88)	2-Chlorotoluene	11.04	91	73642	9.27 ppb	91
89)	1,3,5-Trimethylbenzene	11.14	105	83364	9.63 ppb	97
90)	4-Chlorotoluene	11.14	91	74937	9.50 ppb	94
91)	Tert-Butylbenzene	11.46	119	50344	10.53 ppb	95
92)	1,2,4-Trimethylbenzene	11.51	105	82136	10.02 ppb	99
93)	Sec-Butylbenzene	11.68	105	92386	10.10 ppb	99
94)	p-Isopropyltoluene	11.83	119	90063	10.19 ppb	97
95)	Benzyl Chloride	12.01	91	16232	7.75 ppb	96
96)	1,3-DCB	11.77	146	56226	9.72 ppb	96
97)	1,4-DCB	11.86	146	53226	9.04 ppb	98
98)	n-Butylbenzene	12.24	91	49867	8.57 ppb	97
99)	1,2-DCB	12.23	146	55280	9.77 ppb	98
100)	Hexachloroethane	12.48	117	15036	10.15 ppb	92
101)	1,2-Dibromo-3-chloropropan	13.01	75	4705	9.56 ppb	89
102)	1,2,4-Trichlorobenzene	13.83	180	17808	8.25 ppb	93
103)	Hexachlorobutadiene	14.01	225	21736	9.08 ppb	95
104)	Naphthalene	14.07	128	35325	8.70 ppb	100
105)	1,2,3-Trichlorobenzene	14.32	180	21936	8.05 ppb	99

(#) = qualifier out of range (m) = manual integration

Quantitation Report

Data File : M:\MAX\DATA\211029\1102M24.D
Acq On : 2 Nov 21 19:57
Sample : Ending CCV 10ug/L 11/02/21
Misc : IS&S 8/4/21

Vial: 24
Operator: LP,DG,CH
Inst : Max
Multiplr: 1.00

Quant Time: Nov 3 4:49 2021

Quant Results File: M1015W.RES

Method : M:\MAX\DATA\211015\M1015W.M (RTE Integrator)
Title : METHOD 8260B
Last Update : Sat Oct 16 14:01:48 2021
Response via : Initial Calibration



ORGANICS
Raw Data

Quantitation Report (QT Reviewed)

Data File : M:\MAX\DATA\211029\1102M11.D
Acq On : 2 Nov 21 13:48
Sample : BA44378W01
Misc : IS&S 8/4/21

Vial: 11
Operator: LP,DG,CH
Inst : Max
Multiplr: 1.00

Quant Time: Nov 3 5:25 2021

Quant Results File: M1015W.RES

Quant Method : M:\MAX\DATA\211015\M1015W.M (RTE Integrator)
Title : METHOD 8260B
Last Update : Sat Oct 16 14:01:48 2021
Response via : Initial Calibration
DataAcq Meth : M8260

Internal Standards	R.T.	QIon	Response	Conc Units	Dev(Min)
1) Fluorobenzene (IS)	6.37	96	364477	25.00 ppb	0.03
65) Chlorobenzene-D5 (IS)	9.52	117	331907	25.00 ppb	0.03
80) 1,4-Dichlorobenzene-D (IS)	11.84	152	202010	25.00 ppb	0.02
System Monitoring Compounds					
41) Dibromofluoromethane(S)	5.59	111	117093	25.87 ppb	0.03
Spiked Amount 25.000			Recovery	= 103.468%	
46) 1,2-DCA-D4(S)	5.98	65	82784	26.22 ppb	0.03
Spiked Amount 25.000			Recovery	= 104.884%	
66) Toluene-D8(S)	8.07	98	374502	24.55 ppb	0.02
Spiked Amount 25.000			Recovery	= 98.196%	
74) 4-Bromofluorobenzene(S)	10.70	95	146966	23.85 ppb	0.02
Spiked Amount 25.000			Recovery	= 95.412%	

Target Compounds Qvalue

(#) = qualifier out of range (m) = manual integration

Quantitation Report

Data File : M:\MAX\DATA\211029\1102M11.D
Acq On : 2 Nov 21 13:48
Sample : BA44378W01
Misc : IS&S 8/4/21

Vial: 11
Operator: LP,DG,CH
Inst : Max
Multiplr: 1.00

Quant Time: Nov 3 5:25 2021

Quant Results File: M1015W.RES

Method : M:\MAX\DATA\211015\M1015W.M (RTE Integrator)
Title : METHOD 8260B
Last Update : Sat Oct 16 14:01:48 2021
Response via : Initial Calibration



Quantitation Report (QT Reviewed)

Data File : M:\MAX\DATA\211029\1102M12.D
Acq On : 2 Nov 21 14:17
Sample : BA44379W01
Misc : IS&S 8/4/21

Vial: 12
Operator: LP,DG,CH
Inst : Max
Multiplr: 1.00

Quant Time: Nov 4 12:31 2021

Quant Results File: M1015W.RES

Quant Method : M:\MAX\DATA\211015\M1015W.M (RTE Integrator)
Title : METHOD 8260B
Last Update : Sat Oct 16 14:01:48 2021
Response via : Initial Calibration
DataAcq Meth : M8260

Internal Standards	R.T.	QIon	Response	Conc Units	Dev(Min)
1) Fluorobenzene (IS)	6.37	96	353239	25.00 ppb	0.03
65) Chlorobenzene-D5 (IS)	9.52	117	315068	25.00 ppb	0.03
80) 1,4-Dichlorobenzene-D (IS)	11.84	152	197733	25.00 ppb	0.02
System Monitoring Compounds					
41) Dibromofluoromethane(S)	5.59	111	117417	26.76 ppb	0.03
Spiked Amount 25.000			Recovery	= 107.056%	
46) 1,2-DCA-D4(S)	5.98	65	79824	26.09 ppb	0.03
Spiked Amount 25.000			Recovery	= 104.348%	
66) Toluene-D8(S)	8.07	98	370440	25.58 ppb	0.02
Spiked Amount 25.000			Recovery	= 102.324%	
74) 4-Bromofluorobenzene(S)	10.70	95	144836	24.76 ppb	0.02
Spiked Amount 25.000			Recovery	= 99.056%	

Target Compounds Qvalue

(#) = qualifier out of range (m) = manual integration

Quantitation Report

Data File : M:\MAX\DATA\211029\1102M12.D
Acq On : 2 Nov 21 14:17
Sample : BA44379W01
Misc : IS&S 8/4/21

Vial: 12
Operator: LP,DG,CH
Inst : Max
Multiplr: 1.00

Quant Time: Nov 4 12:31 2021

Quant Results File: M1015W.RES

Method : M:\MAX\DATA\211015\M1015W.M (RTE Integrator)
Title : METHOD 8260B
Last Update : Sat Oct 16 14:01:48 2021
Response via : Initial Calibration



Quantitation Report (QT Reviewed)

Data File : M:\MAX\DATA\211029\1102M13.D
Acq On : 2 Nov 21 14:45
Sample : BA44380W01
Misc : IS&S 8/4/21

Vial: 13
Operator: LP,DG,CH
Inst : Max
Multiplr: 1.00

Quant Time: Nov 3 10:05 2021
Quant Results File: M1015W.RES

Quant Method : M:\MAX\DATA\211015\M1015W.M (RTE Integrator)
Title : METHOD 8260B
Last Update : Sat Oct 16 14:01:48 2021
Response via : Initial Calibration
DataAcq Meth : M8260

Internal Standards	R.T.	QIon	Response	Conc Units	Dev(Min)
1) Fluorobenzene (IS)	6.37	96	353842	25.00 ppb	0.03
65) Chlorobenzene-D5 (IS)	9.52	117	317578	25.00 ppb	0.03
80) 1,4-Dichlorobenzene-D (IS)	11.84	152	194357	25.00 ppb	0.02
System Monitoring Compounds					
41) Dibromofluoromethane(S)	5.59	111	115517	26.29 ppb	0.03
Spiked Amount 25.000			Recovery	= 105.144%	
46) 1,2-DCA-D4(S)	5.98	65	80192	26.16 ppb	0.03
Spiked Amount 25.000			Recovery	= 104.652%	
66) Toluene-D8(S)	8.07	98	371405	25.44 ppb	0.02
Spiked Amount 25.000			Recovery	= 101.780%	
74) 4-Bromofluorobenzene(S)	10.70	95	143920	24.41 ppb	0.02
Spiked Amount 25.000			Recovery	= 97.652%	

Target Compounds Qvalue

(#) = qualifier out of range (m) = manual integration

Quantitation Report

Data File : M:\MAX\DATA\211029\1102M13.D
Acq On : 2 Nov 21 14:45
Sample : BA44380W01
Misc : IS&S 8/4/21

Vial: 13
Operator: LP,DG,CH
Inst : Max
Multiplr: 1.00

Quant Time: Nov 3 10:05 2021

Quant Results File: M1015W.RES

Method : M:\MAX\DATA\211015\M1015W.M (RTE Integrator)
Title : METHOD 8260B
Last Update : Sat Oct 16 14:01:48 2021
Response via : Initial Calibration



Quantitation Report (QT Reviewed)

Data File : M:\MAX\DATA\211029\1102M05.D
Acq On : 2 Nov 21 10:58
Sample : 211102A BLK
Misc : IS&S 8/4/21

Vial: 5
Operator: LP,DG,CH
Inst : Max
Multiplr: 1.00

Quant Time: Nov 2 12:37 2021

Quant Results File: M1015W.RES

Quant Method : M:\MAX\DATA\211015\M1015W.M (RTE Integrator)
Title : METHOD 8260B
Last Update : Sat Oct 16 14:01:48 2021
Response via : Initial Calibration
DataAcq Meth : M8260

Internal Standards	R.T.	QIon	Response	Conc Units	Dev(Min)
1) Fluorobenzene (IS)	6.37	96	376947	25.00 ppb	0.03
65) Chlorobenzene-D5 (IS)	9.52	117	346456	25.00 ppb	0.03
80) 1,4-Dichlorobenzene-D (IS)	11.84	152	204046	25.00 ppb	0.02
System Monitoring Compounds					
41) Dibromofluoromethane(S)	5.59	111	115202	24.61 ppb	0.03
Spiked Amount 25.000			Recovery	= 98.432%	
46) 1,2-DCA-D4(S)	5.98	65	81768	25.04 ppb	0.03
Spiked Amount 25.000			Recovery	= 100.168%	
66) Toluene-D8(S)	8.08	98	399085	25.06 ppb	0.03
Spiked Amount 25.000			Recovery	= 100.248%	
74) 4-Bromofluorobenzene(S)	10.70	95	154696	24.05 ppb	0.02
Spiked Amount 25.000			Recovery	= 96.212%	

Target Compounds Qvalue

(#) = qualifier out of range (m) = manual integration

Quantitation Report

Data File : M:\MAX\DATA\211029\1102M05.D
Acq On : 2 Nov 21 10:58
Sample : 211102A BLK
Misc : IS&S 8/4/21

Vial: 5
Operator: LP,DG,CH
Inst : Max
Multiplr: 1.00

Quant Time: Nov 2 12:37 2021

Quant Results File: M1015W.RES

Method : M:\MAX\DATA\211015\M1015W.M (RTE Integrator)
Title : METHOD 8260B
Last Update : Sat Oct 16 14:01:48 2021
Response via : Initial Calibration



Quantitation Report (Not Reviewed)

Data File : M:\MAX\DATA\211029\1102M04.D
Acq On : 2 Nov 21 10:29
Sample : 211102A LCSD 10ug/L
Misc : IS&S 8/4/21

Vial: 4
Operator: LP,DG,CH
Inst : Max
Multiplr: 1.00

Quant Time: Nov 2 11:19 2021

Quant Results File: M1015W.RES

Quant Method : M:\MAX\DATA\211015\M1015W.M (RTE Integrator)
Title : METHOD 8260B
Last Update : Sat Oct 16 14:01:48 2021
Response via : Initial Calibration
DataAcq Meth : M8260

Internal Standards	R.T.	QIon	Response	Conc	Units		Dev(Min)
1) Fluorobenzene (IS)	6.37	96	374163	25.00	ppb		0.03
65) Chlorobenzene-D5 (IS)	9.52	117	332242	25.00	ppb		0.03
80) 1,4-Dichlorobenzene-D (IS)	11.84	152	223761	25.00	ppb		0.02
System Monitoring Compounds							
41) Dibromofluoromethane(S)	5.59	111	119397	25.69	ppb		0.03
Spiked Amount 25.000			Recovery	=	102.776%		
46) 1,2-DCA-D4(S)	5.98	65	86288	26.62	ppb		0.03
Spiked Amount 25.000			Recovery	=	106.492%		
66) Toluene-D8(S)	8.08	98	385074	25.22	ppb		0.03
Spiked Amount 25.000			Recovery	=	100.868%		
74) 4-Bromofluorobenzene(S)	10.70	95	154834	25.10	ppb		0.02
Spiked Amount 25.000			Recovery	=	100.420%		
Target Compounds							Qvalue
3) Dichlorodifluoromethane	1.19	85	20392	9.10	ppb		100
4) Freon 114	1.30	85	13265	10.57	ppb		79
5) Chloromethane	1.34	50	10852	8.12	ppb		97
6) Vinyl chloride	1.43	62	13865	8.41	ppb		95
8) Bromomethane	1.69	94	13986	10.04	ppb		98
9) Chloroethane	1.79	64	9731	9.21	ppb		100
10) Dichlorofluoromethane	1.99	67	32872	9.09	ppb		99
11) Trichlorofluoromethane	2.02	101	41894	9.69	ppb		93
13) Acrolein	2.45	56	25796	122.96	ppb		86
14) Acetone	2.63	43	23077	47.30	ppb		96
15) Freon-113	2.55	151	15317	8.70	ppb	#	78
16) Acetonitrile	2.95	41	13228	114.10	ppb		90
18) 1,2-Dichlorotrifluoroethan	1.99	67	32872	9.09	ppb		100
19) 1,1-DCE	2.53	61	23422	8.94	ppb		98
20) t-Butanol	3.36	59	20039	132.78	ppb		98
21) Methyl Acetate	3.02	43	8214	10.01	ppb		95
22) Iodomethane	2.68	142	15904	8.89	ppb		92
23) Acrylonitrile	3.47	53	4417	9.56	ppb		94
25) Methylene chloride	3.11	84	16200	9.58	ppb		96
26) Carbon disulfide	2.73	76	19480	9.14	ppb		100
27) Methyl t-butyl ether (MtBE	3.50	73	56451	10.01	ppb		92
28) Trans-1,2-DCE	3.46	96	15743	8.62	ppb		95
29) 3-Methylpentane	3.50	57	9434	9.88	ppb	#	97
31) Diisopropyl Ether	4.27	45	34122	9.70	ppb		93
32) 1,1-DCA	4.10	63	26882	9.81	ppb	#	97
34) Ethyl tert Butyl Ether	4.80	59	44130	9.76	ppb		98
35) Methylcyclopentane	4.80	56	1689	8.49	ppb		100

(#) = qualifier out of range (m) = manual integration

Quantitation Report (Not Reviewed)

Data File : M:\MAX\DATA\211029\1102M04.D
Acq On : 2 Nov 21 10:29
Sample : 211102A LCSD 10ug/L
Misc : IS&S 8/4/21

Vial: 4
Operator: LP,DG,CH
Inst : Max
Multiplr: 1.00

Quant Time: Nov 2 11:19 2021

Quant Results File: M1015W.RES

Quant Method : M:\MAX\DATA\211015\M1015W.M (RTE Integrator)
Title : METHOD 8260B
Last Update : Sat Oct 16 14:01:48 2021
Response via : Initial Calibration
DataAcq Meth : M8260

	Compound	R.T.	QIon	Response	Conc	Unit		Qvalue
36)	MEK (2-Butanone)	5.02	43	26517	51.99	ppb	#	91
37)	Cis-1,2-DCE	4.95	96	18933	9.36	ppb		98
38)	2,2-Dichloropropane	4.93	77	37169	10.57	ppb		99
39)	Chloroform	5.39	83	37791	10.62	ppb		94
40)	Bromochloromethane	5.25	130	15110	9.52	ppb		88
42)	1,1,1-TCA	5.57	97	42360	10.14	ppb		95
43)	Cyclohexane	5.62	41	10420	8.72	ppb		75
44)	1,1-Dichloropropene	5.79	75	21310	9.40	ppb		94
45)	2,2,4-Trimethylpentane	6.15	57	28989	9.86	ppb	#	82
47)	Carbon Tetrachloride	5.77	117	36802	9.37	ppb		98
48)	Tert Amyl Methyl Ether	6.21	73	46878	10.52	ppb		99
49)	1,2-DCA	6.07	62	36174	10.28	ppb	#	94
50)	Benzene	6.03	78	57164	8.71	ppb		97
51)	TCE	6.78	95	18902	9.00	ppb		83
52)	2-Pentanone	7.03	43	107777	126.42	ppb		99
53)	1,2-Dichloropropane	7.02	63	6565	8.98	ppb		94
54)	Bromodichloromethane	7.34	83	29174	9.91	ppb		95
55)	Methyl Cyclohexane	6.97	83	20114	8.92	ppb		94
56)	Dibromomethane	7.15	93	11498	8.97	ppb		93
57)	MIBK (methyl isobutyl ket	8.00	43	53096	48.70	ppb		98
58)	1-Bromo-2-chloroethane	7.66	144	4035	9.79	ppb		98
60)	Cis-1,3-Dichloropropene	7.81	75	25559	9.68	ppb		97
61)	Toluene	8.14	91	70819	9.33	ppb		98
62)	Trans-1,3-Dichloropropene	8.39	75	27342	10.45	ppb		97
63)	1,1,2-TCA	8.57	83	11302	9.61	ppb		94
64)	2-Hexanone	8.85	43	35780	48.52	ppb	#	89
67)	1,2-EDB	9.05	107	16848	9.61	ppb		93
68)	Tetrachloroethene	8.69	164	15881	9.04	ppb		85
69)	1-Chlorohexane	9.55	91	12065	9.15	ppb		95
70)	1,1,1,2-Tetrachloroethane	9.64	131	25083	10.15	ppb		100
71)	m&p-Xylene	9.79	106	73200	19.49	ppb		98
72)	o-Xylene	10.18	106	36328	9.22	ppb		90
73)	Styrene	10.20	104	56452	9.52	ppb		99
75)	1,3-Dichloropropane	8.74	76	23681	9.19	ppb		89
76)	Dibromochloromethane	8.96	129	26124	10.13	ppb		97
77)	Chlorobenzene	9.55	112	54160	9.40	ppb		97
78)	Ethylbenzene	9.67	91	83798	9.19	ppb		97
79)	Bromoform	10.37	173	20212	9.44	ppb		99
81)	Isopropylbenzene	10.55	105	93022	8.91	ppb		97
82)	1,1,2,2-Tetrachloroethane	10.87	83	14366	8.02	ppb	#	83
83)	1,2,3-Trichloropropane	10.90	110	8475	9.47	ppb		83
84)	t-1,4-Dichloro-2-Butene	10.92	53	4887	10.71	ppb	#	58

(#) = qualifier out of range (m) = manual integration

Quantitation Report (Not Reviewed)

Data File : M:\MAX\DATA\211029\1102M04.D
Acq On : 2 Nov 21 10:29
Sample : 211102A LCSD 10ug/L
Misc : IS&S 8/4/21

Vial: 4
Operator: LP,DG,CH
Inst : Max
Multiplr: 1.00

Quant Time: Nov 2 11:19 2021

Quant Results File: M1015W.RES

Quant Method : M:\MAX\DATA\211015\M1015W.M (RTE Integrator)
Title : METHOD 8260B
Last Update : Sat Oct 16 14:01:48 2021
Response via : Initial Calibration
DataAcq Meth : M8260

	Compound	R.T.	QIon	Response	Conc Unit	Qvalue
85)	Bromobenzene	10.84	156	31819	9.32 ppb	100
86)	n-Propylbenzene	10.96	91	97717	9.48 ppb	99
87)	4-Ethyltoluene	11.08	105	92073	9.68 ppb	100
88)	2-Chlorotoluene	11.04	91	74835	9.16 ppb	93
89)	1,3,5-Trimethylbenzene	11.14	105	83943	9.43 ppb	100
90)	4-Chlorotoluene	11.14	91	75469	9.30 ppb	100
91)	Tert-Butylbenzene	11.46	119	46952	9.55 ppb	99
92)	1,2,4-Trimethylbenzene	11.51	105	78825	9.34 ppb	96
93)	Sec-Butylbenzene	11.68	105	88663	9.43 ppb	100
94)	p-Isopropyltoluene	11.83	119	88725	9.76 ppb	95
95)	Benzyl Chloride	12.01	91	20391	9.47 ppb	99
96)	1,3-DCB	11.78	146	54675	9.19 ppb	98
97)	1,4-DCB	11.87	146	54207	8.95 ppb	95
98)	n-Butylbenzene	12.24	91	53522	8.88 ppb	95
99)	1,2-DCB	12.23	146	53534	9.20 ppb	98
100)	Hexachloroethane	12.48	117	14718	9.66 ppb	88
101)	1,2-Dibromo-3-chloropropan	13.01	75	3954	8.00 ppb	91
102)	1,2,4-Trichlorobenzene	13.83	180	18456	8.29 ppb	96
103)	Hexachlorobutadiene	14.01	225	22863	9.26 ppb	99
104)	Naphthalene	14.07	128	35473	8.52 ppb	95
105)	1,2,3-Trichlorobenzene	14.32	180	23676	8.31 ppb	91

(#) = qualifier out of range (m) = manual integration

Quantitation Report

Data File : M:\MAX\DATA\211029\1102M04.D
Acq On : 2 Nov 21 10:29
Sample : 211102A LCSD 10ug/L
Misc : IS&S 8/4/21

Vial: 4
Operator: LP,DG,CH
Inst : Max
Multiplr: 1.00

Quant Time: Nov 2 11:19 2021

Quant Results File: M1015W.RES

Method : M:\MAX\DATA\211015\M1015W.M (RTE Integrator)
Title : METHOD 8260B
Last Update : Sat Oct 16 14:01:48 2021
Response via : Initial Calibration



BFB

Data File : M:\MAX\DATA\211015\1015M11.D
Acq On : 15 Oct 21 14:44
Sample : 25ug/L BFB STD 9/23/21
Misc : IS&S 8/4/21

Vial: 1
Operator: LP,DG,CH
Inst : Max
Multiplr: 1.00

Method : M:\MAX\DATA\211015\M1015W.M (RTE Integrator)
Title : METHOD 8260B

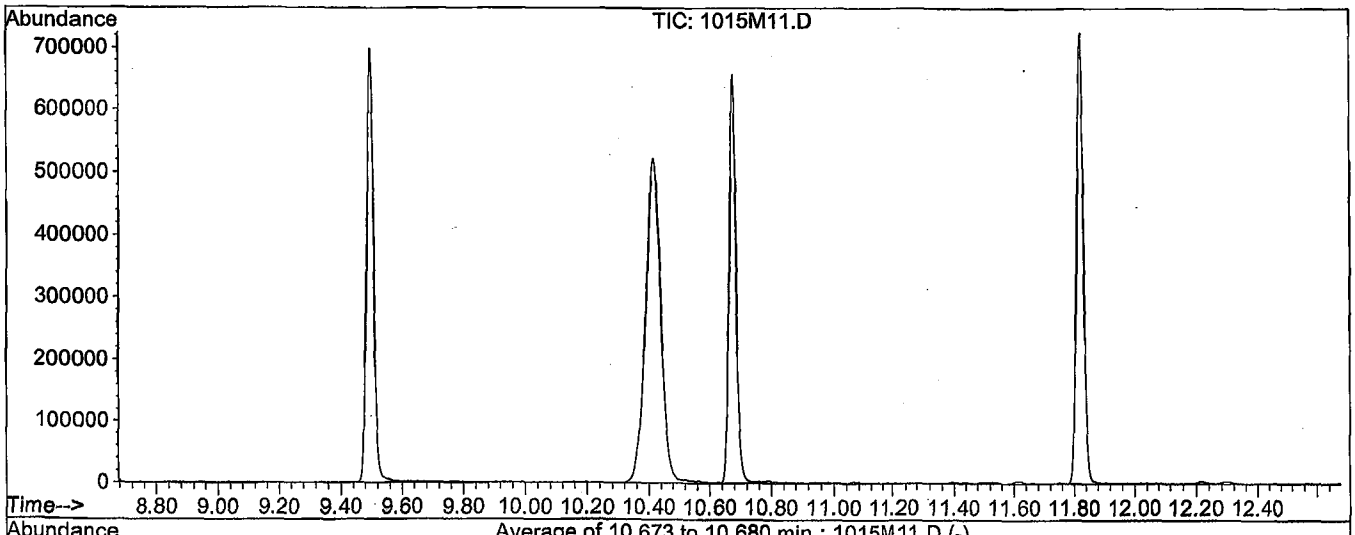

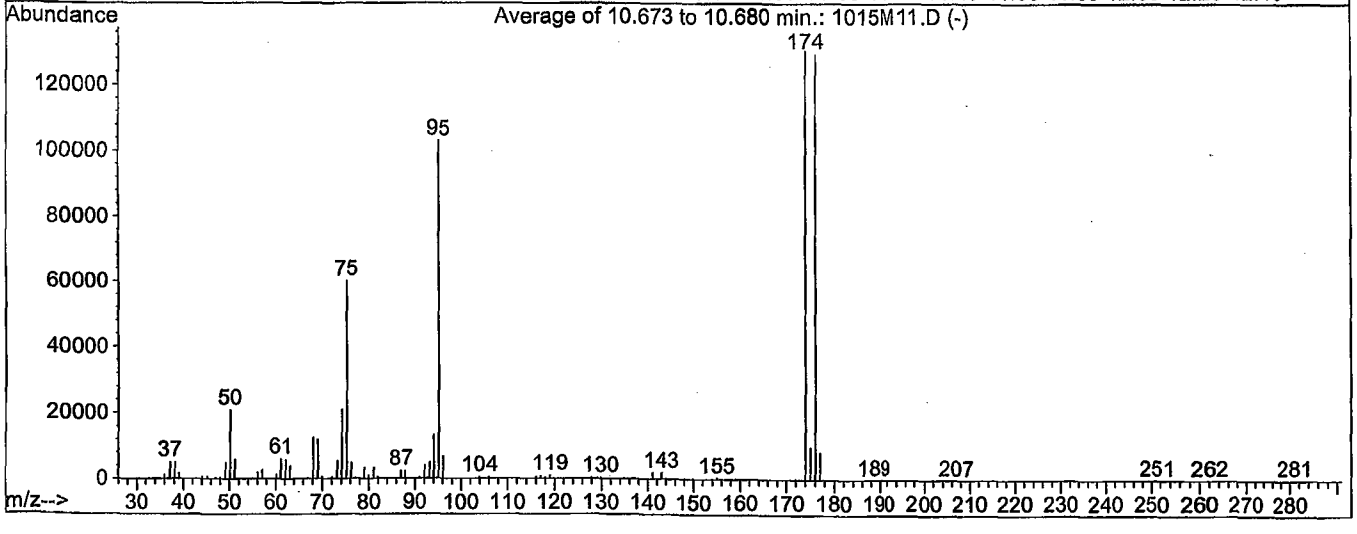

AutoFind: Scans 3033, 3034, 3035; Background Corrected with Scan 3020

Target Mass	Rel. to Mass	Lower Limit%	Upper Limit%	Rel. Abn%	Raw Abn	Result Pass/Fail
50	95	15	40	20.4	21096	PASS
75	95	30	60	58.4	60299	PASS
95	95	100	200	100.0	103195	PASS
96	95	5	9	6.7	6920	PASS
173	174	0.00	2	0.0	0	PASS
174	95	50	200	126.6	130632	PASS
175	174	5	9	7.7	10037	PASS
176	174	95	101	99.1	129467	PASS
177	176	5	9	6.5	8355	PASS

BFB

Data File : M:\MAX\DATA\211029\1102M00.D
Acq On : 2 Nov 21 8:47
Sample : 25ug/L BFB STD 10/29/21
Misc : 2ul

Vial: 1
Operator: LP,DG,CH
Inst : Max
Multiplr: 1.00

Method : M:\MAX\DATA\211015\M1015W.M (RTE Integrator)
Title : METHOD 8260B

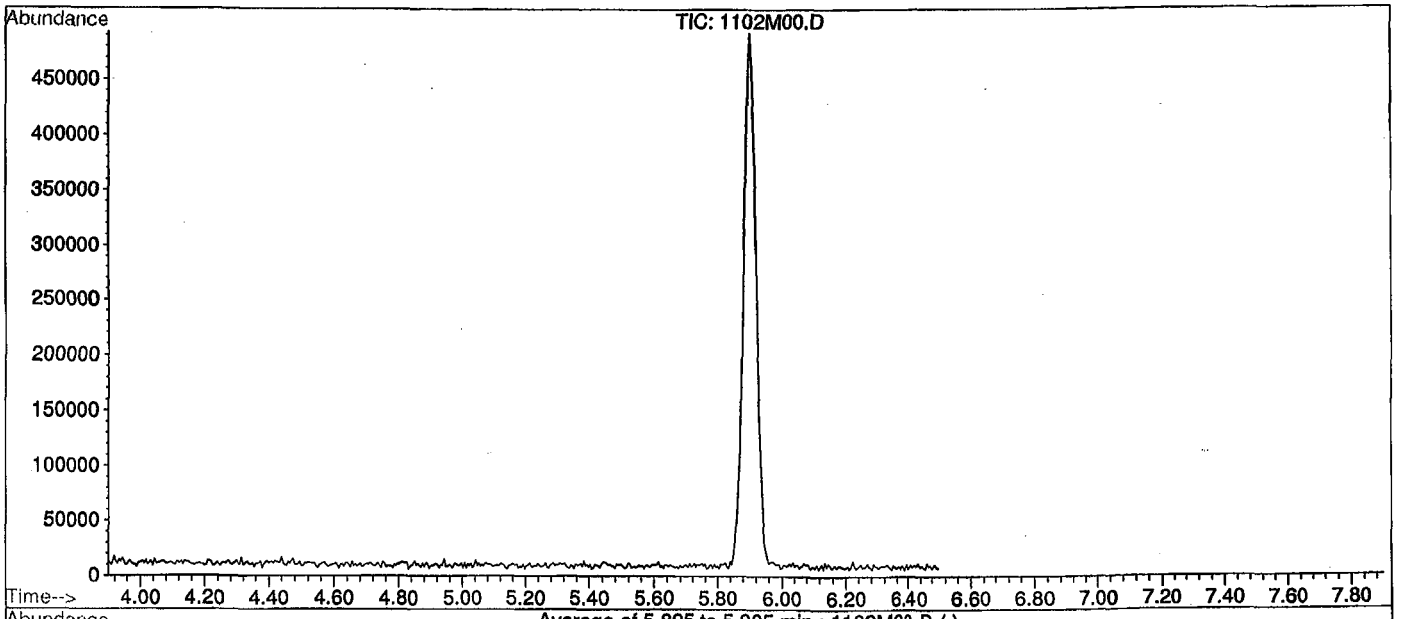

AutoFind: Scans 461, 462, 463; Background Corrected with Scan 447

Target Mass	Rel. to Mass	Lower Limit%	Upper Limit%	Rel. Abn%	Raw Abn	Result Pass/Fail
50	95	15	40	18.0	12532	PASS
75	95	30	60	58.3	40619	PASS
95	95	100	200	100.0	69685	PASS
96	95	5	9	6.1	4252	PASS
173	174	0.00	2	0.9	901	PASS
174	95	50	200	139.1	96915	PASS
175	174	5	9	6.3	6062	PASS
176	174	95	101	95.6	92651	PASS
177	176	5	9	7.9	7276	PASS

1102M00.D M1015W.M Wed Nov 03 12:58:52 2021

MAX 8260 Standard Prep

MAX 8260 Water Calibration Curve

Prepared By (Initials): CH

0.3ug/L

Prepared: 9/15/2021

Expires: 11/3/2021

Initial Standard Information							Final Standard Information			
Name of Initial Standard (QAU Label)	Supplier	APPL Mix Name	Conc. (ug/mL)	Reference To APPL Prep Date	Exp. Date	Exp. Date (Manufacturers)	Aliquot From Stock	Final Volume	Solvent	Final Standard Conc. (ug/L)
VOA STD. 9	Various	0.3ug/L	5	Prepared 10/13/21	12/12/2021	N/A	3uL	50mL	P&T Water	0.3
VOA STD. 1	Absolute		50	Prepared 10/13/21	12/12/2021	N/A	5uL			5
VOA STD. 2	Phenova		100	Prepared 10/13/21	12/12/2021	N/A	2.5uL			5
VOA STD. TBA	Various		250	Prepared 10/13/21	11/3/2021	N/A	2uL			10

0.5ug/L

Prepared: 9/15/2021

Expires: 11/3/2021

Initial Standard Information							Final Standard Information			
Name of Initial Standard (QAU Label)	Supplier	APPL Mix Name	Conc. (ug/mL)	Reference To APPL Prep Date	Exp. Date	Exp. Date (Manufacturers)	Aliquot From Stock	Final Volume	Solvent	Final Standard Conc. (ug/L)
VOA STD. 9	Various	0.5ug/L	5	Prepared 10/13/21	12/12/2021	N/A	5uL	50mL	P&T Water	0.5
VOA STD. 1	Absolute		50	Prepared 10/13/21	12/12/2021	N/A	10uL			10
VOA STD. 2	Phenova		100	Prepared 10/13/21	12/12/2021	N/A	5uL			10
VOA STD. TBA	Various		250	Prepared 10/13/21	11/3/2021	N/A	5uL			25

1.0ug/L

Prepared: 9/15/2021

Expires: 11/3/2021

Initial Standard Information							Final Standard Information			
Name of Initial Standard (QAU Label)	Supplier	APPL Mix Name	Conc. (ug/mL)	Reference To APPL Prep Date	Exp. Date	Exp. Date (Manufacturers)	Aliquot From Stock	Final Volume	Solvent	Final Standard Conc. (ug/L)
VOA STD. 9	Various	1.0ug/L	5	Prepared 10/13/21	12/12/2021	N/A	10uL	50mL	P&T Water	1
VOA STD. 1	Absolute		50	Prepared 10/13/21	12/12/2021	N/A	20uL			20
VOA STD. 2	Phenova		100	Prepared 10/13/21	12/12/2021	N/A	10uL			20
VOA STD. TBA	Various		250	Prepared 10/13/21	11/3/2021	N/A	10uL			50

2.0ug/L

Prepared: 9/15/2021

Expires: 11/3/2021

Initial Standard Information							Final Standard Information			
Name of Initial Standard (QAU Label)	Supplier	APPL Mix Name	Conc. (ug/mL)	Reference To APPL Prep Date	Exp. Date	Exp. Date (Manufacturers)	Aliquot From Stock	Final Volume	Solvent	Final Standard Conc. (ug/L)
VOA STD. 9	Various	2.0ug/L	5	Prepared 10/13/21	12/12/2021	N/A	20uL	50mL	P&T Water	2
VOA STD. 1	Absolute		50	Prepared 10/13/21	12/12/2021	N/A	30uL			30
VOA STD. 2	Phenova		100	Prepared 10/13/21	12/12/2021	N/A	15uL			30
VOA STD. TBA	Various		250	Prepared 10/13/21	11/3/2021	N/A	15uL			75

5ug/L

Prepared: 9/15/2021

Expires: 11/3/2021

Initial Standard Information							Final Standard Information			
Name of Initial Standard (QAU Label)	Supplier	APPL Mix Name	Conc. (ug/mL)	Reference To APPL Prep Date	Exp. Date	Exp. Date (Manufacturers)	Aliquot From Stock	Final Volume	Solvent	Final Standard Conc. (ug/L)
VOA STD. 7	Various	5ug/L	50	Prepared 10/13/21	12/12/2021	N/A	5uL	50mL	P&T Water	5
VOA STD. 8	Phenova		50	Prepared 10/13/21	11/3/2021	N/A	5uL			5
VOA STD. 1	Absolute		50	Prepared 10/13/21	12/12/2021	N/A	40uL			40
VOA STD. 2	Phenova		100	Prepared 10/13/21	12/12/2021	N/A	20uL			20
VOA STD. TBA	Various		250	Prepared 10/13/21	11/3/2021	N/A	20uL			100

10ug/L

Prepared: 9/15/2021

Expires: 11/3/2021

Initial Standard Information							Final Standard Information			
Name of Initial Standard (QAU Label)	Supplier	APPL Mix Name	Conc. (ug/mL)	Reference To APPL Prep Date	Exp. Date	Exp. Date (Manufacturers)	Aliquot From Stock	Final Volume	Solvent	Final Standard Conc. (ug/L)
VOA STD. 7	Various	10ug/L	50	Prepared 10/13/21	12/12/2021	N/A	10uL	50mL	P&T Water	10
VOA STD. 8	Phenova		50	Prepared 10/13/21	11/3/2021	N/A	10uL			10
VOA STD. 1	Absolute		50	Prepared 10/13/21	12/12/2021	N/A	50uL			50
VOA STD. 2	Phenova		100	Prepared 10/13/21	12/12/2021	N/A	25uL			50
VOA STD. TBA	Various		250	Prepared 10/13/21	11/3/2021	N/A	25uL			125

20ug/L

Prepared: 9/15/2021

Expires: 11/3/2021

Initial Standard Information							Final Standard Information			
Name of Initial Standard (QAU Label)	Supplier	APPL Mix Name	Conc. (ug/mL)	Reference To APPL Prep Date	Exp. Date	Exp. Date (Manufacturers)	Aliquot From Stock	Final Volume	Solvent	Final Standard Conc. (ug/L)
VOA STD. 7	Various	20ug/L	50	Prepared 10/13/21	12/12/2021	N/A	20uL	50mL	P&T Water	20
VOA STD. 8	Phenova		50	Prepared 10/13/21	11/3/2021	N/A	20uL			20
VOA STD. 1	Absolute		50	Prepared 10/13/21	12/12/2021	N/A	60uL			60
VOA STD. 2	Phenova		100	Prepared 10/13/21	12/12/2021	N/A	30uL			60
VOA STD. TBA	Various		250	Prepared 10/13/21	11/3/2021	N/A	30uL			150

40ug/L

Prepared: 9/15/2021

Expires: 11/3/2021

Initial Standard Information							Final Standard Information			
Name of Initial Standard (QAU Label)	Supplier	APPL Mix Name	Conc. (ug/mL)	Reference To APPL Prep Date	Exp. Date	Exp. Date (Manufacturers)	Aliquot From Stock	Final Volume	Solvent	Final Standard Conc. (ug/L)
VOA STD. 7	Various	40ug/L	50	Prepared 10/13/21	12/12/2021	N/A	40uL	50mL	P&T Water	40
VOA STD. 8	Phenova		50	Prepared 10/13/21	11/3/2021	N/A	40uL			40
VOA STD. 1	Absolute		50	Prepared 10/13/21	12/12/2021	N/A	80uL			80
VOA STD. 2	Phenova		100	Prepared 10/13/21	12/12/2021	N/A	40uL			80
VOA STD. TBA	Various		250	Prepared 10/13/21	11/3/2021	N/A	35uL			175

100ug/L

Prepared: 9/15/2021

Expires: 11/3/2021

Initial Standard Information							Final Standard Information			
Name of Initial Standard (QAU Label)	Supplier	APPL Mix Name	Conc. (ug/mL)	Reference To APPL Prep Date	Exp. Date	Exp. Date (Manufacturers)	Aliquot From Stock	Final Volume	Solvent	Final Standard Conc. (ug/L)
VOA STD. 7	Various	100ug/L	50	Prepared 10/13/21	12/12/2021	N/A	100uL	50mL	P&T Water	100
VOA STD. 8	Phenova		50	Prepared 10/13/21	11/3/2021	N/A	100uL			100
VOA STD. 1	Absolute		50	Prepared 10/13/21	12/12/2021	N/A	100uL			100
VOA STD. 2	Phenova		100	Prepared 10/13/21	12/12/2021	N/A	50uL			100
VOA STD. TBA	Various		250	Prepared 10/13/21	11/3/2021	N/A	40uL			200

MAX 8260 Water Second Source (SS)

Prepared: 9/15/2021

Prepared By (Initials): CH

Expires: 11/3/2021

Initial Standard Information							Final Standard Information			
Name of Initial Standard (QAU Label)	Supplier	APPL Mix Name	Conc. (ug/mL)	Reference To APPL Prep Date	Exp. Date	Exp. Date (Manufacturers)	Aliquot From Stock	Final Volume	Solvent	Final Standard Conc. (ug/L)
VOA STD. 3	Phenova	8260 Water SS	100	Prepared 10/13/21	12/12/2021	N/A	25uL	50mL	P&T Water	50
VOA STD. GASES	Phenova	8260 Water SS	50	Prepared 10/13/21	12/12/2021	N/A	10uL			10
VOA STD. 0	Phenova	8260 Water SS	50	Prepared 10/13/21	12/12/2021	N/A	10uL			10
VOA STD. 2-CEVE	Absolute	8260 Water SS	50	Prepared 10/13/21	10/13/2021	N/A	50uL			50
VOA STD. 6	Various	8260 Water SS	50	Prepared 10/13/21	11/3/2021	N/A	10uL			10
Voa STD. TBA	Various	8260 Water SS	250	Prepared 10/13/21	11/3/2021	N/A	25uL			250

8260 Water Continuing Calibrations (CCV)/ Lab Control Spikes (LCS)

Prepared: 9/15/2021

Prepared By (Initials): CH

Expires: 9/16/2021

Initial Standard Information							Final Standard Information			
Name of Initial Standard (QAU Label)	Supplier	APPL Mix Name	Conc. (ug/mL)	Reference To APPL Prep Date	Exp. Date	Exp. Date (Manufacturers)	Aliquot From Stock	Final Volume	Solvent	Final Standard Conc. (ug/L)
VOA STD. 7	Various	CCV/ LCS	50	Prepared 10/13/21	12/12/2021	N/A	10uL	50mL	P&T Water	10
VOA STD. 8	Phenova	CCV/ LCS	50	Prepared 10/13/21	11/3/2021	N/A	10uL			10
VOA STD. 1	Absolute	CCV/ LCS	50	Prepared 10/13/21	12/12/2021	N/A	50uL			50
VOA STD. 2	Phenova	CCV/ LCS	100	Prepared 10/13/21	12/12/2021	N/A	25uL			50
VOA STD. TBA	Various	CCV/ LCS	250	Prepared 10/13/21	11/3/2021	N/A	25uL			250

Injection Log

Directory: M:\MAX\DATA\211015\

Line	Vial	FileName	Multiplier	SampleName	Misc Info	Injected
1	1	1015M11.D	1	25ug/L BFB STD 9/23/21	IS&S 8/4/21	15 Oct 21 14:44
2	2	1015M12.D	1	0.3ug/L VOC STD 10/15/21	IS&S 8/4/21	15 Oct 21 15:12
3	3	1015M13.D	1	0.5ug/L VOC STD 10/15/21	IS&S 8/4/21	15 Oct 21 15:41
4	4	1015M14.D	1	1ug/L VOC STD 10/15/21	IS&S 8/4/21	15 Oct 21 16:09
5	5	1015M15.D	1	2ug/L VOC STD 10/15/21	IS&S 8/4/21	15 Oct 21 16:38
6	6	1015M16.D	1	5ug/L VOC STD 10/15/21	IS&S 8/4/21	15 Oct 21 17:06
7	7	1015M17.D	1	10ug/L VOC STD 10/15/21	IS&S 8/4/21	15 Oct 21 17:35
8	8	1015M18.D	1	20ug/L VOC STD 10/15/21	IS&S 8/4/21	15 Oct 21 18:03
9	9	1015M19.D	1	40ug/L VOC STD 10/15/21	IS&S 8/4/21	15 Oct 21 18:31
10	10	1015M20.D	1	100ug/L VOC STD 10/15/21	IS&S 8/4/21	15 Oct 21 19:00
11	12	1015M22.D	1	(SS) 10ug/L VOC STD 10/15/21	IS&S 8/4/21	15 Oct 21 19:57

Injection Log

Directory: M:\MAX\DATA\211029\

Line	Vial	FileName	Multiplier	SampleName	Misc Info	Injected
1	1	1102M00.D	1	25ug/L BFB STD 10/29/21	2ul	2 Nov 21 8:47
2	3	1102M03.D	1	211102A CCV/LCS 10ug/L	IS&S 8/4/21	2 Nov 21 10:01
3	4	1102M04.D	1	211102A LCSD 10ug/L	IS&S 8/4/21	2 Nov 21 10:29
4	5	1102M05.D	1	211102A BLK	IS&S 8/4/21	2 Nov 21 10:58
5	11	1102M11.D	1	BA44378W01	IS&S 8/4/21	2 Nov 21 13:48
6	12	1102M12.D	1	BA44379W01	IS&S 8/4/21	2 Nov 21 14:17
7	13	1102M13.D	1	BA44380W01	IS&S 8/4/21	2 Nov 21 14:45
8	24	1102M24.D	1	Ending CCV 10ug/L 11/02/21	IS&S 8/4/21	2 Nov 21 19:57

ORGANICS
Calibration Data

VOLATILE ORGANIC ANALYSIS BY
EPA METHOD 8260B

Form 6
Initial Calibration

Lab Name: APPL, Inc.
Case No:
Matrix:

SDG No:
Initial Cal. Date: 8/25/2021
Instrument: Max

Initials:

		Compound	0825M12.D	0825M13.D	0825M14.D	0825M15.D	0825M16.D	0825M17.D	0825M18.D	0825M19.D	0825M20.D		Avg	%RSD	Type	r^2	Q	MRF
1	I	Fluorobenzene (IS)																
2	S	Dibromofluoromethane(S)	0.3523	0.3417	0.2807	0.2859	0.2870	0.2956	0.2984	0.3009	0.2709		0.30	9.1	S			
3	S	1,2-DCA-D4(S)	0.2194	0.2154	0.1883	0.1930	0.1953	0.1908	0.1985	0.2034	0.1791		0.20	6.5	S			
4	I	Chlorobenzene-D5 (IS)																
5	S	Toluene-D8(S)	1.390	1.326	1.153	1.099	1.153	1.163	1.121	1.122	1.024		1.2	9.8	S			
6	S	4-Bromofluorobenzene(S)	0.5362	0.5171	0.4075	0.4294	0.4615	0.4643	0.4388	0.4514	0.4103		0.46	9.7	S			
7	I	1,4-Dichlorobenzene-D (IS)																
8																		
9																		
10																		
11																		
12																		
13																		
14																		
15																		
16																		
17																		
18																		
19																		
20																		
21																		
22																		
23																		
24																		
25																		
26																		
27																		
28																		
29																		
30																		
31																		
32																		
33																		
34																		
35																		

Quantitation Report (Not Reviewed)

Data File : M:\MAX\DATA\210825\0825M12.D
Acq On : 25 Aug 21 15:15
Sample : 0.3ug/L VOC STD 8/25/21
Misc : IS&S 6/4/21

Vial: 2
Operator: LP,DG,CH
Inst : Max
Multiplr: 1.00

Quant Time: Aug 26 16:25 2021

Quant Results File: M0825SUR.RES

Quant Method : M:\MAX\DATA\210825\M0825SUR.M (RTE Integrator)
Title : METHOD 8260B
Last Update : Thu Aug 26 11:16:48 2021
Response via : Initial Calibration
DataAcq Meth : M8260_081021

Internal Standards	R.T.	QIon	Response	Conc Units	Dev(Min)
1) Fluorobenzene (IS)	6.21	96	268418	25.00 ppb	0.00
4) Chlorobenzene-D5 (IS)	9.41	117	221472	25.00 ppb	0.00
7) 1,4-Dichlorobenzene-D (IS)	11.75	152	137587	25.00 ppb	0.00
System Monitoring Compounds					
2) Dibromofluoromethane(S)	5.41	111	18913	5.84 ppb	0.00
Spiked Amount 25.000			Recovery	= 23.372%	
3) 1,2-DCA-D4(S)	5.81	65	11779	5.54 ppb	0.00
Spiked Amount 25.000			Recovery	= 22.148%	
5) Toluene-D8(S)	7.95	98	61590	5.93 ppb	0.00
Spiked Amount 25.000			Recovery	= 23.720%	
6) 4-Bromofluorobenzene(S)	10.60	95	23749	5.86 ppb	0.00
Spiked Amount 25.000			Recovery	= 23.444%	

Target Compounds Qvalue

(#) = qualifier out of range (m) = manual integration

Quantitation Report

Data File : M:\MAX\DATA\210825\0825M12.D
Acq On : 25 Aug 21 15:15
Sample : 0.3ug/L VOC STD 8/25/21
Misc : IS&S 6/4/21

Vial: 2
Operator: LP,DG,CH
Inst : Max
Multiplr: 1.00

Quant Time: Aug 26 16:25 2021 Quant Results File: M0825SUR.RES

Method : M:\MAX\DATA\210825\M0825SUR.M (RTE Integrator)
Title : METHOD 8260B
Last Update : Thu Aug 26 11:16:48 2021
Response via : Initial Calibration

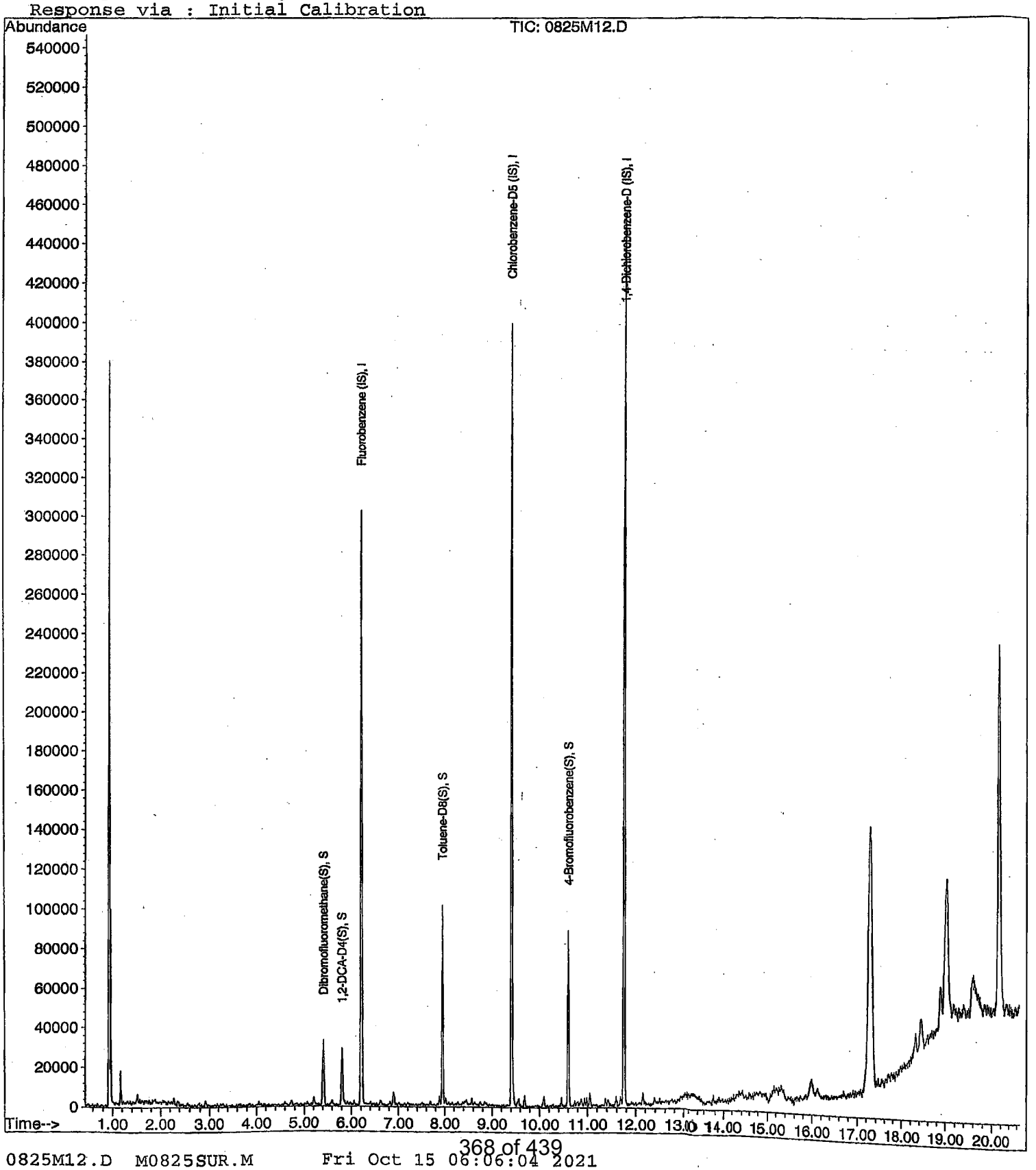

0825M12.D M0825SUR.M Fri Oct 15 06:06:04 2021

Quantitation Report (Not Reviewed)

Data File : M:\MAX\DATA\210825\0825M13.D
Acq On : 25 Aug 21 15:43
Sample : 0.5ug/L VOC STD 8/25/21
Misc : IS&S 6/4/21

Vial: 3
Operator: LP,DG,CH
Inst : Max
Multiplr: 1.00

Quant Time: Aug 26 16:25 2021

Quant Results File: M0825SUR.RES

Quant Method : M:\MAX\DATA\210825\M0825SUR.M (RTE Integrator)
Title : METHOD 8260B
Last Update : Thu Aug 26 11:16:48 2021
Response via : Initial Calibration
DataAcq Meth : M8260_081021

Internal Standards	R.T.	QIon	Response	Conc Units	Dev(Min)
1) Fluorobenzene (IS)	6.21	96	270425	25.00 ppb	0.00
4) Chlorobenzene-D5 (IS)	9.41	117	226950	25.00 ppb	0.00
7) 1,4-Dichlorobenzene-D (IS)	11.75	152	138629	25.00 ppb	0.00
System Monitoring Compounds					
2) Dibromofluoromethane(S)	5.42	111	18480	5.67 ppb	0.00
Spiked Amount 25.000			Recovery	= 22.664%	
3) 1,2-DCA-D4(S)	5.81	65	11650	5.44 ppb	0.00
Spiked Amount 25.000			Recovery	= 21.744%	
5) Toluene-D8(S)	7.95	98	60175	5.65 ppb	0.00
Spiked Amount 25.000			Recovery	= 22.616%	
6) 4-Bromofluorobenzene(S)	10.60	95	23472	5.65 ppb	0.00
Spiked Amount 25.000			Recovery	= 22.612%	

Target Compounds Qvalue

(#) = qualifier out of range (m) = manual integration

Quantitation Report

Data File : M:\MAX\DATA\210825\0825M13.D
Acq On : 25 Aug 21 15:43
Sample : 0.5ug/L VOC STD 8/25/21
Misc : IS&S 6/4/21

Vial: 3
Operator: LP,DG,CH
Inst : Max
Multiplr: 1.00

Quant Time: Aug 26 16:25 2021

Quant Results File: M0825SUR.RES

Method : M:\MAX\DATA\210825\M0825SUR.M (RTE Integrator)
Title : METHOD 8260B
Last Update : Thu Aug 26 11:16:48 2021
Response via : Initial Calibration

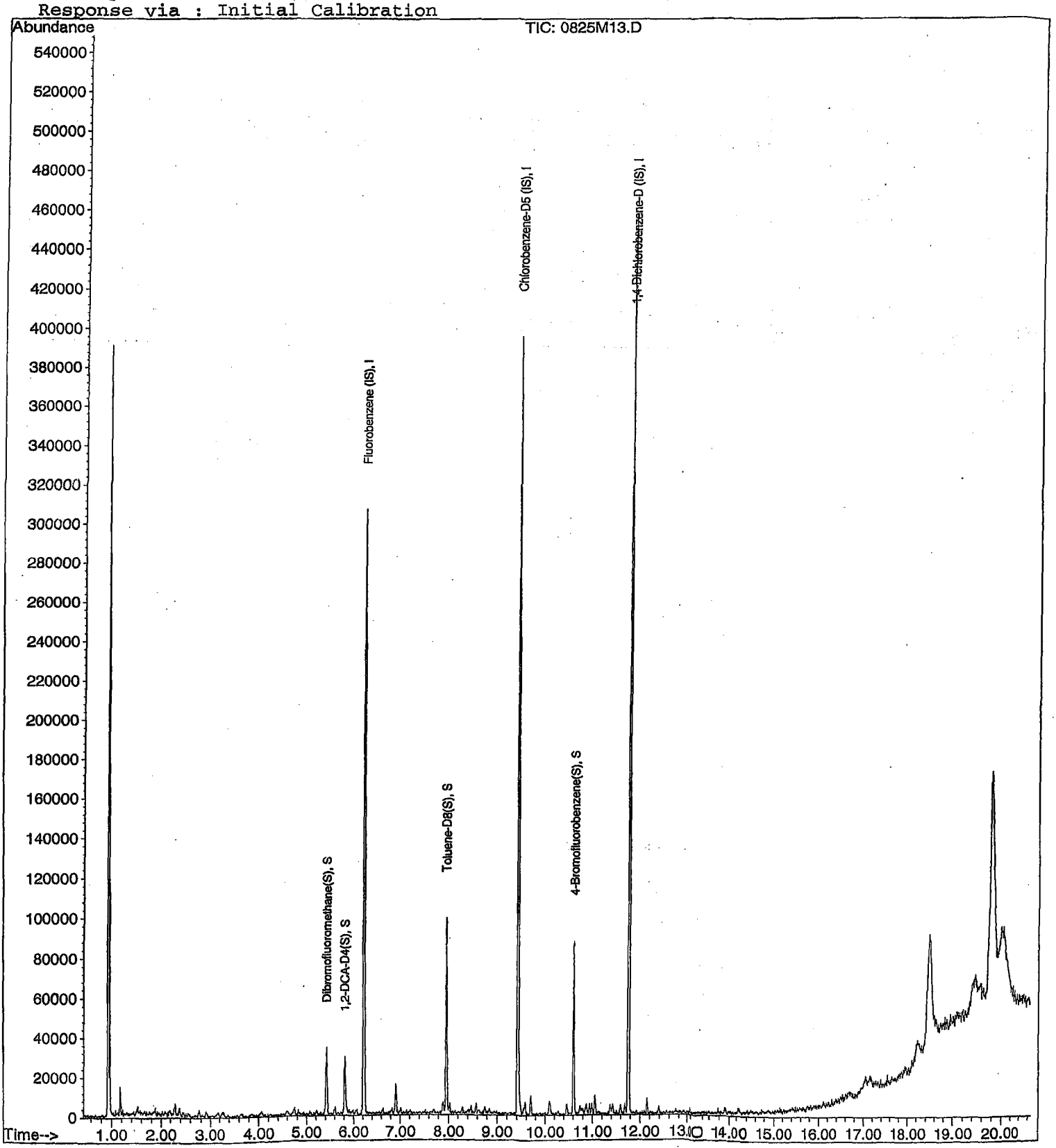

Quantitation Report (Not Reviewed)

Data File : M:\MAX\DATA\210825\0825M14.D
Acq On : 25 Aug 21 16:11
Sample : 1ug/L VOC STD 8/25/21
Misc : IS&S 6/4/21

Vial: 4
Operator: LP,DG,CH
Inst : Max
Multiplr: 1.00

Quant Time: Aug 26 16:25 2021

Quant Results File: M0825SUR.RES

Quant Method : M:\MAX\DATA\210825\M0825SUR.M (RTE Integrator)
Title : METHOD 8260B
Last Update : Thu Aug 26 11:16:48 2021
Response via : Initial Calibration
DataAcq Meth : M8260_081021

Internal Standards	R.T.	QIon	Response	Conc Units	Dev(Min)
1) Fluorobenzene (IS)	6.22	96	261019	25.00 ppb	0.00
4) Chlorobenzene-D5 (IS)	9.41	117	222702	25.00 ppb	0.00
7) 1,4-Dichlorobenzene-D (IS)	11.75	152	137225	25.00 ppb	0.00
System Monitoring Compounds					
2) Dibromofluoromethane(S)	5.41	111	29305	9.31 ppb	0.00
Spiked Amount 25.000			Recovery	= 37.236%	
3) 1,2-DCA-D4(S)	5.81	65	19664	9.51 ppb	0.00
Spiked Amount 25.000			Recovery	= 38.024%	
5) Toluene-D8(S)	7.95	98	102711	9.84 ppb	0.00
Spiked Amount 25.000			Recovery	= 39.340%	
6) 4-Bromofluorobenzene(S)	10.60	95	36297	8.91 ppb	0.00
Spiked Amount 25.000			Recovery	= 35.632%	

Target Compounds Qvalue

(#) = qualifier out of range (m) = manual integration

Quantitation Report

Data File : M:\MAX\DATA\210825\0825M14.D
Acq On : 25 Aug 21 16:11
Sample : 1ug/L VOC STD 8/25/21
Misc : IS&S 6/4/21

Vial: 4
Operator: LP,DG,CH
Inst : Max
Multiplr: 1.00

Quant Time: Aug 26 16:25 2021

Quant Results File: M0825SUR.RES

Method : M:\MAX\DATA\210825\M0825SUR.M (RTE Integrator)
Title : METHOD 8260B
Last Update : Thu Aug 26 11:16:48 2021
Response via : Initial Calibration

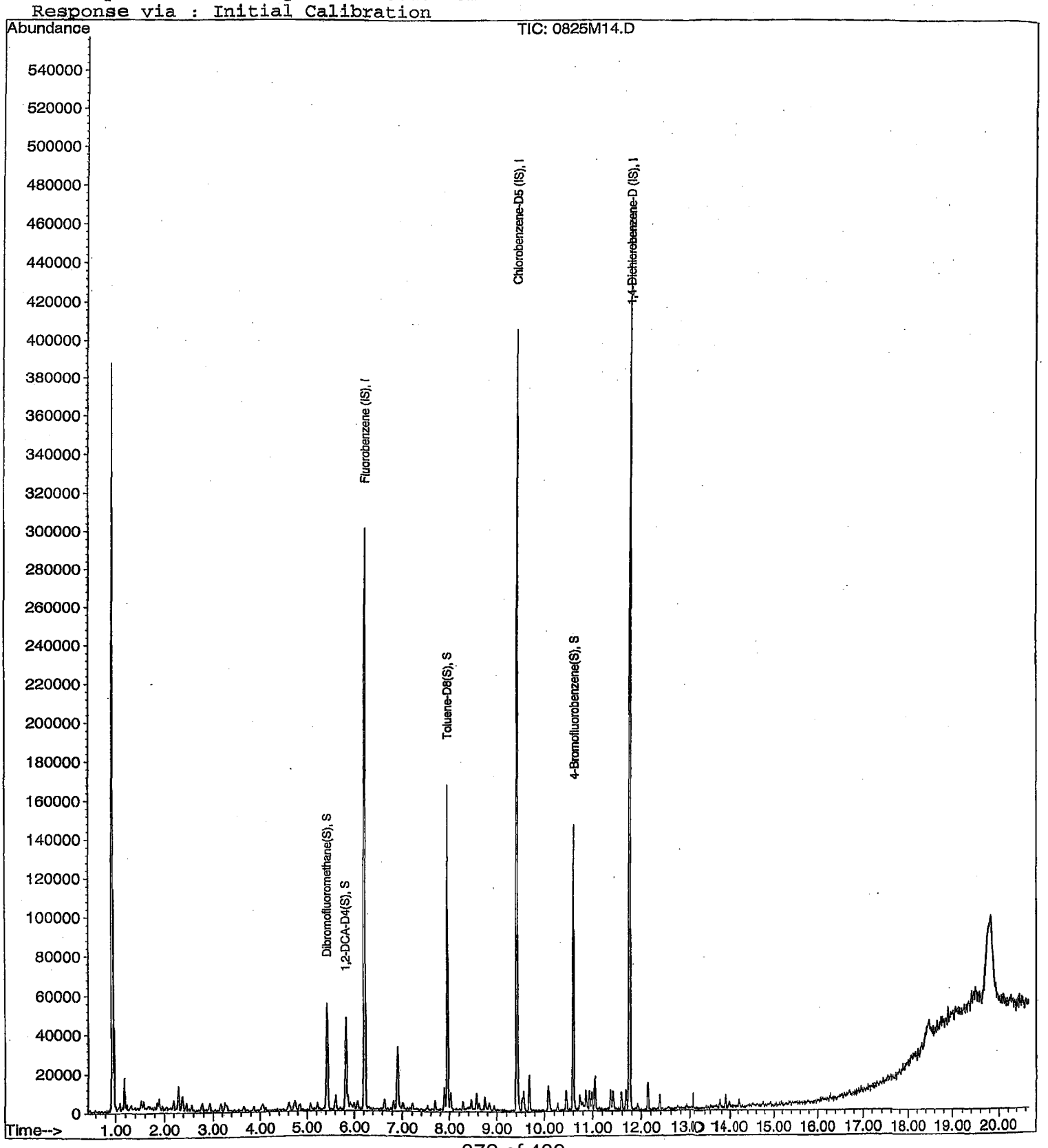

0825M14.D M0825SUR.M Fri Oct 15 06:06:06 2021 Page 2

Quantitation Report (Not Reviewed)

Data File : M:\MAX\DATA\210825\0825M15.D
Acq On : 25 Aug 21 16:39
Sample : 2ug/L VOC STD 8/25/21
Misc : IS&S 6/4/21

Vial: 5
Operator: LP,DG,CH
Inst : Max
Multiplr: 1.00

Quant Time: Aug 26 16:25 2021

Quant Results File: M0825SUR.RES

Quant Method : M:\MAX\DATA\210825\M0825SUR.M (RTE Integrator)
Title : METHOD 8260B
Last Update : Thu Aug 26 11:16:48 2021
Response via : Initial Calibration
DataAcq Meth : M8260_081021

Internal Standards	R.T.	QIon	Response	Conc Units	Dev(Min)
1) Fluorobenzene (IS)	6.21	96	260699	25.00 ppb	0.00
4) Chlorobenzene-D5 (IS)	9.42	117	218570	25.00 ppb	0.00
7) 1,4-Dichlorobenzene-D (IS)	11.75	152	137104	25.00 ppb	0.00
System Monitoring Compounds					
2) Dibromofluoromethane(S)	5.41	111	29818	9.48 ppb	0.00
Spiked Amount 25.000			Recovery	= 37.936%	
3) 1,2-DCA-D4(S)	5.82	65	20128	9.74 ppb	0.00
Spiked Amount 25.000			Recovery	= 38.968%	
5) Toluene-D8(S)	7.95	98	96059	9.37 ppb	0.00
Spiked Amount 25.000			Recovery	= 37.488%	
6) 4-Bromofluorobenzene(S)	10.60	95	37545	9.39 ppb	0.00
Spiked Amount 25.000			Recovery	= 37.556%	

Target Compounds Qvalue

(#) = qualifier out of range (m) = manual integration

37301439

Quantitation Report

Data File : M:\MAX\DATA\210825\0825M15.D
Acq On : 25 Aug 21 16:39
Sample : 2ug/L VOC STD 8/25/21
Misc : IS&S 6/4/21

Vial: 5
Operator: LP,DG,CH
Inst : Max
Multiplr: 1.00

Quant Time: Aug 26 16:25 2021

Quant Results File: M0825SUR.RES

Method : M:\MAX\DATA\210825\M0825SUR.M (RTE Integrator)
Title : METHOD 8260B
Last Update : Thu Aug 26 11:16:48 2021
Response via : Initial Calibration

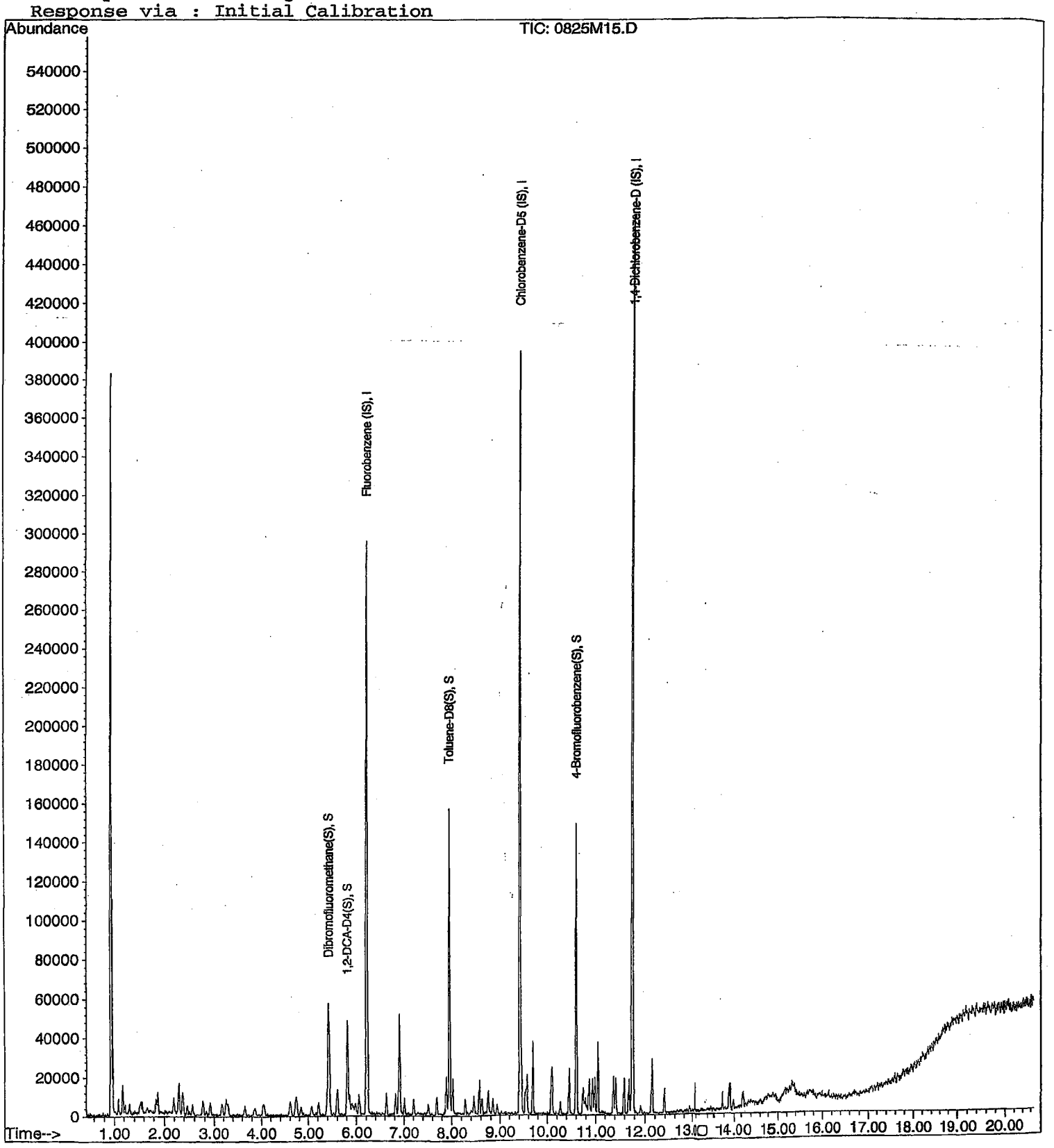

Quantitation Report (Not Reviewed)

Data File : M:\MAX\DATA\210825\0825M16.D
Acq On : 25 Aug 21 17:07
Sample : 5ug/L VOC STD 8/25/21
Misc : IS&S 6/4/21

Vial: 6
Operator: LP,DG,CH
Inst : Max
Multiplr: 1.00

Quant Time: Aug 26 16:25 2021

Quant Results File: M0825SUR.RES

Quant Method : M:\MAX\DATA\210825\M0825SUR.M (RTE Integrator)
Title : METHOD 8260B
Last Update : Thu Aug 26 11:16:48 2021
Response via : Initial Calibration
DataAcq Meth : M8260_081021

Internal Standards	R.T.	QIon	Response	Conc Units	Dev(Min)
1) Fluorobenzene (IS)	6.21	96	261599	25.00 ppb	0.00
4) Chlorobenzene-D5 (IS)	9.41	117	219379	25.00 ppb	0.00
7) 1,4-Dichlorobenzene-D (IS)	11.75	152	136215	25.00 ppb	0.00
System Monitoring Compounds					
2) Dibromofluoromethane(S)	5.41	111	75090	23.80 ppb	0.00
Spiked Amount 25.000			Recovery =	95.204%	
3) 1,2-DCA-D4(S)	5.81	65	51096	24.65 ppb	0.00
Spiked Amount 25.000			Recovery =	98.580%	
5) Toluene-D8(S)	7.95	98	252960	24.59 ppb	0.00
Spiked Amount 25.000			Recovery =	98.356%	
6) 4-Bromofluorobenzene(S)	10.60	95	101253	25.23 ppb	0.00
Spiked Amount 25.000			Recovery =	100.908%	

Target Compounds Qvalue

(#) = qualifier out of range (m) = manual integration

Quantitation Report

Data File : M:\MAX\DATA\210825\0825M16.D
Acq On : 25 Aug 21 17:07
Sample : 5ug/L VOC STD 8/25/21
Misc : IS&S 6/4/21

Vial: 6
Operator: LP,DG,CH
Inst : Max
Multiplr: 1.00

Quant Time: Aug 26 16:25 2021

Quant Results File: M0825SUR.RES

Method : M:\MAX\DATA\210825\M0825SUR.M (RTE Integrator)
Title : METHOD 8260B
Last Update : Thu Aug 26 11:16:48 2021
Response via : Initial Calibration

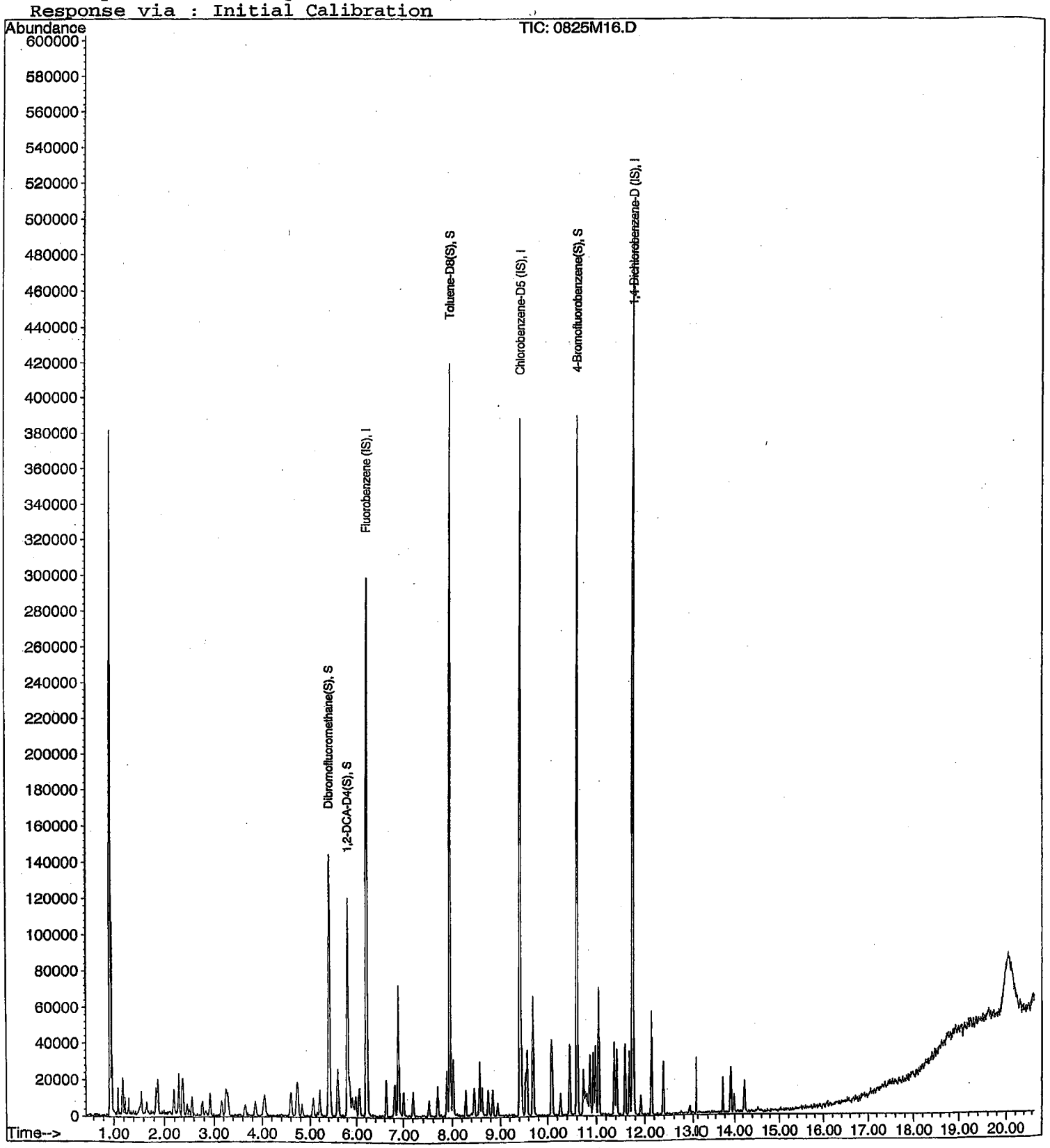

Quantitation Report (Not Reviewed)

Data File : M:\MAX\DATA\210825\0825M17.D
Acq On : 25 Aug 21 17:35
Sample : 10ug/L VOC STD 8/25/21
Misc : IS&S 6/4/21

Vial: 7
Operator: LP,DG,CH
Inst : Max
Multiplr: 1.00

Quant Time: Aug 26 16:25 2021

Quant Results File: M0825SUR.RES

Quant Method : M:\MAX\DATA\210825\M0825SUR.M (RTE Integrator)
Title : METHOD 8260B
Last Update : Thu Aug 26 11:16:48 2021
Response via : Initial Calibration
DataAcq Meth : M8260_081021

Internal Standards	R.T.	QIon	Response	Conc Units	Dev(Min)
1) Fluorobenzene (IS)	6.21	96	260876	25.00 ppb	0.00
4) Chlorobenzene-D5 (IS)	9.41	117	215380	25.00 ppb	0.00
7) 1,4-Dichlorobenzene-D (IS)	11.75	152	136295	25.00 ppb	0.00
System Monitoring Compounds					
2) Dibromofluoromethane(S)	5.42	111	77116	24.51 ppb	0.00
Spiked Amount 25.000			Recovery =	98.044%	
3) 1,2-DCA-D4(S)	5.82	65	49768	24.07 ppb	0.00
Spiked Amount 25.000			Recovery =	96.284%	
5) Toluene-D8(S)	7.95	98	250522	24.80 ppb	0.00
Spiked Amount 25.000			Recovery =	99.216%	
6) 4-Bromofluorobenzene(S)	10.60	95	100010	25.38 ppb	0.00
Spiked Amount 25.000			Recovery =	101.520%	

Target Compounds Qvalue

(#) = qualifier out of range (m) = manual integration
0825M17.D M0825SUR.M Fri Oct 15 06:06:09 2021

Quantitation Report

Data File : M:\MAX\DATA\210825\0825M17.D
Acq On : 25 Aug 21 17:35
Sample : 10ug/L VOC STD 8/25/21
Misc : IS&S 6/4/21

Vial: 7
Operator: LP,DG,CH
Inst : Max
Multiplr: 1.00

Quant Time: Aug 26 16:25 2021

Quant Results File: M0825SUR.RES

Method : M:\MAX\DATA\210825\M0825SUR.M (RTE Integrator)
Title : METHOD 8260B
Last Update : Thu Aug 26 11:16:48 2021
Response via : Initial Calibration

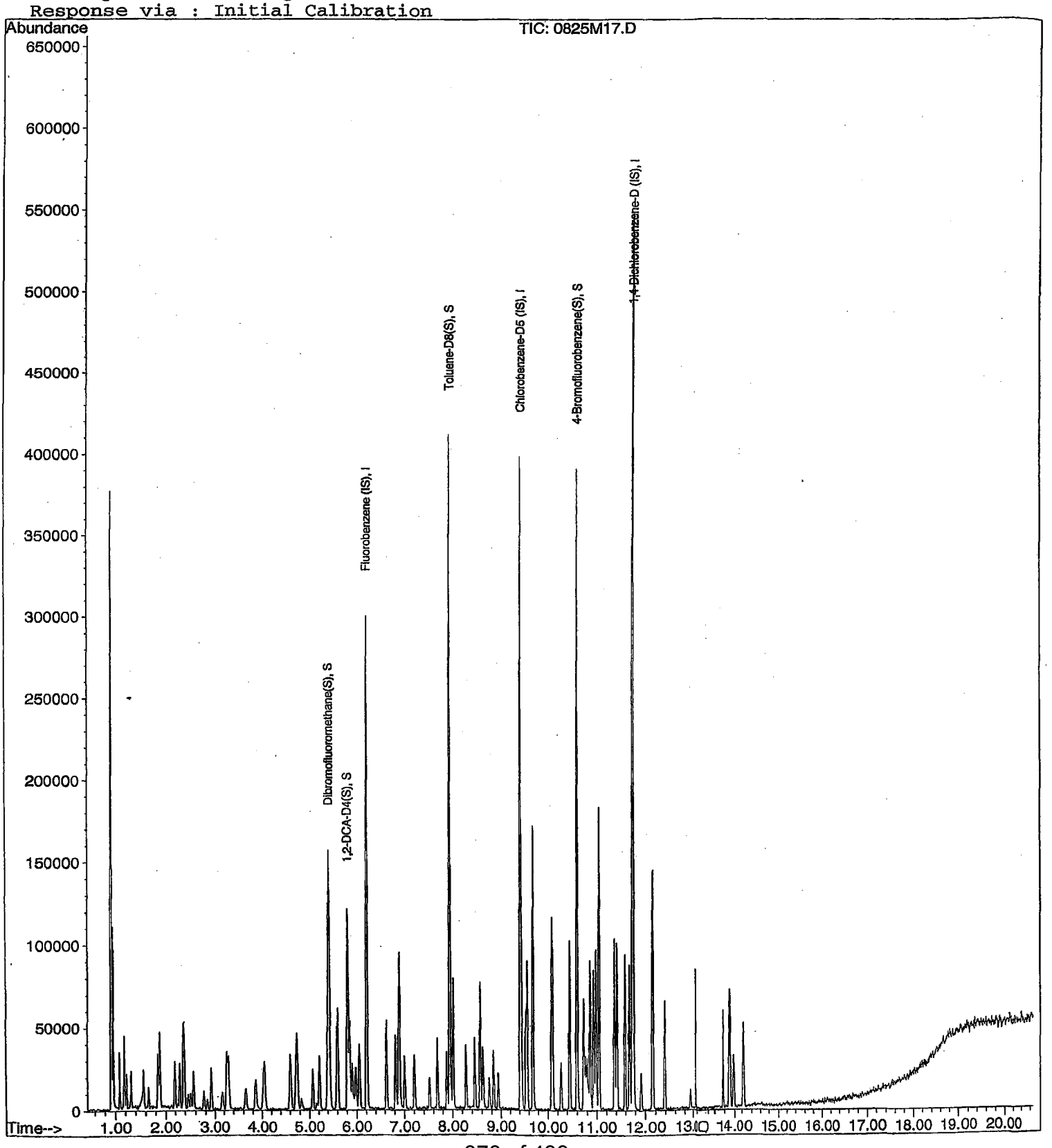

Quantitation Report (Not Reviewed)

Data File : M:\MAX\DATA\210825\0825M18.D
Acq On : 25 Aug 21 18:03
Sample : 20ug/L VOC STD 8/25/21
Misc : IS&S 6/4/21

Vial: 8
Operator: LP,DG,CH
Inst : Max
Multiplr: 1.00

Quant Time: Aug 26 16:25 2021

Quant Results File: M0825SUR.RES

Quant Method : M:\MAX\DATA\210825\M0825SUR.M (RTE Integrator)
Title : METHOD 8260B
Last Update : Thu Aug 26 11:16:48 2021
Response via : Initial Calibration
DataAcq Meth : M8260_081021

Internal Standards	R.T.	QIon	Response	Conc Units	Dev(Min)
1) Fluorobenzene (IS)	6.21	96	258006	25.00 ppb	0.00
4) Chlorobenzene-D5 (IS)	9.41	117	222674	25.00 ppb	0.00
7) 1,4-Dichlorobenzene-D (IS)	11.75	152	141752	25.00 ppb	0.00
System Monitoring Compounds					
2) Dibromofluoromethane(S)	5.42	111	153975	49.49 ppb	0.00
Spiked Amount 25.000			Recovery =	197.940%	
3) 1,2-DCA-D4(S)	5.81	65	102408	50.08 ppb	0.00
Spiked Amount 25.000			Recovery =	200.332%	
5) Toluene-D8(S)	7.95	98	499120	47.80 ppb	0.00
Spiked Amount 25.000			Recovery =	191.196%	
6) 4-Bromofluorobenzene(S)	10.60	95	195414	47.97 ppb	0.00
Spiked Amount 25.000			Recovery =	191.868%	

Target Compounds Qvalue

(#) = qualifier out of range (m) = manual integration
0825M18.D M0825SUR.M Fri Oct 15 06:06:14 2021

Quantitation Report

Data File : M:\MAX\DATA\210825\0825M18.D
Acq On : 25 Aug 21 18:03
Sample : 20ug/L VOC STD 8/25/21
Misc : IS&S 6/4/21

Vial: 8
Operator: LP,DG,CH
Inst : Max
Multiplr: 1.00

Quant Time: Aug 26 16:25 2021

Quant Results File: M0825SUR.RES

Method : M:\MAX\DATA\210825\M0825SUR.M (RTE Integrator)
Title : METHOD 8260B
Last Update : Thu Aug 26 11:16:48 2021
Response via : Initial Calibration

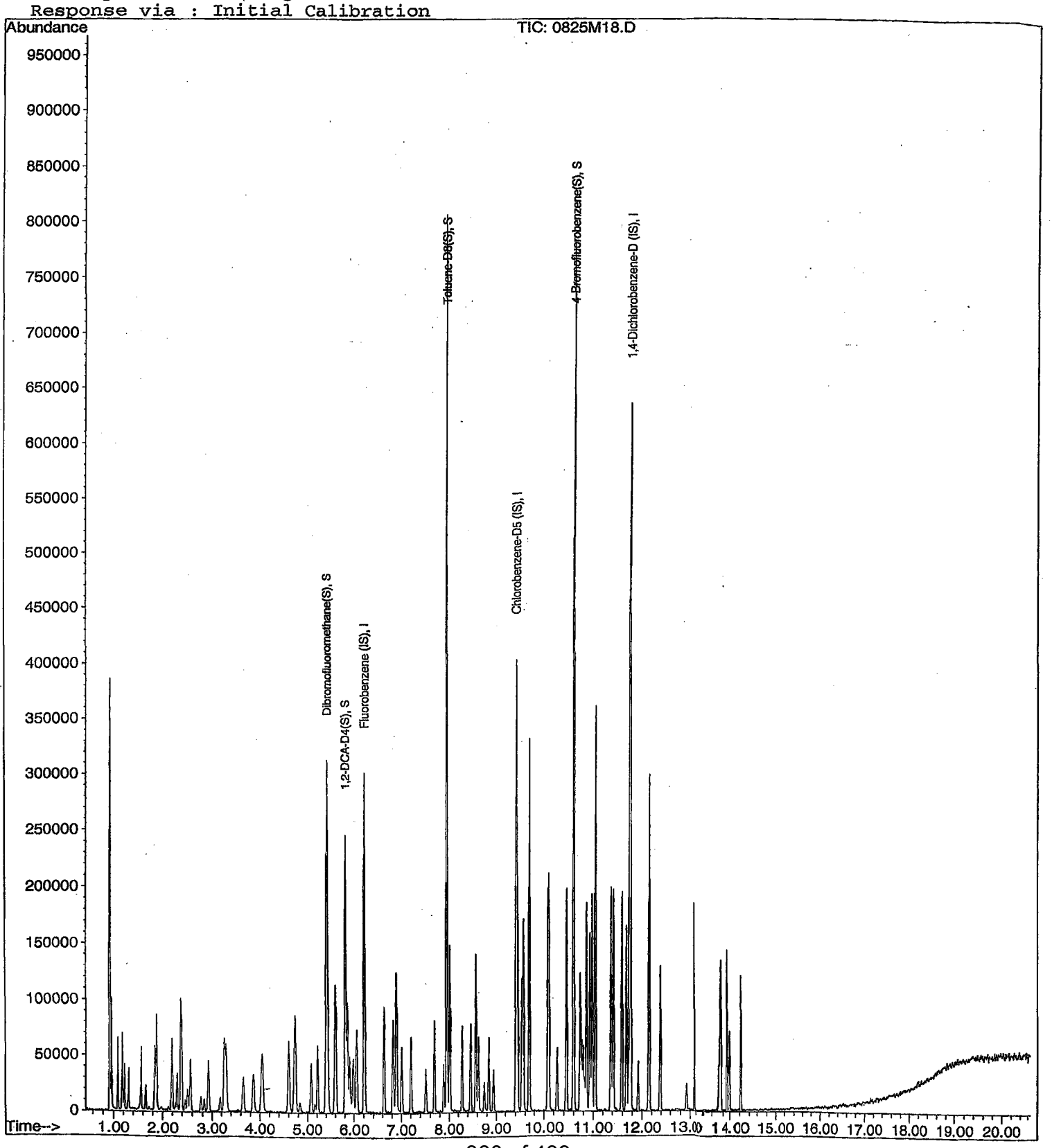

Quantitation Report (Not Reviewed)

Data File : M:\MAX\DATA\210825\0825M19.D
Acq On : 25 Aug 21 18:31
Sample : 40ug/L VOC STD 8/25/21
Misc : IS&S 6/4/21

Vial: 9
Operator: LP,DG,CH
Inst : Max
Multiplr: 1.00

Quant Time: Aug 26 16:25 2021

Quant Results File: M0825SUR.RES

Quant Method : M:\MAX\DATA\210825\M0825SUR.M (RTE Integrator)
Title : METHOD 8260B
Last Update : Thu Aug 26 11:16:48 2021
Response via : Initial Calibration
DataAcq Meth : M8260_081021

Internal Standards	R.T.	QIon	Response	Conc Units	Dev(Min)
1) Fluorobenzene (IS)	6.21	96	251853	25.00 ppb	0.00
4) Chlorobenzene-D5 (IS)	9.41	117	216925	25.00 ppb	0.00
7) 1,4-Dichlorobenzene-D (IS)	11.75	152	140689	25.00 ppb	0.00
System Monitoring Compounds					
2) Dibromofluoromethane(S)	5.41	111	151584	49.91 ppb	0.00
Spiked Amount 25.000			Recovery =	199.628%	
3) 1,2-DCA-D4(S)	5.81	65	102456	51.33 ppb	0.00
Spiked Amount 25.000			Recovery =	205.320%	
5) Toluene-D8(S)	7.95	98	486936	47.87 ppb	0.00
Spiked Amount 25.000			Recovery =	191.472%	
6) 4-Bromofluorobenzene(S)	10.60	95	195822	49.34 ppb	0.00
Spiked Amount 25.000			Recovery =	197.364%	

Target Compounds Qvalue

(#) = qualifier out of range (m) = manual integration

Quantitation Report

Data File : M:\MAX\DATA\210825\0825M19.D
Acq On : 25 Aug 21 18:31
Sample : 40ug/L VOC STD 8/25/21
Misc : IS&S 6/4/21

Vial: 9
Operator: LP,DG,CH
Inst : Max
Multiplr: 1.00

Quant Time: Aug 26 16:25 2021

Quant Results File: M0825SUR.RES

Method : M:\MAX\DATA\210825\M0825SUR.M (RTE Integrator)
Title : METHOD 8260B
Last Update : Thu Aug 26 11:16:48 2021
Response via : Initial Calibration

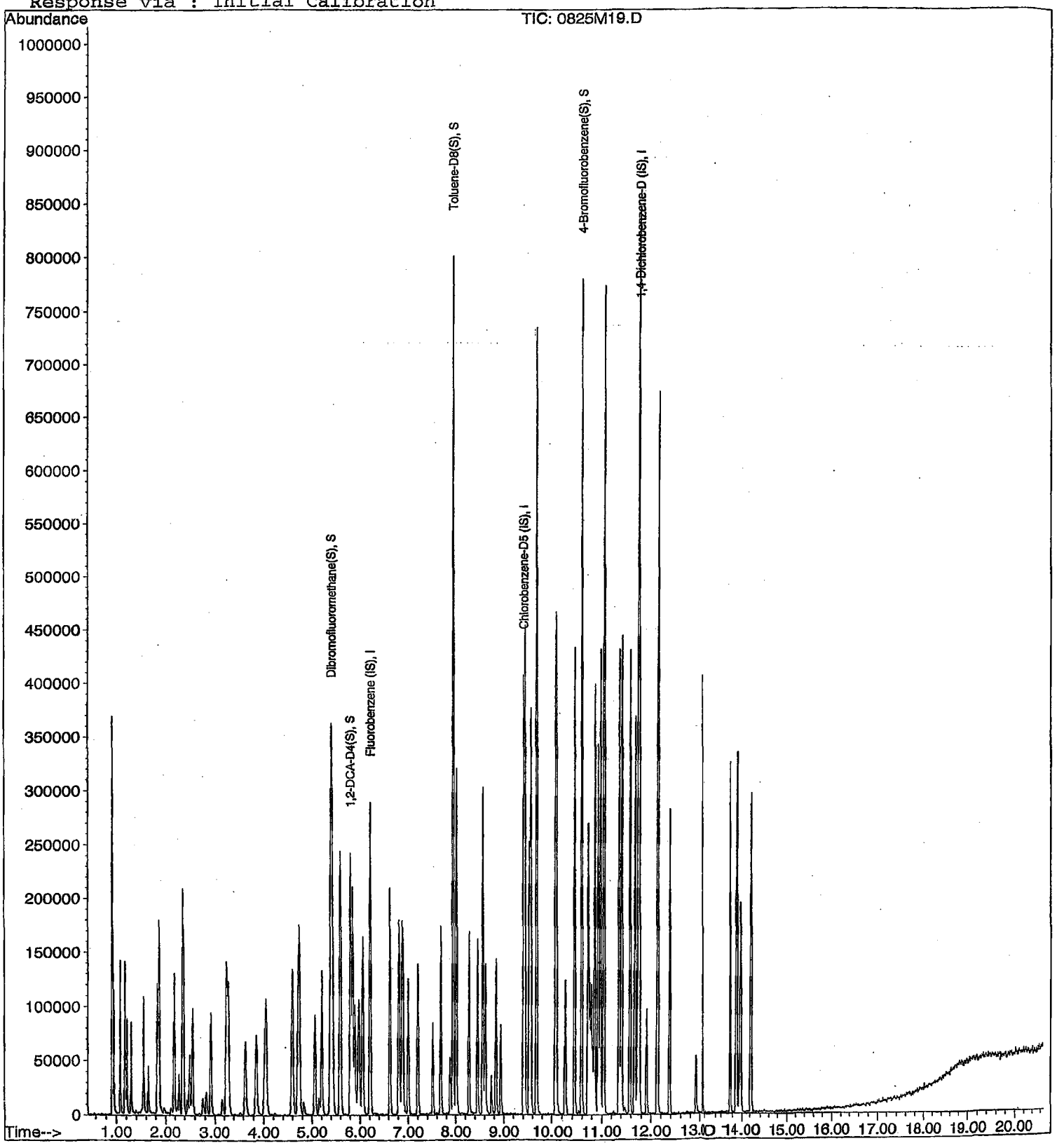

Quantitation Report (Not Reviewed)

Data File : M:\MAX\DATA\210825\0825M20.D
Acq On : 25 Aug 21 18:59
Sample : 100ug/L VOC STD 8/25/21
Misc : IS&S 6/4/21

Vial: 10
Operator: LP,DG,CH
Inst : Max
Multiplr: 1.00

Quant Time: Aug 26 16:25 2021 Quant Results File: M0825SUR.RES

Quant Method : M:\MAX\DATA\210825\M0825SUR.M (RTE Integrator)
Title : METHOD 8260B
Last Update : Thu Aug 26 11:16:48 2021
Response via : Initial Calibration
DataAcq Meth : M8260_081021

Internal Standards	R.T.	QIon	Response	Conc Units	Dev(Min)
1) Fluorobenzene (IS)	6.21	96	251268	25.00 ppb	0.00
4) Chlorobenzene-D5 (IS)	9.41	117	218191	25.00 ppb	0.00
7) 1,4-Dichlorobenzene-D (IS)	11.75	152	142788	25.00 ppb	0.00
System Monitoring Compounds					
2) Dibromofluoromethane(S)	5.42	111	272268	89.85 ppb	0.00
Spiked Amount 25.000			Recovery =	359.396%	
3) 1,2-DCA-D4(S)	5.81	65	179968	90.37 ppb	0.00
Spiked Amount 25.000			Recovery =	361.496%	
5) Toluene-D8(S)	7.95	98	893556	87.33 ppb	0.00
Spiked Amount 25.000			Recovery =	349.324%	
6) 4-Bromofluorobenzene(S)	10.60	95	358053	89.70 ppb	0.00
Spiked Amount 25.000			Recovery =	358.780%	

Target Compounds Qvalue

(#) = qualifier out of range (m) = manual integration

Data File : M:\MAX\DATA\210825\0825M20.D
Acq On : 25 Aug 21 18:59
Sample : 100ug/L VOC STD 8/25/21
Misc : IS&S 6/4/21

Vial: 10
Operator: LP,DG,CH
Inst : Max
Multiplr: 1.00

Quant Time: Aug 26 16:25 2021

Quant Results File: M0825SUR.RES

Method : M:\MAX\DATA\210825\M0825SUR.M (RTE Integrator)
Title : METHOD 8260B
Last Update : Thu Aug 26 11:16:48 2021
Response via : Initial Calibration

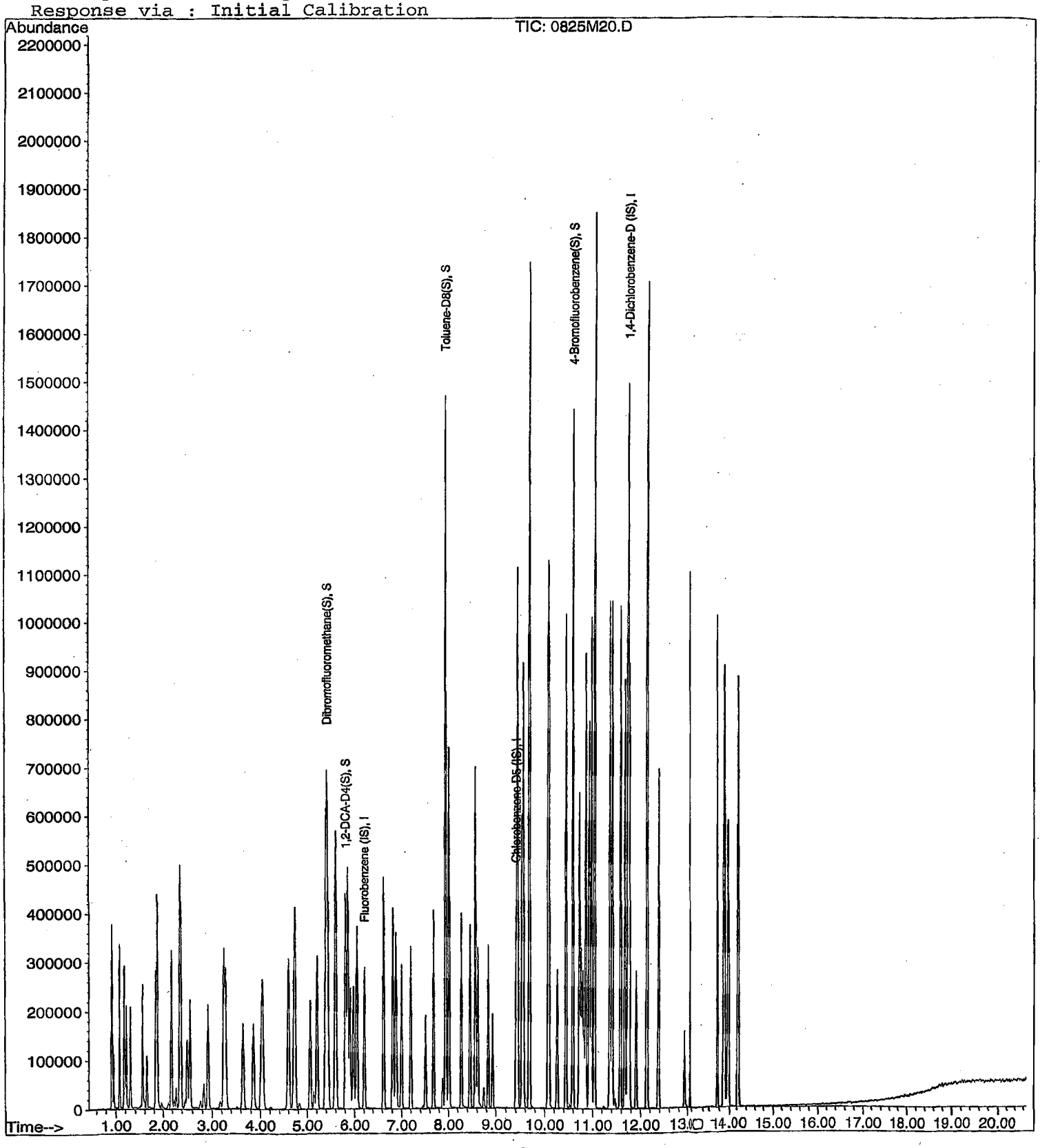

VOLATILE ORGANIC ANALYSIS
VOLATILE ORGANIC COMPOUNDS

Form 6
Initial Calibration

Lab Name: APPL, Inc.
Case No:
Matrix:
SDG No:
Initial Cal. Date: 8/25/2021
Instrument: Max
Initials:

		Compound	1	2	3	4	5	6	7				Avg	%RSD	Type	r^2	Q	MRF
			0825M23.D	0825M24.D	0825M25.D	0825M26.D	0825M27.D	0825M28.D	0825M29.D									
1	I	Fluorobenzene (IS)																
2	TMHBL	Gasoline C6-C10	13.8	5.689	3.019	1.290	0.8206	0.7117	0.6349				3.7	130	TMHB	0.999		
3	TMHB	Chlorobenzene-D5 (IS)																
4	TMHB	1,4-Dichlorobenzene (IS)																
5																		
6																		
7																		
8																		
9																		
10																		
11																		
12																		
13																		
14																		
15																		
16																		
17																		
18																		
19																		
20																		
21																		
22																		
23																		
24																		
25																		
26																		
27																		
28																		
29																		
30																		
31																		
32																		
33																		
34																		
35																		

Quantitation Report (QT Reviewed)

Data File : M:\MAX\DATA\210825\0825M23.D
Acq On : 25 Aug 21 20:23
Sample : 20ug/L GAS STD 8/25/21
Misc : IS&S 6/4/21

Vial: 13
Operator: LP,DG,CH
Inst : Max
Multiplr: 1.00

Quant Time: Aug 26 16:15 2021 Quant Results File: MGAS0825.RES

Quant Method : M:\MAX\DATA\210825\MGAS0825.M (RTE Integrator)
Title : METHOD 8260B
Last Update : Thu Aug 26 16:13:10 2021
Response via : Initial Calibration
DataAcq Meth : M8260_081021

Internal Standards	R.T.	QIon	Response	Conc Units	Dev(Min)
1) Fluorobenzene (IS)	6.21	TIC	284811	25.00 ppb	0.00
3) Chlorobenzene-D5 (IS)	11.75	TIC	236410m	25.00 ppb	0.00
4) 1,4-Dichlorobenzene (IS)	10.94	TIC	14670m	25.00 ppb	0.00

System Monitoring Compounds

Target Compounds					Qvalue
2) Gasoline C6-C10	7.95	TIC	3136582m	38.03 ppb	100

(#) = qualifier out of range (m) = manual integration
0825M23.D MGAS0825.M Fri Oct 15 06:06:49 2021

Quantitation Report

Data File : M:\MAX\DATA\210825\0825M23.D
Acq On : 25 Aug 21 20:23
Sample : 20ug/L GAS STD 8/25/21
Misc : IS&S 6/4/21

Vial: 13
Operator: LP,DG,CH
Inst : Max
Multiplr: 1.00

Quant Time: Aug 26 16:15 2021

Quant Results File: MGAS0825.RES

Method : M:\MAX\DATA\210825\MGAS0825.M (RTE Integrator)
Title : METHOD 8260B
Last Update : Thu Aug 26 16:19:36 2021
Response via : Initial Calibration

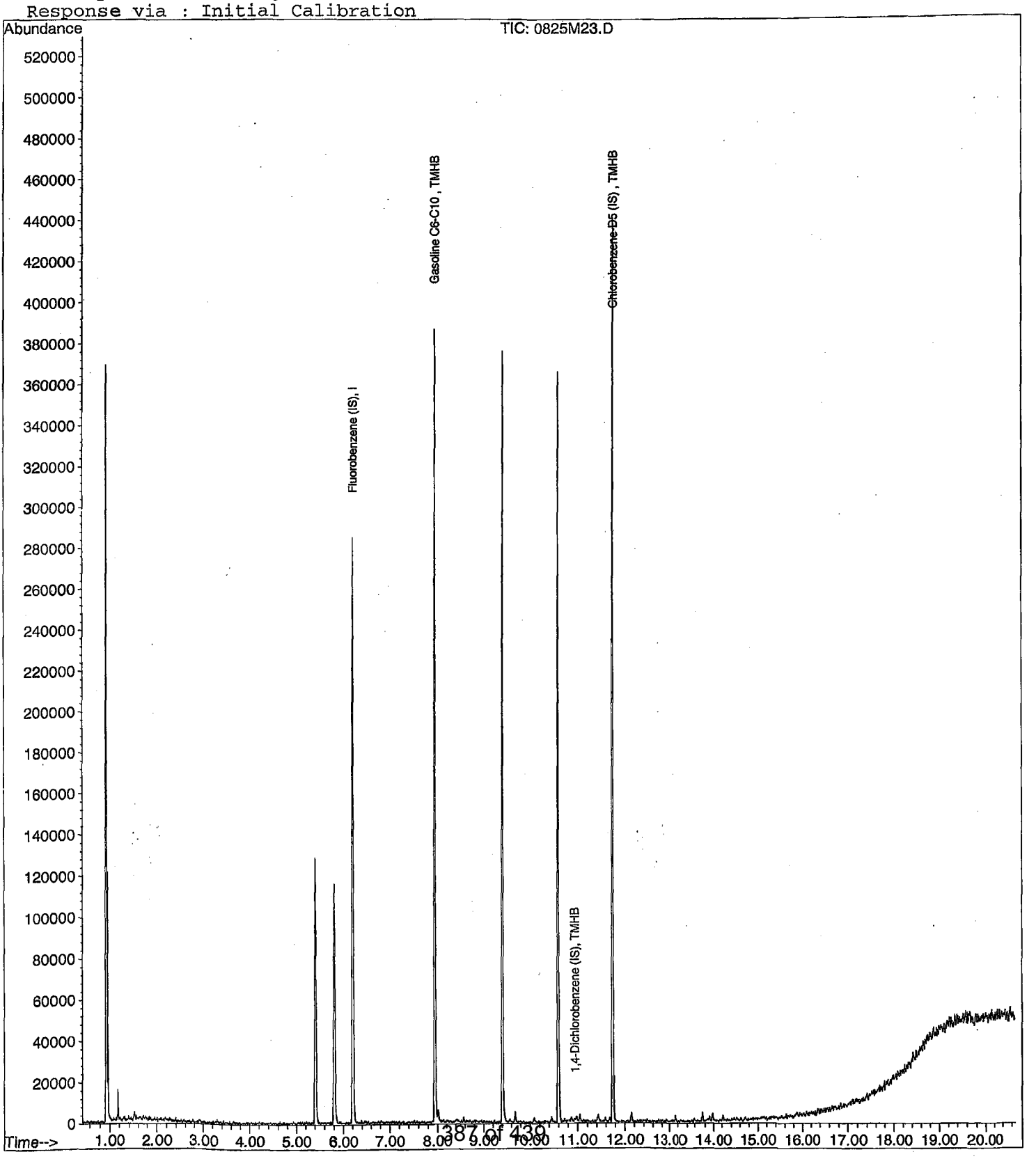

Quantitation Report (QT Reviewed)

Data File : M:\MAX\DATA\210825\0825M24.D
Acq On : 25 Aug 21 20:51
Sample : 50ug/L GAS STD 8/25/21
Misc : IS&S 6/4/21

Vial: 14
Operator: LP,DG,CH
Inst : Max
Multiplr: 1.00

Quant Time: Aug 26 16:15 2021 Quant Results File: MGAS0825.RES

Quant Method : M:\MAX\DATA\210825\MGAS0825.M (RTE Integrator)
Title : METHOD 8260B
Last Update : Thu Aug 26 16:13:10 2021
Response via : Initial Calibration
DataAcq Meth : M8260_081021

Internal Standards	R.T.	QIon	Response	Conc Units	Dev(Min)
1) Fluorobenzene (IS)	6.21	TIC	285081	25.00 ppb	0.00
3) Chlorobenzene-D5 (IS)	11.75	TIC	248593m	25.00 ppb	0.00
4) 1,4-Dichlorobenzene (IS)	10.94	TIC	21251m	25.00 ppb	0.00

System Monitoring Compounds

Target Compounds					Qvalue
2) Gasoline C6-C10	7.95	TIC	3243874m	61.97 ppb	100

(#) = qualifier out of range (m) = manual integration
0825M24.D MGAS0825.M Fri Oct 15 06:06:50 2021

Quantitation Report

Data File : M:\MAX\DATA\210825\0825M24.D
Acq On : 25 Aug 21 20:51
Sample : 50ug/L GAS STD 8/25/21
Misc : IS&S 6/4/21

Vial: 14
Operator: LP,DG,CH
Inst : Max
Multiplr: 1.00

Quant Time: Aug 26 16:15 2021 Quant Results File: MGAS0825.RES

Method : M:\MAX\DATA\210825\MGAS0825.M (RTE Integrator)
Title : METHOD 8260B
Last Update : Thu Aug 26 16:19:36 2021
Response via : Initial Calibration

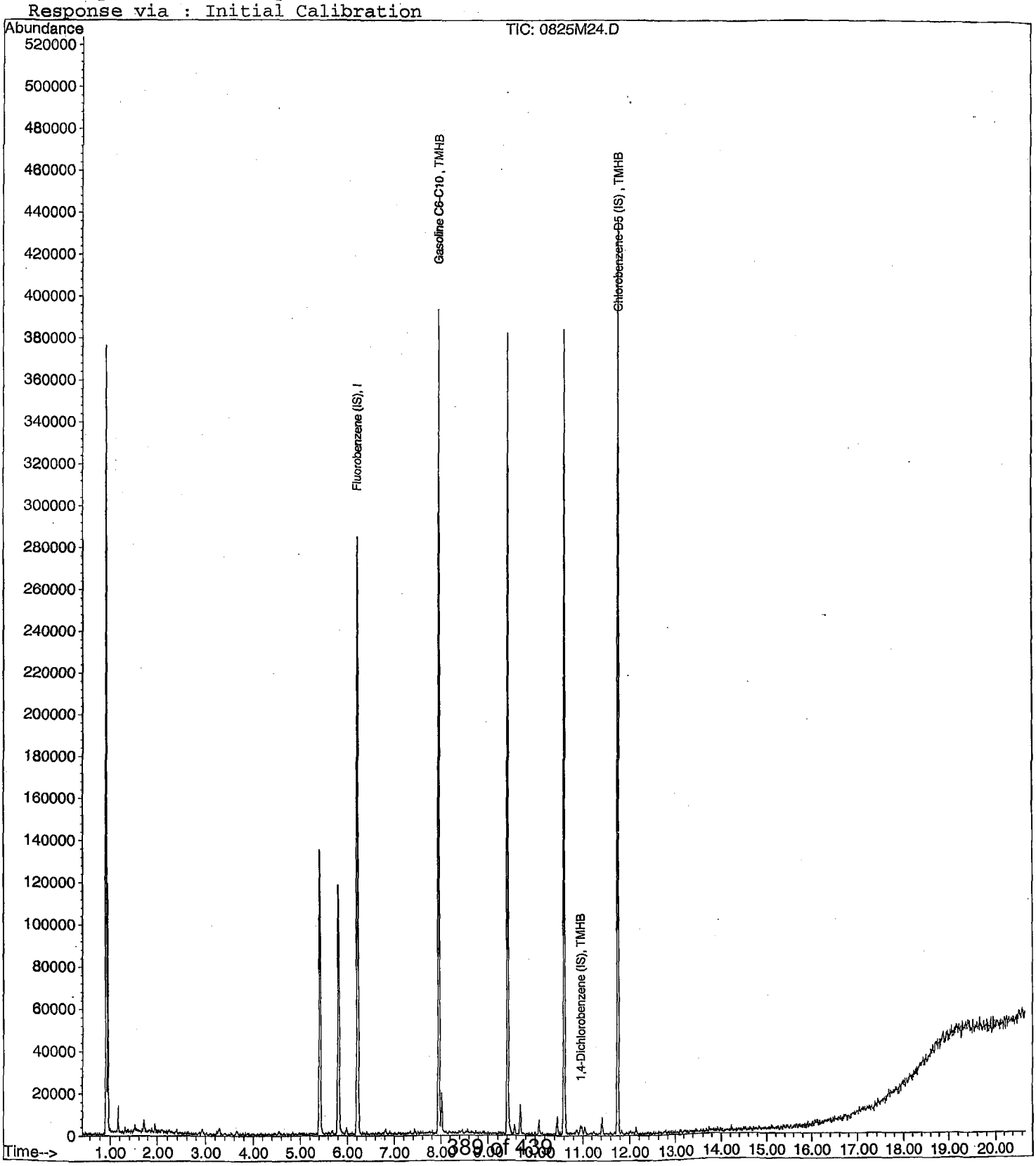

Quantitation Report (QT Reviewed)

Data File : M:\MAX\DATA\210825\0825M25.D
Acq On : 25 Aug 21 21:19
Sample : 100ug/L GAS STD 8/25/21
Misc : IS&S 6/4/21

Vial: 15
Operator: LP,DG,CH
Inst : Max
Multiplr: 1.00

Quant Time: Aug 26 16:16 2021 Quant Results File: MGAS0825.RES

Quant Method : M:\MAX\DATA\210825\MGAS0825.M (RTE Integrator)
Title : METHOD 8260B
Last Update : Thu Aug 26 16:13:10 2021
Response via : Initial Calibration
DataAcq Meth : M8260_081021

Internal Standards	R.T.	QIon	Response	Conc Units	Dev(Min)
1) Fluorobenzene (IS)	6.21	TIC	286586	25.00 ppb	0.00
3) Chlorobenzene-D5 (IS)	11.75	TIC	245880m	25.00 ppb	0.00
4) 1,4-Dichlorobenzene (IS)	10.94	TIC	32801m	25.00 ppb	0.00

System Monitoring Compounds

Target Compounds					Qvalue
2) Gasoline C6-C10	7.95	TIC	3460677m	107.56 ppb	100

(#) = qualifier out of range (m) = manual integration
0825M25.D MGAS0825.M Fri Oct 15 06:06:51 2021

Quantitation Report

Data File : M:\MAX\DATA\210825\0825M25.D
Acq On : 25 Aug 21 21:19
Sample : 100ug/L GAS STD 8/25/21
Misc : IS&S 6/4/21

Vial: 15
Operator: LP,DG,CH
Inst : Max
Multiplr: 1.00

Quant Time: Aug 26 16:16 2021

Quant Results File: MGAS0825.RES

Method : M:\MAX\DATA\210825\MGAS0825.M (RTE Integrator)
Title : METHOD 8260B
Last Update : Thu Aug 26 16:19:36 2021
Response via : Initial Calibration



Quantitation Report (QT Reviewed)

Data File : M:\MAX\DATA\210825\0825M26.D
Acq On : 25 Aug 21 21:47
Sample : 300ug/L GAS STD 8/25/21
Misc : IS&S 6/4/21

Vial: 16
Operator: LP,DG,CH
Inst : Max
Multiplr: 1.00

Quant Time: Aug 26 16:16 2021

Quant Results File: MGAS0825.RES

Quant Method : M:\MAX\DATA\210825\MGAS0825.M (RTE Integrator)
Title : METHOD 8260B
Last Update : Thu Aug 26 16:13:10 2021
Response via : Initial Calibration
DataAcq Meth : M8260_081021

Internal Standards	R.T.	QIon	Response	Conc Units	Dev(Min)
1) Fluorobenzene (IS)	6.21	TIC	280163	25.00 ppb	0.00
3) Chlorobenzene-D5 (IS)	11.75	TIC	264646m	25.00 ppb	0.00
4) 1,4-Dichlorobenzene (IS)	10.94	TIC	87973m	25.00 ppb	0.00

System Monitoring Compounds

Target Compounds					Qvalue
2) Gasoline C6-C10	7.95	TIC	4335414m	329.97 ppb	100

(#) = qualifier out of range (m) = manual integration

Quantitation Report

Data File : M:\MAX\DATA\210825\0825M26.D
Acq On : 25 Aug 21 21:47
Sample : 300ug/L GAS STD 8/25/21
Misc : IS&S 6/4/21

Vial: 16
Operator: LP,DG,CH
Inst : Max
Multiplr: 1.00

Quant Time: Aug 26 16:16 2021

Quant Results File: MGAS0825.RES

Method : M:\MAX\DATA\210825\MGAS0825.M (RTE Integrator)
Title : METHOD 8260B
Last Update : Thu Aug 26 16:19:36 2021
Response via : Initial Calibration

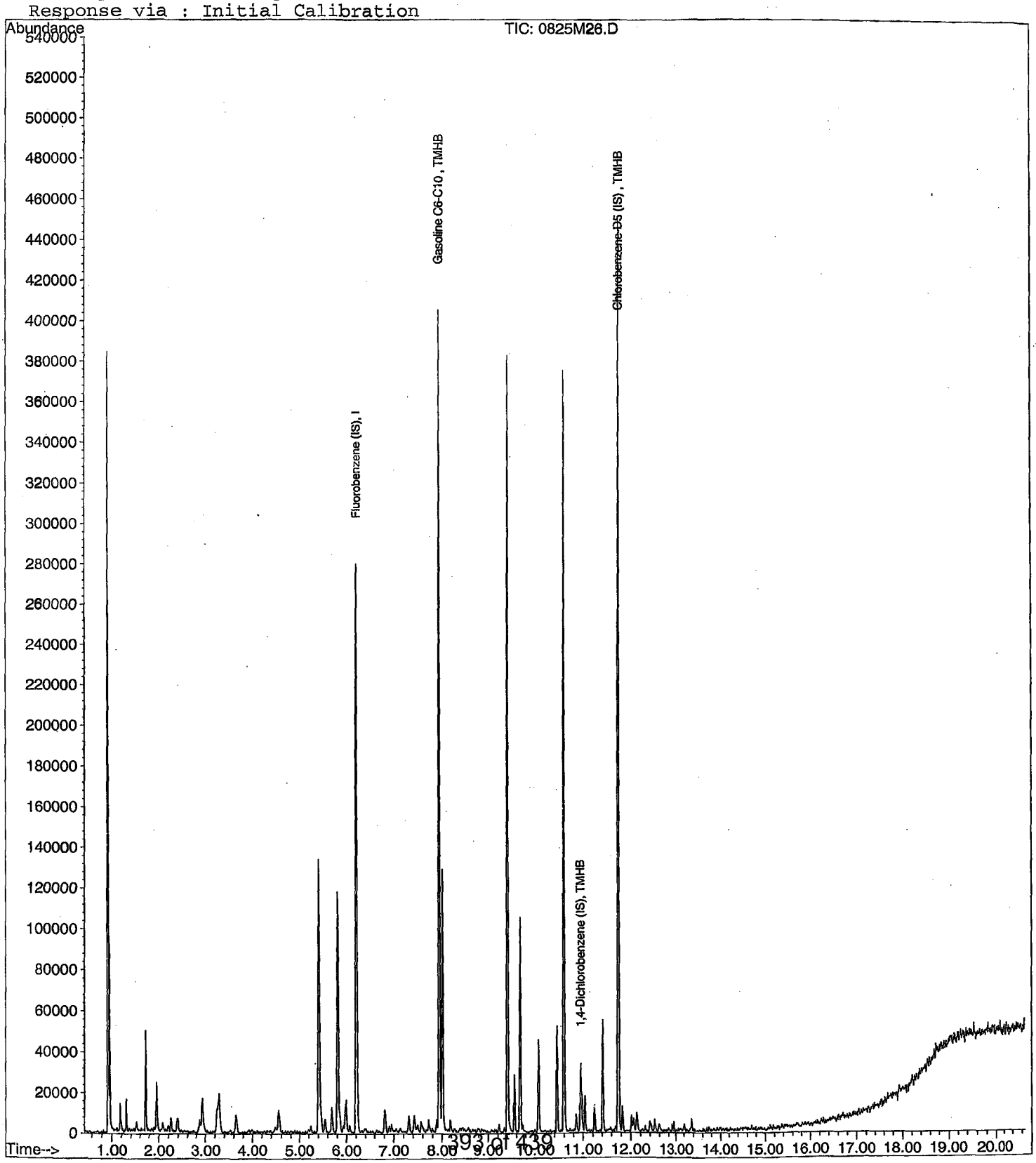

Quantitation Report (QT Reviewed)

Data File : M:\MAX\DATA\210825\0825M27.D
Acq On : 25 Aug 21 22:14
Sample : 600ug/L GAS STD 8/25/21
Misc : IS&S 6/4/21

Vial: 17
Operator: LP,DG,CH
Inst : Max
Multiplr: 1.00

Quant Time: Aug 26 16:18 2021 Quant Results File: MGAS0825.RES

Quant Method : M:\MAX\DATA\210825\MGAS0825.M (RTE Integrator)
Title : METHOD 8260B
Last Update : Thu Aug 26 16:13:10 2021
Response via : Initial Calibration
DataAcq Meth : M8260_081021

Internal Standards	R.T.	QIon	Response	Conc Units	Dev(Min)
1) Fluorobenzene (IS)	6.21	TIC	283991	25.00 ppb	0.00
3) Chlorobenzene-D5 (IS)	11.75	TIC	290103m	25.00 ppb	0.00
4) 1,4-Dichlorobenzene (IS)	10.94	TIC	180429m	25.00 ppb	0.00

System Monitoring Compounds

Target Compounds					Qvalue
2) Gasoline C6-C10	7.95	TIC	5593097m	606.10 ppb	100

(#) = qualifier out of range (m) = manual integration

Quantitation Report

Data File : M:\MAX\DATA\210825\0825M27.D
Acq On : 25 Aug 21 22:14
Sample : 600ug/L GAS STD 8/25/21
Misc : IS&S 6/4/21

Vial: 17
Operator: LP,DG,CH
Inst : Max
Multiplr: 1.00

Quant Time: Aug 26 16:18 2021

Quant Results File: MGAS0825.RES

Method : M:\MAX\DATA\210825\MGAS0825.M (RTE Integrator)
Title : METHOD 8260B
Last Update : Thu Aug 26 16:19:36 2021
Response via : Initial Calibration

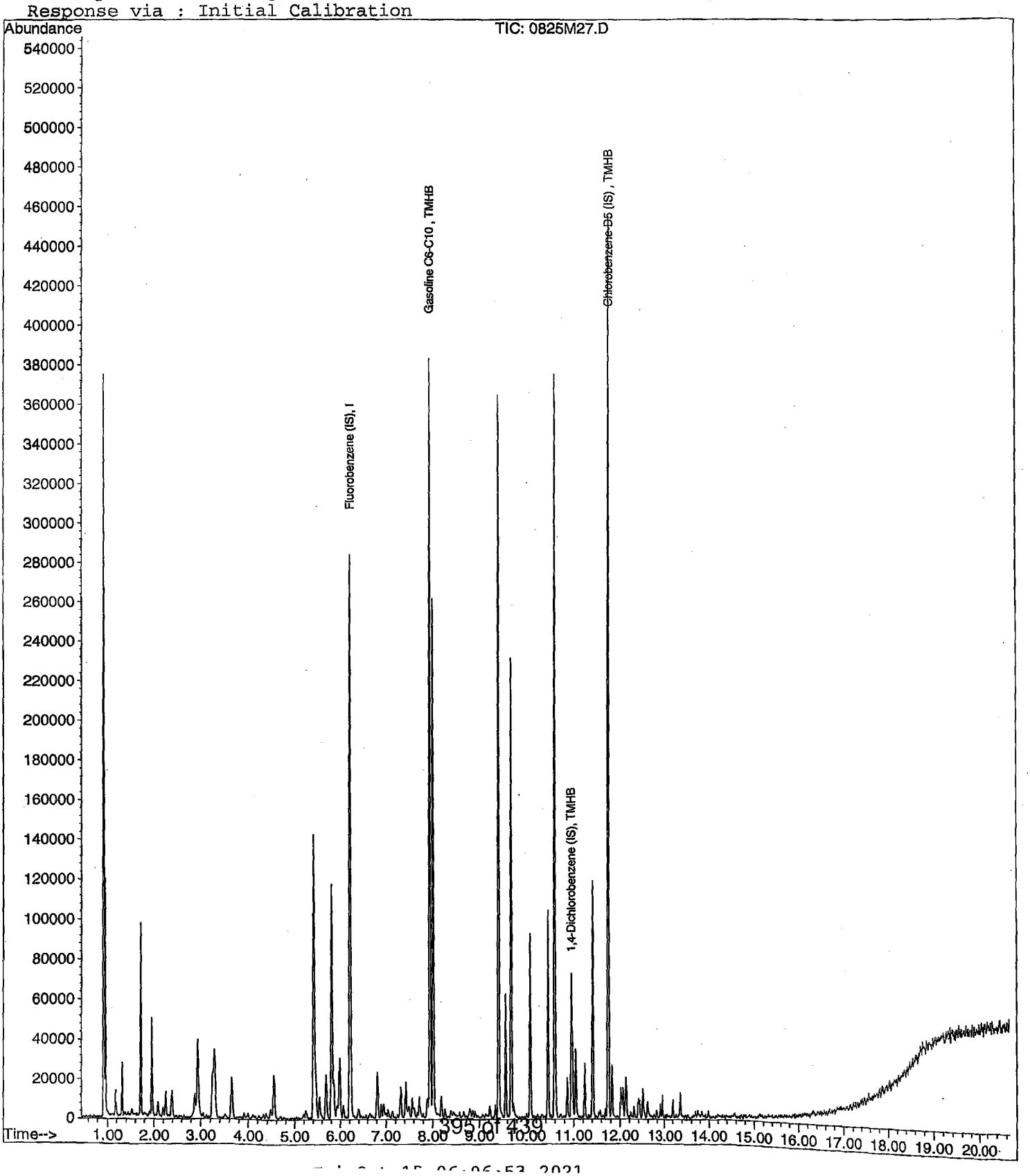

Quantitation Report (QT Reviewed)

Data File : M:\MAX\DATA\210825\0825M28.D
Acq On : 25 Aug 21 22:42
Sample : 800ug/L GAS STD 8/25/21
Misc : IS&S 6/4/21

Vial: 18
Operator: LP,DG,CH
Inst : Max
Multiplr: 1.00

Quant Time: Aug 26 16:18 2021 Quant Results File: MGAS0825.RES

Quant Method : M:\MAX\DATA\210825\MGAS0825.M (RTE Integrator)
Title : METHOD 8260B
Last Update : Thu Aug 26 16:13:10 2021
Response via : Initial Calibration
DataAcq Meth : M8260_081021

Internal Standards	R.T.	QIon	Response	Conc Units	Dev(Min)
1) Fluorobenzene (IS)	6.21	TIC	288929	25.00 ppb	0.00
3) Chlorobenzene-D5 (IS)	11.75	TIC	313031m	25.00 ppb	0.00
4) 1,4-Dichlorobenzene (IS)	10.94	TIC	240514m	25.00 ppb	0.00

System Monitoring Compounds

Target Compounds					Qvalue
2) Gasoline C6-C10	7.95	TIC	6580092m	807.60 ppb	100

(#) = qualifier out of range (m) = manual integration

Quantitation Report

Data File : M:\MAX\DATA\210825\0825M28.D
Acq On : 25 Aug 21 22:42
Sample : 800ug/L GAS STD 8/25/21
Misc : IS&S 6/4/21

Vial: 18
Operator: LP,DG,CH
Inst : Max
Multiplr: 1.00

Quant Time: Aug 26 16:18 2021

Quant Results File: MGAS0825.RES

Method : M:\MAX\DATA\210825\MGAS0825.M (RTE Integrator)
Title : METHOD 8260B
Last Update : Thu Aug 26 16:19:36 2021
Response via : Initial Calibration

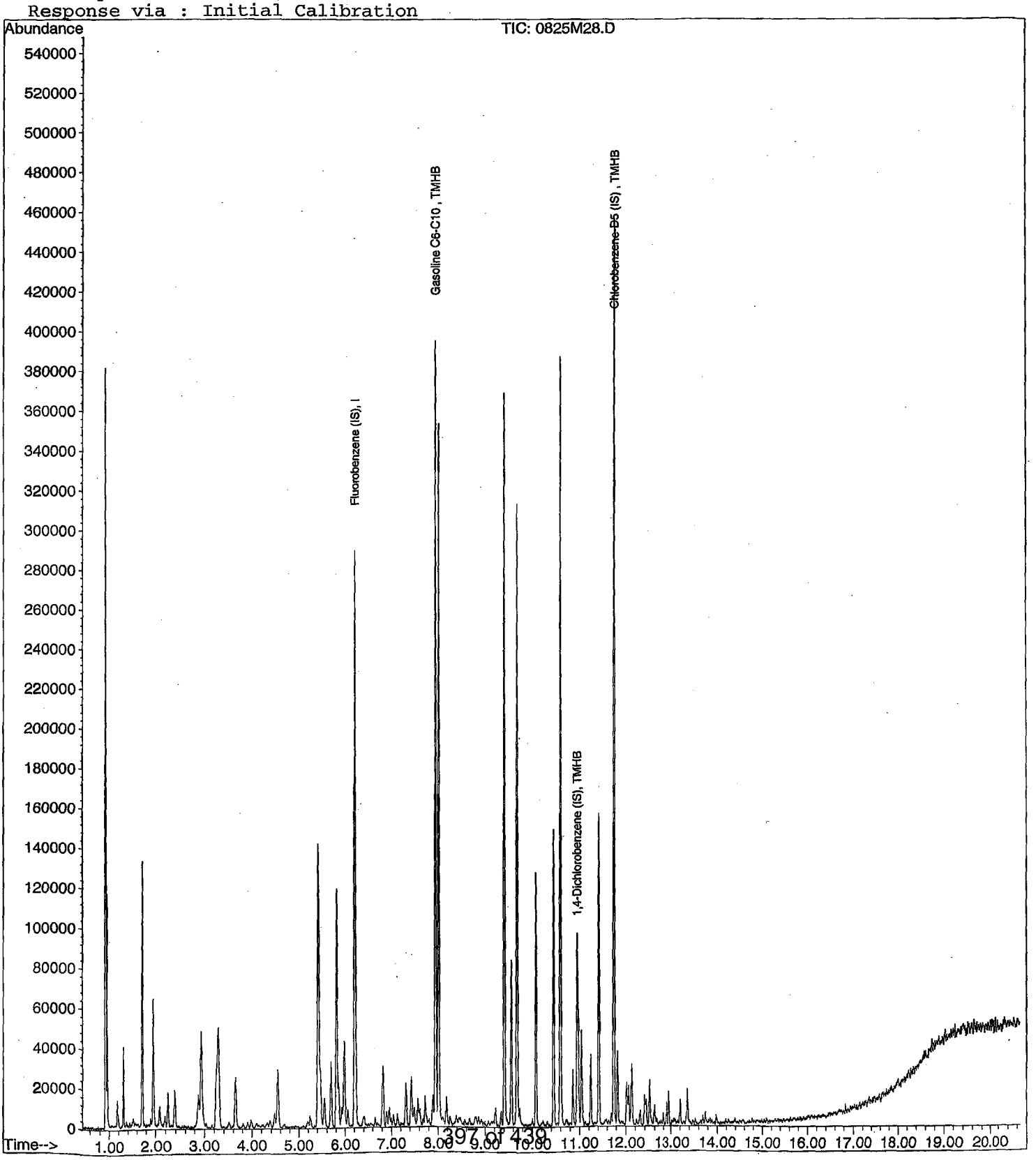

Quantitation Report (QT Reviewed)

Data File : M:\MAX\DATA\210825\0825M29.D
Acq On : 25 Aug 21 23:10
Sample : 1000ug/L GAS STD 8/25/21
Misc : IS&S 6/4/21

Vial: 19
Operator: LP,DG,CH
Inst : Max
Multiplr: 1.00

Quant Time: Aug 26 16:19 2021 Quant Results File: MGAS0825.RES

Quant Method : M:\MAX\DATA\210825\MGAS0825.M (RTE Integrator)
Title : METHOD 8260B
Last Update : Thu Aug 26 16:13:10 2021
Response via : Initial Calibration
DataAcq Meth : M8260_081021

Internal Standards	R.T.	QIon	Response	Conc Units	Dev(Min)
1) Fluorobenzene (IS)	6.21	TIC	286598	25.00 ppb	0.00
3) Chlorobenzene-D5 (IS)	11.75	TIC	331346m	25.00 ppb	0.00
4) 1,4-Dichlorobenzene (IS)	10.94	TIC	289883m	25.00 ppb	0.00

System Monitoring Compounds

Target Compounds					Qvalue
2) Gasoline C6-C10	8.02	TIC	7278206m	979.10 ppb	100

(#) = qualifier out of range (m) = manual integration
0825M29.D MGAS0825.M Fri Oct 15 06:06:54 2021

Quantitation Report

Data File : M:\MAX\DATA\210825\0825M29.D
Acq On : 25 Aug 21 23:10
Sample : 1000ug/L GAS STD 8/25/21
Misc : IS&S 6/4/21

Vial: 19
Operator: LP,DG,CH
Inst : Max
Multiplr: 1.00

Quant Time: Aug 26 16:19 2021

Quant Results File: MGAS0825.RES

Method : M:\MAX\DATA\210825\MGAS0825.M (RTE Integrator)
Title : METHOD 8260B
Last Update : Thu Aug 26 16:19:36 2021
Response via : Initial Calibration

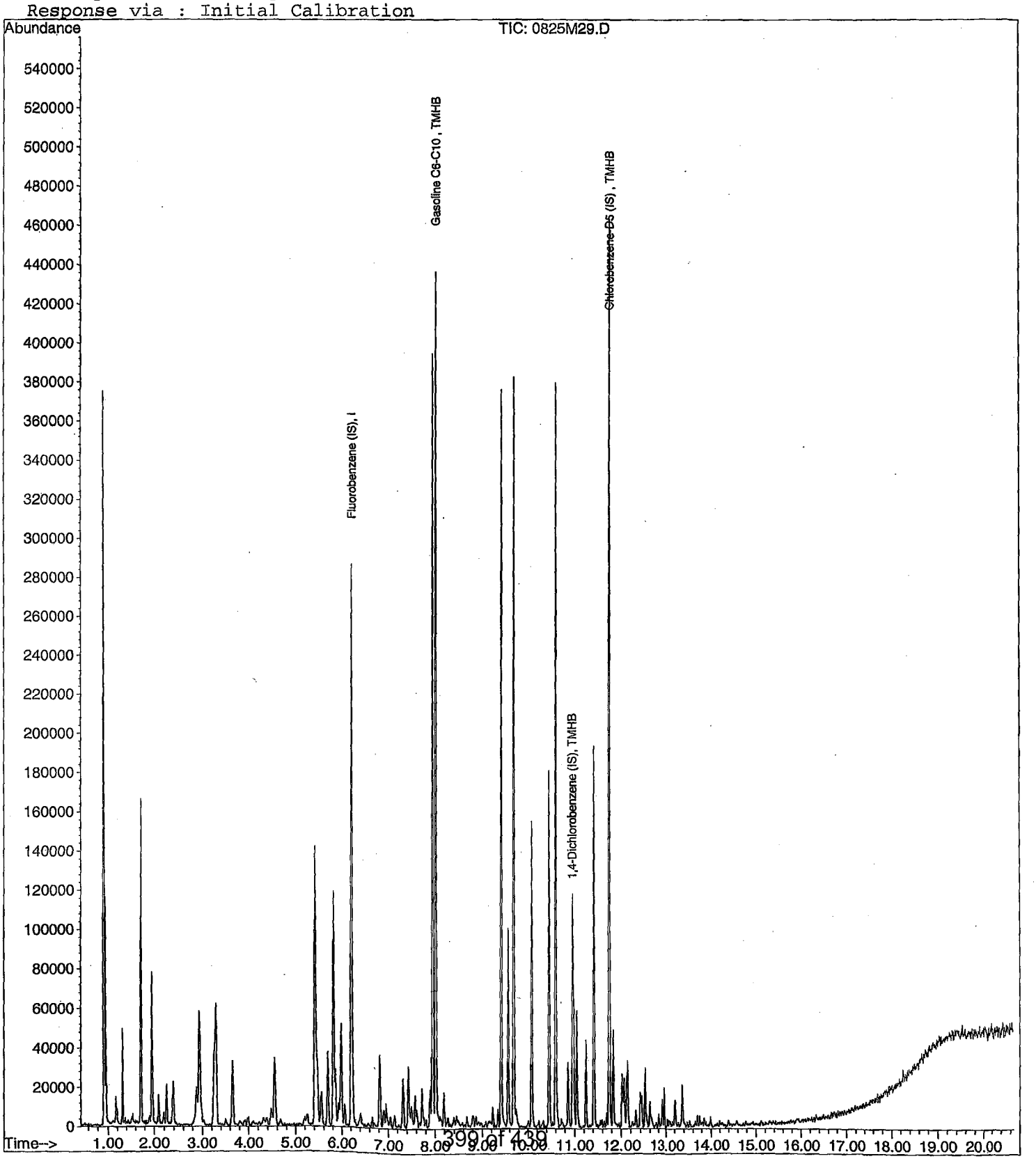

VOLATILE ORGANIC ANALYSIS
VOLATILE ORGANIC COMPOUNDS

Form 7

Second Source Calibration

Lab Name: APPL, Inc.
Case No:
Matrix:

SDG No:
Date Analyzed: 8/26/2021
Instrument: Max
Initial Cal. Date: 8/25/2021
Data File: 0825M31.D

		Compound	MEAN	CCRF	%D		%Drift
1	TMHB	Gasoline C6-C10	3.704	1.312	65	TMHBL	12
2							
3							
4							
5							
6							
7							
8							
9							
10							
11							
12							
13							
14							
15							
16							
17							
18							
19							
20							
21							
22							
23							
24							
25							
26							
27							
28							
29							
30							
31							
32							
33							
34							
35							
36							
37							
38							
39							
40							
		Average			65.0		

Quantitation Report (QT Reviewed)

Data File : M:\MAX\DATA\210825\0825M31.D
Acq On : 26 Aug 21 00:06
Sample : (SS) 300ug/L GAS STD 8/25/21
Misc : IS&S 6/4/21

Vial: 21
Operator: LP,DG,CH
Inst : Max
Multiplr: 1.00

Quant Time: Sep 1 8:52 2021 Quant Results File: MGAS0825.RES

Quant Method : M:\MAX\DATA\210825\MGAS0825.M (RTE Integrator)
Title : METHOD 8260B
Last Update : Thu Aug 26 16:19:36 2021
Response via : Initial Calibration
DataAcq Meth : M8260_081021

Internal Standards	R.T.	QIon	Response	Conc Units	Dev(Min)
1) Fluorobenzene (IS)	6.21	TIC	283312	25.00 ppb	0.00
3) Chlorobenzene-D5 (IS)	11.75	TIC	277458m	25.00 ppb	0.00
4) 1,4-Dichlorobenzene (IS)	10.94	TIC	112772m	25.00 ppb	0.00

System Monitoring Compounds

Target Compounds					Qvalue
2) Gasoline C6-C10	7.95	TIC	4459802m	336.84 ppb	100

(#) = qualifier out of range (m) = manual integration
0825M31.D MGAS0825.M Fri Oct 15 06:07:21 2021

Quantitation Report

Data File : M:\MAX\DATA\210825\0825M31.D
Acq On : 26 Aug 21 00:06
Sample : (SS) 300ug/L GAS STD 8/25/21
Misc : IS&S 6/4/21

Vial: 21
Operator: LP,DG,CH
Inst : Max
Multiplr: 1.00

Quant Time: Sep 1 8:52 2021

Quant Results File: MGAS0825.RES

Method : M:\MAX\DATA\210825\MGAS0825.M (RTE Integrator)
Title : METHOD 8260B
Last Update : Thu Aug 26 16:19:36 2021
Response via : Initial Calibration

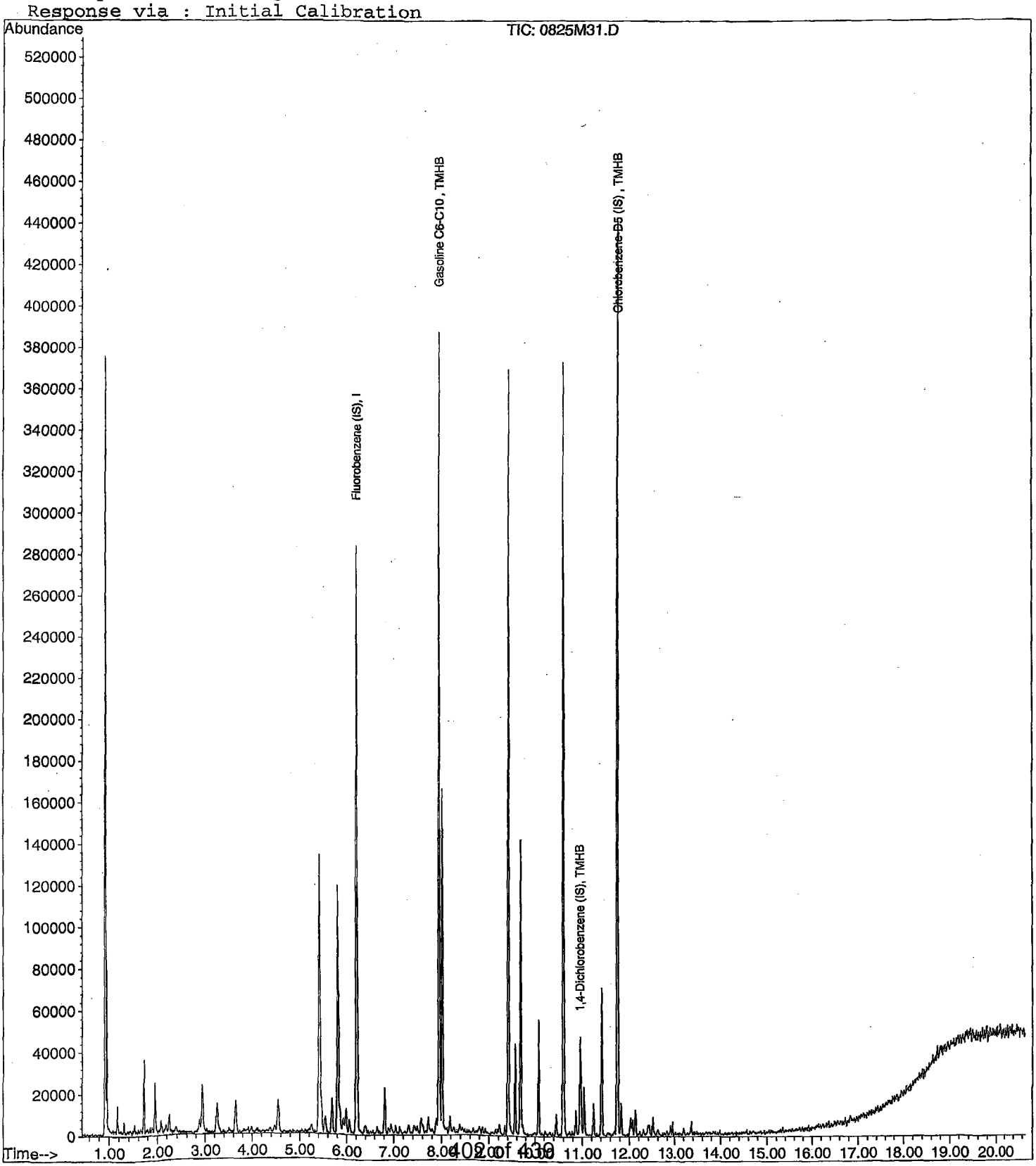

VOLATILE ORGANIC ANALYSIS
VOLATILE ORGANIC COMPOUNDS

Form 7

Continuing Calibration

Lab Name: APPL, Inc.
Case No:
Matrix: Water

SDG No:
Date Analyzed: 2 Nov 21 11:55
Instrument: Max
Initial Cal. Date: 8/25/2021
Data File: 1102M07.D

		Compound	MEAN	CCRF	%D		%Drift
1	I	Fluorobenzene (IS)	ISTD			I	
2	TMHB	Gasoline C6-C10	3.704	1.244	66	TMHBL	6.0
3	TMHB	Chlorobenzene-D5 (IS)	ISTD			TMHB	
4	TMHB	1,4-Dichlorobenzene (IS)	ISTD			TMHB	
5							
6							
7							
8							
9							
10							
11							
12							
13							
14							
15							
16							
17							
18							
19							
20							
21							
22							
23							
24							
25							
26							
27							
28							
29							
30							
31							
32							
33							
34							
35							
36							
37							
38							
39							
40							
		Average			66.0		

VOLATILE ORGANIC ANALYSIS BY
EPA METHOD 8260B

Form 7

Continuing Calibration

Lab Name: APPL, Inc.
Case No:
Matrix: Water

SDG No:
Date Analyzed: 2 Nov 21 11:55
Instrument: Max
Initial Cal. Date: 8/25/2021
Data File: 1102M07.D

		Compound	MEAN	CCRF	%D		%Drift
1	I	Fluorobenzene (IS)	ISTD			I	
2	S	Dibromofluoromethane(S)	0.3015	0.3347	11	S	
3	S	1,2-DCA-D4(S)	0.1981	0.2324	17	S	
4	I	Chlorobenzene-D5 (IS)	ISTD			I	
5	S	Toluene-D8(S)	1.172	1.144	2.4	S	
6	S	4-Bromofluorobenzene(S)	0.4574	0.4507	1.5	S	
7	I	1,4-Dichlorobenzene-D (IS)	ISTD			I	
8							
9							
10							
11							
12							
13							
14							
15							
16							
17							
18							
19							
20							
21							
22							
23							
24							
25							
26							
27							
28							
29							
30							
31							
32							
33							
34							
35							
36							
37							
38							
39							
40							
		Average			8.0		

Quantitation Report (QT Reviewed)

Data File : M:\MAX\DATA\211029\1102M07.D
Acq On : 2 Nov 21 11:55
Sample : 211102A CCV 300ug/L
Misc : IS&S 8/4/21

Vial: 7
Operator: LP,DG,CH
Inst : Max
Multiplr: 1.00

Quant Time: Nov 2 11:22 2021

Quant Results File: MGAS0825.RE

Quant Method : M:\MAX\DATA\210922\MGAS0825.M (RTE Integrator)
Title : METHOD 8260B
Last Update : Thu Aug 26 16:19:36 2021
Response via : Initial Calibration
DataAcq Meth : M8260

Internal Standards	R.T.	QIon	Response	Conc Units	Dev(Min)
1) Fluorobenzene (IS)	6.37	TIC	414752	25.00 ppb	0.16
3) Chlorobenzene-D5 (IS)	11.75	TIC	1104567m	25.00 ppb	0.00
4) 1,4-Dichlorobenzene (IS)	10.94	TIC	104025m	25.00 ppb	0.00

System Monitoring Compounds

Target Compounds					Qvalue
2) Gasoline C6-C10	10.70	TIC	6191436m	282.11 ppb	100

(#) = qualifier out of range (m) = manual integration
1102M07.D LGAS1129.M Wed Dec 01 08:07:14 2021 Page 1

Quantitation Report (Not Reviewed)

Data File : M:\MAX\DATA\211029\1102M07.D
Acq On : 2 Nov 21 11:55
Sample : 211102A CCV 300ug/L
Misc : IS&S 8/4/21

Vial: 7
Operator: LP,DG,CH
Inst : Max
Multiplr: 1.00

Quant Time: Dec 1 5:32 2021

Quant Results File: M0825SUR.RI

Quant Method : M:\MAX\DATA\210922\M0825SUR.M (RTE Integrator)
Title : METHOD 8260B
Last Update : Thu Aug 26 11:16:48 2021
Response via : Initial Calibration
DataAcq Meth : M8260

Internal Standards	R.T.	QIon	Response	Conc Units	Dev(Min)
1) Fluorobenzene (IS)	6.37	96	345640	25.00 ppb	0.16
4) Chlorobenzene-D5 (IS)	9.52	117	321874	25.00 ppb	0.11
7) 1,4-Dichlorobenzene-D (IS)	11.84	152	203950	25.00 ppb	0.10
System Monitoring Compounds					
2) Dibromofluoromethane(S)	5.59	111	115689	27.75 ppb	0.17
Spiked Amount 25.000			Recovery	= 111.016%	
3) 1,2-DCA-D4(S)	5.98	65	80312	29.32 ppb	0.16
Spiked Amount 25.000			Recovery	= 117.272%	
5) Toluene-D8(S)	8.08	98	368144	24.39 ppb	0.13
Spiked Amount 25.000			Recovery	= 97.560%	
6) 4-Bromofluorobenzene(S)	10.70	95	145066	24.63 ppb	0.10
Spiked Amount 25.000			Recovery	= 98.536%	

Target Compounds Qvalue

(#) = qualifier out of range (m) = manual integration
1102M07.D M0825SUR.M Wed Dec 01 08:12:36 2021 Page 1

Quantitation Report

Data File : M:\MAX\DATA\211029\1102M07.D
Acq On : 2 Nov 21 11:55
Sample : 211102A CCV 300ug/L
Misc : IS&S 8/4/21

Vial: 7
Operator: LP,DG,CH
Inst : Max
Multiplr: 1.00

Quant Time: Nov 2 11:22 2021

Quant Results File: MGAS0825.RE

Method : M:\LOKI\DATA\211129\LGAS1129.M (RTE Integrator)
Title : METHOD 8260B
Last Update : Tue Nov 30 10:16:55 2021
Response via : Initial Calibration

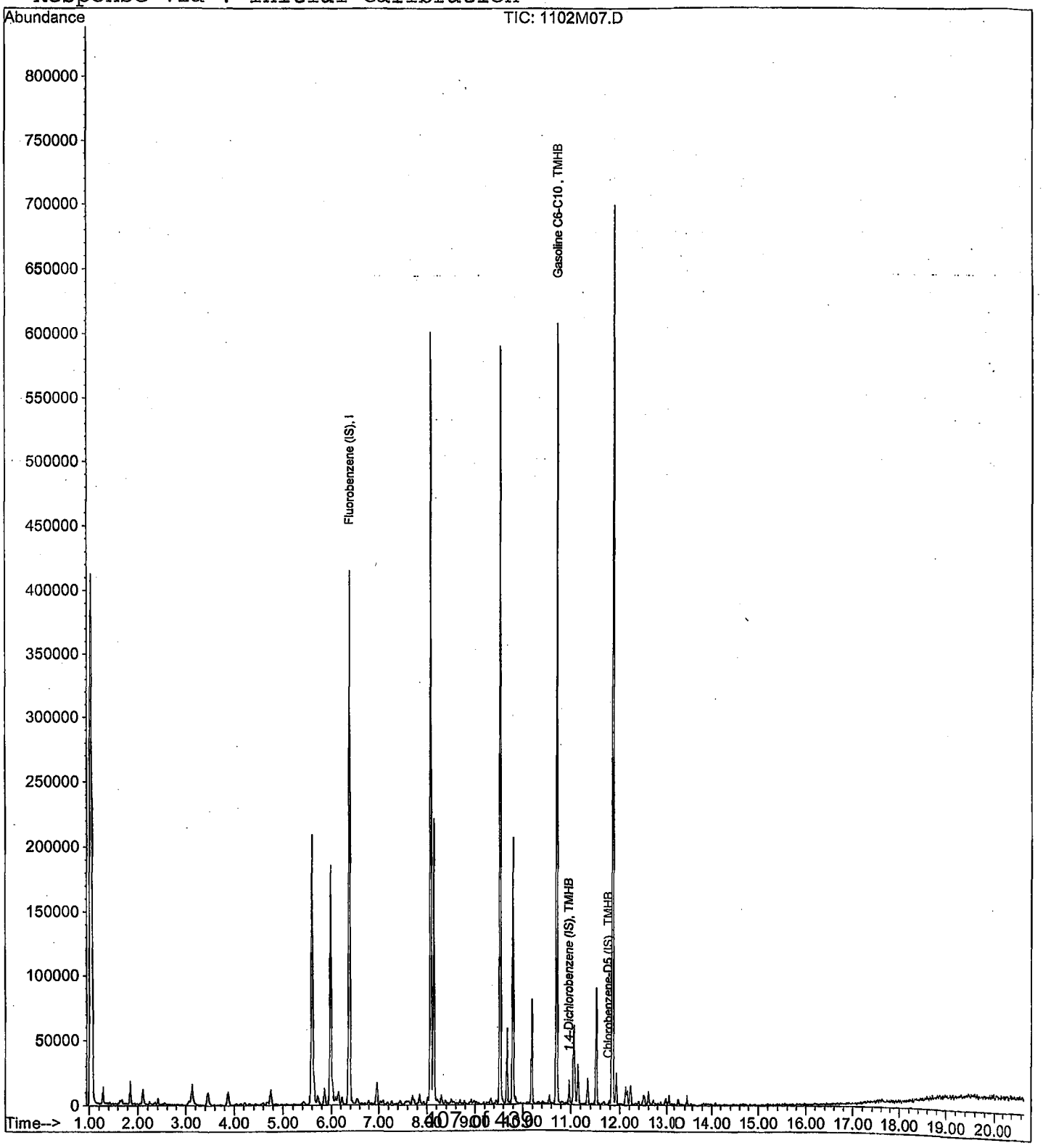

VOLATILE ORGANIC ANALYSIS
VOLATILE ORGANIC COMPOUNDS

Form 7

Ending Continuing Calibration

Lab Name: APPL, Inc.
Case No:
Matrix: Water

SDG No:
Date Analyzed: 2 Nov 21 20:25
Instrument: Max
Initial Cal. Date: 8/25/2021
Data File: 1102M25.D

		Compound	MEAN	CCRF	%D		%Drift
1	I	Fluorobenzene (IS)	ISTD			I	
2	TMHB	Gasoline C6-C10	3.704	1.233	67	TMHBL	9.0
3	TMHB	Chlorobenzene-D5 (IS)	ISTD			TMHB	
4	TMHB	1,4-Dichlorobenzene (IS)	ISTD			TMHB	
5							
6							
7							
8							
9							
10							
11							
12							
13							
14							
15							
16							
17							
18							
19							
20							
21							
22							
23							
24							
25							
26							
27							
28							
29							
30							
31							
32							
33							
34							
35							
36							
37							
38							
39							
40							
		Average			67.0		

VOLATILE ORGANIC ANALYSIS BY
EPA METHOD 8260B

Form 7

Ending Continuing Calibration

Lab Name: APPL, Inc.
Case No:
Matrix: Water

SDG No:
Date Analyzed: 2 Nov 21 20:25
Instrument: Max
Initial Cal. Date: 8/25/2021
Data File: 1102M25.D

		Compound	MEAN	CCRF	%D		%Drift
1	I	Fluorobenzene (IS)	ISTD			I	
2	S	Dibromofluoromethane(S)	0.3015	0.3310	9.8	S	
3	S	1,2-DCA-D4(S)	0.1981	0.2233	13	S	
4	I	Chlorobenzene-D5 (IS)	ISTD			I	
5	S	Toluene-D8(S)	1.172	1.169	0.25	S	
6	S	4-Bromofluorobenzene(S)	0.4574	0.4520	1.2	S	
7	I	1,4-Dichlorobenzene-D (IS)	ISTD			I	
8							
9							
10							
11							
12							
13							
14							
15							
16							
17							
18							
19							
20							
21							
22							
23							
24							
25							
26							
27							
28							
29							
30							
31							
32							
33							
34							
35							
36							
37							
38							
39							
40							
		Average			6.1		

Quantitation Report (QT Reviewed)

Data File : M:\MAX\DATA\211029\1102M25.D
Acq On : 2 Nov 21 20:25
Sample : Ending CCV 300ug/L 11/02/21
Misc : IS&S 8/4/21

Vial: 25
Operator: LP,DG,CH
Inst : Max
Multiplr: 1.00

Quant Time: Nov 3 6:59 2021

Quant Results File: MGAS0825.RE

Quant Method : M:\MAX\DATA\210922\MGAS0825.M (RTE Integrator)
Title : METHOD 8260B
Last Update : Thu Aug 26 16:19:36 2021
Response via : Initial Calibration
DataAcq Meth : M8260

Internal Standards	R.T.	QIon	Response	Conc Units	Dev(Min)
1) Fluorobenzene (IS)	6.37	TIC	450539	25.00 ppb	0.15
3) Chlorobenzene-D5 (IS)	11.75	TIC	1156046m	25.00 ppb	0.00
4) 1,4-Dichlorobenzene (IS)	10.94	TIC	112252m	25.00 ppb	0.00

System Monitoring Compounds

Target Compounds					Qvalue
2) Gasoline C6-C10	8.07	TIC	6664712m	273.01 ppb	100

(#) = qualifier out of range (m) = manual integration
1102M25.D LGAS1129.M Wed Dec 01 08:07:26 2021 Page 1

Quantitation Report (Not Reviewed)

Data File : M:\MAX\DATA\211029\1102M25.D
Acq On : 2 Nov 21 20:25
Sample : Ending CCV 300ug/L 11/02/21
Misc : IS&S 8/4/21

Vial: 25
Operator: LP,DG,CH
Inst : Max
Multiplr: 1.00

Quant Time: Dec 1 5:32 2021 Quant Results File: M0825SUR.RE

Quant Method : M:\MAX\DATA\210922\M0825SUR.M (RTE Integrator)
Title : METHOD 8260B
Last Update : Thu Aug 26 11:16:48 2021
Response via : Initial Calibration
DataAcq Meth : M8260

Internal Standards	R.T.	QIon	Response	Conc Units	Dev(Min)
1) Fluorobenzene (IS)	6.37	96	377731	25.00 ppb	0.15
4) Chlorobenzene-D5 (IS)	9.52	117	340196	25.00 ppb	0.11
7) 1,4-Dichlorobenzene-D (IS)	11.84	152	218540	25.00 ppb	0.10
System Monitoring Compounds					
2) Dibromofluoromethane(S)	5.59	111	125047	27.45 ppb	0.17
Spiked Amount 25.000			Recovery	= 109.800%	
3) 1,2-DCA-D4(S)	5.98	65	84336	28.17 ppb	0.16
Spiked Amount 25.000			Recovery	= 112.688%	
5) Toluene-D8(S)	8.07	98	397835	24.94 ppb	0.12
Spiked Amount 25.000			Recovery	= 99.752%	
6) 4-Bromofluorobenzene(S)	10.70	95	153776	24.71 ppb	0.10
Spiked Amount 25.000			Recovery	= 98.828%	

Target Compounds Qvalue

(#) = qualifier out of range (m) = manual integration
1102M25.D M0825SUR.M Wed Dec 01 08:12:46 2021 Page 1

Quantitation Report

Data File : M:\MAX\DATA\211029\1102M25.D
Acq On : 2 Nov 21 20:25
Sample : Ending CCV 300ug/L 11/02/21
Misc : IS&S 8/4/21

Vial: 25
Operator: LP,DG,CH
Inst : Max
Multiplr: 1.00

Quant Time: Nov 3 6:59 2021

Quant Results File: MGAS0825.RE

Method : M:\LOKI\DATA\211129\LGAS1129.M (RTE Integrator)
Title : METHOD 8260B
Last Update : Tue Nov 30 10:16:55 2021
Response via : Initial Calibration

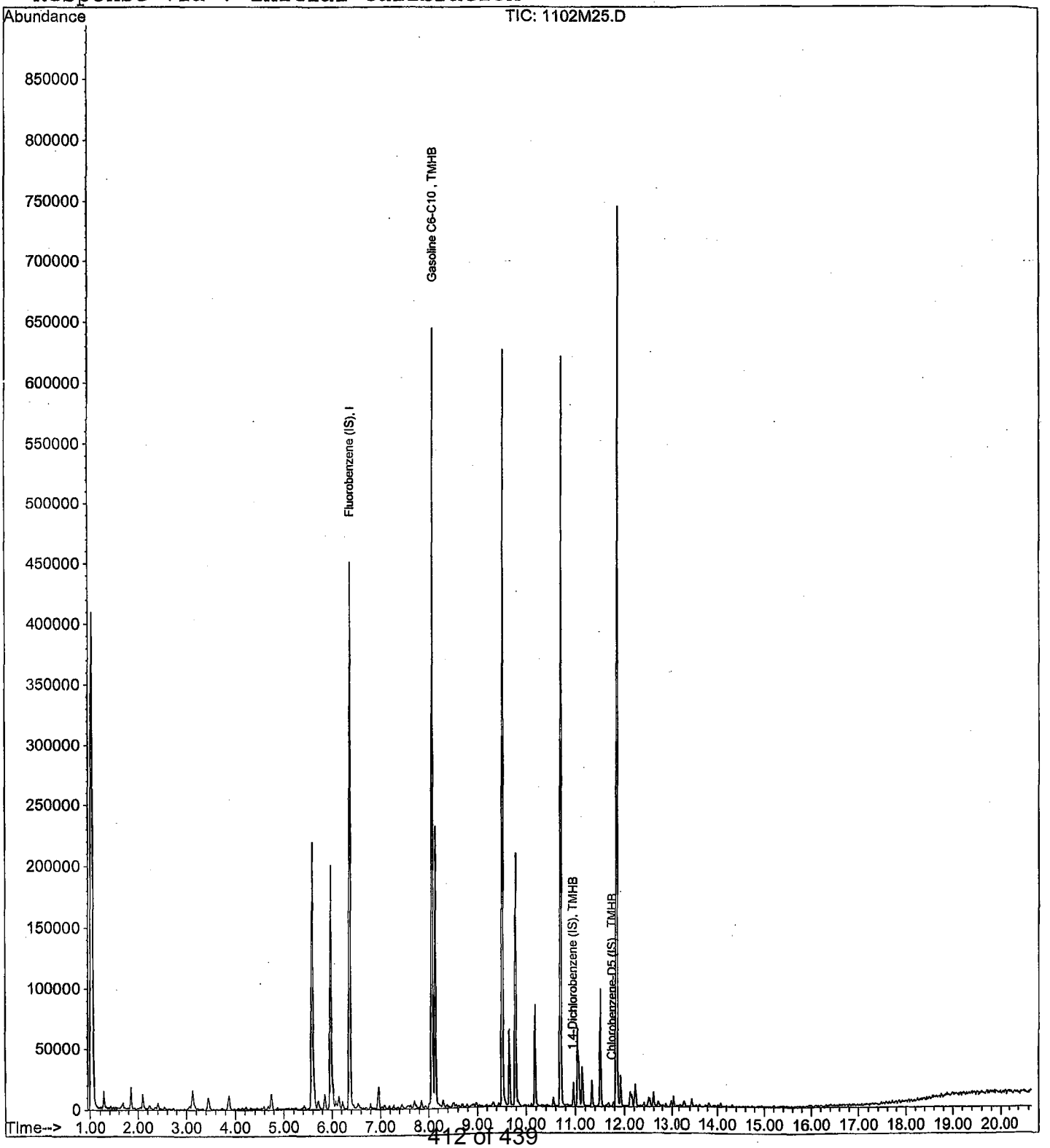

ORGANICS
Raw Data

Quantitation Report (QT Reviewed)

Data File : M:\MAX\DATA\211029\1102M11.D
Acq On : 2 Nov 21 13:48
Sample : BA44378W01
Misc : IS&S 8/4/21

Vial: 11
Operator: LP,DG,CH
Inst : Max
Multiplr: 1.00

Quant Time: Dec 1 4:54 2021

Quant Results File: MGAS0825.RES

Quant Method : M:\MAX\DATA\210922\MGAS0825.M (RTE Integrator)
Title : METHOD 8260B
Last Update : Thu Aug 26 16:19:36 2021
Response via : Initial Calibration
DataAcq Meth : M8260

Internal Standards	R.T.	QIon	Response	Conc Units	Dev(Min)
1) Fluorobenzene (IS)	6.37	TIC	423876	25.00 ppb	0.16
3) Chlorobenzene-D5 (IS)	11.75	TIC	1081203m	25.00 ppb	0.00
4) 1,4-Dichlorobenzene (IS)	10.94	TIC	7369m	25.00 ppb	0.00

System Monitoring Compounds

Target Compounds Qvalue

(#) = qualifier out of range (m) = manual integration

Quantitation Report (Not Reviewed)

Data File : M:\MAX\DATA\211029\1102M11.D
Acq On : 2 Nov 21 13:48
Sample : BA44378W01
Misc : IS&S 8/4/21

Vial: 11
Operator: LP,DG,CH
Inst : Max
Multiplr: 1.00

Quant Time: Dec 1 5:32 2021

Quant Results File: M0825SUR.RES

Quant Method : M:\MAX\DATA\210922\M0825SUR.M (RTE Integrator)
Title : METHOD 8260B
Last Update : Thu Aug 26 11:16:48 2021
Response via : Initial Calibration
DataAcq Meth : M8260

Internal Standards	R.T.	QIon	Response	Conc Units	Dev(Min)
1) Fluorobenzene (IS)	6.37	96	355083	25.00 ppb	0.16
4) Chlorobenzene-D5 (IS)	9.52	117	331907	25.00 ppb	0.11
7) 1,4-Dichlorobenzene-D (IS)	11.84	152	202010	25.00 ppb	0.10
System Monitoring Compounds					
2) Dibromofluoromethane(S)	5.59	111	117093	27.34 ppb	0.17
Spiked Amount 25.000			Recovery	= 109.376%	
3) 1,2-DCA-D4(S)	5.98	65	82784	29.42 ppb	0.16
Spiked Amount 25.000			Recovery	= 117.668%	
5) Toluene-D8(S)	8.07	98	374502	24.06 ppb	0.12
Spiked Amount 25.000			Recovery	= 96.248%	
6) 4-Bromofluorobenzene(S)	10.70	95	146966	24.20 ppb	0.10
Spiked Amount 25.000			Recovery	= 96.808%	

Target Compounds Qvalue

(#) = qualifier out of range (m) = manual integration

Quantitation Report

Data File : M:\MAX\DATA\211029\1102M11.D
Acq On : 2 Nov 21 13:48
Sample : BA44378W01
Misc : IS&S 8/4/21

Vial: 11
Operator: LP,DG,CH
Inst : Max
Multiplr: 1.00

Quant Time: Dec 1 4:54 2021

Quant Results File: MGAS0825.RES

Method : M:\LOKI\DATA\211129\LGAS1129.M (RTE Integrator)
Title : METHOD 8260B
Last Update : Tue Nov 30 10:16:55 2021
Response via : Initial Calibration



1102M11.D LGAS1129.M Wed Dec 01 08:07:17 2021

Quantitation Report (QT Reviewed)

Data File : M:\MAX\DATA\211029\1102M12.D
Acq On : 2 Nov 21 14:17
Sample : BA44379W01
Misc : IS&S 8/4/21

Vial: 12
Operator: LP,DG,CH
Inst : Max
Multiplr: 1.00

Quant Time: Dec 1 4:54 2021

Quant Results File: MGAS0825.RES

Quant Method : M:\MAX\DATA\210922\MGAS0825.M (RTE Integrator)
Title : METHOD 8260B
Last Update : Thu Aug 26 16:19:36 2021
Response via : Initial Calibration
DataAcq Meth : M8260

Internal Standards	R.T.	QIon	Response	Conc Units	Dev(Min)
1) Fluorobenzene (IS)	6.37	TIC	408725	25.00 ppb	0.16
3) Chlorobenzene-D5 (IS)	11.75	TIC	1069655m	25.00 ppb	0.00
4) 1,4-Dichlorobenzene (IS)	10.94	TIC	8095m	25.00 ppb	0.00

System Monitoring Compounds

Target Compounds Qvalue

(#) = qualifier out of range (m) = manual integration

Quantitation Report (Not Reviewed)

Data File : M:\MAX\DATA\211029\1102M12.D Vial: 12
Acq On : 2 Nov 21 14:17 Operator: LP,DG,CH
Sample : BA44379W01 Inst : Max
Misc : IS&S 8/4/21 Multiplr: 1.00

Quant Time: Dec 1 5:32 2021 Quant Results File: M0825SUR.RES

Quant Method : M:\MAX\DATA\210922\M0825SUR.M (RTE Integrator)
Title : METHOD 8260B
Last Update : Thu Aug 26 11:16:48 2021
Response via : Initial Calibration
DataAcq Meth : M8260

Internal Standards	R.T.	QIon	Response	Conc Units	Dev(Min)
1) Fluorobenzene (IS)	6.37	96	343685	25.00 ppb	0.16
4) Chlorobenzene-D5 (IS)	9.52	117	315068	25.00 ppb	0.11
7) 1,4-Dichlorobenzene-D (IS)	11.84	152	197733	25.00 ppb	0.10
System Monitoring Compounds					
2) Dibromofluoromethane(S)	5.59	111	117417	28.33 ppb	0.17
Spiked Amount 25.000			Recovery	= 113.316%	
3) 1,2-DCA-D4(S)	5.98	65	79824	29.31 ppb	0.16
Spiked Amount 25.000			Recovery	= 117.224%	
5) Toluene-D8(S)	8.07	98	370440	25.07 ppb	0.12
Spiked Amount 25.000			Recovery	= 100.292%	
6) 4-Bromofluorobenzene(S)	10.70	95	144836	25.13 ppb	0.10
Spiked Amount 25.000			Recovery	= 100.504%	

Target Compounds Qvalue

(#) = qualifier out of range (m) = manual integration

Quantitation Report

Data File : M:\MAX\DATA\211029\1102M12.D
Acq On : 2 Nov 21 14:17
Sample : BA44379W01
Misc : IS&S 8/4/21

Vial: 12
Operator: LP,DG,CH
Inst : Max
Multiplr: 1.00

Quant Time: Dec 1 4:54 2021

Quant Results File: MGAS0825.RES

Method : M:\LOKI\DATA\211129\LGAS1129.M (RTE Integrator)
Title : METHOD 8260B
Last Update : Tue Nov 30 10:16:55 2021
Response via : Initial Calibration



1102M12.D LGAS1129.M Wed Dec 01 08:07:18 2021

Quantitation Report (QT Reviewed)

Data File : M:\MAX\DATA\211029\1102M13.D
Acq On : 2 Nov 21 14:45
Sample : BA44380W01
Misc : IS&S 8/4/21

Vial: 13
Operator: LP,DG,CH
Inst : Max
Multiplr: 1.00

Quant Time: Dec 1 4:55 2021

Quant Results File: MGAS0825.RES

Quant Method : M:\MAX\DATA\210922\MGAS0825.M (RTE Integrator)
Title : METHOD 8260B
Last Update : Thu Aug 26 16:19:36 2021
Response via : Initial Calibration
DataAcq Meth : M8260

Internal Standards	R.T.	QIon	Response	Conc Units	Dev(Min)
1) Fluorobenzene (IS)	6.37	TIC	408565	25.00 ppb	0.16
3) Chlorobenzene-D5 (IS)	11.75	TIC	1049899m	25.00 ppb	0.00
4) 1,4-Dichlorobenzene (IS)	10.94	TIC	7213m	25.00 ppb	0.00

System Monitoring Compounds

Target Compounds Qvalue

(#) = qualifier out of range (m) = manual integration

Quantitation Report (Not Reviewed)

Data File : M:\MAX\DATA\211029\1102M13.D
Acq On : 2 Nov 21 14:45
Sample : BA44380W01
Misc : IS&S 8/4/21

Vial: 13
Operator: LP,DG,CH
Inst : Max
Multiplr: 1.00

Quant Time: Dec 1 5:32 2021

Quant Results File: M0825SUR.RES

Quant Method : M:\MAX\DATA\210922\M0825SUR.M (RTE Integrator)
Title : METHOD 8260B
Last Update : Thu Aug 26 11:16:48 2021
Response via : Initial Calibration
DataAcq Meth : M8260

Internal Standards	R.T.	QIon	Response	Conc Units	Dev(Min)
1) Fluorobenzene (IS)	6.37	96	344955	25.00 ppb	0.16
4) Chlorobenzene-D5 (IS)	9.52	117	317578	25.00 ppb	0.11
7) 1,4-Dichlorobenzene-D (IS)	11.84	152	194357	25.00 ppb	0.10
System Monitoring Compounds					
2) Dibromofluoromethane(S)	5.59	111	115517	27.77 ppb	0.17
Spiked Amount 25.000			Recovery	= 111.072%	
3) 1,2-DCA-D4(S)	5.98	65	80192	29.33 ppb	0.16
Spiked Amount 25.000			Recovery	= 117.332%	
5) Toluene-D8(S)	8.07	98	371246	24.93 ppb	0.12
Spiked Amount 25.000			Recovery	= 99.716%	
6) 4-Bromofluorobenzene(S)	10.70	95	143920	24.77 ppb	0.10
Spiked Amount 25.000			Recovery	= 99.080%	

Target Compounds Qvalue

(#) = qualifier out of range (m) = manual integration

Quantitation Report

Data File : M:\MAX\DATA\211029\1102M13.D
Acq On : 2 Nov 21 14:45
Sample : BA44380W01
Misc : IS&S 8/4/21

Vial: 13
Operator: LP,DG,CH
Inst : Max
Multiplr: 1.00

Quant Time: Dec 1 4:55 2021

Quant Results File: MGAS0825.RES

Method : M:\LOKI\DATA\211129\LGAS1129.M (RTE Integrator)
Title : METHOD 8260B
Last Update : Tue Nov 30 10:16:55 2021
Response via : Initial Calibration



Quantitation Report (QT Reviewed)

Data File : M:\MAX\DATA\211029\1102M10.D
Acq On : 2 Nov 21 13:20
Sample : 211102A BLK
Misc : IS&S 8/4/21

Vial: 10
Operator: LP,DG,CH
Inst : Max
Multiplr: 1.00

Quant Time: Dec 1 4:53 2021 Quant Results File: MGAS0825.RE

Quant Method : M:\MAX\DATA\210922\MGAS0825.M (RTE Integrator)
Title : METHOD 8260B
Last Update : Thu Aug 26 16:19:36 2021
Response via : Initial Calibration
DataAcq Meth : M8260

Internal Standards	R.T.	QIon	Response	Conc Units	Dev(Min)
1) Fluorobenzene (IS)	6.37	TIC	440307	25.00 ppb	0.16
3) Chlorobenzene-D5 (IS)	11.75	TIC	1098875m	25.00 ppb	0.00
4) 1,4-Dichlorobenzene (IS)	10.94	TIC	5503m	25.00 ppb	0.00

System Monitoring Compounds

Target Compounds Qvalue

(#) = qualifier out of range (m) = manual integration
1102M10.D LGAS1129.M Wed Dec 01 08:07:16 2021 Page 1

Quantitation Report (Not Reviewed)

Data File : M:\MAX\DATA\211029\1102M10.D
Acq On : 2 Nov 21 13:20
Sample : 211102A BLK
Misc : IS&S 8/4/21

Vial: 10
Operator: LP,DG,CH
Inst : Max
Multiplr: 1.00

Quant Time: Dec 1 5:32 2021

Quant Results File: M0825SUR.RE

Quant Method : M:\MAX\DATA\210922\M0825SUR.M (RTE Integrator)
Title : METHOD 8260B
Last Update : Thu Aug 26 11:16:48 2021
Response via : Initial Calibration
DataAcq Meth : M8260

Internal Standards	R.T.	QIon	Response	Conc Units	Dev(Min)
1) Fluorobenzene (IS)	6.37	96	373873	25.00 ppb	0.16
4) Chlorobenzene-D5 (IS)	9.52	117	340772	25.00 ppb	0.11
7) 1,4-Dichlorobenzene-D (IS)	11.84	152	207047	25.00 ppb	0.10
System Monitoring Compounds					
2) Dibromofluoromethane(S)	5.59	111	118657	26.32 ppb	0.17
Spiked Amount 25.000			Recovery	= 105.264%	
3) 1,2-DCA-D4(S)	5.98	65	86384	29.15 ppb	0.16
Spiked Amount 25.000			Recovery	= 116.616%	
5) Toluene-D8(S)	8.07	98	399098	24.97 ppb	0.12
Spiked Amount 25.000			Recovery	= 99.900%	
6) 4-Bromofluorobenzene(S)	10.70	95	153179	24.57 ppb	0.10
Spiked Amount 25.000			Recovery	= 98.276%	

Target Compounds Qvalue

(#) = qualifier out of range (m) = manual integration
1102M10.D M0825SUR.M Wed Dec 01 08:12:38 2021 Page 1

Quantitation Report

Data File : M:\MAX\DATA\211029\1102M10.D
Acq On : 2 Nov 21 13:20
Sample : 211102A BLK
Misc : IS&S 8/4/21

Vial: 10
Operator: LP,DG,CH
Inst : Max
Multiplr: 1.00

Quant Time: Dec 1 4:53 2021

Quant Results File: MGAS0825.RE

Method : M:\LOKI\DATA\211129\LGAS1129.M (RTE Integrator)
Title : METHOD 8260B
Last Update : Tue Nov 30 10:16:55 2021
Response via : Initial Calibration



Quantitation Report (QT Reviewed)

Data File : M:\MAX\DATA\211029\1102M08.D
Acq On : 2 Nov 21 12:23
Sample : 211102A LCS 300ug/L
Misc : IS&S 8/4/21

Vial: 8
Operator: LP,DG,CH
Inst : Max
Multiplr: 1.00

Quant Time: Nov 2 12:04 2021 Quant Results File: MGAS0825.RE

Quant Method : M:\MAX\DATA\210922\MGAS0825.M (RTE Integrator)
Title : METHOD 8260B
Last Update : Thu Aug 26 16:19:36 2021
Response via : Initial Calibration
DataAcq Meth : M8260

Internal Standards	R.T.	QIon	Response	Conc Units	Dev(Min)
1) Fluorobenzene (IS)	6.37	TIC	428863	25.00 ppb	0.16
3) Chlorobenzene-D5 (IS)	11.75	TIC	1146487m	25.00 ppb	0.00
4) 1,4-Dichlorobenzene (IS)	10.94	TIC	131055m	25.00 ppb	0.00

System Monitoring Compounds

Target Compounds					Qvalue
2) Gasoline C6-C10	8.08	TIC	6882893m	357.52 ppb	100

(#) = qualifier out of range (m) = manual integration

Quantitation Report (Not Reviewed)

Data File : M:\MAX\DATA\211029\1102M08.D
Acq On : 2 Nov 21 12:23
Sample : 211102A LCS 300ug/L
Misc : IS&S 8/4/21

Vial: 8
Operator: LP,DG,CH
Inst : Max
Multiplr: 1.00

Quant Time: Dec 1 5:32 2021

Quant Results File: M0825SUR.RE

Quant Method : M:\MAX\DATA\210922\M0825SUR.M (RTE Integrator)
Title : METHOD 8260B
Last Update : Thu Aug 26 11:16:48 2021
Response via : Initial Calibration
DataAcq Meth : M8260

Internal Standards	R.T.	QIon	Response	Conc Units	Dev(Min)
1) Fluorobenzene (IS)	6.37	96	361023	25.00 ppb	0.16
4) Chlorobenzene-D5 (IS)	9.52	117	332218	25.00 ppb	0.11
7) 1,4-Dichlorobenzene-D (IS)	11.84	152	215706	25.00 ppb	0.10
System Monitoring Compounds					
2) Dibromofluoromethane(S)	5.59	111	121672	27.95 ppb	0.17
Spiked Amount 25.000			Recovery	= 111.780%	
3) 1,2-DCA-D4(S)	5.98	65	80504	28.14 ppb	0.16
Spiked Amount 25.000			Recovery	= 112.544%	
5) Toluene-D8(S)	8.08	98	382945	24.58 ppb	0.13
Spiked Amount 25.000			Recovery	= 98.324%	
6) 4-Bromofluorobenzene(S)	10.70	95	152954	25.16 ppb	0.10
Spiked Amount 25.000			Recovery	= 100.660%	

Target Compounds Qvalue

(#) = qualifier out of range (m) = manual integration

Quantitation Report

Data File : M:\MAX\DATA\211029\1102M08.D
Acq On : 2 Nov 21 12:23
Sample : 211102A LCS 300ug/L
Misc : IS&S 8/4/21

Vial: 8
Operator: LP,DG,CH
Inst : Max
Multiplr: 1.00

Quant Time: Nov 2 12:04 2021

Quant Results File: MGAS0825.RE

Method : M:\LOKI\DATA\211129\LGAS1129.M (RTE Integrator)
Title : METHOD 8260B
Last Update : Tue Nov 30 10:16:55 2021
Response via : Initial Calibration

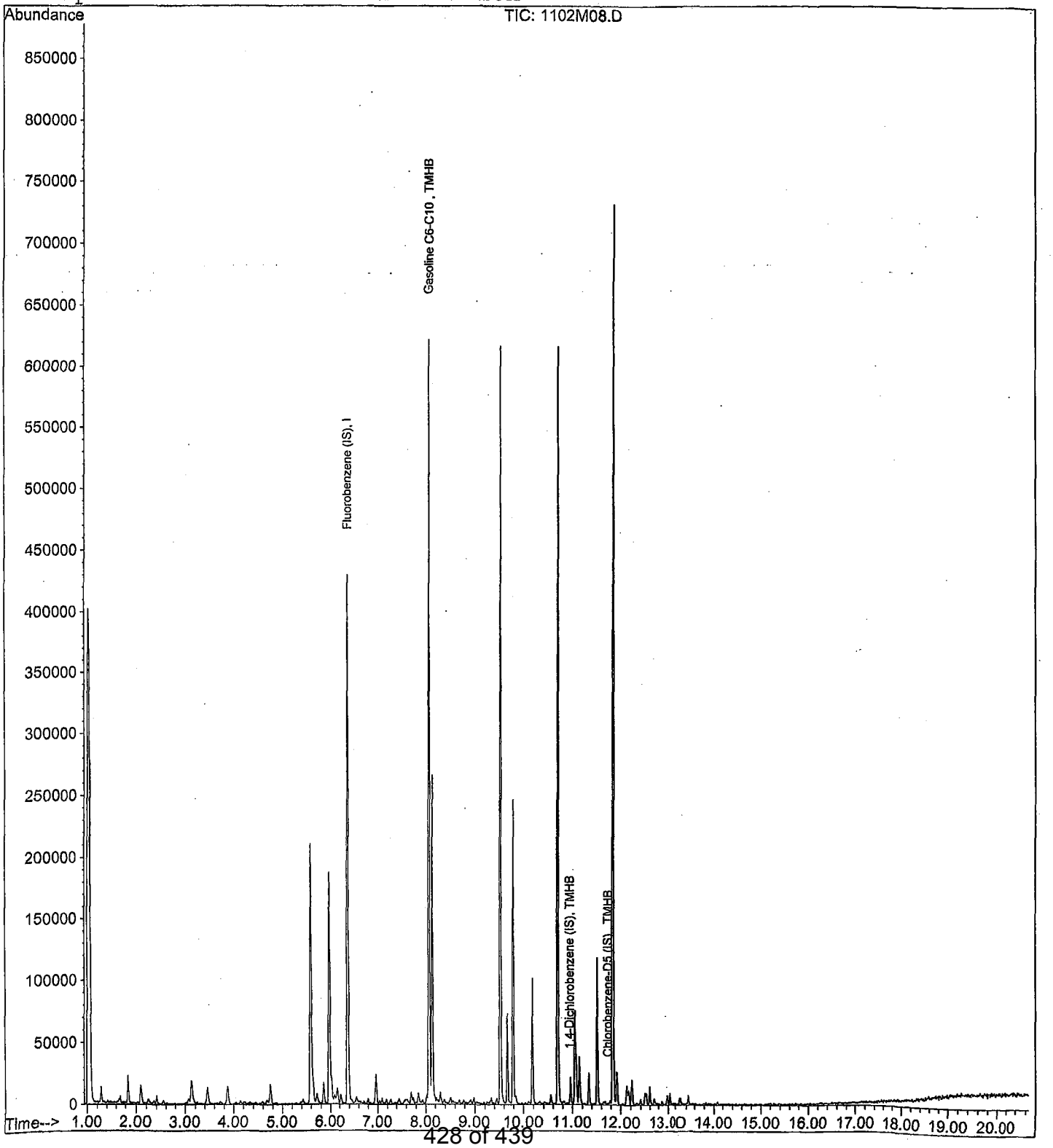

1102M08.D LGAS1129.M Wed Dec 01 08:07:15 2021

Quantitation Report (QT Reviewed)

Data File : M:\MAX\DATA\211029\1102M09.D
Acq On : 2 Nov 21 12:51
Sample : 211102A LCSD 300ug/L
Misc : IS&S 8/4/21

Vial: 9
Operator: LP,DG,CH
Inst : Max
Multiplr: 1.00

Quant Time: Nov 2 12:34 2021

Quant Results File: MGAS0825.RE

Quant Method : M:\MAX\DATA\210922\MGAS0825.M (RTE Integrator)
Title : METHOD 8260B
Last Update : Thu Aug 26 16:19:36 2021
Response via : Initial Calibration
DataAcq Meth : M8260

Internal Standards	R.T.	QIon	Response	Conc Units	Dev(Min)
1) Fluorobenzene (IS)	6.37	TIC	432417	25.00 ppb	0.16
3) Chlorobenzene-D5 (IS)	11.75	TIC	1125889m	25.00 ppb	0.00
4) 1,4-Dichlorobenzene (IS)	10.94	TIC	108970m	25.00 ppb	0.00

System Monitoring Compounds

Target Compounds					Qvalue
2) Gasoline C6-C10	9.52	TIC	6600182m	304.67 ppb	100

(#) = qualifier out of range (m) = manual integration

Quantitation Report (Not Reviewed)

Data File : M:\MAX\DATA\211029\1102M09.D
Acq On : 2 Nov 21 12:51
Sample : 211102A LCSD 300ug/L
Misc : IS&S 8/4/21

Vial: 9
Operator: LP,DG,CH
Inst : Max
Multiplr: 1.00

Quant Time: Dec 1 5:32 2021 Quant Results File: M0825SUR.RE

Quant Method : M:\MAX\DATA\210922\M0825SUR.M (RTE Integrator)
Title : METHOD 8260B
Last Update : Thu Aug 26 11:16:48 2021
Response via : Initial Calibration
DataAcq Meth : M8260

Internal Standards	R.T.	QIon	Response	Conc Units	Dev(Min)
1) Fluorobenzene (IS)	6.37	96	358214	25.00 ppb	0.16
4) Chlorobenzene-D5 (IS)	9.52	117	326114	25.00 ppb	0.11
7) 1,4-Dichlorobenzene-D (IS)	11.84	152	211819	25.00 ppb	0.10
System Monitoring Compounds					
2) Dibromofluoromethane(S)	5.59	111	118682	27.47 ppb	0.17
Spiked Amount 25.000			Recovery	= 109.888%	
3) 1,2-DCA-D4(S)	5.98	65	80808	28.46 ppb	0.16
Spiked Amount 25.000			Recovery	= 113.856%	
5) Toluene-D8(S)	8.08	98	381233	24.93 ppb	0.13
Spiked Amount 25.000			Recovery	= 99.716%	
6) 4-Bromofluorobenzene(S)	10.70	95	152794	25.61 ppb	0.10
Spiked Amount 25.000			Recovery	= 102.436%	

Target Compounds Qvalue

(#) = qualifier out of range (m) = manual integration

Quantitation Report

Data File : M:\MAX\DATA\211029\1102M09.D
Acq On : 2 Nov 21 12:51
Sample : 211102A LCSD 300ug/L
Misc : IS&S 8/4/21

Vial: 9
Operator: LP,DG,CH
Inst : Max
Multiplr: 1.00

Quant Time: Nov 2 12:34 2021

Quant Results File: MGAS0825.RE

Method : M:\LOKI\DATA\211129\LGAS1129.M (RTE Integrator)
Title : METHOD 8260B
Last Update : Tue Nov 30 10:16:55 2021
Response via : Initial Calibration

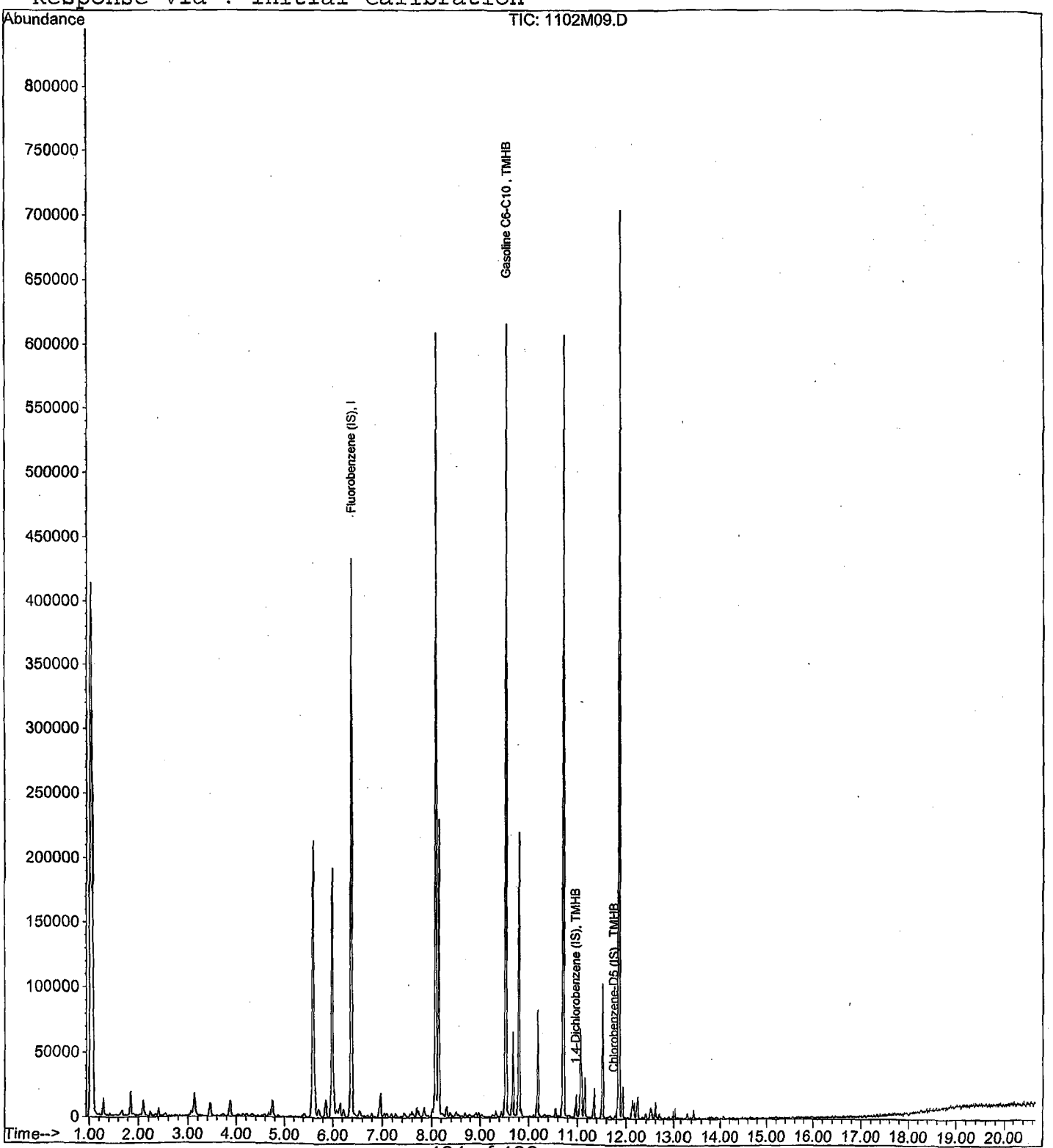

MAX 8260 Standard Prep

MAX 8260 Water Calibration Curve

Prepared By (Initials): CH

0.3ug/L

Prepared: 8/25/2021

Expires: 9/8/2021

Initial Standard Information							Final Standard Information			
Name of Initial Standard (QAU Label)	Supplier	APPL Mix Name	Conc. (ug/mL)	Reference To APPL Prep Date	Exp. Date	Exp. Date (Manufacturers)	Aliquot From Stock	Final Volume	Solvent	Final Standard Conc. (ug/L)
VOA STD. 9	Various	0.3ug/L	5	Prepared 08/24/21	10/23/2021	N/A	3uL	50mL	P&T Water	0.3
VOA STD. 1	Absolute		50	Prepared 08/24/21	10/23/2021	N/A	5uL			5
VOA STD. 2	Phenova		100	Prepared 08/24/21	10/23/2021	N/A	2.5uL			5
VOA STD. TBA	Various		250	Prepared 08/24/21	9/8/2021	N/A	2uL			10

0.5ug/L

Prepared: 8/25/2021

Expires: 9/8/2021

Initial Standard Information							Final Standard Information			
Name of Initial Standard (QAU Label)	Supplier	APPL Mix Name	Conc. (ug/mL)	Reference To APPL Prep Date	Exp. Date	Exp. Date (Manufacturers)	Aliquot From Stock	Final Volume	Solvent	Final Standard Conc. (ug/L)
VOA STD. 9	Various	0.5ug/L	5	Prepared 08/24/21	10/23/2021	N/A	5uL	50mL	P&T Water	0.5
VOA STD. 1	Absolute		50	Prepared 08/24/21	10/23/2021	N/A	10uL			10
VOA STD. 2	Phenova		100	Prepared 08/24/21	10/23/2021	N/A	5uL			10
VOA STD. TBA	Various		250	Prepared 08/24/21	9/8/2021	N/A	5uL			25

1.0ug/L

Prepared: 8/25/2021

Expires: 9/8/2021

Initial Standard Information							Final Standard Information			
Name of Initial Standard (QAU Label)	Supplier	APPL Mix Name	Conc. (ug/mL)	Reference To APPL Prep Date	Exp. Date	Exp. Date (Manufacturers)	Aliquot From Stock	Final Volume	Solvent	Final Standard Conc. (ug/L)
VOA STD. 9	Various	1.0ug/L	5	Prepared 08/24/21	10/23/2021	N/A	10uL	50mL	P&T Water	1
VOA STD. 1	Absolute		50	Prepared 08/24/21	10/23/2021	N/A	20uL			20
VOA STD. 2	Phenova		100	Prepared 08/24/21	10/23/2021	N/A	10uL			20
VOA STD. TBA	Various		250	Prepared 08/24/21	9/8/2021	N/A	10uL			50

2.0ug/L

Prepared: 8/25/2021

Expires: 9/8/2021

Initial Standard Information							Final Standard Information			
Name of Initial Standard (QAU Label)	Supplier	APPL Mix Name	Conc. (ug/mL)	Reference To APPL Prep Date	Exp. Date	Exp. Date (Manufacturers)	Aliquot From Stock	Final Volume	Solvent	Final Standard Conc. (ug/L)
VOA STD. 9	Various	2.0ug/L	5	Prepared 08/24/21	10/23/2021	N/A	20uL	50mL	P&T Water	2
VOA STD. 1	Absolute		50	Prepared 08/24/21	10/23/2021	N/A	30uL			30
VOA STD. 2	Phenova		100	Prepared 08/24/21	10/23/2021	N/A	15uL			30
VOA STD. TBA	Various		250	Prepared 08/24/21	9/8/2021	N/A	15uL			75

5ug/L

Prepared: 8/25/2021

Expires: 9/8/2021

Initial Standard Information							Final Standard Information			
Name of Initial Standard (QAU Label)	Supplier	APPL Mix Name	Conc. (ug/mL)	Reference To APPL Prep Date	Exp. Date	Exp. Date (Manufacturers)	Aliquot From Stock	Final Volume	Solvent	Final Standard Conc. (ug/L)
VOA STD. 7	Various	5ug/L	50	Prepared 08/24/21	10/23/2021	N/A	5uL	50mL	P&T Water	5
VOA STD. 8	Phenova		50	Prepared 08/24/21	9/8/2021	N/A	5uL			5
VOA STD. 1	Absolute		50	Prepared 08/24/21	10/23/2021	N/A	40uL			40
VOA STD. 2	Phenova		100	Prepared 08/24/21	10/23/2021	N/A	20uL			20
VOA STD. TBA	Various		250	Prepared 08/24/21	9/8/2021	N/A	20uL			100

10ug/L

Prepared: 8/25/2021

Expires: 9/8/2021

Initial Standard Information							Final Standard Information			
Name of Initial Standard (QAU Label)	Supplier	APPL Mix Name	Conc. (ug/mL)	Reference To APPL Prep Date	Exp. Date	Exp. Date (Manufacturers)	Aliquot From Stock	Final Volume	Solvent	Final Standard Conc. (ug/L)
VOA STD. 7	Various	10ug/L	50	Prepared 08/24/21	10/23/2021	N/A	10uL	50mL	P&T Water	10
VOA STD. 8	Phenova		50	Prepared 08/24/21	9/8/2021	N/A	10uL			10
VOA STD. 1	Absolute		50	Prepared 08/24/21	10/23/2021	N/A	50uL			50
VOA STD. 2	Phenova		100	Prepared 08/24/21	10/23/2021	N/A	25uL			50
VOA STD. TBA	Various		250	Prepared 08/24/21	9/8/2021	N/A	25uL			125

20ug/L

Prepared: 8/25/2021

Expires: 9/8/2021

Initial Standard Information							Final Standard Information			
Name of Initial Standard (QAU Label)	Supplier	APPL Mix Name	Conc. (ug/mL)	Reference To APPL Prep Date	Exp. Date	Exp. Date (Manufacturers)	Aliquot From Stock	Final Volume	Solvent	Final Standard Conc. (ug/L)
VOA STD. 7	Various	20ug/L	50	Prepared 08/24/21	10/23/2021	N/A	20uL	50mL	P&T Water	20
VOA STD. 8	Phenova		50	Prepared 08/24/21	9/8/2021	N/A	20uL			20
VOA STD. 1	Absolute		50	Prepared 08/24/21	10/23/2021	N/A	60uL			60
VOA STD. 2	Phenova		100	Prepared 08/24/21	10/23/2021	N/A	30uL			60
VOA STD. TBA	Various		250	Prepared 08/24/21	9/8/2021	N/A	30uL			150

40ug/L

Prepared: 8/25/2021

Expires: 9/8/2021

Initial Standard Information							Final Standard Information			
Name of Initial Standard (QAU Label)	Supplier	APPL Mix Name	Conc. (ug/mL)	Reference To APPL Prep Date	Exp. Date	Exp. Date (Manufacturers)	Aliquot From Stock	Final Volume	Solvent	Final Standard Conc. (ug/L)
VOA STD. 7	Various	40ug/L	50	Prepared 08/24/21	10/23/2021	N/A	40uL	50mL	P&T Water	40
VOA STD. 8	Phenova		50	Prepared 08/24/21	9/8/2021	N/A	40uL			40
VOA STD. 1	Absolute		50	Prepared 08/24/21	10/23/2021	N/A	80uL			80
VOA STD. 2	Phenova		100	Prepared 08/24/21	10/23/2021	N/A	40uL			80
VOA STD. TBA	Various		250	Prepared 08/24/21	9/8/2021	N/A	35uL			175

100ug/L

Prepared: 8/25/2021

Expires: 9/8/2021

Initial Standard Information							Final Standard Information			
Name of Initial Standard (QAU Label)	Supplier	APPL Mix Name	Conc. (ug/mL)	Reference To APPL Prep Date	Exp. Date	Exp. Date (Manufacturers)	Aliquot From Stock	Final Volume	Solvent	Final Standard Conc. (ug/L)
VOA STD. 7	Various	100ug/L	50	Prepared 08/24/21	10/23/2021	N/A	100uL	50mL	P&T Water	100
VOA STD. 8	Phenova		50	Prepared 08/24/21	9/8/2021	N/A	100uL			100
VOA STD. 1	Absolute		50	Prepared 08/24/21	10/23/2021	N/A	100uL			100
VOA STD. 2	Phenova		100	Prepared 08/24/21	10/23/2021	N/A	50uL			100
VOA STD. TBA	Various		250	Prepared 08/24/21	9/8/2021	N/A	40uL			200

MAX 8260 Water Second Source (SS)

Prepared: 8/25/2021

Expires: 9/8/2021

Prepared By (Initials): CH

Initial Standard Information							Final Standard Information			
Name of Initial Standard (QAU Label)	Supplier	APPL Mix Name	Conc. (ug/mL)	Reference To APPL Prep Date	Exp. Date	Exp. Date (Manufacturers)	Aliquot From Stock	Final Volume	Solvent	Final Standard Conc. (ug/L)
VOA STD. 3	Phenova	8260 Water SS	100	Prepared 08/24/21	10/23/2021	N/A	25uL	50mL	P&T Water	50
VOA STD. GASES	Phenova	8260 Water SS	50	Prepared 08/24/21	10/23/2021	N/A	10uL			10
VOA STD. 0	Phenova	8260 Water SS	50	Prepared 08/24/21	10/23/2021	N/A	10uL			10
VOA STD. 2-CEVE	Absolute	8260 Water SS	50	Prepared 08/24/21	8/24/2021	N/A	50uL			50
VOA STD. 6	Various	8260 Water SS	50	Prepared 08/24/21	9/8/2021	N/A	10uL			10
Voa STD. TBA	Various	8260 Water SS	250	Prepared 08/24/21	9/8/2021	N/A	25uL			250

8260 Water Continuing Calibrations (CCV)/ Lab Control Spikes (LCS)

Prepared: 8/25/2021

Expires: 8/26/2021

Prepared By (Initials): CH

Initial Standard Information							Final Standard Information			
Name of Initial Standard (QAU Label)	Supplier	APPL Mix Name	Conc. (ug/mL)	Reference To APPL Prep Date	Exp. Date	Exp. Date (Manufacturers)	Aliquot From Stock	Final Volume	Solvent	Final Standard Conc. (ug/L)
VOA STD. 7	Various	CCV/ LCS	50	Prepared 08/24/21	10/23/2021	N/A	10uL	50mL	P&T Water	10
VOA STD. 8	Phenova	CCV/ LCS	50	Prepared 08/24/21	9/8/2021	N/A	10uL			10
VOA STD. 1	Absolute	CCV/ LCS	50	Prepared 08/24/21	10/23/2021	N/A	50uL			50
VOA STD. 2	Phenova	CCV/ LCS	100	Prepared 08/24/21	10/23/2021	N/A	25uL			50
VOA STD. TBA	Various	CCV/ LCS	250	Prepared 08/24/21	9/8/2021	N/A	25uL			250

MAX Gas Standard Prep

Gas Primary Working Standard

Prepared: 6/23/2021
Expires: 1/4/2022
Methanol Lot No.

Prepared By (Initials): CH

Initial Standard Information							Final Standard Information			
Name of Initial Standard (QAU Label)	Supplier	Supplier P/N#	Conc. (ug/mL)	Lot Number - QA Number	Exp. Date (1 yr)	Exp. Date (Manufacturers)	Aliquot From Stock	Final Volume	Solvent	Final Standard Conc. (ug/mL)
50,000ug/mL Gas STD	Restek	30205	50,000	A0132443	1/4/2022	12/31/2024	80uL	2mL	Methanol	2,000

Gas Second Source (SS) Working Standard

Prepared: 3/31/2021
Expires: 1/31/1930
Methanol Lot No.

Prepared By (Initials): CH

Initial Standard Information							Final Standard Information			
Name of Initial Standard (QAU Label)	Supplier	Supplier P/N#	Conc. (ug/mL)	Lot Number - QA Number	Exp. Date (1 yr)	Exp. Date (Manufacturers)	Aliquot From Stock	Final Volume	Solvent	Final Standard Conc. (ug/mL)
Gasoline (50,000ppm)	Phenova	ALO-101543	50,000	CL14915-51175	1/4/2022	1/31/1930	80uL	2mL	Methanol	2,000

MAX Gas Calibration Curve

Prepared: 8/25/2021
Expires: 10/24/2021

Prepared By (Initials): CH

Initial Standard Information							Final Standard Information			
Name of Initial Standard (QAU Label)	Supplier	APPL Mix Name	Conc. (ug/mL)	Reference To APPL Prep Date	Exp. Date	Exp. Date (Manufacturers)	Aliquot From Stock	Final Volume	Solvent	Final Standard Conc. (ug/L)
VOA Gasses Standards	Phenova	20ug/L	2,000	Prepared 06/23/21	1/4/2022	N/A	1uL	100mL	P&T Water	20
VOA Gasses Standards	Phenova	50ug/L	2,000	Prepared 06/23/21	1/4/2022	N/A	2.5uL	100mL	P&T Water	50
VOA Gasses Standards	Phenova	100ug/L	2,000	Prepared 06/23/21	1/4/2022	N/A	5uL	100mL	P&T Water	100
VOA Gasses Standards	Phenova	300ug/L	2,000	Prepared 06/23/21	1/4/2022	N/A	15uL	100mL	P&T Water	300
VOA Gasses Standards	Phenova	600ug/L	2,000	Prepared 06/23/21	1/4/2022	N/A	30uL	100mL	P&T Water	600
VOA Gasses Standards	Phenova	800ug/L	2,000	Prepared 06/23/21	1/4/2022	N/A	40uL	100mL	P&T Water	800
VOA Gasses Standards	Phenova	1,000ug/L	2,000	Prepared 06/23/21	1/4/2022	N/A	50uL	100mL	P&T Water	1,000

Zeus Gas Second Source

Prepared: 8/25/2021
Expires: 10/24/2021

Prepared By (Initials): CH

Initial Standard Information							Final Standard Information			
Name of Initial Standard (QAU Label)	Supplier	APPL Mix Name	Conc. (ug/mL)	Reference To APPL Prep Date	Exp. Date	Exp. Date (Manufacturers)	Aliquot From Stock	Final Volume	Solvent	Final Standard Conc. (ug/L)
50,000ug/mL Gas STD	Phenova	SS 300ug/L	2,000	Prepared 03/31/21	1/31/1930	N/A	15uL	100mL	P&T Water	300

MAX Gas Continuing Calibrations/Lab Control Spikes

Prepared: 8/25/2021
Expires: 8/26/2021

Prepared By (Initials): CH

Initial Standard Information							Final Standard Information			
Name of Initial Standard (QAU Label)	Supplier	Supplier P/N#	Conc. (ug/mL)	Lot Number - QA Number	Exp. Date (1 yr)	Exp. Date (Manufacturers)	Aliquot From Stock	Final Volume	Solvent	Final Standard Conc. (ug/mL)
VOA Gasses Standards	Phenova	300ug/L	2,000	Prepared 06/23/21	1/4/2022	N/A	15uL	100mL	P&T Water	300

Injection Log

Directory: M:\MAX\DATA\210825\

Line	Vial	FileName	Multiplier	SampleName	Misc Info	Injected
1	2	0825M12.D	1	0.3ug/L VOC STD 8/25/21	IS&S 6/4/21	25 Aug 21 15:15
2	3	0825M13.D	1	0.5ug/L VOC STD 8/25/21	IS&S 6/4/21	25 Aug 21 15:43
3	4	0825M14.D	1	1ug/L VOC STD 8/25/21	IS&S 6/4/21	25 Aug 21 16:11
4	5	0825M15.D	1	2ug/L VOC STD 8/25/21	IS&S 6/4/21	25 Aug 21 16:39
5	6	0825M16.D	1	5ug/L VOC STD 8/25/21	IS&S 6/4/21	25 Aug 21 17:07
6	7	0825M17.D	1	10ug/L VOC STD 8/25/21	IS&S 6/4/21	25 Aug 21 17:35
7	8	0825M18.D	1	20ug/L VOC STD 8/25/21	IS&S 6/4/21	25 Aug 21 18:03
8	9	0825M19.D	1	40ug/L VOC STD 8/25/21	IS&S 6/4/21	25 Aug 21 18:31
9	10	0825M20.D	1	100ug/L VOC STD 8/25/21	IS&S 6/4/21	25 Aug 21 18:59
10	13	0825M23.D	1	20ug/L GAS STD 8/25/21	IS&S 6/4/21	25 Aug 21 20:23
11	14	0825M24.D	1	50ug/L GAS STD 8/25/21	IS&S 6/4/21	25 Aug 21 20:51
12	15	0825M25.D	1	100ug/L GAS STD 8/25/21	IS&S 6/4/21	25 Aug 21 21:19
13	16	0825M26.D	1	300ug/L GAS STD 8/25/21	IS&S 6/4/21	25 Aug 21 21:47
14	17	0825M27.D	1	600ug/L GAS STD 8/25/21	IS&S 6/4/21	25 Aug 21 22:14
15	18	0825M28.D	1	800ug/L GAS STD 8/25/21	IS&S 6/4/21	25 Aug 21 22:42
16	19	0825M29.D	1	1000ug/L GAS STD 8/25/21	IS&S 6/4/21	25 Aug 21 23:10
17	21	0825M31.D	1	(SS) 300ug/L GAS STD 8/25/21	IS&S 6/4/21	26 Aug 21 00:06

Injection Log

Directory: M:\MAX\DATA\211029\

Line	Vial	FileName	Multiplier	SampleName	Misc Info	Injected
1	7	1102M07.D	1	211102A CCV 300ug/L	IS&S 8/4/21	2 Nov 21 11:55
2	8	1102M08.D	1	211102A LCS 300ug/L	IS&S 8/4/21	2 Nov 21 12:23
3	9	1102M09.D	1	211102A LCSD 300ug/L	IS&S 8/4/21	2 Nov 21 12:51
4	10	1102M10.D	1	211102A BLK	IS&S 8/4/21	2 Nov 21 13:20
5	11	1102M11.D	1	BA44378W01	IS&S 8/4/21	2 Nov 21 13:48
6	12	1102M12.D	1	BA44379W01	IS&S 8/4/21	2 Nov 21 14:17
7	13	1102M13.D	1	BA44380W01	IS&S 8/4/21	2 Nov 21 14:45
8	25	1102M25.D	1	Ending CCV 300ug/L 11/02/21	IS&S 8/4/21	2 Nov 21 20:25

INORGANIC ANALYSIS
Calibration and Raw Data

TOTAL ORGANIC CARBON

Method: WetChem | Units mg/L | Instrument: Tic Toc

Analyte: TOC | QCG: 211104A

Analyist: EA | Final Volume: 40mL

Date	Time	Appl ID	[TOC]	Raw	% Recovery
10/25/2021	19:20	QC blank	0.00	4558	
10/25/2021	19:56	Ical 1	0.50	9475	
10/25/2021	20:28	Ical 2	2.00	29763	
10/25/2021	21:02	Ical 3	5.00	69278	
10/25/2021	21:35	Ical 4	10.00	139847	
10/25/2021	22:08	Ical 5	20.00	273227	
10/25/2021	10:03	ICB	0.08	2197	
10/25/2021	10:39	ICV	10.40	144915	105.5%

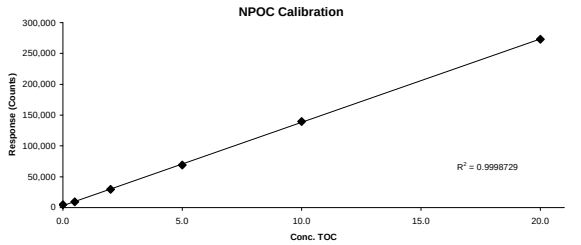

Date	Time	Appl ID	DF	Raw Result	SubSample Amount	Filter Blank Subtract	Calc Conc	Result	Range (mg/L)	QC True	% Recovery
2021-11-04	05:41 PM	QCB	1	3868	40mL	0.000	0	0.00	0.00		
2021-11-04	06:24 PM	CCV	1	75338	40mL	0.000	5.296	5.30	0.28	5.00	105.9%
2021-11-04	07:08 PM	211028A CCB	1	2639	40mL	0.000	0	0.00	0.00		
2021-11-04	07:50 PM	211028A LCS	1	76484	40mL	0.000	5.381	5.38	0.47	5.00	107.6%
2021-11-04	08:34 PM	211028A LCSD	1	76001	40mL	0.000	5.345	5.35	0.03	5.00	106.9%
2021-11-04	09:18 PM	BA42992W02	1	5242	40mL	0.000	0.205	0.21	0.07		
2021-11-04	10:00 PM	BA42994W05	1	240118	40mL	0.000	17.608	17.61	0.02		
2021-11-04	10:43 PM	BA42996W06	1	236406	40mL	0.000	17.333	17.33	1.52		
2021-11-04	11:26 PM	BA43145W05	1	284674	40mL	0.000	20.909	20.91	0.61		
2021-11-05	12:11 AM	BA43147W06	1	309316	40mL	0.000	22.736	22.74	1.91		
2021-11-05	12:55 AM	BA43149W06	1	268072	40mL	0.000	19.679	19.68	1.16		
2021-11-05	01:38 AM	BA44379W06	1	6327	40mL	0.000	0.285	0.29	0.13		
2021-11-05	02:20 AM	BA44409W01	1	12197	40mL	0.000	0.72	0.72	0.03		
2021-11-05	04:24 AM	CCV	1	63412	40mL	0.000	4.412	4.41	0.18	5.00	88.2%
2021-11-05	05:06 AM	211028B CCB	1	1899	40mL	0.000	0	0.00	0.00		
2021-11-05	05:49 AM	BA44410W02	1	4426	40mL	0.000	0.144	0.14	0.16		
2021-11-05	06:30 AM	BA44470W02	1	2951	40mL	0.000	0.035	0.04	0.01		
2021-11-05	07:11 AM	BA44471W01	1	3852	40mL	0.000	0.102	0.10	0.00		
2021-11-05	07:53 AM	BA44472W02	1	3507	40mL	0.000	0.076	0.08	0.00		
2021-11-05	08:35 AM	BA41841W09	1	160654	40mL	0.000	11.72	11.72	0.77		
2021-11-05	09:19 AM	CCV	1	62686	40mL	0.000	4.359	4.36	0.56	5.00	87.2%
2021-11-05	10:05 AM	CCB	1	3523	40mL	0.000	0.017	0.02	0.03		

Name of Final Standard TOC Calibration Curve
Prep Date 10/25/2021
Exp Date 10/25/2022
Prep'd By (Initials) KS

Initial Standard Information						Final Standard Information			
Name of Initial Standard (from contianer Label)	Supplier	Supplier P/N# (or APPL Mix Name)	Conc.(range)	Lot # with QA # (or reference to APPL prep date)	Exp Date	Aliquot from Stock	Final Volume	Final Solvent + Lot# (or APPL Prep Date)	Final Standard Conc (range)
Total Organic Carbon (TOC) Standard Cal 1	Agilent	IQC-106-5	1000 mg/L	0006588597-51848	3/31/2023	20 uL	40 mL	DI Water	0.5 ppm
Total Organic Carbon (TOC) Standard Cal 2	Agilent	IQC-106-5	1000 mg/L	0006588597-51848	3/31/2023	80 uL	40 mL	DI Water	2 ppm
Total Organic Carbon (TOC) Standard Cal 3	Agilent	IQC-106-5	1000 mg/L	0006588597-51848	3/31/2023	200 uL	40 mL	DI Water	5 ppm
Total Organic Carbon (TOC) Standard Cal 4	Agilent	IQC-106-5	1000 mg/L	0006588597-51848	3/31/2023	400 uL	40 mL	DI Water	10 ppm
Total Organic Carbon (TOC) Standard Cal 5	Agilent	IQC-106-5	1000 mg/L	0006588597-51848	3/31/2023	800 uL	40 mL	DI Water	20 ppm

Name of Final Standard ICV (TOC)
Prep Date 10/25/2021
Exp Date 10/25/2022
Prep'd By (Initials) KS

Initial Standard Information						Final Standard Information			
Name of Initial Standard (from contianer Label)	Supplier	Supplier P/N# (or APPL Mix Name)	Conc.(range)	Lot # with QA # (or reference to APPL prep date)	Exp Date	Aliquot from Stock	Final Volume	Final Solvent + Lot# (or APPL Prep Date)	Final Standard Conc (range)
1000 PPM ICV TOC Intermediate	APPL Inc.	IQC-106-5	1000 mg/L	0006465171-49409	6/30/2021	400 uL	40mL	DI Water	10 ppm

ICV recertified against the non-expired calibration

Name of Final Standard CCV (TOC)
Prep Date See Data
Exp Date 1 year
Prep'd By (Initials) EA

Initial Standard Information						Final Standard Information			
Name of Initial Standard (from contianer Label)	Supplier	Supplier P/N# (or APPL Mix Name)	Conc.(range)	Lot # with QA # (or reference to APPL prep date)	Exp Date	Aliquot from Stock	Final Volume	Final Solvent + Lot# (or APPL Prep Date)	Final Standard Conc (range)
Total Organic Carbon (TOC) Standard	Agilent	IQC-1 06-5	1000 mg/L	0006588597-51848	3/31/2023	200 uL	40 mL	DI Water	5 ppm

Name of Final Standard TOC LCS/LCSD
Prep Date See Data
Exp Date 1 year
Prep'd By (Initials) EA

Initial Standard Information						Final Standard Information			
Name of Initial Standard (from contianer Label)	Supplier	Supplier P/N# (or APPL Mix Name)	Conc.(range)	Lot # with QA # (or reference to APPL prep date)	Exp Date	Aliquot from Stock	Final Volume	Final Solvent + Lot# (or APPL Prep Date)	Final Standard Conc (range)
Total Organic Carbon (TOC) Standard	Agilent	IQC-106-5	1000 mg/L	0006588597-51848	3/31/2023	200 uL	40 mL	DI Water	5 ppm

Name of Final Standard TOC MS/MSD
Prep Date See Data
Exp Date 1 year
Prep'd By (Initials) EA

Initial Standard Information						Final Standard Information			
Name of Initial Standard (from contianer Label)	Supplier	Supplier P/N# (or APPL Mix Name)	Conc.(range)	Lot # with QA # (or reference to APPL prep date)	Exp Date	Aliquot from Stock	Final Volume	Final Solvent + Lot# (or APPL Prep Date)	Final Standard Conc (range)
Total Organic Carbon (TOC) Standard	Agilent	IQC-106-5	1000 mg/L	0006588597-51848	3/31/2023	200 uL	40 mL	sample	5 ppm

908 North Temperance Ave. ∇ Clovis, CA 93611 ∇ Phone 559-275-2175 ∇ Fax 559-275-4422

Certification Number: CA1312
NELAP Certification number: CA00046
DoD-ELAP Certificate number: 4064.01

Data Validatable Report

December 2, 2021

AECOM
1001 Bishop Street, Suite 1600
Honolulu, Hawaii 96813

Attn: Alethea Ramos

Title: Report of Data: Case 97985

Project: 60571032 CV18F0126 Red Hill Fuel Storage, HI

Contract #: Prime contract # for DoD: NAVY CLEAN N62742-17-F-1800, CV18F0126
Subcontract: 18S-22209-HI27

Dear Ms. Ramos:

Two water samples were received October 27, 2021. Written results for the requested analyses are being provided on this December 2, 2021.

Results in this report apply to the samples analyzed in accordance with the chain of custody document. This analytical report must be reproduced in its entirety.

If you have any questions or require further information, please contact your APPL Project Manager, Libby Cheeseborough, libby@applinc.com, at your convenience. Thank you for choosing APPL, Inc.

I certify that this data package is in compliance with the terms and conditions of the contract, both technically and for completeness, for other than the conditions detailed above. These test results meet all requirements of NELAC and DoD QSM. Release of the hard copy has been authorized by the Laboratory Manager or his designee, as verified by the following signature.

Loren Portwood, Laboratory Director
APPL, Inc.

LP/lac
Enclosure
cc: File

Data Validation Package
for
60571032 CV18F0126 Red Hill Fuel Storage
APPL SDG 97985
TABLE OF CONTENTS

LABORATORY NAME: *APPL, Inc.*

Case Narrative	3
Sample Management Records	7
Sample Results	12
QC Forms	22
Method 8015B Calibration Data	67
Method 8015B Raw Data	93
Method 8015B Silica Gel Calibration Data	109
Method 8015B Silica Gel Raw Data	154
Method 8015B Blank Calibration Data	172
Method 8015B Blank Raw Data	197
Method 8270D SIM Calibration Data	212
Method 8270D SIM Raw Data	239
Method 8260B Calibration Data	269
Method 8260B Raw Data	330
Method 8260B GRO Calibration Data	347
Method 8260B GRO Raw Data	395
Inorganic Analyses and Calibration Raw Data	416

CASE NARRATIVE

Case Narrative

ARF: 97985

Project: 60571032 CV18F0126 Red Hill Fuel Storage. HI

Sample Receipt Information:

Two water samples were received October 27, 2021 at 2.1°C. The sample group was assigned Analytical Request Form (ARF) number 97985.

Sample Preparation and Analysis Information:

For the EPA 8015B analysis, the sample was extracted according to EPA method 3520C. The sample extracts were silica gel cleaned according to APPL's SOP CLN004 and placed on hold.

For the EPA 8015B analysis, pre-extraction sample blanks were extracted according to EPA method 3520C before the method QC and field samples. The sample blanks are included in this report.

For the EPA 8270D SIM analysis, the sample was extracted according to EPA method 3520C.

For the EPA 8260B analysis, the samples were purged according to EPA method 5030B.

For the EPA 9060 analysis, the samples were prepared according to the method.

Only the portion of the injection log relative to these samples is included. A full sequence log is available upon request. Measurement uncertainty can be reported upon request.

Analytical Exceptions, Deviations and Abnormalities.

EPA 8015B: For the 211029A-LCS, Oil recovers above the upper control limit.

EPA 8015B Blank: For the 211028A-LCS, one surrogate recovers below the lower control limit.

EPA 8270D SIM: The surrogate 2-methylnaphthalebe-d10 recovered above the limit by 1%. No corrective action was taken.

SDG	Received	Client ID	APPL ID	Collected DateTime	Matrix	Method	Method Description
97985	10/27/2021	ERH1855	BA44375	10/26/2021 8:35:00 AM	WATER	EPA 8260B	EPA 8260B BTEX WATER
97985	10/27/2021	ERH1855	BA44375	10/26/2021 8:35:00 AM	WATER	EPA 8260B	EPA 8260B GRO WATER
97985	10/27/2021	ERH1856	BA44376	10/26/2021 9:05:00 AM	WATER	EPA 8260B	EPA 8260B BTEX WATER
97985	10/27/2021	ERH1856	BA44376	10/26/2021 9:05:00 AM	WATER	EPA 8015B-eHL	EPA 8015B TPH WATER L-L SGC
97985	10/27/2021	ERH1856	BA44376	10/26/2021 9:05:00 AM	WATER	EPA 8015B-eHL	EPA 8015B TPH LIQ-LIQ
97985	10/27/2021	ERH1856	BA44376	10/26/2021 9:05:00 AM	WATER	EPA 8260B	EPA 8260B GRO WATER
97985	10/27/2021	ERH1856	BA44376	10/26/2021 9:05:00 AM	WATER	8270D-SIM	EPA 8270D SIM LIQ-LIQ
97985	10/27/2021	ERH1856	BA44376	10/26/2021 9:05:00 AM	WATER	SW846 9060A	9060A TOC
97985	10/27/2021	ERH1856 BLANK	BA44377	10/26/2021 9:05:00 AM	WATER	EPA 8015B-eHL	EPA 8015B TPH LIQ-LIQ

Abbreviations and Flags

FLAG	DESCRIPTION
#	Recovery or RPD outside control limits
*	Recovery or RPD outside control limits
B	Analyte detected in associated method blank
C1	Reason for correction: wrote incorrect response
C2	Reason for correction: calculated incorrectly
C3	Reason for correction: needs to be rechecked
C4	Reason for correction: data not usable
DO	Diluted out
E	Exceeds linear range
F	Estimated value
G1	Includes a wide range of hydrocarbons which does not match our gasoline standard
G10	Includes a match to hydrocarbon profiles within the range of mineral spirits
G11	Includes a match to hydrocarbon profiles within the range of JP-4
G12	Pattern does not match the gasoline standard; the carbon range for this sample is consistent with JP8
G13	Closely resembles the hydrocarbon profile of aviation gasoline
G14	Analyte concentration may be biased due to carry over
G2	Closely resembles the boiling point hydrocarbon profile consistent with weathered gasoline
G3	Includes higher boiling hydrocarbons
G4	Includes dominant peak(s) not indicative of petroleum hydrocarbons
G5	Is mainly dominant peak(s) not indicative of petroleum hydrocarbons
G6	Contains recognizable contaminant peak(s) which has been removed from quantitation
G7	Is mainly a match to hydrocarbons within the range of gasoline
G8	Closely resembles the boiling point hydrocarbon profile consistent with weathered gasoline
G9	Includes hydrocarbons within the range of kerosene
J	Estimated value
M	Matrix effect
MI1	Manual integration: integration does not follow baseline
MI2	Manual integration: non-target peak interference
MI3	Manual integration: to split a peak that was integrated as one peak by the computer
MI4	Manual integration: to integrate a split peak
MI5	Manual integration: the whole peak or part of the peak was not integrated
MI6	Manual integration: computer integrated wrong peak
MI7	Manual integration: other - explain
MDL	Method detection limit
ND	Not detected
NT	Non-target
Q	Acceptance criteria not met
T1 I	Includes wide range of hydrocarbons not indicative of diesel
T1 M	Is mainly wide range of hydrocarbons not necessarily indicative of diesel
T2 I	Includes lower boiling hydrocarbons, i.e. mineral spirits, kerosene, stoddard solvent, white gas
T2 M	Is mainly lower boiling hydrocarbons, i.e. mineral spirits, kerosene, stoddard solvent, white gas
T3 I	Includes higher boiling hydrocarbons, i.e. asphaltene, waster oil, motor oil, or weathered diesel fuel
T3 M	Is mainly higher boiling hydrocarbons, i.e. asphaltene, waster oil, motor oil, or weathered diesel fuel
T4 I	Includes dominant peak(s) not indicative of hydrocarbons
T4 M	Is mainly dominant peak(s) not indicative of hydrocarbons
T5	Contains recognizable contaminant peak(s) which has been removed from quantitation
T6	Is mainly a match to hydrocarbons within range of diesel fuel
T7	Closely resembles the boiling point hydrocarbon profile consistent with diesel fuel
T8	Includes a match to hydrocarbon profiles within range of diesel and kerosene fuel
T9 I	Includes non-diesel hydrocarbons within boiling point range of diesel fuel
T9 M	Is mainly non-diesel hydrocarbons within boiling point range of diesel fuel.
Y	Percent difference between primary and confirmation column > 40%

SAMPLE RECORDS MANAGEMENT

CHAIN OF CUSTODY,

ARF, CRF, AND

CLIENT COMMUNICATION

APPL - Analysis Request Form

97985

Client: AECOM
Address: 1001 Bishop Street, Suite 1600
Honolulu, HI 96813
Attn: Alethea Ramos
Phone: 808-954-4536 Fax: 808-523-8950
Job: 60571032 CV18F0126 Red Hill Fuel Storage
PO #: 18S-22209-HI27 PO# 102604
Chain of Custody (Y/N): Y # 53110
RAD Screen (Y/N): Y pH (Y/N): Y
Turn Around Type: 1 WEEK

Received by: MSA
Date Received: 10/27/21 Time: 12:00
Delivered by: FEDEX
Shuttle Custody Seals (Y/N): Y Time Zone: -10
Chest Temp(s): 2.1°C
Color: VFRG/N-PurpleBlue
Samples Chilled until Placed in Refrig/Freezer: Y
Project Manager: Libby Cheesebor
QC Report Type: DVP4DOD/EQUIS/HI
Due Date: 11/03/21

Comments:
PM: login and F1s to Margie.Pascua@aecom.com & alethea.ramos@aecom.com
AN: PLEASE INCLUDE STANDARD PREP SHEETS!!!!!!
AN: 7 day TAT for Form 1s; 21 day TAT for PKG STYLE 1; DOD v5.1; DOD Forms: LOD database
Report MS/MSD/DUPs when AECOM sample used
8270 SIM: 1-methylnaphthalene, 2-methylnaphthalene & naphthalene only.
TPH-D/O both with and w/o SGC, reverse surrog for SGC; DO NOT Q-DELETE.
FR: email ftp info to Margie, alethea.ramos@aecom.com, Stella, trommelfanger@lab-data.com & jcanlas@la
EDD: AECOM EQuIS EDD 2.5.3 to alethea.ramos@, Margie.Pascua@aecom.com, jecklund@lab-data.com

Sample Distribution:
GC: 1-$DOC53SGCW5LIQ, 1-$DOC53W5LIQ, 1-$SIM53LIQ51, 1-$RHBLKETBLK
Extractions: 1-_LIQ003, 2-_LIQ005, 1-_LIQ005SGC
VOA: 2-$86BTOTXDOD5W, 2-$GASBL, 2-$GRO86BW
Wetlab: 1-$TOCW53

Charges:

Invoice To:
ACCOUNTS PAYABLE
1001 Bishop Street, Ste 1600
USAPImaging@aecom.com
mary.basano@aecom.com

	Client ID	APPL ID	Sampled		Analyses Requested
1.	ERH1855	BA44375W LCSD	10/26/21	08:35	$86BTOTXDOD5W, $GASBL, $GRO86BW -- See Comments
2.	ERH1856	BA44376W LCSD	10/26/21	09:05	$86BTOTXDOD5W, $DOC53SGCW5LIQ, $DOC53W5LIQ, $GASBL, $GRO86BW, $SIM53LIQ51, $TOCW53 -- See Comments
3.	ERH1856 BLANK	BA44377W LCSD	10/26/21	09:05	$RHBLKETBLK -- See Comments

Note: All times, excluding sample collection times, are Pacific Time Zone unless noted otherwise. Collection times are in: -10 UTC

APPL Sample Receipt Form

ARF# **97985**

Sample	Container Type	Count	p
BA44375	13 VOAs - HCL	4	NA
BA44376	13 VOAs - HCL	4	NA
	17 Amber Liter	2	NA
	32 Clear VOA - H2SO4	2	NA
	39 Amber Liter, HCL prsvd	2	1.3
BA44377	39 Amber Liter, HCL prsvd	1	NA

Sample	Container Type	Count	p

APPL LABS

APPL, Inc.
908 N Temperance Ave
Clovis, CA 93611
www.applinc.com

Phone: (559) 275-2175
Fax: (559) 275-4422
coc@applinc.com

CHAIN OF CUSTODY RECORD

C.O.C. 53110 NOI

9/109
1/1

Report to: PLEASE PRINT

Company Name: _____ Phone: _____

Address: AECOM
1001 Bishop St., Suite 1600
Honolulu, HI 96813
Attn: Alethea Ramos (808)521-3051
Alethea.Ramos@aecom.com
CV_18F0126 / 60571032

Fax: _____

Attn: ___

Email: _____

Invoice to: PLEASE PRINT

Company Name: _____ Phone: _____

Address: _____

Fax: _____

Accounts Payable
Email: *USAPImaging@aecom.com*

Attn: _

Email: _____

Project Name/Number	Sampler (Print)
60571032.02.20.01	KL, NL, MM, CF
Purchase Order Number	**Sampler (Signature)**
102604	for KL, NL, MM, CF

Date Shipped: 10/26/21
Carrier: FedEx
Waybill No.:
Comments:
Note: Log NOI in separate SDG from other COC's

Sample Identification	Location	Date Collected	Time Collected	Time Zone	No. of Containers	Matrix: Aq	Sed.	Soil		BTEX 8260D	TPH-G 8260D	TPH-d/o 8015	TPH-d/o +SGC 8015	PAH Short List 8270D SIM	TOC by 9060						
RH1555	Trip Blank	10/26/21	8:35	HST	4	X				X	X										
RH1556	RHMW2254-01	10/26/21	9:05	↓	10	X				X	X	X	X	X*	X						

TPH-d/o and PAH's need liquid-liquid extraction,
*Naphthalene
1-methylnaphthalene

10/26/21

Shuttle Temperature: R3 4.0/3.1

Turnaround Requested: Check one
☐ Standard 2-3 wk ☑ One week ☐ 3 days ☐ 24/48 Hrs. ☐ Other: _____

Sample Disposal:
☐ Return to client ☑ Disposal by Lab (30-day retention)

Relinquished by sampler:	Date	Time	Received by:	Relinquished by:	Date	Time	Received by:
Relinquished by: Tianzhen Nie	Date 10/26/21	Time 15:00	Received by:	Relinquished by:	Date 10/27/21	Time 1200	Received at lab by: Darrell Horner

White: Return to client with report Yellow: Laboratory Copy See reverse side for Container Preservative and Sampling Information

COOLER RECEIPT FORM **ARF: 97985**

1) Project: 60571032 CV18F0126 Red Hill Fuel Storage Date Received: 10/27/2021

2) Coolers: Number of Coolers: 1

3) YES Were custody seals present and intact?
How many? 2 Name/Date on seal? SEE BELOW

4) YES Was there a shipping slip? Carrier name: FEDEX

5) Type of packing in cooler: X bubble wrap __ popcorn __ foam X plastic bags __ other
X wet ice __ dry ice __ no ice __ gel ice

6) YES Were cooler temperatures acceptable?

7) Serial number of calibrated thermometer used: R3 @ -1.9 °C

8) Cooler temp(s): In °C. Thermometer Temp / Corrected Temp
1: 4.0/2.1 2: ____ 3: ____ 4: ____ 5: ____ 6: ____
7: ____ 8: ____ 9: ____ 10: ____ 11: ____ 12: ____

Chain of custody:

9) YES Was a chain of custody received?

10) YES Were the custody papers complete/signed in the appropriate places?

Sample Labels:

11) YES Were all sample labels complete (sample ID, date/time of sampling, etc.)?

12) YES Did all container labels agree with custody papers?

Sample Containers:

13) YES Were all containers sealed in separate bags?

14) YES Did all containers arrive in good condition:(unbroken, no leakage, no cracked/broken lids)?

15) YES Were correct containers and preservatives used for the tests indicated?

16) YES Was a sufficient amount of sample sent for tests indicated?

17) YES Were bubbles present in volatile samples?
If yes, the following were received with air bubbles:
Larger than a pea: ____
Smaller than a pea: BA44375 w04, BA44376 w04

Preservation Hold time:

18) YES Was a sufficient amount of holding time remaining to analyze the samples?

19) YES Was the pH taken of all non-VOA preserved samples and written on the sample container?

20) YES Was the pH of acid preserved non-VOA samples < 2?

21) NA Was the pH of the "basic" preserved samples for Cyanide > 12, Sulfide >9, Hexchrom >9?

22) NA Were unpreserved VOA Vials received for VOA Dept analysis?

23) NA If "yes", are the unpreserved VOA vials noted in the ADD TEST FIELD on the ARF?
pH strip lot number: HC029115
Lab notified if pH was not adequate: ____

Notes/Deficiencies:

CUSTODY SEAL LTM
APPL, Inc. (559) 275-2175
Initials MY **Date** 10/26/21

Personnel receiving samples: DH Second reviewer: MS
Personnel labeling samples: CG
Project manager notified: DH Date/Time of notification 10/27/2021
Name of client notified: ____ Date/Time of notification ____

Revision: 22, November 5, 2013

SAMPLE RESULTS

EPA 8015B TPH WATER L-L SGC

AECOM
1001 Bishop Street, Suite 1600
Honolulu, HI 96813

APPL Inc.
908 North Temperance Avenue
Clovis, CA 93611

Attn: Alethea Ramos

Project: 60571032 CV18F0126 Red Hill Fuel Storage

ARF: 97985

Sample ID: ERH1856

APPL ID: BA44376

Sample Collection Date: 10/26/21

QCG: #DOC53-211029A1-270406

Method	Analyte	Result	LOQ	LOD	DL	Units	Extraction Date	Analysis Date
EPA 8015B-e	DIESEL (C10-C24)	300.0 U	320	300.0	150.0	ug/L	10/29/21	11/10/21
EPA 8015B-e	OIL (C24-C40)	300.0 U	320	300.0	150.0	ug/L	10/29/21	11/10/21
EPA 8015B-e	SURROGATE: (R) DECANOIC ACID (S)	0.0	0-1			%	10/29/21	11/10/21
EPA 8015B-e	SURROGATE: OCTACOSANE (S)	72.7	60-142			%	10/29/21	11/10/21
EPA 8015B-e	SURROGATE: ORTHO-TERPHENYL (S)	59.1	56-125			%	10/29/21	11/10/21

Quant Method: DEC0911.M
Run #: 1110012
Instrument: Apollo
Sequence: 211110
Dilution Factor: 1
Initials: KAB

Printed: 11/13/2021 10:55:11 AM
APPL-F1-SC-NoMC-REG MDLs-DOD

EPA 8015B TPH LIQ-LIQ

AECOM
1001 Bishop Street, Suite 1600
Honolulu, HI 96813

APPL Inc.
908 North Temperance Avenue
Clovis, CA 93611

Attn: Alethea Ramos

Project: 60571032 CV18F0126 Red Hill Fuel Storage

ARF: 97985

Sample ID: ERH1856

APPL ID: BA44376

Sample Collection Date: 10/26/21

QCG: #DOC53-211029A-270404

Method	Analyte	Result	LOQ	LOD	DL	Units	Extraction Date	Analysis Date
EPA 8015B-e	DIESEL (C10-C24)	300.0 U	320	300.0	150.0	ug/L	10/29/21	11/04/21
EPA 8015B-e	OIL (C24-C40)	300.0 U	320	300.0	150.0	ug/L	10/29/21	11/04/21
EPA 8015B-e	SURROGATE: OCTACOSANE (S)	90.0	60-142			%	10/29/21	11/04/21
EPA 8015B-e	SURROGATE: ORTHO-TERPHENYL (S)	73.4	56-125			%	10/29/21	11/04/21

Quant Method: DOC1028.M
Run #: 1101119
Instrument: Apollo
Sequence: 211101
Dilution Factor: 1
Initials: KAB

Printed: 11/13/2021 10:55:11 AM
APPL-F1-SC-NoMC-REG MDLs-DOD

EPA 8015B TPH LIQ-LIQ

AECOM
1001 Bishop Street, Suite 1600
Honolulu, HI 96813

APPL Inc.
908 North Temperance Avenue
Clovis, CA 93611

Attn: Alethea Ramos

Project: 60571032 CV18F0126 Red Hill Fuel Storage

ARF: 97985

Sample ID: ERH1856 BLANK

APPL ID: BA44377

Sample Collection Date: 10/26/21

QCG: #RHBLK-211028A-269858

Method	Analyte	Result	LOQ	LOD	DL	Units	Extraction Date	Analysis Date
EPA 8015B-e	DIESEL (C10-C24)	300.0 U	320	300.0	150.0	ug/L	10/28/21	11/02/21
EPA 8015B-e	OIL (C24-C40)	300.0 U	320	300.0	150.0	ug/L	10/28/21	11/02/21
EPA 8015B-e	SURROGATE: OCTACOSANE (S)	78.0	60-142			%	10/28/21	11/02/21
EPA 8015B-e	SURROGATE: ORTHO-TERPHENYL (S)	64.8	56-125			%	10/28/21	11/02/21

Quant Method: DOC1028.M
Run #: 1101047
Instrument: Apollo
Sequence: 211101
Dilution Factor: 1
Initials: KAB

Printed: 11/13/2021 10:55:11 AM
APPL-F1-SC-NoMC-REG MDLs-DOD

EPA 8270D SIM LIQ-LIQ

AECOM
1001 Bishop Street, Suite 1600
Honolulu, HI 96813

APPL Inc.
908 North Temperance Avenue
Clovis, CA 93611

Attn: Alethea Ramos

Project: 60571032 CV18F0126 Red Hill Fuel Storage

ARF: 97985

Sample ID: ERH1856

APPL ID: BA44376

Sample Collection Date: 10/26/21

QCG: #SIM53-211028A-270157

Method	Analyte	Result	LOQ	LOD	DL	Units	Extraction Date	Analysis Date
8270D-SIM	1-METHYLNAPHTHALENE	0.10 U	0.2	0.10	0.04	ug/L	10/28/21	11/03/21
8270D-SIM	2-METHYLNAPHTHALENE	0.10 U	0.2	0.10	0.04	ug/L	10/28/21	11/03/21
8270D-SIM	NAPHTHALENE	0.10 U	0.2	0.10	0.04	ug/L	10/28/21	11/03/21
8270D-SIM	SURROGATE: 2-METHYLNAPHTHALEN	91.0	39-114			%	10/28/21	11/03/21
8270D-SIM	SURROGATE: FLUORANTHENE-D10 (S	90.9	58-120			%	10/28/21	11/03/21

Quant Method: K1019.M
Run #: 1019K240
Instrument: KYLO
Sequence: 211019
Dilution Factor: 1
Initials: MA

Printed: 12/2/2021 7:43:01 AM
APPL-F1-SC-NoMC-REG MDLs-DOD

EPA 8260B BTEX WATER

AECOM
1001 Bishop Street, Suite 1600
Honolulu, HI 96813

APPL Inc.
908 North Temperance Avenue
Clovis, CA 93611

Attn: Alethea Ramos

Project: 60571032 CV18F0126 Red Hill Fuel Storage

ARF: 97985

Sample ID: ERH1855

APPL ID: BA44375

Sample Collection Date: 10/26/21

QCG: #86BTO-211102AM-269863

Method	Analyte	Result	LOQ	LOD	DL	Units	Extraction Date	Analysis Date
EPA 8260B	BENZENE	0.30 U	1.0	0.30	0.15	ug/L	11/02/21	11/02/21
EPA 8260B	ETHYLBENZENE	0.50 U	1.0	0.50	0.23	ug/L	11/02/21	11/02/21
EPA 8260B	TOLUENE	0.30 U	1.0	0.30	0.15	ug/L	11/02/21	11/02/21
EPA 8260B	XYLENES (TOTAL)	0.30 U	2.0	0.30	0.15	ug/L	11/02/21	11/02/21
EPA 8260B	SURROGATE: 1,2-DICHLOROETHANE-	103	81-118			%	11/02/21	11/02/21
EPA 8260B	SURROGATE: 4-BROMOFLUOROBENZ	95.7	85-114			%	11/02/21	11/02/21
EPA 8260B	SURROGATE: DIBROMOFLUOROMETH	106	80-119			%	11/02/21	11/02/21
EPA 8260B	SURROGATE: TOLUENE-D8 (S)	100	89-112			%	11/02/21	11/02/21

Quant Method: M1015W.M
Run #: 1102M14
Instrument: Max
Sequence: 211029
Dilution Factor: 1
Initials: PAN

Printed: 11/8/2021 8:33:30 AM
APPL-F1-SC-NoMC-REG MDLs-DOD

EPA 8260B BTEX WATER

AECOM
1001 Bishop Street, Suite 1600
Honolulu, HI 96813

APPL Inc.
908 North Temperance Avenue
Clovis, CA 93611

Attn: Alethea Ramos

Project: 60571032 CV18F0126 Red Hill Fuel Storage

ARF: 97985

Sample ID: ERH1856

APPL ID: BA44376

Sample Collection Date: 10/26/21

QCG: #86BTO-211102AM-269863

Method	Analyte	Result	LOQ	LOD	DL	Units	Extraction Date	Analysis Date
EPA 8260B	BENZENE	0.30 U	1.0	0.30	0.15	ug/L	11/02/21	11/02/21
EPA 8260B	ETHYLBENZENE	0.50 U	1.0	0.50	0.23	ug/L	11/02/21	11/02/21
EPA 8260B	TOLUENE	0.30 U	1.0	0.30	0.15	ug/L	11/02/21	11/02/21
EPA 8260B	XYLENES (TOTAL)	0.30 U	2.0	0.30	0.15	ug/L	11/02/21	11/02/21
EPA 8260B	SURROGATE: 1,2-DICHLOROETHANE-	99.1	81-118			%	11/02/21	11/02/21
EPA 8260B	SURROGATE: 4-BROMOFLUOROBENZ	95.9	85-114			%	11/02/21	11/02/21
EPA 8260B	SURROGATE: DIBROMOFLUOROMETH	103	80-119			%	11/02/21	11/02/21
EPA 8260B	SURROGATE: TOLUENE-D8 (S)	102	89-112			%	11/02/21	11/02/21

Quant Method: M1015W.M
Run #: 1102M15
Instrument: Max
Sequence: 211029
Dilution Factor: 1
Initials: PAN

Printed: 11/8/2021 8:33:30 AM
APPL-F1-SC-NoMC-REG MDLs-DOD

EPA 8260B GRO WATER

AECOM
1001 Bishop Street, Suite 1600
Honolulu, HI 96813

APPL Inc.
908 North Temperance Avenue
Clovis, CA 93611

Attn: Alethea Ramos

Project: 60571032 CV18F0126 Red Hill Fuel Storage

ARF: 97985

Sample ID: ERH1855

APPL ID: BA44375

Sample Collection Date: 10/26/21

QCG: #GRO86-211102AM-271097

Method	Analyte	Result	LOQ	LOD	DL	Units	Extraction Date	Analysis Date
EPA 8260B	GASOLINE RANGE ORGANICS	18.0 U	20	18.0	8.6	ug/L	11/02/21	11/02/21
EPA 8260B	SURROGATE: 4-BROMOFLUOROBENZ	97.1	85-114			%	11/02/21	11/02/21

Quant Method: MGAS0825.M
Run #: 1102M14
Instrument: Max
Sequence: 211029
Dilution Factor: 1
Initials: PAN

Printed: 12/1/2021 8:40:50 AM

APPL-F1-SC-NoMC-REG MDLs-DOD

EPA 8260B GRO WATER

AECOM
1001 Bishop Street, Suite 1600
Honolulu, HI 96813

APPL Inc.
908 North Temperance Avenue
Clovis, CA 93611

Attn: Alethea Ramos

Project: 60571032 CV18F0126 Red Hill Fuel Storage

ARF: 97985

Sample ID: ERH1856

APPL ID: BA44376

Sample Collection Date: 10/26/21

QCG: #GRO86-211102AM-271097

Method	Analyte	Result	LOQ	LOD	DL	Units	Extraction Date	Analysis Date
EPA 8260B	GASOLINE RANGE ORGANICS	18.0 U	20	18.0	8.6	ug/L	11/02/21	11/02/21
EPA 8260B	SURROGATE: 4-BROMOFLUOROBENZ	97.3	85-114			%	11/02/21	11/02/21

Quant Method: MGAS0825.M
Run #: 1102M15
Instrument: Max
Sequence: 211029
Dilution Factor: 1
Initials: PAN

Printed: 12/1/2021 8:40:50 AM
APPL-F1-SC-NoMC-REG MDLs-DOD

Wet Lab Analysis

AECOM
1001 Bishop Street, Suite 1600
Honolulu, HI 96813

APPL Inc.
908 North Temperance Avenue
Clovis, CA 93611

Attn: Alethea Ramos

Project: 60571032 CV18F0126 Red Hill Fuel Storage

Sample ID: ERH1856

APPL ID: BA44376

Sample Collection Date: 10/26/2021

ARF: 97985

Method	Analyte	Result	LOQ	LOD	DL	Units	DF	Prep Date	Analysis Date
SW846 9060A	TOTAL ORGANIC CARBON	0.16 J	0.93	0.350	0.130	mg/L	1	11/13/21	11/13/21

J = Estimated value.

Printed: 11/15/2021 11:07:46 AM

APPL-F1-SC-NoMC-REG MDLs

QC FORMS

EPA 8015B-eHL

Form 2 & 8

Surrogate Recovery

Lab Name: APPL, Inc. SDG No: 97985

Case No: 97985 Date Analyzed: 11/3/2021

Matrix: WATER Instrument: Apollo

APPL ID.	Client Sample No.	SURROGATE: OCTACOSANE (S)			SURROGATE: ORTHO-TERPHENYL (S)		
		Limits	Result	Qualifier	Limits	Result	Qualifier
211029A-BLK	Blank	60-142	94.3		56-125	77.4	
211029A-LCS	Lab Control Spike	60-142	94.7		56-125	90.7	
211029A-LCSD	Lab Control SpikeD	60-142	87.3		56-125	84.0	
BA44376	ERH1856	60-142	90.0		56-125	73.4	

Comments: Batch: #DOC53-211029A

EPA 8015B-eHL

Form 2 & 8

Surrogate Recovery

Lab Name: APPL, Inc. SDG No: 97985

Case No: 97985 Date Analyzed: 11/10/2021

Matrix: WATER Instrument: Apollo

APPL ID.	Client Sample No.	SURROGATE: (R) DECANOIC ACID (S)			SURROGATE: OCTACOSANE (S)		
		Limits	Result	Qualifier	Limits	Result	Qualifier
211029A1-BLK	Blank	0-1	0.0		60-142	72.8	
211029A1-LCS	Lab Control Spike	0-1	0.0		60-142	72.0	
211029A1-LCSD	Lab Control SpikeD	0-1	0.0		60-142	72.7	
BA44376	ERH1856	0-1	0.0		60-142	72.7	

Comments: Batch: #DOC53-211029A1

EPA 8015B-eHL

Form 2 & 8

Surrogate Recovery

Lab Name: APPL, Inc. SDG No: 97985

Case No: 97985 Date Analyzed: 11/10/2021

Matrix: WATER Instrument: Apollo

APPL ID.	Client Sample No.	SURROGATE: ORTHO-TERPHENYL (S)					
		Limits	Result	Qualifier	Limits	Result	Qualifier
211029A1-BLK	Blank	56-125	60.6				
211029A1-LCS	Lab Control Spike	56-125	68.0				
211029A1-LCSD	Lab Control SpikeD	56-125	70.0				
BA44376	ERH1856	56-125	59.1				

Comments: Batch: #DOC53-211029A1

EPA 8015B-eHL

Form 2 & 8

Surrogate Recovery

Lab Name: APPL, Inc. SDG No: 97985

Case No: 97985 Date Analyzed: 11/2/2021

Matrix: WATER Instrument: Apollo

APPL ID.	Client Sample No.	SURROGATE: OCTACOSANE (S)			SURROGATE: ORTHO-TERPHENYL (S)		
		Limits	Result	Qualifier	Limits	Result	Qualifier
211028A-BLK	Blank	60-142	84.3		56-125	69.4	
211028A-LCS	Lab Control Spike	60-142	66.5		56-125	55.3	*
211028A-LCSD	Lab Control SpikeD	60-142	79.3		56-125	65.5	
BA44377	ERH1856 BLANK	60-142	78.0		56-125	64.8	

Comments: Batch: #RHBLK-211028A

* = Recovery outside of Control Limits on QC Sample.

EPA 8015B-eH

Form 4

Blank Summary

Lab Name:	APPL, Inc.	SDG No:	97985
Case No:	97985	Date Analyzed:	11/3/2021
Matrix:	WATER	Instrument:	Apollo
Blank ID:	211029A-BLK	Time Analyzed:	2310

APPL ID.	Client Sample No.	File ID.	Date Analyzed
211029A-BLK	Blank	1101116	11/3/2021 2310
211029A-LCS	Lab Control Spike	1101117	11/3/2021 2338
211029A-LCSD	Lab Control SpikeD	1101118	11/4/2021 0007
BA44376	ERH1856	1101119	11/4/2021 0035

Comments: Batch: #DOC53-211029A

EPA 8015B-eH

Form 4

Blank Summary

Lab Name:	APPL, Inc.	SDG No:	97985
Case No:	97985	Date Analyzed:	11/10/2021
Matrix:	WATER	Instrument:	Apollo
Blank ID:	211029A1-BLK	Time Analyzed:	1407

APPL ID.	Client Sample No.	File ID.	Date Analyzed	
211029A1-BLK	Blank	1110009	11/10/2021	1407
211029A1-LCS	Lab Control Spike	1110010	11/10/2021	1435
211029A1-LCSD	Lab Control SpikeD	1110011	11/10/2021	1503
BA44376	ERH1856	1110012	11/10/2021	1531

Comments: Batch: #DOC53-211029A1

EPA 8015B-eH

Form 4

Blank Summary

Lab Name:	APPL, Inc.	SDG No:	97985
Case No:	97985	Date Analyzed:	11/2/2021
Matrix:	WATER	Instrument:	Apollo
Blank ID:	211028A-BLK	Time Analyzed:	1319

APPL ID.	Client Sample No.	File ID.	Date Analyzed	
211028A-BLK	Blank	1101044	11/2/2021	1319
211028A-LCS	Lab Control Spike	1101045	11/2/2021	1347
211028A-LCSD	Lab Control SpikeD	1101046	11/2/2021	1415
BA44377	ERH1856 BLANK	1101047	11/2/2021	1444

Comments: Batch: #RHBLK-211028A

Method Blank
EPA 8015B TPH LIQ-LIQ

APPL Inc.
908 North Temperance Avenu
Clovis, CA 93611

Blank Name/QCG: **211028W-44377 - 269858**
Batch ID: #RHBLK-211028A

Sample Type	Analyte	Result	LOQ	LOD	DL	Units	Extraction Date	Analysis Date
BLANK	DIESEL (C10-C24)	300.0 U	320	300.0	150.0	ug/L	10/28/2021	11/2/2021
BLANK	OIL (C24-C40)	300.0 U	320	300.0	150.0	ug/L	10/28/2021	11/2/2021
BLANK	SURROGATE: OCTACOSANE (S)	84.3	60-142			%	10/28/2021	11/2/2021
BLANK	SURROGATE: ORTHO-TERPHEN	69.4	56-125			%	10/28/2021	11/2/2021

Quant Method: DOC1028.M
Run #: 1101044
Instrument: Apollo
Sequence: 211101
Initials: KAB

GC SC-Blank-REG MDLs-DOD
Printed: 11/13/2021 11:00:13 AM

Method Blank
EPA 8015B TPH LIQ-LIQ

APPL Inc.
908 North Temperance Avenu
Clovis, CA 93611

Blank Name/QCG: **211029W-44376 - 270404**
Batch ID: #DOC53-211029A

Sample Type	Analyte	Result	LOQ	LOD	DL	Units	Extraction Date	Analysis Date
BLANK	DIESEL (C10-C24)	300.0 U	320	300.0	150.0	ug/L	10/29/2021	11/3/2021
BLANK	OIL (C24-C40)	300.0 U	320	300.0	150.0	ug/L	10/29/2021	11/3/2021
BLANK	SURROGATE: OCTACOSANE (S)	94.3	60-142			%	10/29/2021	11/3/2021
BLANK	SURROGATE: ORTHO-TERPHEN	77.4	56-125			%	10/29/2021	11/3/2021

Quant Method: DOC1028.M
Run #: 1101116
Instrument: Apollo
Sequence: 211101
Initials: KAB

GC SC-Blank-REG MDLs-DOD
Printed: 11/13/2021 11:00:13 AM

Method Blank

EPA 8015B TPH WATER L-L SGC

APPL Inc.
908 North Temperance Avenu
Clovis, CA 93611

Blank Name/QCG: **211029W-44376 - 270406**
Batch ID: #DOC53-211029A1

Sample Type	Analyte	Result	LOQ	LOD	DL	Units	Extraction Date	Analysis Date
BLANK	DIESEL (C10-C24)	300.0 U	320	300.0	150.0	ug/L	10/29/2021	11/10/2021
BLANK	OIL (C24-C40)	300.0 U	320	300.0	150.0	ug/L	10/29/2021	11/10/2021
BLANK	SURROGATE: (R) DECANOIC AC	0.0	0-1			%	10/29/2021	11/10/2021
BLANK	SURROGATE: OCTACOSANE (S)	72.8	60-142			%	10/29/2021	11/10/2021
BLANK	SURROGATE: ORTHO-TERPHEN	60.6	56-125			%	10/29/2021	11/10/2021

Quant Method: DEC0911.M
Run #: 1110009
Instrument: Apollo
Sequence: 211110
Initials: KAB

GC SC-Blank-REG MDLs-DOD
Printed: 11/13/2021 11:00:13 AM

EPA 8015B-eH

Form 4

LCS Summary

Lab Name:	APPL, Inc.	SDG No:	97985
Case No:	97985	Date Analyzed:	11/3/2021
Matrix:	WATER	Instrument:	Apollo
LCS ID:	211029A-LCS	Time Analyzed:	2338

APPL ID.	Client Sample No.	File ID.	Date Analyzed
211029A-BLK	Blank	1101116	11/3/2021 2310
211029A-LCS	Lab Control Spike	1101117	11/3/2021 2338
211029A-LCSD	Lab Control SpikeD	1101118	11/4/2021 0007
BA44376	ERH1856	1101119	11/4/2021 0035

Comments: Batch: #DOC53-211029A

EPA 8015B-eH

Form 4

LCS Summary

Lab Name:	APPL, Inc.	SDG No:	97985
Case No:	97985	Date Analyzed:	11/10/2021
Matrix:	WATER	Instrument:	Apollo
LCS ID:	211029A1-LCS	Time Analyzed:	1435

APPL ID.	Client Sample No.	File ID.	Date Analyzed	
211029A1-BLK	Blank	1110009	11/10/2021	1407
211029A1-LCS	Lab Control Spike	1110010	11/10/2021	1435
211029A1-LCSD	Lab Control SpikeD	1110011	11/10/2021	1503
BA44376	ERH1856	1110012	11/10/2021	1531

Comments: Batch: #DOC53-211029A1

EPA 8015B-eH

Form 4

LCS Summary

Lab Name:	APPL, Inc.	SDG No:	97985
Case No:	97985	Date Analyzed:	11/2/2021
Matrix:	WATER	Instrument:	Apollo
LCS ID:	211028A-LCS	Time Analyzed:	1347

APPL ID.	Client Sample No.	File ID.	Date Analyzed	
211028A-BLK	Blank	1101044	11/2/2021	1319
211028A-LCS	Lab Control Spike	1101045	11/2/2021	1347
211028A-LCSD	Lab Control SpikeD	1101046	11/2/2021	1415
BA44377	ERH1856 BLANK	1101047	11/2/2021	1444

Comments: Batch: #RHBLK-211028A

Laboratory Control Spike Recoveries

EPA 8015B TPH LIQ-LIQ

APPL ID: **211029W-44376 LCS - 270404**
Batch ID: #DOC53-211029A

APPL Inc.
908 North Temperance Avenue
Clovis, CA 93611

Compound Name	Spike Lvl ug/L	SPK Result ug/L	DUP Result ug/L	SPK % Recovery	DUP % Recovery	Recovery Limits	RPD %	RPD Limits
DIESEL (C10-C24)	2000	2100	1980	105	99.0	36-132	5.9	30
OIL (C24-C40)	2000	2320	2180	116 #	109	41-113	6.2	30
SURROGATE: OCTACOSANE (S)	150	142	131	94.7	87.3	60-142		
SURROGATE: ORTHO-TERPHENYL (S)	150	136	126	90.7	84.0	56-125		

= Recovery is outside QC limits.

Comments:

Primary	SPK	DUP
Quant Method :	DOC1028.M	DOC1028.M
Extraction Date :	10/29/2021	10/29/2021
Analysis Date :	11/3/2021	11/4/2021
Instrument :	Apollo	Apollo
Run :	1101117	1101118
Initials :	KAB	

Laboratory Control Spike Recoveries

EPA 8015B TPH WATER L-L SGC

APPL ID: **211029W-44376 LCS - 270406**
Batch ID: #DOC53-211029A1

APPL Inc.
908 North Temperance Avenue
Clovis, CA 93611

Compound Name	Spike Lvl ug/L	SPK Result ug/L	DUP Result ug/L	SPK % Recovery	DUP % Recovery	Recovery Limits	RPD %	RPD Limits
DIESEL (C10-C24)	2000	1580	1680	79.0	84.0	36-132	6.1	30
OIL (C24-C40)	2000	1810	1870	90.5	93.5	41-113	3.3	30
SURROGATE: (R) DECANOIC ACID (S)	10.00	0	0	0.0	0.0	0-1		
SURROGATE: OCTACOSANE (S)	150	108	109	72.0	72.7	60-142		
SURROGATE: ORTHO-TERPHENYL (S)	150	102	105	68.0	70.0	56-125		

Comments:

Primary	SPK	DUP
Quant Method :	DEC0911.M	DEC0911.M
Extraction Date :	10/29/2021	10/29/2021
Analysis Date :	11/10/2021	11/10/2021
Instrument :	Apollo	Apollo
Run :	1110010	1110011
Initials :	KAB	

Laboratory Control Spike Recoveries

EPA 8015B TPH LIQ-LIQ

APPL ID: **211028W-44377 LCS - 269858**
Batch ID: #RHBLK-211028A

APPL Inc.
908 North Temperance Avenue
Clovis, CA 93611

Compound Name	Spike Lvl ug/L	SPK Result ug/L	DUP Result ug/L	SPK % Recovery	DUP % Recovery	Recovery Limits	RPD %	RPD Limits
DIESEL (C10-C24)	0	32.1	38.1	NA	NA	36-132		30
OIL (C24-C40)	0	39.9	66.6	NA	NA	41-113		30
SURROGATE: OCTACOSANE (S)	150	99.7	119	66.5	79.3	60-142		
SURROGATE: ORTHO-TERPHENYL (S)	150	83.0	98.3	55.3 #	65.5	56-125		

= Recovery is outside QC limits.

Comments:

Primary	SPK	DUP
Quant Method :	DOC1028.M	DOC1028.M
Extraction Date :	10/28/2021	10/28/2021
Analysis Date :	11/2/2021	11/2/2021
Instrument :	Apollo	Apollo
Run :	1101045	1101046
Initials :	KAB	

8270D-SIM

Form 2 & 8

Surrogate Recovery

Lab Name: APPL, Inc. SDG No: 97985

Case No: 97985 Date Analyzed: 11/3/2021

Matrix: WATER Instrument: KYLO

APPL ID.	Client Sample No.	SURROGATE: 2-METHYLNAPHTHALENE-D10 (S)			SURROGATE: FLUORANTHENE-D10 (S)		
		Limits	Result	Qualifier	Limits	Result	Qualifier
211028A-BLK	Blank	39-114	116	#	58-120	111	
211028A-LCSD	Lab Control SpikeD	39-114	111		58-120	108	
BA44376	ERH1856	39-114	91.0		58-120	90.9	
211028A-LCS	Lab Control Spike	39-114	99.0		58-120	90.0	

Comments: Batch: #SIM53-211028A

= Recovery outside of Control Limits on Sample.

8270D-SIM

Form 4

Blank Summary

Lab Name:	APPL, Inc.	SDG No:	97985
Case No:	97985	Date Analyzed:	11/3/2021
Matrix:	WATER	Instrument:	KYLO
Blank ID:	211028A-BLK	Time Analyzed:	0904

APPL ID.	Client Sample No.	File ID.	Date Analyzed
211028A-BLK	Blank	1019K237	11/3/2021 0904
211028A-LCSD	Lab Control SpikeD	1019K239	11/3/2021 0944
BA44376	ERH1856	1019K240	11/3/2021 1004
211028A-LCS	Lab Control Spike	1019K271	11/3/2021 2024

Comments: Batch: #SIM53-211028A

Method Blank
EPA 8270D SIM LIQ-LIQ

APPL Inc.
908 North Temperance Avenu
Clovis, CA 93611

Blank Name/QCG: **211028W-44410 - 270157**
Batch ID: #SIM53-211028A

Sample Type	Analyte	Result	LOQ	LOD	DL	Units	Extraction Date	Analysis Date
BLANK	1-METHYLNAPHTHALENE	0.10 U	0.2	0.10	0.04	ug/L	10/28/2021	11/3/2021
BLANK	2-METHYLNAPHTHALENE	0.10 U	0.2	0.10	0.04	ug/L	10/28/2021	11/3/2021
BLANK	NAPHTHALENE	0.10 U	0.2	0.10	0.04	ug/L	10/28/2021	11/3/2021
BLANK	SURROGATE: 2-METHYLNAPHT	116 #	39-114			%	10/28/2021	11/3/2021
BLANK	SURROGATE: FLUORANTHENE-	111	58-120			%	10/28/2021	11/3/2021

= Recovery (or RPD) is outside QC limits.

Quant Method: K1019.M
Run #: 1019K237
Instrument: KYLO
Sequence: 211019
Initials: MA

GC SC-Blank-REG MDLs-DOD
Printed: 12/2/2021 7:44:06 AM

8270D-SIM

Form 4

LCS Summary

Lab Name:	APPL, Inc.	SDG No:	97985
Case No:	97985	Date Analyzed:	11/3/2021
Matrix:	WATER	Instrument:	KYLO
LCS ID:	211028A-LCS	Time Analyzed:	2024

APPL ID.	Client Sample No.	File ID.	Date Analyzed
211028A-BLK	Blank	1019K237	11/3/2021 0904
211028A-LCSD	Lab Control SpikeD	1019K239	11/3/2021 0944
BA44376	ERH1856	1019K240	11/3/2021 1004
211028A-LCS	Lab Control Spike	1019K271	11/3/2021 2024

Comments: Batch: #SIM53-211028A

Laboratory Control Spike Recoveries

EPA 8270D SIM LIQ-LIQ

APPL ID: **211028W-44410 LCS - 270157**
Batch ID: #SIM53-211028A

APPL Inc.
908 North Temperance Avenue
Clovis, CA 93611

Compound Name	Spike Lvl ug/L	SPK Result ug/L	DUP Result ug/L	SPK % Recovery	DUP % Recovery	Recovery Limits	RPD %	RPD Limits
1-METHYLNAPHTHALENE	5.00	4.88	5.40	97.6	108	41-115	10.1	20
2-METHYLNAPHTHALENE	5.00	4.90	5.43	98.0	109	39-114	10.3	20
NAPHTHALENE	5.00	4.74	5.23	94.8	105	43-114	9.8	20
SURROGATE: 2-METHYLNAPHTHALEN	5.00	4.95	5.57	99.0	111	39-114		
SURROGATE: FLUORANTHENE-D10 (S)	5.00	4.50	5.42	90.0	108	58-120		

Comments:

Primary	SPK	DUP
Quant Method :	K1019.M	K1019.M
Extraction Date :	10/28/2021	10/28/2021
Analysis Date :	11/3/2021	11/3/2021
Instrument :	KYLO	KYLO
Run :	1019K271	1019K239
Initials :	MA	

Printed: 12/2/2021 7:43:40 AM
APPL Standard LCSD

Form 5
Tune Summary

Lab Name: APPL Inc.
Case No:
Matrix: Water
ID: 1019K001.D

SDG No:
Date Analyzed: 10/19/2021
Instrument: KYLO
Time Analyzed: 13:58

	Client Sample No.	APPL ID.	File ID.	Date Analyzed
1		0.1 ug/ml 10/13/21	1019K002.D	10/19/2021 14:09
2		0.2 ug/ml 10/13/21	1019K003.D	10/19/2021 14:29
3		0.5 ug/ml 10/13/21	1019K004.D	10/19/2021 14:49
4		1 ug/ml 10/13/21	1019K005.D	10/19/2021 15:09
5		5 ug/ml 10/13/21	1019K006.D	10/19/2021 15:29
6		10 ug/ml 10/13/21	1019K007.D	10/19/2021 15:49
7		50 ug/ml 10/13/21	1019K008.D	10/19/2021 16:09
8		100 ug/ml 10/13/21	1019K009.D	10/19/2021 16:29
9		SS ug/ml 10/13/21	1019K010.D	10/19/2021 16:49
10				
11				
12				
13				
14				
15				
16				
17				
18				
19				
20				
21				
22				

m/e		
51	10 - 80% of mass 198	36.8
68	0 - 2% of mass 69	1.7
70	0 - 2% of mass 69	0.4
127	10 - 80% of mass 198	54.6
197	0 - 2% of mass 198	0.2
198	100 - 100% of mass 198	100.0
199	5 - 9% of mass 198	6.5
275	10 - 60% of mass 198	23.2
365	1 - 100% of mass 198	2.5
441	0.01 - 24% of mass 442	13.9
442	50 - 500% of mass 198	73.4
443	15 - 24% of mass 442	18.4

Form 5
Tune Summary

Lab Name: APPL Inc.
Case No: 97985
Matrix: Water
ID: 1019K235.D

SDG No: 97985
Date Analyzed: 11/3/2021
Instrument: KYLO
Time Analyzed: 8:33

	Client Sample No.	APPL ID.	File ID.	Date Analyzed
1	ERH1856	BA44376W07 1/1000	1019K240.D	11/3/2021 10:04
2				
3				
4				
5				
6				
7				
8				
9				
10				
11				
12				
13				
14				
15				
16				
17				
18				
19				
20				
21				
22				

m/e		
51	10 - 80% of mass 198	31.4
68	0 - 2% of mass 69	1.5
70	0 - 2% of mass 69	0.5
127	10 - 80% of mass 198	51.7
197	0 - 2% of mass 198	0.0
198	100 - 100% of mass 198	100.0
199	5 - 9% of mass 198	6.8
275	10 - 60% of mass 198	23.6
365	1 - 100% of mass 198	2.7
441	0.01 - 24% of mass 442	14.1
442	50 - 500% of mass 198	80.8
443	15 - 24% of mass 442	18.5

8A
INTERNAL STANDARD AREA AND RT SUMMARY

Lab Name: APPL Inc. Contract: _____

Lab Code: _____ SDG No.: _____

Lab File ID (Standard): 1019K007.D Date Analyzed: 10/19/21

Instrument ID: KYLO Time Analyzed: 15:49

GC Column: _____ ID: Heated Purge: (Y/N) _____

		Napthalene-D8(IS)		Acenaphthene-D10(IS)		Phenanthrene-D10(IS)	
		AREA #	RT #	AREA #	RT #	AREA #	RT #
	12 HOUR STD	11510	3.92	5675	5.86	8972	7.56
	UPPER LIMIT	23020	4.09	11350	6.03	17944	7.73
	LOWER LIMIT	5755	3.75	2838	5.69	4486	7.39
	SAMPLE NO.						
01	BA44376W07 1/1000	14405	3.89	7146	5.82	11959	7.52
02							
03							
04							
05							
06							
07							
08							
09							
10							
11							
12							
13							
14							
15							
16							
17							
18							
19							
20							
21							
22							

AREA UPPER LIMIT = +100% of internal standard area.
AREA LOWER LIMIT = -50% of internal standard area.
RT UPPER LIMIT = +0.17 minutes of internal standard RT
RT LOWER LIMIT = -0.17 minutes of internal standard RT

Column used to flag values outside QC limits with an asterisk.
* Values outside of QC limits.

8A
INTERNAL STANDARD AREA AND RT SUMMARY

Lab Name: APPL Inc. Contract: _____

Lab Code: _____ SDG No.: _____

Lab File ID (Standard): 1019K007.D Date Analyzed: 10/19/21

Instrument ID: KYLO Time Analyzed: 15:49

GC Column: _____ ID: Heated Purge: (Y/N) _____

		Chrysene-D12(IS)		Perylene-D12(IS)			
		AREA #	RT #	AREA #	RT #	AREA #	RT #
	12 HOUR STD	10664	10.62	9232	12.83		
	UPPER LIMIT	21328	10.79	18464	13.00		
	LOWER LIMIT	5332	10.45	4616	12.66		
	SAMPLE NO.						
01	BA44376W07 1/1000	14817	10.57	13517	12.76		
02							
03							
04							
05							
06							
07							
08							
09							
10							
11							
12							
13							
14							
15							
16							
17							
18							
19							
20							
21							
22							

AREA UPPER LIMIT = +100% of internal standard area.
AREA LOWER LIMIT = -50% of internal standard area.
RT UPPER LIMIT = +0.17 minutes of internal standard RT
RT LOWER LIMIT = -0.17 minutes of internal standard RT

Column used to flag values outside QC limits with an asterisk.
* Values outside of QC limits.

EPA 8260B

Form 2 & 8

Surrogate Recovery

Lab Name: APPL, Inc. SDG No: 97985

Case No: 97985 Date Analyzed: 11/2/2021

Matrix: WATER Instrument: Max

APPL ID.	Client Sample No.	SURROGATE: 1,2-DICHLOROETHANE-D4 (S)			SURROGATE: 4-BROMOFLUOROBENZENE (S)		
		Limits	Result	Qualifier	Limits	Result	Qualifier
211102AM-LCS	Lab Control Spike	81-118	102		85-114	102	
211102AM-LCSD	Lab Control SpikeD	81-118	106		85-114	100	
211102AM-BLK	Blank	81-118	100		85-114	96.2	
BA44375	ERH1855	81-118	103		85-114	95.7	
BA44376	ERH1856	81-118	99.1		85-114	95.9	

Comments: Batch: #86BTO-211102AM

EPA 8260B

Form 2 & 8

Surrogate Recovery

Lab Name: APPL, Inc. SDG No: 97985

Case No: 97985 Date Analyzed: 11/2/2021

Matrix: WATER Instrument: Max

APPL ID.	Client Sample No.	SURROGATE: DIBROMOFLUOROMETHANE (S)			SURROGATE: TOLUENE-D8 (S)		
		Limits	Result	Qualifier	Limits	Result	Qualifier
211102AM-LCS	Lab Control Spike	80-119	100		89-112	101	
211102AM-LCSD	Lab Control SpikeD	80-119	103		89-112	101	
211102AM-BLK	Blank	80-119	98.4		89-112	100	
BA44375	ERH1855	80-119	106		89-112	100	
BA44376	ERH1856	80-119	103		89-112	102	

Comments: Batch: #86BTO-211102AM

EPA 8260B

Form 4

Blank Summary

Lab Name:	APPL, Inc.	SDG No:	97985
Case No:	97985	Date Analyzed:	11/2/2021
Matrix:	WATER	Instrument:	Max
Blank ID:	211102AM-BLK	Time Analyzed:	1058

APPL ID.	Client Sample No.	File ID.	Date Analyzed	
211102AM-LCS	Lab Control Spike	1102M03	11/2/2021	1001
211102AM-LCSD	Lab Control SpikeD	1102M04	11/2/2021	1029
211102AM-BLK	Blank	1102M05	11/2/2021	1058
BA44375	ERH1855	1102M14	11/2/2021	1513
BA44376	ERH1856	1102M15	11/2/2021	1542

Comments: Batch: #86BTO-211102AM

Method Blank

EPA 8260B BTEX WATER

APPL Inc.
908 North Temperance Avenu
Clovis, CA 93611

Blank Name/QCG: **211102W-44375 - 269863**
Batch ID: #86BTO-211102AM

Sample Type	Analyte	Result	LOQ	LOD	DL	Units	Extraction Date	Analysis Date
BLANK	BENZENE	0.30 U	1.0	0.30	0.15	ug/L	11/2/2021	11/2/2021
BLANK	ETHYLBENZENE	0.50 U	1.0	0.50	0.23	ug/L	11/2/2021	11/2/2021
BLANK	TOLUENE	0.30 U	1.0	0.30	0.15	ug/L	11/2/2021	11/2/2021
BLANK	XYLENES (TOTAL)	0.30 U	2.0	0.30	0.15	ug/L	11/2/2021	11/2/2021
BLANK	SURROGATE: 1,2-DICHLOROET	100	81-118			%	11/2/2021	11/2/2021
BLANK	SURROGATE: 4-BROMOFLUORO	96.2	85-114			%	11/2/2021	11/2/2021
BLANK	SURROGATE: DIBROMOFLUOR	98.4	80-119			%	11/2/2021	11/2/2021
BLANK	SURROGATE: TOLUENE-D8 (S)	100	89-112			%	11/2/2021	11/2/2021

Quant Method: M1015W.M
Run #: 1102M05
Instrument: Max
Sequence: 211029
Initials: PAN

GC SC-Blank-REG MDLs-DOD
Printed: 11/8/2021 8:33:57 AM

EPA 8260B

Form 4

LCS Summary

Lab Name:	APPL, Inc.	SDG No:	97985
Case No:	97985	Date Analyzed:	11/2/2021
Matrix:	WATER	Instrument:	Max
LCS ID:	211102AM-LCS	Time Analyzed:	1001

APPL ID.	Client Sample No.	File ID.	Date Analyzed	
211102AM-LCS	Lab Control Spike	1102M03	11/2/2021	1001
211102AM-LCSD	Lab Control SpikeD	1102M04	11/2/2021	1029
211102AM-BLK	Blank	1102M05	11/2/2021	1058
BA44375	ERH1855	1102M14	11/2/2021	1513
BA44376	ERH1856	1102M15	11/2/2021	1542

Comments: Batch: #86BTO-211102AM

Laboratory Control Spike Recoveries

EPA 8260B BTEX WATER

APPL ID: **211102W-44375 LCS - 269863**
Batch ID: #86BTO-211102AM

APPL Inc.
908 North Temperance Avenue
Clovis, CA 93611

Compound Name	Spike Lvl ug/L	SPK Result ug/L	DUP Result ug/L	SPK % Recovery	DUP % Recovery	Recovery Limits	RPD %	RPD Limits
BENZENE	10.00	9.58	8.71	95.8	87.1	79-120	9.5	20
ETHYLBENZENE	10.00	10.1	9.19	101	91.9	79-121	9.4	20
TOLUENE	10.00	10.5	9.33	105	93.3	80-121	11.8	20
XYLENES (TOTAL)	30.0	30.9	28.7	103	95.7	79-121	7.4	20
SURROGATE: 1,2-DICHLOROETHANE-D	25.0	25.5	26.6	102	106	81-118		
SURROGATE: 4-BROMOFLUOROBENZE	25.0	25.4	25.1	102	100	85-114		
SURROGATE: DIBROMOFLUOROMETH	25.0	25.0	25.7	100	103	80-119		
SURROGATE: TOLUENE-D8 (S)	25.0	25.3	25.2	101	101	89-112		

Comments:

Primary	SPK	DUP
Quant Method :	M1015W.M	M1015W.M
Extraction Date :	11/2/2021	11/2/2021
Analysis Date :	11/2/2021	11/2/2021
Instrument :	Max	Max
Run :	1102M03	1102M04
Initials :	PAN	

Form 5
Tune Summary

Lab Name: APPL Inc.
Case No:
Matrix: Water
ID: 1015M11.D

SDG No:
Date Analyzed: 10/15/2021
Instrument: Max
Time Analyzed: 14:44

	Client Sample No.	APPL ID.	File ID.	Date Analyzed
1		0.3ug/L VOC STD 10/1	1015M12.D	10/15/2021 15:12
2		0.5ug/L VOC STD 10/1	1015M13.D	10/15/2021 15:41
3		1ug/L VOC STD 10/15/	1015M14.D	10/15/2021 16:09
4		2ug/L VOC STD 10/15/	1015M15.D	10/15/2021 16:38
5		5ug/L VOC STD 10/15/	1015M16.D	10/15/2021 17:06
6		10ug/L VOC STD 10/15	1015M17.D	10/15/2021 17:35
7		20ug/L VOC STD 10/15	1015M18.D	10/15/2021 18:03
8		40ug/L VOC STD 10/15	1015M19.D	10/15/2021 18:31
9		100ug/L VOC STD 10/1	1015M20.D	10/15/2021 19:00
10		(SS) 10ug/L VOC STD	1015M22.D	10/15/2021 19:57
11				
12				
13				
14				
15				
16				
17				
18				
19				
20				
21				
22				

m/e		
50	15.0 - 40.0% of mass 95	20.4
75	30.0 - 60.0% of mas 95	58.4
95	Base peak, 100% relative abundance	100.0
96	5.0 - 9.0% of mass 95	6.7
173	Less than 2.0% of mass 174	0.0
174	50.0 - 200.0% of mass 95	126.6
175	5.0 - 9.0% of mass 174	7.7
176	95.0 - 101.0% of mass 174	99.1
177	5.0 - 9.0% of mass 176	6.5

8A
INTERNAL STANDARD AREA AND RT SUMMARY

Lab Name: APPL Inc. Contract: _____

Lab Code: _____ SDG No.: _____

Lab File ID (Standard): 1015M17.D Date Analyzed: 10/15/21

Instrument ID: Max Time Analyzed: 17:35

GC Column: _____ ID: Heated Purge: (Y/N) _____

		Fluorobenzene (IS)		Chlorobenzene-D5 (IS)		1,4-Dichlorobenzene-D (IS)	
		AREA #	RT #	AREA #	RT #	AREA #	RT #
	12 HOUR STD	377347	6.34	347072	9.50	236441	11.82
	UPPER LIMIT	754694	6.51	694144	9.67	472882	11.99
	LOWER LIMIT	188674	6.17	173536	9.33	118221	11.65
	SAMPLE NO.						
01	0.3ug/L VOC STD 10/15	397342	6.34	352293	9.50	217437	11.82
02	0.5ug/L VOC STD 10/15	396824	6.34	348546	9.50	220294	11.82
03	1ug/L VOC STD 10/15/2	394605	6.34	355921	9.50	218264	11.82
04	2ug/L VOC STD 10/15/2	397741	6.34	352458	9.50	222724	11.82
05	5ug/L VOC STD 10/15/2	387411	6.34	344894	9.50	232454	11.82
06	10ug/L VOC STD 10/15/	377347	6.34	347072	9.50	236441	11.82
07	20ug/L VOC STD 10/15/	395871	6.34	351611	9.50	235162	11.82
08	40ug/L VOC STD 10/15/	394795	6.34	356570	9.50	246902	11.82
09	100ug/L VOC STD 10/1	386789	6.34	357810	9.50	248989	11.82
10	(SS) 10ug/L VOC STD 1	407759	6.34	364241	9.50	235667	11.82
11							
12							
13							
14							
15							
16							
17							
18							
19							
20							
21							
22							

AREA UPPER LIMIT = +100% of internal standard area.
AREA LOWER LIMIT = -50% of internal standard area.
RT UPPER LIMIT = +0.17 minutes of internal standard RT
RT LOWER LIMIT = -0.17 minutes of internal standard RT

Column used to flag values outside QC limits with an asterisk.
* Values outside of QC limits.

Form 5
Tune Summary

Lab Name: APPL Inc.
Case No: 97985
Matrix: Water
ID: 1102M00.D

SDG No: 97985
Date Analyzed: 11/2/2021
Instrument: Max
Time Analyzed: 8:47

	Client Sample No.	APPL ID.	File ID.	Date Analyzed
1	Lab Control Spike	211102A CCV/LCS 10ug	1102M03.D	11/2/2021 10:01
2	Lab Control SpikeD	211102A LCSD 10ug/L	1102M04.D	11/2/2021 10:29
3	Blank	211102A BLK	1102M05.D	11/2/2021 10:58
4	ERH1855	BA44375W01	1102M14.D	11/2/2021 15:13
5	ERH1856	BA44376W01	1102M15.D	11/2/2021 15:42
6		Ending CCV 10ug/L 11	1102M24.D	11/2/2021 19:57
7				
8				
9				
10				
11				
12				
13				
14				
15				
16				
17				
18				
19				
20				
21				
22				

m/e		
50	15 - 40% of mass 95	18.0
75	30 - 60.04% of mass 95	58.3
95	100 - 200% of mass 95	100.0
96	5 - 9% of mass 95	6.1
173	0 - 2% of mass 174	0.9
174	50 - 200% of mass 95	139.1
175	5 - 9.02% of mass 174	6.3
176	95 - 101% of mass 174	95.6
177	5 - 9% of mass 176	7.9

8A
INTERNAL STANDARD AREA AND RT SUMMARY

Lab Name: APPL Inc. Contract: _____

Lab Code: _____ SDG No.: _____

Lab File ID (Standard): 1102M03.D Date Analyzed: 2 Nov 21 10:01

Instrument ID: Max Time Analyzed: 2 Nov 21 10:01

GC Column: _____ ID: Heated Purge: (Y/N) _____

		Fluorobenzene (IS)		Chlorobenzene-D5 (IS)		1,4-Dichlorobenzene-D (IS)	
		AREA #	RT #	AREA #	RT #	AREA #	RT #
	12 HOUR STD	367144	6.37	349682	9.52	224818	11.84
	UPPER LIMIT	734288	6.54	699364	9.69	449636	12.01
	LOWER LIMIT	183572	6.20	174841	9.35	112409	11.67
	SAMPLE NO.						
01	211102A CCV/LCS 10u	367144	6.37	349682	9.52	224818	11.84
02	211102A LCSD 10ug/L	374163	6.37	332242	9.52	223761	11.84
03	211102A BLK	376947	6.37	346456	9.52	204046	11.84
04	BA44375W01	363584	6.37	326571	9.52	197362	11.84
05	BA44376W01	359006	6.37	313026	9.52	195874	11.84
06	Ending CCV 10ug/L 11/0	358819	6.37	318291	9.52	217546	11.84
07							
08							
09							
10							
11							
12							
13							
14							
15							
16							
17							
18							
19							
20							
21							
22							

AREA UPPER LIMIT = +100% of internal standard area.
AREA LOWER LIMIT = -50% of internal standard area.
RT UPPER LIMIT = +0.17 minutes of internal standard RT
RT LOWER LIMIT = -0.17 minutes of internal standard RT

Column used to flag values outside QC limits with an asterisk.
* Values outside of QC limits.

EPA 8260B

Form 2 & 8

Surrogate Recovery

Lab Name: APPL, Inc. SDG No: 97985

Case No: 97985 Date Analyzed: 11/2/2021

Matrix: WATER Instrument: Max

APPL ID.	Client Sample No.	SURROGATE: 4-BROMOFLUOROBENZENE (S)					
		Limits	Result	Qualifier	Limits	Result	Qualifier
211102AM-LCS	Lab Control Spike	85-114	101				
211102AM-LCSD	Lab Control SpikeD	85-114	102				
211102AM-BLK	Blank	85-114	98.3				
BA44375	ERH1855	85-114	97.1				
BA44376	ERH1856	85-114	97.3				

Comments: Batch: #GRO86-211102AM

EPA 8260B

Form 4

Blank Summary

Lab Name:	APPL, Inc.	SDG No:	97985
Case No:	97985	Date Analyzed:	11/2/2021
Matrix:	WATER	Instrument:	Max
Blank ID:	211102AM-BLK	Time Analyzed:	1320

APPL ID.	Client Sample No.	File ID.	Date Analyzed	
211102AM-LCS	Lab Control Spike	1102M08	11/2/2021	1223
211102AM-LCSD	Lab Control SpikeD	1102M09	11/2/2021	1251
211102AM-BLK	Blank	1102M10	11/2/2021	1320
BA44375	ERH1855	1102M14	11/2/2021	1513
BA44376	ERH1856	1102M15	11/2/2021	1542

Comments: Batch: #GRO86-211102AM

Method Blank
EPA 8260B GRO WATER

APPL Inc.
908 North Temperance Avenu
Clovis, CA 93611

Blank Name/QCG: **211102W-44375 - 271097**
Batch ID: #GRO86-211102AM

Sample Type	Analyte	Result	LOQ	LOD	DL	Units	Extraction Date	Analysis Date
BLANK	GASOLINE RANGE ORGANICS	18.0 U	20	18.0	8.6	ug/L	11/2/2021	11/2/2021
BLANK	SURROGATE: 4-BROMOFLUORO	98.3	85-114			%	11/2/2021	11/2/2021

Quant Method: MGAS0825.M
Run #: 1102M10
Instrument: Max
Sequence: 211029
Initials: PAN

GC SC-Blank-REG MDLs-DOD
Printed: 12/1/2021 8:41:10 AM

EPA 8260B

Form 4

LCS Summary

Lab Name:	APPL, Inc.	SDG No:	97985
Case No:	97985	Date Analyzed:	11/2/2021
Matrix:	WATER	Instrument:	Max
LCS ID:	211102AM-LCS	Time Analyzed:	1223

APPL ID.	Client Sample No.	File ID.	Date Analyzed	
211102AM-LCS	Lab Control Spike	1102M08	11/2/2021	1223
211102AM-LCSD	Lab Control SpikeD	1102M09	11/2/2021	1251
211102AM-BLK	Blank	1102M10	11/2/2021	1320
BA44375	ERH1855	1102M14	11/2/2021	1513
BA44376	ERH1856	1102M15	11/2/2021	1542

Comments: Batch: #GRO86-211102AM

Laboratory Control Spike Recoveries

EPA 8260B GRO WATER

APPL ID: **211102W-44375 LCS - 271097**
Batch ID: #GRO86-211102AM

APPL Inc.
908 North Temperance Avenue
Clovis, CA 93611

Compound Name	Spike Lvl ug/L	SPK Result ug/L	DUP Result ug/L	SPK % Recovery	DUP % Recovery	Recovery Limits	RPD %	RPD Limits
GASOLINE RANGE ORGANICS	300	358	305	119	102	78-122	16.0	20
SURROGATE: 4-BROMOFLUOROBENZE	25.0	25.2	25.6	101	102	85-114		

Comments:

Primary	SPK	DUP
Quant Method :	MGAS0825.M	MGAS0825.M
Extraction Date :	11/2/2021	11/2/2021
Analysis Date :	11/2/2021	11/2/2021
Instrument :	Max	Max
Run :	1102M08	1102M09
Initials :	PAN	

SW846 9060A

Form 4

Blank Summary

Lab Name:	APPL, Inc.	SDG No:	97985
Case No:	97985	Date Analyzed:	11/12/2021
Matrix:	WATER	Instrument:	TICTOC
Blank ID:	211112A-BLK	Time Analyzed:	1832

APPL ID.	Client Sample No.	File ID.	Date Analyzed
211112A-LCS	Lab Control Spike	16	11/12/2021 1749
211112A-BLK	Blank	17	11/12/2021 1832
211112A-LCSD	Lab Control SpikeD	28	11/13/2021 0224
BA44376	ERH1856	34	11/13/2021 0717

Comments: Batch: #TOCW5-211112A

WETLAB BLANK

APPL Inc.
908 North Temperance Avenue
Clovis, CA 93611

Method	Analyte	Result	LOQ	LOD	DL	Units	Prep Date	Analysis Date	QC Group
SW846 90	TOTAL ORGANIC C	0.350 U	0.93	0.350	0.130	mg/L	11/12/21	11/12/21	#TOCW5-211112A-BA44376

Wetlab SC-Blank-REG MDLs
Printed: 11/15/2021 11:07:46 AM

SW846 9060A

Form 4

LCS Summary

Lab Name:	APPL, Inc.	SDG No:	97985
Case No:	97985	Date Analyzed:	11/12/2021
Matrix:	WATER	Instrument:	TICTOC
LCS ID:	211112A-LCS	Time Analyzed:	1749

APPL ID.	Client Sample No.	File ID.	Date Analyzed
211112A-LCS	Lab Control Spike	16	11/12/2021 1749
211112A-BLK	Blank	17	11/12/2021 1832
211112A-LCSD	Lab Control SpikeD	28	11/13/2021 0224
BA44376	ERH1856	34	11/13/2021 0717

Comments: Batch: #TOCW5-211112A

Laboratory Control Spike Recoveries

WETLAB

APPL Inc.
908 North Temperance Avenue
Clovis, CA 93611

Method	Compound Name	Spike Lvl mg/L	SPK Res mg/L	DUP Res mg/L	SPK % Recov	DUP % Recov	RPD	RPD Max	QC Limits	Extract Date-Spk	Analysis Date-Spk	Extract Date-Dup	Analysis Date-Dup	QC Group
SW846 90	TOTAL ORGANIC CARBO	5.00	4.29	4.31	85.8	86.2	0.47	20	80-120	11/12/21	11/12/21	11/13/21	11/13/21	#TOCW5-211112A-BA443

Comments:

ORGANICS
Calibration Data

TPH Extractables
DOC1028

Form 6
Initial Calibration

Lab Name: APPL, Inc.
Case No:
Matrix: Water

SDG No:
Initial Cal. Date: 10/28/2021
Instrument: Apollo

Initials: KA

		Compound	1	2	3	4	5	6	7				Avg	%RSD	Type	r^2	Q
			1028003.D	1028004.D	1028005.D	1028006.D	1028007.D	1028008.D	1028009.D								
1	HATM	Diesel (C10-C24)	2983809	2406563	2517872	2418941	2337993	2387715	2563791				2516669	8.7	HATM		
2	HBTML	Motor Oil (C24-C40)	5192328	3260715	2065863	1824592	1695984	1676117	1728658				2492037	53	HBTM	1.000	
3	SA	Ortho-Terphenyl(S)	3637234	3178668	3119876	3035678	2926966	2905323	3088794				3127505	7.9	SA		
4	SA	Octacosane(S)	2469203	2170507	2286410	2275552	2170413	2171254	2286658				2261428	4.8	SA		
5																	
6																	
7																	
8																	
9																	
10																	
11																	
12																	
13																	
14																	
15																	
16																	
17																	
18																	
19																	
20																	
21																	
22																	
23																	
24																	
25																	
26																	
27																	
28																	
29																	
30																	
31																	
32																	
33																	
34																	
35																	

2.118919

Quantitation Report (Not Reviewed)

Data File : G:\APOLLO\DATA\211028\1028003.D
Acq On : 10-28-21 9:19:03
Sample : DMO STD 1 10/28/21
Misc : water
IntFile : events.e
Quant Time: Oct 28 15:39 2021 Quant Results File: DOC1028.RES

Vial: 3
Operator: KA
Inst : Apollo
Multiplr: 1.00

Method : G:\APOLLO\DATA\211028\DOC1028.M (Chemstation Integrator)
Title : 8015 B&C
Last Update : Thu Oct 28 15:39:11 2021
Response via : Multiple Level Calibration

Volume Inj. : 2UL
Signal Phase : DB-5
Signal Info : FID02A

Compound	R.T.	Response	Conc Units
System Monitoring Compounds			
3) SA Ortho-Terphenyl(S)	7.53	1818617	0.291 ppb
Surrogate Spike 30.000		Recovery =	0.97%
4) SA Octacosane(S)	9.82	1234601	0.273 ppb
Surrogate Spike 30.000		Recovery =	0.91%
Target Compounds			
1) HATM Diesel (C10-C24)	6.49	29838086	5.928 ppb
2) HBTM Motor Oil (C24-C40)	14.96	51923283	5.234 ppb

Target Compounds

(f)=RT Delta > 1/2 Window (m)=manual int.

Data File: G:\APOLLO\DATA\211028\1028003.D
Sample : DMO STD 1 10/28/21

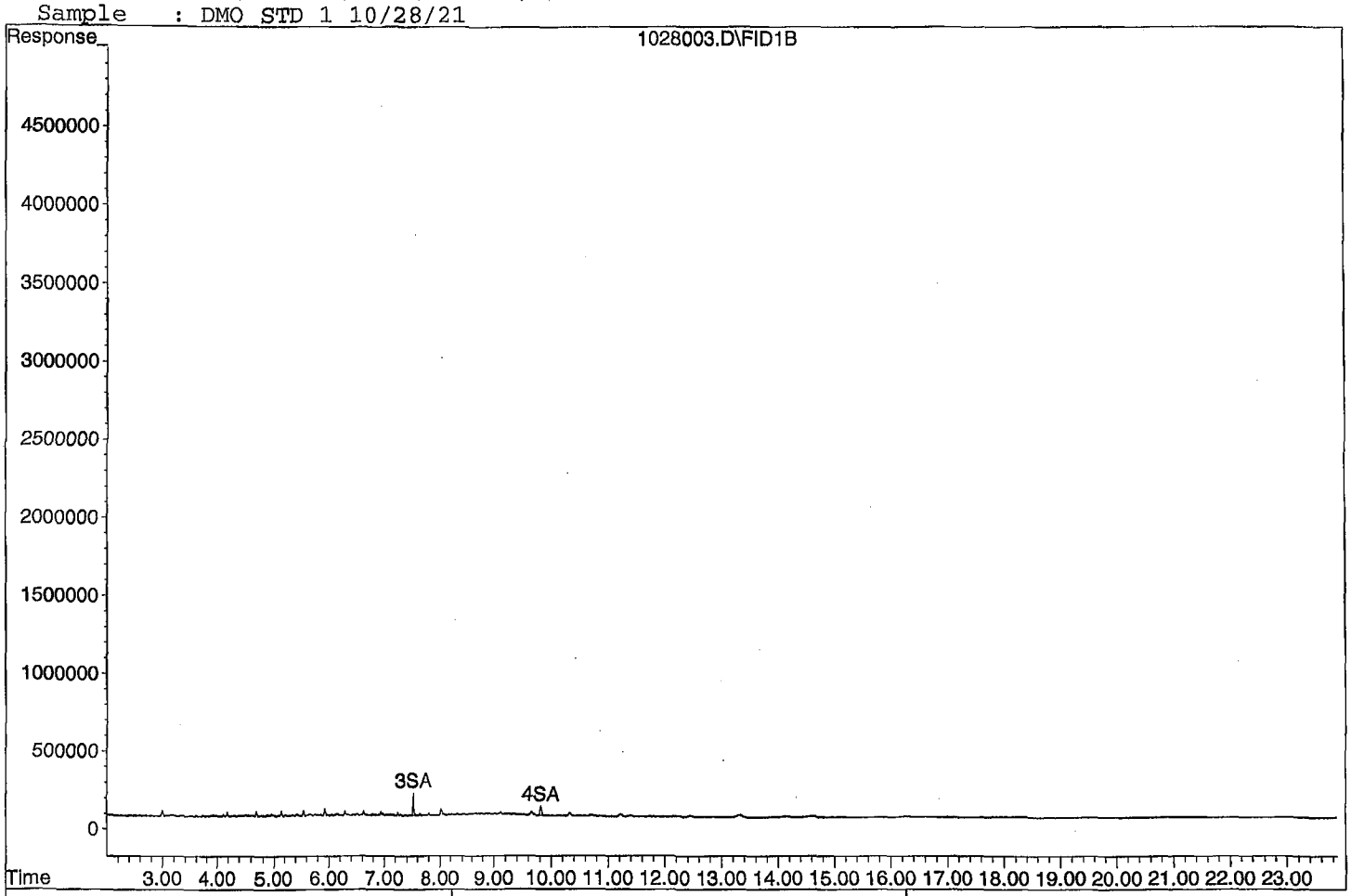





Quantitation Report (Not Reviewed)

Data File : G:\APOLLO\DATA\211028\1028004.D Vial: 4
Acq On : 10-28-21 9:47:06 Operator: KA
Sample : DMO STD 2 10/28/21 Inst : Apollo
Misc : water Multiplr: 1.00
IntFile : events.e
Quant Time: Oct 28 15:39 2021 Quant Results File: DOC1028.RES

Method : G:\APOLLO\DATA\211028\DOC1028.M (Chemstation Integrator)
Title : 8015 B&C
Last Update : Thu Oct 28 15:39:11 2021
Response via : Multiple Level Calibration

Volume Inj. : 2UL
Signal Phase : DB-5
Signal Info : FID02A

Compound	R.T.	Response	Conc Units
System Monitoring Compounds			
3) SA Ortho-Terphenyl(S)	7.53	3178668	0.508 ppb
Surrogate Spike 30.000		Recovery =	1.69%
4) SA Octacosane(S)	9.82	2170507	0.480 ppb
Surrogate Spike 30.000		Recovery =	1.60%
Target Compounds			
1) HATM Diesel (C10-C24)	6.49	48131263	9.562 ppb
2) HBTM Motor Oil (C24-C40)	14.96	65214303	9.152 ppb

Target Compounds

(f)=RT Delta > 1/2 Window (m)=manual int.

Data File: G:\APOLLO\DATA\211028\1028004.D
Sample : DMO STD 2 10/28/21

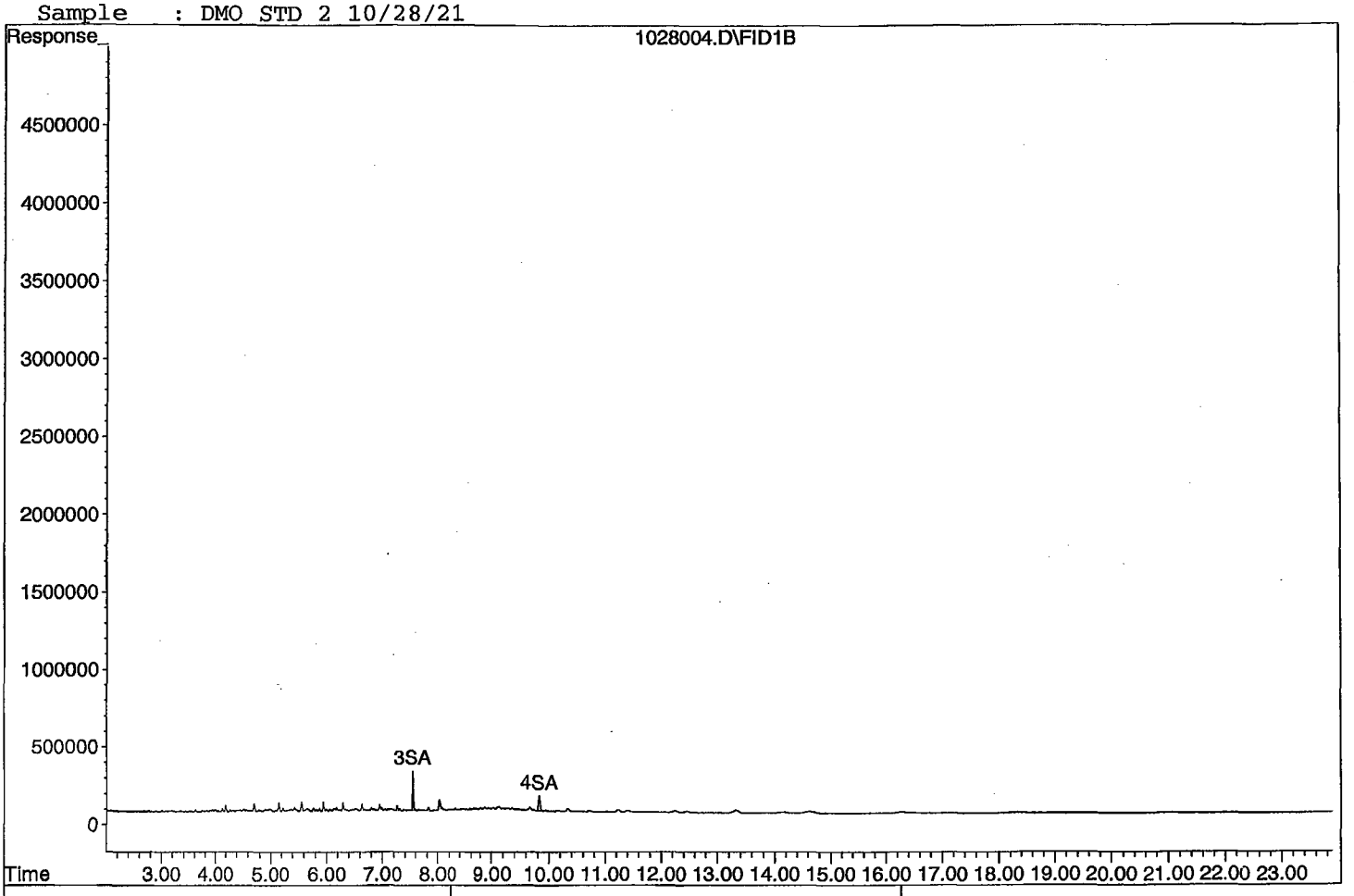

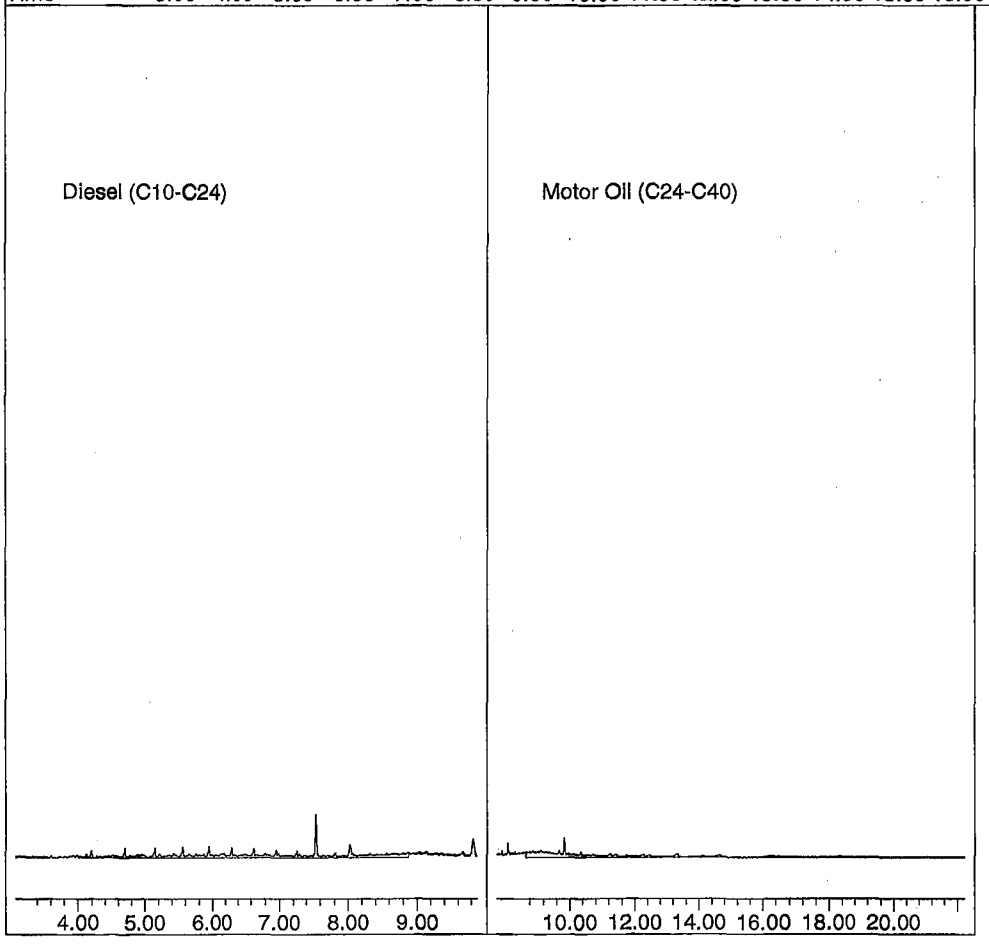

Quantitation Report (Not Reviewed)

Data File : G:\APOLLO\DATA\211028\1028005.D Vial: 5
Acq On : 10-28-21 10:15:13 Operator: KA
Sample : DMO STD 3 10/28/21 Inst : Apollo
Misc : water Multiplr: 1.00
IntFile : events.e
Quant Time: Oct 28 15:39 2021 Quant Results File: DOC1028.RES

Method : G:\APOLLO\DATA\211028\DOC1028.M (Chemstation Integrator)
Title : 8015 B&C
Last Update : Thu Oct 28 15:39:11 2021
Response via : Multiple Level Calibration

Volume Inj. : 2UL
Signal Phase : DB-5
Signal Info : FID02A

Compound	R.T.	Response	Conc Units
System Monitoring Compounds			
3) SA Ortho-Terphenyl(S)	7.53	15599382	2.494 ppb
Surrogate Spike 30.000		Recovery =	8.31%
4) SA Octacosane(S)	9.82	11432050	2.528 ppb
Surrogate Spike 30.000		Recovery =	8.43%
Target Compounds			
1) HATM Diesel (C10-C24)	6.49	251787231	50.024 ppb
2) HBTM Motor Oil (C24-C40)	14.96	206586322	50.832 ppb
Target Compounds			

(f)=RT Delta > 1/2 Window (m)=manual int.

73 of 118

Data File: G:\APOLLO\DATA\211028\1028005.D
Sample : DMO STD 3 10/28/21

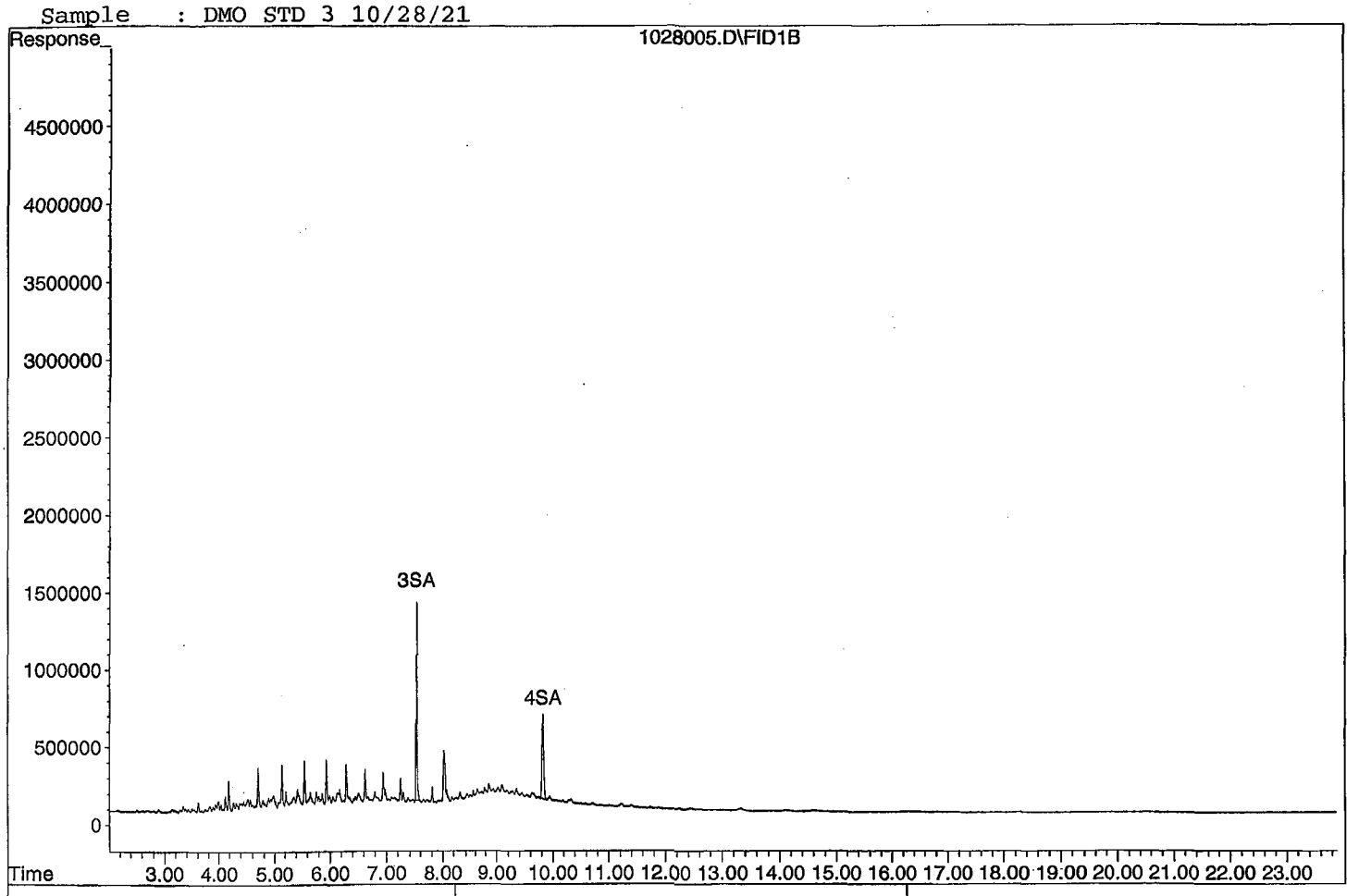

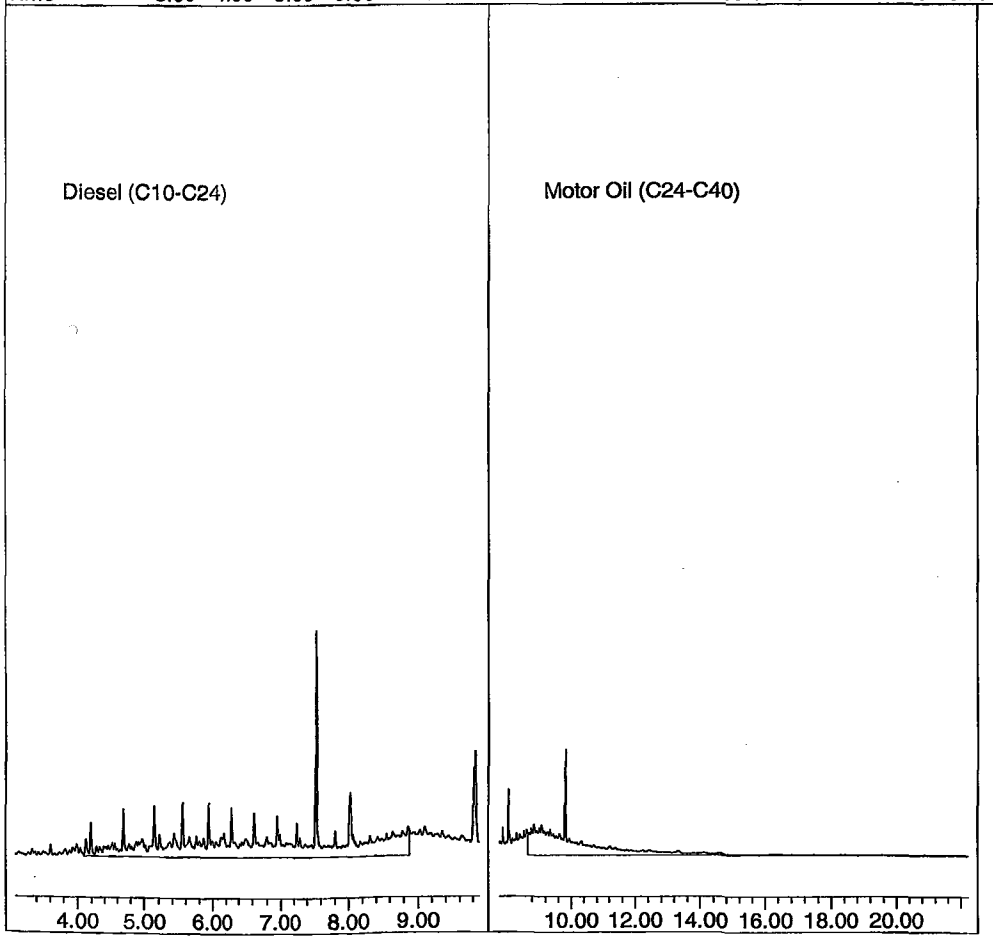

Quantitation Report (Not Reviewed)

Data File : G:\APOLLO\DATA\211028\1028006.D Vial: 6
Acq On : 10-28-21 10:43:31 Operator: KA
Sample : DMO STD 4 10/28/21 Inst : Apollo
Misc : water Multiplr: 1.00
IntFile : events.e
Quant Time: Oct 28 15:39 2021 Quant Results File: DOC1028.RES

Method : G:\APOLLO\DATA\211028\DOC1028.M (Chemstation Integrator)
Title : 8015 B&C
Last Update : Thu Oct 28 15:39:11 2021
Response via : Multiple Level Calibration

Volume Inj. : 2UL
Signal Phase : DB-5
Signal Info : FID02A

Compound	R.T.	Response	Conc Units
System Monitoring Compounds			
3) SA Ortho-Terphenyl(S)	7.53	75891940	12.133 ppb
Surrogate Spike 30.000		Recovery =	40.44%
4) SA Octacosane(S)	9.82	56888797	12.578 ppb
Surrogate Spike 30.000		Recovery =	41.93%
Target Compounds			
1) HATM Diesel (C10-C24)	6.49	1209470396	240.292 ppb
2) HBTM Motor Oil (C24-C40)	14.96	912296132	258.892 ppb

Target Compounds

(f)=RT Delta > 1/2 Window (m)=manual int.

Data File: G:\APOLLO\DATA\211028\1028006.D
Sample : DMO STD 4 10/28/21

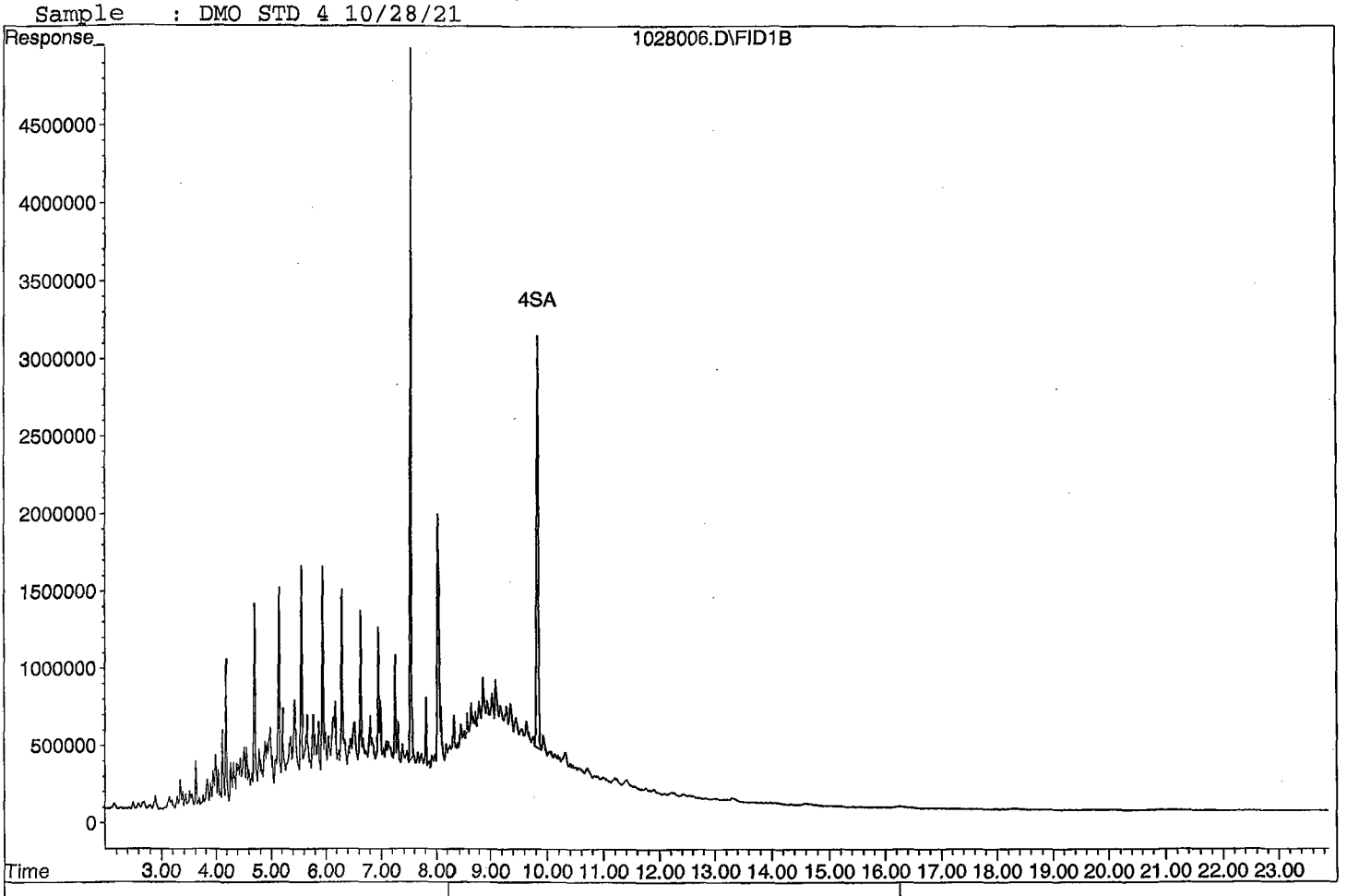

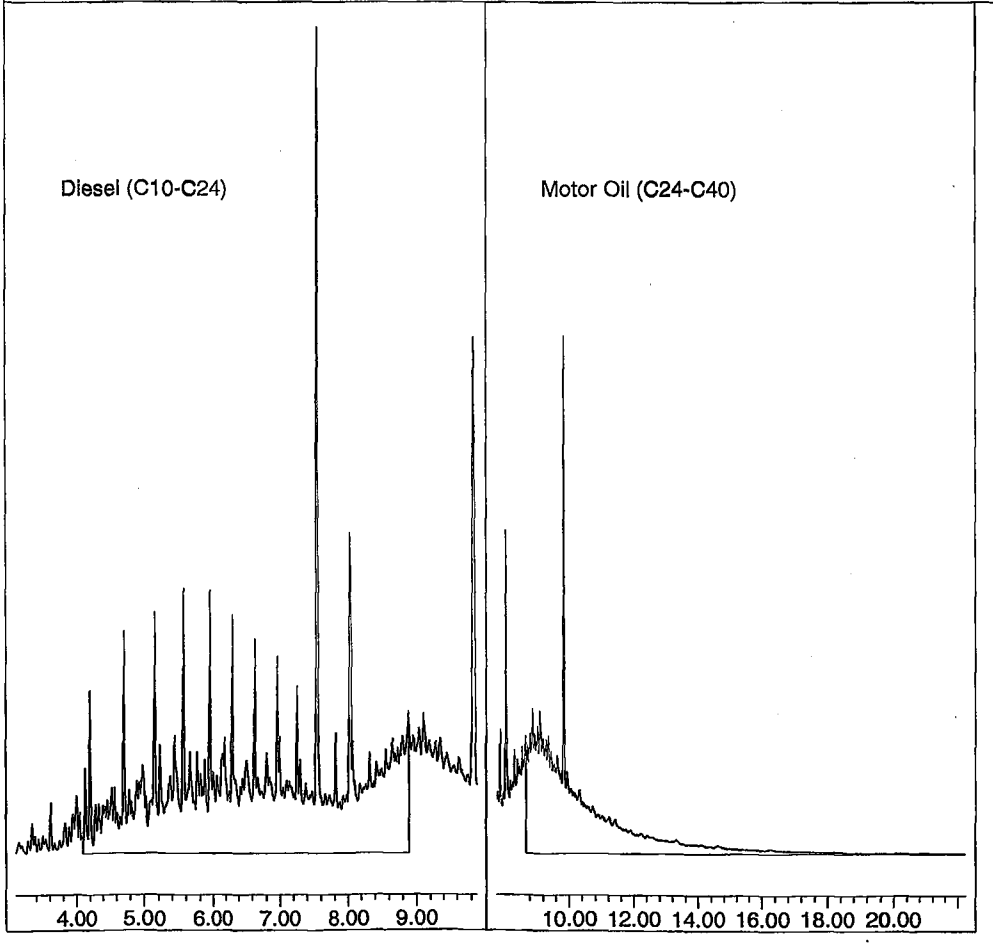

Quantitation Report (Not Reviewed)

Data File : G:\APOLLO\DATA\211028\1028007.D
Acq On : 10-28-21 11:11:42
Sample : DMO STD 5 10/28/21
Misc : water
IntFile : events.e
Quant Time: Oct 28 15:39 2021 Quant Results File: DOC1028.RES

Vial: 7
Operator: KA
Inst : Apollo
Multiplr: 1.00

Method : G:\APOLLO\DATA\211028\DOC1028.M (Chemstation Integrator)
Title : 8015 B&C
Last Update : Thu Oct 28 15:39:11 2021
Response via : Multiple Level Calibration

Volume Inj. : 2UL
Signal Phase : DB-5
Signal Info : FID02A

Compound	R.T.	Response	Conc Units
System Monitoring Compounds			
3) SA Ortho-Terphenyl(S)	7.54	292696553	46.794 ppb
Surrogate Spike 30.000		Recovery =	155.98%
4) SA Octacosane(S)	9.83	217041298	47.988 ppb
Surrogate Spike 30.000		Recovery =	159.96%
Target Compounds			
1) HATM Diesel (C10-C24)	6.49	4675985227	929.003 ppb
2) HBTM Motor Oil (C24-C40)	14.96	3391967397	989.959 ppb

Target Compounds

(f)=RT Delta > 1/2 Window (m)=manual int.

Data File: G:\APOLLO\DATA\211028\1028007.D
Sample : DMO STD 5 10/28/21

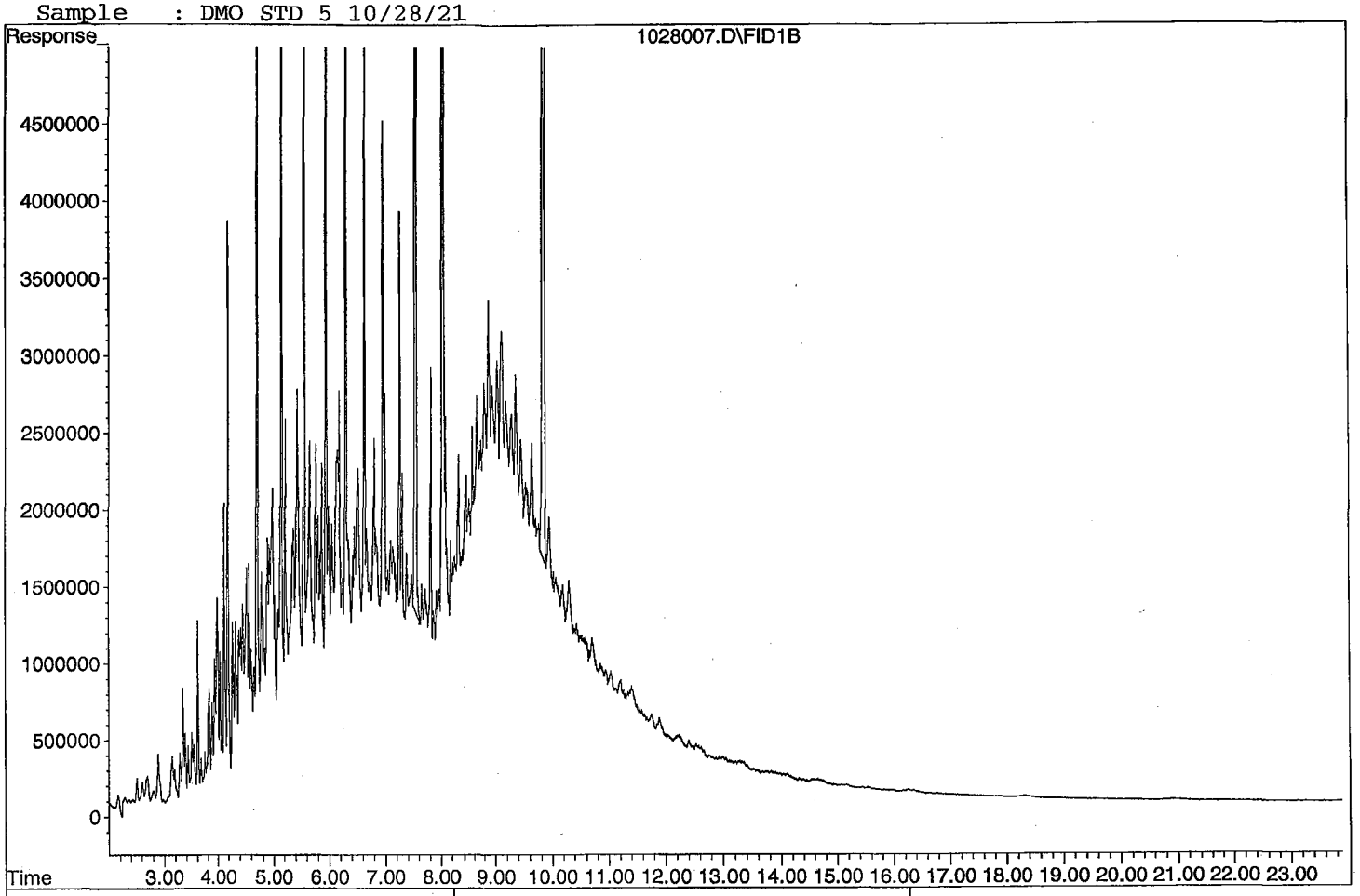

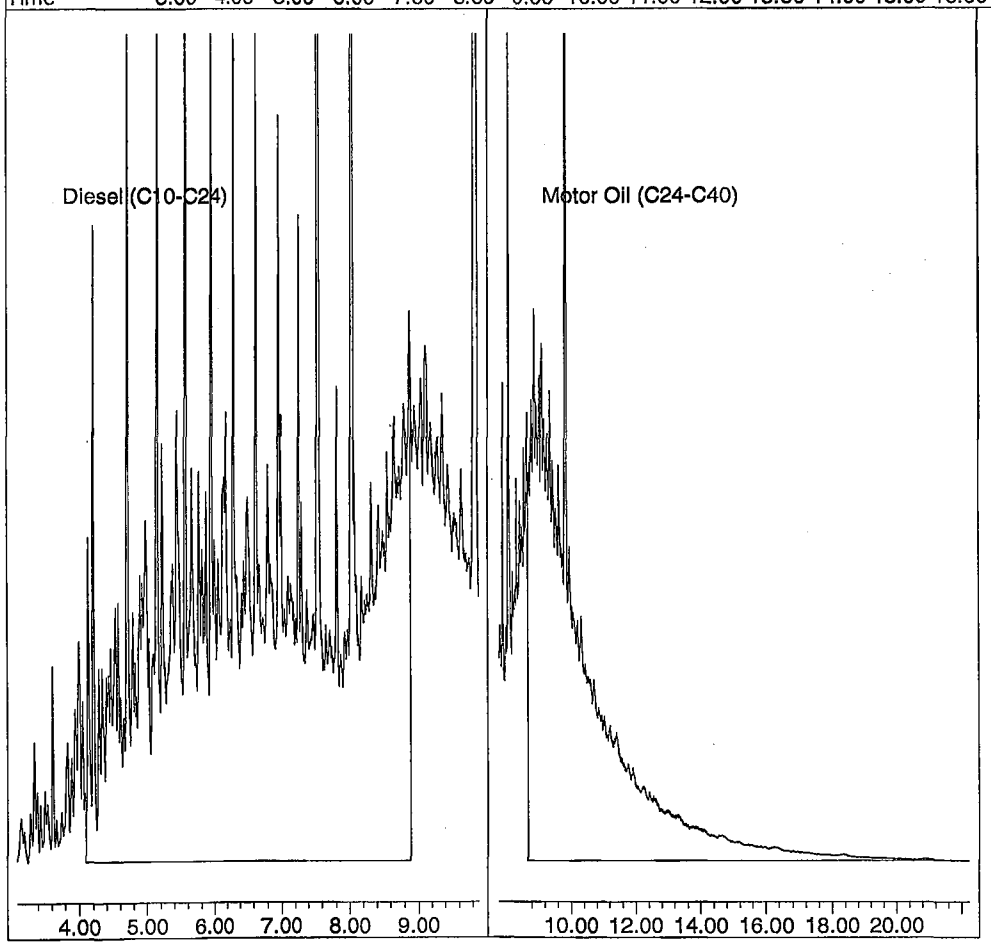

Quantitation Report (Not Reviewed)

Data File : G:\APOLLO\DATA\211028\1028008.D Vial: 8
Acq On : 10-28-21 11:39:55 Operator: KA
Sample : DMO STD 6 10/28/21 Inst : Apollo
Misc : water Multiplr: 1.00
IntFile : events.e
Quant Time: Oct 28 15:39 2021 Quant Results File: DOC1028.RES

Method : G:\APOLLO\DATA\211028\DOC1028.M (Chemstation Integrator)
Title : 8015 B&C
Last Update : Thu Oct 28 15:39:11 2021
Response via : Multiple Level Calibration

Volume Inj. : 2UL
Signal Phase : DB-5
Signal Info : FID02A

Compound	R.T.	Response	Conc Units
System Monitoring Compounds			
3) SA Ortho-Terphenyl(S)	7.54	435798382	69.672 ppb
Surrogate Spike 30.000		Recovery =	232.24%
4) SA Octacosane(S)	9.84	325688048	72.009 ppb
Surrogate Spike 30.000		Recovery =	240.03%
Target Compounds			
1) HATM Diesel (C10-C24)	6.49	7163144090	1423.140 ppb
2) HBTM Motor Oil (C24-C40)	14.96	5028351305	1472.405 ppb

Target Compounds

(f)=RT Delta > 1/2 Window (m)=manual int.

Quantitation Report

Data File: G:\APOLLO\DATA\211028\1028008.D
Sample : DMO STD 6 10/28/21

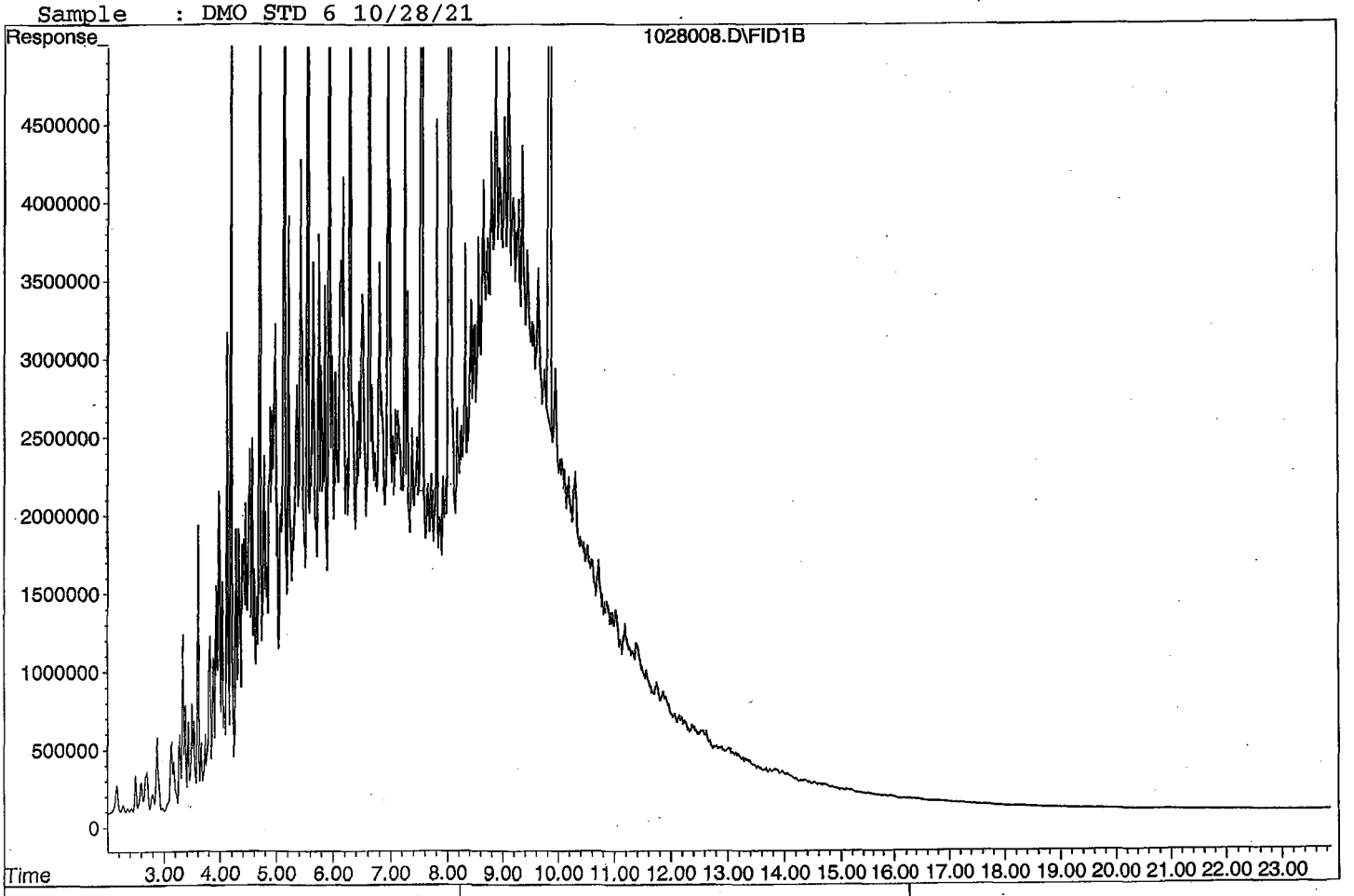

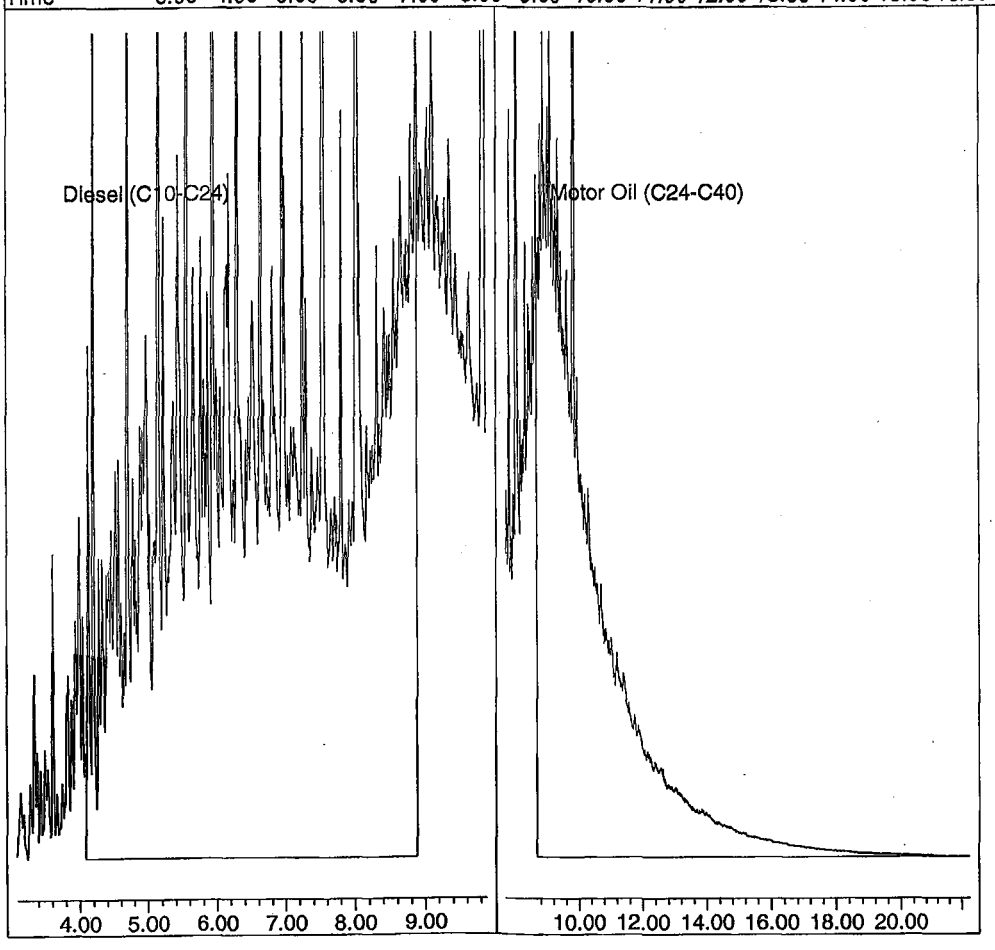

Quantitation Report (Not Reviewed)

Data File : G:\APOLLO\DATA\211028\1028009.D Vial: 9
Acq On : 10-28-21 12:08:10 Operator: KA
Sample : DMO STD 7 10/28/21 Inst : Apollo
Misc : water Multiplr: 1.00
IntFile : events.e
Quant Time: Oct 28 15:39 2021 Quant Results File: DOC1028.RES

Method : G:\APOLLO\DATA\211028\DOC1028.M (Chemstation Integrator)
Title : 8015 B&C
Last Update : Thu Oct 28 15:39:11 2021
Response via : Multiple Level Calibration

Volume Inj. : 2UL
Signal Phase : DB-5
Signal Info : FID02A

Compound	R.T.	Response	Conc Units
System Monitoring Compounds			
3) SA Ortho-Terphenyl(S)	7.54	617758709	98.762 ppb
Surrogate Spike 30.000		Recovery =	329.21%
4) SA Octacosane(S)	9.85	457331573	101.116 ppb
Surrogate Spike 30.000		Recovery =	337.05%
Target Compounds			
1) HATM Diesel (C10-C24)	6.49	10255165539	2037.448 ppb
2) HBTM Motor Oil (C24-C40)	14.96	6914631831	2028.526 ppb

Target Compounds

Data File: G:\APOLLO\DATA\211028\1028009.D
Sample : DMO STD 7 10/28/21

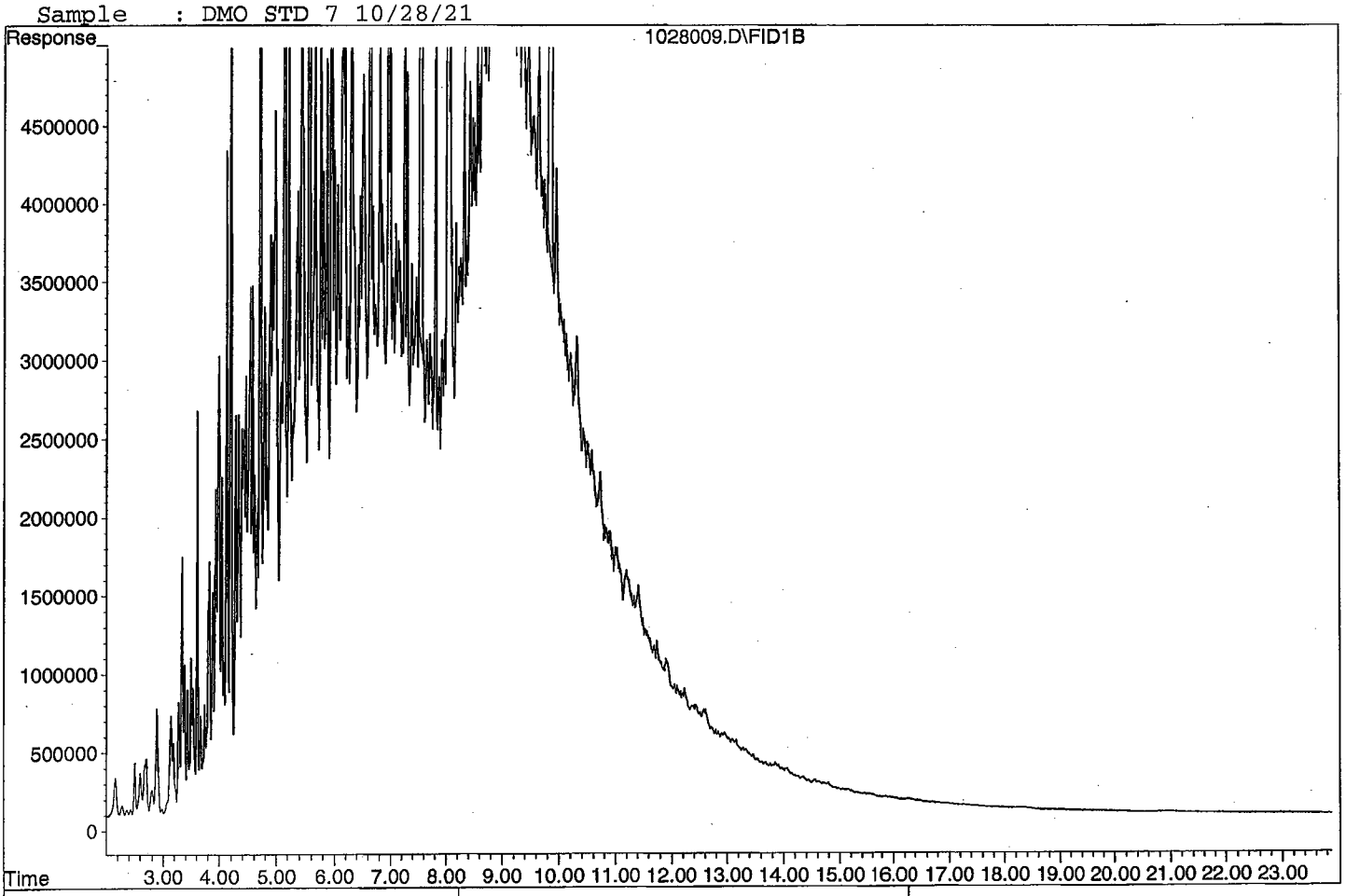

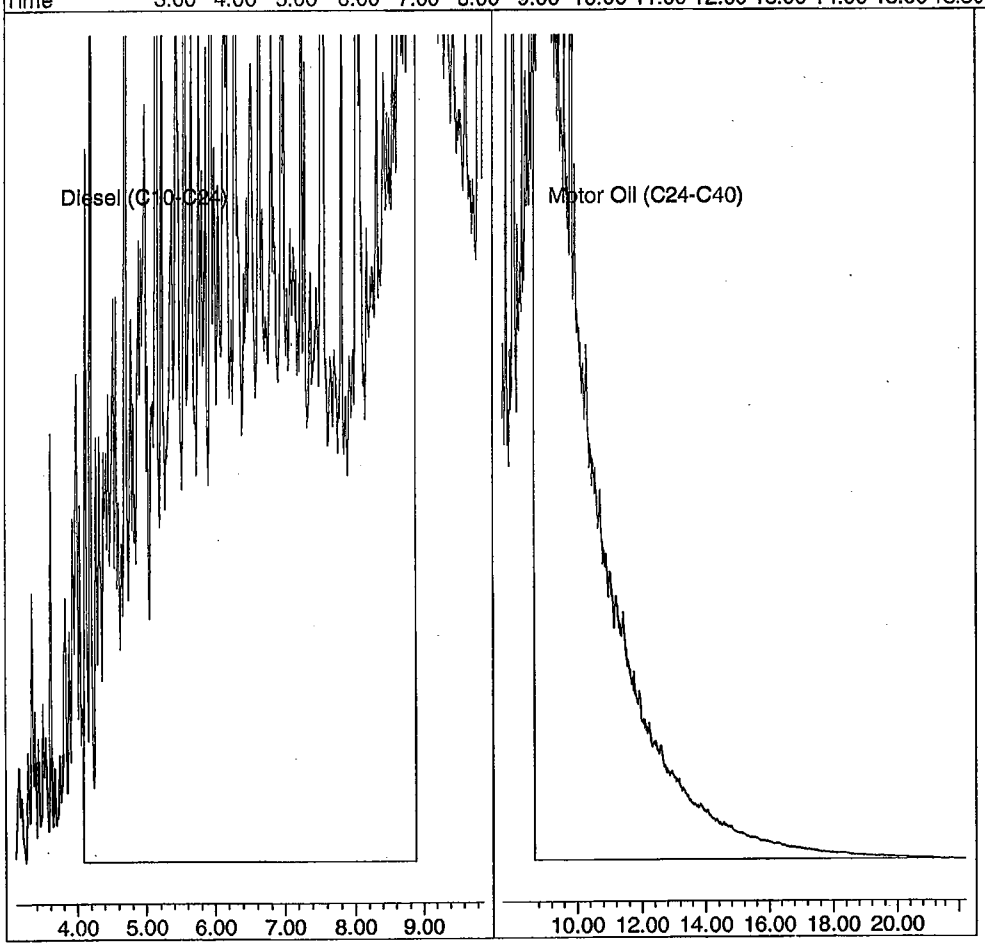

TPH Extractables
DOC1028

Form 7

Second Source Calibration

Lab Name: APPL, Inc.
Case No:
Matrix: Water

SDG No:
Date Analyzed: 10/28/2021
Instrument: Apollo
Initial Cal. Date: 10/28/2021
Data File: 1028010.D

		Compound	MEAN	CCRF	%D	%Drift	
1	HATM	Diesel (C10-C24)	2516670	2266400	9.9	HATM	
2	HBTM	Motor Oil (C24-C40)	2492040	1663520	33	HBTML	5.9
3							
4							
5							
6							
7							
8							
9							
10							
11							
12							
13							
14							
15							
16							
17							
18							
19							
20							
21							
22							
23							
24							
25							
26							
27							
28							
29							
30							
31							
32							
33							
34							
35							
36							
37							
38							
39							
40							
		Average			21.5		

Quantitation Report (Not Reviewed)

Data File : G:\APOLLO\DATA\211028\1028010.D Vial: 10
Acq On : 10-28-21 12:36:26 Operator: KA
Sample : DMO Second Source 10/28/21 Inst : Apollo
Misc : water Multiplr: 1.00
IntFile : events.e
Quant Time: Oct 28 15:39 2021 Quant Results File: DOC1028.RES

Method : G:\APOLLO\DATA\211028\DOC1028.M (Chemstation Integrator)
Title : 8015 B&C
Last Update : Thu Oct 28 15:39:11 2021
Response via : Multiple Level Calibration

Volume Inj. : 2UL
Signal Phase : DB-5
Signal Info : FID02A

Compound	R.T.	Response	Conc Units
System Monitoring Compounds			
3) SA Ortho-Terphenyl(S)	7.53	4250105	0.679 ppb
Surrogate Spike 30.000	Recovery	=	2.26%
4) SA Octacosane(S)	9.83	-3553	N.D. ppb
Surrogate Spike 30.000	Recovery	=	0.00%
Target Compounds			
1) HATM Diesel (C10-C24)	6.49	1133202337	225.139 ppb
2) HBTM Motor Oil (C24-C40)	14.96	831758038	235.148 ppb

Target Compounds

(f)=RT Delta > 1/2 Window (m)=manual int.

Data File: G:\APOLLO\DATA\211028\1028010.D
Sample : DMO Second Source 10/28/21

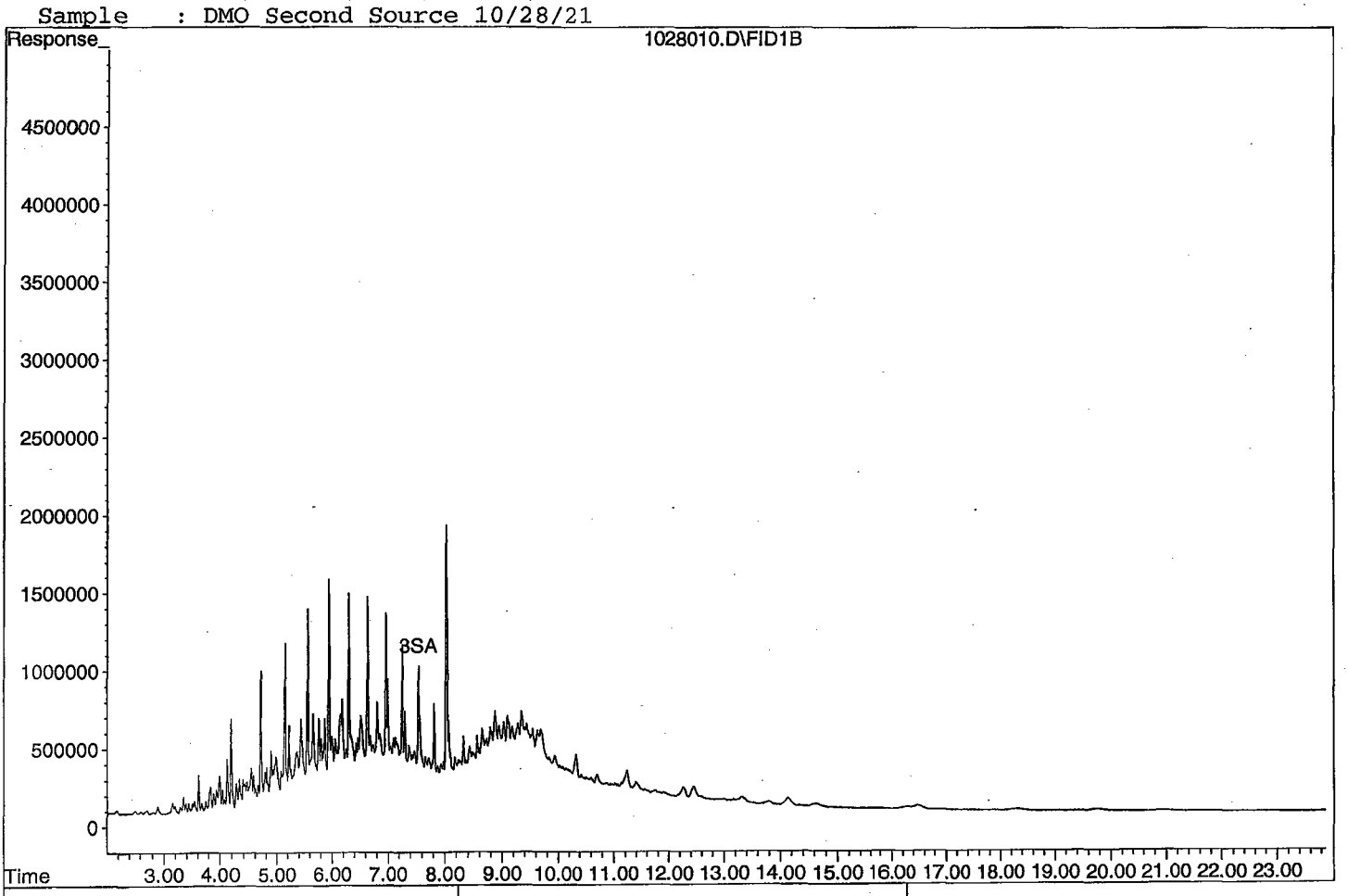

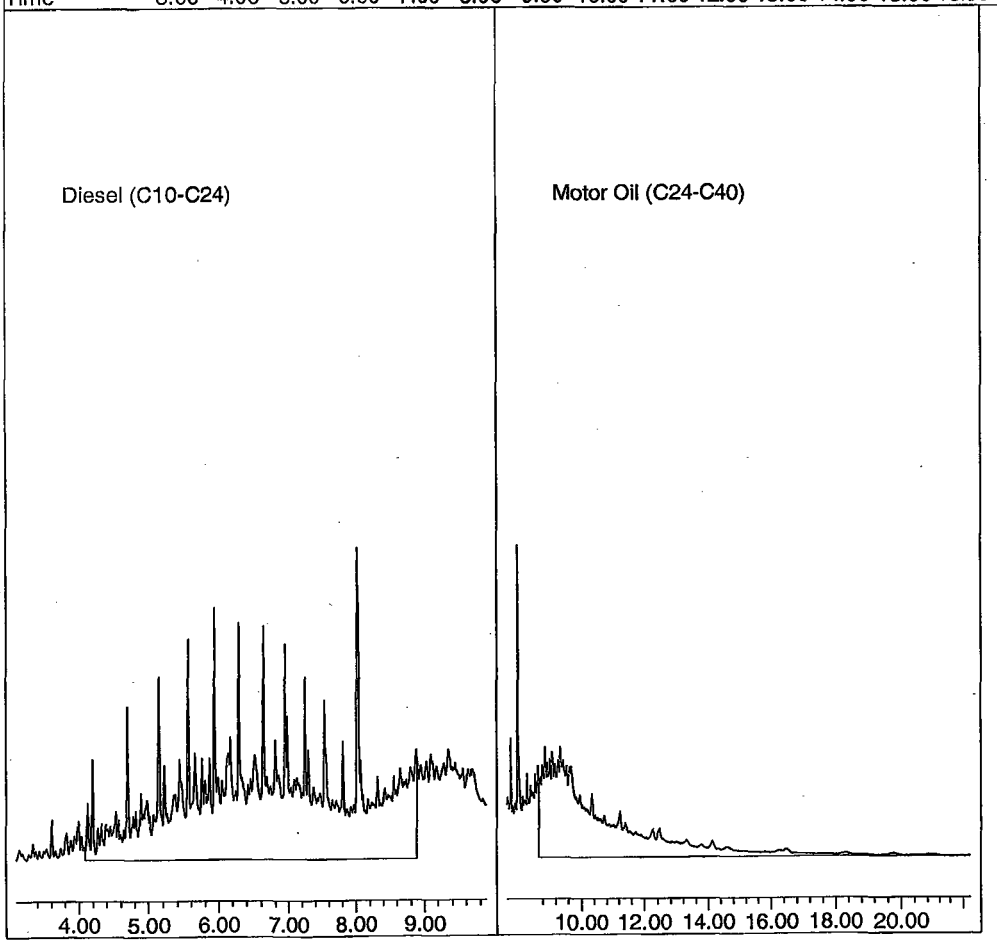

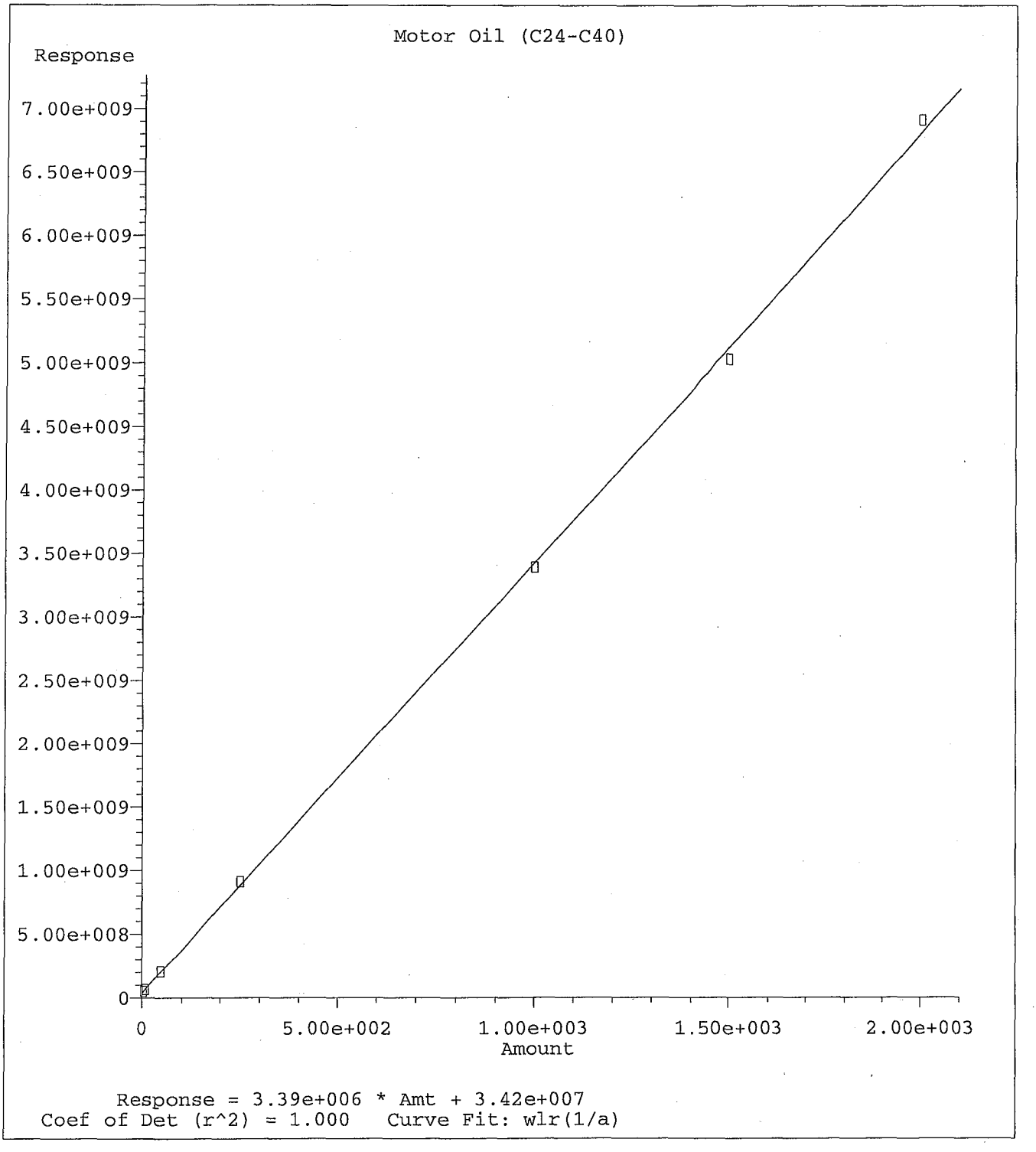

Method Name: G:\APOLLO\DATA\211028\DOC1028.M
Calibration Table Last Updated: Thu Oct 28 15:37:06 2021

TPH Extractables
DOC1028

Form 7

Continuing Calibration

Lab Name: APPL, Inc.
Case No:
Matrix: Water

SDG No:
Date Analyzed: 11/3/2021
Instrument: Apollo
Initial Cal. Date: 10/28/2021
Data File: 1101110.D

		Compound	MEAN	CCRF	%D	%Drift	
1	HATM	Diesel (C10-C24)	2516670	2314530	8.0	HATM	
2	HBTM	Motor Oil (C24-C40)	2492040	1726060	31	HBTML	2.3
3	SA	Ortho-Terphenyl(S)	3127510	2947340	5.8	SA	
4	SA	Octacosane(S)	2261430	2160030	4.5	SA	
5							
6							
7							
8							
9							
10							
11							
12							
13							
14							
15							
16							
17							
18							
19							
20							
21							
22							
23							
24							
25							
26							
27							
28							
29							
30							
31							
32							
33							
34							
35							
36							
37							
38							
39							
40							
		Average			12.3		

Quantitation Report (Not Reviewed)

Data File : G:\APOLLO\DATA\211101\1101110.D Vial: 10
Acq On : 11-3-21 20:21:54 Operator: KA
Sample : DMO LVL 4 CCV 10/27/21 Inst : Apollo
Misc : Water Multiplr: 1.00
IntFile : events.e
Quant Time: Nov 4 7:18 2021 Quant Results File: DOC1028.RES

Method : G:\APOLLO\DATA\211028\DOC1028.M (Chemstation Integrator)
Title : 8015 B&C
Last Update : Fri Nov 12 17:24:42 2021
Response via : Multiple Level Calibration

Volume Inj. : 2UL
Signal Phase : DB-5
Signal Info : FID02A

Compound	R.T.	Response	Conc Units
System Monitoring Compounds			
3) SA Ortho-Terphenyl(S)	7.51	73683617	11.780 ppb
Surrogate Spike 30.000		Recovery =	39.27%
4) SA Octacosane(S)	9.78	54000783	11.940 ppb
Surrogate Spike 30.000		Recovery =	39.80%
Target Compounds			
1) HATM Diesel (C10-C24)	6.49	1157264370	229.920 ppb
2) HBTM Motor Oil (C24-C40)	14.96	863028447	244.367 ppb

Target Compounds

Data File: G:\APOLLO\DATA\211101\1101110.D
Sample : DMO LVL 4 CCV 10/27/21

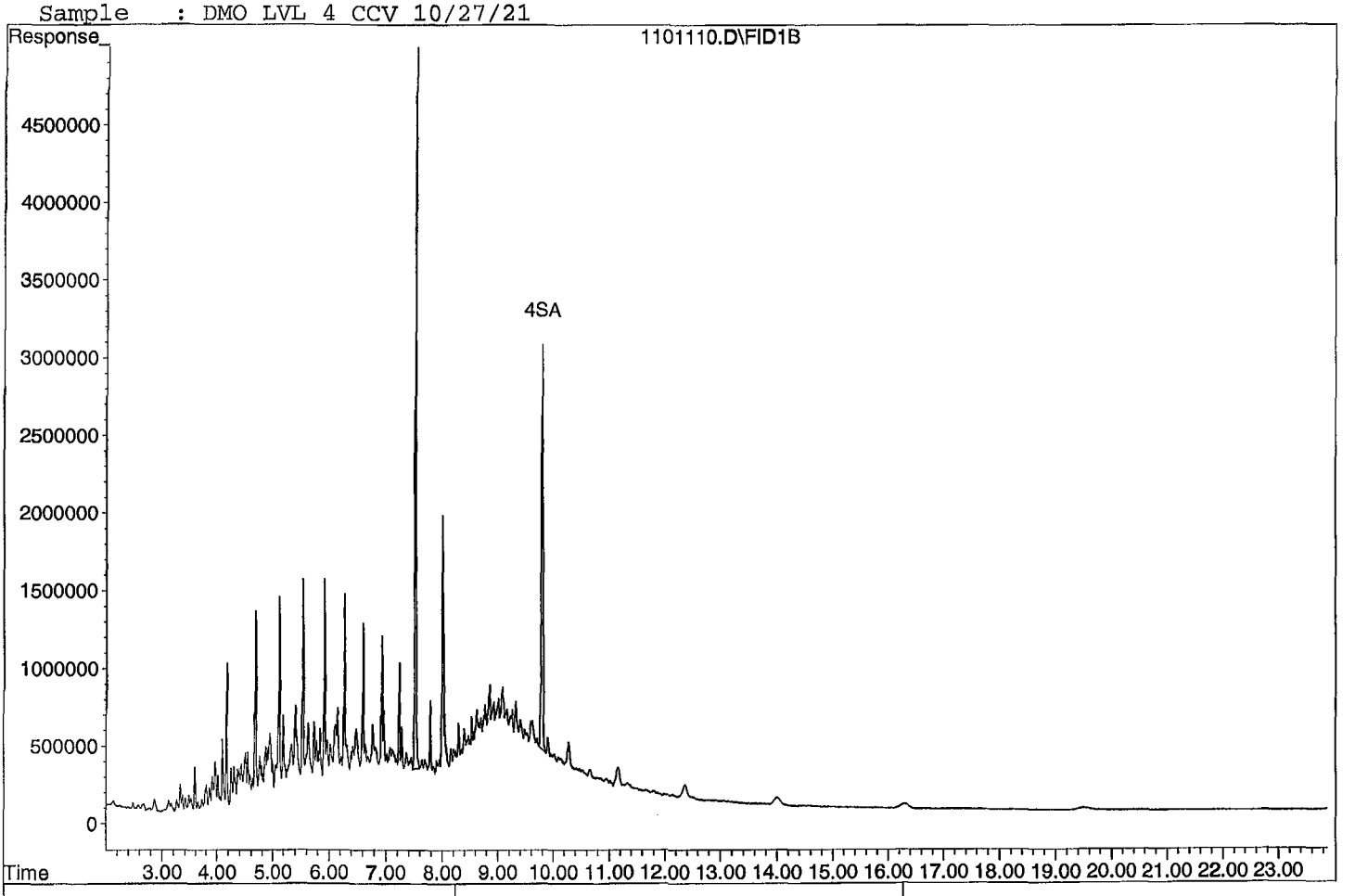

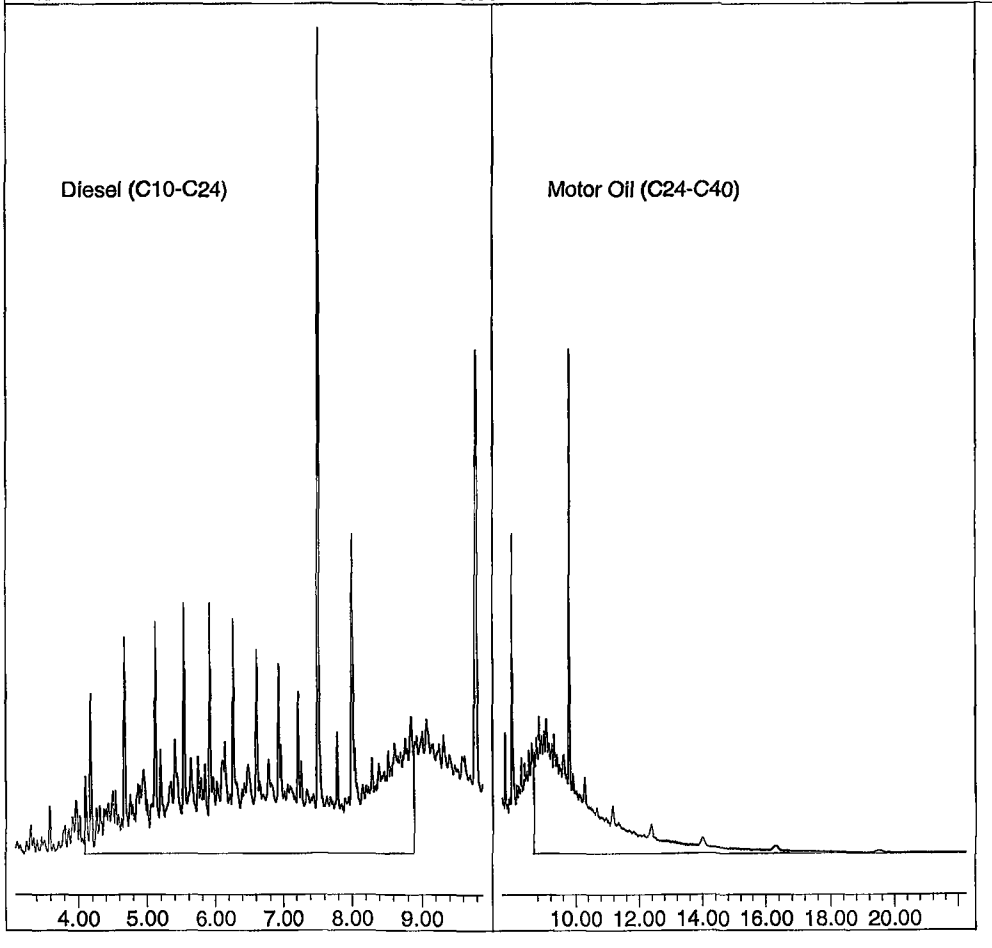

TPH Extractables
DOC1028

Form 7

Continuing Calibration

Lab Name: APPL, Inc.
Case No:
Matrix: Water

SDG No:
Date Analyzed: 11/4/2021
Instrument: Apollo
Initial Cal. Date: 10/28/2021
Data File: 1101125.D

		Compound	MEAN	CCRF	%D	%Drift	
1	HATM	Diesel (C10-C24)	2516670	2519000	0.09	HATM	
2	HBTM	Motor Oil (C24-C40)	2492040	1824420	27	HBTML	3.5
3	SA	Ortho-Terphenyl(S)	3127510	3195930	2.2	SA	
4	SA	Octacosane(S)	2261430	2342550	3.6	SA	
5							
6							
7							
8							
9							
10							
11							
12							
13							
14							
15							
16							
17							
18							
19							
20							
21							
22							
23							
24							
25							
26							
27							
28							
29							
30							
31							
32							
33							
34							
35							
36							
37							
38							
39							
40							
		Average			8.2		

Quantitation Report (Not Reviewed)

Data File : G:\APOLLO\DATA\211101\1101125.D Vial: 25
Acq On : 11-4-21 3:23:33 Operator: KA
Sample : DMO LVL 4 CCV 10/27/21 Inst : Apollo
Misc : water Multiplr: 1.00
IntFile : events.e
Quant Time: Nov 4 7:19 2021 Quant Results File: DOC1028.RES

Method : G:\APOLLO\DATA\211028\DOC1028.M (Chemstation Integrator)
Title : 8015 B&C
Last Update : Fri Nov 12 17:24:42 2021
Response via : Multiple Level Calibration

Volume Inj. : 2UL
Signal Phase : DB-5
Signal Info : FID02A

Compound	R.T.	Response	Conc Units
System Monitoring Compounds			
3) SA Ortho-Terphenyl(S)	7.51	79898160	12.773 ppb
Surrogate Spike 30.000		Recovery =	42.58%
4) SA Octacosane(S)	9.78	58563871	12.948 ppb
Surrogate Spike 30.000		Recovery =	43.16%
Target Compounds			
1) HATM Diesel (C10-C24)	6.49	1259499160	250.231 ppb
2) HBTM Motor Oil (C24-C40)	14.96	912207908	258.866 ppb

Target Compounds

Data File: G:\APOLLO\DATA\211101\1101125.D
Sample : DMO LVL 4 CCV 10/27/21

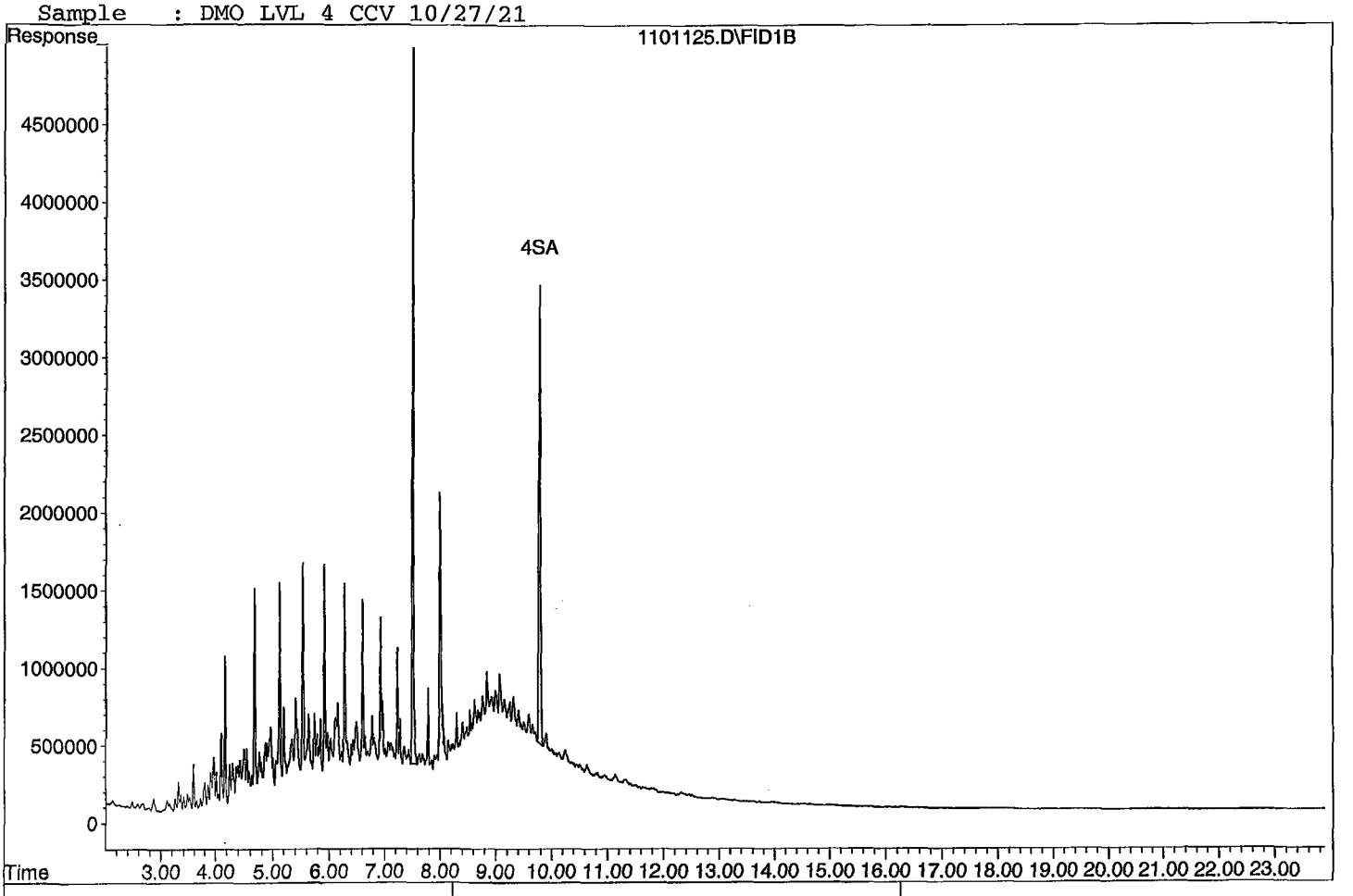

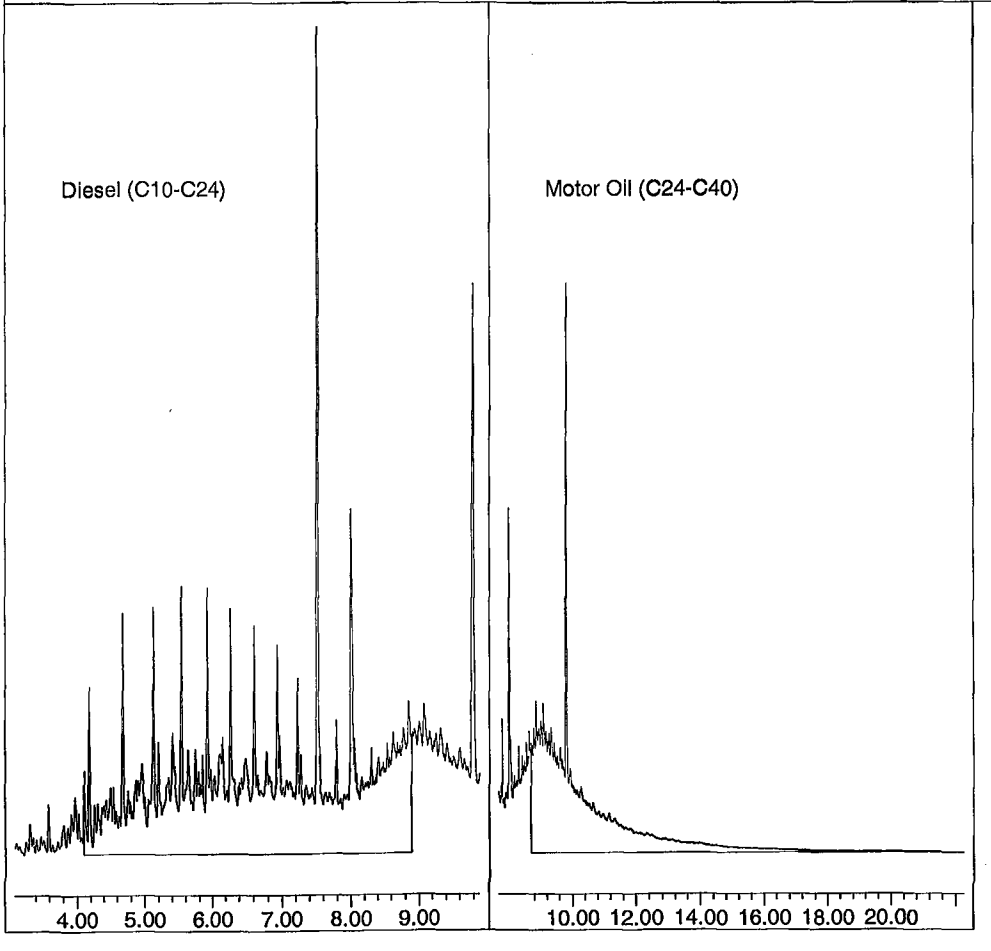

ORGANICS
Raw Data

Quantitation Report (QT Reviewed)

Data File : G:\APOLLO\DATA\211101\1101119.D Vial: 19
Acq On : 11-4-21 0:35:07 Operator: KA
Sample : BA44376W09 5/1040 Inst : Apollo
Misc : water Multiplr: 4.81
IntFile : events.e
Quant Time: Nov 12 17:26 2021 Quant Results File: DOC1028.RES

Method : G:\APOLLO\DATA\211028\DOC1028.M (Chemstation Integrator)
Title : 8015 B&C
Last Update : Fri Nov 12 17:24:42 2021
Response via : Multiple Level Calibration

Volume Inj. : 2UL
Signal Phase : DB-5
Signal Info : FID02A

Compound	R.T.	Response	Conc Units
System Monitoring Compounds			
3) SA Ortho-Terphenyl(S)	7.51	137729418	105.861 ppb
Surrogate Spike 144.231		Recovery =	73.40%
4) SA Octacosane(S)	9.78	122107919	129.798 ppb
Surrogate Spike 144.231		Recovery =	89.99%
Target Compounds			
1) HATM Diesel (C10-C24)	6.49	49684896	47.457 ppb
2) HBTM Motor Oil (C24-C40)	14.96	89014159	77.735 ppb

Target Compounds

(f)=RT Delta > 1/2 Window (m)=manual int.

Quantitation Report

Data File: G:\APOLLO\DATA\211101\1101119.D
Sample : BA44376W09 5/1040

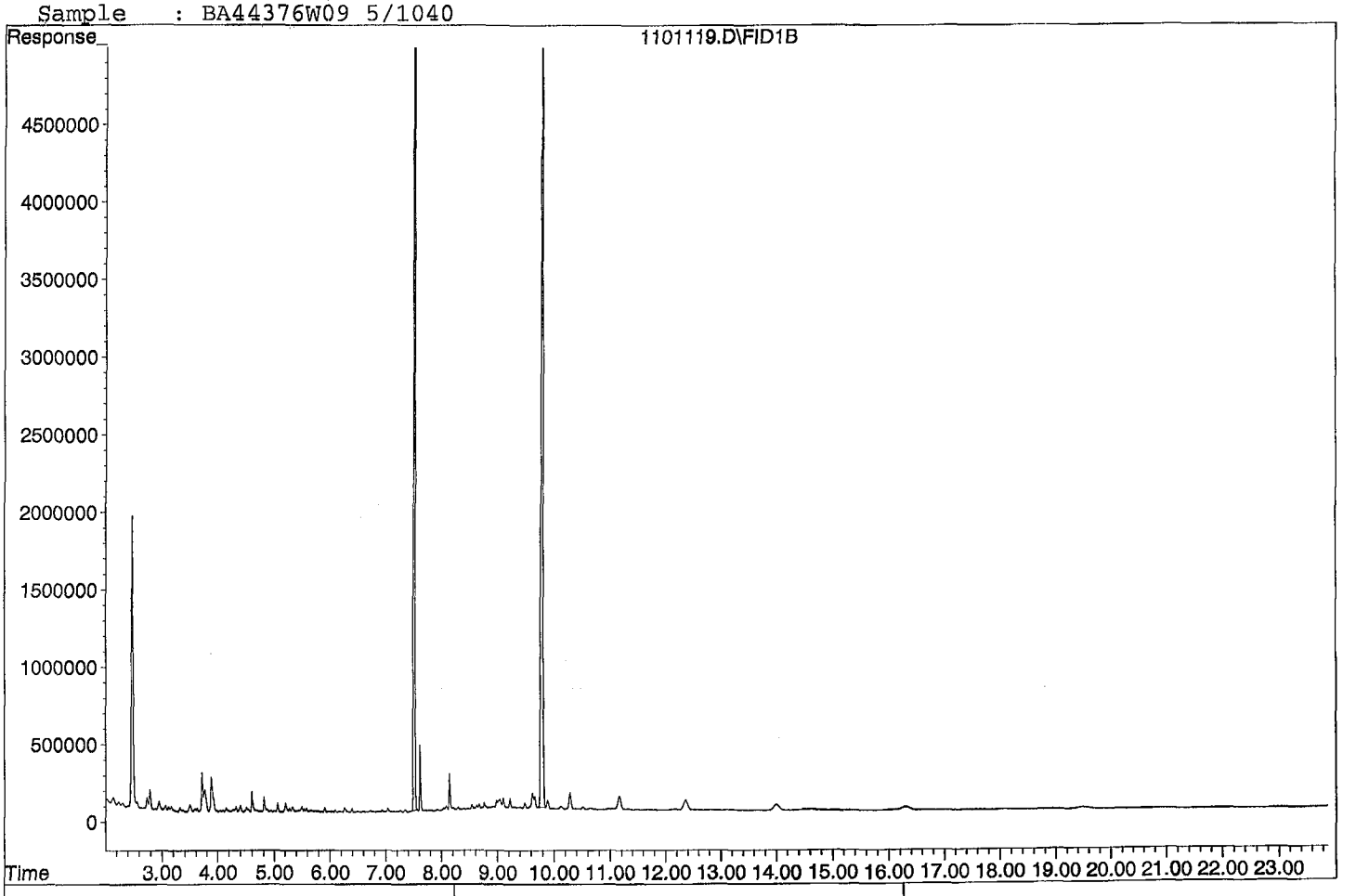

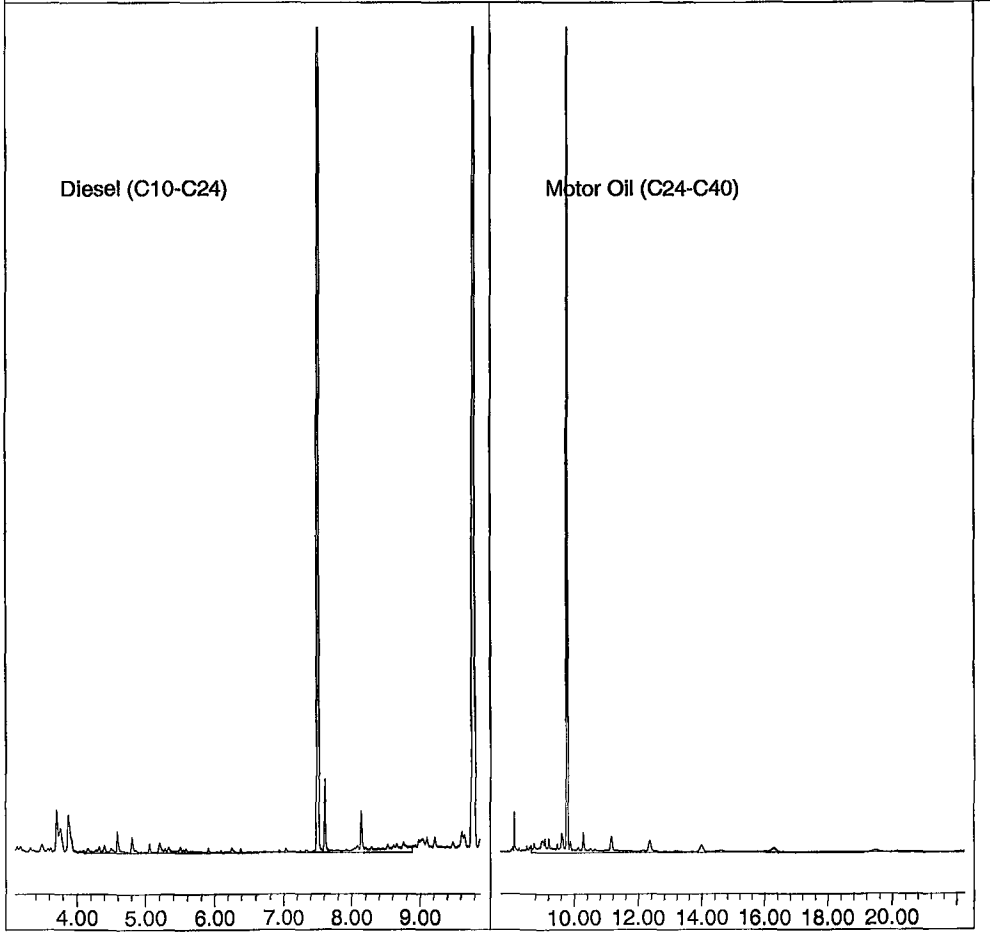

Quantitation Report (QT Reviewed)

Data File : G:\APOLLO\DATA\211101\1101116.D Vial: 16
Acq On : 11-3-21 23:10:54 Operator: KA
Sample : 211029A BLK 5/1000 Inst : Apollo
Misc : water Multiplr: 5.00
IntFile : events.e
Quant Time: Nov 12 17:24 2021 Quant Results File: DOC1028.RES

Method : G:\APOLLO\DATA\211028\DOC1028.M (Chemstation Integrator)
Title : 8015 B&C
Last Update : Fri Nov 12 17:24:42 2021
Response via : Multiple Level Calibration

Volume Inj. : 2UL
Signal Phase : DB-5
Signal Info : FID02A

Compound	R.T.	Response	Conc Units
System Monitoring Compounds			
3) SA Ortho-Terphenyl(S)	7.51	145281521	116.132 ppb
Surrogate Spike 150.000		Recovery =	77.42%
4) SA Octacosane(S)	9.78	127897406	141.390 ppb
Surrogate Spike 150.000		Recovery =	94.26%
Target Compounds			
1) HATM Diesel (C10-C24)	6.49	50894583	50.557 ppb
2) HBTM Motor Oil (C24-C40)	14.96	86976790	77.842 ppb

Target Compounds

(f)=RT Delta > 1/2 Window (m)=manual int.

Quantitation Report

Data File: G:\APOLLO\DATA\211101\1101116.D
Sample : 211029A BLK 5/1000

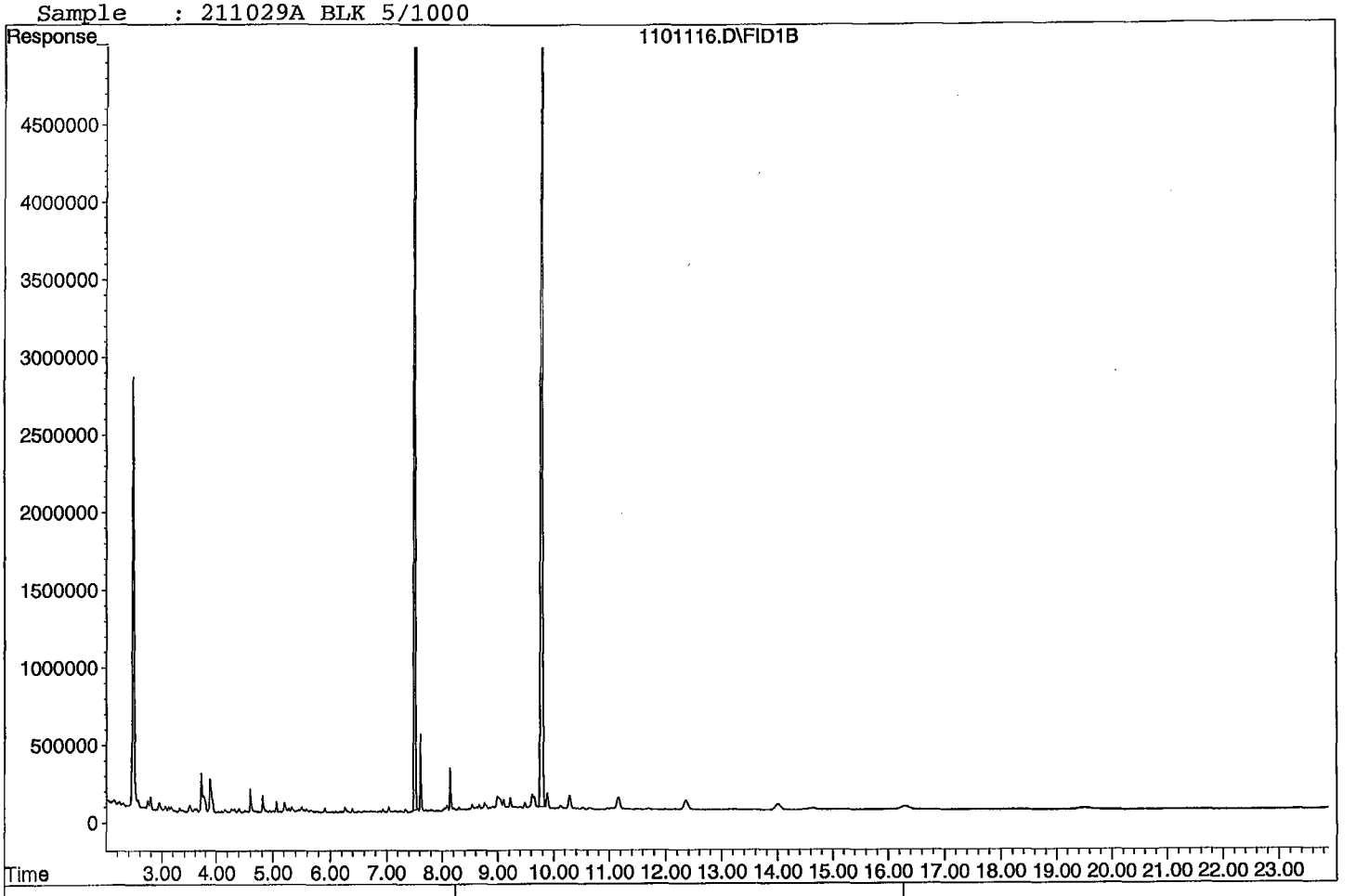

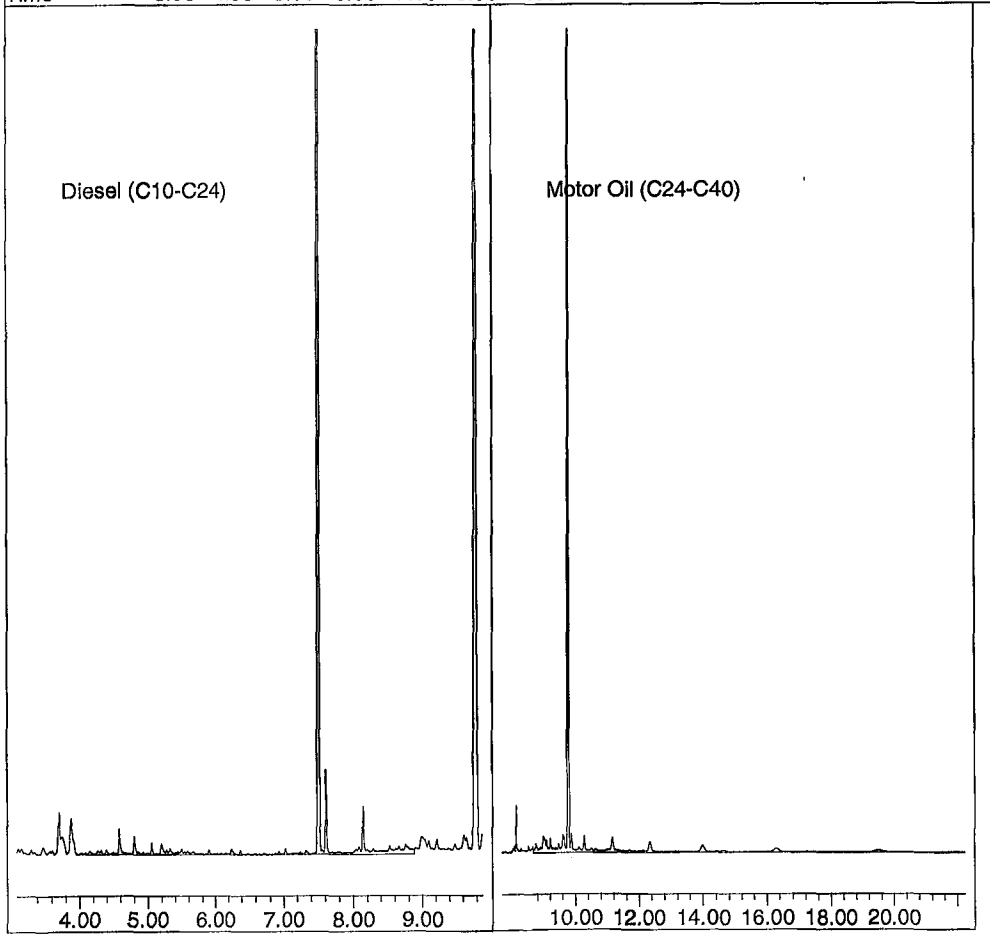

Quantitation Report (QT Reviewed)

Data File : G:\APOLLO\DATA\211101\1101117.D
Acq On : 11-3-21 23:38:59
Sample : 211029A LCS-1 5/1000
Misc : water
IntFile : events.e
Quant Time: Nov 12 17:25 2021 Quant Results File: DOC1028.RES

Vial: 17
Operator: KA
Inst : Apollo
Multiplr: 5.00

Method : G:\APOLLO\DATA\211028\DOC1028.M (Chemstation Integrator)
Title : 8015 B&C
Last Update : Fri Nov 12 17:24:42 2021
Response via : Multiple Level Calibration

Volume Inj. : 2UL
Signal Phase : DB-5
Signal Info : FID02A

Compound	R.T.	Response	Conc Units
System Monitoring Compounds			
3) SA Ortho-Terphenyl(S)	7.51	169650146	135.611 ppb
Surrogate Spike 150.000		Recovery =	90.41%
4) SA Octacosane(S)	9.79	128841956	142.434 ppb
Surrogate Spike 150.000		Recovery =	94.96%
Target Compounds			
1) HATM Diesel (C10-C24)	6.49	2114420240	2100.415 ppb
2) HBTM Motor Oil (C24-C40)	14.96	1608608236	2320.910 ppb
Target Compounds			

Diesel :

$$\frac{(2114420240)(5)}{(2516069)(2)} = \frac{1.06 \times 10^{10}}{5033338} = \boxed{2100.415}$$

(f)=RT Delta > 1/2 Window (m)=manual int.

Data File: G:\APOLLO\DATA\211101\1101117.D
Sample : 211029A LCS-1 5/1000

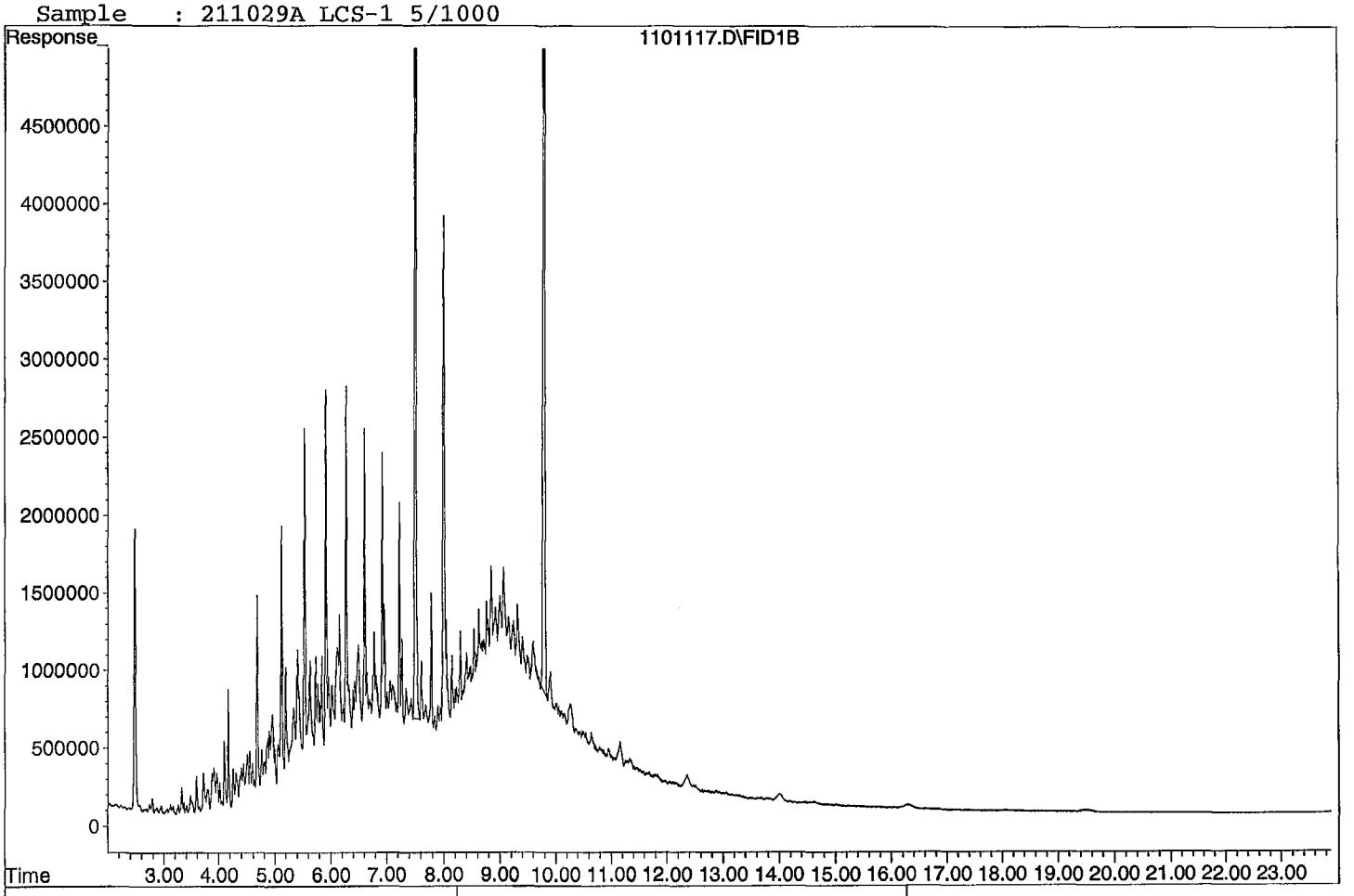

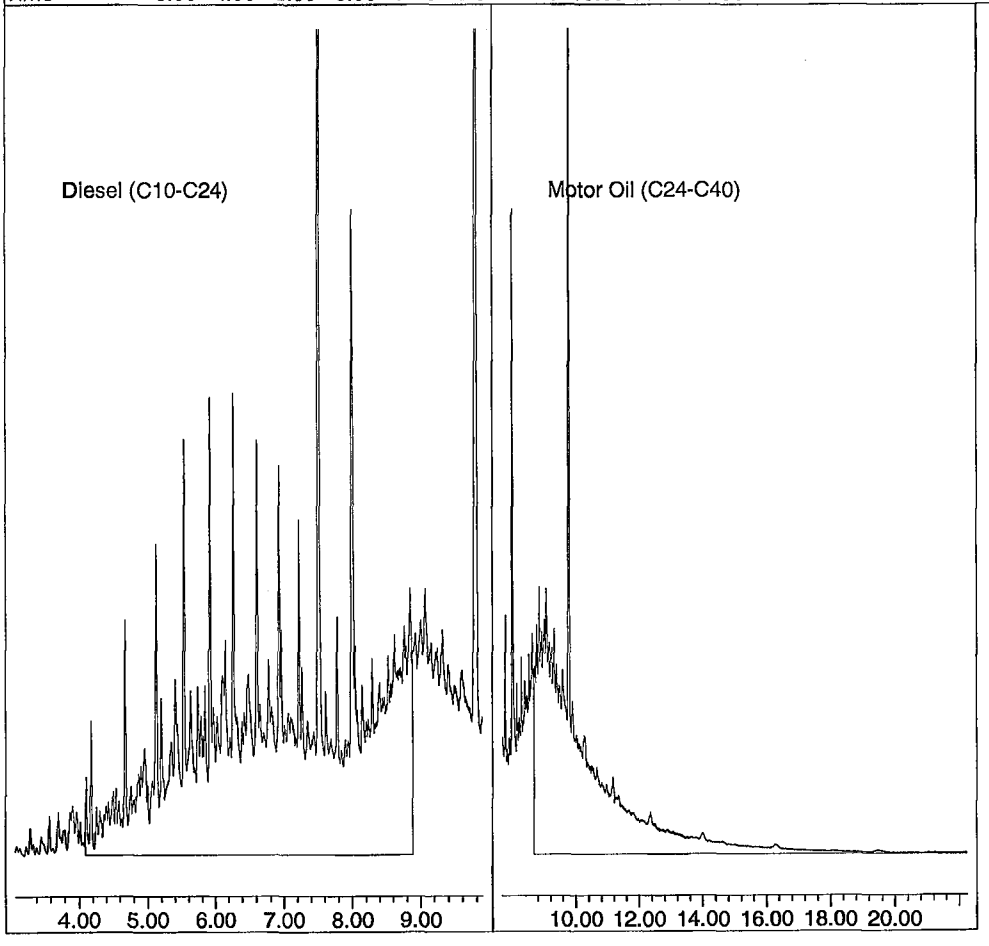

Quantitation Report (QT Reviewed)

Data File : G:\APOLLO\DATA\211101\1101118.D Vial: 18
Acq On : 11-4-21 0:07:05 Operator: KA
Sample : 211029A LCSD-1 5/1000 Inst : Apollo
Misc : water Multiplr: 5.00
IntFile : events.e
Quant Time: Nov 12 17:26 2021 Quant Results File: DOC1028.RES

Method : G:\APOLLO\DATA\211028\DOC1028.M (Chemstation Integrator)
Title : 8015 B&C
Last Update : Fri Nov 12 17:24:42 2021
Response via : Multiple Level Calibration

Volume Inj. : 2UL
Signal Phase : DB-5
Signal Info : FID02A

Compound	R.T.	Response	Conc Units
System Monitoring Compounds			
3) SA Ortho-Terphenyl(S)	7.51	157187436	125.649 ppb
Surrogate Spike 150.000		Recovery =	83.77%
4) SA Octacosane(S)	9.79	118062791	130.518 ppb
Surrogate Spike 150.000		Recovery =	87.01%
Target Compounds			
1) HATM Diesel (C10-C24)	6.49	1997829611	1984.597 ppb
2) HBTM Motor Oil (C24-C40)	14.96	1511034572	2177.074 ppb

Target Compounds

(f)=RT Delta > 1/2 Window (m)=manual int.

Quantitation Report

Data File: G:\APOLLO\DATA\211101\1101118.D
Sample : 211029A LCSD-1 5/1000

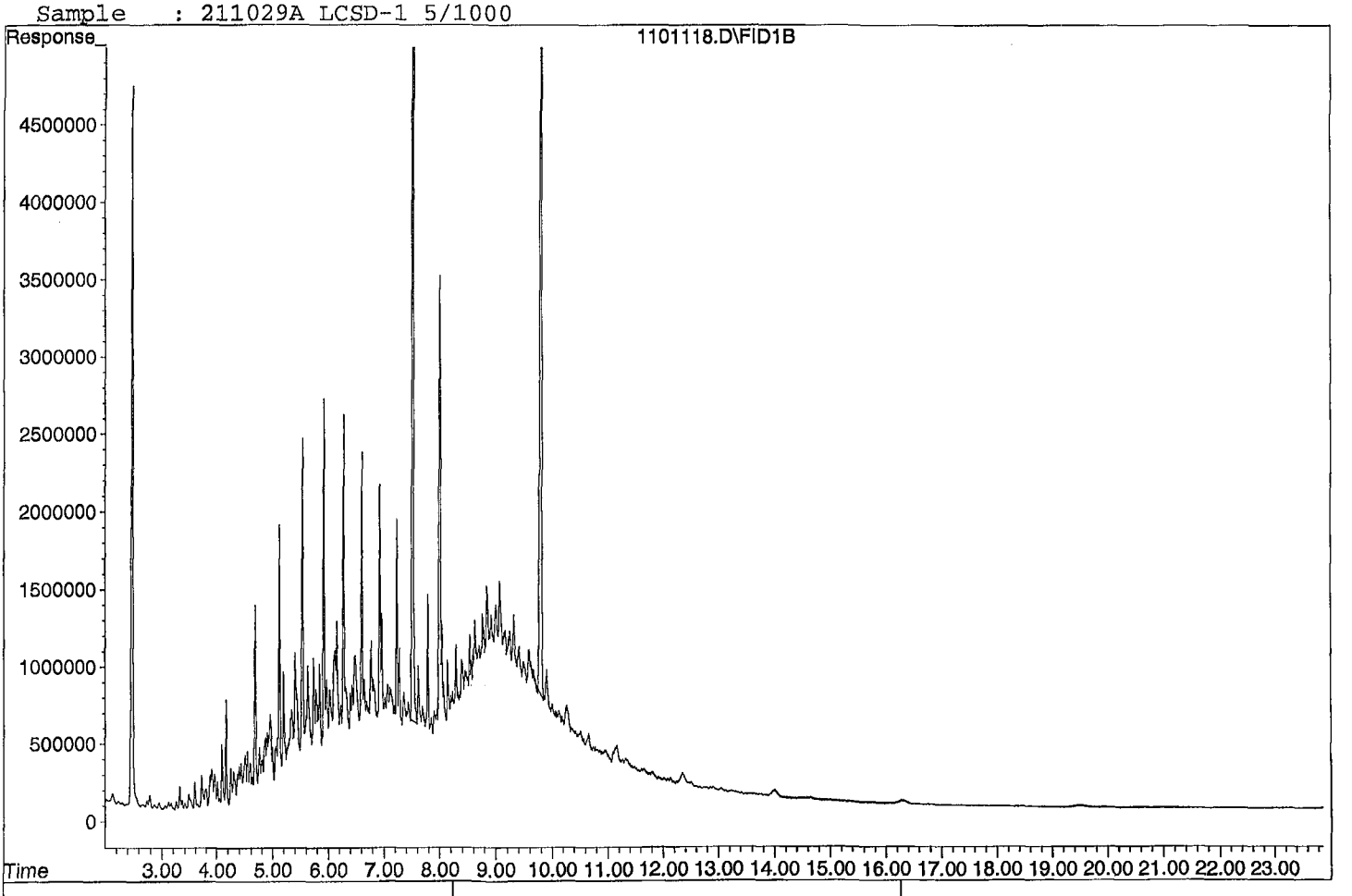

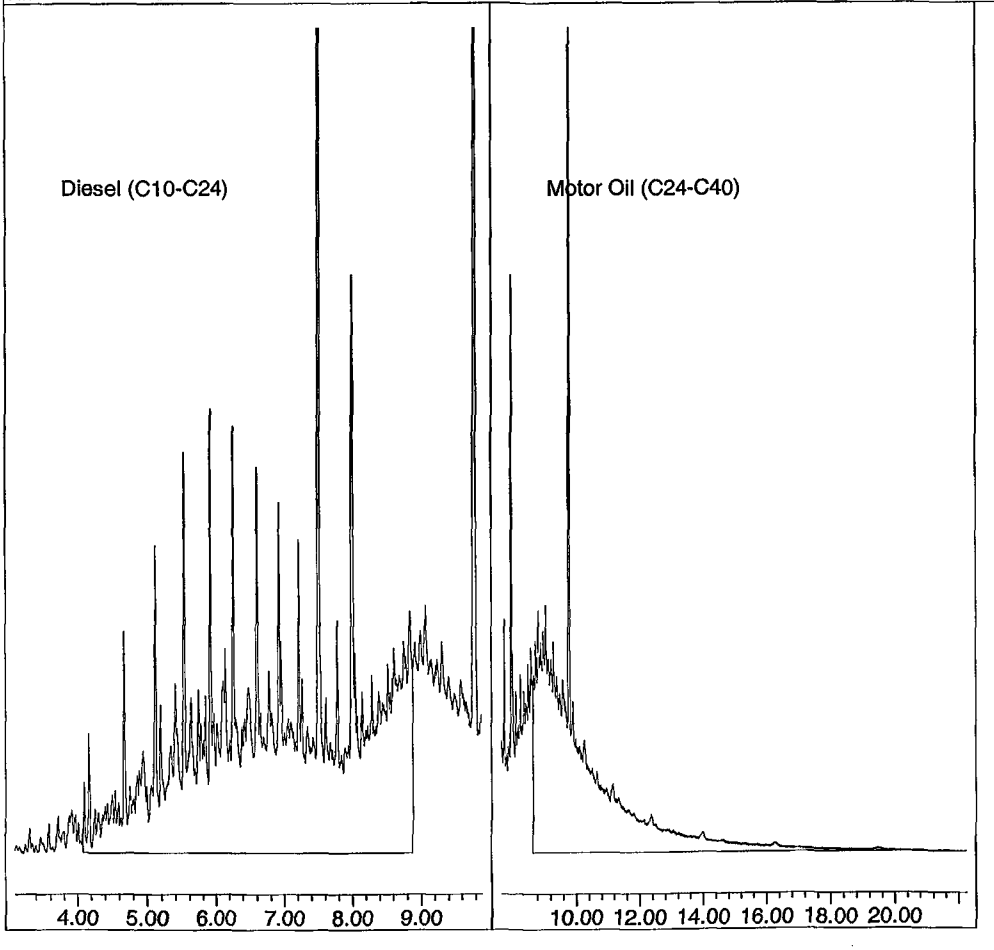

Diesel / Motor Oil Calibration Curve

Prepared: 10/28/2021
Expires: 5/31/2026
Methylene Chloride Lot No. 61117

Prepared By (Initials): KA

Initial Standard Information							Final Standard			
Name of Initial Standard (QAU Label)	Supplier	Conc. (ug/mL)	APPL Mix Name	Reference to APPL Prep Date and Lot #'s	Exp. Date	Exp. Date (Manufacturer)	Aliquot From Stock	Final Volume	Solvent	Final Standard Conc. (ug/mL)
Diesel / Motor Oil - 2	APPL	10	Diesel / Motor Oil - 1	Perp'd: 10/6/21 A0164485-52822, A0168842-52820, AO166510-52817 CL16893-52835	See man. Exp date	10/31/2027 12/31/2027 5/31/2026	100uL	200uL	MC	5
Diesel / Motor Oil - 3		50	Diesel / Motor Oil - 2				200uL	1mL	MC	10
Diesel / Motor Oil Calibration STD	Restek	2,000	Diesel / Motor Oil - 3				25uL	1mL	MC	50
			Diesel / Motor Oil - 4				125uL	1mL	MC	250
			Diesel / Motor Oil - 5				500uL	1mL	MC	1000
			Diesel / Motor Oil - 6				750uL	1mL	MC	1500
			Diesel / Motor Oil - 7				100uL	100uL	N/A	2,000

Diesel / Motor Oil Second Source

Prepared: 10/28/2021
Expires: 10/28/2024
Methylene Chloride
Lot No. 61117

Prepared By (Initials): KA

Initial Standard Information							Final Standard			
Name of Initial Standard (QAU Label)	Supplier	Supplier Part No.	Conc. (ug/mL)	Lot Number - QA Number	Exp. Date (1 yr.)	Exp. Date (Manufacturer)	Aliquot From Stock	Final Volume	Solvent	Final Standard Conc. (ug/mL)
Diesel Fuel #2 Second Source	Phenova	AL0-101287	50,000	**CL16477-52980**	**See man. Exp date**	**2/28/2027**	50uL	10mL	MC	250
Motor Oil Second Source	Absolute	51094	50,000	**102819-52981**		**10/28/2024**	50uL			

Diesel / Motor Oil CCV

Prepared: 10/27/2021
Expires: 5/31/2026
Methylene Chloride
Lot No. 61117

Prepared By (Initials): KA

Initial Standard Information							Final Standard			
Name of Initial Standard (QAU Label)	Supplier	APPL Mix Name	Conc. (ug/mL)	Reference to APPL Prep Date and Lot #'s	Exp. Date	Exp. Date (Manufacturer)	Aliquot From Stock	Final Volume	Solvent	Final Standard Conc. (ug/mL)
Diesel / Motor Oil STD	Restek	Diesel / Motor Oil CCV	2,000	Perp'd: 10/06/21 A0164485-52822, A0168842-52820, A0166510-52817, CL16893-52835	**See man. Exp date**	**10/31/2027 12/31/2027 5/31/2026**	1250uL	10mL	MC	250

Diesel Motor Oil Mix

Prepared: 10/16/2021 **Prepared By (Initials): KA**

Expires: 10/31/2027

Initial Standard Information							Final Standard Information			
Name of Initial Standard (QAU Label)	Supplier	Supplier Part No.	Conc. (ug/mL)	Lot Number - QA Number	Exp. Date (1 yr.)	Exp. Date (Manufacturer)	Aliquot From Stock	Final Volume	Solvent	Final Standard Conc. (ug/mL)
Diesel Fuel #2	Restek	31258	50,000	**A0164485-52663 and 52822**	**See man. Date**	**10/31/2027**	4.00 mL (1.4)	8.0 mL (2.8)	NA	25,000
Motor Oil Composite	Restek	31464	50,000	**A0166510-52817 and 52819**	**See man. Date**	**12/31/2027**	4.00 mL (1.4)			25,000

THC Surrogate

Prepared: 10/29/2021 **LS**

Expires: 5/31/2026

Initial Standard Information							Final Standard			
Name of Initial Standard (QAU Label)	Supplier	Supplier Part No.	Conc. (ug/mL)	Lot Number - QA Number	Exp. Date (1 yr.)	Exp. Date (Manufacturer)	Aliquot From Stock	Final Volume	Solvent	Final Standard Conc. (ug/mL)
O-terphenyl / Octacosane Mix	Phenova	ALO-130161	600	**CL16893-52841**	**See ma. Date**	**5/31/2026**	N/A	N/A	N/A	600

_LIQ005SGC

Organic Extraction Worksheet

Method	Continuous Liq/Liq TPH- 3520C w/SGC	Extraction Set	211029A	Extraction Method	LIQ005SGC	Units	mL

Spiked ID 1	Diesel Motor Oil Mix 10-16-21 10-16-22		Surrogate ID 1	THC Surrogate 10-29-21 10-29-22	
Spiked ID 2	Decanoic 1000ug/mL Acid Solution 11-1-21 11-1-22		Surrogate ID 2		
Spiked ID 3	Decanoic 1000ug/mL Acid Solution 10-21-21 10-21-22		Surrogate ID 3		
Spiked ID 4			Surrogate ID 4		
Spiked ID 5			Surrogate ID 5		
Spiked ID 6			Sufficient Vol for Matrix QC:	NO	
Spiked ID 7			Ext. Start Time:	10/29/21 15:29	
Spiked ID 8			Ext. End Time:	11/02/21 14:38	
			GC Requires Extract By:		

pH1	2	10/29/21 13:30	Water Bath Temp 1 °C	42/41.1 °C
pH2			Water Bath Temp 2 °C	36/37.1
pH3			Water Bath Temp 3 °C	36/35.5 °C

Spiked By: SR **Date** 10/29/2021 **Witnessed By:** KY **Date** 10/29/2021

	Sample	Sample Container	Spike Amount	Spike ID	Surrogate Amount	Surrogate ID	Extract Amount	Final Volume	pH	Extract Date/Time	Comments
1	211029A Blk		0.050	2	0.250	1	1000	5	2	10/29/21 13:35	*
						equip	E-HP3 E-WB1				
2	211029A LCS-1		.080,.050	1,2	0.250	1	1000	5	2	10/29/21 13:35	*
						equip	E-HP4 E-WB2				
3	211029A LCSD-1		.080,.050	1,2	0.250	1	1000	5	2	10/29/21 13:35	*
						equip	E-HP6 E-WB3				
4	BA44376	BA44376W09	0.050	2	0.250	1	1040	5	2	10/29/21 13:35	97985 *
						equip	E-HP7 E-WB1				
5	BA44379	BA44379W10	0.050	2	0.250	1	1040	5	2	10/29/21 13:35	97984 *
						equip	E-HP8 E-WB2				
6	BA44380	BA44380W08	0.050	2	0.250	1	1040	5	2	10/29/21 13:35	97984 *
						equip	E-HP9 E-WB3				
7	BA44459	BA44459W09	0.050	3	0.250	1	1030	5	2	10/29/21 13:35	98005 *
						equip	E-HP10 E-WB1				
8	BA44461	BA44461W09	0.050	3	0.250	1	980	5	2	10/29/21 13:35	98005 *
						equip	E-HP11 E-WB2				
9	BA44463	BA44463W09	0.050	3	0.250	1	1000	5	2	10/29/21 13:35	98005 *
						equip	E-HP12 E-WB3				
10	BA44465	BA44465W09	0.050	3	0.250	1	1040	5	2	10/29/21 13:35	98005 *
						equip	E-HP13 E-WB1				

Solvent and Lot#	
1+1 HCL (5mLs)	60358
PH Strips	HC155968
Dichloromethane (DCM)	61117
Filter Paper	400196
Sodium Sulfate	2021071206
SILICA GEL (*)	050627t

Extraction COC Transfer	
Extraction lab employee Initials	KY
GC analyst's initials	KA
Date	11/2/21
Time	17:37
Refrigerator	Hobart

	Technician's Initials
Scanned By	SR
Sample Preparation	SR
Extraction	SR
Concentration	SR

Modified	11/3/2021 8:31:30 AM

Reviewed By: KY **Date** 11/3/2021

Injection Log

Directory: G:\APOLLO\DATA\211028\

Line	Vial	FileName	Multiplier	SampleName	Misc Info	Injected
1	3	1028003.D	1	DMO STD 1 10/28/21	water	10-28-21 9:19:03
2	4	1028004.D	1	DMO STD 2 10/28/21	water	10-28-21 9:47:06
3	5	1028005.D	1	DMO STD 3 10/28/21	water	10-28-21 10:15:13
4	6	1028006.D	1	DMO STD 4 10/28/21	water	10-28-21 10:43:31
5	7	1028007.D	1	DMO STD 5 10/28/21	water	10-28-21 11:11:42
6	8	1028008.D	1	DMO STD 6 10/28/21	water	10-28-21 11:39:55
7	9	1028009.D	1	DMO STD 7 10/28/21	water	10-28-21 12:08:10
8	10	1028010.D	1	DMO Second Source 10/28/21	water	10-28-21 12:36:26
9	10	1101110.D	1	DMO LVL 4 CCV 10/27/21	Water	11-3-21 20:21:54
10	16	1101116.D	5	211029A BLK 5/1000	water	11-3-21 23:10:54
11	17	1101117.D	5	211029A LCS-1 5/1000	water	11-3-21 23:38:59
12	18	1101118.D	5	211029A LCSD-1 5/1000	water	11-4-21 0:07:05
13	19	1101119.D	4.80769	BA44376W09 5/1040	water	11-4-21 0:35:07
14	25	1101125.D	1	DMO LVL 4 CCV 10/27/21	water	11-4-21 3:23:33

ORGANICS
Calibration Data

TPH Extractables
DOC1028

Form 6
Initial Calibration

Lab Name: APPL, Inc.
Case No:
Matrix: Water

SDG No:
Initial Cal. Date: 10/28/2021
Instrument: Apollo

Initials: KA

		Compound	1	2	3	4	5	6	7				Avg	%RSD	Type	r^2	Q
			1028003.D	1028004.D	1028005.D	1028006.D	1028007.D	1028008.D	1028009.D								
1	HATM	Diesel (C10-C24)	2983809	2406563	2517872	2418941	2337993	2387715	2563791				2516669	8.7	HATM		
2	HBTML	Motor Oil (C24-C40)	5192328	3260715	2065863	1824592	1695984	1676117	1728658				2492037	53	HBTM	1.000	
3	SA	Ortho-Terphenyl(S)	3637234	3178668	3119876	3035678	2926966	2905323	3088794				3127505	7.9	SA		
4	SA	Octacosane(S)	2469203	2170507	2286410	2275552	2170413	2171254	2286658				2261428	4.8	SA		
5																	
6																	
7																	
8																	
9																	
10																	
11																	
12																	
13																	
14																	
15																	
16																	
17																	
18																	
19																	
20																	
21																	
22																	
23																	
24																	
25																	
26																	
27																	
28																	
29																	
30																	
31																	
32																	
33																	
34																	
35																	

2.118919

Quantitation Report (Not Reviewed)

Data File : G:\APOLLO\DATA\211028\1028003.D Vial: 3
Acq On : 10-28-21 9:19:03 Operator: KA
Sample : DMO STD 1 10/28/21 Inst : Apollo
Misc : water Multiplr: 1.00
IntFile : events.e
Quant Time: Oct 28 15:39 2021 Quant Results File: DOC1028.RES

Method : G:\APOLLO\DATA\211028\DOC1028.M (Chemstation Integrator)
Title : 8015 B&C
Last Update : Thu Oct 28 15:39:11 2021
Response via : Multiple Level Calibration

Volume Inj. : 2UL
Signal Phase : DB-5
Signal Info : FID02A

Compound	R.T.	Response	Conc Units
System Monitoring Compounds			
3) SA Ortho-Terphenyl(S)	7.53	1818617	0.291 ppb
Surrogate Spike 30.000		Recovery =	0.97%
4) SA Octacosane(S)	9.82	1234601	0.273 ppb
Surrogate Spike 30.000		Recovery =	0.91%
Target Compounds			
1) HATM Diesel (C10-C24)	6.49	29838086	5.928 ppb
2) HBTM Motor Oil (C24-C40)	14.96	51923283	5.234 ppb

Target Compounds

Data File: G:\APOLLO\DATA\211028\1028003.D
Sample : DMO STD 1 10/28/21

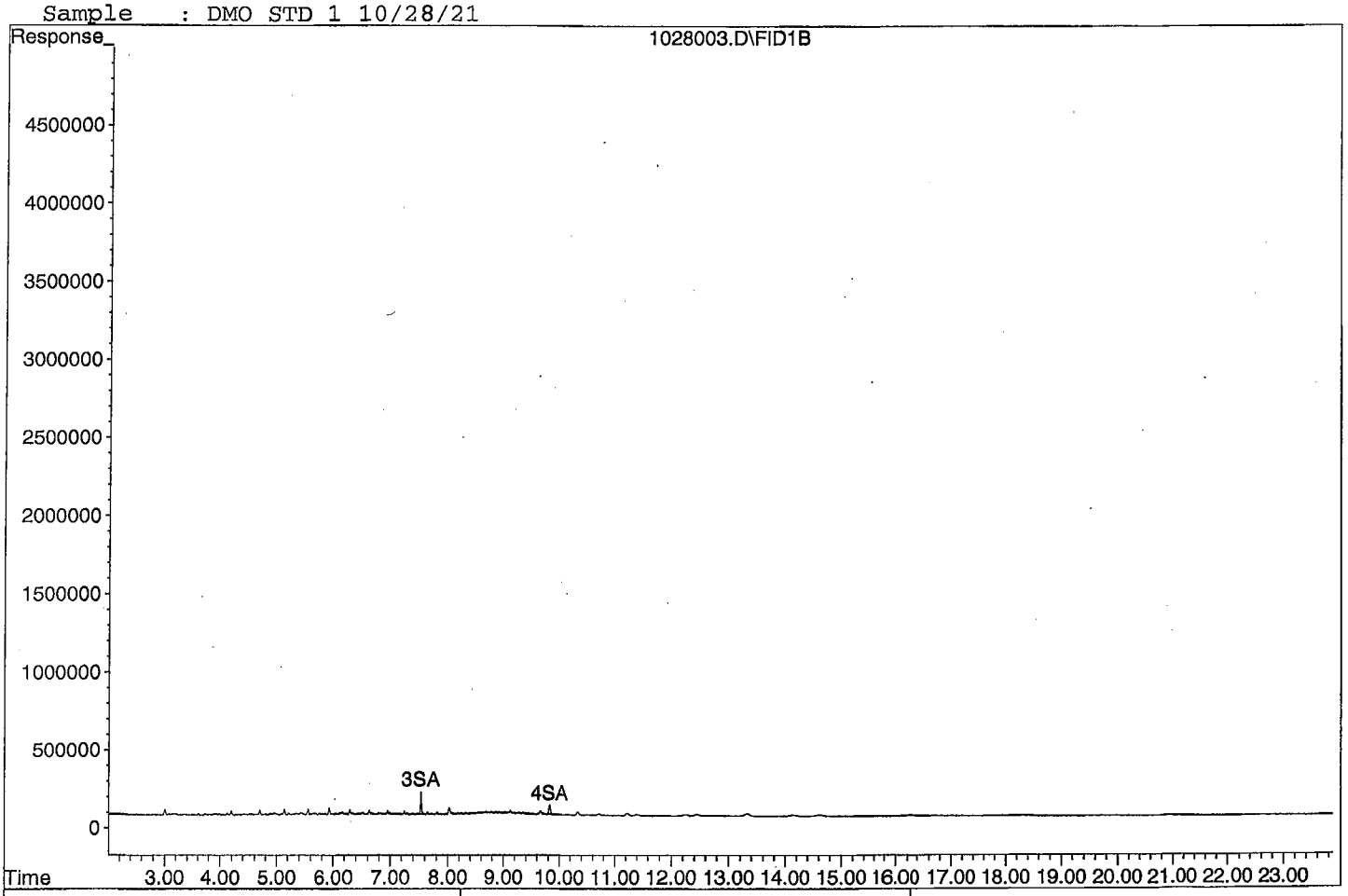

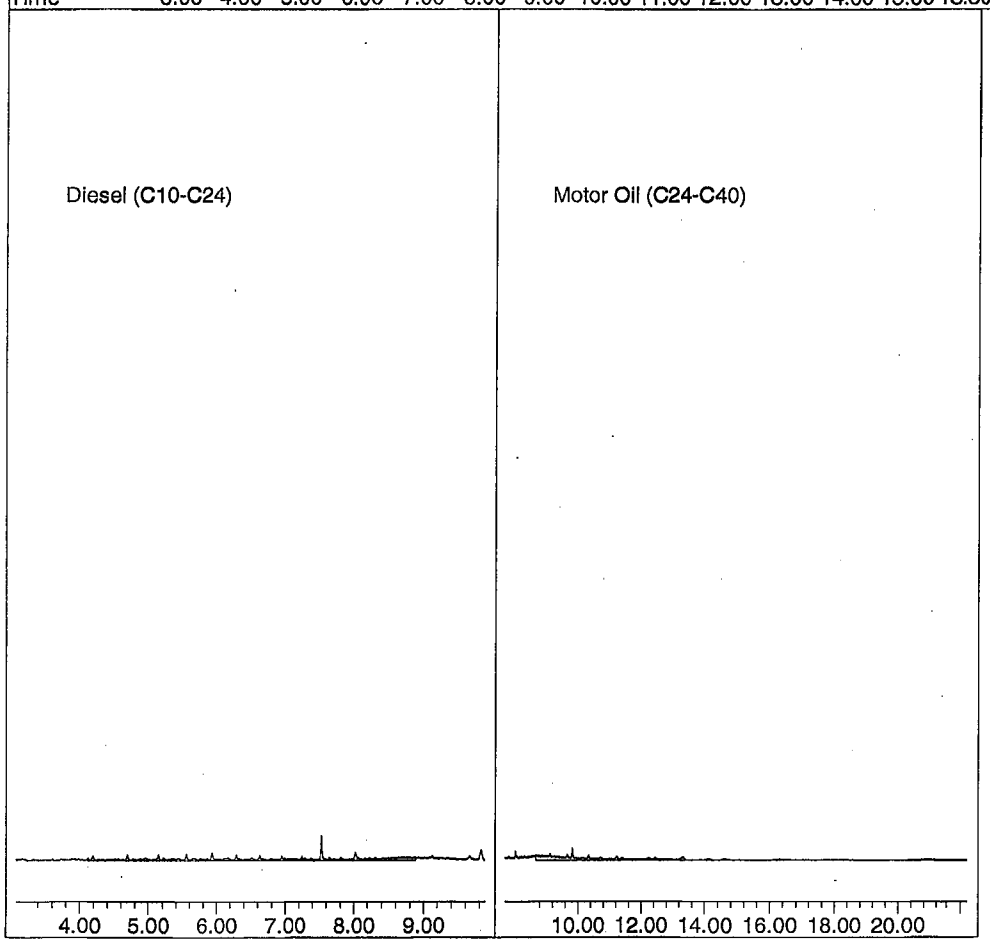

Quantitation Report (Not Reviewed)

Data File : G:\APOLLO\DATA\211028\1028004.D Vial: 4
Acq On : 10-28-21 9:47:06 Operator: KA
Sample : DMO STD 2 10/28/21 Inst : Apollo
Misc : water Multiplr: 1.00
IntFile : events.e
Quant Time: Oct 28 15:39 2021 Quant Results File: DOC1028.RES

Method : G:\APOLLO\DATA\211028\DOC1028.M (Chemstation Integrator)
Title : 8015 B&C
Last Update : Thu Oct 28 15:39:11 2021
Response via : Multiple Level Calibration

Volume Inj. : 2UL
Signal Phase : DB-5
Signal Info : FID02A

Compound	R.T.	Response	Conc Units
System Monitoring Compounds			
3) SA Ortho-Terphenyl(S)	7.53	3178668	0.508 ppb
Surrogate Spike 30.000		Recovery =	1.69%
4) SA Octacosane(S)	9.82	2170507	0.480 ppb
Surrogate Spike 30.000		Recovery =	1.60%
Target Compounds			
1) HATM Diesel (C10-C24)	6.49	48131263	9.562 ppb
2) HBTM Motor Oil (C24-C40)	14.96	65214303	9.152 ppb

Target Compounds

Quantitation Report

Data File: G:\APOLLO\DATA\211028\1028004.D
Sample : DMO STD 2 10/28/21

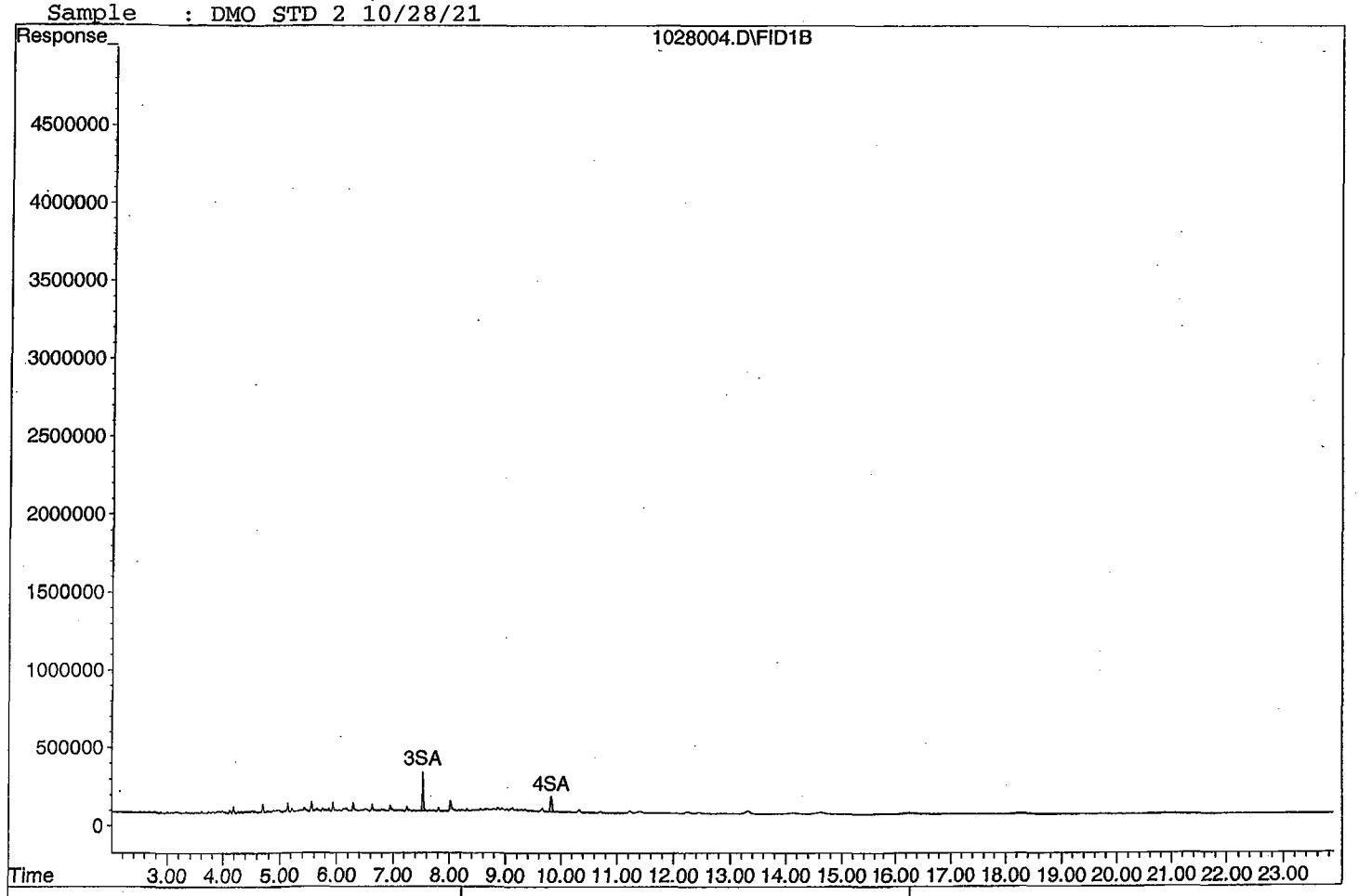

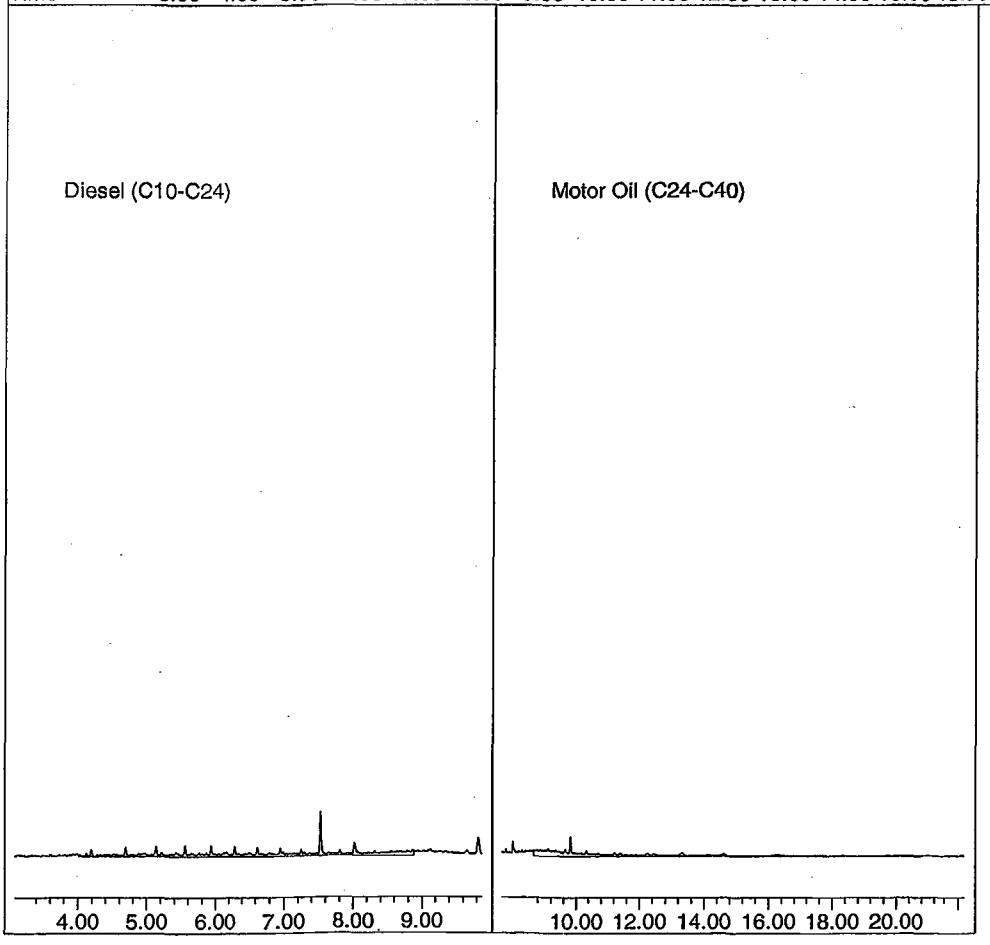

Quantitation Report (Not Reviewed)

Data File : G:\APOLLO\DATA\211028\1028005.D Vial: 5
Acq On : 10-28-21 10:15:13 Operator: KA
Sample : DMO STD 3 10/28/21 Inst : Apollo
Misc : water Multiplr: 1.00
IntFile : events.e
Quant Time: Oct 28 15:39 2021 Quant Results File: DOC1028.RES

Method : G:\APOLLO\DATA\211028\DOC1028.M (Chemstation Integrator)
Title : 8015 B&C
Last Update : Thu Oct 28 15:39:11 2021
Response via : Multiple Level Calibration

Volume Inj. : 2UL
Signal Phase : DB-5
Signal Info : FID02A

Compound	R.T.	Response	Conc Units
System Monitoring Compounds			
3) SA Ortho-Terphenyl(S)	7.53	15599382	2.494 ppb
Surrogate Spike 30.000	Recovery	=	8.31%
4) SA Octacosane(S)	9.82	11432050	2.528 ppb
Surrogate Spike 30.000	Recovery	=	8.43%
Target Compounds			
1) HATM Diesel (C10-C24)	6.49	251787231	50.024 ppb
2) HBTM Motor Oil (C24-C40)	14.96	206586322	50.832 ppb

Target Compounds

Quantitation Report

Data File: G:\APOLLO\DATA\211028\1028005.D
Sample : DMO STD 3 10/28/21

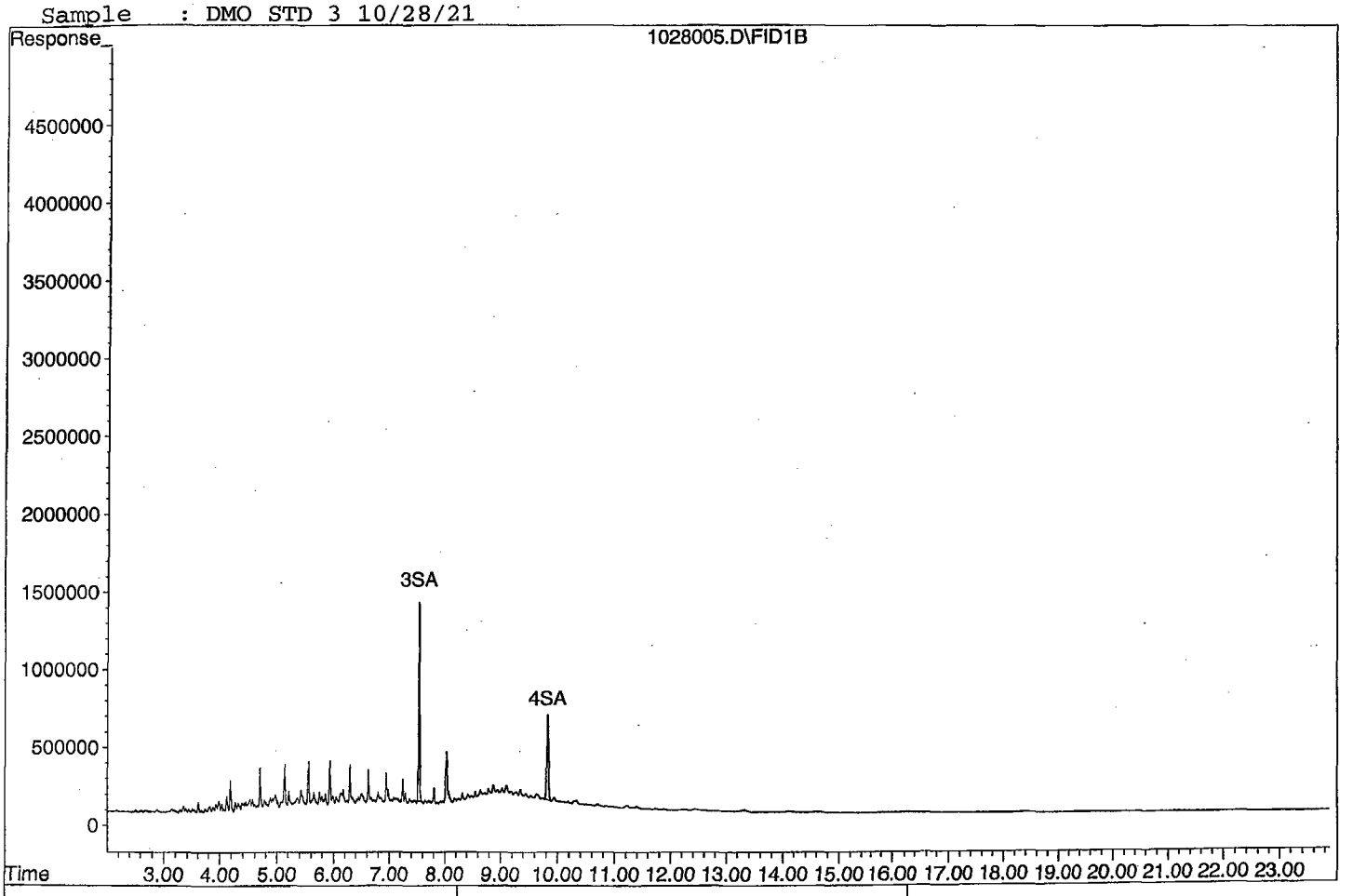

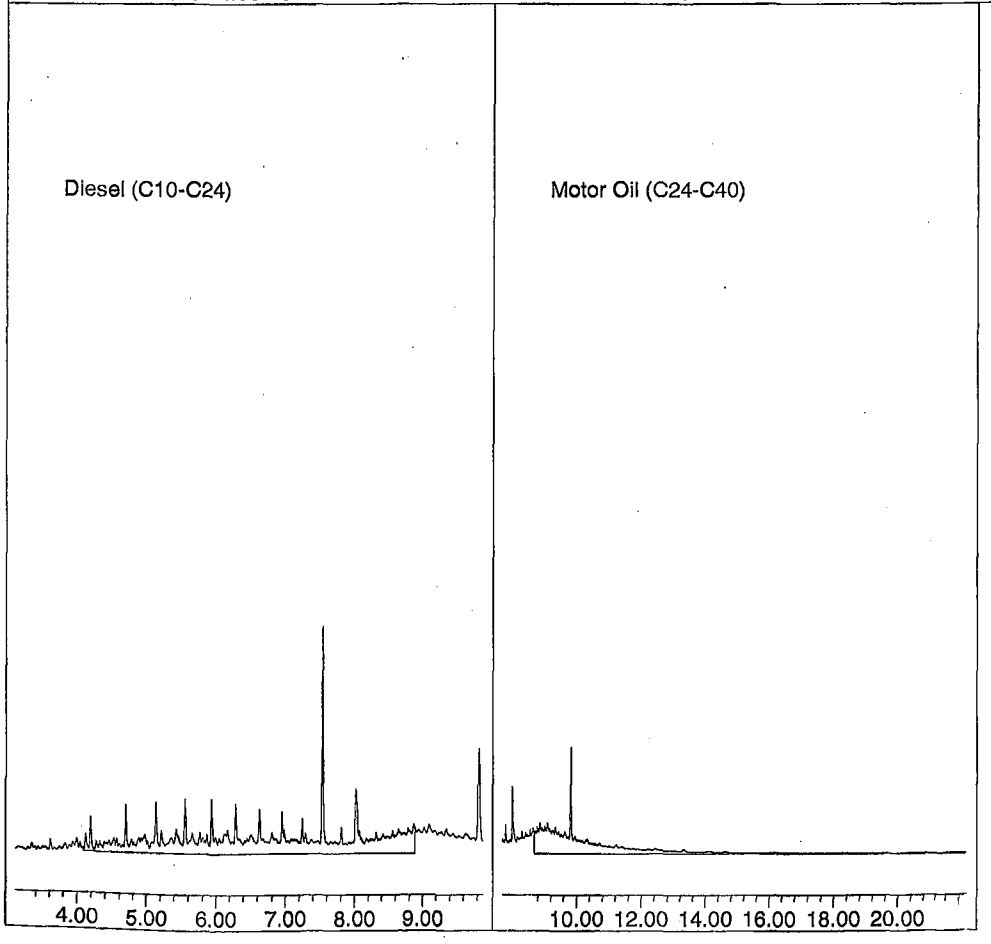

Quantitation Report (Not Reviewed)

Data File : G:\APOLLO\DATA\211028\1028006.D
Acq On : 10-28-21 10:43:31
Sample : DMO STD 4 10/28/21
Misc : water
IntFile : events.e
Quant Time: Oct 28 15:39 2021 Quant Results File: DOC1028.RES

Vial: 6
Operator: KA
Inst : Apollo
Multiplr: 1.00

Method : G:\APOLLO\DATA\211028\DOC1028.M (Chemstation Integrator)
Title : 8015 B&C
Last Update : Thu Oct 28 15:39:11 2021
Response via : Multiple Level Calibration

Volume Inj. : 2UL
Signal Phase : DB-5
Signal Info : FID02A

Compound	R.T.	Response	Conc Units
System Monitoring Compounds			
3) SA Ortho-Terphenyl(S)	7.53	75891940	12.133 ppb
Surrogate Spike 30.000		Recovery =	40.44%
4) SA Octacosane(S)	9.82	56888797	12.578 ppb
Surrogate Spike 30.000		Recovery =	41.93%
Target Compounds			
1) HATM Diesel (C10-C24)	6.49	1209470396	240.292 ppb
2) HBTM Motor Oil (C24-C40)	14.96	912296132	258.892 ppb

Target Compounds

Data File: G:\APOLLO\DATA\211028\1028006.D
Sample : DMO STD 4 10/28/21

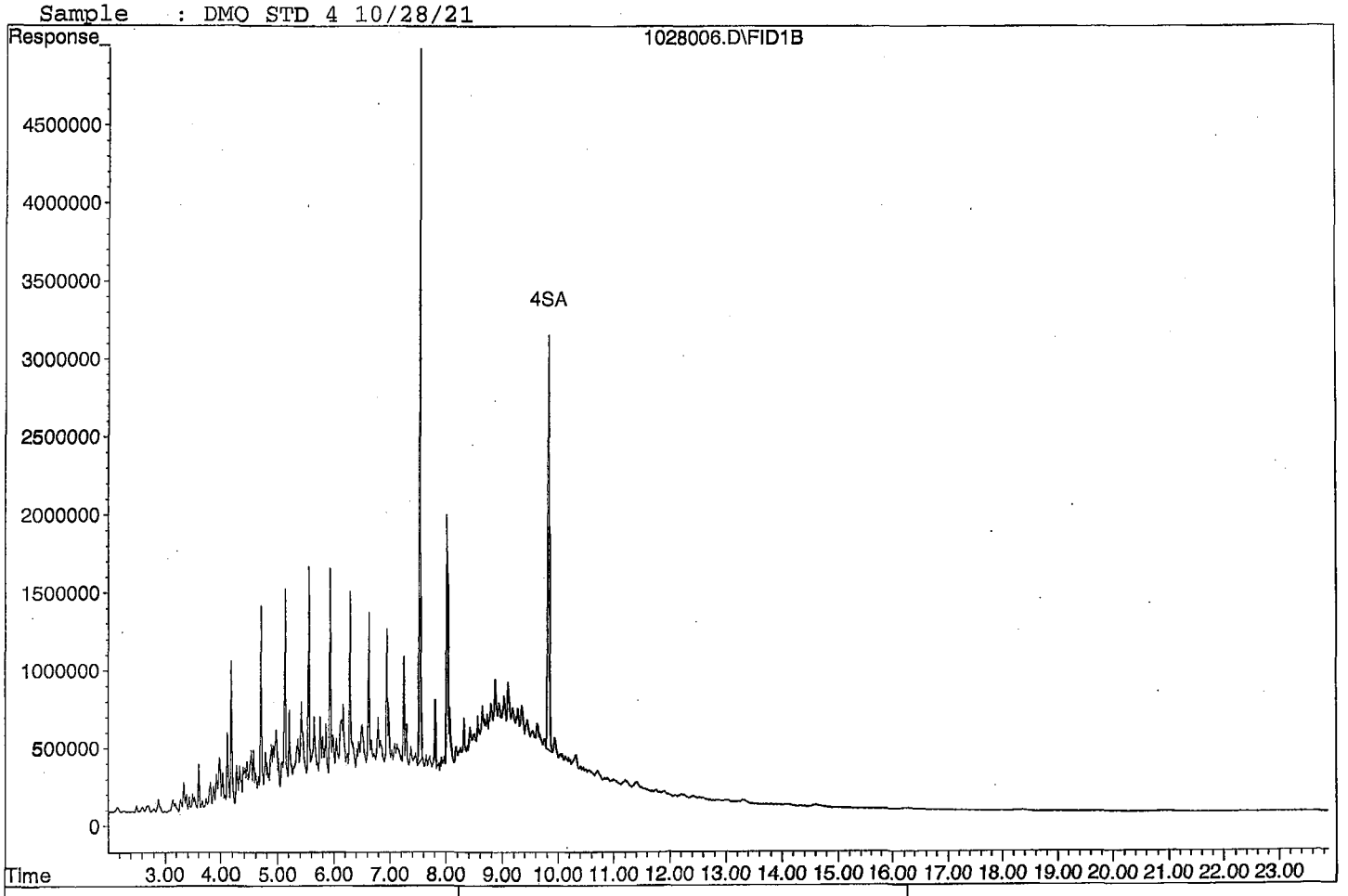

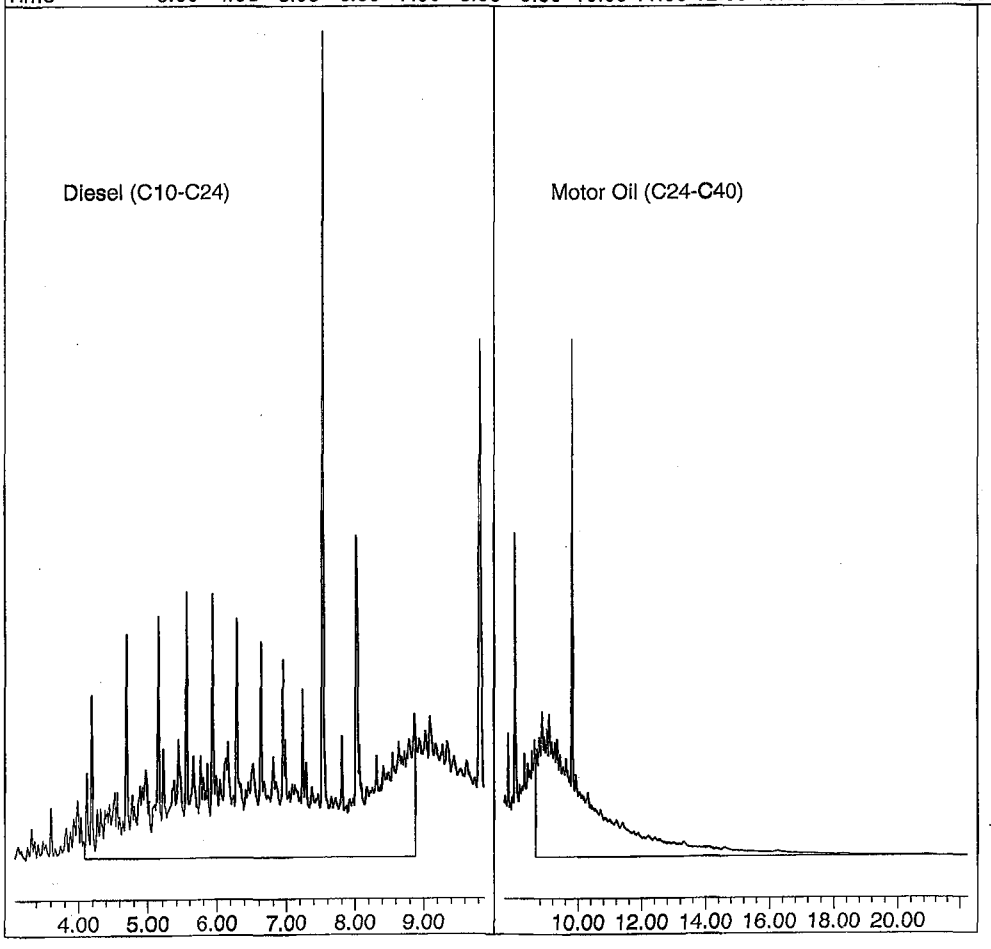

Quantitation Report (Not Reviewed)

Data File : G:\APOLLO\DATA\211028\1028007.D
Acq On : 10-28-21 11:11:42
Sample : DMO STD 5 10/28/21
Misc : water
IntFile : events.e
Quant Time: Oct 28 15:39 2021 Quant Results File: DOC1028.RES

Vial: 7
Operator: KA
Inst : Apollo
Multiplr: 1.00

Method : G:\APOLLO\DATA\211028\DOC1028.M (Chemstation Integrator)
Title : 8015 B&C
Last Update : Thu Oct 28 15:39:11 2021
Response via : Multiple Level Calibration

Volume Inj. : 2UL
Signal Phase : DB-5
Signal Info : FID02A

Compound	R.T.	Response	Conc Units
System Monitoring Compounds			
3) SA Ortho-Terphenyl(S)	7.54	292696553	46.794 ppb
Surrogate Spike 30.000		Recovery =	155.98%
4) SA Octacosane(S)	9.83	217041298	47.988 ppb
Surrogate Spike 30.000		Recovery =	159.96%
Target Compounds			
1) HATM Diesel (C10-C24)	6.49	4675985227	929.003 ppb
2) HBTM Motor Oil (C24-C40)	14.96	3391967397	989.959 ppb

Target Compounds

Quantitation Report

Data File: G:\APOLLO\DATA\211028\1028007.D
Sample : DMO STD 5 10/28/21

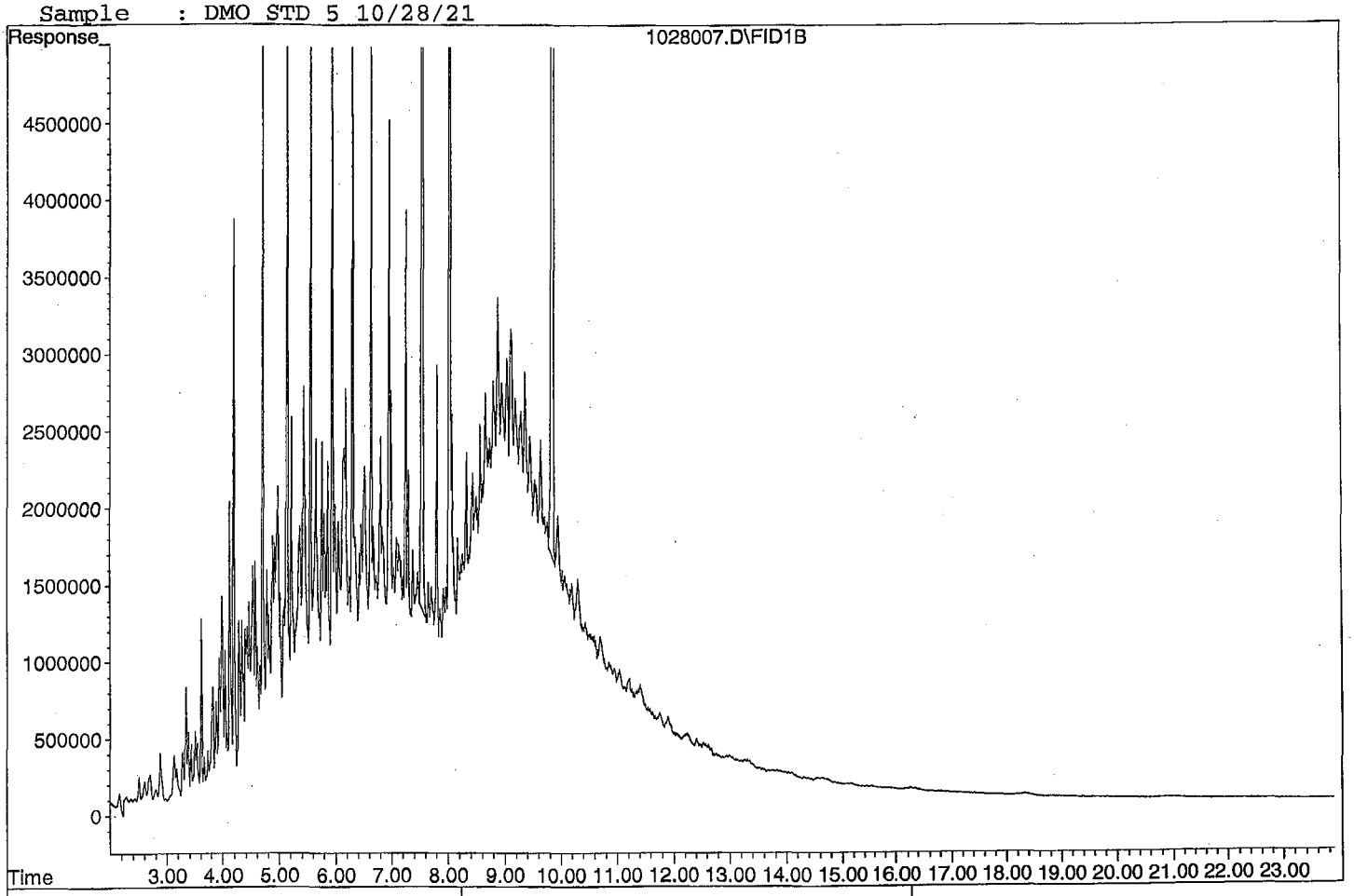

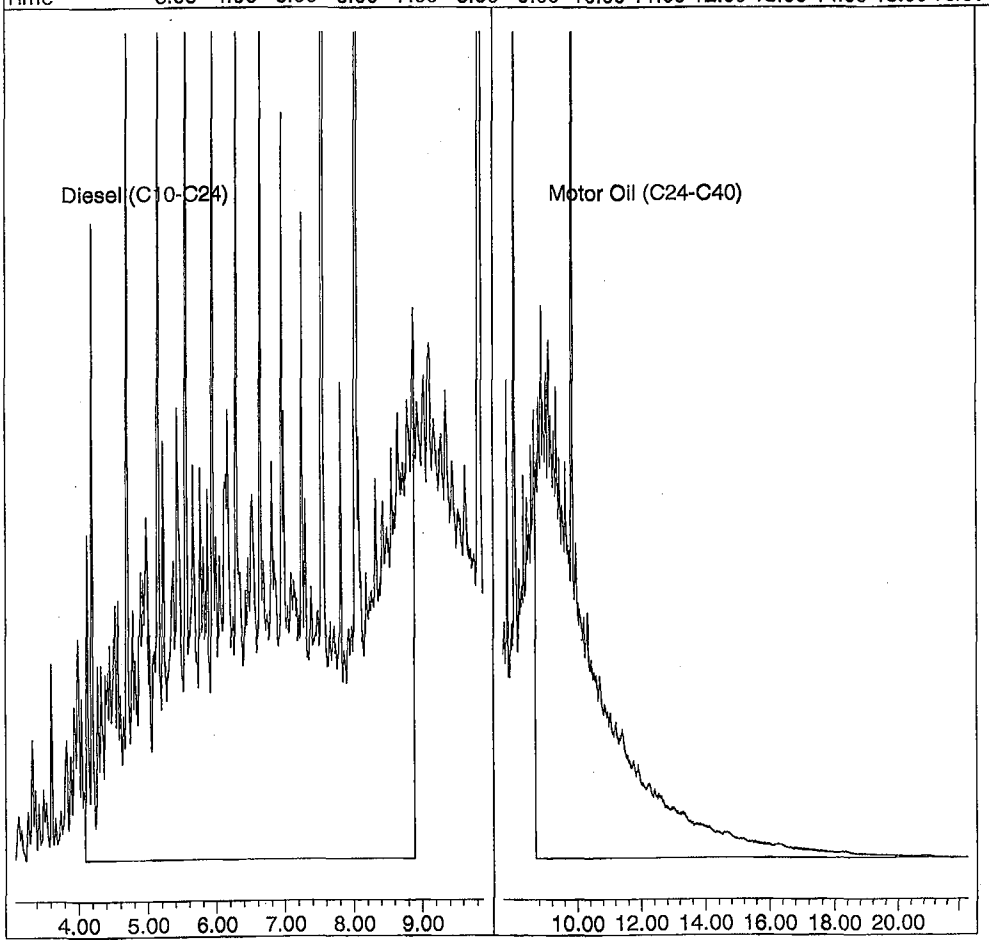

Quantitation Report (Not Reviewed)

Data File : G:\APOLLO\DATA\211028\1028008.D Vial: 8
Acq On : 10-28-21 11:39:55 Operator: KA
Sample : DMO STD 6 10/28/21 Inst : Apollo
Misc : water Multiplr: 1.00
IntFile : events.e
Quant Time: Oct 28 15:39 2021 Quant Results File: DOC1028.RES

Method : G:\APOLLO\DATA\211028\DOC1028.M (Chemstation Integrator)
Title : 8015 B&C
Last Update : Thu Oct 28 15:39:11 2021
Response via : Multiple Level Calibration

Volume Inj. : 2UL
Signal Phase : DB-5
Signal Info : FID02A

Compound	R.T.	Response	Conc Units
System Monitoring Compounds			
3) SA Ortho-Terphenyl(S)	7.54	435798382	69.672 ppb
Surrogate Spike 30.000		Recovery =	232.24%
4) SA Octacosane(S)	9.84	325688048	72.009 ppb
Surrogate Spike 30.000		Recovery =	240.03%
Target Compounds			
1) HATM Diesel (C10-C24)	6.49	7163144090	1423.140 ppb
2) HBTM Motor Oil (C24-C40)	14.96	5028351305	1472.405 ppb
Target Compounds			

Data File: G:\APOLLO\DATA\211028\1028008.D
Sample : DMO STD 6 10/28/21

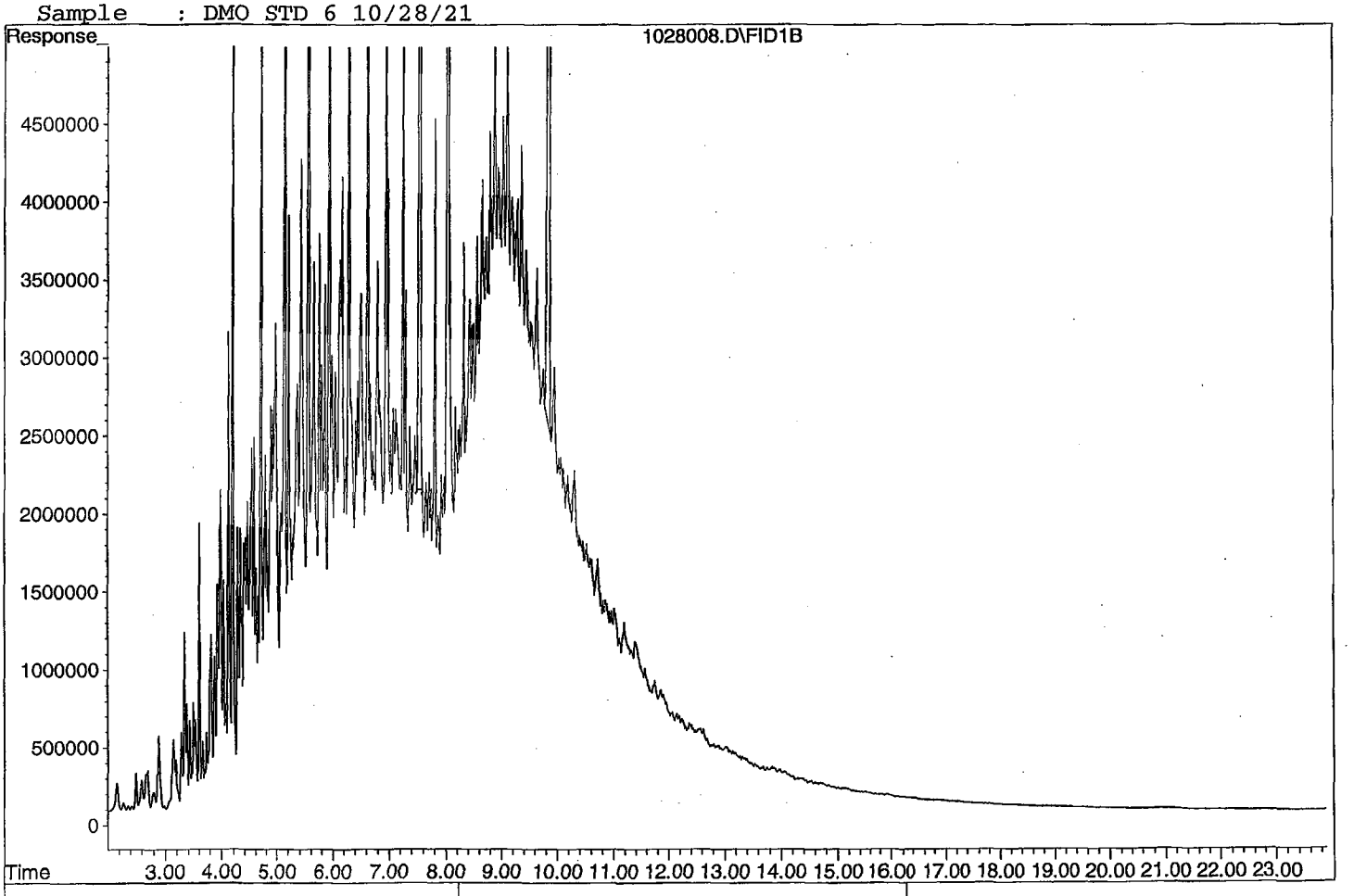

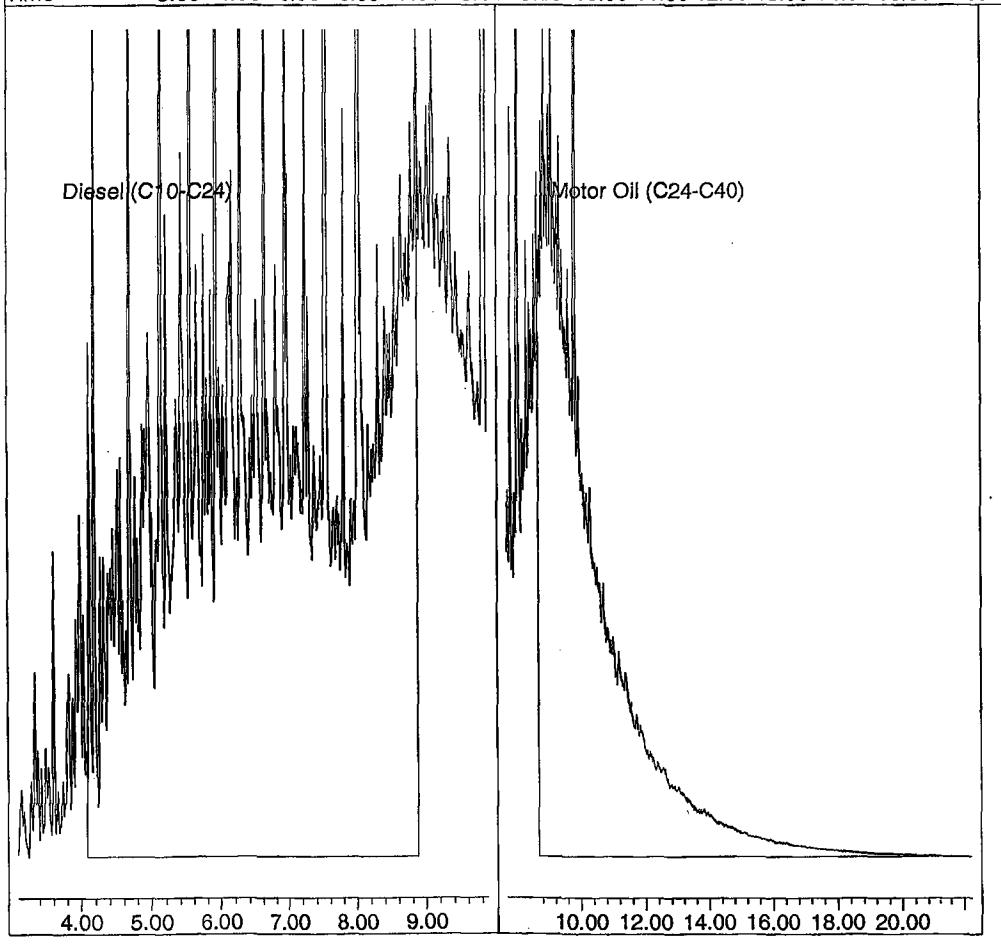

Quantitation Report (Not Reviewed)

Data File : G:\APOLLO\DATA\211028\1028009.D
Acq On : 10-28-21 12:08:10
Sample : DMO STD 7 10/28/21
Misc : water
IntFile : events.e
Quant Time: Oct 28 15:39 2021 Quant Results File: DOC1028.RES

Vial: 9
Operator: KA
Inst : Apollo
Multiplr: 1.00

Method : G:\APOLLO\DATA\211028\DOC1028.M (Chemstation Integrator)
Title : 8015 B&C
Last Update : Thu Oct 28 15:39:11 2021
Response via : Multiple Level Calibration

Volume Inj. : 2UL
Signal Phase : DB-5
Signal Info : FID02A

Compound	R.T.	Response	Conc	Units
System Monitoring Compounds				
3) SA Ortho-Terphenyl(S)	7.54	617758709	98.762	ppb
Surrogate Spike 30.000		Recovery =	329.21%	
4) SA Octacosane(S)	9.85	457331573	101.116	ppb
Surrogate Spike 30.000		Recovery =	337.05%	
Target Compounds				
1) HATM Diesel (C10-C24)	6.49	10255165539	2037.448	ppb
2) HBTM Motor Oil (C24-C40)	14.96	6914631831	2028.526	ppb

Target Compounds

(f)=RT Delta > 1/2 Window (m)=manual int.

Quantitation Report

Data File: G:\APOLLO\DATA\211028\1028009.D
Sample : DMO STD 7 10/28/21

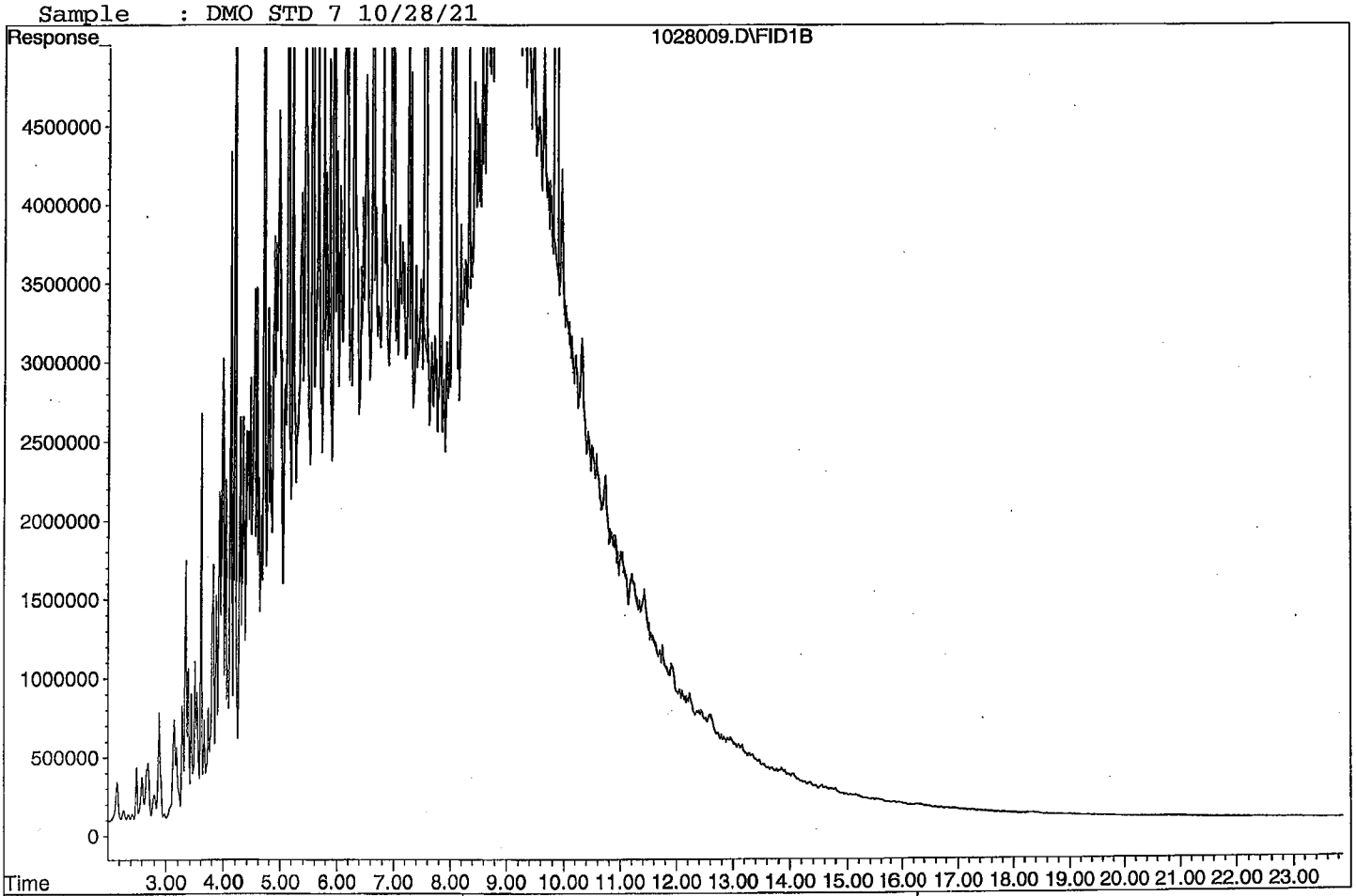

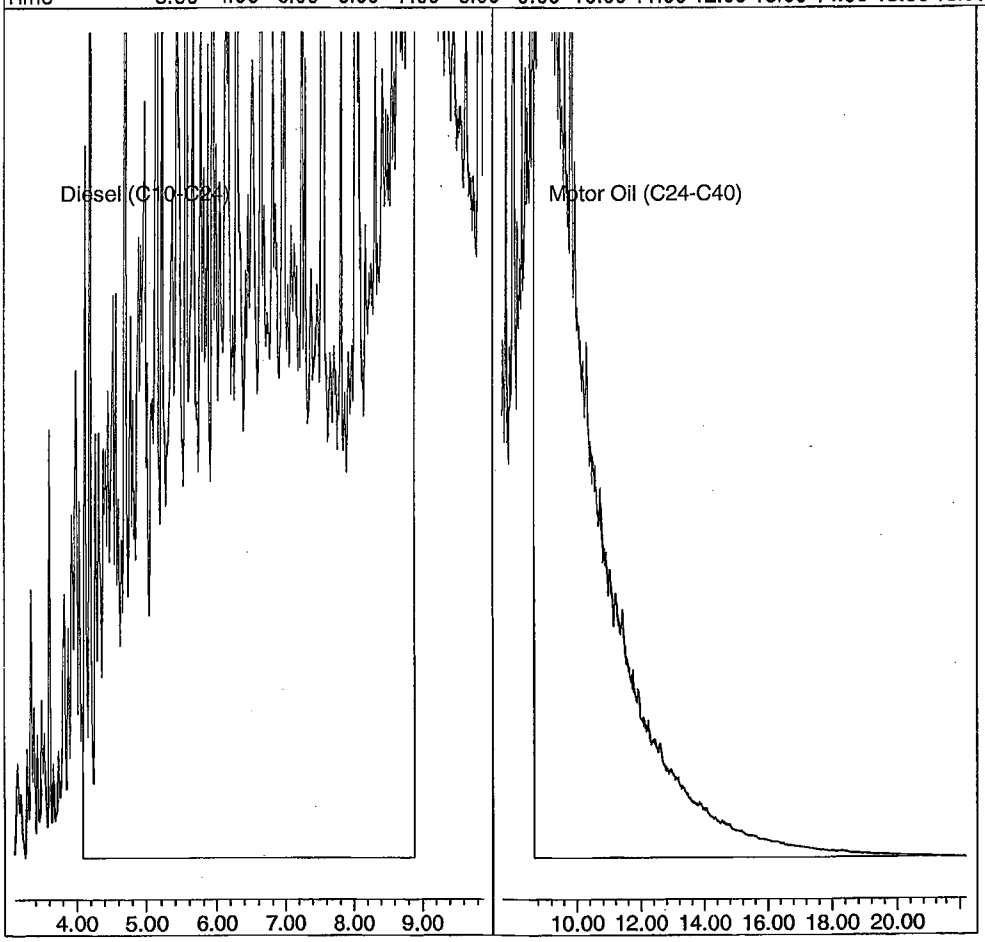

TPH Extractables
DOC1028

Form 7

Second Source Calibration

Lab Name: APPL, Inc.
Case No:
Matrix: Water

SDG No:
Date Analyzed: 10/28/2021
Instrument: Apollo
Initial Cal. Date: 10/28/2021
Data File: 1028010.D

		Compound	MEAN	CCRF	%D		%Drift
1	HATM	Diesel (C10-C24)	2516670	2266400	9.9	HATM	
2	HBTM	Motor Oil (C24-C40)	2492040	1663520	33	HBTML	5.9
3							
4							
5							
6							
7							
8							
9							
10							
11							
12							
13							
14							
15							
16							
17							
18							
19							
20							
21							
22							
23							
24							
25							
26							
27							
28							
29							
30							
31							
32							
33							
34							
35							
36							
37							
38							
39							
40							
		Average			21.5		

Quantitation Report (Not Reviewed)

Data File : G:\APOLLO\DATA\211028\1028010.D
Acq On : 10-28-21 12:36:26
Sample : DMO Second Source 10/28/21
Misc : water
IntFile : events.e
Quant Time: Oct 28 15:39 2021 Quant Results File: DOC1028.RES

Vial: 10
Operator: KA
Inst : Apollo
Multiplr: 1.00

Method : G:\APOLLO\DATA\211028\DOC1028.M (Chemstation Integrator)
Title : 8015 B&C
Last Update : Thu Oct 28 15:39:11 2021
Response via : Multiple Level Calibration

Volume Inj. : 2UL
Signal Phase : DB-5
Signal Info : FID02A

Compound	R.T.	Response	Conc Units
System Monitoring Compounds			
3) SA Ortho-Terphenyl(S)	7.53	4250105	0.679 ppb
Surrogate Spike 30.000	Recovery	=	2.26%
4) SA Octacosane(S)	9.83	-3553	N.D. ppb
Surrogate Spike 30.000	Recovery	=	0.00%
Target Compounds			
1) HATM Diesel (C10-C24)	6.49	1133202337	225.139 ppb
2) HBTM Motor Oil (C24-C40)	14.96	831758038	235.148 ppb

Target Compounds

(f)=RT Delta > 1/2 Window (m)=manual int.

1028010.D DOC1028.M Thu Oct 28 15:42:42 2021

Quantitation Report

Data File: G:\APOLLO\DATA\211028\1028010.D
Sample : DMO Second Source 10/28/21

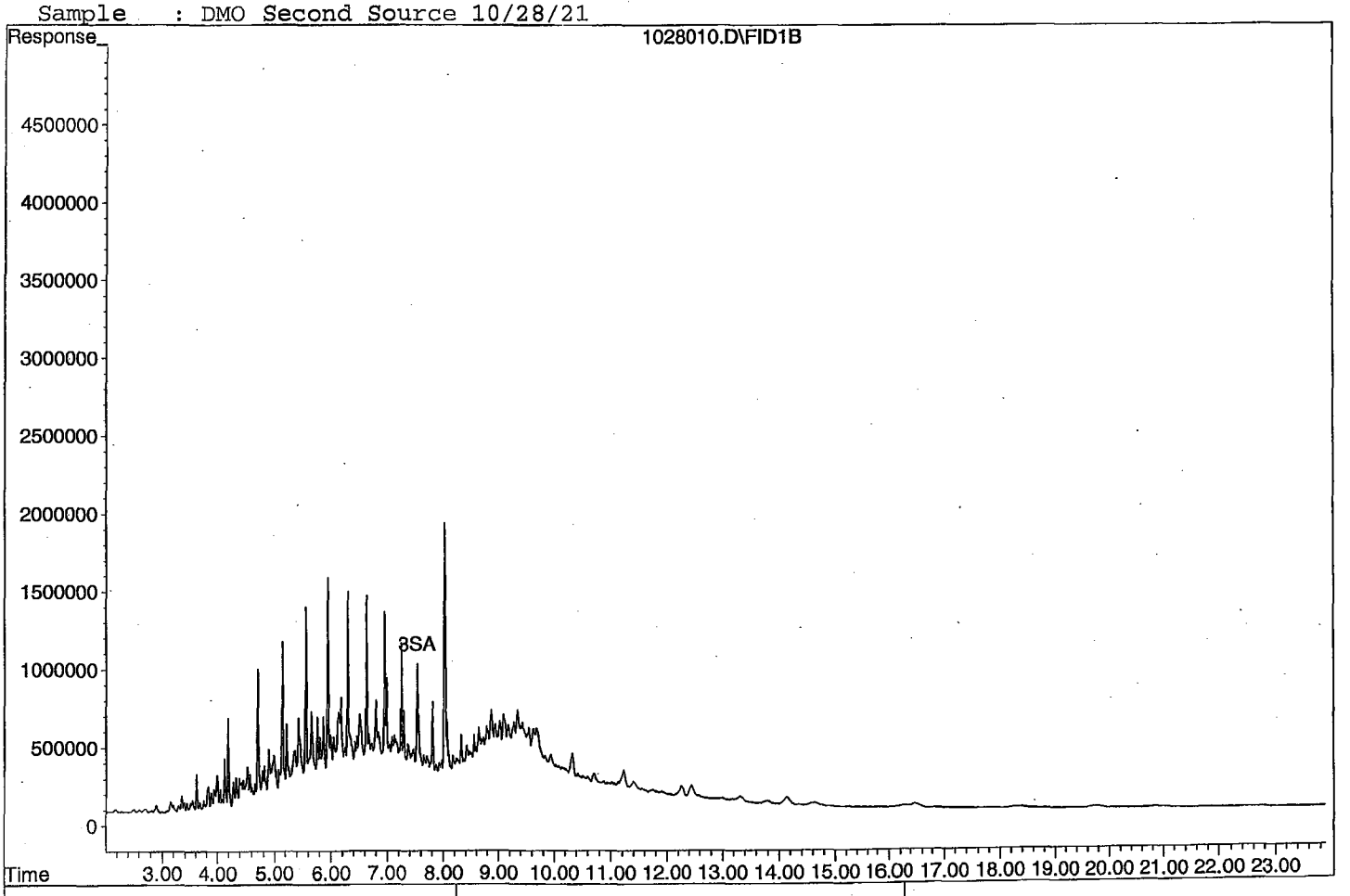

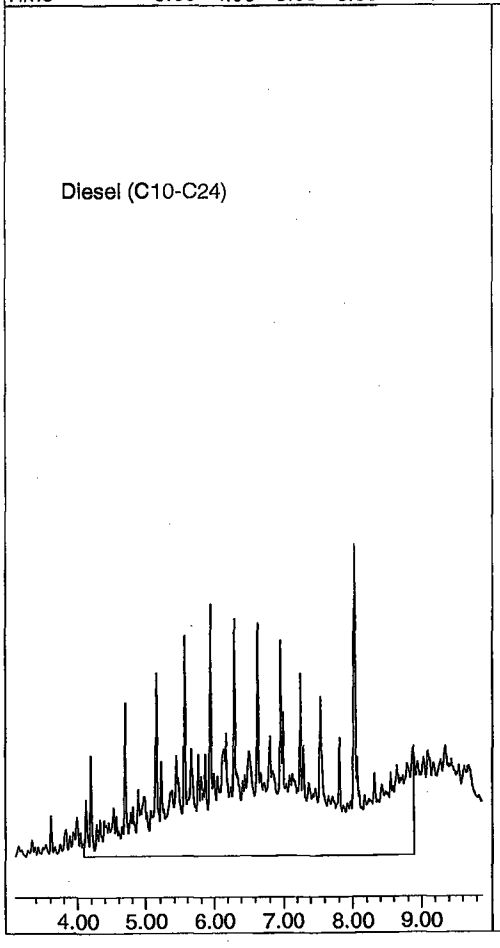



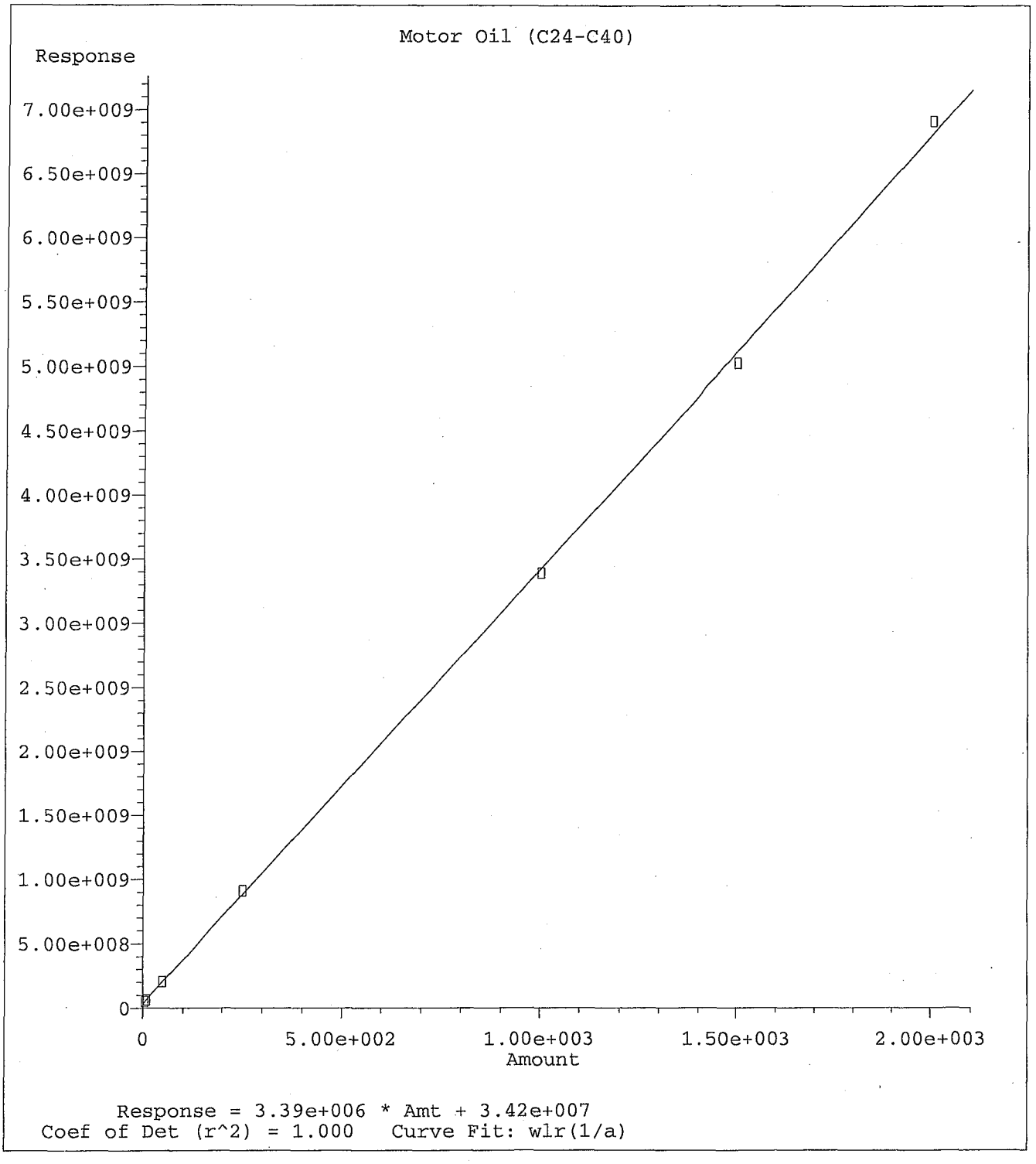

Method Name: G:\APOLLO\DATA\211028\DOC1028.M
Calibration Table Last Updated: Thu Oct 28 15:37:06 2021

TPH Extractables
DEC0911

Form 6
Initial Calibration

Lab Name: APPL, Inc.
Case No:
Matrix: Water

SDG No:
Initial Cal. Date: 9/11/2021
Instrument: Apollo

Initials: KA

		Compound	1	2	3	4	5	6					Avg	%RSD	Type	r^2	Q
			911002.D	911003.D	911004.D	911005.D	911006.D	911007.D									
1	SC	Decanoic Acid(S)	883995	1084261	1313446	1384667	1522107	1509937					1283069	20	SC		*
2																	
3																	
4																	
5																	
6																	
7																	
8																	
9																	
10																	
11																	
12																	
13																	
14																	
15																	
16																	
17																	
18																	
19																	
20																	
21																	
22																	
23																	
24																	
25																	
26																	
27																	
28																	
29																	
30																	
31																	
32																	
33																	
34																	
35																	

0.562142

Quantitation Report (Not Reviewed)

Data File : G:\APOLLO\DATA\210911\911002.D Vial: 2
Acq On : 9-11-21 10:22:53 Operator: KA
Sample : Decanoic Acid STD 1 Inst : Apollo
Misc : water Multiplr: 1.00
IntFile : events.e
Quant Time: Sep 13 9:30 2021 Quant Results File: DEC0911.RES

Method : G:\APOLLO\DATA\210808\DEC0911.M (Chemstation Integrator)
Title : 8015 B&C
Last Update : Mon Sep 13 09:30:16 2021
Response via : Multiple Level Calibration

Volume Inj. : 2UL
Signal Phase : DB-5
Signal Info : FID02A

Compound	R.T.	Response	Conc Units
System Monitoring Compounds			
1) SC Decanoic Acid(S)	5.77	5303968	2.067 ppb
Surrogate Spike 24.000		Recovery =	8.61%
Target Compounds			
Target Compounds			

(f)=RT Delta > 1/2 Window (m)=manual int.

Quantitation Report

Data File: G:\APOLLO\DATA\210911\911002.D
Sample : Decanoic Acid STD 1

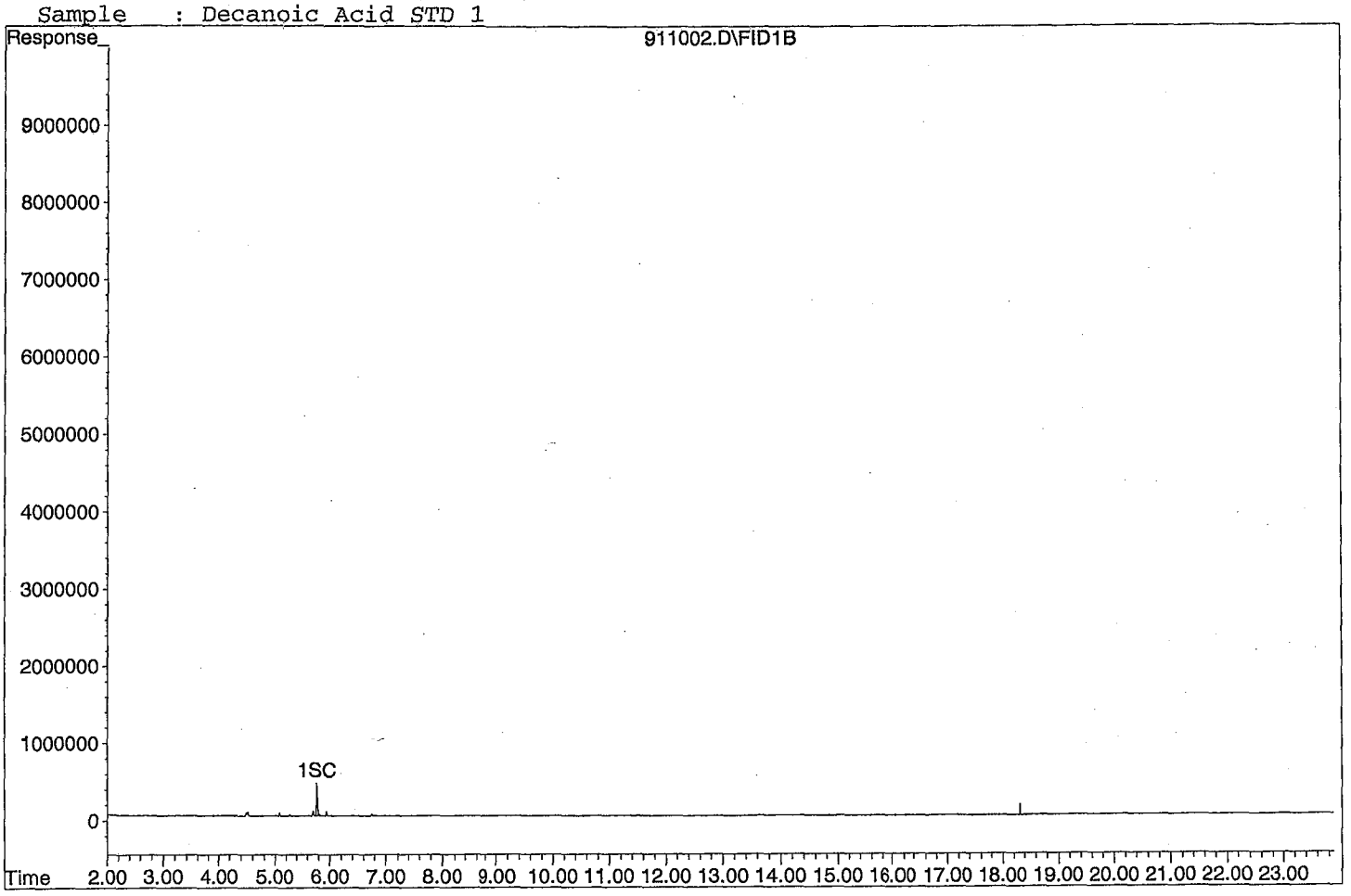

Quantitation Report (Not Reviewed)

Data File : G:\APOLLO\DATA\210911\911003.D
Acq On : 9-11-21 10:51:11
Sample : Decanoic Acid STD 2
Misc : water
IntFile : events.e
Quant Time: Sep 23 17:12 2021 Quant Results File: DEC0911.RES

Vial: 3
Operator: KA
Inst : Apollo
Multiplr: 1.00

Method : G:\APOLLO\DATA\210808\DEC0911.M (Chemstation Integrator)
Title : 8015 B&C
Last Update : Mon Sep 13 09:30:16 2021
Response via : Multiple Level Calibration

Volume Inj. : 2UL
Signal Phase : DB-5
Signal Info : FID02A

Compound	R.T.	Response	Conc Units
System Monitoring Compounds			
1) SC Decanoic Acid(S)	5.77	13011132	5.070 ppb
Surrogate Spike 24.000		Recovery =	21.13%

Target Compounds

Target Compounds

(f)=RT Delta > 1/2 Window (m)=manual int.

Quantitation Report

Data File: G:\APOLLO\DATA\210911\911003.D
Sample : Decanoic Acid STD 2

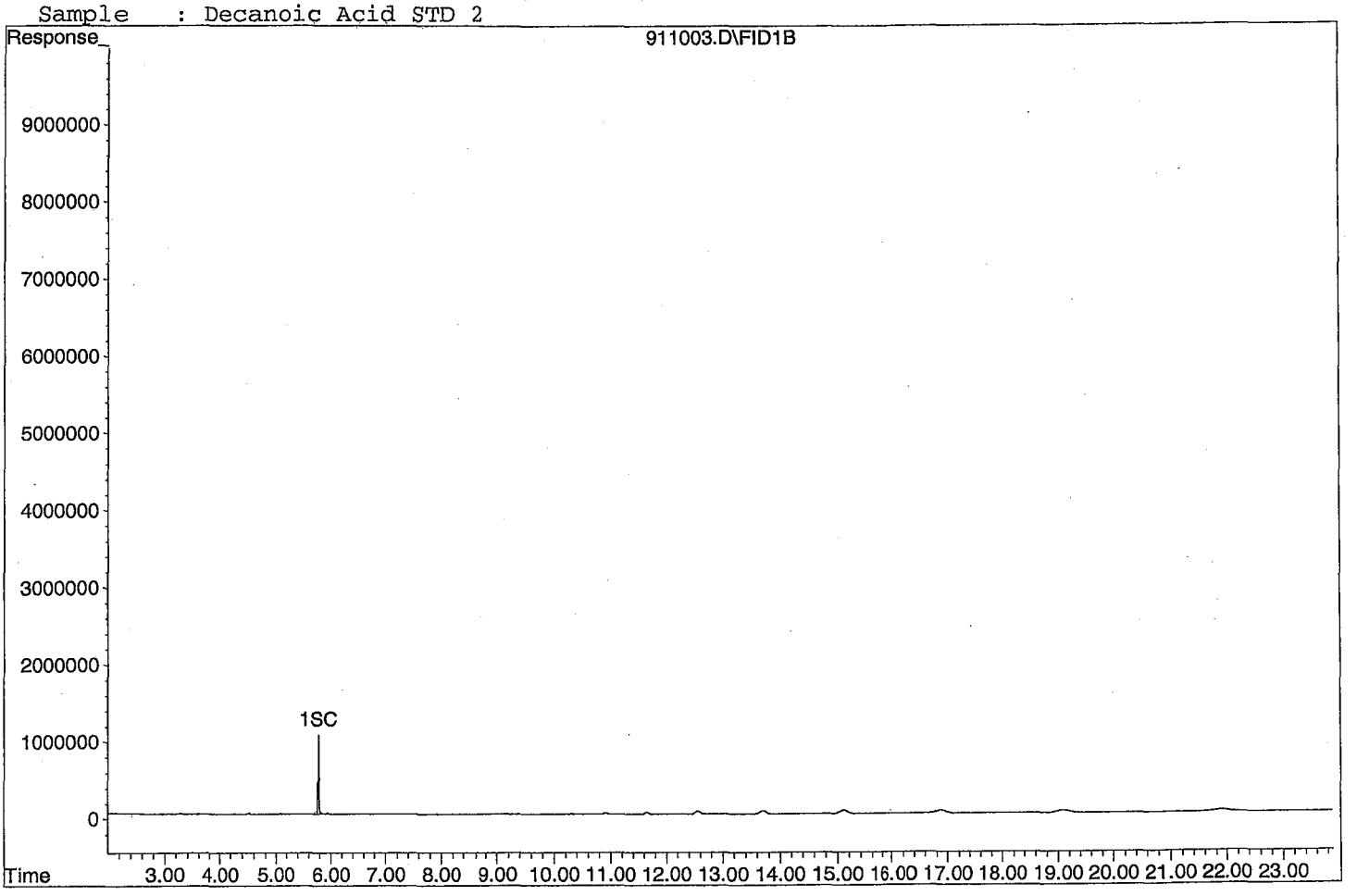

Quantitation Report (Not Reviewed)

Data File : G:\APOLLO\DATA\210911\911004.D Vial: 4
Acq On : 9-11-21 11:19:39 Operator: KA
Sample : Decanoic Acid STD 3 Inst : Apollo
Misc : water Multiplr: 1.00
IntFile : events.e
Quant Time: Sep 23 17:12 2021 Quant Results File: DEC0911.RES

Method : G:\APOLLO\DATA\210808\DEC0911.M (Chemstation Integrator)
Title : 8015 B&C
Last Update : Mon Sep 13 09:30:16 2021
Response via : Multiple Level Calibration

Volume Inj. : 2UL
Signal Phase : DB-5
Signal Info : FID02A

Compound	R.T.	Response	Conc Units
System Monitoring Compounds			
1) SC Decanoic Acid(S)	5.79	63045408	24.568 ppb
Surrogate Spike 24.000		Recovery =	102.37%

Target Compounds

Target Compounds

(f)=RT Delta > 1/2 Window (m)=manual int.

Quantitation Report

Data File: G:\APOLLO\DATA\210911\911004.D
Sample : Decanoic Acid STD 3

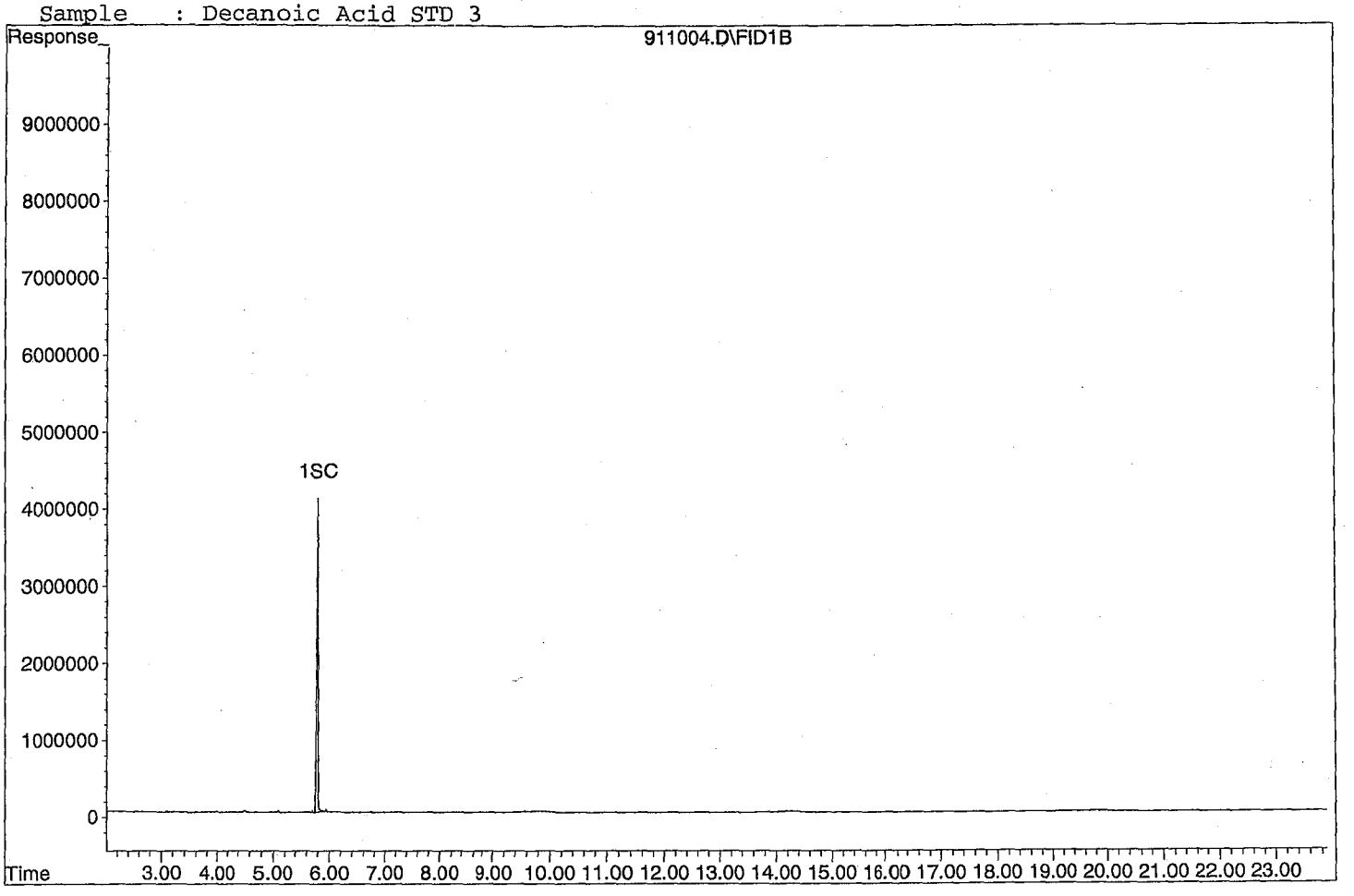

Quantitation Report (Not Reviewed)

Data File : G:\APOLLO\DATA\210911\911005.D Vial: 5
Acq On : 9-11-21 11:48:04 Operator: KA
Sample : Decanoic Acid STD 4 Inst : Apollo
Misc : water Multiplr: 1.00
IntFile : events.e
Quant Time: Sep 23 17:12 2021 Quant Results File: DEC0911.RES

Method : G:\APOLLO\DATA\210808\DEC0911.M (Chemstation Integrator)
Title : 8015 B&C
Last Update : Mon Sep 13 09:30:16 2021
Response via : Multiple Level Calibration

Volume Inj. : 2UL
Signal Phase : DB-5
Signal Info : FID02A

Compound	R.T.	Response	Conc Units
System Monitoring Compounds			
1) SC Decanoic Acid(S)	5.80	99696015	38.851 ppb
Surrogate Spike 24.000		Recovery =	161.88%

Target Compounds

Target Compounds

(f)=RT Delta > 1/2 Window (m)=manual int.

Quantitation Report

Data File: G:\APOLLO\DATA\210911\911005.D
Sample : Decanoic Acid STD 4

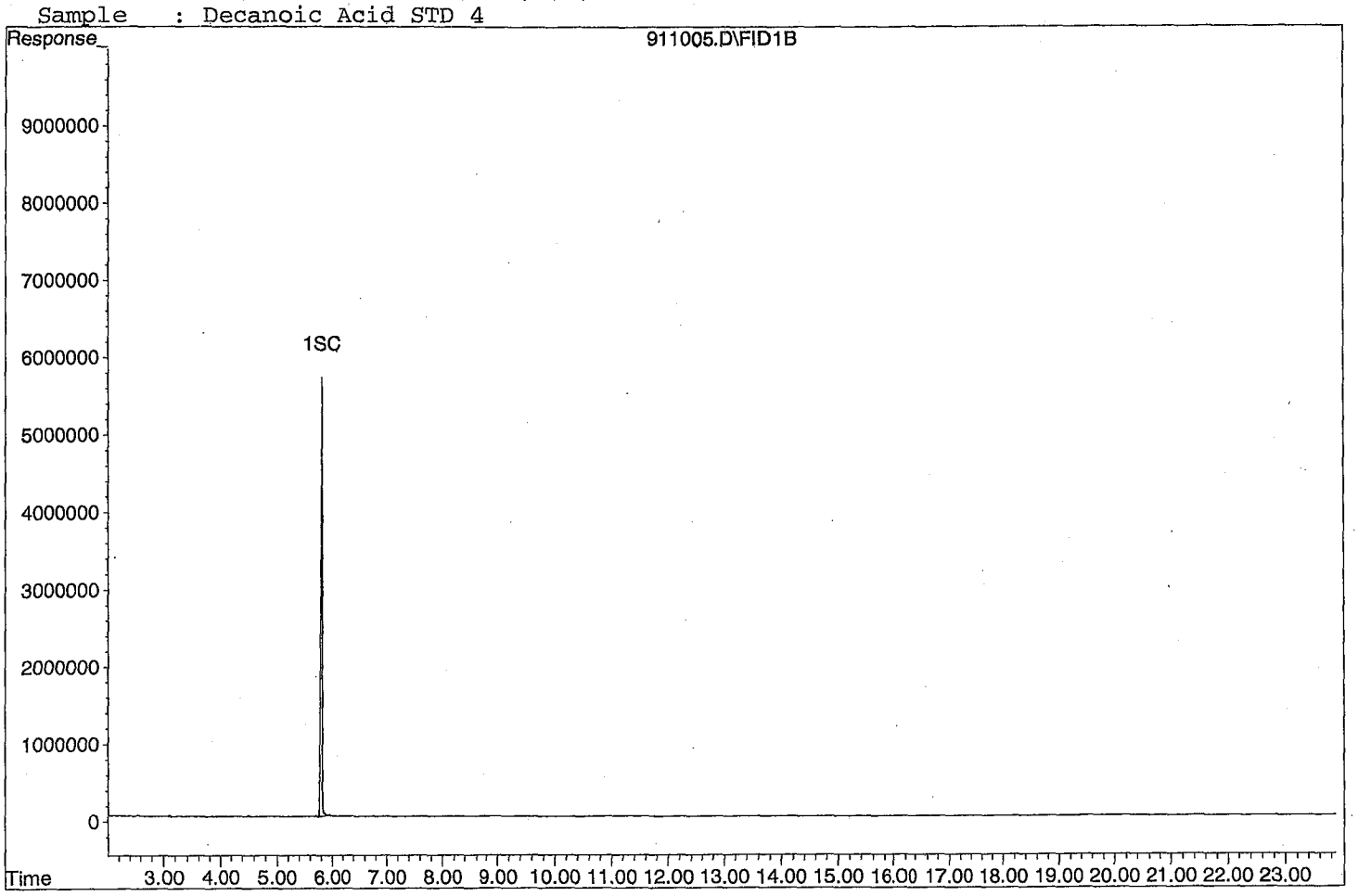

Quantitation Report (Not Reviewed)

Data File : G:\APOLLO\DATA\210911\911006.D
Acq On : 9-11-21 12:16:37
Sample : Decanoic Acid STD 5
Misc : water
IntFile : events.e
Quant Time: Sep 23 17:12 2021 Quant Results File: DEC0911.RES

Vial: 6
Operator: KA
Inst : Apollo
Multiplr: 1.00

Method : G:\APOLLO\DATA\210808\DEC0911.M (Chemstation Integrator)
Title : 8015 B&C
Last Update : Mon Sep 13 09:30:16 2021
Response via : Multiple Level Calibration

Volume Inj. : 2UL
Signal Phase : DB-5
Signal Info : FID02A

Compound	R.T.	Response	Conc Units
System Monitoring Compounds			
1) SC Decanoic Acid(S)	5.81	146122260	56.942 ppb
Surrogate Spike 24.000		Recovery =	237.26%

Target Compounds

Target Compounds

(f)=RT Delta > 1/2 Window (m)=manual int.

8001418

Quantitation Report

Data File: G:\APOLLO\DATA\210911\911006.D
Sample : Decanoic Acid STD 5

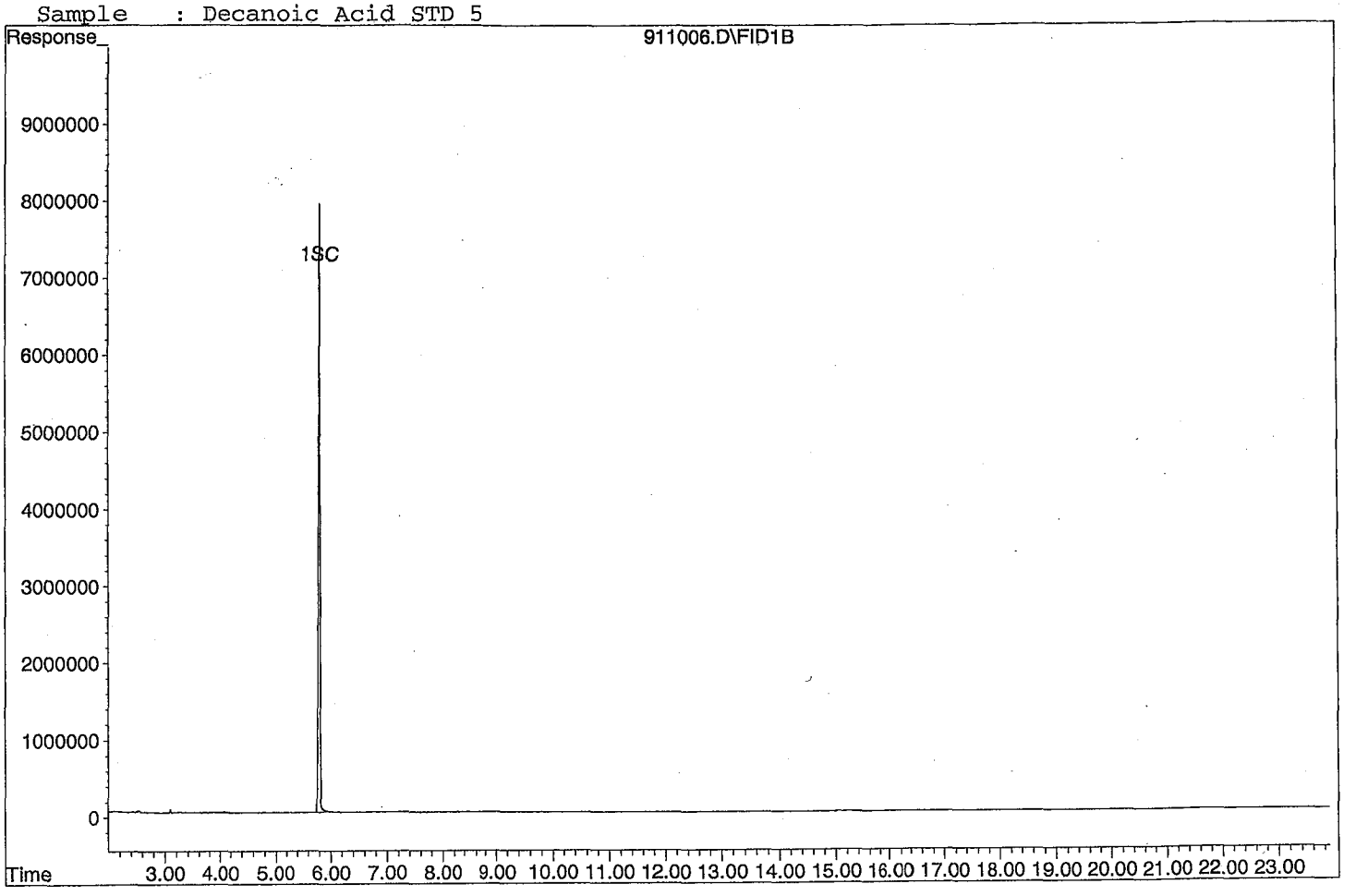

Quantitation Report (Not Reviewed)

Data File : G:\APOLLO\DATA\210911\911007.D
Acq On : 9-11-21 12:45:02
Sample : Decanoic Acid STD 6
Misc : water
IntFile : events.e
Quant Time: Sep 23 17:12 2021 Quant Results File: DEC0911.RES

Vial: 7
Operator: KA
Inst : Apollo
Multiplr: 1.00

Method : G:\APOLLO\DATA\210808\DEC0911.M (Chemstation Integrator)
Title : 8015 B&C
Last Update : Mon Sep 13 09:30:16 2021
Response via : Multiple Level Calibration

Volume Inj. : 2UL
Signal Phase : DB-5
Signal Info : FID02A

Compound	R.T.	Response	Conc Units
System Monitoring Compounds			
1) SC Decanoic Acid(S)	5.81	181192435	70.609 ppb
Surrogate Spike 24.000		Recovery =	294.20%
Target Compounds			
Target Compounds			

(f)=RT Delta > 1/2 Window (m)=manual int.

Quantitation Report

Data File: G:\APOLLO\DATA\210911\911007.D
Sample : Decanoic Acid STD 6

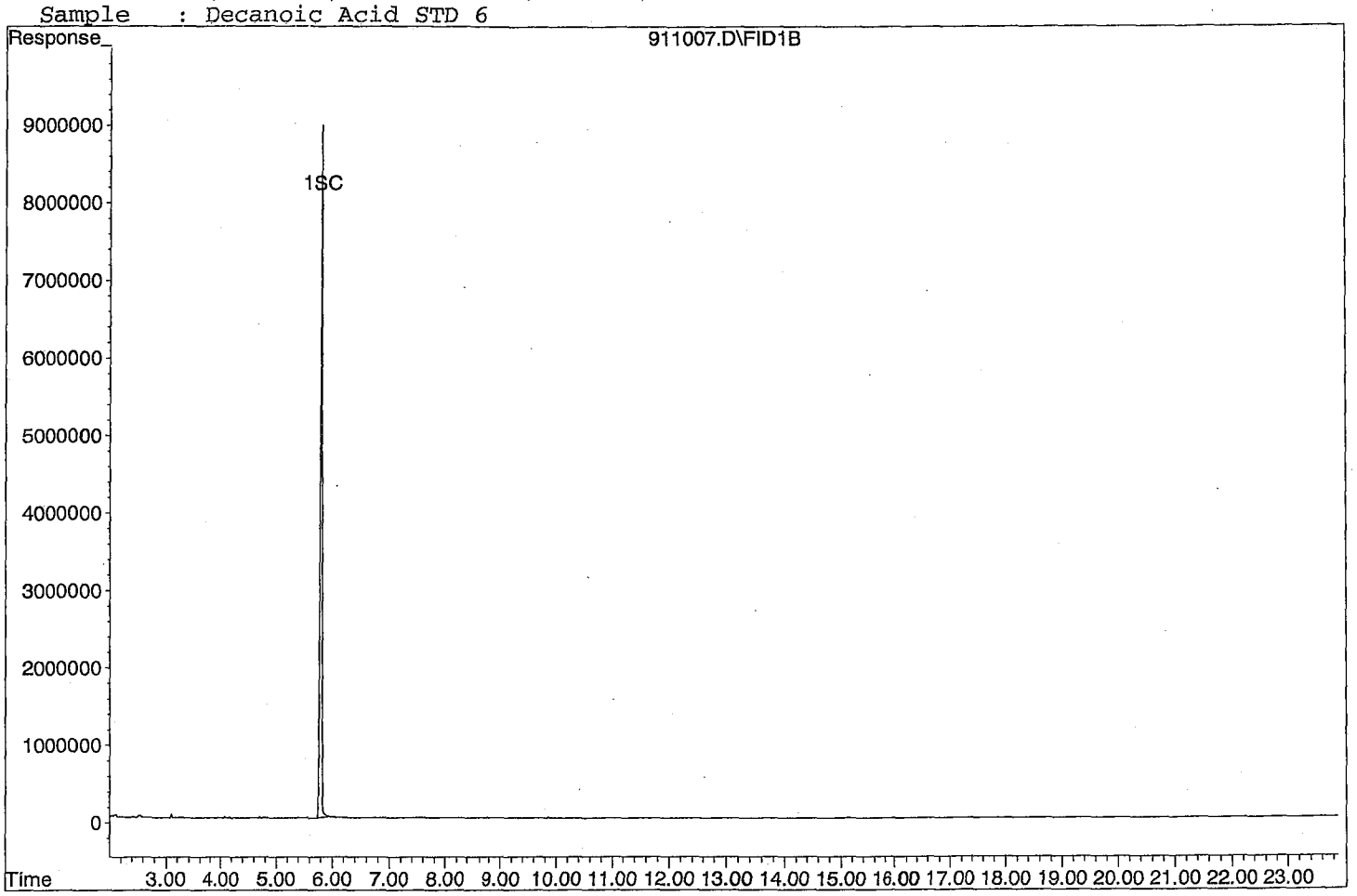

TPH Extractables
DOC1028

Form 7

Continuing Calibration

Lab Name: APPL, Inc.
Case No:
Matrix: Water

SDG No:
Date Analyzed: 11/10/2021
Instrument: Apollo
Initial Cal. Date: 10/28/2021
Data File: 1110003.D

		Compound	MEAN	CCRF	%D		%Drift
1	HATM	Diesel (C10-C24)	2516670	2403900	4.5	HATM	
2	HBTM	Motor Oil (C24-C40)	2492040	1790550	28	HBTML	1.5
3	SA	Ortho-Terphenyl(S)	3127510	2949230	5.7	SA	
4	SA	Octacosane(S)	2261430	1963880	13	SA	
5							
6							
7							
8							
9							
10							
11							
12							
13							
14							
15							
16							
17							
18							
19							
20							
21							
22							
23							
24							
25							
26							
27							
28							
29							
30							
31							
32							
33							
34							
35							
36							
37							
38							
39							
40							
		Average			12.8		

Quantitation Report (Not Reviewed)

Data File : G:\APOLLO\DATA\211110\1110003.D Vial: 3
Acq On : 11-10-21 11:19:04 Operator: KA
Sample : DMQ LVL 4 CCV 10/27/21 Inst : Apollo
Misc : water Multiplr: 1.00
IntFile : events.e
Quant Time: Nov 10 16:11 2021 Quant Results File: DOC1028.RES

Method : G:\APOLLO\DATA\211028\DOC1028.M (Chemstation Integrator)
Title : 8015 B&C
Last Update : Fri Nov 12 17:55:30 2021
Response via : Multiple Level Calibration

Volume Inj. : 2UL
Signal Phase : DB-5
Signal Info : FID02A

Compound	R.T.	Response	Conc Units
System Monitoring Compounds			
3) SA Ortho-Terphenyl(S)	7.44	73730708	11.787 ppb
Surrogate Spike 30.000		Recovery =	39.29%
4) SA Octacosane(S)	9.69	49097113	10.855 ppb
Surrogate Spike 30.000		Recovery =	36.18%
Target Compounds			
1) HATM Diesel (C10-C24)	6.49	1201951613	238.798 ppb
2) HBTM Motor Oil (C24-C40)	14.96	895276427	253.875 ppb
Target Compounds			

(f)=RT Delta > 1/2 Window (m)=manual int.

Data File: G:\APOLLO\DATA\211110\1110003.D
Sample : DMO LVL 4 CCV 10/27/21

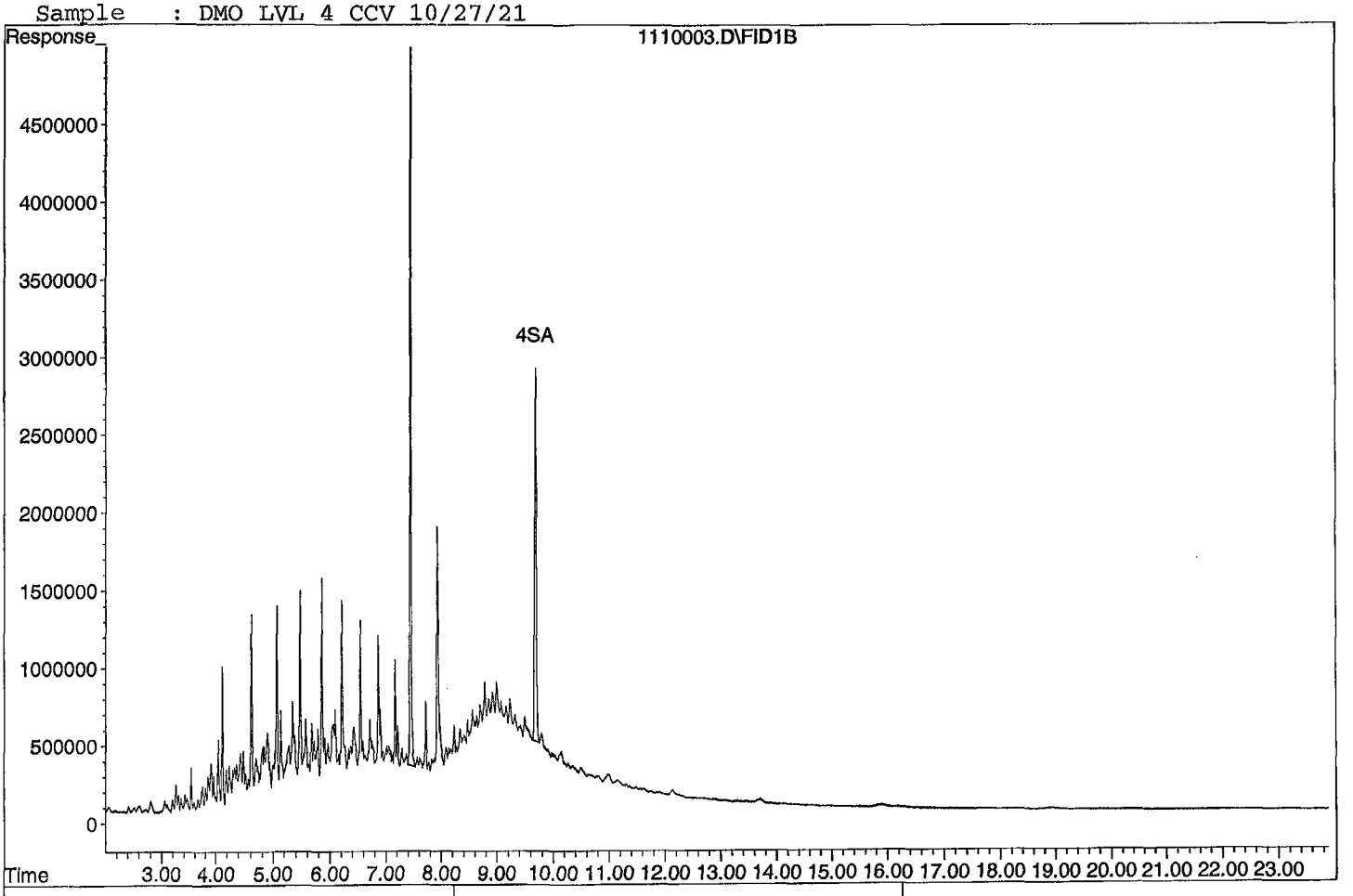

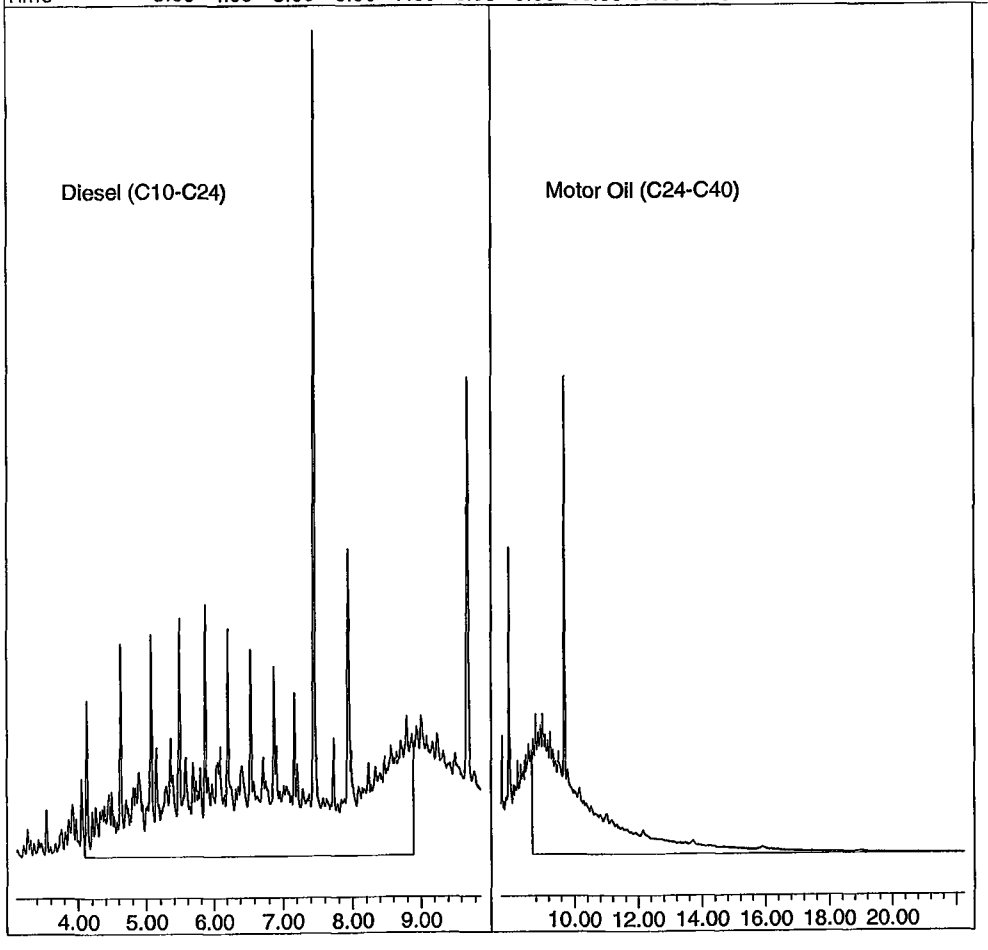

TPH Extractables
DEC0911

Form 7

Continuing Calibration

Lab Name: APPL, Inc.
Case No:
Matrix: Water

SDG No:
Date Analyzed: 11/10/2021
Instrument: Apollo
Initial Cal. Date: 9/11/2021
Data File: 1110004.D

		Compound	MEAN	CCRF	%D		%Drift
1	SC	Decanoic Acid(S)	1283070	1260880	1.7	SC	
2							
3							
4							
5							
6							
7							
8							
9							
10							
11							
12							
13							
14							
15							
16							
17							
18							
19							
20							
21							
22							
23							
24							
25							
26							
27							
28							
29							
30							
31							
32							
33							
34							
35							
36							
37							
38							
39							
40							
		Average			1.7		

Quantitation Report (Not Reviewed)

Data File : G:\APOLLO\DATA\211110\1110004.D Vial: 4
Acq On : 11-10-21 11:47:06 Operator: KA
Sample : Decanoic Acid CCV 11/05/21 Inst : Apollo
Misc : water Multiplr: 1.00
IntFile : events.e
Quant Time: Nov 11 8:37 2021 Quant Results File: DEC0911.RES

Method : G:\APOLLO\DATA\210911\DEC0911.M (Chemstation Integrator)
Title : 8015 B&C
Last Update : Fri Nov 05 10:50:06 2021
Response via : Multiple Level Calibration

Volume Inj. : 2UL
Signal Phase : DB-5
Signal Info : FID02A

Compound	R.T.	Response	Conc Units
System Monitoring Compounds			
1) SC Decanoic Acid(S)	5.65	90783665	35.378 ppb
Surrogate Spike 24.000		Recovery =	147.41%

Target Compounds

Target Compounds

File : G:\APOLLO\DATA\211110\1110004.D
Operator : KA
Acquired : 11-10-21 11:47:06 using AcqMethod TPHSN.M
Instrument : Apollo
Sample Name: Decanoic Acid CCV 11/05/21
Misc Info : water
Vial Number: 4



TPH Extractables
DOC1028

Form 7

Continuing Calibration

Lab Name: APPL, Inc.
Case No:
Matrix: Water

SDG No:
Date Analyzed: 11/10/2021
Instrument: Apollo
Initial Cal. Date: 10/28/2021
Data File: 1110018.D

		Compound	MEAN	CCRF	%D		%Drift
1	HATM	Diesel (C10-C24)	2516670	2350820	6.6	HATM	
2	HBTM	Motor Oil (C24-C40)	2492040	1717840	31	HBTML	2.7
3	SA	Ortho-Terphenyl(S)	3127510	2917680	6.7	SA	
4	SA	Octacosane(S)	2261430	2118440	6.3	SA	
5							
6							
7							
8							
9							
10							
11							
12							
13							
14							
15							
16							
17							
18							
19							
20							
21							
22							
23							
24							
25							
26							
27							
28							
29							
30							
31							
32							
33							
34							
35							
36							
37							
38							
39							
40							
		Average			12.7		

Quantitation Report (Not Reviewed)

Data File : G:\APOLLO\DATA\211110\1110018.D
Acq On : 11-10-21 18:20:23
Sample : DMO LVL 4 CCV 10/27/21
Misc : water
IntFile : events.e
Quant Time: Nov 11 8:39 2021 Quant Results File: DOC1028.RES

Vial: 18
Operator: KA
Inst : Apollo
Multiplr: 1.00

Method : G:\APOLLO\DATA\211028\DOC1028.M (Chemstation Integrator)
Title : 8015 B&C
Last Update : Fri Nov 12 17:55:30 2021
Response via : Multiple Level Calibration

Volume Inj. : 2UL
Signal Phase : DB-5
Signal Info : FID02A

Compound	R.T.	Response	Conc Units
System Monitoring Compounds			
3) SA Ortho-Terphenyl(S)	7.44	72942089	11.661 ppb
Surrogate Spike 30.000		Recovery =	38.87%
4) SA Octacosane(S)	9.69	52961118	11.710 ppb
Surrogate Spike 30.000		Recovery =	39.03%
Target Compounds			
1) HATM Diesel (C10-C24)	6.49	1175410238	233.525 ppb
2) HBTM Motor Oil (C24-C40)	14.96	858918994	243.156 ppb

Target Compounds

(f)=RT Delta > 1/2 Window (m)=manual int.

Data File: G:\APOLLO\DATA\211110\1110018.D
Sample : DMO LVL 4 CCV 10/27/21

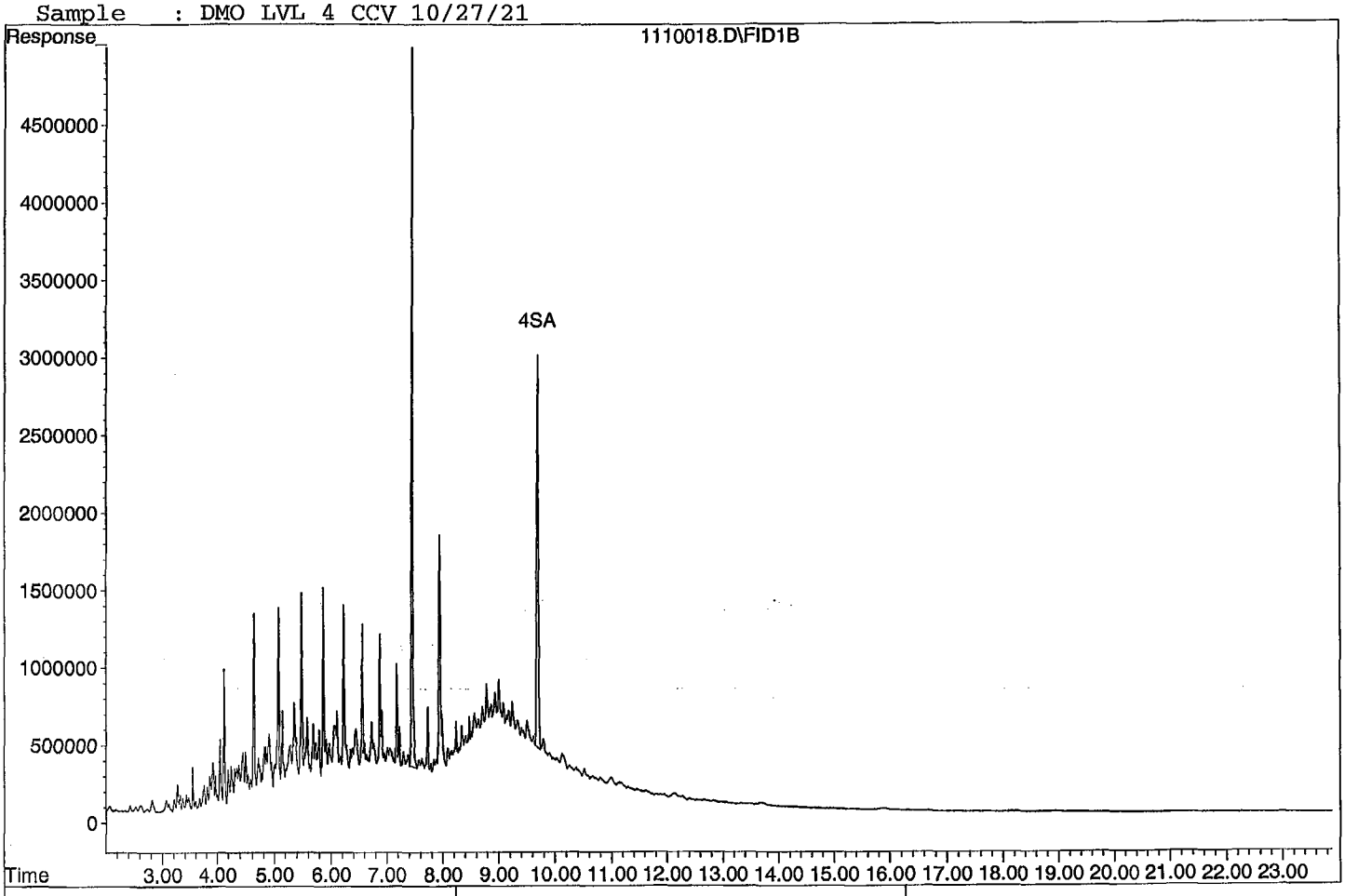

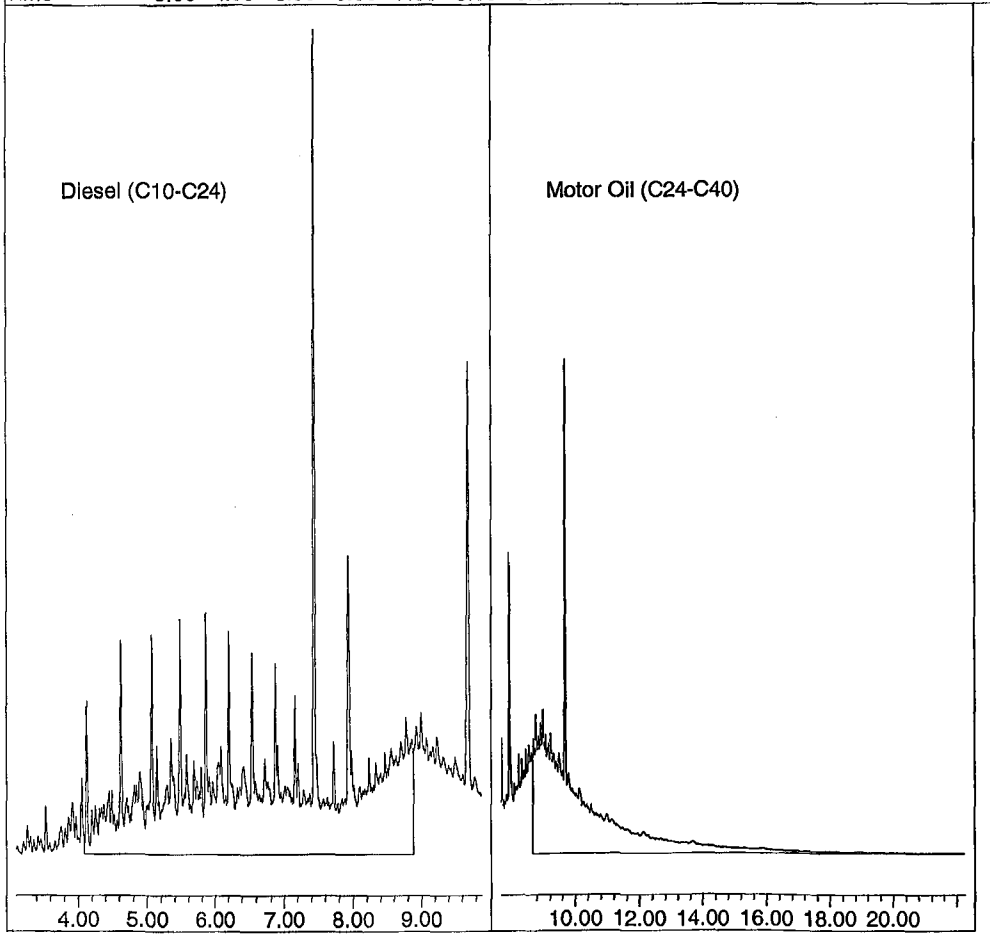

TPH Extractables
DEC0911

Form 7

Continuing Calibration

Lab Name: APPL, Inc.
Case No:
Matrix: Water

SDG No:
Date Analyzed: 11/10/2021
Instrument: Apollo
Initial Cal. Date: 9/11/2021
Data File: 1110019.D

		Compound	MEAN	CCRF	%D		%Drift
1	SC	Decanoic Acid(S)	1283070	1234300	3.8	SC	
2							
3							
4							
5							
6							
7							
8							
9							
10							
11							
12							
13							
14							
15							
16							
17							
18							
19							
20							
21							
22							
23							
24							
25							
26							
27							
28							
29							
30							
31							
32							
33							
34							
35							
36							
37							
38							
39							
40							
		Average			3.8		

Quantitation Report (Not Reviewed)

Data File : G:\APOLLO\DATA\211110\1110019.D Vial: 19
Acq On : 11-10-21 18:48:25 Operator: KA
Sample : Decanoic Acid CCV 11/05/21 Inst : Apollo
Misc : water Multiplr: 1.00
IntFile : events.e
Quant Time: Nov 11 8:38 2021 Quant Results File: DEC0911.RES

Method : G:\APOLLO\DATA\210911\DEC0911.M (Chemstation Integrator)
Title : 8015 B&C
Last Update : Fri Nov 05 10:50:06 2021
Response via : Multiple Level Calibration

Volume Inj. : 2UL
Signal Phase : DB-5
Signal Info : FID02A

Compound	R.T.	Response	Conc Units
System Monitoring Compounds			
1) SC Decanoic Acid(S)	5.65	88869385	34.632 ppb
Surrogate Spike 24.000		Recovery =	144.30%

Target Compounds

Target Compounds

(f)=RT Delta > 1/2 Window (m)=manual int.

File : G:\APOLLO\DATA\211110\1110019.D
Operator : KA
Acquired : 11-10-21 18:48:25 using AcqMethod TPHSN.M
Instrument : Apollo
Sample Name: Decanoic Acid CCV 11/05/21
Misc Info : water
Vial Number: 19



ORGANICS
Raw Data

Quantitation Report (QT Reviewed)

Data File : G:\APOLLO\DATA\211110\1110012.D Vial: 12
Acq On : 11-10-21 15:31:44 Operator: KA
Sample : BA44376W09 5/1040 SG Inst : Apollo
Misc : water Multiplr: 4.81
IntFile : events.e
Quant Time: Nov 12 17:57 2021 Quant Results File: DOC1028.RES

Method : G:\APOLLO\DATA\211028\DOC1028.M (Chemstation Integrator)
Title : 8015 B&C
Last Update : Fri Nov 12 17:55:30 2021
Response via : Multiple Level Calibration

Volume Inj. : 2UL
Signal Phase : DB-5
Signal Info : FID02A

Compound	R.T.	Response	Conc Units
System Monitoring Compounds			
3) SA Ortho-Terphenyl(S)	7.44	110833158	85.188 ppb
Surrogate Spike 144.231		Recovery =	59.06%
4) SA Octacosane(S)	9.69	98621329	104.832 ppb
Surrogate Spike 144.231		Recovery =	72.68%
Target Compounds			
1) HATM Diesel (C10-C24)	6.49	24582352	23.480 ppb
2) HBTM Motor Oil (C24-C40)	14.96	72338706	54.099 ppb

Target Compounds

Quantitation Report

Data File: G:\APOLLO\DATA\211110\1110012.D
Sample : BA44376W09 5/1040 SG

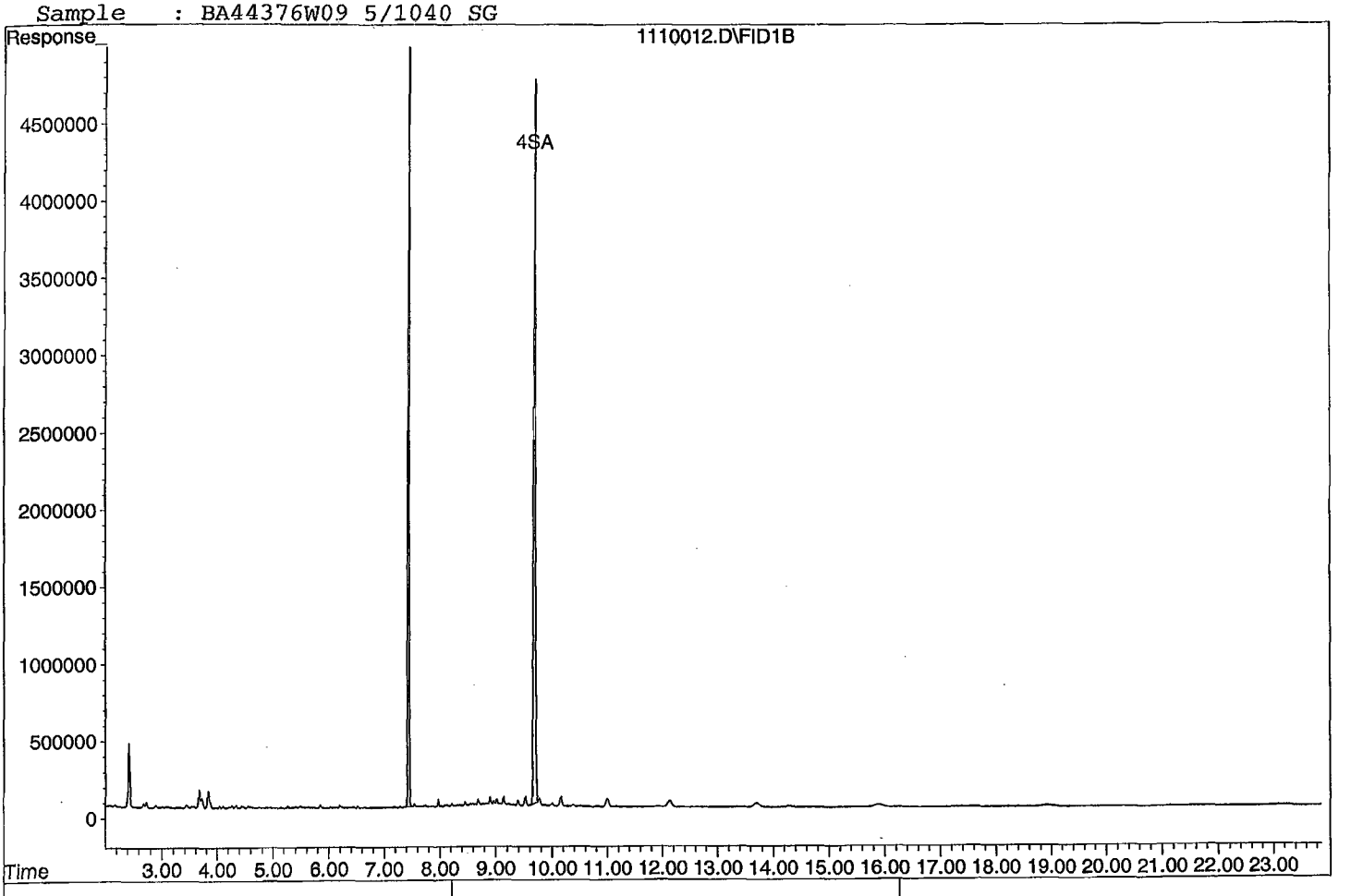





Quantitation Report (QT Reviewed)

Data File : G:\APOLLO\DATA\211110\1110009.D Vial: 9
Acq On : 11-10-21 14:07:25 Operator: KA
Sample : 211029A BLK 5/1000 SG Inst : Apollo
Misc : water Multiplr: 5.00
IntFile : events.e
Quant Time: Nov 12 17:55 2021 Quant Results File: DOC1028.RES

Method : G:\APOLLO\DATA\211028\DOC1028.M (Chemstation Integrator)
Title : 8015 B&C
Last Update : Fri Nov 12 17:55:30 2021
Response via : Multiple Level Calibration

Volume Inj. : 2UL
Signal Phase : DB-5
Signal Info : FID02A

Compound	R.T.	Response	Conc Units
System Monitoring Compounds			
3) SA Ortho-Terphenyl(S)	7.44	113792296	90.961 ppb
Surrogate Spike 150.000		Recovery =	60.64%
4) SA Octacosane(S)	9.69	98705400	109.118 ppb
Surrogate Spike 150.000		Recovery =	72.75%
Target Compounds			
1) HATM Diesel (C10-C24)	6.49	23662652	23.506 ppb
2) HBTM Motor Oil (C24-C40)	14.96	66866528	48.197 ppb

Target Compounds

Quantitation Report

Data File: G:\APOLLO\DATA\211110\1110009.D
Sample : 211029A BLK 5/1000 SG

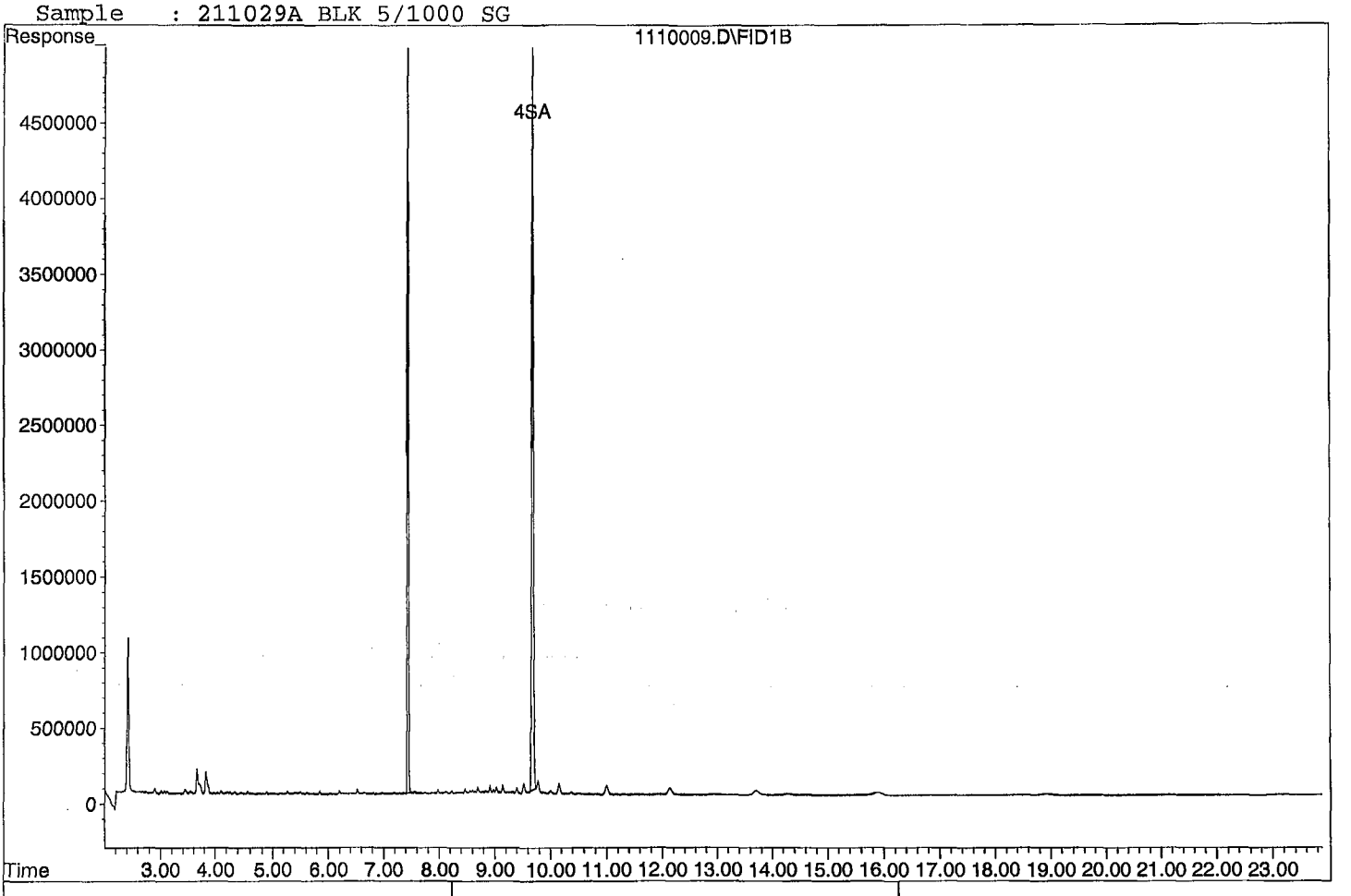





Quantitation Report (QT Reviewed)

Data File : G:\APOLLO\DATA\211110\1110010.D Vial: 10
Acq On : 11-10-21 14:35:32 Operator: KA
Sample : 211029A LCS-1 5/1000 SG Inst : Apollo
Misc : water Multiplr: 5.00
IntFile : events.e
Quant Time: Nov 12 17:56 2021 Quant Results File: DOC1028.RES

Method : G:\APOLLO\DATA\211028\DOC1028.M (Chemstation Integrator)
Title : 8015 B&C
Last Update : Fri Nov 12 17:55:30 2021
Response via : Multiple Level Calibration

Volume Inj. : 2UL
Signal Phase : DB-5
Signal Info : FID02A

Compound	R.T.	Response	Conc Units
System Monitoring Compounds			
3) SA Ortho-Terphenyl(S)	7.44	127594179	101.994 ppb
Surrogate Spike 150.000		Recovery =	68.00%
4) SA Octacosane(S)	9.69	97737917	108.049 ppb
Surrogate Spike 150.000		Recovery =	72.03%
Target Compounds			
1) HATM Diesel (C10-C24)	6.49	1592795199	1582.245 ppb
2) HBTM Motor Oil (C24-C40)	14.96	1260131157	1807.213 ppb

Target Compounds

Diesel:

$$\frac{(1592795199)(5)}{(25166669)(2)} = \frac{7963975995}{50333338} = \boxed{1582.245}$$

Data File: G:\APOLLO\DATA\211110\1110010.D
Sample : 211029A LCS-1 5/1000 SG

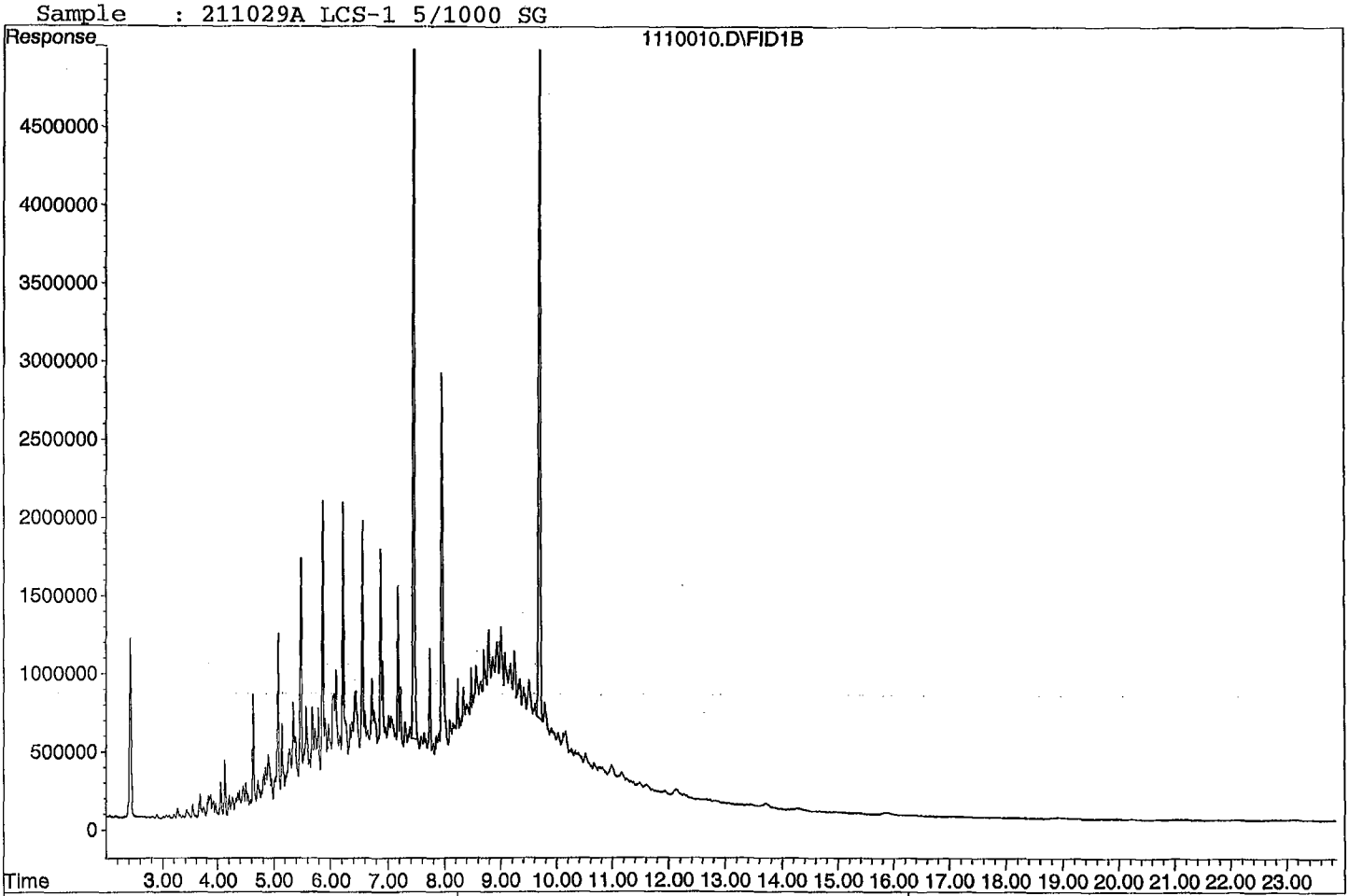

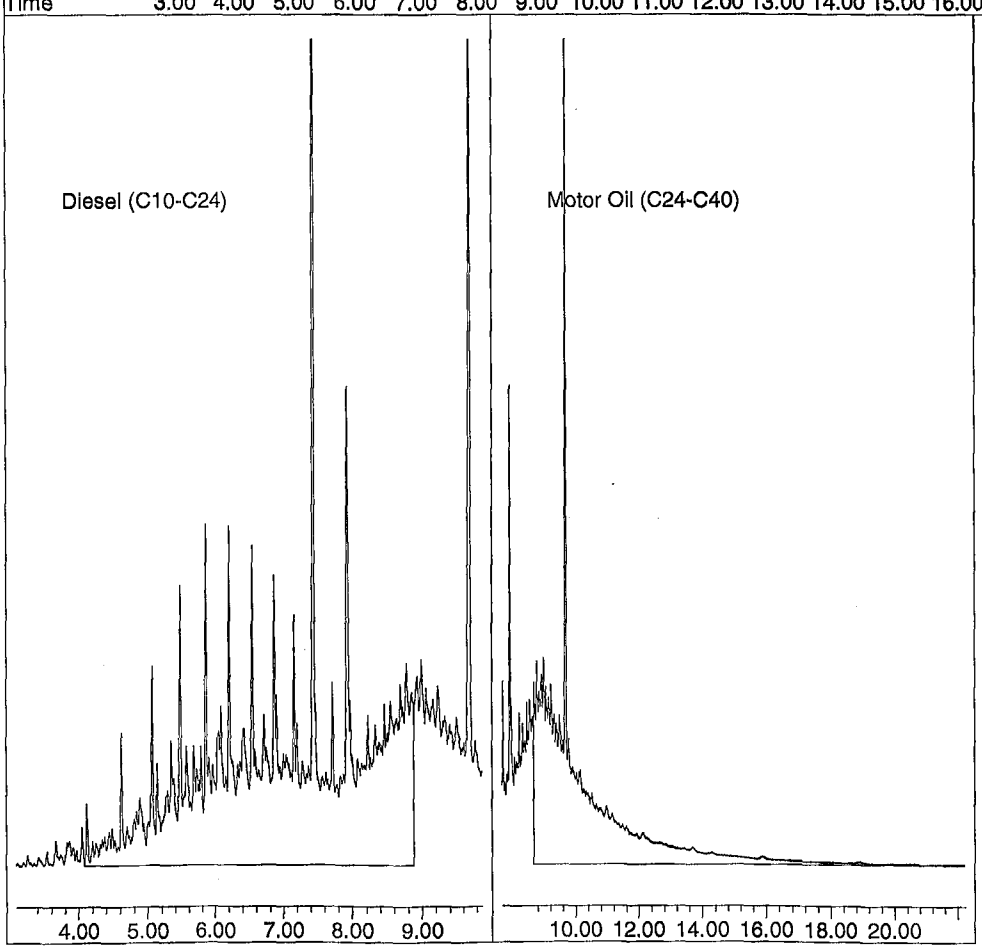

Quantitation Report (QT Reviewed)

Data File : G:\APOLLO\DATA\211110\1110011.D Vial: 11
Acq On : 11-10-21 15:03:37 Operator: KA
Sample : 211029A LCSD-1 5/1000 SG Inst : Apollo
Misc : water Multiplr: 5.00
IntFile : events.e
Quant Time: Nov 12 17:56 2021 Quant Results File: DOC1028.RES

Method : G:\APOLLO\DATA\211028\DOC1028.M (Chemstation Integrator)
Title : 8015 B&C
Last Update : Fri Nov 12 17:55:30 2021
Response via : Multiple Level Calibration

Volume Inj. : 2UL
Signal Phase : DB-5
Signal Info : FID02A

Compound	R.T.	Response	Conc Units
System Monitoring Compounds			
3) SA Ortho-Terphenyl(S)	7.44	131584845	105.184 ppb
Surrogate Spike 150.000		Recovery =	70.12%
4) SA Octacosane(S)	9.69	98981365	109.424 ppb
Surrogate Spike 150.000		Recovery =	72.95%
Target Compounds			
1) HATM Diesel (C10-C24)	6.49	1691342242	1680.140 ppb
2) HBTM Motor Oil (C24-C40)	14.96	1300971111	1867.416 ppb

Target Compounds

(f)=RT Delta > 1/2 Window (m)=manual int.

Data File: G:\APOLLO\DATA\211110\1110011.D
Sample : 211029A LCSD-1 5/1000 SG

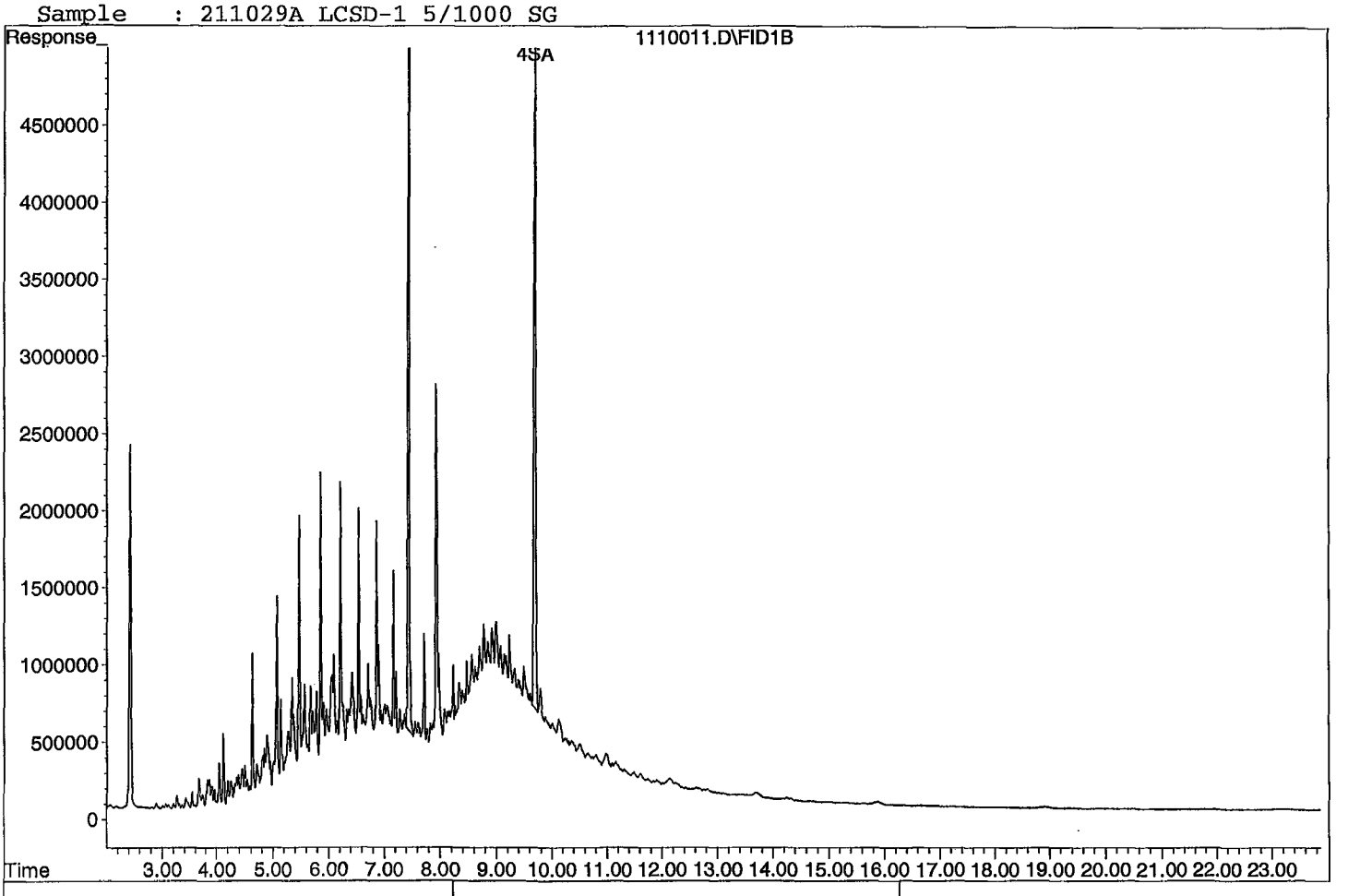

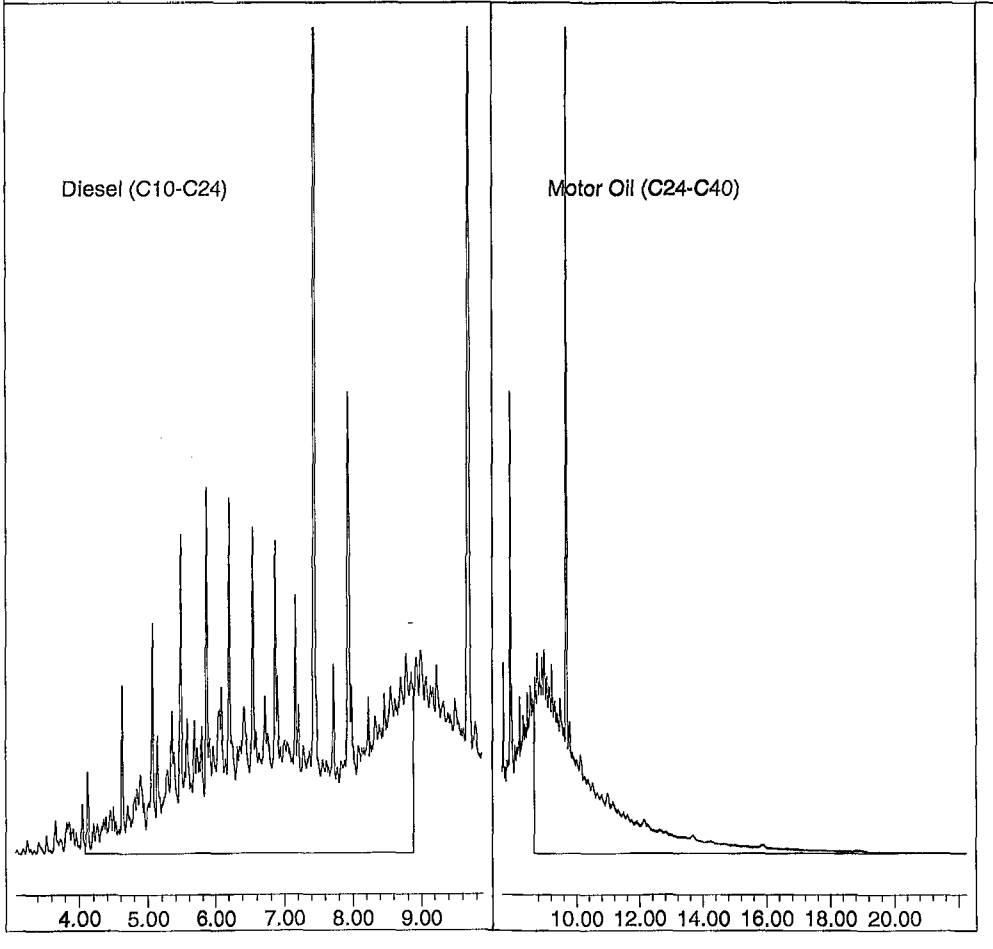

Diesel / Motor Oil Calibration Curve

Prepared: 10/28/2021
Expires: 5/31/2026
Methylene Chloride Lot No. 61117

Prepared By (Initials): KA

Initial Standard Information							Final Standard			
Name of Initial Standard (QAU Label)	Supplier	Conc. (ug/mL)	APPL Mix Name	Reference to APPL Prep Date and Lot #'s	Exp. Date	Exp. Date (Manufacturer)	Aliquot From Stock	Final Volume	Solvent	Final Standard Conc. (ug/mL)
Diesel / Motor Oil - 2	APPL	10	Diesel / Motor Oil - 1	Perp'd: 10/6/21 A0164485-52822, A0168842-52820, AO166510-52817 CL16893-52835	See man. Exp date	10/31/2027 12/31/2027 5/31/2026	100uL	200uL	MC	5
Diesel / Motor Oil - 3		50	Diesel / Motor Oil - 2				200uL	1mL	MC	10
Diesel / Motor Oil Calibration STD	Restek	2,000	Diesel / Motor Oil - 3				25uL	1mL	MC	50
			Diesel / Motor Oil - 4				125uL	1mL	MC	250
			Diesel / Motor Oil - 5				500uL	1mL	MC	1000
			Diesel / Motor Oil - 6				750uL	1mL	MC	1500
			Diesel / Motor Oil - 7				100uL	100uL	N/A	2,000

Diesel / Motor Oil Second Source

Prepared: 10/28/2021
Expires: 10/28/2024
Methylene Chloride
Lot No. 61117

Prepared By (Initials): KA

Initial Standard Information							Final Standard			
Name of Initial Standard (QAU Label)	Supplier	Supplier Part No.	Conc. (ug/mL)	Lot Number - QA Number	Exp. Date (1 yr.)	Exp. Date (Manufacturer)	Aliquot From Stock	Final Volume	Solvent	Final Standard Conc. (ug/mL)
Diesel Fuel #2 Second Source	Phenova	AL0-101287	50,000	**CL16477-52980**	**See man. Exp date**	**2/28/2027**	50uL	10mL	MC	250
Motor Oil Second Source	Absolute	51094	50,000	**102819-52981**		**10/28/2024**	50uL			

Diesel Motor Oil Mix

Prepared: 10/16/2021 **Prepared By (Initials): KA**

Expires: 10/31/2027

Initial Standard Information							Final Standard Information			
Name of Initial Standard (QAU Label)	Supplier	Supplier Part No.	Conc. (ug/mL)	Lot Number - QA Number	Exp. Date (1 yr.)	Exp. Date (Manufacturer)	Aliquot From Stock	Final Volume	Solvent	Final Standard Conc. (ug/mL)
Diesel Fuel #2	Restek	31258	50,000	**A0164485-52663 and 52822**	**See man. Date**	**10/31/2027**	4.00 mL (1.4)	8.0 mL (2.8)	NA	25,000
Motor Oil Composite	Restek	31464	50,000	**A0166510-52817 and 52819**	**See man. Date**	**12/31/2027**	4.00 mL (1.4)			25,000

THC Surrogate

Prepared: 10/29/2021 **LS**

Expires: 5/31/2026

Initial Standard Information							Final Standard			
Name of Initial Standard (QAU Label)	Supplier	Supplier Part No.	Conc. (ug/mL)	Lot Number - QA Number	Exp. Date (1 yr.)	Exp. Date (Manufacturer)	Aliquot From Stock	Final Volume	Solvent	Final Standard Conc. (ug/mL)
O-terphenyl / Octacosane Mix	Phenova	ALO-130161	600	**CL16893-52841**	**See ma. Date**	**5/31/2026**	N/A	N/A	N/A	600

Decanoic Acid Calibration Curve

Prepared: 9/11/2021 **Prepared By (Initials):** KA

Expires: 7/12/2022

Methylene Chloride Lot No. 61117

Initial Standard Information							Final Standard			
Name of Initial Standard (QAU Label)	Supplier	APPL Mix Name	Conc. (ug/mL)	Reference To APPL Prep Date	Exp. Date	Exp. Date (Manufacturer)	Aliquot From Stock	Final Volume	Solvent	Final Standard Conc. (ug/mL)
Decanoic Acid STD	O2SI	Decanoic Acid-1	60	Prepared 9/11/21	7/12/2022	N/A	50uL	1mL	MC	3
		Decanoic Acid-2					100uL	1mL	MC	6
		Decanoic Acid-3					400uL	1mL	MC	24
		Decanoic Acid-4					600uL	1mL	MC	36
		Decanoic Acid-5					800uL	1mL	MC	48
		Decanoic Acid-6					100uL	100uL	N/A	60

Decanoic Acid CCV

Prepared: 11/5/2021 **Prepared By (Initials): KA**

Expires: 7/8/2024

Methylene Chloride Lot No. 61117

Initial Standard Information							Final Standard Information			
Name of Initial Standard (QAU Label)	Supplier	Supplier Part No.	Conc. (ug/mL)	Lot Number - QA Number	Exp. Date	Exp. Date (Manufacturer)	Aliquot From Stock	Final Volume	Solvent	Final Standard Conc. (ug/mL)
Decanoic Acid	O2SI	72766	1,000	**070821-52989**	See man. Exp date	**7/8/2024**	360uL	10mL	MC	36

Decanoic Acid Spike

Prepared: 11/1/2021 **Prepared By (Initials):** KA

Expires: 7/8/2024

Initial Standard Information							Final Standard			
Name of Initial Standard (QAU Label)	Supplier	Supplier Part No.	Conc. (ug/mL)	Lot Number - QA Number	Exp. Date (1 yr.)	Exp. Date (Manufacturer)	Aliquot From Stock	Final Volume	Solvent	Final Standard Conc. (ug/mL)
Decanoic Acid Spike	Absolute	72766	1,000	**070821-52988**	**See man. Exp date**	**7/8/2024**	N/A	N/A	N/A	1,000

Organic Extraction Worksheet

Method	Continuous Liq/Liq TPH- 3520C w/SGC	Extraction Set	211029A	Extraction Method	LIQ005SGC	Units	mL

Spiked ID 1	Diesel Motor Oil Mix 10-16-21 10-16-22		Surrogate ID 1	THC Surrogate 10-29-21 10-29-22	
Spiked ID 2	Decanoic 1000ug/mL Acid Solution 11-1-21 11-1-22		Surrogate ID 2		
Spiked ID 3	Decanoic 1000ug/mL Acid Solution 10-21-21 10-21-22		Surrogate ID 3		
Spiked ID 4			Surrogate ID 4		
Spiked ID 5			Surrogate ID 5		
Spiked ID 6			Sufficient Vol for Matrix QC:	NO	
Spiked ID 7			Ext. Start Time:	10/29/21 15:29	
Spiked ID 8			Ext. End Time:	11/02/21 14:38	
			GC Requires Extract By:		

pH1	2	10/29/21 13:30	Water Bath Temp 1 °C	42/41.1 °C
pH2			Water Bath Temp 2 °C	36/37.1
pH3			Water Bath Temp 3 °C	36/35.5 °C

Spiked By: SR **Date** 10/29/2021 **Witnessed By:** KY **Date** 10/29/2021

	Sample	Sample Container	Spike Amount	Spike ID	Surrogate Amount	Surrogate ID	Extract Amount	Final Volume	pH	Extract Date/Time	Comments
1	211029A Blk		0.050	2	0.250	1	1000	5	2	10/29/21 13:35	*
						equip	E-HP3 E-WB1				
2	211029A LCS-1		.080,.050	1,2	0.250	1	1000	5	2	10/29/21 13:35	*
						equip	E-HP4 E-WB2				
3	211029A LCSD-1		.080,.050	1,2	0.250	1	1000	5	2	10/29/21 13:35	*
						equip	E-HP6 E-WB3				
4	BA44376	BA44376W09	0.050	2	0.250	1	1040	5	2	10/29/21 13:35	97985 *
						equip	E-HP7 E-WB1				
5	BA44379	BA44379W10	0.050	2	0.250	1	1040	5	2	10/29/21 13:35	97984 *
						equip	E-HP8 E-WB2				
6	BA44380	BA44380W08	0.050	2	0.250	1	1040	5	2	10/29/21 13:35	97984 *
						equip	E-HP9 E-WB3				
7	BA44459	BA44459W09	0.050	3	0.250	1	1030	5	2	10/29/21 13:35	98005 *
						equip	E-HP10 E-WB1				
8	BA44461	BA44461W09	0.050	3	0.250	1	980	5	2	10/29/21 13:35	98005 *
						equip	E-HP11 E-WB2				
9	BA44463	BA44463W09	0.050	3	0.250	1	1000	5	2	10/29/21 13:35	98005 *
						equip	E-HP12 E-WB3				
10	BA44465	BA44465W09	0.050	3	0.250	1	1040	5	2	10/29/21 13:35	98005 *
						equip	E-HP13 E-WB1				

Solvent and Lot#	
1+1 HCL (5mLs)	60358
PH Strips	HC155968
Dichloromethane (DCM)	61117
Filter Paper	400196
Sodium Sulfate	2021071206
SILICA GEL (*)	050627t

Extraction COC Transfer	
Extraction lab employee Initials	KY
GC analyst's initials	KA
Date	11/2/21
Time	17:37
Refrigerator	Hobart

	Technician's Initials
Scanned By	SR
Sample Preparation	SR
Extraction	SR
Concentration	SR

Modified	11/3/2021 8:31:30 AM

Reviewed By: KY **Date** 11/3/2021

Injection Log

Directory: G:\APOLLO\DATA\210911\

Line	Vial	FileName	Multiplier	SampleName	Misc Info	Injected
1	2	911002.D	1	Decanoic Acid STD 1	water	9-11-21 10:22:53
2	3	911003.D	1	Decanoic Acid STD 2	water	9-11-21 10:51:11
3	4	911004.D	1	Decanoic Acid STD 3	water	9-11-21 11:19:39
4	5	911005.D	1	Decanoic Acid STD 4	water	9-11-21 11:48:04
5	6	911006.D	1	Decanoic Acid STD 5	water	9-11-21 12:16:37
6	7	911007.D	1	Decanoic Acid STD 6	water	9-11-21 12:45:02
7	3	1028003.D	1	DMO STD 1 10/28/21	water	10-28-21 9:19:03
8	4	1028004.D	1	DMO STD 2 10/28/21	water	10-28-21 9:47:06
9	5	1028005.D	1	DMO STD 3 10/28/21	water	10-28-21 10:15:13
10	6	1028006.D	1	DMO STD 4 10/28/21	water	10-28-21 10:43:31
11	7	1028007.D	1	DMO STD 5 10/28/21	water	10-28-21 11:11:42
12	8	1028008.D	1	DMO STD 6 10/28/21	water	10-28-21 11:39:55
13	9	1028009.D	1	DMO STD 7 10/28/21	water	10-28-21 12:08:10
14	10	1028010.D	1	DMO Second Source 10/28/21	water	10-28-21 12:36:26
15	3	1110003.D	1	DMO LVL 4 CCV 10/27/21	water	11-10-21 11:19:04
16	4	1110004.D	1	Decanoic Acid CCV 11/05/21	water	11-10-21 11:47:06
17	9	1110009.D	5	211029A BLK 5/1000 SG	water	11-10-21 14:07:25
18	10	1110010.D	5	211029A LCS-1 5/1000 SG	water	11-10-21 14:35:32
19	11	1110011.D	5	211029A LCSD-1 5/1000 SG	water	11-10-21 15:03:37
20	12	1110012.D	4.80769	BA44376W09 5/1040 SG	water	11-10-21 15:31:44
21	18	1110018.D	1	DMO LVL 4 CCV 10/27/21	water	11-10-21 18:20:23
22	19	1110019.D	1	Decanoic Acid CCV 11/05/21	water	11-10-21 18:48:25

ORGANICS
Calibration Data

TPH Extractables
DOC1028

Form 6
Initial Calibration

Lab Name: APPL, Inc. SDG No:
Case No: Initial Cal. Date: 10/28/2021
Matrix: Water Instrument: Apollo Initials: KA

		Compound	1	2	3	4	5	6	7				Avg	%RSD	Type	r^2	Q
			1028003.D	1028004.D	1028005.D	1028006.D	1028007.D	1028008.D	1028009.D								
1	HATM	Diesel (C10-C24)	2983809	2406563	2517872	2418941	2337993	2387715	2563791				2516669	8.7	HATM		
2	HBTML	Motor Oil (C24-C40)	5192328	3260715	2065863	1824592	1695984	1676117	1728658				2492037	53	HBTM	1.000	
3	SA	Ortho-Terphenyl(S)	3637234	3178668	3119876	3035678	2926966	2905323	3088794				3127505	7.9	SA		
4	SA	Octacosane(S)	2469203	2170507	2286410	2275552	2170413	2171254	2286658				2261428	4.8	SA		
5																	
6																	
7																	
8																	
9																	
10																	
11																	
12																	
13																	
14																	
15																	
16																	
17																	
18																	
19																	
20																	
21																	
22																	
23																	
24																	
25																	
26																	
27																	
28																	
29																	
30																	
31																	
32																	
33																	
34																	
35																	

2.118919

Quantitation Report (Not Reviewed)

Data File : G:\APOLLO\DATA\211028\1028003.D Vial: 3
Acq On : 10-28-21 9:19:03 Operator: KA
Sample : DMO STD 1 10/28/21 Inst : Apollo
Misc : water Multiplr: 1.00
IntFile : events.e
Quant Time: Oct 28 15:39 2021 Quant Results File: DOC1028.RES

Method : G:\APOLLO\DATA\211028\DOC1028.M (Chemstation Integrator)
Title : 8015 B&C
Last Update : Thu Oct 28 15:39:11 2021
Response via : Multiple Level Calibration

Volume Inj. : 2UL
Signal Phase : DB-5
Signal Info : FID02A

Compound	R.T.	Response	Conc Units
System Monitoring Compounds			
3) SA Ortho-Terphenyl(S)	7.53	1818617	0.291 ppb
Surrogate Spike 30.000		Recovery =	0.97%
4) SA Octacosane(S)	9.82	1234601	0.273 ppb
Surrogate Spike 30.000		Recovery =	0.91%
Target Compounds			
1) HATM Diesel (C10-C24)	6.49	29838086	5.928 ppb
2) HBTM Motor Oil (C24-C40)	14.96	51923283	5.234 ppb

Target Compounds

(f)=RT Delta > 1/2 Window (m)=manual int.

Quantitation Report

Data File: G:\APOLLO\DATA\211028\1028003.D
Sample : DMO STD 1 10/28/21

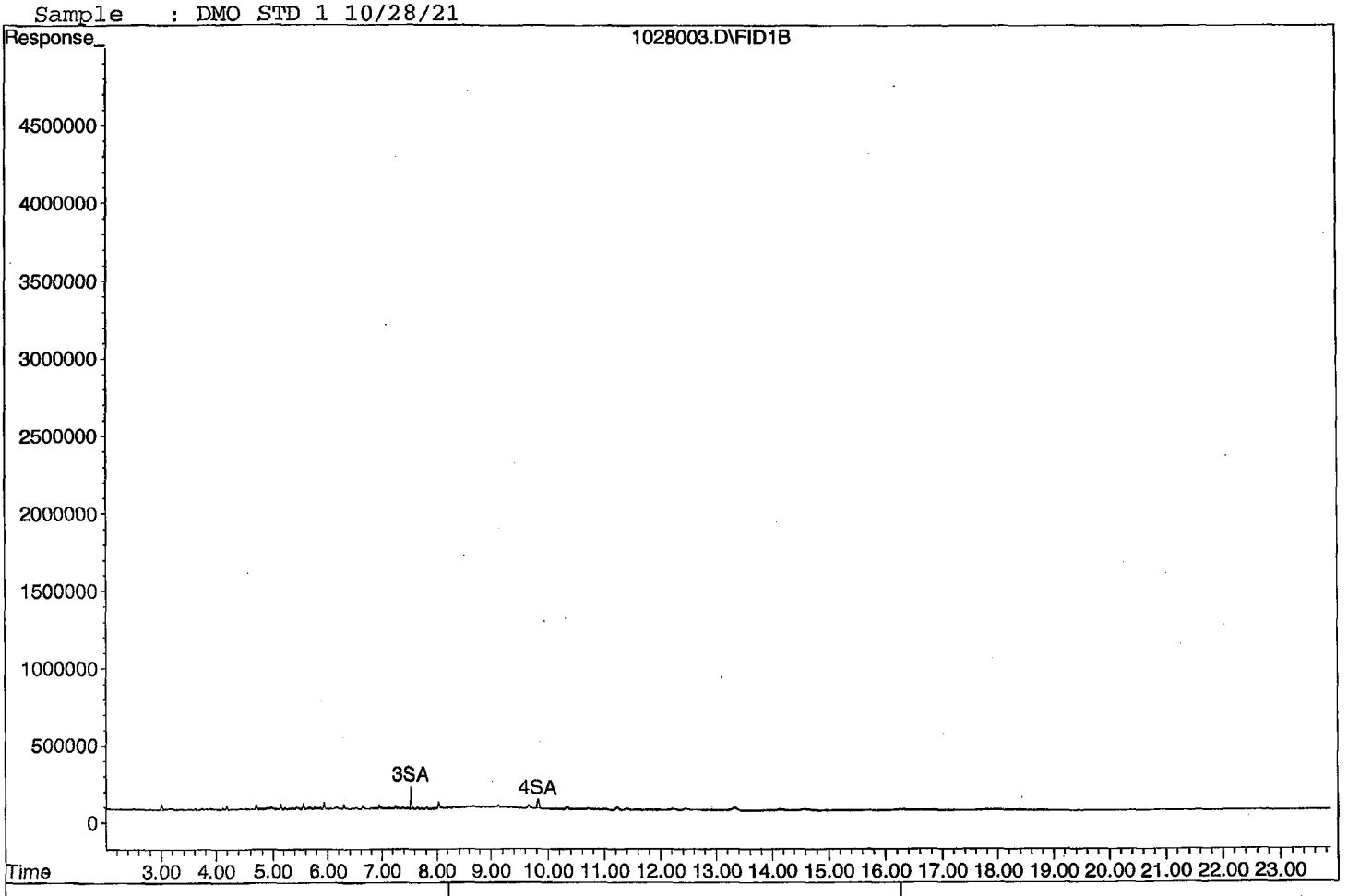

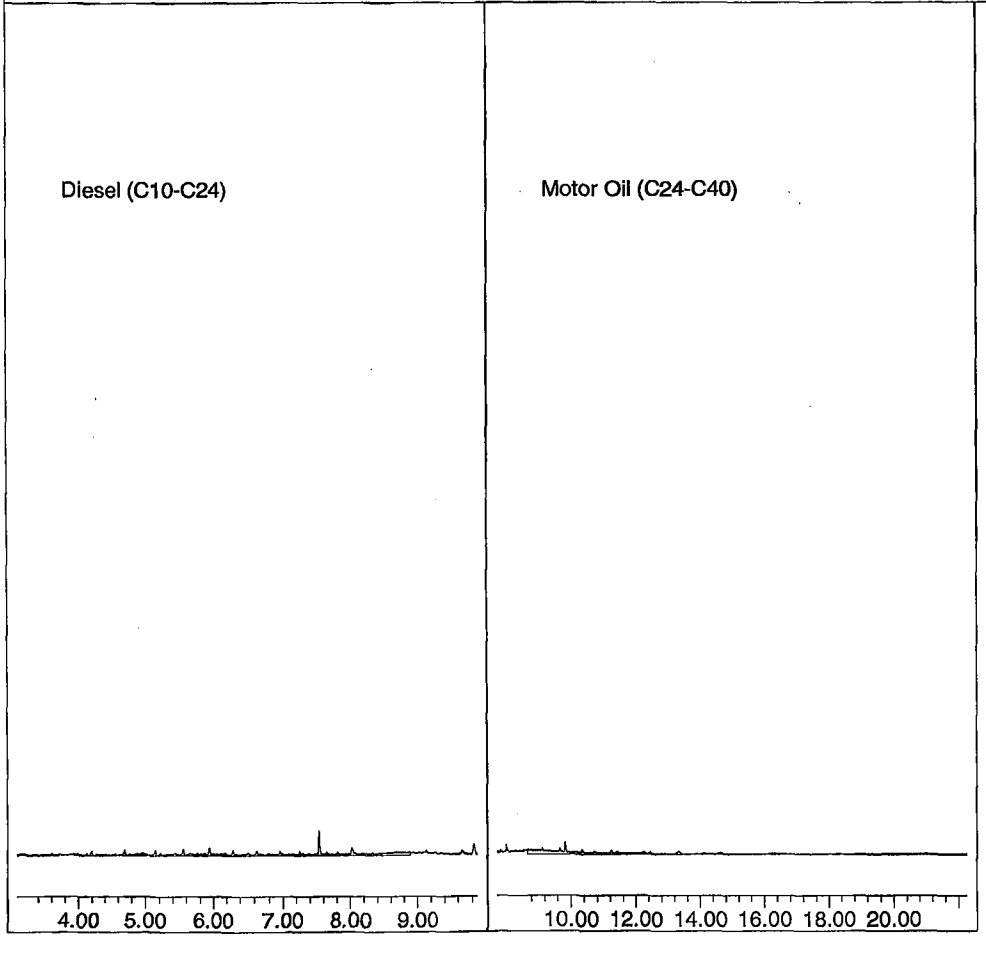

Quantitation Report (Not Reviewed)

Data File : G:\APOLLO\DATA\211028\1028004.D Vial: 4
Acq On : 10-28-21 9:47:06 Operator: KA
Sample : DMO STD 2 10/28/21 Inst : Apollo
Misc : water Multiplr: 1.00
IntFile : events.e
Quant Time: Oct 28 15:39 2021 Quant Results File: DOC1028.RES

Method : G:\APOLLO\DATA\211028\DOC1028.M (Chemstation Integrator)
Title : 8015 B&C
Last Update : Thu Oct 28 15:39:11 2021
Response via : Multiple Level Calibration

Volume Inj. : 2UL
Signal Phase : DB-5
Signal Info : FID02A

Compound	R.T.	Response	Conc Units
System Monitoring Compounds			
3) SA Ortho-Terphenyl(S)	7.53	3178668	0.508 ppb
Surrogate Spike 30.000		Recovery =	1.69%
4) SA Octacosane(S)	9.82	2170507	0.480 ppb
Surrogate Spike 30.000		Recovery =	1.60%
Target Compounds			
1) HATM Diesel (C10-C24)	6.49	48131263	9.562 ppb
2) HBTM Motor Oil (C24-C40)	14.96	65214303	9.152 ppb

Target Compounds

(f)=RT Delta > 1/2 Window (m)=manual int.

Quantitation Report

Data File: G:\APOLLO\DATA\211028\1028004.D
Sample : DMO STD 2 10/28/21

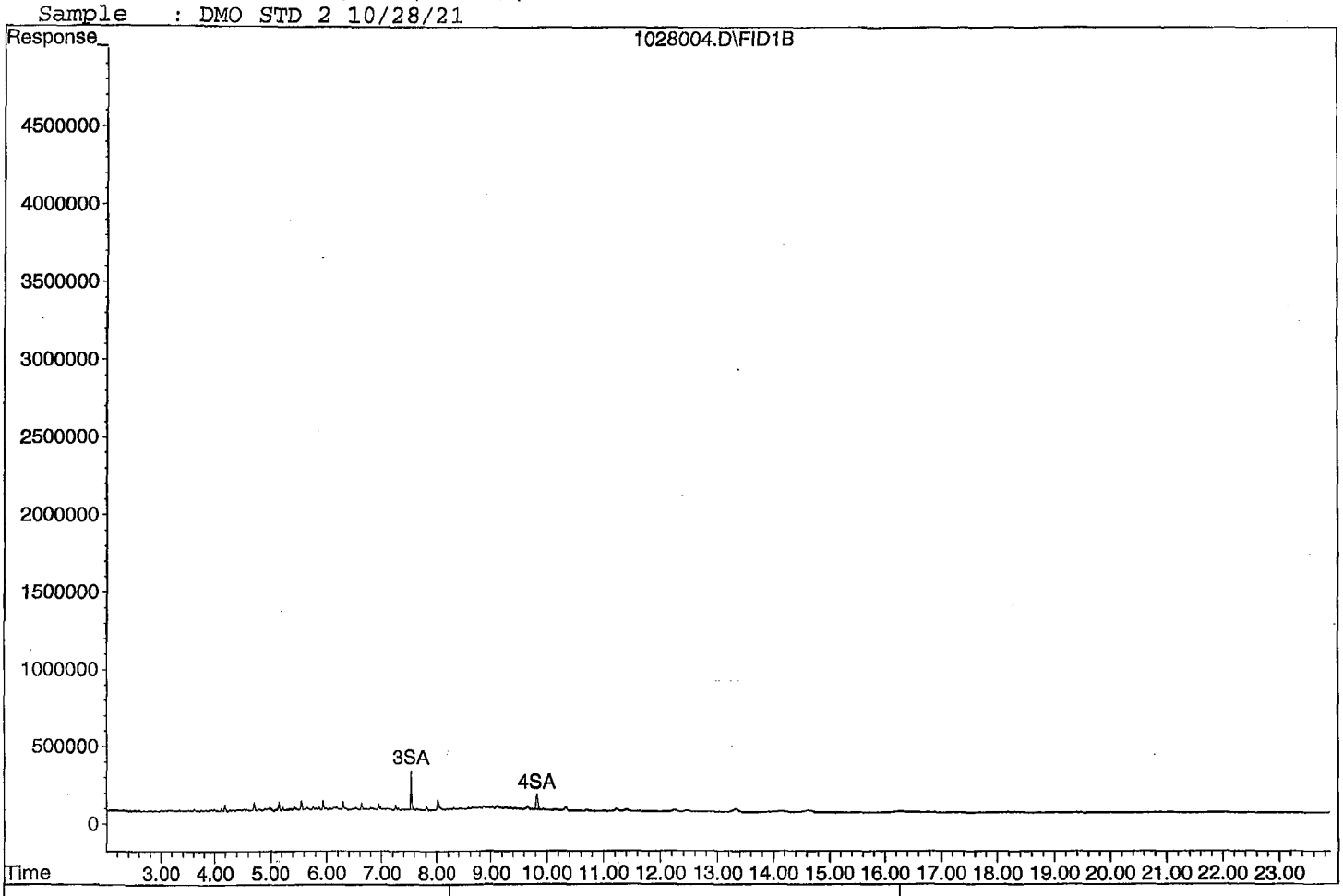

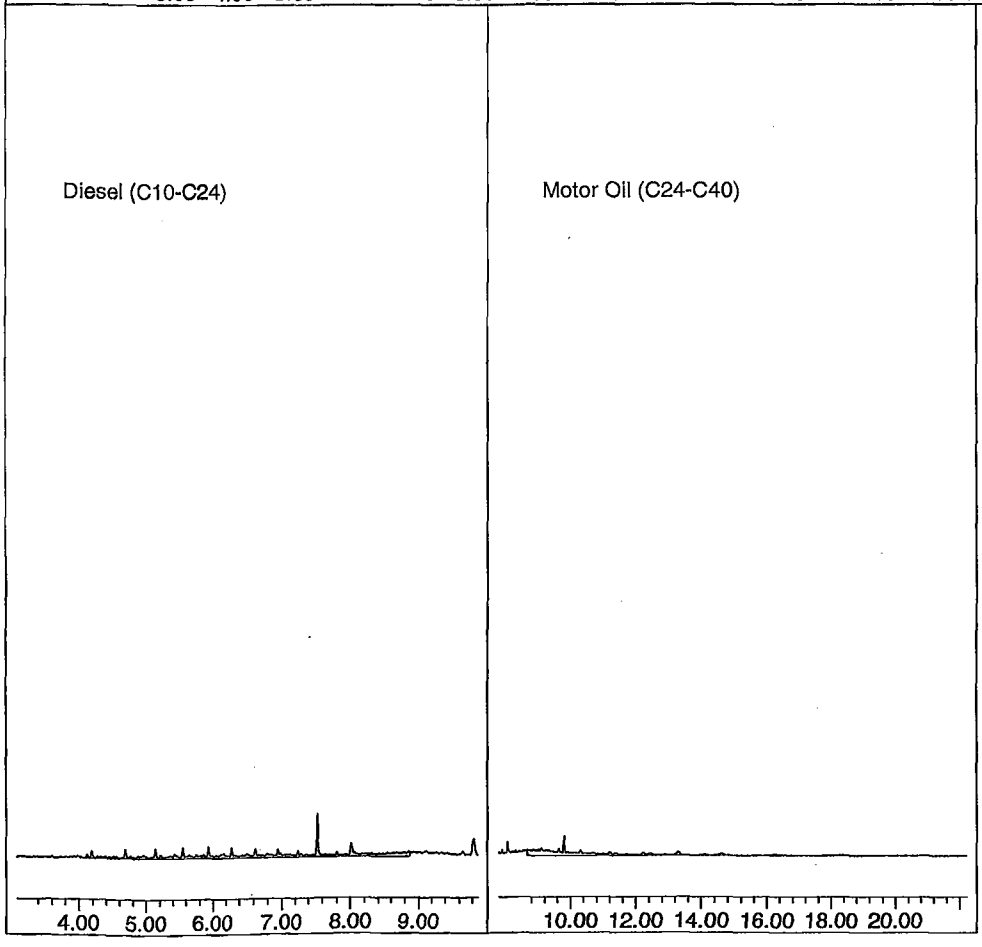

Quantitation Report (Not Reviewed)

Data File : G:\APOLLO\DATA\211028\1028005.D Vial: 5
Acq On : 10-28-21 10:15:13 Operator: KA
Sample : DMO STD 3 10/28/21 Inst : Apollo
Misc : water Multiplr: 1.00
IntFile : events.e
Quant Time: Oct 28 15:39 2021 Quant Results File: DOC1028.RES

Method : G:\APOLLO\DATA\211028\DOC1028.M (Chemstation Integrator)
Title : 8015 B&C
Last Update : Thu Oct 28 15:39:11 2021
Response via : Multiple Level Calibration

Volume Inj. : 2UL
Signal Phase : DB-5
Signal Info : FID02A

Compound	R.T.	Response	Conc Units
System Monitoring Compounds			
3) SA Ortho-Terphenyl(S)	7.53	15599382	2.494 ppb
Surrogate Spike 30.000		Recovery =	8.31%
4) SA Octacosane(S)	9.82	11432050	2.528 ppb
Surrogate Spike 30.000		Recovery =	8.43%
Target Compounds			
1) HATM Diesel (C10-C24)	6.49	251787231	50.024 ppb
2) HBTM Motor Oil (C24-C40)	14.96	206586322	50.832 ppb

Target Compounds

(f)=RT Delta > 1/2 Window (m)=manual int.

Quantitation Report

Data File: G:\APOLLO\DATA\211028\1028005.D
Sample : DMO STD 3 10/28/21

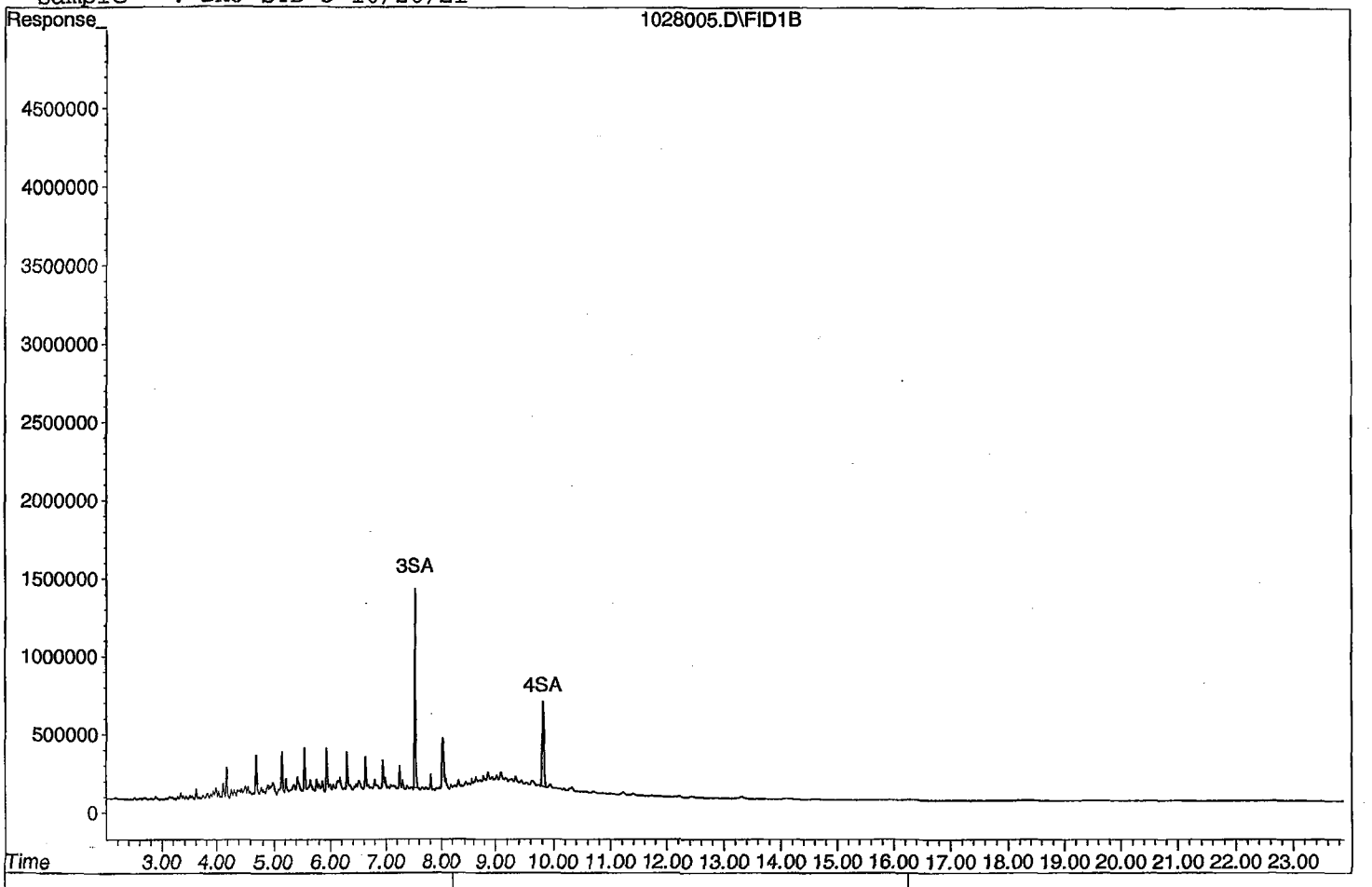

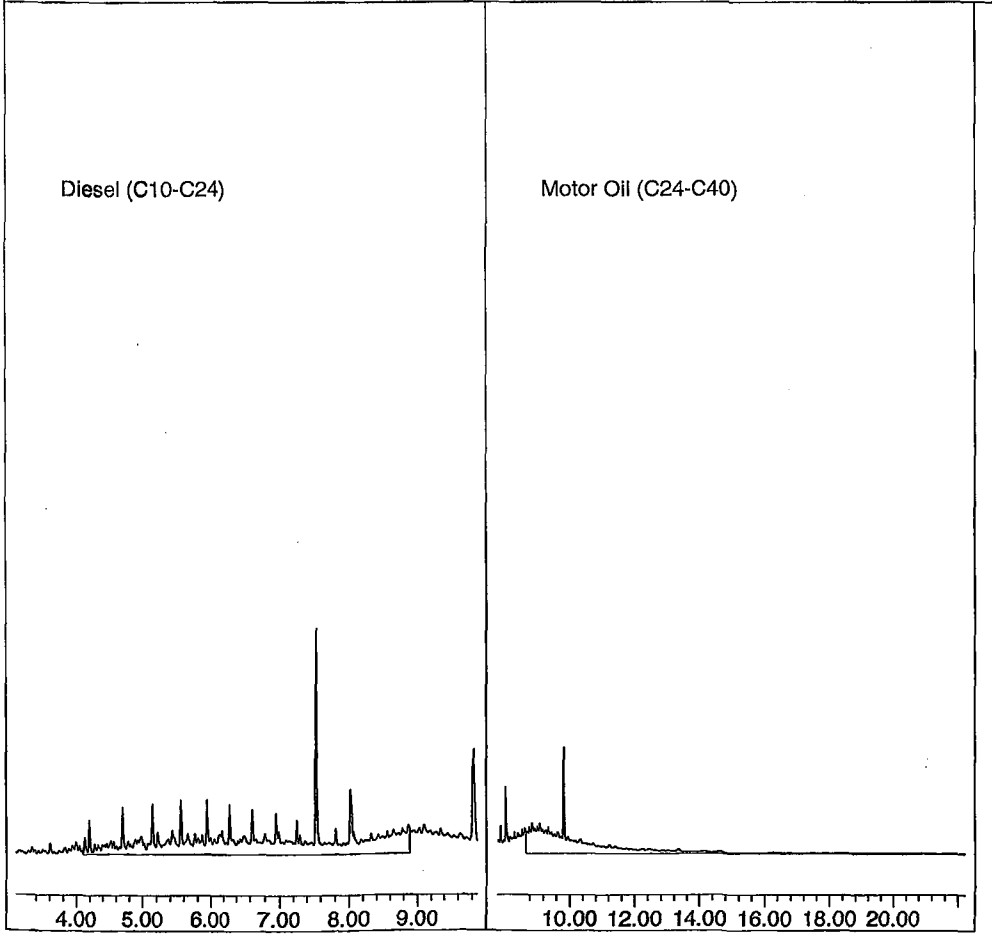

Quantitation Report (Not Reviewed)

Data File : G:\APOLLO\DATA\211028\1028006.D Vial: 6
Acq On : 10-28-21 10:43:31 Operator: KA
Sample : DMO STD 4 10/28/21 Inst : Apollo
Misc : water Multiplr: 1.00
IntFile : events.e
Quant Time: Oct 28 15:39 2021 Quant Results File: DOC1028.RES

Method : G:\APOLLO\DATA\211028\DOC1028.M (Chemstation Integrator)
Title : 8015 B&C
Last Update : Thu Oct 28 15:39:11 2021
Response via : Multiple Level Calibration

Volume Inj. : 2UL
Signal Phase : DB-5
Signal Info : FID02A

Compound	R.T.	Response	Conc Units
System Monitoring Compounds			
3) SA Ortho-Terphenyl(S)	7.53	75891940	12.133 ppb
Surrogate Spike 30.000		Recovery =	40.44%
4) SA Octacosane(S)	9.82	56888797	12.578 ppb
Surrogate Spike 30.000		Recovery =	41.93%
Target Compounds			
1) HATM Diesel (C10-C24)	6.49	1209470396	240.292 ppb
2) HBTM Motor Oil (C24-C40)	14.96	912296132	258.892 ppb

Target Compounds

(f)=RT Delta > 1/2 Window (m)=manual int.

Quantitation Report

Data File: G:\APOLLO\DATA\211028\1028006.D
Sample : DMO STD 4 10/28/21

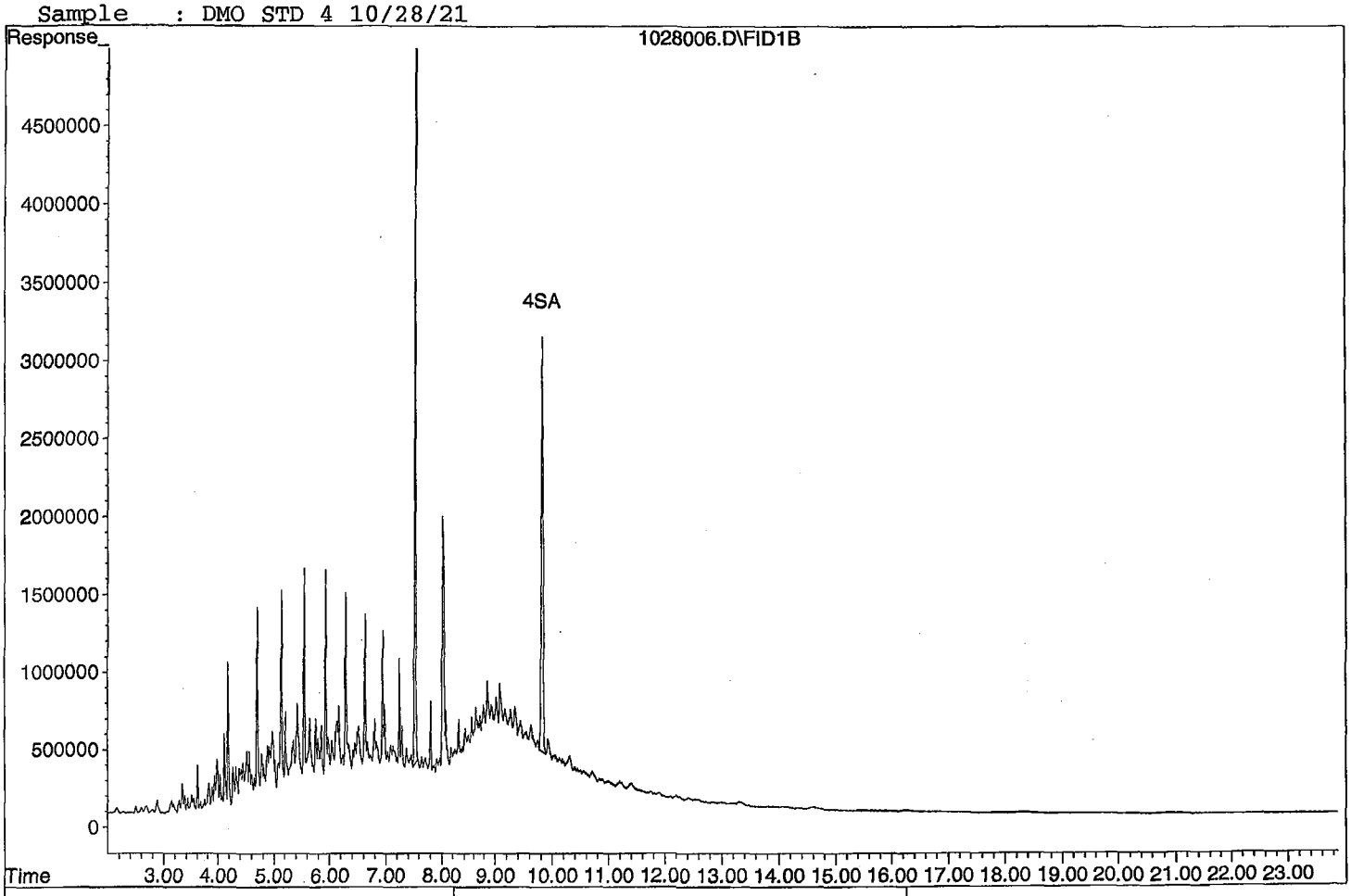

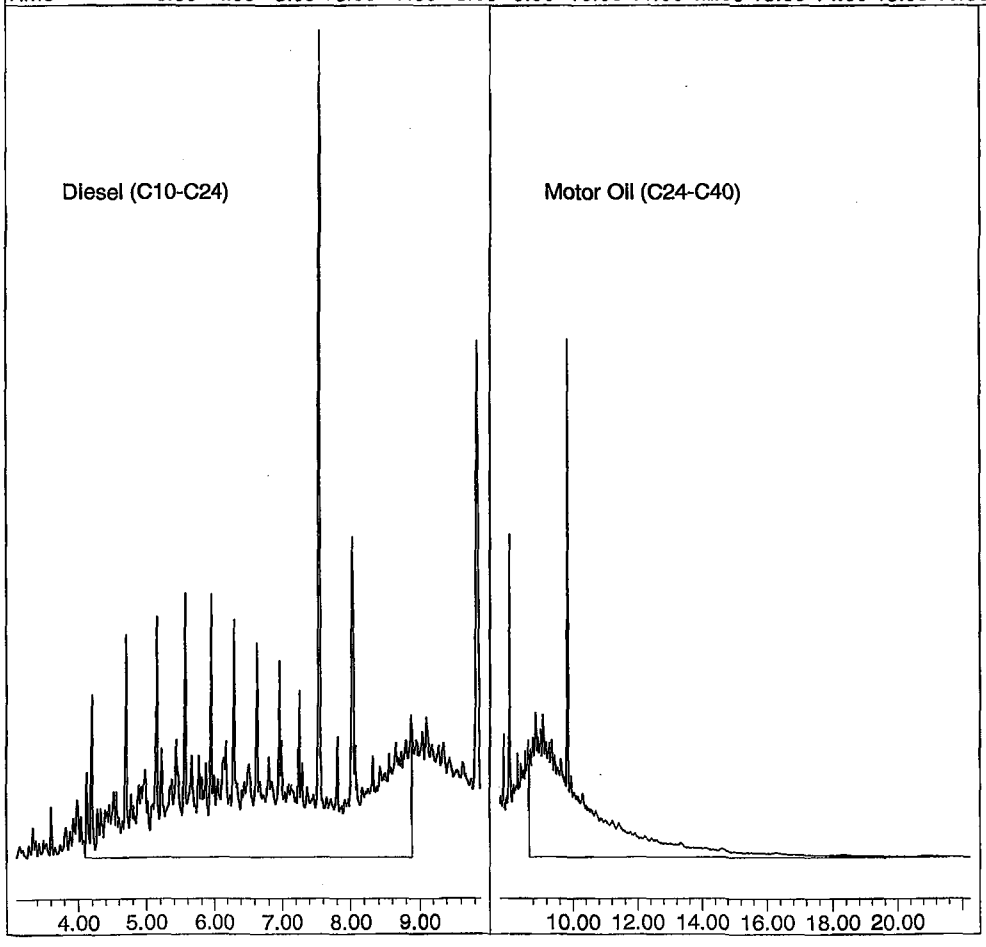

Quantitation Report (Not Reviewed)

Data File : G:\APOLLO\DATA\211028\1028007.D
Vial: 7
Acq On : 10-28-21 11:11:42
Operator: KA
Sample : DMO STD 5 10/28/21
Inst : Apollo
Misc : water
Multiplr: 1.00
IntFile : events.e
Quant Time: Oct 28 15:39 2021 Quant Results File: DOC1028.RES

Method : G:\APOLLO\DATA\211028\DOC1028.M (Chemstation Integrator)
Title : 8015 B&C
Last Update : Thu Oct 28 15:39:11 2021
Response via : Multiple Level Calibration

Volume Inj. : 2UL
Signal Phase : DB-5
Signal Info : FID02A

Compound	R.T.	Response	Conc Units
System Monitoring Compounds			
3) SA Ortho-Terphenyl(S)	7.54	292696553	46.794 ppb
Surrogate Spike 30.000		Recovery =	155.98%
4) SA Octacosane(S)	9.83	217041298	47.988 ppb
Surrogate Spike 30.000		Recovery =	159.96%
Target Compounds			
1) HATM Diesel (C10-C24)	6.49	4675985227	929.003 ppb
2) HBTM Motor Oil (C24-C40)	14.96	3391967397	989.959 ppb

Target Compounds

(f)=RT Delta > 1/2 Window (m)=manual int.

Data File: G:\APOLLO\DATA\211028\1028007.D
Sample : DMO STD 5 10/28/21

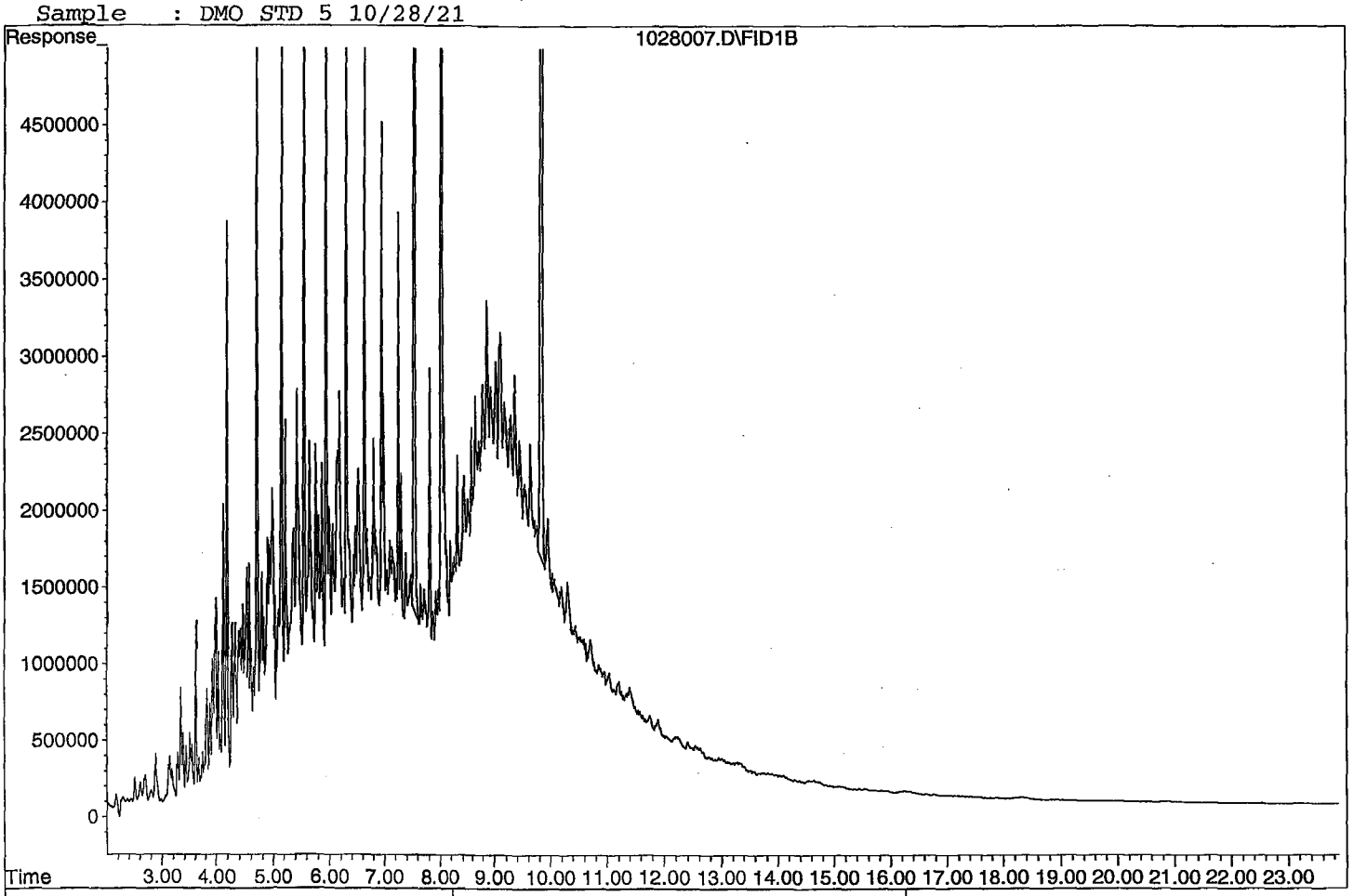

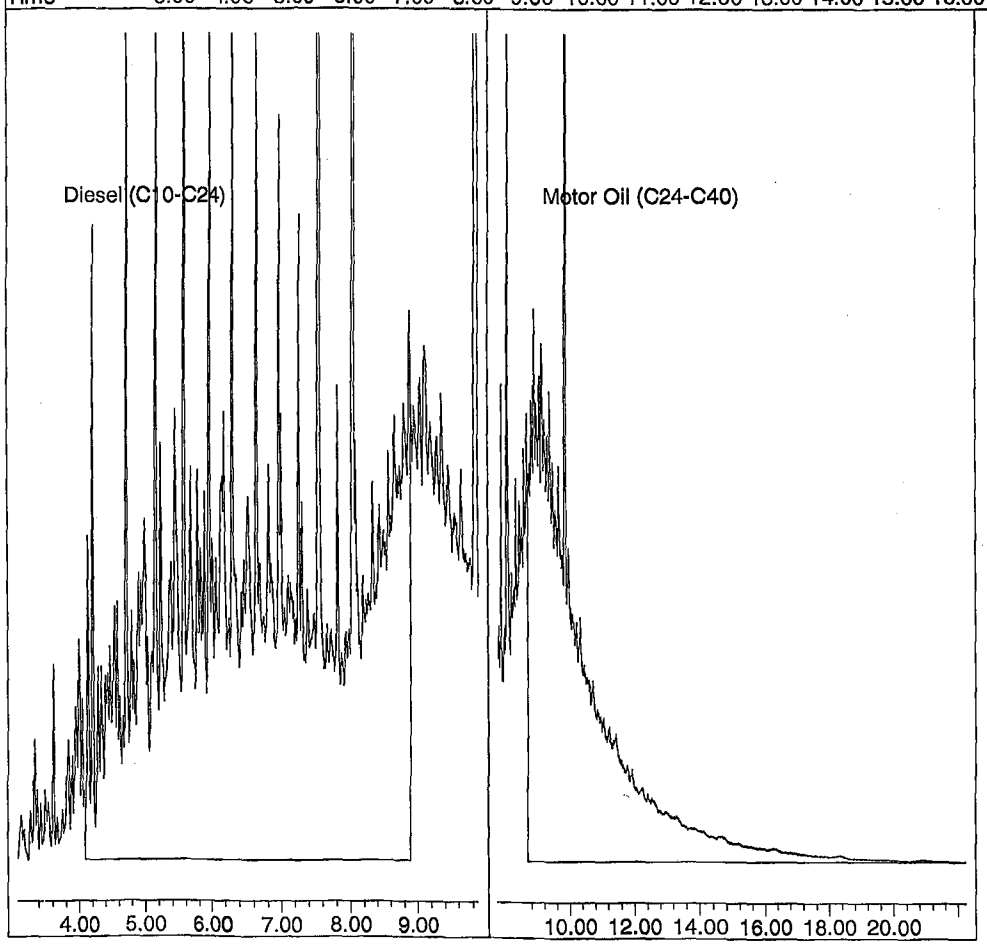

Quantitation Report (Not Reviewed)

Data File : G:\APOLLO\DATA\211028\1028008.D Vial: 8
Acq On : 10-28-21 11:39:55 Operator: KA
Sample : DMO STD 6 10/28/21 Inst : Apollo
Misc : water Multiplr: 1.00
IntFile : events.e
Quant Time: Oct 28 15:39 2021 Quant Results File: DOC1028.RES

Method : G:\APOLLO\DATA\211028\DOC1028.M (Chemstation Integrator)
Title : 8015 B&C
Last Update : Thu Oct 28 15:39:11 2021
Response via : Multiple Level Calibration

Volume Inj. : 2UL
Signal Phase : DB-5
Signal Info : FID02A

Compound	R.T.	Response	Conc Units
System Monitoring Compounds			
3) SA Ortho-Terphenyl(S)	7.54	435798382	69.672 ppb
Surrogate Spike 30.000		Recovery =	232.24%
4) SA Octacosane(S)	9.84	325688048	72.009 ppb
Surrogate Spike 30.000		Recovery =	240.03%
Target Compounds			
1) HATM Diesel (C10-C24)	6.49	7163144090	1423.140 ppb
2) HBTM Motor Oil (C24-C40)	14.96	5028351305	1472.405 ppb

Target Compounds

(f)=RT Delta > 1/2 Window (m)=manual int.

1028008.D DOC1028.M Thu Oct 28 15:42:38 2021

Quantitation Report

Data File: G:\APOLLO\DATA\211028\1028008.D
Sample : DMO STD 6 10/28/21

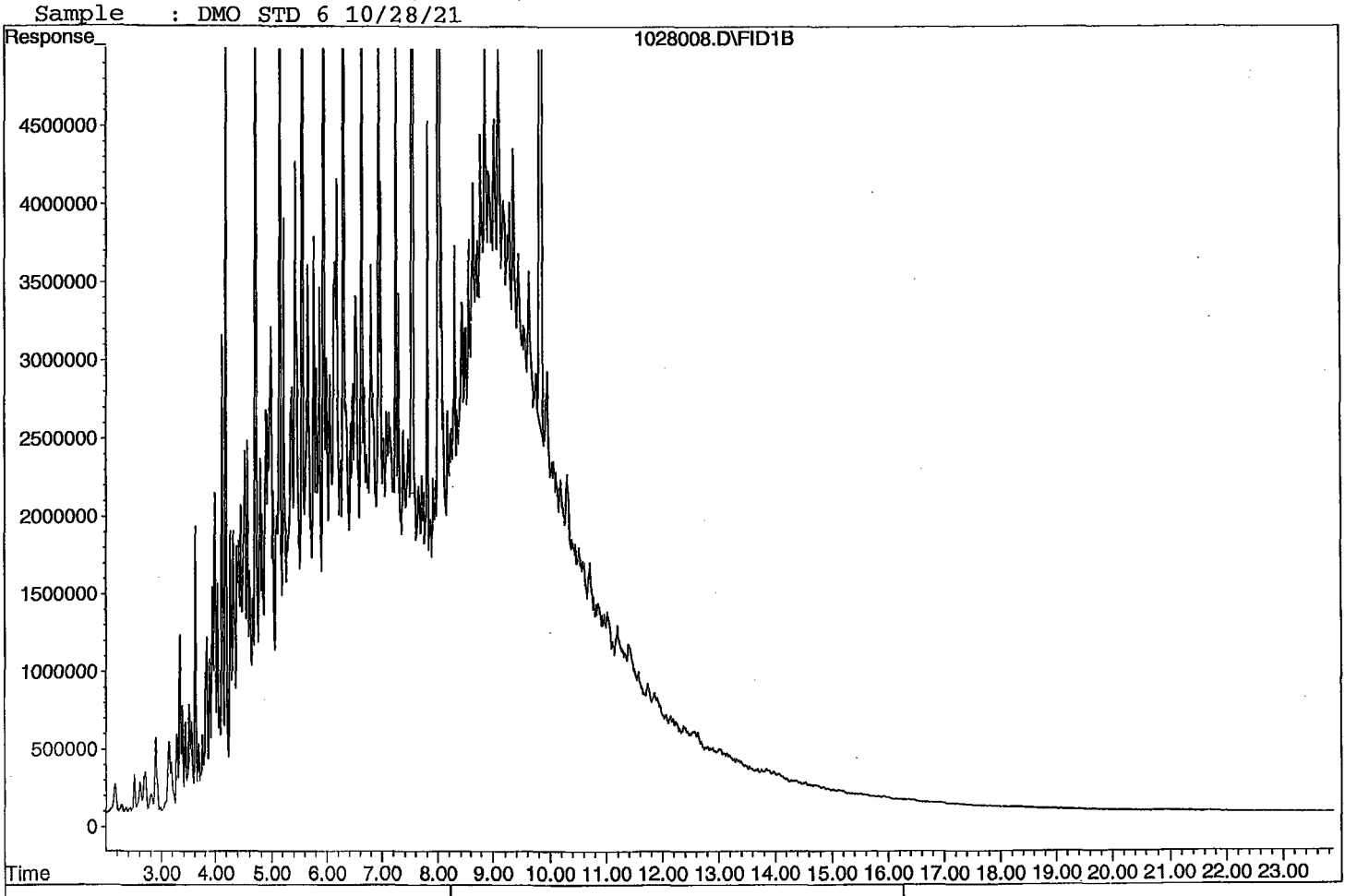

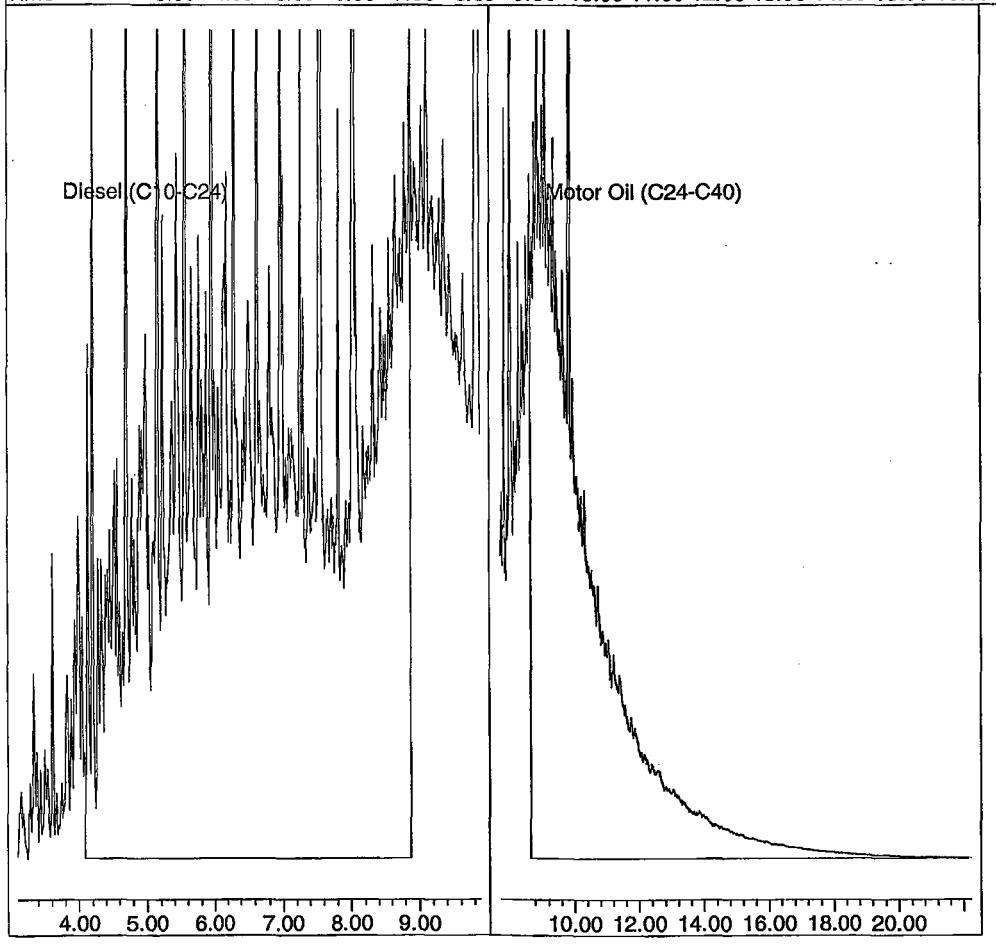

Quantitation Report (Not Reviewed)

Data File : G:\APOLLO\DATA\211028\1028009.D Vial: 9
Acq On : 10-28-21 12:08:10 Operator: KA
Sample : DMO STD 7 10/28/21 Inst : Apollo
Misc : water Multiplr: 1.00
IntFile : events.e
Quant Time: Oct 28 15:39 2021 Quant Results File: DOC1028.RES

Method : G:\APOLLO\DATA\211028\DOC1028.M (Chemstation Integrator)
Title : 8015 B&C
Last Update : Thu Oct 28 15:39:11 2021
Response via : Multiple Level Calibration

Volume Inj. : 2UL
Signal Phase : DB-5
Signal Info : FID02A

Compound	R.T.	Response	Conc Units
System Monitoring Compounds			
3) SA Ortho-Terphenyl(S)	7.54	617758709	98.762 ppb
Surrogate Spike 30.000		Recovery =	329.21%
4) SA Octacosane(S)	9.85	457331573	101.116 ppb
Surrogate Spike 30.000		Recovery =	337.05%
Target Compounds			
1) HATM Diesel (C10-C24)	6.49	10255165539	2037.448 ppb
2) HBTM Motor Oil (C24-C40)	14.96	6914631831	2028.526 ppb

Target Compounds

(f)=RT Delta > 1/2 Window (m)=manual int.

1028009.D DOC1028.M Thu Oct 28 15:42:40 2021

Data File: G:\APOLLO\DATA\211028\1028009.D
Sample : DMO STD 7 10/28/21

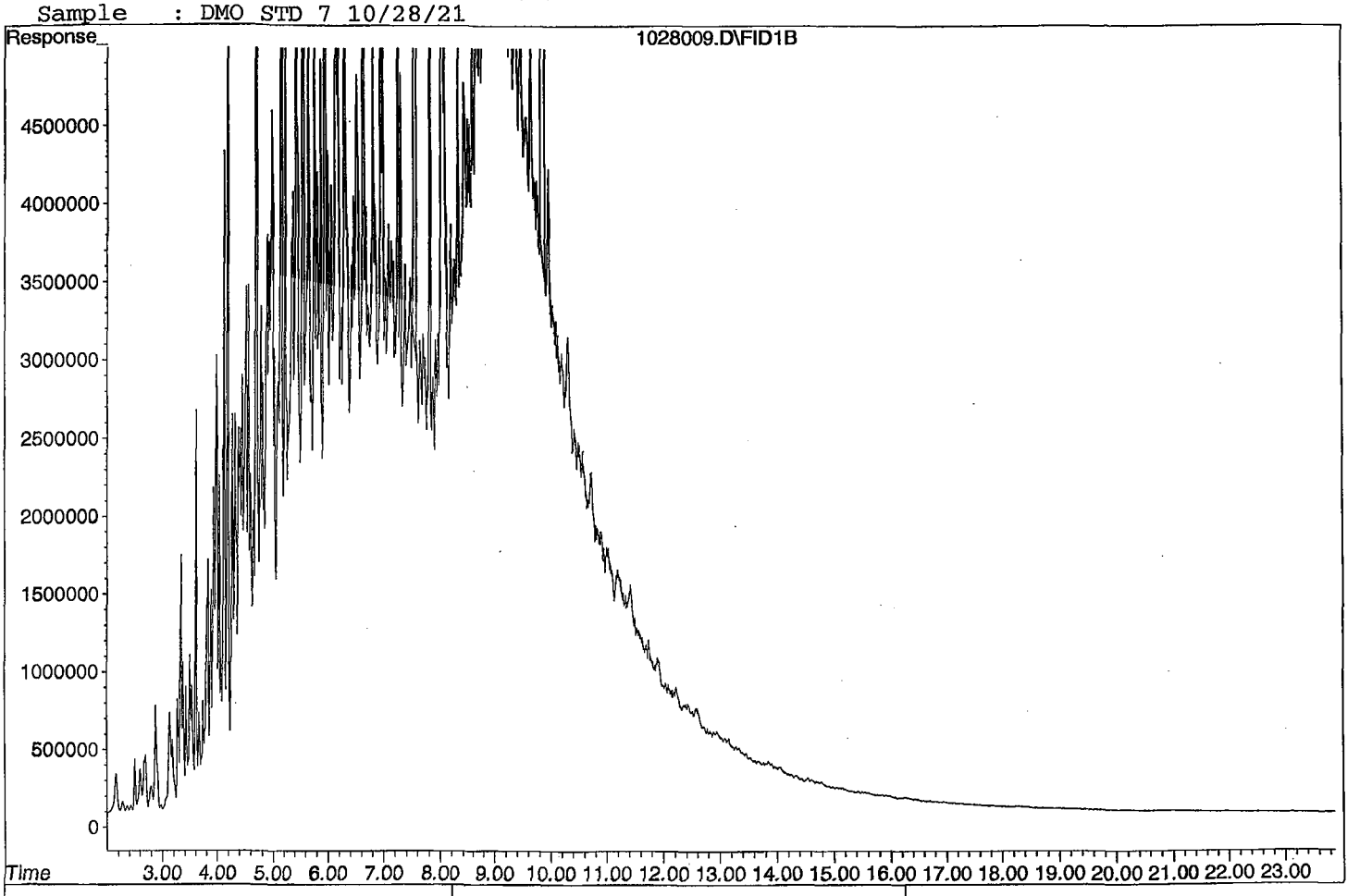

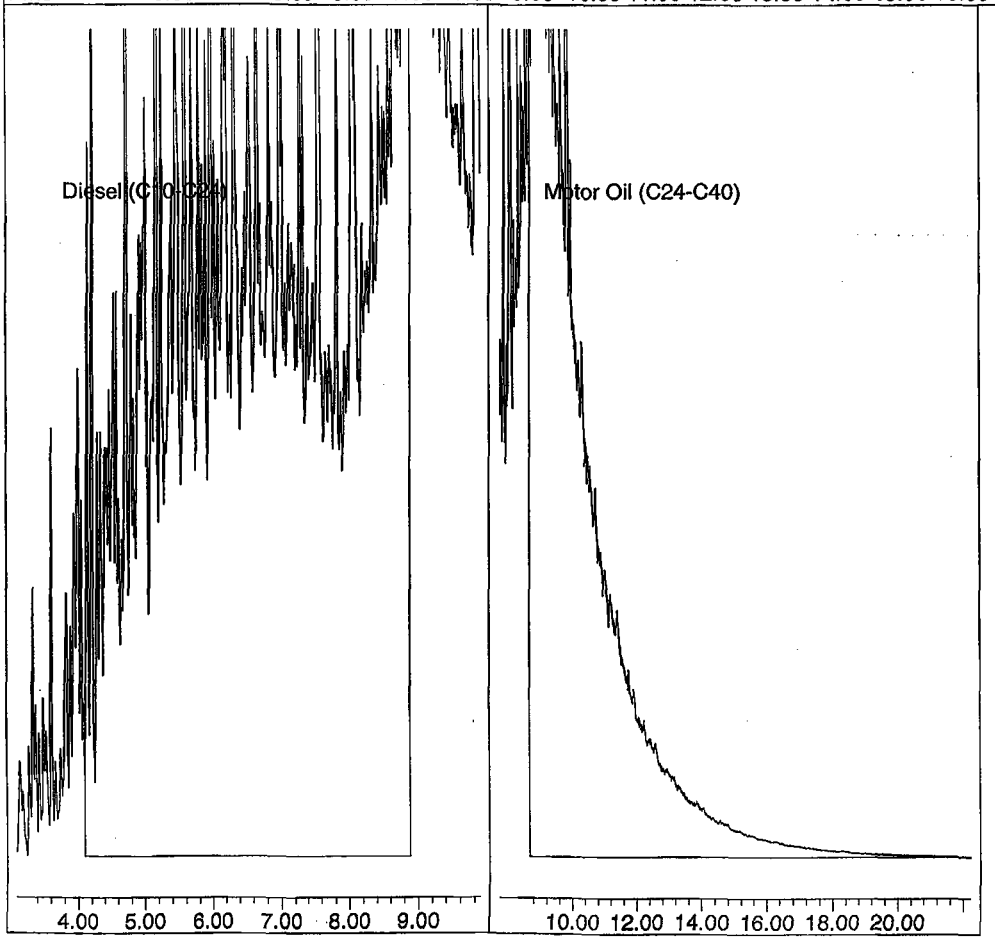

TPH Extractables
DOC1028

Form 7

Second Source Calibration

Lab Name: APPL, Inc.
Case No:
Matrix: Water

SDG No:
Date Analyzed: 10/28/2021
Instrument: Apollo
Initial Cal. Date: 10/28/2021
Data File: 1028010.D

		Compound	MEAN	CCRF	%D		%Drift
1	HATM	Diesel (C10-C24)	2516670	2266400	9.9	HATM	
2	HBTM	Motor Oil (C24-C40)	2492040	1663520	33	HBTML	5.9
3							
4							
5							
6							
7							
8							
9							
10							
11							
12							
13							
14							
15							
16							
17							
18							
19							
20							
21							
22							
23							
24							
25							
26							
27							
28							
29							
30							
31							
32							
33							
34							
35							
36							
37							
38							
39							
40							
		Average			21.5		

Quantitation Report (Not Reviewed)

Data File : G:\APOLLO\DATA\211028\1028010.D Vial: 10
Acq On : 10-28-21 12:36:26 Operator: KA
Sample : DMO Second Source 10/28/21 Inst : Apollo
Misc : water Multiplr: 1.00
IntFile : events.e
Quant Time: Oct 28 15:39 2021 Quant Results File: DOC1028.RES

Method : G:\APOLLO\DATA\211028\DOC1028.M (Chemstation Integrator)
Title : 8015 B&C
Last Update : Thu Oct 28 15:39:11 2021
Response via : Multiple Level Calibration

Volume Inj. : 2UL
Signal Phase : DB-5
Signal Info : FID02A

Compound	R.T.	Response	Conc Units
System Monitoring Compounds			
3) SA Ortho-Terphenyl(S)	7.53	4250105	0.679 ppb
Surrogate Spike 30.000		Recovery =	2.26%
4) SA Octacosane(S)	9.83	-3553	N.D. ppb
Surrogate Spike 30.000		Recovery =	0.00%
Target Compounds			
1) HATM Diesel (C10-C24)	6.49	1133202337	225.139 ppb
2) HBTM Motor Oil (C24-C40)	14.96	831758038	235.148 ppb

Target Compounds

Quantitation Report

Data File: G:\APOLLO\DATA\211028\1028010.D
Sample : DMO Second Source 10/28/21

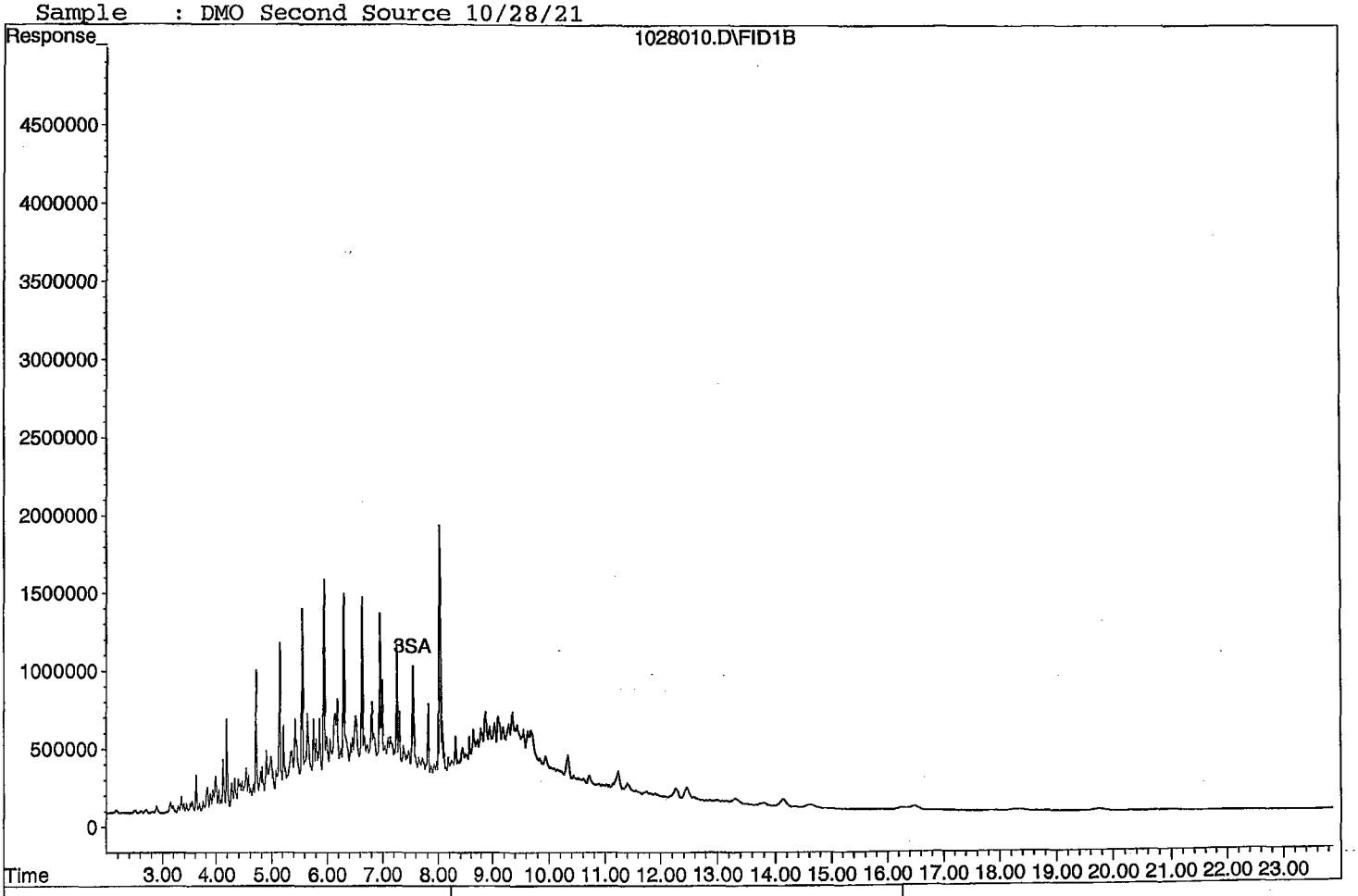

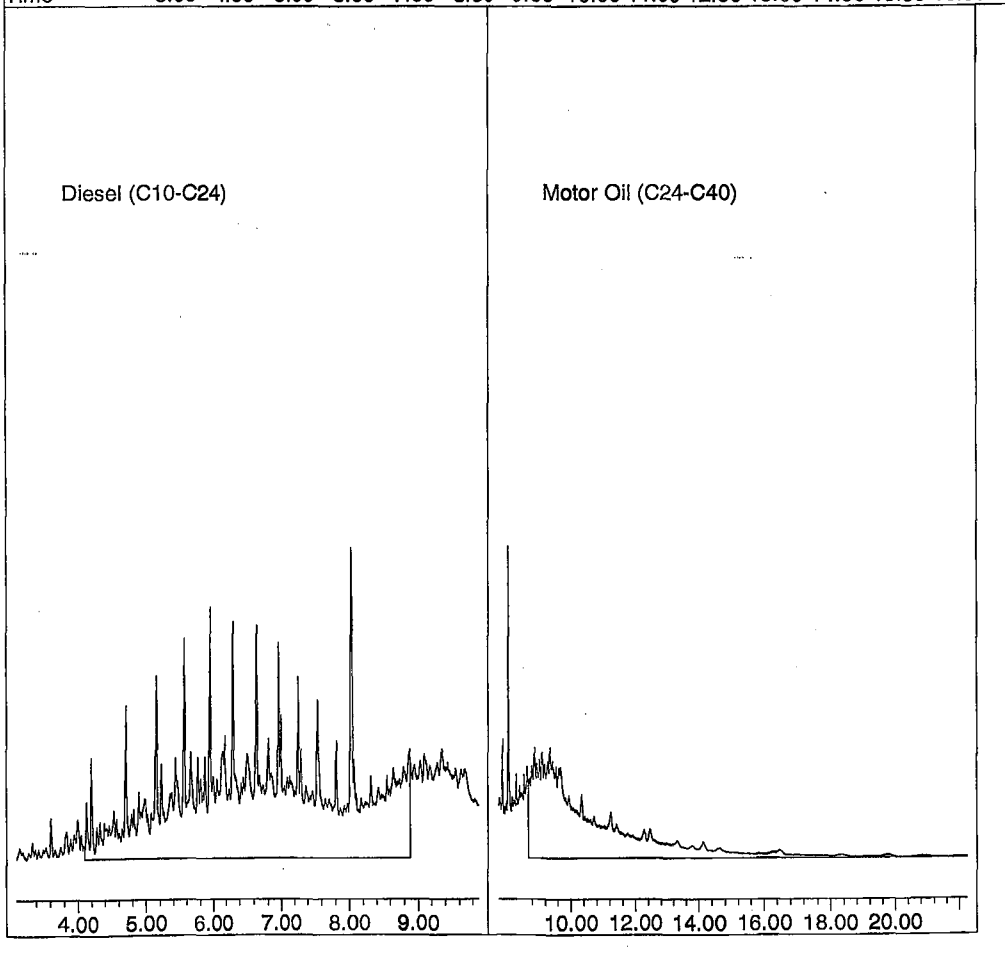

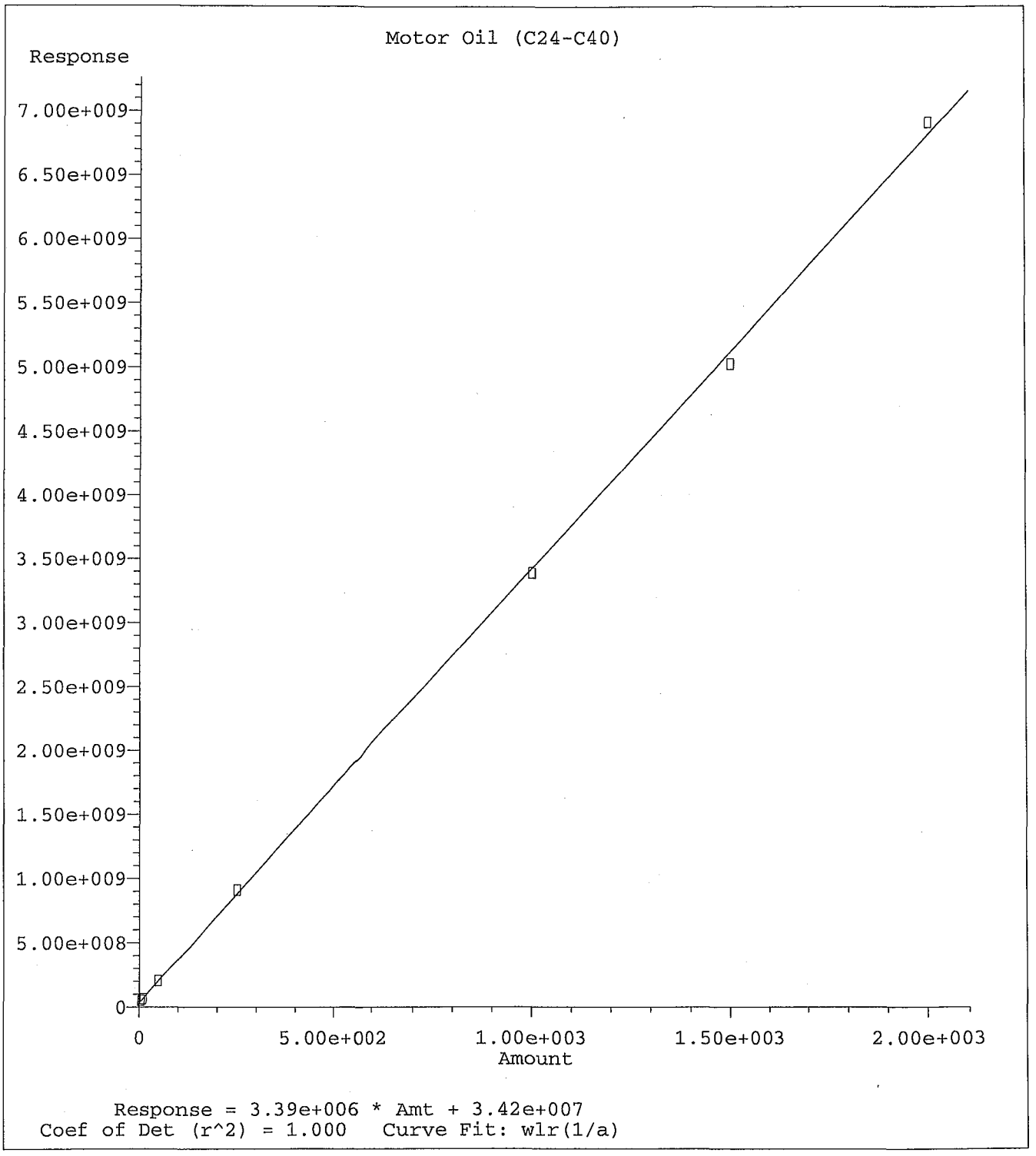

Method Name: G:\APOLLO\DATA\211028\DOC1028.M
Calibration Table Last Updated: Thu Oct 28 15:37:06 2021

TPH Extractables
DOC1028

Form 7

Continuing Calibration

Lab Name: APPL, Inc.
Case No:
Matrix: Water

SDG No:
Date Analyzed: 11/2/2021
Instrument: Apollo
Initial Cal. Date: 10/28/2021
Data File: 1101043.D

		Compound	MEAN	CCRF	%D	%Drift	
1	HATM	Diesel (C10-C24)	2516670	2421640	3.8	HATM	
2	HBTM	Motor Oil (C24-C40)	2492040	1882350	24	HBTML	7.0
3	SA	Ortho-Terphenyl(S)	3127510	3042570	2.7	SA	
4	SA	Octacosane(S)	2261430	2222000	1.7	SA	
5							
6							
7							
8							
9							
10							
11							
12							
13							
14							
15							
16							
17							
18							
19							
20							
21							
22							
23							
24							
25							
26							
27							
28							
29							
30							
31							
32							
33							
34							
35							
36							
37							
38							
39							
40							
		Average			8.1		

Quantitation Report (Not Reviewed)

Data File : G:\APOLLO\DATA\211101\1101043.D Vial: 43
Acq On : 11-2-21 12:50:56 Operator: KA
Sample : DMO LVL 4 CCV 10/27/21 Inst : Apollo
Misc : water Multiplr: 1.00
IntFile : events.e
Quant Time: Nov 18 9:25 2021 Quant Results File: DOC1028.RES

Method : G:\APOLLO\DATA\211028\DOC1028.M (Chemstation Integrator)
Title : 8015 B&C
Last Update : Thu Nov 18 09:25:49 2021
Response via : Multiple Level Calibration

Volume Inj. : 2UL
Signal Phase : DB-5
Signal Info : FID02A

Compound	R.T.	Response	Conc Units
System Monitoring Compounds			
3) SA Ortho-Terphenyl(S)	7.51	76064140	12.161 ppb
Surrogate Spike 30.000		Recovery =	40.54%
4) SA Octacosane(S)	9.79	55549901	12.282 ppb
Surrogate Spike 30.000		Recovery =	40.94%
Target Compounds			
1) HATM Diesel (C10-C24)	6.49	1210818077	240.560 ppb
2) HBTM Motor Oil (C24-C40)	14.96	941177047	267.407 ppb

Target Compounds

TPH Extractables
DOC1028

Form 7

Continuing Calibration

Lab Name: APPL, Inc.
Case No:
Matrix: Water

SDG No:
Date Analyzed: 11/2/2021
Instrument: Apollo
Initial Cal. Date: 10/28/2021
Data File: 1101060.D

		Compound	MEAN	CCRF	%D		%Drift
1	HATM	Diesel (C10-C24)	2516670	2452670	2.5	HATM	
2	HBTM	Motor Oil (C24-C40)	2492040	1852340	26	HBTML	5.2
3	SA	Ortho-Terphenyl(S)	3127510	3053340	2.4	SA	
4	SA	Octacosane(S)	2261430	2273270	0.52	SA	
5							
6							
7							
8							
9							
10							
11							
12							
13							
14							
15							
16							
17							
18							
19							
20							
21							
22							
23							
24							
25							
26							
27							
28							
29							
30							
31							
32							
33							
34							
35							
36							
37							
38							
39							
40							
		Average			7.9		

Quantitation Report (Not Reviewed)

Data File : G:\APOLLO\DATA\211101\1101060.D Vial: 60
Acq On : 11-2-21 20:52:14 Operator: KA
Sample : DMO LVL 4 CCV 10/27/21 Inst : Apollo
Misc : water Multiplr: 1.00
IntFile : events.e
Quant Time: Nov 18 9:27 2021 Quant Results File: DOC1028.RES

Method : G:\APOLLO\DATA\211028\DOC1028.M (Chemstation Integrator)
Title : 8015 B&C
Last Update : Thu Nov 18 09:25:49 2021
Response via : Multiple Level Calibration

Volume Inj. : 2UL
Signal Phase : DB-5
Signal Info : FID02A

Compound	R.T.	Response	Conc Units
System Monitoring Compounds			
3) SA Ortho-Terphenyl(S)	7.51	76333578	12.204 ppb
Surrogate Spike 30.000		Recovery =	40.68%
4) SA Octacosane(S)	9.79	56831725	12.565 ppb
Surrogate Spike 30.000		Recovery =	41.88%
Target Compounds			
1) HATM Diesel (C10-C24)	6.49	1226334750	243.642 ppb
2) HBTM Motor Oil (C24-C40)	14.96	926170268	262.983 ppb

Target Compounds

Data File: G:\APOLLO\DATA\211101\1101060.D
Sample : DMO LVL 4 CCV 10/27/21

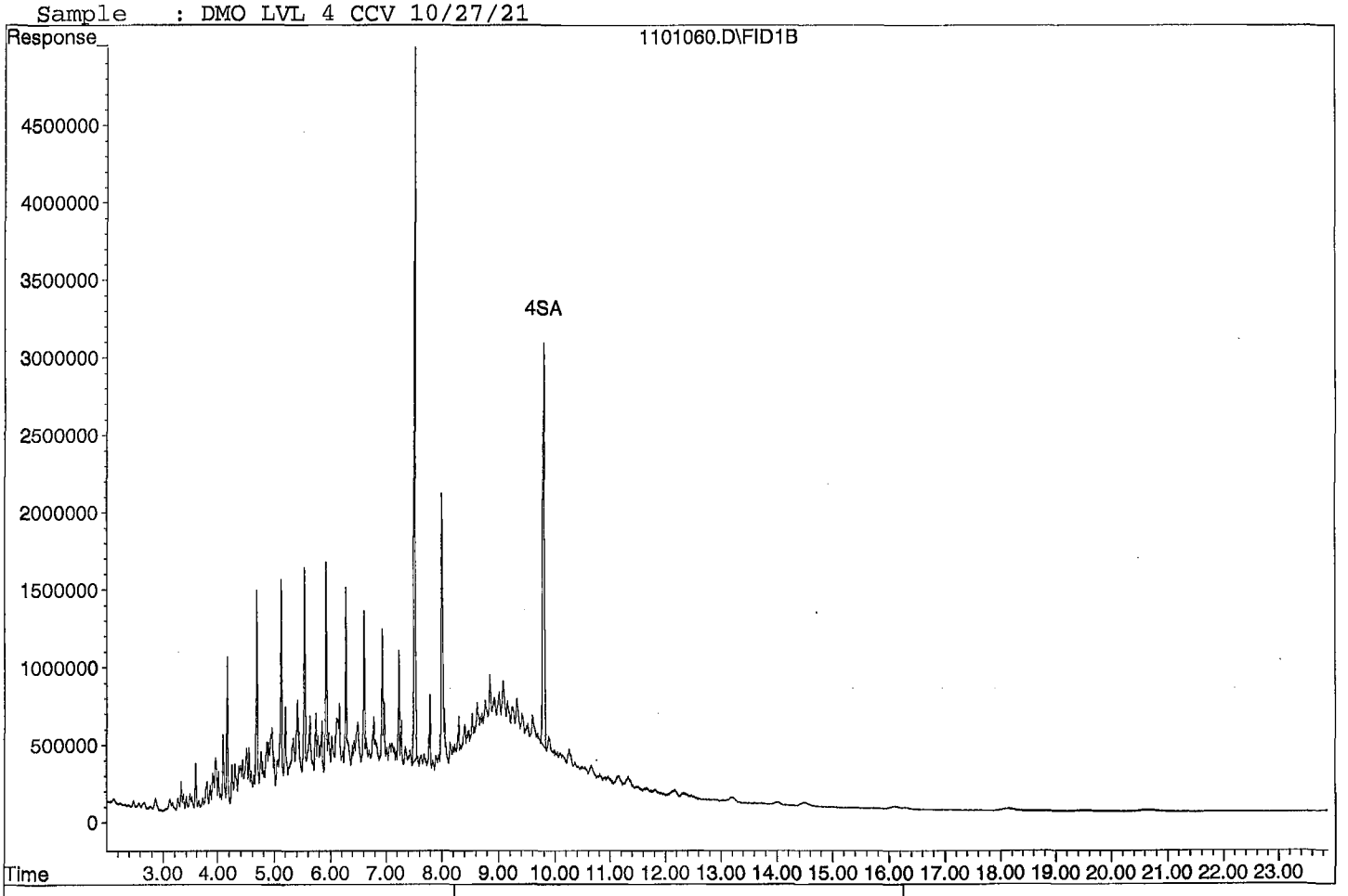

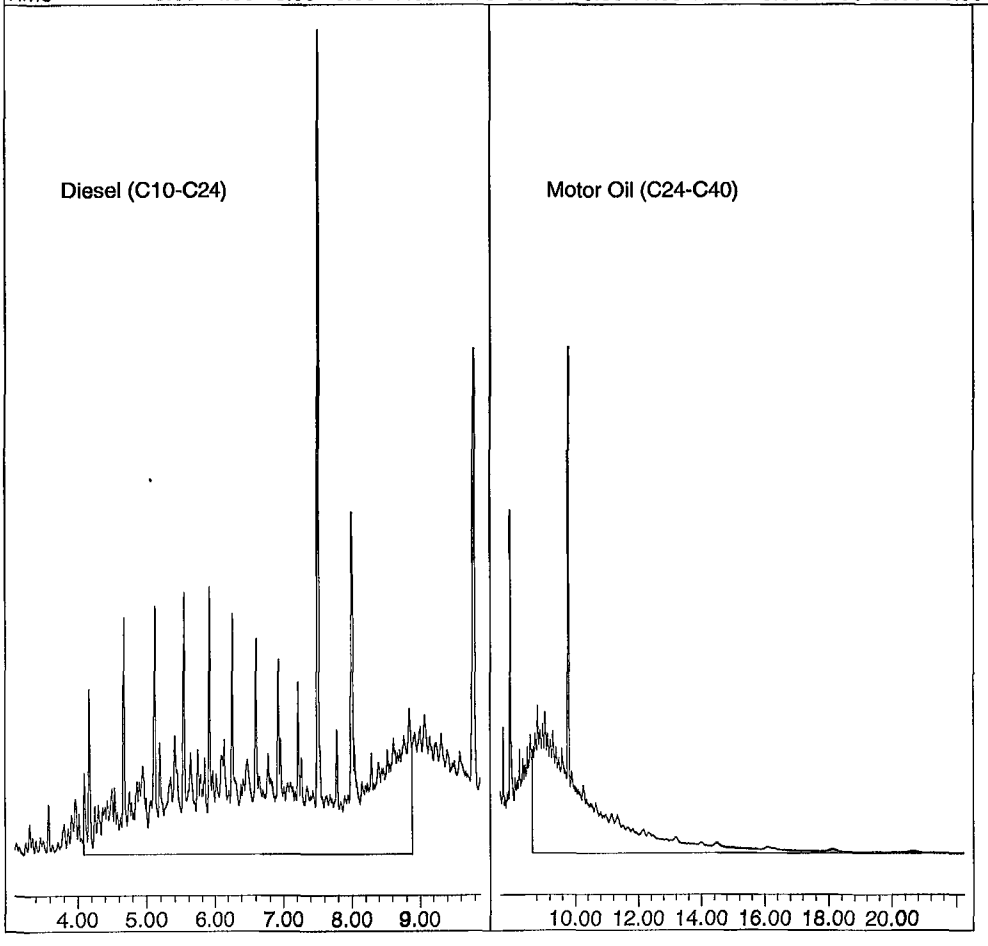

ORGANICS
Raw Data

Quantitation Report (QT Reviewed)

Data File : G:\APOLLO\DATA\211101\1101047.D Vial: 47
Acq On : 11-2-21 14:44:16 Operator: KA
Sample : BA44377W01 5/1000 Inst : Apollo
Misc : water Multiplr: 5.00
IntFile : events.e
Quant Time: Nov 3 11:14 2021 Quant Results File: DOC1028.RES

Method : G:\APOLLO\DATA\211028\DOC1028.M (Chemstation Integrator)
Title : 8015 B&C
Last Update : Tue Nov 02 14:56:02 2021
Response via : Multiple Level Calibration

Volume Inj. : 2UL
Signal Phase : DB-5
Signal Info : FID02A

Compound	R.T.	Response	Conc Units
System Monitoring Compounds			
3) SA Ortho-Terphenyl(S)	7.51	121569085	97.177 ppb
Surrogate Spike 150.000		Recovery =	64.78%
4) SA Octacosane(S)	9.79	105866333	117.035 ppb
Surrogate Spike 150.000		Recovery =	78.02%
Target Compounds			
1) HATM Diesel (C10-C24)	6.49	36674772	36.432 ppb
2) HBTM Motor Oil (C24-C40)	14.96	73296513	57.675 ppb

Target Compounds

Quantitation Report

Data File: G:\APOLLO\DATA\211101\1101047.D
Sample : BA44377W01 5/1000

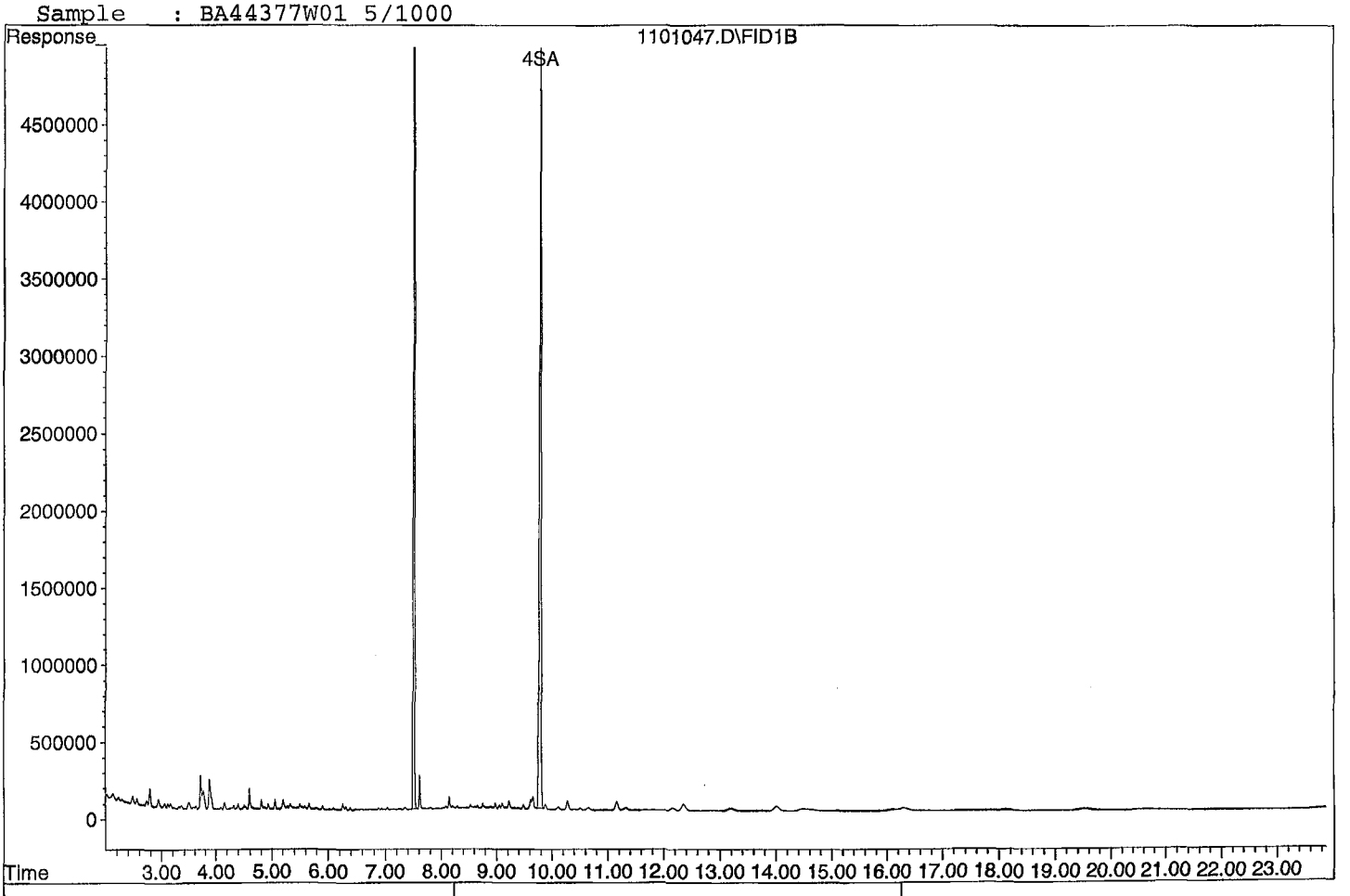

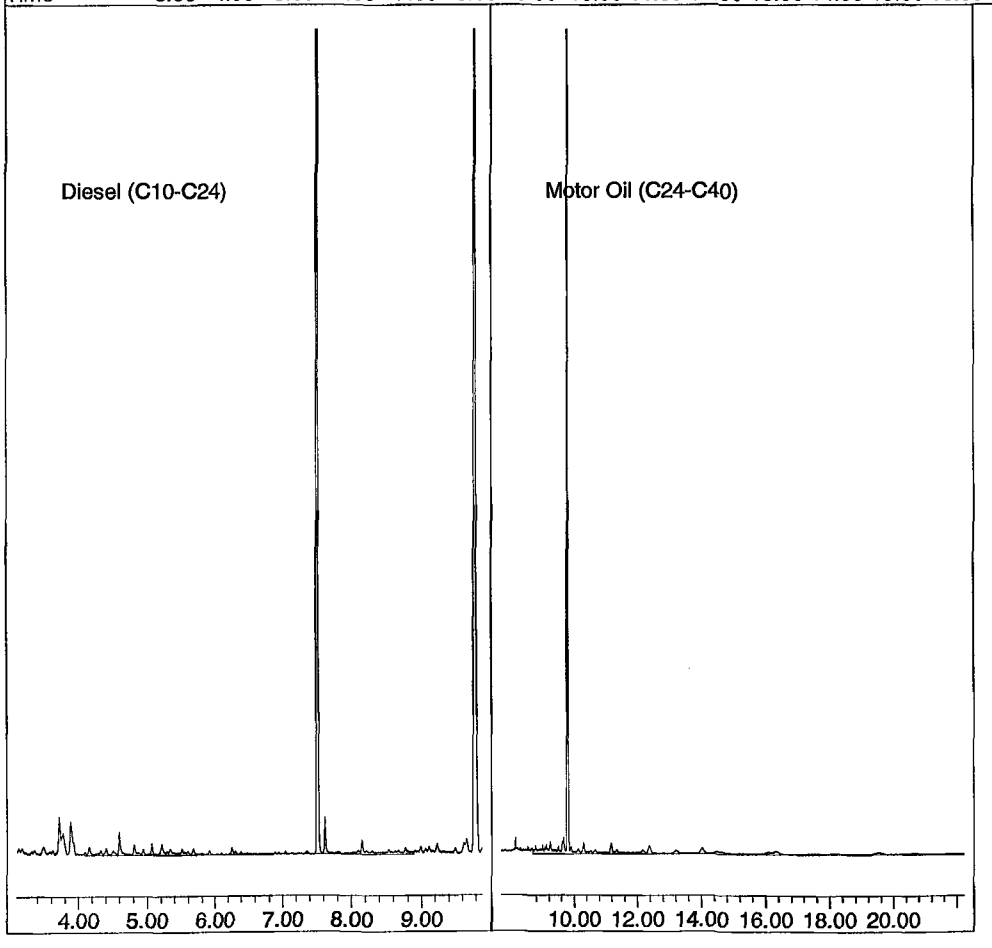

Quantitation Report (QT Reviewed)

Data File : G:\APOLLO\DATA\211101\1101044.D Vial: 44
Acq On : 11-2-21 13:19:16 Operator: KA
Sample : 211028A BLK 5/1000 Inst : Apollo
Misc : water Multiplr: 5.00
IntFile : events.e
Quant Time: Nov 3 10:31 2021 Quant Results File: DOC1028.RES

Method : G:\APOLLO\DATA\211028\DOC1028.M (Chemstation Integrator)
Title : 8015 B&C
Last Update : Tue Nov 02 14:56:02 2021
Response via : Multiple Level Calibration

Volume Inj. : 2UL
Signal Phase : DB-5
Signal Info : FID02A

Compound	R.T.	Response	Conc Units
System Monitoring Compounds			
3) SA Ortho-Terphenyl(S)	7.51	130170122	104.053 ppb
Surrogate Spike 150.000		Recovery =	69.37%
4) SA Octacosane(S)	9.79	114312276	126.372 ppb
Surrogate Spike 150.000		Recovery =	84.25%
Target Compounds			
1) HATM Diesel (C10-C24)	6.49	43139665	42.854 ppb
2) HBTM Motor Oil (C24-C40)	14.96	76805451	62.848 ppb

Target Compounds

(f)=RT Delta > 1/2 Window (m)=manual int.
1101044.D DOC1028.M Wed Nov 03 11:24:11 2021 Page 1

Quantitation Report

Data File: G:\APOLLO\DATA\211101\1101044.D
Sample : 211028A BLK 5/1000

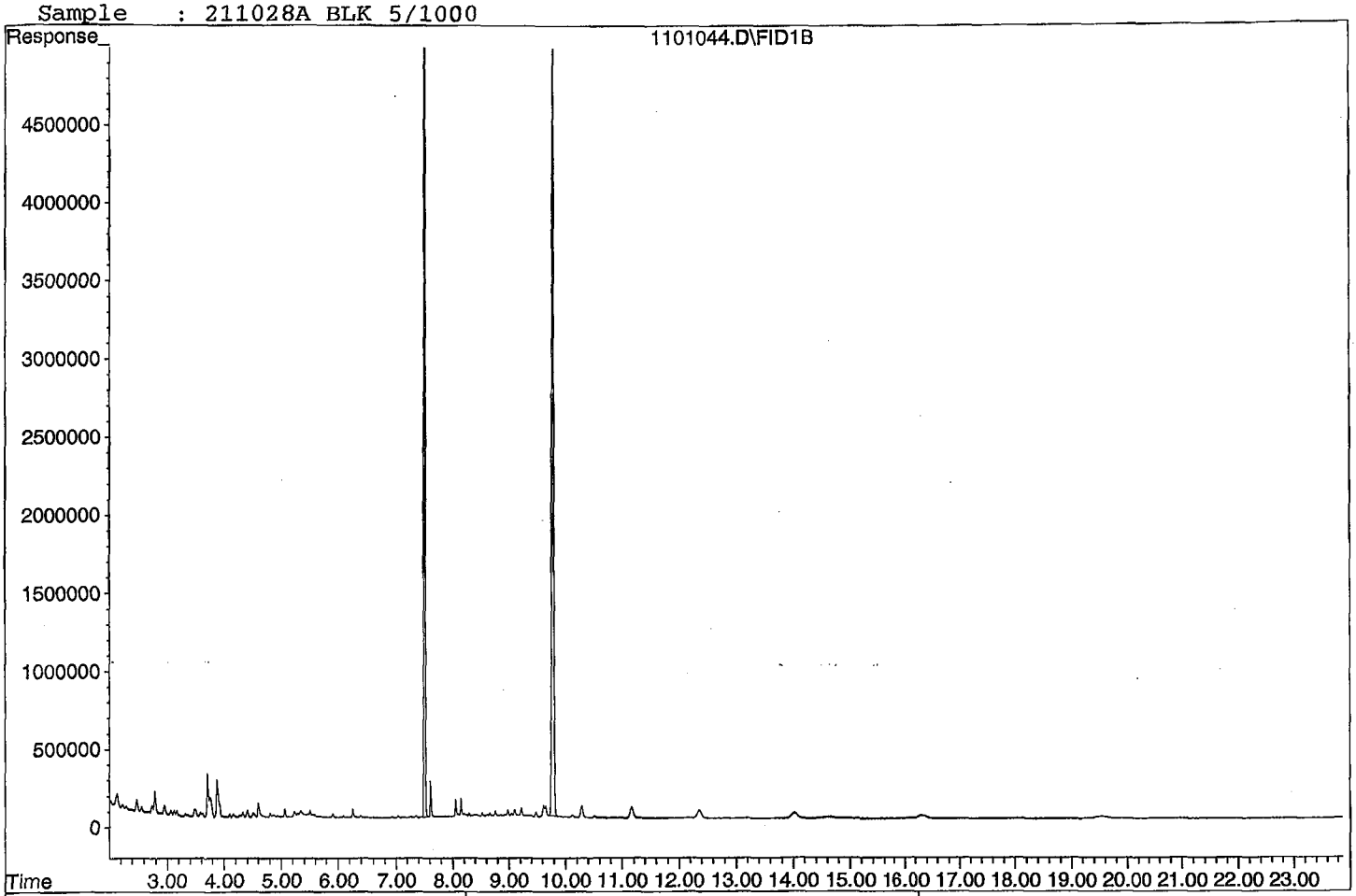

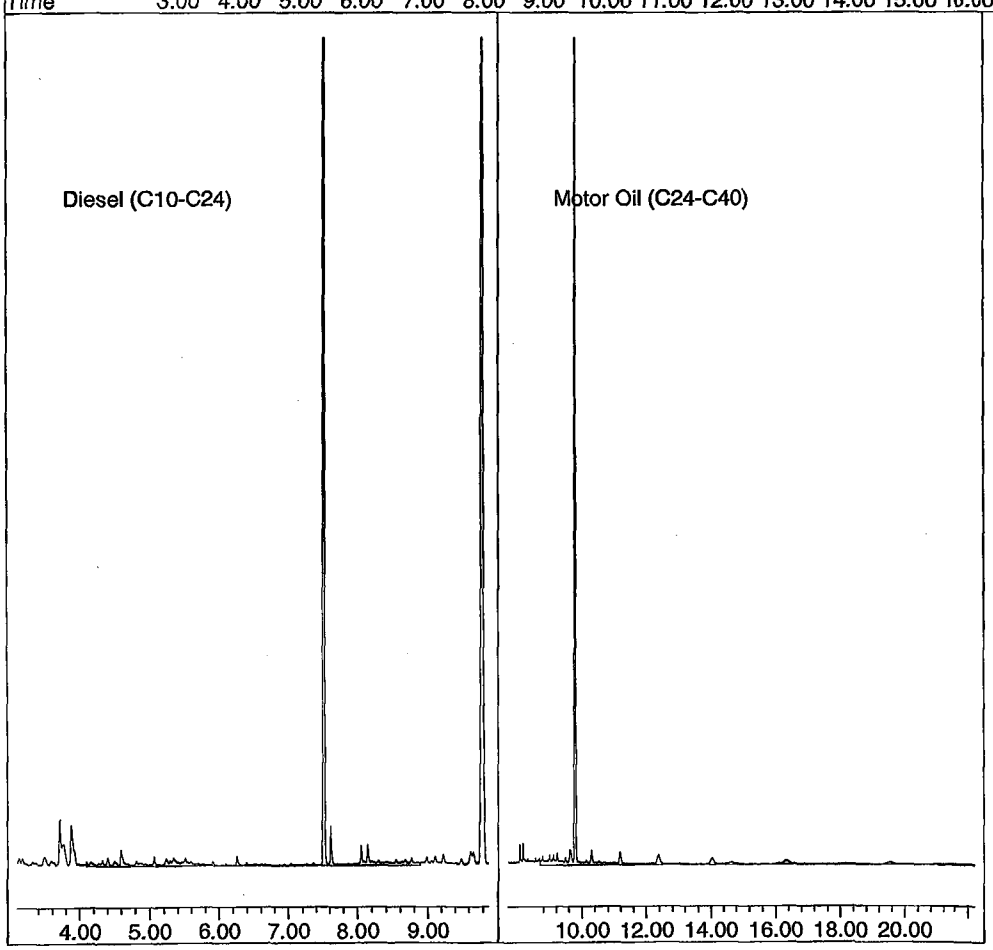

Quantitation Report (QT Reviewed)

Data File : G:\APOLLO\DATA\211101\1101045.D
Acq On : 11-2-21 13:47:33
Sample : 211028A LCS-1 5/1000
Misc : water
IntFile : events.e
Quant Time: Nov 3 10:31 2021 Quant Results File: DOC1028.RES

Vial: 45
Operator: KA
Inst : Apollo
Multiplr: 5.00

Method : G:\APOLLO\DATA\211028\DOC1028.M (Chemstation Integrator)
Title : 8015 B&C
Last Update : Tue Nov 02 14:56:02 2021
Response via : Multiple Level Calibration

Volume Inj. : 2UL
Signal Phase : DB-5
Signal Info : FID02A

Compound	R.T.	Response	Conc Units
System Monitoring Compounds			
3) SA Ortho-Terphenyl(S)	7.51	103836756	83.003 ppb
Surrogate Spike 150.000		Recovery =	55.34%
4) SA Octacosane(S)	9.79	90165565	99.678 ppb
Surrogate Spike 150.000		Recovery =	66.45%
Target Compounds			
1) HATM Diesel (C10-C24)	6.49	32268722	32.055 ppb
2) HBTM Motor Oil (C24-C40)	14.96	61268697	39.945 ppb

Target Compounds

Diesel:

$$\frac{(32268722)(5)}{(2516669)(2)} = \frac{161343610}{5033338} = \boxed{32.055}$$

(f)=RT Delta > 1/2 Window
1101045.D DOC1028.M Wed Nov 03 11:24:13 2021
(m)=manual int.

Quantitation Report

Data File: G:\APOLLO\DATA\211101\1101045.D
Sample : 211028A LCS-1 5/1000

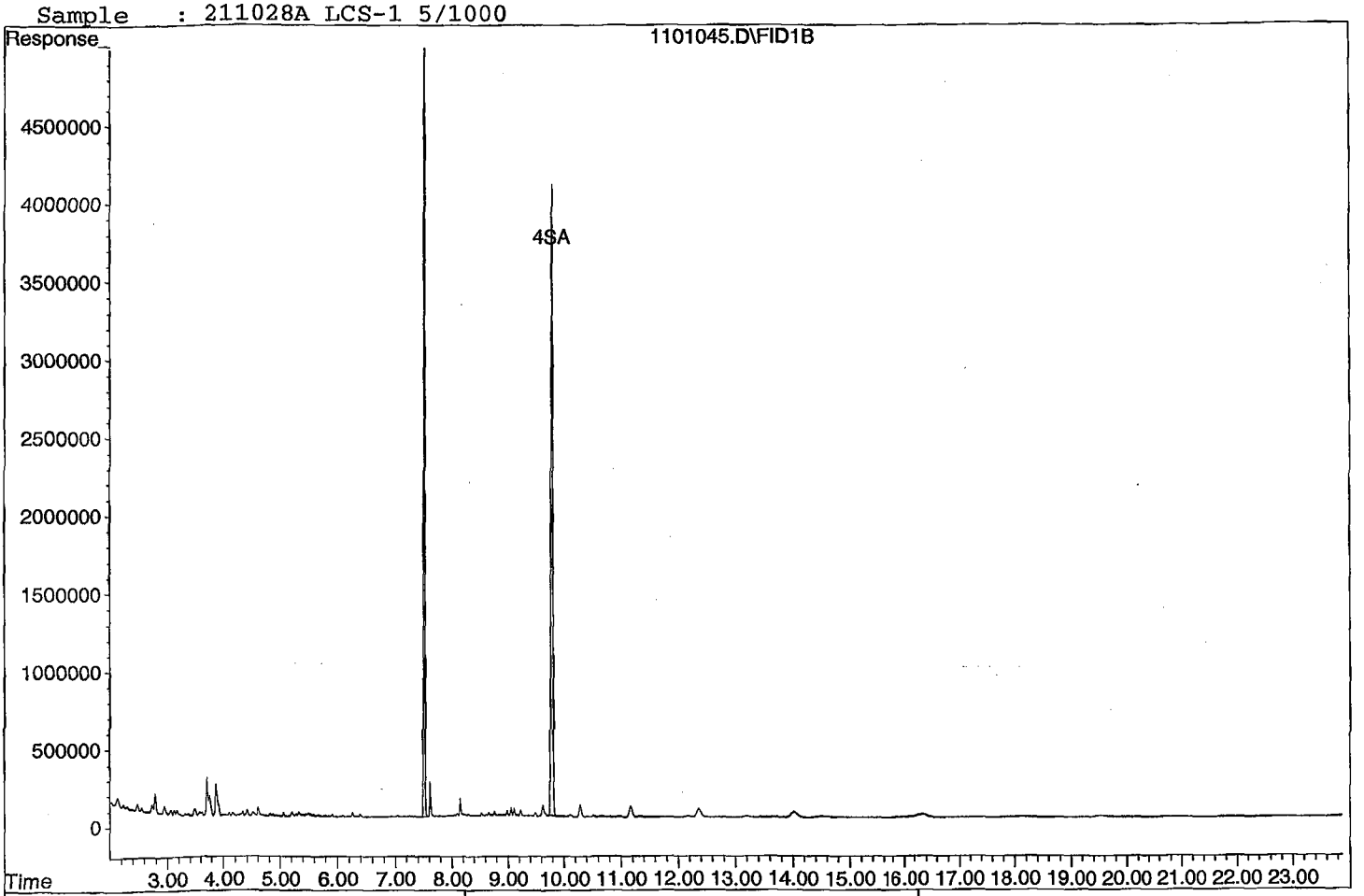

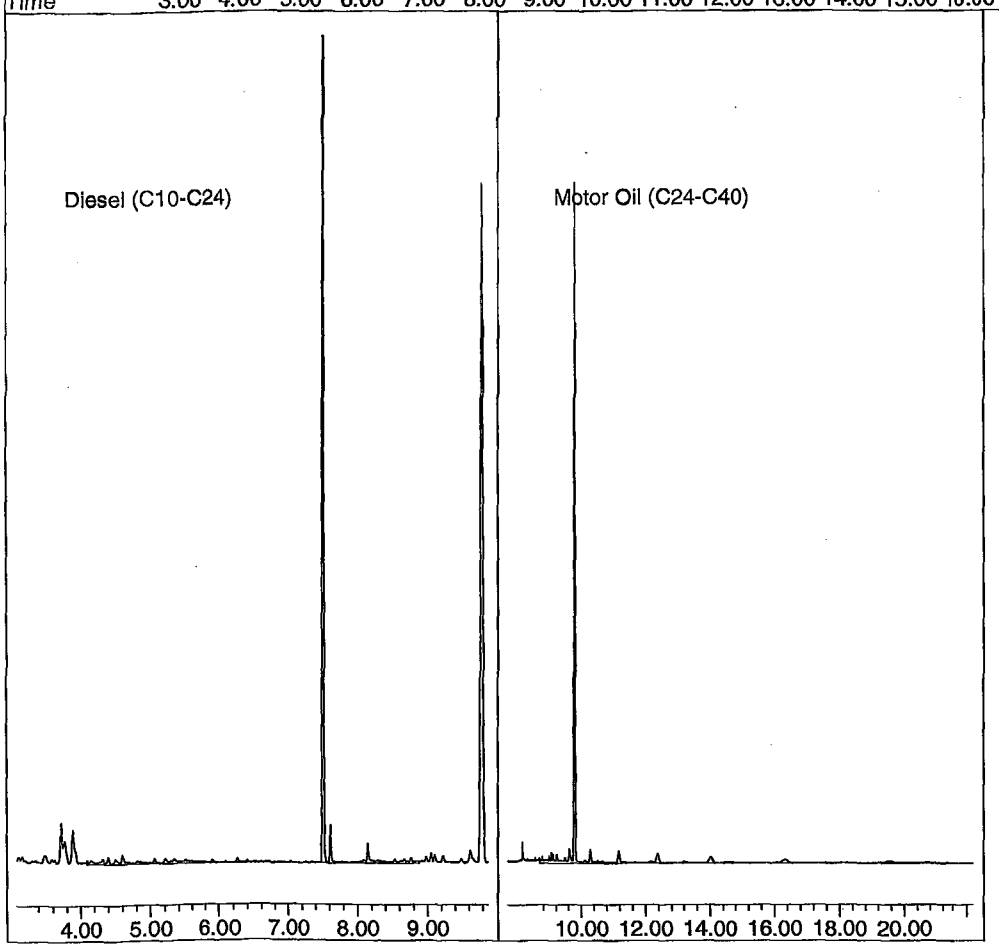

Quantitation Report (QT Reviewed)

Data File : G:\APOLLO\DATA\211101\1101046.D Vial: 46
Acq On : 11-2-21 14:15:56 Operator: KA
Sample : 211028A LCSD-1 5/1000 Inst : Apollo
Misc : water Multiplr: 5.00
IntFile : events.e
Quant Time: Nov 3 11:13 2021 Quant Results File: DOC1028.RES

Method : G:\APOLLO\DATA\211028\DOC1028.M (Chemstation Integrator)
Title : 8015 B&C
Last Update : Tue Nov 02 14:56:02 2021
Response via : Multiple Level Calibration

Volume Inj. : 2UL
Signal Phase : DB-5
Signal Info : FID02A

Compound	R.T.	Response	Conc Units
System Monitoring Compounds			
3) SA Ortho-Terphenyl(S)	7.51	122956161	98.286 ppb
Surrogate Spike 150.000		Recovery =	65.52%
4) SA Octacosane(S)	9.79	107692940	119.054 ppb
Surrogate Spike 150.000		Recovery =	79.37%
Target Compounds			
1) HATM Diesel (C10-C24)	6.49	38311036	38.057 ppb
2) HBTM Motor Oil (C24-C40)	14.96	79331697	66.572 ppb

Target Compounds

(f)=RT Delta > 1/2 Window (m)=manual int.
1101046.D DOC1028.M Wed Nov 03 11:24:14 2021 Page 1

Quantitation Report

Data File: G:\APOLLO\DATA\211101\1101046.D
Sample : 211028A LCSD-1 5/1000

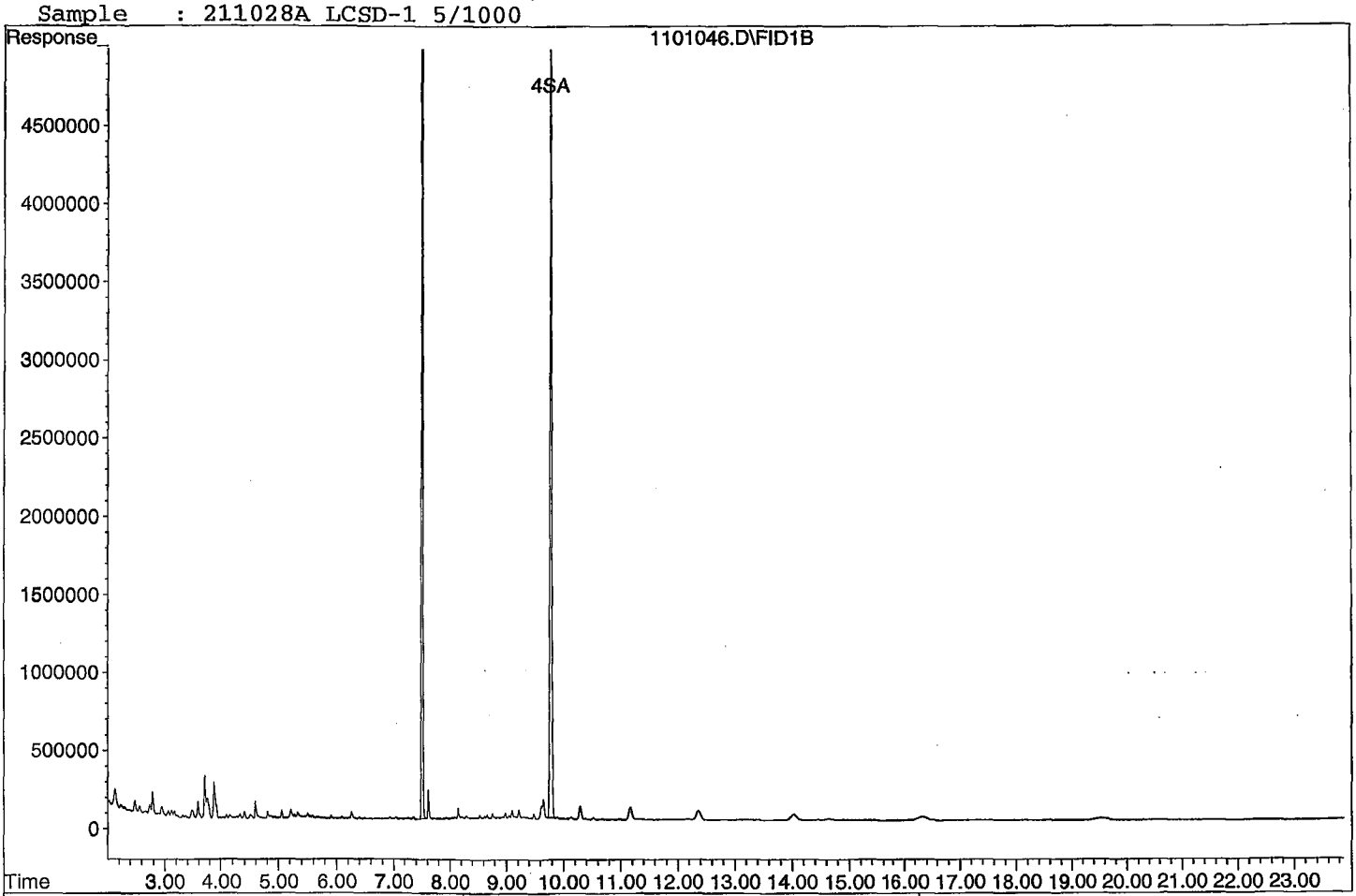

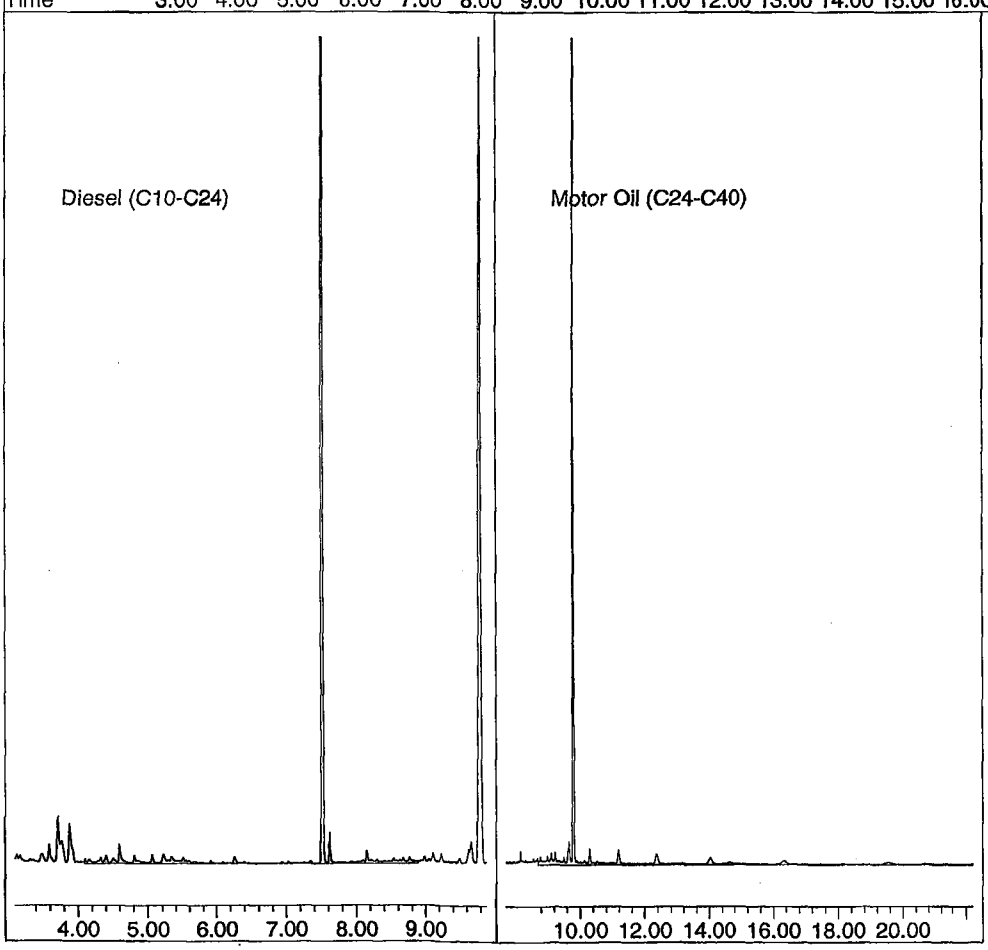

Diesel / Motor Oil Calibration Curve

Prepared: 10/28/2021
Expires: 5/31/2026
Methylene Chloride Lot No. 61117

Prepared By (Initials): KA

Initial Standard Information							Final Standard			
Name of Initial Standard (QAU Label)	Supplier	Conc. (ug/mL)	APPL Mix Name	Reference to APPL Prep Date and Lot #'s	Exp. Date	Exp. Date (Manufacturer)	Aliquot From Stock	Final Volume	Solvent	Final Standard Conc. (ug/mL)
Diesel / Motor Oil - 2	APPL	10	Diesel / Motor Oil - 1	Perp'd: 10/6/21 A0164485-52822, A0168842-52820, AO166510-52817 CL16893-52835	See man. Exp date	10/31/2027 12/31/2027 5/31/2026	100uL	200uL	MC	5
Diesel / Motor Oil - 3		50	Diesel / Motor Oil - 2				200uL	1mL	MC	10
Diesel / Motor Oil Calibration STD	Restek	2,000	Diesel / Motor Oil - 3				25uL	1mL	MC	50
			Diesel / Motor Oil - 4				125uL	1mL	MC	250
			Diesel / Motor Oil - 5				500uL	1mL	MC	1000
			Diesel / Motor Oil - 6				750uL	1mL	MC	1500
			Diesel / Motor Oil - 7				100uL	100uL	N/A	2,000

Diesel / Motor Oil Second Source

Prepared: 10/28/2021
Expires: 10/28/2024
Methylene Chloride
Lot No. 61117

Prepared By (Initials): KA

Initial Standard Information							Final Standard			
Name of Initial Standard (QAU Label)	Supplier	Supplier Part No.	Conc. (ug/mL)	Lot Number - QA Number	Exp. Date (1 yr.)	Exp. Date (Manufacturer)	Aliquot From Stock	Final Volume	Solvent	Final Standard Conc. (ug/mL)
Diesel Fuel #2 Second Source	Phenova	AL0-101287	50,000	**CL16477-52980**	**See man. Exp date**	**2/28/2027**	50uL	10mL	MC	250
Motor Oil Second Source	Absolute	51094	50,000	**102819-52981**		**10/28/2024**	50uL			

Diesel / Motor Oil CCV

Prepared: 10/27/2021
Expires: 5/31/2026
Methylene Chloride
Lot No. 61117

Prepared By (Initials): KA

Initial Standard Information							Final Standard			
Name of Initial Standard (QAU Label)	Supplier	APPL Mix Name	Conc. (ug/mL)	Reference to APPL Prep Date and Lot #'s	Exp. Date	Exp. Date (Manufacturer)	Aliquot From Stock	Final Volume	Solvent	Final Standard Conc. (ug/mL)
Diesel / Motor Oil STD	Restek	Diesel / Motor Oil CCV	2,000	Perp'd: 10/06/21 A0164485-52822, A0168842-52820, A0166510-52817, CL16893-52835	**See man. Exp date**	**10/31/2027 12/31/2027 5/31/2026**	1250uL	10mL	MC	250

THC Surrogate

Prepared: 10/21/2021 **KA**

Expires: 5/31/2026

Initial Standard Information							Final Standard			
Name of Initial Standard (QAU Label)	Supplier	Supplier Part No.	Conc. (ug/mL)	Lot Number - QA Number	Exp. Date (1 yr.)	Exp. Date (Manufacturer)	Aliquot From Stock	Final Volume	Solvent	Final Standard Conc. (ug/mL)
O-terphenyl / Octacosane Mix	Phenova	ALO-130161	600	**CL16893-52842**	**See ma. Date**	**5/31/2026**	N/A	N/A	N/A	600

_LIQ005

Organic Extraction Worksheet

Method	Continuous Liq/Liq TPH-Diesel/MO 3520C	Extraction Set	211028A	Extraction Method	LIQ005	Units	mL

Spiked ID 1			Surrogate ID 1	THC Surrogate 10/21/22-10/21/22	
Spiked ID 2			Surrogate ID 2		
Spiked ID 3			Surrogate ID 3		
Spiked ID 4			Surrogate ID 4		
Spiked ID 5			Surrogate ID 5		
Spiked ID 6			Sufficient Vol for Matrix QC:	NO	
Spiked ID 7			Ext. Start Time:	10/28/21 12:30	
Spiked ID 8			Ext. End Time:	10/29/21 6:30	
			GC Requires Extract By:		

pH1	2	10/28/21 9:25	Water Bath Temp 1 °C	42/41.1 °C
pH2	2	10/29/21 9:22	Water Bath Temp 2 °C	38/39.1
pH3			Water Bath Temp 3 °C	40/39.5 °C

Spiked By: SR **Date** 10/28/2021 **Witnessed By:** JAS **Date** 10/28/2021

	Sample	Sample Container	Spike Amount	Spike ID	Surrogate Amount	Surrogate ID	Extract Amount	Final Volume	pH	Extract Date/Time	Comments
1	211028A Blk				0.250	1 equip	1000 E-HP3 E-WB1	5	2	10/28/21 9:27	
2	211028A LCS-1				0.250	1 equip	1000 E-HP4 E-WB2	5	2	10/28/21 9:27	
3	211028A LCSD-1				0.250	1 equip	1000 E-HP6 E-WB3	5	2	10/28/21 9:27	
4	BA44377	BA44377W01			0.250	1 equip	1000 E-HP7 E-WB1	5	2	10/28/21 9:27	97985
5	BA44381	BA44381W01			0.250	1 equip	1000 E-HP8 E-WB2	5	2	10/28/21 9:27	97984
6	BA44382	BA44382W01			0.250	1 equip	1000 E-HP9 E-WB3	5	2	10/28/21 9:27	97984
7	BA44466	BA44466W01			0.250	1 equip	1000 E-HP10 E-WB1	5	2	10/29/21 9:24	98005
8	BA44467	BA44467W01			0.250	1 equip	1000 E-HP11 E-WB2	5	2	10/29/21 9:24	98005
9	BA44468	BA44468W01			0.250	1 equip	1000 E-HP12 E-WB3	5	2	10/29/21 9:24	98005
10	BA44469	BA44469W01			0.250	1 equip	1000 E-HP13 E-WB1	5	2	10/29/21 9:24	98005

Solvent and Lot#	
1+1 HCL (5mLs)	60282
PH Strips	HC155968
Dicholormethane	61117
Filter Paper	400196
Sodium Sulfate	2021071206

Extraction COC Transfer	
Extraction lab employee Initials	KY
GC analyst's initials	CW
Date	11/1/21
Time	13:16
Refrigerator	Hobart

	Technician's Initials
Scanned By	SR
Sample Preparation	SR
Extraction	SR
Concentration	DS

Modified	11/3/2021 7:48:28 AM

Reviewed By: KY **Date** 11/3/2021

Injection Log

Directory: G:\APOLLO\DATA\211028\

Line	Vial	FileName	Multiplier	SampleName	Misc Info	Injected
1	3	1028003.D	1	DMO STD 1 10/28/21	water	10-28-21 9:19:03
2	4	1028004.D	1	DMO STD 2 10/28/21	water	10-28-21 9:47:06
3	5	1028005.D	1	DMO STD 3 10/28/21	water	10-28-21 10:15:13
4	6	1028006.D	1	DMO STD 4 10/28/21	water	10-28-21 10:43:31
5	7	1028007.D	1	DMO STD 5 10/28/21	water	10-28-21 11:11:42
6	8	1028008.D	1	DMO STD 6 10/28/21	water	10-28-21 11:39:55
7	9	1028009.D	1	DMO STD 7 10/28/21	water	10-28-21 12:08:10
8	10	1028010.D	1	DMO Second Source 10/28/21	water	10-28-21 12:36:26
9	43	1101043.D	1	DMO LVL 4 CCV 10/27/21	water	11-2-21 12:50:56
10	44	1101044.D	5	211028A BLK 5/1000	water	11-2-21 13:19:16
11	45	1101045.D	5	211028A LCS-1 5/1000	water	11-2-21 13:47:33
12	46	1101046.D	5	211028A LCSD-1 5/1000	water	11-2-21 14:15:56
13	47	1101047.D	5	BA44377W01 5/1000	water	11-2-21 14:44:16
14	60	1101060.D	1	DMO LVL 4 CCV 10/27/21	water	11-2-21 20:52:14

ORGANICS
Calibration Data

PAH by GCMS SIM
EPA 8270 SIM

Form 6
Initial Calibration

Lab Name: APPL, Inc.
Case No:
Matrix:
SDG No:
Initial Cal. Date: 10/19/2021
Instrument: KYLO
Initials: LS

		Compound	1019K002.D 0.1	1019K003.D 0.2	1019K004.D 0.5	1019K005.D 1	1019K006.D 5	1019K007.D 10	1019K008.D 50	1019K009.D 100			Avg	%RSD	Type	r^2	Q	MRF
1	I	Napthalene-D8(IS)																
2	TM	Naphthalene	1.428	1.402	1.354	1.336	1.308	1.289	1.172	1.100			1.3	8.6	TM			0.700
3	S	2-Methylnaphthalene-D10 (2M	1.359	1.337	1.324	1.305	1.316	1.159	1.222	1.192			1.3	5.9	S			
4	TM	2-Methylnaphthalene	0.7868	0.7804	0.7756	0.7764	0.7886	0.7810	0.7175	0.6825			0.76	5.1	TM			0.400
5	TM	1-Methylnaphthalene	0.8005	0.7905	0.7931	0.7961	0.7922	0.7806	0.7122	0.6797			0.77	6.0	TM			
6	I	Acenaphthene-D10(IS)																
7	TM	Acenaphthylene	5.288	5.373	5.323	5.258	5.439	5.405	4.863	4.456			5.2	6.6	TM			0.900
8	*TM	Acenaphthene	1.497	1.444	1.402	1.372	1.398	1.381	1.266	1.207			1.4	6.8	*TM			0.900
9	TM	Fluorene	1.615	1.645	1.600	1.590	1.642	1.640	1.521	1.456			1.6	4.2	TM			0.900
10	I	Phenanthrene-D10(IS)																
11	TM	Phenanthrene	1.510	1.398	1.383	1.377	1.403	1.374	1.309	1.253			1.4	5.4	TM			0.700
12	TM	Anthracene	1.298	1.273	1.300	1.300	1.352	1.349	1.285	1.240			1.3	2.8	TM			0.700
13	S	Fluoranthene-D10 (FRT)	2.023	1.976	1.895	1.904	2.032	1.918	1.953	1.890			1.9	2.9	S			
14	*TM	Fluoranthene	2.169	2.135	2.136	2.147	2.255	2.226	2.086	1.944			2.1	4.4	*TM			0.600
15	I	Chrysene-D12(IS)																
16	TM	Pyrene	1.986	2.033	1.960	1.958	1.948	1.927	1.782	1.720			1.9	5.6	TM			0.600
17	TM	Benz (a) anthracene	1.473	1.441	1.379	1.381	1.401	1.420	1.370	1.344			1.4	3.0	TM			0.800
18	TM	Chrysene	1.754	1.672	1.608	1.574	1.554	1.516	1.410	1.375			1.6	8.1	TM			0.700
19	TML	Indeno (1,2,3-cd) pyrene	1.687	1.326	1.360	1.404	1.015	1.052	1.169	1.168			1.3	17	TM	1.000		0.500
20	I	Perylene-D12(IS)																
21	TM	Benzo (b) fluoranthene	1.268	1.292	1.301	1.356	1.511	1.514	1.537	1.485			1.4	8.1	TM			0.700
22	TM	Benzo (k) fluoranthene	1.593	1.558	1.636	1.632	1.670	1.730	1.578	1.484			1.6	4.6	TM			0.700
23	*TM	Benzo (a) pyrene	1.254	1.223	1.224	1.265	1.442	1.484	1.454	1.383			1.3	8.3	*TM			0.700
24	TM	Dibenz (a,h) anthracene	1.360	1.209	1.221	1.273	1.398	1.395	1.399	1.353			1.3	6.0	TM			0.400
25	TM	Benzo (g,h,i) perylene	1.457	1.403	1.410	1.405	1.496	1.517	1.462	1.394			1.4	3.2	TM			0.500
26																		
27																		
28																		
29																		
30																		
31																		
32																		
33																		
34																		
35																		

Quantitation Report (Not Reviewed)

Data File : M:\KYLO\DATA\211019\1019K002.D
Acq On : 19 Oct 21 14:09
Sample : 0.1 ug/ml 10/13/21
Misc :

Vial: 2
Operator: LS
Inst : KYLO
Multiplr: 1.00

Quant Time: Oct 19 15:48 2021

Quant Results File: K1019.RES

Quant Method : M:\KYLO\DATA\211019\K1019.M (RTE Integrator)
Title : EPA 8270
Last Update : Tue Oct 19 16:47:23 2021
Response via : Initial Calibration
DataAcq Meth : SIM_2

Internal Standards	R.T.	QIon	Response	Conc Units	Dev(Min)
1) Napthalene-D8(IS)	3.92	136	10962	2.50000 ppb	0.00
6) Acenaphthene-D10(IS)	5.86	164	5295	2.50000 ppb	0.00
10) Phenanthrene-D10(IS)	7.56	188	8379	2.50000 ppb	0.00
15) Chrysene-D12(IS)	10.63	240	9693	2.50000 ppb	0.01
20) Perylene-D12(IS)	12.84	264	9009	2.50000 ppb	0.01
System Monitoring Compounds					
3) 2-Methylnaphthalene-D10 (2	4.66	152	298	0.05323 ppb	0.00
Spiked Amount 5.000			Recovery	= 1.060%	
13) Fluoranthene-D10 (FRT)	8.94	212	339	0.05190 ppb	0.01
Spiked Amount 5.000			Recovery	= 1.040%	
Target Compounds					Qvalue
2) Naphthalene	3.94	128	626	0.10994 ppb	99
4) 2-Methylnaphthalene	4.69	142	345	0.10338 ppb	100
5) 1-Methylnaphthalene	4.80	142	351	0.10422 ppb	99
7) Acenaphthylene	5.70	152	1120	0.10217 ppb	100
8) Acenaphthene	5.89	154	317	0.10918 ppb	99
9) Fluorene	6.49	166	342	0.10165 ppb	96
11) Phenanthrene	7.59	178	506	0.10973 ppb	100
12) Anthracene	7.65	178	435	0.09988 ppb	97
14) Fluoranthene	8.96	202	727	0.10149 ppb	98
16) Pyrene	9.22	202	770	0.10375 ppb	99
17) Benz (a) anthracene	10.62	228	571	0.10510 ppb	99
18) Chrysene	10.66	228	680	0.11258 ppb	96
19) Indeno (1,2,3-cd) pyrene	14.41	276	654	0.33399 ppb #	88
22) Benzo (k) fluoranthene	12.21	252	574	-0.45104 ppb	97
23) Benzo (a) pyrene	12.75	252	452	-0.17190 ppb	95
24) Dibenz (a,h) anthracene	14.45	278	490	-0.04905 ppb	95
25) Benzo (g,h,i) perylene	14.71	276	525	-0.23039 ppb	98

(#) = qualifier out of range (m) = manual integration

Quantitation Report

Data File : M:\KYLO\DATA\211019\1019K002.D Vial: 2
Acq On : 19 Oct 21 14:09 Operator: LS
Sample : 0.1 ug/ml 10/13/21 Inst : KYLO
Misc : Multiplr: 1.00

Quant Time: Oct 19 15:48 2021 Quant Results File: K1019.RES

Method : M:\KYLO\DATA\211019\K1019.M (RTE Integrator)
Title : EPA 8270
Last Update : Tue Nov 09 10:14:45 2021
Response via : Initial Calibration

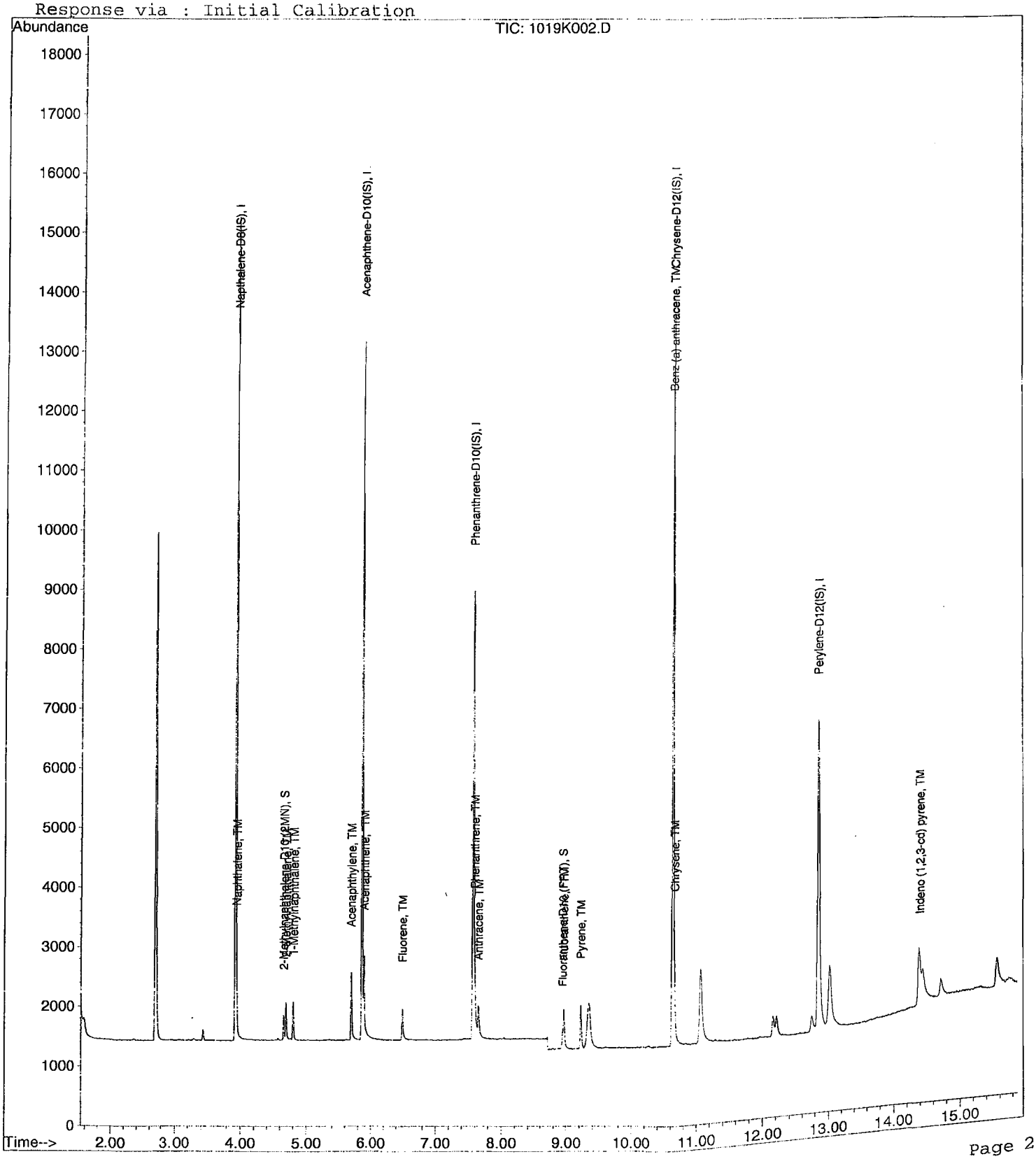

1019K002.D K1019.M Tue Nov 16 09:33:45 2021

Quantitation Report (Not Reviewed)

Data File : M:\KYLO\DATA\211019\1019K003.D
Acq On : 19 Oct 21 14:29
Sample : 0.2 ug/ml 10/13/21
Misc :

Vial: 3
Operator: LS
Inst : KYLO
Multiplr: 1.00

Quant Time: Oct 19 15:48 2021

Quant Results File: K1019.RES

Quant Method : M:\KYLO\DATA\211019\K1019.M (RTE Integrator)
Title : EPA 8270
Last Update : Tue Oct 19 16:47:23 2021
Response via : Initial Calibration
DataAcq Meth : SIM_2

Internal Standards	R.T.	QIon	Response	Conc Units	Dev(Min)
1) Napthalene-D8(IS)	3.92	136	11180	2.50000 ppb	0.00
6) Acenaphthene-D10(IS)	5.86	164	5495	2.50000 ppb	0.00
10) Phenanthrene-D10(IS)	7.56	188	8995	2.50000 ppb	0.00
15) Chrysene-D12(IS)	10.63	240	9881	2.50000 ppb	0.01
20) Perylene-D12(IS)	12.84	264	8688	2.50000 ppb	0.01
System Monitoring Compounds					
3) 2-Methylnaphthalene-D10 (2	4.66	152	598	0.10474 ppb	0.00
Spiked Amount 5.000			Recovery	= 2.100%	
13) Fluoranthene-D10 (FRT)	8.94	212	711	0.10140 ppb	0.01
Spiked Amount 5.000			Recovery	= 2.020%	
Target Compounds					Qvalue
2) Naphthalene	3.94	128	1254	0.21593 ppb	99
4) 2-Methylnaphthalene	4.69	142	698	0.20508 ppb	96
5) 1-Methylnaphthalene	4.80	142	707	0.20582 ppb	98
7) Acenaphthylene	5.69	152	2362	0.20763 ppb	100
8) Acenaphthene	5.89	154	635	0.21074 ppb	99
9) Fluorene	6.49	166	723	0.20706 ppb	100
11) Phenanthrene	7.59	178	1006	0.20323 ppb	100
12) Anthracene	7.65	178	916	0.19592 ppb	99
14) Fluoranthene	8.96	202	1536	0.19974 ppb	97
16) Pyrene	9.21	202	1607	0.21241 ppb	99
17) Benz (a) anthracene	10.62	228	1139	0.20566 ppb	98
18) Chrysene	10.66	228	1322	0.21470 ppb	99
19) Indeno (1,2,3-cd) pyrene	14.40	276	1048	0.41647 ppb #	98
21) Benzo (b) fluoranthene	12.16	252	898	0.06057 ppb	98
22) Benzo (k) fluoranthene	12.21	252	1083	-0.34909 ppb	97
23) Benzo (a) pyrene	12.74	252	850	-0.08634 ppb	97
25) Benzo (g,h,i) perylene	14.71	276	975	-0.13423 ppb	96

(#) = qualifier out of range (m) = manual integration

Quantitation Report

Data File : M:\KYLO\DATA\211019\1019K003.D
Acq On : 19 Oct 21 14:29
Sample : 0.2 ug/ml 10/13/21
Misc :

Vial: 3
Operator: LS
Inst : KYLO
Multiplr: 1.00

Quant Time: Oct 19 15:48 2021

Quant Results File: K1019.RES

Method : M:\KYLO\DATA\211019\K1019.M (RTE Integrator)
Title : EPA 8270
Last Update : Tue Nov 09 10:14:45 2021
Response via : Initial Calibration

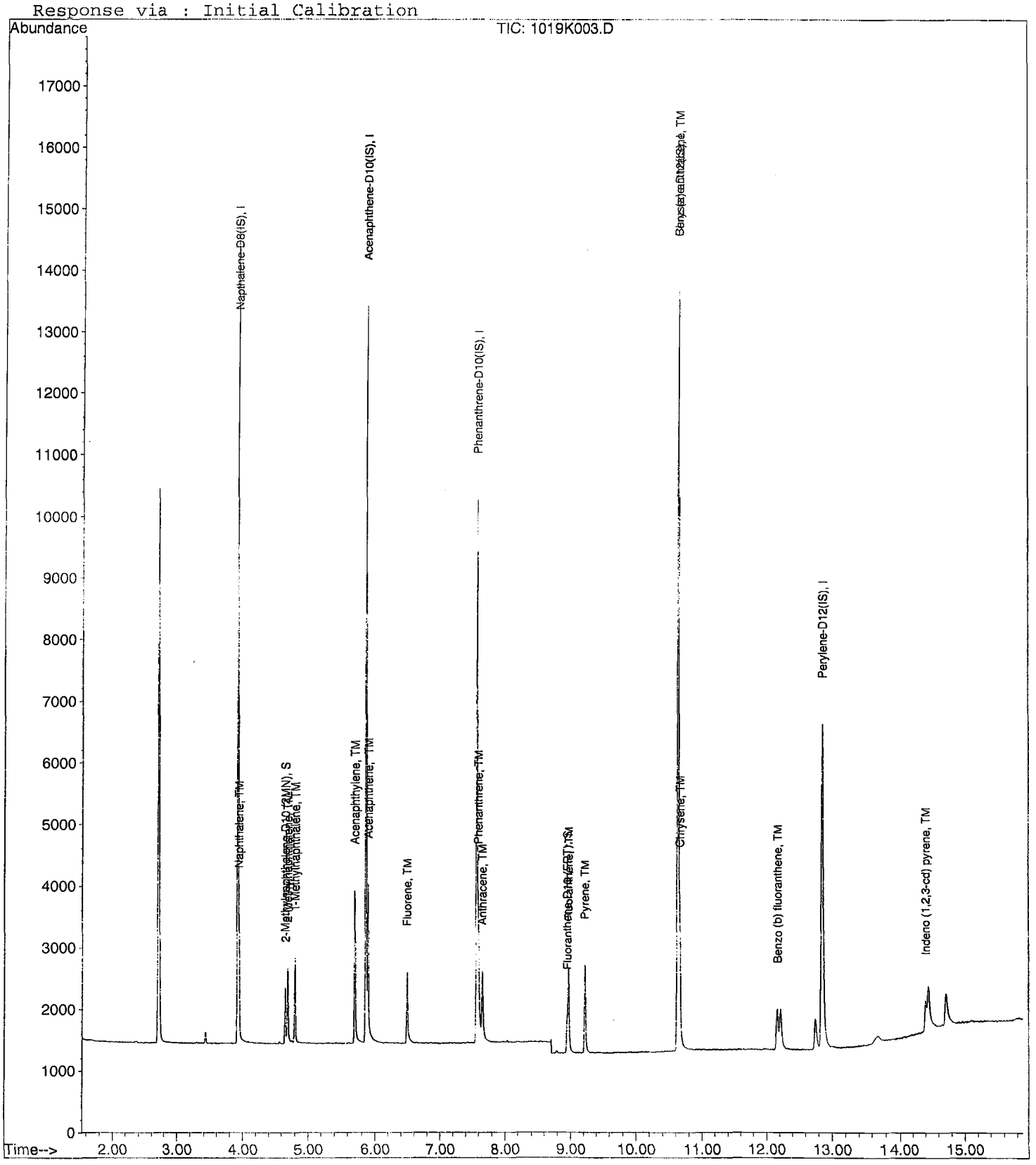

Quantitation Report (Not Reviewed)

Data File : M:\KYLO\DATA\211019\1019K004.D
Acq On : 19 Oct 21 14:49
Sample : 0.5 ug/ml 10/13/21
Misc :

Vial: 4
Operator: LS
Inst : KYLO
Multiplr: 1.00

Quant Time: Oct 19 15:48 2021 Quant Results File: K1019.RES

Quant Method : M:\KYLO\DATA\211019\K1019.M (RTE Integrator)
Title : EPA 8270
Last Update : Tue Oct 19 16:47:23 2021
Response via : Initial Calibration
DataAcq Meth : SIM_2

Internal Standards	R.T.	QIon	Response	Conc Units	Dev(Min)
1) Napthalene-D8(IS)	3.92	136	11385	2.50000 ppb	0.00
6) Acenaphthene-D10(IS)	5.86	164	5536	2.50000 ppb	0.00
10) Phenanthrene-D10(IS)	7.56	188	8686	2.50000 ppb	0.00
15) Chrysene-D12(IS)	10.62	240	9708	2.50000 ppb	0.00
20) Perylene-D12(IS)	12.84	264	8669	2.50000 ppb	0.00
System Monitoring Compounds					
3) 2-Methylnaphthalene-D10 (2	4.66	152	1507	0.25921 ppb	0.00
Spiked Amount 5.000			Recovery	= 5.180%	
13) Fluoranthene-D10 (FRT)	8.94	212	1646	0.24309 ppb	0.00
Spiked Amount 5.000			Recovery	= 4.860%	
Target Compounds					Qvalue
2) Naphthalene	3.94	128	3083	0.52131 ppb	99
4) 2-Methylnaphthalene	4.69	142	1766	0.50952 ppb	99
5) 1-Methylnaphthalene	4.80	142	1806	0.51630 ppb	96
7) Acenaphthylene	5.69	152	5894	0.51427 ppb	100
8) Acenaphthene	5.89	154	1552	0.51126 ppb	100
9) Fluorene	6.49	166	1772	0.50373 ppb	99
11) Phenanthrene	7.59	178	2402	0.50250 ppb	99
12) Anthracene	7.65	178	2259	0.50035 ppb	99
14) Fluoranthene	8.96	202	3711	0.49974 ppb	99
16) Pyrene	9.21	202	3805	0.51191 ppb	98
17) Benz (a) anthracene	10.61	228	2678	0.49216 ppb	99
18) Chrysene	10.65	228	3122	0.51607 ppb	99
19) Indeno (1,2,3-cd) pyrene	14.39	276	2640	0.77101 ppb #	97
21) Benzo (b) fluoranthene	12.15	252	2255	0.32301 ppb	100
23) Benzo (a) pyrene	12.74	252	2122	0.17741 ppb	99
24) Dibenz (a,h) anthracene	14.43	278	2117	0.29983 ppb	99
25) Benzo (g,h,i) perylene	14.70	276	2445	0.16843 ppb	100

(#) = qualifier out of range (m) = manual integration

Quantitation Report

Data File : M:\KYLO\DATA\211019\1019K004.D
Acq On : 19 Oct 21 14:49
Sample : 0.5 ug/ml 10/13/21
Misc :

Vial: 4
Operator: LS
Inst : KYLO
Multiplr: 1.00

Quant Time: Oct 19 15:48 2021

Quant Results File: K1019.RES

Method : M:\KYLO\DATA\211019\K1019.M (RTE Integrator)
Title : EPA 8270
Last Update : Tue Nov 09 10:14:45 2021
Response via : Initial Calibration



Quantitation Report (Not Reviewed)

Data File : M:\KYLO\DATA\211019\1019K005.D
Acq On : 19 Oct 21 15:09
Sample : 1 ug/ml 10/13/21
Misc :

Vial: 5
Operator: LS
Inst : KYLO
Multiplr: 1.00

Quant Time: Oct 19 15:48 2021 Quant Results File: K1019.RES

Quant Method : M:\KYLO\DATA\211019\K1019.M (RTE Integrator)
Title : EPA 8270
Last Update : Tue Oct 19 16:47:23 2021
Response via : Initial Calibration
DataAcq Meth : SIM_2

Internal Standards	R.T.	QIon	Response	Conc Units	Dev(Min)
1) Napthalene-D8(IS)	3.92	136	11032	2.50000 ppb	0.00
6) Acenaphthene-D10(IS)	5.86	164	5365	2.50000 ppb	0.00
10) Phenanthrene-D10(IS)	7.56	188	8424	2.50000 ppb	0.00
15) Chrysene-D12(IS)	10.63	240	9455	2.50000 ppb	0.01
20) Perylene-D12(IS)	12.84	264	8423	2.50000 ppb	0.01
System Monitoring Compounds					
3) 2-Methylnaphthalene-D10 (2	4.66	152	2880	0.51122 ppb	0.00
Spiked Amount 5.000			Recovery	= 10.220%	
13) Fluoranthene-D10 (FRT)	8.94	212	3208	0.48851 ppb	0.00
Spiked Amount 5.000			Recovery	= 9.780%	
Target Compounds					Qvalue
2) Naphthalene	3.94	128	5894	1.02851 ppb	99
4) 2-Methylnaphthalene	4.69	142	3426	1.02008 ppb	99
5) 1-Methylnaphthalene	4.80	142	3513	1.03643 ppb	98
7) Acenaphthylene	5.70	152	11284	1.01594 ppb	99
8) Acenaphthene	5.89	154	2945	1.00106 ppb	97
9) Fluorene	6.49	166	3412	1.00086 ppb	99
11) Phenanthrene	7.59	178	4641	1.00109 ppb	99
12) Anthracene	7.65	178	4379	1.00008 ppb	100
14) Fluoranthene	8.96	202	7234	1.00447 ppb	100
16) Pyrene	9.21	202	7407	1.02317 ppb	99
17) Benz (a) anthracene	10.61	228	5224	0.98576 ppb	99
18) Chrysene	10.65	228	5954	1.01055 ppb	99
19) Indeno (1,2,3-cd) pyrene	14.39	276	5309	1.38990 ppb #	90
21) Benzo (b) fluoranthene	12.15	252	4568	0.79546 ppb	99
22) Benzo (k) fluoranthene	12.21	252	5497	0.53419 ppb	98
23) Benzo (a) pyrene	12.74	252	4263	0.64650 ppb	99
24) Dibenz (a,h) anthracene	14.44	278	4288	0.78667 ppb	99
25) Benzo (g,h,i) perylene	14.71	276	4733	0.66726 ppb	99

(#) = qualifier out of range (m) = manual integration

Quantitation Report

Data File : M:\KYLO\DATA\211019\1019K005.D
Acq On : 19 Oct 21 15:09
Sample : 1 ug/ml 10/13/21
Misc :

Vial: 5
Operator: LS
Inst : KYLO
Multiplr: 1.00

Quant Time: Oct 19 15:48 2021

Quant Results File: K1019.RES

Method : M:\KYLO\DATA\211019\K1019.M (RTE Integrator)
Title : EPA 8270
Last Update : Tue Nov 09 10:14:45 2021
Response via : Initial Calibration

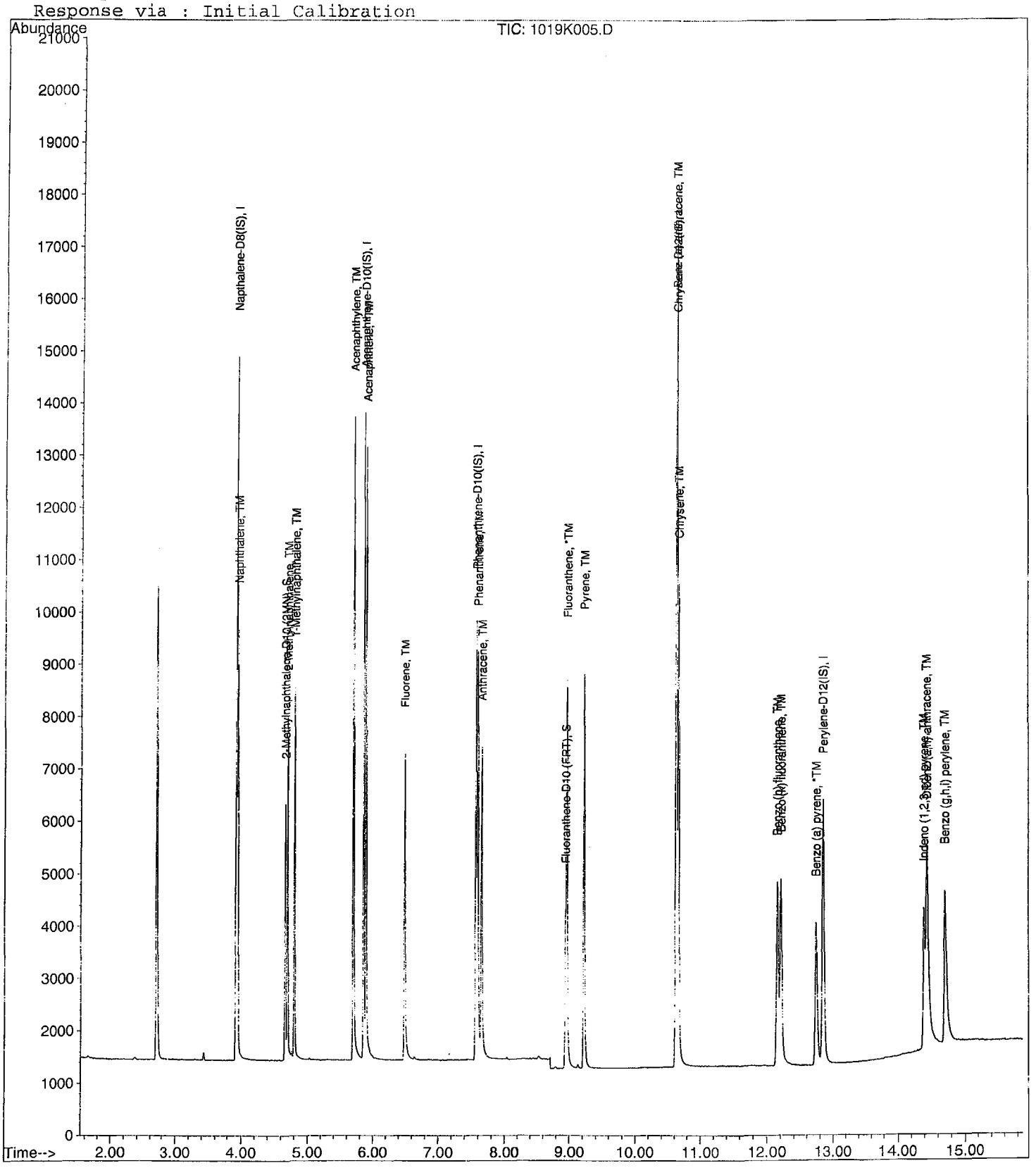

Quantitation Report (Not Reviewed)

Data File : M:\KYLO\DATA\211019\1019K006.D
Acq On : 19 Oct 21 15:29
Sample : 5 ug/ml 10/13/21
Misc :

Vial: 6
Operator: LS
Inst : KYLO
Multiplr: 1.00

Quant Time: Oct 19 15:48 2021

Quant Results File: K1019.RES

Quant Method : M:\KYLO\DATA\211019\K1019.M (RTE Integrator)
Title : EPA 8270
Last Update : Tue Oct 19 16:47:23 2021
Response via : Initial Calibration
DataAcq Meth : SIM_2

Internal Standards	R.T.	QIon	Response	Conc Units	Dev(Min)
1) Napthalene-D8(IS)	3.92	136	11022	2.50000 ppb	0.00
6) Acenaphthene-D10(IS)	5.86	164	5414	2.50000 ppb	0.00
10) Phenanthrene-D10(IS)	7.56	188	8482	2.50000 ppb	0.00
15) Chrysene-D12(IS)	10.62	240	10015	2.50000 ppb	0.00
20) Perylene-D12(IS)	12.83	264	8704	2.50000 ppb	0.00
System Monitoring Compounds					
3) 2-Methylnaphthalene-D10 (2	4.66	152	14500	2.57619 ppb	0.00
Spiked Amount 5.000			Recovery	= 51.520%	
13) Fluoranthene-D10 (FRT)	8.93	212	17235	2.60659 ppb	0.00
Spiked Amount 5.000			Recovery	= 52.140%	
Target Compounds					Qvalue
2) Naphthalene	3.94	128	28832	5.03578 ppb	100
4) 2-Methylnaphthalene	4.69	142	17384	5.18072 ppb	100
5) 1-Methylnaphthalene	4.80	142	17464	5.15700 ppb	100
7) Acenaphthylene	5.69	152	58890	5.25410 ppb	100
8) Acenaphthene	5.89	154	15136	5.09845 ppb	100
9) Fluorene	6.49	166	17780	5.16829 ppb	100
11) Phenanthrene	7.59	178	23796	5.09785 ppb	100
12) Anthracene	7.64	178	22931	5.20117 ppb	100
14) Fluoranthene	8.95	202	38260	5.27621 ppb	100
16) Pyrene	9.21	202	39012	5.08763 ppb	100
17) Benz (a) anthracene	10.61	228	28070	5.00058 ppb	100
18) Chrysene	10.65	228	31118	4.98620 ppb	100
19) Indeno (1,2,3-cd) pyrene	14.38	276	20323	4.52699 ppb	100
21) Benzo (b) fluoranthene	12.14	252	26309	4.94784 ppb	100
22) Benzo (k) fluoranthene	12.19	252	29066	5.02910 ppb	100
23) Benzo (a) pyrene	12.73	252	25103	4.91484 ppb	100
24) Dibenz (a,h) anthracene	14.42	278	24331	4.98885 ppb	100
25) Benzo (g,h,i) perylene	14.69	276	26049	4.99985 ppb	100

(#) = qualifier out of range (m) = manual integration

Quantitation Report

Data File : M:\KYLO\DATA\211019\1019K006.D
Acq On : 19 Oct 21 15:29
Sample : 5 ug/ml 10/13/21
Misc :

Vial: 6
Operator: LS
Inst : KYLO
Multiplr: 1.00

Quant Time: Oct 19 15:48 2021

Quant Results File: K1019.RES

Method : M:\KYLO\DATA\211019\K1019.M (RTE Integrator)
Title : EPA 8270
Last Update : Tue Nov 09 10:14:45 2021
Response via : Initial Calibration



Quantitation Report (Not Reviewed)

Data File : M:\KYLO\DATA\211019\1019K007.D
Acq On : 19 Oct 21 15:49
Sample : 10 ug/ml 10/13/21
Misc :

Vial: 7
Operator: LS
Inst : KYLO
Multiplr: 1.00

Quant Time: Oct 19 15:49 2021

Quant Results File: K1019.RES

Quant Method : M:\KYLO\DATA\211019\K1019.M (RTE Integrator)
Title : EPA 8270
Last Update : Tue Oct 19 16:47:23 2021
Response via : Initial Calibration
DataAcq Meth : SIM_2

Internal Standards	R.T.	QIon	Response	Conc Units	Dev(Min)
1) Napthalene-D8(IS)	3.92	136	11510	2.50000 ppb	0.00
6) Acenaphthene-D10(IS)	5.86	164	5675	2.50000 ppb	0.00
10) Phenanthrene-D10(IS)	7.56	188	8972	2.50000 ppb	0.00
15) Chrysene-D12(IS)	10.62	240	10664	2.50000 ppb	0.00
20) Perylene-D12(IS)	12.83	264	9232	2.50000 ppb	0.00
System Monitoring Compounds					
3) 2-Methylnaphthalene-D10 (2	4.66	152	26676	4.53854 ppb	0.00
Spiked Amount 5.000			Recovery	= 90.780%	
13) Fluoranthene-D10 (FRT)	8.93	212	34413	4.92032 ppb	0.00
Spiked Amount 5.000			Recovery	= 98.400%	
Target Compounds					Qvalue
2) Naphthalene	3.94	128	59354	9.92720 ppb	100
4) 2-Methylnaphthalene	4.69	142	35959	10.26203 ppb	100
5) 1-Methylnaphthalene	4.80	142	35938	10.16232 ppb	100
7) Acenaphthylene	5.69	152	122704	10.44402 ppb	100
8) Acenaphthene	5.89	154	31359	10.07724 ppb	99
9) Fluorene	6.49	166	37236	10.32596 ppb	99
11) Phenanthrene	7.59	178	49310	9.98682 ppb	100
12) Anthracene	7.64	178	48395	10.37738 ppb	100
14) Fluoranthene	8.95	202	79898	10.41651 ppb	100
16) Pyrene	9.21	202	82191	10.06635 ppb	100
17) Benz (a) anthracene	10.61	228	60563	10.13248 ppb	100
18) Chrysene	10.65	228	64649	9.72861 ppb	99
19) Indeno (1,2,3-cd) pyrene	14.38	276	44868	9.18248 ppb #	99
21) Benzo (b) fluoranthene	12.14	252	55900	10.02449 ppb	99
22) Benzo (k) fluoranthene	12.19	252	63873	11.01716 ppb	99
23) Benzo (a) pyrene	12.73	252	54783	10.38939 ppb	99
24) Dibenz (a,h) anthracene	14.42	278	51533	10.11061 ppb	98
25) Benzo (g,h,i) perylene	14.69	276	56013	10.47964 ppb	98

(#) = qualifier out of range (m) = manual integration

Quantitation Report

Data File : M:\KYLO\DATA\211019\1019K007.D
Acq On : 19 Oct 21 15:49
Sample : 10 ug/ml 10/13/21
Misc :

Vial: 7
Operator: LS
Inst : KYLO
Multiplr: 1.00

Quant Time: Oct 19 15:49 2021 Quant Results File: K1019.RES

Method : M:\KYLO\DATA\211019\K1019.M (RTE Integrator)
Title : EPA 8270
Last Update : Tue Nov 09 10:14:45 2021
Response via : Initial Calibration



Quantitation Report (Not Reviewed)

Data File : M:\KYLO\DATA\211019\1019K008.D
Acq On : 19 Oct 21 16:09
Sample : 50 ug/ml 10/13/21
Misc :

Vial: 8
Operator: LS
Inst : KYLO
Multiplr: 1.00

Quant Time: Oct 19 15:49 2021

Quant Results File: K1019.RES

Quant Method : M:\KYLO\DATA\211019\K1019.M (RTE Integrator)
Title : EPA 8270
Last Update : Tue Oct 19 16:47:23 2021
Response via : Initial Calibration
DataAcq Meth : SIM_2

Internal Standards	R.T.	QIon	Response	Conc Units	Dev(Min)
1) Napthalene-D8(IS)	3.92	136	11542	2.50000 ppb	0.00
6) Acenaphthene-D10(IS)	5.86	164	5767	2.50000 ppb	0.00
10) Phenanthrene-D10(IS)	7.56	188	8902	2.50000 ppb	0.00
15) Chrysene-D12(IS)	10.62	240	10648	2.50000 ppb	0.00
20) Perylene-D12(IS)	12.83	264	9592	2.50000 ppb	0.00
System Monitoring Compounds					
3) 2-Methylnaphthalene-D10 (2	4.66	152	140995	23.92178 ppb	0.00
Spiked Amount 5.000			Recovery	= 478.440%	
13) Fluoranthene-D10 (FRT)	8.93	212	173855	25.05302 ppb	0.00
Spiked Amount 5.000			Recovery	= 501.060%	
Target Compounds					Qvalue
2) Naphthalene	3.94	128	270597	45.13299 ppb	100
4) 2-Methylnaphthalene	4.69	142	165624	47.13496 ppb	99
5) 1-Methylnaphthalene	4.80	142	164402	46.35966 ppb	99
7) Acenaphthylene	5.70	152	560845	46.97510 ppb	100
8) Acenaphthene	5.89	154	145964	46.15736 ppb	99
9) Fluorene	6.49	166	175391	47.86199 ppb	100
11) Phenanthrene	7.59	178	233010	47.56290 ppb	100
12) Anthracene	7.64	178	228704	49.42683 ppb	100
14) Fluoranthene	8.96	202	371445	48.80706 ppb	99
16) Pyrene	9.21	202	379423	46.53971 ppb	98
17) Benz (a) anthracene	10.61	228	291856	48.90228 ppb	100
18) Chrysene	10.65	228	300277	45.25466 ppb	99
19) Indeno (1,2,3-cd) pyrene	14.38	276	248943	50.15933 ppb	94
21) Benzo (b) fluoranthene	12.15	252	294828	51.34534 ppb	99
22) Benzo (k) fluoranthene	12.20	252	302763	52.24864 ppb	100
23) Benzo (a) pyrene	12.73	252	278840	51.91758 ppb	100
24) Dibenz (a,h) anthracene	14.42	278	268409	51.28254 ppb	97
25) Benzo (g,h,i) perylene	14.70	276	280479	51.78283 ppb	99

(#) = qualifier out of range (m) = manual integration

Quantitation Report

Data File : M:\KYLO\DATA\211019\1019K008.D
Acq On : 19 Oct 21 16:09
Sample : 50 ug/ml 10/13/21
Misc :

Vial: 8
Operator: LS
Inst : KYLO
Multiplr: 1.00

Quant Time: Oct 19 15:49 2021

Quant Results File: K1019.RES

Method : M:\KYLO\DATA\211019\K1019.M (RTE Integrator)
Title : EPA 8270
Last Update : Tue Nov 09 10:14:45 2021
Response via : Initial Calibration

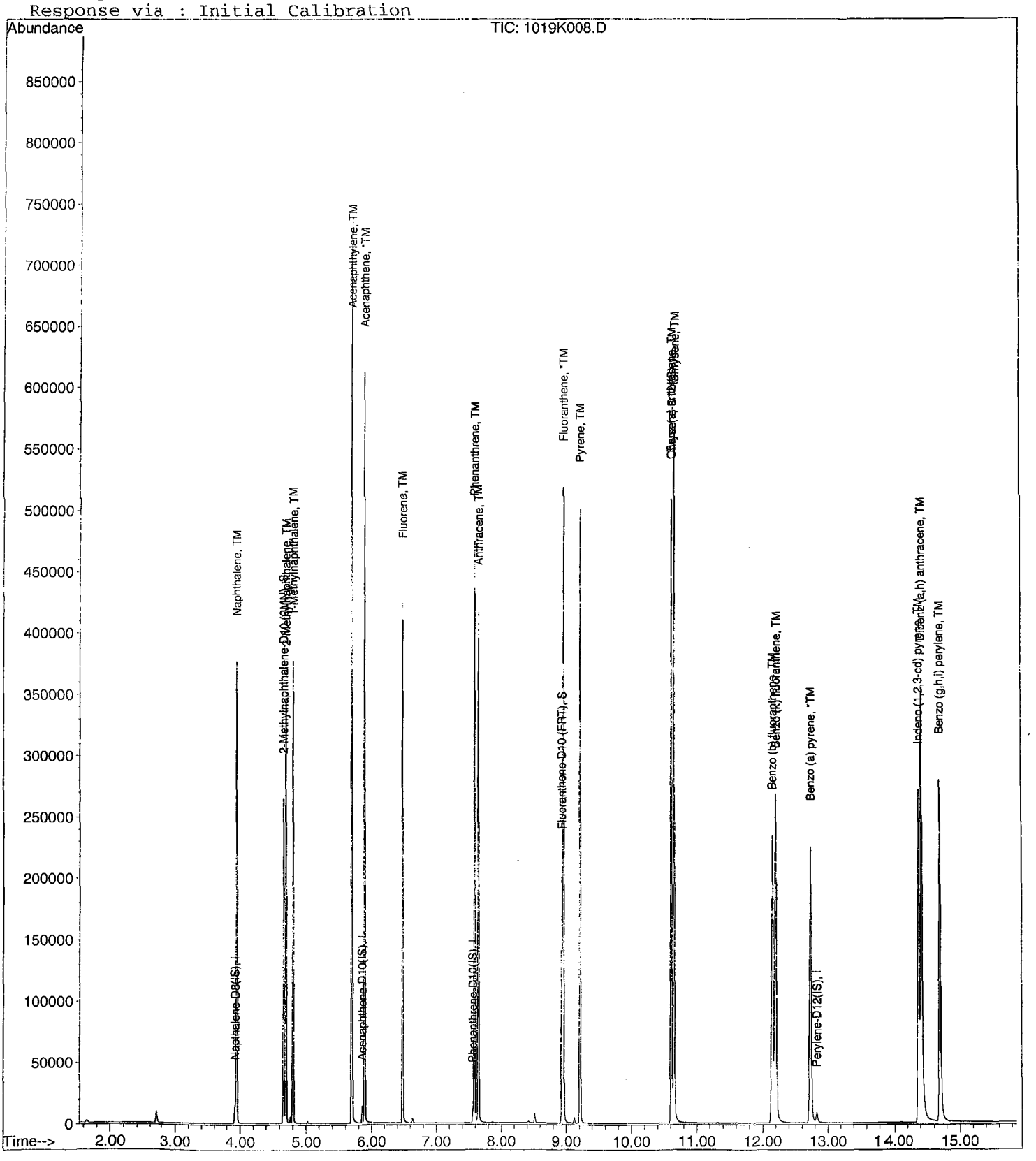

Quantitation Report (Not Reviewed)

Data File : M:\KYLO\DATA\211019\1019K009.D
Acq On : 19 Oct 21 16:29
Sample : 100 ug/ml 10/13/21
Misc :

Vial: 9
Operator: LS
Inst : KYLO
Multiplr: 1.00

Quant Time: Oct 19 15:49 2021

Quant Results File: K1019.RES

Quant Method : M:\KYLO\DATA\211019\K1019.M (RTE Integrator)
Title : EPA 8270
Last Update : Tue Oct 19 16:47:23 2021
Response via : Initial Calibration
DataAcq Meth : SIM_2

Internal Standards	R.T.	QIon	Response	Conc Units	Dev(Min)
1) Napthalene-D8(IS)	3.92	136	11679	2.50000 ppb	0.00
6) Acenaphthene-D10(IS)	5.86	164	5877	2.50000 ppb	0.00
10) Phenanthrene-D10(IS)	7.56	188	9024	2.50000 ppb	0.00
15) Chrysene-D12(IS)	10.63	240	10469	2.50000 ppb	0.01
20) Perylene-D12(IS)	12.83	264	9899	2.50000 ppb	0.00
System Monitoring Compounds					
3) 2-Methylnaphthalene-D10 (2	4.66	152	278374	46.67602 ppb	0.00
Spiked Amount 5.000			Recovery	= 933.520%	
13) Fluoranthene-D10 (FRT)	8.94	212	341108	48.49012 ppb	0.00
Spiked Amount 5.000			Recovery	= 969.800%	
Target Compounds					Qvalue
2) Naphthalene	3.94	128	514066	84.73550 ppb	100
4) 2-Methylnaphthalene	4.70	142	318816	89.66757 ppb	99
5) 1-Methylnaphthalene	4.80	142	317528	88.48927 ppb	98
7) Acenaphthylene	5.70	152	1047512	86.09505 ppb	98
8) Acenaphthene	5.90	154	283708	88.03615 ppb	94
9) Fluorene	6.49	166	342219	91.63932 ppb	99
11) Phenanthrene	7.59	178	452383	91.09374 ppb	99
12) Anthracene	7.65	178	447639	95.43451 ppb	100
14) Fluoranthene	8.96	202	701599	90.94222 ppb	97
16) Pyrene	9.22	202	720167	89.84545 ppb	99
17) Benz (a) anthracene	10.62	228	562838	95.91946 ppb	99
18) Chrysene	10.66	228	575910	88.27926 ppb	98
19) Indeno (1,2,3-cd) pyrene	14.39	276	488982	100.01982 ppb	89
21) Benzo (b) fluoranthene	12.16	252	587997	99.33083 ppb	100
22) Benzo (k) fluoranthene	12.16	252	587786	98.78137 ppb	99
23) Benzo (a) pyrene	12.74	252	547488	99.01252 ppb	98
24) Dibenz (a,h) anthracene	14.43	278	535891	99.35185 ppb	94
25) Benzo (g,h,i) perylene	14.71	276	552068	99.06661 ppb	98

(#) = qualifier out of range (m) = manual integration

Quantitation Report

Data File : M:\KYLO\DATA\211019\1019K009.D
Acq On : 19 Oct 21 16:29
Sample : 100 ug/ml 10/13/21
Misc :

Vial: 9
Operator: LS
Inst : KYLO
Multiplr: 1.00

Quant Time: Oct 19 15:49 2021 Quant Results File: K1019.RES

Method : M:\KYLO\DATA\211019\K1019.M (RTE Integrator)
Title : EPA 8270
Last Update : Tue Nov 09 10:14:45 2021
Response via : Initial Calibration



PAH by GCMS SIM
EPA 8270 SIM

Form 7

Second Source Calibration

Lab Name: APPL, Inc.
Case No:
Matrix:

SDG No:
Date Analyzed: 10/19/2021
Instrument: KYLO
Initial Cal. Date: 10/19/2021
Data File: 1019K010.D

		Compound	MEAN	CCRF	%D		%Drift
1	TM	Naphthalene	1.299	1.295	0.25	TM	
2	TM	2-Methylnaphthalene	0.7611	0.7635	0.32	TM	
3	TM	1-Methylnaphthalene	0.7681	0.7563	1.5	TM	
4	TM	Acenaphthylene	5.176	5.272	1.9	TM	
5	*TM	Acenaphthene	1.371	1.393	1.6	*TM	
6	TM	Fluorene	1.589	1.616	1.7	TM	
7	TM	Phenanthrene	1.376	1.380	0.31	TM	
8	TM	Anthracene	1.299	1.415	8.9	TM	
9	*TM	Fluoranthene	2.137	2.167	1.4	*TM	
10	TM	Pyrene	1.914	1.918	0.21	TM	
11	TM	Benz (a) anthracene	1.401	1.374	1.9	TM	
12	TM	Chrysene	1.558	1.488	4.5	TM	
13	TML	Indeno (1,2,3-cd) pyrene	1.272	0.9799	23	TML	12
14	TM	Benzo (b) fluoranthene	1.408	1.510	7.3	TM	
15	TM	Benzo (k) fluoranthene	1.610	1.698	5.5	TM	
16	*TM	Benzo (a) pyrene	1.341	1.484	11	*TM	
17	TM	Dibenz (a,h) anthracene	1.326	1.382	4.2	TM	
18	TM	Benzo (g,h,i) perylene	1.443	1.486	3.0	TM	
19							
20							
21							
22							
23							
24							
25							
26							
27							
28							
29							
30							
31							
32							
33							
34							
35							
36							
37							
38							
		Average			4.4		

PAH by GCMS SIM
EPA 8270 SIM

Quantitation Report (Not Reviewed)

Data File : M:\KYLO\DATA\211019\1019K010.D
Acq On : 19 Oct 21 16:49
Sample : SS ug/ml 10/13/21
Misc :

Vial: 10
Operator: LS
Inst : KYLO
Multiplr: 1.00

Quant Time: Oct 19 16:06 2021

Quant Results File: K1019.RES

Quant Method : M:\KYLO\DATA\211019\K1019.M (RTE Integrator)
Title : EPA 8270
Last Update : Tue Oct 19 16:51:19 2021
Response via : Initial Calibration
DataAcq Meth : SIM_2

Internal Standards	R.T.	QIon	Response	Conc Units	Dev(Min)
1) Napthalene-D8(IS)	3.92	136	11540	2.50000 ppb	0.00
6) Acenaphthene-D10(IS)	5.86	164	5722	2.50000 ppb	0.00
10) Phenanthrene-D10(IS)	7.56	188	8843	2.50000 ppb	0.00
15) Chrysene-D12(IS)	10.62	240	10394	2.50000 ppb	0.00
20) Perylene-D12(IS)	12.83	264	8800	2.50000 ppb	0.00
System Monitoring Compounds					
3) 2-Methylnaphthalene-D10 (2	4.66	152	1	0.00017 ppb	0.00
Spiked Amount 5.000			Recovery	= 0.000%	
13) Fluoranthene-D10 (FRT)	8.93	212	9	0.00131 ppb	0.00
Spiked Amount 5.000			Recovery	= 0.020%	
Target Compounds					Qvalue
2) Naphthalene	3.94	128	29897	4.98740 ppb	100
4) 2-Methylnaphthalene	4.69	142	17622	5.01592 ppb	100
5) 1-Methylnaphthalene	4.80	142	17455	4.92298 ppb	100
7) Acenaphthylene	5.69	152	60338	5.09352 ppb	100
8) Acenaphthene	5.89	154	15936	5.07898 ppb	100
9) Fluorene	6.49	166	18488	5.08482 ppb	100
11) Phenanthrene	7.59	178	24407	5.01529 ppb	100
12) Anthracene	7.64	178	25019	5.44311 ppb	100
14) Fluoranthene	8.95	202	38328	5.06982 ppb	99
16) Pyrene	9.21	202	39873	5.01031 ppb	100
17) Benz (a) anthracene	10.61	228	28567	4.90355 ppb	99
18) Chrysene	10.65	228	30939	4.77675 ppb	100
19) Indeno (1,2,3-cd) pyrene	14.38	276	20371	4.37871 ppb	99
21) Benzo (b) fluoranthene	12.14	252	26577	5.36265 ppb	100
22) Benzo (k) fluoranthene	12.19	252	29888	5.27373 ppb	100
23) Benzo (a) pyrene	12.73	252	26127	5.53492 ppb	100
24) Dibenz (a,h) anthracene	14.42	278	24324	5.21145 ppb	99
25) Benzo (g,h,i) perylene	14.69	276	26159	5.14999 ppb	100

(#) = qualifier out of range (m) = manual integration

Quantitation Report

Data File : M:\KYLO\DATA\211019\1019K010.D
Acq On : 19 Oct 21 16:49
Sample : SS ug/ml 10/13/21
Misc :

Vial: 10
Operator: LS
Inst : KYLO
Multiplr: 1.00

Quant Time: Oct 19 16:06 2021

Quant Results File: K1019.RES

Method : M:\KYLO\DATA\211019\K1019.M (RTE Integrator)
Title : EPA 8270
Last Update : Tue Nov 09 10:14:45 2021
Response via : Initial Calibration



PAH by GCMS SIM
EPA 8270 SIM

Form 7

Continuing Calibration

Lab Name: APPL, Inc.
Case No:
Matrix:

SDG No:
Date Analyzed: 3 Nov 21 8:45
Instrument: KYLO
Initial Cal. Date: 10/19/2021
Data File: 1019K236.D

		Compound	MEAN	CCRF	%D		%Drift
1	I	Napthalene-D8(IS)	ISTD			I	
2	TM	Naphthalene	1.299	1.319	1.6	TM	
3	S	2-Methylnaphthalene-D10 (2MN)	1.277	1.280	0.24	S	
4	TM	2-Methylnaphthalene	0.7611	0.8011	5.3	TM	
5	TM	1-Methylnaphthalene	0.7681	0.8005	4.2	TM	
6	I	Acenaphthene-D10(IS)	ISTD			I	
7	TM	Acenaphthylene	5.176	5.419	4.7	TM	
8	*TM	Acenaphthene	1.371	1.438	4.9	*TM	
9	TM	Fluorene	1.589	1.699	6.9	TM	
10	I	Phenanthrene-D10(IS)	ISTD			I	
11	TM	Phenanthrene	1.376	1.472	7.0	TM	
12	TM	Anthracene	1.299	1.379	6.1	TM	
13	S	Fluoranthene-D10 (FRT)	1.949	1.985	1.8	S	
14	*TM	Fluoranthene	2.137	2.321	8.6	*TM	
15	I	Chrysene-D12(IS)	ISTD			I	
16	TM	Pyrene	1.914	2.020	5.5	TM	
17	TM	Benz (a) anthracene	1.401	1.523	8.7	TM	
18	TM	Chrysene	1.558	1.557	0.06	TM	
19	TML	Indeno (1,2,3-cd) pyrene	1.272	1.182	7.1	TML	4.9
20	I	Perylene-D12(IS)	ISTD			I	
21	TM	Benzo (b) fluoranthene	1.408	1.558	11	TM	
22	TM	Benzo (k) fluoranthene	1.610	1.636	1.6	TM	
23	*TM	Benzo (a) pyrene	1.341	1.432	6.8	*TM	
24	TM	Dibenz (a,h) anthracene	1.326	1.377	3.9	TM	
25	TM	Benzo (g,h,i) perylene	1.443	1.511	4.7	TM	
26							
27							
28							
29							
30							
31							
32							
33							
34							
35							
36							
37							
38							
39							
40							
		Average			5.0		

Quantitation Report (Not Reviewed)

Data File : M:\KYLO\DATA\211019\1019K236.D
Acq On : 3 Nov 21 8:45
Sample : 5 ug/ml 10/19/21 (1)
Misc :

Vial: 86
Operator: LS
Inst : KYLO
Multiplr: 1.00

Quant Time: Nov 3 9:01 2021 Quant Results File: K1019.RES

Quant Method : M:\KYLO\DATA\211019\K1019.M (RTE Integrator)
Title : EPA 8270
Last Update : Wed Oct 27 10:57:36 2021
Response via : Initial Calibration
DataAcq Meth : SIM_2

Internal Standards	R.T.	QIon	Response	Conc Units	Dev(Min)
1) Napthalene-D8(IS)	3.89	136	13706	2.50000 ppb	0.00
6) Acenaphthene-D10(IS)	5.82	164	6715	2.50000 ppb	-0.03
10) Phenanthrene-D10(IS)	7.52	188	10377	2.50000 ppb	-0.03
15) Chrysene-D12(IS)	10.58	240	12277	2.50000 ppb	-0.04
20) Perylene-D12(IS)	12.76	264	11342	2.50000 ppb	-0.07
System Monitoring Compounds					
3) 2-Methylnaphthalene-D10 (2	4.62	152	17540	2.50605 ppb	-0.03
Spiked Amount 5.000			Recovery	= 50.120%	
13) Fluoranthene-D10 (FRT)	8.90	212	20596	2.54608 ppb	-0.04
Spiked Amount 5.000			Recovery	= 50.920%	
Target Compounds					Qvalue
2) Naphthalene	3.91	128	36157	5.07848 ppb	100
4) 2-Methylnaphthalene	4.66	142	21961	5.26311 ppb	99
5) 1-Methylnaphthalene	4.77	142	21944	5.21098 ppb	98
7) Acenaphthylene	5.66	152	72780	5.23529 ppb	100
8) Acenaphthene	5.86	154	19312	5.24477 ppb	97
9) Fluorene	6.45	166	22815	5.34697 ppb	99
11) Phenanthrene	7.55	178	30540	5.34784 ppb	99
12) Anthracene	7.61	178	28624	5.30683 ppb	99
14) Fluoranthene	8.92	202	48165	5.42919 ppb	100
16) Pyrene	9.17	202	49593	5.27590 ppb	99
17) Benz (a) anthracene	10.57	228	37402	5.43539 ppb	99
18) Chrysene	10.61	228	38228	4.99688 ppb	99
19) Indeno (1,2,3-cd) pyrene	14.32	276	29032	5.24405 ppb	93
21) Benzo (b) fluoranthene	12.08	252	35343	5.53311 ppb	99
22) Benzo (k) fluoranthene	12.12	252	37110	5.08048 ppb	99
23) Benzo (a) pyrene	12.65	252	32480	5.33864 ppb	98
24) Dibenz (a,h) anthracene	14.36	278	31238	5.19278 ppb	99
25) Benzo (g,h,i) perylene	14.63	276	34268	5.23440 ppb	98

(#) = qualifier out of range (m) = manual integration

1019K236.D K1019.M Wed Nov 03 09:02:54 2021

Quantitation Report

Data File : M:\KYLO\DATA\211019\1019K236.D
Acq On : 3 Nov 21 8:45
Sample : 5 ug/ml 10/19/21 (1)
Misc :

Vial: 86
Operator: LS
Inst : KYLO
Multiplr: 1.00

Quant Time: Nov 3 9:01 2021

Quant Results File: K1019.RES

Method : M:\KYLO\DATA\211019\K1019.M (RTE Integrator)
Title : EPA 8270
Last Update : Wed Oct 27 10:57:36 2021
Response via : Initial Calibration



1019K236.D K1019.M Wed Nov 03 09:02:55 2021

PAH by GCMS SIM
EPA 8270 SIM

Form 7

Ending Continuing Calibration

Lab Name: APPL, Inc.
Case No:
Matrix:

SDG No:
Date Analyzed: 3 Nov 21 21:44
Instrument: KYLO
Initial Cal. Date: 10/19/2021
Data File: 1019K275.D

		Compound	MEAN	CCRF	%D		%Drift
1	I	Napthalene-D8(IS)	ISTD			I	
2	TM	Naphthalene	1.299	1.310	0.91	TM	
3	S	2-Methylnaphthalene-D10 (2MN)	1.277	1.289	0.93	S	
4	TM	2-Methylnaphthalene	0.7611	0.8049	5.8	TM	
5	TM	1-Methylnaphthalene	0.7681	0.8033	4.6	TM	
6	I	Acenaphthene-D10(IS)	ISTD			I	
7	TM	Acenaphthylene	5.176	5.314	2.7	TM	
8	*TM	Acenaphthene	1.371	1.388	1.3	*TM	
9	TM	Fluorene	1.589	1.676	5.5	TM	
10	I	Phenanthrene-D10(IS)	ISTD			I	
11	TM	Phenanthrene	1.376	1.432	4.1	TM	
12	TM	Anthracene	1.299	1.348	3.8	TM	
13	S	Fluoranthene-D10 (FRT)	1.949	2.056	5.5	S	
14	*TM	Fluoranthene	2.137	2.289	7.1	*TM	
15	I	Chrysene-D12(IS)	ISTD			I	
16	TM	Pyrene	1.914	2.019	5.5	TM	
17	TM	Benz (a) anthracene	1.401	1.501	7.1	TM	
18	TM	Chrysene	1.558	1.552	0.38	TM	
19	TML	Indeno (1,2,3-cd) pyrene	1.272	1.112	13	TML	1.1
20	I	Perylene-D12(IS)	ISTD			I	
21	TM	Benzo (b) fluoranthene	1.408	1.546	9.8	TM	
22	TM	Benzo (k) fluoranthene	1.610	1.682	4.4	TM	
23	*TM	Benzo (a) pyrene	1.341	1.438	7.3	*TM	
24	TM	Dibenz (a,h) anthracene	1.326	1.335	0.66	TM	
25	TM	Benzo (g,h,i) perylene	1.443	1.460	1.2	TM	
26							
27							
28							
29							
30							
31							
32							
33							
34							
35							
36							
37							
38							
39							
40							
		Average			4.6		

Quantitation Report (Not Reviewed)

Data File : M:\KYLO\DATA\211019\1019K275.D
Acq On : 3 Nov 21 21:44
Sample : 5 ug/ml 10/10/21 (2)
Misc :

Vial: 125
Operator: LS
Inst : KYLO
Multiplr: 1.00

Quant Time: Nov 4 7:33 2021 Quant Results File: K1019.RES

Quant Method : M:\KYLO\DATA\211019\K1019.M (RTE Integrator)
Title : EPA 8270
Last Update : Wed Oct 27 10:57:36 2021
Response via : Initial Calibration
DataAcq Meth : SIM_2

Internal Standards	R.T.	QIon	Response	Conc Units	Dev(Min)
1) Napthalene-D8(IS)	3.89	136	18256	2.50000 ppb	0.00
6) Acenaphthene-D10(IS)	5.82	164	9460	2.50000 ppb	-0.03
10) Phenanthrene-D10(IS)	7.52	188	14853	2.50000 ppb	-0.03
15) Chrysene-D12(IS)	10.57	240	17378	2.50000 ppb	-0.04
20) Perylene-D12(IS)	12.75	264	15699	2.50000 ppb	-0.08
System Monitoring Compounds					
3) 2-Methylnaphthalene-D10 (2	4.62	152	23523	2.52324 ppb	-0.03
Spiked Amount 5.000			Recovery	= 50.460%	
13) Fluoranthene-D10 (FRT)	8.90	212	30540	2.63764 ppb	-0.04
Spiked Amount 5.000			Recovery	= 52.760%	
Target Compounds					Qvalue
2) Naphthalene	3.91	128	47846	5.04536 ppb	100
4) 2-Methylnaphthalene	4.66	142	29390	5.28804 ppb	100
5) 1-Methylnaphthalene	4.77	142	29330	5.22902 ppb	100
7) Acenaphthylene	5.66	152	100542	5.13371 ppb	100
8) Acenaphthene	5.86	154	26268	5.06385 ppb	99
9) Fluorene	6.45	166	31717	5.27636 ppb	99
11) Phenanthrene	7.55	178	42547	5.20518 ppb	100
12) Anthracene	7.61	178	40050	5.18758 ppb	99
14) Fluoranthene	8.92	202	68008	5.35576 ppb	98
16) Pyrene	9.17	202	70161	5.27308 ppb	97
17) Benz (a) anthracene	10.56	228	52174	5.35652 ppb	99
18) Chrysene	10.61	228	53937	4.98077 ppb	98
19) Indeno (1,2,3-cd) pyrene	14.31	276	38643	4.94253 ppb	90
21) Benzo (b) fluoranthene	12.07	252	48541	5.49026 ppb	98
22) Benzo (k) fluoranthene	12.12	252	52801	5.22244 ppb	98
23) Benzo (a) pyrene	12.65	252	45160	5.36273 ppb	98
24) Dibenz (a,h) anthracene	14.36	278	41909	5.03317 ppb	99
25) Benzo (g,h,i) perylene	14.63	276	45853	5.06015 ppb	97

(#) = qualifier out of range (m) = manual integration

Quantitation Report

Data File : M:\KYLO\DATA\211019\1019K275.D
Acq On : 3 Nov 21 21:44
Sample : 5 ug/ml 10/10/21 (2)
Misc :

Vial: 125
Operator: LS
Inst : KYLO
Multiplr: 1.00

Quant Time: Nov 4 7:33 2021

Quant Results File: K1019.RES

Method : M:\KYLO\DATA\211019\K1019.M (RTE Integrator)
Title : EPA 8270
Last Update : Wed Oct 27 10:57:36 2021
Response via : Initial Calibration



1019K275.D K1019.M Thu Nov 04 07:34:26 2021

ORGANICS
Raw Data

Quantitation Report (QT Reviewed)

Data File : M:\KYLO\DATA\211019\1019K240.D Vial: 90
Acq On : 3 Nov 21 10:04 Operator: LS
Sample : BA44376W07 1/1000 Inst : KYLO
Misc : Multiplr: 1.00

Quant Time: Nov 8 16:08 2021 Quant Results File: K1019.RES

Quant Method : M:\KYLO\DATA\211019\K1019.M (RTE Integrator)
Title : EPA 8270
Last Update : Wed Oct 27 10:57:36 2021
Response via : Initial Calibration
DataAcq Meth : SIM_2

Internal Standards	R.T.	QIon	Response	Conc Units	Dev(Min)
1) Napthalene-D8(IS)	3.89	136	14405	2.50 ppb	0.00
6) Acenaphthene-D10(IS)	5.82	164	7146	2.50 ppb	-0.03
10) Phenanthrene-D10(IS)	7.52	188	11959	2.50 ppb	-0.03
15) Chrysene-D12(IS)	10.57	240	14817	2.50 ppb	-0.04
20) Perylene-D12(IS)	12.76	264	13517	2.50 ppb	-0.07
System Monitoring Compounds					
3) 2-Methylnaphthalene-D10 (2	4.62	152	33473	4.55 ppb	-0.03
Spiked Amount 5.000			Recovery	= 91.000%	
13) Fluoranthene-D10 (FRT)	8.90	212	42377	4.55 ppb	-0.04
Spiked Amount 5.000			Recovery	= 90.920%	

Target Compounds Qvalue

(#) = qualifier out of range (m) = manual integration
1019K240.D K1019.M Thu Dec 02 07:03:40 2021

Quantitation Report

Data File : M:\KYLO\DATA\211019\1019K240.D
Acq On : 3 Nov 21 10:04
Sample : BA44376W07 1/1000
Misc :

Vial: 90
Operator: LS
Inst : KYLO
Multiplr: 1.00

Quant Time: Nov 8 16:08 2021 Quant Results File: K1019.RES

Method : M:\KYLO\DATA\211019\K1019.M (RTE Integrator)
Title : EPA 8270
Last Update : Tue Nov 30 08:16:15 2021
Response via : Initial Calibration



Quantitation Report (QT Reviewed)

Data File : M:\KYLO\DATA\211019\1019K237.D Vial: 87
Acq On : 3 Nov 21 9:04 Operator: LS
Sample : 211028A BLK 1/1000 Inst : KYLO
Misc : Multiplr: 1.00

Quant Time: Nov 3 14:31 2021 Quant Results File: K1019.RES

Quant Method : M:\KYLO\DATA\211019\K1019.M (RTE Integrator)
Title : EPA 8270
Last Update : Wed Oct 27 10:57:36 2021
Response via : Initial Calibration
DataAcq Meth : SIM_2

Internal Standards	R.T.	QIon	Response	Conc Units	Dev(Min)
1) Napthalene-D8(IS)	3.88	136	12656	2.50 ppb	0.00
6) Acenaphthene-D10(IS)	5.82	164	6252	2.50 ppb	-0.03
10) Phenanthrene-D10(IS)	7.52	188	10697	2.50 ppb	-0.03
15) Chrysene-D12(IS)	10.57	240	13529	2.50 ppb	-0.04
20) Perylene-D12(IS)	12.76	264	12332	2.50 ppb	-0.07
System Monitoring Compounds					
3) 2-Methylnaphthalene-D10 (2	4.62	152	37588	5.82 ppb	-0.03
Spiked Amount 5.000			Recovery	= 116.320%	
13) Fluoranthene-D10 (FRT)	8.90	212	46297	5.55 ppb	-0.04
Spiked Amount 5.000			Recovery	= 111.040%	

Target Compounds Qvalue

(#) = qualifier out of range (m) = manual integration

Quantitation Report

Data File : M:\KYLO\DATA\211019\1019K237.D
Acq On : 3 Nov 21 9:04
Sample : 211028A BLK 1/1000
Misc :

Vial: 87
Operator: LS
Inst : KYLO
Multiplr: 1.00

Quant Time: Nov 3 14:31 2021 Quant Results File: K1019.RES

Method : M:\KYLO\DATA\211019\K1019.M (RTE Integrator)
Title : EPA 8270
Last Update : Tue Nov 30 08:16:15 2021
Response via : Initial Calibration



Quantitation Report (Not Reviewed)

Data File : M:\KYLO\DATA\211019\1019K239.D Vial: 89
Acq On : 3 Nov 21 9:44 Operator: LS
Sample : 211028A LCSD-1 1/1000 Inst : KYLO
Misc : Multiplr: 1.00

Quant Time: Nov 3 14:25 2021 Quant Results File: K1019.RES

Quant Method : M:\KYLO\DATA\211019\K1019.M (RTE Integrator)
Title : EPA 8270
Last Update : Wed Oct 27 10:57:36 2021
Response via : Initial Calibration
DataAcq Meth : SIM_2

Internal Standards	R.T.	QIon	Response	Conc Units	Dev(Min)
1) Napthalene-D8(IS)	3.89	136	13244	2.50 ppb	0.00
6) Acenaphthene-D10(IS)	5.82	164	6818	2.50 ppb	-0.03
10) Phenanthrene-D10(IS)	7.52	188	11226	2.50 ppb	-0.03
15) Chrysene-D12(IS)	10.57	240	14122	2.50 ppb	-0.04
20) Perylene-D12(IS)	12.75	264	12971	2.50 ppb	-0.08
System Monitoring Compounds					
3) 2-Methylnaphthalene-D10 (2	4.62	152	37696	5.57 ppb	-0.03
Spiked Amount 5.000			Recovery	= 111.480%	
13) Fluoranthene-D10 (FRT)	8.90	212	47469	5.42 ppb	-0.04
Spiked Amount 5.000			Recovery	= 108.480%	
Target Compounds					Qvalue
2) Naphthalene	3.91	128	35982	5.23 ppb	100
4) 2-Methylnaphthalene	4.66	142	21892	5.43 ppb	99
5) 1-Methylnaphthalene	4.77	142	21965	5.40 ppb	100
7) Acenaphthylene	5.66	152	75454	5.35 ppb	100
8) Acenaphthene	5.86	154	19882	5.32 ppb	98
9) Fluorene	6.45	166	23767	5.49 ppb	97
11) Phenanthrene	7.55	178	31660	5.12 ppb	100
12) Anthracene	7.61	178	29707	5.09 ppb	99
14) Fluoranthene	8.92	202	51162	5.33 ppb	98
16) Pyrene	9.17	202	52675	4.87 ppb	96
17) Benz (a) anthracene	10.56	228	40053	5.06 ppb	99
18) Chrysene	10.61	228	41572	4.72 ppb	99
19) Indeno (1,2,3-cd) pyrene	14.31	276	30743	4.84 ppb #	91
21) Benzo (b) fluoranthene	12.07	252	37985	5.20 ppb	99
22) Benzo (k) fluoranthene	12.12	252	40322	4.83 ppb	99
23) Benzo (a) pyrene	12.65	252	34628	4.98 ppb	98
24) Dibenz (a,h) anthracene	14.36	278	33553	4.88 ppb	100
25) Benzo (g,h,i) perylene	14.63	276	36697	4.90 ppb	99

(#) = qualifier out of range (m) = manual integration

Quantitation Report

Data File : M:\KYLO\DATA\211019\1019K239.D
Acq On : 3 Nov 21 9:44
Sample : 211028A LCSD-1 1/1000
Misc :

Vial: 89
Operator: LS
Inst : KYLO
Multiplr: 1.00

Quant Time: Nov 3 14:25 2021 Quant Results File: K1019.RES

Method : M:\KYLO\DATA\211019\K1019.M (RTE Integrator)
Title : EPA 8270
Last Update : Tue Nov 30 08:16:15 2021
Response via : Initial Calibration



Quantitation Report (Not Reviewed)

Data File : M:\KYLO\DATA\211019\1019K271.D
Acq On : 3 Nov 21 20:24
Sample : 211028A LCS-1 1/1000
Misc :

Vial: 121
Operator: LS
Inst : KYLO
Multiplr: 1.00

Quant Time: Nov 4 6:45 2021 Quant Results File: K1019.RES

Quant Method : M:\KYLO\DATA\211019\K1019.M (RTE Integrator)
Title : EPA 8270
Last Update : Wed Oct 27 10:57:36 2021
Response via : Initial Calibration
DataAcq Meth : SIM_2

Internal Standards	R.T.	QIon	Response	Conc Units	Dev(Min)
1) Napthalene-D8(IS)	3.89	136	18146	2.50 ppb	0.00
6) Acenaphthene-D10(IS)	5.82	164	9246	2.50 ppb	-0.03
10) Phenanthrene-D10(IS)	7.52	188	16439	2.50 ppb	-0.03
15) Chrysene-D12(IS)	10.57	240	20130	2.50 ppb	-0.04
20) Perylene-D12(IS)	12.76	264	18703	2.50 ppb	-0.07
System Monitoring Compounds					
3) 2-Methylnaphthalene-D10 (2	4.62	152	45852	4.95 ppb	-0.03
Spiked Amount 5.000			Recovery	= 98.960%	
13) Fluoranthene-D10 (FRT)	8.90	212	57612	4.50 ppb	-0.04
Spiked Amount 5.000			Recovery	= 89.920%	
Target Compounds					Qvalue
2) Naphthalene	3.91	128	44704	4.74 ppb	100
4) 2-Methylnaphthalene	4.66	142	27053	4.90 ppb	100
5) 1-Methylnaphthalene	4.77	142	27207	4.88 ppb	100
7) Acenaphthylene	5.66	152	90789	4.74 ppb	100
8) Acenaphthene	5.86	154	24800	4.89 ppb	98
9) Fluorene	6.45	166	29646	5.05 ppb	98
11) Phenanthrene	7.55	178	40232	4.45 ppb	100
12) Anthracene	7.61	178	36607	4.28 ppb	99
14) Fluoranthene	8.92	202	64018	4.56 ppb	98
16) Pyrene	9.17	202	65213	4.23 ppb	97
17) Benz (a) anthracene	10.56	228	49594	4.40 ppb	100
18) Chrysene	10.61	228	50957	4.06 ppb	98
19) Indeno (1,2,3-cd) pyrene	14.32	276	35807	3.99 ppb #	98
21) Benzo (b) fluoranthene	12.07	252	46449	4.41 ppb	99
22) Benzo (k) fluoranthene	12.12	252	49328	4.10 ppb	99
23) Benzo (a) pyrene	12.65	252	41620	4.15 ppb	100
24) Dibenz (a,h) anthracene	14.36	278	39874	4.02 ppb	100
25) Benzo (g,h,i) perylene	14.63	276	43182	4.00 ppb	99

(#) = qualifier out of range (m) = manual integration

Quantitation Report

Data File : M:\KYLO\DATA\211019\1019K271.D Vial: 121
Acq On : 3 Nov 21 20:24 Operator: LS
Sample : 211028A LCS-1 1/1000 Inst : KYLO
Misc : Multiplr: 1.00

Quant Time: Nov 4 6:45 2021 Quant Results File: K1019.RES

Method : M:\KYLO\DATA\211019\K1019.M (RTE Integrator)
Title : EPA 8270
Last Update : Tue Nov 30 08:16:15 2021
Response via : Initial Calibration



DFTPP

Data File : M:\KYLO\DATA\211019\1019K001.D Vial: 1
Acq On : 19 Oct 21 13:58 Operator: LS
Sample : SV TUNE 7/2/21 Inst : KYLO
Misc : Multiplr: 1.00

Method : M:\KYLO\DATA\211019\DFTPP2.M (Chemstation Integrator)
Title :

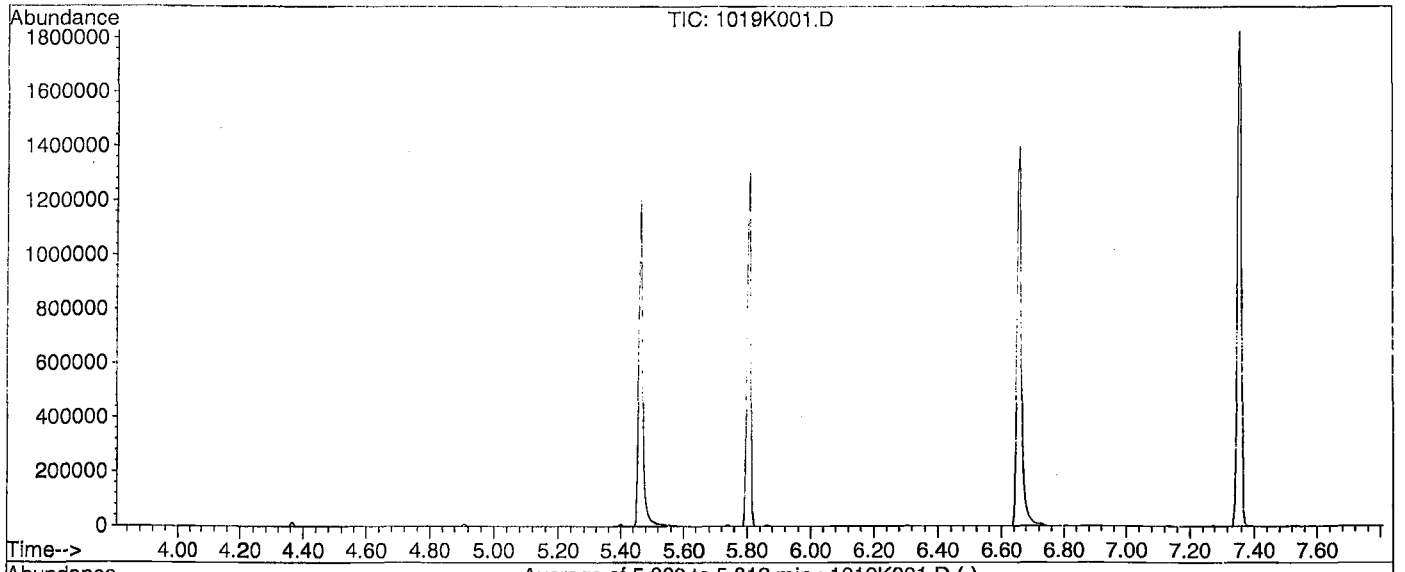

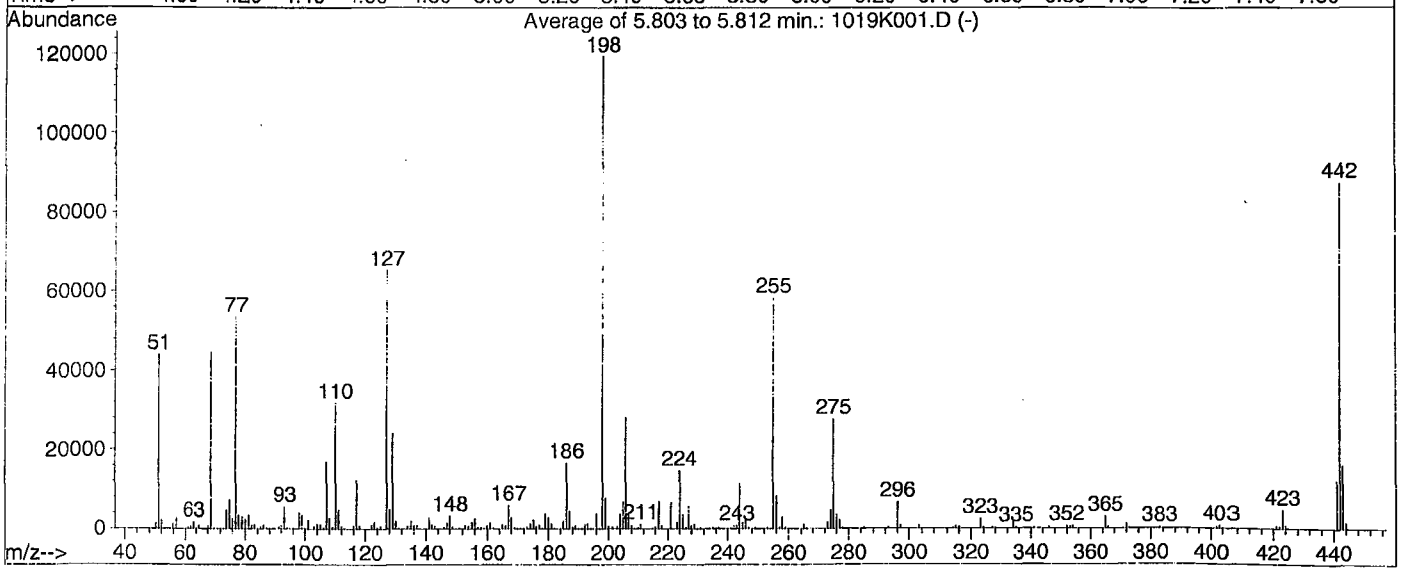

AutoFind: Scans 476, 477, 478; Background Corrected with Scan 470

Target Mass	Rel. to Mass	Lower Limit%	Upper Limit%	Rel. Abn%	Raw Abn	Result Pass/Fail
51	198	10	80	36.8	44033	PASS
68	69	0.00	2	1.7	772	PASS
70	69	0.00	2	0.4	170	PASS
127	198	10	80	54.6	65376	PASS
197	198	0.00	2	0.2	185	PASS
198	198	100	100	100.0	119640	PASS
199	198	5	9	6.5	7734	PASS
275	198	10	60	23.2	27808	PASS
365	198	1	100	2.5	3043	PASS
441	442	0.01	24	13.9	12169	PASS
442	198	50	500	73.4	87760	PASS
443	442	15	24	18.4	16149	PASS

Data File Name:	**1019K001.D**
Data File Path:	**M:\KYLO\DATA\211019**
Operator:	**LS**
Date Acquired:	**19 Oct 2021 13:58**
Method File:	**DFTPP2.M**
Sample Name:	**SV TUNE 7/2/21**
Vial Number:	**1**
Instrument Name:	**KYLO**

#	Name	Ret Time	Target Response
1)	DDT	7.36	16763500
2)	DDD	7.13	0
3)	DDE	6.80	0

Breakdown **0.00**

Quantitation Report

Data File : M:\KYLO\DATA\211019\1019K001.D
Acq On : 19 Oct 21 13:58
Sample : SV TUNE 7/2/21
Misc :
Quant Time: Oct 19 14:09 2021

Vial: 1
Operator: LS
Inst : KYLO
Multiplr: 1.00
Quant Results File: temp.res

Method : M:\KYLO\DATA\211019\DFTPP2.M (Chemstation Integrator)
Title :
Last Update : Tue Oct 19 14:09:23 2021
Response via : Single Level Calibration

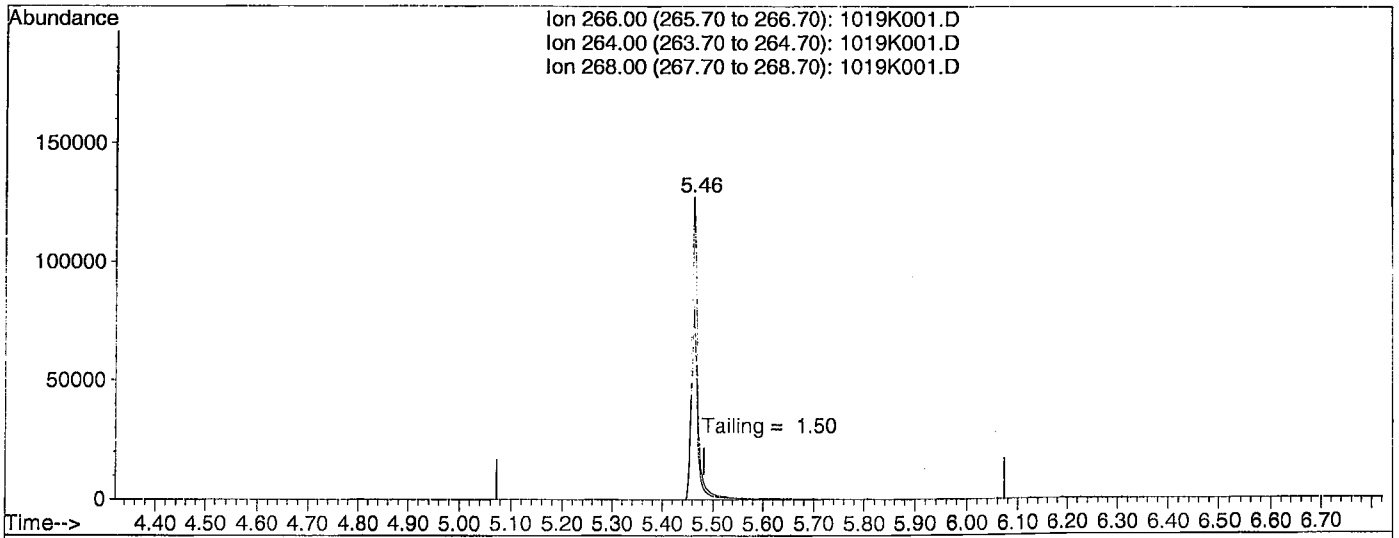

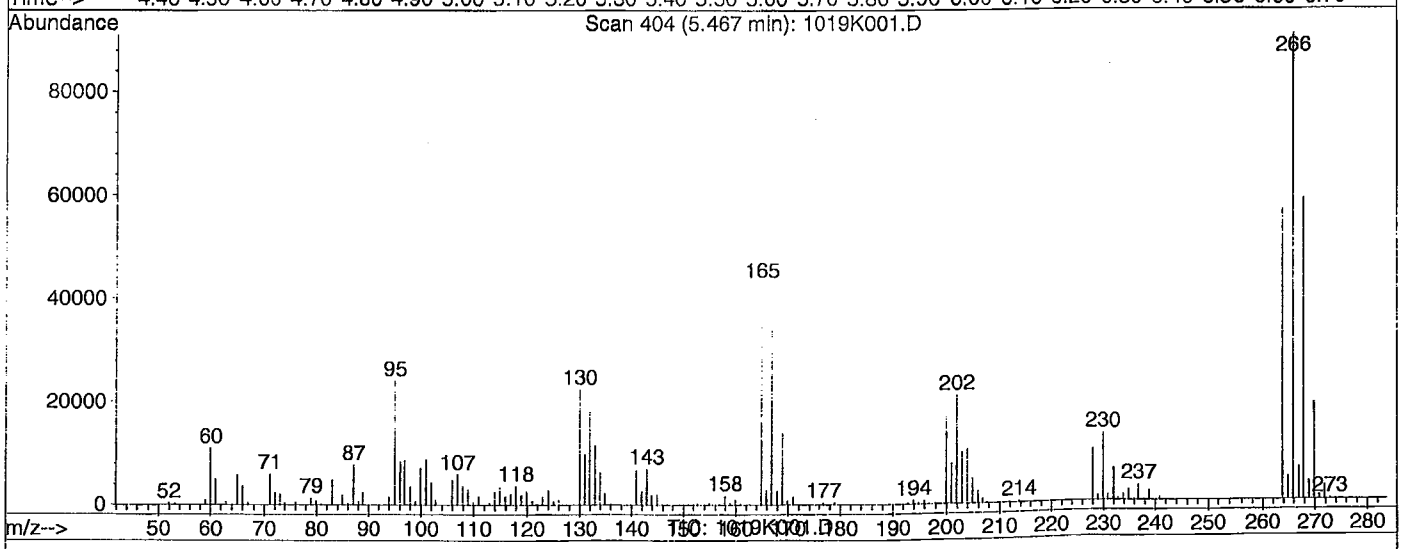

(5) Pentachlorophenol

5.47min 0.0000

response 1053940

Ion	Exp%	Act%
266.00	100	100
264.00	62.30	62.20
268.00	62.40	62.61
0.00	0.00	0.00

Quantitation Report

Data File : M:\KYLO\DATA\211019\1019K001.D Vial: 1
Acq On : 19 Oct 21 13:58 Operator: LS
Sample : SV TUNE 7/2/21 Inst : KYLO
Misc : Multiplr: 1.00
Quant Time: Oct 19 14:09 2021 Quant Results File: temp.res

Method : M:\KYLO\DATA\211019\DFTPP2.M (Chemstation Integrator)
Title :
Last Update : Tue Oct 19 14:09:23 2021
Response via : Single Level Calibration

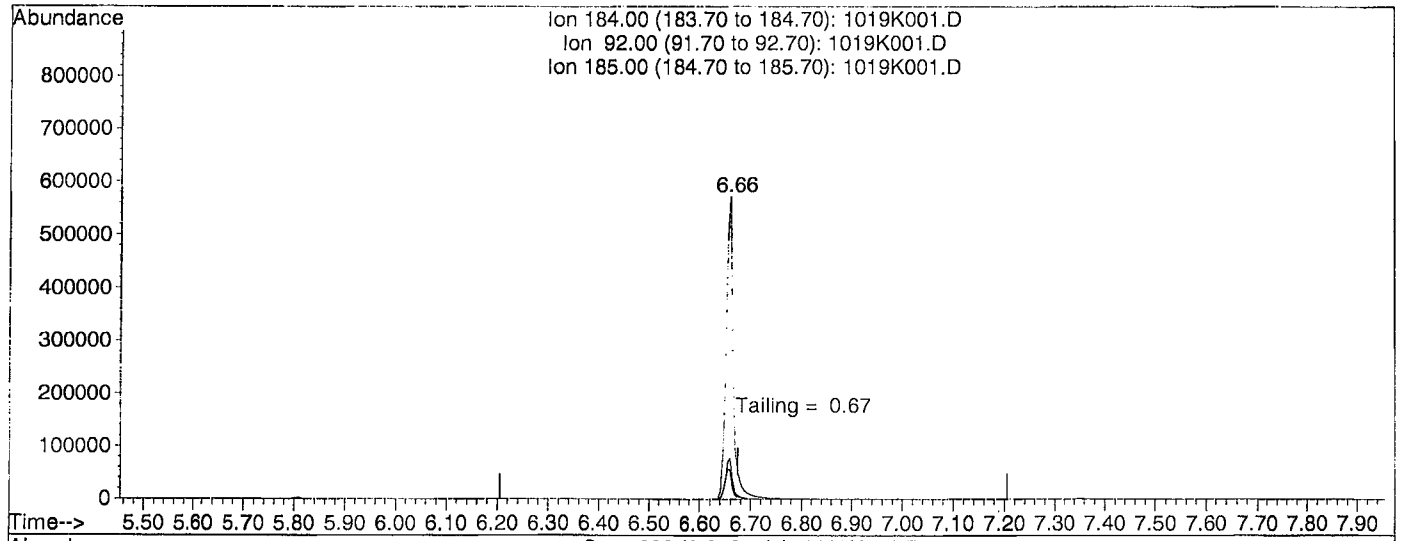

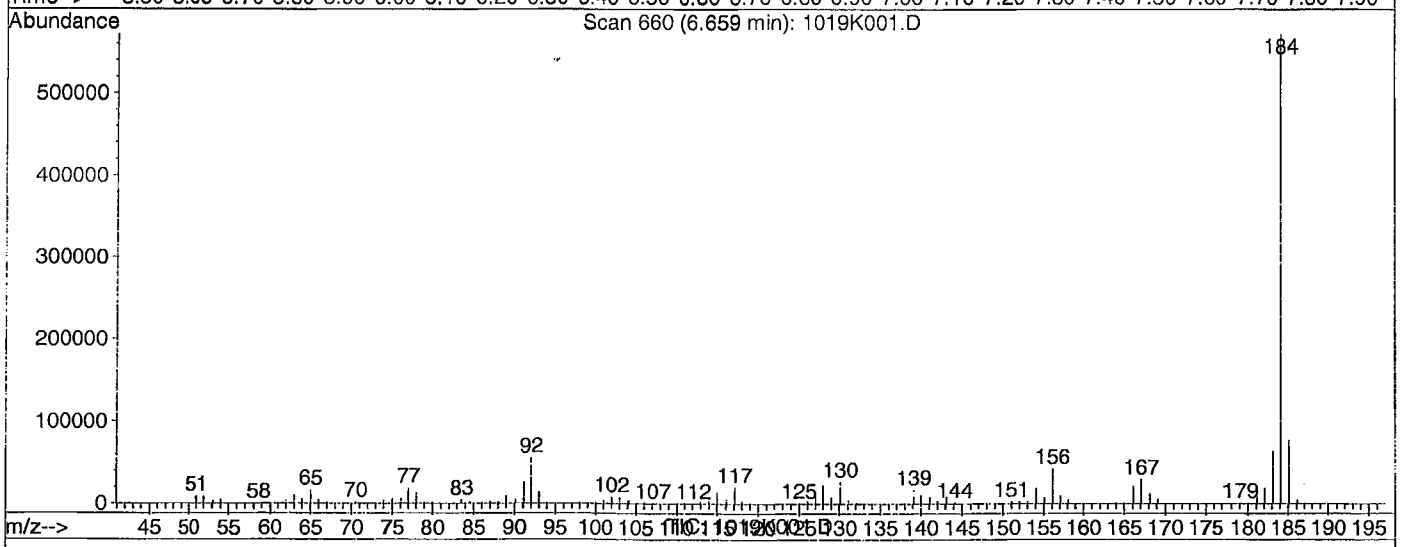

(6) Benzidine

6.66min 0.0000

response 5630975

Ion	Exp%	Act%
184.00	100	100
92.00	9.50	10.34
185.00	13.20	13.72
0.00	0.00	0.00

DFTPP

Data File : M:\KYLO\DATA\211019\1019K235.D Vial: 85
Acq On : 3 Nov 21 8:33 Operator: LS
Sample : SV TUNE 7/2/21 Inst : KYLO
Misc : Multiplr: 1.00

Method : M:\KYLO\DATA\211019\K1019.M (RTE Integrator)
Title : EPA 8270

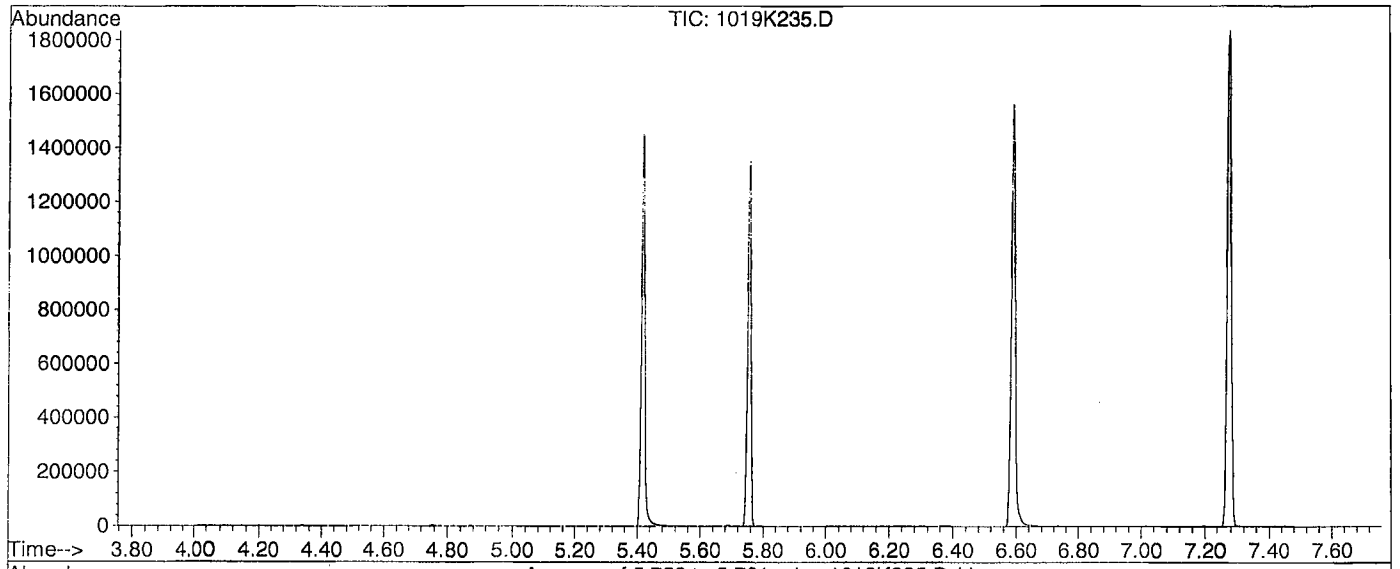

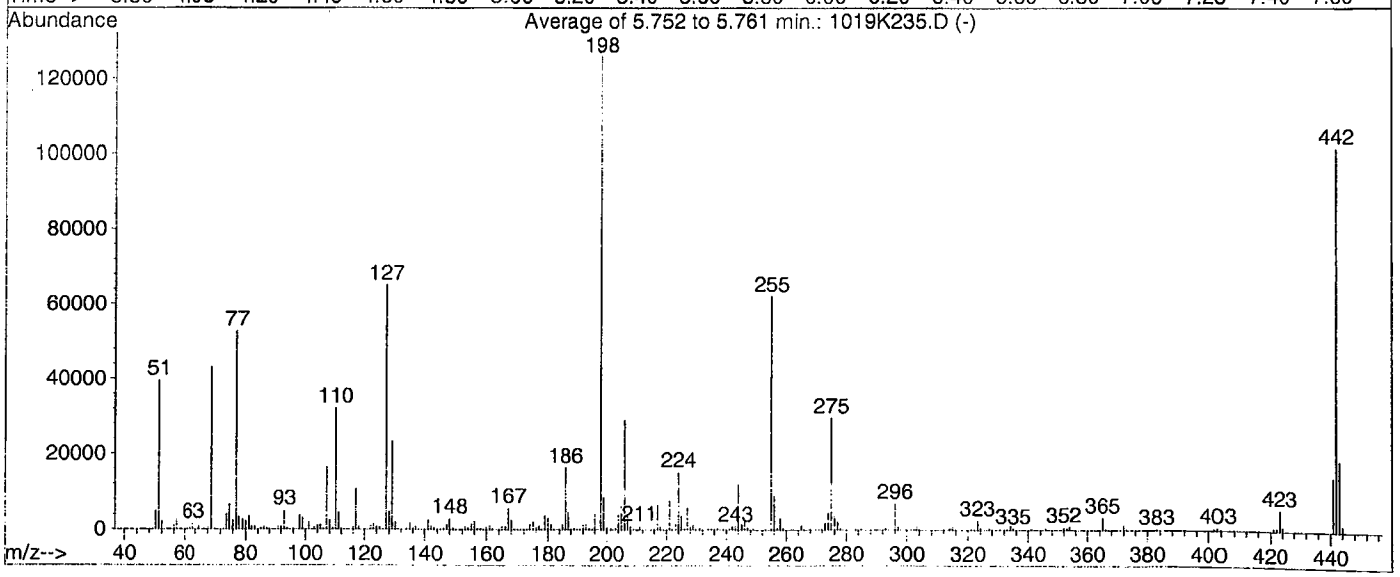

AutoFind: Scans 465, 466, 467; Background Corrected with Scan 459

Target Mass	Rel. to Mass	Lower Limit%	Upper Limit%	Rel. Abn%	Raw Abn	Result Pass/Fail
51	198	10	80	31.4	39534	PASS
68	69	0.00	2	1.5	654	PASS
70	69	0.00	2	0.5	229	PASS
127	198	10	80	51.7	65120	PASS
197	198	0.00	2	0.0	0	PASS
198	198	100	100	100.0	125931	PASS
199	198	5	9	6.8	8539	PASS
275	198	10	60	23.6	29699	PASS
365	198	1	100	2.7	3374	PASS
441	442	0.01	24	14.1	14314	PASS
442	198	50	500	80.8	101693	PASS
443	442	15	24	18.5	18817	PASS

Data File Name:	**1019K235.D**
Data File Path:	**M:\KYLO\DATA\211019**
Operator:	**LS**
Date Acquired:	**3 Nov 21 8:33**
Method File:	**DFTPP2.M**
Sample Name:	**SV TUNE 7/2/21**
Vial Number:	**85**
Instrument Name:	**KYLO**

#	Name	Ret Time	Target Response
1)	DDT	7.29	16266100
2)	DDD	7.07	0
3)	DDE	6.75	0

Breakdown **0.00**

Quantitation Report

Data File : M:\KYLO\DATA\211019\1019K235.D Vial: 85
Acq On : 3 Nov 21 8:33 Operator: LS
Sample : SV TUNE 7/2/21 Inst : KYLO
Misc : Multiplr: 1.00
Quant Time: Nov 3 8:42 2021 Quant Results File: temp.res

Method : M:\KYLO\DATA\211019\DFTPP2.M (Chemstation Integrator)
Title :
Last Update : Wed Oct 27 09:33:33 2021
Response via : Single Level Calibration

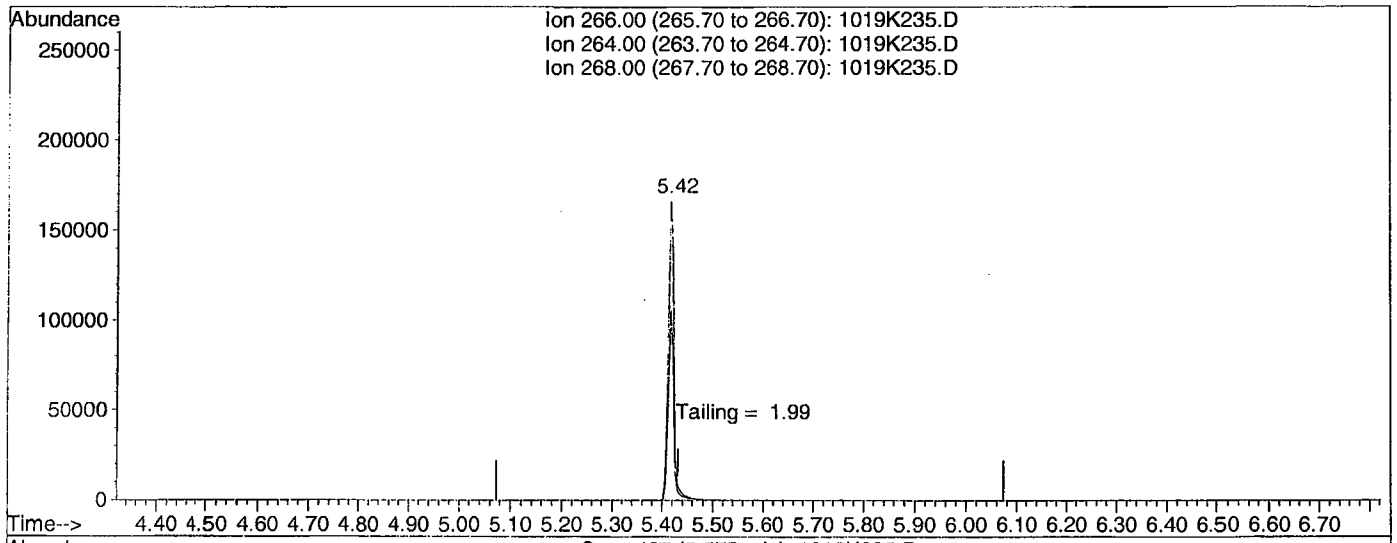

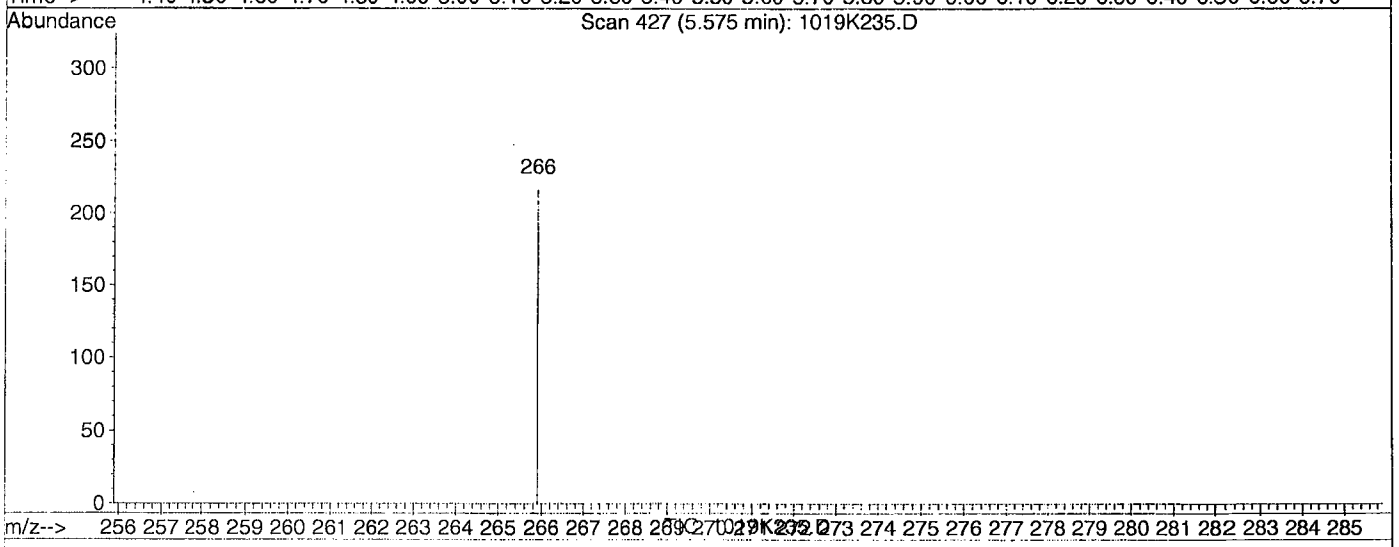

(5) Pentachlorophenol

5.57min 0.0000

response 0

Ion	Exp%	Act%
266.00	100	0.00
264.00	62.30	0.00#
268.00	62.40	0.00#
0.00	0.00	0.00

Quantitation Report

Data File : M:\KYLO\DATA\211019\1019K235.D
Acq On : 3 Nov 21 8:33
Sample : SV TUNE 7/2/21
Misc :
Quant Time: Nov 3 8:42 2021

Vial: 85
Operator: LS
Inst : KYLO
Multiplr: 1.00
Quant Results File: temp.res

Method : M:\KYLO\DATA\211019\DFTPP2.M (Chemstation Integrator)
Title :
Last Update : Wed Oct 27 09:33:33 2021
Response via : Single Level Calibration

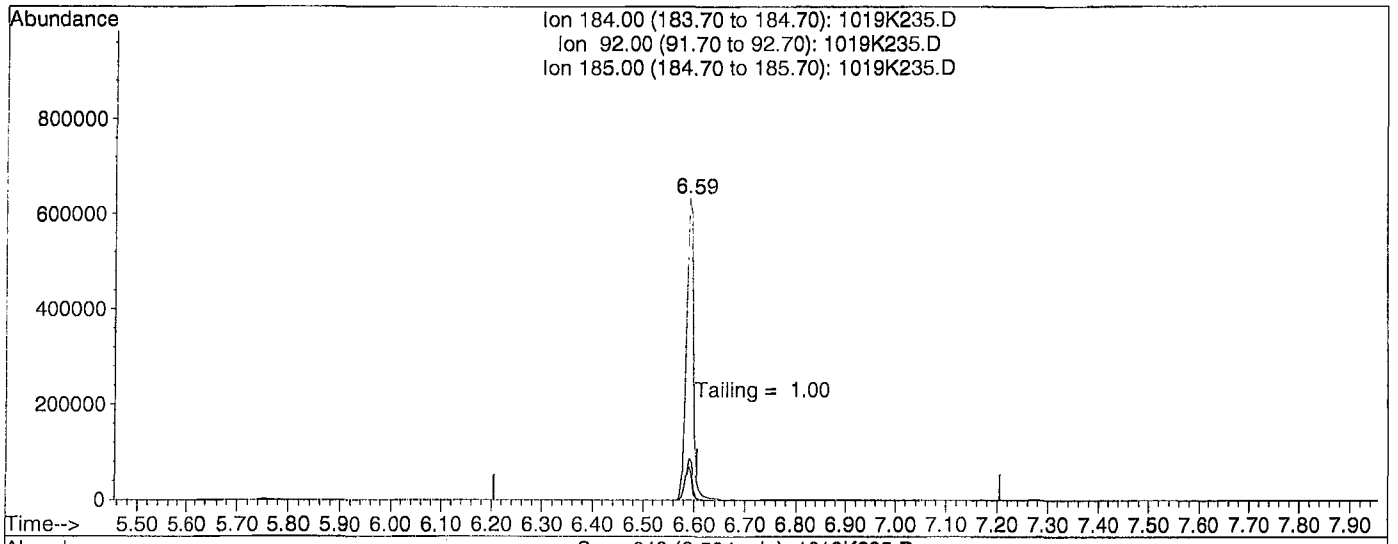

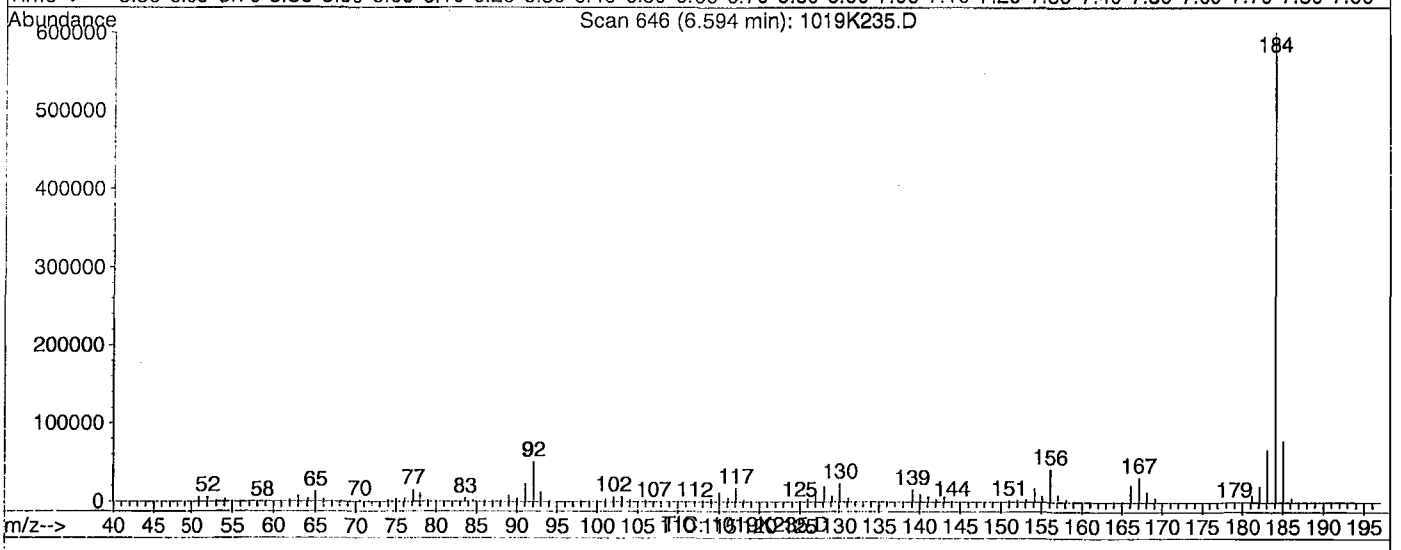

(6) Benzidine

6.59min 0.0000

response 5997992

Ion	Exp%	Act%
184.00	100	100
92.00	9.50	10.35
185.00	13.20	13.51
0.00	0.00	0.00

Name of Final Standard	SIM Curve	Prep'd By (Initials)	LS
Prep Date	10/13/2021		
Exp Date	6/17/2022		

Initial Standard Information						Final Standard Information			
Name of Initial Standard (from container Label)	Supplier	Supplier P/N# (or APPL Mix Name)	Conc. (range)	Lot # with QA # (or reference to APPL prep date)	Exp Date	Aliquot from Stock	Final Volume	Final Solvent + Lot# (or APPL Prep Date)	Final Standard Conc (range)
1.0 ug/mL SIM	APPL	1.0 ug/mL SIM	1.0 ug/mL	9/9/2021	6/17/2022	10 uL	100uL	MC 61117 90uL	0.1 ug/mL
SIM Internal Standard	APPL	SIM Internal Standard	125 ug/mL	6/17/2021	6/17/2022	2 uL	*	*	2.5ug/mL
1.0 ug/mL SIM	APPL	1.0 ug/mL SIM	1.0 ug/mL	9/9/2021	6/17/2022	20 uL	100uL	MC 61117 80uL	0.2 ug/mL
SIM Internal Standard	APPL	SIM Internal Standard	125 ug/mL	6/17/2021	6/17/2022	2 uL	*	*	2.5ug/mL
5.0 ug/mL SIM	APPL	5.0 ug/mL SIM	5.0 ug/mL	9/9/2021	6/17/2022	10 uL	100uL	MC 61117 90uL	0.5 ug/mL
SIM Internal Standard	APPL	SIM Internal Standard	125 ug/mL	6/17/2021	6/17/2022	2 uL	*	*	2.5ug/mL
5.0 ug/mL SIM	APPL	5.0 ug/mL SIM	5.0 ug/mL	9/9/2021	6/17/2022	20 uL	100uL	MC 61117 80 uL	1.0 ug/mL
SIM Internal Standard	APPL	SIM Internal Standard	125 ug/mL	6/17/2021	6/17/2022	2 uL	*	*	2.5ug/mL
SIM STOCK	APPL	SIM STOCK	200 ug/mL	6/17/2021	6/17/2022	5 uL	200uL	MC 61117 190 uL	5.0 ug/mL
SIM SURROGATE	APPL	SIM SURR	100 ug/mL	6/17/2021	6/17/2022	5 uL	*	*	2.5ug/mL
SIM Internal Standard	APPL	SIM Internal Standard	125 ug/mL	6/17/2021	6/17/2022	4 uL	*	*	2.5ug/mL
SIM STOCK	APPL	SIM STOCK	200 ug/mL	6/17/2021	6/17/2022	5 uL	100 uL	MC 61117 90 uL	10 ug/mL
SIM SURROGATE	APPL	SIM SURR	100 ug/mL	6/17/2021	6/17/2022	5 uL	*	*	5 ug/mL
SIM Internal Standard	APPL	SIM Internal Standard	125 ug/mL	6/17/2021	6/17/2022	2 uL	*	*	2.5ug/mL
SIM STOCK	APPL	SIM STOCK	200 ug/mL	6/17/2021	6/17/2022	25 uL	100uL	MC 61117 50 uL	50 ug/mL
SIM SURROGATE	APPL	SIM SURR	100 ug/mL	6/17/2021	6/17/2022	25 uL	*	*	25 ug/mL
SIM Internal Standard	APPL	SIM Internal Standard	125 ug/mL	6/17/2021	6/17/2022	2 uL	*	*	2.5ug/mL
SIM STOCK	APPL	SIM STOCK	200 ug/mL	6/17/2021	6/17/2022	50 uL	100uL	na	100 ug/mL
SIM SURROGATE	APPL	SIM SURR	100 ug/mL	6/17/2021	6/17/2022	50 uL	*	*	50 ug/mL
SIM Internal Standard	APPL	SIM Internal Standard	125 ug/mL	6/17/2021	6/17/2022	2 uL	*	*	2.5ug/mL

Name of Final Standard	8270 PAH SIM Second Source	Prep'd By (Initials)	LS
Prep Date	10/13/2021		
Exp Date	6/17/2022		

Initial Standard Information						Final Standard Information			
Name of Initial Standard (from container Label)	Supplier	Supplier P/N# (or APPL Mix Name)	Conc. (range)	Lot # with QA # (or reference to APPL prep date)	Exp Date	Aliquot from Stock	Final Volume	Final Solvent + Lot# (or APPL Prep Date)	Final Standard Conc (range)
PAH SIM SS Stock	Phenova	AL0-130490	200 ug/mL	6/17/2021	6/17/2022	5 uL	200uL	MC 61117 195uL	5 ug/mL
SIM Internal Standard	APPL	SIM Internal Standard	125 ug/mL	6/17/2021	6/17/2022	4 uL	*	*	2.5ug/mL

Name of Final Standard	PAH SIM Stock (Ampule)	Prep'd By (Initials)	LS
Prep Date	6/17/2021		
Exp Date	6/17/2022		

Initial Standard Information						Final Standard Information			
Name of Initial Standard (from contianer Label)	Supplier	Supplier P/N# (or APPL Mix Name)	Conc.(range)	Lot # with QA # (or reference to APPL prep date)	Exp Date	Aliquot from Stock	Final Volume	Final Solvent + Lot# (or APPL Prep Date)	Final Standard Conc (range)
Custom PAH SIM Mix	Phenova	ALO-130490	200 ug/mL	**CL13121-52443**	**12/31/2022**	1000 uL	1mL	**NA**	200 ug/mL

Name of Final Standard	**SIM Surrogate**	Prep'd By (Initials)	LS
Prep Date	6/17/2021		
Exp Date	6/17/2022		

Initial Standard Information						Final Standard Information			
Name of Initial Standard (from contianer Label)	Supplier	Supplier P/N# (or APPL Mix Name)	Conc.(range)	Lot # with QA # (or reference to APPL prep date)	Exp Date	Aliquot from Stock	Final Volume	Final Solvent + Lot# (or APPL Prep Date)	Final Standard Conc (range)
Sim Surrogate Deuterated	Restek	33913	2000 ug/mL	**A0161454-50793**	**5/31/2026**	1 mL	20 mL	**Acetone #0246130**	100 ug/mL

Name of Final Standard	8270 SIM PAH Internal Standard	Prep'd By (Initials)	LS
Prep Date	6/17/2021		
Exp Date	6/17/2022		

Initial Standard Information						Final Standard Information			
Name of Initial Standard (from contianer Label)	Supplier	Supplier P/N# (or APPL Mix Name)	Conc.(range)	Lot # with QA # (or reference to APPL prep date)	Exp Date	Aliquot from Stock	Final Volume	Final Solvent + Lot# (or APPL Prep Date)	Final Standard Conc (range)
SV Internal Standard	Restek	31206	2000 ug/mL	**A0162879-50593**	**6/30/2026**	625uL	10mL	**MC 60338**	125 ug/mL

Name of Final Standard	SIM SS Stock (Ampule second source)	Prep'd By	LS
Prep Date	6/17/2021		
Exp Date	6/17/2022		

Initial Standard Information						Final Standard Information			
Name of Initial Standard (from contianer Label)	Supplier	Supplier P/N# (or APPL Mix Name)	Conc.(range)	Lot # with QA # (or reference to APPL prep date)	Exp Date	Aliquot from Stock	Final Volume	Final Solvent + Lot# (or APPL Prep Date)	Final Standard Conc (range)
Custom PAH SIM Mix	Phenova	ALO-130490	200 ug/mL	**CL13117-51757**	**12/31/2022**	1000 uL	1mL	**NA**	200 ug/mL

Name of Final Standard	PAH SIM Stock (Ampule)	Prep'd By (Initials)	LS
Prep Date	6/17/2021		
Exp Date	6/17/2022		

Initial Standard Information						Final Standard Information			
Name of Initial Standard (from contianer Label)	Supplier	Supplier P/N# (or APPL Mix Name)	Conc.(range)	Lot # with QA # (or reference to APPL prep date)	Exp Date	Aliquot from Stock	Final Volume	Final Solvent + Lot# (or APPL Prep Date)	Final Standard Conc (range)
Custom PAH SIM Mix	Phenova	ALO-130490	200 ug/mL	**CL13121-52443**	**12/31/2022**	1000 uL	1mL	**NA**	200 ug/mL

Name of Final Standard	**SIM Surrogate**	Prep'd By (Initials)	LS
Prep Date	6/17/2021		
Exp Date	6/17/2022		

Initial Standard Information						Final Standard Information			
Name of Initial Standard (from contianer Label)	Supplier	Supplier P/N# (or APPL Mix Name)	Conc.(range)	Lot # with QA # (or reference to APPL prep date)	Exp Date	Aliquot from Stock	Final Volume	Final Solvent + Lot# (or APPL Prep Date)	Final Standard Conc (range)
Sim Surrogate Deuterated	Restek	33913	2000 ug/mL	**A0161454-50793**	**5/31/2026**	1 mL	20 mL	**Acetone #0246130**	100 ug/mL

Name of Final Standard	**8270 SIM PAH Internal Standard**	Prep'd By (Initials)	LS
Prep Date	6/17/2021		
Exp Date	6/17/2022		

Initial Standard Information						Final Standard Information			
Name of Initial Standard (from contianer Label)	Supplier	Supplier P/N# (or APPL Mix Name)	Conc.(range)	Lot # with QA # (or reference to APPL prep date)	Exp Date	Aliquot from Stock	Final Volume	Final Solvent + Lot# (or APPL Prep Date)	Final Standard Conc (range)
SV Internal Standard	Restek	31206	2000 ug/mL	**A0162879-50593**	**6/30/2026**	625uL	10mL	**MC 60338**	125 ug/mL

Name of Final Standard	SIM SS Stock (Ampule second source)	Prep'd By	LS
Prep Date	6/17/2021		
Exp Date	6/17/2022		

Initial Standard Information						Final Standard Information			
Name of Initial Standard (from contianer Label)	Supplier	Supplier P/N# (or APPL Mix Name)	Conc.(range)	Lot # with QA # (or reference to APPL prep date)	Exp Date	Aliquot from Stock	Final Volume	Final Solvent + Lot# (or APPL Prep Date)	Final Standard Conc (range)
Custom PAH SIM Mix	Phenova	ALO-130490	200 ug/mL	**CL13117-51757**	**12/31/2022**	1000 uL	1mL	**NA**	200 ug/mL

Name of Final Standard	**5 SIM CCV (2x)**	**Prep'd By (Initials)**	**LS**
Prep Date	**10/19/2021**		
Exp Date	**6/17/2022**		

Initial Standard Information						Final Standard Information			
Name of Initial Standard (from container Label)	Supplier	Supplier P/N# (or APPL Mix Name)	Conc.(range)	Lot # with QA # (or reference to APPL prep date)	Exp Date	Aliquot from Stock	Final Volume	Final Solvent + Lot# (or APPL Prep Date)	Final Standard Conc (range)
SIM STOCK	APPL	SIM STOCK	200 ug/mL	**6/17/2021**	**12/31/2022**	5 uL	200uL	**MC 61117 190 uL**	5.0 ug/mL
SIM SURROGATE	APPL	SIM SURR	100 ug/mL	**6/17/2021**	**5/31/2026**	5 uL	*	*	2.5ug/mL
SIM Internal Standard	APPL	SIM Internal Standard	125 ug/mL	**6/17/2021**	**6/30/2026**	4 uL	*	*	2.5ug/mL

Name of Final Standard	SIM Surrogate	Prep'd By (Initials)	LS/IC
Prep Date	9/21/2021		
Exp Date	9/21/2022		

Initial Standard Information						Final Standard Information			
Name of Initial Standard (from contianer Label)	Supplier	Supplier P/N# (or APPL Mix Name)	Conc.(range)	Lot # with QA # (or reference to APPL prep date)	Exp Date	Aliquot from Stock	Final Volume	Final Solvent + Lot# (or APPL Prep Date)	Final Standard Conc (range)
Sim Surrogate Deuterated	Restek	33913	2000 ug/mL	A0173323-52639	5/31/2027	1 mL	20 mL	Acetone #0246130	100 ug/mL

Name of Final Standard	SIM Surrogate	Prep'd By (Initials)	LS
Prep Date	8/24/2021		
Exp Date	8/24/2022		

Initial Standard Information						Final Standard Information			
Name of Initial Standard (from contianer Label)	Supplier	Supplier P/N# (or APPL Mix Name)	Conc.(range)	Lot # with QA # (or reference to APPL prep date)	Exp Date	Aliquot from Stock	Final Volume	Final Solvent + Lot# (or APPL Prep Date)	Final Standard Conc (range)
Sim Surrogate Deuterated	Restek	33913	2000 ug/mL	A0173323-52640	5/31/2027	1 mL	20 mL	Acetone #0246130	100 ug/mL

Name of Final Standard	**SIM Spike**	**Prep'd By (Initials)**	**LS**
Prep Date	**8/5/2021**		
Exp Date	**5/28/2022**		

Initial Standard Information						Final Standard Information			
Name of Initial Standard (from contianer Label)	Supplier	Supplier P/N# (or APPL Mix Name)	Conc.(range)	Lot # with QA # (or reference to APPL prep date)	Exp Date	Aliquot from Stock	Final Volume	Final Solvent + Lot# (or APPL Prep Date)	Final Standard Conc (range)
Custom PAH Sim Mix	Phenova	AL0-130490	200 ug/mL	**CL13121-50766,50767,50771,52444,52445**	**5/28/2022**	5 mL	25 mL	**Acetone 0246130**	40 ug/mL

Name of Final Standard	5 SIM CCV (2x)	Prep'd By (Initials)	LS
Prep Date	10/19/2021		
Exp Date	6/17/2022		

Initial Standard Information						Final Standard Information			
Name of Initial Standard (from container Label)	Supplier	Supplier P/N# (or APPL Mix Name)	Conc.(range)	Lot # with QA # (or reference to APPL prep date)	Exp Date	Aliquot from Stock	Final Volume	Final Solvent + Lot# (or APPL Prep Date)	Final Standard Conc (range)
SIM STOCK	APPL	SIM STOCK	200 ug/mL	**6/17/2021**	**12/31/2022**	5 uL	200uL	**MC 61117 190 uL**	5.0 ug/mL
SIM SURROGATE	APPL	SIM SURR	100 ug/mL	**6/17/2021**	**5/31/2026**	5 uL	*	*	2.5ug/mL
SIM Internal Standard	APPL	SIM Internal Standard	125 ug/mL	**6/17/2021**	**6/30/2026**	4 uL	*	*	2.5ug/mL

Name of Final Standard	SIM Surrogate	Prep'd By (Initials)	LS
Prep Date	8/24/2021		
Exp Date	8/24/2022		

Initial Standard Information						Final Standard Information			
Name of Initial Standard (from contianer Label)	Supplier	Supplier P/N# (or APPL Mix Name)	Conc.(range)	Lot # with QA # (or reference to APPL prep date)	Exp Date	Aliquot from Stock	Final Volume	Final Solvent + Lot# (or APPL Prep Date)	Final Standard Conc (range)
Sim Surrogate Deuterated	Restek	33913	2000 ug/mL	A0173323-52640	5/31/2027	1 mL	20 mL	Acetone #0246130	100 ug/mL

Name of Final Standard	SIM Surrogate	Prep'd By (Initials)	LS/IC
Prep Date	9/21/2021		
Exp Date	9/21/2022		

Initial Standard Information						Final Standard Information			
Name of Initial Standard (from contianer Label)	Supplier	Supplier P/N# (or APPL Mix Name)	Conc.(range)	Lot # with QA # (or reference to APPL prep date)	Exp Date	Aliquot from Stock	Final Volume	Final Solvent + Lot# (or APPL Prep Date)	Final Standard Conc (range)
Sim Surrogate Deuterated	Restek	33913	2000 ug/mL	A0173323-52639	5/31/2027	1 mL	20 mL	Acetone #0246130	100 ug/mL

Organic Extraction Worksheet

Method	Continuous Liquid/Liquid SVOC 3520C	Extraction Set	211028A	Extraction Method	LIQ003	Units	mL

Spiked ID 1	SIM Spike 10-21-21 10-21-22		Surrogate ID 1	SIM Surrogate 10-21-21 10-21-22	
Spiked ID 2			Surrogate ID 2		
Spiked ID 3			Surrogate ID 3		
Spiked ID 4			Surrogate ID 4		
Spiked ID 5			Surrogate ID 5		
Spiked ID 6			Sufficient Vol for Matrix QC:	YES	
Spiked ID 7			Ext. Start Time:	10/29/21 15:29	
Spiked ID 8			Ext. End Time:	10/30/21 9:32	
			GC Requires Extract By:		

pH1	14	10/28/21 11:43	Water Bath Temp 1 °C	75/74.5 E-WB5 °
pH2	14	11/29/21 11:30	Water Bath Temp 2 °C	
pH3			Water Bath Temp 3 °C	

Spiked By: SR **Date** 10/28/2021 **Witnessed By:** CG **Date** 10/28/2021

	Sample	Sample Container	Spike Amount	Spike ID	Surrogate Amount	Surrogate ID	Extract Amount	Final Volume	pH	Extract Date/Time	Comments
1	211028A Blk				0.050	1	1000	1	14	10/28/21 11:27	
						equip	E-HP10 E-WB5				
2	211028A LCS-1		0.125	1	0.050	1	1000	1	14	10/28/21 11:27	
						equip	E-HP11 E-WB5				
3	211028A LCSD-1		0.125	1	0.050	1	1000	1	14	10/28/21 11:27	
						equip	E-HP12 E-WB5				
4	BA44376	BA44376W07			0.050	1	1000	1	14	10/29/21 11:25	97985
						equip	E-HP14 E-WB5				
5	BA44379	BA44379W07			0.050	1	1000	1	14	10/28/21 11:27	97984
						equip	E-HP13 E-WB5				
6	BA44380	BA44380W05			0.050	1	950	1	14	10/28/21 11:27	97984
						equip	E-HP14 E-WB5				
7	BA44409	BA44409W08			0.050	1	1000	1	14	10/28/21 11:27	97990
						equip	E-HP15 E-WB5				
8	BA44410 MS-1	BA44410W13	0.125	1	0.050	1	950	1	14	10/28/21 11:27	97996
						equip	E-HP16 E-WB5				
9	BA44410 MSD-1	BA44410W14	0.125	1	0.050	1	950	1	14	10/28/21 11:27	97996
						equip	E-HP17 E-WB5				
10	BA44410	BA44410W12			0.050	1	950	1	14	10/28/21 11:27	97996
						equip	E-HP19 E-WB5				
11	BA44411	BA44411W03			0.050	1	1000	1	14	10/28/21 11:27	97996
						equip	E-HP20 E-WB5				
12	BA44459	BA44459W07			0.050	1	950	1	14	10/29/21 11:25	98005
						equip	E-HP15 E-WB5				
13	BA44461	BA44461W07			0.050	1	950	1	14	10/29/21 11:25	98005
						equip	E-HP16 E-WB5				
14	BA44463	BA44463W07			0.050	1	950	1	14	10/29/21 11:25	98005
						equip	E-HP17 E-WB5				
15	BA44465	BA44465W07			0.050	1	950	1	14	10/29/21 11:25	98005
						equip	E-HP19 E-WB5				
16	BA44470	BA44470W09			0.050	1	950	1	14	10/29/21 11:25	98010
						equip	E-HP20 E-WB5				

Solvent and Lot#	
PH Strips	HC155968
Dichloromethane (DCM)	61117
10N NaOH (10mLs)	10/18/21-10/18/
Filter Paper	400196
Na2SO4	2021071206

Extraction COC Transfer	
Extraction lab employee Initials	KY
GC analyst's initials	CW
Date	
Time	
Refrigerator	GC_C

	Technician's Initials
Scanned By	SR
Sample Preparation	SR
Extraction	SR
Concentration	SR

Modified	11/3/2021 8:05:47 AM

Reviewed By: KY **Date** 11/3/2021

Organic Extraction Worksheet

Method	Continuous Liquid/Liquid SVOC 3520C	Extraction Set	211028A	Extraction Method	LIQ003	Units	mL

Spiked ID 1	SIM Spike 10-21-21 10-21-22		Surrogate ID 1	SIM Surrogate 10-21-21 10-21-22	
Spiked ID 2			Surrogate ID 2		
Spiked ID 3			Surrogate ID 3		
Spiked ID 4			Surrogate ID 4		
Spiked ID 5			Surrogate ID 5		
Spiked ID 6			Sufficient Vol for Matrix QC:	YES	
Spiked ID 7			Ext. Start Time:	10/29/21 15:29	
Spiked ID 8			Ext. End Time:	10/30/21 9:32	
			GC Requires Extract By:		

pH1	14	10/28/21 11:43	Water Bath Temp 1 °C	75/74.5 E-WB5 °
pH2	14	11/29/21 11:30	Water Bath Temp 2 °C	
pH3			Water Bath Temp 3 °C	

Spiked By: SR **Date** 10/28/2021 **Witnessed By:** CG **Date** 10/28/2021

	Sample	Sample Container	Spike Amount	Spike ID	Surrogate Amount	Surrogate ID	Extract Amount	Final Volume	pH	Extract Date/Time	Comments
17	BA44471	BA44471W08			0.050	1	950	1	14	10/29/21 11:25	98010
						equip	E-HP21 E-WB5				
18	BA44472	BA44472W08			0.050	1	950	1	14	10/29/21 11:25	98010
						equip	E-HP22 E-WB5				

Solvent and Lot#	
PH Strips	HC155968
Dichloromethane (DCM)	61117
10N NaOH (10mLs)	10/18/21-10/18/
Filter Paper	400196
Na2SO4	2021071206

Extraction COC Transfer	
Extraction lab employee Initials	KY
GC analyst's initials	CW
Date	
Time	
Refrigerator	GC_C

	Technician's Initials
Scanned By	SR
Sample Preparation	SR
Extraction	SR
Concentration	SR

Modified	11/3/2021 8:05:47 AM

Reviewed By: KY **Date** 11/3/2021

Injection Log

Directory: M:\KYLO\DATA\211019\

Vial	FileName	Multiplier	SampleName	Misc Info	Injected
1	1019K001.D	1	SV TUNE 7/2/21		19 Oct 21 13:58
2	1019K002.D	1	0.1 ug/ml 10/10/21		19 Oct 21 14:09
3	1019K003.D	1	0.2 ug/ml 10/10/21		19 Oct 21 14:29
4	1019K004.D	1	0.5 ug/ml 10/10/21		19 Oct 21 14:49
5	1019K005.D	1	1 ug/ml 10/10/21		19 Oct 21 15:09
6	1019K006.D	1	5 ug/ml 10/10/21		19 Oct 21 15:29
7	1019K007.D	1	10 ug/ml 10/10/21		19 Oct 21 15:49
8	1019K008.D	1	50 ug/ml 10/10/21		19 Oct 21 16:09
9	1019K009.D	1	100 ug/ml 10/10/21		19 Oct 21 16:29
10	1019K010.D	1	SS ug/ml 10/10/21		19 Oct 21 16:49
85	1019K235.D	1	SV TUNE 7/2/21		3 Nov 21 8:33
86	1019K236.D	1	5 ug/ml 10/19/21 (1)		3 Nov 21 8:45
87	1019K237.D	1	211028A BLK 1/1000		3 Nov 21 9:04
89	1019K239.D	1	211028A LCSD-1 1/1000		3 Nov 21 9:44
90	1019K240.D	1	BA44376W07 1/1000		3 Nov 21 10:04
121	1019K271.D	1	211028A LCS-1 1/1000		3 Nov 21 20:24
125	1019K275.D	1	5 ug/ml 10/10/21 (2)		3 Nov 21 21:44

ORGANICS
Calibration Data

VOLATILE ORGANIC ANALYSIS BY
EPA METHOD 8260B

Form 6
Initial Calibration

Lab Name: APPL, Inc. SDG No:
Case No: Initial Cal. Date: 10/15/2021
Matrix: Water Instrument: Max Initials:

		Compound	1015M12.D 1	1015M13.D 2	1015M14.D 3	1015M15.D 4	1015M16.D 5	1015M17.D 6	1015M18.D 7	1015M19.D 8	1015M20.D 9		Avg	%RSD	Type	r^2	Q	MRF
1	I	Fluorobenzene (IS)																
2	TM	Chlorotrifluoroethene													TM			
3	TM	Dichlorodifluoromethane		0.1508	0.1611	0.1414	0.1748	0.1296	0.1371	0.1510	0.1516		0.15	9.4	TM			
4	TM	Freon 114	0.0629	0.0771	0.0867	0.0903	0.0897	0.0706	0.0918	0.0908	0.0949		0.08	13	TM			
5	TM**	Chloromethane		0.0816	0.1036	0.0852	0.0940	0.0885	0.0795	0.0895	0.0924		0.09	8.6	TM**			
6	TM*	Vinyl chloride	0.1225	0.1206	0.0979	0.1015	0.1123	0.1098	0.1056	0.1118	0.1091		0.11	7.3	TM*			
7	TM	2-Chloro-1,1,1-trifluoroethane													TM			
8	TM	Bromomethane	0.1252	0.0995	0.0992	0.0848	0.0948	0.0853	0.0794	0.0814	0.0879		0.09	15	TM			
9	TML	Chloroethane	0.0933	0.0961	0.1579	0.0552	0.0706	0.0745	0.0641	0.0666	0.0815		0.08	36	TM	0.994		
10	TM	Dichlorofluoromethane	0.2569	0.3121	0.2592	0.2176	0.2203	0.2414	0.2187	0.2235	0.2246		0.24	13	TM			
11	TM	Trichlorofluoromethane	0.2324	0.3029	0.2888	0.3134	0.2973	0.2882	0.2855	0.2975	0.2941		0.29	7.9	TM			
12	TM	2,2-Dichloro-1,1,1-trifluoroethane													TM			
13	TMQ	Acrolein	0.0166	0.0144	0.0135	0.0153	0.0136	0.0142	0.0135	0.0145	0.0144		0.01	7.0	TM	0.997		
14	TM	Acetone	0.0398	0.0304	0.0345	0.0331	0.0310	0.0319	0.0307	0.0309	0.0310		0.03	9.3	TM			
15	TM	Freon-113	0.1116	0.1300	0.1296	0.1218	0.1150	0.1068	0.1175	0.1124	0.1135		0.12	6.9	TM			
16	TM	Acetonitrile	0.0101	0.0070	0.0074	0.0070	0.0076	0.0073	0.0076	0.0080	0.0077		0.01	12	TM			
17	TML	2-propanol													TM			
18	TM	1,2-Dichlorotrifluoroethane	0.2569	0.3121	0.2592	0.2176	0.2203	0.2414	0.2187	0.2235	0.2247		0.24	13	TM			
19	TM*	1,1-DCE	0.1787	0.1830	0.1897	0.1807	0.1708	0.1678	0.1697	0.1653	0.1699		0.18	4.7	TM*			
20	TMQ	t-Butanol	0.0115	0.0086	0.0097	0.0102	0.0110	0.0102	0.0098				0.01	9.2	TM	0.995		
21	TMQ	Methyl Acetate		0.0500	0.0481	0.0566	0.0491	0.0547	0.0536	0.0554	0.0547		0.05	6.1	TM	1.000		
22	TML	Iodomethane	0.1065	0.1250	0.0882	0.0717	0.0979	0.1158	0.1130	0.1296	0.1388		0.11	19	TM	0.998		
23	TML	Acrylonitrile	0.0088	0.0055	0.0298	0.0239	0.0337	0.0321	0.0316	0.0309	0.0304		0.03	42	TM	1.000		
24	TM	2-Methylpentane													TM			
25	TM	Methylene chloride	0.1502	0.1032	0.1123	0.1093	0.1063	0.1155	0.1083	0.1086	0.1035		0.11	13	TM			
26	TM	Carbon disulfide	0.1567	0.1530	0.1390	0.1605	0.1324	0.1389	0.1392	0.1362	0.1258		0.14	8.2	TM			
27	TM	Methyl t-butyl ether (MtBE)	0.4054	0.3871	0.3993	0.3508	0.3716	0.3784	0.3615	0.3797	0.3589		0.38	4.9	TM			
28	TM	Trans-1,2-DCE		0.1591	0.1103	0.1150	0.1200	0.1175	0.1222	0.1143	0.1180		0.12	13	TM			
29	TML	3-Methylpentane	0.0803	0.0784	0.0715	0.0806	0.0660	0.0664	0.0682	0.0593	0.0607		0.07	12	TM	0.999		
30	TM	Hexane													TM			
31	TM	Diisopropyl Ether	0.1713	0.2278	0.2501	0.2487	0.2546	0.2465	0.2359	0.2412	0.2396		0.24	11	TM			
32	TM**	1,1-DCA	0.1334	0.1964	0.2073	0.1858	0.1835	0.1860	0.1867	0.1843	0.1844		0.18	11	TM**			
33	TM	Vinyl Acetate													TM			
34	TM	Ethyl tert Butyl Ether	0.2869	0.3155	0.2850	0.3007	0.3100	0.3054	0.3017	0.3165	0.2971		0.30	3.7	TM			
35	TML	Methylcyclopentane	0.0042	0.0425	0.0170	0.0155	0.0146	0.0129	0.0124	0.0132	0.0113		0.02	66	TM	0.996		

VOLATILE ORGANIC ANALYSIS BY
EPA METHOD 8260B

Form 6
Initial Calibration

Lab Name: APPL, Inc. SDG No:
Case No: Initial Cal. Date: 10/15/2021
Matrix: Water Instrument: Max Initials:

		Compound	1	2	3	4	5	6	7	8	9		Avg	%RSD	Type		Q	MRF
36	TM	MEK (2-Butanone)	0.0332	0.0326	0.0363	0.0351	0.0325	0.0357	0.0324	0.0342	0.0346		0.03	4.3	TM			
37	TM	Cis-1,2-DCE	0.1508	0.1567	0.1446	0.1113	0.1316	0.1360	0.1266	0.1312	0.1278		0.14	10	TM			
38	TM	2,2-Dichloropropane	0.2829	0.2366	0.2197	0.2193	0.2309	0.2454	0.2308	0.2242	0.2240		0.23	8.5	TM			
39	TM*	Chloroform	0.1554	0.2020	0.2501	0.2382	0.2569	0.2726	0.2578	0.2540	0.2523		0.24	15	TM*			
40	TML	Bromochloromethane	0.1040	0.0920	0.0931	0.1176	0.1094	0.1056	0.1049	0.1084	0.1009		0.10	7.7	TM	0.999		
41	S	Dibromofluoromethane(S)	0.3580	0.3340	0.3038	0.2941	0.3047	0.3136	0.2987	0.3015	0.2862		0.31	7.2	S			
42	TM	1,1,1-TCA	0.2636	0.2422	0.2707	0.2885	0.2921	0.2898	0.2963	0.2887	0.2800		0.28	6.3	TM			
43	TM	Cyclohexane	0.0786	0.0832	0.0908	0.0807	0.0825	0.0701	0.0773	0.0765	0.0788		0.08	7.0	TM			
44	TM	1,1-Dichloropropene	0.1321	0.1579	0.1511	0.1468	0.1674	0.1534	0.1551	0.1496	0.1495		0.15	6.2	TM			
45	TM	2,2,4-Trimethylpentane	0.2393	0.1672	0.2119	0.2264	0.1839	0.1678	0.1830	0.1923	0.1956		0.20	13	TM			
46	S	1,2-DCA-D4(S)	0.2537	0.2270	0.2111	0.2053	0.2170	0.2102	0.2102	0.2107	0.2039		0.22	7.2	S			
47	TM	Carbon Tetrachloride	0.2703	0.2346	0.2668	0.2614	0.2739	0.2671	0.2581	0.2643	0.2660		0.26	4.4	TM			
48	TM	Tert Amyl Methyl Ether	0.2852	0.3313	0.2672	0.2865	0.3043	0.3119	0.2953	0.3074	0.2915		0.30	6.2	TM			
49	TM	1,2-DCA	0.2196	0.2210	0.2380	0.2461	0.2367	0.2417	0.2309	0.2437	0.2374		0.24	4.0	TM			
50	TM	Benzene	0.4803	0.4517	0.4397	0.4236	0.4345	0.4448	0.4245	0.4267	0.4199		0.44	4.3	TM			
51	TM	TCE	0.1271	0.1743	0.1565	0.1358	0.1245	0.1448	0.1323	0.1347	0.1332		0.14	11	TM			
52	TM	2-Pentanone	0.0582	0.0562	0.0561	0.0572	0.0561	0.0576	0.0555	0.0577	0.0580		0.06	1.8	TM			
53	TM*L	1,2-Dichloropropane	0.0482	0.0546	0.0514	0.0360	0.0419	0.0501	0.0484	0.0514	0.0467		0.05	12	TM*	0.998		
54	TM	Bromodichloromethane	0.1483	0.2146	0.1662	0.2030	0.2205	0.2025	0.2006	0.2104	0.2051		0.20	12	TM			
55	TML	Methyl Cyclohexane	0.1984	0.1391	0.1440	0.1602	0.1519	0.1358	0.1512	0.1540	0.1531		0.15	12	TM	1.000		
56	TM	Dibromomethane	0.0944	0.0820	0.1045	0.0868	0.0845	0.0850	0.0766	0.0795	0.0773		0.09	10	TM			
57	TM	MIBK (methyl isobutyl ketone)	0.0770	0.0658	0.0724	0.0771	0.0701	0.0753	0.0704	0.0737	0.0738		0.07	5.0	TM			
58	TML	1-Bromo-2-chloroethane	0.0302	0.0087	0.0167	0.0232	0.0320	0.0269	0.0274	0.0281	0.0275		0.02	30	TM	1.000		
59	TM	2-Chloroethyl vinyl ether													TM			
60	TM	Cis-1,3-Dichloropropene	0.1208	0.1719	0.1709	0.1894	0.1907	0.1839	0.1841	0.1860	0.1894		0.18	13	TM			
61	TM*	Toluene	0.5522	0.4801	0.4779	0.4772	0.5146	0.5462	0.5004	0.5063	0.5080		0.51	5.5	TM*			
62	TM	Trans-1,3-Dichloropropene	0.1393	0.1391	0.1685	0.1795	0.1887	0.1861	0.1833	0.1944	0.1948		0.17	12	TM			
63	TM	1,1,2-TCA	0.0935	0.0961	0.0637	0.0759	0.0732	0.0810	0.0731	0.0753	0.0756		0.08	13	TM			
64	TM	2-Hexanone	0.0466	0.0396	0.0499	0.0508	0.0466	0.0527	0.0507	0.0528	0.0538		0.05	9.0	TM			
65	I	Chlorobenzene-D5 (IS)																
66	S	Toluene-D8(S)	1.339	1.273	1.107	1.107	1.129	1.132	1.110	1.106	1.038		1.1	8.2	S			
67	TM	1,2-EDB	0.1119	0.1589	0.1216	0.1371	0.1335	0.1292	0.1341	0.1299	0.1309		0.13	9.6	TM			
68	TML	Tetrachloroethene	0.6091	0.3484	0.2276	0.1756	0.1358	0.1173	0.1351	0.1232	0.1143		0.22	74	TM	0.999		
69	TM	1-Chlorohexane	0.1152	0.0891	0.1082	0.0965	0.1019	0.0897	0.0993	0.0952	0.0980		0.10	8.4	TM			
70	TM	1,1,1,2-Tetrachloroethane	0.1391	0.1828	0.1648	0.1859	0.2121	0.2018	0.1949	0.1960	0.1965		0.19	12	TM			

VOLATILE ORGANIC ANALYSIS BY
EPA METHOD 8260B

Form 6
Initial Calibration

Lab Name: APPL, Inc. SDG No:
Case No: Initial Cal. Date: 10/15/2021
Matrix: Water Instrument: Max Initials:

		Compound	1	2	3	4	5	6	7	8	9		Avg	%RSD	Type		Q	MRF
71	TM	m&p-Xylene	0.2844	0.2517	0.2669	0.2707	0.2937	0.2972	0.2994	0.2919	0.2876		0.28	5.7	TM			
72	TM	o-Xylene	0.3290	0.3153	0.3138	0.2563	0.2863	0.2930	0.2871	0.2939	0.2927		0.30	7.1	TM			
73	TM	Styrene	0.4104	0.4286	0.3830	0.4298	0.4621	0.4757	0.4696	0.4735	0.4835		0.45	7.8	TM			
74	S	4-Bromofluorobenzene(S)	0.5305	0.4709	0.4295	0.4339	0.4550	0.4619	0.4657	0.4698	0.4596		0.46	6.2	S			
75	TM	1,3-Dichloropropane	0.2500	0.1841	0.1902	0.1782	0.1994	0.1925	0.1833	0.1867	0.1812		0.19	11	TM			
76	TM	Dibromochloromethane	0.2041	0.1894	0.1919	0.1859	0.1928	0.1923	0.1967	0.1988	0.1947		0.19	2.8	TM			
77	TM**	Chlorobenzene	0.4530	0.4058	0.3834	0.4602	0.4488	0.4441	0.4397	0.4331	0.4323		0.43	5.6	TM**			
78	TM*	Ethylbenzene	0.8163	0.6181	0.6491	0.6508	0.7106	0.6823	0.6773	0.6899	0.6792		0.69	8.1	TM*			
79	TM**	Bromoform	0.1795	0.1248	0.1586	0.1638	0.1562	0.1606	0.1638	0.1699	0.1727		0.16	9.6	TM**			
80	I	1,4-Dichlorobenzene-D (IS)																
81	TM	Isopropylbenzene	1.406	1.232	1.129	1.052	1.159	1.126	1.148	1.104	1.137		1.2	8.7	TM			
82	TM**	1,1,2,2-Tetrachloroethane		0.2460	0.2121	0.2073	0.1907	0.1939	0.1838	0.1825	0.1841		0.20	11	TM**			
83	TM	1,2,3-Trichloropropane		0.1099	0.0947	0.1052	0.1046	0.0956	0.0992	0.0943	0.0968		0.10	5.8	TM			
84	TML	t-1,4-Dichloro-2-Butene	0.1357	0.0279	0.0748	0.0564	0.0450	0.0484	0.0489	0.0515	0.0523		0.06	51	TM	1.000		
85	TM	Bromobenzene	0.4062	0.4088	0.3460	0.4046	0.3788	0.3610	0.3870	0.3662	0.3760		0.38	5.8	TM			
86	TM	n-Propylbenzene	1.201	1.175	1.139	1.072	1.136	1.178	1.160	1.146	1.156		1.2	3.2	TM			
87	TM	4-Ethyltoluene	1.173	0.9909	1.012	1.065	1.034	1.080	1.086	1.056	1.072		1.1	4.9	TM			
88	TM	2-Chlorotoluene	1.032	1.018	0.9358	0.9070	0.9024	0.9205	0.8841	0.8629	0.7541		0.91	9.0	TM			
89	TM	1,3,5-Trimethylbenzene	1.111	1.007	0.9502	0.8656	1.004	1.040	1.002	0.9694	1.004		0.99	6.7	TM			
90	TM	4-Chlorotoluene	0.9827	0.9428	0.8406	0.9352	0.8957	0.9074	0.9014	0.8707	0.8848		0.91	4.6	TM			
91	TM	Tert-Butylbenzene	0.4821	0.4878	0.5201	0.4933	0.5732	0.5707	0.6035	0.5946	0.6177		0.55	9.8	TM			
92	TM	1,2,4-Trimethylbenzene	0.7998	0.9460	0.8049	0.9155	0.9690	0.9763	1.035	1.004	1.031		0.94	9.4	TM			
93	TM	Sec-Butylbenzene	1.011	0.9172	0.9188	1.056	1.073	1.105	1.121	1.107	1.151		1.1	8.1	TM			
94	TM	p-Isopropyltoluene		0.8303	0.8889	0.9044	1.049	1.057	1.118	1.118	1.161		1.0	12	TM			
95	TM	Benzyl Chloride	0.2242	0.2792	0.2661	0.2638	0.2167	0.2173	0.2234	0.2228	0.2515		0.24	10	TM			
96	TM	1,3-DCB	0.8194	0.6364	0.5705	0.6021	0.6799	0.6575	0.6709	0.6645	0.6786		0.66	10	TM			
97	TM	1,4-DCB	0.8033	0.7211	0.7006	0.5831	0.6388	0.6540	0.6682	0.6466	0.6748		0.68	9.1	TM			
98	TML	n-Butylbenzene	0.4112	0.4841	0.4046	0.4944	0.5656	0.5974	0.6856	0.7160	0.7902		0.57	24	TM	0.998		
99	TM	1,2-DCB	0.6692	0.6405	0.5987	0.6470	0.6582	0.6539	0.6635	0.6423	0.6804		0.65	3.6	TM			
100	TM	Hexachloroethane	0.1548	0.1591	0.2055	0.1841	0.1602	0.1575	0.1628	0.1663	0.1819		0.17	9.9	TM			
101	TML	1,2-Dibromo-3-chloropropane	0.0088	0.0293	0.0318	0.0402	0.0481	0.0559	0.0579	0.0579	0.0634		0.04	41	TM	0.999		
102	TML	1,2,4-Trichlorobenzene	0.1483	0.1203	0.1072	0.1196	0.1592	0.1983	0.2646	0.2864	0.3386		0.19	43	TM	0.995		
103	TML	Hexachlorobutadiene	0.2376	0.1684	0.1828	0.2143	0.2245	0.2533	0.2820	0.2891	0.3092		0.24	20	TM	0.999		
104	TMQ	Naphthalene	0.3645	0.2801	0.2235	0.2250	0.3044	0.4145	0.5147	0.6032	0.7496		0.41	44	TM	1.000		
105	TML	1,2,3-Trichlorobenzene	0.1506	0.1044	0.1263	0.1303	0.2031	0.2496	0.3344	0.3708	0.4644		0.24	54	TM	0.992		

Quantitation Report (Not Reviewed)

Data File : M:\MAX\DATA\211015\1015M12.D
Acq On : 15 Oct 21 15:12
Sample : 0.3ug/L VOC STD 10/15/21
Misc : IS&S 8/4/21

Vial: 2
Operator: LP,DG,CH
Inst : Max
Multiplr: 1.00

Quant Time: Oct 16 13:29 2021

Quant Results File: M1015W.RES

Quant Method : M:\MAX\DATA\211015\M1015W.M (RTE Integrator)
Title : METHOD 8260B
Last Update : Sat Oct 16 13:28:38 2021
Response via : Initial Calibration
DataAcq Meth : M8260

Internal Standards	R.T.	QIon	Response	Conc	Units		Dev(Min)
1) Fluorobenzene (IS)	6.34	96	397342	25.00	ppb		0.00
65) Chlorobenzene-D5 (IS)	9.50	117	352293	25.00	ppb		0.00
80) 1,4-Dichlorobenzene-D (IS)	11.82	152	217437	25.00	ppb		0.00
System Monitoring Compounds							
41) Dibromofluoromethane(S)	5.56	111	28448	5.92	ppb		0.00
Spiked Amount 25.000			Recovery	=	23.696%		
46) 1,2-DCA-D4(S)	5.95	65	20160	6.18	ppb		0.00
Spiked Amount 25.000			Recovery	=	24.716%		
66) Toluene-D8(S)	8.05	98	94364	5.92	ppb		0.00
Spiked Amount 25.000			Recovery	=	23.668%		
74) 4-Bromofluorobenzene(S)	10.68	95	37378	5.45	ppb		0.00
Spiked Amount 25.000			Recovery	=	21.784%		
Target Compounds							Qvalue
2) Chlorotrifluoroethene	1.02	116	2364	15.17	ppb	#	72
3) Dichlorodifluoromethane	1.19	85	437	0.22	ppb	#	64
4) Freon 114	1.29	85	300	0.18	ppb	#	59
5) Chloromethane	1.33	50	657	0.32	ppb	#	81
6) Vinyl chloride	1.42	62	584	0.40	ppb	#	61
7) 2-Chloro-1,1,1-trifluoroet	1.01	118	2099	48.48	ppb	#	60
9) Chloroethane	1.80	64	445	0.36	ppb	#	44
10) Dichlorofluoromethane	1.97	67	1225	0.36	ppb		93
11) Trichlorofluoromethane	2.01	101	1108	0.29	ppb		94
12) 2,2-Dichloro-1,1,1-trifluo	2.21	85	45	37.16	ppb	#	100
13) Acrolein	2.44	56	2646	7.09	ppb		94
14) Acetone	2.61	43	3165	6.98	ppb		98
15) Freon-113	2.54	151	532	0.30	ppb	#	45
16) Acetonitrile	2.92	41	1607	12.67	ppb	#	73
17) 2-propanol	2.28	45	21	1.12	ppb		92
18) 1,2-Dichlorotrifluoroethan	1.97	67	1225	0.36	ppb		100
19) 1,1-DCE	2.51	61	852	0.37	ppb	#	84
20) t-Butanol	3.33	59	1829	6.84	ppb		100
21) Methyl Acetate	2.98	43	391	0.48	ppb	#	49
22) Iodomethane	2.67	142	508	1.49	ppb	#	65
23) Acrylonitrile	3.35	53	42	0.18	ppb	#	21
25) Methylene chloride	3.08	84	716	0.43	ppb		98
26) Carbon disulfide	2.72	76	747	0.33	ppb	#	82
27) Methyl t-butyl ether (MtBE	3.46	73	1933	0.36	ppb	#	58
28) Trans-1,2-DCE	3.44	96	316	-0.63	ppb	#	66
29) 3-Methylpentane	3.50	57	383	-0.20	ppb	#	14
30) Hexane	3.64	56	45	2.06	ppb		100

(#) = qualifier out of range (m) = manual integration

Quantitation Report (Not Reviewed)

Data File : M:\MAX\DATA\211015\1015M12.D
Acq On : 15 Oct 21 15:12
Sample : 0.3ug/L VOC STD 10/15/21
Misc : IS&S 8/4/21

Vial: 2
Operator: LP,DG,CH
Inst : Max
Multiplr: 1.00

Quant Time: Oct 16 13:29 2021

Quant Results File: M1015W.RES

Quant Method : M:\MAX\DATA\211015\M1015W.M (RTE Integrator)
Title : METHOD 8260B
Last Update : Sat Oct 16 13:28:38 2021
Response via : Initial Calibration
DataAcq Meth : M8260

Compound	R.T.	QIon	Response	Conc	Unit		Qvalue
31) Diisopropyl Ether	4.25	45	817	0.22	ppb	#	85
32) 1,1-DCA	4.07	63	636	0.23	ppb	#	52
33) Vinyl Acetate	4.21	43	543	0.41	ppb	#	77
34) Ethyl tert Butyl Ether	4.78	59	1368	0.28	ppb		93
35) Methylcyclopentane	4.75	56	20	0.10	ppb		100
36) MEK (2-Butanone)	4.98	43	2641	4.99	ppb	#	85
37) Cis-1,2-DCE	4.91	96	719	0.37	ppb	#	64
38) 2,2-Dichloropropane	4.88	77	1349	0.38	ppb	#	61
39) Chloroform	5.36	83	741	0.20	ppb		79
40) Bromochloromethane	5.23	130	496	-0.43	ppb	#	74
42) 1,1,1-TCA	5.54	97	1257	0.32	ppb	#	75
43) Cyclohexane	5.57	41	375	0.32	ppb	#	22
44) 1,1-Dichloropropene	5.74	75	630	0.28	ppb	#	37
45) 2,2,4-Trimethylpentane	6.13	57	1141	0.32	ppb	#	36
47) Carbon Tetrachloride	5.73	117	1289	0.36	ppb	#	68
48) Tert Amyl Methyl Ether	6.18	73	1360	0.28	ppb	#	91
49) 1,2-DCA	6.05	62	1047	0.31	ppb	#	81
50) Benzene	5.99	78	2290	0.37	ppb	#	84
51) TCE	6.75	95	606	-0.55	ppb	#	79
52) 2-Pentanone	7.01	43	9248	10.52	ppb		94
54) Bromodichloromethane	7.31	83	707	0.24	ppb		90
55) Methyl Cyclohexane	6.94	83	946	-0.21	ppb	#	70
56) Dibromomethane	7.12	93	450	0.40	ppb	#	72
57) MIBK (methyl isobutyl ket	7.98	43	6119	5.11	ppb	#	93
58) 1-Bromo-2-chloroethane	7.62	144	144	0.35	ppb	#	15
59) 2-Chloroethyl vinyl ether	7.55	43	20	15.83	ppb	#	100
60) Cis-1,3-Dichloropropene	7.79	75	576	0.21	ppb	#	79
61) Toluene	8.12	91	2633	0.34	ppb		80
62) Trans-1,3-Dichloropropene	8.38	75	664	0.24	ppb	#	29
63) 1,1,2-TCA	8.55	83	446	0.37	ppb	#	57
64) 2-Hexanone	8.83	43	3704	4.34	ppb	#	75
67) 1,2-EDB	9.03	107	473	0.30	ppb		100
68) Tetrachloroethene	8.66	164	2575	1.67	ppb	#	81
69) 1-Chlorohexane	9.53	91	487	0.35	ppb		82
70) 1,1,1,2-Tetrachloroethane	9.61	131	588	0.23	ppb		78
71) m&p-Xylene	9.77	106	2405	0.62	ppb		90
72) o-Xylene	10.17	106	1391	0.36	ppb	#	50
73) Styrene	10.18	104	1735	0.27	ppb	#	81
75) 1,3-Dichloropropane	8.72	76	1057	0.44	ppb	#	80
76) Dibromochloromethane	8.93	129	863	0.35	ppb	#	72
77) Chlorobenzene	9.53	112	1915	0.32	ppb		91
78) Ethylbenzene	9.65	91	3451	0.39	ppb		91

(#) = qualifier out of range (m) = manual integration

Quantitation Report (Not Reviewed)

Data File : M:\MAX\DATA\211015\1015M12.D
Acq On : 15 Oct 21 15:12
Sample : 0.3ug/L VOC STD 10/15/21
Misc : IS&S 8/4/21

Vial: 2
Operator: LP,DG,CH
Inst : Max
Multiplr: 1.00

Quant Time: Oct 16 13:29 2021

Quant Results File: M1015W.RES

Quant Method : M:\MAX\DATA\211015\M1015W.M (RTE Integrator)
Title : METHOD 8260B
Last Update : Sat Oct 16 13:28:38 2021
Response via : Initial Calibration
DataAcq Meth : M8260

	Compound	R.T.	QIon	Response	Conc Unit		Qvalue
79)	Bromoform	10.35	173	759	0.37 ppb		89
81)	Isopropylbenzene	10.53	105	3669	0.39 ppb		90
82)	1,1,2,2-Tetrachloroethane	10.84	83	842	0.53 ppb	#	56
83)	1,2,3-Trichloropropane	10.88	110	81	-0.27 ppb	#	6
84)	t-1,4-Dichloro-2-Butene	10.91	53	354	1.04 ppb	#	3
85)	Bromobenzene	10.81	156	1060	0.33 ppb		76
86)	n-Propylbenzene	10.94	91	3134	0.33 ppb		99
87)	4-Ethyltoluene	11.06	105	3060	0.34 ppb		92
88)	2-Chlorotoluene	11.02	91	2692	0.36 ppb		99
89)	1,3,5-Trimethylbenzene	11.13	105	2898	0.36 ppb		96
90)	4-Chlorotoluene	11.13	91	2564	0.34 ppb		89
91)	Tert-Butylbenzene	11.45	119	1258	0.27 ppb		87
92)	1,2,4-Trimethylbenzene	11.48	105	2087	0.47 ppb		79
93)	Sec-Butylbenzene	11.66	105	2637	0.31 ppb		97
94)	p-Isopropyltoluene	11.81	119	1811	0.55 ppb	#	62
95)	Benzyl Chloride	11.99	91	585	0.27 ppb	#	89
96)	1,3-DCB	11.76	146	2138	0.40 ppb		89
97)	1,4-DCB	11.85	146	2096	-0.11 ppb	#	61
98)	n-Butylbenzene	12.22	91	1073	1.08 ppb	#	82
99)	1,2-DCB	12.22	146	1746	0.33 ppb	#	84
100)	Hexachloroethane	12.46	117	404	0.14 ppb	#	66
101)	1,2-Dibromo-3-chloropropan	13.06	75	23	0.87 ppb	#	1
102)	1,2,4-Trichlorobenzene	13.81	180	387	2.26 ppb	#	70
103)	Hexachlorobutadiene	13.99	225	620	1.04 ppb	#	64
104)	Naphthalene	14.05	128	951	0.77 ppb	#	69
105)	1,2,3-Trichlorobenzene	14.30	180	393	3.03 ppb	#	70

(#) = qualifier out of range (m) = manual integration

Quantitation Report

Data File : M:\MAX\DATA\211015\1015M12.D
Acq On : 15 Oct 21 15:12
Sample : 0.3ug/L VOC STD 10/15/21
Misc : IS&S 8/4/21

Vial: 2
Operator: LP,DG,CH
Inst : Max
Multiplr: 1.00

Quant Time: Oct 16 13:29 2021

Quant Results File: M1015W.RES

Method : M:\MAX\DATA\211015\M1015W.M (RTE Integrator)
Title : METHOD 8260B
Last Update : Sat Oct 16 14:01:48 2021
Response via : Initial Calibration

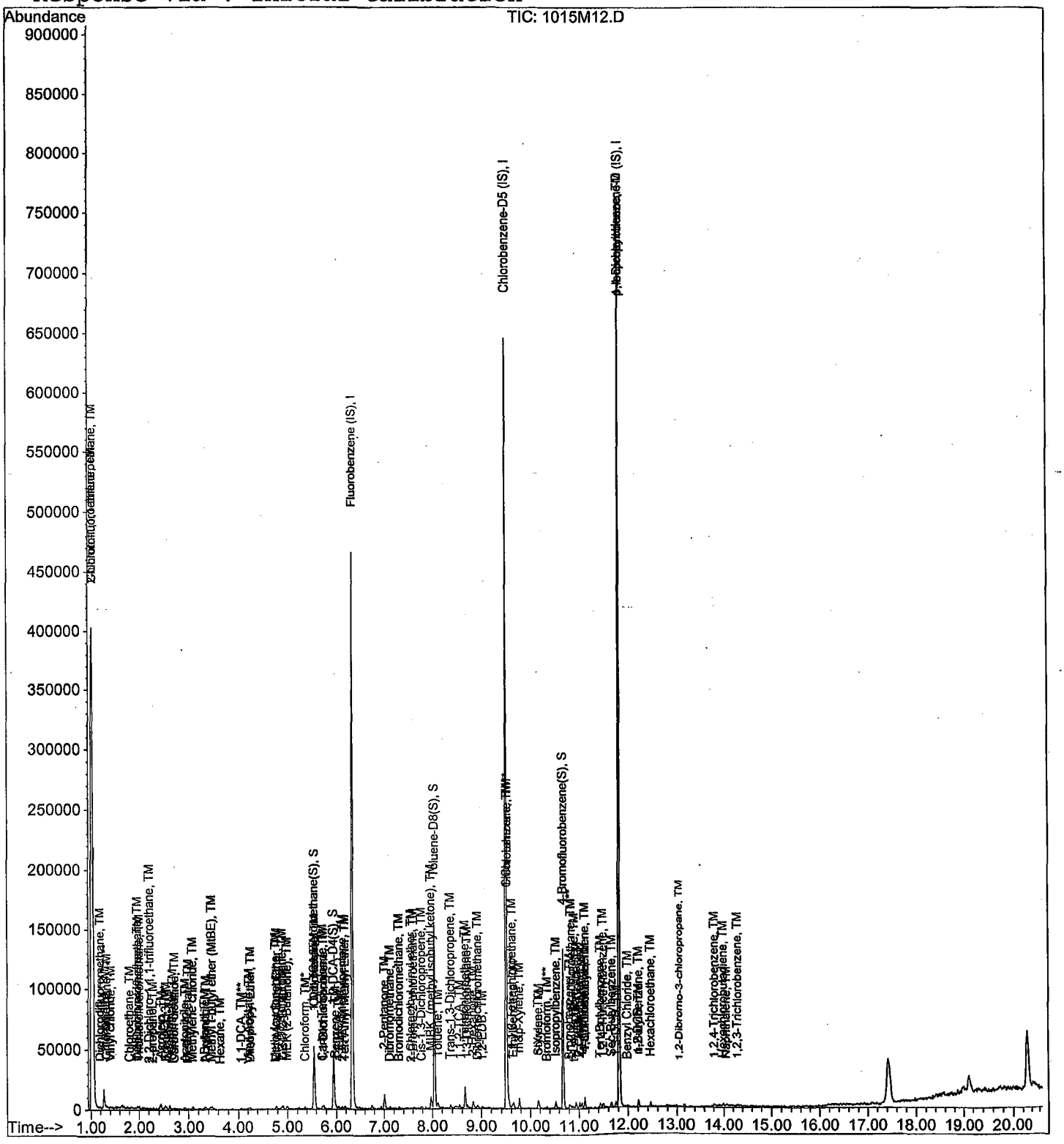

Quantitation Report (Not Reviewed)

Data File : M:\MAX\DATA\211015\1015M13.D
Acq On : 15 Oct 21 15:41
Sample : 0.5ug/L VOC STD 10/15/21
Misc : IS&S 8/4/21

Vial: 3
Operator: LP,DG,CH
Inst : Max
Multiplr: 1.00

Quant Time: Oct 16 13:29 2021

Quant Results File: M1015W.RES

Quant Method : M:\MAX\DATA\211015\M1015W.M (RTE Integrator)
Title : METHOD 8260B
Last Update : Sat Oct 16 13:28:38 2021
Response via : Initial Calibration
DataAcq Meth : M8260

Internal Standards	R.T.	QIon	Response	Conc	Units		Dev(Min)
1) Fluorobenzene (IS)	6.34	96	396824	25.00	ppb		0.00
65) Chlorobenzene-D5 (IS)	9.50	117	348546	25.00	ppb		0.00
80) 1,4-Dichlorobenzene-D (IS)	11.82	152	220294	25.00	ppb		0.00
System Monitoring Compounds							
41) Dibromofluoromethane(S)	5.56	111	26504	5.53	ppb		0.00
Spiked Amount 25.000			Recovery	=	22.108%		
46) 1,2-DCA-D4(S)	5.95	65	18016	5.53	ppb		0.00
Spiked Amount 25.000			Recovery	=	22.116%		
66) Toluene-D8(S)	8.05	98	88728	5.62	ppb		0.00
Spiked Amount 25.000			Recovery	=	22.496%		
74) 4-Bromofluorobenzene(S)	10.68	95	32826	4.83	ppb		0.00
Spiked Amount 25.000			Recovery	=	19.340%		
Target Compounds							Qvalue
2) Chlorotrifluoroethene	1.02	116	1922	12.35	ppb		94
3) Dichlorodifluoromethane	1.19	85	1197	0.59	ppb		94
4) Freon 114	1.28	85	612	0.36	ppb		83
5) Chloromethane	1.33	50	648	0.31	ppb		91
6) Vinyl chloride	1.42	62	957	0.65	ppb		91
7) 2-Chloro-1,1,1-trifluoroet	1.01	118	2181	50.44	ppb	#	40
8) Bromomethane	1.68	94	790	0.18	ppb		95
9) Chloroethane	1.78	64	763	0.68	ppb	#	70
10) Dichlorofluoromethane	1.97	67	2477	0.74	ppb		87
11) Trichlorofluoromethane	2.00	101	2404	0.63	ppb		83
13) Acrolein	2.44	56	5714	15.34	ppb		85
14) Acetone	2.61	43	4830	10.67	ppb		100
15) Freon-113	2.52	151	1032	0.59	ppb	#	76
16) Acetonitrile	2.93	41	2762	21.81	ppb		95
17) 2-propanol	2.24	45	71	3.78	ppb	#	36
18) 1,2-Dichlorotrifluoroethan	1.97	67	2477	0.74	ppb		100
19) 1,1-DCE	2.51	61	1452	0.63	ppb	#	80
20) t-Butanol	3.34	59	3416	24.57	ppb		100
21) Methyl Acetate	3.00	43	397	0.49	ppb	#	26
22) Iodomethane	2.66	142	992	1.75	ppb	#	91
23) Acrylonitrile	3.45	53	44	0.18	ppb	#	21
24) 2-Methylpentane	2.05	71	22	9.10	ppb		100
25) Methylene chloride	3.08	84	819	0.49	ppb	#	62
26) Carbon disulfide	2.71	76	1214	0.54	ppb	#	76
27) Methyl t-butyl ether (MtBE	3.47	73	3072	0.57	ppb		100
29) 3-Methylpentane	3.46	57	622	0.08	ppb	#	88
31) Diisopropyl Ether	4.25	45	1808	0.49	ppb	#	66

(#) = qualifier out of range (m) = manual integration

Quantitation Report (Not Reviewed)

Data File : M:\MAX\DATA\211015\1015M13.D
Acq On : 15 Oct 21 15:41
Sample : 0.5ug/L VOC STD 10/15/21
Misc : IS&S 8/4/21

Vial: 3
Operator: LP,DG,CH
Inst : Max
Multiplr: 1.00

Quant Time: Oct 16 13:29 2021

Quant Results File: M1015W.RES

Quant Method : M:\MAX\DATA\211015\M1015W.M (RTE Integrator)
Title : METHOD 8260B
Last Update : Sat Oct 16 13:28:38 2021
Response via : Initial Calibration
DataAcq Meth : M8260

	Compound	R.T.	QIon	Response	Conc Unit		Qvalue
32)	1,1-DCA	4.05	63	1559	0.57 ppb	#	74
34)	Ethyl tert Butyl Ether	4.77	59	2504	0.51 ppb		99
35)	Methylcyclopentane	4.76	56	337	1.65 ppb		100
36)	MEK (2-Butanone)	4.99	43	5170	9.78 ppb	#	82
37)	Cis-1,2-DCE	4.91	96	1244	0.65 ppb	#	59
38)	2,2-Dichloropropane	4.89	77	1878	0.53 ppb		98
39)	Chloroform	5.37	83	1603	0.43 ppb		89
40)	Bromochloromethane	5.22	130	730	-0.26 ppb	#	78
42)	1,1,1-TCA	5.55	97	1922	0.49 ppb	#	85
43)	Cyclohexane	5.58	41	660	0.56 ppb	#	25
44)	1,1-Dichloropropene	5.75	75	1253	0.56 ppb	#	53
45)	2,2,4-Trimethylpentane	6.11	57	1327	0.38 ppb		93
47)	Carbon Tetrachloride	5.73	117	1862	0.52 ppb		93
48)	Tert Amyl Methyl Ether	6.18	73	2629	0.55 ppb		93
49)	1,2-DCA	6.04	62	1754	0.51 ppb	#	90
50)	Benzene	5.99	78	3585	0.57 ppb	#	79
51)	TCE	6.75	95	1383	-0.12 ppb	#	62
52)	2-Pentanone	7.01	43	22294	25.38 ppb		99
53)	1,2-Dichloropropane	7.00	63	433	0.34 ppb	#	78
54)	Bromodichloromethane	7.31	83	1703	0.58 ppb		76
55)	Methyl Cyclohexane	6.94	83	1104	-0.14 ppb		89
56)	Dibromomethane	7.13	93	651	0.58 ppb	#	59
57)	MIBK (methyl isobutyl ket	7.98	43	10443	8.74 ppb	#	85
58)	1-Bromo-2-chloroethane	7.63	144	69	0.17 ppb	#	15
59)	2-Chloroethyl vinyl ether	7.72	43	20	15.85 ppb	#	100
60)	Cis-1,3-Dichloropropene	7.79	75	1364	0.50 ppb	#	83
61)	Toluene	8.12	91	3810	0.50 ppb		85
62)	Trans-1,3-Dichloropropene	8.37	75	1104	0.39 ppb	#	67
63)	1,1,2-TCA	8.55	83	763	0.63 ppb	#	68
64)	2-Hexanone	8.83	43	6286	7.37 ppb	#	75
67)	1,2-EDB	9.03	107	1108	0.71 ppb	#	61
68)	Tetrachloroethene	8.66	164	2429	1.59 ppb	#	78
69)	1-Chlorohexane	9.53	91	621	0.45 ppb		86
70)	1,1,1,2-Tetrachloroethane	9.62	131	1274	0.50 ppb		97
71)	m&p-Xylene	9.77	106	3509	0.92 ppb		76
72)	o-Xylene	10.16	106	2198	0.57 ppb		64
73)	Styrene	10.18	104	2988	0.47 ppb		87
75)	1,3-Dichloropropane	8.72	76	1283	0.54 ppb		100
76)	Dibromochloromethane	8.94	129	1320	0.55 ppb		87
77)	Chlorobenzene	9.53	112	2829	0.48 ppb	#	87
78)	Ethylbenzene	9.65	91	4309	0.49 ppb		97
79)	Bromoform	10.35	173	870	0.43 ppb		86

(#) = qualifier out of range (m) = manual integration

Quantitation Report (Not Reviewed)

Data File : M:\MAX\DATA\211015\1015M13.D
Acq On : 15 Oct 21 15:41
Sample : 0.5ug/L VOC STD 10/15/21
Misc : IS&S 8/4/21

Vial: 3
Operator: LP,DG,CH
Inst : Max
Multiplr: 1.00

Quant Time: Oct 16 13:29 2021

Quant Results File: M1015W.RES

Quant Method : M:\MAX\DATA\211015\M1015W.M (RTE Integrator)
Title : METHOD 8260B
Last Update : Sat Oct 16 13:28:38 2021
Response via : Initial Calibration
DataAcq Meth : M8260

	Compound	R.T.	QIon	Response	Conc Unit		Qvalue
81)	Isopropylbenzene	10.53	105	5427	0.56 ppb		97
82)	1,1,2,2-Tetrachloroethane	10.84	83	1084	0.67 ppb	#	62
83)	1,2,3-Trichloropropane	10.88	110	484	0.27 ppb	#	79
84)	t-1,4-Dichloro-2-Butene	10.91	53	123	0.57 ppb	#	3
85)	Bromobenzene	10.82	156	1801	0.55 ppb		93
86)	n-Propylbenzene	10.95	91	5177	0.54 ppb		100
87)	4-Ethyltoluene	11.06	105	4366	0.48 ppb	#	82
88)	2-Chlorotoluene	11.02	91	4485	0.60 ppb		89
89)	1,3,5-Trimethylbenzene	11.12	105	4437	0.54 ppb		86
90)	4-Chlorotoluene	11.12	91	4154	0.55 ppb		95
91)	Tert-Butylbenzene	11.45	119	2149	0.46 ppb		95
92)	1,2,4-Trimethylbenzene	11.49	105	4168	0.72 ppb		83
93)	Sec-Butylbenzene	11.66	105	4041	0.47 ppb		91
94)	p-Isopropyltoluene	11.81	119	3658	0.74 ppb		95
95)	Benzyl Chloride	12.00	91	1230	0.56 ppb	#	84
96)	1,3-DCB	11.76	146	2804	0.52 ppb	#	85
97)	1,4-DCB	11.85	146	3177	0.09 ppb		93
98)	n-Butylbenzene	12.21	91	2133	1.25 ppb		87
99)	1,2-DCB	12.21	146	2822	0.53 ppb	#	84
100)	Hexachloroethane	12.45	117	701	0.35 ppb	#	51
101)	1,2-Dibromo-3-chloropropan	12.99	75	129	1.10 ppb	#	1
102)	1,2,4-Trichlorobenzene	13.82	180	530	2.32 ppb	#	45
103)	Hexachlorobutadiene	13.99	225	742	1.09 ppb	#	82
104)	Naphthalene	14.05	128	1234	0.86 ppb	#	69
105)	1,2,3-Trichlorobenzene	14.30	180	460	3.05 ppb	#	69

(#) = qualifier out of range (m) = manual integration

Quantitation Report

Data File : M:\MAX\DATA\211015\1015M13.D
Acq On : 15 Oct 21 15:41
Sample : 0.5ug/L VOC STD 10/15/21
Misc : IS&S 8/4/21

Vial: 3
Operator: LP,DG,CH
Inst : Max
Multiplr: 1.00

Quant Time: Oct 16 13:29 2021

Quant Results File: M1015W.RES

Method : M:\MAX\DATA\211015\M1015W.M (RTE Integrator)
Title : METHOD 8260B
Last Update : Sat Oct 16 14:01:48 2021
Response via : Initial Calibration



Quantitation Report (Not Reviewed)

Data File : M:\MAX\DATA\211015\1015M14.D
Acq On : 15 Oct 21 16:09
Sample : 1ug/L VOC STD 10/15/21
Misc : IS&S 8/4/21

Vial: 4
Operator: LP,DG,CH
Inst : Max
Multiplr: 1.00

Quant Time: Oct 16 13:29 2021

Quant Results File: M1015W.RES

Quant Method : M:\MAX\DATA\211015\M1015W.M (RTE Integrator)
Title : METHOD 8260B
Last Update : Sat Oct 16 13:28:38 2021
Response via : Initial Calibration
DataAcq Meth : M8260

Internal Standards	R.T.	QIon	Response	Conc Units	Dev(Min)
1) Fluorobenzene (IS)	6.34	96	394605	25.00 ppb	0.00
65) Chlorobenzene-D5 (IS)	9.50	117	355921	25.00 ppb	0.00
80) 1,4-Dichlorobenzene-D (IS)	11.82	152	218264	25.00 ppb	0.00
System Monitoring Compounds					
41) Dibromofluoromethane(S)	5.56	111	47945	10.05 ppb	0.00
Spiked Amount 25.000			Recovery	= 40.216%	
46) 1,2-DCA-D4(S)	5.95	65	33328	10.29 ppb	0.00
Spiked Amount 25.000			Recovery	= 41.144%	
66) Toluene-D8(S)	8.05	98	157547	9.78 ppb	0.00
Spiked Amount 25.000			Recovery	= 39.116%	
74) 4-Bromofluorobenzene(S)	10.68	95	61144	8.82 ppb	0.00
Spiked Amount 25.000			Recovery	= 35.276%	

Target Compounds						Qvalue
2) Chlorotrifluoroethene	1.01	116	1602	10.35 ppb	#	12
3) Dichlorodifluoromethane	1.19	85	2543	1.27 ppb		91
4) Freon 114	1.29	85	1368	0.81 ppb		78
5) Chloromethane	1.33	50	1636	1.13 ppb		90
6) Vinyl chloride	1.42	62	1546	1.05 ppb	#	78
7) 2-Chloro-1,1,1-trifluoroet	1.01	118	2765	64.30 ppb	#	65
8) Bromomethane	1.68	94	1565	0.99 ppb		84
9) Chloroethane	1.78	64	2493	2.43 ppb		94
10) Dichlorofluoromethane	1.97	67	4092	1.22 ppb	#	80
11) Trichlorofluoromethane	2.00	101	4558	1.21 ppb		84
12) 2,2-Dichloro-1,1,1-trifluo	2.40	85	21	17.46 ppb		100
13) Acrolein	2.43	56	10691	28.86 ppb		94
14) Acetone	2.61	43	10882	24.17 ppb		89
15) Freon-113	2.53	151	2046	1.17 ppb	#	88
16) Acetonitrile	2.92	41	5855	46.50 ppb	#	94
17) 2-propanol	2.26	45	136	7.29 ppb	#	83
18) 1,2-Dichlorotrifluoroethan	1.97	67	4092	1.22 ppb		100
19) 1,1-DCE	2.51	61	2994	1.31 ppb	#	89
20) t-Butanol	3.34	59	7682	57.57 ppb		98
21) Methyl Acetate	3.00	43	760	0.94 ppb		87
22) Iodomethane	2.66	142	1392	1.97 ppb	#	86
23) Acrylonitrile	3.43	53	471	1.12 ppb	#	42
25) Methylene chloride	3.08	84	1772	1.07 ppb		86
26) Carbon disulfide	2.72	76	2194	0.99 ppb	#	87
27) Methyl t-butyl ether (MtBE	3.47	73	6302	1.18 ppb		98
28) Trans-1,2-DCE	3.43	96	1741	0.31 ppb		80
29) 3-Methylpentane	3.34	57	1128	0.68 ppb	#	72

(#) = qualifier out of range (m) = manual integration

Quantitation Report (Not Reviewed)

Data File : M:\MAX\DATA\211015\1015M14.D
Acq On : 15 Oct 21 16:09
Sample : 1ug/L VOC STD 10/15/21
Misc : IS&S 8/4/21

Vial: 4
Operator: LP,DG,CH
Inst : Max
Multiplr: 1.00

Quant Time: Oct 16 13:29 2021

Quant Results File: M1015W.RES

Quant Method : M:\MAX\DATA\211015\M1015W.M (RTE Integrator)
Title : METHOD 8260B
Last Update : Sat Oct 16 13:28:38 2021
Response via : Initial Calibration
DataAcq Meth : M8260

	Compound	R.T.	QIon	Response	Conc Unit		Qvalue
31)	Diisopropyl Ether	4.25	45	3947	1.07 ppb	#	82
32)	1,1-DCA	4.05	63	3272	1.19 ppb	#	79
34)	Ethyl tert Butyl Ether	4.78	59	4498	0.93 ppb	#	61
35)	Methylcyclopentane	4.77	56	269	1.32 ppb		100
36)	MEK (2-Butanone)	4.99	43	11464	21.80 ppb		86
37)	Cis-1,2-DCE	4.92	96	2282	1.19 ppb		75
38)	2,2-Dichloropropane	4.90	77	3468	0.98 ppb	#	85
39)	Chloroform	5.36	83	3948	1.05 ppb		89
40)	Bromochloromethane	5.23	130	1469	0.28 ppb	#	84
42)	1,1,1-TCA	5.54	97	4273	1.09 ppb	#	84
43)	Cyclohexane	5.59	41	1433	1.22 ppb	#	68
44)	1,1-Dichloropropene	5.74	75	2385	1.08 ppb		94
45)	2,2,4-Trimethylpentane	6.11	57	3345	0.96 ppb	#	69
47)	Carbon Tetrachloride	5.73	117	4212	1.19 ppb		82
48)	Tert Amyl Methyl Ether	6.18	73	4217	0.88 ppb	#	95
49)	1,2-DCA	6.04	62	3756	1.10 ppb	#	81
50)	Benzene	6.00	78	6941	1.11 ppb	#	82
51)	TCE	6.75	95	2471	0.48 ppb		89
52)	2-Pentanone	7.01	43	44308	50.73 ppb		100
53)	1,2-Dichloropropane	7.00	63	811	0.93 ppb	#	45
54)	Bromodichloromethane	7.31	83	2624	0.90 ppb		95
55)	Methyl Cyclohexane	6.94	83	2273	0.38 ppb		76
56)	Dibromomethane	7.12	93	1650	1.48 ppb	#	63
57)	MIBK (methyl isobutyl ket	7.98	43	22869	19.25 ppb		94
58)	1-Bromo-2-chloroethane	7.63	144	263	0.64 ppb	#	15
59)	2-Chloroethyl vinyl ether	7.56	43	22	17.53 ppb	#	100
60)	Cis-1,3-Dichloropropene	7.79	75	2697	0.99 ppb		94
61)	Toluene	8.12	91	7543	0.99 ppb		88
62)	Trans-1,3-Dichloropropene	8.37	75	2660	0.95 ppb		96
63)	1,1,2-TCA	8.56	83	1005	0.84 ppb		84
64)	2-Hexanone	8.83	43	15739	18.57 ppb		97
67)	1,2-EDB	9.03	107	1731	1.09 ppb		84
68)	Tetrachloroethene	8.66	164	3240	2.08 ppb		85
69)	1-Chlorohexane	9.53	91	1541	1.09 ppb		96
70)	1,1,1,2-Tetrachloroethane	9.62	131	2346	0.90 ppb		78
71)	m&p-Xylene	9.77	106	7601	1.95 ppb		79
72)	o-Xylene	10.16	106	4468	1.13 ppb	#	50
73)	Styrene	10.18	104	5452	0.84 ppb		97
75)	1,3-Dichloropropane	8.72	76	2708	1.11 ppb	#	79
76)	Dibromochloromethane	8.93	129	2732	1.11 ppb		84
77)	Chlorobenzene	9.52	112	5459	0.91 ppb		89
78)	Ethylbenzene	9.65	91	9241	1.02 ppb		98

(#) = qualifier out of range (m) = manual integration

Quantitation Report (Not Reviewed)

Data File : M:\MAX\DATA\211015\1015M14.D
Acq On : 15 Oct 21 16:09
Sample : 1ug/L VOC STD 10/15/21
Misc : IS&S 8/4/21

Vial: 4
Operator: LP,DG,CH
Inst : Max
Multiplr: 1.00

Quant Time: Oct 16 13:29 2021

Quant Results File: M1015W.RES

Quant Method : M:\MAX\DATA\211015\M1015W.M (RTE Integrator)
Title : METHOD 8260B
Last Update : Sat Oct 16 13:28:38 2021
Response via : Initial Calibration
DataAcq Meth : M8260

	Compound	R.T.	QIon	Response	Conc	Unit		Qvalue
79)	Bromoform	10.35	173	2258	1.10	ppb		98
81)	Isopropylbenzene	10.53	105	9854	1.03	ppb		90
82)	1,1,2,2-Tetrachloroethane	10.84	83	1852	1.16	ppb	#	71
83)	1,2,3-Trichloropropane	10.88	110	827	0.74	ppb		84
84)	t-1,4-Dichloro-2-Butene	10.89	53	653	1.64	ppb	#	37
85)	Bromobenzene	10.81	156	3021	0.93	ppb		97
86)	n-Propylbenzene	10.94	91	9945	1.04	ppb		98
87)	4-Ethyltoluene	11.06	105	8835	0.99	ppb	#	81
88)	2-Chlorotoluene	11.01	91	8170	1.10	ppb		86
89)	1,3,5-Trimethylbenzene	11.13	105	8296	1.01	ppb	#	76
90)	4-Chlorotoluene	11.13	91	7339	0.98	ppb		93
91)	Tert-Butylbenzene	11.44	119	4541	0.98	ppb		91
92)	1,2,4-Trimethylbenzene	11.49	105	7027	1.07	ppb		97
93)	Sec-Butylbenzene	11.66	105	8022	0.93	ppb		99
94)	p-Isopropyltoluene	11.81	119	7761	1.20	ppb		94
95)	Benzyl Chloride	11.99	91	2323	1.07	ppb		92
96)	1,3-DCB	11.76	146	4981	0.93	ppb		94
97)	1,4-DCB	11.84	146	6117	0.68	ppb		86
98)	n-Butylbenzene	12.21	91	3532	1.48	ppb		84
99)	1,2-DCB	12.21	146	5227	0.99	ppb		95
100)	Hexachloroethane	12.46	117	1794	1.13	ppb		73
101)	1,2-Dibromo-3-chloropropan	13.00	75	278	1.43	ppb	#	59
102)	1,2,4-Trichlorobenzene	13.81	180	936	2.49	ppb		88
103)	Hexachlorobutadiene	13.98	225	1596	1.44	ppb		91
104)	Naphthalene	14.06	128	1951	1.11	ppb	#	92
105)	1,2,3-Trichlorobenzene	14.29	180	1103	3.26	ppb	#	74

(#) = qualifier out of range (m) = manual integration

Quantitation Report

Data File : M:\MAX\DATA\211015\1015M14.D Vial: 4
Acq On : 15 Oct 21 16:09 Operator: LP,DG,CH
Sample : 1ug/L VOC STD 10/15/21 Inst : Max
Misc : IS&S 8/4/21 Multiplr: 1.00

Quant Time: Oct 16 13:29 2021 Quant Results File: M1015W.RES

Method : M:\MAX\DATA\211015\M1015W.M (RTE Integrator)
Title : METHOD 8260B
Last Update : Sat Oct 16 14:01:48 2021
Response via : Initial Calibration



Quantitation Report (Not Reviewed)

Data File : M:\MAX\DATA\211015\1015M15.D
Acq On : 15 Oct 21 16:38
Sample : 2ug/L VOC STD 10/15/21
Misc : IS&S 8/4/21

Vial: 5
Operator: LP,DG,CH
Inst : Max
Multiplr: 1.00

Quant Time: Oct 16 13:29 2021

Quant Results File: M1015W.RES

Quant Method : M:\MAX\DATA\211015\M1015W.M (RTE Integrator)
Title : METHOD 8260B
Last Update : Sat Oct 16 13:28:38 2021
Response via : Initial Calibration
DataAcq Meth : M8260

Internal Standards	R.T.	QIon	Response	Conc	Units		Dev(Min)
1) Fluorobenzene (IS)	6.34	96	397741	25.00	ppb		0.00
65) Chlorobenzene-D5 (IS)	9.50	117	352458	25.00	ppb		0.00
80) 1,4-Dichlorobenzene-D (IS)	11.82	152	222724	25.00	ppb		0.00
System Monitoring Compounds							
41) Dibromofluoromethane(S)	5.56	111	46784	9.73	ppb		0.00
Spiked Amount 25.000			Recovery	=	38.932%		
46) 1,2-DCA-D4(S)	5.95	65	32664	10.00	ppb		0.00
Spiked Amount 25.000			Recovery	=	40.008%		
66) Toluene-D8(S)	8.05	98	156127	9.79	ppb		0.00
Spiked Amount 25.000			Recovery	=	39.144%		
74) 4-Bromofluorobenzene(S)	10.68	95	61174	8.91	ppb		0.00
Spiked Amount 25.000			Recovery	=	35.640%		
Target Compounds							Qvalue
2) Chlorotrifluoroethene	1.02	116	2218	14.22	ppb	#	51
3) Dichlorodifluoromethane	1.18	85	4500	2.23	ppb		98
4) Freon 114	1.29	85	2873	1.69	ppb		80
5) Chloromethane	1.33	50	2712	2.00	ppb	#	86
6) Vinyl chloride	1.42	62	3230	2.18	ppb		92
7) 2-Chloro-1,1,1-trifluoroet	1.02	118	1945	44.88	ppb	#	38
8) Bromomethane	1.68	94	2697	2.14	ppb		95
9) Chloroethane	1.78	64	1755	1.67	ppb	#	67
10) Dichlorofluoromethane	1.97	67	6925	2.05	ppb		94
11) Trichlorofluoromethane	2.00	101	9973	2.63	ppb		98
13) Acrolein	2.43	56	18305	49.03	ppb		98
14) Acetone	2.61	43	15819	34.86	ppb		94
15) Freon-113	2.52	151	3875	2.20	ppb	#	85
16) Acetonitrile	2.93	41	8400	66.18	ppb		96
17) 2-propanol	2.25	45	148	7.87	ppb	#	55
18) 1,2-Dichlorotrifluoroethan	1.97	67	6925	2.05	ppb		100
19) 1,1-DCE	2.51	61	5750	2.49	ppb		90
20) t-Butanol	3.34	59	12116	82.21	ppb		99
21) Methyl Acetate	2.99	43	1802	2.21	ppb		91
22) Iodomethane	2.66	142	2280	2.44	ppb	#	85
23) Acrylonitrile	3.43	53	760	1.75	ppb		96
24) 2-Methylpentane	2.29	71	46	18.97	ppb		100
25) Methylene chloride	3.08	84	3477	2.07	ppb		93
26) Carbon disulfide	2.71	76	5106	2.28	ppb		97
27) Methyl t-butyl ether (MtBE	3.46	73	11162	2.07	ppb	#	87
28) Trans-1,2-DCE	3.43	96	3660	1.56	ppb		86
29) 3-Methylpentane	3.47	57	2566	2.34	ppb	#	92

(#) = qualifier out of range (m) = manual integration

Quantitation Report (Not Reviewed)

Data File : M:\MAX\DATA\211015\1015M15.D
Acq On : 15 Oct 21 16:38
Sample : 2ug/L VOC STD 10/15/21
Misc : IS&S 8/4/21

Vial: 5
Operator: LP,DG,CH
Inst : Max
Multiplr: 1.00

Quant Time: Oct 16 13:29 2021

Quant Results File: M1015W.RES

Quant Method : M:\MAX\DATA\211015\M1015W.M (RTE Integrator)
Title : METHOD 8260B
Last Update : Sat Oct 16 13:28:38 2021
Response via : Initial Calibration
DataAcq Meth : M8260

	Compound	R.T.	QIon	Response	Conc	Unit		Qvalue
31)	Diisopropyl Ether	4.25	45	7913	2.12	ppb	#	71
32)	1,1-DCA	4.06	63	5912	2.14	ppb	#	91
34)	Ethyl tert Butyl Ether	4.77	59	9568	1.96	ppb		91
35)	Methylcyclopentane	4.78	56	494	2.41	ppb		100
36)	MEK (2-Butanone)	4.99	43	16761	31.63	ppb	#	85
37)	Cis-1,2-DCE	4.91	96	3543	1.84	ppb		76
38)	2,2-Dichloropropane	4.89	77	6978	1.95	ppb		98
39)	Chloroform	5.36	83	7578	2.00	ppb		97
40)	Bromochloromethane	5.22	130	3743	1.92	ppb	#	79
42)	1,1,1-TCA	5.54	97	9181	2.32	ppb		92
43)	Cyclohexane	5.59	41	2567	2.16	ppb		93
44)	1,1-Dichloropropene	5.75	75	4670	2.10	ppb		98
45)	2,2,4-Trimethylpentane	6.11	57	7204	2.04	ppb	#	50
47)	Carbon Tetrachloride	5.73	117	8319	2.33	ppb		82
48)	Tert Amyl Methyl Ether	6.18	73	9116	1.89	ppb	#	93
49)	1,2-DCA	6.04	62	7832	2.28	ppb	#	87
50)	Benzene	5.99	78	13478	2.15	ppb		94
51)	TCE	6.75	95	4321	1.48	ppb		92
52)	2-Pentanone	7.01	43	68287	77.56	ppb		94
53)	1,2-Dichloropropane	7.01	63	1147	1.43	ppb	#	78
54)	Bromodichloromethane	7.31	83	6459	2.21	ppb		94
55)	Methyl Cyclohexane	6.94	83	5097	1.61	ppb		97
56)	Dibromomethane	7.12	93	2762	2.46	ppb	#	77
57)	MIBK (methyl isobutyl ket	7.98	43	36816	30.74	ppb		97
58)	1-Bromo-2-chloroethane	7.63	144	737	1.77	ppb		75
59)	2-Chloroethyl vinyl ether	7.81	43	19	15.02	ppb	#	100
60)	Cis-1,3-Dichloropropene	7.79	75	6027	2.19	ppb		91
61)	Toluene	8.12	91	15184	1.97	ppb		85
62)	Trans-1,3-Dichloropropene	8.38	75	5713	2.03	ppb		86
63)	1,1,2-TCA	8.54	83	2414	1.99	ppb		93
64)	2-Hexanone	8.83	43	24259	28.40	ppb		97
67)	1,2-EDB	9.03	107	3866	2.45	ppb		83
68)	Tetrachloroethene	8.66	164	4952	3.20	ppb	#	80
69)	1-Chlorohexane	9.53	91	2721	1.95	ppb	#	79
70)	1,1,1,2-Tetrachloroethane	9.62	131	5242	2.02	ppb		90
71)	m&p-Xylene	9.77	106	15266	3.95	ppb		88
72)	o-Xylene	10.16	106	7227	1.84	ppb		97
73)	Styrene	10.18	104	12118	1.89	ppb		99
75)	1,3-Dichloropropane	8.71	76	5024	2.07	ppb		90
76)	Dibromochloromethane	8.93	129	5242	2.15	ppb		94
77)	Chlorobenzene	9.53	112	12976	2.19	ppb		90
78)	Ethylbenzene	9.65	91	18350	2.05	ppb		96

(#) = qualifier out of range (m) = manual integration

Quantitation Report (Not Reviewed)

Data File : M:\MAX\DATA\211015\1015M15.D
Acq On : 15 Oct 21 16:38
Sample : 2ug/L VOC STD 10/15/21
Misc : IS&S 8/4/21

Vial: 5
Operator: LP,DG,CH
Inst : Max
Multiplr: 1.00

Quant Time: Oct 16 13:29 2021

Quant Results File: M1015W.RES

Quant Method : M:\MAX\DATA\211015\M1015W.M (RTE Integrator)
Title : METHOD 8260B
Last Update : Sat Oct 16 13:28:38 2021
Response via : Initial Calibration
DataAcq Meth : M8260

	Compound	R.T.	QIon	Response	Conc Unit		Qvalue
79)	Bromoform	10.35	173	4619	2.28 ppb		87
81)	Isopropylbenzene	10.53	105	18752	1.93 ppb		92
82)	1,1,2,2-Tetrachloroethane	10.84	83	3694	2.26 ppb		93
83)	1,2,3-Trichloropropane	10.87	110	1874	2.10 ppb	#	77
84)	t-1,4-Dichloro-2-Butene	10.90	53	1005	2.32 ppb		98
85)	Bromobenzene	10.81	156	7210	2.17 ppb		90
86)	n-Propylbenzene	10.94	91	19095	1.96 ppb		99
87)	4-Ethyltoluene	11.06	105	18983	2.08 ppb		92
88)	2-Chlorotoluene	11.02	91	16161	2.13 ppb		90
89)	1,3,5-Trimethylbenzene	11.12	105	15423	1.85 ppb		93
90)	4-Chlorotoluene	11.13	91	16663	2.18 ppb		98
91)	Tert-Butylbenzene	11.44	119	8790	1.86 ppb		92
92)	1,2,4-Trimethylbenzene	11.49	105	16313	2.15 ppb		86
93)	Sec-Butylbenzene	11.66	105	18809	2.14 ppb		99
94)	p-Isopropyltoluene	11.81	119	16115	2.08 ppb		90
95)	Benzyl Chloride	12.00	91	4701	2.12 ppb		96
96)	1,3-DCB	11.75	146	10728	1.97 ppb	#	93
97)	1,4-DCB	11.84	146	10390	1.48 ppb	#	80
98)	n-Butylbenzene	12.22	91	8810	2.32 ppb		94
99)	1,2-DCB	12.21	146	11528	2.15 ppb		96
100)	Hexachloroethane	12.45	117	3280	2.14 ppb		90
101)	1,2-Dibromo-3-chloropropan	13.00	75	716	2.35 ppb	#	72
102)	1,2,4-Trichlorobenzene	13.81	180	2131	2.97 ppb	#	84
103)	Hexachlorobutadiene	13.99	225	3819	2.33 ppb		82
104)	Naphthalene	14.05	128	4009	1.77 ppb	#	88
105)	1,2,3-Trichlorobenzene	14.29	180	2322	3.64 ppb		94

(#) = qualifier out of range (m) = manual integration

Quantitation Report

Data File : M:\MAX\DATA\211015\1015M15.D
Acq On : 15 Oct 21 16:38
Sample : 2ug/L VOC STD 10/15/21
Misc : IS&S 8/4/21

Vial: 5
Operator: LP,DG,CH
Inst : Max
Multiplr: 1.00

Quant Time: Oct 16 13:29 2021

Quant Results File: M1015W.RES

Method : M:\MAX\DATA\211015\M1015W.M (RTE Integrator)
Title : METHOD 8260B
Last Update : Sat Oct 16 14:01:48 2021
Response via : Initial Calibration



Quantitation Report (Not Reviewed)

Data File : M:\MAX\DATA\211015\1015M16.D
Acq On : 15 Oct 21 17:06
Sample : 5ug/L VOC STD 10/15/21
Misc : IS&S 8/4/21

Vial: 6
Operator: LP,DG,CH
Inst : Max
Multiplr: 1.00

Quant Time: Oct 16 13:29 2021

Quant Results File: M1015W.RES

Quant Method : M:\MAX\DATA\211015\M1015W.M (RTE Integrator)
Title : METHOD 8260B
Last Update : Sat Oct 16 13:28:38 2021
Response via : Initial Calibration
DataAcq Meth : M8260

Internal Standards	R.T.	QIon	Response	Conc	Units		Dev(Min)
1) Fluorobenzene (IS)	6.34	96	387411	25.00	ppb		0.00
65) Chlorobenzene-D5 (IS)	9.50	117	344894	25.00	ppb		0.00
80) 1,4-Dichlorobenzene-D (IS)	11.82	152	232454	25.00	ppb		0.00
System Monitoring Compounds							
41) Dibromofluoromethane(S)	5.56	111	118038	25.21	ppb		0.00
Spiked Amount 25.000			Recovery	=	100.844%		
46) 1,2-DCA-D4(S)	5.95	65	84056	26.42	ppb		0.00
Spiked Amount 25.000			Recovery	=	105.700%		
66) Toluene-D8(S)	8.05	98	389321	24.94	ppb		0.00
Spiked Amount 25.000			Recovery	=	99.748%		
74) 4-Bromofluorobenzene(S)	10.68	95	156913	23.35	ppb		0.00
Spiked Amount 25.000			Recovery	=	93.416%		
Target Compounds							Qvalue
2) Chlorotrifluoroethene	1.02	116	1951	12.84	ppb		92
3) Dichlorodifluoromethane	1.18	85	13541	6.89	ppb		91
4) Freon 114	1.29	85	6948	4.20	ppb		87
5) Chloromethane	1.33	50	7282	5.89	ppb	#	83
6) Vinyl chloride	1.42	62	8698	6.04	ppb		97
7) 2-Chloro-1,1,1-trifluoroet	1.01	118	2807	66.49	ppb	#	56
8) Bromomethane	1.68	94	7347	7.13	ppb		89
9) Chloroethane	1.77	64	5473	5.54	ppb		90
10) Dichlorofluoromethane	1.97	67	17069	5.20	ppb		93
11) Trichlorofluoromethane	2.00	101	23038	6.23	ppb		98
13) Acrolein	2.43	56	21061	57.91	ppb		97
14) Acetone	2.61	43	19225	43.50	ppb		100
15) Freon-113	2.53	151	8907	5.20	ppb		89
16) Acetonitrile	2.92	41	11772	95.23	ppb		97
17) 2-propanol	2.26	45	534	29.16	ppb	#	83
18) 1,2-Dichlorotrifluoroethan	1.97	67	17069	5.20	ppb		100
19) 1,1-DCE	2.51	61	13232	5.88	ppb		96
20) t-Butanol	3.34	59	16999	106.77	ppb		95
21) Methyl Acetate	2.99	43	3806	4.78	ppb		89
22) Iodomethane	2.66	142	7587	5.42	ppb		98
23) Acrylonitrile	3.43	53	2612	5.94	ppb		91
25) Methylene chloride	3.08	84	8233	5.04	ppb		88
26) Carbon disulfide	2.72	76	10258	4.71	ppb		98
27) Methyl t-butyl ether (MtBE	3.47	73	28794	5.49	ppb		96
28) Trans-1,2-DCE	3.43	96	9294	5.40	ppb		89
29) 3-Methylpentane	3.46	57	5115	5.47	ppb		91
30) Hexane	3.72	56	213	10.02	ppb	#	100

(#) = qualifier out of range (m) = manual integration

Quantitation Report (Not Reviewed)

Data File : M:\MAX\DATA\211015\1015M16.D
Acq On : 15 Oct 21 17:06
Sample : 5ug/L VOC STD 10/15/21
Misc : IS&S 8/4/21

Vial: 6
Operator: LP,DG,CH
Inst : Max
Multiplr: 1.00

Quant Time: Oct 16 13:29 2021

Quant Results File: M1015W.RES

Quant Method : M:\MAX\DATA\211015\M1015W.M (RTE Integrator)
Title : METHOD 8260B
Last Update : Sat Oct 16 13:28:38 2021
Response via : Initial Calibration
DataAcq Meth : M8260

	Compound	R.T.	QIon	Response	Conc	Unit		Qvalue
31)	Diisopropyl Ether	4.25	45	19726	5.43	ppb		92
32)	1,1-DCA	4.05	63	14219	5.28	ppb	#	85
33)	Vinyl Acetate	4.16	43	159	0.12	ppb	#	77
34)	Ethyl tert Butyl Ether	4.77	59	24023	5.05	ppb		89
35)	Methylcyclopentane	4.77	56	1134	5.67	ppb		100
36)	MEK (2-Butanone)	4.99	43	20148	39.03	ppb		88
37)	Cis-1,2-DCE	4.91	96	10198	5.44	ppb		96
38)	2,2-Dichloropropane	4.89	77	17894	5.13	ppb		98
39)	Chloroform	5.37	83	19904	5.41	ppb		99
40)	Bromochloromethane	5.22	130	8478	5.52	ppb	#	83
42)	1,1,1-TCA	5.54	97	22632	5.88	ppb		93
43)	Cyclohexane	5.58	41	6390	5.53	ppb		76
44)	1,1-Dichloropropene	5.75	75	12969	5.98	ppb		85
45)	2,2,4-Trimethylpentane	6.11	57	14248	4.15	ppb		87
47)	Carbon Tetrachloride	5.73	117	21221	6.09	ppb		90
48)	Tert Amyl Methyl Ether	6.18	73	23576	5.01	ppb		98
49)	1,2-DCA	6.04	62	18340	5.49	ppb		98
50)	Benzene	5.99	78	33663	5.51	ppb		98
51)	TCE	6.75	95	9650	4.55	ppb	#	77
52)	2-Pentanone	7.01	43	86889	101.33	ppb		97
53)	1,2-Dichloropropane	7.00	63	3245	4.78	ppb	#	92
54)	Bromodichloromethane	7.31	83	17085	5.99	ppb		90
55)	Methyl Cyclohexane	6.94	83	11773	4.68	ppb		91
56)	Dibromomethane	7.12	93	6546	5.99	ppb		88
57)	MIBK (methyl isobutyl ket	7.98	43	43474	37.27	ppb		98
58)	1-Bromo-2-chloroethane	7.62	144	2479	6.12	ppb		78
59)	2-Chloroethyl vinyl ether	7.61	43	20	16.23	ppb	#	100
60)	Cis-1,3-Dichloropropene	7.79	75	14773	5.52	ppb		90
61)	Toluene	8.12	91	39874	5.31	ppb		96
62)	Trans-1,3-Dichloropropene	8.37	75	14624	5.33	ppb		99
63)	1,1,2-TCA	8.55	83	5668	4.81	ppb		89
64)	2-Hexanone	8.83	43	28901	34.73	ppb	#	97
67)	1,2-EDB	9.03	107	9212	5.97	ppb		93
68)	Tetrachloroethene	8.66	164	9368	6.20	ppb		96
69)	1-Chlorohexane	9.53	91	7028	5.15	ppb		83
70)	1,1,1,2-Tetrachloroethane	9.62	131	14631	5.77	ppb		92
71)	m&p-Xylene	9.77	106	40521	10.70	ppb		97
72)	o-Xylene	10.16	106	19748	5.15	ppb		89
73)	Styrene	10.18	104	31878	5.09	ppb		98
75)	1,3-Dichloropropane	8.71	76	13752	5.80	ppb		98
76)	Dibromochloromethane	8.93	129	13298	5.58	ppb		89
77)	Chlorobenzene	9.53	112	30958	5.33	ppb		96

(#) = qualifier out of range (m) = manual integration

Quantitation Report (Not Reviewed)

Data File : M:\MAX\DATA\211015\1015M16.D
Acq On : 15 Oct 21 17:06
Sample : 5ug/L VOC STD 10/15/21
Misc : IS&S 8/4/21

Vial: 6
Operator: LP,DG,CH
Inst : Max
Multiplr: 1.00

Quant Time: Oct 16 13:29 2021

Quant Results File: M1015W.RES

Quant Method : M:\MAX\DATA\211015\M1015W.M (RTE Integrator)
Title : METHOD 8260B
Last Update : Sat Oct 16 13:28:38 2021
Response via : Initial Calibration
DataAcq Meth : M8260

	Compound	R.T.	QIon	Response	Conc Unit		Qvalue
78)	Ethylbenzene	9.65	91	49016	5.60 ppb		98
79)	Bromoform	10.35	173	10773	5.43 ppb		98
81)	Isopropylbenzene	10.53	105	53902	5.30 ppb		98
82)	1,1,2,2-Tetrachloroethane	10.84	83	8866	5.20 ppb	#	85
83)	1,2,3-Trichloropropane	10.88	110	4864	5.78 ppb	#	73
84)	t-1,4-Dichloro-2-Butene	10.91	53	2090	4.29 ppb		84
85)	Bromobenzene	10.81	156	17611	5.08 ppb		88
86)	n-Propylbenzene	10.94	91	52829	5.19 ppb		95
87)	4-Ethyltoluene	11.06	105	48078	5.06 ppb		92
88)	2-Chlorotoluene	11.01	91	41952	5.29 ppb		89
89)	1,3,5-Trimethylbenzene	11.12	105	46678	5.36 ppb		97
90)	4-Chlorotoluene	11.13	91	41644	5.22 ppb		99
91)	Tert-Butylbenzene	11.44	119	26648	5.40 ppb		93
92)	1,2,4-Trimethylbenzene	11.49	105	45050	5.34 ppb		99
93)	Sec-Butylbenzene	11.66	105	49880	5.44 ppb		98
94)	p-Isopropyltoluene	11.81	119	48782	5.36 ppb		99
95)	Benzyl Chloride	11.99	91	10073	4.36 ppb	#	96
96)	1,3-DCB	11.75	146	31609	5.56 ppb		95
97)	1,4-DCB	11.85	146	29696	4.96 ppb		95
98)	n-Butylbenzene	12.22	91	26294	4.95 ppb		97
99)	1,2-DCB	12.21	146	30601	5.46 ppb		87
100)	Hexachloroethane	12.46	117	7449	4.82 ppb		86
101)	1,2-Dibromo-3-chloropropan	12.99	75	2238	5.40 ppb		84
102)	1,2,4-Trichlorobenzene	13.81	180	7399	4.97 ppb		85
103)	Hexachlorobutadiene	13.99	225	10435	4.84 ppb		92
104)	Naphthalene	14.06	128	14154	4.85 ppb		95
105)	1,2,3-Trichlorobenzene	14.29	180	9443	5.76 ppb		82

(#) = qualifier out of range (m) = manual integration

Quantitation Report

Data File : M:\MAX\DATA\211015\1015M16.D
Acq On : 15 Oct 21 17:06
Sample : 5ug/L VOC STD 10/15/21
Misc : IS&S 8/4/21

Vial: 6
Operator: LP,DG,CH
Inst : Max
Multiplr: 1.00

Quant Time: Oct 16 13:29 2021

Quant Results File: M1015W.RES

Method : M:\MAX\DATA\211015\M1015W.M (RTE Integrator)
Title : METHOD 8260B
Last Update : Sat Oct 16 14:01:48 2021
Response via : Initial Calibration



Quantitation Report (Not Reviewed)

Data File : M:\MAX\DATA\211015\1015M17.D
Acq On : 15 Oct 21 17:35
Sample : 10ug/L VOC STD 10/15/21
Misc : IS&S 8/4/21

Vial: 7
Operator: LP,DG,CH
Inst : Max
Multiplr: 1.00

Quant Time: Oct 16 13:29 2021

Quant Results File: M1015W.RES

Quant Method : M:\MAX\DATA\211015\M1015W.M (RTE Integrator)
Title : METHOD 8260B
Last Update : Sat Oct 16 13:28:38 2021
Response via : Initial Calibration
DataAcq Meth : M8260

Internal Standards	R.T.	QIon	Response	Conc Units	Dev(Min)
1) Fluorobenzene (IS)	6.34	96	377347	25.00 ppb	0.00
65) Chlorobenzene-D5 (IS)	9.50	117	347072	25.00 ppb	0.00
80) 1,4-Dichlorobenzene-D (IS)	11.82	152	236441	25.00 ppb	0.00
System Monitoring Compounds					
41) Dibromofluoromethane(S)	5.56	111	118319	25.95 ppb	0.00
Spiked Amount 25.000			Recovery	= 103.780%	
46) 1,2-DCA-D4(S)	5.95	65	79312	25.60 ppb	0.00
Spiked Amount 25.000			Recovery	= 102.392%	
66) Toluene-D8(S)	8.05	98	392721	25.00 ppb	0.00
Spiked Amount 25.000			Recovery	= 99.988%	
74) 4-Bromofluorobenzene(S)	10.68	95	160324	23.71 ppb	0.00
Spiked Amount 25.000			Recovery	= 94.848%	

Target Compounds					Qvalue
2) Chlorotrifluoroethene	1.01	116	1480	10.00 ppb	100
3) Dichlorodifluoromethane	1.19	85	19568	10.22 ppb	100
4) Freon 114	1.29	85	10651	6.61 ppb	100
5) Chloromethane	1.33	50	13364	11.30 ppb	100
6) Vinyl chloride	1.42	62	16573	11.82 ppb	100
7) 2-Chloro-1,1,1-trifluoroet	1.01	118	2056	50.00 ppb	100
8) Bromomethane	1.68	94	12882	13.34 ppb	100
9) Chloroethane	1.77	64	11250	11.78 ppb	100
10) Dichlorofluoromethane	1.97	67	36430	11.39 ppb	100
11) Trichlorofluoromethane	2.00	101	43493	12.08 ppb	100
12) 2,2-Dichloro-1,1,1-trifluo	2.29	85	23	20.00 ppb	100
13) Acrolein	2.43	56	26701	75.38 ppb	100
14) Acetone	2.61	43	24111	56.01 ppb	100
15) Freon-113	2.53	151	16125	9.66 ppb	100
16) Acetonitrile	2.92	41	13763	114.30 ppb	100
17) 2-propanol	2.26	45	892	50.00 ppb	100
18) 1,2-Dichlorotrifluoroethan	1.97	67	36430	11.39 ppb	100
19) 1,1-DCE	2.51	61	25329	11.55 ppb	100
20) t-Butanol	3.34	59	19181	118.01 ppb	100
21) Methyl Acetate	3.00	43	8263	10.66 ppb	100
22) Iodomethane	2.66	142	17486	11.16 ppb	100
23) Acrylonitrile	3.43	53	4844	11.24 ppb	100
24) 2-Methylpentane	2.16	71	23	10.00 ppb	100
25) Methylene chloride	3.08	84	17432	10.96 ppb	100
26) Carbon disulfide	2.71	76	20960	9.87 ppb	100
27) Methyl t-butyl ether (MtBE	3.47	73	57116	11.18 ppb	100
28) Trans-1,2-DCE	3.43	96	17741	11.38 ppb	100

(#) = qualifier out of range (m) = manual integration

Quantitation Report (Not Reviewed)

Data File : M:\MAX\DATA\211015\1015M17.D
Acq On : 15 Oct 21 17:35
Sample : 10ug/L VOC STD 10/15/21
Misc : IS&S 8/4/21

Vial: 7
Operator: LP,DG,CH
Inst : Max
Multiplr: 1.00

Quant Time: Oct 16 13:29 2021

Quant Results File: M1015W.RES

Quant Method : M:\MAX\DATA\211015\M1015W.M (RTE Integrator)
Title : METHOD 8260B
Last Update : Sat Oct 16 13:28:38 2021
Response via : Initial Calibration
DataAcq Meth : M8260

	Compound	R.T.	QIon	Response	Conc	Unit		Qvalue
29)	3-Methylpentane	3.46	57	10024	11.67	ppb		100
30)	Hexane	3.72	56	414	20.00	ppb		100
31)	Diisopropyl Ether	4.24	45	37208	10.51	ppb		100
32)	1,1-DCA	4.05	63	28067	10.71	ppb		100
34)	Ethyl tert Butyl Ether	4.77	59	46096	9.95	ppb		100
35)	Methylcyclopentane	4.77	56	1948	10.00	ppb		100
36)	MEK (2-Butanone)	4.99	43	26957	53.62	ppb		100
37)	Cis-1,2-DCE	4.91	96	20531	11.24	ppb		100
38)	2,2-Dichloropropane	4.89	77	37047	10.91	ppb		100
39)	Chloroform	5.36	83	41151	11.48	ppb		100
40)	Bromochloromethane	5.22	130	15934	11.39	ppb		100
42)	1,1,1-TCA	5.55	97	43737	11.67	ppb		100
43)	Cyclohexane	5.58	41	10585	9.41	ppb		100
44)	1,1-Dichloropropene	5.75	75	23149	10.97	ppb		100
45)	2,2,4-Trimethylpentane	6.12	57	25327	7.58	ppb		100
47)	Carbon Tetrachloride	5.73	117	40318	11.88	ppb		100
48)	Tert Amyl Methyl Ether	6.18	73	47074	10.27	ppb		100
49)	1,2-DCA	6.04	62	36487	11.21	ppb		100
50)	Benzene	5.99	78	67135	11.28	ppb		100
51)	TCE	6.75	95	21853	11.75	ppb		100
52)	2-Pentanone	7.01	43	108759	130.21	ppb		100
53)	1,2-Dichloropropane	7.00	63	7561	11.89	ppb		100
54)	Bromodichloromethane	7.31	83	30571	11.00	ppb		100
55)	Methyl Cyclohexane	6.94	83	20502	8.86	ppb		100
56)	Dibromomethane	7.12	93	12823	12.05	ppb		100
57)	MIBK (methyl isobutyl ket	7.98	43	56842	50.03	ppb		100
58)	1-Bromo-2-chloroethane	7.62	144	4063	10.30	ppb		100
59)	2-Chloroethyl vinyl ether	7.67	43	72	60.00	ppb	#	100
60)	Cis-1,3-Dichloropropene	7.79	75	27754	10.65	ppb		100
61)	Toluene	8.12	91	82436	11.27	ppb		100
62)	Trans-1,3-Dichloropropene	8.37	75	28083	10.50	ppb		100
63)	1,1,2-TCA	8.55	83	12220	10.64	ppb		100
64)	2-Hexanone	8.83	43	39749	49.04	ppb		100
67)	1,2-EDB	9.03	107	17939	11.55	ppb		100
68)	Tetrachloroethene	8.66	164	16284	10.70	ppb		100
69)	1-Chlorohexane	9.53	91	12452	9.07	ppb		100
70)	1,1,1,2-Tetrachloroethane	9.62	131	28021	10.98	ppb		100
71)	m&p-Xylene	9.77	106	82514	21.66	ppb		100
72)	o-Xylene	10.16	106	40678	10.54	ppb		100
73)	Styrene	10.18	104	66045	10.48	ppb		100
75)	1,3-Dichloropropane	8.71	76	26720	11.19	ppb		100
76)	Dibromochloromethane	8.93	129	26700	11.13	ppb		100

(#) = qualifier out of range (m) = manual integration

Quantitation Report (Not Reviewed)

Data File : M:\MAX\DATA\211015\1015M17.D
Acq On : 15 Oct 21 17:35
Sample : 10ug/L VOC STD 10/15/21
Misc : IS&S 8/4/21

Vial: 7
Operator: LP,DG,CH
Inst : Max
Multiplr: 1.00

Quant Time: Oct 16 13:29 2021

Quant Results File: M1015W.RES

Quant Method : M:\MAX\DATA\211015\M1015W.M (RTE Integrator)
Title : METHOD 8260B
Last Update : Sat Oct 16 13:28:38 2021
Response via : Initial Calibration
DataAcq Meth : M8260

	Compound	R.T.	QIon	Response	Conc	Unit	Qvalue
77)	Chlorobenzene	9.53	112	61648	10.55	ppb	100
78)	Ethylbenzene	9.65	91	94727	10.75	ppb	100
79)	Bromoform	10.35	173	22290	11.17	ppb	100
81)	Isopropylbenzene	10.53	105	106456	10.30	ppb	100
82)	1,1,2,2-Tetrachloroethane	10.84	83	18342	10.58	ppb	100
83)	1,2,3-Trichloropropane	10.87	110	9043	10.87	ppb	100
84)	t-1,4-Dichloro-2-Butene	10.90	53	4578	8.87	ppb	100
85)	Bromobenzene	10.81	156	34140	9.67	ppb	100
86)	n-Propylbenzene	10.94	91	111438	10.76	ppb	100
87)	4-Ethyltoluene	11.06	105	102117	10.56	ppb	100
88)	2-Chlorotoluene	11.01	91	87062	10.80	ppb	100
89)	1,3,5-Trimethylbenzene	11.12	105	98343	11.10	ppb	100
90)	4-Chlorotoluene	11.13	91	85815	10.58	ppb	100
91)	Tert-Butylbenzene	11.44	119	53976	10.76	ppb	100
92)	1,2,4-Trimethylbenzene	11.49	105	92332	10.53	ppb	100
93)	Sec-Butylbenzene	11.66	105	104508	11.21	ppb	100
94)	p-Isopropyltoluene	11.81	119	100003	10.46	ppb	100
95)	Benzyl Chloride	11.99	91	20556	8.75	ppb	100
96)	1,3-DCB	11.75	146	62186	10.76	ppb	100
97)	1,4-DCB	11.84	146	61854	10.71	ppb	100
98)	n-Butylbenzene	12.22	91	56499	9.46	ppb	100
99)	1,2-DCB	12.21	146	61844	10.85	ppb	100
100)	Hexachloroethane	12.46	117	14896	9.62	ppb	100
101)	1,2-Dibromo-3-chloropropan	12.99	75	5285	11.44	ppb	100
102)	1,2,4-Trichlorobenzene	13.81	180	18752	9.24	ppb	100
103)	Hexachlorobutadiene	13.99	225	23952	9.95	ppb	100
104)	Naphthalene	14.05	128	39199	11.87	ppb	100
105)	1,2,3-Trichlorobenzene	14.30	180	23602	9.93	ppb	100

(#) = qualifier out of range (m) = manual integration

Quantitation Report

Data File : M:\MAX\DATA\211015\1015M17.D
Acq On : 15 Oct 21 17:35
Sample : 10ug/L VOC STD 10/15/21
Misc : IS&S 8/4/21

Vial: 7
Operator: LP,DG,CH
Inst : Max
Multiplr: 1.00

Quant Time: Oct 16 13:29 2021

Quant Results File: M1015W.RES

Method : M:\MAX\DATA\211015\M1015W.M (RTE Integrator)
Title : METHOD 8260B
Last Update : Sat Oct 16 14:01:48 2021
Response via : Initial Calibration



Quantitation Report (Not Reviewed)

Data File : M:\MAX\DATA\211015\1015M18.D
Acq On : 15 Oct 21 18:03
Sample : 20ug/L VOC STD 10/15/21
Misc : IS&S 8/4/21

Vial: 8
Operator: LP,DG,CH
Inst : Max
Multiplr: 1.00

Quant Time: Oct 16 13:29 2021

Quant Results File: M1015W.RES

Quant Method : M:\MAX\DATA\211015\M1015W.M (RTE Integrator)
Title : METHOD 8260B
Last Update : Sat Oct 16 13:28:38 2021
Response via : Initial Calibration
DataAcq Meth : M8260

Internal Standards	R.T.	QIon	Response	Conc	Units		Dev(Min)
1) Fluorobenzene (IS)	6.34	96	395871	25.00	ppb		0.00
65) Chlorobenzene-D5 (IS)	9.50	117	351611	25.00	ppb		0.00
80) 1,4-Dichlorobenzene-D (IS)	11.82	152	235162	25.00	ppb		0.00
System Monitoring Compounds							
41) Dibromofluoromethane(S)	5.56	111	236514	49.44	ppb		0.00
Spiked Amount 25.000			Recovery	=	197.748%		
46) 1,2-DCA-D4(S)	5.95	65	166400	51.19	ppb		0.00
Spiked Amount 25.000			Recovery	=	204.772%		
66) Toluene-D8(S)	8.05	98	780890	49.06	ppb		0.00
Spiked Amount 25.000			Recovery	=	196.252%		
74) 4-Bromofluorobenzene(S)	10.68	95	327466	47.81	ppb		0.00
Spiked Amount 25.000			Recovery	=	191.232%		
Target Compounds							Qvalue
2) Chlorotrifluoroethene	1.03	116	1543	9.94	ppb	#	60
3) Dichlorodifluoromethane	1.18	85	43432	21.62	ppb		97
4) Freon 114	1.29	85	29061	17.19	ppb		81
5) Chloromethane	1.33	50	25172	20.46	ppb		98
6) Vinyl chloride	1.42	62	33428	22.72	ppb		95
7) 2-Chloro-1,1,1-trifluoroet	1.00	118	1142	26.47	ppb	#	37
8) Bromomethane	1.68	94	25141	25.37	ppb		95
9) Chloroethane	1.77	64	20310	20.33	ppb		99
10) Dichlorofluoromethane	1.97	67	69254	20.65	ppb		99
11) Trichlorofluoromethane	2.00	101	90422	23.94	ppb		91
12) 2,2-Dichloro-1,1,1-trifluo	2.27	85	19	15.75	ppb		100
13) Acrolein	2.44	56	32051	86.25	ppb		99
14) Acetone	2.61	43	29127	64.50	ppb		99
15) Freon-113	2.53	151	37209	21.25	ppb		94
16) Acetonitrile	2.93	41	18046	142.86	ppb		93
17) 2-propanol	2.26	45	2021	107.98	ppb	#	81
18) 1,2-Dichlorotrifluoroethan	1.97	67	69254	20.64	ppb		100
19) 1,1-DCE	2.51	61	53746	23.36	ppb		97
20) t-Butanol	3.34	59	23282	129.99	ppb		92
21) Methyl Acetate	2.99	43	16974	20.87	ppb		100
22) Iodomethane	2.66	142	35780	20.61	ppb		93
23) Acrylonitrile	3.43	53	10005	22.05	ppb	#	84
24) 2-Methylpentane	2.10	71	44	18.24	ppb	#	100
25) Methylene chloride	3.08	84	34285	20.55	ppb		94
26) Carbon disulfide	2.71	76	44096	19.79	ppb		97
27) Methyl t-butyl ether (MtBE	3.47	73	114470	21.36	ppb		100
28) Trans-1,2-DCE	3.43	96	38698	24.57	ppb		94

(#) = qualifier out of range (m) = manual integration

Quantitation Report (Not Reviewed)

Data File : M:\MAX\DATA\211015\1015M18.D
Acq On : 15 Oct 21 18:03
Sample : 20ug/L VOC STD 10/15/21
Misc : IS&S 8/4/21

Vial: 8
Operator: LP,DG,CH
Inst : Max
Multiplr: 1.00

Quant Time: Oct 16 13:29 2021

Quant Results File: M1015W.RES

Quant Method : M:\MAX\DATA\211015\M1015W.M (RTE Integrator)
Title : METHOD 8260B
Last Update : Sat Oct 16 13:28:38 2021
Response via : Initial Calibration
DataAcq Meth : M8260

	Compound	R.T.	QIon	Response	Conc	Unit		Qvalue
29)	3-Methylpentane	3.47	57	21607	24.67	ppb		96
30)	Hexane	3.73	56	771	35.50	ppb		100
31)	Diisopropyl Ether	4.24	45	74704	20.11	ppb		96
32)	1,1-DCA	4.06	63	59120	21.50	ppb		98
34)	Ethyl tert Butyl Ether	4.77	59	95539	19.66	ppb		95
35)	Methylcyclopentane	4.77	56	3929	19.23	ppb	#	100
36)	MEK (2-Butanone)	4.99	43	30811	58.42	ppb	#	91
37)	Cis-1,2-DCE	4.91	96	40102	20.93	ppb		94
38)	2,2-Dichloropropane	4.89	77	73086	20.52	ppb		99
39)	Chloroform	5.36	83	81653	21.71	ppb		100
40)	Bromochloromethane	5.22	130	33221	23.42	ppb		93
42)	1,1,1-TCA	5.54	97	93844	23.87	ppb		95
43)	Cyclohexane	5.58	41	24494	20.75	ppb		85
44)	1,1-Dichloropropene	5.75	75	49132	22.19	ppb		93
45)	2,2,4-Trimethylpentane	6.12	57	57952	16.53	ppb	#	81
47)	Carbon Tetrachloride	5.73	117	81738	22.96	ppb		94
48)	Tert Amyl Methyl Ether	6.18	73	93531	19.46	ppb		97
49)	1,2-DCA	6.04	62	73123	21.42	ppb		97
50)	Benzene	5.99	78	134429	21.52	ppb		95
51)	TCE	6.75	95	41884	22.20	ppb		85
52)	2-Pentanone	7.01	43	131778	150.39	ppb		97
53)	1,2-Dichloropropane	7.00	63	15331	23.28	ppb		99
54)	Bromodichloromethane	7.31	83	63530	21.79	ppb		94
55)	Methyl Cyclohexane	6.94	83	47883	20.50	ppb		99
56)	Dibromomethane	7.12	93	24263	21.72	ppb		99
57)	MIBK (methyl isobutyl ket	7.98	43	66896	56.12	ppb		96
58)	1-Bromo-2-chloroethane	7.62	144	8668	20.95	ppb		82
59)	2-Chloroethyl vinyl ether	7.64	43	135	107.24	ppb	#	100
60)	Cis-1,3-Dichloropropene	7.79	75	58299	21.33	ppb		92
61)	Toluene	8.12	91	158484	20.66	ppb		98
62)	Trans-1,3-Dichloropropene	8.37	75	58054	20.70	ppb		99
63)	1,1,2-TCA	8.55	83	23159	19.22	ppb		98
64)	2-Hexanone	8.83	43	48162	56.64	ppb		96
67)	1,2-EDB	9.03	107	37727	23.98	ppb		91
68)	Tetrachloroethene	8.66	164	37992	24.65	ppb	#	77
69)	1-Chlorohexane	9.53	91	27928	20.08	ppb		92
70)	1,1,1,2-Tetrachloroethane	9.62	131	54825	21.21	ppb		97
71)	m&p-Xylene	9.77	106	168462	43.65	ppb		94
72)	o-Xylene	10.16	106	80768	20.66	ppb		96
73)	Styrene	10.18	104	132105	20.70	ppb		100
75)	1,3-Dichloropropane	8.71	76	51570	21.33	ppb	#	81
76)	Dibromochloromethane	8.93	129	55342	22.78	ppb		97

(#) = qualifier out of range (m) = manual integration

Quantitation Report (Not Reviewed)

Data File : M:\MAX\DATA\211015\1015M18.D
Acq On : 15 Oct 21 18:03
Sample : 20ug/L VOC STD 10/15/21
Misc : IS&S 8/4/21

Vial: 8
Operator: LP,DG,CH
Inst : Max
Multiplr: 1.00

Quant Time: Oct 16 13:29 2021

Quant Results File: M1015W.RES

Quant Method : M:\MAX\DATA\211015\M1015W.M (RTE Integrator)
Title : METHOD 8260B
Last Update : Sat Oct 16 13:28:38 2021
Response via : Initial Calibration
DataAcq Meth : M8260

	Compound	R.T.	QIon	Response	Conc	Unit		Qvalue
77)	Chlorobenzene	9.53	112	123674	20.90	ppb		95
78)	Ethylbenzene	9.65	91	190505	21.35	ppb		99
79)	Bromoform	10.35	173	46086	22.80	ppb		91
81)	Isopropylbenzene	10.53	105	215921	21.00	ppb		96
82)	1,1,2,2-Tetrachloroethane	10.84	83	34580	20.06	ppb		93
83)	1,2,3-Trichloropropane	10.88	110	18655	22.95	ppb		93
84)	t-1,4-Dichloro-2-Butene	10.90	53	9193	17.59	ppb		76
85)	Bromobenzene	10.81	156	72807	20.74	ppb		87
86)	n-Propylbenzene	10.94	91	218212	21.18	ppb		98
87)	4-Ethyltoluene	11.06	105	204272	21.24	ppb		94
88)	2-Chlorotoluene	11.01	91	166317	20.74	ppb		92
89)	1,3,5-Trimethylbenzene	11.12	105	188460	21.39	ppb		96
90)	4-Chlorotoluene	11.13	91	169578	21.02	ppb		99
91)	Tert-Butylbenzene	11.44	119	113528	22.75	ppb		98
92)	1,2,4-Trimethylbenzene	11.49	105	194704	22.09	ppb		97
93)	Sec-Butylbenzene	11.66	105	210964	22.75	ppb		99
94)	p-Isopropyltoluene	11.81	119	210376	21.74	ppb		98
95)	Benzyl Chloride	11.99	91	42029	17.98	ppb		97
96)	1,3-DCB	11.75	146	126212	21.95	ppb		98
97)	1,4-DCB	11.84	146	125705	22.43	ppb		96
98)	n-Butylbenzene	12.22	91	128982	20.53	ppb		95
99)	1,2-DCB	12.21	146	124816	22.02	ppb		98
100)	Hexachloroethane	12.46	117	30628	20.04	ppb		94
101)	1,2-Dibromo-3-chloropropan	12.99	75	10893	22.83	ppb	#	81
102)	1,2,4-Trichlorobenzene	13.81	180	49784	21.15	ppb		88
103)	Hexachlorobutadiene	13.99	225	53060	21.20	ppb		97
104)	Naphthalene	14.05	128	96821	26.22	ppb		99
105)	1,2,3-Trichlorobenzene	14.30	180	62906	21.74	ppb		86

(#) = qualifier out of range (m) = manual integration

Quantitation Report

Data File : M:\MAX\DATA\211015\1015M18.D
Acq On : 15 Oct 21 18:03
Sample : 20ug/L VOC STD 10/15/21
Misc : IS&S 8/4/21

Vial: 8
Operator: LP,DG,CH
Inst : Max
Multiplr: 1.00

Quant Time: Oct 16 13:29 2021

Quant Results File: M1015W.RES

Method : M:\MAX\DATA\211015\M1015W.M (RTE Integrator)
Title : METHOD 8260B
Last Update : Sat Oct 16 14:01:48 2021
Response via : Initial Calibration

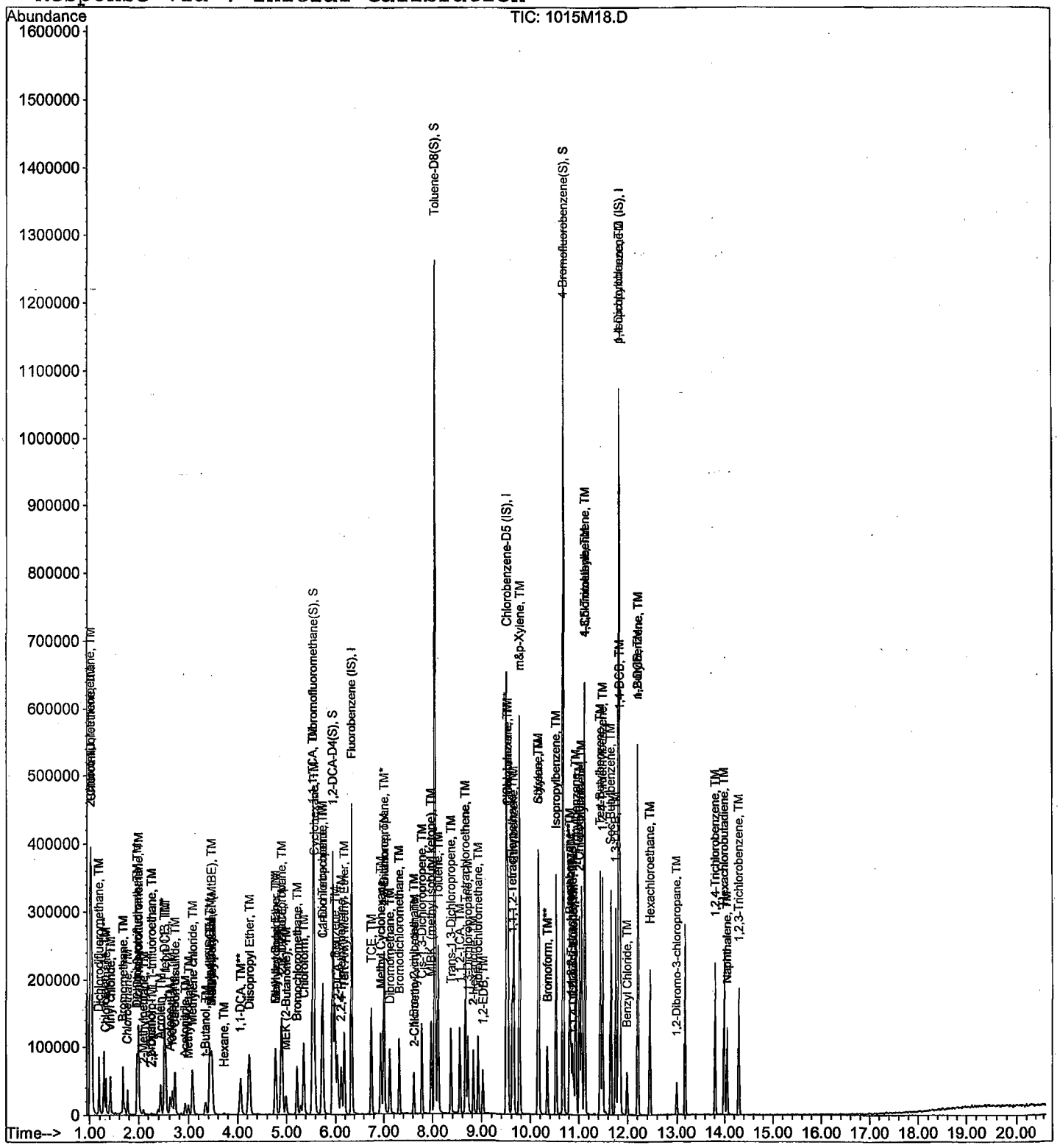

Quantitation Report (Not Reviewed)

Data File : M:\MAX\DATA\211015\1015M19.D
Acq On : 15 Oct 21 18:31
Sample : 40ug/L VOC STD 10/15/21
Misc : IS&S 8/4/21

Vial: 9
Operator: LP,DG,CH
Inst : Max
Multiplr: 1.00

Quant Time: Oct 16 13:29 2021

Quant Results File: M1015W.RES

Quant Method : M:\MAX\DATA\211015\M1015W.M (RTE Integrator)
Title : METHOD 8260B
Last Update : Sat Oct 16 13:28:38 2021
Response via : Initial Calibration
DataAcq Meth : M8260

Internal Standards	R.T.	QIon	Response	Conc Units	Dev(Min)
1) Fluorobenzene (IS)	6.34	96	394795	25.00 ppb	0.00
65) Chlorobenzene-D5 (IS)	9.50	117	356570	25.00 ppb	0.00
80) 1,4-Dichlorobenzene-D (IS)	11.82	152	246902	25.00 ppb	0.00
System Monitoring Compounds					
41) Dibromofluoromethane(S)	5.56	111	238087	49.90 ppb	0.00
Spiked Amount 25.000			Recovery	= 199.604%	
46) 1,2-DCA-D4(S)	5.95	65	166336	51.31 ppb	0.00
Spiked Amount 25.000			Recovery	= 205.252%	
66) Toluene-D8(S)	8.05	98	788816	48.87 ppb	0.00
Spiked Amount 25.000			Recovery	= 195.484%	
74) 4-Bromofluorobenzene(S)	10.68	95	335059	48.24 ppb	0.00
Spiked Amount 25.000			Recovery	= 192.944%	

Target Compounds						Qvalue
2) Chlorotrifluoroethene	1.01	116	1951	12.60 ppb	#	73
3) Dichlorodifluoromethane	1.18	85	95360	47.61 ppb		100
4) Freon 114	1.29	85	57360	34.02 ppb		83
5) Chloromethane	1.33	50	56542	46.36 ppb		94
6) Vinyl chloride	1.42	62	70630	48.13 ppb		92
7) 2-Chloro-1,1,1-trifluoroet	1.01	118	1922	44.68 ppb	#	51
8) Bromomethane	1.68	94	51410	52.69 ppb		91
9) Chloroethane	1.77	64	42072	42.31 ppb		97
10) Dichlorofluoromethane	1.97	67	141160	42.20 ppb		99
11) Trichlorofluoromethane	2.00	101	187948	49.90 ppb		98
12) 2,2-Dichloro-1,1,1-trifluo	2.18	85	25	20.78 ppb		100
13) Acrolein	2.43	56	40051	108.07 ppb		88
14) Acetone	2.62	43	39041	86.69 ppb		98
15) Freon-113	2.52	151	70973	40.64 ppb		97
16) Acetonitrile	2.93	41	22065	175.15 ppb		88
17) 2-propanol	2.27	45	3181	170.43 ppb	#	81
18) 1,2-Dichlorotrifluoroethan	1.97	67	141160	42.19 ppb		100
19) 1,1-DCE	2.50	61	104417	45.50 ppb		96
20) t-Butanol	3.35	59	36678	173.72 ppb		96
21) Methyl Acetate	2.99	43	34963	43.11 ppb		95
22) Iodomethane	2.66	142	81874	45.72 ppb		95
23) Acrylonitrile	3.43	53	19528	43.06 ppb	#	80
24) 2-Methylpentane	2.10	71	116	48.21 ppb	#	100
25) Methylene chloride	3.08	84	68587	41.23 ppb		97
26) Carbon disulfide	2.71	76	86056	38.73 ppb		99
27) Methyl t-butyl ether (MtBE	3.47	73	239816	44.88 ppb		94
28) Trans-1,2-DCE	3.43	96	72205	46.70 ppb		95

(#) = qualifier out of range (m) = manual integration

Quantitation Report (Not Reviewed)

Data File : M:\MAX\DATA\211015\1015M19.D
Acq On : 15 Oct 21 18:31
Sample : 40ug/L VOC STD 10/15/21
Misc : IS&S 8/4/21

Vial: 9
Operator: LP,DG,CH
Inst : Max
Multiplr: 1.00

Quant Time: Oct 16 13:29 2021

Quant Results File: M1015W.RES

Quant Method : M:\MAX\DATA\211015\M1015W.M (RTE Integrator)
Title : METHOD 8260B
Last Update : Sat Oct 16 13:28:38 2021
Response via : Initial Calibration
DataAcq Meth : M8260

	Compound	R.T.	QIon	Response	Conc Unit		Qvalue
29)	3-Methylpentane	3.47	57	37452	43.35 ppb		88
30)	Hexane	3.70	56	751	34.68 ppb	#	100
31)	Diisopropyl Ether	4.24	45	152386	41.14 ppb		95
32)	1,1-DCA	4.06	63	116415	42.45 ppb	#	94
34)	Ethyl tert Butyl Ether	4.77	59	199919	41.25 ppb		94
35)	Methylcyclopentane	4.77	56	8348	40.96 ppb		100
36)	MEK (2-Butanone)	4.99	43	43256	82.23 ppb		88
37)	Cis-1,2-DCE	4.91	96	82880	43.37 ppb		92
38)	2,2-Dichloropropane	4.89	77	141607	39.86 ppb		99
39)	Chloroform	5.36	83	160419	42.76 ppb		94
40)	Bromochloromethane	5.22	130	68479	49.26 ppb		94
42)	1,1,1-TCA	5.54	97	182393	46.52 ppb		98
43)	Cyclohexane	5.58	41	48312	41.04 ppb		90
44)	1,1-Dichloropropene	5.75	75	94511	42.80 ppb		97
45)	2,2,4-Trimethylpentane	6.12	57	121452	34.73 ppb	#	86
47)	Carbon Tetrachloride	5.74	117	166925	47.02 ppb		98
48)	Tert Amyl Methyl Ether	6.18	73	194157	40.51 ppb		97
49)	1,2-DCA	6.04	62	153949	45.21 ppb		100
50)	Benzene	5.99	78	269561	43.28 ppb		99
51)	TCE	6.75	95	85080	46.13 ppb		85
52)	2-Pentanone	7.01	43	159478	182.50 ppb		99
53)	1,2-Dichloropropane	7.00	63	32440	49.75 ppb		96
54)	Bromodichloromethane	7.31	83	132884	45.71 ppb		99
55)	Methyl Cyclohexane	6.94	83	97260	42.40 ppb		100
56)	Dibromomethane	7.12	93	50236	45.10 ppb		93
57)	MIBK (methyl isobutyl ket	7.98	43	93060	78.28 ppb		97
58)	1-Bromo-2-chloroethane	7.62	144	17760	43.04 ppb		98
59)	2-Chloroethyl vinyl ether	7.58	43	20	15.93 ppb	#	100
60)	Cis-1,3-Dichloropropene	7.79	75	117498	43.10 ppb		96
61)	Toluene	8.12	91	319786	41.80 ppb		99
62)	Trans-1,3-Dichloropropene	8.37	75	122778	43.89 ppb		99
63)	1,1,2-TCA	8.55	83	47558	39.57 ppb		94
64)	2-Hexanone	8.83	43	66653	78.60 ppb		94
67)	1,2-EDB	9.03	107	74115	46.45 ppb		95
68)	Tetrachloroethene	8.66	164	70304	44.97 ppb		81
69)	1-Chlorohexane	9.53	91	54312	38.51 ppb		96
70)	1,1,1,2-Tetrachloroethane	9.62	131	111805	42.65 ppb		92
71)	m&p-Xylene	9.77	106	333019	85.09 ppb		100
72)	o-Xylene	10.16	106	167690	42.31 ppb		100
73)	Styrene	10.18	104	270125	41.74 ppb		99
75)	1,3-Dichloropropane	8.71	76	106532	43.44 ppb		88
76)	Dibromochloromethane	8.93	129	113393	46.02 ppb		99

(#) = qualifier out of range (m) = manual integration

Quantitation Report (Not Reviewed)

Data File : M:\MAX\DATA\211015\1015M19.D
Acq On : 15 Oct 21 18:31
Sample : 40ug/L VOC STD 10/15/21
Misc : IS&S 8/4/21

Vial: 9
Operator: LP,DG,CH
Inst : Max
Multiplr: 1.00

Quant Time: Oct 16 13:29 2021

Quant Results File: M1015W.RES

Quant Method : M:\MAX\DATA\211015\M1015W.M (RTE Integrator)
Title : METHOD 8260B
Last Update : Sat Oct 16 13:28:38 2021
Response via : Initial Calibration
DataAcq Meth : M8260

	Compound	R.T.	QIon	Response	Conc Unit	Qvalue
77)	Chlorobenzene	9.53	112	247111	41.17 ppb	96
78)	Ethylbenzene	9.65	91	393606	43.49 ppb	98
79)	Bromoform	10.35	173	96934	47.29 ppb	94
81)	Isopropylbenzene	10.53	105	436071	40.40 ppb	98
82)	1,1,2,2-Tetrachloroethane	10.84	83	72110	39.85 ppb	91
83)	1,2,3-Trichloropropane	10.88	110	37233	43.97 ppb	94
84)	t-1,4-Dichloro-2-Butene	10.90	53	20351	36.72 ppb	74
85)	Bromobenzene	10.81	156	144680	39.26 ppb	93
86)	n-Propylbenzene	10.94	91	452586	41.83 ppb	99
87)	4-Ethyltoluene	11.06	105	417221	41.31 ppb	95
88)	2-Chlorotoluene	11.01	91	340873	40.48 ppb	88
89)	1,3,5-Trimethylbenzene	11.12	105	382964	41.40 ppb	97
90)	4-Chlorotoluene	11.13	91	343947	40.60 ppb	99
91)	Tert-Butylbenzene	11.44	119	234880	44.83 ppb	98
92)	1,2,4-Trimethylbenzene	11.49	105	396710	42.65 ppb	99
93)	Sec-Butylbenzene	11.66	105	437165	44.90 ppb	99
94)	p-Isopropyltoluene	11.81	119	441578	43.11 ppb	98
95)	Benzyl Chloride	11.99	91	88019	35.87 ppb	99
96)	1,3-DCB	11.75	146	262502	43.48 ppb	98
97)	1,4-DCB	11.84	146	255429	43.91 ppb	96
98)	n-Butylbenzene	12.22	91	282853	41.90 ppb	98
99)	1,2-DCB	12.21	146	253718	42.63 ppb	99
100)	Hexachloroethane	12.46	117	65707	41.10 ppb	99
101)	1,2-Dibromo-3-chloropropan	12.99	75	22876	44.84 ppb	91
102)	1,2,4-Trichlorobenzene	13.81	180	113144	43.34 ppb	94
103)	Hexachlorobutadiene	13.99	225	114209	42.64 ppb	98
104)	Naphthalene	14.05	128	238304	52.27 ppb	99
105)	1,2,3-Trichlorobenzene	14.30	180	146469	44.67 ppb	90

(#) = qualifier out of range (m) = manual integration

Quantitation Report

Data File : M:\MAX\DATA\211015\1015M19.D
Acq On : 15 Oct 21 18:31
Sample : 40ug/L VOC STD 10/15/21
Misc : IS&S 8/4/21

Vial: 9
Operator: LP,DG,CH
Inst : Max
Multiplr: 1.00

Quant Time: Oct 16 13:29 2021

Quant Results File: M1015W.RES

Method : M:\MAX\DATA\211015\M1015W.M (RTE Integrator)
Title : METHOD 8260B
Last Update : Sat Oct 16 14:01:48 2021
Response via : Initial Calibration



Quantitation Report (Not Reviewed)

Data File : M:\MAX\DATA\211015\1015M20.D
Acq On : 15 Oct 21 19:00
Sample : 100ug/L VOC STD 10/15/21
Misc : IS&S 8/4/21

Vial: 10
Operator: LP,DG,CH
Inst : Max
Multiplr: 1.00

Quant Time: Oct 16 13:29 2021

Quant Results File: M1015W.RES

Quant Method : M:\MAX\DATA\211015\M1015W.M (RTE Integrator)
Title : METHOD 8260B
Last Update : Sat Oct 16 13:28:38 2021
Response via : Initial Calibration
DataAcq Meth : M8260

Internal Standards	R.T.	QIon	Response	Conc Units	Dev(Min)
1) Fluorobenzene (IS)	6.34	96	386789	25.00 ppb	0.00
65) Chlorobenzene-D5 (IS)	9.50	117	357810	25.00 ppb	0.00
80) 1,4-Dichlorobenzene-D (IS)	11.82	152	248989	25.00 ppb	0.00
System Monitoring Compounds					
41) Dibromofluoromethane(S)	5.56	111	442755	94.72 ppb	0.00
Spiked Amount 25.000			Recovery	= 378.876%	
46) 1,2-DCA-D4(S)	5.95	65	315456	99.33 ppb	0.00
Spiked Amount 25.000			Recovery	= 397.320%	
66) Toluene-D8(S)	8.05	98	1486255	91.76 ppb	0.00
Spiked Amount 25.000			Recovery	= 367.048%	
74) 4-Bromofluorobenzene(S)	10.68	95	657746	94.36 ppb	0.00
Spiked Amount 25.000			Recovery	= 377.452%	

Target Compounds						Qvalue
2) Chlorotrifluoroethene	1.02	116	1201	7.92 ppb	#	45
3) Dichlorodifluoromethane	1.18	85	234560	119.53 ppb		99
4) Freon 114	1.29	85	146791	88.87 ppb		80
5) Chloromethane	1.33	50	143008	120.04 ppb		97
6) Vinyl chloride	1.42	62	168822	117.43 ppb		98
7) 2-Chloro-1,1,1-trifluoroet	1.00	118	1493	35.42 ppb	#	37
8) Bromomethane	1.68	94	135974	143.32 ppb		93
9) Chloroethane	1.76	64	126156	129.66 ppb		97
10) Dichlorofluoromethane	1.96	67	347423	106.00 ppb		100
11) Trichlorofluoromethane	1.99	101	454942	123.28 ppb		94
12) 2,2-Dichloro-1,1,1-trifluo	2.39	85	85	72.11 ppb	#	100
13) Acrolein	2.44	56	44550	122.70 ppb		88
14) Acetone	2.62	43	47910	108.58 ppb		94
15) Freon-113	2.52	151	175591	102.62 ppb		89
16) Acetonitrile	2.94	41	23864	193.35 ppb		91
17) 2-propanol	2.30	45	8518	465.81 ppb		92
18) 1,2-Dichlorotrifluoroethan	1.96	67	347584	106.03 ppb	#	100
19) 1,1-DCE	2.50	61	262927	116.95 ppb		95
20) t-Butanol	3.37	59	50833	214.24 ppb		99
21) Methyl Acetate	3.00	43	84654	106.53 ppb		85
22) Iodomethane	2.65	142	214716	120.36 ppb		98
23) Acrylonitrile	3.44	53	47089	105.86 ppb		93
24) 2-Methylpentane	2.09	71	220	93.32 ppb	#	100
25) Methylene chloride	3.08	84	160180	98.28 ppb		95
26) Carbon disulfide	2.71	76	194560	89.38 ppb		97
27) Methyl t-butyl ether (MtBE	3.47	73	555224	106.05 ppb		93
28) Trans-1,2-DCE	3.42	96	182546	121.83 ppb		100

(#) = qualifier out of range (m) = manual integration

Quantitation Report (Not Reviewed)

Data File : M:\MAX\DATA\211015\1015M20.D
Acq On : 15 Oct 21 19:00
Sample : 100ug/L VOC STD 10/15/21
Misc : IS&S 8/4/21

Vial: 10
Operator: LP,DG,CH
Inst : Max
Multiplr: 1.00

Quant Time: Oct 16 13:29 2021

Quant Results File: M1015W.RES

Quant Method : M:\MAX\DATA\211015\M1015W.M (RTE Integrator)
Title : METHOD 8260B
Last Update : Sat Oct 16 13:28:38 2021
Response via : Initial Calibration
DataAcq Meth : M8260

	Compound	R.T.	QIon	Response	Conc	Unit		Qvalue
29)	3-Methylpentane	3.47	57	93951	112.00	ppb		89
30)	Hexane	3.71	56	1846	87.00	ppb	#	100
31)	Diisopropyl Ether	4.24	45	370710	102.14	ppb		97
32)	1,1-DCA	4.06	63	285289	106.17	ppb	#	93
34)	Ethyl tert Butyl Ether	4.77	59	459729	96.83	ppb		97
35)	Methylcyclopentane	4.77	56	17519	87.74	ppb	#	100
36)	MEK (2-Butanone)	4.99	43	53511	103.84	ppb		90
37)	Cis-1,2-DCE	4.91	96	197796	105.64	ppb		94
38)	2,2-Dichloropropane	4.89	77	346511	99.56	ppb		100
39)	Chloroform	5.36	83	390282	106.18	ppb		94
40)	Bromochloromethane	5.22	130	156085	115.65	ppb	#	88
42)	1,1,1-TCA	5.54	97	433213	112.79	ppb		97
43)	Cyclohexane	5.58	41	121867	105.66	ppb		90
44)	1,1-Dichloropropene	5.75	75	231228	106.87	ppb		95
45)	2,2,4-Trimethylpentane	6.12	57	302605	88.31	ppb		87
47)	Carbon Tetrachloride	5.74	117	411487	118.31	ppb		95
48)	Tert Amyl Methyl Ether	6.18	73	450960	96.03	ppb		97
49)	1,2-DCA	6.04	62	367370	110.12	ppb		98
50)	Benzene	5.99	78	649591	106.45	ppb		98
51)	TCE	6.75	95	206061	115.34	ppb		84
52)	2-Pentanone	7.01	43	179595	209.77	ppb		99
53)	1,2-Dichloropropane	7.00	63	72296	113.59	ppb		96
54)	Bromodichloromethane	7.31	83	317248	111.38	ppb		100
55)	Methyl Cyclohexane	6.94	83	236830	106.31	ppb		93
56)	Dibromomethane	7.12	93	119549	109.56	ppb		95
57)	MIBK (methyl isobutyl ket	7.98	43	114125	97.99	ppb		98
58)	1-Bromo-2-chloroethane	7.62	144	42608	105.40	ppb		91
59)	2-Chloroethyl vinyl ether	7.69	43	19	15.45	ppb	#	100
60)	Cis-1,3-Dichloropropene	7.79	75	293076	109.74	ppb		94
61)	Toluene	8.12	91	786013	104.86	ppb		96
62)	Trans-1,3-Dichloropropene	8.37	75	301333	109.95	ppb		100
63)	1,1,2-TCA	8.55	83	116902	99.29	ppb		93
64)	2-Hexanone	8.83	43	83212	100.16	ppb	#	92
67)	1,2-EDB	9.03	107	187298	116.98	ppb		98
68)	Tetrachloroethene	8.66	164	163584	104.28	ppb		86
69)	1-Chlorohexane	9.53	91	140232	99.08	ppb		96
70)	1,1,1,2-Tetrachloroethane	9.62	131	281249	106.91	ppb		97
71)	m&p-Xylene	9.77	106	823233	209.61	ppb		98
72)	o-Xylene	10.16	106	418928	105.33	ppb		98
73)	Styrene	10.18	104	692047	106.57	ppb		98
75)	1,3-Dichloropropane	8.71	76	259322	105.38	ppb		91
76)	Dibromochloromethane	8.93	129	278663	112.70	ppb		98

(#) = qualifier out of range (m) = manual integration

Quantitation Report (Not Reviewed)

Data File : M:\MAX\DATA\211015\1015M20.D
Acq On : 15 Oct 21 19:00
Sample : 100ug/L VOC STD 10/15/21
Misc : IS&S 8/4/21

Vial: 10
Operator: LP,DG,CH
Inst : Max
Multiplr: 1.00

Quant Time: Oct 16 13:29 2021

Quant Results File: M1015W.RES

Quant Method : M:\MAX\DATA\211015\M1015W.M (RTE Integrator)
Title : METHOD 8260B
Last Update : Sat Oct 16 13:28:38 2021
Response via : Initial Calibration
DataAcq Meth : M8260

	Compound	R.T.	QIon	Response	Conc Unit	Qvalue
77)	Chlorobenzene	9.53	112	618681	102.72 ppb	96
78)	Ethylbenzene	9.65	91	972119	107.04 ppb	100
79)	Bromoform	10.35	173	247112	120.13 ppb	95
81)	Isopropylbenzene	10.54	105	1132302	104.03 ppb	98
82)	1,1,2,2-Tetrachloroethane	10.85	83	183360	100.48 ppb	93
83)	1,2,3-Trichloropropane	10.88	110	96387	113.47 ppb	94
84)	t-1,4-Dichloro-2-Butene	10.90	53	52050	92.63 ppb	80
85)	Bromobenzene	10.81	156	374456	100.76 ppb	91
86)	n-Propylbenzene	10.94	91	1150904	105.49 ppb	100
87)	4-Ethyltoluene	11.06	105	1068018	104.87 ppb	94
88)	2-Chlorotoluene	11.02	91	751088	88.44 ppb	92
89)	1,3,5-Trimethylbenzene	11.12	105	1000113	107.22 ppb	99
90)	4-Chlorotoluene	11.13	91	881242	103.15 ppb	99
91)	Tert-Butylbenzene	11.44	119	615168	116.44 ppb	97
92)	1,2,4-Trimethylbenzene	11.49	105	1027302	109.19 ppb	98
93)	Sec-Butylbenzene	11.66	105	1145861	116.71 ppb	100
94)	p-Isopropyltoluene	11.81	119	1156691	111.42 ppb	99
95)	Benzyl Chloride	11.99	91	250447	101.21 ppb	97
96)	1,3-DCB	11.75	146	675841	111.01 ppb	99
97)	1,4-DCB	11.85	146	672085	115.40 ppb	98
98)	n-Butylbenzene	12.22	91	786990	114.02 ppb	97
99)	1,2-DCB	12.21	146	677640	112.91 ppb	98
100)	Hexachloroethane	12.46	117	181188	112.65 ppb	98
101)	1,2-Dibromo-3-chloropropan	12.99	75	63114	121.24 ppb	93
102)	1,2,4-Trichlorobenzene	13.81	180	337280	123.99 ppb	90
103)	Hexachlorobutadiene	13.99	225	307962	112.70 ppb	97
104)	Naphthalene	14.06	128	746536	118.59 ppb	97
105)	1,2,3-Trichlorobenzene	14.30	180	462536	133.70 ppb	90

(#) = qualifier out of range (m) = manual integration

Quantitation Report

Data File : M:\MAX\DATA\211015\1015M20.D
Acq On : 15 Oct 21 19:00
Sample : 100ug/L VOC STD 10/15/21
Misc : IS&S 8/4/21

Vial: 10
Operator: LP,DG,CH
Inst : Max
Multiplr: 1.00

Quant Time: Oct 16 13:29 2021

Quant Results File: M1015W.RES

Method : M:\MAX\DATA\211015\M1015W.M (RTE Integrator)
Title : METHOD 8260B
Last Update : Sat Oct 16 14:01:48 2021
Response via : Initial Calibration

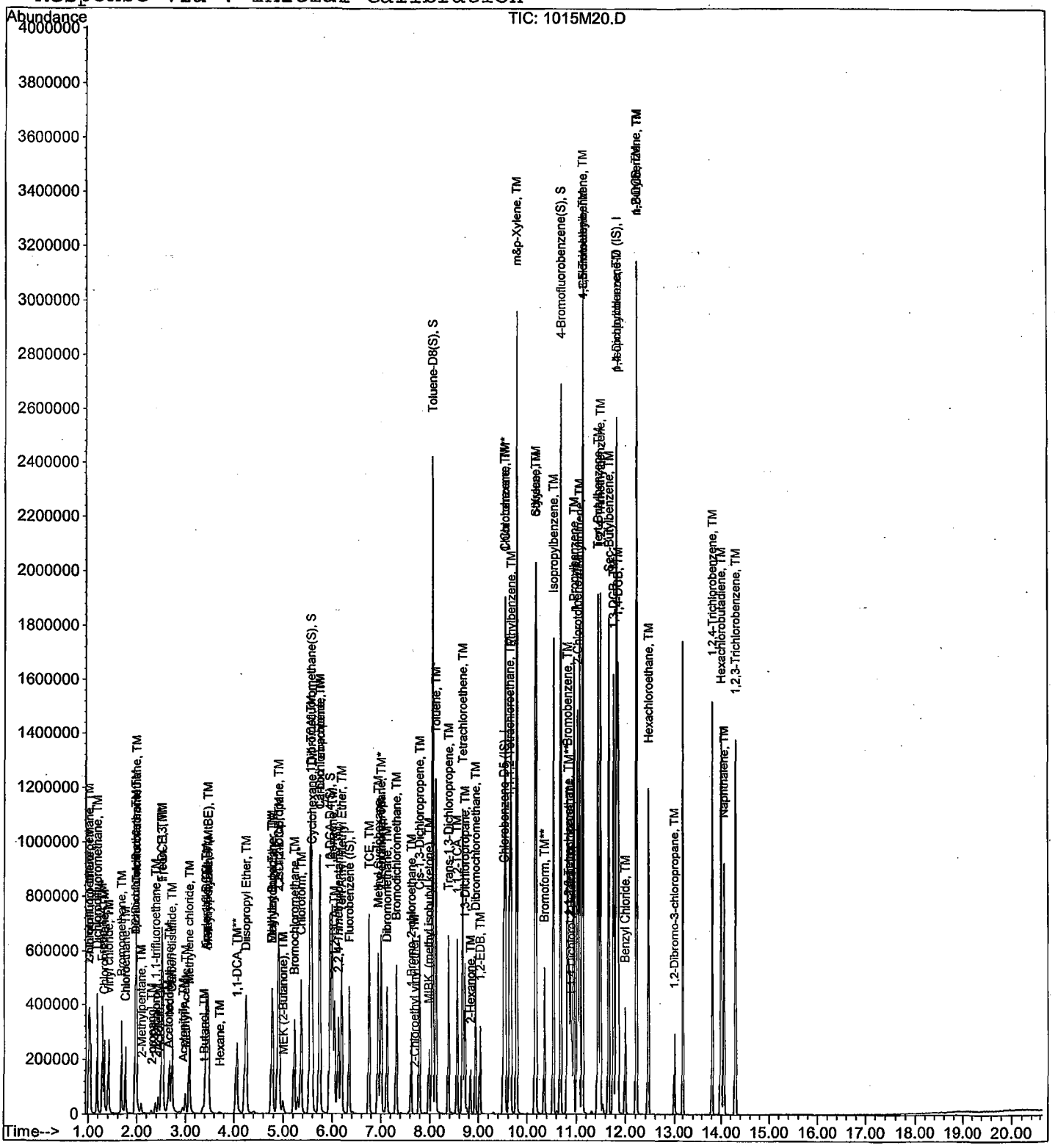
Abundance
TIC: 1015M20.D
Time-->
Toluene-D8(S), S
4-Bromofluorobenzene(S), S
m&p-Xylene, TM
Hexachloroethane, TM
1,2-Dibromo-3-chloropropane, TM
Benzyl Chloride, TM
Naphthalene, TM
1,2,4-Trichlorobenzene, TM
Hexachlorobutadiene, TM
1,2,3-Trichlorobenzene, TM
Bromoform, TM**
Isopropylbenzene, TM
Bromobenzene, TM
Tetrachloroethene, TM
Toluene, TM*
Trans-1,3-Dichloropropene, TM
1,1,2-TCA, TM
1,3-Dichloropropane, TM
Dibromochloromethane, TM
2-Hexanone, TM
1,2-EDB, TM
Chlorobenzene-D5 (IS), I
Ethylbenzene, TM
Cyclohexane, TM*
Carbon Tetrachloride, TM
Cyclohexanone, TM
Fluorobenzene (IS), I
Methyl Ether, TM
Bromochloromethane, TM
Dibromomethane, TM
Bromodichloromethane, TM
Chloroform, TM**
Cyclohexane(S), S
Cyclohexane-D12 (IS), I
Cyclohexane-D12 (IS), I
Cyclohexane-D12 (IS), I

VOLATILE ORGANIC ANALYSIS BY
EPA METHOD 8260B

Form 7

Second Source Calibration

Lab Name: APPL, Inc.
Case No:
Matrix: Water

SDG No:
Date Analyzed: 10/15/2021
Instrument: Max
Initial Cal. Date: 10/15/2021
Data File: 1015M22.D

		Compound	MEAN	CCRF	%D		%Drift	
1	TM	Chlorotrifluoroethene	0.0000	0.0122	0.00	TM		
2	TM	Dichlorodifluoromethane	0.1497	0.1425	4.8	TM		
3	TM	Freon 114	0.0839	0.0990	18	TM		
4	TM**	Chloromethane	0.0893	0.0842	5.7	TM**		
5	TM*	Vinyl chloride	0.1101	0.1001	9.1	TM*		
6	TM	2-Chloro-1,1,1-trifluoroethane	0.0000	0.0024	0.00	TM		
7	TM	Bromomethane	0.0931	0.0814	13	TM		
8	TML	Chloroethane	0.0844	0.0648	23	TML	8.2	
9	TM	Dichlorofluoromethane	0.2416	0.1948	19	TM		
10	TM	Trichlorofluoromethane	0.2889	0.2752	4.8	TM		
11	TM	2,2-Dichloro-1,1,1-trifluoroethane	0.0000	0.0001	0.00	TM		
12	TMQ	Acrolein	0.0145	0.0122	15	TMQ	12	
13	TM	Acetone	0.0326	0.0319	2.1	TM		
14	TM	Freon-113	0.1176	0.1116	5.1	TM		
15	TM	Acetonitrile	0.0077	0.0083	7.5	TM		
16	TML	2-propanol	0.0000	0.0009	0.00	TML		
17	TM	1,2-Dichlorotrifluoroethane	0.2416	0.1948	19	TM		
18	TM*	1,1-DCE	0.1751	0.1607	8.2	TM*		
19	TMQ	t-Butanol	0.0101	0.0116	14	TMQ	16	
20	TMQ	Methyl Acetate	0.0528	0.0415	21	TMQ	24	*Low
21	TML	Iodomethane	0.1096	0.0881	20	TML	24	*Low
22	TML	Acrylonitrile	0.0252	0.0300	19	TML	2.8	
23	TM	Methylene chloride	0.1130	0.1086	3.9	TM		
24	TM	Carbon disulfide	0.1424	0.1277	10	TM		
25	TM	Methyl t-butyl ether (MtBE)	0.3769	0.3493	7.3	TM		
26	TM	Trans-1,2-DCE	0.1221	0.1176	3.6	TM		
27	TML	3-Methylpentane	0.0702	0.0590	16	TML	7.9	
28	TM	Hexane	0.0000	0.0008	0.00	TM		
29	TM	Diisopropyl Ether	0.2351	0.2190	6.9	TM		
30	TM**	1,1-DCA	0.1831	0.1889	3.2	TM**		
31	TM	Ethyl tert Butyl Ether	0.3021	0.2803	7.2	TM		
32	TML	Methylcyclopentane	0.0160	0.0145	9.4	TML	13	
33	TM	MEK (2-Butanone)	0.0341	0.0344	1.0	TM		
34	TM	Cis-1,2-DCE	0.1352	0.1221	9.7	TM		
35	TM	2,2-Dichloropropane	0.2349	0.2108	10	TM		
36	TM*	Chloroform	0.2377	0.2410	1.4	TM*		
37	TML	Bromochloromethane	0.1040	0.0967	7.0	TML	9.0	
38	TM	1,1,1-TCA	0.2791	0.2799	0.27	TM		
39	TM	Cyclohexane	0.0798	0.0682	15	TM		
40	TM	1,1-Dichloropropene	0.1514	0.1477	2.5	TM		
		Average			8.6			

VOLATILE ORGANIC ANALYSIS BY
EPA METHOD 8260B

Form 7

Second Source Calibration

Lab Name: APPL, Inc.
Case No:
Matrix: Water

SDG No:
Date Analyzed: 10/15/2021
Instrument: Max
Cal. Date: 10/15/2021
Data File: 1015M22.D

		Compound	MEAN	CCRF	%D		%Drift
41	TM	2,2,4-Trimethylpentane	0.1964	0.1702	13	TM	
42	TM	Carbon Tetrachloride	0.2625	0.2517	4.1	TM	
43	TM	Tert Amyl Methyl Ether	0.2978	0.2793	6.2	TM	
44	TM	1,2-DCA	0.2350	0.2325	1.1	TM	
45	TM	Benzene	0.4384	0.4137	5.6	TM	
46	TM	TCE	0.1404	0.1388	1.1	TM	
47	TM	2-Pentanone	0.0570	0.0572	0.40	TM	
48	TM*L	1,2-Dichloropropane	0.0476	0.0463	2.9	TM*L	5.1
49	TM	Bromodichloromethane	0.1968	0.1954	0.72	TM	
50	TML	Methyl Cyclohexane	0.1542	0.1469	4.7	TML	2.6
51	TM	Dibromomethane	0.0856	0.0761	11	TM	
52	TM	MIBK (methyl isobutyl ketone)	0.0729	0.0782	7.3	TM	
53	TML	1-Bromo-2-chloroethane	0.0245	0.0257	4.8	TML	6.7
54	TM	2-Chloroethyl vinyl ether	0.0000	0.0001	0.00	TM	
55	TM	Cis-1,3-Dichloropropene	0.1763	0.1779	0.88	TM	
56	TM*	Toluene	0.5070	0.4972	1.9	TM*	
57	TM	Trans-1,3-Dichloropropene	0.1749	0.1751	0.15	TM	
58	TM	1,1,2-TCA	0.0786	0.0760	3.3	TM	
59	TM	2-Hexanone	0.0493	0.0526	6.7	TM	
60	TM	1,2-EDB	0.1319	0.1272	3.6	TM	
61	TML	Tetrachloroethene	0.2207	0.1356	39	TML	4.5
62	TM	1-Chlorohexane	0.0992	0.0866	13	TM	
63	TM	1,1,1,2-Tetrachloroethane	0.1860	0.1885	1.4	TM	
64	TM	m&p-Xylene	0.2826	0.2811	0.55	TM	
65	TM	o-Xylene	0.2964	0.2821	4.8	TM	
66	TM	Styrene	0.4463	0.4632	3.8	TM	
67	TM	1,3-Dichloropropane	0.1940	0.1840	5.1	TM	
68	TM	Dibromochloromethane	0.1941	0.1947	0.35	TM	
69	TM**	Chlorobenzene	0.4334	0.4155	4.1	TM**	
70	TM*	Ethylbenzene	0.6860	0.6607	3.7	TM*	
71	TM**	Bromoform	0.1611	0.1543	4.2	TM**	
72	TM	Isopropylbenzene	1.166	1.132	2.9	TM	
73	TM**	1,1,2,2-Tetrachloroethane	0.2001	0.1827	8.7	TM**	
74	TM	1,2,3-Trichloropropane	0.1000	0.1008	0.81	TM	
75	TML	t-1,4-Dichloro-2-Butene	0.0601	0.0488	19	TML	4.0
76	TM	Bromobenzene	0.3816	0.3657	4.2	TM	
77	TM	n-Propylbenzene	1.151	1.138	1.2	TM	
78	TM	4-Ethyltoluene	1.063	0.9969	6.2	TM	
79	TM	2-Chlorotoluene	0.9129	0.8702	4.7	TM	
80	TM	1,3,5-Trimethylbenzene	0.9948	1.004	0.90	TM	
		Average			5.2		

VOLATILE ORGANIC ANALYSIS BY
EPA METHOD 8260B

Form 7

Second Source Calibration

Lab Name: APPL, Inc.
Case No:
Matrix: Water

SDG No:
Date Analyzed: 10/15/2021
Instrument: Max
Cal. Date: 10/15/2021
Data File: 1015M22.D

		Compound	MEAN	CCRF	%D		%Drift
81	TM	4-Chlorotoluene	0.9068	0.8859	2.3	TM	
82	TM	Tert-Butylbenzene	0.5492	0.5705	3.9	TM	
83	TM	1,2,4-Trimethylbenzene	0.9425	0.9915	5.2	TM	
84	TM	Sec-Butylbenzene	1.051	1.108	5.5	TM	
85	TM	p-Isopropyltoluene	1.016	1.070	5.3	TM	
86	TM	Benzyl Chloride	0.2406	0.2024	16	TM	
87	TM	1,3-DCB	0.6644	0.6756	1.7	TM	
88	TM	1,4-DCB	0.6767	0.6541	3.3	TM	
89	TML	n-Butylbenzene	0.5721	0.6278	9.7	TML	7.4
90	TM	1,2-DCB	0.6504	0.6356	2.3	TM	
91	TM	Hexachloroethane	0.1703	0.1719	0.98	TM	
92	TML	1,2-Dibromo-3-chloropropane	0.0437	0.0485	11	TML	13
93	TML	1,2,4-Trichlorobenzene	0.1936	0.2049	5.8	TML	17
94	TML	Hexachlorobutadiene	0.2401	0.2482	3.4	TML	9.7
95	TMQ	Naphthalene	0.4088	0.4281	4.7	TMQ	8.9
96	TML	1,2,3-Trichlorobenzene	0.2371	0.2821	19	TML	13
97							
98							
99							
100							
101							
102							
103							
104							
105							
106							
107							
108							
109							
110							
111							
112							
113							
114							
115							
116							
117							
118							
119							
120							
		Average			6.3		

Quantitation Report (Not Reviewed)

Data File : M:\MAX\DATA\211015\1015M22.D
Acq On : 15 Oct 21 19:57
Sample : (SS) 10ug/L VOC STD 10/15/21
Misc : IS&S 8/4/21

Vial: 12
Operator: LP,DG,CH
Inst : Max
Multiplr: 1.00

Quant Time: Oct 16 14:01 2021

Quant Results File: M1015W.RES

Quant Method : M:\MAX\DATA\211015\M1015W.M (RTE Integrator)
Title : METHOD 8260B
Last Update : Sat Oct 16 14:01:48 2021
Response via : Initial Calibration
DataAcq Meth : M8260

Internal Standards	R.T.	QIon	Response	Conc Units	Dev(Min)
1) Fluorobenzene (IS)	6.34	96	407759	25.00 ppb	0.00
65) Chlorobenzene-D5 (IS)	9.50	117	364241	25.00 ppb	0.00
80) 1,4-Dichlorobenzene-D (IS)	11.82	152	235667	25.00 ppb	0.00
System Monitoring Compounds					
41) Dibromofluoromethane(S)	5.56	111	123620	24.41 ppb	0.00
Spiked Amount 25.000			Recovery	= 97.644%	
46) 1,2-DCA-D4(S)	5.95	65	86328	24.44 ppb	0.00
Spiked Amount 25.000			Recovery	= 97.764%	
66) Toluene-D8(S)	8.05	98	412111	24.62 ppb	0.00
Spiked Amount 25.000			Recovery	= 98.464%	
74) 4-Bromofluorobenzene(S)	10.68	95	166312	24.60 ppb	0.00
Spiked Amount 25.000			Recovery	= 98.388%	

Target Compounds					Qvalue
3) Dichlorodifluoromethane	1.18	85	23248	9.52 ppb	98
4) Freon 114	1.29	85	16154	11.81 ppb	81
5) Chloromethane	1.33	50	13730	9.43 ppb	91
6) Vinyl chloride	1.42	62	16330	9.09 ppb	99
8) Bromomethane	1.68	94	13271	8.74 ppb	98
9) Chloroethane	1.77	64	10562	9.18 ppb	92
10) Dichlorofluoromethane	1.97	67	31774	8.06 ppb	97
11) Trichlorofluoromethane	2.00	101	44881	9.52 ppb	96
13) Acrolein	2.44	56	24941	109.40 ppb	90
14) Acetone	2.61	43	26025	48.95 ppb	99
15) Freon-113	2.52	151	18195	9.49 ppb	94
16) Acetonitrile	2.93	41	16970	134.32 ppb	90
18) 1,2-Dichlorotrifluoroethan	1.97	67	31774	8.06 ppb	100
19) 1,1-DCE	2.51	61	26210	9.18 ppb	99
20) t-Butanol	3.34	59	23571	144.72 ppb	93
21) Methyl Acetate	2.99	43	6766	7.57 ppb	95
22) Iodomethane	2.66	142	14370	7.58 ppb	95
23) Acrylonitrile	3.43	53	4893	9.72 ppb	91
25) Methylene chloride	3.08	84	17714	9.61 ppb	94
26) Carbon disulfide	2.71	76	20832	8.97 ppb #	92
27) Methyl t-butyl ether (MtBE	3.47	73	56980	9.27 ppb	92
28) Trans-1,2-DCE	3.43	96	19186	9.64 ppb	92
29) 3-Methylpentane	3.46	57	9624	9.21 ppb #	87
31) Diisopropyl Ether	4.24	45	35716	9.31 ppb	90
32) 1,1-DCA	4.06	63	30810	10.32 ppb	95
34) Ethyl tert Butyl Ether	4.77	59	45712	9.28 ppb	96
35) Methylcyclopentane	4.78	56	2359	11.28 ppb	100

(#) = qualifier out of range (m) = manual integration

Quantitation Report (Not Reviewed)

Data File : M:\MAX\DATA\211015\1015M22.D
Acq On : 15 Oct 21 19:57
Sample : (SS) 10ug/L VOC STD 10/15/21
Misc : IS&S 8/4/21

Vial: 12
Operator: LP,DG,CH
Inst : Max
Multiplr: 1.00

Quant Time: Oct 16 14:01 2021

Quant Results File: M1015W.RES

Quant Method : M:\MAX\DATA\211015\M1015W.M (RTE Integrator)
Title : METHOD 8260B
Last Update : Sat Oct 16 14:01:48 2021
Response via : Initial Calibration
DataAcq Meth : M8260

	Compound	R.T.	QIon	Response	Conc Unit		Qvalue
36)	MEK (2-Butanone)	4.99	43	28077	50.51 ppb	#	93
37)	Cis-1,2-DCE	4.91	96	19914	9.03 ppb		92
38)	2,2-Dichloropropane	4.89	77	34376	8.97 ppb		97
39)	Chloroform	5.36	83	39302	10.14 ppb		97
40)	Bromochloromethane	5.22	130	15775	9.10 ppb		95
42)	1,1,1-TCA	5.54	97	45646	10.03 ppb		94
43)	Cyclohexane	5.59	41	11131	8.55 ppb		86
44)	1,1-Dichloropropene	5.75	75	24083	9.75 ppb		95
45)	2,2,4-Trimethylpentane	6.12	57	27765	8.67 ppb		86
47)	Carbon Tetrachloride	5.74	117	41049	9.59 ppb		95
48)	Tert Amyl Methyl Ether	6.18	73	45547	9.38 ppb		96
49)	1,2-DCA	6.04	62	37921	9.89 ppb		97
50)	Benzene	5.99	78	67483	9.44 ppb		96
51)	TCE	6.75	95	22638	9.89 ppb		91
52)	2-Pentanone	7.01	43	116600	125.50 ppb		100
53)	1,2-Dichloropropane	7.00	63	7545	9.49 ppb	#	91
54)	Bromodichloromethane	7.31	83	31868	9.93 ppb		97
55)	Methyl Cyclohexane	6.94	83	23967	9.74 ppb		90
56)	Dibromomethane	7.12	93	12407	8.88 ppb		93
57)	MIBK (methyl isobutyl ket	7.98	43	63733	53.64 ppb		95
58)	1-Bromo-2-chloroethane	7.62	144	4192	9.33 ppb		75
60)	Cis-1,3-Dichloropropene	7.79	75	29014	10.09 ppb		96
61)	Toluene	8.12	91	81096	9.81 ppb		99
62)	Trans-1,3-Dichloropropene	8.37	75	28562	10.02 ppb		97
63)	1,1,2-TCA	8.55	83	12396	9.67 ppb		88
64)	2-Hexanone	8.83	43	42858	53.33 ppb		97
67)	1,2-EDB	9.03	107	18534	9.64 ppb		93
68)	Tetrachloroethene	8.66	164	19760	10.45 ppb	#	76
69)	1-Chlorohexane	9.53	91	12619	8.73 ppb		96
70)	1,1,1,2-Tetrachloroethane	9.62	131	27467	10.14 ppb		93
71)	m&p-Xylene	9.77	106	81898	19.89 ppb		97
72)	o-Xylene	10.16	106	41097	9.52 ppb		90
73)	Styrene	10.18	104	67486	10.38 ppb	#	95
75)	1,3-Dichloropropane	8.71	76	26810	9.49 ppb		92
76)	Dibromochloromethane	8.93	129	28373	10.03 ppb		98
77)	Chlorobenzene	9.53	112	60543	9.59 ppb		98
78)	Ethylbenzene	9.65	91	96264	9.63 ppb		99
79)	Bromoform	10.35	173	22475	9.58 ppb		89
81)	Isopropylbenzene	10.53	105	106724	9.71 ppb		99
82)	1,1,2,2-Tetrachloroethane	10.84	83	17225	9.13 ppb	#	88
83)	1,2,3-Trichloropropane	10.87	110	9505	10.08 ppb		85
84)	t-1,4-Dichloro-2-Butene	10.90	53	4599	9.60 ppb		75

(#) = qualifier out of range (m) = manual integration

Quantitation Report (Not Reviewed)

Data File : M:\MAX\DATA\211015\1015M22.D
Acq On : 15 Oct 21 19:57
Sample : (SS) 10ug/L VOC STD 10/15/21
Misc : IS&S 8/4/21

Vial: 12
Operator: LP,DG,CH
Inst : Max
Multiplr: 1.00

Quant Time: Oct 16 14:01 2021

Quant Results File: M1015W.RES

Quant Method : M:\MAX\DATA\211015\M1015W.M (RTE Integrator)
Title : METHOD 8260B
Last Update : Sat Oct 16 14:01:48 2021
Response via : Initial Calibration
DataAcq Meth : M8260

	Compound	R.T.	QIon	Response	Conc	Unit		Qvalue
85)	Bromobenzene	10.81	156	34477	9.58	ppb		91
86)	n-Propylbenzene	10.94	91	107263	9.88	ppb		94
87)	4-Ethyltoluene	11.06	105	93970	9.38	ppb		94
88)	2-Chlorotoluene	11.01	91	82030	9.53	ppb		94
89)	1,3,5-Trimethylbenzene	11.12	105	94620	10.09	ppb		96
90)	4-Chlorotoluene	11.13	91	83509	9.77	ppb		98
91)	Tert-Butylbenzene	11.44	119	53776	10.39	ppb		96
92)	1,2,4-Trimethylbenzene	11.49	105	93466	10.52	ppb		98
93)	Sec-Butylbenzene	11.66	105	104477	10.55	ppb		99
94)	p-Isopropyltoluene	11.81	119	100883	10.53	ppb		97
95)	Benzyl Chloride	11.99	91	19077	8.41	ppb		97
96)	1,3-DCB	11.75	146	63689	10.17	ppb		94
97)	1,4-DCB	11.84	146	61660	9.67	ppb		97
98)	n-Butylbenzene	12.22	91	59181	9.26	ppb		96
99)	1,2-DCB	12.21	146	59914	9.77	ppb		96
100)	Hexachloroethane	12.46	117	16207	10.10	ppb		91
101)	1,2-Dibromo-3-chloropropan	12.99	75	4572	8.68	ppb	#	90
102)	1,2,4-Trichlorobenzene	13.81	180	19312	8.25	ppb		89
103)	Hexachlorobutadiene	13.99	225	23401	9.03	ppb		92
104)	Naphthalene	14.06	128	40355	9.11	ppb		99
105)	1,2,3-Trichlorobenzene	14.30	180	26595	8.69	ppb		90

(#) = qualifier out of range (m) = manual integration

Quantitation Report

Data File : M:\MAX\DATA\211015\1015M22.D
Acq On : 15 Oct 21 19:57
Sample : (SS) 10ug/L VOC STD 10/15/21
Misc : IS&S 8/4/21

Vial: 12
Operator: LP,DG,CH
Inst : Max
Multiplr: 1.00

Quant Time: Oct 16 14:01 2021

Quant Results File: M1015W.RES

Method : M:\MAX\DATA\211015\M1015W.M (RTE Integrator)
Title : METHOD 8260B
Last Update : Sat Oct 16 14:01:48 2021
Response via : Initial Calibration



VOLATILE ORGANIC ANALYSIS BY
EPA METHOD 8260B

Form 7

Continuing Calibration

Lab Name: APPL, Inc.
Case No:
Matrix: Water

SDG No:
Date Analyzed: 2 Nov 21 10:01
Instrument: Max
Initial Cal. Date: 10/15/2021
Data File: 1102M03.D

		Compound	MEAN	CCRF	%D		%Drift
1	I	Fluorobenzene (IS)	ISTD			I	
2	TM	Chlorotrifluoroethene	0.0000	0.0108	0.00	TM	
3	TM	Dichlorodifluoromethane	0.1497	0.1607	7.4	TM	
4	TM	Freon 114	0.0839	0.0988	18	TM	
5	TM**	Chloromethane	0.0893	0.0884	1.1	TM**	
6	TM*	Vinyl chloride	0.1101	0.0941	15	TM*	
7	TM	2-Chloro-1,1,1-trifluoroethane	0.0000	0.0035	0.00	TM	
8	TM	Bromomethane	0.0931	0.1066	15	TM	
9	TML	Chloroethane	0.0844	0.0724	14	TML	1.3
10	TM	Dichlorofluoromethane	0.2416	0.2511	3.9	TM	
11	TM	Trichlorofluoromethane	0.2889	0.2832	2.0	TM	
12	TM	2,2-Dichloro-1,1,1-trifluoroethane	0.0000	0.0002	0.00	TM	
13	TMQ	Acrolein	0.0145	0.0121	16	TMQ	14
14	TM	Acetone	0.0326	0.0298	8.6	TM	
15	TM	Freon-113	0.1176	0.1162	1.2	TM	
16	TM	Acetonitrile	0.0077	0.0076	2.1	TM	
17	TML	2-propanol	0.0000	0.0011	0.00	TML	
18	TM	1,2-Dichlorotrifluoroethane	0.2416	0.2511	3.9	TM	
19	TM*	1,1-DCE	0.1751	0.1594	8.9	TM*	
20	TMQ	t-Butanol	0.0101	0.0115	13	TMQ	15
21	TMQ	Methyl Acetate	0.0528	0.0504	4.5	TMQ	8.1
22	TML	Iodomethane	0.1096	0.1169	6.7	TML	3.5
23	TML	Acrylonitrile	0.0252	0.0359	43	TML	17
24	TM	Methylene chloride	0.1130	0.1155	2.2	TM	
25	TM	Carbon disulfide	0.1424	0.1422	0.15	TM	
26	TM	Methyl t-butyl ether (MtBE)	0.3769	0.4089	8.5	TM	
27	TM	Trans-1,2-DCE	0.1221	0.1140	6.6	TM	
28	TML	3-Methylpentane	0.0702	0.0571	19	TML	11
29	TM	Hexane	0.0000	0.0005	0.00	TM	
30	TM	Diisopropyl Ether	0.2351	0.2522	7.3	TM	
31	TM**	1,1-DCA	0.1831	0.1826	0.24	TM**	
32	TM	Ethyl tert Butyl Ether	0.3021	0.3115	3.1	TM	
33	TML	Methylcyclopentane	0.0160	0.0144	9.8	TML	12
34	TM	MEK (2-Butanone)	0.0341	0.0367	7.7	TM	
35	TM	Cis-1,2-DCE	0.1352	0.1395	3.1	TM	
36	TM	2,2-Dichloropropane	0.2349	0.2587	10	TM	
37	TM*	Chloroform	0.2377	0.2589	8.9	TM*	
38	TML	Bromochloromethane	0.1040	0.1058	1.8	TML	0.01
39	S	Dibromofluoromethane(S)	0.3105	0.3104	0.01	S	
40	TM	1,1,1-TCA	0.2791	0.2989	7.1	TM	
		Average			7.2		

VOLATILE ORGANIC ANALYSIS BY EPA METHOD 8260B

Form 7

Continuing Calibration

Lab Name: APPL, Inc.
Case No:
Matrix: Water

SDG No:
Date Analyzed: 2 Nov 21 10:01
Instrument: Max
Cal. Date: 10/15/2021
Data File: 1102M03.D

		Compound	MEAN	CCRF	%D		%Drift
41	TM	Cyclohexane	0.0798	0.0767	3.9	TM	
42	TM	1,1-Dichloropropene	0.1514	0.1542	1.8	TM	
43	TM	2,2,4-Trimethylpentane	0.1964	0.2102	7.1	TM	
44	S	1,2-DCA-D4(S)	0.2166	0.2212	2.1	S	
45	TM	Carbon Tetrachloride	0.2625	0.2660	1.3	TM	
46	TM	Tert Amyl Methyl Ether	0.2978	0.3241	8.8	TM	
47	TM	1,2-DCA	0.2350	0.2463	4.8	TM	
48	TM	Benzene	0.4384	0.4201	4.2	TM	
49	TM	TCE	0.1404	0.1371	2.3	TM	
50	TM	2-Pentanone	0.0570	0.0609	7.0	TM	
51	TM*L	1,2-Dichloropropane	0.0476	0.0483	1.4	TM*L	0.77
52	TM	Bromodichloromethane	0.1968	0.2037	3.5	TM	
53	TML	Methyl Cyclohexane	0.1542	0.1549	0.47	TML	2.6
54	TM	Dibromomethane	0.0856	0.0810	5.3	TM	
55	TM	MIBK (methyl isobutyl ketone)	0.0729	0.0798	9.5	TM	
56	TML	1-Bromo-2-chloroethane	0.0245	0.0297	21	TML	8.0
57	TM	2-Chloroethyl vinyl ether	0.0000	0.0000	0.00	TM	
58	TM	Cis-1,3-Dichloropropene	0.1763	0.1973	12	TM	
59	TM*	Toluene	0.5070	0.5316	4.9	TM*	
60	TM	Trans-1,3-Dichloropropene	0.1749	0.1915	9.5	TM	
61	TM	1,1,2-TCA	0.0786	0.0752	4.3	TM	
62	TM	2-Hexanone	0.0493	0.0529	7.5	TM	
63	I	Chlorobenzene-D5 (IS)	ISTD			I	
64	S	Toluene-D8(S)	1.149	1.161	1.0	S	
65	TM	1,2-EDB	0.1319	0.1304	1.2	TM	
66	TML	Tetrachloroethene	0.2207	0.1230	44	TML	6.6
67	TM	1-Chlorohexane	0.0992	0.0993	0.12	TM	
68	TM	1,1,1,2-Tetrachloroethane	0.1860	0.1967	5.8	TM	
69	TM	m&p-Xylene	0.2826	0.2955	4.5	TM	
70	TM	o-Xylene	0.2964	0.2951	0.44	TM	
71	TM	Styrene	0.4463	0.4705	5.4	TM	
72	S	4-Bromofluorobenzene(S)	0.4641	0.4714	1.6	S	
73	TM	1,3-Dichloropropane	0.1940	0.1705	12	TM	
74	TM	Dibromochloromethane	0.1941	0.1905	1.8	TM	
75	TM**	Chlorobenzene	0.4334	0.4438	2.4	TM**	
76	TM*	Ethylbenzene	0.6860	0.6948	1.3	TM*	
77	TM**	Bromoform	0.1611	0.1615	0.26	TM**	
78	I	1,4-Dichlorobenzene-D (IS)	ISTD			I	
79	TM	Isopropylbenzene	1.166	1.164	0.12	TM	
80	TM**	1,1,2,2-Tetrachloroethane	0.2001	0.1884	5.8	TM**	
		Average			5.5		

VOLATILE ORGANIC ANALYSIS BY
EPA METHOD 8260B

Form 7

Continuing Calibration

Lab Name: APPL, Inc.
Case No:
Matrix: Water

SDG No:
Date Analyzed: 2 Nov 21 10:01
Instrument: Max
Cal. Date: 10/15/2021
Data File: 1102M03.D

		Compound	MEAN	CCRF	%D		%Drift
81	TM	1,2,3-Trichloropropane	0.1000	0.1058	5.8	TM	
82	TML	t-1,4-Dichloro-2-Butene	0.0601	0.0538	11	TML	5.5
83	TM	Bromobenzene	0.3816	0.4003	4.9	TM	
84	TM	n-Propylbenzene	1.151	1.194	3.7	TM	
85	TM	4-Ethyltoluene	1.063	1.119	5.3	TM	
86	TM	2-Chlorotoluene	0.9129	0.9293	1.8	TM	
87	TM	1,3,5-Trimethylbenzene	0.9948	1.045	5.1	TM	
88	TM	4-Chlorotoluene	0.9068	0.8963	1.2	TM	
89	TM	Tert-Butylbenzene	0.5492	0.6066	10	TM	
90	TM	1,2,4-Trimethylbenzene	0.9425	1.010	7.2	TM	
91	TM	Sec-Butylbenzene	1.051	1.112	5.8	TM	
92	TM	p-Isopropyltoluene	1.016	1.069	5.2	TM	
93	TM	Benzyl Chloride	0.2406	0.2579	7.2	TM	
94	TM	1,3-DCB	0.6644	0.6811	2.5	TM	
95	TM	1,4-DCB	0.6767	0.6822	0.81	TM	
96	TML	n-Butylbenzene	0.5721	0.6281	9.8	TML	7.4
97	TM	1,2-DCB	0.6504	0.6456	0.74	TM	
98	TM	Hexachloroethane	0.1703	0.1827	7.3	TM	
99	TML	1,2-Dibromo-3-chloropropane	0.0437	0.0526	20	TML	6.7
100	TML	1,2,4-Trichlorobenzene	0.1936	0.2119	9.4	TML	15
101	TML	Hexachlorobutadiene	0.2401	0.2567	6.9	TML	7.0
102	TMQ	Naphthalene	0.4088	0.4033	1.3	TMQ	13
103	TML	1,2,3-Trichlorobenzene	0.2371	0.2682	13	TML	16
104							
105							
106							
107							
108							
109							
110							
111							
112							
113							
114							
115							
116							
117							
118							
119							
120							
		Average			6.3		

Quantitation Report (Not Reviewed)

Data File : M:\MAX\DATA\211029\1102M03.D
Acq On : 2 Nov 21 10:01
Sample : 211102A CCV/LCS 10ug/L
Misc : IS&S 8/4/21

Vial: 3
Operator: LP,DG,CH
Inst : Max
Multiplr: 1.00

Quant Time: Nov 2 10:28 2021

Quant Results File: M1015W.RES

Quant Method : M:\MAX\DATA\211015\M1015W.M (RTE Integrator)
Title : METHOD 8260B
Last Update : Sat Oct 16 14:01:48 2021
Response via : Initial Calibration
DataAcq Meth : M8260

Internal Standards	R.T.	QIon	Response	Conc	Units		Dev(Min)
1) Fluorobenzene (IS)	6.37	96	367144	25.00	ppb		0.03
65) Chlorobenzene-D5 (IS)	9.52	117	349682	25.00	ppb		0.03
80) 1,4-Dichlorobenzene-D (IS)	11.84	152	224818	25.00	ppb		0.02
System Monitoring Compounds							
41) Dibromofluoromethane(S)	5.59	111	113978	25.00	ppb		0.03
Spiked Amount 25.000			Recovery	=	99.984%		
46) 1,2-DCA-D4(S)	5.98	65	81200	25.53	ppb		0.03
Spiked Amount 25.000			Recovery	=	102.128%		
66) Toluene-D8(S)	8.08	98	405942	25.26	ppb		0.03
Spiked Amount 25.000			Recovery	=	101.028%		
74) 4-Bromofluorobenzene(S)	10.70	95	164846	25.40	ppb		0.02
Spiked Amount 25.000			Recovery	=	101.580%		
Target Compounds							Qvalue
3) Dichlorodifluoromethane	1.19	85	23600	10.74	ppb		96
4) Freon 114	1.30	85	14516	11.79	ppb		84
5) Chloromethane	1.34	50	12978	9.89	ppb		98
6) Vinyl chloride	1.43	62	13825	8.55	ppb		97
8) Bromomethane	1.69	94	15659	11.46	ppb		85
9) Chloroethane	1.79	64	10631	10.13	ppb		90
10) Dichlorofluoromethane	1.98	67	36871	10.39	ppb		95
11) Trichlorofluoromethane	2.02	101	41589	9.80	ppb		100
13) Acrolein	2.46	56	22155	107.96	ppb		99
14) Acetone	2.63	43	21868	45.68	ppb		95
15) Freon-113	2.55	151	17062	9.88	ppb		89
16) Acetonitrile	2.95	41	13917	122.34	ppb		97
18) 1,2-Dichlorotrifluoroethan	1.98	67	36871	10.39	ppb		100
19) 1,1-DCE	2.53	61	23410	9.11	ppb		97
20) t-Butanol	3.38	59	21027	143.20	ppb	#	89
21) Methyl Acetate	3.02	43	7403	9.19	ppb	#	65
22) Iodomethane	2.68	142	17173	9.65	ppb		93
23) Acrylonitrile	3.46	53	5278	11.67	ppb	#	91
25) Methylene chloride	3.11	84	16955	10.22	ppb		89
26) Carbon disulfide	2.73	76	20880	9.98	ppb		93
27) Methyl t-butyl ether (MtBE	3.50	73	60052	10.85	ppb	#	89
28) Trans-1,2-DCE	3.46	96	16739	9.34	ppb		93
29) 3-Methylpentane	3.49	57	8385	8.89	ppb		84
31) Diisopropyl Ether	4.28	45	37037	10.73	ppb		94
32) 1,1-DCA	4.09	63	26822	9.98	ppb		95
34) Ethyl tert Butyl Ether	4.80	59	45752	10.31	ppb		94
35) Methylcyclopentane	4.81	56	2115	11.23	ppb		100

(#) = qualifier out of range (m) = manual integration

Quantitation Report (Not Reviewed)

Data File : M:\MAX\DATA\211029\1102M03.D
Acq On : 2 Nov 21 10:01
Sample : 211102A CCV/LCS 10ug/L
Misc : IS&S 8/4/21

Vial: 3
Operator: LP,DG,CH
Inst : Max
Multiplr: 1.00

Quant Time: Nov 2 10:28 2021

Quant Results File: M1015W.RES

Quant Method : M:\MAX\DATA\211015\M1015W.M (RTE Integrator)
Title : METHOD 8260B
Last Update : Sat Oct 16 14:01:48 2021
Response via : Initial Calibration
DataAcq Meth : M8260

	Compound	R.T.	QIon	Response	Conc Unit		Qvalue
36)	MEK (2-Butanone)	5.02	43	26952	53.85 ppb		96
37)	Cis-1,2-DCE	4.95	96	20480	10.31 ppb		87
38)	2,2-Dichloropropane	4.93	77	37994	11.01 ppb		97
39)	Chloroform	5.39	83	38016	10.89 ppb		96
40)	Bromochloromethane	5.26	130	15541	10.00 ppb		97
42)	1,1,1-TCA	5.57	97	43892	10.71 ppb		97
43)	Cyclohexane	5.62	41	11264	9.61 ppb		81
44)	1,1-Dichloropropene	5.78	75	22646	10.18 ppb		97
45)	2,2,4-Trimethylpentane	6.15	57	30876	10.71 ppb		90
47)	Carbon Tetrachloride	5.77	117	39071	10.13 ppb		96
48)	Tert Amyl Methyl Ether	6.21	73	47601	10.88 ppb		95
49)	1,2-DCA	6.07	62	36177	10.48 ppb		96
50)	Benzene	6.02	78	61699	9.58 ppb		94
51)	TCE	6.78	95	20141	9.77 ppb		82
52)	2-Pentanone	7.03	43	111839	133.69 ppb		96
53)	1,2-Dichloropropane	7.02	63	7094	9.92 ppb		94
54)	Bromodichloromethane	7.34	83	29921	10.35 ppb		98
55)	Methyl Cyclohexane	6.96	83	22750	10.26 ppb		93
56)	Dibromomethane	7.15	93	11902	9.47 ppb		97
57)	MIBK (methyl isobutyl ket	8.00	43	58560	54.74 ppb		98
58)	1-Bromo-2-chloroethane	7.65	144	4369	10.80 ppb	#	68
60)	Cis-1,3-Dichloropropene	7.81	75	28980	11.19 ppb		88
61)	Toluene	8.14	91	78069	10.49 ppb		99
62)	Trans-1,3-Dichloropropene	8.40	75	28126	10.95 ppb		97
63)	1,1,2-TCA	8.57	83	11048	9.57 ppb		94
64)	2-Hexanone	8.85	43	38879	53.73 ppb		97
67)	1,2-EDB	9.05	107	18233	9.88 ppb		94
68)	Tetrachloroethene	8.69	164	17200	9.34 ppb		90
69)	1-Chlorohexane	9.56	91	13896	10.01 ppb		90
70)	1,1,1,2-Tetrachloroethane	9.64	131	27511	10.58 ppb		93
71)	m&p-Xylene	9.79	106	82653	20.91 ppb		93
72)	o-Xylene	10.19	106	41275	9.96 ppb		83
73)	Styrene	10.20	104	65804	10.54 ppb		96
75)	1,3-Dichloropropane	8.74	76	23852	8.79 ppb		85
76)	Dibromochloromethane	8.96	129	26644	9.82 ppb		90
77)	Chlorobenzene	9.55	112	62076	10.24 ppb		98
78)	Ethylbenzene	9.67	91	97186	10.13 ppb		97
79)	Bromoform	10.37	173	22592	10.03 ppb		97
81)	Isopropylbenzene	10.55	105	104715	9.99 ppb		98
82)	1,1,2,2-Tetrachloroethane	10.87	83	16944	9.42 ppb		94
83)	1,2,3-Trichloropropane	10.89	110	9513	10.58 ppb	#	77
84)	t-1,4-Dichloro-2-Butene	10.92	53	4835	10.55 ppb		92

(#) = qualifier out of range (m) = manual integration

Quantitation Report (Not Reviewed)

Data File : M:\MAX\DATA\211029\1102M03.D
Acq On : 2 Nov 21 10:01
Sample : 211102A CCV/LCS 10ug/L
Misc : IS&S 8/4/21

Vial: 3
Operator: LP,DG,CH
Inst : Max
Multiplr: 1.00

Quant Time: Nov 2 10:28 2021

Quant Results File: M1015W.RES

Quant Method : M:\MAX\DATA\211015\M1015W.M (RTE Integrator)
Title : METHOD 8260B
Last Update : Sat Oct 16 14:01:48 2021
Response via : Initial Calibration
DataAcq Meth : M8260

	Compound	R.T.	QIon	Response	Conc	Unit	Qvalue
85)	Bromobenzene	10.84	156	35996	10.49	ppb	91
86)	n-Propylbenzene	10.97	91	107340	10.37	ppb	98
87)	4-Ethyltoluene	11.08	105	100651	10.53	ppb	94
88)	2-Chlorotoluene	11.04	91	83567	10.18	ppb	90
89)	1,3,5-Trimethylbenzene	11.14	105	93996	10.51	ppb	99
90)	4-Chlorotoluene	11.15	91	80601	9.88	ppb	97
91)	Tert-Butylbenzene	11.46	119	54552	11.05	ppb	96
92)	1,2,4-Trimethylbenzene	11.51	105	90816	10.72	ppb	100
93)	Sec-Butylbenzene	11.68	105	99983	10.58	ppb	95
94)	p-Isopropyltoluene	11.83	119	96104	10.52	ppb	96
95)	Benzyl Chloride	12.01	91	23188	10.72	ppb	98
96)	1,3-DCB	11.78	146	61247	10.25	ppb	94
97)	1,4-DCB	11.87	146	61350	10.08	ppb	94
98)	n-Butylbenzene	12.24	91	56480	9.26	ppb	97
99)	1,2-DCB	12.23	146	58057	9.93	ppb	97
100)	Hexachloroethane	12.48	117	16429	10.73	ppb	93
101)	1,2-Dibromo-3-chloropropan	13.02	75	4733	9.33	ppb	82
102)	1,2,4-Trichlorobenzene	13.83	180	19056	8.46	ppb	91
103)	Hexachlorobutadiene	14.01	225	23088	9.30	ppb	97
104)	Naphthalene	14.08	128	36272	8.65	ppb	97
105)	1,2,3-Trichlorobenzene	14.32	180	24114	8.39	ppb	99

(#) = qualifier out of range (m) = manual integration

Quantitation Report

Data File : M:\MAX\DATA\211029\1102M03.D
Acq On : 2 Nov 21 10:01
Sample : 211102A CCV/LCS 10ug/L
Misc : IS&S 8/4/21

Vial: 3
Operator: LP,DG,CH
Inst : Max
Multiplr: 1.00

Quant Time: Nov 2 10:28 2021

Quant Results File: M1015W.RES

Method : M:\MAX\DATA\211015\M1015W.M (RTE Integrator)
Title : METHOD 8260B
Last Update : Sat Oct 16 14:01:48 2021
Response via : Initial Calibration



VOLATILE ORGANIC ANALYSIS BY
EPA METHOD 8260B

Form 7

Ending Continuing Calibration

Lab Name: APPL, Inc.
Case No:
Matrix: Water

SDG No:
Date Analyzed: 2 Nov 21 19:57
Instrument: Max
Initial Cal. Date: 10/15/2021
Data File: 1102M24.D

		Compound	MEAN	CCRF	%D		%Drift
1	I	Fluorobenzene (IS)	ISTD			I	
2	TM	Chlorotrifluoroethene	0.0000	0.0168	0.00	TM	
3	TM	Dichlorodifluoromethane	0.1497	0.1422	5.0	TM	
4	TM	Freon 114	0.0839	0.0866	3.2	TM	
5	TM**	Chloromethane	0.0893	0.0730	18	TM**	
6	TM*	Vinyl chloride	0.1101	0.0921	16	TM*	
7	TM	2-Chloro-1,1,1-trifluoroethane	0.0000	0.0021	0.00	TM	
8	TM	Bromomethane	0.0931	0.1038	11	TM	
9	TML	Chloroethane	0.0844	0.0666	21	TML	6.0
10	TM	Dichlorofluoromethane	0.2416	0.2290	5.2	TM	
11	TM	Trichlorofluoromethane	0.2889	0.2994	3.6	TM	
12	TMQ	Acrolein	0.0145	0.0122	15	TMQ	13
13	TM	Acetone	0.0326	0.0330	1.1	TM	
14	TM	Freon-113	0.1176	0.1137	3.3	TM	
15	TM	Acetonitrile	0.0077	0.0074	4.1	TM	
16	TML	2-propanol	0.0000	0.0008	0.00	TML	
17	TM	1,2-Dichlorotrifluoroethane	0.2416	0.2290	5.2	TM	
18	TM*	1,1-DCE	0.1751	0.1600	8.6	TM*	
19	TMQ	t-Butanol	0.0101	0.0114	13	TMQ	14
20	TMQ	Methyl Acetate	0.0528	0.0522	1.2	TMQ	4.9
21	TML	Iodomethane	0.1096	0.0973	11	TML	18
22	TML	Acrylonitrile	0.0252	0.0299	19	TML	3.0
23	TM	2-Methylpentane	0.0000	0.0001	0.00	TM	
24	TM	Methylene chloride	0.1130	0.1074	5.0	TM	
25	TM	Carbon disulfide	0.1424	0.1317	7.5	TM	
26	TM	Methyl t-butyl ether (MtBE)	0.3769	0.3895	3.3	TM	
27	TM	Trans-1,2-DCE	0.1221	0.1152	5.6	TM	
28	TML	3-Methylpentane	0.0702	0.0705	0.42	TML	11
29	TM	Hexane	0.0000	0.0006	0.00	TM	
30	TM	Diisopropyl Ether	0.2351	0.2362	0.49	TM	
31	TM**	1,1-DCA	0.1831	0.1838	0.38	TM**	
32	TM	Ethyl tert Butyl Ether	0.3021	0.3114	3.1	TM	
33	TML	Methylcyclopentane	0.0160	0.0135	15	TML	4.6
34	TM	MEK (2-Butanone)	0.0341	0.0349	2.5	TM	
35	TM	Cis-1,2-DCE	0.1352	0.1276	5.6	TM	
36	TM	2,2-Dichloropropane	0.2349	0.1870	20	TM	
37	TM*	Chloroform	0.2377	0.2655	12	TM*	
38	TML	Bromochloromethane	0.1040	0.1067	2.6	TML	0.86
39	S	Dibromofluoromethane(S)	0.3105	0.3306	6.5	S	
40	TM	1,1,1-TCA	0.2791	0.2932	5.1	TM	
		Average			6.7		

VOLATILE ORGANIC ANALYSIS BY
EPA METHOD 8260B

Form 7

Ending Continuing Calibration

Lab Name: APPL, Inc.
Case No:
Matrix: Water

SDG No:
Date Analyzed: 2 Nov 21 19:57
Instrument: Max
Cal. Date: 10/15/2021
Data File: 1102M24.D

		Compound	MEAN	CCRF	%D		%Drift
41	TM	Cyclohexane	0.0798	0.0708	11	TM	
42	TM	1,1-Dichloropropene	0.1514	0.1434	5.3	TM	
43	TM	2,2,4-Trimethylpentane	0.1964	0.1775	9.6	TM	
44	S	1,2-DCA-D4(S)	0.2166	0.2350	8.5	S	
45	TM	Carbon Tetrachloride	0.2625	0.2509	4.4	TM	
46	TM	Tert Amyl Methyl Ether	0.2978	0.3056	2.6	TM	
47	TM	1,2-DCA	0.2350	0.2478	5.5	TM	
48	TM	Benzene	0.4384	0.4147	5.4	TM	
49	TM	TCE	0.1404	0.1313	6.4	TM	
50	TM	2-Pentanone	0.0570	0.0586	2.9	TM	
51	TM*L	1,2-Dichloropropane	0.0476	0.0456	4.3	TM*L	6.6
52	TM	Bromodichloromethane	0.1968	0.2070	5.2	TM	
53	TML	Methyl Cyclohexane	0.1542	0.1328	14	TML	12
54	TM	Dibromomethane	0.0856	0.0763	11	TM	
55	TM	MIBK (methyl isobutyl ketone)	0.0729	0.0750	3.0	TM	
56	TML	1-Bromo-2-chloroethane	0.0245	0.0249	1.7	TML	9.4
57	TM	2-Chloroethyl vinyl ether	0.0000	0.0000	0.00	TM	
58	TM	Cis-1,3-Dichloropropene	0.1763	0.1684	4.5	TM	
59	TM*	Toluene	0.5070	0.5067	0.06	TM*	
60	TM	Trans-1,3-Dichloropropene	0.1749	0.1729	1.1	TM	
61	TM	1,1,2-TCA	0.0786	0.0733	6.8	TM	
62	TM	2-Hexanone	0.0493	0.0496	0.57	TM	
63	I	Chlorobenzene-D5 (IS)	ISTD			I	
64	S	Toluene-D8(S)	1.149	1.183	3.0	S	
65	TM	1,2-EDB	0.1319	0.1279	3.0	TM	
66	TML	Tetrachloroethene	0.2207	0.1255	43	TML	4.4
67	TM	1-Chlorohexane	0.0992	0.0864	13	TM	
68	TM	1,1,1,2-Tetrachloroethane	0.1860	0.1953	5.0	TM	
69	TM	m&p-Xylene	0.2826	0.2856	1.1	TM	
70	TM	o-Xylene	0.2964	0.2848	3.9	TM	
71	TM	Styrene	0.4463	0.4615	3.4	TM	
72	S	4-Bromofluorobenzene(S)	0.4641	0.4739	2.1	S	
73	TM	1,3-Dichloropropane	0.1940	0.1800	7.2	TM	
74	TM	Dibromochloromethane	0.1941	0.1900	2.1	TM	
75	TM**	Chlorobenzene	0.4334	0.4373	0.92	TM**	
76	TM*	Ethylbenzene	0.6860	0.6659	2.9	TM*	
77	TM**	Bromoform	0.1611	0.1650	2.4	TM**	
78	I	1,4-Dichlorobenzene-D (IS)	ISTD			I	
79	TM	Isopropylbenzene	1.166	1.055	9.5	TM	
80	TM**	1,1,2,2-Tetrachloroethane	0.2001	0.1770	12	TM**	
		Average			6.0		

VOLATILE ORGANIC ANALYSIS BY
EPA METHOD 8260B

Form 7

Ending Continuing Calibration

Lab Name: APPL, Inc.
Case No:
Matrix: Water

SDG No:
Date Analyzed: 2 Nov 21 19:57
Instrument: Max
Cal. Date: 10/15/2021
Data File: 1102M24.D

		Compound	MEAN	CCRF	%D		%Drift
81	TM	1,2,3-Trichloropropane	0.1000	0.0990	1.0	TM	
82	TML	t-1,4-Dichloro-2-Butene	0.0601	0.0397	34	TML	21
83	TM	Bromobenzene	0.3816	0.3744	1.9	TM	
84	TM	n-Propylbenzene	1.151	1.088	5.5	TM	
85	TM	4-Ethyltoluene	1.063	1.063	0.04	TM	
86	TM	2-Chlorotoluene	0.9129	0.8463	7.3	TM	
87	TM	1,3,5-Trimethylbenzene	0.9948	0.9580	3.7	TM	
88	TM	4-Chlorotoluene	0.9068	0.8612	5.0	TM	
89	TM	Tert-Butylbenzene	0.5492	0.5785	5.3	TM	
90	TM	1,2,4-Trimethylbenzene	0.9425	0.9439	0.15	TM	
91	TM	Sec-Butylbenzene	1.051	1.062	1.0	TM	
92	TM	p-Isopropyltoluene	1.016	1.035	1.9	TM	
93	TM	Benzyl Chloride	0.2406	0.1865	22	TM	
94	TM	1,3-DCB	0.6644	0.6461	2.8	TM	
95	TM	1,4-DCB	0.6767	0.6117	9.6	TM	
96	TML	n-Butylbenzene	0.5721	0.5731	0.16	TML	14
97	TM	1,2-DCB	0.6504	0.6353	2.3	TM	
98	TM	Hexachloroethane	0.1703	0.1728	1.5	TM	
99	TML	1,2-Dibromo-3-chloropropane	0.0437	0.0541	24	TML	4.4
100	TML	1,2,4-Trichlorobenzene	0.1936	0.2046	5.7	TML	18
101	TML	Hexachlorobutadiene	0.2401	0.2498	4.0	TML	9.2
102	TMQ	Naphthalene	0.4088	0.4059	0.70	TMQ	13
103	TML	1,2,3-Trichlorobenzene	0.2371	0.2521	6.3	TML	20
104							
105							
106							
107							
108							
109							
110							
111							
112							
113							
114							
115							
116							
117							
118							
119							
120							
		Average			6.3		

Quantitation Report (Not Reviewed)

Data File : M:\MAX\DATA\211029\1102M24.D
Acq On : 2 Nov 21 19:57
Sample : Ending CCV 10ug/L 11/02/21
Misc : IS&S 8/4/21

Vial: 24
Operator: LP,DG,CH
Inst : Max
Multiplr: 1.00

Quant Time: Nov 3 4:49 2021

Quant Results File: M1015W.RES

Quant Method : M:\MAX\DATA\211015\M1015W.M (RTE Integrator)
Title : METHOD 8260B
Last Update : Sat Oct 16 14:01:48 2021
Response via : Initial Calibration
DataAcq Meth : M8260

Internal Standards	R.T.	QIon	Response	Conc	Units		Dev(Min)
1) Fluorobenzene (IS)	6.37	96	358819	25.00	ppb		0.03
65) Chlorobenzene-D5 (IS)	9.52	117	318291	25.00	ppb		0.02
80) 1,4-Dichlorobenzene-D (IS)	11.84	152	217546	25.00	ppb		0.02
System Monitoring Compounds							
41) Dibromofluoromethane(S)	5.59	111	118617	26.62	ppb		0.03
Spiked Amount 25.000			Recovery	=	106.468%		
46) 1,2-DCA-D4(S)	5.98	65	84328	27.13	ppb		0.03
Spiked Amount 25.000			Recovery	=	108.524%		
66) Toluene-D8(S)	8.07	98	376575	25.74	ppb		0.02
Spiked Amount 25.000			Recovery	=	102.964%		
74) 4-Bromofluorobenzene(S)	10.70	95	150854	25.53	ppb		0.02
Spiked Amount 25.000			Recovery	=	102.128%		
Target Compounds							Qvalue
3) Dichlorodifluoromethane	1.19	85	20408	9.50	ppb		95
4) Freon 114	1.30	85	12426	10.32	ppb		80
5) Chloromethane	1.34	50	10473	8.17	ppb		96
6) Vinyl chloride	1.43	62	13215	8.36	ppb		85
8) Bromomethane	1.69	94	14891	11.15	ppb		91
9) Chloroethane	1.79	64	9552	9.40	ppb		97
10) Dichlorofluoromethane	1.98	67	32866	9.48	ppb		100
11) Trichlorofluoromethane	2.02	101	42974	10.36	ppb		98
13) Acrolein	2.45	56	21916	109.25	ppb		98
14) Acetone	2.63	43	23652	50.56	ppb		93
15) Freon-113	2.55	151	16321	9.67	ppb		94
16) Acetonitrile	2.95	41	13330	119.90	ppb	#	91
18) 1,2-Dichlorotrifluoroethan	1.98	67	32866	9.48	ppb		100
19) 1,1-DCE	2.53	61	22958	9.14	ppb		96
20) t-Butanol	3.37	59	20534	143.07	ppb		95
21) Methyl Acetate	3.01	43	7485	9.51	ppb		98
22) Iodomethane	2.68	142	13972	8.24	ppb		97
23) Acrylonitrile	3.46	53	4294	9.70	ppb		85
25) Methylene chloride	3.11	84	15414	9.50	ppb		92
26) Carbon disulfide	2.73	76	18904	9.25	ppb		97
27) Methyl t-butyl ether (MtBE	3.49	73	55898	10.33	ppb		93
28) Trans-1,2-DCE	3.46	96	16537	9.44	ppb		97
29) 3-Methylpentane	3.50	57	10113	11.11	ppb	#	82
31) Diisopropyl Ether	4.27	45	33907	10.05	ppb		98
32) 1,1-DCA	4.09	63	26377	10.04	ppb	#	93
34) Ethyl tert Butyl Ether	4.80	59	44693	10.31	ppb		95
35) Methylcyclopentane	4.79	56	1942	10.46	ppb		100

(#) = qualifier out of range (m) = manual integration

Quantitation Report (Not Reviewed)

Data File : M:\MAX\DATA\211029\1102M24.D
Acq On : 2 Nov 21 19:57
Sample : Ending CCV 10ug/L 11/02/21
Misc : IS&S 8/4/21

Vial: 24
Operator: LP,DG,CH
Inst : Max
Multiplr: 1.00

Quant Time: Nov 3 4:49 2021

Quant Results File: M1015W.RES

Quant Method : M:\MAX\DATA\211015\M1015W.M (RTE Integrator)
Title : METHOD 8260B
Last Update : Sat Oct 16 14:01:48 2021
Response via : Initial Calibration
DataAcq Meth : M8260

	Compound	R.T.	QIon	Response	Conc	Unit		Qvalue
36)	MEK (2-Butanone)	5.02	43	25076	51.27	ppb		95
37)	Cis-1,2-DCE	4.94	96	18319	9.44	ppb		87
38)	2,2-Dichloropropane	4.92	77	26834	7.96	ppb		99
39)	Chloroform	5.39	83	38104	11.17	ppb		93
40)	Bromochloromethane	5.25	130	15315	10.09	ppb		92
42)	1,1,1-TCA	5.57	97	42085	10.51	ppb		91
43)	Cyclohexane	5.61	41	10165	8.87	ppb		93
44)	1,1-Dichloropropene	5.78	75	20575	9.47	ppb		92
45)	2,2,4-Trimethylpentane	6.14	57	25482	9.04	ppb		85
47)	Carbon Tetrachloride	5.77	117	36010	9.56	ppb		94
48)	Tert Amyl Methyl Ether	6.21	73	43865	10.26	ppb	#	92
49)	1,2-DCA	6.06	62	35573	10.55	ppb		99
50)	Benzene	6.02	78	59525	9.46	ppb		93
51)	TCE	6.78	95	18852	9.36	ppb		76
52)	2-Pentanone	7.03	43	105161	128.62	ppb		97
53)	1,2-Dichloropropane	7.02	63	6540	9.34	ppb		98
54)	Bromodichloromethane	7.34	83	29710	10.52	ppb		98
55)	Methyl Cyclohexane	6.96	83	19058	8.82	ppb		84
56)	Dibromomethane	7.15	93	10944	8.91	ppb		78
57)	MIBK (methyl isobutyl ket	8.00	43	53858	51.51	ppb		95
58)	1-Bromo-2-chloroethane	7.64	144	3578	9.06	ppb	#	61
60)	Cis-1,3-Dichloropropene	7.81	75	24175	9.55	ppb		96
61)	Toluene	8.14	91	72726	9.99	ppb		99
62)	Trans-1,3-Dichloropropene	8.39	75	24823	9.89	ppb		98
63)	1,1,2-TCA	8.57	83	10517	9.32	ppb		96
64)	2-Hexanone	8.85	43	35559	50.28	ppb	#	94
67)	1,2-EDB	9.05	107	16290	9.70	ppb		94
68)	Tetrachloroethene	8.69	164	15976	9.56	ppb		83
69)	1-Chlorohexane	9.55	91	10997	8.70	ppb		97
70)	1,1,1,2-Tetrachloroethane	9.64	131	24864	10.50	ppb		100
71)	m&p-Xylene	9.79	106	72727	20.21	ppb		98
72)	o-Xylene	10.18	106	36263	9.61	ppb		91
73)	Styrene	10.20	104	58751	10.34	ppb		98
75)	1,3-Dichloropropane	8.73	76	22913	9.28	ppb	#	82
76)	Dibromochloromethane	8.95	129	24184	9.79	ppb		99
77)	Chlorobenzene	9.55	112	55681	10.09	ppb		97
78)	Ethylbenzene	9.67	91	84775	9.71	ppb		99
79)	Bromoform	10.37	173	21001	10.24	ppb		95
81)	Isopropylbenzene	10.55	105	91802	9.05	ppb		92
82)	1,1,2,2-Tetrachloroethane	10.86	83	15399	8.84	ppb		90
83)	1,2,3-Trichloropropane	10.90	110	8614	9.90	ppb	#	81
84)	t-1,4-Dichloro-2-Butene	10.92	53	3458	7.86	ppb		81

(#) = qualifier out of range (m) = manual integration

Quantitation Report (Not Reviewed)

Data File : M:\MAX\DATA\211029\1102M24.D
Acq On : 2 Nov 21 19:57
Sample : Ending CCV 10ug/L 11/02/21
Misc : IS&S 8/4/21

Vial: 24
Operator: LP,DG,CH
Inst : Max
Multiplr: 1.00

Quant Time: Nov 3 4:49 2021

Quant Results File: M1015W.RES

Quant Method : M:\MAX\DATA\211015\M1015W.M (RTE Integrator)
Title : METHOD 8260B
Last Update : Sat Oct 16 14:01:48 2021
Response via : Initial Calibration
DataAcq Meth : M8260

	Compound	R.T.	QIon	Response	Conc	Unit	Qvalue
85)	Bromobenzene	10.83	156	32582	9.81	ppb	82
86)	n-Propylbenzene	10.96	91	94648	9.45	ppb	98
87)	4-Ethyltoluene	11.08	105	92486	10.00	ppb	91
88)	2-Chlorotoluene	11.04	91	73642	9.27	ppb	91
89)	1,3,5-Trimethylbenzene	11.14	105	83364	9.63	ppb	97
90)	4-Chlorotoluene	11.14	91	74937	9.50	ppb	94
91)	Tert-Butylbenzene	11.46	119	50344	10.53	ppb	95
92)	1,2,4-Trimethylbenzene	11.51	105	82136	10.02	ppb	99
93)	Sec-Butylbenzene	11.68	105	92386	10.10	ppb	99
94)	p-Isopropyltoluene	11.83	119	90063	10.19	ppb	97
95)	Benzyl Chloride	12.01	91	16232	7.75	ppb	96
96)	1,3-DCB	11.77	146	56226	9.72	ppb	96
97)	1,4-DCB	11.86	146	53226	9.04	ppb	98
98)	n-Butylbenzene	12.24	91	49867	8.57	ppb	97
99)	1,2-DCB	12.23	146	55280	9.77	ppb	98
100)	Hexachloroethane	12.48	117	15036	10.15	ppb	92
101)	1,2-Dibromo-3-chloropropan	13.01	75	4705	9.56	ppb	89
102)	1,2,4-Trichlorobenzene	13.83	180	17808	8.25	ppb	93
103)	Hexachlorobutadiene	14.01	225	21736	9.08	ppb	95
104)	Naphthalene	14.07	128	35325	8.70	ppb	100
105)	1,2,3-Trichlorobenzene	14.32	180	21936	8.05	ppb	99

(#) = qualifier out of range (m) = manual integration

Quantitation Report

Data File : M:\MAX\DATA\211029\1102M24.D
Acq On : 2 Nov 21 19:57
Sample : Ending CCV 10ug/L 11/02/21
Misc : IS&S 8/4/21

Vial: 24
Operator: LP,DG,CH
Inst : Max
Multiplr: 1.00

Quant Time: Nov 3 4:49 2021

Quant Results File: M1015W.RES

Method : M:\MAX\DATA\211015\M1015W.M (RTE Integrator)
Title : METHOD 8260B
Last Update : Sat Oct 16 14:01:48 2021
Response via : Initial Calibration



ORGANICS
Raw Data

Quantitation Report (QT Reviewed)

Data File : M:\MAX\DATA\211029\1102M14.D
Acq On : 2 Nov 21 15:13
Sample : BA44375W01
Misc : IS&S 8/4/21

Vial: 14
Operator: LP,DG,CH
Inst : Max
Multiplr: 1.00

Quant Time: Nov 3 10:06 2021

Quant Results File: M1015W.RES

Quant Method : M:\MAX\DATA\211015\M1015W.M (RTE Integrator)
Title : METHOD 8260B
Last Update : Sat Oct 16 14:01:48 2021
Response via : Initial Calibration
DataAcq Meth : M8260

Internal Standards	R.T.	QIon	Response	Conc Units	Dev(Min)
1) Fluorobenzene (IS)	6.37	96	363584	25.00 ppb	0.03
65) Chlorobenzene-D5 (IS)	9.52	117	326571	25.00 ppb	0.03
80) 1,4-Dichlorobenzene-D (IS)	11.84	152	197362	25.00 ppb	0.02
System Monitoring Compounds					
41) Dibromofluoromethane(S)	5.59	111	119306	26.42 ppb	0.03
Spiked Amount 25.000			Recovery	= 105.684%	
46) 1,2-DCA-D4(S)	5.98	65	81176	25.77 ppb	0.03
Spiked Amount 25.000			Recovery	= 103.096%	
66) Toluene-D8(S)	8.07	98	375544	25.02 ppb	0.02
Spiked Amount 25.000			Recovery	= 100.080%	
74) 4-Bromofluorobenzene(S)	10.70	95	145025	23.92 ppb	0.02
Spiked Amount 25.000			Recovery	= 95.692%	

Target Compounds Qvalue

(#) = qualifier out of range (m) = manual integration

Quantitation Report

Data File : M:\MAX\DATA\211029\1102M14.D
Acq On : 2 Nov 21 15:13
Sample : BA44375W01
Misc : IS&S 8/4/21

Vial: 14
Operator: LP,DG,CH
Inst : Max
Multiplr: 1.00

Quant Time: Nov 3 10:06 2021

Quant Results File: M1015W.RES

Method : M:\MAX\DATA\211015\M1015W.M (RTE Integrator)
Title : METHOD 8260B
Last Update : Sat Oct 16 14:01:48 2021
Response via : Initial Calibration



Quantitation Report (QT Reviewed)

Data File : M:\MAX\DATA\211029\1102M15.D
Acq On : 2 Nov 21 15:42
Sample : BA44376W01
Misc : IS&S 8/4/21

Vial: 15
Operator: LP,DG,CH
Inst : Max
Multiplr: 1.00

Quant Time: Nov 3 10:06 2021

Quant Results File: M1015W.RES

Quant Method : M:\MAX\DATA\211015\M1015W.M (RTE Integrator)
Title : METHOD 8260B
Last Update : Sat Oct 16 14:01:48 2021
Response via : Initial Calibration
DataAcq Meth : M8260

Internal Standards	R.T.	QIon	Response	Conc Units	Dev(Min)
1) Fluorobenzene (IS)	6.37	96	359006	25.00 ppb	0.03
65) Chlorobenzene-D5 (IS)	9.52	117	313026	25.00 ppb	0.03
80) 1,4-Dichlorobenzene-D (IS)	11.84	152	195874	25.00 ppb	0.02
System Monitoring Compounds					
41) Dibromofluoromethane(S)	5.59	111	115110	25.82 ppb	0.03
Spiked Amount 25.000			Recovery	= 103.268%	
46) 1,2-DCA-D4(S)	5.98	65	77072	24.78 ppb	0.03
Spiked Amount 25.000			Recovery	= 99.132%	
66) Toluene-D8(S)	8.07	98	367854	25.57 ppb	0.02
Spiked Amount 25.000			Recovery	= 102.272%	
74) 4-Bromofluorobenzene(S)	10.70	95	139322	23.98 ppb	0.02
Spiked Amount 25.000			Recovery	= 95.904%	

Target Compounds Qvalue

(#) = qualifier out of range (m) = manual integration

Quantitation Report

Data File : M:\MAX\DATA\211029\1102M15.D
Acq On : 2 Nov 21 15:42
Sample : BA44376W01
Misc : IS&S 8/4/21

Vial: 15
Operator: LP,DG,CH
Inst : Max
Multiplr: 1.00

Quant Time: Nov 3 10:06 2021

Quant Results File: M1015W.RES

Method : M:\MAX\DATA\211015\M1015W.M (RTE Integrator)
Title : METHOD 8260B
Last Update : Sat Oct 16 14:01:48 2021
Response via : Initial Calibration



Quantitation Report (QT Reviewed)

Data File : M:\MAX\DATA\211029\1102M05.D
Acq On : 2 Nov 21 10:58
Sample : 211102A BLK
Misc : IS&S 8/4/21

Vial: 5
Operator: LP,DG,CH
Inst : Max
Multiplr: 1.00

Quant Time: Nov 2 12:37 2021

Quant Results File: M1015W.RES

Quant Method : M:\MAX\DATA\211015\M1015W.M (RTE Integrator)
Title : METHOD 8260B
Last Update : Sat Oct 16 14:01:48 2021
Response via : Initial Calibration
DataAcq Meth : M8260

Internal Standards	R.T.	QIon	Response	Conc Units	Dev(Min)
1) Fluorobenzene (IS)	6.37	96	376947	25.00 ppb	0.03
65) Chlorobenzene-D5 (IS)	9.52	117	346456	25.00 ppb	0.03
80) 1,4-Dichlorobenzene-D (IS)	11.84	152	204046	25.00 ppb	0.02
System Monitoring Compounds					
41) Dibromofluoromethane(S)	5.59	111	115202	24.61 ppb	0.03
Spiked Amount 25.000			Recovery	= 98.432%	
46) 1,2-DCA-D4(S)	5.98	65	81768	25.04 ppb	0.03
Spiked Amount 25.000			Recovery	= 100.168%	
66) Toluene-D8(S)	8.08	98	399085	25.06 ppb	0.03
Spiked Amount 25.000			Recovery	= 100.248%	
74) 4-Bromofluorobenzene(S)	10.70	95	154696	24.05 ppb	0.02
Spiked Amount 25.000			Recovery	= 96.212%	

Target Compounds Qvalue

(#) = qualifier out of range (m) = manual integration

Quantitation Report

Data File : M:\MAX\DATA\211029\1102M05.D
Acq On : 2 Nov 21 10:58
Sample : 211102A BLK
Misc : IS&S 8/4/21

Vial: 5
Operator: LP,DG,CH
Inst : Max
Multiplr: 1.00

Quant Time: Nov 2 12:37 2021

Quant Results File: M1015W.RES

Method : M:\MAX\DATA\211015\M1015W.M (RTE Integrator)
Title : METHOD 8260B
Last Update : Sat Oct 16 14:01:48 2021
Response via : Initial Calibration



Quantitation Report (Not Reviewed)

Data File : M:\MAX\DATA\211029\1102M04.D
Acq On : 2 Nov 21 10:29
Sample : 211102A LCSD 10ug/L
Misc : IS&S 8/4/21

Vial: 4
Operator: LP,DG,CH
Inst : Max
Multiplr: 1.00

Quant Time: Nov 2 11:19 2021

Quant Results File: M1015W.RES

Quant Method : M:\MAX\DATA\211015\M1015W.M (RTE Integrator)
Title : METHOD 8260B
Last Update : Sat Oct 16 14:01:48 2021
Response via : Initial Calibration
DataAcq Meth : M8260

Internal Standards	R.T.	QIon	Response	Conc	Units		Dev(Min)
1) Fluorobenzene (IS)	6.37	96	374163	25.00	ppb		0.03
65) Chlorobenzene-D5 (IS)	9.52	117	332242	25.00	ppb		0.03
80) 1,4-Dichlorobenzene-D (IS)	11.84	152	223761	25.00	ppb		0.02
System Monitoring Compounds							
41) Dibromofluoromethane(S)	5.59	111	119397	25.69	ppb		0.03
Spiked Amount 25.000			Recovery	=	102.776%		
46) 1,2-DCA-D4(S)	5.98	65	86288	26.62	ppb		0.03
Spiked Amount 25.000			Recovery	=	106.492%		
66) Toluene-D8(S)	8.08	98	385074	25.22	ppb		0.03
Spiked Amount 25.000			Recovery	=	100.868%		
74) 4-Bromofluorobenzene(S)	10.70	95	154834	25.10	ppb		0.02
Spiked Amount 25.000			Recovery	=	100.420%		
Target Compounds							Qvalue
3) Dichlorodifluoromethane	1.19	85	20392	9.10	ppb		100
4) Freon 114	1.30	85	13265	10.57	ppb		79
5) Chloromethane	1.34	50	10852	8.12	ppb		97
6) Vinyl chloride	1.43	62	13865	8.41	ppb		95
8) Bromomethane	1.69	94	13986	10.04	ppb		98
9) Chloroethane	1.79	64	9731	9.21	ppb		100
10) Dichlorofluoromethane	1.99	67	32872	9.09	ppb		99
11) Trichlorofluoromethane	2.02	101	41894	9.69	ppb		93
13) Acrolein	2.45	56	25796	122.96	ppb		86
14) Acetone	2.63	43	23077	47.30	ppb		96
15) Freon-113	2.55	151	15317	8.70	ppb	#	78
16) Acetonitrile	2.95	41	13228	114.10	ppb		90
18) 1,2-Dichlorotrifluoroethan	1.99	67	32872	9.09	ppb		100
19) 1,1-DCE	2.53	61	23422	8.94	ppb		98
20) t-Butanol	3.36	59	20039	132.78	ppb		98
21) Methyl Acetate	3.02	43	8214	10.01	ppb		95
22) Iodomethane	2.68	142	15904	8.89	ppb		92
23) Acrylonitrile	3.47	53	4417	9.56	ppb		94
25) Methylene chloride	3.11	84	16200	9.58	ppb		96
26) Carbon disulfide	2.73	76	19480	9.14	ppb		100
27) Methyl t-butyl ether (MtBE	3.50	73	56451	10.01	ppb		92
28) Trans-1,2-DCE	3.46	96	15743	8.62	ppb		95
29) 3-Methylpentane	3.50	57	9434	9.88	ppb	#	97
31) Diisopropyl Ether	4.27	45	34122	9.70	ppb		93
32) 1,1-DCA	4.10	63	26882	9.81	ppb	#	97
34) Ethyl tert Butyl Ether	4.80	59	44130	9.76	ppb		98
35) Methylcyclopentane	4.80	56	1689	8.49	ppb		100

(#) = qualifier out of range (m) = manual integration

Quantitation Report (Not Reviewed)

Data File : M:\MAX\DATA\211029\1102M04.D
Acq On : 2 Nov 21 10:29
Sample : 211102A LCSD 10ug/L
Misc : IS&S 8/4/21

Vial: 4
Operator: LP,DG,CH
Inst : Max
Multiplr: 1.00

Quant Time: Nov 2 11:19 2021

Quant Results File: M1015W.RES

Quant Method : M:\MAX\DATA\211015\M1015W.M (RTE Integrator)
Title : METHOD 8260B
Last Update : Sat Oct 16 14:01:48 2021
Response via : Initial Calibration
DataAcq Meth : M8260

	Compound	R.T.	QIon	Response	Conc	Unit		Qvalue
36)	MEK (2-Butanone)	5.02	43	26517	51.99	ppb	#	91
37)	Cis-1,2-DCE	4.95	96	18933	9.36	ppb		98
38)	2,2-Dichloropropane	4.93	77	37169	10.57	ppb		99
39)	Chloroform	5.39	83	37791	10.62	ppb		94
40)	Bromochloromethane	5.25	130	15110	9.52	ppb		88
42)	1,1,1-TCA	5.57	97	42360	10.14	ppb		95
43)	Cyclohexane	5.62	41	10420	8.72	ppb		75
44)	1,1-Dichloropropene	5.79	75	21310	9.40	ppb		94
45)	2,2,4-Trimethylpentane	6.15	57	28989	9.86	ppb	#	82
47)	Carbon Tetrachloride	5.77	117	36802	9.37	ppb		98
48)	Tert Amyl Methyl Ether	6.21	73	46878	10.52	ppb		99
49)	1,2-DCA	6.07	62	36174	10.28	ppb	#	94
50)	Benzene	6.03	78	57164	8.71	ppb		97
51)	TCE	6.78	95	18902	9.00	ppb		83
52)	2-Pentanone	7.03	43	107777	126.42	ppb		99
53)	1,2-Dichloropropane	7.02	63	6565	8.98	ppb		94
54)	Bromodichloromethane	7.34	83	29174	9.91	ppb		95
55)	Methyl Cyclohexane	6.97	83	20114	8.92	ppb		94
56)	Dibromomethane	7.15	93	11498	8.97	ppb		93
57)	MIBK (methyl isobutyl ket	8.00	43	53096	48.70	ppb		98
58)	1-Bromo-2-chloroethane	7.66	144	4035	9.79	ppb		98
60)	Cis-1,3-Dichloropropene	7.81	75	25559	9.68	ppb		97
61)	Toluene	8.14	91	70819	9.33	ppb		98
62)	Trans-1,3-Dichloropropene	8.39	75	27342	10.45	ppb		97
63)	1,1,2-TCA	8.57	83	11302	9.61	ppb		94
64)	2-Hexanone	8.85	43	35780	48.52	ppb	#	89
67)	1,2-EDB	9.05	107	16848	9.61	ppb		93
68)	Tetrachloroethene	8.69	164	15881	9.04	ppb		85
69)	1-Chlorohexane	9.55	91	12065	9.15	ppb		95
70)	1,1,1,2-Tetrachloroethane	9.64	131	25083	10.15	ppb		100
71)	m&p-Xylene	9.79	106	73200	19.49	ppb		98
72)	o-Xylene	10.18	106	36328	9.22	ppb		90
73)	Styrene	10.20	104	56452	9.52	ppb		99
75)	1,3-Dichloropropane	8.74	76	23681	9.19	ppb		89
76)	Dibromochloromethane	8.96	129	26124	10.13	ppb		97
77)	Chlorobenzene	9.55	112	54160	9.40	ppb		97
78)	Ethylbenzene	9.67	91	83798	9.19	ppb		97
79)	Bromoform	10.37	173	20212	9.44	ppb		99
81)	Isopropylbenzene	10.55	105	93022	8.91	ppb		97
82)	1,1,2,2-Tetrachloroethane	10.87	83	14366	8.02	ppb	#	83
83)	1,2,3-Trichloropropane	10.90	110	8475	9.47	ppb		83
84)	t-1,4-Dichloro-2-Butene	10.92	53	4887	10.71	ppb	#	58

(#) = qualifier out of range (m) = manual integration

Quantitation Report (Not Reviewed)

Data File : M:\MAX\DATA\211029\1102M04.D
Acq On : 2 Nov 21 10:29
Sample : 211102A LCSD 10ug/L
Misc : IS&S 8/4/21

Vial: 4
Operator: LP,DG,CH
Inst : Max
Multiplr: 1.00

Quant Time: Nov 2 11:19 2021

Quant Results File: M1015W.RES

Quant Method : M:\MAX\DATA\211015\M1015W.M (RTE Integrator)
Title : METHOD 8260B
Last Update : Sat Oct 16 14:01:48 2021
Response via : Initial Calibration
DataAcq Meth : M8260

	Compound	R.T.	QIon	Response	Conc Unit	Qvalue
85)	Bromobenzene	10.84	156	31819	9.32 ppb	100
86)	n-Propylbenzene	10.96	91	97717	9.48 ppb	99
87)	4-Ethyltoluene	11.08	105	92073	9.68 ppb	100
88)	2-Chlorotoluene	11.04	91	74835	9.16 ppb	93
89)	1,3,5-Trimethylbenzene	11.14	105	83943	9.43 ppb	100
90)	4-Chlorotoluene	11.14	91	75469	9.30 ppb	100
91)	Tert-Butylbenzene	11.46	119	46952	9.55 ppb	99
92)	1,2,4-Trimethylbenzene	11.51	105	78825	9.34 ppb	96
93)	Sec-Butylbenzene	11.68	105	88663	9.43 ppb	100
94)	p-Isopropyltoluene	11.83	119	88725	9.76 ppb	95
95)	Benzyl Chloride	12.01	91	20391	9.47 ppb	99
96)	1,3-DCB	11.78	146	54675	9.19 ppb	98
97)	1,4-DCB	11.87	146	54207	8.95 ppb	95
98)	n-Butylbenzene	12.24	91	53522	8.88 ppb	95
99)	1,2-DCB	12.23	146	53534	9.20 ppb	98
100)	Hexachloroethane	12.48	117	14718	9.66 ppb	88
101)	1,2-Dibromo-3-chloropropan	13.01	75	3954	8.00 ppb	91
102)	1,2,4-Trichlorobenzene	13.83	180	18456	8.29 ppb	96
103)	Hexachlorobutadiene	14.01	225	22863	9.26 ppb	99
104)	Naphthalene	14.07	128	35473	8.52 ppb	95
105)	1,2,3-Trichlorobenzene	14.32	180	23676	8.31 ppb	91

(#) = qualifier out of range (m) = manual integration

Quantitation Report

Data File : M:\MAX\DATA\211029\1102M04.D
Acq On : 2 Nov 21 10:29
Sample : 211102A LCSD 10ug/L
Misc : IS&S 8/4/21

Vial: 4
Operator: LP,DG,CH
Inst : Max
Multiplr: 1.00

Quant Time: Nov 2 11:19 2021

Quant Results File: M1015W.RES

Method : M:\MAX\DATA\211015\M1015W.M (RTE Integrator)
Title : METHOD 8260B
Last Update : Sat Oct 16 14:01:48 2021
Response via : Initial Calibration

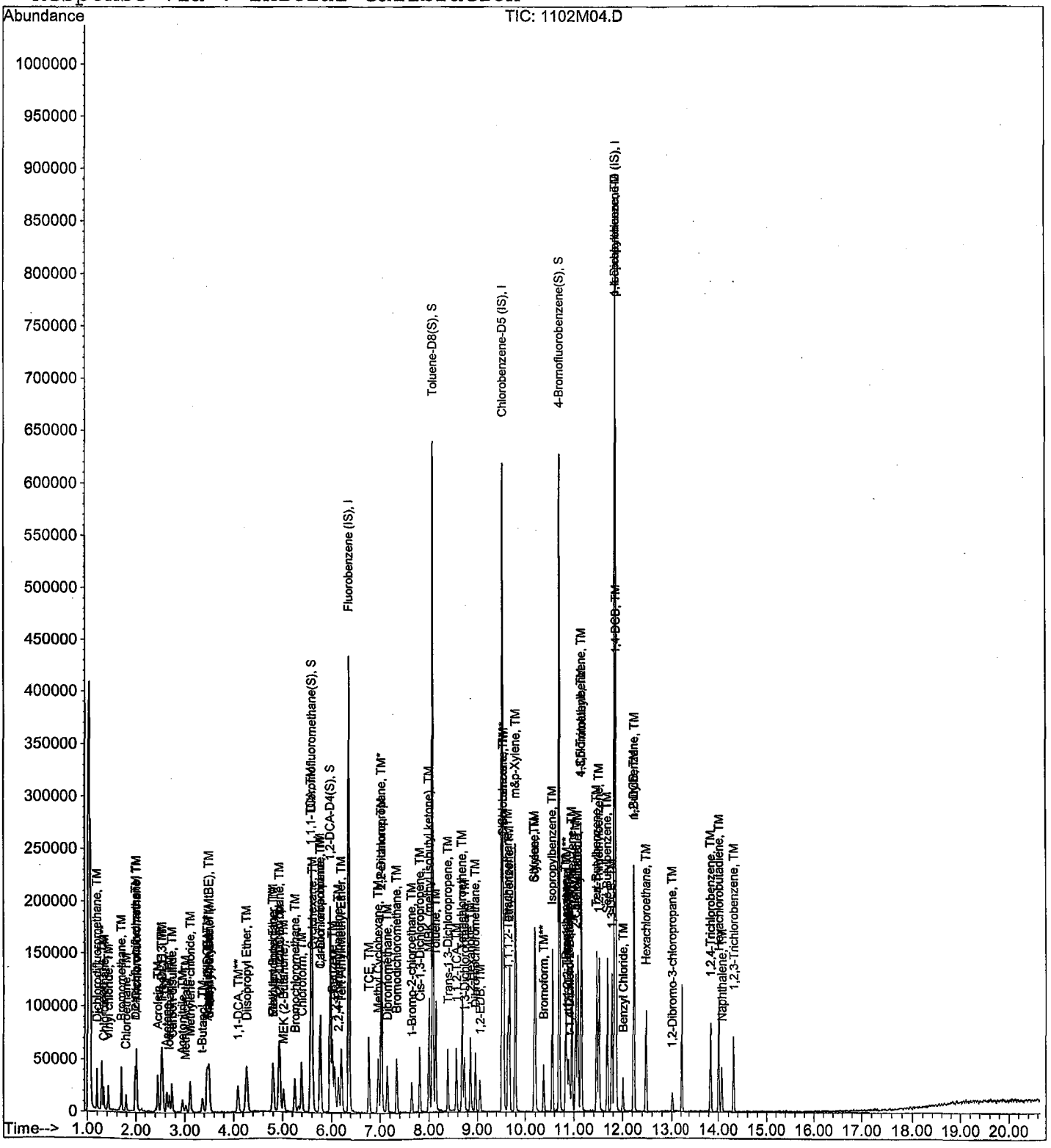

BFB

Data File : M:\MAX\DATA\211029\1102M00.D
Acq On : 2 Nov 21 8:47
Sample : 25ug/L BFB STD 10/29/21
Misc : 2ul

Vial: 1
Operator: LP,DG,CH
Inst : Max
Multiplr: 1.00

Method : M:\MAX\DATA\211015\M1015W.M (RTE Integrator)
Title : METHOD 8260B

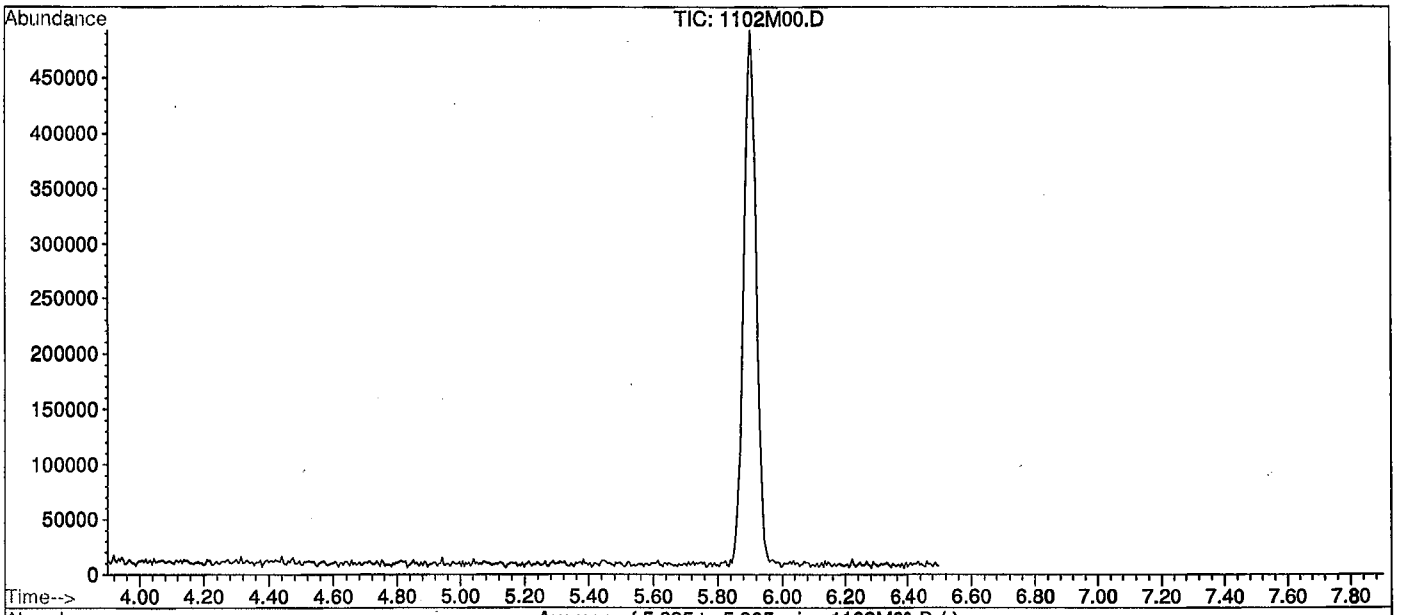

AutoFind: Scans 461, 462, 463; Background Corrected with Scan 447

Target Mass	Rel. to Mass	Lower Limit%	Upper Limit%	Rel. Abn%	Raw Abn	Result Pass/Fail
50	95	15	40	18.0	12532	PASS
75	95	30	60	58.3	40619	PASS
95	95	100	200	100.0	69685	PASS
96	95	5	9	6.1	4252	PASS
173	174	0.00	2	0.9	901	PASS
174	95	50	200	139.1	96915	PASS
175	174	5	9	6.3	6062	PASS
176	174	95	101	95.6	92651	PASS
177	176	5	9	7.9	7276	PASS

BFB

Data File : M:\MAX\DATA\211015\1015M11.D
Acq On : 15 Oct 21 14:44
Sample : 25ug/L BFB STD 9/23/21
Misc : IS&S 8/4/21

Vial: 1
Operator: LP,DG,CH
Inst : Max
Multiplr: 1.00

Method : M:\MAX\DATA\211015\M1015W.M (RTE Integrator)
Title : METHOD 8260B

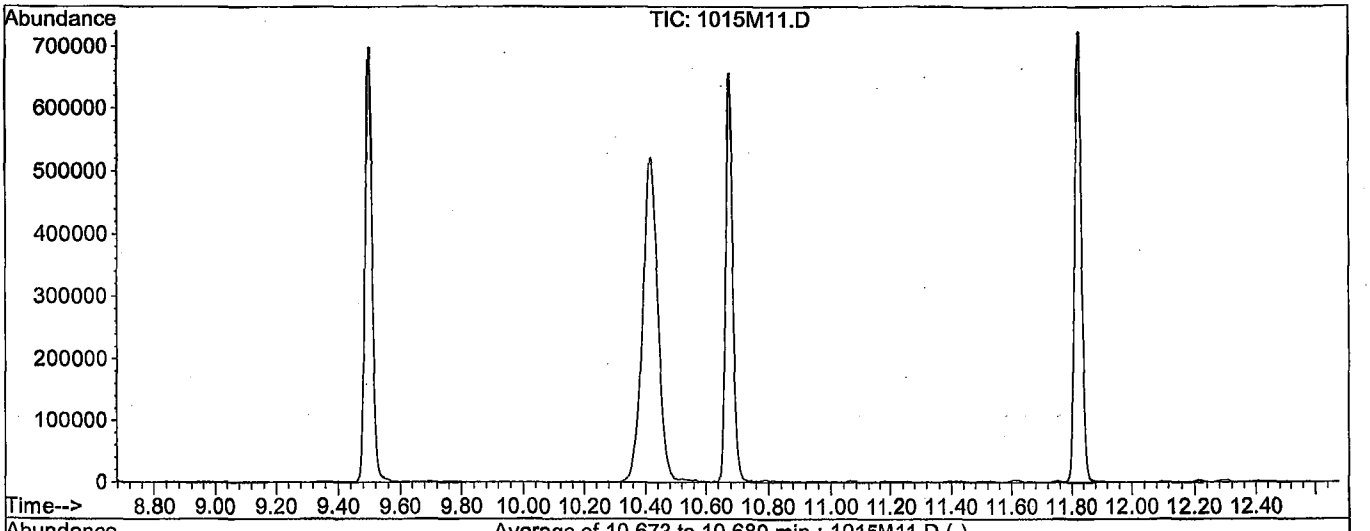

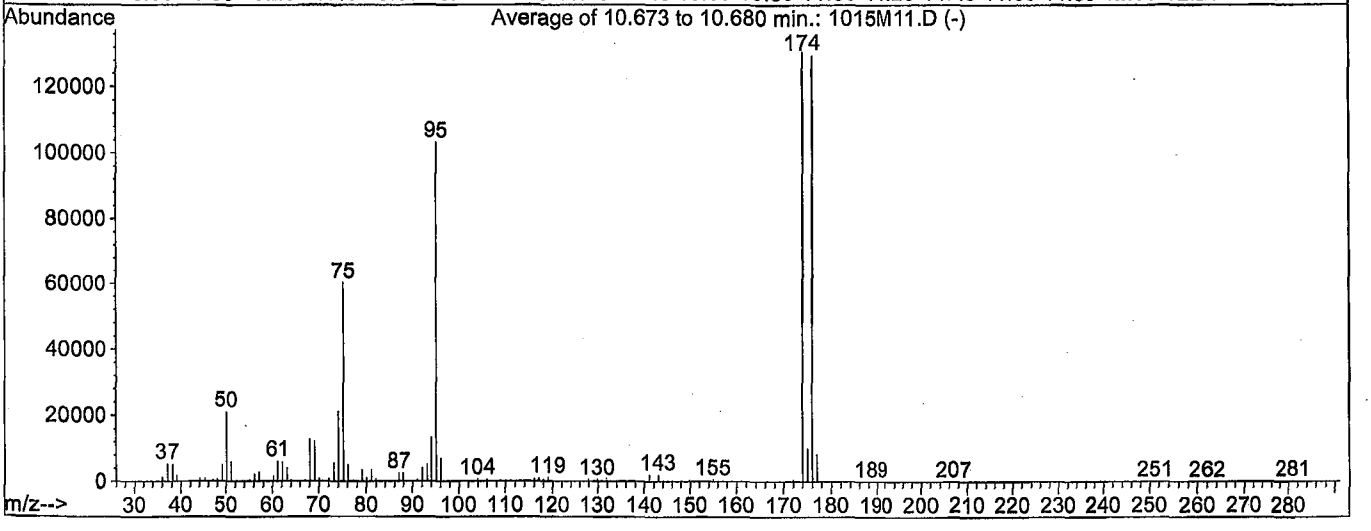

AutoFind: Scans 3033, 3034, 3035; Background Corrected with Scan 3020

Target Mass	Rel. to Mass	Lower Limit%	Upper Limit%	Rel. Abn%	Raw Abn	Result Pass/Fail
50	95	15	40	20.4	21096	PASS
75	95	30	60	58.4	60299	PASS
95	95	100	200	100.0	103195	PASS
96	95	5	9	6.7	6920	PASS
173	174	0.00	2	0.0	0	PASS
174	95	50	200	126.6	130632	PASS
175	174	5	9	7.7	10037	PASS
176	174	95	101	99.1	129467	PASS
177	176	5	9	6.5	8355	PASS

MAX 8260 Standard Prep

MAX 8260 Water Calibration Curve

Prepared By (Initials): CH

0.3ug/L

Prepared: 9/15/2021

Expires: 11/3/2021

Initial Standard Information							Final Standard Information			
Name of Initial Standard (QAU Label)	Supplier	APPL Mix Name	Conc. (ug/mL)	Reference To APPL Prep Date	Exp. Date	Exp. Date (Manufacturers)	Aliquot From Stock	Final Volume	Solvent	Final Standard Conc. (ug/L)
VOA STD. 9	Various	0.3ug/L	5	Prepared 10/13/21	12/12/2021	N/A	3uL	50mL	P&T Water	0.3
VOA STD. 1	Absolute		50	Prepared 10/13/21	12/12/2021	N/A	5uL			5
VOA STD. 2	Phenova		100	Prepared 10/13/21	12/12/2021	N/A	2.5uL			5
VOA STD. TBA	Various		250	Prepared 10/13/21	11/3/2021	N/A	2uL			10

0.5ug/L

Prepared: 9/15/2021

Expires: 11/3/2021

Initial Standard Information							Final Standard Information			
Name of Initial Standard (QAU Label)	Supplier	APPL Mix Name	Conc. (ug/mL)	Reference To APPL Prep Date	Exp. Date	Exp. Date (Manufacturers)	Aliquot From Stock	Final Volume	Solvent	Final Standard Conc. (ug/L)
VOA STD. 9	Various	0.5ug/L	5	Prepared 10/13/21	12/12/2021	N/A	5uL	50mL	P&T Water	0.5
VOA STD. 1	Absolute		50	Prepared 10/13/21	12/12/2021	N/A	10uL			10
VOA STD. 2	Phenova		100	Prepared 10/13/21	12/12/2021	N/A	5uL			10
VOA STD. TBA	Various		250	Prepared 10/13/21	11/3/2021	N/A	5uL			25

1.0ug/L

Prepared: 9/15/2021

Expires: 11/3/2021

Initial Standard Information							Final Standard Information			
Name of Initial Standard (QAU Label)	Supplier	APPL Mix Name	Conc. (ug/mL)	Reference To APPL Prep Date	Exp. Date	Exp. Date (Manufacturers)	Aliquot From Stock	Final Volume	Solvent	Final Standard Conc. (ug/L)
VOA STD. 9	Various	1.0ug/L	5	Prepared 10/13/21	12/12/2021	N/A	10uL	50mL	P&T Water	1
VOA STD. 1	Absolute		50	Prepared 10/13/21	12/12/2021	N/A	20uL			20
VOA STD. 2	Phenova		100	Prepared 10/13/21	12/12/2021	N/A	10uL			20
VOA STD. TBA	Various		250	Prepared 10/13/21	11/3/2021	N/A	10uL			50

2.0ug/L

Prepared: 9/15/2021

Expires: 11/3/2021

Initial Standard Information							Final Standard Information			
Name of Initial Standard (QAU Label)	Supplier	APPL Mix Name	Conc. (ug/mL)	Reference To APPL Prep Date	Exp. Date	Exp. Date (Manufacturers)	Aliquot From Stock	Final Volume	Solvent	Final Standard Conc. (ug/L)
VOA STD. 9	Various	2.0ug/L	5	Prepared 10/13/21	12/12/2021	N/A	20uL	50mL	P&T Water	2
VOA STD. 1	Absolute		50	Prepared 10/13/21	12/12/2021	N/A	30uL			30
VOA STD. 2	Phenova		100	Prepared 10/13/21	12/12/2021	N/A	15uL			30
VOA STD. TBA	Various		250	Prepared 10/13/21	11/3/2021	N/A	15uL			75

5ug/L

Prepared: 9/15/2021

Expires: 11/3/2021

Initial Standard Information							Final Standard Information			
Name of Initial Standard (QAU Label)	Supplier	APPL Mix Name	Conc. (ug/mL)	Reference To APPL Prep Date	Exp. Date	Exp. Date (Manufacturers)	Aliquot From Stock	Final Volume	Solvent	Final Standard Conc. (ug/L)
VOA STD. 7	Various	5ug/L	50	Prepared 10/13/21	12/12/2021	N/A	5uL	50mL	P&T Water	5
VOA STD. 8	Phenova		50	Prepared 10/13/21	11/3/2021	N/A	5uL			5
VOA STD. 1	Absolute		50	Prepared 10/13/21	12/12/2021	N/A	40uL			40
VOA STD. 2	Phenova		100	Prepared 10/13/21	12/12/2021	N/A	20uL			20
VOA STD. TBA	Various		250	Prepared 10/13/21	11/3/2021	N/A	20uL			100

10ug/L

Prepared: 9/15/2021

Expires: 11/3/2021

Initial Standard Information							Final Standard Information			
Name of Initial Standard (QAU Label)	Supplier	APPL Mix Name	Conc. (ug/mL)	Reference To APPL Prep Date	Exp. Date	Exp. Date (Manufacturers)	Aliquot From Stock	Final Volume	Solvent	Final Standard Conc. (ug/L)
VOA STD. 7	Various	10ug/L	50	Prepared 10/13/21	12/12/2021	N/A	10uL	50mL	P&T Water	10
VOA STD. 8	Phenova		50	Prepared 10/13/21	11/3/2021	N/A	10uL			10
VOA STD. 1	Absolute		50	Prepared 10/13/21	12/12/2021	N/A	50uL			50
VOA STD. 2	Phenova		100	Prepared 10/13/21	12/12/2021	N/A	25uL			50
VOA STD. TBA	Various		250	Prepared 10/13/21	11/3/2021	N/A	25uL			125

20ug/L

Prepared: 9/15/2021

Expires: 11/3/2021

Initial Standard Information							Final Standard Information			
Name of Initial Standard (QAU Label)	Supplier	APPL Mix Name	Conc. (ug/mL)	Reference To APPL Prep Date	Exp. Date	Exp. Date (Manufacturers)	Aliquot From Stock	Final Volume	Solvent	Final Standard Conc. (ug/L)
VOA STD. 7	Various	20ug/L	50	Prepared 10/13/21	12/12/2021	N/A	20uL	50mL	P&T Water	20
VOA STD. 8	Phenova		50	Prepared 10/13/21	11/3/2021	N/A	20uL			20
VOA STD. 1	Absolute		50	Prepared 10/13/21	12/12/2021	N/A	60uL			60
VOA STD. 2	Phenova		100	Prepared 10/13/21	12/12/2021	N/A	30uL			60
VOA STD. TBA	Various		250	Prepared 10/13/21	11/3/2021	N/A	30uL			150

40ug/L

Prepared: 9/15/2021

Expires: 11/3/2021

Initial Standard Information							Final Standard Information			
Name of Initial Standard (QAU Label)	Supplier	APPL Mix Name	Conc. (ug/mL)	Reference To APPL Prep Date	Exp. Date	Exp. Date (Manufacturers)	Aliquot From Stock	Final Volume	Solvent	Final Standard Conc. (ug/L)
VOA STD. 7	Various	40ug/L	50	Prepared 10/13/21	12/12/2021	N/A	40uL	50mL	P&T Water	40
VOA STD. 8	Phenova		50	Prepared 10/13/21	11/3/2021	N/A	40uL			40
VOA STD. 1	Absolute		50	Prepared 10/13/21	12/12/2021	N/A	80uL			80
VOA STD. 2	Phenova		100	Prepared 10/13/21	12/12/2021	N/A	40uL			80
VOA STD. TBA	Various		250	Prepared 10/13/21	11/3/2021	N/A	35uL			175

100ug/L

Prepared: 9/15/2021

Expires: 11/3/2021

Initial Standard Information							Final Standard Information			
Name of Initial Standard (QAU Label)	Supplier	APPL Mix Name	Conc. (ug/mL)	Reference To APPL Prep Date	Exp. Date	Exp. Date (Manufacturers)	Aliquot From Stock	Final Volume	Solvent	Final Standard Conc. (ug/L)
VOA STD. 7	Various	100ug/L	50	Prepared 10/13/21	12/12/2021	N/A	100uL	50mL	P&T Water	100
VOA STD. 8	Phenova		50	Prepared 10/13/21	11/3/2021	N/A	100uL			100
VOA STD. 1	Absolute		50	Prepared 10/13/21	12/12/2021	N/A	100uL			100
VOA STD. 2	Phenova		100	Prepared 10/13/21	12/12/2021	N/A	50uL			100
VOA STD. TBA	Various		250	Prepared 10/13/21	11/3/2021	N/A	40uL			200

MAX 8260 Water Second Source (SS)

Prepared: 9/15/2021

Prepared By (Initials): CH

Expires: 11/3/2021

Initial Standard Information							Final Standard Information			
Name of Initial Standard (QAU Label)	Supplier	APPL Mix Name	Conc. (ug/mL)	Reference To APPL Prep Date	Exp. Date	Exp. Date (Manufacturers)	Aliquot From Stock	Final Volume	Solvent	Final Standard Conc. (ug/L)
VOA STD. 3	Phenova	8260 Water SS	100	Prepared 10/13/21	12/12/2021	N/A	25uL	50mL	P&T Water	50
VOA STD. GASES	Phenova	8260 Water SS	50	Prepared 10/13/21	12/12/2021	N/A	10uL			10
VOA STD. 0	Phenova	8260 Water SS	50	Prepared 10/13/21	12/12/2021	N/A	10uL			10
VOA STD. 2-CEVE	Absolute	8260 Water SS	50	Prepared 10/13/21	10/13/2021	N/A	50uL			50
VOA STD. 6	Various	8260 Water SS	50	Prepared 10/13/21	11/3/2021	N/A	10uL			10
Voa STD. TBA	Various	8260 Water SS	250	Prepared 10/13/21	11/3/2021	N/A	25uL			250

8260 Water Continuing Calibrations (CCV)/ Lab Control Spikes (LCS)

Prepared: 9/15/2021

Prepared By (Initials): CH

Expires: 9/16/2021

Initial Standard Information							Final Standard Information			
Name of Initial Standard (QAU Label)	Supplier	APPL Mix Name	Conc. (ug/mL)	Reference To APPL Prep Date	Exp. Date	Exp. Date (Manufacturers)	Aliquot From Stock	Final Volume	Solvent	Final Standard Conc. (ug/L)
VOA STD. 7	Various	CCV/ LCS	50	Prepared 10/13/21	12/12/2021	N/A	10uL	50mL	P&T Water	10
VOA STD. 8	Phenova	CCV/ LCS	50	Prepared 10/13/21	11/3/2021	N/A	10uL			10
VOA STD. 1	Absolute	CCV/ LCS	50	Prepared 10/13/21	12/12/2021	N/A	50uL			50
VOA STD. 2	Phenova	CCV/ LCS	100	Prepared 10/13/21	12/12/2021	N/A	25uL			50
VOA STD. TBA	Various	CCV/ LCS	250	Prepared 10/13/21	11/3/2021	N/A	25uL			250

Injection Log

Directory: M:\MAX\DATA\211015\

Line	Vial	FileName	Multiplier	SampleName	Misc Info	Injected
1	1	1015M11.D	1	25ug/L BFB STD 9/23/21	IS&S 8/4/21	15 Oct 21 14:44
2	2	1015M12.D	1	0.3ug/L VOC STD 10/15/21	IS&S 8/4/21	15 Oct 21 15:12
3	3	1015M13.D	1	0.5ug/L VOC STD 10/15/21	IS&S 8/4/21	15 Oct 21 15:41
4	4	1015M14.D	1	1ug/L VOC STD 10/15/21	IS&S 8/4/21	15 Oct 21 16:09
5	5	1015M15.D	1	2ug/L VOC STD 10/15/21	IS&S 8/4/21	15 Oct 21 16:38
6	6	1015M16.D	1	5ug/L VOC STD 10/15/21	IS&S 8/4/21	15 Oct 21 17:06
7	7	1015M17.D	1	10ug/L VOC STD 10/15/21	IS&S 8/4/21	15 Oct 21 17:35
8	8	1015M18.D	1	20ug/L VOC STD 10/15/21	IS&S 8/4/21	15 Oct 21 18:03
9	9	1015M19.D	1	40ug/L VOC STD 10/15/21	IS&S 8/4/21	15 Oct 21 18:31
10	10	1015M20.D	1	100ug/L VOC STD 10/15/21	IS&S 8/4/21	15 Oct 21 19:00
11	12	1015M22.D	1	(SS) 10ug/L VOC STD 10/15/21	IS&S 8/4/21	15 Oct 21 19:57

Injection Log

Directory: M:\MAX\DATA\211029\

Line	Vial	FileName	Multiplier	SampleName	Misc Info	Injected
1	1	1102M00.D	1	25ug/L BFB STD 10/29/21	2ul	2 Nov 21 8:47
2	3	1102M03.D	1	211102A CCV/LCS 10ug/L	IS&S 8/4/21	2 Nov 21 10:01
3	4	1102M04.D	1	211102A LCSD 10ug/L	IS&S 8/4/21	2 Nov 21 10:29
4	5	1102M05.D	1	211102A BLK	IS&S 8/4/21	2 Nov 21 10:58
5	14	1102M14.D	1	BA44375W01	IS&S 8/4/21	2 Nov 21 15:13
6	15	1102M15.D	1	BA44376W01	IS&S 8/4/21	2 Nov 21 15:42
7	24	1102M24.D	1	Ending CCV 10ug/L 11/02/21	IS&S 8/4/21	2 Nov 21 19:57

ORGANICS
Calibration Data

VOLATILE ORGANIC ANALYSIS BY
EPA METHOD 8260B

Form 6
Initial Calibration

Lab Name: APPL, Inc. SDG No:
Case No: Initial Cal. Date: 8/25/2021
Matrix: Instrument: Max Initials:

		Compound	0825M12.D	0825M13.D	0825M14.D	0825M15.D	0825M16.D	0825M17.D	0825M18.D	0825M19.D	0825M20.D		Avg	%RSD	Type	r^2	Q	MRF
			1	2	3	4	5	6	7	8	9							
1	I	Fluorobenzene (IS)																
2	S	Dibromofluoromethane(S)	0.3523	0.3417	0.2807	0.2859	0.2870	0.2956	0.2984	0.3009	0.2709		0.30	9.1	S			
3	S	1,2-DCA-D4(S)	0.2194	0.2154	0.1883	0.1930	0.1953	0.1908	0.1985	0.2034	0.1791		0.20	6.5	S			
4	I	Chlorobenzene-D5 (IS)																
5	S	Toluene-D8(S)	1.390	1.326	1.153	1.099	1.153	1.163	1.121	1.122	1.024		1.2	9.8	S			
6	S	4-Bromofluorobenzene(S)	0.5362	0.5171	0.4075	0.4294	0.4615	0.4643	0.4388	0.4514	0.4103		0.46	9.7	S			
7	I	1,4-Dichlorobenzene-D (IS)																
8																		
9																		
10																		
11																		
12																		
13																		
14																		
15																		
16																		
17																		
18																		
19																		
20																		
21																		
22																		
23																		
24																		
25																		
26																		
27																		
28																		
29																		
30																		
31																		
32																		
33																		
34																		
35																		

Quantitation Report (Not Reviewed)

Data File : M:\MAX\DATA\210825\0825M12.D
Acq On : 25 Aug 21 15:15
Sample : 0.3ug/L VOC STD 8/25/21
Misc : IS&S 6/4/21

Vial: 2
Operator: LP,DG,CH
Inst : Max
Multiplr: 1.00

Quant Time: Aug 26 16:25 2021

Quant Results File: M0825SUR.RES

Quant Method : M:\MAX\DATA\210825\M0825SUR.M (RTE Integrator)
Title : METHOD 8260B
Last Update : Thu Aug 26 11:16:48 2021
Response via : Initial Calibration
DataAcq Meth : M8260_081021

Internal Standards	R.T.	QIon	Response	Conc Units	Dev(Min)
1) Fluorobenzene (IS)	6.21	96	268418	25.00 ppb	0.00
4) Chlorobenzene-D5 (IS)	9.41	117	221472	25.00 ppb	0.00
7) 1,4-Dichlorobenzene-D (IS)	11.75	152	137587	25.00 ppb	0.00
System Monitoring Compounds					
2) Dibromofluoromethane(S)	5.41	111	18913	5.84 ppb	0.00
Spiked Amount 25.000			Recovery	= 23.372%	
3) 1,2-DCA-D4(S)	5.81	65	11779	5.54 ppb	0.00
Spiked Amount 25.000			Recovery	= 22.148%	
5) Toluene-D8(S)	7.95	98	61590	5.93 ppb	0.00
Spiked Amount 25.000			Recovery	= 23.720%	
6) 4-Bromofluorobenzene(S)	10.60	95	23749	5.86 ppb	0.00
Spiked Amount 25.000			Recovery	= 23.444%	

Target Compounds Qvalue

(#) = qualifier out of range (m) = manual integration

Quantitation Report

Data File : M:\MAX\DATA\210825\0825M12.D
Acq On : 25 Aug 21 15:15
Sample : 0.3ug/L VOC STD 8/25/21
Misc : IS&S 6/4/21

Vial: 2
Operator: LP,DG,CH
Inst : Max
Multiplr: 1.00

Quant Time: Aug 26 16:25 2021

Quant Results File: M0825SUR.RES

Method : M:\MAX\DATA\210825\M0825SUR.M (RTE Integrator)
Title : METHOD 8260B
Last Update : Thu Aug 26 11:16:48 2021
Response via : Initial Calibration

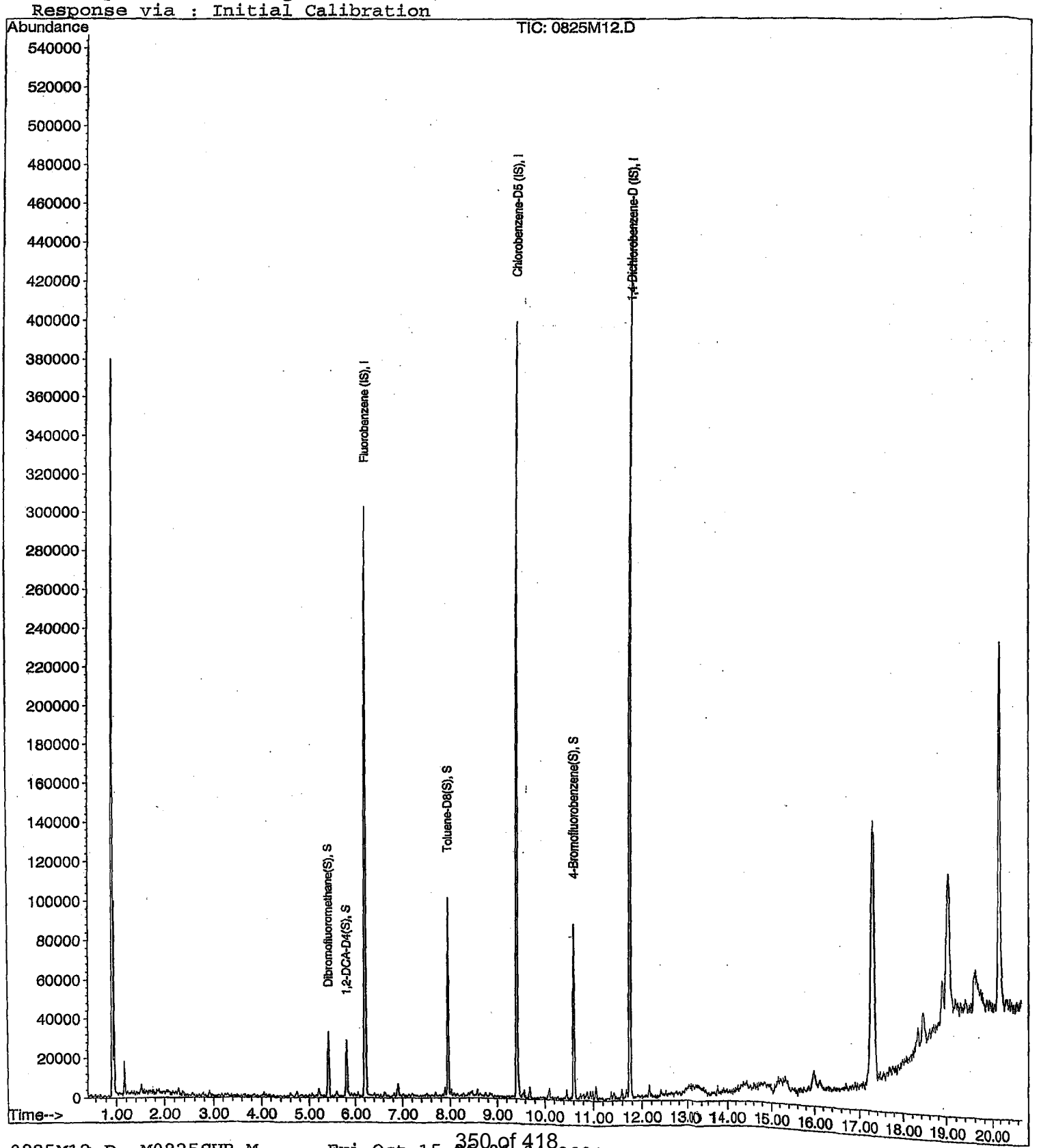

Quantitation Report (Not Reviewed)

Data File : M:\MAX\DATA\210825\0825M13.D
Acq On : 25 Aug 21 15:43
Sample : 0.5ug/L VOC STD 8/25/21
Misc : IS&S 6/4/21

Vial: 3
Operator: LP,DG,CH
Inst : Max
Multiplr: 1.00

Quant Time: Aug 26 16:25 2021

Quant Results File: M0825SUR.RES

Quant Method : M:\MAX\DATA\210825\M0825SUR.M (RTE Integrator)
Title : METHOD 8260B
Last Update : Thu Aug 26 11:16:48 2021
Response via : Initial Calibration
DataAcq Meth : M8260_081021

Internal Standards	R.T.	QIon	Response	Conc Units	Dev(Min)
1) Fluorobenzene (IS)	6.21	96	270425	25.00 ppb	0.00
4) Chlorobenzene-D5 (IS)	9.41	117	226950	25.00 ppb	0.00
7) 1,4-Dichlorobenzene-D (IS)	11.75	152	138629	25.00 ppb	0.00
System Monitoring Compounds					
2) Dibromofluoromethane(S)	5.42	111	18480	5.67 ppb	0.00
Spiked Amount 25.000			Recovery	= 22.664%	
3) 1,2-DCA-D4(S)	5.81	65	11650	5.44 ppb	0.00
Spiked Amount 25.000			Recovery	= 21.744%	
5) Toluene-D8(S)	7.95	98	60175	5.65 ppb	0.00
Spiked Amount 25.000			Recovery	= 22.616%	
6) 4-Bromofluorobenzene(S)	10.60	95	23472	5.65 ppb	0.00
Spiked Amount 25.000			Recovery	= 22.612%	

Target Compounds Qvalue

(#) = qualifier out of range (m) = manual integration

Quantitation Report

Data File : M:\MAX\DATA\210825\0825M13.D
Acq On : 25 Aug 21 15:43
Sample : 0.5ug/L VOC STD 8/25/21
Misc : IS&S 6/4/21

Vial: 3
Operator: LP,DG,CH
Inst : Max
Multiplr: 1.00

Quant Time: Aug 26 16:25 2021

Quant Results File: M0825SUR.RES

Method : M:\MAX\DATA\210825\M0825SUR.M (RTE Integrator)
Title : METHOD 8260B
Last Update : Thu Aug 26 11:16:48 2021
Response via : Initial Calibration

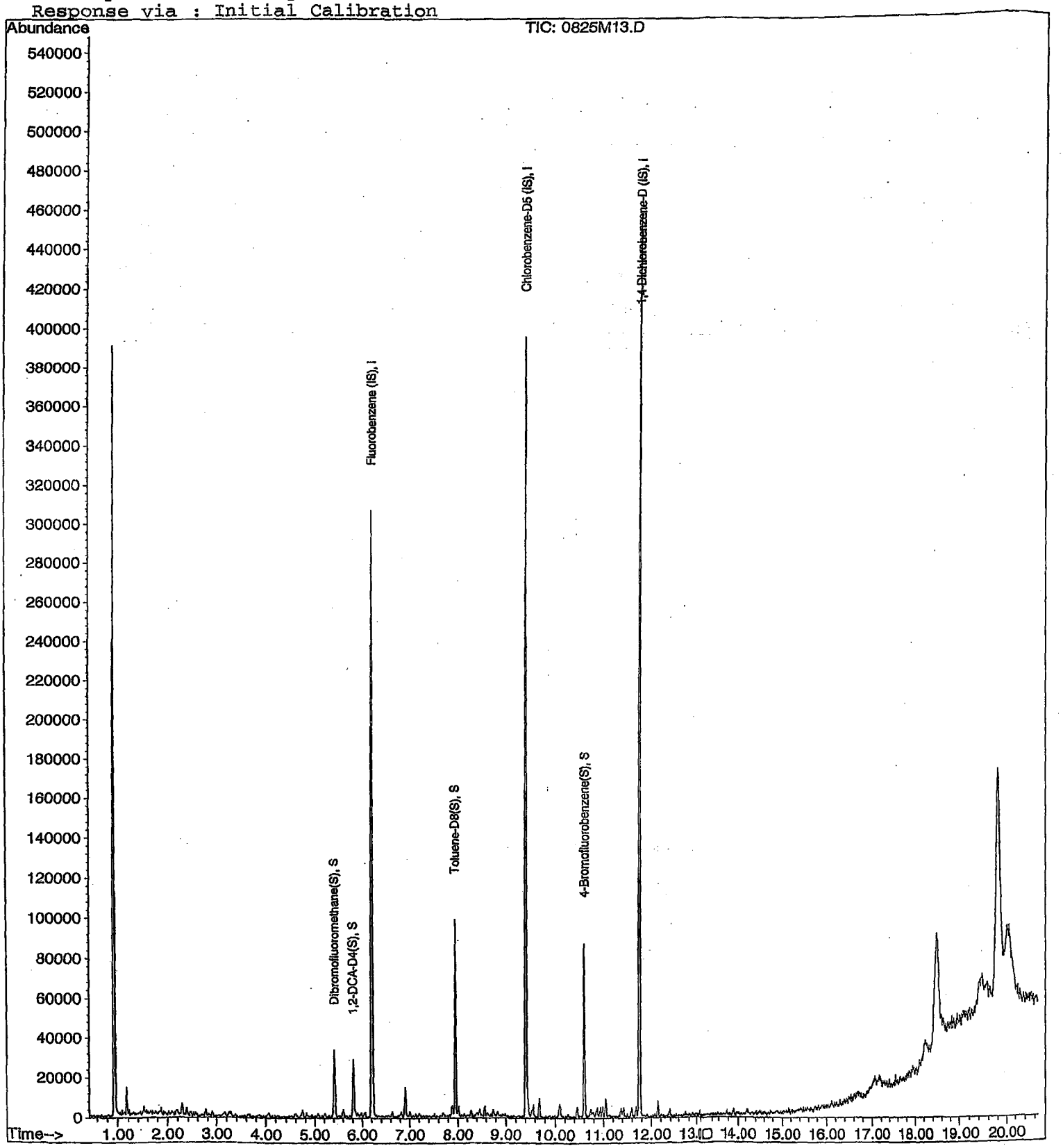

Quantitation Report (Not Reviewed)

Data File : M:\MAX\DATA\210825\0825M14.D
Acq On : 25 Aug 21 16:11
Sample : 1ug/L VOC STD 8/25/21
Misc : IS&S 6/4/21

Vial: 4
Operator: LP,DG,CH
Inst : Max
Multiplr: 1.00

Quant Time: Aug 26 16:25 2021

Quant Results File: M0825SUR.RES

Quant Method : M:\MAX\DATA\210825\M0825SUR.M (RTE Integrator)
Title : METHOD 8260B
Last Update : Thu Aug 26 11:16:48 2021
Response via : Initial Calibration
DataAcq Meth : M8260_081021

Internal Standards	R.T.	QIon	Response	Conc Units	Dev(Min)
1) Fluorobenzene (IS)	6.22	96	261019	25.00 ppb	0.00
4) Chlorobenzene-D5 (IS)	9.41	117	222702	25.00 ppb	0.00
7) 1,4-Dichlorobenzene-D (IS)	11.75	152	137225	25.00 ppb	0.00
System Monitoring Compounds					
2) Dibromofluoromethane(S)	5.41	111	29305	9.31 ppb	0.00
Spiked Amount 25.000			Recovery	= 37.236%	
3) 1,2-DCA-D4(S)	5.81	65	19664	9.51 ppb	0.00
Spiked Amount 25.000			Recovery	= 38.024%	
5) Toluene-D8(S)	7.95	98	102711	9.84 ppb	0.00
Spiked Amount 25.000			Recovery	= 39.340%	
6) 4-Bromofluorobenzene(S)	10.60	95	36297	8.91 ppb	0.00
Spiked Amount 25.000			Recovery	= 35.632%	

Target Compounds Qvalue

(#) = qualifier out of range (m) = manual integration
0825M14.D M0825SUR.M Fri Oct 15 06:06:06 2021

Quantitation Report

Data File : M:\MAX\DATA\210825\0825M14.D
Acq On : 25 Aug 21 16:11
Sample : 1ug/L VOC STD 8/25/21
Misc : IS&S 6/4/21

Vial: 4
Operator: LP,DG,CH
Inst : Max
Multiplr: 1.00

Quant Time: Aug 26 16:25 2021

Quant Results File: M0825SUR.RES

Method : M:\MAX\DATA\210825\M0825SUR.M (RTE Integrator)
Title : METHOD 8260B
Last Update : Thu Aug 26 11:16:48 2021
Response via : Initial Calibration

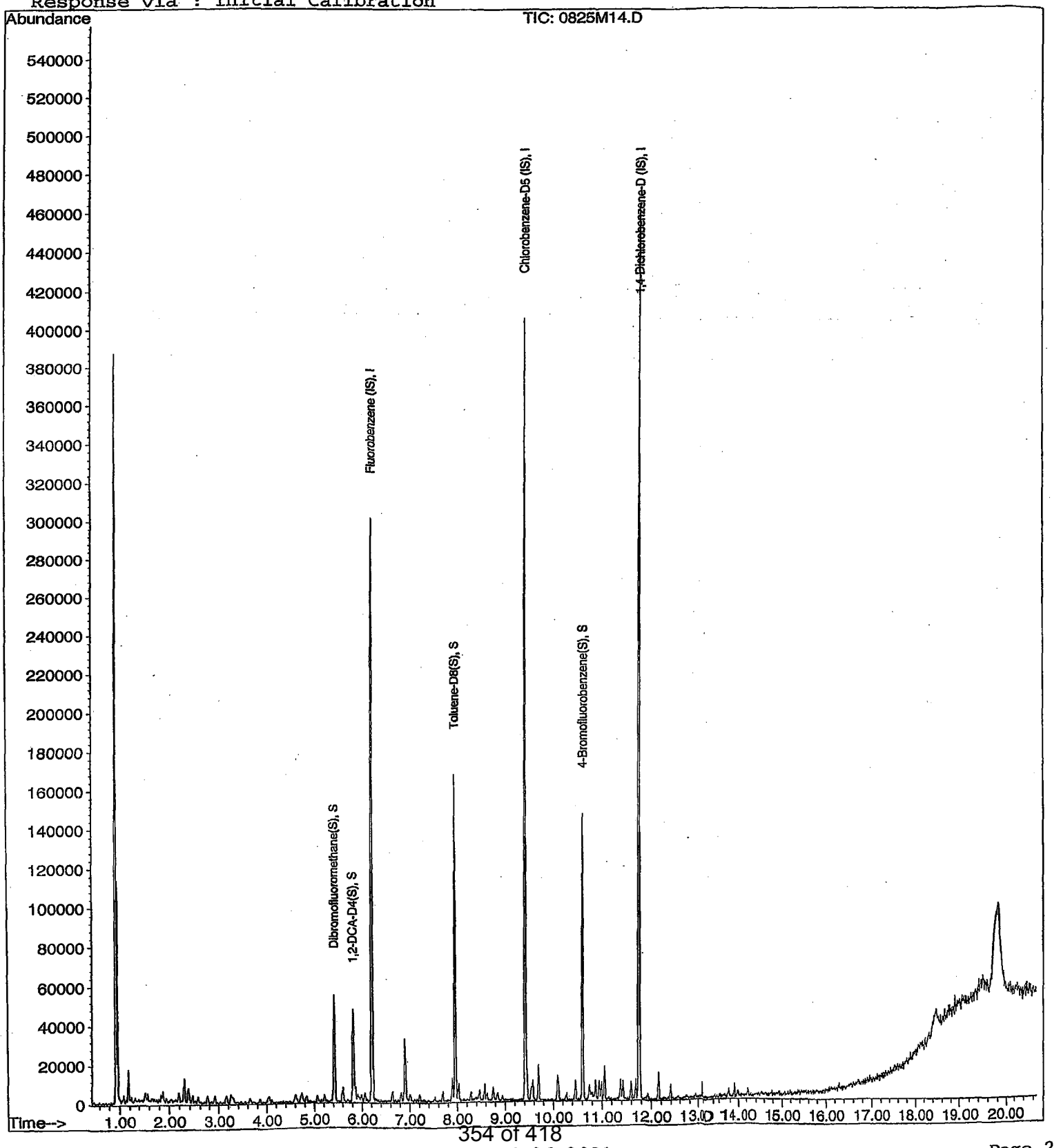

Quantitation Report (Not Reviewed)

Data File : M:\MAX\DATA\210825\0825M15.D
Acq On : 25 Aug 21 16:39
Sample : 2ug/L VOC STD 8/25/21
Misc : IS&S 6/4/21

Vial: 5
Operator: LP,DG,CH
Inst : Max
Multiplr: 1.00

Quant Time: Aug 26 16:25 2021

Quant Results File: M0825SUR.RES

Quant Method : M:\MAX\DATA\210825\M0825SUR.M (RTE Integrator)
Title : METHOD 8260B
Last Update : Thu Aug 26 11:16:48 2021
Response via : Initial Calibration
DataAcq Meth : M8260_081021

Internal Standards	R.T.	QIon	Response	Conc Units	Dev(Min)
1) Fluorobenzene (IS)	6.21	96	260699	25.00 ppb	0.00
4) Chlorobenzene-D5 (IS)	9.42	117	218570	25.00 ppb	0.00
7) 1,4-Dichlorobenzene-D (IS)	11.75	152	137104	25.00 ppb	0.00
System Monitoring Compounds					
2) Dibromofluoromethane(S)	5.41	111	29818	9.48 ppb	0.00
Spiked Amount 25.000			Recovery	= 37.936%	
3) 1,2-DCA-D4(S)	5.82	65	20128	9.74 ppb	0.00
Spiked Amount 25.000			Recovery	= 38.968%	
5) Toluene-D8(S)	7.95	98	96059	9.37 ppb	0.00
Spiked Amount 25.000			Recovery	= 37.488%	
6) 4-Bromofluorobenzene(S)	10.60	95	37545	9.39 ppb	0.00
Spiked Amount 25.000			Recovery	= 37.556%	

Target Compounds Qvalue

(#) = qualifier out of range (m) = manual integration

0825M15.D M0825SUR.M Fri Oct 15 06:06:07 2021

Quantitation Report

Data File : M:\MAX\DATA\210825\0825M15.D
Acq On : 25 Aug 21 16:39
Sample : 2ug/L VOC STD 8/25/21
Misc : IS&S 6/4/21

Vial: 5
Operator: LP,DG,CH
Inst : Max
Multiplr: 1.00

Quant Time: Aug 26 16:25 2021

Quant Results File: M0825SUR.RES

Method : M:\MAX\DATA\210825\M0825SUR.M (RTE Integrator)
Title : METHOD 8260B
Last Update : Thu Aug 26 11:16:48 2021
Response via : Initial Calibration

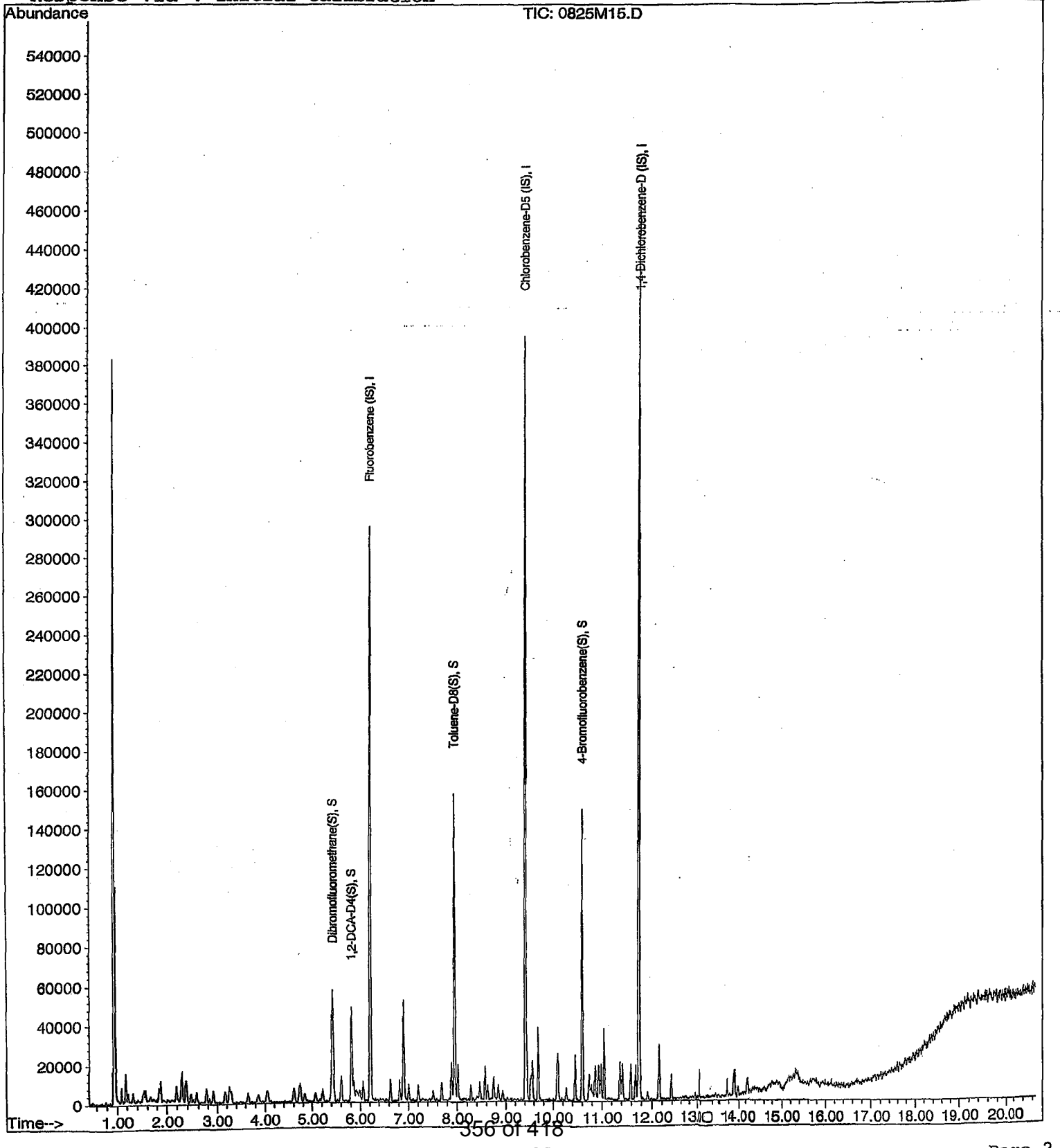

Quantitation Report (Not Reviewed)

Data File : M:\MAX\DATA\210825\0825M16.D
Acq On : 25 Aug 21 17:07
Sample : 5ug/L VOC STD 8/25/21
Misc : IS&S 6/4/21

Vial: 6
Operator: LP,DG,CH
Inst : Max
Multiplr: 1.00

Quant Time: Aug 26 16:25 2021

Quant Results File: M0825SUR.RES

Quant Method : M:\MAX\DATA\210825\M0825SUR.M (RTE Integrator)
Title : METHOD 8260B
Last Update : Thu Aug 26 11:16:48 2021
Response via : Initial Calibration
DataAcq Meth : M8260_081021

Internal Standards	R.T.	QIon	Response	Conc Units	Dev(Min)
1) Fluorobenzene (IS)	6.21	96	261599	25.00 ppb	0.00
4) Chlorobenzene-D5 (IS)	9.41	117	219379	25.00 ppb	0.00
7) 1,4-Dichlorobenzene-D (IS)	11.75	152	136215	25.00 ppb	0.00
System Monitoring Compounds					
2) Dibromofluoromethane(S)	5.41	111	75090	23.80 ppb	0.00
Spiked Amount 25.000			Recovery =	95.204%	
3) 1,2-DCA-D4(S)	5.81	65	51096	24.65 ppb	0.00
Spiked Amount 25.000			Recovery =	98.580%	
5) Toluene-D8(S)	7.95	98	252960	24.59 ppb	0.00
Spiked Amount 25.000			Recovery =	98.356%	
6) 4-Bromofluorobenzene(S)	10.60	95	101253	25.23 ppb	0.00
Spiked Amount 25.000			Recovery =	100.908%	

Target Compounds Qvalue

(#) = qualifier out of range (m) = manu357 of 48 integration
0825M16.D M0825SUR.M Fri Oct 15 06:06:08 2021

Quantitation Report

Data File : M:\MAX\DATA\210825\0825M16.D
Acq On : 25 Aug 21 17:07
Sample : 5ug/L VOC STD 8/25/21
Misc : IS&S 6/4/21

Vial: 6
Operator: LP,DG,CH
Inst : Max
Multiplr: 1.00

Quant Time: Aug 26 16:25 2021

Quant Results File: M0825SUR.RES

Method : M:\MAX\DATA\210825\M0825SUR.M (RTE Integrator)
Title : METHOD 8260B
Last Update : Thu Aug 26 11:16:48 2021
Response via : Initial Calibration

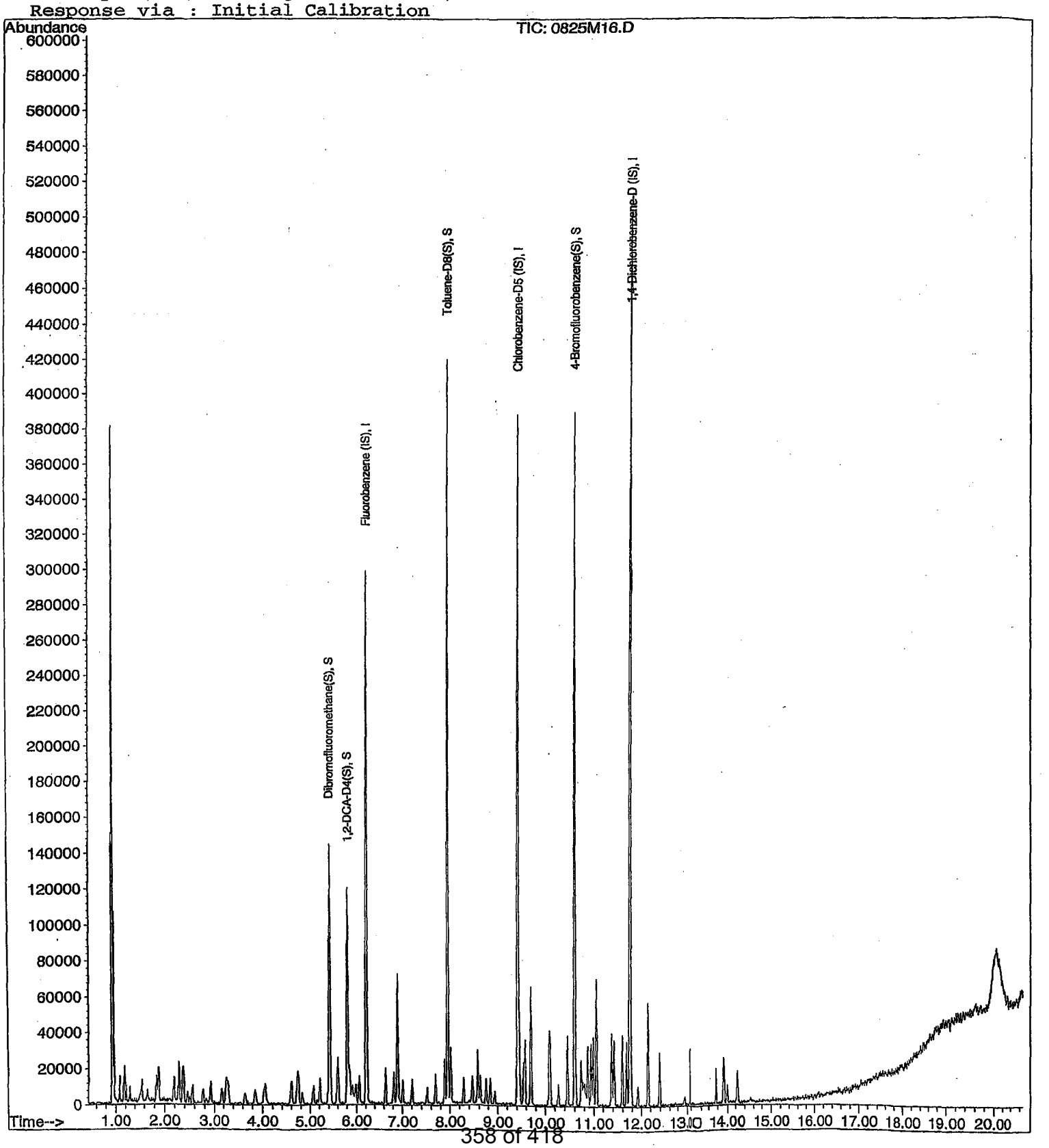

Quantitation Report (Not Reviewed)

Data File : M:\MAX\DATA\210825\0825M17.D
Acq On : 25 Aug 21 17:35
Sample : 10ug/L VOC STD 8/25/21
Misc : IS&S 6/4/21

Vial: 7
Operator: LP,DG,CH
Inst : Max
Multiplr: 1.00

Quant Time: Aug 26 16:25 2021

Quant Results File: M0825SUR.RES

Quant Method : M:\MAX\DATA\210825\M0825SUR.M (RTE Integrator)
Title : METHOD 8260B
Last Update : Thu Aug 26 11:16:48 2021
Response via : Initial Calibration
DataAcq Meth : M8260_081021

Internal Standards	R.T.	QIon	Response	Conc Units	Dev(Min)
1) Fluorobenzene (IS)	6.21	96	260876	25.00 ppb	0.00
4) Chlorobenzene-D5 (IS)	9.41	117	215380	25.00 ppb	0.00
7) 1,4-Dichlorobenzene-D (IS)	11.75	152	136295	25.00 ppb	0.00
System Monitoring Compounds					
2) Dibromofluoromethane(S)	5.42	111	77116	24.51 ppb	0.00
Spiked Amount 25.000			Recovery =	98.044%	
3) 1,2-DCA-D4(S)	5.82	65	49768	24.07 ppb	0.00
Spiked Amount 25.000			Recovery =	96.284%	
5) Toluene-D8(S)	7.95	98	250522	24.80 ppb	0.00
Spiked Amount 25.000			Recovery =	99.216%	
6) 4-Bromofluorobenzene(S)	10.60	95	100010	25.38 ppb	0.00
Spiked Amount 25.000			Recovery =	101.520%	

Target Compounds Qvalue

(#) = qualifier out of range (m) = manual integration

Quantitation Report

Data File : M:\MAX\DATA\210825\0825M17.D
Acq On : 25 Aug 21 17:35
Sample : 10ug/L VOC STD 8/25/21
Misc : IS&S 6/4/21

Vial: 7
Operator: LP,DG,CH
Inst : Max
Multiplr: 1.00

Quant Time: Aug 26 16:25 2021

Quant Results File: M0825SUR.RES

Method : M:\MAX\DATA\210825\M0825SUR.M (RTE Integrator)
Title : METHOD 8260B
Last Update : Thu Aug 26 11:16:48 2021
Response via : Initial Calibration

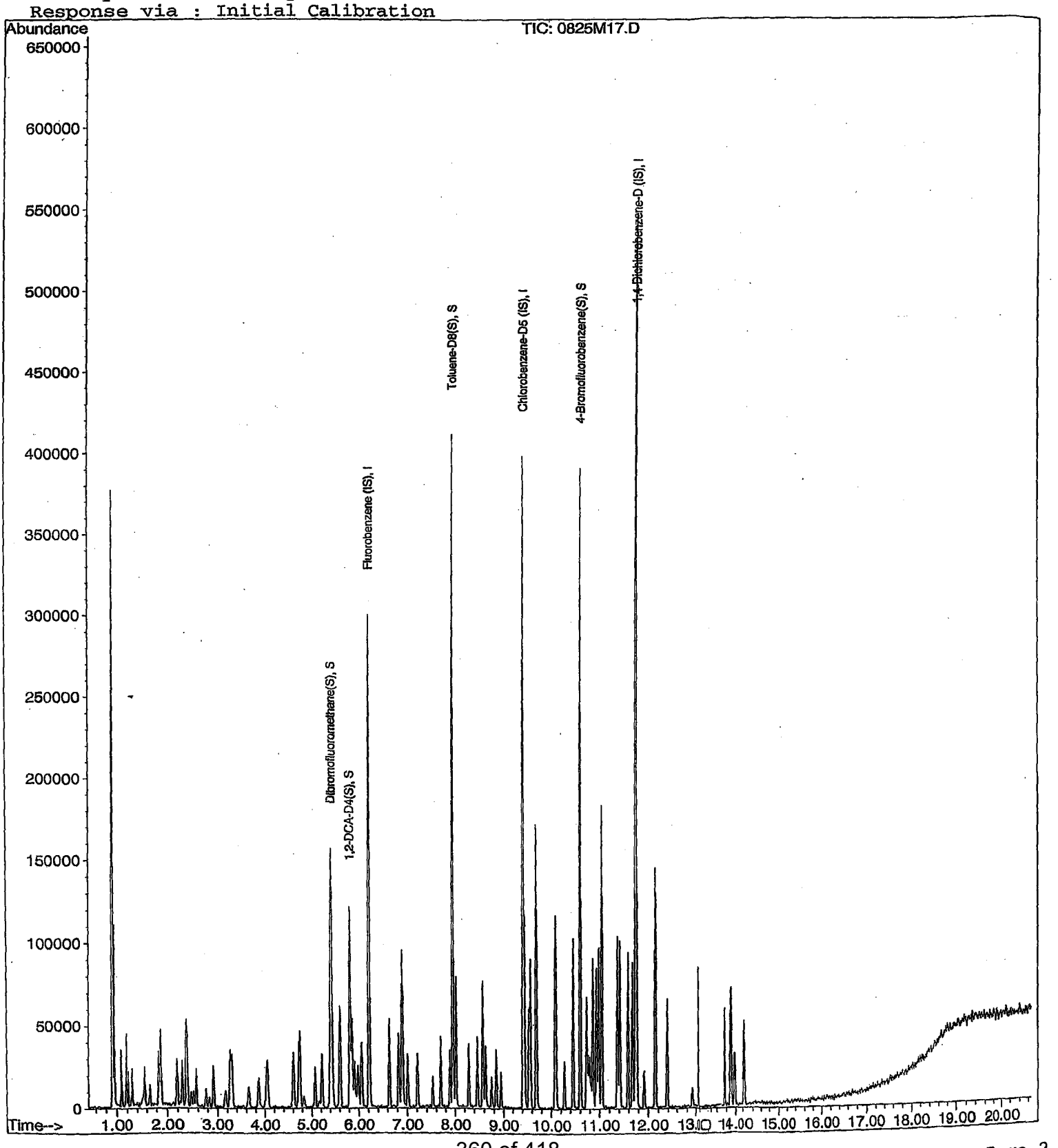

Quantitation Report (Not Reviewed)

Data File : M:\MAX\DATA\210825\0825M18.D
Acq On : 25 Aug 21 18:03
Sample : 20ug/L VOC STD 8/25/21
Misc : IS&S 6/4/21

Vial: 8
Operator: LP,DG,CH
Inst : Max
Multiplr: 1.00

Quant Time: Aug 26 16:25 2021

Quant Results File: M0825SUR.RES

Quant Method : M:\MAX\DATA\210825\M0825SUR.M (RTE Integrator)
Title : METHOD 8260B
Last Update : Thu Aug 26 11:16:48 2021
Response via : Initial Calibration
DataAcq Meth : M8260_081021

Internal Standards	R.T.	QIon	Response	Conc Units	Dev(Min)
1) Fluorobenzene (IS)	6.21	96	258006	25.00 ppb	0.00
4) Chlorobenzene-D5 (IS)	9.41	117	222674	25.00 ppb	0.00
7) 1,4-Dichlorobenzene-D (IS)	11.75	152	141752	25.00 ppb	0.00
System Monitoring Compounds					
2) Dibromofluoromethane(S)	5.42	111	153975	49.49 ppb	0.00
Spiked Amount 25.000			Recovery =	197.940%	
3) 1,2-DCA-D4(S)	5.81	65	102408	50.08 ppb	0.00
Spiked Amount 25.000			Recovery =	200.332%	
5) Toluene-D8(S)	7.95	98	499120	47.80 ppb	0.00
Spiked Amount 25.000			Recovery =	191.196%	
6) 4-Bromofluorobenzene(S)	10.60	95	195414	47.97 ppb	0.00
Spiked Amount 25.000			Recovery =	191.868%	

Target Compounds Qvalue

(#) = qualifier out of range (m) = manual integration

Quantitation Report

Data File : M:\MAX\DATA\210825\0825M18.D
Acq On : 25 Aug 21 18:03
Sample : 20ug/L VOC STD 8/25/21
Misc : IS&S 6/4/21

Vial: 8
Operator: LP,DG,CH
Inst : Max
Multiplr: 1.00

Quant Time: Aug 26 16:25 2021

Quant Results File: M0825SUR.RES

Method : M:\MAX\DATA\210825\M0825SUR.M (RTE Integrator)
Title : METHOD 8260B
Last Update : Thu Aug 26 11:16:48 2021
Response via : Initial Calibration

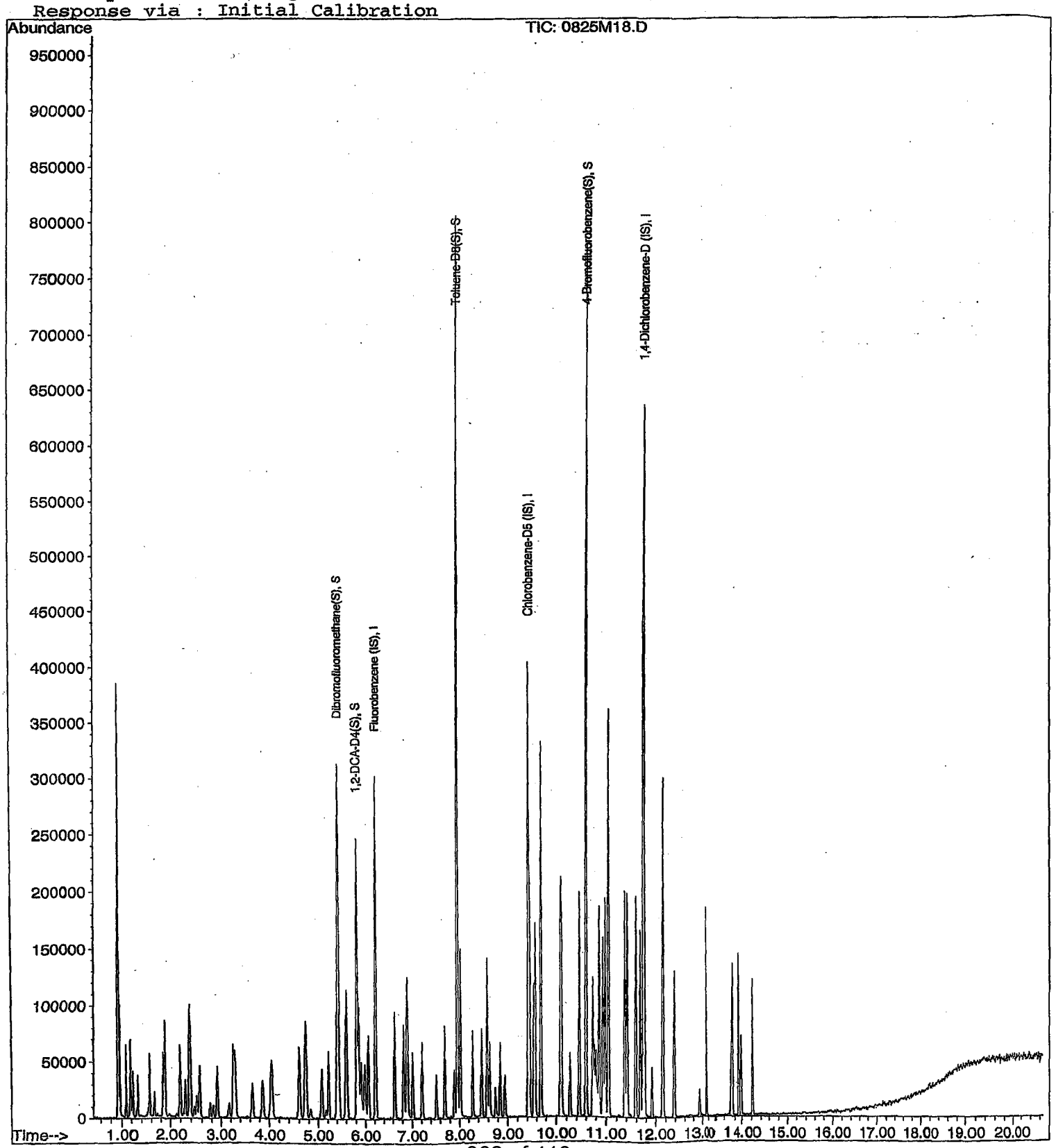

Quantitation Report (Not Reviewed)

Data File : M:\MAX\DATA\210825\0825M19.D
Acq On : 25 Aug 21 18:31
Sample : 40ug/L VOC STD 8/25/21
Misc : IS&S 6/4/21

Vial: 9
Operator: LP,DG,CH
Inst : Max
Multiplr: 1.00

Quant Time: Aug 26 16:25 2021 Quant Results File: M0825SUR.RES

Quant Method : M:\MAX\DATA\210825\M0825SUR.M (RTE Integrator)
Title : METHOD 8260B
Last Update : Thu Aug 26 11:16:48 2021
Response via : Initial Calibration
DataAcq Meth : M8260_081021

Internal Standards	R.T.	QIon	Response	Conc Units	Dev(Min)
1) Fluorobenzene (IS)	6.21	96	251853	25.00 ppb	0.00
4) Chlorobenzene-D5 (IS)	9.41	117	216925	25.00 ppb	0.00
7) 1,4-Dichlorobenzene-D (IS)	11.75	152	140689	25.00 ppb	0.00
System Monitoring Compounds					
2) Dibromofluoromethane(S)	5.41	111	151584	49.91 ppb	0.00
Spiked Amount 25.000			Recovery =	199.628%	
3) 1,2-DCA-D4(S)	5.81	65	102456	51.33 ppb	0.00
Spiked Amount 25.000			Recovery =	205.320%	
5) Toluene-D8(S)	7.95	98	486936	47.87 ppb	0.00
Spiked Amount 25.000			Recovery =	191.472%	
6) 4-Bromofluorobenzene(S)	10.60	95	195822	49.34 ppb	0.00
Spiked Amount 25.000			Recovery =	197.364%	

Target Compounds Qvalue

(#) = qualifier out of range (m) = manual integration

Quantitation Report

Data File : M:\MAX\DATA\210825\0825M19.D
Acq On : 25 Aug 21 18:31
Sample : 40ug/L VOC STD 8/25/21
Misc : IS&S 6/4/21

Vial: 9
Operator: LP,DG,CH
Inst : Max
Multiplr: 1.00

Quant Time: Aug 26 16:25 2021

Quant Results File: M0825SUR.RES

Method : M:\MAX\DATA\210825\M0825SUR.M (RTE Integrator)
Title : METHOD 8260B
Last Update : Thu Aug 26 11:16:48 2021
Response via : Initial Calibration

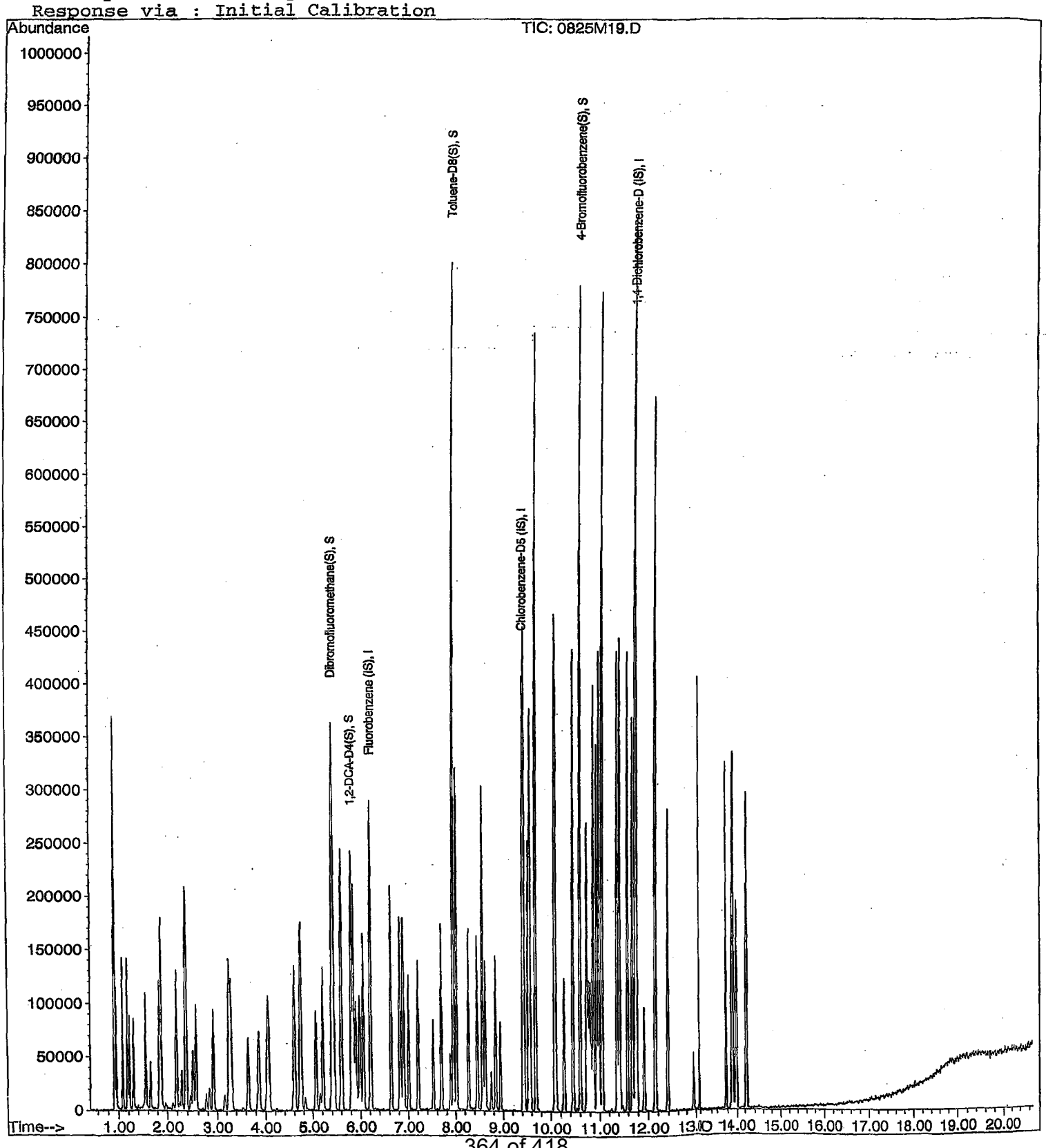

Quantitation Report (Not Reviewed)

Data File : M:\MAX\DATA\210825\0825M20.D
Acq On : 25 Aug 21 18:59
Sample : 100ug/L VOC STD 8/25/21
Misc : IS&S 6/4/21

Vial: 10
Operator: LP,DG,CH
Inst : Max
Multiplr: 1.00

Quant Time: Aug 26 16:25 2021

Quant Results File: M0825SUR.RES

Quant Method : M:\MAX\DATA\210825\M0825SUR.M (RTE Integrator)
Title : METHOD 8260B
Last Update : Thu Aug 26 11:16:48 2021
Response via : Initial Calibration
DataAcq Meth : M8260_081021

Internal Standards	R.T.	QIon	Response	Conc Units	Dev(Min)
1) Fluorobenzene (IS)	6.21	96	251268	25.00 ppb	0.00
4) Chlorobenzene-D5 (IS)	9.41	117	218191	25.00 ppb	0.00
7) 1,4-Dichlorobenzene-D (IS)	11.75	152	142788	25.00 ppb	0.00
System Monitoring Compounds					
2) Dibromofluoromethane(S)	5.42	111	272268	89.85 ppb	0.00
Spiked Amount 25.000			Recovery =	359.396%	
3) 1,2-DCA-D4(S)	5.81	65	179968	90.37 ppb	0.00
Spiked Amount 25.000			Recovery =	361.496%	
5) Toluene-D8(S)	7.95	98	893556	87.33 ppb	0.00
Spiked Amount 25.000			Recovery =	349.324%	
6) 4-Bromofluorobenzene(S)	10.60	95	358053	89.70 ppb	0.00
Spiked Amount 25.000			Recovery =	358.780%	

Target Compounds Qvalue

(#) = qualifier out of range (m) = manual integration

Data File : M:\MAX\DATA\210825\0825M20.D
Acq On : 25 Aug 21 18:59
Sample : 100ug/L VOC STD 8/25/21
Misc : IS&S 6/4/21

Vial: 10
Operator: LP,DG,CH
Inst : Max
Multiplr: 1.00

Quant Time: Aug 26 16:25 2021

Quant Results File: M0825SUR.RES

Method : M:\MAX\DATA\210825\M0825SUR.M (RTE Integrator)
Title : METHOD 8260B
Last Update : Thu Aug 26 11:16:48 2021
Response via : Initial Calibration

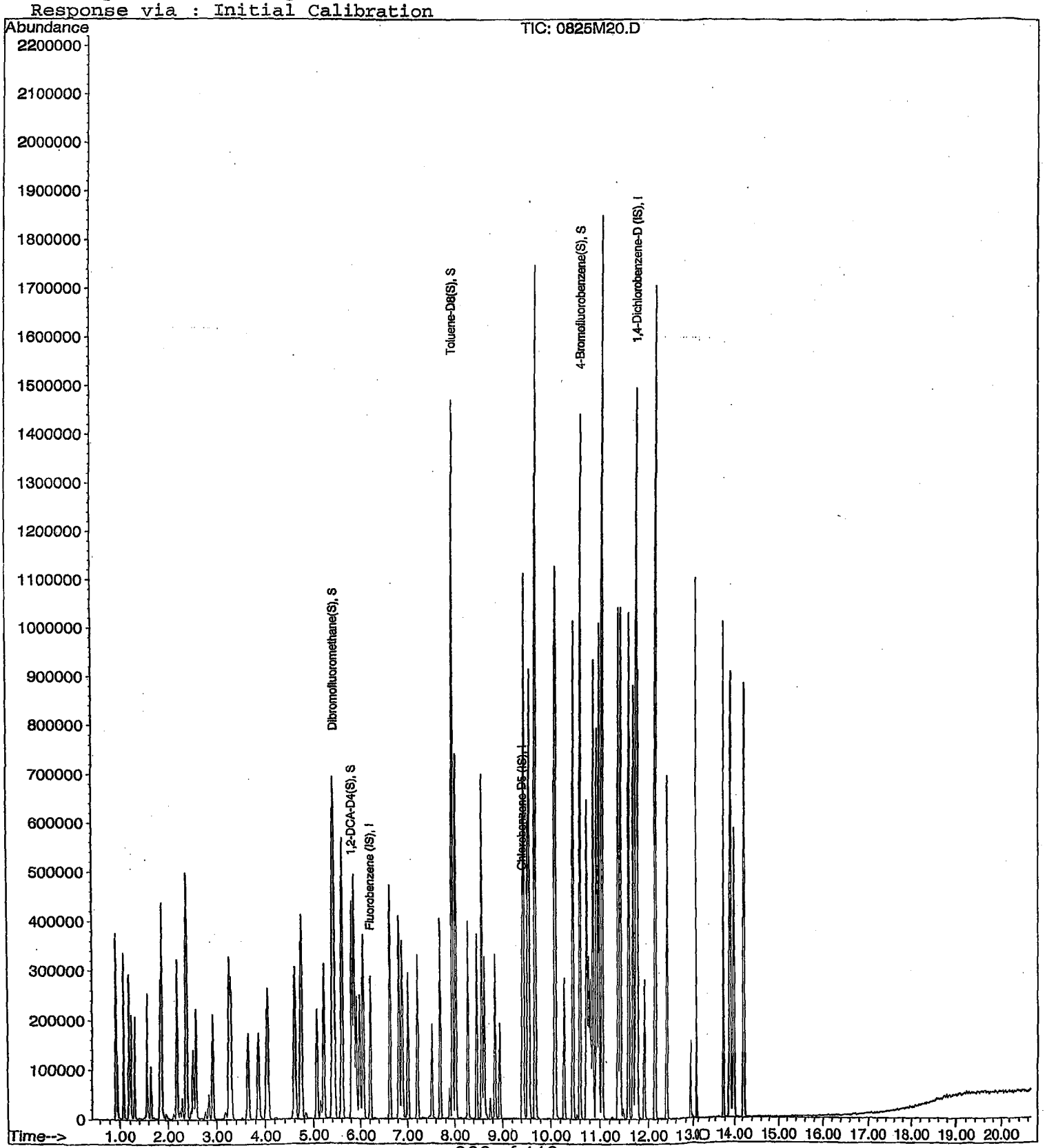

VOLATILE ORGANIC ANALYSIS
VOLATILE ORGANIC COMPOUNDS

Form 6
Initial Calibration

Lab Name: APPL, Inc.
Case No:
Matrix:

SDG No:
Initial Cal. Date: 8/25/2021
Instrument: Max

Initials:

	Compound	1	2	3	4	5	6	7				Avg	%RSD	Type	r^2	Q	MRF
		0825M23.D	0825M24.D	0825M25.D	0825M26.D	0825M27.D	0825M28.D	0825M29.D									
I	Fluorobenzene (IS)																
TMHBL	Gasoline C6-C10	13.8	5.689	3.019	1.290	0.8206	0.7117	0.6349				3.7	130	TMHB	0.999		
TMHB	Chlorobenzene-D5 (IS)																
TMHB	1,4-Dichlorobenzene (IS)																

Quantitation Report (QT Reviewed)

Data File : M:\MAX\DATA\210825\0825M23.D
Acq On : 25 Aug 21 20:23
Sample : 20ug/L GAS STD 8/25/21
Misc : IS&S 6/4/21

Vial: 13
Operator: LP,DG,CH
Inst : Max
Multiplr: 1.00

Quant Time: Aug 26 16:15 2021

Quant Results File: MGAS0825.RES

Quant Method : M:\MAX\DATA\210825\MGAS0825.M (RTE Integrator)
Title : METHOD 8260B
Last Update : Thu Aug 26 16:13:10 2021
Response via : Initial Calibration
DataAcq Meth : M8260_081021

Internal Standards	R.T.	QIon	Response	Conc Units	Dev(Min)
1) Fluorobenzene (IS)	6.21	TIC	284811	25.00 ppb	0.00
3) Chlorobenzene-D5 (IS)	11.75	TIC	236410m	25.00 ppb	0.00
4) 1,4-Dichlorobenzene (IS)	10.94	TIC	14670m	25.00 ppb	0.00

System Monitoring Compounds

Target Compounds					Qvalue
2) Gasoline C6-C10	7.95	TIC	3136582m	38.03 ppb	100

(#) = qualifier out of range (m) = manual integration

Quantitation Report

Data File : M:\MAX\DATA\210825\0825M23.D
Acq On : 25 Aug 21 20:23
Sample : 20ug/L GAS STD 8/25/21
Misc : IS&S 6/4/21

Vial: 13
Operator: LP,DG,CH
Inst : Max
Multiplr: 1.00

Quant Time: Aug 26 16:15 2021

Quant Results File: MGAS0825.RES

Method : M:\MAX\DATA\210825\MGAS0825.M (RTE Integrator)
Title : METHOD 8260B
Last Update : Thu Aug 26 16:19:36 2021
Response via : Initial Calibration

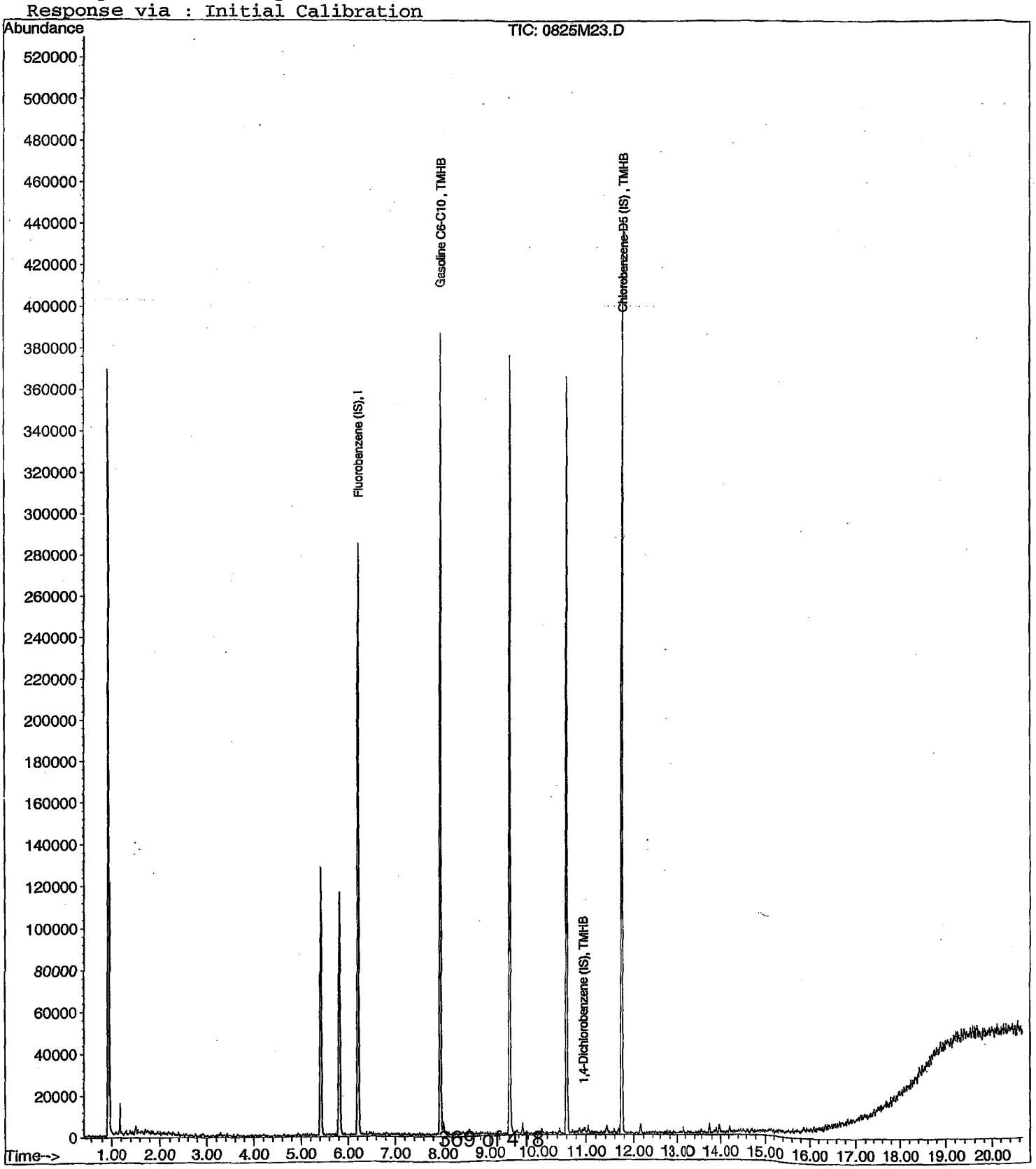

Quantitation Report (QT Reviewed)

Data File : M:\MAX\DATA\210825\0825M24.D
Acq On : 25 Aug 21 20:51
Sample : 50ug/L GAS STD 8/25/21
Misc : IS&S 6/4/21

Vial: 14
Operator: LP,DG,CH
Inst : Max
Multiplr: 1.00

Quant Time: Aug 26 16:15 2021

Quant Results File: MGAS0825.RES

Quant Method : M:\MAX\DATA\210825\MGAS0825.M (RTE Integrator)
Title : METHOD 8260B
Last Update : Thu Aug 26 16:13:10 2021
Response via : Initial Calibration
DataAcq Meth : M8260_081021

Internal Standards	R.T.	QIon	Response	Conc Units	Dev(Min)
1) Fluorobenzene (IS)	6.21	TIC	285081	25.00 ppb	0.00
3) Chlorobenzene-D5 (IS)	11.75	TIC	248593m	25.00 ppb	0.00
4) 1,4-Dichlorobenzene (IS)	10.94	TIC	21251m	25.00 ppb	0.00

System Monitoring Compounds

Target Compounds					Qvalue
2) Gasoline C6-C10	7.95	TIC	3243874m	61.97 ppb	100

(#) = qualifier out of range (m) = manual integration

Quantitation Report

Data File : M:\MAX\DATA\210825\0825M24.D
Acq On : 25 Aug 21 20:51
Sample : 50ug/L GAS STD 8/25/21
Misc : IS&S 6/4/21

Vial: 14
Operator: LP,DG,CH
Inst : Max
Multiplr: 1.00

Quant Time: Aug 26 16:15 2021

Quant Results File: MGAS0825.RES

Method : M:\MAX\DATA\210825\MGAS0825.M (RTE Integrator)
Title : METHOD 8260B
Last Update : Thu Aug 26 16:19:36 2021
Response via : Initial Calibration

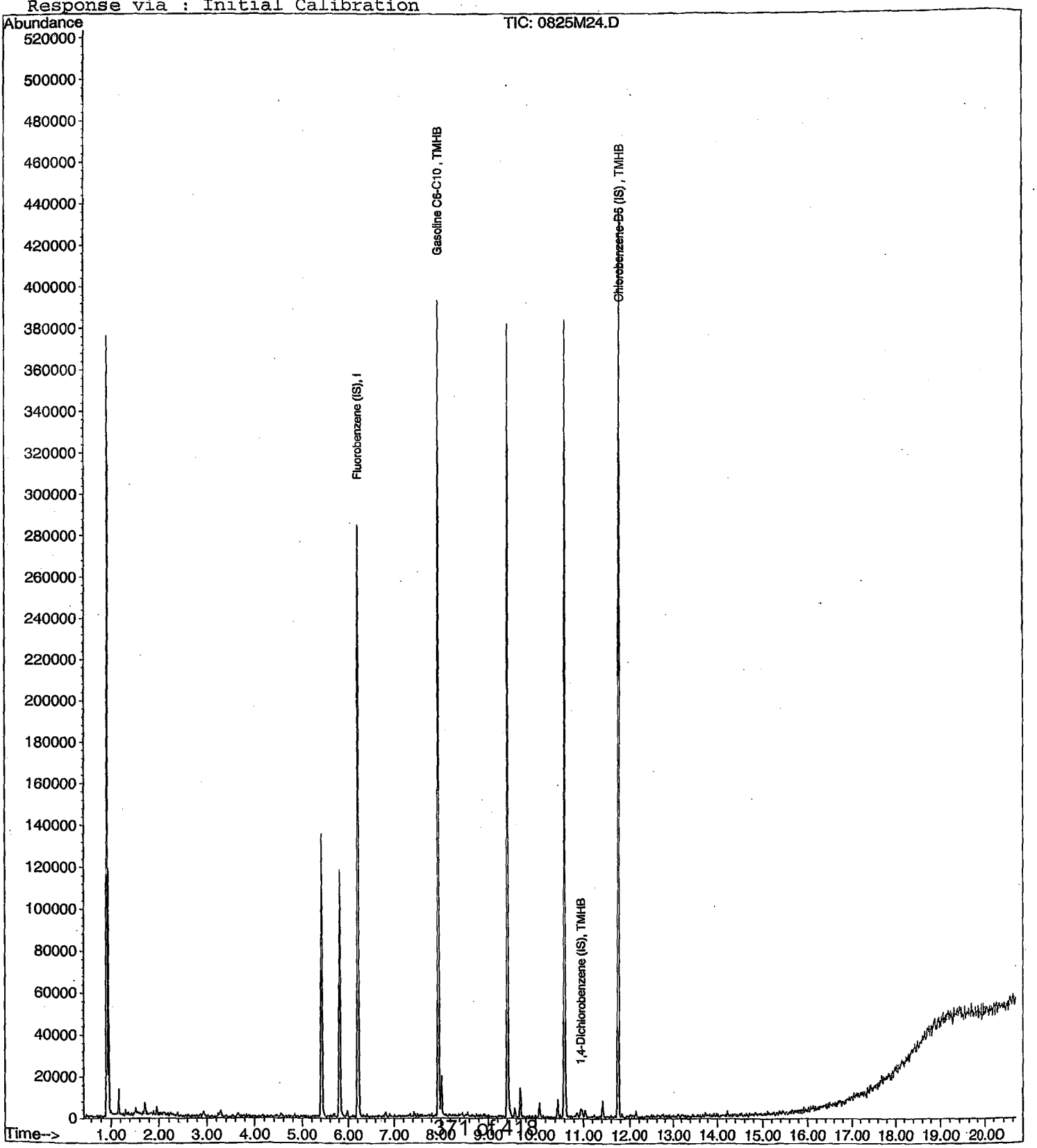

Quantitation Report (QT Reviewed)

Data File : M:\MAX\DATA\210825\0825M25.D
Acq On : 25 Aug 21 21:19
Sample : 100ug/L GAS STD 8/25/21
Misc : IS&S 6/4/21

Vial: 15
Operator: LP,DG,CH
Inst : Max
Multiplr: 1.00

Quant Time: Aug 26 16:16 2021

Quant Results File: MGAS0825.RES

Quant Method : M:\MAX\DATA\210825\MGAS0825.M (RTE Integrator)
Title : METHOD 8260B
Last Update : Thu Aug 26 16:13:10 2021
Response via : Initial Calibration
DataAcq Meth : M8260_081021

Internal Standards	R.T.	QIon	Response	Conc Units	Dev(Min)
1) Fluorobenzene (IS)	6.21	TIC	286586	25.00 ppb	0.00
3) Chlorobenzene-D5 (IS)	11.75	TIC	245880m	25.00 ppb	0.00
4) 1,4-Dichlorobenzene (IS)	10.94	TIC	32801m	25.00 ppb	0.00

System Monitoring Compounds

Target Compounds					Qvalue
2) Gasoline C6-C10	7.95	TIC	3460677m	107.56 ppb	100

(#) = qualifier out of range (m) = manual integration

Quantitation Report

Data File : M:\MAX\DATA\210825\0825M25.D
Acq On : 25 Aug 21 21:19
Sample : 100ug/L GAS STD 8/25/21
Misc : IS&S 6/4/21

Vial: 15
Operator: LP,DG,CH
Inst : Max
Multiplr: 1.00

Quant Time: Aug 26 16:16 2021

Quant Results File: MGAS0825.RES

Method : M:\MAX\DATA\210825\MGAS0825.M (RTE Integrator)
Title : METHOD 8260B
Last Update : Thu Aug 26 16:19:36 2021
Response via : Initial Calibration

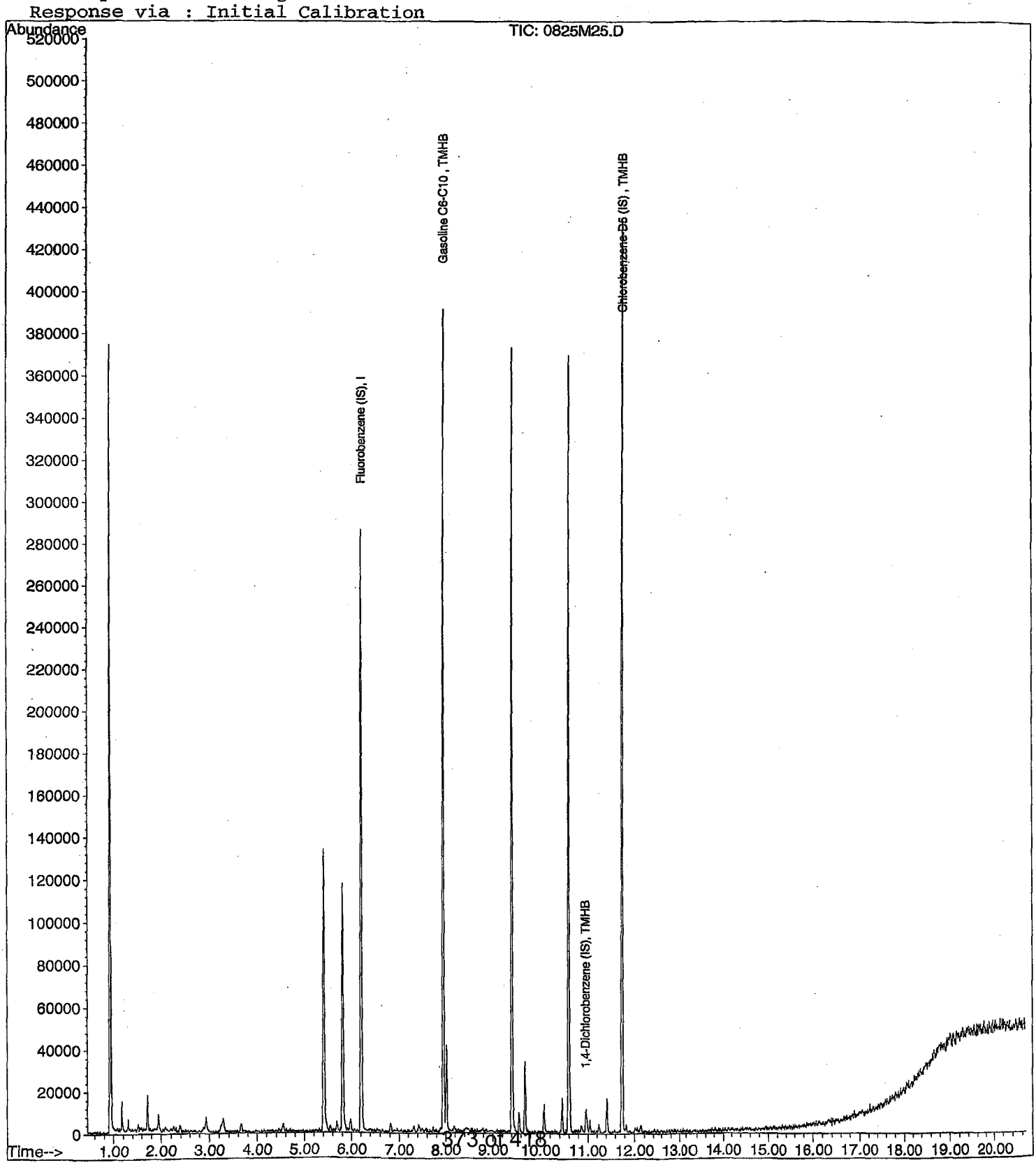

Quantitation Report (QT Reviewed)

Data File : M:\MAX\DATA\210825\0825M26.D
Acq On : 25 Aug 21 21:47
Sample : 300ug/L GAS STD 8/25/21
Misc : IS&S 6/4/21

Vial: 16
Operator: LP,DG,CH
Inst : Max
Multiplr: 1.00

Quant Time: Aug 26 16:16 2021

Quant Results File: MGAS0825.RES

Quant Method : M:\MAX\DATA\210825\MGAS0825.M (RTE Integrator)
Title : METHOD 8260B
Last Update : Thu Aug 26 16:13:10 2021
Response via : Initial Calibration
DataAcq Meth : M8260_081021

Internal Standards	R.T.	QIon	Response	Conc Units	Dev(Min)
1) Fluorobenzene (IS)	6.21	TIC	280163	25.00 ppb	0.00
3) Chlorobenzene-D5 (IS)	11.75	TIC	264646m	25.00 ppb	0.00
4) 1,4-Dichlorobenzene (IS)	10.94	TIC	87973m	25.00 ppb	0.00

System Monitoring Compounds

Target Compounds					Qvalue
2) Gasoline C6-C10	7.95	TIC	4335414m	329.97 ppb	100

(#) = qualifier out of range (m) = manual integration

Quantitation Report

Data File : M:\MAX\DATA\210825\0825M26.D
Acq On : 25 Aug 21 21:47
Sample : 300ug/L GAS STD 8/25/21
Misc : IS&S 6/4/21

Vial: 16
Operator: LP,DG,CH
Inst : Max
Multiplr: 1.00

Quant Time: Aug 26 16:16 2021

Quant Results File: MGAS0825.RES

Method : M:\MAX\DATA\210825\MGAS0825.M (RTE Integrator)
Title : METHOD 8260B
Last Update : Thu Aug 26 16:19:36 2021
Response via : Initial Calibration

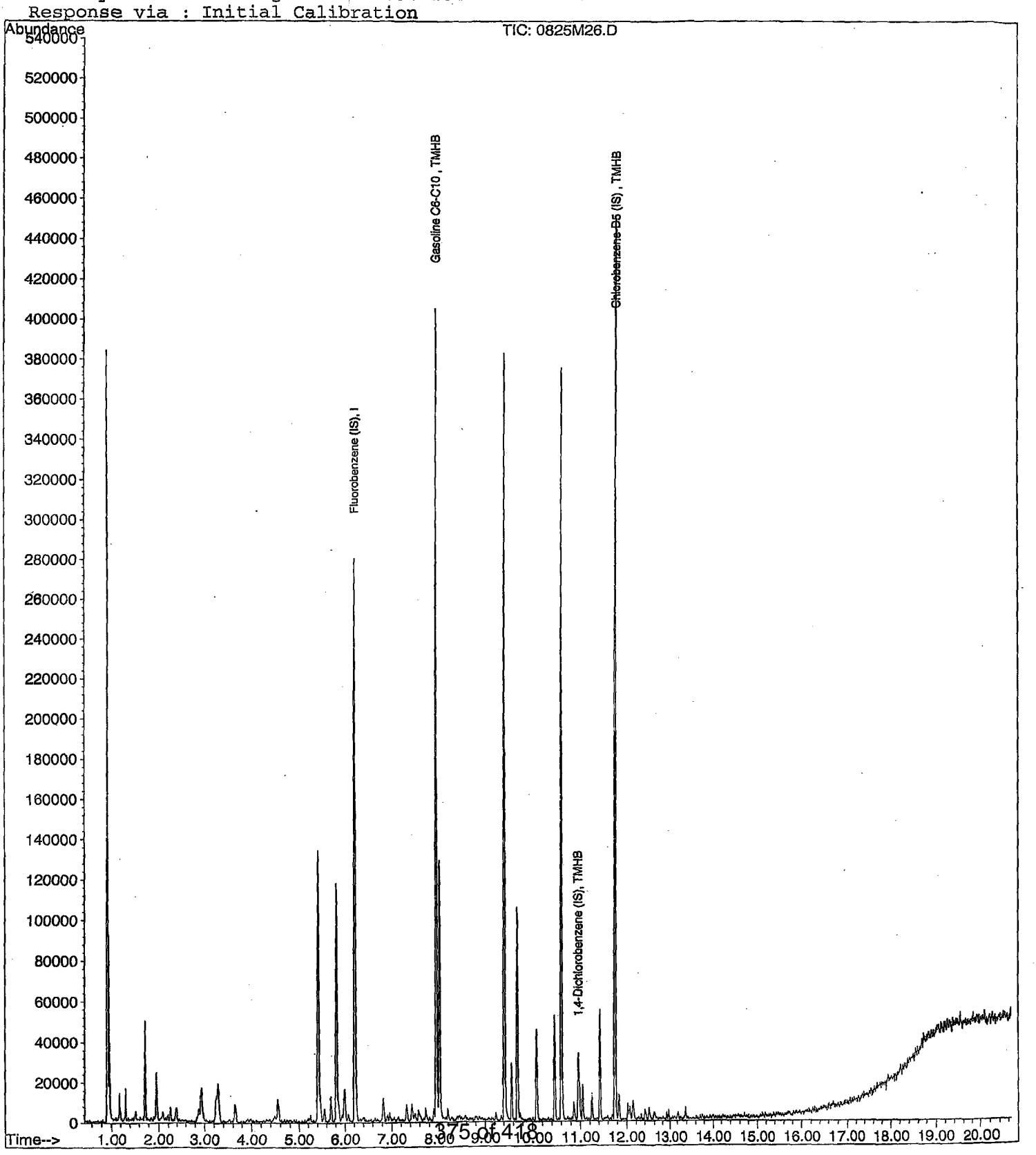

Quantitation Report (QT Reviewed)

Data File : M:\MAX\DATA\210825\0825M27.D
Acq On : 25 Aug 21 22:14
Sample : 600ug/L GAS STD 8/25/21
Misc : IS&S 6/4/21

Vial: 17
Operator: LP,DG,CH
Inst : Max
Multiplr: 1.00

Quant Time: Aug 26 16:18 2021 Quant Results File: MGAS0825.RES

Quant Method : M:\MAX\DATA\210825\MGAS0825.M (RTE Integrator)
Title : METHOD 8260B
Last Update : Thu Aug 26 16:13:10 2021
Response via : Initial Calibration
DataAcq Meth : M8260_081021

Internal Standards	R.T.	QIon	Response	Conc Units	Dev(Min)
1) Fluorobenzene (IS)	6.21	TIC	283991	25.00 ppb	0.00
3) Chlorobenzene-D5 (IS)	11.75	TIC	290103m	25.00 ppb	0.00
4) 1,4-Dichlorobenzene (IS)	10.94	TIC	180429m	25.00 ppb	0.00

System Monitoring Compounds

Target Compounds					Qvalue
2) Gasoline C6-C10	7.95	TIC	5593097m	606.10 ppb	100

(#) = qualifier out of range (m) = manual integration

Quantitation Report

Data File : M:\MAX\DATA\210825\0825M27.D
Acq On : 25 Aug 21 22:14
Sample : 600ug/L GAS STD 8/25/21
Misc : IS&S 6/4/21

Vial: 17
Operator: LP,DG,CH
Inst : Max
Multiplr: 1.00

Quant Time: Aug 26 16:18 2021

Quant Results File: MGAS0825.RES

Method : M:\MAX\DATA\210825\MGAS0825.M (RTE Integrator)
Title : METHOD 8260B
Last Update : Thu Aug 26 16:19:36 2021
Response via : Initial Calibration

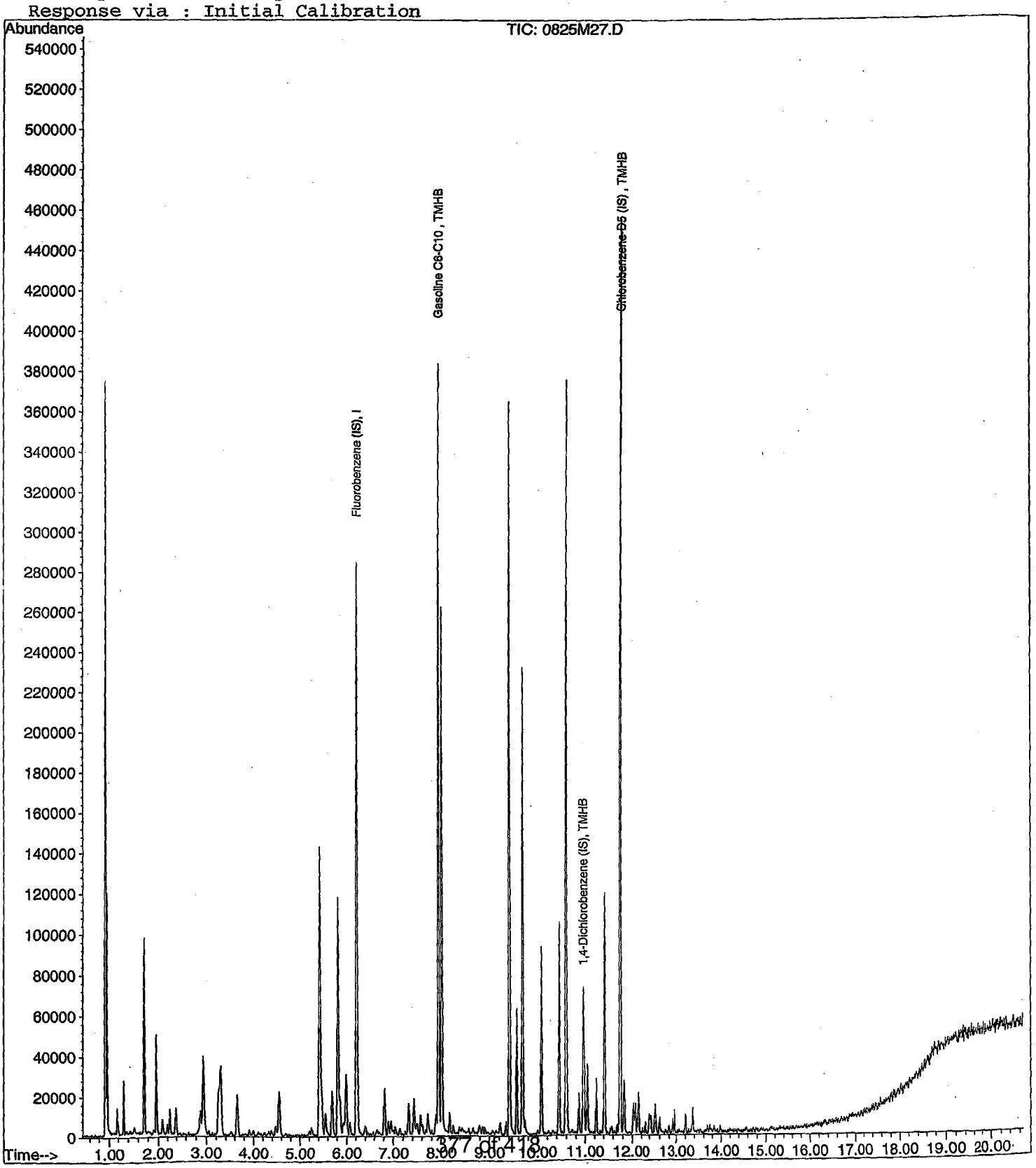

Quantitation Report (QT Reviewed)

Data File : M:\MAX\DATA\210825\0825M28.D
Acq On : 25 Aug 21 22:42
Sample : 800ug/L GAS STD 8/25/21
Misc : IS&S 6/4/21

Vial: 18
Operator: LP,DG,CH
Inst : Max
Multiplr: 1.00

Quant Time: Aug 26 16:18 2021

Quant Results File: MGAS0825.RES

Quant Method : M:\MAX\DATA\210825\MGAS0825.M (RTE Integrator)
Title : METHOD 8260B
Last Update : Thu Aug 26 16:13:10 2021
Response via : Initial Calibration
DataAcq Meth : M8260_081021

Internal Standards	R.T.	QIon	Response	Conc Units	Dev(Min)
1) Fluorobenzene (IS)	6.21	TIC	288929	25.00 ppb	0.00
3) Chlorobenzene-D5 (IS)	11.75	TIC	313031m	25.00 ppb	0.00
4) 1,4-Dichlorobenzene (IS)	10.94	TIC	240514m	25.00 ppb	0.00

System Monitoring Compounds

Target Compounds					Qvalue
2) Gasoline C6-C10	7.95	TIC	6580092m	807.60 ppb	100

(#) = qualifier out of range (m) = manual integration

Quantitation Report

Data File : M:\MAX\DATA\210825\0825M28.D
Acq On : 25 Aug 21 22:42
Sample : 800ug/L GAS STD 8/25/21
Misc : IS&S 6/4/21

Vial: 18
Operator: LP,DG,CH
Inst : Max
Multiplr: 1.00

Quant Time: Aug 26 16:18 2021

Quant Results File: MGAS0825.RES

Method : M:\MAX\DATA\210825\MGAS0825.M (RTE Integrator)
Title : METHOD 8260B
Last Update : Thu Aug 26 16:19:36 2021
Response via : Initial Calibration

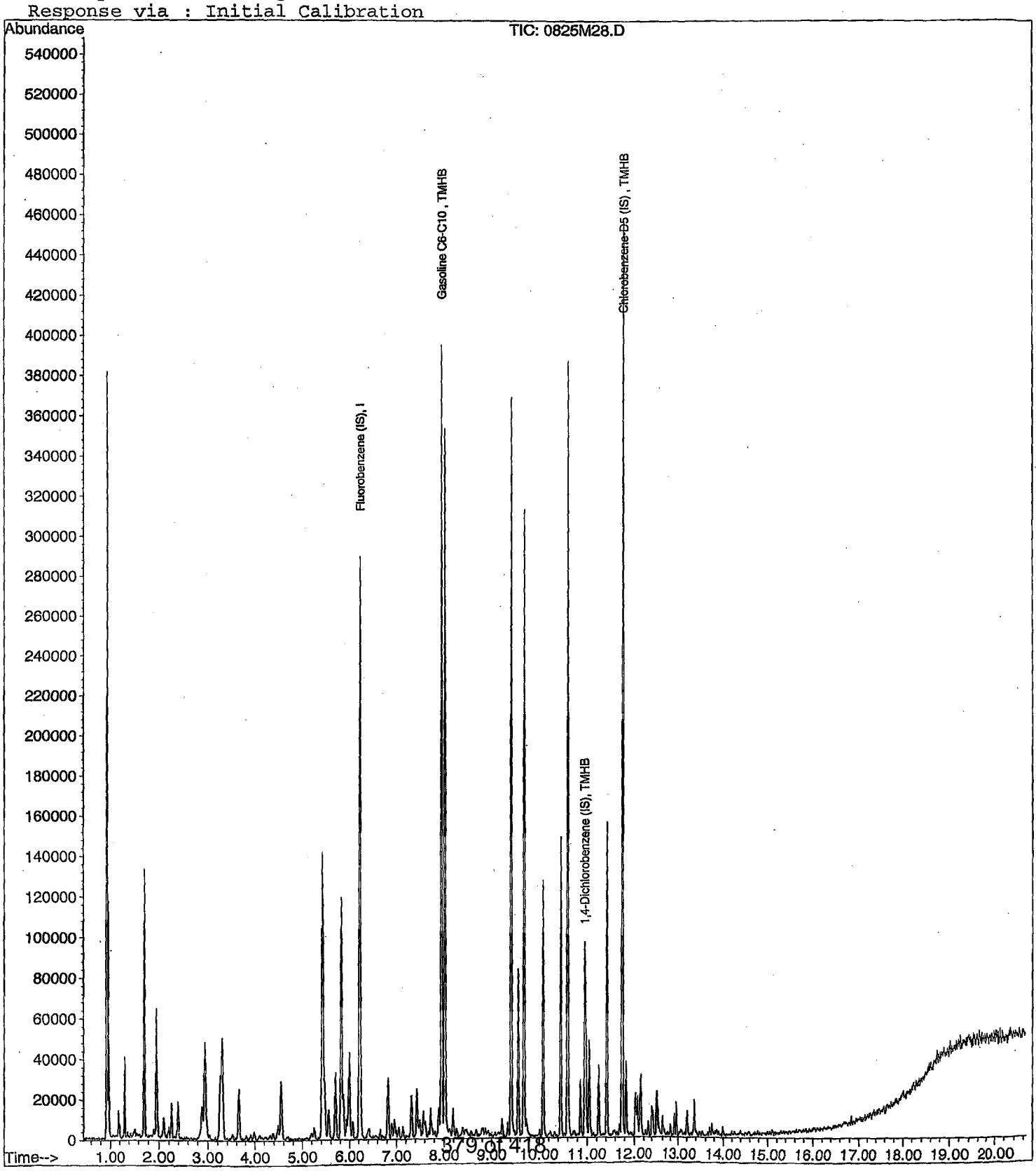

Quantitation Report (QT Reviewed)

Data File : M:\MAX\DATA\210825\0825M29.D
Acq On : 25 Aug 21 23:10
Sample : 1000ug/L GAS STD 8/25/21
Misc : IS&S 6/4/21

Vial: 19
Operator: LP,DG,CH
Inst : Max
Multiplr: 1.00

Quant Time: Aug 26 16:19 2021

Quant Results File: MGAS0825.RES

Quant Method : M:\MAX\DATA\210825\MGAS0825.M (RTE Integrator)
Title : METHOD 8260B
Last Update : Thu Aug 26 16:13:10 2021
Response via : Initial Calibration
DataAcq Meth : M8260_081021

Internal Standards	R.T.	QIon	Response	Conc Units	Dev(Min)
1) Fluorobenzene (IS)	6.21	TIC	286598	25.00 ppb	0.00
3) Chlorobenzene-D5 (IS)	11.75	TIC	331346m	25.00 ppb	0.00
4) 1,4-Dichlorobenzene (IS)	10.94	TIC	289883m	25.00 ppb	0.00

System Monitoring Compounds

Target Compounds					Qvalue
2) Gasoline C6-C10	8.02	TIC	7278206m	979.10 ppb	100

(#) = qualifier out of range (m) = manual integration

Quantitation Report

Data File : M:\MAX\DATA\210825\0825M29.D
Acq On : 25 Aug 21 23:10
Sample : 1000ug/L GAS STD 8/25/21
Misc : IS&S 6/4/21

Vial: 19
Operator: LP,DG,CH
Inst : Max
Multiplr: 1.00

Quant Time: Aug 26 16:19 2021

Quant Results File: MGAS0825.RES

Method : M:\MAX\DATA\210825\MGAS0825.M (RTE Integrator)
Title : METHOD 8260B
Last Update : Thu Aug 26 16:19:36 2021
Response via : Initial Calibration

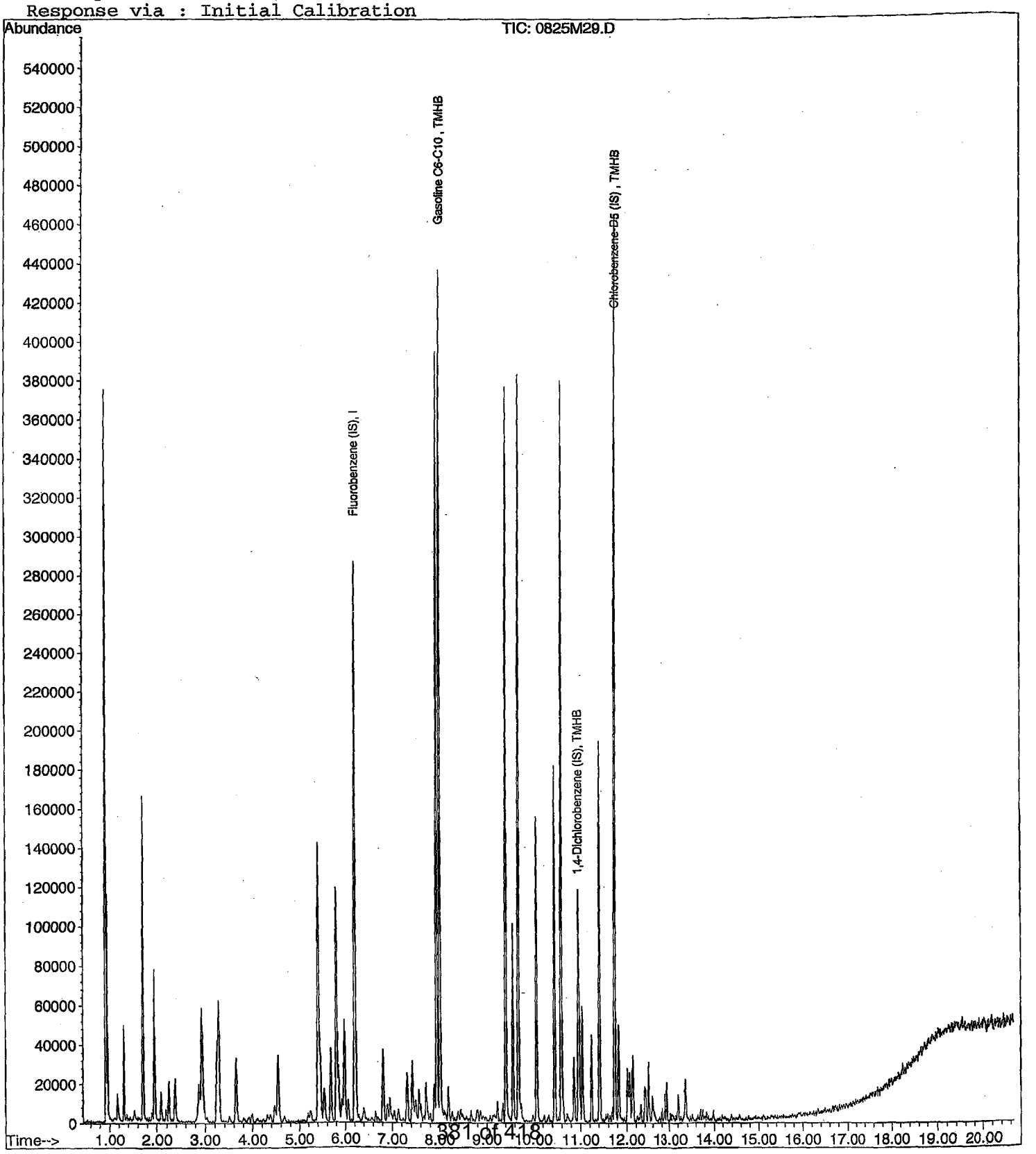

VOLATILE ORGANIC ANALYSIS
VOLATILE ORGANIC COMPOUNDS

Form 7

Second Source Calibration

Lab Name: APPL, Inc.
Case No:
Matrix:

SDG No:
Date Analyzed: 8/26/2021
Instrument: Max
Initial Cal. Date: 8/25/2021
Data File: 0825M31.D

		Compound	MEAN	CCRF	%D		%Drift
1	TMHB	Gasoline C6-C10	3.704	1.312	65	TMHBL	12
2							
3							
4							
5							
6							
7							
8							
9							
10							
11							
12							
13							
14							
15							
16							
17							
18							
19							
20							
21							
22							
23							
24							
25							
26							
27							
28							
29							
30							
31							
32							
33							
34							
35							
36							
37							
38							
39							
40							
		Average			65.0		

Quantitation Report (QT Reviewed)

Data File : M:\MAX\DATA\210825\0825M31.D
Acq On : 26 Aug 21 00:06
Sample : (SS) 300ug/L GAS STD 8/25/21
Misc : IS&S 6/4/21

Vial: 21
Operator: LP,DG,CH
Inst : Max
Multiplr: 1.00

Quant Time: Sep 1 8:52 2021

Quant Results File: MGAS0825.RES

Quant Method : M:\MAX\DATA\210825\MGAS0825.M (RTE Integrator)
Title : METHOD 8260B
Last Update : Thu Aug 26 16:19:36 2021
Response via : Initial Calibration
DataAcq Meth : M8260_081021

Internal Standards	R.T.	QIon	Response	Conc Units	Dev(Min)
1) Fluorobenzene (IS)	6.21	TIC	283312	25.00 ppb	0.00
3) Chlorobenzene-D5 (IS)	11.75	TIC	277458m	25.00 ppb	0.00
4) 1,4-Dichlorobenzene (IS)	10.94	TIC	112772m	25.00 ppb	0.00

System Monitoring Compounds

Target Compounds					Qvalue
2) Gasoline C6-C10	7.95	TIC	4459802m	336.84 ppb	100

(#) = qualifier out of range (m) = manual integration

Quantitation Report

Data File : M:\MAX\DATA\210825\0825M31.D
Acq On : 26 Aug 21 00:06
Sample : (SS) 300ug/L GAS STD 8/25/21
Misc : IS&S 6/4/21

Vial: 21
Operator: LP,DG,CH
Inst : Max
Multiplr: 1.00

Quant Time: Sep 1 8:52 2021

Quant Results File: MGAS0825.RES

Method : M:\MAX\DATA\210825\MGAS0825.M (RTE Integrator)
Title : METHOD 8260B
Last Update : Thu Aug 26 16:19:36 2021
Response via : Initial Calibration

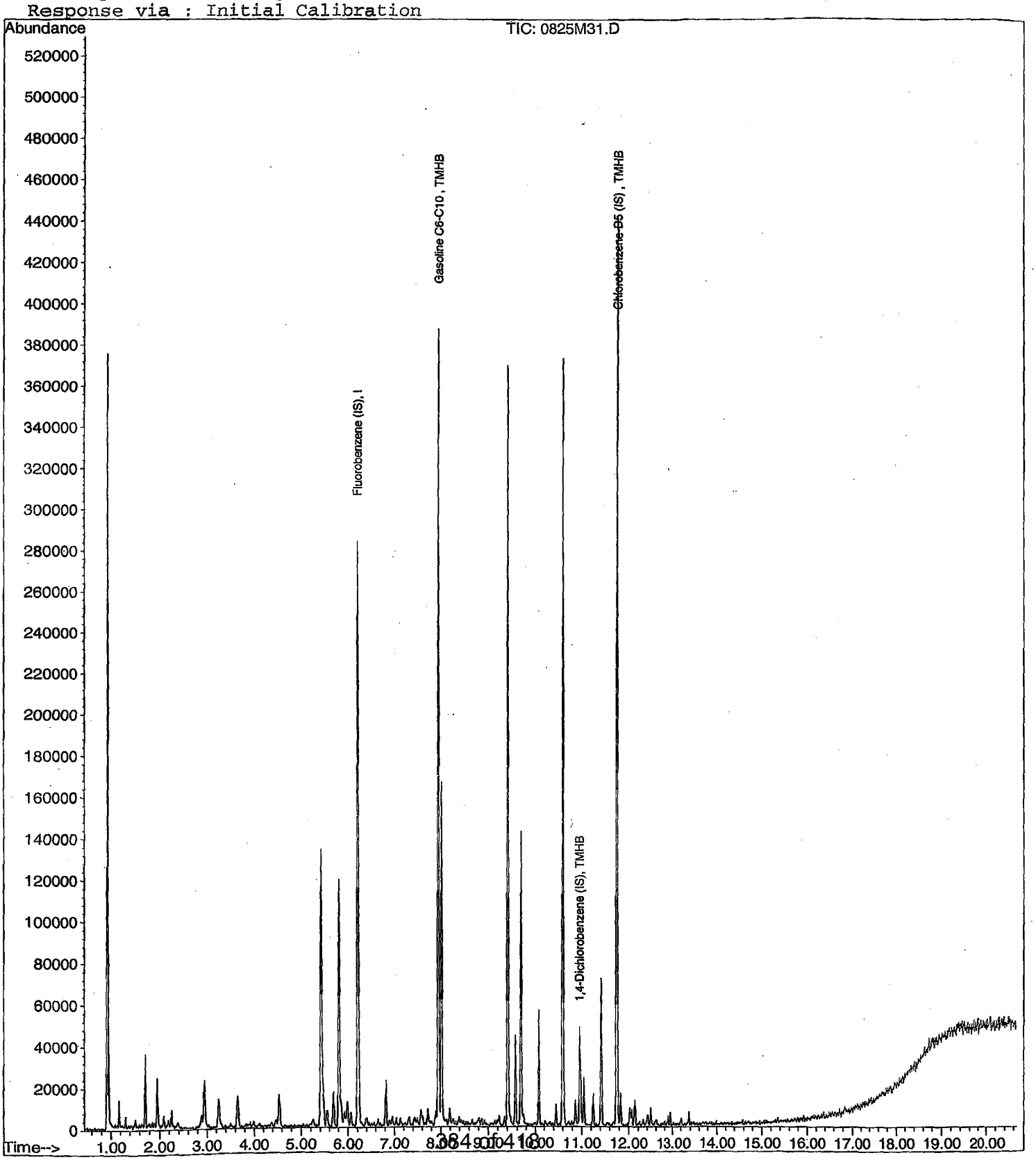

VOLATILE ORGANIC ANALYSIS
VOLATILE ORGANIC COMPOUNDS

Form 7

Continuing Calibration

Lab Name: APPL, Inc.
Case No:
Matrix: Water

SDG No:
Date Analyzed: 2 Nov 21 11:55
Instrument: Max
Initial Cal. Date: 8/25/2021
Data File: 1102M07.D

		Compound	MEAN	CCRF	%D		%Drift
1	I	Fluorobenzene (IS)	ISTD			I	
2	TMHB	Gasoline C6-C10	3.704	1.244	66	TMHBL	6.0
3	TMHB	Chlorobenzene-D5 (IS)	ISTD			TMHB	
4	TMHB	1,4-Dichlorobenzene (IS)	ISTD			TMHB	
5							
6							
7							
8							
9							
10							
11							
12							
13							
14							
15							
16							
17							
18							
19							
20							
21							
22							
23							
24							
25							
26							
27							
28							
29							
30							
31							
32							
33							
34							
35							
36							
37							
38							
39							
40							
		Average			66.0		

VOLATILE ORGANIC ANALYSIS BY
EPA METHOD 8260B

Form 7

Continuing Calibration

Lab Name: APPL, Inc.
Case No:
Matrix: Water

SDG No:
Date Analyzed: 2 Nov 21 11:55
Instrument: Max
Initial Cal. Date: 8/25/2021
Data File: 1102M07.D

		Compound	MEAN	CCRF	%D		%Drift
1	I	Fluorobenzene (IS)	ISTD			I	
2	S	Dibromofluoromethane(S)	0.3015	0.3347	11	S	
3	S	1,2-DCA-D4(S)	0.1981	0.2324	17	S	
4	I	Chlorobenzene-D5 (IS)	ISTD			I	
5	S	Toluene-D8(S)	1.172	1.144	2.4	S	
6	S	4-Bromofluorobenzene(S)	0.4574	0.4507	1.5	S	
7	I	1,4-Dichlorobenzene-D (IS)	ISTD			I	
8							
9							
10							
11							
12							
13							
14							
15							
16							
17							
18							
19							
20							
21							
22							
23							
24							
25							
26							
27							
28							
29							
30							
31							
32							
33							
34							
35							
36							
37							
38							
39							
40							
		Average			8.0		

Quantitation Report (QT Reviewed)

Data File : M:\MAX\DATA\211029\1102M07.D
Acq On : 2 Nov 21 11:55
Sample : 211102A CCV 300ug/L
Misc : IS&S 8/4/21

Vial: 7
Operator: LP,DG,CH
Inst : Max
Multiplr: 1.00

Quant Time: Nov 2 11:22 2021 Quant Results File: MGAS0825.RE

Quant Method : M:\MAX\DATA\210922\MGAS0825.M (RTE Integrator)
Title : METHOD 8260B
Last Update : Thu Aug 26 16:19:36 2021
Response via : Initial Calibration
DataAcq Meth : M8260

Internal Standards	R.T.	QIon	Response	Conc Units	Dev(Min)
1) Fluorobenzene (IS)	6.37	TIC	414752	25.00 ppb	0.16
3) Chlorobenzene-D5 (IS)	11.75	TIC	1104567m	25.00 ppb	0.00
4) 1,4-Dichlorobenzene (IS)	10.94	TIC	104025m	25.00 ppb	0.00

System Monitoring Compounds

Target Compounds					Qvalue
2) Gasoline C6-C10	10.70	TIC	6191436m	282.11 ppb	100

(#) = qualifier out of range (m) = manual integration

Quantitation Report (Not Reviewed)

Data File : M:\MAX\DATA\211029\1102M07.D Vial: 7
Acq On : 2 Nov 21 11:55 Operator: LP,DG,CH
Sample : 211102A CCV 300ug/L Inst : Max
Misc : IS&S 8/4/21 Multiplr: 1.00

Quant Time: Dec 1 5:32 2021 Quant Results File: M0825SUR.RE

Quant Method : M:\MAX\DATA\210922\M0825SUR.M (RTE Integrator)
Title : METHOD 8260B
Last Update : Thu Aug 26 11:16:48 2021
Response via : Initial Calibration
DataAcq Meth : M8260

Internal Standards	R.T.	QIon	Response	Conc Units	Dev(Min)
1) Fluorobenzene (IS)	6.37	96	345640	25.00 ppb	0.16
4) Chlorobenzene-D5 (IS)	9.52	117	321874	25.00 ppb	0.11
7) 1,4-Dichlorobenzene-D (IS)	11.84	152	203950	25.00 ppb	0.10
System Monitoring Compounds					
2) Dibromofluoromethane(S)	5.59	111	115689	27.75 ppb	0.17
Spiked Amount 25.000			Recovery	= 111.016%	
3) 1,2-DCA-D4(S)	5.98	65	80312	29.32 ppb	0.16
Spiked Amount 25.000			Recovery	= 117.272%	
5) Toluene-D8(S)	8.08	98	368144	24.39 ppb	0.13
Spiked Amount 25.000			Recovery	= 97.560%	
6) 4-Bromofluorobenzene(S)	10.70	95	145066	24.63 ppb	0.10
Spiked Amount 25.000			Recovery	= 98.536%	

Target Compounds Qvalue

(#) = qualifier out of range (m) = manual integration

Quantitation Report

Data File : M:\MAX\DATA\211029\1102M07.D
Acq On : 2 Nov 21 11:55
Sample : 211102A CCV 300ug/L
Misc : IS&S 8/4/21

Vial: 7
Operator: LP,DG,CH
Inst : Max
Multiplr: 1.00

Quant Time: Nov 2 11:22 2021

Quant Results File: MGAS0825.RE

Method : M:\LOKI\DATA\211129\LGAS1129.M (RTE Integrator)
Title : METHOD 8260B
Last Update : Tue Nov 30 10:16:55 2021
Response via : Initial Calibration

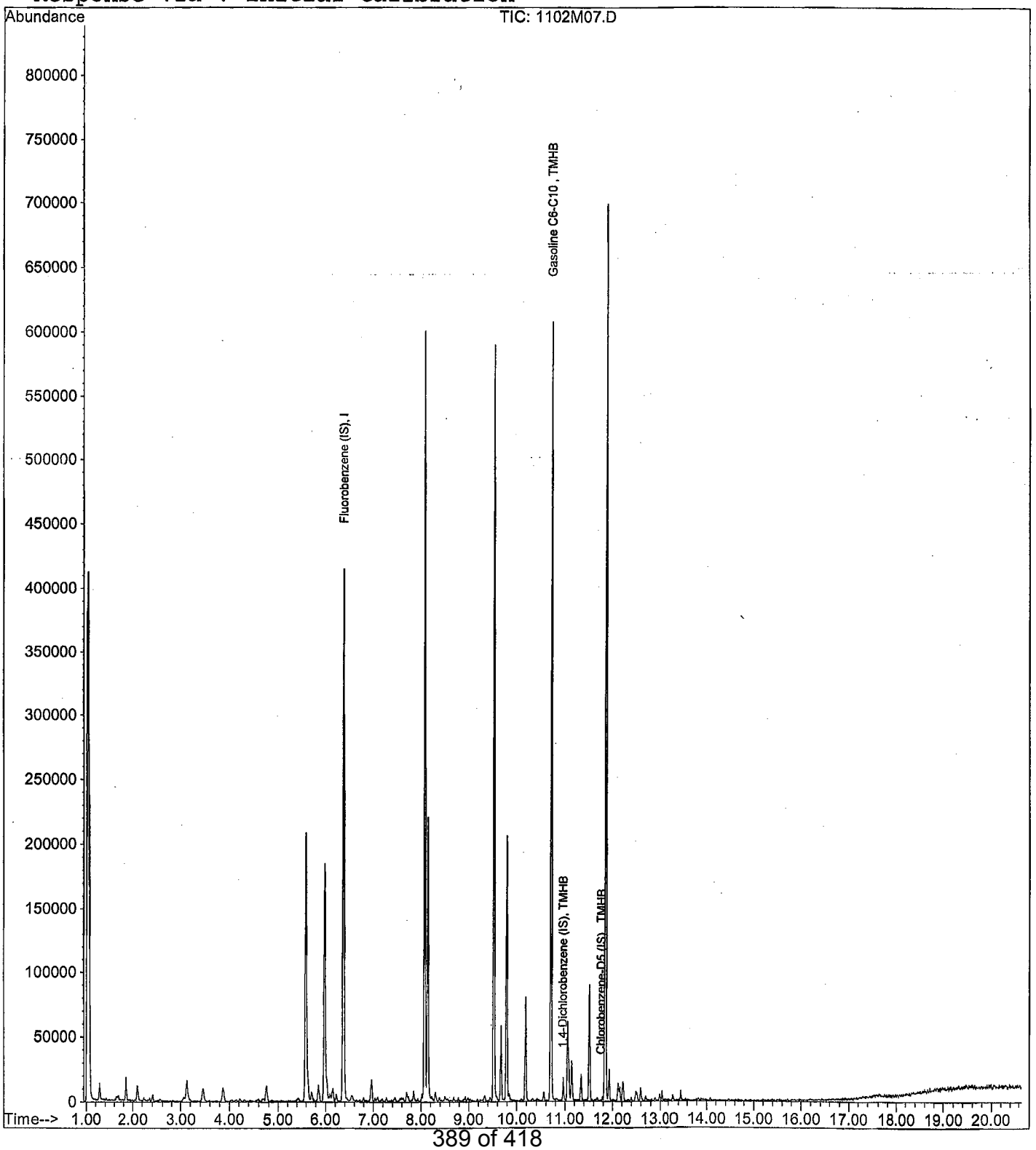

VOLATILE ORGANIC ANALYSIS
VOLATILE ORGANIC COMPOUNDS

Form 7

Ending Continuing Calibration

Lab Name: APPL, Inc.
Case No:
Matrix: Water

SDG No:
Date Analyzed: 2 Nov 21 20:25
Instrument: Max
Initial Cal. Date: 8/25/2021
Data File: 1102M25.D

		Compound	MEAN	CCRF	%D		%Drift
1	I	Fluorobenzene (IS)	ISTD			I	
2	TMHB	Gasoline C6-C10	3.704	1.233	67	TMHBL	9.0
3	TMHB	Chlorobenzene-D5 (IS)	ISTD			TMHB	
4	TMHB	1,4-Dichlorobenzene (IS)	ISTD			TMHB	
5							
6							
7							
8							
9							
10							
11							
12							
13							
14							
15							
16							
17							
18							
19							
20							
21							
22							
23							
24							
25							
26							
27							
28							
29							
30							
31							
32							
33							
34							
35							
36							
37							
38							
39							
40							
		Average			67.0		

VOLATILE ORGANIC ANALYSIS BY
EPA METHOD 8260B

Form 7

Ending Continuing Calibration

Lab Name: APPL, Inc.
Case No:
Matrix: Water

SDG No:
Date Analyzed: 2 Nov 21 20:25
Instrument: Max
Initial Cal. Date: 8/25/2021
Data File: 1102M25.D

		Compound	MEAN	CCRF	%D		%Drift
1	I	Fluorobenzene (IS)	ISTD			I	
2	S	Dibromofluoromethane(S)	0.3015	0.3310	9.8	S	
3	S	1,2-DCA-D4(S)	0.1981	0.2233	13	S	
4	I	Chlorobenzene-D5 (IS)	ISTD			I	
5	S	Toluene-D8(S)	1.172	1.169	0.25	S	
6	S	4-Bromofluorobenzene(S)	0.4574	0.4520	1.2	S	
7	I	1,4-Dichlorobenzene-D (IS)	ISTD			I	
8							
9							
10							
11							
12							
13							
14							
15							
16							
17							
18							
19							
20							
21							
22							
23							
24							
25							
26							
27							
28							
29							
30							
31							
32							
33							
34							
35							
36							
37							
38							
39							
40							
		Average			6.1		

Quantitation Report (QT Reviewed)

Data File : M:\MAX\DATA\211029\1102M25.D
Acq On : 2 Nov 21 20:25
Sample : Ending CCV 300ug/L 11/02/21
Misc : IS&S 8/4/21

Vial: 25
Operator: LP,DG,CH
Inst : Max
Multiplr: 1.00

Quant Time: Nov 3 6:59 2021

Quant Results File: MGAS0825.RES

Quant Method : M:\MAX\DATA\210922\MGAS0825.M (RTE Integrator)
Title : METHOD 8260B
Last Update : Thu Aug 26 16:19:36 2021
Response via : Initial Calibration
DataAcq Meth : M8260

Internal Standards	R.T.	QIon	Response	Conc Units	Dev(Min)
1) Fluorobenzene (IS)	6.37	TIC	450539	25.00 ppb	0.15
3) Chlorobenzene-D5 (IS)	11.75	TIC	1156046m	25.00 ppb	0.00
4) 1,4-Dichlorobenzene (IS)	10.94	TIC	112252m	25.00 ppb	0.00

System Monitoring Compounds

Target Compounds					Qvalue
2) Gasoline C6-C10	8.07	TIC	6664712m	273.01 ppb	100

(#) = qualifier out of range (m) = manual integration

Quantitation Report (Not Reviewed)

Data File : M:\MAX\DATA\211029\1102M25.D
Acq On : 2 Nov 21 20:25
Sample : Ending CCV 300ug/L 11/02/21
Misc : IS&S 8/4/21

Vial: 25
Operator: LP,DG,CH
Inst : Max
Multiplr: 1.00

Quant Time: Dec 1 5:32 2021

Quant Results File: M0825SUR.RE

Quant Method : M:\MAX\DATA\210922\M0825SUR.M (RTE Integrator)
Title : METHOD 8260B
Last Update : Thu Aug 26 11:16:48 2021
Response via : Initial Calibration
DataAcq Meth : M8260

Internal Standards	R.T.	QIon	Response	Conc Units	Dev(Min)
1) Fluorobenzene (IS)	6.37	96	377731	25.00 ppb	0.15
4) Chlorobenzene-D5 (IS)	9.52	117	340196	25.00 ppb	0.11
7) 1,4-Dichlorobenzene-D (IS)	11.84	152	218540	25.00 ppb	0.10
System Monitoring Compounds					
2) Dibromofluoromethane(S)	5.59	111	125047	27.45 ppb	0.17
Spiked Amount 25.000			Recovery	= 109.800%	
3) 1,2-DCA-D4(S)	5.98	65	84336	28.17 ppb	0.16
Spiked Amount 25.000			Recovery	= 112.688%	
5) Toluene-D8(S)	8.07	98	397835	24.94 ppb	0.12
Spiked Amount 25.000			Recovery	= 99.752%	
6) 4-Bromofluorobenzene(S)	10.70	95	153776	24.71 ppb	0.10
Spiked Amount 25.000			Recovery	= 98.828%	

Target Compounds Qvalue

(#) = qualifier out of range (m) = manual integration

Quantitation Report

Data File : M:\MAX\DATA\211029\1102M25.D
Acq On : 2 Nov 21 20:25
Sample : Ending CCV 300ug/L 11/02/21
Misc : IS&S 8/4/21

Vial: 25
Operator: LP,DG,CH
Inst : Max
Multiplr: 1.00

Quant Time: Nov 3 6:59 2021

Quant Results File: MGAS0825.RES

Method : M:\LOKI\DATA\211129\LGAS1129.M (RTE Integrator)
Title : METHOD 8260B
Last Update : Tue Nov 30 10:16:55 2021
Response via : Initial Calibration

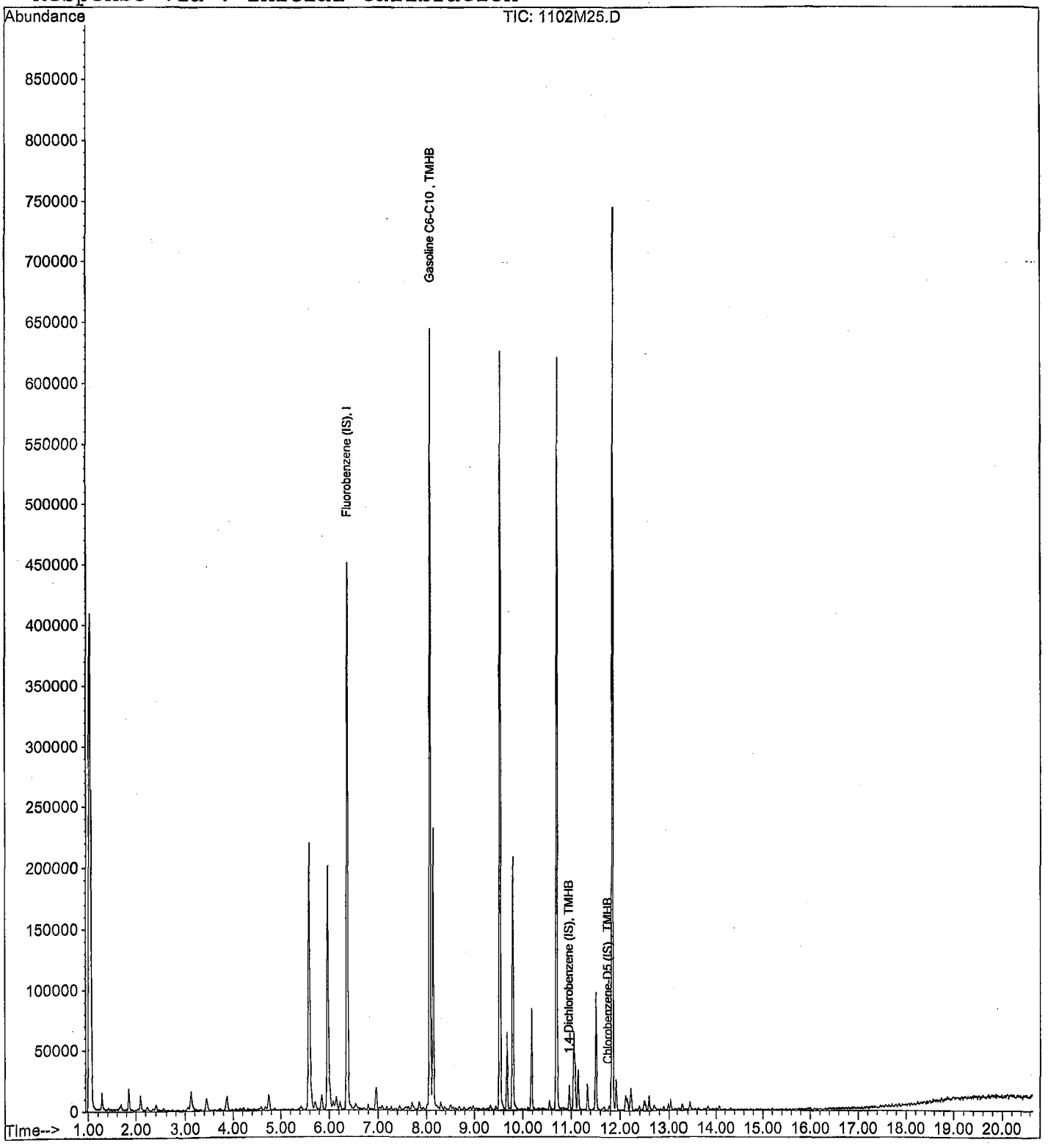

ORGANICS
Raw Data

Quantitation Report (QT Reviewed)

Data File : M:\MAX\DATA\211029\1102M14.D
Acq On : 2 Nov 21 15:13
Sample : BA44375W01
Misc : IS&S 8/4/21

Vial: 14
Operator: LP,DG,CH
Inst : Max
Multiplr: 1.00

Quant Time: Dec 1 4:55 2021

Quant Results File: MGAS0825.RES

Quant Method : M:\MAX\DATA\210922\MGAS0825.M (RTE Integrator)
Title : METHOD 8260B
Last Update : Thu Aug 26 16:19:36 2021
Response via : Initial Calibration
DataAcq Meth : M8260

Internal Standards	R.T.	QIon	Response	Conc Units	Dev(Min)
1) Fluorobenzene (IS)	6.37	TIC	415910	25.00 ppb	0.16
3) Chlorobenzene-D5 (IS)	11.75	TIC	1065965m	25.00 ppb	0.00
4) 1,4-Dichlorobenzene (IS)	10.94	TIC	7098m	25.00 ppb	0.00

System Monitoring Compounds

Target Compounds Qvalue

(#) = qualifier out of range (m) = manual integration

Quantitation Report (Not Reviewed)

Data File : M:\MAX\DATA\211029\1102M14.D
Acq On : 2 Nov 21 15:13
Sample : BA44375W01
Misc : IS&S 8/4/21

Vial: 14
Operator: LP,DG,CH
Inst : Max
Multiplr: 1.00

Quant Time: Dec 1 5:32 2021

Quant Results File: M0825SUR.RES

Quant Method : M:\MAX\DATA\210922\M0825SUR.M (RTE Integrator)
Title : METHOD 8260B
Last Update : Thu Aug 26 11:16:48 2021
Response via : Initial Calibration
DataAcq Meth : M8260

Internal Standards	R.T.	QIon	Response	Conc Units	Dev(Min)
1) Fluorobenzene (IS)	6.37	96	355100	25.00 ppb	0.16
4) Chlorobenzene-D5 (IS)	9.52	117	326571	25.00 ppb	0.11
7) 1,4-Dichlorobenzene-D (IS)	11.84	152	197362	25.00 ppb	0.10
System Monitoring Compounds					
2) Dibromofluoromethane(S)	5.59	111	119306	27.86 ppb	0.17
Spiked Amount 25.000			Recovery	= 111.436%	
3) 1,2-DCA-D4(S)	5.98	65	81176	28.84 ppb	0.16
Spiked Amount 25.000			Recovery	= 115.376%	
5) Toluene-D8(S)	8.07	98	375206	24.50 ppb	0.12
Spiked Amount 25.000			Recovery	= 98.004%	
6) 4-Bromofluorobenzene(S)	10.70	95	145025	24.27 ppb	0.10
Spiked Amount 25.000			Recovery	= 97.092%	

Target Compounds Qvalue

(#) = qualifier out of range (m) = manual integration

Quantitation Report

Data File : M:\MAX\DATA\211029\1102M14.D
Acq On : 2 Nov 21 15:13
Sample : BA44375W01
Misc : IS&S 8/4/21

Vial: 14
Operator: LP,DG,CH
Inst : Max
Multiplr: 1.00

Quant Time: Dec 1 4:55 2021

Quant Results File: MGAS0825.RES

Method : M:\LOKI\DATA\211129\LGAS1129.M (RTE Integrator)
Title : METHOD 8260B
Last Update : Tue Nov 30 10:16:55 2021
Response via : Initial Calibration



1102M14.D LGAS1129.M Wed Dec 01 08:07:19 2021

Quantitation Report (QT Reviewed)

Data File : M:\MAX\DATA\211029\1102M15.D Vial: 15
Acq On : 2 Nov 21 15:42 Operator: LP,DG,CH
Sample : BA44376W01 Inst : Max
Misc : IS&S 8/4/21 Multiplr: 1.00

Quant Time: Dec 1 4:56 2021 Quant Results File: MGAS0825.RES

Quant Method : M:\MAX\DATA\210922\MGAS0825.M (RTE Integrator)
Title : METHOD 8260B
Last Update : Thu Aug 26 16:19:36 2021
Response via : Initial Calibration
DataAcq Meth : M8260

Internal Standards	R.T.	QIon	Response	Conc Units	Dev(Min)
1) Fluorobenzene (IS)	6.37	TIC	409982	25.00 ppb	0.16
3) Chlorobenzene-D5 (IS)	11.75	TIC	1049312m	25.00 ppb	0.00
4) 1,4-Dichlorobenzene (IS)	10.94	TIC	8382m	25.00 ppb	0.00

System Monitoring Compounds

Target Compounds Qvalue

(#) = qualifier out of range (m) = manual integration

Quantitation Report (Not Reviewed)

Data File : M:\MAX\DATA\211029\1102M15.D
Acq On : 2 Nov 21 15:42
Sample : BA44376W01
Misc : IS&S 8/4/21

Vial: 15
Operator: LP,DG,CH
Inst : Max
Multiplr: 1.00

Quant Time: Dec 1 5:32 2021

Quant Results File: M0825SUR.RES

Quant Method : M:\MAX\DATA\210922\M0825SUR.M (RTE Integrator)
Title : METHOD 8260B
Last Update : Thu Aug 26 11:16:48 2021
Response via : Initial Calibration
DataAcq Meth : M8260

Internal Standards	R.T.	QIon	Response	Conc Units	Dev(Min)
1) Fluorobenzene (IS)	6.37	96	351100	25.00 ppb	0.16
4) Chlorobenzene-D5 (IS)	9.52	117	313026	25.00 ppb	0.11
7) 1,4-Dichlorobenzene-D (IS)	11.84	152	195874	25.00 ppb	0.10
System Monitoring Compounds					
2) Dibromofluoromethane(S)	5.59	111	115110	27.19 ppb	0.17
Spiked Amount 25.000			Recovery	= 108.744%	
3) 1,2-DCA-D4(S)	5.98	65	77072	27.70 ppb	0.16
Spiked Amount 25.000			Recovery	= 110.792%	
5) Toluene-D8(S)	8.07	98	367655	25.05 ppb	0.12
Spiked Amount 25.000			Recovery	= 100.184%	
6) 4-Bromofluorobenzene(S)	10.70	95	139322	24.33 ppb	0.10
Spiked Amount 25.000			Recovery	= 97.308%	

Target Compounds Qvalue

(#) = qualifier out of range (m) = manual integration

Quantitation Report

Data File : M:\MAX\DATA\211029\1102M15.D
Acq On : 2 Nov 21 15:42
Sample : BA44376W01
Misc : IS&S 8/4/21

Vial: 15
Operator: LP,DG,CH
Inst : Max
Multiplr: 1.00

Quant Time: Dec 1 4:56 2021

Quant Results File: MGAS0825.RES

Method : M:\LOKI\DATA\211129\LGAS1129.M (RTE Integrator)
Title : METHOD 8260B
Last Update : Tue Nov 30 10:16:55 2021
Response via : Initial Calibration



Quantitation Report (QT Reviewed)

Data File : M:\MAX\DATA\211029\1102M10.D
Acq On : 2 Nov 21 13:20
Sample : 211102A BLK
Misc : IS&S 8/4/21

Vial: 10
Operator: LP,DG,CH
Inst : Max
Multiplr: 1.00

Quant Time: Dec 1 4:53 2021

Quant Results File: MGAS0825.RE

Quant Method : M:\MAX\DATA\210922\MGAS0825.M (RTE Integrator)
Title : METHOD 8260B
Last Update : Thu Aug 26 16:19:36 2021
Response via : Initial Calibration
DataAcq Meth : M8260

Internal Standards	R.T.	QIon	Response	Conc Units	Dev(Min)
1) Fluorobenzene (IS)	6.37	TIC	440307	25.00 ppb	0.16
3) Chlorobenzene-D5 (IS)	11.75	TIC	1098875m	25.00 ppb	0.00
4) 1,4-Dichlorobenzene (IS)	10.94	TIC	5503m	25.00 ppb	0.00

System Monitoring Compounds

Target Compounds Qvalue

(#) = qualifier out of range (m) = manual integration

Quantitation Report (Not Reviewed)

Data File : M:\MAX\DATA\211029\1102M10.D
Acq On : 2 Nov 21 13:20
Sample : 211102A BLK
Misc : IS&S 8/4/21

Vial: 10
Operator: LP,DG,CH
Inst : Max
Multiplr: 1.00

Quant Time: Dec 1 5:32 2021

Quant Results File: M0825SUR.RE

Quant Method : M:\MAX\DATA\210922\M0825SUR.M (RTE Integrator)
Title : METHOD 8260B
Last Update : Thu Aug 26 11:16:48 2021
Response via : Initial Calibration
DataAcq Meth : M8260

Internal Standards	R.T.	QIon	Response	Conc Units	Dev(Min)
1) Fluorobenzene (IS)	6.37	96	373873	25.00 ppb	0.16
4) Chlorobenzene-D5 (IS)	9.52	117	340772	25.00 ppb	0.11
7) 1,4-Dichlorobenzene-D (IS)	11.84	152	207047	25.00 ppb	0.10
System Monitoring Compounds					
2) Dibromofluoromethane(S)	5.59	111	118657	26.32 ppb	0.17
Spiked Amount 25.000			Recovery	= 105.264%	
3) 1,2-DCA-D4(S)	5.98	65	86384	29.15 ppb	0.16
Spiked Amount 25.000			Recovery	= 116.616%	
5) Toluene-D8(S)	8.07	98	399098	24.97 ppb	0.12
Spiked Amount 25.000			Recovery	= 99.900%	
6) 4-Bromofluorobenzene(S)	10.70	95	153179	24.57 ppb	0.10
Spiked Amount 25.000			Recovery	= 98.276%	

Target Compounds Qvalue

(#) = qualifier out of range (m) = manual integration

Quantitation Report

Data File : M:\MAX\DATA\211029\1102M10.D
Acq On : 2 Nov 21 13:20
Sample : 211102A BLK
Misc : IS&S 8/4/21

Vial: 10
Operator: LP,DG,CH
Inst : Max
Multiplr: 1.00

Quant Time: Dec 1 4:53 2021

Quant Results File: MGAS0825.RE

Method : M:\LOKI\DATA\211129\LGAS1129.M (RTE Integrator)
Title : METHOD 8260B
Last Update : Tue Nov 30 10:16:55 2021
Response via : Initial Calibration



Quantitation Report (QT Reviewed)

Data File : M:\MAX\DATA\211029\1102M08.D
Acq On : 2 Nov 21 12:23
Sample : 211102A LCS 300ug/L
Misc : IS&S 8/4/21

Vial: 8
Operator: LP,DG,CH
Inst : Max
Multiplr: 1.00

Quant Time: Nov 2 12:04 2021

Quant Results File: MGAS0825.RE

Quant Method : M:\MAX\DATA\210922\MGAS0825.M (RTE Integrator)
Title : METHOD 8260B
Last Update : Thu Aug 26 16:19:36 2021
Response via : Initial Calibration
DataAcq Meth : M8260

Internal Standards	R.T.	QIon	Response	Conc Units	Dev(Min)
1) Fluorobenzene (IS)	6.37	TIC	428863	25.00 ppb	0.16
3) Chlorobenzene-D5 (IS)	11.75	TIC	1146487m	25.00 ppb	0.00
4) 1,4-Dichlorobenzene (IS)	10.94	TIC	131055m	25.00 ppb	0.00

System Monitoring Compounds

Target Compounds					Qvalue
2) Gasoline C6-C10	8.08	TIC	6882893m	357.52 ppb	100

(#) = qualifier out of range (m) = manual integration

Quantitation Report (Not Reviewed)

Data File : M:\MAX\DATA\211029\1102M08.D
Acq On : 2 Nov 21 12:23
Sample : 211102A LCS 300ug/L
Misc : IS&S 8/4/21

Vial: 8
Operator: LP,DG,CH
Inst : Max
Multiplr: 1.00

Quant Time: Dec 1 5:32 2021

Quant Results File: M0825SUR.RES

Quant Method : M:\MAX\DATA\210922\M0825SUR.M (RTE Integrator)
Title : METHOD 8260B
Last Update : Thu Aug 26 11:16:48 2021
Response via : Initial Calibration
DataAcq Meth : M8260

Internal Standards	R.T.	QIon	Response	Conc Units	Dev(Min)
1) Fluorobenzene (IS)	6.37	96	361023	25.00 ppb	0.16
4) Chlorobenzene-D5 (IS)	9.52	117	332218	25.00 ppb	0.11
7) 1,4-Dichlorobenzene-D (IS)	11.84	152	215706	25.00 ppb	0.10
System Monitoring Compounds					
2) Dibromofluoromethane(S)	5.59	111	121672	27.95 ppb	0.17
Spiked Amount 25.000			Recovery	= 111.780%	
3) 1,2-DCA-D4(S)	5.98	65	80504	28.14 ppb	0.16
Spiked Amount 25.000			Recovery	= 112.544%	
5) Toluene-D8(S)	8.08	98	382945	24.58 ppb	0.13
Spiked Amount 25.000			Recovery	= 98.324%	
6) 4-Bromofluorobenzene(S)	10.70	95	152954	25.16 ppb	0.10
Spiked Amount 25.000			Recovery	= 100.660%	

Target Compounds Qvalue

(#) = qualifier out of range (m) = manual integration

Quantitation Report

Data File : M:\MAX\DATA\211029\1102M08.D
Acq On : 2 Nov 21 12:23
Sample : 211102A LCS 300ug/L
Misc : IS&S 8/4/21

Vial: 8
Operator: LP,DG,CH
Inst : Max
Multiplr: 1.00

Quant Time: Nov 2 12:04 2021

Quant Results File: MGAS0825.RE

Method : M:\LOKI\DATA\211129\LGAS1129.M (RTE Integrator)
Title : METHOD 8260B
Last Update : Tue Nov 30 10:16:55 2021
Response via : Initial Calibration

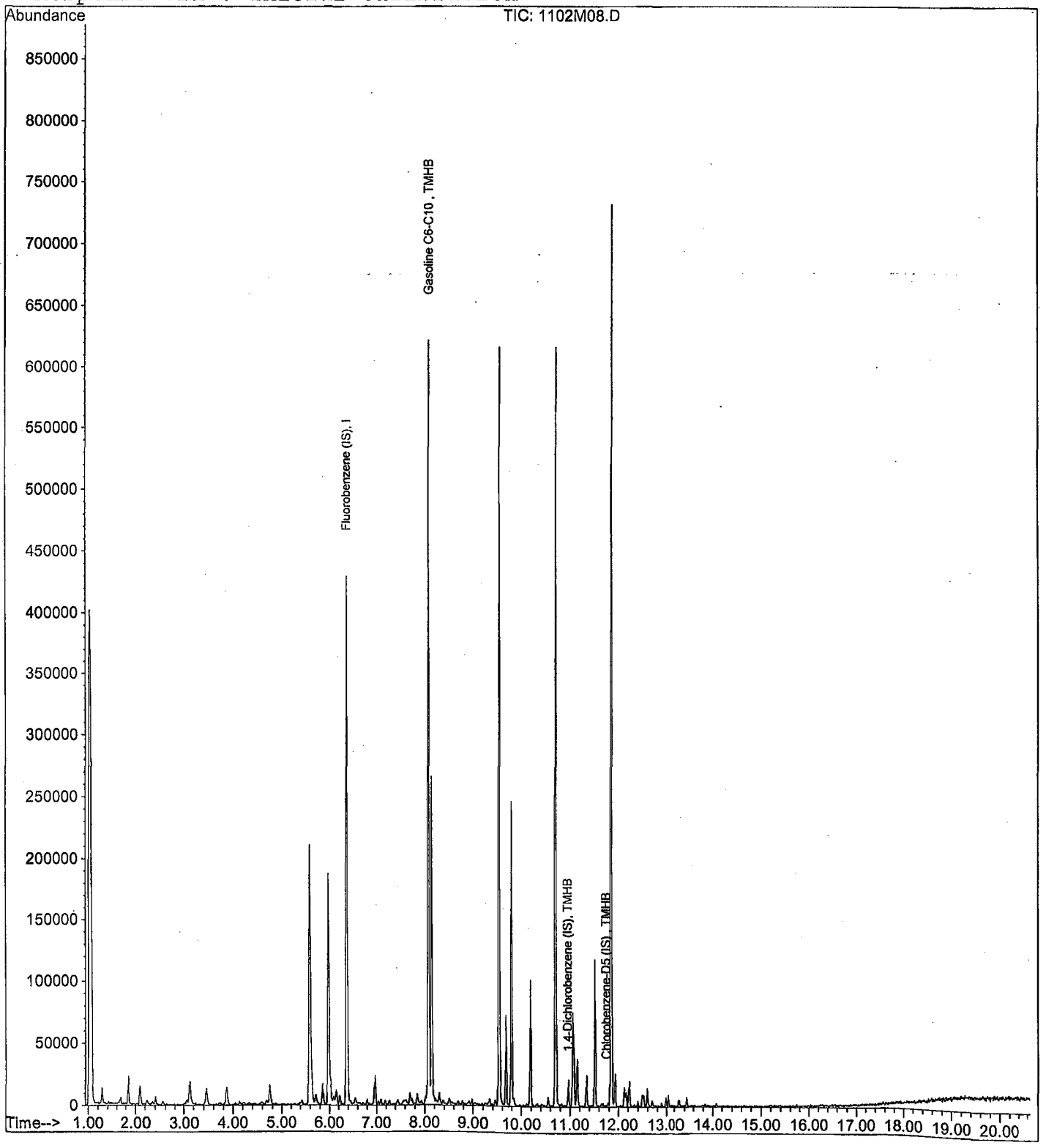

Quantitation Report (QT Reviewed)

Data File : M:\MAX\DATA\211029\1102M09.D
Acq On : 2 Nov 21 12:51
Sample : 211102A LCSD 300ug/L
Misc : IS&S 8/4/21

Vial: 9
Operator: LP,DG,CH
Inst : Max
Multiplr: 1.00

Quant Time: Nov 2 12:34 2021

Quant Results File: MGAS0825.RE

Quant Method : M:\MAX\DATA\210922\MGAS0825.M (RTE Integrator)
Title : METHOD 8260B
Last Update : Thu Aug 26 16:19:36 2021
Response via : Initial Calibration
DataAcq Meth : M8260

Internal Standards	R.T.	QIon	Response	Conc Units	Dev(Min)
1) Fluorobenzene (IS)	6.37	TIC	432417	25.00 ppb	0.16
3) Chlorobenzene-D5 (IS)	11.75	TIC	1125889m	25.00 ppb	0.00
4) 1,4-Dichlorobenzene (IS)	10.94	TIC	108970m	25.00 ppb	0.00

System Monitoring Compounds

Target Compounds					Qvalue
2) Gasoline C6-C10	9.52	TIC	6600182m	304.67 ppb	100

(#) = qualifier out of range (m) = manual integration

Quantitation Report (Not Reviewed)

Data File : M:\MAX\DATA\211029\1102M09.D
Acq On : 2 Nov 21 12:51
Sample : 211102A LCSD 300ug/L
Misc : IS&S 8/4/21

Vial: 9
Operator: LP,DG,CH
Inst : Max
Multiplr: 1.00

Quant Time: Dec 1 5:32 2021

Quant Results File: M0825SUR.RE

Quant Method : M:\MAX\DATA\210922\M0825SUR.M (RTE Integrator)
Title : METHOD 8260B
Last Update : Thu Aug 26 11:16:48 2021
Response via : Initial Calibration
DataAcq Meth : M8260

Internal Standards	R.T.	QIon	Response	Conc Units	Dev(Min)
1) Fluorobenzene (IS)	6.37	96	358214	25.00 ppb	0.16
4) Chlorobenzene-D5 (IS)	9.52	117	326114	25.00 ppb	0.11
7) 1,4-Dichlorobenzene-D (IS)	11.84	152	211819	25.00 ppb	0.10
System Monitoring Compounds					
2) Dibromofluoromethane(S)	5.59	111	118682	27.47 ppb	0.17
Spiked Amount 25.000			Recovery	= 109.888%	
3) 1,2-DCA-D4(S)	5.98	65	80808	28.46 ppb	0.16
Spiked Amount 25.000			Recovery	= 113.856%	
5) Toluene-D8(S)	8.08	98	381233	24.93 ppb	0.13
Spiked Amount 25.000			Recovery	= 99.716%	
6) 4-Bromofluorobenzene(S)	10.70	95	152794	25.61 ppb	0.10
Spiked Amount 25.000			Recovery	= 102.436%	

Target Compounds Qvalue

(#) = qualifier out of range (m) = manual integration

Quantitation Report

Data File : M:\MAX\DATA\211029\1102M09.D
Acq On : 2 Nov 21 12:51
Sample : 211102A LCSD 300ug/L
Misc : IS&S 8/4/21

Vial: 9
Operator: LP,DG,CH
Inst : Max
Multiplr: 1.00

Quant Time: Nov 2 12:34 2021

Quant Results File: MGAS0825.RES

Method : M:\LOKI\DATA\211129\LGAS1129.M (RTE Integrator)
Title : METHOD 8260B
Last Update : Tue Nov 30 10:16:55 2021
Response via : Initial Calibration

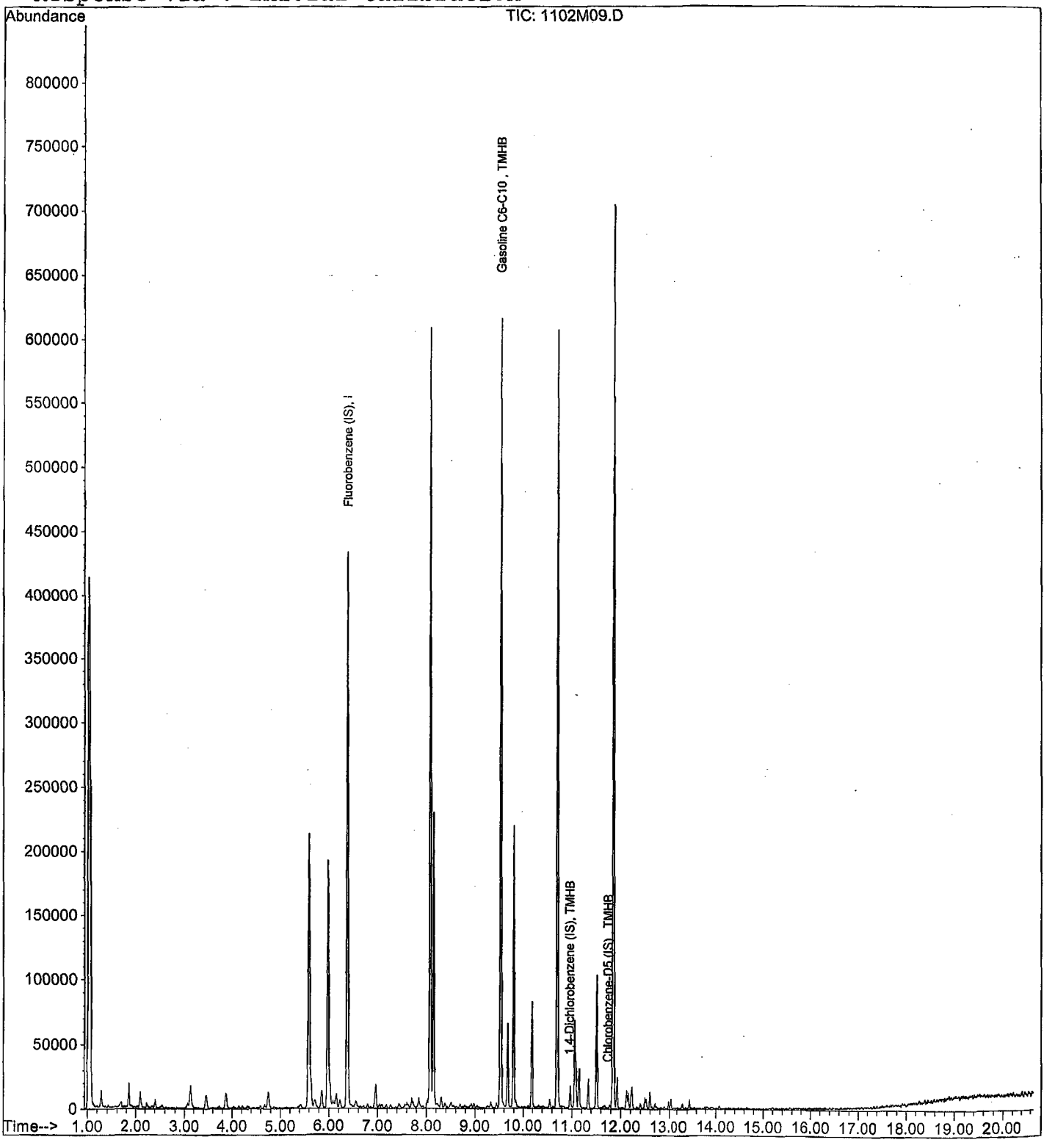

MAX 8260 Standard Prep

MAX 8260 Water Calibration Curve

Prepared By (Initials): CH

0.3ug/L

Prepared: 8/25/2021

Expires: 9/8/2021

Initial Standard Information							Final Standard Information			
Name of Initial Standard (QAU Label)	Supplier	APPL Mix Name	Conc. (ug/mL)	Reference To APPL Prep Date	Exp. Date	Exp. Date (Manufacturers)	Aliquot From Stock	Final Volume	Solvent	Final Standard Conc. (ug/L)
VOA STD. 9	Various	0.3ug/L	5	Prepared 08/24/21	10/23/2021	N/A	3uL	50mL	P&T Water	0.3
VOA STD. 1	Absolute		50	Prepared 08/24/21	10/23/2021	N/A	5uL			5
VOA STD. 2	Phenova		100	Prepared 08/24/21	10/23/2021	N/A	2.5uL			5
VOA STD. TBA	Various		250	Prepared 08/24/21	9/8/2021	N/A	2uL			10

0.5ug/L

Prepared: 8/25/2021

Expires: 9/8/2021

Initial Standard Information							Final Standard Information			
Name of Initial Standard (QAU Label)	Supplier	APPL Mix Name	Conc. (ug/mL)	Reference To APPL Prep Date	Exp. Date	Exp. Date (Manufacturers)	Aliquot From Stock	Final Volume	Solvent	Final Standard Conc. (ug/L)
VOA STD. 9	Various	0.5ug/L	5	Prepared 08/24/21	10/23/2021	N/A	5uL	50mL	P&T Water	0.5
VOA STD. 1	Absolute		50	Prepared 08/24/21	10/23/2021	N/A	10uL			10
VOA STD. 2	Phenova		100	Prepared 08/24/21	10/23/2021	N/A	5uL			10
VOA STD. TBA	Various		250	Prepared 08/24/21	9/8/2021	N/A	5uL			25

1.0ug/L

Prepared: 8/25/2021

Expires: 9/8/2021

Initial Standard Information							Final Standard Information			
Name of Initial Standard (QAU Label)	Supplier	APPL Mix Name	Conc. (ug/mL)	Reference To APPL Prep Date	Exp. Date	Exp. Date (Manufacturers)	Aliquot From Stock	Final Volume	Solvent	Final Standard Conc. (ug/L)
VOA STD. 9	Various	1.0ug/L	5	Prepared 08/24/21	10/23/2021	N/A	10uL	50mL	P&T Water	1
VOA STD. 1	Absolute		50	Prepared 08/24/21	10/23/2021	N/A	20uL			20
VOA STD. 2	Phenova		100	Prepared 08/24/21	10/23/2021	N/A	10uL			20
VOA STD. TBA	Various		250	Prepared 08/24/21	9/8/2021	N/A	10uL			50

2.0ug/L

Prepared: 8/25/2021

Expires: 9/8/2021

Initial Standard Information							Final Standard Information			
Name of Initial Standard (QAU Label)	Supplier	APPL Mix Name	Conc. (ug/mL)	Reference To APPL Prep Date	Exp. Date	Exp. Date (Manufacturers)	Aliquot From Stock	Final Volume	Solvent	Final Standard Conc. (ug/L)
VOA STD. 9	Various	2.0ug/L	5	Prepared 08/24/21	10/23/2021	N/A	20uL	50mL	P&T Water	2
VOA STD. 1	Absolute		50	Prepared 08/24/21	10/23/2021	N/A	30uL			30
VOA STD. 2	Phenova		100	Prepared 08/24/21	10/23/2021	N/A	15uL			30
VOA STD. TBA	Various		250	Prepared 08/24/21	9/8/2021	N/A	15uL			75

5ug/L

Prepared: 8/25/2021

Expires: 9/8/2021

Initial Standard Information							Final Standard Information			
Name of Initial Standard (QAU Label)	Supplier	APPL Mix Name	Conc. (ug/mL)	Reference To APPL Prep Date	Exp. Date	Exp. Date (Manufacturers)	Aliquot From Stock	Final Volume	Solvent	Final Standard Conc. (ug/L)
VOA STD. 7	Various	5ug/L	50	Prepared 08/24/21	10/23/2021	N/A	5uL	50mL	P&T Water	5
VOA STD. 8	Phenova		50	Prepared 08/24/21	9/8/2021	N/A	5uL			5
VOA STD. 1	Absolute		50	Prepared 08/24/21	10/23/2021	N/A	40uL			40
VOA STD. 2	Phenova		100	Prepared 08/24/21	10/23/2021	N/A	20uL			20
VOA STD. TBA	Various		250	Prepared 08/24/21	9/8/2021	N/A	20uL			100

10ug/L

Prepared: 8/25/2021

Expires: 9/8/2021

Initial Standard Information							Final Standard Information			
Name of Initial Standard (QAU Label)	Supplier	APPL Mix Name	Conc. (ug/mL)	Reference To APPL Prep Date	Exp. Date	Exp. Date (Manufacturers)	Aliquot From Stock	Final Volume	Solvent	Final Standard Conc. (ug/L)
VOA STD. 7	Various	10ug/L	50	Prepared 08/24/21	10/23/2021	N/A	10uL	50mL	P&T Water	10
VOA STD. 8	Phenova		50	Prepared 08/24/21	9/8/2021	N/A	10uL			10
VOA STD. 1	Absolute		50	Prepared 08/24/21	10/23/2021	N/A	50uL			50
VOA STD. 2	Phenova		100	Prepared 08/24/21	10/23/2021	N/A	25uL			50
VOA STD. TBA	Various		250	Prepared 08/24/21	9/8/2021	N/A	25uL			125

20ug/L

Prepared: 8/25/2021

Expires: 9/8/2021

Initial Standard Information							Final Standard Information			
Name of Initial Standard (QAU Label)	Supplier	APPL Mix Name	Conc. (ug/mL)	Reference To APPL Prep Date	Exp. Date	Exp. Date (Manufacturers)	Aliquot From Stock	Final Volume	Solvent	Final Standard Conc. (ug/L)
VOA STD. 7	Various	20ug/L	50	Prepared 08/24/21	10/23/2021	N/A	20uL	50mL	P&T Water	20
VOA STD. 8	Phenova		50	Prepared 08/24/21	9/8/2021	N/A	20uL			20
VOA STD. 1	Absolute		50	Prepared 08/24/21	10/23/2021	N/A	60uL			60
VOA STD. 2	Phenova		100	Prepared 08/24/21	10/23/2021	N/A	30uL			60
VOA STD. TBA	Various		250	Prepared 08/24/21	9/8/2021	N/A	30uL			150

40ug/L

Prepared: 8/25/2021

Expires: 9/8/2021

Initial Standard Information							Final Standard Information			
Name of Initial Standard (QAU Label)	Supplier	APPL Mix Name	Conc. (ug/mL)	Reference To APPL Prep Date	Exp. Date	Exp. Date (Manufacturers)	Aliquot From Stock	Final Volume	Solvent	Final Standard Conc. (ug/L)
VOA STD. 7	Various	40ug/L	50	Prepared 08/24/21	10/23/2021	N/A	40uL	50mL	P&T Water	40
VOA STD. 8	Phenova		50	Prepared 08/24/21	9/8/2021	N/A	40uL			40
VOA STD. 1	Absolute		50	Prepared 08/24/21	10/23/2021	N/A	80uL			80
VOA STD. 2	Phenova		100	Prepared 08/24/21	10/23/2021	N/A	40uL			80
VOA STD. TBA	Various		250	Prepared 08/24/21	9/8/2021	N/A	35uL			175

100ug/L

Prepared: 8/25/2021

Expires: 9/8/2021

Initial Standard Information							Final Standard Information			
Name of Initial Standard (QAU Label)	Supplier	APPL Mix Name	Conc. (ug/mL)	Reference To APPL Prep Date	Exp. Date	Exp. Date (Manufacturers)	Aliquot From Stock	Final Volume	Solvent	Final Standard Conc. (ug/L)
VOA STD. 7	Various	100ug/L	50	Prepared 08/24/21	10/23/2021	N/A	100uL	50mL	P&T Water	100
VOA STD. 8	Phenova		50	Prepared 08/24/21	9/8/2021	N/A	100uL			100
VOA STD. 1	Absolute		50	Prepared 08/24/21	10/23/2021	N/A	100uL			100
VOA STD. 2	Phenova		100	Prepared 08/24/21	10/23/2021	N/A	50uL			100
VOA STD. TBA	Various		250	Prepared 08/24/21	9/8/2021	N/A	40uL			200

MAX 8260 Water Second Source (SS)

Prepared: 8/25/2021

Prepared By (Initials): CH

Expires: 9/8/2021

Initial Standard Information							Final Standard Information			
Name of Initial Standard (QAU Label)	Supplier	APPL Mix Name	Conc. (ug/mL)	Reference To APPL Prep Date	Exp. Date	Exp. Date (Manufacturers)	Aliquot From Stock	Final Volume	Solvent	Final Standard Conc. (ug/L)
VOA STD. 3	Phenova	8260 Water SS	100	Prepared 08/24/21	10/23/2021	N/A	25uL	50mL	P&T Water	50
VOA STD. GASES	Phenova	8260 Water SS	50	Prepared 08/24/21	10/23/2021	N/A	10uL			10
VOA STD. 0	Phenova	8260 Water SS	50	Prepared 08/24/21	10/23/2021	N/A	10uL			10
VOA STD. 2-CEVE	Absolute	8260 Water SS	50	Prepared 08/24/21	8/24/2021	N/A	50uL			50
VOA STD. 6	Various	8260 Water SS	50	Prepared 08/24/21	9/8/2021	N/A	10uL			10
Voa STD. TBA	Various	8260 Water SS	250	Prepared 08/24/21	9/8/2021	N/A	25uL			250

8260 Water Continuing Calibrations (CCV)/ Lab Control Spikes (LCS)

Prepared: 8/25/2021

Prepared By (Initials): CH

Expires: 8/26/2021

Initial Standard Information							Final Standard Information			
Name of Initial Standard (QAU Label)	Supplier	APPL Mix Name	Conc. (ug/mL)	Reference To APPL Prep Date	Exp. Date	Exp. Date (Manufacturers)	Aliquot From Stock	Final Volume	Solvent	Final Standard Conc. (ug/L)
VOA STD. 7	Various	CCV/ LCS	50	Prepared 08/24/21	10/23/2021	N/A	10uL	50mL	P&T Water	10
VOA STD. 8	Phenova	CCV/ LCS	50	Prepared 08/24/21	9/8/2021	N/A	10uL			10
VOA STD. 1	Absolute	CCV/ LCS	50	Prepared 08/24/21	10/23/2021	N/A	50uL			50
VOA STD. 2	Phenova	CCV/ LCS	100	Prepared 08/24/21	10/23/2021	N/A	25uL			50
VOA STD. TBA	Various	CCV/ LCS	250	Prepared 08/24/21	9/8/2021	N/A	25uL			250

MAX Gas Standard Prep

Gas Primary Working Standard

Prepared: 6/23/2021 **Prepared By (Initials):** CH

Expires: 1/4/2022

Methanol Lot No.

Initial Standard Information							Final Standard Information			
Name of Initial Standard (QAU Label)	Supplier	Supplier P/N#	Conc. (ug/mL)	Lot Number - QA Number	Exp. Date (1 yr)	Exp. Date (Manufacturers)	Aliquot From Stock	Final Volume	Solvent	Final Standard Conc. (ug/mL)
50,000ug/mL Gas STD	Restek	30205	50,000	A0132443	1/4/2022	12/31/2024	80uL	2mL	Methanol	2,000

Gas Second Source (SS) Working Standard

Prepared: 3/31/2021 **Prepared By (Initials):** CH

Expires: 1/31/1930

Methanol Lot No.

Initial Standard Information							Final Standard Information			
Name of Initial Standard (QAU Label)	Supplier	Supplier P/N#	Conc. (ug/mL)	Lot Number - QA Number	Exp. Date (1 yr)	Exp. Date (Manufacturers)	Aliquot From Stock	Final Volume	Solvent	Final Standard Conc. (ug/mL)
Gasoline (50,000ppm)	Phenova	ALO-101543	50,000	CL14915-51175	1/4/2022	1/31/1930	80uL	2mL	Methanol	2,000

MAX Gas Calibration Curve

Prepared: 8/25/2021 **Prepared By (Initials):** CH

Expires: 10/24/2021

Initial Standard Information							Final Standard Information			
Name of Initial Standard (QAU Label)	Supplier	APPL Mix Name	Conc. (ug/mL)	Reference To APPL Prep Date	Exp. Date	Exp. Date (Manufacturers)	Aliquot From Stock	Final Volume	Solvent	Final Standard Conc. (ug/L)
VOA Gasses Standards	Phenova	20ug/L	2,000	Prepared 06/23/21	1/4/2022	N/A	1uL	100mL	P&T Water	20
VOA Gasses Standards	Phenova	50ug/L	2,000	Prepared 06/23/21	1/4/2022	N/A	2.5uL	100mL	P&T Water	50
VOA Gasses Standards	Phenova	100ug/L	2,000	Prepared 06/23/21	1/4/2022	N/A	5uL	100mL	P&T Water	100
VOA Gasses Standards	Phenova	300ug/L	2,000	Prepared 06/23/21	1/4/2022	N/A	15uL	100mL	P&T Water	300
VOA Gasses Standards	Phenova	600ug/L	2,000	Prepared 06/23/21	1/4/2022	N/A	30uL	100mL	P&T Water	600
VOA Gasses Standards	Phenova	800ug/L	2,000	Prepared 06/23/21	1/4/2022	N/A	40uL	100mL	P&T Water	800
VOA Gasses Standards	Phenova	1,000ug/L	2,000	Prepared 06/23/21	1/4/2022	N/A	50uL	100mL	P&T Water	1,000

Zeus Gas Second Source

Prepared: 8/25/2021 **Prepared By (Initials):** CH

Expires: 10/24/2021

Initial Standard Information							Final Standard Information			
Name of Initial Standard (QAU Label)	Supplier	APPL Mix Name	Conc. (ug/mL)	Reference To APPL Prep Date	Exp. Date	Exp. Date (Manufacturers)	Aliquot From Stock	Final Volume	Solvent	Final Standard Conc. (ug/L)
50,000ug/mL Gas STD	Phenova	SS 300ug/L	2,000	Prepared 03/31/21	1/31/1930	N/A	15uL	100mL	P&T Water	300

MAX Gas Continuing Calibrations/Lab Control Spikes

Prepared: 8/25/2021 **Prepared By (Initials):** CH

Expires: 8/26/2021

Initial Standard Information							Final Standard Information			
Name of Initial Standard (QAU Label)	Supplier	Supplier P/N#	Conc. (ug/mL)	Lot Number - QA Number	Exp. Date (1 yr)	Exp. Date (Manufacturers)	Aliquot From Stock	Final Volume	Solvent	Final Standard Conc. (ug/mL)
VOA Gasses Standards	Phenova	300ug/L	2,000	Prepared 06/23/21	1/4/2022	N/A	15uL	100mL	P&T Water	300

Injection Log

Directory: M:\MAX\DATA\210825\

Line	Vial	FileName	Multiplier	SampleName	Misc Info	Injected
1	2	0825M12.D	1	0.3ug/L VOC STD 8/25/21	IS&S 6/4/21	25 Aug 21 15:15
2	3	0825M13.D	1	0.5ug/L VOC STD 8/25/21	IS&S 6/4/21	25 Aug 21 15:43
3	4	0825M14.D	1	1ug/L VOC STD 8/25/21	IS&S 6/4/21	25 Aug 21 16:11
4	5	0825M15.D	1	2ug/L VOC STD 8/25/21	IS&S 6/4/21	25 Aug 21 16:39
5	6	0825M16.D	1	5ug/L VOC STD 8/25/21	IS&S 6/4/21	25 Aug 21 17:07
6	7	0825M17.D	1	10ug/L VOC STD 8/25/21	IS&S 6/4/21	25 Aug 21 17:35
7	8	0825M18.D	1	20ug/L VOC STD 8/25/21	IS&S 6/4/21	25 Aug 21 18:03
8	9	0825M19.D	1	40ug/L VOC STD 8/25/21	IS&S 6/4/21	25 Aug 21 18:31
9	10	0825M20.D	1	100ug/L VOC STD 8/25/21	IS&S 6/4/21	25 Aug 21 18:59
10	13	0825M23.D	1	20ug/L GAS STD 8/25/21	IS&S 6/4/21	25 Aug 21 20:23
11	14	0825M24.D	1	50ug/L GAS STD 8/25/21	IS&S 6/4/21	25 Aug 21 20:51
12	15	0825M25.D	1	100ug/L GAS STD 8/25/21	IS&S 6/4/21	25 Aug 21 21:19
13	16	0825M26.D	1	300ug/L GAS STD 8/25/21	IS&S 6/4/21	25 Aug 21 21:47
14	17	0825M27.D	1	600ug/L GAS STD 8/25/21	IS&S 6/4/21	25 Aug 21 22:14
15	18	0825M28.D	1	800ug/L GAS STD 8/25/21	IS&S 6/4/21	25 Aug 21 22:42
16	19	0825M29.D	1	1000ug/L GAS STD 8/25/21	IS&S 6/4/21	25 Aug 21 23:10
17	21	0825M31.D	1	(SS) 300ug/L GAS STD 8/25/21	IS&S 6/4/21	26 Aug 21 00:06

Injection Log

Directory: M:\MAX\DATA\211029\

Line	Vial	FileName	Multiplier	SampleName	Misc Info	Injected
1	7	1102M07.D	1	211102A CCV 300ug/L	IS&S 8/4/21	2 Nov 21 11:55
2	8	1102M08.D	1	211102A LCS 300ug/L	IS&S 8/4/21	2 Nov 21 12:23
3	9	1102M09.D	1	211102A LCSD 300ug/L	IS&S 8/4/21	2 Nov 21 12:51
4	10	1102M10.D	1	211102A BLK	IS&S 8/4/21	2 Nov 21 13:20
5	14	1102M14.D	1	BA44375W01	IS&S 8/4/21	2 Nov 21 15:13
6	15	1102M15.D	1	BA44376W01	IS&S 8/4/21	2 Nov 21 15:42
7	25	1102M25.D	1	Ending CCV 300ug/L 11/02/21	IS&S 8/4/21	2 Nov 21 20:25

INORGANIC ANALYSIS
Calibration and Raw Data

TOTAL ORGANIC CARBON

Method: WetChem | Units mg/L | Instrument: Tic Toc

Analyte: TOC | QCG: 211112A

Analyist: EA | Final Volume: 40mL

Date	Time	Appl ID	[TOC]	Raw	% Recovery
10/25/2021	19:20	QC blank	0.00	4558	
10/25/2021	19:56	Ical 1	0.50	9475	
10/25/2021	20:28	Ical 2	2.00	29763	
10/25/2021	21:02	Ical 3	5.00	69278	
10/25/2021	21:35	Ical 4	10.00	139847	
10/25/2021	22:08	Ical 5	20.00	273227	
10/25/2021	10:03	ICB	0.08	2197	
10/25/2021	10:39	ICV	10.40	144915	105.5%

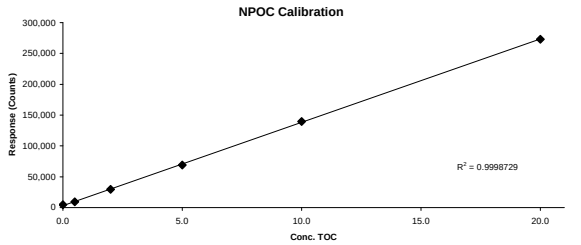

Date	Time	Appl ID	DF	Raw Result	SubSample Amount	Filter Blank Subtract	Calc Conc	Result	Range (mg/L)	QC True	% Recovery
2021-11-12	04:25 PM	CCB Prime	1	1974	40mL	0.000	0.058	0.06	0.13		
2021-11-12	05:07 PM	QCB	1	1535	40mL	0.000	0	0.00	0.00		
2021-11-12	05:49 PM	211112A CCV/LCS 1	1	59460	40mL	0.000	4.292	4.29	0.06	5.00	85.8%
2021-11-12	06:32 PM	211112A CCB/Blk 1	1	1927	40mL	0.000	0.029	0.03	0.02		
2021-11-12	07:15 PM	BA38645W01	1	81970	40mL	0.000	5.89	5.89	0.25		
2021-11-12	07:59 PM	BA38646W02	1	75473	40mL	0.000	5.409	5.41	0.04		
2021-11-12	08:43 PM	BA38647W01	1	75000	40mL	0.000	5.373	5.37	0.11		
2021-11-12	09:27 PM	BA38648W01	1	92720	40mL	0.000	6.686	6.69	0.37		
2021-11-12	10:12 PM	BA38649W01	1	79775	40mL	0.000	5.727	5.73	0.12		
2021-11-12	10:56 PM	BA42533W06	1	7951	40mL	0.000	0.405	0.41	0.28		
2021-11-12	11:38 PM	BA42534W06	1	4176	40mL	0.000	0.126	0.13	0.03		
2021-11-13	12:20 AM	BA42535W06	1	2979	40mL	0.000	0.037	0.04	0.01		
2021-11-13	01:01 AM	BA43919W01	1	12081	40mL	0.000	0.711	0.71	0.03		
2021-11-13	01:42 AM	BA44248W01	1	174969	40mL	0.000	12.781	12.78	1.11		
2021-11-13	02:24 AM	211112A CCV/LCSD 2	1	59673	40mL	0.000	4.308	4.31	0.17	5.00	86.2%
2021-11-13	03:06 AM	211112A CCB 2	1	1679	40mL	0.000	0.011	0.01	0.03		
2021-11-13	03:49 AM	BA44249W01	1	86652	40mL	0.000	6.237	6.24	0.52		
2021-11-13	05:13 AM	BA44251W01	1	91149	40mL	0.000	6.57	6.57	0.27		
2021-11-13	05:54 AM	BA44252W01	1	3235	40mL	0.000	0.056	0.06	0.07		
2021-11-13	06:35 AM	BA44253W01	1	1987	40mL	0.000	0	0.00	0.00		
2021-11-13	07:17 AM	BA44376W06	1	4607	40mL	0.000	0.158	0.16	0.00		
2021-11-13	07:58 AM	BA44459W05	1	18938	40mL	0.000	1.219	1.22	0.14		
2021-11-13	08:40 AM	BA44461W05	1	36147	40mL	0.000	2.495	2.50	0.11		
2021-11-13	09:21 AM	BA44463W05	1	25752	40mL	0.000	1.725	1.73	0.08		
2021-11-13	10:03 AM	BA44465W05	1	6196	40mL	0.000	0.275	0.28	0.16		
2021-11-13	10:44 AM	211112A CCV 3	1	58364	40mL	0.000	4.211	4.21	0.04	5.00	84.2%
2021-11-13	11:26 AM	211112A CCB 3	1	1607	40mL	0.000	0.009	0.01	0.03		
						0.000					

Name of Final Standard TOC Calibration Curve
Prep Date 10/25/2021
Exp Date 10/25/2022
Prep'd By (Initials) KS

Initial Standard Information						Final Standard Information			
Name of Initial Standard (from contianer Label)	Supplier	Supplier P/N# (or APPL Mix Name)	Conc.(range)	Lot # with QA # (or reference to APPL prep date)	Exp Date	Aliquot from Stock	Final Volume	Final Solvent + Lot# (or APPL Prep Date)	Final Standard Conc (range)
Total Organic Carbon (TOC) Standard Cal 1	Agilent	IQC-106-5	1000 mg/L	0006588597-51848	3/31/2023	20 uL	40 mL	DI Water	0.5 ppm
Total Organic Carbon (TOC) Standard Cal 2	Agilent	IQC-106-5	1000 mg/L	0006588597-51848	3/31/2023	80 uL	40 mL	DI Water	2 ppm
Total Organic Carbon (TOC) Standard Cal 3	Agilent	IQC-106-5	1000 mg/L	0006588597-51848	3/31/2023	200 uL	40 mL	DI Water	5 ppm
Total Organic Carbon (TOC) Standard Cal 4	Agilent	IQC-106-5	1000 mg/L	0006588597-51848	3/31/2023	400 uL	40 mL	DI Water	10 ppm
Total Organic Carbon (TOC) Standard Cal 5	Agilent	IQC-106-5	1000 mg/L	0006588597-51848	3/31/2023	800 uL	40 mL	DI Water	20 ppm

Name of Final Standard ICV (TOC)
Prep Date 10/25/2021
Exp Date 10/25/2022
Prep'd By (Initials) KS

Initial Standard Information						Final Standard Information			
Name of Initial Standard (from contianer Label)	Supplier	Supplier P/N# (or APPL Mix Name)	Conc.(range)	Lot # with QA # (or reference to APPL prep date)	Exp Date	Aliquot from Stock	Final Volume	Final Solvent + Lot# (or APPL Prep Date)	Final Standard Conc (range)
1000 PPM ICV TOC Intermediate	APPL Inc.	IQC-106-5	1000 mg/L	0006465171-49409	6/30/2021	400 uL	40mL	DI Water	10 ppm

ICV recertified against the non-expired calibration

Name of Final Standard CCV (TOC)
Prep Date See Data
Exp Date 1 year
Prep'd By (Initials) EA

Initial Standard Information						Final Standard Information			
Name of Initial Standard (from contianer Label)	Supplier	Supplier P/N# (or APPL Mix Name)	Conc.(range)	Lot # with QA # (or reference to APPL prep date)	Exp Date	Aliquot from Stock	Final Volume	Final Solvent + Lot# (or APPL Prep Date)	Final Standard Conc (range)
Total Organic Carbon (TOC) Standard	Agilent	IQC-1 06-5	1000 mg/L	0006588597-51848	3/31/2023	200 uL	40 mL	DI Water	5 ppm

Name of Final Standard TOC LCS/LCSD
Prep Date See Data
Exp Date 1 year
Prep'd By (Initials) EA

Initial Standard Information						Final Standard Information			
Name of Initial Standard (from contianer Label)	Supplier	Supplier P/N# (or APPL Mix Name)	Conc.(range)	Lot # with QA # (or reference to APPL prep date)	Exp Date	Aliquot from Stock	Final Volume	Final Solvent + Lot# (or APPL Prep Date)	Final Standard Conc (range)
Total Organic Carbon (TOC) Standard	Agilent	IQC-106-5	1000 mg/L	0006588597-51848	3/31/2023	200 uL	40 mL	DI Water	5 ppm

Name of Final Standard TOC MS/MSD
Prep Date See Data
Exp Date 1 year
Prep'd By (Initials) EA

Initial Standard Information						Final Standard Information			
Name of Initial Standard (from contianer Label)	Supplier	Supplier P/N# (or APPL Mix Name)	Conc.(range)	Lot # with QA # (or reference to APPL prep date)	Exp Date	Aliquot from Stock	Final Volume	Final Solvent + Lot# (or APPL Prep Date)	Final Standard Conc (range)
Total Organic Carbon (TOC) Standard	Agilent	IQC-106-5	1000 mg/L	0006588597-51848	3/31/2023	200 uL	40 mL	sample	5 ppm

908 North Temperance Ave. ∇ Clovis, CA 93611 ∇ Phone 559-275-2175 ∇ Fax 559-275-4422

Certification Number: CA1312
NELAP Certification number: CA00046
DoD-ELAP Certificate number: 4064.01

Data Validatable Report

December 2, 2021

AECOM
1001 Bishop Street, Suite 1600
Honolulu, Hawaii 96813

Attn: Alethea Ramos

Title: Report of Data: Case 98005

Project: 60571032 CV18F0126 Red Hill Fuel Storage, HI

Contract #: Prime contract # for DoD: NAVY CLEAN N62742-17-F-1800, CV18F0126
Subcontract: 18S-22209-HI27

Dear Ms. Ramos:

Eight water samples were received October 28, 2021. Written results for the requested analyses are being provided on this December 2, 2021.

Results in this report apply to the samples analyzed in accordance with the chain of custody document. This analytical report must be reproduced in its entirety.

If you have any questions or require further information, please contact your APPL Project Manager, Libby Cheeseborough, libby@applinc.com, at your convenience. Thank you for choosing APPL, Inc.

I certify that this data package is in compliance with the terms and conditions of the contract, both technically and for completeness, for other than the conditions detailed above. These test results meet all requirements of NELAC and DoD QSM. Release of the hard copy has been authorized by the Laboratory Manager or his designee, as verified by the following signature.

Loren Portwood, Laboratory Director
APPL, Inc.

LP/lac
Enclosure
cc: File

Data Validation Package
for
60571032 CV18F0126 Red Hill Fuel Storage
APPL SDG 98005
TABLE OF CONTENTS

LABORATORY NAME: *APPL, Inc.*

Case Narrative	3
Sample Management Records	7
Sample Results	14
QC Forms	51
Method 8015B Calibration Data	96
Method 8015B Raw Data	125
Method 8015B Silica Gel Calibration Data	147
Method 8015B Silica Gel Raw Data	198
Method 8015B Blank Calibration Data	222
Method 8015B Blank Raw Data	248
Method 8270D SIM Calibration Data	269
Method 8270D SIM Raw Data	296
Method 8260B Calibration Data	332
Method 8260B Raw Data	413
Method 8260B GRO Calibration Data	443
Method 8260B GRO Raw Data	491
Inorganic Analyses and Calibration Raw Data	530

CASE NARRATIVE

Case Narrative

ARF: 98005

Project: 60571032 CV18F0126 Red Hill Fuel Storage. HI

Sample Receipt Information:

Eight water samples were received October 28, 2021 at 3.1°C, and 2.1°C. The sample group was assigned Analytical Request Form (ARF) number 98005.

Sample Preparation and Analysis Information:

For the EPA 8015B analysis, the sample was extracted according to EPA method 3520C. The sample extracts were silica gel cleaned according to APPL's SOP CLN004 and placed on hold.

For the EPA 8015B analysis, pre-extraction sample blanks were extracted according to EPA method 3520C before the method QC and field samples. The sample blanks are included in this report.

For the EPA 8270D SIM analysis, the sample was extracted according to EPA method 3520C.

For the EPA 8260B analysis, the samples were purged according to EPA method 5030B.

For the EPA 9060 analysis, the samples were prepared according to the method.

Only the portion of the injection log relative to these samples is included. A full sequence log is available upon request. Measurement uncertainty can be reported upon request.

Analytical Exceptions, Deviations and Abnormalities.

EPA 8015B: For the 211029A-LCS, Oil recovers above the upper control limit.

EPA 8015B Blank: For the 211028A-LCS, one surrogate recovers below the lower control limit.

SDG	Received	Client ID	APPL ID	Collected DateTime	Matrix	Method	Method Description
98005	10/28/2021	ERH1843	BA44458	10/27/2021 9:35:00 AM	WATER	EPA 8260B	EPA 8260B BTEX WATER
98005	10/28/2021	ERH1843	BA44458	10/27/2021 9:35:00 AM	WATER	EPA 8260B	EPA 8260B GRO WATER
98005	10/28/2021	ERH1844	BA44459	10/27/2021 9:50:00 AM	WATER	EPA 8260B	EPA 8260B BTEX WATER
98005	10/28/2021	ERH1844	BA44459	10/27/2021 9:50:00 AM	WATER	EPA 8015B-eHL	EPA 8015B TPH WATER L-L SGC
98005	10/28/2021	ERH1844	BA44459	10/27/2021 9:50:00 AM	WATER	EPA 8015B-eHL	EPA 8015B TPH LIQ-LIQ
98005	10/28/2021	ERH1844	BA44459	10/27/2021 9:50:00 AM	WATER	EPA 8260B	EPA 8260B GRO WATER
98005	10/28/2021	ERH1844	BA44459	10/27/2021 9:50:00 AM	WATER	8270D-SIM	EPA 8270D SIM LIQ-LIQ
98005	10/28/2021	ERH1844	BA44459	10/27/2021 9:50:00 AM	WATER	SW846 9060A	9060A TOC
98005	10/28/2021	ERH1846	BA44460	10/27/2021 10:30:00 AM	WATER	EPA 8260B	EPA 8260B BTEX WATER
98005	10/28/2021	ERH1846	BA44460	10/27/2021 10:30:00 AM	WATER	EPA 8260B	EPA 8260B GRO WATER
98005	10/28/2021	ERH1847	BA44461	10/27/2021 10:45:00 AM	WATER	EPA 8260B	EPA 8260B BTEX WATER
98005	10/28/2021	ERH1847	BA44461	10/27/2021 10:45:00 AM	WATER	EPA 8015B-eHL	EPA 8015B TPH WATER L-L SGC
98005	10/28/2021	ERH1847	BA44461	10/27/2021 10:45:00 AM	WATER	EPA 8015B-eHL	EPA 8015B TPH LIQ-LIQ
98005	10/28/2021	ERH1847	BA44461	10/27/2021 10:45:00 AM	WATER	EPA 8260B	EPA 8260B GRO WATER
98005	10/28/2021	ERH1847	BA44461	10/27/2021 10:45:00 AM	WATER	8270D-SIM	EPA 8270D SIM LIQ-LIQ
98005	10/28/2021	ERH1847	BA44461	10/27/2021 10:45:00 AM	WATER	SW846 9060A	9060A TOC
98005	10/28/2021	ERH1849	BA44462	10/27/2021 11:20:00 AM	WATER	EPA 8260B	EPA 8260B BTEX WATER
98005	10/28/2021	ERH1849	BA44462	10/27/2021 11:20:00 AM	WATER	EPA 8260B	EPA 8260B GRO WATER
98005	10/28/2021	ERH1850	BA44463	10/27/2021 11:35:00 AM	WATER	EPA 8260B	EPA 8260B BTEX WATER
98005	10/28/2021	ERH1850	BA44463	10/27/2021 11:35:00 AM	WATER	EPA 8015B-eHL	EPA 8015B TPH WATER L-L SGC
98005	10/28/2021	ERH1850	BA44463	10/27/2021 11:35:00 AM	WATER	EPA 8015B-eHL	EPA 8015B TPH LIQ-LIQ
98005	10/28/2021	ERH1850	BA44463	10/27/2021 11:35:00 AM	WATER	EPA 8260B	EPA 8260B GRO WATER
98005	10/28/2021	ERH1850	BA44463	10/27/2021 11:35:00 AM	WATER	8270D-SIM	EPA 8270D SIM LIQ-LIQ
98005	10/28/2021	ERH1850	BA44463	10/27/2021 11:35:00 AM	WATER	SW846 9060A	9060A TOC
98005	10/28/2021	ERH1852	BA44464	10/27/2021 8:40:00 AM	WATER	EPA 8260B	EPA 8260B BTEX WATER
98005	10/28/2021	ERH1852	BA44464	10/27/2021 8:40:00 AM	WATER	EPA 8260B	EPA 8260B GRO WATER
98005	10/28/2021	ERH1853	BA44465	10/27/2021 8:50:00 AM	WATER	EPA 8260B	EPA 8260B BTEX WATER
98005	10/28/2021	ERH1853	BA44465	10/27/2021 8:50:00 AM	WATER	EPA 8015B-eHL	EPA 8015B TPH WATER L-L SGC
98005	10/28/2021	ERH1853	BA44465	10/27/2021 8:50:00 AM	WATER	EPA 8015B-eHL	EPA 8015B TPH LIQ-LIQ
98005	10/28/2021	ERH1853	BA44465	10/27/2021 8:50:00 AM	WATER	EPA 8260B	EPA 8260B GRO WATER
98005	10/28/2021	ERH1853	BA44465	10/27/2021 8:50:00 AM	WATER	8270D-SIM	EPA 8270D SIM LIQ-LIQ
98005	10/28/2021	ERH1853	BA44465	10/27/2021 8:50:00 AM	WATER	SW846 9060A	9060A TOC
98005	10/28/2021	ERH1844 BLANK	BA44466	10/27/2021 9:50:00 AM	WATER	EPA 8015B-eHL	EPA 8015B TPH LIQ-LIQ
98005	10/28/2021	ERH1847 BLANK	BA44467	10/27/2021 10:45:00 AM	WATER	EPA 8015B-eHL	EPA 8015B TPH LIQ-LIQ
98005	10/28/2021	ERH1850 BLANK	BA44468	10/27/2021 11:35:00 AM	WATER	EPA 8015B-eHL	EPA 8015B TPH LIQ-LIQ
98005	10/28/2021	ERH1853 BLANK	BA44469	10/27/2021 8:50:00 AM	WATER	EPA 8015B-eHL	EPA 8015B TPH LIQ-LIQ

Abbreviations and Flags

FLAG	DESCRIPTION
#	Recovery or RPD outside control limits
*	Recovery or RPD outside control limits
B	Analyte detected in associated method blank
C1	Reason for correction: wrote incorrect response
C2	Reason for correction: calculated incorrectly
C3	Reason for correction: needs to be rechecked
C4	Reason for correction: data not usable
DO	Diluted out
E	Exceeds linear range
F	Estimated value
G1	Includes a wide range of hydrocarbons which does not match our gasoline standard
G10	Includes a match to hydrocarbon profiles within the range of mineral spirits
G11	Includes a match to hydrocarbon profiles within the range of JP-4
G12	Pattern does not match the gasoline standard; the carbon range for this sample is consistent with JP8
G13	Closely resembles the hydrocarbon profile of aviation gasoline
G14	Analyte concentration may be biased due to carry over
G2	Closely resembles the boiling point hydrocarbon profile consistent with weathered gasoline
G3	Includes higher boiling hydrocarbons
G4	Includes dominant peak(s) not indicative of petroleum hydrocarbons
G5	Is mainly dominant peak(s) not indicative of petroleum hydrocarbons
G6	Contains recognizable contaminant peak(s) which has been removed from quantitation
G7	Is mainly a match to hydrocarbons within the range of gasoline
G8	Closely resembles the boiling point hydrocarbon profile consistent with weathered gasoline
G9	Includes hydrocarbons within the range of kerosene
J	Estimated value
M	Matrix effect
MI1	Manual integration: integration does not follow baseline
MI2	Manual integration: non-target peak interference
MI3	Manual integration: to split a peak that was integrated as one peak by the computer
MI4	Manual integration: to integrate a split peak
MI5	Manual integration: the whole peak or part of the peak was not integrated
MI6	Manual integration: computer integrated wrong peak
MI7	Manual integration: other - explain
MDL	Method detection limit
ND	Not detected
NT	Non-target
Q	Acceptance criteria not met
T1 I	Includes wide range of hydrocarbons not indicative of diesel
T1 M	Is mainly wide range of hydrocarbons not necessarily indicative of diesel
T2 I	Includes lower boiling hydrocarbons, i.e. mineral spirits, kerosene, stoddard solvent, white gas
T2 M	Is mainly lower boiling hydrocarbons, i.e. mineral spirits, kerosene, stoddard solvent, white gas
T3 I	Includes higher boiling hydrocarbons, i.e. asphaltene, waster oil, motor oil, or weathered diesel fuel
T3 M	Is mainly higher boiling hydrocarbons, i.e. asphaltene, waster oil, motor oil, or weathered diesel fuel
T4 I	Includes dominant peak(s) not indicative of hydrocarbons
T4 M	Is mainly dominant peak(s) not indicative of hydrocarbons
T5	Contains recognizable contaminant peak(s) which has been removed from quantitation
T6	Is mainly a match to hydrocarbons within range of diesel fuel
T7	Closely resembles the boiling point hydrocarbon profile consistent with diesel fuel
T8	Includes a match to hydrocarbon profiles within range of diesel and kerosene fuel
T9 I	Includes non-diesel hydrocarbons within boiling point range of diesel fuel
T9 M	Is mainly non-diesel hydrocarbons within boiling point range of diesel fuel.
Y	Percent difference between primary and confirmation column > 40%

SAMPLE RECORDS MANAGEMENT

CHAIN OF CUSTODY,

ARF, CRF, AND

CLIENT COMMUNICATION

APPL - Analysis Request Form

98005

Client: AECOM
Address: 1001 Bishop Street, Suite 1600
Honolulu, HI 96813
Attn: Alethea Ramos
Phone: 808-954-4536 Fax: 808-523-8950
Job: 60571032 CV18F0126 Red Hill Fuel Storage
PO #: 18S-22209-HI27 PO# 102604
Chain of Custody (Y/N): Y # 53178,53179
RAD Screen (Y/N): Y pH (Y/N): Y
Turn Around Type: 1 WEEK

Received by: MSA
Date Received: 10/28/21 Time: 10:15
Delivered by: FEDEX
Shuttle Custody Seals (Y/N): Y Time Zone: -10
Chest Temp(s): 2.1,3.1°C
Color: VFRG/Receiving
Samples Chilled until Placed in Refrig/Freezer: Y
Project Manager: Libby Cheesebor
QC Report Type: DVP4DOD/EQUIS/HI
Due Date: 11/04/21

Comments:
PM: login and F1s to Margie.Pascua@aecom.com & alethea.ramos@aecom.com
AN: PLEASE INCLUDE STANDARD PREP!!!!!!
AN: 7 day TAT for Form 1s; 21 day TAT for PKG STYLE 1; DOD v5.1; DOD Forms: LOD database
Report MS/MSD/DUPs when AECOM sample used
8270 SIM: 1-methylnaphthalene, 2-methylnaphthalene & naphthalene only.
TPH-D/O both with and w/o SGC, reverse surrog for SGC; DO NOT Q-DELETE.
FR: email ftp info to Margie, alethea.ramos@aecom.com, Stella, trommelfanger@lab-data.com & jcanlas@la
EDD: AECOM EQuIS EDD 2.5.3 to alethea.ramos@, Margie.Pascua@aecom.com, jecklund@lab-data.com

Sample Distribution:
GC: 4-$DOC53SGCW5LIQ, 4-$DOC53W5LIQ, 4-$SIM53LIQ51, 4-$RHBLKETBLK
Extractions: 4-_LIQ003, 8-_LIQ005, 4-_LIQ005SGC
VOA: 8-$86BTOTXDOD5W, 8-$GASBL, 8-$GRO86BW
Wetlab: 4-$TOCW53

Charges:

Invoice To:
ACCOUNTS PAYABLE
1001 Bishop Street, Ste 1600
USAPImaging@aecom.com
mary.basano@aecom.com

	Client ID	APPL ID	Sampled		Analyses Requested
1.	ERH1843	BA44458W LCSD	10/27/21	09:35	$86BTOTXDOD5W, $GASBL, $GRO86BW -- See Comments
2.	ERH1844	BA44459W LCSD	10/27/21	09:50	$86BTOTXDOD5W, $DOC53SGCW5LIQ, $DOC53W5LIQ, $GASBL, $GRO86BW, $SIM53LIQ51, $TOCW53 -- See Comments
3.	ERH1846	BA44460W LCSD	10/27/21	10:30	$86BTOTXDOD5W, $GASBL, $GRO86BW -- See Comments
4.	ERH1847	BA44461W LCSD	10/27/21	10:45	$86BTOTXDOD5W, $DOC53SGCW5LIQ, $DOC53W5LIQ, $GASBL, $GRO86BW, $SIM53LIQ51, $TOCW53 -- See Comments

Note: All times, excluding sample collection times, are Pacific Time Zone unless noted otherwise. Collection times are in: -10 UTC

5.	ERH1849	LCSD BA44462W	10/27/21	11:20	$86BTOTXDOD5W, $GASBL, $GRO86BW -- See Comments
6.	ERH1850	LCSD BA44463W	10/27/21	11:35	$86BTOTXDOD5W, $DOC53SGCW5LIQ, $DOC53W5LIQ, $GASBL, $GRO86BW, $SIM53LIQ51, $TOCW53 -- See Comments
7.	ERH1852	LCSD BA44464W	10/27/21	08:40	$86BTOTXDOD5W, $GASBL, $GRO86BW -- See Comments
8.	ERH1853	LCSD BA44465W	10/27/21	08:50	$86BTOTXDOD5W, $DOC53SGCW5LIQ, $DOC53W5LIQ, $GASBL, $GRO86BW, $SIM53LIQ51, $TOCW53 -- See Comments
9.	ERH1844 BLANK	LCSD BA44466W	10/27/21	09:50	$RHBLKETBLK -- See Comments
10.	ERH1847 BLANK	LCSD BA44467W	10/27/21	10:45	$RHBLKETBLK -- See Comments
11.	ERH1850 BLANK	LCSD BA44468W	10/27/21	11:35	$RHBLKETBLK -- See Comments
12.	ERH1853 BLANK	LCSD BA44469W	10/27/21	08:50	$RHBLKETBLK -- See Comments

APPL Sample Receipt Form

ARF# **98005**

Sample	Container Type	Count	p
BA44458	13 VOAs - HCL	4	NA
BA44459	13 VOAs - HCL	4	NA
	17 Amber Liter	2	NA
	32 Clear VOA - H2SO4	2	NA
	39 Amber Liter, HCL prsvd	1	1.6
	39 Amber Liter, HCL prsvd	1	1.3
BA44460	13 VOAs - HCL	4	NA
BA44461	13 VOAs - HCL	4	NA
	17 Amber Liter	2	NA
	32 Clear VOA - H2SO4	2	NA
	39 Amber Liter, HCL prsvd	1	1.3
	39 Amber Liter, HCL prsvd	1	1.6
BA44462	13 VOAs - HCL	4	NA
BA44463	13 VOAs - HCL	4	NA
	17 Amber Liter	2	NA
	32 Clear VOA - H2SO4	2	NA
	39 Amber Liter, HCL prsvd	2	1.3
BA44464	13 VOAs - HCL	4	NA
BA44465	13 VOAs - HCL	4	NA
	17 Amber Liter	2	NA
	32 Clear VOA - H2SO4	2	NA
	39 Amber Liter, HCL prsvd	2	1.3
BA44466	39 Amber Liter, HCL prsvd	1	NA
BA44467	39 Amber Liter, HCL prsvd	1	NA
BA44468	39 Amber Liter, HCL prsvd	1	NA
BA44469	39 Amber Liter, HCL prsvd	1	NA

Sample	Container Type	Count	p

#1 98005 1/2

APPL LABS

APPL, Inc.
908 N Temperance Ave
Clovis, CA 93611
www.applinc.com

Phone: (559) 275-2175
Fax: (559) 275-4422
coc@applinc.com

CHAIN OF CUSTODY RECORD

C.O.C. 53178 NOI

Report to: PLEASE PRINT	Invoice to: PLEASE PRINT
Company Name:	Company Name:
Phone:	Phone:
Address: AECOM, 1001 Bishop St., Suite 1600, Honolulu, HI 96813	Address:
Fax:	Fax:
Attn: Attn: Alethea Ramos (808)521-3051, Alethea.Ramos@aecom.com, CV_18F0126 / 60571032	Attn: Accounts Payable, Email: USAPImaging@aecom.com
Email:	Email:

Project Name/Number: 60571032.02.20.01

Purchase Order Number: 102604

Sampler (Print): MARC MURAOKA

Sampler (Signature): [signature]

Date Shipped: 10/27/21
Carrier: FedEx
Waybill No.:
Comments: Note: Log NOI in separate ~~COCs~~ SDG from other COC's

Sample Identification	Location	Date Collected	Time Collected	Time Zone	No. of Containers	Matrix: Aq	Sed.	Soil		BTEX by 8260	TPH-G by 8260	TPH-d/o 8015	TPH-d/o +SGC 8015	PAH Short List 8270D SIM	TOC by 9060						
ERH1843	Trip Blank	10/27/21	9:35	HST	4	X				X	X										
ERH1844	RHMW01R		9:50		10	X				X	X	X	X	X*	X						
ERH1846	Trip Blank		10:30		4	X				X	X										
ERH1847	RHMW02		10:45		10	X				X	X	X	X	X*	X						
ERH1849	Trip Blank		11:20		0	X				X	X										
ERH1850	RHMW03		11:35		0	X				X	X	X	X	X*	X						
ERH1852	Trip Blank		8:40		0	X				X	X										
ERH1853	RHMW05		8:50		0	X				X	X	X	X	X*	X						

*Naphthalene
1-methylnaphthalene
2-methylnaphthalene

JN 10/27/21

Shuttle Temperature: R3@4.0/2.1, 5.0/3.1°C

Turnaround Requested: Check one
☐ Standard 2-3 wk ☑ One week ☐ 3 days ☐ 24/48 Hrs. ☐ Other:

Sample Disposal:
☐ Return to client ☑ Disposal by Lab (30-day retention)

Relinquished by sampler:	Date	Time	Received by:	Relinquished by:	Date	Time	Received by:
Relinquished by: Tianzhen Nie	Date 10/27/21	Time 15:00	Received by:	Relinquished by:	Date 10-28-21	Time 1015	Received at lab by:

White: Return to client with report Yellow: Laboratory Copy See reverse side for Container Preservative and Sampling Information

APPL LABS

APPL, Inc.
908 N Temperance Ave
Clovis, CA 93611
www.applinc.com

Phone: (559) 275-2175
Fax: (559) 275-4422
coc@applinc.com

CHAIN OF CUSTODY RECORD

#4 2/2

C.O.C. 53179 NOI

Report to: PLEASE PRINT

Company Name: _____ Phone: _____

Addres AECOM
1001 Bishop St., Suite 1600
Honolulu, HI 96813
Attn: Alethea Ramos (808)521-3051
Alethea.Ramos@aecom.com
CV_18F0126 / 60571032

Fax: _____

Attn: _

Email: _____

Invoice to: PLEASE PRINT

Company Name: _____ Phone: _____

Address: _____

Fax: _____

Accounts Payable
Email: *USAPImaging@aecom.com*

Attn: _

Email: _____

Project Name/Number: 60571032.02.20.01

Sampler (Print): MARC MURAOKA

Purchase Order Number: 102604

Sampler (Signature): [signature]

Date Shipped: 10/27/21

Carrier: FedEx

Waybill No.:

Comments:

Note: Log NOI in separate SDG from other COC's

TPH-d/o and PAH's need liquid-liquid extraction;

*Naphthalene
1-methylnaphthalene
2-methylnaphthalene

Sample Identification	Location	Date Collected	Time Collected	Time Zone	No. of Containers	Matrix: Aq	Sed.	Soil		BTEX by 8260	TPH-G by 8260	TPH-d/o 8015	TPH-d/o 8015 + SGC	PAH SVOC List 8270D SIM	TOC by 9060							
ERH 1843	Trip Blank	10/27/21	9:35	HST	0	X				X	X											
ERH 1844	RHMW01R		9:50		0	X				X	X	X	X	X*	X							
ERH 1846	Trip Blank		10:30		0	X				X	X											
ERH 1847	RHMW02		10:45		0	X				X	X	X	X	X*	X							
ERH 1849	Trip Blank		11:20		4	X				X	X											
ERH 1850	RHMW03		11:35		10	X				X	X	X	X	X*	X							
ERH 1852	Trip Blank		8:40		4	X				X	X											
ERH 1853	RHMW05		8:50		10	X				X	X	X	X	X*	X							

Jn 10/27/21

Shuttle Temperature:

Turnaround Requested: Check one
☐ Standard 2-3 wk ☑ One week ☐ 3 days ☐ 24/48 Hrs. ☐ Other: _____

Sample Disposal:
☐ Return to client ☑ Disposal by Lab (30-day retention)

Relinquished by sampler:	Date	Time	Received by:	Relinquished by:	Date	Time	Received by:
Relinquished by: Tianzhen Nie	Date 10/27/21	Time 15:00	Received by:	Relinquished by:	Date 10-28-21	Time 1015	Received at lab by: [signature]

White: Return to client with report Yellow: Laboratory Copy See reverse side for Container Preservative and Sampling Information

COOLER RECEIPT FORM **ARF: 98005**

1) Project: 60571032 CV18F0126 Red Hill Fuel Storage Date Received: 10/28/2021

2) Coolers: Number of Coolers: 2

3) YES Were custody seals present and intact?
How many? 4 Name/Date on seal? SEE BELOW

4) YES Was there a shipping slip? Carrier name: FEDEX

5) Type of packing in cooler: X bubble wrap __ popcorn __ foam X plastic bags __ other
X wet ice __ dry ice __ no ice __ gel ice

6) YES Were cooler temperatures acceptable?

7) Serial number of calibrated thermometer used: R3 CF: -1.9°C

8) Cooler temp(s): In °C. Thermometer Temp / Corrected Temp
1: 4.0/2.1 2: 5.0/3.1 3: 4: 5: 6:
7: 8: 9: 10: 11: 12:

Chain of custody:

9) YES Was a chain of custody received?

10) YES Were the custody papers complete/signed in the appropriate places?

Sample Labels:

11) YES Were all sample labels complete (sample ID, date/time of sampling, etc.)?

12) YES Did all container labels agree with custody papers?

Sample Containers:

13) YES Were all containers sealed in separate bags?

14) YES Did all containers arrive in good condition:(unbroken, no leakage, no cracked/broken lids)?

15) YES Were correct containers and preservatives used for the tests indicated?

16) YES Was a sufficient amount of sample sent for tests indicated?

17) No Were bubbles present in volatile samples?
If yes, the following were received with air bubbles:
Larger than a pea:
Smaller than a pea:

Preservation Hold time:

18) Yes Was a sufficient amount of holding time remaining to analyze the samples?

19) Yes Was the pH taken of all non-VOA preserved samples and written on the sample container?

20) Yes Was the pH of acid preserved non-VOA samples < 2?

21) NA Was the pH of the "basic" preserved samples for Cyanide > 12, Sulfide >9, Hexchrom >9?

22) NO Were unpreserved VOA Vials received for VOA Dept analysis?

23) NA If "yes", are the unpreserved VOA vials noted in the ADD TEST FIELD on the ARF?
pH strip lot number: HC029115
Lab notified if pH was not adequate:

Notes/Deficiencies:

CUSTODY SEAL ~~Yes~~ NOT
APPL, Inc. (559) 275-2175
Initials ah **Date** 10/27/21

Personnel receiving samples: MS Second reviewer: MS
Personnel labeling samples: DH
Project manager notified: MS Date/Time of notification 10/28/2021
Name of client notified: Date/Time of notification

SAMPLE RESULTS

EPA 8015B TPH WATER L-L SGC

AECOM
1001 Bishop Street, Suite 1600
Honolulu, HI 96813

APPL Inc.
908 North Temperance Avenue
Clovis, CA 93611

Attn: Alethea Ramos

Project: 60571032 CV18F0126 Red Hill Fuel Storage

ARF: 98005

Sample ID: ERH1844

APPL ID: BA44459

Sample Collection Date: 10/27/21

QCG: #DOC53-211029A1-270406

Method	Analyte	Result	LOQ	LOD	DL	Units	Extraction Date	Analysis Date
EPA 8015B-e	DIESEL (C10-C24)	300.0 U	320	300.0	150.0	ug/L	10/29/21	11/10/21
EPA 8015B-e	OIL (C24-C40)	300.0 U	320	300.0	150.0	ug/L	10/29/21	11/10/21
EPA 8015B-e	SURROGATE: (R) DECANOIC ACID (S)	0.0	0-1			%	10/29/21	11/10/21
EPA 8015B-e	SURROGATE: OCTACOSANE (S)	76.0	60-142			%	10/29/21	11/10/21
EPA 8015B-e	SURROGATE: ORTHO-TERPHENYL (S)	59.9	56-125			%	10/29/21	11/10/21

Quant Method: DEC0911.M
Run #: 1110015
Instrument: Apollo
Sequence: 211110
Dilution Factor: 1
Initials: KAB

Printed: 11/13/2021 11:15:35 AM
APPL-F1-SC-NoMC-REG MDLs-DOD

EPA 8015B TPH LIQ-LIQ

AECOM
1001 Bishop Street, Suite 1600
Honolulu, HI 96813

APPL Inc.
908 North Temperance Avenue
Clovis, CA 93611

Attn: Alethea Ramos

Project: 60571032 CV18F0126 Red Hill Fuel Storage

ARF: 98005

Sample ID: ERH1844

APPL ID: BA44459

Sample Collection Date: 10/27/21

QCG: #DOC53-211029A-270404

Method	Analyte	Result	LOQ	LOD	DL	Units	Extraction Date	Analysis Date
EPA 8015B-e	DIESEL (C10-C24)	430	320	300.0	150.0	ug/L	10/29/21	11/04/21
EPA 8015B-e	OIL (C24-C40)	170 J	320	300.0	150.0	ug/L	10/29/21	11/04/21
EPA 8015B-e	SURROGATE: OCTACOSANE (S)	91.8	60-142			%	10/29/21	11/04/21
EPA 8015B-e	SURROGATE: ORTHO-TERPHENYL (S)	72.2	56-125			%	10/29/21	11/04/21

J = Estimated value.

Quant Method: DOC1028.M
Run #: 1101122
Instrument: Apollo
Sequence: 211101
Dilution Factor: 1
Initials: KAB

Printed: 11/13/2021 11:15:35 AM
APPL-F1-SC-NoMC-REG MDLs-DOD

EPA 8015B TPH WATER L-L SGC

AECOM
1001 Bishop Street, Suite 1600
Honolulu, HI 96813

APPL Inc.
908 North Temperance Avenue
Clovis, CA 93611

Attn: Alethea Ramos

Project: 60571032 CV18F0126 Red Hill Fuel Storage

ARF: 98005

Sample ID: ERH1847

APPL ID: BA44461

Sample Collection Date: 10/27/21

QCG: #DOC53-211029A1-270406

Method	Analyte	Result	LOQ	LOD	DL	Units	Extraction Date	Analysis Date
EPA 8015B-e	DIESEL (C10-C24)	940	320	300.0	150.0	ug/L	10/29/21	11/10/21
EPA 8015B-e	OIL (C24-C40)	300.0 U	320	300.0	150.0	ug/L	10/29/21	11/10/21
EPA 8015B-e	SURROGATE: (R) DECANOIC ACID (S)	0.0	0-1			%	10/29/21	11/10/21
EPA 8015B-e	SURROGATE: OCTACOSANE (S)	83.5	60-142			%	10/29/21	11/10/21
EPA 8015B-e	SURROGATE: ORTHO-TERPHENYL (S)	64.5	56-125			%	10/29/21	11/10/21

Quant Method: DEC0911.M
Run #: 1110016
Instrument: Apollo
Sequence: 211110
Dilution Factor: 1
Initials: KAB

Printed: 11/13/2021 11:15:35 AM
APPL-F1-SC-NoMC-REG MDLs-DOD

EPA 8015B TPH LIQ-LIQ

AECOM
1001 Bishop Street, Suite 1600
Honolulu, HI 96813

APPL Inc.
908 North Temperance Avenue
Clovis, CA 93611

Attn: Alethea Ramos

Project: 60571032 CV18F0126 Red Hill Fuel Storage

ARF: 98005

Sample ID: ERH1847

APPL ID: BA44461

Sample Collection Date: 10/27/21

QCG: #DOC53-211029A-270404

Method	Analyte	Result	LOQ	LOD	DL	Units	Extraction Date	Analysis Date
EPA 8015B-e	DIESEL (C10-C24)	3000	320	300.0	150.0	ug/L	10/29/21	11/04/21
EPA 8015B-e	OIL (C24-C40)	310 J	320	300.0	150.0	ug/L	10/29/21	11/04/21
EPA 8015B-e	SURROGATE: OCTACOSANE (S)	89.5	60-142			%	10/29/21	11/04/21
EPA 8015B-e	SURROGATE: ORTHO-TERPHENYL (S)	73.4	56-125			%	10/29/21	11/04/21

J = Estimated value.

Quant Method: DOC1028.M
Run #: 1101123
Instrument: Apollo
Sequence: 211101
Dilution Factor: 1
Initials: KAB

Printed: 11/13/2021 11:15:35 AM
APPL-F1-SC-NoMC-REG MDLs-DOD

EPA 8015B TPH WATER L-L SGC

AECOM
1001 Bishop Street, Suite 1600
Honolulu, HI 96813

APPL Inc.
908 North Temperance Avenue
Clovis, CA 93611

Attn: Alethea Ramos

Project: 60571032 CV18F0126 Red Hill Fuel Storage

ARF: 98005

Sample ID: ERH1850

APPL ID: BA44463

Sample Collection Date: 10/27/21

QCG: #DOC53-211029A1-270406

Method	Analyte	Result	LOQ	LOD	DL	Units	Extraction Date	Analysis Date
EPA 8015B-e	DIESEL (C10-C24)	300.0 U	320	300.0	150.0	ug/L	10/29/21	11/10/21
EPA 8015B-e	OIL (C24-C40)	300.0 U	320	300.0	150.0	ug/L	10/29/21	11/10/21
EPA 8015B-e	SURROGATE: (R) DECANOIC ACID (S)	0.0	0-1			%	10/29/21	11/10/21
EPA 8015B-e	SURROGATE: OCTACOSANE (S)	75.3	60-142			%	10/29/21	11/10/21
EPA 8015B-e	SURROGATE: ORTHO-TERPHENYL (S)	58.1	56-125			%	10/29/21	11/10/21

Quant Method: DEC0911.M
Run #: 1110017
Instrument: Apollo
Sequence: 211110
Dilution Factor: 1
Initials: KAB

Printed: 11/13/2021 11:15:35 AM

APPL-F1-SC-NoMC-REG MDLs-DOD

EPA 8015B TPH LIQ-LIQ

AECOM
1001 Bishop Street, Suite 1600
Honolulu, HI 96813

APPL Inc.
908 North Temperance Avenue
Clovis, CA 93611

Attn: Alethea Ramos

Project: 60571032 CV18F0126 Red Hill Fuel Storage

ARF: 98005

Sample ID: ERH1850

APPL ID: BA44463

Sample Collection Date: 10/27/21

QCG: #DOC53-211029A-270404

Method	Analyte	Result	LOQ	LOD	DL	Units	Extraction Date	Analysis Date
EPA 8015B-e	DIESEL (C10-C24)	170 J	320	300.0	150.0	ug/L	10/29/21	11/04/21
EPA 8015B-e	OIL (C24-C40)	190 J	320	300.0	150.0	ug/L	10/29/21	11/04/21
EPA 8015B-e	SURROGATE: OCTACOSANE (S)	85.7	60-142			%	10/29/21	11/04/21
EPA 8015B-e	SURROGATE: ORTHO-TERPHENYL (S)	65.5	56-125			%	10/29/21	11/04/21

J = Estimated value.

Quant Method: DOC1028.M
Run #: 1101124
Instrument: Apollo
Sequence: 211101
Dilution Factor: 1
Initials: KAB

Printed: 11/13/2021 11:15:35 AM
APPL-F1-SC-NoMC-REG MDLs-DOD

EPA 8015B TPH WATER L-L SGC

AECOM
1001 Bishop Street, Suite 1600
Honolulu, HI 96813

APPL Inc.
908 North Temperance Avenue
Clovis, CA 93611

Attn: Alethea Ramos

Project: 60571032 CV18F0126 Red Hill Fuel Storage

ARF: 98005

Sample ID: ERH1853

APPL ID: BA44465

Sample Collection Date: 10/27/21

QCG: #DOC53-211029A1-270406

Method	Analyte	Result	LOQ	LOD	DL	Units	Extraction Date	Analysis Date
EPA 8015B-e	DIESEL (C10-C24)	300.0 U	320	300.0	150.0	ug/L	10/29/21	11/10/21
EPA 8015B-e	OIL (C24-C40)	300.0 U	320	300.0	150.0	ug/L	10/29/21	11/10/21
EPA 8015B-e	SURROGATE: (R) DECANOIC ACID (S)	0.0	0-1			%	10/29/21	11/10/21
EPA 8015B-e	SURROGATE: OCTACOSANE (S)	77.6	60-142			%	10/29/21	11/10/21
EPA 8015B-e	SURROGATE: ORTHO-TERPHENYL (S)	62.9	56-125			%	10/29/21	11/10/21

Quant Method: DEC0911.M
Run #: 1110020
Instrument: Apollo
Sequence: 211110
Dilution Factor: 1
Initials: KAB

Printed: 11/13/2021 11:15:35 AM
APPL-F1-SC-NoMC-REG MDLs-DOD

EPA 8015B TPH LIQ-LIQ

AECOM
1001 Bishop Street, Suite 1600
Honolulu, HI 96813

APPL Inc.
908 North Temperance Avenue
Clovis, CA 93611

Attn: Alethea Ramos

Project: 60571032 CV18F0126 Red Hill Fuel Storage

ARF: 98005

Sample ID: ERH1853

APPL ID: BA44465

Sample Collection Date: 10/27/21

QCG: #DOC53-211029A-270404

Method	Analyte	Result	LOQ	LOD	DL	Units	Extraction Date	Analysis Date
EPA 8015B-e	DIESEL (C10-C24)	300.0 U	320	300.0	150.0	ug/L	10/29/21	11/04/21
EPA 8015B-e	OIL (C24-C40)	300.0 U	320	300.0	150.0	ug/L	10/29/21	11/04/21
EPA 8015B-e	SURROGATE: OCTACOSANE (S)	95.3	60-142			%	10/29/21	11/04/21
EPA 8015B-e	SURROGATE: ORTHO-TERPHENYL (S)	76.8	56-125			%	10/29/21	11/04/21

Quant Method: DOC1028.M
Run #: 1101126
Instrument: Apollo
Sequence: 211101
Dilution Factor: 1
Initials: KAB

Printed: 11/13/2021 11:15:35 AM
APPL-F1-SC-NoMC-REG MDLs-DOD

EPA 8015B TPH LIQ-LIQ

AECOM
1001 Bishop Street, Suite 1600
Honolulu, HI 96813

APPL Inc.
908 North Temperance Avenue
Clovis, CA 93611

Attn: Alethea Ramos

Project: 60571032 CV18F0126 Red Hill Fuel Storage

ARF: 98005

Sample ID: ERH1844 BLANK

APPL ID: BA44466

Sample Collection Date: 10/27/21

QCG: #RHBLK-211028A-269858

Method	Analyte	Result	LOQ	LOD	DL	Units	Extraction Date	Analysis Date
EPA 8015B-e	DIESEL (C10-C24)	300.0 U	320	300.0	150.0	ug/L	10/28/21	11/02/21
EPA 8015B-e	OIL (C24-C40)	300.0 U	320	300.0	150.0	ug/L	10/28/21	11/02/21
EPA 8015B-e	SURROGATE: OCTACOSANE (S)	93.4	60-142			%	10/28/21	11/02/21
EPA 8015B-e	SURROGATE: ORTHO-TERPHENYL (S)	76.7	56-125			%	10/28/21	11/02/21

Quant Method: DOC1028.M
Run #: 1101050
Instrument: Apollo
Sequence: 211101
Dilution Factor: 1
Initials: KAB

Printed: 11/13/2021 11:15:35 AM
APPL-F1-SC-NoMC-REG MDLs-DOD

EPA 8015B TPH LIQ-LIQ

AECOM
1001 Bishop Street, Suite 1600
Honolulu, HI 96813

APPL Inc.
908 North Temperance Avenue
Clovis, CA 93611

Attn: Alethea Ramos

Project: 60571032 CV18F0126 Red Hill Fuel Storage

ARF: 98005

Sample ID: ERH1847 BLANK

APPL ID: BA44467

Sample Collection Date: 10/27/21

QCG: #RHBLK-211028A-269858

Method	Analyte	Result	LOQ	LOD	DL	Units	Extraction Date	Analysis Date
EPA 8015B-e	DIESEL (C10-C24)	300.0 U	320	300.0	150.0	ug/L	10/28/21	11/02/21
EPA 8015B-e	OIL (C24-C40)	300.0 U	320	300.0	150.0	ug/L	10/28/21	11/02/21
EPA 8015B-e	SURROGATE: OCTACOSANE (S)	93.3	60-142			%	10/28/21	11/02/21
EPA 8015B-e	SURROGATE: ORTHO-TERPHENYL (S)	76.6	56-125			%	10/28/21	11/02/21

Quant Method: DOC1028.M
Run #: 1101051
Instrument: Apollo
Sequence: 211101
Dilution Factor: 1
Initials: KAB

Printed: 11/13/2021 11:15:35 AM
APPL-F1-SC-NoMC-REG MDLs-DOD

EPA 8015B TPH LIQ-LIQ

AECOM
1001 Bishop Street, Suite 1600
Honolulu, HI 96813

APPL Inc.
908 North Temperance Avenue
Clovis, CA 93611

Attn: Alethea Ramos

Project: 60571032 CV18F0126 Red Hill Fuel Storage

ARF: 98005

Sample ID: ERH1850 BLANK

APPL ID: BA44468

Sample Collection Date: 10/27/21

QCG: #RHBLK-211028A-269858

Method	Analyte	Result	LOQ	LOD	DL	Units	Extraction Date	Analysis Date
EPA 8015B-e	DIESEL (C10-C24)	300.0 U	320	300.0	150.0	ug/L	10/28/21	11/02/21
EPA 8015B-e	OIL (C24-C40)	300.0 U	320	300.0	150.0	ug/L	10/28/21	11/02/21
EPA 8015B-e	SURROGATE: OCTACOSANE (S)	95.0	60-142			%	10/28/21	11/02/21
EPA 8015B-e	SURROGATE: ORTHO-TERPHENYL (S)	77.7	56-125			%	10/28/21	11/02/21

Quant Method: DOC1028.M
Run #: 1101052
Instrument: Apollo
Sequence: 211101
Dilution Factor: 1
Initials: KAB

Printed: 11/13/2021 11:15:35 AM
APPL-F1-SC-NoMC-REG MDLs-DOD

EPA 8015B TPH LIQ-LIQ

AECOM
1001 Bishop Street, Suite 1600
Honolulu, HI 96813

APPL Inc.
908 North Temperance Avenue
Clovis, CA 93611

Attn: Alethea Ramos

Project: 60571032 CV18F0126 Red Hill Fuel Storage

ARF: 98005

Sample ID: ERH1853 BLANK

APPL ID: BA44469

Sample Collection Date: 10/27/21

QCG: #RHBLK-211028A-269858

Method	Analyte	Result	LOQ	LOD	DL	Units	Extraction Date	Analysis Date
EPA 8015B-e	DIESEL (C10-C24)	300.0 U	320	300.0	150.0	ug/L	10/28/21	11/02/21
EPA 8015B-e	OIL (C24-C40)	300.0 U	320	300.0	150.0	ug/L	10/28/21	11/02/21
EPA 8015B-e	SURROGATE: OCTACOSANE (S)	91.5	60-142			%	10/28/21	11/02/21
EPA 8015B-e	SURROGATE: ORTHO-TERPHENYL (S)	74.8	56-125			%	10/28/21	11/02/21

Quant Method: DOC1028.M
Run #: 1101053
Instrument: Apollo
Sequence: 211101
Dilution Factor: 1
Initials: KAB

Printed: 11/13/2021 11:15:35 AM
APPL-F1-SC-NoMC-REG MDLs-DOD

EPA 8270D SIM LIQ-LIQ

AECOM
1001 Bishop Street, Suite 1600
Honolulu, HI 96813

APPL Inc.
908 North Temperance Avenue
Clovis, CA 93611

Attn: Alethea Ramos

Project: 60571032 CV18F0126 Red Hill Fuel Storage

ARF: 98005

Sample ID: ERH1844

APPL ID: BA44459

Sample Collection Date: 10/27/21

QCG: #SIM53-211028A-270157

Method	Analyte	Result	LOQ	LOD	DL	Units	Extraction Date	Analysis Date
8270D-SIM	1-METHYLNAPHTHALENE	0.10 J	0.2	0.10	0.04	ug/L	10/29/21	11/03/21
8270D-SIM	2-METHYLNAPHTHALENE	0.10 U	0.2	0.10	0.04	ug/L	10/29/21	11/03/21
8270D-SIM	NAPHTHALENE	0.10 U	0.2	0.10	0.04	ug/L	10/29/21	11/03/21
8270D-SIM	SURROGATE: 2-METHYLNAPHTHALEN	89.5	39-114			%	10/29/21	11/03/21
8270D-SIM	SURROGATE: FLUORANTHENE-D10 (S	76.9	58-120			%	10/29/21	11/03/21

J = Estimated value.

Quant Method: K1019.M
Run #: 1019K248
Instrument: KYLO
Sequence: 211019
Dilution Factor: 1
Initials: MA

Printed: 12/2/2021 8:06:20 AM
APPL-F1-SC-NoMC-REG MDLs-DOD

EPA 8270D SIM LIQ-LIQ

AECOM
1001 Bishop Street, Suite 1600
Honolulu, HI 96813

APPL Inc.
908 North Temperance Avenue
Clovis, CA 93611

Attn: Alethea Ramos

Project: 60571032 CV18F0126 Red Hill Fuel Storage

ARF: 98005

Sample ID: ERH1847

APPL ID: BA44461

Sample Collection Date: 10/27/21

QCG: #SIM53-211028A-270157

Method	Analyte	Result	LOQ	LOD	DL	Units	Extraction Date	Analysis Date
8270D-SIM	1-METHYLNAPHTHALENE	37	0.2	0.10	0.04	ug/L	10/29/21	11/03/21
8270D-SIM	2-METHYLNAPHTHALENE	37	0.2	0.10	0.04	ug/L	10/29/21	11/03/21
8270D-SIM	NAPHTHALENE	78	0.2	0.10	0.04	ug/L	10/29/21	11/03/21
8270D-SIM	SURROGATE: 2-METHYLNAPHTHALEN	109	39-114			%	10/29/21	11/03/21
8270D-SIM	SURROGATE: FLUORANTHENE-D10 (S	41.4 #	58-120			%	10/29/21	11/03/21

= Recovery (or RPD) is outside QC limits.

Quant Method: K1019.M
Run #: 1019K249
Instrument: KYLO
Sequence: 211019
Dilution Factor: 1
Initials: MA

Printed: 12/2/2021 8:06:20 AM
APPL-F1-SC-NoMC-REG MDLs-DOD

EPA 8270D SIM LIQ-LIQ

AECOM
1001 Bishop Street, Suite 1600
Honolulu, HI 96813

APPL Inc.
908 North Temperance Avenue
Clovis, CA 93611

Attn: Alethea Ramos

Project: 60571032 CV18F0126 Red Hill Fuel Storage

ARF: 98005

Sample ID: ERH1850

APPL ID: BA44463

Sample Collection Date: 10/27/21

QCG: #SIM53-211028A-270157

Method	Analyte	Result	LOQ	LOD	DL	Units	Extraction Date	Analysis Date
8270D-SIM	1-METHYLNAPHTHALENE	0.10 U	0.2	0.10	0.04	ug/L	10/29/21	11/03/21
8270D-SIM	2-METHYLNAPHTHALENE	0.10 U	0.2	0.10	0.04	ug/L	10/29/21	11/03/21
8270D-SIM	NAPHTHALENE	0.10 U	0.2	0.10	0.04	ug/L	10/29/21	11/03/21
8270D-SIM	SURROGATE: 2-METHYLNAPHTHALEN	89.3	39-114			%	10/29/21	11/03/21
8270D-SIM	SURROGATE: FLUORANTHENE-D10 (S	55.9 #	58-120			%	10/29/21	11/03/21

= Recovery (or RPD) is outside QC limits.

Quant Method:	K1019.M
Run #:	1019K250
Instrument:	KYLO
Sequence:	211019
Dilution Factor:	1
Initials:	MA

Printed: 12/2/2021 8:06:20 AM

APPL-F1-SC-NoMC-REG MDLs-DOD

EPA 8270D SIM LIQ-LIQ

AECOM
1001 Bishop Street, Suite 1600
Honolulu, HI 96813

APPL Inc.
908 North Temperance Avenue
Clovis, CA 93611

Attn: Alethea Ramos

Project: 60571032 CV18F0126 Red Hill Fuel Storage

ARF: 98005

Sample ID: ERH1853

APPL ID: BA44465

Sample Collection Date: 10/27/21

QCG: #SIM53-211028A-270157

Method	Analyte	Result	LOQ	LOD	DL	Units	Extraction Date	Analysis Date
8270D-SIM	1-METHYLNAPHTHALENE	0.10 U	0.2	0.10	0.04	ug/L	10/29/21	11/03/21
8270D-SIM	2-METHYLNAPHTHALENE	0.10 U	0.2	0.10	0.04	ug/L	10/29/21	11/03/21
8270D-SIM	NAPHTHALENE	0.10 U	0.2	0.10	0.04	ug/L	10/29/21	11/03/21
8270D-SIM	SURROGATE: 2-METHYLNAPHTHALEN	93.6	39-114			%	10/29/21	11/03/21
8270D-SIM	SURROGATE: FLUORANTHENE-D10 (S	78.9	58-120			%	10/29/21	11/03/21

Quant Method: K1019.M
Run #: 1019K251
Instrument: KYLO
Sequence: 211019
Dilution Factor: 1
Initials: MA

Printed: 12/2/2021 8:06:20 AM
APPL-F1-SC-NoMC-REG MDLs-DOD

EPA 8260B BTEX WATER

AECOM
1001 Bishop Street, Suite 1600
Honolulu, HI 96813

APPL Inc.
908 North Temperance Avenue
Clovis, CA 93611

Attn: Alethea Ramos

Project: 60571032 CV18F0126 Red Hill Fuel Storage

ARF: 98005

Sample ID: ERH1843

APPL ID: BA44458

Sample Collection Date: 10/27/21

QCG: #86BTO-211102AM-269863

Method	Analyte	Result	LOQ	LOD	DL	Units	Extraction Date	Analysis Date
EPA 8260B	BENZENE	0.30 U	1.0	0.30	0.15	ug/L	11/02/21	11/02/21
EPA 8260B	ETHYLBENZENE	0.50 U	1.0	0.50	0.23	ug/L	11/02/21	11/02/21
EPA 8260B	TOLUENE	0.30 U	1.0	0.30	0.15	ug/L	11/02/21	11/02/21
EPA 8260B	XYLENES (TOTAL)	0.30 U	2.0	0.30	0.15	ug/L	11/02/21	11/02/21
EPA 8260B	SURROGATE: 1,2-DICHLOROETHANE-	103	81-118			%	11/02/21	11/02/21
EPA 8260B	SURROGATE: 4-BROMOFLUOROBENZ	95.3	85-114			%	11/02/21	11/02/21
EPA 8260B	SURROGATE: DIBROMOFLUOROMETH	104	80-119			%	11/02/21	11/02/21
EPA 8260B	SURROGATE: TOLUENE-D8 (S)	102	89-112			%	11/02/21	11/02/21

Quant Method: M1015W.M
Run #: 1102M16
Instrument: Max
Sequence: 211029
Dilution Factor: 1
Initials: PAN

Printed: 11/8/2021 8:24:44 AM
APPL-F1-SC-NoMC-REG MDLs-DOD

EPA 8260B BTEX WATER

AECOM
1001 Bishop Street, Suite 1600
Honolulu, HI 96813

APPL Inc.
908 North Temperance Avenue
Clovis, CA 93611

Attn: Alethea Ramos

Project: 60571032 CV18F0126 Red Hill Fuel Storage

ARF: 98005

Sample ID: ERH1844

APPL ID: BA44459

Sample Collection Date: 10/27/21

QCG: #86BTO-211102AM-269863

Method	Analyte	Result	LOQ	LOD	DL	Units	Extraction Date	Analysis Date
EPA 8260B	BENZENE	0.30 U	1.0	0.30	0.15	ug/L	11/02/21	11/02/21
EPA 8260B	ETHYLBENZENE	0.50 U	1.0	0.50	0.23	ug/L	11/02/21	11/02/21
EPA 8260B	TOLUENE	0.30 U	1.0	0.30	0.15	ug/L	11/02/21	11/02/21
EPA 8260B	XYLENES (TOTAL)	0.30 U	2.0	0.30	0.15	ug/L	11/02/21	11/02/21
EPA 8260B	SURROGATE: 1,2-DICHLOROETHANE-	106	81-118			%	11/02/21	11/02/21
EPA 8260B	SURROGATE: 4-BROMOFLUOROBENZ	95.3	85-114			%	11/02/21	11/02/21
EPA 8260B	SURROGATE: DIBROMOFLUOROMETH	104	80-119			%	11/02/21	11/02/21
EPA 8260B	SURROGATE: TOLUENE-D8 (S)	99.9	89-112			%	11/02/21	11/02/21

Quant Method: M1015W.M
Run #: 1102M17
Instrument: Max
Sequence: 211029
Dilution Factor: 1
Initials: PAN

Printed: 11/8/2021 8:24:44 AM
APPL-F1-SC-NoMC-REG MDLs-DOD

EPA 8260B BTEX WATER

AECOM
1001 Bishop Street, Suite 1600
Honolulu, HI 96813

APPL Inc.
908 North Temperance Avenue
Clovis, CA 93611

Attn: Alethea Ramos

Project: 60571032 CV18F0126 Red Hill Fuel Storage

ARF: 98005

Sample ID: ERH1846

APPL ID: BA44460

Sample Collection Date: 10/27/21

QCG: #86BTO-211102AM-269863

Method	Analyte	Result	LOQ	LOD	DL	Units	Extraction Date	Analysis Date
EPA 8260B	BENZENE	0.30 U	1.0	0.30	0.15	ug/L	11/02/21	11/02/21
EPA 8260B	ETHYLBENZENE	0.50 U	1.0	0.50	0.23	ug/L	11/02/21	11/02/21
EPA 8260B	TOLUENE	0.30 U	1.0	0.30	0.15	ug/L	11/02/21	11/02/21
EPA 8260B	XYLENES (TOTAL)	0.30 U	2.0	0.30	0.15	ug/L	11/02/21	11/02/21
EPA 8260B	SURROGATE: 1,2-DICHLOROETHANE-	103	81-118			%	11/02/21	11/02/21
EPA 8260B	SURROGATE: 4-BROMOFLUOROBENZ	97.5	85-114			%	11/02/21	11/02/21
EPA 8260B	SURROGATE: DIBROMOFLUOROMETH	106	80-119			%	11/02/21	11/02/21
EPA 8260B	SURROGATE: TOLUENE-D8 (S)	99.3	89-112			%	11/02/21	11/02/21

Quant Method: M1015W.M
Run #: 1102M18
Instrument: Max
Sequence: 211029
Dilution Factor: 1
Initials: PAN

Printed: 11/8/2021 8:24:44 AM
APPL-F1-SC-NoMC-REG MDLs-DOD

EPA 8260B BTEX WATER

AECOM
1001 Bishop Street, Suite 1600
Honolulu, HI 96813

APPL Inc.
908 North Temperance Avenue
Clovis, CA 93611

Attn: Alethea Ramos

Project: 60571032 CV18F0126 Red Hill Fuel Storage

ARF: 98005

Sample ID: ERH1847

APPL ID: BA44461

Sample Collection Date: 10/27/21

QCG: #86BTO-211102AM-269863

Method	Analyte	Result	LOQ	LOD	DL	Units	Extraction Date	Analysis Date
EPA 8260B	BENZENE	0.30 U	1.0	0.30	0.15	ug/L	11/02/21	11/02/21
EPA 8260B	ETHYLBENZENE	0.23 J	1.0	0.50	0.23	ug/L	11/02/21	11/02/21
EPA 8260B	TOLUENE	0.30 U	1.0	0.30	0.15	ug/L	11/02/21	11/02/21
EPA 8260B	XYLENES (TOTAL)	0.30 U	2.0	0.30	0.15	ug/L	11/02/21	11/02/21
EPA 8260B	SURROGATE: 1,2-DICHLOROETHANE-	99.1	81-118			%	11/02/21	11/02/21
EPA 8260B	SURROGATE: 4-BROMOFLUOROBENZ	99.9	85-114			%	11/02/21	11/02/21
EPA 8260B	SURROGATE: DIBROMOFLUOROMETH	104	80-119			%	11/02/21	11/02/21
EPA 8260B	SURROGATE: TOLUENE-D8 (S)	103	89-112			%	11/02/21	11/02/21

J = Estimated value.

Quant Method: M1015W.M
Run #: 1102M19
Instrument: Max
Sequence: 211029
Dilution Factor: 1
Initials: PAN

Printed: 11/8/2021 8:24:44 AM
APPL-F1-SC-NoMC-REG MDLs-DOD

EPA 8260B BTEX WATER

AECOM
1001 Bishop Street, Suite 1600
Honolulu, HI 96813

APPL Inc.
908 North Temperance Avenue
Clovis, CA 93611

Attn: Alethea Ramos

Project: 60571032 CV18F0126 Red Hill Fuel Storage

ARF: 98005

Sample ID: ERH1849

APPL ID: BA44462

Sample Collection Date: 10/27/21

QCG: #86BTO-211102AM-269863

Method	Analyte	Result	LOQ	LOD	DL	Units	Extraction Date	Analysis Date
EPA 8260B	BENZENE	0.30 U	1.0	0.30	0.15	ug/L	11/02/21	11/02/21
EPA 8260B	ETHYLBENZENE	0.50 U	1.0	0.50	0.23	ug/L	11/02/21	11/02/21
EPA 8260B	TOLUENE	0.30 U	1.0	0.30	0.15	ug/L	11/02/21	11/02/21
EPA 8260B	XYLENES (TOTAL)	0.30 U	2.0	0.30	0.15	ug/L	11/02/21	11/02/21
EPA 8260B	SURROGATE: 1,2-DICHLOROETHANE-	99.7	81-118			%	11/02/21	11/02/21
EPA 8260B	SURROGATE: 4-BROMOFLUOROBENZ	96.7	85-114			%	11/02/21	11/02/21
EPA 8260B	SURROGATE: DIBROMOFLUOROMETH	106	80-119			%	11/02/21	11/02/21
EPA 8260B	SURROGATE: TOLUENE-D8 (S)	100	89-112			%	11/02/21	11/02/21

Quant Method: M1015W.M
Run #: 1102M20
Instrument: Max
Sequence: 211029
Dilution Factor: 1
Initials: PAN

Printed: 11/8/2021 8:24:44 AM
APPL-F1-SC-NoMC-REG MDLs-DOD

EPA 8260B BTEX WATER

AECOM
1001 Bishop Street, Suite 1600
Honolulu, HI 96813

APPL Inc.
908 North Temperance Avenue
Clovis, CA 93611

Attn: Alethea Ramos

Project: 60571032 CV18F0126 Red Hill Fuel Storage

ARF: 98005

Sample ID: ERH1850

APPL ID: BA44463

Sample Collection Date: 10/27/21

QCG: #86BTO-211102AM-269863

Method	Analyte	Result	LOQ	LOD	DL	Units	Extraction Date	Analysis Date
EPA 8260B	BENZENE	0.30 U	1.0	0.30	0.15	ug/L	11/02/21	11/02/21
EPA 8260B	ETHYLBENZENE	0.50 U	1.0	0.50	0.23	ug/L	11/02/21	11/02/21
EPA 8260B	TOLUENE	0.30 U	1.0	0.30	0.15	ug/L	11/02/21	11/02/21
EPA 8260B	XYLENES (TOTAL)	0.30 U	2.0	0.30	0.15	ug/L	11/02/21	11/02/21
EPA 8260B	SURROGATE: 1,2-DICHLOROETHANE-	106	81-118			%	11/02/21	11/02/21
EPA 8260B	SURROGATE: 4-BROMOFLUOROBENZ	97.7	85-114			%	11/02/21	11/02/21
EPA 8260B	SURROGATE: DIBROMOFLUOROMETH	106	80-119			%	11/02/21	11/02/21
EPA 8260B	SURROGATE: TOLUENE-D8 (S)	104	89-112			%	11/02/21	11/02/21

Quant Method: M1015W.M
Run #: 1102M21
Instrument: Max
Sequence: 211029
Dilution Factor: 1
Initials: PAN

Printed: 11/8/2021 8:24:44 AM
APPL-F1-SC-NoMC-REG MDLs-DOD

EPA 8260B BTEX WATER

AECOM
1001 Bishop Street, Suite 1600
Honolulu, HI 96813

APPL Inc.
908 North Temperance Avenue
Clovis, CA 93611

Attn: Alethea Ramos

Project: 60571032 CV18F0126 Red Hill Fuel Storage

ARF: 98005

Sample ID: ERH1852

APPL ID: BA44464

Sample Collection Date: 10/27/21

QCG: #86BTO-211102AM-269863

Method	Analyte	Result	LOQ	LOD	DL	Units	Extraction Date	Analysis Date
EPA 8260B	BENZENE	0.30 U	1.0	0.30	0.15	ug/L	11/02/21	11/02/21
EPA 8260B	ETHYLBENZENE	0.50 U	1.0	0.50	0.23	ug/L	11/02/21	11/02/21
EPA 8260B	TOLUENE	0.30 U	1.0	0.30	0.15	ug/L	11/02/21	11/02/21
EPA 8260B	XYLENES (TOTAL)	0.30 U	2.0	0.30	0.15	ug/L	11/02/21	11/02/21
EPA 8260B	SURROGATE: 1,2-DICHLOROETHANE-	105	81-118			%	11/02/21	11/02/21
EPA 8260B	SURROGATE: 4-BROMOFLUOROBENZ	98.2	85-114			%	11/02/21	11/02/21
EPA 8260B	SURROGATE: DIBROMOFLUOROMETH	103	80-119			%	11/02/21	11/02/21
EPA 8260B	SURROGATE: TOLUENE-D8 (S)	103	89-112			%	11/02/21	11/02/21

Quant Method: M1015W.M
Run #: 1102M22
Instrument: Max
Sequence: 211029
Dilution Factor: 1
Initials: PAN

Printed: 11/8/2021 8:24:44 AM
APPL-F1-SC-NoMC-REG MDLs-DOD

EPA 8260B BTEX WATER

AECOM
1001 Bishop Street, Suite 1600
Honolulu, HI 96813

APPL Inc.
908 North Temperance Avenue
Clovis, CA 93611

Attn: Alethea Ramos

Project: 60571032 CV18F0126 Red Hill Fuel Storage

ARF: 98005

Sample ID: ERH1853

APPL ID: BA44465

Sample Collection Date: 10/27/21

QCG: #86BTO-211102AM-269863

Method	Analyte	Result	LOQ	LOD	DL	Units	Extraction Date	Analysis Date
EPA 8260B	BENZENE	0.30 U	1.0	0.30	0.15	ug/L	11/02/21	11/02/21
EPA 8260B	ETHYLBENZENE	0.50 U	1.0	0.50	0.23	ug/L	11/02/21	11/02/21
EPA 8260B	TOLUENE	0.30 U	1.0	0.30	0.15	ug/L	11/02/21	11/02/21
EPA 8260B	XYLENES (TOTAL)	0.30 U	2.0	0.30	0.15	ug/L	11/02/21	11/02/21
EPA 8260B	SURROGATE: 1,2-DICHLOROETHANE-	106	81-118			%	11/02/21	11/02/21
EPA 8260B	SURROGATE: 4-BROMOFLUOROBENZ	96.9	85-114			%	11/02/21	11/02/21
EPA 8260B	SURROGATE: DIBROMOFLUOROMETH	102	80-119			%	11/02/21	11/02/21
EPA 8260B	SURROGATE: TOLUENE-D8 (S)	100	89-112			%	11/02/21	11/02/21

Quant Method: M1015W.M
Run #: 1102M23
Instrument: Max
Sequence: 211029
Dilution Factor: 1
Initials: PAN

Printed: 11/8/2021 8:24:44 AM
APPL-F1-SC-NoMC-REG MDLs-DOD

EPA 8260B GRO WATER

AECOM
1001 Bishop Street, Suite 1600
Honolulu, HI 96813

APPL Inc.
908 North Temperance Avenue
Clovis, CA 93611

Attn: Alethea Ramos

Project: 60571032 CV18F0126 Red Hill Fuel Storage

ARF: 98005

Sample ID: ERH1843

APPL ID: BA44458

Sample Collection Date: 10/27/21

QCG: #GRO86-211102AM-271097

Method	Analyte	Result	LOQ	LOD	DL	Units	Extraction Date	Analysis Date
EPA 8260B	GASOLINE RANGE ORGANICS	18.0 U	20	18.0	8.6	ug/L	11/02/21	11/02/21
EPA 8260B	SURROGATE: 4-BROMOFLUOROBENZ	96.7	85-114			%	11/02/21	11/02/21

Quant Method: MGAS0825.M
Run #: 1102M16
Instrument: Max
Sequence: 211029
Dilution Factor: 1
Initials: PAN

Printed: 12/1/2021 8:52:49 AM
APPL-F1-SC-NoMC-REG MDLs-DOD

EPA 8260B GRO WATER

AECOM
1001 Bishop Street, Suite 1600
Honolulu, HI 96813

APPL Inc.
908 North Temperance Avenue
Clovis, CA 93611

Attn: Alethea Ramos

Project: 60571032 CV18F0126 Red Hill Fuel Storage

ARF: 98005

Sample ID: ERH1844

APPL ID: BA44459

Sample Collection Date: 10/27/21

QCG: #GRO86-211102AM-271097

Method	Analyte	Result	LOQ	LOD	DL	Units	Extraction Date	Analysis Date
EPA 8260B	GASOLINE RANGE ORGANICS	18.0 U	20	18.0	8.6	ug/L	11/02/21	11/02/21
EPA 8260B	SURROGATE: 4-BROMOFLUOROBENZ	96.7	85-114			%	11/02/21	11/02/21

Quant Method: MGAS0825.M
Run #: 1102M17
Instrument: Max
Sequence: 211029
Dilution Factor: 1
Initials: PAN

Printed: 12/1/2021 8:52:49 AM
APPL-F1-SC-NoMC-REG MDLs-DOD

EPA 8260B GRO WATER

AECOM
1001 Bishop Street, Suite 1600
Honolulu, HI 96813

APPL Inc.
908 North Temperance Avenue
Clovis, CA 93611

Attn: Alethea Ramos

Project: 60571032 CV18F0126 Red Hill Fuel Storage

ARF: 98005

Sample ID: ERH1846

APPL ID: BA44460

Sample Collection Date: 10/27/21

QCG: #GRO86-211102AM-271097

Method	Analyte	Result	LOQ	LOD	DL	Units	Extraction Date	Analysis Date
EPA 8260B	GASOLINE RANGE ORGANICS	18.0 U	20	18.0	8.6	ug/L	11/02/21	11/02/21
EPA 8260B	SURROGATE: 4-BROMOFLUOROBENZ	98.9	85-114			%	11/02/21	11/02/21

Quant Method: MGAS0825.M
Run #: 1102M18
Instrument: Max
Sequence: 211029
Dilution Factor: 1
Initials: PAN

Printed: 12/1/2021 8:52:49 AM
APPL-F1-SC-NoMC-REG MDLs-DOD

EPA 8260B GRO WATER

AECOM
1001 Bishop Street, Suite 1600
Honolulu, HI 96813

APPL Inc.
908 North Temperance Avenue
Clovis, CA 93611

Attn: Alethea Ramos

Project: 60571032 CV18F0126 Red Hill Fuel Storage

ARF: 98005

Sample ID: ERH1847

APPL ID: BA44461

Sample Collection Date: 10/27/21

QCG: #GRO86-211102AM-271097

Method	Analyte	Result	LOQ	LOD	DL	Units	Extraction Date	Analysis Date
EPA 8260B	GASOLINE RANGE ORGANICS	86	20	18.0	8.6	ug/L	11/02/21	11/02/21
EPA 8260B	SURROGATE: 4-BROMOFLUOROBENZ	101	85-114			%	11/02/21	11/02/21

Quant Method:	MGAS0825.M
Run #:	1102M19
Instrument:	Max
Sequence:	211029
Dilution Factor:	1
Initials:	PAN

Printed: 12/1/2021 8:52:49 AM

APPL-F1-SC-NoMC-REG MDLs-DOD

EPA 8260B GRO WATER

AECOM
1001 Bishop Street, Suite 1600
Honolulu, HI 96813

APPL Inc.
908 North Temperance Avenue
Clovis, CA 93611

Attn: Alethea Ramos

Project: 60571032 CV18F0126 Red Hill Fuel Storage

ARF: 98005

Sample ID: ERH1849

APPL ID: BA44462

Sample Collection Date: 10/27/21

QCG: #GRO86-211102AM-271097

Method	Analyte	Result	LOQ	LOD	DL	Units	Extraction Date	Analysis Date
EPA 8260B	GASOLINE RANGE ORGANICS	18.0 U	20	18.0	8.6	ug/L	11/02/21	11/02/21
EPA 8260B	SURROGATE: 4-BROMOFLUOROBENZ	98.1	85-114			%	11/02/21	11/02/21

Quant Method:	MGAS0825.M
Run #:	1102M20
Instrument:	Max
Sequence:	211029
Dilution Factor:	1
Initials:	PAN

Printed: 12/1/2021 8:52:49 AM

APPL-F1-SC-NoMC-REG MDLs-DOD

EPA 8260B GRO WATER

AECOM
1001 Bishop Street, Suite 1600
Honolulu, HI 96813

APPL Inc.
908 North Temperance Avenue
Clovis, CA 93611

Attn: Alethea Ramos

Project: 60571032 CV18F0126 Red Hill Fuel Storage

ARF: 98005

Sample ID: ERH1850

APPL ID: BA44463

Sample Collection Date: 10/27/21

QCG: #GRO86-211102AM-271097

Method	Analyte	Result	LOQ	LOD	DL	Units	Extraction Date	Analysis Date
EPA 8260B	GASOLINE RANGE ORGANICS	18.0 U	20	18.0	8.6	ug/L	11/02/21	11/02/21
EPA 8260B	SURROGATE: 4-BROMOFLUOROBENZ	99.2	85-114			%	11/02/21	11/02/21

Quant Method: MGAS0825.M
Run #: 1102M21
Instrument: Max
Sequence: 211029
Dilution Factor: 1
Initials: PAN

Printed: 12/1/2021 8:52:49 AM
APPL-F1-SC-NoMC-REG MDLs-DOD

EPA 8260B GRO WATER

AECOM
1001 Bishop Street, Suite 1600
Honolulu, HI 96813

APPL Inc.
908 North Temperance Avenue
Clovis, CA 93611

Attn: Alethea Ramos

Project: 60571032 CV18F0126 Red Hill Fuel Storage

ARF: 98005

Sample ID: ERH1852

APPL ID: BA44464

Sample Collection Date: 10/27/21

QCG: #GRO86-211102AM-271097

Method	Analyte	Result	LOQ	LOD	DL	Units	Extraction Date	Analysis Date
EPA 8260B	GASOLINE RANGE ORGANICS	18.0 U	20	18.0	8.6	ug/L	11/02/21	11/02/21
EPA 8260B	SURROGATE: 4-BROMOFLUOROBENZ	99.6	85-114			%	11/02/21	11/02/21

Quant Method: MGAS0825.M
Run #: 1102M22
Instrument: Max
Sequence: 211029
Dilution Factor: 1
Initials: PAN

Printed: 12/1/2021 8:52:49 AM
APPL-F1-SC-NoMC-REG MDLs-DOD

EPA 8260B GRO WATER

AECOM
1001 Bishop Street, Suite 1600
Honolulu, HI 96813

APPL Inc.
908 North Temperance Avenue
Clovis, CA 93611

Attn: Alethea Ramos

Project: 60571032 CV18F0126 Red Hill Fuel Storage

ARF: 98005

Sample ID: ERH1853

APPL ID: BA44465

Sample Collection Date: 10/27/21

QCG: #GRO86-211102AM-271097

Method	Analyte	Result	LOQ	LOD	DL	Units	Extraction Date	Analysis Date
EPA 8260B	GASOLINE RANGE ORGANICS	18.0 U	20	18.0	8.6	ug/L	11/02/21	11/02/21
EPA 8260B	SURROGATE: 4-BROMOFLUOROBENZ	98.3	85-114			%	11/02/21	11/02/21

Quant Method: MGAS0825.M
Run #: 1102M23
Instrument: Max
Sequence: 211029
Dilution Factor: 1
Initials: PAN

Printed: 12/1/2021 8:52:49 AM
APPL-F1-SC-NoMC-REG MDLs-DOD

Wet Lab Analysis

AECOM
1001 Bishop Street, Suite 1600
Honolulu, HI 96813

APPL Inc.
908 North Temperance Avenue
Clovis, CA 93611

Attn: Alethea Ramos

Project: 60571032 CV18F0126 Red Hill Fuel Storage

Sample ID: ERH1844

APPL ID: BA44459

Sample Collection Date: 10/27/2021

ARF: 98005

Method	Analyte	Result	LOQ	LOD	DL	Units	DF	Prep Date	Analysis Date
SW846 9060A	TOTAL ORGANIC CARBON	1.2	0.93	0.350	0.130	mg/L	1	11/13/21	11/13/21

Printed: 11/15/2021 11:15:13 AM

APPL-F1-SC-NoMC-REG MDLs

Wet Lab Analysis

AECOM
1001 Bishop Street, Suite 1600
Honolulu, HI 96813

APPL Inc.
908 North Temperance Avenue
Clovis, CA 93611

Attn: Alethea Ramos

Project: 60571032 CV18F0126 Red Hill Fuel Storage

Sample ID: ERH1847

APPL ID: BA44461

Sample Collection Date: 10/27/2021

ARF: 98005

Method	Analyte	Result	LOQ	LOD	DL	Units	DF	Prep Date	Analysis Date
SW846 9060A	TOTAL ORGANIC CARBON	2.5	0.93	0.350	0.130	mg/L	1	11/13/21	11/13/21

Printed: 11/15/2021 11:15:13 AM

APPL-F1-SC-NoMC-REG MDLs

Wet Lab Analysis

AECOM
1001 Bishop Street, Suite 1600
Honolulu, HI 96813

APPL Inc.
908 North Temperance Avenue
Clovis, CA 93611

Attn: Alethea Ramos

Project: 60571032 CV18F0126 Red Hill Fuel Storage

Sample ID: ERH1850

APPL ID: BA44463

Sample Collection Date: 10/27/2021

ARF: 98005

Method	Analyte	Result	LOQ	LOD	DL	Units	DF	Prep Date	Analysis Date
SW846 9060A	TOTAL ORGANIC CARBON	1.7	0.93	0.350	0.130	mg/L	1	11/13/21	11/13/21

Printed: 11/15/2021 11:15:13 AM

APPL-F1-SC-NoMC-REG MDLs

Wet Lab Analysis

AECOM
1001 Bishop Street, Suite 1600
Honolulu, HI 96813

APPL Inc.
908 North Temperance Avenue
Clovis, CA 93611

Attn: Alethea Ramos

Project: 60571032 CV18F0126 Red Hill Fuel Storage

Sample ID: ERH1853

APPL ID: BA44465

Sample Collection Date: 10/27/2021

ARF: 98005

Method	Analyte	Result	LOQ	LOD	DL	Units	DF	Prep Date	Analysis Date
SW846 9060A	TOTAL ORGANIC CARBON	0.28 J	0.93	0.350	0.130	mg/L	1	11/13/21	11/13/21

J = Estimated value.

Printed: 11/15/2021 11:15:13 AM

APPL-F1-SC-NoMC-REG MDLs

QC FORMS

EPA 8015B-eHL

Form 2 & 8

Surrogate Recovery

Lab Name: APPL, Inc. SDG No: 98005

Case No: 98005 Date Analyzed: 11/3/2021

Matrix: WATER Instrument: Apollo

APPL ID.	Client Sample No.	SURROGATE: OCTACOSANE (S)			SURROGATE: ORTHO-TERPHENYL (S)		
		Limits	Result	Qualifier	Limits	Result	Qualifier
211029A-BLK	Blank	60-142	94.3		56-125	77.4	
211029A-LCS	Lab Control Spike	60-142	94.7		56-125	90.7	
211029A-LCSD	Lab Control SpikeD	60-142	87.3		56-125	84.0	
BA44459	ERH1844	60-142	91.8		56-125	72.2	
BA44461	ERH1847	60-142	89.5		56-125	73.4	
BA44463	ERH1850	60-142	85.7		56-125	65.5	
BA44465	ERH1853	60-142	95.3		56-125	76.8	

Comments: Batch: #DOC53-211029A

EPA 8015B-eHL

Form 2 & 8

Surrogate Recovery

Lab Name: APPL, Inc. SDG No: 98005

Case No: 98005 Date Analyzed: 11/10/2021

Matrix: WATER Instrument: Apollo

APPL ID.	Client Sample No.	SURROGATE: (R) DECANOIC ACID (S)			SURROGATE: OCTACOSANE (S)		
		Limits	Result	Qualifier	Limits	Result	Qualifier
211029A1-BLK	Blank	0-1	0.0		60-142	72.8	
211029A1-LCS	Lab Control Spike	0-1	0.0		60-142	72.0	
211029A1-LCSD	Lab Control SpikeD	0-1	0.0		60-142	72.7	
BA44459	ERH1844	0-1	0.0		60-142	76.0	
BA44461	ERH1847	0-1	0.0		60-142	83.5	
BA44463	ERH1850	0-1	0.0		60-142	75.3	
BA44465	ERH1853	0-1	0.0		60-142	77.6	

Comments: Batch: #DOC53-211029A1

EPA 8015B-eHL

Form 2 & 8

Surrogate Recovery

Lab Name: APPL, Inc. SDG No: 98005

Case No: 98005 Date Analyzed: 11/10/2021

Matrix: WATER Instrument: Apollo

APPL ID.	Client Sample No.	SURROGATE: ORTHO-TERPHENYL (S)					
		Limits	Result	Qualifier	Limits	Result	Qualifier
211029A1-BLK	Blank	56-125	60.6				
211029A1-LCS	Lab Control Spike	56-125	68.0				
211029A1-LCSD	Lab Control SpikeD	56-125	70.0				
BA44459	ERH1844	56-125	59.9				
BA44461	ERH1847	56-125	64.5				
BA44463	ERH1850	56-125	58.1				
BA44465	ERH1853	56-125	62.9				

Comments: Batch: #DOC53-211029A1

EPA 8015B-eHL

Form 2 & 8

Surrogate Recovery

Lab Name: APPL, Inc. SDG No: 98005

Case No: 98005 Date Analyzed: 11/2/2021

Matrix: WATER Instrument: Apollo

APPL ID.	Client Sample No.	SURROGATE: OCTACOSANE (S)			SURROGATE: ORTHO-TERPHENYL (S)		
		Limits	Result	Qualifier	Limits	Result	Qualifier
211028A-BLK	Blank	60-142	84.3		56-125	69.4	
211028A-LCS	Lab Control Spike	60-142	66.5		56-125	55.3	*
211028A-LCSD	Lab Control SpikeD	60-142	79.3		56-125	65.5	
BA44466	ERH1844 BLANK	60-142	93.4		56-125	76.7	
BA44467	ERH1847 BLANK	60-142	93.3		56-125	76.6	
BA44468	ERH1850 BLANK	60-142	95.0		56-125	77.7	
BA44469	ERH1853 BLANK	60-142	91.5		56-125	74.8	

Comments: Batch: #RHBLK-211028A

* = Recovery outside of Control Limits on QC Sample.

EPA 8015B-eH

Form 4

Blank Summary

Lab Name:	APPL, Inc.	SDG No:	98005
Case No:	98005	Date Analyzed:	11/3/2021
Matrix:	WATER	Instrument:	Apollo
Blank ID:	211029A-BLK	Time Analyzed:	2310

APPL ID.	Client Sample No.	File ID.	Date Analyzed
211029A-BLK	Blank	1101116	11/3/2021 2310
211029A-LCS	Lab Control Spike	1101117	11/3/2021 2338
211029A-LCSD	Lab Control SpikeD	1101118	11/4/2021 0007
BA44459	ERH1844	1101122	11/4/2021 0159
BA44461	ERH1847	1101123	11/4/2021 0227
BA44463	ERH1850	1101124	11/4/2021 0255
BA44465	ERH1853	1101126	11/4/2021 0351

Comments: Batch: #DOC53-211029A

EPA 8015B-eH

Form 4

Blank Summary

Lab Name: APPL, Inc.
SDG No: 98005
Case No: 98005
Date Analyzed: 11/10/2021
Matrix: WATER
Instrument: Apollo
Blank ID: 211029A1-BLK
Time Analyzed: 1407

APPL ID.	Client Sample No.	File ID.	Date Analyzed	
211029A1-BLK	Blank	1110009	11/10/2021	1407
211029A1-LCS	Lab Control Spike	1110010	11/10/2021	1435
211029A1-LCSD	Lab Control SpikeD	1110011	11/10/2021	1503
BA44459	ERH1844	1110015	11/10/2021	1656
BA44461	ERH1847	1110016	11/10/2021	1724
BA44463	ERH1850	1110017	11/10/2021	1752
BA44465	ERH1853	1110020	11/10/2021	1916

Comments: Batch: #DOC53-211029A1

EPA 8015B-eH

Form 4

Blank Summary

Lab Name:	APPL, Inc.	SDG No:	98005
Case No:	98005	Date Analyzed:	11/2/2021
Matrix:	WATER	Instrument:	Apollo
Blank ID:	211028A-BLK	Time Analyzed:	1319

APPL ID.	Client Sample No.	File ID.	Date Analyzed	
211028A-BLK	Blank	1101044	11/2/2021	1319
211028A-LCS	Lab Control Spike	1101045	11/2/2021	1347
211028A-LCSD	Lab Control SpikeD	1101046	11/2/2021	1415
BA44466	ERH1844 BLANK	1101050	11/2/2021	1609
BA44467	ERH1847 BLANK	1101051	11/2/2021	1637
BA44468	ERH1850 BLANK	1101052	11/2/2021	1705
BA44469	ERH1853 BLANK	1101053	11/2/2021	1734

Comments: Batch: #RHBLK-211028A

Method Blank
EPA 8015B TPH LIQ-LIQ

APPL Inc.
908 North Temperance Avenu
Clovis, CA 93611

Blank Name/QCG: **211028W-44377 - 269858**
Batch ID: #RHBLK-211028A

Sample Type	Analyte	Result	LOQ	LOD	DL	Units	Extraction Date	Analysis Date
BLANK	DIESEL (C10-C24)	300.0 U	320	300.0	150.0	ug/L	10/28/2021	11/2/2021
BLANK	OIL (C24-C40)	300.0 U	320	300.0	150.0	ug/L	10/28/2021	11/2/2021
BLANK	SURROGATE: OCTACOSANE (S)	84.3	60-142			%	10/28/2021	11/2/2021
BLANK	SURROGATE: ORTHO-TERPHEN	69.4	56-125			%	10/28/2021	11/2/2021

Quant Method: DOC1028.M
Run #: 1101044
Instrument: Apollo
Sequence: 211101
Initials: KAB

GC SC-Blank-REG MDLs-DOD
Printed: 11/13/2021 11:15:59 AM

Method Blank
EPA 8015B TPH LIQ-LIQ

APPL Inc.
908 North Temperance Avenu
Clovis, CA 93611

Blank Name/QCG: **211029W-44376 - 270404**
Batch ID: #DOC53-211029A

Sample Type	Analyte	Result	LOQ	LOD	DL	Units	Extraction Date	Analysis Date
BLANK	DIESEL (C10-C24)	300.0 U	320	300.0	150.0	ug/L	10/29/2021	11/3/2021
BLANK	OIL (C24-C40)	300.0 U	320	300.0	150.0	ug/L	10/29/2021	11/3/2021
BLANK	SURROGATE: OCTACOSANE (S)	94.3	60-142			%	10/29/2021	11/3/2021
BLANK	SURROGATE: ORTHO-TERPHEN	77.4	56-125			%	10/29/2021	11/3/2021

Quant Method: DOC1028.M
Run #: 1101116
Instrument: Apollo
Sequence: 211101
Initials: KAB

GC SC-Blank-REG MDLs-DOD
Printed: 11/13/2021 11:15:59 AM

Method Blank

EPA 8015B TPH WATER L-L SGC

APPL Inc.
908 North Temperance Avenu
Clovis, CA 93611

Blank Name/QCG: **211029W-44376 - 270406**
Batch ID: #DOC53-211029A1

Sample Type	Analyte	Result	LOQ	LOD	DL	Units	Extraction Date	Analysis Date
BLANK	DIESEL (C10-C24)	300.0 U	320	300.0	150.0	ug/L	10/29/2021	11/10/2021
BLANK	OIL (C24-C40)	300.0 U	320	300.0	150.0	ug/L	10/29/2021	11/10/2021
BLANK	SURROGATE: (R) DECANOIC AC	0.0	0-1			%	10/29/2021	11/10/2021
BLANK	SURROGATE: OCTACOSANE (S)	72.8	60-142			%	10/29/2021	11/10/2021
BLANK	SURROGATE: ORTHO-TERPHEN	60.6	56-125			%	10/29/2021	11/10/2021

Quant Method: DEC0911.M
Run #: 1110009
Instrument: Apollo
Sequence: 211110
Initials: KAB

GC SC-Blank-REG MDLs-DOD
Printed: 11/13/2021 11:15:59 AM

EPA 8015B-eH

Form 4

LCS Summary

Lab Name:	APPL, Inc.	SDG No:	98005
Case No:	98005	Date Analyzed:	11/3/2021
Matrix:	WATER	Instrument:	Apollo
LCS ID:	211029A-LCS	Time Analyzed:	2338

APPL ID.	Client Sample No.	File ID.	Date Analyzed
211029A-BLK	Blank	1101116	11/3/2021 2310
211029A-LCS	Lab Control Spike	1101117	11/3/2021 2338
211029A-LCSD	Lab Control SpikeD	1101118	11/4/2021 0007
BA44459	ERH1844	1101122	11/4/2021 0159
BA44461	ERH1847	1101123	11/4/2021 0227
BA44463	ERH1850	1101124	11/4/2021 0255
BA44465	ERH1853	1101126	11/4/2021 0351

Comments: Batch: #DOC53-211029A

EPA 8015B-eH

Form 4

LCS Summary

Lab Name:	APPL, Inc.	SDG No:	98005
Case No:	98005	Date Analyzed:	11/10/2021
Matrix:	WATER	Instrument:	Apollo
LCS ID:	211029A1-LCS	Time Analyzed:	1435

APPL ID.	Client Sample No.	File ID.	Date Analyzed	
211029A1-BLK	Blank	1110009	11/10/2021	1407
211029A1-LCS	Lab Control Spike	1110010	11/10/2021	1435
211029A1-LCSD	Lab Control SpikeD	1110011	11/10/2021	1503
BA44459	ERH1844	1110015	11/10/2021	1656
BA44461	ERH1847	1110016	11/10/2021	1724
BA44463	ERH1850	1110017	11/10/2021	1752
BA44465	ERH1853	1110020	11/10/2021	1916

Comments: Batch: #DOC53-211029A1

EPA 8015B-eH

Form 4

LCS Summary

Lab Name:	APPL, Inc.	SDG No:	98005
Case No:	98005	Date Analyzed:	11/2/2021
Matrix:	WATER	Instrument:	Apollo
LCS ID:	211028A-LCS	Time Analyzed:	1347

APPL ID.	Client Sample No.	File ID.	Date Analyzed	
211028A-BLK	Blank	1101044	11/2/2021	1319
211028A-LCS	Lab Control Spike	1101045	11/2/2021	1347
211028A-LCSD	Lab Control SpikeD	1101046	11/2/2021	1415
BA44466	ERH1844 BLANK	1101050	11/2/2021	1609
BA44467	ERH1847 BLANK	1101051	11/2/2021	1637
BA44468	ERH1850 BLANK	1101052	11/2/2021	1705
BA44469	ERH1853 BLANK	1101053	11/2/2021	1734

Comments: Batch: #RHBLK-211028A

Laboratory Control Spike Recoveries

EPA 8015B TPH LIQ-LIQ

APPL ID: **211029W-44376 LCS - 270404**
Batch ID: #DOC53-211029A

APPL Inc.
908 North Temperance Avenue
Clovis, CA 93611

Compound Name	Spike Lvl ug/L	SPK Result ug/L	DUP Result ug/L	SPK % Recovery	DUP % Recovery	Recovery Limits	RPD %	RPD Limits
DIESEL (C10-C24)	2000	2100	1980	105	99.0	36-132	5.9	30
OIL (C24-C40)	2000	2320	2180	116 #	109	41-113	6.2	30
SURROGATE: OCTACOSANE (S)	150	142	131	94.7	87.3	60-142		
SURROGATE: ORTHO-TERPHENYL (S)	150	136	126	90.7	84.0	56-125		

= Recovery is outside QC limits.

Comments:

Primary	SPK	DUP
Quant Method :	DOC1028.M	DOC1028.M
Extraction Date :	10/29/2021	10/29/2021
Analysis Date :	11/3/2021	11/4/2021
Instrument :	Apollo	Apollo
Run :	1101117	1101118
Initials :	KAB	

Laboratory Control Spike Recoveries

EPA 8015B TPH WATER L-L SGC

APPL ID: **211029W-44376 LCS - 270406**
Batch ID: #DOC53-211029A1

APPL Inc.
908 North Temperance Avenue
Clovis, CA 93611

Compound Name	Spike Lvl ug/L	SPK Result ug/L	DUP Result ug/L	SPK % Recovery	DUP % Recovery	Recovery Limits	RPD %	RPD Limits
DIESEL (C10-C24)	2000	1580	1680	79.0	84.0	36-132	6.1	30
OIL (C24-C40)	2000	1810	1870	90.5	93.5	41-113	3.3	30
SURROGATE: (R) DECANOIC ACID (S)	10.00	0	0	0.0	0.0	0-1		
SURROGATE: OCTACOSANE (S)	150	108	109	72.0	72.7	60-142		
SURROGATE: ORTHO-TERPHENYL (S)	150	102	105	68.0	70.0	56-125		

Comments:

Primary	SPK	DUP
Quant Method :	DEC0911.M	DEC0911.M
Extraction Date :	10/29/2021	10/29/2021
Analysis Date :	11/10/2021	11/10/2021
Instrument :	Apollo	Apollo
Run :	1110010	1110011
Initials :	KAB	

Laboratory Control Spike Recoveries

EPA 8015B TPH LIQ-LIQ

APPL ID: **211028W-44377 LCS - 269858**
Batch ID: #RHBLK-211028A

APPL Inc.
908 North Temperance Avenue
Clovis, CA 93611

Compound Name	Spike Lvl ug/L	SPK Result ug/L	DUP Result ug/L	SPK % Recovery	DUP % Recovery	Recovery Limits	RPD %	RPD Limits
DIESEL (C10-C24)	0	32.1	38.1	NA	NA	36-132		30
OIL (C24-C40)	0	39.9	66.6	NA	NA	41-113		30
SURROGATE: OCTACOSANE (S)	150	99.7	119	66.5	79.3	60-142		
SURROGATE: ORTHO-TERPHENYL (S)	150	83.0	98.3	55.3 #	65.5	56-125		

= Recovery is outside QC limits.

Comments:

Primary	SPK	DUP
Quant Method :	DOC1028.M	DOC1028.M
Extraction Date :	10/28/2021	10/28/2021
Analysis Date :	11/2/2021	11/2/2021
Instrument :	Apollo	Apollo
Run :	1101045	1101046
Initials :	KAB	

8270D-SIM

Form 2 & 8

Surrogate Recovery

Lab Name: APPL, Inc. SDG No: 98005

Case No: 98005 Date Analyzed: 11/3/2021

Matrix: WATER Instrument: KYLO

APPL ID.	Client Sample No.	SURROGATE: 2-METHYLNAPHTHALENE-D10 (S)			SURROGATE: FLUORANTHENE-D10 (S)		
		Limits	Result	Qualifier	Limits	Result	Qualifier
211028A-BLK	Blank	39-114	116	#	58-120	111	
211028A-LCSD	Lab Control SpikeD	39-114	111		58-120	108	
BA44459	ERH1844	39-114	89.5		58-120	76.9	
BA44461	ERH1847	39-114	109		58-120	41.4	#
BA44463	ERH1850	39-114	89.3		58-120	55.9	#
BA44465	ERH1853	39-114	93.6		58-120	78.9	
211028A-LCS	Lab Control Spike	39-114	99.0		58-120	90.0	

Comments: Batch: #SIM53-211028A

= Recovery outside of Control Limits on Sample.

8270D-SIM

Form 4

Blank Summary

Lab Name:	APPL, Inc.	SDG No:	98005
Case No:	98005	Date Analyzed:	11/3/2021
Matrix:	WATER	Instrument:	KYLO
Blank ID:	211028A-BLK	Time Analyzed:	0904

APPL ID.	Client Sample No.	File ID.	Date Analyzed
211028A-BLK	Blank	1019K237	11/3/2021 0904
211028A-LCSD	Lab Control SpikeD	1019K239	11/3/2021 0944
BA44459	ERH1844	1019K248	11/3/2021 1244
BA44461	ERH1847	1019K249	11/3/2021 1304
BA44463	ERH1850	1019K250	11/3/2021 1324
BA44465	ERH1853	1019K251	11/3/2021 1344
211028A-LCS	Lab Control Spike	1019K271	11/3/2021 2024

Comments: Batch: #SIM53-211028A

Method Blank
EPA 8270D SIM LIQ-LIQ

APPL Inc.
908 North Temperance Avenu
Clovis, CA 93611

Blank Name/QCG: **211028W-44410 - 270157**
Batch ID: #SIM53-211028A

Sample Type	Analyte	Result	LOQ	LOD	DL	Units	Extraction Date	Analysis Date
BLANK	1-METHYLNAPHTHALENE	0.10 U	0.2	0.10	0.04	ug/L	10/28/2021	11/3/2021
BLANK	2-METHYLNAPHTHALENE	0.10 U	0.2	0.10	0.04	ug/L	10/28/2021	11/3/2021
BLANK	NAPHTHALENE	0.10 U	0.2	0.10	0.04	ug/L	10/28/2021	11/3/2021
BLANK	SURROGATE: 2-METHYLNAPHT	116 #	39-114			%	10/28/2021	11/3/2021
BLANK	SURROGATE: FLUORANTHENE-	111	58-120			%	10/28/2021	11/3/2021

= Recovery (or RPD) is outside QC limits.

Quant Method: K1019.M
Run #: 1019K237
Instrument: KYLO
Sequence: 211019
Initials: MA

GC SC-Blank-REG MDLs-DOD
Printed: 12/2/2021 8:07:26 AM

8270D-SIM

Form 4

LCS Summary

Lab Name:	APPL, Inc.	SDG No:	98005
Case No:	98005	Date Analyzed:	11/3/2021
Matrix:	WATER	Instrument:	KYLO
LCS ID:	211028A-LCS	Time Analyzed:	2024

APPL ID.	Client Sample No.	File ID.	Date Analyzed
211028A-BLK	Blank	1019K237	11/3/2021 0904
211028A-LCSD	Lab Control SpikeD	1019K239	11/3/2021 0944
BA44459	ERH1844	1019K248	11/3/2021 1244
BA44461	ERH1847	1019K249	11/3/2021 1304
BA44463	ERH1850	1019K250	11/3/2021 1324
BA44465	ERH1853	1019K251	11/3/2021 1344
211028A-LCS	Lab Control Spike	1019K271	11/3/2021 2024

Comments: Batch: #SIM53-211028A

Laboratory Control Spike Recoveries

EPA 8270D SIM LIQ-LIQ

APPL ID: **211028W-44410 LCS - 270157**
Batch ID: #SIM53-211028A

APPL Inc.
908 North Temperance Avenue
Clovis, CA 93611

Compound Name	Spike Lvl ug/L	SPK Result ug/L	DUP Result ug/L	SPK % Recovery	DUP % Recovery	Recovery Limits	RPD %	RPD Limits
1-METHYLNAPHTHALENE	5.00	4.88	5.40	97.6	108	41-115	10.1	20
2-METHYLNAPHTHALENE	5.00	4.90	5.43	98.0	109	39-114	10.3	20
NAPHTHALENE	5.00	4.74	5.23	94.8	105	43-114	9.8	20
SURROGATE: 2-METHYLNAPHTHALEN	5.00	4.95	5.57	99.0	111	39-114		
SURROGATE: FLUORANTHENE-D10 (S)	5.00	4.50	5.42	90.0	108	58-120		

Comments:

Primary	SPK	DUP
Quant Method :	K1019.M	K1019.M
Extraction Date :	10/28/2021	10/28/2021
Analysis Date :	11/3/2021	11/3/2021
Instrument :	KYLO	KYLO
Run :	1019K271	1019K239
Initials :	MA	

Printed: 12/2/2021 8:06:52 AM
APPL Standard LCSD

Form 5
Tune Summary

Lab Name: APPL Inc.
Case No:
Matrix: Water
ID: 1019K001.D

SDG No:
Date Analyzed: 10/19/2021
Instrument: KYLO
Time Analyzed: 13:58

	Client Sample No.	APPL ID.	File ID.	Date Analyzed
1		0.1 ug/ml 10/13/21	1019K002.D	10/19/2021 14:09
2		0.2 ug/ml 10/13/21	1019K003.D	10/19/2021 14:29
3		0.5 ug/ml 10/13/21	1019K004.D	10/19/2021 14:49
4		1 ug/ml 10/13/21	1019K005.D	10/19/2021 15:09
5		5 ug/ml 10/13/21	1019K006.D	10/19/2021 15:29
6		10 ug/ml 10/13/21	1019K007.D	10/19/2021 15:49
7		50 ug/ml 10/13/21	1019K008.D	10/19/2021 16:09
8		100 ug/ml 10/13/21	1019K009.D	10/19/2021 16:29
9		SS ug/ml 10/13/21	1019K010.D	10/19/2021 16:49
10				
11				
12				
13				
14				
15				
16				
17				
18				
19				
20				
21				
22				

m/e		
51	10 - 80% of mass 198	36.8
68	0 - 2% of mass 69	1.7
70	0 - 2% of mass 69	0.4
127	10 - 80% of mass 198	54.6
197	0 - 2% of mass 198	0.2
198	100 - 100% of mass 198	100.0
199	5 - 9% of mass 198	6.5
275	10 - 60% of mass 198	23.2
365	1 - 100% of mass 198	2.5
441	0.01 - 24% of mass 442	13.9
442	50 - 500% of mass 198	73.4
443	15 - 24% of mass 442	18.4

Form 5
Tune Summary

Lab Name: APPL Inc.
Case No: 98005
Matrix: Water
ID: 1019K235.D

SDG No: 98005
Date Analyzed: 11/3/2021
Instrument: KYLO
Time Analyzed: 8:33

	Client Sample No.	APPL ID.	File ID.	Date Analyzed
1	ERH1844	BA44459W07 1/950	1019K248.D	11/3/2021 12:44
2	ERH1847	BA44461W07 1/950	1019K249.D	11/3/2021 13:04
3	ERH1850	BA44463W07 1/950	1019K250.D	11/3/2021 13:24
4	ERH1853	BA44465W07 1/950	1019K251.D	11/3/2021 13:44
5				
6				
7				
8				
9				
10				
11				
12				
13				
14				
15				
16				
17				
18				
19				
20				
21				
22				

m/e		
51	10 - 80% of mass 198	31.4
68	0 - 2% of mass 69	1.5
70	0 - 2% of mass 69	0.5
127	10 - 80% of mass 198	51.7
197	0 - 2% of mass 198	0.0
198	100 - 100% of mass 198	100.0
199	5 - 9% of mass 198	6.8
275	10 - 60% of mass 198	23.6
365	1 - 100% of mass 198	2.7
441	0.01 - 24% of mass 442	14.1
442	50 - 500% of mass 198	80.8
443	15 - 24% of mass 442	18.5

8A
INTERNAL STANDARD AREA AND RT SUMMARY

Lab Name: APPL Inc. Contract: _____

Lab Code: _____ SDG No.: _____

Lab File ID (Standard): 1019K008.D Date Analyzed: 10/19/21

Instrument ID: KYLO Time Analyzed: 16:09

GC Column: _____ ID: Heated Purge: (Y/N) _____

		Napthalene-D8(IS)		Acenaphthene-D10(IS)		Phenanthrene-D10(IS)	
		AREA #	RT #	AREA #	RT #	AREA #	RT #
	12 HOUR STD	11542	3.92	5767	5.86	8902	7.56
	UPPER LIMIT	23084	4.09	11534	6.03	17804	7.73
	LOWER LIMIT	5771	3.75	2884	5.69	4451	7.39
	SAMPLE NO.						
01	BA44459W07 1/950	15557	3.89	7892	5.82	13160	7.52
02	BA44461W07 1/950	11586	3.89	6504	5.82	12375	7.52
03	BA44463W07 1/950	15049	3.89	7584	5.82	12631	7.52
04	BA44465W07 1/950	15011	3.89	7524	5.82	12448	7.52
05							
06							
07							
08							
09							
10							
11							
12							
13							
14							
15							
16							
17							
18							
19							
20							
21							
22							

AREA UPPER LIMIT = +100% of internal standard area.
AREA LOWER LIMIT = -50% of internal standard area.
RT UPPER LIMIT = +0.17 minutes of internal standard RT
RT LOWER LIMIT = -0.17 minutes of internal standard RT

Column used to flag values outside QC limits with an asterisk.
* Values outside of QC limits.

8A
INTERNAL STANDARD AREA AND RT SUMMARY

Lab Name: APPL Inc. Contract: _____

Lab Code: _____ SDG No.: _____

Lab File ID (Standard): 1019K008.D Date Analyzed: 10/19/21

Instrument ID: KYLO Time Analyzed: 16:09

GC Column: _____ ID: Heated Purge: (Y/N) _____

		Chrysene-D12(IS)		Perylene-D12(IS)			
		AREA #	RT #	AREA #	RT #	AREA #	RT #
	12 HOUR STD	10648	10.62	9592	12.83		
	UPPER LIMIT	21296	10.79	19184	13.00		
	LOWER LIMIT	5324	10.45	4796	12.66		
	SAMPLE NO.						
01	BA44459W07 1/950	16021	10.57	14746	12.76		
02	BA44461W07 1/950	15152	10.58	14162	12.76		
03	BA44463W07 1/950	14991	10.57	14093	12.76		
04	BA44465W07 1/950	14987	10.57	13895	12.76		
05							
06							
07							
08							
09							
10							
11							
12							
13							
14							
15							
16							
17							
18							
19							
20							
21							
22							

AREA UPPER LIMIT = +100% of internal standard area.
AREA LOWER LIMIT = -50% of internal standard area.
RT UPPER LIMIT = +0.17 minutes of internal standard RT
RT LOWER LIMIT = -0.17 minutes of internal standard RT

Column used to flag values outside QC limits with an asterisk.
* Values outside of QC limits.

EPA 8260B

Form 2 & 8

Surrogate Recovery

Lab Name: APPL, Inc. SDG No: 98005

Case No: 98005 Date Analyzed: 11/2/2021

Matrix: WATER Instrument: Max

APPL ID.	Client Sample No.	SURROGATE: 1,2-DICHLOROETHANE-D4 (S)			SURROGATE: 4-BROMOFLUOROBENZENE (S)		
		Limits	Result	Qualifier	Limits	Result	Qualifier
211102AM-LCS	Lab Control Spike	81-118	102		85-114	102	
211102AM-LCSD	Lab Control SpikeD	81-118	106		85-114	100	
211102AM-BLK	Blank	81-118	100		85-114	96.2	
BA44458	ERH1843	81-118	103		85-114	95.3	
BA44459	ERH1844	81-118	106		85-114	95.3	
BA44460	ERH1846	81-118	103		85-114	97.5	
BA44461	ERH1847	81-118	99.1		85-114	99.9	
BA44462	ERH1849	81-118	99.7		85-114	96.7	
BA44463	ERH1850	81-118	106		85-114	97.7	
BA44464	ERH1852	81-118	105		85-114	98.2	
BA44465	ERH1853	81-118	106		85-114	96.9	

Comments: Batch: #86BTO-211102AM

EPA 8260B

Form 2 & 8

Surrogate Recovery

Lab Name: APPL, Inc. SDG No: 98005

Case No: 98005 Date Analyzed: 11/2/2021

Matrix: WATER Instrument: Max

APPL ID.	Client Sample No.	SURROGATE: DIBROMOFLUOROMETHANE (S)			SURROGATE: TOLUENE-D8 (S)		
		Limits	Result	Qualifier	Limits	Result	Qualifier
211102AM-LCS	Lab Control Spike	80-119	100		89-112	101	
211102AM-LCSD	Lab Control SpikeD	80-119	103		89-112	101	
211102AM-BLK	Blank	80-119	98.4		89-112	100	
BA44458	ERH1843	80-119	104		89-112	102	
BA44459	ERH1844	80-119	104		89-112	99.9	
BA44460	ERH1846	80-119	106		89-112	99.3	
BA44461	ERH1847	80-119	104		89-112	103	
BA44462	ERH1849	80-119	106		89-112	100	
BA44463	ERH1850	80-119	106		89-112	104	
BA44464	ERH1852	80-119	103		89-112	103	
BA44465	ERH1853	80-119	102		89-112	100	

Comments: Batch: #86BTO-211102AM

EPA 8260B

Form 4

Blank Summary

Lab Name:	APPL, Inc.	SDG No:	98005
Case No:	98005	Date Analyzed:	11/2/2021
Matrix:	WATER	Instrument:	Max
Blank ID:	211102AM-BLK	Time Analyzed:	1058

APPL ID.	Client Sample No.	File ID.	Date Analyzed	
211102AM-LCS	Lab Control Spike	1102M03	11/2/2021	1001
211102AM-LCSD	Lab Control SpikeD	1102M04	11/2/2021	1029
211102AM-BLK	Blank	1102M05	11/2/2021	1058
BA44458	ERH1843	1102M16	11/2/2021	1610
BA44459	ERH1844	1102M17	11/2/2021	1638
BA44460	ERH1846	1102M18	11/2/2021	1707
BA44461	ERH1847	1102M19	11/2/2021	1735
BA44462	ERH1849	1102M20	11/2/2021	1803
BA44463	ERH1850	1102M21	11/2/2021	1832
BA44464	ERH1852	1102M22	11/2/2021	1900
BA44465	ERH1853	1102M23	11/2/2021	1929

Comments: Batch: #86BTO-211102AM

Method Blank

EPA 8260B BTEX WATER

APPL Inc.
908 North Temperance Avenu
Clovis, CA 93611

Blank Name/QCG: **211102W-44375 - 269863**
Batch ID: #86BTO-211102AM

Sample Type	Analyte	Result	LOQ	LOD	DL	Units	Extraction Date	Analysis Date
BLANK	BENZENE	0.30 U	1.0	0.30	0.15	ug/L	11/2/2021	11/2/2021
BLANK	ETHYLBENZENE	0.50 U	1.0	0.50	0.23	ug/L	11/2/2021	11/2/2021
BLANK	TOLUENE	0.30 U	1.0	0.30	0.15	ug/L	11/2/2021	11/2/2021
BLANK	XYLENES (TOTAL)	0.30 U	2.0	0.30	0.15	ug/L	11/2/2021	11/2/2021
BLANK	SURROGATE: 1,2-DICHLOROET	100	81-118			%	11/2/2021	11/2/2021
BLANK	SURROGATE: 4-BROMOFLUORO	96.2	85-114			%	11/2/2021	11/2/2021
BLANK	SURROGATE: DIBROMOFLUOR	98.4	80-119			%	11/2/2021	11/2/2021
BLANK	SURROGATE: TOLUENE-D8 (S)	100	89-112			%	11/2/2021	11/2/2021

Quant Method: M1015W.M
Run #: 1102M05
Instrument: Max
Sequence: 211029
Initials: PAN

GC SC-Blank-REG MDLs-DOD
Printed: 11/8/2021 8:25:12 AM

EPA 8260B

Form 4

LCS Summary

Lab Name:	APPL, Inc.	SDG No:	98005
Case No:	98005	Date Analyzed:	11/2/2021
Matrix:	WATER	Instrument:	Max
LCS ID:	211102AM-LCS	Time Analyzed:	1001

APPL ID.	Client Sample No.	File ID.	Date Analyzed	
211102AM-LCS	Lab Control Spike	1102M03	11/2/2021	1001
211102AM-LCSD	Lab Control SpikeD	1102M04	11/2/2021	1029
211102AM-BLK	Blank	1102M05	11/2/2021	1058
BA44458	ERH1843	1102M16	11/2/2021	1610
BA44459	ERH1844	1102M17	11/2/2021	1638
BA44460	ERH1846	1102M18	11/2/2021	1707
BA44461	ERH1847	1102M19	11/2/2021	1735
BA44462	ERH1849	1102M20	11/2/2021	1803
BA44463	ERH1850	1102M21	11/2/2021	1832
BA44464	ERH1852	1102M22	11/2/2021	1900
BA44465	ERH1853	1102M23	11/2/2021	1929

Comments: Batch: #86BTO-211102AM

Laboratory Control Spike Recoveries

EPA 8260B BTEX WATER

APPL ID: **211102W-44375 LCS - 269863**
Batch ID: #86BTO-211102AM

APPL Inc.
908 North Temperance Avenue
Clovis, CA 93611

Compound Name	Spike Lvl ug/L	SPK Result ug/L	DUP Result ug/L	SPK % Recovery	DUP % Recovery	Recovery Limits	RPD %	RPD Limits
BENZENE	10.00	9.58	8.71	95.8	87.1	79-120	9.5	20
ETHYLBENZENE	10.00	10.1	9.19	101	91.9	79-121	9.4	20
TOLUENE	10.00	10.5	9.33	105	93.3	80-121	11.8	20
XYLENES (TOTAL)	30.0	30.9	28.7	103	95.7	79-121	7.4	20
SURROGATE: 1,2-DICHLOROETHANE-D	25.0	25.5	26.6	102	106	81-118		
SURROGATE: 4-BROMOFLUOROBENZE	25.0	25.4	25.1	102	100	85-114		
SURROGATE: DIBROMOFLUOROMETH	25.0	25.0	25.7	100	103	80-119		
SURROGATE: TOLUENE-D8 (S)	25.0	25.3	25.2	101	101	89-112		

Comments:

Primary	SPK	DUP
Quant Method :	M1015W.M	M1015W.M
Extraction Date :	11/2/2021	11/2/2021
Analysis Date :	11/2/2021	11/2/2021
Instrument :	Max	Max
Run :	1102M03	1102M04
Initials :	PAN	

Form 5
Tune Summary

Lab Name: APPL Inc.
Case No:
Matrix: Water
ID: 1015M11.D

SDG No:
Date Analyzed: 10/15/2021
Instrument: Max
Time Analyzed: 14:44

	Client Sample No.	APPL ID.	File ID.	Date Analyzed
1		0.3ug/L VOC STD 10/1	1015M12.D	10/15/2021 15:12
2		0.5ug/L VOC STD 10/1	1015M13.D	10/15/2021 15:41
3		1ug/L VOC STD 10/15/	1015M14.D	10/15/2021 16:09
4		2ug/L VOC STD 10/15/	1015M15.D	10/15/2021 16:38
5		5ug/L VOC STD 10/15/	1015M16.D	10/15/2021 17:06
6		10ug/L VOC STD 10/15	1015M17.D	10/15/2021 17:35
7		20ug/L VOC STD 10/15	1015M18.D	10/15/2021 18:03
8		40ug/L VOC STD 10/15	1015M19.D	10/15/2021 18:31
9		100ug/L VOC STD 10/1	1015M20.D	10/15/2021 19:00
10		(SS) 10ug/L VOC STD	1015M22.D	10/15/2021 19:57
11				
12				
13				
14				
15				
16				
17				
18				
19				
20				
21				
22				

m/e		
50	15.0 - 40.0% of mass 95	20.4
75	30.0 - 60.0% of mas 95	58.4
95	Base peak, 100% relative abundance	100.0
96	5.0 - 9.0% of mass 95	6.7
173	Less than 2.0% of mass 174	0.0
174	50.0 - 200.0% of mass 95	126.6
175	5.0 - 9.0% of mass 174	7.7
176	95.0 - 101.0% of mass 174	99.1
177	5.0 - 9.0% of mass 176	6.5

8A
INTERNAL STANDARD AREA AND RT SUMMARY

Lab Name: APPL Inc. Contract: _____

Lab Code: _____ SDG No.: _____

Lab File ID (Standard): 1015M17.D Date Analyzed: 10/15/21

Instrument ID: Max Time Analyzed: 17:35

GC Column: _____ ID: Heated Purge: (Y/N) _____

		Fluorobenzene (IS)		Chlorobenzene-D5 (IS)		1,4-Dichlorobenzene-D (IS)	
		AREA #	RT #	AREA #	RT #	AREA #	RT #
	12 HOUR STD	377347	6.34	347072	9.50	236441	11.82
	UPPER LIMIT	754694	6.51	694144	9.67	472882	11.99
	LOWER LIMIT	188674	6.17	173536	9.33	118221	11.65
	SAMPLE NO.						
01	0.3ug/L VOC STD 10/15	397342	6.34	352293	9.50	217437	11.82
02	0.5ug/L VOC STD 10/15	396824	6.34	348546	9.50	220294	11.82
03	1ug/L VOC STD 10/15/2	394605	6.34	355921	9.50	218264	11.82
04	2ug/L VOC STD 10/15/2	397741	6.34	352458	9.50	222724	11.82
05	5ug/L VOC STD 10/15/2	387411	6.34	344894	9.50	232454	11.82
06	10ug/L VOC STD 10/15/	377347	6.34	347072	9.50	236441	11.82
07	20ug/L VOC STD 10/15/	395871	6.34	351611	9.50	235162	11.82
08	40ug/L VOC STD 10/15/	394795	6.34	356570	9.50	246902	11.82
09	100ug/L VOC STD 10/1	386789	6.34	357810	9.50	248989	11.82
10	(SS) 10ug/L VOC STD 1	407759	6.34	364241	9.50	235667	11.82
11							
12							
13							
14							
15							
16							
17							
18							
19							
20							
21							
22							

AREA UPPER LIMIT = +100% of internal standard area.
AREA LOWER LIMIT = -50% of internal standard area.
RT UPPER LIMIT = +0.17 minutes of internal standard RT
RT LOWER LIMIT = -0.17 minutes of internal standard RT

Column used to flag values outside QC limits with an asterisk.
* Values outside of QC limits.

Form 5
Tune Summary

Lab Name: APPL Inc.
Case No: 98005
Matrix: Water
ID: 1102M00.D

SDG No: 98005
Date Analyzed: 11/2/2021
Instrument: Max
Time Analyzed: 8:47

	Client Sample No.	APPL ID.	File ID.	Date Analyzed
1	Lab Control Spike	211102A CCV/LCS 10ug	1102M03.D	11/2/2021 10:01
2	Lab Control SpikeD	211102A LCSD 10ug/L	1102M04.D	11/2/2021 10:29
3	Blank	211102A BLK	1102M05.D	11/2/2021 10:58
4	ERH1843	BA44458W01	1102M16.D	11/2/2021 16:10
5	ERH1844	BA44459W01	1102M17.D	11/2/2021 16:38
6	ERH1846	BA44460W01	1102M18.D	11/2/2021 17:07
7	ERH1847	BA44461W01	1102M19.D	11/2/2021 17:35
8	ERH1849	BA44462W01	1102M20.D	11/2/2021 18:03
9	ERH1850	BA44463W01	1102M21.D	11/2/2021 18:32
10	ERH1852	BA44464W01	1102M22.D	11/2/2021 19:00
11	ERH1853	BA44465W01	1102M23.D	11/2/2021 19:29
12		Ending CCV 10ug/L 11	1102M24.D	11/2/2021 19:57
13				
14				
15				
16				
17				
18				
19				
20				
21				
22				

m/e		
50	15 - 40% of mass 95	18.0
75	30 - 60.04% of mass 95	58.3
95	100 - 200% of mass 95	100.0
96	5 - 9% of mass 95	6.1
173	0 - 2% of mass 174	0.9
174	50 - 200% of mass 95	139.1
175	5 - 9.02% of mass 174	6.3
176	95 - 101% of mass 174	95.6
177	5 - 9% of mass 176	7.9

8A
INTERNAL STANDARD AREA AND RT SUMMARY

Lab Name: APPL Inc. Contract: _____

Lab Code: _____ SDG No.: _____

Lab File ID (Standard): 1102M03.D Date Analyzed: 2 Nov 21 10:01

Instrument ID: Max Time Analyzed: 2 Nov 21 10:01

GC Column: _____ ID: Heated Purge: (Y/N) _____

		Fluorobenzene (IS)		Chlorobenzene-D5 (IS)		1,4-Dichlorobenzene-D (IS)	
		AREA #	RT #	AREA #	RT #	AREA #	RT #
	12 HOUR STD	367144	6.37	349682	9.52	224818	11.84
	UPPER LIMIT	734288	6.54	699364	9.69	449636	12.01
	LOWER LIMIT	183572	6.20	174841	9.35	112409	11.67
	SAMPLE NO.						
01	211102A CCV/LCS 10u	367144	6.37	349682	9.52	224818	11.84
02	211102A LCSD 10ug/L	374163	6.37	332242	9.52	223761	11.84
03	211102A BLK	376947	6.37	346456	9.52	204046	11.84
04	BA44458W01	364979	6.37	327102	9.52	196934	11.84
05	BA44459W01	353115	6.37	318302	9.52	201554	11.84
06	BA44460W01	344683	6.37	314807	9.52	195297	11.84
07	BA44461W01	368096	6.37	327091	9.52	218075	11.84
08	BA44462W01	367749	6.37	326039	9.52	205478	11.84
09	BA44463W01	368031	6.37	323448	9.52	202905	11.84
10	BA44464W01	360969	6.37	316210	9.52	195584	11.84
11	BA44465W01	352050	6.37	316162	9.52	199368	11.84
12	Ending CCV 10ug/L 11/0	358819	6.37	318291	9.52	217546	11.84
13							
14							
15							
16							
17							
18							
19							
20							
21							
22							

AREA UPPER LIMIT = +100% of internal standard area.
AREA LOWER LIMIT = -50% of internal standard area.
RT UPPER LIMIT = +0.17 minutes of internal standard RT
RT LOWER LIMIT = -0.17 minutes of internal standard RT

Column used to flag values outside QC limits with an asterisk.
* Values outside of QC limits.

EPA 8260B

Form 2 & 8

Surrogate Recovery

Lab Name: APPL, Inc. SDG No: 98005

Case No: 98005 Date Analyzed: 11/2/2021

Matrix: WATER Instrument: Max

APPL ID.	Client Sample No.	SURROGATE: 4-BROMOFLUOROBENZENE (S)					
		Limits	Result	Qualifier	Limits	Result	Qualifier
211102AM-LCS	Lab Control Spike	85-114	101				
211102AM-LCSD	Lab Control SpikeD	85-114	102				
211102AM-BLK	Blank	85-114	98.3				
BA44458	ERH1843	85-114	96.7				
BA44459	ERH1844	85-114	96.7				
BA44460	ERH1846	85-114	98.9				
BA44461	ERH1847	85-114	101				
BA44462	ERH1849	85-114	98.1				
BA44463	ERH1850	85-114	99.2				
BA44464	ERH1852	85-114	99.6				
BA44465	ERH1853	85-114	98.3				

Comments: Batch: #GRO86-211102AM

EPA 8260B

Form 4

Blank Summary

Lab Name: APPL, Inc.
SDG No: 98005
Case No: 98005
Date Analyzed: 11/2/2021
Matrix: WATER
Instrument: Max
Blank ID: 211102AM-BLK
Time Analyzed: 1320

APPL ID.	Client Sample No.	File ID.	Date Analyzed	
211102AM-LCS	Lab Control Spike	1102M08	11/2/2021	1223
211102AM-LCSD	Lab Control SpikeD	1102M09	11/2/2021	1251
211102AM-BLK	Blank	1102M10	11/2/2021	1320
BA44458	ERH1843	1102M16	11/2/2021	1610
BA44459	ERH1844	1102M17	11/2/2021	1638
BA44460	ERH1846	1102M18	11/2/2021	1707
BA44461	ERH1847	1102M19	11/2/2021	1735
BA44462	ERH1849	1102M20	11/2/2021	1803
BA44463	ERH1850	1102M21	11/2/2021	1832
BA44464	ERH1852	1102M22	11/2/2021	1900
BA44465	ERH1853	1102M23	11/2/2021	1929

Comments: Batch: #GRO86-211102AM

Method Blank
EPA 8260B GRO WATER

APPL Inc.
908 North Temperance Avenu
Clovis, CA 93611

Blank Name/QCG: **211102W-44375 - 271097**
Batch ID: #GRO86-211102AM

Sample Type	Analyte	Result	LOQ	LOD	DL	Units	Extraction Date	Analysis Date
BLANK	GASOLINE RANGE ORGANICS	18.0 U	20	18.0	8.6	ug/L	11/2/2021	11/2/2021
BLANK	SURROGATE: 4-BROMOFLUORO	98.3	85-114			%	11/2/2021	11/2/2021

Quant Method: MGAS0825.M
Run #: 1102M10
Instrument: Max
Sequence: 211029
Initials: PAN

GC SC-Blank-REG MDLs-DOD
Printed: 12/1/2021 8:55:25 AM

EPA 8260B

Form 4

LCS Summary

Lab Name:	APPL, Inc.	SDG No:	98005
Case No:	98005	Date Analyzed:	11/2/2021
Matrix:	WATER	Instrument:	Max
LCS ID:	211102AM-LCS	Time Analyzed:	1223

APPL ID.	Client Sample No.	File ID.	Date Analyzed	
211102AM-LCS	Lab Control Spike	1102M08	11/2/2021	1223
211102AM-LCSD	Lab Control SpikeD	1102M09	11/2/2021	1251
211102AM-BLK	Blank	1102M10	11/2/2021	1320
BA44458	ERH1843	1102M16	11/2/2021	1610
BA44459	ERH1844	1102M17	11/2/2021	1638
BA44460	ERH1846	1102M18	11/2/2021	1707
BA44461	ERH1847	1102M19	11/2/2021	1735
BA44462	ERH1849	1102M20	11/2/2021	1803
BA44463	ERH1850	1102M21	11/2/2021	1832
BA44464	ERH1852	1102M22	11/2/2021	1900
BA44465	ERH1853	1102M23	11/2/2021	1929

Comments: Batch: #GRO86-211102AM

Laboratory Control Spike Recoveries

EPA 8260B GRO WATER

APPL ID: **211102W-44375 LCS - 271097**
Batch ID: #GRO86-211102AM

APPL Inc.
908 North Temperance Avenue
Clovis, CA 93611

Compound Name	Spike Lvl ug/L	SPK Result ug/L	DUP Result ug/L	SPK % Recovery	DUP % Recovery	Recovery Limits	RPD %	RPD Limits
GASOLINE RANGE ORGANICS	300	358	305	119	102	78-122	16.0	20
SURROGATE: 4-BROMOFLUOROBENZE	25.0	25.2	25.6	101	102	85-114		

Comments:

Primary	SPK	DUP
Quant Method :	MGAS0825.M	MGAS0825.M
Extraction Date :	11/2/2021	11/2/2021
Analysis Date :	11/2/2021	11/2/2021
Instrument :	Max	Max
Run :	1102M08	1102M09
Initials :	PAN	

SW846 9060A

Form 4

Blank Summary

Lab Name: APPL, Inc.
SDG No: 98005
Case No: 98005
Date Analyzed: 11/12/2021
Matrix: WATER
Instrument: TICTOC
Blank ID: 211112A-BLK
Time Analyzed: 1832

APPL ID.	Client Sample No.	File ID.	Date Analyzed	
211112A-LCS	Lab Control Spike	16	11/12/2021	1749
211112A-BLK	Blank	17	11/12/2021	1832
211112A-LCSD	Lab Control SpikeD	28	11/13/2021	0224
BA44459	ERH1844	35	11/13/2021	0758
BA44461	ERH1847	36	11/13/2021	0840
BA44463	ERH1850	37	11/13/2021	0921
BA44465	ERH1853	38	11/13/2021	1003

Comments: Batch: #TOCW5-211112A

WETLAB BLANK

APPL Inc.
908 North Temperance Avenue
Clovis, CA 93611

Method	Analyte	Result	LOQ	LOD	DL	Units	Prep Date	Analysis Date	QC Group
SW846 90	TOTAL ORGANIC C	0.350 U	0.93	0.350	0.130	mg/L	11/12/21	11/12/21	#TOCW5-211112A-BA44376

Wetlab SC-Blank-REG MDLs
Printed: 11/15/2021 11:15:13 AM

SW846 9060A

Form 4

LCS Summary

Lab Name: APPL, Inc.
SDG No: 98005
Case No: 98005
Date Analyzed: 11/12/2021
Matrix: WATER
Instrument: TICTOC
LCS ID: 211112A-LCS
Time Analyzed: 1749

APPL ID.	Client Sample No.	File ID.	Date Analyzed
211112A-LCS	Lab Control Spike	16	11/12/2021 1749
211112A-BLK	Blank	17	11/12/2021 1832
211112A-LCSD	Lab Control SpikeD	28	11/13/2021 0224
BA44459	ERH1844	35	11/13/2021 0758
BA44461	ERH1847	36	11/13/2021 0840
BA44463	ERH1850	37	11/13/2021 0921
BA44465	ERH1853	38	11/13/2021 1003

Comments: Batch: #TOCW5-211112A

Laboratory Control Spike Recoveries

WETLAB

APPL Inc.
908 North Temperance Avenue
Clovis, CA 93611

Method	Compound Name	Spike Lvl mg/L	SPK Res mg/L	DUP Res mg/L	SPK % Recov	DUP % Recov	RPD	RPD Max	QC Limits	Extract Date-Spk	Analysis Date-Spk	Extract Date-Dup	Analysis Date-Dup	QC Group
SW846 90	TOTAL ORGANIC CARBO	5.00	4.29	4.31	85.8	86.2	0.47	20	80-120	11/12/21	11/12/21	11/13/21	11/13/21	#TOCW5-211112A-BA443

Comments:

ORGANICS
Calibration Data

TPH Extractables
DOC1028

Form 6
Initial Calibration

Lab Name: APPL, Inc. SDG No:
Case No: Initial Cal. Date: 10/28/2021
Matrix: Water Instrument: Apollo Initials: KA

		Compound	1	2	3	4	5	6	7				Avg	%RSD	Type	r^2	Q
			1028003.D	1028004.D	1028005.D	1028006.D	1028007.D	1028008.D	1028009.D								
1	HATM	Diesel (C10-C24)	2983809	2406563	2517872	2418941	2337993	2387715	2563791				2516669	8.7	HATM		
2	HBTML	Motor Oil (C24-C40)	5192328	3260715	2065863	1824592	1695984	1676117	1728658				2492037	53	HBTM	1.000	
3	SA	Ortho-Terphenyl(S)	3637234	3178668	3119876	3035678	2926966	2905323	3088794				3127505	7.9	SA		
4	SA	Octacosane(S)	2469203	2170507	2286410	2275552	2170413	2171254	2286658				2261428	4.8	SA		
5																	
6																	
7																	
8																	
9																	
10																	
11																	
12																	
13																	
14																	
15																	
16																	
17																	
18																	
19																	
20																	
21																	
22																	
23																	
24																	
25																	
26																	
27																	
28																	
29																	
30																	
31																	
32																	
33																	
34																	
35																	

2.118919

Quantitation Report (Not Reviewed)

Data File : G:\APOLLO\DATA\211028\1028003.D
Acq On : 10-28-21 9:19:03
Sample : DMO STD 1 10/28/21
Misc : water
IntFile : events.e
Quant Time: Oct 28 15:39 2021 Quant Results File: DOC1028.RES

Vial: 3
Operator: KA
Inst : Apollo
Multiplr: 1.00

Method : G:\APOLLO\DATA\211028\DOC1028.M (Chemstation Integrator)
Title : 8015 B&C
Last Update : Thu Oct 28 15:39:11 2021
Response via : Multiple Level Calibration

Volume Inj. : 2UL
Signal Phase : DB-5
Signal Info : FID02A

Compound	R.T.	Response	Conc Units
System Monitoring Compounds			
3) SA Ortho-Terphenyl(S)	7.53	1818617	0.291 ppb
Surrogate Spike 30.000	Recovery	=	0.97%
4) SA Octacosane(S)	9.82	1234601	0.273 ppb
Surrogate Spike 30.000	Recovery	=	0.91%
Target Compounds			
1) HATM Diesel (C10-C24)	6.49	29838086	5.928 ppb
2) HBTM Motor Oil (C24-C40)	14.96	51923283	5.234 ppb

Target Compounds

Quantitation Report

Data File: G:\APOLLO\DATA\211028\1028003.D
Sample : DMO STD 1 10/28/21

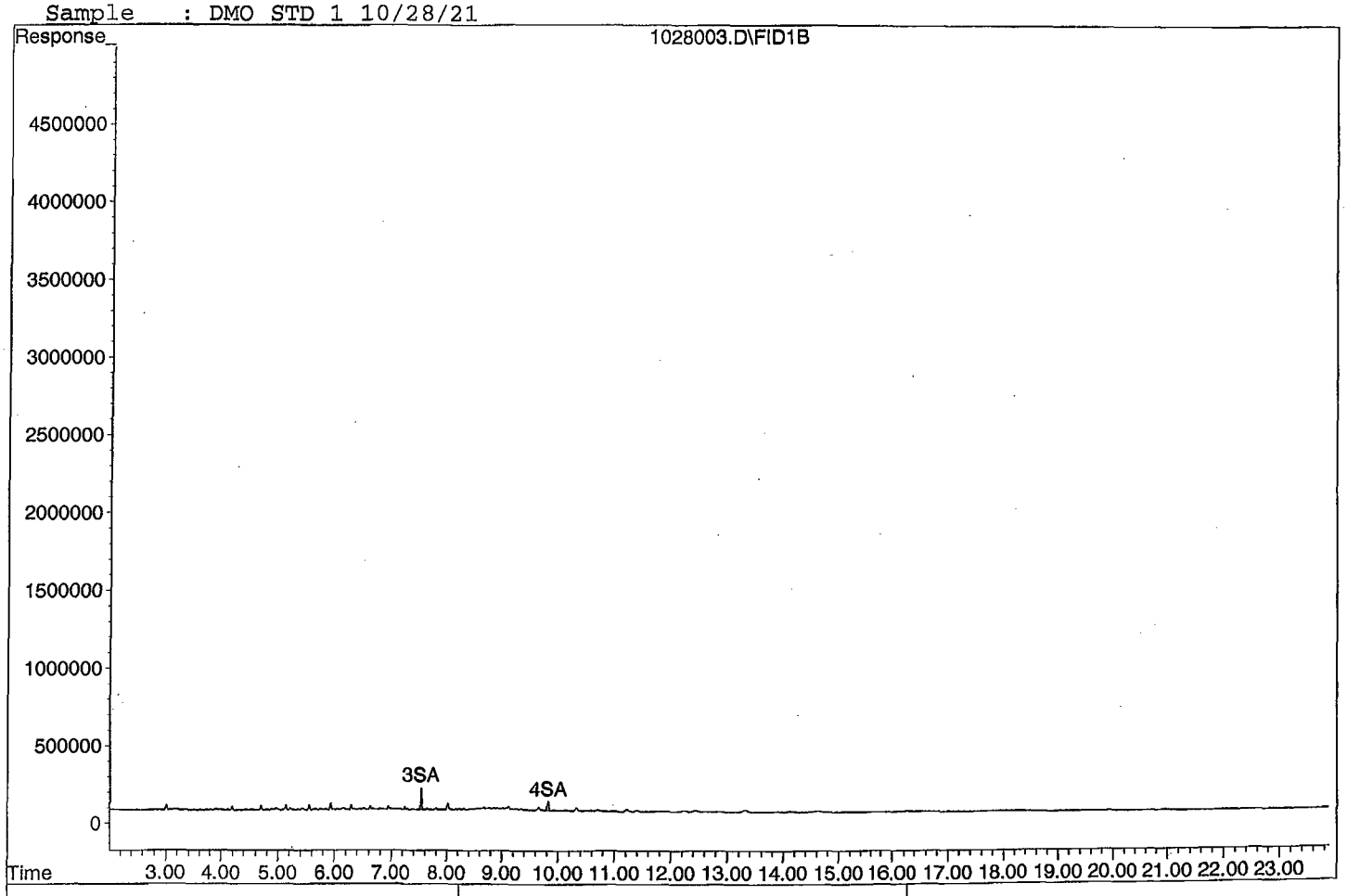

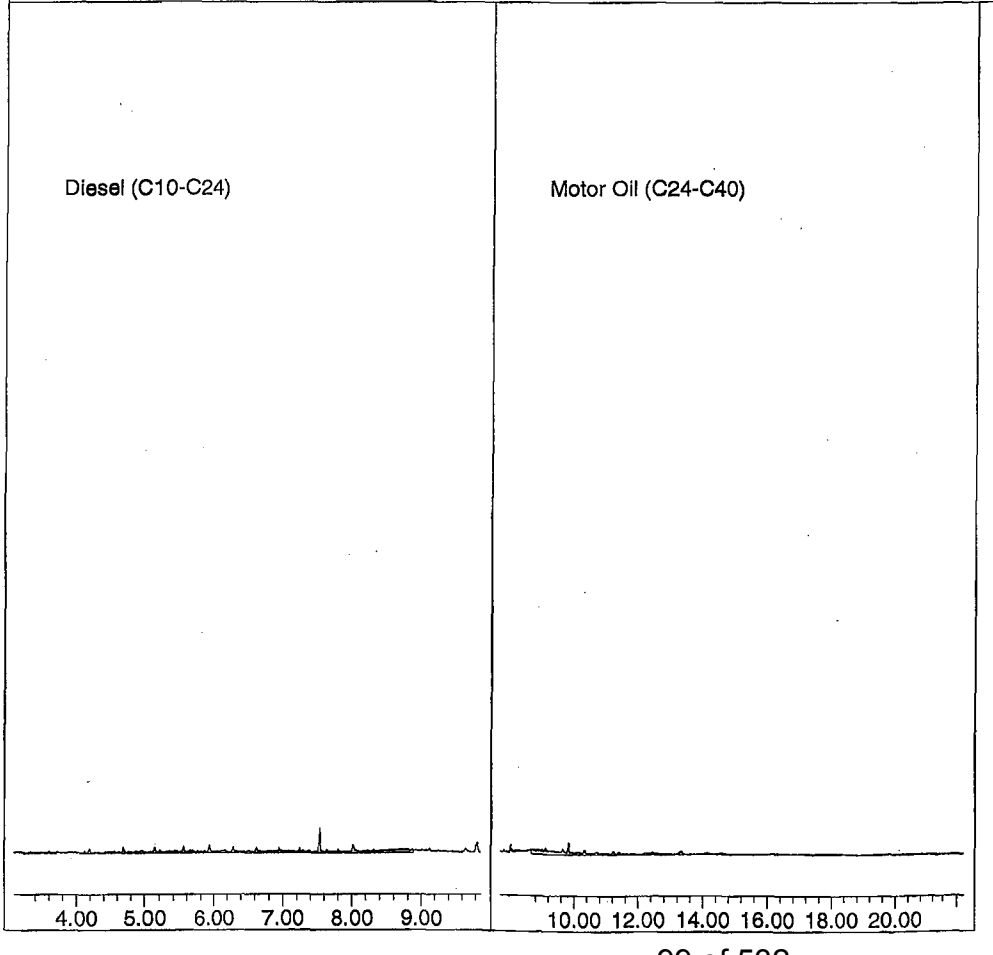

Quantitation Report (Not Reviewed)

Data File : G:\APOLLO\DATA\211028\1028004.D
Acq On : 10-28-21 9:47:06
Sample : DMO STD 2 10/28/21
Misc : water
IntFile : events.e
Quant Time: Oct 28 15:39 2021 Quant Results File: DOC1028.RES

Vial: 4
Operator: KA
Inst : Apollo
Multiplr: 1.00

Method : G:\APOLLO\DATA\211028\DOC1028.M (Chemstation Integrator)
Title : 8015 B&C
Last Update : Thu Oct 28 15:39:11 2021
Response via : Multiple Level Calibration

Volume Inj. : 2UL
Signal Phase : DB-5
Signal Info : FID02A

Compound	R.T.	Response	Conc Units
System Monitoring Compounds			
3) SA Ortho-Terphenyl(S)	7.53	3178668	0.508 ppb
Surrogate Spike 30.000		Recovery =	1.69%
4) SA Octacosane(S)	9.82	2170507	0.480 ppb
Surrogate Spike 30.000		Recovery =	1.60%
Target Compounds			
1) HATM Diesel (C10-C24)	6.49	48131263	9.562 ppb
2) HBTM Motor Oil (C24-C40)	14.96	65214303	9.152 ppb

Target Compounds

Data File: G:\APOLLO\DATA\211028\1028004.D
Sample : DMO STD 2 10/28/21

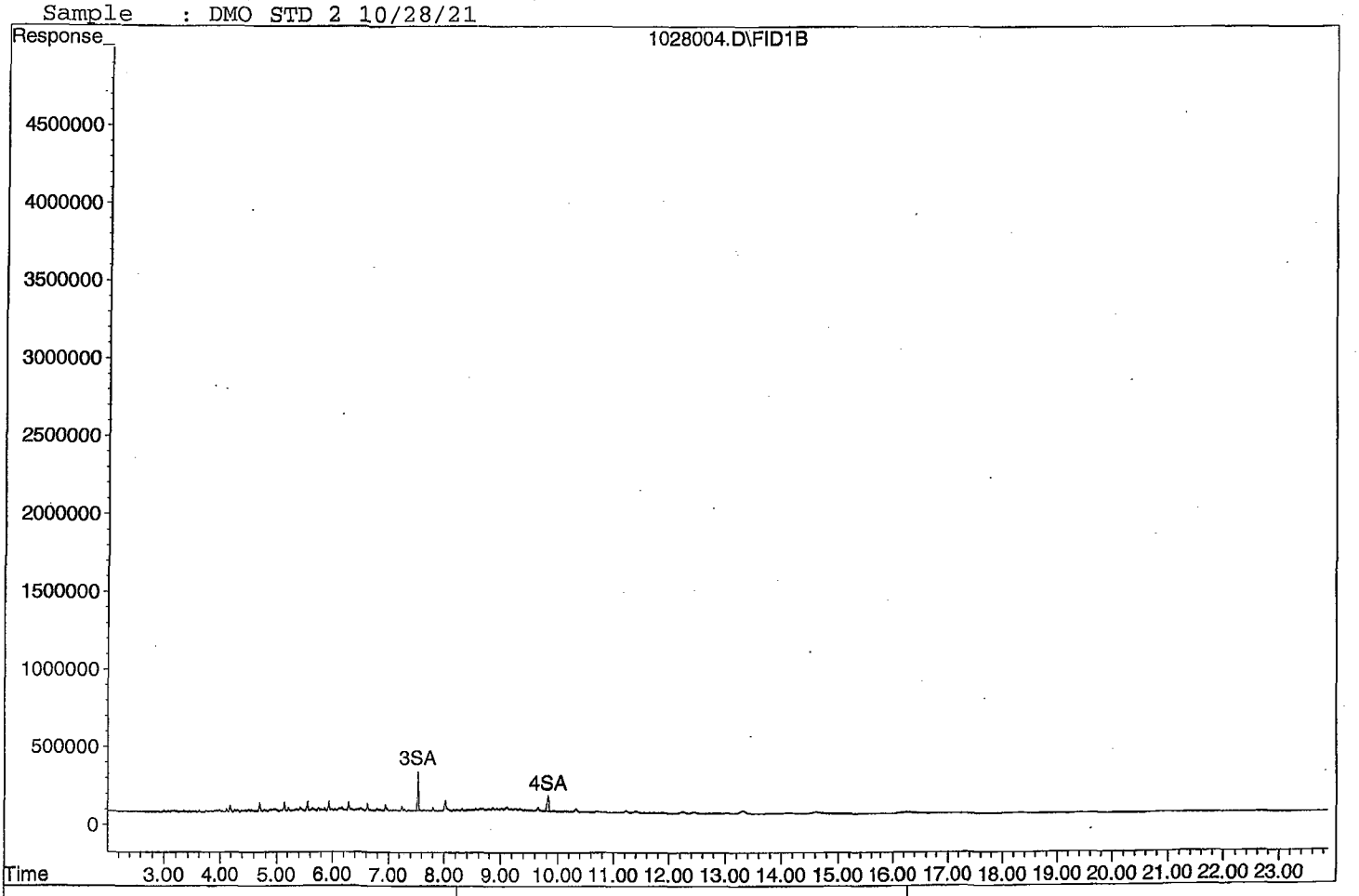

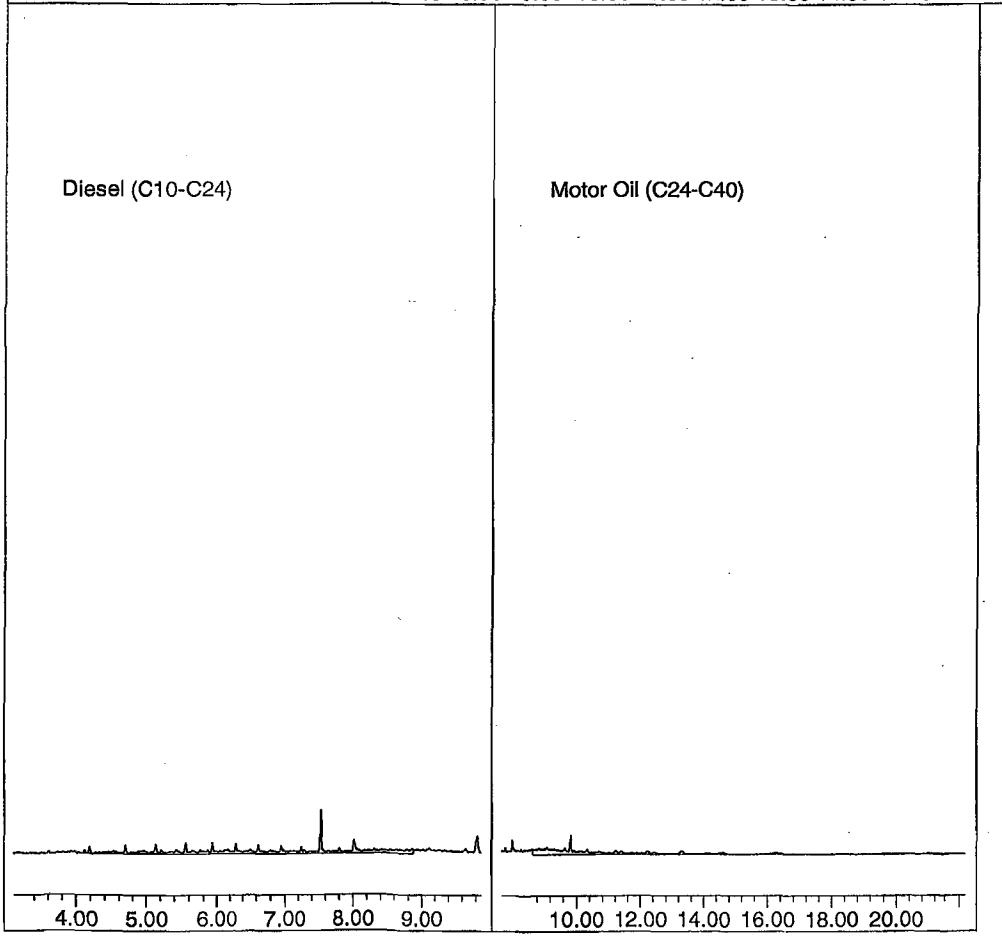

Quantitation Report (Not Reviewed)

Data File : G:\APOLLO\DATA\211028\1028005.D
Acq On : 10-28-21 10:15:13
Sample : DMO STD 3 10/28/21
Misc : water
IntFile : events.e
Quant Time: Oct 28 15:39 2021 Quant Results File: DOC1028.RES

Vial: 5
Operator: KA
Inst : Apollo
Multiplr: 1.00

Method : G:\APOLLO\DATA\211028\DOC1028.M (Chemstation Integrator)
Title : 8015 B&C
Last Update : Thu Oct 28 15:39:11 2021
Response via : Multiple Level Calibration

Volume Inj. : 2UL
Signal Phase : DB-5
Signal Info : FID02A

Compound	R.T.	Response	Conc Units
System Monitoring Compounds			
3) SA Ortho-Terphenyl(S)	7.53	15599382	2.494 ppb
Surrogate Spike 30.000		Recovery =	8.31%
4) SA Octacosane(S)	9.82	11432050	2.528 ppb
Surrogate Spike 30.000		Recovery =	8.43%
Target Compounds			
1) HATM Diesel (C10-C24)	6.49	251787231	50.024 ppb
2) HBTM Motor Oil (C24-C40)	14.96	206586322	50.832 ppb

Target Compounds

Quantitation Report

Data File: G:\APOLLO\DATA\211028\1028005.D
Sample : DMO STD 3 10/28/21

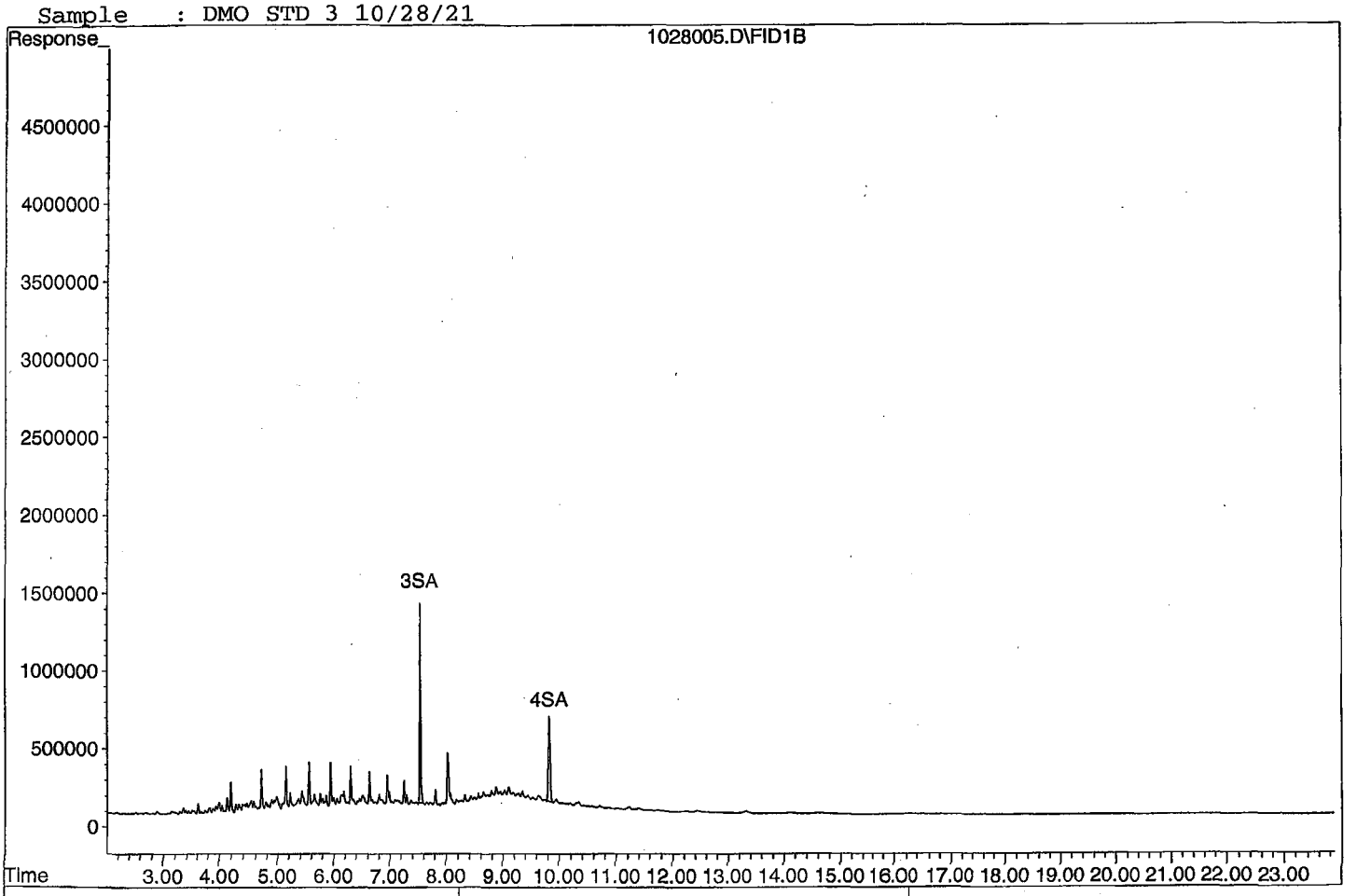

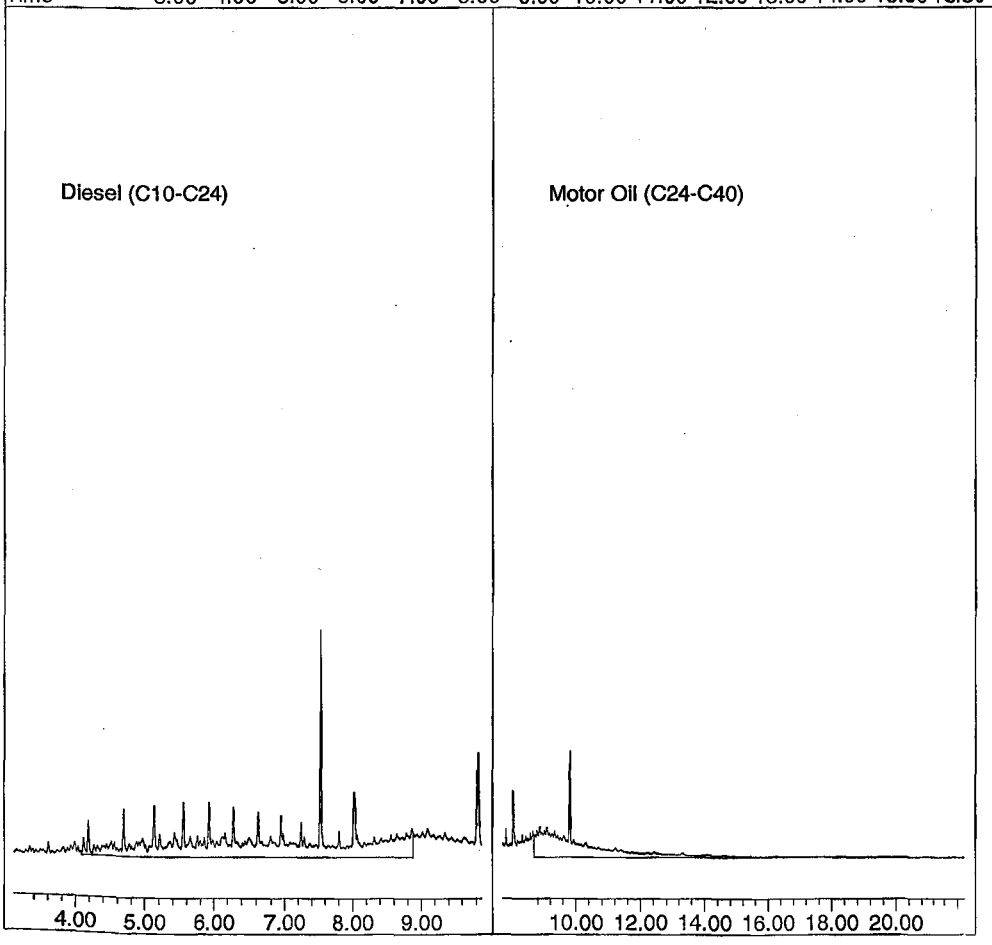

Quantitation Report (Not Reviewed)

Data File : G:\APOLLO\DATA\211028\1028006.D Vial: 6
Acq On : 10-28-21 10:43:31 Operator: KA
Sample : DMO STD 4 10/28/21 Inst : Apollo
Misc : water Multiplr: 1.00
IntFile : events.e
Quant Time: Oct 28 15:39 2021 Quant Results File: DOC1028.RES

Method : G:\APOLLO\DATA\211028\DOC1028.M (Chemstation Integrator)
Title : 8015 B&C
Last Update : Thu Oct 28 15:39:11 2021
Response via : Multiple Level Calibration

Volume Inj. : 2UL
Signal Phase : DB-5
Signal Info : FID02A

Compound	R.T.	Response	Conc Units
System Monitoring Compounds			
3) SA Ortho-Terphenyl(S)	7.53	75891940	12.133 ppb
Surrogate Spike 30.000		Recovery =	40.44%
4) SA Octacosane(S)	9.82	56888797	12.578 ppb
Surrogate Spike 30.000		Recovery =	41.93%
Target Compounds			
1) HATM Diesel (C10-C24)	6.49	1209470396	240.292 ppb
2) HBTM Motor Oil (C24-C40)	14.96	912296132	258.892 ppb

Target Compounds

Data File: G:\APOLLO\DATA\211028\1028006.D
Sample : DMO STD 4 10/28/21

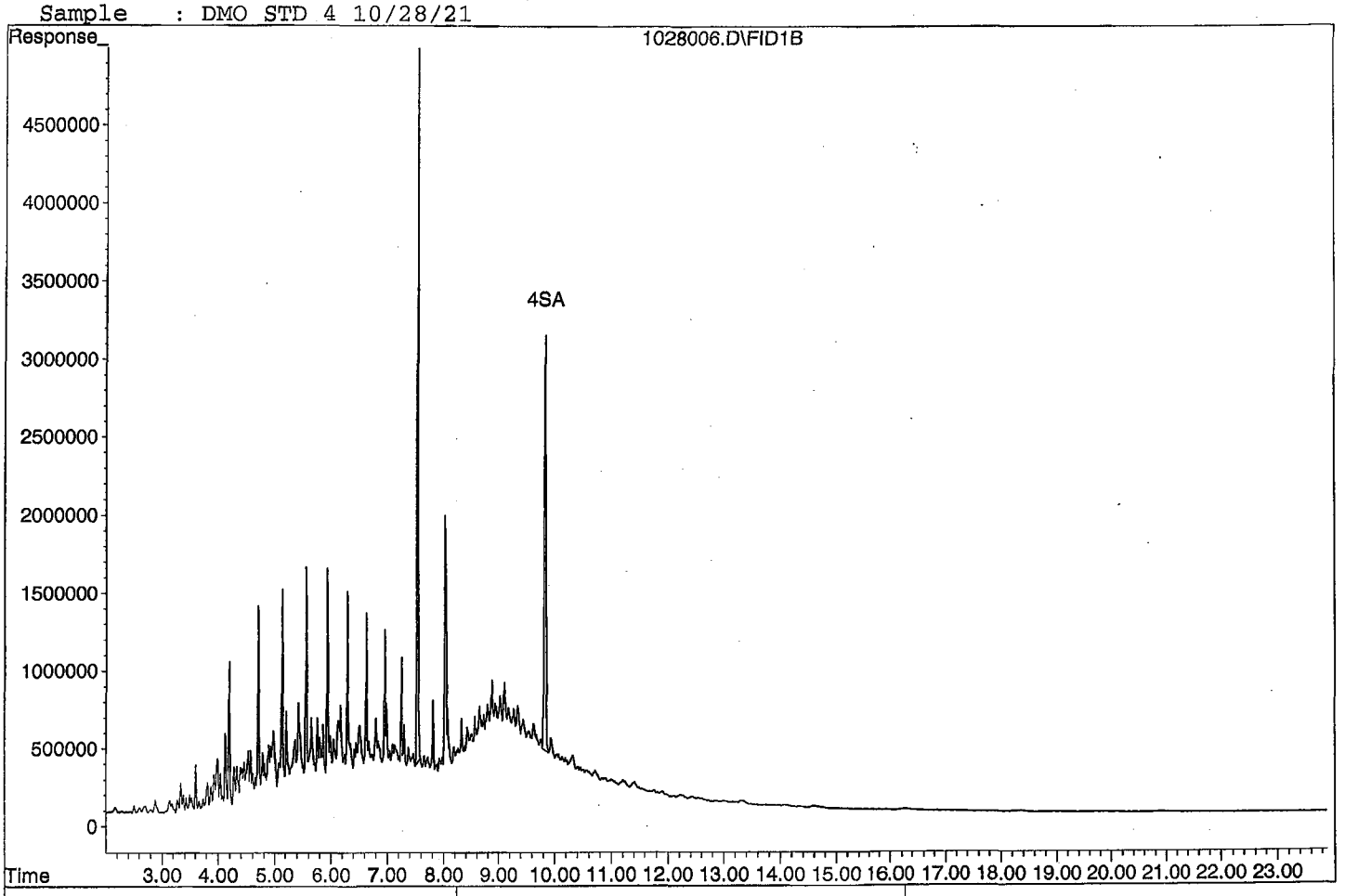

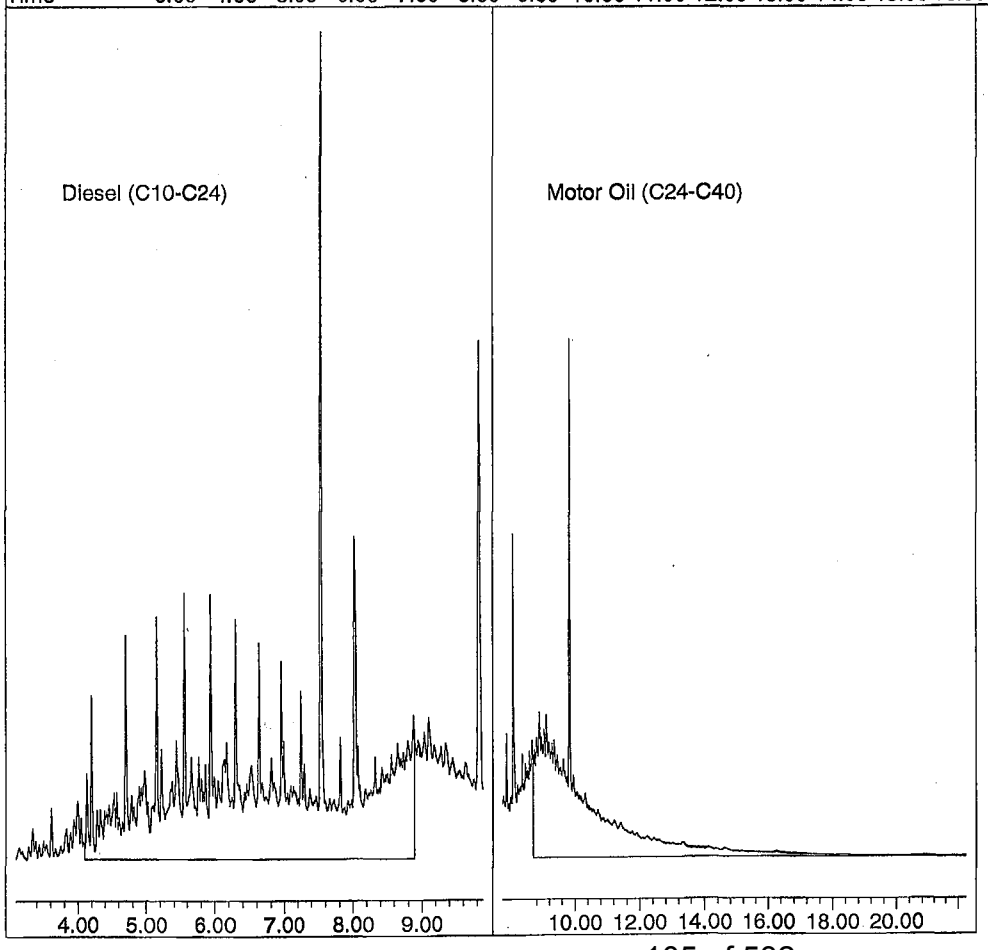

Quantitation Report (Not Reviewed)

Data File : G:\APOLLO\DATA\211028\1028007.D
Vial: 7
Acq On : 10-28-21 11:11:42
Operator: KA
Sample : DMO STD 5 10/28/21
Inst : Apollo
Misc : water
Multiplr: 1.00
IntFile : events.e
Quant Time: Oct 28 15:39 2021 Quant Results File: DOC1028.RES

Method : G:\APOLLO\DATA\211028\DOC1028.M (Chemstation Integrator)
Title : 8015 B&C
Last Update : Thu Oct 28 15:39:11 2021
Response via : Multiple Level Calibration

Volume Inj. : 2UL
Signal Phase : DB-5
Signal Info : FID02A

Compound	R.T.	Response	Conc Units
System Monitoring Compounds			
3) SA Ortho-Terphenyl(S)	7.54	292696553	46.794 ppb
Surrogate Spike 30.000		Recovery =	155.98%
4) SA Octacosane(S)	9.83	217041298	47.988 ppb
Surrogate Spike 30.000		Recovery =	159.96%
Target Compounds			
1) HATM Diesel (C10-C24)	6.49	4675985227	929.003 ppb
2) HBTM Motor Oil (C24-C40)	14.96	3391967397	989.959 ppb

Target Compounds

Quantitation Report

Data File: G:\APOLLO\DATA\211028\1028007.D
Sample : DMO STD 5 10/28/21

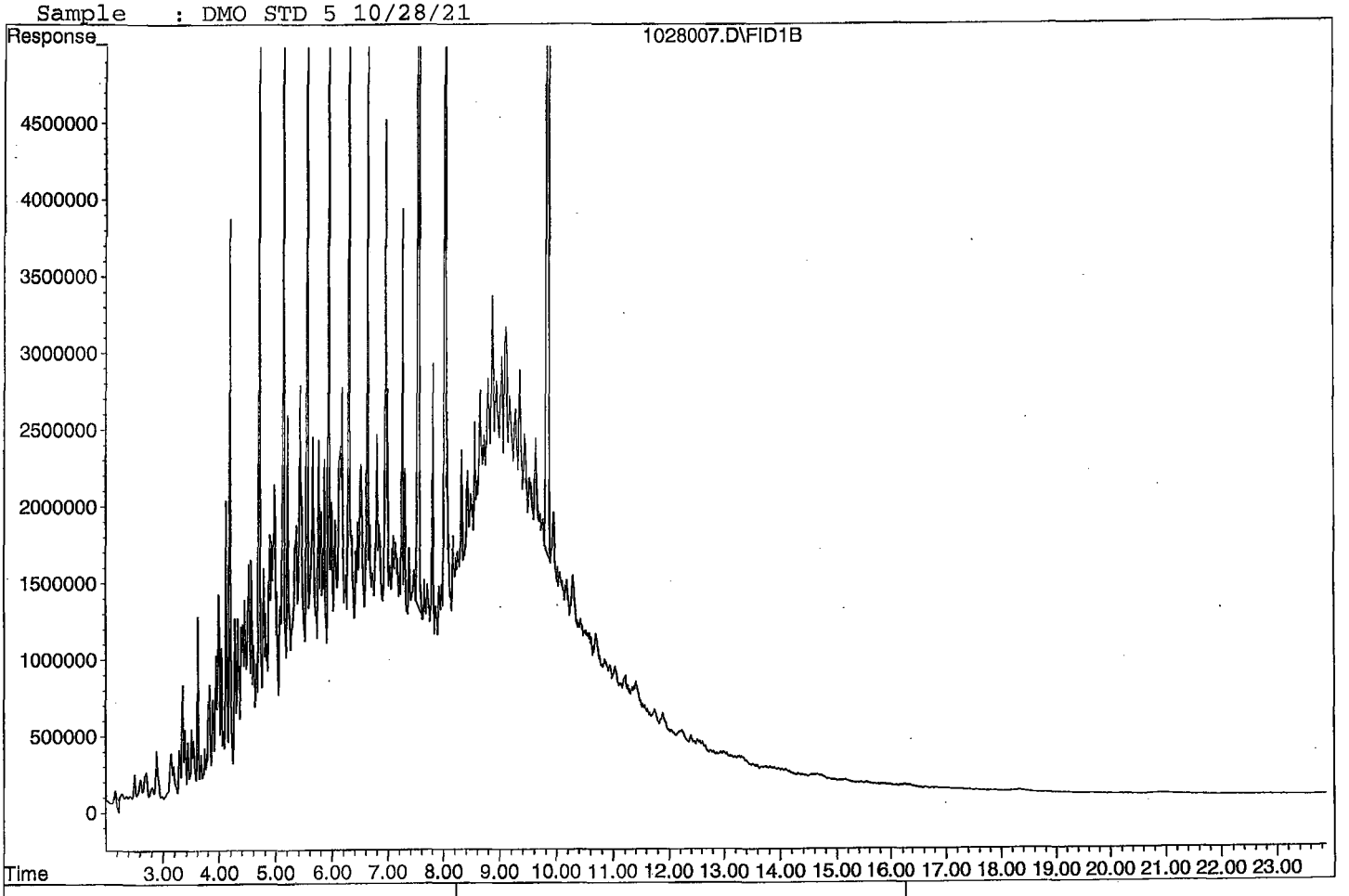

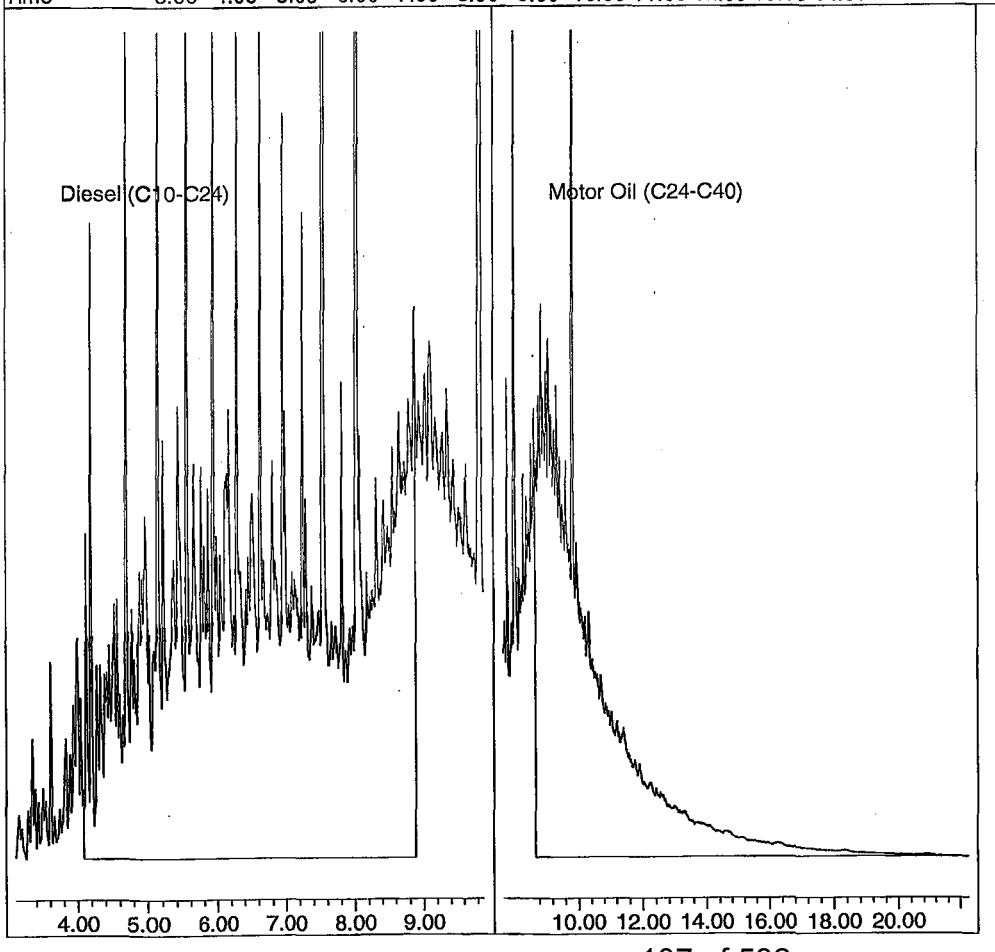

Quantitation Report (Not Reviewed)

Data File : G:\APOLLO\DATA\211028\1028008.D
Acq On : 10-28-21 11:39:55
Sample : DMO STD 6 10/28/21
Misc : water
IntFile : events.e
Quant Time: Oct 28 15:39 2021 Quant Results File: DOC1028.RES

Vial: 8
Operator: KA
Inst : Apollo
Multiplr: 1.00

Method : G:\APOLLO\DATA\211028\DOC1028.M (Chemstation Integrator)
Title : 8015 B&C
Last Update : Thu Oct 28 15:39:11 2021
Response via : Multiple Level Calibration

Volume Inj. : 2UL
Signal Phase : DB-5
Signal Info : FID02A

Compound	R.T.	Response	Conc Units
System Monitoring Compounds			
3) SA Ortho-Terphenyl(S)	7.54	435798382	69.672 ppb
Surrogate Spike 30.000		Recovery =	232.24%
4) SA Octacosane(S)	9.84	325688048	72.009 ppb
Surrogate Spike 30.000		Recovery =	240.03%
Target Compounds			
1) HATM Diesel (C10-C24)	6.49	7163144090	1423.140 ppb
2) HBTM Motor Oil (C24-C40)	14.96	5028351305	1472.405 ppb

Target Compounds

(f)=RT Delta > 1/2 Window (m)=manual int.

Data File: G:\APOLLO\DATA\211028\1028008.D
Sample : DMO STD 6 10/28/21

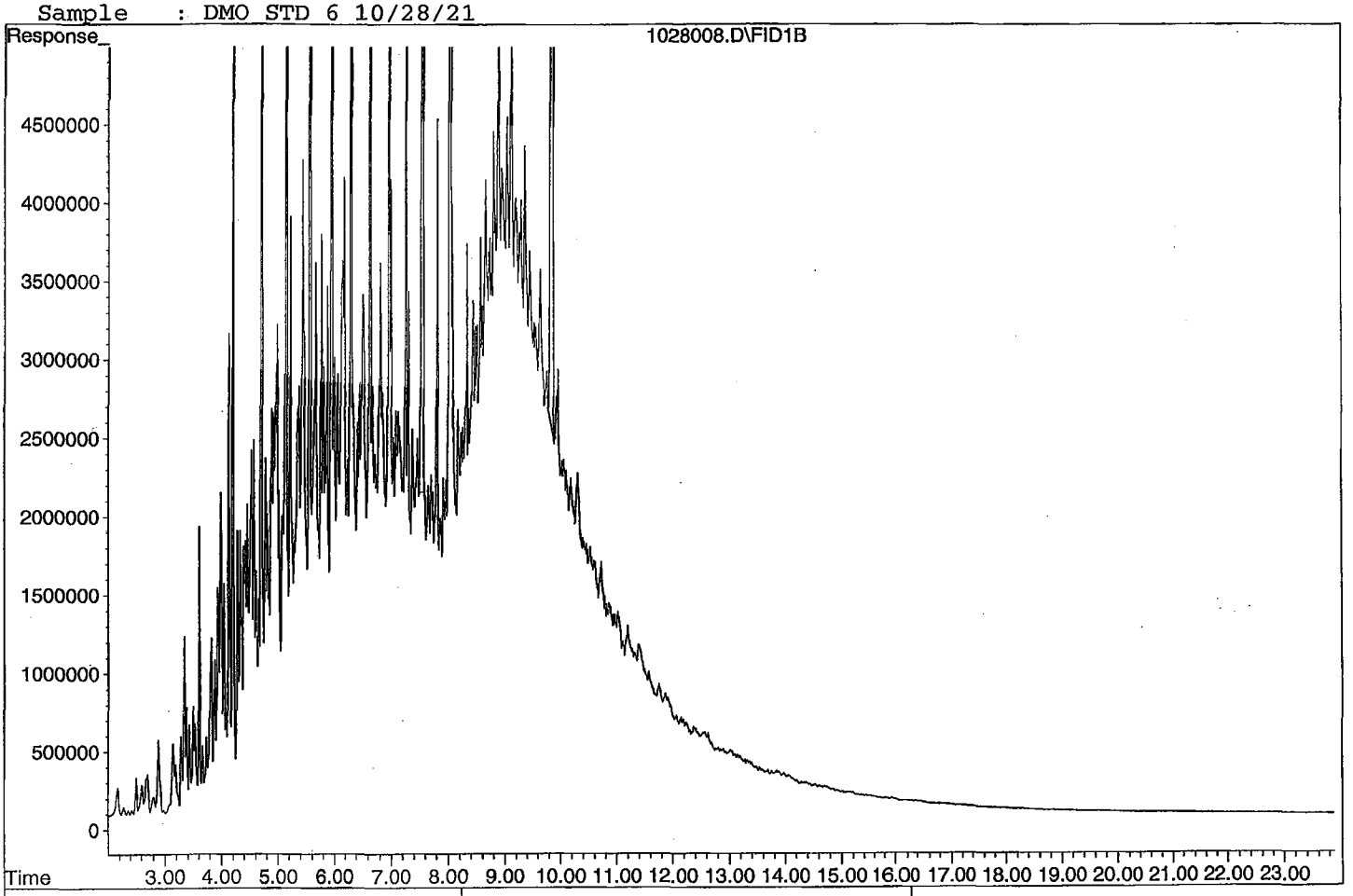

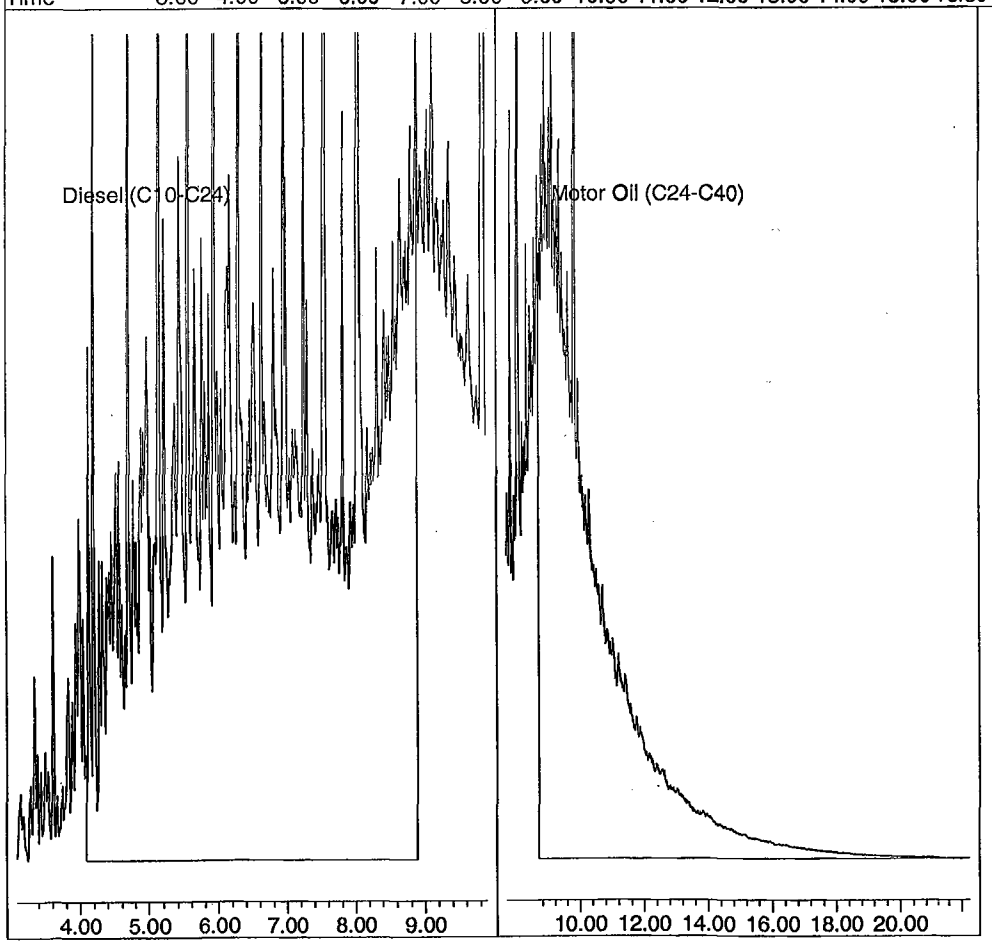

Quantitation Report (Not Reviewed)

Data File : G:\APOLLO\DATA\211028\1028009.D Vial: 9
Acq On : 10-28-21 12:08:10 Operator: KA
Sample : DMO STD 7 10/28/21 Inst : Apollo
Misc : water Multiplr: 1.00
IntFile : events.e
Quant Time: Oct 28 15:39 2021 Quant Results File: DOC1028.RES

Method : G:\APOLLO\DATA\211028\DOC1028.M (Chemstation Integrator)
Title : 8015 B&C
Last Update : Thu Oct 28 15:39:11 2021
Response via : Multiple Level Calibration

Volume Inj. : 2UL
Signal Phase : DB-5
Signal Info : FID02A

Compound	R.T.	Response	Conc Units
System Monitoring Compounds			
3) SA Ortho-Terphenyl(S)	7.54	617758709	98.762 ppb
Surrogate Spike 30.000		Recovery =	329.21%
4) SA Octacosane(S)	9.85	457331573	101.116 ppb
Surrogate Spike 30.000		Recovery =	337.05%
Target Compounds			
1) HATM Diesel (C10-C24)	6.49	10255165539	2037.448 ppb
2) HBTM Motor Oil (C24-C40)	14.96	6914631831	2028.526 ppb

Target Compounds

(f)=RT Delta > 1/2 Window (m)=manual int.

Quantitation Report

Data File: G:\APOLLO\DATA\211028\1028009.D
Sample : DMO STD 7 10/28/21

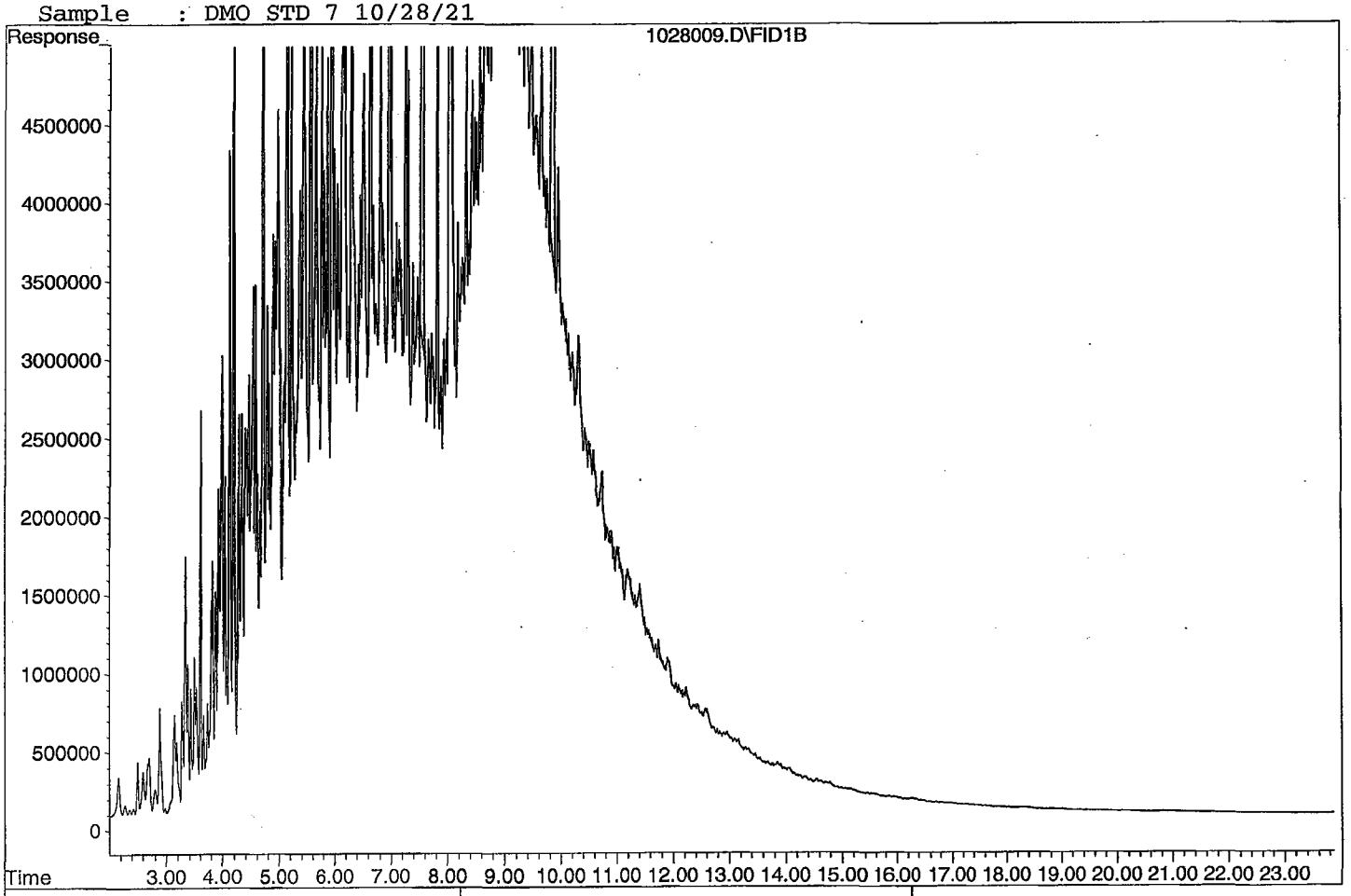

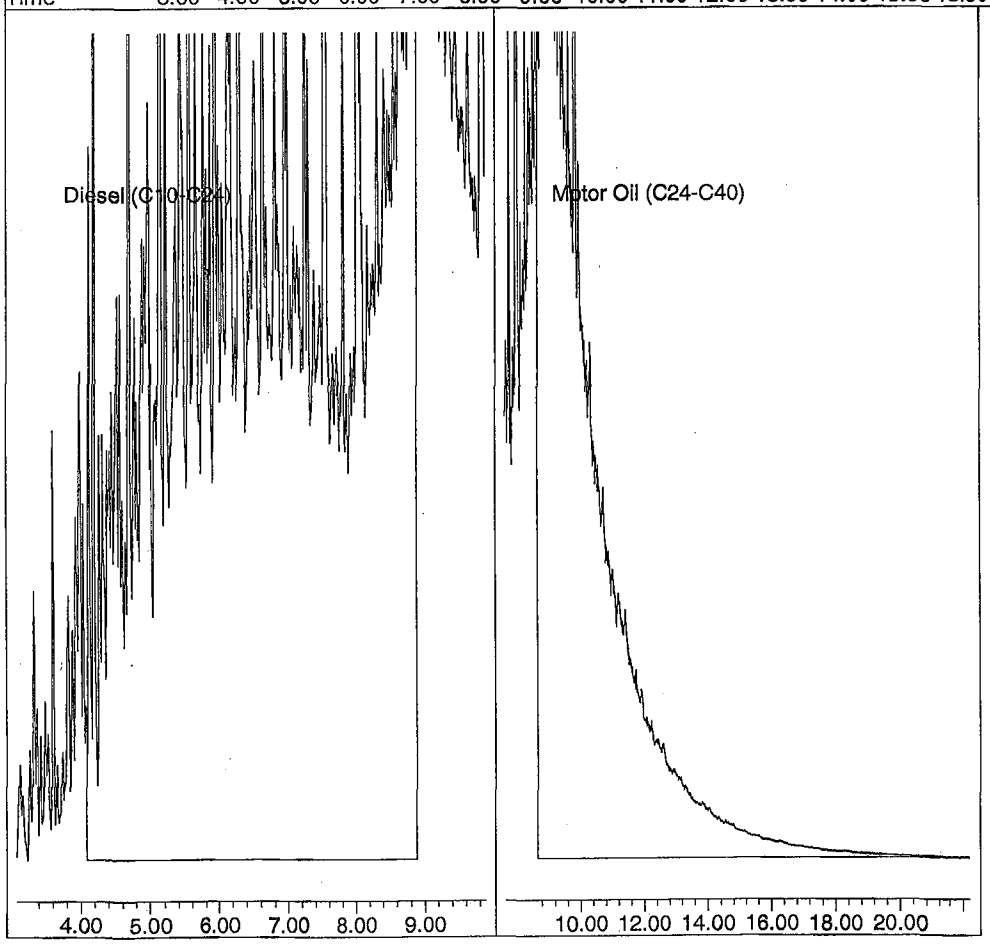

TPH Extractables
DOC1028

Form 7

Second Source Calibration

Lab Name: APPL, Inc.
Case No:
Matrix: Water

SDG No:
Date Analyzed: 10/28/2021
Instrument: Apollo
Initial Cal. Date: 10/28/2021
Data File: 1028010.D

		Compound	MEAN	CCRF	%D		%Drift
1	HATM	Diesel (C10-C24)	2516670	2266400	9.9	HATM	
2	HBTM	Motor Oil (C24-C40)	2492040	1663520	33	HBTML	5.9
3							
4							
5							
6							
7							
8							
9							
10							
11							
12							
13							
14							
15							
16							
17							
18							
19							
20							
21							
22							
23							
24							
25							
26							
27							
28							
29							
30							
31							
32							
33							
34							
35							
36							
37							
38							
39							
40							
		Average			21.5		

Quantitation Report (Not Reviewed)

Data File : G:\APOLLO\DATA\211028\1028010.D Vial: 10
Acq On : 10-28-21 12:36:26 Operator: KA
Sample : DMO Second Source 10/28/21 Inst : Apollo
Misc : water Multiplr: 1.00
IntFile : events.e
Quant Time: Oct 28 15:39 2021 Quant Results File: DOC1028.RES

Method : G:\APOLLO\DATA\211028\DOC1028.M (Chemstation Integrator)
Title : 8015 B&C
Last Update : Thu Oct 28 15:39:11 2021
Response via : Multiple Level Calibration

Volume Inj. : 2UL
Signal Phase : DB-5
Signal Info : FID02A

Compound	R.T.	Response	Conc Units
System Monitoring Compounds			
3) SA Ortho-Terphenyl(S)	7.53	4250105	0.679 ppb
Surrogate Spike 30.000	Recovery	=	2.26%
4) SA Octacosane(S)	9.83	-3553	N.D. ppb
Surrogate Spike 30.000	Recovery	=	0.00%
Target Compounds			
1) HATM Diesel (C10-C24)	6.49	1133202337	225.139 ppb
2) HBTM Motor Oil (C24-C40)	14.96	831758038	235.148 ppb

Target Compounds

(f)=RT Delta > 1/2 Window (m)=manual int.

1028010.D DOC1028.M Thu Oct 28 15:42:42 2021

Quantitation Report

Data File: G:\APOLLO\DATA\211028\1028010.D
Sample : DMO Second Source 10/28/21

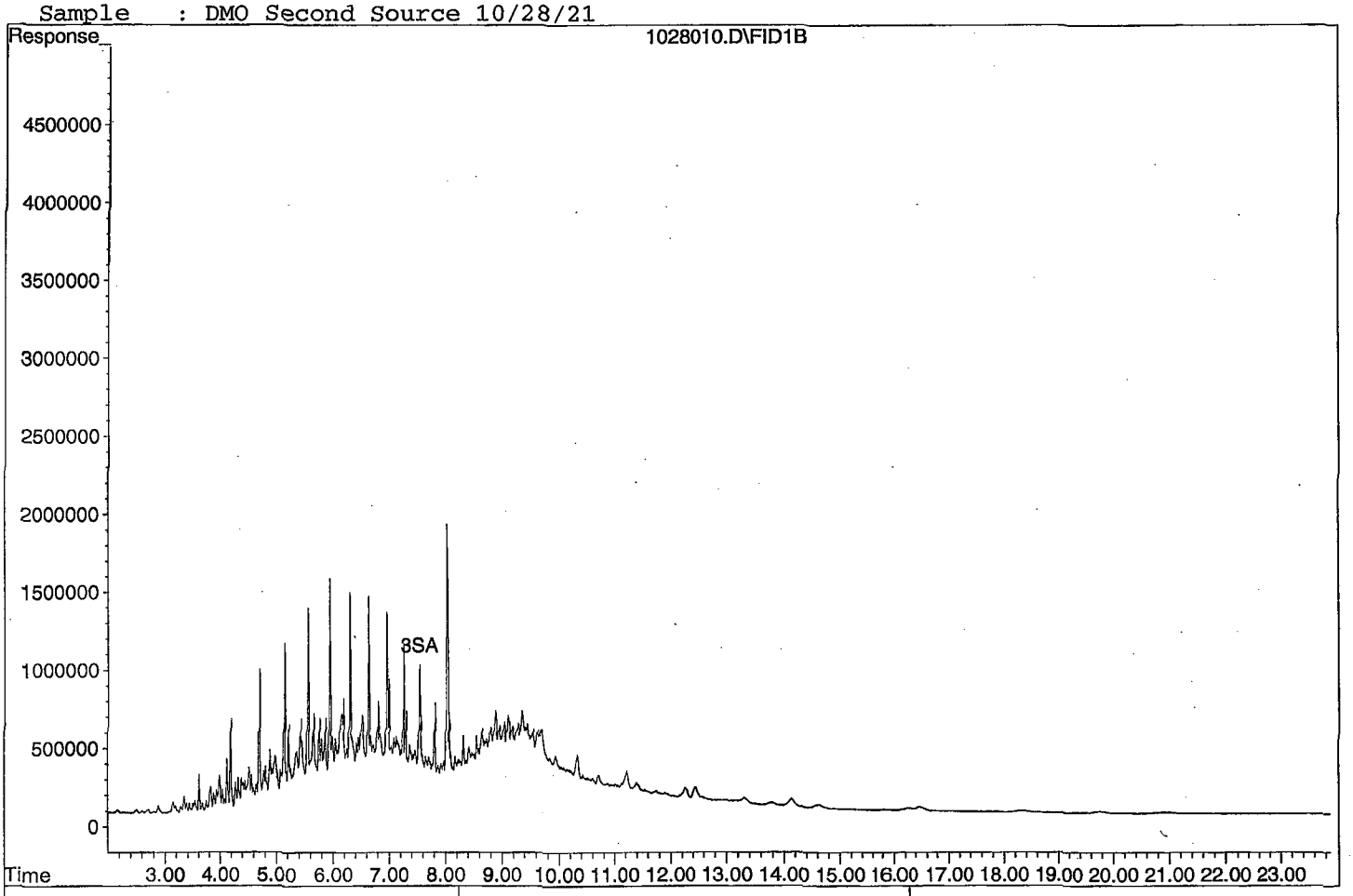

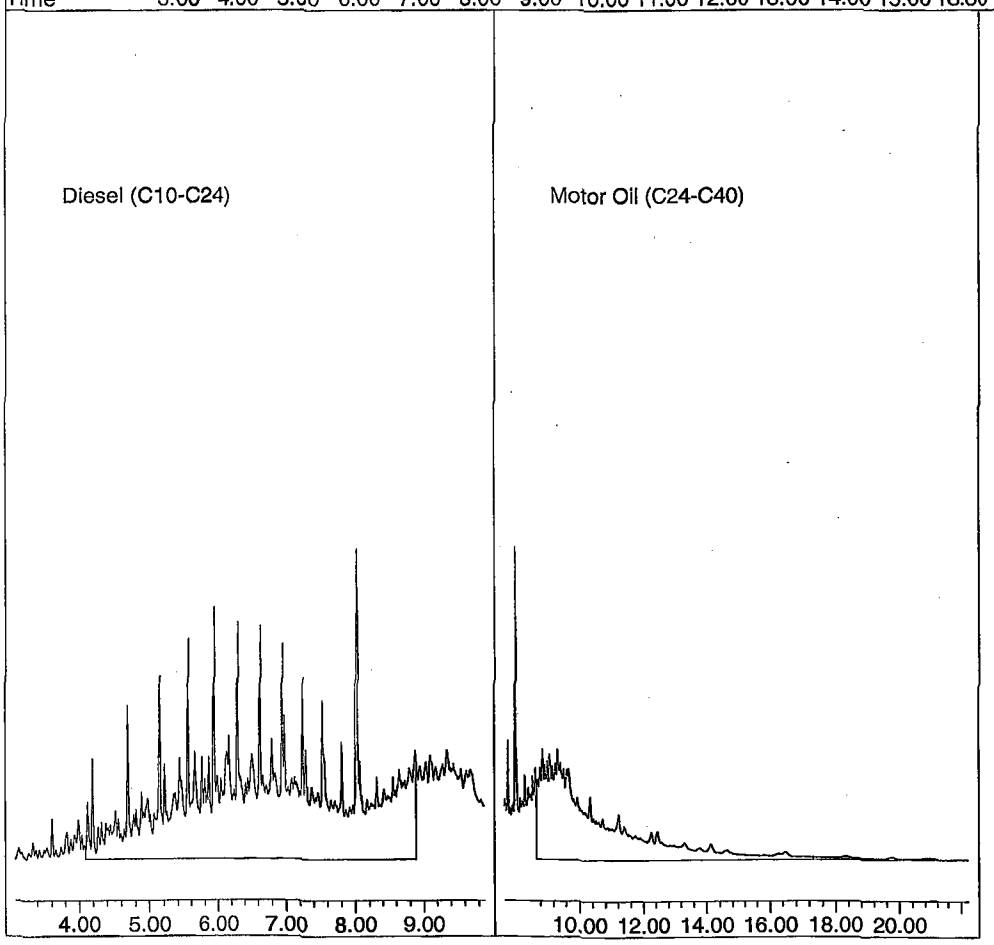

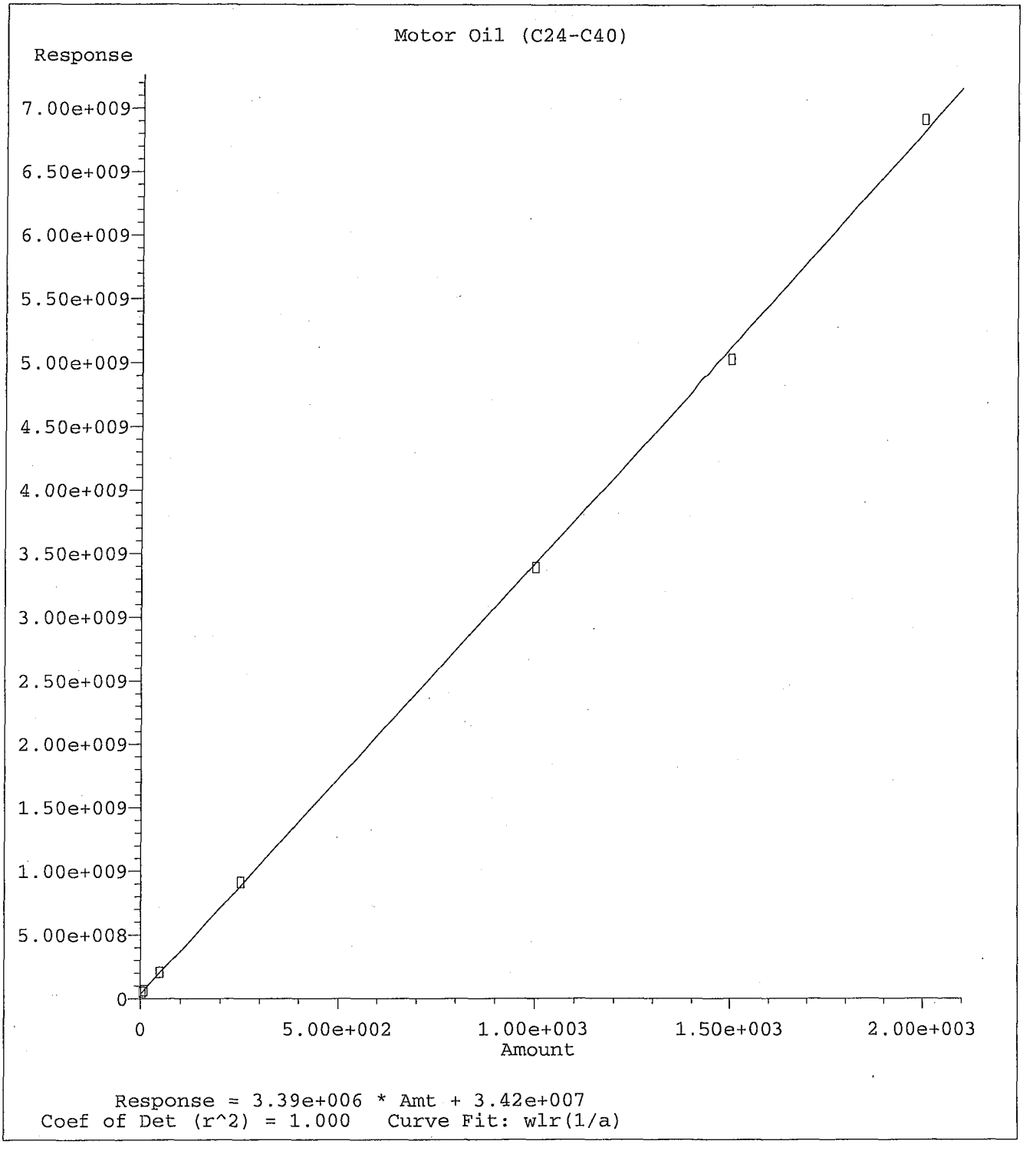

Method Name: G:\APOLLO\DATA\211028\DOC1028.M
Calibration Table Last Updated: Thu Oct 28 15:37:06 2021

TPH Extractables
DOC1028

Form 7

Continuing Calibration

Lab Name: APPL, Inc.
Case No:
Matrix: Water

SDG No:
Date Analyzed: 11/3/2021
Instrument: Apollo
Initial Cal. Date: 10/28/2021
Data File: 1101110.D

		Compound	MEAN	CCRF	%D		%Drift
1	HATM	Diesel (C10-C24)	2516670	2314530	8.0	HATM	
2	HBTM	Motor Oil (C24-C40)	2492040	1726060	31	HBTML	2.3
3	SA	Ortho-Terphenyl(S)	3127510	2947340	5.8	SA	
4	SA	Octacosane(S)	2261430	2160030	4.5	SA	
5							
6							
7							
8							
9							
10							
11							
12							
13							
14							
15							
16							
17							
18							
19							
20							
21							
22							
23							
24							
25							
26							
27							
28							
29							
30							
31							
32							
33							
34							
35							
36							
37							
38							
39							
40							
		Average			12.3		

Quantitation Report (Not Reviewed)

Data File : G:\APOLLO\DATA\211101\1101110.D
Vial: 10
Acq On : 11-3-21 20:21:54
Operator: KA
Sample : DMO LVL 4 CCV 10/27/21
Inst : Apollo
Misc : Water
Multiplr: 1.00
IntFile : events.e
Quant Time: Nov 4 7:18 2021 Quant Results File: DOC1028.RES

Method : G:\APOLLO\DATA\211028\DOC1028.M (Chemstation Integrator)
Title : 8015 B&C
Last Update : Fri Nov 12 17:24:42 2021
Response via : Multiple Level Calibration

Volume Inj. : 2UL
Signal Phase : DB-5
Signal Info : FID02A

Compound	R.T.	Response	Conc Units
System Monitoring Compounds			
3) SA Ortho-Terphenyl(S)	7.51	73683617	11.780 ppb
Surrogate Spike 30.000		Recovery =	39.27%
4) SA Octacosane(S)	9.78	54000783	11.940 ppb
Surrogate Spike 30.000		Recovery =	39.80%
Target Compounds			
1) HATM Diesel (C10-C24)	6.49	1157264370	229.920 ppb
2) HBTM Motor Oil (C24-C40)	14.96	863028447	244.367 ppb

Target Compounds

Quantitation Report

Data File: G:\APOLLO\DATA\211101\1101110.D
Sample : DMO LVL 4 CCV 10/27/21

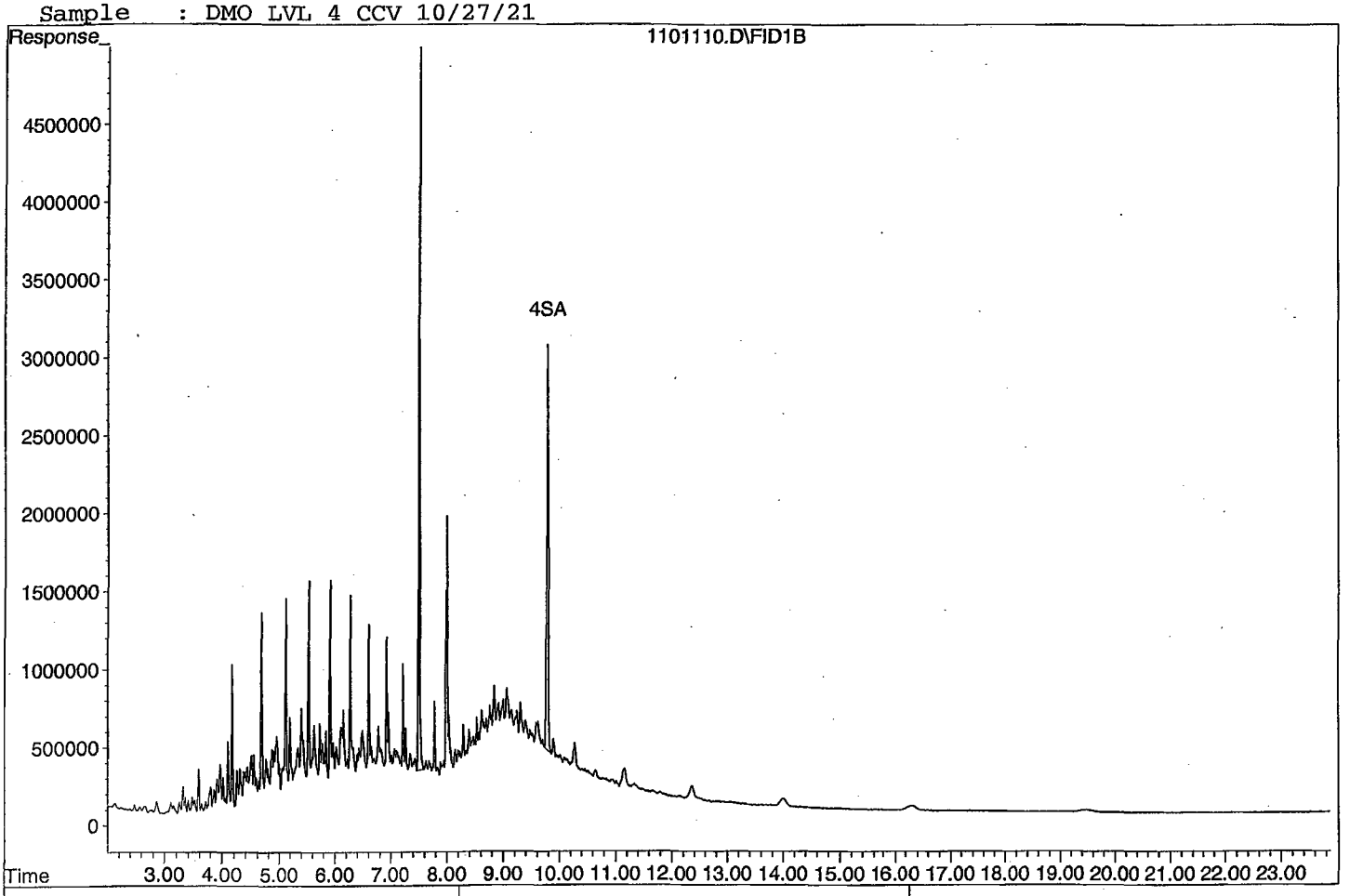

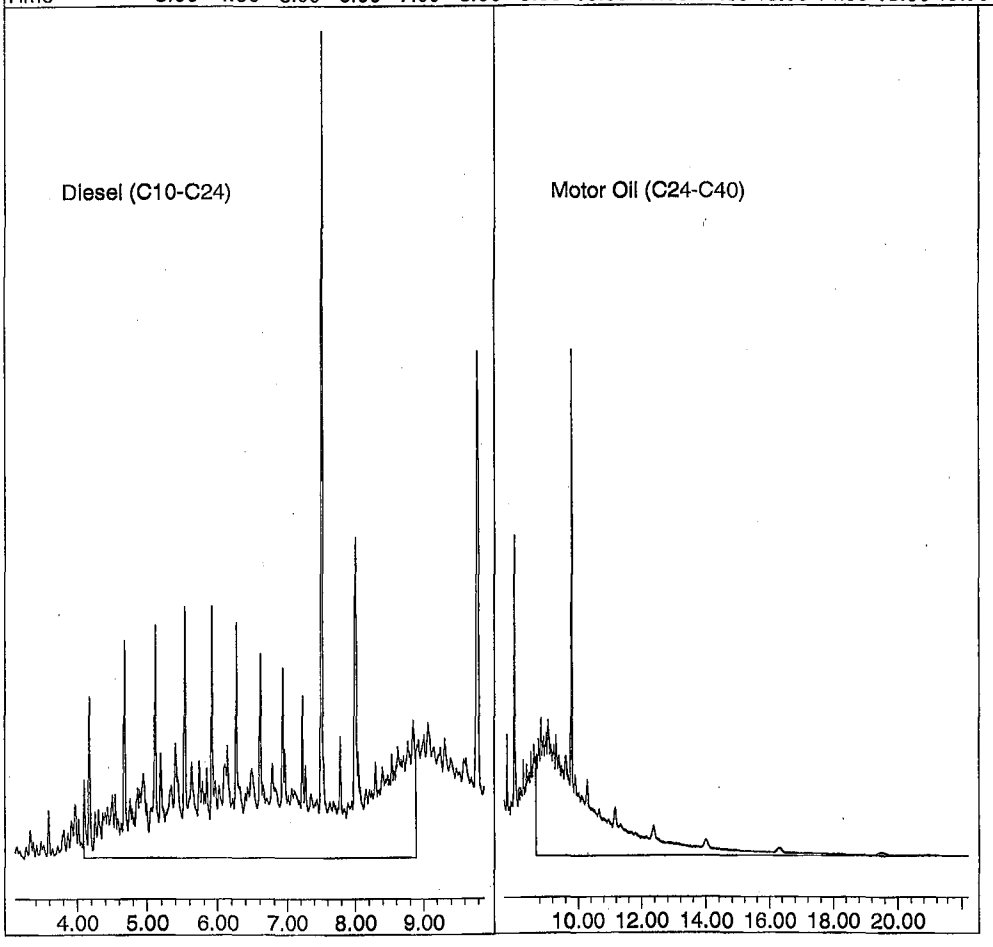

TPH Extractables
DOC1028

Form 7

Continuing Calibration

Lab Name: APPL, Inc.
Case No:
Matrix: Water

SDG No:
Date Analyzed: 11/4/2021
Instrument: Apollo
Initial Cal. Date: 10/28/2021
Data File: 1101125.D

		Compound	MEAN	CCRF	%D		%Drift
1	HATM	Diesel (C10-C24)	2516670	2519000	0.09	HATM	
2	HBTM	Motor Oil (C24-C40)	2492040	1824420	27	HBTML	3.5
3	SA	Ortho-Terphenyl(S)	3127510	3195930	2.2	SA	
4	SA	Octacosane(S)	2261430	2342550	3.6	SA	
5							
6							
7							
8							
9							
10							
11							
12							
13							
14							
15							
16							
17							
18							
19							
20							
21							
22							
23							
24							
25							
26							
27							
28							
29							
30							
31							
32							
33							
34							
35							
36							
37							
38							
39							
40							
		Average			8.2		

Quantitation Report (Not Reviewed)

Data File : G:\APOLLO\DATA\211101\1101125.D Vial: 25
Acq On : 11-4-21 3:23:33 Operator: KA
Sample : DMO LVL 4 CCV 10/27/21 Inst : Apollo
Misc : water Multiplr: 1.00
IntFile : events.e
Quant Time: Nov 4 7:19 2021 Quant Results File: DOC1028.RES

Method : G:\APOLLO\DATA\211028\DOC1028.M (Chemstation Integrator)
Title : 8015 B&C
Last Update : Fri Nov 12 17:24:42 2021
Response via : Multiple Level Calibration

Volume Inj. : 2UL
Signal Phase : DB-5
Signal Info : FID02A

Compound	R.T.	Response	Conc Units
System Monitoring Compounds			
3) SA Ortho-Terphenyl(S)	7.51	79898160	12.773 ppb
Surrogate Spike 30.000		Recovery =	42.58%
4) SA Octacosane(S)	9.78	58563871	12.948 ppb
Surrogate Spike 30.000		Recovery =	43.16%
Target Compounds			
1) HATM Diesel (C10-C24)	6.49	1259499160	250.231 ppb
2) HBTM Motor Oil (C24-C40)	14.96	912207908	258.866 ppb

Target Compounds

Data File: G:\APOLLO\DATA\211101\1101125.D
Sample : DMO LVL 4 CCV 10/27/21

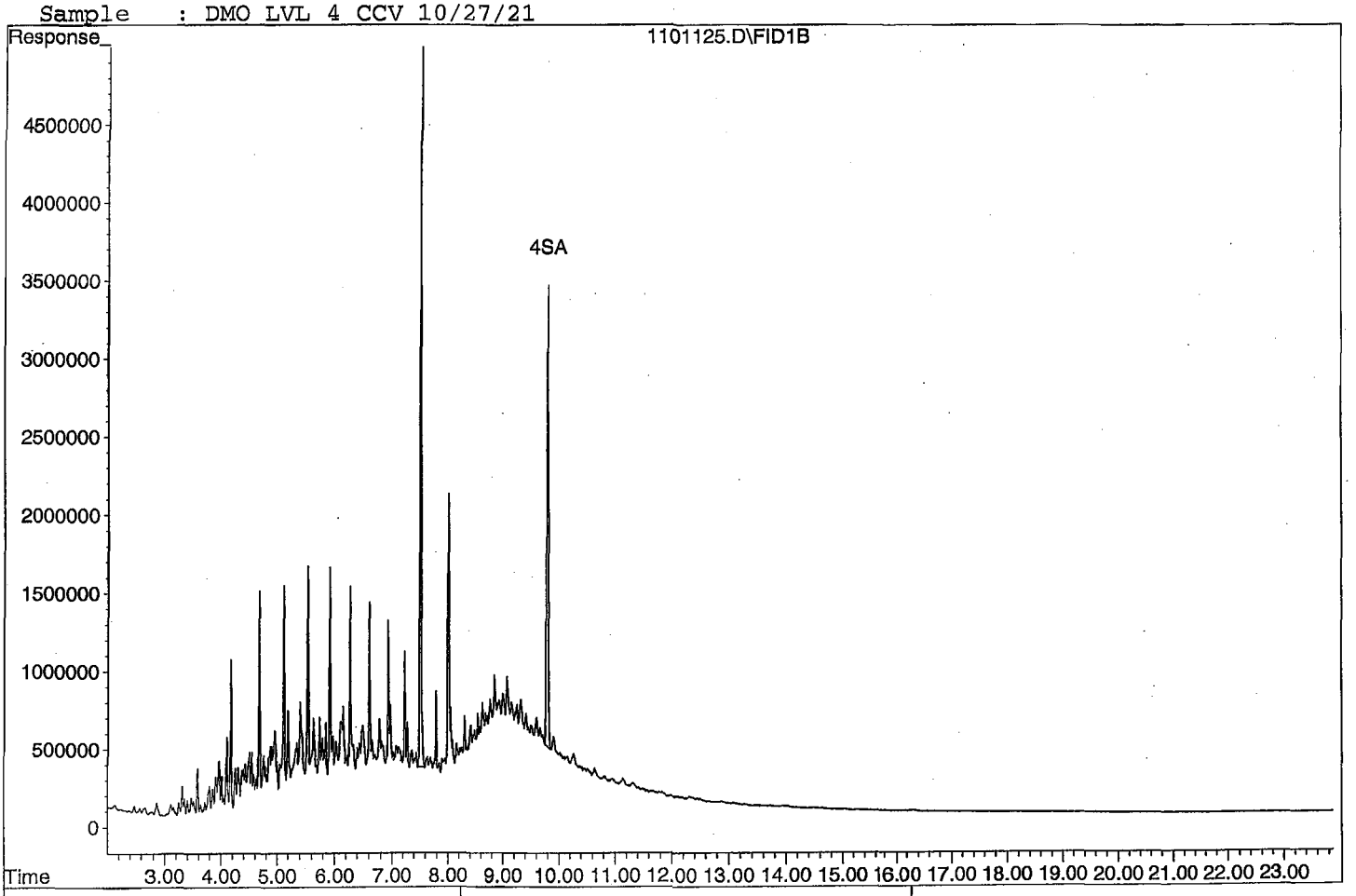

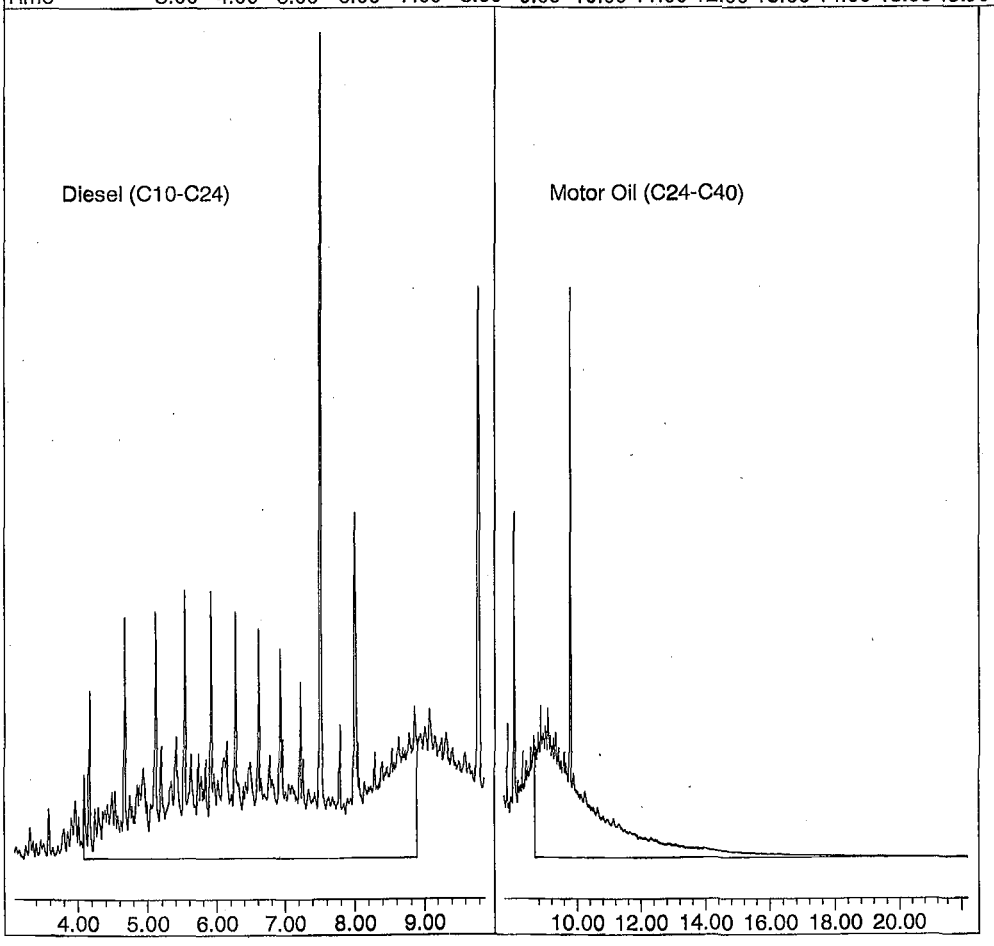

TPH Extractables
DOC1028

Form 7

Continuing Calibration

Lab Name: APPL, Inc.
Case No:
Matrix: Water

SDG No:
Date Analyzed: 11/4/2021
Instrument: Apollo
Initial Cal. Date: 10/28/2021
Data File: 1101129.D

		Compound	MEAN	CCRF	%D		%Drift
1	HATM	Diesel (C10-C24)	2516670	2454840	2.5	HATM	
2	HBTM	Motor Oil (C24-C40)	2492040	2040840	18	HBTML	16
3	SA	Ortho-Terphenyl(S)	3127510	3104840	0.72	SA	
4	SA	Octacosane(S)	2261430	2273210	0.52	SA	
5							
6							
7							
8							
9							
10							
11							
12							
13							
14							
15							
16							
17							
18							
19							
20							
21							
22							
23							
24							
25							
26							
27							
28							
29							
30							
31							
32							
33							
34							
35							
36							
37							
38							
39							
40							
		Average			5.4		

Quantitation Report (Not Reviewed)

Data File : G:\APOLLO\DATA\211101\1101129.D Vial: 29
Acq On : 11-4-21 5:15:42 Operator: KA
Sample : DMO LVL 4 CCV 10/27/21 Inst : Apollo
Misc : water Multiplr: 1.00
IntFile : events.e
Quant Time: Nov 4 7:20 2021 Quant Results File: DOC1028.RES

Method : G:\APOLLO\DATA\211028\DOC1028.M (Chemstation Integrator)
Title : 8015 B&C
Last Update : Fri Nov 12 17:24:42 2021
Response via : Multiple Level Calibration

Volume Inj. : 2UL
Signal Phase : DB-5
Signal Info : FID02A

Compound	R.T.	Response	Conc Units
System Monitoring Compounds			
3) SA Ortho-Terphenyl(S)	7.50	77620909	12.409 ppb
Surrogate Spike 30.000		Recovery =	41.36%
4) SA Octacosane(S)	9.78	56830369	12.565 ppb
Surrogate Spike 30.000		Recovery =	41.88%
Target Compounds			
1) HATM Diesel (C10-C24)	6.49	1227417748	243.858 ppb
2) HBTM Motor Oil (C24-C40)	14.96	1020417608	290.769 ppb

Target Compounds

Data File: G:\APOLLO\DATA\211101\1101129.D
Sample : DMO LVL 4 CCV 10/27/21

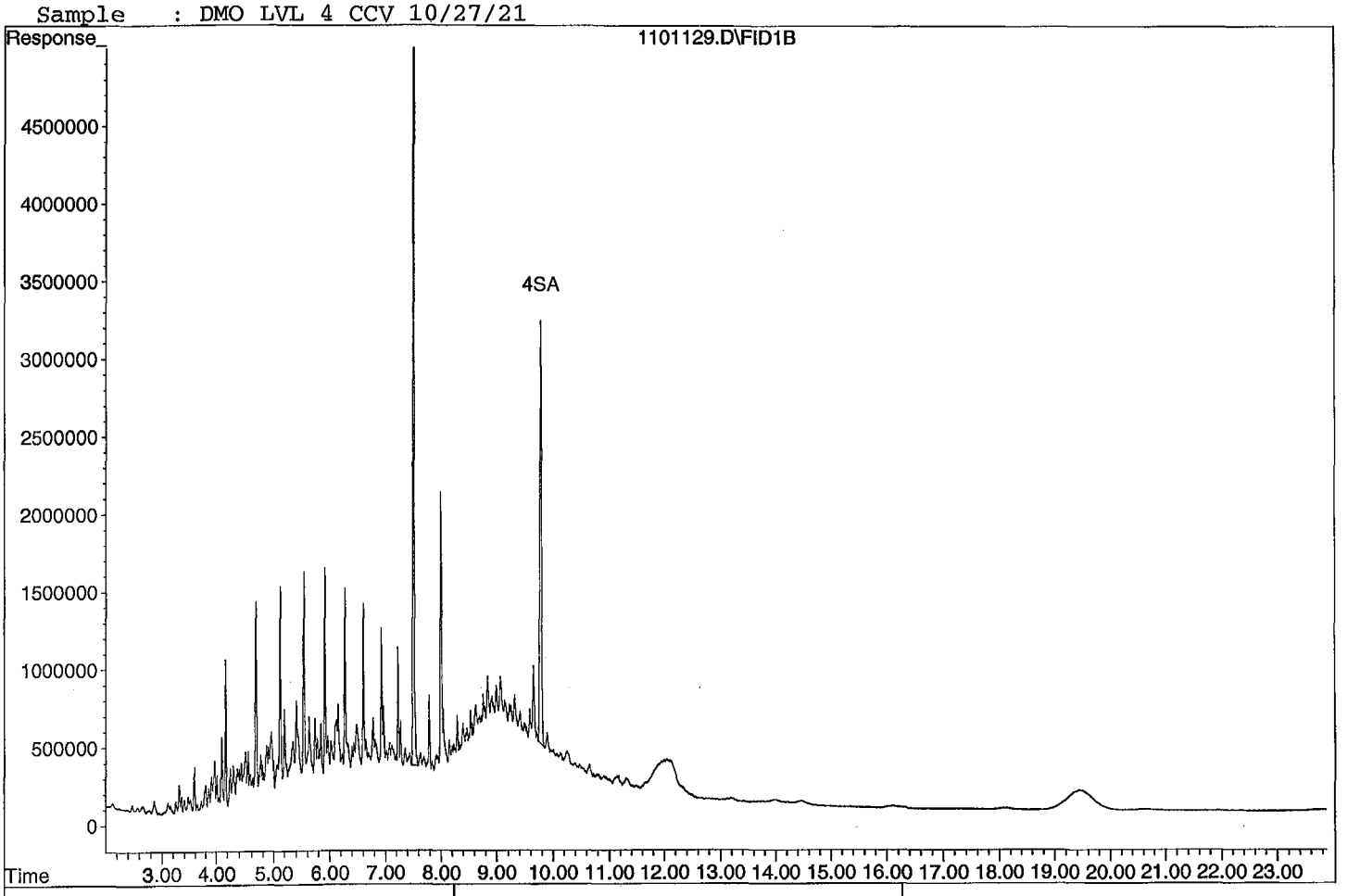

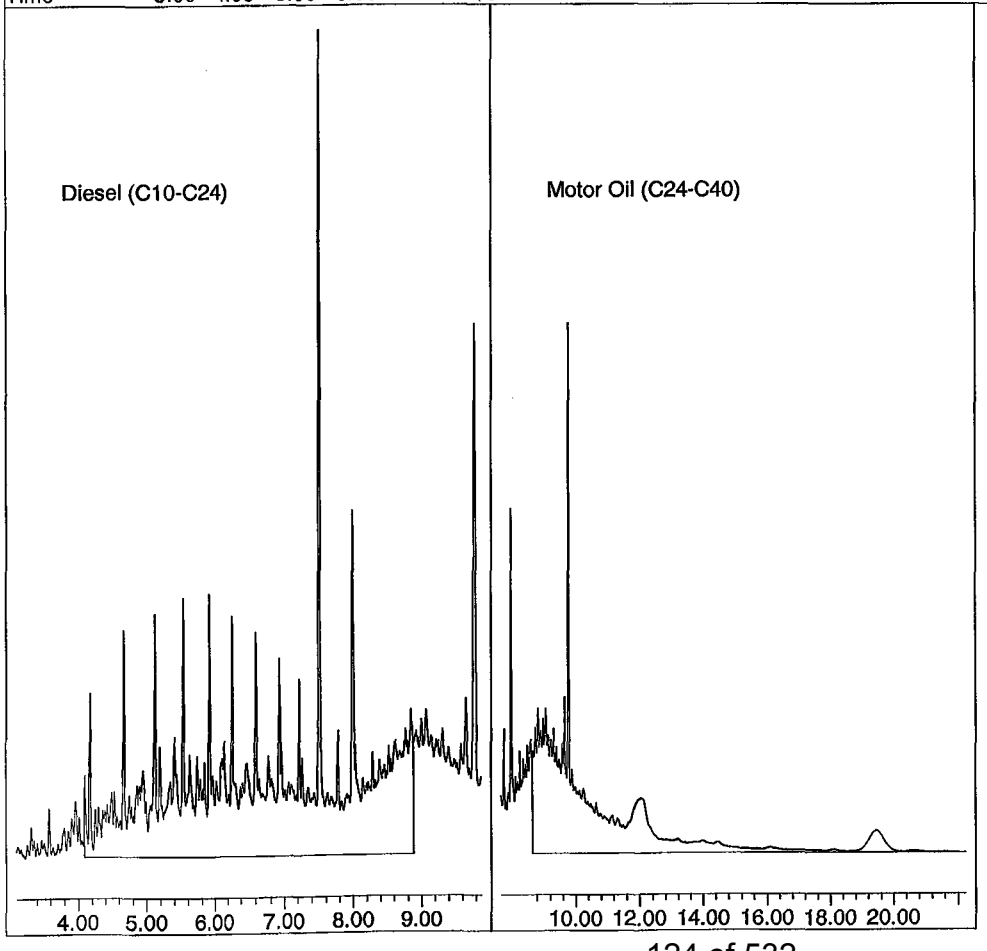

ORGANICS
Raw Data

Quantitation Report (QT Reviewed)

Data File : G:\APOLLO\DATA\211101\1101122.D Vial: 22
Acq On : 11-4-21 1:59:21 Operator: KA
Sample : BA44459W09 5/1030 Inst : Apollo
Misc : water Multiplr: 4.85
IntFile : events.e
Quant Time: Nov 12 17:28 2021 Quant Results File: DOC1028.RES

Method : G:\APOLLO\DATA\211028\DOC1028.M (Chemstation Integrator)
Title : 8015 B&C
Last Update : Fri Nov 12 17:24:42 2021
Response via : Multiple Level Calibration

Volume Inj. : 2UL
Signal Phase : DB-5
Signal Info : FID02A

Compound	R.T.	Response	Conc Units
System Monitoring Compounds			
3) SA Ortho-Terphenyl(S)	7.51	135461505	105.129 ppb
Surrogate Spike 145.631		Recovery =	72.19%
4) SA Octacosane(S)	9.78	124496466	133.622 ppb
Surrogate Spike 145.631		Recovery =	91.75%
Target Compounds			
1) HATM Diesel (C10-C24)	6.49	441544527	425.845 ppb
2) HBTM Motor Oil (C24-C40)	14.96	153439303	170.695 ppb

Target Compounds

Quantitation Report

Data File: G:\APOLLO\DATA\211101\1101122.D
Sample : BA44459W09 5/1030

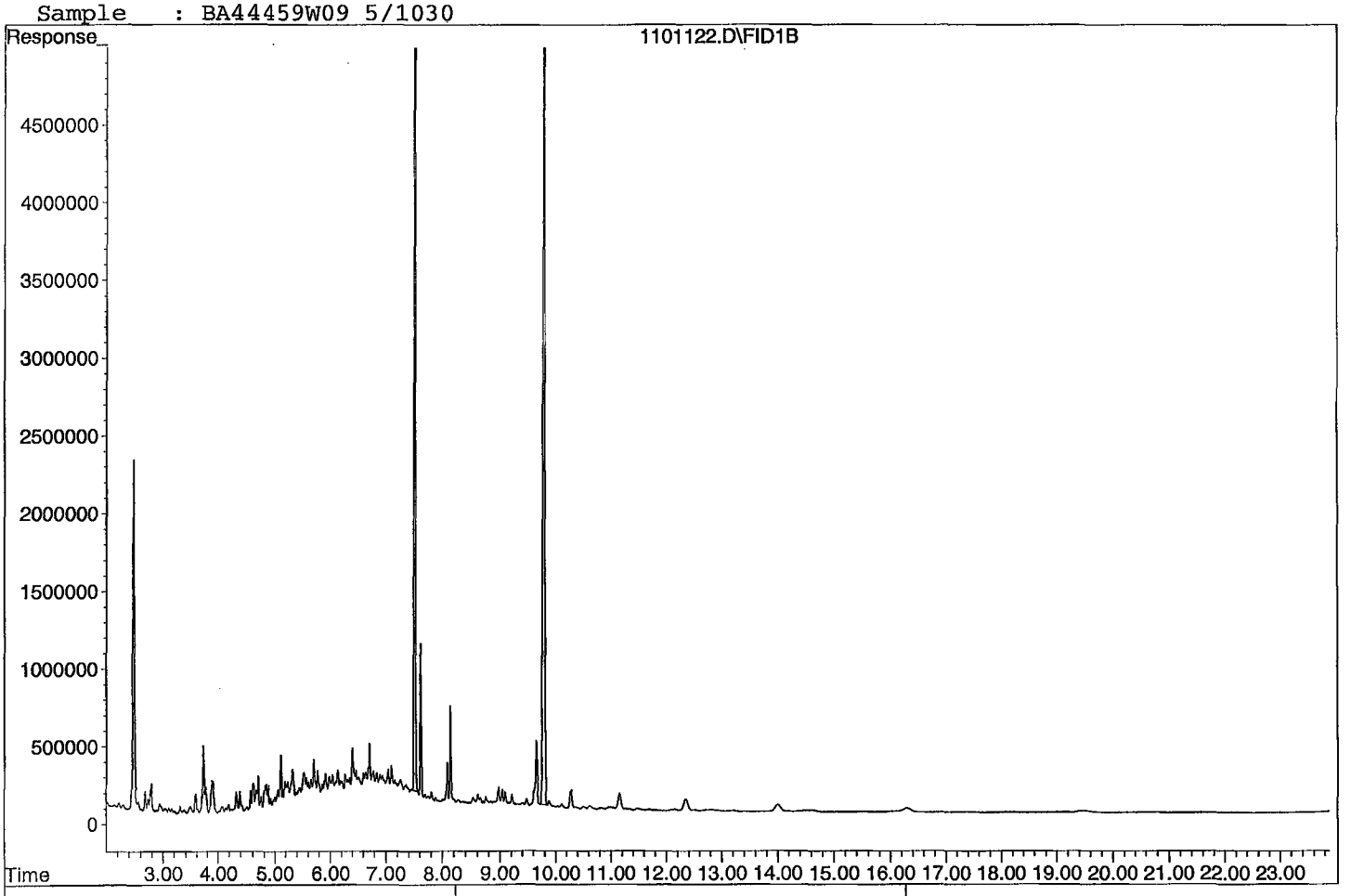

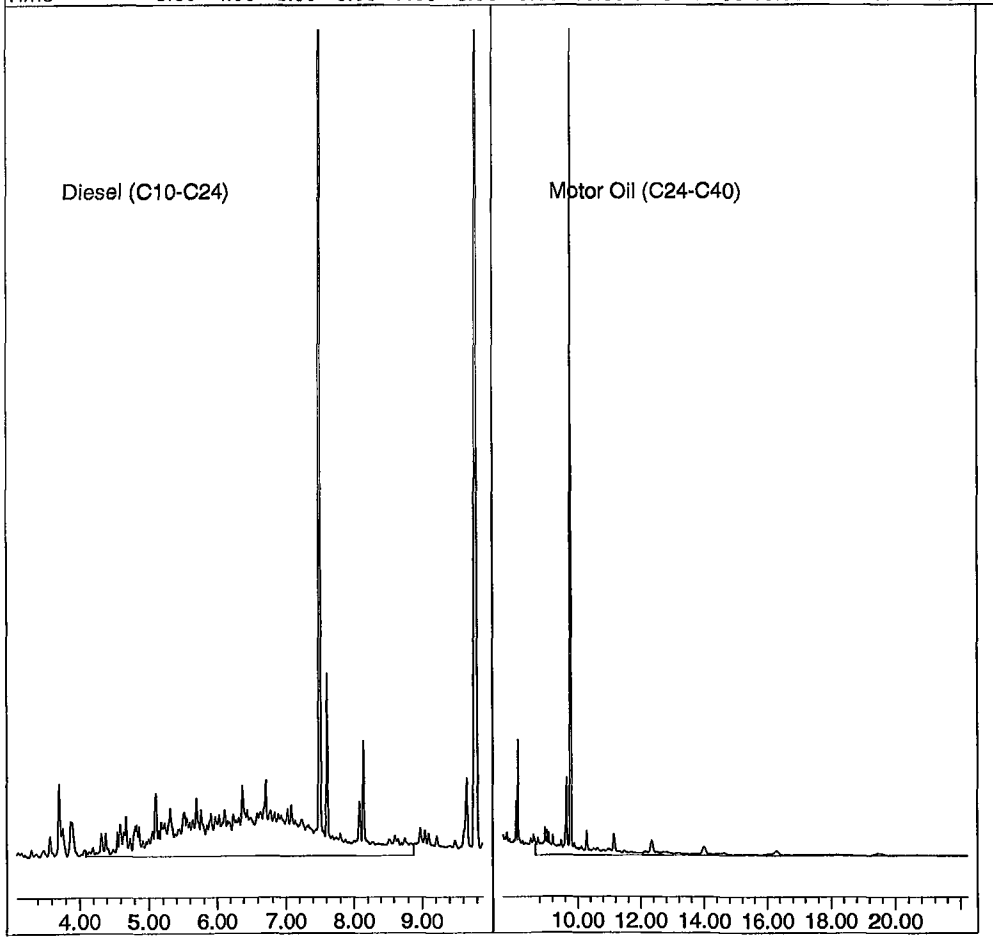

Quantitation Report (QT Reviewed)

Data File : G:\APOLLO\DATA\211101\1101123.D Vial: 23
Acq On : 11-4-21 2:27:25 Operator: KA
Sample : BA44461W09 5/980 Inst : Apollo
Misc : water Multiplr: 5.10
IntFile : events.e
Quant Time: Nov 12 17:28 2021 Quant Results File: DOC1028.RES

Method : G:\APOLLO\DATA\211028\DOC1028.M (Chemstation Integrator)
Title : 8015 B&C
Last Update : Fri Nov 12 17:24:42 2021
Response via : Multiple Level Calibration

Volume Inj. : 2UL
Signal Phase : DB-5
Signal Info : FID02A

Compound	R.T.	Response	Conc Units
System Monitoring Compounds			
3) SA Ortho-Terphenyl(S)	7.51	137706228	112.323 ppb
Surrogate Spike 153.061		Recovery =	73.38%
4) SA Octacosane(S)	9.79	121438862	136.990 ppb
Surrogate Spike 153.061		Recovery =	89.50%
Target Compounds			
1) HATM Diesel (C10-C24)	6.49	2927672466	2967.633 ppb
2) HBTM Motor Oil (C24-C40)	14.96	239941828	309.521 ppb

Target Compounds

Quantitation Report

Data File: G:\APOLLO\DATA\211101\1101123.D
Sample : BA44461W09 5/980

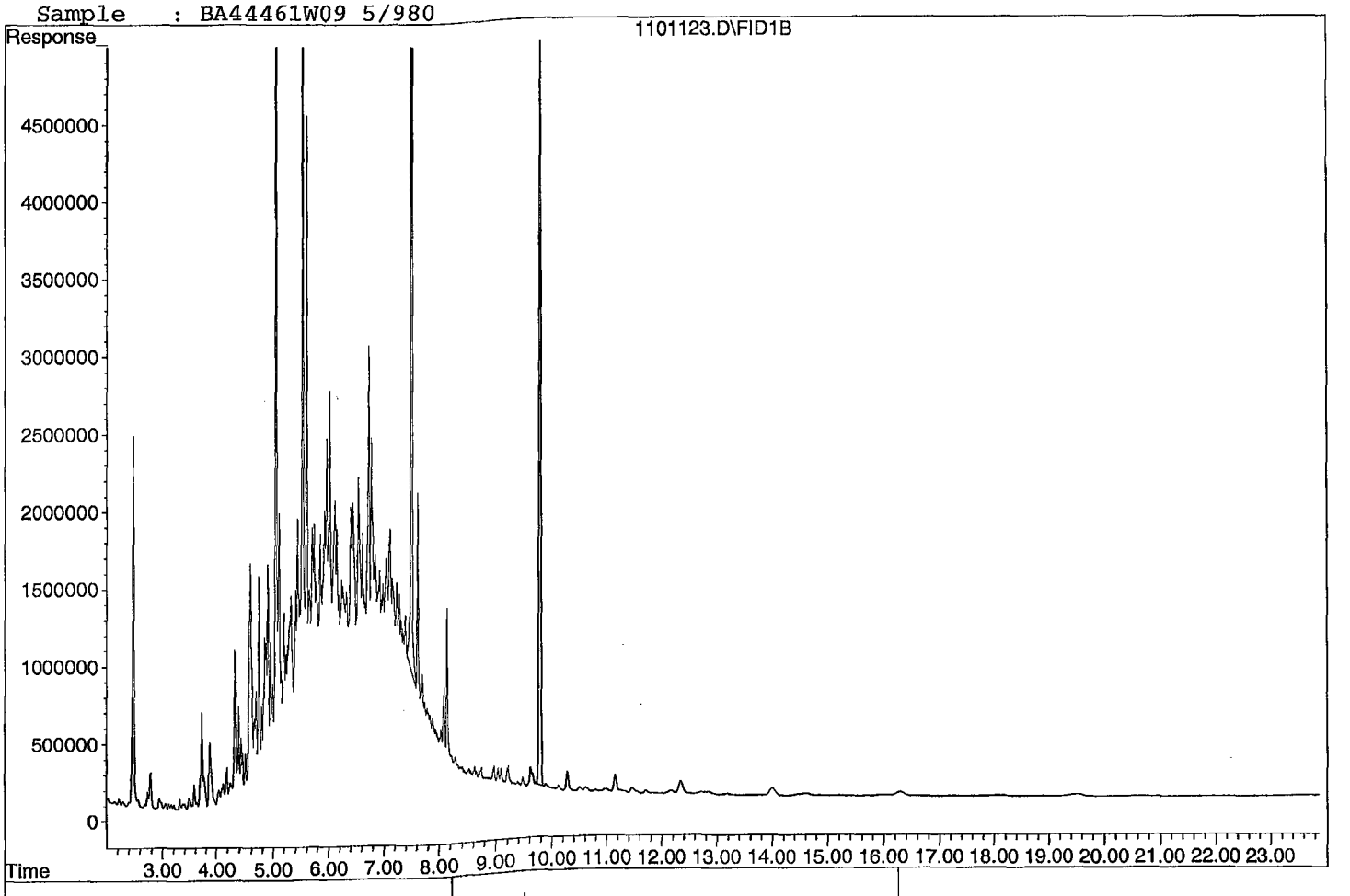

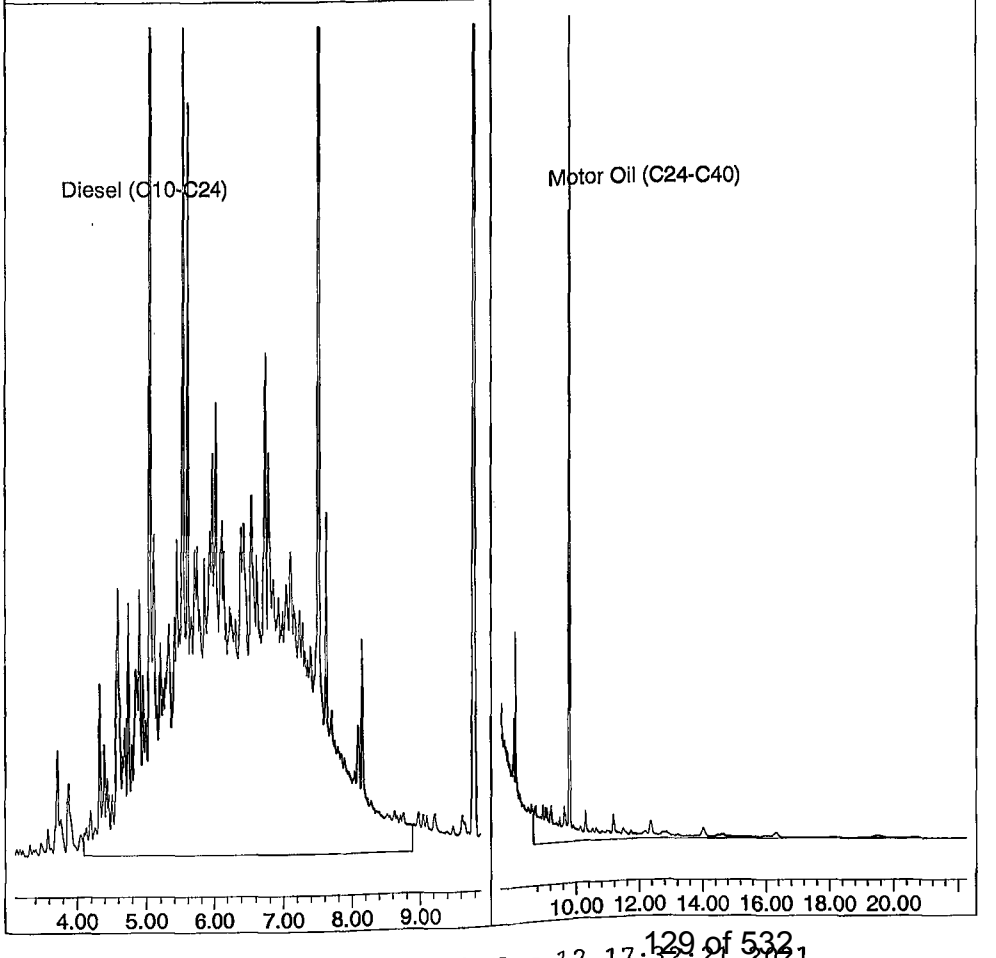

Quantitation Report (QT Reviewed)

Data File : G:\APOLLO\DATA\211101\1101124.D Vial: 24
Acq On : 11-4-21 2:55:29 Operator: KA
Sample : BA44463W09 5/1000 Inst : Apollo
Misc : water Multiplr: 5.00
IntFile : events.e
Quant Time: Nov 12 17:29 2021 Quant Results File: DOC1028.RES

Method : G:\APOLLO\DATA\211028\DOC1028.M (Chemstation Integrator)
Title : 8015 B&C
Last Update : Fri Nov 12 17:24:42 2021
Response via : Multiple Level Calibration

Volume Inj. : 2UL
Signal Phase : DB-5
Signal Info : FID02A

Compound	R.T.	Response	Conc Units
System Monitoring Compounds			
3) SA Ortho-Terphenyl(S)	7.51	122946602	98.278 ppb
Surrogate Spike 150.000		Recovery =	65.52%
4) SA Octacosane(S)	9.78	116326576	128.599 ppb
Surrogate Spike 150.000		Recovery =	85.73%
Target Compounds			
1) HATM Diesel (C10-C24)	6.49	167556452	166.447 ppb
2) HBTM Motor Oil (C24-C40)	14.96	164064581	191.478 ppb

Target Compounds

Quantitation Report

Data File: G:\APOLLO\DATA\211101\1101124.D
Sample : BA44463W09 5/1000

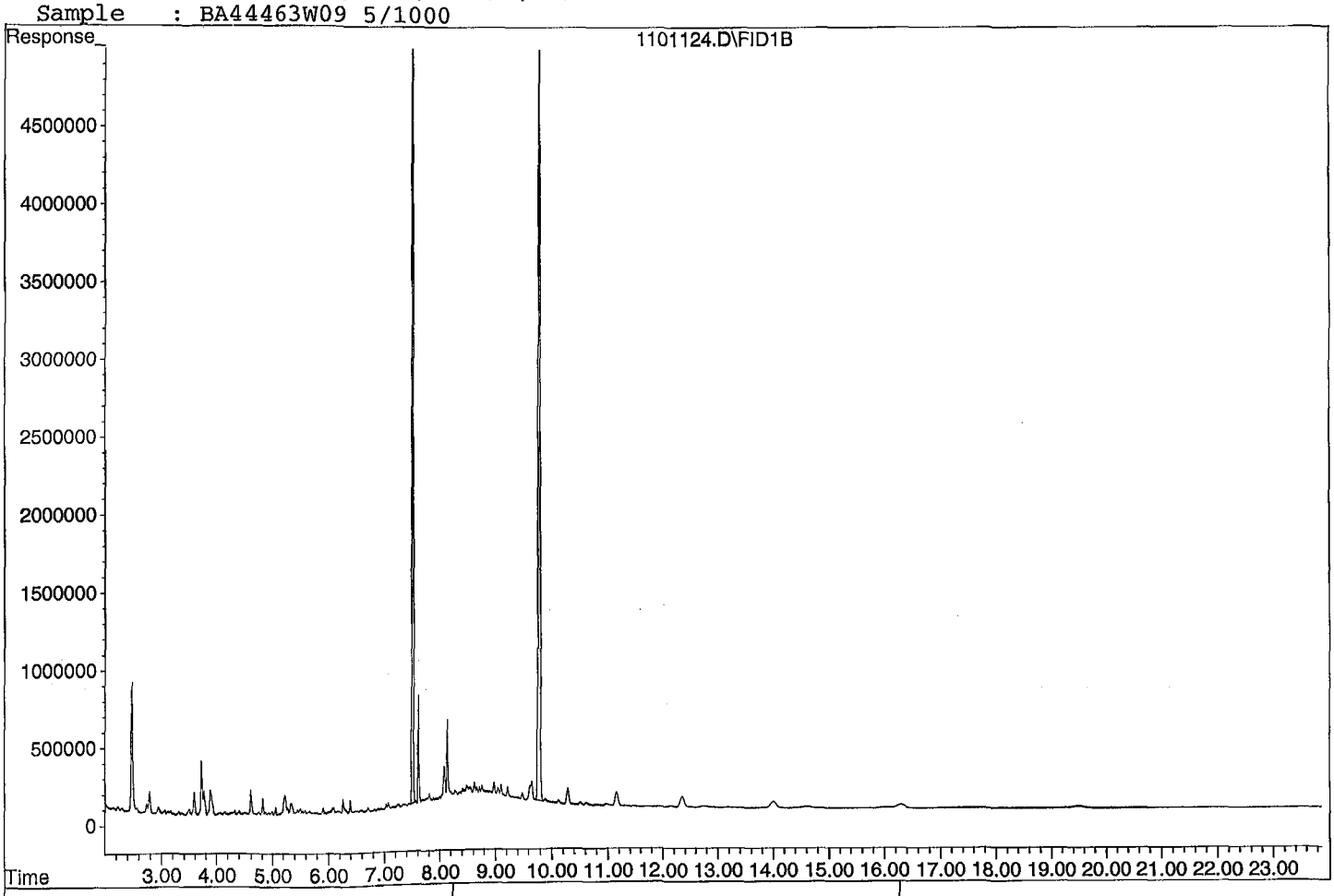

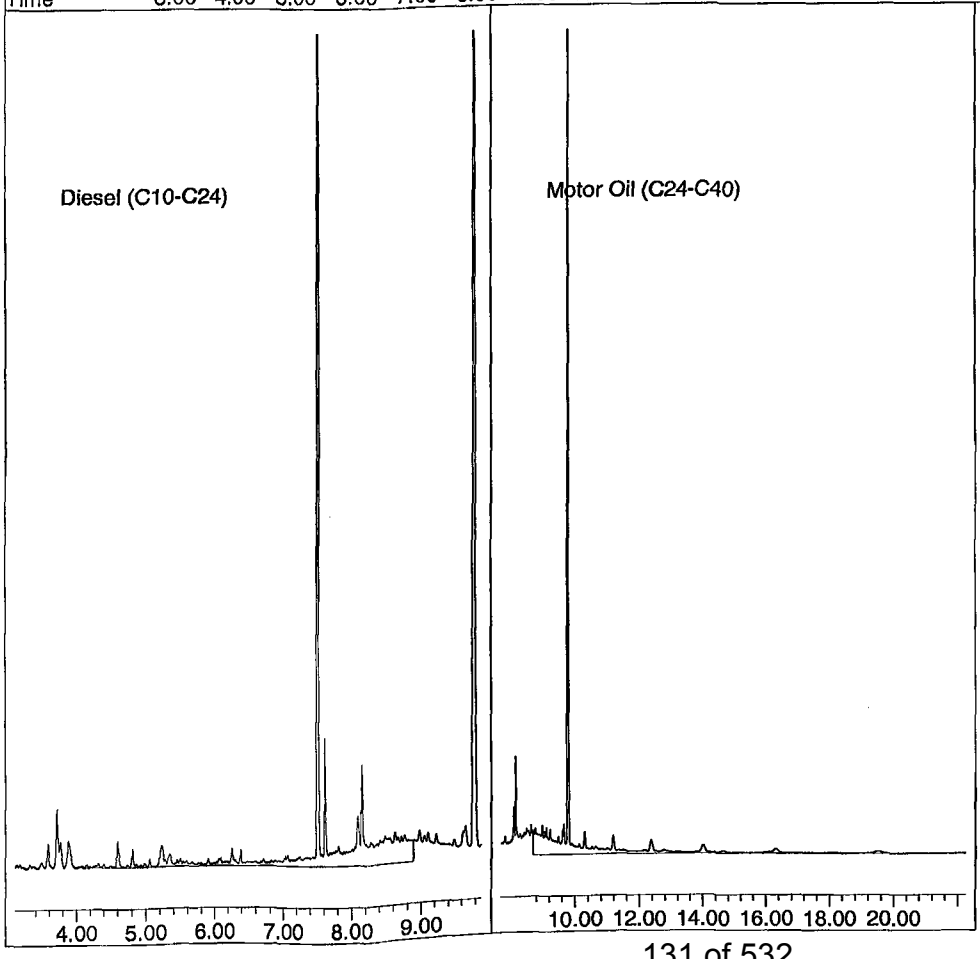

Quantitation Report (QT Reviewed)

Data File : G:\APOLLO\DATA\211101\1101126.D Vial: 26
Acq On : 11-4-21 3:51:37 Operator: KA
Sample : BA44465W09 5/1040 Inst : Apollo
Misc : water Multiplr: 4.81
IntFile : events.e
Quant Time: Nov 12 17:29 2021 Quant Results File: DOC1028.RES

Method : G:\APOLLO\DATA\211028\DOC1028.M (Chemstation Integrator)
Title : 8015 B&C
Last Update : Fri Nov 12 17:24:42 2021
Response via : Multiple Level Calibration

Volume Inj. : 2UL
Signal Phase : DB-5
Signal Info : FID02A

Compound	R.T.	Response	Conc Units
System Monitoring Compounds			
3) SA Ortho-Terphenyl(S)	7.51	144118186	110.771 ppb
Surrogate Spike 144.231		Recovery =	76.80%
4) SA Octacosane(S)	9.78	129282405	137.424 ppb
Surrogate Spike 144.231		Recovery =	95.28%
Target Compounds			
1) HATM Diesel (C10-C24)	6.49	123047828	117.532 ppb
2) HBTM Motor Oil (C24-C40)	14.96	135792666	144.040 ppb
Target Compounds			

Quantitation Report

Data File: G:\APOLLO\DATA\211101\1101126.D
Sample : BA44465W09 5/1040

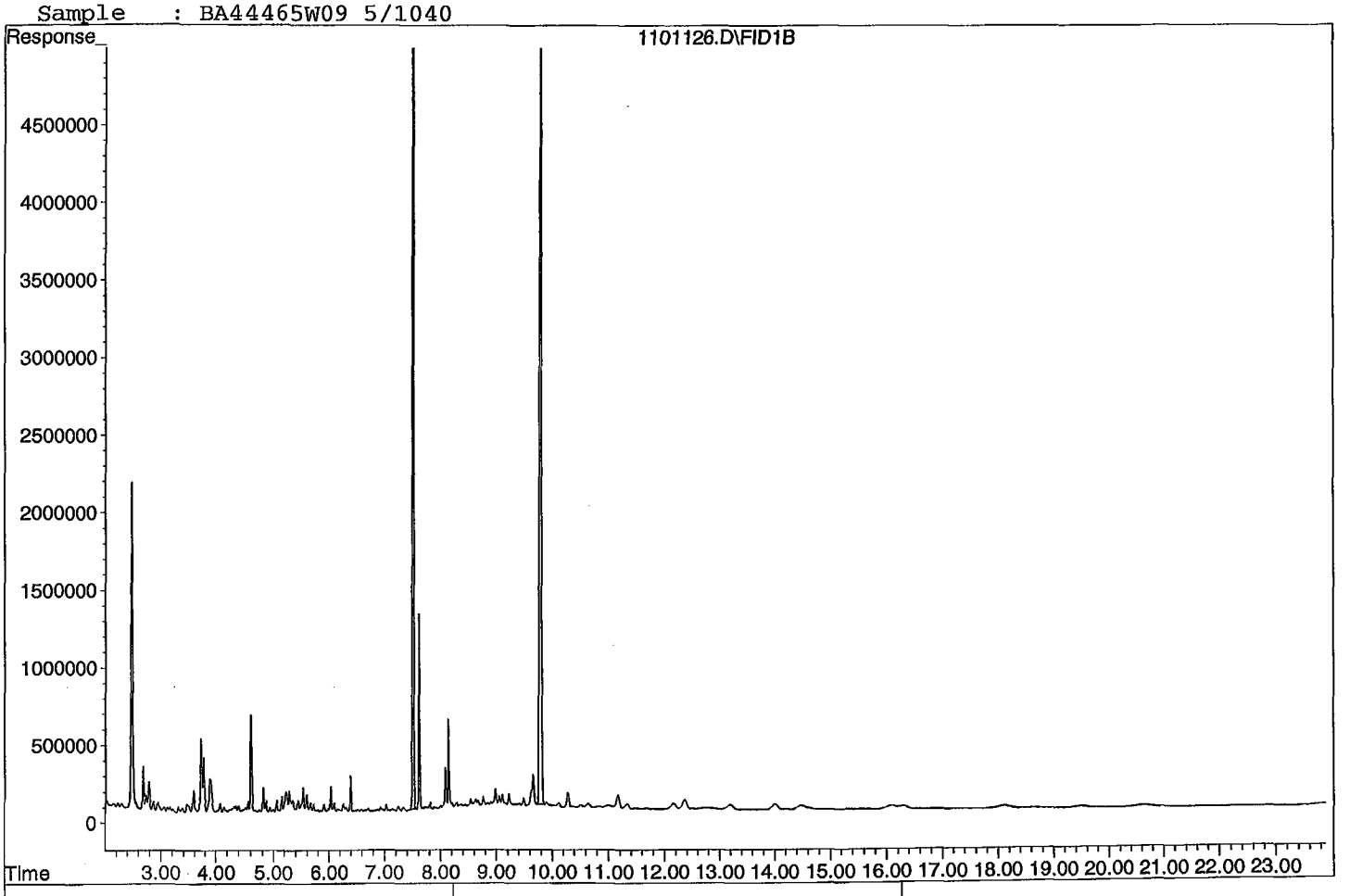

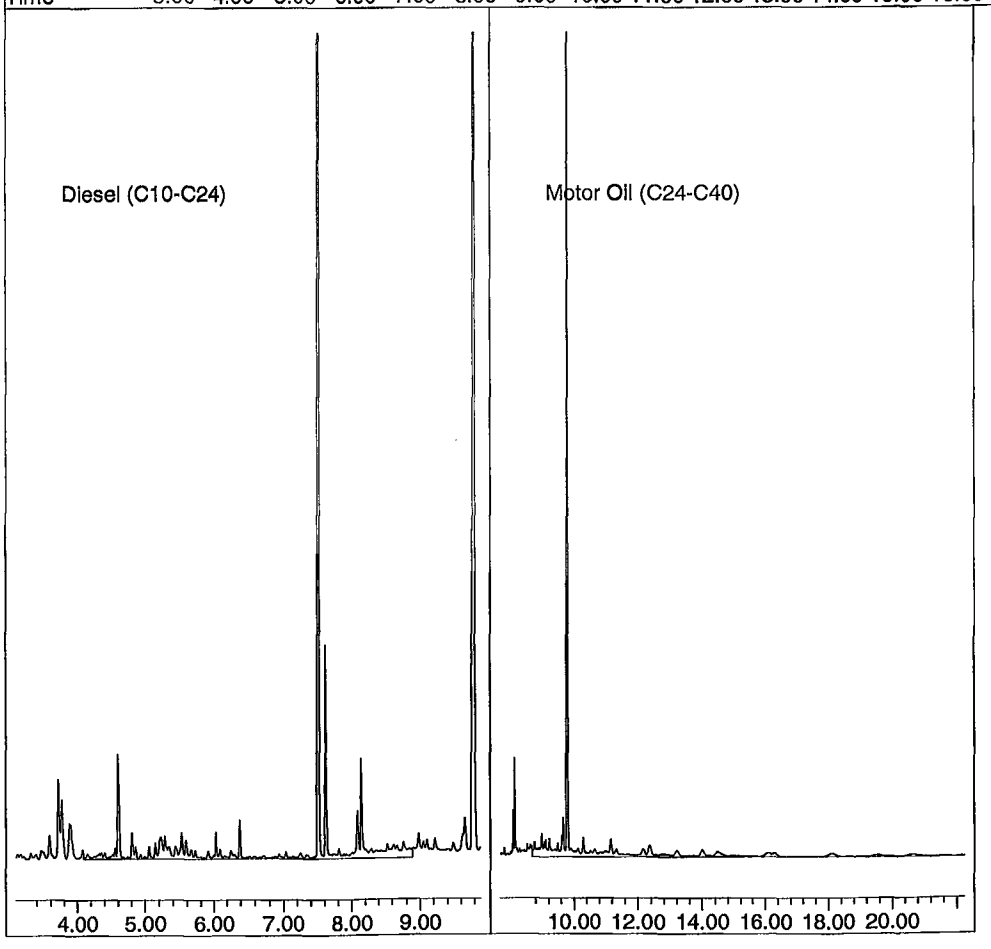

Quantitation Report (QT Reviewed)

Data File : G:\APOLLO\DATA\211101\1101116.D Vial: 16
Acq On : 11-3-21 23:10:54 Operator: KA
Sample : 211029A BLK 5/1000 Inst : Apollo
Misc : water Multiplr: 5.00
IntFile : events.e
Quant Time: Nov 12 17:24 2021 Quant Results File: DOC1028.RES

Method : G:\APOLLO\DATA\211028\DOC1028.M (Chemstation Integrator)
Title : 8015 B&C
Last Update : Fri Nov 12 17:24:42 2021
Response via : Multiple Level Calibration

Volume Inj. : 2UL
Signal Phase : DB-5
Signal Info : FID02A

Compound	R.T.	Response	Conc Units
System Monitoring Compounds			
3) SA Ortho-Terphenyl(S)	7.51	145281521	116.132 ppb
Surrogate Spike 150.000		Recovery =	77.42%
4) SA Octacosane(S)	9.78	127897406	141.390 ppb
Surrogate Spike 150.000		Recovery =	94.26%
Target Compounds			
1) HATM Diesel (C10-C24)	6.49	50894583	50.557 ppb
2) HBTM Motor Oil (C24-C40)	14.96	86976790	77.842 ppb

Target Compounds

Quantitation Report

Data File: G:\APOLLO\DATA\211101\1101116.D
Sample : 211029A BLK 5/1000

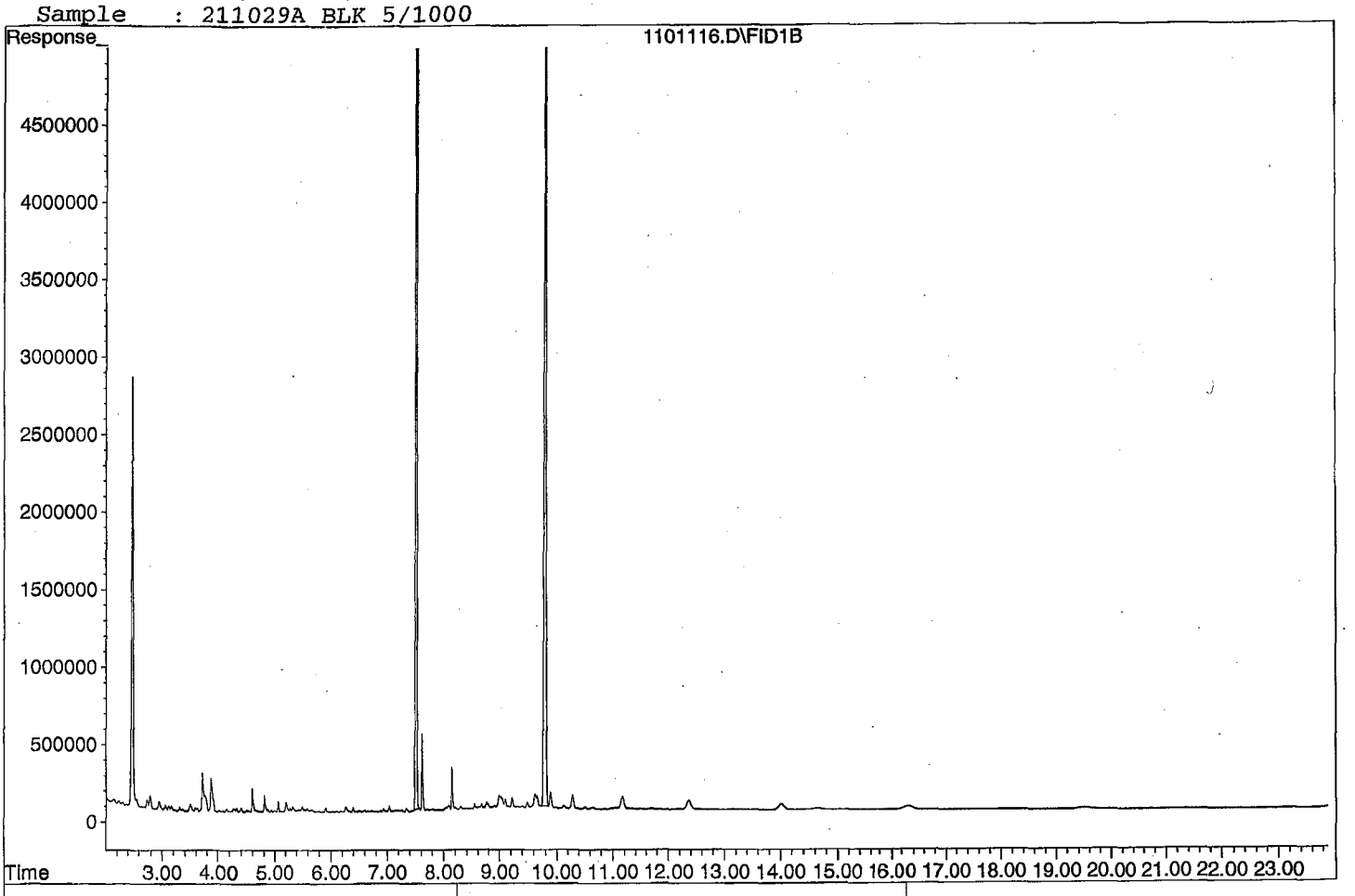





Quantitation Report (QT Reviewed)

Data File : G:\APOLLO\DATA\211101\1101117.D
Acq On : 11-3-21 23:38:59
Sample : 211029A LCS-1 5/1000
Misc : water
IntFile : events.e
Quant Time: Nov 12 17:25 2021 Quant Results File: DOC1028.RES

Vial: 17
Operator: KA
Inst : Apollo
Multiplr: 5.00

Method : G:\APOLLO\DATA\211028\DOC1028.M (Chemstation Integrator)
Title : 8015 B&C
Last Update : Fri Nov 12 17:24:42 2021
Response via : Multiple Level Calibration

Volume Inj. : 2UL
Signal Phase : DB-5
Signal Info : FID02A

Compound	R.T.	Response	Conc Units
System Monitoring Compounds			
3) SA Ortho-Terphenyl(S)	7.51	169650146	135.611 ppb
Surrogate Spike 150.000		Recovery =	90.41%
4) SA Octacosane(S)	9.79	128841956	142.434 ppb
Surrogate Spike 150.000		Recovery =	94.96%
Target Compounds			
1) HATM Diesel (C10-C24)	6.49	2114420240	2100.415 ppb
2) HBTM Motor Oil (C24-C40)	14.96	1608608236	2320.910 ppb

Target Compounds

Diesel :

$$\frac{(2114420240)(5)}{(2516089)(2)} = \frac{1.06 \times 10^{10}}{5033338} = \boxed{2100.415}$$

(f)=RT Delta > 1/2 Window
1101117.D DOC1028.M Fri Nov 12 17:32:09 2021
(m)=manual int.

Quantitation Report

Data File: G:\APOLLO\DATA\211101\1101117.D
Sample : 211029A LCS-1 5/1000

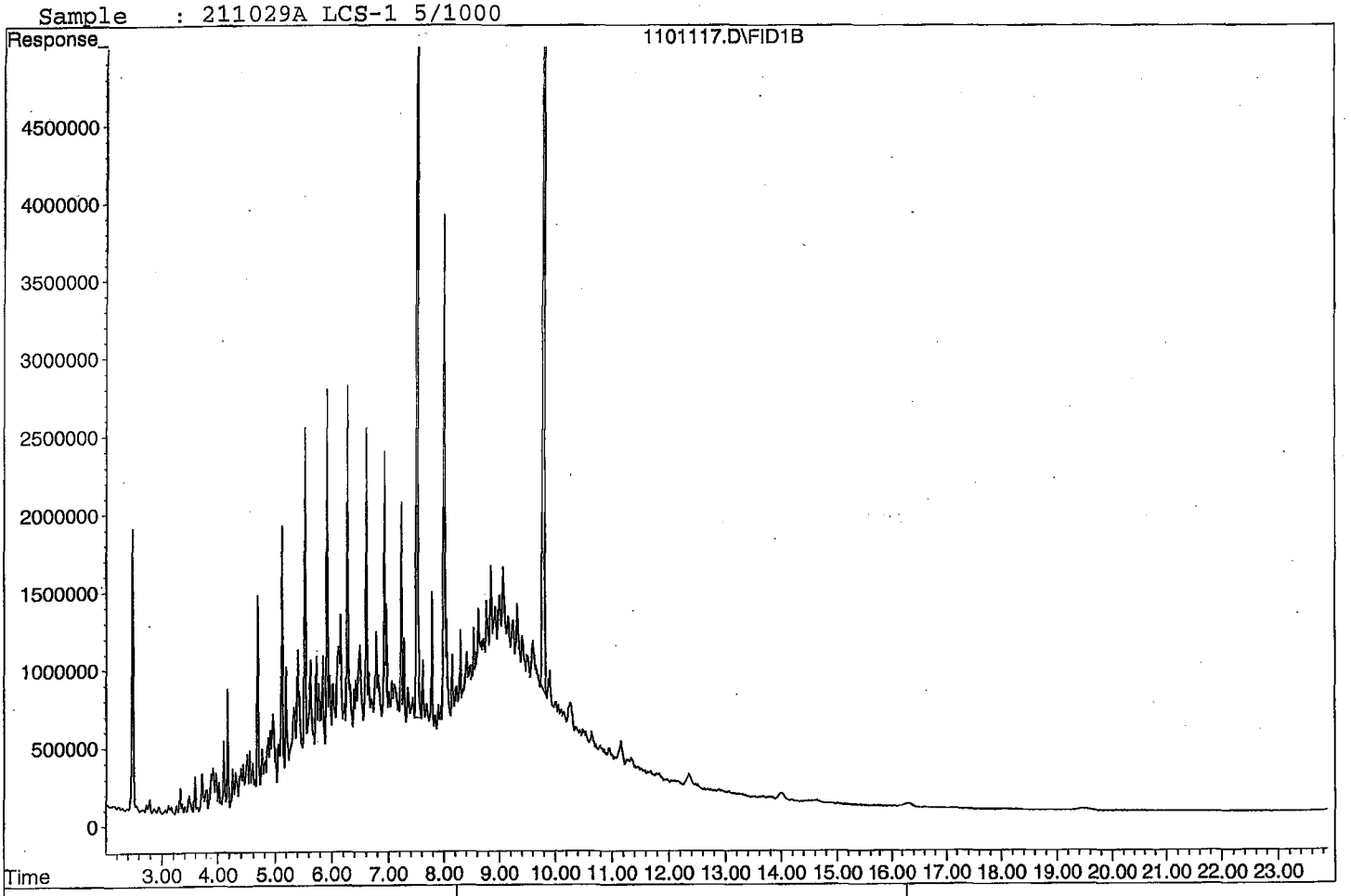

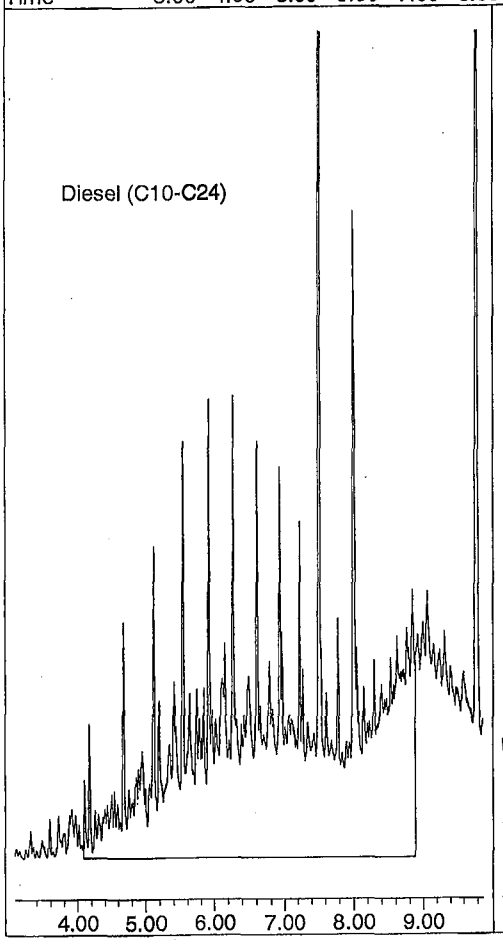



Quantitation Report (QT Reviewed)

Data File : G:\APOLLO\DATA\211101\1101118.D
Acq On : 11-4-21 0:07:05
Sample : 211029A LCSD-1 5/1000
Misc : water
IntFile : events.e
Quant Time: Nov 12 17:26 2021 Quant Results File: DOC1028.RES

Vial: 18
Operator: KA
Inst : Apollo
Multiplr: 5.00

Method : G:\APOLLO\DATA\211028\DOC1028.M (Chemstation Integrator)
Title : 8015 B&C
Last Update : Fri Nov 12 17:24:42 2021
Response via : Multiple Level Calibration

Volume Inj. : 2UL
Signal Phase : DB-5
Signal Info : FID02A

Compound	R.T.	Response	Conc Units
System Monitoring Compounds			
3) SA Ortho-Terphenyl(S)	7.51	157187436	125.649 ppb
Surrogate Spike 150.000		Recovery =	83.77%
4) SA Octacosane(S)	9.79	118062791	130.518 ppb
Surrogate Spike 150.000		Recovery =	87.01%
Target Compounds			
1) HATM Diesel (C10-C24)	6.49	1997829611	1984.597 ppb
2) HBTM Motor Oil (C24-C40)	14.96	1511034572	2177.074 ppb

Target Compounds

Quantitation Report

Data File: G:\APOLLO\DATA\211101\1101118.D
Sample : 211029A LCSD-1 5/1000

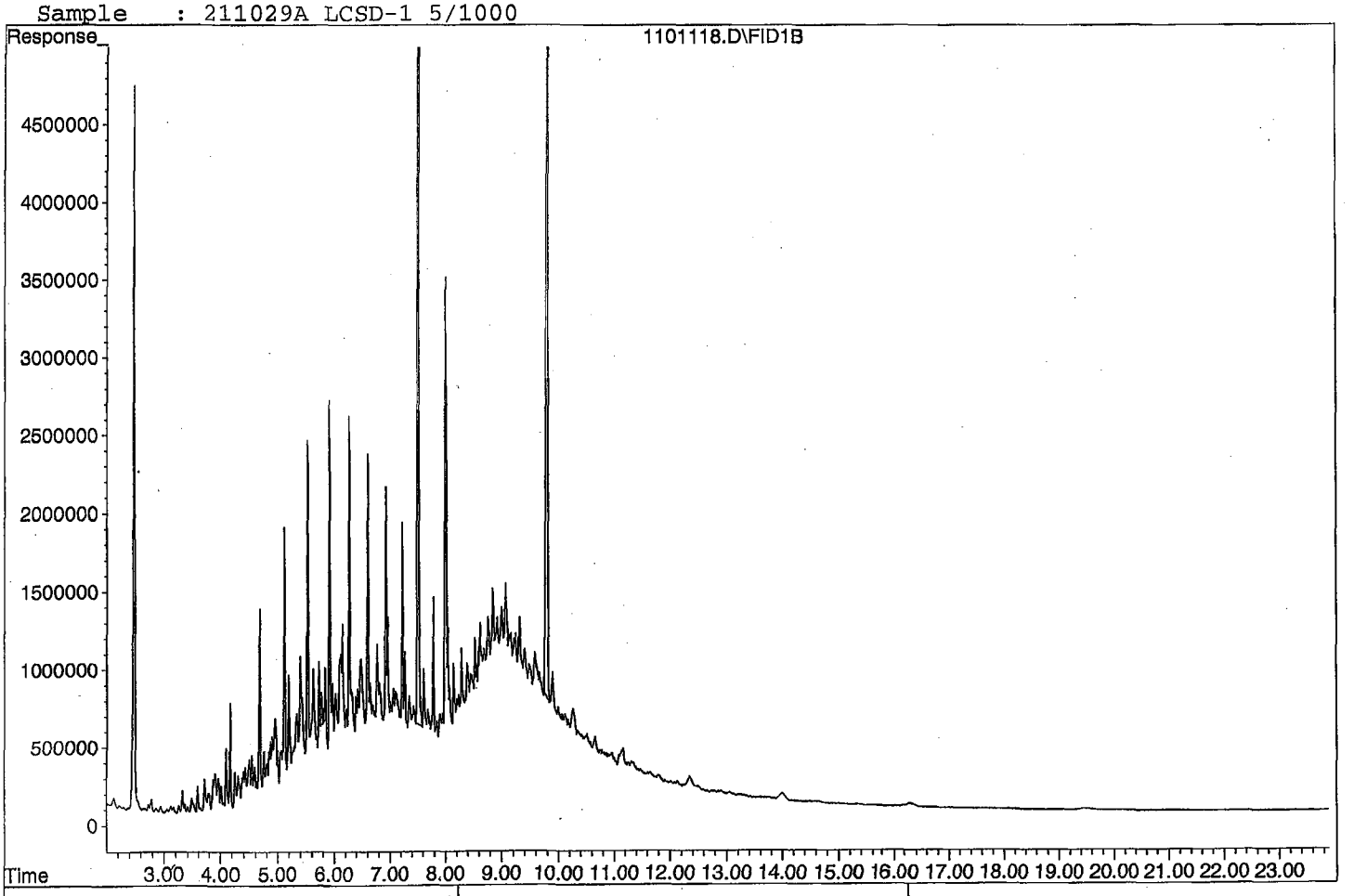

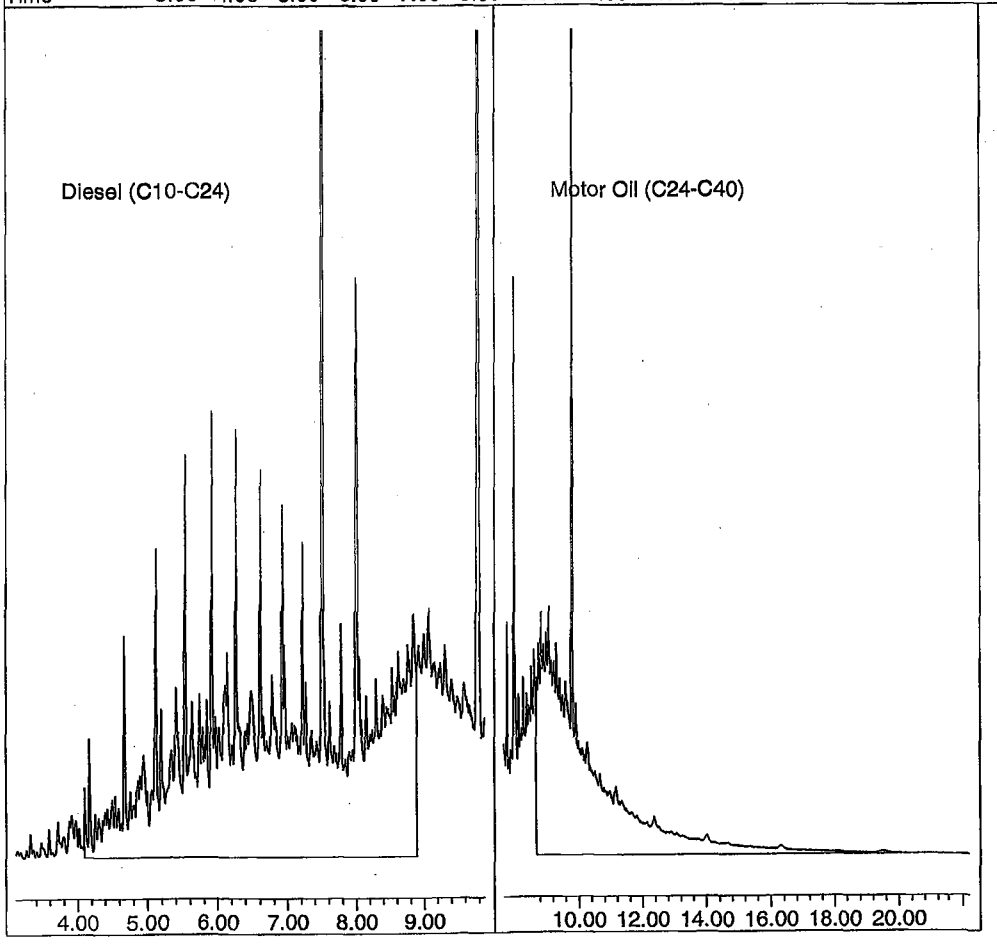

_LIQ005SGC

Organic Extraction Worksheet

Method	Continuous Liq/Liq TPH- 3520C w/SGC	Extraction Set	211029A	Extraction Method	LIQ005SGC	Units	mL

Spiked ID 1	Diesel Motor Oil Mix 10-16-21 10-16-22		Surrogate ID 1	THC Surrogate 10-29-21 10-29-22	
Spiked ID 2	Decanoic 1000ug/mL Acid Solution 11-1-21 11-1-22		Surrogate ID 2		
Spiked ID 3	Decanoic 1000ug/mL Acid Solution 10-21-21 10-21-22		Surrogate ID 3		
Spiked ID 4			Surrogate ID 4		
Spiked ID 5			Surrogate ID 5		
Spiked ID 6			Sufficient Vol for Matrix QC:	NO	
Spiked ID 7			Ext. Start Time:	10/29/21 15:29	
Spiked ID 8			Ext. End Time:	11/02/21 14:38	
			GC Requires Extract By:		

pH1	2	10/29/21 13:30	Water Bath Temp 1 °C	42/41.1 °C
pH2			Water Bath Temp 2 °C	36/37.1
pH3			Water Bath Temp 3 °C	36/35.5 °C

Spiked By: SR **Date** 10/29/2021 **Witnessed By:** KY **Date** 10/29/2021

	Sample	Sample Container	Spike Amount	Spike ID	Surrogate Amount	Surrogate ID	Extract Amount	Final Volume	pH	Extract Date/Time	Comments
1	211029A Blk		0.050	2	0.250	1 equip	1000 E-HP3 E-WB1	5	2	10/29/21 13:35	*
2	211029A LCS-1		.080,.050	1,2	0.250	1 equip	1000 E-HP4 E-WB2	5	2	10/29/21 13:35	*
3	211029A LCSD-1		.080,.050	1,2	0.250	1 equip	1000 E-HP6 E-WB3	5	2	10/29/21 13:35	*
4	BA44376	BA44376W09	0.050	2	0.250	1 equip	1040 E-HP7 E-WB1	5	2	10/29/21 13:35	97985 *
5	BA44379	BA44379W10	0.050	2	0.250	1 equip	1040 E-HP8 E-WB2	5	2	10/29/21 13:35	97984 *
6	BA44380	BA44380W08	0.050	2	0.250	1 equip	1040 E-HP9 E-WB3	5	2	10/29/21 13:35	97984 *
7	BA44459	BA44459W09	0.050	3	0.250	1 equip	1030 E-HP10 E-WB1	5	2	10/29/21 13:35	98005 *
8	BA44461	BA44461W09	0.050	3	0.250	1 equip	980 E-HP11 E-WB2	5	2	10/29/21 13:35	98005 *
9	BA44463	BA44463W09	0.050	3	0.250	1 equip	1000 E-HP12 E-WB3	5	2	10/29/21 13:35	98005 *
10	BA44465	BA44465W09	0.050	3	0.250	1 equip	1040 E-HP13 E-WB1	5	2	10/29/21 13:35	98005 *

Solvent and Lot#	
1+1 HCL (5mLs)	60358
PH Strips	HC155968
Dichloromethane (DCM)	61117
Filter Paper	400196
Sodium Sulfate	2021071206
SILICA GEL (*)	050627t

Extraction COC Transfer	
Extraction lab employee Initials	KY
GC analyst's initials	KA
Date	11/2/21
Time	17:37
Refrigerator	Hobart

	Technician's Initials
Scanned By	SR
Sample Preparation	SR
Extraction	SR
Concentration	SR

Modified	11/3/2021 8:31:30 AM

Reviewed By: KY **Date** 11/3/2021

Diesel / Motor Oil Calibration Curve

Prepared: 10/28/2021
Expires: 5/31/2026
Methylene Chloride Lot No. 61117

Prepared By (Initials): KA

Initial Standard Information							Final Standard			
Name of Initial Standard (QAU Label)	Supplier	Conc. (ug/mL)	APPL Mix Name	Reference to APPL Prep Date and Lot #'s	Exp. Date	Exp. Date (Manufacturer)	Aliquot From Stock	Final Volume	Solvent	Final Standard Conc. (ug/mL)
Diesel / Motor Oil - 2	APPL	10	Diesel / Motor Oil - 1	Perp'd: 10/6/21 A0164485-52822, A0168842-52820, AO166510-52817 CL16893-52835	See man. Exp date	10/31/2027 12/31/2027 5/31/2026	100uL	200uL	MC	5
Diesel / Motor Oil - 3		50	Diesel / Motor Oil - 2				200uL	1mL	MC	10
Diesel / Motor Oil Calibration STD	Restek	2,000	Diesel / Motor Oil - 3				25uL	1mL	MC	50
			Diesel / Motor Oil - 4				125uL	1mL	MC	250
			Diesel / Motor Oil - 5				500uL	1mL	MC	1000
			Diesel / Motor Oil - 6				750uL	1mL	MC	1500
			Diesel / Motor Oil - 7				100uL	100uL	N/A	2,000

Diesel / Motor Oil Second Source

Prepared: 10/28/2021
Expires: 10/28/2024
Methylene Chloride
Lot No. 61117

Prepared By (Initials): KA

Initial Standard Information							Final Standard			
Name of Initial Standard (QAU Label)	Supplier	Supplier Part No.	Conc. (ug/mL)	Lot Number - QA Number	Exp. Date (1 yr.)	Exp. Date (Manufacturer)	Aliquot From Stock	Final Volume	Solvent	Final Standard Conc. (ug/mL)
Diesel Fuel #2 Second Source	Phenova	AL0-101287	50,000	**CL16477-52980**	**See man. Exp date**	**2/28/2027**	50uL	10mL	MC	250
Motor Oil Second Source	Absolute	51094	50,000	**102819-52981**		**10/28/2024**	50uL			

Diesel / Motor Oil CCV

Prepared: 10/27/2021
Expires: 5/31/2026
Methylene Chloride Lot No. 61117

Prepared By (Initials): KA

Initial Standard Information							Final Standard			
Name of Initial Standard (QAU Label)	Supplier	APPL Mix Name	Conc. (ug/mL)	Reference to APPL Prep Date and Lot #'s	Exp. Date	Exp. Date (Manufacturer)	Aliquot From Stock	Final Volume	Solvent	Final Standard Conc. (ug/mL)
Diesel / Motor Oil STD	Restek	Diesel / Motor Oil CCV	2,000	Perp'd: 10/06/21 A0164485-52822, A0168842-52820, A0166510-52817, CL16893-52835	**See man. Exp date**	**10/31/2027 12/31/2027 5/31/2026**	1250uL	10mL	MC	250

Diesel Motor Oil Mix

Prepared: 10/16/2021 **Prepared By (Initials): KA**

Expires: 10/31/2027

Initial Standard Information							Final Standard Information			
Name of Initial Standard (QAU Label)	Supplier	Supplier Part No.	Conc. (ug/mL)	Lot Number - QA Number	Exp. Date (1 yr.)	Exp. Date (Manufacturer)	Aliquot From Stock	Final Volume	Solvent	Final Standard Conc. (ug/mL)
Diesel Fuel #2	Restek	31258	50,000	**A0164485-52663 and 52822**	**See man. Date**	**10/31/2027**	4.00 mL (1.4)	8.0 mL (2.8)	NA	25,000
Motor Oil Composite	Restek	31464	50,000	**A0166510-52817 and 52819**	**See man. Date**	**12/31/2027**	4.00 mL (1.4)			25,000

THC Surrogate

Prepared: 10/29/2021 **LS**

Expires: 5/31/2026

Initial Standard Information							Final Standard			
Name of Initial Standard (QAU Label)	Supplier	Supplier Part No.	Conc. (ug/mL)	Lot Number - QA Number	Exp. Date (1 yr.)	Exp. Date (Manufacturer)	Aliquot From Stock	Final Volume	Solvent	Final Standard Conc. (ug/mL)
O-terphenyl / Octacosane Mix	Phenova	ALO-130161	600	**CL16893-52841**	**See ma. Date**	**5/31/2026**	N/A	N/A	N/A	600

Injection Log

Directory: G:\APOLLO\DATA\211028\

Line	Vial	FileName	Multiplier	SampleName	Misc Info	Injected
1	3	1028003.D	1	DMO STD 1 10/28/21	water	10-28-21 9:19:03
2	4	1028004.D	1	DMO STD 2 10/28/21	water	10-28-21 9:47:06
3	5	1028005.D	1	DMO STD 3 10/28/21	water	10-28-21 10:15:13
4	6	1028006.D	1	DMO STD 4 10/28/21	water	10-28-21 10:43:31
5	7	1028007.D	1	DMO STD 5 10/28/21	water	10-28-21 11:11:42
6	8	1028008.D	1	DMO STD 6 10/28/21	water	10-28-21 11:39:55
7	9	1028009.D	1	DMO STD 7 10/28/21	water	10-28-21 12:08:10
8	10	1028010.D	1	DMO Second Source 10/28/21	water	10-28-21 12:36:26
9	10	1101110.D	1	DMO LVL 4 CCV 10/27/21	Water	11-3-21 20:21:54
10	16	1101116.D	5	211029A BLK 5/1000	water	11-3-21 23:10:54
11	17	1101117.D	5	211029A LCS-1 5/1000	water	11-3-21 23:38:59
12	18	1101118.D	5	211029A LCSD-1 5/1000	water	11-4-21 0:07:05
13	22	1101122.D	4.85437	BA44459W09 5/1030	water	11-4-21 1:59:21
14	23	1101123.D	5.10204	BA44461W09 5/980	water	11-4-21 2:27:25
15	24	1101124.D	5	BA44463W09 5/1000	water	11-4-21 2:55:29
16	25	1101125.D	1	DMO LVL 4 CCV 10/27/21	water	11-4-21 3:23:33
17	26	1101126.D	4.80769	BA44465W09 5/1040	water	11-4-21 3:51:37
18	29	1101129.D	1	DMO LVL 4 CCV 10/27/21	water	11-4-21 5:15:42

ORGANICS
Calibration Data

TPH Extractables
DOC1028

Form 6
Initial Calibration

Lab Name: APPL, Inc. SDG No:
Case No: Initial Cal. Date: 10/28/2021
Matrix: Water Instrument: Apollo Initials: KA

		Compound	1	2	3	4	5	6	7				Avg	%RSD	Type	r^2	Q
			1028003.D	1028004.D	1028005.D	1028006.D	1028007.D	1028008.D	1028009.D								
1	HATM	Diesel (C10-C24)	2983809	2406563	2517872	2418941	2337993	2387715	2563791				2516669	8.7	HATM		
2	HBTML	Motor Oil (C24-C40)	5192328	3260715	2065863	1824592	1695984	1676117	1728658				2492037	53	HBTM	1.000	
3	SA	Ortho-Terphenyl(S)	3637234	3178668	3119876	3035678	2926966	2905323	3088794				3127505	7.9	SA		
4	SA	Octacosane(S)	2469203	2170507	2286410	2275552	2170413	2171254	2286658				2261428	4.8	SA		
5																	
6																	
7																	
8																	
9																	
10																	
11																	
12																	
13																	
14																	
15																	
16																	
17																	
18																	
19																	
20																	
21																	
22																	
23																	
24																	
25																	
26																	
27																	
28																	
29																	
30																	
31																	
32																	
33																	
34																	
35																	

2.118919

Quantitation Report (Not Reviewed)

Data File : G:\APOLLO\DATA\211028\1028003.D Vial: 3
Acq On : 10-28-21 9:19:03 Operator: KA
Sample : DMO STD 1 10/28/21 Inst : Apollo
Misc : water Multiplr: 1.00
IntFile : events.e
Quant Time: Oct 28 15:39 2021 Quant Results File: DOC1028.RES

Method : G:\APOLLO\DATA\211028\DOC1028.M (Chemstation Integrator)
Title : 8015 B&C
Last Update : Thu Oct 28 15:39:11 2021
Response via : Multiple Level Calibration

Volume Inj. : 2UL
Signal Phase : DB-5
Signal Info : FID02A

Compound	R.T.	Response	Conc Units
System Monitoring Compounds			
3) SA Ortho-Terphenyl(S)	7.53	1818617	0.291 ppb
Surrogate Spike 30.000	Recovery	=	0.97%
4) SA Octacosane(S)	9.82	1234601	0.273 ppb
Surrogate Spike 30.000	Recovery	=	0.91%
Target Compounds			
1) HATM Diesel (C10-C24)	6.49	29838086	5.928 ppb
2) HBTM Motor Oil (C24-C40)	14.96	51923283	5.234 ppb

Target Compounds

(f)=RT Delta > 1/2 Window (m)=manual int.

1028003.D DOC1028.M Thu Oct 28 15:42:29 2021 Page 1

Quantitation Report

Data File: G:\APOLLO\DATA\211028\1028003.D
Sample : DMO STD 1 10/28/21

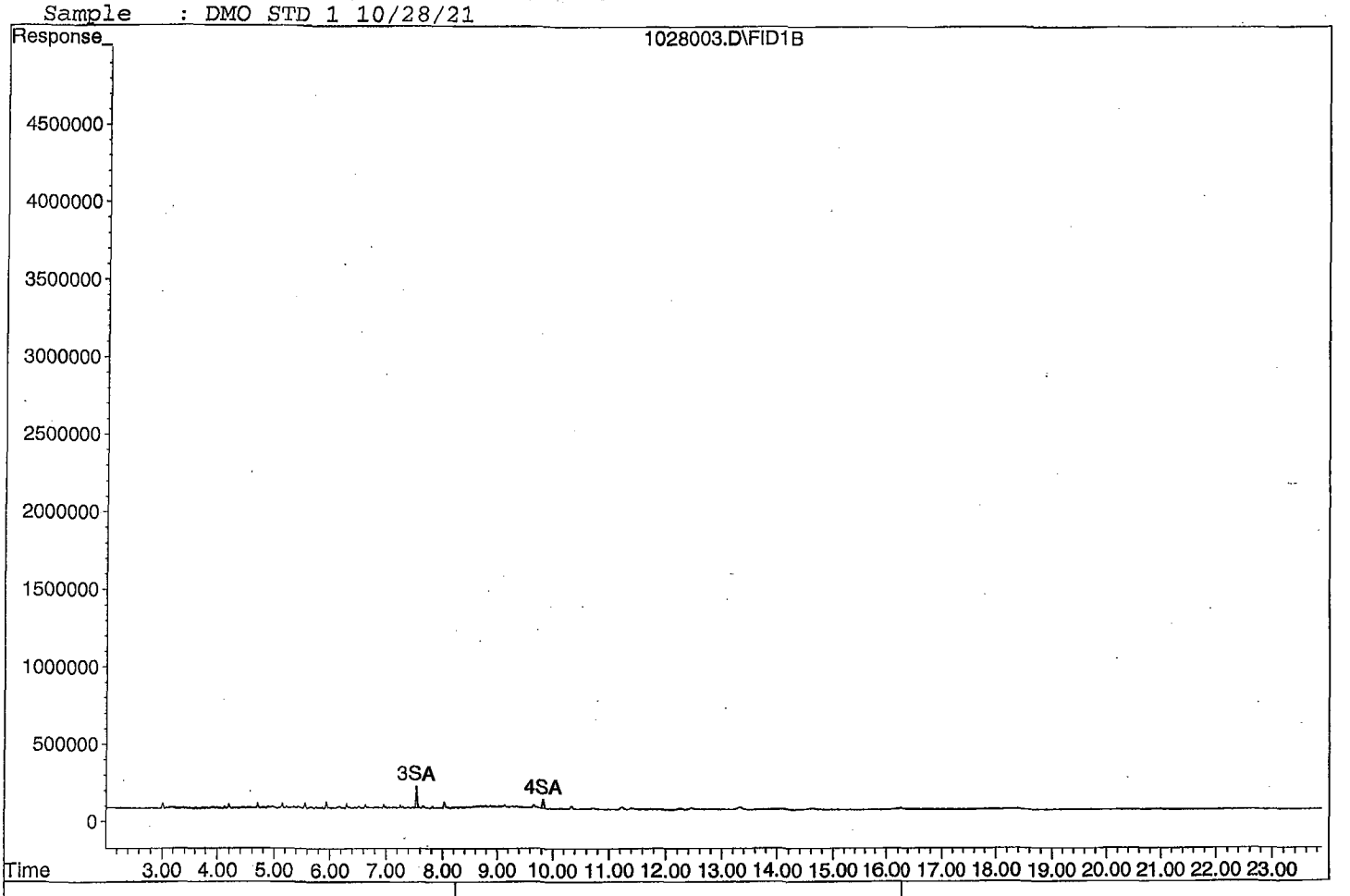

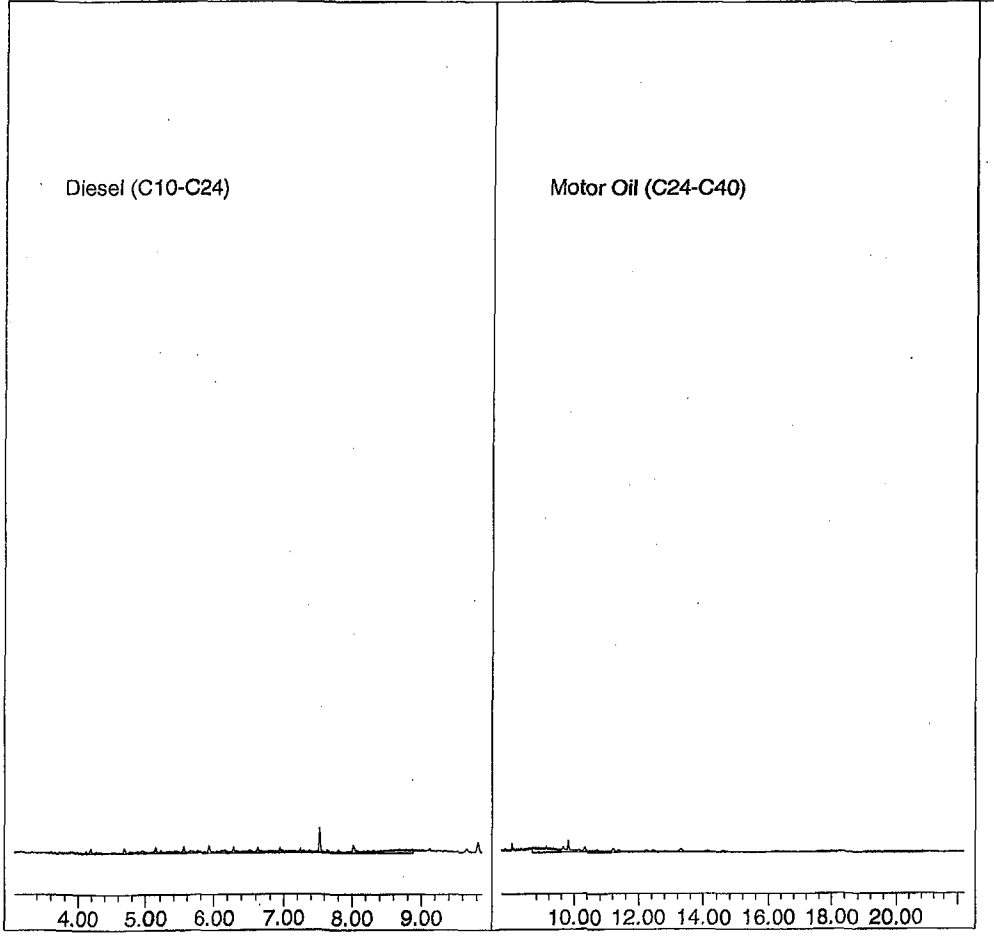

Quantitation Report (Not Reviewed)

Data File : G:\APOLLO\DATA\211028\1028004.D Vial: 4
Acq On : 10-28-21 9:47:06 Operator: KA
Sample : DMO STD 2 10/28/21 Inst : Apollo
Misc : water Multiplr: 1.00
IntFile : events.e
Quant Time: Oct 28 15:39 2021 Quant Results File: DOC1028.RES

Method : G:\APOLLO\DATA\211028\DOC1028.M (Chemstation Integrator)
Title : 8015 B&C
Last Update : Thu Oct 28 15:39:11 2021
Response via : Multiple Level Calibration

Volume Inj. : 2UL
Signal Phase : DB-5
Signal Info : FID02A

Compound	R.T.	Response	Conc Units
System Monitoring Compounds			
3) SA Ortho-Terphenyl(S)	7.53	3178668	0.508 ppb
Surrogate Spike 30.000	Recovery	=	1.69%
4) SA Octacosane(S)	9.82	2170507	0.480 ppb
Surrogate Spike 30.000	Recovery	=	1.60%
Target Compounds			
1) HATM Diesel (C10-C24)	6.49	48131263	9.562 ppb
2) HBTM Motor Oil (C24-C40)	14.96	65214303	9.152 ppb

Target Compounds

(f)=RT Delta > 1/2 Window (m)=manual int.

1028004.D DOC1028.M Thu Oct 28 15:42:31 2021

Quantitation Report

Data File: G:\APOLLO\DATA\211028\1028004.D
Sample : DMO STD 2 10/28/21

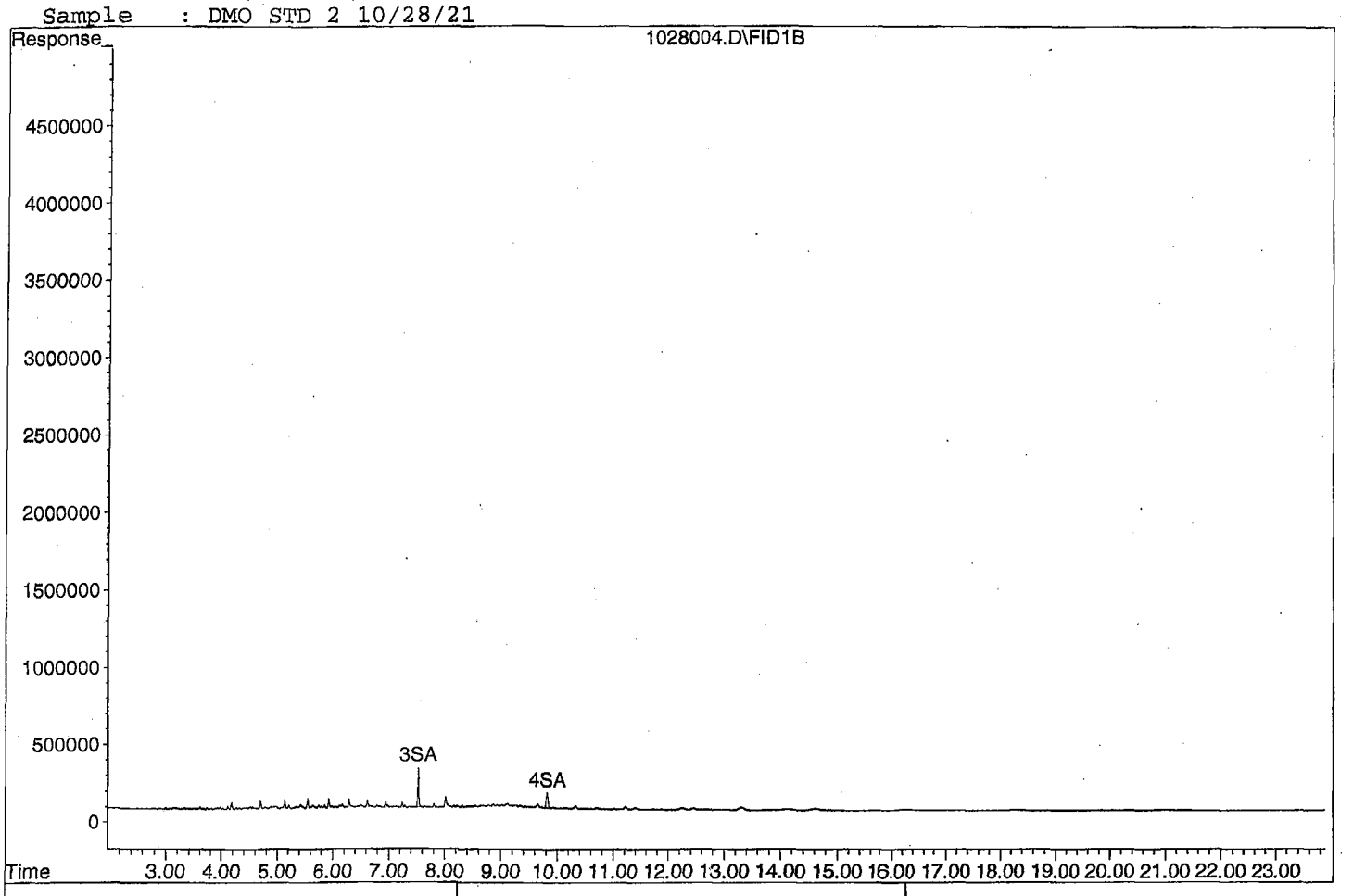





Quantitation Report (Not Reviewed)

Data File : G:\APOLLO\DATA\211028\1028005.D Vial: 5
Acq On : 10-28-21 10:15:13 Operator: KA
Sample : DMO STD 3 10/28/21 Inst : Apollo
Misc : water Multiplr: 1.00
IntFile : events.e
Quant Time: Oct 28 15:39 2021 Quant Results File: DOC1028.RES

Method : G:\APOLLO\DATA\211028\DOC1028.M (Chemstation Integrator)
Title : 8015 B&C
Last Update : Thu Oct 28 15:39:11 2021
Response via : Multiple Level Calibration

Volume Inj. : 2UL
Signal Phase : DB-5
Signal Info : FID02A

Compound	R.T.	Response	Conc Units
System Monitoring Compounds			
3) SA Ortho-Terphenyl(S)	7.53	15599382	2.494 ppb
Surrogate Spike 30.000	Recovery	=	8.31%
4) SA Octacosane(S)	9.82	11432050	2.528 ppb
Surrogate Spike 30.000	Recovery	=	8.43%
Target Compounds			
1) HATM Diesel (C10-C24)	6.49	251787231	50.024 ppb
2) HBTM Motor Oil (C24-C40)	14.96	206586322	50.832 ppb

Target Compounds

Data File: G:\APOLLO\DATA\211028\1028005.D
Sample : DMO STD 3 10/28/21

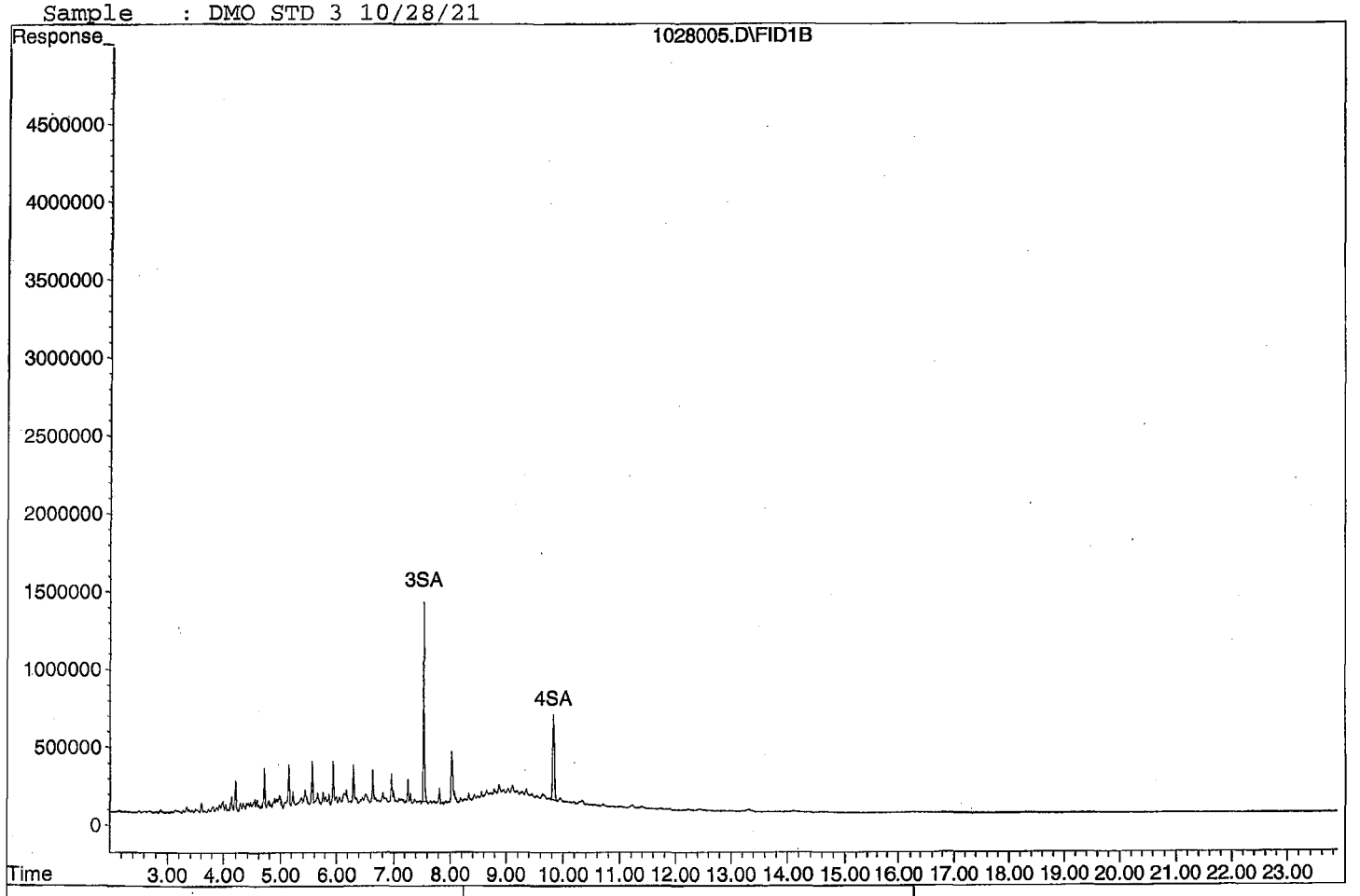

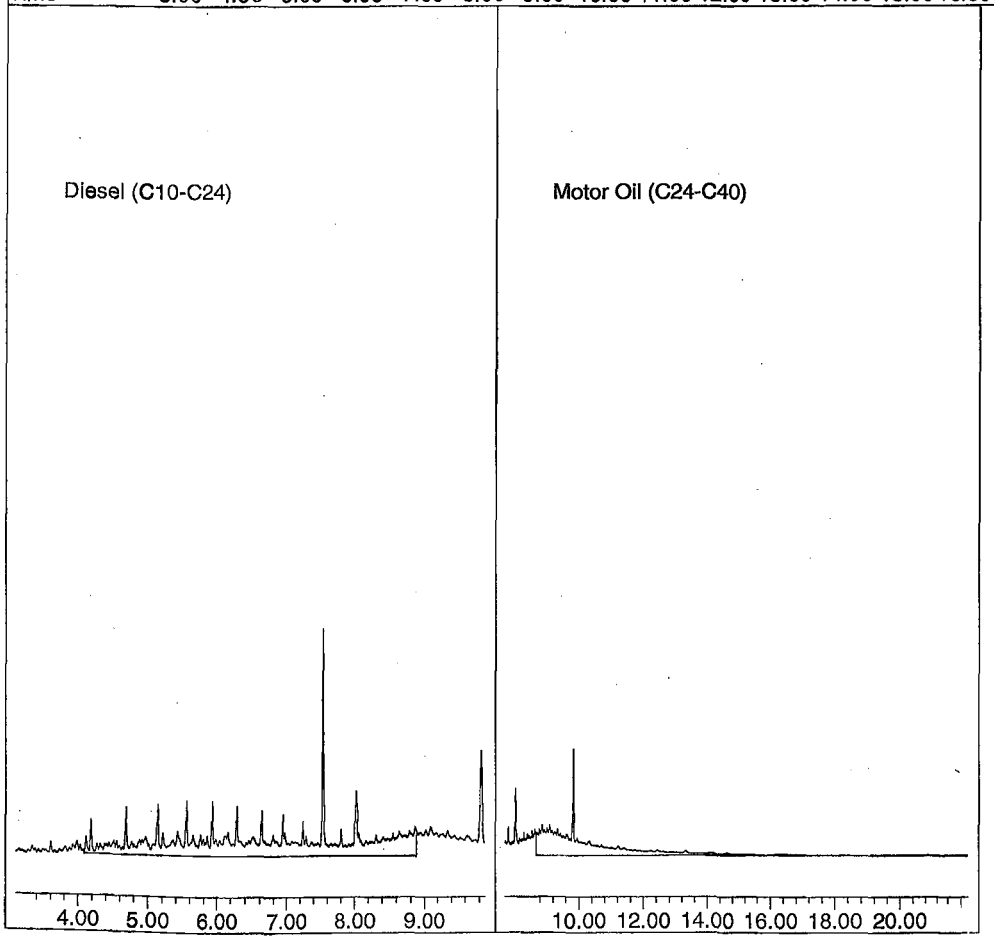

Quantitation Report (Not Reviewed)

Data File : G:\APOLLO\DATA\211028\1028006.D Vial: 6
Acq On : 10-28-21 10:43:31 Operator: KA
Sample : DMO STD 4 10/28/21 Inst : Apollo
Misc : water Multiplr: 1.00
IntFile : events.e
Quant Time: Oct 28 15:39 2021 Quant Results File: DOC1028.RES

Method : G:\APOLLO\DATA\211028\DOC1028.M (Chemstation Integrator)
Title : 8015 B&C
Last Update : Thu Oct 28 15:39:11 2021
Response via : Multiple Level Calibration

Volume Inj. : 2UL
Signal Phase : DB-5
Signal Info : FID02A

Compound	R.T.	Response	Conc Units
System Monitoring Compounds			
3) SA Ortho-Terphenyl(S)	7.53	75891940	12.133 ppb
Surrogate Spike 30.000		Recovery =	40.44%
4) SA Octacosane(S)	9.82	56888797	12.578 ppb
Surrogate Spike 30.000		Recovery =	41.93%
Target Compounds			
1) HATM Diesel (C10-C24)	6.49	1209470396	240.292 ppb
2) HBTM Motor Oil (C24-C40)	14.96	912296132	258.892 ppb

Target Compounds

(f)=RT Delta > 1/2 Window (m)=manual int.

1028006.D DOC1028.M Thu Oct 28 15:42:34 2021

Quantitation Report

Data File: G:\APOLLO\DATA\211028\1028006.D
Sample : DMO STD 4 10/28/21

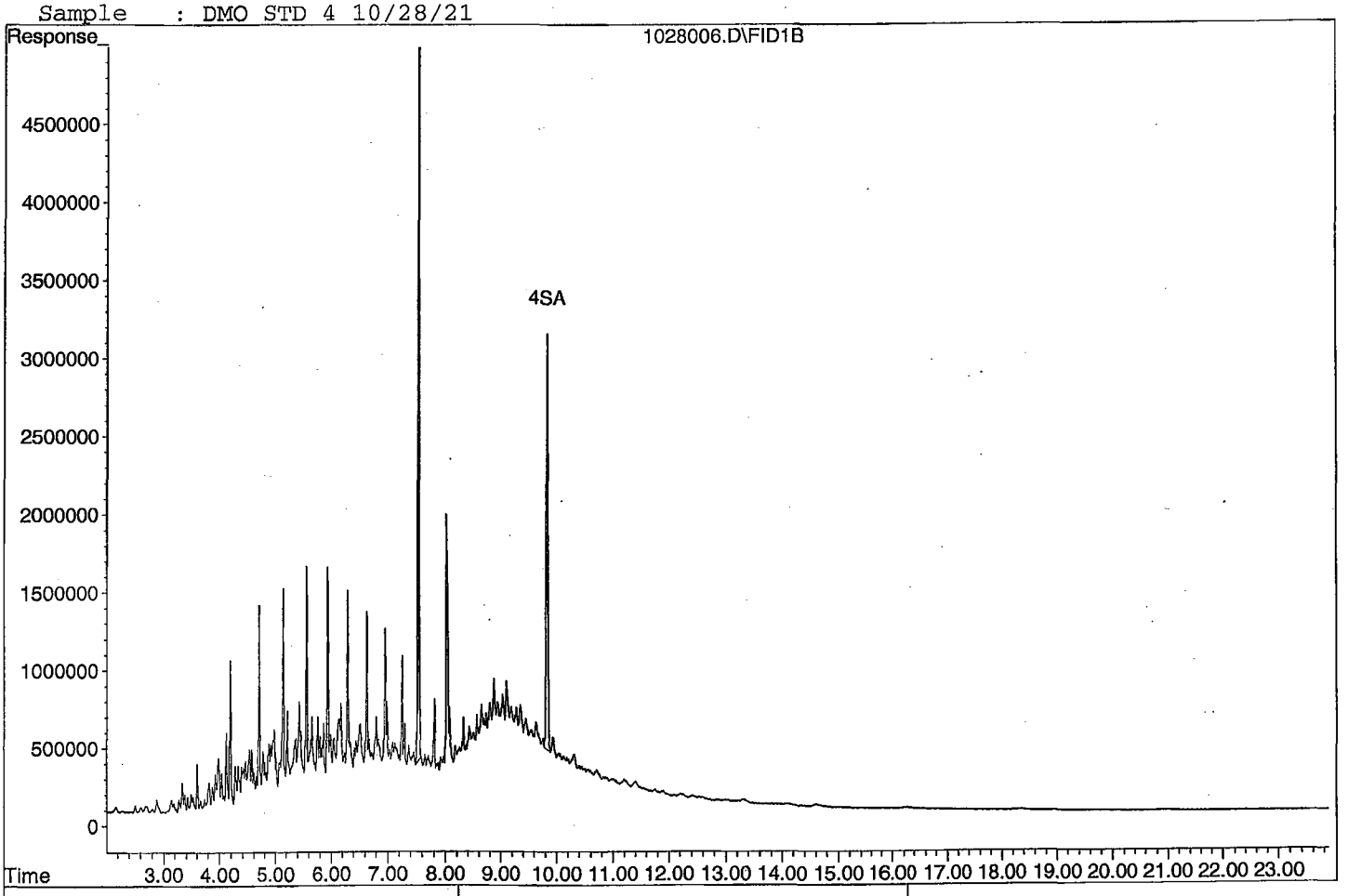

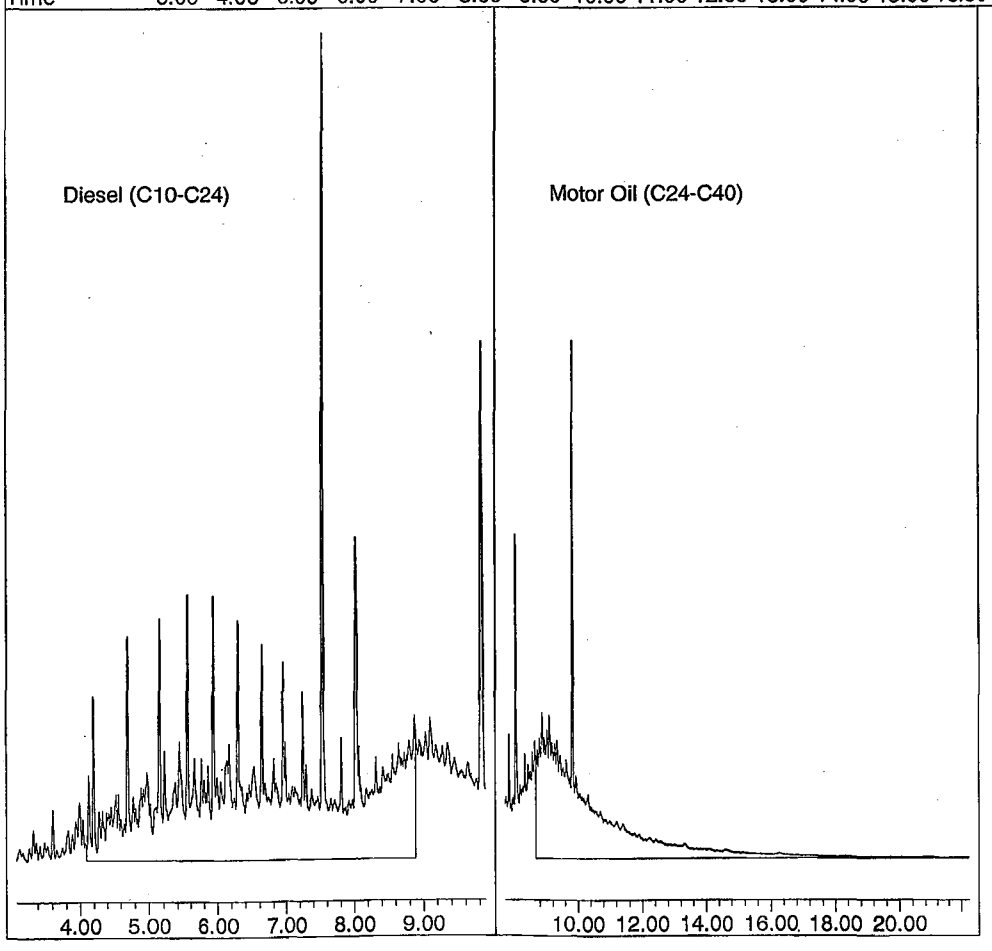

Quantitation Report (Not Reviewed)

Data File : G:\APOLLO\DATA\211028\1028007.D Vial: 7
Acq On : 10-28-21 11:11:42 Operator: KA
Sample : DMO STD 5 10/28/21 Inst : Apollo
Misc : water Multiplr: 1.00
IntFile : events.e
Quant Time: Oct 28 15:39 2021 Quant Results File: DOC1028.RES

Method : G:\APOLLO\DATA\211028\DOC1028.M (Chemstation Integrator)
Title : 8015 B&C
Last Update : Thu Oct 28 15:39:11 2021
Response via : Multiple Level Calibration

Volume Inj. : 2UL
Signal Phase : DB-5
Signal Info : FID02A

Compound	R.T.	Response	Conc Units
System Monitoring Compounds			
3) SA Ortho-Terphenyl(S)	7.54	292696553	46.794 ppb
Surrogate Spike 30.000		Recovery =	155.98%
4) SA Octacosane(S)	9.83	217041298	47.988 ppb
Surrogate Spike 30.000		Recovery =	159.96%
Target Compounds			
1) HATM Diesel (C10-C24)	6.49	4675985227	929.003 ppb
2) HBTM Motor Oil (C24-C40)	14.96	3391967397	989.959 ppb

Target Compounds

Quantitation Report

Data File: G:\APOLLO\DATA\211028\1028007.D
Sample : DMO STD 5 10/28/21

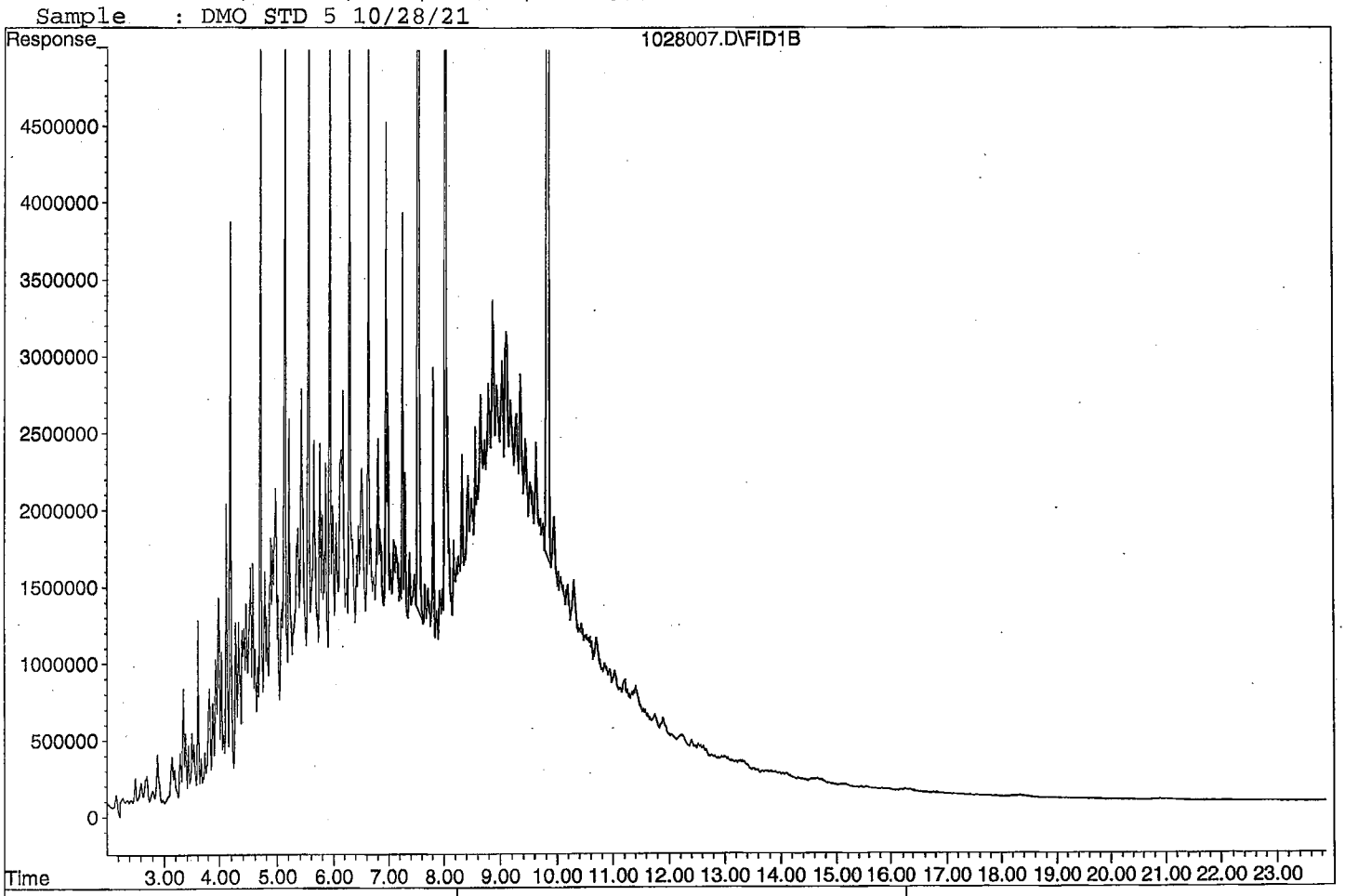

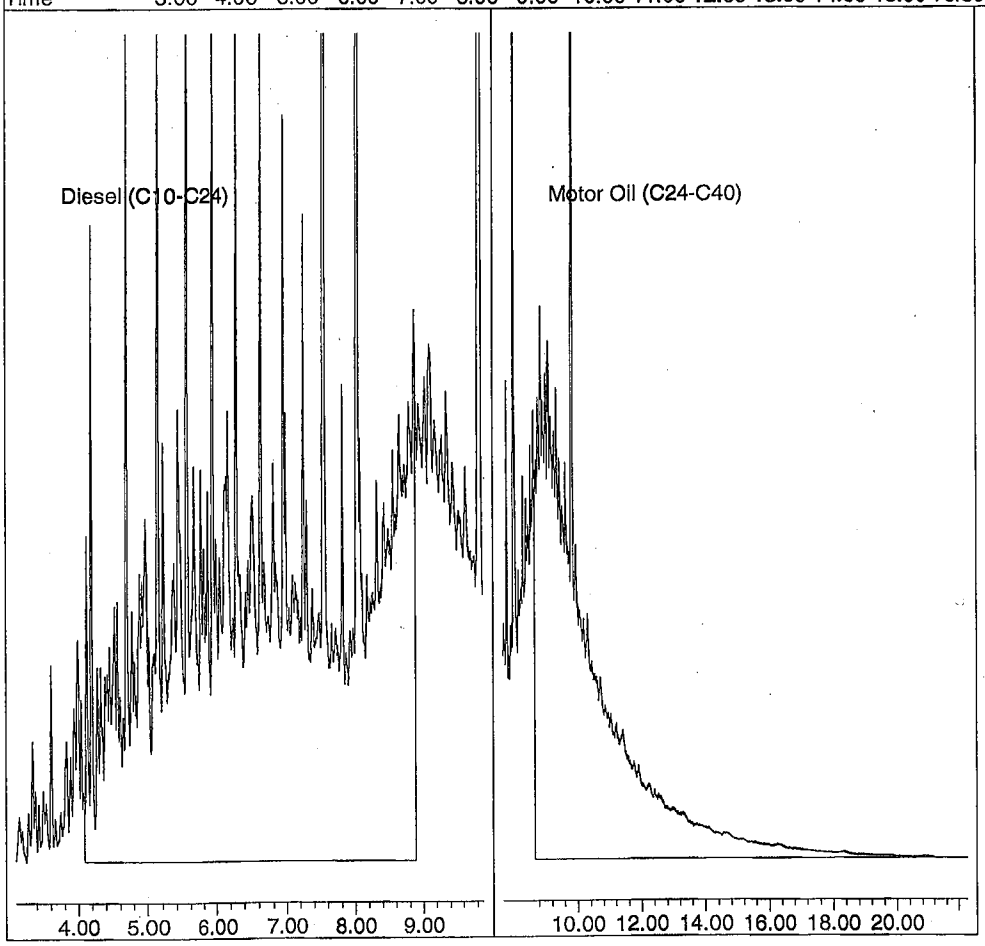

Quantitation Report (Not Reviewed)

Data File : G:\APOLLO\DATA\211028\1028008.D Vial: 8
Acq On : 10-28-21 11:39:55 Operator: KA
Sample : DMO STD 6 10/28/21 Inst : Apollo
Misc : water Multiplr: 1.00
IntFile : events.e
Quant Time: Oct 28 15:39 2021 Quant Results File: DOC1028.RES

Method : G:\APOLLO\DATA\211028\DOC1028.M (Chemstation Integrator)
Title : 8015 B&C
Last Update : Thu Oct 28 15:39:11 2021
Response via : Multiple Level Calibration

Volume Inj. : 2UL
Signal Phase : DB-5
Signal Info : FID02A

Compound	R.T.	Response	Conc Units
System Monitoring Compounds			
3) SA Ortho-Terphenyl(S)	7.54	435798382	69.672 ppb
Surrogate Spike 30.000		Recovery =	232.24%
4) SA Octacosane(S)	9.84	325688048	72.009 ppb
Surrogate Spike 30.000		Recovery =	240.03%
Target Compounds			
1) HATM Diesel (C10-C24)	6.49	7163144090	1423.140 ppb
2) HBTM Motor Oil (C24-C40)	14.96	5028351305	1472.405 ppb

Target Compounds

Data File: G:\APOLLO\DATA\211028\1028008.D
Sample : DMO STD 6 10/28/21

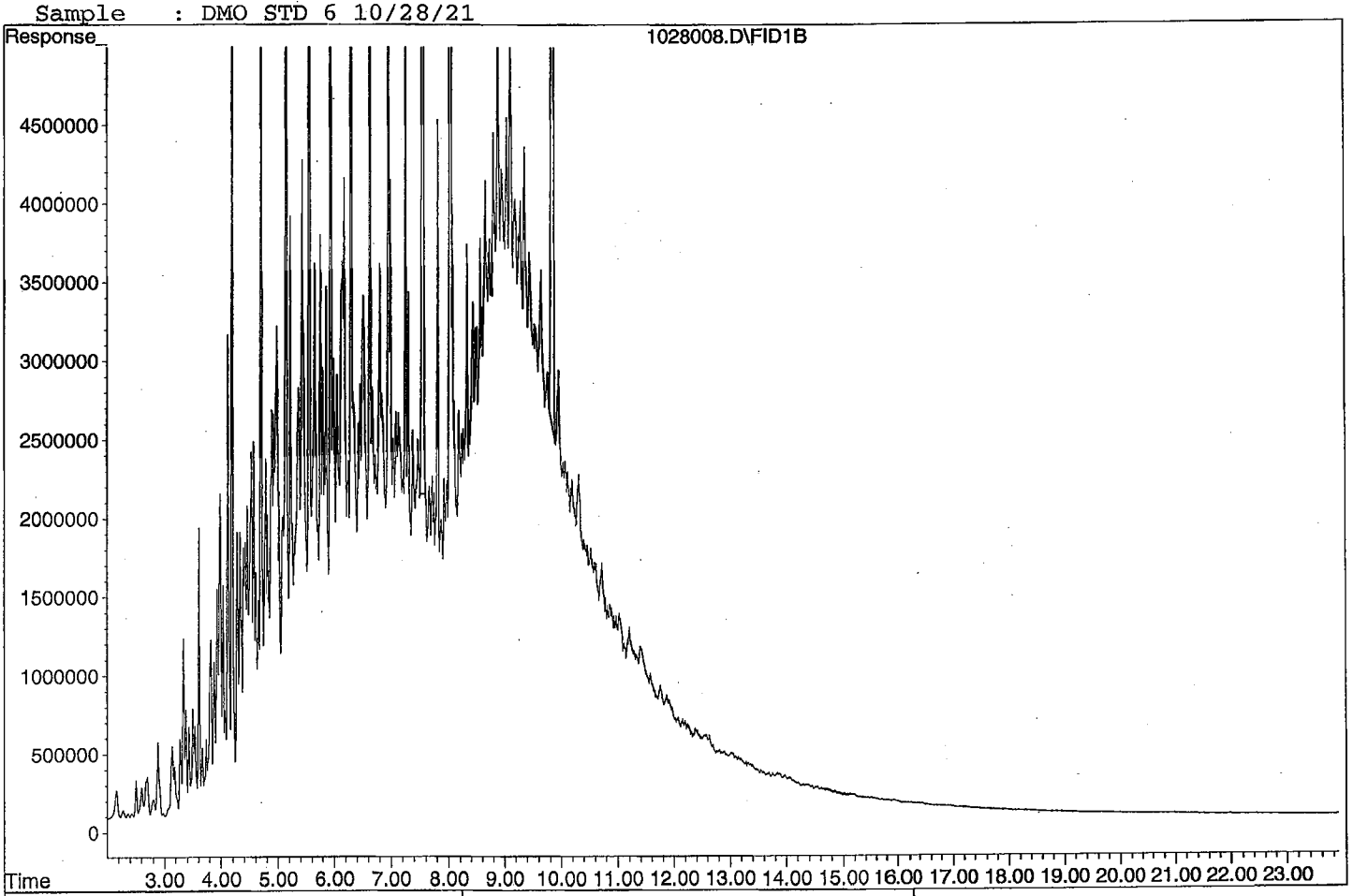

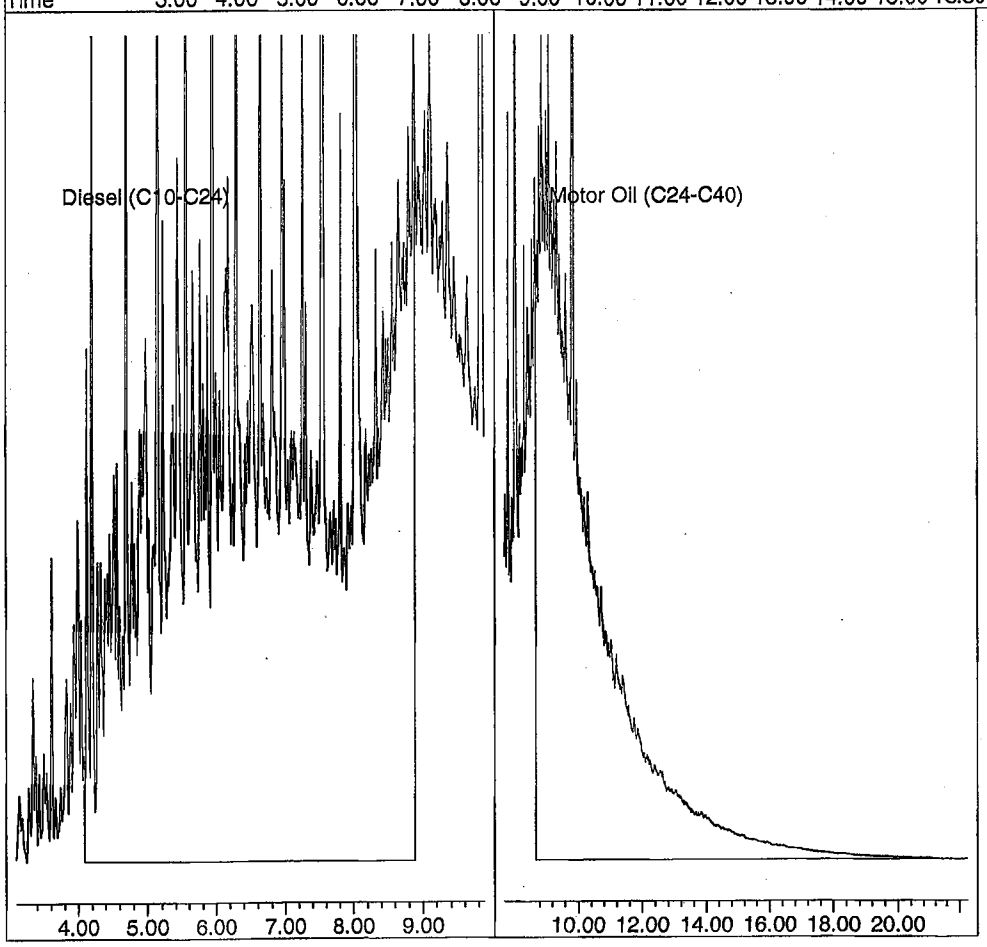

Quantitation Report (Not Reviewed)

Data File : G:\APOLLO\DATA\211028\1028009.D Vial: 9
Acq On : 10-28-21 12:08:10 Operator: KA
Sample : DMO STD 7 10/28/21 Inst : Apollo
Misc : water Multiplr: 1.00
IntFile : events.e
Quant Time: Oct 28 15:39 2021 Quant Results File: DOC1028.RES

Method : G:\APOLLO\DATA\211028\DOC1028.M (Chemstation Integrator)
Title : 8015 B&C
Last Update : Thu Oct 28 15:39:11 2021
Response via : Multiple Level Calibration

Volume Inj. : 2UL
Signal Phase : DB-5
Signal Info : FID02A

Compound	R.T.	Response	Conc Units
System Monitoring Compounds			
3) SA Ortho-Terphenyl(S)	7.54	617758709	98.762 ppb
Surrogate Spike 30.000		Recovery =	329.21%
4) SA Octacosane(S)	9.85	457331573	101.116 ppb
Surrogate Spike 30.000		Recovery =	337.05%
Target Compounds			
1) HATM Diesel (C10-C24)	6.49	10255165539	2037.448 ppb
2) HBTM Motor Oil (C24-C40)	14.96	6914631831	2028.526 ppb

Target Compounds

Data File: G:\APOLLO\DATA\211028\1028009.D
Sample : DMO STD 7 10/28/21

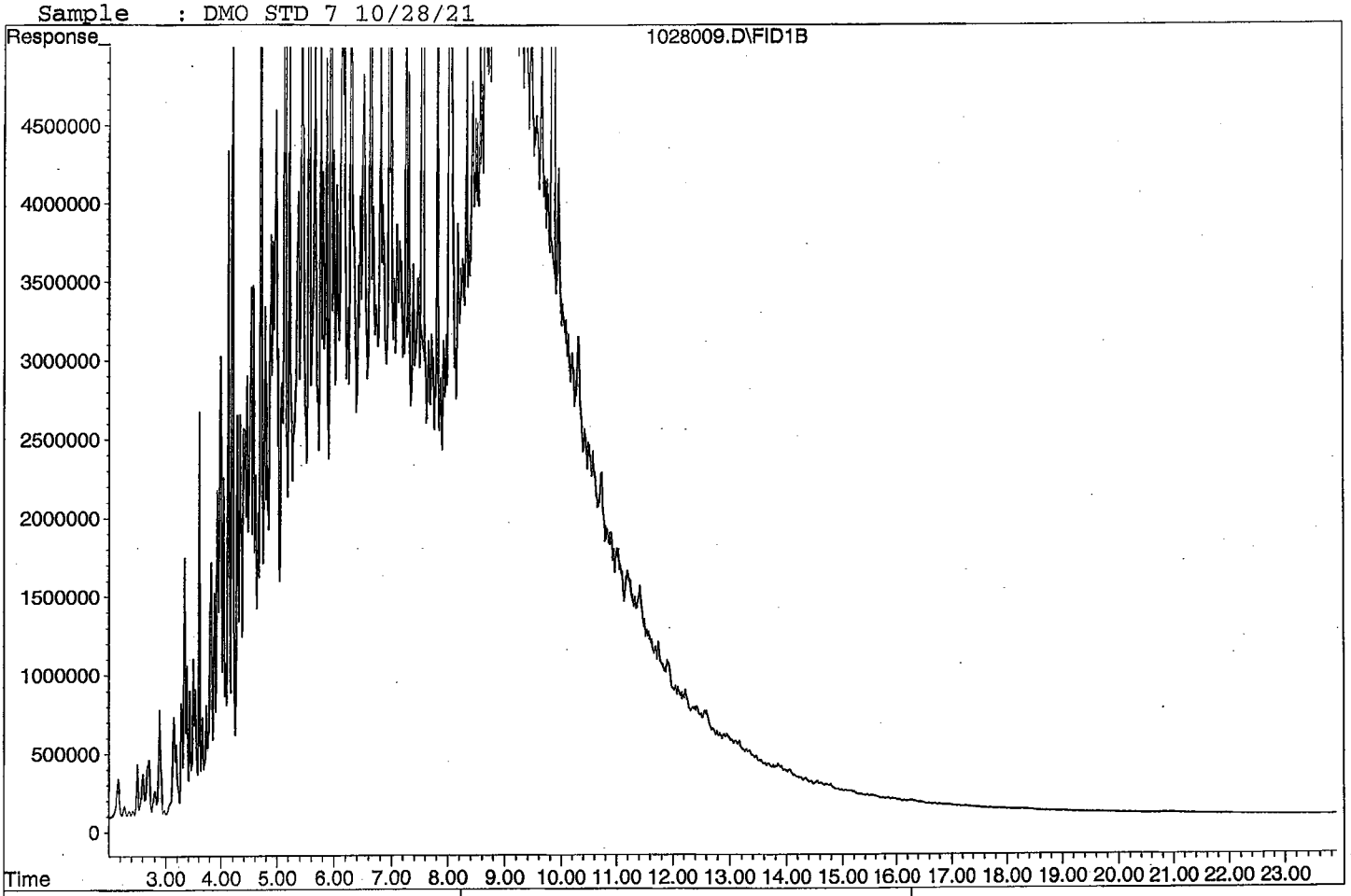

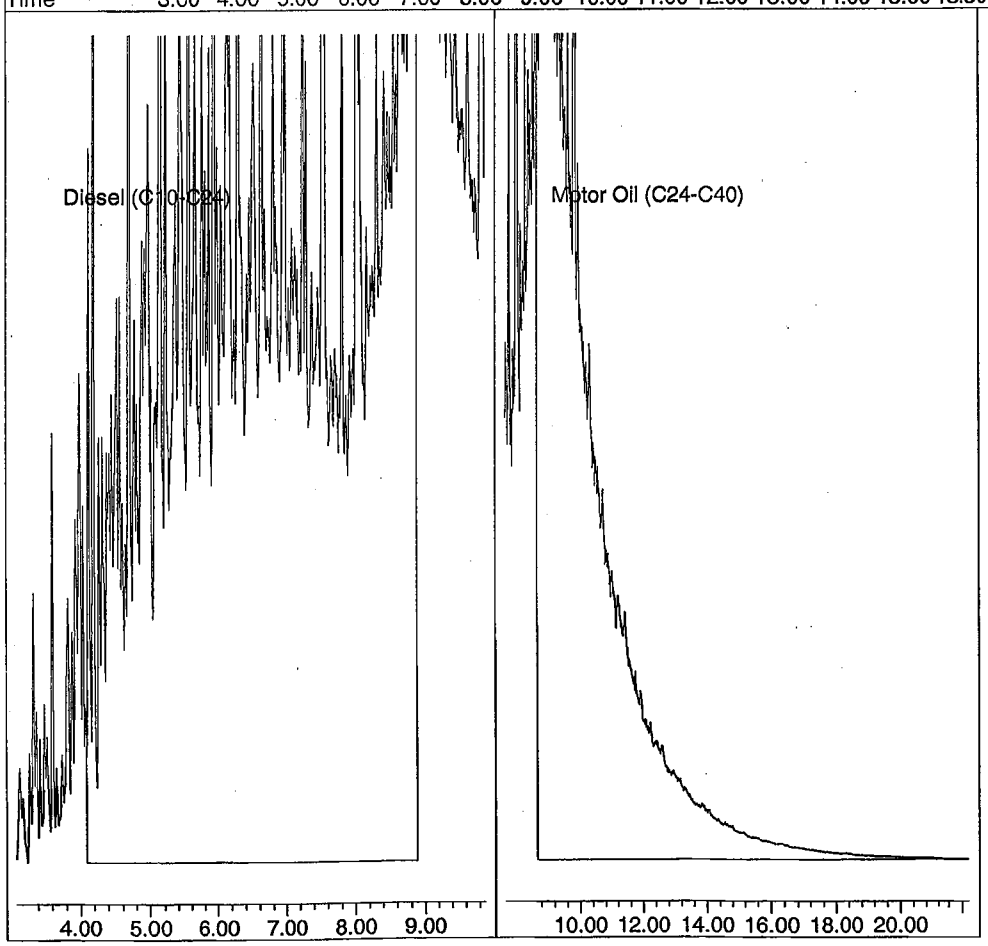

TPH Extractables
DOC1028

Form 7

Second Source Calibration

Lab Name: APPL, Inc.
Case No:
Matrix: Water

SDG No:
Date Analyzed: 10/28/2021
Instrument: Apollo
Initial Cal. Date: 10/28/2021
Data File: 1028010.D

		Compound	MEAN	CCRF	%D		%Drift
1	HATM	Diesel (C10-C24)	2516670	2266400	9.9	HATM	
2	HBTM	Motor Oil (C24-C40)	2492040	1663520	33	HBTML	5.9
3							
4							
5							
6							
7							
8							
9							
10							
11							
12							
13							
14							
15							
16							
17							
18							
19							
20							
21							
22							
23							
24							
25							
26							
27							
28							
29							
30							
31							
32							
33							
34							
35							
36							
37							
38							
39							
40							
		Average			21.5		

Quantitation Report (Not Reviewed)

Data File : G:\APOLLO\DATA\211028\1028010.D Vial: 10
Acq On : 10-28-21 12:36:26 Operator: KA
Sample : DMO Second Source 10/28/21 Inst : Apollo
Misc : water Multiplr: 1.00
IntFile : events.e
Quant Time: Oct 28 15:39 2021 Quant Results File: DOC1028.RES

Method : G:\APOLLO\DATA\211028\DOC1028.M (Chemstation Integrator)
Title : 8015 B&C
Last Update : Thu Oct 28 15:39:11 2021
Response via : Multiple Level Calibration

Volume Inj. : 2UL
Signal Phase : DB-5
Signal Info : FID02A

Compound	R.T.	Response	Conc Units
System Monitoring Compounds			
3) SA Ortho-Terphenyl(S)	7.53	4250105	0.679 ppb
Surrogate Spike 30.000		Recovery =	2.26%
4) SA Octacosane(S)	9.83	-3553	N.D. ppb
Surrogate Spike 30.000		Recovery =	0.00%
Target Compounds			
1) HATM Diesel (C10-C24)	6.49	1133202337	225.139 ppb
2) HBTM Motor Oil (C24-C40)	14.96	831758038	235.148 ppb

Target Compounds

(f)=RT Delta > 1/2 Window (m)=manual int.

1028010.D DOC1028.M Thu Oct 28 15:42:42 2021

Quantitation Report

Data File: G:\APOLLO\DATA\211028\1028010.D
Sample : DMO Second Source 10/28/21

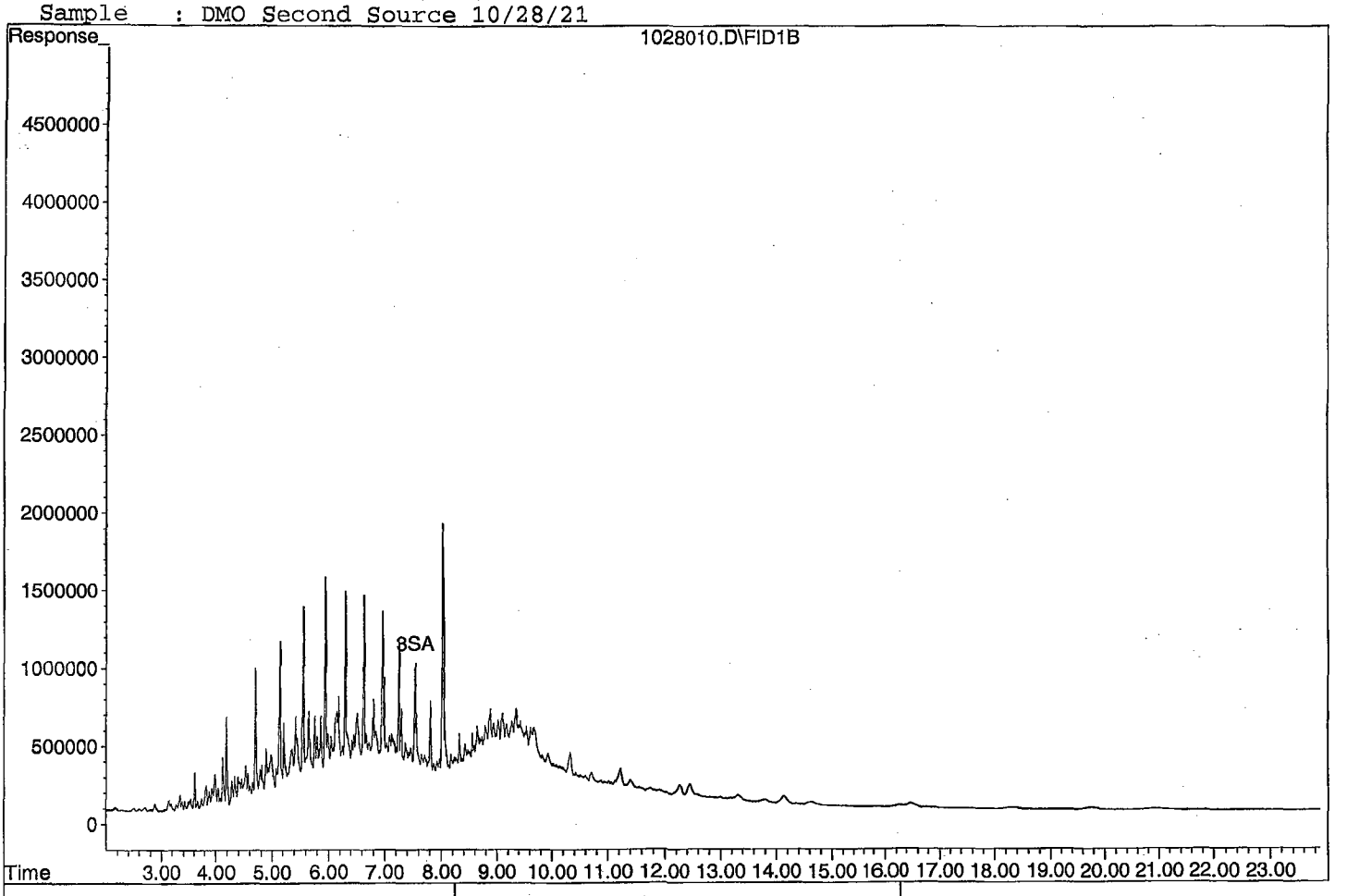

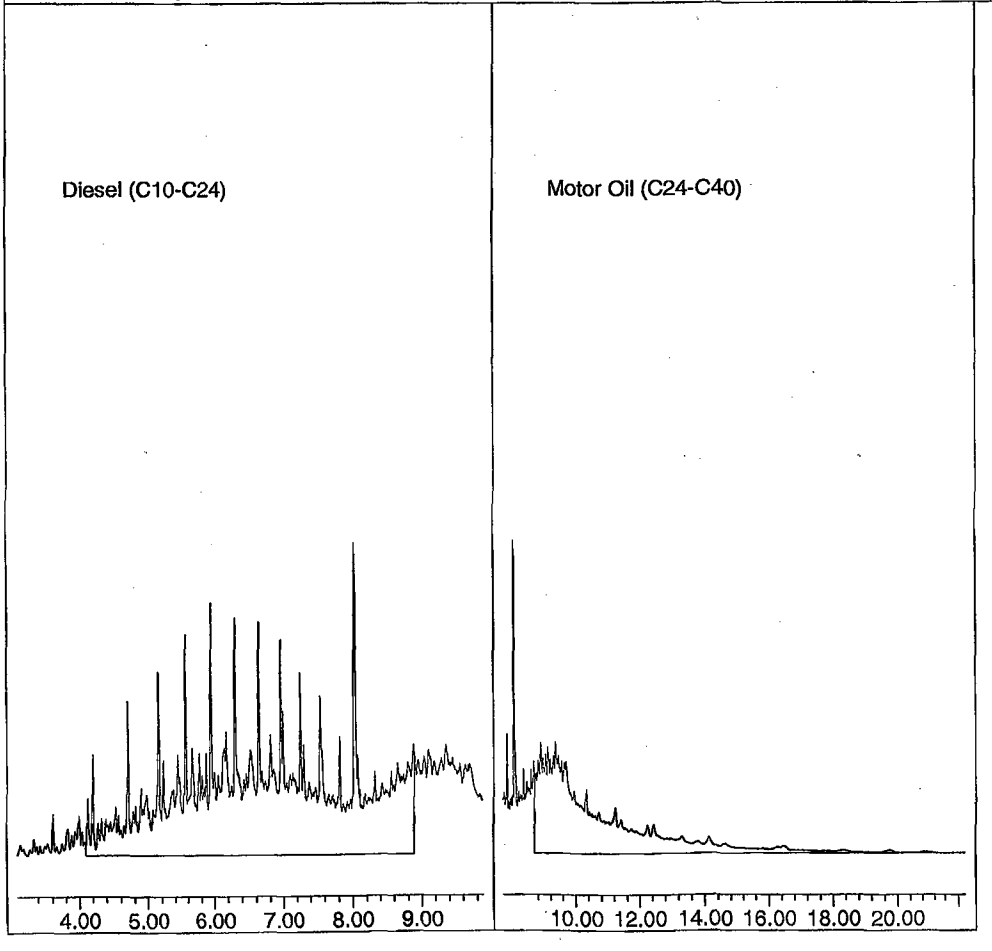

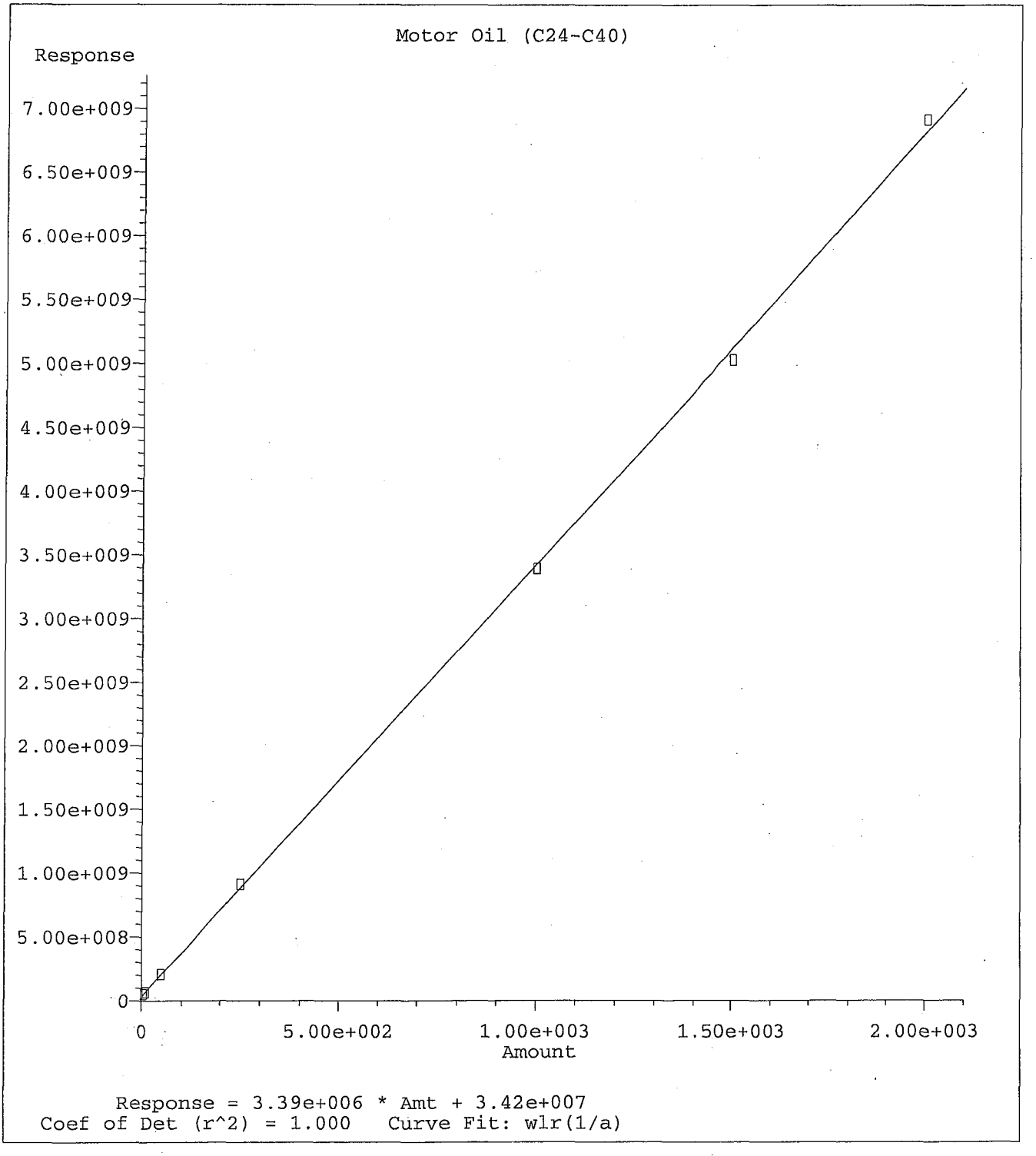

Method Name: G:\APOLLO\DATA\211028\DOC1028.M
Calibration Table Last Updated: Thu Oct 28 15:37:06 2021

TPH Extractables
DEC0911

Form 6
Initial Calibration

Lab Name: APPL, Inc.
Case No:
Matrix: Water

SDG No:
Initial Cal. Date: 9/11/2021
Instrument: Apollo

Initials: KA

		Compound	1	2	3	4	5	6					Avg	%RSD	Type	r^2	Q
			911002.D	911003.D	911004.D	911005.D	911006.D	911007.D									
1	SC	Decanoic Acid(S)	883995	1084261	1313446	1384667	1522107	1509937					1283069	20	SC		*
2																	
3																	
4																	
5																	
6																	
7																	
8																	
9																	
10																	
11																	
12																	
13																	
14																	
15																	
16																	
17																	
18																	
19																	
20																	
21																	
22																	
23																	
24																	
25																	
26																	
27																	
28																	
29																	
30																	
31																	
32																	
33																	
34																	
35																	

0.562142

Quantitation Report (Not Reviewed)

Data File : G:\APOLLO\DATA\210911\911002.D Vial: 2
Acq On : 9-11-21 10:22:53 Operator: KA
Sample : Decanoic Acid STD 1 Inst : Apollo
Misc : water Multiplr: 1.00
IntFile : events.e
Quant Time: Sep 13 9:30 2021 Quant Results File: DEC0911.RES

Method : G:\APOLLO\DATA\210808\DEC0911.M (Chemstation Integrator)
Title : 8015 B&C
Last Update : Mon Sep 13 09:30:16 2021
Response via : Multiple Level Calibration

Volume Inj. : 2UL
Signal Phase : DB-5
Signal Info : FID02A

Compound	R.T.	Response	Conc Units
System Monitoring Compounds			
1) SC Decanoic Acid(S)	5.77	5303968	2.067 ppb
Surrogate Spike 24.000		Recovery =	8.61%

Target Compounds

Target Compounds

(f)=RT Delta > 1/2 Window (m)=manual int.

Quantitation Report

Data File: G:\APOLLO\DATA\210911\911002.D
Sample : Decanoic Acid STD 1

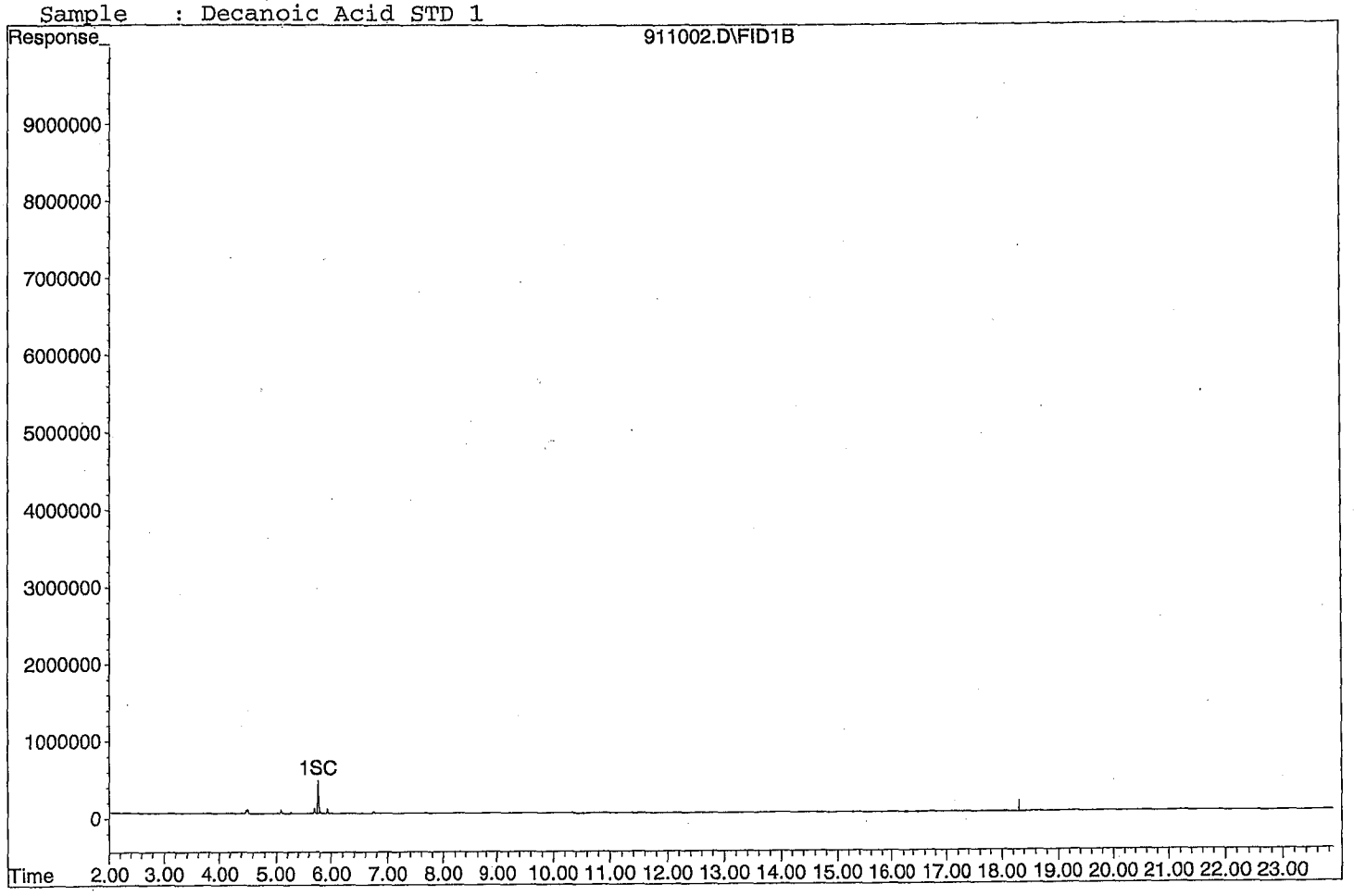

Quantitation Report (Not Reviewed)

Data File : G:\APOLLO\DATA\210911\911003.D Vial: 3
Acq On : 9-11-21 10:51:11 Operator: KA
Sample : Decanoic Acid STD 2 Inst : Apollo
Misc : water Multiplr: 1.00
IntFile : events.e
Quant Time: Sep 23 17:12 2021 Quant Results File: DEC0911.RES

Method : G:\APOLLO\DATA\210808\DEC0911.M (Chemstation Integrator)
Title : 8015 B&C
Last Update : Mon Sep 13 09:30:16 2021
Response via : Multiple Level Calibration

Volume Inj. : 2UL
Signal Phase : DB-5
Signal Info : FID02A

Compound	R.T.	Response	Conc Units
System Monitoring Compounds			
1) SC Decanoic Acid(S)	5.77	13011132	5.070 ppb
Surrogate Spike 24.000		Recovery =	21.13%

Target Compounds

Target Compounds

(f)=RT Delta > 1/2 Window (m)=manual int.

Quantitation Report

Data File: G:\APOLLO\DATA\210911\911003.D
Sample : Decanoic Acid STD 2

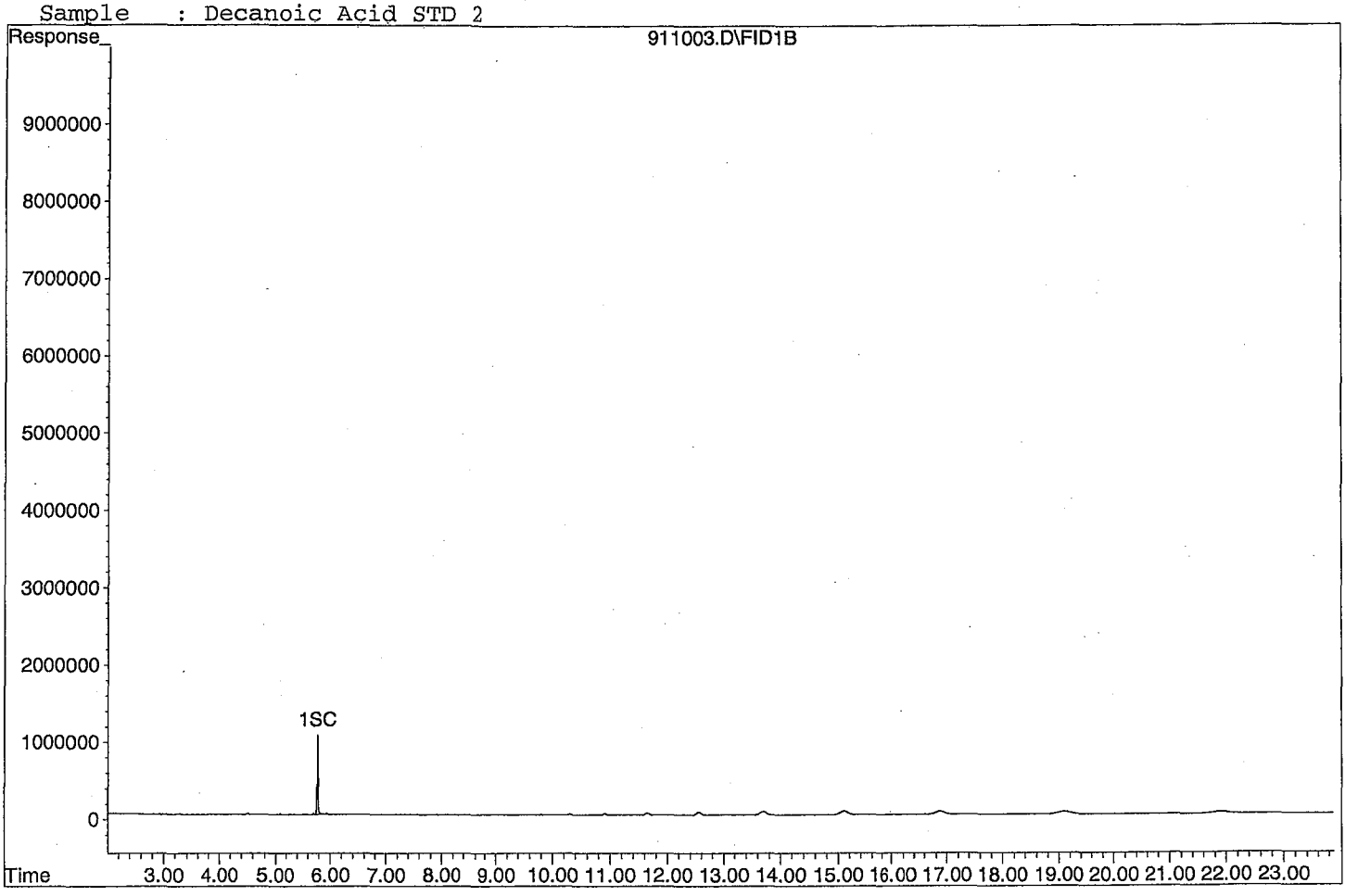

Quantitation Report (Not Reviewed)

Data File : G:\APOLLO\DATA\210911\911004.D Vial: 4
Acq On : 9-11-21 11:19:39 Operator: KA
Sample : Decanoic Acid STD 3 Inst : Apollo
Misc : water Multiplr: 1.00
IntFile : events.e
Quant Time: Sep 23 17:12 2021 Quant Results File: DEC0911.RES

Method : G:\APOLLO\DATA\210808\DEC0911.M (Chemstation Integrator)
Title : 8015 B&C
Last Update : Mon Sep 13 09:30:16 2021
Response via : Multiple Level Calibration

Volume Inj. : 2UL
Signal Phase : DB-5
Signal Info : FID02A

Compound	R.T.	Response	Conc Units
System Monitoring Compounds			
1) SC Decanoic Acid(S)	5.79	63045408	24.568 ppb
Surrogate Spike 24.000		Recovery =	102.37%

Target Compounds

Target Compounds

(f)=RT Delta > 1/2 Window (m)=manual int.

Quantitation Report

Data File: G:\APOLLO\DATA\210911\911004.D
Sample : Decanoic Acid STD 3

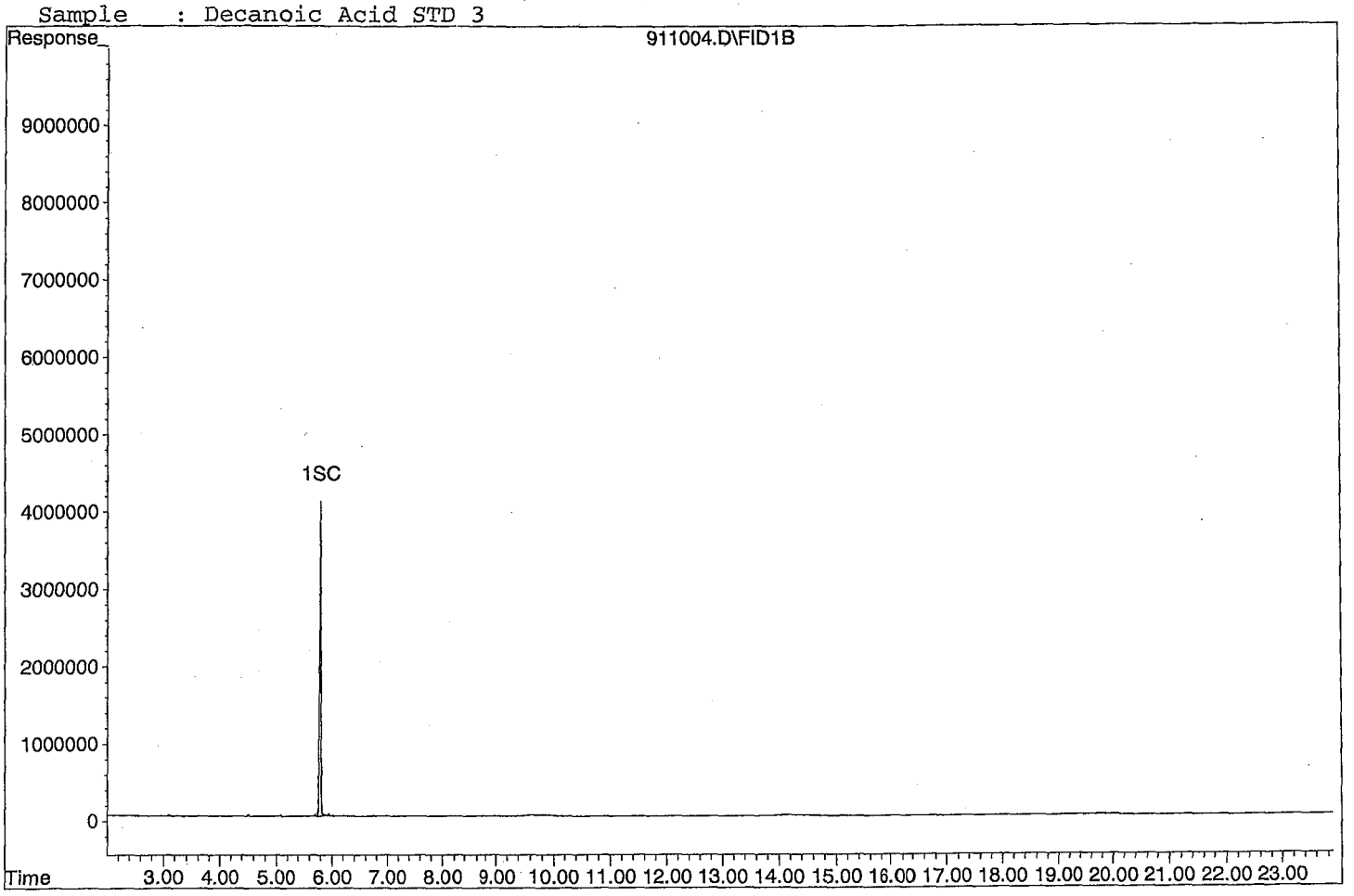

Quantitation Report (Not Reviewed)

Data File : G:\APOLLO\DATA\210911\911005.D Vial: 5
Acq On : 9-11-21 11:48:04 Operator: KA
Sample : Decanoic Acid STD 4 Inst : Apollo
Misc : water Multiplr: 1.00
IntFile : events.e
Quant Time: Sep 23 17:12 2021 Quant Results File: DEC0911.RES

Method : G:\APOLLO\DATA\210808\DEC0911.M (Chemstation Integrator)
Title : 8015 B&C
Last Update : Mon Sep 13 09:30:16 2021
Response via : Multiple Level Calibration

Volume Inj. : 2UL
Signal Phase : DB-5
Signal Info : FID02A

Compound	R.T.	Response	Conc Units
System Monitoring Compounds			
1) SC Decanoic Acid(S)	5.80	99696015	38.851 ppb
Surrogate Spike 24.000		Recovery =	161.88%

Target Compounds

Target Compounds

(f)=RT Delta > 1/2 Window (m)=manual int.

Quantitation Report

Data File: G:\APOLLO\DATA\210911\911005.D
Sample : Decanoic Acid STD 4

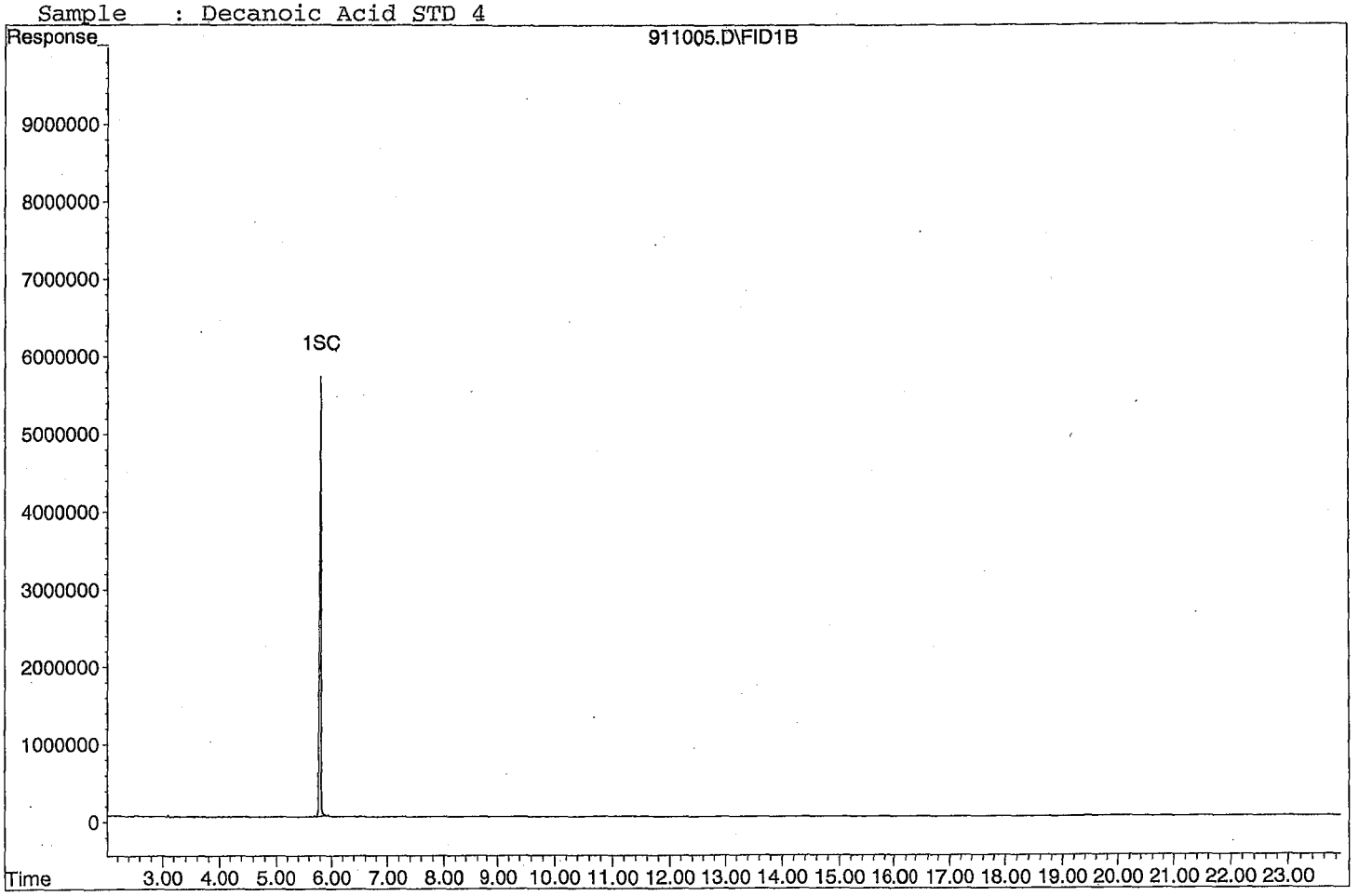

Quantitation Report (Not Reviewed)

Data File : G:\APOLLO\DATA\210911\911006.D
Acq On : 9-11-21 12:16:37
Sample : Decanoic Acid STD 5
Misc : water
IntFile : events.e
Quant Time: Sep 23 17:12 2021 Quant Results File: DEC0911.RES

Vial: 6
Operator: KA
Inst : Apollo
Multiplr: 1.00

Method : G:\APOLLO\DATA\210808\DEC0911.M (Chemstation Integrator)
Title : 8015 B&C
Last Update : Mon Sep 13 09:30:16 2021
Response via : Multiple Level Calibration

Volume Inj. : 2UL
Signal Phase : DB-5
Signal Info : FID02A

Compound	R.T.	Response	Conc Units
System Monitoring Compounds			
1) SC Decanoic Acid(S)	5.81	146122260	56.942 ppb
Surrogate Spike 24.000		Recovery =	237.26%

Target Compounds

Target Compounds

(f)=RT Delta > 1/2 Window (m)=manual int.

Quantitation Report

Data File: G:\APOLLO\DATA\210911\911006.D
Sample : Decanoic Acid STD 5

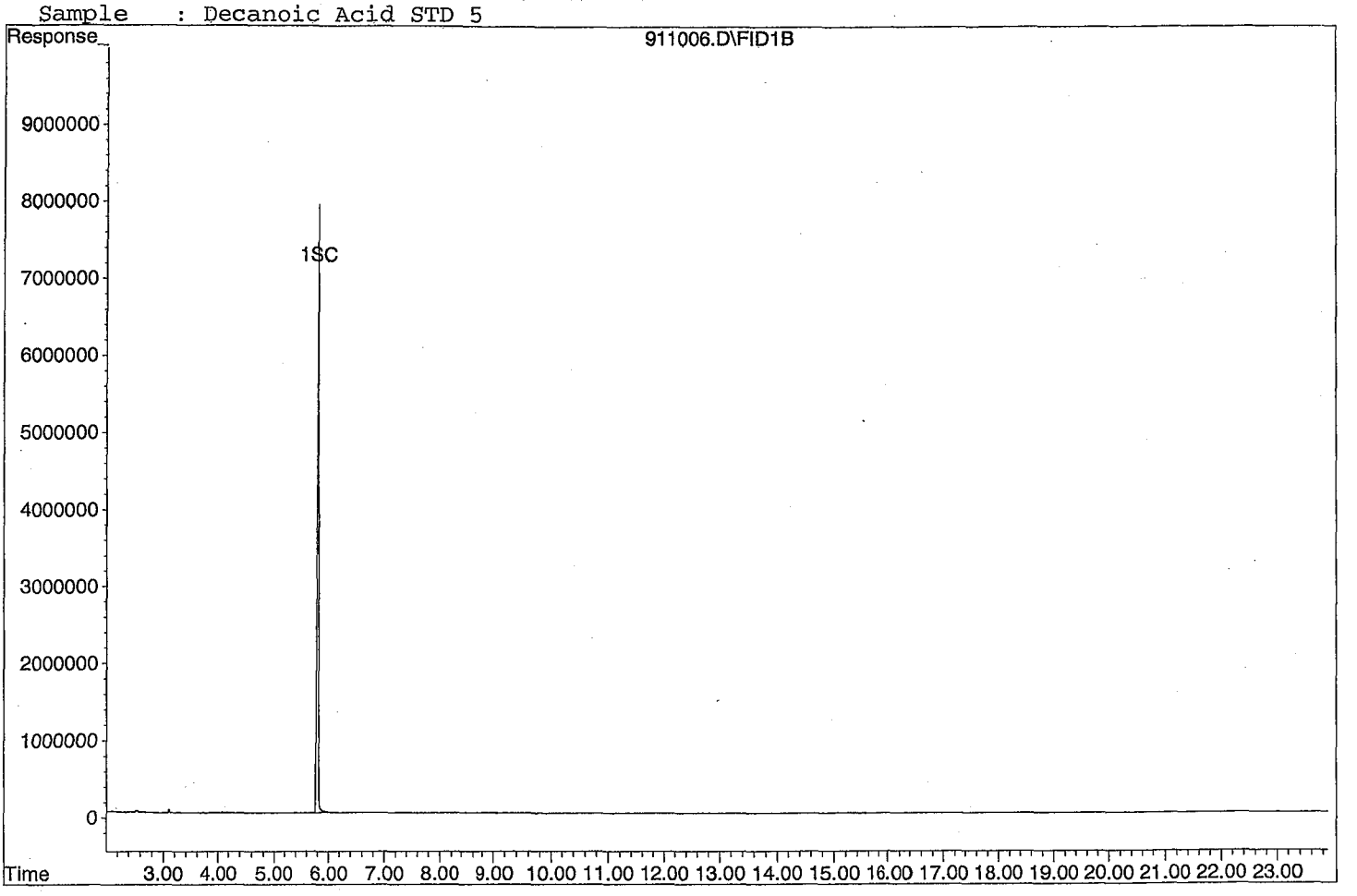

Quantitation Report (Not Reviewed)

Data File : G:\APOLLO\DATA\210911\911007.D Vial: 7
Acq On : 9-11-21 12:45:02 Operator: KA
Sample : Decanoic Acid STD 6 Inst : Apollo
Misc : water Multiplr: 1.00
IntFile : events.e
Quant Time: Sep 23 17:12 2021 Quant Results File: DEC0911.RES

Method : G:\APOLLO\DATA\210808\DEC0911.M (Chemstation Integrator)
Title : 8015 B&C
Last Update : Mon Sep 13 09:30:16 2021
Response via : Multiple Level Calibration

Volume Inj. : 2UL
Signal Phase : DB-5
Signal Info : FID02A

Compound	R.T.	Response	Conc Units
System Monitoring Compounds			
1) SC Decanoic Acid(S)	5.81	181192435	70.609 ppb
Surrogate Spike 24.000		Recovery =	294.20%
Target Compounds			
Target Compounds			

(f)=RT Delta > 1/2 Window (m)=manual int.

Quantitation Report

Data File: G:\APOLLO\DATA\210911\911007.D
Sample : Decanoic Acid STD 6

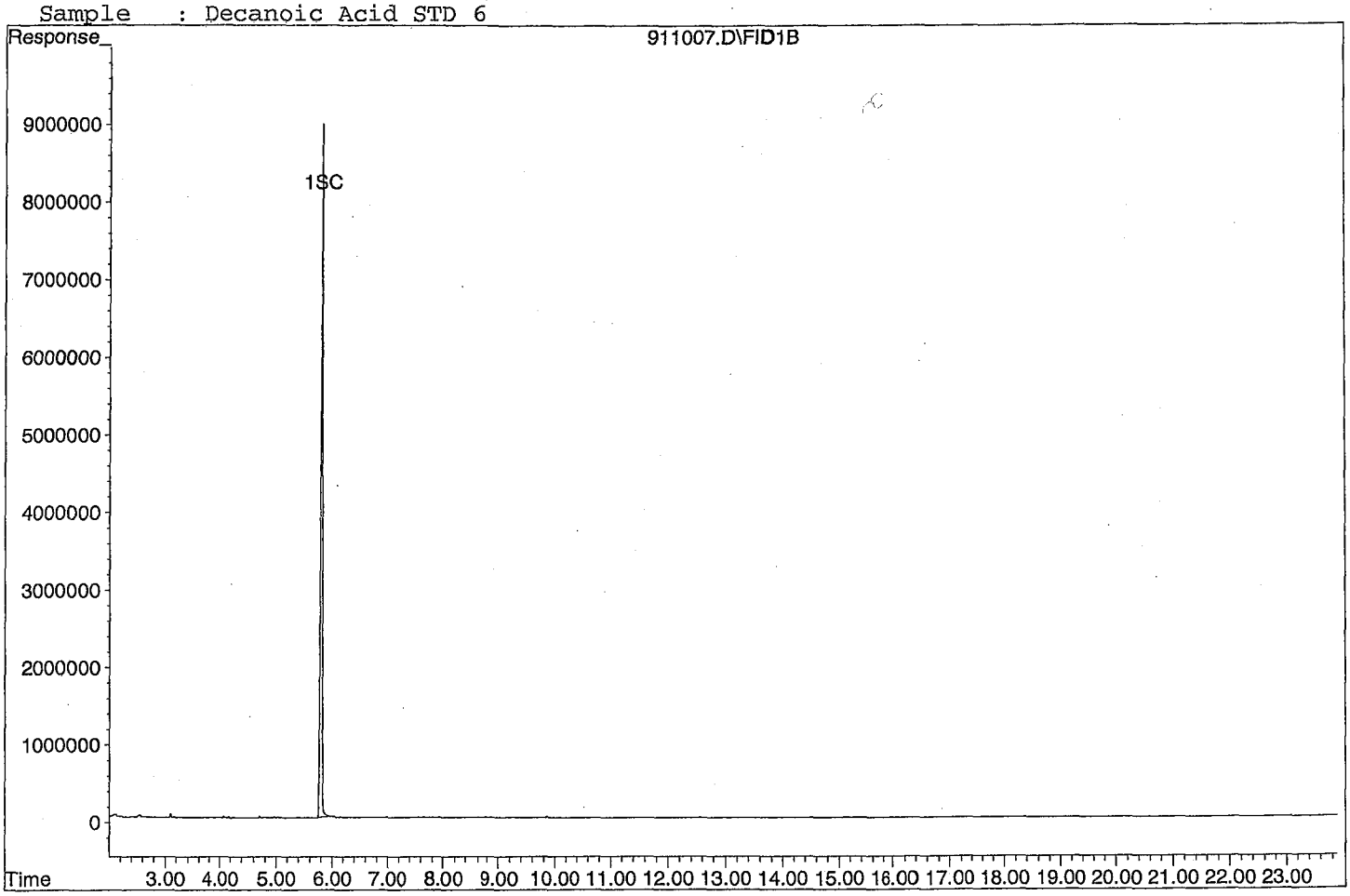

TPH Extractables
DOC1028

Form 7

Continuing Calibration

Lab Name: APPL, Inc.
Case No:
Matrix: Water

SDG No:
Date Analyzed: 11/10/2021
Instrument: Apollo
Initial Cal. Date: 10/28/2021
Data File: 1110003.D

		Compound	MEAN	CCRF	%D	%Drift	
1	HATM	Diesel (C10-C24)	2516670	2403900	4.5	HATM	
2	HBTM	Motor Oil (C24-C40)	2492040	1790550	28	HBTML	1.5
3	SA	Ortho-Terphenyl(S)	3127510	2949230	5.7	SA	
4	SA	Octacosane(S)	2261430	1963880	13	SA	
5							
6							
7							
8							
9							
10							
11							
12							
13							
14							
15							
16							
17							
18							
19							
20							
21							
22							
23							
24							
25							
26							
27							
28							
29							
30							
31							
32							
33							
34							
35							
36							
37							
38							
39							
40							
		Average			12.8		

Quantitation Report (Not Reviewed)

Data File : G:\APOLLO\DATA\211110\1110003.D Vial: 3
Acq On : 11-10-21 11:19:04 Operator: KA
Sample : DMO LVL 4 CCV 10/27/21 Inst : Apollo
Misc : water Multiplr: 1.00
IntFile : events.e
Quant Time: Nov 10 16:11 2021 Quant Results File: DOC1028.RES

Method : G:\APOLLO\DATA\211028\DOC1028.M (Chemstation Integrator)
Title : 8015 B&C
Last Update : Fri Nov 12 17:55:30 2021
Response via : Multiple Level Calibration

Volume Inj. : 2UL
Signal Phase : DB-5
Signal Info : FID02A

Compound	R.T.	Response	Conc Units
System Monitoring Compounds			
3) SA Ortho-Terphenyl(S)	7.44	73730708	11.787 ppb
Surrogate Spike 30.000		Recovery =	39.29%
4) SA Octacosane(S)	9.69	49097113	10.855 ppb
Surrogate Spike 30.000		Recovery =	36.18%
Target Compounds			
1) HATM Diesel (C10-C24)	6.49	1201951613	238.798 ppb
2) HBTM Motor Oil (C24-C40)	14.96	895276427	253.875 ppb

Target Compounds

(f)=RT Delta > 1/2 Window (m)=manual int.

Quantitation Report

Data File: G:\APOLLO\DATA\211110\1110003.D
Sample : DMO LVL 4 CCV 10/27/21

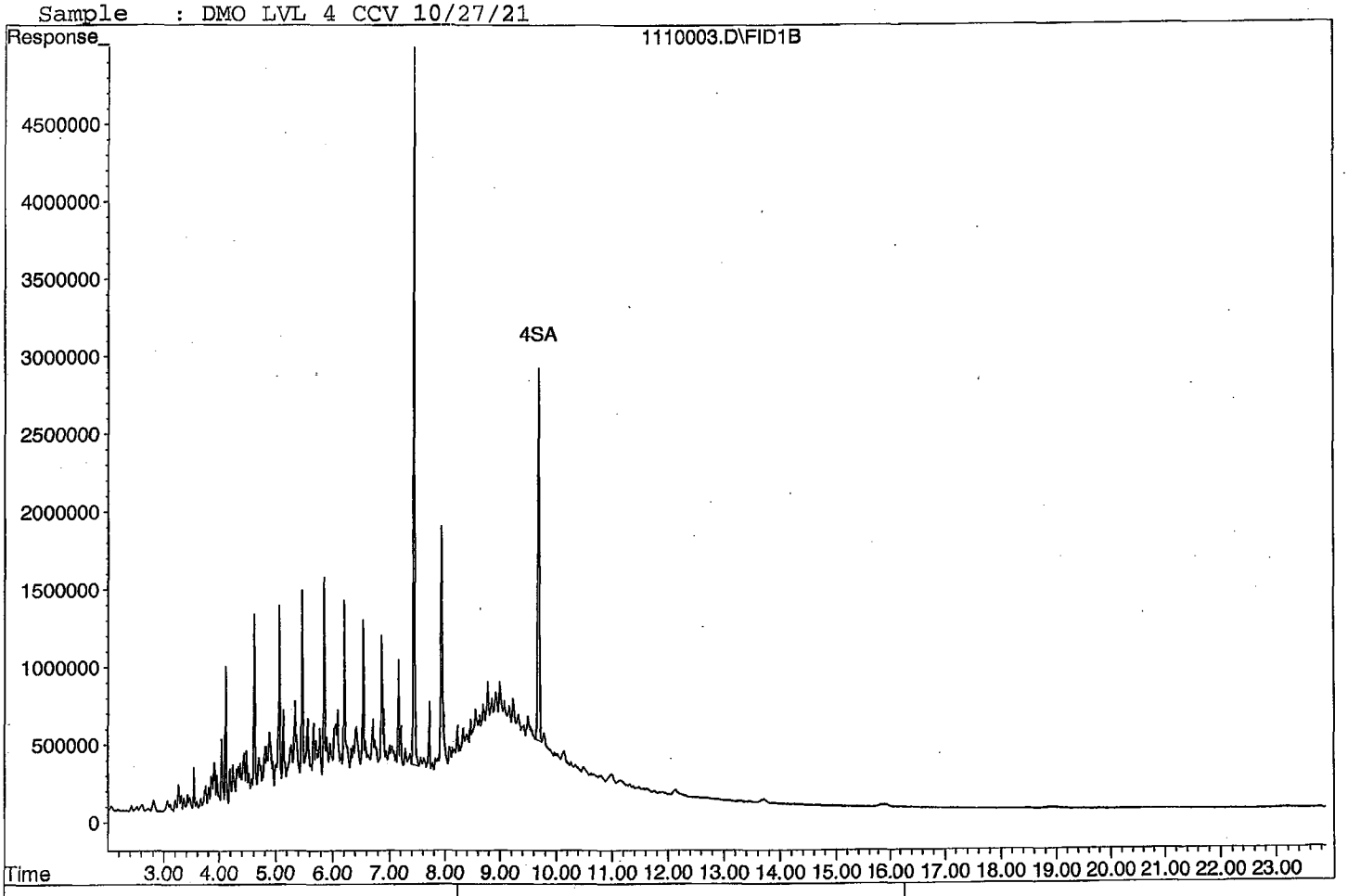

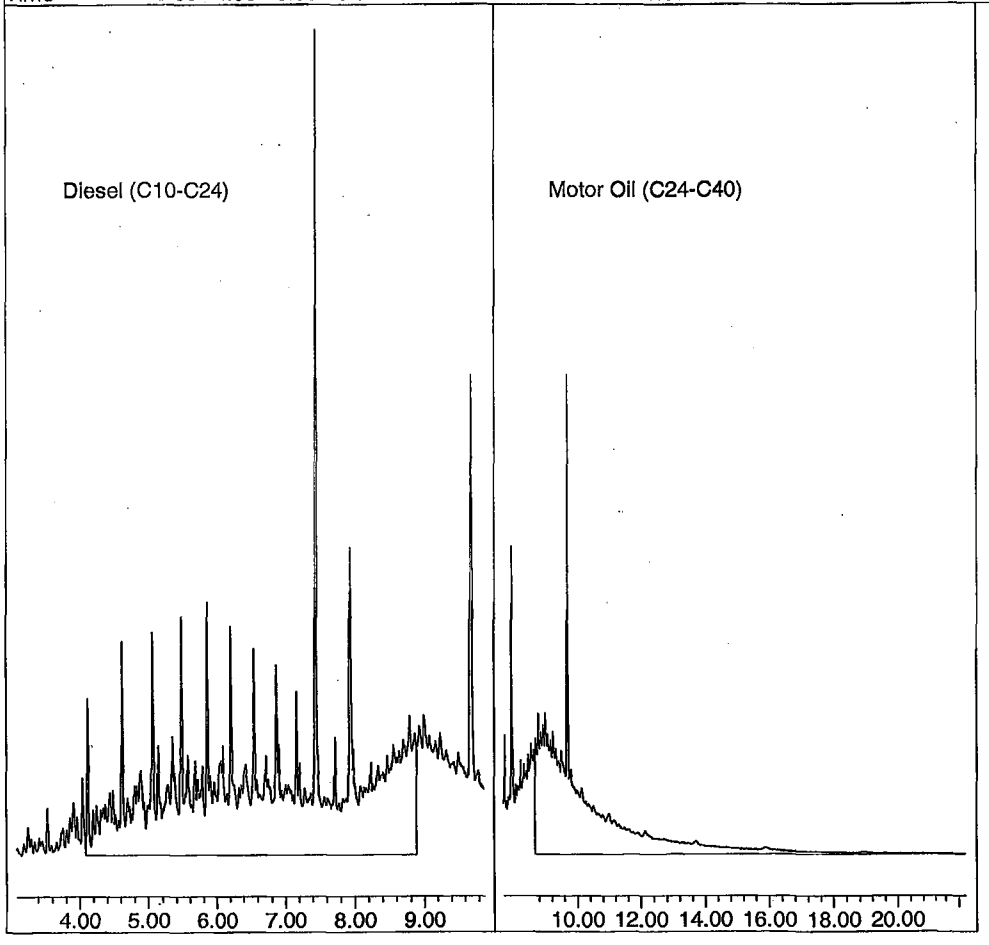

TPH Extractables
DEC0911

Form 7

Continuing Calibration

Lab Name: APPL, Inc.
Case No:
Matrix: Water

SDG No:
Date Analyzed: 11/10/2021
Instrument: Apollo
Initial Cal. Date: 9/11/2021
Data File: 1110004.D

		Compound	MEAN	CCRF	%D	%Drift	
1	SC	Decanoic Acid(S)	1283070	1260880	1.7	SC	
2							
3							
4							
5							
6							
7							
8							
9							
10							
11							
12							
13							
14							
15							
16							
17							
18							
19							
20							
21							
22							
23							
24							
25							
26							
27							
28							
29							
30							
31							
32							
33							
34							
35							
36							
37							
38							
39							
40							
		Average			1.7		

Quantitation Report (Not Reviewed)

Data File : G:\APOLLO\DATA\211110\1110004.D Vial: 4
Acq On : 11-10-21 11:47:06 Operator: KA
Sample : Decanoic Acid CCV 11/05/21 Inst : Apollo
Misc : water Multiplr: 1.00
IntFile : events.e
Quant Time: Nov 11 8:37 2021 Quant Results File: DEC0911.RES

Method : G:\APOLLO\DATA\210911\DEC0911.M (Chemstation Integrator)
Title : 8015 B&C
Last Update : Fri Nov 05 10:50:06 2021
Response via : Multiple Level Calibration

Volume Inj. : 2UL
Signal Phase : DB-5
Signal Info : FID02A

Compound	R.T.	Response	Conc Units
System Monitoring Compounds			
1) SC Decanoic Acid(S)	5.65	90783665	35.378 ppb
Surrogate Spike 24.000		Recovery =	147.41%

Target Compounds

Target Compounds

File : G:\APOLLO\DATA\211110\1110004.D
Operator : KA
Acquired : 11-10-21 11:47:06 using AcqMethod TPHSN.M
Instrument : Apollo
Sample Name: Decanoic Acid CCV 11/05/21
Misc Info : water
Vial Number: 4



TPH Extractables
DOC1028

Form 7

Continuing Calibration

Lab Name: APPL, Inc.
Case No:
Matrix: Water

SDG No:
Date Analyzed: 11/10/2021
Instrument: Apollo
Initial Cal. Date: 10/28/2021
Data File: 1110018.D

		Compound	MEAN	CCRF	%D	%Drift	
1	HATM	Diesel (C10-C24)	2516670	2350820	6.6	HATM	
2	HBTM	Motor Oil (C24-C40)	2492040	1717840	31	HBTML	2.7
3	SA	Ortho-Terphenyl(S)	3127510	2917680	6.7	SA	
4	SA	Octacosane(S)	2261430	2118440	6.3	SA	
5							
6							
7							
8							
9							
10							
11							
12							
13							
14							
15							
16							
17							
18							
19							
20							
21							
22							
23							
24							
25							
26							
27							
28							
29							
30							
31							
32							
33							
34							
35							
36							
37							
38							
39							
40							
		Average			12.7		

Quantitation Report (Not Reviewed)

Data File : G:\APOLLO\DATA\211110\1110018.D Vial: 18
Acq On : 11-10-21 18:20:23 Operator: KA
Sample : DMO LVL 4 CCV 10/27/21 Inst : Apollo
Misc : water Multiplr: 1.00
IntFile : events.e
Quant Time: Nov 11 8:39 2021 Quant Results File: DOC1028.RES

Method : G:\APOLLO\DATA\211028\DOC1028.M (Chemstation Integrator)
Title : 8015 B&C
Last Update : Fri Nov 12 17:55:30 2021
Response via : Multiple Level Calibration

Volume Inj. : 2UL
Signal Phase : DB-5
Signal Info : FID02A

Compound	R.T.	Response	Conc Units
System Monitoring Compounds			
3) SA Ortho-Terphenyl(S)	7.44	72942089	11.661 ppb
Surrogate Spike 30.000		Recovery =	38.87%
4) SA Octacosane(S)	9.69	52961118	11.710 ppb
Surrogate Spike 30.000		Recovery =	39.03%
Target Compounds			
1) HATM Diesel (C10-C24)	6.49	1175410238	233.525 ppb
2) HBTM Motor Oil (C24-C40)	14.96	858918994	243.156 ppb

Target Compounds

(f)=RT Delta > 1/2 Window (m)=manual int.

Quantitation Report

Data File: G:\APOLLO\DATA\211110\1110018.D
Sample : DMO LVL 4 CCV 10/27/21

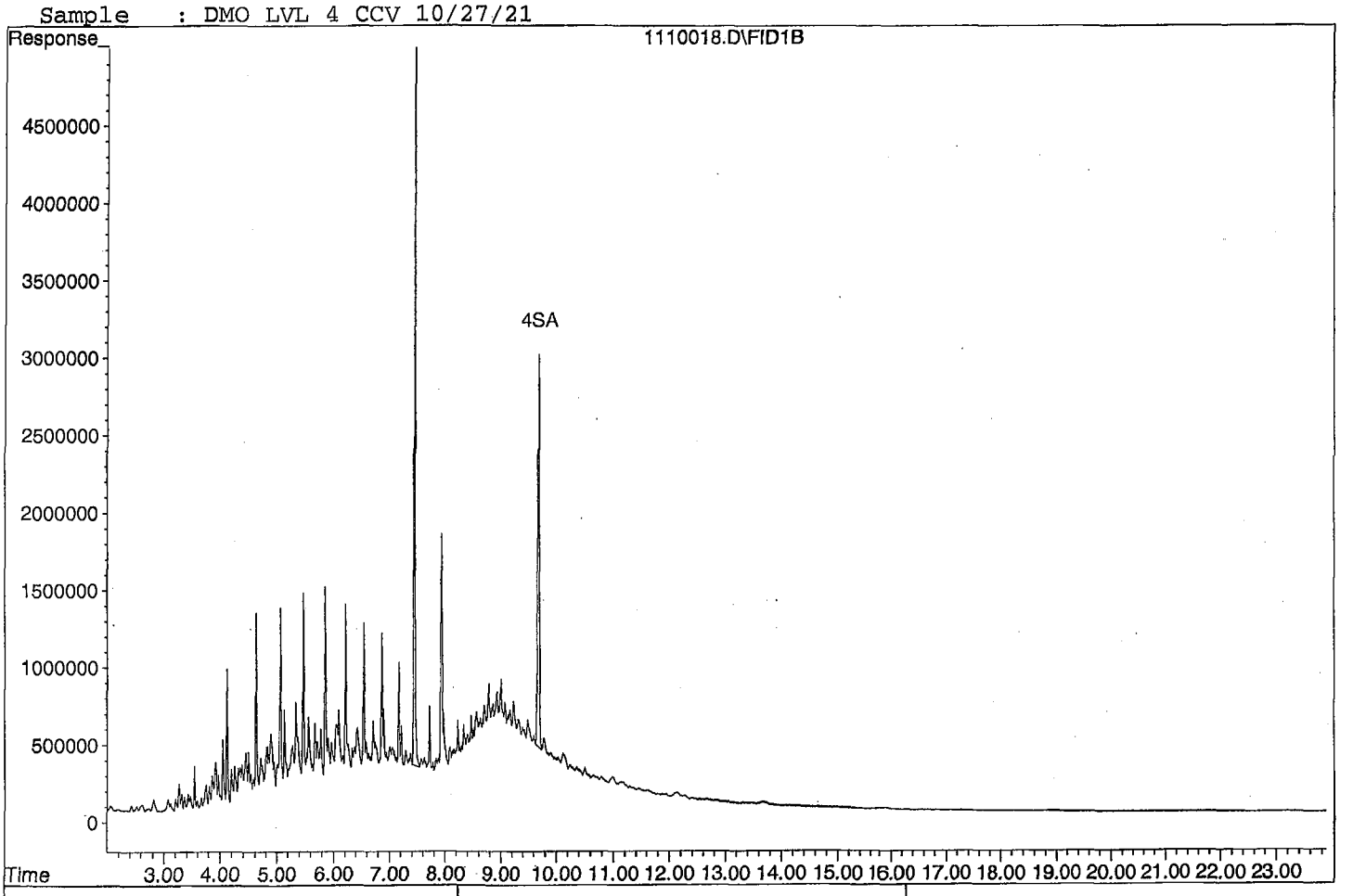

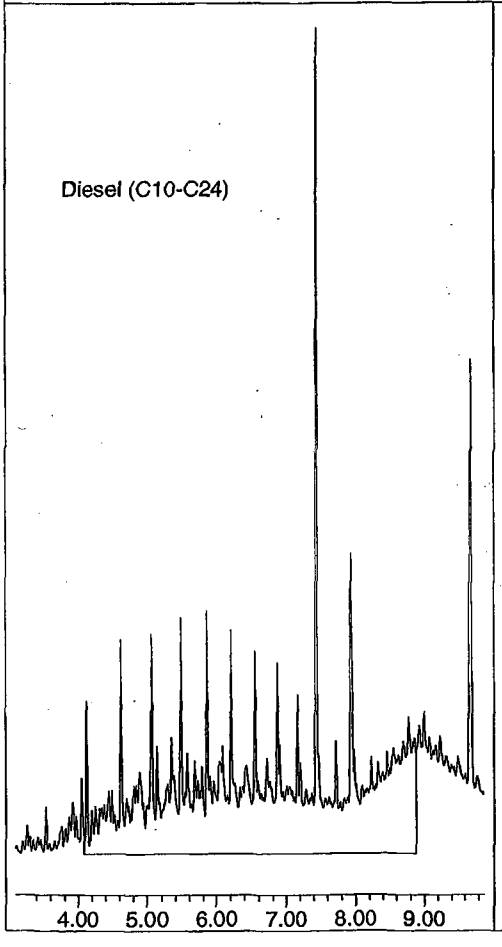



TPH Extractables
DEC0911

Form 7

Continuing Calibration

Lab Name: APPL, Inc.
Case No:
Matrix: Water

SDG No:
Date Analyzed: 11/10/2021
Instrument: Apollo
Initial Cal. Date: 9/11/2021
Data File: 1110019.D

		Compound	MEAN	CCRF	%D	%Drift	
1	SC	Decanoic Acid(S)	1283070	1234300	3.8	SC	
2							
3							
4							
5							
6							
7							
8							
9							
10							
11							
12							
13							
14							
15							
16							
17							
18							
19							
20							
21							
22							
23							
24							
25							
26							
27							
28							
29							
30							
31							
32							
33							
34							
35							
36							
37							
38							
39							
40							
		Average			3.8		

Quantitation Report (Not Reviewed)

Data File : G:\APOLLO\DATA\211110\1110019.D Vial: 19
Acq On : 11-10-21 18:48:25 Operator: KA
Sample : Decanoic Acid CCV 11/05/21 Inst : Apollo
Misc : water Multiplr: 1.00
IntFile : events.e
Quant Time: Nov 11 8:38 2021 Quant Results File: DEC0911.RES

Method : G:\APOLLO\DATA\210911\DEC0911.M (Chemstation Integrator)
Title : 8015 B&C
Last Update : Fri Nov 05 10:50:06 2021
Response via : Multiple Level Calibration

Volume Inj. : 2UL
Signal Phase : DB-5
Signal Info : FID02A

Compound	R.T.	Response	Conc Units
System Monitoring Compounds			
1) SC Decanoic Acid(S)	5.65	88869385	34.632 ppb
Surrogate Spike 24.000		Recovery =	144.30%
Target Compounds			
Target Compounds			

(f)=RT Delta > 1/2 Window (m)=manual int.

1110019.D DEC0911.M Sat Nov 13 12:12:58 2021 Page 1

File : G:\APOLLO\DATA\211110\1110019.D
Operator : KA
Acquired : 11-10-21 18:48:25 using AcqMethod TPHSN.M
Instrument : Apollo
Sample Name: Decanoic Acid CCV 11/05/21
Misc Info : water
Vial Number: 19



TPH Extractables
DOC1028

Form 7

Continuing Calibration

Lab Name: APPL, Inc.
Case No:
Matrix: Water

SDG No:
Date Analyzed: 11/11/2021
Instrument: Apollo
Initial Cal. Date: 10/28/2021
Data File: 1110031.D

		Compound	MEAN	CCRF	%D		%Drift
1	HATM	Diesel (C10-C24)	2516670	2598370	3.2	HATM	
2	HBTM	Motor Oil (C24-C40)	2492040	1901950	24	HBTML	8.1
3	SA	Ortho-Terphenyl(S)	3127510	3109130	0.59	SA	
4	SA	Octacosane(S)	2261430	2312170	2.2	SA	
5							
6							
7							
8							
9							
10							
11							
12							
13							
14							
15							
16							
17							
18							
19							
20							
21							
22							
23							
24							
25							
26							
27							
28							
29							
30							
31							
32							
33							
34							
35							
36							
37							
38							
39							
40							
		Average			7.5		

Quantitation Report (Not Reviewed)

Data File : G:\APOLLO\DATA\211110\1110031.D Vial: 31
Acq On : 11-11-21 0:24:43 Operator: KA
Sample : DMO LVL 4 CCV 10/27/21 Inst : Apollo
Misc : water Multiplr: 1.00
IntFile : events.e
Quant Time: Nov 11 8:40 2021 Quant Results File: DOC1028.RES

Method : G:\APOLLO\DATA\211028\DOC1028.M (Chemstation Integrator)
Title : 8015 B&C
Last Update : Fri Nov 12 17:55:30 2021
Response via : Multiple Level Calibration

Volume Inj. : 2UL
Signal Phase : DB-5
Signal Info : FID02A

Compound	R.T.	Response	Conc Units
System Monitoring Compounds			
3) SA Ortho-Terphenyl(S)	7.44	77728152	12.427 ppb
Surrogate Spike 30.000		Recovery =	41.42%
4) SA Octacosane(S)	9.68	57804364	12.781 ppb
Surrogate Spike 30.000		Recovery =	42.60%
Target Compounds			
1) HATM Diesel (C10-C24)	6.49	1299185451	258.116 ppb
2) HBTM Motor Oil (C24-C40)	14.96	950974379	270.296 ppb

Target Compounds

Quantitation Report

Data File: G:\APOLLO\DATA\211110\1110031.D
Sample : DMO LVL 4 CCV 10/27/21

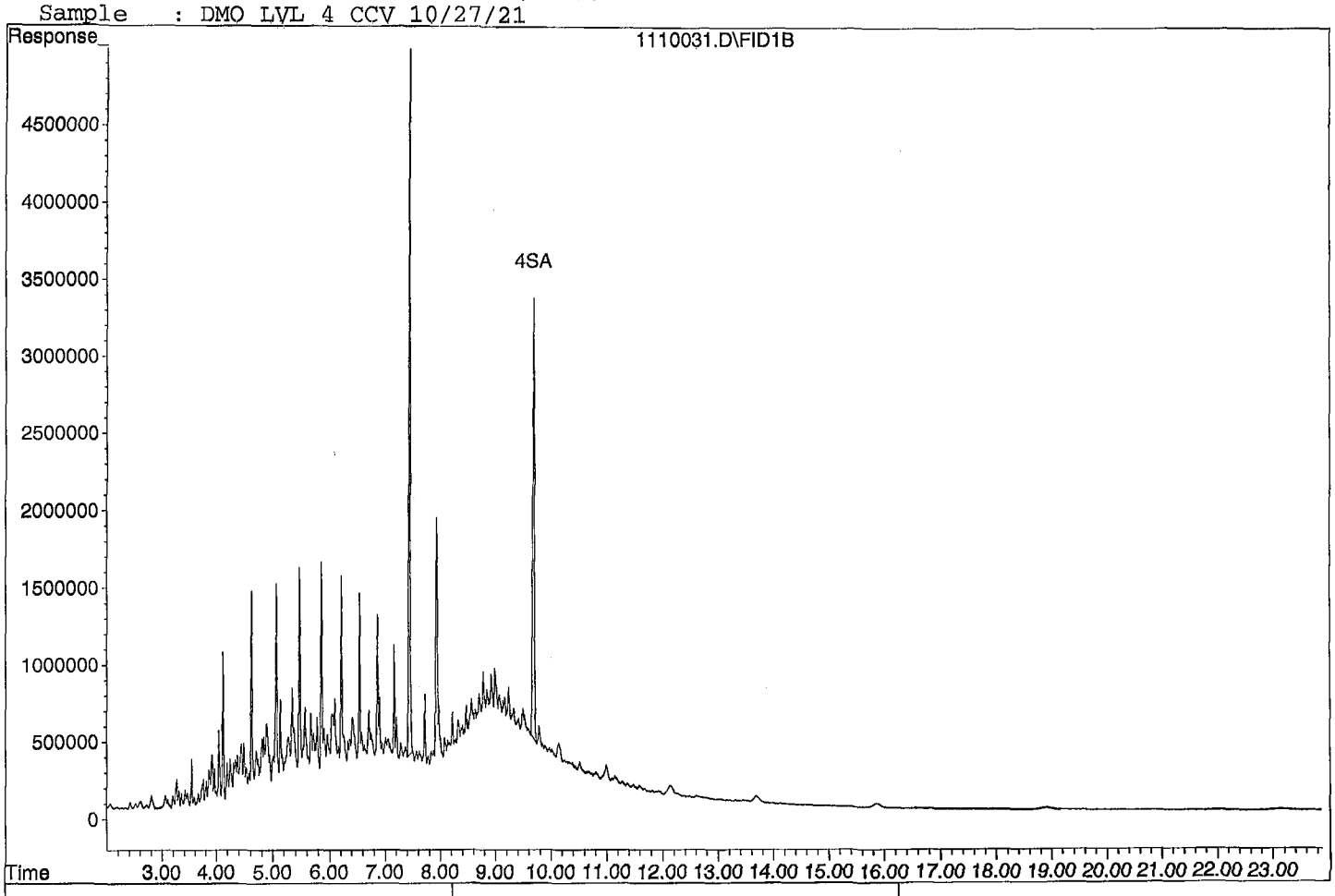

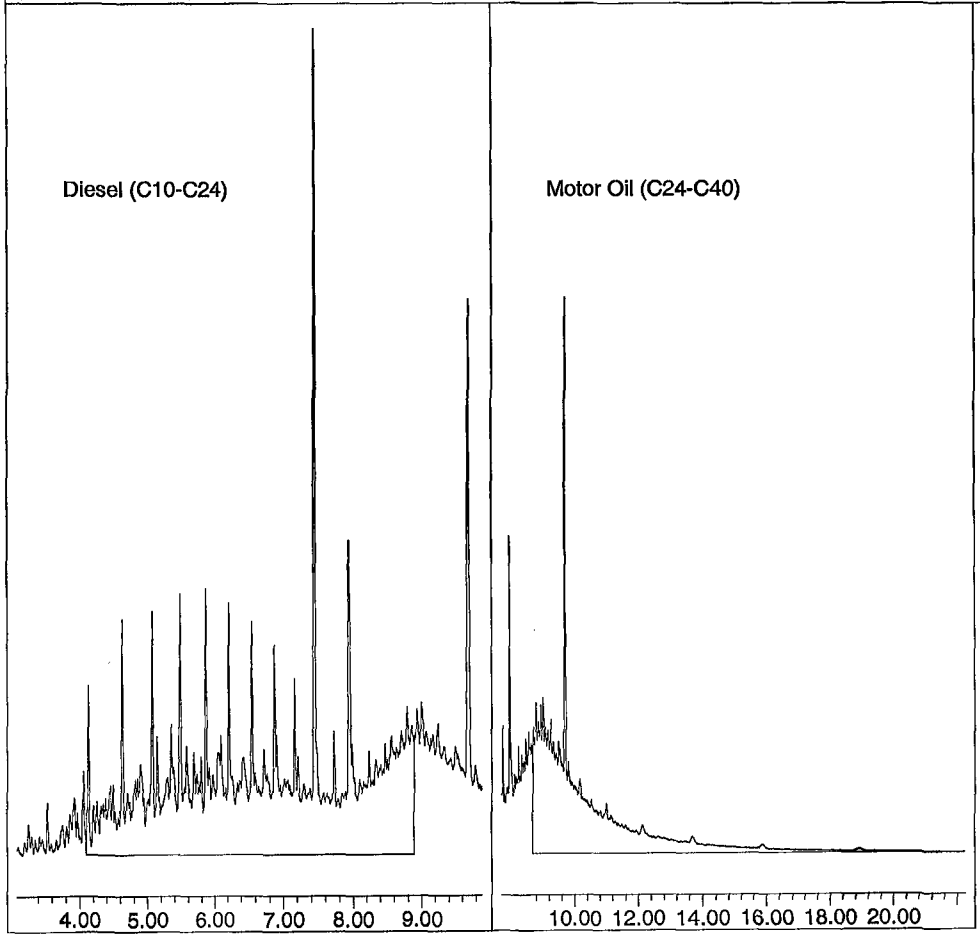

TPH Extractables
DEC0911

Form 7

Continuing Calibration

Lab Name: APPL, Inc.
Case No:
Matrix: Water

SDG No:
Date Analyzed: 11/11/2021
Instrument: Apollo
Initial Cal. Date: 9/11/2021
Data File: 1110032.D

		Compound	MEAN	CCRF	%D		%Drift
1	SC	Decanoic Acid(S)	1283070	1361830	6.1	SC	
2							
3							
4							
5							
6							
7							
8							
9							
10							
11							
12							
13							
14							
15							
16							
17							
18							
19							
20							
21							
22							
23							
24							
25							
26							
27							
28							
29							
30							
31							
32							
33							
34							
35							
36							
37							
38							
39							
40							
		Average			6.1		

Quantitation Report (Not Reviewed)

Data File : G:\APOLLO\DATA\211110\1110032.D Vial: 32
Acq On : 11-11-21 0:52:46 Operator: KA
Sample : Decanoic Acid CCV 11/05/21 Inst : Apollo
Misc : water Multiplr: 1.00
IntFile : events.e
Quant Time: Nov 11 8:40 2021 Quant Results File: DEC0911.RES

Method : G:\APOLLO\DATA\210911\DEC0911.M (Chemstation Integrator)
Title : 8015 B&C
Last Update : Fri Nov 05 10:50:06 2021
Response via : Multiple Level Calibration

Volume Inj. : 2UL
Signal Phase : DB-5
Signal Info : FID02A

Compound	R.T.	Response	Conc Units
System Monitoring Compounds			
1) SC Decanoic Acid(S)	5.65	98051620	38.210 ppb
Surrogate Spike 24.000		Recovery =	159.21%

Target Compounds

Target Compounds

File : G:\APOLLO\DATA\211110\1110032.D
Operator : KA
Acquired : 11-11-21 0:52:46 using AcqMethod TPHSN.M
Instrument : Apollo
Sample Name: Decanoic Acid CCV 11/05/21
Misc Info : water
Vial Number: 32



ORGANICS
Raw Data

Quantitation Report (QT Reviewed)

Data File : G:\APOLLO\DATA\211110\1110015.D Vial: 15
Acq On : 11-10-21 16:56:03 Operator: KA
Sample : BA44459W09 5/1030 SG Inst : Apollo
Misc : water Multiplr: 4.85
IntFile : events.e
Quant Time: Nov 12 17:59 2021 Quant Results File: DOC1028.RES

Method : G:\APOLLO\DATA\211028\DOC1028.M (Chemstation Integrator)
Title : 8015 B&C
Last Update : Fri Nov 12 17:55:30 2021
Response via : Multiple Level Calibration

Volume Inj. : 2UL
Signal Phase : DB-5
Signal Info : FID02A

Compound	R.T.	Response	Conc Units
System Monitoring Compounds			
3) SA Ortho-Terphenyl(S)	7.44	112427009	87.252 ppb
Surrogate Spike 145.631		Recovery =	59.91%
4) SA Octacosane(S)	9.69	103059352	110.613 ppb
Surrogate Spike 145.631		Recovery =	75.95%
Target Compounds			
1) HATM Diesel (C10-C24)	6.49	79648486	76.816 ppb
2) HBTM Motor Oil (C24-C40)	14.96	73182208	55.832 ppb

Target Compounds

Quantitation Report

Data File: G:\APOLLO\DATA\211110\1110015.D
Sample : BA44459W09 5/1030 SG

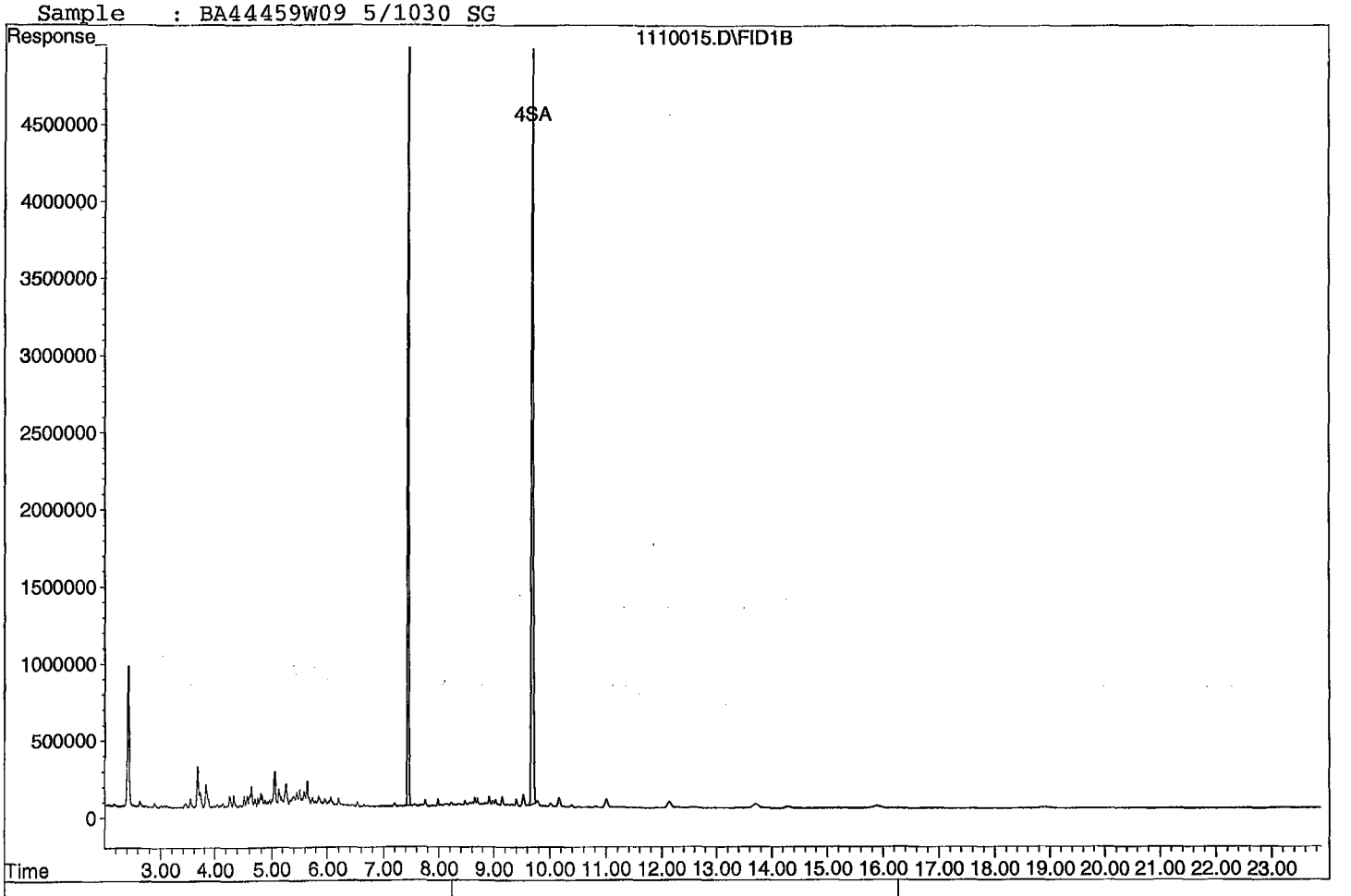

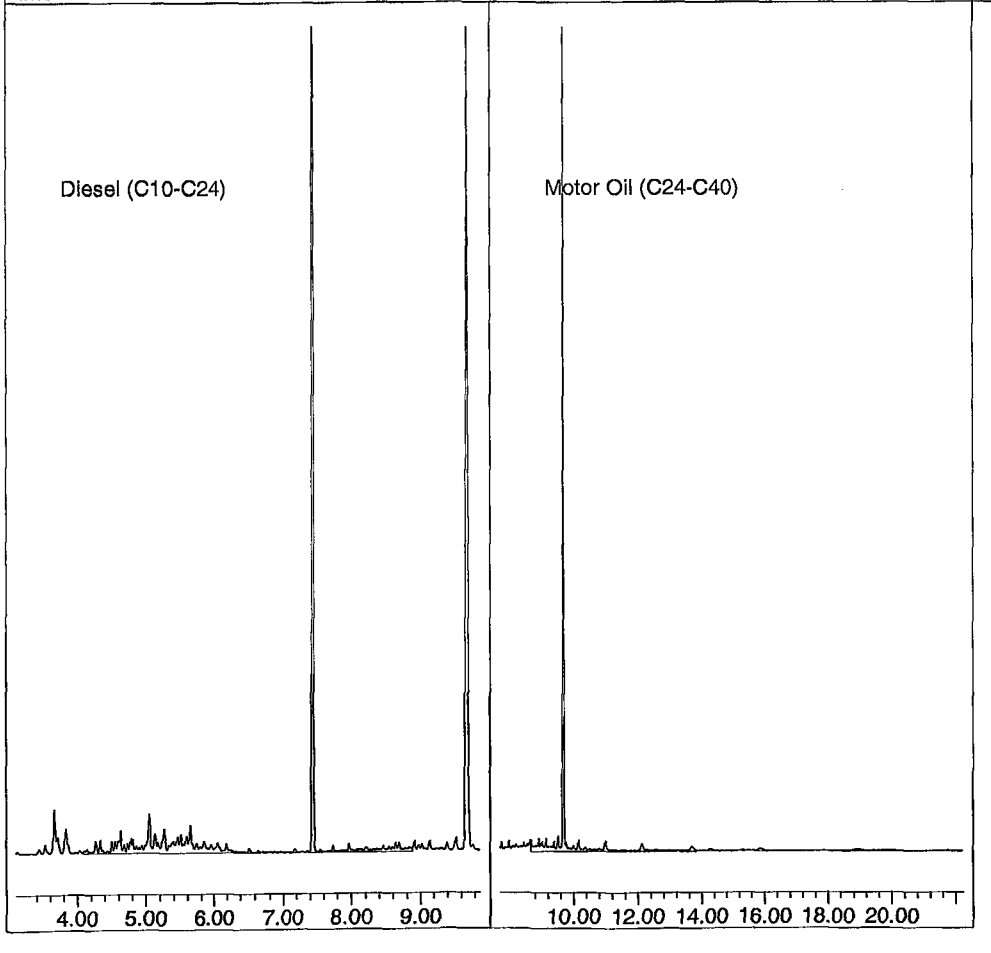

Quantitation Report (QT Reviewed)

Data File : G:\APOLLO\DATA\211110\1110016.D Vial: 16
Acq On : 11-10-21 17:24:17 Operator: KA
Sample : BA44461W09 5/980 SG Inst : Apollo
Misc : water Multiplr: 5.10
IntFile : events.e
Quant Time: Nov 12 17:59 2021 Quant Results File: DOC1028.RES

Method : G:\APOLLO\DATA\211028\DOC1028.M (Chemstation Integrator)
Title : 8015 B&C
Last Update : Fri Nov 12 17:55:30 2021
Response via : Multiple Level Calibration

Volume Inj. : 2UL
Signal Phase : DB-5
Signal Info : FID02A

Compound	R.T.	Response	Conc Units
System Monitoring Compounds			
3) SA Ortho-Terphenyl(S)	7.44	120948385	98.654 ppb
Surrogate Spike 153.061		Recovery =	64.45%
4) SA Octacosane(S)	9.69	113307049	127.817 ppb
Surrogate Spike 153.061		Recovery =	83.51%
Target Compounds			
1) HATM Diesel (C10-C24)	6.49	927205836	939.862 ppb
2) HBTM Motor Oil (C24-C40)	14.96	102446284	102.700 ppb

Target Compounds

Quantitation Report

Data File: G:\APOLLO\DATA\211110\1110016.D
Sample : BA44461W09 5/980 SG

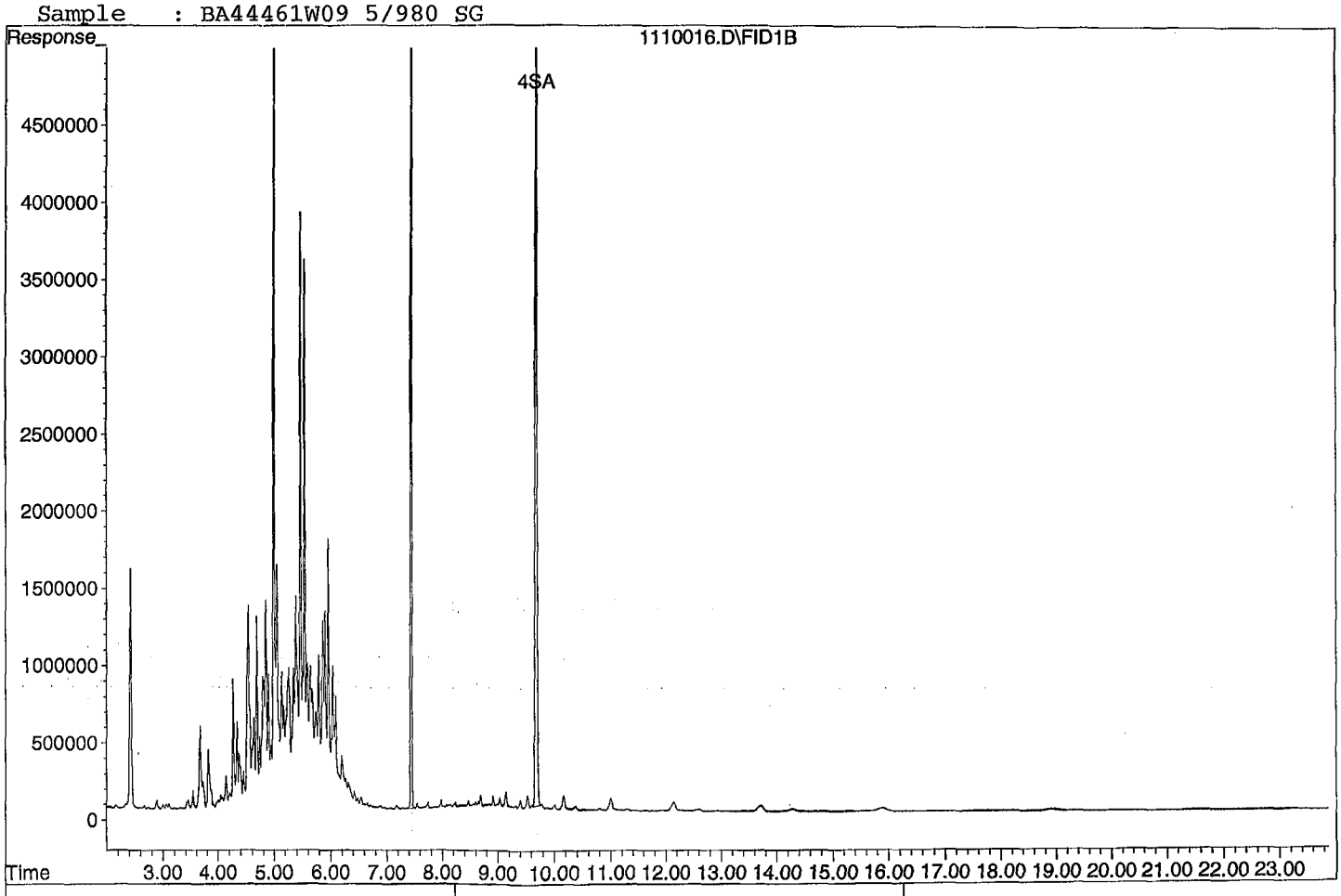

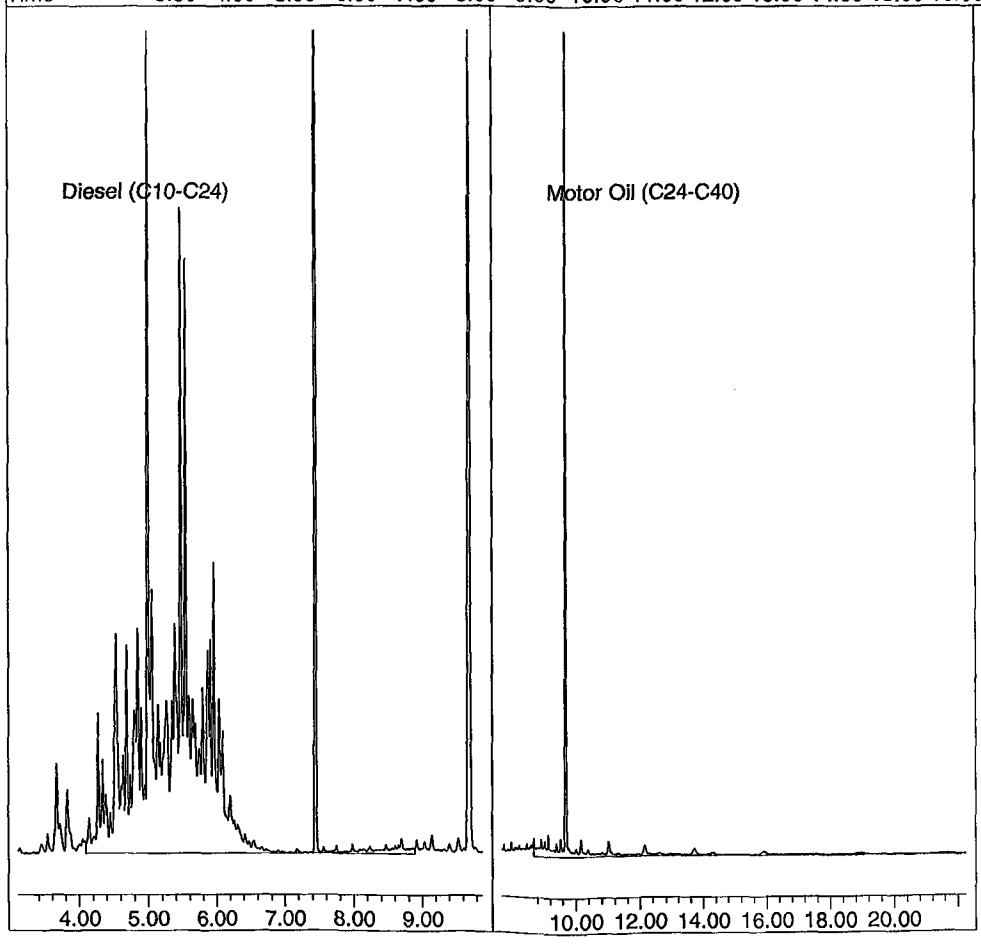

Quantitation Report (QT Reviewed)

Data File : G:\APOLLO\DATA\211110\1110017.D Vial: 17
Acq On : 11-10-21 17:52:20 Operator: KA
Sample : BA44463W09 5/1000 SG Inst : Apollo
Misc : water Multiplr: 5.00
IntFile : events.e
Quant Time: Nov 12 17:59 2021 Quant Results File: DOC1028.RES

Method : G:\APOLLO\DATA\211028\DOC1028.M (Chemstation Integrator)
Title : 8015 B&C
Last Update : Fri Nov 12 17:55:30 2021
Response via : Multiple Level Calibration

Volume Inj. : 2UL
Signal Phase : DB-5
Signal Info : FID02A

Compound	R.T.	Response	Conc Units
System Monitoring Compounds			
3) SA Ortho-Terphenyl(S)	7.44	109060019	87.178 ppb
Surrogate Spike 150.000		Recovery =	58.12%
4) SA Octacosane(S)	9.69	102190590	112.971 ppb
Surrogate Spike 150.000		Recovery =	75.31%
Target Compounds			
1) HATM Diesel (C10-C24)	6.49	25858525	25.687 ppb
2) HBTM Motor Oil (C24-C40)	14.96	75791996	61.354 ppb

Target Compounds

Data File: G:\APOLLO\DATA\211110\1110017.D
Sample : BA44463W09 5/1000 SG

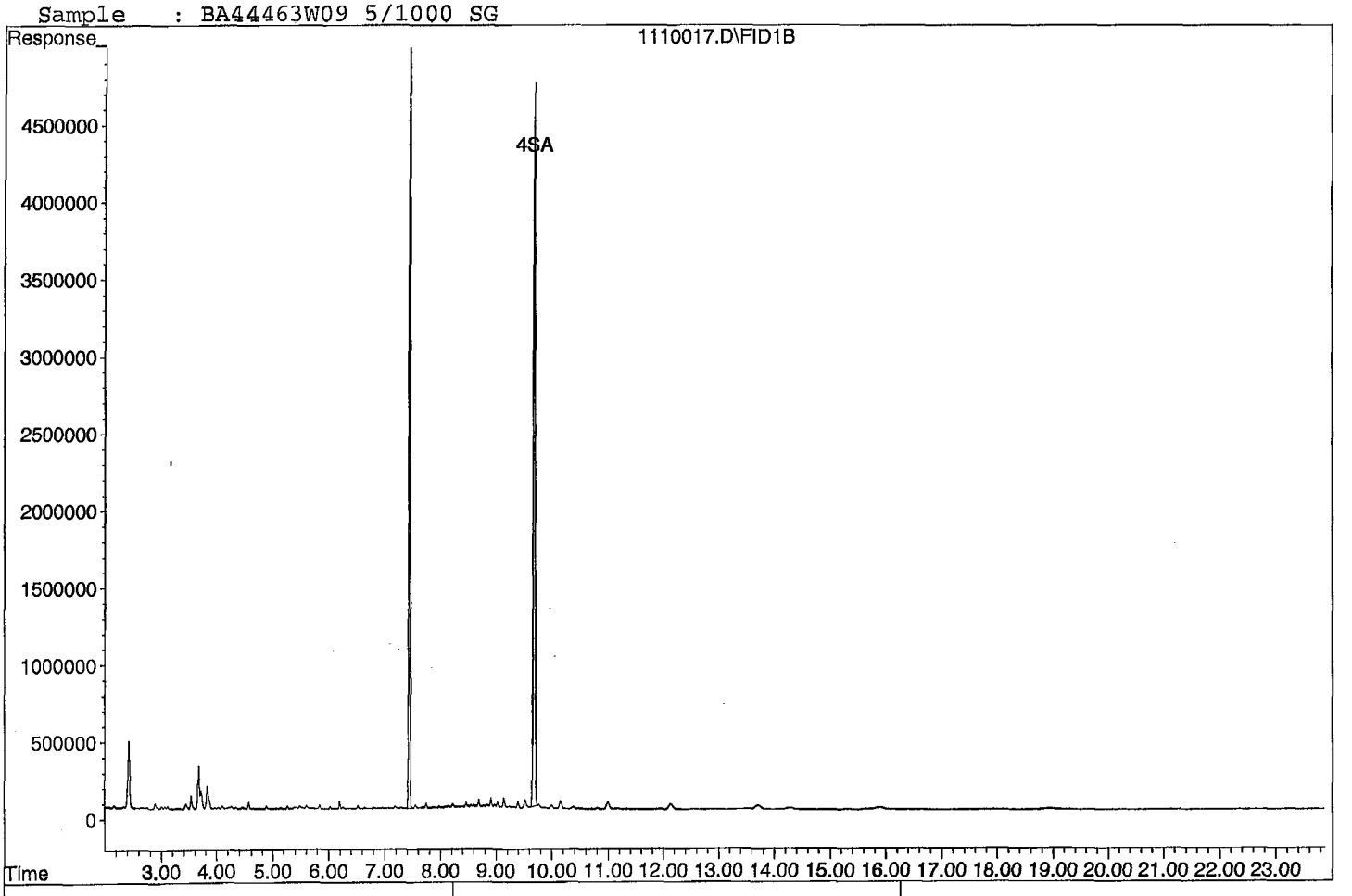





Quantitation Report (QT Reviewed)

Data File : G:\APOLLO\DATA\211110\1110020.D Vial: 20
Acq On : 11-10-21 19:16:29 Operator: KA
Sample : BA44465W09 5/1040 SG Inst : Apollo
Misc : water Multiplr: 4.81
IntFile : events.e
Quant Time: Nov 12 18:00 2021 Quant Results File: DOC1028.RES

Method : G:\APOLLO\DATA\211028\DOC1028.M (Chemstation Integrator)
Title : 8015 B&C
Last Update : Fri Nov 12 17:55:30 2021
Response via : Multiple Level Calibration

Volume Inj. : 2UL
Signal Phase : DB-5
Signal Info : FID02A

Compound	R.T.	Response	Conc Units
System Monitoring Compounds			
3) SA Ortho-Terphenyl(S)	7.44	118047779	90.733 ppb
Surrogate Spike 144.231		Recovery =	62.91%
4) SA Octacosane(S)	9.68	105310304	111.942 ppb
Surrogate Spike 144.231		Recovery =	77.61%
Target Compounds			
1) HATM Diesel (C10-C24)	6.49	29724328	28.392 ppb
2) HBTM Motor Oil (C24-C40)	14.96	70867246	52.014 ppb

Target Compounds

Quantitation Report

Data File: G:\APOLLO\DATA\211110\1110020.D
Sample : BA44465W09 5/1040 SG

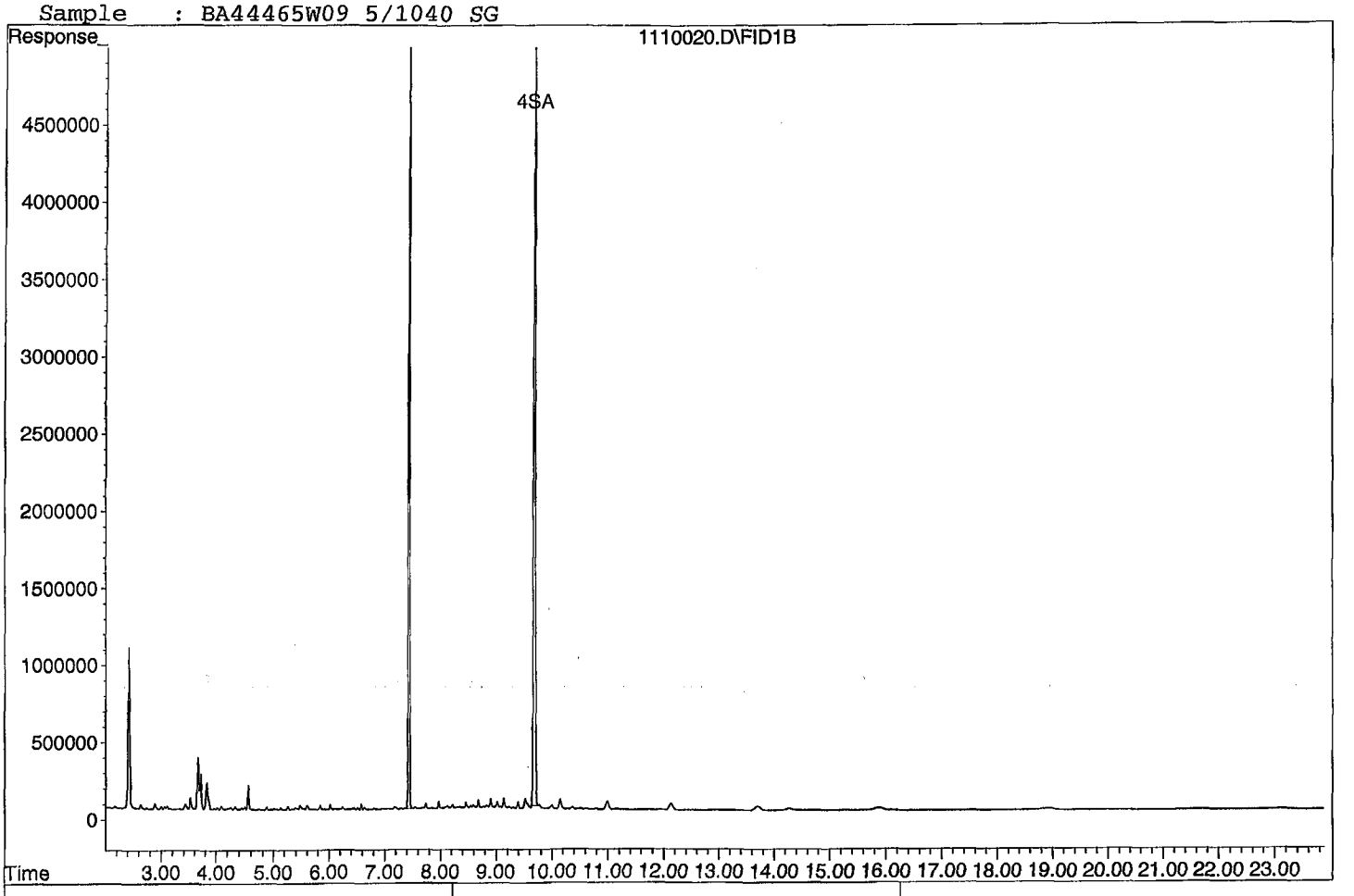





Quantitation Report (QT Reviewed)

Data File : G:\APOLLO\DATA\211110\1110009.D Vial: 9
Acq On : 11-10-21 14:07:25 Operator: KA
Sample : 211029A BLK 5/1000 SG Inst : Apollo
Misc : water Multiplr: 5.00
IntFile : events.e
Quant Time: Nov 12 17:55 2021 Quant Results File: DOC1028.RES

Method : G:\APOLLO\DATA\211028\DOC1028.M (Chemstation Integrator)
Title : 8015 B&C
Last Update : Fri Nov 12 17:55:30 2021
Response via : Multiple Level Calibration

Volume Inj. : 2UL
Signal Phase : DB-5
Signal Info : FID02A

Compound	R.T.	Response	Conc Units
System Monitoring Compounds			
3) SA Ortho-Terphenyl(S)	7.44	113792296	90.961 ppb
Surrogate Spike 150.000		Recovery =	60.64%
4) SA Octacosane(S)	9.69	98705400	109.118 ppb
Surrogate Spike 150.000		Recovery =	72.75%
Target Compounds			
1) HATM Diesel (C10-C24)	6.49	23662652	23.506 ppb
2) HBTM Motor Oil (C24-C40)	14.96	66866528	48.197 ppb
Target Compounds			

(f)=RT Delta > 1/2 Window (m)=manual int.

Quantitation Report

Data File: G:\APOLLO\DATA\211110\1110009.D
Sample : 211029A BLK 5/1000 SG

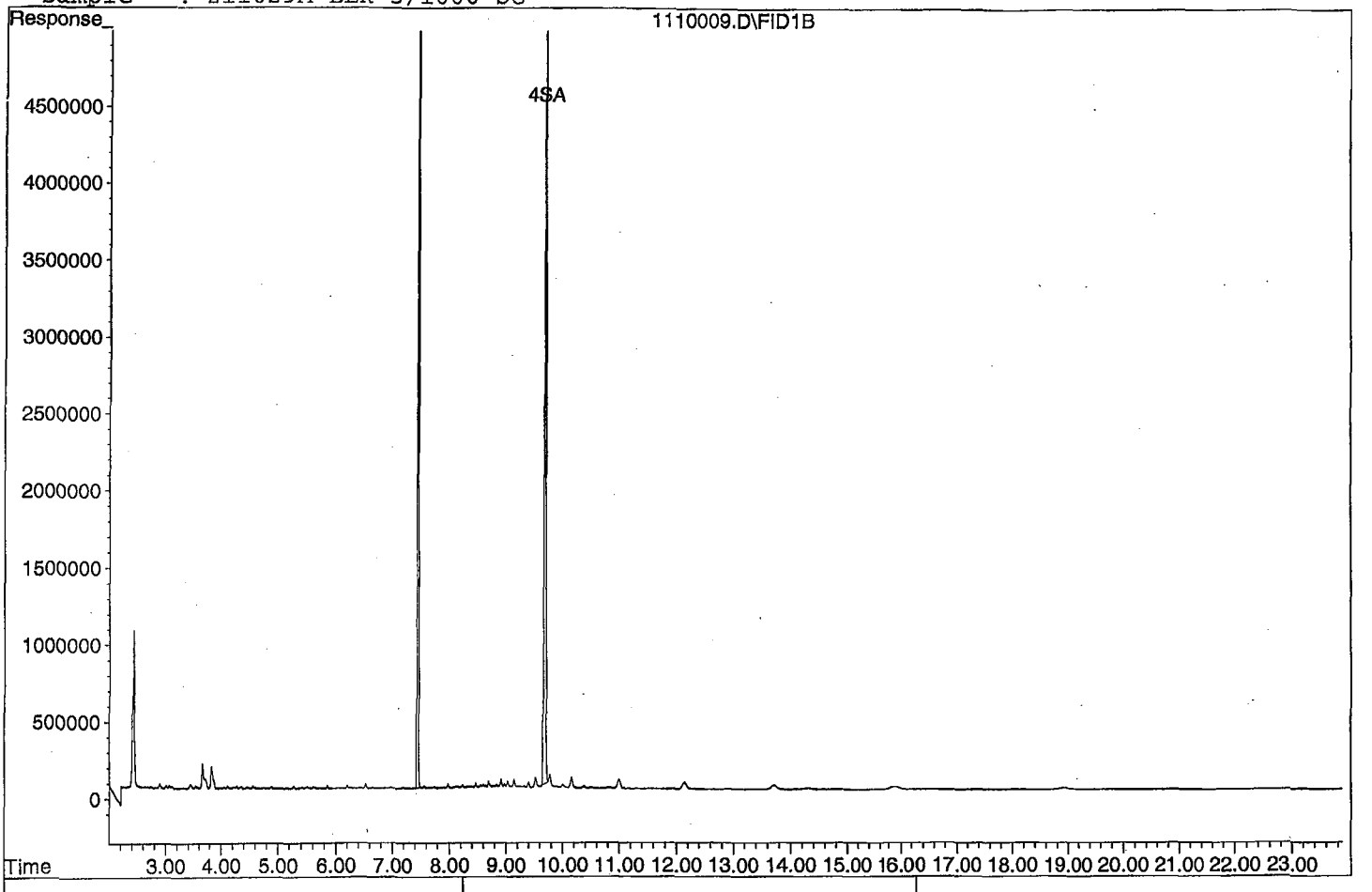





Quantitation Report (QT Reviewed)

Data File : G:\APOLLO\DATA\211110\1110010.D
Acq On : 11-10-21 14:35:32
Sample : 211029A LCS-1 5/1000 SG
Misc : water
IntFile : events.e
Quant Time: Nov 12 17:56 2021 Quant Results File: DOC1028.RES

Vial: 10
Operator: KA
Inst : Apollo
Multiplr: 5.00

Method : G:\APOLLO\DATA\211028\DOC1028.M (Chemstation Integrator)
Title : 8015 B&C
Last Update : Fri Nov 12 17:55:30 2021
Response via : Multiple Level Calibration

Volume Inj. : 2UL
Signal Phase : DB-5
Signal Info : FID02A

Compound	R.T.	Response	Conc Units
System Monitoring Compounds			
3) SA Ortho-Terphenyl(S)	7.44	127594179	101.994 ppb
Surrogate Spike 150.000		Recovery =	68.00%
4) SA Octacosane(S)	9.69	97737917	108.049 ppb
Surrogate Spike 150.000		Recovery =	72.03%
Target Compounds			
1) HATM Diesel (C10-C24)	6.49	1592795199	1582.245 ppb
2) HBTM Motor Oil (C24-C40)	14.96	1260131157	1807.213 ppb
Target Compounds			

Diesel:

$$\frac{(1592795199)(5)}{(2516669)(2)} = \frac{7963975995}{5033338} = \boxed{1582.245}$$

(f)=RT Delta > 1/2 Window (m)=manual int.

1110010.D DOC1028.M Fri Nov 12 18:01:21 2021

Quantitation Report

Data File: G:\APOLLO\DATA\211110\1110010.D
Sample : 211029A LCS-1 5/1000 SG

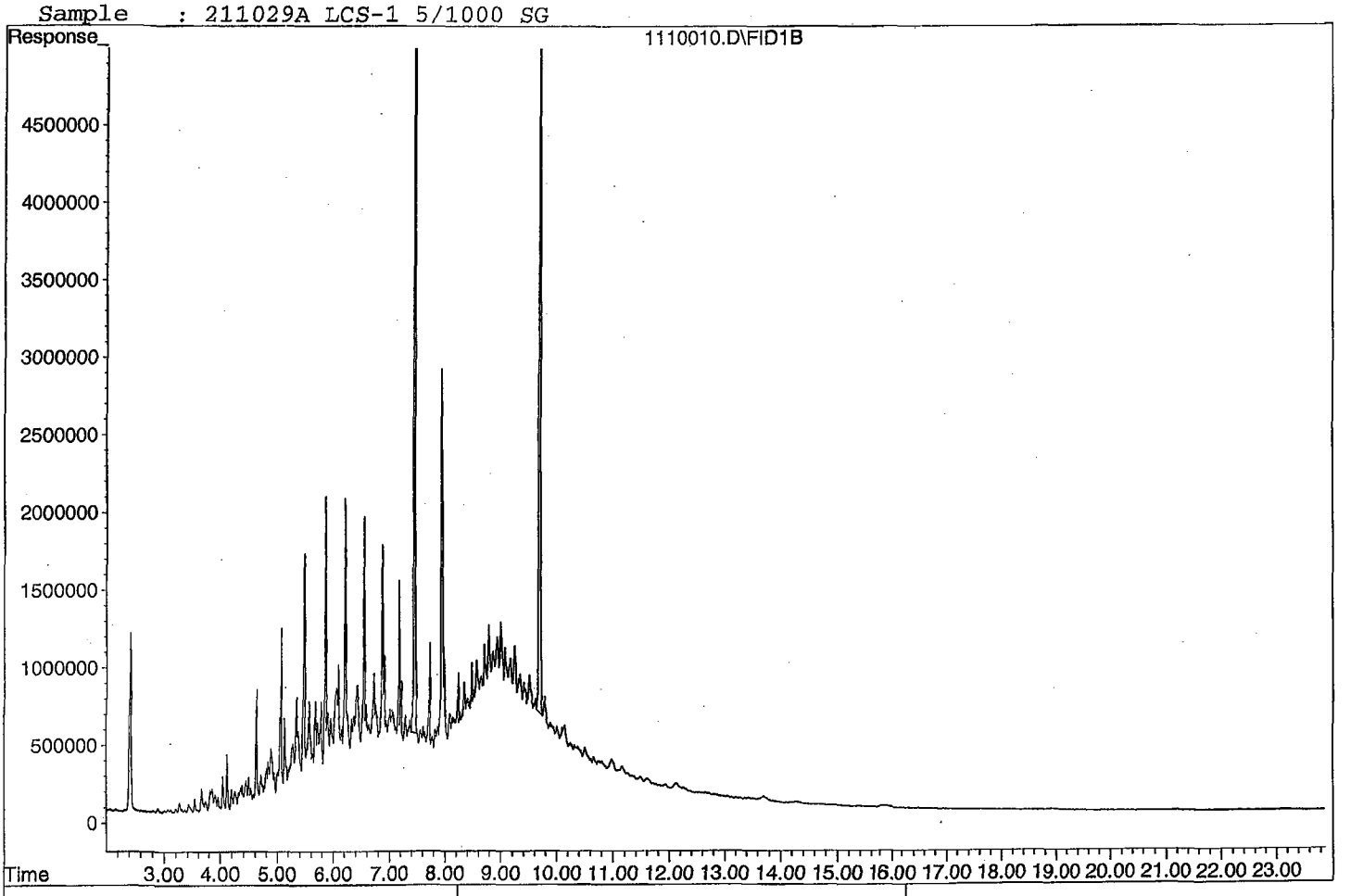

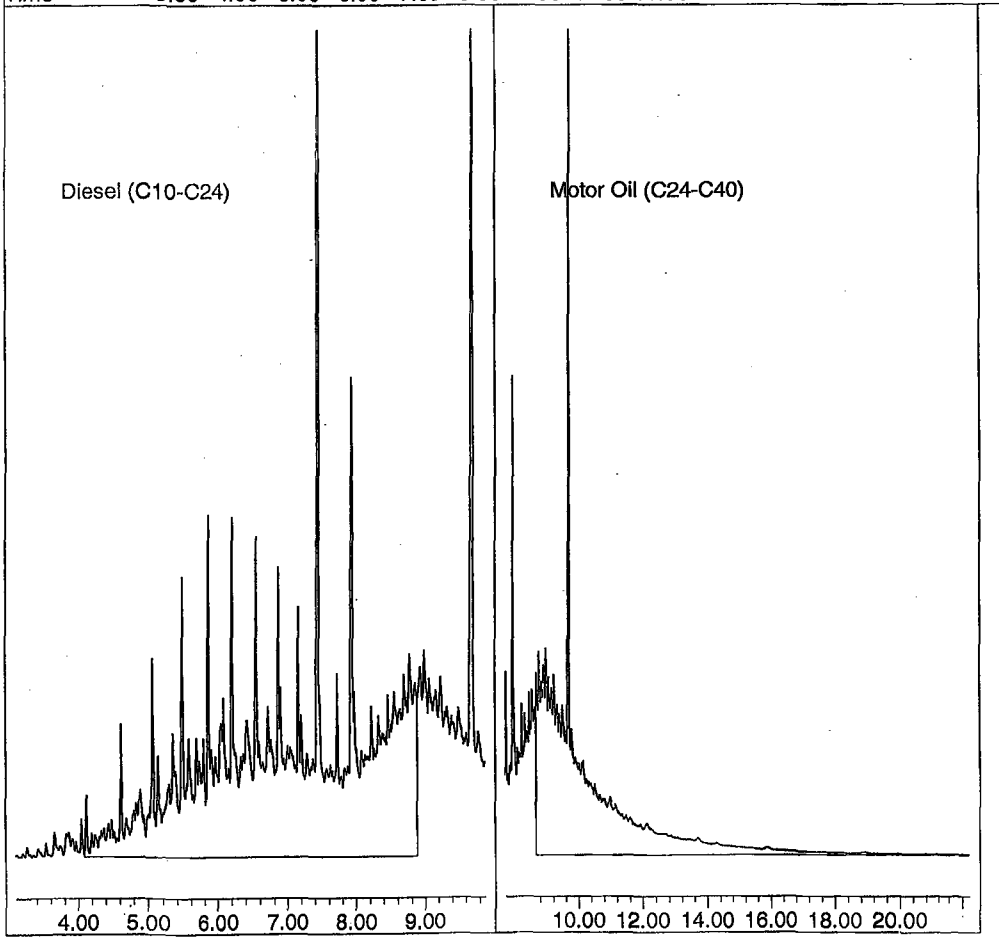

Quantitation Report (QT Reviewed)

Data File : G:\APOLLO\DATA\211110\1110011.D
Vial: 11
Acq On : 11-10-21 15:03:37
Operator: KA
Sample : 211029A LCSD-1 5/1000 SG
Inst : Apollo
Misc : water
Multiplr: 5.00
IntFile : events.e
Quant Time: Nov 12 17:56 2021 Quant Results File: DOC1028.RES

Method : G:\APOLLO\DATA\211028\DOC1028.M (Chemstation Integrator)
Title : 8015 B&C
Last Update : Fri Nov 12 17:55:30 2021
Response via : Multiple Level Calibration

Volume Inj. : 2UL
Signal Phase : DB-5
Signal Info : FID02A

Compound	R.T.	Response	Conc Units
System Monitoring Compounds			
3) SA Ortho-Terphenyl(S)	7.44	131584845	105.184 ppb
Surrogate Spike 150.000		Recovery =	70.12%
4) SA Octacosane(S)	9.69	98981365	109.424 ppb
Surrogate Spike 150.000		Recovery =	72.95%
Target Compounds			
1) HATM Diesel (C10-C24)	6.49	1691342242	1680.140 ppb
2) HBTM Motor Oil (C24-C40)	14.96	1300971111	1867.416 ppb

Target Compounds

(f)=RT Delta > 1/2 Window (m)=manual int.

Quantitation Report

Data File: G:\APOLLO\DATA\211110\1110011.D
Sample : 211029A LCSD-1 5/1000 SG

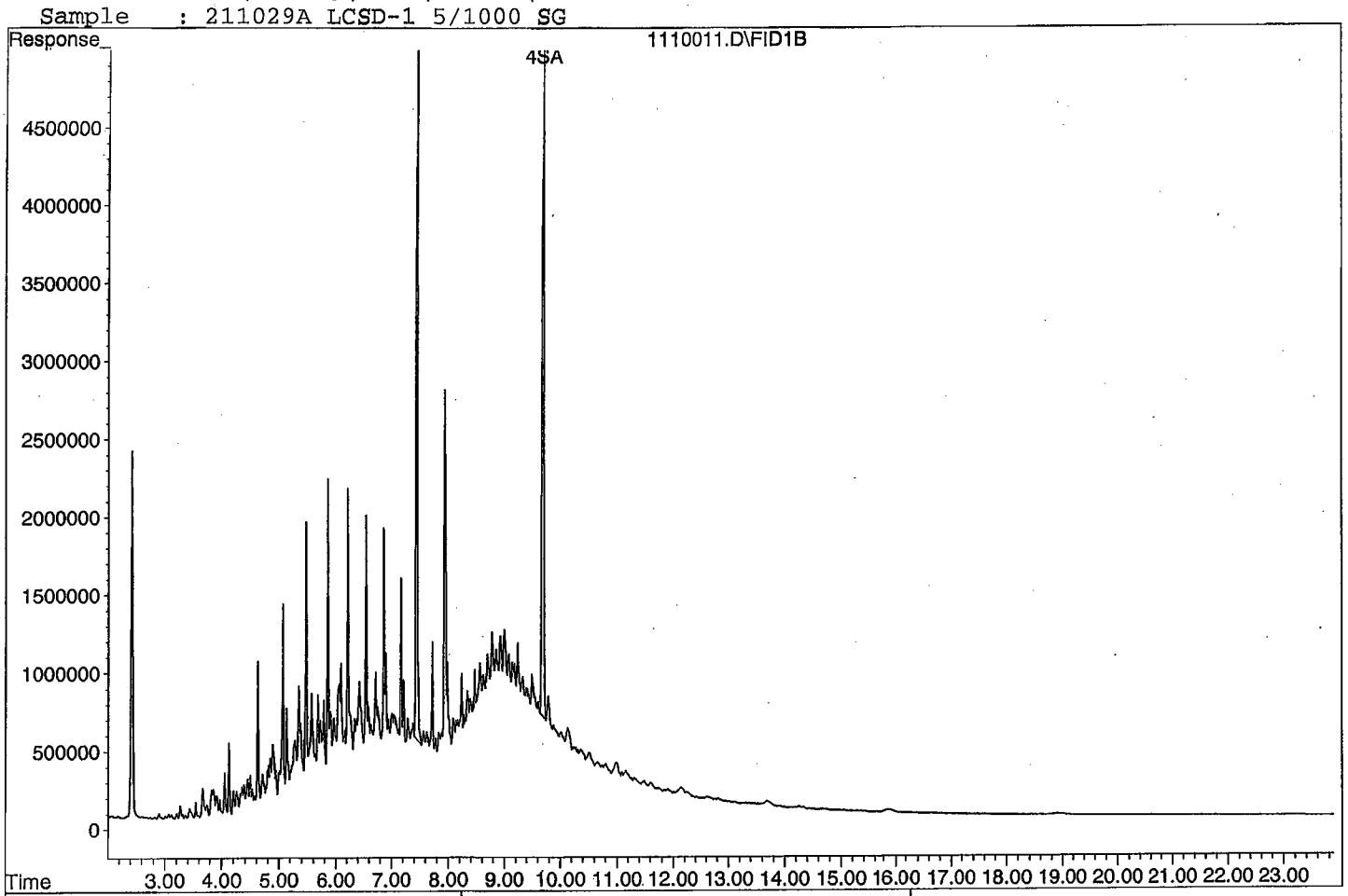

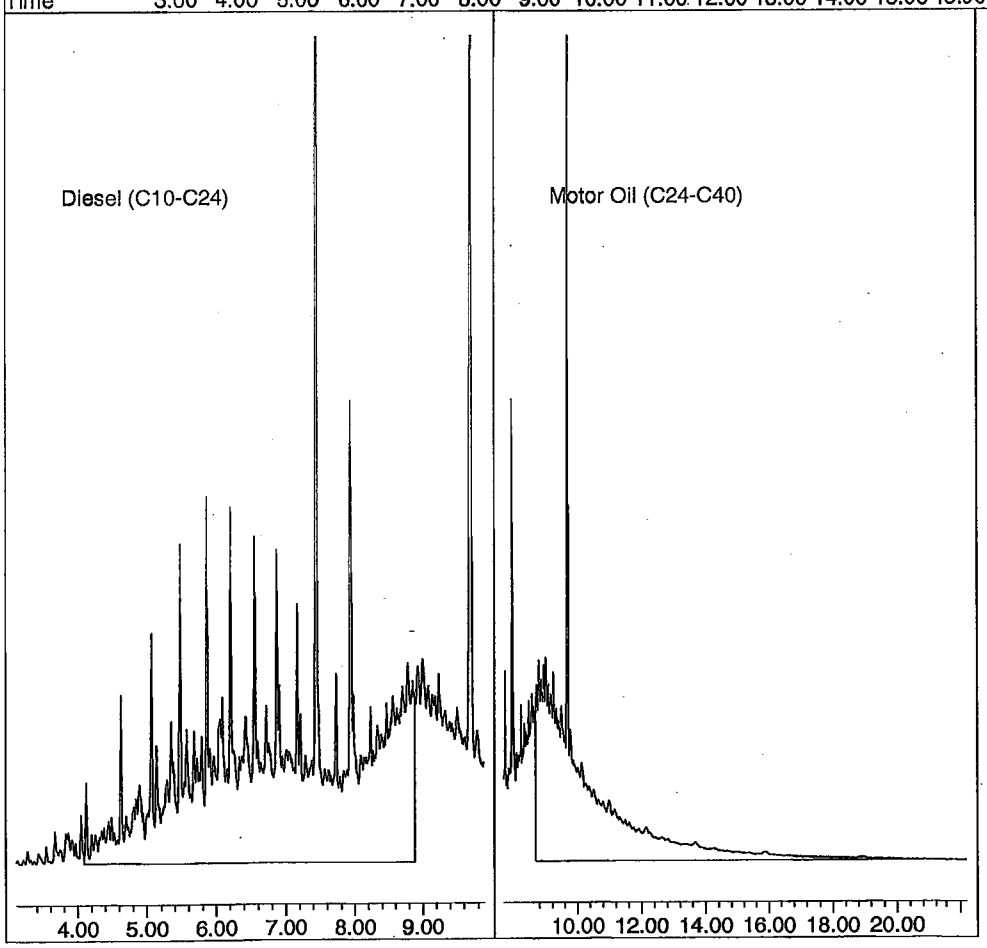

Diesel / Motor Oil Calibration Curve

Prepared: 10/28/2021
Expires: 5/31/2026
Methylene Chloride Lot No. 61117

Prepared By (Initials): KA

Initial Standard Information							Final Standard			
Name of Initial Standard (QAU Label)	Supplier	Conc. (ug/mL)	APPL Mix Name	Reference to APPL Prep Date and Lot #'s	Exp. Date	Exp. Date (Manufacturer)	Aliquot From Stock	Final Volume	Solvent	Final Standard Conc. (ug/mL)
Diesel / Motor Oil - 2	APPL	10	Diesel / Motor Oil - 1	Perp'd: 10/6/21 A0164485-52822, A0168842-52820, AO166510-52817 CL16893-52835	See man. Exp date	10/31/2027 12/31/2027 5/31/2026	100uL	200uL	MC	5
Diesel / Motor Oil - 3		50	Diesel / Motor Oil - 2				200uL	1mL	MC	10
Diesel / Motor Oil Calibration STD	Restek	2,000	Diesel / Motor Oil - 3				25uL	1mL	MC	50
			Diesel / Motor Oil - 4				125uL	1mL	MC	250
			Diesel / Motor Oil - 5				500uL	1mL	MC	1000
			Diesel / Motor Oil - 6				750uL	1mL	MC	1500
			Diesel / Motor Oil - 7				100uL	100uL	N/A	2,000

Diesel / Motor Oil Second Source

Prepared: 10/28/2021
Expires: 10/28/2024
Methylene Chloride Lot No. 61117

Prepared By (Initials): KA

Initial Standard Information							Final Standard			
Name of Initial Standard (QAU Label)	Supplier	Supplier Part No.	Conc. (ug/mL)	Lot Number - QA Number	Exp. Date (1 yr.)	Exp. Date (Manufacturer)	Aliquot From Stock	Final Volume	Solvent	Final Standard Conc. (ug/mL)
Diesel Fuel #2 Second Source	Phenova	AL0-101287	50,000	**CL16477-52980**	**See man. Exp date**	**2/28/2027**	50uL	10mL	MC	250
Motor Oil Second Source	Absolute	51094	50,000	**102819-52981**		**10/28/2024**	50uL			

Diesel Motor Oil Mix

Prepared: 10/16/2021 **Prepared By (Initials): KA**

Expires: 10/31/2027

Initial Standard Information							Final Standard Information			
Name of Initial Standard (QAU Label)	Supplier	Supplier Part No.	Conc. (ug/mL)	Lot Number - QA Number	Exp. Date (1 yr.)	Exp. Date (Manufacturer)	Aliquot From Stock	Final Volume	Solvent	Final Standard Conc. (ug/mL)
Diesel Fuel #2	Restek	31258	50,000	**A0164485-52663 and 52822**	**See man. Date**	**10/31/2027**	4.00 mL (1.4)	8.0 mL (2.8)	NA	25,000
Motor Oil Composite	Restek	31464	50,000	**A0166510-52817 and 52819**	**See man. Date**	**12/31/2027**	4.00 mL (1.4)			25,000

THC Surrogate

Prepared: 10/29/2021 **LS**

Expires: 5/31/2026

Initial Standard Information							Final Standard			
Name of Initial Standard (QAU Label)	Supplier	Supplier Part No.	Conc. (ug/mL)	Lot Number - QA Number	Exp. Date (1 yr.)	Exp. Date (Manufacturer)	Aliquot From Stock	Final Volume	Solvent	Final Standard Conc. (ug/mL)
O-terphenyl / Octacosane Mix	Phenova	ALO-130161	600	**CL16893-52841**	**See ma. Date**	**5/31/2026**	N/A	N/A	N/A	600

Decanoic Acid Calibration Curve

Prepared: 9/11/2021

Expires: 7/12/2022

Methylene Chloride Lot No. 61117

Prepared By (Initials): KA

Initial Standard Information							Final Standard			
Name of Initial Standard (QAU Label)	Supplier	APPL Mix Name	Conc. (ug/mL)	Reference To APPL Prep Date	Exp. Date	Exp. Date (Manufacturer)	Aliquot From Stock	Final Volume	Solvent	Final Standard Conc. (ug/mL)
Decanoic Acid STD	O2SI	Decanoic Acid-1	60	Prepared 9/11/21	7/12/2022	N/A	50uL	1mL	MC	3
		Decanoic Acid-2					100uL	1mL	MC	6
		Decanoic Acid-3					400uL	1mL	MC	24
		Decanoic Acid-4					600uL	1mL	MC	36
		Decanoic Acid-5					800uL	1mL	MC	48
		Decanoic Acid-6					100uL	100uL	N/A	60

Decanoic Acid CCV

Prepared: 11/5/2021

Prepared By (Initials): KA

Expires: 7/8/2024

Methylene Chloride Lot No. 61117

Initial Standard Information							Final Standard Information			
Name of Initial Standard (QAU Label)	Supplier	Supplier Part No.	Conc. (ug/mL)	Lot Number - QA Number	Exp. Date	Exp. Date (Manufacturer)	Aliquot From Stock	Final Volume	Solvent	Final Standard Conc. (ug/mL)
Decanoic Acid	O2SI	72766	1,000	**070821-52989**	See man. Exp date	**7/8/2024**	360uL	10mL	MC	36

Decanoic Acid Spike

Prepared: 10/21/2021 **Prepared By (Initials): KA**

Expires: 7/8/2024

Initial Standard Information							Final Standard			
Name of Initial Standard (QAU Label)	Supplier	Supplier Part No.	Conc. (ug/mL)	Lot Number - QA Number	Exp. Date (1 yr.)	Exp. Date (Manufacturer)	Aliquot From Stock	Final Volume	Solvent	Final Standard Conc. (ug/mL)
Decanoic Acid Spike	Absolute	72766	1,000	**070821-52695**	**See man. Exp date**	**7/8/2024**	N/A	N/A	N/A	1,000

_LIQ005SGC

Organic Extraction Worksheet

Method	Continuous Liq/Liq TPH- 3520C w/SGC	Extraction Set	211029A	Extraction Method	LIQ005SGC	Units	mL

Spiked ID 1	Diesel Motor Oil Mix 10-16-21 10-16-22		Surrogate ID 1	THC Surrogate 10-29-21 10-29-22	
Spiked ID 2	Decanoic 1000ug/mL Acid Solution 11-1-21 11-1-22		Surrogate ID 2		
Spiked ID 3	Decanoic 1000ug/mL Acid Solution 10-21-21 10-21-22		Surrogate ID 3		
Spiked ID 4			Surrogate ID 4		
Spiked ID 5			Surrogate ID 5		
Spiked ID 6			Sufficient Vol for Matrix QC:	NO	
Spiked ID 7			Ext. Start Time:	10/29/21 15:29	
Spiked ID 8			Ext. End Time:	11/02/21 14:38	
			GC Requires Extract By:		

pH1	2	10/29/21 13:30	Water Bath Temp 1 °C	42/41.1 °C
pH2			Water Bath Temp 2 °C	36/37.1
pH3			Water Bath Temp 3 °C	36/35.5 °C

Spiked By: SR **Date** 10/29/2021 **Witnessed By:** KY **Date** 10/29/2021

	Sample	Sample Container	Spike Amount	Spike ID	Surrogate Amount	Surrogate ID	Extract Amount	Final Volume	pH	Extract Date/Time	Comments
1	211029A Blk		0.050	2	0.250	1	1000	5	2	10/29/21 13:35	*
						equip	E-HP3 E-WB1				
2	211029A LCS-1		.080,.050	1,2	0.250	1	1000	5	2	10/29/21 13:35	*
						equip	E-HP4 E-WB2				
3	211029A LCSD-1		.080,.050	1,2	0.250	1	1000	5	2	10/29/21 13:35	*
						equip	E-HP6 E-WB3				
4	BA44376	BA44376W09	0.050	2	0.250	1	1040	5	2	10/29/21 13:35	97985 *
						equip	E-HP7 E-WB1				
5	BA44379	BA44379W10	0.050	2	0.250	1	1040	5	2	10/29/21 13:35	97984 *
						equip	E-HP8 E-WB2				
6	BA44380	BA44380W08	0.050	2	0.250	1	1040	5	2	10/29/21 13:35	97984 *
						equip	E-HP9 E-WB3				
7	BA44459	BA44459W09	0.050	3	0.250	1	1030	5	2	10/29/21 13:35	98005 *
						equip	E-HP10 E-WB1				
8	BA44461	BA44461W09	0.050	3	0.250	1	980	5	2	10/29/21 13:35	98005 *
						equip	E-HP11 E-WB2				
9	BA44463	BA44463W09	0.050	3	0.250	1	1000	5	2	10/29/21 13:35	98005 *
						equip	E-HP12 E-WB3				
10	BA44465	BA44465W09	0.050	3	0.250	1	1040	5	2	10/29/21 13:35	98005 *
						equip	E-HP13 E-WB1				

Solvent and Lot#	
1+1 HCL (5mLs)	60358
PH Strips	HC155968
Dichloromethane (DCM)	61117
Filter Paper	400196
Sodium Sulfate	2021071206
SILICA GEL (*)	050627t

Extraction COC Transfer	
Extraction lab employee Initials	KY
GC analyst's initials	KA
Date	11/2/21
Time	17:37
Refrigerator	Hobart

	Technician's Initials
Scanned By	SR
Sample Preparation	SR
Extraction	SR
Concentration	SR

Modified	11/3/2021 8:31:30 AM

Reviewed By: KY **Date** 11/3/2021

Injection Log

Directory: G:\APOLLO\DATA\210911\

Line	Vial	FileName	Multiplier	SampleName	Misc Info	Injected
1	2	911002.D	1	Decanoic Acid STD 1	water	9-11-21 10:22:53
2	3	911003.D	1	Decanoic Acid STD 2	water	9-11-21 10:51:11
3	4	911004.D	1	Decanoic Acid STD 3	water	9-11-21 11:19:39
4	5	911005.D	1	Decanoic Acid STD 4	water	9-11-21 11:48:04
5	6	911006.D	1	Decanoic Acid STD 5	water	9-11-21 12:16:37
6	7	911007.D	1	Decanoic Acid STD 6	water	9-11-21 12:45:02
7	3	1028003.D	1	DMO STD 1 10/28/21	water	10-28-21 9:19:03
8	4	1028004.D	1	DMO STD 2 10/28/21	water	10-28-21 9:47:06
9	5	1028005.D	1	DMO STD 3 10/28/21	water	10-28-21 10:15:13
10	6	1028006.D	1	DMO STD 4 10/28/21	water	10-28-21 10:43:31
11	7	1028007.D	1	DMO STD 5 10/28/21	water	10-28-21 11:11:42
12	8	1028008.D	1	DMO STD 6 10/28/21	water	10-28-21 11:39:55
13	9	1028009.D	1	DMO STD 7 10/28/21	water	10-28-21 12:08:10
14	10	1028010.D	1	DMO Second Source 10/28/21	water	10-28-21 12:36:26
15	3	1110003.D	1	DMO LVL 4 CCV 10/27/21	water	11-10-21 11:19:04
16	4	1110004.D	1	Decanoic Acid CCV 11/05/21	water	11-10-21 11:47:06
17	9	1110009.D	5	211029A BLK 5/1000 SG	water	11-10-21 14:07:25
18	10	1110010.D	5	211029A LCS-1 5/1000 SG	water	11-10-21 14:35:32
19	11	1110011.D	5	211029A LCSD-1 5/1000 SG	water	11-10-21 15:03:37
20	15	1110015.D	4.85437	BA44459W09 5/1030 SG	water	11-10-21 16:56:03
21	16	1110016.D	5.10204	BA44461W09 5/980 SG	water	11-10-21 17:24:17
22	17	1110017.D	5	BA44463W09 5/1000 SG	water	11-10-21 17:52:20
23	18	1110018.D	1	DMO LVL 4 CCV 10/27/21	water	11-10-21 18:20:23
24	19	1110019.D	1	Decanoic Acid CCV 11/05/21	water	11-10-21 18:48:25
25	20	1110020.D	4.80769	BA44465W09 5/1040 SG	water	11-10-21 19:16:29
26	31	1110031.D	1	DMO LVL 4 CCV 10/27/21	water	11-11-21 0:24:43
27	32	1110032.D	1	Decanoic Acid CCV 11/05/21	water	11-11-21 0:52:46

ORGANICS
Calibration Data

TPH Extractables
DOC1028

Form 6
Initial Calibration

Lab Name: APPL, Inc.
Case No:
Matrix: Water

SDG No:
Initial Cal. Date: 10/28/2021
Instrument: Apollo

Initials: KA

		Compound	1	2	3	4	5	6	7				Avg	%RSD	Type	r^2	Q
			1028003.D	1028004.D	1028005.D	1028006.D	1028007.D	1028008.D	1028009.D								
1	HATM	Diesel (C10-C24)	2983809	2406563	2517872	2418941	2337993	2387715	2563791				2516669	8.7	HATM		
2	HBTML	Motor Oil (C24-C40)	5192328	3260715	2065863	1824592	1695984	1676117	1728658				2492037	53	HBTM	1.000	
3	SA	Ortho-Terphenyl(S)	3637234	3178668	3119876	3035678	2926966	2905323	3088794				3127505	7.9	SA		
4	SA	Octacosane(S)	2469203	2170507	2286410	2275552	2170413	2171254	2286658				2261428	4.8	SA		
5																	
6																	
7																	
8																	
9																	
10																	
11																	
12																	
13																	
14																	
15																	
16																	
17																	
18																	
19																	
20																	
21																	
22																	
23																	
24																	
25																	
26																	
27																	
28																	
29																	
30																	
31																	
32																	
33																	
34																	
35																	

2.118919

Quantitation Report (Not Reviewed)

Data File : G:\APOLLO\DATA\211028\1028003.D
Acq On : 10-28-21 9:19:03
Sample : DMO STD 1 10/28/21
Misc : water
IntFile : events.e
Quant Time: Oct 28 15:39 2021 Quant Results File: DOC1028.RES

Vial: 3
Operator: KA
Inst : Apollo
Multiplr: 1.00

Method : G:\APOLLO\DATA\211028\DOC1028.M (Chemstation Integrator)
Title : 8015 B&C
Last Update : Thu Oct 28 15:39:11 2021
Response via : Multiple Level Calibration

Volume Inj. : 2UL
Signal Phase : DB-5
Signal Info : FID02A

Compound	R.T.	Response	Conc Units
System Monitoring Compounds			
3) SA Ortho-Terphenyl(S)	7.53	1818617	0.291 ppb
Surrogate Spike 30.000		Recovery =	0.97%
4) SA Octacosane(S)	9.82	1234601	0.273 ppb
Surrogate Spike 30.000		Recovery =	0.91%
Target Compounds			
1) HATM Diesel (C10-C24)	6.49	29838086	5.928 ppb
2) HBTM Motor Oil (C24-C40)	14.96	51923283	5.234 ppb

Target Compounds

(f)=RT Delta > 1/2 Window (m)=manual int.

1028003.D DOC1028.M Thu Oct 28 15:42:29 2021

Quantitation Report

Data File: G:\APOLLO\DATA\211028\1028003.D
Sample : DMO STD 1 10/28/21

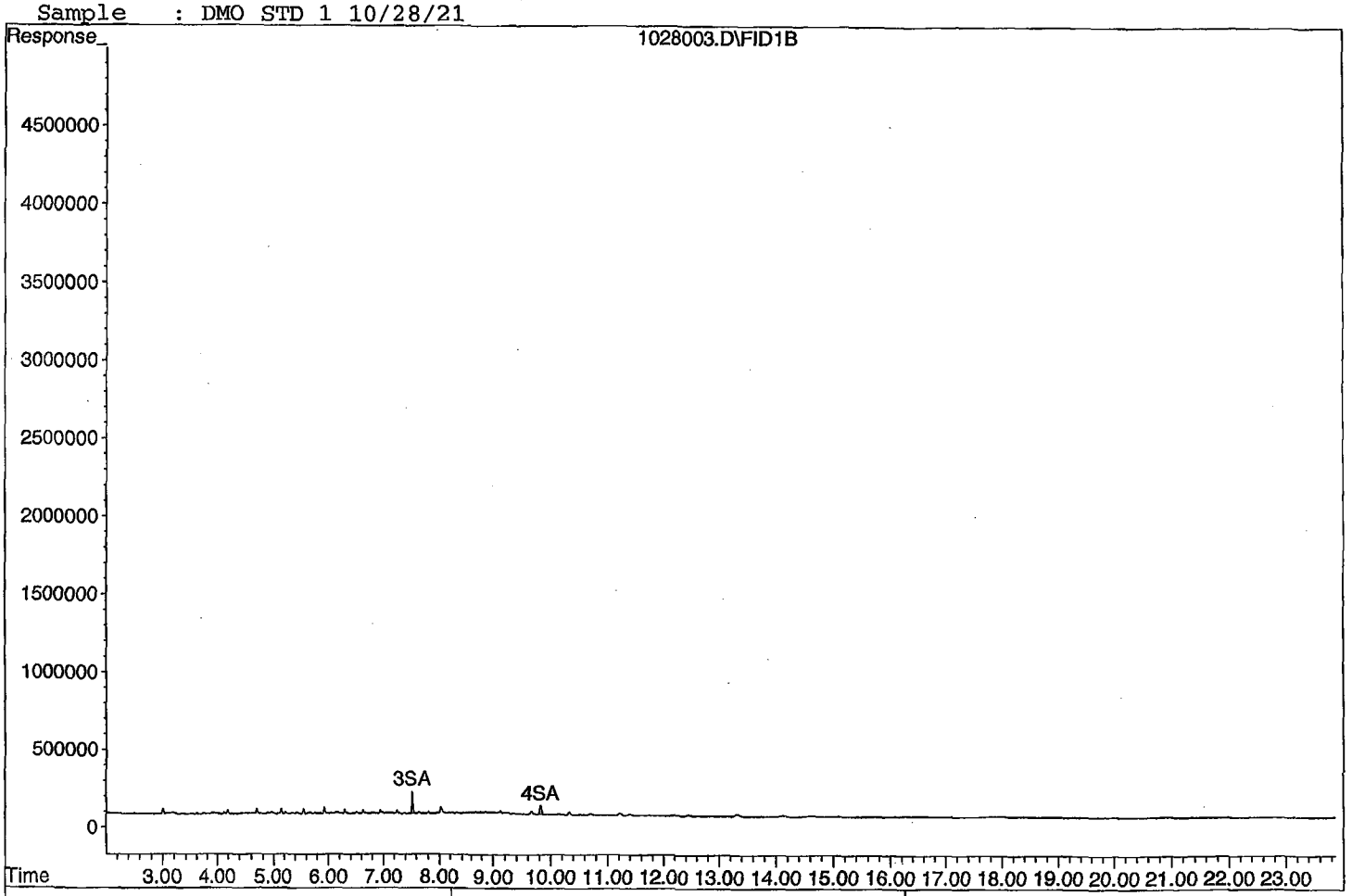





Quantitation Report (Not Reviewed)

Data File : G:\APOLLO\DATA\211028\1028004.D
Acq On : 10-28-21 9:47:06
Sample : DMO STD 2 10/28/21
Misc : water
IntFile : events.e
Quant Time: Oct 28 15:39 2021 Quant Results File: DOC1028.RES

Vial: 4
Operator: KA
Inst : Apollo
Multiplr: 1.00

Method : G:\APOLLO\DATA\211028\DOC1028.M (Chemstation Integrator)
Title : 8015 B&C
Last Update : Thu Oct 28 15:39:11 2021
Response via : Multiple Level Calibration

Volume Inj. : 2UL
Signal Phase : DB-5
Signal Info : FID02A

Compound	R.T.	Response	Conc Units
System Monitoring Compounds			
3) SA Ortho-Terphenyl(S)	7.53	3178668	0.508 ppb
Surrogate Spike 30.000		Recovery =	1.69%
4) SA Octacosane(S)	9.82	2170507	0.480 ppb
Surrogate Spike 30.000		Recovery =	1.60%
Target Compounds			
1) HATM Diesel (C10-C24)	6.49	48131263	9.562 ppb
2) HBTM Motor Oil (C24-C40)	14.96	65214303	9.152 ppb

Target Compounds

(f)=RT Delta > 1/2 Window (m)=manual int.

Quantitation Report

Data File: G:\APOLLO\DATA\211028\1028004.D
Sample : DMO STD 2 10/28/21

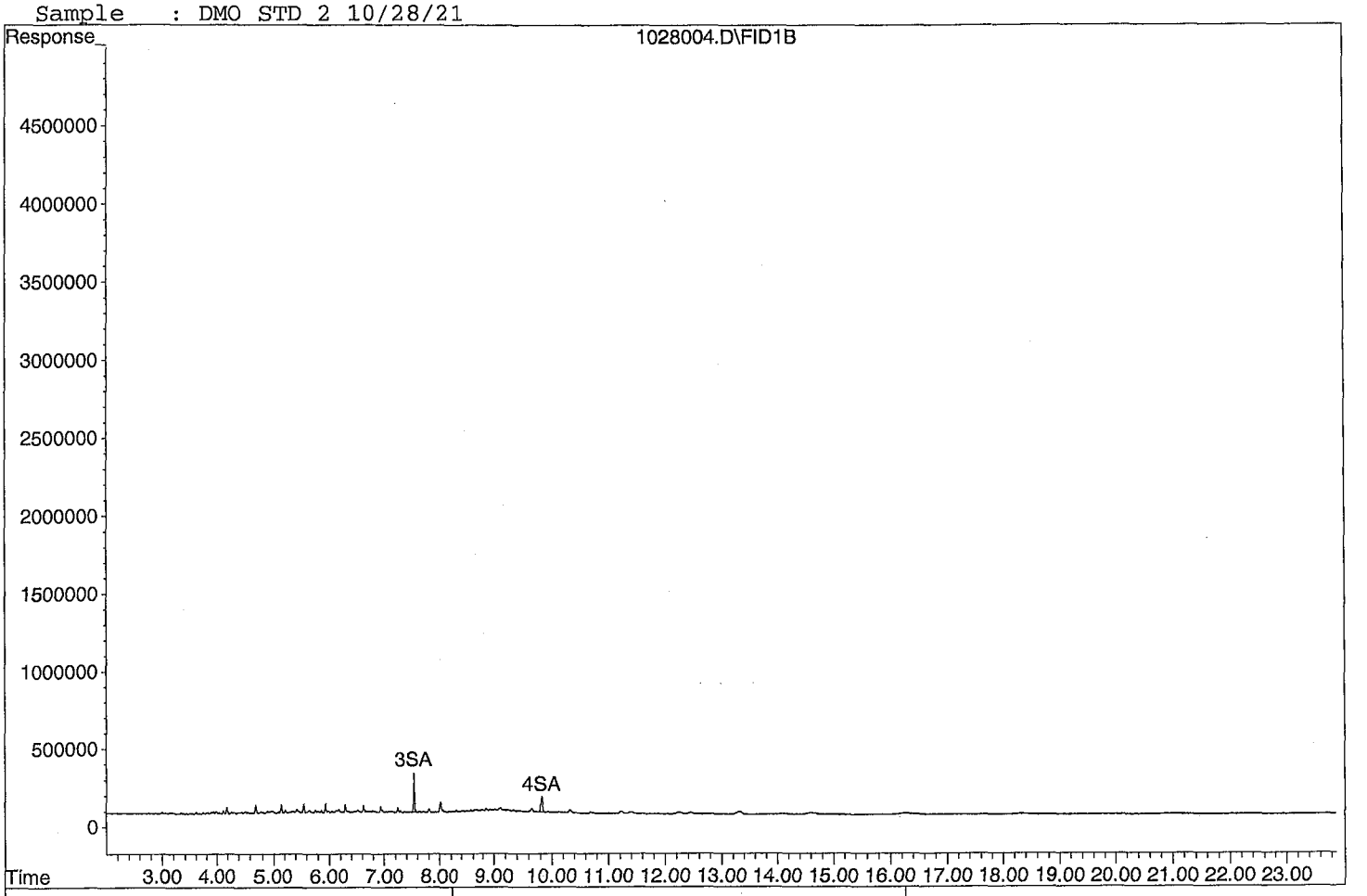

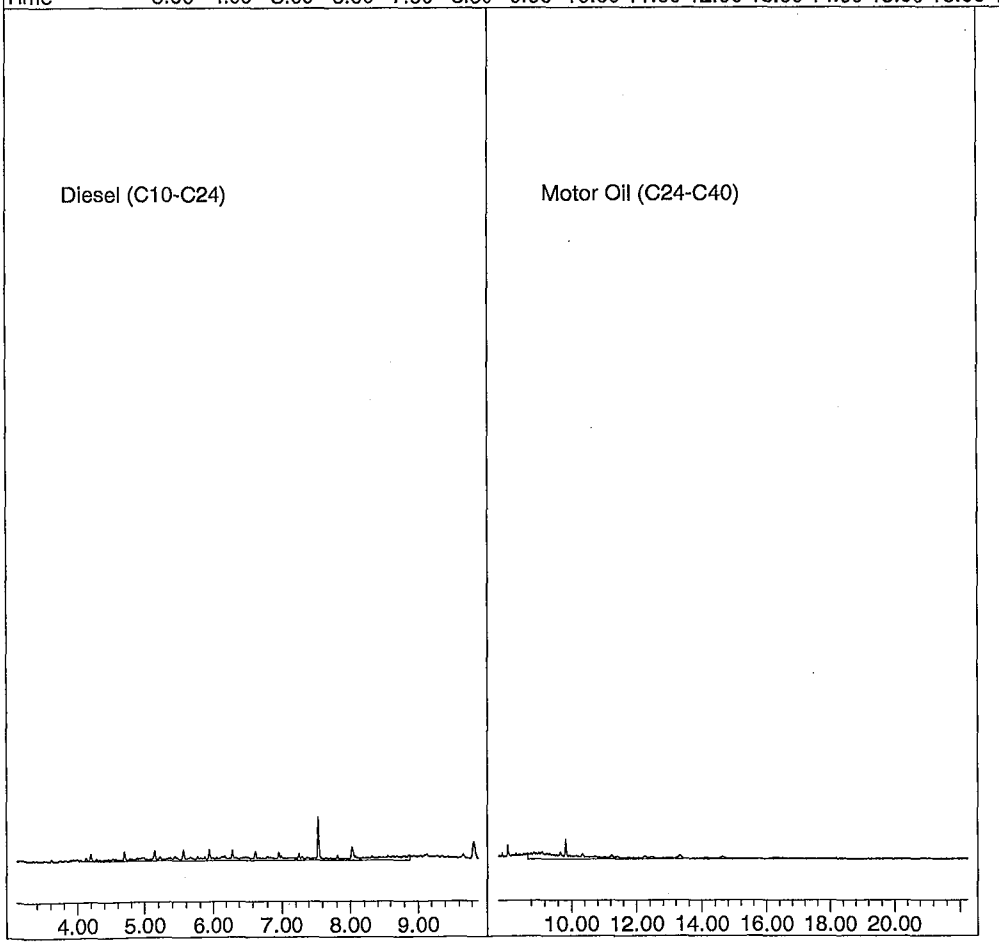

Quantitation Report (Not Reviewed)

Data File : G:\APOLLO\DATA\211028\1028005.D Vial: 5
Acq On : 10-28-21 10:15:13 Operator: KA
Sample : DMO STD 3 10/28/21 Inst : Apollo
Misc : water Multiplr: 1.00
IntFile : events.e
Quant Time: Oct 28 15:39 2021 Quant Results File: DOC1028.RES

Method : G:\APOLLO\DATA\211028\DOC1028.M (Chemstation Integrator)
Title : 8015 B&C
Last Update : Thu Oct 28 15:39:11 2021
Response via : Multiple Level Calibration

Volume Inj. : 2UL
Signal Phase : DB-5
Signal Info : FID02A

Compound	R.T.	Response	Conc Units
System Monitoring Compounds			
3) SA Ortho-Terphenyl(S)	7.53	15599382	2.494 ppb
Surrogate Spike 30.000		Recovery =	8.31%
4) SA Octacosane(S)	9.82	11432050	2.528 ppb
Surrogate Spike 30.000		Recovery =	8.43%
Target Compounds			
1) HATM Diesel (C10-C24)	6.49	251787231	50.024 ppb
2) HBTM Motor Oil (C24-C40)	14.96	206586322	50.832 ppb

Target Compounds

Data File: G:\APOLLO\DATA\211028\1028005.D
Sample : DMO STD 3 10/28/21

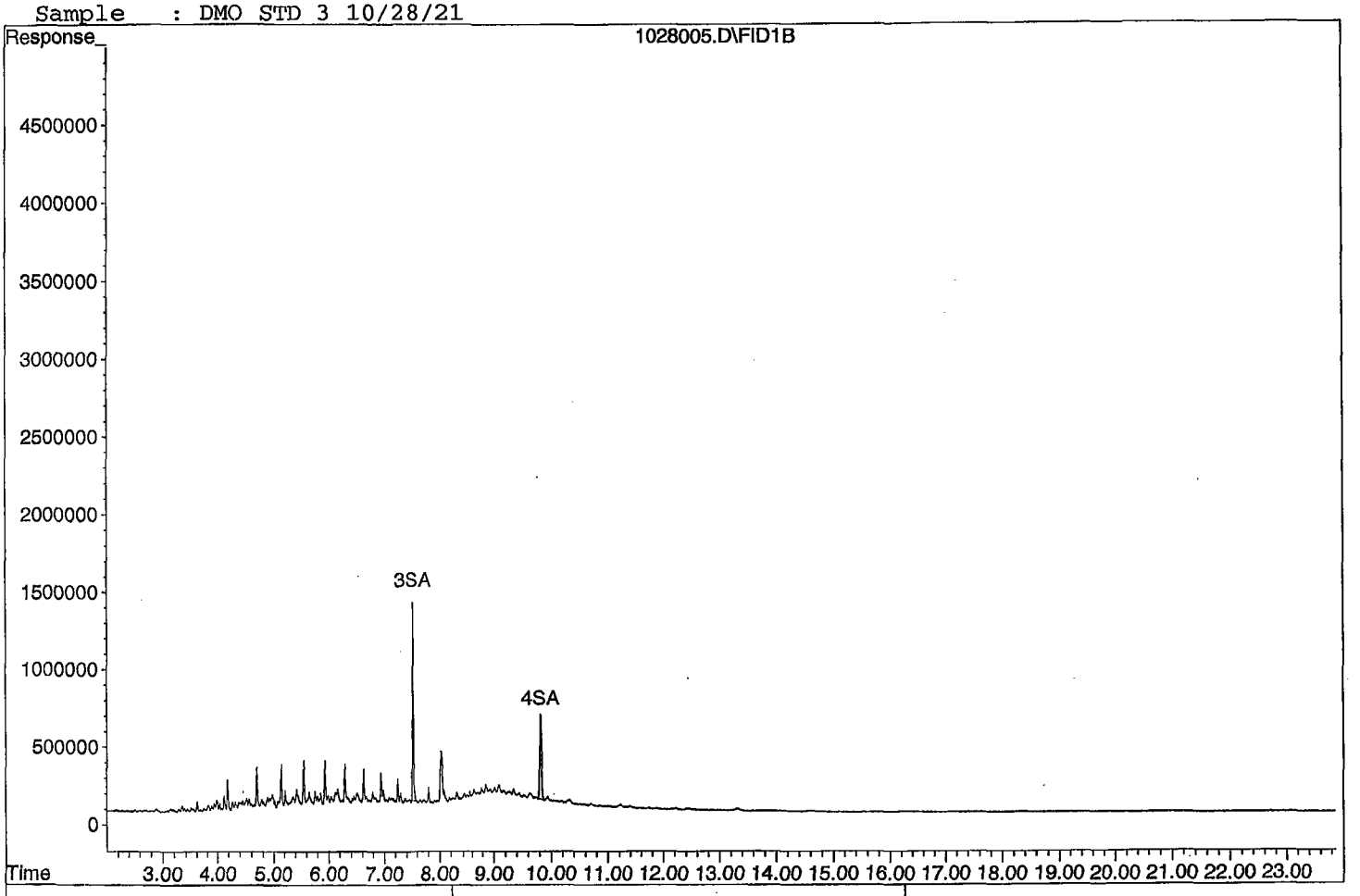

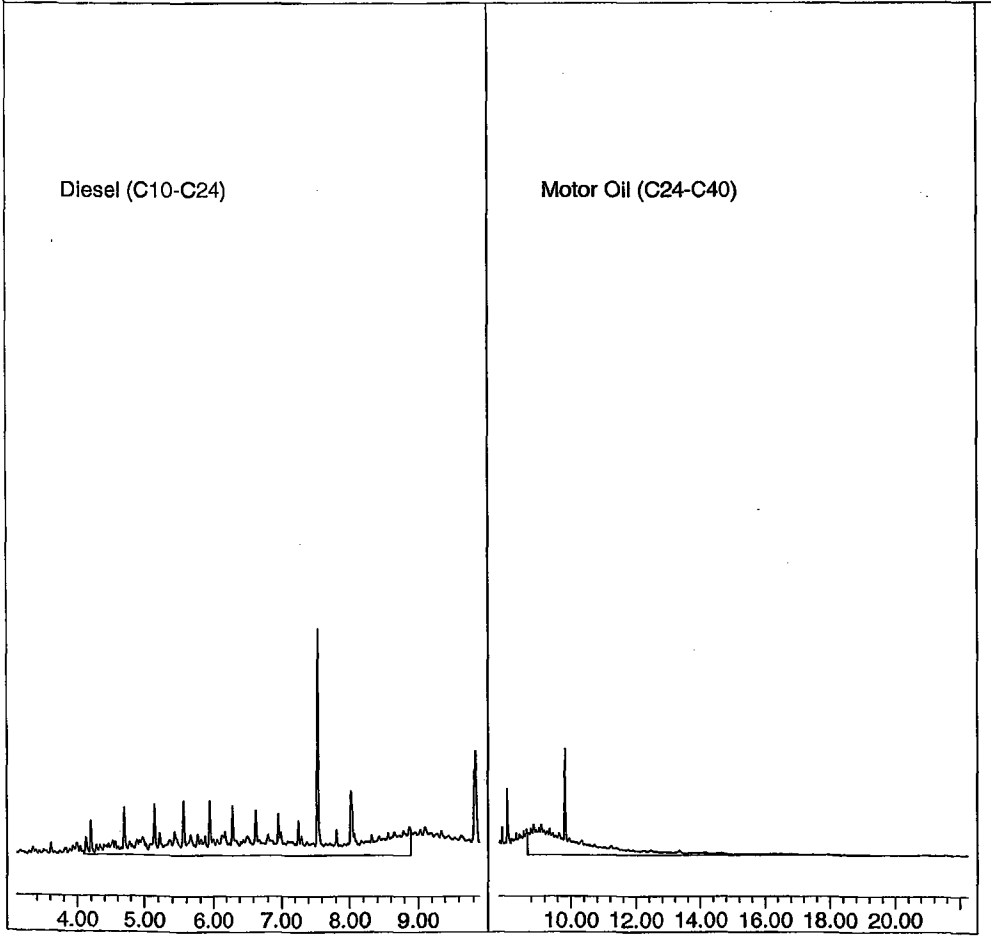

Quantitation Report (Not Reviewed)

Data File : G:\APOLLO\DATA\211028\1028006.D Vial: 6
Acq On : 10-28-21 10:43:31 Operator: KA
Sample : DMO STD 4 10/28/21 Inst : Apollo
Misc : water Multiplr: 1.00
IntFile : events.e
Quant Time: Oct 28 15:39 2021 Quant Results File: DOC1028.RES

Method : G:\APOLLO\DATA\211028\DOC1028.M (Chemstation Integrator)
Title : 8015 B&C
Last Update : Thu Oct 28 15:39:11 2021
Response via : Multiple Level Calibration

Volume Inj. : 2UL
Signal Phase : DB-5
Signal Info : FID02A

Compound	R.T.	Response	Conc Units
System Monitoring Compounds			
3) SA Ortho-Terphenyl(S)	7.53	75891940	12.133 ppb
Surrogate Spike 30.000		Recovery =	40.44%
4) SA Octacosane(S)	9.82	56888797	12.578 ppb
Surrogate Spike 30.000		Recovery =	41.93%
Target Compounds			
1) HATM Diesel (C10-C24)	6.49	1209470396	240.292 ppb
2) HBTM Motor Oil (C24-C40)	14.96	912296132	258.892 ppb

Target Compounds

(f)=RT Delta > 1/2 Window (m)=manual int.

Quantitation Report

Data File: G:\APOLLO\DATA\211028\1028006.D
Sample : DMO STD 4 10/28/21

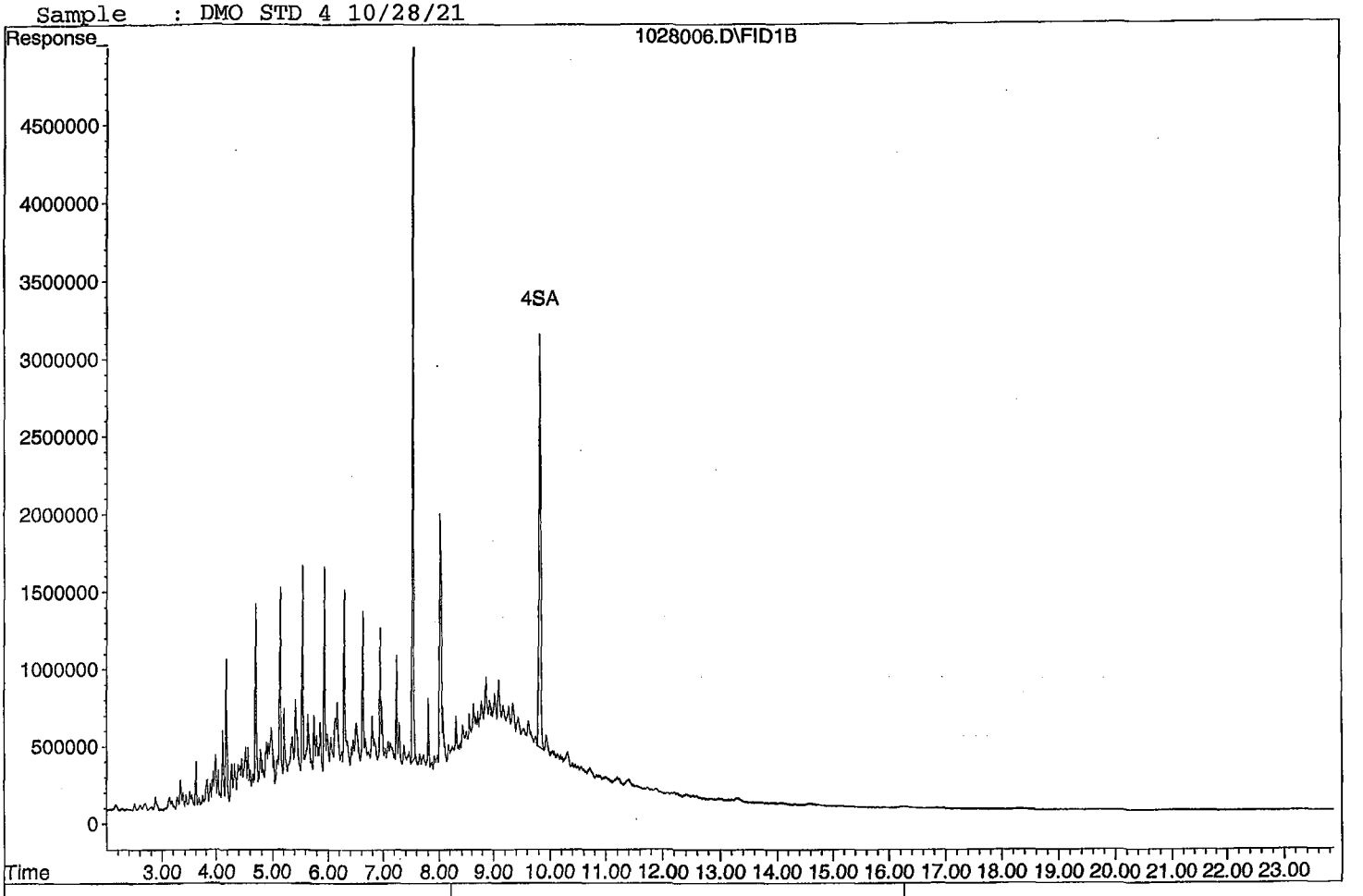

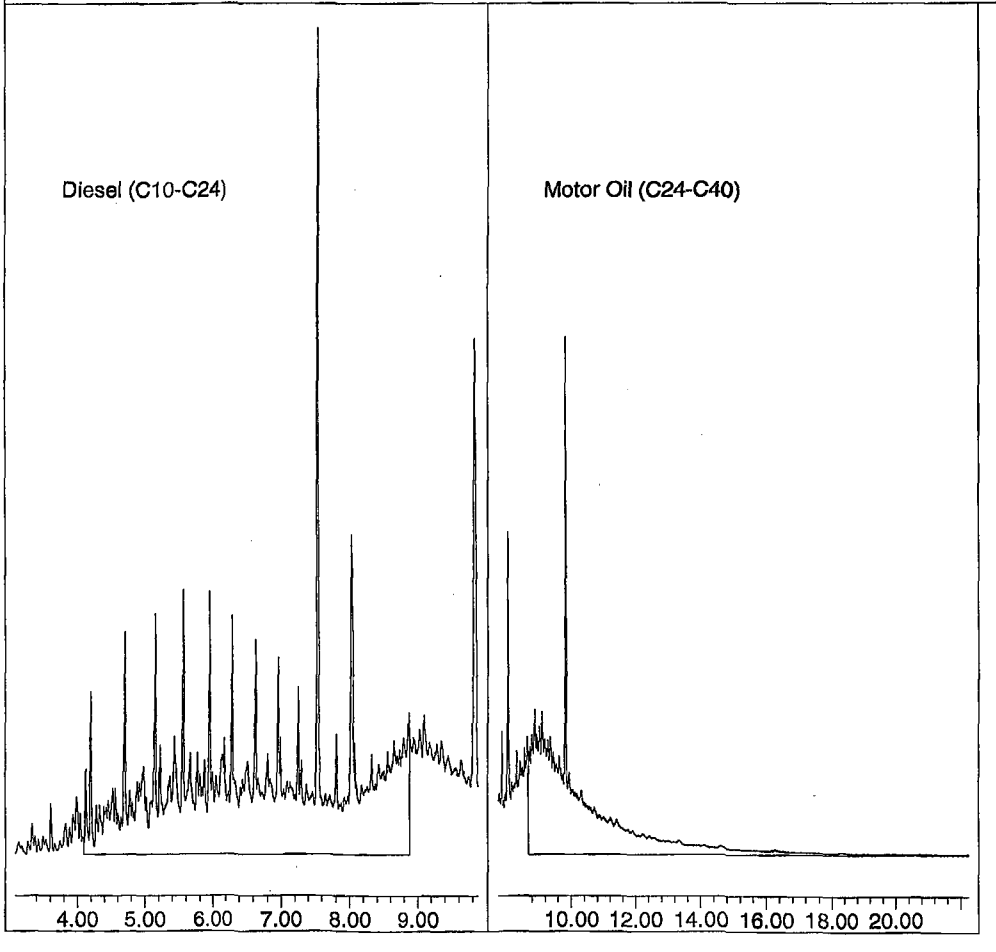

Quantitation Report (Not Reviewed)

Data File : G:\APOLLO\DATA\211028\1028007.D Vial: 7
Acq On : 10-28-21 11:11:42 Operator: KA
Sample : DMO STD 5 10/28/21 Inst : Apollo
Misc : water Multiplr: 1.00
IntFile : events.e
Quant Time: Oct 28 15:39 2021 Quant Results File: DOC1028.RES

Method : G:\APOLLO\DATA\211028\DOC1028.M (Chemstation Integrator)
Title : 8015 B&C
Last Update : Thu Oct 28 15:39:11 2021
Response via : Multiple Level Calibration

Volume Inj. : 2UL
Signal Phase : DB-5
Signal Info : FID02A

Compound	R.T.	Response	Conc Units
System Monitoring Compounds			
3) SA Ortho-Terphenyl(S)	7.54	292696553	46.794 ppb
Surrogate Spike 30.000		Recovery =	155.98%
4) SA Octacosane(S)	9.83	217041298	47.988 ppb
Surrogate Spike 30.000		Recovery =	159.96%
Target Compounds			
1) HATM Diesel (C10-C24)	6.49	4675985227	929.003 ppb
2) HBTM Motor Oil (C24-C40)	14.96	3391967397	989.959 ppb

Target Compounds

(f)=RT Delta > 1/2 Window (m)=manual int.

1028007.D DOC1028.M Thu Oct 28 15:42:36 2021

Data File: G:\APOLLO\DATA\211028\1028007.D
Sample : DMO STD 5 10/28/21

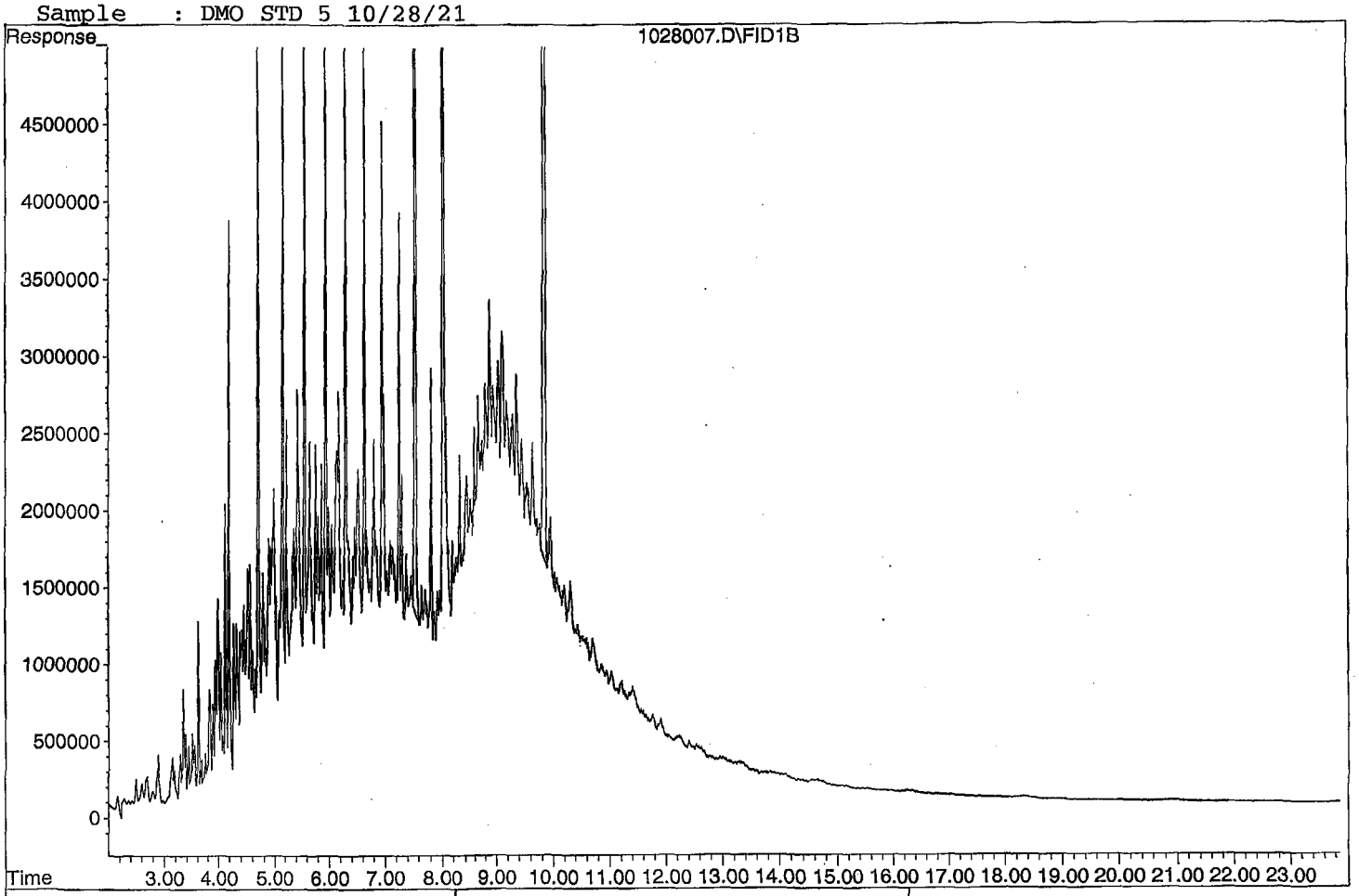

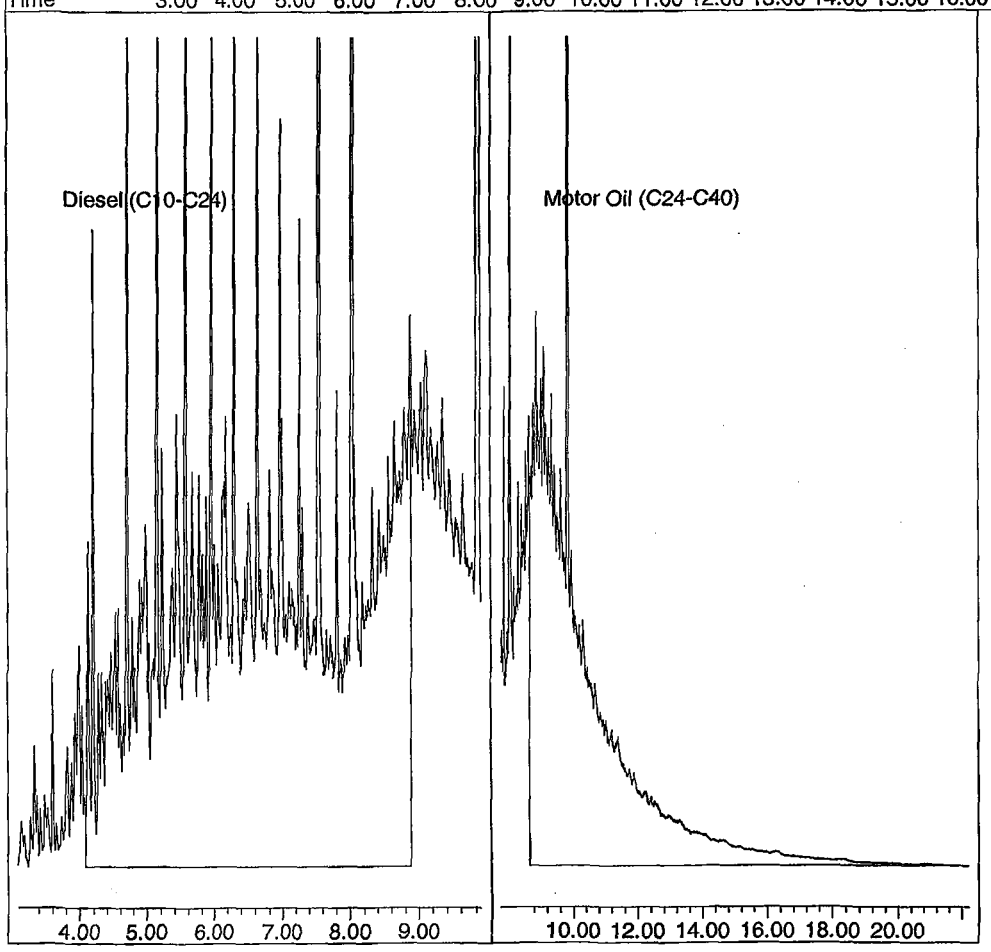

Quantitation Report (Not Reviewed)

Data File : G:\APOLLO\DATA\211028\1028008.D Vial: 8
Acq On : 10-28-21 11:39:55 Operator: KA
Sample : DMO STD 6 10/28/21 Inst : Apollo
Misc : water Multiplr: 1.00
IntFile : events.e
Quant Time: Oct 28 15:39 2021 Quant Results File: DOC1028.RES

Method : G:\APOLLO\DATA\211028\DOC1028.M (Chemstation Integrator)
Title : 8015 B&C
Last Update : Thu Oct 28 15:39:11 2021
Response via : Multiple Level Calibration

Volume Inj. : 2UL
Signal Phase : DB-5
Signal Info : FID02A

Compound	R.T.	Response	Conc Units
System Monitoring Compounds			
3) SA Ortho-Terphenyl(S)	7.54	435798382	69.672 ppb
Surrogate Spike 30.000		Recovery =	232.24%
4) SA Octacosane(S)	9.84	325688048	72.009 ppb
Surrogate Spike 30.000		Recovery =	240.03%
Target Compounds			
1) HATM Diesel (C10-C24)	6.49	7163144090	1423.140 ppb
2) HBTM Motor Oil (C24-C40)	14.96	5028351305	1472.405 ppb

Target Compounds

(f)=RT Delta > 1/2 Window (m)=manual int.

Data File: G:\APOLLO\DATA\211028\1028008.D
Sample : DMO STD 6 10/28/21

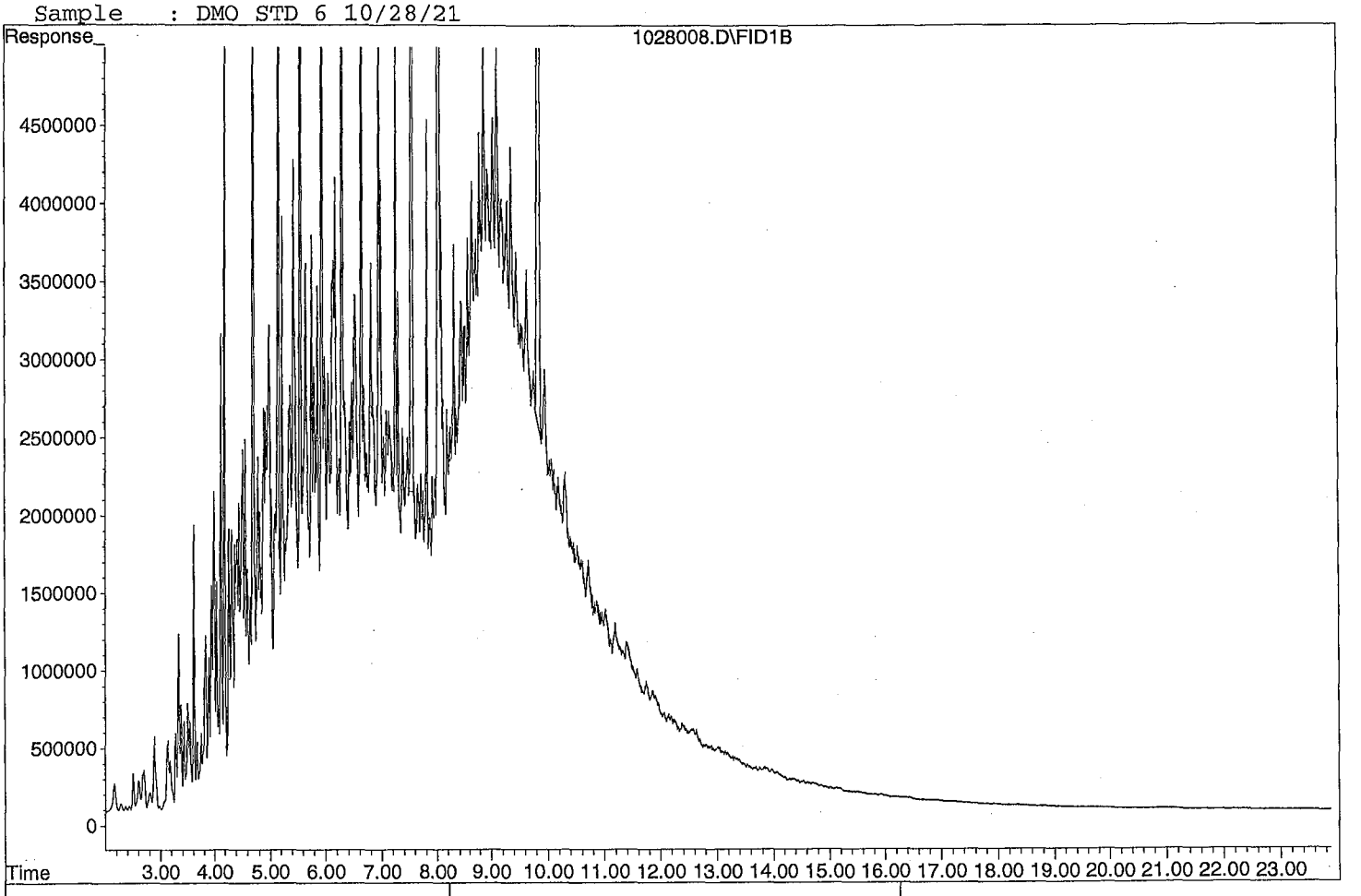

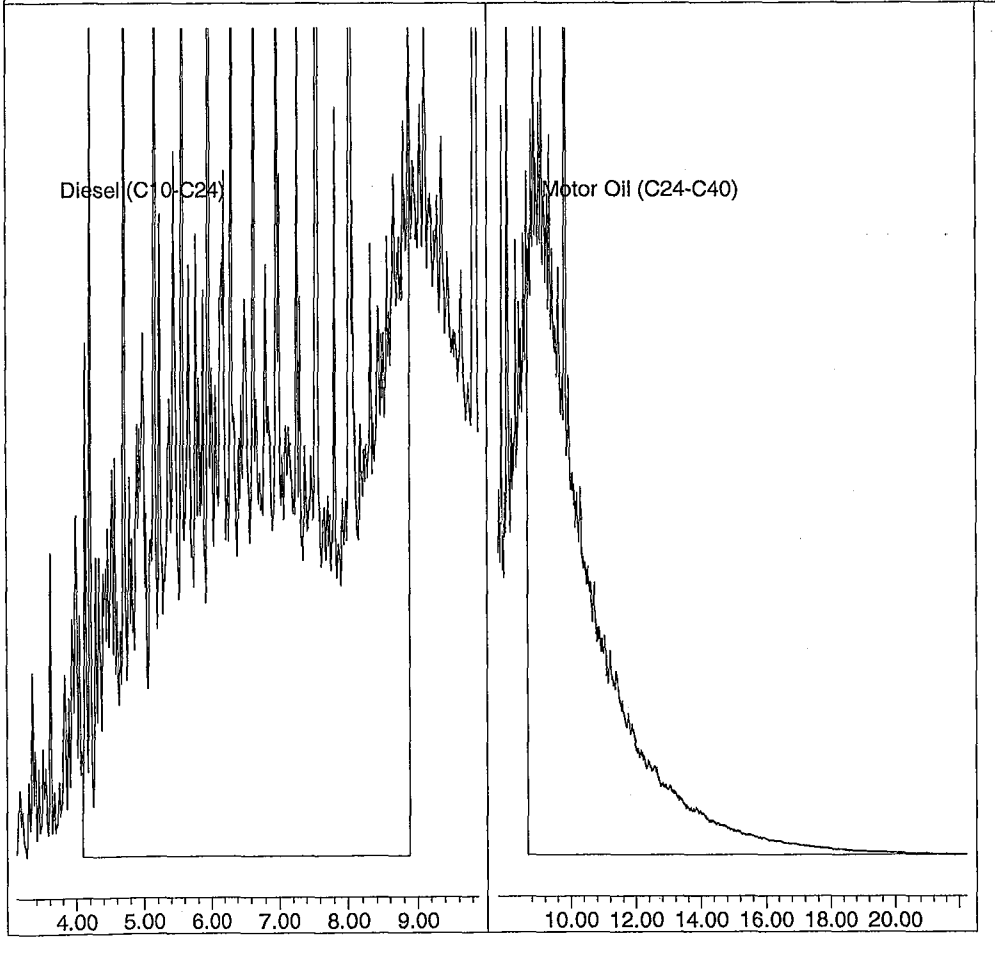

Quantitation Report (Not Reviewed)

Data File : G:\APOLLO\DATA\211028\1028009.D
Acq On : 10-28-21 12:08:10
Sample : DMO STD 7 10/28/21
Misc : water
IntFile : events.e
Quant Time: Oct 28 15:39 2021 Quant Results File: DOC1028.RES

Vial: 9
Operator: KA
Inst : Apollo
Multiplr: 1.00

Method : G:\APOLLO\DATA\211028\DOC1028.M (Chemstation Integrator)
Title : 8015 B&C
Last Update : Thu Oct 28 15:39:11 2021
Response via : Multiple Level Calibration

Volume Inj. : 2UL
Signal Phase : DB-5
Signal Info : FID02A

Compound	R.T.	Response	Conc Units
System Monitoring Compounds			
3) SA Ortho-Terphenyl(S)	7.54	617758709	98.762 ppb
Surrogate Spike 30.000		Recovery =	329.21%
4) SA Octacosane(S)	9.85	457331573	101.116 ppb
Surrogate Spike 30.000		Recovery =	337.05%
Target Compounds			
1) HATM Diesel (C10-C24)	6.49	10255165539	2037.448 ppb
2) HBTM Motor Oil (C24-C40)	14.96	6914631831	2028.526 ppb

Target Compounds

(f)=RT Delta > 1/2 Window (m)=manual int.

Data File: G:\APOLLO\DATA\211028\1028009.D
Sample : DMO STD 7 10/28/21

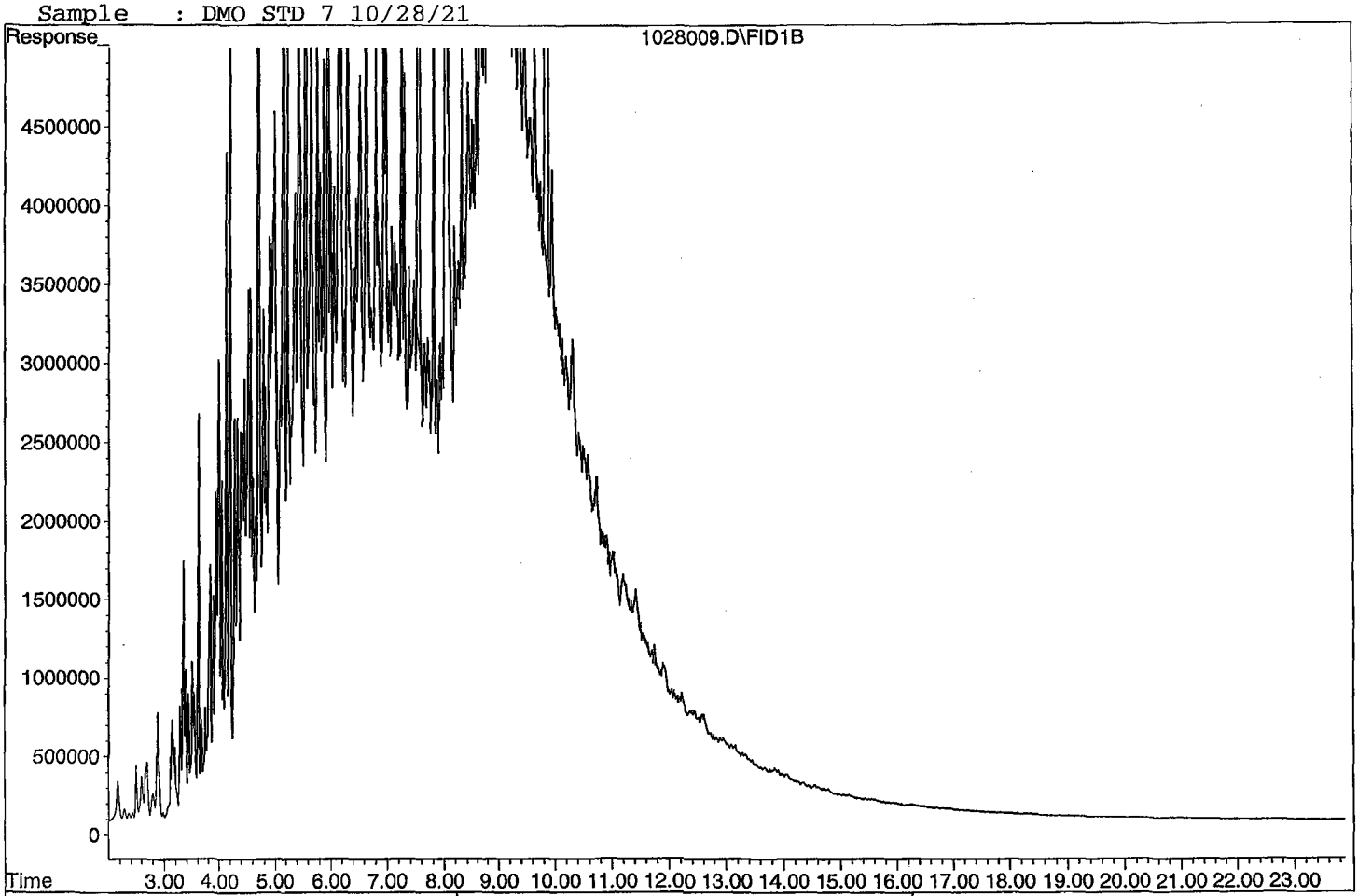

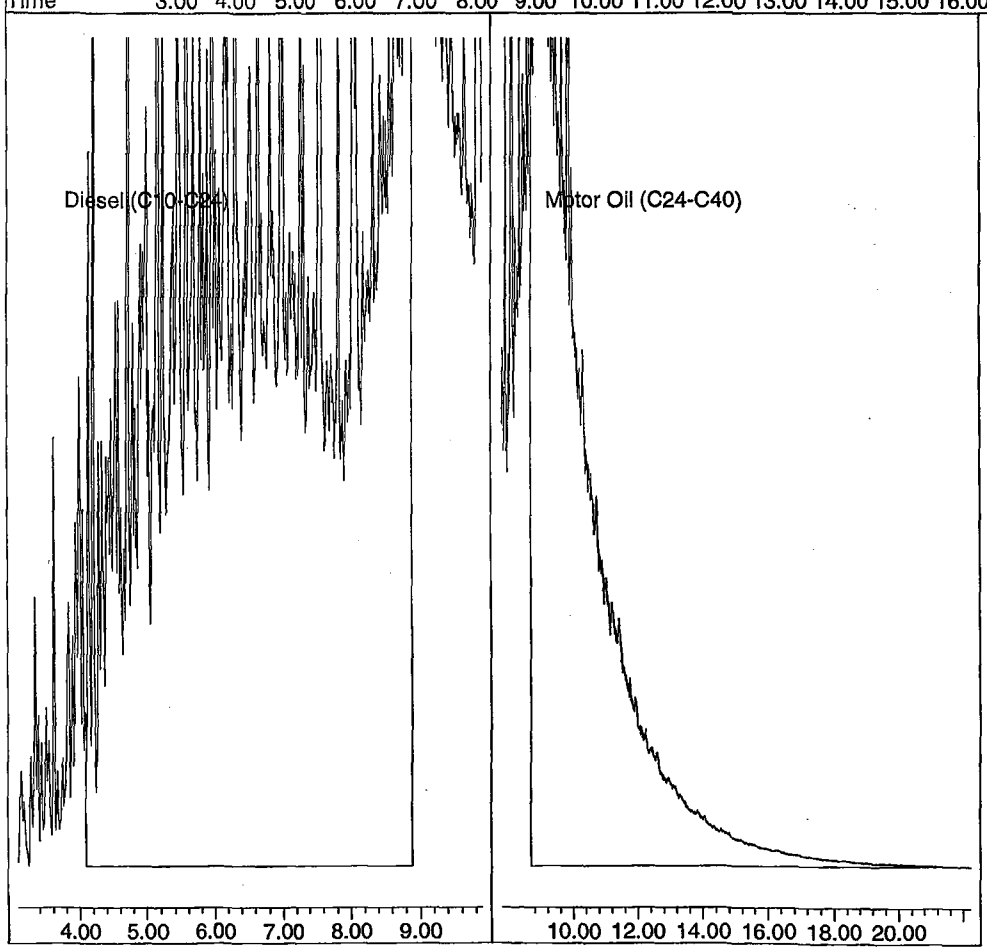

TPH Extractables
DOC1028

Form 7

Second Source Calibration

Lab Name: APPL, Inc.
Case No:
Matrix: Water

SDG No:
Date Analyzed: 10/28/2021
Instrument: Apollo
Initial Cal. Date: 10/28/2021
Data File: 1028010.D

		Compound	MEAN	CCRF	%D		%Drift
1	HATM	Diesel (C10-C24)	2516670	2266400	9.9	HATM	
2	HBTM	Motor Oil (C24-C40)	2492040	1663520	33	HBTML	5.9
3							
4							
5							
6							
7							
8							
9							
10							
11							
12							
13							
14							
15							
16							
17							
18							
19							
20							
21							
22							
23							
24							
25							
26							
27							
28							
29							
30							
31							
32							
33							
34							
35							
36							
37							
38							
39							
40							
		Average			21.5		

Quantitation Report (Not Reviewed)

Data File : G:\APOLLO\DATA\211028\1028010.D Vial: 10
Acq On : 10-28-21 12:36:26 Operator: KA
Sample : DMO Second Source 10/28/21 Inst : Apollo
Misc : water Multiplr: 1.00
IntFile : events.e
Quant Time: Oct 28 15:39 2021 Quant Results File: DOC1028.RES

Method : G:\APOLLO\DATA\211028\DOC1028.M (Chemstation Integrator)
Title : 8015 B&C
Last Update : Thu Oct 28 15:39:11 2021
Response via : Multiple Level Calibration

Volume Inj. : 2UL
Signal Phase : DB-5
Signal Info : FID02A

Compound	R.T.	Response	Conc Units
System Monitoring Compounds			
3) SA Ortho-Terphenyl(S)	7.53	4250105	0.679 ppb
Surrogate Spike 30.000		Recovery =	2.26%
4) SA Octacosane(S)	9.83	-3553	N.D. ppb
Surrogate Spike 30.000		Recovery =	0.00%
Target Compounds			
1) HATM Diesel (C10-C24)	6.49	1133202337	225.139 ppb
2) HBTM Motor Oil (C24-C40)	14.96	831758038	235.148 ppb

Target Compounds

(f)=RT Delta > 1/2 Window (m)=manual int.

Data File: G:\APOLLO\DATA\211028\1028010.D
Sample : DMO Second Source 10/28/21

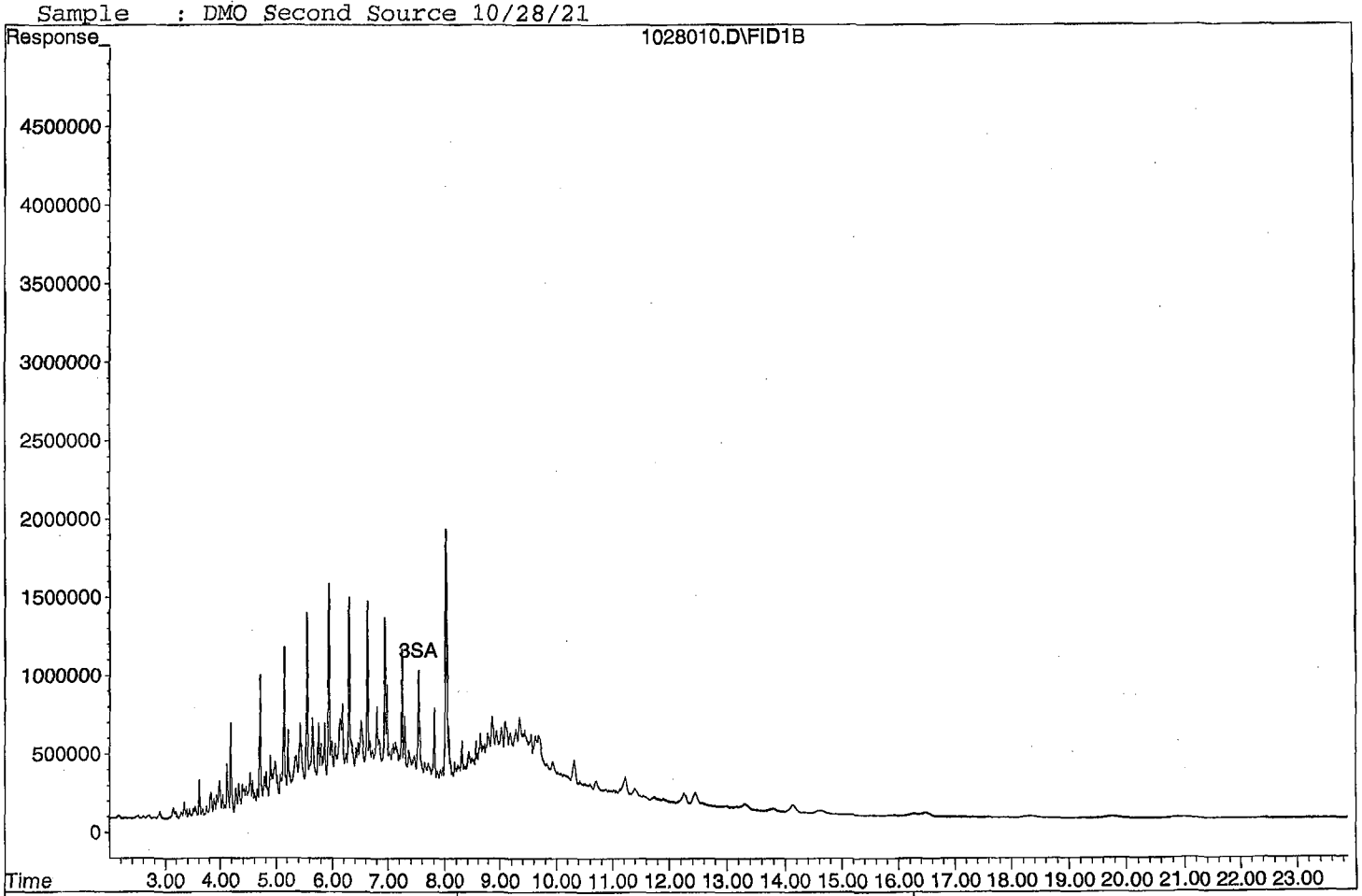

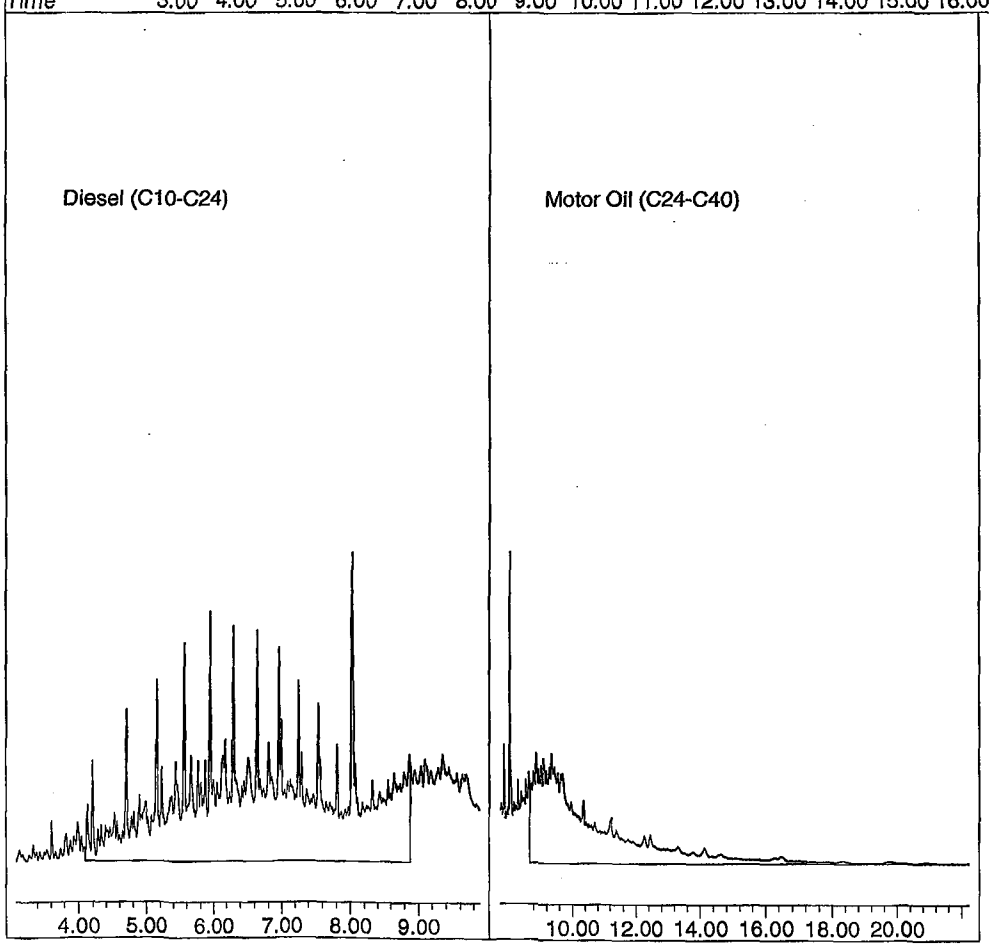

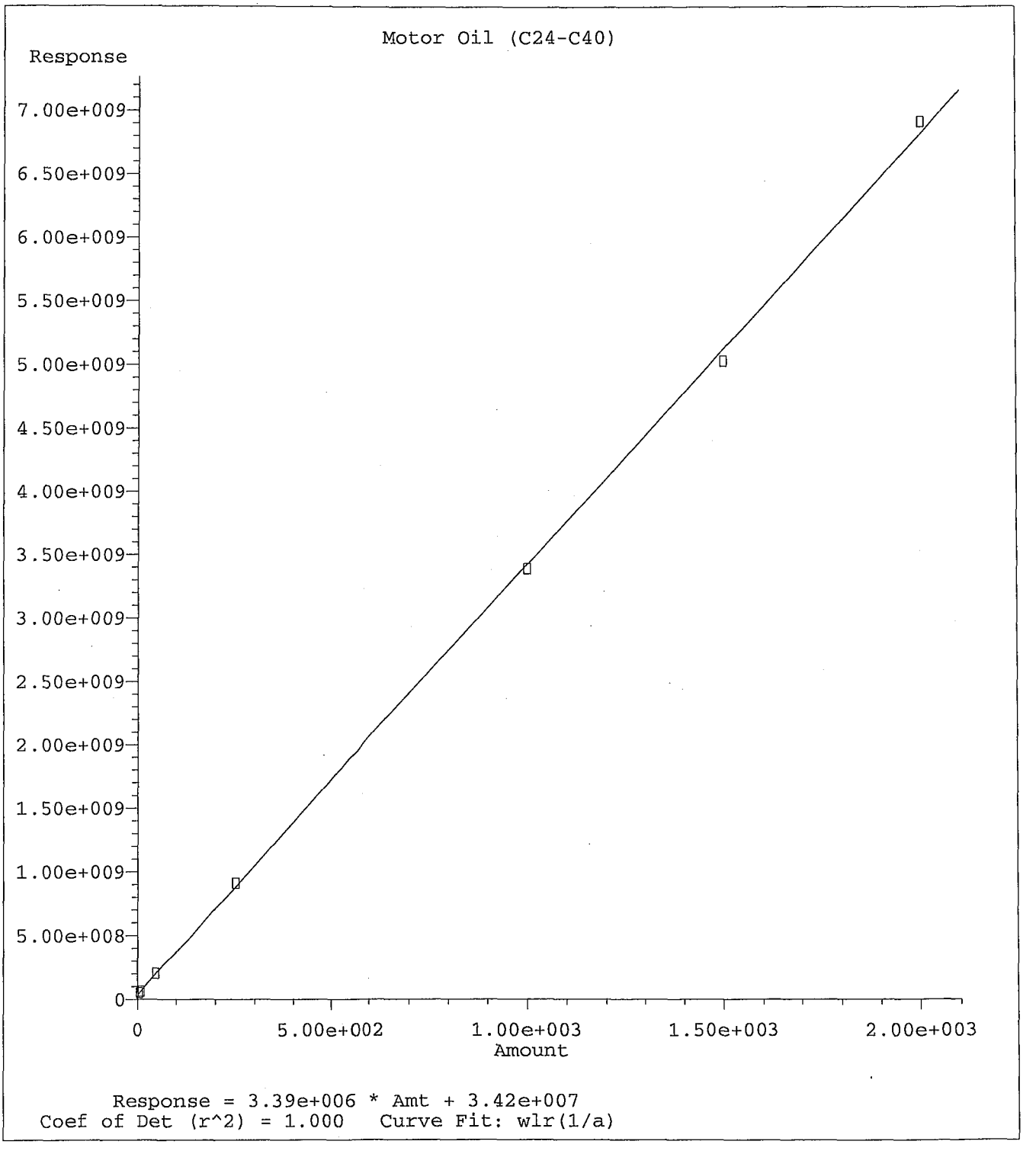

Method Name: G:\APOLLO\DATA\211028\DOC1028.M
Calibration Table Last Updated: Thu Oct 28 15:37:06 2021

TPH Extractables
DOC1028

Form 7

Continuing Calibration

Lab Name: APPL, Inc.
Case No:
Matrix: Water

SDG No:
Date Analyzed: 11/2/2021
Instrument: Apollo
Initial Cal. Date: 10/28/2021
Data File: 1101043.D

		Compound	MEAN	CCRF	%D	%Drift	
1	HATM	Diesel (C10-C24)	2516670	2421640	3.8	HATM	
2	HBTM	Motor Oil (C24-C40)	2492040	1882350	24	HBTML	7.0
3	SA	Ortho-Terphenyl(S)	3127510	3042570	2.7	SA	
4	SA	Octacosane(S)	2261430	2222000	1.7	SA	
5							
6							
7							
8							
9							
10							
11							
12							
13							
14							
15							
16							
17							
18							
19							
20							
21							
22							
23							
24							
25							
26							
27							
28							
29							
30							
31							
32							
33							
34							
35							
36							
37							
38							
39							
40							
		Average			8.1		

Quantitation Report (Not Reviewed)

Data File : G:\APOLLO\DATA\211101\1101043.D Vial: 43
Acq On : 11-2-21 12:50:56 Operator: KA
Sample : DMO LVL 4 CCV 10/27/21 Inst : Apollo
Misc : water Multiplr: 1.00
IntFile : events.e
Quant Time: Nov 18 9:25 2021 Quant Results File: DOC1028.RES

Method : G:\APOLLO\DATA\211028\DOC1028.M (Chemstation Integrator)
Title : 8015 B&C
Last Update : Thu Nov 18 09:25:49 2021
Response via : Multiple Level Calibration

Volume Inj. : 2UL
Signal Phase : DB-5
Signal Info : FID02A

Compound	R.T.	Response	Conc Units
System Monitoring Compounds			
3) SA Ortho-Terphenyl(S)	7.51	76064140	12.161 ppb
Surrogate Spike 30.000		Recovery =	40.54%
4) SA Octacosane(S)	9.79	55549901	12.282 ppb
Surrogate Spike 30.000		Recovery =	40.94%
Target Compounds			
1) HATM Diesel (C10-C24)	6.49	1210818077	240.560 ppb
2) HBTM Motor Oil (C24-C40)	14.96	941177047	267.407 ppb

Target Compounds

Data File: G:\APOLLO\DATA\211101\1101043.D
Sample : DMO LVL 4 CCV 10/27/21

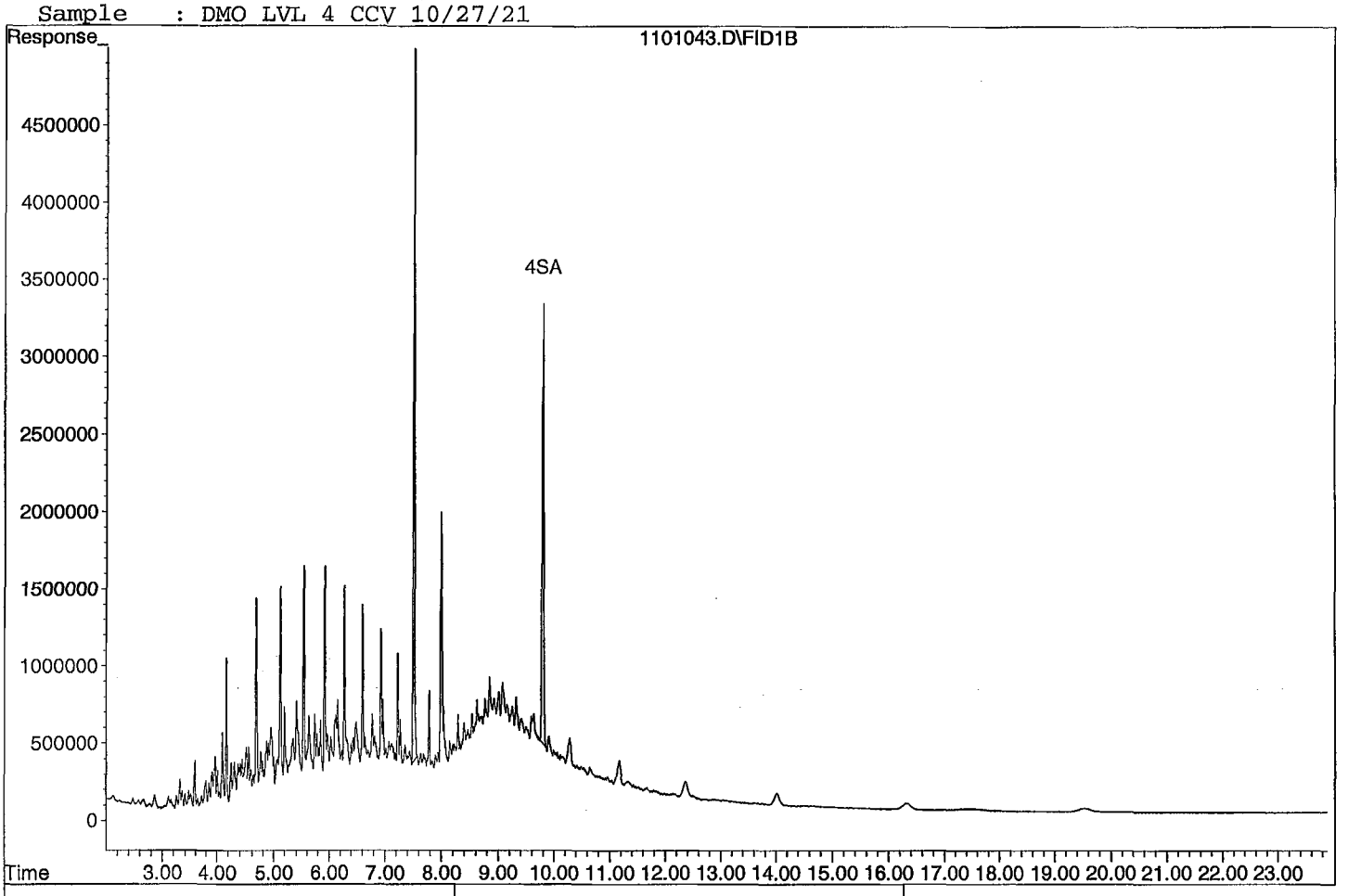

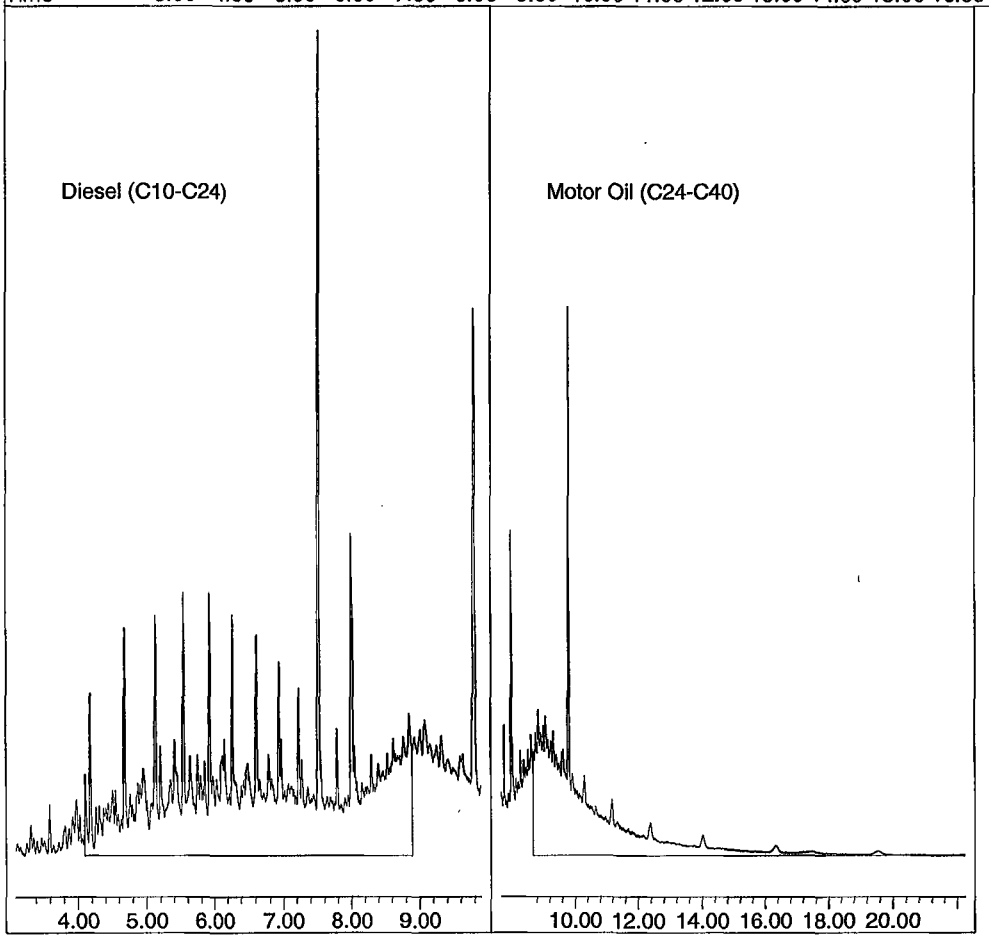

TPH Extractables
DOC1028

Form 7

Continuing Calibration

Lab Name: APPL, Inc.
Case No:
Matrix: Water

SDG No:
Date Analyzed: 11/2/2021
Instrument: Apollo
Initial Cal. Date: 10/28/2021
Data File: 1101060.D

		Compound	MEAN	CCRF	%D	%Drift	
1	HATM	Diesel (C10-C24)	2516670	2452670	2.5	HATM	
2	HBTM	Motor Oil (C24-C40)	2492040	1852340	26	HBTML	5.2
3	SA	Ortho-Terphenyl(S)	3127510	3053340	2.4	SA	
4	SA	Octacosane(S)	2261430	2273270	0.52	SA	
5							
6							
7							
8							
9							
10							
11							
12							
13							
14							
15							
16							
17							
18							
19							
20							
21							
22							
23							
24							
25							
26							
27							
28							
29							
30							
31							
32							
33							
34							
35							
36							
37							
38							
39							
40							
		Average			7.9		

Quantitation Report (Not Reviewed)

Data File : G:\APOLLO\DATA\211101\1101060.D Vial: 60
Acq On : 11-2-21 20:52:14 Operator: KA
Sample : DMO LVL 4 CCV 10/27/21 Inst : Apollo
Misc : water Multiplr: 1.00
IntFile : events.e
Quant Time: Nov 18 9:27 2021 Quant Results File: DOC1028.RES

Method : G:\APOLLO\DATA\211028\DOC1028.M (Chemstation Integrator)
Title : 8015 B&C
Last Update : Thu Nov 18 09:25:49 2021
Response via : Multiple Level Calibration

Volume Inj. : 2UL
Signal Phase : DB-5
Signal Info : FID02A

Compound	R.T.	Response	Conc Units
System Monitoring Compounds			
3) SA Ortho-Terphenyl(S)	7.51	76333578	12.204 ppb
Surrogate Spike 30.000		Recovery =	40.68%
4) SA Octacosane(S)	9.79	56831725	12.565 ppb
Surrogate Spike 30.000		Recovery =	41.88%
Target Compounds			
1) HATM Diesel (C10-C24)	6.49	1226334750	243.642 ppb
2) HBTM Motor Oil (C24-C40)	14.96	926170268	262.983 ppb

Target Compounds

Data File: G:\APOLLO\DATA\211101\1101060.D
Sample : DMO LVL 4 CCV 10/27/21

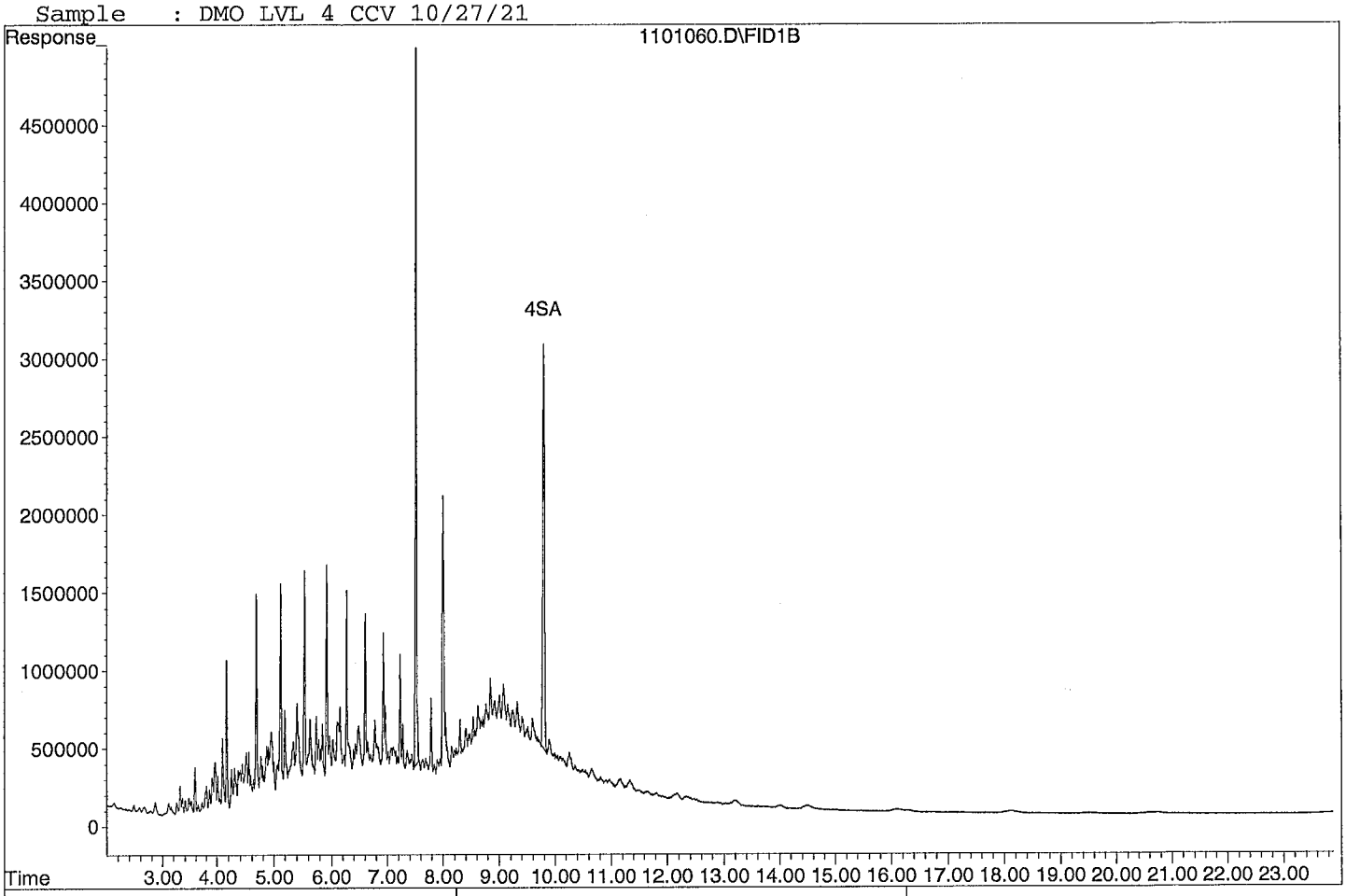

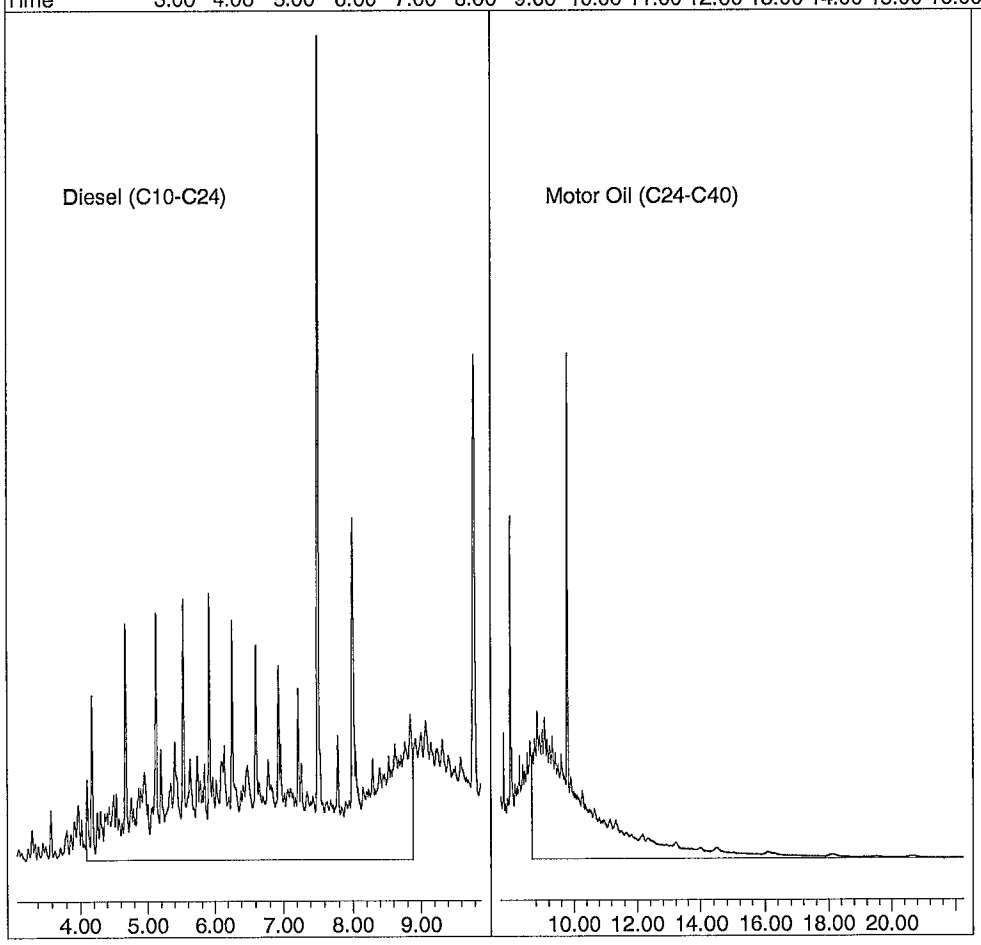

ORGANICS
Raw Data

Quantitation Report (QT Reviewed)

Data File : G:\APOLLO\DATA\211101\1101050.D Vial: 50
Acq On : 11-2-21 16:09:11 Operator: KA
Sample : BA44466W01 5/1000 Inst : Apollo
Misc : water Multiplr: 5.00
IntFile : events.e
Quant Time: Nov 3 11:18 2021 Quant Results File: DOC1028.RES

Method : G:\APOLLO\DATA\211028\DOC1028.M (Chemstation Integrator)
Title : 8015 B&C
Last Update : Tue Nov 02 14:56:02 2021
Response via : Multiple Level Calibration

Volume Inj. : 2UL
Signal Phase : DB-5
Signal Info : FID02A

Compound	R.T.	Response	Conc Units
System Monitoring Compounds			
3) SA Ortho-Terphenyl(S)	7.51	143964028	115.079 ppb
Surrogate Spike 150.000		Recovery =	76.72%
4) SA Octacosane(S)	9.79	126664501	140.027 ppb
Surrogate Spike 150.000		Recovery =	93.35%
Target Compounds			
1) HATM Diesel (C10-C24)	6.49	41754255	41.478 ppb
2) HBTM Motor Oil (C24-C40)	14.96	93558791	87.544 ppb

Target Compounds

Quantitation Report

Data File: G:\APOLLO\DATA\211101\1101050.D
Sample : BA44466W01 5/1000

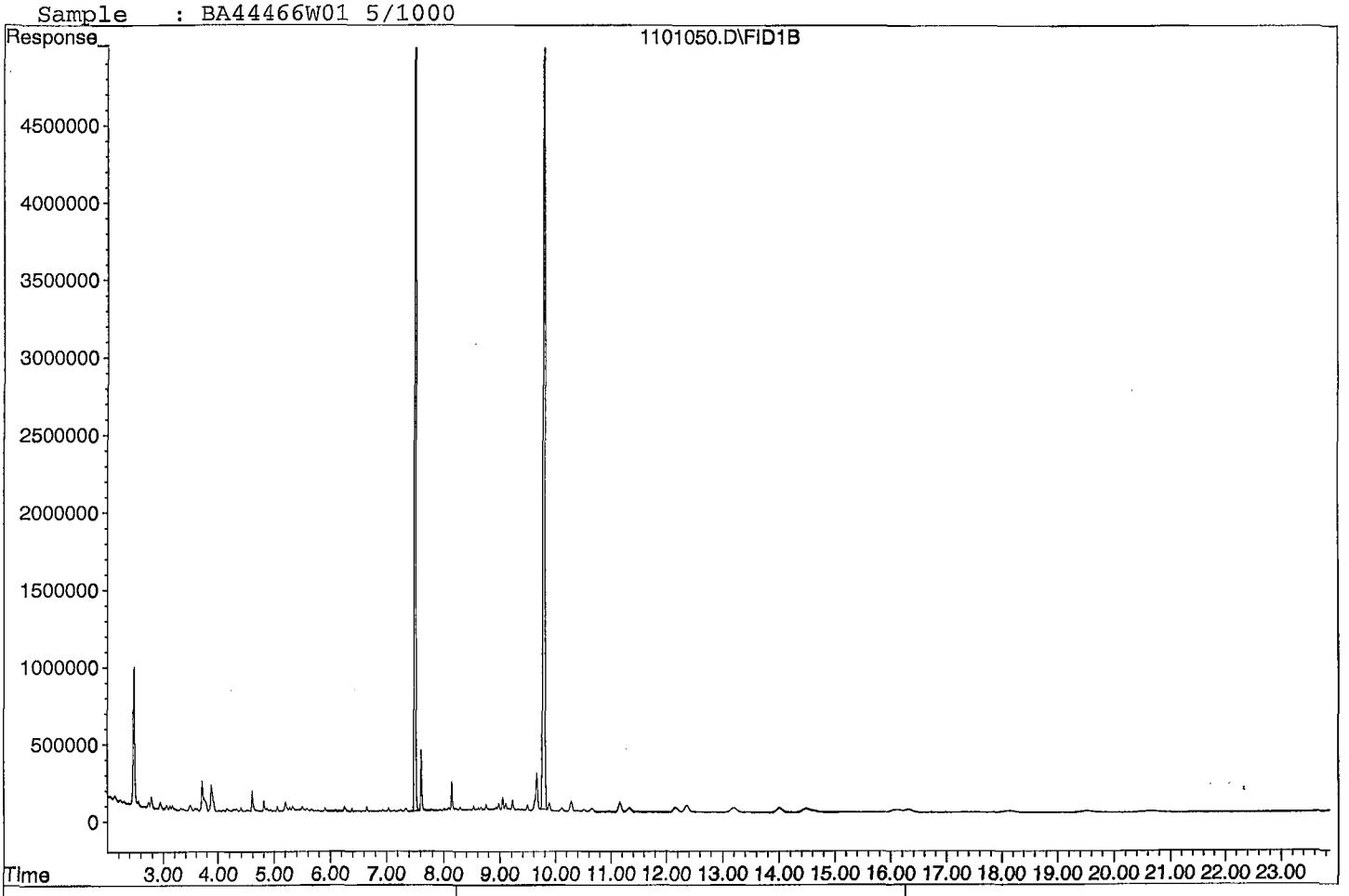





Quantitation Report (QT Reviewed)

Data File : G:\APOLLO\DATA\211101\1101051.D Vial: 51
Acq On : 11-2-21 16:37:31 Operator: KA
Sample : BA44467W01 5/1000 Inst : Apollo
Misc : water Multiplr: 5.00
IntFile : events.e
Quant Time: Nov 3 11:20 2021 Quant Results File: DOC1028.RES

Method : G:\APOLLO\DATA\211028\DOC1028.M (Chemstation Integrator)
Title : 8015 B&C
Last Update : Tue Nov 02 14:56:02 2021
Response via : Multiple Level Calibration

Volume Inj. : 2UL
Signal Phase : DB-5
Signal Info : FID02A

Compound	R.T.	Response	Conc Units
System Monitoring Compounds			
3) SA Ortho-Terphenyl(S)	7.51	143667377	114.842 ppb
Surrogate Spike 150.000		Recovery =	76.56%
4) SA Octacosane(S)	9.79	126582064	139.936 ppb
Surrogate Spike 150.000		Recovery =	93.29%
Target Compounds			
1) HATM Diesel (C10-C24)	6.49	52383381	52.036 ppb
2) HBTM Motor Oil (C24-C40)	14.96	83456131	72.652 ppb

Target Compounds

Quantitation Report

Data File: G:\APOLLO\DATA\211101\1101051.D
Sample : BA44467W01 5/1000

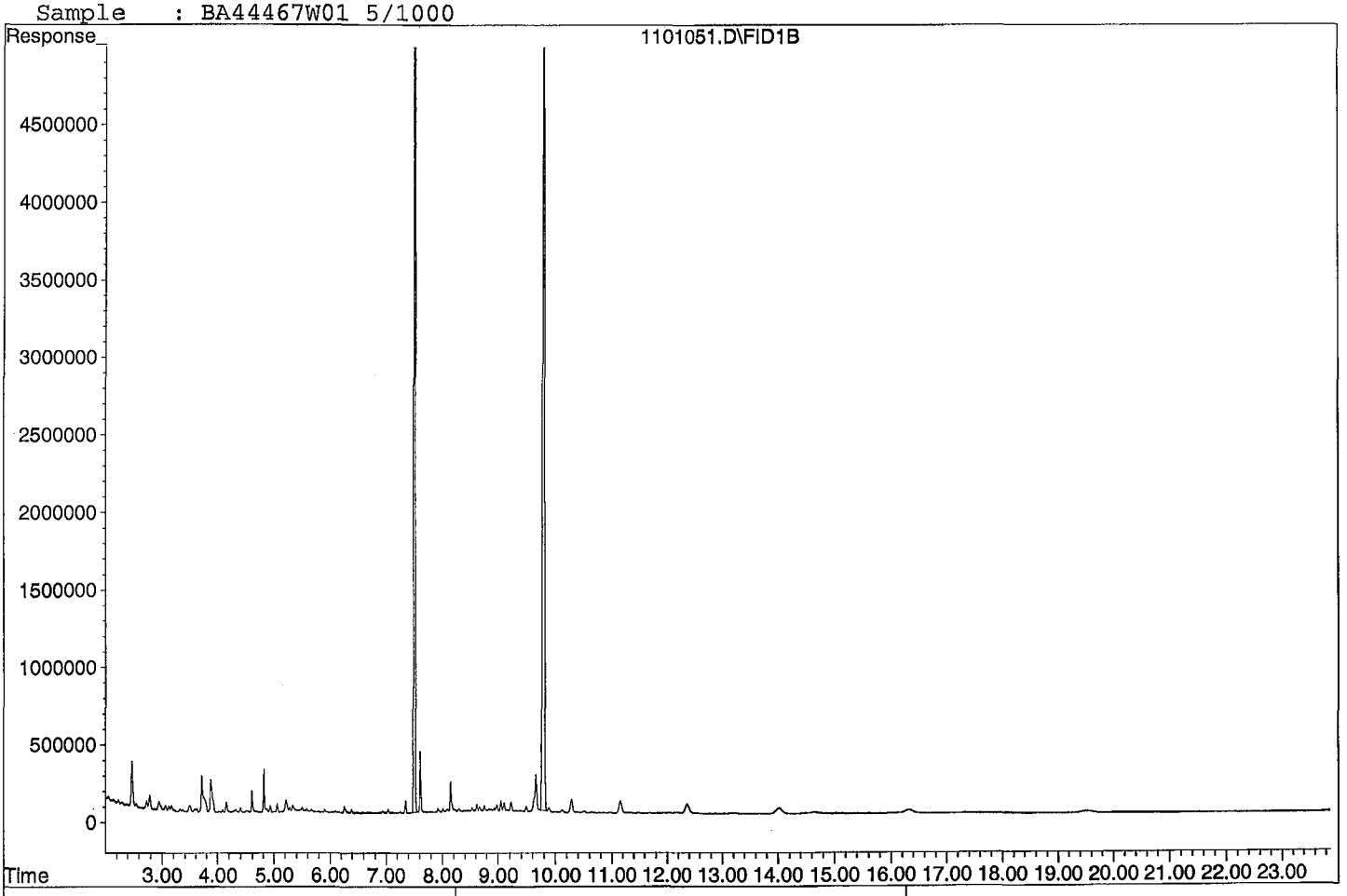

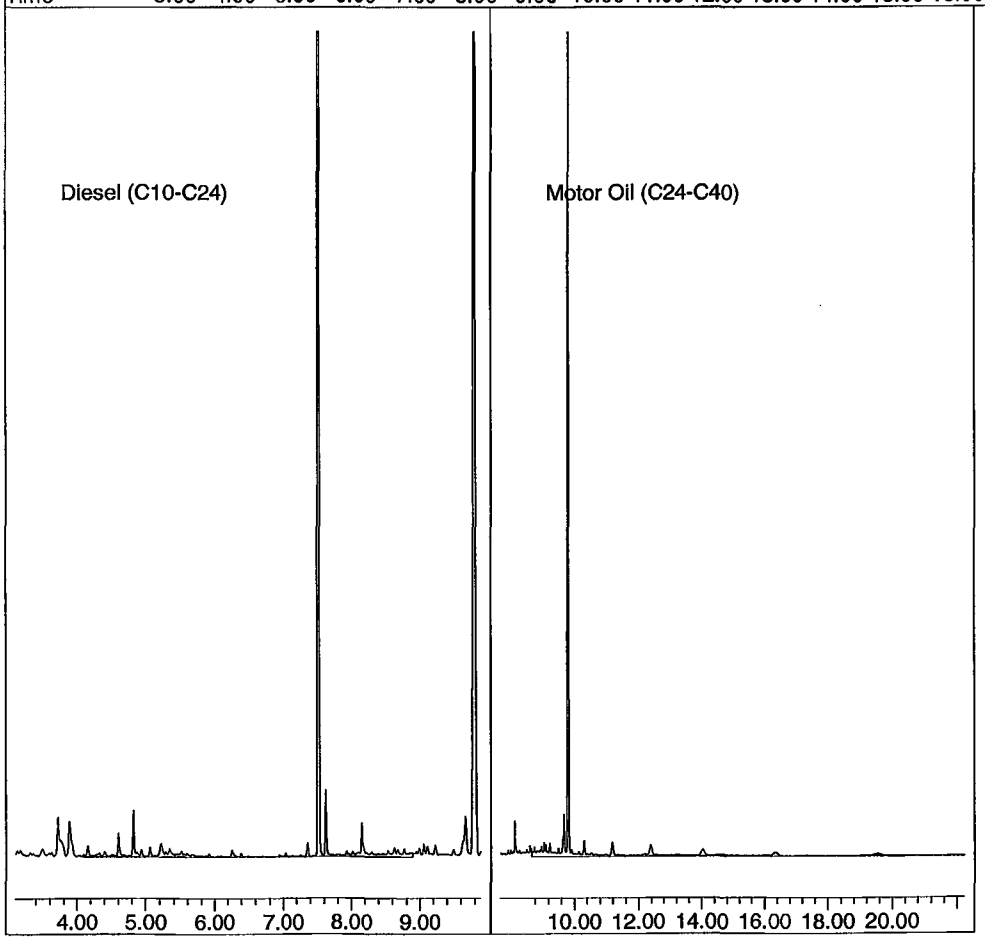

Quantitation Report (QT Reviewed)

Data File : G:\APOLLO\DATA\211101\1101052.D Vial: 52
Acq On : 11-2-21 17:05:52 Operator: KA
Sample : BA44468W01 5/1000 Inst : Apollo
Misc : water Multiplr: 5.00
IntFile : events.e
Quant Time: Nov 3 11:21 2021 Quant Results File: DOC1028.RES

Method : G:\APOLLO\DATA\211028\DOC1028.M (Chemstation Integrator)
Title : 8015 B&C
Last Update : Tue Nov 02 14:56:02 2021
Response via : Multiple Level Calibration

Volume Inj. : 2UL
Signal Phase : DB-5
Signal Info : FID02A

Compound	R.T.	Response	Conc Units
System Monitoring Compounds			
3) SA Ortho-Terphenyl(S)	7.51	145770480	116.523 ppb
Surrogate Spike 150.000		Recovery =	77.68%
4) SA Octacosane(S)	9.79	128853249	142.447 ppb
Surrogate Spike 150.000		Recovery =	94.96%
Target Compounds			
1) HATM Diesel (C10-C24)	6.49	40761926	40.492 ppb
2) HBTM Motor Oil (C24-C40)	14.96	77417908	63.751 ppb

Target Compounds

Quantitation Report

Data File: G:\APOLLO\DATA\211101\1101052.D
Sample : BA44468W01 5/1000

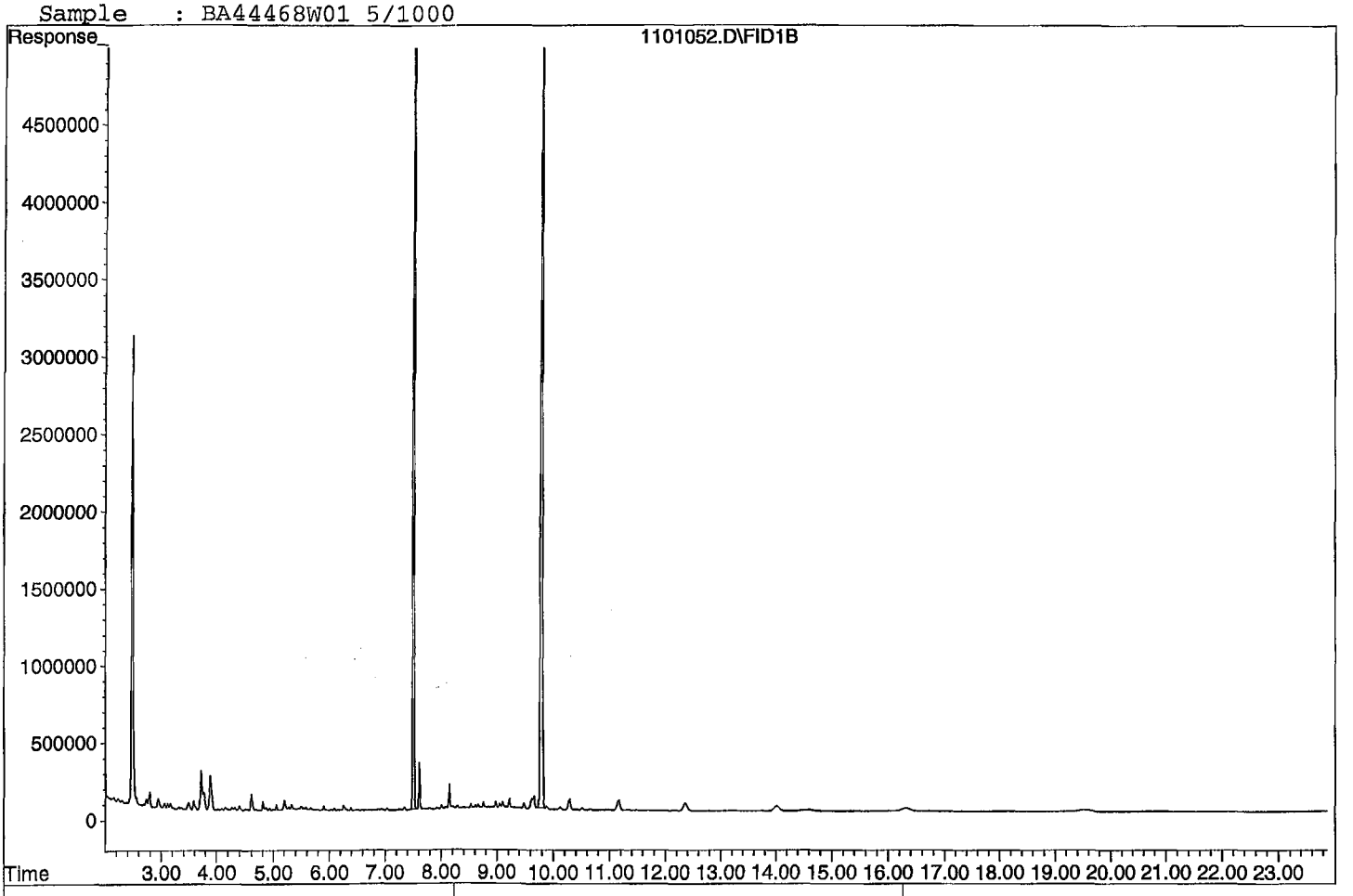





Quantitation Report (QT Reviewed)

Data File : G:\APOLLO\DATA\211101\1101053.D Vial: 53
Acq On : 11-2-21 17:34:08 Operator: KA
Sample : BA44469W01 5/1000 Inst : Apollo
Misc : water Multiplr: 5.00
IntFile : events.e
Quant Time: Nov 3 11:22 2021 Quant Results File: DOC1028.RES

Method : G:\APOLLO\DATA\211028\DOC1028.M (Chemstation Integrator)
Title : 8015 B&C
Last Update : Tue Nov 02 14:56:02 2021
Response via : Multiple Level Calibration

Volume Inj. : 2UL
Signal Phase : DB-5
Signal Info : FID02A

Compound	R.T.	Response	Conc Units
System Monitoring Compounds			
3) SA Ortho-Terphenyl(S)	7.51	140288678	112.141 ppb
Surrogate Spike 150.000		Recovery =	74.76%
4) SA Octacosane(S)	9.79	124205101	137.308 ppb
Surrogate Spike 150.000		Recovery =	91.54%
Target Compounds			
1) HATM Diesel (C10-C24)	6.49	41133821	40.861 ppb
2) HBTM Motor Oil (C24-C40)	14.96	80234851	67.903 ppb

Target Compounds

Quantitation Report

Data File: G:\APOLLO\DATA\211101\1101053.D
Sample : BA44469W01 5/1000

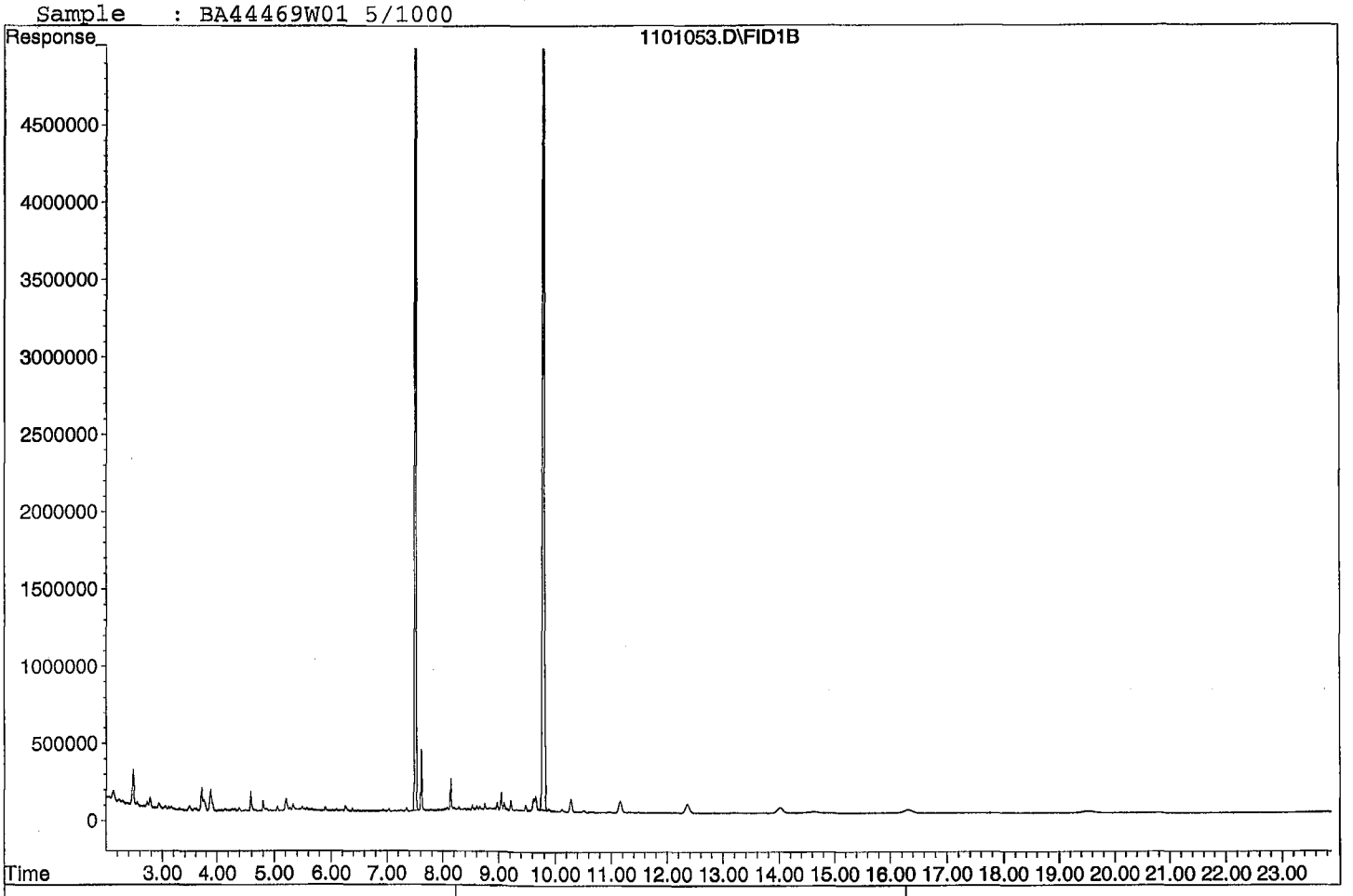





Quantitation Report (QT Reviewed)

Data File : G:\APOLLO\DATA\211101\1101044.D Vial: 44
Acq On : 11-2-21 13:19:16 Operator: KA
Sample : 211028A BLK 5/1000 Inst : Apollo
Misc : water Multiplr: 5.00
IntFile : events.e
Quant Time: Nov 3 10:31 2021 Quant Results File: DOC1028.RES

Method : G:\APOLLO\DATA\211028\DOC1028.M (Chemstation Integrator)
Title : 8015 B&C
Last Update : Tue Nov 02 14:56:02 2021
Response via : Multiple Level Calibration

Volume Inj. : 2UL
Signal Phase : DB-5
Signal Info : FID02A

Compound	R.T.	Response	Conc Units
System Monitoring Compounds			
3) SA Ortho-Terphenyl(S)	7.51	130170122	104.053 ppb
Surrogate Spike 150.000		Recovery =	69.37%
4) SA Octacosane(S)	9.79	114312276	126.372 ppb
Surrogate Spike 150.000		Recovery =	84.25%
Target Compounds			
1) HATM Diesel (C10-C24)	6.49	43139665	42.854 ppb
2) HBTM Motor Oil (C24-C40)	14.96	76805451	62.848 ppb
Target Compounds			

(f)=RT Delta > 1/2 Window (m)=manual int.

1101044.D DOC1028.M Wed Nov 03 11:24:11 2021 Page 1

Data File: G:\APOLLO\DATA\211101\1101044.D
Sample : 211028A BLK 5/1000

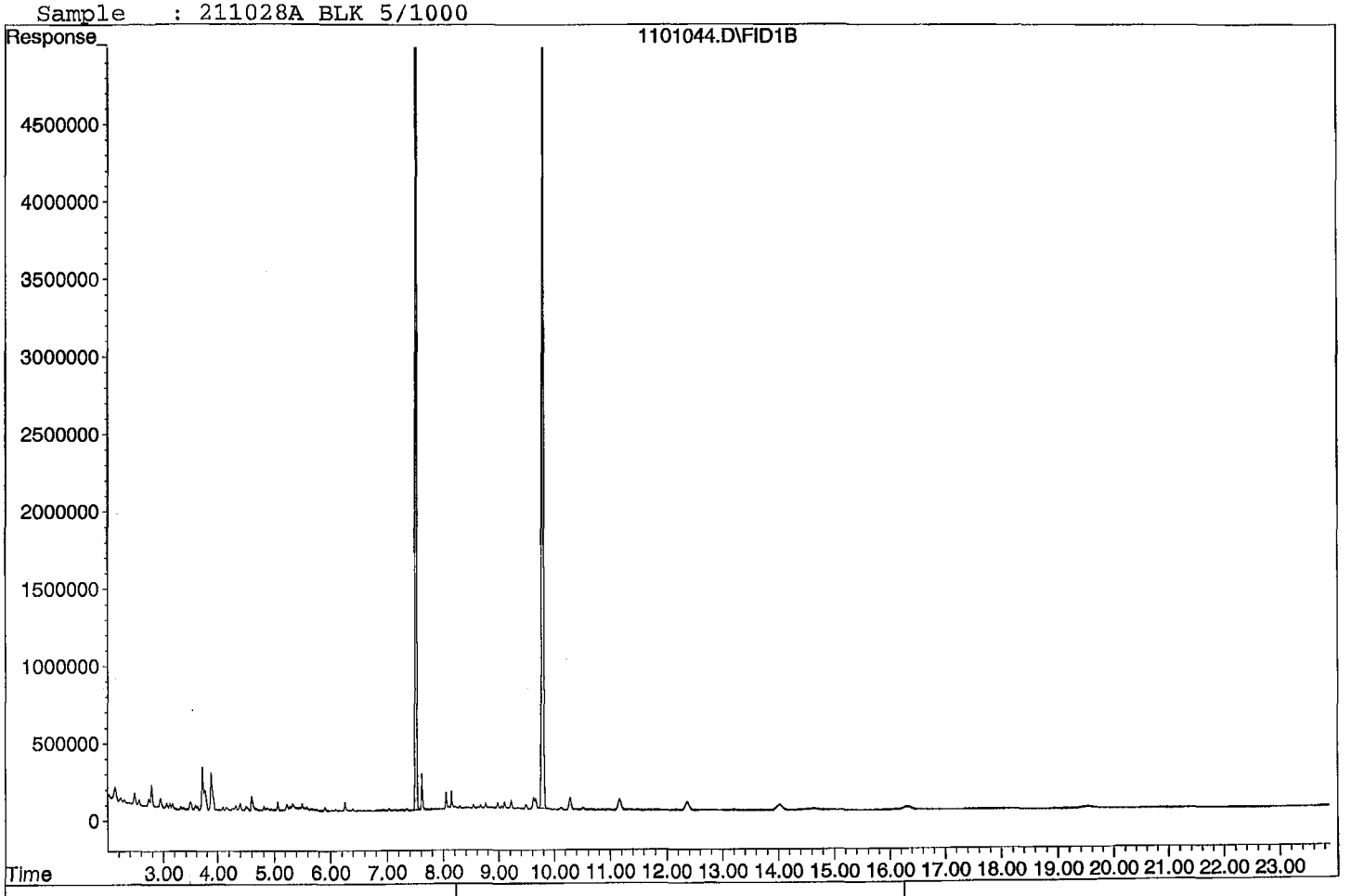

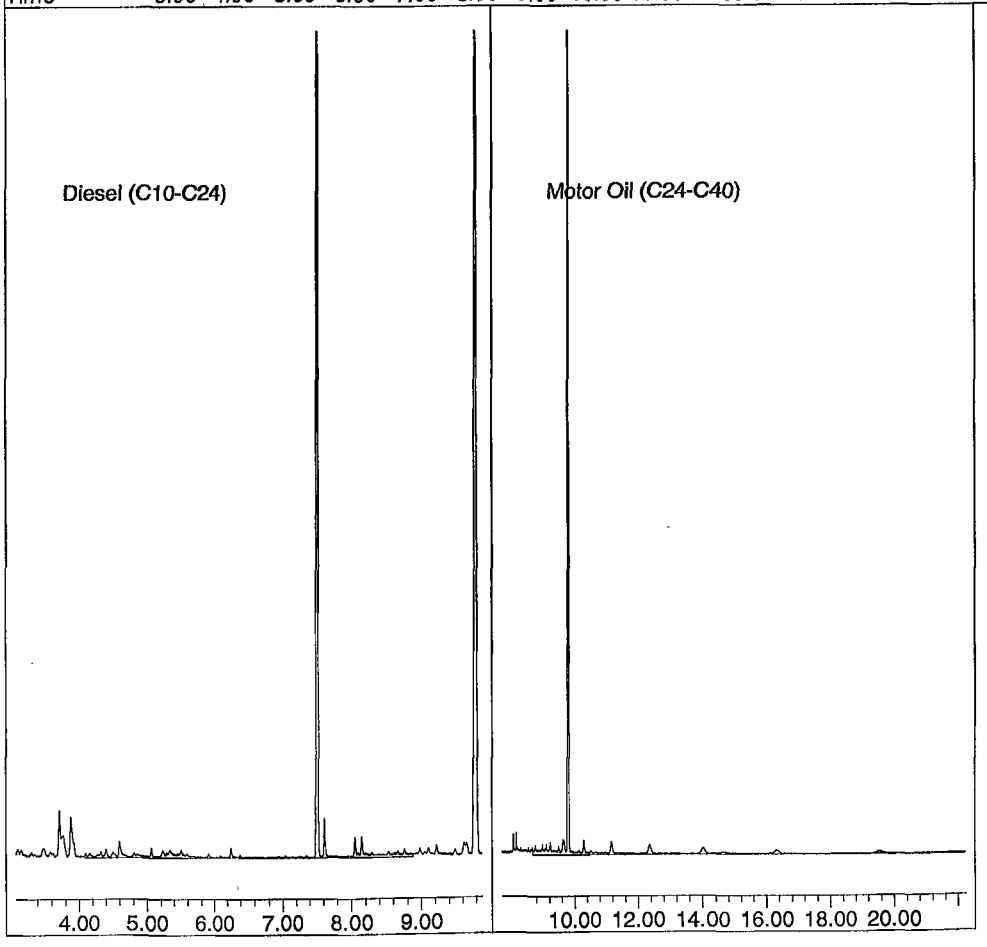

Quantitation Report (QT Reviewed)

Data File : G:\APOLLO\DATA\211101\1101045.D
Acq On : 11-2-21 13:47:33
Sample : 211028A LCS-1 5/1000
Misc : water
IntFile : events.e
Quant Time: Nov 3 10:31 2021 Quant Results File: DOC1028.RES

Vial: 45
Operator: KA
Inst : Apollo
Multiplr: 5.00

Method : G:\APOLLO\DATA\211028\DOC1028.M (Chemstation Integrator)
Title : 8015 B&C
Last Update : Tue Nov 02 14:56:02 2021
Response via : Multiple Level Calibration

Volume Inj. : 2UL
Signal Phase : DB-5
Signal Info : FID02A

Compound	R.T.	Response	Conc Units
System Monitoring Compounds			
3) SA Ortho-Terphenyl(S)	7.51	103836756	83.003 ppb
Surrogate Spike 150.000		Recovery =	55.34%
4) SA Octacosane(S)	9.79	90165565	99.678 ppb
Surrogate Spike 150.000		Recovery =	66.45%
Target Compounds			
1) HATM Diesel (C10-C24)	6.49	32268722	32.055 ppb
2) HBTM Motor Oil (C24-C40)	14.96	61268697	39.945 ppb

Target Compounds

Diesel:

$$\frac{(32268722)(5)}{(2516669)(2)} = \frac{161343610}{5033338} = \boxed{32.055}$$

(f)=RT Delta > 1/2 Window (m)=manual int.

Data File: G:\APOLLO\DATA\211101\1101045.D
Sample : 211028A LCS-1 5/1000

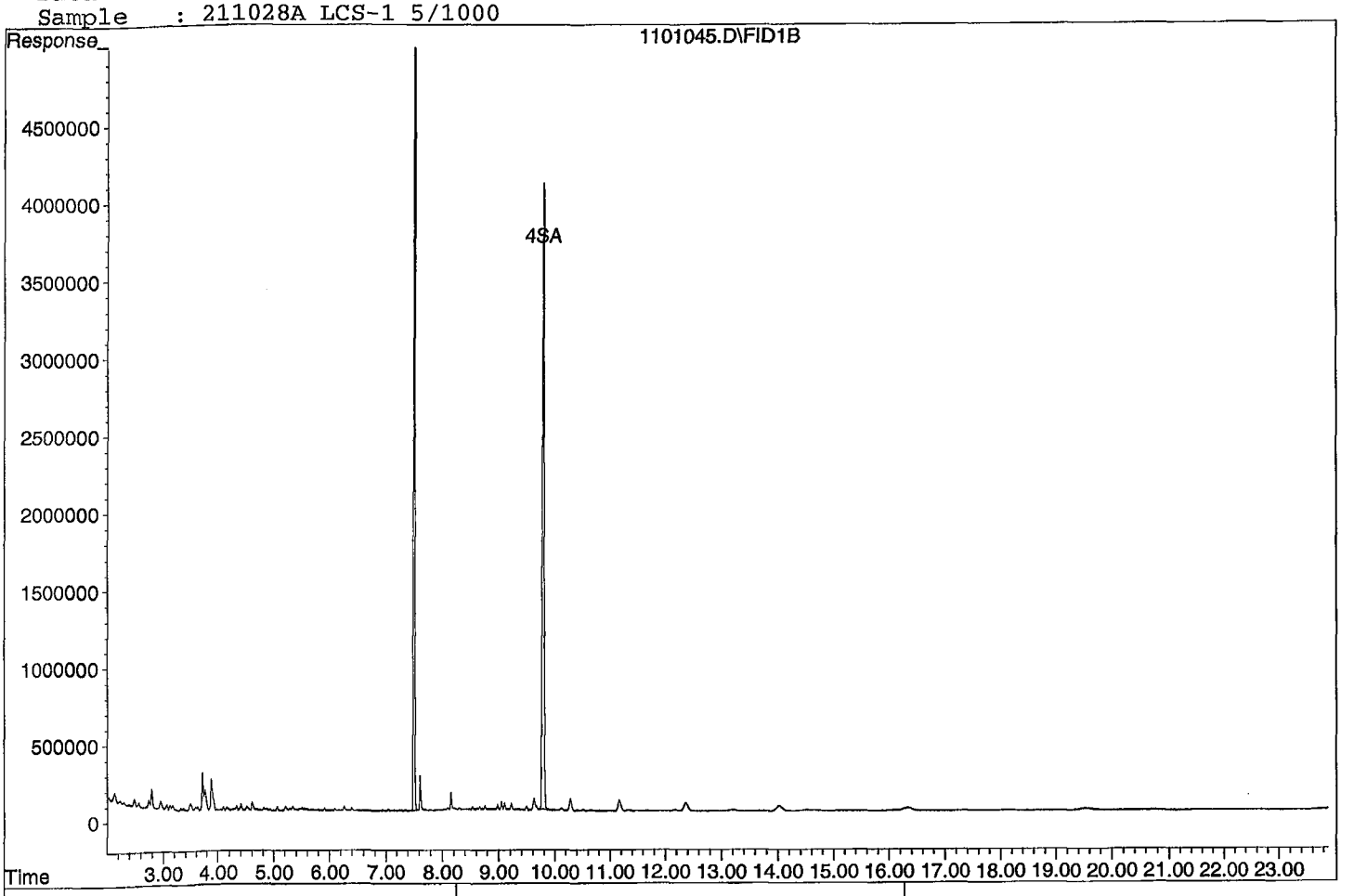

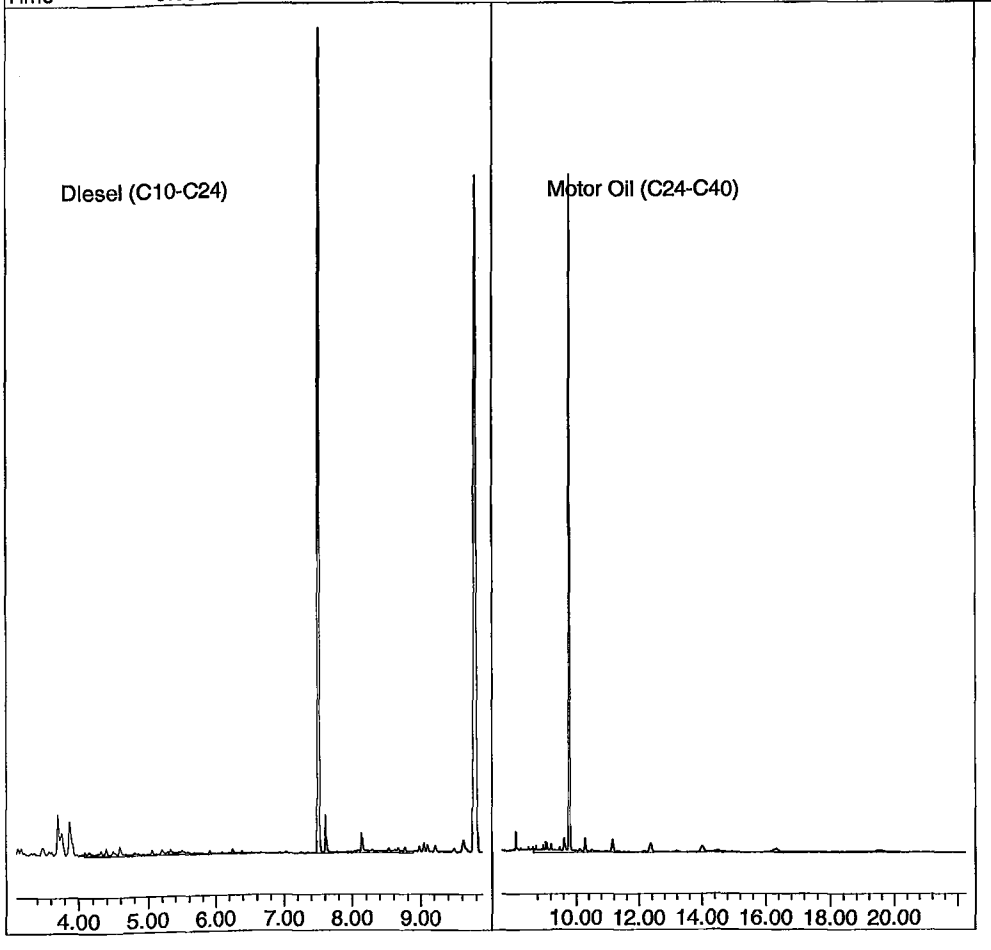

Quantitation Report (QT Reviewed)

Data File : G:\APOLLO\DATA\211101\1101046.D Vial: 46
Acq On : 11-2-21 14:15:56 Operator: KA
Sample : 211028A LCSD-1 5/1000 Inst : Apollo
Misc : water Multiplr: 5.00
IntFile : events.e
Quant Time: Nov 3 11:13 2021 Quant Results File: DOC1028.RES

Method : G:\APOLLO\DATA\211028\DOC1028.M (Chemstation Integrator)
Title : 8015 B&C
Last Update : Tue Nov 02 14:56:02 2021
Response via : Multiple Level Calibration

Volume Inj. : 2UL
Signal Phase : DB-5
Signal Info : FID02A

Compound	R.T.	Response	Conc Units
System Monitoring Compounds			
3) SA Ortho-Terphenyl(S)	7.51	122956161	98.286 ppb
Surrogate Spike 150.000		Recovery =	65.52%
4) SA Octacosane(S)	9.79	107692940	119.054 ppb
Surrogate Spike 150.000		Recovery =	79.37%
Target Compounds			
1) HATM Diesel (C10-C24)	6.49	38311036	38.057 ppb
2) HBTM Motor Oil (C24-C40)	14.96	79331697	66.572 ppb

Target Compounds

(f)=RT Delta > 1/2 Window (m)=manual int.

Quantitation Report

Data File: G:\APOLLO\DATA\211101\1101046.D
Sample : 211028A LCSD-1 5/1000

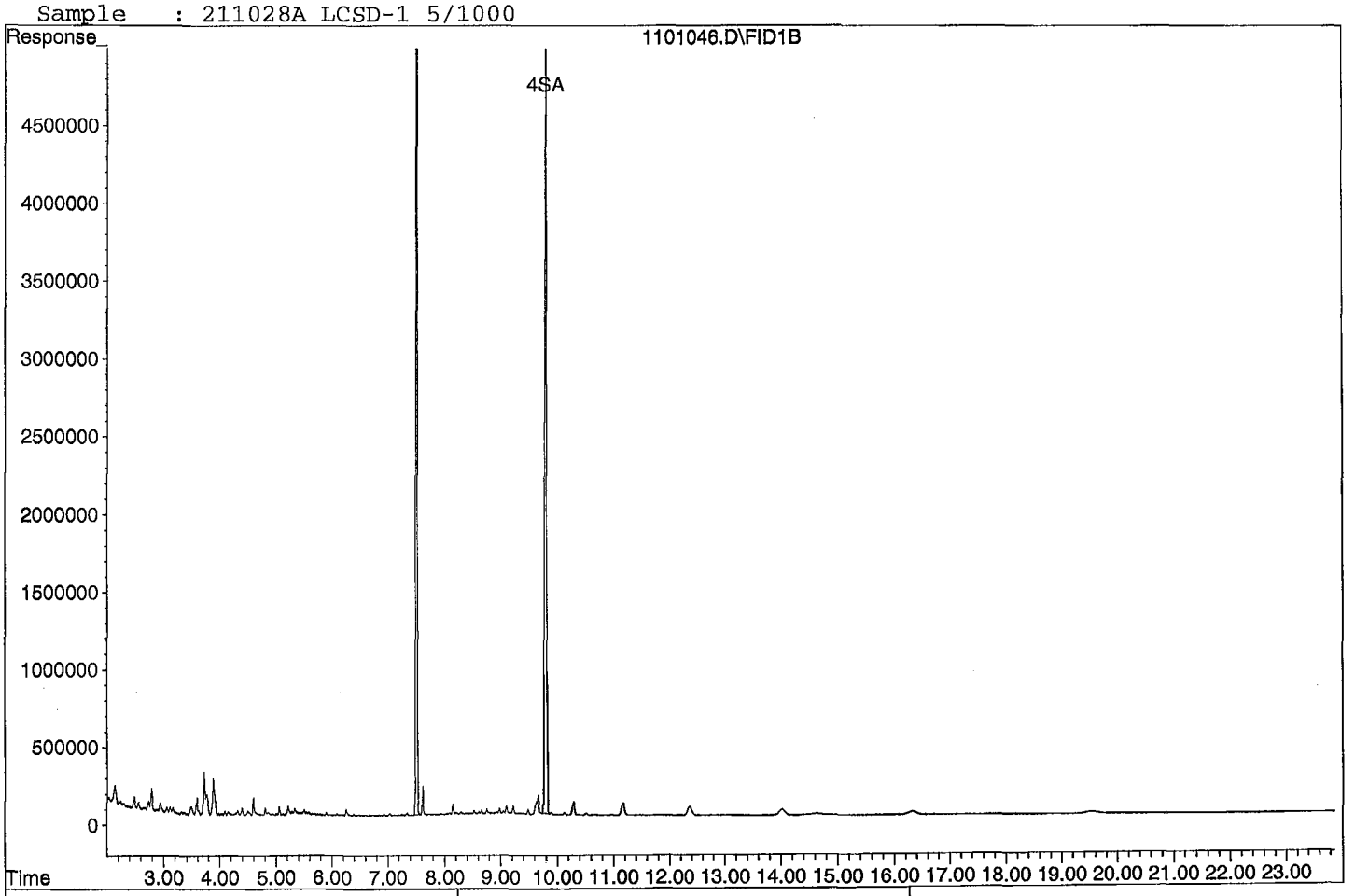





Organic Extraction Worksheet

Method	Continuous Liq/Liq TPH-Diesel/MO 3520C	Extraction Set	211028A	Extraction Method	LIQ005	Units	mL

Spiked ID 1			Surrogate ID 1	THC Surrogate 10/21/22-10/21/22	
Spiked ID 2			Surrogate ID 2		
Spiked ID 3			Surrogate ID 3		
Spiked ID 4			Surrogate ID 4		
Spiked ID 5			Surrogate ID 5		
Spiked ID 6			Sufficient Vol for Matrix QC:	NO	
Spiked ID 7			Ext. Start Time:	10/28/21 12:30	
Spiked ID 8			Ext. End Time:	10/29/21 6:30	
			GC Requires Extract By:		

pH1	2	10/28/21 9:25	Water Bath Temp 1 °C	42/41.1 °C
pH2	2	10/29/21 9:22	Water Bath Temp 2 °C	38/39.1
pH3			Water Bath Temp 3 °C	40/39.5 °C

Spiked By: SR **Date** 10/28/2021 **Witnessed By:** JAS **Date** 10/28/2021

	Sample	Sample Container	Spike Amount	Spike ID	Surrogate Amount	Surrogate ID	Extract Amount	Final Volume	pH	Extract Date/Time	Comments
1	211028A Blk				0.250	1	1000	5	2	10/28/21 9:27	
						equip	E-HP3 E-WB1				
2	211028A LCS-1				0.250	1	1000	5	2	10/28/21 9:27	
						equip	E-HP4 E-WB2				
3	211028A LCSD-1				0.250	1	1000	5	2	10/28/21 9:27	
						equip	E-HP6 E-WB3				
4	BA44377	BA44377W01			0.250	1	1000	5	2	10/28/21 9:27	97985
						equip	E-HP7 E-WB1				
5	BA44381	BA44381W01			0.250	1	1000	5	2	10/28/21 9:27	97984
						equip	E-HP8 E-WB2				
6	BA44382	BA44382W01			0.250	1	1000	5	2	10/28/21 9:27	97984
						equip	E-HP9 E-WB3				
7	BA44466	BA44466W01			0.250	1	1000	5	2	10/29/21 9:24	98005
						equip	E-HP10 E-WB1				
8	BA44467	BA44467W01			0.250	1	1000	5	2	10/29/21 9:24	98005
						equip	E-HP11 E-WB2				
9	BA44468	BA44468W01			0.250	1	1000	5	2	10/29/21 9:24	98005
						equip	E-HP12 E-WB3				
10	BA44469	BA44469W01			0.250	1	1000	5	2	10/29/21 9:24	98005
						equip	E-HP13 E-WB1				

Solvent and Lot#	
1+1 HCL (5mLs)	60282
PH Strips	HC155968
Dicholormethane	61117
Filter Paper	400196
Sodium Sulfate	2021071206

Extraction COC Transfer	
Extraction lab employee Initials	KY
GC analyst's initials	CW
Date	11/1/21
Time	13:15
Refrigerator	Hobart

	Technician's Initials
Scanned By	SR
Sample Preparation	SR
Extraction	SR
Concentration	DS

Modified	11/3/2021 7:48:28 AM

Reviewed By: KY **Date** 11/3/2021

Diesel / Motor Oil Calibration Curve

Prepared: 10/28/2021
Expires: 5/31/2026
Methylene Chloride Lot No. 61117

Prepared By (Initials): KA

Initial Standard Information							Final Standard			
Name of Initial Standard (QAU Label)	Supplier	Conc. (ug/mL)	APPL Mix Name	Reference to APPL Prep Date and Lot #'s	Exp. Date	Exp. Date (Manufacturer)	Aliquot From Stock	Final Volume	Solvent	Final Standard Conc. (ug/mL)
Diesel / Motor Oil - 2	APPL	10	Diesel / Motor Oil - 1	Perp'd: 10/6/21 A0164485-52822, A0168842-52820, AO166510-52817 CL16893-52835	See man. Exp date	10/31/2027 12/31/2027 5/31/2026	100uL	200uL	MC	5
Diesel / Motor Oil - 3		50	Diesel / Motor Oil - 2				200uL	1mL	MC	10
Diesel / Motor Oil Calibration STD	Restek	2,000	Diesel / Motor Oil - 3				25uL	1mL	MC	50
			Diesel / Motor Oil - 4				125uL	1mL	MC	250
			Diesel / Motor Oil - 5				500uL	1mL	MC	1000
			Diesel / Motor Oil - 6				750uL	1mL	MC	1500
			Diesel / Motor Oil - 7				100uL	100uL	N/A	2,000

Diesel / Motor Oil Second Source

Prepared: 10/28/2021
Expires: 10/28/2024
Methylene Chloride
Lot No. 61117

Prepared By (Initials): KA

Initial Standard Information							Final Standard			
Name of Initial Standard (QAU Label)	Supplier	Supplier Part No.	Conc. (ug/mL)	Lot Number - QA Number	Exp. Date (1 yr.)	Exp. Date (Manufacturer)	Aliquot From Stock	Final Volume	Solvent	Final Standard Conc. (ug/mL)
Diesel Fuel #2 Second Source	Phenova	AL0-101287	50,000	**CL16477-52980**	**See man. Exp date**	**2/28/2027**	50uL	10mL	MC	250
Motor Oil Second Source	Absolute	51094	50,000	**102819-52981**		**10/28/2024**	50uL			

Diesel / Motor Oil CCV

Prepared: 10/27/2021
Expires: 5/31/2026
Methylene Chloride
Lot No. 61117

Prepared By (Initials): KA

Initial Standard Information							Final Standard			
Name of Initial Standard (QAU Label)	Supplier	APPL Mix Name	Conc. (ug/mL)	Reference to APPL Prep Date and Lot #'s	Exp. Date	Exp. Date (Manufacturer)	Aliquot From Stock	Final Volume	Solvent	Final Standard Conc. (ug/mL)
Diesel / Motor Oil STD	Restek	Diesel / Motor Oil CCV	2,000	Perp'd: 10/06/21 A0164485-52822, A0168842-52820, A0166510-52817, CL16893-52835	**See man. Exp date**	**10/31/2027 12/31/2027 5/31/2026**	1250uL	10mL	MC	250

THC Surrogate

Prepared: 10/21/2021 **KA**

Expires: 5/31/2026

Initial Standard Information							Final Standard			
Name of Initial Standard (QAU Label)	Supplier	Supplier Part No.	Conc. (ug/mL)	Lot Number - QA Number	Exp. Date (1 yr.)	Exp. Date (Manufacturer)	Aliquot From Stock	Final Volume	Solvent	Final Standard Conc. (ug/mL)
O-terphenyl / Octacosane Mix	Phenova	ALO-130161	600	**CL16893-52842**	**See ma. Date**	**5/31/2026**	N/A	N/A	N/A	600

Injection Log

Directory: G:\APOLLO\DATA\211028\

Line	Vial	FileName	Multiplier	SampleName	Misc Info	Injected
1	3	1028003.D	1	DMO STD 1 10/28/21	water	10-28-21 9:19:03
2	4	1028004.D	1	DMO STD 2 10/28/21	water	10-28-21 9:47:06
3	5	1028005.D	1	DMO STD 3 10/28/21	water	10-28-21 10:15:13
4	6	1028006.D	1	DMO STD 4 10/28/21	water	10-28-21 10:43:31
5	7	1028007.D	1	DMO STD 5 10/28/21	water	10-28-21 11:11:42
6	8	1028008.D	1	DMO STD 6 10/28/21	water	10-28-21 11:39:55
7	9	1028009.D	1	DMO STD 7 10/28/21	water	10-28-21 12:08:10
8	10	1028010.D	1	DMO Second Source 10/28/21	water	10-28-21 12:36:26
9	43	1101043.D	1	DMO LVL 4 CCV 10/27/21	water	11-2-21 12:50:56
10	44	1101044.D	5	211028A BLK 5/1000	water	11-2-21 13:19:16
11	45	1101045.D	5	211028A LCS-1 5/1000	water	11-2-21 13:47:33
12	46	1101046.D	5	211028A LCSD-1 5/1000	water	11-2-21 14:15:56
13	50	1101050.D	5	BA44466W01 5/1000	water	11-2-21 16:09:11
14	51	1101051.D	5	BA44467W01 5/1000	water	11-2-21 16:37:31
15	52	1101052.D	5	BA44468W01 5/1000	water	11-2-21 17:05:52
16	53	1101053.D	5	BA44469W01 5/1000	water	11-2-21 17:34:08
17	60	1101060.D	1	DMO LVL 4 CCV 10/27/21	water	11-2-21 20:52:14

ORGANICS
Calibration Data

PAH by GCMS SIM
EPA 8270 SIM

Form 6
Initial Calibration

Lab Name: APPL, Inc.
Case No:
Matrix:

SDG No:
Initial Cal. Date: 10/19/2021
Instrument: KYLO

Initials: LS

		Compound	0.1	0.2	0.5	1	5	10	50	100			Avg	%RSD	Type	r^2	Q	MRF
			1019K002.D	1019K003.D	1019K004.D	1019K005.D	1019K006.D	1019K007.D	1019K008.D	1019K009.D								
1	I	Napthalene-D8(IS)																
2	TM	Naphthalene	1.428	1.402	1.354	1.336	1.308	1.289	1.172	1.100			1.3	8.6	TM			0.700
3	S	2-Methylnaphthalene-D10 (2M	1.359	1.337	1.324	1.305	1.316	1.159	1.222	1.192			1.3	5.9	S			
4	TM	2-Methylnaphthalene	0.7868	0.7804	0.7756	0.7764	0.7886	0.7810	0.7175	0.6825			0.76	5.1	TM			0.400
5	TM	1-Methylnaphthalene	0.8005	0.7905	0.7931	0.7961	0.7922	0.7806	0.7122	0.6797			0.77	6.0	TM			
6	I	Acenaphthene-D10(IS)																
7	TM	Acenaphthylene	5.288	5.373	5.323	5.258	5.439	5.405	4.863	4.456			5.2	6.6	TM			0.900
8	*TM	Acenaphthene	1.497	1.444	1.402	1.372	1.398	1.381	1.266	1.207			1.4	6.8	*TM			0.900
9	TM	Fluorene	1.615	1.645	1.600	1.590	1.642	1.640	1.521	1.456			1.6	4.2	TM			0.900
10	I	Phenanthrene-D10(IS)																
11	TM	Phenanthrene	1.510	1.398	1.383	1.377	1.403	1.374	1.309	1.253			1.4	5.4	TM			0.700
12	TM	Anthracene	1.298	1.273	1.300	1.300	1.352	1.349	1.285	1.240			1.3	2.8	TM			0.700
13	S	Fluoranthene-D10 (FRT)	2.023	1.976	1.895	1.904	2.032	1.918	1.953	1.890			1.9	2.9	S			
14	*TM	Fluoranthene	2.169	2.135	2.136	2.147	2.255	2.226	2.086	1.944			2.1	4.4	*TM			0.600
15	I	Chrysene-D12(IS)																
16	TM	Pyrene	1.986	2.033	1.960	1.958	1.948	1.927	1.782	1.720			1.9	5.6	TM			0.600
17	TM	Benz (a) anthracene	1.473	1.441	1.379	1.381	1.401	1.420	1.370	1.344			1.4	3.0	TM			0.800
18	TM	Chrysene	1.754	1.672	1.608	1.574	1.554	1.516	1.410	1.375			1.6	8.1	TM			0.700
19	TML	Indeno (1,2,3-cd) pyrene	1.687	1.326	1.360	1.404	1.015	1.052	1.169	1.168			1.3	17	TM	1.000		0.500
20	I	Perylene-D12(IS)																
21	TM	Benzo (b) fluoranthene	1.268	1.292	1.301	1.356	1.511	1.514	1.537	1.485			1.4	8.1	TM			0.700
22	TM	Benzo (k) fluoranthene	1.593	1.558	1.636	1.632	1.670	1.730	1.578	1.484			1.6	4.6	TM			0.700
23	*TM	Benzo (a) pyrene	1.254	1.223	1.224	1.265	1.442	1.484	1.454	1.383			1.3	8.3	*TM			0.700
24	TM	Dibenz (a,h) anthracene	1.360	1.209	1.221	1.273	1.398	1.395	1.399	1.353			1.3	6.0	TM			0.400
25	TM	Benzo (g,h,i) perylene	1.457	1.403	1.410	1.405	1.496	1.517	1.462	1.394			1.4	3.2	TM			0.500
26																		
27																		
28																		
29																		
30																		
31																		
32																		
33																		
34																		
35																		

Quantitation Report (Not Reviewed)

Data File : M:\KYLO\DATA\211019\1019K002.D
Acq On : 19 Oct 21 14:09
Sample : 0.1 ug/ml 10/13/21
Misc :

Vial: 2
Operator: LS
Inst : KYLO
Multiplr: 1.00

Quant Time: Oct 19 15:48 2021 Quant Results File: K1019.RES

Quant Method : M:\KYLO\DATA\211019\K1019.M (RTE Integrator)
Title : EPA 8270
Last Update : Tue Oct 19 16:47:23 2021
Response via : Initial Calibration
DataAcq Meth : SIM_2

Internal Standards	R.T.	QIon	Response	Conc Units	Dev(Min)
1) Napthalene-D8(IS)	3.92	136	10962	2.50000 ppb	0.00
6) Acenaphthene-D10(IS)	5.86	164	5295	2.50000 ppb	0.00
10) Phenanthrene-D10(IS)	7.56	188	8379	2.50000 ppb	0.00
15) Chrysene-D12(IS)	10.63	240	9693	2.50000 ppb	0.01
20) Perylene-D12(IS)	12.84	264	9009	2.50000 ppb	0.01
System Monitoring Compounds					
3) 2-Methylnaphthalene-D10 (2	4.66	152	298	0.05323 ppb	0.00
Spiked Amount 5.000			Recovery	= 1.060%	
13) Fluoranthene-D10 (FRT)	8.94	212	339	0.05190 ppb	0.01
Spiked Amount 5.000			Recovery	= 1.040%	
Target Compounds					Qvalue
2) Naphthalene	3.94	128	626	0.10994 ppb	99
4) 2-Methylnaphthalene	4.69	142	345	0.10338 ppb	100
5) 1-Methylnaphthalene	4.80	142	351	0.10422 ppb	99
7) Acenaphthylene	5.70	152	1120	0.10217 ppb	100
8) Acenaphthene	5.89	154	317	0.10918 ppb	99
9) Fluorene	6.49	166	342	0.10165 ppb	96
11) Phenanthrene	7.59	178	506	0.10973 ppb	100
12) Anthracene	7.65	178	435	0.09988 ppb	97
14) Fluoranthene	8.96	202	727	0.10149 ppb	98
16) Pyrene	9.22	202	770	0.10375 ppb	99
17) Benz (a) anthracene	10.62	228	571	0.10510 ppb	99
18) Chrysene	10.66	228	680	0.11258 ppb	96
19) Indeno (1,2,3-cd) pyrene	14.41	276	654	0.33399 ppb #	88
22) Benzo (k) fluoranthene	12.21	252	574	-0.45104 ppb	97
23) Benzo (a) pyrene	12.75	252	452	-0.17190 ppb	95
24) Dibenz (a,h) anthracene	14.45	278	490	-0.04905 ppb	95
25) Benzo (g,h,i) perylene	14.71	276	525	-0.23039 ppb	98

(#) = qualifier out of range (m) = manual integration

Quantitation Report

Data File : M:\KYLO\DATA\211019\1019K002.D
Acq On : 19 Oct 21 14:09
Sample : 0.1 ug/ml 10/13/21
Misc :

Vial: 2
Operator: LS
Inst : KYLO
Multiplr: 1.00

Quant Time: Oct 19 15:48 2021

Quant Results File: K1019.RES

Method : M:\KYLO\DATA\211019\K1019.M (RTE Integrator)
Title : EPA 8270
Last Update : Tue Nov 09 10:14:45 2021
Response via : Initial Calibration

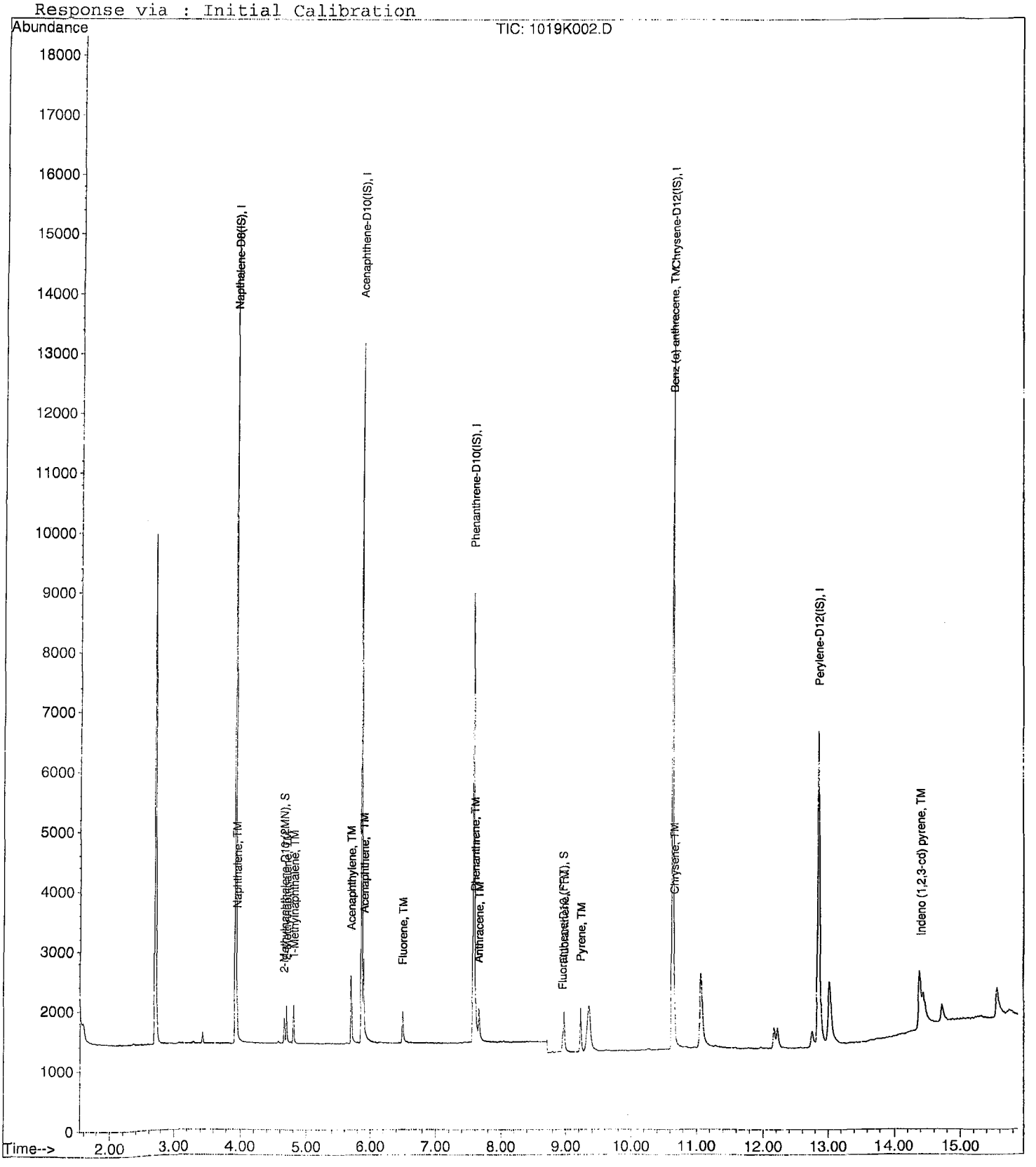

Quantitation Report (Not Reviewed)

Data File : M:\KYLO\DATA\211019\1019K003.D
Acq On : 19 Oct 21 14:29
Sample : 0.2 ug/ml 10/13/21
Misc :

Vial: 3
Operator: LS
Inst : KYLO
Multiplr: 1.00

Quant Time: Oct 19 15:48 2021

Quant Results File: K1019.RES

Quant Method : M:\KYLO\DATA\211019\K1019.M (RTE Integrator)
Title : EPA 8270
Last Update : Tue Oct 19 16:47:23 2021
Response via : Initial Calibration
DataAcq Meth : SIM_2

Internal Standards	R.T.	QIon	Response	Conc Units	Dev(Min)
1) Napthalene-D8(IS)	3.92	136	11180	2.50000 ppb	0.00
6) Acenaphthene-D10(IS)	5.86	164	5495	2.50000 ppb	0.00
10) Phenanthrene-D10(IS)	7.56	188	8995	2.50000 ppb	0.00
15) Chrysene-D12(IS)	10.63	240	9881	2.50000 ppb	0.01
20) Perylene-D12(IS)	12.84	264	8688	2.50000 ppb	0.01
System Monitoring Compounds					
3) 2-Methylnaphthalene-D10 (2	4.66	152	598	0.10474 ppb	0.00
Spiked Amount 5.000			Recovery	= 2.100%	
13) Fluoranthene-D10 (FRT)	8.94	212	711	0.10140 ppb	0.01
Spiked Amount 5.000			Recovery	= 2.020%	
Target Compounds					Qvalue
2) Naphthalene	3.94	128	1254	0.21593 ppb	99
4) 2-Methylnaphthalene	4.69	142	698	0.20508 ppb	96
5) 1-Methylnaphthalene	4.80	142	707	0.20582 ppb	98
7) Acenaphthylene	5.69	152	2362	0.20763 ppb	100
8) Acenaphthene	5.89	154	635	0.21074 ppb	99
9) Fluorene	6.49	166	723	0.20706 ppb	100
11) Phenanthrene	7.59	178	1006	0.20323 ppb	100
12) Anthracene	7.65	178	916	0.19592 ppb	99
14) Fluoranthene	8.96	202	1536	0.19974 ppb	97
16) Pyrene	9.21	202	1607	0.21241 ppb	99
17) Benz (a) anthracene	10.62	228	1139	0.20566 ppb	98
18) Chrysene	10.66	228	1322	0.21470 ppb	99
19) Indeno (1,2,3-cd) pyrene	14.40	276	1048	0.41647 ppb #	98
21) Benzo (b) fluoranthene	12.16	252	898	0.06057 ppb	98
22) Benzo (k) fluoranthene	12.21	252	1083	-0.34909 ppb	97
23) Benzo (a) pyrene	12.74	252	850	-0.08634 ppb	97
25) Benzo (g,h,i) perylene	14.71	276	975	-0.13423 ppb	96

(#) = qualifier out of range (m) = manual integration

Quantitation Report

Data File : M:\KYLO\DATA\211019\1019K003.D Vial: 3
Acq On : 19 Oct 21 14:29 Operator: LS
Sample : 0.2 ug/ml 10/13/21 Inst : KYLO
Misc : Multiplr: 1.00

Quant Time: Oct 19 15:48 2021 Quant Results File: K1019.RES

Method : M:\KYLO\DATA\211019\K1019.M (RTE Integrator)
Title : EPA 8270
Last Update : Tue Nov 09 10:14:45 2021
Response via : Initial Calibration

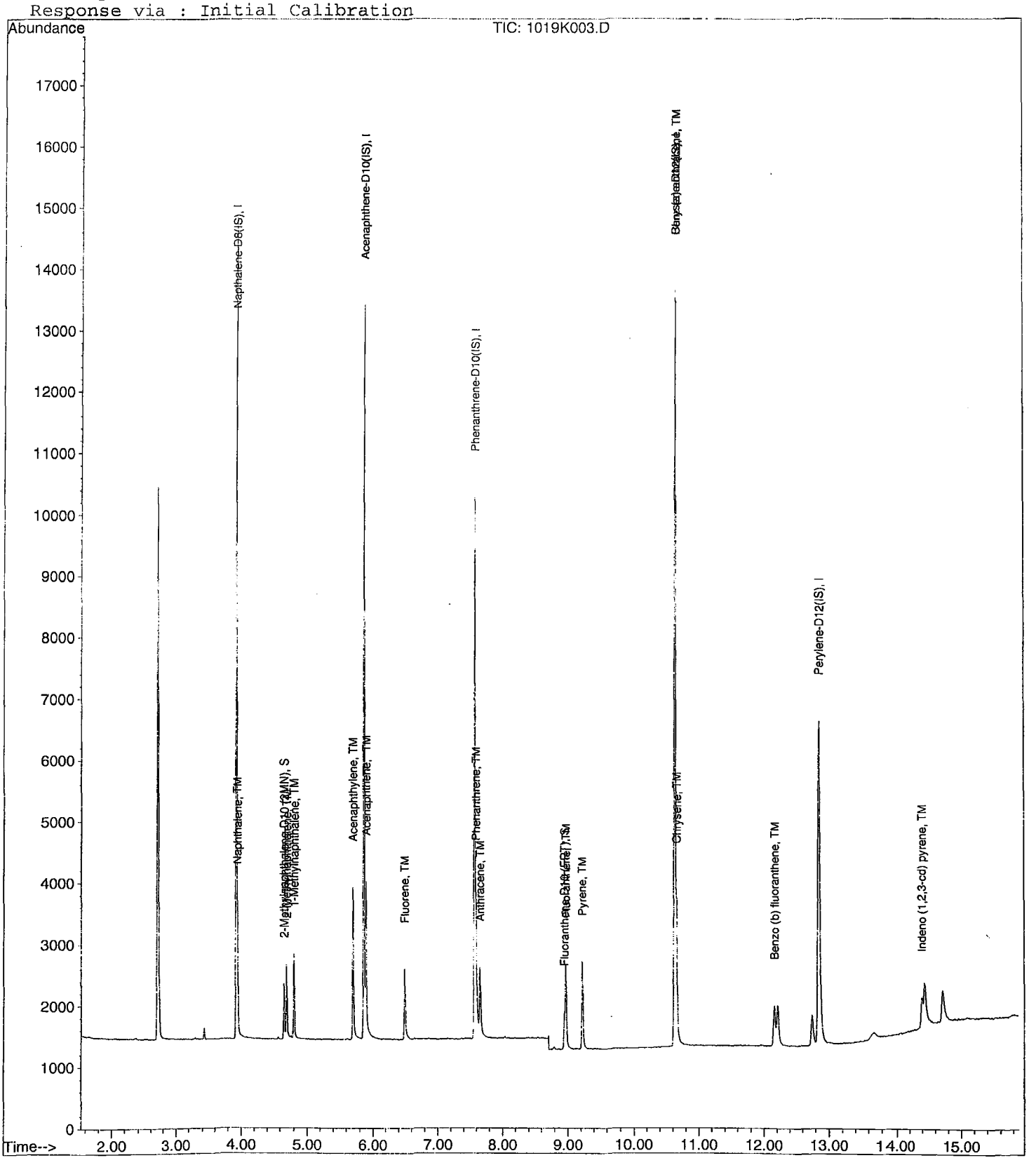

Quantitation Report (Not Reviewed)

Data File : M:\KYLO\DATA\211019\1019K004.D
Acq On : 19 Oct 21 14:49
Sample : 0.5 ug/ml 10/13/21
Misc :

Vial: 4
Operator: LS
Inst : KYLO
Multiplr: 1.00

Quant Time: Oct 19 15:48 2021

Quant Results File: K1019.RES

Quant Method : M:\KYLO\DATA\211019\K1019.M (RTE Integrator)
Title : EPA 8270
Last Update : Tue Oct 19 16:47:23 2021
Response via : Initial Calibration
DataAcq Meth : SIM_2

Internal Standards	R.T.	QIon	Response	Conc Units	Dev(Min)
1) Napthalene-D8(IS)	3.92	136	11385	2.50000 ppb	0.00
6) Acenaphthene-D10(IS)	5.86	164	5536	2.50000 ppb	0.00
10) Phenanthrene-D10(IS)	7.56	188	8686	2.50000 ppb	0.00
15) Chrysene-D12(IS)	10.62	240	9708	2.50000 ppb	0.00
20) Perylene-D12(IS)	12.84	264	8669	2.50000 ppb	0.00
System Monitoring Compounds					
3) 2-Methylnaphthalene-D10 (2	4.66	152	1507	0.25921 ppb	0.00
Spiked Amount 5.000			Recovery	= 5.180%	
13) Fluoranthene-D10 (FRT)	8.94	212	1646	0.24309 ppb	0.00
Spiked Amount 5.000			Recovery	= 4.860%	
Target Compounds					Qvalue
2) Naphthalene	3.94	128	3083	0.52131 ppb	99
4) 2-Methylnaphthalene	4.69	142	1766	0.50952 ppb	99
5) 1-Methylnaphthalene	4.80	142	1806	0.51630 ppb	96
7) Acenaphthylene	5.69	152	5894	0.51427 ppb	100
8) Acenaphthene	5.89	154	1552	0.51126 ppb	100
9) Fluorene	6.49	166	1772	0.50373 ppb	99
11) Phenanthrene	7.59	178	2402	0.50250 ppb	99
12) Anthracene	7.65	178	2259	0.50035 ppb	99
14) Fluoranthene	8.96	202	3711	0.49974 ppb	99
16) Pyrene	9.21	202	3805	0.51191 ppb	98
17) Benz (a) anthracene	10.61	228	2678	0.49216 ppb	99
18) Chrysene	10.65	228	3122	0.51607 ppb	99
19) Indeno (1,2,3-cd) pyrene	14.39	276	2640	0.77101 ppb #	97
21) Benzo (b) fluoranthene	12.15	252	2255	0.32301 ppb	100
23) Benzo (a) pyrene	12.74	252	2122	0.17741 ppb	99
24) Dibenz (a,h) anthracene	14.43	278	2117	0.29983 ppb	99
25) Benzo (g,h,i) perylene	14.70	276	2445	0.16843 ppb	100

(#) = qualifier out of range (m) = manual integration

Quantitation Report

Data File : M:\KYLO\DATA\211019\1019K004.D
Acq On : 19 Oct 21 14:49
Sample : 0.5 ug/ml 10/13/21
Misc :

Vial: 4
Operator: LS
Inst : KYLO
Multiplr: 1.00

Quant Time: Oct 19 15:48 2021

Quant Results File: K1019.RES

Method : M:\KYLO\DATA\211019\K1019.M (RTE Integrator)
Title : EPA 8270
Last Update : Tue Nov 09 10:14:45 2021
Response via : Initial Calibration

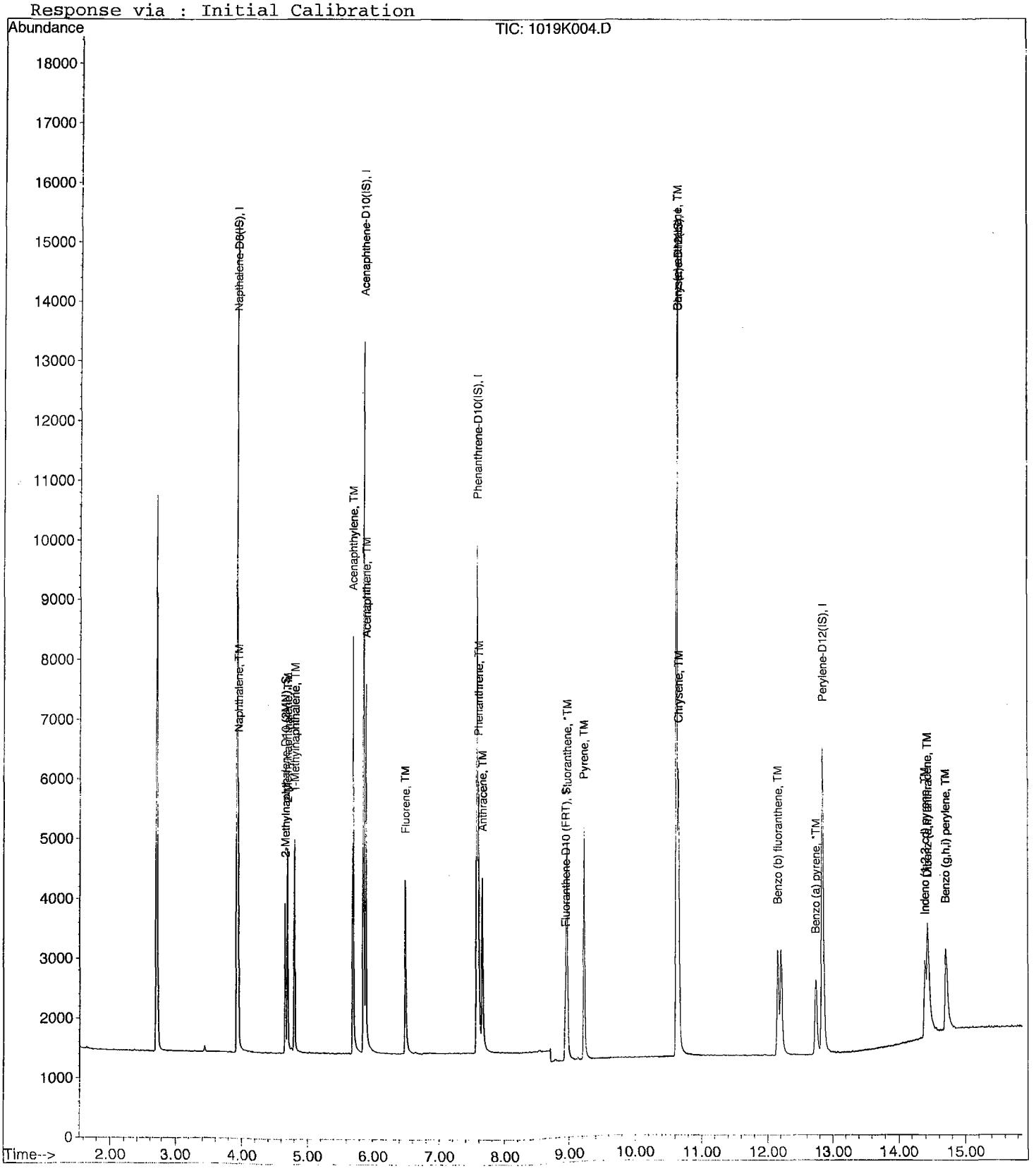

Quantitation Report (Not Reviewed)

Data File : M:\KYLO\DATA\211019\1019K005.D
Acq On : 19 Oct 21 15:09
Sample : 1 ug/ml 10/13/21
Misc :

Vial: 5
Operator: LS
Inst : KYLO
Multiplr: 1.00

Quant Time: Oct 19 15:48 2021

Quant Results File: K1019.RES

Quant Method : M:\KYLO\DATA\211019\K1019.M (RTE Integrator)
Title : EPA 8270
Last Update : Tue Oct 19 16:47:23 2021
Response via : Initial Calibration
DataAcq Meth : SIM_2

Internal Standards	R.T.	QIon	Response	Conc Units	Dev(Min)
1) Napthalene-D8(IS)	3.92	136	11032	2.50000 ppb	0.00
6) Acenaphthene-D10(IS)	5.86	164	5365	2.50000 ppb	0.00
10) Phenanthrene-D10(IS)	7.56	188	8424	2.50000 ppb	0.00
15) Chrysene-D12(IS)	10.63	240	9455	2.50000 ppb	0.01
20) Perylene-D12(IS)	12.84	264	8423	2.50000 ppb	0.01
System Monitoring Compounds					
3) 2-Methylnaphthalene-D10 (2	4.66	152	2880	0.51122 ppb	0.00
Spiked Amount 5.000			Recovery	= 10.220%	
13) Fluoranthene-D10 (FRT)	8.94	212	3208	0.48851 ppb	0.00
Spiked Amount 5.000			Recovery	= 9.780%	
Target Compounds					Qvalue
2) Naphthalene	3.94	128	5894	1.02851 ppb	99
4) 2-Methylnaphthalene	4.69	142	3426	1.02008 ppb	99
5) 1-Methylnaphthalene	4.80	142	3513	1.03643 ppb	98
7) Acenaphthylene	5.70	152	11284	1.01594 ppb	99
8) Acenaphthene	5.89	154	2945	1.00106 ppb	97
9) Fluorene	6.49	166	3412	1.00086 ppb	99
11) Phenanthrene	7.59	178	4641	1.00109 ppb	99
12) Anthracene	7.65	178	4379	1.00008 ppb	100
14) Fluoranthene	8.96	202	7234	1.00447 ppb	100
16) Pyrene	9.21	202	7407	1.02317 ppb	99
17) Benz (a) anthracene	10.61	228	5224	0.98576 ppb	99
18) Chrysene	10.65	228	5954	1.01055 ppb	99
19) Indeno (1,2,3-cd) pyrene	14.39	276	5309	1.38990 ppb #	90
21) Benzo (b) fluoranthene	12.15	252	4568	0.79546 ppb	99
22) Benzo (k) fluoranthene	12.21	252	5497	0.53419 ppb	98
23) Benzo (a) pyrene	12.74	252	4263	0.64650 ppb	99
24) Dibenz (a,h) anthracene	14.44	278	4288	0.78667 ppb	99
25) Benzo (g,h,i) perylene	14.71	276	4733	0.66726 ppb	99

(#) = qualifier out of range (m) = manual integration

Quantitation Report

Data File : M:\KYLO\DATA\211019\1019K005.D
Acq On : 19 Oct 21 15:09
Sample : 1 ug/ml 10/13/21
Misc :

Vial: 5
Operator: LS
Inst : KYLO
Multiplr: 1.00

Quant Time: Oct 19 15:48 2021

Quant Results File: K1019.RES

Method : M:\KYLO\DATA\211019\K1019.M (RTE Integrator)
Title : EPA 8270
Last Update : Tue Nov 09 10:14:45 2021
Response via : Initial Calibration

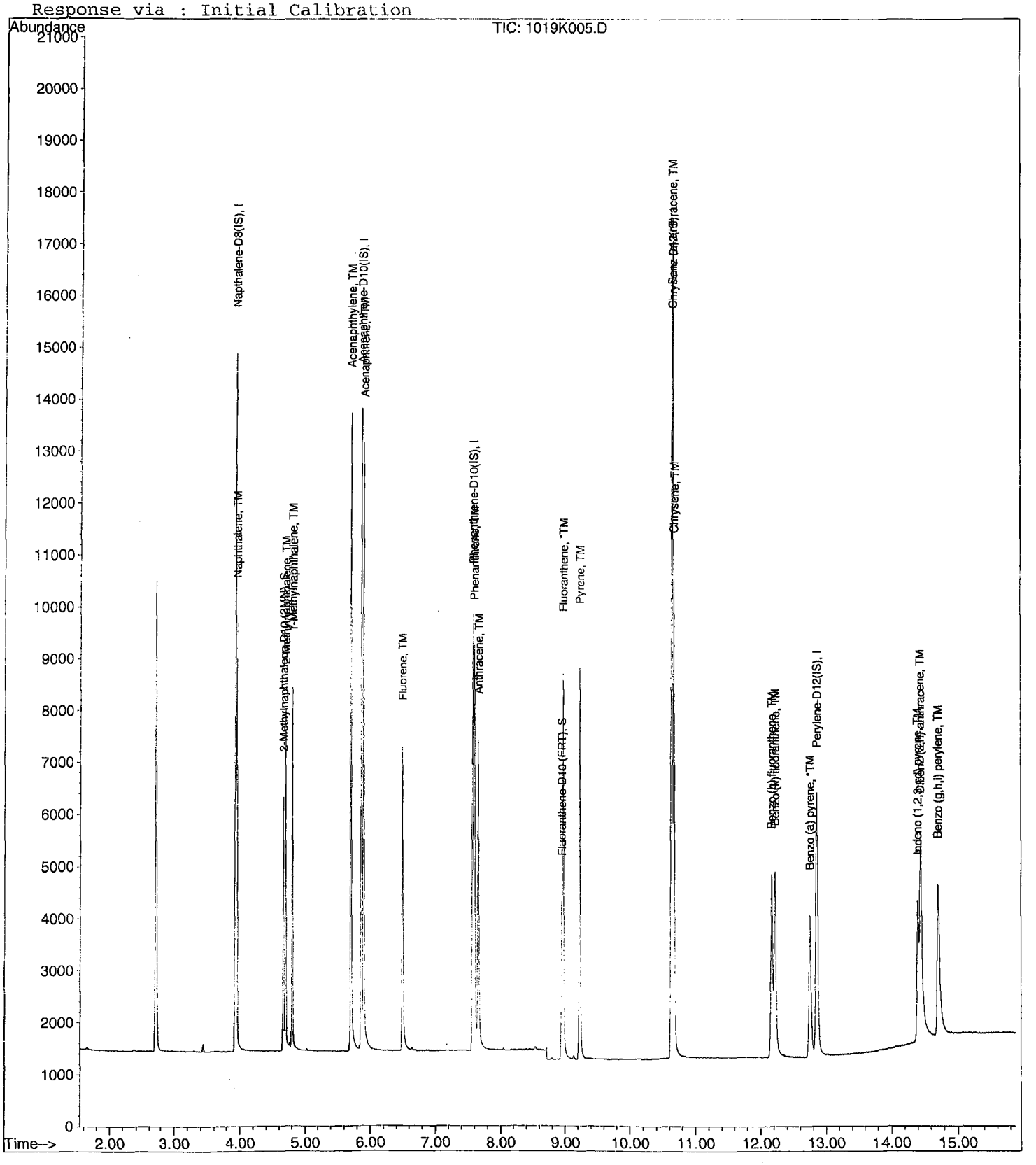

Quantitation Report (Not Reviewed)

Data File : M:\KYLO\DATA\211019\1019K006.D Vial: 6
Acq On : 19 Oct 21 15:29 Operator: LS
Sample : 5 ug/ml 10/13/21 Inst : KYLO
Misc : Multiplr: 1.00

Quant Time: Oct 19 15:48 2021 Quant Results File: K1019.RES

Quant Method : M:\KYLO\DATA\211019\K1019.M (RTE Integrator)
Title : EPA 8270
Last Update : Tue Oct 19 16:47:23 2021
Response via : Initial Calibration
DataAcq Meth : SIM_2

Internal Standards	R.T.	QIon	Response	Conc Units	Dev(Min)
1) Napthalene-D8(IS)	3.92	136	11022	2.50000 ppb	0.00
6) Acenaphthene-D10(IS)	5.86	164	5414	2.50000 ppb	0.00
10) Phenanthrene-D10(IS)	7.56	188	8482	2.50000 ppb	0.00
15) Chrysene-D12(IS)	10.62	240	10015	2.50000 ppb	0.00
20) Perylene-D12(IS)	12.83	264	8704	2.50000 ppb	0.00
System Monitoring Compounds					
3) 2-Methylnaphthalene-D10 (2	4.66	152	14500	2.57619 ppb	0.00
Spiked Amount 5.000			Recovery	= 51.520%	
13) Fluoranthene-D10 (FRT)	8.93	212	17235	2.60659 ppb	0.00
Spiked Amount 5.000			Recovery	= 52.140%	
Target Compounds					Qvalue
2) Naphthalene	3.94	128	28832	5.03578 ppb	100
4) 2-Methylnaphthalene	4.69	142	17384	5.18072 ppb	100
5) 1-Methylnaphthalene	4.80	142	17464	5.15700 ppb	100
7) Acenaphthylene	5.69	152	58890	5.25410 ppb	100
8) Acenaphthene	5.89	154	15136	5.09845 ppb	100
9) Fluorene	6.49	166	17780	5.16829 ppb	100
11) Phenanthrene	7.59	178	23796	5.09785 ppb	100
12) Anthracene	7.64	178	22931	5.20117 ppb	100
14) Fluoranthene	8.95	202	38260	5.27621 ppb	100
16) Pyrene	9.21	202	39012	5.08763 ppb	100
17) Benz (a) anthracene	10.61	228	28070	5.00058 ppb	100
18) Chrysene	10.65	228	31118	4.98620 ppb	100
19) Indeno (1,2,3-cd) pyrene	14.38	276	20323	4.52699 ppb	100
21) Benzo (b) fluoranthene	12.14	252	26309	4.94784 ppb	100
22) Benzo (k) fluoranthene	12.19	252	29066	5.02910 ppb	100
23) Benzo (a) pyrene	12.73	252	25103	4.91484 ppb	100
24) Dibenz (a,h) anthracene	14.42	278	24331	4.98885 ppb	100
25) Benzo (g,h,i) perylene	14.69	276	26049	4.99985 ppb	100

(#) = qualifier out of range (m) = manual integration

Quantitation Report

Data File : M:\KYLO\DATA\211019\1019K006.D
Acq On : 19 Oct 21 15:29
Sample : 5 ug/ml 10/13/21
Misc :

Vial: 6
Operator: LS
Inst : KYLO
Multiplr: 1.00

Quant Time: Oct 19 15:48 2021

Quant Results File: K1019.RES

Method : M:\KYLO\DATA\211019\K1019.M (RTE Integrator)
Title : EPA 8270
Last Update : Tue Nov 09 10:14:45 2021
Response via : Initial Calibration



Quantitation Report (Not Reviewed)

Data File : M:\KYLO\DATA\211019\1019K007.D Vial: 7
Acq On : 19 Oct 21 15:49 Operator: LS
Sample : 10 ug/ml 10/13/21 Inst : KYLO
Misc : Multiplr: 1.00

Quant Time: Oct 19 15:49 2021 Quant Results File: K1019.RES

Quant Method : M:\KYLO\DATA\211019\K1019.M (RTE Integrator)
Title : EPA 8270
Last Update : Tue Oct 19 16:47:23 2021
Response via : Initial Calibration
DataAcq Meth : SIM_2

Internal Standards	R.T.	QIon	Response	Conc Units	Dev(Min)
1) Napthalene-D8(IS)	3.92	136	11510	2.50000 ppb	0.00
6) Acenaphthene-D10(IS)	5.86	164	5675	2.50000 ppb	0.00
10) Phenanthrene-D10(IS)	7.56	188	8972	2.50000 ppb	0.00
15) Chrysene-D12(IS)	10.62	240	10664	2.50000 ppb	0.00
20) Perylene-D12(IS)	12.83	264	9232	2.50000 ppb	0.00
System Monitoring Compounds					
3) 2-Methylnaphthalene-D10 (2	4.66	152	26676	4.53854 ppb	0.00
Spiked Amount 5.000			Recovery	= 90.780%	
13) Fluoranthene-D10 (FRT)	8.93	212	34413	4.92032 ppb	0.00
Spiked Amount 5.000			Recovery	= 98.400%	
Target Compounds					Qvalue
2) Naphthalene	3.94	128	59354	9.92720 ppb	100
4) 2-Methylnaphthalene	4.69	142	35959	10.26203 ppb	100
5) 1-Methylnaphthalene	4.80	142	35938	10.16232 ppb	100
7) Acenaphthylene	5.69	152	122704	10.44402 ppb	100
8) Acenaphthene	5.89	154	31359	10.07724 ppb	99
9) Fluorene	6.49	166	37236	10.32596 ppb	99
11) Phenanthrene	7.59	178	49310	9.98682 ppb	100
12) Anthracene	7.64	178	48395	10.37738 ppb	100
14) Fluoranthene	8.95	202	79898	10.41651 ppb	100
16) Pyrene	9.21	202	82191	10.06635 ppb	100
17) Benz (a) anthracene	10.61	228	60563	10.13248 ppb	100
18) Chrysene	10.65	228	64649	9.72861 ppb	99
19) Indeno (1,2,3-cd) pyrene	14.38	276	44868	9.18248 ppb #	99
21) Benzo (b) fluoranthene	12.14	252	55900	10.02449 ppb	99
22) Benzo (k) fluoranthene	12.19	252	63873	11.01716 ppb	99
23) Benzo (a) pyrene	12.73	252	54783	10.38939 ppb	99
24) Dibenz (a,h) anthracene	14.42	278	51533	10.11061 ppb	98
25) Benzo (g,h,i) perylene	14.69	276	56013	10.47964 ppb	98

(#) = qualifier out of range (m) = manual integration

Quantitation Report

Data File : M:\KYLO\DATA\211019\1019K007.D
Acq On : 19 Oct 21 15:49
Sample : 10 ug/ml 10/13/21
Misc :

Vial: 7
Operator: LS
Inst : KYLO
Multiplr: 1.00

Quant Time: Oct 19 15:49 2021

Quant Results File: K1019.RES

Method : M:\KYLO\DATA\211019\K1019.M (RTE Integrator)
Title : EPA 8270
Last Update : Tue Nov 09 10:14:45 2021
Response via : Initial Calibration



Quantitation Report (Not Reviewed)

Data File : M:\KYLO\DATA\211019\1019K008.D
Acq On : 19 Oct 21 16:09
Sample : 50 ug/ml 10/13/21
Misc :

Vial: 8
Operator: LS
Inst : KYLO
Multiplr: 1.00

Quant Time: Oct 19 15:49 2021 Quant Results File: K1019.RES

Quant Method : M:\KYLO\DATA\211019\K1019.M (RTE Integrator)
Title : EPA 8270
Last Update : Tue Oct 19 16:47:23 2021
Response via : Initial Calibration
DataAcq Meth : SIM_2

Internal Standards	R.T.	QIon	Response	Conc Units	Dev(Min)
1) Napthalene-D8(IS)	3.92	136	11542	2.50000 ppb	0.00
6) Acenaphthene-D10(IS)	5.86	164	5767	2.50000 ppb	0.00
10) Phenanthrene-D10(IS)	7.56	188	8902	2.50000 ppb	0.00
15) Chrysene-D12(IS)	10.62	240	10648	2.50000 ppb	0.00
20) Perylene-D12(IS)	12.83	264	9592	2.50000 ppb	0.00
System Monitoring Compounds					
3) 2-Methylnaphthalene-D10 (2	4.66	152	140995	23.92178 ppb	0.00
Spiked Amount 5.000			Recovery	= 478.440%	
13) Fluoranthene-D10 (FRT)	8.93	212	173855	25.05302 ppb	0.00
Spiked Amount 5.000			Recovery	= 501.060%	
Target Compounds					Qvalue
2) Naphthalene	3.94	128	270597	45.13299 ppb	100
4) 2-Methylnaphthalene	4.69	142	165624	47.13496 ppb	99
5) 1-Methylnaphthalene	4.80	142	164402	46.35966 ppb	99
7) Acenaphthylene	5.70	152	560845	46.97510 ppb	100
8) Acenaphthene	5.89	154	145964	46.15736 ppb	99
9) Fluorene	6.49	166	175391	47.86199 ppb	100
11) Phenanthrene	7.59	178	233010	47.56290 ppb	100
12) Anthracene	7.64	178	228704	49.42683 ppb	100
14) Fluoranthene	8.96	202	371445	48.80706 ppb	99
16) Pyrene	9.21	202	379423	46.53971 ppb	98
17) Benz (a) anthracene	10.61	228	291856	48.90228 ppb	100
18) Chrysene	10.65	228	300277	45.25466 ppb	99
19) Indeno (1,2,3-cd) pyrene	14.38	276	248943	50.15933 ppb	94
21) Benzo (b) fluoranthene	12.15	252	294828	51.34534 ppb	99
22) Benzo (k) fluoranthene	12.20	252	302763	52.24864 ppb	100
23) Benzo (a) pyrene	12.73	252	278840	51.91758 ppb	100
24) Dibenz (a,h) anthracene	14.42	278	268409	51.28254 ppb	97
25) Benzo (g,h,i) perylene	14.70	276	280479	51.78283 ppb	99

(#) = qualifier out of range (m) = manual integration

Quantitation Report

Data File : M:\KYLO\DATA\211019\1019K008.D
Acq On : 19 Oct 21 16:09
Sample : 50 ug/ml 10/13/21
Misc :

Vial: 8
Operator: LS
Inst : KYLO
Multiplr: 1.00

Quant Time: Oct 19 15:49 2021

Quant Results File: K1019.RES

Method : M:\KYLO\DATA\211019\K1019.M (RTE Integrator)
Title : EPA 8270
Last Update : Tue Nov 09 10:14:45 2021
Response via : Initial Calibration



Quantitation Report (Not Reviewed)

Data File : M:\KYLO\DATA\211019\1019K009.D
Acq On : 19 Oct 21 16:29
Sample : 100 ug/ml 10/13/21
Misc :

Vial: 9
Operator: LS
Inst : KYLO
Multiplr: 1.00

Quant Time: Oct 19 15:49 2021

Quant Results File: K1019.RES

Quant Method : M:\KYLO\DATA\211019\K1019.M (RTE Integrator)
Title : EPA 8270
Last Update : Tue Oct 19 16:47:23 2021
Response via : Initial Calibration
DataAcq Meth : SIM_2

Internal Standards	R.T.	QIon	Response	Conc Units	Dev(Min)
1) Napthalene-D8(IS)	3.92	136	11679	2.50000 ppb	0.00
6) Acenaphthene-D10(IS)	5.86	164	5877	2.50000 ppb	0.00
10) Phenanthrene-D10(IS)	7.56	188	9024	2.50000 ppb	0.00
15) Chrysene-D12(IS)	10.63	240	10469	2.50000 ppb	0.01
20) Perylene-D12(IS)	12.83	264	9899	2.50000 ppb	0.00
System Monitoring Compounds					
3) 2-Methylnaphthalene-D10 (2	4.66	152	278374	46.67602 ppb	0.00
Spiked Amount 5.000			Recovery	= 933.520%	
13) Fluoranthene-D10 (FRT)	8.94	212	341108	48.49012 ppb	0.00
Spiked Amount 5.000			Recovery	= 969.800%	
Target Compounds					Qvalue
2) Naphthalene	3.94	128	514066	84.73550 ppb	100
4) 2-Methylnaphthalene	4.70	142	318816	89.66757 ppb	99
5) 1-Methylnaphthalene	4.80	142	317528	88.48927 ppb	98
7) Acenaphthylene	5.70	152	1047512	86.09505 ppb	98
8) Acenaphthene	5.90	154	283708	88.03615 ppb	94
9) Fluorene	6.49	166	342219	91.63932 ppb	99
11) Phenanthrene	7.59	178	452383	91.09374 ppb	99
12) Anthracene	7.65	178	447639	95.43451 ppb	100
14) Fluoranthene	8.96	202	701599	90.94222 ppb	97
16) Pyrene	9.22	202	720167	89.84545 ppb	99
17) Benz (a) anthracene	10.62	228	562838	95.91946 ppb	99
18) Chrysene	10.66	228	575910	88.27926 ppb	98
19) Indeno (1,2,3-cd) pyrene	14.39	276	488982	100.01982 ppb	89
21) Benzo (b) fluoranthene	12.16	252	587997	99.33083 ppb	100
22) Benzo (k) fluoranthene	12.16	252	587786	98.78137 ppb	99
23) Benzo (a) pyrene	12.74	252	547488	99.01252 ppb	98
24) Dibenz (a,h) anthracene	14.43	278	535891	99.35185 ppb	94
25) Benzo (g,h,i) perylene	14.71	276	552068	99.06661 ppb	98

(#) = qualifier out of range (m) = manual integration

Quantitation Report

Data File : M:\KYLO\DATA\211019\1019K009.D
Acq On : 19 Oct 21 16:29
Sample : 100 ug/ml 10/13/21
Misc :

Vial: 9
Operator: LS
Inst : KYLO
Multiplr: 1.00

Quant Time: Oct 19 15:49 2021

Quant Results File: K1019.RES

Method : M:\KYLO\DATA\211019\K1019.M (RTE Integrator)
Title : EPA 8270
Last Update : Tue Nov 09 10:14:45 2021
Response via : Initial Calibration



PAH by GCMS SIM
EPA 8270 SIM

Form 7

Second Source Calibration

Lab Name: APPL, Inc.
Case No:
Matrix:

SDG No:
Date Analyzed: 10/19/2021
Instrument: KYLO
Initial Cal. Date: 10/19/2021
Data File: 1019K010.D

		Compound	MEAN	CCRF	%D		%Drift
1	TM	Naphthalene	1.299	1.295	0.25	TM	
2	TM	2-Methylnaphthalene	0.7611	0.7635	0.32	TM	
3	TM	1-Methylnaphthalene	0.7681	0.7563	1.5	TM	
4	TM	Acenaphthylene	5.176	5.272	1.9	TM	
5	*TM	Acenaphthene	1.371	1.393	1.6	*TM	
6	TM	Fluorene	1.589	1.616	1.7	TM	
7	TM	Phenanthrene	1.376	1.380	0.31	TM	
8	TM	Anthracene	1.299	1.415	8.9	TM	
9	*TM	Fluoranthene	2.137	2.167	1.4	*TM	
10	TM	Pyrene	1.914	1.918	0.21	TM	
11	TM	Benz (a) anthracene	1.401	1.374	1.9	TM	
12	TM	Chrysene	1.558	1.488	4.5	TM	
13	TML	Indeno (1,2,3-cd) pyrene	1.272	0.9799	23	TML	12
14	TM	Benzo (b) fluoranthene	1.408	1.510	7.3	TM	
15	TM	Benzo (k) fluoranthene	1.610	1.698	5.5	TM	
16	*TM	Benzo (a) pyrene	1.341	1.484	11	*TM	
17	TM	Dibenz (a,h) anthracene	1.326	1.382	4.2	TM	
18	TM	Benzo (g,h,i) perylene	1.443	1.486	3.0	TM	
19							
20							
21							
22							
23							
24							
25							
26							
27							
28							
29							
30							
31							
32							
33							
34							
35							
36							
37							
38							
		Average			4.4		

PAH by GCMS SIM
EPA 8270 SIM

Quantitation Report (Not Reviewed)

Data File : M:\KYLO\DATA\211019\1019K010.D
Acq On : 19 Oct 21 16:49
Sample : SS ug/ml 10/13/21
Misc :

Vial: 10
Operator: LS
Inst : KYLO
Multiplr: 1.00

Quant Time: Oct 19 16:06 2021

Quant Results File: K1019.RES

Quant Method : M:\KYLO\DATA\211019\K1019.M (RTE Integrator)
Title : EPA 8270
Last Update : Tue Oct 19 16:51:19 2021
Response via : Initial Calibration
DataAcq Meth : SIM_2

Internal Standards	R.T.	QIon	Response	Conc Units	Dev(Min)
1) Napthalene-D8(IS)	3.92	136	11540	2.50000 ppb	0.00
6) Acenaphthene-D10(IS)	5.86	164	5722	2.50000 ppb	0.00
10) Phenanthrene-D10(IS)	7.56	188	8843	2.50000 ppb	0.00
15) Chrysene-D12(IS)	10.62	240	10394	2.50000 ppb	0.00
20) Perylene-D12(IS)	12.83	264	8800	2.50000 ppb	0.00
System Monitoring Compounds					
3) 2-Methylnaphthalene-D10 (2	4.66	152	1	0.00017 ppb	0.00
Spiked Amount 5.000			Recovery	= 0.000%	
13) Fluoranthene-D10 (FRT)	8.93	212	9	0.00131 ppb	0.00
Spiked Amount 5.000			Recovery	= 0.020%	
Target Compounds					Qvalue
2) Naphthalene	3.94	128	29897	4.98740 ppb	100
4) 2-Methylnaphthalene	4.69	142	17622	5.01592 ppb	100
5) 1-Methylnaphthalene	4.80	142	17455	4.92298 ppb	100
7) Acenaphthylene	5.69	152	60338	5.09352 ppb	100
8) Acenaphthene	5.89	154	15936	5.07898 ppb	100
9) Fluorene	6.49	166	18488	5.08482 ppb	100
11) Phenanthrene	7.59	178	24407	5.01529 ppb	100
12) Anthracene	7.64	178	25019	5.44311 ppb	100
14) Fluoranthene	8.95	202	38328	5.06982 ppb	99
16) Pyrene	9.21	202	39873	5.01031 ppb	100
17) Benz (a) anthracene	10.61	228	28567	4.90355 ppb	99
18) Chrysene	10.65	228	30939	4.77675 ppb	100
19) Indeno (1,2,3-cd) pyrene	14.38	276	20371	4.37871 ppb	99
21) Benzo (b) fluoranthene	12.14	252	26577	5.36265 ppb	100
22) Benzo (k) fluoranthene	12.19	252	29888	5.27373 ppb	100
23) Benzo (a) pyrene	12.73	252	26127	5.53492 ppb	100
24) Dibenz (a,h) anthracene	14.42	278	24324	5.21145 ppb	99
25) Benzo (g,h,i) perylene	14.69	276	26159	5.14999 ppb	100

(#) = qualifier out of range (m) = manual integration

Quantitation Report

Data File : M:\KYLO\DATA\211019\1019K010.D
Acq On : 19 Oct 21 16:49
Sample : SS ug/ml 10/13/21
Misc :

Vial: 10
Operator: LS
Inst : KYLO
Multiplr: 1.00

Quant Time: Oct 19 16:06 2021

Quant Results File: K1019.RES

Method : M:\KYLO\DATA\211019\K1019.M (RTE Integrator)
Title : EPA 8270
Last Update : Tue Nov 09 10:14:45 2021
Response via : Initial Calibration



PAH by GCMS SIM
EPA 8270 SIM

Form 7

Continuing Calibration

Lab Name: APPL, Inc.
Case No:
Matrix:

SDG No:
Date Analyzed: 3 Nov 21 8:45
Instrument: KYLO
Initial Cal. Date: 10/19/2021
Data File: 1019K236.D

		Compound	MEAN	CCRF	%D		%Drift
1	I	Napthalene-D8(IS)	ISTD			I	
2	TM	Naphthalene	1.299	1.319	1.6	TM	
3	S	2-Methylnaphthalene-D10 (2MN)	1.277	1.280	0.24	S	
4	TM	2-Methylnaphthalene	0.7611	0.8011	5.3	TM	
5	TM	1-Methylnaphthalene	0.7681	0.8005	4.2	TM	
6	I	Acenaphthene-D10(IS)	ISTD			I	
7	TM	Acenaphthylene	5.176	5.419	4.7	TM	
8	*TM	Acenaphthene	1.371	1.438	4.9	*TM	
9	TM	Fluorene	1.589	1.699	6.9	TM	
10	I	Phenanthrene-D10(IS)	ISTD			I	
11	TM	Phenanthrene	1.376	1.472	7.0	TM	
12	TM	Anthracene	1.299	1.379	6.1	TM	
13	S	Fluoranthene-D10 (FRT)	1.949	1.985	1.8	S	
14	*TM	Fluoranthene	2.137	2.321	8.6	*TM	
15	I	Chrysene-D12(IS)	ISTD			I	
16	TM	Pyrene	1.914	2.020	5.5	TM	
17	TM	Benz (a) anthracene	1.401	1.523	8.7	TM	
18	TM	Chrysene	1.558	1.557	0.06	TM	
19	TML	Indeno (1,2,3-cd) pyrene	1.272	1.182	7.1	TML	4.9
20	I	Perylene-D12(IS)	ISTD			I	
21	TM	Benzo (b) fluoranthene	1.408	1.558	11	TM	
22	TM	Benzo (k) fluoranthene	1.610	1.636	1.6	TM	
23	*TM	Benzo (a) pyrene	1.341	1.432	6.8	*TM	
24	TM	Dibenz (a,h) anthracene	1.326	1.377	3.9	TM	
25	TM	Benzo (g,h,i) perylene	1.443	1.511	4.7	TM	
26							
27							
28							
29							
30							
31							
32							
33							
34							
35							
36							
37							
38							
39							
40							
		Average			5.0		

Quantitation Report (Not Reviewed)

Data File : M:\KYLO\DATA\211019\1019K236.D Vial: 86
Acq On : 3 Nov 21 8:45 Operator: LS
Sample : 5 ug/ml 10/19/21 (1) Inst : KYLO
Misc : Multiplr: 1.00

Quant Time: Nov 3 9:01 2021 Quant Results File: K1019.RES

Quant Method : M:\KYLO\DATA\211019\K1019.M (RTE Integrator)
Title : EPA 8270
Last Update : Wed Oct 27 10:57:36 2021
Response via : Initial Calibration
DataAcq Meth : SIM_2

Internal Standards	R.T.	QIon	Response	Conc Units	Dev(Min)
1) Napthalene-D8(IS)	3.89	136	13706	2.50000 ppb	0.00
6) Acenaphthene-D10(IS)	5.82	164	6715	2.50000 ppb	-0.03
10) Phenanthrene-D10(IS)	7.52	188	10377	2.50000 ppb	-0.03
15) Chrysene-D12(IS)	10.58	240	12277	2.50000 ppb	-0.04
20) Perylene-D12(IS)	12.76	264	11342	2.50000 ppb	-0.07
System Monitoring Compounds					
3) 2-Methylnaphthalene-D10 (2	4.62	152	17540	2.50605 ppb	-0.03
Spiked Amount 5.000			Recovery	= 50.120%	
13) Fluoranthene-D10 (FRT)	8.90	212	20596	2.54608 ppb	-0.04
Spiked Amount 5.000			Recovery	= 50.920%	
Target Compounds					Qvalue
2) Naphthalene	3.91	128	36157	5.07848 ppb	100
4) 2-Methylnaphthalene	4.66	142	21961	5.26311 ppb	99
5) 1-Methylnaphthalene	4.77	142	21944	5.21098 ppb	98
7) Acenaphthylene	5.66	152	72780	5.23529 ppb	100
8) Acenaphthene	5.86	154	19312	5.24477 ppb	97
9) Fluorene	6.45	166	22815	5.34697 ppb	99
11) Phenanthrene	7.55	178	30540	5.34784 ppb	99
12) Anthracene	7.61	178	28624	5.30683 ppb	99
14) Fluoranthene	8.92	202	48165	5.42919 ppb	100
16) Pyrene	9.17	202	49593	5.27590 ppb	99
17) Benz (a) anthracene	10.57	228	37402	5.43539 ppb	99
18) Chrysene	10.61	228	38228	4.99688 ppb	99
19) Indeno (1,2,3-cd) pyrene	14.32	276	29032	5.24405 ppb	93
21) Benzo (b) fluoranthene	12.08	252	35343	5.53311 ppb	99
22) Benzo (k) fluoranthene	12.12	252	37110	5.08048 ppb	99
23) Benzo (a) pyrene	12.65	252	32480	5.33864 ppb	98
24) Dibenz (a,h) anthracene	14.36	278	31238	5.19278 ppb	99
25) Benzo (g,h,i) perylene	14.63	276	34268	5.23440 ppb	98

(#) = qualifier out of range (m) = manual integration

Quantitation Report

Data File : M:\KYLO\DATA\211019\1019K236.D
Acq On : 3 Nov 21 8:45
Sample : 5 ug/ml 10/19/21 (1)
Misc :

Vial: 86
Operator: LS
Inst : KYLO
Multiplr: 1.00

Quant Time: Nov 3 9:01 2021 Quant Results File: K1019.RES

Method : M:\KYLO\DATA\211019\K1019.M (RTE Integrator)
Title : EPA 8270
Last Update : Wed Oct 27 10:57:36 2021
Response via : Initial Calibration



PAH by GCMS SIM
EPA 8270 SIM

Form 7

Ending Continuing Calibration

Lab Name: APPL, Inc.
Case No:
Matrix:

SDG No:
Date Analyzed: 3 Nov 21 21:44
Instrument: KYLO
Initial Cal. Date: 10/19/2021
Data File: 1019K275.D

		Compound	MEAN	CCRF	%D		%Drift
1	I	Napthalene-D8(IS)	ISTD			I	
2	TM	Naphthalene	1.299	1.310	0.91	TM	
3	S	2-Methylnaphthalene-D10 (2MN)	1.277	1.289	0.93	S	
4	TM	2-Methylnaphthalene	0.7611	0.8049	5.8	TM	
5	TM	1-Methylnaphthalene	0.7681	0.8033	4.6	TM	
6	I	Acenaphthene-D10(IS)	ISTD			I	
7	TM	Acenaphthylene	5.176	5.314	2.7	TM	
8	*TM	Acenaphthene	1.371	1.388	1.3	*TM	
9	TM	Fluorene	1.589	1.676	5.5	TM	
10	I	Phenanthrene-D10(IS)	ISTD			I	
11	TM	Phenanthrene	1.376	1.432	4.1	TM	
12	TM	Anthracene	1.299	1.348	3.8	TM	
13	S	Fluoranthene-D10 (FRT)	1.949	2.056	5.5	S	
14	*TM	Fluoranthene	2.137	2.289	7.1	*TM	
15	I	Chrysene-D12(IS)	ISTD			I	
16	TM	Pyrene	1.914	2.019	5.5	TM	
17	TM	Benz (a) anthracene	1.401	1.501	7.1	TM	
18	TM	Chrysene	1.558	1.552	0.38	TM	
19	TML	Indeno (1,2,3-cd) pyrene	1.272	1.112	13	TML	1.1
20	I	Perylene-D12(IS)	ISTD			I	
21	TM	Benzo (b) fluoranthene	1.408	1.546	9.8	TM	
22	TM	Benzo (k) fluoranthene	1.610	1.682	4.4	TM	
23	*TM	Benzo (a) pyrene	1.341	1.438	7.3	*TM	
24	TM	Dibenz (a,h) anthracene	1.326	1.335	0.66	TM	
25	TM	Benzo (g,h,i) perylene	1.443	1.460	1.2	TM	
26							
27							
28							
29							
30							
31							
32							
33							
34							
35							
36							
37							
38							
39							
40							
		Average			4.6		

Quantitation Report (Not Reviewed)

Data File : M:\KYLO\DATA\211019\1019K275.D
Acq On : 3 Nov 21 21:44
Sample : 5 ug/ml 10/10/21 (2)
Misc :

Vial: 125
Operator: LS
Inst : KYLO
Multiplr: 1.00

Quant Time: Nov 4 7:33 2021

Quant Results File: K1019.RES

Quant Method : M:\KYLO\DATA\211019\K1019.M (RTE Integrator)
Title : EPA 8270
Last Update : Wed Oct 27 10:57:36 2021
Response via : Initial Calibration
DataAcq Meth : SIM_2

Internal Standards	R.T.	QIon	Response	Conc Units	Dev(Min)
1) Napthalene-D8(IS)	3.89	136	18256	2.50000 ppb	0.00
6) Acenaphthene-D10(IS)	5.82	164	9460	2.50000 ppb	-0.03
10) Phenanthrene-D10(IS)	7.52	188	14853	2.50000 ppb	-0.03
15) Chrysene-D12(IS)	10.57	240	17378	2.50000 ppb	-0.04
20) Perylene-D12(IS)	12.75	264	15699	2.50000 ppb	-0.08
System Monitoring Compounds					
3) 2-Methylnaphthalene-D10 (2	4.62	152	23523	2.52324 ppb	-0.03
Spiked Amount 5.000			Recovery	= 50.460%	
13) Fluoranthene-D10 (FRT)	8.90	212	30540	2.63764 ppb	-0.04
Spiked Amount 5.000			Recovery	= 52.760%	
Target Compounds					Qvalue
2) Naphthalene	3.91	128	47846	5.04536 ppb	100
4) 2-Methylnaphthalene	4.66	142	29390	5.28804 ppb	100
5) 1-Methylnaphthalene	4.77	142	29330	5.22902 ppb	100
7) Acenaphthylene	5.66	152	100542	5.13371 ppb	100
8) Acenaphthene	5.86	154	26268	5.06385 ppb	99
9) Fluorene	6.45	166	31717	5.27636 ppb	99
11) Phenanthrene	7.55	178	42547	5.20518 ppb	100
12) Anthracene	7.61	178	40050	5.18758 ppb	99
14) Fluoranthene	8.92	202	68008	5.35576 ppb	98
16) Pyrene	9.17	202	70161	5.27308 ppb	97
17) Benz (a) anthracene	10.56	228	52174	5.35652 ppb	99
18) Chrysene	10.61	228	53937	4.98077 ppb	98
19) Indeno (1,2,3-cd) pyrene	14.31	276	38643	4.94253 ppb	90
21) Benzo (b) fluoranthene	12.07	252	48541	5.49026 ppb	98
22) Benzo (k) fluoranthene	12.12	252	52801	5.22244 ppb	98
23) Benzo (a) pyrene	12.65	252	45160	5.36273 ppb	98
24) Dibenz (a,h) anthracene	14.36	278	41909	5.03317 ppb	99
25) Benzo (g,h,i) perylene	14.63	276	45853	5.06015 ppb	97

(#) = qualifier out of range (m) = manual integration

Quantitation Report

Data File : M:\KYLO\DATA\211019\1019K275.D
Acq On : 3 Nov 21 21:44
Sample : 5 ug/ml 10/10/21 (2)
Misc :

Vial: 125
Operator: LS
Inst : KYLO
Multiplr: 1.00

Quant Time: Nov 4 7:33 2021

Quant Results File: K1019.RES

Method : M:\KYLO\DATA\211019\K1019.M (RTE Integrator)
Title : EPA 8270
Last Update : Wed Oct 27 10:57:36 2021
Response via : Initial Calibration



ORGANICS
Raw Data

Quantitation Report (QT Reviewed)

Data File : M:\KYLO\DATA\211019\1019K248.D
Acq On : 3 Nov 21 12:44
Sample : BA44459W07 1/950
Misc :

Vial: 98
Operator: LS
Inst : KYLO
Multiplr: 1.05

Quant Time: Nov 8 16:13 2021

Quant Results File: K1019.RES

Quant Method : M:\KYLO\DATA\211019\K1019.M (RTE Integrator)
Title : EPA 8270
Last Update : Wed Oct 27 10:57:36 2021
Response via : Initial Calibration
DataAcq Meth : SIM_2

Internal Standards	R.T.	QIon	Response	Conc Units	Dev(Min)
1) Napthalene-D8(IS)	3.89	136	15557	2.50 ppb	0.00
6) Acenaphthene-D10(IS)	5.82	164	7892	2.50 ppb	-0.03
10) Phenanthrene-D10(IS)	7.52	188	13160	2.50 ppb	-0.03
15) Chrysene-D12(IS)	10.57	240	16021	2.50 ppb	-0.04
20) Perylene-D12(IS)	12.76	264	14746	2.50 ppb	-0.07
System Monitoring Compounds					
3) 2-Methylnaphthalene-D10 (2	4.62	152	35568	4.71 ppb	-0.03
Spiked Amount 5.263			Recovery	= 89.547%	
13) Fluoranthene-D10 (FRT)	8.90	212	39443	4.05 ppb	-0.04
Spiked Amount 5.263			Recovery	= 76.893%	
Target Compounds					Qvalue
5) 1-Methylnaphthalene	4.77	142	467	0.10 ppb	96

(#) = qualifier out of range (m) = manual integration

Quantitation Report

Data File : M:\KYLO\DATA\211019\1019K248.D
Acq On : 3 Nov 21 12:44
Sample : BA44459W07 1/950
Misc :

Vial: 98
Operator: LS
Inst : KYLO
Multiplr: 1.05

Quant Time: Nov 8 16:13 2021

Quant Results File: K1019.RES

Method : M:\KYLO\DATA\211019\K1019.M (RTE Integrator)
Title : EPA 8270
Last Update : Tue Nov 30 08:16:15 2021
Response via : Initial Calibration

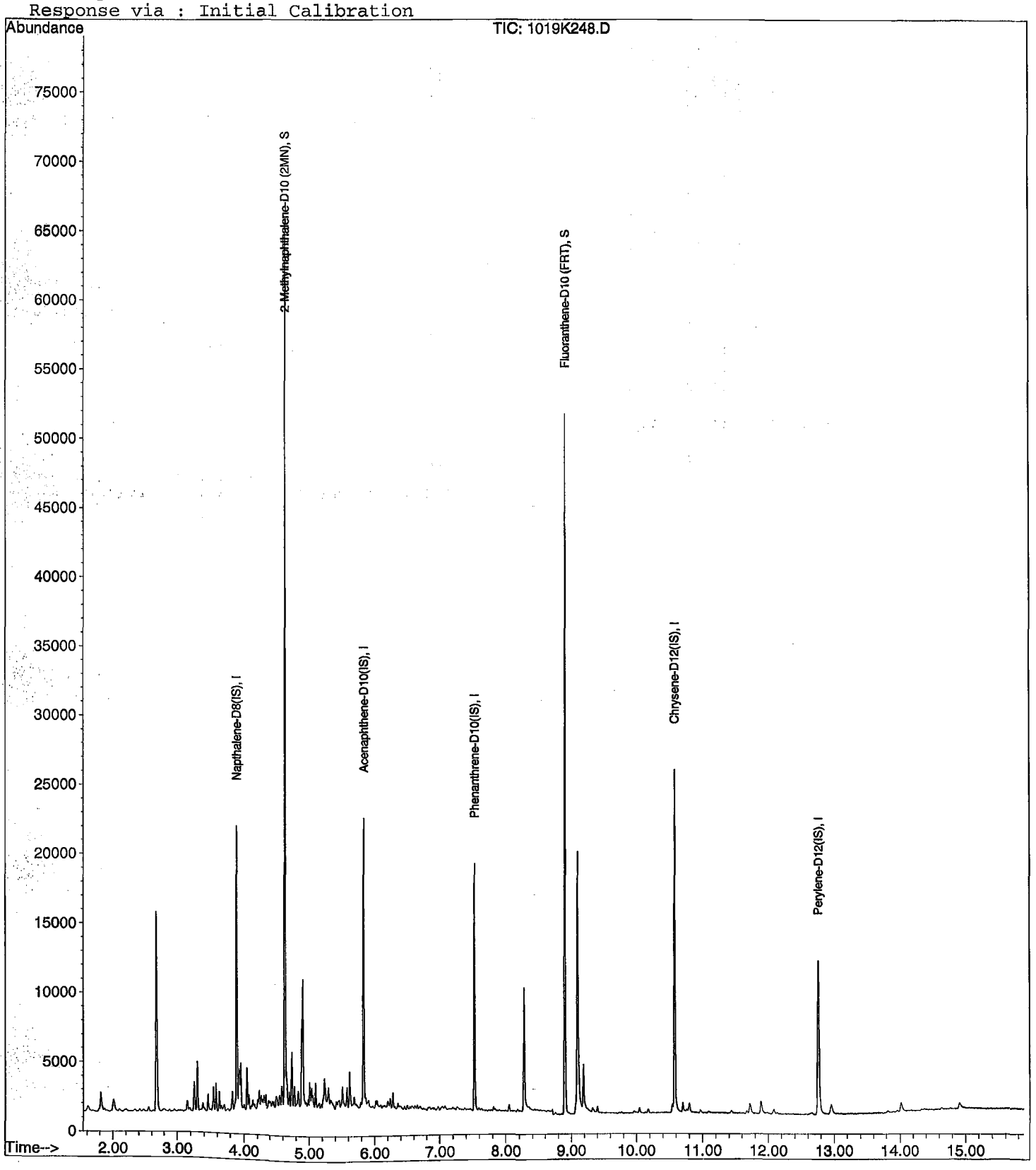

Quantitation Report (QT Reviewed)

Data File : M:\KYLO\DATA\211019\1019K249.D
Acq On : 3 Nov 21 13:04
Sample : BA44461W07 1/950
Misc :

Vial: 99
Operator: LS
Inst : KYLO
Multiplr: 1.05

Quant Time: Nov 8 16:14 2021 Quant Results File: K1019.RES

Quant Method : M:\KYLO\DATA\211019\K1019.M (RTE Integrator)
Title : EPA 8270
Last Update : Wed Oct 27 10:57:36 2021
Response via : Initial Calibration
DataAcq Meth : SIM_2

Internal Standards	R.T.	QIon	Response	Conc Units	Dev(Min)
1) Napthalene-D8(IS)	3.89	136	11586	2.50 ppb	0.00
6) Acenaphthene-D10(IS)	5.82	164	6504	2.50 ppb	-0.03
10) Phenanthrene-D10(IS)	7.52	188	12375	2.50 ppb	-0.03
15) Chrysene-D12(IS)	10.57	240	15152	2.50 ppb	-0.04
20) Perylene-D12(IS)	12.76	264	14162	2.50 ppb	-0.07
System Monitoring Compounds					
3) 2-Methylnaphthalene-D10 (2	4.63	152	32269	5.74 ppb	-0.03
Spiked Amount 5.263			Recovery	= 109.079%	
13) Fluoranthene-D10 (FRT)	8.90	212	19974	2.18 ppb	-0.04
Spiked Amount 5.263			Recovery	= 41.401%	
Target Compounds					Qvalue
2) Naphthalene	3.91	128	443210	77.52 ppb	99
4) 2-Methylnaphthalene	4.66	142	125387	37.42 ppb	98
5) 1-Methylnaphthalene	4.77	142	125745	37.18 ppb	99

(#) = qualifier out of range (m) = manual integration

Quantitation Report

Data File : M:\KYLO\DATA\211019\1019K249.D
Acq On : 3 Nov 21 13:04
Sample : BA44461W07 1/950
Misc :

Vial: 99
Operator: LS
Inst : KYLO
Multiplr: 1.05

Quant Time: Nov 8 16:14 2021

Quant Results File: K1019.RES

Method : M:\KYLO\DATA\211019\K1019.M (RTE Integrator)
Title : EPA 8270
Last Update : Tue Nov 30 08:16:15 2021
Response via : Initial Calibration



Quantitation Report (QT Reviewed)

Data File : M:\KYLO\DATA\211019\1019K250.D
Acq On : 3 Nov 21 13:24
Sample : BA44463W07 1/950
Misc :

Vial: 100
Operator: LS
Inst : KYLO
Multiplr: 1.05

Quant Time: Nov 8 16:15 2021 Quant Results File: K1019.RES

Quant Method : M:\KYLO\DATA\211019\K1019.M (RTE Integrator)
Title : EPA 8270
Last Update : Wed Oct 27 10:57:36 2021
Response via : Initial Calibration
DataAcq Meth : SIM_2

Internal Standards	R.T.	QIon	Response	Conc Units	Dev(Min)
1) Napthalene-D8(IS)	3.89	136	15049	2.50 ppb	0.00
6) Acenaphthene-D10(IS)	5.82	164	7584	2.50 ppb	-0.03
10) Phenanthrene-D10(IS)	7.52	188	12631	2.50 ppb	-0.03
15) Chrysene-D12(IS)	10.57	240	14991	2.50 ppb	-0.04
20) Perylene-D12(IS)	12.76	264	14093	2.50 ppb	-0.07
System Monitoring Compounds					
3) 2-Methylnaphthalene-D10 (2	4.62	152	34321	4.70 ppb	-0.03
Spiked Amount 5.263			Recovery	= 89.319%	
13) Fluoranthene-D10 (FRT)	8.90	212	27517	2.94 ppb	-0.04
Spiked Amount 5.263			Recovery	= 55.898%	

Target Compounds Qvalue

(#) = qualifier out of range (m) = manual integration

Quantitation Report

Data File : M:\KYLO\DATA\211019\1019K250.D
Acq On : 3 Nov 21 13:24
Sample : BA44463W07 1/950
Misc :

Vial: 100
Operator: LS
Inst : KYLO
Multiplr: 1.05

Quant Time: Nov 8 16:15 2021

Quant Results File: K1019.RES

Method : M:\KYLO\DATA\211019\K1019.M (RTE Integrator)
Title : EPA 8270
Last Update : Tue Nov 30 08:16:15 2021
Response via : Initial Calibration

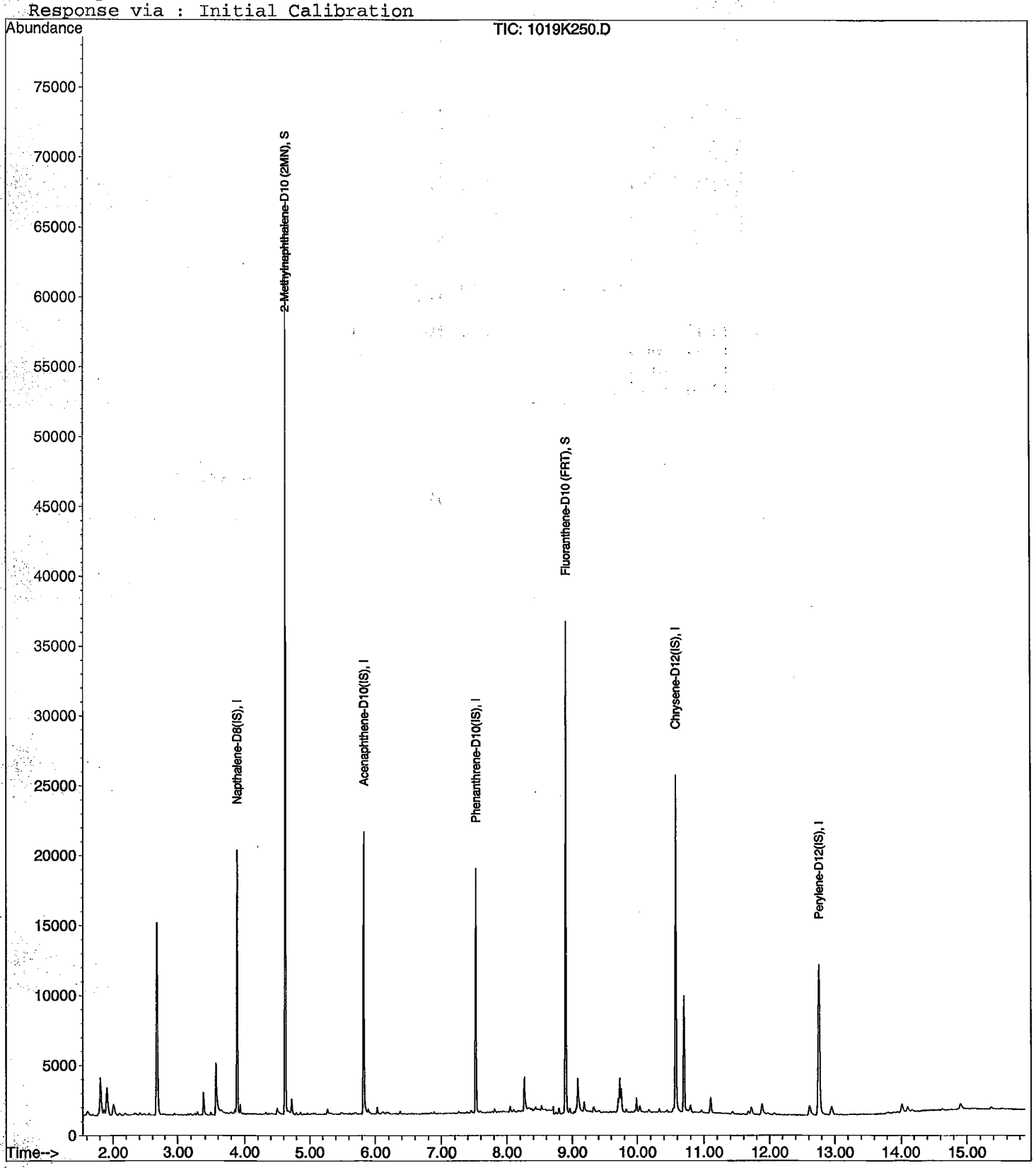

Quantitation Report (QT Reviewed)

Data File : M:\KYLO\DATA\211019\1019K251.D Vial: 101
Acq On : 3 Nov 21 13:44 Operator: LS
Sample : BA44465W07 1/950 Inst : KYLO
Misc : Multiplr: 1.05

Quant Time: Nov 8 16:16 2021 Quant Results File: K1019.RES

Quant Method : M:\KYLO\DATA\211019\K1019.M (RTE Integrator)
Title : EPA 8270
Last Update : Wed Oct 27 10:57:36 2021
Response via : Initial Calibration
DataAcq Meth : SIM_2

Internal Standards	R.T.	QIon	Response	Conc Units	Dev(Min)
1) Napthalene-D8(IS)	3.89	136	15011	2.50 ppb	0.00
6) Acenaphthene-D10(IS)	5.82	164	7524	2.50 ppb	-0.03
10) Phenanthrene-D10(IS)	7.52	188	12448	2.50 ppb	-0.03
15) Chrysene-D12(IS)	10.57	240	14987	2.50 ppb	-0.04
20) Perylene-D12(IS)	12.76	264	13895	2.50 ppb	-0.07
System Monitoring Compounds					
3) 2-Methylnaphthalene-D10 (2	4.62	152	35873	4.93 ppb	-0.03
Spiked Amount 5.263			Recovery	= 93.594%	
13) Fluoranthene-D10 (FRT)	8.90	212	38301	4.15 ppb	-0.04
Spiked Amount 5.263			Recovery	= 78.945%	

Target Compounds Qvalue

(#) = qualifier out of range (m) = manual integration
1019K251.D K1019.M Thu Dec 02 06:54:32 2021

Quantitation Report

Data File : M:\KYLO\DATA\211019\1019K251.D
Acq On : 3 Nov 21 13:44
Sample : BA44465W07 1/950
Misc :

Vial: 101
Operator: LS
Inst : KYLO
Multiplr: 1.05

Quant Time: Nov 8 16:16 2021

Quant Results File: K1019.RES

Method : M:\KYLO\DATA\211019\K1019.M (RTE Integrator)
Title : EPA 8270
Last Update : Tue Nov 30 08:16:15 2021
Response via : Initial Calibration



Quantitation Report (QT Reviewed)

Data File : M:\KYLO\DATA\211019\1019K237.D Vial: 87
Acq On : 3 Nov 21 9:04 Operator: LS
Sample : 211028A BLK 1/1000 Inst : KYLO
Misc : Multiplr: 1.00

Quant Time: Nov 3 14:31 2021 Quant Results File: K1019.RES

Quant Method : M:\KYLO\DATA\211019\K1019.M (RTE Integrator)
Title : EPA 8270
Last Update : Wed Oct 27 10:57:36 2021
Response via : Initial Calibration
DataAcq Meth : SIM_2

Internal Standards	R.T.	QIon	Response	Conc Units	Dev(Min)
1) Napthalene-D8(IS)	3.88	136	12656	2.50 ppb	0.00
6) Acenaphthene-D10(IS)	5.82	164	6252	2.50 ppb	-0.03
10) Phenanthrene-D10(IS)	7.52	188	10697	2.50 ppb	-0.03
15) Chrysene-D12(IS)	10.57	240	13529	2.50 ppb	-0.04
20) Perylene-D12(IS)	12.76	264	12332	2.50 ppb	-0.07
System Monitoring Compounds					
3) 2-Methylnaphthalene-D10 (2	4.62	152	37588	5.82 ppb	-0.03
Spiked Amount 5.000			Recovery	= 116.320%	
13) Fluoranthene-D10 (FRT)	8.90	212	46297	5.55 ppb	-0.04
Spiked Amount 5.000			Recovery	= 111.040%	

Target Compounds Qvalue

(#) = qualifier out of range (m) = manual integration

Quantitation Report

Data File : M:\KYLO\DATA\211019\1019K237.D
Acq On : 3 Nov 21 9:04
Sample : 211028A BLK 1/1000
Misc :

Vial: 87
Operator: LS
Inst : KYLO
Multiplr: 1.00

Quant Time: Nov 3 14:31 2021

Quant Results File: K1019.RES

Method : M:\KYLO\DATA\211019\K1019.M (RTE Integrator)
Title : EPA 8270
Last Update : Tue Nov 30 08:16:15 2021
Response via : Initial Calibration



Quantitation Report (Not Reviewed)

Data File : M:\KYLO\DATA\211019\1019K238.D Vial: 88
Acq On : 3 Nov 21 9:24 Operator: LS
Sample : 211028A LCS-1 1/1000 Inst : KYLO
Misc : Multiplr: 1.00

Quant Time: Nov 3 14:25 2021 Quant Results File: K1019.RES

Quant Method : M:\KYLO\DATA\211019\K1019.M (RTE Integrator)
Title : EPA 8270
Last Update : Wed Oct 27 10:57:36 2021
Response via : Initial Calibration
DataAcq Meth : SIM_2

Internal Standards	R.T.	QIon	Response	Conc Units	Dev(Min)
1) Napthalene-D8(IS)	3.89	136	11595	2.50 ppb	0.00
6) Acenaphthene-D10(IS)	5.82	164	5895	2.50 ppb	-0.03
10) Phenanthrene-D10(IS)	7.52	188	10641	2.50 ppb	-0.03
15) Chrysene-D12(IS)	10.57	240	13845	2.50 ppb	-0.04
20) Perylene-D12(IS)	12.75	264	12755	2.50 ppb	-0.08
System Monitoring Compounds					
3) 2-Methylnaphthalene-D10 (2	4.62	152	38633	6.52 ppb	-0.03
Spiked Amount 5.000			Recovery	= 130.500%	
13) Fluoranthene-D10 (FRT)	8.90	212	47823	5.77 ppb	-0.04
Spiked Amount 5.000			Recovery	= 115.300%	
Target Compounds					Qvalue
2) Naphthalene	3.91	128	37046	6.15 ppb	100
4) 2-Methylnaphthalene	4.66	142	22722	6.44 ppb	100
5) 1-Methylnaphthalene	4.77	142	22726	6.38 ppb	99
7) Acenaphthylene	5.66	152	75734	6.21 ppb	100
8) Acenaphthene	5.86	154	20316	6.28 ppb	98
9) Fluorene	6.45	166	24468	6.53 ppb	98
11) Phenanthrene	7.55	178	32620	5.57 ppb	100
12) Anthracene	7.61	178	29794	5.39 ppb	99
14) Fluoranthene	8.92	202	52639	5.79 ppb	98
16) Pyrene	9.17	202	53597	5.06 ppb	96
17) Benz (a) anthracene	10.56	228	41143	5.30 ppb	99
18) Chrysene	10.61	228	42170	4.89 ppb	98
19) Indeno (1,2,3-cd) pyrene	14.31	276	31794	5.10 ppb	91
21) Benzo (b) fluoranthene	12.07	252	39124	5.45 ppb	98
22) Benzo (k) fluoranthene	12.12	252	41414	5.04 ppb	99
23) Benzo (a) pyrene	12.65	252	35285	5.16 ppb	99
24) Dibenz (a,h) anthracene	14.36	278	34461	5.09 ppb	98
25) Benzo (g,h,i) perylene	14.63	276	37532	5.10 ppb	99

(#) = qualifier out of range (m) = manual integration

Quantitation Report

Data File : M:\KYLO\DATA\211019\1019K238.D
Acq On : 3 Nov 21 9:24
Sample : 211028A LCS-1 1/1000
Misc :

Vial: 88
Operator: LS
Inst : KYLO
Multiplr: 1.00

Quant Time: Nov 3 14:25 2021

Quant Results File: K1019.RES

Method : M:\KYLO\DATA\211019\K1019.M (RTE Integrator)
Title : EPA 8270
Last Update : Tue Nov 30 08:16:15 2021
Response via : Initial Calibration



Quantitation Report (Not Reviewed)

Data File : M:\KYLO\DATA\211019\1019K271.D
Vial: 121
Acq On : 3 Nov 21 20:24
Operator: LS
Sample : 211028A LCS-1 1/1000
Inst : KYLO
Misc :
Multiplr: 1.00

Quant Time: Nov 4 6:45 2021
Quant Results File: K1019.RES

Quant Method : M:\KYLO\DATA\211019\K1019.M (RTE Integrator)
Title : EPA 8270
Last Update : Wed Oct 27 10:57:36 2021
Response via : Initial Calibration
DataAcq Meth : SIM_2

Internal Standards	R.T.	QIon	Response	Conc Units	Dev(Min)
1) Napthalene-D8(IS)	3.89	136	18146	2.50 ppb	0.00
6) Acenaphthene-D10(IS)	5.82	164	9246	2.50 ppb	-0.03
10) Phenanthrene-D10(IS)	7.52	188	16439	2.50 ppb	-0.03
15) Chrysene-D12(IS)	10.57	240	20130	2.50 ppb	-0.04
20) Perylene-D12(IS)	12.76	264	18703	2.50 ppb	-0.07
System Monitoring Compounds					
3) 2-Methylnaphthalene-D10 (2	4.62	152	45852	4.95 ppb	-0.03
Spiked Amount 5.000			Recovery	= 98.960%	
13) Fluoranthene-D10 (FRT)	8.90	212	57612	4.50 ppb	-0.04
Spiked Amount 5.000			Recovery	= 89.920%	
Target Compounds					Qvalue
2) Naphthalene	3.91	128	44704	4.74 ppb	100
4) 2-Methylnaphthalene	4.66	142	27053	4.90 ppb	100
5) 1-Methylnaphthalene	4.77	142	27207	4.88 ppb	100
7) Acenaphthylene	5.66	152	90789	4.74 ppb	100
8) Acenaphthene	5.86	154	24800	4.89 ppb	98
9) Fluorene	6.45	166	29646	5.05 ppb	98
11) Phenanthrene	7.55	178	40232	4.45 ppb	100
12) Anthracene	7.61	178	36607	4.28 ppb	99
14) Fluoranthene	8.92	202	64018	4.56 ppb	98
16) Pyrene	9.17	202	65213	4.23 ppb	97
17) Benz (a) anthracene	10.56	228	49594	4.40 ppb	100
18) Chrysene	10.61	228	50957	4.06 ppb	98
19) Indeno (1,2,3-cd) pyrene	14.32	276	35807	3.99 ppb #	98
21) Benzo (b) fluoranthene	12.07	252	46449	4.41 ppb	99
22) Benzo (k) fluoranthene	12.12	252	49328	4.10 ppb	99
23) Benzo (a) pyrene	12.65	252	41620	4.15 ppb	100
24) Dibenz (a,h) anthracene	14.36	278	39874	4.02 ppb	100
25) Benzo (g,h,i) perylene	14.63	276	43182	4.00 ppb	99

(#) = qualifier out of range (m) = manual integration

Quantitation Report

Data File : M:\KYLO\DATA\211019\1019K271.D
Acq On : 3 Nov 21 20:24
Sample : 211028A LCS-1 1/1000
Misc :

Vial: 121
Operator: LS
Inst : KYLO
Multiplr: 1.00

Quant Time: Nov 4 6:45 2021

Quant Results File: K1019.RES

Method : M:\KYLO\DATA\211019\K1019.M (RTE Integrator)
Title : EPA 8270
Last Update : Tue Nov 30 08:16:15 2021
Response via : Initial Calibration



DFTPP

Data File : M:\KYLO\DATA\211019\1019K001.D
Acq On : 19 Oct 21 13:58
Sample : SV TUNE 7/2/21
Misc :

Vial: 1
Operator: LS
Inst : KYLO
Multiplr: 1.00

Method : M:\KYLO\DATA\211019\DFTPP2.M (Chemstation Integrator)
Title :

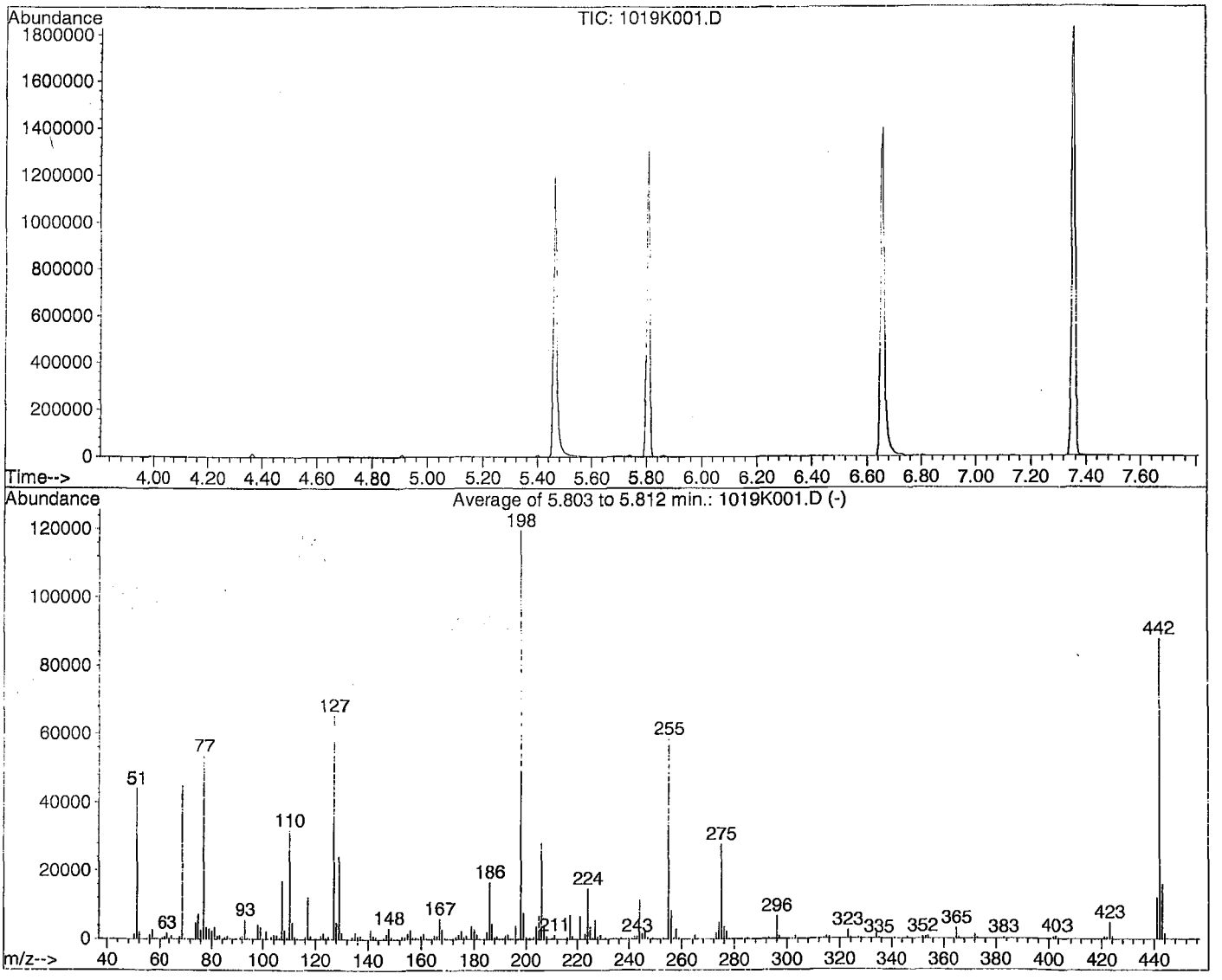

AutoFind: Scans 476, 477, 478; Background Corrected with Scan 470

Target Mass	Rel. to Mass	Lower Limit%	Upper Limit%	Rel. Abn%	Raw Abn	Result Pass/Fail
51	198	10	80	36.8	44033	PASS
68	69	0.00	2	1.7	772	PASS
70	69	0.00	2	0.4	170	PASS
127	198	10	80	54.6	65376	PASS
197	198	0.00	2	0.2	185	PASS
198	198	100	100	100.0	119640	PASS
199	198	5	9	6.5	7734	PASS
275	198	10	60	23.2	27808	PASS
365	198	1	100	2.5	3043	PASS
441	442	0.01	24	13.9	12169	PASS
442	198	50	500	73.4	87760	PASS
443	442	15	24	18.4	16149	PASS

1019K001.D DFTPP2.M Wed Oct 20 09:24:36 2021

Data File Name:	**1019K001.D**
Data File Path:	**M:\KYLO\DATA\211019**
Operator:	**LS**
Date Acquired:	**19 Oct 2021 13:58**
Method File:	**DFTPP2.M**
Sample Name:	**SV TUNE 7/2/21**
Vial Number:	**1**
Instrument Name:	**KYLO**

#	Name	Ret Time	Target Response
1)	DDT	7.36	16763500
2)	DDD	7.13	0
3)	DDE	6.80	0

Breakdown **0.00**

Quantitation Report

Data File : M:\KYLO\DATA\211019\1019K001.D
Acq On : 19 Oct 21 13:58
Sample : SV TUNE 7/2/21
Misc :
Quant Time: Oct 19 14:09 2021

Vial: 1
Operator: LS
Inst : KYLO
Multiplr: 1.00
Quant Results File: temp.res

Method : M:\KYLO\DATA\211019\DFTPP2.M (Chemstation Integrator)
Title :
Last Update : Tue Oct 19 14:09:23 2021
Response via : Single Level Calibration

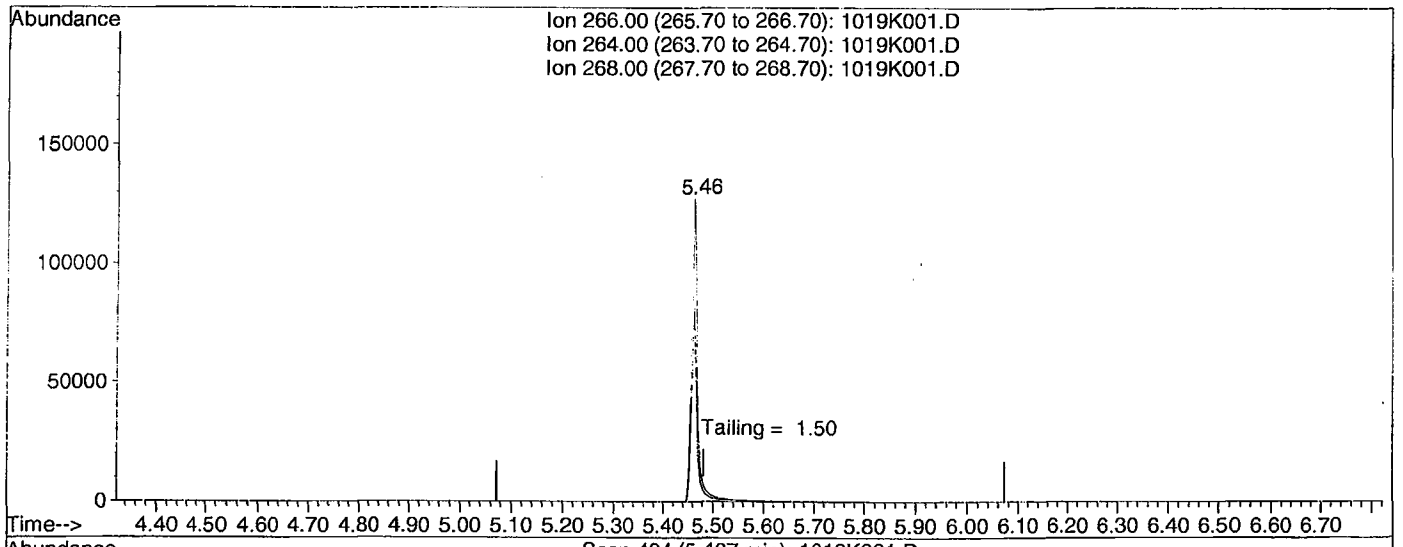

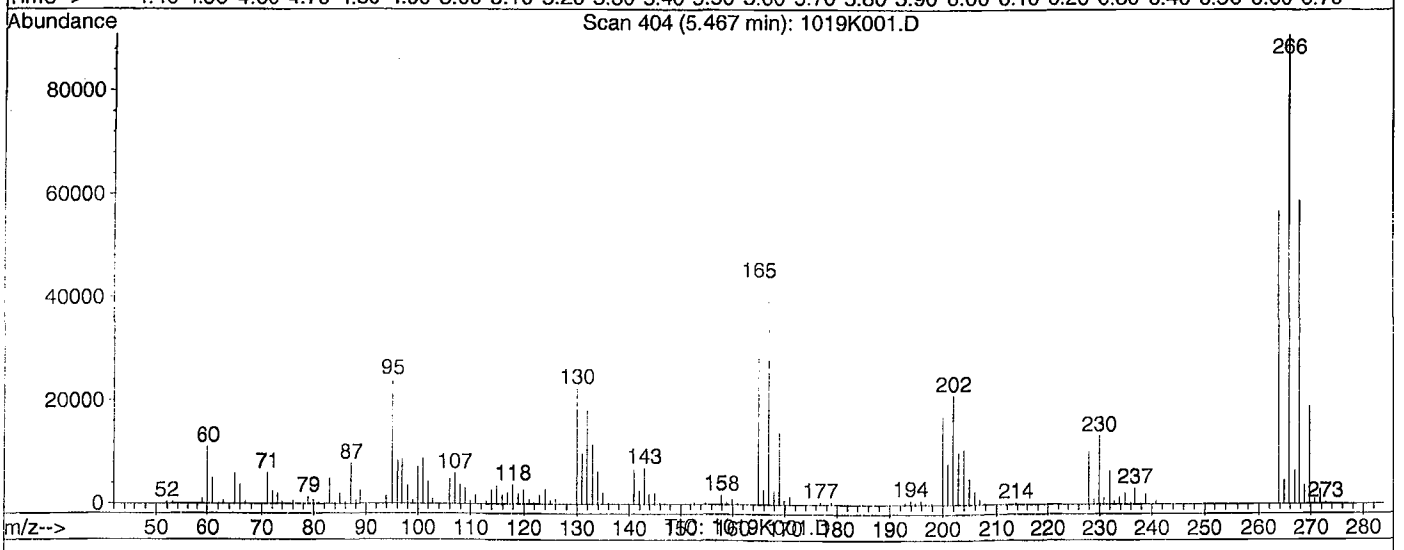

(5) Pentachlorophenol

5.47min 0.0000

response 1053940

Ion	Exp%	Act%
266.00	100	100
264.00	62.30	62.20
268.00	62.40	62.61
0.00	0.00	0.00

Quantitation Report

Data File : M:\KYLO\DATA\211019\1019K001.D
Acq On : 19 Oct 21 13:58
Sample : SV TUNE 7/2/21
Misc :
Quant Time: Oct 19 14:09 2021

Vial: 1
Operator: LS
Inst : KYLO
Multiplr: 1.00
Quant Results File: temp.res

Method : M:\KYLO\DATA\211019\DFTPP2.M (Chemstation Integrator)
Title :
Last Update : Tue Oct 19 14:09:23 2021
Response via : Single Level Calibration

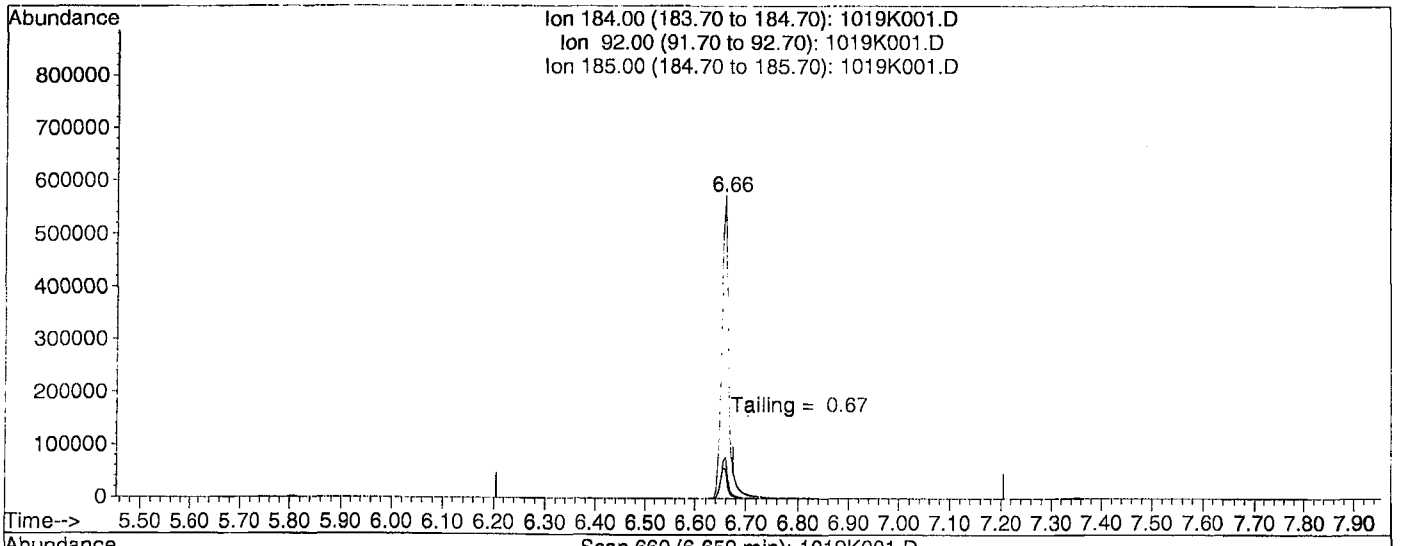

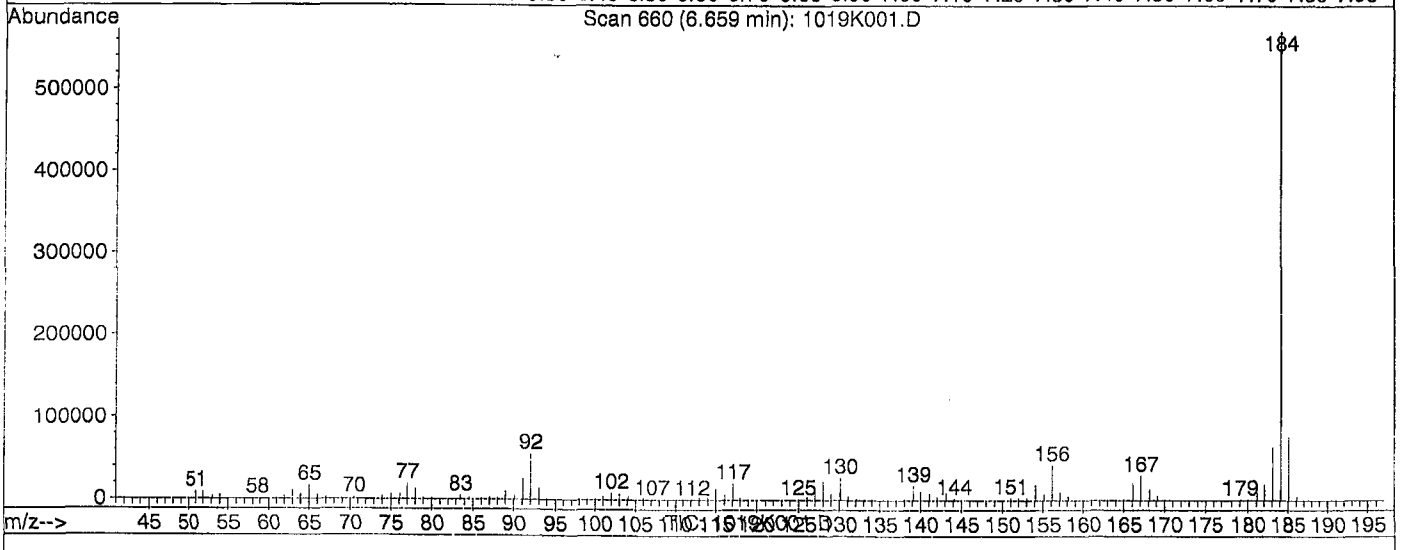

(6) Benzidine

6.66min 0.0000

response 5630975

Ion	Exp%	Act%
184.00	100	100
92.00	9.50	10.34
185.00	13.20	13.72
0.00	0.00	0.00

Data File : M:\KYLO\DATA\211019\1019K235.D Vial: 85
Acq On : 3 Nov 21 8:33 Operator: LS
Sample : SV TUNE 7/2/21 Inst : KYLO
Misc : Multiplr: 1.00

Method : M:\KYLO\DATA\211019\K1019.M (RTE Integrator)
Title : EPA 8270

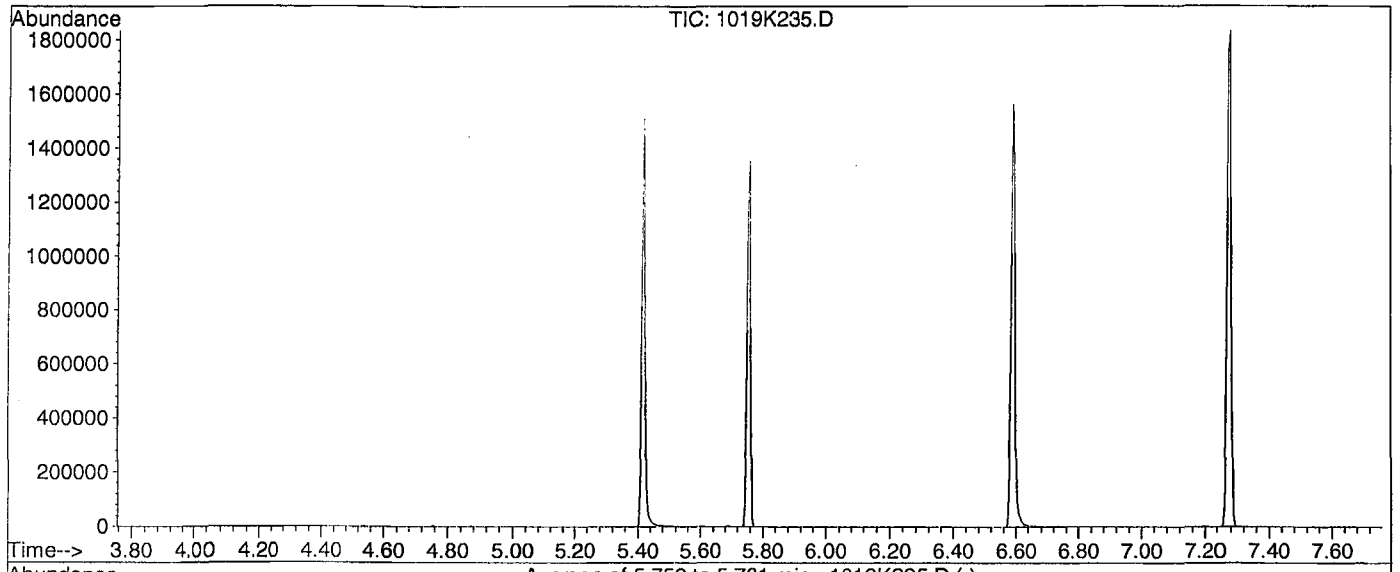

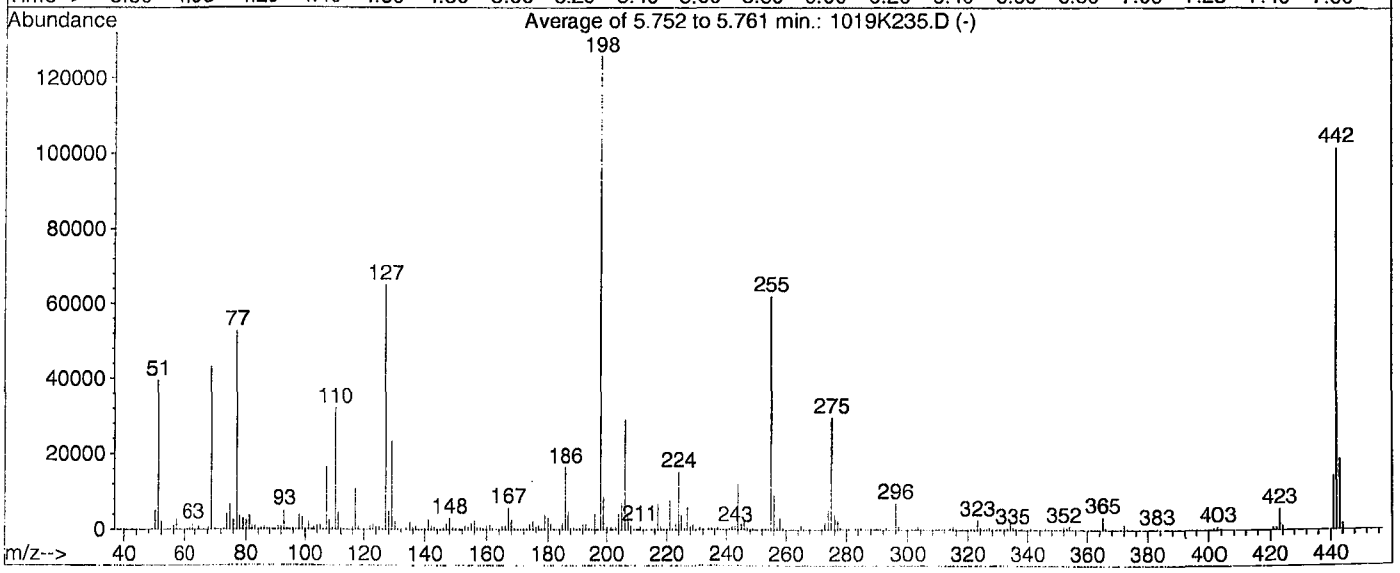

AutoFind: Scans 465, 466, 467; Background Corrected with Scan 459

Target Mass	Rel. to Mass	Lower Limit%	Upper Limit%	Rel. Abn%	Raw Abn	Result Pass/Fail
51	198	10	80	31.4	39534	PASS
68	69	0.00	2	1.5	654	PASS
70	69	0.00	2	0.5	229	PASS
127	198	10	80	51.7	65120	PASS
197	198	0.00	2	0.0	0	PASS
198	198	100	100	100.0	125931	PASS
199	198	5	9	6.8	8539	PASS
275	198	10	60	23.6	29699	PASS
365	198	1	100	2.7	3374	PASS
441	442	0.01	24	14.1	14314	PASS
442	198	50	500	80.8	101693	PASS
443	442	15	24	18.5	18817	PASS

Data File Name:	**1019K235.D**
Data File Path:	**M:\KYLO\DATA\211019**
Operator:	**LS**
Date Acquired:	**3 Nov 21 8:33**
Method File:	**DFTPP2.M**
Sample Name:	**SV TUNE 7/2/21**
Vial Number:	**85**
Instrument Name:	**KYLO**

#	Name	Ret Time	Target Response
1)	DDT	7.29	16266100
2)	DDD	7.07	0
3)	DDE	6.75	0

Breakdown **0.00**

Quantitation Report

Data File : M:\KYLO\DATA\211019\1019K235.D
Acq On : 3 Nov 21 8:33
Sample : SV TUNE 7/2/21
Misc :
Quant Time: Nov 3 8:42 2021

Vial: 85
Operator: LS
Inst : KYLO
Multiplr: 1.00
Quant Results File: temp.res

Method : M:\KYLO\DATA\211019\DFTPP2.M (Chemstation Integrator)
Title :
Last Update : Wed Oct 27 09:33:33 2021
Response via : Single Level Calibration

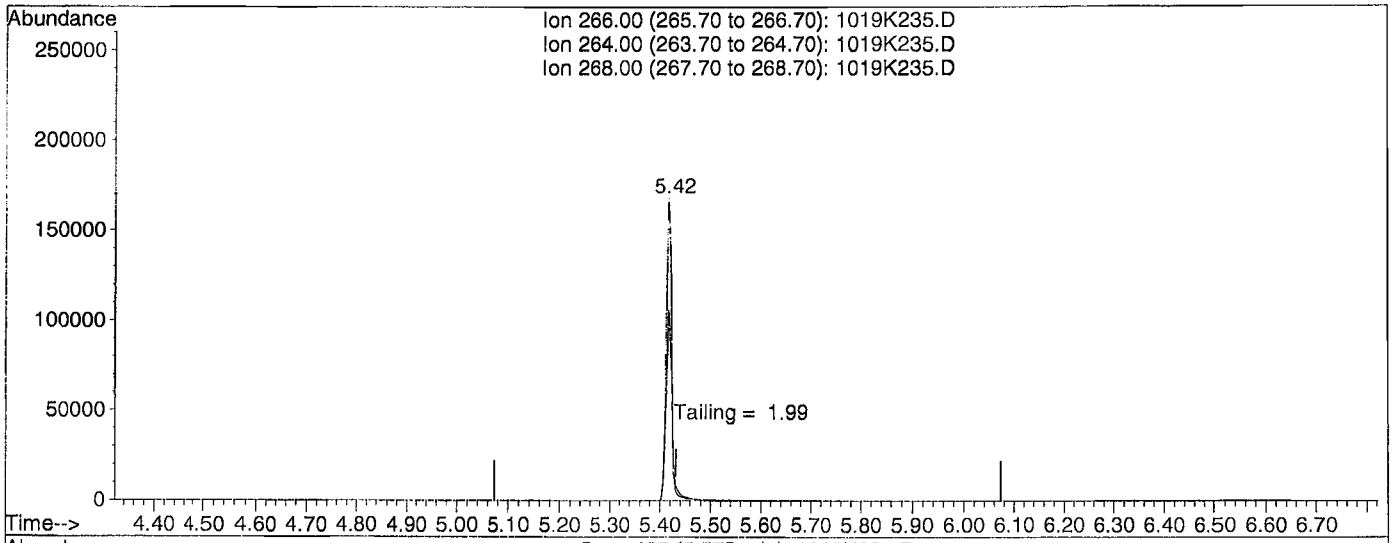

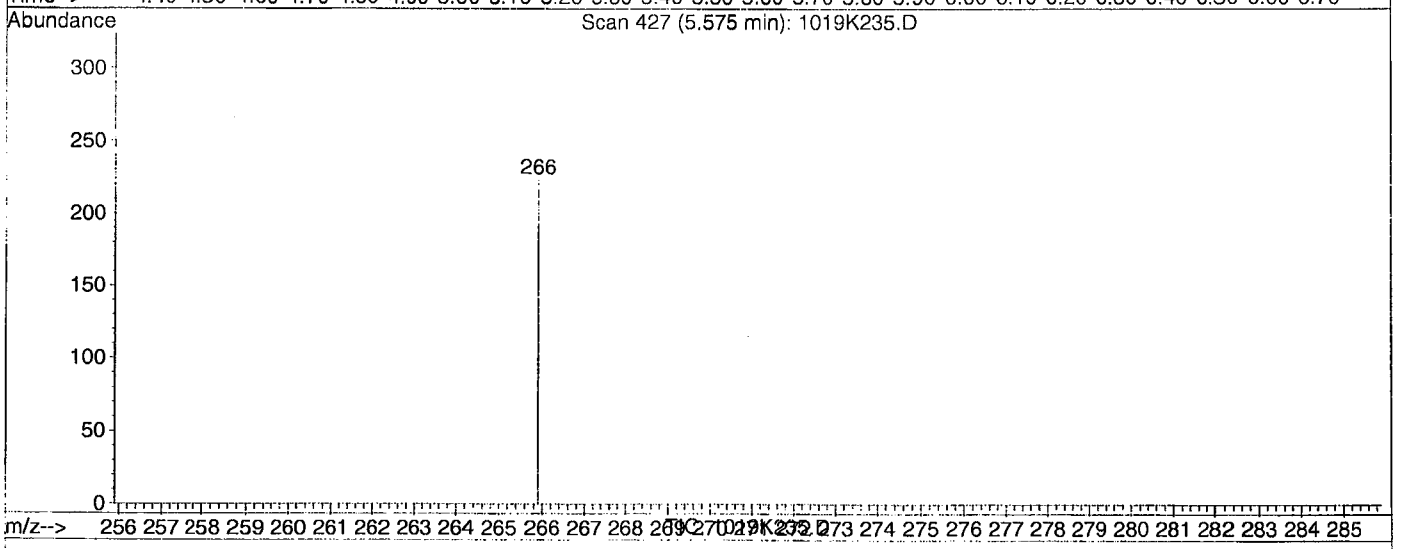

(5) Pentachlorophenol

5.57min 0.0000

response 0

Ion	Exp%	Act%
266.00	100	0.00
264.00	62.30	0.00#
268.00	62.40	0.00#
0.00	0.00	0.00

Quantitation Report

Data File : M:\KYLO\DATA\211019\1019K235.D
Acq On : 3 Nov 21 8:33
Sample : SV TUNE 7/2/21
Misc :
Quant Time: Nov 3 8:42 2021

Vial: 85
Operator: LS
Inst : KYLO
Multiplr: 1.00
Quant Results File: temp.res

Method : M:\KYLO\DATA\211019\DFTPP2.M (Chemstation Integrator)
Title :
Last Update : Wed Oct 27 09:33:33 2021
Response via : Single Level Calibration

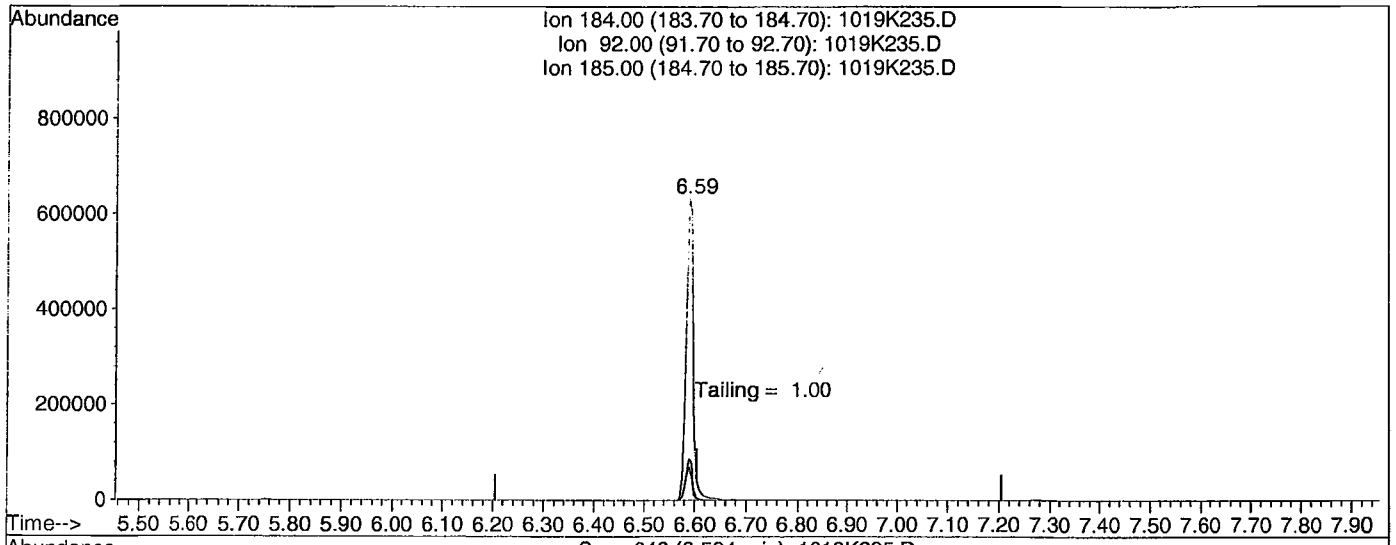

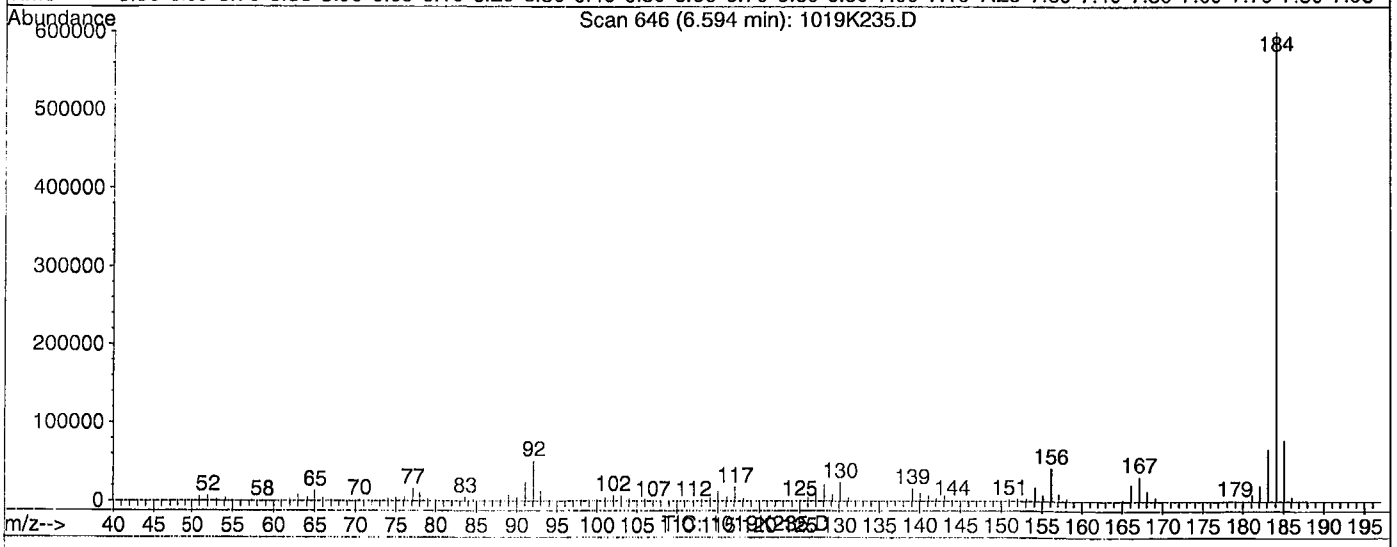

(6) Benzidine

6:59min 0.0000

response 5997992

Ion	Exp%	Act%
184.00	100	100
92.00	9.50	10.35
185.00	13.20	13.51
0.00	0.00	0.00

Name of Final Standard	**SIM Curve**	**Prep'd By (Initials)**	**LS**
Prep Date	**10/13/2021**		
Exp Date	**6/17/2022**		

Initial Standard Information						Final Standard Information			
Name of Initial Standard (from container Label)	Supplier	Supplier P/N# (or APPL Mix Name)	Conc. (range)	Lot # with QA # (or reference to APPL prep date)	Exp Date	Aliquot from Stock	Final Volume	Final Solvent + Lot# (or APPL Prep Date)	Final Standard Conc (range)
1.0 ug/mL SIM	APPL	1.0 ug/mL SIM	1.0 ug/mL	**9/9/2021**	6/17/2022	10 uL	100uL	**MC 61117 90uL**	0.1 ug/mL
SIM Internal Standard	APPL	SIM Internal Standard	125 ug/mL	**6/17/2021**	6/17/2022	2 uL	*	*	2.5ug/mL
1.0 ug/mL SIM	APPL	1.0 ug/mL SIM	1.0 ug/mL	**9/9/2021**	6/17/2022	20 uL	100uL	**MC 61117 80uL**	0.2 ug/mL
SIM Internal Standard	APPL	SIM Internal Standard	125 ug/mL	**6/17/2021**	6/17/2022	2 uL	*	*	2.5ug/mL
5.0 ug/mL SIM	APPL	5.0 ug/mL SIM	5.0 ug/mL	**9/9/2021**	6/17/2022	10 uL	100uL	**MC 61117 90uL**	0.5 ug/mL
SIM Internal Standard	APPL	SIM Internal Standard	125 ug/mL	**6/17/2021**	6/17/2022	2 uL	*	*	2.5ug/mL
5.0 ug/mL SIM	APPL	5.0 ug/mL SIM	5.0 ug/mL	**9/9/2021**	6/17/2022	20 uL	100uL	**MC 61117 80 uL**	1.0 ug/mL
SIM Internal Standard	APPL	SIM Internal Standard	125 ug/mL	**6/17/2021**	6/17/2022	2 uL	*	*	2.5ug/mL
SIM STOCK	APPL	SIM STOCK	200 ug/mL	**6/17/2021**	6/17/2022	5 uL	200uL	**MC 61117 190 uL**	5.0 ug/mL
SIM SURROGATE	APPL	SIM SURR	100 ug/mL	**6/17/2021**	6/17/2022	5 uL	*	*	2.5ug/mL
SIM Internal Standard	APPL	SIM Internal Standard	125 ug/mL	**6/17/2021**	6/17/2022	4 uL	*	*	2.5ug/mL
SIM STOCK	APPL	SIM STOCK	200 ug/mL	**6/17/2021**	6/17/2022	5 uL	100 uL	**MC 61117 90 uL**	10 ug/mL
SIM SURROGATE	APPL	SIM SURR	100 ug/mL	**6/17/2021**	6/17/2022	5 uL	*	*	5 ug/mL
SIM Internal Standard	APPL	SIM Internal Standard	125 ug/mL	**6/17/2021**	6/17/2022	2 uL	*	*	2.5ug/mL
SIM STOCK	APPL	SIM STOCK	200 ug/mL	**6/17/2021**	6/17/2022	25 uL	100uL	**MC 61117 50 uL**	50 ug/mL
SIM SURROGATE	APPL	SIM SURR	100 ug/mL	**6/17/2021**	6/17/2022	25 uL	*	*	25 ug/mL
SIM Internal Standard	APPL	SIM Internal Standard	125 ug/mL	**6/17/2021**	6/17/2022	2 uL	*	*	2.5ug/mL
SIM STOCK	APPL	SIM STOCK	200 ug/mL	**6/17/2021**	6/17/2022	50 uL	100uL	**na**	100 ug/mL
SIM SURROGATE	APPL	SIM SURR	100 ug/mL	**6/17/2021**	6/17/2022	50 uL	*	*	50 ug/mL
SIM Internal Standard	APPL	SIM Internal Standard	125 ug/mL	**6/17/2021**	6/17/2022	2 uL	*	*	2.5ug/mL

Name of Final Standard	**8270 PAH SIM Second Source**	**Prep'd By (Initials)**	**LS**
Prep Date	**10/13/2021**		
Exp Date	**6/17/2022**		

Initial Standard Information						Final Standard Information			
Name of Initial Standard (from container Label)	Supplier	Supplier P/N# (or APPL Mix Name)	Conc. (range)	Lot # with QA # (or reference to APPL prep date)	Exp Date	Aliquot from Stock	Final Volume	Final Solvent + Lot# (or APPL Prep Date)	Final Standard Conc (range)
PAH SIM SS Stock	Phenova	AL0-130490	200 ug/mL	**6/17/2021**	**6/17/2022**	5 uL	200uL	**MC 61117 195uL**	5 ug/mL
SIM Internal Standard	APPL	SIM Internal Standard	125 ug/mL	**6/17/2021**	**6/17/2022**	4 uL	*	*	2.5ug/mL

Name of Final Standard	PAH SIM Stock (Ampule)	Prep'd By (Initials)	LS
Prep Date	6/17/2021		
Exp Date	6/17/2022		

Initial Standard Information						Final Standard Information			
Name of Initial Standard (from contianer Label)	Supplier	Supplier P/N# (or APPL Mix Name)	Conc.(range)	Lot # with QA # (or reference to APPL prep date)	Exp Date	Aliquot from Stock	Final Volume	Final Solvent + Lot# (or APPL Prep Date)	Final Standard Conc (range)
Custom PAH SIM Mix	Phenova	ALO-130490	200 ug/mL	**CL13121-52443**	**12/31/2022**	1000 uL	1mL	**NA**	200 ug/mL

Name of Final Standard	**SIM Surrogate**	Prep'd By (Initials)	LS
Prep Date	6/17/2021		
Exp Date	6/17/2022		

Initial Standard Information						Final Standard Information			
Name of Initial Standard (from contianer Label)	Supplier	Supplier P/N# (or APPL Mix Name)	Conc.(range)	Lot # with QA # (or reference to APPL prep date)	Exp Date	Aliquot from Stock	Final Volume	Final Solvent + Lot# (or APPL Prep Date)	Final Standard Conc (range)
Sim Surrogate Deuterated	Restek	33913	2000 ug/mL	**A0161454-50793**	**5/31/2026**	1 mL	20 mL	**Acetone #0246130**	100 ug/mL

Name of Final Standard	8270 SIM PAH Internal Standard	Prep'd By (Initials)	LS
Prep Date	6/17/2021		
Exp Date	6/17/2022		

Initial Standard Information						Final Standard Information			
Name of Initial Standard (from contianer Label)	Supplier	Supplier P/N# (or APPL Mix Name)	Conc.(range)	Lot # with QA # (or reference to APPL prep date)	Exp Date	Aliquot from Stock	Final Volume	Final Solvent + Lot# (or APPL Prep Date)	Final Standard Conc (range)
SV Internal Standard	Restek	31206	2000 ug/mL	**A0162879-50593**	**6/30/2026**	625uL	10mL	**MC 60338**	125 ug/mL

Name of Final Standard	SIM SS Stock (Ampule second source)	Prep'd By	LS
Prep Date	6/17/2021		
Exp Date	6/17/2022		

Initial Standard Information						Final Standard Information			
Name of Initial Standard (from contianer Label)	Supplier	Supplier P/N# (or APPL Mix Name)	Conc.(range)	Lot # with QA # (or reference to APPL prep date)	Exp Date	Aliquot from Stock	Final Volume	Final Solvent + Lot# (or APPL Prep Date)	Final Standard Conc (range)
Custom PAH SIM Mix	Phenova	ALO-130490	200 ug/mL	**CL13117-51757**	**12/31/2022**	1000 uL	1mL	**NA**	200 ug/mL

Name of Final Standard	**PAH SIM Stock (Ampule)**	**Prep'd By (Initials)**	**LS**
Prep Date	**6/17/2021**		
Exp Date	**6/17/2022**		

Initial Standard Information						Final Standard Information			
Name of Initial Standard (from contianer Label)	Supplier	Supplier P/N# (or APPL Mix Name)	Conc.(range)	Lot # with QA # (or reference to APPL prep date)	Exp Date	Aliquot from Stock	Final Volume	Final Solvent + Lot# (or APPL Prep Date)	Final Standard Conc (range)
Custom PAH SIM Mix	Phenova	ALO-130490	200 ug/mL	**CL13121-52443**	**12/31/2022**	1000 uL	1mL	**NA**	200 ug/mL

Name of Final Standard	**SIM Surrogate**	**Prep'd By (Initials)**	**LS**
Prep Date	**6/17/2021**		
Exp Date	**6/17/2022**		

Initial Standard Information						Final Standard Information			
Name of Initial Standard (from contianer Label)	Supplier	Supplier P/N# (or APPL Mix Name)	Conc.(range)	Lot # with QA # (or reference to APPL prep date)	Exp Date	Aliquot from Stock	Final Volume	Final Solvent + Lot# (or APPL Prep Date)	Final Standard Conc (range)
Sim Surrogate Deuterated	Restek	33913	2000 ug/mL	**A0161454-50793**	**5/31/2026**	1 mL	20 mL	**Acetone #0246130**	100 ug/mL

Name of Final Standard	**8270 SIM PAH Internal Standard**	**Prep'd By (Initials)**	**LS**
Prep Date	**6/17/2021**		
Exp Date	**6/17/2022**		

Initial Standard Information						Final Standard Information			
Name of Initial Standard (from contianer Label)	Supplier	Supplier P/N# (or APPL Mix Name)	Conc.(range)	Lot # with QA # (or reference to APPL prep date)	Exp Date	Aliquot from Stock	Final Volume	Final Solvent + Lot# (or APPL Prep Date)	Final Standard Conc (range)
SV Internal Standard	Restek	31206	2000 ug/mL	**A0162879-50593**	**6/30/2026**	625uL	10mL	**MC 60338**	125 ug/mL

Name of Final Standard	**SIM SS Stock (Ampule second source)**	**Prep'd By**	**LS**
Prep Date	**6/17/2021**		
Exp Date	**6/17/2022**		

Initial Standard Information						Final Standard Information			
Name of Initial Standard (from contianer Label)	Supplier	Supplier P/N# (or APPL Mix Name)	Conc.(range)	Lot # with QA # (or reference to APPL prep date)	Exp Date	Aliquot from Stock	Final Volume	Final Solvent + Lot# (or APPL Prep Date)	Final Standard Conc (range)
Custom PAH SIM Mix	Phenova	ALO-130490	200 ug/mL	**CL13117-51757**	**12/31/2022**	1000 uL	1mL	**NA**	200 ug/mL

Name of Final Standard	**5 SIM CCV (2x)**	**Prep'd By (Initials)**	**LS**
Prep Date	**10/19/2021**		
Exp Date	**6/17/2022**		

Initial Standard Information						Final Standard Information			
Name of Initial Standard (from container Label)	Supplier	Supplier P/N# (or APPL Mix Name)	Conc.(range)	Lot # with QA # (or reference to APPL prep date)	Exp Date	Aliquot from Stock	Final Volume	Final Solvent + Lot# (or APPL Prep Date)	Final Standard Conc (range)
SIM STOCK	APPL	SIM STOCK	200 ug/mL	**6/17/2021**	**12/31/2022**	5 uL	200uL	**MC 61117 190 uL**	5.0 ug/mL
SIM SURROGATE	APPL	SIM SURR	100 ug/mL	**6/17/2021**	**5/31/2026**	5 uL	*	*	2.5ug/mL
SIM Internal Standard	APPL	SIM Internal Standard	125 ug/mL	**6/17/2021**	**6/30/2026**	4 uL	*	*	2.5ug/mL

Name of Final Standard	SIM Surrogate	Prep'd By (Initials)	LS/IC
Prep Date	9/21/2021		
Exp Date	9/21/2022		

Initial Standard Information						Final Standard Information			
Name of Initial Standard (from contianer Label)	Supplier	Supplier P/N# (or APPL Mix Name)	Conc.(range)	Lot # with QA # (or reference to APPL prep date)	Exp Date	Aliquot from Stock	Final Volume	Final Solvent + Lot# (or APPL Prep Date)	Final Standard Conc (range)
Sim Surrogate Deuterated	Restek	33913	2000 ug/mL	A0173323-52639	5/31/2027	1 mL	20 mL	Acetone #0246130	100 ug/mL

Name of Final Standard	SIM Surrogate	Prep'd By (Initials)	LS
Prep Date	8/24/2021		
Exp Date	8/24/2022		

Initial Standard Information						Final Standard Information			
Name of Initial Standard (from contianer Label)	Supplier	Supplier P/N# (or APPL Mix Name)	Conc.(range)	Lot # with QA # (or reference to APPL prep date)	Exp Date	Aliquot from Stock	Final Volume	Final Solvent + Lot# (or APPL Prep Date)	Final Standard Conc (range)
Sim Surrogate Deuterated	Restek	33913	2000 ug/mL	A0173323-52640	5/31/2027	1 mL	20 mL	**Acetone #0246130**	**100 ug/mL**

Name of Final Standard	SIM Spike	Prep'd By (Initials)	LS
Prep Date	8/5/2021		
Exp Date	5/28/2022		

Initial Standard Information						Final Standard Information			
Name of Initial Standard (from contianer Label)	Supplier	Supplier P/N# (or APPL Mix Name)	Conc.(range)	Lot # with QA # (or reference to APPL prep date)	Exp Date	Aliquot from Stock	Final Volume	Final Solvent + Lot# (or APPL Prep Date)	Final Standard Conc (range)
Custom PAH Sim Mix	Phenova	AL0-130490	200 ug/mL	CL13121-50766,50767,50771,52444,52445	5/28/2022	5 mL	25 mL	Acetone 0246130	40 ug/mL

Name of Final Standard	**5 SIM CCV (2x)**	**Prep'd By (Initials)**	**LS**
Prep Date	**10/19/2021**		
Exp Date	**6/17/2022**		

Initial Standard Information						Final Standard Information			
Name of Initial Standard (from container Label)	Supplier	Supplier P/N# (or APPL Mix Name)	Conc.(range)	Lot # with QA # (or reference to APPL prep date)	Exp Date	Aliquot from Stock	Final Volume	Final Solvent + Lot# (or APPL Prep Date)	Final Standard Conc (range)
SIM STOCK	APPL	SIM STOCK	200 ug/mL	**6/17/2021**	**12/31/2022**	5 uL	200uL	**MC 61117 190 uL**	5.0 ug/mL
SIM SURROGATE	APPL	SIM SURR	100 ug/mL	**6/17/2021**	**5/31/2026**	5 uL	*	*	2.5ug/mL
SIM Internal Standard	APPL	SIM Internal Standard	125 ug/mL	**6/17/2021**	**6/30/2026**	4 uL	*	*	2.5ug/mL

Name of Final Standard	SIM Surrogate
Prep Date	8/24/2021
Exp Date	8/24/2022

Prep'd By (Initials) LS

Initial Standard Information						Final Standard Information			
Name of Initial Standard (from contianer Label)	Supplier	Supplier P/N# (or APPL Mix Name)	Conc.(range)	Lot # with QA # (or reference to APPL prep date)	Exp Date	Aliquot from Stock	Final Volume	Final Solvent + Lot# (or APPL Prep Date)	Final Standard Conc (range)
Sim Surrogate Deuterated	Restek	33913	2000 ug/mL	A0173323-52640	5/31/2027	1 mL	20 mL	Acetone #0246130	100 ug/mL

Name of Final Standard	SIM Surrogate
Prep Date	9/21/2021
Exp Date	9/21/2022

Prep'd By (Initials) LS/IC

Initial Standard Information						Final Standard Information			
Name of Initial Standard (from contianer Label)	Supplier	Supplier P/N# (or APPL Mix Name)	Conc.(range)	Lot # with QA # (or reference to APPL prep date)	Exp Date	Aliquot from Stock	Final Volume	Final Solvent + Lot# (or APPL Prep Date)	Final Standard Conc (range)
Sim Surrogate Deuterated	Restek	33913	2000 ug/mL	A0173323-52639	5/31/2027	1 mL	20 mL	Acetone #0246130	100 ug/mL

Organic Extraction Worksheet

Method	Continuous Liquid/Liquid SVOC 3520C	Extraction Set	211028A	Extraction Method	LIQ003	Units	mL

Spiked ID 1	SIM Spike 10-21-21 10-21-22		Surrogate ID 1	SIM Surrogate 10-21-21 10-21-22
Spiked ID 2			Surrogate ID 2	
Spiked ID 3			Surrogate ID 3	
Spiked ID 4			Surrogate ID 4	
Spiked ID 5			Surrogate ID 5	
Spiked ID 6			Sufficient Vol for Matrix QC:	YES
Spiked ID 7			Ext. Start Time:	10/29/21 15:29
Spiked ID 8			Ext. End Time:	10/30/21 9:32
			GC Requires Extract By:	

pH1	14	10/28/21 11:43	Water Bath Temp 1 °C	75/74.5 E-WB5 °
pH2	14	11/29/21 11:30	Water Bath Temp 2 °C	
pH3			Water Bath Temp 3 °C	

Spiked By: SR **Date** 10/28/2021 **Witnessed By:** CG **Date** 10/28/2021

	Sample	Sample Container	Spike Amount	Spike ID	Surrogate Amount	Surrogate ID	Extract Amount	Final Volume	pH	Extract Date/Time	Comments
1	211028A Blk				0.050	1	1000	1	14	10/28/21 11:27	
						equip	E-HP10 E-WB5				
2	211028A LCS-1		0.125	1	0.050	1	1000	1	14	10/28/21 11:27	
						equip	E-HP11 E-WB5				
3	211028A LCSD-1		0.125	1	0.050	1	1000	1	14	10/28/21 11:27	
						equip	E-HP12 E-WB5				
4	BA44376	BA44376W07			0.050	1	1000	1	14	10/29/21 11:25	97985
						equip	E-HP14 E-WB5				
5	BA44379	BA44379W07			0.050	1	1000	1	14	10/28/21 11:27	97984
						equip	E-HP13 E-WB5				
6	BA44380	BA44380W05			0.050	1	950	1	14	10/28/21 11:27	97984
						equip	E-HP14 E-WB5				
7	BA44409	BA44409W08			0.050	1	1000	1	14	10/28/21 11:27	97990
						equip	E-HP15 E-WB5				
8	BA44410 MS-1	BA44410W13	0.125	1	0.050	1	950	1	14	10/28/21 11:27	97996
						equip	E-HP16 E-WB5				
9	BA44410 MSD-1	BA44410W14	0.125	1	0.050	1	950	1	14	10/28/21 11:27	97996
						equip	E-HP17 E-WB5				
10	BA44410	BA44410W12			0.050	1	950	1	14	10/28/21 11:27	97996
						equip	E-HP19 E-WB5				
11	BA44411	BA44411W03			0.050	1	1000	1	14	10/28/21 11:27	97996
						equip	E-HP20 E-WB5				
12	BA44459	BA44459W07			0.050	1	950	1	14	10/29/21 11:25	98005
						equip	E-HP15 E-WB5				
13	BA44461	BA44461W07			0.050	1	950	1	14	10/29/21 11:25	98005
						equip	E-HP16 E-WB5				
14	BA44463	BA44463W07			0.050	1	950	1	14	10/29/21 11:25	98005
						equip	E-HP17 E-WB5				
15	BA44465	BA44465W07			0.050	1	950	1	14	10/29/21 11:25	98005
						equip	E-HP19 E-WB5				
16	BA44470	BA44470W09			0.050	1	950	1	14	10/29/21 11:25	98010
						equip	E-HP20 E-WB5				

Solvent and Lot#	
PH Strips	HC155968
Dichloromethane (DCM)	61117
10N NaOH (10mLs)	10/18/21-10/18/
Filter Paper	400196
Na2SO4	2021071206

Extraction COC Transfer	
Extraction lab employee Initials	KY
GC analyst's initials	CW
Date	
Time	
Refrigerator	GC_C

	Technician's Initials
Scanned By	SR
Sample Preparation	SR
Extraction	SR
Concentration	SR

Modified	11/3/2021 8:05:47 AM

Reviewed By: KY **Date** 11/3/2021

Organic Extraction Worksheet

Method	Continuous Liquid/Liquid SVOC 3520C	Extraction Set	211028A	Extraction Method	LIQ003	Units	mL

Spiked ID 1	SIM Spike 10-21-21 10-21-22		Surrogate ID 1	SIM Surrogate 10-21-21 10-21-22	
Spiked ID 2			Surrogate ID 2		
Spiked ID 3			Surrogate ID 3		
Spiked ID 4			Surrogate ID 4		
Spiked ID 5			Surrogate ID 5		
Spiked ID 6			Sufficient Vol for Matrix QC:	YES	
Spiked ID 7			Ext. Start Time:	10/29/21 15:29	
Spiked ID 8			Ext. End Time:	10/30/21 9:32	
			GC Requires Extract By:		

pH1	14	10/28/21 11:43	Water Bath Temp 1 °C	75/74.5 E-WB5 °
pH2	14	11/29/21 11:30	Water Bath Temp 2 °C	
pH3			Water Bath Temp 3 °C	

Spiked By: SR **Date** 10/28/2021 **Witnessed By:** CG **Date** 10/28/2021

	Sample	Sample Container	Spike Amount	Spike ID	Surrogate Amount	Surrogate ID	Extract Amount	Final Volume	pH	Extract Date/Time	Comments
17	BA44471	BA44471W08			0.050	1	950	1	14	10/29/21 11:25	98010
						equip	E-HP21 E-WB5				
18	BA44472	BA44472W08			0.050	1	950	1	14	10/29/21 11:25	98010
						equip	E-HP22 E-WB5				

Solvent and Lot#	
PH Strips	HC155968
Dichloromethane (DCM)	61117
10N NaOH (10mLs)	10/18/21-10/18/
Filter Paper	400196
Na2SO4	2021071206

Extraction COC Transfer	
Extraction lab employee Initials	KY
GC analyst's initials	CW
Date	
Time	
Refrigerator	GC_C

	Technician's Initials
Scanned By	SR
Sample Preparation	SR
Extraction	SR
Concentration	SR

Modified	11/3/2021 8:05:47 AM

Reviewed By: KY **Date** 11/3/2021

Injection Log

Directory: M:\KYLO\DATA\211019\

Vial	FileName	Multiplier	SampleName	Misc Info	Injected
1	1019K001.D	1	SV TUNE 7/2/21		19 Oct 21 13:58
2	1019K002.D	1	0.1 ug/ml 10/10/21		19 Oct 21 14:09
3	1019K003.D	1	0.2 ug/ml 10/10/21		19 Oct 21 14:29
4	1019K004.D	1	0.5 ug/ml 10/10/21		19 Oct 21 14:49
5	1019K005.D	1	1 ug/ml 10/10/21		19 Oct 21 15:09
6	1019K006.D	1	5 ug/ml 10/10/21		19 Oct 21 15:29
7	1019K007.D	1	10 ug/ml 10/10/21		19 Oct 21 15:49
8	1019K008.D	1	50 ug/ml 10/10/21		19 Oct 21 16:09
9	1019K009.D	1	100 ug/ml 10/10/21		19 Oct 21 16:29
10	1019K010.D	1	SS ug/ml 10/10/21		19 Oct 21 16:49
85	1019K235.D	1	SV TUNE 7/2/21		3 Nov 21 8:33
86	1019K236.D	1	5 ug/ml 10/19/21 (1)		3 Nov 21 8:45
87	1019K237.D	1	211028A BLK 1/1000		3 Nov 21 9:04
89	1019K239.D	1	211028A LCSD-1 1/1000		3 Nov 21 9:44
98	1019K248.D	1.05263	BA44459W07 1/950		3 Nov 21 12:44
99	1019K249.D	1.05263	BA44461W07 1/950		3 Nov 21 13:04
100	1019K250.D	1.05263	BA44463W07 1/950		3 Nov 21 13:24
101	1019K251.D	1.05263	BA44465W07 1/950		3 Nov 21 13:44
121	1019K271.D	1	211028A LCS-1 1/1000		3 Nov 21 20:24
125	1019K275.D	1	5 ug/ml 10/10/21 (2)		3 Nov 21 21:44

ORGANICS
Calibration Data

VOLATILE ORGANIC ANALYSIS BY
EPA METHOD 8260B

Form 6
Initial Calibration

Lab Name: APPL, Inc. SDG No:
Case No: Initial Cal. Date: 10/15/2021
Matrix: Water Instrument: Max Initials:

		Compound	1015M12.D 1	1015M13.D 2	1015M14.D 3	1015M15.D 4	1015M16.D 5	1015M17.D 6	1015M18.D 7	1015M19.D 8	1015M20.D 9		Avg	%RSD	Type	r^2	Q	MRF
1	I	Fluorobenzene (IS)																
2	TM	Chlorotrifluoroethene													TM			
3	TM	Dichlorodifluoromethane		0.1508	0.1611	0.1414	0.1748	0.1296	0.1371	0.1510	0.1516		0.15	9.4	TM			
4	TM	Freon 114	0.0629	0.0771	0.0867	0.0903	0.0897	0.0706	0.0918	0.0908	0.0949		0.08	13	TM			
5	TM**	Chloromethane		0.0816	0.1036	0.0852	0.0940	0.0885	0.0795	0.0895	0.0924		0.09	8.6	TM**			
6	TM*	Vinyl chloride	0.1225	0.1206	0.0979	0.1015	0.1123	0.1098	0.1056	0.1118	0.1091		0.11	7.3	TM*			
7	TM	2-Chloro-1,1,1-trifluoroethane													TM			
8	TM	Bromomethane	0.1252	0.0995	0.0992	0.0848	0.0948	0.0853	0.0794	0.0814	0.0879		0.09	15	TM			
9	TML	Chloroethane	0.0933	0.0961	0.1579	0.0552	0.0706	0.0745	0.0641	0.0666	0.0815		0.08	36	TM	0.994		
10	TM	Dichlorofluoromethane	0.2569	0.3121	0.2592	0.2176	0.2203	0.2414	0.2187	0.2235	0.2246		0.24	13	TM			
11	TM	Trichlorofluoromethane	0.2324	0.3029	0.2888	0.3134	0.2973	0.2882	0.2855	0.2975	0.2941		0.29	7.9	TM			
12	TM	2,2-Dichloro-1,1,1-trifluoroethane													TM			
13	TMQ	Acrolein	0.0166	0.0144	0.0135	0.0153	0.0136	0.0142	0.0135	0.0145	0.0144		0.01	7.0	TM	0.997		
14	TM	Acetone	0.0398	0.0304	0.0345	0.0331	0.0310	0.0319	0.0307	0.0309	0.0310		0.03	9.3	TM			
15	TM	Freon-113	0.1116	0.1300	0.1296	0.1218	0.1150	0.1068	0.1175	0.1124	0.1135		0.12	6.9	TM			
16	TM	Acetonitrile	0.0101	0.0070	0.0074	0.0070	0.0076	0.0073	0.0076	0.0080	0.0077		0.01	12	TM			
17	TML	2-propanol													TM			
18	TM	1,2-Dichlorotrifluoroethane	0.2569	0.3121	0.2592	0.2176	0.2203	0.2414	0.2187	0.2235	0.2247		0.24	13	TM			
19	TM*	1,1-DCE	0.1787	0.1830	0.1897	0.1807	0.1708	0.1678	0.1697	0.1653	0.1699		0.18	4.7	TM*			
20	TMQ	t-Butanol	0.0115	0.0086	0.0097	0.0102	0.0110	0.0102	0.0098				0.01	9.2	TM	0.995		
21	TMQ	Methyl Acetate		0.0500	0.0481	0.0566	0.0491	0.0547	0.0536	0.0554	0.0547		0.05	6.1	TM	1.000		
22	TML	Iodomethane	0.1065	0.1250	0.0882	0.0717	0.0979	0.1158	0.1130	0.1296	0.1388		0.11	19	TM	0.998		
23	TML	Acrylonitrile	0.0088	0.0055	0.0298	0.0239	0.0337	0.0321	0.0316	0.0309	0.0304		0.03	42	TM	1.000		
24	TM	2-Methylpentane													TM			
25	TM	Methylene chloride	0.1502	0.1032	0.1123	0.1093	0.1063	0.1155	0.1083	0.1086	0.1035		0.11	13	TM			
26	TM	Carbon disulfide	0.1567	0.1530	0.1390	0.1605	0.1324	0.1389	0.1392	0.1362	0.1258		0.14	8.2	TM			
27	TM	Methyl t-butyl ether (MtBE)	0.4054	0.3871	0.3993	0.3508	0.3716	0.3784	0.3615	0.3797	0.3589		0.38	4.9	TM			
28	TM	Trans-1,2-DCE		0.1591	0.1103	0.1150	0.1200	0.1175	0.1222	0.1143	0.1180		0.12	13	TM			
29	TML	3-Methylpentane	0.0803	0.0784	0.0715	0.0806	0.0660	0.0664	0.0682	0.0593	0.0607		0.07	12	TM	0.999		
30	TM	Hexane													TM			
31	TM	Diisopropyl Ether	0.1713	0.2278	0.2501	0.2487	0.2546	0.2465	0.2359	0.2412	0.2396		0.24	11	TM			
32	TM**	1,1-DCA	0.1334	0.1964	0.2073	0.1858	0.1835	0.1860	0.1867	0.1843	0.1844		0.18	11	TM**			
33	TM	Vinyl Acetate													TM			
34	TM	Ethyl tert Butyl Ether	0.2869	0.3155	0.2850	0.3007	0.3100	0.3054	0.3017	0.3165	0.2971		0.30	3.7	TM			
35	TML	Methylcyclopentane	0.0042	0.0425	0.0170	0.0155	0.0146	0.0129	0.0124	0.0132	0.0113		0.02	66	TM	0.996		

VOLATILE ORGANIC ANALYSIS BY
EPA METHOD 8260B

Form 6
Initial Calibration

Lab Name: APPL, Inc.
Case No:
Matrix: Water

SDG No:
Initial Cal. Date: 10/15/2021
Instrument: Max

Initials:

		Compound	1	2	3	4	5	6	7	8	9		Avg	%RSD	Type		Q	MRF
36	TM	MEK (2-Butanone)	0.0332	0.0326	0.0363	0.0351	0.0325	0.0357	0.0324	0.0342	0.0346		0.03	4.3	TM			
37	TM	Cis-1,2-DCE	0.1508	0.1567	0.1446	0.1113	0.1316	0.1360	0.1266	0.1312	0.1278		0.14	10	TM			
38	TM	2,2-Dichloropropane	0.2829	0.2366	0.2197	0.2193	0.2309	0.2454	0.2308	0.2242	0.2240		0.23	8.5	TM			
39	TM*	Chloroform	0.1554	0.2020	0.2501	0.2382	0.2569	0.2726	0.2578	0.2540	0.2523		0.24	15	TM*			
40	TML	Bromochloromethane	0.1040	0.0920	0.0931	0.1176	0.1094	0.1056	0.1049	0.1084	0.1009		0.10	7.7	TM	0.999		
41	S	Dibromofluoromethane(S)	0.3580	0.3340	0.3038	0.2941	0.3047	0.3136	0.2987	0.3015	0.2862		0.31	7.2	S			
42	TM	1,1,1-TCA	0.2636	0.2422	0.2707	0.2885	0.2921	0.2898	0.2963	0.2887	0.2800		0.28	6.3	TM			
43	TM	Cyclohexane	0.0786	0.0832	0.0908	0.0807	0.0825	0.0701	0.0773	0.0765	0.0788		0.08	7.0	TM			
44	TM	1,1-Dichloropropene	0.1321	0.1579	0.1511	0.1468	0.1674	0.1534	0.1551	0.1496	0.1495		0.15	6.2	TM			
45	TM	2,2,4-Trimethylpentane	0.2393	0.1672	0.2119	0.2264	0.1839	0.1678	0.1830	0.1923	0.1956		0.20	13	TM			
46	S	1,2-DCA-D4(S)	0.2537	0.2270	0.2111	0.2053	0.2170	0.2102	0.2102	0.2107	0.2039		0.22	7.2	S			
47	TM	Carbon Tetrachloride	0.2703	0.2346	0.2668	0.2614	0.2739	0.2671	0.2581	0.2643	0.2660		0.26	4.4	TM			
48	TM	Tert Amyl Methyl Ether	0.2852	0.3313	0.2672	0.2865	0.3043	0.3119	0.2953	0.3074	0.2915		0.30	6.2	TM			
49	TM	1,2-DCA	0.2196	0.2210	0.2380	0.2461	0.2367	0.2417	0.2309	0.2437	0.2374		0.24	4.0	TM			
50	TM	Benzene	0.4803	0.4517	0.4397	0.4236	0.4345	0.4448	0.4245	0.4267	0.4199		0.44	4.3	TM			
51	TM	TCE	0.1271	0.1743	0.1565	0.1358	0.1245	0.1448	0.1323	0.1347	0.1332		0.14	11	TM			
52	TM	2-Pentanone	0.0582	0.0562	0.0561	0.0572	0.0561	0.0576	0.0555	0.0577	0.0580		0.06	1.8	TM			
53	TM*L	1,2-Dichloropropane	0.0482	0.0546	0.0514	0.0360	0.0419	0.0501	0.0484	0.0514	0.0467		0.05	12	TM*	0.998		
54	TM	Bromodichloromethane	0.1483	0.2146	0.1662	0.2030	0.2205	0.2025	0.2006	0.2104	0.2051		0.20	12	TM			
55	TML	Methyl Cyclohexane	0.1984	0.1391	0.1440	0.1602	0.1519	0.1358	0.1512	0.1540	0.1531		0.15	12	TM	1.000		
56	TM	Dibromomethane	0.0944	0.0820	0.1045	0.0868	0.0845	0.0850	0.0766	0.0795	0.0773		0.09	10	TM			
57	TM	MIBK (methyl isobutyl ketone)	0.0770	0.0658	0.0724	0.0771	0.0701	0.0753	0.0704	0.0737	0.0738		0.07	5.0	TM			
58	TML	1-Bromo-2-chloroethane	0.0302	0.0087	0.0167	0.0232	0.0320	0.0269	0.0274	0.0281	0.0275		0.02	30	TM	1.000		
59	TM	2-Chloroethyl vinyl ether													TM			
60	TM	Cis-1,3-Dichloropropene	0.1208	0.1719	0.1709	0.1894	0.1907	0.1839	0.1841	0.1860	0.1894		0.18	13	TM			
61	TM*	Toluene	0.5522	0.4801	0.4779	0.4772	0.5146	0.5462	0.5004	0.5063	0.5080		0.51	5.5	TM*			
62	TM	Trans-1,3-Dichloropropene	0.1393	0.1391	0.1685	0.1795	0.1887	0.1861	0.1833	0.1944	0.1948		0.17	12	TM			
63	TM	1,1,2-TCA	0.0935	0.0961	0.0637	0.0759	0.0732	0.0810	0.0731	0.0753	0.0756		0.08	13	TM			
64	TM	2-Hexanone	0.0466	0.0396	0.0499	0.0508	0.0466	0.0527	0.0507	0.0528	0.0538		0.05	9.0	TM			
65	I	Chlorobenzene-D5 (IS)																
66	S	Toluene-D8(S)	1.339	1.273	1.107	1.107	1.129	1.132	1.110	1.106	1.038		1.1	8.2	S			
67	TM	1,2-EDB	0.1119	0.1589	0.1216	0.1371	0.1335	0.1292	0.1341	0.1299	0.1309		0.13	9.6	TM			
68	TML	Tetrachloroethene	0.6091	0.3484	0.2276	0.1756	0.1358	0.1173	0.1351	0.1232	0.1143		0.22	74	TM	0.999		
69	TM	1-Chlorohexane	0.1152	0.0891	0.1082	0.0965	0.1019	0.0897	0.0993	0.0952	0.0980		0.10	8.4	TM			
70	TM	1,1,1,2-Tetrachloroethane	0.1391	0.1828	0.1648	0.1859	0.2121	0.2018	0.1949	0.1960	0.1965		0.19	12	TM			

VOLATILE ORGANIC ANALYSIS BY
EPA METHOD 8260B

Form 6
Initial Calibration

Lab Name: APPL, Inc. SDG No:
Case No: Initial Cal. Date: 10/15/2021
Matrix: Water Instrument: Max Initials:

		Compound	1	2	3	4	5	6	7	8	9		Avg	%RSD	Type		Q	MRF
71	TM	m&p-Xylene	0.2844	0.2517	0.2669	0.2707	0.2937	0.2972	0.2994	0.2919	0.2876		0.28	5.7	TM			
72	TM	o-Xylene	0.3290	0.3153	0.3138	0.2563	0.2863	0.2930	0.2871	0.2939	0.2927		0.30	7.1	TM			
73	TM	Styrene	0.4104	0.4286	0.3830	0.4298	0.4621	0.4757	0.4696	0.4735	0.4835		0.45	7.8	TM			
74	S	4-Bromofluorobenzene(S)	0.5305	0.4709	0.4295	0.4339	0.4550	0.4619	0.4657	0.4698	0.4596		0.46	6.2	S			
75	TM	1,3-Dichloropropane	0.2500	0.1841	0.1902	0.1782	0.1994	0.1925	0.1833	0.1867	0.1812		0.19	11	TM			
76	TM	Dibromochloromethane	0.2041	0.1894	0.1919	0.1859	0.1928	0.1923	0.1967	0.1988	0.1947		0.19	2.8	TM			
77	TM**	Chlorobenzene	0.4530	0.4058	0.3834	0.4602	0.4488	0.4441	0.4397	0.4331	0.4323		0.43	5.6	TM**			
78	TM*	Ethylbenzene	0.8163	0.6181	0.6491	0.6508	0.7106	0.6823	0.6773	0.6899	0.6792		0.69	8.1	TM*			
79	TM**	Bromoform	0.1795	0.1248	0.1586	0.1638	0.1562	0.1606	0.1638	0.1699	0.1727		0.16	9.6	TM**			
80	I	1,4-Dichlorobenzene-D (IS)																
81	TM	Isopropylbenzene	1.406	1.232	1.129	1.052	1.159	1.126	1.148	1.104	1.137		1.2	8.7	TM			
82	TM**	1,1,2,2-Tetrachloroethane		0.2460	0.2121	0.2073	0.1907	0.1939	0.1838	0.1825	0.1841		0.20	11	TM**			
83	TM	1,2,3-Trichloropropane		0.1099	0.0947	0.1052	0.1046	0.0956	0.0992	0.0943	0.0968		0.10	5.8	TM			
84	TML	t-1,4-Dichloro-2-Butene	0.1357	0.0279	0.0748	0.0564	0.0450	0.0484	0.0489	0.0515	0.0523		0.06	51	TM	1.000		
85	TM	Bromobenzene	0.4062	0.4088	0.3460	0.4046	0.3788	0.3610	0.3870	0.3662	0.3760		0.38	5.8	TM			
86	TM	n-Propylbenzene	1.201	1.175	1.139	1.072	1.136	1.178	1.160	1.146	1.156		1.2	3.2	TM			
87	TM	4-Ethyltoluene	1.173	0.9909	1.012	1.065	1.034	1.080	1.086	1.056	1.072		1.1	4.9	TM			
88	TM	2-Chlorotoluene	1.032	1.018	0.9358	0.9070	0.9024	0.9205	0.8841	0.8629	0.7541		0.91	9.0	TM			
89	TM	1,3,5-Trimethylbenzene	1.111	1.007	0.9502	0.8656	1.004	1.040	1.002	0.9694	1.004		0.99	6.7	TM			
90	TM	4-Chlorotoluene	0.9827	0.9428	0.8406	0.9352	0.8957	0.9074	0.9014	0.8707	0.8848		0.91	4.6	TM			
91	TM	Tert-Butylbenzene	0.4821	0.4878	0.5201	0.4933	0.5732	0.5707	0.6035	0.5946	0.6177		0.55	9.8	TM			
92	TM	1,2,4-Trimethylbenzene	0.7998	0.9460	0.8049	0.9155	0.9690	0.9763	1.035	1.004	1.031		0.94	9.4	TM			
93	TM	Sec-Butylbenzene	1.011	0.9172	0.9188	1.056	1.073	1.105	1.121	1.107	1.151		1.1	8.1	TM			
94	TM	p-Isopropyltoluene		0.8303	0.8889	0.9044	1.049	1.057	1.118	1.118	1.161		1.0	12	TM			
95	TM	Benzyl Chloride	0.2242	0.2792	0.2661	0.2638	0.2167	0.2173	0.2234	0.2228	0.2515		0.24	10	TM			
96	TM	1,3-DCB	0.8194	0.6364	0.5705	0.6021	0.6799	0.6575	0.6709	0.6645	0.6786		0.66	10	TM			
97	TM	1,4-DCB	0.8033	0.7211	0.7006	0.5831	0.6388	0.6540	0.6682	0.6466	0.6748		0.68	9.1	TM			
98	TML	n-Butylbenzene	0.4112	0.4841	0.4046	0.4944	0.5656	0.5974	0.6856	0.7160	0.7902		0.57	24	TM	0.998		
99	TM	1,2-DCB	0.6692	0.6405	0.5987	0.6470	0.6582	0.6539	0.6635	0.6423	0.6804		0.65	3.6	TM			
100	TM	Hexachloroethane	0.1548	0.1591	0.2055	0.1841	0.1602	0.1575	0.1628	0.1663	0.1819		0.17	9.9	TM			
101	TML	1,2-Dibromo-3-chloropropane	0.0088	0.0293	0.0318	0.0402	0.0481	0.0559	0.0579	0.0579	0.0634		0.04	41	TM	0.999		
102	TML	1,2,4-Trichlorobenzene	0.1483	0.1203	0.1072	0.1196	0.1592	0.1983	0.2646	0.2864	0.3386		0.19	43	TM	0.995		
103	TML	Hexachlorobutadiene	0.2376	0.1684	0.1828	0.2143	0.2245	0.2533	0.2820	0.2891	0.3092		0.24	20	TM	0.999		
104	TMQ	Naphthalene	0.3645	0.2801	0.2235	0.2250	0.3044	0.4145	0.5147	0.6032	0.7496		0.41	44	TM	1.000		
105	TML	1,2,3-Trichlorobenzene	0.1506	0.1044	0.1263	0.1303	0.2031	0.2496	0.3344	0.3708	0.4644		0.24	54	TM	0.992		

Quantitation Report (Not Reviewed)

Data File : M:\MAX\DATA\211015\1015M12.D
Acq On : 15 Oct 21 15:12
Sample : 0.3ug/L VOC STD 10/15/21
Misc : IS&S 8/4/21

Vial: 2
Operator: LP,DG,CH
Inst : Max
Multiplr: 1.00

Quant Time: Oct 16 13:29 2021

Quant Results File: M1015W.RES

Quant Method : M:\MAX\DATA\211015\M1015W.M (RTE Integrator)
Title : METHOD 8260B
Last Update : Sat Oct 16 13:28:38 2021
Response via : Initial Calibration
DataAcq Meth : M8260

Internal Standards	R.T.	QIon	Response	Conc Units	Dev(Min)
1) Fluorobenzene (IS)	6.34	96	397342	25.00 ppb	0.00
65) Chlorobenzene-D5 (IS)	9.50	117	352293	25.00 ppb	0.00
80) 1,4-Dichlorobenzene-D (IS)	11.82	152	217437	25.00 ppb	0.00
System Monitoring Compounds					
41) Dibromofluoromethane(S)	5.56	111	28448	5.92 ppb	0.00
Spiked Amount 25.000			Recovery	= 23.696%	
46) 1,2-DCA-D4(S)	5.95	65	20160	6.18 ppb	0.00
Spiked Amount 25.000			Recovery	= 24.716%	
66) Toluene-D8(S)	8.05	98	94364	5.92 ppb	0.00
Spiked Amount 25.000			Recovery	= 23.668%	
74) 4-Bromofluorobenzene(S)	10.68	95	37378	5.45 ppb	0.00
Spiked Amount 25.000			Recovery	= 21.784%	

Target Compounds						Qvalue
2) Chlorotrifluoroethene	1.02	116	2364	15.17 ppb	#	72
3) Dichlorodifluoromethane	1.19	85	437	0.22 ppb	#	64
4) Freon 114	1.29	85	300	0.18 ppb	#	59
5) Chloromethane	1.33	50	657	0.32 ppb	#	81
6) Vinyl chloride	1.42	62	584	0.40 ppb	#	61
7) 2-Chloro-1,1,1-trifluoroet	1.01	118	2099	48.48 ppb	#	60
9) Chloroethane	1.80	64	445	0.36 ppb	#	44
10) Dichlorofluoromethane	1.97	67	1225	0.36 ppb		93
11) Trichlorofluoromethane	2.01	101	1108	0.29 ppb		94
12) 2,2-Dichloro-1,1,1-trifluo	2.21	85	45	37.16 ppb	#	100
13) Acrolein	2.44	56	2646	7.09 ppb		94
14) Acetone	2.61	43	3165	6.98 ppb		98
15) Freon-113	2.54	151	532	0.30 ppb	#	45
16) Acetonitrile	2.92	41	1607	12.67 ppb	#	73
17) 2-propanol	2.28	45	21	1.12 ppb		92
18) 1,2-Dichlorotrifluoroethan	1.97	67	1225	0.36 ppb		100
19) 1,1-DCE	2.51	61	852	0.37 ppb	#	84
20) t-Butanol	3.33	59	1829	6.84 ppb		100
21) Methyl Acetate	2.98	43	391	0.48 ppb	#	49
22) Iodomethane	2.67	142	508	1.49 ppb	#	65
23) Acrylonitrile	3.35	53	42	0.18 ppb	#	21
25) Methylene chloride	3.08	84	716	0.43 ppb		98
26) Carbon disulfide	2.72	76	747	0.33 ppb	#	82
27) Methyl t-butyl ether (MtBE	3.46	73	1933	0.36 ppb	#	58
28) Trans-1,2-DCE	3.44	96	316	-0.63 ppb	#	66
29) 3-Methylpentane	3.50	57	383	-0.20 ppb	#	14
30) Hexane	3.64	56	45	2.06 ppb		100

(#) = qualifier out of range (m) = manual integration

Quantitation Report (Not Reviewed)

Data File : M:\MAX\DATA\211015\1015M12.D
Acq On : 15 Oct 21 15:12
Sample : 0.3ug/L VOC STD 10/15/21
Misc : IS&S 8/4/21

Vial: 2
Operator: LP,DG,CH
Inst : Max
Multiplr: 1.00

Quant Time: Oct 16 13:29 2021

Quant Results File: M1015W.RES

Quant Method : M:\MAX\DATA\211015\M1015W.M (RTE Integrator)
Title : METHOD 8260B
Last Update : Sat Oct 16 13:28:38 2021
Response via : Initial Calibration
DataAcq Meth : M8260

	Compound	R.T.	QIon	Response	Conc Unit		Qvalue
31)	Diisopropyl Ether	4.25	45	817	0.22 ppb	#	85
32)	1,1-DCA	4.07	63	636	0.23 ppb	#	52
33)	Vinyl Acetate	4.21	43	543	0.41 ppb	#	77
34)	Ethyl tert Butyl Ether	4.78	59	1368	0.28 ppb		93
35)	Methylcyclopentane	4.75	56	20	0.10 ppb		100
36)	MEK (2-Butanone)	4.98	43	2641	4.99 ppb	#	85
37)	Cis-1,2-DCE	4.91	96	719	0.37 ppb	#	64
38)	2,2-Dichloropropane	4.88	77	1349	0.38 ppb	#	61
39)	Chloroform	5.36	83	741	0.20 ppb		79
40)	Bromochloromethane	5.23	130	496	-0.43 ppb	#	74
42)	1,1,1-TCA	5.54	97	1257	0.32 ppb	#	75
43)	Cyclohexane	5.57	41	375	0.32 ppb	#	22
44)	1,1-Dichloropropene	5.74	75	630	0.28 ppb	#	37
45)	2,2,4-Trimethylpentane	6.13	57	1141	0.32 ppb	#	36
47)	Carbon Tetrachloride	5.73	117	1289	0.36 ppb	#	68
48)	Tert Amyl Methyl Ether	6.18	73	1360	0.28 ppb	#	91
49)	1,2-DCA	6.05	62	1047	0.31 ppb	#	81
50)	Benzene	5.99	78	2290	0.37 ppb	#	84
51)	TCE	6.75	95	606	-0.55 ppb	#	79
52)	2-Pentanone	7.01	43	9248	10.52 ppb		94
54)	Bromodichloromethane	7.31	83	707	0.24 ppb		90
55)	Methyl Cyclohexane	6.94	83	946	-0.21 ppb	#	70
56)	Dibromomethane	7.12	93	450	0.40 ppb	#	72
57)	MIBK (methyl isobutyl ket	7.98	43	6119	5.11 ppb	#	93
58)	1-Bromo-2-chloroethane	7.62	144	144	0.35 ppb	#	15
59)	2-Chloroethyl vinyl ether	7.55	43	20	15.83 ppb	#	100
60)	Cis-1,3-Dichloropropene	7.79	75	576	0.21 ppb	#	79
61)	Toluene	8.12	91	2633	0.34 ppb		80
62)	Trans-1,3-Dichloropropene	8.38	75	664	0.24 ppb	#	29
63)	1,1,2-TCA	8.55	83	446	0.37 ppb	#	57
64)	2-Hexanone	8.83	43	3704	4.34 ppb	#	75
67)	1,2-EDB	9.03	107	473	0.30 ppb		100
68)	Tetrachloroethene	8.66	164	2575	1.67 ppb	#	81
69)	1-Chlorohexane	9.53	91	487	0.35 ppb		82
70)	1,1,1,2-Tetrachloroethane	9.61	131	588	0.23 ppb		78
71)	m&p-Xylene	9.77	106	2405	0.62 ppb		90
72)	o-Xylene	10.17	106	1391	0.36 ppb	#	50
73)	Styrene	10.18	104	1735	0.27 ppb	#	81
75)	1,3-Dichloropropane	8.72	76	1057	0.44 ppb	#	80
76)	Dibromochloromethane	8.93	129	863	0.35 ppb	#	72
77)	Chlorobenzene	9.53	112	1915	0.32 ppb		91
78)	Ethylbenzene	9.65	91	3451	0.39 ppb		91

(#) = qualifier out of range (m) = manual integration

Quantitation Report (Not Reviewed)

Data File : M:\MAX\DATA\211015\1015M12.D
Acq On : 15 Oct 21 15:12
Sample : 0.3ug/L VOC STD 10/15/21
Misc : IS&S 8/4/21

Vial: 2
Operator: LP,DG,CH
Inst : Max
Multiplr: 1.00

Quant Time: Oct 16 13:29 2021

Quant Results File: M1015W.RES

Quant Method : M:\MAX\DATA\211015\M1015W.M (RTE Integrator)
Title : METHOD 8260B
Last Update : Sat Oct 16 13:28:38 2021
Response via : Initial Calibration
DataAcq Meth : M8260

	Compound	R.T.	QIon	Response	Conc Unit		Qvalue
79)	Bromoform	10.35	173	759	0.37 ppb		89
81)	Isopropylbenzene	10.53	105	3669	0.39 ppb		90
82)	1,1,2,2-Tetrachloroethane	10.84	83	842	0.53 ppb	#	56
83)	1,2,3-Trichloropropane	10.88	110	81	-0.27 ppb	#	6
84)	t-1,4-Dichloro-2-Butene	10.91	53	354	1.04 ppb	#	3
85)	Bromobenzene	10.81	156	1060	0.33 ppb		76
86)	n-Propylbenzene	10.94	91	3134	0.33 ppb		99
87)	4-Ethyltoluene	11.06	105	3060	0.34 ppb		92
88)	2-Chlorotoluene	11.02	91	2692	0.36 ppb		99
89)	1,3,5-Trimethylbenzene	11.13	105	2898	0.36 ppb		96
90)	4-Chlorotoluene	11.13	91	2564	0.34 ppb		89
91)	Tert-Butylbenzene	11.45	119	1258	0.27 ppb		87
92)	1,2,4-Trimethylbenzene	11.48	105	2087	0.47 ppb		79
93)	Sec-Butylbenzene	11.66	105	2637	0.31 ppb		97
94)	p-Isopropyltoluene	11.81	119	1811	0.55 ppb	#	62
95)	Benzyl Chloride	11.99	91	585	0.27 ppb	#	89
96)	1,3-DCB	11.76	146	2138	0.40 ppb		89
97)	1,4-DCB	11.85	146	2096	-0.11 ppb	#	61
98)	n-Butylbenzene	12.22	91	1073	1.08 ppb	#	82
99)	1,2-DCB	12.22	146	1746	0.33 ppb	#	84
100)	Hexachloroethane	12.46	117	404	0.14 ppb	#	66
101)	1,2-Dibromo-3-chloropropan	13.06	75	23	0.87 ppb	#	1
102)	1,2,4-Trichlorobenzene	13.81	180	387	2.26 ppb	#	70
103)	Hexachlorobutadiene	13.99	225	620	1.04 ppb	#	64
104)	Naphthalene	14.05	128	951	0.77 ppb	#	69
105)	1,2,3-Trichlorobenzene	14.30	180	393	3.03 ppb	#	70

(#) = qualifier out of range (m) = manual integration

Quantitation Report

Data File : M:\MAX\DATA\211015\1015M12.D
Acq On : 15 Oct 21 15:12
Sample : 0.3ug/L VOC STD 10/15/21
Misc : IS&S 8/4/21

Vial: 2
Operator: LP,DG,CH
Inst : Max
Multiplr: 1.00

Quant Time: Oct 16 13:29 2021

Quant Results File: M1015W.RES

Method : M:\MAX\DATA\211015\M1015W.M (RTE Integrator)
Title : METHOD 8260B
Last Update : Sat Oct 16 14:01:48 2021
Response via : Initial Calibration

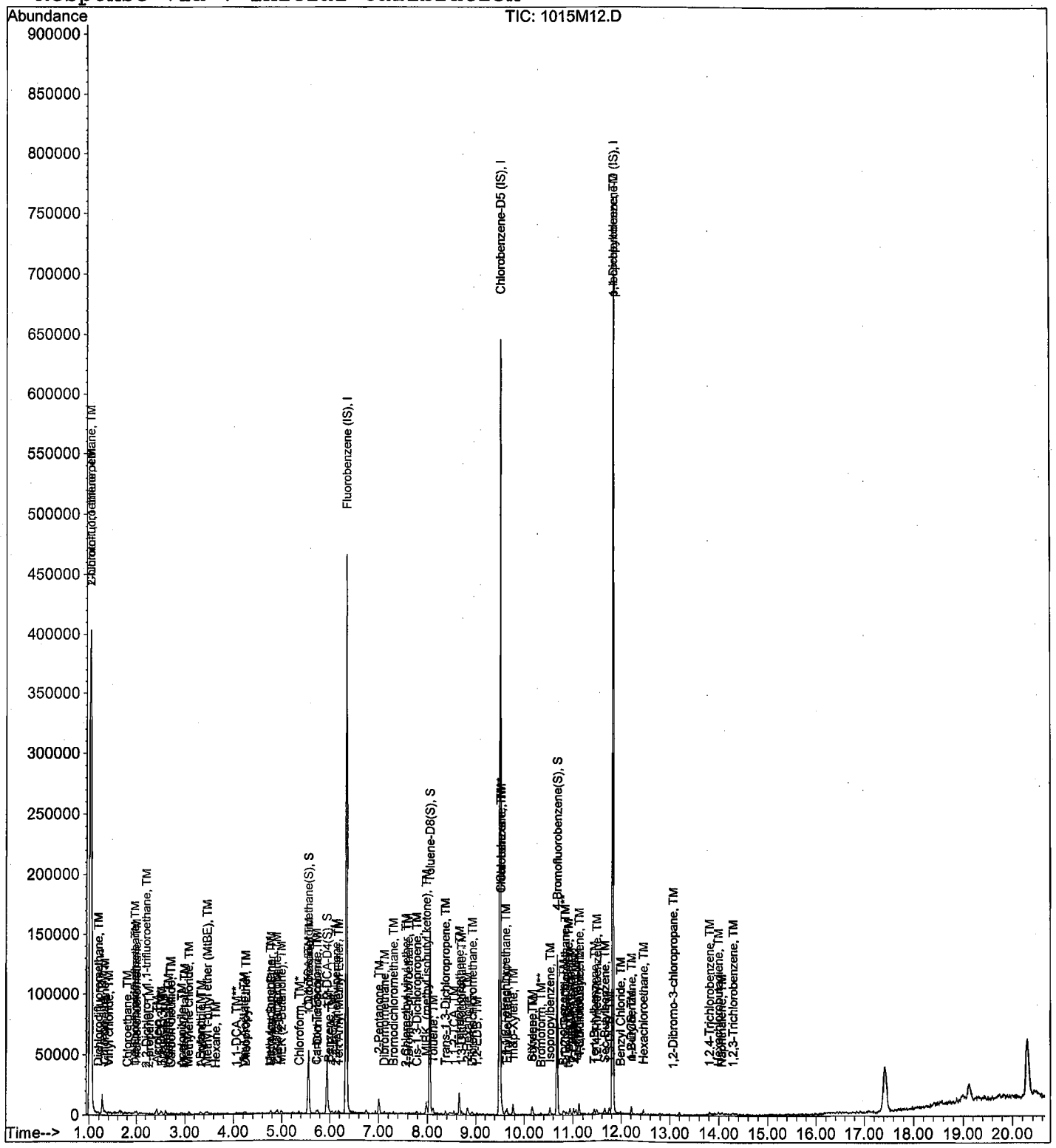

Quantitation Report (Not Reviewed)

Data File : M:\MAX\DATA\211015\1015M13.D
Acq On : 15 Oct 21 15:41
Sample : 0.5ug/L VOC STD 10/15/21
Misc : IS&S 8/4/21

Vial: 3
Operator: LP,DG,CH
Inst : Max
Multiplr: 1.00

Quant Time: Oct 16 13:29 2021

Quant Results File: M1015W.RES

Quant Method : M:\MAX\DATA\211015\M1015W.M (RTE Integrator)
Title : METHOD 8260B
Last Update : Sat Oct 16 13:28:38 2021
Response via : Initial Calibration
DataAcq Meth : M8260

Internal Standards	R.T.	QIon	Response	Conc Units	Dev(Min)
1) Fluorobenzene (IS)	6.34	96	396824	25.00 ppb	0.00
65) Chlorobenzene-D5 (IS)	9.50	117	348546	25.00 ppb	0.00
80) 1,4-Dichlorobenzene-D (IS)	11.82	152	220294	25.00 ppb	0.00
System Monitoring Compounds					
41) Dibromofluoromethane(S)	5.56	111	26504	5.53 ppb	0.00
Spiked Amount 25.000			Recovery	= 22.108%	
46) 1,2-DCA-D4(S)	5.95	65	18016	5.53 ppb	0.00
Spiked Amount 25.000			Recovery	= 22.116%	
66) Toluene-D8(S)	8.05	98	88728	5.62 ppb	0.00
Spiked Amount 25.000			Recovery	= 22.496%	
74) 4-Bromofluorobenzene(S)	10.68	95	32826	4.83 ppb	0.00
Spiked Amount 25.000			Recovery	= 19.340%	

Target Compounds						Qvalue
2) Chlorotrifluoroethene	1.02	116	1922	12.35 ppb		94
3) Dichlorodifluoromethane	1.19	85	1197	0.59 ppb		94
4) Freon 114	1.28	85	612	0.36 ppb		83
5) Chloromethane	1.33	50	648	0.31 ppb		91
6) Vinyl chloride	1.42	62	957	0.65 ppb		91
7) 2-Chloro-1,1,1-trifluoroet	1.01	118	2181	50.44 ppb	#	40
8) Bromomethane	1.68	94	790	0.18 ppb		95
9) Chloroethane	1.78	64	763	0.68 ppb	#	70
10) Dichlorofluoromethane	1.97	67	2477	0.74 ppb		87
11) Trichlorofluoromethane	2.00	101	2404	0.63 ppb		83
13) Acrolein	2.44	56	5714	15.34 ppb		85
14) Acetone	2.61	43	4830	10.67 ppb		100
15) Freon-113	2.52	151	1032	0.59 ppb	#	76
16) Acetonitrile	2.93	41	2762	21.81 ppb		95
17) 2-propanol	2.24	45	71	3.78 ppb	#	36
18) 1,2-Dichlorotrifluoroethan	1.97	67	2477	0.74 ppb		100
19) 1,1-DCE	2.51	61	1452	0.63 ppb	#	80
20) t-Butanol	3.34	59	3416	24.57 ppb		100
21) Methyl Acetate	3.00	43	397	0.49 ppb	#	26
22) Iodomethane	2.66	142	992	1.75 ppb	#	91
23) Acrylonitrile	3.45	53	44	0.18 ppb	#	21
24) 2-Methylpentane	2.05	71	22	9.10 ppb		100
25) Methylene chloride	3.08	84	819	0.49 ppb	#	62
26) Carbon disulfide	2.71	76	1214	0.54 ppb	#	76
27) Methyl t-butyl ether (MtBE	3.47	73	3072	0.57 ppb		100
29) 3-Methylpentane	3.46	57	622	0.08 ppb	#	88
31) Diisopropyl Ether	4.25	45	1808	0.49 ppb	#	66

(#) = qualifier out of range (m) = manual integration

Quantitation Report (Not Reviewed)

Data File : M:\MAX\DATA\211015\1015M13.D
Acq On : 15 Oct 21 15:41
Sample : 0.5ug/L VOC STD 10/15/21
Misc : IS&S 8/4/21

Vial: 3
Operator: LP,DG,CH
Inst : Max
Multiplr: 1.00

Quant Time: Oct 16 13:29 2021

Quant Results File: M1015W.RES

Quant Method : M:\MAX\DATA\211015\M1015W.M (RTE Integrator)
Title : METHOD 8260B
Last Update : Sat Oct 16 13:28:38 2021
Response via : Initial Calibration
DataAcq Meth : M8260

	Compound	R.T.	QIon	Response	Conc Unit		Qvalue
32)	1,1-DCA	4.05	63	1559	0.57 ppb	#	74
34)	Ethyl tert Butyl Ether	4.77	59	2504	0.51 ppb		99
35)	Methylcyclopentane	4.76	56	337	1.65 ppb		100
36)	MEK (2-Butanone)	4.99	43	5170	9.78 ppb	#	82
37)	Cis-1,2-DCE	4.91	96	1244	0.65 ppb	#	59
38)	2,2-Dichloropropane	4.89	77	1878	0.53 ppb		98
39)	Chloroform	5.37	83	1603	0.43 ppb		89
40)	Bromochloromethane	5.22	130	730	-0.26 ppb	#	78
42)	1,1,1-TCA	5.55	97	1922	0.49 ppb	#	85
43)	Cyclohexane	5.58	41	660	0.56 ppb	#	25
44)	1,1-Dichloropropene	5.75	75	1253	0.56 ppb	#	53
45)	2,2,4-Trimethylpentane	6.11	57	1327	0.38 ppb		93
47)	Carbon Tetrachloride	5.73	117	1862	0.52 ppb		93
48)	Tert Amyl Methyl Ether	6.18	73	2629	0.55 ppb		93
49)	1,2-DCA	6.04	62	1754	0.51 ppb	#	90
50)	Benzene	5.99	78	3585	0.57 ppb	#	79
51)	TCE	6.75	95	1383	-0.12 ppb	#	62
52)	2-Pentanone	7.01	43	22294	25.38 ppb		99
53)	1,2-Dichloropropane	7.00	63	433	0.34 ppb	#	78
54)	Bromodichloromethane	7.31	83	1703	0.58 ppb		76
55)	Methyl Cyclohexane	6.94	83	1104	-0.14 ppb		89
56)	Dibromomethane	7.13	93	651	0.58 ppb	#	59
57)	MIBK (methyl isobutyl ket	7.98	43	10443	8.74 ppb	#	85
58)	1-Bromo-2-chloroethane	7.63	144	69	0.17 ppb	#	15
59)	2-Chloroethyl vinyl ether	7.72	43	20	15.85 ppb	#	100
60)	Cis-1,3-Dichloropropene	7.79	75	1364	0.50 ppb	#	83
61)	Toluene	8.12	91	3810	0.50 ppb		85
62)	Trans-1,3-Dichloropropene	8.37	75	1104	0.39 ppb	#	67
63)	1,1,2-TCA	8.55	83	763	0.63 ppb	#	68
64)	2-Hexanone	8.83	43	6286	7.37 ppb	#	75
67)	1,2-EDB	9.03	107	1108	0.71 ppb	#	61
68)	Tetrachloroethene	8.66	164	2429	1.59 ppb	#	78
69)	1-Chlorohexane	9.53	91	621	0.45 ppb		86
70)	1,1,1,2-Tetrachloroethane	9.62	131	1274	0.50 ppb		97
71)	m&p-Xylene	9.77	106	3509	0.92 ppb		76
72)	o-Xylene	10.16	106	2198	0.57 ppb		64
73)	Styrene	10.18	104	2988	0.47 ppb		87
75)	1,3-Dichloropropane	8.72	76	1283	0.54 ppb		100
76)	Dibromochloromethane	8.94	129	1320	0.55 ppb		87
77)	Chlorobenzene	9.53	112	2829	0.48 ppb	#	87
78)	Ethylbenzene	9.65	91	4309	0.49 ppb		97
79)	Bromoform	10.35	173	870	0.43 ppb		86

(#) = qualifier out of range (m) = manual integration

Quantitation Report (Not Reviewed)

Data File : M:\MAX\DATA\211015\1015M13.D
Acq On : 15 Oct 21 15:41
Sample : 0.5ug/L VOC STD 10/15/21
Misc : IS&S 8/4/21

Vial: 3
Operator: LP,DG,CH
Inst : Max
Multiplr: 1.00

Quant Time: Oct 16 13:29 2021

Quant Results File: M1015W.RES

Quant Method : M:\MAX\DATA\211015\M1015W.M (RTE Integrator)
Title : METHOD 8260B
Last Update : Sat Oct 16 13:28:38 2021
Response via : Initial Calibration
DataAcq Meth : M8260

	Compound	R.T.	QIon	Response	Conc Unit		Qvalue
81)	Isopropylbenzene	10.53	105	5427	0.56 ppb		97
82)	1,1,2,2-Tetrachloroethane	10.84	83	1084	0.67 ppb	#	62
83)	1,2,3-Trichloropropane	10.88	110	484	0.27 ppb	#	79
84)	t-1,4-Dichloro-2-Butene	10.91	53	123	0.57 ppb	#	3
85)	Bromobenzene	10.82	156	1801	0.55 ppb		93
86)	n-Propylbenzene	10.95	91	5177	0.54 ppb		100
87)	4-Ethyltoluene	11.06	105	4366	0.48 ppb	#	82
88)	2-Chlorotoluene	11.02	91	4485	0.60 ppb		89
89)	1,3,5-Trimethylbenzene	11.12	105	4437	0.54 ppb		86
90)	4-Chlorotoluene	11.12	91	4154	0.55 ppb		95
91)	Tert-Butylbenzene	11.45	119	2149	0.46 ppb		95
92)	1,2,4-Trimethylbenzene	11.49	105	4168	0.72 ppb		83
93)	Sec-Butylbenzene	11.66	105	4041	0.47 ppb		91
94)	p-Isopropyltoluene	11.81	119	3658	0.74 ppb		95
95)	Benzyl Chloride	12.00	91	1230	0.56 ppb	#	84
96)	1,3-DCB	11.76	146	2804	0.52 ppb	#	85
97)	1,4-DCB	11.85	146	3177	0.09 ppb		93
98)	n-Butylbenzene	12.21	91	2133	1.25 ppb		87
99)	1,2-DCB	12.21	146	2822	0.53 ppb	#	84
100)	Hexachloroethane	12.45	117	701	0.35 ppb	#	51
101)	1,2-Dibromo-3-chloropropan	12.99	75	129	1.10 ppb	#	1
102)	1,2,4-Trichlorobenzene	13.82	180	530	2.32 ppb	#	45
103)	Hexachlorobutadiene	13.99	225	742	1.09 ppb	#	82
104)	Naphthalene	14.05	128	1234	0.86 ppb	#	69
105)	1,2,3-Trichlorobenzene	14.30	180	460	3.05 ppb	#	69

(#) = qualifier out of range (m) = manual integration

Quantitation Report

Data File : M:\MAX\DATA\211015\1015M13.D Vial: 3
Acq On : 15 Oct 21 15:41 Operator: LP,DG,CH
Sample : 0.5ug/L VOC STD 10/15/21 Inst : Max
Misc : IS&S 8/4/21 Multiplr: 1.00

Quant Time: Oct 16 13:29 2021 Quant Results File: M1015W.RES

Method : M:\MAX\DATA\211015\M1015W.M (RTE Integrator)
Title : METHOD 8260B
Last Update : Sat Oct 16 14:01:48 2021
Response via : Initial Calibration



Quantitation Report (Not Reviewed)

Data File : M:\MAX\DATA\211015\1015M14.D
Acq On : 15 Oct 21 16:09
Sample : 1ug/L VOC STD 10/15/21
Misc : IS&S 8/4/21

Vial: 4
Operator: LP,DG,CH
Inst : Max
Multiplr: 1.00

Quant Time: Oct 16 13:29 2021

Quant Results File: M1015W.RES

Quant Method : M:\MAX\DATA\211015\M1015W.M (RTE Integrator)
Title : METHOD 8260B
Last Update : Sat Oct 16 13:28:38 2021
Response via : Initial Calibration
DataAcq Meth : M8260

Internal Standards	R.T.	QIon	Response	Conc Units	Dev(Min)
1) Fluorobenzene (IS)	6.34	96	394605	25.00 ppb	0.00
65) Chlorobenzene-D5 (IS)	9.50	117	355921	25.00 ppb	0.00
80) 1,4-Dichlorobenzene-D (IS)	11.82	152	218264	25.00 ppb	0.00
System Monitoring Compounds					
41) Dibromofluoromethane(S)	5.56	111	47945	10.05 ppb	0.00
Spiked Amount 25.000			Recovery	= 40.216%	
46) 1,2-DCA-D4(S)	5.95	65	33328	10.29 ppb	0.00
Spiked Amount 25.000			Recovery	= 41.144%	
66) Toluene-D8(S)	8.05	98	157547	9.78 ppb	0.00
Spiked Amount 25.000			Recovery	= 39.116%	
74) 4-Bromofluorobenzene(S)	10.68	95	61144	8.82 ppb	0.00
Spiked Amount 25.000			Recovery	= 35.276%	

Target Compounds						Qvalue
2) Chlorotrifluoroethene	1.01	116	1602	10.35 ppb	#	12
3) Dichlorodifluoromethane	1.19	85	2543	1.27 ppb		91
4) Freon 114	1.29	85	1368	0.81 ppb		78
5) Chloromethane	1.33	50	1636	1.13 ppb		90
6) Vinyl chloride	1.42	62	1546	1.05 ppb	#	78
7) 2-Chloro-1,1,1-trifluoroet	1.01	118	2765	64.30 ppb	#	65
8) Bromomethane	1.68	94	1565	0.99 ppb		84
9) Chloroethane	1.78	64	2493	2.43 ppb		94
10) Dichlorofluoromethane	1.97	67	4092	1.22 ppb	#	80
11) Trichlorofluoromethane	2.00	101	4558	1.21 ppb		84
12) 2,2-Dichloro-1,1,1-trifluo	2.40	85	21	17.46 ppb		100
13) Acrolein	2.43	56	10691	28.86 ppb		94
14) Acetone	2.61	43	10882	24.17 ppb		89
15) Freon-113	2.53	151	2046	1.17 ppb	#	88
16) Acetonitrile	2.92	41	5855	46.50 ppb	#	94
17) 2-propanol	2.26	45	136	7.29 ppb	#	83
18) 1,2-Dichlorotrifluoroethan	1.97	67	4092	1.22 ppb		100
19) 1,1-DCE	2.51	61	2994	1.31 ppb	#	89
20) t-Butanol	3.34	59	7682	57.57 ppb		98
21) Methyl Acetate	3.00	43	760	0.94 ppb		87
22) Iodomethane	2.66	142	1392	1.97 ppb	#	86
23) Acrylonitrile	3.43	53	471	1.12 ppb	#	42
25) Methylene chloride	3.08	84	1772	1.07 ppb		86
26) Carbon disulfide	2.72	76	2194	0.99 ppb	#	87
27) Methyl t-butyl ether (MtBE	3.47	73	6302	1.18 ppb		98
28) Trans-1,2-DCE	3.43	96	1741	0.31 ppb		80
29) 3-Methylpentane	3.34	57	1128	0.68 ppb	#	72

(#) = qualifier out of range (m) = manual integration

Quantitation Report (Not Reviewed)

Data File : M:\MAX\DATA\211015\1015M14.D
Acq On : 15 Oct 21 16:09
Sample : 1ug/L VOC STD 10/15/21
Misc : IS&S 8/4/21

Vial: 4
Operator: LP,DG,CH
Inst : Max
Multiplr: 1.00

Quant Time: Oct 16 13:29 2021

Quant Results File: M1015W.RES

Quant Method : M:\MAX\DATA\211015\M1015W.M (RTE Integrator)
Title : METHOD 8260B
Last Update : Sat Oct 16 13:28:38 2021
Response via : Initial Calibration
DataAcq Meth : M8260

	Compound	R.T.	QIon	Response	Conc Unit		Qvalue
31)	Diisopropyl Ether	4.25	45	3947	1.07 ppb	#	82
32)	1,1-DCA	4.05	63	3272	1.19 ppb	#	79
34)	Ethyl tert Butyl Ether	4.78	59	4498	0.93 ppb	#	61
35)	Methylcyclopentane	4.77	56	269	1.32 ppb		100
36)	MEK (2-Butanone)	4.99	43	11464	21.80 ppb		86
37)	Cis-1,2-DCE	4.92	96	2282	1.19 ppb		75
38)	2,2-Dichloropropane	4.90	77	3468	0.98 ppb	#	85
39)	Chloroform	5.36	83	3948	1.05 ppb		89
40)	Bromochloromethane	5.23	130	1469	0.28 ppb	#	84
42)	1,1,1-TCA	5.54	97	4273	1.09 ppb	#	84
43)	Cyclohexane	5.59	41	1433	1.22 ppb	#	68
44)	1,1-Dichloropropene	5.74	75	2385	1.08 ppb		94
45)	2,2,4-Trimethylpentane	6.11	57	3345	0.96 ppb	#	69
47)	Carbon Tetrachloride	5.73	117	4212	1.19 ppb		82
48)	Tert Amyl Methyl Ether	6.18	73	4217	0.88 ppb	#	95
49)	1,2-DCA	6.04	62	3756	1.10 ppb	#	81
50)	Benzene	6.00	78	6941	1.11 ppb	#	82
51)	TCE	6.75	95	2471	0.48 ppb		89
52)	2-Pentanone	7.01	43	44308	50.73 ppb		100
53)	1,2-Dichloropropane	7.00	63	811	0.93 ppb	#	45
54)	Bromodichloromethane	7.31	83	2624	0.90 ppb		95
55)	Methyl Cyclohexane	6.94	83	2273	0.38 ppb		76
56)	Dibromomethane	7.12	93	1650	1.48 ppb	#	63
57)	MIBK (methyl isobutyl ket	7.98	43	22869	19.25 ppb		94
58)	1-Bromo-2-chloroethane	7.63	144	263	0.64 ppb	#	15
59)	2-Chloroethyl vinyl ether	7.56	43	22	17.53 ppb	#	100
60)	Cis-1,3-Dichloropropene	7.79	75	2697	0.99 ppb		94
61)	Toluene	8.12	91	7543	0.99 ppb		88
62)	Trans-1,3-Dichloropropene	8.37	75	2660	0.95 ppb		96
63)	1,1,2-TCA	8.56	83	1005	0.84 ppb		84
64)	2-Hexanone	8.83	43	15739	18.57 ppb		97
67)	1,2-EDB	9.03	107	1731	1.09 ppb		84
68)	Tetrachloroethene	8.66	164	3240	2.08 ppb		85
69)	1-Chlorohexane	9.53	91	1541	1.09 ppb		96
70)	1,1,1,2-Tetrachloroethane	9.62	131	2346	0.90 ppb		78
71)	m&p-Xylene	9.77	106	7601	1.95 ppb		79
72)	o-Xylene	10.16	106	4468	1.13 ppb	#	50
73)	Styrene	10.18	104	5452	0.84 ppb		97
75)	1,3-Dichloropropane	8.72	76	2708	1.11 ppb	#	79
76)	Dibromochloromethane	8.93	129	2732	1.11 ppb		84
77)	Chlorobenzene	9.52	112	5459	0.91 ppb		89
78)	Ethylbenzene	9.65	91	9241	1.02 ppb		98

(#) = qualifier out of range (m) = manual integration

Quantitation Report (Not Reviewed)

Data File : M:\MAX\DATA\211015\1015M14.D
Acq On : 15 Oct 21 16:09
Sample : 1ug/L VOC STD 10/15/21
Misc : IS&S 8/4/21

Vial: 4
Operator: LP,DG,CH
Inst : Max
Multiplr: 1.00

Quant Time: Oct 16 13:29 2021

Quant Results File: M1015W.RES

Quant Method : M:\MAX\DATA\211015\M1015W.M (RTE Integrator)
Title : METHOD 8260B
Last Update : Sat Oct 16 13:28:38 2021
Response via : Initial Calibration
DataAcq Meth : M8260

	Compound	R.T.	QIon	Response	Conc Unit		Qvalue
79)	Bromoform	10.35	173	2258	1.10 ppb		98
81)	Isopropylbenzene	10.53	105	9854	1.03 ppb		90
82)	1,1,2,2-Tetrachloroethane	10.84	83	1852	1.16 ppb	#	71
83)	1,2,3-Trichloropropane	10.88	110	827	0.74 ppb		84
84)	t-1,4-Dichloro-2-Butene	10.89	53	653	1.64 ppb	#	37
85)	Bromobenzene	10.81	156	3021	0.93 ppb		97
86)	n-Propylbenzene	10.94	91	9945	1.04 ppb		98
87)	4-Ethyltoluene	11.06	105	8835	0.99 ppb	#	81
88)	2-Chlorotoluene	11.01	91	8170	1.10 ppb		86
89)	1,3,5-Trimethylbenzene	11.13	105	8296	1.01 ppb	#	76
90)	4-Chlorotoluene	11.13	91	7339	0.98 ppb		93
91)	Tert-Butylbenzene	11.44	119	4541	0.98 ppb		91
92)	1,2,4-Trimethylbenzene	11.49	105	7027	1.07 ppb		97
93)	Sec-Butylbenzene	11.66	105	8022	0.93 ppb		99
94)	p-Isopropyltoluene	11.81	119	7761	1.20 ppb		94
95)	Benzyl Chloride	11.99	91	2323	1.07 ppb		92
96)	1,3-DCB	11.76	146	4981	0.93 ppb		94
97)	1,4-DCB	11.84	146	6117	0.68 ppb		86
98)	n-Butylbenzene	12.21	91	3532	1.48 ppb		84
99)	1,2-DCB	12.21	146	5227	0.99 ppb		95
100)	Hexachloroethane	12.46	117	1794	1.13 ppb		73
101)	1,2-Dibromo-3-chloropropan	13.00	75	278	1.43 ppb	#	59
102)	1,2,4-Trichlorobenzene	13.81	180	936	2.49 ppb		88
103)	Hexachlorobutadiene	13.98	225	1596	1.44 ppb		91
104)	Naphthalene	14.06	128	1951	1.11 ppb	#	92
105)	1,2,3-Trichlorobenzene	14.29	180	1103	3.26 ppb	#	74

(#) = qualifier out of range (m) = manual integration

Quantitation Report

Data File : M:\MAX\DATA\211015\1015M14.D
Acq On : 15 Oct 21 16:09
Sample : 1ug/L VOC STD 10/15/21
Misc : IS&S 8/4/21

Vial: 4
Operator: LP,DG,CH
Inst : Max
Multiplr: 1.00

Quant Time: Oct 16 13:29 2021

Quant Results File: M1015W.RES

Method : M:\MAX\DATA\211015\M1015W.M (RTE Integrator)
Title : METHOD 8260B
Last Update : Sat Oct 16 14:01:48 2021
Response via : Initial Calibration



Quantitation Report (Not Reviewed)

Data File : M:\MAX\DATA\211015\1015M15.D
Acq On : 15 Oct 21 16:38
Sample : 2ug/L VOC STD 10/15/21
Misc : IS&S 8/4/21

Vial: 5
Operator: LP,DG,CH
Inst : Max
Multiplr: 1.00

Quant Time: Oct 16 13:29 2021

Quant Results File: M1015W.RES

Quant Method : M:\MAX\DATA\211015\M1015W.M (RTE Integrator)
Title : METHOD 8260B
Last Update : Sat Oct 16 13:28:38 2021
Response via : Initial Calibration
DataAcq Meth : M8260

Internal Standards	R.T.	QIon	Response	Conc Units	Dev(Min)
1) Fluorobenzene (IS)	6.34	96	397741	25.00 ppb	0.00
65) Chlorobenzene-D5 (IS)	9.50	117	352458	25.00 ppb	0.00
80) 1,4-Dichlorobenzene-D (IS)	11.82	152	222724	25.00 ppb	0.00
System Monitoring Compounds					
41) Dibromofluoromethane(S)	5.56	111	46784	9.73 ppb	0.00
Spiked Amount 25.000			Recovery	= 38.932%	
46) 1,2-DCA-D4(S)	5.95	65	32664	10.00 ppb	0.00
Spiked Amount 25.000			Recovery	= 40.008%	
66) Toluene-D8(S)	8.05	98	156127	9.79 ppb	0.00
Spiked Amount 25.000			Recovery	= 39.144%	
74) 4-Bromofluorobenzene(S)	10.68	95	61174	8.91 ppb	0.00
Spiked Amount 25.000			Recovery	= 35.640%	

Target Compounds						Qvalue
2) Chlorotrifluoroethene	1.02	116	2218	14.22 ppb	#	51
3) Dichlorodifluoromethane	1.18	85	4500	2.23 ppb		98
4) Freon 114	1.29	85	2873	1.69 ppb		80
5) Chloromethane	1.33	50	2712	2.00 ppb	#	86
6) Vinyl chloride	1.42	62	3230	2.18 ppb		92
7) 2-Chloro-1,1,1-trifluoroet	1.02	118	1945	44.88 ppb	#	38
8) Bromomethane	1.68	94	2697	2.14 ppb		95
9) Chloroethane	1.78	64	1755	1.67 ppb	#	67
10) Dichlorofluoromethane	1.97	67	6925	2.05 ppb		94
11) Trichlorofluoromethane	2.00	101	9973	2.63 ppb		98
13) Acrolein	2.43	56	18305	49.03 ppb		98
14) Acetone	2.61	43	15819	34.86 ppb		94
15) Freon-113	2.52	151	3875	2.20 ppb	#	85
16) Acetonitrile	2.93	41	8400	66.18 ppb		96
17) 2-propanol	2.25	45	148	7.87 ppb	#	55
18) 1,2-Dichlorotrifluoroethan	1.97	67	6925	2.05 ppb		100
19) 1,1-DCE	2.51	61	5750	2.49 ppb		90
20) t-Butanol	3.34	59	12116	82.21 ppb		99
21) Methyl Acetate	2.99	43	1802	2.21 ppb		91
22) Iodomethane	2.66	142	2280	2.44 ppb	#	85
23) Acrylonitrile	3.43	53	760	1.75 ppb		96
24) 2-Methylpentane	2.29	71	46	18.97 ppb		100
25) Methylene chloride	3.08	84	3477	2.07 ppb		93
26) Carbon disulfide	2.71	76	5106	2.28 ppb		97
27) Methyl t-butyl ether (MtBE	3.46	73	11162	2.07 ppb	#	87
28) Trans-1,2-DCE	3.43	96	3660	1.56 ppb		86
29) 3-Methylpentane	3.47	57	2566	2.34 ppb	#	92

(#) = qualifier out of range (m) = manual integration

Quantitation Report (Not Reviewed)

Data File : M:\MAX\DATA\211015\1015M15.D
Acq On : 15 Oct 21 16:38
Sample : 2ug/L VOC STD 10/15/21
Misc : IS&S 8/4/21

Vial: 5
Operator: LP,DG,CH
Inst : Max
Multiplr: 1.00

Quant Time: Oct 16 13:29 2021

Quant Results File: M1015W.RES

Quant Method : M:\MAX\DATA\211015\M1015W.M (RTE Integrator)
Title : METHOD 8260B
Last Update : Sat Oct 16 13:28:38 2021
Response via : Initial Calibration
DataAcq Meth : M8260

	Compound	R.T.	QIon	Response	Conc Unit		Qvalue
31)	Diisopropyl Ether	4.25	45	7913	2.12 ppb	#	71
32)	1,1-DCA	4.06	63	5912	2.14 ppb	#	91
34)	Ethyl tert Butyl Ether	4.77	59	9568	1.96 ppb		91
35)	Methylcyclopentane	4.78	56	494	2.41 ppb		100
36)	MEK (2-Butanone)	4.99	43	16761	31.63 ppb	#	85
37)	Cis-1,2-DCE	4.91	96	3543	1.84 ppb		76
38)	2,2-Dichloropropane	4.89	77	6978	1.95 ppb		98
39)	Chloroform	5.36	83	7578	2.00 ppb		97
40)	Bromochloromethane	5.22	130	3743	1.92 ppb	#	79
42)	1,1,1-TCA	5.54	97	9181	2.32 ppb		92
43)	Cyclohexane	5.59	41	2567	2.16 ppb		93
44)	1,1-Dichloropropene	5.75	75	4670	2.10 ppb		98
45)	2,2,4-Trimethylpentane	6.11	57	7204	2.04 ppb	#	50
47)	Carbon Tetrachloride	5.73	117	8319	2.33 ppb		82
48)	Tert Amyl Methyl Ether	6.18	73	9116	1.89 ppb	#	93
49)	1,2-DCA	6.04	62	7832	2.28 ppb	#	87
50)	Benzene	5.99	78	13478	2.15 ppb		94
51)	TCE	6.75	95	4321	1.48 ppb		92
52)	2-Pentanone	7.01	43	68287	77.56 ppb		94
53)	1,2-Dichloropropane	7.01	63	1147	1.43 ppb	#	78
54)	Bromodichloromethane	7.31	83	6459	2.21 ppb		94
55)	Methyl Cyclohexane	6.94	83	5097	1.61 ppb		97
56)	Dibromomethane	7.12	93	2762	2.46 ppb	#	77
57)	MIBK (methyl isobutyl ket	7.98	43	36816	30.74 ppb		97
58)	1-Bromo-2-chloroethane	7.63	144	737	1.77 ppb		75
59)	2-Chloroethyl vinyl ether	7.81	43	19	15.02 ppb	#	100
60)	Cis-1,3-Dichloropropene	7.79	75	6027	2.19 ppb		91
61)	Toluene	8.12	91	15184	1.97 ppb		85
62)	Trans-1,3-Dichloropropene	8.38	75	5713	2.03 ppb		86
63)	1,1,2-TCA	8.54	83	2414	1.99 ppb		93
64)	2-Hexanone	8.83	43	24259	28.40 ppb		97
67)	1,2-EDB	9.03	107	3866	2.45 ppb		83
68)	Tetrachloroethene	8.66	164	4952	3.20 ppb	#	80
69)	1-Chlorohexane	9.53	91	2721	1.95 ppb	#	79
70)	1,1,1,2-Tetrachloroethane	9.62	131	5242	2.02 ppb		90
71)	m&p-Xylene	9.77	106	15266	3.95 ppb		88
72)	o-Xylene	10.16	106	7227	1.84 ppb		97
73)	Styrene	10.18	104	12118	1.89 ppb		99
75)	1,3-Dichloropropane	8.71	76	5024	2.07 ppb		90
76)	Dibromochloromethane	8.93	129	5242	2.15 ppb		94
77)	Chlorobenzene	9.53	112	12976	2.19 ppb		90
78)	Ethylbenzene	9.65	91	18350	2.05 ppb		96

(#) = qualifier out of range (m) = manual integration

Quantitation Report (Not Reviewed)

Data File : M:\MAX\DATA\211015\1015M15.D
Acq On : 15 Oct 21 16:38
Sample : 2ug/L VOC STD 10/15/21
Misc : IS&S 8/4/21

Vial: 5
Operator: LP,DG,CH
Inst : Max
Multiplr: 1.00

Quant Time: Oct 16 13:29 2021

Quant Results File: M1015W.RES

Quant Method : M:\MAX\DATA\211015\M1015W.M (RTE Integrator)
Title : METHOD 8260B
Last Update : Sat Oct 16 13:28:38 2021
Response via : Initial Calibration
DataAcq Meth : M8260

	Compound	R.T.	QIon	Response	Conc Unit		Qvalue
79)	Bromoform	10.35	173	4619	2.28 ppb		87
81)	Isopropylbenzene	10.53	105	18752	1.93 ppb		92
82)	1,1,2,2-Tetrachloroethane	10.84	83	3694	2.26 ppb		93
83)	1,2,3-Trichloropropane	10.87	110	1874	2.10 ppb	#	77
84)	t-1,4-Dichloro-2-Butene	10.90	53	1005	2.32 ppb		98
85)	Bromobenzene	10.81	156	7210	2.17 ppb		90
86)	n-Propylbenzene	10.94	91	19095	1.96 ppb		99
87)	4-Ethyltoluene	11.06	105	18983	2.08 ppb		92
88)	2-Chlorotoluene	11.02	91	16161	2.13 ppb		90
89)	1,3,5-Trimethylbenzene	11.12	105	15423	1.85 ppb		93
90)	4-Chlorotoluene	11.13	91	16663	2.18 ppb		98
91)	Tert-Butylbenzene	11.44	119	8790	1.86 ppb		92
92)	1,2,4-Trimethylbenzene	11.49	105	16313	2.15 ppb		86
93)	Sec-Butylbenzene	11.66	105	18809	2.14 ppb		99
94)	p-Isopropyltoluene	11.81	119	16115	2.08 ppb		90
95)	Benzyl Chloride	12.00	91	4701	2.12 ppb		96
96)	1,3-DCB	11.75	146	10728	1.97 ppb	#	93
97)	1,4-DCB	11.84	146	10390	1.48 ppb	#	80
98)	n-Butylbenzene	12.22	91	8810	2.32 ppb		94
99)	1,2-DCB	12.21	146	11528	2.15 ppb		96
100)	Hexachloroethane	12.45	117	3280	2.14 ppb		90
101)	1,2-Dibromo-3-chloropropan	13.00	75	716	2.35 ppb	#	72
102)	1,2,4-Trichlorobenzene	13.81	180	2131	2.97 ppb	#	84
103)	Hexachlorobutadiene	13.99	225	3819	2.33 ppb		82
104)	Naphthalene	14.05	128	4009	1.77 ppb	#	88
105)	1,2,3-Trichlorobenzene	14.29	180	2322	3.64 ppb		94

(#) = qualifier out of range (m) = manual integration

Quantitation Report

Data File : M:\MAX\DATA\211015\1015M15.D
Acq On : 15 Oct 21 16:38
Sample : 2ug/L VOC STD 10/15/21
Misc : IS&S 8/4/21

Vial: 5
Operator: LP,DG,CH
Inst : Max
Multiplr: 1.00

Quant Time: Oct 16 13:29 2021

Quant Results File: M1015W.RES

Method : M:\MAX\DATA\211015\M1015W.M (RTE Integrator)
Title : METHOD 8260B
Last Update : Sat Oct 16 14:01:48 2021
Response via : Initial Calibration



Quantitation Report (Not Reviewed)

Data File : M:\MAX\DATA\211015\1015M16.D
Acq On : 15 Oct 21 17:06
Sample : 5ug/L VOC STD 10/15/21
Misc : IS&S 8/4/21

Vial: 6
Operator: LP,DG,CH
Inst : Max
Multiplr: 1.00

Quant Time: Oct 16 13:29 2021

Quant Results File: M1015W.RES

Quant Method : M:\MAX\DATA\211015\M1015W.M (RTE Integrator)
Title : METHOD 8260B
Last Update : Sat Oct 16 13:28:38 2021
Response via : Initial Calibration
DataAcq Meth : M8260

Internal Standards	R.T.	QIon	Response	Conc Units	Dev(Min)
1) Fluorobenzene (IS)	6.34	96	387411	25.00 ppb	0.00
65) Chlorobenzene-D5 (IS)	9.50	117	344894	25.00 ppb	0.00
80) 1,4-Dichlorobenzene-D (IS)	11.82	152	232454	25.00 ppb	0.00
System Monitoring Compounds					
41) Dibromofluoromethane(S)	5.56	111	118038	25.21 ppb	0.00
Spiked Amount 25.000			Recovery	= 100.844%	
46) 1,2-DCA-D4(S)	5.95	65	84056	26.42 ppb	0.00
Spiked Amount 25.000			Recovery	= 105.700%	
66) Toluene-D8(S)	8.05	98	389321	24.94 ppb	0.00
Spiked Amount 25.000			Recovery	= 99.748%	
74) 4-Bromofluorobenzene(S)	10.68	95	156913	23.35 ppb	0.00
Spiked Amount 25.000			Recovery	= 93.416%	

Target Compounds						Qvalue
2) Chlorotrifluoroethene	1.02	116	1951	12.84 ppb		92
3) Dichlorodifluoromethane	1.18	85	13541	6.89 ppb		91
4) Freon 114	1.29	85	6948	4.20 ppb		87
5) Chloromethane	1.33	50	7282	5.89 ppb	#	83
6) Vinyl chloride	1.42	62	8698	6.04 ppb		97
7) 2-Chloro-1,1,1-trifluoroet	1.01	118	2807	66.49 ppb	#	56
8) Bromomethane	1.68	94	7347	7.13 ppb		89
9) Chloroethane	1.77	64	5473	5.54 ppb		90
10) Dichlorofluoromethane	1.97	67	17069	5.20 ppb		93
11) Trichlorofluoromethane	2.00	101	23038	6.23 ppb		98
13) Acrolein	2.43	56	21061	57.91 ppb		97
14) Acetone	2.61	43	19225	43.50 ppb		100
15) Freon-113	2.53	151	8907	5.20 ppb		89
16) Acetonitrile	2.92	41	11772	95.23 ppb		97
17) 2-propanol	2.26	45	534	29.16 ppb	#	83
18) 1,2-Dichlorotrifluoroethan	1.97	67	17069	5.20 ppb		100
19) 1,1-DCE	2.51	61	13232	5.88 ppb		96
20) t-Butanol	3.34	59	16999	106.77 ppb		95
21) Methyl Acetate	2.99	43	3806	4.78 ppb		89
22) Iodomethane	2.66	142	7587	5.42 ppb		98
23) Acrylonitrile	3.43	53	2612	5.94 ppb		91
25) Methylene chloride	3.08	84	8233	5.04 ppb		88
26) Carbon disulfide	2.72	76	10258	4.71 ppb		98
27) Methyl t-butyl ether (MtBE	3.47	73	28794	5.49 ppb		96
28) Trans-1,2-DCE	3.43	96	9294	5.40 ppb		89
29) 3-Methylpentane	3.46	57	5115	5.47 ppb		91
30) Hexane	3.72	56	213	10.02 ppb	#	100

(#) = qualifier out of range (m) = manual integration

Quantitation Report (Not Reviewed)

Data File : M:\MAX\DATA\211015\1015M16.D
Acq On : 15 Oct 21 17:06
Sample : 5ug/L VOC STD 10/15/21
Misc : IS&S 8/4/21

Vial: 6
Operator: LP,DG,CH
Inst : Max
Multiplr: 1.00

Quant Time: Oct 16 13:29 2021

Quant Results File: M1015W.RES

Quant Method : M:\MAX\DATA\211015\M1015W.M (RTE Integrator)
Title : METHOD 8260B
Last Update : Sat Oct 16 13:28:38 2021
Response via : Initial Calibration
DataAcq Meth : M8260

	Compound	R.T.	QIon	Response	Conc	Unit		Qvalue
31)	Diisopropyl Ether	4.25	45	19726	5.43	ppb		92
32)	1,1-DCA	4.05	63	14219	5.28	ppb	#	85
33)	Vinyl Acetate	4.16	43	159	0.12	ppb	#	77
34)	Ethyl tert Butyl Ether	4.77	59	24023	5.05	ppb		89
35)	Methylcyclopentane	4.77	56	1134	5.67	ppb		100
36)	MEK (2-Butanone)	4.99	43	20148	39.03	ppb		88
37)	Cis-1,2-DCE	4.91	96	10198	5.44	ppb		96
38)	2,2-Dichloropropane	4.89	77	17894	5.13	ppb		98
39)	Chloroform	5.37	83	19904	5.41	ppb		99
40)	Bromochloromethane	5.22	130	8478	5.52	ppb	#	83
42)	1,1,1-TCA	5.54	97	22632	5.88	ppb		93
43)	Cyclohexane	5.58	41	6390	5.53	ppb		76
44)	1,1-Dichloropropene	5.75	75	12969	5.98	ppb		85
45)	2,2,4-Trimethylpentane	6.11	57	14248	4.15	ppb		87
47)	Carbon Tetrachloride	5.73	117	21221	6.09	ppb		90
48)	Tert Amyl Methyl Ether	6.18	73	23576	5.01	ppb		98
49)	1,2-DCA	6.04	62	18340	5.49	ppb		98
50)	Benzene	5.99	78	33663	5.51	ppb		98
51)	TCE	6.75	95	9650	4.55	ppb	#	77
52)	2-Pentanone	7.01	43	86889	101.33	ppb		97
53)	1,2-Dichloropropane	7.00	63	3245	4.78	ppb	#	92
54)	Bromodichloromethane	7.31	83	17085	5.99	ppb		90
55)	Methyl Cyclohexane	6.94	83	11773	4.68	ppb		91
56)	Dibromomethane	7.12	93	6546	5.99	ppb		88
57)	MIBK (methyl isobutyl ket	7.98	43	43474	37.27	ppb		98
58)	1-Bromo-2-chloroethane	7.62	144	2479	6.12	ppb		78
59)	2-Chloroethyl vinyl ether	7.61	43	20	16.23	ppb	#	100
60)	Cis-1,3-Dichloropropene	7.79	75	14773	5.52	ppb		90
61)	Toluene	8.12	91	39874	5.31	ppb		96
62)	Trans-1,3-Dichloropropene	8.37	75	14624	5.33	ppb		99
63)	1,1,2-TCA	8.55	83	5668	4.81	ppb		89
64)	2-Hexanone	8.83	43	28901	34.73	ppb	#	97
67)	1,2-EDB	9.03	107	9212	5.97	ppb		93
68)	Tetrachloroethene	8.66	164	9368	6.20	ppb		96
69)	1-Chlorohexane	9.53	91	7028	5.15	ppb		83
70)	1,1,1,2-Tetrachloroethane	9.62	131	14631	5.77	ppb		92
71)	m&p-Xylene	9.77	106	40521	10.70	ppb		97
72)	o-Xylene	10.16	106	19748	5.15	ppb		89
73)	Styrene	10.18	104	31878	5.09	ppb		98
75)	1,3-Dichloropropane	8.71	76	13752	5.80	ppb		98
76)	Dibromochloromethane	8.93	129	13298	5.58	ppb		89
77)	Chlorobenzene	9.53	112	30958	5.33	ppb		96

(#) = qualifier out of range (m) = manual integration

Quantitation Report (Not Reviewed)

Data File : M:\MAX\DATA\211015\1015M16.D
Acq On : 15 Oct 21 17:06
Sample : 5ug/L VOC STD 10/15/21
Misc : IS&S 8/4/21

Vial: 6
Operator: LP,DG,CH
Inst : Max
Multiplr: 1.00

Quant Time: Oct 16 13:29 2021

Quant Results File: M1015W.RES

Quant Method : M:\MAX\DATA\211015\M1015W.M (RTE Integrator)
Title : METHOD 8260B
Last Update : Sat Oct 16 13:28:38 2021
Response via : Initial Calibration
DataAcq Meth : M8260

	Compound	R.T.	QIon	Response	Conc Unit		Qvalue
78)	Ethylbenzene	9.65	91	49016	5.60 ppb		98
79)	Bromoform	10.35	173	10773	5.43 ppb		98
81)	Isopropylbenzene	10.53	105	53902	5.30 ppb		98
82)	1,1,2,2-Tetrachloroethane	10.84	83	8866	5.20 ppb	#	85
83)	1,2,3-Trichloropropane	10.88	110	4864	5.78 ppb	#	73
84)	t-1,4-Dichloro-2-Butene	10.91	53	2090	4.29 ppb		84
85)	Bromobenzene	10.81	156	17611	5.08 ppb		88
86)	n-Propylbenzene	10.94	91	52829	5.19 ppb		95
87)	4-Ethyltoluene	11.06	105	48078	5.06 ppb		92
88)	2-Chlorotoluene	11.01	91	41952	5.29 ppb		89
89)	1,3,5-Trimethylbenzene	11.12	105	46678	5.36 ppb		97
90)	4-Chlorotoluene	11.13	91	41644	5.22 ppb		99
91)	Tert-Butylbenzene	11.44	119	26648	5.40 ppb		93
92)	1,2,4-Trimethylbenzene	11.49	105	45050	5.34 ppb		99
93)	Sec-Butylbenzene	11.66	105	49880	5.44 ppb		98
94)	p-Isopropyltoluene	11.81	119	48782	5.36 ppb		99
95)	Benzyl Chloride	11.99	91	10073	4.36 ppb	#	96
96)	1,3-DCB	11.75	146	31609	5.56 ppb		95
97)	1,4-DCB	11.85	146	29696	4.96 ppb		95
98)	n-Butylbenzene	12.22	91	26294	4.95 ppb		97
99)	1,2-DCB	12.21	146	30601	5.46 ppb		87
100)	Hexachloroethane	12.46	117	7449	4.82 ppb		86
101)	1,2-Dibromo-3-chloropropan	12.99	75	2238	5.40 ppb		84
102)	1,2,4-Trichlorobenzene	13.81	180	7399	4.97 ppb		85
103)	Hexachlorobutadiene	13.99	225	10435	4.84 ppb		92
104)	Naphthalene	14.06	128	14154	4.85 ppb		95
105)	1,2,3-Trichlorobenzene	14.29	180	9443	5.76 ppb		82

(#) = qualifier out of range (m) = manual integration

Quantitation Report

Data File : M:\MAX\DATA\211015\1015M16.D
Acq On : 15 Oct 21 17:06
Sample : 5ug/L VOC STD 10/15/21
Misc : IS&S 8/4/21

Vial: 6
Operator: LP,DG,CH
Inst : Max
Multiplr: 1.00

Quant Time: Oct 16 13:29 2021

Quant Results File: M1015W.RES

Method : M:\MAX\DATA\211015\M1015W.M (RTE Integrator)
Title : METHOD 8260B
Last Update : Sat Oct 16 14:01:48 2021
Response via : Initial Calibration

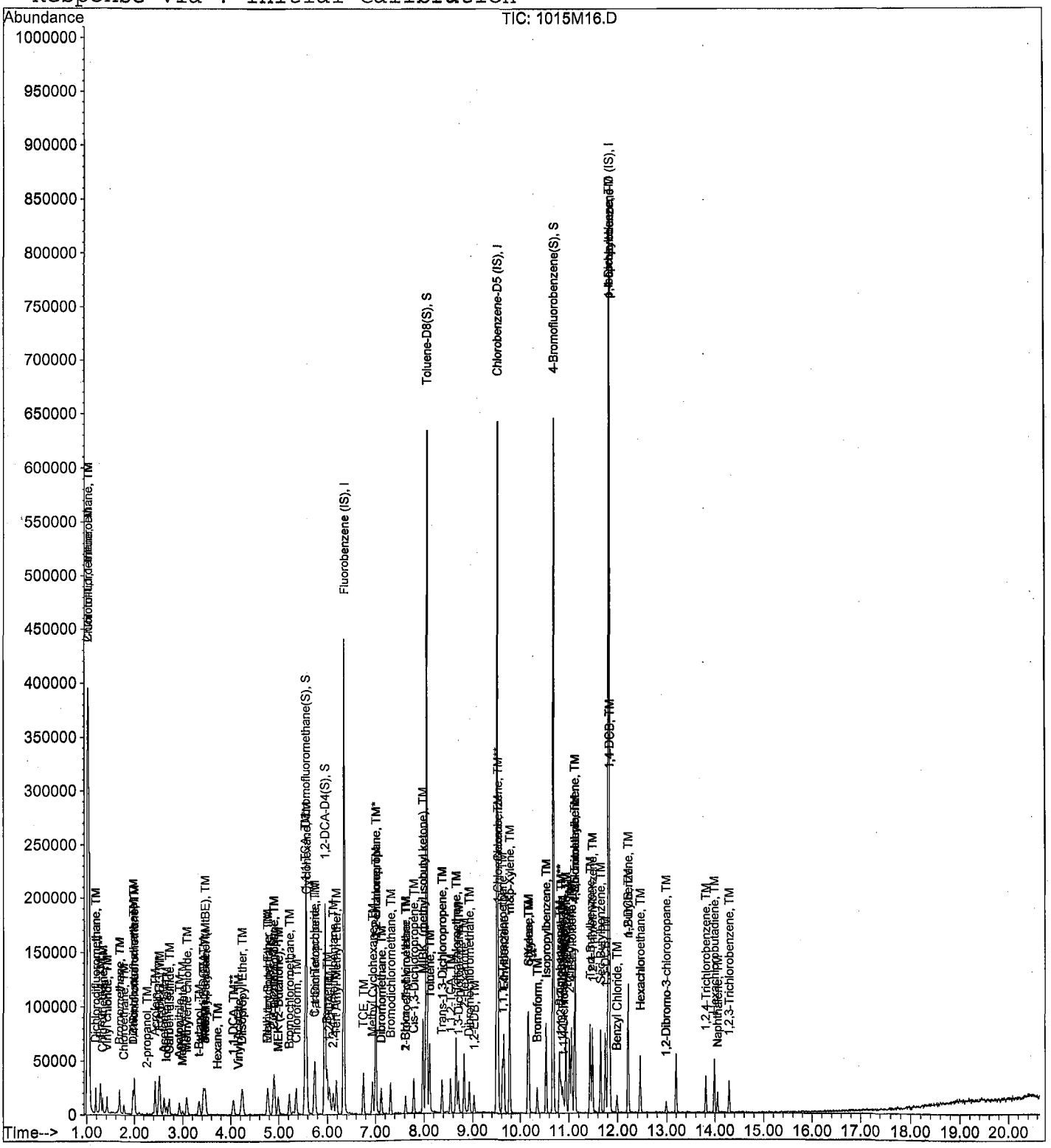

Quantitation Report (Not Reviewed)

Data File : M:\MAX\DATA\211015\1015M17.D
Acq On : 15 Oct 21 17:35
Sample : 10ug/L VOC STD 10/15/21
Misc : IS&S 8/4/21

Vial: 7
Operator: LP,DG,CH
Inst : Max
Multiplr: 1.00

Quant Time: Oct 16 13:29 2021

Quant Results File: M1015W.RES

Quant Method : M:\MAX\DATA\211015\M1015W.M (RTE Integrator)
Title : METHOD 8260B
Last Update : Sat Oct 16 13:28:38 2021
Response via : Initial Calibration
DataAcq Meth : M8260

Internal Standards	R.T.	QIon	Response	Conc Units	Dev(Min)
1) Fluorobenzene (IS)	6.34	96	377347	25.00 ppb	0.00
65) Chlorobenzene-D5 (IS)	9.50	117	347072	25.00 ppb	0.00
80) 1,4-Dichlorobenzene-D (IS)	11.82	152	236441	25.00 ppb	0.00
System Monitoring Compounds					
41) Dibromofluoromethane(S)	5.56	111	118319	25.95 ppb	0.00
Spiked Amount 25.000			Recovery	= 103.780%	
46) 1,2-DCA-D4(S)	5.95	65	79312	25.60 ppb	0.00
Spiked Amount 25.000			Recovery	= 102.392%	
66) Toluene-D8(S)	8.05	98	392721	25.00 ppb	0.00
Spiked Amount 25.000			Recovery	= 99.988%	
74) 4-Bromofluorobenzene(S)	10.68	95	160324	23.71 ppb	0.00
Spiked Amount 25.000			Recovery	= 94.848%	
Target Compounds					Qvalue
2) Chlorotrifluoroethene	1.01	116	1480	10.00 ppb	100
3) Dichlorodifluoromethane	1.19	85	19568	10.22 ppb	100
4) Freon 114	1.29	85	10651	6.61 ppb	100
5) Chloromethane	1.33	50	13364	11.30 ppb	100
6) Vinyl chloride	1.42	62	16573	11.82 ppb	100
7) 2-Chloro-1,1,1-trifluoroet	1.01	118	2056	50.00 ppb	100
8) Bromomethane	1.68	94	12882	13.34 ppb	100
9) Chloroethane	1.77	64	11250	11.78 ppb	100
10) Dichlorofluoromethane	1.97	67	36430	11.39 ppb	100
11) Trichlorofluoromethane	2.00	101	43493	12.08 ppb	100
12) 2,2-Dichloro-1,1,1-trifluo	2.29	85	23	20.00 ppb	100
13) Acrolein	2.43	56	26701	75.38 ppb	100
14) Acetone	2.61	43	24111	56.01 ppb	100
15) Freon-113	2.53	151	16125	9.66 ppb	100
16) Acetonitrile	2.92	41	13763	114.30 ppb	100
17) 2-propanol	2.26	45	892	50.00 ppb	100
18) 1,2-Dichlorotrifluoroethan	1.97	67	36430	11.39 ppb	100
19) 1,1-DCE	2.51	61	25329	11.55 ppb	100
20) t-Butanol	3.34	59	19181	118.01 ppb	100
21) Methyl Acetate	3.00	43	8263	10.66 ppb	100
22) Iodomethane	2.66	142	17486	11.16 ppb	100
23) Acrylonitrile	3.43	53	4844	11.24 ppb	100
24) 2-Methylpentane	2.16	71	23	10.00 ppb	100
25) Methylene chloride	3.08	84	17432	10.96 ppb	100
26) Carbon disulfide	2.71	76	20960	9.87 ppb	100
27) Methyl t-butyl ether (MtBE	3.47	73	57116	11.18 ppb	100
28) Trans-1,2-DCE	3.43	96	17741	11.38 ppb	100

(#) = qualifier out of range (m) = manual integration

Quantitation Report (Not Reviewed)

Data File : M:\MAX\DATA\211015\1015M17.D
Acq On : 15 Oct 21 17:35
Sample : 10ug/L VOC STD 10/15/21
Misc : IS&S 8/4/21

Vial: 7
Operator: LP,DG,CH
Inst : Max
Multiplr: 1.00

Quant Time: Oct 16 13:29 2021

Quant Results File: M1015W.RES

Quant Method : M:\MAX\DATA\211015\M1015W.M (RTE Integrator)
Title : METHOD 8260B
Last Update : Sat Oct 16 13:28:38 2021
Response via : Initial Calibration
DataAcq Meth : M8260

	Compound	R.T.	QIon	Response	Conc Unit		Qvalue
29)	3-Methylpentane	3.46	57	10024	11.67 ppb		100
30)	Hexane	3.72	56	414	20.00 ppb		100
31)	Diisopropyl Ether	4.24	45	37208	10.51 ppb		100
32)	1,1-DCA	4.05	63	28067	10.71 ppb		100
34)	Ethyl tert Butyl Ether	4.77	59	46096	9.95 ppb		100
35)	Methylcyclopentane	4.77	56	1948	10.00 ppb		100
36)	MEK (2-Butanone)	4.99	43	26957	53.62 ppb		100
37)	Cis-1,2-DCE	4.91	96	20531	11.24 ppb		100
38)	2,2-Dichloropropane	4.89	77	37047	10.91 ppb		100
39)	Chloroform	5.36	83	41151	11.48 ppb		100
40)	Bromochloromethane	5.22	130	15934	11.39 ppb		100
42)	1,1,1-TCA	5.55	97	43737	11.67 ppb		100
43)	Cyclohexane	5.58	41	10585	9.41 ppb		100
44)	1,1-Dichloropropene	5.75	75	23149	10.97 ppb		100
45)	2,2,4-Trimethylpentane	6.12	57	25327	7.58 ppb		100
47)	Carbon Tetrachloride	5.73	117	40318	11.88 ppb		100
48)	Tert Amyl Methyl Ether	6.18	73	47074	10.27 ppb		100
49)	1,2-DCA	6.04	62	36487	11.21 ppb		100
50)	Benzene	5.99	78	67135	11.28 ppb		100
51)	TCE	6.75	95	21853	11.75 ppb		100
52)	2-Pentanone	7.01	43	108759	130.21 ppb		100
53)	1,2-Dichloropropane	7.00	63	7561	11.89 ppb		100
54)	Bromodichloromethane	7.31	83	30571	11.00 ppb		100
55)	Methyl Cyclohexane	6.94	83	20502	8.86 ppb		100
56)	Dibromomethane	7.12	93	12823	12.05 ppb		100
57)	MIBK (methyl isobutyl ket	7.98	43	56842	50.03 ppb		100
58)	1-Bromo-2-chloroethane	7.62	144	4063	10.30 ppb		100
59)	2-Chloroethyl vinyl ether	7.67	43	72	60.00 ppb	#	100
60)	Cis-1,3-Dichloropropene	7.79	75	27754	10.65 ppb		100
61)	Toluene	8.12	91	82436	11.27 ppb		100
62)	Trans-1,3-Dichloropropene	8.37	75	28083	10.50 ppb		100
63)	1,1,2-TCA	8.55	83	12220	10.64 ppb		100
64)	2-Hexanone	8.83	43	39749	49.04 ppb		100
67)	1,2-EDB	9.03	107	17939	11.55 ppb		100
68)	Tetrachloroethene	8.66	164	16284	10.70 ppb		100
69)	1-Chlorohexane	9.53	91	12452	9.07 ppb		100
70)	1,1,1,2-Tetrachloroethane	9.62	131	28021	10.98 ppb		100
71)	m&p-Xylene	9.77	106	82514	21.66 ppb		100
72)	o-Xylene	10.16	106	40678	10.54 ppb		100
73)	Styrene	10.18	104	66045	10.48 ppb		100
75)	1,3-Dichloropropane	8.71	76	26720	11.19 ppb		100
76)	Dibromochloromethane	8.93	129	26700	11.13 ppb		100

(#) = qualifier out of range (m) = manual integration

Quantitation Report (Not Reviewed)

Data File : M:\MAX\DATA\211015\1015M17.D
Acq On : 15 Oct 21 17:35
Sample : 10ug/L VOC STD 10/15/21
Misc : IS&S 8/4/21

Vial: 7
Operator: LP,DG,CH
Inst : Max
Multiplr: 1.00

Quant Time: Oct 16 13:29 2021

Quant Results File: M1015W.RES

Quant Method : M:\MAX\DATA\211015\M1015W.M (RTE Integrator)
Title : METHOD 8260B
Last Update : Sat Oct 16 13:28:38 2021
Response via : Initial Calibration
DataAcq Meth : M8260

	Compound	R.T.	QIon	Response	Conc Unit	Qvalue
77)	Chlorobenzene	9.53	112	61648	10.55 ppb	100
78)	Ethylbenzene	9.65	91	94727	10.75 ppb	100
79)	Bromoform	10.35	173	22290	11.17 ppb	100
81)	Isopropylbenzene	10.53	105	106456	10.30 ppb	100
82)	1,1,2,2-Tetrachloroethane	10.84	83	18342	10.58 ppb	100
83)	1,2,3-Trichloropropane	10.87	110	9043	10.87 ppb	100
84)	t-1,4-Dichloro-2-Butene	10.90	53	4578	8.87 ppb	100
85)	Bromobenzene	10.81	156	34140	9.67 ppb	100
86)	n-Propylbenzene	10.94	91	111438	10.76 ppb	100
87)	4-Ethyltoluene	11.06	105	102117	10.56 ppb	100
88)	2-Chlorotoluene	11.01	91	87062	10.80 ppb	100
89)	1,3,5-Trimethylbenzene	11.12	105	98343	11.10 ppb	100
90)	4-Chlorotoluene	11.13	91	85815	10.58 ppb	100
91)	Tert-Butylbenzene	11.44	119	53976	10.76 ppb	100
92)	1,2,4-Trimethylbenzene	11.49	105	92332	10.53 ppb	100
93)	Sec-Butylbenzene	11.66	105	104508	11.21 ppb	100
94)	p-Isopropyltoluene	11.81	119	100003	10.46 ppb	100
95)	Benzyl Chloride	11.99	91	20556	8.75 ppb	100
96)	1,3-DCB	11.75	146	62186	10.76 ppb	100
97)	1,4-DCB	11.84	146	61854	10.71 ppb	100
98)	n-Butylbenzene	12.22	91	56499	9.46 ppb	100
99)	1,2-DCB	12.21	146	61844	10.85 ppb	100
100)	Hexachloroethane	12.46	117	14896	9.62 ppb	100
101)	1,2-Dibromo-3-chloropropan	12.99	75	5285	11.44 ppb	100
102)	1,2,4-Trichlorobenzene	13.81	180	18752	9.24 ppb	100
103)	Hexachlorobutadiene	13.99	225	23952	9.95 ppb	100
104)	Naphthalene	14.05	128	39199	11.87 ppb	100
105)	1,2,3-Trichlorobenzene	14.30	180	23602	9.93 ppb	100

(#) = qualifier out of range (m) = manual integration

Quantitation Report

Data File : M:\MAX\DATA\211015\1015M17.D
Acq On : 15 Oct 21 17:35
Sample : 10ug/L VOC STD 10/15/21
Misc : IS&S 8/4/21

Vial: 7
Operator: LP,DG,CH
Inst : Max
Multiplr: 1.00

Quant Time: Oct 16 13:29 2021

Quant Results File: M1015W.RES

Method : M:\MAX\DATA\211015\M1015W.M (RTE Integrator)
Title : METHOD 8260B
Last Update : Sat Oct 16 14:01:48 2021
Response via : Initial Calibration

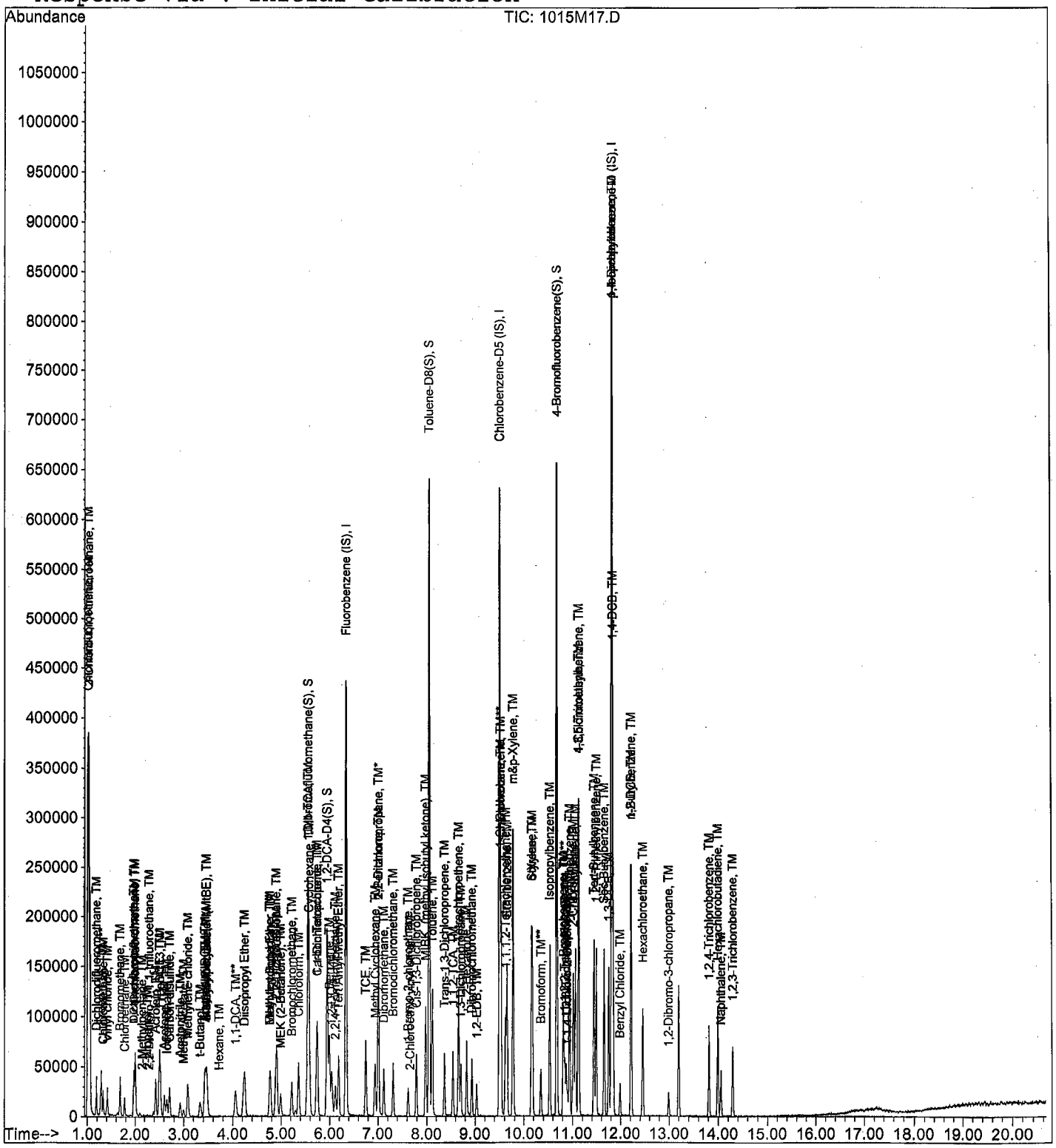

Quantitation Report (Not Reviewed)

Data File : M:\MAX\DATA\211015\1015M18.D
Acq On : 15 Oct 21 18:03
Sample : 20ug/L VOC STD 10/15/21
Misc : IS&S 8/4/21

Vial: 8
Operator: LP,DG,CH
Inst : Max
Multiplr: 1.00

Quant Time: Oct 16 13:29 2021

Quant Results File: M1015W.RES

Quant Method : M:\MAX\DATA\211015\M1015W.M (RTE Integrator)
Title : METHOD 8260B
Last Update : Sat Oct 16 13:28:38 2021
Response via : Initial Calibration
DataAcq Meth : M8260

Internal Standards	R.T.	QIon	Response	Conc Units	Dev(Min)
1) Fluorobenzene (IS)	6.34	96	395871	25.00 ppb	0.00
65) Chlorobenzene-D5 (IS)	9.50	117	351611	25.00 ppb	0.00
80) 1,4-Dichlorobenzene-D (IS)	11.82	152	235162	25.00 ppb	0.00
System Monitoring Compounds					
41) Dibromofluoromethane(S)	5.56	111	236514	49.44 ppb	0.00
Spiked Amount 25.000			Recovery	= 197.748%	
46) 1,2-DCA-D4(S)	5.95	65	166400	51.19 ppb	0.00
Spiked Amount 25.000			Recovery	= 204.772%	
66) Toluene-D8(S)	8.05	98	780890	49.06 ppb	0.00
Spiked Amount 25.000			Recovery	= 196.252%	
74) 4-Bromofluorobenzene(S)	10.68	95	327466	47.81 ppb	0.00
Spiked Amount 25.000			Recovery	= 191.232%	

Target Compounds						Qvalue
2) Chlorotrifluoroethene	1.03	116	1543	9.94 ppb	#	60
3) Dichlorodifluoromethane	1.18	85	43432	21.62 ppb		97
4) Freon 114	1.29	85	29061	17.19 ppb		81
5) Chloromethane	1.33	50	25172	20.46 ppb		98
6) Vinyl chloride	1.42	62	33428	22.72 ppb		95
7) 2-Chloro-1,1,1-trifluoroet	1.00	118	1142	26.47 ppb	#	37
8) Bromomethane	1.68	94	25141	25.37 ppb		95
9) Chloroethane	1.77	64	20310	20.33 ppb		99
10) Dichlorofluoromethane	1.97	67	69254	20.65 ppb		99
11) Trichlorofluoromethane	2.00	101	90422	23.94 ppb		91
12) 2,2-Dichloro-1,1,1-trifluo	2.27	85	19	15.75 ppb		100
13) Acrolein	2.44	56	32051	86.25 ppb		99
14) Acetone	2.61	43	29127	64.50 ppb		99
15) Freon-113	2.53	151	37209	21.25 ppb		94
16) Acetonitrile	2.93	41	18046	142.86 ppb		93
17) 2-propanol	2.26	45	2021	107.98 ppb	#	81
18) 1,2-Dichlorotrifluoroethan	1.97	67	69254	20.64 ppb		100
19) 1,1-DCE	2.51	61	53746	23.36 ppb		97
20) t-Butanol	3.34	59	23282	129.99 ppb		92
21) Methyl Acetate	2.99	43	16974	20.87 ppb		100
22) Iodomethane	2.66	142	35780	20.61 ppb		93
23) Acrylonitrile	3.43	53	10005	22.05 ppb	#	84
24) 2-Methylpentane	2.10	71	44	18.24 ppb	#	100
25) Methylene chloride	3.08	84	34285	20.55 ppb		94
26) Carbon disulfide	2.71	76	44096	19.79 ppb		97
27) Methyl t-butyl ether (MtBE	3.47	73	114470	21.36 ppb		100
28) Trans-1,2-DCE	3.43	96	38698	24.57 ppb		94

(#) = qualifier out of range (m) = manual integration

Quantitation Report (Not Reviewed)

Data File : M:\MAX\DATA\211015\1015M18.D
Acq On : 15 Oct 21 18:03
Sample : 20ug/L VOC STD 10/15/21
Misc : IS&S 8/4/21

Vial: 8
Operator: LP,DG,CH
Inst : Max
Multiplr: 1.00

Quant Time: Oct 16 13:29 2021

Quant Results File: M1015W.RES

Quant Method : M:\MAX\DATA\211015\M1015W.M (RTE Integrator)
Title : METHOD 8260B
Last Update : Sat Oct 16 13:28:38 2021
Response via : Initial Calibration
DataAcq Meth : M8260

	Compound	R.T.	QIon	Response	Conc Unit		Qvalue
29)	3-Methylpentane	3.47	57	21607	24.67 ppb		96
30)	Hexane	3.73	56	771	35.50 ppb		100
31)	Diisopropyl Ether	4.24	45	74704	20.11 ppb		96
32)	1,1-DCA	4.06	63	59120	21.50 ppb		98
34)	Ethyl tert Butyl Ether	4.77	59	95539	19.66 ppb		95
35)	Methylcyclopentane	4.77	56	3929	19.23 ppb	#	100
36)	MEK (2-Butanone)	4.99	43	30811	58.42 ppb	#	91
37)	Cis-1,2-DCE	4.91	96	40102	20.93 ppb		94
38)	2,2-Dichloropropane	4.89	77	73086	20.52 ppb		99
39)	Chloroform	5.36	83	81653	21.71 ppb		100
40)	Bromochloromethane	5.22	130	33221	23.42 ppb		93
42)	1,1,1-TCA	5.54	97	93844	23.87 ppb		95
43)	Cyclohexane	5.58	41	24494	20.75 ppb		85
44)	1,1-Dichloropropene	5.75	75	49132	22.19 ppb		93
45)	2,2,4-Trimethylpentane	6.12	57	57952	16.53 ppb	#	81
47)	Carbon Tetrachloride	5.73	117	81738	22.96 ppb		94
48)	Tert Amyl Methyl Ether	6.18	73	93531	19.46 ppb		97
49)	1,2-DCA	6.04	62	73123	21.42 ppb		97
50)	Benzene	5.99	78	134429	21.52 ppb		95
51)	TCE	6.75	95	41884	22.20 ppb		85
52)	2-Pentanone	7.01	43	131778	150.39 ppb		97
53)	1,2-Dichloropropane	7.00	63	15331	23.28 ppb		99
54)	Bromodichloromethane	7.31	83	63530	21.79 ppb		94
55)	Methyl Cyclohexane	6.94	83	47883	20.50 ppb		99
56)	Dibromomethane	7.12	93	24263	21.72 ppb		99
57)	MIBK (methyl isobutyl ket	7.98	43	66896	56.12 ppb		96
58)	1-Bromo-2-chloroethane	7.62	144	8668	20.95 ppb		82
59)	2-Chloroethyl vinyl ether	7.64	43	135	107.24 ppb	#	100
60)	Cis-1,3-Dichloropropene	7.79	75	58299	21.33 ppb		92
61)	Toluene	8.12	91	158484	20.66 ppb		98
62)	Trans-1,3-Dichloropropene	8.37	75	58054	20.70 ppb		99
63)	1,1,2-TCA	8.55	83	23159	19.22 ppb		98
64)	2-Hexanone	8.83	43	48162	56.64 ppb		96
67)	1,2-EDB	9.03	107	37727	23.98 ppb		91
68)	Tetrachloroethene	8.66	164	37992	24.65 ppb	#	77
69)	1-Chlorohexane	9.53	91	27928	20.08 ppb		92
70)	1,1,1,2-Tetrachloroethane	9.62	131	54825	21.21 ppb		97
71)	m&p-Xylene	9.77	106	168462	43.65 ppb		94
72)	o-Xylene	10.16	106	80768	20.66 ppb		96
73)	Styrene	10.18	104	132105	20.70 ppb		100
75)	1,3-Dichloropropane	8.71	76	51570	21.33 ppb	#	81
76)	Dibromochloromethane	8.93	129	55342	22.78 ppb		97

(#) = qualifier out of range (m) = manual integration

Quantitation Report (Not Reviewed)

Data File : M:\MAX\DATA\211015\1015M18.D
Acq On : 15 Oct 21 18:03
Sample : 20ug/L VOC STD 10/15/21
Misc : IS&S 8/4/21

Vial: 8
Operator: LP,DG,CH
Inst : Max
Multiplr: 1.00

Quant Time: Oct 16 13:29 2021

Quant Results File: M1015W.RES

Quant Method : M:\MAX\DATA\211015\M1015W.M (RTE Integrator)
Title : METHOD 8260B
Last Update : Sat Oct 16 13:28:38 2021
Response via : Initial Calibration
DataAcq Meth : M8260

	Compound	R.T.	QIon	Response	Conc	Unit		Qvalue
77)	Chlorobenzene	9.53	112	123674	20.90	ppb		95
78)	Ethylbenzene	9.65	91	190505	21.35	ppb		99
79)	Bromoform	10.35	173	46086	22.80	ppb		91
81)	Isopropylbenzene	10.53	105	215921	21.00	ppb		96
82)	1,1,2,2-Tetrachloroethane	10.84	83	34580	20.06	ppb		93
83)	1,2,3-Trichloropropane	10.88	110	18655	22.95	ppb		93
84)	t-1,4-Dichloro-2-Butene	10.90	53	9193	17.59	ppb		76
85)	Bromobenzene	10.81	156	72807	20.74	ppb		87
86)	n-Propylbenzene	10.94	91	218212	21.18	ppb		98
87)	4-Ethyltoluene	11.06	105	204272	21.24	ppb		94
88)	2-Chlorotoluene	11.01	91	166317	20.74	ppb		92
89)	1,3,5-Trimethylbenzene	11.12	105	188460	21.39	ppb		96
90)	4-Chlorotoluene	11.13	91	169578	21.02	ppb		99
91)	Tert-Butylbenzene	11.44	119	113528	22.75	ppb		98
92)	1,2,4-Trimethylbenzene	11.49	105	194704	22.09	ppb		97
93)	Sec-Butylbenzene	11.66	105	210964	22.75	ppb		99
94)	p-Isopropyltoluene	11.81	119	210376	21.74	ppb		98
95)	Benzyl Chloride	11.99	91	42029	17.98	ppb		97
96)	1,3-DCB	11.75	146	126212	21.95	ppb		98
97)	1,4-DCB	11.84	146	125705	22.43	ppb		96
98)	n-Butylbenzene	12.22	91	128982	20.53	ppb		95
99)	1,2-DCB	12.21	146	124816	22.02	ppb		98
100)	Hexachloroethane	12.46	117	30628	20.04	ppb		94
101)	1,2-Dibromo-3-chloropropan	12.99	75	10893	22.83	ppb	#	81
102)	1,2,4-Trichlorobenzene	13.81	180	49784	21.15	ppb		88
103)	Hexachlorobutadiene	13.99	225	53060	21.20	ppb		97
104)	Naphthalene	14.05	128	96821	26.22	ppb		99
105)	1,2,3-Trichlorobenzene	14.30	180	62906	21.74	ppb		86

(#) = qualifier out of range (m) = manual integration

Quantitation Report

Data File : M:\MAX\DATA\211015\1015M18.D Vial: 8
Acq On : 15 Oct 21 18:03 Operator: LP,DG,CH
Sample : 20ug/L VOC STD 10/15/21 Inst : Max
Misc : IS&S 8/4/21 Multiplr: 1.00

Quant Time: Oct 16 13:29 2021 Quant Results File: M1015W.RES

Method : M:\MAX\DATA\211015\M1015W.M (RTE Integrator)
Title : METHOD 8260B
Last Update : Sat Oct 16 14:01:48 2021
Response via : Initial Calibration

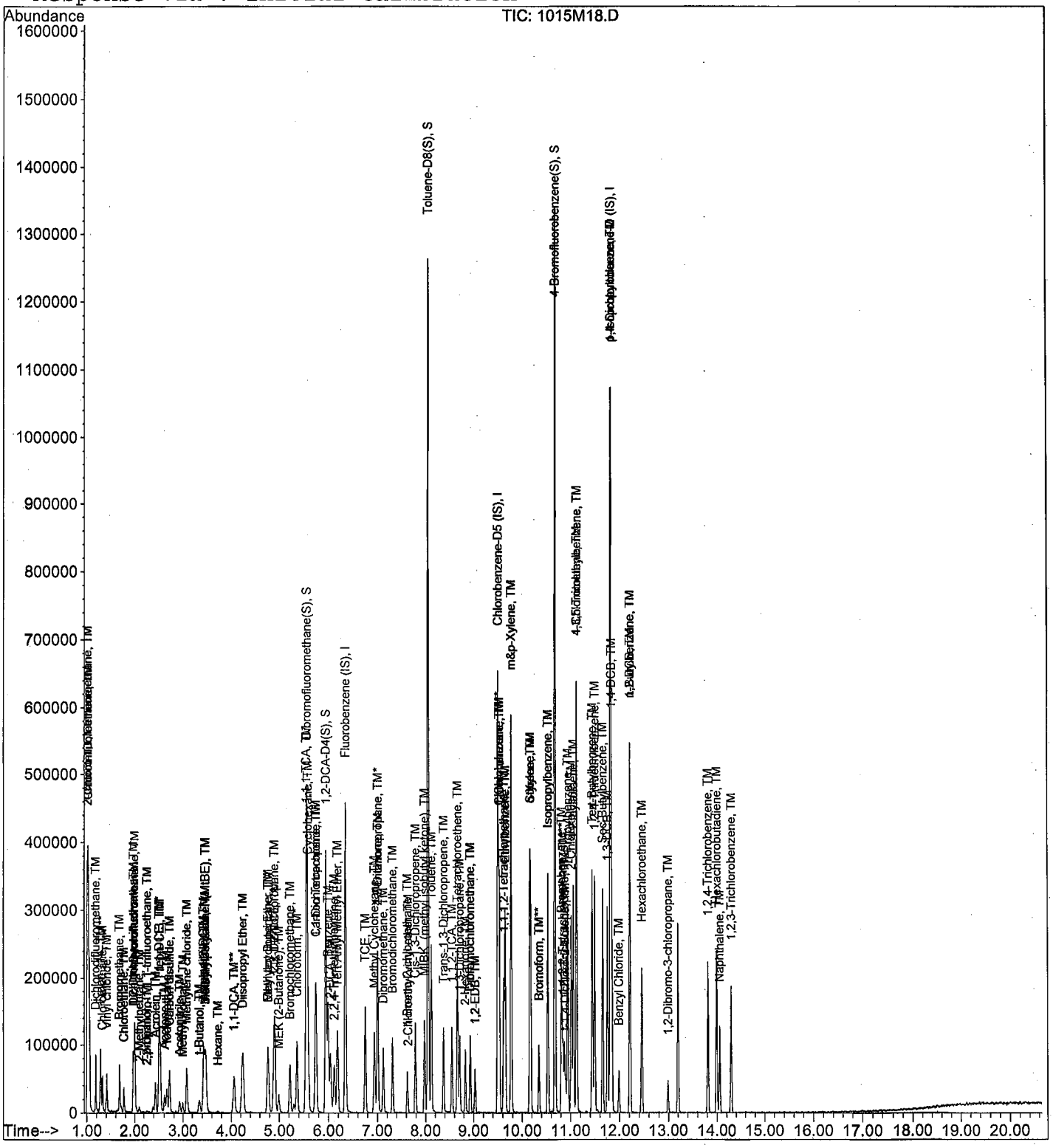

Quantitation Report (Not Reviewed)

Data File : M:\MAX\DATA\211015\1015M19.D
Acq On : 15 Oct 21 18:31
Sample : 40ug/L VOC STD 10/15/21
Misc : IS&S 8/4/21

Vial: 9
Operator: LP,DG,CH
Inst : Max
Multiplr: 1.00

Quant Time: Oct 16 13:29 2021

Quant Results File: M1015W.RES

Quant Method : M:\MAX\DATA\211015\M1015W.M (RTE Integrator)
Title : METHOD 8260B
Last Update : Sat Oct 16 13:28:38 2021
Response via : Initial Calibration
DataAcq Meth : M8260

Internal Standards	R.T.	QIon	Response	Conc Units	Dev(Min)
1) Fluorobenzene (IS)	6.34	96	394795	25.00 ppb	0.00
65) Chlorobenzene-D5 (IS)	9.50	117	356570	25.00 ppb	0.00
80) 1,4-Dichlorobenzene-D (IS)	11.82	152	246902	25.00 ppb	0.00
System Monitoring Compounds					
41) Dibromofluoromethane(S)	5.56	111	238087	49.90 ppb	0.00
Spiked Amount 25.000			Recovery	= 199.604%	
46) 1,2-DCA-D4(S)	5.95	65	166336	51.31 ppb	0.00
Spiked Amount 25.000			Recovery	= 205.252%	
66) Toluene-D8(S)	8.05	98	788816	48.87 ppb	0.00
Spiked Amount 25.000			Recovery	= 195.484%	
74) 4-Bromofluorobenzene(S)	10.68	95	335059	48.24 ppb	0.00
Spiked Amount 25.000			Recovery	= 192.944%	

Target Compounds						Qvalue
2) Chlorotrifluoroethene	1.01	116	1951	12.60 ppb	#	73
3) Dichlorodifluoromethane	1.18	85	95360	47.61 ppb		100
4) Freon 114	1.29	85	57360	34.02 ppb		83
5) Chloromethane	1.33	50	56542	46.36 ppb		94
6) Vinyl chloride	1.42	62	70630	48.13 ppb		92
7) 2-Chloro-1,1,1-trifluoroet	1.01	118	1922	44.68 ppb	#	51
8) Bromomethane	1.68	94	51410	52.69 ppb		91
9) Chloroethane	1.77	64	42072	42.31 ppb		97
10) Dichlorofluoromethane	1.97	67	141160	42.20 ppb		99
11) Trichlorofluoromethane	2.00	101	187948	49.90 ppb		98
12) 2,2-Dichloro-1,1,1-trifluo	2.18	85	25	20.78 ppb		100
13) Acrolein	2.43	56	40051	108.07 ppb		88
14) Acetone	2.62	43	39041	86.69 ppb		98
15) Freon-113	2.52	151	70973	40.64 ppb		97
16) Acetonitrile	2.93	41	22065	175.15 ppb		88
17) 2-propanol	2.27	45	3181	170.43 ppb	#	81
18) 1,2-Dichlorotrifluoroethan	1.97	67	141160	42.19 ppb		100
19) 1,1-DCE	2.50	61	104417	45.50 ppb		96
20) t-Butanol	3.35	59	36678	173.72 ppb		96
21) Methyl Acetate	2.99	43	34963	43.11 ppb		95
22) Iodomethane	2.66	142	81874	45.72 ppb		95
23) Acrylonitrile	3.43	53	19528	43.06 ppb	#	80
24) 2-Methylpentane	2.10	71	116	48.21 ppb	#	100
25) Methylene chloride	3.08	84	68587	41.23 ppb		97
26) Carbon disulfide	2.71	76	86056	38.73 ppb		99
27) Methyl t-butyl ether (MtBE	3.47	73	239816	44.88 ppb		94
28) Trans-1,2-DCE	3.43	96	72205	46.70 ppb		95

(#) = qualifier out of range (m) = manual integration

Quantitation Report (Not Reviewed)

Data File : M:\MAX\DATA\211015\1015M19.D
Acq On : 15 Oct 21 18:31
Sample : 40ug/L VOC STD 10/15/21
Misc : IS&S 8/4/21

Vial: 9
Operator: LP,DG,CH
Inst : Max
Multiplr: 1.00

Quant Time: Oct 16 13:29 2021

Quant Results File: M1015W.RES

Quant Method : M:\MAX\DATA\211015\M1015W.M (RTE Integrator)
Title : METHOD 8260B
Last Update : Sat Oct 16 13:28:38 2021
Response via : Initial Calibration
DataAcq Meth : M8260

	Compound	R.T.	QIon	Response	Conc Unit		Qvalue
29)	3-Methylpentane	3.47	57	37452	43.35 ppb		88
30)	Hexane	3.70	56	751	34.68 ppb	#	100
31)	Diisopropyl Ether	4.24	45	152386	41.14 ppb		95
32)	1,1-DCA	4.06	63	116415	42.45 ppb	#	94
34)	Ethyl tert Butyl Ether	4.77	59	199919	41.25 ppb		94
35)	Methylcyclopentane	4.77	56	8348	40.96 ppb		100
36)	MEK (2-Butanone)	4.99	43	43256	82.23 ppb		88
37)	Cis-1,2-DCE	4.91	96	82880	43.37 ppb		92
38)	2,2-Dichloropropane	4.89	77	141607	39.86 ppb		99
39)	Chloroform	5.36	83	160419	42.76 ppb		94
40)	Bromochloromethane	5.22	130	68479	49.26 ppb		94
42)	1,1,1-TCA	5.54	97	182393	46.52 ppb		98
43)	Cyclohexane	5.58	41	48312	41.04 ppb		90
44)	1,1-Dichloropropene	5.75	75	94511	42.80 ppb		97
45)	2,2,4-Trimethylpentane	6.12	57	121452	34.73 ppb	#	86
47)	Carbon Tetrachloride	5.74	117	166925	47.02 ppb		98
48)	Tert Amyl Methyl Ether	6.18	73	194157	40.51 ppb		97
49)	1,2-DCA	6.04	62	153949	45.21 ppb		100
50)	Benzene	5.99	78	269561	43.28 ppb		99
51)	TCE	6.75	95	85080	46.13 ppb		85
52)	2-Pentanone	7.01	43	159478	182.50 ppb		99
53)	1,2-Dichloropropane	7.00	63	32440	49.75 ppb		96
54)	Bromodichloromethane	7.31	83	132884	45.71 ppb		99
55)	Methyl Cyclohexane	6.94	83	97260	42.40 ppb		100
56)	Dibromomethane	7.12	93	50236	45.10 ppb		93
57)	MIBK (methyl isobutyl ket	7.98	43	93060	78.28 ppb		97
58)	1-Bromo-2-chloroethane	7.62	144	17760	43.04 ppb		98
59)	2-Chloroethyl vinyl ether	7.58	43	20	15.93 ppb	#	100
60)	Cis-1,3-Dichloropropene	7.79	75	117498	43.10 ppb		96
61)	Toluene	8.12	91	319786	41.80 ppb		99
62)	Trans-1,3-Dichloropropene	8.37	75	122778	43.89 ppb		99
63)	1,1,2-TCA	8.55	83	47558	39.57 ppb		94
64)	2-Hexanone	8.83	43	66653	78.60 ppb		94
67)	1,2-EDB	9.03	107	74115	46.45 ppb		95
68)	Tetrachloroethene	8.66	164	70304	44.97 ppb		81
69)	1-Chlorohexane	9.53	91	54312	38.51 ppb		96
70)	1,1,1,2-Tetrachloroethane	9.62	131	111805	42.65 ppb		92
71)	m&p-Xylene	9.77	106	333019	85.09 ppb		100
72)	o-Xylene	10.16	106	167690	42.31 ppb		100
73)	Styrene	10.18	104	270125	41.74 ppb		99
75)	1,3-Dichloropropane	8.71	76	106532	43.44 ppb		88
76)	Dibromochloromethane	8.93	129	113393	46.02 ppb		99

(#) = qualifier out of range (m) = manual integration

Quantitation Report (Not Reviewed)

Data File : M:\MAX\DATA\211015\1015M19.D
Acq On : 15 Oct 21 18:31
Sample : 40ug/L VOC STD 10/15/21
Misc : IS&S 8/4/21

Vial: 9
Operator: LP,DG,CH
Inst : Max
Multiplr: 1.00

Quant Time: Oct 16 13:29 2021

Quant Results File: M1015W.RES

Quant Method : M:\MAX\DATA\211015\M1015W.M (RTE Integrator)
Title : METHOD 8260B
Last Update : Sat Oct 16 13:28:38 2021
Response via : Initial Calibration
DataAcq Meth : M8260

	Compound	R.T.	QIon	Response	Conc Unit	Qvalue
77)	Chlorobenzene	9.53	112	247111	41.17 ppb	96
78)	Ethylbenzene	9.65	91	393606	43.49 ppb	98
79)	Bromoform	10.35	173	96934	47.29 ppb	94
81)	Isopropylbenzene	10.53	105	436071	40.40 ppb	98
82)	1,1,2,2-Tetrachloroethane	10.84	83	72110	39.85 ppb	91
83)	1,2,3-Trichloropropane	10.88	110	37233	43.97 ppb	94
84)	t-1,4-Dichloro-2-Butene	10.90	53	20351	36.72 ppb	74
85)	Bromobenzene	10.81	156	144680	39.26 ppb	93
86)	n-Propylbenzene	10.94	91	452586	41.83 ppb	99
87)	4-Ethyltoluene	11.06	105	417221	41.31 ppb	95
88)	2-Chlorotoluene	11.01	91	340873	40.48 ppb	88
89)	1,3,5-Trimethylbenzene	11.12	105	382964	41.40 ppb	97
90)	4-Chlorotoluene	11.13	91	343947	40.60 ppb	99
91)	Tert-Butylbenzene	11.44	119	234880	44.83 ppb	98
92)	1,2,4-Trimethylbenzene	11.49	105	396710	42.65 ppb	99
93)	Sec-Butylbenzene	11.66	105	437165	44.90 ppb	99
94)	p-Isopropyltoluene	11.81	119	441578	43.11 ppb	98
95)	Benzyl Chloride	11.99	91	88019	35.87 ppb	99
96)	1,3-DCB	11.75	146	262502	43.48 ppb	98
97)	1,4-DCB	11.84	146	255429	43.91 ppb	96
98)	n-Butylbenzene	12.22	91	282853	41.90 ppb	98
99)	1,2-DCB	12.21	146	253718	42.63 ppb	99
100)	Hexachloroethane	12.46	117	65707	41.10 ppb	99
101)	1,2-Dibromo-3-chloropropan	12.99	75	22876	44.84 ppb	91
102)	1,2,4-Trichlorobenzene	13.81	180	113144	43.34 ppb	94
103)	Hexachlorobutadiene	13.99	225	114209	42.64 ppb	98
104)	Naphthalene	14.05	128	238304	52.27 ppb	99
105)	1,2,3-Trichlorobenzene	14.30	180	146469	44.67 ppb	90

(#) = qualifier out of range (m) = manual integration

Quantitation Report

Data File : M:\MAX\DATA\211015\1015M19.D Vial: 9
Acq On : 15 Oct 21 18:31 Operator: LP,DG,CH
Sample : 40ug/L VOC STD 10/15/21 Inst : Max
Misc : IS&S 8/4/21 Multiplr: 1.00

Quant Time: Oct 16 13:29 2021 Quant Results File: M1015W.RES

Method : M:\MAX\DATA\211015\M1015W.M (RTE Integrator)
Title : METHOD 8260B
Last Update : Sat Oct 16 14:01:48 2021
Response via : Initial Calibration



Quantitation Report (Not Reviewed)

Data File : M:\MAX\DATA\211015\1015M20.D
Acq On : 15 Oct 21 19:00
Sample : 100ug/L VOC STD 10/15/21
Misc : IS&S 8/4/21

Vial: 10
Operator: LP,DG,CH
Inst : Max
Multiplr: 1.00

Quant Time: Oct 16 13:29 2021

Quant Results File: M1015W.RES

Quant Method : M:\MAX\DATA\211015\M1015W.M (RTE Integrator)
Title : METHOD 8260B
Last Update : Sat Oct 16 13:28:38 2021
Response via : Initial Calibration
DataAcq Meth : M8260

Internal Standards	R.T.	QIon	Response	Conc	Units		Dev(Min)
1) Fluorobenzene (IS)	6.34	96	386789	25.00	ppb		0.00
65) Chlorobenzene-D5 (IS)	9.50	117	357810	25.00	ppb		0.00
80) 1,4-Dichlorobenzene-D (IS)	11.82	152	248989	25.00	ppb		0.00
System Monitoring Compounds							
41) Dibromofluoromethane(S)	5.56	111	442755	94.72	ppb		0.00
Spiked Amount 25.000			Recovery	=	378.876%		
46) 1,2-DCA-D4(S)	5.95	65	315456	99.33	ppb		0.00
Spiked Amount 25.000			Recovery	=	397.320%		
66) Toluene-D8(S)	8.05	98	1486255	91.76	ppb		0.00
Spiked Amount 25.000			Recovery	=	367.048%		
74) 4-Bromofluorobenzene(S)	10.68	95	657746	94.36	ppb		0.00
Spiked Amount 25.000			Recovery	=	377.452%		
Target Compounds							Qvalue
2) Chlorotrifluoroethene	1.02	116	1201	7.92	ppb	#	45
3) Dichlorodifluoromethane	1.18	85	234560	119.53	ppb		99
4) Freon 114	1.29	85	146791	88.87	ppb		80
5) Chloromethane	1.33	50	143008	120.04	ppb		97
6) Vinyl chloride	1.42	62	168822	117.43	ppb		98
7) 2-Chloro-1,1,1-trifluoroet	1.00	118	1493	35.42	ppb	#	37
8) Bromomethane	1.68	94	135974	143.32	ppb		93
9) Chloroethane	1.76	64	126156	129.66	ppb		97
10) Dichlorofluoromethane	1.96	67	347423	106.00	ppb		100
11) Trichlorofluoromethane	1.99	101	454942	123.28	ppb		94
12) 2,2-Dichloro-1,1,1-trifluo	2.39	85	85	72.11	ppb	#	100
13) Acrolein	2.44	56	44550	122.70	ppb		88
14) Acetone	2.62	43	47910	108.58	ppb		94
15) Freon-113	2.52	151	175591	102.62	ppb		89
16) Acetonitrile	2.94	41	23864	193.35	ppb		91
17) 2-propanol	2.30	45	8518	465.81	ppb		92
18) 1,2-Dichlorotrifluoroethan	1.96	67	347584	106.03	ppb	#	100
19) 1,1-DCE	2.50	61	262927	116.95	ppb		95
20) t-Butanol	3.37	59	50833	214.24	ppb		99
21) Methyl Acetate	3.00	43	84654	106.53	ppb		85
22) Iodomethane	2.65	142	214716	120.36	ppb		98
23) Acrylonitrile	3.44	53	47089	105.86	ppb		93
24) 2-Methylpentane	2.09	71	220	93.32	ppb	#	100
25) Methylene chloride	3.08	84	160180	98.28	ppb		95
26) Carbon disulfide	2.71	76	194560	89.38	ppb		97
27) Methyl t-butyl ether (MtBE	3.47	73	555224	106.05	ppb		93
28) Trans-1,2-DCE	3.42	96	182546	121.83	ppb		100

(#) = qualifier out of range (m) = manual integration

Quantitation Report (Not Reviewed)

Data File : M:\MAX\DATA\211015\1015M20.D
Acq On : 15 Oct 21 19:00
Sample : 100ug/L VOC STD 10/15/21
Misc : IS&S 8/4/21

Vial: 10
Operator: LP,DG,CH
Inst : Max
Multiplr: 1.00

Quant Time: Oct 16 13:29 2021

Quant Results File: M1015W.RES

Quant Method : M:\MAX\DATA\211015\M1015W.M (RTE Integrator)
Title : METHOD 8260B
Last Update : Sat Oct 16 13:28:38 2021
Response via : Initial Calibration
DataAcq Meth : M8260

	Compound	R.T.	QIon	Response	Conc Unit		Qvalue
29)	3-Methylpentane	3.47	57	93951	112.00 ppb		89
30)	Hexane	3.71	56	1846	87.00 ppb	#	100
31)	Diisopropyl Ether	4.24	45	370710	102.14 ppb		97
32)	1,1-DCA	4.06	63	285289	106.17 ppb	#	93
34)	Ethyl tert Butyl Ether	4.77	59	459729	96.83 ppb		97
35)	Methylcyclopentane	4.77	56	17519	87.74 ppb	#	100
36)	MEK (2-Butanone)	4.99	43	53511	103.84 ppb		90
37)	Cis-1,2-DCE	4.91	96	197796	105.64 ppb		94
38)	2,2-Dichloropropane	4.89	77	346511	99.56 ppb		100
39)	Chloroform	5.36	83	390282	106.18 ppb		94
40)	Bromochloromethane	5.22	130	156085	115.65 ppb	#	88
42)	1,1,1-TCA	5.54	97	433213	112.79 ppb		97
43)	Cyclohexane	5.58	41	121867	105.66 ppb		90
44)	1,1-Dichloropropene	5.75	75	231228	106.87 ppb		95
45)	2,2,4-Trimethylpentane	6.12	57	302605	88.31 ppb		87
47)	Carbon Tetrachloride	5.74	117	411487	118.31 ppb		95
48)	Tert Amyl Methyl Ether	6.18	73	450960	96.03 ppb		97
49)	1,2-DCA	6.04	62	367370	110.12 ppb		98
50)	Benzene	5.99	78	649591	106.45 ppb		98
51)	TCE	6.75	95	206061	115.34 ppb		84
52)	2-Pentanone	7.01	43	179595	209.77 ppb		99
53)	1,2-Dichloropropane	7.00	63	72296	113.59 ppb		96
54)	Bromodichloromethane	7.31	83	317248	111.38 ppb		100
55)	Methyl Cyclohexane	6.94	83	236830	106.31 ppb		93
56)	Dibromomethane	7.12	93	119549	109.56 ppb		95
57)	MIBK (methyl isobutyl ket	7.98	43	114125	97.99 ppb		98
58)	1-Bromo-2-chloroethane	7.62	144	42608	105.40 ppb		91
59)	2-Chloroethyl vinyl ether	7.69	43	19	15.45 ppb	#	100
60)	Cis-1,3-Dichloropropene	7.79	75	293076	109.74 ppb		94
61)	Toluene	8.12	91	786013	104.86 ppb		96
62)	Trans-1,3-Dichloropropene	8.37	75	301333	109.95 ppb		100
63)	1,1,2-TCA	8.55	83	116902	99.29 ppb		93
64)	2-Hexanone	8.83	43	83212	100.16 ppb	#	92
67)	1,2-EDB	9.03	107	187298	116.98 ppb		98
68)	Tetrachloroethene	8.66	164	163584	104.28 ppb		86
69)	1-Chlorohexane	9.53	91	140232	99.08 ppb		96
70)	1,1,1,2-Tetrachloroethane	9.62	131	281249	106.91 ppb		97
71)	m&p-Xylene	9.77	106	823233	209.61 ppb		98
72)	o-Xylene	10.16	106	418928	105.33 ppb		98
73)	Styrene	10.18	104	692047	106.57 ppb		98
75)	1,3-Dichloropropane	8.71	76	259322	105.38 ppb		91
76)	Dibromochloromethane	8.93	129	278663	112.70 ppb		98

(#) = qualifier out of range (m) = manual integration

Quantitation Report (Not Reviewed)

Data File : M:\MAX\DATA\211015\1015M20.D
Acq On : 15 Oct 21 19:00
Sample : 100ug/L VOC STD 10/15/21
Misc : IS&S 8/4/21

Vial: 10
Operator: LP,DG,CH
Inst : Max
Multiplr: 1.00

Quant Time: Oct 16 13:29 2021

Quant Results File: M1015W.RES

Quant Method : M:\MAX\DATA\211015\M1015W.M (RTE Integrator)
Title : METHOD 8260B
Last Update : Sat Oct 16 13:28:38 2021
Response via : Initial Calibration
DataAcq Meth : M8260

	Compound	R.T.	QIon	Response	Conc Unit	Qvalue
77)	Chlorobenzene	9.53	112	618681	102.72 ppb	96
78)	Ethylbenzene	9.65	91	972119	107.04 ppb	100
79)	Bromoform	10.35	173	247112	120.13 ppb	95
81)	Isopropylbenzene	10.54	105	1132302	104.03 ppb	98
82)	1,1,2,2-Tetrachloroethane	10.85	83	183360	100.48 ppb	93
83)	1,2,3-Trichloropropane	10.88	110	96387	113.47 ppb	94
84)	t-1,4-Dichloro-2-Butene	10.90	53	52050	92.63 ppb	80
85)	Bromobenzene	10.81	156	374456	100.76 ppb	91
86)	n-Propylbenzene	10.94	91	1150904	105.49 ppb	100
87)	4-Ethyltoluene	11.06	105	1068018	104.87 ppb	94
88)	2-Chlorotoluene	11.02	91	751088	88.44 ppb	92
89)	1,3,5-Trimethylbenzene	11.12	105	1000113	107.22 ppb	99
90)	4-Chlorotoluene	11.13	91	881242	103.15 ppb	99
91)	Tert-Butylbenzene	11.44	119	615168	116.44 ppb	97
92)	1,2,4-Trimethylbenzene	11.49	105	1027302	109.19 ppb	98
93)	Sec-Butylbenzene	11.66	105	1145861	116.71 ppb	100
94)	p-Isopropyltoluene	11.81	119	1156691	111.42 ppb	99
95)	Benzyl Chloride	11.99	91	250447	101.21 ppb	97
96)	1,3-DCB	11.75	146	675841	111.01 ppb	99
97)	1,4-DCB	11.85	146	672085	115.40 ppb	98
98)	n-Butylbenzene	12.22	91	786990	114.02 ppb	97
99)	1,2-DCB	12.21	146	677640	112.91 ppb	98
100)	Hexachloroethane	12.46	117	181188	112.65 ppb	98
101)	1,2-Dibromo-3-chloropropan	12.99	75	63114	121.24 ppb	93
102)	1,2,4-Trichlorobenzene	13.81	180	337280	123.99 ppb	90
103)	Hexachlorobutadiene	13.99	225	307962	112.70 ppb	97
104)	Naphthalene	14.06	128	746536	118.59 ppb	97
105)	1,2,3-Trichlorobenzene	14.30	180	462536	133.70 ppb	90

(#) = qualifier out of range (m) = manual integration

Quantitation Report

Data File : M:\MAX\DATA\211015\1015M20.D
Acq On : 15 Oct 21 19:00
Sample : 100ug/L VOC STD 10/15/21
Misc : IS&S 8/4/21

Vial: 10
Operator: LP,DG,CH
Inst : Max
Multiplr: 1.00

Quant Time: Oct 16 13:29 2021

Quant Results File: M1015W.RES

Method : M:\MAX\DATA\211015\M1015W.M (RTE Integrator)
Title : METHOD 8260B
Last Update : Sat Oct 16 14:01:48 2021
Response via : Initial Calibration

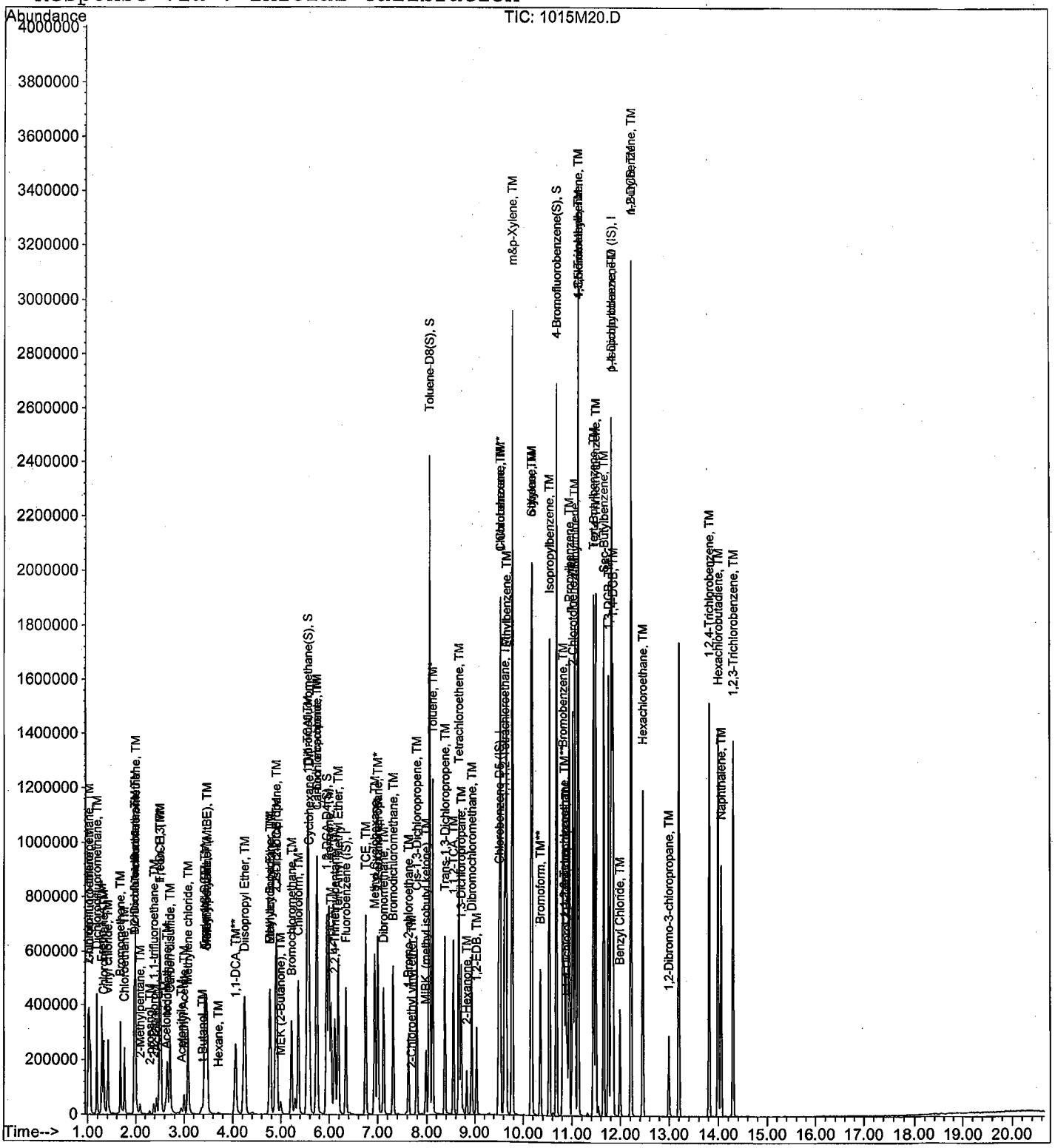

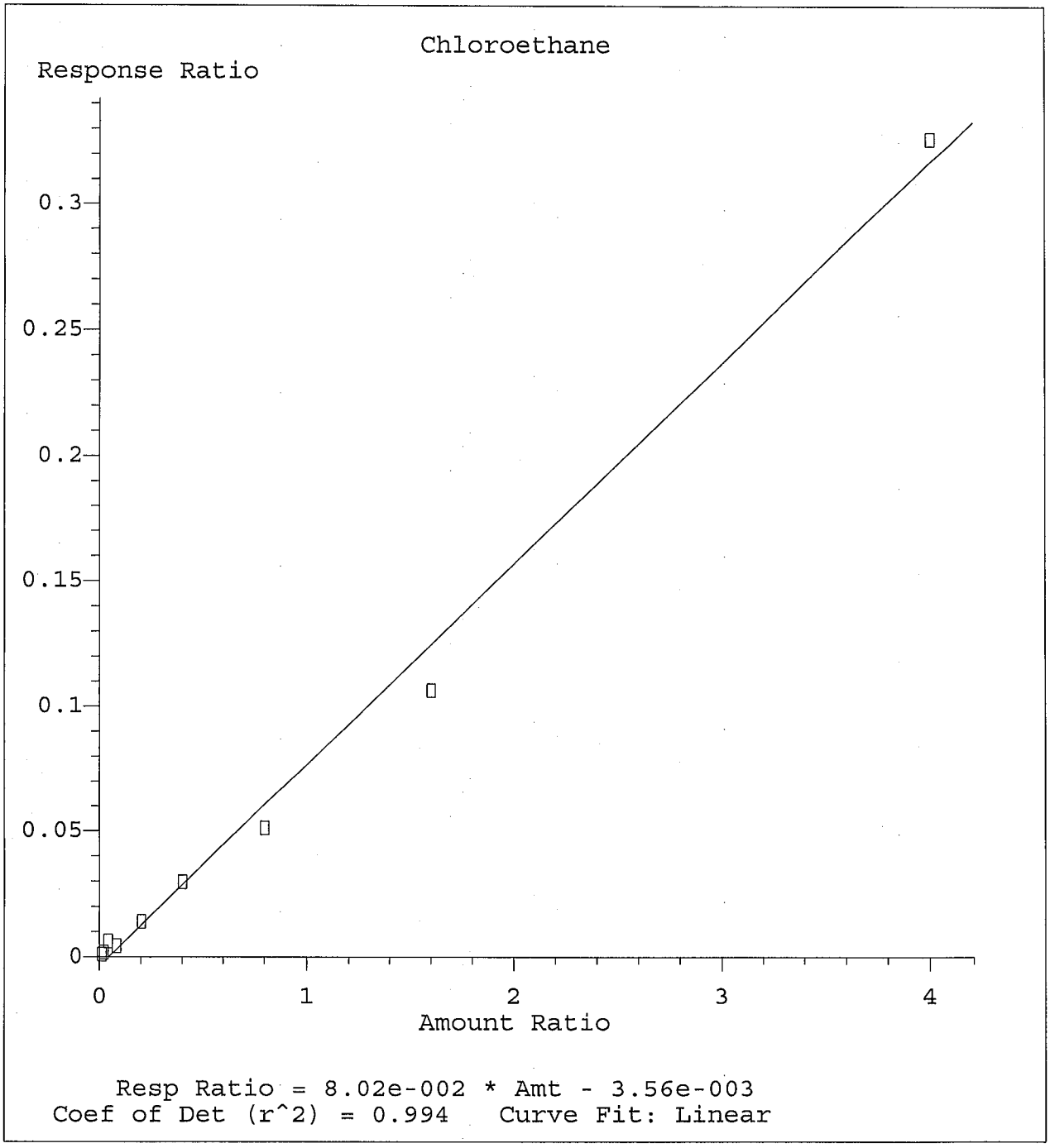

Method Name: M:\MAX\DATA\211015\M1015W.M
Calibration Table Last Updated: Sat Oct 16 14:01:48 2021

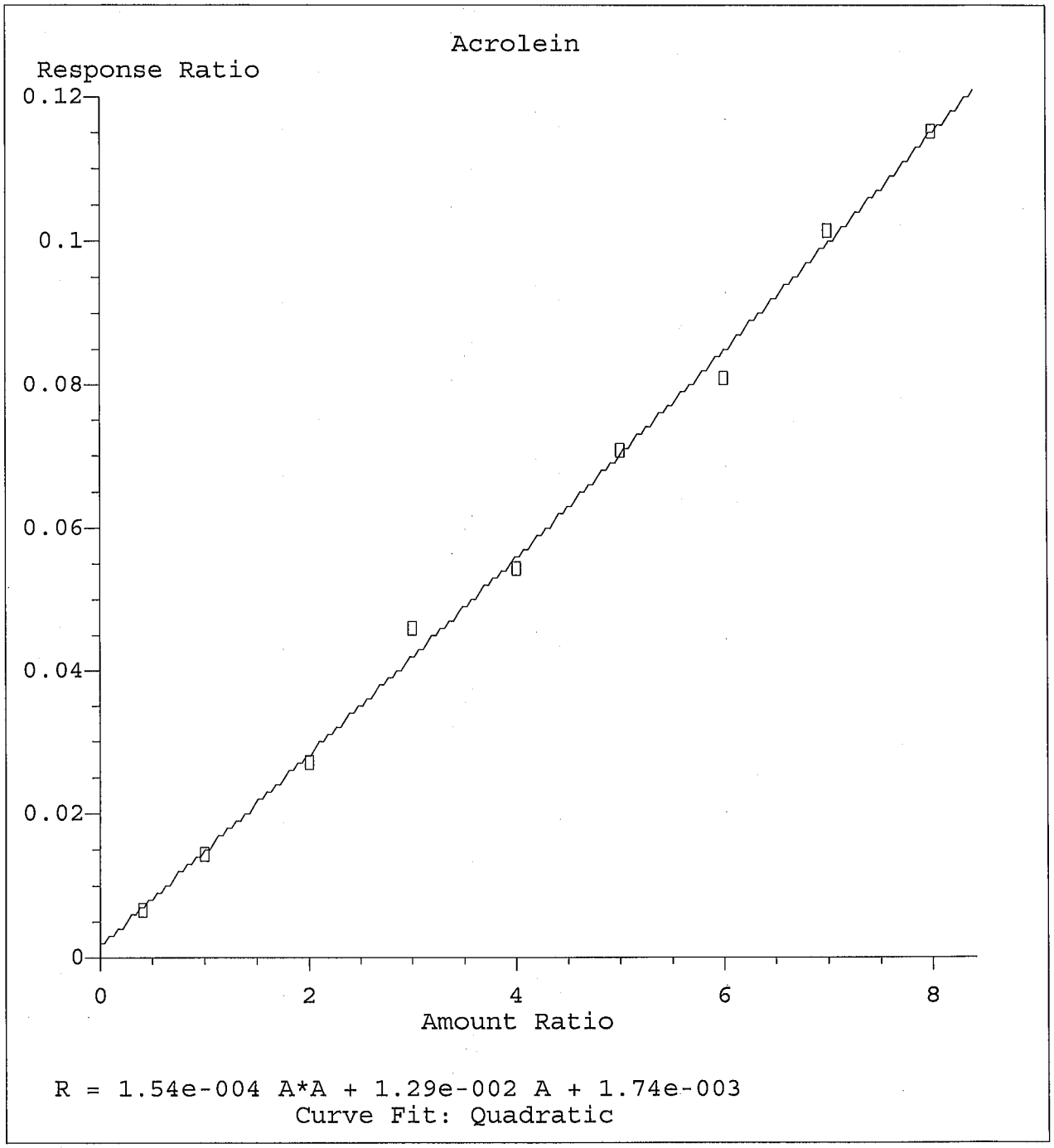

Method Name: M:\MAX\DATA\211015\M1015W.M
Calibration Table Last Updated: Sat Oct 16 14:01:48 2021

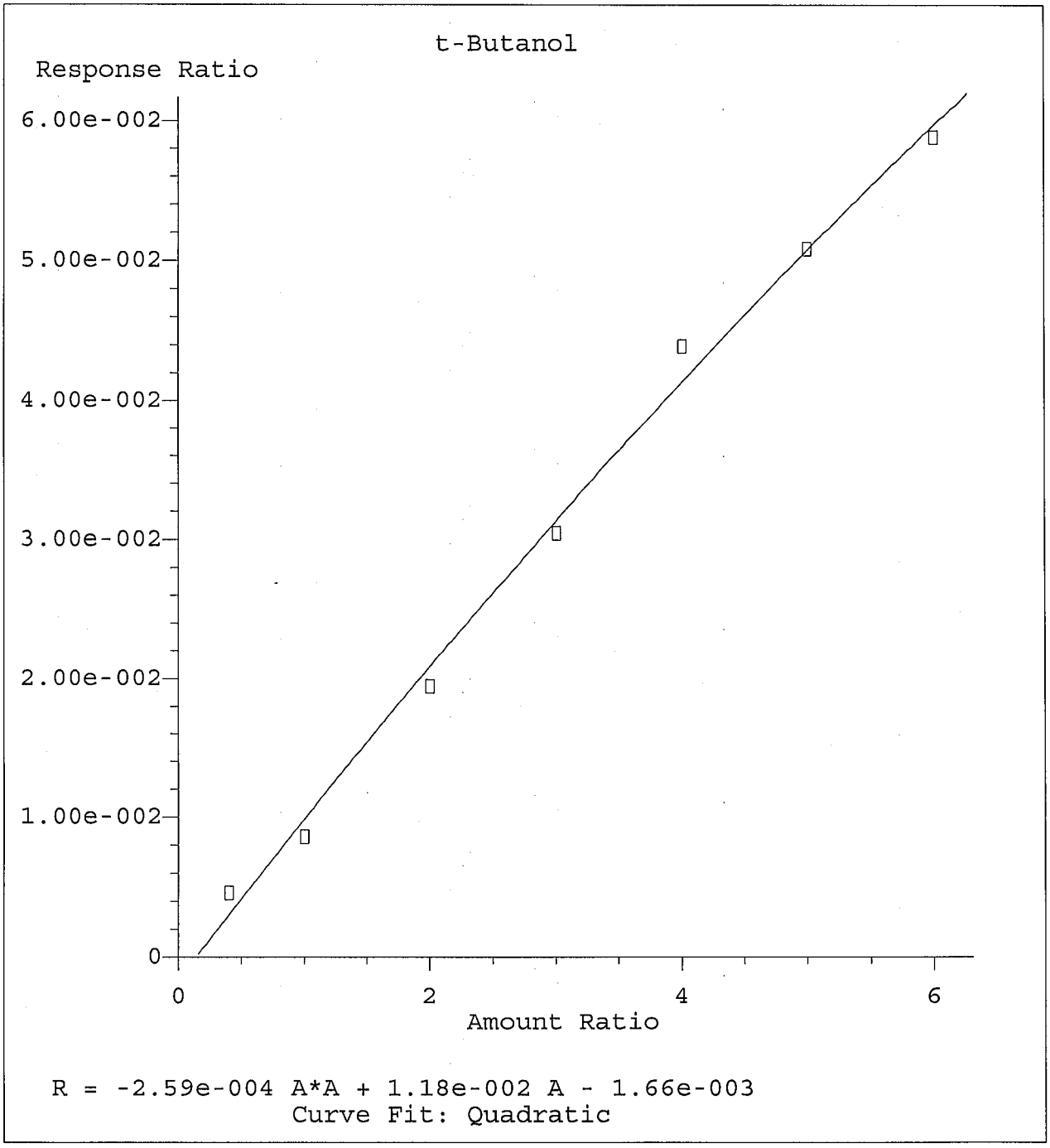

Method Name: M:\MAX\DATA\211015\M1015W.M
Calibration Table Last Updated: Sat Oct 16 14:01:48 2021

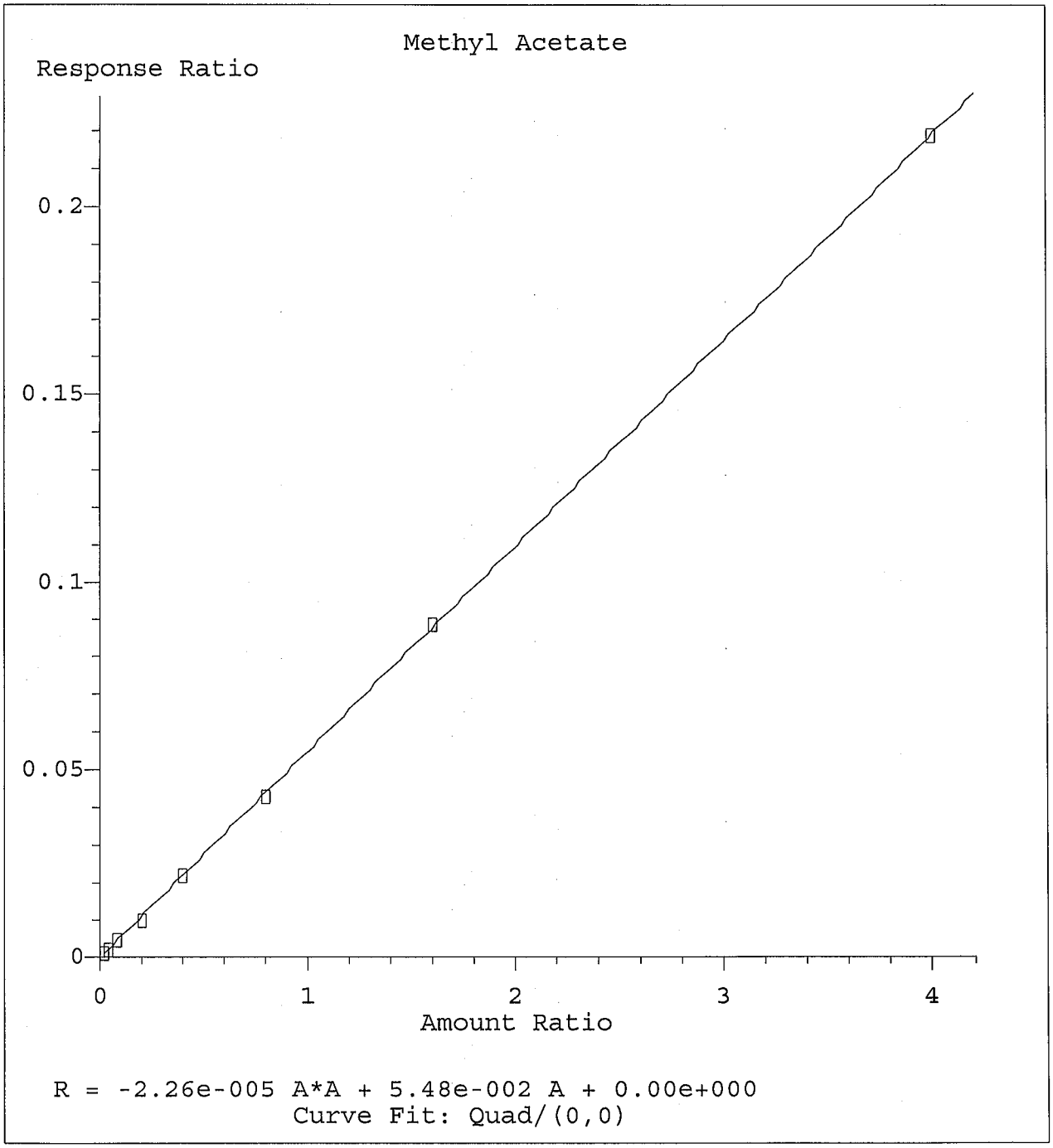

Method Name: M:\MAX\DATA\211015\M1015W.M
Calibration Table Last Updated: Sat Oct 16 14:01:48 2021

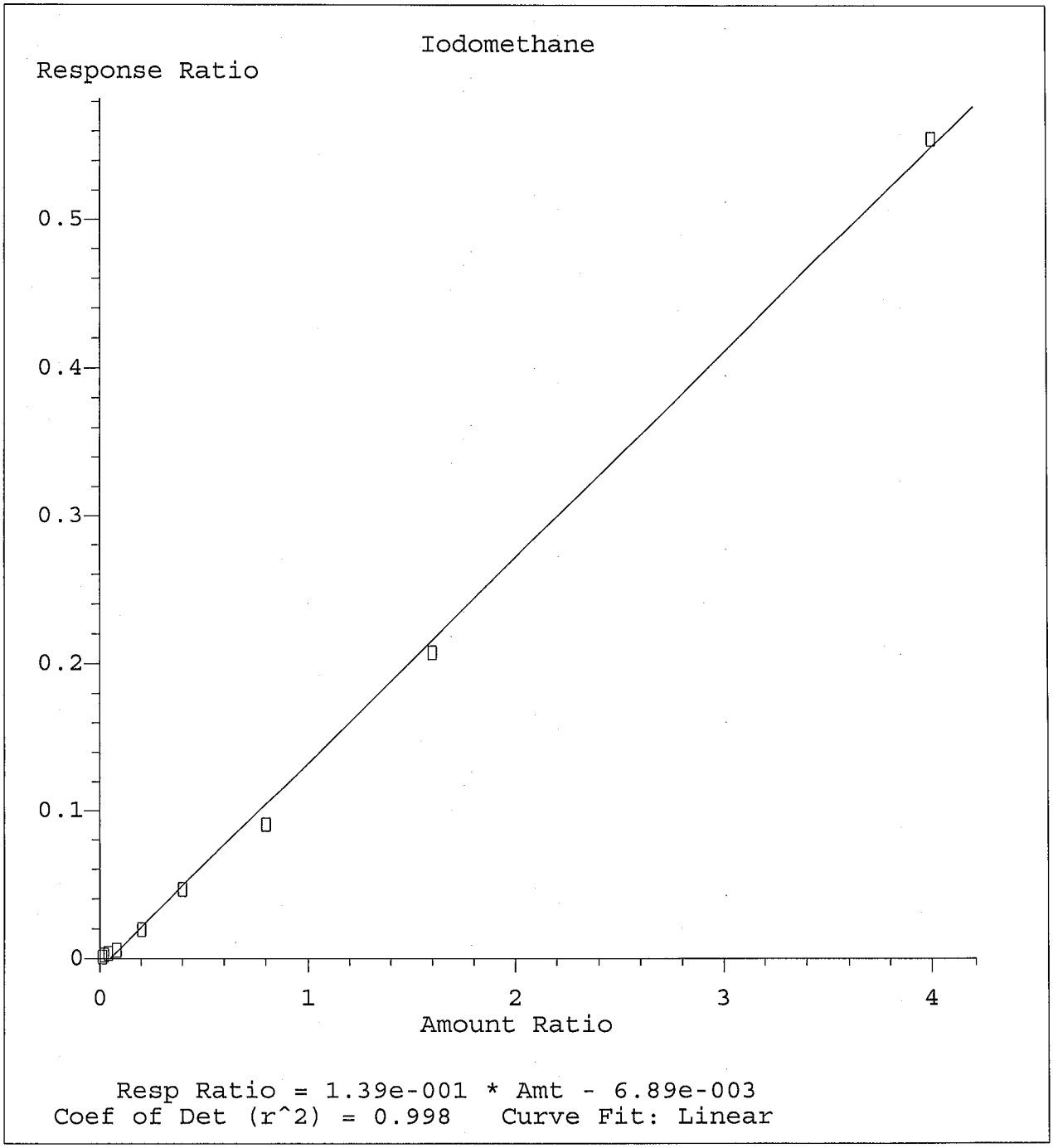

Method Name: M:\MAX\DATA\211015\M1015W.M
Calibration Table Last Updated: Sat Oct 16 14:01:48 2021

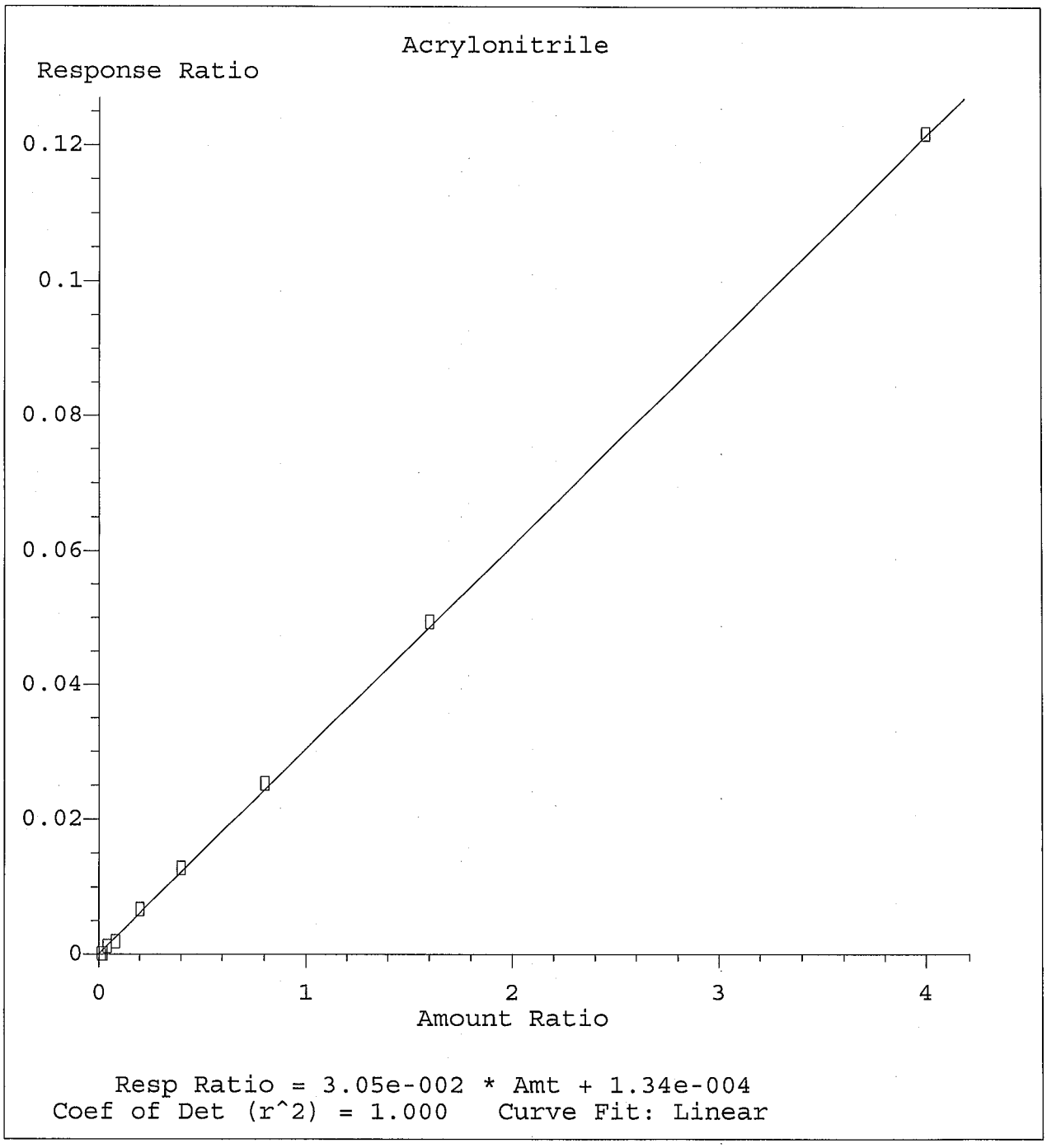

Method Name: M:\MAX\DATA\211015\M1015W.M
Calibration Table Last Updated: Sat Oct 16 14:01:48 2021

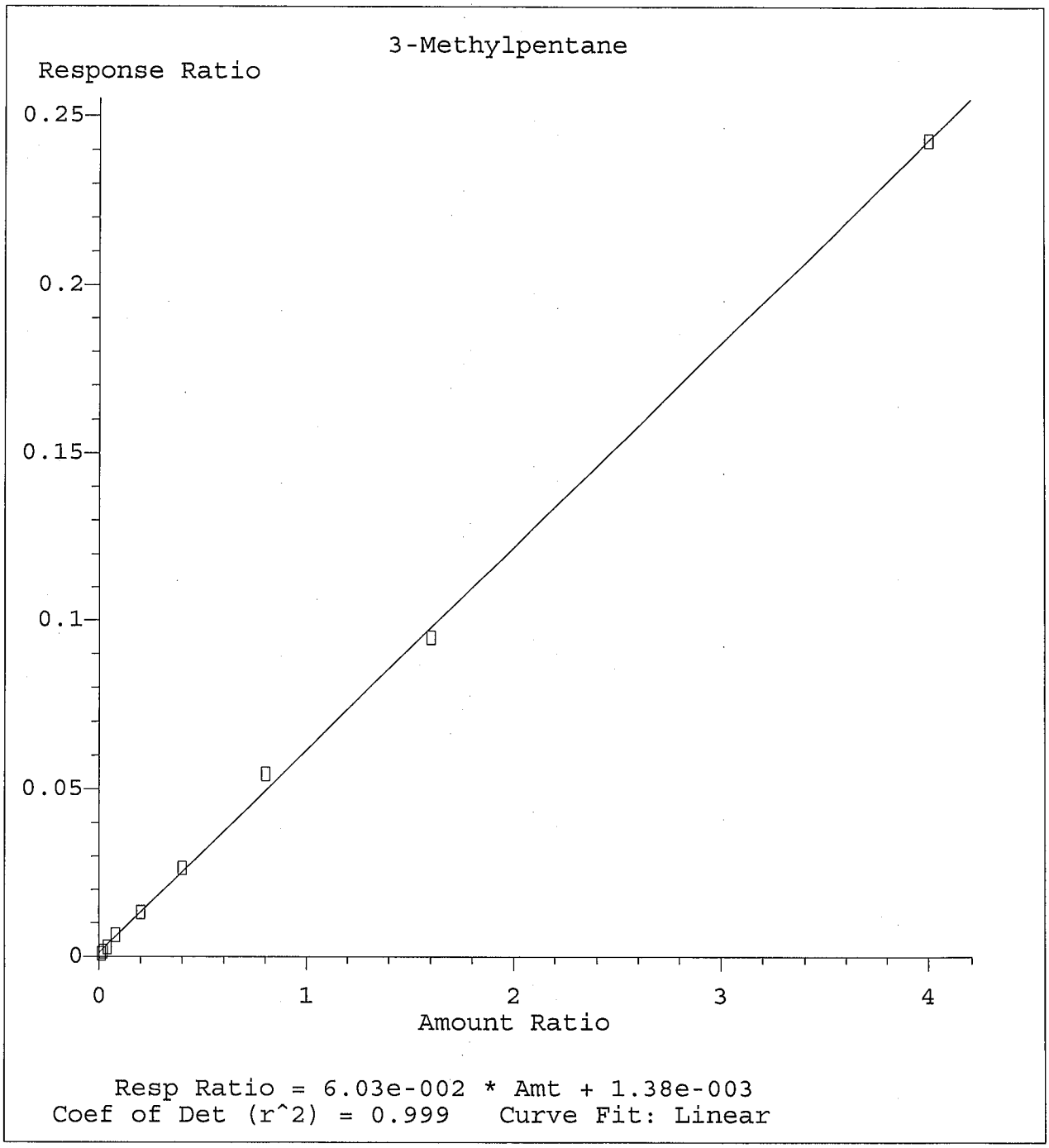

Method Name: M:\MAX\DATA\211015\M1015W.M
Calibration Table Last Updated: Sat Oct 16 14:01:48 2021

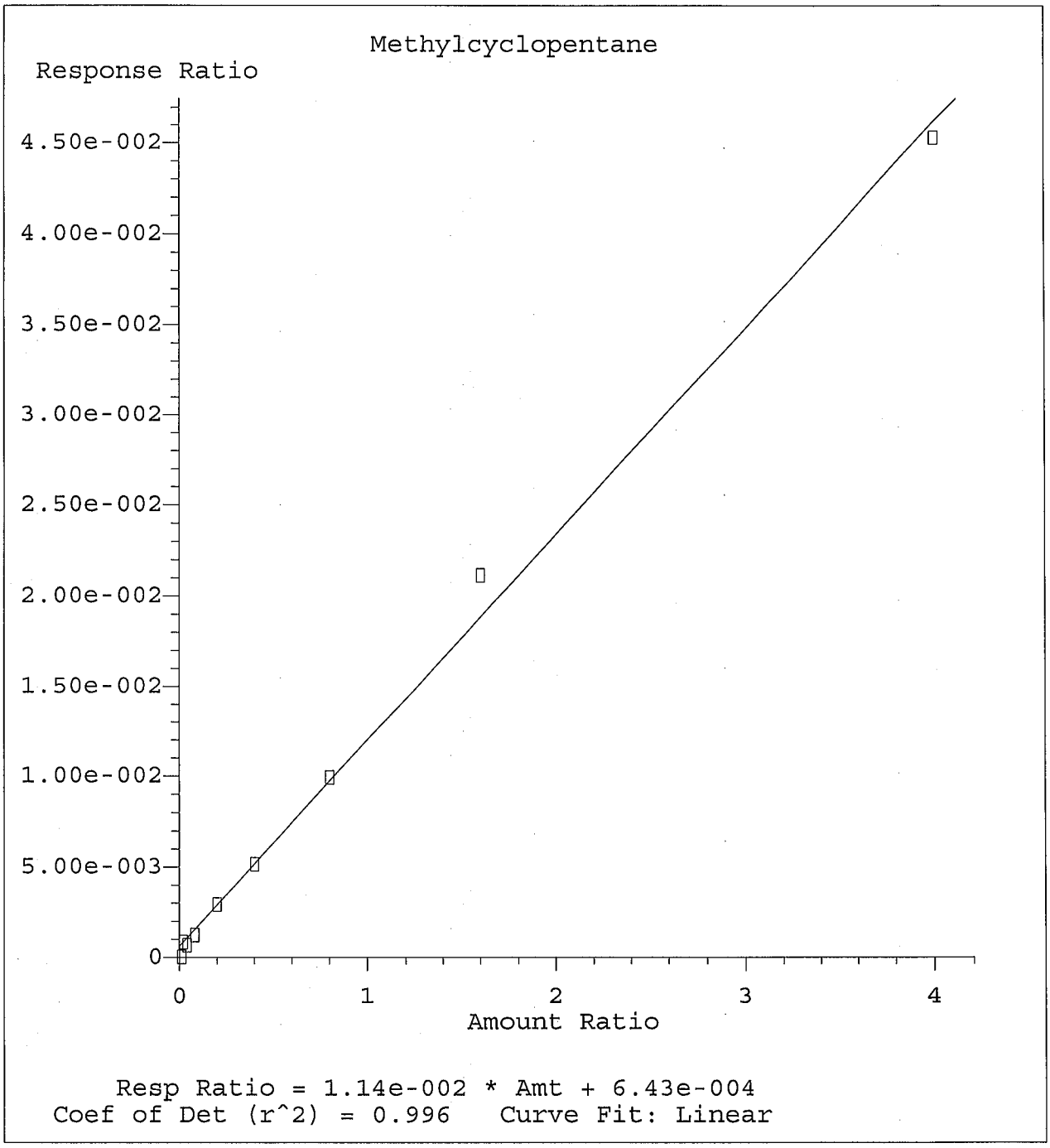

Method Name: M:\MAX\DATA\211015\M1015W.M
Calibration Table Last Updated: Sat Oct 16 14:01:48 2021

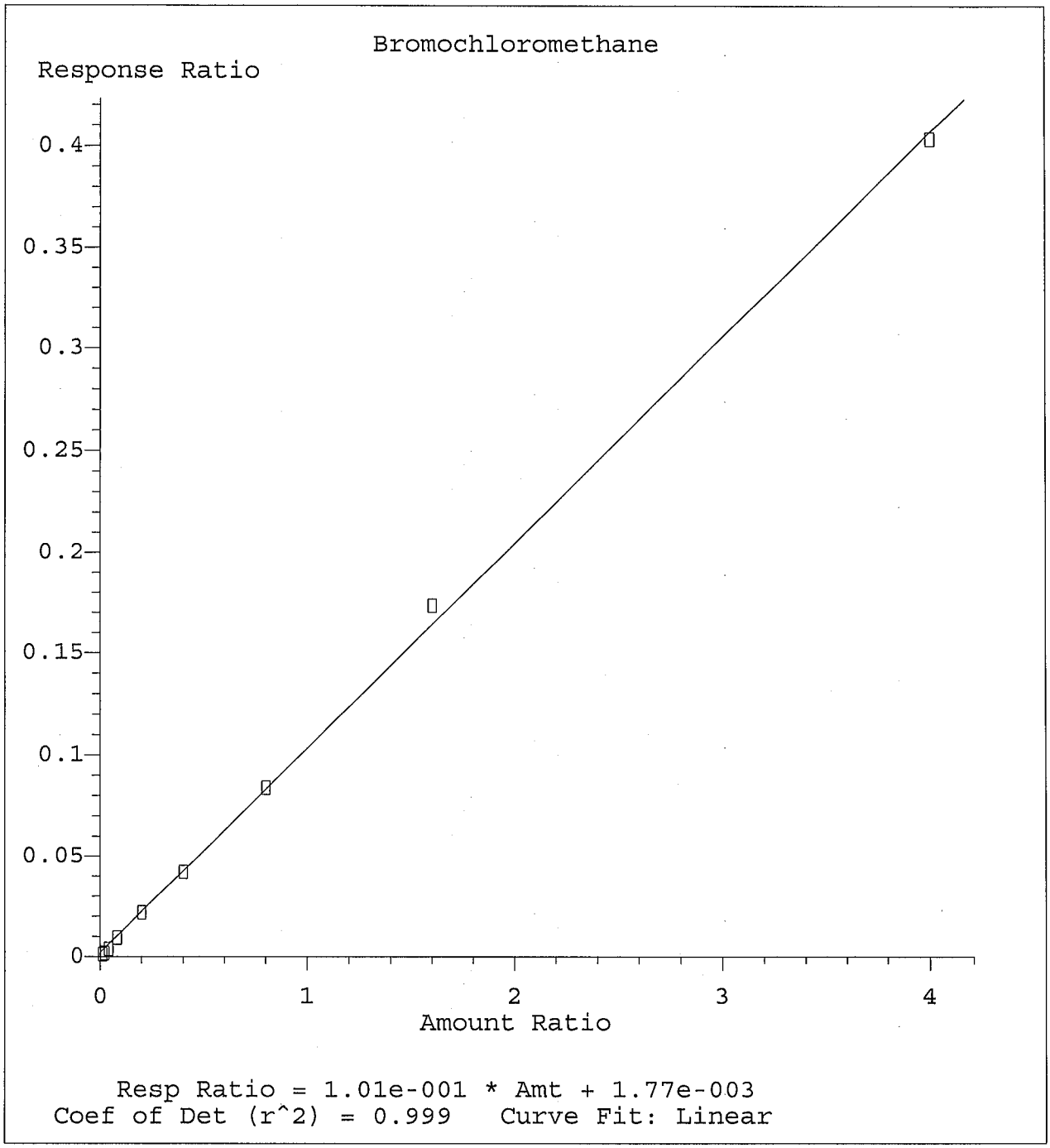

Method Name: M:\MAX\DATA\211015\M1015W.M
Calibration Table Last Updated: Sat Oct 16 14:01:48 2021

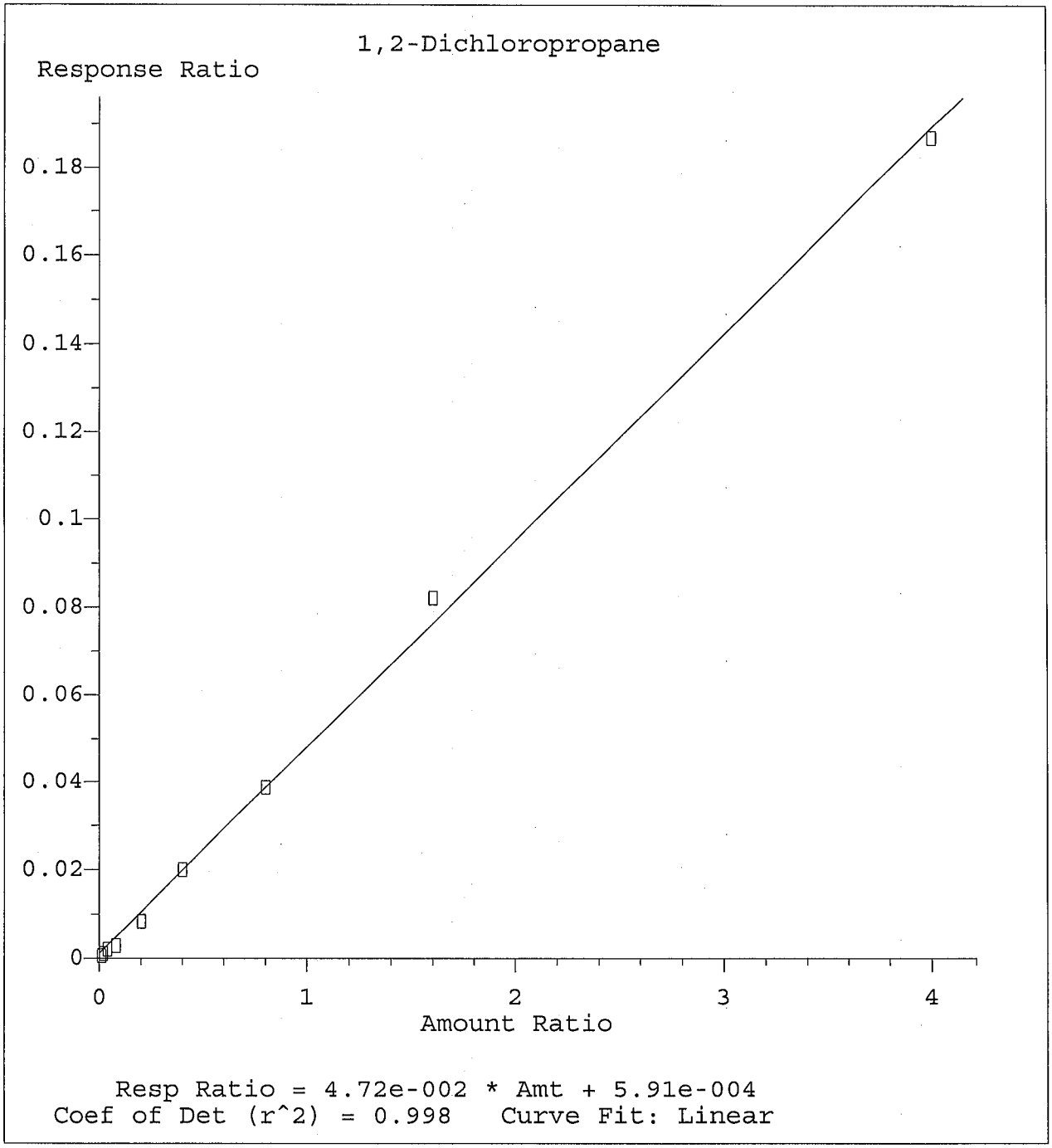

Method Name: M:\MAX\DATA\211015\M1015W.M
Calibration Table Last Updated: Sat Oct 16 14:01:48 2021

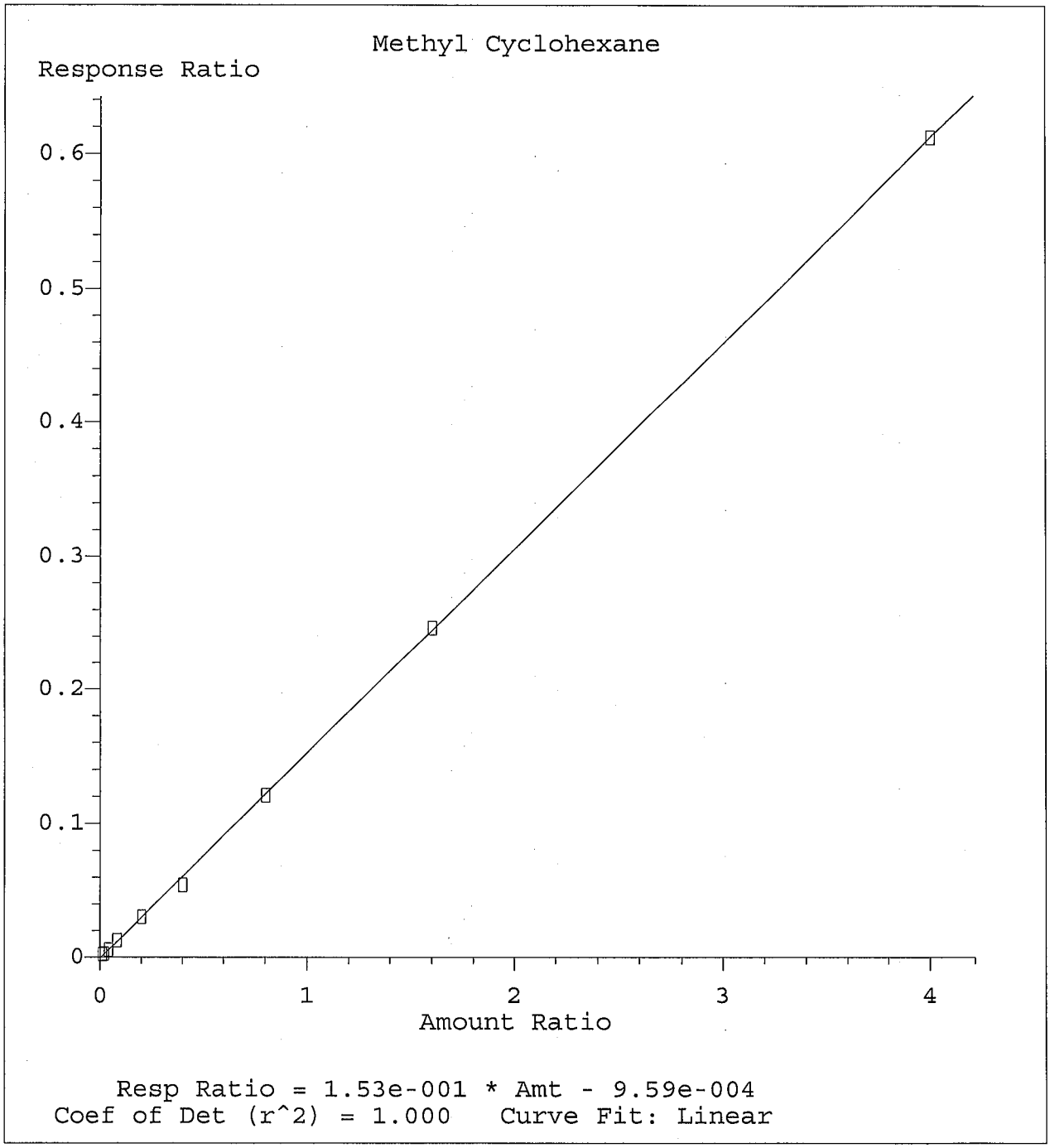

Method Name: M:\MAX\DATA\211015\M1015W.M
Calibration Table Last Updated: Sat Oct 16 14:01:48 2021

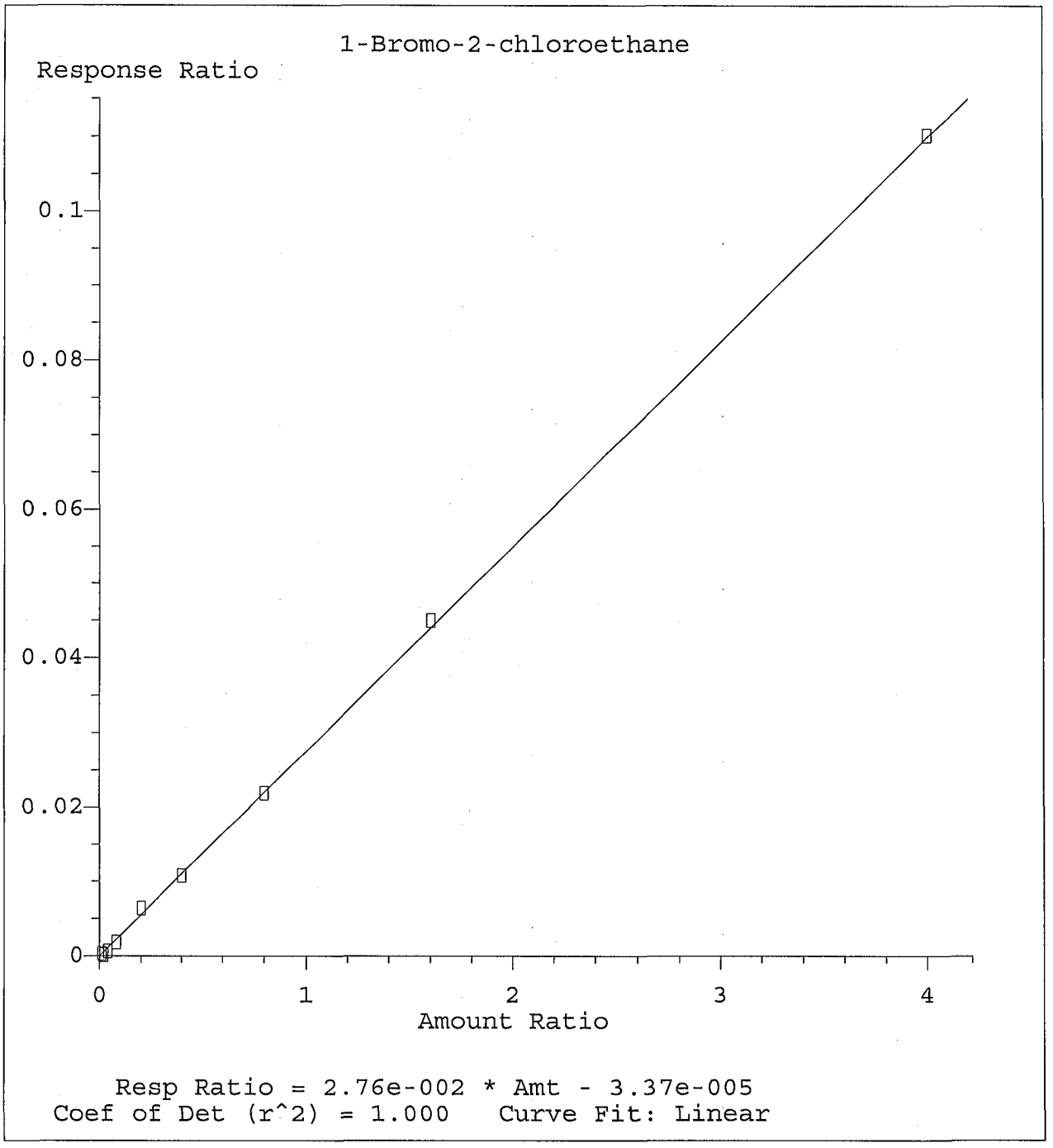

Method Name: M:\MAX\DATA\211015\M1015W.M
Calibration Table Last Updated: Sat Oct 16 14:01:48 2021

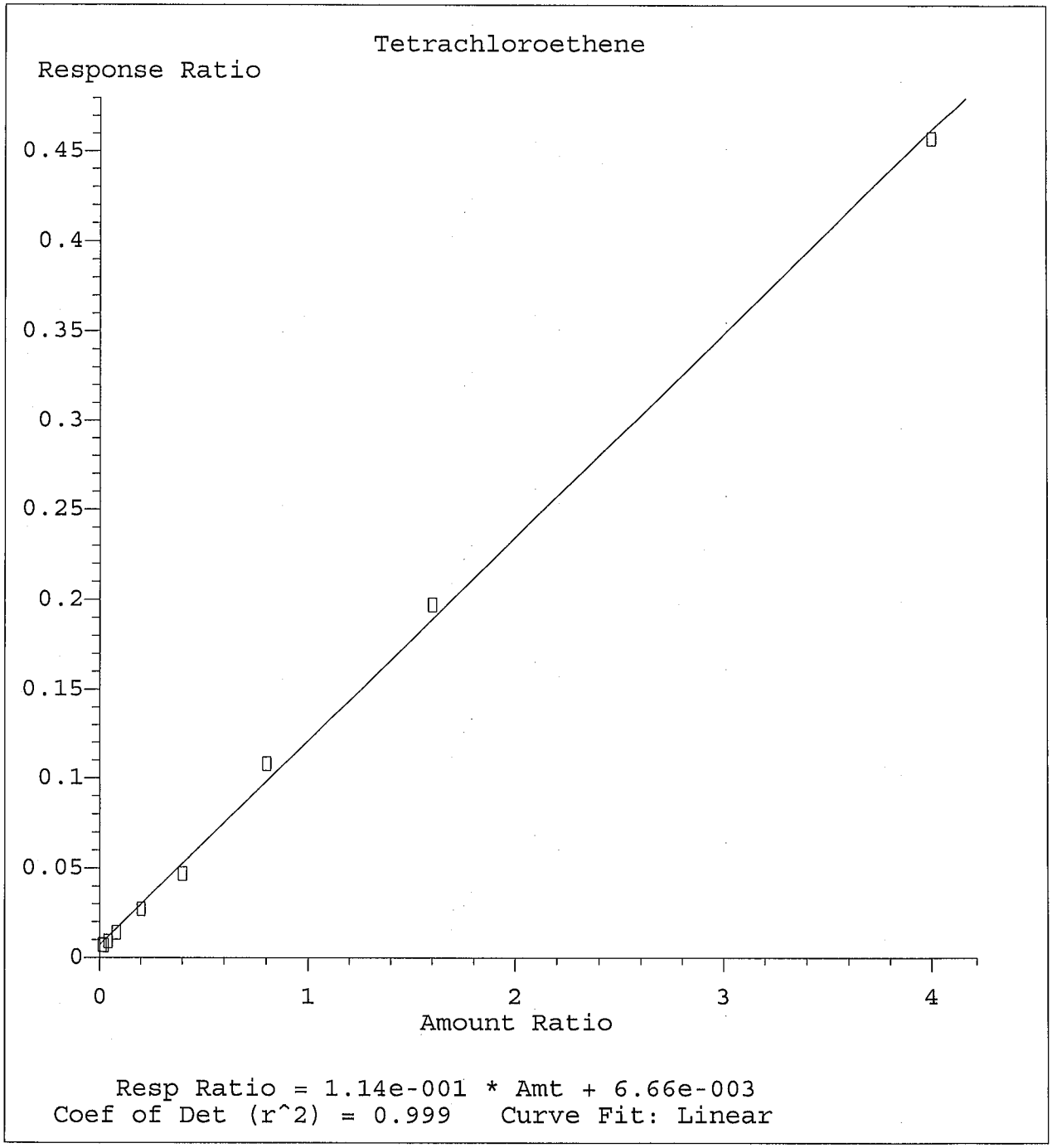

Method Name: M:\MAX\DATA\211015\M1015W.M
Calibration Table Last Updated: Sat Oct 16 14:01:48 2021

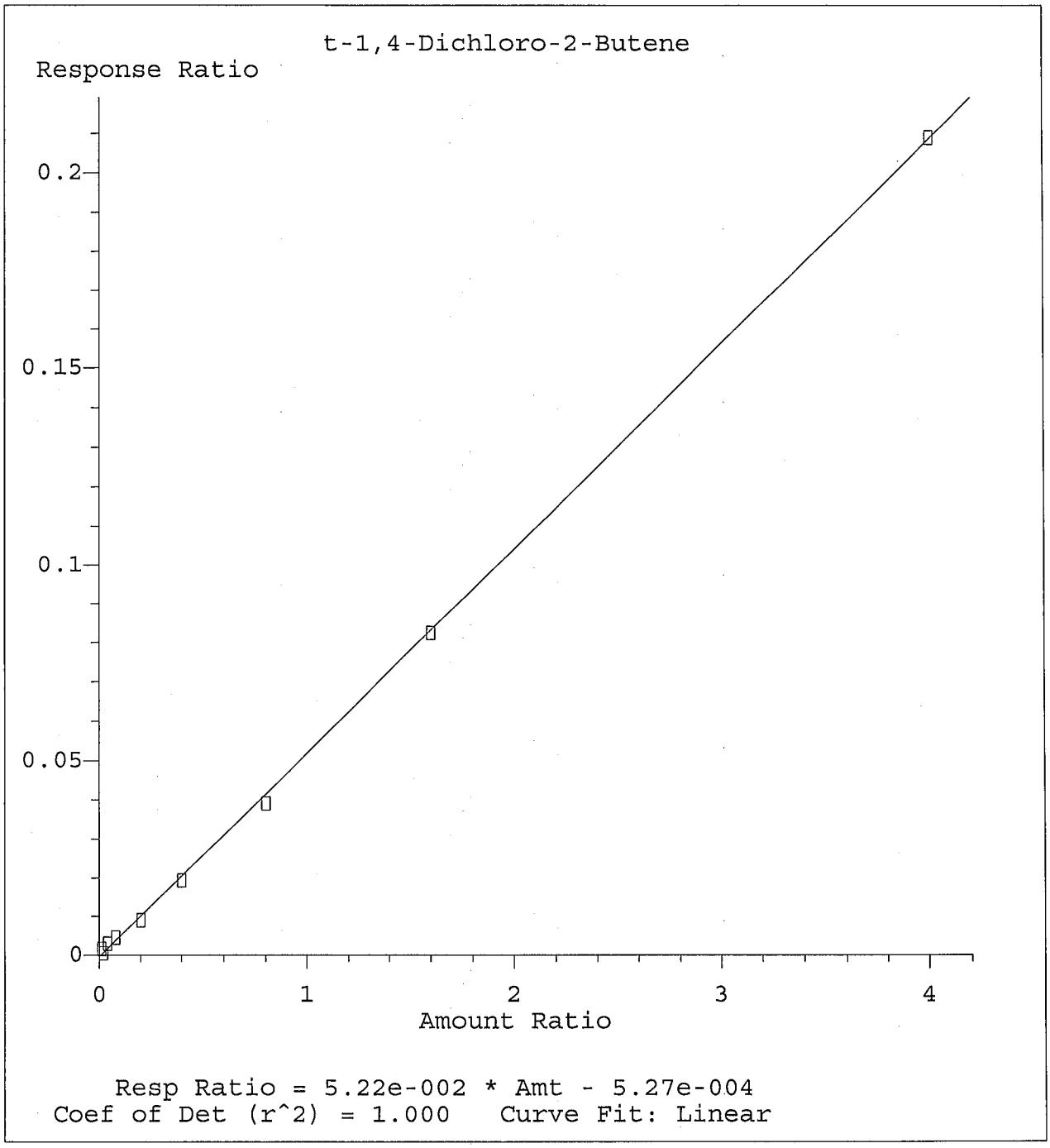

Method Name: M:\MAX\DATA\211015\M1015W.M
Calibration Table Last Updated: Sat Oct 16 14:01:48 2021

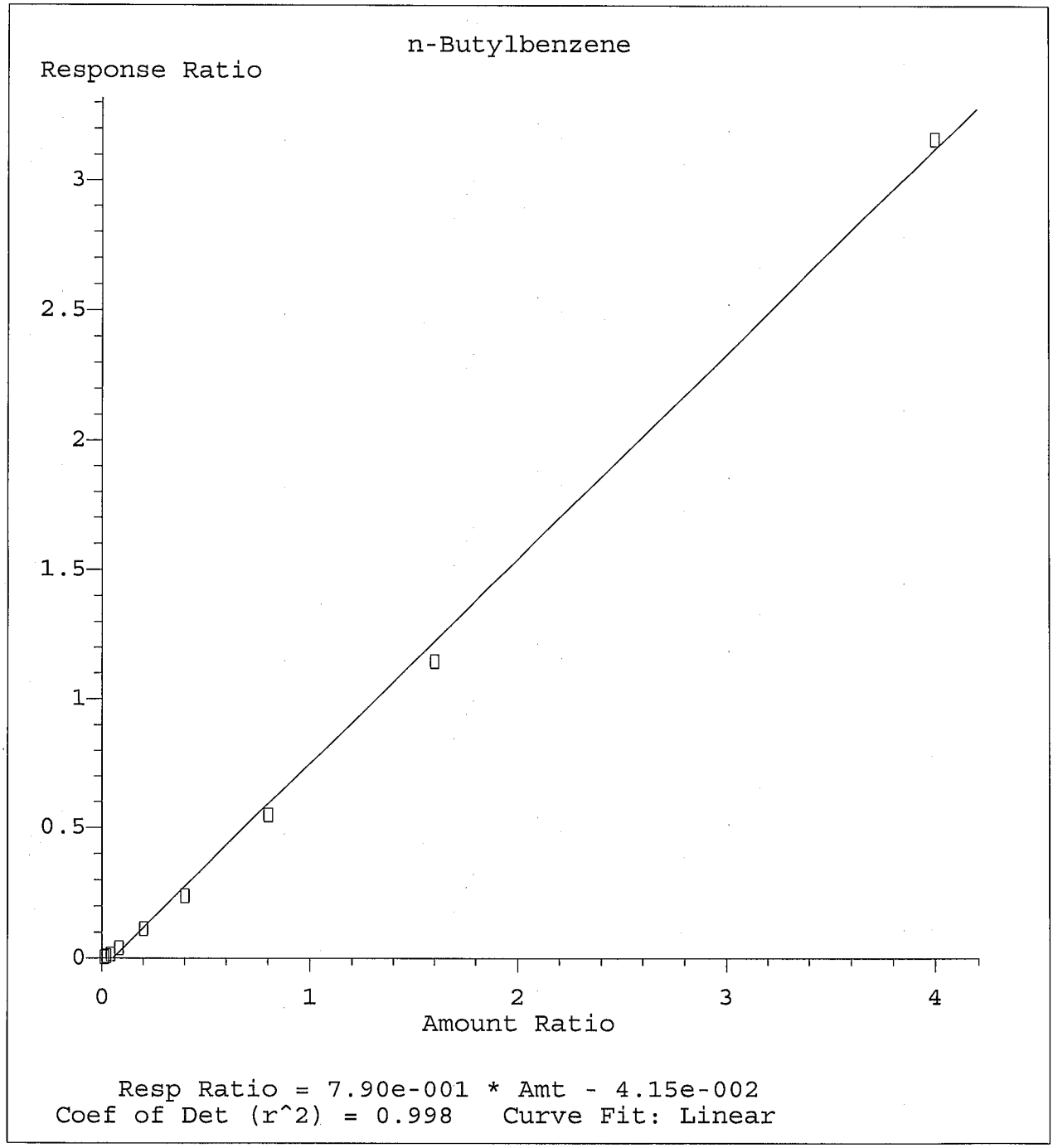

Method Name: M:\MAX\DATA\211015\M1015W.M
Calibration Table Last Updated: Sat Oct 16 14:01:48 2021

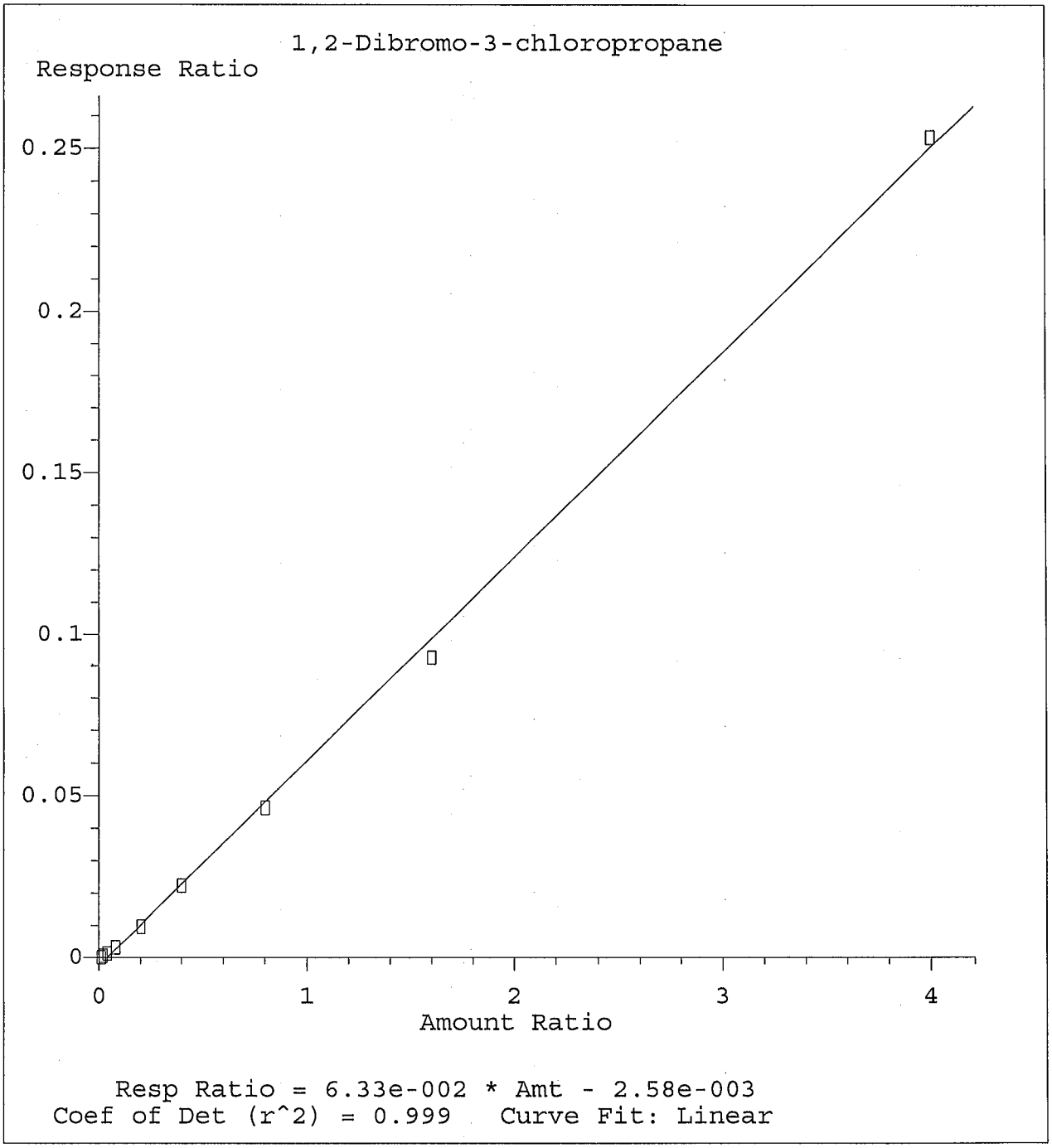

Method Name: M:\MAX\DATA\211015\M1015W.M
Calibration Table Last Updated: Sat Oct 16 14:01:48 2021

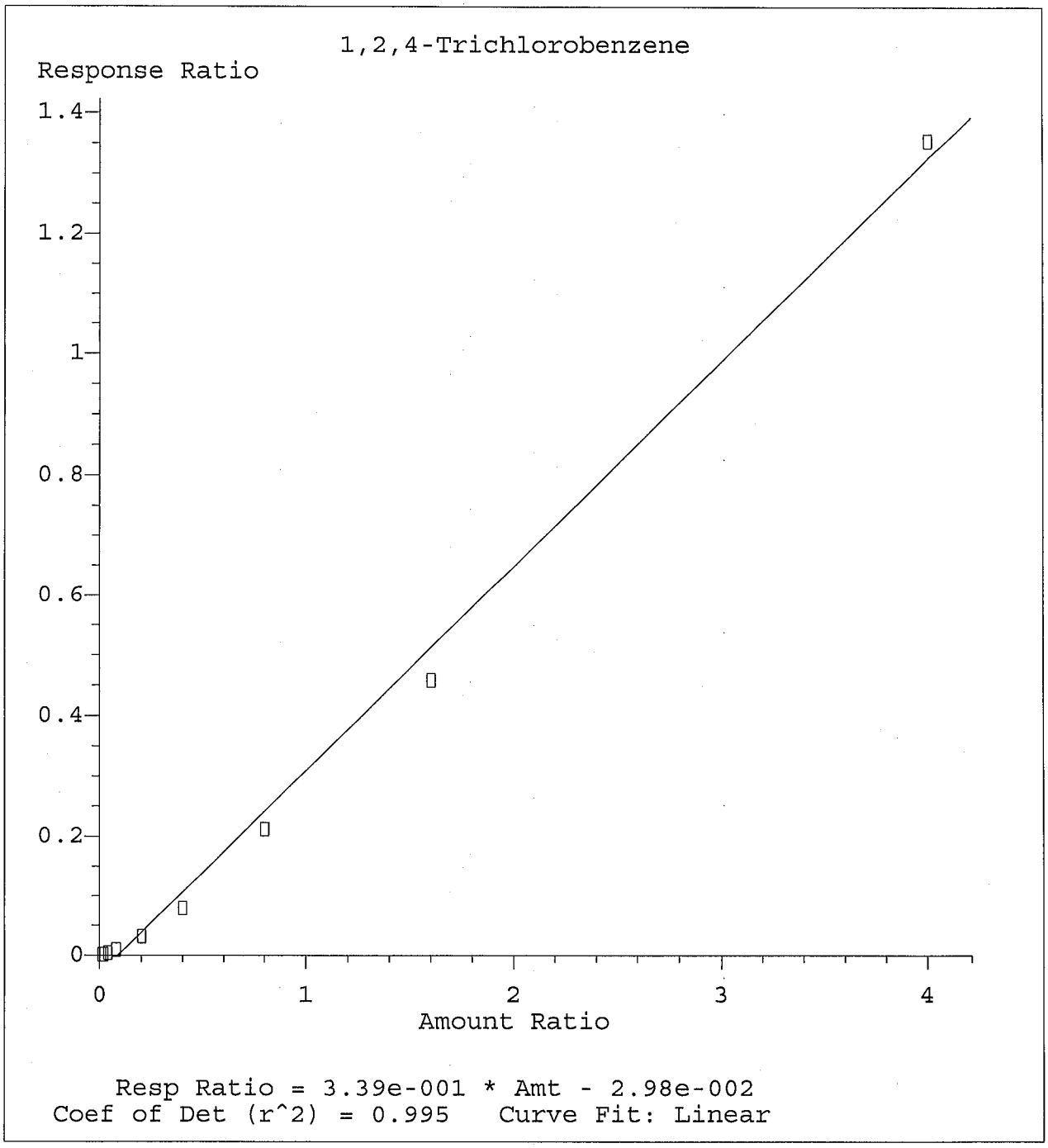

Method Name: M:\MAX\DATA\211015\M1015W.M
Calibration Table Last Updated: Sat Oct 16 14:01:48 2021

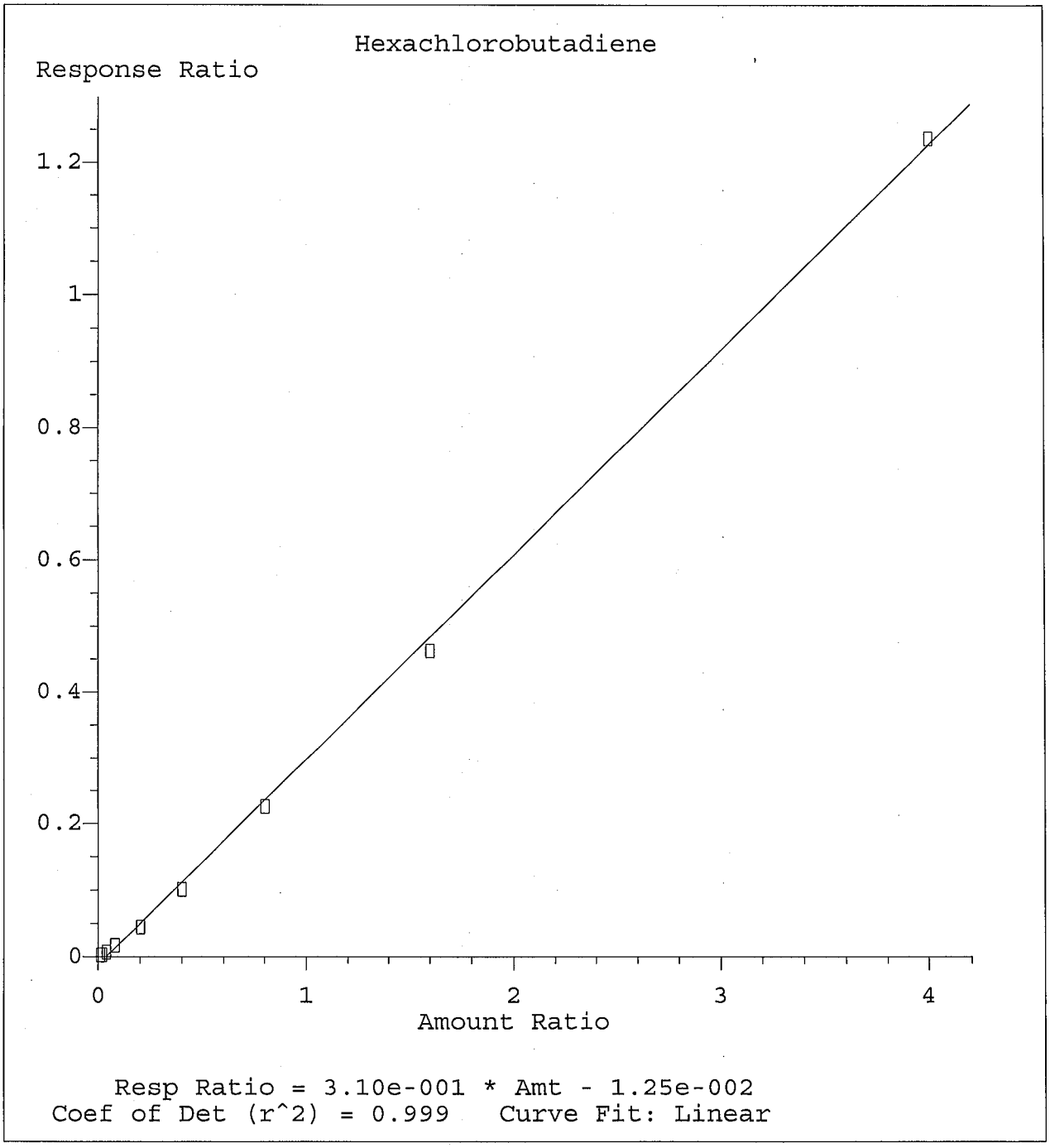

Method Name: M:\MAX\DATA\211015\M1015W.M
Calibration Table Last Updated: Sat Oct 16 14:01:48 2021

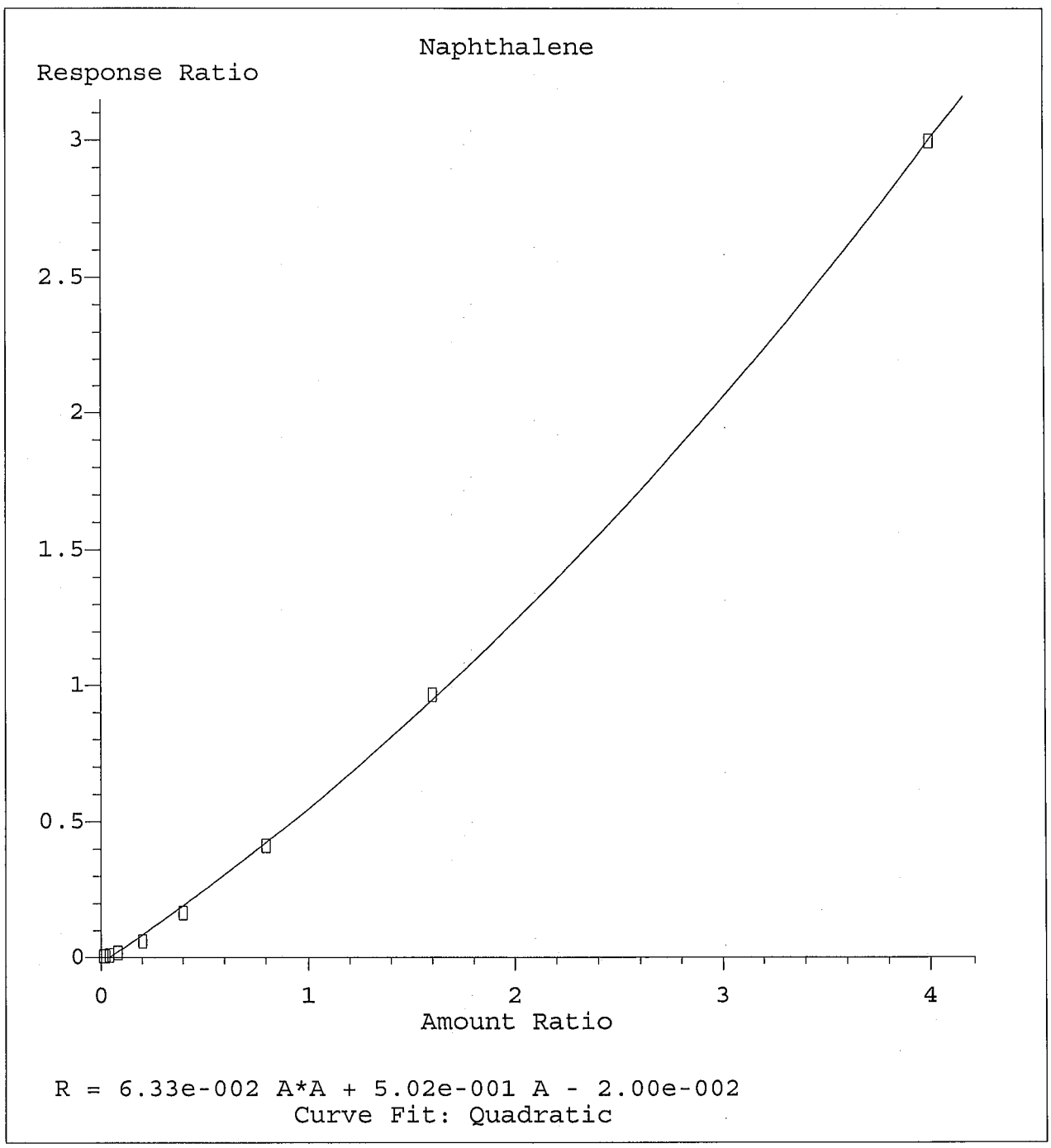

Method Name: M:\MAX\DATA\211015\M1015W.M
Calibration Table Last Updated: Sat Oct 16 14:01:48 2021

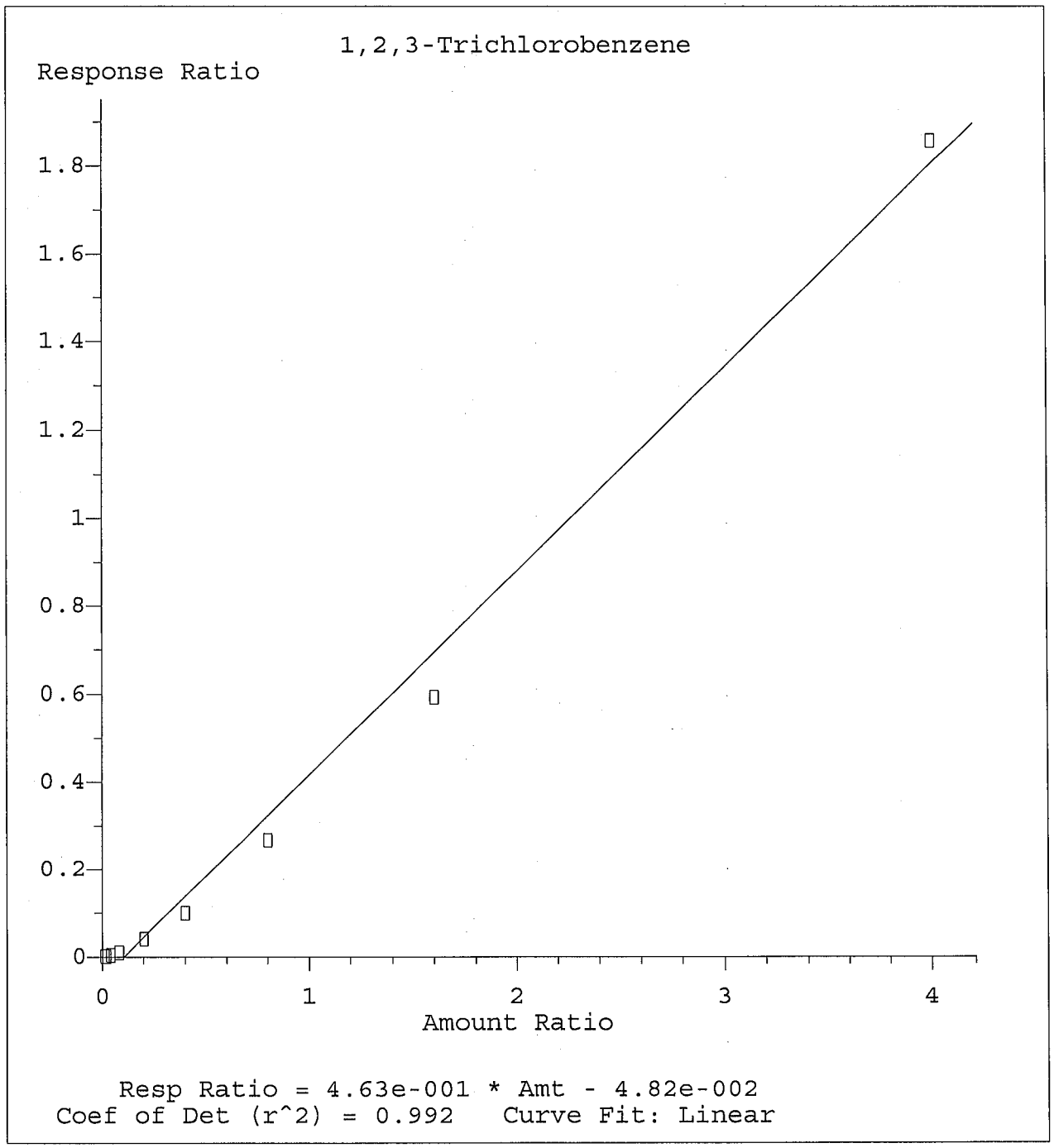

Method Name: M:\MAX\DATA\211015\M1015W.M
Calibration Table Last Updated: Sat Oct 16 14:01:48 2021

VOLATILE ORGANIC ANALYSIS BY
EPA METHOD 8260B

Form 7

Second Source Calibration

Lab Name: APPL, Inc.
Case No:
Matrix: Water

SDG No:
Date Analyzed: 10/15/2021
Instrument: Max
Initial Cal. Date: 10/15/2021
Data File: 1015M22.D

		Compound	MEAN	CCRF	%D	%Drift		
1	TM	Chlorotrifluoroethene	0.0000	0.0122	0.00	TM		
2	TM	Dichlorodifluoromethane	0.1497	0.1425	4.8	TM		
3	TM	Freon 114	0.0839	0.0990	18	TM		
4	TM**	Chloromethane	0.0893	0.0842	5.7	TM**		
5	TM*	Vinyl chloride	0.1101	0.1001	9.1	TM*		
6	TM	2-Chloro-1,1,1-trifluoroethane	0.0000	0.0024	0.00	TM		
7	TM	Bromomethane	0.0931	0.0814	13	TM		
8	TML	Chloroethane	0.0844	0.0648	23	TML	8.2	
9	TM	Dichlorofluoromethane	0.2416	0.1948	19	TM		
10	TM	Trichlorofluoromethane	0.2889	0.2752	4.8	TM		
11	TM	2,2-Dichloro-1,1,1-trifluoroethane	0.0000	0.0001	0.00	TM		
12	TMQ	Acrolein	0.0145	0.0122	15	TMQ	12	
13	TM	Acetone	0.0326	0.0319	2.1	TM		
14	TM	Freon-113	0.1176	0.1116	5.1	TM		
15	TM	Acetonitrile	0.0077	0.0083	7.5	TM		
16	TML	2-propanol	0.0000	0.0009	0.00	TML		
17	TM	1,2-Dichlorotrifluoroethane	0.2416	0.1948	19	TM		
18	TM*	1,1-DCE	0.1751	0.1607	8.2	TM*		
19	TMQ	t-Butanol	0.0101	0.0116	14	TMQ	16	
20	TMQ	Methyl Acetate	0.0528	0.0415	21	TMQ	24	*Low
21	TML	Iodomethane	0.1096	0.0881	20	TML	24	*Low
22	TML	Acrylonitrile	0.0252	0.0300	19	TML	2.8	
23	TM	Methylene chloride	0.1130	0.1086	3.9	TM		
24	TM	Carbon disulfide	0.1424	0.1277	10	TM		
25	TM	Methyl t-butyl ether (MtBE)	0.3769	0.3493	7.3	TM		
26	TM	Trans-1,2-DCE	0.1221	0.1176	3.6	TM		
27	TML	3-Methylpentane	0.0702	0.0590	16	TML	7.9	
28	TM	Hexane	0.0000	0.0008	0.00	TM		
29	TM	Diisopropyl Ether	0.2351	0.2190	6.9	TM		
30	TM**	1,1-DCA	0.1831	0.1889	3.2	TM**		
31	TM	Ethyl tert Butyl Ether	0.3021	0.2803	7.2	TM		
32	TML	Methylcyclopentane	0.0160	0.0145	9.4	TML	13	
33	TM	MEK (2-Butanone)	0.0341	0.0344	1.0	TM		
34	TM	Cis-1,2-DCE	0.1352	0.1221	9.7	TM		
35	TM	2,2-Dichloropropane	0.2349	0.2108	10	TM		
36	TM*	Chloroform	0.2377	0.2410	1.4	TM*		
37	TML	Bromochloromethane	0.1040	0.0967	7.0	TML	9.0	
38	TM	1,1,1-TCA	0.2791	0.2799	0.27	TM		
39	TM	Cyclohexane	0.0798	0.0682	15	TM		
40	TM	1,1-Dichloropropene	0.1514	0.1477	2.5	TM		
		Average			8.6			

VOLATILE ORGANIC ANALYSIS BY
EPA METHOD 8260B

Form 7

Second Source Calibration

Lab Name: APPL, Inc.
Case No:
Matrix: Water

SDG No:
Date Analyzed: 10/15/2021
Instrument: Max
Cal. Date: 10/15/2021
Data File: 1015M22.D

		Compound	MEAN	CCRF	%D		%Drift
41	TM	2,2,4-Trimethylpentane	0.1964	0.1702	13	TM	
42	TM	Carbon Tetrachloride	0.2625	0.2517	4.1	TM	
43	TM	Tert Amyl Methyl Ether	0.2978	0.2793	6.2	TM	
44	TM	1,2-DCA	0.2350	0.2325	1.1	TM	
45	TM	Benzene	0.4384	0.4137	5.6	TM	
46	TM	TCE	0.1404	0.1388	1.1	TM	
47	TM	2-Pentanone	0.0570	0.0572	0.40	TM	
48	TM*L	1,2-Dichloropropane	0.0476	0.0463	2.9	TM*L	5.1
49	TM	Bromodichloromethane	0.1968	0.1954	0.72	TM	
50	TML	Methyl Cyclohexane	0.1542	0.1469	4.7	TML	2.6
51	TM	Dibromomethane	0.0856	0.0761	11	TM	
52	TM	MIBK (methyl isobutyl ketone)	0.0729	0.0782	7.3	TM	
53	TML	1-Bromo-2-chloroethane	0.0245	0.0257	4.8	TML	6.7
54	TM	2-Chloroethyl vinyl ether	0.0000	0.0001	0.00	TM	
55	TM	Cis-1,3-Dichloropropene	0.1763	0.1779	0.88	TM	
56	TM*	Toluene	0.5070	0.4972	1.9	TM*	
57	TM	Trans-1,3-Dichloropropene	0.1749	0.1751	0.15	TM	
58	TM	1,1,2-TCA	0.0786	0.0760	3.3	TM	
59	TM	2-Hexanone	0.0493	0.0526	6.7	TM	
60	TM	1,2-EDB	0.1319	0.1272	3.6	TM	
61	TML	Tetrachloroethene	0.2207	0.1356	39	TML	4.5
62	TM	1-Chlorohexane	0.0992	0.0866	13	TM	
63	TM	1,1,1,2-Tetrachloroethane	0.1860	0.1885	1.4	TM	
64	TM	m&p-Xylene	0.2826	0.2811	0.55	TM	
65	TM	o-Xylene	0.2964	0.2821	4.8	TM	
66	TM	Styrene	0.4463	0.4632	3.8	TM	
67	TM	1,3-Dichloropropane	0.1940	0.1840	5.1	TM	
68	TM	Dibromochloromethane	0.1941	0.1947	0.35	TM	
69	TM**	Chlorobenzene	0.4334	0.4155	4.1	TM**	
70	TM*	Ethylbenzene	0.6860	0.6607	3.7	TM*	
71	TM**	Bromoform	0.1611	0.1543	4.2	TM**	
72	TM	Isopropylbenzene	1.166	1.132	2.9	TM	
73	TM**	1,1,2,2-Tetrachloroethane	0.2001	0.1827	8.7	TM**	
74	TM	1,2,3-Trichloropropane	0.1000	0.1008	0.81	TM	
75	TML	t-1,4-Dichloro-2-Butene	0.0601	0.0488	19	TML	4.0
76	TM	Bromobenzene	0.3816	0.3657	4.2	TM	
77	TM	n-Propylbenzene	1.151	1.138	1.2	TM	
78	TM	4-Ethyltoluene	1.063	0.9969	6.2	TM	
79	TM	2-Chlorotoluene	0.9129	0.8702	4.7	TM	
80	TM	1,3,5-Trimethylbenzene	0.9948	1.004	0.90	TM	
		Average			5.2		

VOLATILE ORGANIC ANALYSIS BY
EPA METHOD 8260B

Form 7

Second Source Calibration

Lab Name: APPL, Inc.
Case No:
Matrix: Water

SDG No:
Date Analyzed: 10/15/2021
Instrument: Max
Cal. Date: 10/15/2021
Data File: 1015M22.D

		Compound	MEAN	CCRF	%D		%Drift
81	TM	4-Chlorotoluene	0.9068	0.8859	2.3	TM	
82	TM	Tert-Butylbenzene	0.5492	0.5705	3.9	TM	
83	TM	1,2,4-Trimethylbenzene	0.9425	0.9915	5.2	TM	
84	TM	Sec-Butylbenzene	1.051	1.108	5.5	TM	
85	TM	p-Isopropyltoluene	1.016	1.070	5.3	TM	
86	TM	Benzyl Chloride	0.2406	0.2024	16	TM	
87	TM	1,3-DCB	0.6644	0.6756	1.7	TM	
88	TM	1,4-DCB	0.6767	0.6541	3.3	TM	
89	TML	n-Butylbenzene	0.5721	0.6278	9.7	TML	7.4
90	TM	1,2-DCB	0.6504	0.6356	2.3	TM	
91	TM	Hexachloroethane	0.1703	0.1719	0.98	TM	
92	TML	1,2-Dibromo-3-chloropropane	0.0437	0.0485	11	TML	13
93	TML	1,2,4-Trichlorobenzene	0.1936	0.2049	5.8	TML	17
94	TML	Hexachlorobutadiene	0.2401	0.2482	3.4	TML	9.7
95	TMQ	Naphthalene	0.4088	0.4281	4.7	TMQ	8.9
96	TML	1,2,3-Trichlorobenzene	0.2371	0.2821	19	TML	13
97							
98							
99							
100							
101							
102							
103							
104							
105							
106							
107							
108							
109							
110							
111							
112							
113							
114							
115							
116							
117							
118							
119							
120							
		Average			6.3		

Quantitation Report (Not Reviewed)

Data File : M:\MAX\DATA\211015\1015M22.D
Acq On : 15 Oct 21 19:57
Sample : (SS) 10ug/L VOC STD 10/15/21
Misc : IS&S 8/4/21

Vial: 12
Operator: LP,DG,CH
Inst : Max
Multiplr: 1.00

Quant Time: Oct 16 14:01 2021

Quant Results File: M1015W.RES

Quant Method : M:\MAX\DATA\211015\M1015W.M (RTE Integrator)
Title : METHOD 8260B
Last Update : Sat Oct 16 14:01:48 2021
Response via : Initial Calibration
DataAcq Meth : M8260

Internal Standards	R.T.	QIon	Response	Conc Units	Dev(Min)
1) Fluorobenzene (IS)	6.34	96	407759	25.00 ppb	0.00
65) Chlorobenzene-D5 (IS)	9.50	117	364241	25.00 ppb	0.00
80) 1,4-Dichlorobenzene-D (IS)	11.82	152	235667	25.00 ppb	0.00
System Monitoring Compounds					
41) Dibromofluoromethane(S)	5.56	111	123620	24.41 ppb	0.00
Spiked Amount 25.000			Recovery	= 97.644%	
46) 1,2-DCA-D4(S)	5.95	65	86328	24.44 ppb	0.00
Spiked Amount 25.000			Recovery	= 97.764%	
66) Toluene-D8(S)	8.05	98	412111	24.62 ppb	0.00
Spiked Amount 25.000			Recovery	= 98.464%	
74) 4-Bromofluorobenzene(S)	10.68	95	166312	24.60 ppb	0.00
Spiked Amount 25.000			Recovery	= 98.388%	

Target Compounds					Qvalue
3) Dichlorodifluoromethane	1.18	85	23248	9.52 ppb	98
4) Freon 114	1.29	85	16154	11.81 ppb	81
5) Chloromethane	1.33	50	13730	9.43 ppb	91
6) Vinyl chloride	1.42	62	16330	9.09 ppb	99
8) Bromomethane	1.68	94	13271	8.74 ppb	98
9) Chloroethane	1.77	64	10562	9.18 ppb	92
10) Dichlorofluoromethane	1.97	67	31774	8.06 ppb	97
11) Trichlorofluoromethane	2.00	101	44881	9.52 ppb	96
13) Acrolein	2.44	56	24941	109.40 ppb	90
14) Acetone	2.61	43	26025	48.95 ppb	99
15) Freon-113	2.52	151	18195	9.49 ppb	94
16) Acetonitrile	2.93	41	16970	134.32 ppb	90
18) 1,2-Dichlorotrifluoroethan	1.97	67	31774	8.06 ppb	100
19) 1,1-DCE	2.51	61	26210	9.18 ppb	99
20) t-Butanol	3.34	59	23571	144.72 ppb	93
21) Methyl Acetate	2.99	43	6766	7.57 ppb	95
22) Iodomethane	2.66	142	14370	7.58 ppb	95
23) Acrylonitrile	3.43	53	4893	9.72 ppb	91
25) Methylene chloride	3.08	84	17714	9.61 ppb	94
26) Carbon disulfide	2.71	76	20832	8.97 ppb #	92
27) Methyl t-butyl ether (MtBE	3.47	73	56980	9.27 ppb	92
28) Trans-1,2-DCE	3.43	96	19186	9.64 ppb	92
29) 3-Methylpentane	3.46	57	9624	9.21 ppb #	87
31) Diisopropyl Ether	4.24	45	35716	9.31 ppb	90
32) 1,1-DCA	4.06	63	30810	10.32 ppb	95
34) Ethyl tert Butyl Ether	4.77	59	45712	9.28 ppb	96
35) Methylcyclopentane	4.78	56	2359	11.28 ppb	100

(#) = qualifier out of range (m) = manual integration

Quantitation Report (Not Reviewed)

Data File : M:\MAX\DATA\211015\1015M22.D
Acq On : 15 Oct 21 19:57
Sample : (SS) 10ug/L VOC STD 10/15/21
Misc : IS&S 8/4/21

Vial: 12
Operator: LP,DG,CH
Inst : Max
Multiplr: 1.00

Quant Time: Oct 16 14:01 2021

Quant Results File: M1015W.RES

Quant Method : M:\MAX\DATA\211015\M1015W.M (RTE Integrator)
Title : METHOD 8260B
Last Update : Sat Oct 16 14:01:48 2021
Response via : Initial Calibration
DataAcq Meth : M8260

	Compound	R.T.	QIon	Response	Conc	Unit		Qvalue
36)	MEK (2-Butanone)	4.99	43	28077	50.51	ppb	#	93
37)	Cis-1,2-DCE	4.91	96	19914	9.03	ppb		92
38)	2,2-Dichloropropane	4.89	77	34376	8.97	ppb		97
39)	Chloroform	5.36	83	39302	10.14	ppb		97
40)	Bromochloromethane	5.22	130	15775	9.10	ppb		95
42)	1,1,1-TCA	5.54	97	45646	10.03	ppb		94
43)	Cyclohexane	5.59	41	11131	8.55	ppb		86
44)	1,1-Dichloropropene	5.75	75	24083	9.75	ppb		95
45)	2,2,4-Trimethylpentane	6.12	57	27765	8.67	ppb		86
47)	Carbon Tetrachloride	5.74	117	41049	9.59	ppb		95
48)	Tert Amyl Methyl Ether	6.18	73	45547	9.38	ppb		96
49)	1,2-DCA	6.04	62	37921	9.89	ppb		97
50)	Benzene	5.99	78	67483	9.44	ppb		96
51)	TCE	6.75	95	22638	9.89	ppb		91
52)	2-Pentanone	7.01	43	116600	125.50	ppb		100
53)	1,2-Dichloropropane	7.00	63	7545	9.49	ppb	#	91
54)	Bromodichloromethane	7.31	83	31868	9.93	ppb		97
55)	Methyl Cyclohexane	6.94	83	23967	9.74	ppb		90
56)	Dibromomethane	7.12	93	12407	8.88	ppb		93
57)	MIBK (methyl isobutyl ket	7.98	43	63733	53.64	ppb		95
58)	1-Bromo-2-chloroethane	7.62	144	4192	9.33	ppb		75
60)	Cis-1,3-Dichloropropene	7.79	75	29014	10.09	ppb		96
61)	Toluene	8.12	91	81096	9.81	ppb		99
62)	Trans-1,3-Dichloropropene	8.37	75	28562	10.02	ppb		97
63)	1,1,2-TCA	8.55	83	12396	9.67	ppb		88
64)	2-Hexanone	8.83	43	42858	53.33	ppb		97
67)	1,2-EDB	9.03	107	18534	9.64	ppb		93
68)	Tetrachloroethene	8.66	164	19760	10.45	ppb	#	76
69)	1-Chlorohexane	9.53	91	12619	8.73	ppb		96
70)	1,1,1,2-Tetrachloroethane	9.62	131	27467	10.14	ppb		93
71)	m&p-Xylene	9.77	106	81898	19.89	ppb		97
72)	o-Xylene	10.16	106	41097	9.52	ppb		90
73)	Styrene	10.18	104	67486	10.38	ppb	#	95
75)	1,3-Dichloropropane	8.71	76	26810	9.49	ppb		92
76)	Dibromochloromethane	8.93	129	28373	10.03	ppb		98
77)	Chlorobenzene	9.53	112	60543	9.59	ppb		98
78)	Ethylbenzene	9.65	91	96264	9.63	ppb		99
79)	Bromoform	10.35	173	22475	9.58	ppb		89
81)	Isopropylbenzene	10.53	105	106724	9.71	ppb		99
82)	1,1,2,2-Tetrachloroethane	10.84	83	17225	9.13	ppb	#	88
83)	1,2,3-Trichloropropane	10.87	110	9505	10.08	ppb		85
84)	t-1,4-Dichloro-2-Butene	10.90	53	4599	9.60	ppb		75

(#) = qualifier out of range (m) = manual integration

Quantitation Report (Not Reviewed)

Data File : M:\MAX\DATA\211015\1015M22.D
Acq On : 15 Oct 21 19:57
Sample : (SS) 10ug/L VOC STD 10/15/21
Misc : IS&S 8/4/21

Vial: 12
Operator: LP,DG,CH
Inst : Max
Multiplr: 1.00

Quant Time: Oct 16 14:01 2021

Quant Results File: M1015W.RES

Quant Method : M:\MAX\DATA\211015\M1015W.M (RTE Integrator)
Title : METHOD 8260B
Last Update : Sat Oct 16 14:01:48 2021
Response via : Initial Calibration
DataAcq Meth : M8260

	Compound	R.T.	QIon	Response	Conc	Unit		Qvalue
85)	Bromobenzene	10.81	156	34477	9.58	ppb		91
86)	n-Propylbenzene	10.94	91	107263	9.88	ppb		94
87)	4-Ethyltoluene	11.06	105	93970	9.38	ppb		94
88)	2-Chlorotoluene	11.01	91	82030	9.53	ppb		94
89)	1,3,5-Trimethylbenzene	11.12	105	94620	10.09	ppb		96
90)	4-Chlorotoluene	11.13	91	83509	9.77	ppb		98
91)	Tert-Butylbenzene	11.44	119	53776	10.39	ppb		96
92)	1,2,4-Trimethylbenzene	11.49	105	93466	10.52	ppb		98
93)	Sec-Butylbenzene	11.66	105	104477	10.55	ppb		99
94)	p-Isopropyltoluene	11.81	119	100883	10.53	ppb		97
95)	Benzyl Chloride	11.99	91	19077	8.41	ppb		97
96)	1,3-DCB	11.75	146	63689	10.17	ppb		94
97)	1,4-DCB	11.84	146	61660	9.67	ppb		97
98)	n-Butylbenzene	12.22	91	59181	9.26	ppb		96
99)	1,2-DCB	12.21	146	59914	9.77	ppb		96
100)	Hexachloroethane	12.46	117	16207	10.10	ppb		91
101)	1,2-Dibromo-3-chloropropan	12.99	75	4572	8.68	ppb	#	90
102)	1,2,4-Trichlorobenzene	13.81	180	19312	8.25	ppb		89
103)	Hexachlorobutadiene	13.99	225	23401	9.03	ppb		92
104)	Naphthalene	14.06	128	40355	9.11	ppb		99
105)	1,2,3-Trichlorobenzene	14.30	180	26595	8.69	ppb		90

(#) = qualifier out of range (m) = manual integration

Quantitation Report

Data File : M:\MAX\DATA\211015\1015M22.D
Acq On : 15 Oct 21 19:57
Sample : (SS) 10ug/L VOC STD 10/15/21
Misc : IS&S 8/4/21

Vial: 12
Operator: LP,DG,CH
Inst : Max
Multiplr: 1.00

Quant Time: Oct 16 14:01 2021

Quant Results File: M1015W.RES

Method : M:\MAX\DATA\211015\M1015W.M (RTE Integrator)
Title : METHOD 8260B
Last Update : Sat Oct 16 14:01:48 2021
Response via : Initial Calibration



VOLATILE ORGANIC ANALYSIS BY
EPA METHOD 8260B

Form 7

Continuing Calibration

Lab Name: APPL, Inc.
Case No:
Matrix: Water

SDG No:
Date Analyzed: 2 Nov 21 10:01
Instrument: Max
Initial Cal. Date: 10/15/2021
Data File: 1102M03.D

		Compound	MEAN	CCRF	%D		%Drift
1	I	Fluorobenzene (IS)	ISTD			I	
2	TM	Chlorotrifluoroethene	0.0000	0.0108	0.00	TM	
3	TM	Dichlorodifluoromethane	0.1497	0.1607	7.4	TM	
4	TM	Freon 114	0.0839	0.0988	18	TM	
5	TM**	Chloromethane	0.0893	0.0884	1.1	TM**	
6	TM*	Vinyl chloride	0.1101	0.0941	15	TM*	
7	TM	2-Chloro-1,1,1-trifluoroethane	0.0000	0.0035	0.00	TM	
8	TM	Bromomethane	0.0931	0.1066	15	TM	
9	TML	Chloroethane	0.0844	0.0724	14	TML	1.3
10	TM	Dichlorofluoromethane	0.2416	0.2511	3.9	TM	
11	TM	Trichlorofluoromethane	0.2889	0.2832	2.0	TM	
12	TM	2,2-Dichloro-1,1,1-trifluoroethane	0.0000	0.0002	0.00	TM	
13	TMQ	Acrolein	0.0145	0.0121	16	TMQ	14
14	TM	Acetone	0.0326	0.0298	8.6	TM	
15	TM	Freon-113	0.1176	0.1162	1.2	TM	
16	TM	Acetonitrile	0.0077	0.0076	2.1	TM	
17	TML	2-propanol	0.0000	0.0011	0.00	TML	
18	TM	1,2-Dichlorotrifluoroethane	0.2416	0.2511	3.9	TM	
19	TM*	1,1-DCE	0.1751	0.1594	8.9	TM*	
20	TMQ	t-Butanol	0.0101	0.0115	13	TMQ	15
21	TMQ	Methyl Acetate	0.0528	0.0504	4.5	TMQ	8.1
22	TML	Iodomethane	0.1096	0.1169	6.7	TML	3.5
23	TML	Acrylonitrile	0.0252	0.0359	43	TML	17
24	TM	Methylene chloride	0.1130	0.1155	2.2	TM	
25	TM	Carbon disulfide	0.1424	0.1422	0.15	TM	
26	TM	Methyl t-butyl ether (MtBE)	0.3769	0.4089	8.5	TM	
27	TM	Trans-1,2-DCE	0.1221	0.1140	6.6	TM	
28	TML	3-Methylpentane	0.0702	0.0571	19	TML	11
29	TM	Hexane	0.0000	0.0005	0.00	TM	
30	TM	Diisopropyl Ether	0.2351	0.2522	7.3	TM	
31	TM**	1,1-DCA	0.1831	0.1826	0.24	TM**	
32	TM	Ethyl tert Butyl Ether	0.3021	0.3115	3.1	TM	
33	TML	Methylcyclopentane	0.0160	0.0144	9.8	TML	12
34	TM	MEK (2-Butanone)	0.0341	0.0367	7.7	TM	
35	TM	Cis-1,2-DCE	0.1352	0.1395	3.1	TM	
36	TM	2,2-Dichloropropane	0.2349	0.2587	10	TM	
37	TM*	Chloroform	0.2377	0.2589	8.9	TM*	
38	TML	Bromochloromethane	0.1040	0.1058	1.8	TML	0.01
39	S	Dibromofluoromethane(S)	0.3105	0.3104	0.01	S	
40	TM	1,1,1-TCA	0.2791	0.2989	7.1	TM	
		Average			7.2		

VOLATILE ORGANIC ANALYSIS BY
EPA METHOD 8260B

Form 7

Continuing Calibration

Lab Name: APPL, Inc.
Case No:
Matrix: Water

SDG No:
Date Analyzed: 2 Nov 21 10:01
Instrument: Max
Cal. Date: 10/15/2021
Data File: 1102M03.D

		Compound	MEAN	CCRF	%D		%Drift
41	TM	Cyclohexane	0.0798	0.0767	3.9	TM	
42	TM	1,1-Dichloropropene	0.1514	0.1542	1.8	TM	
43	TM	2,2,4-Trimethylpentane	0.1964	0.2102	7.1	TM	
44	S	1,2-DCA-D4(S)	0.2166	0.2212	2.1	S	
45	TM	Carbon Tetrachloride	0.2625	0.2660	1.3	TM	
46	TM	Tert Amyl Methyl Ether	0.2978	0.3241	8.8	TM	
47	TM	1,2-DCA	0.2350	0.2463	4.8	TM	
48	TM	Benzene	0.4384	0.4201	4.2	TM	
49	TM	TCE	0.1404	0.1371	2.3	TM	
50	TM	2-Pentanone	0.0570	0.0609	7.0	TM	
51	TM*L	1,2-Dichloropropane	0.0476	0.0483	1.4	TM*L	0.77
52	TM	Bromodichloromethane	0.1968	0.2037	3.5	TM	
53	TML	Methyl Cyclohexane	0.1542	0.1549	0.47	TML	2.6
54	TM	Dibromomethane	0.0856	0.0810	5.3	TM	
55	TM	MIBK (methyl isobutyl ketone)	0.0729	0.0798	9.5	TM	
56	TML	1-Bromo-2-chloroethane	0.0245	0.0297	21	TML	8.0
57	TM	2-Chloroethyl vinyl ether	0.0000	0.0000	0.00	TM	
58	TM	Cis-1,3-Dichloropropene	0.1763	0.1973	12	TM	
59	TM*	Toluene	0.5070	0.5316	4.9	TM*	
60	TM	Trans-1,3-Dichloropropene	0.1749	0.1915	9.5	TM	
61	TM	1,1,2-TCA	0.0786	0.0752	4.3	TM	
62	TM	2-Hexanone	0.0493	0.0529	7.5	TM	
63	I	Chlorobenzene-D5 (IS)	ISTD			I	
64	S	Toluene-D8(S)	1.149	1.161	1.0	S	
65	TM	1,2-EDB	0.1319	0.1304	1.2	TM	
66	TML	Tetrachloroethene	0.2207	0.1230	44	TML	6.6
67	TM	1-Chlorohexane	0.0992	0.0993	0.12	TM	
68	TM	1,1,1,2-Tetrachloroethane	0.1860	0.1967	5.8	TM	
69	TM	m&p-Xylene	0.2826	0.2955	4.5	TM	
70	TM	o-Xylene	0.2964	0.2951	0.44	TM	
71	TM	Styrene	0.4463	0.4705	5.4	TM	
72	S	4-Bromofluorobenzene(S)	0.4641	0.4714	1.6	S	
73	TM	1,3-Dichloropropane	0.1940	0.1705	12	TM	
74	TM	Dibromochloromethane	0.1941	0.1905	1.8	TM	
75	TM**	Chlorobenzene	0.4334	0.4438	2.4	TM**	
76	TM*	Ethylbenzene	0.6860	0.6948	1.3	TM*	
77	TM**	Bromoform	0.1611	0.1615	0.26	TM**	
78	I	1,4-Dichlorobenzene-D (IS)	ISTD			I	
79	TM	Isopropylbenzene	1.166	1.164	0.12	TM	
80	TM**	1,1,2,2-Tetrachloroethane	0.2001	0.1884	5.8	TM**	
		Average			5.5		

VOLATILE ORGANIC ANALYSIS BY
EPA METHOD 8260B

Form 7

Continuing Calibration

Lab Name: APPL, Inc.
Case No:
Matrix: Water

SDG No:
Date Analyzed: 2 Nov 21 10:01
Instrument: Max
Cal. Date: 10/15/2021
Data File: 1102M03.D

		Compound	MEAN	CCRF	%D		%Drift
81	TM	1,2,3-Trichloropropane	0.1000	0.1058	5.8	TM	
82	TML	t-1,4-Dichloro-2-Butene	0.0601	0.0538	11	TML	5.5
83	TM	Bromobenzene	0.3816	0.4003	4.9	TM	
84	TM	n-Propylbenzene	1.151	1.194	3.7	TM	
85	TM	4-Ethyltoluene	1.063	1.119	5.3	TM	
86	TM	2-Chlorotoluene	0.9129	0.9293	1.8	TM	
87	TM	1,3,5-Trimethylbenzene	0.9948	1.045	5.1	TM	
88	TM	4-Chlorotoluene	0.9068	0.8963	1.2	TM	
89	TM	Tert-Butylbenzene	0.5492	0.6066	10	TM	
90	TM	1,2,4-Trimethylbenzene	0.9425	1.010	7.2	TM	
91	TM	Sec-Butylbenzene	1.051	1.112	5.8	TM	
92	TM	p-Isopropyltoluene	1.016	1.069	5.2	TM	
93	TM	Benzyl Chloride	0.2406	0.2579	7.2	TM	
94	TM	1,3-DCB	0.6644	0.6811	2.5	TM	
95	TM	1,4-DCB	0.6767	0.6822	0.81	TM	
96	TML	n-Butylbenzene	0.5721	0.6281	9.8	TML	7.4
97	TM	1,2-DCB	0.6504	0.6456	0.74	TM	
98	TM	Hexachloroethane	0.1703	0.1827	7.3	TM	
99	TML	1,2-Dibromo-3-chloropropane	0.0437	0.0526	20	TML	6.7
100	TML	1,2,4-Trichlorobenzene	0.1936	0.2119	9.4	TML	15
101	TML	Hexachlorobutadiene	0.2401	0.2567	6.9	TML	7.0
102	TMQ	Naphthalene	0.4088	0.4033	1.3	TMQ	13
103	TML	1,2,3-Trichlorobenzene	0.2371	0.2682	13	TML	16
104							
105							
106							
107							
108							
109							
110							
111							
112							
113							
114							
115							
116							
117							
118							
119							
120							
		Average			6.3		

Quantitation Report (Not Reviewed)

Data File : M:\MAX\DATA\211029\1102M03.D
Acq On : 2 Nov 21 10:01
Sample : 211102A CCV/LCS 10ug/L
Misc : IS&S 8/4/21

Vial: 3
Operator: LP,DG,CH
Inst : Max
Multiplr: 1.00

Quant Time: Nov 2 10:28 2021

Quant Results File: M1015W.RES

Quant Method : M:\MAX\DATA\211015\M1015W.M (RTE Integrator)
Title : METHOD 8260B
Last Update : Sat Oct 16 14:01:48 2021
Response via : Initial Calibration
DataAcq Meth : M8260

Internal Standards	R.T.	QIon	Response	Conc	Units		Dev(Min)
1) Fluorobenzene (IS)	6.37	96	367144	25.00	ppb		0.03
65) Chlorobenzene-D5 (IS)	9.52	117	349682	25.00	ppb		0.03
80) 1,4-Dichlorobenzene-D (IS)	11.84	152	224818	25.00	ppb		0.02
System Monitoring Compounds							
41) Dibromofluoromethane(S)	5.59	111	113978	25.00	ppb		0.03
Spiked Amount 25.000			Recovery	=	99.984%		
46) 1,2-DCA-D4(S)	5.98	65	81200	25.53	ppb		0.03
Spiked Amount 25.000			Recovery	=	102.128%		
66) Toluene-D8(S)	8.08	98	405942	25.26	ppb		0.03
Spiked Amount 25.000			Recovery	=	101.028%		
74) 4-Bromofluorobenzene(S)	10.70	95	164846	25.40	ppb		0.02
Spiked Amount 25.000			Recovery	=	101.580%		
Target Compounds							Qvalue
3) Dichlorodifluoromethane	1.19	85	23600	10.74	ppb		96
4) Freon 114	1.30	85	14516	11.79	ppb		84
5) Chloromethane	1.34	50	12978	9.89	ppb		98
6) Vinyl chloride	1.43	62	13825	8.55	ppb		97
8) Bromomethane	1.69	94	15659	11.46	ppb		85
9) Chloroethane	1.79	64	10631	10.13	ppb		90
10) Dichlorofluoromethane	1.98	67	36871	10.39	ppb		95
11) Trichlorofluoromethane	2.02	101	41589	9.80	ppb		100
13) Acrolein	2.46	56	22155	107.96	ppb		99
14) Acetone	2.63	43	21868	45.68	ppb		95
15) Freon-113	2.55	151	17062	9.88	ppb		89
16) Acetonitrile	2.95	41	13917	122.34	ppb		97
18) 1,2-Dichlorotrifluoroethan	1.98	67	36871	10.39	ppb		100
19) 1,1-DCE	2.53	61	23410	9.11	ppb		97
20) t-Butanol	3.38	59	21027	143.20	ppb	#	89
21) Methyl Acetate	3.02	43	7403	9.19	ppb	#	65
22) Iodomethane	2.68	142	17173	9.65	ppb		93
23) Acrylonitrile	3.46	53	5278	11.67	ppb	#	91
25) Methylene chloride	3.11	84	16955	10.22	ppb		89
26) Carbon disulfide	2.73	76	20880	9.98	ppb		93
27) Methyl t-butyl ether (MtBE	3.50	73	60052	10.85	ppb	#	89
28) Trans-1,2-DCE	3.46	96	16739	9.34	ppb		93
29) 3-Methylpentane	3.49	57	8385	8.89	ppb		84
31) Diisopropyl Ether	4.28	45	37037	10.73	ppb		94
32) 1,1-DCA	4.09	63	26822	9.98	ppb		95
34) Ethyl tert Butyl Ether	4.80	59	45752	10.31	ppb		94
35) Methylcyclopentane	4.81	56	2115	11.23	ppb		100

(#) = qualifier out of range (m) = manual integration

Quantitation Report (Not Reviewed)

Data File : M:\MAX\DATA\211029\1102M03.D
Acq On : 2 Nov 21 10:01
Sample : 211102A CCV/LCS 10ug/L
Misc : IS&S 8/4/21

Vial: 3
Operator: LP,DG,CH
Inst : Max
Multiplr: 1.00

Quant Time: Nov 2 10:28 2021

Quant Results File: M1015W.RES

Quant Method : M:\MAX\DATA\211015\M1015W.M (RTE Integrator)
Title : METHOD 8260B
Last Update : Sat Oct 16 14:01:48 2021
Response via : Initial Calibration
DataAcq Meth : M8260

	Compound	R.T.	QIon	Response	Conc	Unit		Qvalue
36)	MEK (2-Butanone)	5.02	43	26952	53.85	ppb		96
37)	Cis-1,2-DCE	4.95	96	20480	10.31	ppb		87
38)	2,2-Dichloropropane	4.93	77	37994	11.01	ppb		97
39)	Chloroform	5.39	83	38016	10.89	ppb		96
40)	Bromochloromethane	5.26	130	15541	10.00	ppb		97
42)	1,1,1-TCA	5.57	97	43892	10.71	ppb		97
43)	Cyclohexane	5.62	41	11264	9.61	ppb		81
44)	1,1-Dichloropropene	5.78	75	22646	10.18	ppb		97
45)	2,2,4-Trimethylpentane	6.15	57	30876	10.71	ppb		90
47)	Carbon Tetrachloride	5.77	117	39071	10.13	ppb		96
48)	Tert Amyl Methyl Ether	6.21	73	47601	10.88	ppb		95
49)	1,2-DCA	6.07	62	36177	10.48	ppb		96
50)	Benzene	6.02	78	61699	9.58	ppb		94
51)	TCE	6.78	95	20141	9.77	ppb		82
52)	2-Pentanone	7.03	43	111839	133.69	ppb		96
53)	1,2-Dichloropropane	7.02	63	7094	9.92	ppb		94
54)	Bromodichloromethane	7.34	83	29921	10.35	ppb		98
55)	Methyl Cyclohexane	6.96	83	22750	10.26	ppb		93
56)	Dibromomethane	7.15	93	11902	9.47	ppb		97
57)	MIBK (methyl isobutyl ket	8.00	43	58560	54.74	ppb		98
58)	1-Bromo-2-chloroethane	7.65	144	4369	10.80	ppb	#	68
60)	Cis-1,3-Dichloropropene	7.81	75	28980	11.19	ppb		88
61)	Toluene	8.14	91	78069	10.49	ppb		99
62)	Trans-1,3-Dichloropropene	8.40	75	28126	10.95	ppb		97
63)	1,1,2-TCA	8.57	83	11048	9.57	ppb		94
64)	2-Hexanone	8.85	43	38879	53.73	ppb		97
67)	1,2-EDB	9.05	107	18233	9.88	ppb		94
68)	Tetrachloroethene	8.69	164	17200	9.34	ppb		90
69)	1-Chlorohexane	9.56	91	13896	10.01	ppb		90
70)	1,1,1,2-Tetrachloroethane	9.64	131	27511	10.58	ppb		93
71)	m&p-Xylene	9.79	106	82653	20.91	ppb		93
72)	o-Xylene	10.19	106	41275	9.96	ppb		83
73)	Styrene	10.20	104	65804	10.54	ppb		96
75)	1,3-Dichloropropane	8.74	76	23852	8.79	ppb		85
76)	Dibromochloromethane	8.96	129	26644	9.82	ppb		90
77)	Chlorobenzene	9.55	112	62076	10.24	ppb		98
78)	Ethylbenzene	9.67	91	97186	10.13	ppb		97
79)	Bromoform	10.37	173	22592	10.03	ppb		97
81)	Isopropylbenzene	10.55	105	104715	9.99	ppb		98
82)	1,1,2,2-Tetrachloroethane	10.87	83	16944	9.42	ppb		94
83)	1,2,3-Trichloropropane	10.89	110	9513	10.58	ppb	#	77
84)	t-1,4-Dichloro-2-Butene	10.92	53	4835	10.55	ppb		92

(#) = qualifier out of range (m) = manual integration

Quantitation Report (Not Reviewed)

Data File : M:\MAX\DATA\211029\1102M03.D
Acq On : 2 Nov 21 10:01
Sample : 211102A CCV/LCS 10ug/L
Misc : IS&S 8/4/21

Vial: 3
Operator: LP,DG,CH
Inst : Max
Multiplr: 1.00

Quant Time: Nov 2 10:28 2021

Quant Results File: M1015W.RES

Quant Method : M:\MAX\DATA\211015\M1015W.M (RTE Integrator)
Title : METHOD 8260B
Last Update : Sat Oct 16 14:01:48 2021
Response via : Initial Calibration
DataAcq Meth : M8260

	Compound	R.T.	QIon	Response	Conc	Unit	Qvalue
85)	Bromobenzene	10.84	156	35996	10.49	ppb	91
86)	n-Propylbenzene	10.97	91	107340	10.37	ppb	98
87)	4-Ethyltoluene	11.08	105	100651	10.53	ppb	94
88)	2-Chlorotoluene	11.04	91	83567	10.18	ppb	90
89)	1,3,5-Trimethylbenzene	11.14	105	93996	10.51	ppb	99
90)	4-Chlorotoluene	11.15	91	80601	9.88	ppb	97
91)	Tert-Butylbenzene	11.46	119	54552	11.05	ppb	96
92)	1,2,4-Trimethylbenzene	11.51	105	90816	10.72	ppb	100
93)	Sec-Butylbenzene	11.68	105	99983	10.58	ppb	95
94)	p-Isopropyltoluene	11.83	119	96104	10.52	ppb	96
95)	Benzyl Chloride	12.01	91	23188	10.72	ppb	98
96)	1,3-DCB	11.78	146	61247	10.25	ppb	94
97)	1,4-DCB	11.87	146	61350	10.08	ppb	94
98)	n-Butylbenzene	12.24	91	56480	9.26	ppb	97
99)	1,2-DCB	12.23	146	58057	9.93	ppb	97
100)	Hexachloroethane	12.48	117	16429	10.73	ppb	93
101)	1,2-Dibromo-3-chloropropan	13.02	75	4733	9.33	ppb	82
102)	1,2,4-Trichlorobenzene	13.83	180	19056	8.46	ppb	91
103)	Hexachlorobutadiene	14.01	225	23088	9.30	ppb	97
104)	Naphthalene	14.08	128	36272	8.65	ppb	97
105)	1,2,3-Trichlorobenzene	14.32	180	24114	8.39	ppb	99

(#) = qualifier out of range (m) = manual integration

Quantitation Report

Data File : M:\MAX\DATA\211029\1102M03.D
Acq On : 2 Nov 21 10:01
Sample : 211102A CCV/LCS 10ug/L
Misc : IS&S 8/4/21

Vial: 3
Operator: LP,DG,CH
Inst : Max
Multiplr: 1.00

Quant Time: Nov 2 10:28 2021

Quant Results File: M1015W.RES

Method : M:\MAX\DATA\211015\M1015W.M (RTE Integrator)
Title : METHOD 8260B
Last Update : Sat Oct 16 14:01:48 2021
Response via : Initial Calibration



VOLATILE ORGANIC ANALYSIS BY
EPA METHOD 8260B

Form 7

Ending Continuing Calibration

Lab Name: APPL, Inc.
Case No:
Matrix: Water

SDG No:
Date Analyzed: 2 Nov 21 19:57
Instrument: Max
Initial Cal. Date: 10/15/2021
Data File: 1102M24.D

		Compound	MEAN	CCRF	%D		%Drift
1	I	Fluorobenzene (IS)	ISTD			I	
2	TM	Chlorotrifluoroethene	0.0000	0.0168	0.00	TM	
3	TM	Dichlorodifluoromethane	0.1497	0.1422	5.0	TM	
4	TM	Freon 114	0.0839	0.0866	3.2	TM	
5	TM**	Chloromethane	0.0893	0.0730	18	TM**	
6	TM*	Vinyl chloride	0.1101	0.0921	16	TM*	
7	TM	2-Chloro-1,1,1-trifluoroethane	0.0000	0.0021	0.00	TM	
8	TM	Bromomethane	0.0931	0.1038	11	TM	
9	TML	Chloroethane	0.0844	0.0666	21	TML	6.0
10	TM	Dichlorofluoromethane	0.2416	0.2290	5.2	TM	
11	TM	Trichlorofluoromethane	0.2889	0.2994	3.6	TM	
12	TMQ	Acrolein	0.0145	0.0122	15	TMQ	13
13	TM	Acetone	0.0326	0.0330	1.1	TM	
14	TM	Freon-113	0.1176	0.1137	3.3	TM	
15	TM	Acetonitrile	0.0077	0.0074	4.1	TM	
16	TML	2-propanol	0.0000	0.0008	0.00	TML	
17	TM	1,2-Dichlorotrifluoroethane	0.2416	0.2290	5.2	TM	
18	TM*	1,1-DCE	0.1751	0.1600	8.6	TM*	
19	TMQ	t-Butanol	0.0101	0.0114	13	TMQ	14
20	TMQ	Methyl Acetate	0.0528	0.0522	1.2	TMQ	4.9
21	TML	Iodomethane	0.1096	0.0973	11	TML	18
22	TML	Acrylonitrile	0.0252	0.0299	19	TML	3.0
23	TM	2-Methylpentane	0.0000	0.0001	0.00	TM	
24	TM	Methylene chloride	0.1130	0.1074	5.0	TM	
25	TM	Carbon disulfide	0.1424	0.1317	7.5	TM	
26	TM	Methyl t-butyl ether (MtBE)	0.3769	0.3895	3.3	TM	
27	TM	Trans-1,2-DCE	0.1221	0.1152	5.6	TM	
28	TML	3-Methylpentane	0.0702	0.0705	0.42	TML	11
29	TM	Hexane	0.0000	0.0006	0.00	TM	
30	TM	Diisopropyl Ether	0.2351	0.2362	0.49	TM	
31	TM**	1,1-DCA	0.1831	0.1838	0.38	TM**	
32	TM	Ethyl tert Butyl Ether	0.3021	0.3114	3.1	TM	
33	TML	Methylcyclopentane	0.0160	0.0135	15	TML	4.6
34	TM	MEK (2-Butanone)	0.0341	0.0349	2.5	TM	
35	TM	Cis-1,2-DCE	0.1352	0.1276	5.6	TM	
36	TM	2,2-Dichloropropane	0.2349	0.1870	20	TM	
37	TM*	Chloroform	0.2377	0.2655	12	TM*	
38	TML	Bromochloromethane	0.1040	0.1067	2.6	TML	0.86
39	S	Dibromofluoromethane(S)	0.3105	0.3306	6.5	S	
40	TM	1,1,1-TCA	0.2791	0.2932	5.1	TM	
		Average			6.7		

VOLATILE ORGANIC ANALYSIS BY
EPA METHOD 8260B

Form 7

Ending Continuing Calibration

Lab Name: APPL, Inc.
Case No:
Matrix: Water

SDG No:
Date Analyzed: 2 Nov 21 19:57
Instrument: Max
Cal. Date: 10/15/2021
Data File: 1102M24.D

		Compound	MEAN	CCRF	%D		%Drift
41	TM	Cyclohexane	0.0798	0.0708	11	TM	
42	TM	1,1-Dichloropropene	0.1514	0.1434	5.3	TM	
43	TM	2,2,4-Trimethylpentane	0.1964	0.1775	9.6	TM	
44	S	1,2-DCA-D4(S)	0.2166	0.2350	8.5	S	
45	TM	Carbon Tetrachloride	0.2625	0.2509	4.4	TM	
46	TM	Tert Amyl Methyl Ether	0.2978	0.3056	2.6	TM	
47	TM	1,2-DCA	0.2350	0.2478	5.5	TM	
48	TM	Benzene	0.4384	0.4147	5.4	TM	
49	TM	TCE	0.1404	0.1313	6.4	TM	
50	TM	2-Pentanone	0.0570	0.0586	2.9	TM	
51	TM*L	1,2-Dichloropropane	0.0476	0.0456	4.3	TM*L	6.6
52	TM	Bromodichloromethane	0.1968	0.2070	5.2	TM	
53	TML	Methyl Cyclohexane	0.1542	0.1328	14	TML	12
54	TM	Dibromomethane	0.0856	0.0763	11	TM	
55	TM	MIBK (methyl isobutyl ketone)	0.0729	0.0750	3.0	TM	
56	TML	1-Bromo-2-chloroethane	0.0245	0.0249	1.7	TML	9.4
57	TM	2-Chloroethyl vinyl ether	0.0000	0.0000	0.00	TM	
58	TM	Cis-1,3-Dichloropropene	0.1763	0.1684	4.5	TM	
59	TM*	Toluene	0.5070	0.5067	0.06	TM*	
60	TM	Trans-1,3-Dichloropropene	0.1749	0.1729	1.1	TM	
61	TM	1,1,2-TCA	0.0786	0.0733	6.8	TM	
62	TM	2-Hexanone	0.0493	0.0496	0.57	TM	
63	I	Chlorobenzene-D5 (IS)	ISTD			I	
64	S	Toluene-D8(S)	1.149	1.183	3.0	S	
65	TM	1,2-EDB	0.1319	0.1279	3.0	TM	
66	TML	Tetrachloroethene	0.2207	0.1255	43	TML	4.4
67	TM	1-Chlorohexane	0.0992	0.0864	13	TM	
68	TM	1,1,1,2-Tetrachloroethane	0.1860	0.1953	5.0	TM	
69	TM	m&p-Xylene	0.2826	0.2856	1.1	TM	
70	TM	o-Xylene	0.2964	0.2848	3.9	TM	
71	TM	Styrene	0.4463	0.4615	3.4	TM	
72	S	4-Bromofluorobenzene(S)	0.4641	0.4739	2.1	S	
73	TM	1,3-Dichloropropane	0.1940	0.1800	7.2	TM	
74	TM	Dibromochloromethane	0.1941	0.1900	2.1	TM	
75	TM**	Chlorobenzene	0.4334	0.4373	0.92	TM**	
76	TM*	Ethylbenzene	0.6860	0.6659	2.9	TM*	
77	TM**	Bromoform	0.1611	0.1650	2.4	TM**	
78	I	1,4-Dichlorobenzene-D (IS)	ISTD			I	
79	TM	Isopropylbenzene	1.166	1.055	9.5	TM	
80	TM**	1,1,2,2-Tetrachloroethane	0.2001	0.1770	12	TM**	
		Average			6.0		

VOLATILE ORGANIC ANALYSIS BY
EPA METHOD 8260B

Form 7

Ending Continuing Calibration

Lab Name: APPL, Inc.
Case No:
Matrix: Water

SDG No:
Date Analyzed: 2 Nov 21 19:57
Instrument: Max
Cal. Date: 10/15/2021
Data File: 1102M24.D

		Compound	MEAN	CCRF	%D		%Drift
81	TM	1,2,3-Trichloropropane	0.1000	0.0990	1.0	TM	
82	TML	t-1,4-Dichloro-2-Butene	0.0601	0.0397	34	TML	21
83	TM	Bromobenzene	0.3816	0.3744	1.9	TM	
84	TM	n-Propylbenzene	1.151	1.088	5.5	TM	
85	TM	4-Ethyltoluene	1.063	1.063	0.04	TM	
86	TM	2-Chlorotoluene	0.9129	0.8463	7.3	TM	
87	TM	1,3,5-Trimethylbenzene	0.9948	0.9580	3.7	TM	
88	TM	4-Chlorotoluene	0.9068	0.8612	5.0	TM	
89	TM	Tert-Butylbenzene	0.5492	0.5785	5.3	TM	
90	TM	1,2,4-Trimethylbenzene	0.9425	0.9439	0.15	TM	
91	TM	Sec-Butylbenzene	1.051	1.062	1.0	TM	
92	TM	p-Isopropyltoluene	1.016	1.035	1.9	TM	
93	TM	Benzyl Chloride	0.2406	0.1865	22	TM	
94	TM	1,3-DCB	0.6644	0.6461	2.8	TM	
95	TM	1,4-DCB	0.6767	0.6117	9.6	TM	
96	TML	n-Butylbenzene	0.5721	0.5731	0.16	TML	14
97	TM	1,2-DCB	0.6504	0.6353	2.3	TM	
98	TM	Hexachloroethane	0.1703	0.1728	1.5	TM	
99	TML	1,2-Dibromo-3-chloropropane	0.0437	0.0541	24	TML	4.4
100	TML	1,2,4-Trichlorobenzene	0.1936	0.2046	5.7	TML	18
101	TML	Hexachlorobutadiene	0.2401	0.2498	4.0	TML	9.2
102	TMQ	Naphthalene	0.4088	0.4059	0.70	TMQ	13
103	TML	1,2,3-Trichlorobenzene	0.2371	0.2521	6.3	TML	20
104							
105							
106							
107							
108							
109							
110							
111							
112							
113							
114							
115							
116							
117							
118							
119							
120							
		Average			6.3		

Quantitation Report (Not Reviewed)

Data File : M:\MAX\DATA\211029\1102M24.D
Acq On : 2 Nov 21 19:57
Sample : Ending CCV 10ug/L 11/02/21
Misc : IS&S 8/4/21

Vial: 24
Operator: LP,DG,CH
Inst : Max
Multiplr: 1.00

Quant Time: Nov 3 4:49 2021

Quant Results File: M1015W.RES

Quant Method : M:\MAX\DATA\211015\M1015W.M (RTE Integrator)
Title : METHOD 8260B
Last Update : Sat Oct 16 14:01:48 2021
Response via : Initial Calibration
DataAcq Meth : M8260

Internal Standards	R.T.	QIon	Response	Conc	Units		Dev(Min)
1) Fluorobenzene (IS)	6.37	96	358819	25.00	ppb		0.03
65) Chlorobenzene-D5 (IS)	9.52	117	318291	25.00	ppb		0.02
80) 1,4-Dichlorobenzene-D (IS)	11.84	152	217546	25.00	ppb		0.02
System Monitoring Compounds							
41) Dibromofluoromethane(S)	5.59	111	118617	26.62	ppb		0.03
Spiked Amount 25.000			Recovery	=	106.468%		
46) 1,2-DCA-D4(S)	5.98	65	84328	27.13	ppb		0.03
Spiked Amount 25.000			Recovery	=	108.524%		
66) Toluene-D8(S)	8.07	98	376575	25.74	ppb		0.02
Spiked Amount 25.000			Recovery	=	102.964%		
74) 4-Bromofluorobenzene(S)	10.70	95	150854	25.53	ppb		0.02
Spiked Amount 25.000			Recovery	=	102.128%		
Target Compounds							Qvalue
3) Dichlorodifluoromethane	1.19	85	20408	9.50	ppb		95
4) Freon 114	1.30	85	12426	10.32	ppb		80
5) Chloromethane	1.34	50	10473	8.17	ppb		96
6) Vinyl chloride	1.43	62	13215	8.36	ppb		85
8) Bromomethane	1.69	94	14891	11.15	ppb		91
9) Chloroethane	1.79	64	9552	9.40	ppb		97
10) Dichlorofluoromethane	1.98	67	32866	9.48	ppb		100
11) Trichlorofluoromethane	2.02	101	42974	10.36	ppb		98
13) Acrolein	2.45	56	21916	109.25	ppb		98
14) Acetone	2.63	43	23652	50.56	ppb		93
15) Freon-113	2.55	151	16321	9.67	ppb		94
16) Acetonitrile	2.95	41	13330	119.90	ppb	#	91
18) 1,2-Dichlorotrifluoroethan	1.98	67	32866	9.48	ppb		100
19) 1,1-DCE	2.53	61	22958	9.14	ppb		96
20) t-Butanol	3.37	59	20534	143.07	ppb		95
21) Methyl Acetate	3.01	43	7485	9.51	ppb		98
22) Iodomethane	2.68	142	13972	8.24	ppb		97
23) Acrylonitrile	3.46	53	4294	9.70	ppb		85
25) Methylene chloride	3.11	84	15414	9.50	ppb		92
26) Carbon disulfide	2.73	76	18904	9.25	ppb		97
27) Methyl t-butyl ether (MtBE	3.49	73	55898	10.33	ppb		93
28) Trans-1,2-DCE	3.46	96	16537	9.44	ppb		97
29) 3-Methylpentane	3.50	57	10113	11.11	ppb	#	82
31) Diisopropyl Ether	4.27	45	33907	10.05	ppb		98
32) 1,1-DCA	4.09	63	26377	10.04	ppb	#	93
34) Ethyl tert Butyl Ether	4.80	59	44693	10.31	ppb		95
35) Methylcyclopentane	4.79	56	1942	10.46	ppb		100

(#) = qualifier out of range (m) = manual integration

Quantitation Report (Not Reviewed)

Data File : M:\MAX\DATA\211029\1102M24.D
Acq On : 2 Nov 21 19:57
Sample : Ending CCV 10ug/L 11/02/21
Misc : IS&S 8/4/21

Vial: 24
Operator: LP,DG,CH
Inst : Max
Multiplr: 1.00

Quant Time: Nov 3 4:49 2021

Quant Results File: M1015W.RES

Quant Method : M:\MAX\DATA\211015\M1015W.M (RTE Integrator)
Title : METHOD 8260B
Last Update : Sat Oct 16 14:01:48 2021
Response via : Initial Calibration
DataAcq Meth : M8260

	Compound	R.T.	QIon	Response	Conc	Unit		Qvalue
36)	MEK (2-Butanone)	5.02	43	25076	51.27	ppb		95
37)	Cis-1,2-DCE	4.94	96	18319	9.44	ppb		87
38)	2,2-Dichloropropane	4.92	77	26834	7.96	ppb		99
39)	Chloroform	5.39	83	38104	11.17	ppb		93
40)	Bromochloromethane	5.25	130	15315	10.09	ppb		92
42)	1,1,1-TCA	5.57	97	42085	10.51	ppb		91
43)	Cyclohexane	5.61	41	10165	8.87	ppb		93
44)	1,1-Dichloropropene	5.78	75	20575	9.47	ppb		92
45)	2,2,4-Trimethylpentane	6.14	57	25482	9.04	ppb		85
47)	Carbon Tetrachloride	5.77	117	36010	9.56	ppb		94
48)	Tert Amyl Methyl Ether	6.21	73	43865	10.26	ppb	#	92
49)	1,2-DCA	6.06	62	35573	10.55	ppb		99
50)	Benzene	6.02	78	59525	9.46	ppb		93
51)	TCE	6.78	95	18852	9.36	ppb		76
52)	2-Pentanone	7.03	43	105161	128.62	ppb		97
53)	1,2-Dichloropropane	7.02	63	6540	9.34	ppb		98
54)	Bromodichloromethane	7.34	83	29710	10.52	ppb		98
55)	Methyl Cyclohexane	6.96	83	19058	8.82	ppb		84
56)	Dibromomethane	7.15	93	10944	8.91	ppb		78
57)	MIBK (methyl isobutyl ket	8.00	43	53858	51.51	ppb		95
58)	1-Bromo-2-chloroethane	7.64	144	3578	9.06	ppb	#	61
60)	Cis-1,3-Dichloropropene	7.81	75	24175	9.55	ppb		96
61)	Toluene	8.14	91	72726	9.99	ppb		99
62)	Trans-1,3-Dichloropropene	8.39	75	24823	9.89	ppb		98
63)	1,1,2-TCA	8.57	83	10517	9.32	ppb		96
64)	2-Hexanone	8.85	43	35559	50.28	ppb	#	94
67)	1,2-EDB	9.05	107	16290	9.70	ppb		94
68)	Tetrachloroethene	8.69	164	15976	9.56	ppb		83
69)	1-Chlorohexane	9.55	91	10997	8.70	ppb		97
70)	1,1,1,2-Tetrachloroethane	9.64	131	24864	10.50	ppb		100
71)	m&p-Xylene	9.79	106	72727	20.21	ppb		98
72)	o-Xylene	10.18	106	36263	9.61	ppb		91
73)	Styrene	10.20	104	58751	10.34	ppb		98
75)	1,3-Dichloropropane	8.73	76	22913	9.28	ppb	#	82
76)	Dibromochloromethane	8.95	129	24184	9.79	ppb		99
77)	Chlorobenzene	9.55	112	55681	10.09	ppb		97
78)	Ethylbenzene	9.67	91	84775	9.71	ppb		99
79)	Bromoform	10.37	173	21001	10.24	ppb		95
81)	Isopropylbenzene	10.55	105	91802	9.05	ppb		92
82)	1,1,2,2-Tetrachloroethane	10.86	83	15399	8.84	ppb		90
83)	1,2,3-Trichloropropane	10.90	110	8614	9.90	ppb	#	81
84)	t-1,4-Dichloro-2-Butene	10.92	53	3458	7.86	ppb		81

(#) = qualifier out of range (m) = manual integration

Quantitation Report (Not Reviewed)

Data File : M:\MAX\DATA\211029\1102M24.D
Acq On : 2 Nov 21 19:57
Sample : Ending CCV 10ug/L 11/02/21
Misc : IS&S 8/4/21

Vial: 24
Operator: LP,DG,CH
Inst : Max
Multiplr: 1.00

Quant Time: Nov 3 4:49 2021

Quant Results File: M1015W.RES

Quant Method : M:\MAX\DATA\211015\M1015W.M (RTE Integrator)
Title : METHOD 8260B
Last Update : Sat Oct 16 14:01:48 2021
Response via : Initial Calibration
DataAcq Meth : M8260

	Compound	R.T.	QIon	Response	Conc Unit	Qvalue
85)	Bromobenzene	10.83	156	32582	9.81 ppb	82
86)	n-Propylbenzene	10.96	91	94648	9.45 ppb	98
87)	4-Ethyltoluene	11.08	105	92486	10.00 ppb	91
88)	2-Chlorotoluene	11.04	91	73642	9.27 ppb	91
89)	1,3,5-Trimethylbenzene	11.14	105	83364	9.63 ppb	97
90)	4-Chlorotoluene	11.14	91	74937	9.50 ppb	94
91)	Tert-Butylbenzene	11.46	119	50344	10.53 ppb	95
92)	1,2,4-Trimethylbenzene	11.51	105	82136	10.02 ppb	99
93)	Sec-Butylbenzene	11.68	105	92386	10.10 ppb	99
94)	p-Isopropyltoluene	11.83	119	90063	10.19 ppb	97
95)	Benzyl Chloride	12.01	91	16232	7.75 ppb	96
96)	1,3-DCB	11.77	146	56226	9.72 ppb	96
97)	1,4-DCB	11.86	146	53226	9.04 ppb	98
98)	n-Butylbenzene	12.24	91	49867	8.57 ppb	97
99)	1,2-DCB	12.23	146	55280	9.77 ppb	98
100)	Hexachloroethane	12.48	117	15036	10.15 ppb	92
101)	1,2-Dibromo-3-chloropropan	13.01	75	4705	9.56 ppb	89
102)	1,2,4-Trichlorobenzene	13.83	180	17808	8.25 ppb	93
103)	Hexachlorobutadiene	14.01	225	21736	9.08 ppb	95
104)	Naphthalene	14.07	128	35325	8.70 ppb	100
105)	1,2,3-Trichlorobenzene	14.32	180	21936	8.05 ppb	99

(#) = qualifier out of range (m) = manual integration

Quantitation Report

Data File : M:\MAX\DATA\211029\1102M24.D
Acq On : 2 Nov 21 19:57
Sample : Ending CCV 10ug/L 11/02/21
Misc : IS&S 8/4/21

Vial: 24
Operator: LP,DG,CH
Inst : Max
Multiplr: 1.00

Quant Time: Nov 3 4:49 2021

Quant Results File: M1015W.RES

Method : M:\MAX\DATA\211015\M1015W.M (RTE Integrator)
Title : METHOD 8260B
Last Update : Sat Oct 16 14:01:48 2021
Response via : Initial Calibration

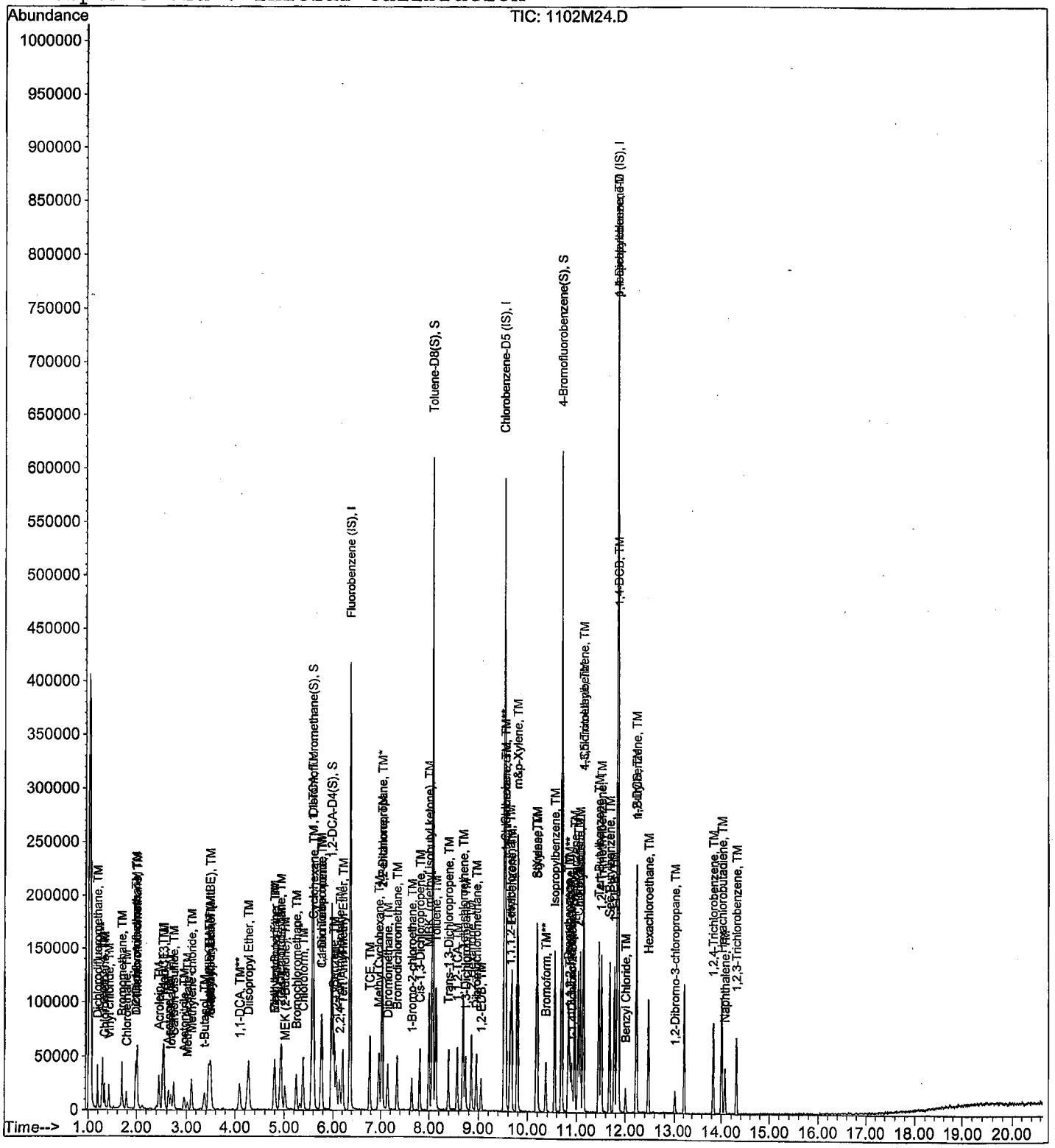

ORGANICS
Raw Data

Quantitation Report (QT Reviewed)

Data File : M:\MAX\DATA\211029\1102M16.D
Acq On : 2 Nov 21 16:10
Sample : BA44458W01
Misc : IS&S 8/4/21

Vial: 16
Operator: LP,DG,CH
Inst : Max
Multiplr: 1.00

Quant Time: Nov 3 10:08 2021

Quant Results File: M1015W.RES

Quant Method : M:\MAX\DATA\211015\M1015W.M (RTE Integrator)
Title : METHOD 8260B
Last Update : Sat Oct 16 14:01:48 2021
Response via : Initial Calibration
DataAcq Meth : M8260

Internal Standards	R.T.	QIon	Response	Conc Units	Dev(Min)
1) Fluorobenzene (IS)	6.37	96	364979	25.00 ppb	0.03
65) Chlorobenzene-D5 (IS)	9.52	117	327102	25.00 ppb	0.03
80) 1,4-Dichlorobenzene-D (IS)	11.84	152	196934	25.00 ppb	0.02
System Monitoring Compounds					
41) Dibromofluoromethane(S)	5.59	111	117785	25.98 ppb	0.03
Spiked Amount 25.000			Recovery	= 103.936%	
46) 1,2-DCA-D4(S)	5.98	65	81696	25.84 ppb	0.03
Spiked Amount 25.000			Recovery	= 103.360%	
66) Toluene-D8(S)	8.07	98	384350	25.56 ppb	0.02
Spiked Amount 25.000			Recovery	= 102.260%	
74) 4-Bromofluorobenzene(S)	10.70	95	144681	23.83 ppb	0.02
Spiked Amount 25.000			Recovery	= 95.308%	

Target Compounds Qvalue

(#) = qualifier out of range (m) = manual integration

Quantitation Report

Data File : M:\MAX\DATA\211029\1102M16.D
Acq On : 2 Nov 21 16:10
Sample : BA44458W01
Misc : IS&S 8/4/21

Vial: 16
Operator: LP,DG,CH
Inst : Max
Multiplr: 1.00

Quant Time: Nov 3 10:08 2021

Quant Results File: M1015W.RES

Method : M:\MAX\DATA\211015\M1015W.M (RTE Integrator)
Title : METHOD 8260B
Last Update : Sat Oct 16 14:01:48 2021
Response via : Initial Calibration



Quantitation Report (QT Reviewed)

Data File : M:\MAX\DATA\211029\1102M17.D
Acq On : 2 Nov 21 16:38
Sample : BA44459W01
Misc : IS&S 8/4/21

Vial: 17
Operator: LP,DG,CH
Inst : Max
Multiplr: 1.00

Quant Time: Nov 3 10:09 2021

Quant Results File: M1015W.RES

Quant Method : M:\MAX\DATA\211015\M1015W.M (RTE Integrator)
Title : METHOD 8260B
Last Update : Sat Oct 16 14:01:48 2021
Response via : Initial Calibration
DataAcq Meth : M8260

Internal Standards	R.T.	QIon	Response	Conc Units	Dev(Min)
1) Fluorobenzene (IS)	6.37	96	353115	25.00 ppb	0.03
65) Chlorobenzene-D5 (IS)	9.52	117	318302	25.00 ppb	0.03
80) 1,4-Dichlorobenzene-D (IS)	11.84	152	201554	25.00 ppb	0.02
System Monitoring Compounds					
41) Dibromofluoromethane(S)	5.59	111	114039	26.00 ppb	0.03
Spiked Amount 25.000			Recovery	= 104.012%	
46) 1,2-DCA-D4(S)	5.98	65	80752	26.40 ppb	0.03
Spiked Amount 25.000			Recovery	= 105.600%	
66) Toluene-D8(S)	8.07	98	365311	24.97 ppb	0.02
Spiked Amount 25.000			Recovery	= 99.880%	
74) 4-Bromofluorobenzene(S)	10.70	95	140740	23.82 ppb	0.02
Spiked Amount 25.000			Recovery	= 95.276%	

Target Compounds Qvalue

(#) = qualifier out of range (m) = manual integration

Quantitation Report

Data File : M:\MAX\DATA\211029\1102M17.D
Acq On : 2 Nov 21 16:38
Sample : BA44459W01
Misc : IS&S 8/4/21

Vial: 17
Operator: LP,DG,CH
Inst : Max
Multiplr: 1.00

Quant Time: Nov 3 10:09 2021

Quant Results File: M1015W.RES

Method : M:\MAX\DATA\211015\M1015W.M (RTE Integrator)
Title : METHOD 8260B
Last Update : Sat Oct 16 14:01:48 2021
Response via : Initial Calibration

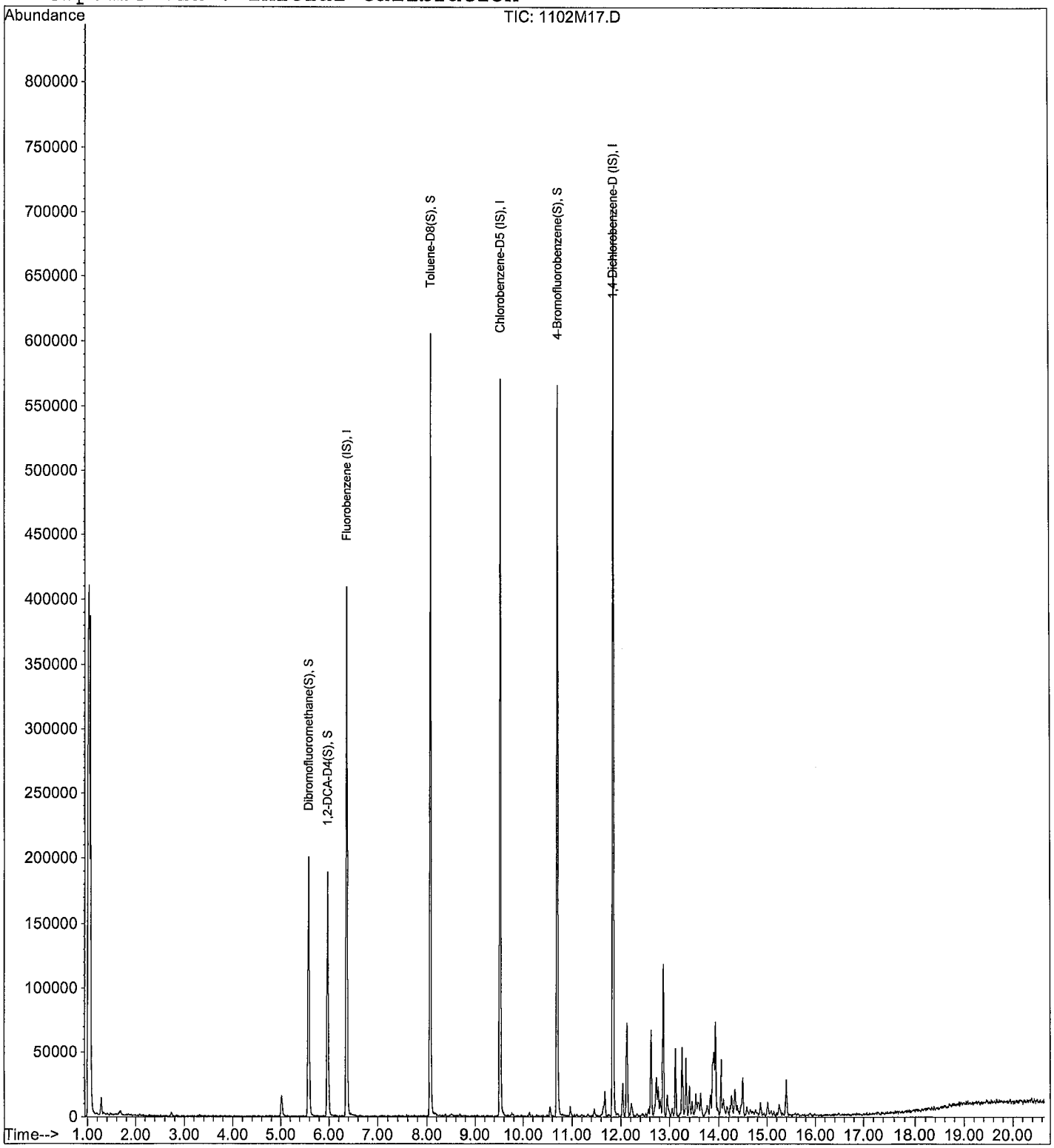

Quantitation Report (QT Reviewed)

Data File : M:\MAX\DATA\211029\1102M18.D
Acq On : 2 Nov 21 17:07
Sample : BA44460W01
Misc : IS&S 8/4/21

Vial: 18
Operator: LP,DG,CH
Inst : Max
Multiplr: 1.00

Quant Time: Nov 3 10:11 2021

Quant Results File: M1015W.RES

Quant Method : M:\MAX\DATA\211015\M1015W.M (RTE Integrator)
Title : METHOD 8260B
Last Update : Sat Oct 16 14:01:48 2021
Response via : Initial Calibration
DataAcq Meth : M8260

Internal Standards	R.T.	QIon	Response	Conc Units	Dev(Min)
1) Fluorobenzene (IS)	6.37	96	344683	25.00 ppb	0.03
65) Chlorobenzene-D5 (IS)	9.52	117	314807	25.00 ppb	0.03
80) 1,4-Dichlorobenzene-D (IS)	11.84	152	195297	25.00 ppb	0.02
System Monitoring Compounds					
41) Dibromofluoromethane(S)	5.59	111	113316	26.47 ppb	0.03
Spiked Amount 25.000			Recovery	= 105.884%	
46) 1,2-DCA-D4(S)	5.98	65	76760	25.71 ppb	0.03
Spiked Amount 25.000			Recovery	= 102.836%	
66) Toluene-D8(S)	8.07	98	359362	24.84 ppb	0.02
Spiked Amount 25.000			Recovery	= 99.344%	
74) 4-Bromofluorobenzene(S)	10.70	95	142381	24.36 ppb	0.02
Spiked Amount 25.000			Recovery	= 97.456%	

Target Compounds Qvalue

(#) = qualifier out of range (m) = manual integration

Quantitation Report

Data File : M:\MAX\DATA\211029\1102M18.D
Acq On : 2 Nov 21 17:07
Sample : BA44460W01
Misc : IS&S 8/4/21

Vial: 18
Operator: LP,DG,CH
Inst : Max
Multiplr: 1.00

Quant Time: Nov 3 10:11 2021

Quant Results File: M1015W.RES

Method : M:\MAX\DATA\211015\M1015W.M (RTE Integrator)
Title : METHOD 8260B
Last Update : Sat Oct 16 14:01:48 2021
Response via : Initial Calibration



Quantitation Report (QT Reviewed)

Data File : M:\MAX\DATA\211029\1102M19.D
Acq On : 2 Nov 21 17:35
Sample : BA44461W01
Misc : IS&S 8/4/21

Vial: 19
Operator: LP,DG,CH
Inst : Max
Multiplr: 1.00

Quant Time: Nov 3 10:12 2021
Quant Results File: M1015W.RES

Quant Method : M:\MAX\DATA\211015\M1015W.M (RTE Integrator)
Title : METHOD 8260B
Last Update : Sat Oct 16 14:01:48 2021
Response via : Initial Calibration
DataAcq Meth : M8260

Internal Standards	R.T.	QIon	Response	Conc Units	Dev(Min)
1) Fluorobenzene (IS)	6.37	96	368096	25.00 ppb	0.03
65) Chlorobenzene-D5 (IS)	9.52	117	327091	25.00 ppb	0.02
80) 1,4-Dichlorobenzene-D (IS)	11.84	152	218075	25.00 ppb	0.02
System Monitoring Compounds					
41) Dibromofluoromethane(S)	5.59	111	118509	25.92 ppb	0.03
Spiked Amount 25.000			Recovery	= 103.692%	
46) 1,2-DCA-D4(S)	5.98	65	79032	24.79 ppb	0.03
Spiked Amount 25.000			Recovery	= 99.144%	
66) Toluene-D8(S)	8.07	98	387192	25.75 ppb	0.02
Spiked Amount 25.000			Recovery	= 103.020%	
74) 4-Bromofluorobenzene(S)	10.70	95	151594	24.97 ppb	0.02
Spiked Amount 25.000			Recovery	= 99.868%	
Target Compounds					Qvalue
78) Ethylbenzene	9.68	91	2022	0.23 ppb	99

(#) = qualifier out of range (m) = manual integration

Quantitation Report

Data File : M:\MAX\DATA\211029\1102M19.D
Acq On : 2 Nov 21 17:35
Sample : BA44461W01
Misc : IS&S 8/4/21

Vial: 19
Operator: LP,DG,CH
Inst : Max
Multiplr: 1.00

Quant Time: Nov 3 10:12 2021

Quant Results File: M1015W.RES

Method : M:\MAX\DATA\211015\M1015W.M (RTE Integrator)
Title : METHOD 8260B
Last Update : Sat Oct 16 14:01:48 2021
Response via : Initial Calibration

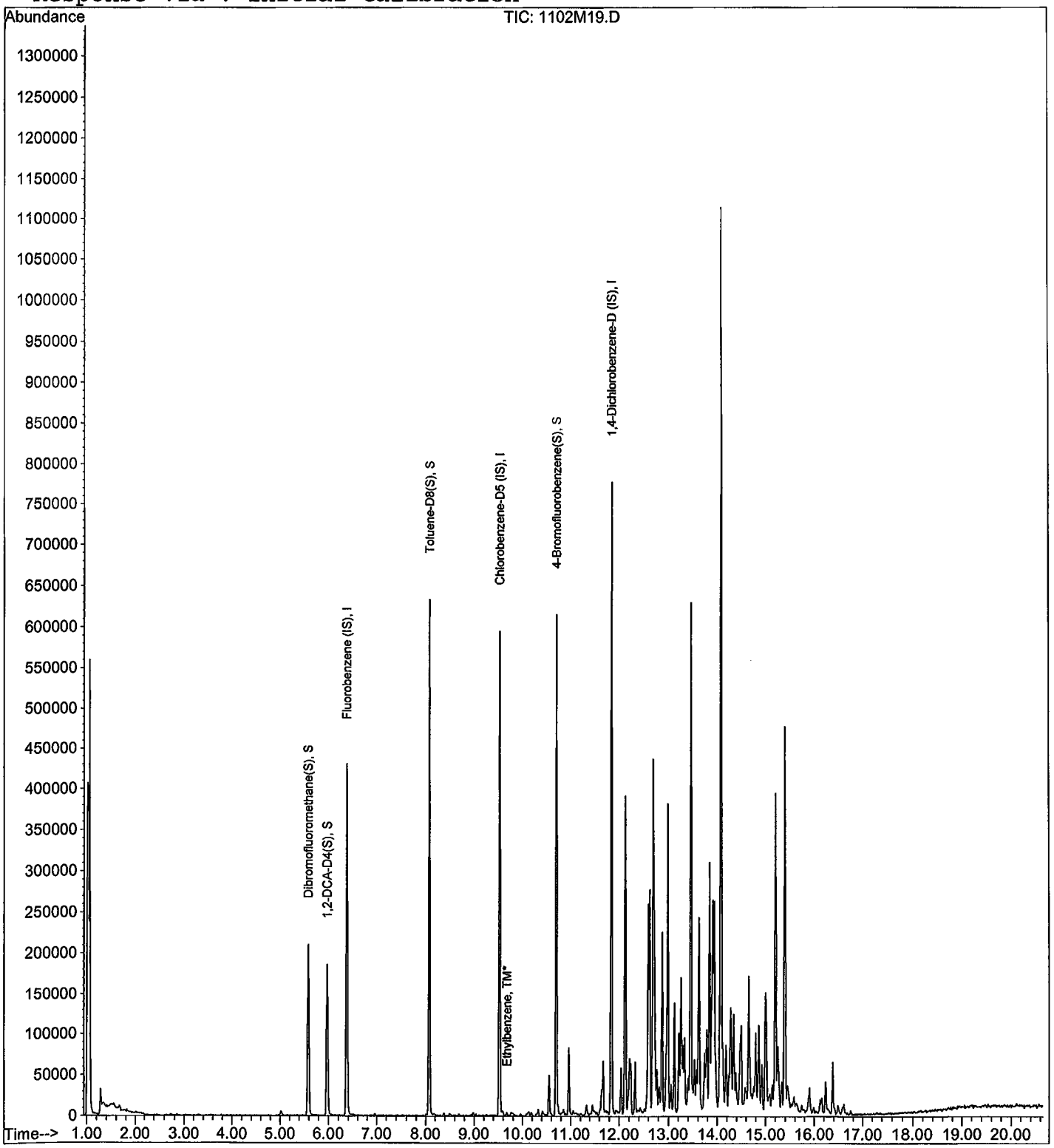

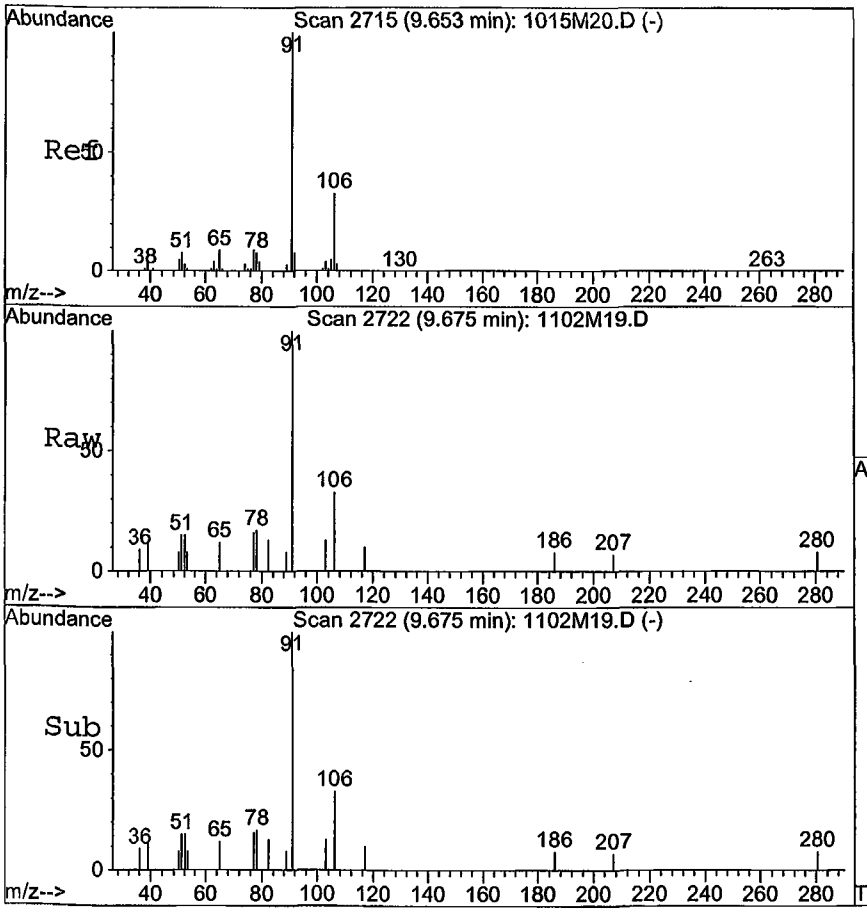

#78
Ethylbenzene
Concen: 0.23 ppb
RT: 9.68 min Scan# 2722
Delta R.T. 0.03 min
Lab File: 1102M19.D
Acq: 2 Nov 21 17:35

Tgt Ion: 91 Resp: 2022

Ion	Ratio	Lower	Upper
91	100		
106	33.1	23.4	43.4

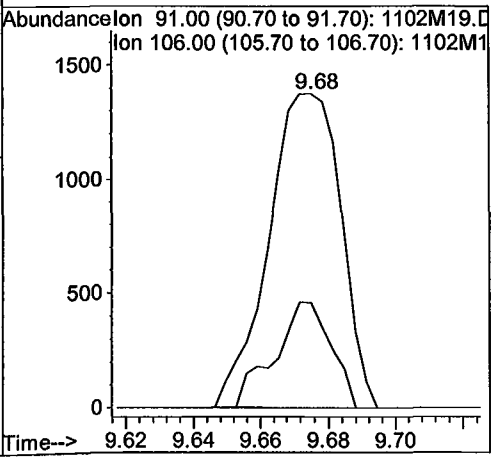

Quantitation Report (QT Reviewed)

Data File : M:\MAX\DATA\211029\1102M20.D
Acq On : 2 Nov 21 18:03
Sample : BA44462W01
Misc : IS&S 8/4/21

Vial: 20
Operator: LP,DG,CH
Inst : Max
Multiplr: 1.00

Quant Time: Nov 3 10:28 2021

Quant Results File: M1015W.RES

Quant Method : M:\MAX\DATA\211015\M1015W.M (RTE Integrator)
Title : METHOD 8260B
Last Update : Sat Oct 16 14:01:48 2021
Response via : Initial Calibration
DataAcq Meth : M8260

Internal Standards	R.T.	QIon	Response	Conc Units	Dev(Min)
1) Fluorobenzene (IS)	6.37	96	367749	25.00 ppb	0.03
65) Chlorobenzene-D5 (IS)	9.52	117	326039	25.00 ppb	0.02
80) 1,4-Dichlorobenzene-D (IS)	11.84	152	205478	25.00 ppb	0.02
System Monitoring Compounds					
41) Dibromofluoromethane(S)	5.59	111	120739	26.44 ppb	0.03
Spiked Amount 25.000			Recovery	= 105.744%	
46) 1,2-DCA-D4(S)	5.98	65	79424	24.93 ppb	0.03
Spiked Amount 25.000			Recovery	= 99.732%	
66) Toluene-D8(S)	8.07	98	375379	25.05 ppb	0.02
Spiked Amount 25.000			Recovery	= 100.200%	
74) 4-Bromofluorobenzene(S)	10.70	95	146283	24.17 ppb	0.02
Spiked Amount 25.000			Recovery	= 96.680%	

Target Compounds Qvalue

(#) = qualifier out of range (m) = manual integration

Quantitation Report

Data File : M:\MAX\DATA\211029\1102M20.D
Acq On : 2 Nov 21 18:03
Sample : BA44462W01
Misc : IS&S 8/4/21

Vial: 20
Operator: LP,DG,CH
Inst : Max
Multiplr: 1.00

Quant Time: Nov 3 10:28 2021

Quant Results File: M1015W.RES

Method : M:\MAX\DATA\211015\M1015W.M (RTE Integrator)
Title : METHOD 8260B
Last Update : Sat Oct 16 14:01:48 2021
Response via : Initial Calibration



Quantitation Report (QT Reviewed)

Data File : M:\MAX\DATA\211029\1102M21.D
Acq On : 2 Nov 21 18:32
Sample : BA44463W01
Misc : IS&S 8/4/21

Vial: 21
Operator: LP,DG,CH
Inst : Max
Multiplr: 1.00

Quant Time: Nov 3 10:17 2021

Quant Results File: M1015W.RES

Quant Method : M:\MAX\DATA\211015\M1015W.M (RTE Integrator)
Title : METHOD 8260B
Last Update : Sat Oct 16 14:01:48 2021
Response via : Initial Calibration
DataAcq Meth : M8260

Internal Standards	R.T.	QIon	Response	Conc Units	Dev(Min)
1) Fluorobenzene (IS)	6.37	96	368031	25.00 ppb	0.03
65) Chlorobenzene-D5 (IS)	9.52	117	323448	25.00 ppb	0.03
80) 1,4-Dichlorobenzene-D (IS)	11.84	152	202905	25.00 ppb	0.02
System Monitoring Compounds					
41) Dibromofluoromethane(S)	5.59	111	121453	26.57 ppb	0.03
Spiked Amount 25.000			Recovery	= 106.284%	
46) 1,2-DCA-D4(S)	5.98	65	84536	26.52 ppb	0.03
Spiked Amount 25.000			Recovery	= 106.068%	
66) Toluene-D8(S)	8.07	98	386405	25.99 ppb	0.02
Spiked Amount 25.000			Recovery	= 103.968%	
74) 4-Bromofluorobenzene(S)	10.70	95	146713	24.43 ppb	0.02
Spiked Amount 25.000			Recovery	= 97.740%	

Target Compounds Qvalue

(#) = qualifier out of range (m) = manual integration

Quantitation Report

Data File : M:\MAX\DATA\211029\1102M21.D
Acq On : 2 Nov 21 18:32
Sample : BA44463W01
Misc : IS&S 8/4/21

Vial: 21
Operator: LP,DG,CH
Inst : Max
Multiplr: 1.00

Quant Time: Nov 3 10:17 2021

Quant Results File: M1015W.RES

Method : M:\MAX\DATA\211015\M1015W.M (RTE Integrator)
Title : METHOD 8260B
Last Update : Sat Oct 16 14:01:48 2021
Response via : Initial Calibration



Quantitation Report (QT Reviewed)

Data File : M:\MAX\DATA\211029\1102M22.D
Acq On : 2 Nov 21 19:00
Sample : BA44464W01
Misc : IS&S 8/4/21

Vial: 22
Operator: LP,DG,CH
Inst : Max
Multiplr: 1.00

Quant Time: Nov 3 10:30 2021

Quant Results File: M1015W.RES

Quant Method : M:\MAX\DATA\211015\M1015W.M (RTE Integrator)
Title : METHOD 8260B
Last Update : Sat Oct 16 14:01:48 2021
Response via : Initial Calibration
DataAcq Meth : M8260

Internal Standards	R.T.	QIon	Response	Conc Units	Dev(Min)
1) Fluorobenzene (IS)	6.37	96	360969	25.00 ppb	0.03
65) Chlorobenzene-D5 (IS)	9.52	117	316210	25.00 ppb	0.02
80) 1,4-Dichlorobenzene-D (IS)	11.84	152	195584	25.00 ppb	0.02
System Monitoring Compounds					
41) Dibromofluoromethane(S)	5.59	111	115157	25.69 ppb	0.03
Spiked Amount 25.000			Recovery	= 102.748%	
46) 1,2-DCA-D4(S)	5.98	65	81704	26.13 ppb	0.03
Spiked Amount 25.000			Recovery	= 104.520%	
66) Toluene-D8(S)	8.07	98	372592	25.64 ppb	0.02
Spiked Amount 25.000			Recovery	= 102.544%	
74) 4-Bromofluorobenzene(S)	10.70	95	144090	24.55 ppb	0.02
Spiked Amount 25.000			Recovery	= 98.188%	

Target Compounds Qvalue

(#) = qualifier out of range (m) = manual integration

Quantitation Report

Data File : M:\MAX\DATA\211029\1102M22.D
Acq On : 2 Nov 21 19:00
Sample : BA44464W01
Misc : IS&S 8/4/21

Vial: 22
Operator: LP,DG,CH
Inst : Max
Multiplr: 1.00

Quant Time: Nov 3 10:30 2021

Quant Results File: M1015W.RES

Method : M:\MAX\DATA\211015\M1015W.M (RTE Integrator)
Title : METHOD 8260B
Last Update : Sat Oct 16 14:01:48 2021
Response via : Initial Calibration



Quantitation Report (QT Reviewed)

Data File : M:\MAX\DATA\211029\1102M23.D
Acq On : 2 Nov 21 19:29
Sample : BA44465W01
Misc : IS&S 8/4/21

Vial: 23
Operator: LP,DG,CH
Inst : Max
Multiplr: 1.00

Quant Time: Nov 3 10:19 2021
Quant Results File: M1015W.RES

Quant Method : M:\MAX\DATA\211015\M1015W.M (RTE Integrator)
Title : METHOD 8260B
Last Update : Sat Oct 16 14:01:48 2021
Response via : Initial Calibration
DataAcq Meth : M8260

Internal Standards	R.T.	QIon	Response	Conc Units	Dev(Min)
1) Fluorobenzene (IS)	6.37	96	352050	25.00 ppb	0.03
65) Chlorobenzene-D5 (IS)	9.52	117	316162	25.00 ppb	0.02
80) 1,4-Dichlorobenzene-D (IS)	11.84	152	199368	25.00 ppb	0.02
System Monitoring Compounds					
41) Dibromofluoromethane(S)	5.59	111	111731	25.55 ppb	0.03
Spiked Amount 25.000			Recovery	= 102.216%	
46) 1,2-DCA-D4(S)	5.98	65	80656	26.45 ppb	0.03
Spiked Amount 25.000			Recovery	= 105.792%	
66) Toluene-D8(S)	8.07	98	364498	25.08 ppb	0.02
Spiked Amount 25.000			Recovery	= 100.332%	
74) 4-Bromofluorobenzene(S)	10.70	95	142167	24.22 ppb	0.02
Spiked Amount 25.000			Recovery	= 96.892%	

Target Compounds Qvalue

(#) = qualifier out of range (m) = manual integration

Quantitation Report

Data File : M:\MAX\DATA\211029\1102M23.D
Acq On : 2 Nov 21 19:29
Sample : BA44465W01
Misc : IS&S 8/4/21

Vial: 23
Operator: LP,DG,CH
Inst : Max
Multiplr: 1.00

Quant Time: Nov 3 10:19 2021

Quant Results File: M1015W.RES

Method : M:\MAX\DATA\211015\M1015W.M (RTE Integrator)
Title : METHOD 8260B
Last Update : Sat Oct 16 14:01:48 2021
Response via : Initial Calibration



Quantitation Report (QT Reviewed)

Data File : M:\MAX\DATA\211029\1102M05.D
Acq On : 2 Nov 21 10:58
Sample : 211102A BLK
Misc : IS&S 8/4/21

Vial: 5
Operator: LP,DG,CH
Inst : Max
Multiplr: 1.00

Quant Time: Nov 2 12:37 2021

Quant Results File: M1015W.RES

Quant Method : M:\MAX\DATA\211015\M1015W.M (RTE Integrator)
Title : METHOD 8260B
Last Update : Sat Oct 16 14:01:48 2021
Response via : Initial Calibration
DataAcq Meth : M8260

Internal Standards	R.T.	QIon	Response	Conc Units	Dev(Min)
1) Fluorobenzene (IS)	6.37	96	376947	25.00 ppb	0.03
65) Chlorobenzene-D5 (IS)	9.52	117	346456	25.00 ppb	0.03
80) 1,4-Dichlorobenzene-D (IS)	11.84	152	204046	25.00 ppb	0.02
System Monitoring Compounds					
41) Dibromofluoromethane(S)	5.59	111	115202	24.61 ppb	0.03
Spiked Amount 25.000			Recovery	= 98.432%	
46) 1,2-DCA-D4(S)	5.98	65	81768	25.04 ppb	0.03
Spiked Amount 25.000			Recovery	= 100.168%	
66) Toluene-D8(S)	8.08	98	399085	25.06 ppb	0.03
Spiked Amount 25.000			Recovery	= 100.248%	
74) 4-Bromofluorobenzene(S)	10.70	95	154696	24.05 ppb	0.02
Spiked Amount 25.000			Recovery	= 96.212%	

Target Compounds Qvalue

(#) = qualifier out of range (m) = manual integration

Quantitation Report

Data File : M:\MAX\DATA\211029\1102M05.D
Acq On : 2 Nov 21 10:58
Sample : 211102A BLK
Misc : IS&S 8/4/21

Vial: 5
Operator: LP,DG,CH
Inst : Max
Multiplr: 1.00

Quant Time: Nov 2 12:37 2021

Quant Results File: M1015W.RES

Method : M:\MAX\DATA\211015\M1015W.M (RTE Integrator)
Title : METHOD 8260B
Last Update : Sat Oct 16 14:01:48 2021
Response via : Initial Calibration



Quantitation Report (Not Reviewed)

Data File : M:\MAX\DATA\211029\1102M04.D
Acq On : 2 Nov 21 10:29
Sample : 211102A LCSD 10ug/L
Misc : IS&S 8/4/21

Vial: 4
Operator: LP,DG,CH
Inst : Max
Multiplr: 1.00

Quant Time: Nov 2 11:19 2021

Quant Results File: M1015W.RES

Quant Method : M:\MAX\DATA\211015\M1015W.M (RTE Integrator)
Title : METHOD 8260B
Last Update : Sat Oct 16 14:01:48 2021
Response via : Initial Calibration
DataAcq Meth : M8260

Internal Standards	R.T.	QIon	Response	Conc	Units		Dev(Min)
1) Fluorobenzene (IS)	6.37	96	374163	25.00	ppb		0.03
65) Chlorobenzene-D5 (IS)	9.52	117	332242	25.00	ppb		0.03
80) 1,4-Dichlorobenzene-D (IS)	11.84	152	223761	25.00	ppb		0.02
System Monitoring Compounds							
41) Dibromofluoromethane(S)	5.59	111	119397	25.69	ppb		0.03
Spiked Amount 25.000			Recovery = 102.776%				
46) 1,2-DCA-D4(S)	5.98	65	86288	26.62	ppb		0.03
Spiked Amount 25.000			Recovery = 106.492%				
66) Toluene-D8(S)	8.08	98	385074	25.22	ppb		0.03
Spiked Amount 25.000			Recovery = 100.868%				
74) 4-Bromofluorobenzene(S)	10.70	95	154834	25.10	ppb		0.02
Spiked Amount 25.000			Recovery = 100.420%				
Target Compounds							Qvalue
3) Dichlorodifluoromethane	1.19	85	20392	9.10	ppb		100
4) Freon 114	1.30	85	13265	10.57	ppb		79
5) Chloromethane	1.34	50	10852	8.12	ppb		97
6) Vinyl chloride	1.43	62	13865	8.41	ppb		95
8) Bromomethane	1.69	94	13986	10.04	ppb		98
9) Chloroethane	1.79	64	9731	9.21	ppb		100
10) Dichlorofluoromethane	1.99	67	32872	9.09	ppb		99
11) Trichlorofluoromethane	2.02	101	41894	9.69	ppb		93
13) Acrolein	2.45	56	25796	122.96	ppb		86
14) Acetone	2.63	43	23077	47.30	ppb		96
15) Freon-113	2.55	151	15317	8.70	ppb	#	78
16) Acetonitrile	2.95	41	13228	114.10	ppb		90
18) 1,2-Dichlorotrifluoroethan	1.99	67	32872	9.09	ppb		100
19) 1,1-DCE	2.53	61	23422	8.94	ppb		98
20) t-Butanol	3.36	59	20039	132.78	ppb		98
21) Methyl Acetate	3.02	43	8214	10.01	ppb		95
22) Iodomethane	2.68	142	15904	8.89	ppb		92
23) Acrylonitrile	3.47	53	4417	9.56	ppb		94
25) Methylene chloride	3.11	84	16200	9.58	ppb		96
26) Carbon disulfide	2.73	76	19480	9.14	ppb		100
27) Methyl t-butyl ether (MtBE	3.50	73	56451	10.01	ppb		92
28) Trans-1,2-DCE	3.46	96	15743	8.62	ppb		95
29) 3-Methylpentane	3.50	57	9434	9.88	ppb	#	97
31) Diisopropyl Ether	4.27	45	34122	9.70	ppb		93
32) 1,1-DCA	4.10	63	26882	9.81	ppb	#	97
34) Ethyl tert Butyl Ether	4.80	59	44130	9.76	ppb		98
35) Methylcyclopentane	4.80	56	1689	8.49	ppb		100

(#) = qualifier out of range (m) = manual integration

Quantitation Report (Not Reviewed)

Data File : M:\MAX\DATA\211029\1102M04.D
Acq On : 2 Nov 21 10:29
Sample : 211102A LCSD 10ug/L
Misc : IS&S 8/4/21

Vial: 4
Operator: LP,DG,CH
Inst : Max
Multiplr: 1.00

Quant Time: Nov 2 11:19 2021

Quant Results File: M1015W.RES

Quant Method : M:\MAX\DATA\211015\M1015W.M (RTE Integrator)
Title : METHOD 8260B
Last Update : Sat Oct 16 14:01:48 2021
Response via : Initial Calibration
DataAcq Meth : M8260

	Compound	R.T.	QIon	Response	Conc	Unit		Qvalue
36)	MEK (2-Butanone)	5.02	43	26517	51.99	ppb	#	91
37)	Cis-1,2-DCE	4.95	96	18933	9.36	ppb		98
38)	2,2-Dichloropropane	4.93	77	37169	10.57	ppb		99
39)	Chloroform	5.39	83	37791	10.62	ppb		94
40)	Bromochloromethane	5.25	130	15110	9.52	ppb		88
42)	1,1,1-TCA	5.57	97	42360	10.14	ppb		95
43)	Cyclohexane	5.62	41	10420	8.72	ppb		75
44)	1,1-Dichloropropene	5.79	75	21310	9.40	ppb		94
45)	2,2,4-Trimethylpentane	6.15	57	28989	9.86	ppb	#	82
47)	Carbon Tetrachloride	5.77	117	36802	9.37	ppb		98
48)	Tert Amyl Methyl Ether	6.21	73	46878	10.52	ppb		99
49)	1,2-DCA	6.07	62	36174	10.28	ppb	#	94
50)	Benzene	6.03	78	57164	8.71	ppb		97
51)	TCE	6.78	95	18902	9.00	ppb		83
52)	2-Pentanone	7.03	43	107777	126.42	ppb		99
53)	1,2-Dichloropropane	7.02	63	6565	8.98	ppb		94
54)	Bromodichloromethane	7.34	83	29174	9.91	ppb		95
55)	Methyl Cyclohexane	6.97	83	20114	8.92	ppb		94
56)	Dibromomethane	7.15	93	11498	8.97	ppb		93
57)	MIBK (methyl isobutyl ket	8.00	43	53096	48.70	ppb		98
58)	1-Bromo-2-chloroethane	7.66	144	4035	9.79	ppb		98
60)	Cis-1,3-Dichloropropene	7.81	75	25559	9.68	ppb		97
61)	Toluene	8.14	91	70819	9.33	ppb		98
62)	Trans-1,3-Dichloropropene	8.39	75	27342	10.45	ppb		97
63)	1,1,2-TCA	8.57	83	11302	9.61	ppb		94
64)	2-Hexanone	8.85	43	35780	48.52	ppb	#	89
67)	1,2-EDB	9.05	107	16848	9.61	ppb		93
68)	Tetrachloroethene	8.69	164	15881	9.04	ppb		85
69)	1-Chlorohexane	9.55	91	12065	9.15	ppb		95
70)	1,1,1,2-Tetrachloroethane	9.64	131	25083	10.15	ppb		100
71)	m&p-Xylene	9.79	106	73200	19.49	ppb		98
72)	o-Xylene	10.18	106	36328	9.22	ppb		90
73)	Styrene	10.20	104	56452	9.52	ppb		99
75)	1,3-Dichloropropane	8.74	76	23681	9.19	ppb		89
76)	Dibromochloromethane	8.96	129	26124	10.13	ppb		97
77)	Chlorobenzene	9.55	112	54160	9.40	ppb		97
78)	Ethylbenzene	9.67	91	83798	9.19	ppb		97
79)	Bromoform	10.37	173	20212	9.44	ppb		99
81)	Isopropylbenzene	10.55	105	93022	8.91	ppb		97
82)	1,1,2,2-Tetrachloroethane	10.87	83	14366	8.02	ppb	#	83
83)	1,2,3-Trichloropropane	10.90	110	8475	9.47	ppb		83
84)	t-1,4-Dichloro-2-Butene	10.92	53	4887	10.71	ppb	#	58

(#) = qualifier out of range (m) = manual integration

Quantitation Report (Not Reviewed)

Data File : M:\MAX\DATA\211029\1102M04.D
Acq On : 2 Nov 21 10:29
Sample : 211102A LCSD 10ug/L
Misc : IS&S 8/4/21

Vial: 4
Operator: LP,DG,CH
Inst : Max
Multiplr: 1.00

Quant Time: Nov 2 11:19 2021

Quant Results File: M1015W.RES

Quant Method : M:\MAX\DATA\211015\M1015W.M (RTE Integrator)
Title : METHOD 8260B
Last Update : Sat Oct 16 14:01:48 2021
Response via : Initial Calibration
DataAcq Meth : M8260

	Compound	R.T.	QIon	Response	Conc Unit	Qvalue
85)	Bromobenzene	10.84	156	31819	9.32 ppb	100
86)	n-Propylbenzene	10.96	91	97717	9.48 ppb	99
87)	4-Ethyltoluene	11.08	105	92073	9.68 ppb	100
88)	2-Chlorotoluene	11.04	91	74835	9.16 ppb	93
89)	1,3,5-Trimethylbenzene	11.14	105	83943	9.43 ppb	100
90)	4-Chlorotoluene	11.14	91	75469	9.30 ppb	100
91)	Tert-Butylbenzene	11.46	119	46952	9.55 ppb	99
92)	1,2,4-Trimethylbenzene	11.51	105	78825	9.34 ppb	96
93)	Sec-Butylbenzene	11.68	105	88663	9.43 ppb	100
94)	p-Isopropyltoluene	11.83	119	88725	9.76 ppb	95
95)	Benzyl Chloride	12.01	91	20391	9.47 ppb	99
96)	1,3-DCB	11.78	146	54675	9.19 ppb	98
97)	1,4-DCB	11.87	146	54207	8.95 ppb	95
98)	n-Butylbenzene	12.24	91	53522	8.88 ppb	95
99)	1,2-DCB	12.23	146	53534	9.20 ppb	98
100)	Hexachloroethane	12.48	117	14718	9.66 ppb	88
101)	1,2-Dibromo-3-chloropropan	13.01	75	3954	8.00 ppb	91
102)	1,2,4-Trichlorobenzene	13.83	180	18456	8.29 ppb	96
103)	Hexachlorobutadiene	14.01	225	22863	9.26 ppb	99
104)	Naphthalene	14.07	128	35473	8.52 ppb	95
105)	1,2,3-Trichlorobenzene	14.32	180	23676	8.31 ppb	91

(#) = qualifier out of range (m) = manual integration

Quantitation Report

Data File : M:\MAX\DATA\211029\1102M04.D Vial: 4
Acq On : 2 Nov 21 10:29 Operator: LP,DG,CH
Sample : 211102A LCSD 10ug/L Inst : Max
Misc : IS&S 8/4/21 Multiplr: 1.00

Quant Time: Nov 2 11:19 2021 Quant Results File: M1015W.RES

Method : M:\MAX\DATA\211015\M1015W.M (RTE Integrator)
Title : METHOD 8260B
Last Update : Sat Oct 16 14:01:48 2021
Response via : Initial Calibration

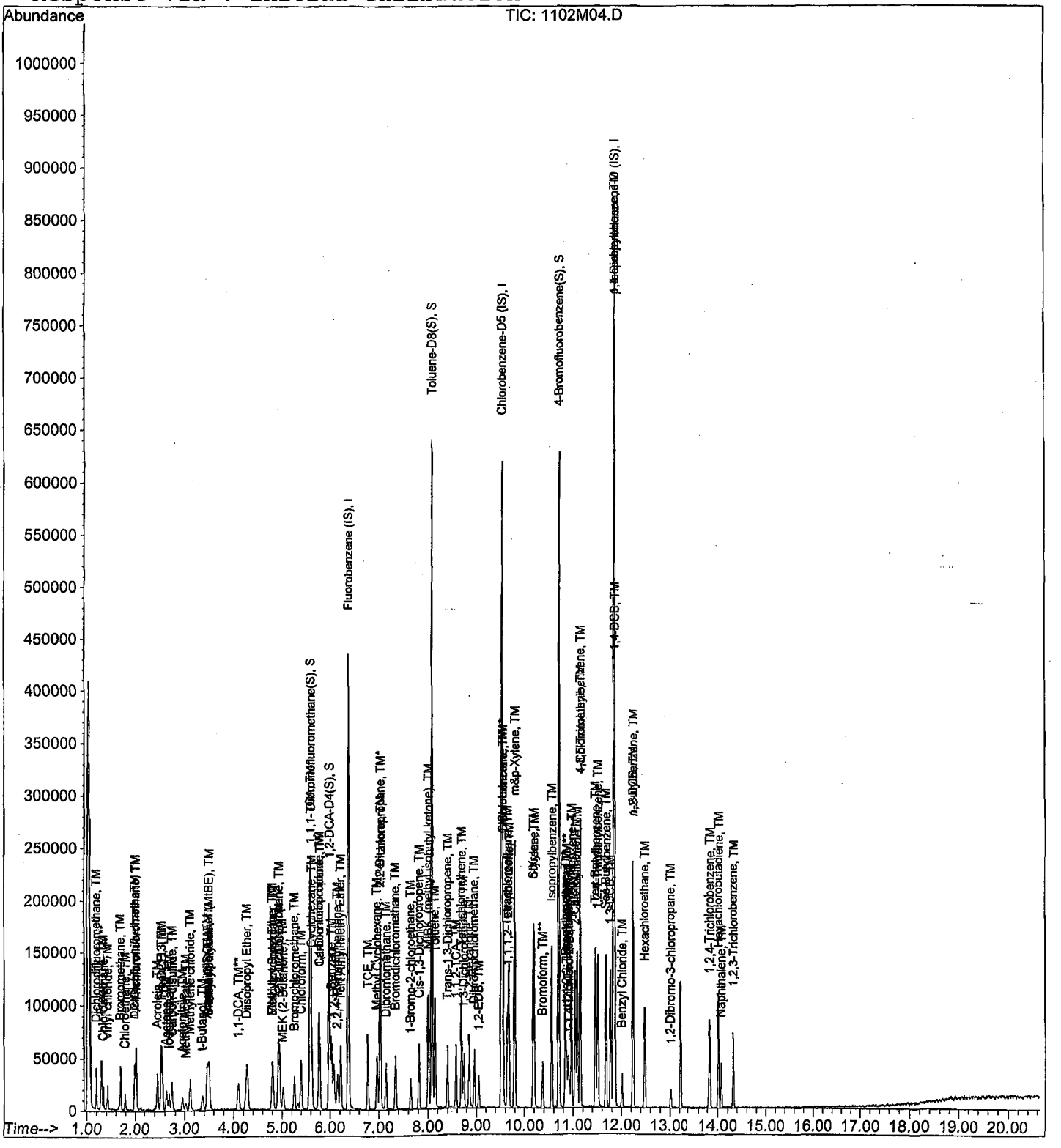

BFB

Data File : M:\MAX\DATA\211029\1102M00.D
Acq On : 2 Nov 21 8:47
Sample : 25ug/L BFB STD 10/29/21
Misc : 2ul

Vial: 1
Operator: LP,DG,CH
Inst : Max
Multiplr: 1.00

Method : M:\MAX\DATA\211015\M1015W.M (RTE Integrator)
Title : METHOD 8260B

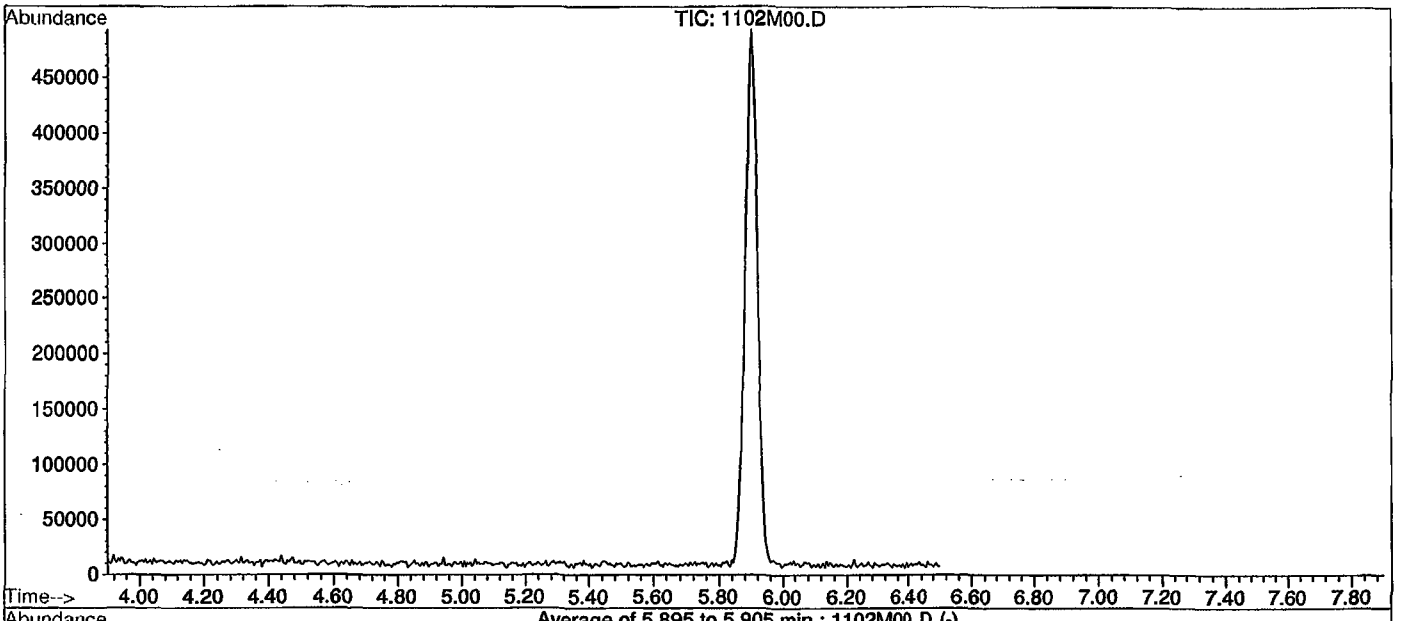

AutoFind: Scans 461, 462, 463; Background Corrected with Scan 447

Target Mass	Rel. to Mass	Lower Limit%	Upper Limit%	Rel. Abn%	Raw Abn	Result Pass/Fail
50	95	15	40	18.0	12532	PASS
75	95	30	60	58.3	40619	PASS
95	95	100	200	100.0	69685	PASS
96	95	5	9	6.1	4252	PASS
173	174	0.00	2	0.9	901	PASS
174	95	50	200	139.1	96915	PASS
175	174	5	9	6.3	6062	PASS
176	174	95	101	95.6	92651	PASS
177	176	5	9	7.9	7276	PASS

1102M00.D M1015W.M Wed Nov 03 12:58:52 2021

BFB

Data File : M:\MAX\DATA\211015\1015M11.D
Acq On : 15 Oct 21 14:44
Sample : 25ug/L BFB STD 9/23/21
Misc : IS&S 8/4/21

Vial: 1
Operator: LP,DG,CH
Inst : Max
Multiplr: 1.00

Method : M:\MAX\DATA\211015\M1015W.M (RTE Integrator)
Title : METHOD 8260B

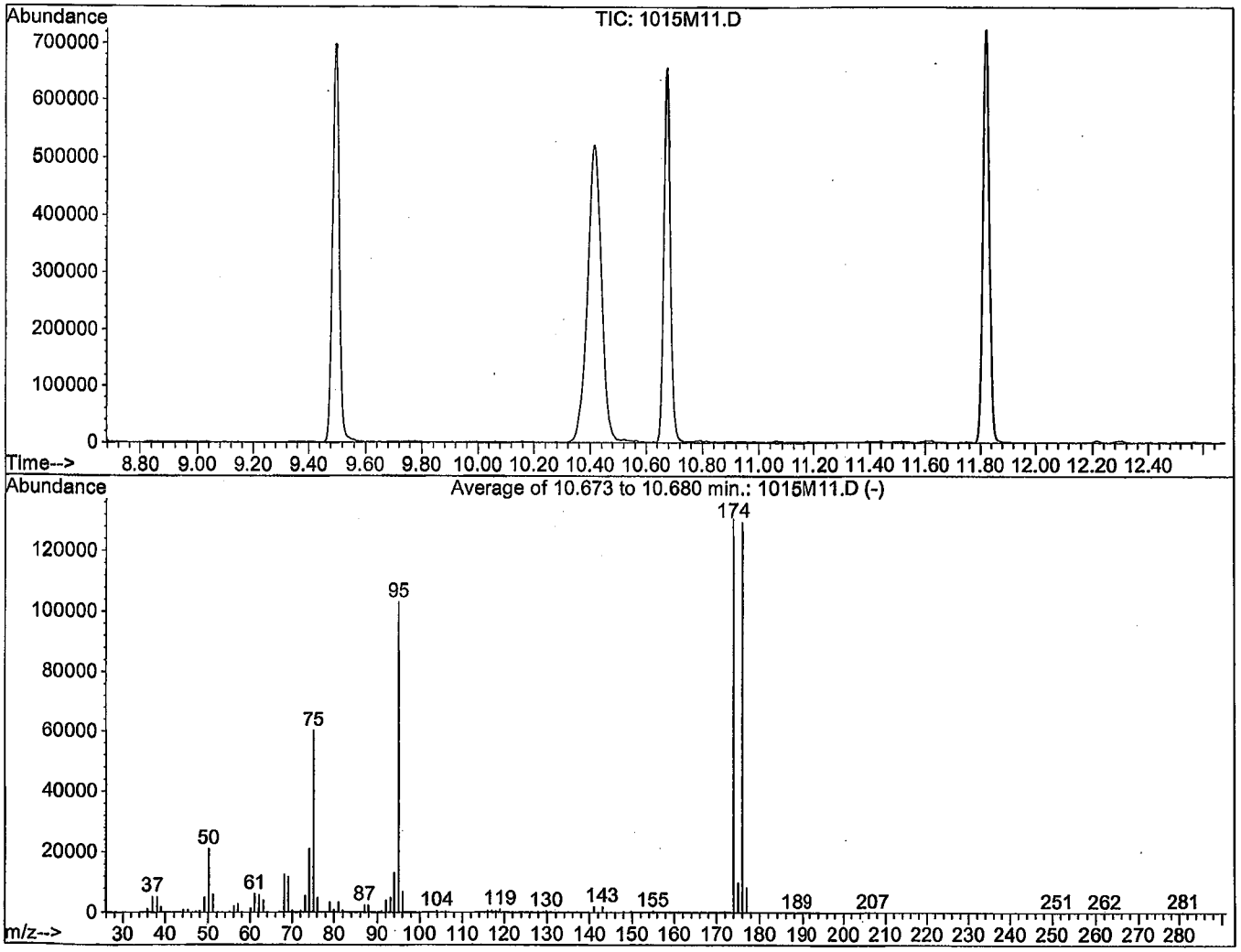

AutoFind: Scans 3033, 3034, 3035; Background Corrected with Scan 3020

Target Mass	Rel. to Mass	Lower Limit%	Upper Limit%	Rel. Abn%	Raw Abn	Result Pass/Fail
50	95	15	40	20.4	21096	PASS
75	95	30	60	58.4	60299	PASS
95	95	100	200	100.0	103195	PASS
96	95	5	9	6.7	6920	PASS
173	174	0.00	2	0.0	0	PASS
174	95	50	200	126.6	130632	PASS
175	174	5	9	7.7	10037	PASS
176	174	95	101	99.1	129467	PASS
177	176	5	9	6.5	8355	PASS

MAX 8260 Standard Prep

MAX 8260 Water Calibration Curve

Prepared By (Initials): CH

0.3ug/L

Prepared: 9/15/2021

Expires: 11/3/2021

Initial Standard Information							Final Standard Information			
Name of Initial Standard (QAU Label)	Supplier	APPL Mix Name	Conc. (ug/mL)	Reference To APPL Prep Date	Exp. Date	Exp. Date (Manufacturers)	Aliquot From Stock	Final Volume	Solvent	Final Standard Conc. (ug/L)
VOA STD. 9	Various	0.3ug/L	5	Prepared 10/13/21	12/12/2021	N/A	3uL	50mL	P&T Water	0.3
VOA STD. 1	Absolute		50	Prepared 10/13/21	12/12/2021	N/A	5uL			5
VOA STD. 2	Phenova		100	Prepared 10/13/21	12/12/2021	N/A	2.5uL			5
VOA STD. TBA	Various		250	Prepared 10/13/21	11/3/2021	N/A	2uL			10

0.5ug/L

Prepared: 9/15/2021

Expires: 11/3/2021

Initial Standard Information							Final Standard Information			
Name of Initial Standard (QAU Label)	Supplier	APPL Mix Name	Conc. (ug/mL)	Reference To APPL Prep Date	Exp. Date	Exp. Date (Manufacturers)	Aliquot From Stock	Final Volume	Solvent	Final Standard Conc. (ug/L)
VOA STD. 9	Various	0.5ug/L	5	Prepared 10/13/21	12/12/2021	N/A	5uL	50mL	P&T Water	0.5
VOA STD. 1	Absolute		50	Prepared 10/13/21	12/12/2021	N/A	10uL			10
VOA STD. 2	Phenova		100	Prepared 10/13/21	12/12/2021	N/A	5uL			10
VOA STD. TBA	Various		250	Prepared 10/13/21	11/3/2021	N/A	5uL			25

1.0ug/L

Prepared: 9/15/2021

Expires: 11/3/2021

Initial Standard Information							Final Standard Information			
Name of Initial Standard (QAU Label)	Supplier	APPL Mix Name	Conc. (ug/mL)	Reference To APPL Prep Date	Exp. Date	Exp. Date (Manufacturers)	Aliquot From Stock	Final Volume	Solvent	Final Standard Conc. (ug/L)
VOA STD. 9	Various	1.0ug/L	5	Prepared 10/13/21	12/12/2021	N/A	10uL	50mL	P&T Water	1
VOA STD. 1	Absolute		50	Prepared 10/13/21	12/12/2021	N/A	20uL			20
VOA STD. 2	Phenova		100	Prepared 10/13/21	12/12/2021	N/A	10uL			20
VOA STD. TBA	Various		250	Prepared 10/13/21	11/3/2021	N/A	10uL			50

2.0ug/L

Prepared: 9/15/2021

Expires: 11/3/2021

Initial Standard Information							Final Standard Information			
Name of Initial Standard (QAU Label)	Supplier	APPL Mix Name	Conc. (ug/mL)	Reference To APPL Prep Date	Exp. Date	Exp. Date (Manufacturers)	Aliquot From Stock	Final Volume	Solvent	Final Standard Conc. (ug/L)
VOA STD. 9	Various	2.0ug/L	5	Prepared 10/13/21	12/12/2021	N/A	20uL	50mL	P&T Water	2
VOA STD. 1	Absolute		50	Prepared 10/13/21	12/12/2021	N/A	30uL			30
VOA STD. 2	Phenova		100	Prepared 10/13/21	12/12/2021	N/A	15uL			30
VOA STD. TBA	Various		250	Prepared 10/13/21	11/3/2021	N/A	15uL			75

5ug/L

Prepared: 9/15/2021

Expires: 11/3/2021

Initial Standard Information							Final Standard Information			
Name of Initial Standard (QAU Label)	Supplier	APPL Mix Name	Conc. (ug/mL)	Reference To APPL Prep Date	Exp. Date	Exp. Date (Manufacturers)	Aliquot From Stock	Final Volume	Solvent	Final Standard Conc. (ug/L)
VOA STD. 7	Various	5ug/L	50	Prepared 10/13/21	12/12/2021	N/A	5uL	50mL	P&T Water	5
VOA STD. 8	Phenova		50	Prepared 10/13/21	11/3/2021	N/A	5uL			5
VOA STD. 1	Absolute		50	Prepared 10/13/21	12/12/2021	N/A	40uL			40
VOA STD. 2	Phenova		100	Prepared 10/13/21	12/12/2021	N/A	20uL			20
VOA STD. TBA	Various		250	Prepared 10/13/21	11/3/2021	N/A	20uL			100

10ug/L

Prepared: 9/15/2021

Expires: 11/3/2021

Initial Standard Information							Final Standard Information			
Name of Initial Standard (QAU Label)	Supplier	APPL Mix Name	Conc. (ug/mL)	Reference To APPL Prep Date	Exp. Date	Exp. Date (Manufacturers)	Aliquot From Stock	Final Volume	Solvent	Final Standard Conc. (ug/L)
VOA STD. 7	Various	10ug/L	50	Prepared 10/13/21	12/12/2021	N/A	10uL	50mL	P&T Water	10
VOA STD. 8	Phenova		50	Prepared 10/13/21	11/3/2021	N/A	10uL			10
VOA STD. 1	Absolute		50	Prepared 10/13/21	12/12/2021	N/A	50uL			50
VOA STD. 2	Phenova		100	Prepared 10/13/21	12/12/2021	N/A	25uL			50
VOA STD. TBA	Various		250	Prepared 10/13/21	11/3/2021	N/A	25uL			125

20ug/L

Prepared: 9/15/2021

Expires: 11/3/2021

Initial Standard Information							Final Standard Information			
Name of Initial Standard (QAU Label)	Supplier	APPL Mix Name	Conc. (ug/mL)	Reference To APPL Prep Date	Exp. Date	Exp. Date (Manufacturers)	Aliquot From Stock	Final Volume	Solvent	Final Standard Conc. (ug/L)
VOA STD. 7	Various	20ug/L	50	Prepared 10/13/21	12/12/2021	N/A	20uL	50mL	P&T Water	20
VOA STD. 8	Phenova		50	Prepared 10/13/21	11/3/2021	N/A	20uL			20
VOA STD. 1	Absolute		50	Prepared 10/13/21	12/12/2021	N/A	60uL			60
VOA STD. 2	Phenova		100	Prepared 10/13/21	12/12/2021	N/A	30uL			60
VOA STD. TBA	Various		250	Prepared 10/13/21	11/3/2021	N/A	30uL			150

40ug/L

Prepared: 9/15/2021

Expires: 11/3/2021

Initial Standard Information							Final Standard Information			
Name of Initial Standard (QAU Label)	Supplier	APPL Mix Name	Conc. (ug/mL)	Reference To APPL Prep Date	Exp. Date	Exp. Date (Manufacturers)	Aliquot From Stock	Final Volume	Solvent	Final Standard Conc. (ug/L)
VOA STD. 7	Various	40ug/L	50	Prepared 10/13/21	12/12/2021	N/A	40uL	50mL	P&T Water	40
VOA STD. 8	Phenova		50	Prepared 10/13/21	11/3/2021	N/A	40uL			40
VOA STD. 1	Absolute		50	Prepared 10/13/21	12/12/2021	N/A	80uL			80
VOA STD. 2	Phenova		100	Prepared 10/13/21	12/12/2021	N/A	40uL			80
VOA STD. TBA	Various		250	Prepared 10/13/21	11/3/2021	N/A	35uL			175

100ug/L

Prepared: 9/15/2021

Expires: 11/3/2021

Initial Standard Information							Final Standard Information			
Name of Initial Standard (QAU Label)	Supplier	APPL Mix Name	Conc. (ug/mL)	Reference To APPL Prep Date	Exp. Date	Exp. Date (Manufacturers)	Aliquot From Stock	Final Volume	Solvent	Final Standard Conc. (ug/L)
VOA STD. 7	Various	100ug/L	50	Prepared 10/13/21	12/12/2021	N/A	100uL	50mL	P&T Water	100
VOA STD. 8	Phenova		50	Prepared 10/13/21	11/3/2021	N/A	100uL			100
VOA STD. 1	Absolute		50	Prepared 10/13/21	12/12/2021	N/A	100uL			100
VOA STD. 2	Phenova		100	Prepared 10/13/21	12/12/2021	N/A	50uL			100
VOA STD. TBA	Various		250	Prepared 10/13/21	11/3/2021	N/A	40uL			200

MAX 8260 Water Second Source (SS)

Prepared: 9/15/2021

Prepared By (Initials): CH

Expires: 11/3/2021

Initial Standard Information							Final Standard Information			
Name of Initial Standard (QAU Label)	Supplier	APPL Mix Name	Conc. (ug/mL)	Reference To APPL Prep Date	Exp. Date	Exp. Date (Manufacturers)	Aliquot From Stock	Final Volume	Solvent	Final Standard Conc. (ug/L)
VOA STD. 3	Phenova	8260 Water SS	100	Prepared 10/13/21	12/12/2021	N/A	25uL	50mL	P&T Water	50
VOA STD. GASES	Phenova	8260 Water SS	50	Prepared 10/13/21	12/12/2021	N/A	10uL			10
VOA STD. 0	Phenova	8260 Water SS	50	Prepared 10/13/21	12/12/2021	N/A	10uL			10
VOA STD. 2-CEVE	Absolute	8260 Water SS	50	Prepared 10/13/21	10/13/2021	N/A	50uL			50
VOA STD. 6	Various	8260 Water SS	50	Prepared 10/13/21	11/3/2021	N/A	10uL			10
Voa STD. TBA	Various	8260 Water SS	250	Prepared 10/13/21	11/3/2021	N/A	25uL			250

8260 Water Continuing Calibrations (CCV)/ Lab Control Spikes (LCS)

Prepared: 9/15/2021

Prepared By (Initials): CH

Expires: 9/16/2021

Initial Standard Information							Final Standard Information			
Name of Initial Standard (QAU Label)	Supplier	APPL Mix Name	Conc. (ug/mL)	Reference To APPL Prep Date	Exp. Date	Exp. Date (Manufacturers)	Aliquot From Stock	Final Volume	Solvent	Final Standard Conc. (ug/L)
VOA STD. 7	Various	CCV/ LCS	50	Prepared 10/13/21	12/12/2021	N/A	10uL	50mL	P&T Water	10
VOA STD. 8	Phenova	CCV/ LCS	50	Prepared 10/13/21	11/3/2021	N/A	10uL			10
VOA STD. 1	Absolute	CCV/ LCS	50	Prepared 10/13/21	12/12/2021	N/A	50uL			50
VOA STD. 2	Phenova	CCV/ LCS	100	Prepared 10/13/21	12/12/2021	N/A	25uL			50
VOA STD. TBA	Various	CCV/ LCS	250	Prepared 10/13/21	11/3/2021	N/A	25uL			250

Injection Log

Directory: M:\MAX\DATA\211015\

Line	Vial	FileName	Multiplier	SampleName	Misc Info	Injected
1	1	1015M11.D	1	25ug/L BFB STD 9/23/21	IS&S 8/4/21	15 Oct 21 14:44
2	2	1015M12.D	1	0.3ug/L VOC STD 10/15/21	IS&S 8/4/21	15 Oct 21 15:12
3	3	1015M13.D	1	0.5ug/L VOC STD 10/15/21	IS&S 8/4/21	15 Oct 21 15:41
4	4	1015M14.D	1	1ug/L VOC STD 10/15/21	IS&S 8/4/21	15 Oct 21 16:09
5	5	1015M15.D	1	2ug/L VOC STD 10/15/21	IS&S 8/4/21	15 Oct 21 16:38
6	6	1015M16.D	1	5ug/L VOC STD 10/15/21	IS&S 8/4/21	15 Oct 21 17:06
7	7	1015M17.D	1	10ug/L VOC STD 10/15/21	IS&S 8/4/21	15 Oct 21 17:35
8	8	1015M18.D	1	20ug/L VOC STD 10/15/21	IS&S 8/4/21	15 Oct 21 18:03
9	9	1015M19.D	1	40ug/L VOC STD 10/15/21	IS&S 8/4/21	15 Oct 21 18:31
10	10	1015M20.D	1	100ug/L VOC STD 10/15/21	IS&S 8/4/21	15 Oct 21 19:00
11	12	1015M22.D	1	(SS) 10ug/L VOC STD 10/15/21	IS&S 8/4/21	15 Oct 21 19:57

Injection Log

Directory: M:\MAX\DATA\211029\

Line	Vial	FileName	Multiplier	SampleName	Misc Info	Injected
1	1	1102M00.D	1	25ug/L BFB STD 10/29/21	2ul	2 Nov 21 8:47
2	3	1102M03.D	1	211102A CCV/LCS 10ug/L	IS&S 8/4/21	2 Nov 21 10:01
3	4	1102M04.D	1	211102A LCSD 10ug/L	IS&S 8/4/21	2 Nov 21 10:29
4	5	1102M05.D	1	211102A BLK	IS&S 8/4/21	2 Nov 21 10:58
5	16	1102M16.D	1	BA44458W01	IS&S 8/4/21	2 Nov 21 16:10
6	17	1102M17.D	1	BA44459W01	IS&S 8/4/21	2 Nov 21 16:38
7	18	1102M18.D	1	BA44460W01	IS&S 8/4/21	2 Nov 21 17:07
8	19	1102M19.D	1	BA44461W01	IS&S 8/4/21	2 Nov 21 17:35
9	20	1102M20.D	1	BA44462W01	IS&S 8/4/21	2 Nov 21 18:03
10	21	1102M21.D	1	BA44463W01	IS&S 8/4/21	2 Nov 21 18:32
11	22	1102M22.D	1	BA44464W01	IS&S 8/4/21	2 Nov 21 19:00
12	23	1102M23.D	1	BA44465W01	IS&S 8/4/21	2 Nov 21 19:29
13	24	1102M24.D	1	Ending CCV 10ug/L 11/02/21	IS&S 8/4/21	2 Nov 21 19:57

ORGANICS
Calibration Data

VOLATILE ORGANIC ANALYSIS BY
EPA METHOD 8260B

Form 6
Initial Calibration

Lab Name: APPL, Inc. SDG No:
Case No: Initial Cal. Date: 8/25/2021
Matrix: Instrument: Max Initials:

		Compound	0825M12.D 1	0825M13.D 2	0825M14.D 3	0825M15.D 4	0825M16.D 5	0825M17.D 6	0825M18.D 7	0825M19.D 8	0825M20.D 9		Avg	%RSD	Type	r^2	Q	MRF
1	I	Fluorobenzene (IS)																
2	S	Dibromofluoromethane(S)	0.3523	0.3417	0.2807	0.2859	0.2870	0.2956	0.2984	0.3009	0.2709		0.30	9.1	S			
3	S	1,2-DCA-D4(S)	0.2194	0.2154	0.1883	0.1930	0.1953	0.1908	0.1985	0.2034	0.1791		0.20	6.5	S			
4	I	Chlorobenzene-D5 (IS)																
5	S	Toluene-D8(S)	1.390	1.326	1.153	1.099	1.153	1.163	1.121	1.122	1.024		1.2	9.8	S			
6	S	4-Bromofluorobenzene(S)	0.5362	0.5171	0.4075	0.4294	0.4615	0.4643	0.4388	0.4514	0.4103		0.46	9.7	S			
7	I	1,4-Dichlorobenzene-D (IS)																
8																		
9																		
10																		
11																		
12																		
13																		
14																		
15																		
16																		
17																		
18																		
19																		
20																		
21																		
22																		
23																		
24																		
25																		
26																		
27																		
28																		
29																		
30																		
31																		
32																		
33																		
34																		
35																		

Quantitation Report (Not Reviewed)

Data File : M:\MAX\DATA\210825\0825M12.D
Acq On : 25 Aug 21 15:15
Sample : 0.3ug/L VOC STD 8/25/21
Misc : IS&S 6/4/21

Vial: 2
Operator: LP,DG,CH
Inst : Max
Multiplr: 1.00

Quant Time: Aug 26 16:25 2021

Quant Results File: M0825SUR.RES

Quant Method : M:\MAX\DATA\210825\M0825SUR.M (RTE Integrator)
Title : METHOD 8260B
Last Update : Thu Aug 26 11:16:48 2021
Response via : Initial Calibration
DataAcq Meth : M8260_081021

Internal Standards	R.T.	QIon	Response	Conc Units	Dev(Min)
1) Fluorobenzene (IS)	6.21	96	268418	25.00 ppb	0.00
4) Chlorobenzene-D5 (IS)	9.41	117	221472	25.00 ppb	0.00
7) 1,4-Dichlorobenzene-D (IS)	11.75	152	137587	25.00 ppb	0.00
System Monitoring Compounds					
2) Dibromofluoromethane(S)	5.41	111	18913	5.84 ppb	0.00
Spiked Amount 25.000			Recovery	= 23.372%	
3) 1,2-DCA-D4(S)	5.81	65	11779	5.54 ppb	0.00
Spiked Amount 25.000			Recovery	= 22.148%	
5) Toluene-D8(S)	7.95	98	61590	5.93 ppb	0.00
Spiked Amount 25.000			Recovery	= 23.720%	
6) 4-Bromofluorobenzene(S)	10.60	95	23749	5.86 ppb	0.00
Spiked Amount 25.000			Recovery	= 23.444%	

Target Compounds Qvalue

(#) = qualifier out of range (m) = manual integration

Quantitation Report

Data File : M:\MAX\DATA\210825\0825M12.D
Acq On : 25 Aug 21 15:15
Sample : 0.3ug/L VOC STD 8/25/21
Misc : IS&S 6/4/21

Vial: 2
Operator: LP,DG,CH
Inst : Max
Multiplr: 1.00

Quant Time: Aug 26 16:25 2021

Quant Results File: M0825SUR.RES

Method : M:\MAX\DATA\210825\M0825SUR.M (RTE Integrator)
Title : METHOD 8260B
Last Update : Thu Aug 26 11:16:48 2021
Response via : Initial Calibration

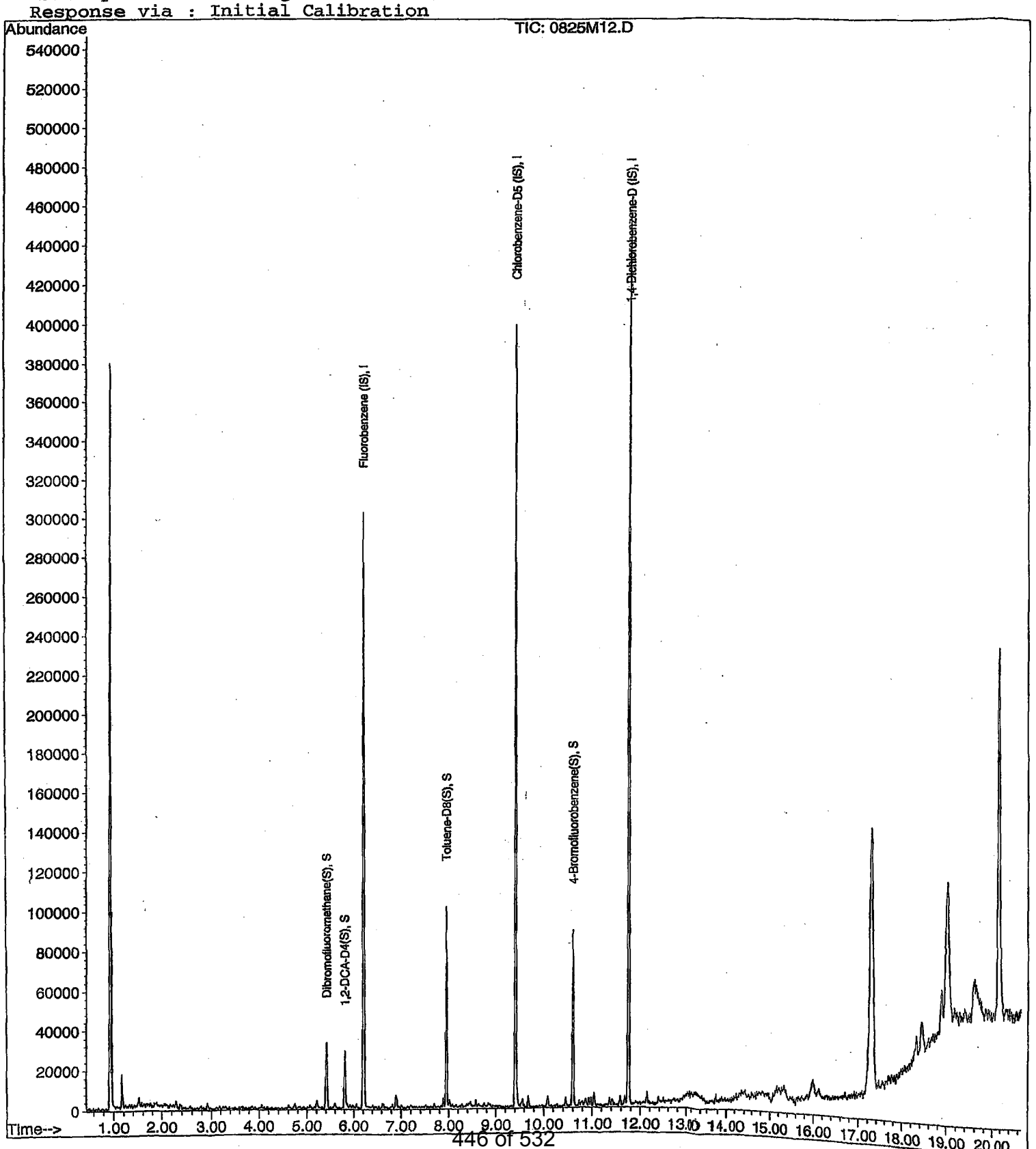

0825M12.D M0825SUR.M Fri Oct 15 06:06:04 2021

Quantitation Report (Not Reviewed)

Data File : M:\MAX\DATA\210825\0825M13.D
Acq On : 25 Aug 21 15:43
Sample : 0.5ug/L VOC STD 8/25/21
Misc : IS&S 6/4/21

Vial: 3
Operator: LP,DG,CH
Inst : Max
Multiplr: 1.00

Quant Time: Aug 26 16:25 2021

Quant Results File: M0825SUR.RES

Quant Method : M:\MAX\DATA\210825\M0825SUR.M (RTE Integrator)
Title : METHOD 8260B
Last Update : Thu Aug 26 11:16:48 2021
Response via : Initial Calibration
DataAcq Meth : M8260_081021

Internal Standards	R.T.	QIon	Response	Conc Units	Dev(Min)
1) Fluorobenzene (IS)	6.21	96	270425	25.00 ppb	0.00
4) Chlorobenzene-D5 (IS)	9.41	117	226950	25.00 ppb	0.00
7) 1,4-Dichlorobenzene-D (IS)	11.75	152	138629	25.00 ppb	0.00
System Monitoring Compounds					
2) Dibromofluoromethane(S)	5.42	111	18480	5.67 ppb	0.00
Spiked Amount 25.000			Recovery	= 22.664%	
3) 1,2-DCA-D4(S)	5.81	65	11650	5.44 ppb	0.00
Spiked Amount 25.000			Recovery	= 21.744%	
5) Toluene-D8(S)	7.95	98	60175	5.65 ppb	0.00
Spiked Amount 25.000			Recovery	= 22.616%	
6) 4-Bromofluorobenzene(S)	10.60	95	23472	5.65 ppb	0.00
Spiked Amount 25.000			Recovery	= 22.612%	

Target Compounds Qvalue

(#) = qualifier out of range (m) = manual integration

Quantitation Report

Data File : M:\MAX\DATA\210825\0825M13.D
Acq On : 25 Aug 21 15:43
Sample : 0.5ug/L VOC STD 8/25/21
Misc : IS&S 6/4/21

Vial: 3
Operator: LP,DG,CH
Inst : Max
Multiplr: 1.00

Quant Time: Aug 26 16:25 2021

Quant Results File: M0825SUR.RES

Method : M:\MAX\DATA\210825\M0825SUR.M (RTE Integrator)
Title : METHOD 8260B
Last Update : Thu Aug 26 11:16:48 2021
Response via : Initial Calibration

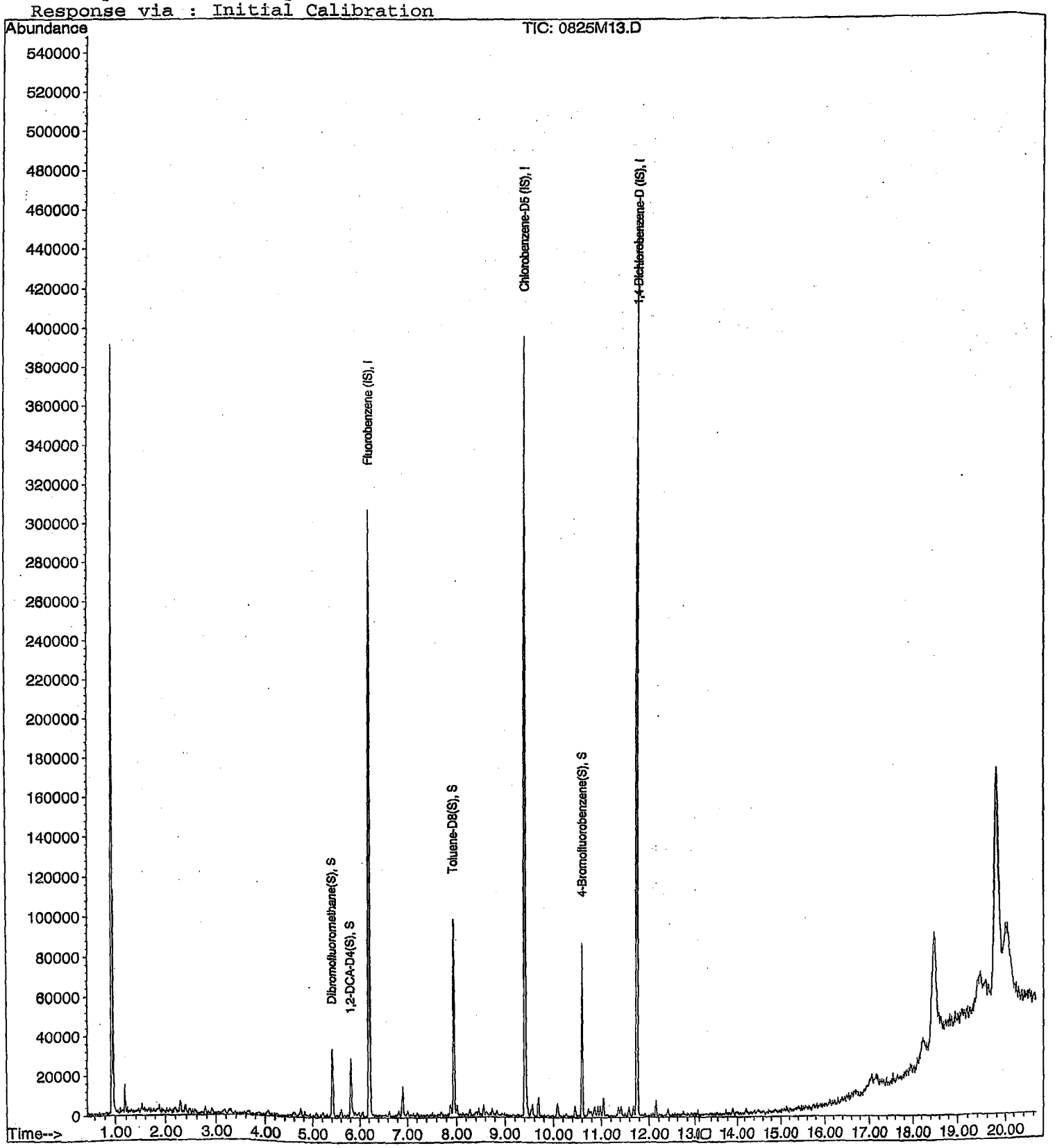

Quantitation Report (Not Reviewed)

Data File : M:\MAX\DATA\210825\0825M14.D
Acq On : 25 Aug 21 16:11
Sample : 1ug/L VOC STD 8/25/21
Misc : IS&S 6/4/21

Vial: 4
Operator: LP,DG,CH
Inst : Max
Multiplr: 1.00

Quant Time: Aug 26 16:25 2021

Quant Results File: M0825SUR.RES

Quant Method : M:\MAX\DATA\210825\M0825SUR.M (RTE Integrator)
Title : METHOD 8260B
Last Update : Thu Aug 26 11:16:48 2021
Response via : Initial Calibration
DataAcq Meth : M8260_081021

Internal Standards	R.T.	QIon	Response	Conc Units	Dev(Min)
1) Fluorobenzene (IS)	6.22	96	261019	25.00 ppb	0.00
4) Chlorobenzene-D5 (IS)	9.41	117	222702	25.00 ppb	0.00
7) 1,4-Dichlorobenzene-D (IS)	11.75	152	137225	25.00 ppb	0.00
System Monitoring Compounds					
2) Dibromofluoromethane(S)	5.41	111	29305	9.31 ppb	0.00
Spiked Amount 25.000			Recovery	= 37.236%	
3) 1,2-DCA-D4(S)	5.81	65	19664	9.51 ppb	0.00
Spiked Amount 25.000			Recovery	= 38.024%	
5) Toluene-D8(S)	7.95	98	102711	9.84 ppb	0.00
Spiked Amount 25.000			Recovery	= 39.340%	
6) 4-Bromofluorobenzene(S)	10.60	95	36297	8.91 ppb	0.00
Spiked Amount 25.000			Recovery	= 35.632%	

Target Compounds Qvalue

(#) = qualifier out of range (m) = manual integration
0825M14.D M0825SUR.M Fri Oct 15 08:06:08 2021

Quantitation Report

Data File : M:\MAX\DATA\210825\0825M14.D
Acq On : 25 Aug 21 16:11
Sample : 1ug/L VOC STD 8/25/21
Misc : IS&S 6/4/21

Vial: 4
Operator: LP,DG,CH
Inst : Max
Multiplr: 1.00

Quant Time: Aug 26 16:25 2021

Quant Results File: M0825SUR.RES

Method : M:\MAX\DATA\210825\M0825SUR.M (RTE Integrator)
Title : METHOD 8260B
Last Update : Thu Aug 26 11:16:48 2021
Response via : Initial Calibration

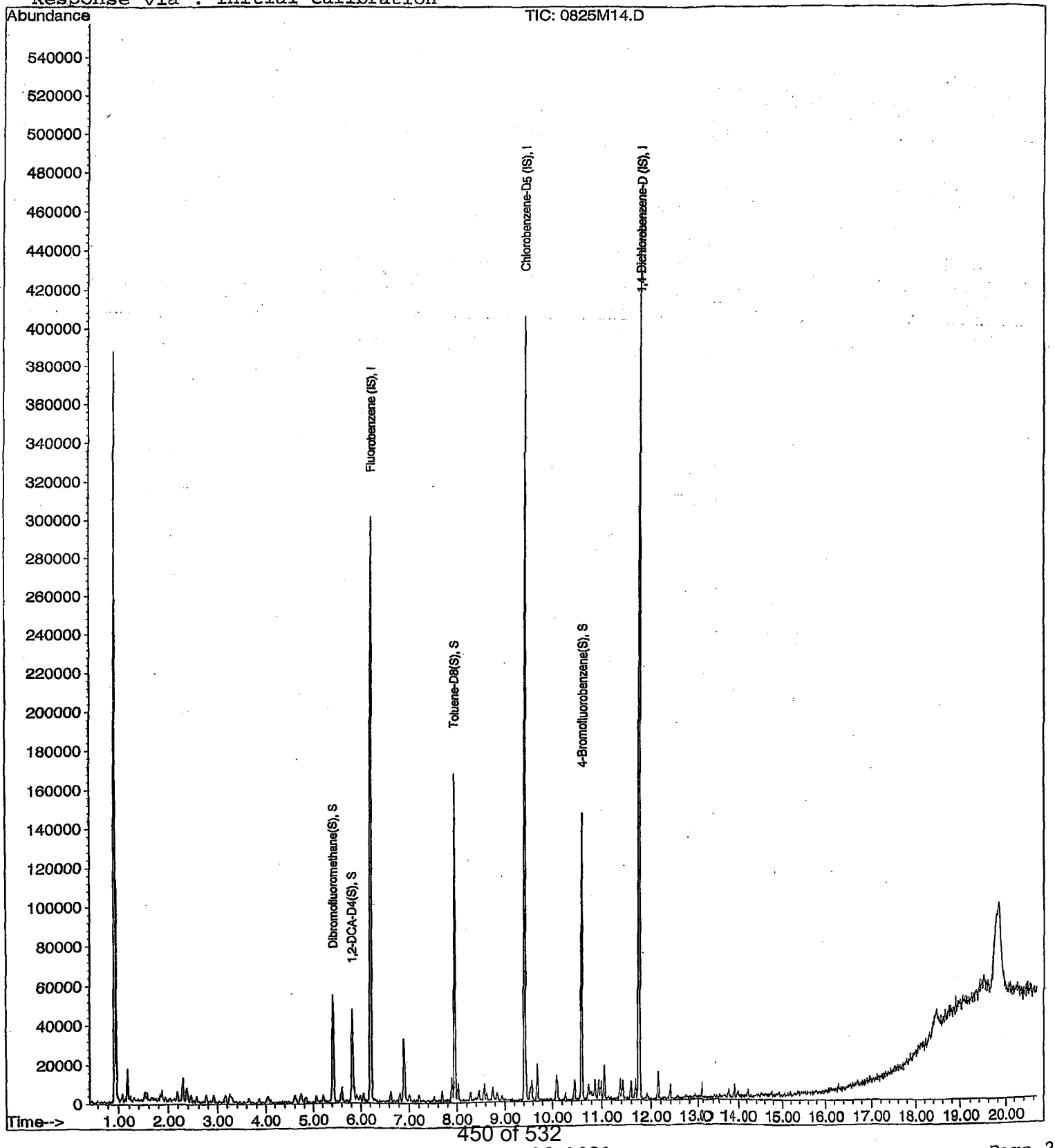

0825M14.D M0825SUR.M Fri Oct 15 06:06:06 2021

Quantitation Report (Not Reviewed)

Data File : M:\MAX\DATA\210825\0825M15.D
Acq On : 25 Aug 21 16:39
Sample : 2ug/L VOC STD 8/25/21
Misc : IS&S 6/4/21

Vial: 5
Operator: LP,DG,CH
Inst : Max
Multiplr: 1.00

Quant Time: Aug 26 16:25 2021

Quant Results File: M0825SUR.RES

Quant Method : M:\MAX\DATA\210825\M0825SUR.M (RTE Integrator)
Title : METHOD 8260B
Last Update : Thu Aug 26 11:16:48 2021
Response via : Initial Calibration
DataAcq Meth : M8260_081021

Internal Standards	R.T.	QIon	Response	Conc Units	Dev(Min)
1) Fluorobenzene (IS)	6.21	96	260699	25.00 ppb	0.00
4) Chlorobenzene-D5 (IS)	9.42	117	218570	25.00 ppb	0.00
7) 1,4-Dichlorobenzene-D (IS)	11.75	152	137104	25.00 ppb	0.00
System Monitoring Compounds					
2) Dibromofluoromethane(S)	5.41	111	29818	9.48 ppb	0.00
Spiked Amount 25.000			Recovery	= 37.936%	
3) 1,2-DCA-D4(S)	5.82	65	20128	9.74 ppb	0.00
Spiked Amount 25.000			Recovery	= 38.968%	
5) Toluene-D8(S)	7.95	98	96059	9.37 ppb	0.00
Spiked Amount 25.000			Recovery	= 37.488%	
6) 4-Bromofluorobenzene(S)	10.60	95	37545	9.39 ppb	0.00
Spiked Amount 25.000			Recovery	= 37.556%	

Target Compounds Qvalue

(#) = qualifier out of range (m) = manual integration

Quantitation Report

Data File : M:\MAX\DATA\210825\0825M15.D
Acq On : 25 Aug 21 16:39
Sample : 2ug/L VOC STD 8/25/21
Misc : IS&S 6/4/21

Vial: 5
Operator: LP,DG,CH
Inst : Max
Multiplr: 1.00

Quant Time: Aug 26 16:25 2021

Quant Results File: M0825SUR.RES

Method : M:\MAX\DATA\210825\M0825SUR.M (RTE Integrator)
Title : METHOD 8260B
Last Update : Thu Aug 26 11:16:48 2021
Response via : Initial Calibration

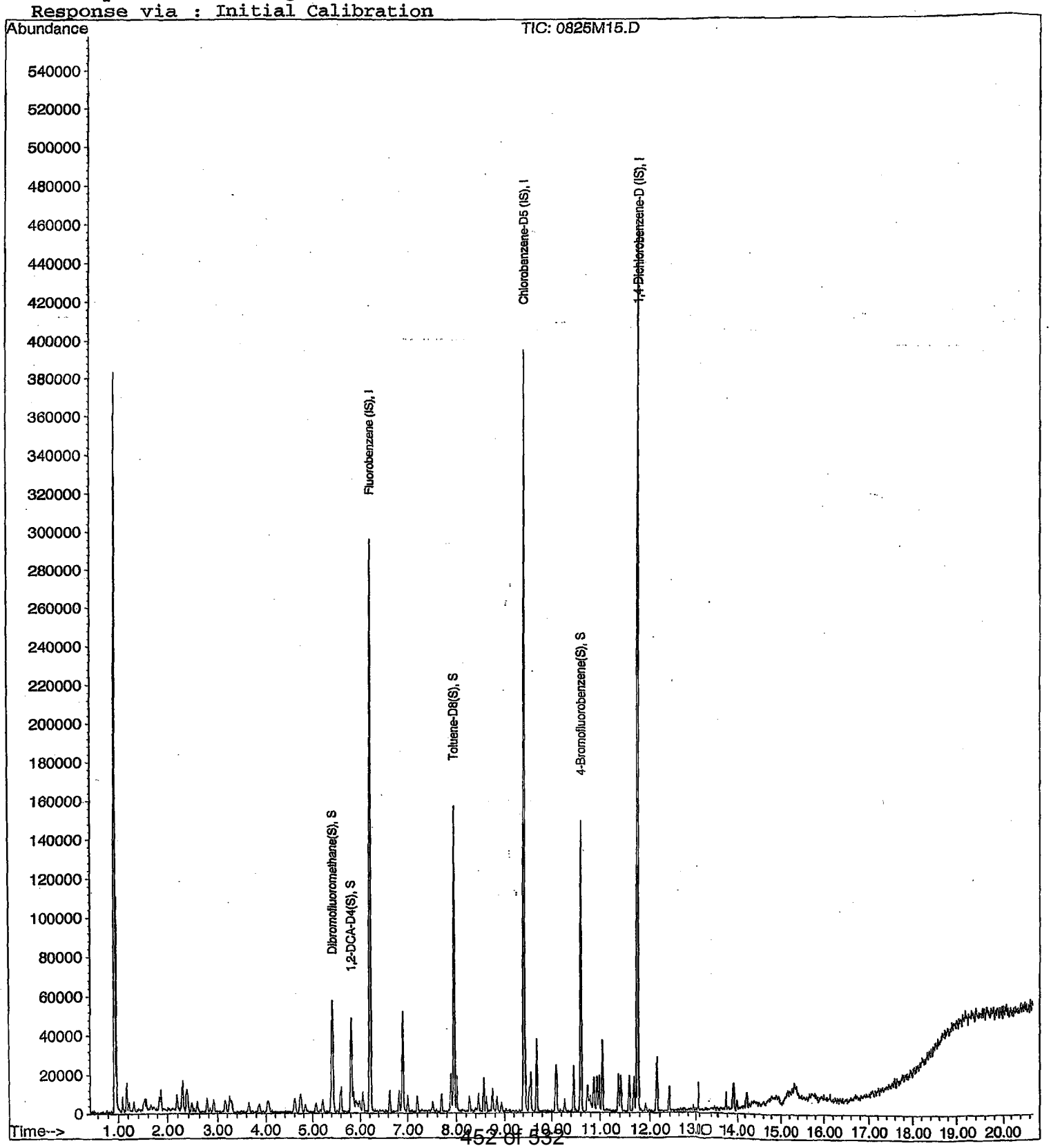

Quantitation Report (Not Reviewed)

Data File : M:\MAX\DATA\210825\0825M16.D
Acq On : 25 Aug 21 17:07
Sample : 5ug/L VOC STD 8/25/21
Misc : IS&S 6/4/21

Vial: 6
Operator: LP,DG,CH
Inst : Max
Multiplr: 1.00

Quant Time: Aug 26 16:25 2021

Quant Results File: M0825SUR.RES

Quant Method : M:\MAX\DATA\210825\M0825SUR.M (RTE Integrator)
Title : METHOD 8260B
Last Update : Thu Aug 26 11:16:48 2021
Response via : Initial Calibration
DataAcq Meth : M8260_081021

Internal Standards	R.T.	QIon	Response	Conc Units	Dev(Min)
1) Fluorobenzene (IS)	6.21	96	261599	25.00 ppb	0.00
4) Chlorobenzene-D5 (IS)	9.41	117	219379	25.00 ppb	0.00
7) 1,4-Dichlorobenzene-D (IS)	11.75	152	136215	25.00 ppb	0.00
System Monitoring Compounds					
2) Dibromofluoromethane(S)	5.41	111	75090	23.80 ppb	0.00
Spiked Amount 25.000			Recovery =	95.204%	
3) 1,2-DCA-D4(S)	5.81	65	51096	24.65 ppb	0.00
Spiked Amount 25.000			Recovery =	98.580%	
5) Toluene-D8(S)	7.95	98	252960	24.59 ppb	0.00
Spiked Amount 25.000			Recovery =	98.356%	
6) 4-Bromofluorobenzene(S)	10.60	95	101253	25.23 ppb	0.00
Spiked Amount 25.000			Recovery =	100.908%	

Target Compounds Qvalue

(#) = qualifier out of range (m) = manual integration

M0825SUR.M Fri Oct 15 06:06:08 2021

Quantitation Report

Data File : M:\MAX\DATA\210825\0825M16.D
Acq On : 25 Aug 21 17:07
Sample : 5ug/L VOC STD 8/25/21
Misc : IS&S 6/4/21

Vial: 6
Operator: LP,DG,CH
Inst : Max
Multiplr: 1.00

Quant Time: Aug 26 16:25 2021

Quant Results File: M0825SUR.RES

Method : M:\MAX\DATA\210825\M0825SUR.M (RTE Integrator)
Title : METHOD 8260B
Last Update : Thu Aug 26 11:16:48 2021
Response via : Initial Calibration

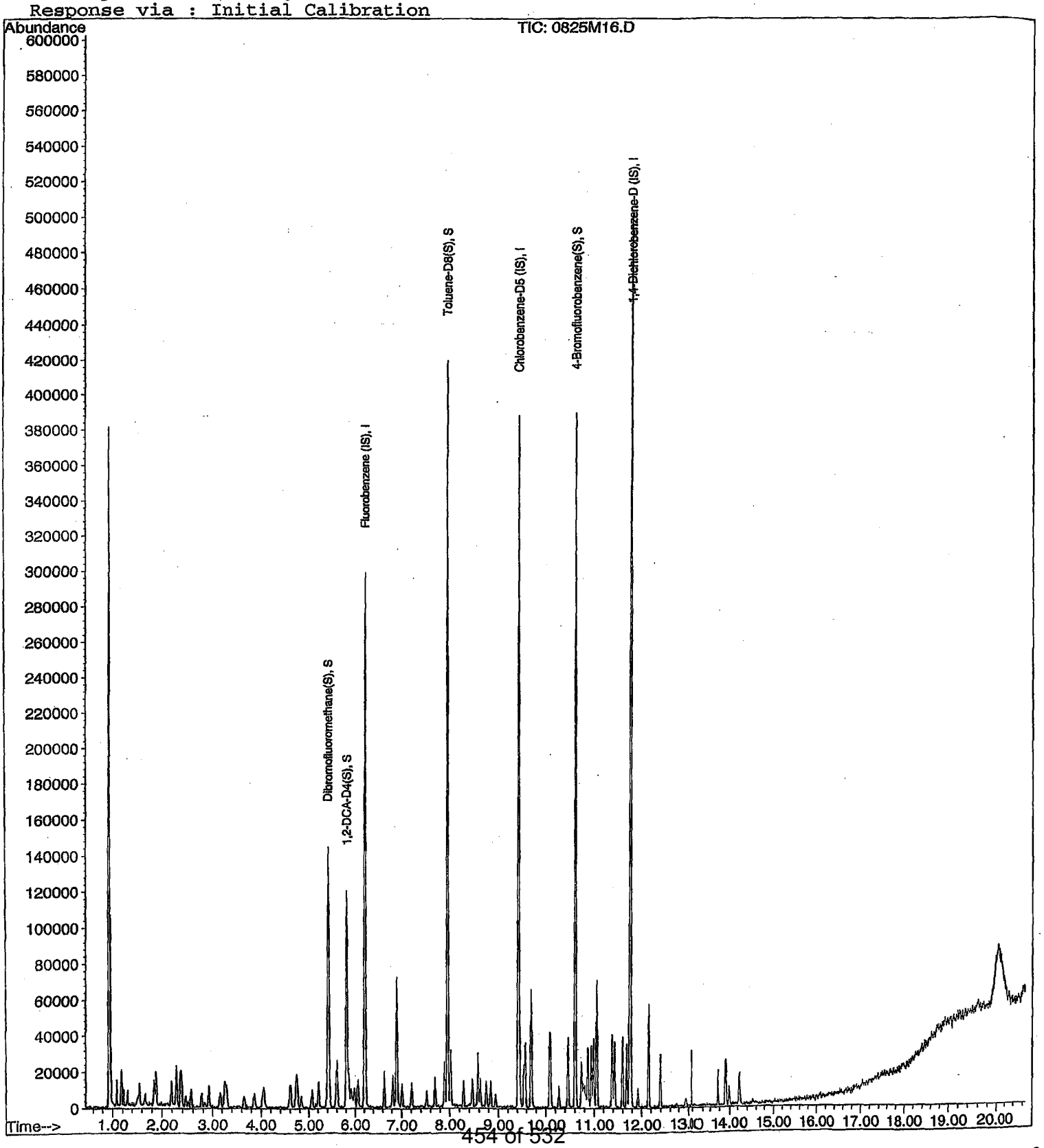

0825M16.D M0825SUR.M Fri Oct 15 06:06:08 2021

Quantitation Report (Not Reviewed)

Data File : M:\MAX\DATA\210825\0825M17.D
Acq On : 25 Aug 21 17:35
Sample : 10ug/L VOC STD 8/25/21
Misc : IS&S 6/4/21

Vial: 7
Operator: LP,DG,CH
Inst : Max
Multiplr: 1.00

Quant Time: Aug 26 16:25 2021

Quant Results File: M0825SUR.RES

Quant Method : M:\MAX\DATA\210825\M0825SUR.M (RTE Integrator)
Title : METHOD 8260B
Last Update : Thu Aug 26 11:16:48 2021
Response via : Initial Calibration
DataAcq Meth : M8260_081021

Internal Standards	R.T.	QIon	Response	Conc Units	Dev(Min)
1) Fluorobenzene (IS)	6.21	96	260876	25.00 ppb	0.00
4) Chlorobenzene-D5 (IS)	9.41	117	215380	25.00 ppb	0.00
7) 1,4-Dichlorobenzene-D (IS)	11.75	152	136295	25.00 ppb	0.00
System Monitoring Compounds					
2) Dibromofluoromethane(S)	5.42	111	77116	24.51 ppb	0.00
Spiked Amount 25.000			Recovery =	98.044%	
3) 1,2-DCA-D4(S)	5.82	65	49768	24.07 ppb	0.00
Spiked Amount 25.000			Recovery =	96.284%	
5) Toluene-D8(S)	7.95	98	250522	24.80 ppb	0.00
Spiked Amount 25.000			Recovery =	99.216%	
6) 4-Bromofluorobenzene(S)	10.60	95	100010	25.38 ppb	0.00
Spiked Amount 25.000			Recovery =	101.520%	

Target Compounds Qvalue

(#) = qualifier out of range (m) = manual integration

0825M17.D M0825SUR.M Fri Oct 15 06:06:09 2021

Quantitation Report

Data File : M:\MAX\DATA\210825\0825M17.D
Acq On : 25 Aug 21 17:35
Sample : 10ug/L VOC STD 8/25/21
Misc : IS&S 6/4/21

Vial: 7
Operator: LP,DG,CH
Inst : Max
Multiplr: 1.00

Quant Time: Aug 26 16:25 2021

Quant Results File: M0825SUR.RES

Method : M:\MAX\DATA\210825\M0825SUR.M (RTE Integrator)
Title : METHOD 8260B
Last Update : Thu Aug 26 11:16:48 2021
Response via : Initial Calibration

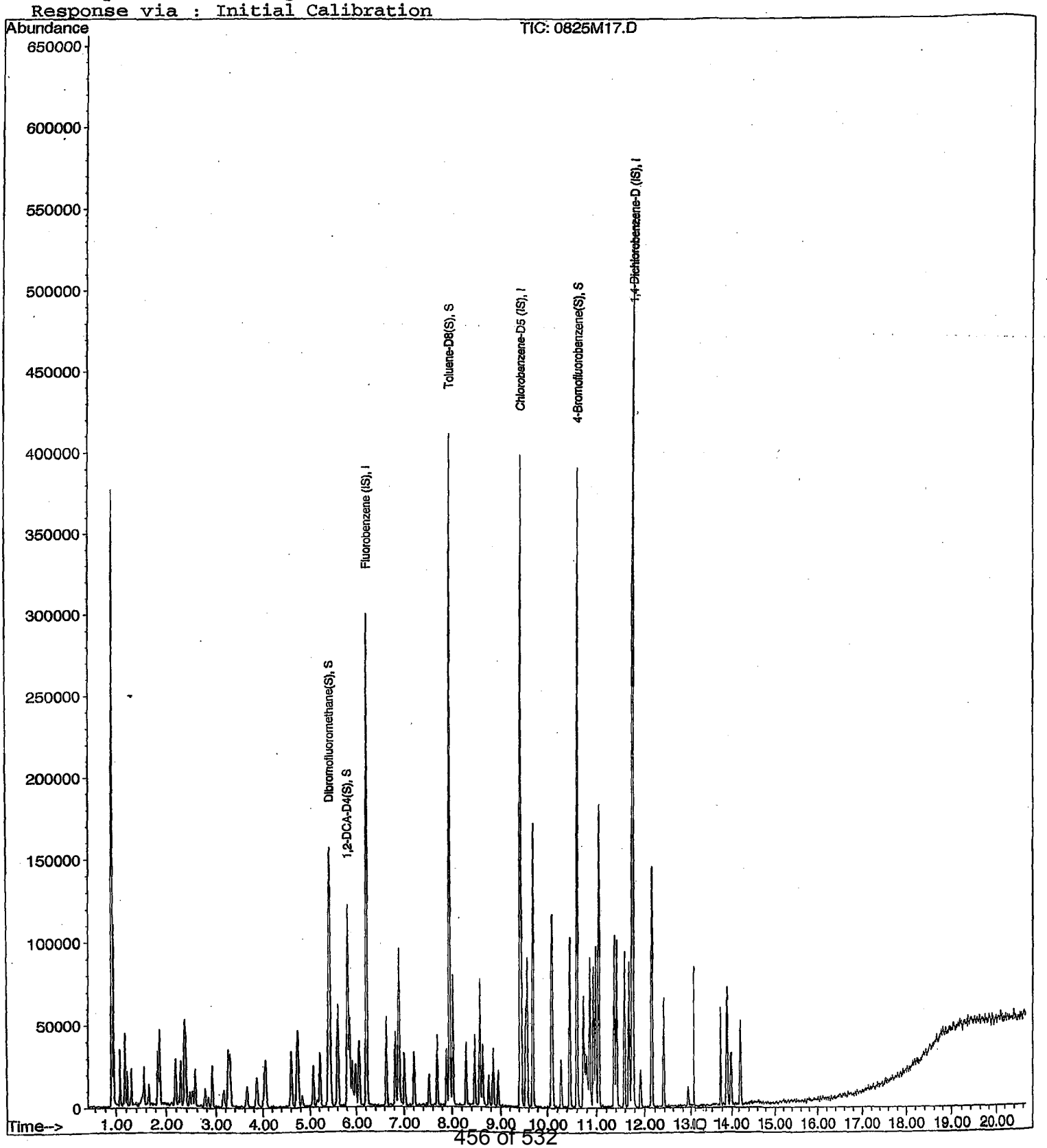

Quantitation Report (Not Reviewed)

Data File : M:\MAX\DATA\210825\0825M18.D
Acq On : 25 Aug 21 18:03
Sample : 20ug/L VOC STD 8/25/21
Misc : IS&S 6/4/21

Vial: 8
Operator: LP,DG,CH
Inst : Max
Multiplr: 1.00

Quant Time: Aug 26 16:25 2021

Quant Results File: M0825SUR.RES

Quant Method : M:\MAX\DATA\210825\M0825SUR.M (RTE Integrator)
Title : METHOD 8260B
Last Update : Thu Aug 26 11:16:48 2021
Response via : Initial Calibration
DataAcq Meth : M8260_081021

Internal Standards	R.T.	QIon	Response	Conc Units	Dev(Min)
1) Fluorobenzene (IS)	6.21	96	258006	25.00 ppb	0.00
4) Chlorobenzene-D5 (IS)	9.41	117	222674	25.00 ppb	0.00
7) 1,4-Dichlorobenzene-D (IS)	11.75	152	141752	25.00 ppb	0.00
System Monitoring Compounds					
2) Dibromofluoromethane(S)	5.42	111	153975	49.49 ppb	0.00
Spiked Amount 25.000			Recovery =	197.940%	
3) 1,2-DCA-D4(S)	5.81	65	102408	50.08 ppb	0.00
Spiked Amount 25.000			Recovery =	200.332%	
5) Toluene-D8(S)	7.95	98	499120	47.80 ppb	0.00
Spiked Amount 25.000			Recovery =	191.196%	
6) 4-Bromofluorobenzene(S)	10.60	95	195414	47.97 ppb	0.00
Spiked Amount 25.000			Recovery =	191.868%	

Target Compounds Qvalue

(#) = qualifier out of range (m) = manual integration

0825M18.D M0825SUR.M Fri Oct 15 06:06:10 2021

Quantitation Report

Data File : M:\MAX\DATA\210825\0825M18.D
Acq On : 25 Aug 21 18:03
Sample : 20ug/L VOC STD 8/25/21
Misc : IS&S 6/4/21

Vial: 8
Operator: LP,DG,CH
Inst : Max
Multiplr: 1.00

Quant Time: Aug 26 16:25 2021

Quant Results File: M0825SUR.RES

Method : M:\MAX\DATA\210825\M0825SUR.M (RTE Integrator)
Title : METHOD 8260B
Last Update : Thu Aug 26 11:16:48 2021
Response via : Initial Calibration

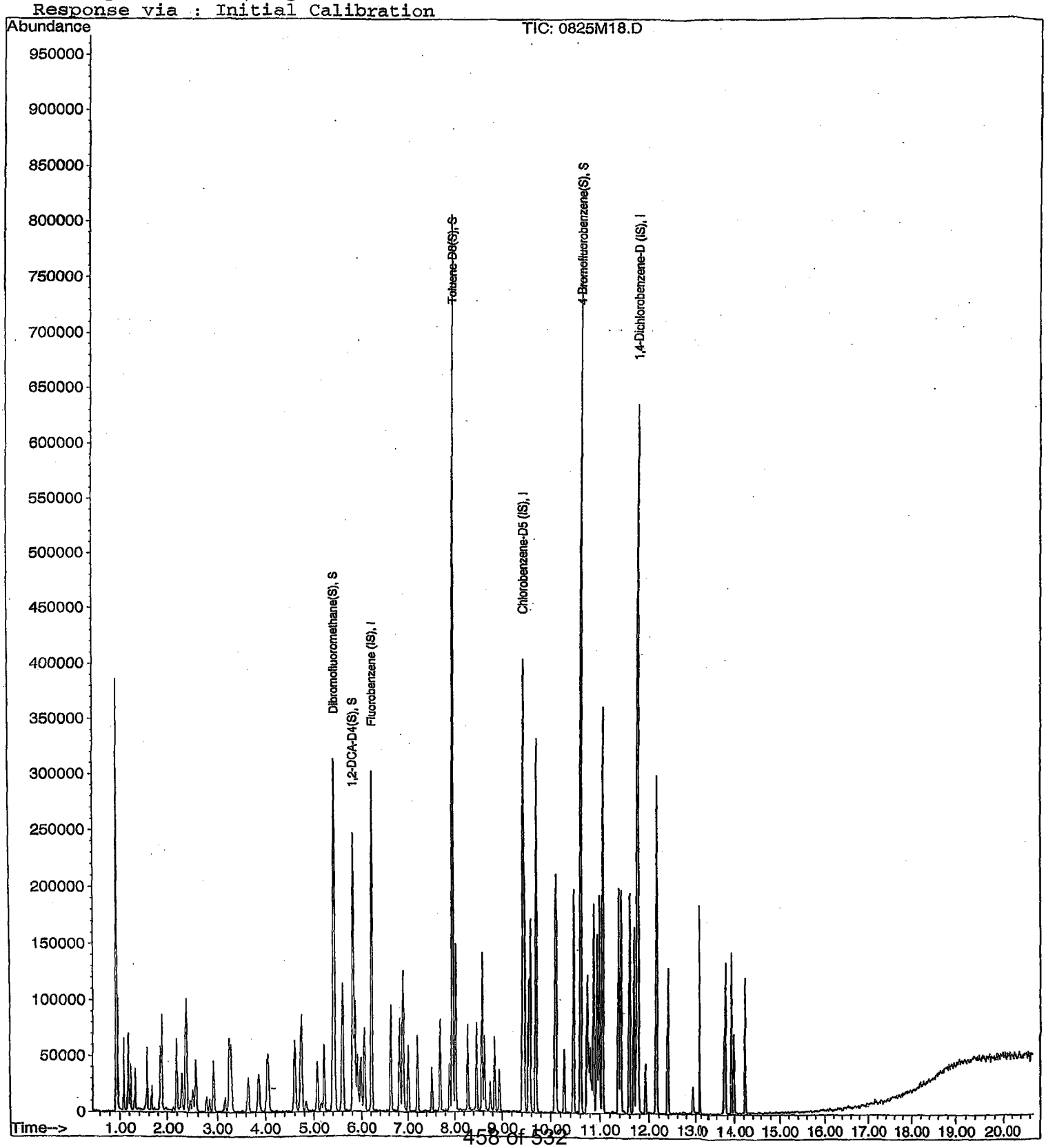

Quantitation Report (Not Reviewed)

Data File : M:\MAX\DATA\210825\0825M19.D
Acq On : 25 Aug 21 18:31
Sample : 40ug/L VOC STD 8/25/21
Misc : IS&S 6/4/21

Vial: 9
Operator: LP,DG,CH
Inst : Max
Multiplr: 1.00

Quant Time: Aug 26 16:25 2021

Quant Results File: M0825SUR.RES

Quant Method : M:\MAX\DATA\210825\M0825SUR.M (RTE Integrator)
Title : METHOD 8260B
Last Update : Thu Aug 26 11:16:48 2021
Response via : Initial Calibration
DataAcq Meth : M8260_081021

Internal Standards	R.T.	QIon	Response	Conc Units	Dev(Min)
1) Fluorobenzene (IS)	6.21	96	251853	25.00 ppb	0.00
4) Chlorobenzene-D5 (IS)	9.41	117	216925	25.00 ppb	0.00
7) 1,4-Dichlorobenzene-D (IS)	11.75	152	140689	25.00 ppb	0.00
System Monitoring Compounds					
2) Dibromofluoromethane(S)	5.41	111	151584	49.91 ppb	0.00
Spiked Amount 25.000			Recovery =	199.628%	
3) 1,2-DCA-D4(S)	5.81	65	102456	51.33 ppb	0.00
Spiked Amount 25.000			Recovery =	205.320%	
5) Toluene-D8(S)	7.95	98	486936	47.87 ppb	0.00
Spiked Amount 25.000			Recovery =	191.472%	
6) 4-Bromofluorobenzene(S)	10.60	95	195822	49.34 ppb	0.00
Spiked Amount 25.000			Recovery =	197.364%	

Target Compounds Qvalue

(#) = qualifier out of range (m) = manual integration

Quantitation Report

Data File : M:\MAX\DATA\210825\0825M19.D
Acq On : 25 Aug 21 18:31
Sample : 40ug/L VOC STD 8/25/21
Misc : IS&S 6/4/21

Vial: 9
Operator: LP,DG,CH
Inst : Max
Multiplr: 1.00

Quant Time: Aug 26 16:25 2021

Quant Results File: M0825SUR.RES

Method : M:\MAX\DATA\210825\M0825SUR.M (RTE Integrator)
Title : METHOD 8260B
Last Update : Thu Aug 26 11:16:48 2021
Response via : Initial Calibration

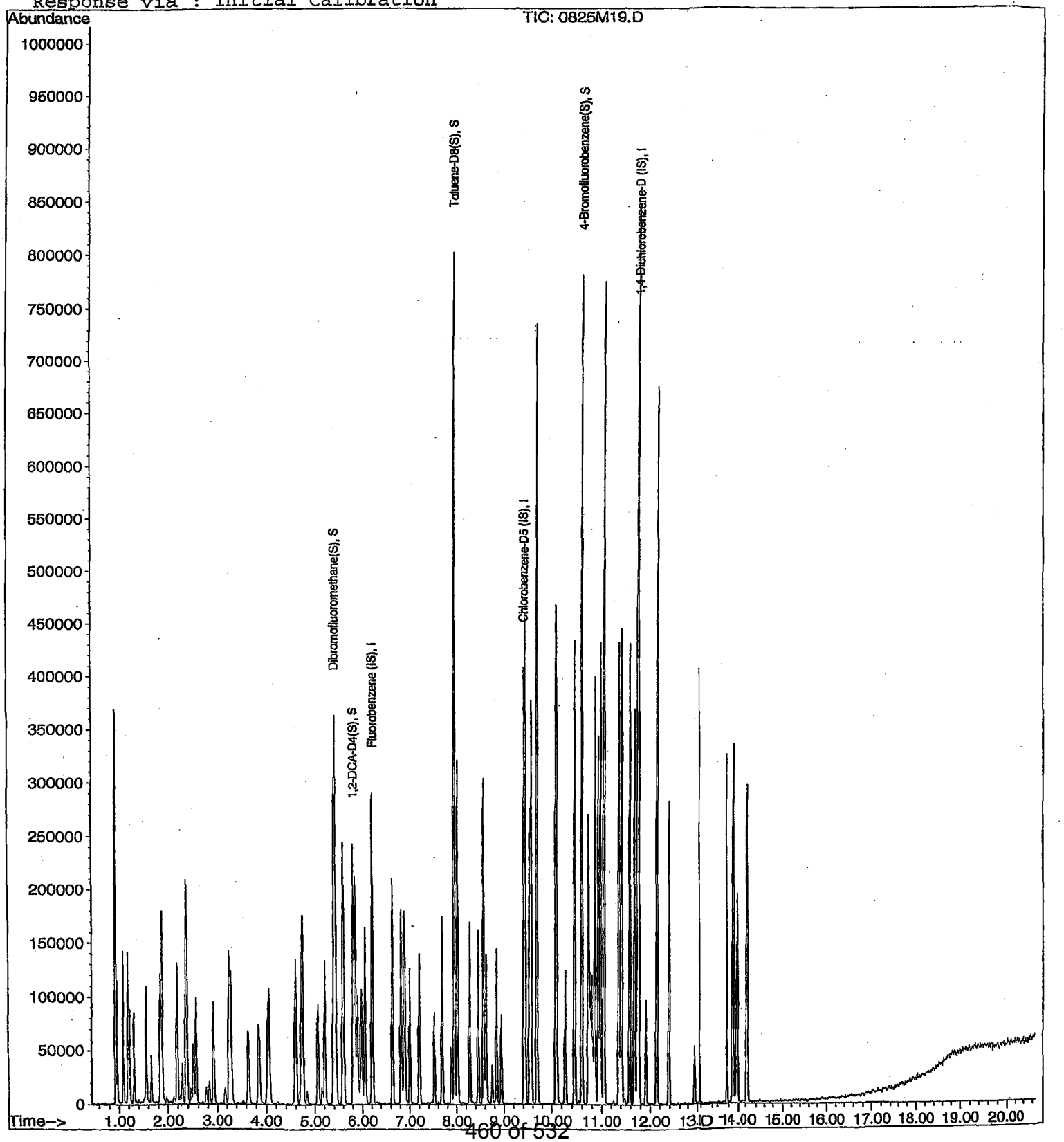

Quantitation Report (Not Reviewed)

Data File : M:\MAX\DATA\210825\0825M20.D
Acq On : 25 Aug 21 18:59
Sample : 100ug/L VOC STD 8/25/21
Misc : IS&S 6/4/21

Vial: 10
Operator: LP,DG,CH
Inst : Max
Multiplr: 1.00

Quant Time: Aug 26 16:25 2021

Quant Results File: M0825SUR.RES

Quant Method : M:\MAX\DATA\210825\M0825SUR.M (RTE Integrator)
Title : METHOD 8260B
Last Update : Thu Aug 26 11:16:48 2021
Response via : Initial Calibration
DataAcq Meth : M8260_081021

Internal Standards	R.T.	QIon	Response	Conc Units	Dev(Min)
1) Fluorobenzene (IS)	6.21	96	251268	25.00 ppb	0.00
4) Chlorobenzene-D5 (IS)	9.41	117	218191	25.00 ppb	0.00
7) 1,4-Dichlorobenzene-D (IS)	11.75	152	142788	25.00 ppb	0.00
System Monitoring Compounds					
2) Dibromofluoromethane(S)	5.42	111	272268	89.85 ppb	0.00
Spiked Amount 25.000			Recovery =	359.396%	
3) 1,2-DCA-D4(S)	5.81	65	179968	90.37 ppb	0.00
Spiked Amount 25.000			Recovery =	361.496%	
5) Toluene-D8(S)	7.95	98	893556	87.33 ppb	0.00
Spiked Amount 25.000			Recovery =	349.324%	
6) 4-Bromofluorobenzene(S)	10.60	95	358053	89.70 ppb	0.00
Spiked Amount 25.000			Recovery =	358.780%	

Target Compounds Qvalue

(#) = qualifier out of range (m) = manual integration
0825M20.D M0825SUR.M Fri Oct 15 06:06:12 2021

Quantitation Report

Data File : M:\MAX\DATA\210825\0825M20.D
Acq On : 25 Aug 21 18:59
Sample : 100ug/L VOC STD 8/25/21
Misc : IS&S 6/4/21

Vial: 10
Operator: LP,DG,CH
Inst : Max
Multiplr: 1.00

Quant Time: Aug 26 16:25 2021

Quant Results File: M0825SUR.RES

Method : M:\MAX\DATA\210825\M0825SUR.M (RTE Integrator)
Title : METHOD 8260B
Last Update : Thu Aug 26 11:16:48 2021
Response via : Initial Calibration

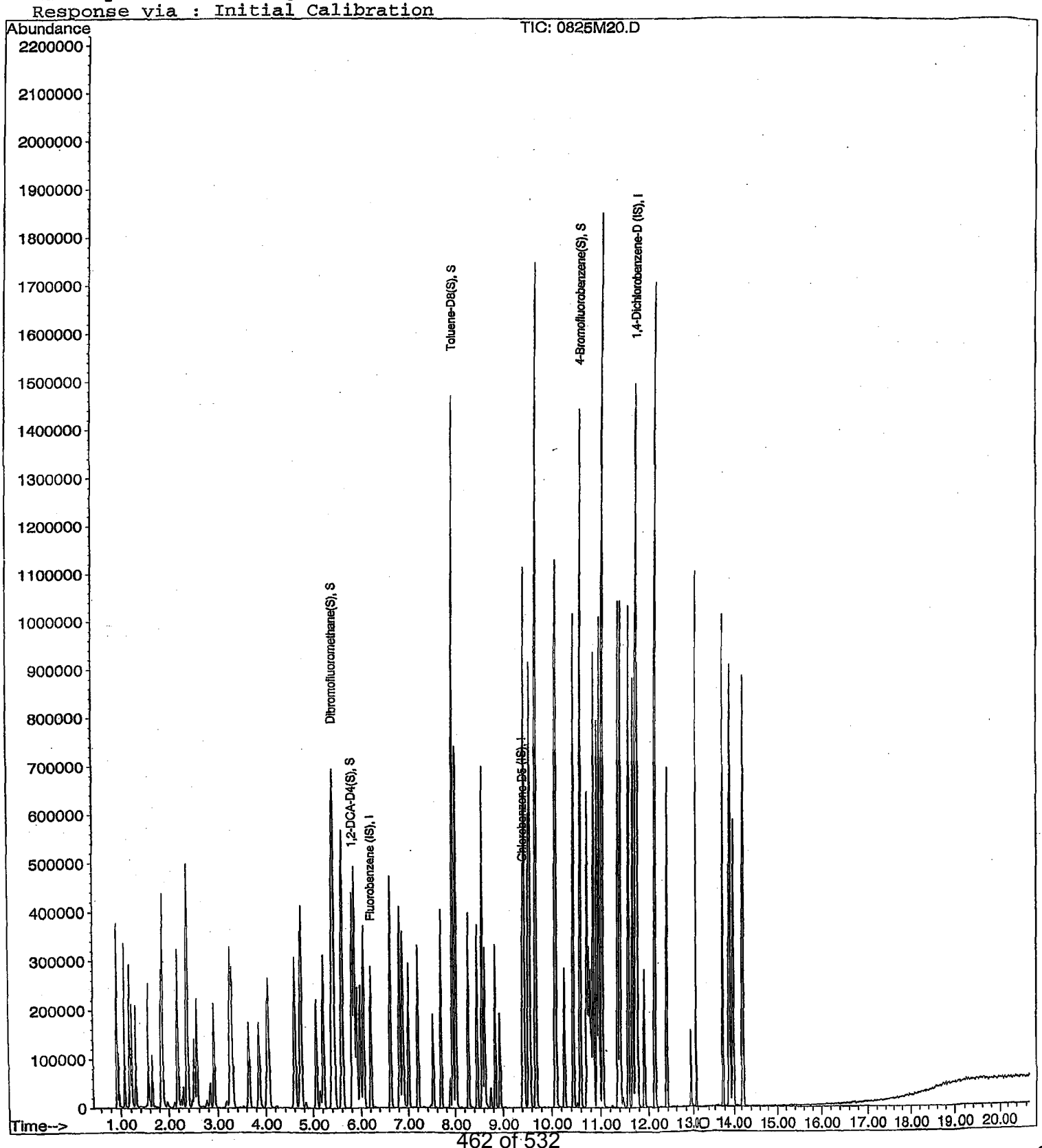

0825M20.D M0825SUR.M Fri Oct 15 06:06:12 2021

VOLATILE ORGANIC ANALYSIS
VOLATILE ORGANIC COMPOUNDS

Form 6
Initial Calibration

Lab Name: APPL, Inc.
Case No:
Matrix:

SDG No:
Initial Cal. Date: 8/25/2021
Instrument: Max

Initials:

	Compound	1	2	3	4	5	6	7				Avg	%RSD	Type	r^2	Q	MRF
		0825M23.D	0825M24.D	0825M25.D	0825M26.D	0825M27.D	0825M28.D	0825M29.D									
I	Fluorobenzene (IS)																
TMHBL	Gasoline C6-C10	13.8	5.689	3.019	1.290	0.8206	0.7117	0.6349				3.7	130	TMHB	0.999		
TMHB	Chlorobenzene-D5 (IS)																
TMHB	1,4-Dichlorobenzene (IS)																

Quantitation Report (QT Reviewed)

Data File : M:\MAX\DATA\210825\0825M23.D
Acq On : 25 Aug 21 20:23
Sample : 20ug/L GAS STD 8/25/21
Misc : IS&S 6/4/21

Vial: 13
Operator: LP,DG,CH
Inst : Max
Multiplr: 1.00

Quant Time: Aug 26 16:15 2021

Quant Results File: MGAS0825.RES

Quant Method : M:\MAX\DATA\210825\MGAS0825.M (RTE Integrator)
Title : METHOD 8260B
Last Update : Thu Aug 26 16:13:10 2021
Response via : Initial Calibration
DataAcq Meth : M8260_081021

Internal Standards	R.T.	QIon	Response	Conc Units	Dev(Min)
1) Fluorobenzene (IS)	6.21	TIC	284811	25.00 ppb	0.00
3) Chlorobenzene-D5 (IS)	11.75	TIC	236410m	25.00 ppb	0.00
4) 1,4-Dichlorobenzene (IS)	10.94	TIC	14670m	25.00 ppb	0.00

System Monitoring Compounds

Target Compounds					Qvalue
2) Gasoline C6-C10	7.95	TIC	3136582m	38.03 ppb	100

(m) = manual integration

Quantitation Report

Data File : M:\MAX\DATA\210825\0825M23.D
Acq On : 25 Aug 21 20:23
Sample : 20ug/L GAS STD 8/25/21
Misc : IS&S 6/4/21

Vial: 13
Operator: LP,DG,CH
Inst : Max
Multiplr: 1.00

Quant Time: Aug 26 16:15 2021

Quant Results File: MGAS0825.RES

Method : M:\MAX\DATA\210825\MGAS0825.M (RTE Integrator)
Title : METHOD 8260B
Last Update : Thu Aug 26 16:19:36 2021
Response via : Initial Calibration

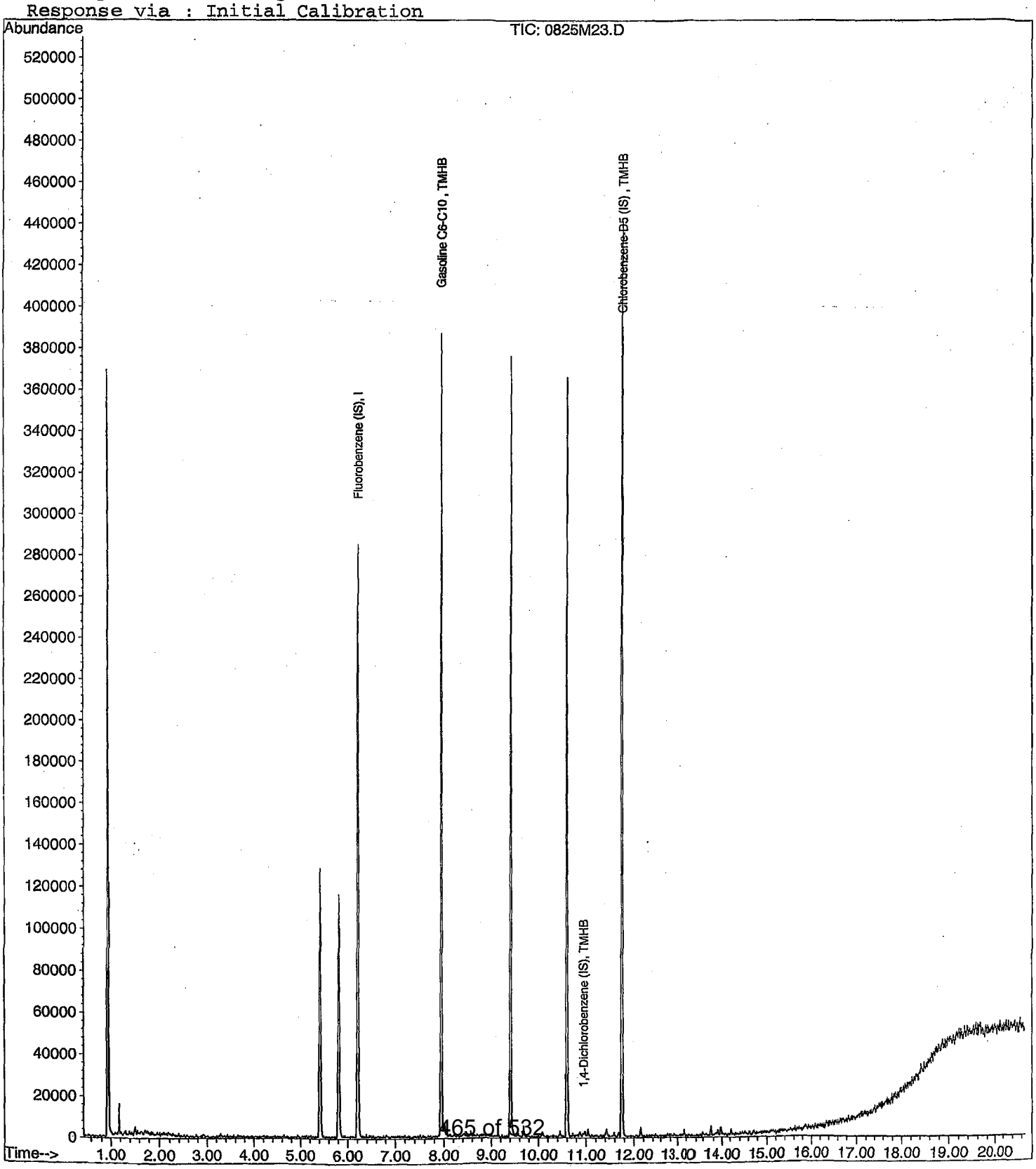

Quantitation Report (QT Reviewed)

Data File : M:\MAX\DATA\210825\0825M24.D
Acq On : 25 Aug 21 20:51
Sample : 50ug/L GAS STD 8/25/21
Misc : IS&S 6/4/21

Vial: 14
Operator: LP,DG,CH
Inst : Max
Multiplr: 1.00

Quant Time: Aug 26 16:15 2021

Quant Results File: MGAS0825.RES

Quant Method : M:\MAX\DATA\210825\MGAS0825.M (RTE Integrator)
Title : METHOD 8260B
Last Update : Thu Aug 26 16:13:10 2021
Response via : Initial Calibration
DataAcq Meth : M8260_081021

Internal Standards	R.T.	QIon	Response	Conc Units	Dev(Min)
1) Fluorobenzene (IS)	6.21	TIC	285081	25.00 ppb	0.00
3) Chlorobenzene-D5 (IS)	11.75	TIC	248593m	25.00 ppb	0.00
4) 1,4-Dichlorobenzene (IS)	10.94	TIC	21251m	25.00 ppb	0.00

System Monitoring Compounds

Target Compounds					Qvalue
2) Gasoline C6-C10	7.95	TIC	3243874m	61.97 ppb	100

(m) = manual integration

Quantitation Report

Data File : M:\MAX\DATA\210825\0825M24.D
Acq On : 25 Aug 21 20:51
Sample : 50ug/L GAS STD 8/25/21
Misc : IS&S 6/4/21

Vial: 14
Operator: LP,DG,CH
Inst : Max
Multiplr: 1.00

Quant Time: Aug 26 16:15 2021

Quant Results File: MGAS0825.RES

Method : M:\MAX\DATA\210825\MGAS0825.M (RTE Integrator)
Title : METHOD 8260B
Last Update : Thu Aug 26 16:19:36 2021
Response via : Initial Calibration



Quantitation Report (QT Reviewed)

Data File : M:\MAX\DATA\210825\0825M25.D
Acq On : 25 Aug 21 21:19
Sample : 100ug/L GAS STD 8/25/21
Misc : IS&S 6/4/21

Vial: 15
Operator: LP,DG,CH
Inst : Max
Multiplr: 1.00

Quant Time: Aug 26 16:16 2021

Quant Results File: MGAS0825.RES

Quant Method : M:\MAX\DATA\210825\MGAS0825.M (RTE Integrator)
Title : METHOD 8260B
Last Update : Thu Aug 26 16:13:10 2021
Response via : Initial Calibration
DataAcq Meth : M8260_081021

Internal Standards	R.T.	QIon	Response	Conc Units	Dev(Min)
1) Fluorobenzene (IS)	6.21	TIC	286586	25.00 ppb	0.00
3) Chlorobenzene-D5 (IS)	11.75	TIC	245880m	25.00 ppb	0.00
4) 1,4-Dichlorobenzene (IS)	10.94	TIC	32801m	25.00 ppb	0.00

System Monitoring Compounds

Target Compounds					Qvalue
2) Gasoline C6-C10	7.95	TIC	3460677m	107.56 ppb	100

m = manual integration

Quantitation Report

Data File : M:\MAX\DATA\210825\0825M25.D
Acq On : 25 Aug 21 21:19
Sample : 100ug/L GAS STD 8/25/21
Misc : IS&S 6/4/21

Vial: 15
Operator: LP,DG,CH
Inst : Max
Multiplr: 1.00

Quant Time: Aug 26 16:16 2021

Quant Results File: MGAS0825.RES

Method : M:\MAX\DATA\210825\MGAS0825.M (RTE Integrator)
Title : METHOD 8260B
Last Update : Thu Aug 26 16:19:36 2021
Response via : Initial Calibration

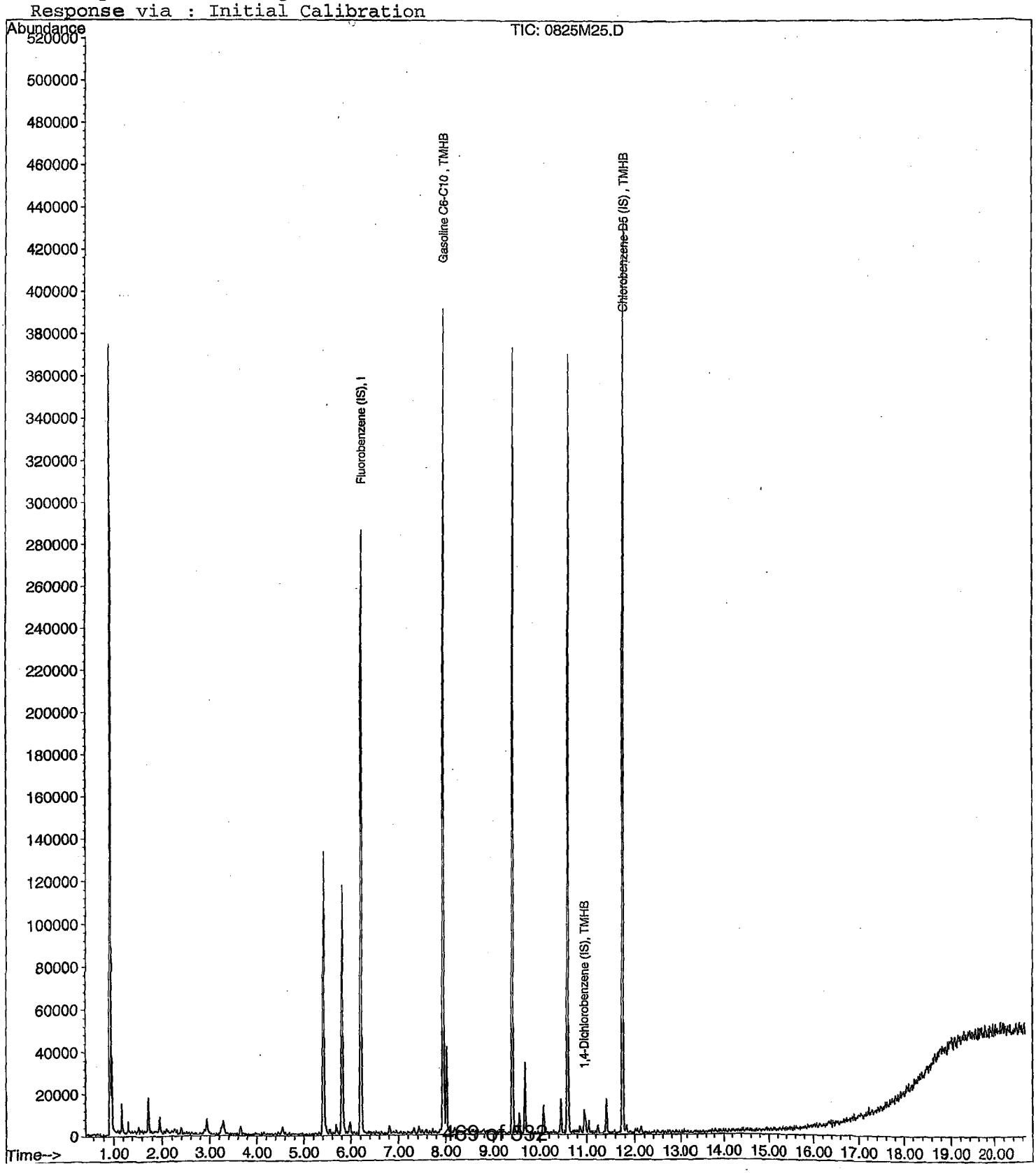

Quantitation Report (QT Reviewed)

Data File : M:\MAX\DATA\210825\0825M26.D
Acq On : 25 Aug 21 21:47
Sample : 300ug/L GAS STD 8/25/21
Misc : IS&S 6/4/21

Vial: 16
Operator: LP,DG,CH
Inst : Max
Multiplr: 1.00

Quant Time: Aug 26 16:16 2021

Quant Results File: MGAS0825.RES

Quant Method : M:\MAX\DATA\210825\MGAS0825.M (RTE Integrator)
Title : METHOD 8260B
Last Update : Thu Aug 26 16:13:10 2021
Response via : Initial Calibration
DataAcq Meth : M8260_081021

Internal Standards	R.T.	QIon	Response	Conc Units	Dev(Min)
1) Fluorobenzene (IS)	6.21	TIC	280163	25.00 ppb	0.00
3) Chlorobenzene-D5 (IS)	11.75	TIC	264646m	25.00 ppb	0.00
4) 1,4-Dichlorobenzene (IS)	10.94	TIC	87973m	25.00 ppb	0.00

System Monitoring Compounds

Target Compounds					Qvalue
2) Gasoline C6-C10	7.95	TIC	4335414m	329.97 ppb	100

manual integration

Quantitation Report

Data File : M:\MAX\DATA\210825\0825M26.D
Acq On : 25 Aug 21 21:47
Sample : 300ug/L GAS STD 8/25/21
Misc : IS&S 6/4/21

Vial: 16
Operator: LP,DG,CH
Inst : Max
Multiplr: 1.00

Quant Time: Aug 26 16:16 2021

Quant Results File: MGAS0825.RES

Method : M:\MAX\DATA\210825\MGAS0825.M (RTE Integrator)
Title : METHOD 8260B
Last Update : Thu Aug 26 16:19:36 2021
Response via : Initial Calibration

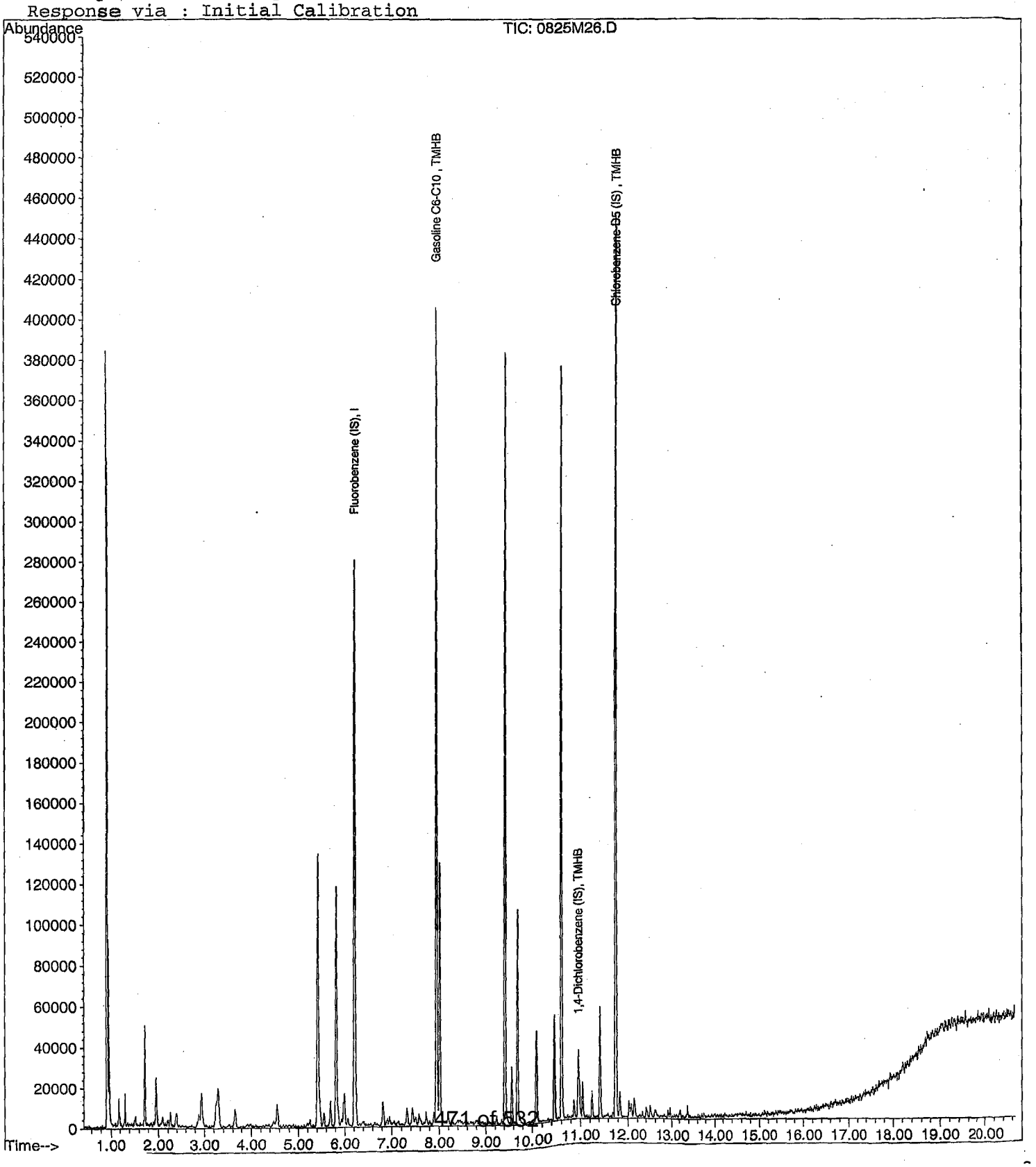

Quantitation Report (QT Reviewed)

Data File : M:\MAX\DATA\210825\0825M27.D
Acq On : 25 Aug 21 22:14
Sample : 600ug/L GAS STD 8/25/21
Misc : IS&S 6/4/21

Vial: 17
Operator: LP,DG,CH
Inst : Max
Multiplr: 1.00

Quant Time: Aug 26 16:18 2021 Quant Results File: MGAS0825.RES

Quant Method : M:\MAX\DATA\210825\MGAS0825.M (RTE Integrator)
Title : METHOD 8260B
Last Update : Thu Aug 26 16:13:10 2021
Response via : Initial Calibration
DataAcq Meth : M8260_081021

Internal Standards	R.T.	QIon	Response	Conc Units	Dev(Min)
1) Fluorobenzene (IS)	6.21	TIC	283991	25.00 ppb	0.00
3) Chlorobenzene-D5 (IS)	11.75	TIC	290103m	25.00 ppb	0.00
4) 1,4-Dichlorobenzene (IS)	10.94	TIC	180429m	25.00 ppb	0.00

System Monitoring Compounds

Target Compounds					Qvalue
2) Gasoline C6-C10	7.95	TIC	5593097m	606.10 ppb	100

(m) = manual integration

Quantitation Report

Data File : M:\MAX\DATA\210825\0825M27.D
Acq On : 25 Aug 21 22:14
Sample : 600ug/L GAS STD 8/25/21
Misc : IS&S 6/4/21

Vial: 17
Operator: LP,DG,CH
Inst : Max
Multiplr: 1.00

Quant Time: Aug 26 16:18 2021

Quant Results File: MGAS0825.RES

Method : M:\MAX\DATA\210825\MGAS0825.M (RTE Integrator)
Title : METHOD 8260B
Last Update : Thu Aug 26 16:19:36 2021
Response via : Initial Calibration

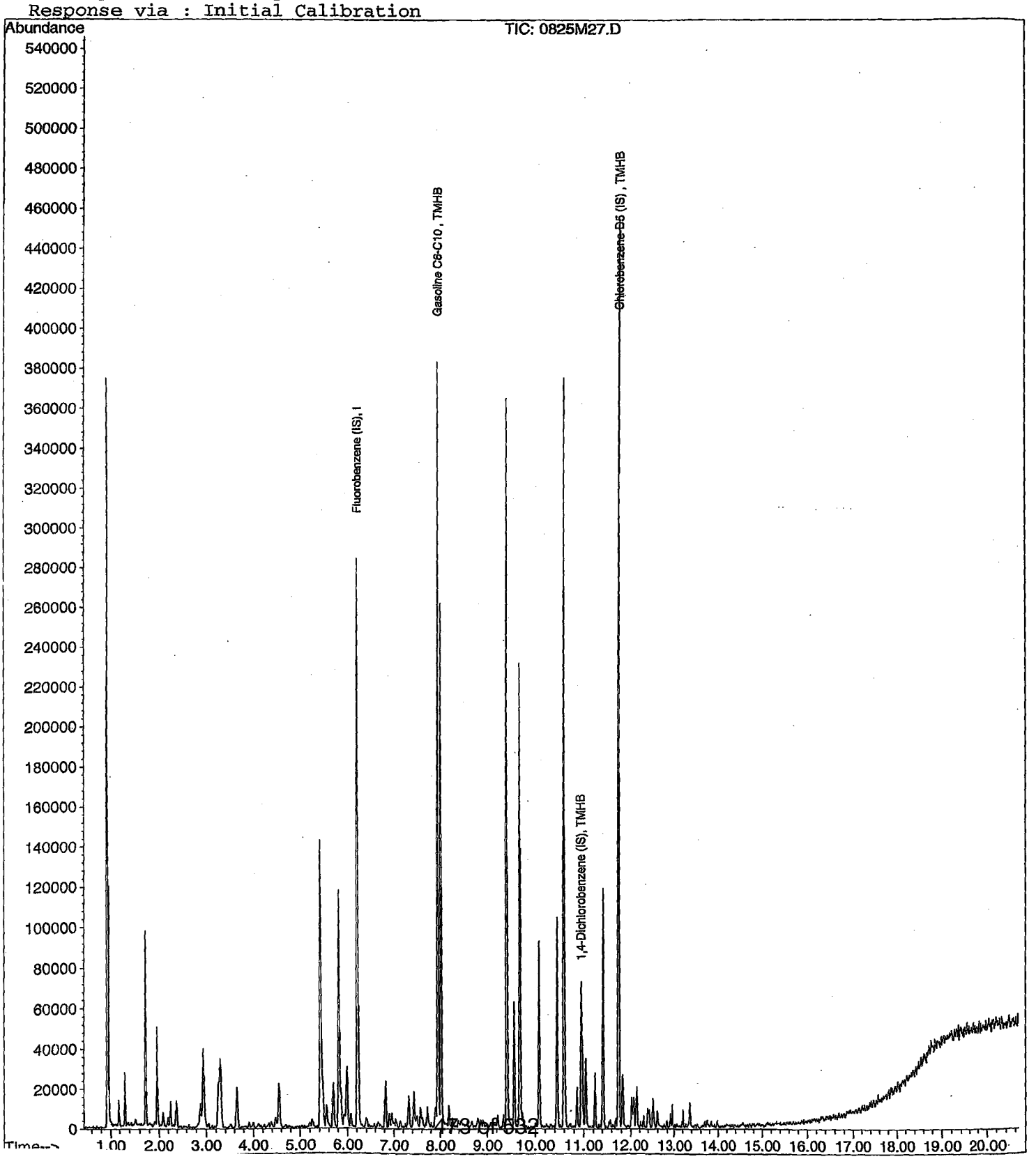

Quantitation Report (QT Reviewed)

Data File : M:\MAX\DATA\210825\0825M28.D
Acq On : 25 Aug 21 22:42
Sample : 800ug/L GAS STD 8/25/21
Misc : IS&S 6/4/21

Vial: 18
Operator: LP,DG,CH
Inst : Max
Multiplr: 1.00

Quant Time: Aug 26 16:18 2021

Quant Results File: MGAS0825.RES

Quant Method : M:\MAX\DATA\210825\MGAS0825.M (RTE Integrator)
Title : METHOD 8260B
Last Update : Thu Aug 26 16:13:10 2021
Response via : Initial Calibration
DataAcq Meth : M8260_081021

Internal Standards	R.T.	QIon	Response	Conc Units	Dev(Min)
1) Fluorobenzene (IS)	6.21	TIC	288929	25.00 ppb	0.00
3) Chlorobenzene-D5 (IS)	11.75	TIC	313031m	25.00 ppb	0.00
4) 1,4-Dichlorobenzene (IS)	10.94	TIC	240514m	25.00 ppb	0.00

System Monitoring Compounds

Target Compounds					Qvalue
2) Gasoline C6-C10	7.95	TIC	6580092m	807.60 ppb	100

manual integration

Quantitation Report

Data File : M:\MAX\DATA\210825\0825M28.D
Acq On : 25 Aug 21 22:42
Sample : 800ug/L GAS STD 8/25/21
Misc : IS&S 6/4/21

Vial: 18
Operator: LP,DG,CH
Inst : Max
Multiplr: 1.00

Quant Time: Aug 26 16:18 2021

Quant Results File: MGAS0825.RES

Method : M:\MAX\DATA\210825\MGAS0825.M (RTE Integrator)
Title : METHOD 8260B
Last Update : Thu Aug 26 16:19:36 2021
Response via : Initial Calibration

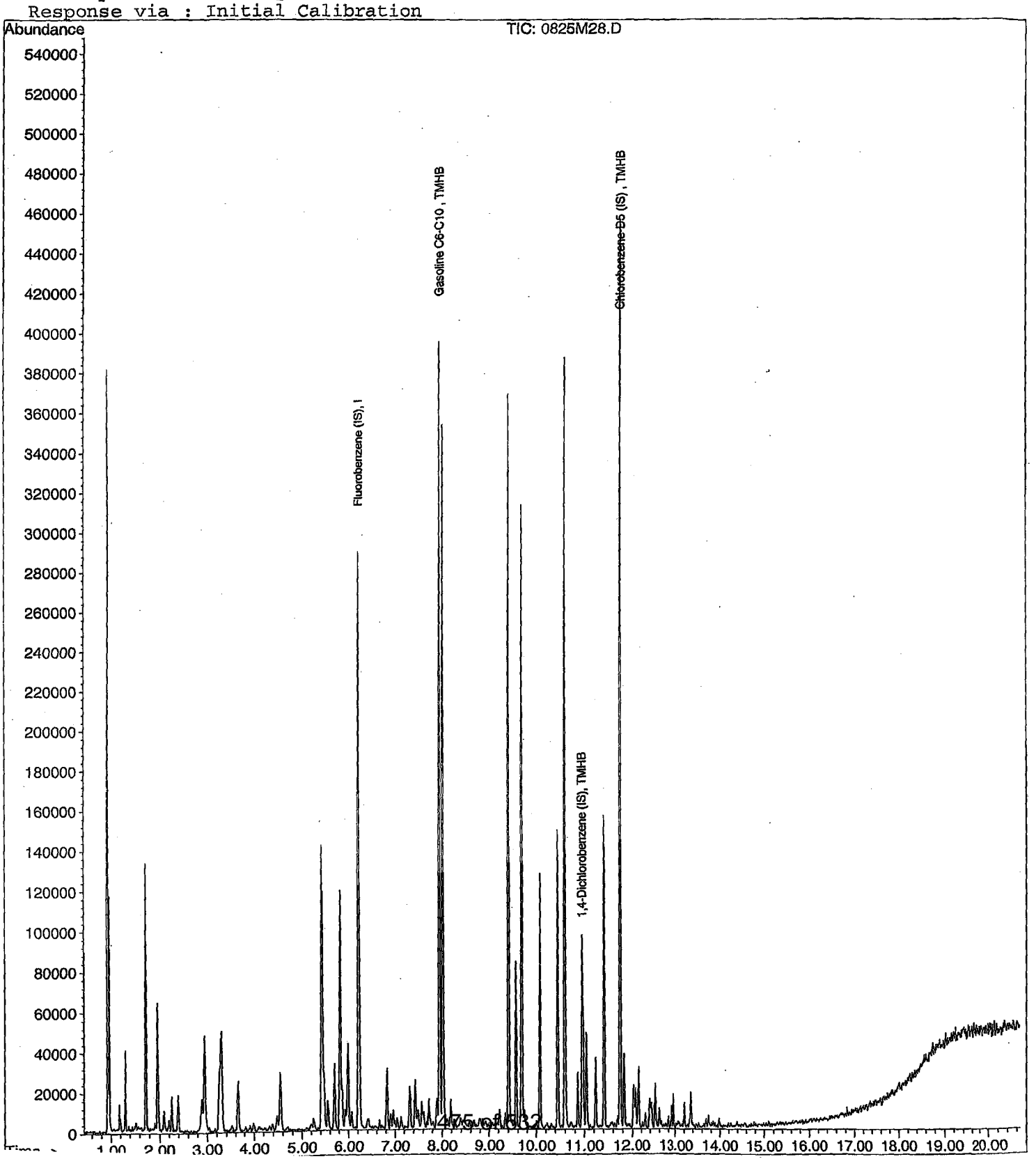

Quantitation Report (QT Reviewed)

Data File : M:\MAX\DATA\210825\0825M29.D
Acq On : 25 Aug 21 23:10
Sample : 1000ug/L GAS STD 8/25/21
Misc : IS&S 6/4/21

Vial: 19
Operator: LP,DG,CH
Inst : Max
Multiplr: 1.00

Quant Time: Aug 26 16:19 2021 Quant Results File: MGAS0825.RES

Quant Method : M:\MAX\DATA\210825\MGAS0825.M (RTE Integrator)
Title : METHOD 8260B
Last Update : Thu Aug 26 16:13:10 2021
Response via : Initial Calibration
DataAcq Meth : M8260_081021

Internal Standards	R.T.	QIon	Response	Conc Units	Dev(Min)
1) Fluorobenzene (IS)	6.21	TIC	286598	25.00 ppb	0.00
3) Chlorobenzene-D5 (IS)	11.75	TIC	331346m	25.00 ppb	0.00
4) 1,4-Dichlorobenzene (IS)	10.94	TIC	289883m	25.00 ppb	0.00

System Monitoring Compounds

Target Compounds					Qvalue
2) Gasoline C6-C10	8.02	TIC	7278206m	979.10 ppb	100

(m) = manual integration

Quantitation Report

Data File : M:\MAX\DATA\210825\0825M29.D
Acq On : 25 Aug 21 23:10
Sample : 1000ug/L GAS STD 8/25/21
Misc : IS&S 6/4/21

Vial: 19
Operator: LP,DG,CH
Inst : Max
Multiplr: 1.00

Quant Time: Aug 26 16:19 2021

Quant Results File: MGAS0825.RES

Method : M:\MAX\DATA\210825\MGAS0825.M (RTE Integrator)
Title : METHOD 8260B
Last Update : Thu Aug 26 16:19:36 2021
Response via : Initial Calibration

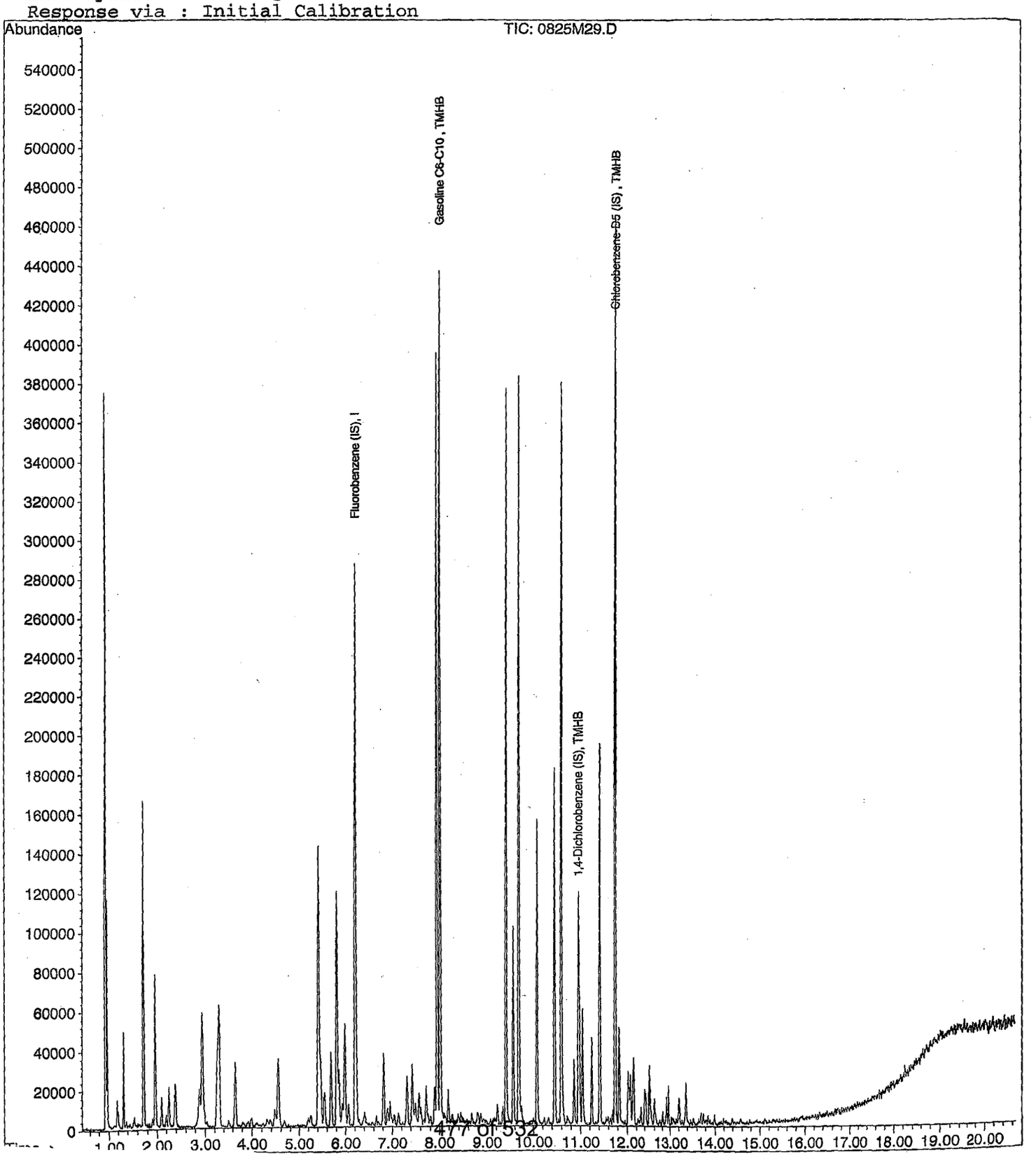

VOLATILE ORGANIC ANALYSIS
VOLATILE ORGANIC COMPOUNDS

Form 7

Second Source Calibration

Lab Name: APPL, Inc.
Case No:
Matrix:

SDG No:
Date Analyzed: 8/26/2021
Instrument: Max
Initial Cal. Date: 8/25/2021
Data File: 0825M31.D

		Compound	MEAN	CCRF	%D		%Drift
1	TMHB	Gasoline C6-C10	3.704	1.312	65	TMHBL	12
2							
3							
4							
5							
6							
7							
8							
9							
10							
11							
12							
13							
14							
15							
16							
17							
18							
19							
20							
21							
22							
23							
24							
25							
26							
27							
28							
29							
30							
31							
32							
33							
34							
35							
36							
37							
38							
39							
40							
		Average			65.0		

Quantitation Report (QT Reviewed)

Data File : M:\MAX\DATA\210825\0825M31.D
Acq On : 26 Aug 21 00:06
Sample : (SS) 300ug/L GAS STD 8/25/21
Misc : IS&S 6/4/21

Vial: 21
Operator: LP,DG,CH
Inst : Max
Multiplr: 1.00

Quant Time: Sep 1 8:52 2021 Quant Results File: MGAS0825.RES

Quant Method : M:\MAX\DATA\210825\MGAS0825.M (RTE Integrator)
Title : METHOD 8260B
Last Update : Thu Aug 26 16:19:36 2021
Response via : Initial Calibration
DataAcq Meth : M8260_081021

Internal Standards	R.T.	QIon	Response	Conc Units	Dev(Min)
1) Fluorobenzene (IS)	6.21	TIC	283312	25.00 ppb	0.00
3) Chlorobenzene-D5 (IS)	11.75	TIC	277458m	25.00 ppb	0.00
4) 1,4-Dichlorobenzene (IS)	10.94	TIC	112772m	25.00 ppb	0.00

System Monitoring Compounds

Target Compounds					Qvalue
2) Gasoline C6-C10	7.95	TIC	4459802m	336.84 ppb	100

1 integration

Quantitation Report

Data File : M:\MAX\DATA\210825\0825M31.D
Acq On : 26 Aug 21 00:06
Sample : (SS) 300ug/L GAS STD 8/25/21
Misc : IS&S 6/4/21

Vial: 21
Operator: LP,DG,CH
Inst : Max
Multiplr: 1.00

Quant Time: Sep 1 8:52 2021

Quant Results File: MGAS0825.RES

Method : M:\MAX\DATA\210825\MGAS0825.M (RTE Integrator)
Title : METHOD 8260B
Last Update : Thu Aug 26 16:19:36 2021
Response via : Initial Calibration

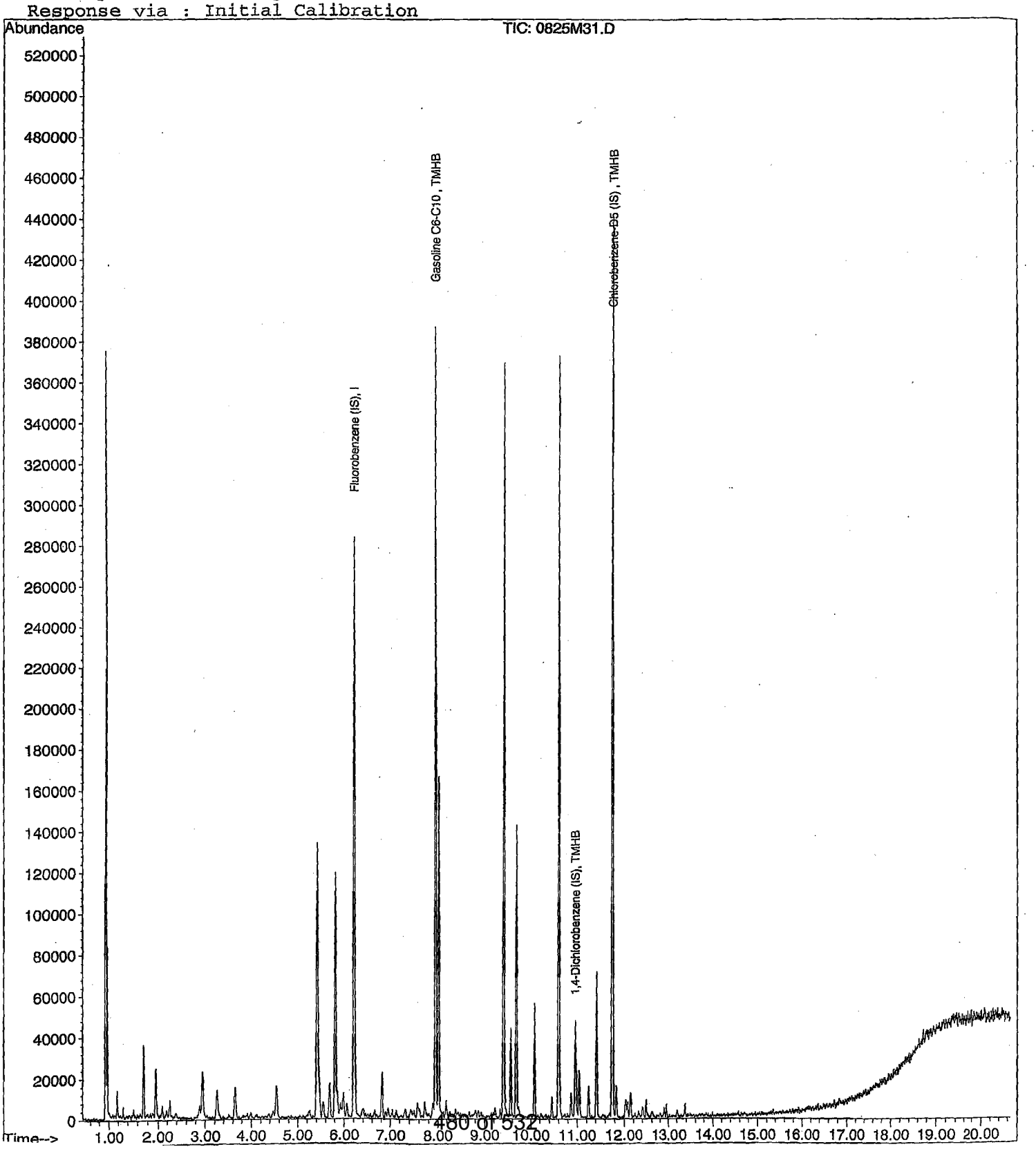

VOLATILE ORGANIC ANALYSIS
VOLATILE ORGANIC COMPOUNDS

Form 7

Continuing Calibration

Lab Name: APPL, Inc.
Case No:
Matrix: Water

SDG No:
Date Analyzed: 2 Nov 21 11:55
Instrument: Max
Initial Cal. Date: 8/25/2021
Data File: 1102M07.D

		Compound	MEAN	CCRF	%D	%Drift	
1	I	Fluorobenzene (IS)	ISTD			I	
2	TMHB	Gasoline C6-C10	3.704	1.244	66	TMHBL	6.0
3	TMHB	Chlorobenzene-D5 (IS)	ISTD			TMHB	
4	TMHB	1,4-Dichlorobenzene (IS)	ISTD			TMHB	
5							
6							
7							
8							
9							
10							
11							
12							
13							
14							
15							
16							
17							
18							
19							
20							
21							
22							
23							
24							
25							
26							
27							
28							
29							
30							
31							
32							
33							
34							
35							
36							
37							
38							
39							
40							
		Average			66.0		

VOLATILE ORGANIC ANALYSIS BY
EPA METHOD 8260B

Form 7

Continuing Calibration

Lab Name: APPL, Inc.
Case No:
Matrix: Water

SDG No:
Date Analyzed: 2 Nov 21 11:55
Instrument: Max
Initial Cal. Date: 8/25/2021
Data File: 1102M07.D

		Compound	MEAN	CCRF	%D		%Drift
1	I	Fluorobenzene (IS)	ISTD			I	
2	S	Dibromofluoromethane(S)	0.3015	0.3347	11	S	
3	S	1,2-DCA-D4(S)	0.1981	0.2324	17	S	
4	I	Chlorobenzene-D5 (IS)	ISTD			I	
5	S	Toluene-D8(S)	1.172	1.144	2.4	S	
6	S	4-Bromofluorobenzene(S)	0.4574	0.4507	1.5	S	
7	I	1,4-Dichlorobenzene-D (IS)	ISTD			I	
8							
9							
10							
11							
12							
13							
14							
15							
16							
17							
18							
19							
20							
21							
22							
23							
24							
25							
26							
27							
28							
29							
30							
31							
32							
33							
34							
35							
36							
37							
38							
39							
40							
		Average			8.0		

Quantitation Report (QT Reviewed)

Data File : M:\MAX\DATA\211029\1102M07.D
Acq On : 2 Nov 21 11:55
Sample : 211102A CCV 300ug/L
Misc : IS&S 8/4/21

Vial: 7
Operator: LP,DG,CH
Inst : Max
Multiplr: 1.00

Quant Time: Nov 2 11:22 2021 Quant Results File: MGAS0825.RI

Quant Method : M:\MAX\DATA\210922\MGAS0825.M (RTE Integrator)
Title : METHOD 8260B
Last Update : Thu Aug 26 16:19:36 2021
Response via : Initial Calibration
DataAcq Meth : M8260

Internal Standards	R.T.	QIon	Response	Conc Units	Dev(Min)
1) Fluorobenzene (IS)	6.37	TIC	414752	25.00 ppb	0.16
3) Chlorobenzene-D5 (IS)	11.75	TIC	1104567m	25.00 ppb	0.00
4) 1,4-Dichlorobenzene (IS)	10.94	TIC	104025m	25.00 ppb	0.00

System Monitoring Compounds

Target Compounds					Qvalue
2) Gasoline C6-C10	10.70	TIC	6191436m	282.11 ppb	100

(#) = qualifier out of range (m) = manual integration

Quantitation Report (Not Reviewed)

Data File : M:\MAX\DATA\211029\1102M07.D
Acq On : 2 Nov 21 11:55
Sample : 211102A CCV 300ug/L
Misc : IS&S 8/4/21

Vial: 7
Operator: LP,DG,CH
Inst : Max
Multiplr: 1.00

Quant Time: Dec 1 5:32 2021

Quant Results File: M0825SUR.RE

Quant Method : M:\MAX\DATA\210922\M0825SUR.M (RTE Integrator)
Title : METHOD 8260B
Last Update : Thu Aug 26 11:16:48 2021
Response via : Initial Calibration
DataAcq Meth : M8260

Internal Standards	R.T.	QIon	Response	Conc Units	Dev(Min)
1) Fluorobenzene (IS)	6.37	96	345640	25.00 ppb	0.16
4) Chlorobenzene-D5 (IS)	9.52	117	321874	25.00 ppb	0.11
7) 1,4-Dichlorobenzene-D (IS)	11.84	152	203950	25.00 ppb	0.10
System Monitoring Compounds					
2) Dibromofluoromethane(S)	5.59	111	115689	27.75 ppb	0.17
Spiked Amount 25.000			Recovery	= 111.016%	
3) 1,2-DCA-D4(S)	5.98	65	80312	29.32 ppb	0.16
Spiked Amount 25.000			Recovery	= 117.272%	
5) Toluene-D8(S)	8.08	98	368144	24.39 ppb	0.13
Spiked Amount 25.000			Recovery	= 97.560%	
6) 4-Bromofluorobenzene(S)	10.70	95	145066	24.63 ppb	0.10
Spiked Amount 25.000			Recovery	= 98.536%	

Target Compounds Qvalue

(#) = qualifier out of range (m) = manual integration

Quantitation Report

Data File : M:\MAX\DATA\211029\1102M07.D
Acq On : 2 Nov 21 11:55
Sample : 211102A CCV 300ug/L
Misc : IS&S 8/4/21

Vial: 7
Operator: LP,DG,CH
Inst : Max
Multiplr: 1.00

Quant Time: Nov 2 11:22 2021

Quant Results File: MGAS0825.RE

Method : M:\LOKI\DATA\211129\LGAS1129.M (RTE Integrator)
Title : METHOD 8260B
Last Update : Tue Nov 30 10:16:55 2021
Response via : Initial Calibration

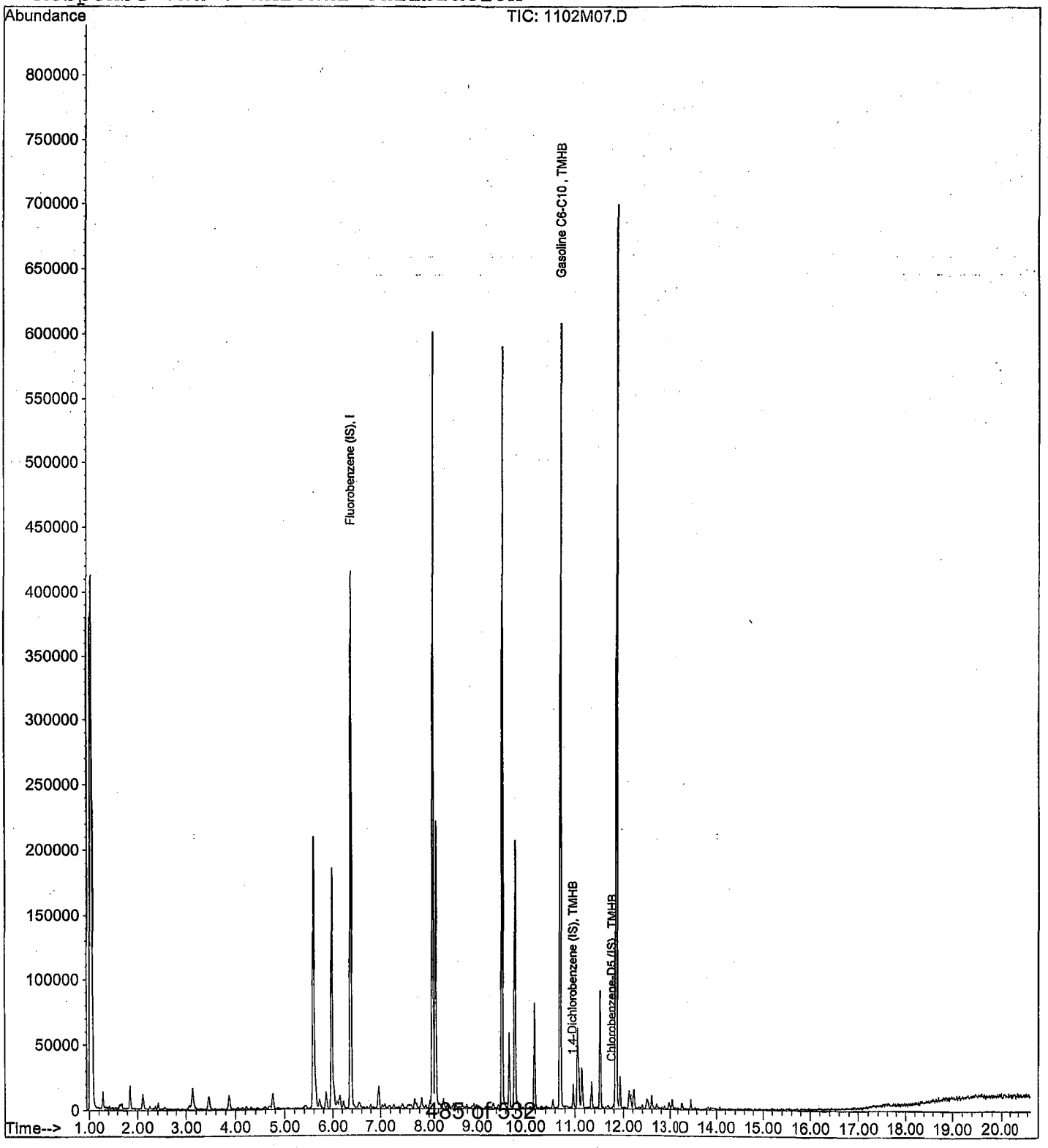

VOLATILE ORGANIC ANALYSIS
VOLATILE ORGANIC COMPOUNDS

Form 7

Ending Continuing Calibration

Lab Name: APPL, Inc.
Case No:
Matrix: Water

SDG No:
Date Analyzed: 2 Nov 21 20:25
Instrument: Max
Initial Cal. Date: 8/25/2021
Data File: 1102M25.D

		Compound	MEAN	CCRF	%D		%Drift
1	I	Fluorobenzene (IS)	ISTD			I	
2	TMHB	Gasoline C6-C10	3.704	1.233	67	TMHBL	9.0
3	TMHB	Chlorobenzene-D5 (IS)	ISTD			TMHB	
4	TMHB	1,4-Dichlorobenzene (IS)	ISTD			TMHB	
5							
6							
7							
8							
9							
10							
11							
12							
13							
14							
15							
16							
17							
18							
19							
20							
21							
22							
23							
24							
25							
26							
27							
28							
29							
30							
31							
32							
33							
34							
35							
36							
37							
38							
39							
40							
		Average			67.0		

VOLATILE ORGANIC ANALYSIS BY
EPA METHOD 8260B

Form 7

Ending Continuing Calibration

Lab Name: APPL, Inc.
Case No:
Matrix: Water

SDG No:
Date Analyzed: 2 Nov 21 20:25
Instrument: Max
Initial Cal. Date: 8/25/2021
Data File: 1102M25.D

		Compound	MEAN	CCRF	%D		%Drift
1	I	Fluorobenzene (IS)	ISTD			I	
2	S	Dibromofluoromethane(S)	0.3015	0.3310	9.8	S	
3	S	1,2-DCA-D4(S)	0.1981	0.2233	13	S	
4	I	Chlorobenzene-D5 (IS)	ISTD			I	
5	S	Toluene-D8(S)	1.172	1.169	0.25	S	
6	S	4-Bromofluorobenzene(S)	0.4574	0.4520	1.2	S	
7	I	1,4-Dichlorobenzene-D (IS)	ISTD			I	
8							
9							
10							
11							
12							
13							
14							
15							
16							
17							
18							
19							
20							
21							
22							
23							
24							
25							
26							
27							
28							
29							
30							
31							
32							
33							
34							
35							
36							
37							
38							
39							
40							
		Average			6.1		

Quantitation Report (QT Reviewed)

Data File : M:\MAX\DATA\211029\1102M25.D
Acq On : 2 Nov 21 20:25
Sample : Ending CCV 300ug/L 11/02/21
Misc : IS&S 8/4/21

Vial: 25
Operator: LP,DG,CH
Inst : Max
Multiplr: 1.00

Quant Time: Nov 3 6:59 2021 Quant Results File: MGAS0825.RE

Quant Method : M:\MAX\DATA\210922\MGAS0825.M (RTE Integrator)
Title : METHOD 8260B
Last Update : Thu Aug 26 16:19:36 2021
Response via : Initial Calibration
DataAcq Meth : M8260

Internal Standards	R.T.	QIon	Response	Conc Units	Dev(Min)
1) Fluorobenzene (IS)	6.37	TIC	450539	25.00 ppb	0.15
3) Chlorobenzene-D5 (IS)	11.75	TIC	1156046m	25.00 ppb	0.00
4) 1,4-Dichlorobenzene (IS)	10.94	TIC	112252m	25.00 ppb	0.00

System Monitoring Compounds

Target Compounds					Qvalue
2) Gasoline C6-C10	8.07	TIC	6664712m	273.01 ppb	100

(#) = qualifier out of range (m) = manual integration

Quantitation Report (Not Reviewed)

Data File : M:\MAX\DATA\211029\1102M25.D
Acq On : 2 Nov 21 20:25
Sample : Ending CCV 300ug/L 11/02/21
Misc : IS&S 8/4/21

Vial: 25
Operator: LP,DG,CH
Inst : Max
Multiplr: 1.00

Quant Time: Dec 1 5:32 2021

Quant Results File: M0825SUR.RE

Quant Method : M:\MAX\DATA\210922\M0825SUR.M (RTE Integrator)
Title : METHOD 8260B
Last Update : Thu Aug 26 11:16:48 2021
Response via : Initial Calibration
DataAcq Meth : M8260

Internal Standards	R.T.	QIon	Response	Conc Units	Dev(Min)
1) Fluorobenzene (IS)	6.37	96	377731	25.00 ppb	0.15
4) Chlorobenzene-D5 (IS)	9.52	117	340196	25.00 ppb	0.11
7) 1,4-Dichlorobenzene-D (IS)	11.84	152	218540	25.00 ppb	0.10
System Monitoring Compounds					
2) Dibromofluoromethane(S)	5.59	111	125047	27.45 ppb	0.17
Spiked Amount 25.000			Recovery	= 109.800%	
3) 1,2-DCA-D4(S)	5.98	65	84336	28.17 ppb	0.16
Spiked Amount 25.000			Recovery	= 112.688%	
5) Toluene-D8(S)	8.07	98	397835	24.94 ppb	0.12
Spiked Amount 25.000			Recovery	= 99.752%	
6) 4-Bromofluorobenzene(S)	10.70	95	153776	24.71 ppb	0.10
Spiked Amount 25.000			Recovery	= 98.828%	

Target Compounds Qvalue

(#) = qualifier out of range (m) = manual integration

Quantitation Report

Data File : M:\MAX\DATA\211029\1102M25.D
Acq On : 2 Nov 21 20:25
Sample : Ending CCV 300ug/L 11/02/21
Misc : IS&S 8/4/21

Vial: 25
Operator: LP,DG,CH
Inst : Max
Multiplr: 1.00

Quant Time: Nov 3 6:59 2021

Quant Results File: MGAS0825.RE

Method : M:\LOKI\DATA\211129\LGAS1129.M (RTE Integrator)
Title : METHOD 8260B
Last Update : Tue Nov 30 10:16:55 2021
Response via : Initial Calibration

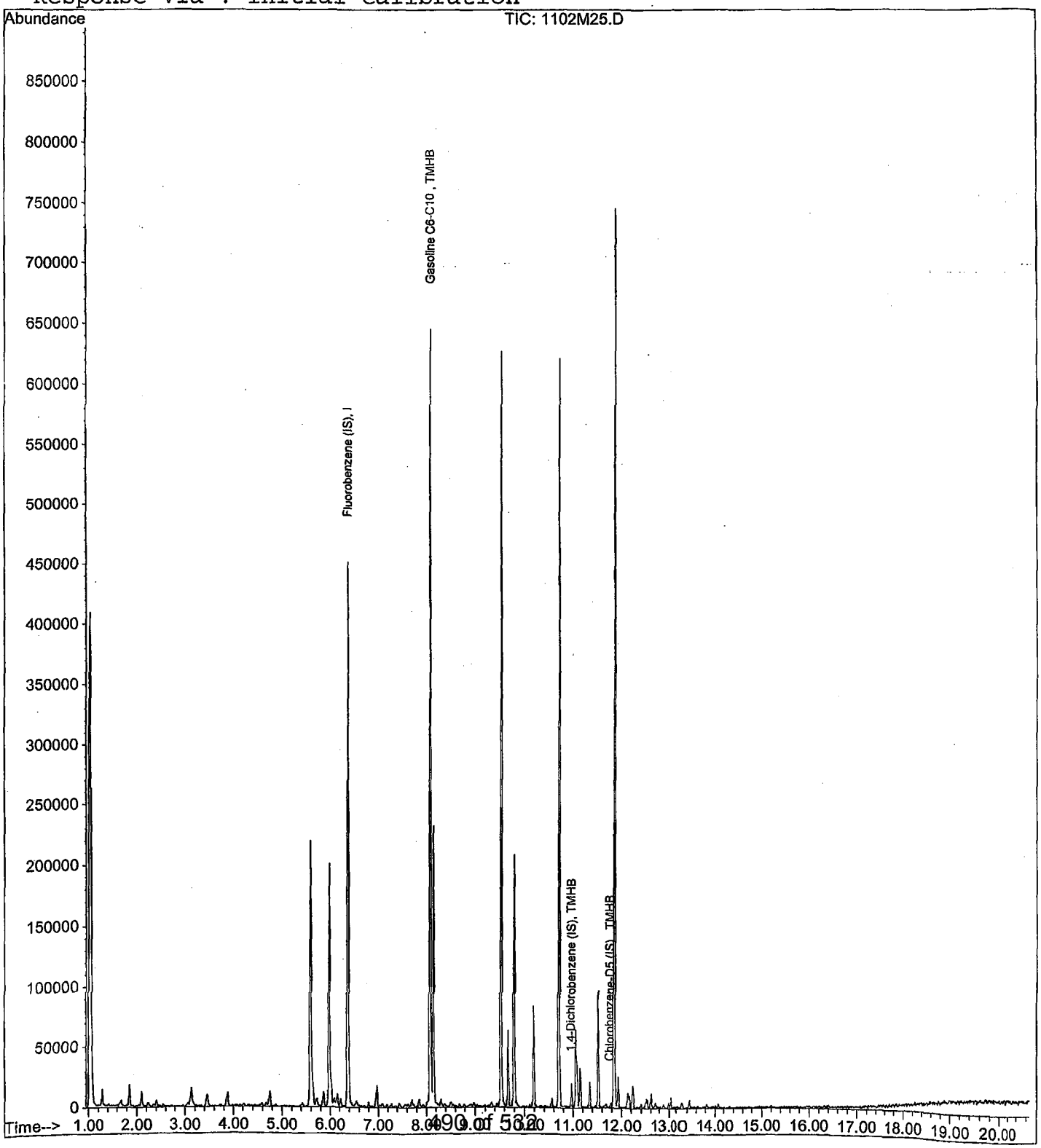

ORGANICS
Raw Data

Quantitation Report (QT Reviewed)

Data File : M:\MAX\DATA\211029\1102M16.D
Acq On : 2 Nov 21 16:10
Sample : BA44458W01
Misc : IS&S 8/4/21

Vial: 16
Operator: LP,DG,CH
Inst : Max
Multiplr: 1.00

Quant Time: Dec 1 4:56 2021

Quant Results File: MGAS0825.RES

Quant Method : M:\MAX\DATA\210922\MGAS0825.M (RTE Integrator)
Title : METHOD 8260B
Last Update : Thu Aug 26 16:19:36 2021
Response via : Initial Calibration
DataAcq Meth : M8260

Internal Standards	R.T.	QIon	Response	Conc Units	Dev(Min)
1) Fluorobenzene (IS)	6.37	TIC	423308	25.00 ppb	0.15
3) Chlorobenzene-D5 (IS)	11.75	TIC	1047378m	25.00 ppb	0.00
4) 1,4-Dichlorobenzene (IS)	10.94	TIC	7337m	25.00 ppb	0.00

System Monitoring Compounds

Target Compounds Qvalue

(#) = qualifier out of range (m) = manual integration

Quantitation Report (Not Reviewed)

Data File : M:\MAX\DATA\211029\1102M16.D
Acq On : 2 Nov 21 16:10
Sample : BA44458W01
Misc : IS&S 8/4/21

Vial: 16
Operator: LP,DG,CH
Inst : Max
Multiplr: 1.00

Quant Time: Dec 1 5:32 2021

Quant Results File: M0825SUR.RES

Quant Method : M:\MAX\DATA\210922\M0825SUR.M (RTE Integrator)
Title : METHOD 8260B
Last Update : Thu Aug 26 11:16:48 2021
Response via : Initial Calibration
DataAcq Meth : M8260

Internal Standards	R.T.	QIon	Response	Conc Units	Dev(Min)
1) Fluorobenzene (IS)	6.37	96	355175	25.00 ppb	0.15
4) Chlorobenzene-D5 (IS)	9.52	117	327102	25.00 ppb	0.11
7) 1,4-Dichlorobenzene-D (IS)	11.84	152	196934	25.00 ppb	0.10
System Monitoring Compounds					
2) Dibromofluoromethane(S)	5.59	111	117785	27.50 ppb	0.17
Spiked Amount 25.000			Recovery	= 109.992%	
3) 1,2-DCA-D4(S)	5.98	65	81696	29.02 ppb	0.16
Spiked Amount 25.000			Recovery	= 116.092%	
5) Toluene-D8(S)	8.07	98	383831	25.02 ppb	0.12
Spiked Amount 25.000			Recovery	= 100.092%	
6) 4-Bromofluorobenzene(S)	10.70	95	144681	24.18 ppb	0.10
Spiked Amount 25.000			Recovery	= 96.704%	

Target Compounds Qvalue

(#) = qualifier out of range (m) = manual integration
1102M16.D M0825SUR.M Wed Dec 01 08:12:41 2021 Page 1

Quantitation Report

Data File : M:\MAX\DATA\211029\1102M16.D
Acq On : 2 Nov 21 16:10
Sample : BA44458W01
Misc : IS&S 8/4/21

Vial: 16
Operator: LP,DG,CH
Inst : Max
Multiplr: 1.00

Quant Time: Dec 1 4:56 2021

Quant Results File: MGAS0825.RES

Method : M:\LOKI\DATA\211129\LGAS1129.M (RTE Integrator)
Title : METHOD 8260B
Last Update : Tue Nov 30 10:16:55 2021
Response via : Initial Calibration



1102M16.D LGAS1129.M Wed Dec 01 08:07:21 2021

Quantitation Report (QT Reviewed)

Data File : M:\MAX\DATA\211029\1102M17.D
Acq On : 2 Nov 21 16:38
Sample : BA44459W01
Misc : IS&S 8/4/21

Vial: 17
Operator: LP,DG,CH
Inst : Max
Multiplr: 1.00

Quant Time: Dec 1 4:57 2021

Quant Results File: MGAS0825.RES

Quant Method : M:\MAX\DATA\210922\MGAS0825.M (RTE Integrator)
Title : METHOD 8260B
Last Update : Thu Aug 26 16:19:36 2021
Response via : Initial Calibration
DataAcq Meth : M8260

Internal Standards	R.T.	QIon	Response	Conc Units	Dev(Min)
1) Fluorobenzene (IS)	6.37	TIC	409246	25.00 ppb	0.15
3) Chlorobenzene-D5 (IS)	11.75	TIC	1120926m	25.00 ppb	0.00
4) 1,4-Dichlorobenzene (IS)	10.94	TIC	21206m	25.00 ppb	0.00

System Monitoring Compounds

Target Compounds Qvalue

(#) = qualifier out of range (m) = manual integration
1102M17.D LGAS1129.M Wed Dec 01 08:07:21 2021 Page 1

Quantitation Report (Not Reviewed)

Data File : M:\MAX\DATA\211029\1102M17.D
Acq On : 2 Nov 21 16:38
Sample : BA44459W01
Misc : IS&S 8/4/21

Vial: 17
Operator: LP,DG,CH
Inst : Max
Multiplr: 1.00

Quant Time: Dec 1 5:32 2021

Quant Results File: M0825SUR.RES

Quant Method : M:\MAX\DATA\210922\M0825SUR.M (RTE Integrator)
Title : METHOD 8260B
Last Update : Thu Aug 26 11:16:48 2021
Response via : Initial Calibration
DataAcq Meth : M8260

Internal Standards	R.T.	QIon	Response	Conc Units	Dev(Min)
1) Fluorobenzene (IS)	6.37	96	344743	25.00 ppb	0.16
4) Chlorobenzene-D5 (IS)	9.52	117	318302	25.00 ppb	0.11
7) 1,4-Dichlorobenzene-D (IS)	11.84	152	201554	25.00 ppb	0.10
System Monitoring Compounds					
2) Dibromofluoromethane(S)	5.59	111	114039	27.43 ppb	0.17
Spiked Amount 25.000			Recovery	= 109.716%	
3) 1,2-DCA-D4(S)	5.98	65	80752	29.56 ppb	0.16
Spiked Amount 25.000			Recovery	= 118.224%	
5) Toluene-D8(S)	8.07	98	365262	24.47 ppb	0.12
Spiked Amount 25.000			Recovery	= 97.884%	
6) 4-Bromofluorobenzene(S)	10.70	95	140740	24.17 ppb	0.10
Spiked Amount 25.000			Recovery	= 96.672%	

Target Compounds Qvalue

(#) = qualifier out of range (m) = manual integration

Quantitation Report

Data File : M:\MAX\DATA\211029\1102M17.D
Acq On : 2 Nov 21 16:38
Sample : BA44459W01
Misc : IS&S 8/4/21

Vial: 17
Operator: LP,DG,CH
Inst : Max
Multiplr: 1.00

Quant Time: Dec 1 4:57 2021

Quant Results File: MGAS0825.RES

Method : M:\LOKI\DATA\211129\LGAS1129.M (RTE Integrator)
Title : METHOD 8260B
Last Update : Tue Nov 30 10:16:55 2021
Response via : Initial Calibration

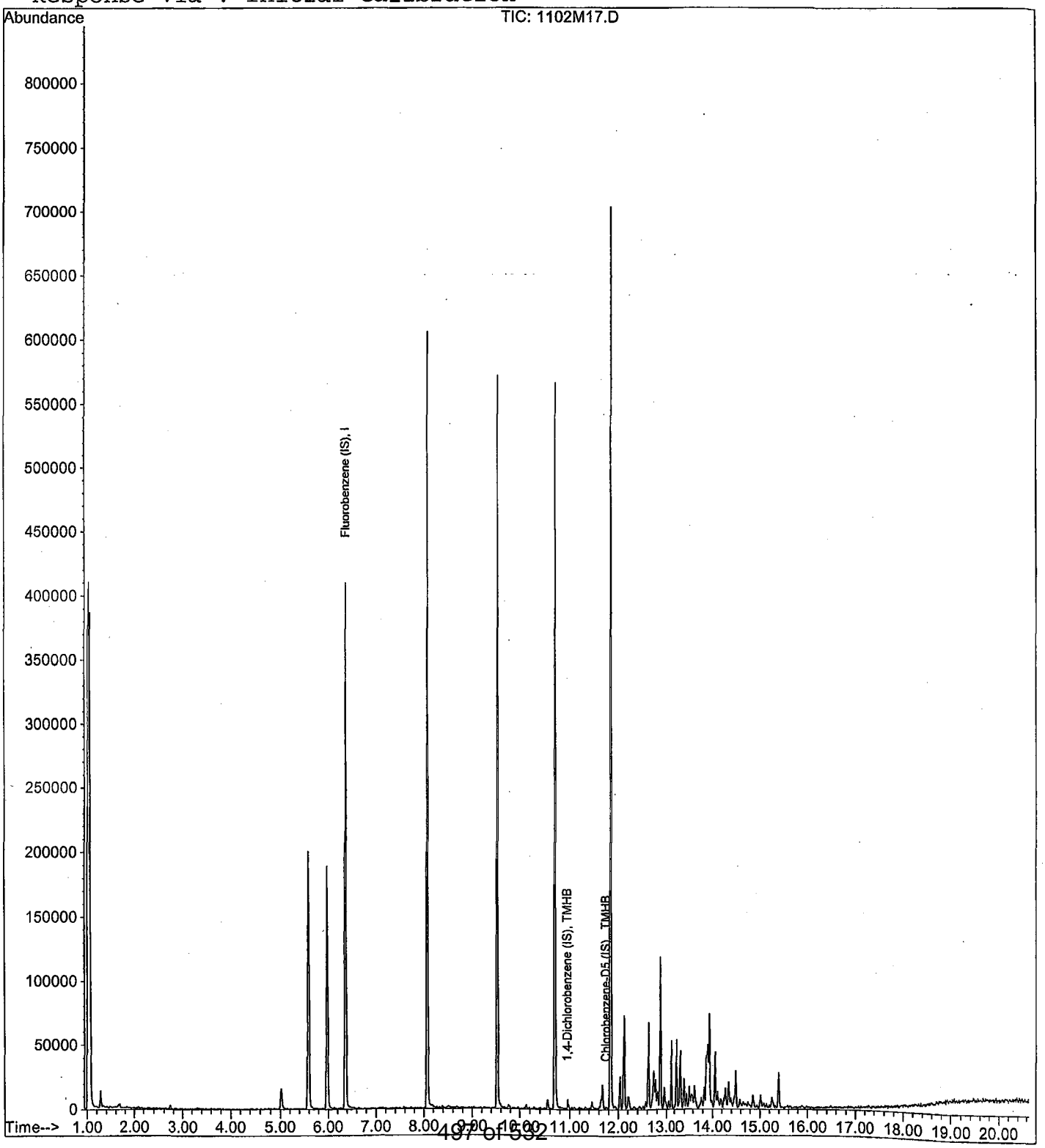

Quantitation Report (QT Reviewed)

Data File : M:\MAX\DATA\211029\1102M18.D
Acq On : 2 Nov 21 17:07
Sample : BA44460W01
Misc : IS&S 8/4/21

Vial: 18
Operator: LP,DG,CH
Inst : Max
Multiplr: 1.00

Quant Time: Dec 1 5:03 2021

Quant Results File: MGAS0825.RES

Quant Method : M:\MAX\DATA\210922\MGAS0825.M (RTE Integrator)
Title : METHOD 8260B
Last Update : Thu Aug 26 16:19:36 2021
Response via : Initial Calibration
DataAcq Meth : M8260

Internal Standards	R.T.	QIon	Response	Conc Units	Dev(Min)
1) Fluorobenzene (IS)	6.37	TIC	391582	25.00 ppb	0.16
3) Chlorobenzene-D5 (IS)	11.75	TIC	1052248m	25.00 ppb	0.00
4) 1,4-Dichlorobenzene (IS)	10.94	TIC	7474m	25.00 ppb	0.00

System Monitoring Compounds

Target Compounds Qvalue

(#) = qualifier out of range (m) = manual integration
1102M18.D LGAS1129.M Wed Dec 01 08:07:22 2021 Page 1

Quantitation Report (Not Reviewed)

Data File : M:\MAX\DATA\211029\1102M18.D
Acq On : 2 Nov 21 17:07
Sample : BA44460W01
Misc : IS&S 8/4/21

Vial: 18
Operator: LP,DG,CH
Inst : Max
Multiplr: 1.00

Quant Time: Dec 1 5:32 2021

Quant Results File: M0825SUR.RES

Quant Method : M:\MAX\DATA\210922\M0825SUR.M (RTE Integrator)
Title : METHOD 8260B
Last Update : Thu Aug 26 11:16:48 2021
Response via : Initial Calibration
DataAcq Meth : M8260

Internal Standards	R.T.	QIon	Response	Conc Units	Dev(Min)
1) Fluorobenzene (IS)	6.37	96	337198	25.00 ppb	0.16
4) Chlorobenzene-D5 (IS)	9.52	117	314807	25.00 ppb	0.11
7) 1,4-Dichlorobenzene-D (IS)	11.84	152	195297	25.00 ppb	0.10
System Monitoring Compounds					
2) Dibromofluoromethane(S)	5.59	111	113316	27.87 ppb	0.17
Spiked Amount 25.000			Recovery	= 111.460%	
3) 1,2-DCA-D4(S)	5.98	65	76760	28.72 ppb	0.16
Spiked Amount 25.000			Recovery	= 114.892%	
5) Toluene-D8(S)	8.07	98	359224	24.33 ppb	0.12
Spiked Amount 25.000			Recovery	= 97.336%	
6) 4-Bromofluorobenzene(S)	10.70	95	142381	24.72 ppb	0.10
Spiked Amount 25.000			Recovery	= 98.884%	

Target Compounds Qvalue

(#) = qualifier out of range (m) = manual integration

Quantitation Report

Data File : M:\MAX\DATA\211029\1102M18.D
Acq On : 2 Nov 21 17:07
Sample : BA44460W01
Misc : IS&S 8/4/21

Vial: 18
Operator: LP,DG,CH
Inst : Max
Multiplr: 1.00

Quant Time: Dec 1 5:03 2021

Quant Results File: MGAS0825.RES

Method : M:\LOKI\DATA\211129\LGAS1129.M (RTE Integrator)
Title : METHOD 8260B
Last Update : Tue Nov 30 10:16:55 2021
Response via : Initial Calibration



Quantitation Report (QT Reviewed)

Data File : M:\MAX\DATA\211029\1102M19.D
Acq On : 2 Nov 21 17:35
Sample : BA44461W01
Misc : IS&S 8/4/21

Vial: 19
Operator: LP,DG,CH
Inst : Max
Multiplr: 1.00

Quant Time: Dec 1 5:05 2021 Quant Results File: MGAS0825.RES

Quant Method : M:\MAX\DATA\210922\MGAS0825.M (RTE Integrator)
Title : METHOD 8260B
Last Update : Thu Aug 26 16:19:36 2021
Response via : Initial Calibration
DataAcq Meth : M8260

Internal Standards	R.T.	QIon	Response	Conc Units	Dev(Min)
1) Fluorobenzene (IS)	6.37	TIC	430137	25.00 ppb	0.15
3) Chlorobenzene-D5 (IS)	11.75	TIC	1341159m	25.00 ppb	0.00
4) 1,4-Dichlorobenzene (IS)	10.94	TIC	152882m	25.00 ppb	0.00

System Monitoring Compounds

Target Compounds					Qvalue
2) Gasoline C6-C10	8.07	TIC	5165580m	85.78 ppb	100

(#) = qualifier out of range (m) = manual integration
1102M19.D LGAS1129.M Wed Dec 01 08:07:22 2021 Page 1

Quantitation Report (Not Reviewed)

Data File : M:\MAX\DATA\211029\1102M19.D
Acq On : 2 Nov 21 17:35
Sample : BA44461W01
Misc : IS&S 8/4/21

Vial: 19
Operator: LP,DG,CH
Inst : Max
Multiplr: 1.00

Quant Time: Dec 1 5:32 2021

Quant Results File: M0825SUR.RES

Quant Method : M:\MAX\DATA\210922\M0825SUR.M (RTE Integrator)
Title : METHOD 8260B
Last Update : Thu Aug 26 11:16:48 2021
Response via : Initial Calibration
DataAcq Meth : M8260

Internal Standards	R.T.	QIon	Response	Conc Units	Dev(Min)
1) Fluorobenzene (IS)	6.37	96	359056	25.00 ppb	0.15
4) Chlorobenzene-D5 (IS)	9.52	117	327091	25.00 ppb	0.11
7) 1,4-Dichlorobenzene-D (IS)	11.84	152	218075	25.00 ppb	0.10
System Monitoring Compounds					
2) Dibromofluoromethane(S)	5.59	111	118509	27.37 ppb	0.17
Spiked Amount 25.000			Recovery	= 109.472%	
3) 1,2-DCA-D4(S)	5.98	65	79032	27.77 ppb	0.16
Spiked Amount 25.000			Recovery	= 111.092%	
5) Toluene-D8(S)	8.07	98	387192	25.24 ppb	0.12
Spiked Amount 25.000			Recovery	= 100.972%	
6) 4-Bromofluorobenzene(S)	10.70	95	151594	25.33 ppb	0.10
Spiked Amount 25.000			Recovery	= 101.328%	

Target Compounds Qvalue

(#) = qualifier out of range (m) = manual integration

Quantitation Report

Data File : M:\MAX\DATA\211029\1102M19.D
Acq On : 2 Nov 21 17:35
Sample : BA44461W01
Misc : IS&S 8/4/21

Vial: 19
Operator: LP,DG,CH
Inst : Max
Multiplr: 1.00

Quant Time: Dec 1 5:05 2021

Quant Results File: MGAS0825.RES

Method : M:\LOKI\DATA\211129\LGAS1129.M (RTE Integrator)
Title : METHOD 8260B
Last Update : Tue Nov 30 10:16:55 2021
Response via : Initial Calibration

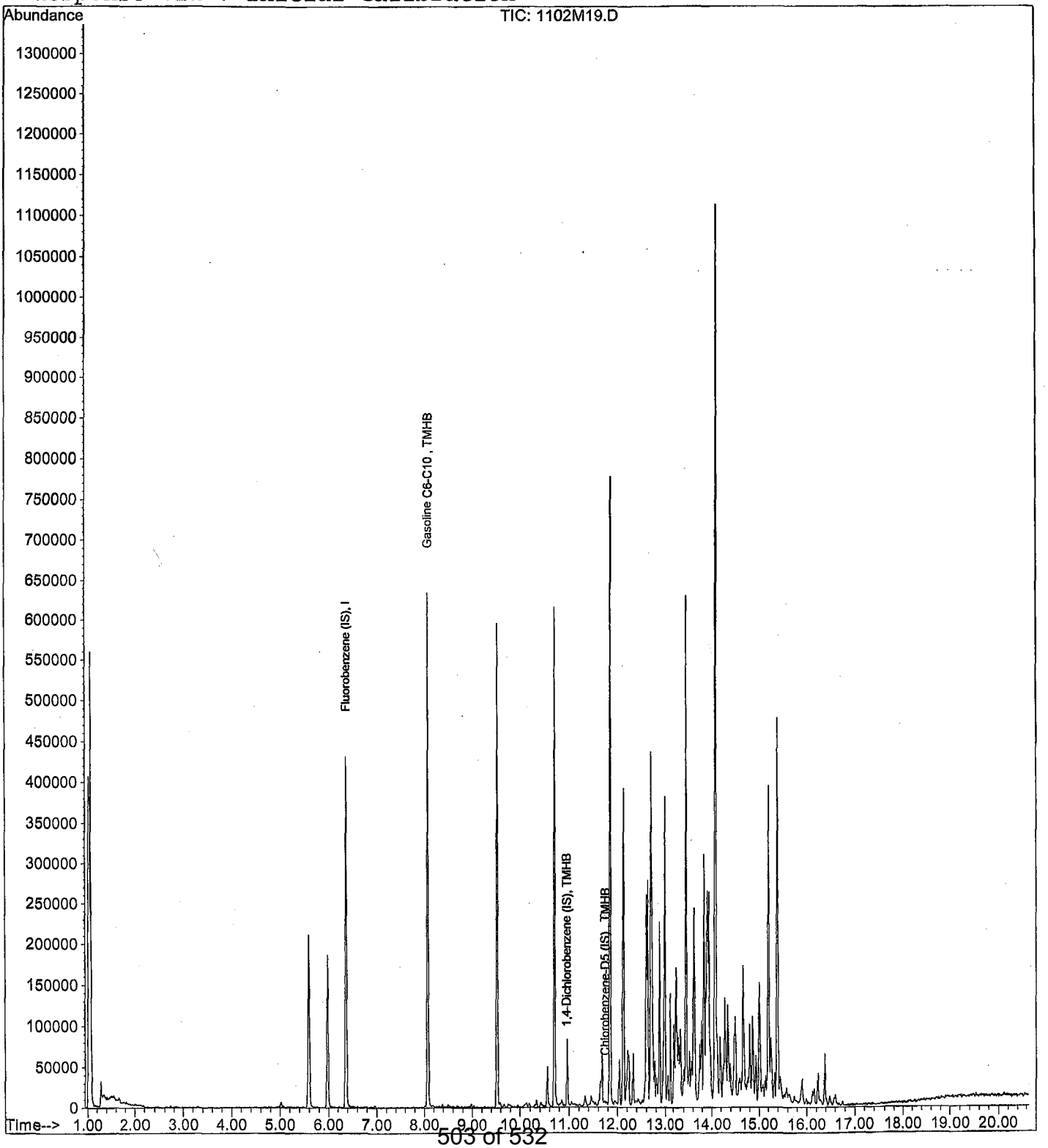

Quantitation Report (QT Reviewed)

Data File : M:\MAX\DATA\211029\1102M20.D
Acq On : 2 Nov 21 18:03
Sample : BA44462W01
Misc : IS&S 8/4/21

Vial: 20
Operator: LP,DG,CH
Inst : Max
Multiplr: 1.00

Quant Time: Dec 1 5:05 2021 Quant Results File: MGAS0825.RES

Quant Method : M:\MAX\DATA\210922\MGAS0825.M (RTE Integrator)
Title : METHOD 8260B
Last Update : Thu Aug 26 16:19:36 2021
Response via : Initial Calibration
DataAcq Meth : M8260

Internal Standards	R.T.	QIon	Response	Conc Units	Dev(Min)
1) Fluorobenzene (IS)	6.37	TIC	424742	25.00 ppb	0.15
3) Chlorobenzene-D5 (IS)	11.75	TIC	1104162m	25.00 ppb	0.00
4) 1,4-Dichlorobenzene (IS)	10.94	TIC	9167m	25.00 ppb	0.00

System Monitoring Compounds

Target Compounds Qvalue

(#) = qualifier out of range (m) = manual integration
1102M20.D LGAS1129.M Wed Dec 01 08:07:23 2021 Page 1

Quantitation Report (Not Reviewed)

Data File : M:\MAX\DATA\211029\1102M20.D
Acq On : 2 Nov 21 18:03
Sample : BA44462W01
Misc : IS&S 8/4/21

Vial: 20
Operator: LP,DG,CH
Inst : Max
Multiplr: 1.00

Quant Time: Dec 1 5:32 2021

Quant Results File: M0825SUR.RES

Quant Method : M:\MAX\DATA\210922\M0825SUR.M (RTE Integrator)
Title : METHOD 8260B
Last Update : Thu Aug 26 11:16:48 2021
Response via : Initial Calibration
DataAcq Meth : M8260

Internal Standards	R.T.	QIon	Response	Conc Units	Dev(Min)
1) Fluorobenzene (IS)	6.37	96	358839	25.00 ppb	0.16
4) Chlorobenzene-D5 (IS)	9.52	117	326039	25.00 ppb	0.11
7) 1,4-Dichlorobenzene-D (IS)	11.84	152	205478	25.00 ppb	0.10
System Monitoring Compounds					
2) Dibromofluoromethane(S)	5.59	111	120739	27.90 ppb	0.17
Spiked Amount 25.000			Recovery	= 111.600%	
3) 1,2-DCA-D4(S)	5.98	65	79424	27.93 ppb	0.16
Spiked Amount 25.000			Recovery	= 111.712%	
5) Toluene-D8(S)	8.07	98	375379	24.55 ppb	0.12
Spiked Amount 25.000			Recovery	= 98.208%	
6) 4-Bromofluorobenzene(S)	10.70	95	146283	24.52 ppb	0.10
Spiked Amount 25.000			Recovery	= 98.092%	

Target Compounds Qvalue

(#) = qualifier out of range (m) = manual integration

Quantitation Report

Data File : M:\MAX\DATA\211029\1102M20.D
Acq On : 2 Nov 21 18:03
Sample : BA44462W01
Misc : IS&S 8/4/21

Vial: 20
Operator: LP,DG,CH
Inst : Max
Multiplr: 1.00

Quant Time: Dec 1 5:05 2021

Quant Results File: MGAS0825.RES

Method : M:\LOKI\DATA\211129\LGAS1129.M (RTE Integrator)
Title : METHOD 8260B
Last Update : Tue Nov 30 10:16:55 2021
Response via : Initial Calibration



Quantitation Report (QT Reviewed)

Data File : M:\MAX\DATA\211029\1102M21.D
Acq On : 2 Nov 21 18:32
Sample : BA44463W01
Misc : IS&S 8/4/21

Vial: 21
Operator: LP,DG,CH
Inst : Max
Multiplr: 1.00

Quant Time: Dec 1 5:07 2021

Quant Results File: MGAS0825.RES

Quant Method : M:\MAX\DATA\210922\MGAS0825.M (RTE Integrator)
Title : METHOD 8260B
Last Update : Thu Aug 26 16:19:36 2021
Response via : Initial Calibration
DataAcq Meth : M8260

Internal Standards	R.T.	QIon	Response	Conc Units	Dev(Min)
1) Fluorobenzene (IS)	6.37	TIC	428348	25.00 ppb	0.15
3) Chlorobenzene-D5 (IS)	11.75	TIC	1087467m	25.00 ppb	0.00
4) 1,4-Dichlorobenzene (IS)	10.94	TIC	10499m	25.00 ppb	0.00

System Monitoring Compounds

Target Compounds Qvalue

(#) = qualifier out of range (m) = manual integration

Quantitation Report (Not Reviewed)

Data File : M:\MAX\DATA\211029\1102M21.D
Acq On : 2 Nov 21 18:32
Sample : BA44463W01
Misc : IS&S 8/4/21

Vial: 21
Operator: LP,DG,CH
Inst : Max
Multiplr: 1.00

Quant Time: Dec 1 5:32 2021

Quant Results File: M0825SUR.RES

Quant Method : M:\MAX\DATA\210922\M0825SUR.M (RTE Integrator)
Title : METHOD 8260B
Last Update : Thu Aug 26 11:16:48 2021
Response via : Initial Calibration
DataAcq Meth : M8260

Internal Standards	R.T.	QIon	Response	Conc Units	Dev(Min)
1) Fluorobenzene (IS)	6.37	96	358766	25.00 ppb	0.15
4) Chlorobenzene-D5 (IS)	9.52	117	323458	25.00 ppb	0.11
7) 1,4-Dichlorobenzene-D (IS)	11.84	152	202905	25.00 ppb	0.10
System Monitoring Compounds					
2) Dibromofluoromethane(S)	5.59	111	121453	28.07 ppb	0.17
Spiked Amount 25.000			Recovery	= 112.284%	
3) 1,2-DCA-D4(S)	5.98	65	84536	29.73 ppb	0.16
Spiked Amount 25.000			Recovery	= 118.924%	
5) Toluene-D8(S)	8.07	98	386155	25.46 ppb	0.12
Spiked Amount 25.000			Recovery	= 101.832%	
6) 4-Bromofluorobenzene(S)	10.70	95	146713	24.79 ppb	0.10
Spiked Amount 25.000			Recovery	= 99.168%	

Target Compounds Qvalue

(#) = qualifier out of range (m) = manual integration

Quantitation Report

Data File : M:\MAX\DATA\211029\1102M21.D
Acq On : 2 Nov 21 18:32
Sample : BA44463W01
Misc : IS&S 8/4/21

Vial: 21
Operator: LP,DG,CH
Inst : Max
Multiplr: 1.00

Quant Time: Dec 1 5:07 2021

Quant Results File: MGAS0825.RES

Method : M:\LOKI\DATA\211129\LGAS1129.M (RTE Integrator)
Title : METHOD 8260B
Last Update : Tue Nov 30 10:16:55 2021
Response via : Initial Calibration



1102M21.D LGAS1129.M Wed Dec 01 08:07:24 2021

Quantitation Report (QT Reviewed)

Data File : M:\MAX\DATA\211029\1102M22.D
Acq On : 2 Nov 21 19:00
Sample : BA44464W01
Misc : IS&S 8/4/21

Vial: 22
Operator: LP,DG,CH
Inst : Max
Multiplr: 1.00

Quant Time: Dec 1 5:16 2021

Quant Results File: MGAS0825.RES

Quant Method : M:\MAX\DATA\210922\MGAS0825.M (RTE Integrator)
Title : METHOD 8260B
Last Update : Thu Aug 26 16:19:36 2021
Response via : Initial Calibration
DataAcq Meth : M8260

Internal Standards	R.T.	QIon	Response	Conc Units	Dev(Min)
1) Fluorobenzene (IS)	6.37	TIC	417090	25.00 ppb	0.15
3) Chlorobenzene-D5 (IS)	11.75	TIC	1053782m	25.00 ppb	0.00
4) 1,4-Dichlorobenzene (IS)	10.94	TIC	8181m	25.00 ppb	0.00

System Monitoring Compounds

Target Compounds Qvalue

(#) = qualifier out of range (m) = manual integration

Quantitation Report (Not Reviewed)

Data File : M:\MAX\DATA\211029\1102M22.D
Acq On : 2 Nov 21 19:00
Sample : BA44464W01
Misc : IS&S 8/4/21

Vial: 22
Operator: LP,DG,CH
Inst : Max
Multiplr: 1.00

Quant Time: Dec 1 5:32 2021

Quant Results File: M0825SUR.RES

Quant Method : M:\MAX\DATA\210922\M0825SUR.M (RTE Integrator)
Title : METHOD 8260B
Last Update : Thu Aug 26 11:16:48 2021
Response via : Initial Calibration
DataAcq Meth : M8260

Internal Standards	R.T.	QIon	Response	Conc Units	Dev(Min)
1) Fluorobenzene (IS)	6.37	96	351277	25.00 ppb	0.15
4) Chlorobenzene-D5 (IS)	9.52	117	316210	25.00 ppb	0.11
7) 1,4-Dichlorobenzene-D (IS)	11.84	152	195584	25.00 ppb	0.10
System Monitoring Compounds					
2) Dibromofluoromethane(S)	5.59	111	115157	27.18 ppb	0.17
Spiked Amount 25.000			Recovery	= 108.732%	
3) 1,2-DCA-D4(S)	5.98	65	81704	29.35 ppb	0.16
Spiked Amount 25.000			Recovery	= 117.392%	
5) Toluene-D8(S)	8.07	98	372592	25.13 ppb	0.12
Spiked Amount 25.000			Recovery	= 100.508%	
6) 4-Bromofluorobenzene(S)	10.70	95	144090	24.91 ppb	0.10
Spiked Amount 25.000			Recovery	= 99.628%	

Target Compounds Qvalue

(#) = qualifier out of range (m) = manual integration

Quantitation Report

Data File : M:\MAX\DATA\211029\1102M22.D
Acq On : 2 Nov 21 19:00
Sample : BA44464W01
Misc : IS&S 8/4/21

Vial: 22
Operator: LP,DG,CH
Inst : Max
Multiplr: 1.00

Quant Time: Dec 1 5:16 2021

Quant Results File: MGAS0825.RES

Method : M:\LOKI\DATA\211129\LGAS1129.M (RTE Integrator)
Title : METHOD 8260B
Last Update : Tue Nov 30 10:16:55 2021
Response via : Initial Calibration



1102M22.D LGAS1129.M Wed Dec 01 08:07:24 2021

Quantitation Report (QT Reviewed)

Data File : M:\MAX\DATA\211029\1102M23.D
Acq On : 2 Nov 21 19:29
Sample : BA44465W01
Misc : IS&S 8/4/21

Vial: 23
Operator: LP,DG,CH
Inst : Max
Multiplr: 1.00

Quant Time: Dec 1 5:17 2021

Quant Results File: MGAS0825.RES

Quant Method : M:\MAX\DATA\210922\MGAS0825.M (RTE Integrator)
Title : METHOD 8260B
Last Update : Thu Aug 26 16:19:36 2021
Response via : Initial Calibration
DataAcq Meth : M8260

Internal Standards	R.T.	QIon	Response	Conc Units	Dev(Min)
1) Fluorobenzene (IS)	6.37	TIC	400455	25.00 ppb	0.15
3) Chlorobenzene-D5 (IS)	11.75	TIC	1070190m	25.00 ppb	0.00
4) 1,4-Dichlorobenzene (IS)	10.94	TIC	7572m	25.00 ppb	0.00

System Monitoring Compounds

Target Compounds Qvalue

(#) = qualifier out of range (m) = manual integration

Quantitation Report (Not Reviewed)

Data File : M:\MAX\DATA\211029\1102M23.D
Acq On : 2 Nov 21 19:29
Sample : BA44465W01
Misc : IS&S 8/4/21

Vial: 23
Operator: LP,DG,CH
Inst : Max
Multiplr: 1.00

Quant Time: Dec 1 5:32 2021

Quant Results File: M0825SUR.RES

Quant Method : M:\MAX\DATA\210922\M0825SUR.M (RTE Integrator)
Title : METHOD 8260B
Last Update : Thu Aug 26 11:16:48 2021
Response via : Initial Calibration
DataAcq Meth : M8260

Internal Standards	R.T.	QIon	Response	Conc Units	Dev(Min)
1) Fluorobenzene (IS)	6.37	96	345153	25.00 ppb	0.15
4) Chlorobenzene-D5 (IS)	9.52	117	316162	25.00 ppb	0.11
7) 1,4-Dichlorobenzene-D (IS)	11.84	152	199368	25.00 ppb	0.10
System Monitoring Compounds					
2) Dibromofluoromethane(S)	5.59	111	111731	26.84 ppb	0.17
Spiked Amount 25.000			Recovery	= 107.368%	
3) 1,2-DCA-D4(S)	5.98	65	80656	29.49 ppb	0.16
Spiked Amount 25.000			Recovery	= 117.944%	
5) Toluene-D8(S)	8.07	98	364169	24.56 ppb	0.12
Spiked Amount 25.000			Recovery	= 98.252%	
6) 4-Bromofluorobenzene(S)	10.70	95	142167	24.58 ppb	0.10
Spiked Amount 25.000			Recovery	= 98.312%	

Target Compounds Qvalue

(#) = qualifier out of range (m) = manual integration

Quantitation Report

Data File : M:\MAX\DATA\211029\1102M23.D
Acq On : 2 Nov 21 19:29
Sample : BA44465W01
Misc : IS&S 8/4/21

Vial: 23
Operator: LP,DG,CH
Inst : Max
Multiplr: 1.00

Quant Time: Dec 1 5:17 2021

Quant Results File: MGAS0825.RES

Method : M:\LOKI\DATA\211129\LGAS1129.M (RTE Integrator)
Title : METHOD 8260B
Last Update : Tue Nov 30 10:16:55 2021
Response via : Initial Calibration



1102M23.D LGAS1129.M Wed Dec 01 08:07:25 2021

Quantitation Report (QT Reviewed)

Data File : M:\MAX\DATA\211029\1102M10.D
Acq On : 2 Nov 21 13:20
Sample : 211102A BLK
Misc : IS&S 8/4/21

Vial: 10
Operator: LP,DG,CH
Inst : Max
Multiplr: 1.00

Quant Time: Dec 1 4:53 2021

Quant Results File: MGAS0825.RE

Quant Method : M:\MAX\DATA\210922\MGAS0825.M (RTE Integrator)
Title : METHOD 8260B
Last Update : Thu Aug 26 16:19:36 2021
Response via : Initial Calibration
DataAcq Meth : M8260

Internal Standards	R.T.	QIon	Response	Conc Units	Dev(Min)
1) Fluorobenzene (IS)	6.37	TIC	440307	25.00 ppb	0.16
3) Chlorobenzene-D5 (IS)	11.75	TIC	1098875m	25.00 ppb	0.00
4) 1,4-Dichlorobenzene (IS)	10.94	TIC	5503m	25.00 ppb	0.00

System Monitoring Compounds

Target Compounds Qvalue

(#) = qualifier out of range (m) = manual integration

Quantitation Report (Not Reviewed)

Data File : M:\MAX\DATA\211029\1102M10.D
Acq On : 2 Nov 21 13:20
Sample : 211102A BLK
Misc : IS&S 8/4/21

Vial: 10
Operator: LP,DG,CH
Inst : Max
Multiplr: 1.00

Quant Time: Dec 1 5:32 2021

Quant Results File: M0825SUR.RE

Quant Method : M:\MAX\DATA\210922\M0825SUR.M (RTE Integrator)
Title : METHOD 8260B
Last Update : Thu Aug 26 11:16:48 2021
Response via : Initial Calibration
DataAcq Meth : M8260

Internal Standards	R.T.	QIon	Response	Conc Units	Dev(Min)
1) Fluorobenzene (IS)	6.37	96	373873	25.00 ppb	0.16
4) Chlorobenzene-D5 (IS)	9.52	117	340772	25.00 ppb	0.11
7) 1,4-Dichlorobenzene-D (IS)	11.84	152	207047	25.00 ppb	0.10
System Monitoring Compounds					
2) Dibromofluoromethane(S)	5.59	111	118657	26.32 ppb	0.17
Spiked Amount 25.000			Recovery	= 105.264%	
3) 1,2-DCA-D4(S)	5.98	65	86384	29.15 ppb	0.16
Spiked Amount 25.000			Recovery	= 116.616%	
5) Toluene-D8(S)	8.07	98	399098	24.97 ppb	0.12
Spiked Amount 25.000			Recovery	= 99.900%	
6) 4-Bromofluorobenzene(S)	10.70	95	153179	24.57 ppb	0.10
Spiked Amount 25.000			Recovery	= 98.276%	

Target Compounds Qvalue

(#) = qualifier out of range (m) = manual integration

Quantitation Report

Data File : M:\MAX\DATA\211029\1102M10.D
Acq On : 2 Nov 21 13:20
Sample : 211102A BLK
Misc : IS&S 8/4/21

Vial: 10
Operator: LP,DG,CH
Inst : Max
Multiplr: 1.00

Quant Time: Dec 1 4:53 2021

Quant Results File: MGAS0825.RE

Method : M:\LOKI\DATA\211129\LGAS1129.M (RTE Integrator)
Title : METHOD 8260B
Last Update : Tue Nov 30 10:16:55 2021
Response via : Initial Calibration



Quantitation Report (QT Reviewed)

Data File : M:\MAX\DATA\211029\1102M08.D
Acq On : 2 Nov 21 12:23
Sample : 211102A LCS 300ug/L
Misc : IS&S 8/4/21

Vial: 8
Operator: LP,DG,CH
Inst : Max
Multiplr: 1.00

Quant Time: Nov 2 12:04 2021 Quant Results File: MGAS0825.RE

Quant Method : M:\MAX\DATA\210922\MGAS0825.M (RTE Integrator)
Title : METHOD 8260B
Last Update : Thu Aug 26 16:19:36 2021
Response via : Initial Calibration
DataAcq Meth : M8260

Internal Standards	R.T.	QIon	Response	Conc Units	Dev(Min)
1) Fluorobenzene (IS)	6.37	TIC	428863	25.00 ppb	0.16
3) Chlorobenzene-D5 (IS)	11.75	TIC	1146487m	25.00 ppb	0.00
4) 1,4-Dichlorobenzene (IS)	10.94	TIC	131055m	25.00 ppb	0.00

System Monitoring Compounds

Target Compounds					Qvalue
2) Gasoline C6-C10	8.08	TIC	6882893m	357.52 ppb	100

(#) = qualifier out of range (m) = manual integration
1102M08.D LGAS1129.M Wed Dec 01 08:07:15 2021 Page 1

Quantitation Report (Not Reviewed)

Data File : M:\MAX\DATA\211029\1102M08.D
Acq On : 2 Nov 21 12:23
Sample : 211102A LCS 300ug/L
Misc : IS&S 8/4/21

Vial: 8
Operator: LP,DG,CH
Inst : Max
Multiplr: 1.00

Quant Time: Dec 1 5:32 2021 Quant Results File: M0825SUR.RE

Quant Method : M:\MAX\DATA\210922\M0825SUR.M (RTE Integrator)
Title : METHOD 8260B
Last Update : Thu Aug 26 11:16:48 2021
Response via : Initial Calibration
DataAcq Meth : M8260

Internal Standards	R.T.	QIon	Response	Conc Units	Dev(Min)
1) Fluorobenzene (IS)	6.37	96	361023	25.00 ppb	0.16
4) Chlorobenzene-D5 (IS)	9.52	117	332218	25.00 ppb	0.11
7) 1,4-Dichlorobenzene-D (IS)	11.84	152	215706	25.00 ppb	0.10
System Monitoring Compounds					
2) Dibromofluoromethane(S)	5.59	111	121672	27.95 ppb	0.17
Spiked Amount 25.000			Recovery	= 111.780%	
3) 1,2-DCA-D4(S)	5.98	65	80504	28.14 ppb	0.16
Spiked Amount 25.000			Recovery	= 112.544%	
5) Toluene-D8(S)	8.08	98	382945	24.58 ppb	0.13
Spiked Amount 25.000			Recovery	= 98.324%	
6) 4-Bromofluorobenzene(S)	10.70	95	152954	25.16 ppb	0.10
Spiked Amount 25.000			Recovery	= 100.660%	

Target Compounds Qvalue

(#) = qualifier out of range (m) = manual integration
1102M08.D M0825SUR.M Wed Dec 01 08:12:37 2021 Page 1

Quantitation Report

Data File : M:\MAX\DATA\211029\1102M08.D
Acq On : 2 Nov 21 12:23
Sample : 211102A LCS 300ug/L
Misc : IS&S 8/4/21

Vial: 8
Operator: LP,DG,CH
Inst : Max
Multiplr: 1.00

Quant Time: Nov 2 12:04 2021

Quant Results File: MGAS0825.RE

Method : M:\LOKI\DATA\211129\LGAS1129.M (RTE Integrator)
Title : METHOD 8260B
Last Update : Tue Nov 30 10:16:55 2021
Response via : Initial Calibration

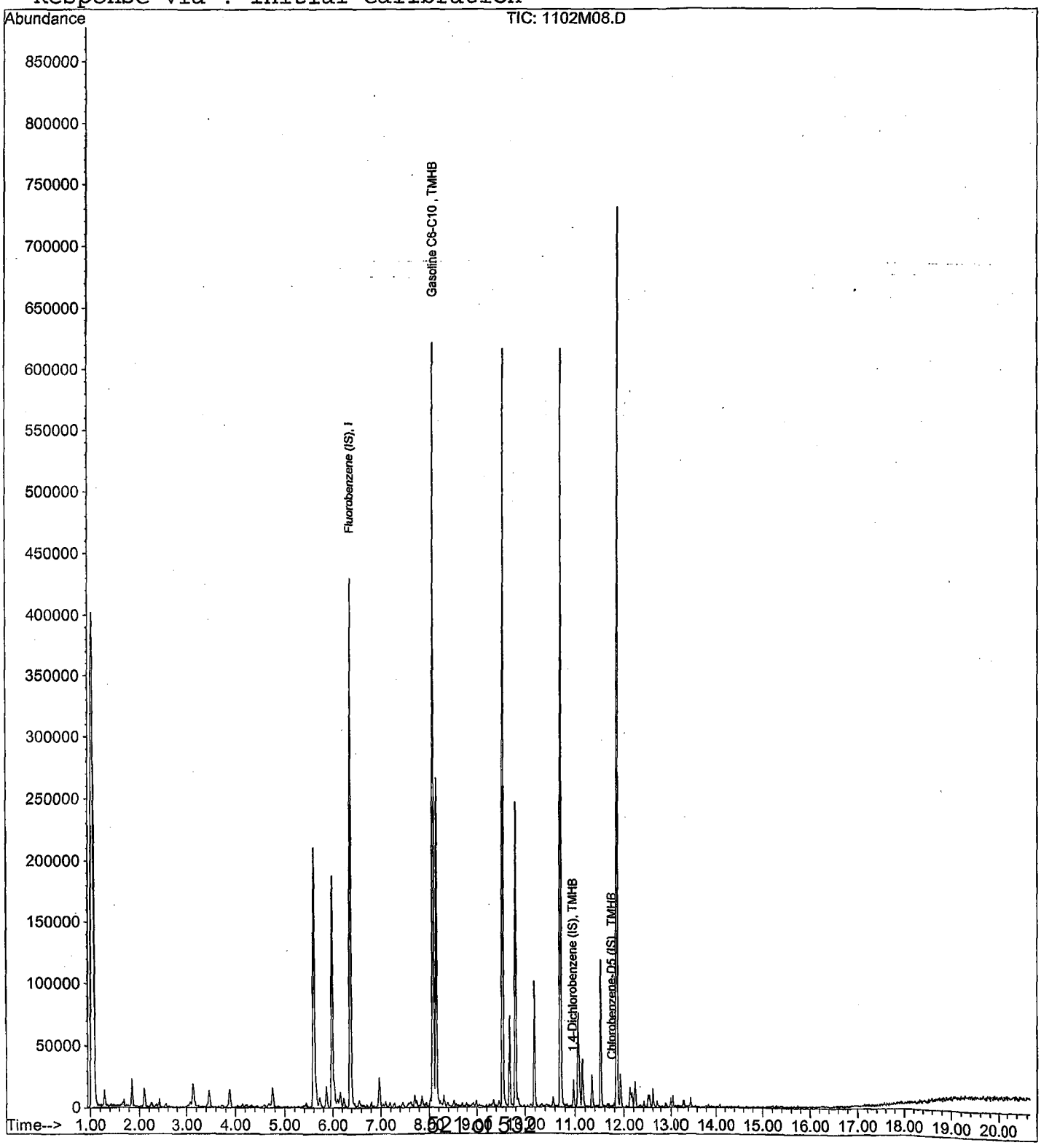

Quantitation Report (QT Reviewed)

Data File : M:\MAX\DATA\211029\1102M09.D
Acq On : 2 Nov 21 12:51
Sample : 211102A LCSD 300ug/L
Misc : IS&S 8/4/21

Vial: 9
Operator: LP,DG,CH
Inst : Max
Multiplr: 1.00

Quant Time: Nov 2 12:34 2021 Quant Results File: MGAS0825.RE

Quant Method : M:\MAX\DATA\210922\MGAS0825.M (RTE Integrator)
Title : METHOD 8260B
Last Update : Thu Aug 26 16:19:36 2021
Response via : Initial Calibration
DataAcq Meth : M8260

Internal Standards	R.T.	QIon	Response	Conc Units	Dev(Min)
1) Fluorobenzene (IS)	6.37	TIC	432417	25.00 ppb	0.16
3) Chlorobenzene-D5 (IS)	11.75	TIC	1125889m	25.00 ppb	0.00
4) 1,4-Dichlorobenzene (IS)	10.94	TIC	108970m	25.00 ppb	0.00

System Monitoring Compounds

Target Compounds					Qvalue
2) Gasoline C6-C10	9.52	TIC	6600182m	304.67 ppb	100

(#) = qualifier out of range (m) = manual integration
1102M09.D LGAS1129.M Wed Dec 01 08:07:16 2021 Page 1

Quantitation Report (Not Reviewed)

Data File : M:\MAX\DATA\211029\1102M09.D
Acq On : 2 Nov 21 12:51
Sample : 211102A LCSD 300ug/L
Misc : IS&S 8/4/21

Vial: 9
Operator: LP,DG,CH
Inst : Max
Multiplr: 1.00

Quant Time: Dec 1 5:32 2021

Quant Results File: M0825SUR.RE

Quant Method : M:\MAX\DATA\210922\M0825SUR.M (RTE Integrator)
Title : METHOD 8260B
Last Update : Thu Aug 26 11:16:48 2021
Response via : Initial Calibration
DataAcq Meth : M8260

Internal Standards	R.T.	QIon	Response	Conc Units	Dev(Min)
1) Fluorobenzene (IS)	6.37	96	358214	25.00 ppb	0.16
4) Chlorobenzene-D5 (IS)	9.52	117	326114	25.00 ppb	0.11
7) 1,4-Dichlorobenzene-D (IS)	11.84	152	211819	25.00 ppb	0.10
System Monitoring Compounds					
2) Dibromofluoromethane(S)	5.59	111	118682	27.47 ppb	0.17
Spiked Amount 25.000			Recovery	= 109.888%	
3) 1,2-DCA-D4(S)	5.98	65	80808	28.46 ppb	0.16
Spiked Amount 25.000			Recovery	= 113.856%	
5) Toluene-D8(S)	8.08	98	381233	24.93 ppb	0.13
Spiked Amount 25.000			Recovery	= 99.716%	
6) 4-Bromofluorobenzene(S)	10.70	95	152794	25.61 ppb	0.10
Spiked Amount 25.000			Recovery	= 102.436%	

Target Compounds Qvalue

(#) = qualifier out of range (m) = manual integration

Quantitation Report

Data File : M:\MAX\DATA\211029\1102M09.D
Acq On : 2 Nov 21 12:51
Sample : 211102A LCSD 300ug/L
Misc : IS&S 8/4/21

Vial: 9
Operator: LP,DG,CH
Inst : Max
Multiplr: 1.00

Quant Time: Nov 2 12:34 2021

Quant Results File: MGAS0825.RE

Method : M:\LOKI\DATA\211129\LGAS1129.M (RTE Integrator)
Title : METHOD 8260B
Last Update : Tue Nov 30 10:16:55 2021
Response via : Initial Calibration

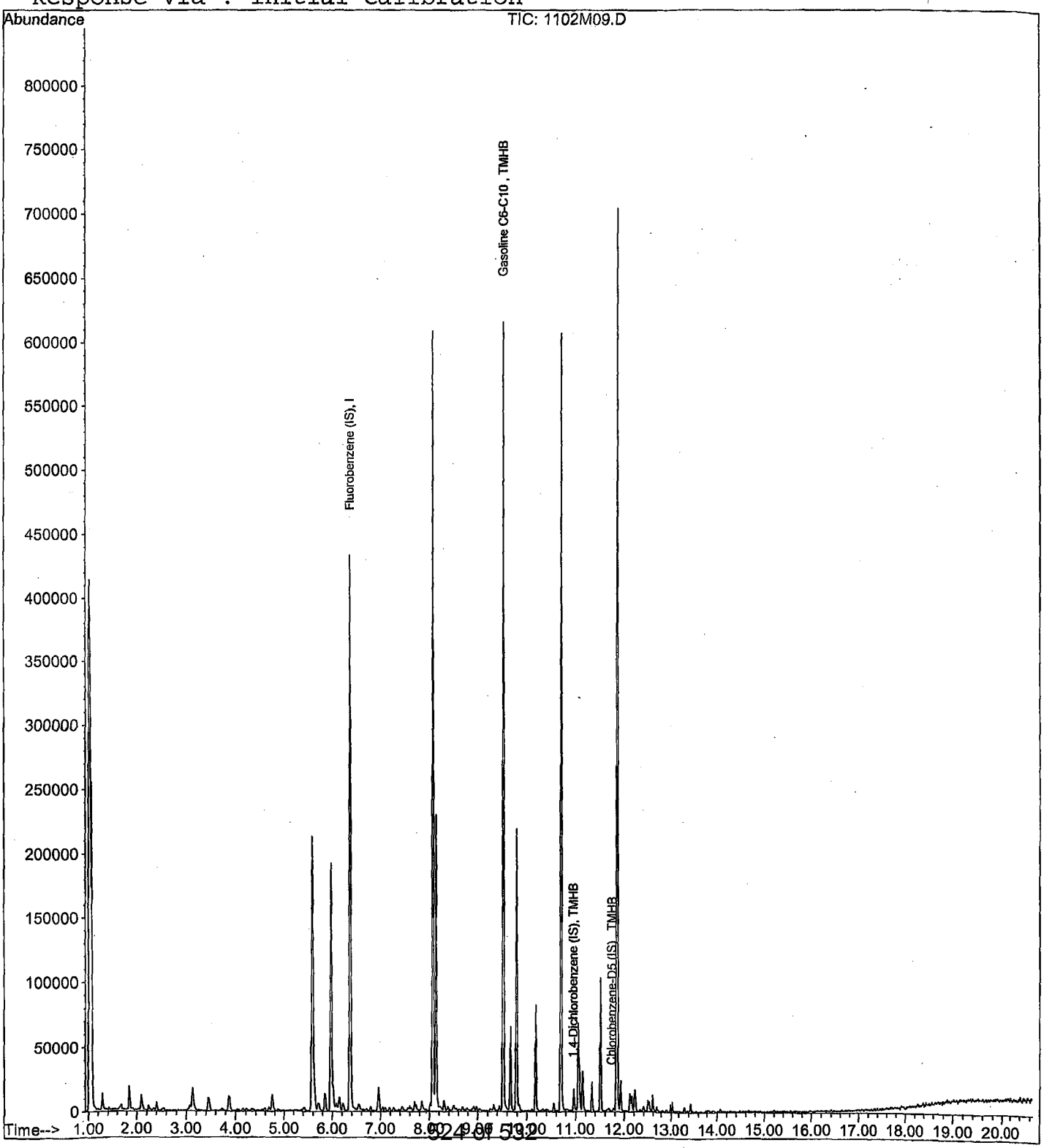

MAX 8260 Standard Prep

MAX 8260 Water Calibration Curve

Prepared By (Initials): CH

0.3ug/L

Prepared: 8/25/2021

Expires: 9/8/2021

Initial Standard Information							Final Standard Information			
Name of Initial Standard (QAU Label)	Supplier	APPL Mix Name	Conc. (ug/mL)	Reference To APPL Prep Date	Exp. Date	Exp. Date (Manufacturers)	Aliquot From Stock	Final Volume	Solvent	Final Standard Conc. (ug/L)
VOA STD. 9	Various	0.3ug/L	5	Prepared 08/24/21	10/23/2021	N/A	3uL	50mL	P&T Water	0.3
VOA STD. 1	Absolute		50	Prepared 08/24/21	10/23/2021	N/A	5uL			5
VOA STD. 2	Phenova		100	Prepared 08/24/21	10/23/2021	N/A	2.5uL			5
VOA STD. TBA	Various		250	Prepared 08/24/21	9/8/2021	N/A	2uL			10

0.5ug/L

Prepared: 8/25/2021

Expires: 9/8/2021

Initial Standard Information							Final Standard Information			
Name of Initial Standard (QAU Label)	Supplier	APPL Mix Name	Conc. (ug/mL)	Reference To APPL Prep Date	Exp. Date	Exp. Date (Manufacturers)	Aliquot From Stock	Final Volume	Solvent	Final Standard Conc. (ug/L)
VOA STD. 9	Various	0.5ug/L	5	Prepared 08/24/21	10/23/2021	N/A	5uL	50mL	P&T Water	0.5
VOA STD. 1	Absolute		50	Prepared 08/24/21	10/23/2021	N/A	10uL			10
VOA STD. 2	Phenova		100	Prepared 08/24/21	10/23/2021	N/A	5uL			10
VOA STD. TBA	Various		250	Prepared 08/24/21	9/8/2021	N/A	5uL			25

1.0ug/L

Prepared: 8/25/2021

Expires: 9/8/2021

Initial Standard Information							Final Standard Information			
Name of Initial Standard (QAU Label)	Supplier	APPL Mix Name	Conc. (ug/mL)	Reference To APPL Prep Date	Exp. Date	Exp. Date (Manufacturers)	Aliquot From Stock	Final Volume	Solvent	Final Standard Conc. (ug/L)
VOA STD. 9	Various	1.0ug/L	5	Prepared 08/24/21	10/23/2021	N/A	10uL	50mL	P&T Water	1
VOA STD. 1	Absolute		50	Prepared 08/24/21	10/23/2021	N/A	20uL			20
VOA STD. 2	Phenova		100	Prepared 08/24/21	10/23/2021	N/A	10uL			20
VOA STD. TBA	Various		250	Prepared 08/24/21	9/8/2021	N/A	10uL			50

2.0ug/L

Prepared: 8/25/2021

Expires: 9/8/2021

Initial Standard Information							Final Standard Information			
Name of Initial Standard (QAU Label)	Supplier	APPL Mix Name	Conc. (ug/mL)	Reference To APPL Prep Date	Exp. Date	Exp. Date (Manufacturers)	Aliquot From Stock	Final Volume	Solvent	Final Standard Conc. (ug/L)
VOA STD. 9	Various	2.0ug/L	5	Prepared 08/24/21	10/23/2021	N/A	20uL	50mL	P&T Water	2
VOA STD. 1	Absolute		50	Prepared 08/24/21	10/23/2021	N/A	30uL			30
VOA STD. 2	Phenova		100	Prepared 08/24/21	10/23/2021	N/A	15uL			30
VOA STD. TBA	Various		250	Prepared 08/24/21	9/8/2021	N/A	15uL			75

5ug/L

Prepared: 8/25/2021

Expires: 9/8/2021

Initial Standard Information							Final Standard Information			
Name of Initial Standard (QAU Label)	Supplier	APPL Mix Name	Conc. (ug/mL)	Reference To APPL Prep Date	Exp. Date	Exp. Date (Manufacturers)	Aliquot From Stock	Final Volume	Solvent	Final Standard Conc. (ug/L)
VOA STD. 7	Various	5ug/L	50	Prepared 08/24/21	10/23/2021	N/A	5uL	50mL	P&T Water	5
VOA STD. 8	Phenova		50	Prepared 08/24/21	9/8/2021	N/A	5uL			5
VOA STD. 1	Absolute		50	Prepared 08/24/21	10/23/2021	N/A	40uL			40
VOA STD. 2	Phenova		100	Prepared 08/24/21	10/23/2021	N/A	20uL			20
VOA STD. TBA	Various		250	Prepared 08/24/21	9/8/2021	N/A	20uL			100

10ug/L

Prepared: 8/25/2021

Expires: 9/8/2021

Initial Standard Information							Final Standard Information			
Name of Initial Standard (QAU Label)	Supplier	APPL Mix Name	Conc. (ug/mL)	Reference To APPL Prep Date	Exp. Date	Exp. Date (Manufacturers)	Aliquot From Stock	Final Volume	Solvent	Final Standard Conc. (ug/L)
VOA STD. 7	Various	10ug/L	50	Prepared 08/24/21	10/23/2021	N/A	10uL	50mL	P&T Water	10
VOA STD. 8	Phenova		50	Prepared 08/24/21	9/8/2021	N/A	10uL			10
VOA STD. 1	Absolute		50	Prepared 08/24/21	10/23/2021	N/A	50uL			50
VOA STD. 2	Phenova		100	Prepared 08/24/21	10/23/2021	N/A	25uL			50
VOA STD. TBA	Various		250	Prepared 08/24/21	9/8/2021	N/A	25uL			125

20ug/L

Prepared: 8/25/2021

Expires: 9/8/2021

Initial Standard Information							Final Standard Information			
Name of Initial Standard (QAU Label)	Supplier	APPL Mix Name	Conc. (ug/mL)	Reference To APPL Prep Date	Exp. Date	Exp. Date (Manufacturers)	Aliquot From Stock	Final Volume	Solvent	Final Standard Conc. (ug/L)
VOA STD. 7	Various	20ug/L	50	Prepared 08/24/21	10/23/2021	N/A	20uL	50mL	P&T Water	20
VOA STD. 8	Phenova		50	Prepared 08/24/21	9/8/2021	N/A	20uL			20
VOA STD. 1	Absolute		50	Prepared 08/24/21	10/23/2021	N/A	60uL			60
VOA STD. 2	Phenova		100	Prepared 08/24/21	10/23/2021	N/A	30uL			60
VOA STD. TBA	Various		250	Prepared 08/24/21	9/8/2021	N/A	30uL			150

40ug/L

Prepared: 8/25/2021

Expires: 9/8/2021

Initial Standard Information							Final Standard Information			
Name of Initial Standard (QAU Label)	Supplier	APPL Mix Name	Conc. (ug/mL)	Reference To APPL Prep Date	Exp. Date	Exp. Date (Manufacturers)	Aliquot From Stock	Final Volume	Solvent	Final Standard Conc. (ug/L)
VOA STD. 7	Various	40ug/L	50	Prepared 08/24/21	10/23/2021	N/A	40uL	50mL	P&T Water	40
VOA STD. 8	Phenova		50	Prepared 08/24/21	9/8/2021	N/A	40uL			40
VOA STD. 1	Absolute		50	Prepared 08/24/21	10/23/2021	N/A	80uL			80
VOA STD. 2	Phenova		100	Prepared 08/24/21	10/23/2021	N/A	40uL			80
VOA STD. TBA	Various		250	Prepared 08/24/21	9/8/2021	N/A	35uL			175

100ug/L

Prepared: 8/25/2021

Expires: 9/8/2021

Initial Standard Information							Final Standard Information			
Name of Initial Standard (QAU Label)	Supplier	APPL Mix Name	Conc. (ug/mL)	Reference To APPL Prep Date	Exp. Date	Exp. Date (Manufacturers)	Aliquot From Stock	Final Volume	Solvent	Final Standard Conc. (ug/L)
VOA STD. 7	Various	100ug/L	50	Prepared 08/24/21	10/23/2021	N/A	100uL	50mL	P&T Water	100
VOA STD. 8	Phenova		50	Prepared 08/24/21	9/8/2021	N/A	100uL			100
VOA STD. 1	Absolute		50	Prepared 08/24/21	10/23/2021	N/A	100uL			100
VOA STD. 2	Phenova		100	Prepared 08/24/21	10/23/2021	N/A	50uL			100
VOA STD. TBA	Various		250	Prepared 08/24/21	9/8/2021	N/A	40uL			200

MAX 8260 Water Second Source (SS)

Prepared: 8/25/2021

Prepared By (Initials): CH

Expires: 9/8/2021

Initial Standard Information							Final Standard Information			
Name of Initial Standard (QAU Label)	Supplier	APPL Mix Name	Conc. (ug/mL)	Reference To APPL Prep Date	Exp. Date	Exp. Date (Manufacturers)	Aliquot From Stock	Final Volume	Solvent	Final Standard Conc. (ug/L)
VOA STD. 3	Phenova	8260 Water SS	100	Prepared 08/24/21	10/23/2021	N/A	25uL	50mL	P&T Water	50
VOA STD. GASES	Phenova	8260 Water SS	50	Prepared 08/24/21	10/23/2021	N/A	10uL			10
VOA STD. 0	Phenova	8260 Water SS	50	Prepared 08/24/21	10/23/2021	N/A	10uL			10
VOA STD. 2-CEVE	Absolute	8260 Water SS	50	Prepared 08/24/21	8/24/2021	N/A	50uL			50
VOA STD. 6	Various	8260 Water SS	50	Prepared 08/24/21	9/8/2021	N/A	10uL			10
Voa STD. TBA	Various	8260 Water SS	250	Prepared 08/24/21	9/8/2021	N/A	25uL			250

8260 Water Continuing Calibrations (CCV)/ Lab Control Spikes (LCS)

Prepared: 8/25/2021

Prepared By (Initials): CH

Expires: 8/26/2021

Initial Standard Information							Final Standard Information			
Name of Initial Standard (QAU Label)	Supplier	APPL Mix Name	Conc. (ug/mL)	Reference To APPL Prep Date	Exp. Date	Exp. Date (Manufacturers)	Aliquot From Stock	Final Volume	Solvent	Final Standard Conc. (ug/L)
VOA STD. 7	Various	CCV/ LCS	50	Prepared 08/24/21	10/23/2021	N/A	10uL	50mL	P&T Water	10
VOA STD. 8	Phenova	CCV/ LCS	50	Prepared 08/24/21	9/8/2021	N/A	10uL			10
VOA STD. 1	Absolute	CCV/ LCS	50	Prepared 08/24/21	10/23/2021	N/A	50uL			50
VOA STD. 2	Phenova	CCV/ LCS	100	Prepared 08/24/21	10/23/2021	N/A	25uL			50
VOA STD. TBA	Various	CCV/ LCS	250	Prepared 08/24/21	9/8/2021	N/A	25uL			250

MAX Gas Standard Prep

Gas Primary Working Standard

Prepared: 6/23/2021 **Prepared By (Initials):** CH

Expires: 1/4/2022

Methanol Lot No.

Initial Standard Information							Final Standard Information			
Name of Initial Standard (QAU Label)	Supplier	Supplier P/N#	Conc. (ug/mL)	Lot Number - QA Number	Exp. Date (1 yr)	Exp. Date (Manufacturers)	Aliquot From Stock	Final Volume	Solvent	Final Standard Conc. (ug/mL)
50,000ug/mL Gas STD	Restek	30205	50,000	A0132443	1/4/2022	12/31/2024	80uL	2mL	Methanol	2,000

Gas Second Source (SS) Working Standard

Prepared: 3/31/2021 **Prepared By (Initials):** CH

Expires: 1/31/1930

Methanol Lot No.

Initial Standard Information							Final Standard Information			
Name of Initial Standard (QAU Label)	Supplier	Supplier P/N#	Conc. (ug/mL)	Lot Number - QA Number	Exp. Date (1 yr)	Exp. Date (Manufacturers)	Aliquot From Stock	Final Volume	Solvent	Final Standard Conc. (ug/mL)
Gasoline (50,000ppm)	Phenova	ALO-101543	50,000	CL14915-51175	1/4/2022	1/31/1930	80uL	2mL	Methanol	2,000

MAX Gas Calibration Curve

Prepared: 8/25/2021 **Prepared By (Initials):** CH

Expires: 10/24/2021

Initial Standard Information							Final Standard Information			
Name of Initial Standard (QAU Label)	Supplier	APPL Mix Name	Conc. (ug/mL)	Reference To APPL Prep Date	Exp. Date	Exp. Date (Manufacturers)	Aliquot From Stock	Final Volume	Solvent	Final Standard Conc. (ug/L)
VOA Gasses Standards	Phenova	20ug/L	2,000	Prepared 06/23/21	1/4/2022	N/A	1uL	100mL	P&T Water	20
VOA Gasses Standards	Phenova	50ug/L	2,000	Prepared 06/23/21	1/4/2022	N/A	2.5uL	100mL	P&T Water	50
VOA Gasses Standards	Phenova	100ug/L	2,000	Prepared 06/23/21	1/4/2022	N/A	5uL	100mL	P&T Water	100
VOA Gasses Standards	Phenova	300ug/L	2,000	Prepared 06/23/21	1/4/2022	N/A	15uL	100mL	P&T Water	300
VOA Gasses Standards	Phenova	600ug/L	2,000	Prepared 06/23/21	1/4/2022	N/A	30uL	100mL	P&T Water	600
VOA Gasses Standards	Phenova	800ug/L	2,000	Prepared 06/23/21	1/4/2022	N/A	40uL	100mL	P&T Water	800
VOA Gasses Standards	Phenova	1,000ug/L	2,000	Prepared 06/23/21	1/4/2022	N/A	50uL	100mL	P&T Water	1,000

Zeus Gas Second Source

Prepared: 8/25/2021 **Prepared By (Initials):** CH

Expires: 10/24/2021

Initial Standard Information							Final Standard Information			
Name of Initial Standard (QAU Label)	Supplier	APPL Mix Name	Conc. (ug/mL)	Reference To APPL Prep Date	Exp. Date	Exp. Date (Manufacturers)	Aliquot From Stock	Final Volume	Solvent	Final Standard Conc. (ug/L)
50,000ug/mL Gas STD	Phenova	SS 300ug/L	2,000	Prepared 03/31/21	1/31/1930	N/A	15uL	100mL	P&T Water	300

MAX Gas Continuing Calibrations/Lab Control Spikes

Prepared: 8/25/2021 **Prepared By (Initials):** CH

Expires: 8/26/2021

Initial Standard Information							Final Standard Information			
Name of Initial Standard (QAU Label)	Supplier	Supplier P/N#	Conc. (ug/mL)	Lot Number - QA Number	Exp. Date (1 yr)	Exp. Date (Manufacturers)	Aliquot From Stock	Final Volume	Solvent	Final Standard Conc. (ug/mL)
VOA Gasses Standards	Phenova	300ug/L	2,000	Prepared 06/23/21	1/4/2022	N/A	15uL	100mL	P&T Water	300

Injection Log

Directory: M:\MAX\DATA\210825\

Line	Vial	FileName	Multiplier	SampleName	Misc Info	Injected
1	2	0825M12.D	1	0.3ug/L VOC STD 8/25/21	IS&S 6/4/21	25 Aug 21 15:15
2	3	0825M13.D	1	0.5ug/L VOC STD 8/25/21	IS&S 6/4/21	25 Aug 21 15:43
3	4	0825M14.D	1	1ug/L VOC STD 8/25/21	IS&S 6/4/21	25 Aug 21 16:11
4	5	0825M15.D	1	2ug/L VOC STD 8/25/21	IS&S 6/4/21	25 Aug 21 16:39
5	6	0825M16.D	1	5ug/L VOC STD 8/25/21	IS&S 6/4/21	25 Aug 21 17:07
6	7	0825M17.D	1	10ug/L VOC STD 8/25/21	IS&S 6/4/21	25 Aug 21 17:35
7	8	0825M18.D	1	20ug/L VOC STD 8/25/21	IS&S 6/4/21	25 Aug 21 18:03
8	9	0825M19.D	1	40ug/L VOC STD 8/25/21	IS&S 6/4/21	25 Aug 21 18:31
9	10	0825M20.D	1	100ug/L VOC STD 8/25/21	IS&S 6/4/21	25 Aug 21 18:59
10	13	0825M23.D	1	20ug/L GAS STD 8/25/21	IS&S 6/4/21	25 Aug 21 20:23
11	14	0825M24.D	1	50ug/L GAS STD 8/25/21	IS&S 6/4/21	25 Aug 21 20:51
12	15	0825M25.D	1	100ug/L GAS STD 8/25/21	IS&S 6/4/21	25 Aug 21 21:19
13	16	0825M26.D	1	300ug/L GAS STD 8/25/21	IS&S 6/4/21	25 Aug 21 21:47
14	17	0825M27.D	1	600ug/L GAS STD 8/25/21	IS&S 6/4/21	25 Aug 21 22:14
15	18	0825M28.D	1	800ug/L GAS STD 8/25/21	IS&S 6/4/21	25 Aug 21 22:42
16	19	0825M29.D	1	1000ug/L GAS STD 8/25/21	IS&S 6/4/21	25 Aug 21 23:10
17	21	0825M31.D	1	(SS) 300ug/L GAS STD 8/25/21	IS&S 6/4/21	26 Aug 21 00:06

Injection Log

Directory: M:\MAX\DATA\211029\

Line	Vial	FileName	Multiplier	SampleName	Misc Info	Injected
1	7	1102M07.D	1	211102A CCV 300ug/L	IS&S 8/4/21	2 Nov 21 11:55
2	8	1102M08.D	1	211102A LCS 300ug/L	IS&S 8/4/21	2 Nov 21 12:23
3	9	1102M09.D	1	211102A LCSD 300ug/L	IS&S 8/4/21	2 Nov 21 12:51
4	10	1102M10.D	1	211102A BLK	IS&S 8/4/21	2 Nov 21 13:20
5	16	1102M16.D	1	BA44458W01	IS&S 8/4/21	2 Nov 21 16:10
6	17	1102M17.D	1	BA44459W01	IS&S 8/4/21	2 Nov 21 16:38
7	18	1102M18.D	1	BA44460W01	IS&S 8/4/21	2 Nov 21 17:07
8	19	1102M19.D	1	BA44461W01	IS&S 8/4/21	2 Nov 21 17:35
9	20	1102M20.D	1	BA44462W01	IS&S 8/4/21	2 Nov 21 18:03
10	21	1102M21.D	1	BA44463W01	IS&S 8/4/21	2 Nov 21 18:32
11	22	1102M22.D	1	BA44464W01	IS&S 8/4/21	2 Nov 21 19:00
12	23	1102M23.D	1	BA44465W01	IS&S 8/4/21	2 Nov 21 19:29
13	25	1102M25.D	1	Ending CCV 300ug/L 11/02/21	IS&S 8/4/21	2 Nov 21 20:25

INORGANIC ANALYSIS
Calibration and Raw Data

TOTAL ORGANIC CARBON

Method: WetChem | Units mg/L | Instrument: Tic Toc

Analyte: TOC | QCG: 211112A

Analyist: EA | Final Volume: 40mL

Date	Time	Appl ID	[TOC]	Raw	% Recovery
10/25/2021	19:20	QC blank	0.00	4558	
10/25/2021	19:56	Ical 1	0.50	9475	
10/25/2021	20:28	Ical 2	2.00	29763	
10/25/2021	21:02	Ical 3	5.00	69278	
10/25/2021	21:35	Ical 4	10.00	139847	
10/25/2021	22:08	Ical 5	20.00	273227	
10/25/2021	10:03	ICB	0.08	2197	
10/25/2021	10:39	ICV	10.40	144915	105.5%

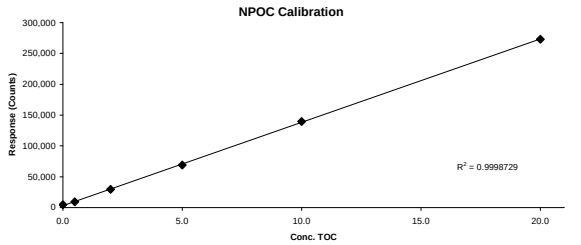

Date	Time	Appl ID	DF	Raw Result	SubSample Amount	Filter Blank Subtract	Calc Conc	Result	Range (mg/L)	QC True	% Recovery
2021-11-12	04:25 PM	CCB Prime	1	1974	40mL	0.000	0.058	0.06	0.13		
2021-11-12	05:07 PM	QCB	1	1535	40mL	0.000	0	0.00	0.00		
2021-11-12	05:49 PM	211112A CCV/LCS 1	1	59460	40mL	0.000	4.292	4.29	0.06	5.00	85.8%
2021-11-12	06:32 PM	211112A CCB/Blk 1	1	1927	40mL	0.000	0.029	0.03	0.02		
2021-11-12	07:15 PM	BA38645W01	1	81970	40mL	0.000	5.89	5.89	0.25		
2021-11-12	07:59 PM	BA38646W02	1	75473	40mL	0.000	5.409	5.41	0.04		
2021-11-12	08:43 PM	BA38647W01	1	75000	40mL	0.000	5.373	5.37	0.11		
2021-11-12	09:27 PM	BA38648W01	1	92720	40mL	0.000	6.686	6.69	0.37		
2021-11-12	10:12 PM	BA38649W01	1	79775	40mL	0.000	5.727	5.73	0.12		
2021-11-12	10:56 PM	BA42533W06	1	7951	40mL	0.000	0.405	0.41	0.28		
2021-11-12	11:38 PM	BA42534W06	1	4176	40mL	0.000	0.126	0.13	0.03		
2021-11-13	12:20 AM	BA42535W06	1	2979	40mL	0.000	0.037	0.04	0.01		
2021-11-13	01:01 AM	BA43919W01	1	12081	40mL	0.000	0.711	0.71	0.03		
2021-11-13	01:42 AM	BA44248W01	1	174969	40mL	0.000	12.781	12.78	1.11		
2021-11-13	02:24 AM	211112A CCV/LCSD 2	1	59673	40mL	0.000	4.308	4.31	0.17	5.00	86.2%
2021-11-13	03:06 AM	211112A CCB 2	1	1679	40mL	0.000	0.011	0.01	0.03		
2021-11-13	03:49 AM	BA44249W01	1	86652	40mL	0.000	6.237	6.24	0.52		
2021-11-13	05:13 AM	BA44251W01	1	91149	40mL	0.000	6.57	6.57	0.27		
2021-11-13	05:54 AM	BA44252W01	1	3235	40mL	0.000	0.056	0.06	0.07		
2021-11-13	06:35 AM	BA44253W01	1	1987	40mL	0.000	0	0.00	0.00		
2021-11-13	07:17 AM	BA44376W06	1	4607	40mL	0.000	0.158	0.16	0.00		
2021-11-13	07:58 AM	BA44459W05	1	18938	40mL	0.000	1.219	1.22	0.14		
2021-11-13	08:40 AM	BA44461W05	1	36147	40mL	0.000	2.495	2.50	0.11		
2021-11-13	09:21 AM	BA44463W05	1	25752	40mL	0.000	1.725	1.73	0.08		
2021-11-13	10:03 AM	BA44465W05	1	6196	40mL	0.000	0.275	0.28	0.16		
2021-11-13	10:44 AM	211112A CCV 3	1	58364	40mL	0.000	4.211	4.21	0.04	5.00	84.2%
2021-11-13	11:26 AM	211112A CCB 3	1	1607	40mL	0.000	0.009	0.01	0.03		
						0.000					

Name of Final Standard TOC Calibration Curve
Prep Date 10/25/2021
Exp Date 10/25/2022
Prep'd By (Initials) KS

Initial Standard Information						Final Standard Information			
Name of Initial Standard (from contianer Label)	Supplier	Supplier P/N# (or APPL Mix Name)	Conc.(range)	Lot # with QA # (or reference to APPL prep date)	Exp Date	Aliquot from Stock	Final Volume	Final Solvent + Lot# (or APPL Prep Date)	Final Standard Conc (range)
Total Organic Carbon (TOC) Standard Cal 1	Agilent	IQC-106-5	1000 mg/L	0006588597-51848	3/31/2023	20 uL	40 mL	DI Water	0.5 ppm
Total Organic Carbon (TOC) Standard Cal 2	Agilent	IQC-106-5	1000 mg/L	0006588597-51848	3/31/2023	80 uL	40 mL	DI Water	2 ppm
Total Organic Carbon (TOC) Standard Cal 3	Agilent	IQC-106-5	1000 mg/L	0006588597-51848	3/31/2023	200 uL	40 mL	DI Water	5 ppm
Total Organic Carbon (TOC) Standard Cal 4	Agilent	IQC-106-5	1000 mg/L	0006588597-51848	3/31/2023	400 uL	40 mL	DI Water	10 ppm
Total Organic Carbon (TOC) Standard Cal 5	Agilent	IQC-106-5	1000 mg/L	0006588597-51848	3/31/2023	800 uL	40 mL	DI Water	20 ppm

Name of Final Standard ICV (TOC)
Prep Date 10/25/2021
Exp Date 10/25/2022
Prep'd By (Initials) KS

Initial Standard Information						Final Standard Information			
Name of Initial Standard (from contianer Label)	Supplier	Supplier P/N# (or APPL Mix Name)	Conc.(range)	Lot # with QA # (or reference to APPL prep date)	Exp Date	Aliquot from Stock	Final Volume	Final Solvent + Lot# (or APPL Prep Date)	Final Standard Conc (range)
1000 PPM ICV TOC Intermediate	APPL Inc.	IQC-106-5	1000 mg/L	0006465171-49409	6/30/2021	400 uL	40mL	DI Water	10 ppm

ICV recertified against the non-expired calibration

Name of Final Standard CCV (TOC)
Prep Date See Data
Exp Date 1 year
Prep'd By (Initials) EA

Initial Standard Information						Final Standard Information			
Name of Initial Standard (from contianer Label)	Supplier	Supplier P/N# (or APPL Mix Name)	Conc.(range)	Lot # with QA # (or reference to APPL prep date)	Exp Date	Aliquot from Stock	Final Volume	Final Solvent + Lot# (or APPL Prep Date)	Final Standard Conc (range)
Total Organic Carbon (TOC) Standard	Agilent	IQC-1 06-5	1000 mg/L	0006588597-51848	3/31/2023	200 uL	40 mL	DI Water	5 ppm

Name of Final Standard TOC LCS/LCSD
Prep Date See Data
Exp Date 1 year
Prep'd By (Initials) EA

Initial Standard Information						Final Standard Information			
Name of Initial Standard (from contianer Label)	Supplier	Supplier P/N# (or APPL Mix Name)	Conc.(range)	Lot # with QA # (or reference to APPL prep date)	Exp Date	Aliquot from Stock	Final Volume	Final Solvent + Lot# (or APPL Prep Date)	Final Standard Conc (range)
Total Organic Carbon (TOC) Standard	Agilent	IQC-106-5	1000 mg/L	0006588597-51848	3/31/2023	200 uL	40 mL	DI Water	5 ppm

Name of Final Standard TOC MS/MSD
Prep Date See Data
Exp Date 1 year
Prep'd By (Initials) EA

Initial Standard Information						Final Standard Information			
Name of Initial Standard (from contianer Label)	Supplier	Supplier P/N# (or APPL Mix Name)	Conc.(range)	Lot # with QA # (or reference to APPL prep date)	Exp Date	Aliquot from Stock	Final Volume	Final Solvent + Lot# (or APPL Prep Date)	Final Standard Conc (range)
Total Organic Carbon (TOC) Standard	Agilent	IQC-106-5	1000 mg/L	0006588597-51848	3/31/2023	200 uL	40 mL	sample	5 ppm

908 North Temperance Ave. ∇ Clovis, CA 93611 ∇ Phone 559-275-2175 ∇ Fax 559-275-4422

Certification Number: CA1312
NELAP Certification number: CA00046
DoD-ELAP Certificate number: 4064.01

Data Validatable Report

November 30, 2021

AECOM
1001 Bishop Street, Suite 1600
Honolulu, Hawaii 96813

Attn: Alethea Ramos

Title: Report of Data: Case 98096

Project: 60571032 CV18F0126 Red Hill Fuel Storage, HI

Contract #: Prime contract # for DoD: NAVY CLEAN N62742-17-F-1800, CV18F0126
Subcontract: 18S-22209-HI27

Dear Ms. Ramos:

Eight water samples were received November 4, 2021. Written results for the requested analyses are being provided on this November 30, 2021.

Results in this report apply to the samples analyzed in accordance with the chain of custody document. This analytical report must be reproduced in its entirety.

If you have any questions or require further information, please contact your APPL Project Manager, Libby Cheeseborough, libby@applinc.com, at your convenience. Thank you for choosing APPL, Inc.

I certify that this data package is in compliance with the terms and conditions of the contract, both technically and for completeness, for other than the conditions detailed above. These test results meet all requirements of NELAC and DoD QSM. Release of the hard copy has been authorized by the Laboratory Manager or his designee, as verified by the following signature.

Loren Portwood, Laboratory Director
APPL, Inc.

LP/lac
Enclosure
cc: File

Data Validation Package
for
60571032 CV18F0126 Red Hill Fuel Storage
APPL SDG 98096
TABLE OF CONTENTS

LABORATORY NAME: *APPL, Inc.*

Case Narrative	3
Sample Management Records	8
Sample Results	15
QC Forms	52
Method 8015B Calibration Data	110
Method 8015B Raw Data	136
Method 8015B Silica Gel Calibration Data	158
Method 8015B Silica Gel Raw Data	203
Method 8015B Blank Calibration Data	227
Method 8015B Blank Raw Data	256
Method 8270D SIM Calibration Data	277
Method 8270D SIM Raw Data	304
Method 8260B Calibration Data	340
Method 8260B Raw Data	416
Method 8260B GRO Calibration Data	462
Method 8260B GRO Raw Data	521
Inorganic Analyses and Calibration Raw Data	563

CASE NARRATIVE

Case Narrative

ARF: 98096

Project: 60571032 CV18F0126 Red Hill Fuel Storage. HI

Sample Receipt Information:

Eight water samples were received November 4, 2021 at 1.1°C, and 2.1°C. The sample group was assigned Analytical Request Form (ARF) number 98096.

Sample Preparation and Analysis Information:

For the EPA 8015B analysis, the sample was extracted according to EPA method 3520C. The sample extracts were silica gel cleaned according to APPL's SOP CLN004 and placed on hold.

For the EPA 8015B analysis, pre-extraction sample blanks were extracted according to EPA method 3520C before the method QC and field samples. The sample blanks are included in this report.

For the EPA 8270D SIM analysis, the sample was extracted according to EPA method 3520C.

For the EPA 8260B analysis, the samples were purged according to EPA method 5030B.

For the EPA 9060 analysis, the samples were prepared according to the method.

Only the portion of the injection log relative to these samples is included. A full sequence log is available upon request. Measurement uncertainty can be reported upon request.

Analytical Exceptions, Deviations and Abnormalities.

EPA 8015B: For the 211108A-LCS/LCSD, the RPD recovers above the upper limit.

EPA 8015B SGC: For the 211108A-LCS/LCSD, the RPD recovers above the upper limit. For the 211108A-LCSD recovers Oil above the upper control limit.

SDG	Received	Client ID	APPL ID	Collected DateTime	Matrix	Method	Method Description
98096	11/4/2021	ERH1871	BA45107	11/3/2021 10:43:00 AM	WATER	EPA 8260B	EPA 8260B BTEX WATER
98096	11/4/2021	ERH1871	BA45107	11/3/2021 10:43:00 AM	WATER	EPA 8260B	EPA 8260B GRO WATER
98096	11/4/2021	ERH1872	BA45108	11/3/2021 10:45:00 AM	WATER	EPA 8260B	EPA 8260B BTEX WATER
98096	11/4/2021	ERH1872	BA45108	11/3/2021 10:45:00 AM	WATER	EPA 8015B-eHL	EPA 8015B TPH WATER L-L SGC
98096	11/4/2021	ERH1872	BA45108	11/3/2021 10:45:00 AM	WATER	EPA 8015B-eHL	EPA 8015B TPH LIQ-LIQ
98096	11/4/2021	ERH1872	BA45108	11/3/2021 10:45:00 AM	WATER	EPA 8260B	EPA 8260B GRO WATER
98096	11/4/2021	ERH1872	BA45108	11/3/2021 10:45:00 AM	WATER	8270D-SIM	EPA 8270D SIM LIQ-LIQ
98096	11/4/2021	ERH1872	BA45108	11/3/2021 10:45:00 AM	WATER	SW846 9060A	9060A TOC
98096	11/4/2021	ERH1874	BA45109	11/3/2021 10:35:00 AM	WATER	EPA 8260B	EPA 8260B BTEX WATER
98096	11/4/2021	ERH1874	BA45109	11/3/2021 10:35:00 AM	WATER	EPA 8260B	EPA 8260B GRO WATER
98096	11/4/2021	ERH1875	BA45110	11/3/2021 11:40:00 AM	WATER	EPA 8260B	EPA 8260B BTEX WATER
98096	11/4/2021	ERH1875	BA45110	11/3/2021 11:40:00 AM	WATER	EPA 8015B-eHL	EPA 8015B TPH WATER L-L SGC
98096	11/4/2021	ERH1875	BA45110	11/3/2021 11:40:00 AM	WATER	EPA 8015B-eHL	EPA 8015B TPH LIQ-LIQ
98096	11/4/2021	ERH1875	BA45110	11/3/2021 11:40:00 AM	WATER	EPA 8260B	EPA 8260B GRO WATER
98096	11/4/2021	ERH1875	BA45110	11/3/2021 11:40:00 AM	WATER	8270D-SIM	EPA 8270D SIM LIQ-LIQ
98096	11/4/2021	ERH1875	BA45110	11/3/2021 11:40:00 AM	WATER	SW846 9060A	9060A TOC
98096	11/4/2021	ERH1877	BA45111	11/3/2021 12:43:00 PM	WATER	EPA 8260B	EPA 8260B BTEX WATER
98096	11/4/2021	ERH1877	BA45111	11/3/2021 12:43:00 PM	WATER	EPA 8260B	EPA 8260B GRO WATER
98096	11/4/2021	ERH1878	BA45112	11/3/2021 12:50:00 PM	WATER	EPA 8260B	EPA 8260B BTEX WATER
98096	11/4/2021	ERH1878	BA45112	11/3/2021 12:50:00 PM	WATER	EPA 8015B-eHL	EPA 8015B TPH WATER L-L SGC
98096	11/4/2021	ERH1878	BA45112	11/3/2021 12:50:00 PM	WATER	EPA 8015B-eHL	EPA 8015B TPH LIQ-LIQ
98096	11/4/2021	ERH1878	BA45112	11/3/2021 12:50:00 PM	WATER	EPA 8260B	EPA 8260B GRO WATER
98096	11/4/2021	ERH1878	BA45112	11/3/2021 12:50:00 PM	WATER	8270D-SIM	EPA 8270D SIM LIQ-LIQ
98096	11/4/2021	ERH1878	BA45112	11/3/2021 12:50:00 PM	WATER	SW846 9060A	9060A TOC
98096	11/4/2021	ERH1880	BA45113	11/3/2021 9:35:00 AM	WATER	EPA 8260B	EPA 8260B BTEX WATER
98096	11/4/2021	ERH1880	BA45113	11/3/2021 9:35:00 AM	WATER	EPA 8260B	EPA 8260B GRO WATER
98096	11/4/2021	ERH1881	BA45114	11/3/2021 9:40:00 AM	WATER	EPA 8260B	EPA 8260B BTEX WATER
98096	11/4/2021	ERH1881	BA45114	11/3/2021 9:40:00 AM	WATER	EPA 8015B-eHL	EPA 8015B TPH WATER L-L SGC
98096	11/4/2021	ERH1881	BA45114	11/3/2021 9:40:00 AM	WATER	EPA 8015B-eHL	EPA 8015B TPH LIQ-LIQ
98096	11/4/2021	ERH1881	BA45114	11/3/2021 9:40:00 AM	WATER	EPA 8260B	EPA 8260B GRO WATER
98096	11/4/2021	ERH1881	BA45114	11/3/2021 9:40:00 AM	WATER	8270D-SIM	EPA 8270D SIM LIQ-LIQ
98096	11/4/2021	ERH1881	BA45114	11/3/2021 9:40:00 AM	WATER	SW846 9060A	9060A TOC
98096	11/4/2021	ERH1872 BLANK	BA45115	11/3/2021 10:45:00 AM	WATER	EPA 8015B-eHL	EPA 8015B TPH LIQ-LIQ
98096	11/4/2021	ERH1875 BLANK	BA45116	11/3/2021 11:40:00 AM	WATER	EPA 8015B-eHL	EPA 8015B TPH LIQ-LIQ
98096	11/4/2021	ERH1878 BLANK	BA45117	11/3/2021 12:50:00 PM	WATER	EPA 8015B-eHL	EPA 8015B TPH LIQ-LIQ

98096	11/4/2021	ERH1881 BLANK	BA45118	11/3/2021 9:40:00 AM	WATER	EPA 8015B-eHL	EPA 8015B TPH LIQ-LIQ

Abbreviations and Flags

FLAG	DESCRIPTION
#	Recovery or RPD outside control limits
*	Recovery or RPD outside control limits
B	Analyte detected in associated method blank
C1	Reason for correction: wrote incorrect response
C2	Reason for correction: calculated incorrectly
C3	Reason for correction: needs to be rechecked
C4	Reason for correction: data not usable
DO	Diluted out
E	Exceeds linear range
F	Estimated value
G1	Includes a wide range of hydrocarbons which does not match our gasoline standard
G10	Includes a match to hydrocarbon profiles within the range of mineral spirits
G11	Includes a match to hydrocarbon profiles within the range of JP-4
G12	Pattern does not match the gasoline standard; the carbon range for this sample is consistent with JP8
G13	Closely resembles the hydrocarbon profile of aviation gasoline
G14	Analyte concentration may be biased due to carry over
G2	Closely resembles the boiling point hydrocarbon profile consistent with weathered gasoline
G3	Includes higher boiling hydrocarbons
G4	Includes dominant peak(s) not indicative of petroleum hydrocarbons
G5	Is mainly dominant peak(s) not indicative of petroleum hydrocarbons
G6	Contains recognizable contaminant peak(s) which has been removed from quantitation
G7	Is mainly a match to hydrocarbons within the range of gasoline
G8	Closely resembles the boiling point hydrocarbon profile consistent with weathered gasoline
G9	Includes hydrocarbons within the range of kerosene
J	Estimated value
M	Matrix effect
MI1	Manual integration: integration does not follow baseline
MI2	Manual integration: non-target peak interference
MI3	Manual integration: to split a peak that was integrated as one peak by the computer
MI4	Manual integration: to integrate a split peak
MI5	Manual integration: the whole peak or part of the peak was not integrated
MI6	Manual integration: computer integrated wrong peak
MI7	Manual integration: other - explain
MDL	Method detection limit
ND	Not detected
NT	Non-target
Q	Acceptance criteria not met
T1 I	Includes wide range of hydrocarbons not indicative of diesel
T1 M	Is mainly wide range of hydrocarbons not necessarily indicative of diesel
T2 I	Includes lower boiling hydrocarbons, i.e. mineral spirits, kerosene, stoddard solvent, white gas
T2 M	Is mainly lower boiling hydrocarbons, i.e. mineral spirits, kerosene, stoddard solvent, white gas
T3 I	Includes higher boiling hydrocarbons, i.e. asphaltene, waster oil, motor oil, or weathered diesel fuel
T3 M	Is mainly higher boiling hydrocarbons, i.e. asphaltene, waster oil, motor oil, or weathered diesel fuel
T4 I	Includes dominant peak(s) not indicative of hydrocarbons
T4 M	Is mainly dominant peak(s) not indicative of hydrocarbons
T5	Contains recognizable contaminant peak(s) which has been removed from quantitation
T6	Is mainly a match to hydrocarbons within range of diesel fuel
T7	Closely resembles the boiling point hydrocarbon profile consistent with diesel fuel
T8	Includes a match to hydrocarbon profiles within range of diesel and kerosene fuel
T9 I	Includes non-diesel hydrocarbons within boiling point range of diesel fuel
T9 M	Is mainly non-diesel hydrocarbons within boiling point range of diesel fuel.
Y	Percent difference between primary and confirmation column > 40%

SAMPLE RECORDS MANAGEMENT

CHAIN OF CUSTODY,

ARF, CRF, AND

CLIENT COMMUNICATION

APPL - Analysis Request Form

98096

Client: AECOM
Address: 1001 Bishop Street, Suite 1600
Honolulu, HI 96813
Attn: Alethea Ramos
Phone: 808-954-4536 Fax: 808-523-8950
Job: 60571032 CV18F0126 Red Hill Fuel Storage
PO #: 18S-22209-HI27 PO# 102604
Chain of Custody (Y/N): Y # 53423
RAD Screen (Y/N): Y pH (Y/N): Y
Turn Around Type: 1 WEEK

Received by: MSA
Date Received: 11/04/21 Time: 11:30
Delivered by: FEDEX
Shuttle Custody Seals (Y/N): Y Time Zone: -10
Chest Temp(s): 1.1,2.1°C
Color: VFRG/K-PurpleYellow
Samples Chilled until Placed in Refrig/Freezer: Y
Project Manager: Libby Cheesebor
QC Report Type: DVP4DOD/EQUIS/HI
Due Date: 11/11/21

Comments:
PM: login and F1s to Margie.Pascua@aecom.com & alethea.ramos@aecom.com
AN: INCLUDE STANDARD PREP SHEETS!!!!!!!
AN: 7 day TAT for Form 1s; 21 day TAT for PKG STYLE 1; DOD v5.1; DOD Forms: LOD database
Report MS/MSD/DUPs when AECOM sample used
8270 SIM: 1-methylnaphthalene, 2-methylnaphthalene & naphthalene only.
TPH-D/O both with and w/o SGC, reverse surrog for SGC; analyze; DO NOT Q-DELETE.
FR: email ftp info to Margie, alethea.ramos@aecom.com, Stella, trommelfanger@lab-data.com & jcanlas@la
EDD: AECOM EQuIS EDD 2.5.3 to alethea.ramos@, Margie.Pascua@aecom.com, jecklund@lab-data.com

Sample Distribution:
GC: 4-$DOC53SGCW5LIQ, 4-$DOC53W5LIQ, 4-$SIM53LIQ51, 4-$RHBLKETBLK
Extractions: 4-_LIQ003, 8-_LIQ005, 4-_LIQ005SGC
VOA: 8-$86BTOTXDOD5W, 8-$GASBL, 8-$GRO86BW
Wetlab: 4-$TOCW53

Charges:

Invoice To:
ACCOUNTS PAYABLE
1001 Bishop Street, Ste 1600
USAPImaging@aecom.com
mary.basano@aecom.com

	Client ID		APPL ID	Sampled		Analyses Requested
1.	ERH1871	LCSD	BA45107W	11/03/21	10:43	$86BTOTXDOD5W, $GASBL, $GRO86BW -- See Comments
2.	ERH1872	LCSD	BA45108W	11/03/21	10:45	$86BTOTXDOD5W, $DOC53SGCW5LIQ, $DOC53W5LIQ, $GASBL, $GRO86BW, $SIM53LIQ51, $TOCW53 -- See Comments
3.	ERH1874	LCSD	BA45109W	11/03/21	10:35	$86BTOTXDOD5W, $GASBL, $GRO86BW -- See Comments
4.	ERH1875	LCSD	BA45110W	11/03/21	11:40	$86BTOTXDOD5W, $DOC53SGCW5LIQ, $DOC53W5LIQ, $GASBL, $GRO86BW, $SIM53LIQ51, $TOCW53 -- See Comments

Note: All times, excluding sample collection times, are Pacific Time Zone unless noted otherwise. Collection times are in: -10 UTC

5.	ERH1877	LCSD BA45111W	11/03/21	12:43	$86BTOTXDOD5W, $GASBL, $GRO86BW -- See Comments
6.	ERH1878	LCSD BA45112W	11/03/21	12:50	$86BTOTXDOD5W, $DOC53SGCW5LIQ, $DOC53W5LIQ, $GASBL, $GRO86BW, $SIM53LIQ51, $TOCW53 -- See Comments
7.	ERH1880	LCSD BA45113W	11/03/21	09:35	$86BTOTXDOD5W, $GASBL, $GRO86BW -- See Comments
8.	ERH1881	LCSD BA45114W	11/03/21	09:40	$86BTOTXDOD5W, $DOC53SGCW5LIQ, $DOC53W5LIQ, $GASBL, $GRO86BW, $SIM53LIQ51, $TOCW53 -- See Comments
9.	ERH1872 BLANK	LCSD BA45115W	11/03/21	10:45	$RHBLKETBLK -- See Comments
10.	ERH1875 BLANK	LCSD BA45116W	11/03/21	11:40	$RHBLKETBLK -- See Comments
11.	ERH1878 BLANK	LCSD BA45117W	11/03/21	12:50	$RHBLKETBLK -- See Comments
12.	ERH1881 BLANK	LCSD BA45118W	11/03/21	09:40	$RHBLKETBLK -- See Comments

APPL Sample Receipt Form

ARF# **98096**

Sample	Container Type	Count	p
BA45107	13 VOAs - HCL	4	NA
BA45108	13 VOAs - HCL	4	NA
	17 Amber Liter	2	NA
	32 Clear VOA - H2SO4	2	NA
	39 Amber Liter, HCL prsvd	2	1.6
BA45109	13 VOAs - HCL	4	NA
BA45110	13 VOAs - HCL	4	NA
	17 Amber Liter	2	NA
	32 Clear VOA - H2SO4	2	NA
	39 Amber Liter, HCL prsvd	2	1.6
BA45111	13 VOAs - HCL	4	NA
BA45112	13 VOAs - HCL	4	NA
	17 Amber Liter	2	NA
	32 Clear VOA - H2SO4	2	NA
	39 Amber Liter, HCL prsvd	2	1.6
BA45113	13 VOAs - HCL	4	NA
BA45114	13 VOAs - HCL	4	NA
	17 Amber Liter	2	NA
	32 Clear VOA - H2SO4	2	NA
	39 Amber Liter, HCL prsvd	2	1.6
BA45115	39 Amber Liter, HCL prsvd	1	NA
BA45116	39 Amber Liter, HCL prsvd	1	NA
BA45117	39 Amber Liter, HCL prsvd	1	NA
BA45118	39 Amber Liter, HCL prsvd	1	NA

Sample	Container Type	Count	p

APPL LABS

APPL, Inc.
908 N Temperance Ave
Clovis, CA 93611
www.applinc.com

Phone: (559) 275-2175
Fax: (559) 275-4422
coc@applinc.com

CHAIN OF CUSTODY

C.O.C. 53423 NOI

Report to: PLEASE PRINT

Company Name: _____ Phone: _____

Address: AECOM
1001 Bishop St., Suite 1600
Honolulu, HI 96813
Attn: Alethea Ramos (808)521-3051
Alethea.Ramos@aecom.com
CV 18F0126 / 60571032

Fax: _____

Attn: _____

Email: _____

Invoice to: PLEASE PRINT

Company Name: _____ Phone: _____

Address: _____

Accounts Payable
Email: *USAPImaging@aecom.com*

Fax: _____

Attn: _____

Email: _____

Project Name/Number: 60571032.02.20.01

Purchase Order Number: 102604

Sampler (Print): GM, NL, CF

Sampler (Signature): [signature] for GM, NL, CF

Date Shipped: 11/3/21

Carrier: FedEX

Waybill No.:

Comments:

Note: Log NOI in separate SDG from other COC's

Sample Identification	Location	Date Collected	Time Collected	Time Zone	No. of Containers	Matrix: Aq	Sed.	Soil	BTEX by 8260	TPH-G by 8260	TPH-d/o 8015	TPH-d/o HSGC 8015	PAH shortlist 8270SSIM	TOC by 9060	
ERH1871	Trip Blank	11/3/21	1043	HST	4	X			X	X					
ERH1872	RHMW01R		1045		10	X			X	X	X	X	X*	X	
ERH1874	Trip Blank		1035		4	X			X	X					
ERH1875	RHMW02		1140		10	X			X	X	X	X	X*	X	
ERH1877	Trip Blank		~~1255~~ 1243		0	X			X	X					
ERH1878	RHMW03		1250		0	X			X	X	X	X	X*	X	
ERH1880	Trip Blank		0935		0	X			X	X					
ERH1881	RHMW05		0940		0	X			X	X	X	X	X*	X	
		11/3/2021													

*Napthalene
1-methylnaphthalene
2-methylnaphthalene

Shuttle Temperature: 4.0/2.1°C
R3 3.0/1.1°C

Turnaround Requested: Check one
☐ Standard 2-3 wk ☑ One week ☐ 3 days ☐ 24/48 Hrs. ☐ Other: _____

Sample Disposal:
☐ Return to client ☑ Disposal by Lab (30-day retention)

Relinquished by sampler:	Date	Time	Received by:	Relinquished by:	Date	Time	Received by:
Relinquished by: Alexander Edmonds	11/3/21	1500	Received by:	Relinquished by:	11-4-21	1130	Received at lab by:

White: Return to client with report Yellow: Laboratory Copy See reverse side for Container Preservative and Sampling Information

APPL LABS

APPL, Inc.
908 N Temperance Ave
Clovis, CA 93611
www.applinc.com

Phone: (559) 275-2175
Fax: (559) 275-4422
coc@applinc.com

CHAIN OF CUSTODY RECORD

2/2

C.O.C. 53424 NOI #4

Report to: PLEASE PRINT

Company Name:

Phone:

Address: AECOM
1001 Bishop St., Suite 1600
Honolulu, HI 96813
Attn: Alethea Ramos (808)521-3051
Alethea.Ramos@aecom.com
CV 18F0126 / 60571032

Fax:

Attn:

Email:

Invoice to: PLEASE PRINT

Company Name

Phone:

Address:

Fax:

Accounts Payable
Email: *USAPImaging@aecom.com*

Attn:

Email:

Project Name/Number: 60571032.02.20.01

Purchase Order Number: 102604

Sampler (Print): GM, NL, CF

Sampler (Signature): CW ahn for GM, NL, CF

Date Shipped: 11/3/21

Carrier: Fed EX

Waybill No.:

Comments: Note: Log NOI in separate SDG from other COC's

Sample Identification	Location	Date Collected	Time Collected	Time Zone	No. of Containers	Matrix: Aq	Sed.	Soil	BTEX by 8260	TPH-G by 8260	TPH-d/o 8015	TPH-o/o 8015	PAH Short list 8270 DB SIM	TOC by 9060						
ERH1871	Trip Blank	11/3/21	1043	HST	0	X			X	X										
ERH1872	RHMW01R		1045		0	X			X	X	X	X	X*	X						
ERH1874	Trip Blank		1035		0	X			X	X	~~X~~	~~X~~	~~X*~~	~~X~~	CW 11/3/21					
ERH1875	RHMW02		1140		0	X			X	X	X	X	X*	X						
ERH1877	Trip Blank		1243		4	X			X	X										
ERH1878	RHMW03		1250		10	X			X	X	X	X	X*	X						
ERH1880	Trip Blank		0935		4	X			X	X										
ERH1881	RHMW05		0940		10	X			X	X	X	X	X*	X						

*Naphthalene
1-methylnaphthalene
2-methylnaphthalene

CW 11/3/2021

Shuttle Temperature:

Turnaround Requested: Check one
☐ Standard 2-3 wk ☑ One week ☐ 3 days ☐ 24/48 Hrs. ☐ Other:

Sample Disposal:
☐ Return to client ☑ Disposal by Lab (30-day retention)

Relinquished by sampler:	Date	Time	Received by:	Relinquished by:	Date	Time	Received by:
Relinquished by: Alexander Edmonds	11/3/21	1500	Received by:	Relinquished by:	11-4-21	1130	Received at lab by:

White: Return to client with report Yellow: Laboratory Copy See reverse side for Container Preservative and Sampling Information

COOLER RECEIPT FORM **ARF: 98096**

1) Project: 60571032 CV18F0126 Red Hill Fuel Storage Date Received: 11/4/2021

2) Coolers: Number of Coolers: 2

3) YES Were custody seals present and intact?
How many? 4 Name/Date on seal? SEE BELOW

4) YES Was there a shipping slip? Carrier name: FEDEX

5) Type of packing in cooler: X bubble wrap __ popcorn __ foam X plastic bags __ other
X wet ice __ dry ice __ no ice __ gel ice

6) YES Were cooler temperatures acceptable?

7) Serial number of calibrated thermometer used: R3 CF: -1.9°C

8) Cooler temp(s): In °C. Thermometer Temp / Corrected Temp

1: 4.0/2.1	2: 3.0/1.1	3:	4:	5:	6:
7:	8:	9:	10:	11:	12:

Chain of custody:

9) YES Was a chain of custody received?

10) YES Were the custody papers complete/signed in the appropriate places?

Sample Labels:

11) YES Were all sample labels complete (sample ID, date/time of sampling, etc.)?

12) YES Did all container labels agree with custody papers?

Sample Containers:

13) YES Were all containers sealed in separate bags?

14) YES Did all containers arrive in good condition:(unbroken, no leakage, no cracked/broken lids)?

15) YES Were correct containers and preservatives used for the tests indicated?

16) YES Was a sufficient amount of sample sent for tests indicated?

17) Yes Were bubbles present in volatile samples?
If yes, the following were received with air bubbles:
Larger than a pea:
Smaller than a pea: BA45108W02--W04, BA45110W01-W04, BA45112W02-W04

Preservation Hold time:

18) Yes Was a sufficient amount of holding time remaining to analyze the samples?

19) Yes Was the pH taken of all non-VOA preserved samples and written on the sample container?

20) Yes Was the pH of acid preserved non-VOA samples < 2?

21) NA Was the pH of the "basic" preserved samples for Cyanide > 12, Sulfide >9, Hexchrom >9?

22) NO Were unpreserved VOA Vials received for VOA Dept analysis?

23) NA If "yes", are the unpreserved VOA vials noted in the ADD TEST FIELD on the ARF?
pH strip lot number: HC029115
Lab notified if pH was not adequate:

Notes/Deficiencies:

CUSTODY SEAL NOI
APPL, Inc. (559) 275-2175
Initials MY **Date** 11/3/21

Personnel receiving samples: MS Second reviewer: MS
Personnel labeling samples: DH
Project manager notified: MS Date/Time of notification 11/4/2021
Name of client notified: Date/Time of notification

Revision: 22, November 5, 2013

SAMPLE RESULTS

EPA 8015B TPH WATER L-L SGC

AECOM
1001 Bishop Street, Suite 1600
Honolulu, HI 96813

APPL Inc.
908 North Temperance Avenue
Clovis, CA 93611

Attn: Alethea Ramos

Project: 60571032 CV18F0126 Red Hill Fuel Storage

ARF: 98096

Sample ID: ERH1872

APPL ID: BA45108

Sample Collection Date: 11/03/21

QCG: #DOC53-211108A1-270428

Method	Analyte	Result	LOQ	LOD	DL	Units	Extraction Date	Analysis Date
EPA 8015B-e	DIESEL (C10-C24)	300.0 U	320	300.0	150.0	ug/L	11/08/21	11/10/21
EPA 8015B-e	OIL (C24-C40)	300.0 U	320	300.0	150.0	ug/L	11/08/21	11/10/21
EPA 8015B-e	SURROGATE: (R) DECANOIC ACID (S)	0.0	0-1			%	11/08/21	11/10/21
EPA 8015B-e	SURROGATE: OCTACOSANE (S)	102	60-142			%	11/08/21	11/10/21
EPA 8015B-e	SURROGATE: ORTHO-TERPHENYL (S)	81.9	56-125			%	11/08/21	11/10/21

Quant Method: DEC0911.M
Run #: 1110027
Instrument: Apollo
Sequence: 211110
Dilution Factor: 1
Initials: KAB

Printed: 11/13/2021 4:15:32 PM
APPL-F1-SC-NoMC-REG MDLs-DOD

EPA 8015B TPH LIQ-LIQ

AECOM
1001 Bishop Street, Suite 1600
Honolulu, HI 96813

APPL Inc.
908 North Temperance Avenue
Clovis, CA 93611

Attn: Alethea Ramos

Project: 60571032 CV18F0126 Red Hill Fuel Storage

ARF: 98096

Sample ID: ERH1872

APPL ID: BA45108

Sample Collection Date: 11/03/21

QCG: #DOC53-211108A-270426

Method	Analyte	Result	LOQ	LOD	DL	Units	Extraction Date	Analysis Date
EPA 8015B-e	DIESEL (C10-C24)	480	320	300.0	150.0	ug/L	11/08/21	11/11/21
EPA 8015B-e	OIL (C24-C40)	150 J	320	300.0	150.0	ug/L	11/08/21	11/11/21
EPA 8015B-e	SURROGATE: OCTACOSANE (S)	80.7	60-142			%	11/08/21	11/11/21
EPA 8015B-e	SURROGATE: ORTHO-TERPHENYL (S)	65.4	56-125			%	11/08/21	11/11/21

J = Estimated value.

Quant Method: DOC1028.M
Run #: 1110039
Instrument: Apollo
Sequence: 211110
Dilution Factor: 1
Initials: KAB

Printed: 11/13/2021 4:15:32 PM
APPL-F1-SC-NoMC-REG MDLs-DOD

EPA 8015B TPH WATER L-L SGC

AECOM
1001 Bishop Street, Suite 1600
Honolulu, HI 96813

APPL Inc.
908 North Temperance Avenue
Clovis, CA 93611

Attn: Alethea Ramos

Project: 60571032 CV18F0126 Red Hill Fuel Storage

ARF: 98096

Sample ID: ERH1875

APPL ID: BA45110

Sample Collection Date: 11/03/21

QCG: #DOC53-211108A1-270428

Method	Analyte	Result	LOQ	LOD	DL	Units	Extraction Date	Analysis Date
EPA 8015B-e	DIESEL (C10-C24)	1100	320	300.0	150.0	ug/L	11/08/21	11/10/21
EPA 8015B-e	OIL (C24-C40)	190 J	320	300.0	150.0	ug/L	11/08/21	11/10/21
EPA 8015B-e	SURROGATE: (R) DECANOIC ACID (S)	0.0	0-1			%	11/08/21	11/10/21
EPA 8015B-e	SURROGATE: OCTACOSANE (S)	148 #	60-142			%	11/08/21	11/10/21
EPA 8015B-e	SURROGATE: ORTHO-TERPHENYL (S)	113	56-125			%	11/08/21	11/10/21

J = Estimated value.
# = Recovery (or RPD) is outside QC limits.

Quant Method:	DEC0911.M
Run #:	1110028
Instrument:	Apollo
Sequence:	211110
Dilution Factor:	1
Initials:	KAB

Printed: 11/13/2021 4:15:32 PM
APPL-F1-SC-NoMC-REG MDLs-DOD

EPA 8015B TPH LIQ-LIQ

AECOM
1001 Bishop Street, Suite 1600
Honolulu, HI 96813

APPL Inc.
908 North Temperance Avenue
Clovis, CA 93611

Attn: Alethea Ramos

Project: 60571032 CV18F0126 Red Hill Fuel Storage

ARF: 98096

Sample ID: ERH1875

APPL ID: BA45110

Sample Collection Date: 11/03/21

QCG: #DOC53-211108A-270426

Method	Analyte	Result	LOQ	LOD	DL	Units	Extraction Date	Analysis Date
EPA 8015B-e	DIESEL (C10-C24)	2400	320	300.0	150.0	ug/L	11/08/21	11/11/21
EPA 8015B-e	OIL (C24-C40)	340	320	300.0	150.0	ug/L	11/08/21	11/11/21
EPA 8015B-e	SURROGATE: OCTACOSANE (S)	85.4	60-142			%	11/08/21	11/11/21
EPA 8015B-e	SURROGATE: ORTHO-TERPHENYL (S)	69.0	56-125			%	11/08/21	11/11/21

Quant Method: DOC1028.M
Run #: 1110040
Instrument: Apollo
Sequence: 211110
Dilution Factor: 1
Initials: KAB

Printed: 11/13/2021 4:15:32 PM
APPL-F1-SC-NoMC-REG MDLs-DOD

EPA 8015B TPH WATER L-L SGC

AECOM
1001 Bishop Street, Suite 1600
Honolulu, HI 96813

APPL Inc.
908 North Temperance Avenue
Clovis, CA 93611

Attn: Alethea Ramos

Project: 60571032 CV18F0126 Red Hill Fuel Storage

ARF: 98096

Sample ID: ERH1878

APPL ID: BA45112

Sample Collection Date: 11/03/21

QCG: #DOC53-211108A1-270428

Method	Analyte	Result	LOQ	LOD	DL	Units	Extraction Date	Analysis Date
EPA 8015B-e	DIESEL (C10-C24)	300.0 U	320	300.0	150.0	ug/L	11/08/21	11/10/21
EPA 8015B-e	OIL (C24-C40)	300.0 U	320	300.0	150.0	ug/L	11/08/21	11/10/21
EPA 8015B-e	SURROGATE: (R) DECANOIC ACID (S)	0.0	0-1			%	11/08/21	11/10/21
EPA 8015B-e	SURROGATE: OCTACOSANE (S)	128	60-142			%	11/08/21	11/10/21
EPA 8015B-e	SURROGATE: ORTHO-TERPHENYL (S)	101	56-125			%	11/08/21	11/10/21

Quant Method: DEC0911.M
Run #: 1110029
Instrument: Apollo
Sequence: 211110
Dilution Factor: 1
Initials: KAB

Printed: 11/13/2021 4:15:32 PM
APPL-F1-SC-NoMC-REG MDLs-DOD

EPA 8015B TPH LIQ-LIQ

AECOM
1001 Bishop Street, Suite 1600
Honolulu, HI 96813

APPL Inc.
908 North Temperance Avenue
Clovis, CA 93611

Attn: Alethea Ramos

Project: 60571032 CV18F0126 Red Hill Fuel Storage

ARF: 98096

Sample ID: ERH1878

APPL ID: BA45112

Sample Collection Date: 11/03/21

QCG: #DOC53-211108A-270426

Method	Analyte	Result	LOQ	LOD	DL	Units	Extraction Date	Analysis Date
EPA 8015B-e	DIESEL (C10-C24)	180 J	320	300.0	150.0	ug/L	11/08/21	11/11/21
EPA 8015B-e	OIL (C24-C40)	210 J	320	300.0	150.0	ug/L	11/08/21	11/11/21
EPA 8015B-e	SURROGATE: OCTACOSANE (S)	86.4	60-142			%	11/08/21	11/11/21
EPA 8015B-e	SURROGATE: ORTHO-TERPHENYL (S)	68.4	56-125			%	11/08/21	11/11/21

J = Estimated value.

Quant Method: DOC1028.M
Run #: 1110041
Instrument: Apollo
Sequence: 211110
Dilution Factor: 1
Initials: KAB

Printed: 11/13/2021 4:15:32 PM
APPL-F1-SC-NoMC-REG MDLs-DOD

EPA 8015B TPH WATER L-L SGC

AECOM
1001 Bishop Street, Suite 1600
Honolulu, HI 96813

APPL Inc.
908 North Temperance Avenue
Clovis, CA 93611

Attn: Alethea Ramos

Project: 60571032 CV18F0126 Red Hill Fuel Storage

ARF: 98096

Sample ID: ERH1881

APPL ID: BA45114

Sample Collection Date: 11/03/21

QCG: #DOC53-211108A1-270428

Method	Analyte	Result	LOQ	LOD	DL	Units	Extraction Date	Analysis Date
EPA 8015B-e	DIESEL (C10-C24)	300.0 U	320	300.0	150.0	ug/L	11/08/21	11/10/21
EPA 8015B-e	OIL (C24-C40)	300.0 U	320	300.0	150.0	ug/L	11/08/21	11/10/21
EPA 8015B-e	SURROGATE: (R) DECANOIC ACID (S)	0.0	0-1			%	11/08/21	11/10/21
EPA 8015B-e	SURROGATE: OCTACOSANE (S)	86.3	60-142			%	11/08/21	11/10/21
EPA 8015B-e	SURROGATE: ORTHO-TERPHENYL (S)	69.8	56-125			%	11/08/21	11/10/21

Quant Method: DEC0911.M
Run #: 1110030
Instrument: Apollo
Sequence: 211110
Dilution Factor: 1
Initials: KAB

Printed: 11/13/2021 4:15:32 PM
APPL-F1-SC-NoMC-REG MDLs-DOD

EPA 8015B TPH LIQ-LIQ

AECOM
1001 Bishop Street, Suite 1600
Honolulu, HI 96813

APPL Inc.
908 North Temperance Avenue
Clovis, CA 93611

Attn: Alethea Ramos

Project: 60571032 CV18F0126 Red Hill Fuel Storage

ARF: 98096

Sample ID: ERH1881

APPL ID: BA45114

Sample Collection Date: 11/03/21

QCG: #DOC53-211108A-270426

Method	Analyte	Result	LOQ	LOD	DL	Units	Extraction Date	Analysis Date
EPA 8015B-e	DIESEL (C10-C24)	300.0 U	320	300.0	150.0	ug/L	11/08/21	11/11/21
EPA 8015B-e	OIL (C24-C40)	300.0 U	320	300.0	150.0	ug/L	11/08/21	11/11/21
EPA 8015B-e	SURROGATE: OCTACOSANE (S)	87.8	60-142			%	11/08/21	11/11/21
EPA 8015B-e	SURROGATE: ORTHO-TERPHENYL (S)	70.6	56-125			%	11/08/21	11/11/21

Quant Method: DOC1028.M
Run #: 1110042
Instrument: Apollo
Sequence: 211110
Dilution Factor: 1
Initials: KAB

Printed: 11/13/2021 4:15:32 PM
APPL-F1-SC-NoMC-REG MDLs-DOD

EPA 8015B TPH LIQ-LIQ

AECOM
1001 Bishop Street, Suite 1600
Honolulu, HI 96813

APPL Inc.
908 North Temperance Avenue
Clovis, CA 93611

Attn: Alethea Ramos

Project: 60571032 CV18F0126 Red Hill Fuel Storage

ARF: 98096

Sample ID: ERH1872 BLANK

APPL ID: BA45115

Sample Collection Date: 11/03/21

QCG: #RHBLK-211105A-270425

Method	Analyte	Result	LOQ	LOD	DL	Units	Extraction Date	Analysis Date
EPA 8015B-e	DIESEL (C10-C24)	300.0 U	320	300.0	150.0	ug/L	11/05/21	11/09/21
EPA 8015B-e	OIL (C24-C40)	300.0 U	320	300.0	150.0	ug/L	11/05/21	11/09/21
EPA 8015B-e	SURROGATE: OCTACOSANE (S)	85.9	60-142			%	11/05/21	11/09/21
EPA 8015B-e	SURROGATE: ORTHO-TERPHENYL (S)	69.0	56-125			%	11/05/21	11/09/21

Quant Method: DOC1028.M
Run #: 1108063
Instrument: Apollo
Sequence: 211108
Dilution Factor: 1
Initials: KAB

Printed: 11/13/2021 4:15:32 PM
APPL-F1-SC-NoMC-REG MDLs-DOD

EPA 8015B TPH LIQ-LIQ

AECOM
1001 Bishop Street, Suite 1600
Honolulu, HI 96813

APPL Inc.
908 North Temperance Avenue
Clovis, CA 93611

Attn: Alethea Ramos

Project: 60571032 CV18F0126 Red Hill Fuel Storage

ARF: 98096

Sample ID: ERH1875 BLANK

APPL ID: BA45116

Sample Collection Date: 11/03/21

QCG: #RHBLK-211105A-270425

Method	Analyte	Result	LOQ	LOD	DL	Units	Extraction Date	Analysis Date
EPA 8015B-e	DIESEL (C10-C24)	300.0 U	320	300.0	150.0	ug/L	11/05/21	11/09/21
EPA 8015B-e	OIL (C24-C40)	150 J	320	300.0	150.0	ug/L	11/05/21	11/09/21
EPA 8015B-e	SURROGATE: OCTACOSANE (S)	88.5	60-142			%	11/05/21	11/09/21
EPA 8015B-e	SURROGATE: ORTHO-TERPHENYL (S)	71.6	56-125			%	11/05/21	11/09/21

J = Estimated value.

Quant Method: DOC1028.M
Run #: 1108079
Instrument: Apollo
Sequence: 211108
Dilution Factor: 1
Initials: KAB

Printed: 11/13/2021 4:15:32 PM
APPL-F1-SC-NoMC-REG MDLs-DOD

EPA 8015B TPH LIQ-LIQ

AECOM
1001 Bishop Street, Suite 1600
Honolulu, HI 96813

APPL Inc.
908 North Temperance Avenue
Clovis, CA 93611

Attn: Alethea Ramos

Project: 60571032 CV18F0126 Red Hill Fuel Storage

ARF: 98096

Sample ID: ERH1878 BLANK

APPL ID: BA45117

Sample Collection Date: 11/03/21

QCG: #RHBLK-211105A-270425

Method	Analyte	Result	LOQ	LOD	DL	Units	Extraction Date	Analysis Date
EPA 8015B-e	DIESEL (C10-C24)	300.0 U	320	300.0	150.0	ug/L	11/05/21	11/09/21
EPA 8015B-e	OIL (C24-C40)	300.0 U	320	300.0	150.0	ug/L	11/05/21	11/09/21
EPA 8015B-e	SURROGATE: OCTACOSANE (S)	87.5	60-142			%	11/05/21	11/09/21
EPA 8015B-e	SURROGATE: ORTHO-TERPHENYL (S)	70.2	56-125			%	11/05/21	11/09/21

Quant Method: DOC1028.M
Run #: 1108080
Instrument: Apollo
Sequence: 211108
Dilution Factor: 1
Initials: KAB

Printed: 11/13/2021 4:15:32 PM
APPL-F1-SC-NoMC-REG MDLs-DOD

EPA 8015B TPH LIQ-LIQ

AECOM
1001 Bishop Street, Suite 1600
Honolulu, HI 96813

APPL Inc.
908 North Temperance Avenue
Clovis, CA 93611

Attn: Alethea Ramos

Project: 60571032 CV18F0126 Red Hill Fuel Storage

ARF: 98096

Sample ID: ERH1881 BLANK

APPL ID: BA45118

Sample Collection Date: 11/03/21

QCG: #RHBLK-211105A-270425

Method	Analyte	Result	LOQ	LOD	DL	Units	Extraction Date	Analysis Date
EPA 8015B-e	DIESEL (C10-C24)	300.0 U	320	300.0	150.0	ug/L	11/05/21	11/09/21
EPA 8015B-e	OIL (C24-C40)	300.0 U	320	300.0	150.0	ug/L	11/05/21	11/09/21
EPA 8015B-e	SURROGATE: OCTACOSANE (S)	89.3	60-142			%	11/05/21	11/09/21
EPA 8015B-e	SURROGATE: ORTHO-TERPHENYL (S)	71.9	56-125			%	11/05/21	11/09/21

Quant Method: DOC1028.M
Run #: 1108081
Instrument: Apollo
Sequence: 211108
Dilution Factor: 1
Initials: KAB

Printed: 11/13/2021 4:15:32 PM
APPL-F1-SC-NoMC-REG MDLs-DOD

EPA 8270D SIM LIQ-LIQ

AECOM
1001 Bishop Street, Suite 1600
Honolulu, HI 96813

APPL Inc.
908 North Temperance Avenue
Clovis, CA 93611

Attn: Alethea Ramos

Project: 60571032 CV18F0126 Red Hill Fuel Storage

ARF: 98096

Sample ID: ERH1872

APPL ID: BA45108

Sample Collection Date: 11/03/21

QCG: #SIM53-211109AK-271042

Method	Analyte	Result	LOQ	LOD	DL	Units	Extraction Date	Analysis Date
8270D-SIM	1-METHYLNAPHTHALENE	0.12 J	0.2	0.10	0.04	ug/L	11/09/21	11/10/21
8270D-SIM	2-METHYLNAPHTHALENE	0.10 U	0.2	0.10	0.04	ug/L	11/09/21	11/10/21
8270D-SIM	NAPHTHALENE	0.10 U	0.2	0.10	0.04	ug/L	11/09/21	11/10/21
8270D-SIM	SURROGATE: 2-METHYLNAPHTHALEN	81.5	39-114			%	11/09/21	11/10/21
8270D-SIM	SURROGATE: FLUORANTHENE-D10 (S	67.5	58-120			%	11/09/21	11/10/21

J = Estimated value.

Quant Method: K1019.M
Run #: 1019K407
Instrument: KYLO
Sequence: 211019
Dilution Factor: 1
Initials: LSI

Printed: 11/30/2021 11:51:20 AM

APPL-F1-SC-NoMC-REG MDLs-DOD

EPA 8270D SIM LIQ-LIQ

AECOM
1001 Bishop Street, Suite 1600
Honolulu, HI 96813

APPL Inc.
908 North Temperance Avenue
Clovis, CA 93611

Attn: Alethea Ramos

Project: 60571032 CV18F0126 Red Hill Fuel Storage

ARF: 98096

Sample ID: ERH1875

APPL ID: BA45110

Sample Collection Date: 11/03/21

QCG: #SIM53-211109AK-271042

Method	Analyte	Result	LOQ	LOD	DL	Units	Extraction Date	Analysis Date
8270D-SIM	1-METHYLNAPHTHALENE	35	0.2	0.10	0.04	ug/L	11/09/21	11/10/21
8270D-SIM	2-METHYLNAPHTHALENE	35	0.2	0.10	0.04	ug/L	11/09/21	11/10/21
8270D-SIM	NAPHTHALENE	72	0.2	0.10	0.04	ug/L	11/09/21	11/10/21
8270D-SIM	SURROGATE: 2-METHYLNAPHTHALEN	81.9	39-114			%	11/09/21	11/10/21
8270D-SIM	SURROGATE: FLUORANTHENE-D10 (S	63.7	58-120			%	11/09/21	11/10/21

Quant Method: K1019.M
Run #: 1019K408
Instrument: KYLO
Sequence: 211019
Dilution Factor: 1
Initials: LSI

Printed: 11/30/2021 11:51:20 AM

APPL-F1-SC-NoMC-REG MDLs-DOD

EPA 8270D SIM LIQ-LIQ

AECOM
1001 Bishop Street, Suite 1600
Honolulu, HI 96813

APPL Inc.
908 North Temperance Avenue
Clovis, CA 93611

Attn: Alethea Ramos

Project: 60571032 CV18F0126 Red Hill Fuel Storage

ARF: 98096

Sample ID: ERH1878

APPL ID: BA45112

Sample Collection Date: 11/03/21

QCG: #SIM53-211109AK-271042

Method	Analyte	Result	LOQ	LOD	DL	Units	Extraction Date	Analysis Date
8270D-SIM	1-METHYLNAPHTHALENE	0.10 U	0.2	0.10	0.04	ug/L	11/09/21	11/10/21
8270D-SIM	2-METHYLNAPHTHALENE	0.10 U	0.2	0.10	0.04	ug/L	11/09/21	11/10/21
8270D-SIM	NAPHTHALENE	0.10 U	0.2	0.10	0.04	ug/L	11/09/21	11/10/21
8270D-SIM	SURROGATE: 2-METHYLNAPHTHALEN	79.3	39-114			%	11/09/21	11/10/21
8270D-SIM	SURROGATE: FLUORANTHENE-D10 (S	76.6	58-120			%	11/09/21	11/10/21

Quant Method: K1019.M
Run #: 1019K409
Instrument: KYLO
Sequence: 211019
Dilution Factor: 1
Initials: LSI

Printed: 11/30/2021 11:51:20 AM

APPL-F1-SC-NoMC-REG MDLs-DOD

EPA 8270D SIM LIQ-LIQ

AECOM
1001 Bishop Street, Suite 1600
Honolulu, HI 96813

APPL Inc.
908 North Temperance Avenue
Clovis, CA 93611

Attn: Alethea Ramos

Project: 60571032 CV18F0126 Red Hill Fuel Storage

ARF: 98096

Sample ID: ERH1881

APPL ID: BA45114

Sample Collection Date: 11/03/21

QCG: #SIM53-211109AK-271042

Method	Analyte	Result	LOQ	LOD	DL	Units	Extraction Date	Analysis Date
8270D-SIM	1-METHYLNAPHTHALENE	0.10 U	0.2	0.10	0.04	ug/L	11/09/21	11/10/21
8270D-SIM	2-METHYLNAPHTHALENE	0.10 U	0.2	0.10	0.04	ug/L	11/09/21	11/10/21
8270D-SIM	NAPHTHALENE	0.10 U	0.2	0.10	0.04	ug/L	11/09/21	11/10/21
8270D-SIM	SURROGATE: 2-METHYLNAPHTHALEN	79.3	39-114			%	11/09/21	11/10/21
8270D-SIM	SURROGATE: FLUORANTHENE-D10 (S	72.2	58-120			%	11/09/21	11/10/21

Quant Method: K1019.M
Run #: 1019K410
Instrument: KYLO
Sequence: 211019
Dilution Factor: 1
Initials: LSI

Printed: 11/30/2021 11:51:20 AM

APPL-F1-SC-NoMC-REG MDLs-DOD

EPA 8260B BTEX WATER

AECOM
1001 Bishop Street, Suite 1600
Honolulu, HI 96813

APPL Inc.
908 North Temperance Avenue
Clovis, CA 93611

Attn: Alethea Ramos

Project: 60571032 CV18F0126 Red Hill Fuel Storage

ARF: 98096

Sample ID: ERH1871

APPL ID: BA45107

Sample Collection Date: 11/03/21

QCG: #86BTO-211109AM-270235

Method	Analyte	Result	LOQ	LOD	DL	Units	Extraction Date	Analysis Date
EPA 8260B	BENZENE	0.30 U	1.0	0.30	0.15	ug/L	11/09/21	11/09/21
EPA 8260B	ETHYLBENZENE	0.50 U	1.0	0.50	0.23	ug/L	11/09/21	11/09/21
EPA 8260B	TOLUENE	0.30 U	1.0	0.30	0.15	ug/L	11/09/21	11/09/21
EPA 8260B	XYLENES (TOTAL)	0.30 U	2.0	0.30	0.15	ug/L	11/09/21	11/09/21
EPA 8260B	SURROGATE: 1,2-DICHLOROETHANE-	102	81-118			%	11/09/21	11/09/21
EPA 8260B	SURROGATE: 4-BROMOFLUOROBENZ	97.0	85-114			%	11/09/21	11/09/21
EPA 8260B	SURROGATE: DIBROMOFLUOROMETH	105	80-119			%	11/09/21	11/09/21
EPA 8260B	SURROGATE: TOLUENE-D8 (S)	100	89-112			%	11/09/21	11/09/21

Quant Method: M1015W.M
Run #: 1109M14
Instrument: Max
Sequence: 211108
Dilution Factor: 1
Initials: PAN

Printed: 11/11/2021 9:30:35 AM

APPL-F1-SC-NoMC-REG MDLs-DOD

EPA 8260B BTEX WATER

AECOM
1001 Bishop Street, Suite 1600
Honolulu, HI 96813

APPL Inc.
908 North Temperance Avenue
Clovis, CA 93611

Attn: Alethea Ramos

Project: 60571032 CV18F0126 Red Hill Fuel Storage

ARF: 98096

Sample ID: ERH1872

APPL ID: BA45108

Sample Collection Date: 11/03/21

QCG: #86BTO-211109AM-270235

Method	Analyte	Result	LOQ	LOD	DL	Units	Extraction Date	Analysis Date
EPA 8260B	BENZENE	0.30 U	1.0	0.30	0.15	ug/L	11/09/21	11/09/21
EPA 8260B	ETHYLBENZENE	0.50 U	1.0	0.50	0.23	ug/L	11/09/21	11/09/21
EPA 8260B	TOLUENE	0.30 U	1.0	0.30	0.15	ug/L	11/09/21	11/09/21
EPA 8260B	XYLENES (TOTAL)	0.30 U	2.0	0.30	0.15	ug/L	11/09/21	11/09/21
EPA 8260B	SURROGATE: 1,2-DICHLOROETHANE-	104	81-118			%	11/09/21	11/09/21
EPA 8260B	SURROGATE: 4-BROMOFLUOROBENZ	98.0	85-114			%	11/09/21	11/09/21
EPA 8260B	SURROGATE: DIBROMOFLUOROMETH	107	80-119			%	11/09/21	11/09/21
EPA 8260B	SURROGATE: TOLUENE-D8 (S)	103	89-112			%	11/09/21	11/09/21

Quant Method: M1015W.M
Run #: 1109M15
Instrument: Max
Sequence: 211108
Dilution Factor: 1
Initials: PAN

Printed: 11/11/2021 9:30:35 AM

APPL-F1-SC-NoMC-REG MDLs-DOD

EPA 8260B BTEX WATER

AECOM
1001 Bishop Street, Suite 1600
Honolulu, HI 96813

APPL Inc.
908 North Temperance Avenue
Clovis, CA 93611

Attn: Alethea Ramos

Project: 60571032 CV18F0126 Red Hill Fuel Storage

ARF: 98096

Sample ID: ERH1874

APPL ID: BA45109

Sample Collection Date: 11/03/21

QCG: #86BTO-211109AM-270235

Method	Analyte	Result	LOQ	LOD	DL	Units	Extraction Date	Analysis Date
EPA 8260B	BENZENE	0.30 U	1.0	0.30	0.15	ug/L	11/09/21	11/09/21
EPA 8260B	ETHYLBENZENE	0.50 U	1.0	0.50	0.23	ug/L	11/09/21	11/09/21
EPA 8260B	TOLUENE	0.30 U	1.0	0.30	0.15	ug/L	11/09/21	11/09/21
EPA 8260B	XYLENES (TOTAL)	0.30 U	2.0	0.30	0.15	ug/L	11/09/21	11/09/21
EPA 8260B	SURROGATE: 1,2-DICHLOROETHANE-	103	81-118			%	11/09/21	11/09/21
EPA 8260B	SURROGATE: 4-BROMOFLUOROBENZ	96.3	85-114			%	11/09/21	11/09/21
EPA 8260B	SURROGATE: DIBROMOFLUOROMETH	106	80-119			%	11/09/21	11/09/21
EPA 8260B	SURROGATE: TOLUENE-D8 (S)	101	89-112			%	11/09/21	11/09/21

Quant Method: M1015W.M
Run #: 1109M16
Instrument: Max
Sequence: 211108
Dilution Factor: 1
Initials: PAN

Printed: 11/11/2021 9:30:35 AM

APPL-F1-SC-NoMC-REG MDLs-DOD

EPA 8260B BTEX WATER

AECOM
1001 Bishop Street, Suite 1600
Honolulu, HI 96813

APPL Inc.
908 North Temperance Avenue
Clovis, CA 93611

Attn: Alethea Ramos

Project: 60571032 CV18F0126 Red Hill Fuel Storage

ARF: 98096

Sample ID: ERH1875

APPL ID: BA45110

Sample Collection Date: 11/03/21

QCG: #86BTO-211109AM-270235

Method	Analyte	Result	LOQ	LOD	DL	Units	Extraction Date	Analysis Date
EPA 8260B	BENZENE	0.30 U	1.0	0.30	0.15	ug/L	11/09/21	11/09/21
EPA 8260B	ETHYLBENZENE	0.50 U	1.0	0.50	0.23	ug/L	11/09/21	11/09/21
EPA 8260B	TOLUENE	0.30 U	1.0	0.30	0.15	ug/L	11/09/21	11/09/21
EPA 8260B	XYLENES (TOTAL)	0.30 U	2.0	0.30	0.15	ug/L	11/09/21	11/09/21
EPA 8260B	SURROGATE: 1,2-DICHLOROETHANE-	103	81-118			%	11/09/21	11/09/21
EPA 8260B	SURROGATE: 4-BROMOFLUOROBENZ	100	85-114			%	11/09/21	11/09/21
EPA 8260B	SURROGATE: DIBROMOFLUOROMETH	102	80-119			%	11/09/21	11/09/21
EPA 8260B	SURROGATE: TOLUENE-D8 (S)	101	89-112			%	11/09/21	11/09/21

Quant Method: M1015W.M
Run #: 1109M17
Instrument: Max
Sequence: 211108
Dilution Factor: 1
Initials: PAN

Printed: 11/11/2021 9:30:35 AM
APPL-F1-SC-NoMC-REG MDLs-DOD

EPA 8260B BTEX WATER

AECOM
1001 Bishop Street, Suite 1600
Honolulu, HI 96813

APPL Inc.
908 North Temperance Avenue
Clovis, CA 93611

Attn: Alethea Ramos

Project: 60571032 CV18F0126 Red Hill Fuel Storage

ARF: 98096

Sample ID: ERH1877

APPL ID: BA45111

Sample Collection Date: 11/03/21

QCG: #86BTO-211109AM-270235

Method	Analyte	Result	LOQ	LOD	DL	Units	Extraction Date	Analysis Date
EPA 8260B	BENZENE	0.30 U	1.0	0.30	0.15	ug/L	11/09/21	11/09/21
EPA 8260B	ETHYLBENZENE	0.50 U	1.0	0.50	0.23	ug/L	11/09/21	11/09/21
EPA 8260B	TOLUENE	0.30 U	1.0	0.30	0.15	ug/L	11/09/21	11/09/21
EPA 8260B	XYLENES (TOTAL)	0.30 U	2.0	0.30	0.15	ug/L	11/09/21	11/09/21
EPA 8260B	SURROGATE: 1,2-DICHLOROETHANE-	107	81-118			%	11/09/21	11/09/21
EPA 8260B	SURROGATE: 4-BROMOFLUOROBENZ	93.9	85-114			%	11/09/21	11/09/21
EPA 8260B	SURROGATE: DIBROMOFLUOROMETH	108	80-119			%	11/09/21	11/09/21
EPA 8260B	SURROGATE: TOLUENE-D8 (S)	98.5	89-112			%	11/09/21	11/09/21

Quant Method: M1015W.M
Run #: 1109M18
Instrument: Max
Sequence: 211108
Dilution Factor: 1
Initials: PAN

Printed: 11/11/2021 9:30:35 AM
APPL-F1-SC-NoMC-REG MDLs-DOD

EPA 8260B BTEX WATER

AECOM
1001 Bishop Street, Suite 1600
Honolulu, HI 96813

APPL Inc.
908 North Temperance Avenue
Clovis, CA 93611

Attn: Alethea Ramos

Project: 60571032 CV18F0126 Red Hill Fuel Storage

ARF: 98096

Sample ID: ERH1878

APPL ID: BA45112

Sample Collection Date: 11/03/21

QCG: #86BTO-211110AM-270266

Method	Analyte	Result	LOQ	LOD	DL	Units	Extraction Date	Analysis Date
EPA 8260B	BENZENE	0.30 U	1.0	0.30	0.15	ug/L	11/10/21	11/10/21
EPA 8260B	ETHYLBENZENE	0.50 U	1.0	0.50	0.23	ug/L	11/10/21	11/10/21
EPA 8260B	TOLUENE	0.30 U	1.0	0.30	0.15	ug/L	11/10/21	11/10/21
EPA 8260B	XYLENES (TOTAL)	0.30 U	2.0	0.30	0.15	ug/L	11/10/21	11/10/21
EPA 8260B	SURROGATE: 1,2-DICHLOROETHANE-	97.9	81-118			%	11/10/21	11/10/21
EPA 8260B	SURROGATE: 4-BROMOFLUOROBENZ	94.2	85-114			%	11/10/21	11/10/21
EPA 8260B	SURROGATE: DIBROMOFLUOROMETH	97.5	80-119			%	11/10/21	11/10/21
EPA 8260B	SURROGATE: TOLUENE-D8 (S)	102	89-112			%	11/10/21	11/10/21

Quant Method: M1015W.M
Run #: 1110M09
Instrument: Max
Sequence: 211108
Dilution Factor: 1
Initials: PAN

Printed: 11/11/2021 9:30:35 AM
APPL-F1-SC-NoMC-REG MDLs-DOD

EPA 8260B BTEX WATER

AECOM
1001 Bishop Street, Suite 1600
Honolulu, HI 96813

APPL Inc.
908 North Temperance Avenue
Clovis, CA 93611

Attn: Alethea Ramos

Project: 60571032 CV18F0126 Red Hill Fuel Storage

ARF: 98096

Sample ID: ERH1880

APPL ID: BA45113

Sample Collection Date: 11/03/21

QCG: #86BTO-211110AM-270266

Method	Analyte	Result	LOQ	LOD	DL	Units	Extraction Date	Analysis Date
EPA 8260B	BENZENE	0.30 U	1.0	0.30	0.15	ug/L	11/10/21	11/10/21
EPA 8260B	ETHYLBENZENE	0.50 U	1.0	0.50	0.23	ug/L	11/10/21	11/10/21
EPA 8260B	TOLUENE	0.30 U	1.0	0.30	0.15	ug/L	11/10/21	11/10/21
EPA 8260B	XYLENES (TOTAL)	0.30 U	2.0	0.30	0.15	ug/L	11/10/21	11/10/21
EPA 8260B	SURROGATE: 1,2-DICHLOROETHANE-	101	81-118			%	11/10/21	11/10/21
EPA 8260B	SURROGATE: 4-BROMOFLUOROBENZ	97.8	85-114			%	11/10/21	11/10/21
EPA 8260B	SURROGATE: DIBROMOFLUOROMETH	104	80-119			%	11/10/21	11/10/21
EPA 8260B	SURROGATE: TOLUENE-D8 (S)	102	89-112			%	11/10/21	11/10/21

Quant Method: M1015W.M
Run #: 1110M10
Instrument: Max
Sequence: 211108
Dilution Factor: 1
Initials: PAN

Printed: 11/11/2021 9:30:35 AM
APPL-F1-SC-NoMC-REG MDLs-DOD

EPA 8260B BTEX WATER

AECOM
1001 Bishop Street, Suite 1600
Honolulu, HI 96813

APPL Inc.
908 North Temperance Avenue
Clovis, CA 93611

Attn: Alethea Ramos

Project: 60571032 CV18F0126 Red Hill Fuel Storage

ARF: 98096

Sample ID: ERH1881

APPL ID: BA45114

Sample Collection Date: 11/03/21

QCG: #86BTO-211110AM-270266

Method	Analyte	Result	LOQ	LOD	DL	Units	Extraction Date	Analysis Date
EPA 8260B	BENZENE	0.30 U	1.0	0.30	0.15	ug/L	11/10/21	11/10/21
EPA 8260B	ETHYLBENZENE	0.50 U	1.0	0.50	0.23	ug/L	11/10/21	11/10/21
EPA 8260B	TOLUENE	0.30 U	1.0	0.30	0.15	ug/L	11/10/21	11/10/21
EPA 8260B	XYLENES (TOTAL)	0.30 U	2.0	0.30	0.15	ug/L	11/10/21	11/10/21
EPA 8260B	SURROGATE: 1,2-DICHLOROETHANE-	103	81-118			%	11/10/21	11/10/21
EPA 8260B	SURROGATE: 4-BROMOFLUOROBENZ	94.8	85-114			%	11/10/21	11/10/21
EPA 8260B	SURROGATE: DIBROMOFLUOROMETH	103	80-119			%	11/10/21	11/10/21
EPA 8260B	SURROGATE: TOLUENE-D8 (S)	99.9	89-112			%	11/10/21	11/10/21

Quant Method: M1015W.M
Run #: 1110M11
Instrument: Max
Sequence: 211108
Dilution Factor: 1
Initials: PAN

Printed: 11/11/2021 9:30:35 AM
APPL-F1-SC-NoMC-REG MDLs-DOD

EPA 8260B GRO WATER

AECOM
1001 Bishop Street, Suite 1600
Honolulu, HI 96813

APPL Inc.
908 North Temperance Avenue
Clovis, CA 93611

Attn: Alethea Ramos

Project: 60571032 CV18F0126 Red Hill Fuel Storage

ARF: 98096

Sample ID: ERH1871

APPL ID: BA45107

Sample Collection Date: 11/03/21

QCG: #GRO86-211109AM-270327

Method	Analyte	Result	LOQ	LOD	DL	Units	Extraction Date	Analysis Date
EPA 8260B	GASOLINE RANGE ORGANICS	18.0 U	20	18.0	8.6	ug/L	11/09/21	11/09/21
EPA 8260B	SURROGATE: 4-BROMOFLUOROBENZ	98.5	85-114			%	11/09/21	11/09/21

Quant Method:	M0825SUR.M
Run #:	1109M14
Instrument:	Max
Sequence:	211108
Dilution Factor:	1
Initials:	PAN

Printed: 11/12/2021 1:17:53 PM

APPL-F1-SC-NoMC-REG MDLs-DOD

EPA 8260B GRO WATER

AECOM
1001 Bishop Street, Suite 1600
Honolulu, HI 96813

APPL Inc.
908 North Temperance Avenue
Clovis, CA 93611

Attn: Alethea Ramos

Project: 60571032 CV18F0126 Red Hill Fuel Storage

ARF: 98096

Sample ID: ERH1872

APPL ID: BA45108

Sample Collection Date: 11/03/21

QCG: #GRO86-211109AM-270327

Method	Analyte	Result	LOQ	LOD	DL	Units	Extraction Date	Analysis Date
EPA 8260B	GASOLINE RANGE ORGANICS	38	20	18.0	8.6	ug/L	11/09/21	11/09/21
EPA 8260B	SURROGATE: 4-BROMOFLUOROBENZ	99.5	85-114			%	11/09/21	11/09/21

Quant Method: M0825SUR.M
Run #: 1109M15
Instrument: Max
Sequence: 211108
Dilution Factor: 1
Initials: PAN

Printed: 11/12/2021 1:17:53 PM
APPL-F1-SC-NoMC-REG MDLs-DOD

EPA 8260B GRO WATER

AECOM
1001 Bishop Street, Suite 1600
Honolulu, HI 96813

APPL Inc.
908 North Temperance Avenue
Clovis, CA 93611

Attn: Alethea Ramos

Project: 60571032 CV18F0126 Red Hill Fuel Storage

ARF: 98096

Sample ID: ERH1874

APPL ID: BA45109

Sample Collection Date: 11/03/21

QCG: #GRO86-211109AM-270327

Method	Analyte	Result	LOQ	LOD	DL	Units	Extraction Date	Analysis Date
EPA 8260B	GASOLINE RANGE ORGANICS	18.0 U	20	18.0	8.6	ug/L	11/09/21	11/09/21
EPA 8260B	SURROGATE: 4-BROMOFLUOROBENZ	97.7	85-114			%	11/09/21	11/09/21

Quant Method:	M0825SUR.M
Run #:	1109M16
Instrument:	Max
Sequence:	211108
Dilution Factor:	1
Initials:	PAN

Printed: 11/12/2021 1:17:53 PM

APPL-F1-SC-NoMC-REG MDLs-DOD

EPA 8260B GRO WATER

AECOM
1001 Bishop Street, Suite 1600
Honolulu, HI 96813

APPL Inc.
908 North Temperance Avenue
Clovis, CA 93611

Attn: Alethea Ramos

Project: 60571032 CV18F0126 Red Hill Fuel Storage

ARF: 98096

Sample ID: ERH1875

APPL ID: BA45110

Sample Collection Date: 11/03/21

QCG: #GRO86-211109AM-270327

Method	Analyte	Result	LOQ	LOD	DL	Units	Extraction Date	Analysis Date
EPA 8260B	GASOLINE RANGE ORGANICS	71	20	18.0	8.6	ug/L	11/09/21	11/09/21
EPA 8260B	SURROGATE: 4-BROMOFLUOROBENZ	102	85-114			%	11/09/21	11/09/21

Quant Method:	M0825SUR.M
Run #:	1109M17
Instrument:	Max
Sequence:	211108
Dilution Factor:	1
Initials:	PAN

Printed: 11/12/2021 1:17:53 PM

APPL-F1-SC-NoMC-REG MDLs-DOD

EPA 8260B GRO WATER

AECOM
1001 Bishop Street, Suite 1600
Honolulu, HI 96813

APPL Inc.
908 North Temperance Avenue
Clovis, CA 93611

Attn: Alethea Ramos

Project: 60571032 CV18F0126 Red Hill Fuel Storage

ARF: 98096

Sample ID: ERH1877

APPL ID: BA45111

Sample Collection Date: 11/03/21

QCG: #GRO86-211109AM-270327

Method	Analyte	Result	LOQ	LOD	DL	Units	Extraction Date	Analysis Date
EPA 8260B	GASOLINE RANGE ORGANICS	18.0 U	20	18.0	8.6	ug/L	11/09/21	11/09/21
EPA 8260B	SURROGATE: 4-BROMOFLUOROBENZ	95.3	85-114			%	11/09/21	11/09/21

Quant Method:	M0825SUR.M
Run #:	1109M18
Instrument:	Max
Sequence:	211108
Dilution Factor:	1
Initials:	PAN

Printed: 11/12/2021 1:17:53 PM

APPL-F1-SC-NoMC-REG MDLs-DOD

EPA 8260B GRO WATER

AECOM
1001 Bishop Street, Suite 1600
Honolulu, HI 96813

APPL Inc.
908 North Temperance Avenue
Clovis, CA 93611

Attn: Alethea Ramos

Project: 60571032 CV18F0126 Red Hill Fuel Storage

ARF: 98096

Sample ID: ERH1878

APPL ID: BA45112

Sample Collection Date: 11/03/21

QCG: #GRO86-211110AM-270328

Method	Analyte	Result	LOQ	LOD	DL	Units	Extraction Date	Analysis Date
EPA 8260B	GASOLINE RANGE ORGANICS	18.0 U	20	18.0	8.6	ug/L	11/10/21	11/10/21
EPA 8260B	SURROGATE: 4-BROMOFLUOROBENZ	95.6	85-114			%	11/10/21	11/10/21

Quant Method: M0825SUR.M
Run #: 1110M09
Instrument: Max
Sequence: 211108
Dilution Factor: 1
Initials: PAN

Printed: 11/12/2021 1:17:53 PM

APPL-F1-SC-NoMC-REG MDLs-DOD

EPA 8260B GRO WATER

AECOM
1001 Bishop Street, Suite 1600
Honolulu, HI 96813

APPL Inc.
908 North Temperance Avenue
Clovis, CA 93611

Attn: Alethea Ramos

Project: 60571032 CV18F0126 Red Hill Fuel Storage

ARF: 98096

Sample ID: ERH1880

APPL ID: BA45113

Sample Collection Date: 11/03/21

QCG: #GRO86-211110AM-270328

Method	Analyte	Result	LOQ	LOD	DL	Units	Extraction Date	Analysis Date
EPA 8260B	GASOLINE RANGE ORGANICS	18.0 U	20	18.0	8.6	ug/L	11/10/21	11/10/21
EPA 8260B	SURROGATE: 4-BROMOFLUOROBENZ	99.2	85-114			%	11/10/21	11/10/21

Quant Method: M0825SUR.M
Run #: 1110M10
Instrument: Max
Sequence: 211108
Dilution Factor: 1
Initials: PAN

Printed: 11/12/2021 1:17:53 PM
APPL-F1-SC-NoMC-REG MDLs-DOD

EPA 8260B GRO WATER

AECOM
1001 Bishop Street, Suite 1600
Honolulu, HI 96813

APPL Inc.
908 North Temperance Avenue
Clovis, CA 93611

Attn: Alethea Ramos

Project: 60571032 CV18F0126 Red Hill Fuel Storage

ARF: 98096

Sample ID: ERH1881

APPL ID: BA45114

Sample Collection Date: 11/03/21

QCG: #GRO86-211110AM-270328

Method	Analyte	Result	LOQ	LOD	DL	Units	Extraction Date	Analysis Date
EPA 8260B	GASOLINE RANGE ORGANICS	18.0 U	20	18.0	8.6	ug/L	11/10/21	11/10/21
EPA 8260B	SURROGATE: 4-BROMOFLUOROBENZ	96.2	85-114			%	11/10/21	11/10/21

Quant Method: M0825SUR.M
Run #: 1110M11
Instrument: Max
Sequence: 211108
Dilution Factor: 1
Initials: PAN

Printed: 11/12/2021 1:17:53 PM
APPL-F1-SC-NoMC-REG MDLs-DOD

Wet Lab Analysis

AECOM
1001 Bishop Street, Suite 1600
Honolulu, HI 96813

APPL Inc.
908 North Temperance Avenue
Clovis, CA 93611

Attn: Alethea Ramos

Project: 60571032 CV18F0126 Red Hill Fuel Storage

Sample ID: ERH1872

APPL ID: BA45108

Sample Collection Date: 11/3/2021

ARF: 98096

Method	Analyte	Result	LOQ	LOD	DL	Units	DF	Prep Date	Analysis Date
SW846 9060A	TOTAL ORGANIC CARBON	1.3	0.93	0.350	0.130	mg/L	1	11/05/21	11/05/21

Printed: 11/11/2021 2:25:00 PM

APPL-F1-SC-NoMC-REG MDLs

Wet Lab Analysis

AECOM
1001 Bishop Street, Suite 1600
Honolulu, HI 96813

APPL Inc.
908 North Temperance Avenue
Clovis, CA 93611

Attn: Alethea Ramos

Project: 60571032 CV18F0126 Red Hill Fuel Storage

Sample ID: ERH1875

APPL ID: BA45110

Sample Collection Date: 11/3/2021

ARF: 98096

Method	Analyte	Result	LOQ	LOD	DL	Units	DF	Prep Date	Analysis Date
SW846 9060A	TOTAL ORGANIC CARBON	3.2	0.93	0.350	0.130	mg/L	1	11/05/21	11/05/21

Printed: 11/11/2021 2:25:00 PM

APPL-F1-SC-NoMC-REG MDLs

Wet Lab Analysis

AECOM
1001 Bishop Street, Suite 1600
Honolulu, HI 96813

APPL Inc.
908 North Temperance Avenue
Clovis, CA 93611

Attn: Alethea Ramos

Project: 60571032 CV18F0126 Red Hill Fuel Storage

Sample ID: ERH1878

APPL ID: BA45112

Sample Collection Date: 11/3/2021

ARF: 98096

Method	Analyte	Result	LOQ	LOD	DL	Units	DF	Prep Date	Analysis Date
SW846 9060A	TOTAL ORGANIC CARBON	1.5	0.93	0.350	0.130	mg/L	1	11/06/21	11/06/21

Printed: 11/11/2021 2:25:00 PM

APPL-F1-SC-NoMC-REG MDLs

Wet Lab Analysis

AECOM
1001 Bishop Street, Suite 1600
Honolulu, HI 96813

APPL Inc.
908 North Temperance Avenue
Clovis, CA 93611

Attn: Alethea Ramos

Project: 60571032 CV18F0126 Red Hill Fuel Storage

Sample ID: ERH1881

APPL ID: BA45114

Sample Collection Date: 11/3/2021

ARF: 98096

Method	Analyte	Result	LOQ	LOD	DL	Units	DF	Prep Date	Analysis Date
SW846 9060A	TOTAL ORGANIC CARBON	0.36 J	0.93	0.350	0.130	mg/L	1	11/06/21	11/06/21

J = Estimated value.

Printed: 11/11/2021 2:25:00 PM

APPL-F1-SC-NoMC-REG MDLs

QC FORMS

EPA 8015B-eHL

Form 2 & 8

Surrogate Recovery

Lab Name: APPL, Inc. SDG No: 98096

Case No: 98096 Date Analyzed: 11/11/2021

Matrix: WATER Instrument: Apollo

APPL ID.	Client Sample No.	SURROGATE: OCTACOSANE (S)			SURROGATE: ORTHO-TERPHENYL (S)		
		Limits	Result	Qualifier	Limits	Result	Qualifier
211108A-BLK	Blank	60-142	88.8		56-125	71.9	
211108A-LCS	Lab Control Spike	60-142	68.0		56-125	62.5	
211108A-LCSD	Lab Control SpikeD	60-142	94.0		56-125	84.7	
BA45108	ERH1872	60-142	80.7		56-125	65.4	
BA45110	ERH1875	60-142	85.4		56-125	69.0	
BA45112	ERH1878	60-142	86.4		56-125	68.4	
BA45114	ERH1881	60-142	87.8		56-125	70.6	

Comments: Batch: #DOC53-211108A

EPA 8015B-eHL

Form 2 & 8

Surrogate Recovery

Lab Name: APPL, Inc. SDG No: 98096

Case No: 98096 Date Analyzed: 11/10/2021

Matrix: WATER Instrument: Apollo

APPL ID.	Client Sample No.	SURROGATE: (R) DECANOIC ACID (S)			SURROGATE: OCTACOSANE (S)		
		Limits	Result	Qualifier	Limits	Result	Qualifier
211108A1-BLK	Blank	0-1	0.0		60-142	115	
211108A1-LCS	Lab Control Spike	0-1	0.0		60-142	72.7	
211108A1-LCSD	Lab Control SpikeD	0-1	0.0		60-142	117	
BA45108	ERH1872	0-1	0.0		60-142	102	
BA45110	ERH1875	0-1	0.0		60-142	148	#
BA45112	ERH1878	0-1	0.0		60-142	128	
BA45114	ERH1881	0-1	0.0		60-142	86.3	

Comments: Batch: #DOC53-211108A1

= Recovery outside of Control Limits on Sample.

EPA 8015B-eHL

Form 2 & 8

Surrogate Recovery

Lab Name: APPL, Inc. SDG No: 98096

Case No: 98096 Date Analyzed: 11/10/2021

Matrix: WATER Instrument: Apollo

APPL ID.	Client Sample No.	SURROGATE: ORTHO-TERPHENYL (S)					
		Limits	Result	Qualifier	Limits	Result	Qualifier
211108A1-BLK	Blank	56-125	93.1				
211108A1-LCS	Lab Control Spike	56-125	65.9				
211108A1-LCSD	Lab Control SpikeD	56-125	103				
BA45108	ERH1872	56-125	81.9				
BA45110	ERH1875	56-125	113				
BA45112	ERH1878	56-125	101				
BA45114	ERH1881	56-125	69.8				

Comments: Batch: #DOC53-211108A1

EPA 8015B-eHL

Form 2 & 8

Surrogate Recovery

Lab Name: APPL, Inc. SDG No: 98096

Case No: 98096 Date Analyzed: 11/9/2021

Matrix: WATER Instrument: Apollo

APPL ID.	Client Sample No.	SURROGATE: OCTACOSANE (S)			SURROGATE: ORTHO-TERPHENYL (S)		
		Limits	Result	Qualifier	Limits	Result	Qualifier
211105A-BLK	Blank	60-142	86.5		56-125	69.2	
211105A-LCS	Lab Control Spike	60-142	84.7		56-125	68.0	
211105A-LCSD	Lab Control SpikeD	60-142	78.7		56-125	63.0	
BA45115	ERH1872 BLANK	60-142	85.9		56-125	69.0	
BA45116	ERH1875 BLANK	60-142	88.5		56-125	71.6	
BA45117	ERH1878 BLANK	60-142	87.5		56-125	70.2	
BA45118	ERH1881 BLANK	60-142	89.3		56-125	71.9	

Comments: Batch: #RHBLK-211105A

EPA 8015B-eH

Form 4

Blank Summary

Lab Name: APPL, Inc.
SDG No: 98096
Case No: 98096
Date Analyzed: 11/11/2021
Matrix: WATER
Instrument: Apollo
Blank ID: 211108A-BLK
Time Analyzed: 0120

APPL ID.	Client Sample No.	File ID.	Date Analyzed	
211108A-BLK	Blank	1110033	11/11/2021	0120
211108A-LCS	Lab Control Spike	1110034	11/11/2021	0148
211108A-LCSD	Lab Control SpikeD	1110035	11/11/2021	0216
BA45108	ERH1872	1110039	11/11/2021	0408
BA45110	ERH1875	1110040	11/11/2021	0436
BA45112	ERH1878	1110041	11/11/2021	0504
BA45114	ERH1881	1110042	11/11/2021	0532

Comments: Batch: #DOC53-211108A

EPA 8015B-eH

Form 4

Blank Summary

Lab Name:	APPL, Inc.	SDG No:	98096
Case No:	98096	Date Analyzed:	11/10/2021
Matrix:	WATER	Instrument:	Apollo
Blank ID:	211108A1-BLK	Time Analyzed:	1944

APPL ID.	Client Sample No.	File ID.	Date Analyzed	
211108A1-BLK	Blank	1110021	11/10/2021	1944
211108A1-LCS	Lab Control Spike	1110022	11/10/2021	2012
211108A1-LCSD	Lab Control SpikeD	1110023	11/10/2021	2040
BA45108	ERH1872	1110027	11/10/2021	2232
BA45110	ERH1875	1110028	11/10/2021	2300
BA45112	ERH1878	1110029	11/10/2021	2328
BA45114	ERH1881	1110030	11/10/2021	2356

Comments: Batch: #DOC53-211108A1

EPA 8015B-eH

Form 4

Blank Summary

Lab Name:	APPL, Inc.	SDG No:	98096
Case No:	98096	Date Analyzed:	11/9/2021
Matrix:	WATER	Instrument:	Apollo
Blank ID:	211105A-BLK	Time Analyzed:	1154

APPL ID.	Client Sample No.	File ID.	Date Analyzed	
211105A-BLK	Blank	1108057	11/9/2021	1154
211105A-LCS	Lab Control Spike	1108058	11/9/2021	1222
211105A-LCSD	Lab Control SpikeD	1108059	11/9/2021	1250
BA45115	ERH1872 BLANK	1108063	11/9/2021	1443
BA45116	ERH1875 BLANK	1108079	11/9/2021	2214
BA45117	ERH1878 BLANK	1108080	11/9/2021	2242
BA45118	ERH1881 BLANK	1108081	11/9/2021	2310

Comments: Batch: #RHBLK-211105A

Method Blank
EPA 8015B TPH LIQ-LIQ

APPL Inc.
908 North Temperance Avenu
Clovis, CA 93611

Blank Name/QCG: **211105W-45102 - 270425**
Batch ID: #RHBLK-211105A

Sample Type	Analyte	Result	LOQ	LOD	DL	Units	Extraction Date	Analysis Date
BLANK	DIESEL (C10-C24)	300.0 U	320	300.0	150.0	ug/L	11/5/2021	11/9/2021
BLANK	OIL (C24-C40)	300.0 U	320	300.0	150.0	ug/L	11/5/2021	11/9/2021
BLANK	SURROGATE: OCTACOSANE (S)	86.5	60-142			%	11/5/2021	11/9/2021
BLANK	SURROGATE: ORTHO-TERPHEN	69.2	56-125			%	11/5/2021	11/9/2021

Quant Method: DOC1028.M
Run #: 1108057
Instrument: Apollo
Sequence: 211108
Initials: KAB

GC SC-Blank-REG MDLs-DOD
Printed: 11/13/2021 4:16:01 PM

Method Blank
EPA 8015B TPH LIQ-LIQ

APPL Inc.
908 North Temperance Avenu
Clovis, CA 93611

Blank Name/QCG: **211108W-45100 - 270426**
Batch ID: #DOC53-211108A

Sample Type	Analyte	Result	LOQ	LOD	DL	Units	Extraction Date	Analysis Date
BLANK	DIESEL (C10-C24)	300.0 U	320	300.0	150.0	ug/L	11/8/2021	11/11/2021
BLANK	OIL (C24-C40)	300.0 U	320	300.0	150.0	ug/L	11/8/2021	11/11/2021
BLANK	SURROGATE: OCTACOSANE (S)	88.8	60-142			%	11/8/2021	11/11/2021
BLANK	SURROGATE: ORTHO-TERPHEN	71.9	56-125			%	11/8/2021	11/11/2021

Quant Method: DOC1028.M
Run #: 1110033
Instrument: Apollo
Sequence: 211110
Initials: KAB

GC SC-Blank-REG MDLs-DOD
Printed: 11/13/2021 4:16:01 PM

Method Blank

EPA 8015B TPH WATER L-L SGC

APPL Inc.
908 North Temperance Avenu
Clovis, CA 93611

Blank Name/QCG: **211108W-45100 - 270428**
Batch ID: #DOC53-211108A1

Sample Type	Analyte	Result	LOQ	LOD	DL	Units	Extraction Date	Analysis Date
BLANK	DIESEL (C10-C24)	300.0 U	320	300.0	150.0	ug/L	11/8/2021	11/10/2021
BLANK	OIL (C24-C40)	300.0 U	320	300.0	150.0	ug/L	11/8/2021	11/10/2021
BLANK	SURROGATE: (R) DECANOIC AC	0.0	0-1			%	11/8/2021	11/10/2021
BLANK	SURROGATE: OCTACOSANE (S)	115	60-142			%	11/8/2021	11/10/2021
BLANK	SURROGATE: ORTHO-TERPHEN	93.1	56-125			%	11/8/2021	11/10/2021

Quant Method: DEC0911.M
Run #: 1110021
Instrument: Apollo
Sequence: 211110
Initials: KAB

GC SC-Blank-REG MDLs-DOD
Printed: 11/13/2021 4:16:01 PM

EPA 8015B-eH

Form 4

LCS Summary

Lab Name:	APPL, Inc.	SDG No:	98096
Case No:	98096	Date Analyzed:	11/11/2021
Matrix:	WATER	Instrument:	Apollo
LCS ID:	211108A-LCS	Time Analyzed:	0148

APPL ID.	Client Sample No.	File ID.	Date Analyzed	
211108A-BLK	Blank	1110033	11/11/2021	0120
211108A-LCS	Lab Control Spike	1110034	11/11/2021	0148
211108A-LCSD	Lab Control SpikeD	1110035	11/11/2021	0216
BA45108	ERH1872	1110039	11/11/2021	0408
BA45110	ERH1875	1110040	11/11/2021	0436
BA45112	ERH1878	1110041	11/11/2021	0504
BA45114	ERH1881	1110042	11/11/2021	0532

Comments: Batch: #DOC53-211108A

EPA 8015B-eH

Form 4

LCS Summary

Lab Name:	APPL, Inc.	SDG No:	98096
Case No:	98096	Date Analyzed:	11/10/2021
Matrix:	WATER	Instrument:	Apollo
LCS ID:	211108A1-LCS	Time Analyzed:	2012

APPL ID.	Client Sample No.	File ID.	Date Analyzed	
211108A1-BLK	Blank	1110021	11/10/2021	1944
211108A1-LCS	Lab Control Spike	1110022	11/10/2021	2012
211108A1-LCSD	Lab Control SpikeD	1110023	11/10/2021	2040
BA45108	ERH1872	1110027	11/10/2021	2232
BA45110	ERH1875	1110028	11/10/2021	2300
BA45112	ERH1878	1110029	11/10/2021	2328
BA45114	ERH1881	1110030	11/10/2021	2356

Comments: Batch: #DOC53-211108A1

EPA 8015B-eH

Form 4

LCS Summary

Lab Name:	APPL, Inc.	SDG No:	98096
Case No:	98096	Date Analyzed:	11/9/2021
Matrix:	WATER	Instrument:	Apollo
LCS ID:	211105A-LCS	Time Analyzed:	1222

APPL ID.	Client Sample No.	File ID.	Date Analyzed	
211105A-BLK	Blank	1108057	11/9/2021	1154
211105A-LCS	Lab Control Spike	1108058	11/9/2021	1222
211105A-LCSD	Lab Control SpikeD	1108059	11/9/2021	1250
BA45115	ERH1872 BLANK	1108063	11/9/2021	1443
BA45116	ERH1875 BLANK	1108079	11/9/2021	2214
BA45117	ERH1878 BLANK	1108080	11/9/2021	2242
BA45118	ERH1881 BLANK	1108081	11/9/2021	2310

Comments: Batch: #RHBLK-211105A

Laboratory Control Spike Recoveries

EPA 8015B TPH LIQ-LIQ

APPL ID: **211108W-45100 LCS - 270426**
Batch ID: #DOC53-211108A

APPL Inc.
908 North Temperance Avenue
Clovis, CA 93611

Compound Name	Spike Lvl ug/L	SPK Result ug/L	DUP Result ug/L	SPK % Recovery	DUP % Recovery	Recovery Limits	RPD %	RPD Limits
DIESEL (C10-C24)	2000	1290	1770	64.5	88.5	36-132	31.4 #	30
OIL (C24-C40)	2000	1380	1940	69.0	97.0	41-113	33.7 #	30
SURROGATE: OCTACOSANE (S)	150	102	141	68.0	94.0	60-142		
SURROGATE: ORTHO-TERPHENYL (S)	150	93.8	127	62.5	84.7	56-125		

= Recovery is outside QC limits.

Comments:

Primary	SPK	DUP
Quant Method :	DOC1028.M	DOC1028.M
Extraction Date :	11/8/2021	11/8/2021
Analysis Date :	11/11/2021	11/11/2021
Instrument :	Apollo	Apollo
Run :	1110034	1110035
Initials :	KAB	

Laboratory Control Spike Recoveries

EPA 8015B TPH WATER L-L SGC

APPL ID: **211108W-45100 LCS - 270428**
Batch ID: #DOC53-211108A1

APPL Inc.
908 North Temperance Avenue
Clovis, CA 93611

Compound Name	Spike Lvl ug/L	SPK Result ug/L	DUP Result ug/L	SPK % Recovery	DUP % Recovery	Recovery Limits	RPD %	RPD Limits
DIESEL (C10-C24)	2000	1140	2100	57.0	105	36-132	59.3 #	30
OIL (C24-C40)	2000	1460	2350	73.0	118 #	41-113	46.7 #	30
SURROGATE: (R) DECANOIC ACID (S)	10.00	0	0	0.0	0.0	0-1		
SURROGATE: OCTACOSANE (S)	150	109	176	72.7	117	60-142		
SURROGATE: ORTHO-TERPHENYL (S)	150	98.9	155	65.9	103	56-125		

= Recovery is outside QC limits.

Comments:

Primary	SPK	DUP
Quant Method :	DEC0911.M	DEC0911.M
Extraction Date :	11/8/2021	11/8/2021
Analysis Date :	11/10/2021	11/10/2021
Instrument :	Apollo	Apollo
Run :	1110022	1110023
Initials :	KAB	

Laboratory Control Spike Recoveries

EPA 8015B TPH LIQ-LIQ

APPL ID: **211105W-45102 LCS - 270425**
Batch ID: #RHBLK-211105A

APPL Inc.
908 North Temperance Avenue
Clovis, CA 93611

Compound Name	Spike Lvl ug/L	SPK Result ug/L	DUP Result ug/L	SPK % Recovery	DUP % Recovery	Recovery Limits	RPD %	RPD Limits
DIESEL (C10-C24)	0	47.3	60.4	NA	NA	36-132		30
OIL (C24-C40)	0	42.2	84.5	NA	NA	41-113		30
SURROGATE: OCTACOSANE (S)	150	127	118	84.7	78.7	60-142		
SURROGATE: ORTHO-TERPHENYL (S)	150	102	94.5	68.0	63.0	56-125		

Comments:

Primary	SPK	DUP
Quant Method :	DOC1028.M	DOC1028.M
Extraction Date :	11/5/2021	11/5/2021
Analysis Date :	11/9/2021	11/9/2021
Instrument :	Apollo	Apollo
Run :	1108058	1108059
Initials :	KAB	

8270D-SIM

Form 2 & 8

Surrogate Recovery

Lab Name: APPL, Inc. SDG No: 98096

Case No: 98096 Date Analyzed: 11/10/2021

Matrix: WATER Instrument: KYLO

APPL ID.	Client Sample No.	SURROGATE: 2-METHYLNAPHTHALENE-D10 (S)			SURROGATE: FLUORANTHENE-D10 (S)		
		Limits	Result	Qualifier	Limits	Result	Qualifier
211109AK-BLK	Blank	39-114	84.0		58-120	93.5	
211109AK-LCS	Lab Control Spike	39-114	83.4		58-120	88.6	
211109AK-LCSD	Lab Control SpikeD	39-114	85.8		58-120	90.6	
BA45108	ERH1872	39-114	81.5		58-120	67.5	
BA45110	ERH1875	39-114	81.9		58-120	63.7	
BA45112	ERH1878	39-114	79.3		58-120	76.6	
BA45114	ERH1881	39-114	79.3		58-120	72.2	

Comments: Batch: #SIM53-211109AK

8270D-SIM

Form 4

Blank Summary

Lab Name: APPL, Inc.
SDG No: 98096
Case No: 98096
Date Analyzed: 11/10/2021
Matrix: WATER
Instrument: KYLO
Blank ID: 211109AK-BLK
Time Analyzed: 1622

APPL ID.	Client Sample No.	File ID.	Date Analyzed	
211109AK-BLK	Blank	1019K401	11/10/2021	1622
211109AK-LCS	Lab Control Spike	1019K402	11/10/2021	1642
211109AK-LCSD	Lab Control SpikeD	1019K403	11/10/2021	1702
BA45108	ERH1872	1019K407	11/10/2021	1821
BA45110	ERH1875	1019K408	11/10/2021	1841
BA45112	ERH1878	1019K409	11/10/2021	1901
BA45114	ERH1881	1019K410	11/10/2021	1921

Comments: Batch: #SIM53-211109AK

Method Blank
EPA 8270D SIM LIQ-LIQ

APPL Inc.
908 North Temperance Avenu
Clovis, CA 93611

Blank Name/QCG: **211109W-45100 - 271042**
Batch ID: #SIM53-211109AK

Sample Type	Analyte	Result	LOQ	LOD	DL	Units	Extraction Date	Analysis Date
BLANK	1-METHYLNAPHTHALENE	0.10 U	0.2	0.10	0.04	ug/L	11/9/2021	11/10/2021
BLANK	2-METHYLNAPHTHALENE	0.10 U	0.2	0.10	0.04	ug/L	11/9/2021	11/10/2021
BLANK	NAPHTHALENE	0.10 U	0.2	0.10	0.04	ug/L	11/9/2021	11/10/2021
BLANK	SURROGATE: 2-METHYLNAPHT	84.0	39-114			%	11/9/2021	11/10/2021
BLANK	SURROGATE: FLUORANTHENE-	93.5	58-120			%	11/9/2021	11/10/2021

Quant Method: K1019.M
Run #: 1019K401
Instrument: KYLO
Sequence: 211019
Initials: LSI

GC SC-Blank-REG MDLs-DOD
Printed: 11/30/2021 11:51:22 AM

8270D-SIM

Form 4

LCS Summary

Lab Name:	APPL, Inc.	SDG No:	98096
Case No:	98096	Date Analyzed:	11/10/2021
Matrix:	WATER	Instrument:	KYLO
LCS ID:	211109AK-LCS	Time Analyzed:	1642

APPL ID.	Client Sample No.	File ID.	Date Analyzed	
211109AK-BLK	Blank	1019K401	11/10/2021	1622
211109AK-LCS	Lab Control Spike	1019K402	11/10/2021	1642
211109AK-LCSD	Lab Control SpikeD	1019K403	11/10/2021	1702
BA45108	ERH1872	1019K407	11/10/2021	1821
BA45110	ERH1875	1019K408	11/10/2021	1841
BA45112	ERH1878	1019K409	11/10/2021	1901
BA45114	ERH1881	1019K410	11/10/2021	1921

Comments: Batch: #SIM53-211109AK

Laboratory Control Spike Recoveries

EPA 8270D SIM LIQ-LIQ

APPL ID: **211109W-45100 LCS - 271042**
Batch ID: #SIM53-211109AK

APPL Inc.
908 North Temperance Avenue
Clovis, CA 93611

Compound Name	Spike Lvl ug/L	SPK Result ug/L	DUP Result ug/L	SPK % Recovery	DUP % Recovery	Recovery Limits	RPD %	RPD Limits
1-METHYLNAPHTHALENE	5.00	3.95	4.02	79.0	80.4	41-115	1.8	20
2-METHYLNAPHTHALENE	5.00	4.02	4.05	80.4	81.0	39-114	0.74	20
NAPHTHALENE	5.00	3.93	3.98	78.6	79.6	43-114	1.3	20
SURROGATE: 2-METHYLNAPHTHALEN	5.00	4.17	4.29	83.4	85.8	39-114		
SURROGATE: FLUORANTHENE-D10 (S)	5.00	4.43	4.53	88.6	90.6	58-120		

Comments:

Primary	SPK	DUP
Quant Method :	K1019.M	K1019.M
Extraction Date :	11/9/2021	11/9/2021
Analysis Date :	11/10/2021	11/10/2021
Instrument :	KYLO	KYLO
Run :	1019K402	1019K403
Initials :	LSI	

Form 5
Tune Summary

Lab Name: APPL Inc.
Case No:
Matrix: Water
ID: 1019K001.D

SDG No:
Date Analyzed: 10/19/2021
Instrument: KYLO
Time Analyzed: 13:58

	Client Sample No.	APPL ID.	File ID.	Date Analyzed
1		0.1 ug/ml 10/10/21	1019K002.D	10/19/2021 14:09
2		0.2 ug/ml 10/10/21	1019K003.D	10/19/2021 14:29
3		0.5 ug/ml 10/10/21	1019K004.D	10/19/2021 14:49
4		1 ug/ml 10/10/21	1019K005.D	10/19/2021 15:09
5		5 ug/ml 10/10/21	1019K006.D	10/19/2021 15:29
6		10 ug/ml 10/10/21	1019K007.D	10/19/2021 15:49
7		50 ug/ml 10/10/21	1019K008.D	10/19/2021 16:09
8		100 ug/ml 10/10/21	1019K009.D	10/19/2021 16:29
9		SS ug/ml 10/10/21	1019K010.D	10/19/2021 16:49
10				
11				
12				
13				
14				
15				
16				
17				
18				
19				
20				
21				
22				

m/e		
51	9.95 - 80.1% of mass 198	36.8
68	0 - 2.05% of mass 69	1.7
70	0 - 2% of mass 69	0.4
127	10 - 80% of mass 198	54.6
197	0 - 2% of mass 198	0.2
198	100 - 100% of mass 198	100.0
199	5 - 9% of mass 198	6.5
275	10 - 60% of mass 198	23.2
365	1 - 100% of mass 198	2.5
441	0.01 - 24% of mass 442	13.9
442	50 - 500% of mass 198	73.4
443	15 - 24% of mass 442	18.4

Form 5
Tune Summary

Lab Name: APPL Inc.
Case No: 98096
Matrix: Water
ID: 1019K393.D

SDG No: 98096
Date Analyzed: 11/10/2021
Instrument: KYLO
Time Analyzed: 12:42

	Client Sample No.	APPL ID.	File ID.	Date Analyzed
1		5 ug/ml 10/19/21 (1)	1019K394.D	11/10/2021 12:54
2	Blank	211109A BLK 1/1000	1019K401.D	11/10/2021 16:22
3	Lab Control Spike	211109A LCS-1 1/1000	1019K402.D	11/10/2021 16:42
4	Lab Control SpikeD	211109A LCSD-1 1/100	1019K403.D	11/10/2021 17:02
5	ERH1872	BA45108W07 1/1000	1019K407.D	11/10/2021 18:21
6	ERH1875	BA45110W08 1/1000	1019K408.D	11/10/2021 18:41
7	ERH1878	BA45112W08 1/950	1019K409.D	11/10/2021 19:01
8	ERH1881	BA45114W07 1/1020	1019K410.D	11/10/2021 19:21
9		5 ug/ml 10/13/21 (2)	1019K431.D	11/11/2021 2:19
10				
11				
12				
13				
14				
15				
16				
17				
18				
19				
20				
21				
22				

m/e		
51	9.95 - 80.1% of mass 198	30.9
68	0 - 2.05% of mass 69	0.9
70	0 - 2% of mass 69	0.3
127	10 - 80% of mass 198	51.1
197	0 - 2% of mass 198	0.4
198	100 - 100% of mass 198	100.0
199	5 - 9% of mass 198	6.8
275	10 - 60% of mass 198	23.2
365	1 - 100% of mass 198	2.5
441	0.01 - 24% of mass 442	13.8
442	50 - 500% of mass 198	80.0
443	15 - 24% of mass 442	18.8

8A

INTERNAL STANDARD AREA AND RT SUMMARY

Lab Name: APPL Inc. Contract: _____

Lab Code: _____ SDG No.: _____

Lab File ID (Standard): 1019K394.D Date Analyzed: 11/10/21

Instrument ID: KYLO Time Analyzed: 12:54

GC Column: _____ ID: Heated Purge: (Y/N) _____

		Napthalene-D8(IS)		Acenaphthene-D10(IS)		Phenanthrene-D10(IS)	
		AREA #	RT #	AREA #	RT #	AREA #	RT #
	12 HOUR STD	14759	3.89	6889	5.82	10656	7.52
	UPPER LIMIT	29518	4.06	13778	5.99	21312	7.69
	LOWER LIMIT	7380	3.72	3445	5.65	5328	7.35
	SAMPLE NO.						
01	211109A BLK 1/1000	14000	3.89	6855	5.82	10828	7.52
02	211109A LCS-1 1/1000	13784	3.89	6714	5.82	10491	7.52
03	211109A LCSD-1 1/1000	14760	3.89	7229	5.82	11341	7.52
04	BA45108W07 1/1000	14155	3.89	6933	5.82	10762	7.52
05	BA45110W08 1/1000	12948	3.89	6601	5.82	10228	7.52
06	BA45112W08 1/950	14277	3.89	7093	5.82	10882	7.52
07	BA45114W07 1/1020	13959	3.89	6875	5.82	10712	7.52
08	5 ug/ml 10/13/21 (2)	13340	3.89	6593	5.82	10257	7.52
09							
10							
11							
12							
13							
14							
15							
16							
17							
18							
19							
20							
21							
22							

AREA UPPER LIMIT = +100% of internal standard area.
AREA LOWER LIMIT = -50% of internal standard area.
RT UPPER LIMIT = +0.17 minutes of internal standard RT
RT LOWER LIMIT = -0.17 minutes of internal standard RT

Column used to flag values outside QC limits with an asterisk.
* Values outside of QC limits.

8A

INTERNAL STANDARD AREA AND RT SUMMARY

Lab Name: APPL Inc. Contract: _____

Lab Code: _____ SDG No.: _____

Lab File ID (Standard): 1019K394.D Date Analyzed: 11/10/21

Instrument ID: KYLO Time Analyzed: 12:54

GC Column: _____ ID: Heated Purge: (Y/N) _____

		Chrysene-D12(IS)		Perylene-D12(IS)					
		AREA #	RT #	AREA #	RT #	AREA #	RT #
	12 HOUR STD	12960	10.59	11828	12.77		
	UPPER LIMIT	25920	10.76	23656	12.94		
	LOWER LIMIT	6480	10.42	5914	12.60		
	SAMPLE NO.						
01	211109A BLK 1/1000	12880	10.58	11916	12.77		
02	211109A LCS-1 1/1000	12823	10.57	11726	12.76		
03	211109A LCSD-1 1/1000	13795	10.57	12598	12.76		
04	BA45108W07 1/1000	12895	10.58	11646	12.77		
05	BA45110W08 1/1000	12143	10.58	11109	12.77		
06	BA45112W08 1/950	12971	10.58	11846	12.76		
07	BA45114W07 1/1020	12934	10.58	11466	12.77		
08	5 ug/ml 10/13/21 (2)	12604	10.58	10995	12.77		
09							
10							
11							
12							
13							
14							
15							
16							
17							
18							
19							
20							
21							
22							

AREA UPPER LIMIT = +100% of internal standard area.
AREA LOWER LIMIT = -50% of internal standard area.
RT UPPER LIMIT = +0.17 minutes of internal standard RT
RT LOWER LIMIT = -0.17 minutes of internal standard RT

Column used to flag values outside QC limits with an asterisk.
* Values outside of QC limits.

EPA 8260B

Form 2 & 8

Surrogate Recovery

Lab Name: APPL, Inc. SDG No: 98096

Case No: 98096 Date Analyzed: 11/9/2021

Matrix: WATER Instrument: Max

APPL ID.	Client Sample No.	SURROGATE: 1,2-DICHLOROETHANE-D4 (S)			SURROGATE: 4-BROMOFLUOROBENZENE (S)		
		Limits	Result	Qualifier	Limits	Result	Qualifier
211109AM-LCS	Lab Control Spike	81-118	95.6		85-114	101	
211109AM-LCSD	Lab Control SpikeD	81-118	101		85-114	98.8	
211109AM-BLK	Blank	81-118	105		85-114	98.6	
BA45107	ERH1871	81-118	102		85-114	97.0	
BA45108	ERH1872	81-118	104		85-114	98.0	
BA45109	ERH1874	81-118	103		85-114	96.3	
BA45110	ERH1875	81-118	103		85-114	100	
BA45111	ERH1877	81-118	107		85-114	93.9	

Comments: Batch: #86BTO-211109AM

EPA 8260B

Form 2 & 8

Surrogate Recovery

Lab Name: APPL, Inc. SDG No: 98096

Case No: 98096 Date Analyzed: 11/9/2021

Matrix: WATER Instrument: Max

APPL ID.	Client Sample No.	SURROGATE: DIBROMOFLUOROMETHANE (S)			SURROGATE: TOLUENE-D8 (S)		
		Limits	Result	Qualifier	Limits	Result	Qualifier
211109AM-LCS	Lab Control Spike	80-119	102		89-112	103	
211109AM-LCSD	Lab Control SpikeD	80-119	104		89-112	103	
211109AM-BLK	Blank	80-119	104		89-112	104	
BA45107	ERH1871	80-119	105		89-112	100	
BA45108	ERH1872	80-119	107		89-112	103	
BA45109	ERH1874	80-119	106		89-112	101	
BA45110	ERH1875	80-119	102		89-112	101	
BA45111	ERH1877	80-119	108		89-112	98.5	

Comments: Batch: #86BTO-211109AM

EPA 8260B

Form 2 & 8

Surrogate Recovery

Lab Name: APPL, Inc. SDG No: 98096

Case No: 98096 Date Analyzed: 11/10/2021

Matrix: WATER Instrument: Max

APPL ID.	Client Sample No.	SURROGATE: 1,2-DICHLOROETHANE-D4 (S)			SURROGATE: 4-BROMOFLUOROBENZENE (S)		
		Limits	Result	Qualifier	Limits	Result	Qualifier
211110AM-LCS	Lab Control Spike	81-118	95.2		85-114	97.6	
211110AM-LCSD	Lab Control SpikeD	81-118	93.6		85-114	98.8	
211110AM-BLK	Blank	81-118	100		85-114	93.0	
BA45112	ERH1878	81-118	97.9		85-114	94.2	
BA45113	ERH1880	81-118	101		85-114	97.8	
BA45114	ERH1881	81-118	103		85-114	94.8	

Comments: Batch: #86BTO-211110AM

EPA 8260B

Form 2 & 8

Surrogate Recovery

Lab Name: APPL, Inc. SDG No: 98096

Case No: 98096 Date Analyzed: 11/10/2021

Matrix: WATER Instrument: Max

APPL ID.	Client Sample No.	SURROGATE: DIBROMOFLUOROMETHANE (S)			SURROGATE: TOLUENE-D8 (S)		
		Limits	Result	Qualifier	Limits	Result	Qualifier
211110AM-LCS	Lab Control Spike	80-119	102		89-112	101	
211110AM-LCSD	Lab Control SpikeD	80-119	96.0		89-112	101	
211110AM-BLK	Blank	80-119	101		89-112	100	
BA45112	ERH1878	80-119	97.5		89-112	102	
BA45113	ERH1880	80-119	104		89-112	102	
BA45114	ERH1881	80-119	103		89-112	99.9	

Comments: Batch: #86BTO-211110AM

EPA 8260B

Form 4

Blank Summary

Lab Name:	APPL, Inc.	SDG No:	98096
Case No:	98096	Date Analyzed:	11/9/2021
Matrix:	WATER	Instrument:	Max
Blank ID:	211109AM-BLK	Time Analyzed:	1122

APPL ID.	Client Sample No.	File ID.	Date Analyzed
211109AM-LCS	Lab Control Spike	1109M03	11/9/2021 0900
211109AM-LCSD	Lab Control SpikeD	1109M04	11/9/2021 0928
211109AM-BLK	Blank	1109M08	11/9/2021 1122
BA45107	ERH1871	1109M14	11/9/2021 1412
BA45108	ERH1872	1109M15	11/9/2021 1441
BA45109	ERH1874	1109M16	11/9/2021 1509
BA45110	ERH1875	1109M17	11/9/2021 1538
BA45111	ERH1877	1109M18	11/9/2021 1606

Comments: Batch: #86BTO-211109AM

EPA 8260B

Form 4

Blank Summary

Lab Name:	APPL, Inc.	SDG No:	98096
Case No:	98096	Date Analyzed:	11/10/2021
Matrix:	WATER	Instrument:	Max
Blank ID:	211110AM-BLK	Time Analyzed:	1207

APPL ID.	Client Sample No.	File ID.	Date Analyzed	
211110AM-LCS	Lab Control Spike	1110M03	11/10/2021	0945
211110AM-LCSD	Lab Control SpikeD	1110M04	11/10/2021	1014
211110AM-BLK	Blank	1110M08	11/10/2021	1207
BA45112	ERH1878	1110M09	11/10/2021	1236
BA45113	ERH1880	1110M10	11/10/2021	1304
BA45114	ERH1881	1110M11	11/10/2021	1332

Comments: Batch: #86BTO-211110AM

Method Blank

EPA 8260B BTEX WATER

APPL Inc.
908 North Temperance Avenu
Clovis, CA 93611

Blank Name/QCG: **211109W-45099 - 270235**
Batch ID: #86BTO-211109AM

Sample Type	Analyte	Result	LOQ	LOD	DL	Units	Extraction Date	Analysis Date
BLANK	BENZENE	0.30 U	1.0	0.30	0.15	ug/L	11/9/2021	11/9/2021
BLANK	ETHYLBENZENE	0.50 U	1.0	0.50	0.23	ug/L	11/9/2021	11/9/2021
BLANK	TOLUENE	0.30 U	1.0	0.30	0.15	ug/L	11/9/2021	11/9/2021
BLANK	XYLENES (TOTAL)	0.30 U	2.0	0.30	0.15	ug/L	11/9/2021	11/9/2021
BLANK	SURROGATE: 1,2-DICHLOROET	105	81-118			%	11/9/2021	11/9/2021
BLANK	SURROGATE: 4-BROMOFLUORO	98.6	85-114			%	11/9/2021	11/9/2021
BLANK	SURROGATE: DIBROMOFLUOR	104	80-119			%	11/9/2021	11/9/2021
BLANK	SURROGATE: TOLUENE-D8 (S)	104	89-112			%	11/9/2021	11/9/2021

Quant Method: M1015W.M
Run #: 1109M08
Instrument: Max
Sequence: 211108
Initials: PAN

GC SC-Blank-REG MDLs-DOD
Printed: 11/11/2021 9:31:17 AM

Method Blank

EPA 8260B BTEX WATER

APPL Inc.
908 North Temperance Avenu
Clovis, CA 93611

Blank Name/QCG: **211110W-45112 - 270266**
Batch ID: #86BTO-211110AM

Sample Type	Analyte	Result	LOQ	LOD	DL	Units	Extraction Date	Analysis Date
BLANK	BENZENE	0.30 U	1.0	0.30	0.15	ug/L	11/10/2021	11/10/2021
BLANK	ETHYLBENZENE	0.50 U	1.0	0.50	0.23	ug/L	11/10/2021	11/10/2021
BLANK	TOLUENE	0.30 U	1.0	0.30	0.15	ug/L	11/10/2021	11/10/2021
BLANK	XYLENES (TOTAL)	0.30 U	2.0	0.30	0.15	ug/L	11/10/2021	11/10/2021
BLANK	SURROGATE: 1,2-DICHLOROET	100	81-118			%	11/10/2021	11/10/2021
BLANK	SURROGATE: 4-BROMOFLUORO	93.0	85-114			%	11/10/2021	11/10/2021
BLANK	SURROGATE: DIBROMOFLUOR	101	80-119			%	11/10/2021	11/10/2021
BLANK	SURROGATE: TOLUENE-D8 (S)	100	89-112			%	11/10/2021	11/10/2021

Quant Method: M1015W.M
Run #: 1110M08
Instrument: Max
Sequence: 211108
Initials: PAN

GC SC-Blank-REG MDLs-DOD
Printed: 11/11/2021 9:31:17 AM

EPA 8260B

Form 4

LCS Summary

Lab Name:	APPL, Inc.	SDG No:	98096
Case No:	98096	Date Analyzed:	11/9/2021
Matrix:	WATER	Instrument:	Max
LCS ID:	211109AM-LCS	Time Analyzed:	0900

APPL ID.	Client Sample No.	File ID.	Date Analyzed
211109AM-LCS	Lab Control Spike	1109M03	11/9/2021 0900
211109AM-LCSD	Lab Control SpikeD	1109M04	11/9/2021 0928
211109AM-BLK	Blank	1109M08	11/9/2021 1122
BA45107	ERH1871	1109M14	11/9/2021 1412
BA45108	ERH1872	1109M15	11/9/2021 1441
BA45109	ERH1874	1109M16	11/9/2021 1509
BA45110	ERH1875	1109M17	11/9/2021 1538
BA45111	ERH1877	1109M18	11/9/2021 1606

Comments: Batch: #86BTO-211109AM

EPA 8260B

Form 4

LCS Summary

Lab Name:	APPL, Inc.	SDG No:	98096
Case No:	98096	Date Analyzed:	11/10/2021
Matrix:	WATER	Instrument:	Max
LCS ID:	211110AM-LCS	Time Analyzed:	0945

APPL ID.	Client Sample No.	File ID.	Date Analyzed	
211110AM-LCS	Lab Control Spike	1110M03	11/10/2021	0945
211110AM-LCSD	Lab Control SpikeD	1110M04	11/10/2021	1014
211110AM-BLK	Blank	1110M08	11/10/2021	1207
BA45112	ERH1878	1110M09	11/10/2021	1236
BA45113	ERH1880	1110M10	11/10/2021	1304
BA45114	ERH1881	1110M11	11/10/2021	1332

Comments: Batch: #86BTO-211110AM

Laboratory Control Spike Recoveries

EPA 8260B BTEX WATER

APPL ID: **211109W-45099 LCS - 270235**
Batch ID: #86BTO-211109AM

APPL Inc.
908 North Temperance Avenue
Clovis, CA 93611

Compound Name	Spike Lvl ug/L	SPK Result ug/L	DUP Result ug/L	SPK % Recovery	DUP % Recovery	Recovery Limits	RPD %	RPD Limits
BENZENE	10.00	9.92	8.69	99.2	86.9	79-120	13.2	20
ETHYLBENZENE	10.00	10.4	9.50	104	95.0	79-121	9.0	20
TOLUENE	10.00	10.4	9.52	104	95.2	80-121	8.8	20
XYLENES (TOTAL)	30.0	30.2	27.8	101	92.7	79-121	8.3	20
SURROGATE: 1,2-DICHLOROETHANE-D	25.0	23.9	25.2	95.6	101	81-118		
SURROGATE: 4-BROMOFLUOROBENZE	25.0	25.2	24.7	101	98.8	85-114		
SURROGATE: DIBROMOFLUOROMETH	25.0	25.4	26.1	102	104	80-119		
SURROGATE: TOLUENE-D8 (S)	25.0	25.8	25.8	103	103	89-112		

Comments:

Primary	SPK	DUP
Quant Method :	M1015W.M	M1015W.M
Extraction Date :	11/9/2021	11/9/2021
Analysis Date :	11/9/2021	11/9/2021
Instrument :	Max	Max
Run :	1109M03	1109M04
Initials :	PAN	

Laboratory Control Spike Recoveries

EPA 8260B BTEX WATER

APPL ID: **211110W-45112 LCS - 270266**
Batch ID: #86BTO-211110AM

APPL Inc.
908 North Temperance Avenue
Clovis, CA 93611

Compound Name	Spike Lvl ug/L	SPK Result ug/L	DUP Result ug/L	SPK % Recovery	DUP % Recovery	Recovery Limits	RPD %	RPD Limits
BENZENE	10.00	10.0	9.45	100	94.5	79-120	5.7	20
ETHYLBENZENE	10.00	10.4	9.57	104	95.7	79-121	8.3	20
TOLUENE	10.00	10.6	10.1	106	101	80-121	4.8	20
XYLENES (TOTAL)	30.0	29.8	29.1	99.3	97.0	79-121	2.4	20
SURROGATE: 1,2-DICHLOROETHANE-D	25.0	23.8	23.4	95.2	93.6	81-118		
SURROGATE: 4-BROMOFLUOROBENZE	25.0	24.4	24.7	97.6	98.8	85-114		
SURROGATE: DIBROMOFLUOROMETH	25.0	25.5	24.0	102	96.0	80-119		
SURROGATE: TOLUENE-D8 (S)	25.0	25.2	25.3	101	101	89-112		

Comments:

Primary	SPK	DUP
Quant Method :	M1015W.M	M1015W.M
Extraction Date :	11/10/2021	11/10/2021
Analysis Date :	11/10/2021	11/10/2021
Instrument :	Max	Max
Run :	1110M03	1110M04
Initials :	PAN	

Form 5
Tune Summary

Lab Name: APPL Inc.
Case No:
Matrix: Water
ID: 1015M11.D

SDG No:
Date Analyzed: 10/15/2021
Instrument: Max
Time Analyzed: 14:44

	Client Sample No.	APPL ID.	File ID.	Date Analyzed
1		0.3ug/L VOC STD 10/1	1015M12.D	10/15/2021 15:12
2		0.5ug/L VOC STD 10/1	1015M13.D	10/15/2021 15:41
3		1ug/L VOC STD 10/15/	1015M14.D	10/15/2021 16:09
4		2ug/L VOC STD 10/15/	1015M15.D	10/15/2021 16:38
5		5ug/L VOC STD 10/15/	1015M16.D	10/15/2021 17:06
6		10ug/L VOC STD 10/15	1015M17.D	10/15/2021 17:35
7		20ug/L VOC STD 10/15	1015M18.D	10/15/2021 18:03
8		40ug/L VOC STD 10/15	1015M19.D	10/15/2021 18:31
9		100ug/L VOC STD 10/1	1015M20.D	10/15/2021 19:00
10		(SS) 10ug/L VOC STD	1015M22.D	10/15/2021 19:57
11				
12				
13				
14				
15				
16				
17				
18				
19				
20				
21				
22				

m/e		
50	15.0 - 40.0% of mass 95	20.4
75	30.0 - 60.0% of mas 95	58.4
95	Base peak, 100% relative abundance	100.0
96	5.0 - 9.0% of mass 95	6.7
173	Less than 2.0% of mass 174	0.0
174	50.0 - 200.0% of mass 95	126.6
175	5.0 - 9.0% of mass 174	7.7
176	95.0 - 101.0% of mass 174	99.1
177	5.0 - 9.0% of mass 176	6.5

8A
INTERNAL STANDARD AREA AND RT SUMMARY

Lab Name: APPL Inc. Contract: _____

Lab Code: _____ SDG No.: _____

Lab File ID (Standard): 1015M17.D Date Analyzed: 10/15/21

Instrument ID: Max Time Analyzed: 17:35

GC Column: _____ ID: Heated Purge: (Y/N) _____

		Fluorobenzene (IS)		Chlorobenzene-D5 (IS)		1,4-Dichlorobenzene-D (IS)	
		AREA #	RT #	AREA #	RT #	AREA #	RT #
	12 HOUR STD	377347	6.34	347072	9.50	236441	11.82
	UPPER LIMIT	754694	6.51	694144	9.67	472882	11.99
	LOWER LIMIT	188674	6.17	173536	9.33	118221	11.65
	SAMPLE NO.						
01	0.3ug/L VOC STD 10/15	397342	6.34	352293	9.50	217437	11.82
02	0.5ug/L VOC STD 10/15	396824	6.34	348546	9.50	220294	11.82
03	1ug/L VOC STD 10/15/2	394605	6.34	355921	9.50	218264	11.82
04	2ug/L VOC STD 10/15/2	397741	6.34	352458	9.50	222724	11.82
05	5ug/L VOC STD 10/15/2	387411	6.34	344894	9.50	232454	11.82
06	10ug/L VOC STD 10/15/	377347	6.34	347072	9.50	236441	11.82
07	20ug/L VOC STD 10/15/	395871	6.34	351611	9.50	235162	11.82
08	40ug/L VOC STD 10/15/	394795	6.34	356570	9.50	246902	11.82
09	100ug/L VOC STD 10/15	386789	6.34	357810	9.50	248989	11.82
10	(SS) 10ug/L VOC STD 1	407759	6.34	364241	9.50	235667	11.82
11							
12							
13							
14							
15							
16							
17							
18							
19							
20							
21							
22							

AREA UPPER LIMIT = +100% of internal standard area.
AREA LOWER LIMIT = -50% of internal standard area.
RT UPPER LIMIT = +0.17 minutes of internal standard RT
RT LOWER LIMIT = -0.17 minutes of internal standard RT

Column used to flag values outside QC limits with an asterisk.
* Values outside of QC limits.

Form 5
Tune Summary

Lab Name: APPL Inc.
Case No: 98096
Matrix: Water
ID: 1109M01.D

SDG No: 98096
Date Analyzed: 11/9/2021
Instrument: Max
Time Analyzed: 8:03

	Client Sample No.	APPL ID.	File ID.	Date Analyzed
1		211109A CCV 10ug/L	1109M02.D	11/9/2021 8:32
2	Lab Control Spike	211109A LCS 10ug/L	1109M03.D	11/9/2021 9:00
3	Lab Control SpikeD	211109A LCSD 10ug/L	1109M04.D	11/9/2021 9:28
4	Blank	211109A BLK	1109M08.D	11/9/2021 11:22
5	ERH1871	BA45107W01	1109M14.D	11/9/2021 14:12
6	ERH1872	BA45108W01	1109M15.D	11/9/2021 14:41
7	ERH1874	BA45109W01	1109M16.D	11/9/2021 15:09
8	ERH1875	BA45110W01	1109M17.D	11/9/2021 15:38
9	ERH1877	BA45111W01	1109M18.D	11/9/2021 16:06
10		Ending CCV 10ug/L 11	1109M52.D	11/10/2021 7:35
11				
12				
13				
14				
15				
16				
17				
18				
19				
20				
21				
22				

m/e		
50	15.0 - 40.0% of mass 95	21.0
75	30.0 - 60.0% of mas 95	59.2
95	Base peak, 100% relative abundance	100.0
96	5.0 - 9.0% of mass 95	5.8
173	Less than 2.0% of mass 174	0.0
174	50.0 - 200.0% of mass 95	137.6
175	5.0 - 9.0% of mass 174	7.5
176	95.0 - 101.0% of mass 174	98.0
177	5.0 - 9.0% of mass 176	6.8

8A
INTERNAL STANDARD AREA AND RT SUMMARY

Lab Name: APPL Inc. Contract: _____

Lab Code: _____ SDG No.: _____

Lab File ID (Standard): 1109M02.D Date Analyzed: 9 Nov 21 8:32

Instrument ID: Max Time Analyzed: 9 Nov 21 8:32

GC Column: _____ ID: Heated Purge: (Y/N) _____

		Fluorobenzene (IS)		Chlorobenzene-D5 (IS)		1,4-Dichlorobenzene-D (IS)	
		AREA #	RT #	AREA #	RT #	AREA #	RT #
	12 HOUR STD	405840	6.38	378086	9.53	238208	11.85
	UPPER LIMIT	811680	6.55	756172	9.70	476416	12.02
	LOWER LIMIT	202920	6.21	189043	9.36	119104	11.68
	SAMPLE NO.						
01	211109A CCV 10ug/L	405840	6.38	378086	9.53	238208	11.85
02	211109A LCS 10ug/L	411507	6.38	369189	9.53	234982	11.85
03	211109A LCSD 10ug/L	401220	6.38	350067	9.53	232601	11.85
04	211109A BLK	396510	6.38	344545	9.53	212548	11.85
05	BA45107W01	383313	6.37	340452	9.53	208876	11.85
06	BA45108W01	382635	6.37	335248	9.53	220572	11.85
07	BA45109W01	388259	6.37	346660	9.53	211219	11.85
08	BA45110W01	392735	6.37	349308	9.53	231087	11.85
09	BA45111W01	378644	6.37	348750	9.53	225110	11.84
10	Ending CCV 10ug/L 11/9	424187	6.37	395840	9.53	254952	11.85
11							
12							
13							
14							
15							
16							
17							
18							
19							
20							
21							
22							

AREA UPPER LIMIT = +100% of internal standard area.
AREA LOWER LIMIT = -50% of internal standard area.
RT UPPER LIMIT = +0.17 minutes of internal standard RT
RT LOWER LIMIT = -0.17 minutes of internal standard RT

Column used to flag values outside QC limits with an asterisk.
* Values outside of QC limits.

Form 5
Tune Summary

Lab Name: APPL Inc.
Case No: 98096
Matrix: Water
ID: 1110M00.D

SDG No: 98096
Date Analyzed: 11/10/2021
Instrument: Max
Time Analyzed: 8:32

	Client Sample No.	APPL ID.	File ID.	Date Analyzed
1		211110A CCV 10ug/L	1110M02.D	11/10/2021 9:17
2	Lab Control Spike	211110A LCS 10ug/L	1110M03.D	11/10/2021 9:45
3	Lab Control SpikeD	211110A LCSD 10ug/L	1110M04.D	11/10/2021 10:14
4	Blank	211110A BLK	1110M08.D	11/10/2021 12:07
5	ERH1878	BA45112W02	1110M09.D	11/10/2021 12:36
6	ERH1880	BA45113W03	1110M10.D	11/10/2021 13:04
7	ERH1881	BA45114W02	1110M11.D	11/10/2021 13:32
8		Ending CCV 10ug/L 11	1110M16.D	11/10/2021 15:54
9				
10				
11				
12				
13				
14				
15				
16				
17				
18				
19				
20				
21				
22				

m/e		
50	14.5 - 40% of mass 95	15.6
75	30 - 60% of mass 95	51.6
95	100 - 100% of mass 95	100.0
96	5 - 9% of mass 95	5.3
173	0 - 2% of mass 174	0.8
174	50 - 200% of mass 95	128.7
175	5 - 9% of mass 174	5.3
176	95 - 100% of mass 174	95.7
177	5 - 9% of mass 176	8.7

8A
INTERNAL STANDARD AREA AND RT SUMMARY

Lab Name: APPL Inc. Contract:

Lab Code: SDG No.:

Lab File ID (Standard): 1110M02.D Date Analyzed: 11/10/21

Instrument ID: Max Time Analyzed: 9:17

GC Column: ID: Heated Purge: (Y/N)

		Fluorobenzene (IS)		Chlorobenzene-D5 (IS)		1,4-Dichlorobenzene-D (IS)	
		AREA #	RT #	AREA #	RT #	AREA #	RT #
	12 HOUR STD	425137	6.38	397361	9.53	247904	11.85
	UPPER LIMIT	850274	6.55	794722	9.70	495808	12.02
	LOWER LIMIT	212569	6.21	198681	9.36	123952	11.68
	SAMPLE NO.						
01	211110A CCV 10ug/L	425137	6.38	397361	9.53	247904	11.85
02	211110A LCS 10ug/L	417660	6.38	379724	9.53	241163	11.85
03	211110A LCSD 10ug/L	423398	6.38	393874	9.53	249339	11.85
04	211110A BLK	421539	6.38	369679	9.53	215445	11.85
05	BA45112W02	427971	6.37	370640	9.53	216916	11.85
06	BA45113W03	419040	6.38	363442	9.53	215035	11.85
07	BA45114W02	408587	6.37	365510	9.53	211433	11.85
08	Ending CCV 10ug/L 11/1	403403	6.37	364309	9.53	231505	11.84
09							
10							
11							
12							
13							
14							
15							
16							
17							
18							
19							
20							
21							
22							

AREA UPPER LIMIT = +100% of internal standard area.
AREA LOWER LIMIT = -50% of internal standard area.
RT UPPER LIMIT = +0.17 minutes of internal standard RT
RT LOWER LIMIT = -0.17 minutes of internal standard RT

Column used to flag values outside QC limits with an asterisk.
* Values outside of QC limits.

EPA 8260B

Form 2 & 8

Surrogate Recovery

Lab Name: APPL, Inc. SDG No: 98096

Case No: 98096 Date Analyzed: 11/9/2021

Matrix: WATER Instrument: Max

APPL ID.	Client Sample No.	SURROGATE: 4-BROMOFLUOROBENZENE (S)					
		Limits	Result	Qualifier	Limits	Result	Qualifier
211109AM-LCS	Lab Control Spike	85-114	99.2				
211109AM-LCSD	Lab Control SpikeD	85-114	99.2				
211109AM-BLK	Blank	85-114	100				
BA45107	ERH1871	85-114	98.5				
BA45108	ERH1872	85-114	99.5				
BA45109	ERH1874	85-114	97.7				
BA45110	ERH1875	85-114	102				
BA45111	ERH1877	85-114	95.3				

Comments: Batch: #GRO86-211109AM

EPA 8260B

Form 2 & 8

Surrogate Recovery

Lab Name: APPL, Inc. SDG No: 98096

Case No: 98096 Date Analyzed: 11/10/2021

Matrix: WATER Instrument: Max

APPL ID.	Client Sample No.	SURROGATE: 4-BROMOFLUOROBENZENE (S)					
		Limits	Result	Qualifier	Limits	Result	Qualifier
211110AM-LCS	Lab Control Spike	85-114	98.0				
211110AM-LCSD	Lab Control SpikeD	85-114	99.6				
211110AM-BLK	Blank	85-114	94.4				
BA45112	ERH1878	85-114	95.6				
BA45113	ERH1880	85-114	99.2				
BA45114	ERH1881	85-114	96.2				

Comments: Batch: #GRO86-211110AM

EPA 8260B

Form 4

Blank Summary

Lab Name:	APPL, Inc.	SDG No:	98096
Case No:	98096	Date Analyzed:	11/9/2021
Matrix:	WATER	Instrument:	Max
Blank ID:	211109AM-BLK	Time Analyzed:	1122

APPL ID.	Client Sample No.	File ID.	Date Analyzed	
211109AM-LCS	Lab Control Spike	1109M06	11/9/2021	1025
211109AM-LCSD	Lab Control SpikeD	1109M07	11/9/2021	1053
211109AM-BLK	Blank	1109M08	11/9/2021	1122
BA45107	ERH1871	1109M14	11/9/2021	1412
BA45108	ERH1872	1109M15	11/9/2021	1441
BA45109	ERH1874	1109M16	11/9/2021	1509
BA45110	ERH1875	1109M17	11/9/2021	1538
BA45111	ERH1877	1109M18	11/9/2021	1606

Comments: Batch: #GRO86-211109AM

EPA 8260B

Form 4

Blank Summary

Lab Name:	APPL, Inc.	SDG No:	98096
Case No:	98096	Date Analyzed:	11/10/2021
Matrix:	WATER	Instrument:	Max
Blank ID:	211110AM-BLK	Time Analyzed:	1207

APPL ID.	Client Sample No.	File ID.	Date Analyzed	
211110AM-LCS	Lab Control Spike	1110M06	11/10/2021	1042
211110AM-LCSD	Lab Control SpikeD	1110M07	11/10/2021	1139
211110AM-BLK	Blank	1110M08	11/10/2021	1207
BA45112	ERH1878	1110M09	11/10/2021	1236
BA45113	ERH1880	1110M10	11/10/2021	1304
BA45114	ERH1881	1110M11	11/10/2021	1332

Comments: Batch: #GRO86-211110AM

Method Blank
EPA 8260B GRO WATER

APPL Inc.
908 North Temperance Avenu
Clovis, CA 93611

Blank Name/QCG: **211109W-45099 - 270327**
Batch ID: #GRO86-211109AM

Sample Type	Analyte	Result	LOQ	LOD	DL	Units	Extraction Date	Analysis Date
BLANK	GASOLINE RANGE ORGANICS	18.0 U	20	18.0	8.6	ug/L	11/9/2021	11/9/2021
BLANK	SURROGATE: 4-BROMOFLUORO	100	85-114			%	11/9/2021	11/9/2021

Quant Method: M0825SUR.M
Run #: 1109M08
Instrument: Max
Sequence: 211108
Initials: PAN

GC SC-Blank-REG MDLs-DOD
Printed: 11/12/2021 1:21:12 PM

Method Blank
EPA 8260B GRO WATER

APPL Inc.
908 North Temperance Avenu
Clovis, CA 93611

Blank Name/QCG: **211110W-45112 - 270328**
Batch ID: #GRO86-211110AM

Sample Type	Analyte	Result	LOQ	LOD	DL	Units	Extraction Date	Analysis Date
BLANK	GASOLINE RANGE ORGANICS	18.0 U	20	18.0	8.6	ug/L	11/10/2021	11/10/2021
BLANK	SURROGATE: 4-BROMOFLUORO	94.4	85-114			%	11/10/2021	11/10/2021

Quant Method: M0825SUR.M
Run #: 1110M08
Instrument: Max
Sequence: 211108
Initials: PAN

GC SC-Blank-REG MDLs-DOD
Printed: 11/12/2021 1:21:12 PM

EPA 8260B

Form 4

LCS Summary

Lab Name:	APPL, Inc.	SDG No:	98096
Case No:	98096	Date Analyzed:	11/9/2021
Matrix:	WATER	Instrument:	Max
LCS ID:	211109AM-LCS	Time Analyzed:	1025

APPL ID.	Client Sample No.	File ID.	Date Analyzed	
211109AM-LCS	Lab Control Spike	1109M06	11/9/2021	1025
211109AM-LCSD	Lab Control SpikeD	1109M07	11/9/2021	1053
211109AM-BLK	Blank	1109M08	11/9/2021	1122
BA45107	ERH1871	1109M14	11/9/2021	1412
BA45108	ERH1872	1109M15	11/9/2021	1441
BA45109	ERH1874	1109M16	11/9/2021	1509
BA45110	ERH1875	1109M17	11/9/2021	1538
BA45111	ERH1877	1109M18	11/9/2021	1606

Comments: Batch: #GRO86-211109AM

EPA 8260B

Form 4

LCS Summary

Lab Name:	APPL, Inc.	SDG No:	98096
Case No:	98096	Date Analyzed:	11/10/2021
Matrix:	WATER	Instrument:	Max
LCS ID:	211110AM-LCS	Time Analyzed:	1042

APPL ID.	Client Sample No.	File ID.	Date Analyzed	
211110AM-LCS	Lab Control Spike	1110M06	11/10/2021	1042
211110AM-LCSD	Lab Control SpikeD	1110M07	11/10/2021	1139
211110AM-BLK	Blank	1110M08	11/10/2021	1207
BA45112	ERH1878	1110M09	11/10/2021	1236
BA45113	ERH1880	1110M10	11/10/2021	1304
BA45114	ERH1881	1110M11	11/10/2021	1332

Comments: Batch: #GRO86-211110AM

Laboratory Control Spike Recoveries

EPA 8260B GRO WATER

APPL ID: **211109W-45099 LCS - 270327**
Batch ID: #GRO86-211109AM

APPL Inc.
908 North Temperance Avenue
Clovis, CA 93611

Compound Name	Spike Lvl ug/L	SPK Result ug/L	DUP Result ug/L	SPK % Recovery	DUP % Recovery	Recovery Limits	RPD %	RPD Limits
GASOLINE RANGE ORGANICS	300	279	303	93.0	101	78-122	8.2	20
SURROGATE: 4-BROMOFLUOROBENZE	25.0	24.8	24.8	99.2	99.2	85-114		

Comments:

Primary	SPK	DUP
Quant Method :	M0825SUR.M	M0825SUR.M
Extraction Date :	11/9/2021	11/9/2021
Analysis Date :	11/9/2021	11/9/2021
Instrument :	Max	Max
Run :	1109M06	1109M07
Initials :	PAN	

Laboratory Control Spike Recoveries

EPA 8260B GRO WATER

APPL ID: **211110W-45112 LCS - 270328**
Batch ID: #GRO86-211110AM

APPL Inc.
908 North Temperance Avenue
Clovis, CA 93611

Compound Name	Spike Lvl ug/L	SPK Result ug/L	DUP Result ug/L	SPK % Recovery	DUP % Recovery	Recovery Limits	RPD %	RPD Limits
GASOLINE RANGE ORGANICS	300	278	273	92.7	91.0	78-122	1.8	20
SURROGATE: 4-BROMOFLUOROBENZE	25.0	24.5	24.9	98.0	99.6	85-114		

Comments:

Primary	SPK	DUP
Quant Method :	M0825SUR.M	M0825SUR.M
Extraction Date :	11/10/2021	11/10/2021
Analysis Date :	11/10/2021	11/10/2021
Instrument :	Max	Max
Run :	1110M06	1110M07
Initials :	PAN	

SW846 9060A

Form 4

Blank Summary

Lab Name: APPL, Inc.
SDG No: 98096
Case No: 98096
Date Analyzed: 11/5/2021
Matrix: WATER
Instrument: TICTOC
Blank ID: 211105A-BLK
Time Analyzed: 1808

APPL ID.	Client Sample No.	File ID.	Date Analyzed
211105A-BLK	Blank	26	11/5/2021 1808
211105A-LCS	Lab Control Spike	27	11/5/2021 1850
211105A-LCSD	Lab Control SpikeD	28	11/5/2021 1932
BA45108	ERH1872	33	11/5/2021 2302
BA45110	ERH1875	34	11/5/2021 2345
BA45112	ERH1878	35	11/6/2021 0026
BA45114	ERH1881	36	11/6/2021 0108

Comments: Batch: #TOCW5-211105A

WETLAB BLANK

APPL Inc.
908 North Temperance Avenue
Clovis, CA 93611

Method	Analyte	Result	LOQ	LOD	DL	Units	Prep Date	Analysis Date	QC Group
SW846 90	TOTAL ORGANIC C	0.350 U	0.93	0.350	0.130	mg/L	11/05/21	11/05/21	#TOCW5-211105A-BA43145

Wetlab SC-Blank-REG MDLs
Printed: 11/11/2021 2:25:00 PM

SW846 9060A

Form 4

LCS Summary

Lab Name:	APPL, Inc.	SDG No:	98096
Case No:	98096	Date Analyzed:	11/5/2021
Matrix:	WATER	Instrument:	TICTOC
LCS ID:	211105A-LCS	Time Analyzed:	1850

APPL ID.	Client Sample No.	File ID.	Date Analyzed
211105A-BLK	Blank	26	11/5/2021 1808
211105A-LCS	Lab Control Spike	27	11/5/2021 1850
211105A-LCSD	Lab Control SpikeD	28	11/5/2021 1932
BA45108	ERH1872	33	11/5/2021 2302
BA45110	ERH1875	34	11/5/2021 2345
BA45112	ERH1878	35	11/6/2021 0026
BA45114	ERH1881	36	11/6/2021 0108

Comments: Batch: #TOCW5-211105A

Laboratory Control Spike Recoveries

WETLAB

APPL Inc.
908 North Temperance Avenue
Clovis, CA 93611

Method	Compound Name	Spike Lvl mg/L	SPK Res mg/L	DUP Res mg/L	SPK % Recov	DUP % Recov	RPD	RPD Max	QC Limits	Extract Date-Spk	Analysis Date-Spk	Extract Date-Dup	Analysis Date-Dup	QC Group
SW846 90	TOTAL ORGANIC CARBO	5.00	4.54	4.59	90.8	91.8	1.1	20	80-120	11/05/21	11/05/21	11/05/21	11/05/21	#TOCW5-211105A-BA431

Comments:

ORGANICS
Calibration Data

TPH Extractables
DOC1028

Form 6
Initial Calibration

Lab Name: APPL, Inc. SDG No:
Case No: Initial Cal. Date: 10/28/2021
Matrix: Water Instrument: Apollo Initials: KA

		Compound	1	2	3	4	5	6	7				Avg	%RSD	Type	r^2	Q
			1028003.D	1028004.D	1028005.D	1028006.D	1028007.D	1028008.D	1028009.D								
1	HATM	Diesel (C10-C24)	2983809	2406563	2517872	2418941	2337993	2387715	2563791				2516669	8.7	HATM		
2	HBTML	Motor Oil (C24-C40)	5192328	3260715	2065863	1824592	1695984	1676117	1728658				2492037	53	HBTM	1.000	
3	SA	Ortho-Terphenyl(S)	3637234	3178668	3119876	3035678	2926966	2905323	3088794				3127505	7.9	SA		
4	SA	Octacosane(S)	2469203	2170507	2286410	2275552	2170413	2171254	2286658				2261428	4.8	SA		
5																	
6																	
7																	
8																	
9																	
10																	
11																	
12																	
13																	
14																	
15																	
16																	
17																	
18																	
19																	
20																	
21																	
22																	
23																	
24																	
25																	
26																	
27																	
28																	
29																	
30																	
31																	
32																	
33																	
34																	
35																	

2.118919

Quantitation Report (Not Reviewed)

Data File : G:\APOLLO\DATA\211028\1028003.D Vial: 3
Acq On : 10-28-21 9:19:03 Operator: KA
Sample : DMO STD 1 10/28/21 Inst : Apollo
Misc : water Multiplr: 1.00
IntFile : events.e
Quant Time: Oct 28 15:39 2021 Quant Results File: DOC1028.RES

Method : G:\APOLLO\DATA\211028\DOC1028.M (Chemstation Integrator)
Title : 8015 B&C
Last Update : Thu Oct 28 15:39:11 2021
Response via : Multiple Level Calibration

Volume Inj. : 2UL
Signal Phase : DB-5
Signal Info : FID02A

Compound	R.T.	Response	Conc Units
System Monitoring Compounds			
3) SA Ortho-Terphenyl(S)	7.53	1818617	0.291 ppb
Surrogate Spike 30.000		Recovery =	0.97%
4) SA Octacosane(S)	9.82	1234601	0.273 ppb
Surrogate Spike 30.000		Recovery =	0.91%
Target Compounds			
1) HATM Diesel (C10-C24)	6.49	29838086	5.928 ppb
2) HBTM Motor Oil (C24-C40)	14.96	51923283	5.234 ppb

Target Compounds

(f)=RT Delta > 1/2 Window (m)=manual int.

1028003.D DOC1028.M Thu Oct 28 15:42:29 2021

Quantitation Report

Data File: G:\APOLLO\DATA\211028\1028003.D
Sample : DMO STD 1 10/28/21

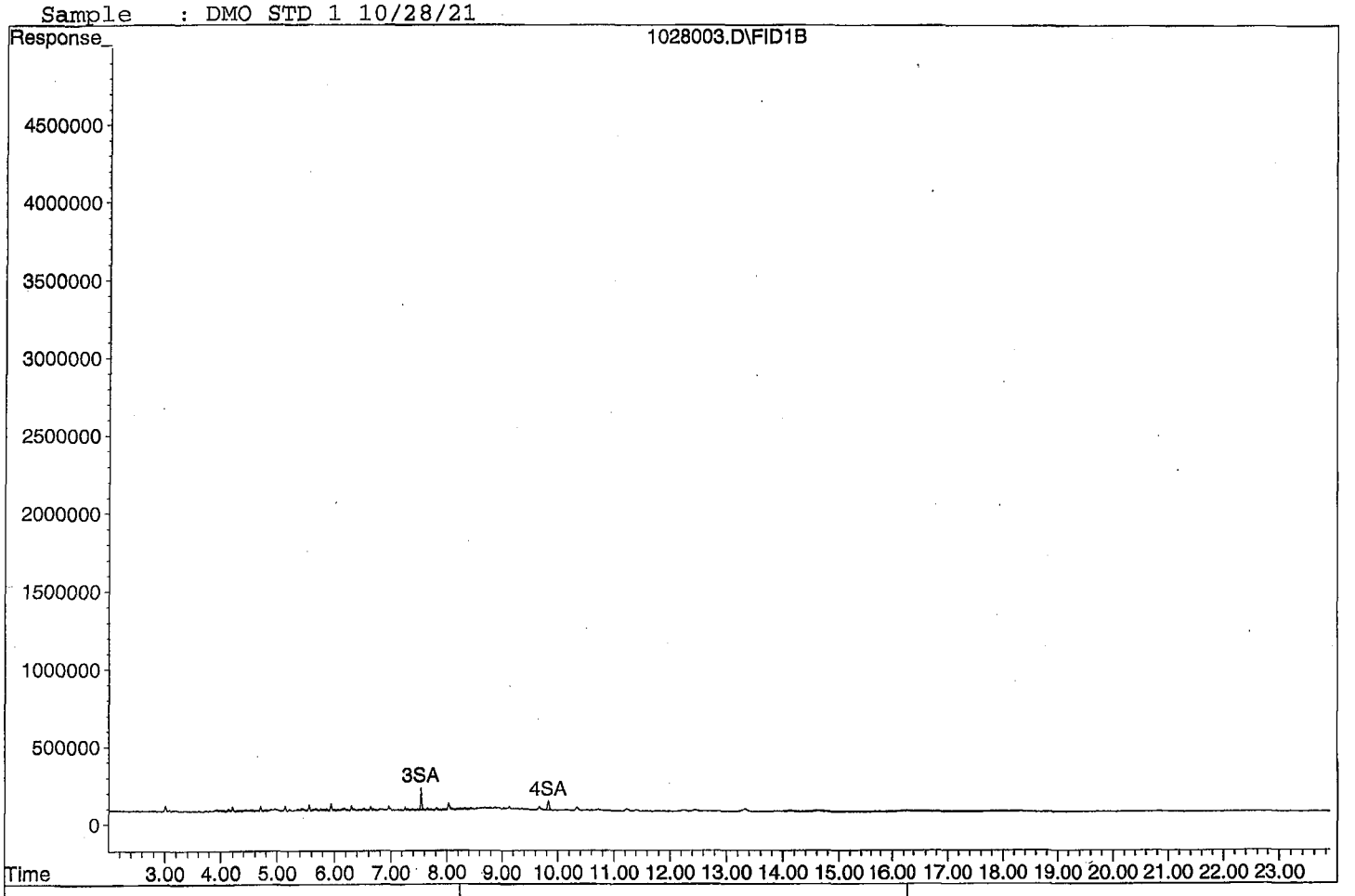

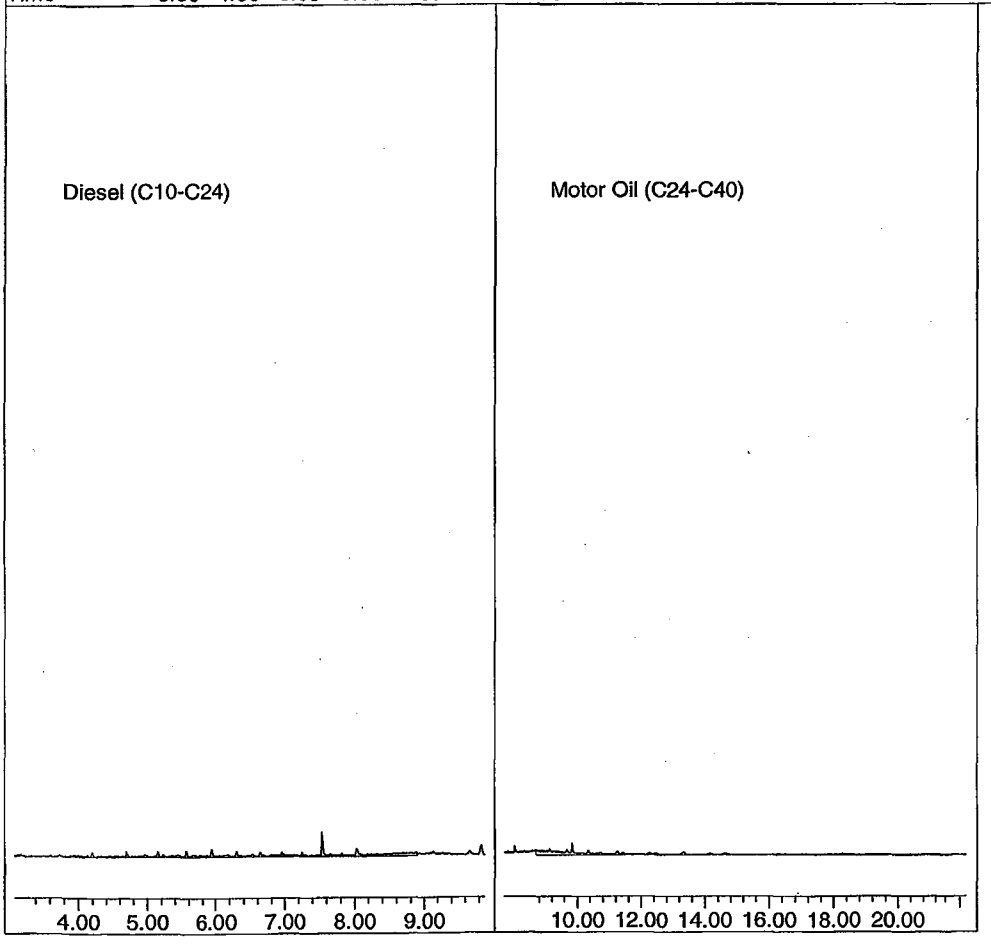

Quantitation Report (Not Reviewed)

Data File : G:\APOLLO\DATA\211028\1028004.D
Acq On : 10-28-21 9:47:06
Sample : DMO STD 2 10/28/21
Misc : water
IntFile : events.e
Quant Time: Oct 28 15:39 2021 Quant Results File: DOC1028.RES

Vial: 4
Operator: KA
Inst : Apollo
Multiplr: 1.00

Method : G:\APOLLO\DATA\211028\DOC1028.M (Chemstation Integrator)
Title : 8015 B&C
Last Update : Thu Oct 28 15:39:11 2021
Response via : Multiple Level Calibration

Volume Inj. : 2UL
Signal Phase : DB-5
Signal Info : FID02A

Compound	R.T.	Response	Conc Units
System Monitoring Compounds			
3) SA Ortho-Terphenyl(S)	7.53	3178668	0.508 ppb
Surrogate Spike 30.000	Recovery	=	1.69%
4) SA Octacosane(S)	9.82	2170507	0.480 ppb
Surrogate Spike 30.000	Recovery	=	1.60%
Target Compounds			
1) HATM Diesel (C10-C24)	6.49	48131263	9.562 ppb
2) HBTM Motor Oil (C24-C40)	14.96	65214303	9.152 ppb

Target Compounds

(f)=RT Delta > 1/2 Window (m)=manual int.

1028004.D DOC1028.M Thu Oct 28 15:42:31 2021

Quantitation Report

Data File: G:\APOLLO\DATA\211028\1028004.D
Sample : DMO STD 2 10/28/21

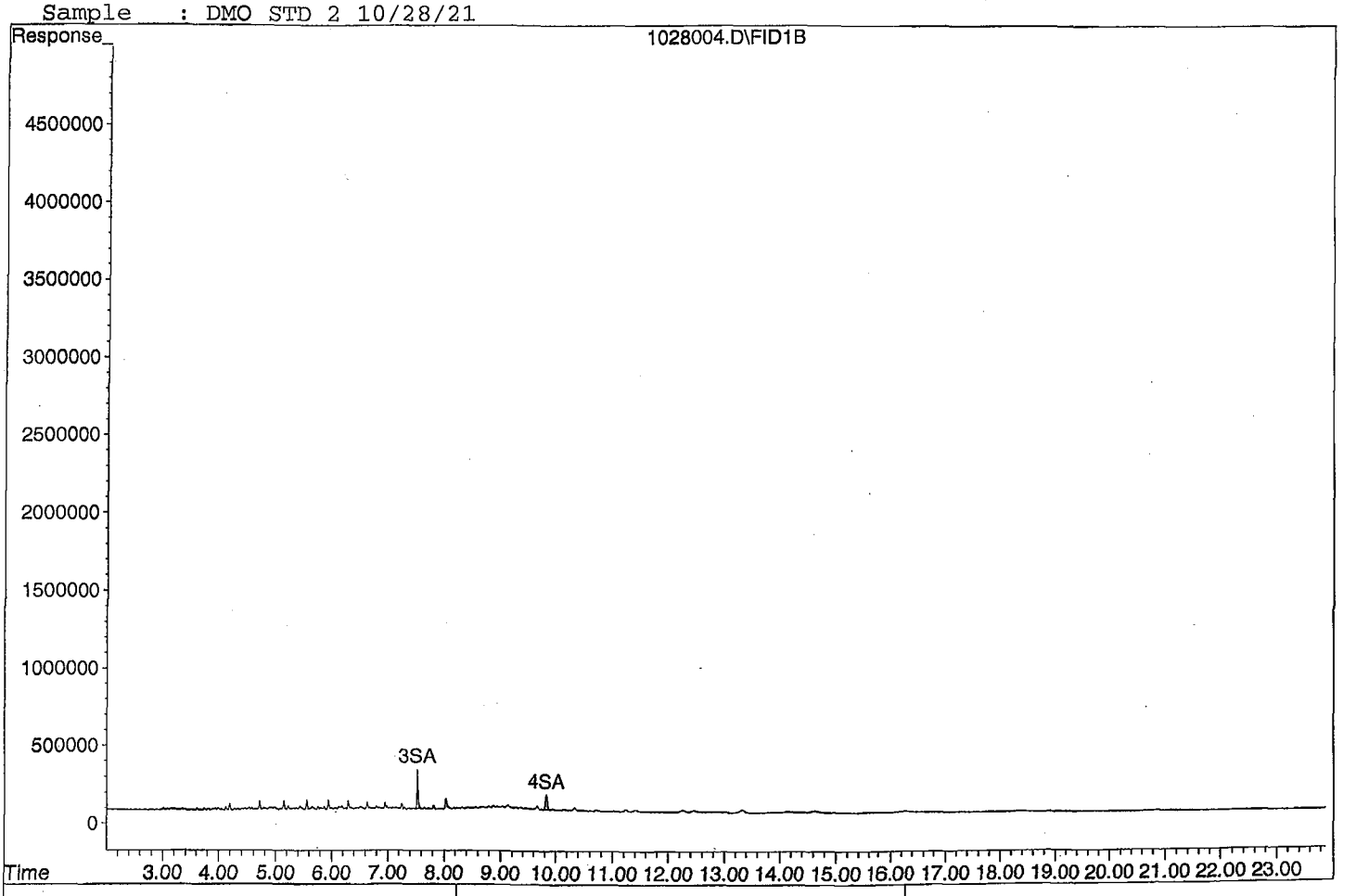

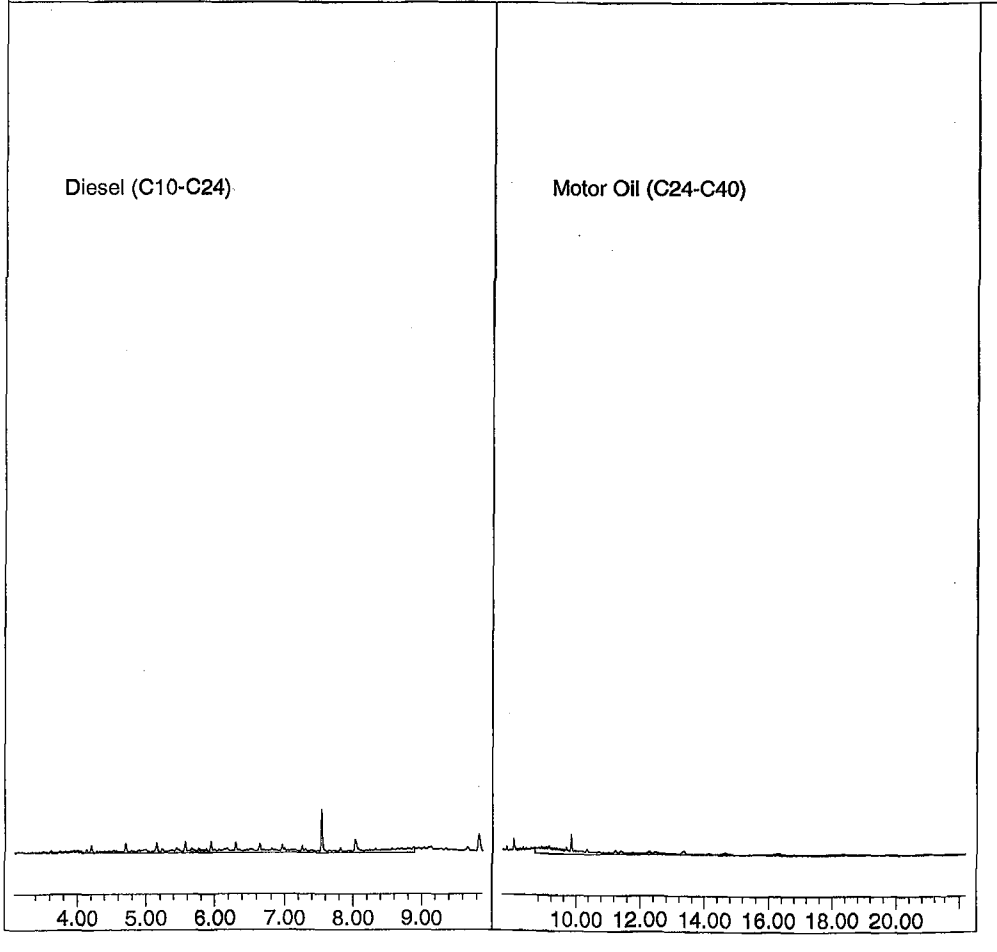

Quantitation Report (Not Reviewed)

Data File : G:\APOLLO\DATA\211028\1028005.D
Acq On : 10-28-21 10:15:13
Sample : DMO STD 3 10/28/21
Misc : water
IntFile : events.e
Quant Time: Oct 28 15:39 2021 Quant Results File: DOC1028.RES

Vial: 5
Operator: KA
Inst : Apollo
Multiplr: 1.00

Method : G:\APOLLO\DATA\211028\DOC1028.M (Chemstation Integrator)
Title : 8015 B&C
Last Update : Thu Oct 28 15:39:11 2021
Response via : Multiple Level Calibration

Volume Inj. : 2UL
Signal Phase : DB-5
Signal Info : FID02A

Compound	R.T.	Response	Conc Units
System Monitoring Compounds			
3) SA Ortho-Terphenyl(S)	7.53	15599382	2.494 ppb
Surrogate Spike 30.000		Recovery =	8.31%
4) SA Octacosane(S)	9.82	11432050	2.528 ppb
Surrogate Spike 30.000		Recovery =	8.43%
Target Compounds			
1) HATM Diesel (C10-C24)	6.49	251787231	50.024 ppb
2) HBTM Motor Oil (C24-C40)	14.96	206586322	50.832 ppb

Target Compounds

(f)=RT Delta > 1/2 Window (m)=manual int.

Data File: G:\APOLLO\DATA\211028\1028005.D
Sample : DMO STD 3 10/28/21

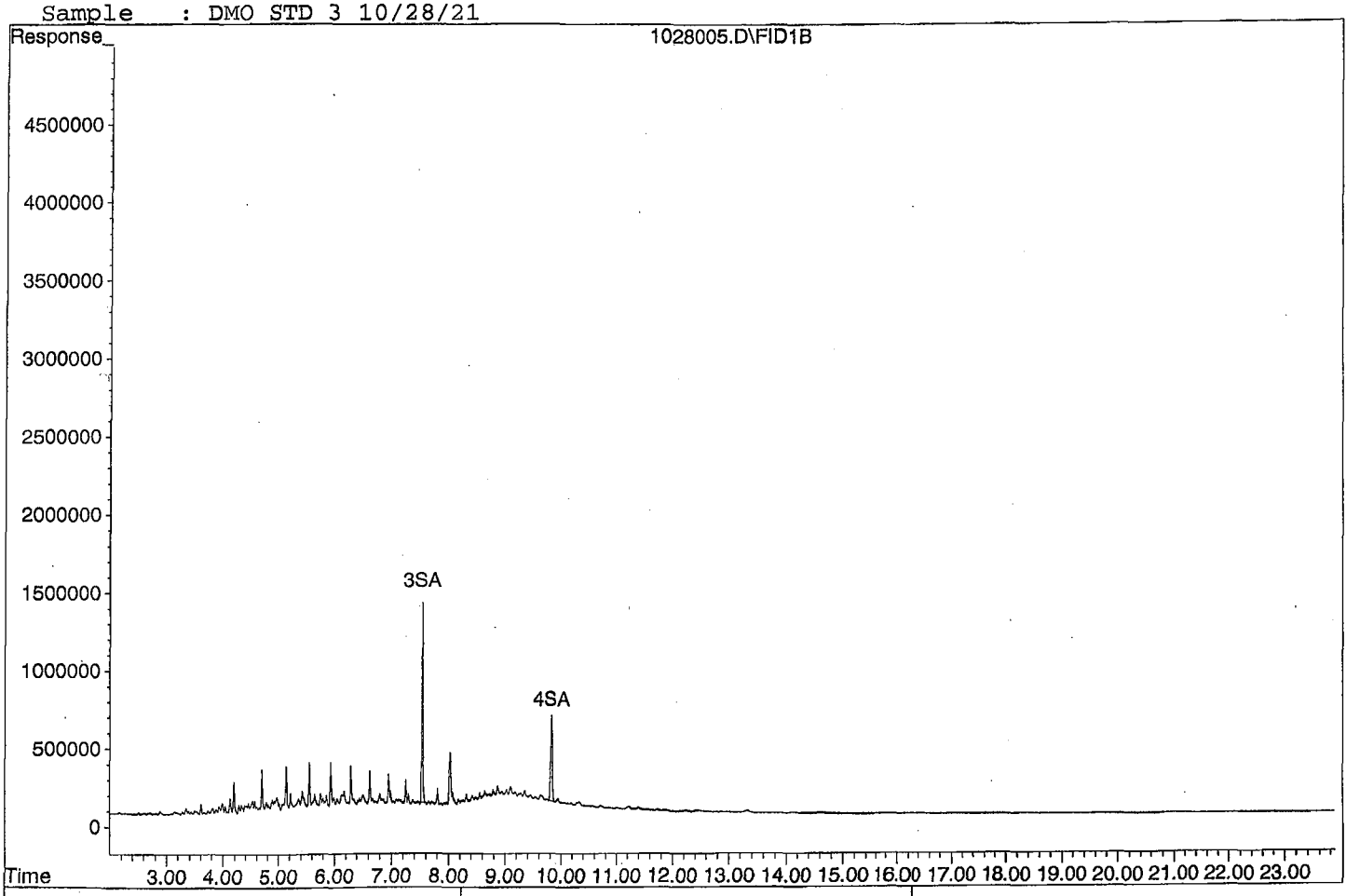





Quantitation Report (Not Reviewed)

Data File : G:\APOLLO\DATA\211028\1028006.D
Acq On : 10-28-21 10:43:31
Sample : DMO STD 4 10/28/21
Misc : water
IntFile : events.e
Quant Time: Oct 28 15:39 2021 Quant Results File: DOC1028.RES

Vial: 6
Operator: KA
Inst : Apollo
Multiplr: 1.00

Method : G:\APOLLO\DATA\211028\DOC1028.M (Chemstation Integrator)
Title : 8015 B&C
Last Update : Thu Oct 28 15:39:11 2021
Response via : Multiple Level Calibration

Volume Inj. : 2UL
Signal Phase : DB-5
Signal Info : FID02A

Compound	R.T.	Response	Conc Units
System Monitoring Compounds			
3) SA Ortho-Terphenyl(S)	7.53	75891940	12.133 ppb
Surrogate Spike 30.000		Recovery =	40.44%
4) SA Octacosane(S)	9.82	56888797	12.578 ppb
Surrogate Spike 30.000		Recovery =	41.93%
Target Compounds			
1) HATM Diesel (C10-C24)	6.49	1209470396	240.292 ppb
2) HBTM Motor Oil (C24-C40)	14.96	912296132	258.892 ppb

Target Compounds

Quantitation Report

Data File: G:\APOLLO\DATA\211028\1028006.D
Sample : DMO STD 4 10/28/21

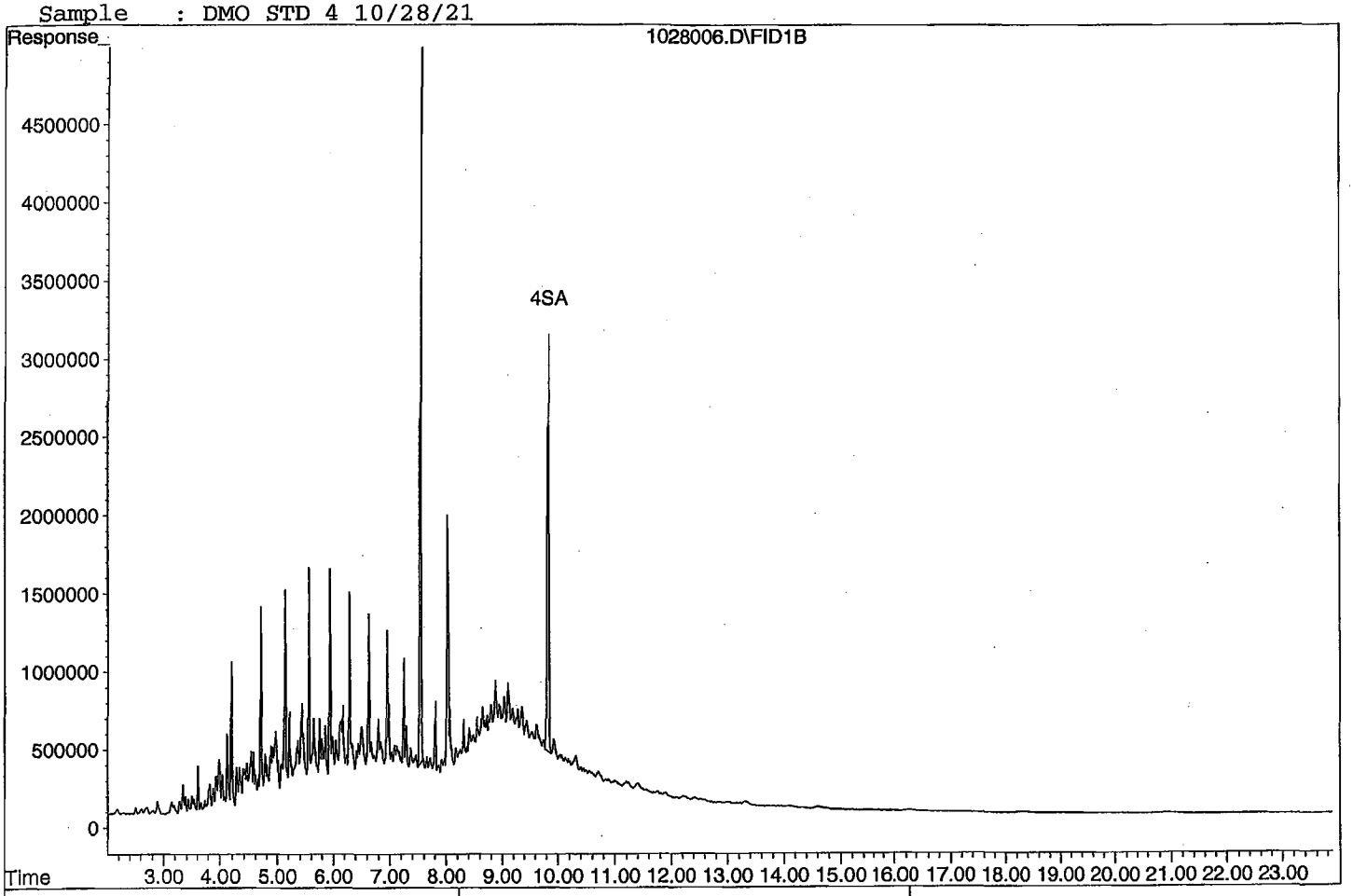

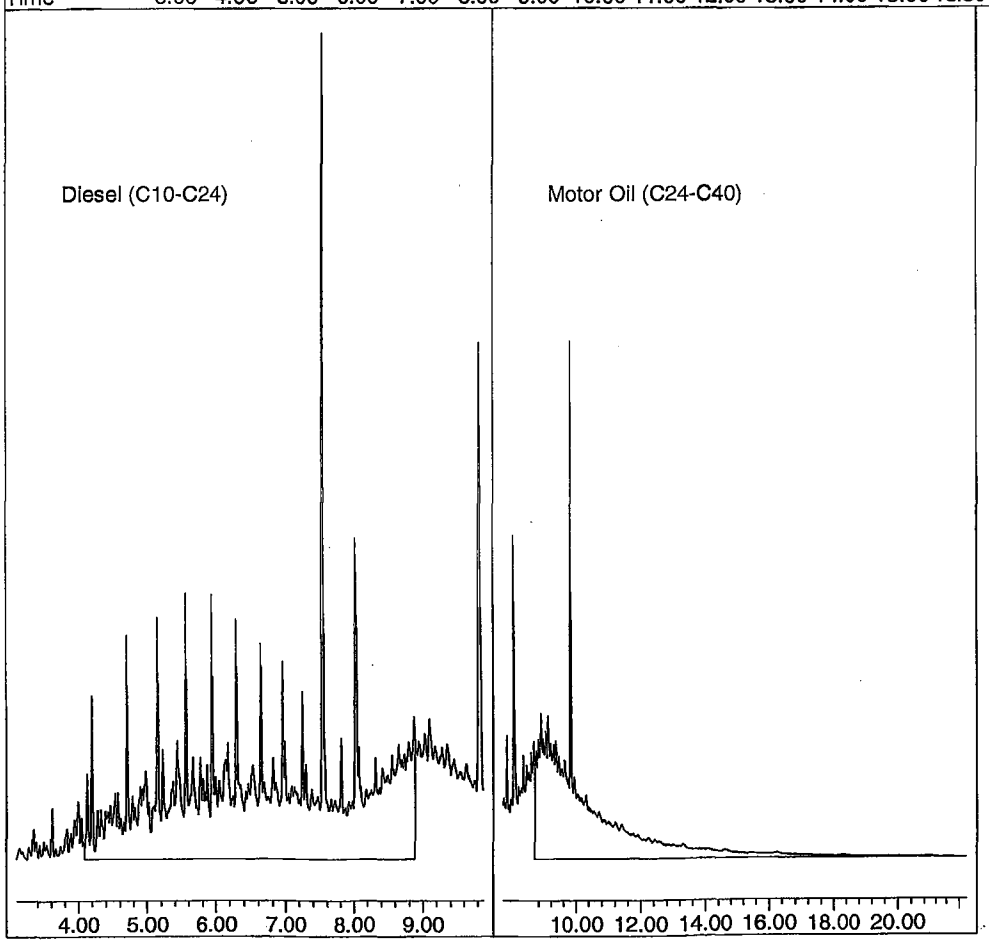

Quantitation Report (Not Reviewed)

Data File : G:\APOLLO\DATA\211028\1028007.D Vial: 7
Acq On : 10-28-21 11:11:42 Operator: KA
Sample : DMO STD 5 10/28/21 Inst : Apollo
Misc : water Multiplr: 1.00
IntFile : events.e
Quant Time: Oct 28 15:39 2021 Quant Results File: DOC1028.RES

Method : G:\APOLLO\DATA\211028\DOC1028.M (Chemstation Integrator)
Title : 8015 B&C
Last Update : Thu Oct 28 15:39:11 2021
Response via : Multiple Level Calibration

Volume Inj. : 2UL
Signal Phase : DB-5
Signal Info : FID02A

Compound	R.T.	Response	Conc Units
System Monitoring Compounds			
3) SA Ortho-Terphenyl(S)	7.54	292696553	46.794 ppb
Surrogate Spike 30.000		Recovery =	155.98%
4) SA Octacosane(S)	9.83	217041298	47.988 ppb
Surrogate Spike 30.000		Recovery =	159.96%
Target Compounds			
1) HATM Diesel (C10-C24)	6.49	4675985227	929.003 ppb
2) HBTM Motor Oil (C24-C40)	14.96	3391967397	989.959 ppb

Target Compounds

Data File: G:\APOLLO\DATA\211028\1028007.D
Sample : DMO STD 5 10/28/21

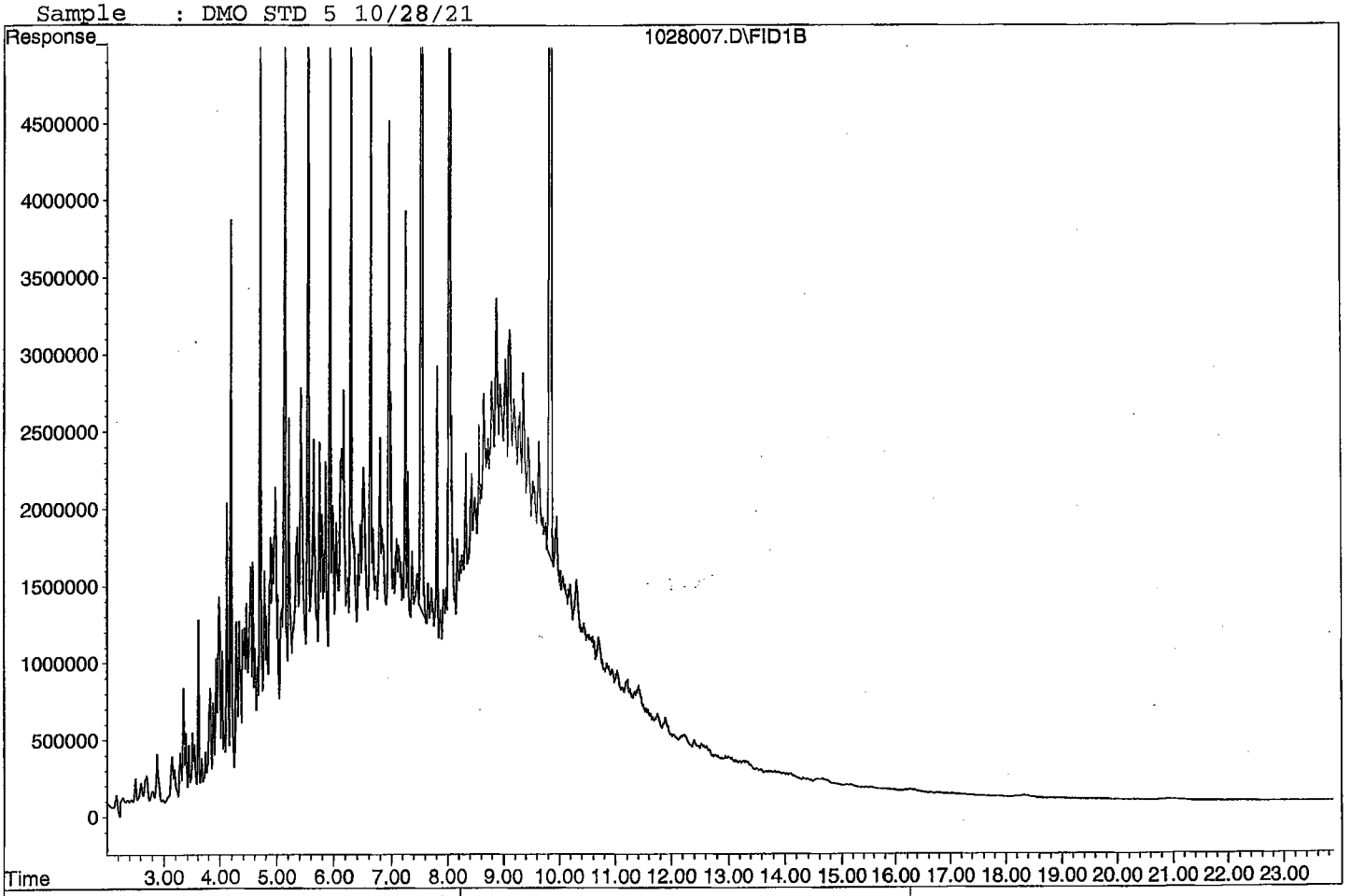

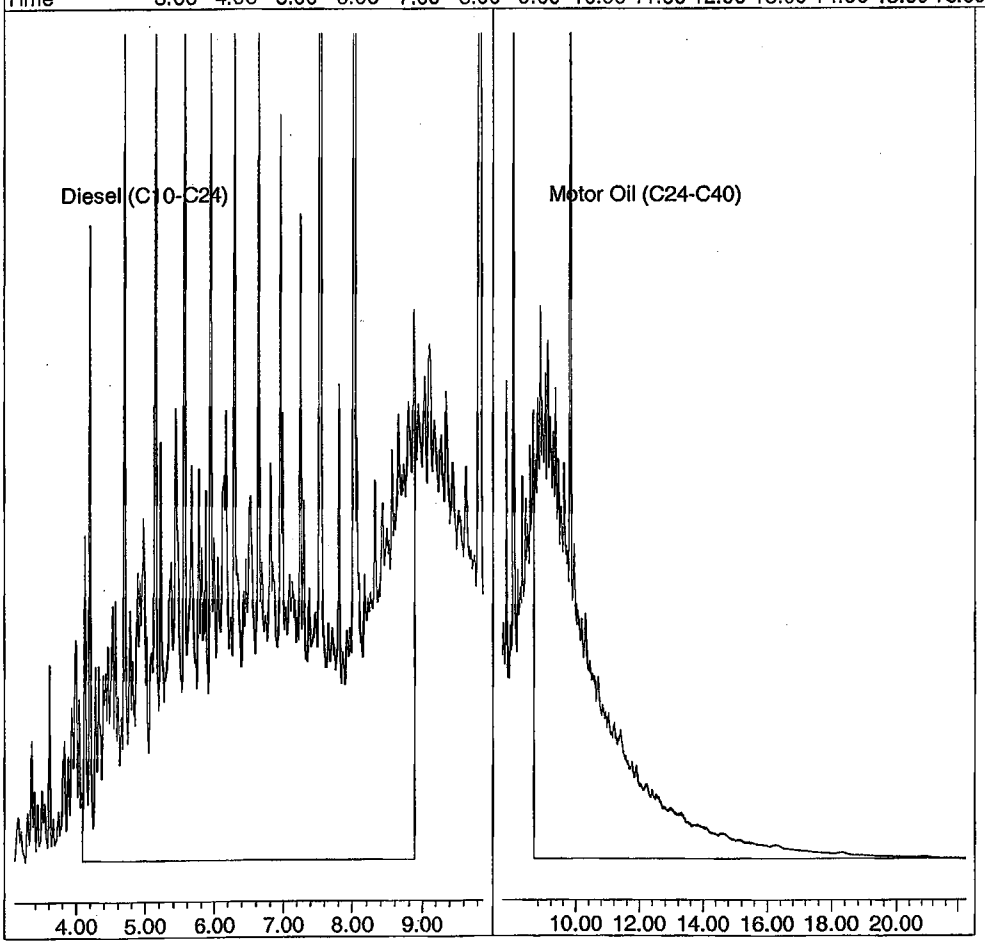

Quantitation Report (Not Reviewed)

Data File : G:\APOLLO\DATA\211028\1028008.D Vial: 8
Acq On : 10-28-21 11:39:55 Operator: KA
Sample : DMO STD 6 10/28/21 Inst : Apollo
Misc : water Multiplr: 1.00
IntFile : events.e
Quant Time: Oct 28 15:39 2021 Quant Results File: DOC1028.RES

Method : G:\APOLLO\DATA\211028\DOC1028.M (Chemstation Integrator)
Title : 8015 B&C
Last Update : Thu Oct 28 15:39:11 2021
Response via : Multiple Level Calibration

Volume Inj. : 2UL
Signal Phase : DB-5
Signal Info : FID02A

Compound	R.T.	Response	Conc Units
System Monitoring Compounds			
3) SA Ortho-Terphenyl(S)	7.54	435798382	69.672 ppb
Surrogate Spike 30.000		Recovery =	232.24%
4) SA Octacosane(S)	9.84	325688048	72.009 ppb
Surrogate Spike 30.000		Recovery =	240.03%
Target Compounds			
1) HATM Diesel (C10-C24)	6.49	7163144090	1423.140 ppb
2) HBTM Motor Oil (C24-C40)	14.96	5028351305	1472.405 ppb

Target Compounds

Data File: G:\APOLLO\DATA\211028\1028008.D
Sample : DMO STD 6 10/28/21

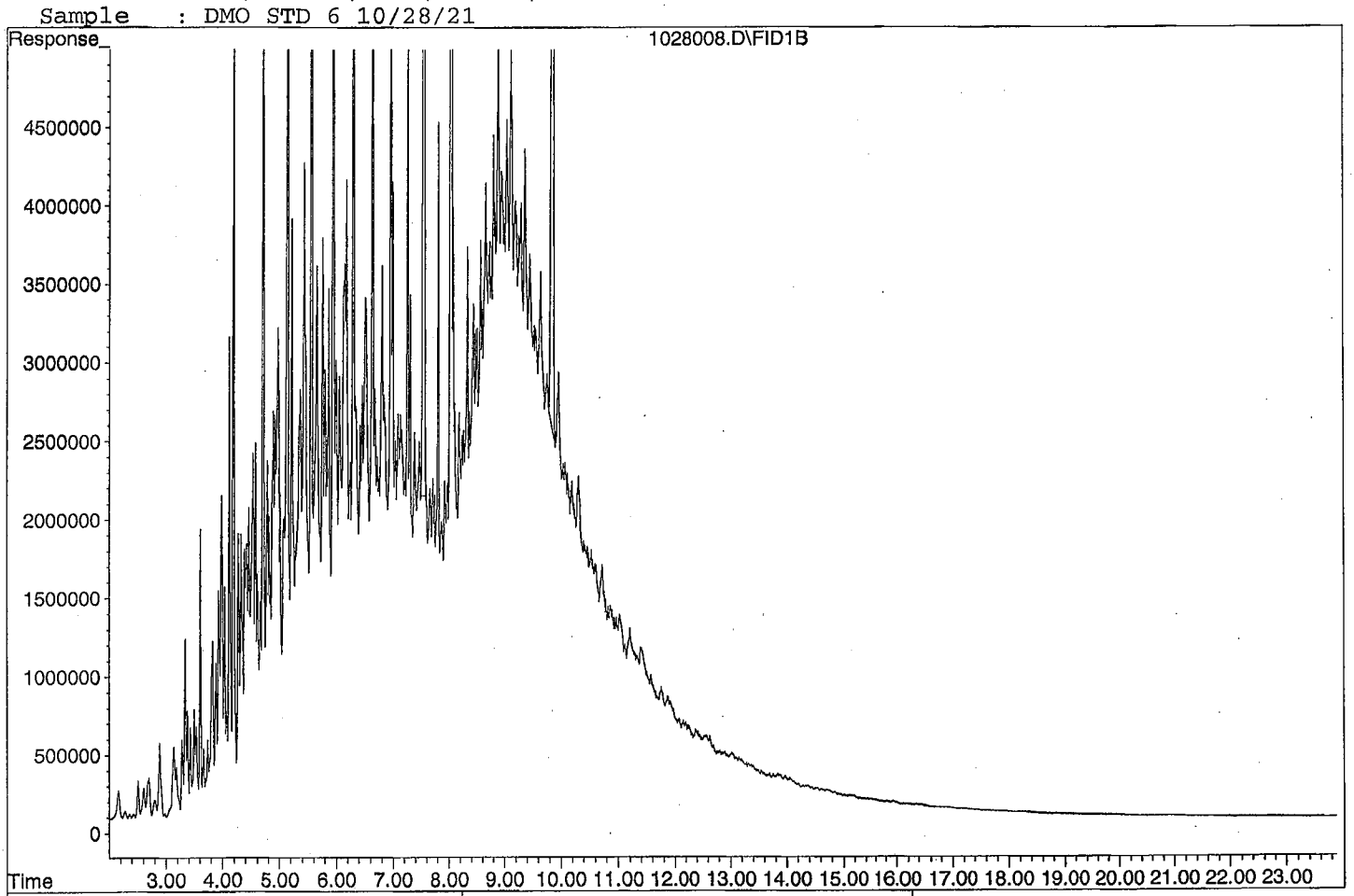

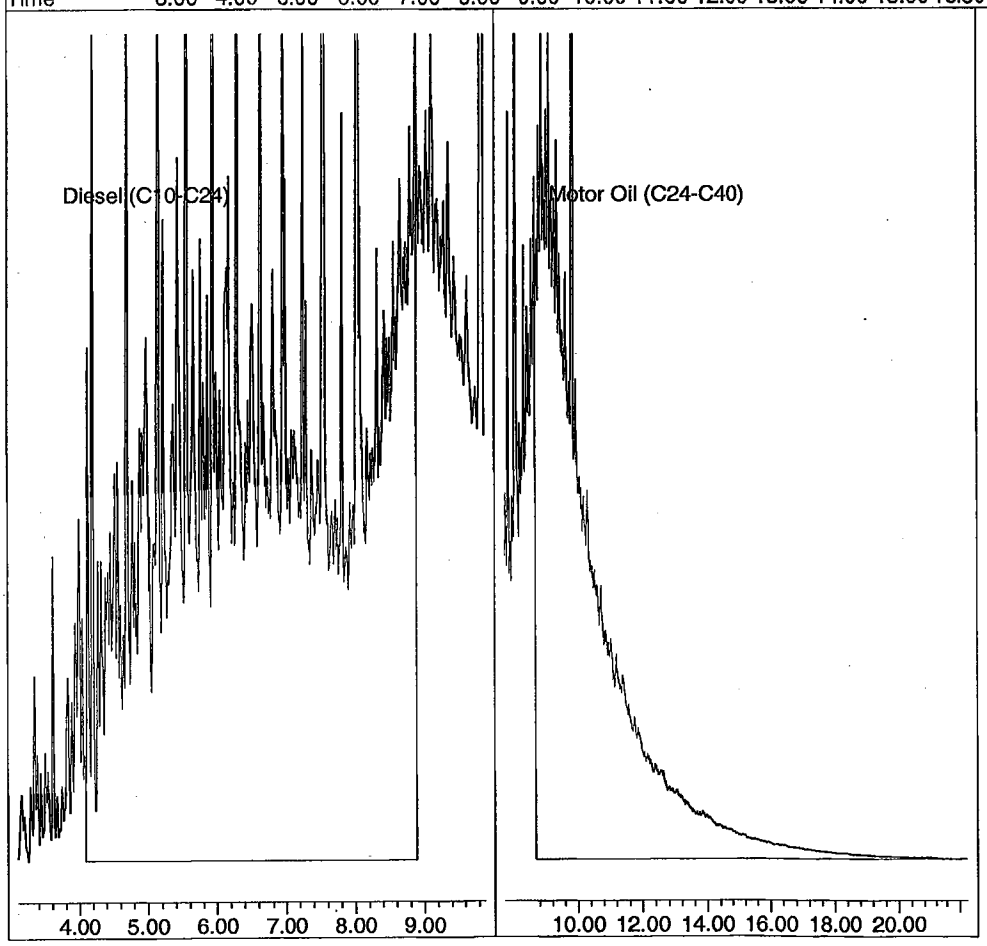

Quantitation Report (Not Reviewed)

Data File : G:\APOLLO\DATA\211028\1028009.D Vial: 9
Acq On : 10-28-21 12:08:10 Operator: KA
Sample : DMO STD 7 10/28/21 Inst : Apollo
Misc : water Multiplr: 1.00
IntFile : events.e
Quant Time: Oct 28 15:39 2021 Quant Results File: DOC1028.RES

Method : G:\APOLLO\DATA\211028\DOC1028.M (Chemstation Integrator)
Title : 8015 B&C
Last Update : Thu Oct 28 15:39:11 2021
Response via : Multiple Level Calibration

Volume Inj. : 2UL
Signal Phase : DB-5
Signal Info : FID02A

Compound	R.T.	Response	Conc Units
System Monitoring Compounds			
3) SA Ortho-Terphenyl(S)	7.54	617758709	98.762 ppb
Surrogate Spike 30.000		Recovery =	329.21%
4) SA Octacosane(S)	9.85	457331573	101.116 ppb
Surrogate Spike 30.000		Recovery =	337.05%
Target Compounds			
1) HATM Diesel (C10-C24)	6.49	10255165539	2037.448 ppb
2) HBTM Motor Oil (C24-C40)	14.96	6914631831	2028.526 ppb

Target Compounds

Quantitation Report

Data File: G:\APOLLO\DATA\211028\1028009.D
Sample : DMO STD 7 10/28/21

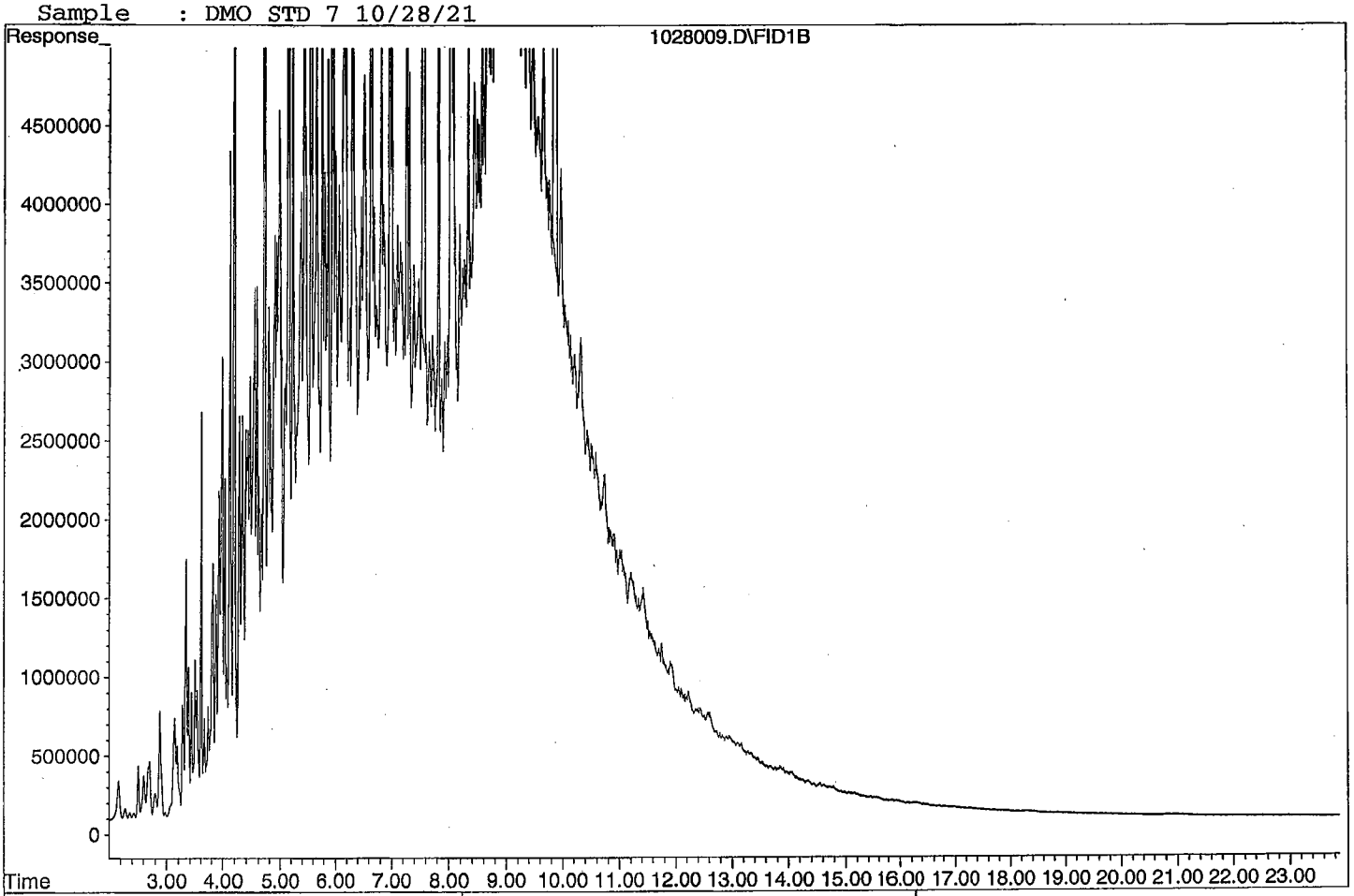

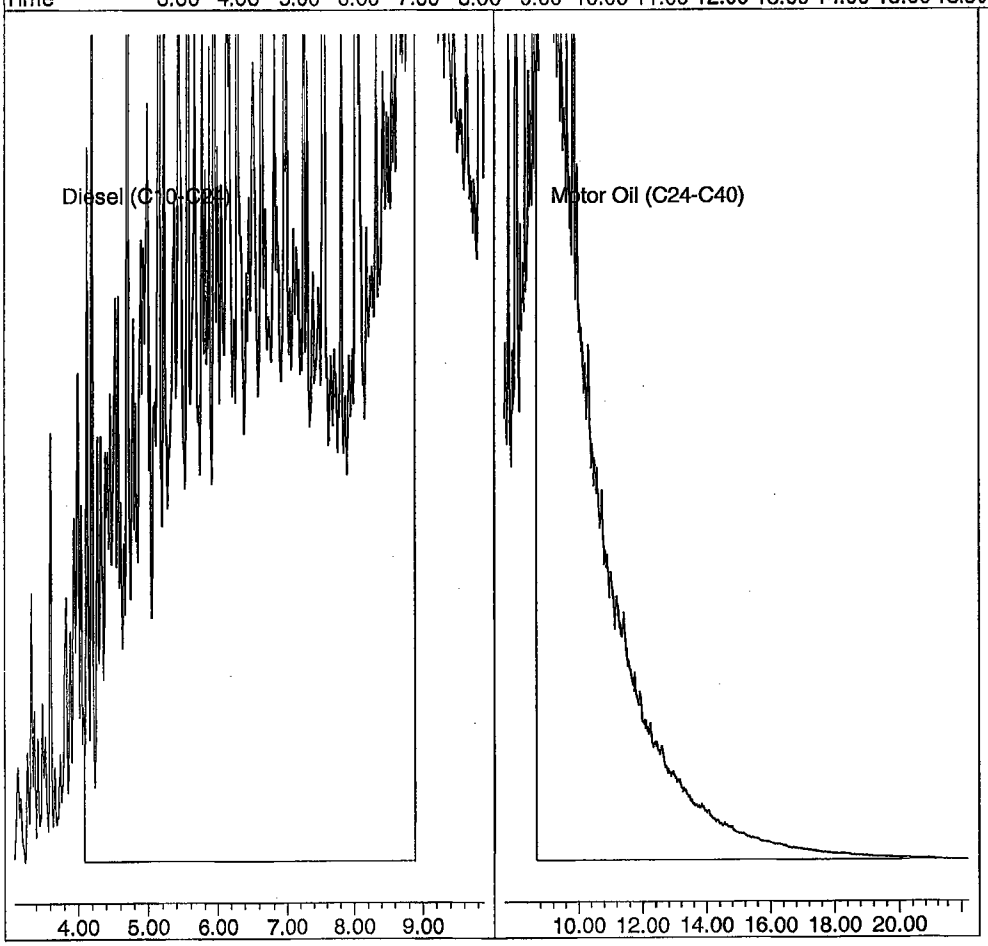

TPH Extractables
DOC1028

Form 7

Second Source Calibration

Lab Name: APPL, Inc.
Case No:
Matrix: Water

SDG No:
Date Analyzed: 10/28/2021
Instrument: Apollo
Initial Cal. Date: 10/28/2021
Data File: 1028010.D

		Compound	MEAN	CCRF	%D		%Drift
1	HATM	Diesel (C10-C24)	2516670	2266400	9.9	HATM	
2	HBTM	Motor Oil (C24-C40)	2492040	1663520	33	HBTML	5.9
3							
4							
5							
6							
7							
8							
9							
10							
11							
12							
13							
14							
15							
16							
17							
18							
19							
20							
21							
22							
23							
24							
25							
26							
27							
28							
29							
30							
31							
32							
33							
34							
35							
36							
37							
38							
39							
40							
		Average			21.5		

Quantitation Report (Not Reviewed)

Data File : G:\APOLLO\DATA\211028\1028010.D Vial: 10
Acq On : 10-28-21 12:36:26 Operator: KA
Sample : DMO Second Source 10/28/21 Inst : Apollo
Misc : water Multiplr: 1.00
IntFile : events.e
Quant Time: Oct 28 15:39 2021 Quant Results File: DOC1028.RES

Method : G:\APOLLO\DATA\211028\DOC1028.M (Chemstation Integrator)
Title : 8015 B&C
Last Update : Thu Oct 28 15:39:11 2021
Response via : Multiple Level Calibration

Volume Inj. : 2UL
Signal Phase : DB-5
Signal Info : FID02A

Compound	R.T.	Response	Conc Units
System Monitoring Compounds			
3) SA Ortho-Terphenyl(S)	7.53	4250105	0.679 ppb
Surrogate Spike 30.000		Recovery =	2.26%
4) SA Octacosane(S)	9.83	-3553	N.D. ppb
Surrogate Spike 30.000		Recovery =	0.00%
Target Compounds			
1) HATM Diesel (C10-C24)	6.49	1133202337	225.139 ppb
2) HBTM Motor Oil (C24-C40)	14.96	831758038	235.148 ppb

Target Compounds

Data File: G:\APOLLO\DATA\211028\1028010.D
Sample : DMO Second Source 10/28/21

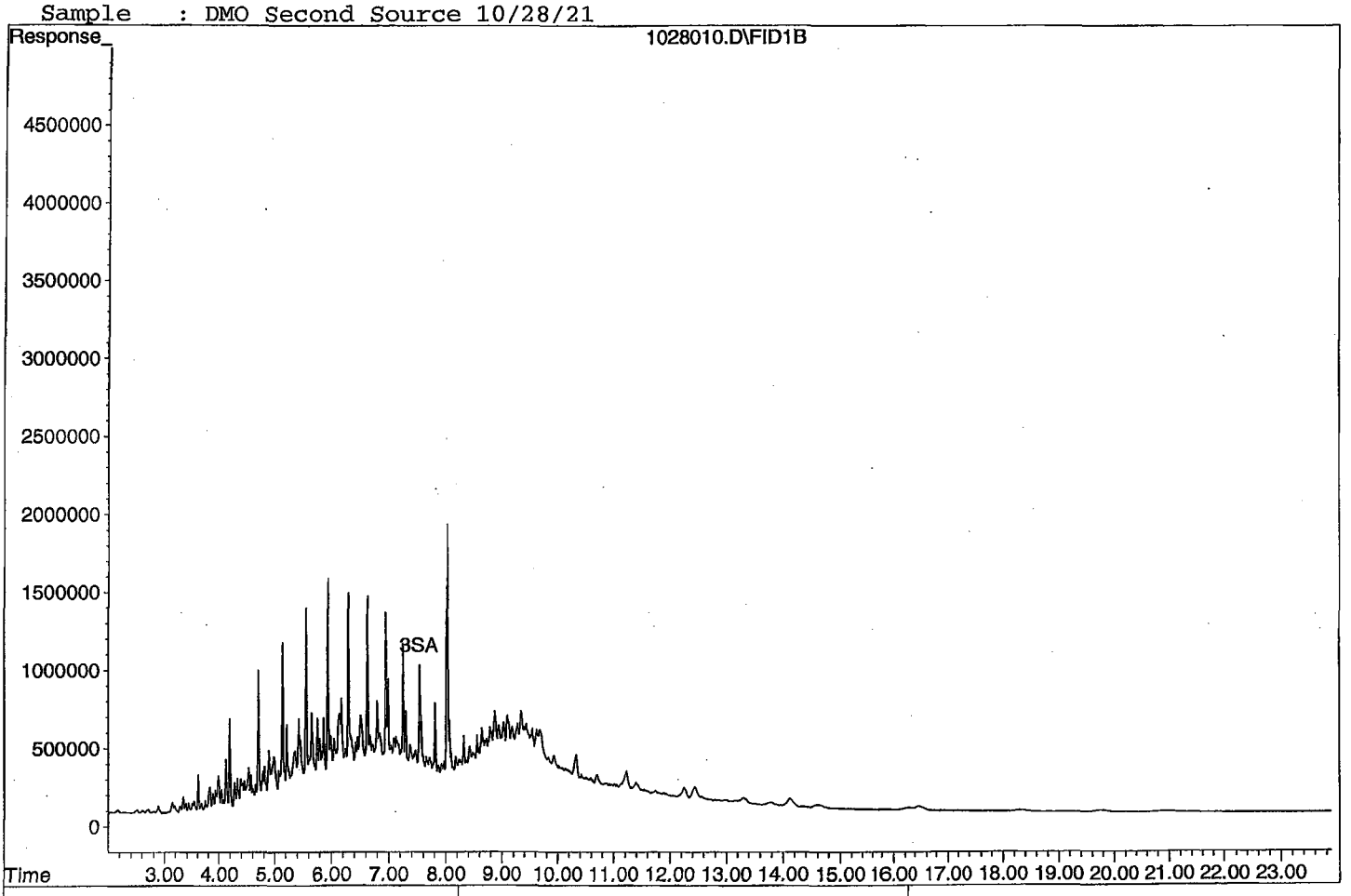

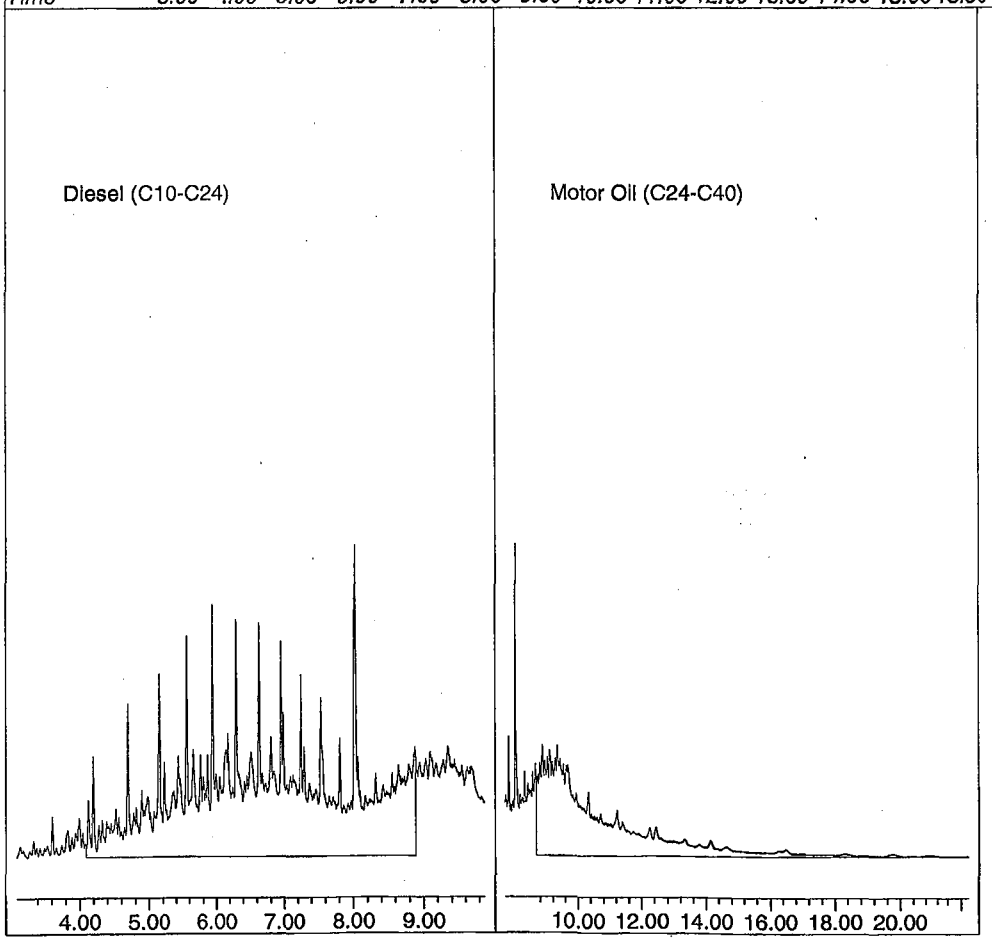

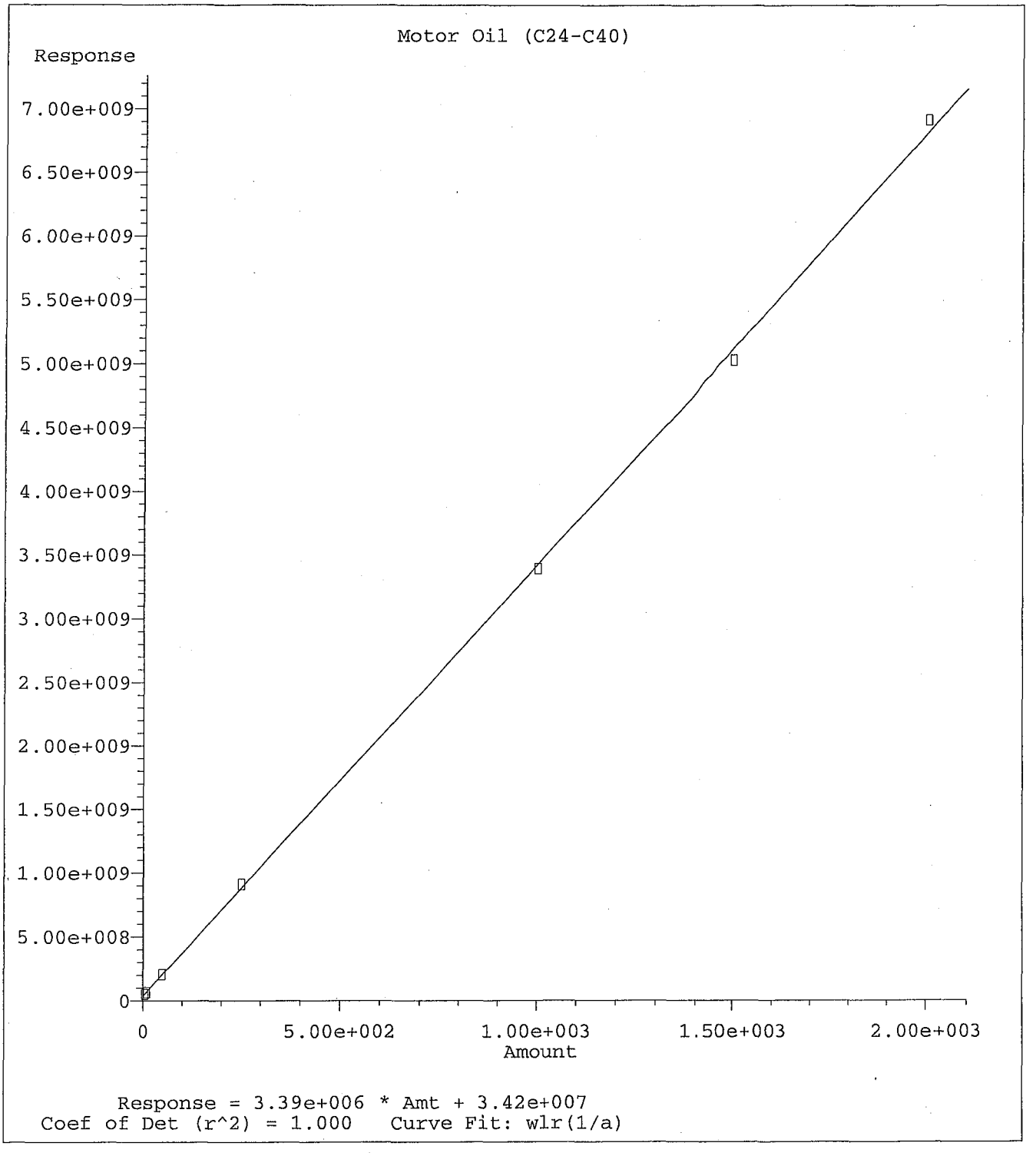

Method Name: G:\APOLLO\DATA\211028\DOC1028.M
Calibration Table Last Updated: Thu Oct 28 15:37:06 2021

TPH Extractables
DOC1028

Form 7

Continuing Calibration

Lab Name: APPL, Inc.
Case No:
Matrix: Water

SDG No:
Date Analyzed: 11/11/2021
Instrument: Apollo
Initial Cal. Date: 10/28/2021
Data File: 1110031.D

		Compound	MEAN	CCRF	%D		%Drift
1	HATM	Diesel (C10-C24)	2516670	2598370	3.2	HATM	
2	HBTM	Motor Oil (C24-C40)	2492040	1901950	24	HBTML	8.1
3	SA	Ortho-Terphenyl(S)	3127510	3109130	0.59	SA	
4	SA	Octacosane(S)	2261430	2312170	2.2	SA	
5							
6							
7							
8							
9							
10							
11							
12							
13							
14							
15							
16							
17							
18							
19							
20							
21							
22							
23							
24							
25							
26							
27							
28							
29							
30							
31							
32							
33							
34							
35							
36							
37							
38							
39							
40							
		Average			7.5		

Quantitation Report (Not Reviewed)

Data File : G:\APOLLO\DATA\211110\1110031.D Vial: 31
Acq On : 11-11-21 0:24:43 Operator: KA
Sample : DMO LVL 4 CCV 10/27/21 Inst : Apollo
Misc : water Multiplr: 1.00
IntFile : events.e
Quant Time: Nov 11 8:40 2021 Quant Results File: DOC1028.RES

Method : G:\APOLLO\DATA\211028\DOC1028.M (Chemstation Integrator)
Title : 8015 B&C
Last Update : Fri Nov 12 17:55:30 2021
Response via : Multiple Level Calibration

Volume Inj. : 2UL
Signal Phase : DB-5
Signal Info : FID02A

Compound	R.T.	Response	Conc Units
System Monitoring Compounds			
3) SA Ortho-Terphenyl(S)	7.44	77728152	12.427 ppb
Surrogate Spike 30.000		Recovery =	41.42%
4) SA Octacosane(S)	9.68	57804364	12.781 ppb
Surrogate Spike 30.000		Recovery =	42.60%
Target Compounds			
1) HATM Diesel (C10-C24)	6.49	1299185451	258.116 ppb
2) HBTM Motor Oil (C24-C40)	14.96	950974379	270.296 ppb

Target Compounds

Data File: G:\APOLLO\DATA\211110\1110031.D
Sample : DMO LVL 4 CCV 10/27/21

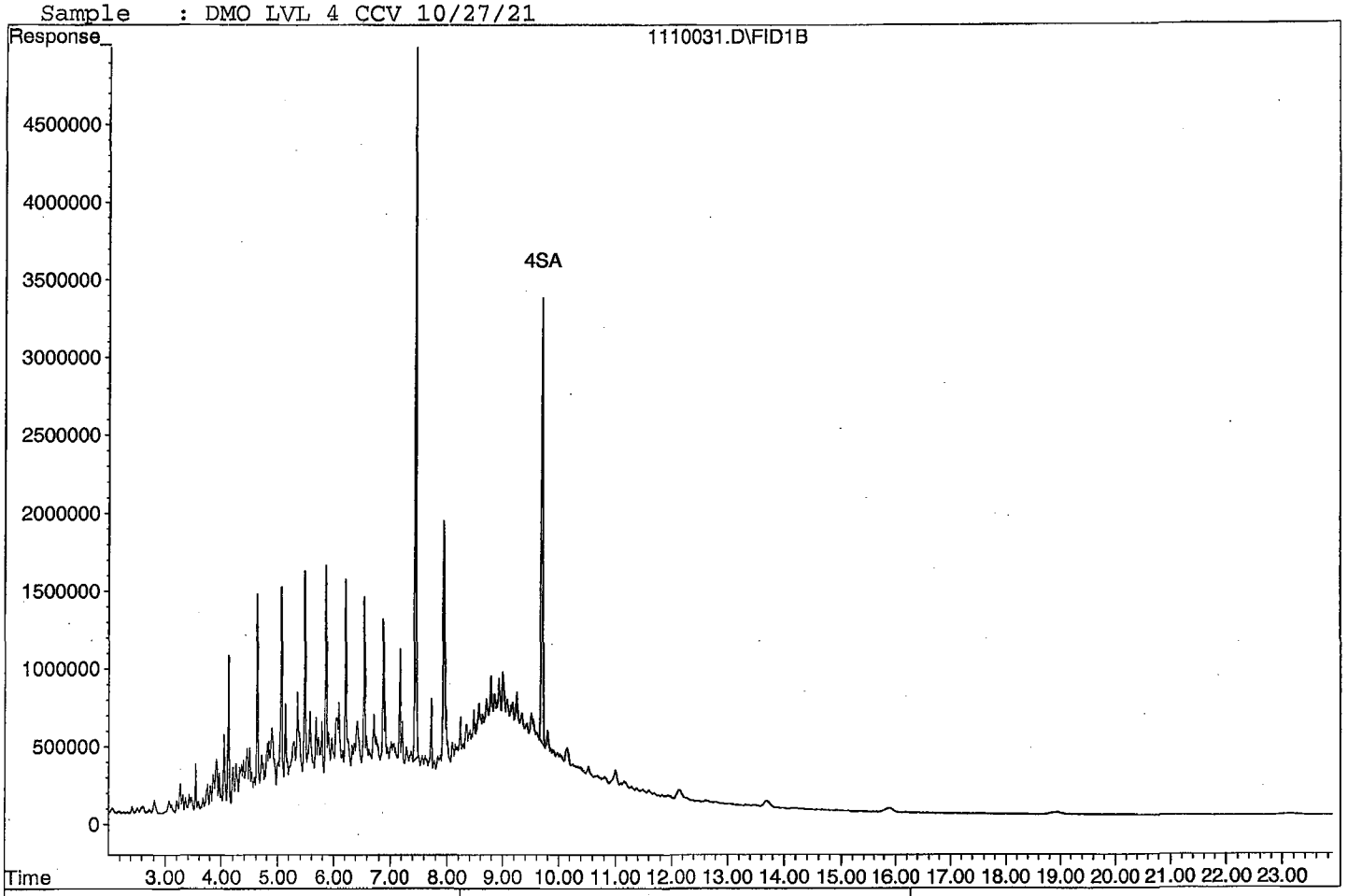

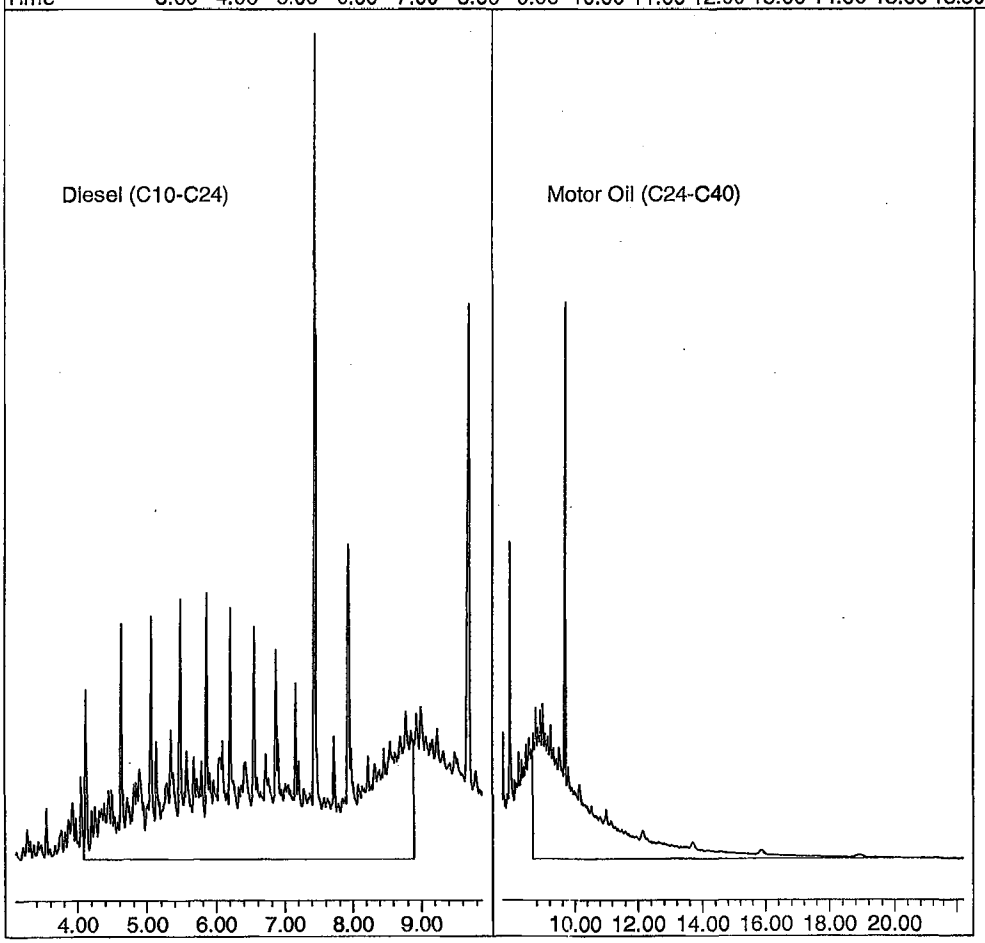

TPH Extractables
DOC1028

Form 7

Continuing Calibration

Lab Name: APPL, Inc.
Case No:
Matrix: Water

SDG No:
Date Analyzed: 11/11/2021
Instrument: Apollo
Initial Cal. Date: 10/28/2021
Data File: 1110050.D

		Compound	MEAN	CCRF	%D	%Drift	
1	HATM	Diesel (C10-C24)	2516670	2557630	1.6	HATM	
2	HBTM	Motor Oil (C24-C40)	2492040	1852830	26	HBTML	5.2
3	SA	Ortho-Terphenyl(S)	3127510	3096470	0.99	SA	
4	SA	Octacosane(S)	2261430	2301810	1.8	SA	
5							
6							
7							
8							
9							
10							
11							
12							
13							
14							
15							
16							
17							
18							
19							
20							
21							
22							
23							
24							
25							
26							
27							
28							
29							
30							
31							
32							
33							
34							
35							
36							
37							
38							
39							
40							
		Average			7.6		

Quantitation Report (Not Reviewed)

Data File : G:\APOLLO\DATA\211110\1110050.D Vial: 50
Acq On : 11-11-21 9:17:01 Operator: KA
Sample : DMO LVL 4 CCV 10/27/21 Inst : Apollo
Misc : water Multiplr: 1.00
IntFile : events.e
Quant Time: Nov 11 17:44 2021 Quant Results File: DOC1028.RES

Method : G:\APOLLO\DATA\211028\DOC1028.M (Chemstation Integrator)
Title : 8015 B&C
Last Update : Fri Nov 12 17:55:30 2021
Response via : Multiple Level Calibration

Volume Inj. : 2UL
Signal Phase : DB-5
Signal Info : FID02A

Compound	R.T.	Response	Conc Units
System Monitoring Compounds			
3) SA Ortho-Terphenyl(S)	7.44	77411780	12.376 ppb
Surrogate Spike 30.000	Recovery =		41.25%
4) SA Octacosane(S)	9.68	57545270	12.723 ppb
Surrogate Spike 30.000	Recovery =		42.41%
Target Compounds			
1) HATM Diesel (C10-C24)	6.49	1278816675	254.069 ppb
2) HBTM Motor Oil (C24-C40)	14.96	926413239	263.054 ppb

Target Compounds

Quantitation Report

Data File: G:\APOLLO\DATA\211110\1110050.D
Sample : DMO LVL 4 CCV 10/27/21

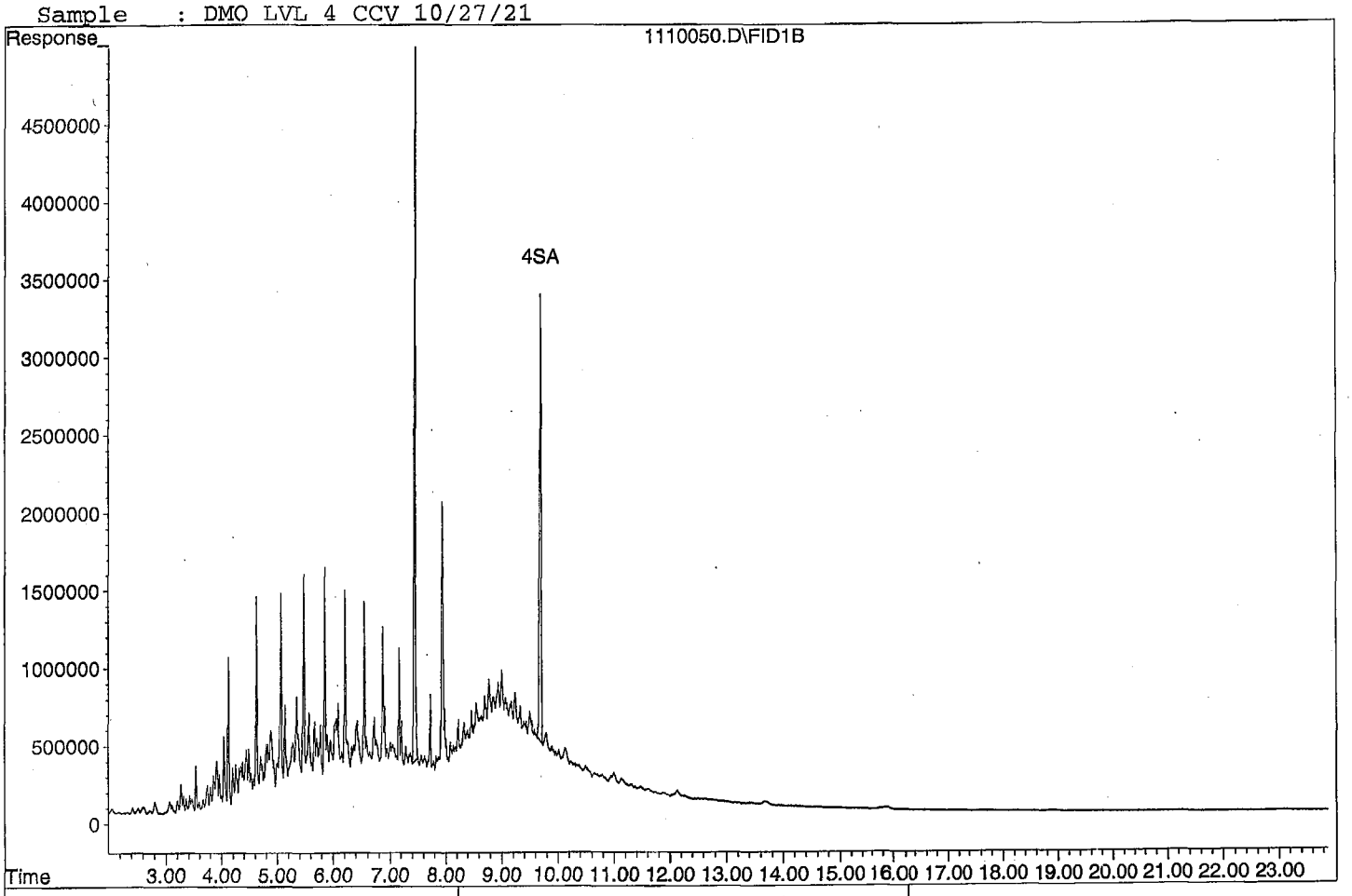

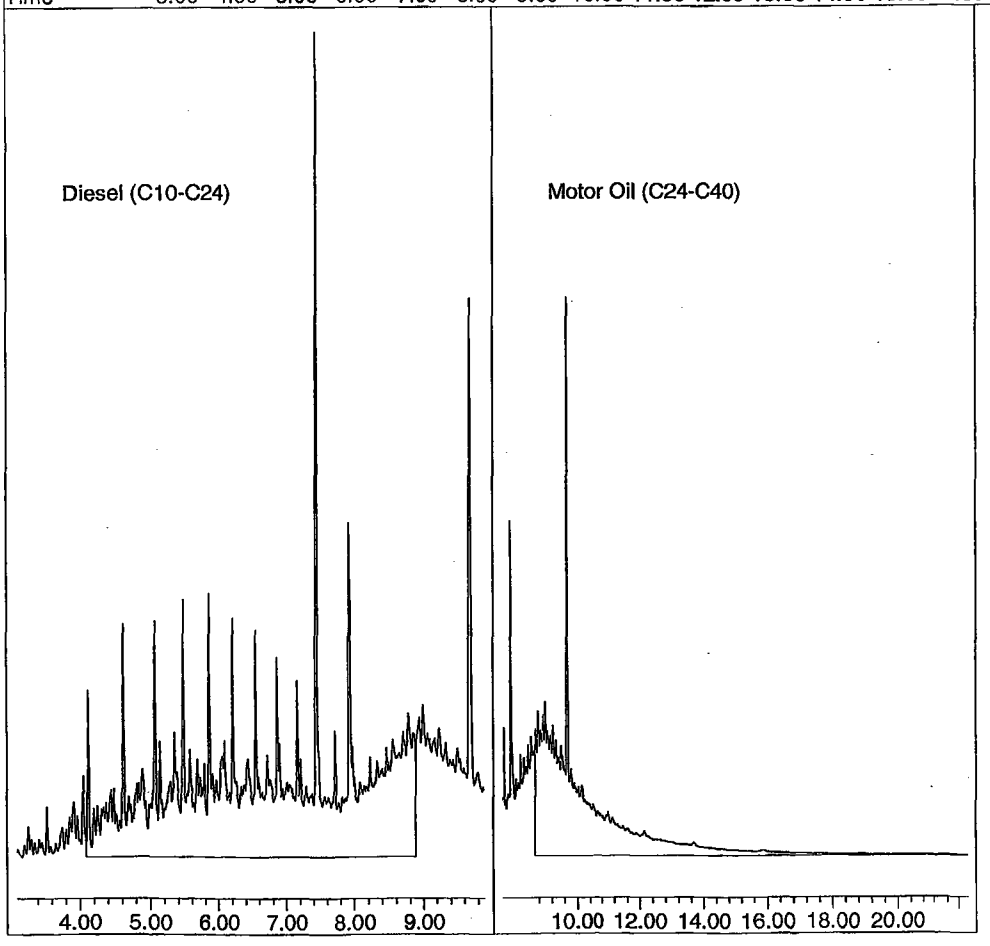

ORGANICS
Raw Data

Quantitation Report (QT Reviewed)

Data File : G:\APOLLO\DATA\211110\1110039.D Vial: 39
Acq On : 11-11-21 4:08:53 Operator: KA
Sample : BA45108W09 5/1040 Inst : Apollo
Misc : water Multiplr: 4.81
IntFile : events.e
Quant Time: Nov 13 14:55 2021 Quant Results File: DOC1028.RES

Method : G:\APOLLO\DATA\211028\DOC1028.M (Chemstation Integrator)
Title : 8015 B&C
Last Update : Fri Nov 12 17:55:30 2021
Response via : Multiple Level Calibration

Volume Inj. : 2UL
Signal Phase : DB-5
Signal Info : FID02A

Compound	R.T.	Response	Conc Units
System Monitoring Compounds			
3) SA Ortho-Terphenyl(S)	7.44	122776025	94.367 ppb
Surrogate Spike 144.231		Recovery =	65.43%
4) SA Octacosane(S)	9.69	109497594	116.393 ppb
Surrogate Spike 144.231		Recovery =	80.70%
Target Compounds			
1) HATM Diesel (C10-C24)	6.49	506202694	483.509 ppb
2) HBTM Motor Oil (C24-C40)	14.96	139126539	148.766 ppb

Target Compounds

Quantitation Report

Data File: G:\APOLLO\DATA\211110\1110039.D
Sample : BA45108W09 5/1040

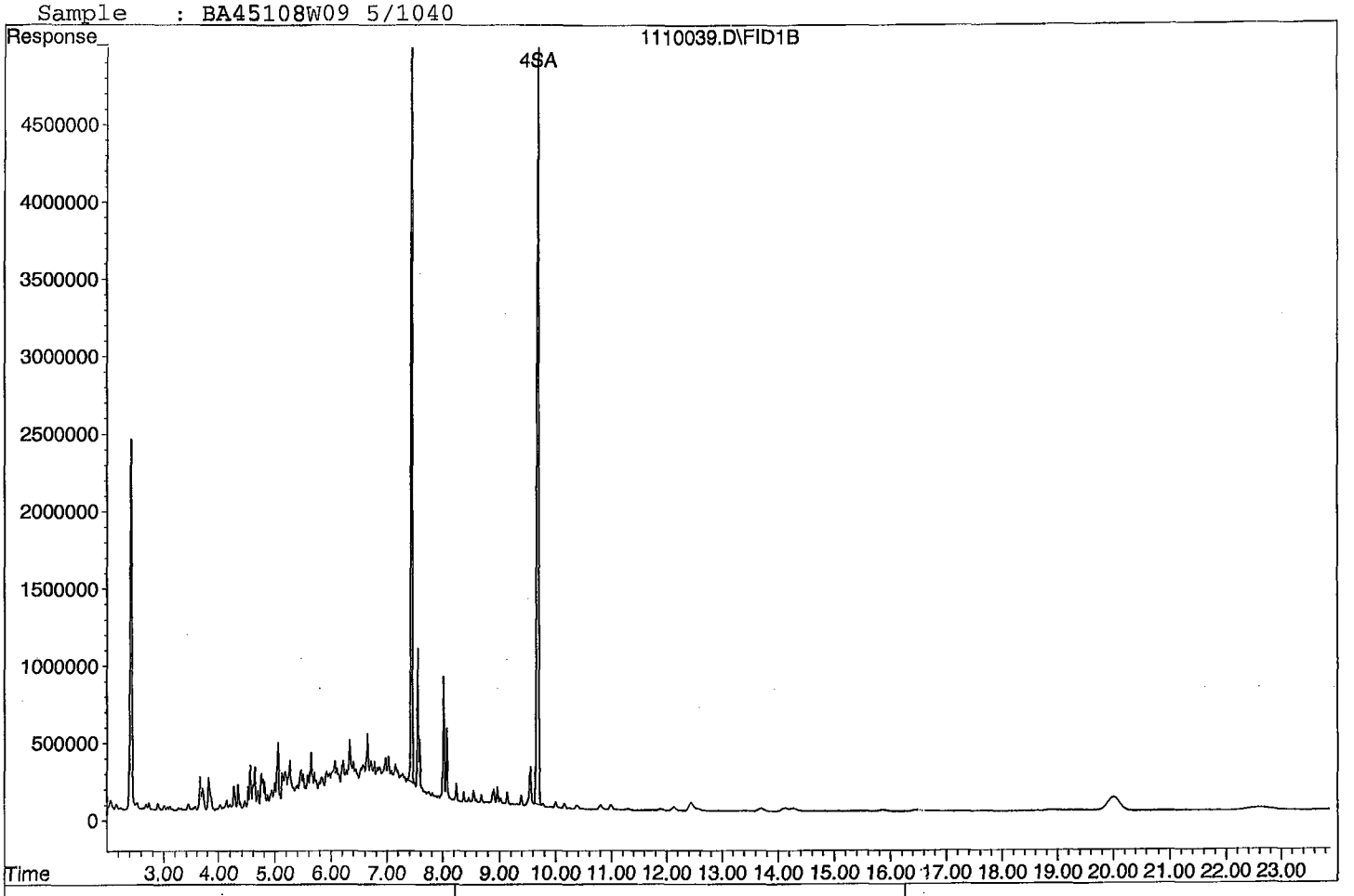





Quantitation Report (QT Reviewed)

Data File : G:\APOLLO\DATA\211110\1110040.D Vial: 40
Acq On : 11-11-21 4:36:53 Operator: KA
Sample : BA45110W10 5/1040 Inst : Apollo
Misc : water Multiplr: 4.81
IntFile : events.e
Quant Time: Nov 13 14:56 2021 Quant Results File: DOC1028.RES

Method : G:\APOLLO\DATA\211028\DOC1028.M (Chemstation Integrator)
Title : 8015 B&C
Last Update : Fri Nov 12 17:55:30 2021
Response via : Multiple Level Calibration

Volume Inj. : 2UL
Signal Phase : DB-5
Signal Info : FID02A

Compound	R.T.	Response	Conc Units
System Monitoring Compounds			
3) SA Ortho-Terphenyl(S)	7.44	129491904	99.529 ppb
Surrogate Spike 144.231		Recovery =	69.01%
4) SA Octacosane(S)	9.69	115934214	123.235 ppb
Surrogate Spike 144.231		Recovery =	85.44%
Target Compounds			
1) HATM Diesel (C10-C24)	6.49	2534645623	2421.016 ppb
2) HBTM Motor Oil (C24-C40)	14.96	271911715	336.979 ppb

Target Compounds

Quantitation Report

Data File: G:\APOLLO\DATA\211110\1110040.D
Sample : BA45110W10 5/1040

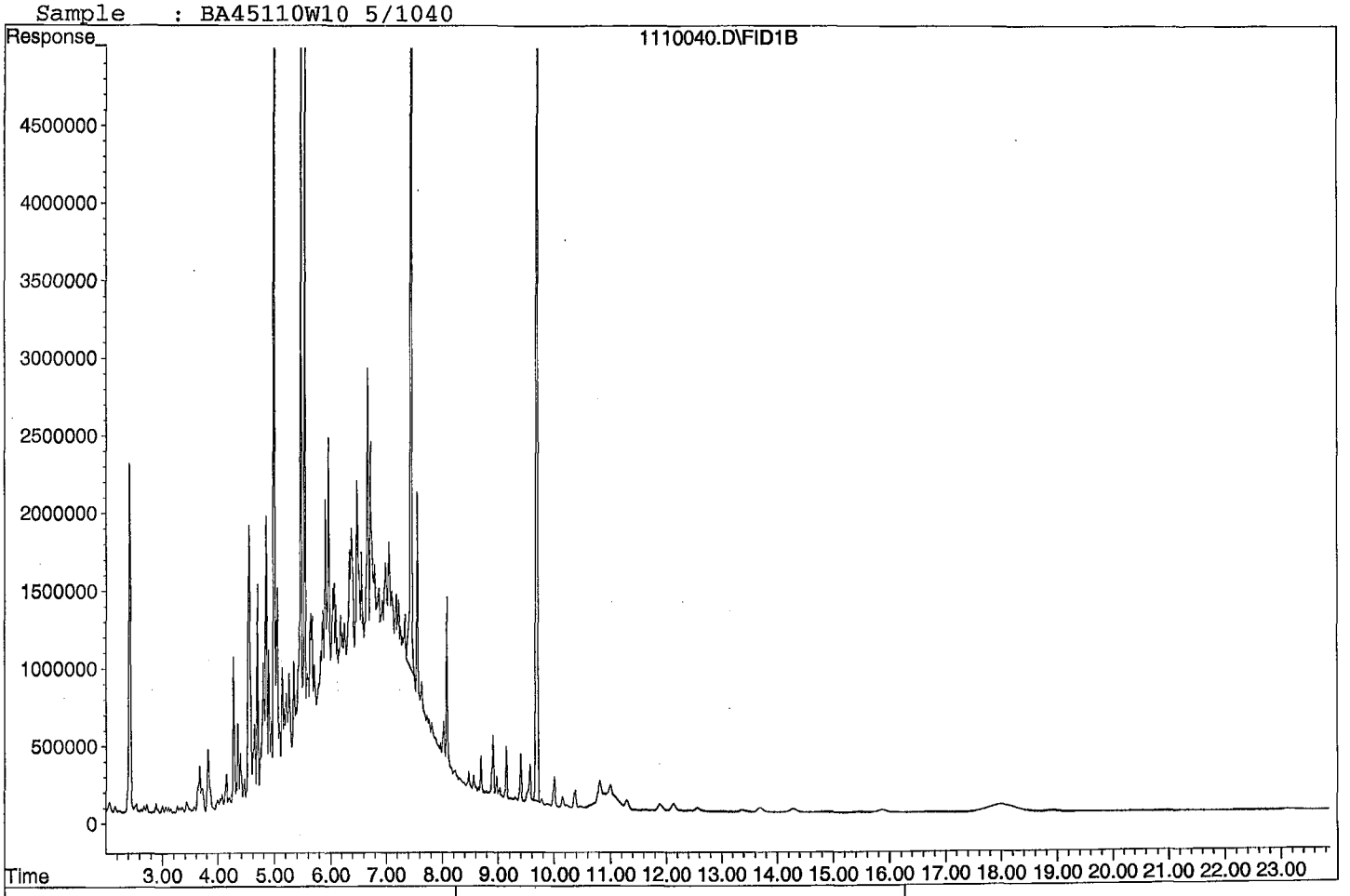

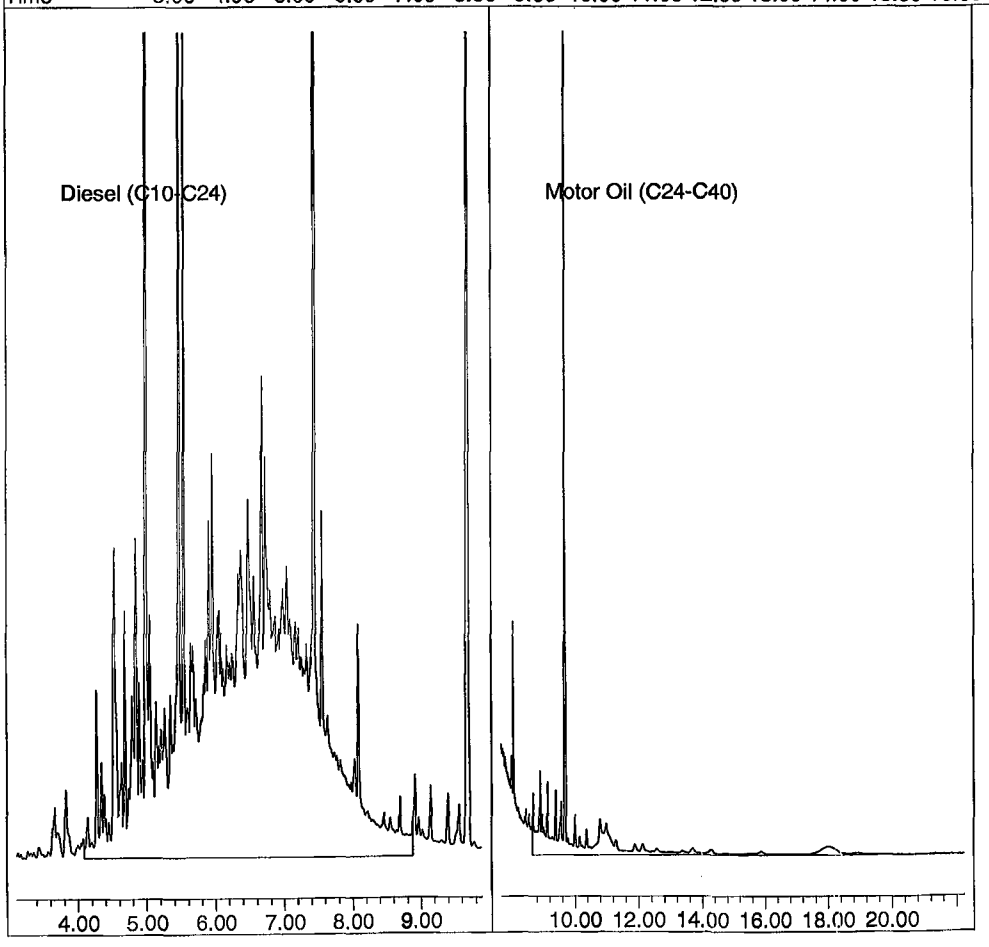

Quantitation Report (QT Reviewed)

Data File : G:\APOLLO\DATA\211110\1110041.D Vial: 41
Acq On : 11-11-21 5:04:54 Operator: KA
Sample : BA45112W09 5/1000 Inst : Apollo
Misc : water Multiplr: 5.00
IntFile : events.e
Quant Time: Nov 13 14:56 2021 Quant Results File: DOC1028.RES

Method : G:\APOLLO\DATA\211028\DOC1028.M (Chemstation Integrator)
Title : 8015 B&C
Last Update : Fri Nov 12 17:55:30 2021
Response via : Multiple Level Calibration

Volume Inj. : 2UL
Signal Phase : DB-5
Signal Info : FID02A

Compound	R.T.	Response	Conc Units
System Monitoring Compounds			
3) SA Ortho-Terphenyl(S)	7.44	128385784	102.626 ppb
Surrogate Spike 150.000		Recovery =	68.42%
4) SA Octacosane(S)	9.69	117253442	129.623 ppb
Surrogate Spike 150.000		Recovery =	86.42%
Target Compounds			
1) HATM Diesel (C10-C24)	6.49	182247803	181.041 ppb
2) HBTM Motor Oil (C24-C40)	14.96	174011951	206.142 ppb

Target Compounds

Data File: G:\APOLLO\DATA\211110\1110041.D
Sample : BA45112W09 5/1000

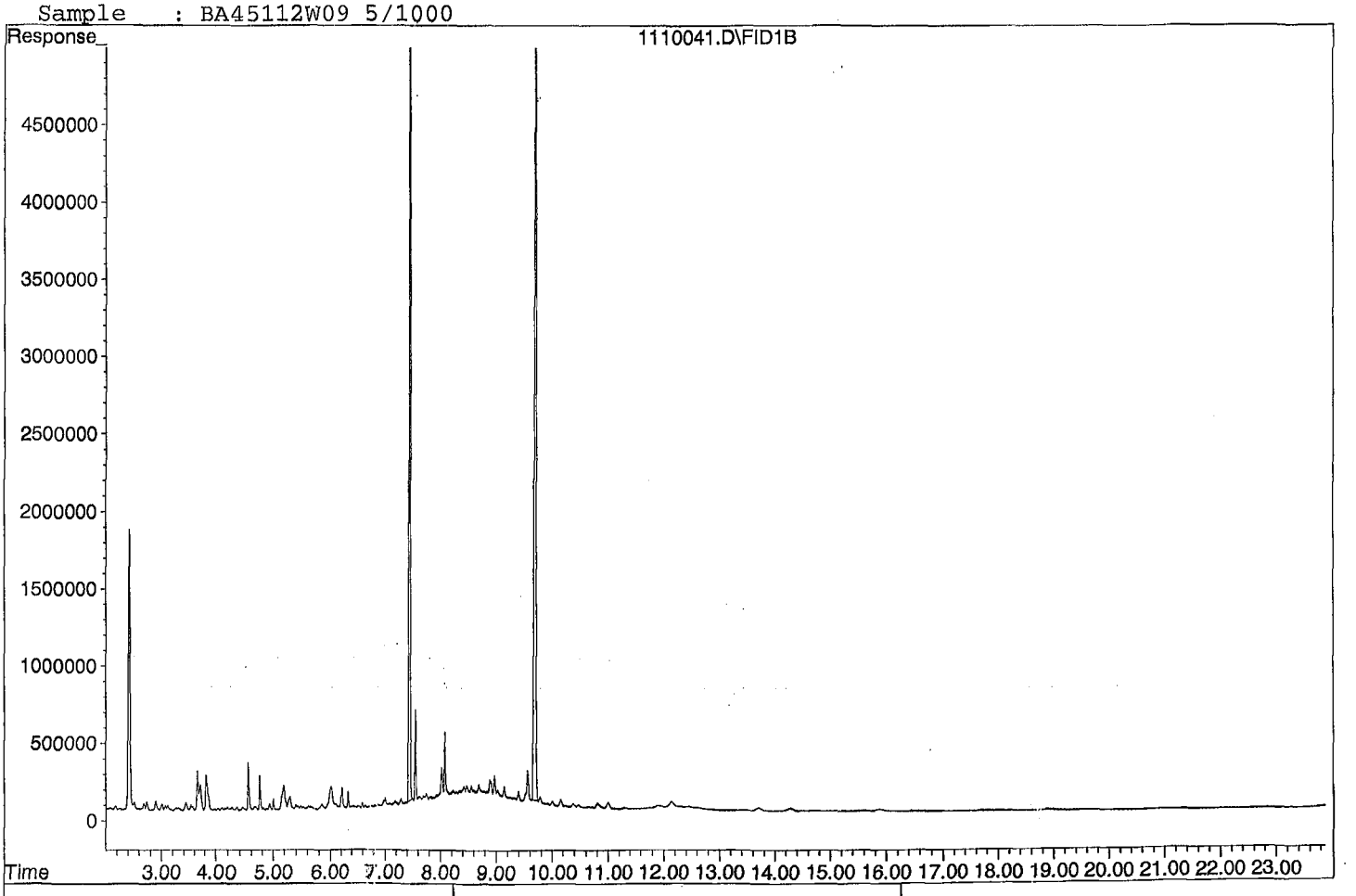





Quantitation Report (QT Reviewed)

Data File : G:\APOLLO\DATA\211110\1110042.D Vial: 42
Acq On : 11-11-21 5:32:53 Operator: KA
Sample : BA45114W10 5/1050 Inst : Apollo
Misc : water Multiplr: 4.76
IntFile : events.e
Quant Time: Nov 13 14:56 2021 Quant Results File: DOC1028.RES

Method : G:\APOLLO\DATA\211028\DOC1028.M (Chemstation Integrator)
Title : 8015 B&C
Last Update : Fri Nov 12 17:55:30 2021
Response via : Multiple Level Calibration

Volume Inj. : 2UL
Signal Phase : DB-5
Signal Info : FID02A

Compound	R.T.	Response	Conc Units
System Monitoring Compounds			
3) SA Ortho-Terphenyl(S)	7.44	132525228	100.891 ppb
Surrogate Spike 142.857		Recovery =	70.62%
4) SA Octacosane(S)	9.69	119168029	125.466 ppb
Surrogate Spike 142.857		Recovery =	87.83%
Target Compounds			
1) HATM Diesel (C10-C24)	6.49	120120096	113.642 ppb
2) HBTM Motor Oil (C24-C40)	14.96	117754781	117.345 ppb

Target Compounds

Quantitation Report

Data File: G:\APOLLO\DATA\211110\1110042.D
Sample : BA45114W10 5/1050

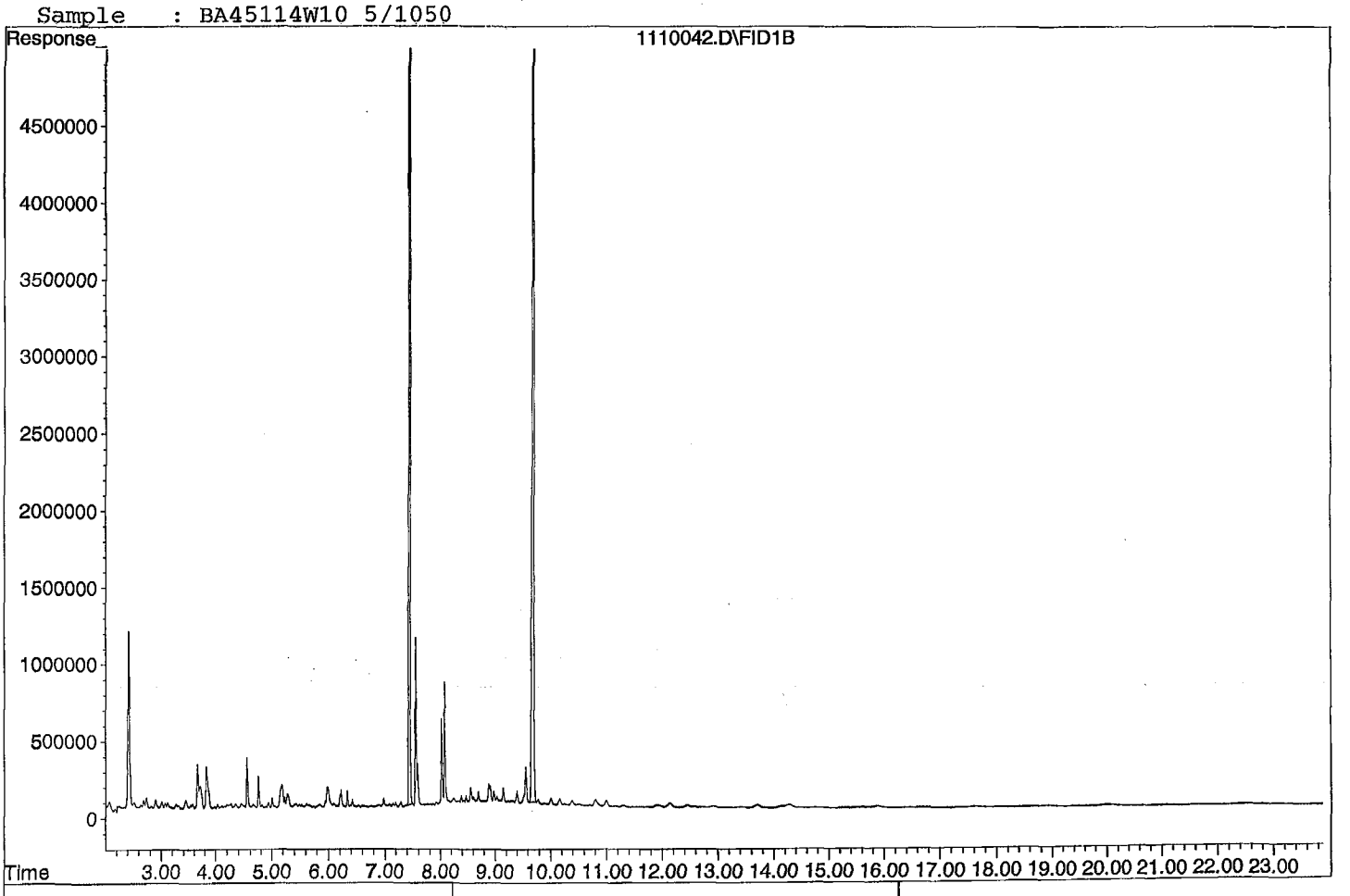

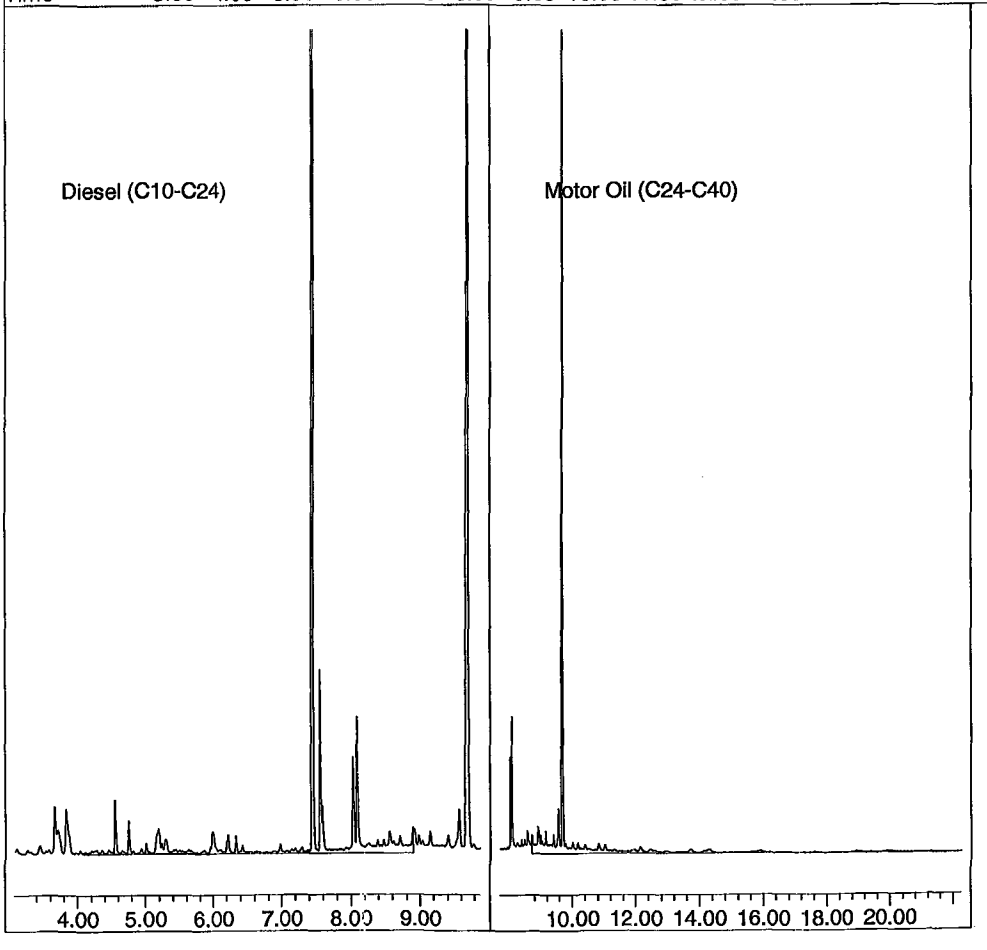

Quantitation Report (QT Reviewed)

Data File : G:\APOLLO\DATA\211110\1110033.D
Acq On : 11-11-21 1:20:45
Sample : 211108A BLK 5/1000
Misc : water
IntFile : events.e
Quant Time: Nov 13 14:51 2021 Quant Results File: DOC1028.RES

Vial: 33
Operator: KA
Inst : Apollo
Multiplr: 5.00

Method : G:\APOLLO\DATA\211028\DOC1028.M (Chemstation Integrator)
Title : 8015 B&C
Last Update : Fri Nov 12 17:55:30 2021
Response via : Multiple Level Calibration

Volume Inj. : 2UL
Signal Phase : DB-5
Signal Info : FID02A

Compound	R.T.	Response	Conc Units
System Monitoring Compounds			
3) SA Ortho-Terphenyl(S)	7.44	134906312	107.839 ppb
Surrogate Spike 150.000		Recovery =	71.89%
4) SA Octacosane(S)	9.69	120491485	133.203 ppb
Surrogate Spike 150.000		Recovery =	88.80%
Target Compounds			
1) HATM Diesel (C10-C24)	6.49	50060834	49.729 ppb
2) HBTM Motor Oil (C24-C40)	14.96	87780034	79.026 ppb

Target Compounds

(f)=RT Delta > 1/2 Window (m)=manual int.

Quantitation Report

Data File: G:\APOLLO\DATA\211110\1110033.D
Sample : 211108A BLK 5/1000

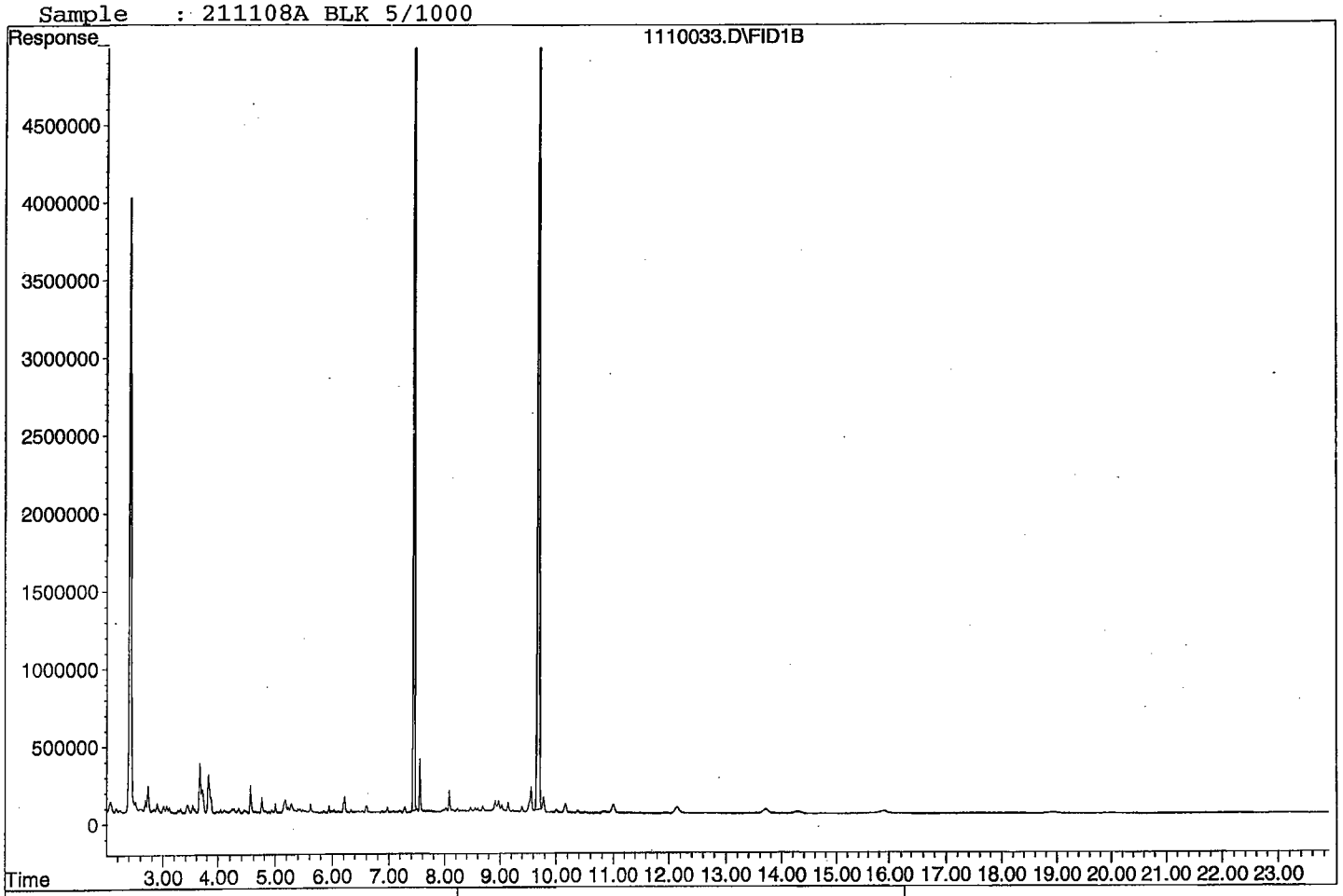

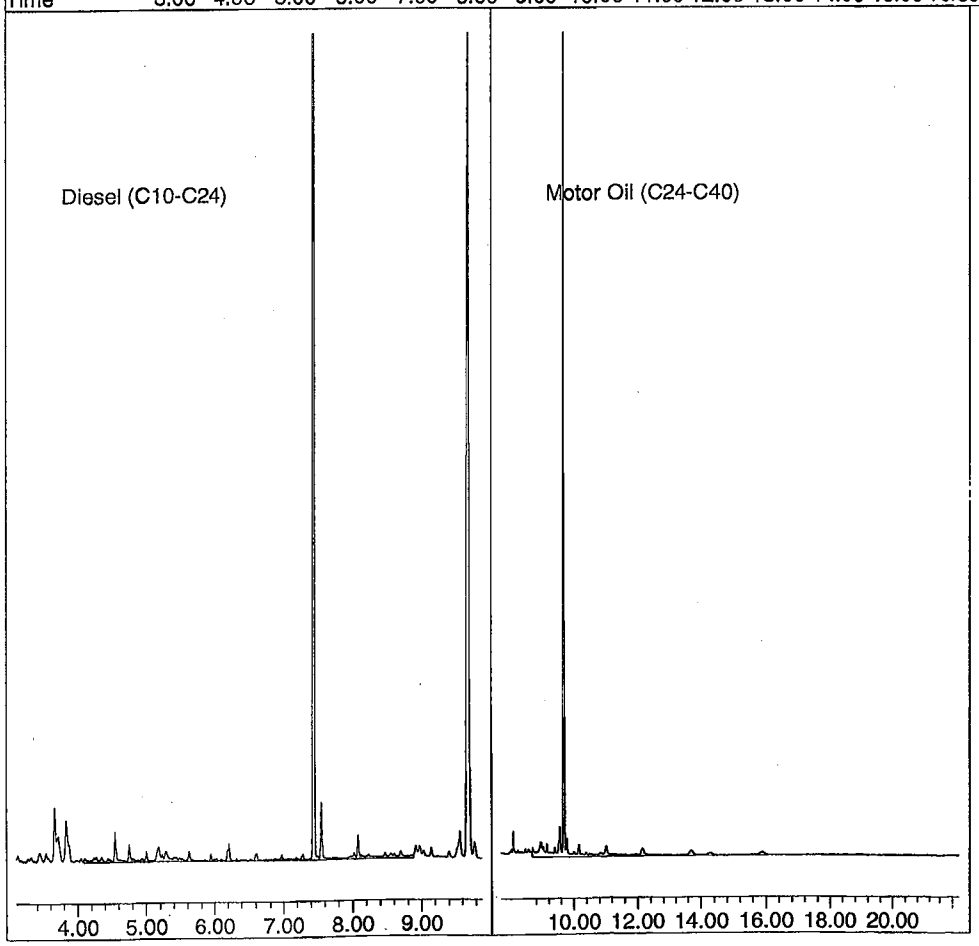

Quantitation Report (QT Reviewed)

Data File : G:\APOLLO\DATA\211110\1110034.D
Acq On : 11-11-21 1:48:45
Sample : 211108A LCS-1 5/1000
Misc : water
IntFile : events.e
Quant Time: Nov 13 14:53 2021 Quant Results File: DOC1028.RES

Vial: 34
Operator: KA
Inst : Apollo
Multiplr: 5.00

Method : G:\APOLLO\DATA\211028\DOC1028.M (Chemstation Integrator)
Title : 8015 B&C
Last Update : Fri Nov 12 17:55:30 2021
Response via : Multiple Level Calibration

Volume Inj. : 2UL
Signal Phase : DB-5
Signal Info : FID02A

Compound	R.T.	Response	Conc Units
System Monitoring Compounds			
3) SA Ortho-Terphenyl(S)	7.44	117332476	93.791 ppb
Surrogate Spike 150.000		Recovery =	62.53%
4) SA Octacosane(S)	9.68	92426177	102.177 ppb
Surrogate Spike 150.000		Recovery =	68.12%
Target Compounds			
1) HATM Diesel (C10-C24)	6.49	1293569260	1285.001 ppb
2) HBTM Motor Oil (C24-C40)	14.96	970182446	1379.793 ppb

Target Compounds

Diesel:

$$\frac{(1293569260)(5)}{(25166669)(2)} = \frac{6467846300}{50333338} = \boxed{1285.001}$$

(f)=RT Delta > 1/2 Window (m)=manual int.

Quantitation Report

Data File: G:\APOLLO\DATA\211110\1110034.D
Sample : 211108A LCS-1 5/1000

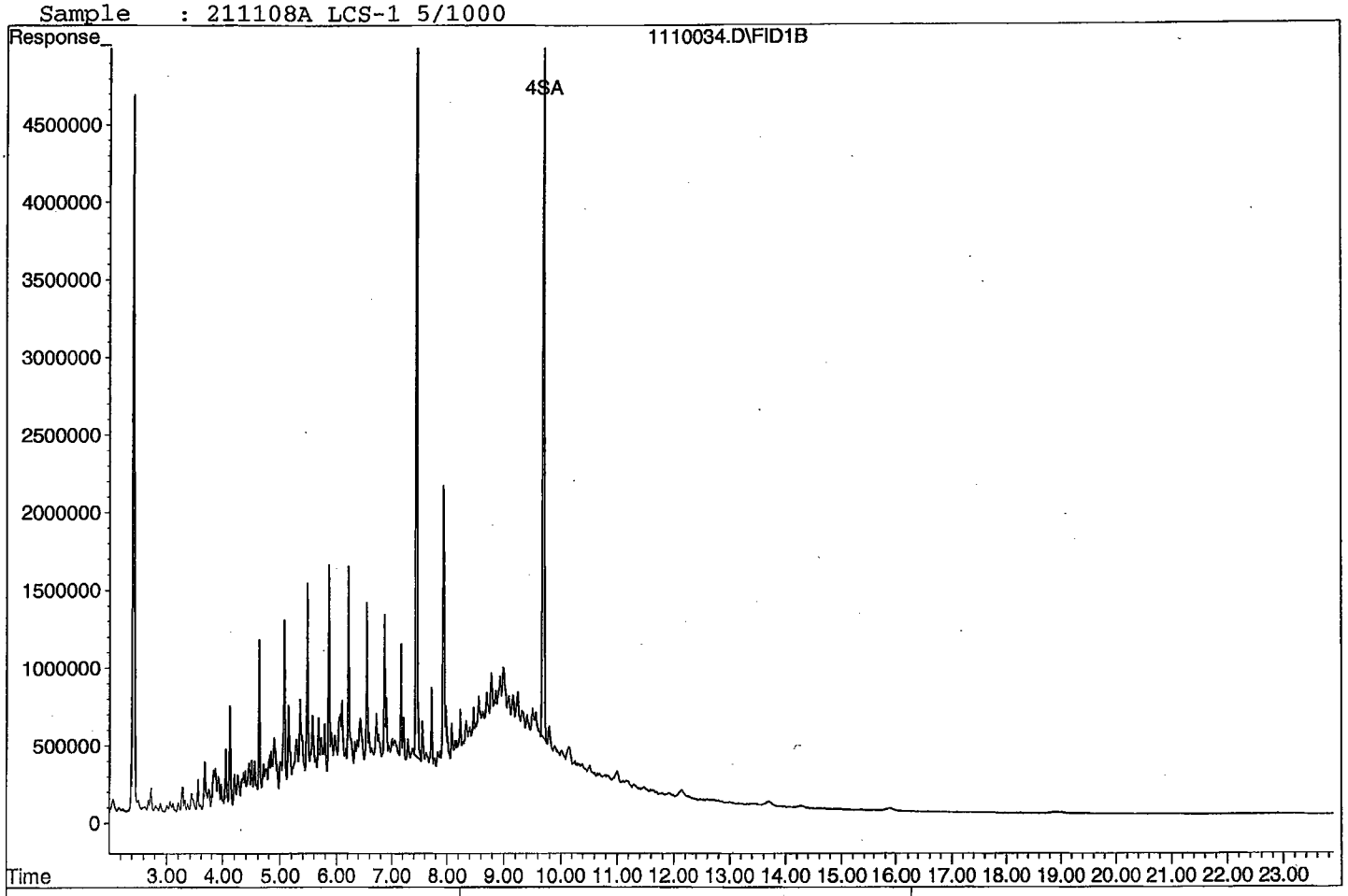

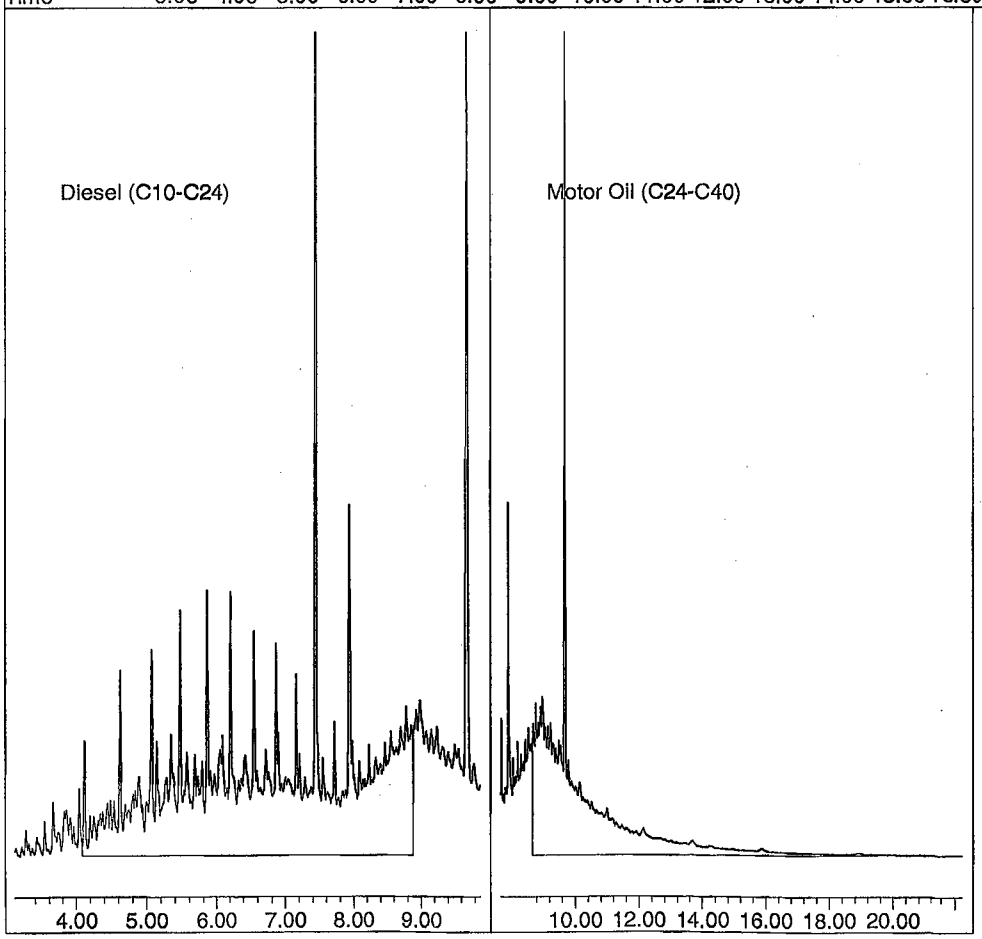

Quantitation Report (QT Reviewed)

Data File : G:\APOLLO\DATA\211110\1110035.D Vial: 35
Acq On : 11-11-21 2:16:47 Operator: KA
Sample : 211108A LCSD-1 5/1000 Inst : Apollo
Misc : water Multiplr: 5.00
IntFile : events.e
Quant Time: Nov 13 14:54 2021 Quant Results File: DOC1028.RES

Method : G:\APOLLO\DATA\211028\DOC1028.M (Chemstation Integrator)
Title : 8015 B&C
Last Update : Fri Nov 12 17:55:30 2021
Response via : Multiple Level Calibration

Volume Inj. : 2UL
Signal Phase : DB-5
Signal Info : FID02A

Compound	R.T.	Response	Conc Units
System Monitoring Compounds			
3) SA Ortho-Terphenyl(S)	7.44	158797111	126.936 ppb
Surrogate Spike 150.000		Recovery =	84.62%
4) SA Octacosane(S)	9.69	127314912	140.746 ppb
Surrogate Spike 150.000		Recovery =	93.83%
Target Compounds			
1) HATM Diesel (C10-C24)	6.49	1782883487	1771.075 ppb
2) HBTM Motor Oil (C24-C40)	14.96	1351574087	1942.011 ppb

Target Compounds

(f)=RT Delta > 1/2 Window (m)=manual int.

1110035.D DOC1028.M Sat Nov 13 14:59:37 2021 Page 1

Quantitation Report

Data File: G:\APOLLO\DATA\211110\1110035.D
Sample : 211108A LCSD-1 5/1000

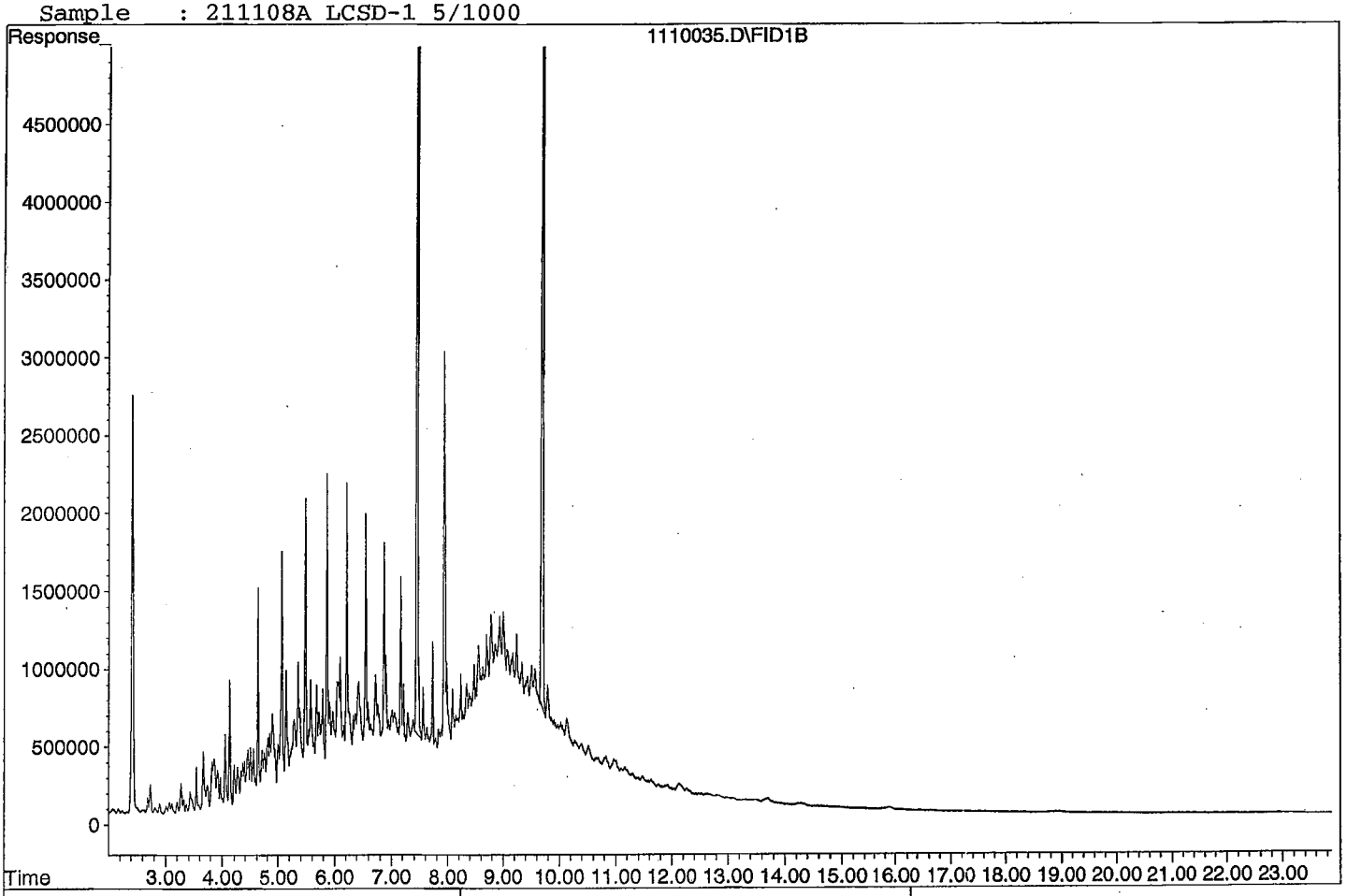

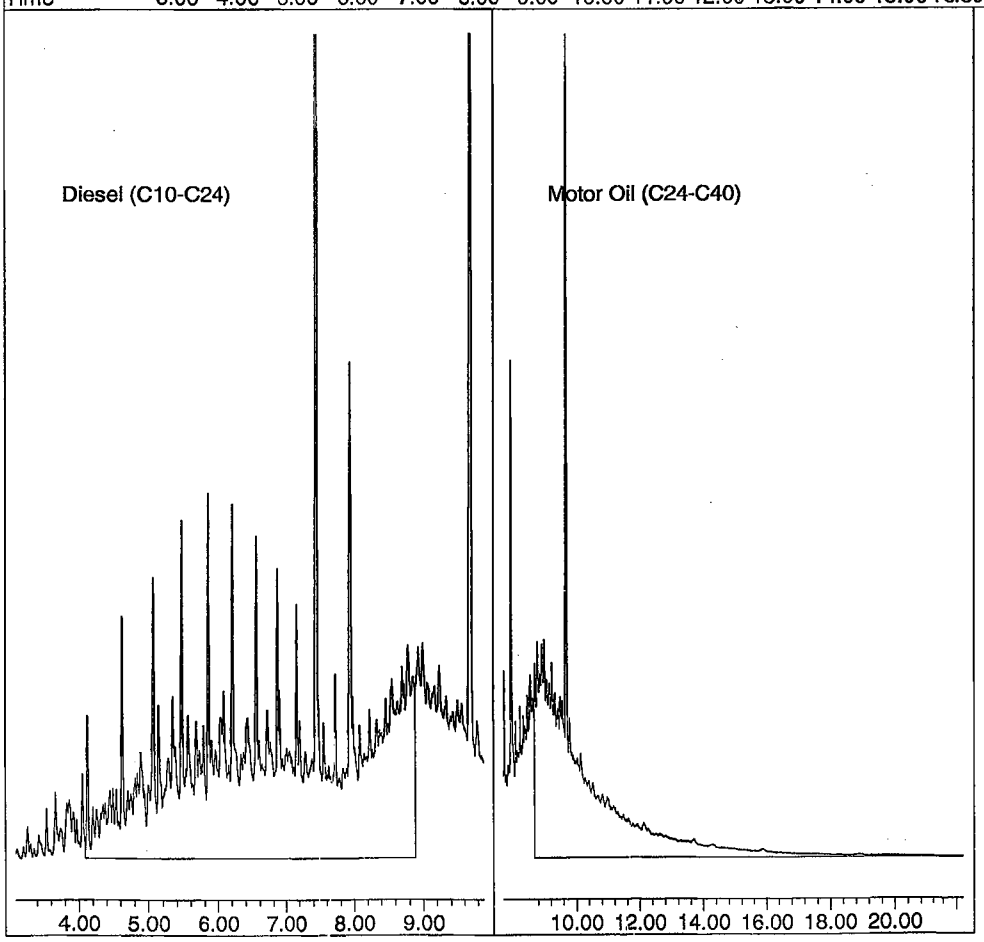

Diesel / Motor Oil Calibration Curve

Prepared: 10/28/2021
Expires: 5/31/2026
Methylene Chloride Lot No. 61117

Prepared By (Initials): KA

Initial Standard Information							Final Standard			
Name of Initial Standard (QAU Label)	Supplier	Conc. (ug/mL)	APPL Mix Name	Reference to APPL Prep Date and Lot #'s	Exp. Date	Exp. Date (Manufacturer)	Aliquot From Stock	Final Volume	Solvent	Final Standard Conc. (ug/mL)
Diesel / Motor Oil - 2	APPL	10	Diesel / Motor Oil - 1	Perp'd: 10/6/21 A0164485-52822, A0166842-52820, AO166510-52817 CL16893-52835	See man. Exp date	10/31/2027 12/31/2027 5/31/2026	100uL	200uL	MC	5
Diesel / Motor Oil - 3		50	Diesel / Motor Oil - 2				200uL	1mL	MC	10
Diesel / Motor Oil Calibration STD	Restek	2,000	Diesel / Motor Oil - 3				25uL	1mL	MC	50
			Diesel / Motor Oil - 4				125uL	1mL	MC	250
			Diesel / Motor Oil - 5				500uL	1mL	MC	1000
			Diesel / Motor Oil - 6				750uL	1mL	MC	1500
			Diesel / Motor Oil - 7				100uL	100uL	N/A	2,000

Diesel / Motor Oil Second Source

Prepared: 10/28/2021
Expires: 10/28/2024
Methylene Chloride
Lot No. 61117

Prepared By (Initials): KA

Initial Standard Information							Final Standard			
Name of Initial Standard (QAU Label)	Supplier	Supplier Part No.	Conc. (ug/mL)	Lot Number - QA Number	Exp. Date (1 yr.)	Exp. Date (Manufacturer)	Aliquot From Stock	Final Volume	Solvent	Final Standard Conc. (ug/mL)
Diesel Fuel #2 Second Source	Phenova	AL0-101287	50,000	**CL16477-52980**	**See man. Exp date**	**2/28/2027**	50uL	10mL	MC	250
Motor Oil Second Source	Absolute	51094	50,000	**102819-52981**		**10/28/2024**	50uL			

Diesel / Motor Oil CCV

Prepared: 10/27/2021
Expires: 5/31/2026
Methylene Chloride
Lot No. 61117

Prepared By (Initials): KA

Initial Standard Information							Final Standard			
Name of Initial Standard (QAU Label)	Supplier	APPL Mix Name	Conc. (ug/mL)	Reference to APPL Prep Date and Lot #'s	Exp. Date	Exp. Date (Manufacturer)	Aliquot From Stock	Final Volume	Solvent	Final Standard Conc. (ug/mL)
Diesel / Motor Oil STD	Restek	Diesel / Motor Oil CCV	2,000	Perp'd: 10/06/21 A0164485-52822, A0168842-52820, A0166510-52817, CL16893-52835	**See man. Exp date**	**10/31/2027 12/31/2027 5/31/2026**	1250uL	10mL	MC	250

Diesel Motor Oil Mix

Prepared: 10/30/2021 **Prepared By (Initials):** KA

Expires: 10/31/2027

Initial Standard Information							Final Standard			
Name of Initial Standard (QAU Label)	Supplier	Supplier Part No.	Conc. (ug/mL)	Lot Number - QA Number	Exp. Date (1 yr.)	Exp. Date (Manufacturer)	Aliquot From Stock	Final Volume	Solvent	Final Standard Conc. (ug/mL)
Diesel Fuel #2	Restek	31258	50,000	**A0164485-52825 and A0164586-53175, 53174, and 53176**	**See man. Date**	**10/31/2027**	4.00 mL	8.0 mL	NA	25,000
Motor Oil Composite	Restek	31464	50,000	**A0166510-52817, and A0168842-53169, 53170, and 53171**	**See man. Date**	**12/31/2027 3/31/28**	4.00 mL			25,000

THC Surrogate

Prepared: 10/29/2021 **LS**

Expires: 5/31/2026

Initial Standard Information							Final Standard			
Name of Initial Standard (QAU Label)	Supplier	Supplier Part No.	Conc. (ug/mL)	Lot Number - QA Number	Exp. Date (1 yr.)	Exp. Date (Manufacturer)	Aliquot From Stock	Final Volume	Solvent	Final Standard Conc. (ug/mL)
O-terphenyl / Octacosane Mix	Phenova	ALO-130161	600	**CL16893-52841**	**See ma. Date**	**5/31/2026**	N/A	N/A	N/A	600

_LIQ005SGC

Organic Extraction Worksheet

Method	Continuous Liq/Liq TPH- 3520C w/SGC	Extraction Set	211108A	Extraction Method	LIQ005SGC	Units	mL

Spiked ID 1	Diesel Motor Oil Mix 10/30/21-10/31/27		Surrogate ID 1	THC Surrogate 10/29/21-10/29/22
Spiked ID 2	Decanoic 1000ug/mL Acid Solution 11/01/21-11/01/22		Surrogate ID 2	
Spiked ID 3			Surrogate ID 3	
Spiked ID 4			Surrogate ID 4	
Spiked ID 5			Surrogate ID 5	
Spiked ID 6			Sufficient Vol for Matrix QC:	NO
Spiked ID 7			Ext. Start Time:	11/08/21 10:07
Spiked ID 8			Ext. End Time:	11/09/21 15:50
			GC Requires Extract By:	

pH1	2		Water Bath Temp 1 °C	39/ 38.1 °C
pH2			Water Bath Temp 2 °C	37/ 38.1
pH3			Water Bath Temp 3 °C	37/ 36.5 °C

Spiked By: SR **Date** 11/8/2021 9:01:00 AM **Witnessed By:** AGM **Date** 11/8/2021 9:01:00 AM

	Sample	Sample Container	Spike Amount	Spike ID	Surrogate Amount	Surrogate ID	Extract Amount	Final Volume	pH	Extract Date/Time	Comments
1	211108A Blk		0.050	2	0.250	1 equip	1000	5	2	11/08/21 9:01	*
2	211108A LCS-1		0.080,0.050	1,2	0.250	1 equip	1000	5	2	11/08/21 9:01	*
3	211108A LCSD-1		0.080,0.050	1,2	0.250	1 equip	1000	5	2	11/08/21 9:01	*
4	BA45100	BA45100W10	0.050	2	0.250	1 equip	1040	5	2	11/08/21 9:01	98098 *
5	BA45101	BA45101W07	0.050	2	0.250	1 equip	1040	5	2	11/08/21 9:01	98098 *
6	BA45105	BA45105W09	0.050	2	0.250	1 equip	1050	5	2	11/08/21 9:01	98097 *
7	BA45108	BA45108W09	0.050	2	0.250	1 equip	1040	5	2	11/08/21 9:01	98096 *
8	BA45110	BA45110W10	0.050	2	0.250	1 equip	1040	5	2	11/08/21 9:01	98096 *
9	BA45112	BA45112W09	0.050	2	0.250	1 equip	1000	5	2	11/08/21 9:01	98096 *
10	BA45114	BA45114W10	0.050	2	0.250	1 equip	1050	5	2	11/08/21 9:01	98096 *

Solvent and Lot#	
1+1 HCL (5mLs)	60358
PH Strips	HC155968
Dichloromethane (DCM)	61117
Filter Paper	1441-150
Sodium Sulfate	2021071206
SILICA GEL (*)	050627T

Extraction COC Transfer	
Extraction lab employee Initials	
GC analyst's initials	KA
Date	11:10
Time	8:35
Refrigerator	Hobart

	Technician's Initials
Scanned By	SR
Sample Preparation	SR
Extraction	SR
Concentration	DS

Modified	11/10/2021 5:33:02 PM

Reviewed By: **Date**

Injection Log

Directory: G:\APOLLO\DATA\211028\

Line	Vial	FileName	Multiplier	SampleName	Misc Info	Injected
1	3	1028003.D	1	DMO STD 1 10/28/21	water	10-28-21 9:19:03
2	4	1028004.D	1	DMO STD 2 10/28/21	water	10-28-21 9:47:06
3	5	1028005.D	1	DMO STD 3 10/28/21	water	10-28-21 10:15:13
4	6	1028006.D	1	DMO STD 4 10/28/21	water	10-28-21 10:43:31
5	7	1028007.D	1	DMO STD 5 10/28/21	water	10-28-21 11:11:42
6	8	1028008.D	1	DMO STD 6 10/28/21	water	10-28-21 11:39:55
7	9	1028009.D	1	DMO STD 7 10/28/21	water	10-28-21 12:08:10
8	10	1028010.D	1	DMO Second Source 10/28/21	water	10-28-21 12:36:26
9	31	1110031.D	1	DMO LVL 4 CCV 10/27/21	water	11-11-21 0:24:43
10	33	1110033.D	5	211108A BLK 5/1000	water	11-11-21 1:20:45
11	34	1110034.D	5	211108A LCS-1 5/1000	water	11-11-21 1:48:45
12	35	1110035.D	5	211108A LCSD-1 5/1000	water	11-11-21 2:16:47
13	39	1110039.D	4.80769	BA45108W09 5/1040	water	11-11-21 4:08:53
14	40	1110040.D	4.80769	BA45110W10 5/1040	water	11-11-21 4:36:53
15	41	1110041.D	5	BA45112W09 5/1000	water	11-11-21 5:04:54
16	42	1110042.D	4.7619	BA45114W10 5/1050	water	11-11-21 5:32:53
17	50	1110050.D	1	DMO LVL 4 CCV 10/27/21	water	11-11-21 9:17:01

ORGANICS
Calibration Data

TPH Extractables
DOC1028

Form 6
Initial Calibration

Lab Name: APPL, Inc. SDG No:
Case No: Initial Cal. Date: 10/28/2021
Matrix: Water Instrument: Apollo Initials: KA

		Compound	1	2	3	4	5	6	7				Avg	%RSD	Type	r^2	Q
			1028003.D	1028004.D	1028005.D	1028006.D	1028007.D	1028008.D	1028009.D								
1	HATM	Diesel (C10-C24)	2983809	2406563	2517872	2418941	2337993	2387715	2563791				2516669	8.7	HATM		
2	HBTML	Motor Oil (C24-C40)	5192328	3260715	2065863	1824592	1695984	1676117	1728658				2492037	53	HBTM	1.000	
3	SA	Ortho-Terphenyl(S)	3637234	3178668	3119876	3035678	2926966	2905323	3088794				3127505	7.9	SA		
4	SA	Octacosane(S)	2469203	2170507	2286410	2275552	2170413	2171254	2286658				2261428	4.8	SA		
5																	
6																	
7																	
8																	
9																	
10																	
11																	
12																	
13																	
14																	
15																	
16																	
17																	
18																	
19																	
20																	
21																	
22																	
23																	
24																	
25																	
26																	
27																	
28																	
29																	
30																	
31																	
32																	
33																	
34																	
35																	

2.118919

Quantitation Report (Not Reviewed)

Data File : G:\APOLLO\DATA\211028\1028003.D Vial: 3
Acq On : 10-28-21 9:19:03 Operator: KA
Sample : DMO STD 1 10/28/21 Inst : Apollo
Misc : water Multiplr: 1.00
IntFile : events.e
Quant Time: Oct 28 15:39 2021 Quant Results File: DOC1028.RES

Method : G:\APOLLO\DATA\211028\DOC1028.M (Chemstation Integrator)
Title : 8015 B&C
Last Update : Thu Oct 28 15:39:11 2021
Response via : Multiple Level Calibration

Volume Inj. : 2UL
Signal Phase : DB-5
Signal Info : FID02A

Compound	R.T.	Response	Conc Units
System Monitoring Compounds			
3) SA Ortho-Terphenyl(S)	7.53	1818617	0.291 ppb
Surrogate Spike 30.000		Recovery =	0.97%
4) SA Octacosane(S)	9.82	1234601	0.273 ppb
Surrogate Spike 30.000		Recovery =	0.91%
Target Compounds			
1) HATM Diesel (C10-C24)	6.49	29838086	5.928 ppb
2) HBTM Motor Oil (C24-C40)	14.96	51923283	5.234 ppb

Target Compounds

Quantitation Report

Data File: G:\APOLLO\DATA\211028\1028003.D
Sample : DMO STD 1 10/28/21

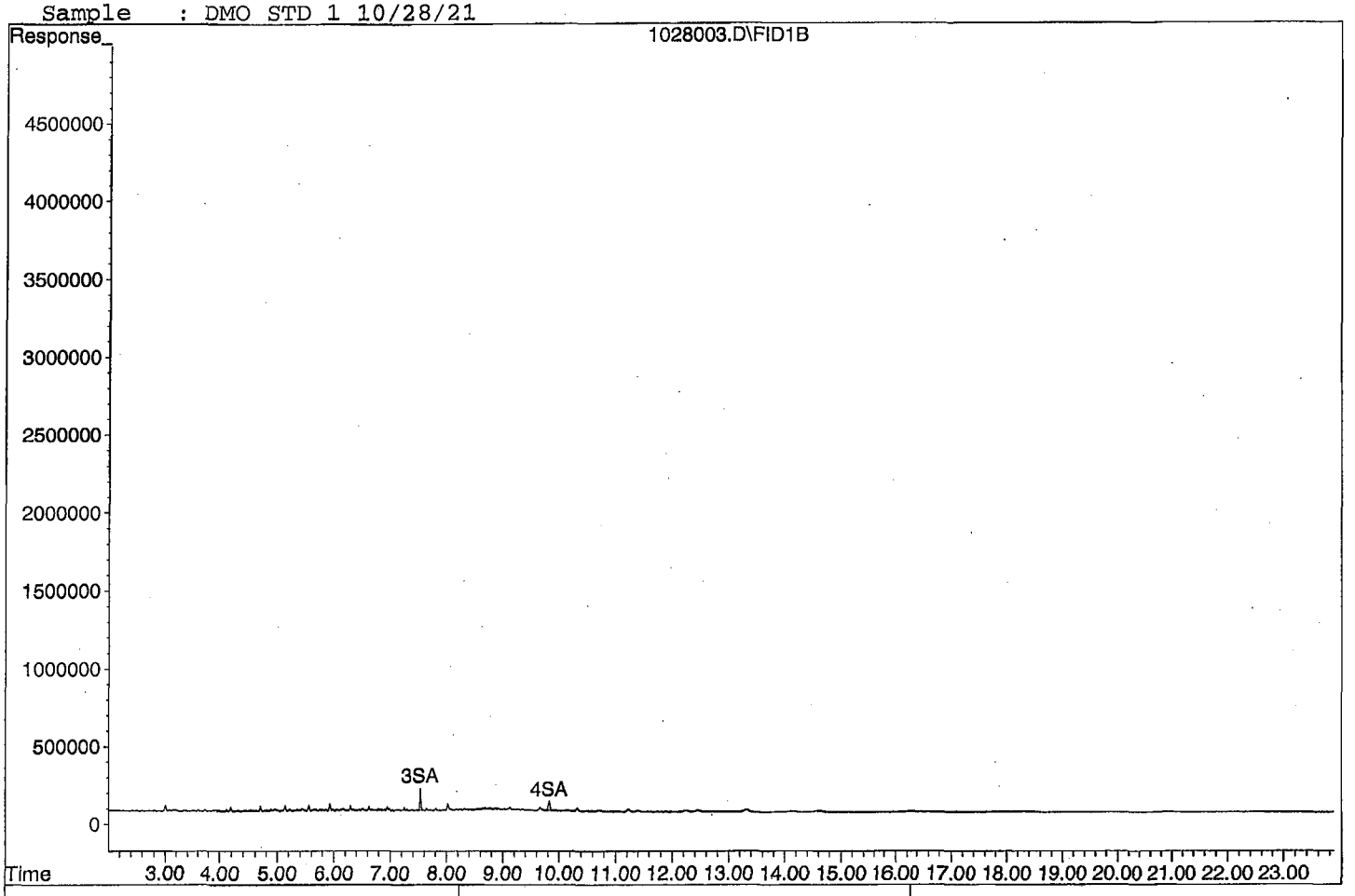





Quantitation Report (Not Reviewed)

Data File : G:\APOLLO\DATA\211028\1028004.D Vial: 4
Acq On : 10-28-21 9:47:06 Operator: KA
Sample : DMO STD 2 10/28/21 Inst : Apollo
Misc : water Multiplr: 1.00
IntFile : events.e
Quant Time: Oct 28 15:39 2021 Quant Results File: DOC1028.RES

Method : G:\APOLLO\DATA\211028\DOC1028.M (Chemstation Integrator)
Title : 8015 B&C
Last Update : Thu Oct 28 15:39:11 2021
Response via : Multiple Level Calibration

Volume Inj. : 2UL
Signal Phase : DB-5
Signal Info : FID02A

Compound	R.T.	Response	Conc Units
System Monitoring Compounds			
3) SA Ortho-Terphenyl(S)	7.53	3178668	0.508 ppb
Surrogate Spike 30.000		Recovery =	1.69%
4) SA Octacosane(S)	9.82	2170507	0.480 ppb
Surrogate Spike 30.000		Recovery =	1.60%
Target Compounds			
1) HATM Diesel (C10-C24)	6.49	48131263	9.562 ppb
2) HBTM Motor Oil (C24-C40)	14.96	65214303	9.152 ppb

Target Compounds

Quantitation Report

Data File: G:\APOLLO\DATA\211028\1028004.D
Sample : DMO STD 2 10/28/21

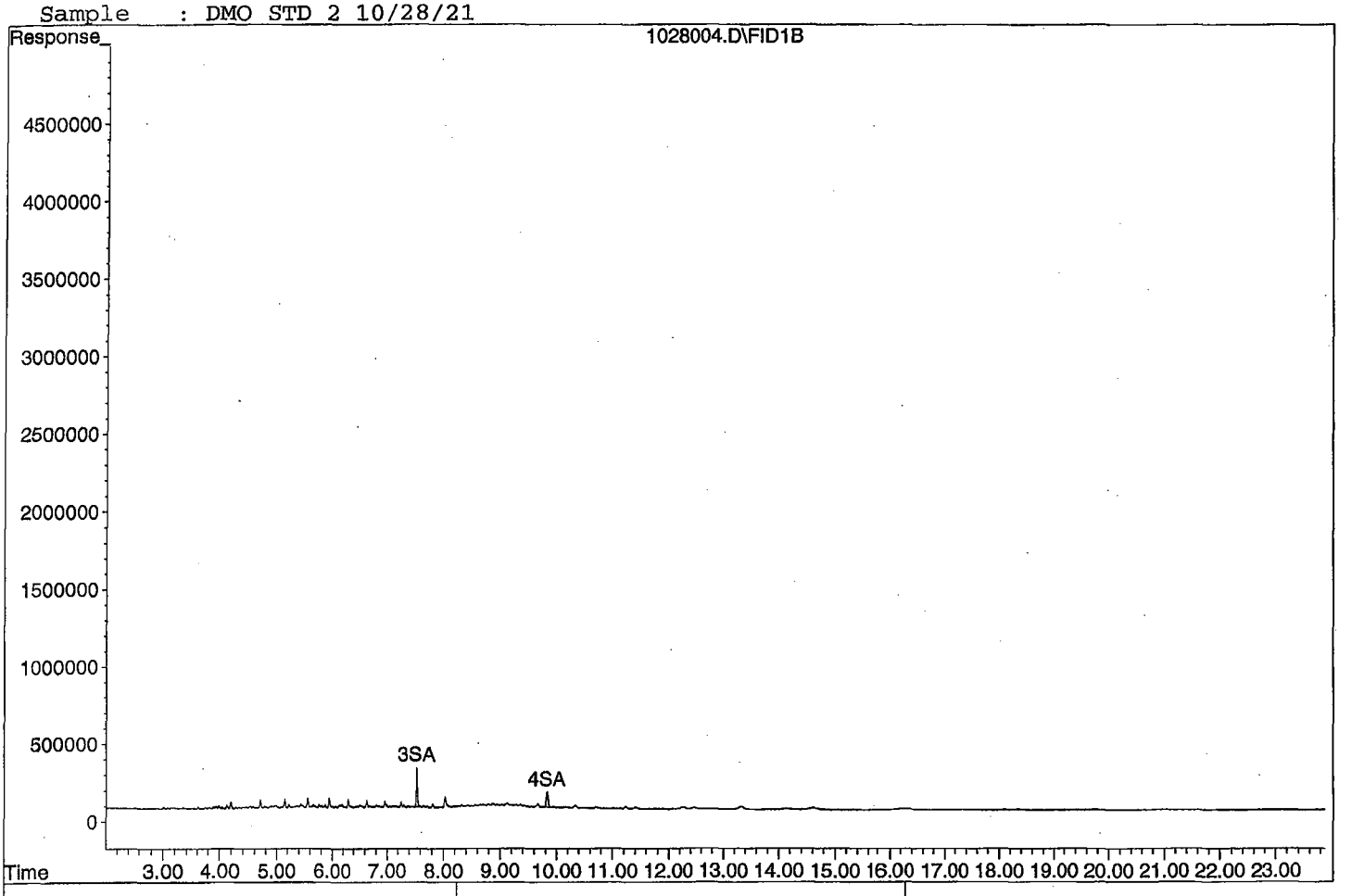





Quantitation Report (Not Reviewed)

Data File : G:\APOLLO\DATA\211028\1028005.D
Acq On : 10-28-21 10:15:13
Sample : DMO STD 3 10/28/21
Misc : water
IntFile : events.e
Quant Time: Oct 28 15:39 2021 Quant Results File: DOC1028.RES

Vial: 5
Operator: KA
Inst : Apollo
Multiplr: 1.00

Method : G:\APOLLO\DATA\211028\DOC1028.M (Chemstation Integrator)
Title : 8015 B&C
Last Update : Thu Oct 28 15:39:11 2021
Response via : Multiple Level Calibration

Volume Inj. : 2UL
Signal Phase : DB-5
Signal Info : FID02A

Compound	R.T.	Response	Conc Units
System Monitoring Compounds			
3) SA Ortho-Terphenyl(S)	7.53	15599382	2.494 ppb
Surrogate Spike 30.000		Recovery =	8.31%
4) SA Octacosane(S)	9.82	11432050	2.528 ppb
Surrogate Spike 30.000		Recovery =	8.43%
Target Compounds			
1) HATM Diesel (C10-C24)	6.49	251787231	50.024 ppb
2) HBTM Motor Oil (C24-C40)	14.96	206586322	50.832 ppb

Target Compounds

Data File: G:\APOLLO\DATA\211028\1028005.D
Sample : DMO STD 3 10/28/21

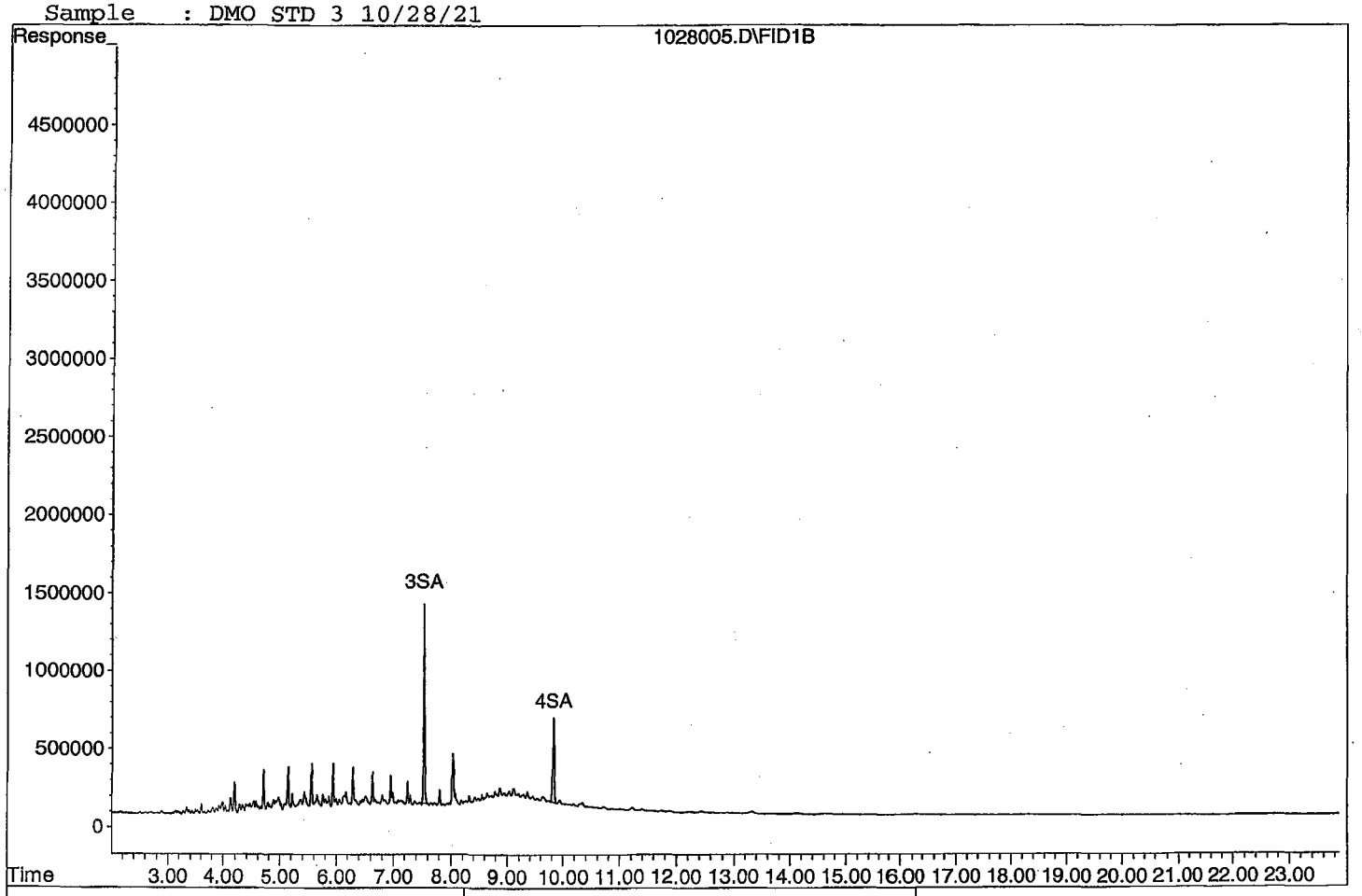





Quantitation Report (Not Reviewed)

Data File : G:\APOLLO\DATA\211028\1028006.D
Acq On : 10-28-21 10:43:31
Sample : DMO STD 4 10/28/21
Misc : water
IntFile : events.e
Quant Time: Oct 28 15:39 2021 Quant Results File: DOC1028.RES

Vial: 6
Operator: KA
Inst : Apollo
Multiplr: 1.00

Method : G:\APOLLO\DATA\211028\DOC1028.M (Chemstation Integrator)
Title : 8015 B&C
Last Update : Thu Oct 28 15:39:11 2021
Response via : Multiple Level Calibration

Volume Inj. : 2UL
Signal Phase : DB-5
Signal Info : FID02A

Compound	R.T.	Response	Conc Units
System Monitoring Compounds			
3) SA Ortho-Terphenyl(S)	7.53	75891940	12.133 ppb
Surrogate Spike 30.000		Recovery =	40.44%
4) SA Octacosane(S)	9.82	56888797	12.578 ppb
Surrogate Spike 30.000		Recovery =	41.93%
Target Compounds			
1) HATM Diesel (C10-C24)	6.49	1209470396	240.292 ppb
2) HBTM Motor Oil (C24-C40)	14.96	912296132	258.892 ppb

Target Compounds

Data File: G:\APOLLO\DATA\211028\1028006.D
Sample : DMO STD 4 10/28/21

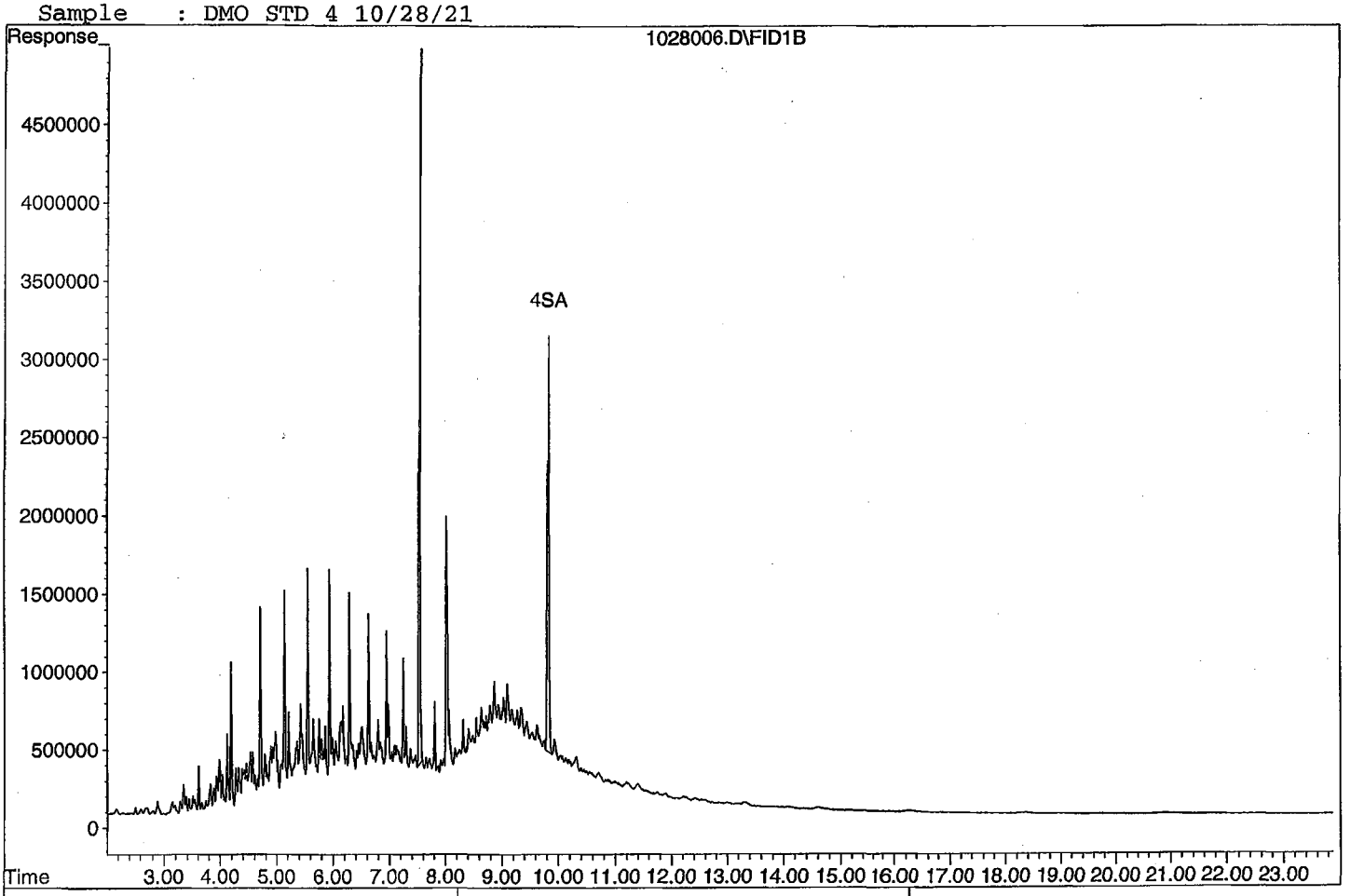

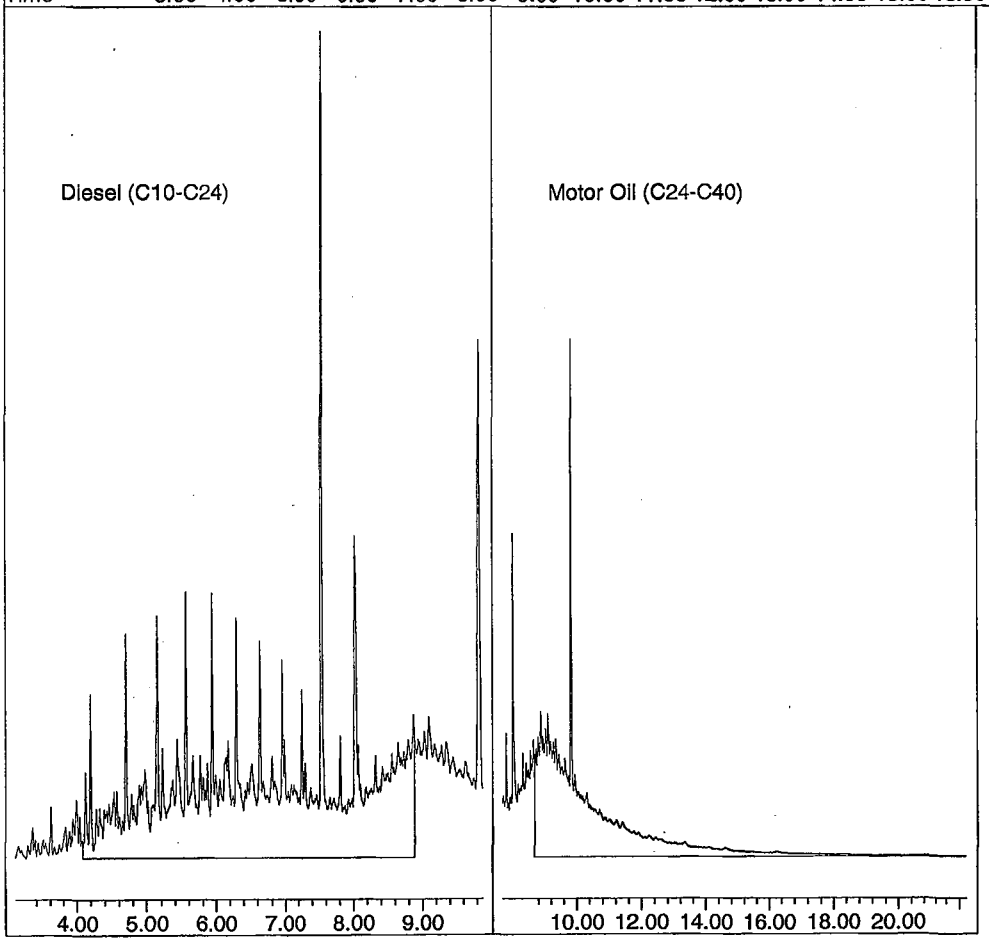

Quantitation Report (Not Reviewed)

Data File : G:\APOLLO\DATA\211028\1028007.D
Acq On : 10-28-21 11:11:42
Sample : DMO STD 5 10/28/21
Misc : water
IntFile : events.e
Quant Time: Oct 28 15:39 2021 Quant Results File: DOC1028.RES

Vial: 7
Operator: KA
Inst : Apollo
Multiplr: 1.00

Method : G:\APOLLO\DATA\211028\DOC1028.M (Chemstation Integrator)
Title : 8015 B&C
Last Update : Thu Oct 28 15:39:11 2021
Response via : Multiple Level Calibration

Volume Inj. : 2UL
Signal Phase : DB-5
Signal Info : FID02A

Compound	R.T.	Response	Conc Units
System Monitoring Compounds			
3) SA Ortho-Terphenyl(S)	7.54	292696553	46.794 ppb
Surrogate Spike 30.000		Recovery =	155.98%
4) SA Octacosane(S)	9.83	217041298	47.988 ppb
Surrogate Spike 30.000		Recovery =	159.96%
Target Compounds			
1) HATM Diesel (C10-C24)	6.49	4675985227	929.003 ppb
2) HBTM Motor Oil (C24-C40)	14.96	3391967397	989.959 ppb

Target Compounds

Quantitation Report

Data File: G:\APOLLO\DATA\211028\1028007.D
Sample : DMO STD 5 10/28/21

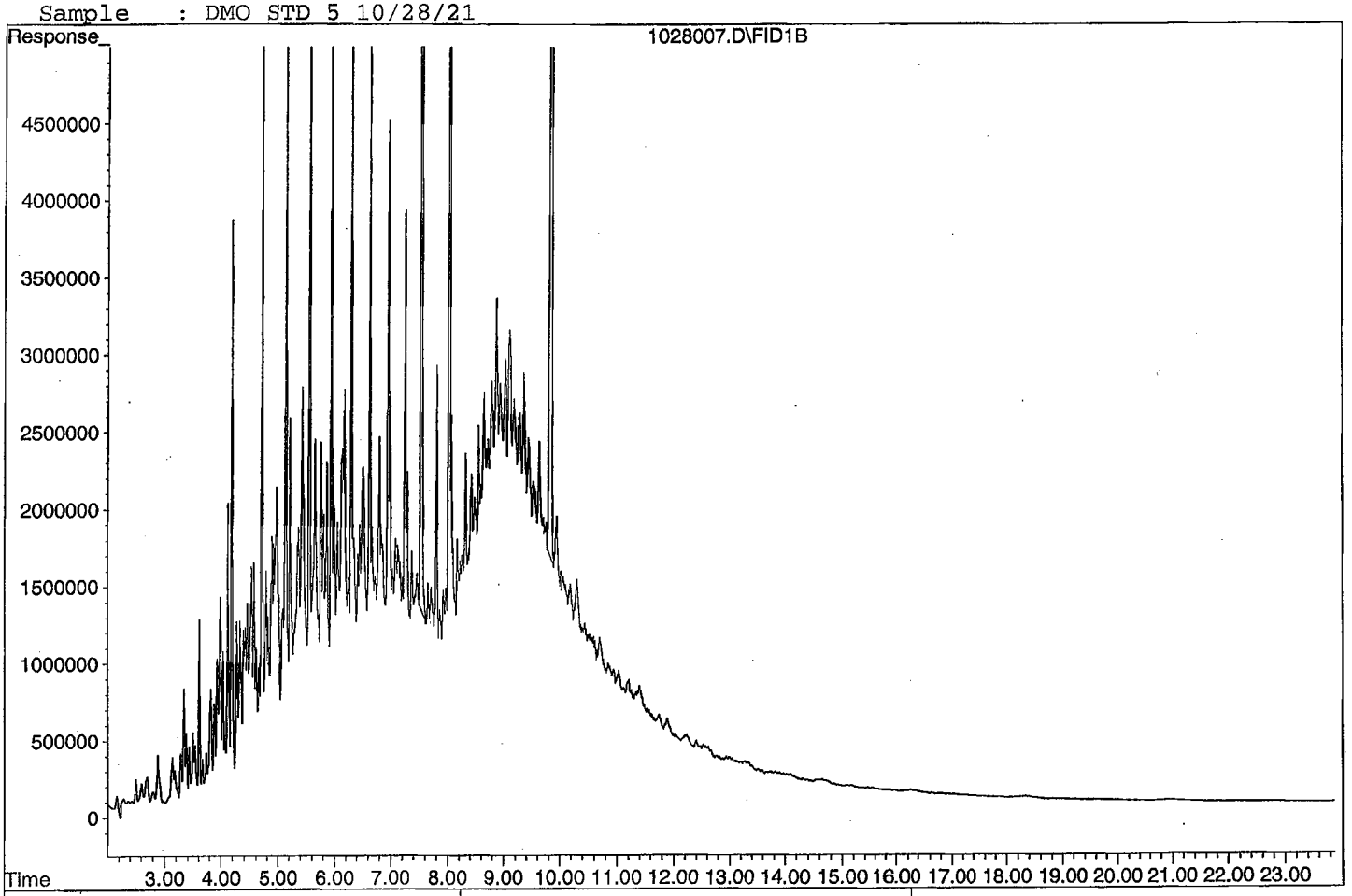

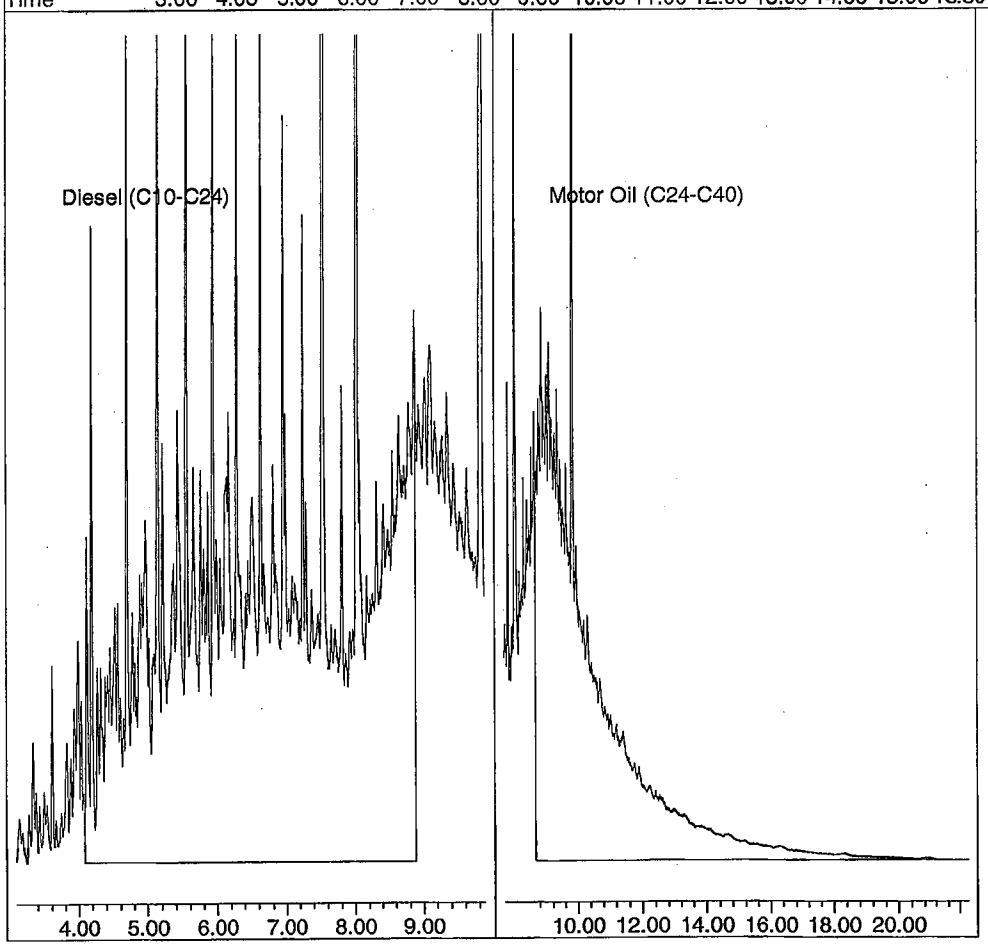

Quantitation Report (Not Reviewed)

Data File : G:\APOLLO\DATA\211028\1028008.D
Acq On : 10-28-21 11:39:55
Sample : DMO STD 6 10/28/21
Misc : water
IntFile : events.e
Quant Time: Oct 28 15:39 2021 Quant Results File: DOC1028.RES

Vial: 8
Operator: KA
Inst : Apollo
Multiplr: 1.00

Method : G:\APOLLO\DATA\211028\DOC1028.M (Chemstation Integrator)
Title : 8015 B&C
Last Update : Thu Oct 28 15:39:11 2021
Response via : Multiple Level Calibration

Volume Inj. : 2UL
Signal Phase : DB-5
Signal Info : FID02A

Compound	R.T.	Response	Conc Units
System Monitoring Compounds			
3) SA Ortho-Terphenyl(S)	7.54	435798382	69.672 ppb
Surrogate Spike 30.000		Recovery =	232.24%
4) SA Octacosane(S)	9.84	325688048	72.009 ppb
Surrogate Spike 30.000		Recovery =	240.03%
Target Compounds			
1) HATM Diesel (C10-C24)	6.49	7163144090	1423.140 ppb
2) HBTM Motor Oil (C24-C40)	14.96	5028351305	1472.405 ppb

Target Compounds

Quantitation Report

Data File: G:\APOLLO\DATA\211028\1028008.D
Sample : DMO STD 6 10/28/21

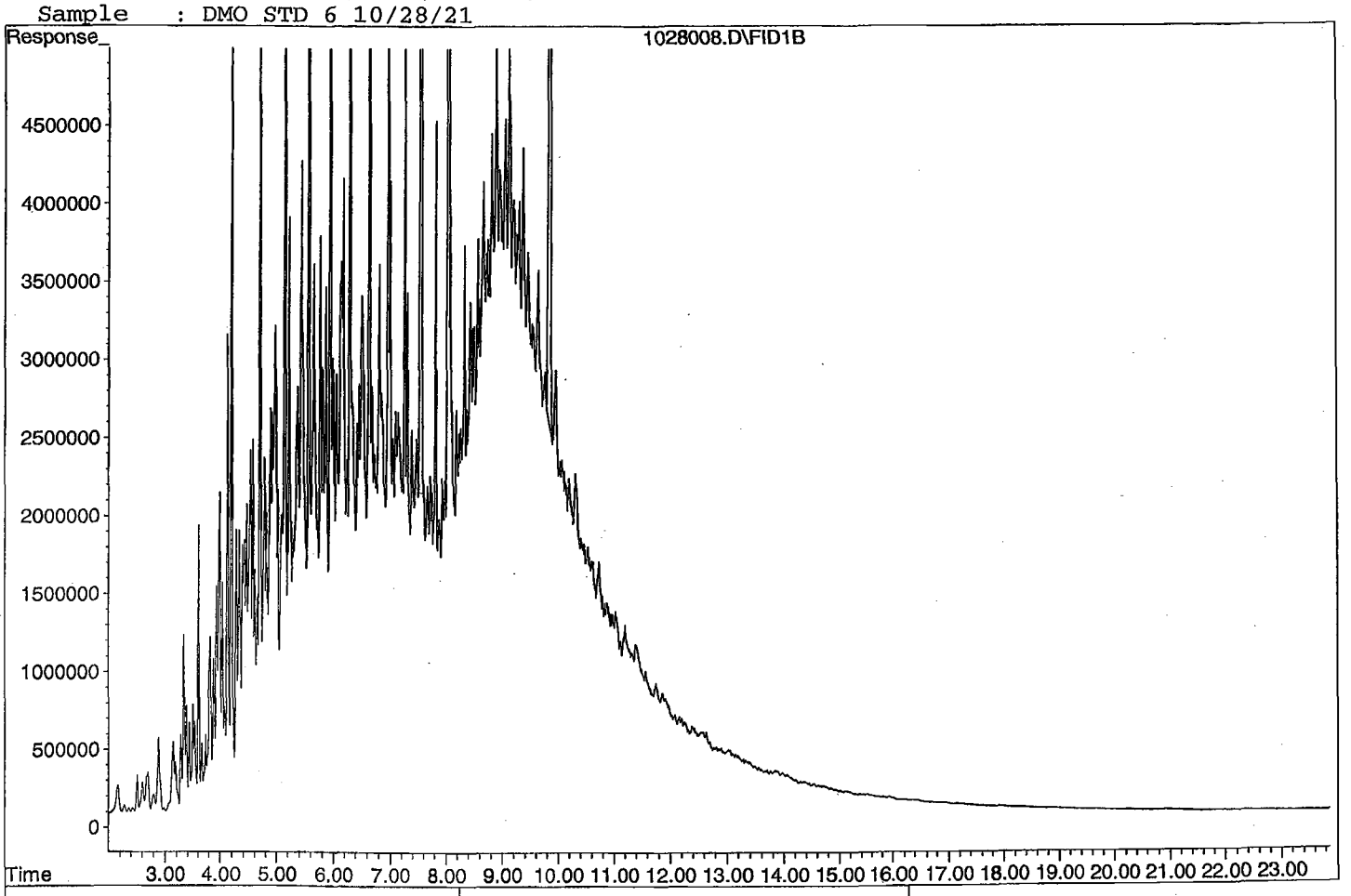

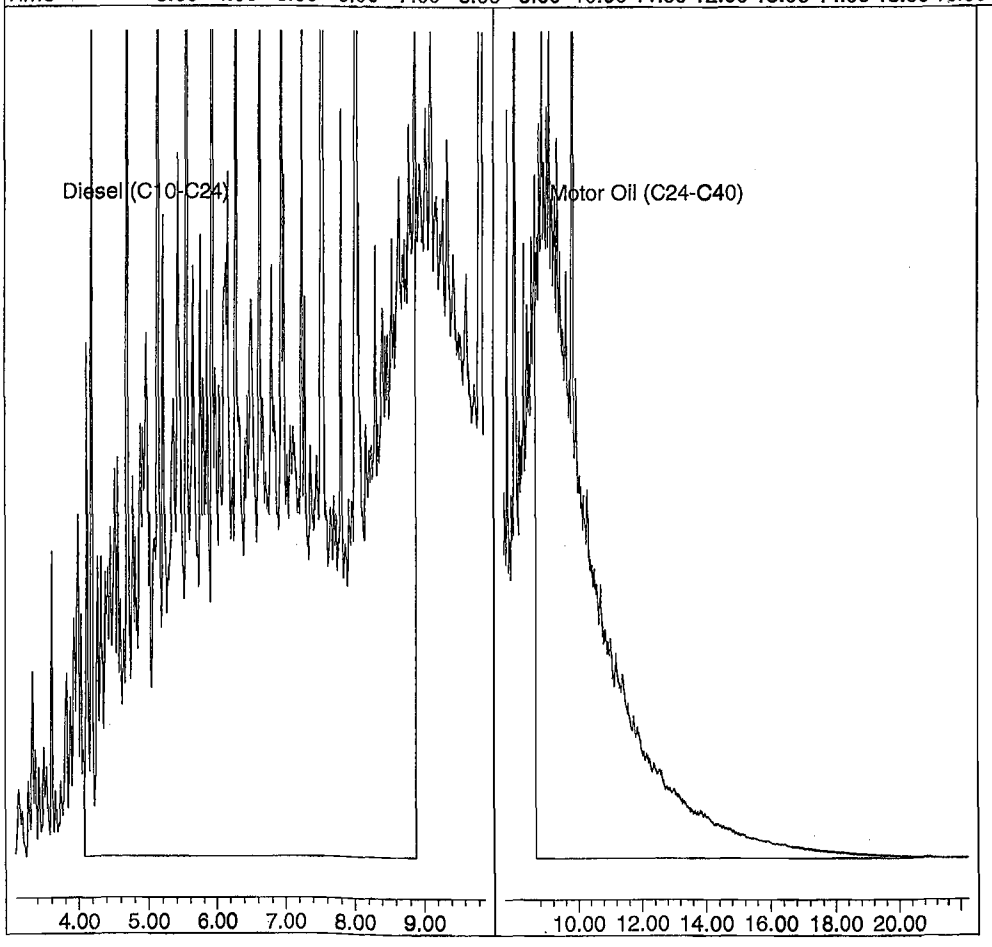

Quantitation Report (Not Reviewed)

Data File : G:\APOLLO\DATA\211028\1028009.D
Acq On : 10-28-21 12:08:10
Sample : DMO STD 7 10/28/21
Misc : water
IntFile : events.e
Quant Time: Oct 28 15:39 2021 Quant Results File: DOC1028.RES

Vial: 9
Operator: KA
Inst : Apollo
Multiplr: 1.00

Method : G:\APOLLO\DATA\211028\DOC1028.M (Chemstation Integrator)
Title : 8015 B&C
Last Update : Thu Oct 28 15:39:11 2021
Response via : Multiple Level Calibration

Volume Inj. : 2UL
Signal Phase : DB-5
Signal Info : FID02A

Compound	R.T.	Response	Conc Units
System Monitoring Compounds			
3) SA Ortho-Terphenyl(S)	7.54	617758709	98.762 ppb
Surrogate Spike 30.000		Recovery =	329.21%
4) SA Octacosane(S)	9.85	457331573	101.116 ppb
Surrogate Spike 30.000		Recovery =	337.05%
Target Compounds			
1) HATM Diesel (C10-C24)	6.49	10255165539	2037.448 ppb
2) HBTM Motor Oil (C24-C40)	14.96	6914631831	2028.526 ppb

Target Compounds

(f)=RT Delta > 1/2 Window (m)=manual int.

1028009.D DOC1028.M Thu Oct 28 15:42:40 2021

Data File: G:\APOLLO\DATA\211028\1028009.D
Sample : DMO STD 7 10/28/21

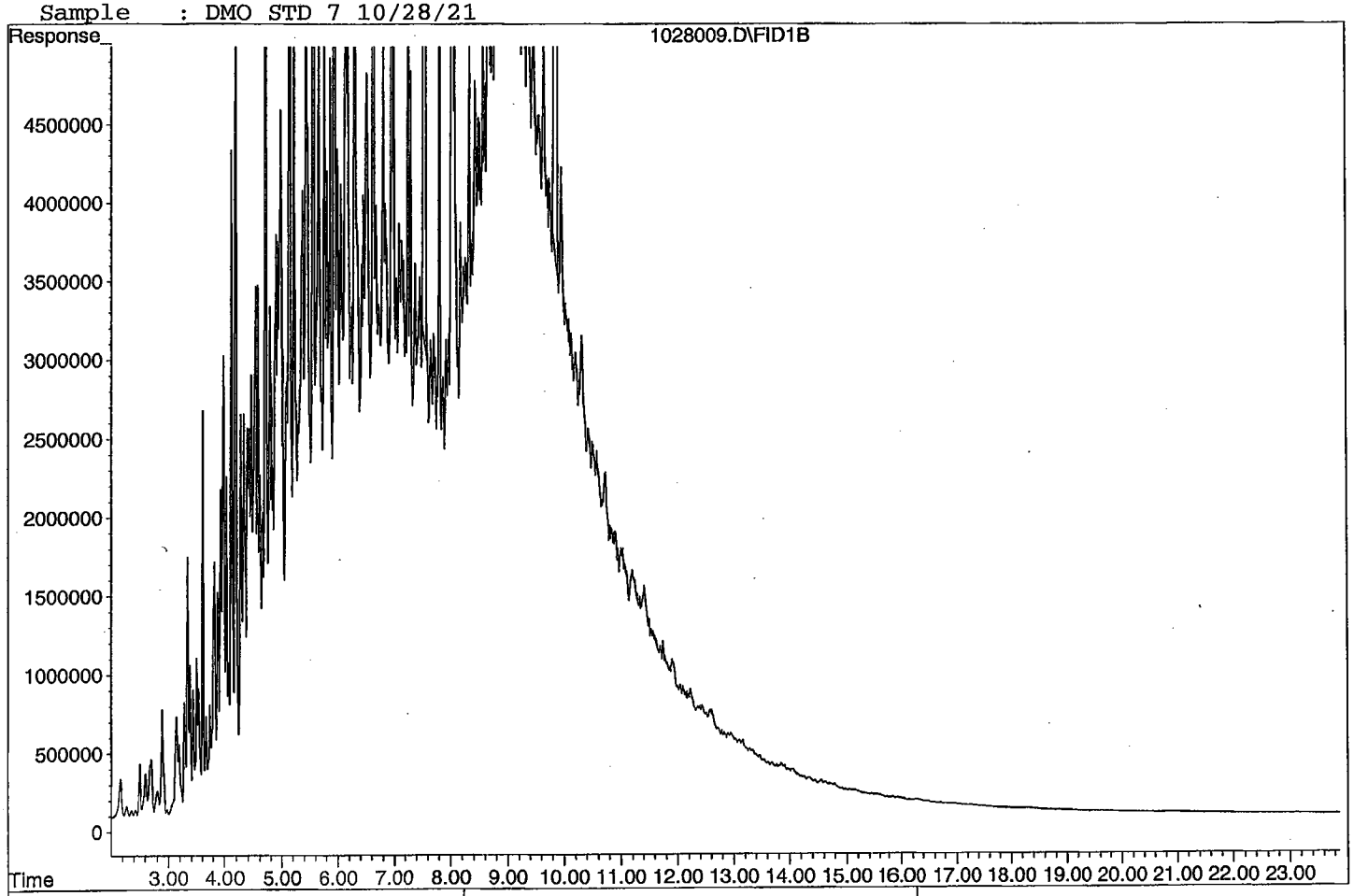

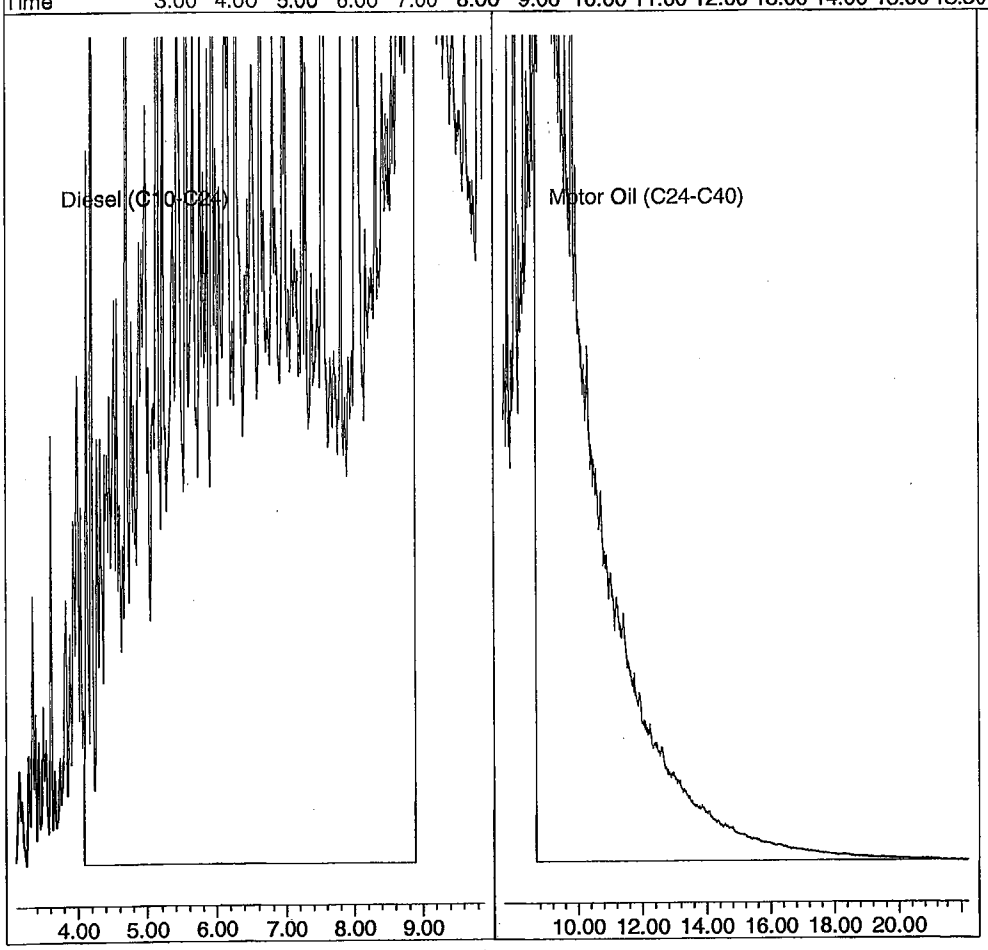

TPH Extractables
DOC1028

Form 7

Second Source Calibration

Lab Name: APPL, Inc.
Case No:
Matrix: Water

SDG No:
Date Analyzed: 10/28/2021
Instrument: Apollo
Initial Cal. Date: 10/28/2021
Data File: 1028010.D

		Compound	MEAN	CCRF	%D		%Drift
1	HATM	Diesel (C10-C24)	2516670	2266400	9.9	HATM	
2	HBTM	Motor Oil (C24-C40)	2492040	1663520	33	HBTML	5.9
3							
4							
5							
6							
7							
8							
9							
10							
11							
12							
13							
14							
15							
16							
17							
18							
19							
20							
21							
22							
23							
24							
25							
26							
27							
28							
29							
30							
31							
32							
33							
34							
35							
36							
37							
38							
39							
40							
		Average			21.5		

Quantitation Report (Not Reviewed)

Data File : G:\APOLLO\DATA\211028\1028010.D
Acq On : 10-28-21 12:36:26
Sample : DMO Second Source 10/28/21
Misc : water
IntFile : events.e
Quant Time: Oct 28 15:39 2021 Quant Results File: DOC1028.RES

Vial: 10
Operator: KA
Inst : Apollo
Multiplr: 1.00

Method : G:\APOLLO\DATA\211028\DOC1028.M (Chemstation Integrator)
Title : 8015 B&C
Last Update : Thu Oct 28 15:39:11 2021
Response via : Multiple Level Calibration

Volume Inj. : 2UL
Signal Phase : DB-5
Signal Info : FID02A

Compound	R.T.	Response	Conc Units
System Monitoring Compounds			
3) SA Ortho-Terphenyl(S)	7.53	4250105	0.679 ppb
Surrogate Spike 30.000		Recovery =	2.26%
4) SA Octacosane(S)	9.83	-3553	N.D. ppb
Surrogate Spike 30.000		Recovery =	0.00%
Target Compounds			
1) HATM Diesel (C10-C24)	6.49	1133202337	225.139 ppb
2) HBTM Motor Oil (C24-C40)	14.96	831758038	235.148 ppb

Target Compounds

(f)=RT Delta > 1/2 Window (m)=manual int.

Data File: G:\APOLLO\DATA\211028\1028010.D
Sample : DMO Second Source 10/28/21

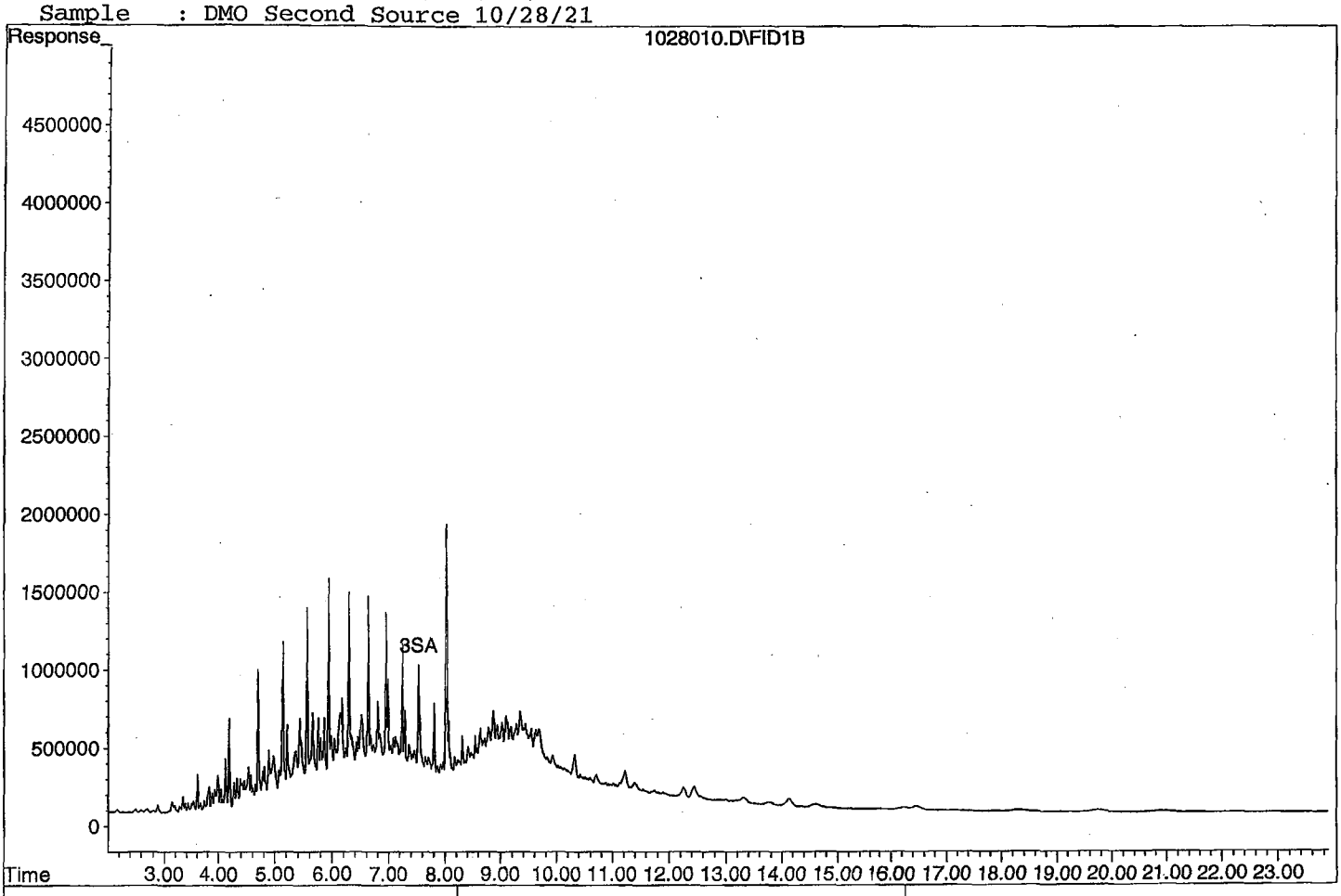

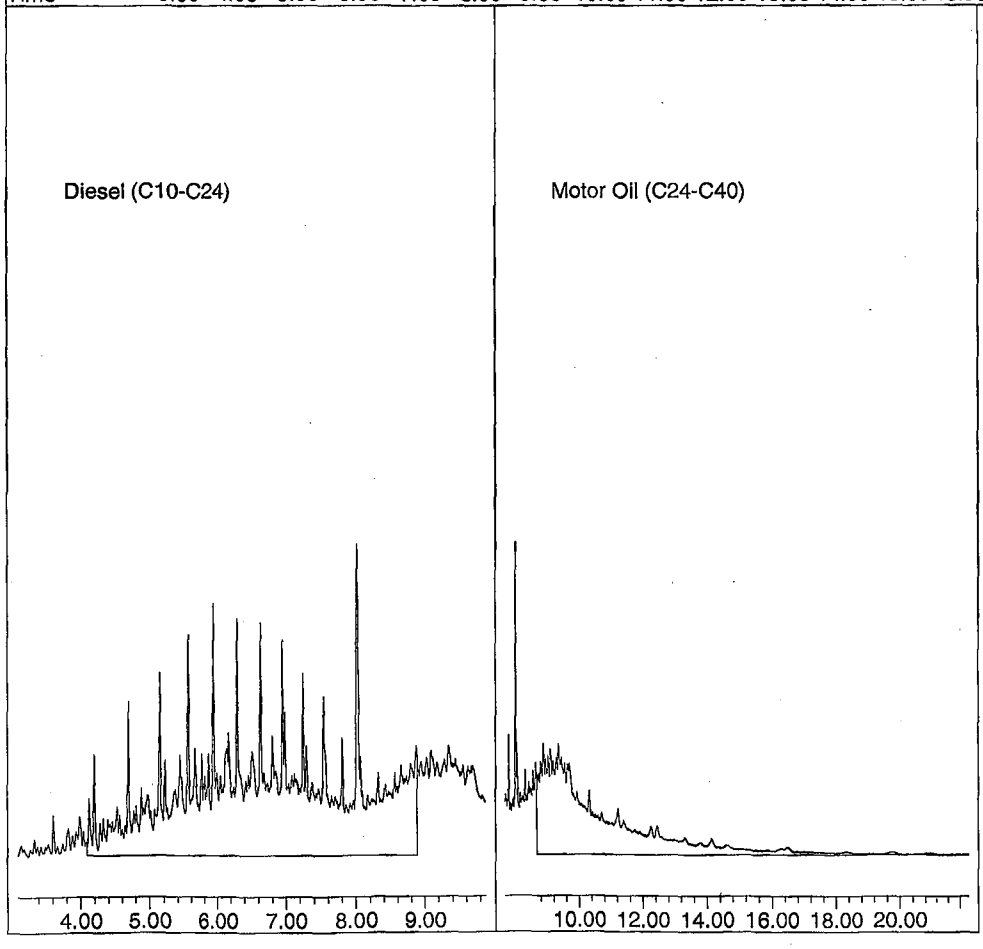

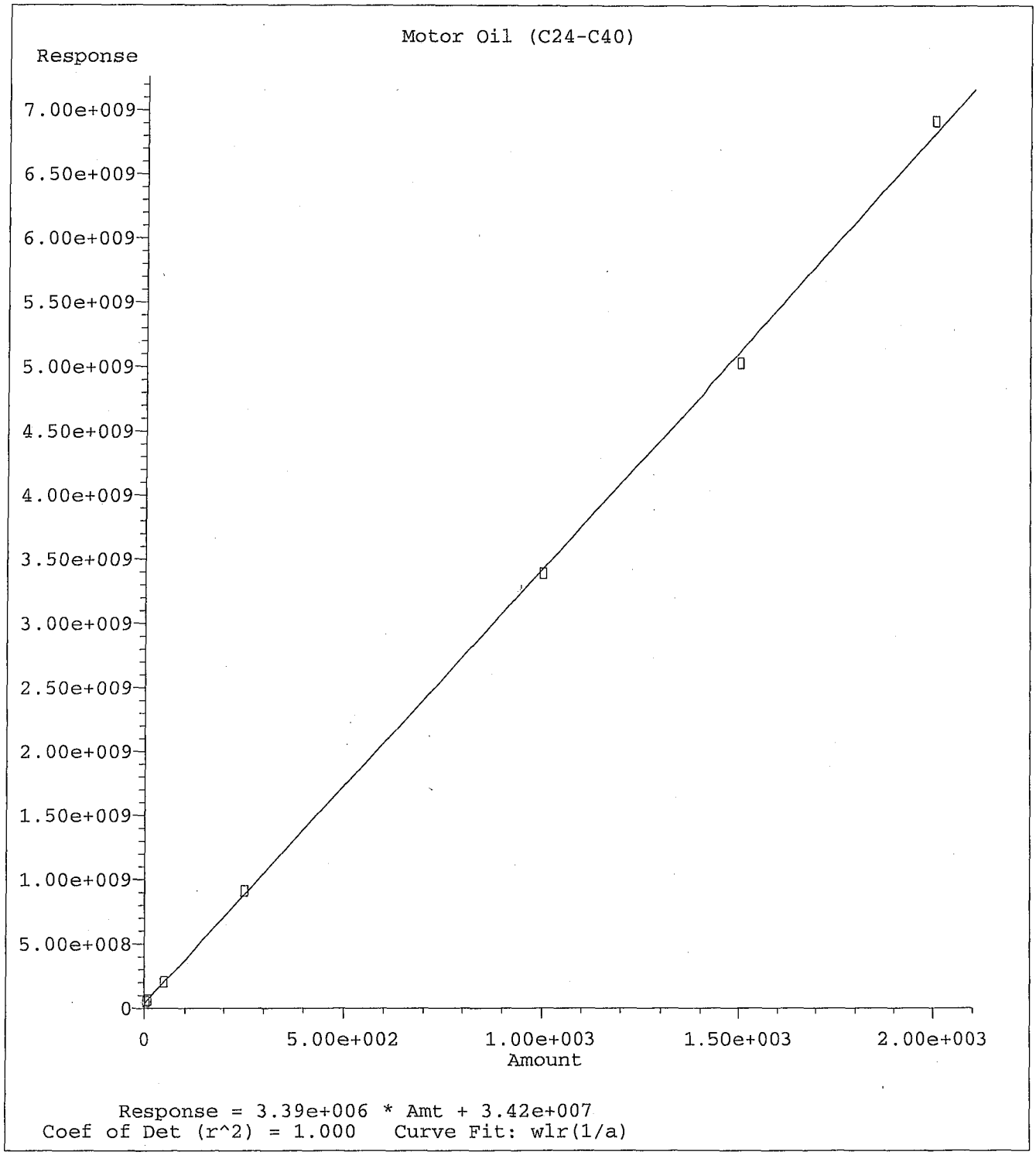

Method Name: G:\APOLLO\DATA\211028\DOC1028.M
Calibration Table Last Updated: Thu Oct 28 15:37:06 2021

TPH Extractables
DEC0911

Form 6
Initial Calibration

Lab Name: APPL, Inc. SDG No:
Case No: Initial Cal. Date: 9/11/2021
Matrix: Water Instrument: Apollo Initials: KA

		Compound	1	2	3	4	5	6					Avg	%RSD	Type	r^2	Q
			911002.D	911003.D	911004.D	911005.D	911006.D	911007.D									
1	SC	Decanoic Acid(S)	883995	1084261	1313446	1384667	1522107	1509937					1283069	20	SC		*
2																	
3																	
4																	
5																	
6																	
7																	
8																	
9																	
10																	
11																	
12																	
13																	
14																	
15																	
16																	
17																	
18																	
19																	
20																	
21																	
22																	
23																	
24																	
25																	
26																	
27																	
28																	
29																	
30																	
31																	
32																	
33																	
34																	
35																	

0.562142

Quantitation Report (Not Reviewed)

Data File : G:\APOLLO\DATA\210911\911002.D Vial: 2
Acq On : 9-11-21 10:22:53 Operator: KA
Sample : Decanoic Acid STD 1 Inst : Apollo
Misc : water Multiplr: 1.00
IntFile : events.e
Quant Time: Sep 13 9:30 2021 Quant Results File: DEC0911.RES

Method : G:\APOLLO\DATA\210808\DEC0911.M (Chemstation Integrator)
Title : 8015 B&C
Last Update : Mon Sep 13 09:30:16 2021
Response via : Multiple Level Calibration

Volume Inj. : 2UL
Signal Phase : DB-5
Signal Info : FID02A

Compound	R.T.	Response	Conc Units
System Monitoring Compounds			
1) SC Decanoic Acid(S)	5.77	5303968	2.067 ppb
Surrogate Spike 24.000		Recovery =	8.61%

Target Compounds

Target Compounds

Quantitation Report

Data File: G:\APOLLO\DATA\210911\911002.D
Sample : Decanoic Acid STD 1

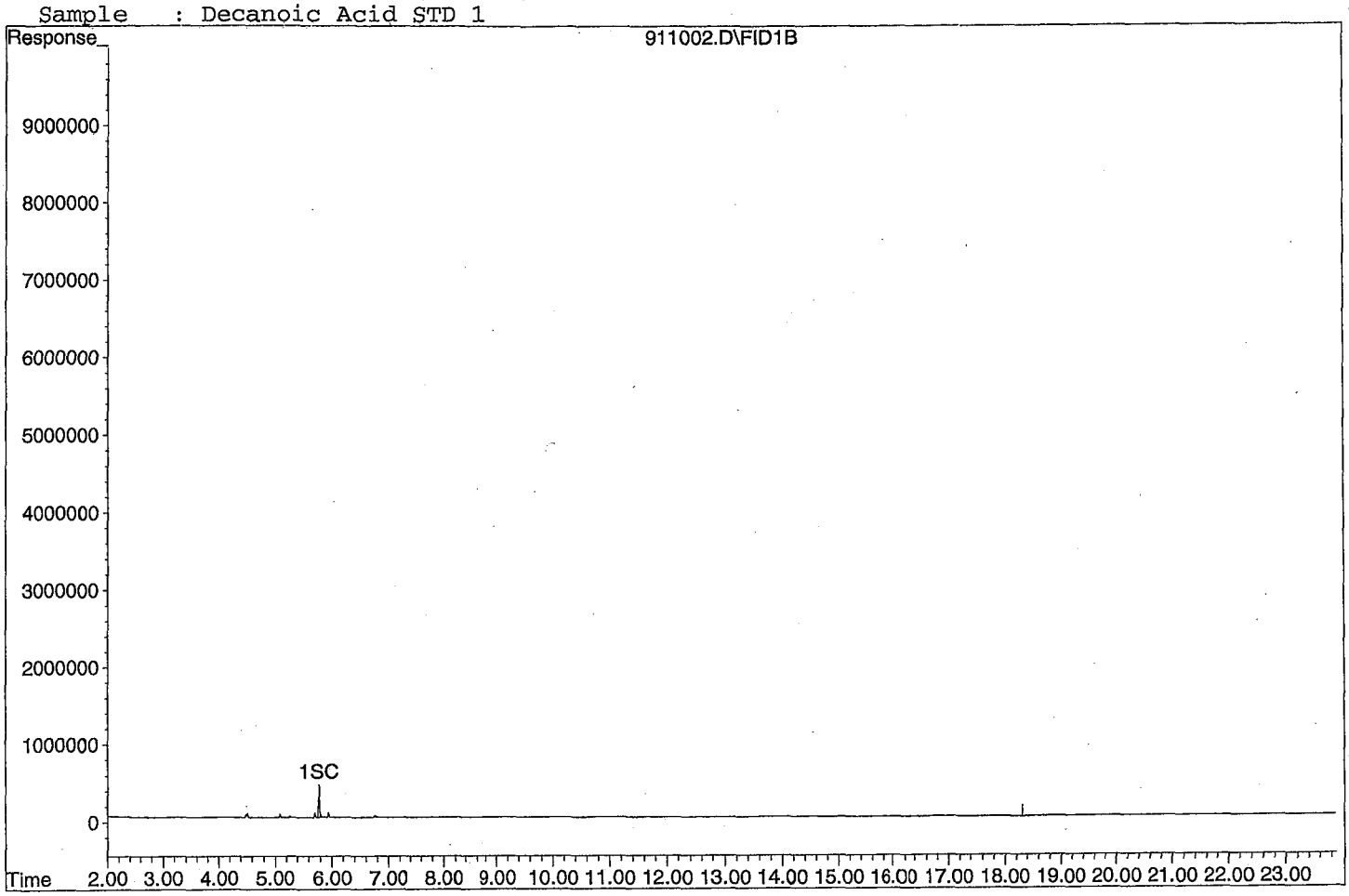

Quantitation Report (Not Reviewed)

Data File : G:\APOLLO\DATA\210911\911003.D Vial: 3
Acq On : 9-11-21 10:51:11 Operator: KA
Sample : Decanoic Acid STD 2 Inst : Apollo
Misc : water Multiplr: 1.00
IntFile : events.e
Quant Time: Sep 23 17:12 2021 Quant Results File: DEC0911.RES

Method : G:\APOLLO\DATA\210808\DEC0911.M (Chemstation Integrator)
Title : 8015 B&C
Last Update : Mon Sep 13 09:30:16 2021
Response via : Multiple Level Calibration

Volume Inj. : 2UL
Signal Phase : DB-5
Signal Info : FID02A

Compound	R.T.	Response	Conc Units
System Monitoring Compounds			
1) SC Decanoic Acid(S)	5.77	13011132	5.070 ppb
Surrogate Spike 24.000		Recovery =	21.13%

Target Compounds

Target Compounds

(f)=RT Delta > 1/2 Window (m)=manual int.

Quantitation Report

Data File: G:\APOLLO\DATA\210911\911003.D
Sample : Decanoic Acid STD 2

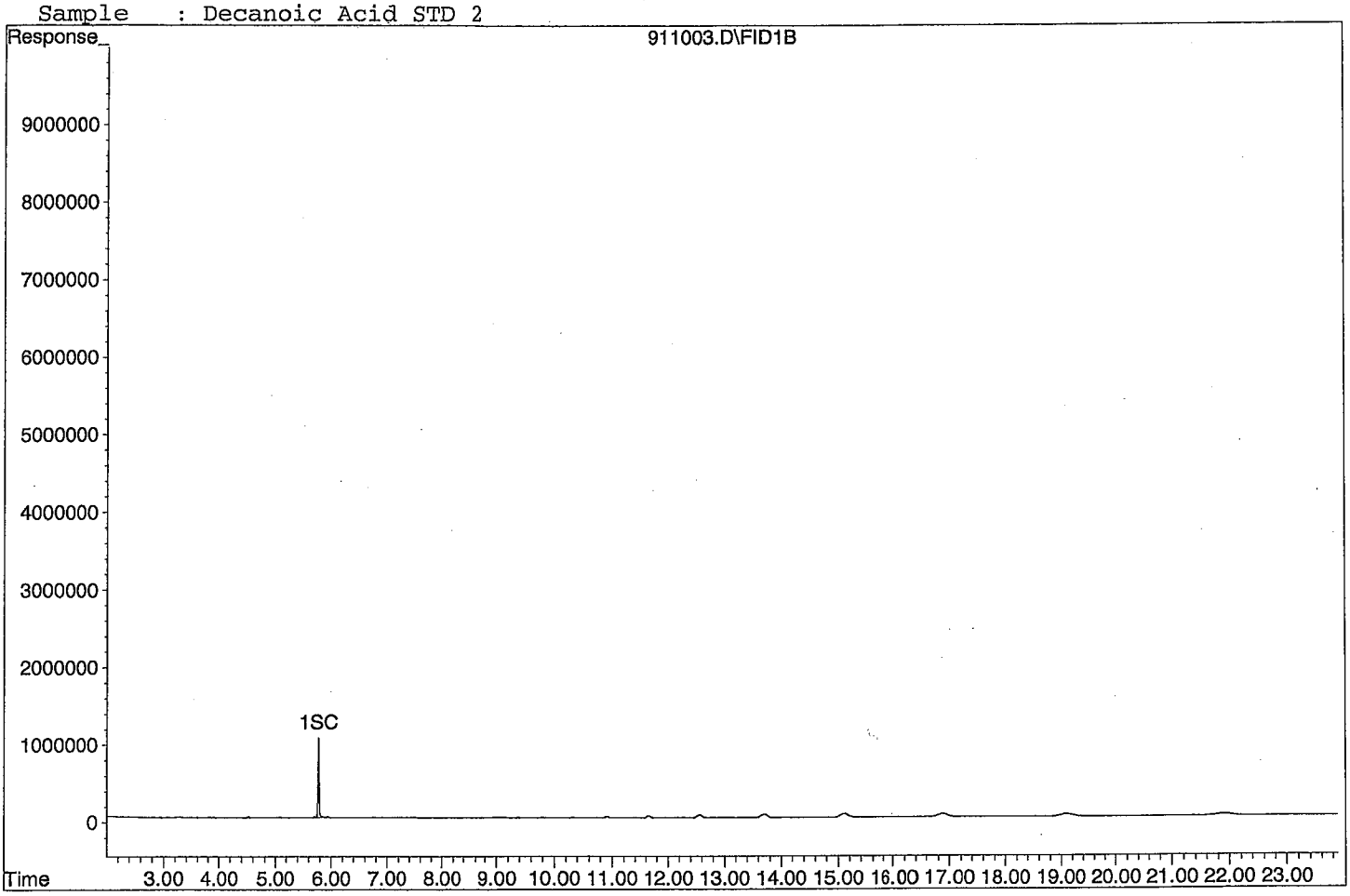

Quantitation Report (Not Reviewed)

Data File : G:\APOLLO\DATA\210911\911004.D Vial: 4
Acq On : 9-11-21 11:19:39 Operator: KA
Sample : Decanoic Acid STD 3 Inst : Apollo
Misc : water Multiplr: 1.00
IntFile : events.e
Quant Time: Sep 23 17:12 2021 Quant Results File: DEC0911.RES

Method : G:\APOLLO\DATA\210808\DEC0911.M (Chemstation Integrator)
Title : 8015 B&C
Last Update : Mon Sep 13 09:30:16 2021
Response via : Multiple Level Calibration

Volume Inj. : 2UL
Signal Phase : DB-5
Signal Info : FID02A

Compound	R.T.	Response	Conc Units
System Monitoring Compounds			
1) SC Decanoic Acid(S)	5.79	63045408	24.568 ppb
Surrogate Spike 24.000		Recovery =	102.37%

Target Compounds

Target Compounds

(f)=RT Delta > 1/2 Window (m)=manual int.

Quantitation Report

Data File: G:\APOLLO\DATA\210911\911004.D
Sample : Decanoic Acid STD 3

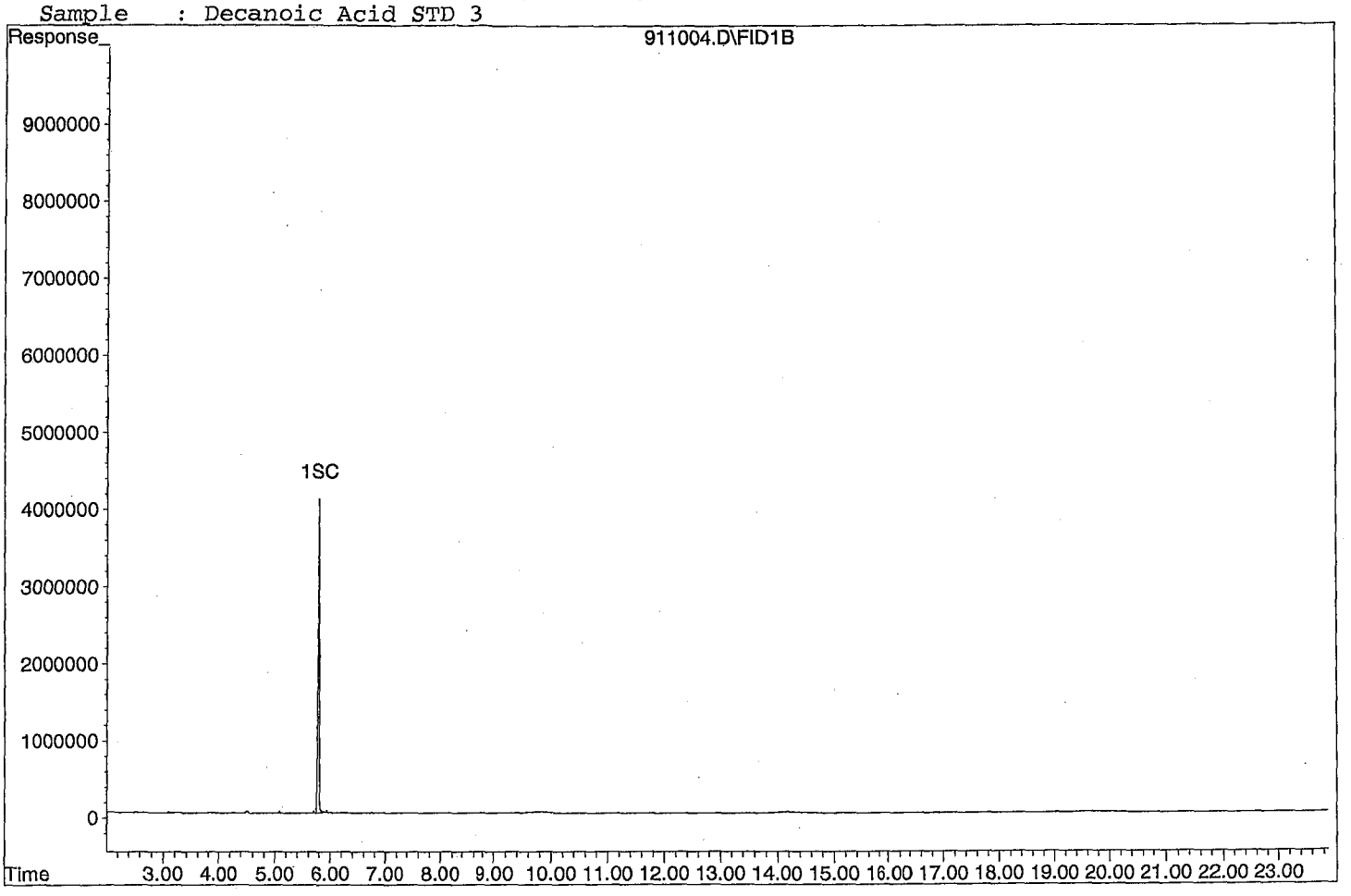

Quantitation Report (Not Reviewed)

Data File : G:\APOLLO\DATA\210911\911005.D Vial: 5
Acq On : 9-11-21 11:48:04 Operator: KA
Sample : Decanoic Acid STD 4 Inst : Apollo
Misc : water Multiplr: 1.00
IntFile : events.e
Quant Time: Sep 23 17:12 2021 Quant Results File: DEC0911.RES

Method : G:\APOLLO\DATA\210808\DEC0911.M (Chemstation Integrator)
Title : 8015 B&C
Last Update : Mon Sep 13 09:30:16 2021
Response via : Multiple Level Calibration

Volume Inj. : 2UL
Signal Phase : DB-5
Signal Info : FID02A

Compound	R.T.	Response	Conc Units
System Monitoring Compounds			
1) SC Decanoic Acid(S)	5.80	99696015	38.851 ppb
Surrogate Spike 24.000		Recovery =	161.88%

Target Compounds

Target Compounds

Quantitation Report

Data File: G:\APOLLO\DATA\210911\911005.D
Sample : Decanoic Acid STD 4

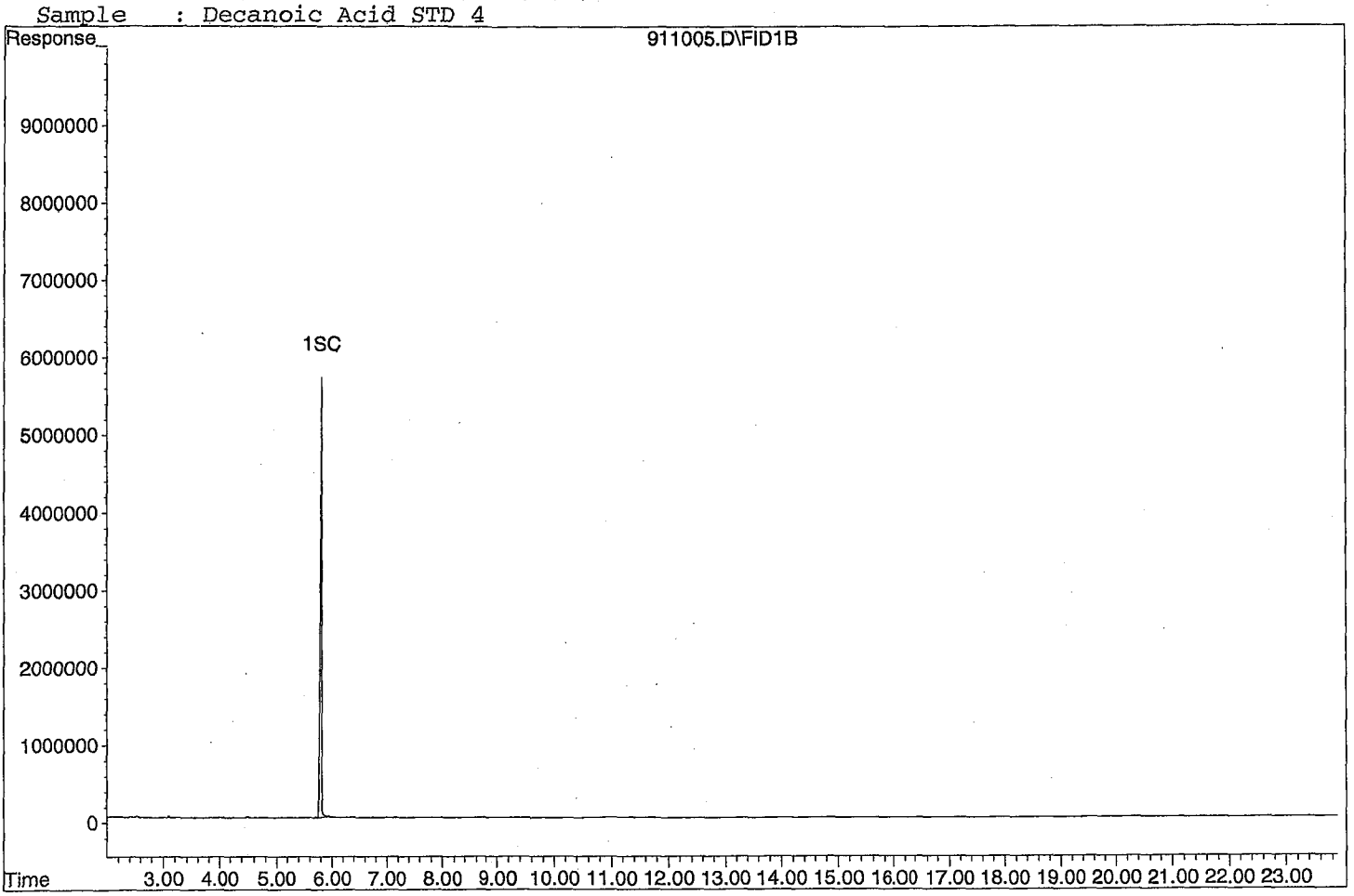

Quantitation Report (Not Reviewed)

Data File : G:\APOLLO\DATA\210911\911006.D Vial: 6
Acq On : 9-11-21 12:16:37 Operator: KA
Sample : Decanoic Acid STD 5 Inst : Apollo
Misc : water Multiplr: 1.00
IntFile : events.e
Quant Time: Sep 23 17:12 2021 Quant Results File: DEC0911.RES

Method : G:\APOLLO\DATA\210808\DEC0911.M (Chemstation Integrator)
Title : 8015 B&C
Last Update : Mon Sep 13 09:30:16 2021
Response via : Multiple Level Calibration

Volume Inj. : 2UL
Signal Phase : DB-5
Signal Info : FID02A

Compound	R.T.	Response	Conc Units
System Monitoring Compounds			
1) SC Decanoic Acid(S)	5.81	146122260	56.942 ppb
Surrogate Spike 24.000		Recovery =	237.26%

Target Compounds

Target Compounds

(f)=RT Delta > 1/2 Window (m)=manual int.

Quantitation Report

Data File: G:\APOLLO\DATA\210911\911006.D
Sample : Decanoic Acid STD 5

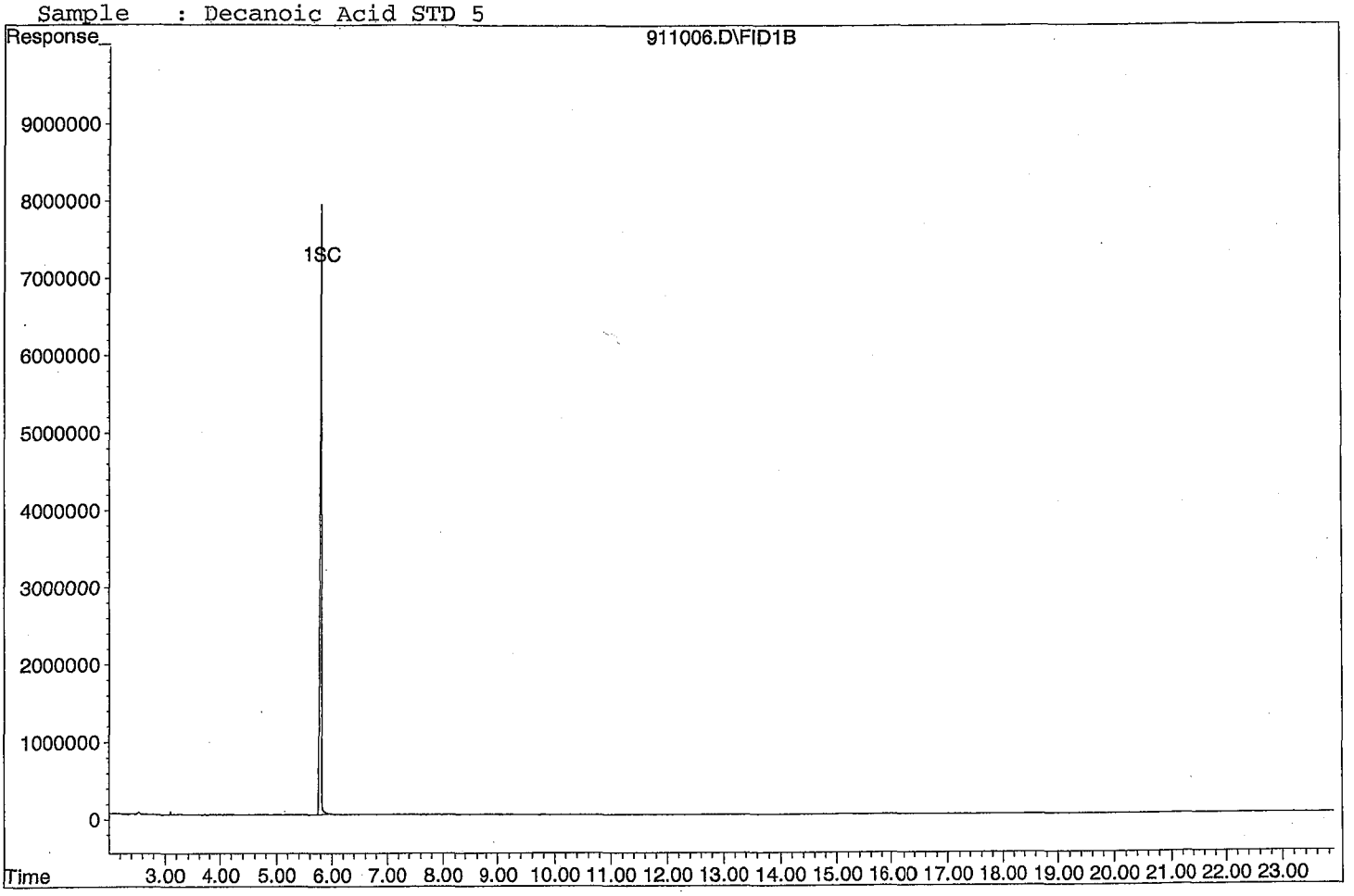

Quantitation Report (Not Reviewed)

Data File : G:\APOLLO\DATA\210911\911007.D Vial: 7
Acq On : 9-11-21 12:45:02 Operator: KA
Sample : Decanoic Acid STD 6 Inst : Apollo
Misc : water Multiplr: 1.00
IntFile : events.e
Quant Time: Sep 23 17:12 2021 Quant Results File: DEC0911.RES

Method : G:\APOLLO\DATA\210808\DEC0911.M (Chemstation Integrator)
Title : 8015 B&C
Last Update : Mon Sep 13 09:30:16 2021
Response via : Multiple Level Calibration

Volume Inj. : 2UL
Signal Phase : DB-5
Signal Info : FID02A

Compound	R.T.	Response	Conc Units
System Monitoring Compounds			
1) SC Decanoic Acid(S)	5.81	181192435	70.609 ppb
Surrogate Spike 24.000		Recovery =	294.20%

Target Compounds

Target Compounds

(f)=RT Delta > 1/2 Window (m)=manual int.

Quantitation Report

Data File: G:\APOLLO\DATA\210911\911007.D
Sample : Decanoic Acid STD 6

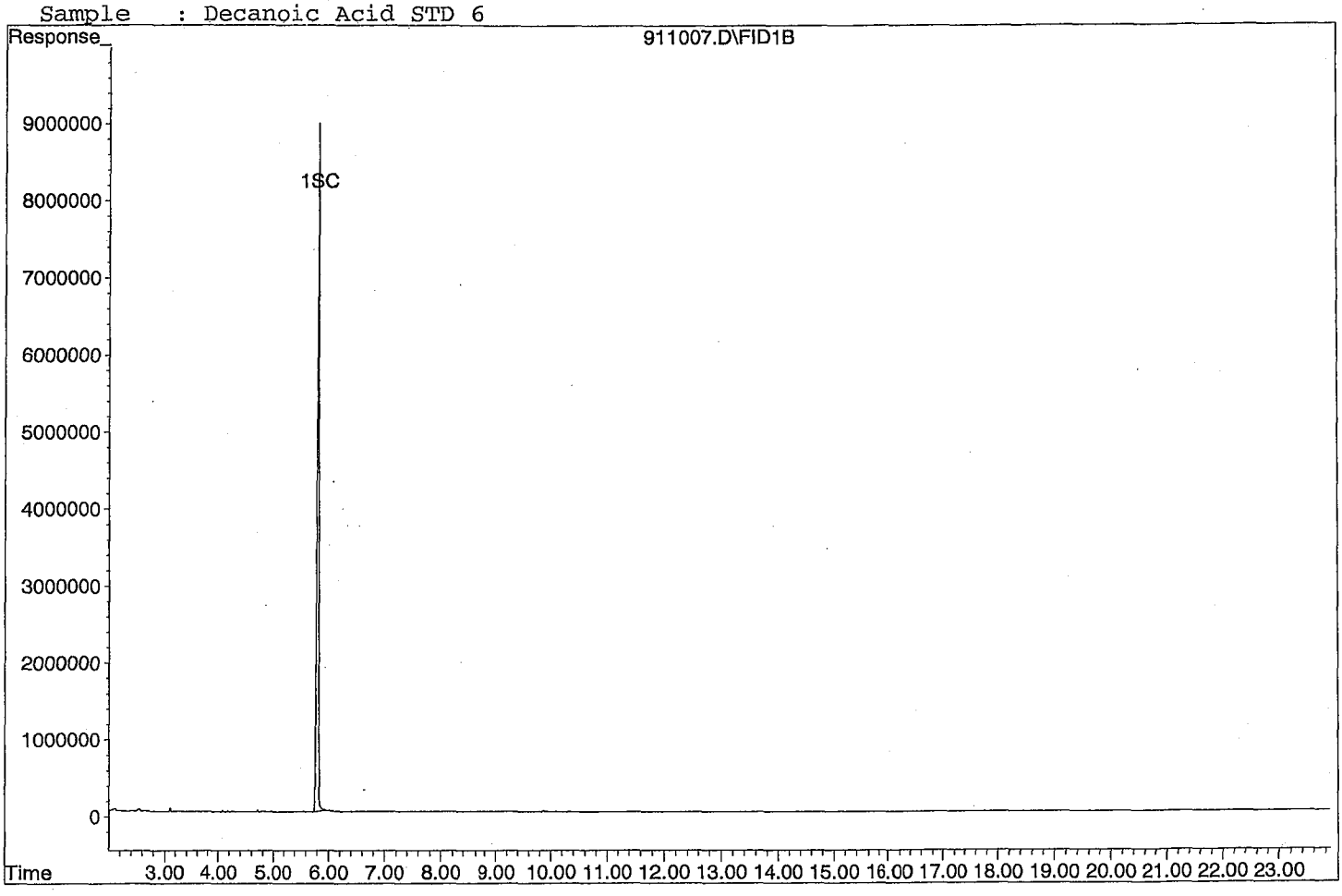

TPH Extractables
DOC1028

Form 7

Continuing Calibration

Lab Name: APPL, Inc.
Case No:
Matrix: Water

SDG No:
Date Analyzed: 11/10/2021
Instrument: Apollo
Initial Cal. Date: 10/28/2021
Data File: 1110018.D

		Compound	MEAN	CCRF	%D		%Drift
1	HATM	Diesel (C10-C24)	2516670	2350820	6.6	HATM	
2	HBTM	Motor Oil (C24-C40)	2492040	1717840	31	HBTML	2.7
3	SA	Ortho-Terphenyl(S)	3127510	2917680	6.7	SA	
4	SA	Octacosane(S)	2261430	2118440	6.3	SA	
5							
6							
7							
8							
9							
10							
11							
12							
13							
14							
15							
16							
17							
18							
19							
20							
21							
22							
23							
24							
25							
26							
27							
28							
29							
30							
31							
32							
33							
34							
35							
36							
37							
38							
39							
40							
		Average			12.7		

Quantitation Report (Not Reviewed)

Data File : G:\APOLLO\DATA\211110\1110018.D Vial: 18
Acq On : 11-10-21 18:20:23 Operator: KA
Sample : DMO LVL 4 CCV 10/27/21 Inst : Apollo
Misc : water Multiplr: 1.00
IntFile : events.e
Quant Time: Nov 11 8:39 2021 Quant Results File: DOC1028.RES

Method : G:\APOLLO\DATA\211028\DOC1028.M (Chemstation Integrator)
Title : 8015 B&C
Last Update : Fri Nov 12 17:55:30 2021
Response via : Multiple Level Calibration

Volume Inj. : 2UL
Signal Phase : DB-5
Signal Info : FID02A

Compound	R.T.	Response	Conc Units
System Monitoring Compounds			
3) SA Ortho-Terphenyl(S)	7.44	72942089	11.661 ppb
Surrogate Spike 30.000		Recovery =	38.87%
4) SA Octacosane(S)	9.69	52961118	11.710 ppb
Surrogate Spike 30.000		Recovery =	39.03%
Target Compounds			
1) HATM Diesel (C10-C24)	6.49	1175410238	233.525 ppb
2) HBTM Motor Oil (C24-C40)	14.96	858918994	243.156 ppb

Target Compounds

Quantitation Report

Data File: G:\APOLLO\DATA\211110\1110018.D
Sample : DMO LVL 4 CCV 10/27/21

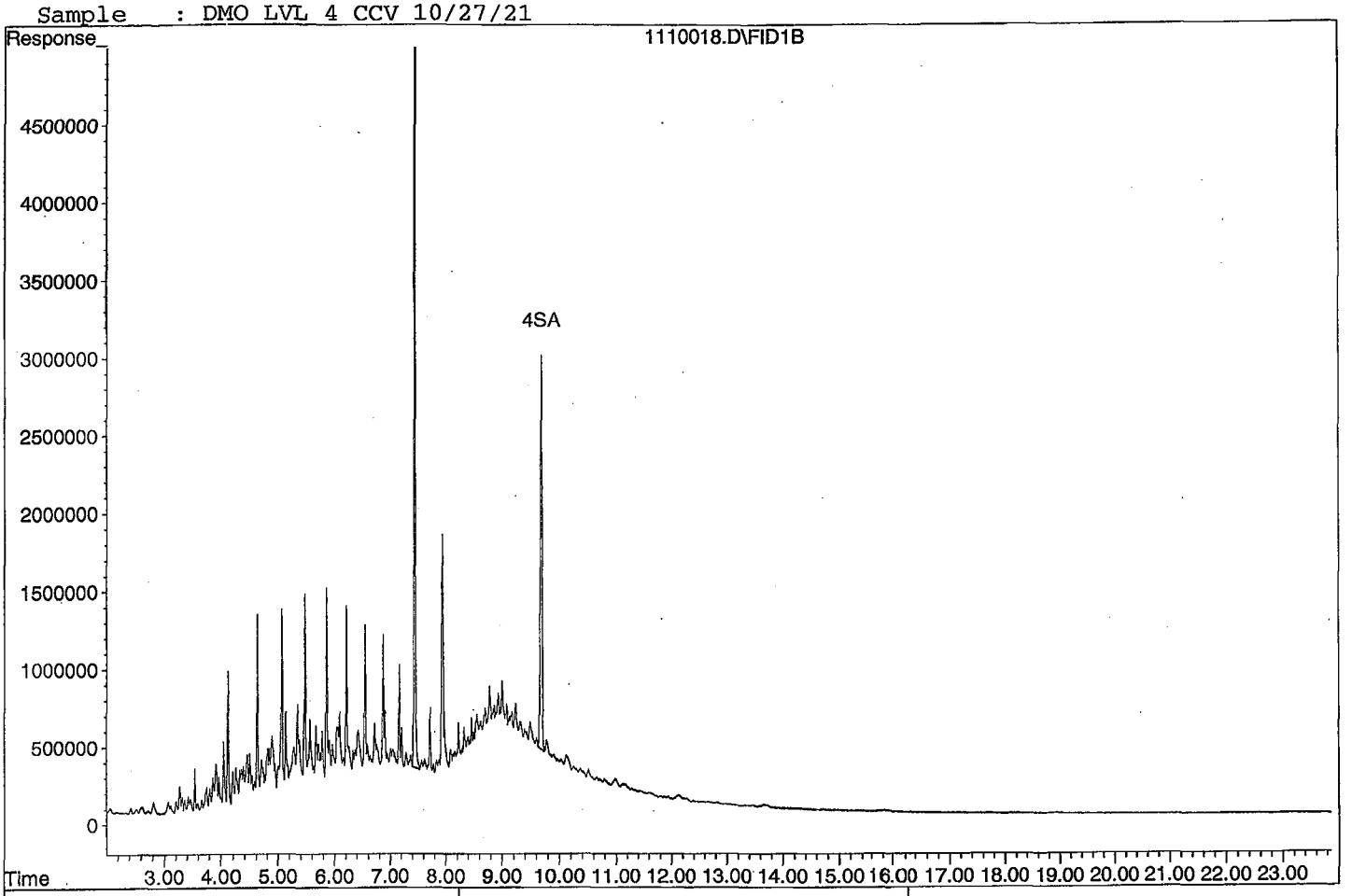

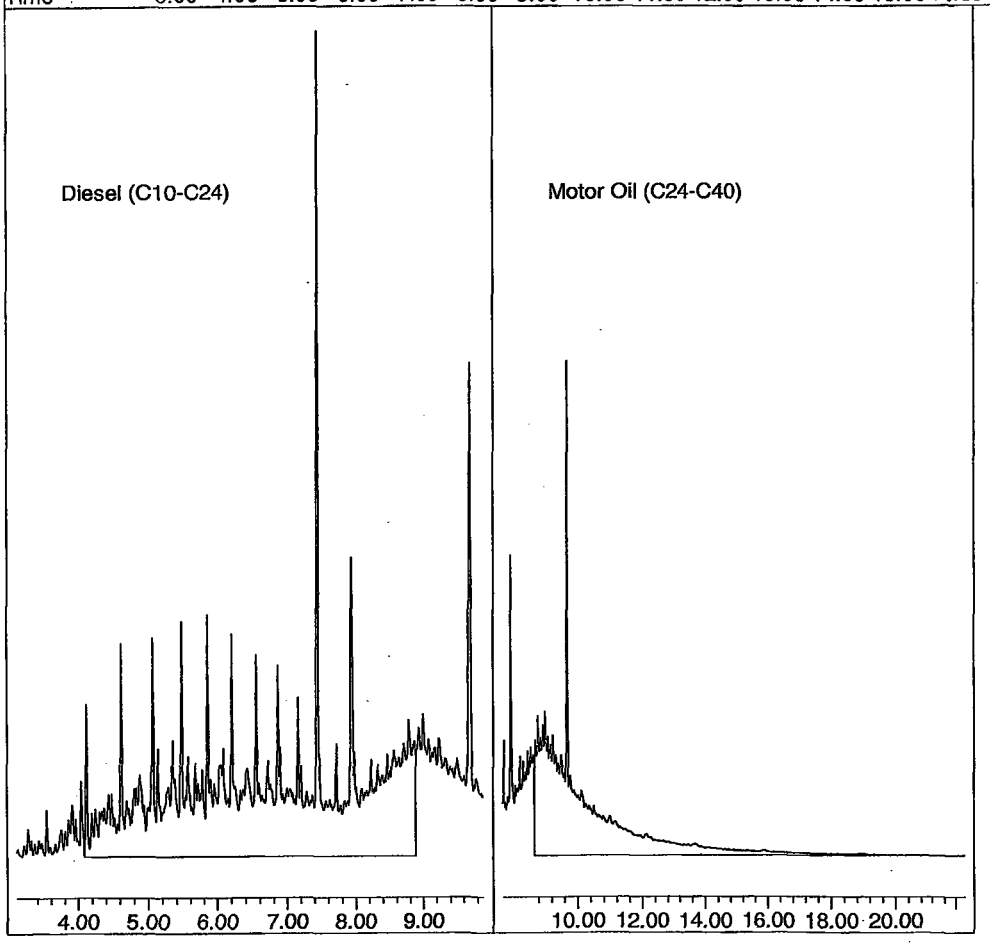

TPH Extractables
DEC0911

Form 7

Continuing Calibration

Lab Name: APPL, Inc.
Case No:
Matrix: Water

SDG No:
Date Analyzed: 11/10/2021
Instrument: Apollo
Initial Cal. Date: 9/11/2021
Data File: 1110019.D

		Compound	MEAN	CCRF	%D	%Drift	
1	SC	Decanoic Acid(S)	1283070	1234300	3.8	SC	
2							
3							
4							
5							
6							
7							
8							
9							
10							
11							
12							
13							
14							
15							
16							
17							
18							
19							
20							
21							
22							
23							
24							
25							
26							
27							
28							
29							
30							
31							
32							
33							
34							
35							
36							
37							
38							
39							
40							
		Average			3.8		

Quantitation Report (Not Reviewed)

Data File : G:\APOLLO\DATA\211110\1110019.D Vial: 19
Acq On : 11-10-21 18:48:25 Operator: KA
Sample : Decanoic Acid CCV 11/05/21 Inst : Apollo
Misc : water Multiplr: 1.00
IntFile : events.e
Quant Time: Nov 11 8:38 2021 Quant Results File: DEC0911.RES

Method : G:\APOLLO\DATA\210911\DEC0911.M (Chemstation Integrator)
Title : 8015 B&C
Last Update : Fri Nov 05 10:50:06 2021
Response via : Multiple Level Calibration

Volume Inj. : 2UL
Signal Phase : DB-5
Signal Info : FID02A

Compound	R.T.	Response	Conc Units
System Monitoring Compounds			
1) SC Decanoic Acid(S)	5.65	88869385	34.632 ppb
Surrogate Spike 24.000		Recovery =	144.30%

Target Compounds

Target Compounds

File : G:\APOLLO\DATA\211110\1110019.D
Operator : KA
Acquired : 11-10-21 18:48:25 using AcqMethod TPHSN.M
Instrument : Apollo
Sample Name: Decanoic Acid CCV 11/05/21
Misc Info : water
Vial Number: 19



TPH Extractables
DOC1028

Form 7

Continuing Calibration

Lab Name: APPL, Inc.
Case No:
Matrix: Water

SDG No:
Date Analyzed: 11/11/2021
Instrument: Apollo
Initial Cal. Date: 10/28/2021
Data File: 1110031.D

		Compound	MEAN	CCRF	%D		%Drift
1	HATM	Diesel (C10-C24)	2516670	2598370	3.2	HATM	
2	HBTM	Motor Oil (C24-C40)	2492040	1901950	24	HBTML	8.1
3	SA	Ortho-Terphenyl(S)	3127510	3109130	0.59	SA	
4	SA	Octacosane(S)	2261430	2312170	2.2	SA	
5							
6							
7							
8							
9							
10							
11							
12							
13							
14							
15							
16							
17							
18							
19							
20							
21							
22							
23							
24							
25							
26							
27							
28							
29							
30							
31							
32							
33							
34							
35							
36							
37							
38							
39							
40							
		Average			7.5		

Quantitation Report (Not Reviewed)

Data File : G:\APOLLO\DATA\211110\1110031.D Vial: 31
Acq On : 11-11-21 0:24:43 Operator: KA
Sample : DMO LVL 4 CCV 10/27/21 Inst : Apollo
Misc : water Multiplr: 1.00
IntFile : events.e
Quant Time: Nov 11 8:40 2021 Quant Results File: DOC1028.RES

Method : G:\APOLLO\DATA\211028\DOC1028.M (Chemstation Integrator)
Title : 8015 B&C
Last Update : Fri Nov 12 17:55:30 2021
Response via : Multiple Level Calibration

Volume Inj. : 2UL
Signal Phase : DB-5
Signal Info : FID02A

Compound	R.T.	Response	Conc Units
System Monitoring Compounds			
3) SA Ortho-Terphenyl(S)	7.44	77728152	12.427 ppb
Surrogate Spike 30.000		Recovery =	41.42%
4) SA Octacosane(S)	9.68	57804364	12.781 ppb
Surrogate Spike 30.000		Recovery =	42.60%
Target Compounds			
1) HATM Diesel (C10-C24)	6.49	1299185451	258.116 ppb
2) HBTM Motor Oil (C24-C40)	14.96	950974379	270.296 ppb

Target Compounds

Quantitation Report

Data File: G:\APOLLO\DATA\211110\1110031.D
Sample : DMO LVL 4 CCV 10/27/21

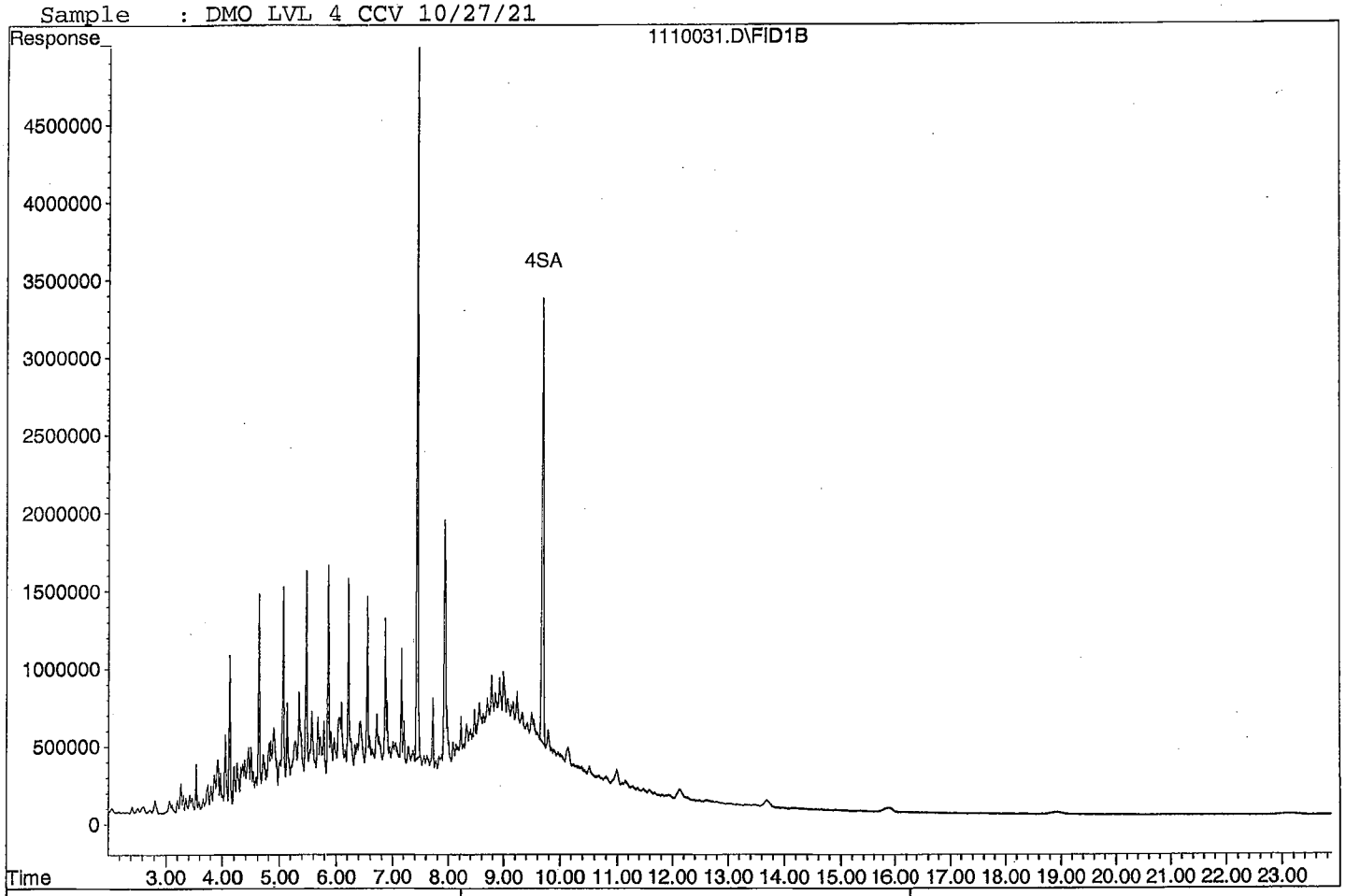

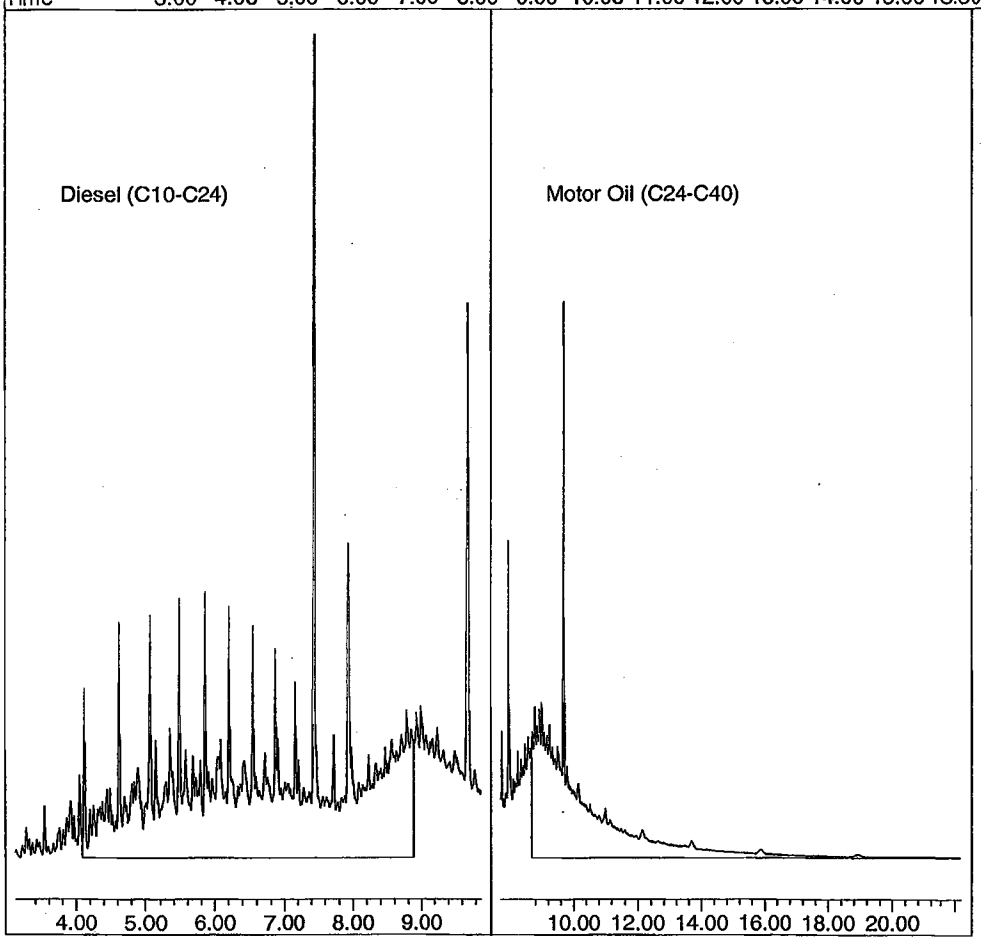

TPH Extractables
DEC0911

Form 7

Continuing Calibration

Lab Name: APPL, Inc.
Case No:
Matrix: Water

SDG No:
Date Analyzed: 11/11/2021
Instrument: Apollo
Initial Cal. Date: 9/11/2021
Data File: 1110032.D

		Compound	MEAN	CCRF	%D	%Drift	
1	SC	Decanoic Acid(S)	1283070	1361830	6.1	SC	
2							
3							
4							
5							
6							
7							
8							
9							
10							
11							
12							
13							
14							
15							
16							
17							
18							
19							
20							
21							
22							
23							
24							
25							
26							
27							
28							
29							
30							
31							
32							
33							
34							
35							
36							
37							
38							
39							
40							
		Average			6.1		

Quantitation Report (Not Reviewed)

Data File : G:\APOLLO\DATA\211110\1110032.D Vial: 32
Acq On : 11-11-21 0:52:46 Operator: KA
Sample : Decanoic Acid CCV 11/05/21 Inst : Apollo
Misc : water Multiplr: 1.00
IntFile : events.e
Quant Time: Nov 11 8:40 2021 Quant Results File: DEC0911.RES

Method : G:\APOLLO\DATA\210911\DEC0911.M (Chemstation Integrator)
Title : 8015 B&C
Last Update : Fri Nov 05 10:50:06 2021
Response via : Multiple Level Calibration

Volume Inj. : 2UL
Signal Phase : DB-5
Signal Info : FID02A

Compound	R.T.	Response	Conc Units
System Monitoring Compounds			
1) SC Decanoic Acid(S)	5.65	98051620	38.210 ppb
Surrogate Spike 24.000		Recovery =	159.21%

Target Compounds

Target Compounds

File : G:\APOLLO\DATA\211110\1110032.D
Operator : KA
Acquired : 11-11-21 0:52:46 using AcqMethod TPHSN.M
Instrument : Apollo
Sample Name: Decanoic Acid CCV 11/05/21
Misc Info : water
Vial Number: 32



ORGANICS
Raw Data

Quantitation Report (QT Reviewed)

Data File : G:\APOLLO\DATA\211110\1110027.D Vial: 27
Acq On : 11-10-21 22:32:41 Operator: KA
Sample : BA45108W09 5/1040 SG Inst : Apollo
Misc : water Multiplr: 4.81
IntFile : events.e
Quant Time: Nov 13 15:31 2021 Quant Results File: DOC1028.RES

Method : G:\APOLLO\DATA\211028\DOC1028.M (Chemstation Integrator)
Title : 8015 B&C
Last Update : Fri Nov 12 17:55:30 2021
Response via : Multiple Level Calibration

Volume Inj. : 2UL
Signal Phase : DB-5
Signal Info : FID02A

Compound	R.T.	Response	Conc Units
System Monitoring Compounds			
3) SA Ortho-Terphenyl(S)	7.44	153742882	118.169 ppb
Surrogate Spike 144.231		Recovery =	81.93%
4) SA Octacosane(S)	9.69	138548795	147.274 ppb
Surrogate Spike 144.231		Recovery =	102.11%
Target Compounds			
1) HATM Diesel (C10-C24)	6.49	125323810	119.705 ppb
2) HBTM Motor Oil (C24-C40)	14.96	83091137	69.340 ppb

Target Compounds

Data File: G:\APOLLO\DATA\211110\1110027.D
Sample : BA45108W09 5/1040 SG

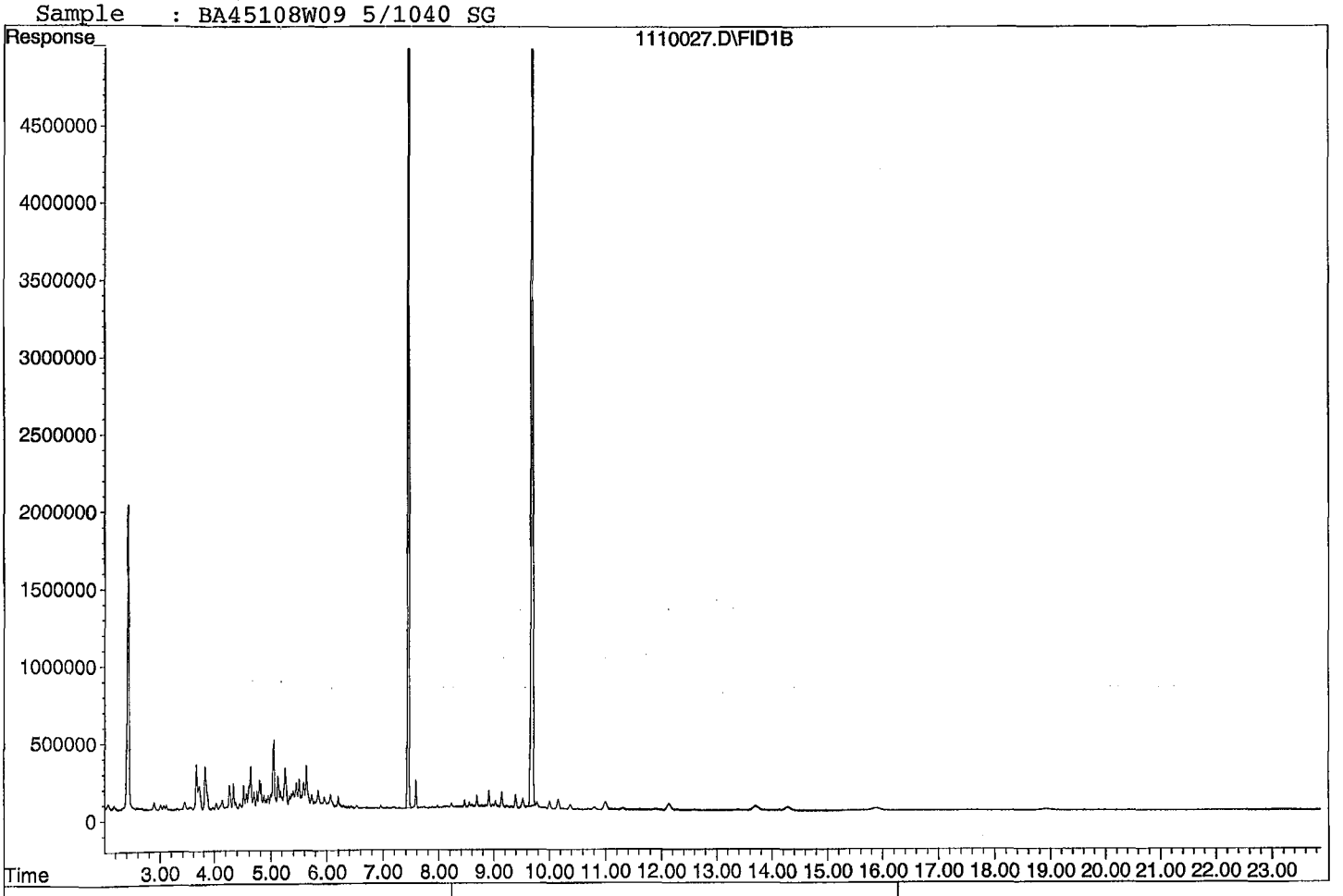

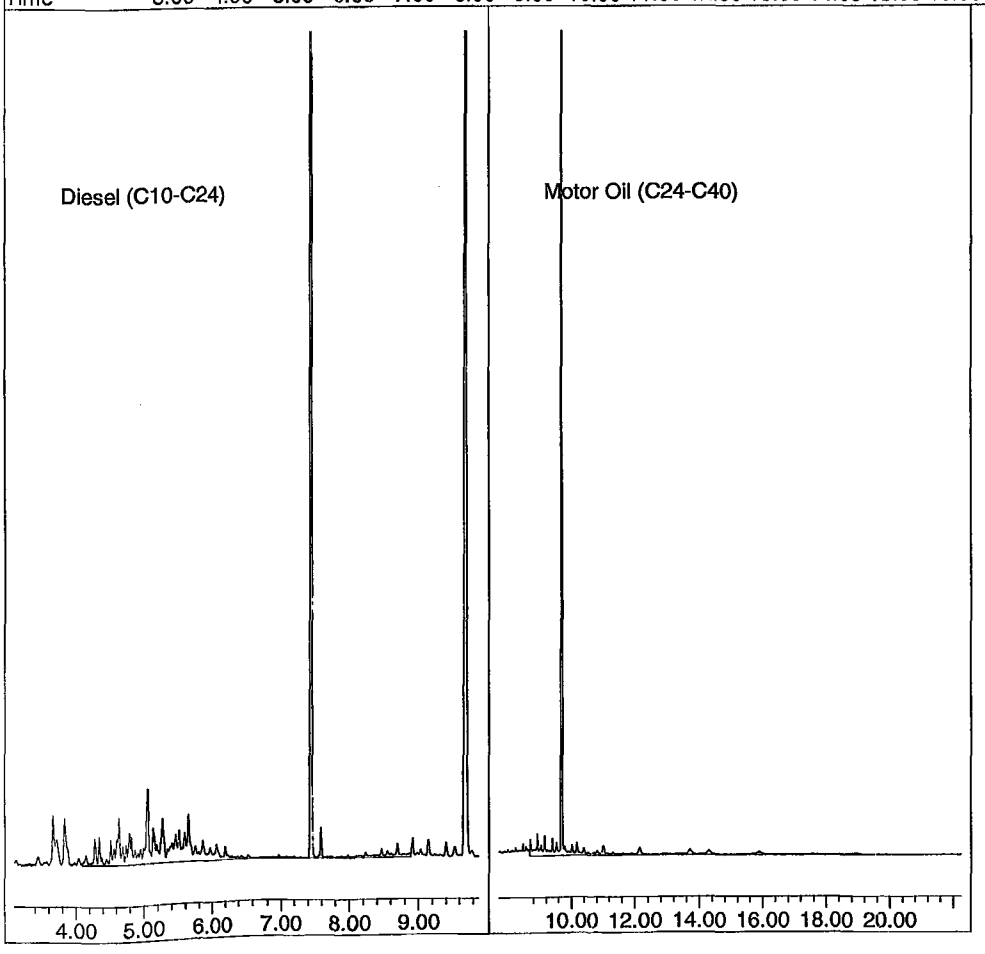

Quantitation Report (QT Reviewed)

Data File : G:\APOLLO\DATA\211110\1110028.D Vial: 28
Acq On : 11-10-21 23:00:43 Operator: KA
Sample : BA45110W10 5/1040 SG Inst : Apollo
Misc : water Multiplr: 4.81
IntFile : events.e
Quant Time: Nov 13 15:31 2021 Quant Results File: DOC1028.RES

Method : G:\APOLLO\DATA\211028\DOC1028.M (Chemstation Integrator)
Title : 8015 B&C
Last Update : Fri Nov 12 17:55:30 2021
Response via : Multiple Level Calibration

Volume Inj. : 2UL
Signal Phase : DB-5
Signal Info : FID02A

Compound	R.T.	Response	Conc Units
System Monitoring Compounds			
3) SA Ortho-Terphenyl(S)	7.44	211977842	162.929 ppb
Surrogate Spike 144.231		Recovery =	112.96%
4) SA Octacosane(S)	9.69	200273967	212.887 ppb
Surrogate Spike 144.231		Recovery =	147.60%
Target Compounds			
1) HATM Diesel (C10-C24)	6.49	1189382752	1136.062 ppb
2) HBTM Motor Oil (C24-C40)	14.96	171365928	194.463 ppb

Target Compounds

Quantitation Report

Data File: G:\APOLLO\DATA\211110\1110028.D
Sample : BA45110W10 5/1040 SG

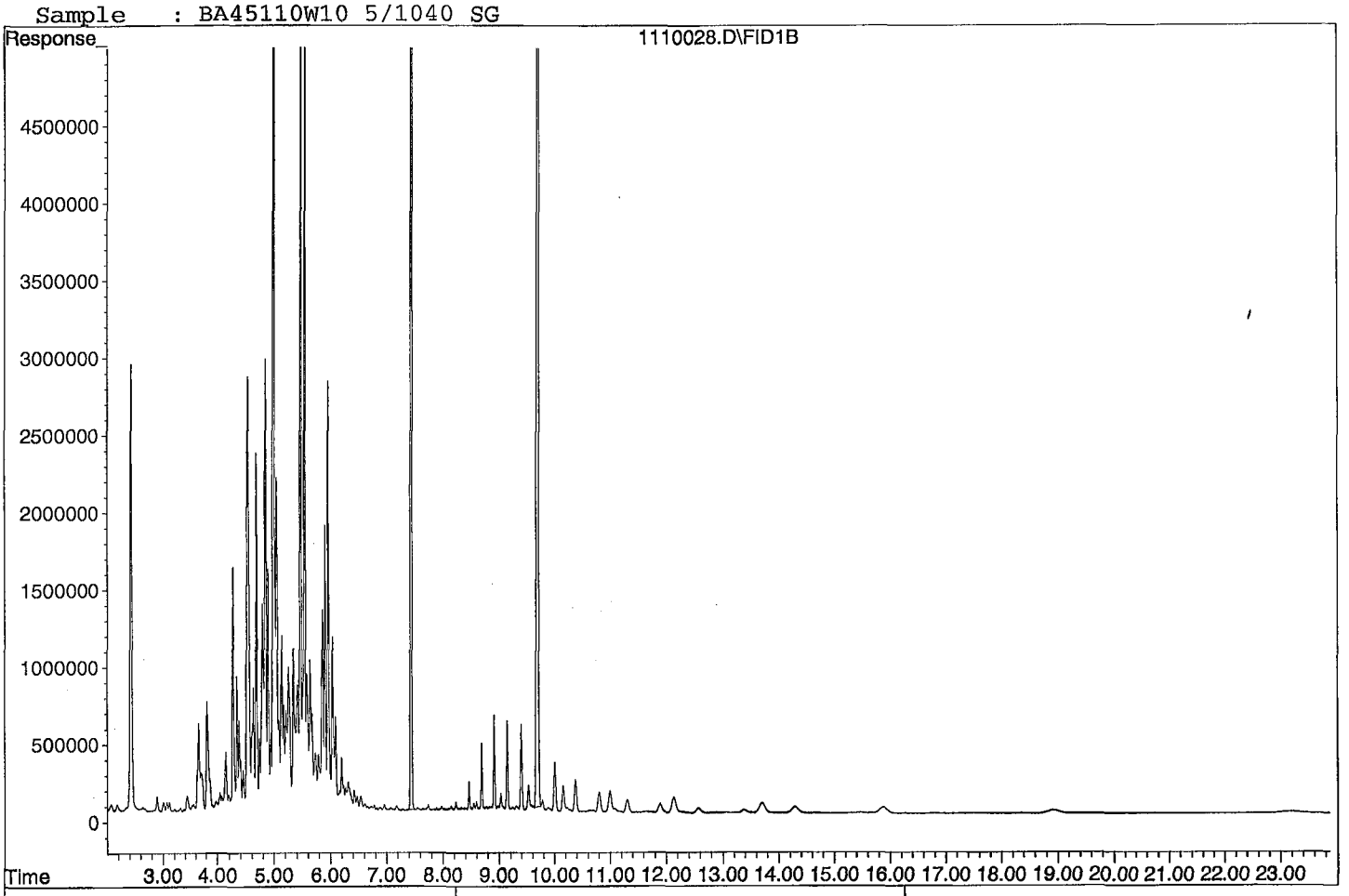

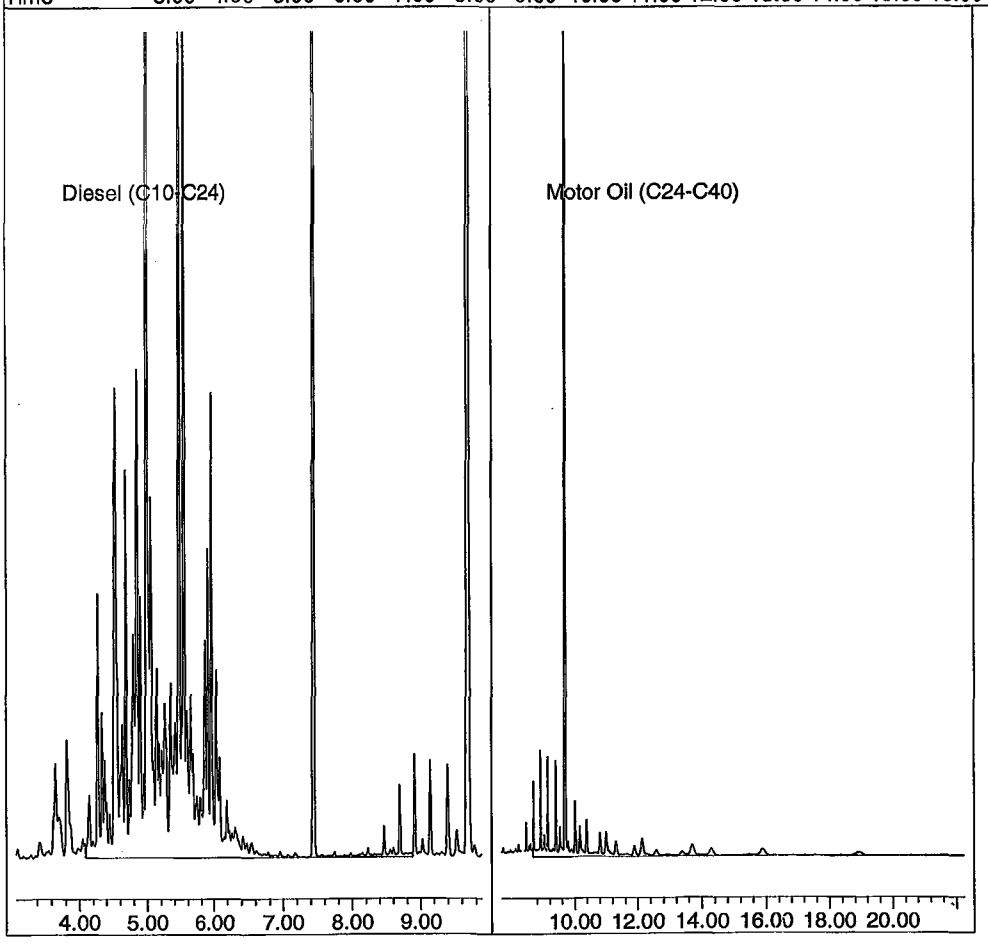

Quantitation Report (QT Reviewed)

Data File : G:\APOLLO\DATA\211110\1110029.D Vial: 29
Acq On : 11-10-21 23:28:44 Operator: KA
Sample : BA45112W09 5/1000 SG Inst : Apollo
Misc : water Multiplr: 5.00
IntFile : events.e
Quant Time: Nov 13 15:32 2021 Quant Results File: DOC1028.RES

Method : G:\APOLLO\DATA\211028\DOC1028.M (Chemstation Integrator)
Title : 8015 B&C
Last Update : Fri Nov 12 17:55:30 2021
Response via : Multiple Level Calibration

Volume Inj. : 2UL
Signal Phase : DB-5
Signal Info : FID02A

Compound	R.T.	Response	Conc Units
System Monitoring Compounds			
3) SA Ortho-Terphenyl(S)	7.44	188807148	150.925 ppb
Surrogate Spike 150.000		Recovery =	100.62%
4) SA Octacosane(S)	9.69	173214459	191.488 ppb
Surrogate Spike 150.000		Recovery =	127.66%
Target Compounds			
1) HATM Diesel (C10-C24)	6.49	32656676	32.440 ppb
2) HBTM Motor Oil (C24-C40)	14.96	86436135	77.045 ppb

Target Compounds

Quantitation Report

Data File: G:\APOLLO\DATA\211110\1110029.D
Sample : BA45112W09 5/1000 SG

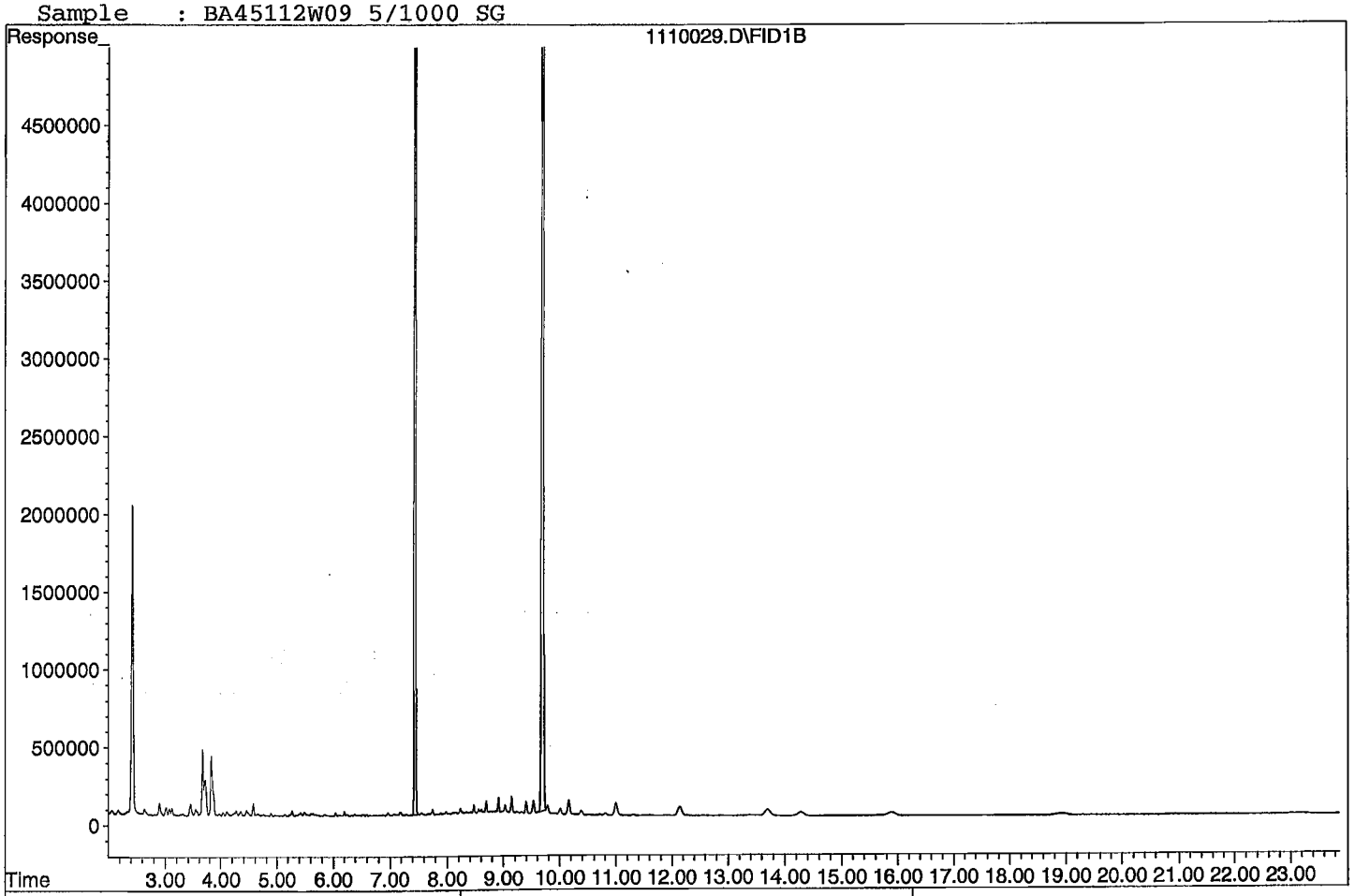





Quantitation Report (QT Reviewed)

Data File : G:\APOLLO\DATA\211110\1110030.D Vial: 30
Acq On : 11-10-21 23:56:46 Operator: KA
Sample : BA45114W10 5/1050 SG Inst : Apollo
Misc : water Multiplr: 4.76
IntFile : events.e
Quant Time: Nov 13 15:32 2021 Quant Results File: DOC1028.RES

Method : G:\APOLLO\DATA\211028\DOC1028.M (Chemstation Integrator)
Title : 8015 B&C
Last Update : Fri Nov 12 17:55:30 2021
Response via : Multiple Level Calibration

Volume Inj. : 2UL
Signal Phase : DB-5
Signal Info : FID02A

Compound	R.T.	Response	Conc Units
System Monitoring Compounds			
3) SA Ortho-Terphenyl(S)	7.44	130955742	99.696 ppb
Surrogate Spike 142.857		Recovery =	69.79%
4) SA Octacosane(S)	9.68	117123989	123.314 ppb
Surrogate Spike 142.857		Recovery =	86.32%
Target Compounds			
1) HATM Diesel (C10-C24)	6.49	29614633	28.018 ppb
2) HBTM Motor Oil (C24-C40)	14.96	70254198	50.658 ppb

Target Compounds

Quantitation Report

Data File: G:\APOLLO\DATA\211110\1110030.D
Sample : BA45114W10 5/1050 SG

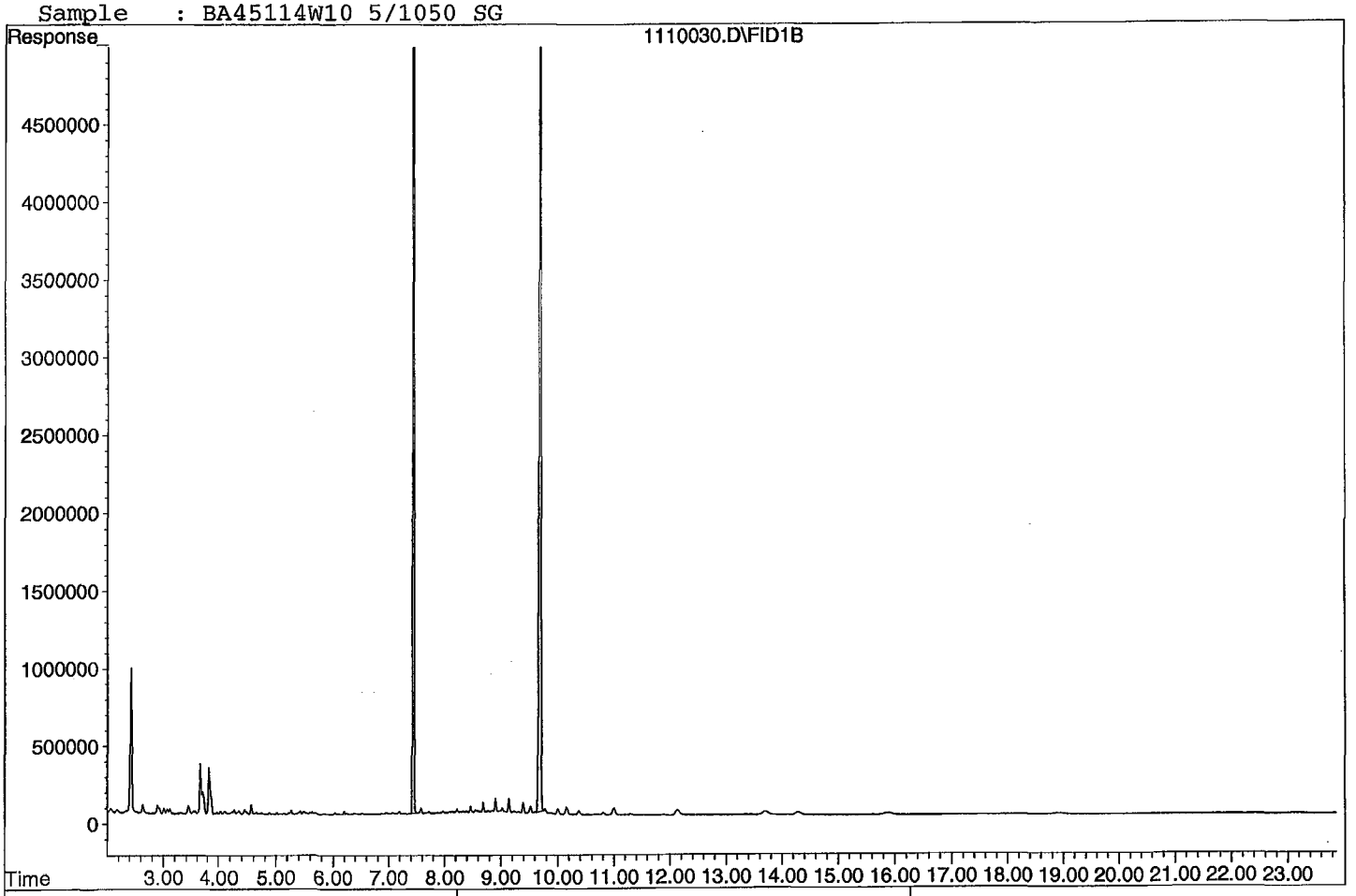





Quantitation Report (QT Reviewed)

Data File : G:\APOLLO\DATA\211110\1110021.D
Acq On : 11-10-21 19:44:31
Sample : 211108A BLK 5/1000 SG
Misc : water
IntFile : events.e
Quant Time: Nov 13 15:28 2021 Quant Results File: DOC1028.RES

Vial: 21
Operator: KA
Inst : Apollo
Multiplr: 5.00

Method : G:\APOLLO\DATA\211028\DOC1028.M (Chemstation Integrator)
Title : 8015 B&C
Last Update : Fri Nov 12 17:55:30 2021
Response via : Multiple Level Calibration

Volume Inj. : 2UL
Signal Phase : DB-5
Signal Info : FID02A

Compound	R.T.	Response	Conc Units
System Monitoring Compounds			
3) SA Ortho-Terphenyl(S)	7.44	174662873	139.618 ppb
Surrogate Spike 150.000		Recovery =	93.08%
4) SA Octacosane(S)	9.69	155867982	172.311 ppb
Surrogate Spike 150.000		Recovery =	114.87%
Target Compounds			
1) HATM Diesel (C10-C24)	6.49	31566545	31.357 ppb
2) HBTM Motor Oil (C24-C40)	14.96	84816381	74.657 ppb

Target Compounds

Quantitation Report

Data File: G:\APOLLO\DATA\211110\1110021.D
Sample : 211108A BLK 5/1000 SG

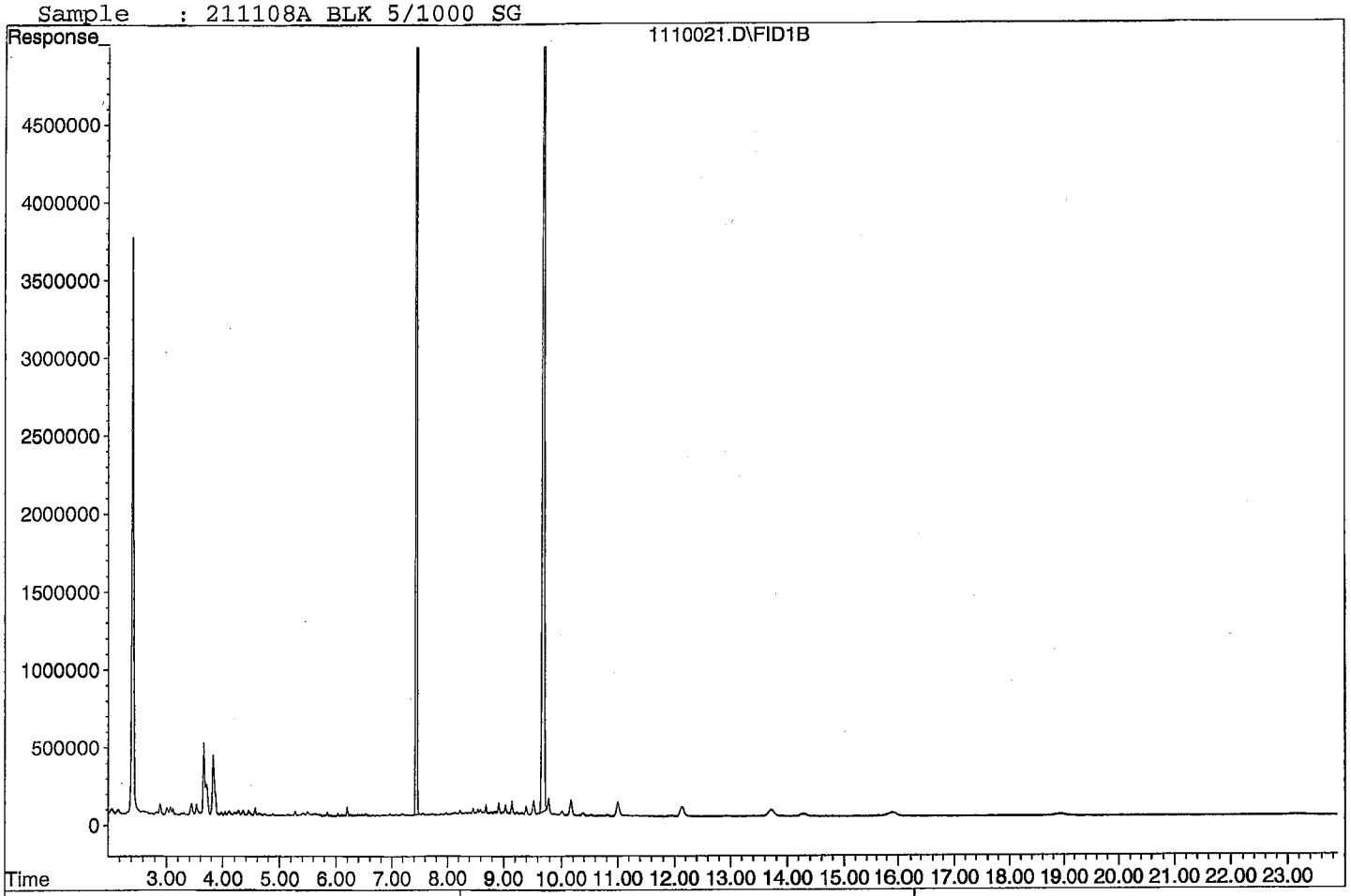





Quantitation Report (QT Reviewed)

Data File : G:\APOLLO\DATA\211110\1110022.D
Acq On : 11-10-21 20:12:35
Sample : 211108A LCS-1 5/1000 SG
Misc : water
IntFile : events.e
Quant Time: Nov 13 15:29 2021 Quant Results File: DOC1028.RES

Vial: 22
Operator: KA
Inst : Apollo
Multiplr: 5.00

Method : G:\APOLLO\DATA\211028\DOC1028.M (Chemstation Integrator)
Title : 8015 B&C
Last Update : Fri Nov 12 17:55:30 2021
Response via : Multiple Level Calibration

Volume Inj. : 2UL
Signal Phase : DB-5
Signal Info : FID02A

Compound	R.T.	Response	Conc Units
System Monitoring Compounds			
3) SA Ortho-Terphenyl(S)	7.44	123664490	98.852 ppb
Surrogate Spike 150.000		Recovery =	65.90%
4) SA Octacosane(S)	9.69	98274593	108.642 ppb
Surrogate Spike 150.000		Recovery =	72.43%
Target Compounds			
1) HATM Diesel (C10-C24)	6.49	1145558960	1137.971 ppb
2) HBTM Motor Oil (C24-C40)	14.96	1022781147	1457.330 ppb

Target Compounds

Diesel:

$$\frac{(1145558960)(5)}{(25166669)(2)} = \frac{5727794800}{5033338} = \boxed{1137.971}$$

(f)=RT Delta > 1/2 Window
1110022.D DOC1028.M Sat Nov 13 15:33:27 2021

(m)=manual int.

Quantitation Report

Data File: G:\APOLLO\DATA\211110\1110022.D
Sample : 211108A LCS-1 5/1000 SG

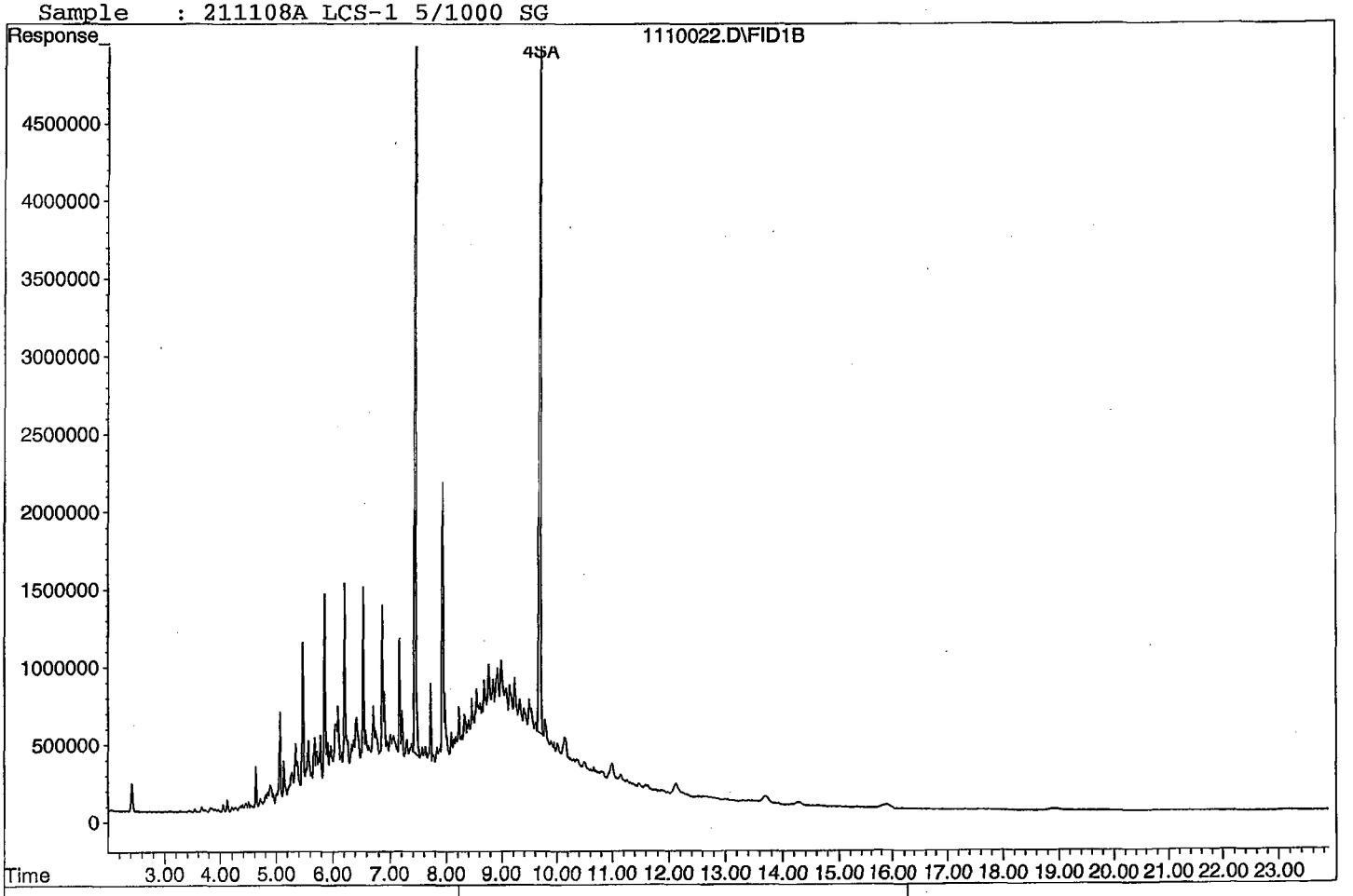

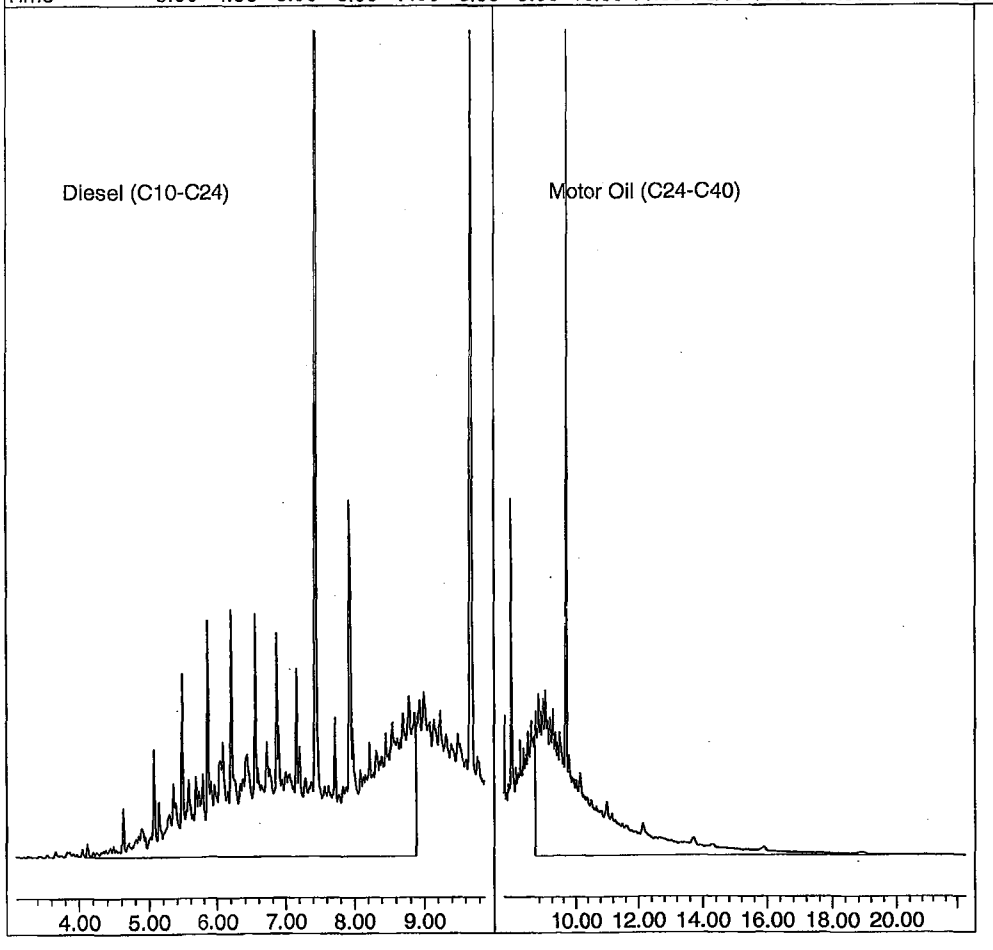

Quantitation Report (QT Reviewed)

Data File : G:\APOLLO\DATA\211110\1110023.D Vial: 23
Acq On : 11-10-21 20:40:38 Operator: KA
Sample : 211108A LCSD-1 5/1000 SG Inst : Apollo
Misc : water Multiplr: 5.00
IntFile : events.e
Quant Time: Nov 13 15:29 2021 Quant Results File: DOC1028.RES

Method : G:\APOLLO\DATA\211028\DOC1028.M (Chemstation Integrator)
Title : 8015 B&C
Last Update : Fri Nov 12 17:55:30 2021
Response via : Multiple Level Calibration

Volume Inj. : 2UL
Signal Phase : DB-5
Signal Info : FID02A

Compound	R.T.	Response	Conc Units
System Monitoring Compounds			
3) SA Ortho-Terphenyl(S)	7.44	194242663	155.270 ppb
Surrogate Spike 150.000		Recovery =	103.51%
4) SA Octacosane(S)	9.69	158795775	175.548 ppb
Surrogate Spike 150.000		Recovery =	117.03%
Target Compounds			
1) HATM Diesel (C10-C24)	6.49	2114966450	2100.958 ppb
2) HBTM Motor Oil (C24-C40)	14.96	1627990801	2349.482 ppb

Target Compounds

Quantitation Report

Data File: G:\APOLLO\DATA\211110\1110023.D
Sample : 211108A LCSD-1 5/1000 SG

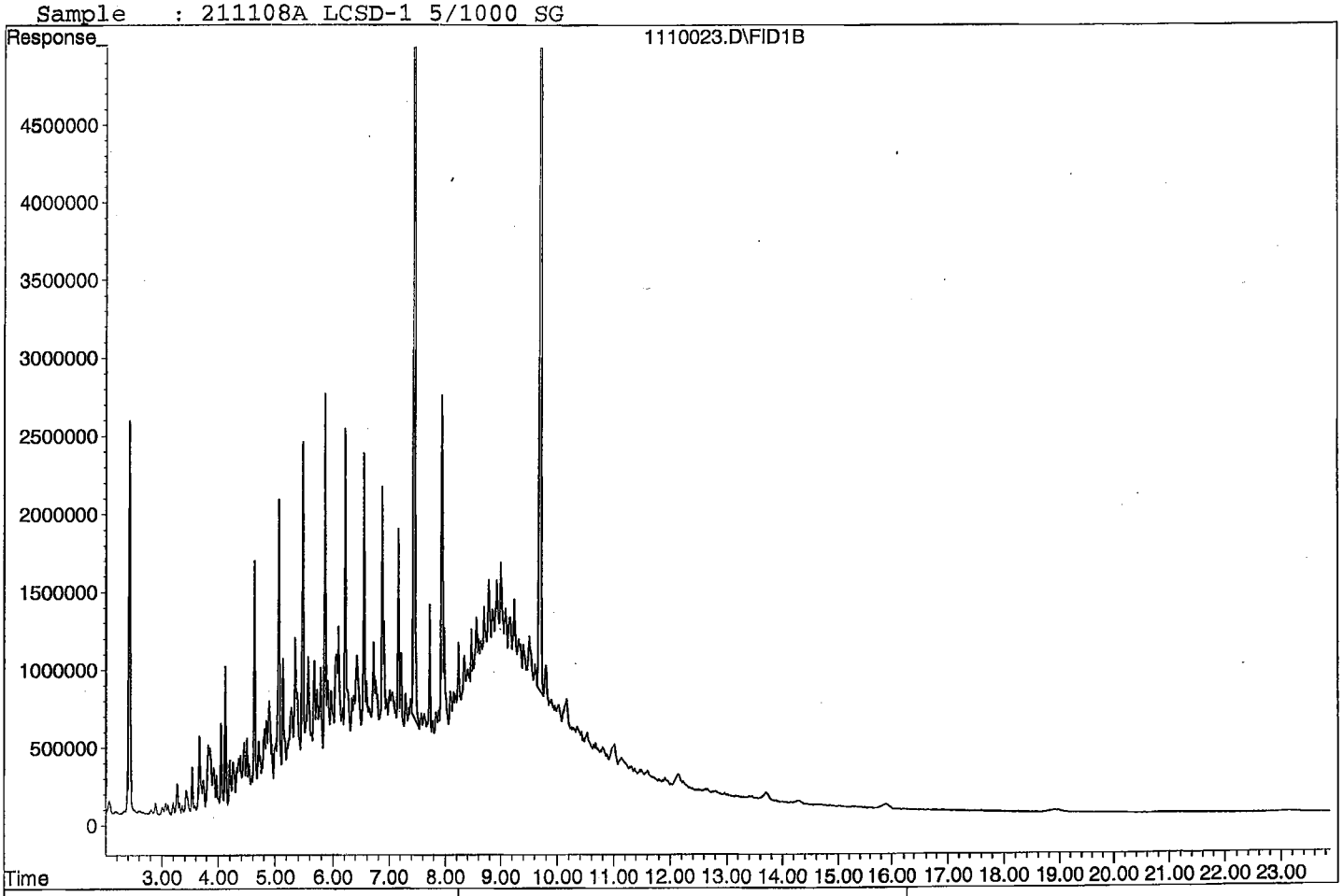

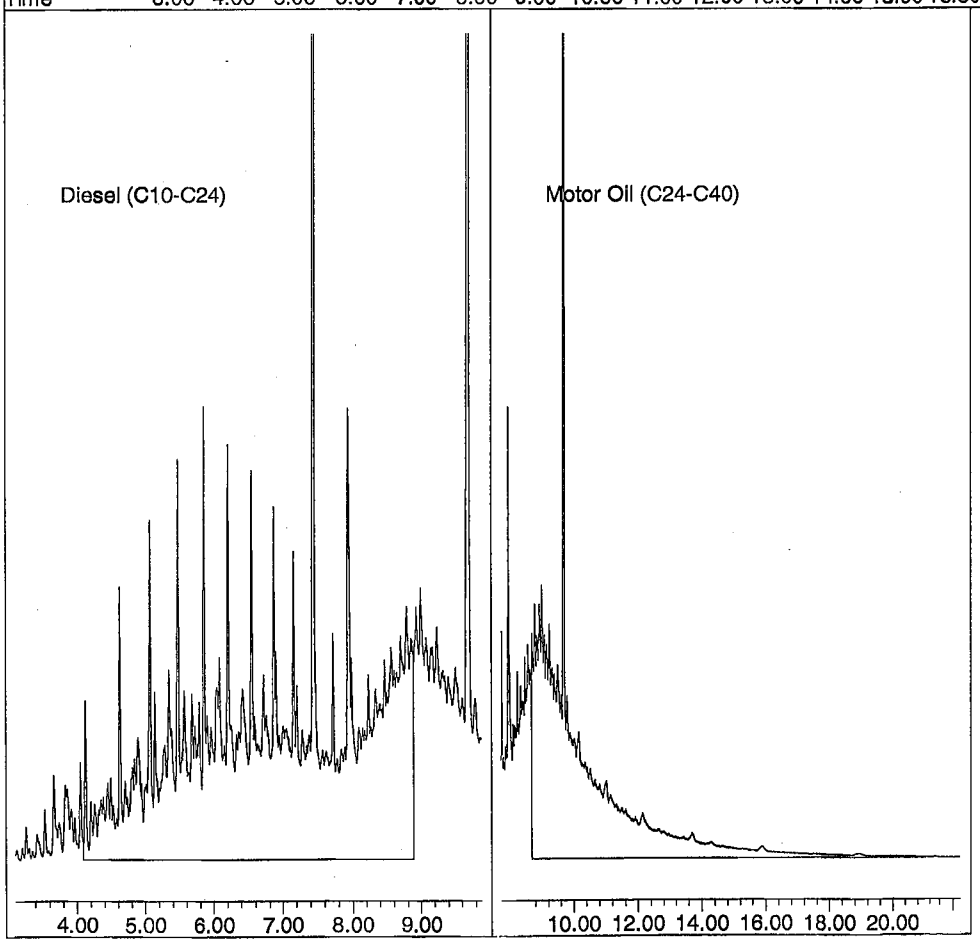

Diesel / Motor Oil Calibration Curve

Prepared: 10/28/2021
Expires: 5/31/2026
Methylene Chloride Lot No. 61117

Prepared By (Initials): KA

Initial Standard Information							Final Standard			
Name of Initial Standard (QAU Label)	Supplier	Conc. (ug/mL)	APPL Mix Name	Reference to APPL Prep Date and Lot #'s	Exp. Date	Exp. Date (Manufacturer)	Aliquot From Stock	Final Volume	Solvent	Final Standard Conc. (ug/mL)
Diesel / Motor Oil - 2	APPL	10	Diesel / Motor Oil - 1	Perp'd: 10/6/21 A0164485-52822, A0168842-52820, AO166510-52817 CL16893-52835	**See man. Exp date**	**10/31/2027 12/31/2027 5/31/2026**	100uL	200uL	MC	5
Diesel / Motor Oil - 3		50	Diesel / Motor Oil - 2				200uL	1mL	MC	10
Diesel / Motor Oil Calibration STD	Restek	2,000	Diesel / Motor Oil - 3				25uL	1mL	MC	50
			Diesel / Motor Oil - 4				125uL	1mL	MC	250
			Diesel / Motor Oil - 5				500uL	1mL	MC	1000
			Diesel / Motor Oil - 6				750uL	1mL	MC	1500
			Diesel / Motor Oil - 7				100uL	100uL	N/A	2,000

Diesel / Motor Oil Second Source

Prepared: 10/28/2021
Expires: 10/28/2024
Methylene Chloride
Lot No. 61117

Prepared By (Initials): KA

Initial Standard Information							Final Standard			
Name of Initial Standard (QAU Label)	Supplier	Supplier Part No.	Conc. (ug/mL)	Lot Number - QA Number	Exp. Date (1 yr.)	Exp. Date (Manufacturer)	Aliquot From Stock	Final Volume	Solvent	Final Standard Conc. (ug/mL)
Diesel Fuel #2 Second Source	Phenova	AL0-101287	50,000	**CL16477-52980**	**See man. Exp date**	**2/28/2027**	50uL	10mL	MC	250
Motor Oil Second Source	Absolute	51094	50,000	**102819-52981**		**10/28/2024**	50uL			

Diesel / Motor Oil CCV

Prepared: 10/27/2021
Expires: 5/31/2026
Methylene Chloride
Lot No. 61117

Prepared By (Initials): KA

Initial Standard Information							Final Standard			
Name of Initial Standard (QAU Label)	Supplier	APPL Mix Name	Conc. (ug/mL)	Reference to APPL Prep Date and Lot #'s	Exp. Date	Exp. Date (Manufacturer)	Aliquot From Stock	Final Volume	Solvent	Final Standard Conc. (ug/mL)
Diesel / Motor Oil STD	Restek	Diesel / Motor Oil CCV	2,000	Perp'd: 10/06/21 A0164485-52822, A0168842-52820, A0166510-52817, CL16893-52835	**See man. Exp date**	**10/31/2027 12/31/2027 5/31/2026**	1250uL	10mL	MC	250

Diesel Motor Oil Mix

Prepared: 10/30/2021 **Prepared By (Initials): KA**

Expires: 10/31/2027

Initial Standard Information							Final Standard			
Name of Initial Standard (QAU Label)	Supplier	Supplier Part No.	Conc. (ug/mL)	Lot Number - QA Number	Exp. Date (1 yr.)	Exp. Date (Manufacturer)	Aliquot From Stock	Final Volume	Solvent	Final Standard Conc. (ug/mL)
Diesel Fuel #2	Restek	31258	50,000	**A0164485-52825 and A0164586-53175, 53174, and 53176**	**See man. Date**	**10/31/2027**	4.00 mL	8.0 mL	NA	25,000
Motor Oil Composite	Restek	31464	50,000	**A0166510-52817, and A0168842-53169, 53170, and 53171**	**See man. Date**	**12/31/2027 3/31/28**	4.00 mL			25,000

THC Surrogate

Prepared: 10/29/2021 **LS**

Expires: 5/31/2026

Initial Standard Information							Final Standard			
Name of Initial Standard (QAU Label)	Supplier	Supplier Part No.	Conc. (ug/mL)	Lot Number - QA Number	Exp. Date (1 yr.)	Exp. Date (Manufacturer)	Aliquot From Stock	Final Volume	Solvent	Final Standard Conc. (ug/mL)
O-terphenyl / Octacosane Mix	Phenova	ALO-130161	600	**CL16893-52841**	**See ma. Date**	**5/31/2026**	N/A	N/A	N/A	600

Decanoic Acid Calibration Curve

Prepared: 9/11/2021 **Prepared By (Initials): KA**

Expires: 7/12/2022

Methylene Chloride Lot No. 61117

Initial Standard Information							Final Standard			
Name of Initial Standard (QAU Label)	Supplier	APPL Mix Name	Conc. (ug/mL)	Reference To APPL Prep Date	Exp. Date	Exp. Date (Manufacturer)	Aliquot From Stock	Final Volume	Solvent	Final Standard Conc. (ug/mL)
Decanoic Acid STD	O2SI	Decanoic Acid-1	60	Prepared 9/11/21	7/12/2022	N/A	50uL	1mL	MC	3
		Decanoic Acid-2					100uL	1mL	MC	6
		Decanoic Acid-3					400uL	1mL	MC	24
		Decanoic Acid-4					600uL	1mL	MC	36
		Decanoic Acid-5					800uL	1mL	MC	48
		Decanoic Acid-6					100uL	100uL	N/A	60

Decanoic Acid Spike

Prepared: 11/1/2021 **Prepared By (Initials): KA**

Expires: 7/8/2024

Initial Standard Information							Final Standard			
Name of Initial Standard (QAU Label)	Supplier	Supplier Part No.	Conc. (ug/mL)	Lot Number - QA Number	Exp. Date (1 yr.)	Exp. Date (Manufacturer)	Aliquot From Stock	Final Volume	Solvent	Final Standard Conc. (ug/mL)
Decanoic Acid Spike	Absolute	72766	1,000	**070821-52988**	**See man. Exp date**	**7/8/2024**	N/A	N/A	N/A	1,000

_LIQ005SGC

Organic Extraction Worksheet

Method	Continuous Liq/Liq TPH- 3520C w/SGC	Extraction Set	211108A	Extraction Method	LIQ005SGC	Units	mL

Spiked ID 1	Diesel Motor Oil Mix 10/30/21-10/31/27		Surrogate ID 1	THC Surrogate 10/29/21-10/29/22
Spiked ID 2	Decanoic 1000ug/mL Acid Solution 11/01/21-11/01/22		Surrogate ID 2	
Spiked ID 3			Surrogate ID 3	
Spiked ID 4			Surrogate ID 4	
Spiked ID 5			Surrogate ID 5	
Spiked ID 6			Sufficient Vol for Matrix QC:	NO
Spiked ID 7			Ext. Start Time:	11/08/21 10:07
Spiked ID 8			Ext. End Time:	11/09/21 15:50
			GC Requires Extract By:	

pH1	2		Water Bath Temp 1 °C	39/ 38.1 °C
pH2			Water Bath Temp 2 °C	37/ 38.1
pH3			Water Bath Temp 3 °C	37/ 36.5 °C

Spiked By: SR **Date** 11/8/2021 9:01:00 AM **Witnessed By:** AGM **Date** 11/8/2021 9:01:00 AM

	Sample	Sample Container	Spike Amount	Spike ID	Surrogate Amount	Surrogate ID	Extract Amount	Final Volume	pH	Extract Date/Time	Comments
1	211108A Blk		0.050	2	0.250	1 equip	1000	5	2	11/08/21 9:01	*
2	211108A LCS-1		0.080,0.050	1,2	0.250	1 equip	1000	5	2	11/08/21 9:01	*
3	211108A LCSD-1		0.080,0.050	1,2	0.250	1 equip	1000	5	2	11/08/21 9:01	*
4	BA45100	BA45100W10	0.050	2	0.250	1 equip	1040	5	2	11/08/21 9:01	98098 *
5	BA45101	BA45101W07	0.050	2	0.250	1 equip	1040	5	2	11/08/21 9:01	98098 *
6	BA45105	BA45105W09	0.050	2	0.250	1 equip	1050	5	2	11/08/21 9:01	98097 *
7	BA45108	BA45108W09	0.050	2	0.250	1 equip	1040	5	2	11/08/21 9:01	98096 *
8	BA45110	BA45110W10	0.050	2	0.250	1 equip	1040	5	2	11/08/21 9:01	98096 *
9	BA45112	BA45112W09	0.050	2	0.250	1 equip	1000	5	2	11/08/21 9:01	98096 *
10	BA45114	BA45114W10	0.050	2	0.250	1 equip	1050	5	2	11/08/21 9:01	98096 *

Solvent and Lot#	
1+1 HCL (5mLs)	60358
PH Strips	HC155968
Dichloromethane (DCM)	61117
Filter Paper	1441-150
Sodium Sulfate	2021071206
SILICA GEL (*)	050627T

Extraction COC Transfer	
Extraction lab employee Initials	
GC analyst's initials	KA
Date	11/10/21
Time	8:35
Refrigerator	Hobart

	Technician's Initials
Scanned By	SR
Sample Preparation	SR
Extraction	SR
Concentration	DS

Modified	11/10/2021 5:33:02 PM

Reviewed By: **Date**

Injection Log

Directory: G:\APOLLO\DATA\210911\

Line	Vial	FileName	Multiplier	SampleName	Misc Info	Injected
1	2	911002.D	1	Decanoic Acid STD 1	water	9-11-21 10:22:53
2	3	911003.D	1	Decanoic Acid STD 2	water	9-11-21 10:51:11
3	4	911004.D	1	Decanoic Acid STD 3	water	9-11-21 11:19:39
4	5	911005.D	1	Decanoic Acid STD 4	water	9-11-21 11:48:04
5	6	911006.D	1	Decanoic Acid STD 5	water	9-11-21 12:16:37
6	7	911007.D	1	Decanoic Acid STD 6	water	9-11-21 12:45:02
7	3	1028003.D	1	DMO STD 1 10/28/21	water	10-28-21 9:19:03
8	4	1028004.D	1	DMO STD 2 10/28/21	water	10-28-21 9:47:06
9	5	1028005.D	1	DMO STD 3 10/28/21	water	10-28-21 10:15:13
10	6	1028006.D	1	DMO STD 4 10/28/21	water	10-28-21 10:43:31
11	7	1028007.D	1	DMO STD 5 10/28/21	water	10-28-21 11:11:42
12	8	1028008.D	1	DMO STD 6 10/28/21	water	10-28-21 11:39:55
13	9	1028009.D	1	DMO STD 7 10/28/21	water	10-28-21 12:08:10
14	10	1028010.D	1	DMO Second Source 10/28/21	water	10-28-21 12:36:26
15	18	1110018.D	1	DMO LVL 4 CCV 10/27/21	water	11-10-21 18:20:23
16	19	1110019.D	1	Decanoic Acid CCV 11/05/21	water	11-10-21 18:48:25
17	21	1110021.D	5	211108A BLK 5/1000 SG	water	11-10-21 19:44:31
18	22	1110022.D	5	211108A LCS-1 5/1000 SG	water	11-10-21 20:12:35
19	23	1110023.D	5	211108A LCSD-1 5/1000 SG	water	11-10-21 20:40:38
20	27	1110027.D	4.80769	BA45108W09 5/1040 SG	water	11-10-21 22:32:41
21	28	1110028.D	4.80769	BA45110W10 5/1040 SG	water	11-10-21 23:00:43
22	29	1110029.D	5	BA45112W09 5/1000 SG	water	11-10-21 23:28:44
23	30	1110030.D	4.7619	BA45114W10 5/1050 SG	water	11-10-21 23:56:46
24	31	1110031.D	1	DMO LVL 4 CCV 10/27/21	water	11-11-21 0:24:43
25	32	1110032.D	1	Decanoic Acid CCV 11/05/21	water	11-11-21 0:52:46

ORGANICS
Calibration Data

TPH Extractables
DOC1028

Form 6
Initial Calibration

Lab Name: APPL, Inc. SDG No:
Case No: Initial Cal. Date: 10/28/2021
Matrix: Water Instrument: Apollo Initials: KA

		Compound	1	2	3	4	5	6	7				Avg	%RSD	Type	r^2	Q
			1028003.D	1028004.D	1028005.D	1028006.D	1028007.D	1028008.D	1028009.D								
1	HATM	Diesel (C10-C24)	2983809	2406563	2517872	2418941	2337993	2387715	2563791				2516669	8.7	HATM		
2	HBTML	Motor Oil (C24-C40)	5192328	3260715	2065863	1824592	1695984	1676117	1728658				2492037	53	HBTM	1.000	
3	SA	Ortho-Terphenyl(S)	3637234	3178668	3119876	3035678	2926966	2905323	3088794				3127505	7.9	SA		
4	SA	Octacosane(S)	2469203	2170507	2286410	2275552	2170413	2171254	2286658				2261428	4.8	SA		
5																	
6																	
7																	
8																	
9																	
10																	
11																	
12																	
13																	
14																	
15																	
16																	
17																	
18																	
19																	
20																	
21																	
22																	
23																	
24																	
25																	
26																	
27																	
28																	
29																	
30																	
31																	
32																	
33																	
34																	
35																	

2.118919

Quantitation Report (Not Reviewed)

Data File : G:\APOLLO\DATA\211028\1028003.D Vial: 3
Acq On : 10-28-21 9:19:03 Operator: KA
Sample : DMO STD 1 10/28/21 Inst : Apollo
Misc : water Multiplr: 1.00
IntFile : events.e
Quant Time: Oct 28 15:39 2021 Quant Results File: DOC1028.RES

Method : G:\APOLLO\DATA\211028\DOC1028.M (Chemstation Integrator)
Title : 8015 B&C
Last Update : Thu Oct 28 15:39:11 2021
Response via : Multiple Level Calibration

Volume Inj. : 2UL
Signal Phase : DB-5
Signal Info : FID02A

Compound	R.T.	Response	Conc Units
System Monitoring Compounds			
3) SA Ortho-Terphenyl(S)	7.53	1818617	0.291 ppb
Surrogate Spike 30.000	Recovery	=	0.97%
4) SA Octacosane(S)	9.82	1234601	0.273 ppb
Surrogate Spike 30.000	Recovery	=	0.91%
Target Compounds			
1) HATM Diesel (C10-C24)	6.49	29838086	5.928 ppb
2) HBTM Motor Oil (C24-C40)	14.96	51923283	5.234 ppb

Target Compounds

(f)=RT Delta > 1/2 Window (m)=manual int.

Data File: G:\APOLLO\DATA\211028\1028003.D
Sample : DMO STD 1 10/28/21

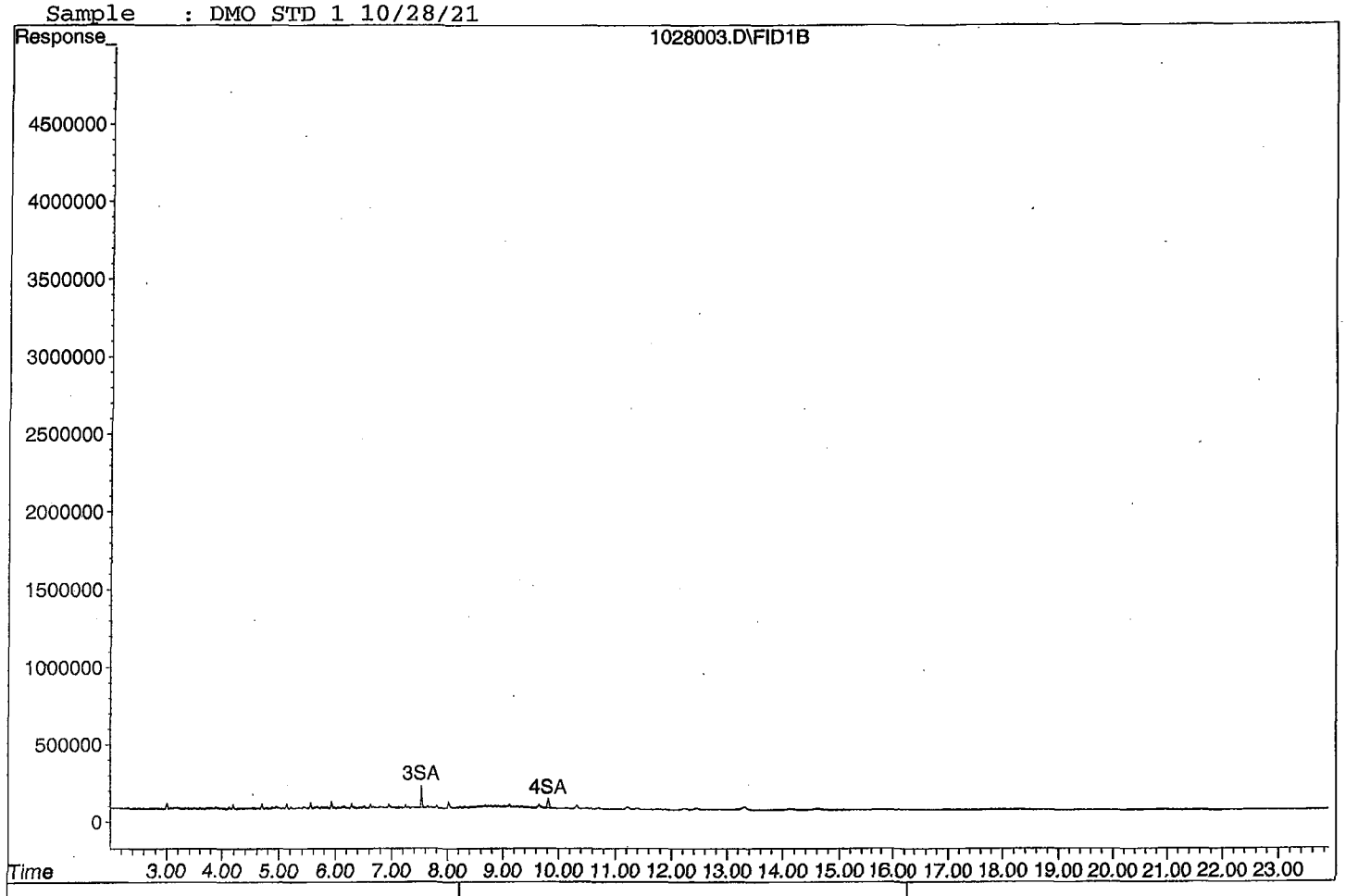

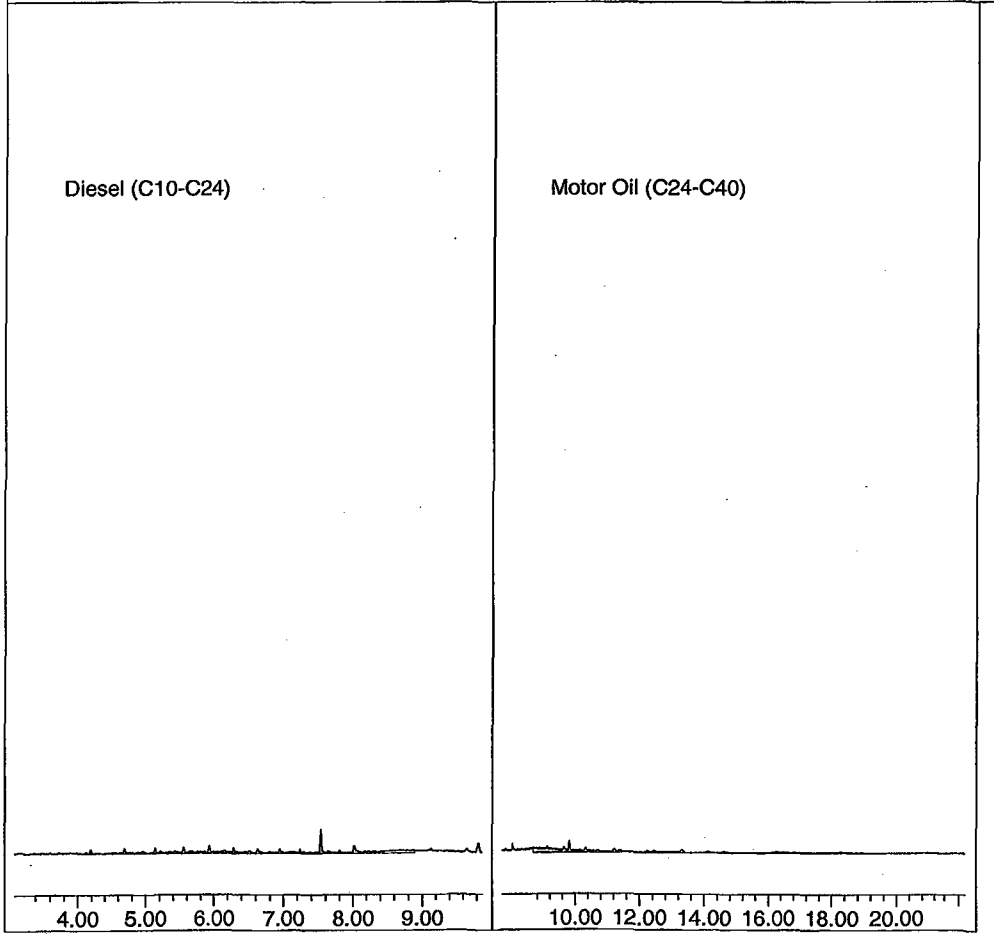

Quantitation Report (Not Reviewed)

Data File : G:\APOLLO\DATA\211028\1028004.D Vial: 4
Acq On : 10-28-21 9:47:06 Operator: KA
Sample : DMO STD 2 10/28/21 Inst : Apollo
Misc : water Multiplr: 1.00
IntFile : events.e
Quant Time: Oct 28 15:39 2021 Quant Results File: DOC1028.RES

Method : G:\APOLLO\DATA\211028\DOC1028.M (Chemstation Integrator)
Title : 8015 B&C
Last Update : Thu Oct 28 15:39:11 2021
Response via : Multiple Level Calibration

Volume Inj. : 2UL
Signal Phase : DB-5
Signal Info : FID02A

Compound	R.T.	Response	Conc Units
System Monitoring Compounds			
3) SA Ortho-Terphenyl(S)	7.53	3178668	0.508 ppb
Surrogate Spike 30.000		Recovery =	1.69%
4) SA Octacosane(S)	9.82	2170507	0.480 ppb
Surrogate Spike 30.000		Recovery =	1.60%
Target Compounds			
1) HATM Diesel (C10-C24)	6.49	48131263	9.562 ppb
2) HBTM Motor Oil (C24-C40)	14.96	65214303	9.152 ppb

Target Compounds

(f)=RT Delta > 1/2 Window (m)=manual int.

Quantitation Report

Data File: G:\APOLLO\DATA\211028\1028004.D
Sample : DMO STD 2 10/28/21

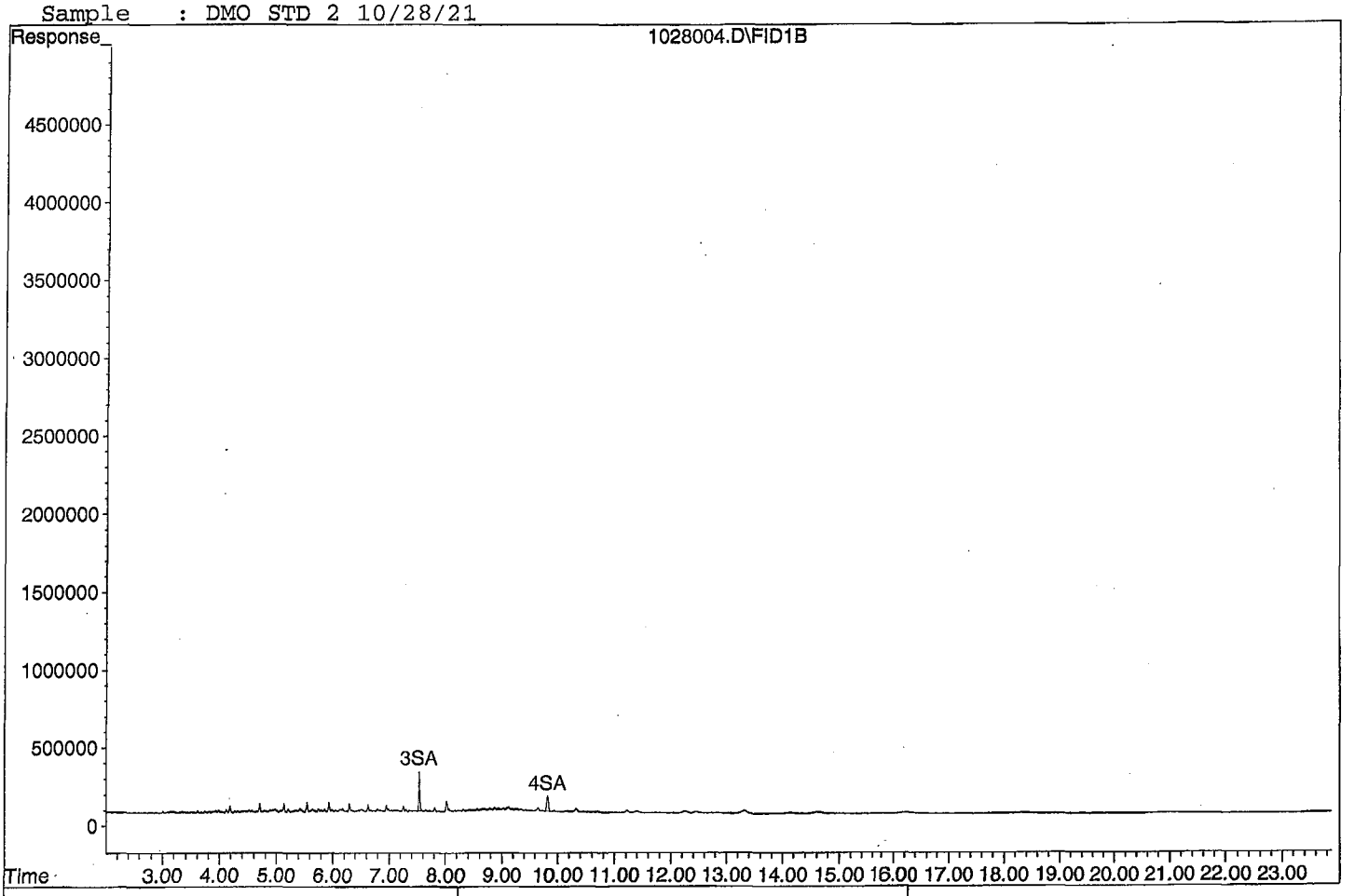

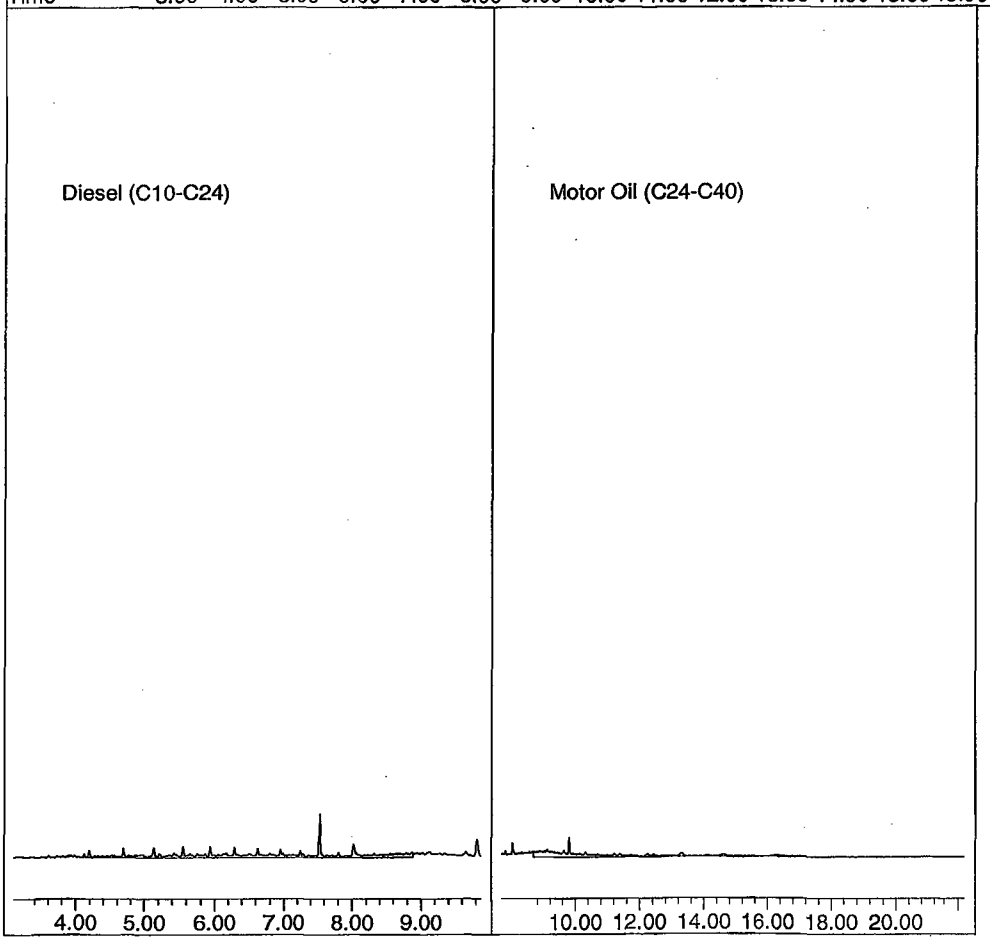

Quantitation Report (Not Reviewed)

Data File : G:\APOLLO\DATA\211028\1028005.D Vial: 5
Acq On : 10-28-21 10:15:13 Operator: KA
Sample : DMO STD 3 10/28/21 Inst : Apollo
Misc : water Multiplr: 1.00
IntFile : events.e
Quant Time: Oct 28 15:39 2021 Quant Results File: DOC1028.RES

Method : G:\APOLLO\DATA\211028\DOC1028.M (Chemstation Integrator)
Title : 8015 B&C
Last Update : Thu Oct 28 15:39:11 2021
Response via : Multiple Level Calibration

Volume Inj. : 2UL
Signal Phase : DB-5
Signal Info : FID02A

Compound	R.T.	Response	Conc Units
System Monitoring Compounds			
3) SA Ortho-Terphenyl(S)	7.53	15599382	2.494 ppb
Surrogate Spike 30.000		Recovery =	8.31%
4) SA Octacosane(S)	9.82	11432050	2.528 ppb
Surrogate Spike 30.000		Recovery =	8.43%
Target Compounds			
1) HATM Diesel (C10-C24)	6.49	251787231	50.024 ppb
2) HBTM Motor Oil (C24-C40)	14.96	206586322	50.832 ppb

Target Compounds

Quantitation Report

Data File: G:\APOLLO\DATA\211028\1028005.D
Sample : DMO STD 3 10/28/21

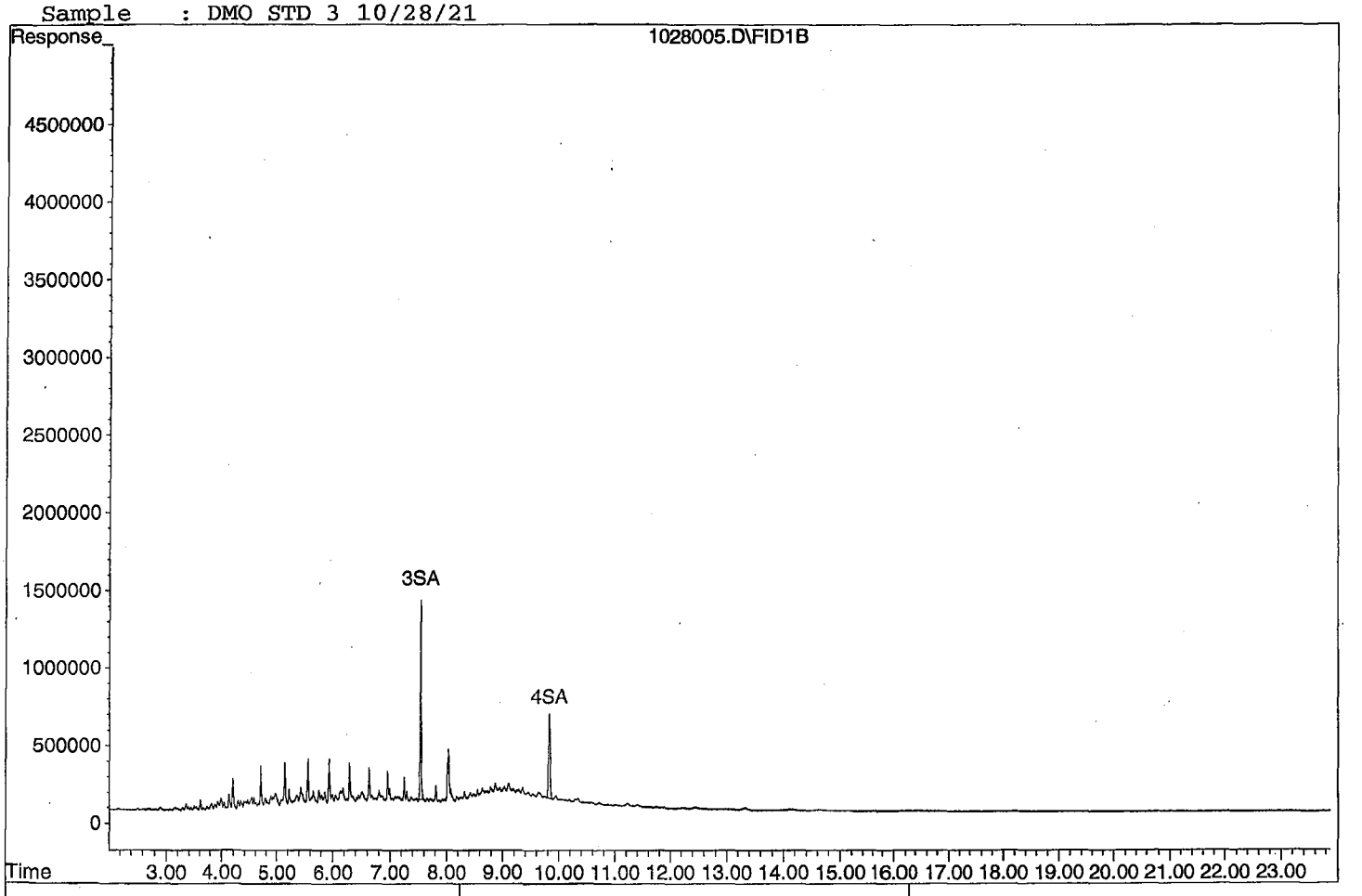

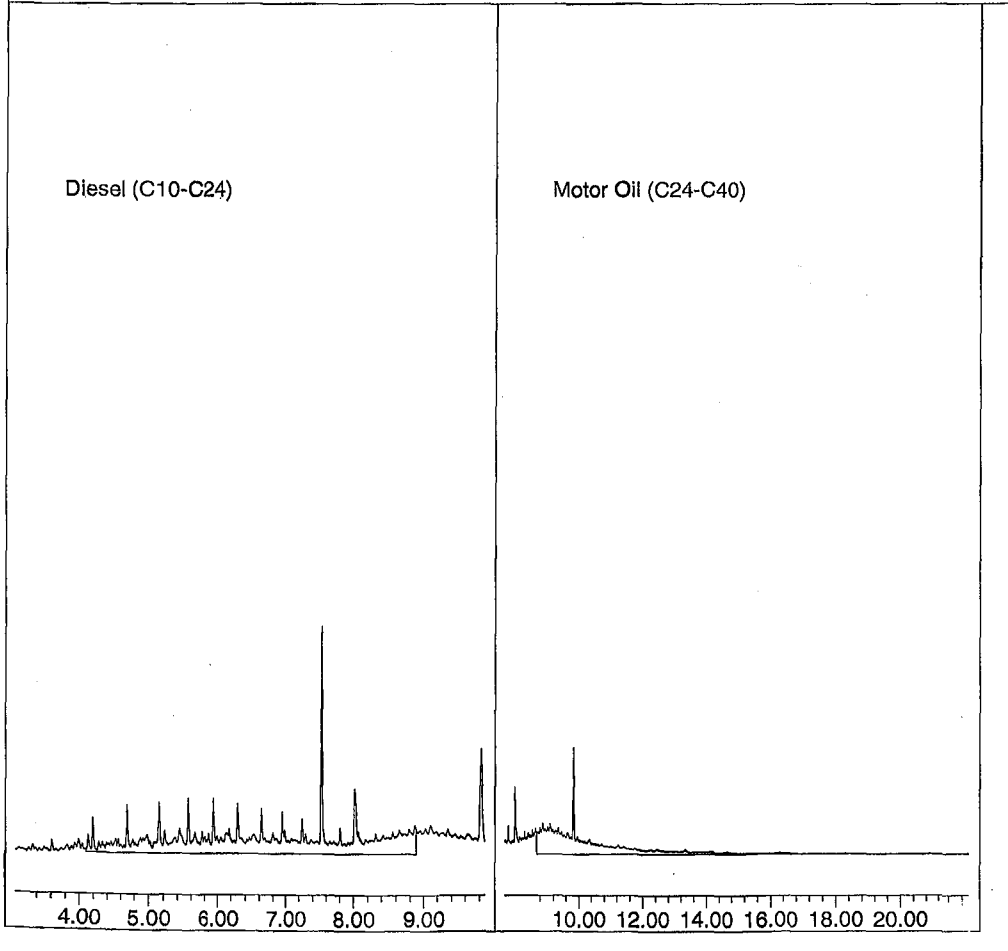

Quantitation Report (Not Reviewed)

Data File : G:\APOLLO\DATA\211028\1028006.D Vial: 6
Acq On : 10-28-21 10:43:31 Operator: KA
Sample : DMO STD 4 10/28/21 Inst : Apollo
Misc : water Multiplr: 1.00
IntFile : events.e
Quant Time: Oct 28 15:39 2021 Quant Results File: DOC1028.RES

Method : G:\APOLLO\DATA\211028\DOC1028.M (Chemstation Integrator)
Title : 8015 B&C
Last Update : Thu Oct 28 15:39:11 2021
Response via : Multiple Level Calibration

Volume Inj. : 2UL
Signal Phase : DB-5
Signal Info : FID02A

Compound	R.T.	Response	Conc Units
System Monitoring Compounds			
3) SA Ortho-Terphenyl(S)	7.53	75891940	12.133 ppb
Surrogate Spike 30.000		Recovery =	40.44%
4) SA Octacosane(S)	9.82	56888797	12.578 ppb
Surrogate Spike 30.000		Recovery =	41.93%
Target Compounds			
1) HATM Diesel (C10-C24)	6.49	1209470396	240.292 ppb
2) HBTM Motor Oil (C24-C40)	14.96	912296132	258.892 ppb

Target Compounds

Data File: G:\APOLLO\DATA\211028\1028006.D
Sample : DMO STD 4 10/28/21

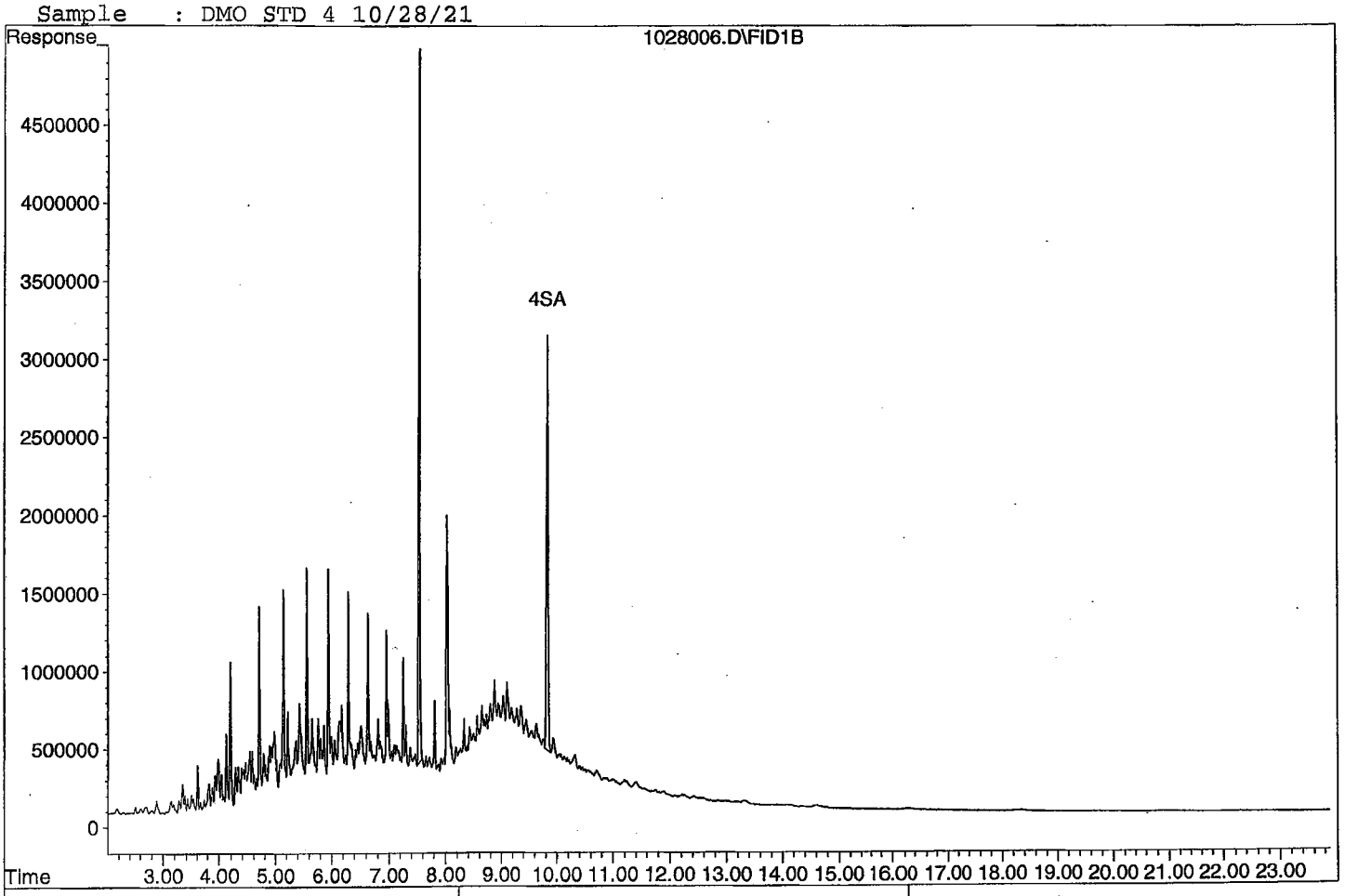

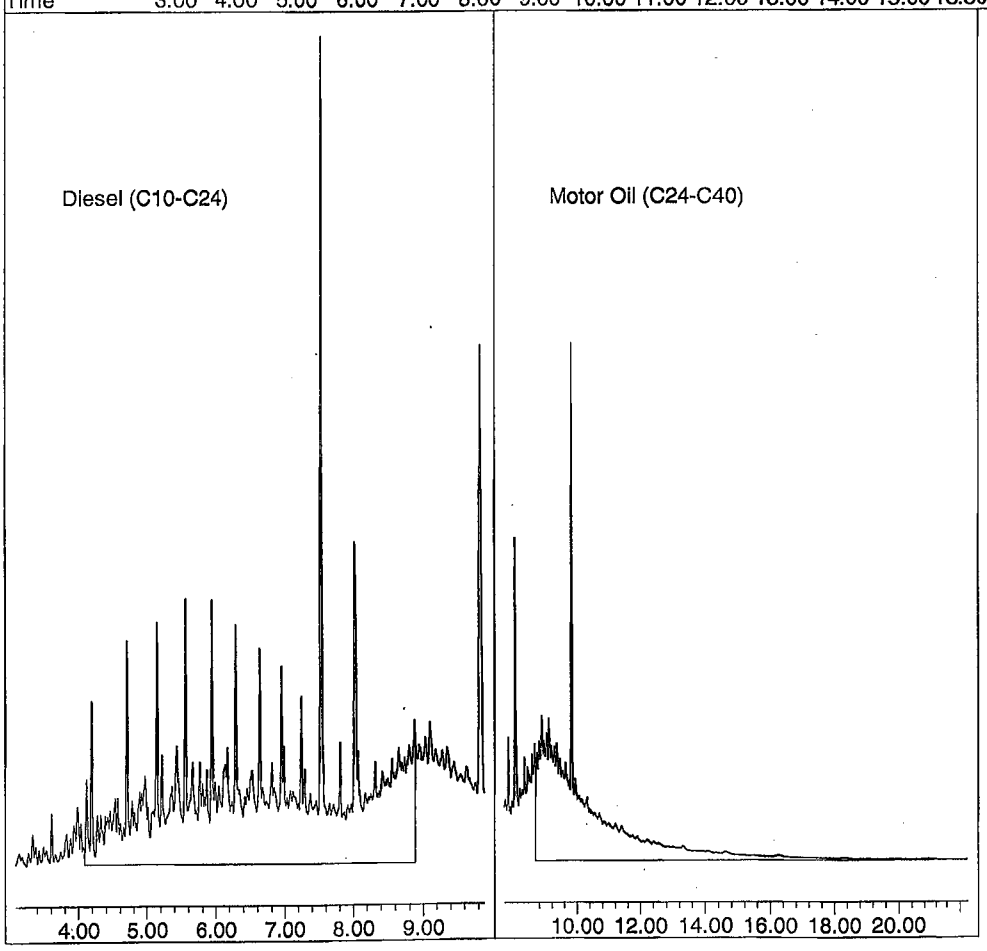

Quantitation Report (Not Reviewed)

Data File : G:\APOLLO\DATA\211028\1028007.D Vial: 7
Acq On : 10-28-21 11:11:42 Operator: KA
Sample : DMO STD 5 10/28/21 Inst : Apollo
Misc : water Multiplr: 1.00
IntFile : events.e
Quant Time: Oct 28 15:39 2021 Quant Results File: DOC1028.RES

Method : G:\APOLLO\DATA\211028\DOC1028.M (Chemstation Integrator)
Title : 8015 B&C
Last Update : Thu Oct 28 15:39:11 2021
Response via : Multiple Level Calibration

Volume Inj. : 2UL
Signal Phase : DB-5
Signal Info : FID02A

Compound	R.T.	Response	Conc Units
System Monitoring Compounds			
3) SA Ortho-Terphenyl(S)	7.54	292696553	46.794 ppb
Surrogate Spike 30.000		Recovery =	155.98%
4) SA Octacosane(S)	9.83	217041298	47.988 ppb
Surrogate Spike 30.000		Recovery =	159.96%
Target Compounds			
1) HATM Diesel (C10-C24)	6.49	4675985227	929.003 ppb
2) HBTM Motor Oil (C24-C40)	14.96	3391967397	989.959 ppb
Target Compounds			

Data File: G:\APOLLO\DATA\211028\1028007.D
Sample : DMO STD 5 10/28/21

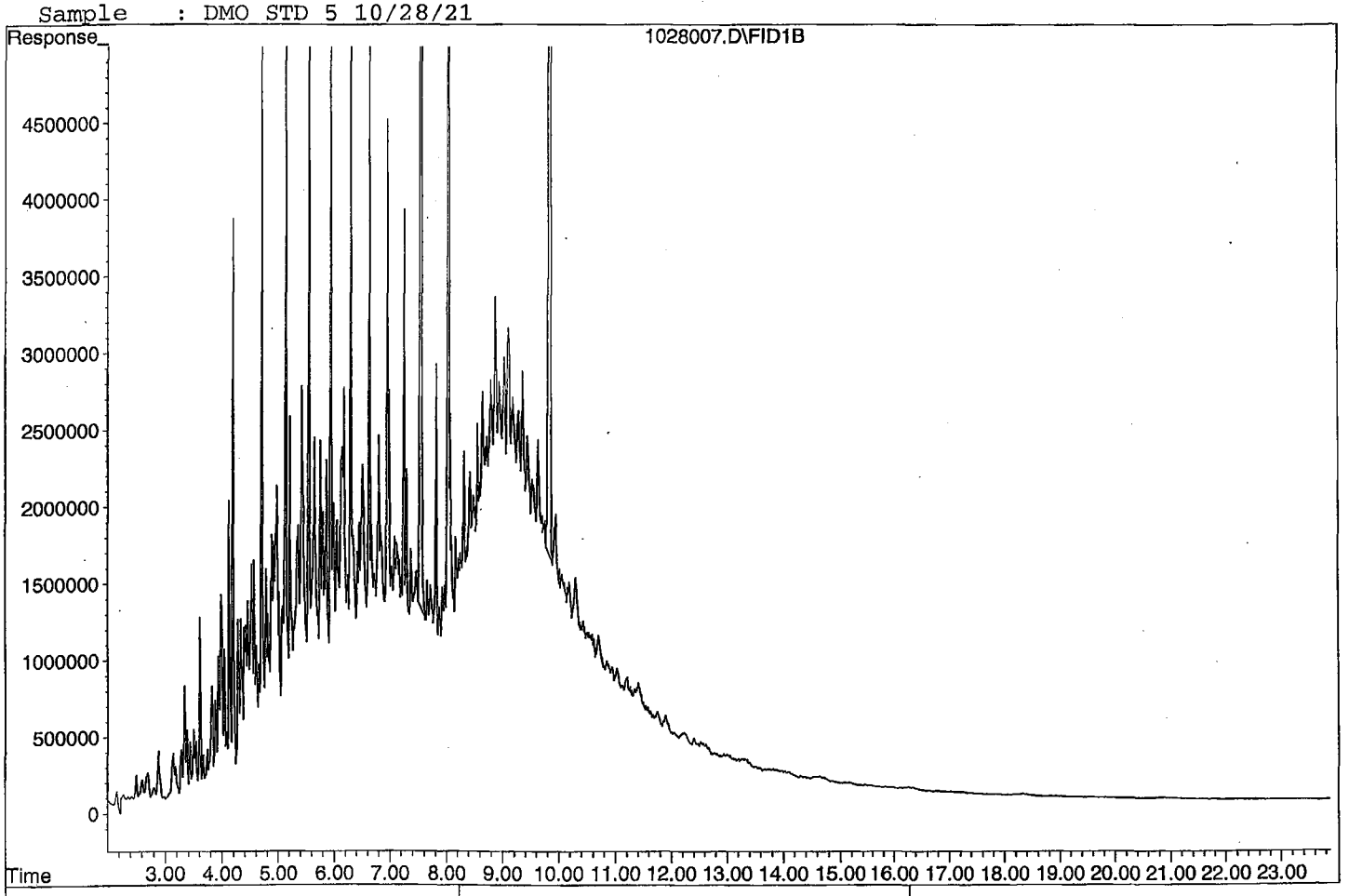

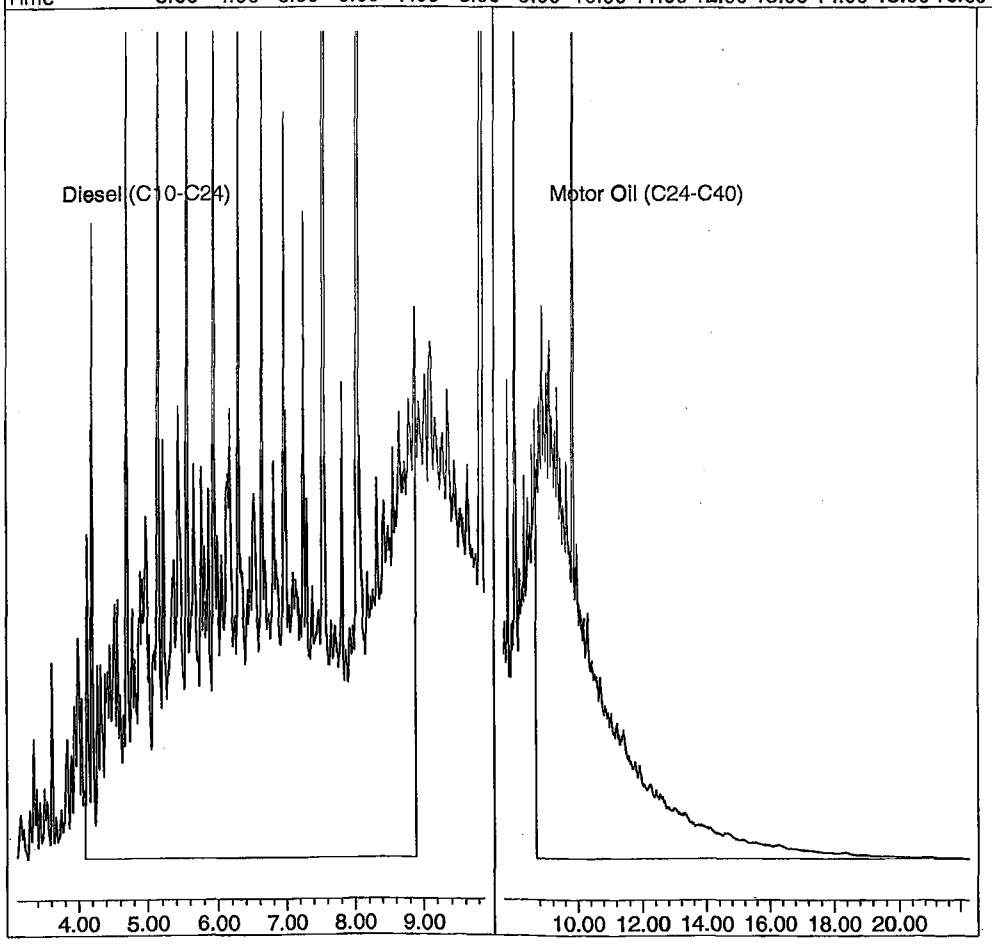

Quantitation Report (Not Reviewed)

Data File : G:\APOLLO\DATA\211028\1028008.D Vial: 8
Acq On : 10-28-21 11:39:55 Operator: KA
Sample : DMO STD 6 10/28/21 Inst : Apollo
Misc : water Multiplr: 1.00
IntFile : events.e
Quant Time: Oct 28 15:39 2021 Quant Results File: DOC1028.RES

Method : G:\APOLLO\DATA\211028\DOC1028.M (Chemstation Integrator)
Title : 8015 B&C
Last Update : Thu Oct 28 15:39:11 2021
Response via : Multiple Level Calibration

Volume Inj. : 2UL
Signal Phase : DB-5
Signal Info : FID02A

Compound	R.T.	Response	Conc Units
System Monitoring Compounds			
3) SA Ortho-Terphenyl(S)	7.54	435798382	69.672 ppb
Surrogate Spike 30.000		Recovery =	232.24%
4) SA Octacosane(S)	9.84	325688048	72.009 ppb
Surrogate Spike 30.000		Recovery =	240.03%
Target Compounds			
1) HATM Diesel (C10-C24)	6.49	7163144090	1423.140 ppb
2) HBTM Motor Oil (C24-C40)	14.96	5028351305	1472.405 ppb

Target Compounds

Data File: G:\APOLLO\DATA\211028\1028008.D
Sample : DMO STD 6 10/28/21

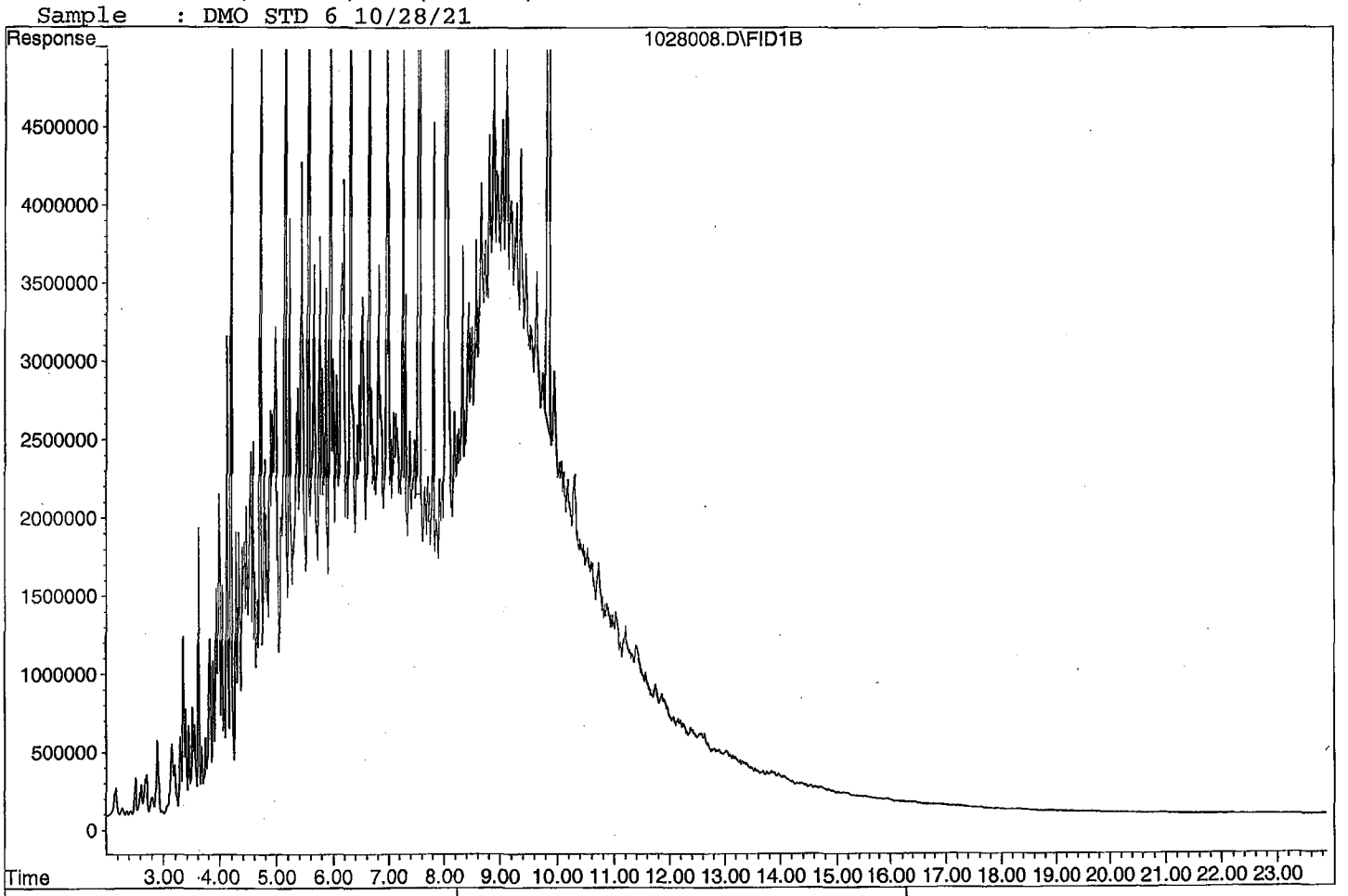

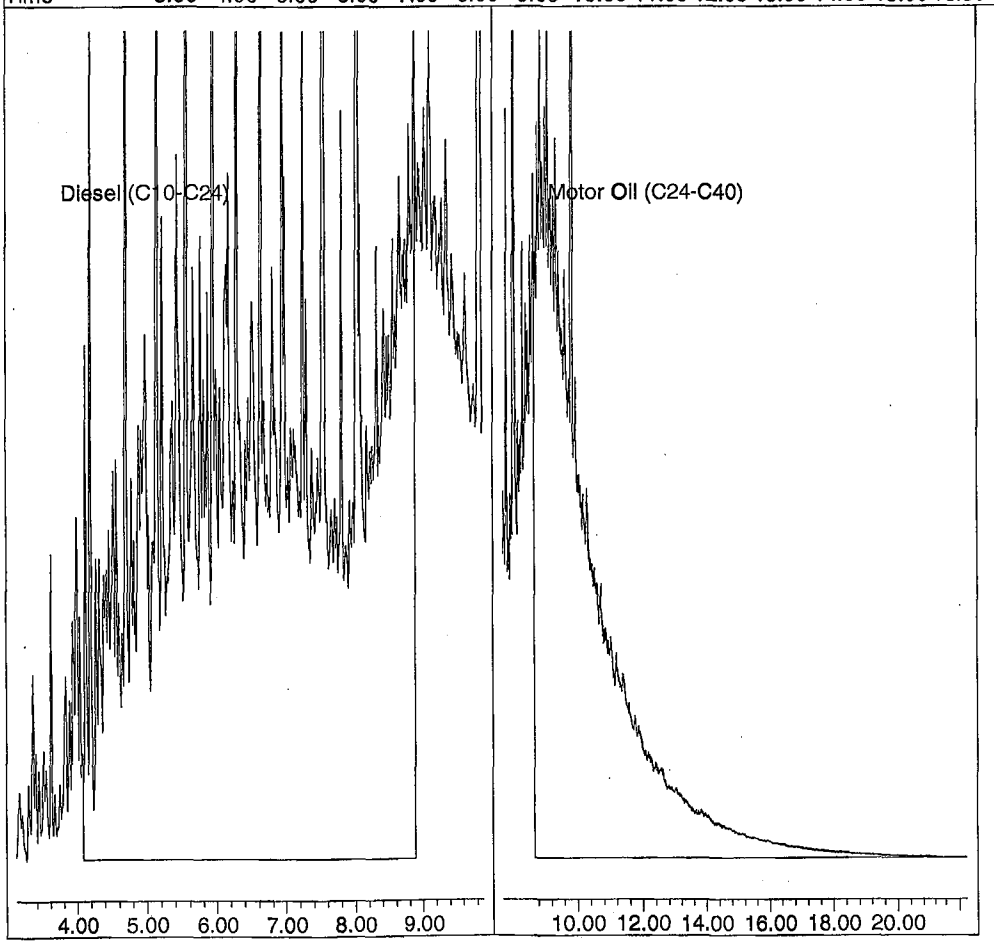

Quantitation Report (Not Reviewed)

Data File : G:\APOLLO\DATA\211028\1028009.D Vial: 9
Acq On : 10-28-21 12:08:10 Operator: KA
Sample : DMO STD 7 10/28/21 Inst : Apollo
Misc : water Multiplr: 1.00
IntFile : events.e
Quant Time: Oct 28 15:39 2021 Quant Results File: DOC1028.RES

Method : G:\APOLLO\DATA\211028\DOC1028.M (Chemstation Integrator)
Title : 8015 B&C
Last Update : Thu Oct 28 15:39:11 2021
Response via : Multiple Level Calibration

Volume Inj. : 2UL
Signal Phase : DB-5
Signal Info : FID02A

Compound	R.T.	Response	Conc Units
System Monitoring Compounds			
3) SA Ortho-Terphenyl(S)	7.54	617758709	98.762 ppb
Surrogate Spike 30.000		Recovery =	329.21%
4) SA Octacosane(S)	9.85	457331573	101.116 ppb
Surrogate Spike 30.000		Recovery =	337.05%
Target Compounds			
1) HATM Diesel (C10-C24)	6.49	10255165539	2037.448 ppb
2) HBTM Motor Oil (C24-C40)	14.96	6914631831	2028.526 ppb
Target Compounds			

(f)=RT Delta > 1/2 Window (m)=manual int.

Quantitation Report

Data File: G:\APOLLO\DATA\211028\1028009.D
Sample : DMO STD 7 10/28/21

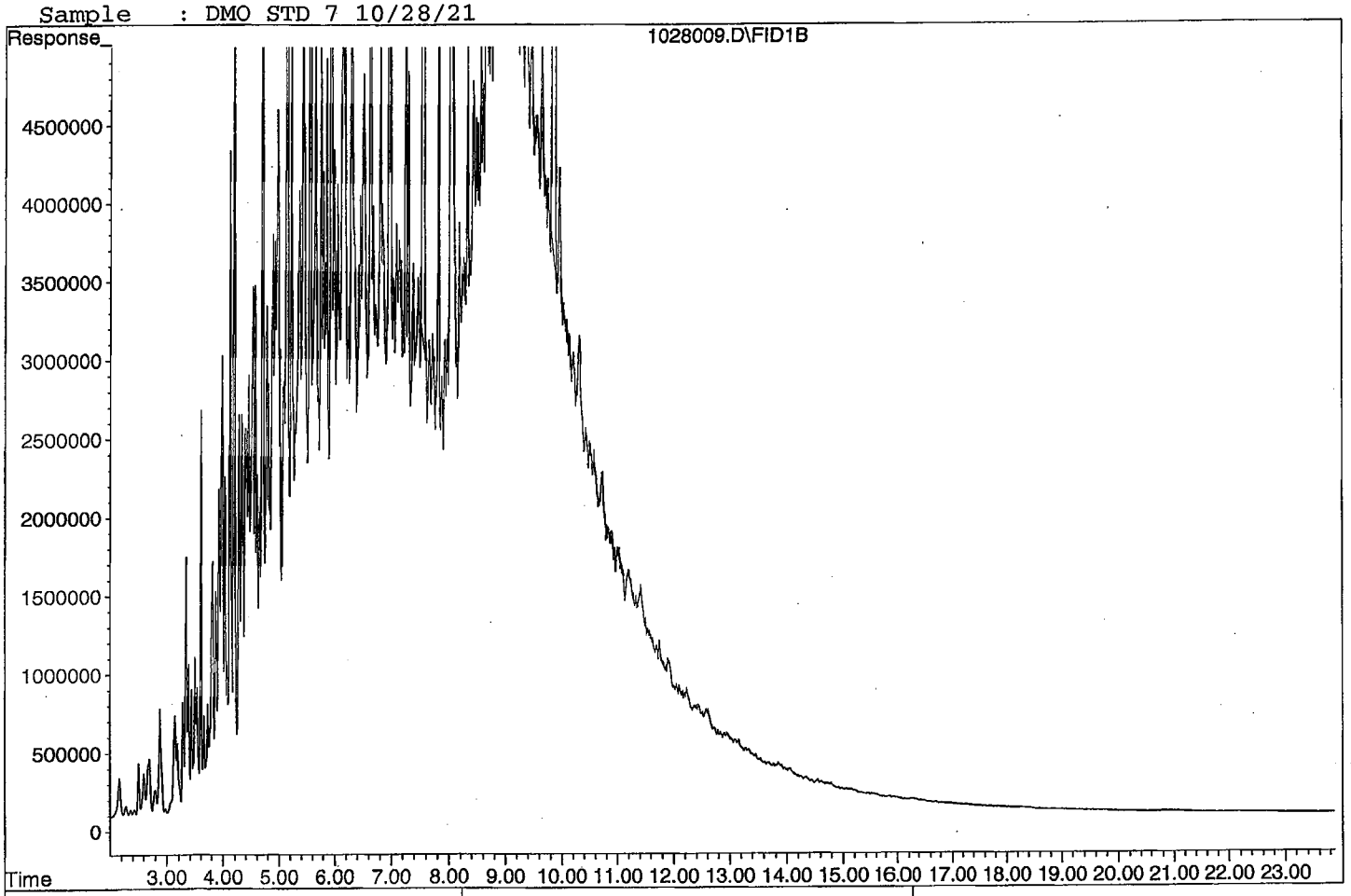

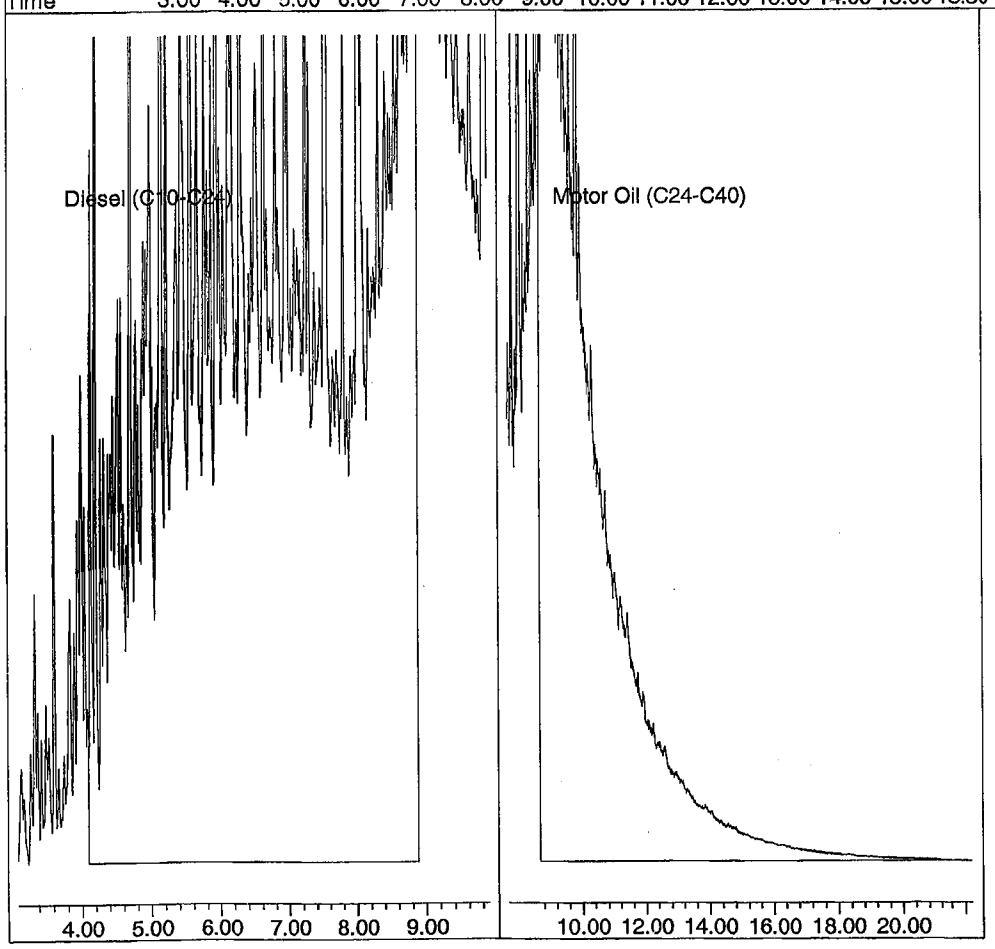

TPH Extractables
DOC1028

Form 7

Second Source Calibration

Lab Name: APPL, Inc.
Case No:
Matrix: Water

SDG No:
Date Analyzed: 10/28/2021
Instrument: Apollo
Initial Cal. Date: 10/28/2021
Data File: 1028010.D

		Compound	MEAN	CCRF	%D		%Drift
1	HATM	Diesel (C10-C24)	2516670	2266400	9.9	HATM	
2	HBTM	Motor Oil (C24-C40)	2492040	1663520	33	HBTML	5.9
3							
4							
5							
6							
7							
8							
9							
10							
11							
12							
13							
14							
15							
16							
17							
18							
19							
20							
21							
22							
23							
24							
25							
26							
27							
28							
29							
30							
31							
32							
33							
34							
35							
36							
37							
38							
39							
40							
		Average			21.5		

Quantitation Report (Not Reviewed)

Data File : G:\APOLLO\DATA\211028\1028010.D Vial: 10
Acq On : 10-28-21 12:36:26 Operator: KA
Sample : DMO Second Source 10/28/21 Inst : Apollo
Misc : water Multiplr: 1.00
IntFile : events.e
Quant Time: Oct 28 15:39 2021 Quant Results File: DOC1028.RES

Method : G:\APOLLO\DATA\211028\DOC1028.M (Chemstation Integrator)
Title : 8015 B&C
Last Update : Thu Oct 28 15:39:11 2021
Response via : Multiple Level Calibration

Volume Inj. : 2UL
Signal Phase : DB-5
Signal Info : FID02A

Compound	R.T.	Response	Conc Units
System Monitoring Compounds			
3) SA Ortho-Terphenyl(S)	7.53	4250105	0.679 ppb
Surrogate Spike 30.000		Recovery =	2.26%
4) SA Octacosane(S)	9.83	-3553	N.D. ppb
Surrogate Spike 30.000		Recovery =	0.00%
Target Compounds			
1) HATM Diesel (C10-C24)	6.49	1133202337	225.139 ppb
2) HBTM Motor Oil (C24-C40)	14.96	831758038	235.148 ppb

Target Compounds

(f)=RT Delta > 1/2 Window (m)=manual int.

1028010.D DOC1028.M Thu Oct 28 15:42:42 2021 Page 1

Data File: G:\APOLLO\DATA\211028\1028010.D
Sample : DMO Second Source 10/28/21

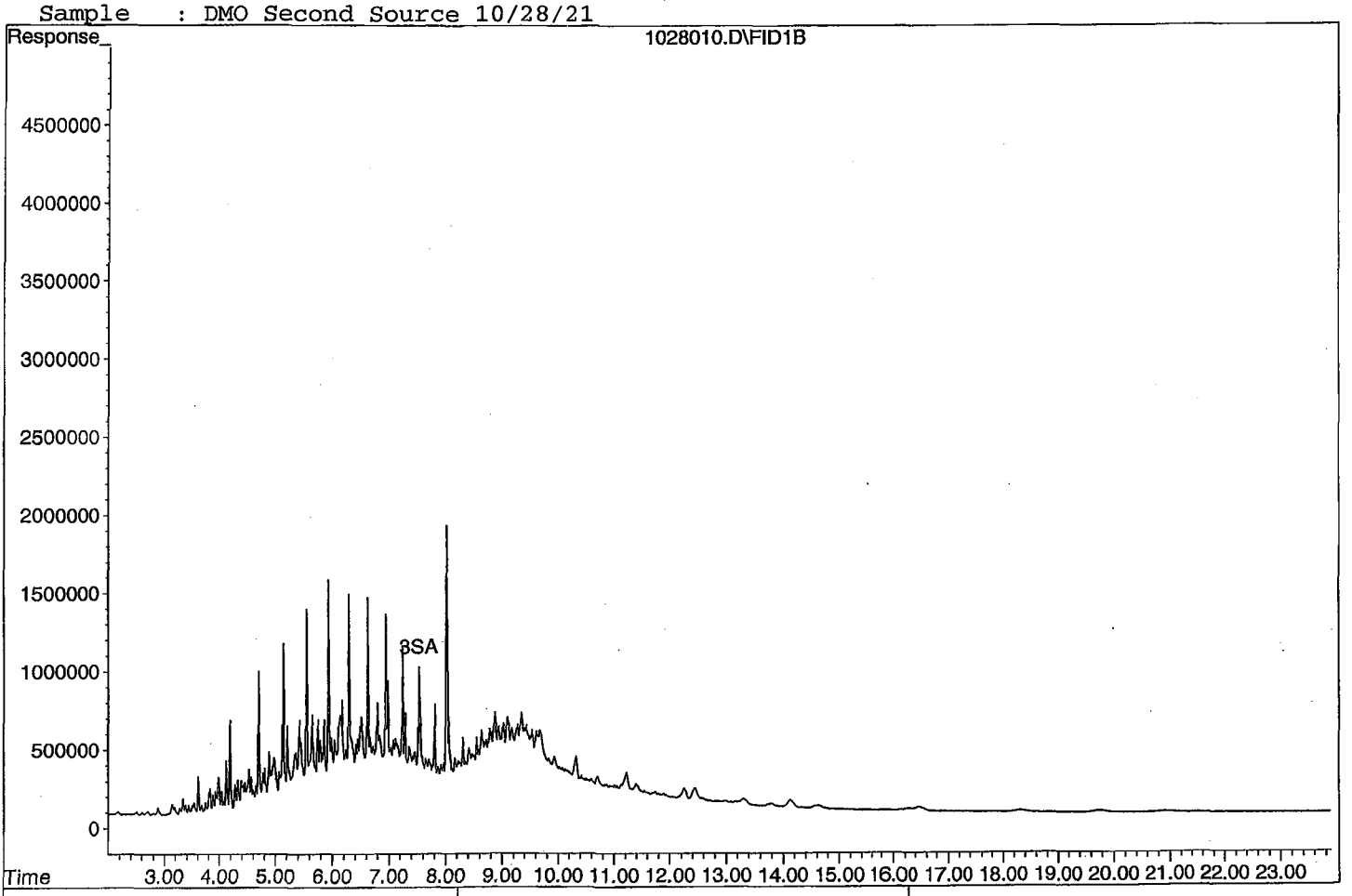

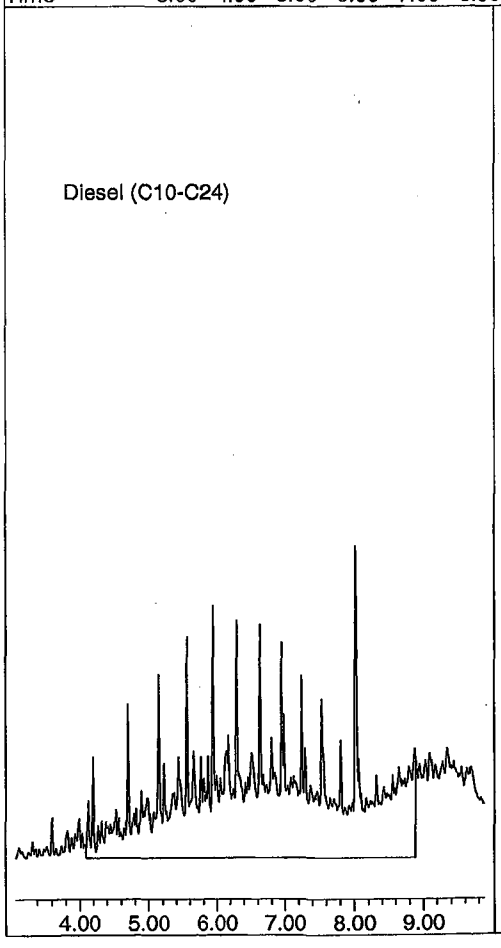



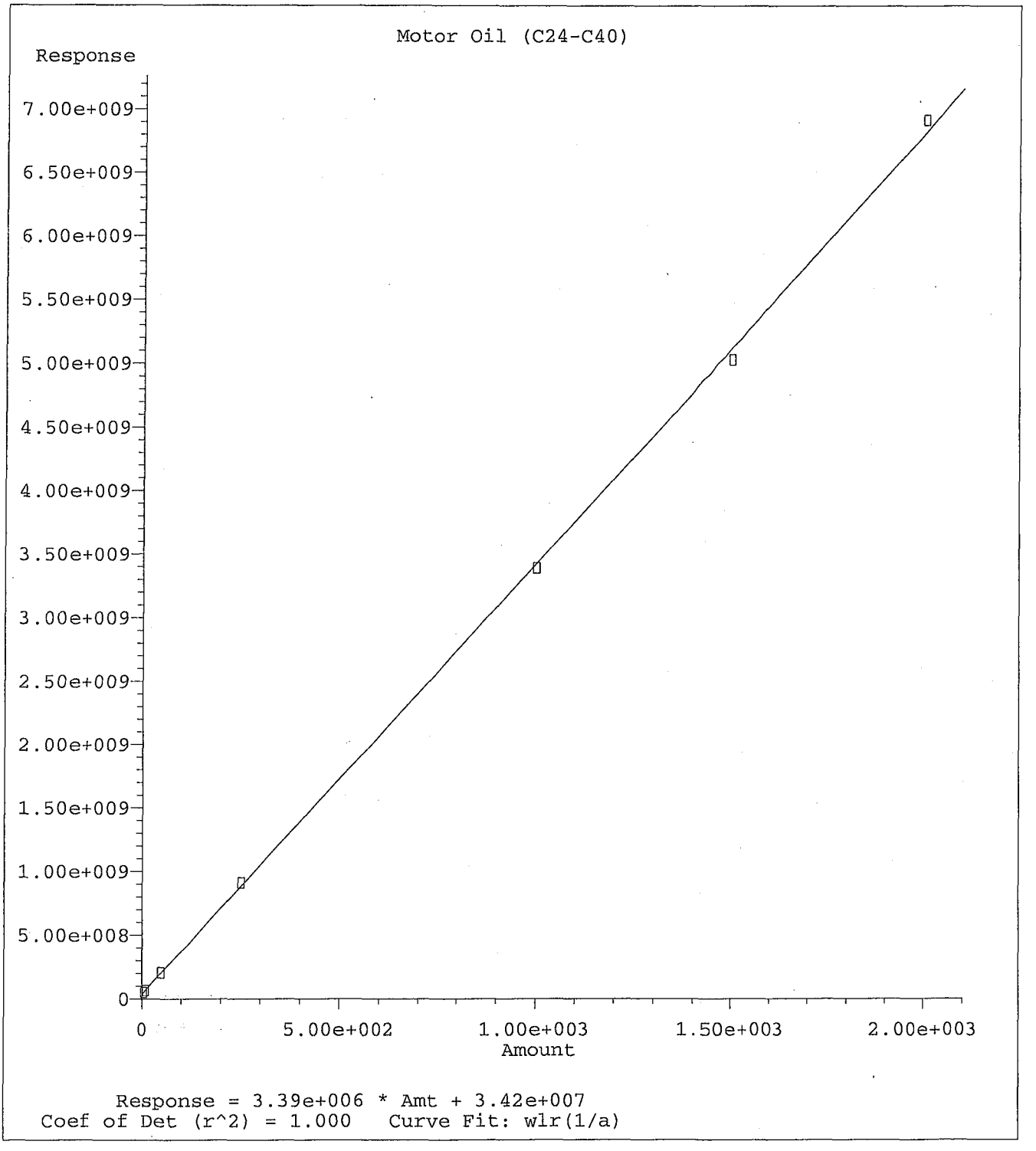

Method Name: G:\APOLLO\DATA\211028\DOC1028.M
Calibration Table Last Updated: Thu Oct 28 15:37:06 2021

TPH Extractables
DOC1028

Form 7

Continuing Calibration

Lab Name: APPL, Inc.
Case No:
Matrix: Water

SDG No:
Date Analyzed: 11/9/2021
Instrument: Apollo
Initial Cal. Date: 10/28/2021
Data File: 1108056.D

		Compound	MEAN	CCRF	%D		%Drift
1	HATM	Diesel (C10-C24)	2516670	2343110	6.9	HATM	
2	HBTM	Motor Oil (C24-C40)	2492040	1661250	33	HBTML	6.1
3	SA	Ortho-Terphenyl(S)	3127510	2848920	8.9	SA	
4	SA	Octacosane(S)	2261430	2090450	7.6	SA	
5							
6							
7							
8							
9							
10							
11							
12							
13							
14							
15							
16							
17							
18							
19							
20							
21							
22							
23							
24							
25							
26							
27							
28							
29							
30							
31							
32							
33							
34							
35							
36							
37							
38							
39							
40							
		Average			14.1		

Quantitation Report (Not Reviewed)

Data File : G:\APOLLO\DATA\211108\1108056.D
Acq On : 11-9-21 11:26:11
Sample : DMO LVL 4 CCV 10/27/21
Misc : water
IntFile : events.e
Quant Time: Nov 9 15:53 2021 Quant Results File: DOC1028.RES

Vial: 56
Operator: KA
Inst : Apollo
Multiplr: 1.00

Method : G:\APOLLO\DATA\211028\DOC1028.M (Chemstation Integrator)
Title : 8015 B&C
Last Update : Fri Nov 12 17:55:30 2021
Response via : Multiple Level Calibration

Volume Inj. : 2UL
Signal Phase : DB-5
Signal Info : FID02A

Compound	R.T.	Response	Conc Units
System Monitoring Compounds			
3) SA Ortho-Terphenyl(S)	7.44	71223031	11.387 ppb
Surrogate Spike 30.000		Recovery =	37.96%
4) SA Octacosane(S)	9.69	52261242	11.555 ppb
Surrogate Spike 30.000		Recovery =	38.52%
Target Compounds			
1) HATM Diesel (C10-C24)	6.49	1171557450	232.760 ppb
2) HBTM Motor Oil (C24-C40)	14.96	830624778	234.814 ppb

Target Compounds

(f)=RT Delta > 1/2 Window (m)=manual int.

Data File: G:\APOLLO\DATA\211108\1108056.D
Sample : DMO LVL 4 CCV 10/27/21

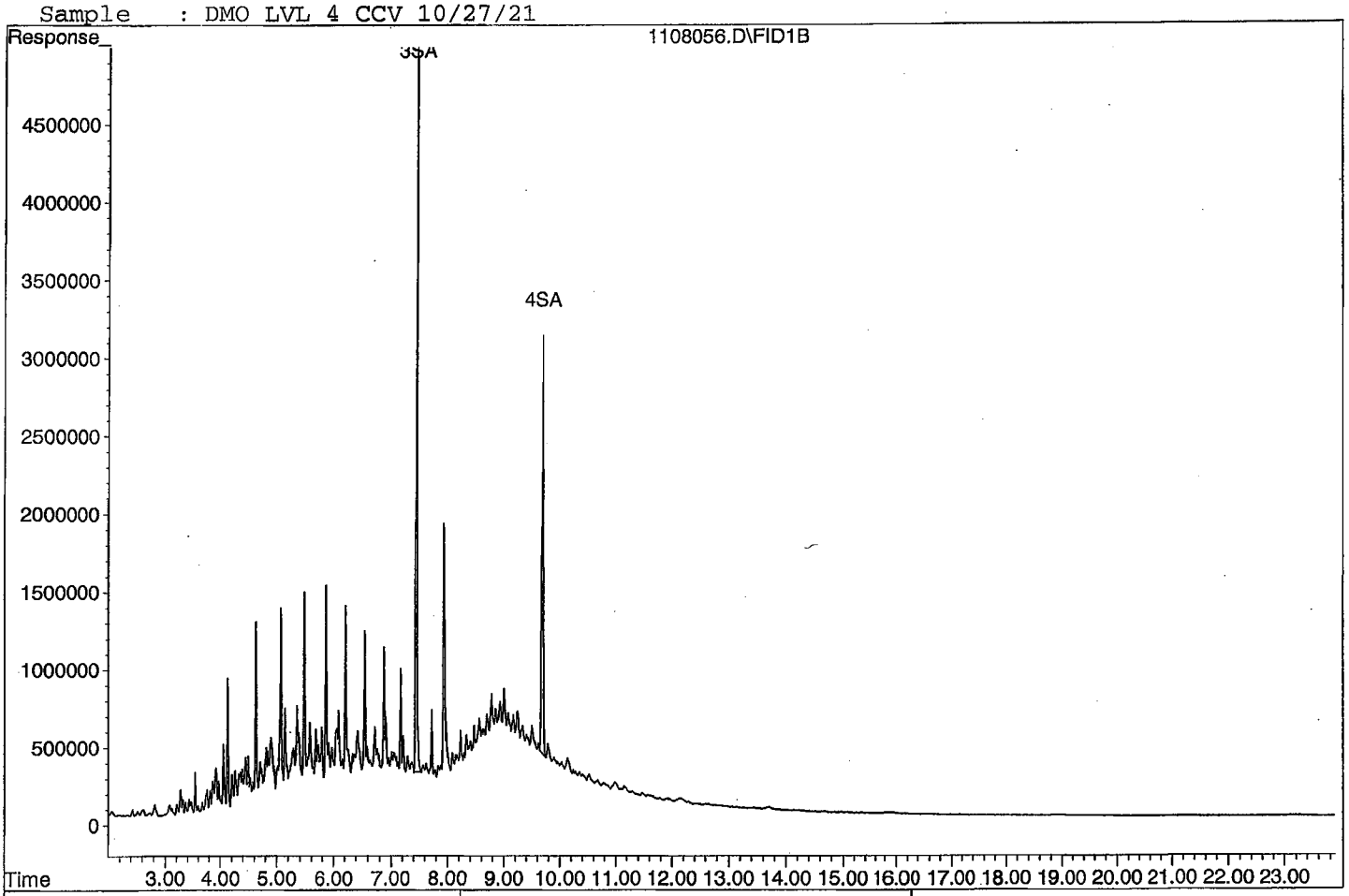

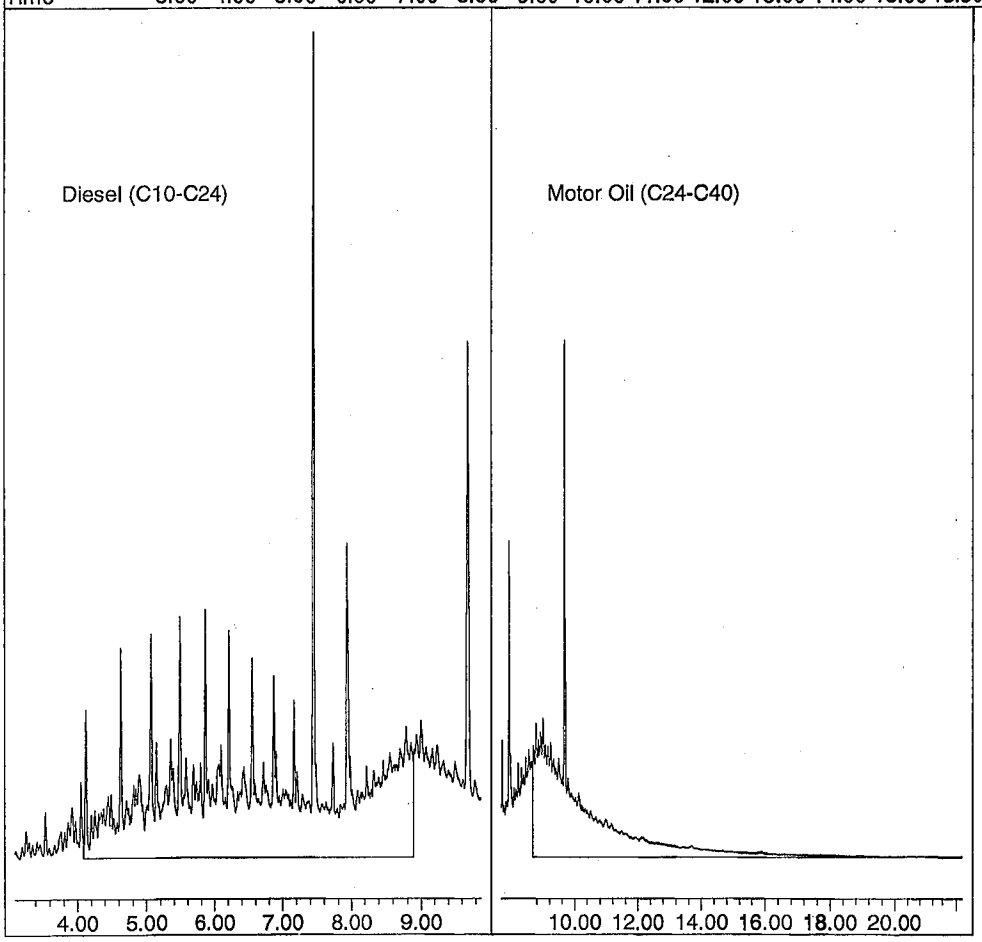

TPH Extractables
DOC1028

Form 7

Continuing Calibration

Lab Name: APPL, Inc.
Case No:
Matrix: Water

SDG No:
Date Analyzed: 11/9/2021
Instrument: Apollo
Initial Cal. Date: 10/28/2021
Data File: 1108073.D

		Compound	MEAN	CCRF	%D		%Drift
1	HATM	Diesel (C10-C24)	2516670	2278330	9.5	HATM	
2	HBTM	Motor Oil (C24-C40)	2492040	1644640	34	HBTML	7.1
3	SA	Ortho-Terphenyl(S)	3127510	2798030	11	SA	
4	SA	Octacosane(S)	2261430	2065910	8.6	SA	
5							
6							
7							
8							
9							
10							
11							
12							
13							
14							
15							
16							
17							
18							
19							
20							
21							
22							
23							
24							
25							
26							
27							
28							
29							
30							
31							
32							
33							
34							
35							
36							
37							
38							
39							
40							
		Average			15.8		

Quantitation Report (Not Reviewed)

Data File : G:\APOLLO\DATA\211108\1108073.D Vial: 73
Acq On : 11-9-21 19:25:40 Operator: KA
Sample : DMO LVL 4 CCV 10/27/21 Inst : Apollo
Misc : water Multiplr: 1.00
IntFile : events.e
Quant Time: Nov 10 10:24 2021 Quant Results File: DOC1028.RES

Method : G:\APOLLO\DATA\211028\DOC1028.M (Chemstation Integrator)
Title : 8015 B&C
Last Update : Fri Nov 12 17:55:30 2021
Response via : Multiple Level Calibration

Volume Inj. : 2UL
Signal Phase : DB-5
Signal Info : FID02A

Compound	R.T.	Response	Conc Units
System Monitoring Compounds			
3) SA Ortho-Terphenyl(S)	7.44	69950835	11.183 ppb
Surrogate Spike 30.000		Recovery =	37.28%
4) SA Octacosane(S)	9.69	51647824	11.419 ppb
Surrogate Spike 30.000		Recovery =	38.06%
Target Compounds			
1) HATM Diesel (C10-C24)	6.49	1139163673	226.324 ppb
2) HBTM Motor Oil (C24-C40)	14.96	822321176	232.366 ppb

Target Compounds

(f)=RT Delta > 1/2 Window (m)=manual int.

Quantitation Report

Data File: G:\APOLLO\DATA\211108\1108073.D
Sample : DMO LVL 4 CCV 10/27/21

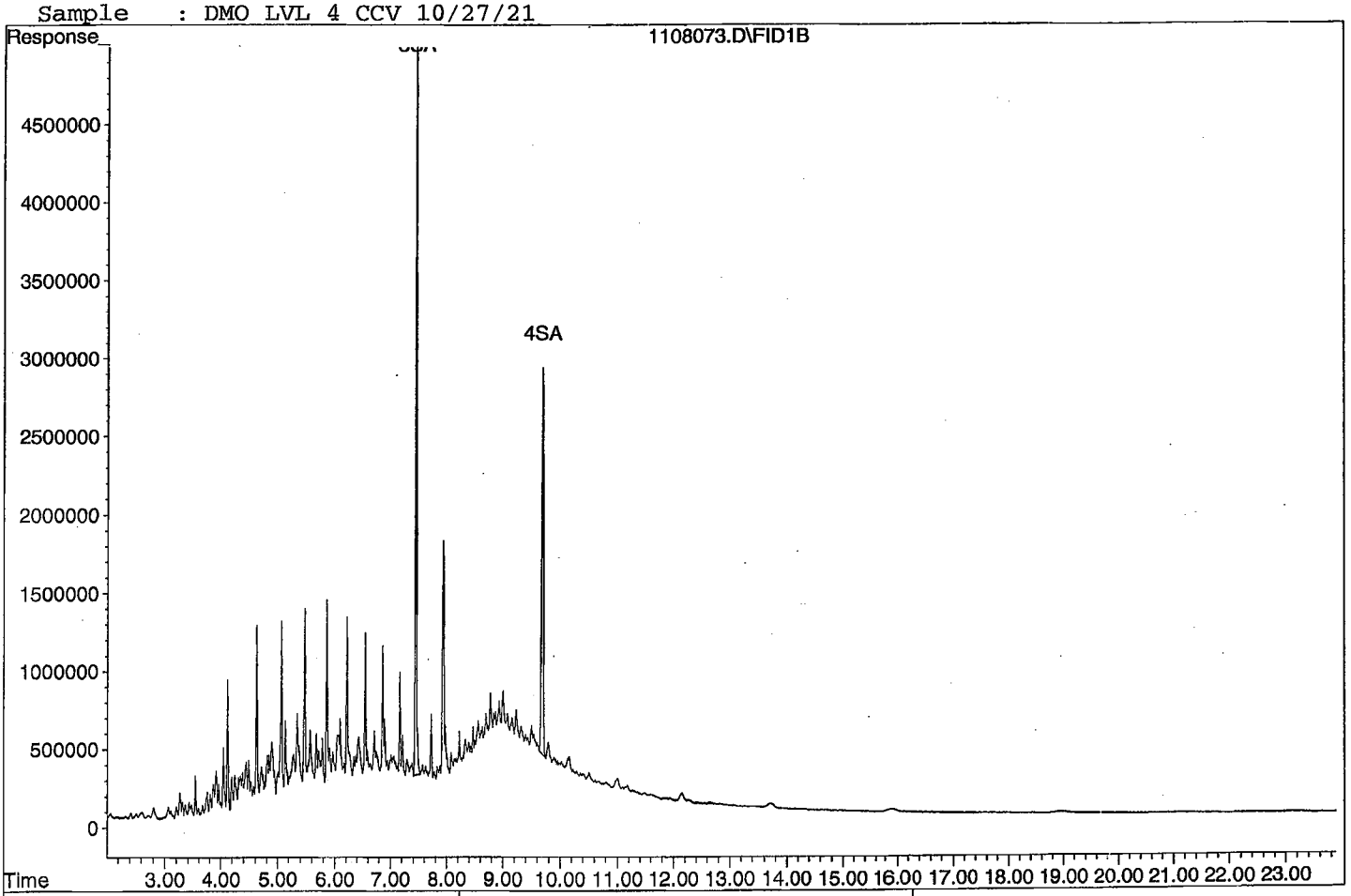

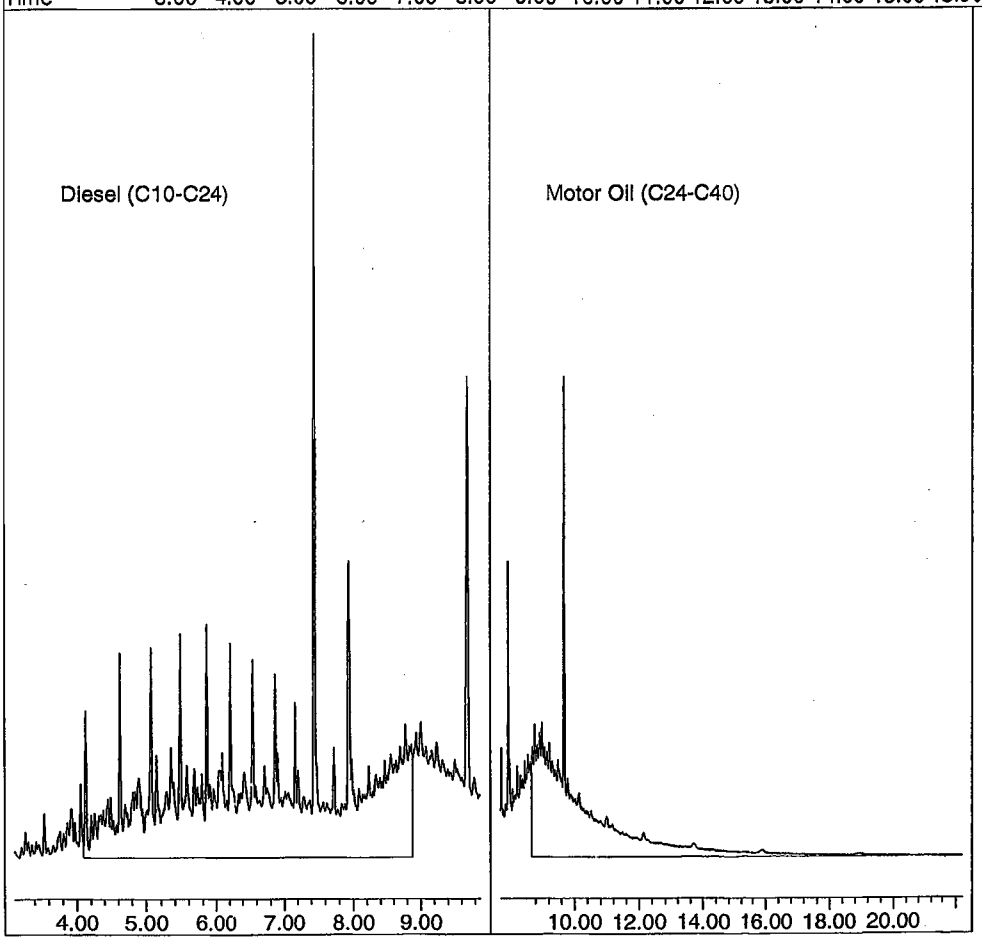

TPH Extractables
DOC1028

Form 7

Continuing Calibration

Lab Name: APPL, Inc.
Case No:
Matrix: Water

SDG No:
Date Analyzed: 11/9/2021
Instrument: Apollo
Initial Cal. Date: 10/28/2021
Data File: 1108082.D

		Compound	MEAN	CCRF	%D	%Drift	
1	HATM	Diesel (C10-C24)	2516670	2320150	7.8	HATM	
2	HBTM	Motor Oil (C24-C40)	2492040	1675310	33	HBTML	5.2
3	SA	Ortho-Terphenyl(S)	3127510	2883620	7.8	SA	
4	SA	Octacosane(S)	2261430	2119370	6.3	SA	
5							
6							
7							
8							
9							
10							
11							
12							
13							
14							
15							
16							
17							
18							
19							
20							
21							
22							
23							
24							
25							
26							
27							
28							
29							
30							
31							
32							
33							
34							
35							
36							
37							
38							
39							
40							
		Average			13.7		

Quantitation Report (Not Reviewed)

Data File : G:\APOLLO\DATA\211108\1108082.D Vial: 82
Acq On : 11-9-21 23:38:16 Operator: KA
Sample : DMQ LVL 4 CCV 10/27/21 Inst : Apollo
Misc : water Multiplr: 1.00
IntFile : events.e
Quant Time: Nov 10 10:25 2021 Quant Results File: DOC1028.RES

Method : G:\APOLLO\DATA\211028\DOC1028.M (Chemstation Integrator)
Title : 8015 B&C
Last Update : Fri Nov 12 17:55:30 2021
Response via : Multiple Level Calibration

Volume Inj. : 2UL
Signal Phase : DB-5
Signal Info : FID02A

Compound	R.T.	Response	Conc Units
System Monitoring Compounds			
3) SA Ortho-Terphenyl(S)	7.44	72090518	11.525 ppb
Surrogate Spike 30.000		Recovery =	38.42%
4) SA Octacosane(S)	9.69	52984253	11.715 ppb
Surrogate Spike 30.000		Recovery =	39.05%
Target Compounds			
1) HATM Diesel (C10-C24)	6.49	1160073423	230.478 ppb
2) HBTM Motor Oil (C24-C40)	14.96	837656281	236.887 ppb

Target Compounds

(f)=RT Delta > 1/2 Window (m)=manual int.

1108082.D DOC1028.M Sat Nov 13 14:27:22 2021

Quantitation Report

Data File: G:\APOLLO\DATA\211108\1108082.D
Sample : DMO LVL 4 CCV 10/27/21

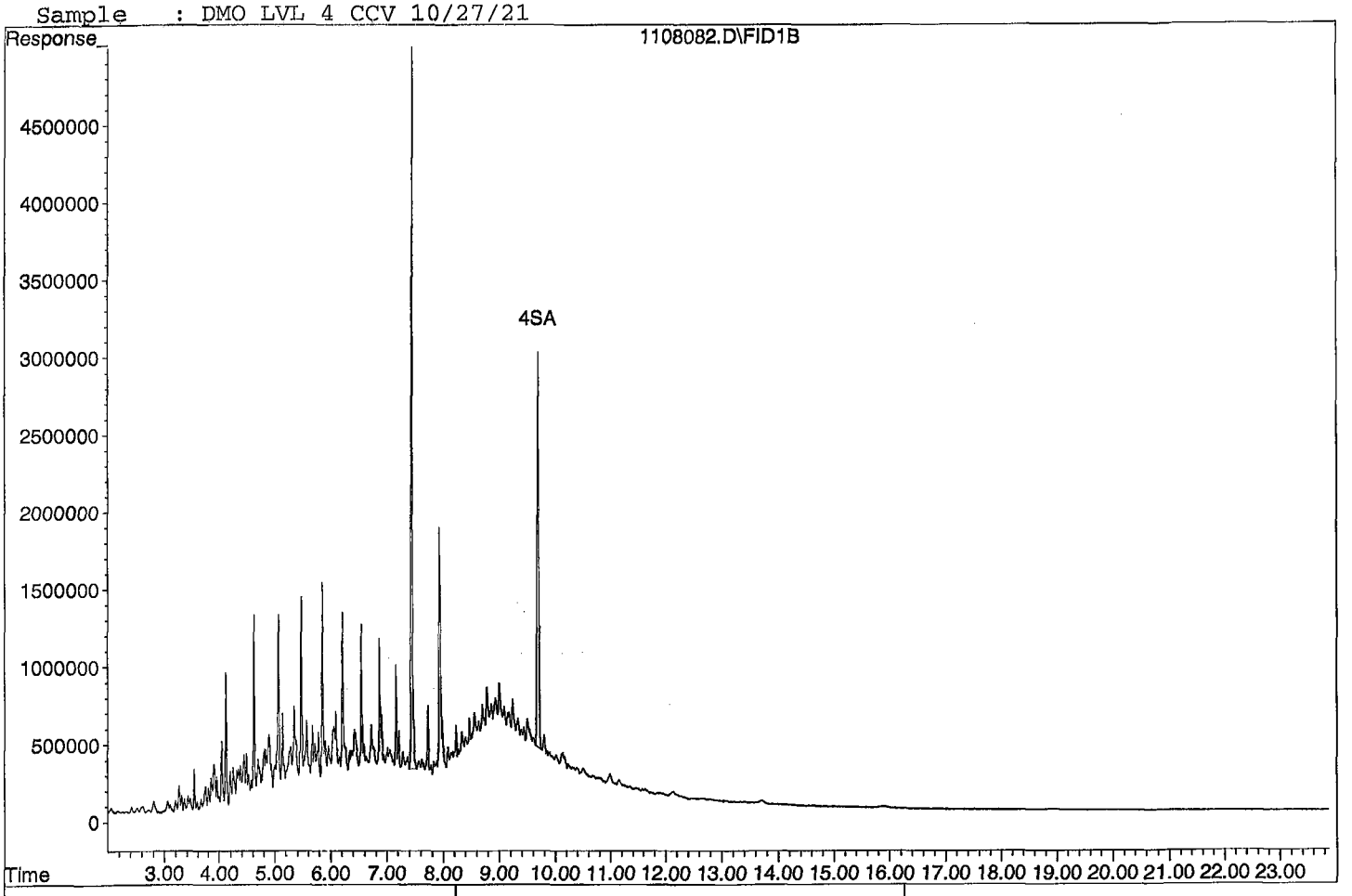

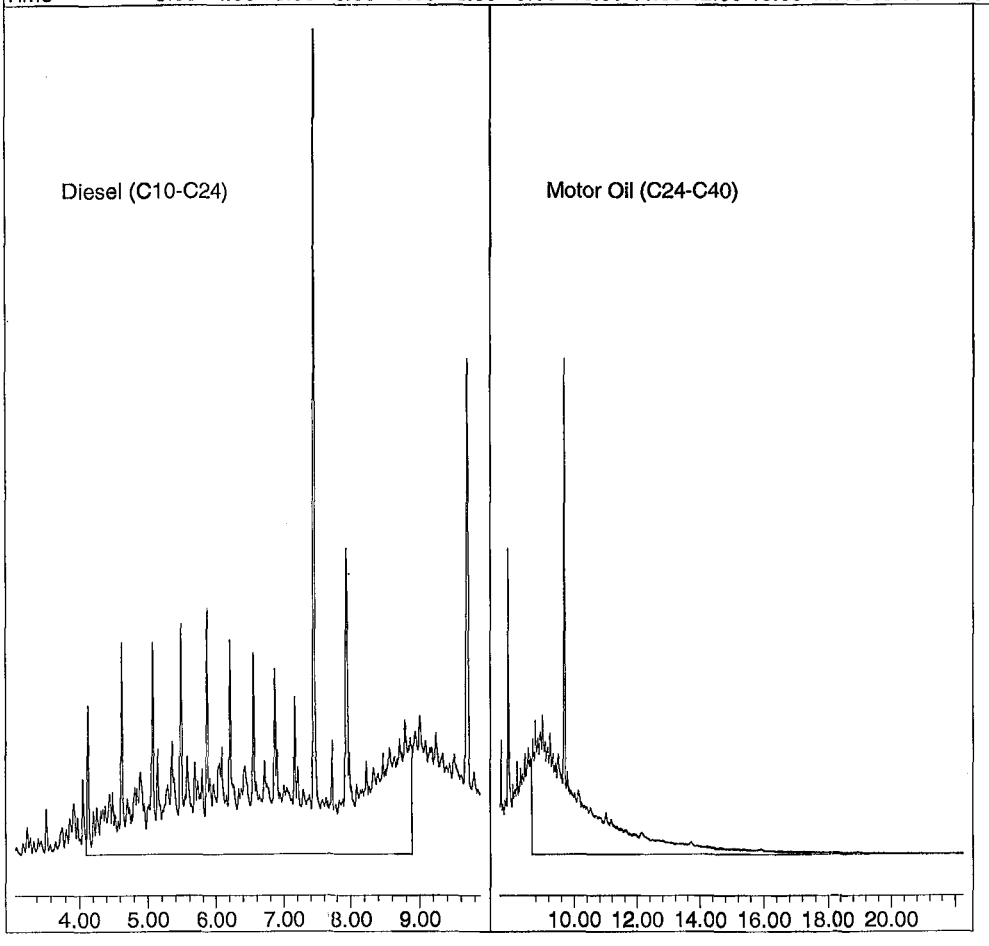

ORGANICS
Raw Data

Quantitation Report (QT Reviewed)

Data File : G:\APOLLO\DATA\211108\1108063.D
Acq On : 11-9-21 14:43:14
Sample : BA45115W01 5/1000
Misc : water
IntFile : events.e
Quant Time: Nov 13 14:21 2021 Quant Results File: DOC1028.RES

Vial: 63
Operator: KA
Inst : Apollo
Multiplr: 5.00

Method : G:\APOLLO\DATA\211028\DOC1028.M (Chemstation Integrator)
Title : 8015 B&C
Last Update : Fri Nov 12 17:55:30 2021
Response via : Multiple Level Calibration

Volume Inj. : 2UL
Signal Phase : DB-5
Signal Info : FID02A

Compound	R.T.	Response	Conc Units
System Monitoring Compounds			
3) SA Ortho-Terphenyl(S)	7.44	129471918	103.495 ppb
Surrogate Spike 150.000		Recovery =	69.00%
4) SA Octacosane(S)	9.69	116528604	128.822 ppb
Surrogate Spike 150.000		Recovery =	85.88%
Target Compounds			
1) HATM Diesel (C10-C24)	6.49	50368158	50.035 ppb
2) HBTM Motor Oil (C24-C40)	14.96	63236029	42.845 ppb

Target Compounds

Quantitation Report

Data File: G:\APOLLO\DATA\211108\1108063.D
Sample : BA45115W01 5/1000

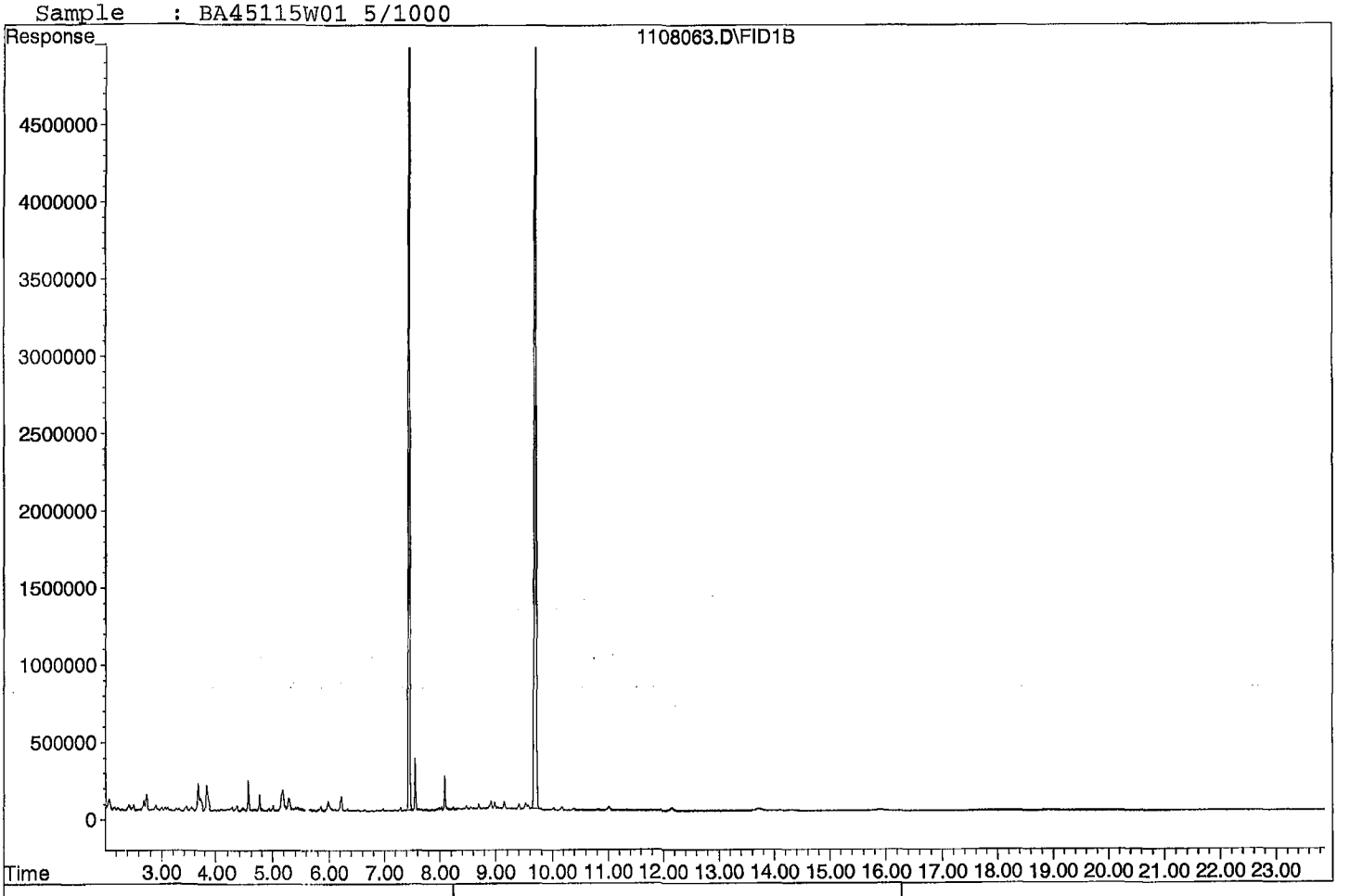

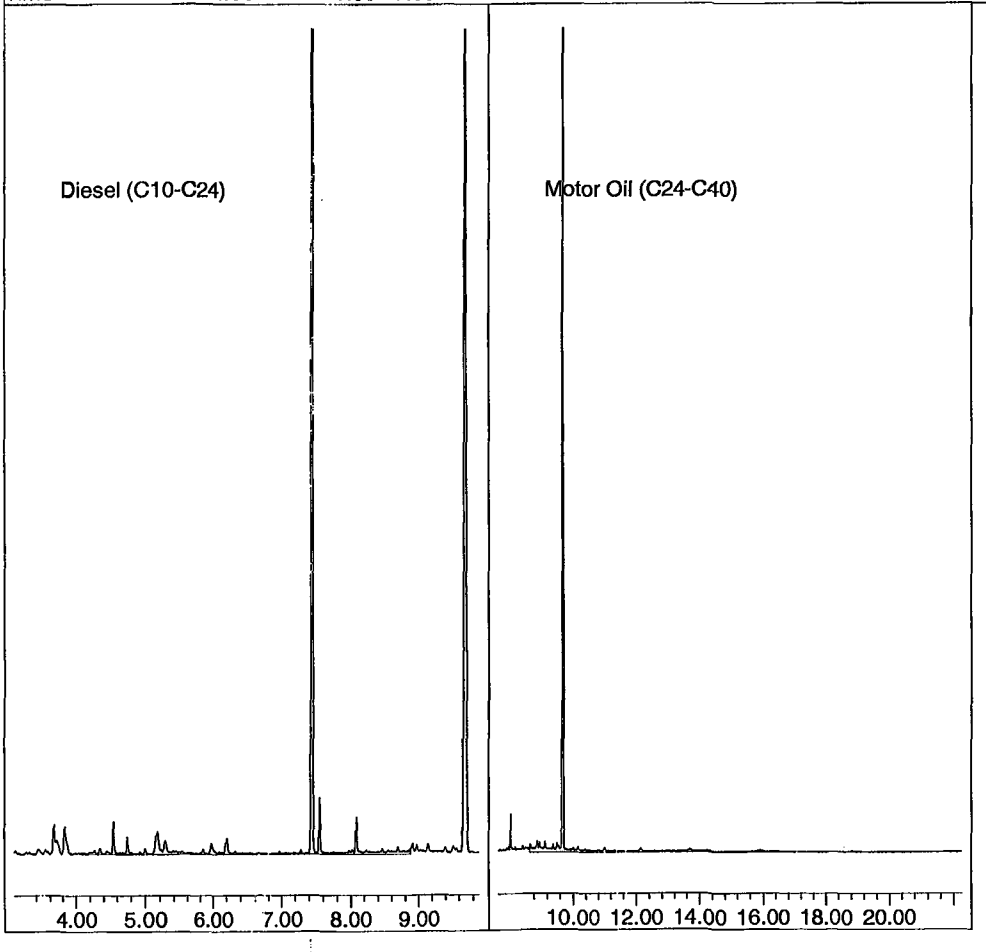

Quantitation Report (QT Reviewed)

Data File : G:\APOLLO\DATA\211108\1108079.D Vial: 79
Acq On : 11-9-21 22:14:03 Operator: KA
Sample : BA45116W01 5/1000 Inst : Apollo
Misc : water Multiplr: 5.00
IntFile : events.e
Quant Time: Nov 13 14:22 2021 Quant Results File: DOC1028.RES

Method : G:\APOLLO\DATA\211028\DOC1028.M (Chemstation Integrator)
Title : 8015 B&C
Last Update : Fri Nov 12 17:55:30 2021
Response via : Multiple Level Calibration

Volume Inj. : 2UL
Signal Phase : DB-5
Signal Info : FID02A

Compound	R.T.	Response	Conc Units
System Monitoring Compounds			
3) SA Ortho-Terphenyl(S)	7.44	134368413	107.409 ppb
Surrogate Spike 150.000		Recovery =	71.61%
4) SA Octacosane(S)	9.69	120126060	132.799 ppb
Surrogate Spike 150.000		Recovery =	88.53%
Target Compounds			
1) HATM Diesel (C10-C24)	6.49	64966906	64.537 ppb
2) HBTM Motor Oil (C24-C40)	14.96	137987748	153.038 ppb

Target Compounds

Data File: G:\APOLLO\DATA\211108\1108079.D
Sample : BA45116W01 5/1000

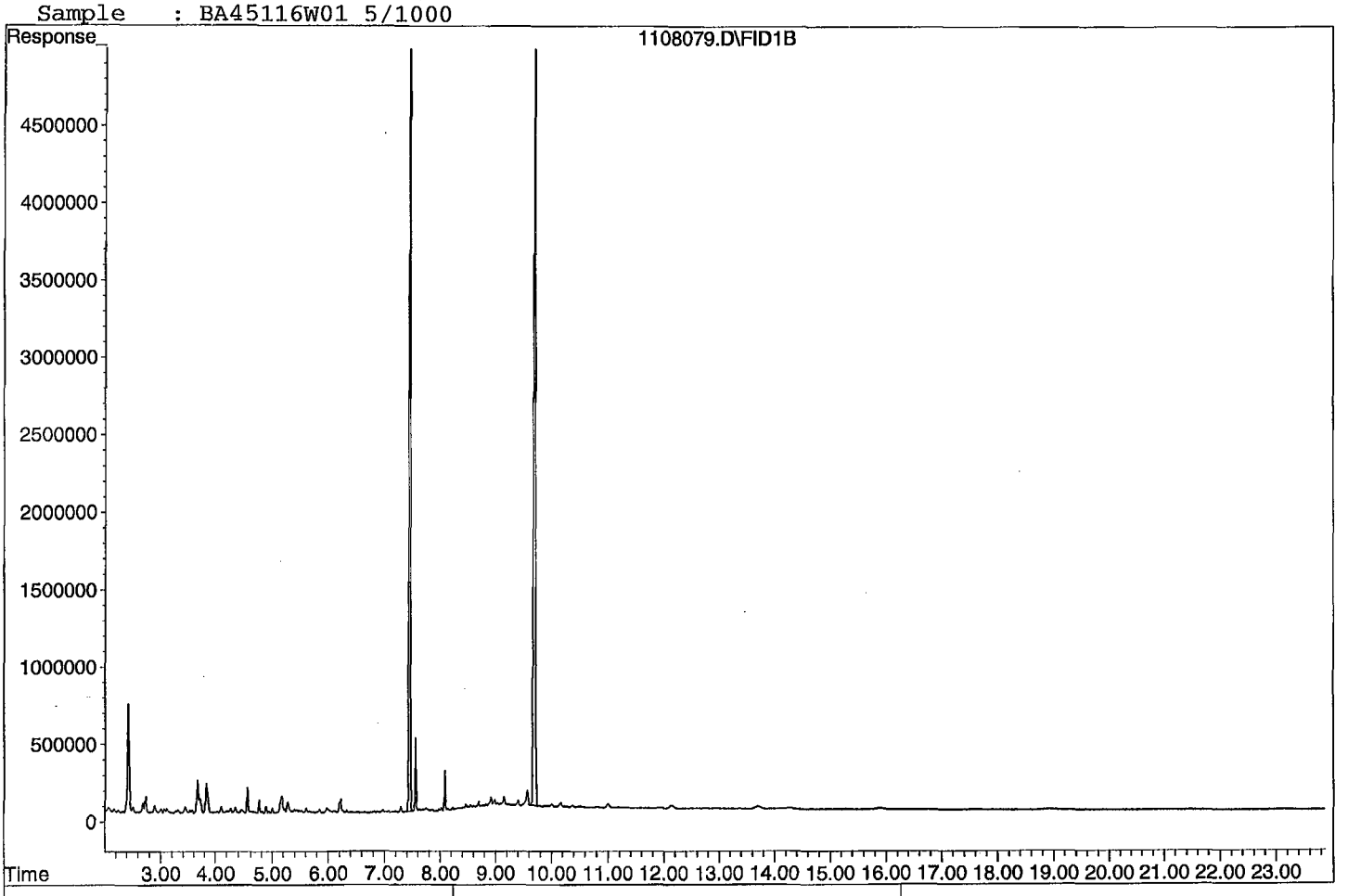





Quantitation Report (QT Reviewed)

Data File : G:\APOLLO\DATA\211108\1108080.D Vial: 80
Acq On : 11-9-21 22:42:08 Operator: KA
Sample : BA45117W01 5/1000 Inst : Apollo
Misc : water Multiplr: 5.00
IntFile : events.e
Quant Time: Nov 13 14:22 2021 Quant Results File: DOC1028.RES

Method : G:\APOLLO\DATA\211028\DOC1028.M (Chemstation Integrator)
Title : 8015 B&C
Last Update : Fri Nov 12 17:55:30 2021
Response via : Multiple Level Calibration

Volume Inj. : 2UL
Signal Phase : DB-5
Signal Info : FID02A

Compound	R.T.	Response	Conc Units
System Monitoring Compounds			
3) SA Ortho-Terphenyl(S)	7.44	131697856	105.274 ppb
Surrogate Spike 150.000		Recovery =	70.18%
4) SA Octacosane(S)	9.69	118698940	131.221 ppb
Surrogate Spike 150.000		Recovery =	87.48%
Target Compounds			
1) HATM Diesel (C10-C24)	6.49	55428479	55.061 ppb
2) HBTM Motor Oil (C24-C40)	14.96	86579791	77.256 ppb

Target Compounds

Data File: G:\APOLLO\DATA\211108\1108080.D
Sample : BA45117W01 5/1000

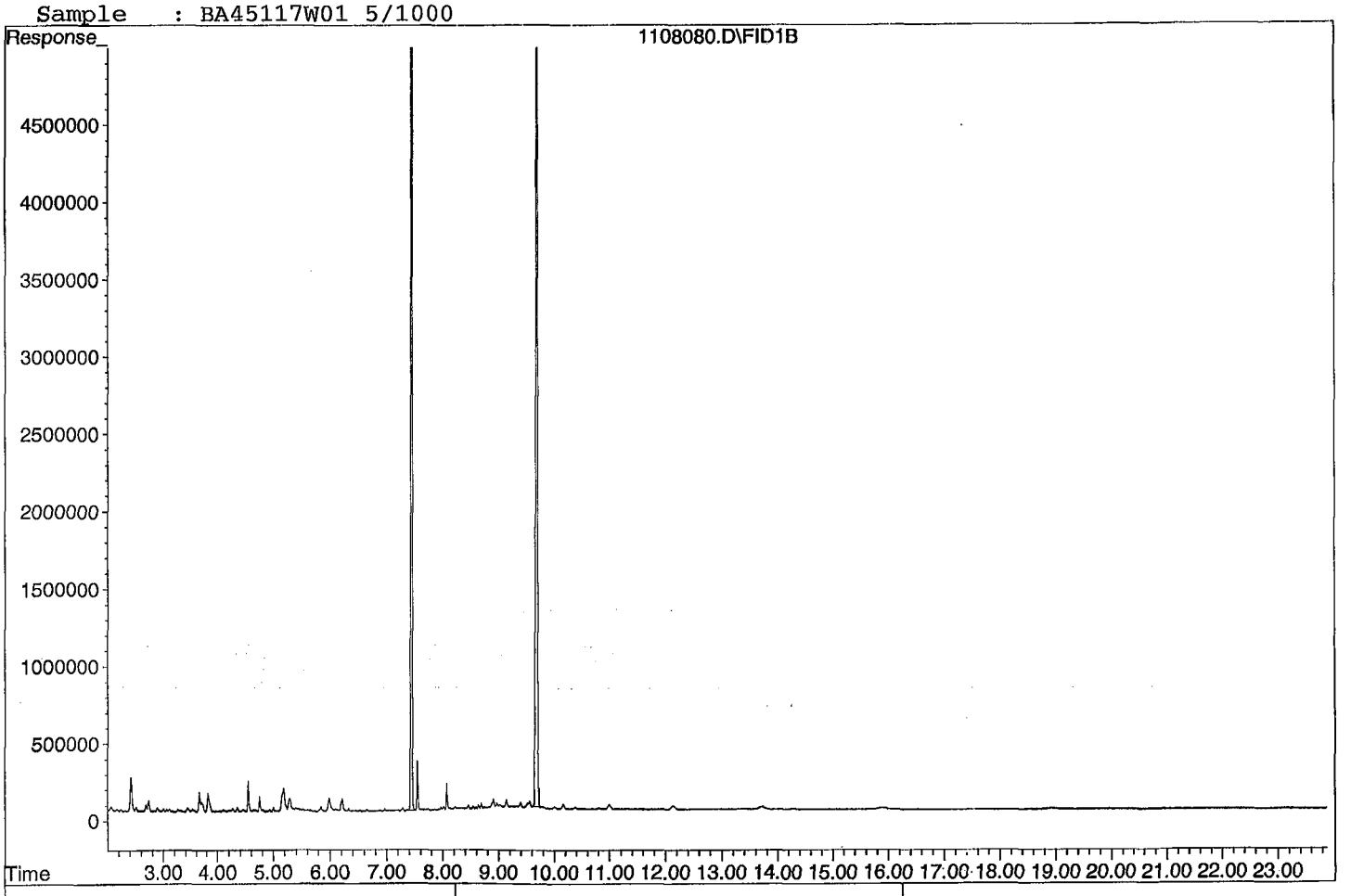





Quantitation Report (QT Reviewed)

Data File : G:\APOLLO\DATA\211108\1108081.D Vial: 81
Acq On : 11-9-21 23:10:11 Operator: KA
Sample : BA45118W01 5/1000 Inst : Apollo
Misc : water Multiplr: 5.00
IntFile : events.e
Quant Time: Nov 13 14:22 2021 Quant Results File: DOC1028.RES

Method : G:\APOLLO\DATA\211028\DOC1028.M (Chemstation Integrator)
Title : 8015 B&C
Last Update : Fri Nov 12 17:55:30 2021
Response via : Multiple Level Calibration

Volume Inj. : 2UL
Signal Phase : DB-5
Signal Info : FID02A

Compound	R.T.	Response	Conc Units
System Monitoring Compounds			
3) SA Ortho-Terphenyl(S)	7.44	134938334	107.864 ppb
Surrogate Spike 150.000		Recovery =	71.91%
4) SA Octacosane(S)	9.69	121215510	134.003 ppb
Surrogate Spike 150.000		Recovery =	89.34%
Target Compounds			
1) HATM Diesel (C10-C24)	6.49	64901808	64.472 ppb
2) HBTM Motor Oil (C24-C40)	14.96	67828223	49.614 ppb

Target Compounds

Quantitation Report

Data File: G:\APOLLO\DATA\211108\1108081.D
Sample : BA45118W01 5/1000

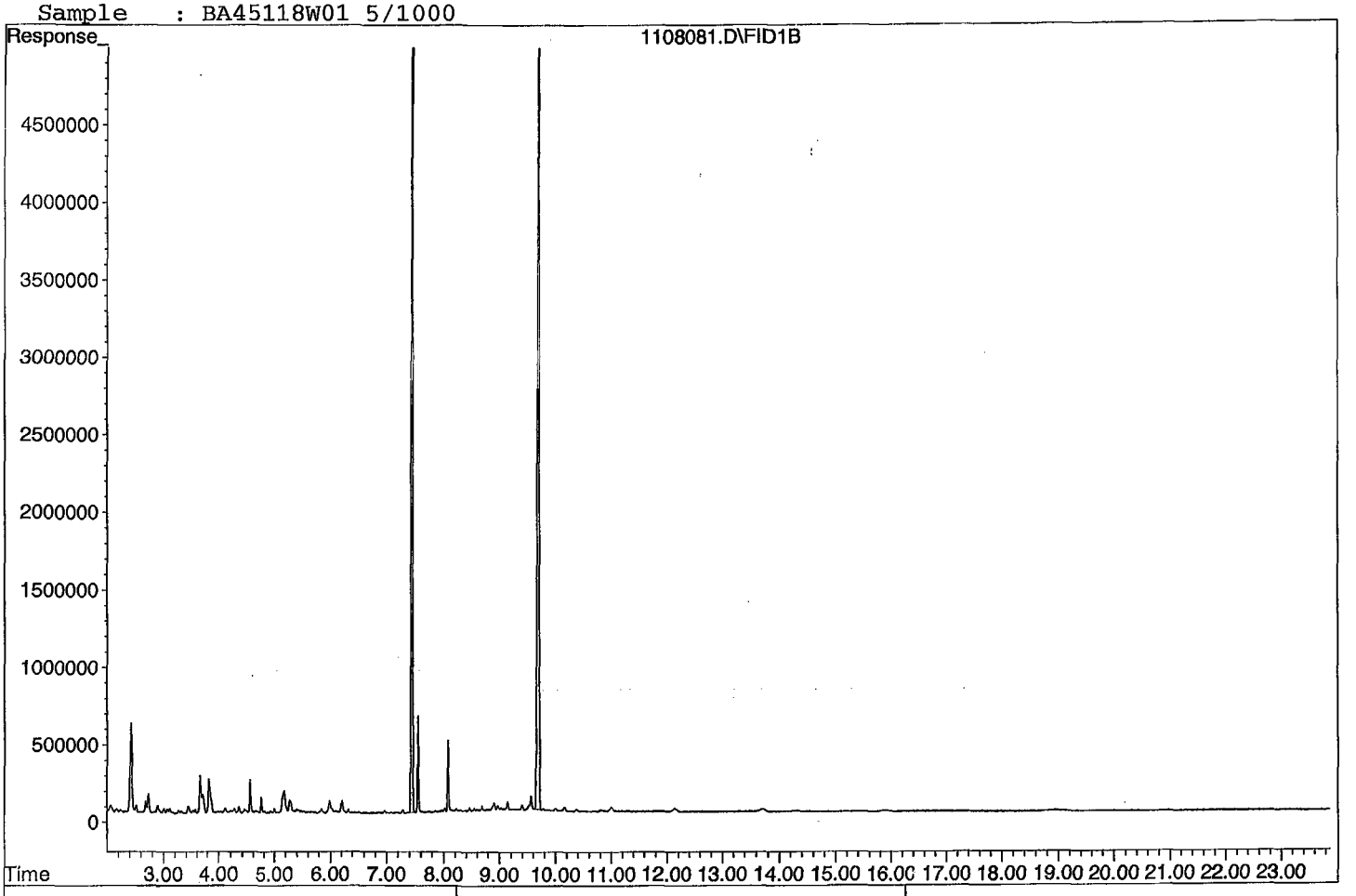

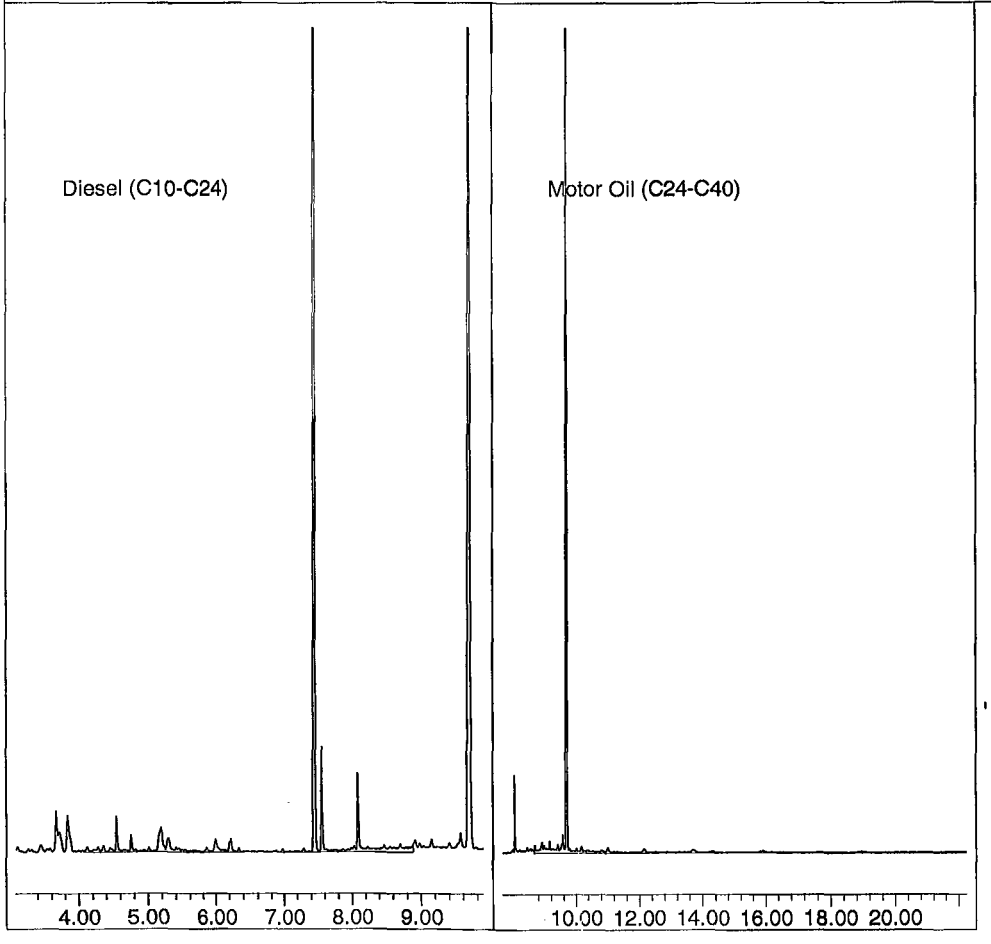

Quantitation Report (QT Reviewed)

Data File : G:\APOLLO\DATA\211108\1108057.D
Acq On : 11-9-21 11:54:22
Sample : 211105A BLK 5/1000
Misc : water
IntFile : events.e
Quant Time: Nov 13 14:19 2021 Quant Results File: DOC1028.RES

Vial: 57
Operator: KA
Inst : Apollo
Multiplr: 5.00

Method : G:\APOLLO\DATA\211028\DOC1028.M (Chemstation Integrator)
Title : 8015 B&C
Last Update : Fri Nov 12 17:55:30 2021
Response via : Multiple Level Calibration

Volume Inj. : 2UL
Signal Phase : DB-5
Signal Info : FID02A

Compound	R.T.	Response	Conc Units
System Monitoring Compounds			
3) SA Ortho-Terphenyl(S)	7.44	129776149	103.738 ppb
Surrogate Spike 150.000		Recovery =	69.16%
4) SA Octacosane(S)	9.69	117312840	129.689 ppb
Surrogate Spike 150.000		Recovery =	86.46%
Target Compounds			
1) HATM Diesel (C10-C24)	6.49	48042318	47.724 ppb
2) HBTM Motor Oil (C24-C40)	14.96	70719469	53.876 ppb

Target Compounds

(f)=RT Delta > 1/2 Window (m)=manual int.

Data File: G:\APOLLO\DATA\211108\1108057.D
Sample : 211105A BLK 5/1000

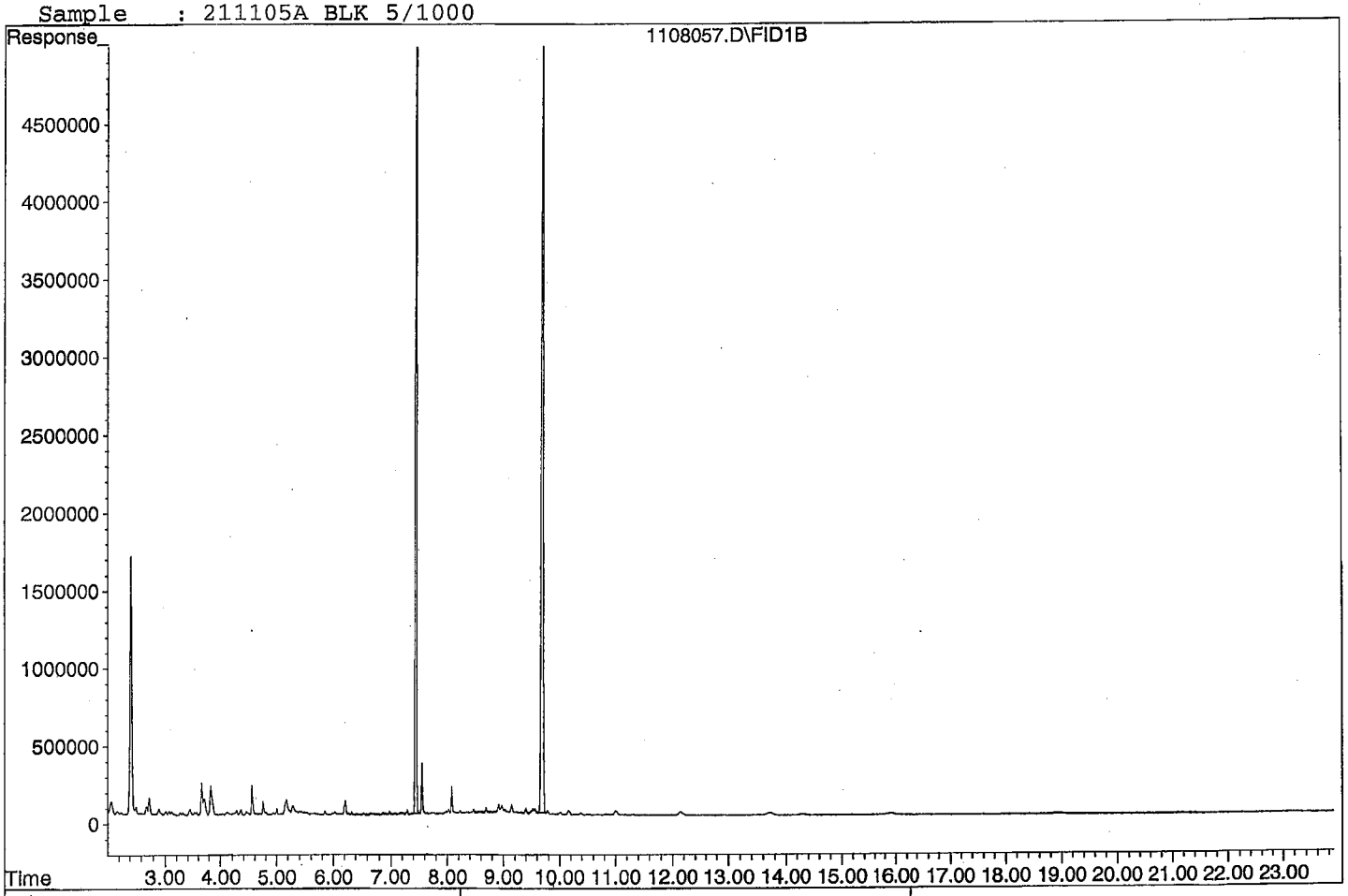

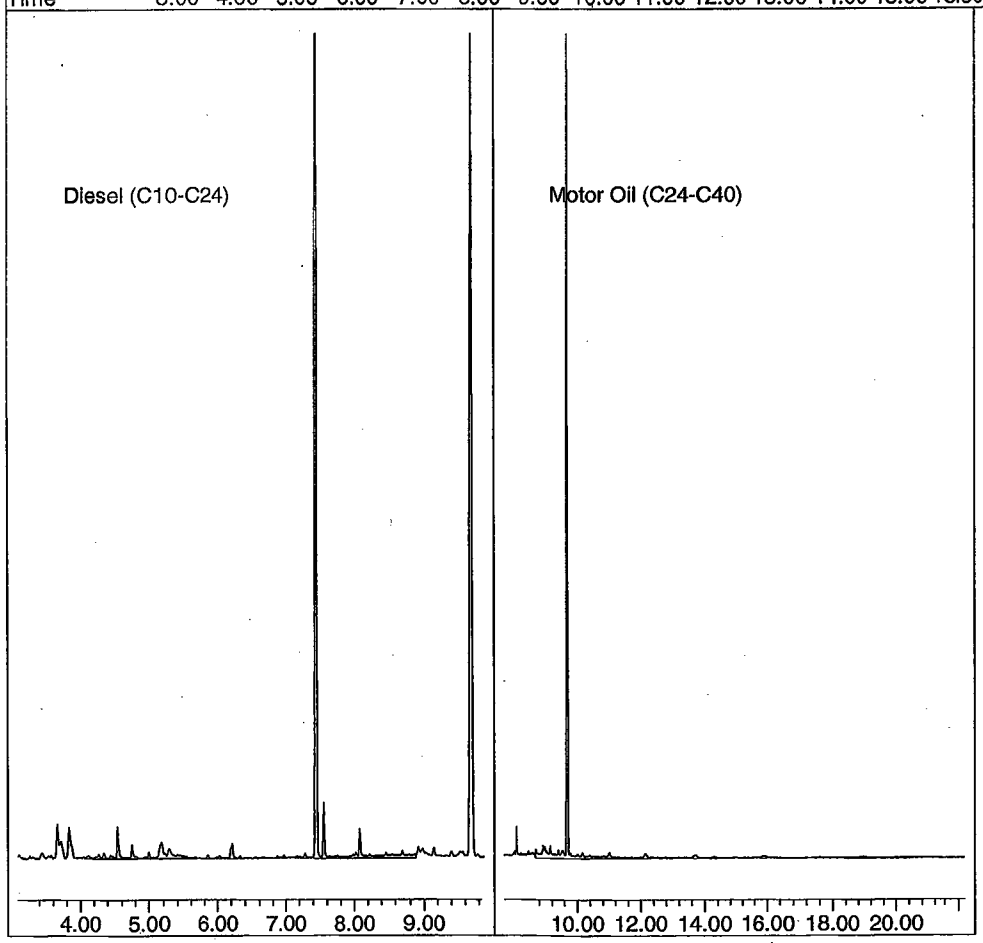

Quantitation Report (QT Reviewed)

Data File : G:\APOLLO\DATA\211108\1108058.D Vial: 58
Acq On : 11-9-21 12:22:28 Operator: KA
Sample : 211105A LCS-1 5/1000 Inst : Apollo
Misc : water Multiplr: 5.00
IntFile : events.e
Quant Time: Nov 13 14:20 2021 Quant Results File: DOC1028.RES

Method : G:\APOLLO\DATA\211028\DOC1028.M (Chemstation Integrator)
Title : 8015 B&C
Last Update : Fri Nov 12 17:55:30 2021
Response via : Multiple Level Calibration

Volume Inj. : 2UL
Signal Phase : DB-5
Signal Info : FID02A

Compound	R.T.	Response	Conc Units
System Monitoring Compounds			
3) SA Ortho-Terphenyl(S)	7.44	127962882	102.288 ppb
Surrogate Spike 150.000		Recovery =	68.19%
4) SA Octacosane(S)	9.69	114623016	126.715 ppb
Surrogate Spike 150.000		Recovery =	84.48%
Target Compounds			
1) HATM Diesel (C10-C24)	6.49	47643019	47.327 ppb
2) HBTM Motor Oil (C24-C40)	14.96	62773293	42.163 ppb
Target Compounds			

Diesel:

$$\frac{(47643019)(5)}{(25166669)(2)} = \frac{238215095}{50333338} = \boxed{47.327}$$

(f)=RT Delta > 1/2 Window (m)=manual int.

Data File: G:\APOLLO\DATA\211108\1108058.D
Sample : 211105A LCS-1 5/1000

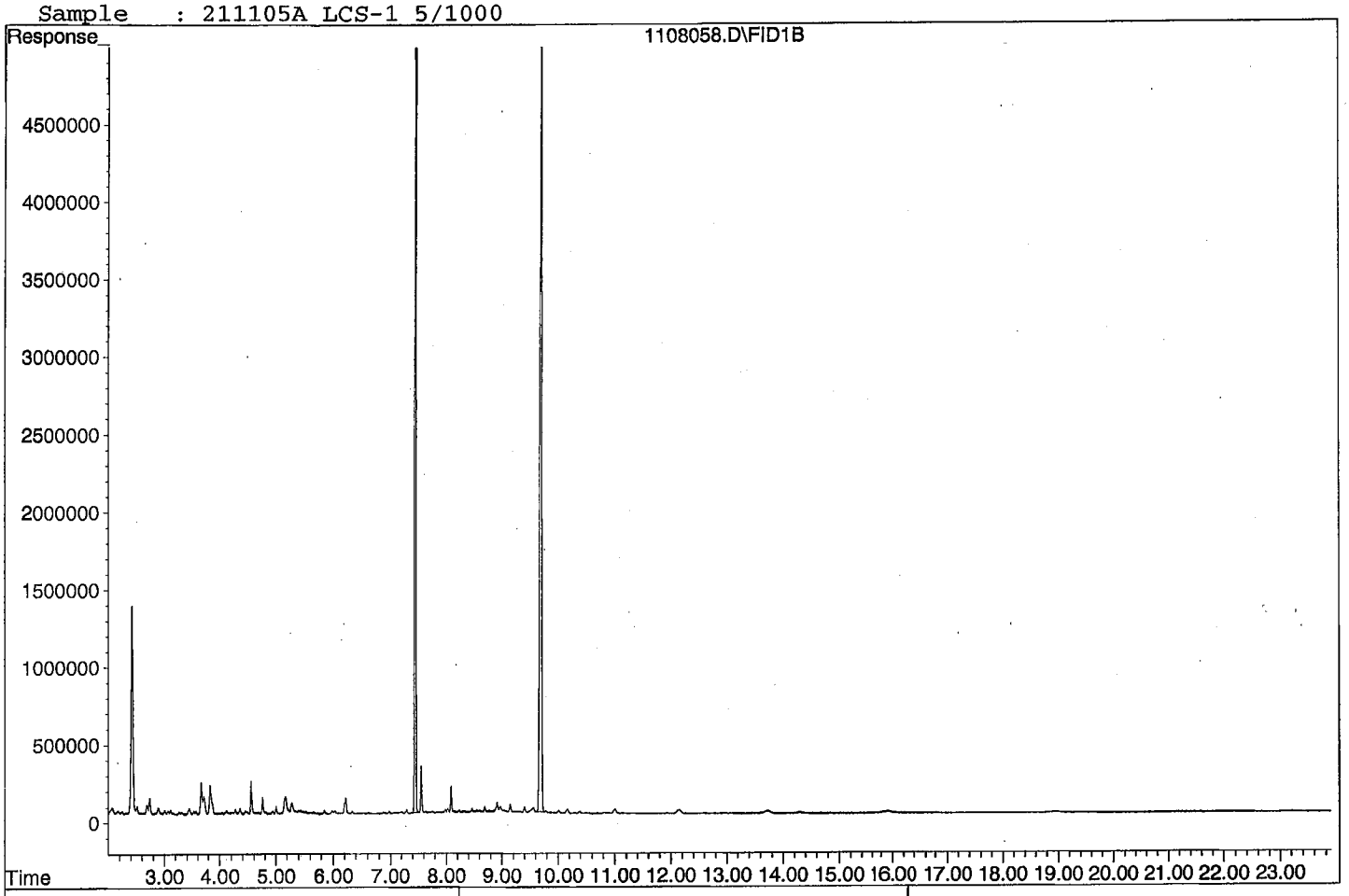

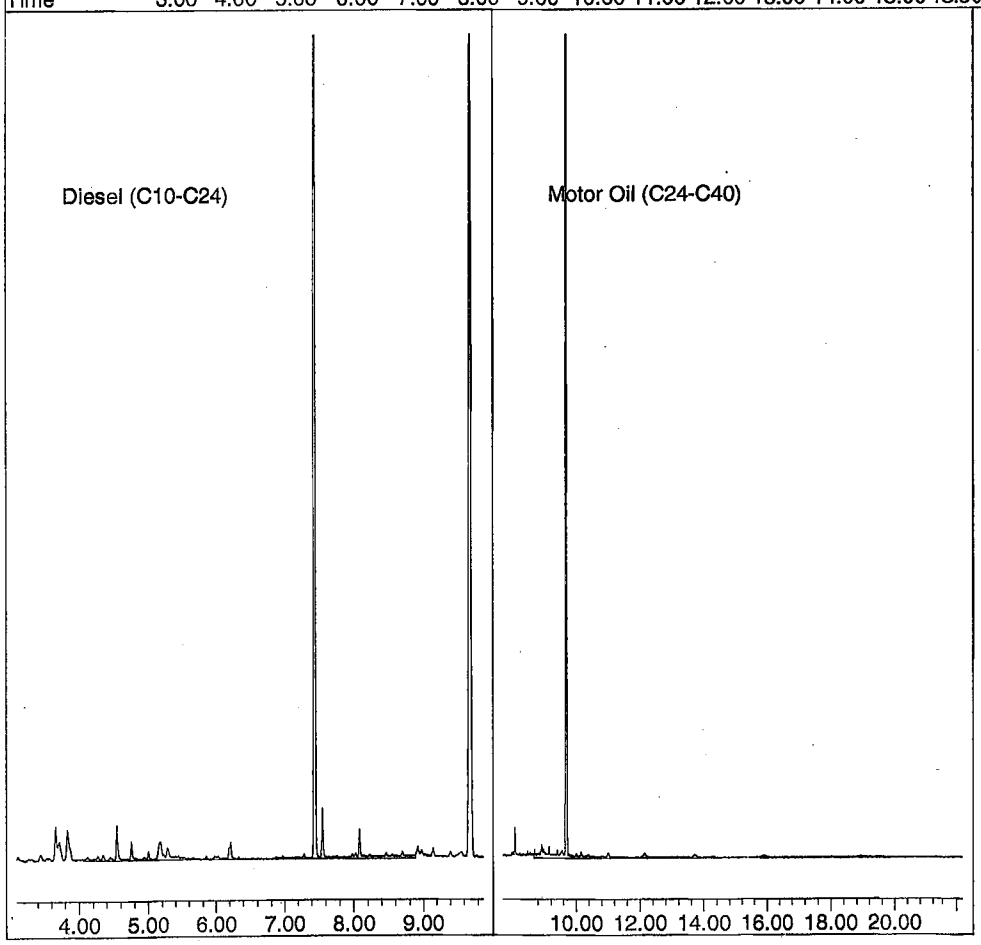

Quantitation Report (QT Reviewed)

Data File : G:\APOLLO\DATA\211108\1108059.D Vial: 59
Acq On : 11-9-21 12:50:33 Operator: KA
Sample : 211105 LCSD-1 5/1000 Inst : Apollo
Misc : water Multiplr: 5.00
IntFile : events.e
Quant Time: Nov 13 14:20 2021 Quant Results File: DOC1028.RES

Method : G:\APOLLO\DATA\211028\DOC1028.M (Chemstation Integrator)
Title : 8015 B&C
Last Update : Fri Nov 12 17:55:30 2021
Response via : Multiple Level Calibration

Volume Inj. : 2UL
Signal Phase : DB-5
Signal Info : FID02A

Compound	R.T.	Response	Conc Units
System Monitoring Compounds			
3) SA Ortho-Terphenyl(S)	7.44	118214918	94.496 ppb
Surrogate Spike 150.000		Recovery =	63.00%
4) SA Octacosane(S)	9.69	106718485	117.977 ppb
Surrogate Spike 150.000		Recovery =	78.65%
Target Compounds			
1) HATM Diesel (C10-C24)	6.49	60814702	60.412 ppb
2) HBTM Motor Oil (C24-C40)	14.96	91490342	84.495 ppb

Target Compounds

Quantitation Report

Data File: G:\APOLLO\DATA\211108\1108059.D
Sample : 211105 LCSD-1 5/1000

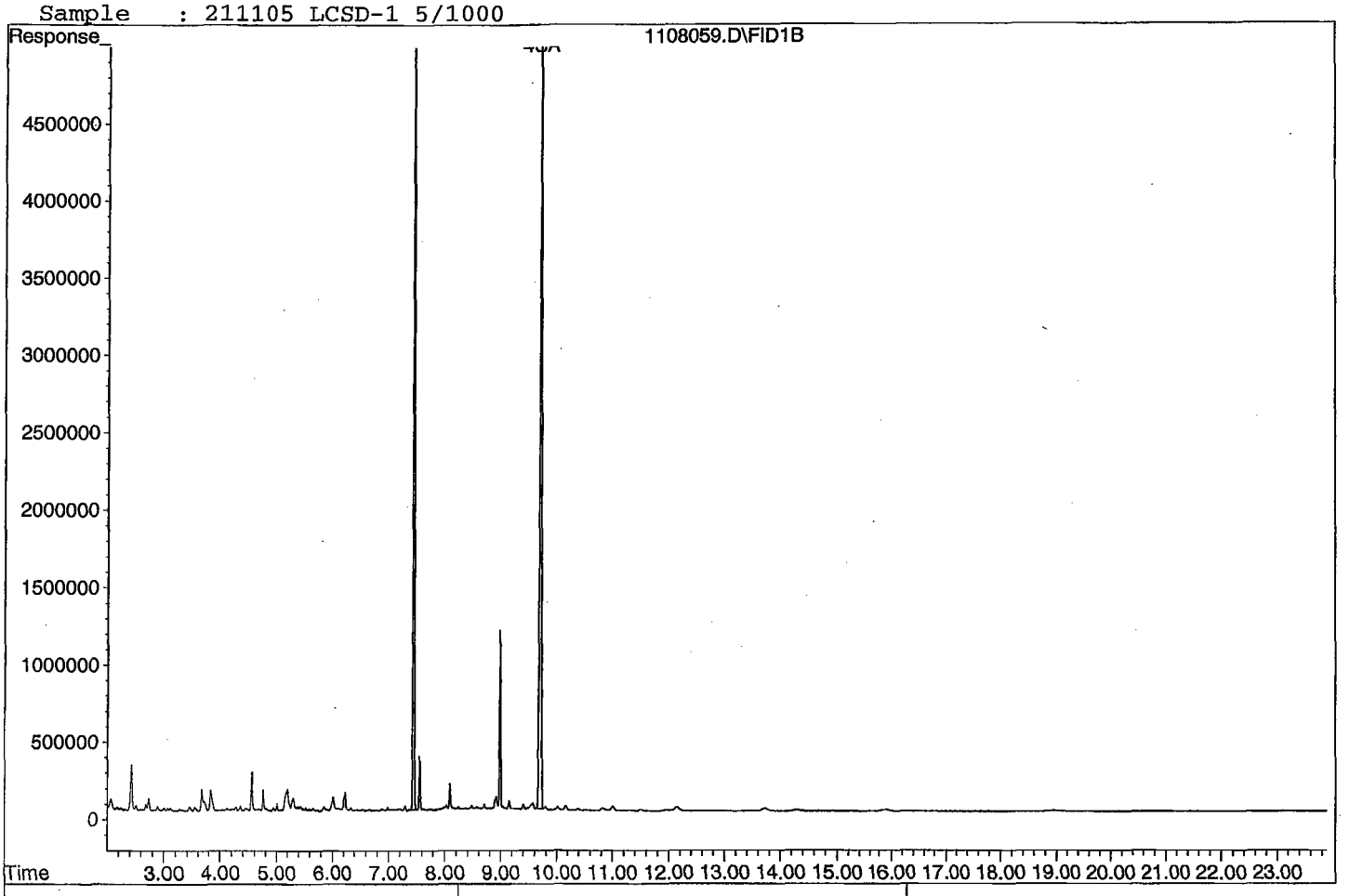

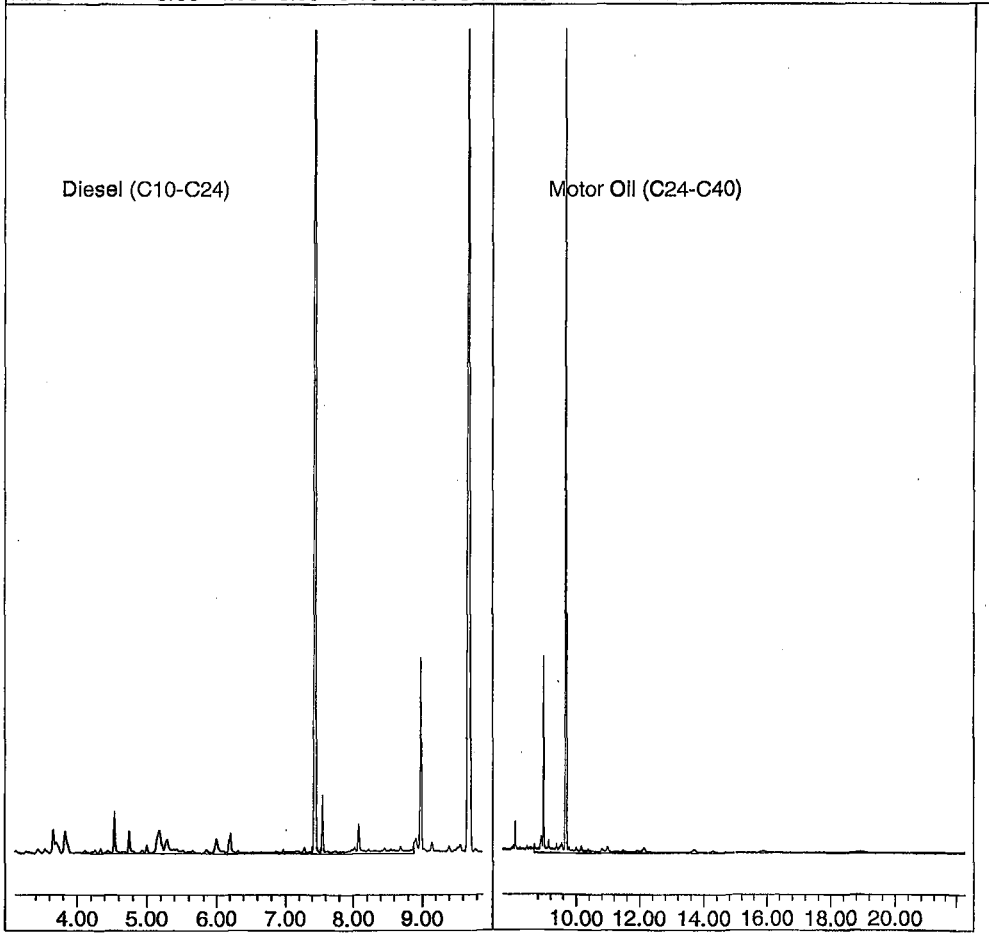

Diesel / Motor Oil Calibration Curve

Prepared: 10/28/2021
Expires: 5/31/2026
Methylene Chloride Lot No. 61117

Prepared By (Initials): KA

Initial Standard Information							Final Standard			
Name of Initial Standard (QAU Label)	Supplier	Conc. (ug/mL)	APPL Mix Name	Reference to APPL Prep Date and Lot #'s	Exp. Date	Exp. Date (Manufacturer)	Aliquot From Stock	Final Volume	Solvent	Final Standard Conc. (ug/mL)
Diesel / Motor Oil - 2	APPL	10	Diesel / Motor Oil - 1	Perp'd: 10/6/21 A0164485-52822, A0168842-52820, AO166510-52817 CL16893-52835	See man. Exp date	10/31/2027 12/31/2027 5/31/2026	100uL	200uL	MC	5
Diesel / Motor Oil - 3		50	Diesel / Motor Oil - 2				200uL	1mL	MC	10
Diesel / Motor Oil Calibration STD	Restek	2,000	Diesel / Motor Oil - 3				25uL	1mL	MC	50
			Diesel / Motor Oil - 4				125uL	1mL	MC	250
			Diesel / Motor Oil - 5				500uL	1mL	MC	1000
			Diesel / Motor Oil - 6				750uL	1mL	MC	1500
			Diesel / Motor Oil - 7				100uL	100uL	N/A	2,000

Diesel / Motor Oil Second Source

Prepared: 10/28/2021
Expires: 10/28/2024
Methylene Chloride
Lot No. 61117

Prepared By (Initials): KA

Initial Standard Information							Final Standard			
Name of Initial Standard (QAU Label)	Supplier	Supplier Part No.	Conc. (ug/mL)	Lot Number - QA Number	Exp. Date (1 yr.)	Exp. Date (Manufacturer)	Aliquot From Stock	Final Volume	Solvent	Final Standard Conc. (ug/mL)
Diesel Fuel #2 Second Source	Phenova	AL0-101287	50,000	**CL16477-52980**	**See man. Exp date**	**2/28/2027**	50uL	10mL	MC	250
Motor Oil Second Source	Absolute	51094	50,000	**102819-52981**		**10/28/2024**	50uL			

Diesel / Motor Oil CCV

Prepared: 10/27/2021
Expires: 5/31/2026
Methylene Chloride
Lot No. 61117

Prepared By (Initials): KA

Initial Standard Information							Final Standard			
Name of Initial Standard (QAU Label)	Supplier	APPL Mix Name	Conc. (ug/mL)	Reference to APPL Prep Date and Lot #'s	Exp. Date	Exp. Date (Manufacturer)	Aliquot From Stock	Final Volume	Solvent	Final Standard Conc. (ug/mL)
Diesel / Motor Oil STD	Restek	Diesel / Motor Oil CCV	2,000	Perp'd: 10/06/21 A0164485-52822, A0168842-52820, A0166510-52817, CL16893-52835	**See man. Exp date**	**10/31/2027 12/31/2027 5/31/2026**	1250uL	10mL	MC	250

THC Surrogate

Prepared: 10/29/2021 **LS**

Expires: 5/31/2026

Initial Standard Information							Final Standard			
Name of Initial Standard (QAU Label)	Supplier	Supplier Part No.	Conc. (ug/mL)	Lot Number - QA Number	Exp. Date (1 yr.)	Exp. Date (Manufacturer)	Aliquot From Stock	Final Volume	Solvent	Final Standard Conc. (ug/mL)
O-terphenyl / Octacosane Mix	Phenova	ALO-130161	600	**CL16893-52841**	**See ma. Date**	**5/31/2026**	N/A	N/A	N/A	600

_LIQ005

Organic Extraction Worksheet

Method	Continuous Liq/Liq TPH-Diesel/MO 3520C	Extraction Set	211105A	Extraction Method	LIQ005	Units	mL

Spiked ID 1			Surrogate ID 1	THC Surrogate 10/29/21-10/29/22	
Spiked ID 2			Surrogate ID 2		
Spiked ID 3			Surrogate ID 3		
Spiked ID 4			Surrogate ID 4		
Spiked ID 5			Surrogate ID 5		
Spiked ID 6			Sufficient Vol for Matrix QC:	NO	
Spiked ID 7			Ext. Start Time:	11/05/21 14:30	
Spiked ID 8			Ext. End Time:	11/08/21 12:05	
			GC Requires Extract By:		

pH1	2	11/05/21 13:50	Water Bath Temp 1 °C	40/ 39.1 °C
pH2			Water Bath Temp 2 °C	37/ 38.1
pH3			Water Bath Temp 3 °C	40/ 39.1 °C

Spiked By: KY **Date** 11/5/2021 1:55:00 PM **Witnessed By:** AGM **Date** 11/5/2021 1:55:00 PM

	Sample	Sample Container	Spike Amount	Spike ID	Surrogate Amount	Surrogate ID	Extract Amount	Final Volume	pH	Extract Date/Time	Comments
1	211105A Blk				0.250	1 equip	1000	5	2	11/05/21 13:55	
2	211105A LCS-1		1		0.250	1 equip	1000	5	2	11/05/21 13:55	
3	211105A LCSD-1		1		0.250	1 equip	1000	5	2	11/05/21 13:55	
4	BA45102	BA45102W01			0.250	1 equip	1000	5	2	11/05/21 13:55	98098
5	BA45103	BA45103W01			0.250	1 equip	1000	5	2	11/05/21 13:55	98098
6	BA45106	BA45106W01			0.250	1 equip	1000	5	2	11/05/21 13:55	98097
7	BA45115	BA45115W01			0.250	1 equip	1000	5	2	11/05/21 13:55	98096
8	BA45116	BA45116W01			0.250	1 equip	1000	5	2	11/05/21 13:55	98096
9	BA45117	BA45117W01			0.250	1 equip	1000	5	2	11/05/21 13:55	98096
10	BA45118	BA45118W01			0.250	1 equip	1000	5	2	11/05/21 13:55	98096

Solvent and Lot#	
1+1 HCL (5mLs)	60358
PH Strips	HC155968
Dicholormethane	61117
Filter Paper	1441-150
Sodium Sulfate	2021071206

Extraction COC Transfer	
Extraction lab employee Initials	
GC analyst's initials	CW
Date	11/8/21
Time	14:20
Refrigerator	Hobart

	Technician's Initials
Scanned By	KY
Sample Preparation	KY
Extraction	KY, AGM
Concentration	SR

Modified	11/5/2021 1:26:26 PM

Reviewed By: **Date**

Injection Log

Directory: G:\APOLLO\DATA\211028\

Line	Vial	FileName	Multiplier	SampleName	Misc Info	Injected
1	3	1028003.D	1	DMO STD 1 10/28/21	water	10-28-21 9:19:03
2	4	1028004.D	1	DMO STD 2 10/28/21	water	10-28-21 9:47:06
3	5	1028005.D	1	DMO STD 3 10/28/21	water	10-28-21 10:15:13
4	6	1028006.D	1	DMO STD 4 10/28/21	water	10-28-21 10:43:31
5	7	1028007.D	1	DMO STD 5 10/28/21	water	10-28-21 11:11:42
6	8	1028008.D	1	DMO STD 6 10/28/21	water	10-28-21 11:39:55
7	9	1028009.D	1	DMO STD 7 10/28/21	water	10-28-21 12:08:10
8	10	1028010.D	1	DMO Second Source 10/28/21	water	10-28-21 12:36:26
9	56	1108056.D	1	DMO LVL 4 CCV 10/27/21	water	11-9-21 11:26:11
10	57	1108057.D	5	211105A BLK 5/1000	water	11-9-21 11:54:22
11	58	1108058.D	5	211105A LCS-1 5/1000	water	11-9-21 12:22:28
12	59	1108059.D	5	211105 LCSD-1 5/1000	water	11-9-21 12:50:33
13	63	1108063.D	5	BA45115W01 5/1000	water	11-9-21 14:43:14
14	73	1108073.D	1	DMO LVL 4 CCV 10/27/21	water	11-9-21 19:25:40
15	79	1108079.D	5	BA45116W01 5/1000	water	11-9-21 22:14:03
16	80	1108080.D	5	BA45117W01 5/1000	water	11-9-21 22:42:08
17	81	1108081.D	5	BA45118W01 5/1000	water	11-9-21 23:10:11
18	82	1108082.D	1	DMO LVL 4 CCV 10/27/21	water	11-9-21 23:38:16

ORGANICS
Calibration Data

PAH by GCMS SIM
EPA 8270 SIM

Form 6
Initial Calibration

Lab Name: APPL, Inc.
Case No:
Matrix:

SDG No:
Initial Cal. Date: 10/19/2021
Instrument: KYLO

Initials: LS

		Compound	1019K002.D 0.1	1019K003.D 0.2	1019K004.D 0.5	1019K005.D 1	1019K006.D 5	1019K007.D 10	1019K008.D 50	1019K009.D 100			Avg	%RSD	Type	r^2	Q	MRF
1	I	Napthalene-D8(IS)																
2	TM	Naphthalene	1.428	1.402	1.354	1.336	1.308	1.289	1.172	1.100			1.3	8.6	TM			0.700
3	S	2-Methylnaphthalene-D10 (2M	1.359	1.337	1.324	1.305	1.316	1.159	1.222	1.192			1.3	5.9	S			
4	TM	2-Methylnaphthalene	0.7868	0.7804	0.7756	0.7764	0.7886	0.7810	0.7175	0.6825			0.76	5.1	TM			0.400
5	TM	1-Methylnaphthalene	0.8005	0.7905	0.7931	0.7961	0.7922	0.7806	0.7122	0.6797			0.77	6.0	TM			
6	I	Acenaphthene-D10(IS)																
7	TM	Acenaphthylene	5.288	5.373	5.323	5.258	5.439	5.405	4.863	4.456			5.2	6.6	TM			0.900
8	*TM	Acenaphthene	1.497	1.444	1.402	1.372	1.398	1.381	1.266	1.207			1.4	6.8	*TM			0.900
9	TM	Fluorene	1.615	1.645	1.600	1.590	1.642	1.640	1.521	1.456			1.6	4.2	TM			0.900
10	I	Phenanthrene-D10(IS)																
11	TM	Phenanthrene	1.510	1.398	1.383	1.377	1.403	1.374	1.309	1.253			1.4	5.4	TM			0.700
12	TM	Anthracene	1.298	1.273	1.300	1.300	1.352	1.349	1.285	1.240			1.3	2.8	TM			0.700
13	S	Fluoranthene-D10 (FRT)	2.023	1.976	1.895	1.904	2.032	1.918	1.953	1.890			1.9	2.9	S			
14	*TM	Fluoranthene	2.169	2.135	2.136	2.147	2.255	2.226	2.086	1.944			2.1	4.4	*TM			0.600
15	I	Chrysene-D12(IS)																
16	TM	Pyrene	1.986	2.033	1.960	1.958	1.948	1.927	1.782	1.720			1.9	5.6	TM			0.600
17	TM	Benz (a) anthracene	1.473	1.441	1.379	1.381	1.401	1.420	1.370	1.344			1.4	3.0	TM			0.800
18	TM	Chrysene	1.754	1.672	1.608	1.574	1.554	1.516	1.410	1.375			1.6	8.1	TM			0.700
19	TML	Indeno (1,2,3-cd) pyrene	1.687	1.326	1.360	1.404	1.015	1.052	1.169	1.168			1.3	17	TM	1.000		0.500
20	I	Perylene-D12(IS)																
21	TM	Benzo (b) fluoranthene	1.268	1.292	1.301	1.356	1.511	1.514	1.537	1.485			1.4	8.1	TM			0.700
22	TM	Benzo (k) fluoranthene	1.593	1.558	1.636	1.632	1.670	1.730	1.578	1.484			1.6	4.6	TM			0.700
23	*TM	Benzo (a) pyrene	1.254	1.223	1.224	1.265	1.442	1.484	1.454	1.383			1.3	8.3	*TM			0.700
24	TM	Dibenz (a,h) anthracene	1.360	1.209	1.221	1.273	1.398	1.395	1.399	1.353			1.3	6.0	TM			0.400
25	TM	Benzo (g,h,i) perylene	1.457	1.403	1.410	1.405	1.496	1.517	1.462	1.394			1.4	3.2	TM			0.500
26																		
27																		
28																		
29																		
30																		
31																		
32																		
33																		
34																		
35																		

Quantitation Report (Not Reviewed)

Data File : M:\KYLO\DATA\211019\1019K002.D
Acq On : 19 Oct 21 14:09
Sample : 0.1 ug/ml 10/13/21
Misc :

Vial: 2
Operator: LS
Inst : KYLO
Multiplr: 1.00

Quant Time: Oct 19 15:48 2021 Quant Results File: K1019.RES

Quant Method : M:\KYLO\DATA\211019\K1019.M (RTE Integrator)
Title : EPA 8270
Last Update : Tue Oct 19 16:47:23 2021
Response via : Initial Calibration
DataAcq Meth : SIM_2

Internal Standards	R.T.	QIon	Response	Conc Units	Dev(Min)
1) Napthalene-D8(IS)	3.92	136	10962	2.50000 ppb	0.00
6) Acenaphthene-D10(IS)	5.86	164	5295	2.50000 ppb	0.00
10) Phenanthrene-D10(IS)	7.56	188	8379	2.50000 ppb	0.00
15) Chrysene-D12(IS)	10.63	240	9693	2.50000 ppb	0.01
20) Perylene-D12(IS)	12.84	264	9009	2.50000 ppb	0.01
System Monitoring Compounds					
3) 2-Methylnaphthalene-D10 (2	4.66	152	298	0.05323 ppb	0.00
Spiked Amount 5.000			Recovery	= 1.060%	
13) Fluoranthene-D10 (FRT)	8.94	212	339	0.05190 ppb	0.01
Spiked Amount 5.000			Recovery	= 1.040%	
Target Compounds					Qvalue
2) Naphthalene	3.94	128	626	0.10994 ppb	99
4) 2-Methylnaphthalene	4.69	142	345	0.10338 ppb	100
5) 1-Methylnaphthalene	4.80	142	351	0.10422 ppb	99
7) Acenaphthylene	5.70	152	1120	0.10217 ppb	100
8) Acenaphthene	5.89	154	317	0.10918 ppb	99
9) Fluorene	6.49	166	342	0.10165 ppb	96
11) Phenanthrene	7.59	178	506	0.10973 ppb	100
12) Anthracene	7.65	178	435	0.09988 ppb	97
14) Fluoranthene	8.96	202	727	0.10149 ppb	98
16) Pyrene	9.22	202	770	0.10375 ppb	99
17) Benz (a) anthracene	10.62	228	571	0.10510 ppb	99
18) Chrysene	10.66	228	680	0.11258 ppb	96
19) Indeno (1,2,3-cd) pyrene	14.41	276	654	0.33399 ppb #	88
22) Benzo (k) fluoranthene	12.21	252	574	-0.45104 ppb	97
23) Benzo (a) pyrene	12.75	252	452	-0.17190 ppb	95
24) Dibenz (a,h) anthracene	14.45	278	490	-0.04905 ppb	95
25) Benzo (g,h,i) perylene	14.71	276	525	-0.23039 ppb	98

(#) = qualifier out of range (m) = manual integration

Quantitation Report

Data File : M:\KYLO\DATA\211019\1019K002.D
Acq On : 19 Oct 21 14:09
Sample : 0.1 ug/ml 10/13/21
Misc :

Vial: 2
Operator: LS
Inst : KYLO
Multiplr: 1.00

Quant Time: Oct 19 15:48 2021

Quant Results File: K1019.RES

Method : M:\KYLO\DATA\211019\K1019.M (RTE Integrator)
Title : EPA 8270
Last Update : Tue Nov 09 10:14:45 2021
Response via : Initial Calibration

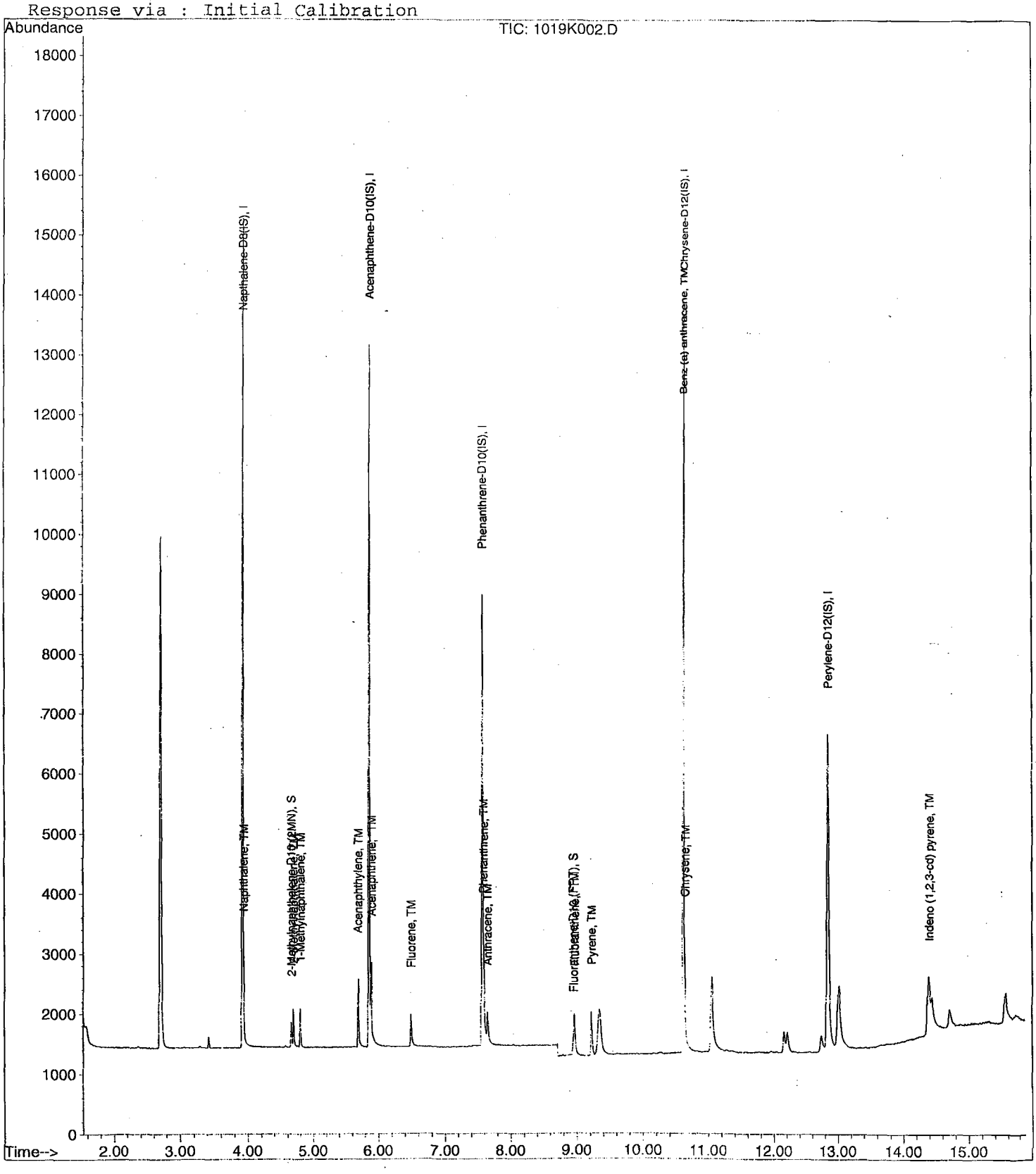

Quantitation Report (Not Reviewed)

Data File : M:\KYLO\DATA\211019\1019K003.D
Acq On : 19 Oct 21 14:29
Sample : 0.2 ug/ml 10/13/21
Misc :

Vial: 3
Operator: LS
Inst : KYLO
Multiplr: 1.00

Quant Time: Oct 19 15:48 2021

Quant Results File: K1019.RES

Quant Method : M:\KYLO\DATA\211019\K1019.M (RTE Integrator)
Title : EPA 8270
Last Update : Tue Oct 19 16:47:23 2021
Response via : Initial Calibration
DataAcq Meth : SIM_2

Internal Standards	R.T.	QIon	Response	Conc Units	Dev(Min)
1) Napthalene-D8(IS)	3.92	136	11180	2.50000 ppb	0.00
6) Acenaphthene-D10(IS)	5.86	164	5495	2.50000 ppb	0.00
10) Phenanthrene-D10(IS)	7.56	188	8995	2.50000 ppb	0.00
15) Chrysene-D12(IS)	10.63	240	9881	2.50000 ppb	0.01
20) Perylene-D12(IS)	12.84	264	8688	2.50000 ppb	0.01
System Monitoring Compounds					
3) 2-Methylnaphthalene-D10 (2	4.66	152	598	0.10474 ppb	0.00
Spiked Amount 5.000			Recovery	= 2.100%	
13) Fluoranthene-D10 (FRT)	8.94	212	711	0.10140 ppb	0.01
Spiked Amount 5.000			Recovery	= 2.020%	
Target Compounds					Qvalue
2) Naphthalene	3.94	128	1254	0.21593 ppb	99
4) 2-Methylnaphthalene	4.69	142	698	0.20508 ppb	96
5) 1-Methylnaphthalene	4.80	142	707	0.20582 ppb	98
7) Acenaphthylene	5.69	152	2362	0.20763 ppb	100
8) Acenaphthene	5.89	154	635	0.21074 ppb	99
9) Fluorene	6.49	166	723	0.20706 ppb	100
11) Phenanthrene	7.59	178	1006	0.20323 ppb	100
12) Anthracene	7.65	178	916	0.19592 ppb	99
14) Fluoranthene	8.96	202	1536	0.19974 ppb	97
16) Pyrene	9.21	202	1607	0.21241 ppb	99
17) Benz (a) anthracene	10.62	228	1139	0.20566 ppb	98
18) Chrysene	10.66	228	1322	0.21470 ppb	99
19) Indeno (1,2,3-cd) pyrene	14.40	276	1048	0.41647 ppb #	98
21) Benzo (b) fluoranthene	12.16	252	898	0.06057 ppb	98
22) Benzo (k) fluoranthene	12.21	252	1083	-0.34909 ppb	97
23) Benzo (a) pyrene	12.74	252	850	-0.08634 ppb	97
25) Benzo (g,h,i) perylene	14.71	276	975	-0.13423 ppb	96

(#) = qualifier out of range (m) = manual integration

Quantitation Report

Data File : M:\KYLO\DATA\211019\1019K003.D
Acq On : 19 Oct 21 14:29
Sample : 0.2 ug/ml 10/13/21
Misc :

Vial: 3
Operator: LS
Inst : KYLO
Multiplr: 1.00

Quant Time: Oct 19 15:48 2021 Quant Results File: K1019.RES

Method : M:\KYLO\DATA\211019\K1019.M (RTE Integrator)
Title : EPA 8270
Last Update : Tue Nov 09 10:14:45 2021
Response via : Initial Calibration

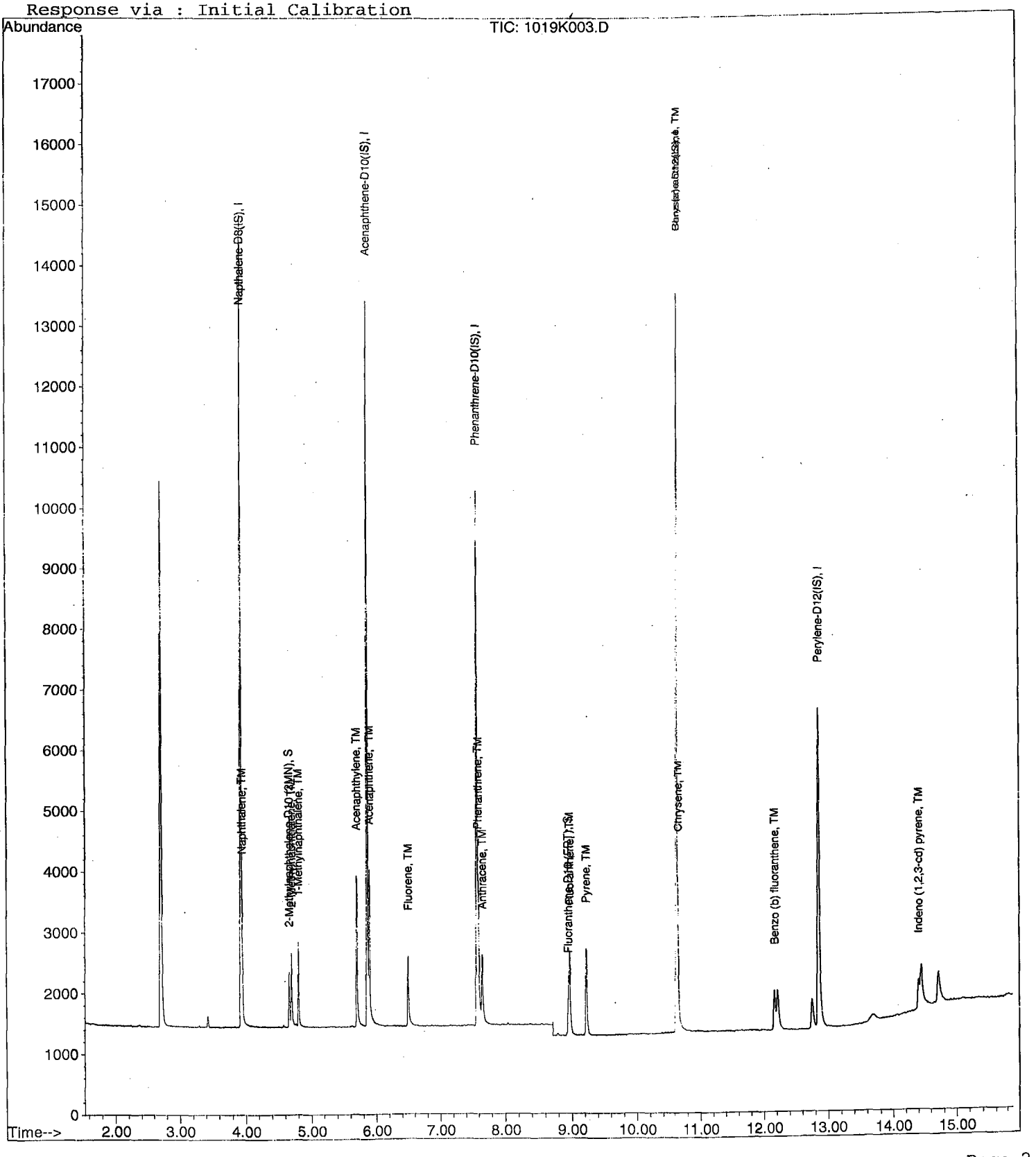

Quantitation Report (Not Reviewed)

Data File : M:\KYLO\DATA\211019\1019K004.D
Acq On : 19 Oct 21 14:49
Sample : 0.5 ug/ml 10/13/21
Misc :

Vial: 4
Operator: LS
Inst : KYLO
Multiplr: 1.00

Quant Time: Oct 19 15:48 2021

Quant Results File: K1019.RES

Quant Method : M:\KYLO\DATA\211019\K1019.M (RTE Integrator)
Title : EPA 8270
Last Update : Tue Oct 19 16:47:23 2021
Response via : Initial Calibration
DataAcq Meth : SIM_2

Internal Standards	R.T.	QIon	Response	Conc Units	Dev(Min)
1) Napthalene-D8(IS)	3.92	136	11385	2.50000 ppb	0.00
6) Acenaphthene-D10(IS)	5.86	164	5536	2.50000 ppb	0.00
10) Phenanthrene-D10(IS)	7.56	188	8686	2.50000 ppb	0.00
15) Chrysene-D12(IS)	10.62	240	9708	2.50000 ppb	0.00
20) Perylene-D12(IS)	12.84	264	8669	2.50000 ppb	0.00
System Monitoring Compounds					
3) 2-Methylnaphthalene-D10 (2	4.66	152	1507	0.25921 ppb	0.00
Spiked Amount 5.000			Recovery	= 5.180%	
13) Fluoranthene-D10 (FRT)	8.94	212	1646	0.24309 ppb	0.00
Spiked Amount 5.000			Recovery	= 4.860%	
Target Compounds					Qvalue
2) Naphthalene	3.94	128	3083	0.52131 ppb	99
4) 2-Methylnaphthalene	4.69	142	1766	0.50952 ppb	99
5) 1-Methylnaphthalene	4.80	142	1806	0.51630 ppb	96
7) Acenaphthylene	5.69	152	5894	0.51427 ppb	100
8) Acenaphthene	5.89	154	1552	0.51126 ppb	100
9) Fluorene	6.49	166	1772	0.50373 ppb	99
11) Phenanthrene	7.59	178	2402	0.50250 ppb	99
12) Anthracene	7.65	178	2259	0.50035 ppb	99
14) Fluoranthene	8.96	202	3711	0.49974 ppb	99
16) Pyrene	9.21	202	3805	0.51191 ppb	98
17) Benz (a) anthracene	10.61	228	2678	0.49216 ppb	99
18) Chrysene	10.65	228	3122	0.51607 ppb	99
19) Indeno (1,2,3-cd) pyrene	14.39	276	2640	0.77101 ppb #	97
21) Benzo (b) fluoranthene	12.15	252	2255	0.32301 ppb	100
23) Benzo (a) pyrene	12.74	252	2122	0.17741 ppb	99
24) Dibenz (a,h) anthracene	14.43	278	2117	0.29983 ppb	99
25) Benzo (g,h,i) perylene	14.70	276	2445	0.16843 ppb	100

(#) = qualifier out of range (m) = manual integration

Quantitation Report

Data File : M:\KYLO\DATA\211019\1019K004.D
Acq On : 19 Oct 21 14:49
Sample : 0.5 ug/ml 10/13/21
Misc :

Vial: 4
Operator: LS
Inst : KYLO
Multiplr: 1.00

Quant Time: Oct 19 15:48 2021

Quant Results File: K1019.RES

Method : M:\KYLO\DATA\211019\K1019.M (RTE Integrator)
Title : EPA 8270
Last Update : Tue Nov 09 10:14:45 2021
Response via : Initial Calibration

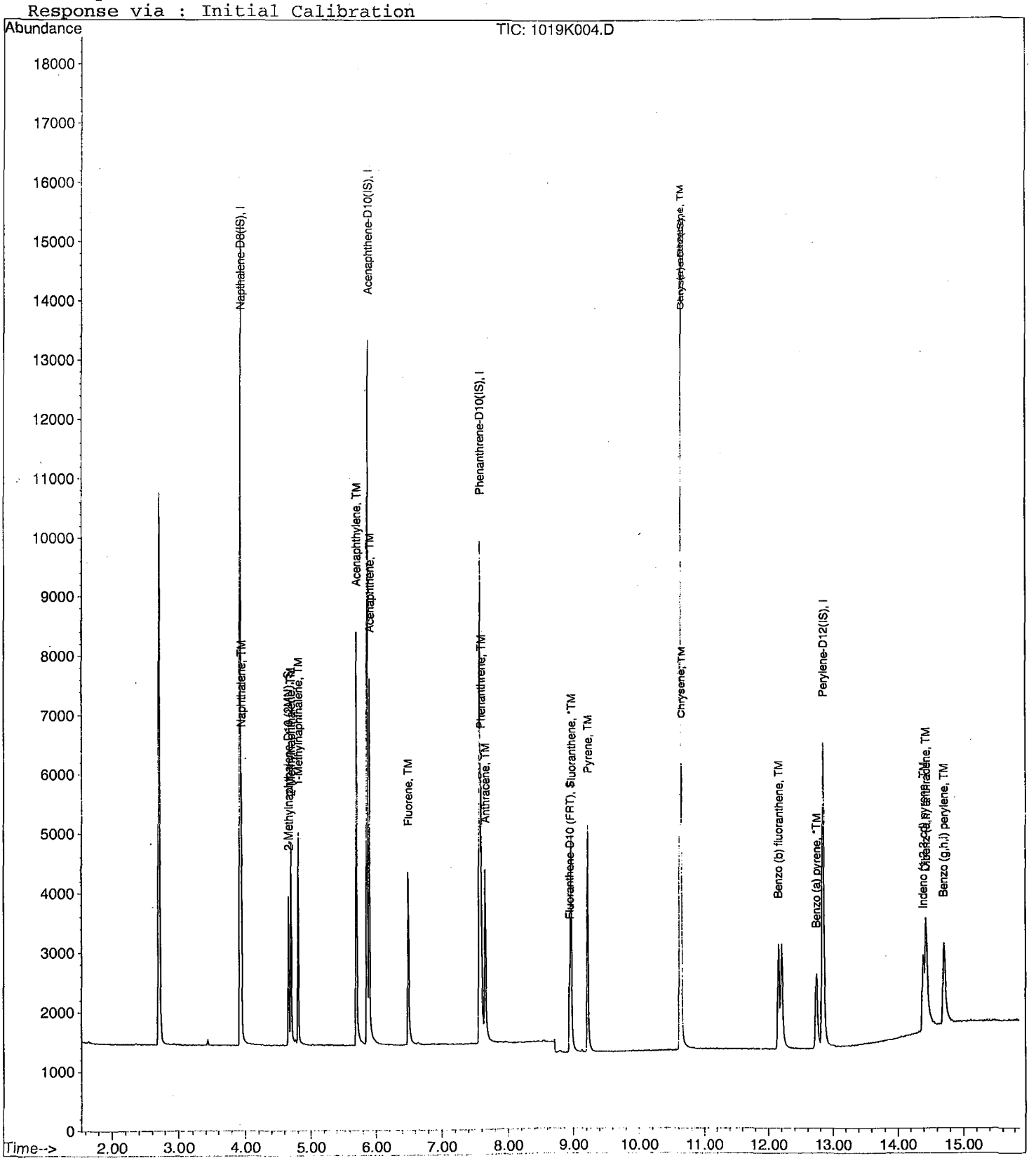

Quantitation Report (Not Reviewed)

Data File : M:\KYLO\DATA\211019\1019K005.D
Acq On : 19 Oct 21 15:09
Sample : 1 ug/ml 10/13/21
Misc :

Vial: 5
Operator: LS
Inst : KYLO
Multiplr: 1.00

Quant Time: Oct 19 15:48 2021

Quant Results File: K1019.RES

Quant Method : M:\KYLO\DATA\211019\K1019.M (RTE Integrator)
Title : EPA 8270
Last Update : Tue Oct 19 16:47:23 2021
Response via : Initial Calibration
DataAcq Meth : SIM_2

Internal Standards	R.T.	QIon	Response	Conc Units	Dev(Min)
1) Napthalene-D8(IS)	3.92	136	11032	2.50000 ppb	0.00
6) Acenaphthene-D10(IS)	5.86	164	5365	2.50000 ppb	0.00
10) Phenanthrene-D10(IS)	7.56	188	8424	2.50000 ppb	0.00
15) Chrysene-D12(IS)	10.63	240	9455	2.50000 ppb	0.01
20) Perylene-D12(IS)	12.84	264	8423	2.50000 ppb	0.01
System Monitoring Compounds					
3) 2-Methylnaphthalene-D10 (2	4.66	152	2880	0.51122 ppb	0.00
Spiked Amount 5.000			Recovery	= 10.220%	
13) Fluoranthene-D10 (FRT)	8.94	212	3208	0.48851 ppb	0.00
Spiked Amount 5.000			Recovery	= 9.780%	
Target Compounds					Qvalue
2) Naphthalene	3.94	128	5894	1.02851 ppb	99
4) 2-Methylnaphthalene	4.69	142	3426	1.02008 ppb	99
5) 1-Methylnaphthalene	4.80	142	3513	1.03643 ppb	98
7) Acenaphthylene	5.70	152	11284	1.01594 ppb	99
8) Acenaphthene	5.89	154	2945	1.00106 ppb	97
9) Fluorene	6.49	166	3412	1.00086 ppb	99
11) Phenanthrene	7.59	178	4641	1.00109 ppb	99
12) Anthracene	7.65	178	4379	1.00008 ppb	100
14) Fluoranthene	8.96	202	7234	1.00447 ppb	100
16) Pyrene	9.21	202	7407	1.02317 ppb	99
17) Benz (a) anthracene	10.61	228	5224	0.98576 ppb	99
18) Chrysene	10.65	228	5954	1.01055 ppb	99
19) Indeno (1,2,3-cd) pyrene	14.39	276	5309	1.38990 ppb #	90
21) Benzo (b) fluoranthene	12.15	252	4568	0.79546 ppb	99
22) Benzo (k) fluoranthene	12.21	252	5497	0.53419 ppb	98
23) Benzo (a) pyrene	12.74	252	4263	0.64650 ppb	99
24) Dibenz (a,h) anthracene	14.44	278	4288	0.78667 ppb	99
25) Benzo (g,h,i) perylene	14.71	276	4733	0.66726 ppb	99

(#) = qualifier out of range (m) = manual integration

Quantitation Report

Data File : M:\KYLO\DATA\211019\1019K005.D
Acq On : 19 Oct 21 15:09
Sample : 1 ug/ml 10/13/21
Misc :

Vial: 5
Operator: LS
Inst : KYLO
Multiplr: 1.00

Quant Time: Oct 19 15:48 2021

Quant Results File: K1019.RES

Method : M:\KYLO\DATA\211019\K1019.M (RTE Integrator)
Title : EPA 8270
Last Update : Tue Nov 09 10:14:45 2021
Response via : Initial Calibration

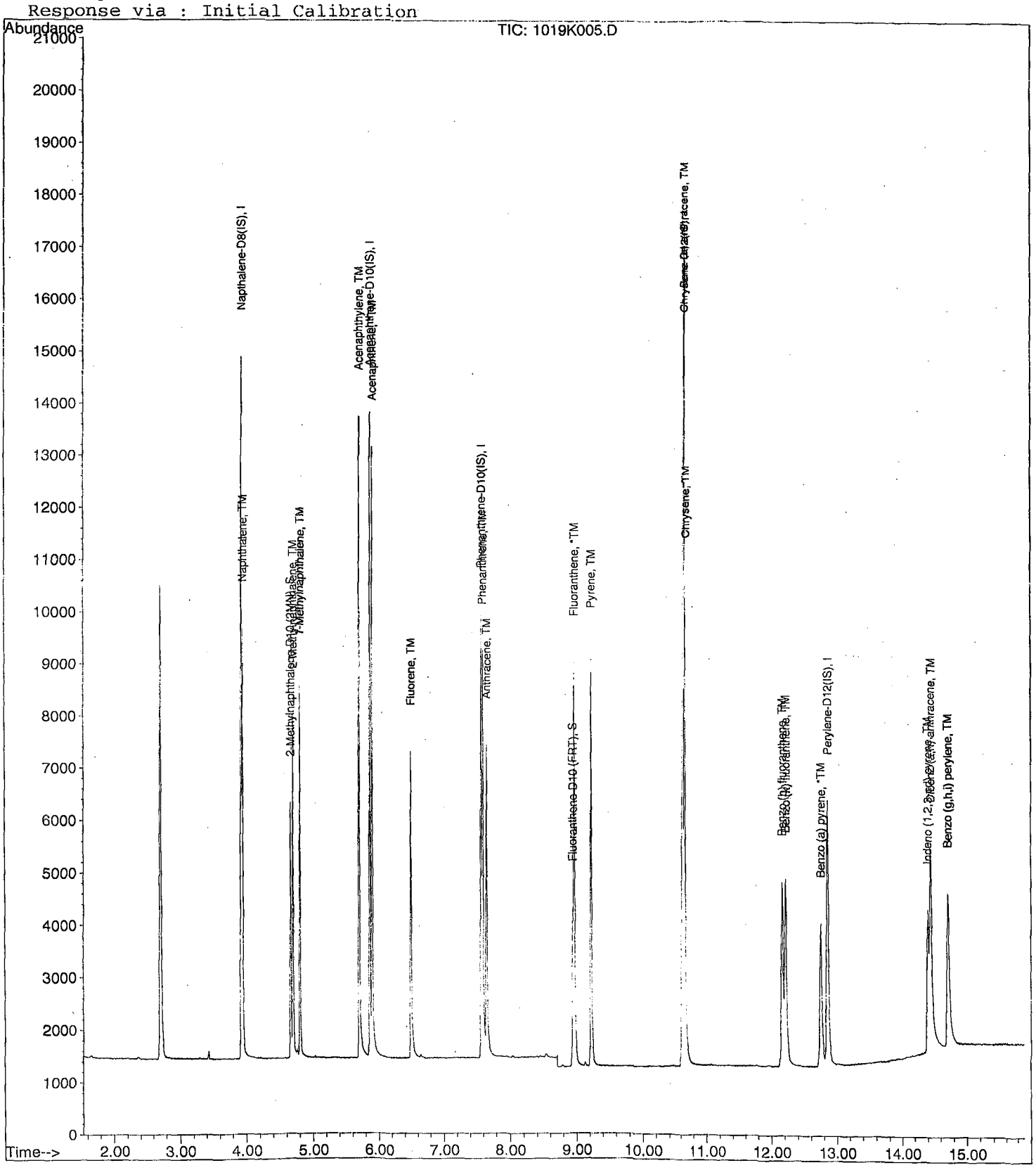

Quantitation Report (Not Reviewed)

Data File : M:\KYLO\DATA\211019\1019K006.D
Acq On : 19 Oct 21 15:29
Sample : 5 ug/ml 10/13/21
Misc :

Vial: 6
Operator: LS
Inst : KYLO
Multiplr: 1.00

Quant Time: Oct 19 15:48 2021 Quant Results File: K1019.RES

Quant Method : M:\KYLO\DATA\211019\K1019.M (RTE Integrator)
Title : EPA 8270
Last Update : Tue Oct 19 16:47:23 2021
Response via : Initial Calibration
DataAcq Meth : SIM_2

Internal Standards	R.T.	QIon	Response	Conc Units	Dev(Min)
1) Napthalene-D8(IS)	3.92	136	11022	2.50000 ppb	0.00
6) Acenaphthene-D10(IS)	5.86	164	5414	2.50000 ppb	0.00
10) Phenanthrene-D10(IS)	7.56	188	8482	2.50000 ppb	0.00
15) Chrysene-D12(IS)	10.62	240	10015	2.50000 ppb	0.00
20) Perylene-D12(IS)	12.83	264	8704	2.50000 ppb	0.00
System Monitoring Compounds					
3) 2-Methylnaphthalene-D10 (2	4.66	152	14500	2.57619 ppb	0.00
Spiked Amount 5.000			Recovery	= 51.520%	
13) Fluoranthene-D10 (FRT)	8.93	212	17235	2.60659 ppb	0.00
Spiked Amount 5.000			Recovery	= 52.140%	
Target Compounds					Qvalue
2) Naphthalene	3.94	128	28832	5.03578 ppb	100
4) 2-Methylnaphthalene	4.69	142	17384	5.18072 ppb	100
5) 1-Methylnaphthalene	4.80	142	17464	5.15700 ppb	100
7) Acenaphthylene	5.69	152	58890	5.25410 ppb	100
8) Acenaphthene	5.89	154	15136	5.09845 ppb	100
9) Fluorene	6.49	166	17780	5.16829 ppb	100
11) Phenanthrene	7.59	178	23796	5.09785 ppb	100
12) Anthracene	7.64	178	22931	5.20117 ppb	100
14) Fluoranthene	8.95	202	38260	5.27621 ppb	100
16) Pyrene	9.21	202	39012	5.08763 ppb	100
17) Benz (a) anthracene	10.61	228	28070	5.00058 ppb	100
18) Chrysene	10.65	228	31118	4.98620 ppb	100
19) Indeno (1,2,3-cd) pyrene	14.38	276	20323	4.52699 ppb	100
21) Benzo (b) fluoranthene	12.14	252	26309	4.94784 ppb	100
22) Benzo (k) fluoranthene	12.19	252	29066	5.02910 ppb	100
23) Benzo (a) pyrene	12.73	252	25103	4.91484 ppb	100
24) Dibenz (a,h) anthracene	14.42	278	24331	4.98885 ppb	100
25) Benzo (g,h,i) perylene	14.69	276	26049	4.99985 ppb	100

(#) = qualifier out of range (m) = manual integration

Quantitation Report

Data File : M:\KYLO\DATA\211019\1019K006.D
Acq On : 19 Oct 21 15:29
Sample : 5 ug/ml 10/13/21
Misc :

Vial: 6
Operator: LS
Inst : KYLO
Multiplr: 1.00

Quant Time: Oct 19 15:48 2021

Quant Results File: K1019.RES

Method : M:\KYLO\DATA\211019\K1019.M (RTE Integrator)
Title : EPA 8270
Last Update : Tue Nov 09 10:14:45 2021
Response via : Initial Calibration



Quantitation Report (Not Reviewed)

Data File : M:\KYLO\DATA\211019\1019K007.D
Acq On : 19 Oct 21 15:49
Sample : 10 ug/ml 10/13/21
Misc :

Vial: 7
Operator: LS
Inst : KYLO
Multiplr: 1.00

Quant Time: Oct 19 15:49 2021

Quant Results File: K1019.RES

Quant Method : M:\KYLO\DATA\211019\K1019.M (RTE Integrator)
Title : EPA 8270
Last Update : Tue Oct 19 16:47:23 2021
Response via : Initial Calibration
DataAcq Meth : SIM_2

Internal Standards	R.T.	QIon	Response	Conc Units	Dev(Min)
1) Napthalene-D8(IS)	3.92	136	11510	2.50000 ppb	0.00
6) Acenaphthene-D10(IS)	5.86	164	5675	2.50000 ppb	0.00
10) Phenanthrene-D10(IS)	7.56	188	8972	2.50000 ppb	0.00
15) Chrysene-D12(IS)	10.62	240	10664	2.50000 ppb	0.00
20) Perylene-D12(IS)	12.83	264	9232	2.50000 ppb	0.00
System Monitoring Compounds					
3) 2-Methylnaphthalene-D10 (2	4.66	152	26676	4.53854 ppb	0.00
Spiked Amount 5.000			Recovery	= 90.780%	
13) Fluoranthene-D10 (FRT)	8.93	212	34413	4.92032 ppb	0.00
Spiked Amount 5.000			Recovery	= 98.400%	
Target Compounds					Qvalue
2) Naphthalene	3.94	128	59354	9.92720 ppb	100
4) 2-Methylnaphthalene	4.69	142	35959	10.26203 ppb	100
5) 1-Methylnaphthalene	4.80	142	35938	10.16232 ppb	100
7) Acenaphthylene	5.69	152	122704	10.44402 ppb	100
8) Acenaphthene	5.89	154	31359	10.07724 ppb	99
9) Fluorene	6.49	166	37236	10.32596 ppb	99
11) Phenanthrene	7.59	178	49310	9.98682 ppb	100
12) Anthracene	7.64	178	48395	10.37738 ppb	100
14) Fluoranthene	8.95	202	79898	10.41651 ppb	100
16) Pyrene	9.21	202	82191	10.06635 ppb	100
17) Benz (a) anthracene	10.61	228	60563	10.13248 ppb	100
18) Chrysene	10.65	228	64649	9.72861 ppb	99
19) Indeno (1,2,3-cd) pyrene	14.38	276	44868	9.18248 ppb #	99
21) Benzo (b) fluoranthene	12.14	252	55900	10.02449 ppb	99
22) Benzo (k) fluoranthene	12.19	252	63873	11.01716 ppb	99
23) Benzo (a) pyrene	12.73	252	54783	10.38939 ppb	99
24) Dibenz (a,h) anthracene	14.42	278	51533	10.11061 ppb	98
25) Benzo (g,h,i) perylene	14.69	276	56013	10.47964 ppb	98

(#) = qualifier out of range (m) = manual integration

Quantitation Report

Data File : M:\KYLO\DATA\211019\1019K007.D
Acq On : 19 Oct 21 15:49
Sample : 10 ug/ml 10/13/21
Misc :

Vial: 7
Operator: LS
Inst : KYLO
Multiplr: 1.00

Quant Time: Oct 19 15:49 2021

Quant Results File: K1019.RES

Method : M:\KYLO\DATA\211019\K1019.M (RTE Integrator)
Title : EPA 8270
Last Update : Tue Nov 09 10:14:45 2021
Response via : Initial Calibration



Quantitation Report (Not Reviewed)

Data File : M:\KYLO\DATA\211019\1019K008.D
Acq On : 19 Oct 21 16:09
Sample : 50 ug/ml 10/13/21
Misc :

Vial: 8
Operator: LS
Inst : KYLO
Multiplr: 1.00

Quant Time: Oct 19 15:49 2021

Quant Results File: K1019.RES

Quant Method : M:\KYLO\DATA\211019\K1019.M (RTE Integrator)
Title : EPA 8270
Last Update : Tue Oct 19 16:47:23 2021
Response via : Initial Calibration
DataAcq Meth : SIM_2

Internal Standards	R.T.	QIon	Response	Conc Units	Dev(Min)
1) Napthalene-D8(IS)	3.92	136	11542	2.50000 ppb	0.00
6) Acenaphthene-D10(IS)	5.86	164	5767	2.50000 ppb	0.00
10) Phenanthrene-D10(IS)	7.56	188	8902	2.50000 ppb	0.00
15) Chrysene-D12(IS)	10.62	240	10648	2.50000 ppb	0.00
20) Perylene-D12(IS)	12.83	264	9592	2.50000 ppb	0.00
System Monitoring Compounds					
3) 2-Methylnaphthalene-D10 (2	4.66	152	140995	23.92178 ppb	0.00
Spiked Amount 5.000			Recovery	= 478.440%	
13) Fluoranthene-D10 (FRT)	8.93	212	173855	25.05302 ppb	0.00
Spiked Amount 5.000			Recovery	= 501.060%	
Target Compounds					Qvalue
2) Naphthalene	3.94	128	270597	45.13299 ppb	100
4) 2-Methylnaphthalene	4.69	142	165624	47.13496 ppb	99
5) 1-Methylnaphthalene	4.80	142	164402	46.35966 ppb	99
7) Acenaphthylene	5.70	152	560845	46.97510 ppb	100
8) Acenaphthene	5.89	154	145964	46.15736 ppb	99
9) Fluorene	6.49	166	175391	47.86199 ppb	100
11) Phenanthrene	7.59	178	233010	47.56290 ppb	100
12) Anthracene	7.64	178	228704	49.42683 ppb	100
14) Fluoranthene	8.96	202	371445	48.80706 ppb	99
16) Pyrene	9.21	202	379423	46.53971 ppb	98
17) Benz (a) anthracene	10.61	228	291856	48.90228 ppb	100
18) Chrysene	10.65	228	300277	45.25466 ppb	99
19) Indeno (1,2,3-cd) pyrene	14.38	276	248943	50.15933 ppb	94
21) Benzo (b) fluoranthene	12.15	252	294828	51.34534 ppb	99
22) Benzo (k) fluoranthene	12.20	252	302763	52.24864 ppb	100
23) Benzo (a) pyrene	12.73	252	278840	51.91758 ppb	100
24) Dibenz (a,h) anthracene	14.42	278	268409	51.28254 ppb	97
25) Benzo (g,h,i) perylene	14.70	276	280479	51.78283 ppb	99

(#) = qualifier out of range (m) = manual integration

Quantitation Report

Data File : M:\KYLO\DATA\211019\1019K008.D
Acq On : 19 Oct 21 16:09
Sample : 50 ug/ml 10/13/21
Misc :

Vial: 8
Operator: LS
Inst : KYLO
Multiplr: 1.00

Quant Time: Oct 19 15:49 2021

Quant Results File: K1019.RES

Method : M:\KYLO\DATA\211019\K1019.M (RTE Integrator)
Title : EPA 8270
Last Update : Tue Nov 09 10:14:45 2021
Response via : Initial Calibration



Quantitation Report (Not Reviewed)

Data File : M:\KYLO\DATA\211019\1019K009.D
Acq On : 19 Oct 21 16:29
Sample : 100 ug/ml 10/13/21
Misc :

Vial: 9
Operator: LS
Inst : KYLO
Multiplr: 1.00

Quant Time: Oct 19 15:49 2021

Quant Results File: K1019.RES

Quant Method : M:\KYLO\DATA\211019\K1019.M (RTE Integrator)
Title : EPA 8270
Last Update : Tue Oct 19 16:47:23 2021
Response via : Initial Calibration
DataAcq Meth : SIM_2

Internal Standards	R.T.	QIon	Response	Conc Units	Dev(Min)
1) Napthalene-D8(IS)	3.92	136	11679	2.50000 ppb	0.00
6) Acenaphthene-D10(IS)	5.86	164	5877	2.50000 ppb	0.00
10) Phenanthrene-D10(IS)	7.56	188	9024	2.50000 ppb	0.00
15) Chrysene-D12(IS)	10.63	240	10469	2.50000 ppb	0.01
20) Perylene-D12(IS)	12.83	264	9899	2.50000 ppb	0.00
System Monitoring Compounds					
3) 2-Methylnaphthalene-D10 (2	4.66	152	278374	46.67602 ppb	0.00
Spiked Amount 5.000			Recovery	= 933.520%	
13) Fluoranthene-D10 (FRT)	8.94	212	341108	48.49012 ppb	0.00
Spiked Amount 5.000			Recovery	= 969.800%	
Target Compounds					Qvalue
2) Naphthalene	3.94	128	514066	84.73550 ppb	100
4) 2-Methylnaphthalene	4.70	142	318816	89.66757 ppb	99
5) 1-Methylnaphthalene	4.80	142	317528	88.48927 ppb	98
7) Acenaphthylene	5.70	152	1047512	86.09505 ppb	98
8) Acenaphthene	5.90	154	283708	88.03615 ppb	94
9) Fluorene	6.49	166	342219	91.63932 ppb	99
11) Phenanthrene	7.59	178	452383	91.09374 ppb	99
12) Anthracene	7.65	178	447639	95.43451 ppb	100
14) Fluoranthene	8.96	202	701599	90.94222 ppb	97
16) Pyrene	9.22	202	720167	89.84545 ppb	99
17) Benz (a) anthracene	10.62	228	562838	95.91946 ppb	99
18) Chrysene	10.66	228	575910	88.27926 ppb	98
19) Indeno (1,2,3-cd) pyrene	14.39	276	488982	100.01982 ppb	89
21) Benzo (b) fluoranthene	12.16	252	587997	99.33083 ppb	100
22) Benzo (k) fluoranthene	12.16	252	587786	98.78137 ppb	99
23) Benzo (a) pyrene	12.74	252	547488	99.01252 ppb	98
24) Dibenz (a,h) anthracene	14.43	278	535891	99.35185 ppb	94
25) Benzo (g,h,i) perylene	14.71	276	552068	99.06661 ppb	98

(#) = qualifier out of range (m) = manual integration

Quantitation Report

Data File : M:\KYLO\DATA\211019\1019K009.D
Acq On : 19 Oct 21 16:29
Sample : 100 ug/ml 10/13/21
Misc :

Vial: 9
Operator: LS
Inst : KYLO
Multiplr: 1.00

Quant Time: Oct 19 15:49 2021

Quant Results File: K1019.RES

Method : M:\KYLO\DATA\211019\K1019.M (RTE Integrator)
Title : EPA 8270
Last Update : Tue Nov 09 10:14:45 2021
Response via : Initial Calibration



PAH by GCMS SIM
EPA 8270 SIM

Form 7

Second Source Calibration

Lab Name: APPL, Inc.
Case No:
Matrix:

SDG No:
Date Analyzed: 10/19/2021
Instrument: KYLO
Initial Cal. Date: 10/19/2021
Data File: 1019K010.D

		Compound	MEAN	CCRF	%D		%Drift
1	TM	Naphthalene	1.299	1.295	0.25	TM	
2	TM	2-Methylnaphthalene	0.7611	0.7635	0.32	TM	
3	TM	1-Methylnaphthalene	0.7681	0.7563	1.5	TM	
4	TM	Acenaphthylene	5.176	5.272	1.9	TM	
5	*TM	Acenaphthene	1.371	1.393	1.6	*TM	
6	TM	Fluorene	1.589	1.616	1.7	TM	
7	TM	Phenanthrene	1.376	1.380	0.31	TM	
8	TM	Anthracene	1.299	1.415	8.9	TM	
9	*TM	Fluoranthene	2.137	2.167	1.4	*TM	
10	TM	Pyrene	1.914	1.918	0.21	TM	
11	TM	Benz (a) anthracene	1.401	1.374	1.9	TM	
12	TM	Chrysene	1.558	1.488	4.5	TM	
13	TML	Indeno (1,2,3-cd) pyrene	1.272	0.9799	23	TML	12
14	TM	Benzo (b) fluoranthene	1.408	1.510	7.3	TM	
15	TM	Benzo (k) fluoranthene	1.610	1.698	5.5	TM	
16	*TM	Benzo (a) pyrene	1.341	1.484	11	*TM	
17	TM	Dibenz (a,h) anthracene	1.326	1.382	4.2	TM	
18	TM	Benzo (g,h,i) perylene	1.443	1.486	3.0	TM	
19							
20							
21							
22							
23							
24							
25							
26							
27							
28							
29							
30							
31							
32							
33							
34							
35							
36							
37							
38							
		Average			4.4		

PAH by GCMS SIM
EPA 8270 SIM

Quantitation Report (Not Reviewed)

Data File : M:\KYLO\DATA\211019\1019K010.D
Acq On : 19 Oct 21 16:49
Sample : SS ug/ml 10/13/21
Misc :

Vial: 10
Operator: LS
Inst : KYLO
Multiplr: 1.00

Quant Time: Oct 19 16:06 2021

Quant Results File: K1019.RES

Quant Method : M:\KYLO\DATA\211019\K1019.M (RTE Integrator)
Title : EPA 8270
Last Update : Tue Oct 19 16:51:19 2021
Response via : Initial Calibration
DataAcq Meth : SIM_2

Internal Standards	R.T.	QIon	Response	Conc Units	Dev(Min)
1) Napthalene-D8(IS)	3.92	136	11540	2.50000 ppb	0.00
6) Acenaphthene-D10(IS)	5.86	164	5722	2.50000 ppb	0.00
10) Phenanthrene-D10(IS)	7.56	188	8843	2.50000 ppb	0.00
15) Chrysene-D12(IS)	10.62	240	10394	2.50000 ppb	0.00
20) Perylene-D12(IS)	12.83	264	8800	2.50000 ppb	0.00
System Monitoring Compounds					
3) 2-Methylnaphthalene-D10 (2	4.66	152	1	0.00017 ppb	0.00
Spiked Amount 5.000			Recovery	= 0.000%	
13) Fluoranthene-D10 (FRT)	8.93	212	9	0.00131 ppb	0.00
Spiked Amount 5.000			Recovery	= 0.020%	
Target Compounds					Qvalue
2) Naphthalene	3.94	128	29897	4.98740 ppb	100
4) 2-Methylnaphthalene	4.69	142	17622	5.01592 ppb	100
5) 1-Methylnaphthalene	4.80	142	17455	4.92298 ppb	100
7) Acenaphthylene	5.69	152	60338	5.09352 ppb	100
8) Acenaphthene	5.89	154	15936	5.07898 ppb	100
9) Fluorene	6.49	166	18488	5.08482 ppb	100
11) Phenanthrene	7.59	178	24407	5.01529 ppb	100
12) Anthracene	7.64	178	25019	5.44311 ppb	100
14) Fluoranthene	8.95	202	38328	5.06982 ppb	99
16) Pyrene	9.21	202	39873	5.01031 ppb	100
17) Benz (a) anthracene	10.61	228	28567	4.90355 ppb	99
18) Chrysene	10.65	228	30939	4.77675 ppb	100
19) Indeno (1,2,3-cd) pyrene	14.38	276	20371	4.37871 ppb	99
21) Benzo (b) fluoranthene	12.14	252	26577	5.36265 ppb	100
22) Benzo (k) fluoranthene	12.19	252	29888	5.27373 ppb	100
23) Benzo (a) pyrene	12.73	252	26127	5.53492 ppb	100
24) Dibenz (a,h) anthracene	14.42	278	24324	5.21145 ppb	99
25) Benzo (g,h,i) perylene	14.69	276	26159	5.14999 ppb	100

(#) = qualifier out of range (m) = manual integration

Quantitation Report

Data File : M:\KYLO\DATA\211019\1019K010.D
Acq On : 19 Oct 21 16:49
Sample : SS ug/ml 10/13/21
Misc :

Vial: 10
Operator: LS
Inst : KYLO
Multiplr: 1.00

Quant Time: Oct 19 16:06 2021

Quant Results File: K1019.RES

Method : M:\KYLO\DATA\211019\K1019.M (RTE Integrator)
Title : EPA 8270
Last Update : Tue Nov 09 10:14:45 2021
Response via : Initial Calibration



PAH by GCMS SIM
EPA 8270 SIM

Form 7

Continuing Calibration

Lab Name: APPL, Inc.
Case No:
Matrix:

SDG No:
Date Analyzed: 11/10/2021
Instrument: KYLO
Initial Cal. Date: 10/19/2021
Data File: 1019K394.D

		Compound	MEAN	CCRF	%D		%Drift
1	I	Napthalene-D8(IS)	ISTD			I	
2	TM	Naphthalene	1.299	1.310	0.91	TM	
3	S	2-Methylnaphthalene-D10 (2MN)	1.277	1.245	2.5	S	
4	TM	2-Methylnaphthalene	0.7611	0.8035	5.6	TM	
5	TM	1-Methylnaphthalene	0.7681	0.7785	1.4	TM	
6	I	Acenaphthene-D10(IS)	ISTD			I	
7	TM	Acenaphthylene	5.176	5.411	4.6	TM	
8	*TM	Acenaphthene	1.371	1.440	5.0	*TM	
9	TM	Fluorene	1.589	1.684	6.0	TM	
10	I	Phenanthrene-D10(IS)	ISTD			I	
11	TM	Phenanthrene	1.376	1.426	3.7	TM	
12	TM	Anthracene	1.299	1.382	6.4	TM	
13	S	Fluoranthene-D10 (FRT)	1.949	1.995	2.4	S	
14	*TM	Fluoranthene	2.137	2.314	8.3	*TM	
15	I	Chrysene-D12(IS)	ISTD			I	
16	TM	Pyrene	1.914	1.963	2.6	TM	
17	TM	Benz (a) anthracene	1.401	1.467	4.7	TM	
18	TM	Chrysene	1.558	1.616	3.8	TM	
19	TML	Indeno (1,2,3-cd) pyrene	1.272	1.098	14	TML	2.3
20	I	Perylene-D12(IS)	ISTD			I	
21	TM	Benzo (b) fluoranthene	1.408	1.507	7.0	TM	
22	TM	Benzo (k) fluoranthene	1.610	1.739	8.0	TM	
23	*TM	Benzo (a) pyrene	1.341	1.476	10	*TM	
24	TM	Dibenz (a,h) anthracene	1.326	1.484	12	TM	
25	TM	Benzo (g,h,i) perylene	1.443	1.530	6.0	TM	
26							
27							
28							
29							
30							
31							
32							
33							
34							
35							
36							
37							
38							
39							
40							
		Average			5.7		

Quantitation Report (Not Reviewed)

Data File : M:\KYLO\DATA\211019\1019K394.D
Acq On : 10 Nov 21 12:54
Sample : 5 ug/ml 10/19/21 (1)
Misc :

Vial: 94
Operator: LS
Inst : KYLO
Multiplr: 1.00

Quant Time: Nov 10 13:41 2021 Quant Results File: K1019.RES

Quant Method : M:\KYLO\DATA\211019\K1019.M (RTE Integrator)
Title : EPA 8270
Last Update : Tue Nov 09 10:14:45 2021
Response via : Initial Calibration
DataAcq Meth : SIM_2

Internal Standards	R.T.	QIon	Response	Conc Units	Dev(Min)
1) Napthalene-D8(IS)	3.89	136	14759	2.50000 ppb	0.00
6) Acenaphthene-D10(IS)	5.82	164	6889	2.50000 ppb	-0.03
10) Phenanthrene-D10(IS)	7.52	188	10656	2.50000 ppb	-0.03
15) Chrysene-D12(IS)	10.59	240	12960	2.50000 ppb	-0.03
20) Perylene-D12(IS)	12.77	264	11828	2.50000 ppb	-0.06
System Monitoring Compounds					
3) 2-Methylnaphthalene-D10 (2	4.62	152	18370	2.43738 ppb	-0.03
Spiked Amount 5.000			Recovery	= 48.740%	
13) Fluoranthene-D10 (FRT)	8.90	212	21263	2.55971 ppb	-0.03
Spiked Amount 5.000			Recovery	= 51.200%	
Target Compounds					Qvalue
2) Naphthalene	3.91	128	38682	5.04550 ppb	100
4) 2-Methylnaphthalene	4.66	142	23717	5.27842 ppb	96
5) 1-Methylnaphthalene	4.77	142	22980	5.06766 ppb	99
7) Acenaphthylene	5.66	152	74559	5.22780 ppb	100
8) Acenaphthene	5.86	154	19836	5.25101 ppb	99
9) Fluorene	6.45	166	23204	5.30078 ppb	99
11) Phenanthrene	7.55	178	30397	5.18344 ppb	99
12) Anthracene	7.61	178	29459	5.31864 ppb	99
14) Fluoranthene	8.92	202	49325	5.41438 ppb	98
16) Pyrene	9.18	202	50889	5.12846 ppb	97
17) Benz (a) anthracene	10.57	228	38014	5.23320 ppb	100
18) Chrysene	10.62	228	41898	5.18797 ppb	98
19) Indeno (1,2,3-cd) pyrene	14.33	276	28462	4.88368 ppb	94
21) Benzo (b) fluoranthene	12.09	252	35654	5.35245 ppb	99
22) Benzo (k) fluoranthene	12.13	252	41144	5.40131 ppb	99
23) Benzo (a) pyrene	12.67	252	34906	5.50165 ppb	99
24) Dibenz (a,h) anthracene	14.38	278	35110	5.59662 ppb	98
25) Benzo (g,h,i) perylene	14.65	276	36190	5.30085 ppb	99

(#) = qualifier out of range (m) = manual integration

Quantitation Report

Data File : M:\KYLO\DATA\211019\1019K394.D
Acq On : 10 Nov 21 12:54
Sample : 5 ug/ml 10/19/21 (1)
Misc :

Vial: 94
Operator: LS
Inst : KYLO
Multiplr: 1.00

Quant Time: Nov 10 13:41 2021

Quant Results File: K1019.RES

Method : M:\KYLO\DATA\211019\K1019.M (RTE Integrator)
Title : EPA 8270
Last Update : Tue Nov 09 10:14:45 2021
Response via : Initial Calibration



PAH by GCMS SIM
EPA 8270 SIM

Form 7

Ending Continuing Calibration

Lab Name: APPL, Inc.
Case No:
Matrix:

SDG No:
Date Analyzed: 11/11/2021
Instrument: KYLO
Initial Cal. Date: 10/19/2021
Data File: 1019K431.D

		Compound	MEAN	CCRF	%D	%Drift	
1	I	Napthalene-D8(IS)	ISTD			I	
2	TM	Naphthalene	1.299	1.305	0.48	TM	
3	S	2-Methylnaphthalene-D10 (2MN)	1.277	1.260	1.3	S	
4	TM	2-Methylnaphthalene	0.7611	0.7828	2.9	TM	
5	TM	1-Methylnaphthalene	0.7681	0.7938	3.3	TM	
6	I	Acenaphthene-D10(IS)	ISTD			I	
7	TM	Acenaphthylene	5.176	5.415	4.6	TM	
8	*TM	Acenaphthene	1.371	1.410	2.9	*TM	
9	TM	Fluorene	1.589	1.658	4.4	TM	
10	I	Phenanthrene-D10(IS)	ISTD			I	
11	TM	Phenanthrene	1.376	1.427	3.7	TM	
12	TM	Anthracene	1.299	1.363	4.9	TM	
13	S	Fluoranthene-D10 (FRT)	1.949	2.104	8.0	S	
14	*TM	Fluoranthene	2.137	2.362	10	*TM	
15	I	Chrysene-D12(IS)	ISTD			I	
16	TM	Pyrene	1.914	1.968	2.8	TM	
17	TM	Benz (a) anthracene	1.401	1.382	1.4	TM	
18	TM	Chrysene	1.558	1.580	1.4	TM	
19	TML	Indeno (1,2,3-cd) pyrene	1.272	0.9321	27	TML	17
20	I	Perylene-D12(IS)	ISTD			I	
21	TM	Benzo (b) fluoranthene	1.408	1.467	4.2	TM	
22	TM	Benzo (k) fluoranthene	1.610	1.741	8.1	TM	
23	*TM	Benzo (a) pyrene	1.341	1.433	6.9	*TM	
24	TM	Dibenz (a,h) anthracene	1.326	1.333	0.51	TM	
25	TM	Benzo (g,h,i) perylene	1.443	1.457	0.95	TM	
26							
27							
28							
29							
30							
31							
32							
33							
34							
35							
36							
37							
38							
39							
40							
		Average			5.0		

Quantitation Report (Not Reviewed)

Data File : M:\KYLO\DATA\211019\1019K431.D
Acq On : 11 Nov 21 2:19
Sample : 5 ug/ml 10/10/21 (2)
Misc :

Vial: 131
Operator: LS
Inst : KYLO
Multiplr: 1.00

Quant Time: Nov 11 8:19 2021

Quant Results File: K1019.RES

Quant Method : M:\KYLO\DATA\211019\K1019.M (RTE Integrator)
Title : EPA 8270
Last Update : Tue Nov 09 10:14:45 2021
Response via : Initial Calibration
DataAcq Meth : SIM_2

Internal Standards	R.T.	QIon	Response	Conc Units	Dev(Min)
1) Napthalene-D8(IS)	3.89	136	13340	2.50000 ppb	0.00
6) Acenaphthene-D10(IS)	5.82	164	6593	2.50000 ppb	-0.03
10) Phenanthrene-D10(IS)	7.52	188	10257	2.50000 ppb	-0.03
15) Chrysene-D12(IS)	10.58	240	12604	2.50000 ppb	-0.04
20) Perylene-D12(IS)	12.77	264	10995	2.50000 ppb	-0.06
System Monitoring Compounds					
3) 2-Methylnaphthalene-D10 (2	4.63	152	16809	2.46750 ppb	-0.03
Spiked Amount 5.000			Recovery	= 49.340%	
13) Fluoranthene-D10 (FRT)	8.90	212	21579	2.69880 ppb	-0.04
Spiked Amount 5.000			Recovery	= 53.980%	
Target Compounds					Qvalue
2) Naphthalene	3.91	128	34813	5.02386 ppb	100
4) 2-Methylnaphthalene	4.66	142	20885	5.14256 ppb	98
5) 1-Methylnaphthalene	4.77	142	21178	5.16706 ppb	99
7) Acenaphthylene	5.66	152	71402	5.23121 ppb	100
8) Acenaphthene	5.86	154	18598	5.14432 ppb	99
9) Fluorene	6.45	166	21862	5.21843 ppb	100
11) Phenanthrene	7.55	178	29271	5.18559 ppb	99
12) Anthracene	7.61	178	27965	5.24531 ppb	99
14) Fluoranthene	8.92	202	48447	5.52487 ppb	99
16) Pyrene	9.17	202	49622	5.14202 ppb	99
17) Benz (a) anthracene	10.57	228	34835	4.93101 ppb	99
18) Chrysene	10.61	228	39821	5.07006 ppb	98
19) Indeno (1,2,3-cd) pyrene	14.33	276	23496	4.17415 ppb	97
21) Benzo (b) fluoranthene	12.08	252	32255	5.20904 ppb	98
22) Benzo (k) fluoranthene	12.13	252	38276	5.40549 ppb	99
23) Benzo (a) pyrene	12.67	252	31522	5.34469 ppb	99
24) Dibenz (a,h) anthracene	14.37	278	29308	5.02571 ppb	96
25) Benzo (g,h,i) perylene	14.64	276	32032	5.04727 ppb	99

(#) = qualifier out of range (m) = manual integration

Quantitation Report

Data File : M:\KYLO\DATA\211019\1019K431.D
Acq On : 11 Nov 21 2:19
Sample : 5 ug/ml 10/10/21 (2)
Misc :

Vial: 131
Operator: LS
Inst : KYLO
Multiplr: 1.00

Quant Time: Nov 11 8:19 2021

Quant Results File: K1019.RES

Method : M:\KYLO\DATA\211019\K1019.M (RTE Integrator)
Title : EPA 8270
Last Update : Tue Nov 09 10:14:45 2021
Response via : Initial Calibration



ORGANICS
Raw Data

Quantitation Report (QT Reviewed)

Data File : M:\KYLO\DATA\211019\1019K407.D
Acq On : 10 Nov 21 18:21
Sample : BA45108W07 1/1000
Misc :

Vial: 107
Operator: LS
Inst : KYLO
Multiplr: 1.00

Quant Time: Nov 11 9:08 2021

Quant Results File: K1019.RES

Quant Method : M:\KYLO\DATA\211019\K1019.M (RTE Integrator)
Title : EPA 8270
Last Update : Tue Nov 09 10:14:45 2021
Response via : Initial Calibration
DataAcq Meth : SIM_2

Internal Standards	R.T.	QIon	Response	Conc Units	Dev(Min)
1) Napthalene-D8(IS)	3.89	136	14155	2.50000 ppb	0.00
6) Acenaphthene-D10(IS)	5.82	164	6933	2.50000 ppb	-0.03
10) Phenanthrene-D10(IS)	7.52	188	10762	2.50000 ppb	-0.03
15) Chrysene-D12(IS)	10.58	240	12895	2.50000 ppb	-0.04
20) Perylene-D12(IS)	12.77	264	11646	2.50000 ppb	-0.06
System Monitoring Compounds					
3) 2-Methylnaphthalene-D10 (2	4.62	152	29466	4.07645 ppb	-0.03
Spiked Amount 5.000			Recovery	= 81.520%	
13) Fluoranthene-D10 (FRT)	8.90	212	28316	3.37520 ppb	-0.04
Spiked Amount 5.000			Recovery	= 67.500%	
Target Compounds					Qvalue
5) 1-Methylnaphthalene	4.77	142	531m	0.12210 ppb	1

(#) = qualifier out of range (m) = manual integration

Quantitation Report

Data File : M:\KYLO\DATA\211019\1019K407.D Vial: 107
Acq On : 10 Nov 21 18:21 Operator: LS
Sample : BA45108W07 1/1000 Inst : KYLO
Misc : Multiplr: 1.00
Quant Time: Nov 11 9:06 2021 Quant Results File: temp.res

Method : M:\KYLO\DATA\211019\K1019.M (RTE Integrator)
Title : EPA 8270
Last Update : Tue Nov 09 10:14:45 2021
Response via : Multiple Level Calibration

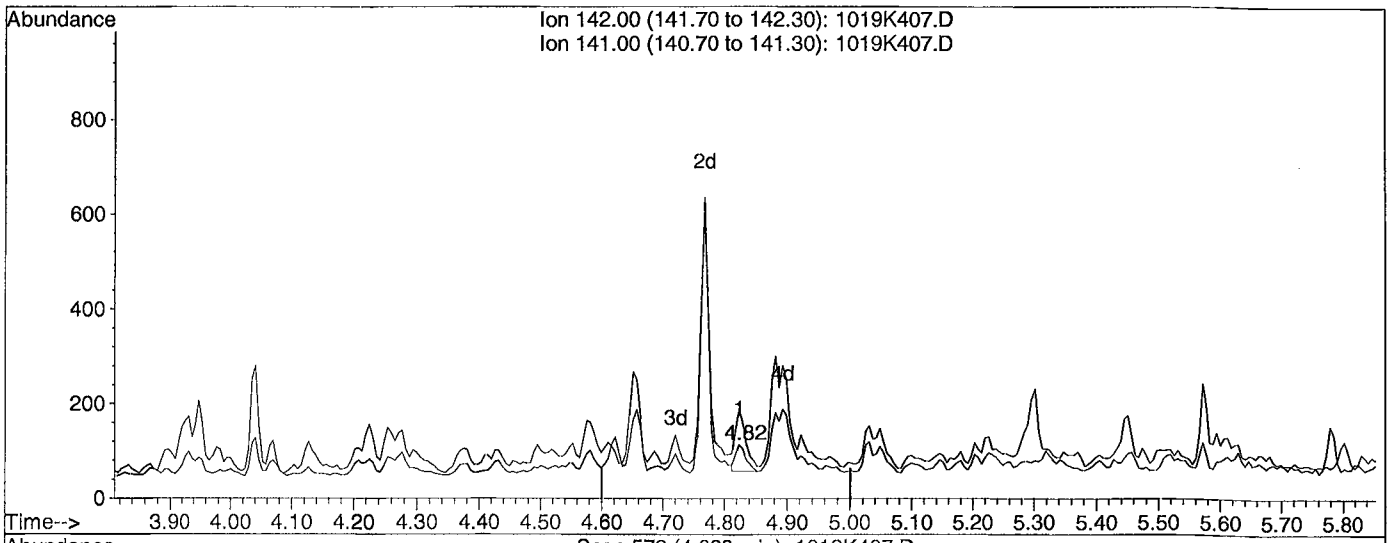

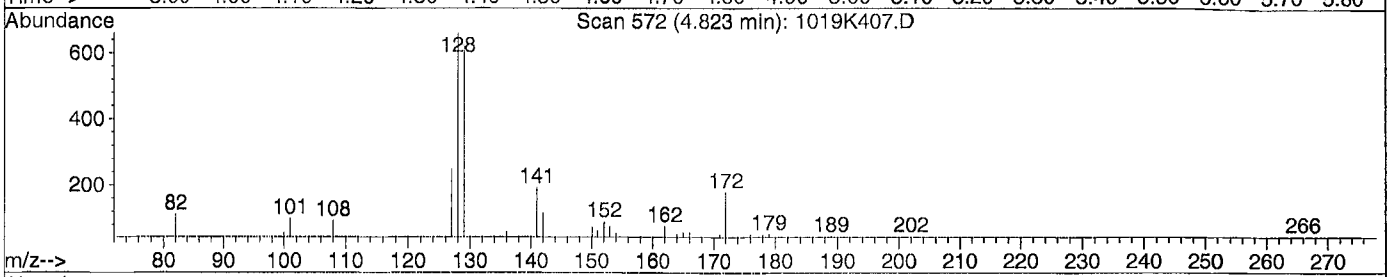

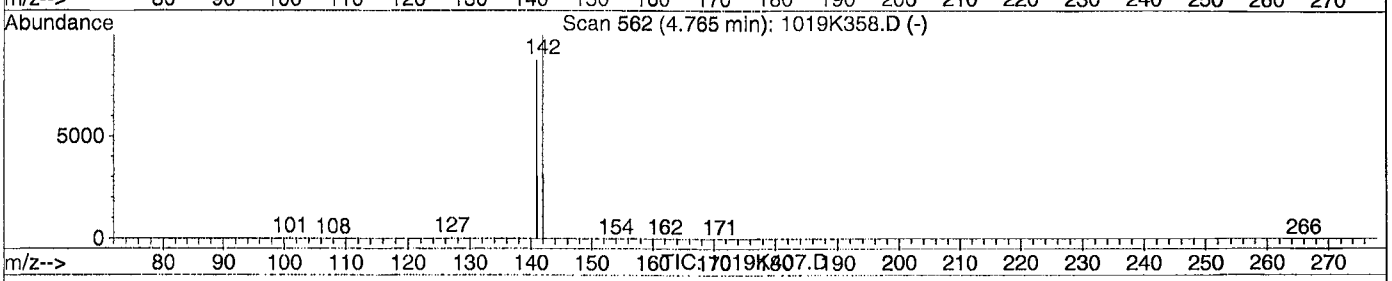

(5) 1-Methylnaphthalene (TM)

4.82min 0.0145ppb

response 63

Ion	Exp%	Act%
142.00	100	100
141.00	87.30	219.64#
0.00	0.00	0.00
0.00	0.00	0.00

Quantitation Report

Data File : M:\KYLO\DATA\211019\1019K407.D
Acq On : 10 Nov 21 18:21
Sample : BA45108W07 1/1000
Misc :
Quant Time: Nov 11 9:07 2021

Vial: 107
Operator: LS
Inst : KYLO
Multiplr: 1.00
Quant Results File: temp.res

Method : M:\KYLO\DATA\211019\K1019.M (RTE Integrator)
Title : EPA 8270
Last Update : Tue Nov 09 10:14:45 2021
Response via : Multiple Level Calibration

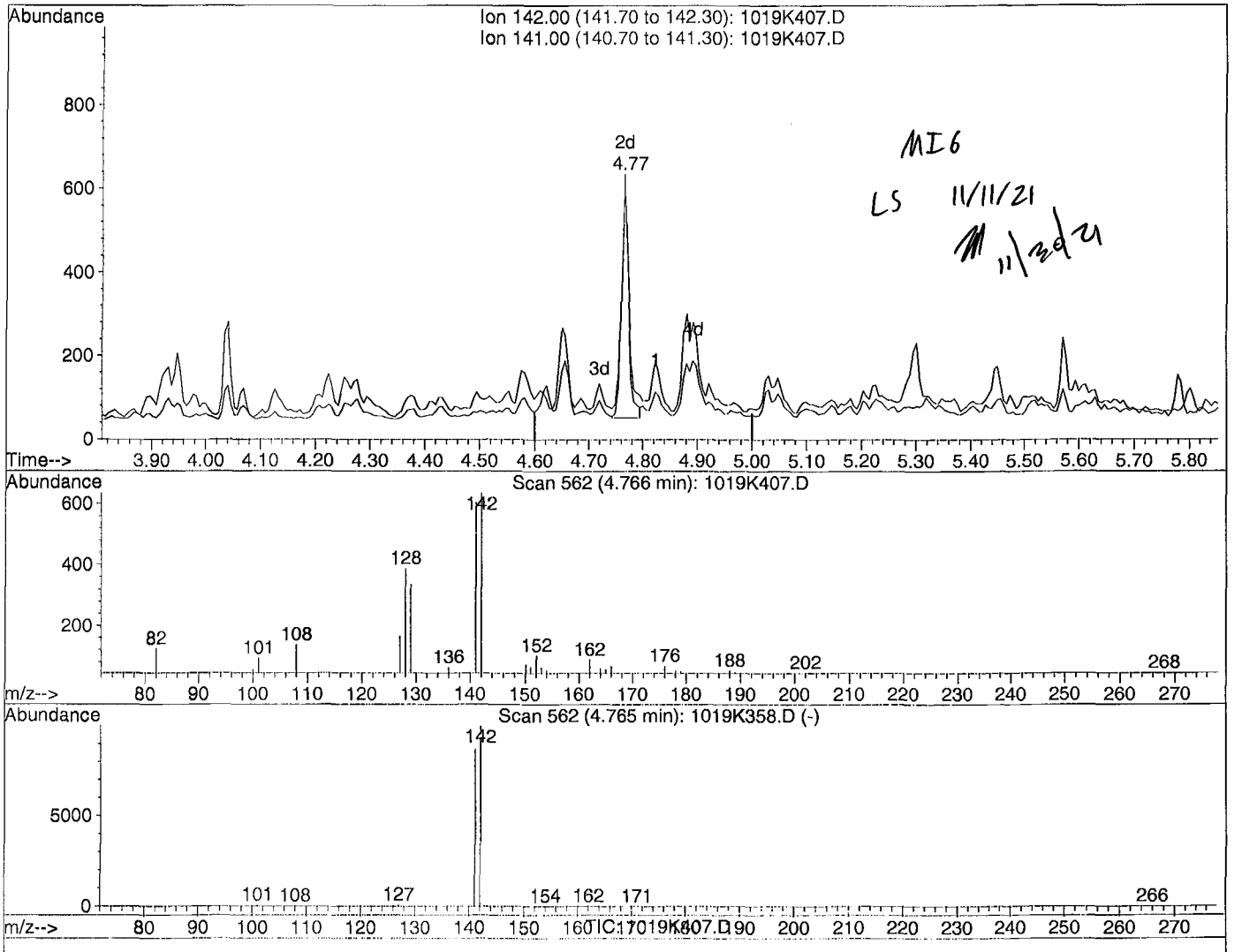

(5) 1-Methylnaphthalene (TM)

4.77min 0.1221ppb m

response 531

Ion	Exp%	Act%
142.00	100	100
141.00	87.30	94.97
0.00	0.00	0.00
0.00	0.00	0.00

Quantitation Report

Data File : M:\KYLO\DATA\211019\1019K407.D
Acq On : 10 Nov 21 18:21
Sample : BA45108W07 1/1000
Misc :

Vial: 107
Operator: LS
Inst : KYLO
Multiplr: 1.00

Quant Time: Nov 11 9:08 2021

Quant Results File: K1019.RES

Method : M:\KYLO\DATA\211019\K1019.M (RTE Integrator)
Title : EPA 8270
Last Update : Tue Nov 30 08:16:15 2021
Response via : Initial Calibration

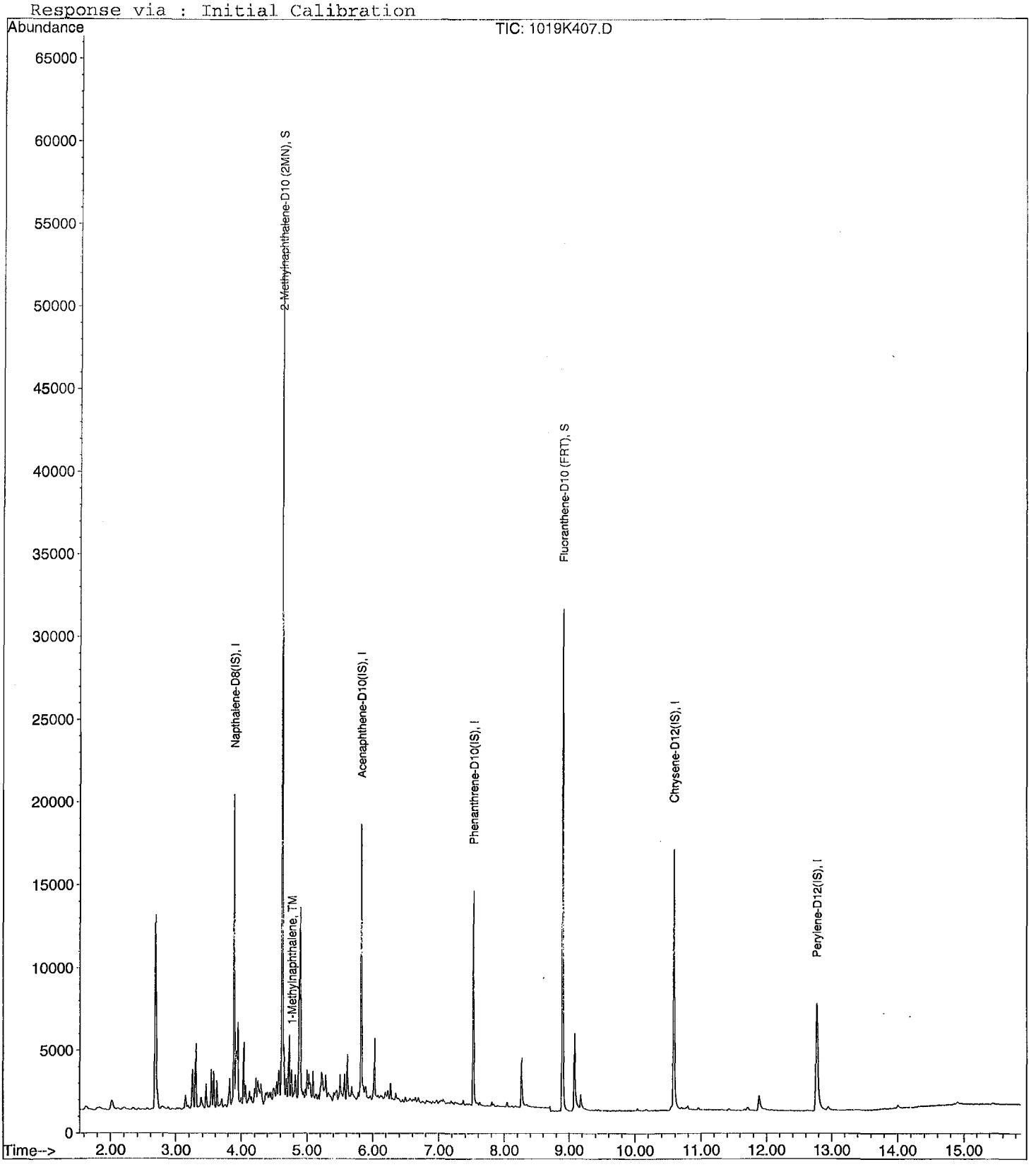

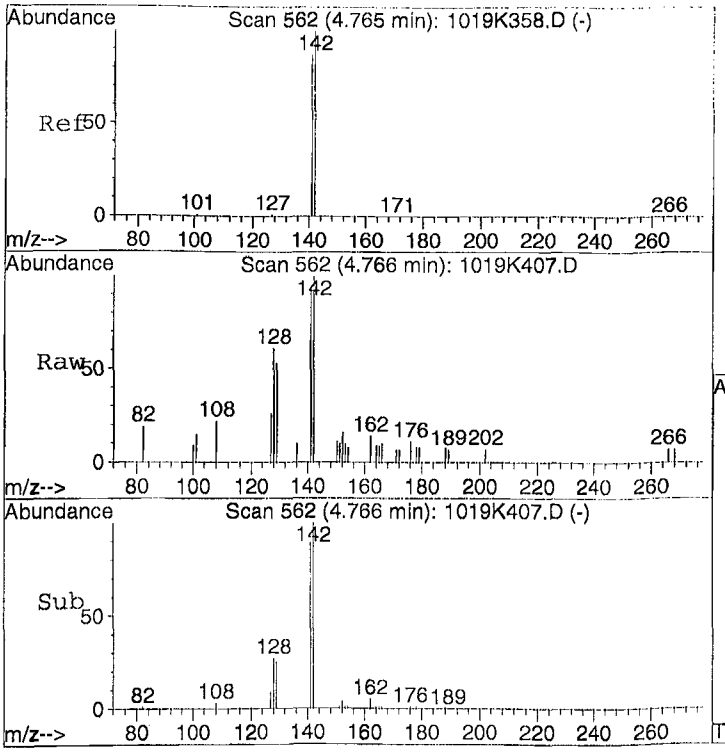

#5
1-Methylnaphthalene
Concen: 0.12210 ppb m
RT: 4.77 min Scan# 562
Delta R.T. -0.03 min
Lab File: 1019K407.D
Acq: 10 Nov 21 18:21

Tgt Ion:142 Resp: 531

Ion	Ratio	Lower	Upper
142	100		
141	95.0	61.1	113.5

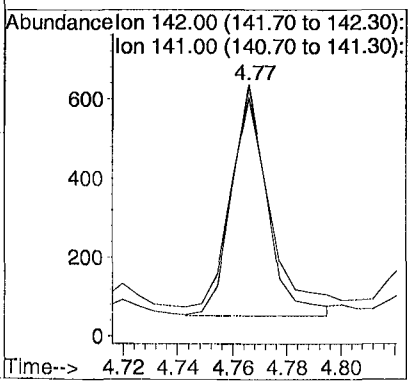

Quantitation Report (QT Reviewed)

Data File : M:\KYLO\DATA\211019\1019K408.D
Acq On : 10 Nov 21 18:41
Sample : BA45110W08 1/1000
Misc :

Vial: 108
Operator: LS
Inst : KYLO
Multiplr: 1.00

Quant Time: Nov 11 9:12 2021

Quant Results File: K1019.RES

Quant Method : M:\KYLO\DATA\211019\K1019.M (RTE Integrator)
Title : EPA 8270
Last Update : Tue Nov 09 10:14:45 2021
Response via : Initial Calibration
DataAcq Meth : SIM_2

Internal Standards	R.T.	QIon	Response	Conc Units	Dev(Min)
1) Napthalene-D8(IS)	3.89	136	12948	2.50000 ppb	0.00
6) Acenaphthene-D10(IS)	5.82	164	6601	2.50000 ppb	-0.03
10) Phenanthrene-D10(IS)	7.52	188	10228	2.50000 ppb	-0.03
15) Chrysene-D12(IS)	10.58	240	12143	2.50000 ppb	-0.04
20) Perylene-D12(IS)	12.77	264	11109	2.50000 ppb	-0.06
System Monitoring Compounds					
3) 2-Methylnaphthalene-D10 (2	4.63	152	27063	4.09302 ppb	-0.03
Spiked Amount 5.000			Recovery	= 81.860%	
13) Fluoranthene-D10 (FRT)	8.90	212	25388	3.18418 ppb	-0.04
Spiked Amount 5.000			Recovery	= 63.680%	
Target Compounds					Qvalue
2) Naphthalene	3.91	128	484923	72.09784 ppb	100
4) 2-Methylnaphthalene	4.66	142	137556	34.89617 ppb	98
5) 1-Methylnaphthalene	4.77	142	140233	35.25021 ppb	99

(#) = qualifier out of range (m) = manual integration

Quantitation Report

Data File : M:\KYLO\DATA\211019\1019K408.D
Acq On : 10 Nov 21 18:41
Sample : BA45110W08 1/1000
Misc :

Vial: 108
Operator: LS
Inst : KYLO
Multiplr: 1.00

Quant Time: Nov 11 9:12 2021

Quant Results File: K1019.RES

Method : M:\KYLO\DATA\211019\K1019.M (RTE Integrator)
Title : EPA 8270
Last Update : Tue Nov 30 08:16:15 2021
Response via : Initial Calibration



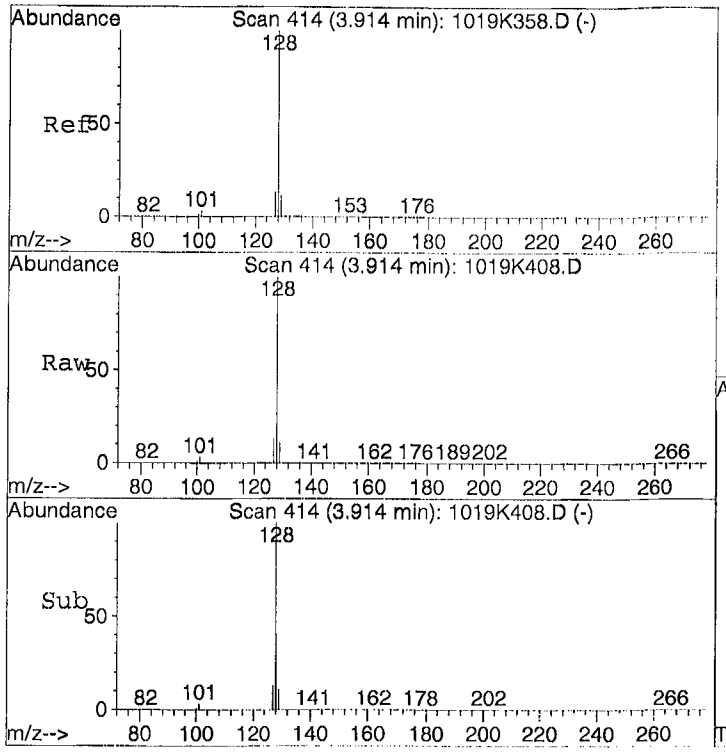

#2
Naphthalene
Concen: 72.09784 ppb
RT: 3.91 min Scan# 414
Delta R.T. -0.03 min
Lab File: 1019K408.D
Acq: 10 Nov 21 18:41

Tgt Ion:128 Resp: 484923

Ion	Ratio	Lower	Upper
128	100		
129	11.0	7.5	13.9
127	13.0	9.0	16.8

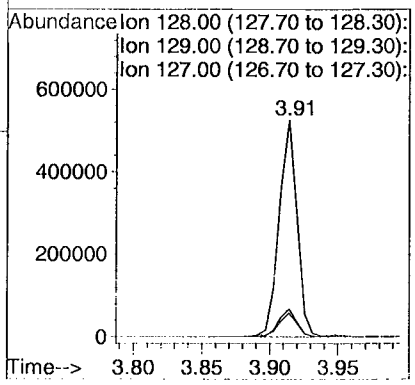



#4
2-Methylnaphthalene
Concen: 34.89617 ppb
RT: 4.66 min Scan# 544
Delta R.T. -0.03 min
Lab File: 1019K408.D
Acq: 10 Nov 21 18:41

Tgt Ion:142 Resp: 137556

Ion	Ratio	Lower	Upper
142	100		
141	83.9	59.8	111.0

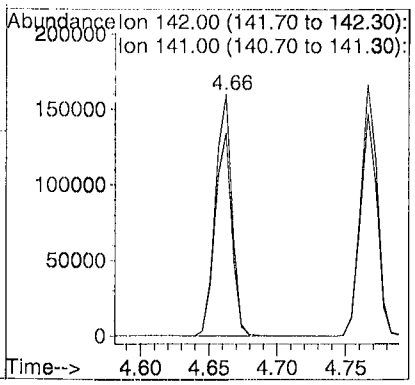

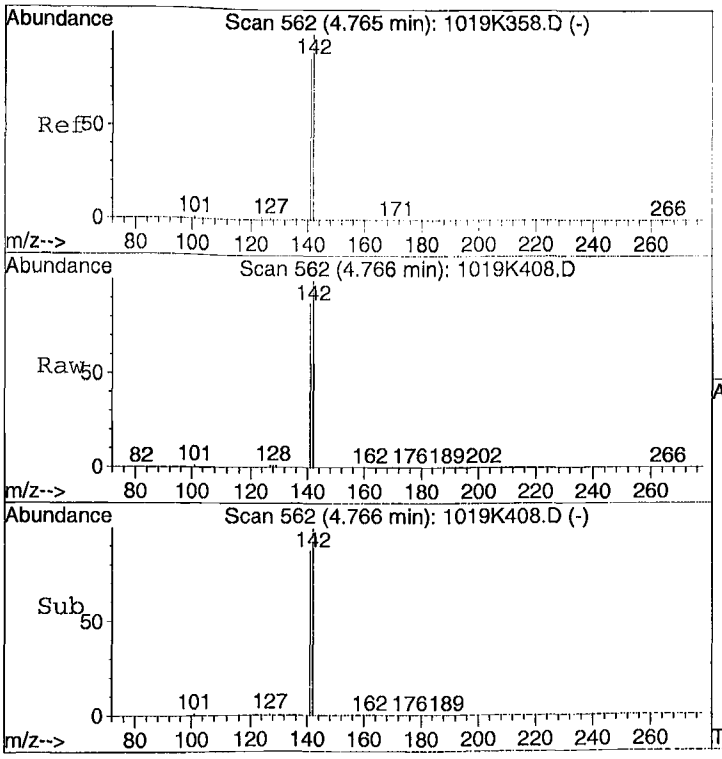

#5
1-Methylnaphthalene
Concen: 35.25021 ppb
RT: 4.77 min Scan# 562
Delta R.T. -0.03 min
Lab File: 1019K408.D
Acq: 10 Nov 21 18:41

Tgt Ion:142 Resp: 140233

Ion	Ratio	Lower	Upper
142	100		
141	88.4	61.1	113.5

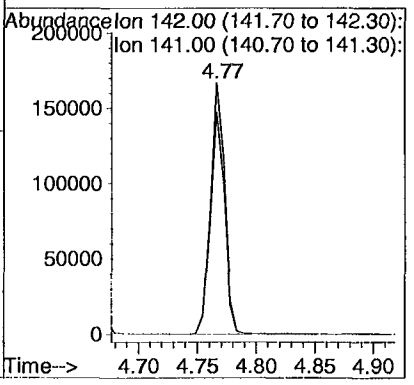

Quantitation Report (QT Reviewed)

Data File : M:\KYLO\DATA\211019\1019K409.D Vial: 109
Acq On : 10 Nov 21 19:01 Operator: LS
Sample : BA45112W08 1/950 Inst : KYLO
Misc : Multiplr: 1.05

Quant Time: Nov 11 9:13 2021 Quant Results File: K1019.RES

Quant Method : M:\KYLO\DATA\211019\K1019.M (RTE Integrator)
Title : EPA 8270
Last Update : Tue Nov 09 10:14:45 2021
Response via : Initial Calibration
DataAcq Meth : SIM_2

Internal Standards	R.T.	QIon	Response	Conc Units	Dev(Min)
1) Napthalene-D8(IS)	3.89	136	14277	2.50000 ppb	0.00
6) Acenaphthene-D10(IS)	5.82	164	7093	2.50000 ppb	-0.03
10) Phenanthrene-D10(IS)	7.52	188	10882	2.50000 ppb	-0.03
15) Chrysene-D12(IS)	10.58	240	12971	2.50000 ppb	-0.04
20) Perylene-D12(IS)	12.76	264	11846	2.50000 ppb	-0.07
System Monitoring Compounds					
3) 2-Methylnaphthalene-D10 (2	4.62	152	28898	4.17232 ppb	-0.03
Spiked Amount 5.263			Recovery	= 79.268%	
13) Fluoranthene-D10 (FRT)	8.90	212	32495	4.03222 ppb	-0.04
Spiked Amount 5.263			Recovery	= 76.608%	

Target Compounds Qvalue

(#) = qualifier out of range (m) = manual integration

Quantitation Report

Data File : M:\KYLO\DATA\211019\1019K409.D
Acq On : 10 Nov 21 19:01
Sample : BA45112W08 1/950
Misc :

Vial: 109
Operator: LS
Inst : KYLO
Multiplr: 1.05

Quant Time: Nov 11 9:13 2021

Quant Results File: K1019.RES

Method : M:\KYLO\DATA\211019\K1019.M (RTE Integrator)
Title : EPA 8270
Last Update : Tue Nov 30 08:16:15 2021
Response via : Initial Calibration



Quantitation Report (QT Reviewed)

Data File : M:\KYLO\DATA\211019\1019K410.D
Acq On : 10 Nov 21 19:21
Sample : BA45114W07 1/1020
Misc :

Vial: 110
Operator: LS
Inst : KYLO
Multiplr: 0.98

Quant Time: Nov 11 9:13 2021 Quant Results File: K1019.RES

Quant Method : M:\KYLO\DATA\211019\K1019.M (RTE Integrator)
Title : EPA 8270
Last Update : Tue Nov 09 10:14:45 2021
Response via : Initial Calibration
DataAcq Meth : SIM_2

Internal Standards	R.T.	QIon	Response	Conc Units	Dev(Min)
1) Napthalene-D8(IS)	3.89	136	13959	2.50000 ppb	0.00
6) Acenaphthene-D10(IS)	5.82	164	6875	2.50000 ppb	-0.04
10) Phenanthrene-D10(IS)	7.52	188	10712	2.50000 ppb	-0.03
15) Chrysene-D12(IS)	10.58	240	12934	2.50000 ppb	-0.04
20) Perylene-D12(IS)	12.77	264	11466	2.50000 ppb	-0.06
System Monitoring Compounds					
3) 2-Methylnaphthalene-D10 (2	4.62	152	28267	3.88772 ppb	-0.03
Spiked Amount 4.902			Recovery	= 79.315%	
13) Fluoranthene-D10 (FRT)	8.90	212	30163	3.54130 ppb	-0.04
Spiked Amount 4.902			Recovery	= 72.236%	

Target Compounds Qvalue

(#) = qualifier out of range (m) = manual integration

Quantitation Report

Data File : M:\KYLO\DATA\211019\1019K410.D
Acq On : 10 Nov 21 19:21
Sample : BA45114W07 1/1020
Misc :

Vial: 110
Operator: LS
Inst : KYLO
Multiplr: 0.98

Quant Time: Nov 11 9:13 2021

Quant Results File: K1019.RES

Method : M:\KYLO\DATA\211019\K1019.M (RTE Integrator)
Title : EPA 8270
Last Update : Tue Nov 30 08:16:15 2021
Response via : Initial Calibration

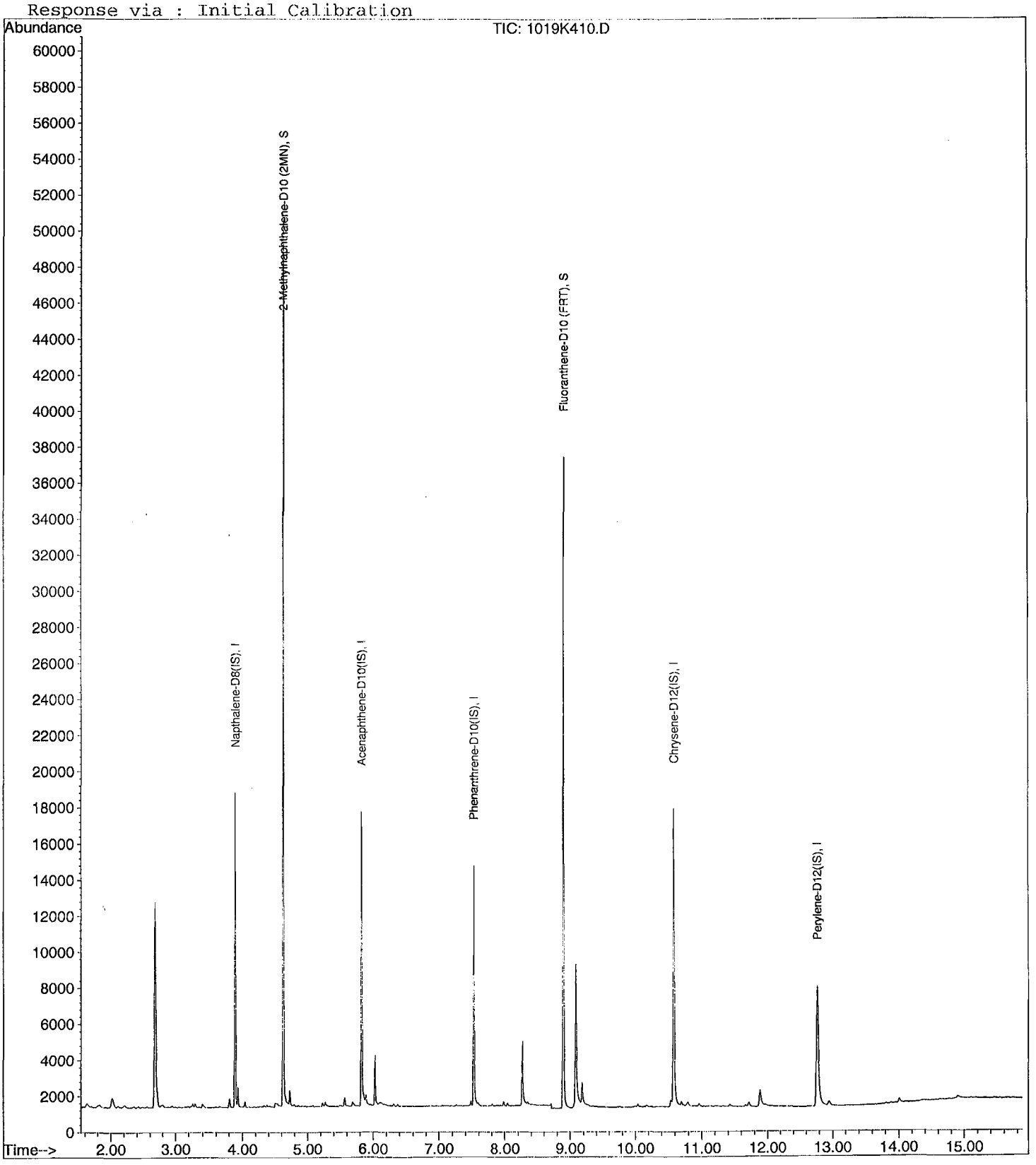

Quantitation Report (QT Reviewed)

Data File : M:\KYLO\DATA\211019\1019K401.D
Acq On : 10 Nov 21 16:22
Sample : 211109A BLK 1/1000
Misc :

Vial: 101
Operator: LS
Inst : KYLO
Multiplr: 1.00

Quant Time: Nov 10 16:56 2021 Quant Results File: K1019.RES

Quant Method : M:\KYLO\DATA\211019\K1019.M (RTE Integrator)
Title : EPA 8270
Last Update : Tue Nov 09 10:14:45 2021
Response via : Initial Calibration
DataAcq Meth : SIM_2

Internal Standards	R.T.	QIon	Response	Conc Units	Dev(Min)
1) Napthalene-D8(IS)	3.89	136	14000	2.50000 ppb	0.00
6) Acenaphthene-D10(IS)	5.82	164	6855	2.50000 ppb	-0.03
10) Phenanthrene-D10(IS)	7.52	188	10828	2.50000 ppb	-0.03
15) Chrysene-D12(IS)	10.58	240	12880	2.50000 ppb	-0.04
20) Perylene-D12(IS)	12.77	264	11916	2.50000 ppb	-0.06
System Monitoring Compounds					
3) 2-Methylnaphthalene-D10 (2	4.62	152	30017	4.19865 ppb	-0.03
Spiked Amount 5.000			Recovery	= 83.980%	
13) Fluoranthene-D10 (FRT)	8.90	212	39481	4.67735 ppb	-0.04
Spiked Amount 5.000			Recovery	= 93.540%	

Target Compounds Qvalue

(#) = qualifier out of range (m) = manual integration

Quantitation Report

Data File : M:\KYLO\DATA\211019\1019K401.D
Acq On : 10 Nov 21 16:22
Sample : 211109A BLK 1/1000
Misc :

Vial: 101
Operator: LS
Inst : KYLO
Multiplr: 1.00

Quant Time: Nov 10 16:56 2021

Quant Results File: K1019.RES

Method : M:\KYLO\DATA\211019\K1019.M (RTE Integrator)
Title : EPA 8270
Last Update : Tue Nov 30 08:16:15 2021
Response via : Initial Calibration



Quantitation Report (QT Reviewed)

Data File : M:\KYLO\DATA\211019\1019K402.D
Acq On : 10 Nov 21 16:42
Sample : 211109A LCS-1 1/1000
Misc :

Vial: 102
Operator: LS
Inst : KYLO
Multiplr: 1.00

Quant Time: Nov 11 8:27 2021 Quant Results File: K1019.RES

Quant Method : M:\KYLO\DATA\211019\K1019.M (RTE Integrator)
Title : EPA 8270
Last Update : Tue Nov 09 10:14:45 2021
Response via : Initial Calibration
DataAcq Meth : SIM_2

Internal Standards	R.T.	QIon	Response	Conc Units	Dev(Min)
1) Napthalene-D8(IS)	3.89	136	13784	2.50000 ppb	0.00
6) Acenaphthene-D10(IS)	5.82	164	6714	2.50000 ppb	-0.03
10) Phenanthrene-D10(IS)	7.52	188	10491	2.50000 ppb	-0.03
15) Chrysene-D12(IS)	10.57	240	12823	2.50000 ppb	-0.04
20) Perylene-D12(IS)	12.76	264	11726	2.50000 ppb	-0.07
System Monitoring Compounds					
3) 2-Methylnaphthalene-D10 (2	4.62	152	29331	4.16699 ppb	-0.03
Spiked Amount 5.000			Recovery	= 83.340%	
13) Fluoranthene-D10 (FRT)	8.90	212	36215	4.42825 ppb	-0.04
Spiked Amount 5.000			Recovery	= 88.560%	
Target Compounds					Qvalue
2) Naphthalene	3.91	128	28105	3.92519 ppb	99
4) 2-Methylnaphthalene	4.66	142	16851	4.01561 ppb	100
5) 1-Methylnaphthalene	4.77	142	16712	3.94609 ppb	100
7) Acenaphthylene	5.66	152	56929	4.09569 ppb	100
8) Acenaphthene	5.86	154	14705	3.99419 ppb	99
9) Fluorene	6.45	166	17505	4.10312 ppb	98
11) Phenanthrene	7.55	178	23425	4.05736 ppb	100
12) Anthracene	7.61	178	21932	4.02196 ppb	99
14) Fluoranthene	8.92	202	38353	4.27620 ppb	98
16) Pyrene	9.17	202	39160	3.98861 ppb	98
17) Benz (a) anthracene	10.56	228	28661	3.98777 ppb	100
18) Chrysene	10.61	228	32084	4.01521 ppb	99
19) Indeno (1,2,3-cd) pyrene	14.32	276	20468	3.60139 ppb	92
21) Benzo (b) fluoranthene	12.08	252	26485	4.01057 ppb	98
22) Benzo (k) fluoranthene	12.13	252	31549	4.17772 ppb	99
23) Benzo (a) pyrene	12.66	252	25808	4.10307 ppb	99
24) Dibenz (a,h) anthracene	14.36	278	25154	4.04449 ppb	96
25) Benzo (g,h,i) perylene	14.64	276	26502	3.91559 ppb	100

(#) = qualifier out of range (m) = manual integration

Quantitation Report

Data File : M:\KYLO\DATA\211019\1019K402.D
Acq On : 10 Nov 21 16:42
Sample : 211109A LCS-1 1/1000
Misc :

Vial: 102
Operator: LS
Inst : KYLO
Multiplr: 1.00

Quant Time: Nov 11 8:27 2021

Quant Results File: K1019.RES

Method : M:\KYLO\DATA\211019\K1019.M (RTE Integrator)
Title : EPA 8270
Last Update : Tue Nov 30 08:16:15 2021
Response via : Initial Calibration



Quantitation Report (QT Reviewed)

Data File : M:\KYLO\DATA\211019\1019K403.D
Acq On : 10 Nov 21 17:02
Sample : 211109A LCSD-1 1/1000
Misc :

Vial: 103
Operator: LS
Inst : KYLO
Multiplr: 1.00

Quant Time: Nov 11 8:27 2021 Quant Results File: K1019.RES

Quant Method : M:\KYLO\DATA\211019\K1019.M (RTE Integrator)
Title : EPA 8270
Last Update : Tue Nov 09 10:14:45 2021
Response via : Initial Calibration
DataAcq Meth : SIM_2

Internal Standards	R.T.	QIon	Response	Conc Units	Dev(Min)
1) Napthalene-D8(IS)	3.89	136	14760	2.50000 ppb	0.00
6) Acenaphthene-D10(IS)	5.82	164	7229	2.50000 ppb	-0.03
10) Phenanthrene-D10(IS)	7.52	188	11341	2.50000 ppb	-0.03
15) Chrysene-D12(IS)	10.57	240	13795	2.50000 ppb	-0.04
20) Perylene-D12(IS)	12.76	264	12598	2.50000 ppb	-0.07
System Monitoring Compounds					
3) 2-Methylnaphthalene-D10 (2	4.62	152	32363	4.29371 ppb	-0.03
Spiked Amount 5.000			Recovery	= 85.880%	
13) Fluoranthene-D10 (FRT)	8.90	212	40019	4.52663 ppb	-0.04
Spiked Amount 5.000			Recovery	= 90.540%	
Target Compounds					Qvalue
2) Naphthalene	3.91	128	30512	3.97957 ppb	100
4) 2-Methylnaphthalene	4.66	142	18190	4.04806 ppb	100
5) 1-Methylnaphthalene	4.77	142	18239	4.02188 ppb	100
7) Acenaphthylene	5.66	152	62578	4.18137 ppb	100
8) Acenaphthene	5.86	154	16206	4.08830 ppb	100
9) Fluorene	6.45	166	19425	4.22879 ppb	98
11) Phenanthrene	7.55	178	25894	4.14886 ppb	100
12) Anthracene	7.61	178	23881	4.05114 ppb	99
14) Fluoranthene	8.92	202	42222	4.35475 ppb	98
16) Pyrene	9.17	202	43086	4.07927 ppb	96
17) Benz (a) anthracene	10.56	228	32119	4.15402 ppb	100
18) Chrysene	10.61	228	34202	3.97868 ppb	99
19) Indeno (1,2,3-cd) pyrene	14.32	276	22358	3.65384 ppb	91
21) Benzo (b) fluoranthene	12.08	252	29086	4.09957 ppb	98
22) Benzo (k) fluoranthene	12.12	252	33742	4.15885 ppb	99
23) Benzo (a) pyrene	12.66	252	28111	4.15986 ppb	99
24) Dibenz (a,h) anthracene	14.36	278	27429	4.10502 ppb	97
25) Benzo (g,h,i) perylene	14.64	276	28841	3.96622 ppb	100

(#) = qualifier out of range (m) = manual integration

Quantitation Report

Data File : M:\KYLO\DATA\211019\1019K403.D
Acq On : 10 Nov 21 17:02
Sample : 211109A LCSD-1 1/1000
Misc :

Vial: 103
Operator: LS
Inst : KYLO
Multiplr: 1.00

Quant Time: Nov 11 8:27 2021

Quant Results File: K1019.RES

Method : M:\KYLO\DATA\211019\K1019.M (RTE Integrator)
Title : EPA 8270
Last Update : Tue Nov 30 08:16:15 2021
Response via : Initial Calibration



DFTPP

Data File : M:\KYLO\DATA\211019\1019K001.D
Acq On : 19 Oct 21 13:58
Sample : SV TUNE 7/2/21
Misc :

Vial: 1
Operator: LS
Inst : KYLO
Multiplr: 1.00

Method : M:\KYLO\DATA\211019\DFTPP2.M (Chemstation Integrator)
Title :

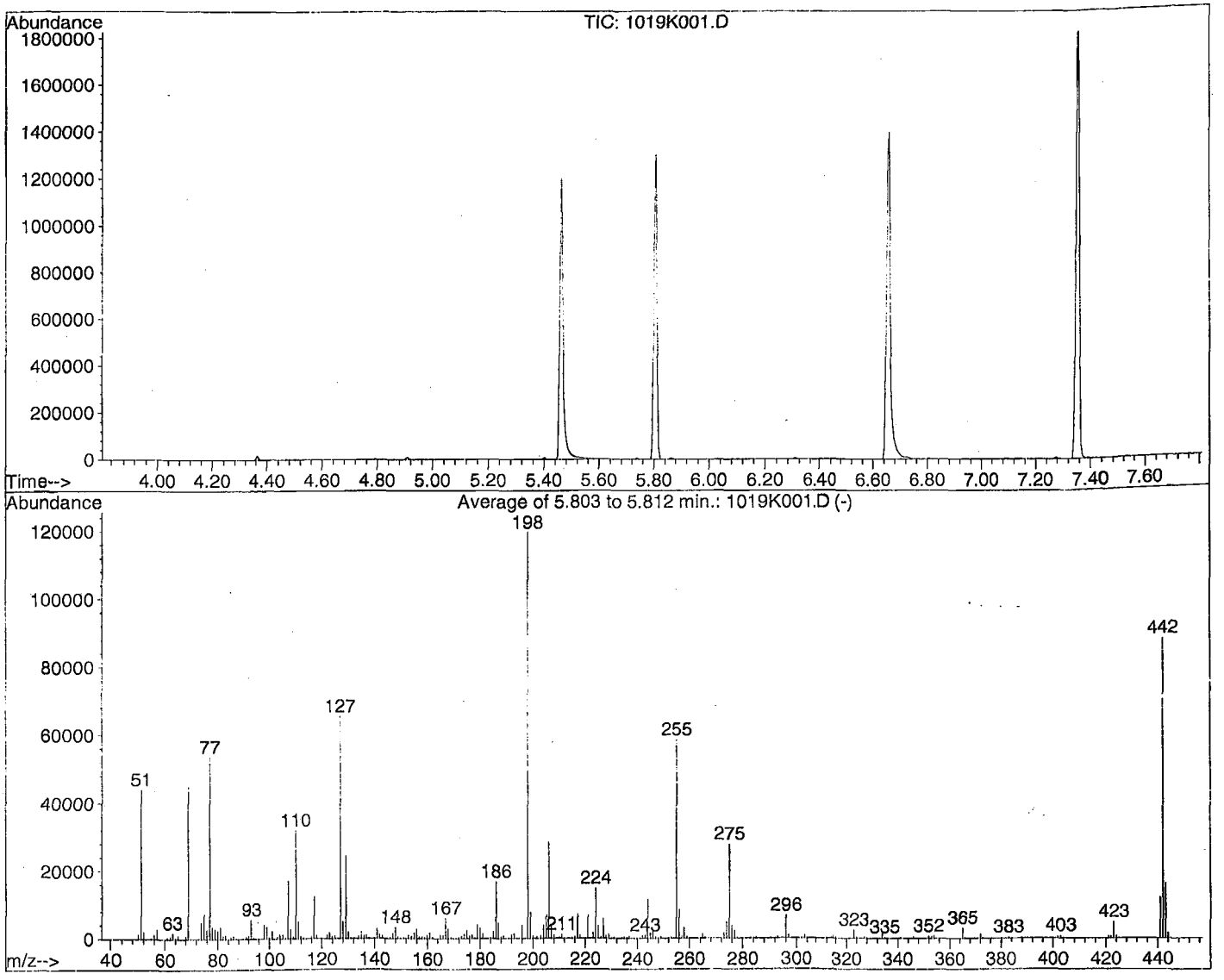

AutoFind: Scans 476, 477, 478; Background Corrected with Scan 470

Target Mass	Rel. to Mass	Lower Limit%	Upper Limit%	Rel. Abn%	Raw Abn	Result Pass/Fail
51	198	10	80	36.8	44033	PASS
68	69	0.00	2	1.7	772	PASS
70	69	0.00	2	0.4	170	PASS
127	198	10	80	54.6	65376	PASS
197	198	0.00	2	0.2	185	PASS
198	198	100	100	100.0	119640	PASS
199	198	5	9	6.5	7734	PASS
275	198	10	60	23.2	27808	PASS
365	198	1	100	2.5	3043	PASS
441	442	0.01	24	13.9	12169	PASS
442	198	50	500	73.4	87760	PASS
443	442	15	24	18.4	16149	PASS

1019K001.D DFTPP2.M Wed Oct 20 09:24:36 2021

Data File Name:	**1019K001.D**
Data File Path:	**M:\KYLO\DATA\211019**
Operator:	**LS**
Date Acquired:	**19 Oct 2021 13:58**
Method File:	**DFTPP2.M**
Sample Name:	**SV TUNE 7/2/21**
Vial Number:	**1**
Instrument Name:	**KYLO**

#	Name	Ret Time	Target Response
1)	DDT	7.36	16763500
2)	DDD	7.13	0
3)	DDE	6.80	0
		Breakdown	**0.00**

DFTPP

Data File : M:\KYLO\DATA\211019\1019K393.D
Acq On : 10 Nov 21 12:42
Sample : SV TUNE 7/2/21
Misc :

Vial: 93
Operator: LS
Inst : KYLO
Multiplr: 1.00

Method : M:\KYLO\DATA\211019\K1019.M (RTE Integrator)
Title : EPA 8270

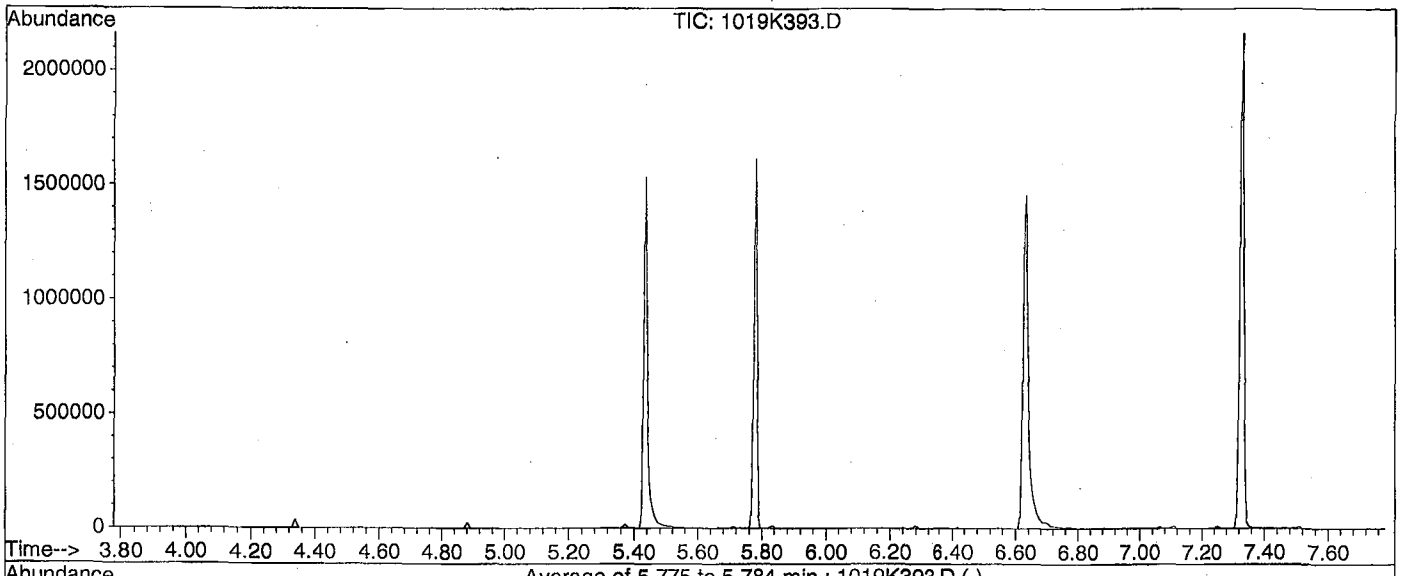

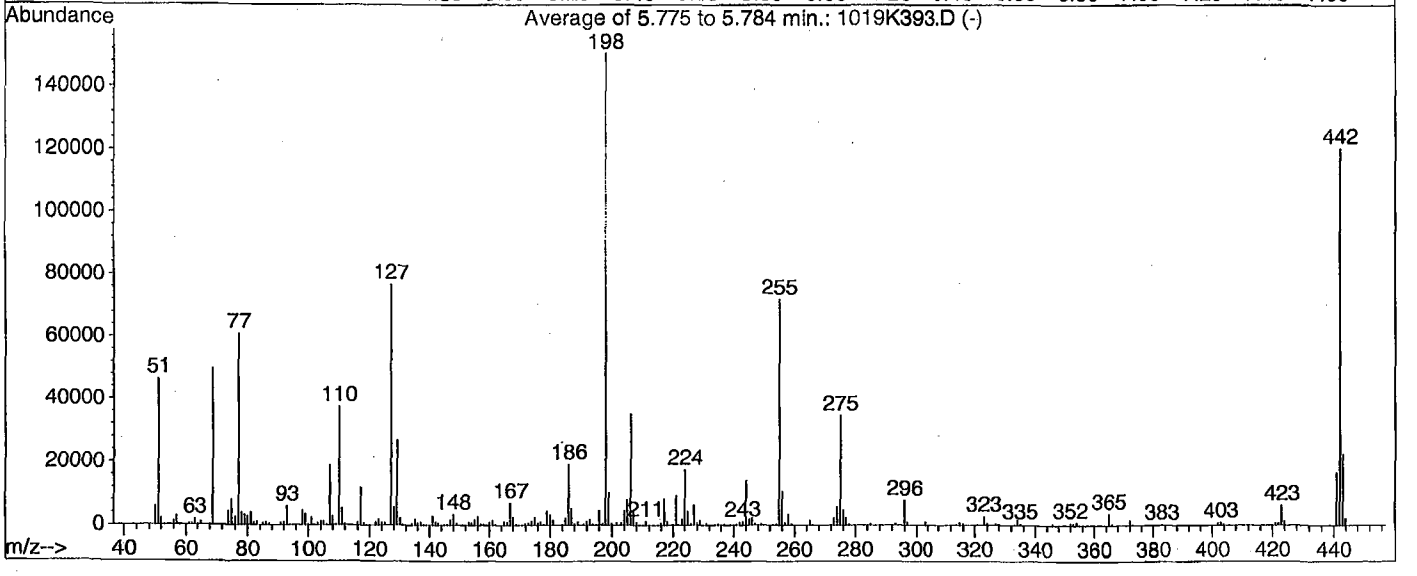

AutoFind: Scans 470, 471, 472; Background Corrected with Scan 464

Target Mass	Rel. to Mass	Lower Limit%	Upper Limit%	Rel. Abn%	Raw Abn	Result Pass/Fail
51	198	10	80	30.9	46507	PASS
68	69	0.00	2	0.9	446	PASS
70	69	0.00	2	0.3	126	PASS
127	198	10	80	51.1	76899	PASS
197	198	0.00	2	0.4	594	PASS
198	198	100	100	100.0	150584	PASS
199	198	5	9	6.8	10206	PASS
275	198	10	60	23.2	34867	PASS
365	198	1	100	2.5	3757	PASS
441	442	0.01	24	13.8	16664	PASS
442	198	50	500	80.0	120501	PASS
443	442	15	24	18.8	22680	PASS

Data File Name:	**1019K393.D**
Data File Path:	**M:\KYLO\DATA\211019**
Operator:	**LS**
Date Acquired:	**10 Nov 2021 12:42**
Method File:	**DFTPP2.M**
Sample Name:	**SV TUNE 7/2/21**
Vial Number:	**93**
Instrument Name:	**KYLO**

#	Name	Ret Time	Target Response
1)	DDT	7.29	18957200
2)	DDD	7.07	0
3)	DDE	6.75	0
		Breakdown	**0.00**

Name of Final Standard	**SIM Curve**	**Prep'd By (Initials)**	**LS**
Prep Date	**10/13/2021**		
Exp Date	**6/17/2022**		

Initial Standard Information						Final Standard Information			
Name of Initial Standard (from container Label)	Supplier	Supplier P/N# (or APPL Mix Name)	Conc. (range)	Lot # with QA # (or reference to APPL prep date)	Exp Date	Aliquot from Stock	Final Volume	Final Solvent + Lot# (or APPL Prep Date)	Final Standard Conc (range)
1.0 ug/mL SIM	APPL	1.0 ug/mL SIM	1.0 ug/mL	**9/9/2021**	**6/17/2022**	10 uL	100uL	**MC 61117 90uL**	0.1 ug/mL
SIM Internal Standard	APPL	SIM Internal Standard	125 ug/mL	**6/17/2021**	**6/17/2022**	2 uL	*	*	2.5ug/mL
1.0 ug/mL SIM	APPL	1.0 ug/mL SIM	1.0 ug/mL	**9/9/2021**	**6/17/2022**	20 uL	100uL	**MC 61117 80uL**	0.2 ug/mL
SIM Internal Standard	APPL	SIM Internal Standard	125 ug/mL	**6/17/2021**	**6/17/2022**	2 uL	*	*	2.5ug/mL
5.0 ug/mL SIM	APPL	5.0 ug/mL SIM	5.0 ug/mL	**9/9/2021**	**6/17/2022**	10 uL	100uL	**MC 61117 90uL**	0.5 ug/mL
SIM Internal Standard	APPL	SIM Internal Standard	125 ug/mL	**6/17/2021**	**6/17/2022**	2 uL	*	*	2.5ug/mL
5.0 ug/mL SIM	APPL	5.0 ug/mL SIM	5.0 ug/mL	**9/9/2021**	**6/17/2022**	20 uL	100uL	**MC 61117 80 uL**	1.0 ug/mL
SIM Internal Standard	APPL	SIM Internal Standard	125 ug/mL	**6/17/2021**	**6/17/2022**	2 uL	*	*	2.5ug/mL
SIM STOCK	APPL	SIM STOCK	200 ug/mL	**6/17/2021**	**6/17/2022**	5 uL	200uL	**MC 61117 190 uL**	5.0 ug/mL
SIM SURROGATE	APPL	SIM SURR	100 ug/mL	**6/17/2021**	**6/17/2022**	5 uL	*	*	2.5ug/mL
SIM Internal Standard	APPL	SIM Internal Standard	125 ug/mL	**6/17/2021**	**6/17/2022**	4 uL	*	*	2.5ug/mL
SIM STOCK	APPL	SIM STOCK	200 ug/mL	**6/17/2021**	**6/17/2022**	5 uL	100 uL	**MC 61117 90 uL**	10 ug/mL
SIM SURROGATE	APPL	SIM SURR	100 ug/mL	**6/17/2021**	**6/17/2022**	5 uL	*	*	5 ug/mL
SIM Internal Standard	APPL	SIM Internal Standard	125 ug/mL	**6/17/2021**	**6/17/2022**	2 uL	*	*	2.5ug/mL
SIM STOCK	APPL	SIM STOCK	200 ug/mL	**6/17/2021**	**6/17/2022**	25 uL	100uL	**MC 61117 50 uL**	50 ug/mL
SIM SURROGATE	APPL	SIM SURR	100 ug/mL	**6/17/2021**	**6/17/2022**	25 uL	*	*	25 ug/mL
SIM Internal Standard	APPL	SIM Internal Standard	125 ug/mL	**6/17/2021**	**6/17/2022**	2 uL	*	*	2.5ug/mL
SIM STOCK	APPL	SIM STOCK	200 ug/mL	**6/17/2021**	**6/17/2022**	50 uL	100uL	**na**	100 ug/mL
SIM SURROGATE	APPL	SIM SURR	100 ug/mL	**6/17/2021**	**6/17/2022**	50 uL	*	*	50 ug/mL
SIM Internal Standard	APPL	SIM Internal Standard	125 ug/mL	**6/17/2021**	**6/17/2022**	2 uL	*	*	2.5ug/mL

Name of Final Standard	**8270 PAH SIM Second Source**	**Prep'd By (Initials)**	**LS**
Prep Date	**10/13/2021**		
Exp Date	**6/17/2022**		

Initial Standard Information						Final Standard Information			
Name of Initial Standard (from container Label)	Supplier	Supplier P/N# (or APPL Mix Name)	Conc. (range)	Lot # with QA # (or reference to APPL prep date)	Exp Date	Aliquot from Stock	Final Volume	Final Solvent + Lot# (or APPL Prep Date)	Final Standard Conc (range)
PAH SIM SS Stock	Phenova	AL0-130490	200 ug/mL	**6/17/2021**	**6/17/2022**	5 uL	200uL	**MC 61117 195uL**	5 ug/mL
SIM Internal Standard	APPL	SIM Internal Standard	125 ug/mL	**6/17/2021**	**6/17/2022**	4 uL	*	*	2.5ug/mL

Name of Final Standard	PAH SIM Stock (Ampule)	Prep'd By (Initials)	LS
Prep Date	6/17/2021		
Exp Date	6/17/2022		

Initial Standard Information						Final Standard Information			
Name of Initial Standard (from contianer Label)	Supplier	Supplier P/N# (or APPL Mix Name)	Conc.(range)	Lot # with QA # (or reference to APPL prep date)	Exp Date	Aliquot from Stock	Final Volume	Final Solvent + Lot# (or APPL Prep Date)	Final Standard Conc (range)
Custom PAH SIM Mix	Phenova	ALO-130490	200 ug/mL	**CL13121-52443**	**12/31/2022**	1000 uL	1mL	**NA**	200 ug/mL

Name of Final Standard	**SIM Surrogate**	Prep'd By (Initials)	LS
Prep Date	6/17/2021		
Exp Date	6/17/2022		

Initial Standard Information						Final Standard Information			
Name of Initial Standard (from contianer Label)	Supplier	Supplier P/N# (or APPL Mix Name)	Conc.(range)	Lot # with QA # (or reference to APPL prep date)	Exp Date	Aliquot from Stock	Final Volume	Final Solvent + Lot# (or APPL Prep Date)	Final Standard Conc (range)
Sim Surrogate Deuterated	Restek	33913	2000 ug/mL	**A0161454-50793**	**5/31/2026**	1 mL	20 mL	**Acetone #0246130**	100 ug/mL

Name of Final Standard	8270 SIM PAH Internal Standard	Prep'd By (Initials)	LS
Prep Date	6/17/2021		
Exp Date	6/17/2022		

Initial Standard Information						Final Standard Information			
Name of Initial Standard (from contianer Label)	Supplier	Supplier P/N# (or APPL Mix Name)	Conc.(range)	Lot # with QA # (or reference to APPL prep date)	Exp Date	Aliquot from Stock	Final Volume	Final Solvent + Lot# (or APPL Prep Date)	Final Standard Conc (range)
SV Internal Standard	Restek	31206	2000 ug/mL	**A0162879-50593**	**6/30/2026**	625uL	10mL	**MC 60338**	125 ug/mL

Name of Final Standard	SIM SS Stock (Ampule second source)	Prep'd By	LS
Prep Date	6/17/2021		
Exp Date	6/17/2022		

Initial Standard Information						Final Standard Information			
Name of Initial Standard (from contianer Label)	Supplier	Supplier P/N# (or APPL Mix Name)	Conc.(range)	Lot # with QA # (or reference to APPL prep date)	Exp Date	Aliquot from Stock	Final Volume	Final Solvent + Lot# (or APPL Prep Date)	Final Standard Conc (range)
Custom PAH SIM Mix	Phenova	ALO-130490	200 ug/mL	**CL13117-51757**	**12/31/2022**	1000 uL	1mL	**NA**	200 ug/mL

lame of Final Standard	PAH SIM Stock (Ampule)	Prep'd By (Initials)	LS
'rep Date	6/17/2021		
:xp Date	6/17/2022		

Initial Standard Information						Final Standard Information			
Name of Initial Standard (from contianer Label)	Supplier	Supplier P/N# (or APPL Mix Name)	Conc.(range)	Lot # with QA # (or reference to APPL prep date)	Exp Date	Aliquot from Stock	Final Volume	Final Solvent + Lot# (or APPL Prep Date)	Final Standard Conc (range)
Custom PAH SIM Mix	Phenova	ALO-130490	200 ug/mL	**CL13121-52443**	**12/31/2022**	1000 uL	1mL	**NA**	200 ug/mL

Name of Final Standard	**SIM Surrogate**	Prep'd By (Initials)	LS
Prep Date	6/17/2021		
Exp Date	6/17/2022		

Initial Standard Information						Final Standard Information			
Name of Initial Standard (from contianer Label)	Supplier	Supplier P/N# (or APPL Mix Name)	Conc.(range)	Lot # with QA # (or reference to APPL prep date)	Exp Date	Aliquot from Stock	Final Volume	Final Solvent + Lot# (or APPL Prep Date)	Final Standard Conc (range)
Sim Surrogate Deuterated	Restek	33913	2000 ug/mL	**A0161454-50793**	**5/31/2026**	1 mL	20 mL	**Acetone #0246130**	100 ug/mL

Name of Final Standard	**8270 SIM PAH Internal Standard**	Prep'd By (Initials)	LS
Prep Date	6/17/2021		
Exp Date	6/17/2022		

Initial Standard Information						Final Standard Information			
Name of Initial Standard (from contianer Label)	Supplier	Supplier P/N# (or APPL Mix Name)	Conc.(range)	Lot # with QA # (or reference to APPL prep date)	Exp Date	Aliquot from Stock	Final Volume	Final Solvent + Lot# (or APPL Prep Date)	Final Standard Conc (range)
SV Internal Standard	Restek	31206	2000 ug/mL	**A0162879-50593**	**6/30/2026**	625uL	10mL	**MC 60338**	125 ug/mL

Name of Final Standard	**SIM SS Stock (Ampule second source)**	Prep'd By	LS
Prep Date	6/17/2021		
Exp Date	6/17/2022		

Initial Standard Information						Final Standard Information			
Name of Initial Standard (from contianer Label)	Supplier	Supplier P/N# (or APPL Mix Name)	Conc.(range)	Lot # with QA # (or reference to APPL prep date)	Exp Date	Aliquot from Stock	Final Volume	Final Solvent + Lot# (or APPL Prep Date)	Final Standard Conc (range)
Custom PAH SIM Mix	Phenova	ALO-130490	200 ug/mL	**CL13117-51757**	**12/31/2022**	1000 uL	1mL	**NA**	200 ug/mL

Name of Final Standard	**5 SIM CCV (2x)**	**Prep'd By (Initials)**	**LS**
Prep Date	**10/19/2021**		
Exp Date	**6/17/2022**		

Initial Standard Information						Final Standard Information			
Name of Initial Standard (from container Label)	Supplier	Supplier P/N# (or APPL Mix Name)	Conc.(range)	Lot # with QA # (or reference to APPL prep date)	Exp Date	Aliquot from Stock	Final Volume	Final Solvent + Lot# (or APPL Prep Date)	Final Standard Conc (range)
SIM STOCK	APPL	SIM STOCK	200 ug/mL	**6/17/2021**	**12/31/2022**	5 uL	200uL	**MC 61117 190 uL**	5.0 ug/mL
SIM SURROGATE	APPL	SIM SURR	100 ug/mL	**6/17/2021**	**5/31/2026**	5 uL	*	*	2.5ug/mL
SIM Internal Standard	APPL	SIM Internal Standard	125 ug/mL	**6/17/2021**	**6/30/2026**	4 uL	*	*	2.5ug/mL

Name of Final Standard	SIM Surrogate	Prep'd By (Initials)	LS/IC
Prep Date	9/21/2021		
Exp Date	9/21/2022		

Initial Standard Information						Final Standard Information			
Name of Initial Standard (from contianer Label)	Supplier	Supplier P/N# (or APPL Mix Name)	Conc.(range)	Lot # with QA # (or reference to APPL prep date)	Exp Date	Aliquot from Stock	Final Volume	Final Solvent + Lot# (or APPL Prep Date)	Final Standard Conc (range)
Sim Surrogate Deuterated	Restek	33913	2000 ug/mL	A0173323-52639	5/31/2027	1 mL	20 mL	Acetone #0246130	100 ug/mL

Name of Final Standard	SIM Surrogate	Prep'd By (Initials)	LS
Prep Date	8/24/2021		
Exp Date	8/24/2022		

Initial Standard Information						Final Standard Information			
Name of Initial Standard (from contianer Label)	Supplier	Supplier P/N# (or APPL Mix Name)	Conc.(range)	Lot # with QA # (or reference to APPL prep date)	Exp Date	Aliquot from Stock	Final Volume	Final Solvent + Lot# (or APPL Prep Date)	Final Standard Conc (range)
Sim Surrogate Deuterated	Restek	33913	2000 ug/mL	A0173323-52640	5/31/2027	1 mL	20 mL	Acetone #0246130	100 ug/mL

Name of Final Standard	**SIM Spike**	**Prep'd By (Initials)**	**LS**
Prep Date	**8/5/2021**		
Exp Date	**5/28/2022**		

Initial Standard Information						Final Standard Information			
Name of Initial Standard (from contianer Label)	Supplier	Supplier P/N# (or APPL Mix Name)	Conc.(range)	Lot # with QA # (or reference to APPL prep date)	Exp Date	Aliquot from Stock	Final Volume	Final Solvent + Lot# (or APPL Prep Date)	Final Standard Conc (range)
Custom PAH Sim Mix	Phenova	AL0-130490	200 ug/mL	**CL13121-50766,50767,50771,52444,52445**	**5/28/2022**	5 mL	25 mL	**Acetone 0246130**	40 ug/mL

Name of Final Standard	**5 SIM CCV (2x)**	**Prep'd By (Initials)**	**LS**
Prep Date	**10/19/2021**		
Exp Date	**6/17/2022**		

Initial Standard Information						Final Standard Information			
Name of Initial Standard (from container Label)	Supplier	Supplier P/N# (or APPL Mix Name)	Conc.(range)	Lot # with QA # (or reference to APPL prep date)	Exp Date	Aliquot from Stock	Final Volume	Final Solvent + Lot# (or APPL Prep Date)	Final Standard Conc (range)
SIM STOCK	APPL	SIM STOCK	200 ug/mL	**6/17/2021**	**12/31/2022**	5 uL	200uL	**MC 61117 190 uL**	5.0 ug/mL
SIM SURROGATE	APPL	SIM SURR	100 ug/mL	**6/17/2021**	**5/31/2026**	5 uL	*	*	2.5ug/mL
SIM Internal Standard	APPL	SIM Internal Standard	125 ug/mL	**6/17/2021**	**6/30/2026**	4 uL	*	*	2.5ug/mL

Name of Final Standard	SIM Surrogate	Prep'd By (Initials)	LS
Prep Date	8/24/2021		
Exp Date	8/24/2022		

Initial Standard Information						Final Standard Information			
Name of Initial Standard (from contianer Label)	Supplier	Supplier P/N# (or APPL Mix Name)	Conc.(range)	Lot # with QA # (or reference to APPL prep date)	Exp Date	Aliquot from Stock	Final Volume	Final Solvent + Lot# (or APPL Prep Date)	Final Standard Conc (range)
Sim Surrogate Deuterated	Restek	33913	2000 ug/mL	A0173323-52640	5/31/2027	1 mL	20 mL	Acetone #0246130	100 ug/mL

Name of Final Standard	SIM Surrogate	Prep'd By (Initials)	LS/IC
Prep Date	9/21/2021		
Exp Date	9/21/2022		

Initial Standard Information						Final Standard Information			
Name of Initial Standard (from contianer Label)	Supplier	Supplier P/N# (or APPL Mix Name)	Conc.(range)	Lot # with QA # (or reference to APPL prep date)	Exp Date	Aliquot from Stock	Final Volume	Final Solvent + Lot# (or APPL Prep Date)	Final Standard Conc (range)
Sim Surrogate Deuterated	Restek	33913	2000 ug/mL	A0173323-52639	5/31/2027	1 mL	20 mL	Acetone #0246130	100 ug/mL

Organic Extraction Worksheet

Method	Continuous Liquid/Liquid SVOC 3520C	Extraction Set	211109A	Extraction Method	LIQ003	Units	mL

Spiked ID 1	Sim Spike 10-21-21 10-21-22		Surrogate ID 1	SIM Surrogate 10-21-21 10-21-22
Spiked ID 2			Surrogate ID 2	
Spiked ID 3			Surrogate ID 3	
Spiked ID 4			Surrogate ID 4	
Spiked ID 5			Surrogate ID 5	
Spiked ID 6			Sufficient Vol for Matrix QC:	NO
Spiked ID 7			Ext. Start Time:	11/09/21 10:45
Spiked ID 8			Ext. End Time:	11/10/21 6:05
			GC Requires Extract By:	

pH1	14	11/09/21 9:29	Water Bath Temp 1 °C	78/77.5 E-WB5 °
pH2			Water Bath Temp 2 °C	71/71.5 E-WB7
pH3			Water Bath Temp 3 °C	

Spiked By: SR **Date** 11/9/2021 **Witnessed By:** CG **Date** 11/9/2021

	Sample	Sample Container	Spike Amount	Spike ID	Surrogate Amount	Surrogate ID	Extract Amount	Final Volume	pH	Extract Date/Time	Comments
1	211109A Blk				0.050	1	1000	1	14	11/09/21 9:21	
						equip	E-HP3 E-WB5				
2	211109A LCS-1		0.125	1	0.050	1	1000	1	14	11/09/21 9:21	
						equip	E-HP4 E-WB5				
3	211109A LCSD-1		0.125	1	0.050	1	1000	1	14	11/09/21 9:21	
						equip	E-HP6 E-WB5				
4	BA45100	BA45100W07			0.050	1	950	1	14	11/09/21 9:21	98098
						equip	E-HP7 E-WB5				
5	BA45101	BA45101W05			0.050	1	950	1	14	11/09/21 9:21	98098
						equip	E-HP8 E-WB5				
6	BA45105	BA45105W08			0.050	1	950	1	14	11/09/21 9:21	98097
						equip	E-HP9 E-WB5				
7	BA45108	BA45108W07			0.050	1	1000	1	14	11/09/21 9:21	98096
						equip	E-HP10 E-WB5				
8	BA45110	BA45110W08			0.050	1	1000	1	14	11/09/21 9:21	98096
						equip	E-HP11 E-WB5				
9	BA45112	BA45112W08			0.050	1	950	1	14	11/09/21 9:21	98096
						equip	E-HP12 E-WB7				
10	BA45114	BA45114W07			0.050	1	1020	1	14	11/09/21 9:21	98096
						equip	E-HP13 E-WB7				

Solvent and Lot#	
PH Strips	HC155968
Dichloromethane (DCM)	61117
10N NaOH (10mLs)	10-18-21
Filter Paper	400189
Na2SO4	2021071206

Extraction COC Transfer	
Extraction lab employee Initials	KY
GC analyst's initials	LS
Date	11/18/21
Time	1423
Refrigerator	GC-C

	Technician's Initials
Scanned By	SR
Sample Preparation	SR
Extraction	SR
Concentration	SR

Modified	11/16/2021 8:46:34 AM

Reviewed By: KY **Date** 11/16/2021

Injection Log

Directory: M:\KYLO\DATA\211019\

Line	Vial	FileName	Multiplier	SampleName	Misc Info	Injected
1	1	1019K001.D	1	SV TUNE 7/2/21		19 Oct 21 13:58
2	2	1019K002.D	1	0.1 ug/ml 10/13/21		19 Oct 21 14:09
3	3	1019K003.D	1	0.2 ug/ml 10/13/21		19 Oct 21 14:29
4	4	1019K004.D	1	0.5 ug/ml 10/13/21		19 Oct 21 14:49
5	5	1019K005.D	1	1 ug/ml 10/13/21		19 Oct 21 15:09
6	6	1019K006.D	1	5 ug/ml 10/13/21		19 Oct 21 15:29
7	7	1019K007.D	1	10 ug/ml 10/13/21		19 Oct 21 15:49
8	8	1019K008.D	1	50 ug/ml 10/13/21		19 Oct 21 16:09
9	9	1019K009.D	1	100 ug/ml 10/13/21		19 Oct 21 16:29
10	10	1019K010.D	1	SS ug/ml 10/13/21		19 Oct 21 16:49
11	93	1019K393.D	1	SV TUNE 7/2/21		10 Nov 21 12:42
12	94	1019K394.D	1	5 ug/ml 10/19/21 (1)		10 Nov 21 12:54
13	101	1019K401.D	1	211109A BLK 1/1000		10 Nov 21 16:22
14	102	1019K402.D	1	211109A LCS-1 1/1000		10 Nov 21 16:42
15	103	1019K403.D	1	211109A LCSD-1 1/1000		10 Nov 21 17:02
19	107	1019K407.D	1	BA45108W07 1/1000		10 Nov 21 18:21
20	108	1019K408.D	1	BA45110W08 1/1000		10 Nov 21 18:41
21	109	1019K409.D	1.05263	BA45112W08 1/950		10 Nov 21 19:01
22	110	1019K410.D	0.98039	BA45114W07 1/1020		10 Nov 21 19:21
23	131	1019K431.D	1	5 ug/ml 10/13/21 (2)		11 Nov 21 2:19

ORGANICS
Calibration Data

VOLATILE ORGANIC ANALYSIS BY
EPA METHOD 8260B

Form 6
Initial Calibration

Lab Name: APPL, Inc. SDG No:
Case No: Initial Cal. Date: 10/15/2021
Matrix: Water Instrument: Max Initials:

		Compound	1015M12.D 1	1015M13.D 2	1015M14.D 3	1015M15.D 4	1015M16.D 5	1015M17.D 6	1015M18.D 7	1015M19.D 8	1015M20.D 9		Avg	%RSD	Type	r^2	Q	MRF
1	I	Fluorobenzene (IS)																
2	TM	Chlorotrifluoroethene													TM			
3	TM	Dichlorodifluoromethane		0.1508	0.1611	0.1414	0.1748	0.1296	0.1371	0.1510	0.1516		0.15	9.4	TM			
4	TM	Freon 114	0.0629	0.0771	0.0867	0.0903	0.0897	0.0706	0.0918	0.0908	0.0949		0.08	13	TM			
5	TM**	Chloromethane		0.0816	0.1036	0.0852	0.0940	0.0885	0.0795	0.0895	0.0924		0.09	8.6	TM**			
6	TM*	Vinyl chloride	0.1225	0.1206	0.0979	0.1015	0.1123	0.1098	0.1056	0.1118	0.1091		0.11	7.3	TM*			
7	TM	2-Chloro-1,1,1-trifluoroethane													TM			
8	TM	Bromomethane	0.1252	0.0995	0.0992	0.0848	0.0948	0.0853	0.0794	0.0814	0.0879		0.09	15	TM			
9	TML	Chloroethane	0.0933	0.0961	0.1579	0.0552	0.0706	0.0745	0.0641	0.0666	0.0815		0.08	36	TM	0.994		
10	TM	Dichlorofluoromethane	0.2569	0.3121	0.2592	0.2176	0.2203	0.2414	0.2187	0.2235	0.2246		0.24	13	TM			
11	TM	Trichlorofluoromethane	0.2324	0.3029	0.2888	0.3134	0.2973	0.2882	0.2855	0.2975	0.2941		0.29	7.9	TM			
12	TM	2,2-Dichloro-1,1,1-trifluoroethane													TM			
13	TMQ	Acrolein	0.0166	0.0144	0.0135	0.0153	0.0136	0.0142	0.0135	0.0145	0.0144		0.01	7.0	TM	0.997		
14	TM	Acetone	0.0398	0.0304	0.0345	0.0331	0.0310	0.0319	0.0307	0.0309	0.0310		0.03	9.3	TM			
15	TM	Freon-113	0.1116	0.1300	0.1296	0.1218	0.1150	0.1068	0.1175	0.1124	0.1135		0.12	6.9	TM			
16	TM	Acetonitrile	0.0101	0.0070	0.0074	0.0070	0.0076	0.0073	0.0076	0.0080	0.0077		0.01	12	TM			
17	TML	2-propanol													TM			
18	TM	1,2-Dichlorotrifluoroethane	0.2569	0.3121	0.2592	0.2176	0.2203	0.2414	0.2187	0.2235	0.2247		0.24	13	TM			
19	TM*	1,1-DCE	0.1787	0.1830	0.1897	0.1807	0.1708	0.1678	0.1697	0.1653	0.1699		0.18	4.7	TM*			
20	TMQ	t-Butanol	0.0115	0.0086	0.0097	0.0102	0.0110	0.0102	0.0098				0.01	9.2	TM	0.995		
21	TMQ	Methyl Acetate		0.0500	0.0481	0.0566	0.0491	0.0547	0.0536	0.0554	0.0547		0.05	6.1	TM	1.000		
22	TML	Iodomethane	0.1065	0.1250	0.0882	0.0717	0.0979	0.1158	0.1130	0.1296	0.1388		0.11	19	TM	0.998		
23	TML	Acrylonitrile	0.0088	0.0055	0.0298	0.0239	0.0337	0.0321	0.0316	0.0309	0.0304		0.03	42	TM	1.000		
24	TM	2-Methylpentane													TM			
25	TM	Methylene chloride	0.1502	0.1032	0.1123	0.1093	0.1063	0.1155	0.1083	0.1086	0.1035		0.11	13	TM			
26	TM	Carbon disulfide	0.1567	0.1530	0.1390	0.1605	0.1324	0.1389	0.1392	0.1362	0.1258		0.14	8.2	TM			
27	TM	Methyl t-butyl ether (MtBE)	0.4054	0.3871	0.3993	0.3508	0.3716	0.3784	0.3615	0.3797	0.3589		0.38	4.9	TM			
28	TM	Trans-1,2-DCE		0.1591	0.1103	0.1150	0.1200	0.1175	0.1222	0.1143	0.1180		0.12	13	TM			
29	TML	3-Methylpentane	0.0803	0.0784	0.0715	0.0806	0.0660	0.0664	0.0682	0.0593	0.0607		0.07	12	TM	0.999		
30	TM	Hexane													TM			
31	TM	Diisopropyl Ether	0.1713	0.2278	0.2501	0.2487	0.2546	0.2465	0.2359	0.2412	0.2396		0.24	11	TM			
32	TM**	1,1-DCA	0.1334	0.1964	0.2073	0.1858	0.1835	0.1860	0.1867	0.1843	0.1844		0.18	11	TM**			
33	TM	Vinyl Acetate													TM			
34	TM	Ethyl tert Butyl Ether	0.2869	0.3155	0.2850	0.3007	0.3100	0.3054	0.3017	0.3165	0.2971		0.30	3.7	TM			
35	TML	Methylcyclopentane	0.0042	0.0425	0.0170	0.0155	0.0146	0.0129	0.0124	0.0132	0.0113		0.02	66	TM	0.996		

VOLATILE ORGANIC ANALYSIS BY
EPA METHOD 8260B

Form 6
Initial Calibration

Lab Name: APPL, Inc.
Case No:
Matrix: Water

SDG No:
Initial Cal. Date: 10/15/2021
Instrument: Max

Initials:

		Compound	1	2	3	4	5	6	7	8	9		Avg	%RSD	Type		Q	MRF
36	TM	MEK (2-Butanone)	0.0332	0.0326	0.0363	0.0351	0.0325	0.0357	0.0324	0.0342	0.0346		0.03	4.3	TM			
37	TM	Cis-1;2-DCE	0.1508	0.1567	0.1446	0.1113	0.1316	0.1360	0.1266	0.1312	0.1278		0.14	10	TM			
38	TM	2,2-Dichloropropane	0.2829	0.2366	0.2197	0.2193	0.2309	0.2454	0.2308	0.2242	0.2240		0.23	8.5	TM			
39	TM*	Chloroform	0.1554	0.2020	0.2501	0.2382	0.2569	0.2726	0.2578	0.2540	0.2523		0.24	15	TM*			
40	TML	Bromochloromethane	0.1040	0.0920	0.0931	0.1176	0.1094	0.1056	0.1049	0.1084	0.1009		0.10	7.7	TM	0.999		
41	S	Dibromofluoromethane(S)	0.3580	0.3340	0.3038	0.2941	0.3047	0.3136	0.2987	0.3015	0.2862		0.31	7.2	S			
42	TM	1,1,1-TCA	0.2636	0.2422	0.2707	0.2885	0.2921	0.2898	0.2963	0.2887	0.2800		0.28	6.3	TM			
43	TM	Cyclohexane	0.0786	0.0832	0.0908	0.0807	0.0825	0.0701	0.0773	0.0765	0.0788		0.08	7.0	TM			
44	TM	1,1-Dichloropropene	0.1321	0.1579	0.1511	0.1468	0.1674	0.1534	0.1551	0.1496	0.1495		0.15	6.2	TM			
45	TM	2,2,4-Trimethylpentane	0.2393	0.1672	0.2119	0.2264	0.1839	0.1678	0.1830	0.1923	0.1956		0.20	13	TM			
46	S	1,2-DCA-D4(S)	0.2537	0.2270	0.2111	0.2053	0.2170	0.2102	0.2102	0.2107	0.2039		0.22	7.2	S			
47	TM	Carbon Tetrachloride	0.2703	0.2346	0.2668	0.2614	0.2739	0.2671	0.2581	0.2643	0.2660		0.26	4.4	TM			
48	TM	Tert Amyl Methyl Ether	0.2852	0.3313	0.2672	0.2865	0.3043	0.3119	0.2953	0.3074	0.2915		0.30	6.2	TM			
49	TM	1,2-DCA	0.2196	0.2210	0.2380	0.2461	0.2367	0.2417	0.2309	0.2437	0.2374		0.24	4.0	TM			
50	TM	Benzene	0.4803	0.4517	0.4397	0.4236	0.4345	0.4448	0.4245	0.4267	0.4199		0.44	4.3	TM			
51	TM	TCE	0.1271	0.1743	0.1565	0.1358	0.1245	0.1448	0.1323	0.1347	0.1332		0.14	11	TM			
52	TM	2-Pentanone	0.0582	0.0562	0.0561	0.0572	0.0561	0.0576	0.0555	0.0577	0.0580		0.06	1.8	TM			
53	TM*L	1,2-Dichloropropane	0.0482	0.0546	0.0514	0.0360	0.0419	0.0501	0.0484	0.0514	0.0467		0.05	12	TM*	0.998		
54	TM	Bromodichloromethane	0.1483	0.2146	0.1662	0.2030	0.2205	0.2025	0.2006	0.2104	0.2051		0.20	12	TM			
55	TML	Methyl Cyclohexane	0.1984	0.1391	0.1440	0.1602	0.1519	0.1358	0.1512	0.1540	0.1531		0.15	12	TM	1.000		
56	TM	Dibromomethane	0.0944	0.0820	0.1045	0.0868	0.0845	0.0850	0.0766	0.0795	0.0773		0.09	10	TM			
57	TM	MIBK (methyl isobutyl ketone)	0.0770	0.0658	0.0724	0.0771	0.0701	0.0753	0.0704	0.0737	0.0738		0.07	5.0	TM			
58	TML	1-Bromo-2-chloroethane	0.0302	0.0087	0.0167	0.0232	0.0320	0.0269	0.0274	0.0281	0.0275		0.02	30	TM	1.000		
59	TM	2-Chloroethyl vinyl ether													TM			
60	TM	Cis-1,3-Dichloropropene	0.1208	0.1719	0.1709	0.1894	0.1907	0.1839	0.1841	0.1860	0.1894		0.18	13	TM			
61	TM*	Toluene	0.5522	0.4801	0.4779	0.4772	0.5146	0.5462	0.5004	0.5063	0.5080		0.51	5.5	TM*			
62	TM	Trans-1,3-Dichloropropene	0.1393	0.1391	0.1685	0.1795	0.1887	0.1861	0.1833	0.1944	0.1948		0.17	12	TM			
63	TM	1,1,2-TCA	0.0935	0.0961	0.0637	0.0759	0.0732	0.0810	0.0731	0.0753	0.0756		0.08	13	TM			
64	TM	2-Hexanone	0.0466	0.0396	0.0499	0.0508	0.0466	0.0527	0.0507	0.0528	0.0538		0.05	9.0	TM			
65	I	Chlorobenzene-D5 (IS)																
66	S	Toluene-D8(S)	1.339	1.273	1.107	1.107	1.129	1.132	1.110	1.106	1.038		1.1	8.2	S			
67	TM	1,2-EDB	0.1119	0.1589	0.1216	0.1371	0.1335	0.1292	0.1341	0.1299	0.1309		0.13	9.6	TM			
68	TML	Tetrachloroethene	0.6091	0.3484	0.2276	0.1756	0.1358	0.1173	0.1351	0.1232	0.1143		0.22	74	TM	0.999		
69	TM	1-Chlorohexane	0.1152	0.0891	0.1082	0.0965	0.1019	0.0897	0.0993	0.0952	0.0980		0.10	8.4	TM			
70	TM	1,1,1,2-Tetrachloroethane	0.1391	0.1828	0.1648	0.1859	0.2121	0.2018	0.1949	0.1960	0.1965		0.19	12	TM			

VOLATILE ORGANIC ANALYSIS BY
EPA METHOD 8260B

Form 6
Initial Calibration

Lab Name: APPL, Inc.
Case No:
Matrix: Water

SDG No:
Initial Cal. Date: 10/15/2021
Instrument: Max

Initials:

		Compound	1	2	3	4	5	6	7	8	9		Avg	%RSD	Type		Q	MRF
71	TM	m&p-Xylene	0.2844	0.2517	0.2669	0.2707	0.2937	0.2972	0.2994	0.2919	0.2876		0.28	5.7	TM			
72	TM	o-Xylene	0.3290	0.3153	0.3138	0.2563	0.2863	0.2930	0.2871	0.2939	0.2927		0.30	7.1	TM			
73	TM	Styrene	0.4104	0.4286	0.3830	0.4298	0.4621	0.4757	0.4696	0.4735	0.4835		0.45	7.8	TM			
74	S	4-Bromofluorobenzene(S)	0.5305	0.4709	0.4295	0.4339	0.4550	0.4619	0.4657	0.4698	0.4596		0.46	6.2	S			
75	TM	1,3-Dichloropropane	0.2500	0.1841	0.1902	0.1782	0.1994	0.1925	0.1833	0.1867	0.1812		0.19	11	TM			
76	TM	Dibromochloromethane	0.2041	0.1894	0.1919	0.1859	0.1928	0.1923	0.1967	0.1988	0.1947		0.19	2.8	TM			
77	TM**	Chlorobenzene	0.4530	0.4058	0.3834	0.4602	0.4488	0.4441	0.4397	0.4331	0.4323		0.43	5.6	TM**			
78	TM*	Ethylbenzene	0.8163	0.6181	0.6491	0.6508	0.7106	0.6823	0.6773	0.6899	0.6792		0.69	8.1	TM*			
79	TM**	Bromoform	0.1795	0.1248	0.1586	0.1638	0.1562	0.1606	0.1638	0.1699	0.1727		0.16	9.6	TM**			
80	I	1,4-Dichlorobenzene-D (IS)																
81	TM	Isopropylbenzene	1.406	1.232	1.129	1.052	1.159	1.126	1.148	1.104	1.137		1.2	8.7	TM			
82	TM**	1,1,2,2-Tetrachloroethane		0.2460	0.2121	0.2073	0.1907	0.1939	0.1838	0.1825	0.1841		0.20	11	TM**			
83	TM	1,2,3-Trichloropropane		0.1099	0.0947	0.1052	0.1046	0.0956	0.0992	0.0943	0.0968		0.10	5.8	TM			
84	TML	t-1,4-Dichloro-2-Butene	0.1357	0.0279	0.0748	0.0564	0.0450	0.0484	0.0489	0.0515	0.0523		0.06	51	TM	1.000		
85	TM	Bromobenzene	0.4062	0.4088	0.3460	0.4046	0.3788	0.3610	0.3870	0.3662	0.3760		0.38	5.8	TM			
86	TM	n-Propylbenzene	1.201	1.175	1.139	1.072	1.136	1.178	1.160	1.146	1.156		1.2	3.2	TM			
87	TM	4-Ethyltoluene	1.173	0.9909	1.012	1.065	1.034	1.080	1.086	1.056	1.072		1.1	4.9	TM			
88	TM	2-Chlorotoluene	1.032	1.018	0.9358	0.9070	0.9024	0.9205	0.8841	0.8629	0.7541		0.91	9.0	TM			
89	TM	1,3,5-Trimethylbenzene	1.111	1.007	0.9502	0.8656	1.004	1.040	1.002	0.9694	1.004		0.99	6.7	TM			
90	TM	4-Chlorotoluene	0.9827	0.9428	0.8406	0.9352	0.8957	0.9074	0.9014	0.8707	0.8848		0.91	4.6	TM			
91	TM	Tert-Butylbenzene	0.4821	0.4878	0.5201	0.4933	0.5732	0.5707	0.6035	0.5946	0.6177		0.55	9.8	TM			
92	TM	1,2,4-Trimethylbenzene	0.7998	0.9460	0.8049	0.9155	0.9690	0.9763	1.035	1.004	1.031		0.94	9.4	TM			
93	TM	Sec-Butylbenzene	1.011	0.9172	0.9188	1.056	1.073	1.105	1.121	1.107	1.151		1.1	8.1	TM			
94	TM	p-Isopropyltoluene		0.8303	0.8889	0.9044	1.049	1.057	1.118	1.118	1.161		1.0	12	TM			
95	TM	Benzyl Chloride	0.2242	0.2792	0.2661	0.2638	0.2167	0.2173	0.2234	0.2228	0.2515		0.24	10	TM			
96	TM	1,3-DCB	0.8194	0.6364	0.5705	0.6021	0.6799	0.6575	0.6709	0.6645	0.6786		0.66	10	TM			
97	TM	1,4-DCB	0.8033	0.7211	0.7006	0.5831	0.6388	0.6540	0.6682	0.6466	0.6748		0.68	9.1	TM			
98	TML	n-Butylbenzene	0.4112	0.4841	0.4046	0.4944	0.5656	0.5974	0.6856	0.7160	0.7902		0.57	24	TM	0.998		
99	TM	1,2-DCB	0.6692	0.6405	0.5987	0.6470	0.6582	0.6539	0.6635	0.6423	0.6804		0.65	3.6	TM			
100	TM	Hexachloroethane	0.1548	0.1591	0.2055	0.1841	0.1602	0.1575	0.1628	0.1663	0.1819		0.17	9.9	TM			
101	TML	1,2-Dibromo-3-chloropropane	0.0088	0.0293	0.0318	0.0402	0.0481	0.0559	0.0579	0.0579	0.0634		0.04	41	TM	0.999		
102	TML	1,2,4-Trichlorobenzene	0.1483	0.1203	0.1072	0.1196	0.1592	0.1983	0.2646	0.2864	0.3386		0.19	43	TM	0.995		
103	TML	Hexachlorobutadiene	0.2376	0.1684	0.1828	0.2143	0.2245	0.2533	0.2820	0.2891	0.3092		0.24	20	TM	0.999		
104	TMQ	Naphthalene	0.3645	0.2801	0.2235	0.2250	0.3044	0.4145	0.5147	0.6032	0.7496		0.41	44	TM	1.000		
105	TML	1,2,3-Trichlorobenzene	0.1506	0.1044	0.1263	0.1303	0.2031	0.2496	0.3344	0.3708	0.4644		0.24	54	TM	0.992		

Quantitation Report (Not Reviewed)

Data File : M:\MAX\DATA\211015\1015M12.D
Acq On : 15 Oct 21 15:12
Sample : 0.3ug/L VOC STD 10/15/21
Misc : IS&S 8/4/21

Vial: 2
Operator: LP,DG,CH
Inst : Max
Multiplr: 1.00

Quant Time: Oct 16 13:29 2021

Quant Results File: M1015W.RE

Quant Method : M:\MAX\DATA\211015\M1015W.M (RTE Integrator)
Title : METHOD 8260B
Last Update : Sat Oct 16 13:28:38 2021
Response via : Initial Calibration
DataAcq Meth : M8260

Internal Standards	R.T.	QIon	Response	Conc	Units		Dev(Mir
1) Fluorobenzene (IS)	6.34	96	397342	25.00	ppb		0.00
65) Chlorobenzene-D5 (IS)	9.50	117	352293	25.00	ppb		0.00
80) 1,4-Dichlorobenzene-D (IS)	11.82	152	217437	25.00	ppb		0.00
System Monitoring Compounds							
41) Dibromofluoromethane(S)	5.56	111	28448	5.92	ppb		0.00
Spiked Amount 25.000			Recovery	=	23.696%		
46) 1,2-DCA-D4(S)	5.95	65	20160	6.18	ppb		0.00
Spiked Amount 25.000			Recovery	=	24.716%		
66) Toluene-D8(S)	8.05	98	94364	5.92	ppb		0.00
Spiked Amount 25.000			Recovery	=	23.668%		
74) 4-Bromofluorobenzene(S)	10.68	95	37378	5.45	ppb		0.00
Spiked Amount 25.000			Recovery	=	21.784%		
Target Compounds							Qvalue
2) Chlorotrifluoroethene	1.02	116	2364	15.17	ppb	#	72
3) Dichlorodifluoromethane	1.19	85	437	0.22	ppb	#	64
4) Freon 114	1.29	85	300	0.18	ppb	#	59
5) Chloromethane	1.33	50	657	0.32	ppb	#	81
6) Vinyl chloride	1.42	62	584	0.40	ppb	#	61
7) 2-Chloro-1,1,1-trifluoroet	1.01	118	2099	48.48	ppb	#	60
9) Chloroethane	1.80	64	445	0.36	ppb	#	44
10) Dichlorofluoromethane	1.97	67	1225	0.36	ppb		93
11) Trichlorofluoromethane	2.01	101	1108	0.29	ppb		94
12) 2,2-Dichloro-1,1,1-trifluo	2.21	85	45	37.16	ppb	#	100
13) Acrolein	2.44	56	2646	7.09	ppb		94
14) Acetone	2.61	43	3165	6.98	ppb		98
15) Freon-113	2.54	151	532	0.30	ppb	#	45
16) Acetonitrile	2.92	41	1607	12.67	ppb	#	73
17) 2-propanol	2.28	45	21	1.12	ppb		92
18) 1,2-Dichlorotrifluoroethan	1.97	67	1225	0.36	ppb		100
19) 1,1-DCE	2.51	61	852	0.37	ppb	#	84
20) t-Butanol	3.33	59	1829	6.84	ppb		100
21) Methyl Acetate	2.98	43	391	0.48	ppb	#	49
22) Iodomethane	2.67	142	508	1.49	ppb	#	65
23) Acrylonitrile	3.35	53	42	0.18	ppb	#	21
25) Methylene chloride	3.08	84	716	0.43	ppb		98
26) Carbon disulfide	2.72	76	747	0.33	ppb	#	82
27) Methyl t-butyl ether (MtBE	3.46	73	1933	0.36	ppb	#	58
28) Trans-1,2-DCE	3.44	96	316	-0.63	ppb	#	66
29) 3-Methylpentane	3.50	57	383	-0.20	ppb	#	14
30) Hexane	3.64	56	45	2.06	ppb		100

(#) = qualifier out of range (m) = manual integration

Quantitation Report (Not Reviewed)

Data File : M:\MAX\DATA\211015\1015M12.D
Acq On : 15 Oct 21 15:12
Sample : 0.3ug/L VOC STD 10/15/21
Misc : IS&S 8/4/21

Vial: 2
Operator: LP,DG,CH
Inst : Max
Multiplr: 1.00

Quant Time: Oct 16 13:29 2021

Quant Results File: M1015W.RES

Quant Method : M:\MAX\DATA\211015\M1015W.M (RTE Integrator)
Title : METHOD 8260B
Last Update : Sat Oct 16 13:28:38 2021
Response via : Initial Calibration
DataAcq Meth : M8260

	Compound	R.T.	QIon	Response	Conc	Unit		Qvalue
31)	Diisopropyl Ether	4.25	45	817	0.22	ppb	#	85
32)	1,1-DCA	4.07	63	636	0.23	ppb	#	52
33)	Vinyl Acetate	4.21	43	543	0.41	ppb	#	77
34)	Ethyl tert Butyl Ether	4.78	59	1368	0.28	ppb		93
35)	Methylcyclopentane	4.75	56	20	0.10	ppb		100
36)	MEK (2-Butanone)	4.98	43	2641	4.99	ppb	#	85
37)	Cis-1,2-DCE	4.91	96	719	0.37	ppb	#	64
38)	2,2-Dichloropropane	4.88	77	1349	0.38	ppb	#	61
39)	Chloroform	5.36	83	741	0.20	ppb		79
40)	Bromochloromethane	5.23	130	496	-0.43	ppb	#	74
42)	1,1,1-TCA	5.54	97	1257	0.32	ppb	#	75
43)	Cyclohexane	5.57	41	375	0.32	ppb	#	22
44)	1,1-Dichloropropene	5.74	75	630	0.28	ppb	#	37
45)	2,2,4-Trimethylpentane	6.13	57	1141	0.32	ppb	#	36
47)	Carbon Tetrachloride	5.73	117	1289	0.36	ppb	#	68
48)	Tert Amyl Methyl Ether	6.18	73	1360	0.28	ppb	#	91
49)	1,2-DCA	6.05	62	1047	0.31	ppb	#	81
50)	Benzene	5.99	78	2290	0.37	ppb	#	84
51)	TCE	6.75	95	606	-0.55	ppb	#	79
52)	2-Pentanone	7.01	43	9248	10.52	ppb		94
54)	Bromodichloromethane	7.31	83	707	0.24	ppb		90
55)	Methyl Cyclohexane	6.94	83	946	-0.21	ppb	#	70
56)	Dibromomethane	7.12	93	450	0.40	ppb	#	72
57)	MIBK (methyl isobutyl ket	7.98	43	6119	5.11	ppb	#	93
58)	1-Bromo-2-chloroethane	7.62	144	144	0.35	ppb	#	15
59)	2-Chloroethyl vinyl ether	7.55	43	20	15.83	ppb	#	100
60)	Cis-1,3-Dichloropropene	7.79	75	576	0.21	ppb	#	79
61)	Toluene	8.12	91	2633	0.34	ppb		80
62)	Trans-1,3-Dichloropropene	8.38	75	664	0.24	ppb	#	29
63)	1,1,2-TCA	8.55	83	446	0.37	ppb	#	57
64)	2-Hexanone	8.83	43	3704	4.34	ppb	#	75
67)	1,2-EDB	9.03	107	473	0.30	ppb		100
68)	Tetrachloroethene	8.66	164	2575	1.67	ppb	#	81
69)	1-Chlorohexane	9.53	91	487	0.35	ppb		82
70)	1,1,1,2-Tetrachloroethane	9.61	131	588	0.23	ppb		78
71)	m&p-Xylene	9.77	106	2405	0.62	ppb		90
72)	o-Xylene	10.17	106	1391	0.36	ppb	#	50
73)	Styrene	10.18	104	1735	0.27	ppb	#	81
75)	1,3-Dichloropropane	8.72	76	1057	0.44	ppb	#	80
76)	Dibromochloromethane	8.93	129	863	0.35	ppb	#	72
77)	Chlorobenzene	9.53	112	1915	0.32	ppb		91
78)	Ethylbenzene	9.65	91	3451	0.39	ppb		91

(#) = qualifier out of range (m) = manual integration

Quantitation Report (Not Reviewed)

Data File : M:\MAX\DATA\211015\1015M12.D
Acq On : 15 Oct 21 15:12
Sample : 0.3ug/L VOC STD 10/15/21
Misc : IS&S 8/4/21

Vial: 2
Operator: LP,DG,CH
Inst : Max
Multiplr: 1.00

Quant Time: Oct 16 13:29 2021

Quant Results File: M1015W.RES

Quant Method : M:\MAX\DATA\211015\M1015W.M (RTE Integrator)
Title : METHOD 8260B
Last Update : Sat Oct 16 13:28:38 2021
Response via : Initial Calibration
DataAcq Meth : M8260

	Compound	R.T.	QIon	Response	Conc Unit		Qvalue
79)	Bromoform	10.35	173	759	0.37 ppb		89
81)	Isopropylbenzene	10.53	105	3669	0.39 ppb		90
82)	1,1,2,2-Tetrachloroethane	10.84	83	842	0.53 ppb	#	56
83)	1,2,3-Trichloropropane	10.88	110	81	-0.27 ppb	#	6
84)	t-1,4-Dichloro-2-Butene	10.91	53	354	1.04 ppb	#	3
85)	Bromobenzene	10.81	156	1060	0.33 ppb		76
86)	n-Propylbenzene	10.94	91	3134	0.33 ppb		99
87)	4-Ethyltoluene	11.06	105	3060	0.34 ppb		92
88)	2-Chlorotoluene	11.02	91	2692	0.36 ppb		99
89)	1,3,5-Trimethylbenzene	11.13	105	2898	0.36 ppb		96
90)	4-Chlorotoluene	11.13	91	2564	0.34 ppb		89
91)	Tert-Butylbenzene	11.45	119	1258	0.27 ppb		87
92)	1,2,4-Trimethylbenzene	11.48	105	2087	0.47 ppb		79
93)	Sec-Butylbenzene	11.66	105	2637	0.31 ppb		97
94)	p-Isopropyltoluene	11.81	119	1811	0.55 ppb	#	62
95)	Benzyl Chloride	11.99	91	585	0.27 ppb	#	89
96)	1,3-DCB	11.76	146	2138	0.40 ppb		89
97)	1,4-DCB	11.85	146	2096	-0.11 ppb	#	61
98)	n-Butylbenzene	12.22	91	1073	1.08 ppb	#	82
99)	1,2-DCB	12.22	146	1746	0.33 ppb	#	84
100)	Hexachloroethane	12.46	117	404	0.14 ppb	#	66
101)	1,2-Dibromo-3-chloropropan	13.06	75	23	0.87 ppb	#	1
102)	1,2,4-Trichlorobenzene	13.81	180	387	2.26 ppb	#	70
103)	Hexachlorobutadiene	13.99	225	620	1.04 ppb	#	64
104)	Naphthalene	14.05	128	951	0.77 ppb	#	69
105)	1,2,3-Trichlorobenzene	14.30	180	393	3.03 ppb	#	70

(#) = qualifier out of range (m) = manual integration

Quantitation Report

Data File : M:\MAX\DATA\211015\1015M12.D
Acq On : 15 Oct 21 15:12
Sample : 0.3ug/L VOC STD 10/15/21
Misc : IS&S 8/4/21

Vial: 2
Operator: LP,DG,CH
Inst : Max
Multiplr: 1.00

Quant Time: Oct 16 13:29 2021

Quant Results File: M1015W.RE

Method : M:\MAX\DATA\211015\M1015W.M (RTE Integrator)
Title : METHOD 8260B
Last Update : Sat Oct 16 14:01:48 2021
Response via : Initial Calibration

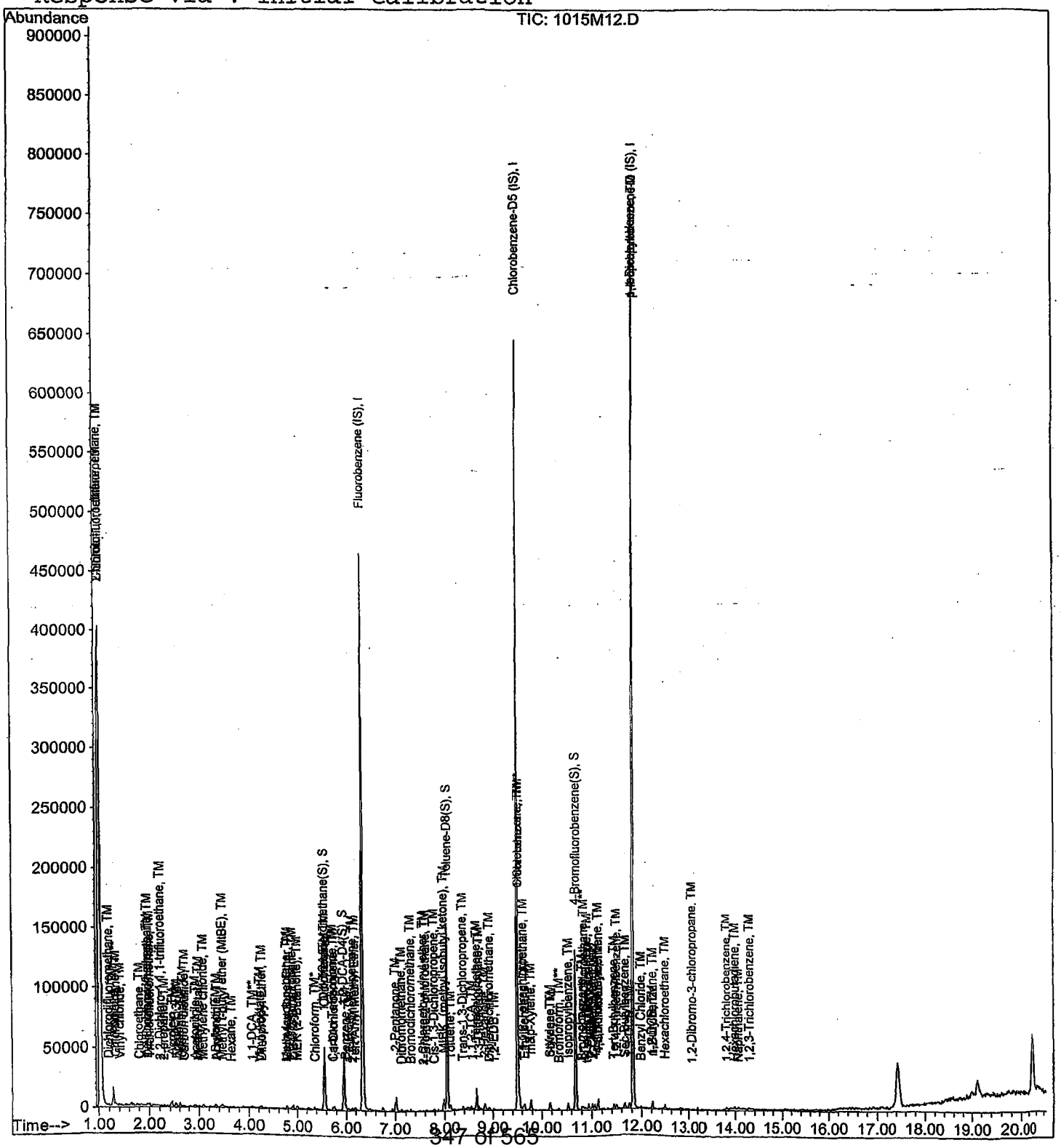

Quantitation Report (Not Reviewed)

Data File : M:\MAX\DATA\211015\1015M13.D
Acq On : 15 Oct 21 15:41
Sample : 0.5ug/L VOC STD 10/15/21
Misc : IS&S 8/4/21

Vial: 3
Operator: LP,DG,CH
Inst : Max
Multiplr: 1.00

Quant Time: Oct 16 13:29 2021

Quant Results File: M1015W.RES

Quant Method : M:\MAX\DATA\211015\M1015W.M (RTE Integrator)
Title : METHOD 8260B
Last Update : Sat Oct 16 13:28:38 2021
Response via : Initial Calibration
DataAcq Meth : M8260

Internal Standards	R.T.	QIon	Response	Conc Units	Dev(Min
1) Fluorobenzene (IS)	6.34	96	396824	25.00 ppb	0.00
65) Chlorobenzene-D5 (IS)	9.50	117	348546	25.00 ppb	0.00
80) 1,4-Dichlorobenzene-D (IS)	11.82	152	220294	25.00 ppb	0.00
System Monitoring Compounds					
41) Dibromofluoromethane(S)	5.56	111	26504	5.53 ppb	0.00
Spiked Amount 25.000			Recovery	= 22.108%	
46) 1,2-DCA-D4(S)	5.95	65	18016	5.53 ppb	0.00
Spiked Amount 25.000			Recovery	= 22.116%	
66) Toluene-D8(S)	8.05	98	88728	5.62 ppb	0.00
Spiked Amount 25.000			Recovery	= 22.496%	
74) 4-Bromofluorobenzene(S)	10.68	95	32826	4.83 ppb	0.00
Spiked Amount 25.000			Recovery	= 19.340%	

Target Compounds						Qvalue
2) Chlorotrifluoroethene	1.02	116	1922	12.35 ppb		94
3) Dichlorodifluoromethane	1.19	85	1197	0.59 ppb		94
4) Freon 114	1.28	85	612	0.36 ppb		83
5) Chloromethane	1.33	50	648	0.31 ppb		91
6) Vinyl chloride	1.42	62	957	0.65 ppb		91
7) 2-Chloro-1,1,1-trifluoroet	1.01	118	2181	50.44 ppb	#	40
8) Bromomethane	1.68	94	790	0.18 ppb		95
9) Chloroethane	1.78	64	763	0.68 ppb	#	70
10) Dichlorofluoromethane	1.97	67	2477	0.74 ppb		87
11) Trichlorofluoromethane	2.00	101	2404	0.63 ppb		83
13) Acrolein	2.44	56	5714	15.34 ppb		85
14) Acetone	2.61	43	4830	10.67 ppb		100
15) Freon-113	2.52	151	1032	0.59 ppb	#	76
16) Acetonitrile	2.93	41	2762	21.81 ppb		95
17) 2-propanol	2.24	45	71	3.78 ppb	#	36
18) 1,2-Dichlorotrifluoroethan	1.97	67	2477	0.74 ppb		100
19) 1,1-DCE	2.51	61	1452	0.63 ppb	#	80
20) t-Butanol	3.34	59	3416	24.57 ppb		100
21) Methyl Acetate	3.00	43	397	0.49 ppb	#	26
22) Iodomethane	2.66	142	992	1.75 ppb	#	91
23) Acrylonitrile	3.45	53	44	0.18 ppb	#	21
24) 2-Methylpentane	2.05	71	22	9.10 ppb		100
25) Methylene chloride	3.08	84	819	0.49 ppb	#	62
26) Carbon disulfide	2.71	76	1214	0.54 ppb	#	76
27) Methyl t-butyl ether (MtBE	3.47	73	3072	0.57 ppb		100
29) 3-Methylpentane	3.46	57	622	0.08 ppb	#	88
31) Diisopropyl Ether	4.25	45	1808	0.49 ppb	#	66

(#) = qualifier out of range (m) = manual integration

Quantitation Report (Not Reviewed)

Data File : M:\MAX\DATA\211015\1015M13.D
Acq On : 15 Oct 21 15:41
Sample : 0.5ug/L VOC STD 10/15/21
Misc : IS&S 8/4/21

Vial: 3
Operator: LP,DG,CH
Inst : Max
Multiplr: 1.00

Quant Time: Oct 16 13:29 2021

Quant Results File: M1015W.RES

Quant Method : M:\MAX\DATA\211015\M1015W.M (RTE Integrator)
Title : METHOD 8260B
Last Update : Sat Oct 16 13:28:38 2021
Response via : Initial Calibration
DataAcq Meth : M8260

Compound	R.T.	QIon	Response	Conc Unit		Qvalue
32) 1,1-DCA	4.05	63	1559	0.57 ppb	#	74
34) Ethyl tert Butyl Ether	4.77	59	2504	0.51 ppb		99
35) Methylcyclopentane	4.76	56	337	1.65 ppb		100
36) MEK (2-Butanone)	4.99	43	5170	9.78 ppb	#	82
37) Cis-1,2-DCE	4.91	96	1244	0.65 ppb	#	59
38) 2,2-Dichloropropane	4.89	77	1878	0.53 ppb		98
39) Chloroform	5.37	83	1603	0.43 ppb		89
40) Bromochloromethane	5.22	130	730	-0.26 ppb	#	78
42) 1,1,1-TCA	5.55	97	1922	0.49 ppb	#	85
43) Cyclohexane	5.58	41	660	0.56 ppb	#	25
44) 1,1-Dichloropropene	5.75	75	1253	0.56 ppb	#	53
45) 2,2,4-Trimethylpentane	6.11	57	1327	0.38 ppb		93
47) Carbon Tetrachloride	5.73	117	1862	0.52 ppb		93
48) Tert Amyl Methyl Ether	6.18	73	2629	0.55 ppb		93
49) 1,2-DCA	6.04	62	1754	0.51 ppb	#	90
50) Benzene	5.99	78	3585	0.57 ppb	#	79
51) TCE	6.75	95	1383	-0.12 ppb	#	62
52) 2-Pentanone	7.01	43	22294	25.38 ppb		99
53) 1,2-Dichloropropane	7.00	63	433	0.34 ppb	#	78
54) Bromodichloromethane	7.31	83	1703	0.58 ppb		76
55) Methyl Cyclohexane	6.94	83	1104	-0.14 ppb		89
56) Dibromomethane	7.13	93	651	0.58 ppb	#	59
57) MIBK (methyl isobutyl ket	7.98	43	10443	8.74 ppb	#	85
58) 1-Bromo-2-chloroethane	7.63	144	69	0.17 ppb	#	15
59) 2-Chloroethyl vinyl ether	7.72	43	20	15.85 ppb	#	100
60) Cis-1,3-Dichloropropene	7.79	75	1364	0.50 ppb	#	83
61) Toluene	8.12	91	3810	0.50 ppb		85
62) Trans-1,3-Dichloropropene	8.37	75	1104	0.39 ppb	#	67
63) 1,1,2-TCA	8.55	83	763	0.63 ppb	#	68
64) 2-Hexanone	8.83	43	6286	7.37 ppb	#	75
67) 1,2-EDB	9.03	107	1108	0.71 ppb	#	61
68) Tetrachloroethene	8.66	164	2429	1.59 ppb	#	78
69) 1-Chlorohexane	9.53	91	621	0.45 ppb		86
70) 1,1,1,2-Tetrachloroethane	9.62	131	1274	0.50 ppb		97
71) m&p-Xylene	9.77	106	3509	0.92 ppb		76
72) o-Xylene	10.16	106	2198	0.57 ppb		64
73) Styrene	10.18	104	2988	0.47 ppb		87
75) 1,3-Dichloropropane	8.72	76	1283	0.54 ppb		100
76) Dibromochloromethane	8.94	129	1320	0.55 ppb		87
77) Chlorobenzene	9.53	112	2829	0.48 ppb	#	87
78) Ethylbenzene	9.65	91	4309	0.49 ppb		97
79) Bromoform	10.35	173	870	0.43 ppb		86

(#) = qualifier out of range (m) = manual integration

Quantitation Report (Not Reviewed)

Data File : M:\MAX\DATA\211015\1015M13.D
Acq On : 15 Oct 21 15:41
Sample : 0.5ug/L VOC STD 10/15/21
Misc : IS&S 8/4/21

Vial: 3
Operator: LP,DG,CH
Inst : Max
Multiplr: 1.00

Quant Time: Oct 16 13:29 2021

Quant Results File: M1015W.RES

Quant Method : M:\MAX\DATA\211015\M1015W.M (RTE Integrator)
Title : METHOD 8260B
Last Update : Sat Oct 16 13:28:38 2021
Response via : Initial Calibration
DataAcq Meth : M8260

	Compound	R.T.	QIon	Response	Conc Unit		Qvalue
81)	Isopropylbenzene	10.53	105	5427	0.56 ppb		97
82)	1,1,2,2-Tetrachloroethane	10.84	83	1084	0.67 ppb	#	62
83)	1,2,3-Trichloropropane	10.88	110	484	0.27 ppb	#	79
84)	t-1,4-Dichloro-2-Butene	10.91	53	123	0.57 ppb	#	3
85)	Bromobenzene	10.82	156	1801	0.55 ppb		93
86)	n-Propylbenzene	10.95	91	5177	0.54 ppb		100
87)	4-Ethyltoluene	11.06	105	4366	0.48 ppb	#	82
88)	2-Chlorotoluene	11.02	91	4485	0.60 ppb		89
89)	1,3,5-Trimethylbenzene	11.12	105	4437	0.54 ppb		86
90)	4-Chlorotoluene	11.12	91	4154	0.55 ppb		95
91)	Tert-Butylbenzene	11.45	119	2149	0.46 ppb		95
92)	1,2,4-Trimethylbenzene	11.49	105	4168	0.72 ppb		83
93)	Sec-Butylbenzene	11.66	105	4041	0.47 ppb		91
94)	p-Isopropyltoluene	11.81	119	3658	0.74 ppb		95
95)	Benzyl Chloride	12.00	91	1230	0.56 ppb	#	84
96)	1,3-DCB	11.76	146	2804	0.52 ppb	#	85
97)	1,4-DCB	11.85	146	3177	0.09 ppb		93
98)	n-Butylbenzene	12.21	91	2133	1.25 ppb		87
99)	1,2-DCB	12.21	146	2822	0.53 ppb	#	84
100)	Hexachloroethane	12.45	117	701	0.35 ppb	#	51
101)	1,2-Dibromo-3-chloropropan	12.99	75	129	1.10 ppb	#	1
102)	1,2,4-Trichlorobenzene	13.82	180	530	2.32 ppb	#	45
103)	Hexachlorobutadiene	13.99	225	742	1.09 ppb	#	82
104)	Naphthalene	14.05	128	1234	0.86 ppb	#	69
105)	1,2,3-Trichlorobenzene	14.30	180	460	3.05 ppb	#	69

(#) = qualifier out of range (m) = manual integration

Quantitation Report

Data File : M:\MAX\DATA\211015\1015M13.D
Acq On : 15 Oct 21 15:41
Sample : 0.5ug/L VOC STD 10/15/21
Misc : IS&S 8/4/21

Vial: 3
Operator: LP,DG,CH
Inst : Max
Multiplr: 1.00

Quant Time: Oct 16 13:29 2021

Quant Results File: M1015W.RES

Method : M:\MAX\DATA\211015\M1015W.M (RTE Integrator)
Title : METHOD 8260B
Last Update : Sat Oct 16 14:01:48 2021
Response via : Initial Calibration



Quantitation Report (Not Reviewed)

Data File : M:\MAX\DATA\211015\1015M14.D
Acq On : 15 Oct 21 16:09
Sample : 1ug/L VOC STD 10/15/21
Misc : IS&S 8/4/21

Vial: 4
Operator: LP,DG,CH
Inst : Max
Multiplr: 1.00

Quant Time: Oct 16 13:29 2021

Quant Results File: M1015W.RES

Quant Method : M:\MAX\DATA\211015\M1015W.M (RTE Integrator)
Title : METHOD 8260B
Last Update : Sat Oct 16 13:28:38 2021
Response via : Initial Calibration
DataAcq Meth : M8260

Internal Standards	R.T.	QIon	Response	Conc Units	Dev(Min
1) Fluorobenzene (IS)	6.34	96	394605	25.00 ppb	0.00
65) Chlorobenzene-D5 (IS)	9.50	117	355921	25.00 ppb	0.00
80) 1,4-Dichlorobenzene-D (IS)	11.82	152	218264	25.00 ppb	0.00
System Monitoring Compounds					
41) Dibromofluoromethane(S)	5.56	111	47945	10.05 ppb	0.00
Spiked Amount 25.000			Recovery	= 40.216%	
46) 1,2-DCA-D4(S)	5.95	65	33328	10.29 ppb	0.00
Spiked Amount 25.000			Recovery	= 41.144%	
66) Toluene-D8(S)	8.05	98	157547	9.78 ppb	0.00
Spiked Amount 25.000			Recovery	= 39.116%	
74) 4-Bromofluorobenzene(S)	10.68	95	61144	8.82 ppb	0.00
Spiked Amount 25.000			Recovery	= 35.276%	

Target Compounds						Qvalue
2) Chlorotrifluoroethene	1.01	116	1602	10.35 ppb	#	12
3) Dichlorodifluoromethane	1.19	85	2543	1.27 ppb		91
4) Freon 114	1.29	85	1368	0.81 ppb		78
5) Chloromethane	1.33	50	1636	1.13 ppb		90
6) Vinyl chloride	1.42	62	1546	1.05 ppb	#	78
7) 2-Chloro-1,1,1-trifluoroet	1.01	118	2765	64.30 ppb	#	65
8) Bromomethane	1.68	94	1565	0.99 ppb		84
9) Chloroethane	1.78	64	2493	2.43 ppb		94
10) Dichlorofluoromethane	1.97	67	4092	1.22 ppb	#	80
11) Trichlorofluoromethane	2.00	101	4558	1.21 ppb		84
12) 2,2-Dichloro-1,1,1-trifluo	2.40	85	21	17.46 ppb		100
13) Acrolein	2.43	56	10691	28.86 ppb		94
14) Acetone	2.61	43	10882	24.17 ppb		89
15) Freon-113	2.53	151	2046	1.17 ppb	#	88
16) Acetonitrile	2.92	41	5855	46.50 ppb	#	94
17) 2-propanol	2.26	45	136	7.29 ppb	#	83
18) 1,2-Dichlorotrifluoroethan	1.97	67	4092	1.22 ppb		100
19) 1,1-DCE	2.51	61	2994	1.31 ppb	#	89
20) t-Butanol	3.34	59	7682	57.57 ppb		98
21) Methyl Acetate	3.00	43	760	0.94 ppb		87
22) Iodomethane	2.66	142	1392	1.97 ppb	#	86
23) Acrylonitrile	3.43	53	471	1.12 ppb	#	42
25) Methylene chloride	3.08	84	1772	1.07 ppb		86
26) Carbon disulfide	2.72	76	2194	0.99 ppb	#	87
27) Methyl t-butyl ether (MtBE	3.47	73	6302	1.18 ppb		98
28) Trans-1,2-DCE	3.43	96	1741	0.31 ppb		80
29) 3-Methylpentane	3.34	57	1128	0.68 ppb	#	72

(#) = qualifier out of range (m) = manual integration

Quantitation Report (Not Reviewed)

Data File : M:\MAX\DATA\211015\1015M14.D
Acq On : 15 Oct 21 16:09
Sample : 1ug/L VOC STD 10/15/21
Misc : IS&S 8/4/21

Vial: 4
Operator: LP,DG,CH
Inst : Max
Multiplr: 1.00

Quant Time: Oct 16 13:29 2021

Quant Results File: M1015W.RES

Quant Method : M:\MAX\DATA\211015\M1015W.M (RTE Integrator)
Title : METHOD 8260B
Last Update : Sat Oct 16 13:28:38 2021
Response via : Initial Calibration
DataAcq Meth : M8260

	Compound	R.T.	QIon	Response	Conc	Unit		Qvalue
31)	Diisopropyl Ether	4.25	45	3947	1.07	ppb	#	82
32)	1,1-DCA	4.05	63	3272	1.19	ppb	#	79
34)	Ethyl tert Butyl Ether	4.78	59	4498	0.93	ppb	#	61
35)	Methylcyclopentane	4.77	56	269	1.32	ppb		100
36)	MEK (2-Butanone)	4.99	43	11464	21.80	ppb		86
37)	Cis-1,2-DCE	4.92	96	2282	1.19	ppb		75
38)	2,2-Dichloropropane	4.90	77	3468	0.98	ppb	#	85
39)	Chloroform	5.36	83	3948	1.05	ppb		89
40)	Bromochloromethane	5.23	130	1469	0.28	ppb	#	84
42)	1,1,1-TCA	5.54	97	4273	1.09	ppb	#	84
43)	Cyclohexane	5.59	41	1433	1.22	ppb	#	68
44)	1,1-Dichloropropene	5.74	75	2385	1.08	ppb		94
45)	2,2,4-Trimethylpentane	6.11	57	3345	0.96	ppb	#	69
47)	Carbon Tetrachloride	5.73	117	4212	1.19	ppb		82
48)	Tert Amyl Methyl Ether	6.18	73	4217	0.88	ppb	#	95
49)	1,2-DCA	6.04	62	3756	1.10	ppb	#	81
50)	Benzene	6.00	78	6941	1.11	ppb	#	82
51)	TCE	6.75	95	2471	0.48	ppb		89
52)	2-Pentanone	7.01	43	44308	50.73	ppb		100
53)	1,2-Dichloropropane	7.00	63	811	0.93	ppb	#	45
54)	Bromodichloromethane	7.31	83	2624	0.90	ppb		95
55)	Methyl Cyclohexane	6.94	83	2273	0.38	ppb		76
56)	Dibromomethane	7.12	93	1650	1.48	ppb	#	63
57)	MIBK (methyl isobutyl ket	7.98	43	22869	19.25	ppb		94
58)	1-Bromo-2-chloroethane	7.63	144	263	0.64	ppb	#	15
59)	2-Chloroethyl vinyl ether	7.56	43	22	17.53	ppb	#	100
60)	Cis-1,3-Dichloropropene	7.79	75	2697	0.99	ppb		94
61)	Toluene	8.12	91	7543	0.99	ppb		88
62)	Trans-1,3-Dichloropropene	8.37	75	2660	0.95	ppb		96
63)	1,1,2-TCA	8.56	83	1005	0.84	ppb		84
64)	2-Hexanone	8.83	43	15739	18.57	ppb		97
67)	1,2-EDB	9.03	107	1731	1.09	ppb		84
68)	Tetrachloroethene	8.66	164	3240	2.08	ppb		85
69)	1-Chlorohexane	9.53	91	1541	1.09	ppb		96
70)	1,1,1,2-Tetrachloroethane	9.62	131	2346	0.90	ppb		78
71)	m&p-Xylene	9.77	106	7601	1.95	ppb		79
72)	o-Xylene	10.16	106	4468	1.13	ppb	#	50
73)	Styrene	10.18	104	5452	0.84	ppb		97
75)	1,3-Dichloropropane	8.72	76	2708	1.11	ppb	#	79
76)	Dibromochloromethane	8.93	129	2732	1.11	ppb		84
77)	Chlorobenzene	9.52	112	5459	0.91	ppb		89
78)	Ethylbenzene	9.65	91	9241	1.02	ppb		98

(#) = qualifier out of range (m) = manual integration

Quantitation Report (Not Reviewed)

Data File : M:\MAX\DATA\211015\1015M14.D
Acq On : 15 Oct 21 16:09
Sample : 1ug/L VOC STD 10/15/21
Misc : IS&S 8/4/21

Vial: 4
Operator: LP,DG,CH
Inst : Max
Multiplr: 1.00

Quant Time: Oct 16 13:29 2021

Quant Results File: M1015W.RES

Quant Method : M:\MAX\DATA\211015\M1015W.M (RTE Integrator)
Title : METHOD 8260B
Last Update : Sat Oct 16 13:28:38 2021
Response via : Initial Calibration
DataAcq Meth : M8260

	Compound	R.T.	QIon	Response	Conc Unit		Qvalue
79)	Bromoform	10.35	173	2258	1.10 ppb		98
81)	Isopropylbenzene	10.53	105	9854	1.03 ppb		90
82)	1,1,2,2-Tetrachloroethane	10.84	83	1852	1.16 ppb	#	71
83)	1,2,3-Trichloropropane	10.88	110	827	0.74 ppb		84
84)	t-1,4-Dichloro-2-Butene	10.89	53	653	1.64 ppb	#	37
85)	Bromobenzene	10.81	156	3021	0.93 ppb		97
86)	n-Propylbenzene	10.94	91	9945	1.04 ppb		98
87)	4-Ethyltoluene	11.06	105	8835	0.99 ppb	#	81
88)	2-Chlorotoluene	11.01	91	8170	1.10 ppb		86
89)	1,3,5-Trimethylbenzene	11.13	105	8296	1.01 ppb	#	76
90)	4-Chlorotoluene	11.13	91	7339	0.98 ppb		93
91)	Tert-Butylbenzene	11.44	119	4541	0.98 ppb		91
92)	1,2,4-Trimethylbenzene	11.49	105	7027	1.07 ppb		97
93)	Sec-Butylbenzene	11.66	105	8022	0.93 ppb		99
94)	p-Isopropyltoluene	11.81	119	7761	1.20 ppb		94
95)	Benzyl Chloride	11.99	91	2323	1.07 ppb		92
96)	1,3-DCB	11.76	146	4981	0.93 ppb		94
97)	1,4-DCB	11.84	146	6117	0.68 ppb		86
98)	n-Butylbenzene	12.21	91	3532	1.48 ppb		84
99)	1,2-DCB	12.21	146	5227	0.99 ppb		95
100)	Hexachloroethane	12.46	117	1794	1.13 ppb		73
101)	1,2-Dibromo-3-chloropropan	13.00	75	278	1.43 ppb	#	59
102)	1,2,4-Trichlorobenzene	13.81	180	936	2.49 ppb		88
103)	Hexachlorobutadiene	13.98	225	1596	1.44 ppb		91
104)	Naphthalene	14.06	128	1951	1.11 ppb	#	92
105)	1,2,3-Trichlorobenzene	14.29	180	1103	3.26 ppb	#	74

(#) = qualifier out of range (m) = manual integration

Quantitation Report

Data File : M:\MAX\DATA\211015\1015M14.D
Acq On : 15 Oct 21 16:09
Sample : 1ug/L VOC STD 10/15/21
Misc : IS&S 8/4/21

Vial: 4
Operator: LP,DG,CH
Inst : Max
Multiplr: 1.00

Quant Time: Oct 16 13:29 2021

Quant Results File: M1015W.RES

Method : M:\MAX\DATA\211015\M1015W.M (RTE Integrator)
Title : METHOD 8260B
Last Update : Sat Oct 16 14:01:48 2021
Response via : Initial Calibration



1015M14.D M1015W.M Wed Oct 20 12:06:34 2021

Quantitation Report (Not Reviewed)

Data File : M:\MAX\DATA\211015\1015M15.D
Acq On : 15 Oct 21 16:38
Sample : 2ug/L VOC STD 10/15/21
Misc : IS&S 8/4/21

Vial: 5
Operator: LP,DG,CH
Inst : Max
Multiplr: 1.00

Quant Time: Oct 16 13:29 2021

Quant Results File: M1015W.RES

Quant Method : M:\MAX\DATA\211015\M1015W.M (RTE Integrator)
Title : METHOD 8260B
Last Update : Sat Oct 16 13:28:38 2021
Response via : Initial Calibration
DataAcq Meth : M8260

Internal Standards	R.T.	QIon	Response	Conc Units	Dev(Min
1) Fluorobenzene (IS)	6.34	96	397741	25.00 ppb	0.00
65) Chlorobenzene-D5 (IS)	9.50	117	352458	25.00 ppb	0.00
80) 1,4-Dichlorobenzene-D (IS)	11.82	152	222724	25.00 ppb	0.00
System Monitoring Compounds					
41) Dibromofluoromethane(S)	5.56	111	46784	9.73 ppb	0.00
Spiked Amount 25.000			Recovery	= 38.932%	
46) 1,2-DCA-D4(S)	5.95	65	32664	10.00 ppb	0.00
Spiked Amount 25.000			Recovery	= 40.008%	
66) Toluene-D8(S)	8.05	98	156127	9.79 ppb	0.00
Spiked Amount 25.000			Recovery	= 39.144%	
74) 4-Bromofluorobenzene(S)	10.68	95	61174	8.91 ppb	0.00
Spiked Amount 25.000			Recovery	= 35.640%	

Target Compounds						Qvalue
2) Chlorotrifluoroethene	1.02	116	2218	14.22 ppb	#	51
3) Dichlorodifluoromethane	1.18	85	4500	2.23 ppb		98
4) Freon 114	1.29	85	2873	1.69 ppb		80
5) Chloromethane	1.33	50	2712	2.00 ppb	#	86
6) Vinyl chloride	1.42	62	3230	2.18 ppb		92
7) 2-Chloro-1,1,1-trifluoroet	1.02	118	1945	44.88 ppb	#	38
8) Bromomethane	1.68	94	2697	2.14 ppb		95
9) Chloroethane	1.78	64	1755	1.67 ppb	#	67
10) Dichlorofluoromethane	1.97	67	6925	2.05 ppb		94
11) Trichlorofluoromethane	2.00	101	9973	2.63 ppb		98
13) Acrolein	2.43	56	18305	49.03 ppb		98
14) Acetone	2.61	43	15819	34.86 ppb		94
15) Freon-113	2.52	151	3875	2.20 ppb	#	85
16) Acetonitrile	2.93	41	8400	66.18 ppb		96
17) 2-propanol	2.25	45	148	7.87 ppb	#	55
18) 1,2-Dichlorotrifluoroethan	1.97	67	6925	2.05 ppb		100
19) 1,1-DCE	2.51	61	5750	2.49 ppb		90
20) t-Butanol	3.34	59	12116	82.21 ppb		99
21) Methyl Acetate	2.99	43	1802	2.21 ppb		91
22) Iodomethane	2.66	142	2280	2.44 ppb	#	85
23) Acrylonitrile	3.43	53	760	1.75 ppb		96
24) 2-Methylpentane	2.29	71	46	18.97 ppb		100
25) Methylene chloride	3.08	84	3477	2.07 ppb		93
26) Carbon disulfide	2.71	76	5106	2.28 ppb		97
27) Methyl t-butyl ether (MtBE	3.46	73	11162	2.07 ppb	#	87
28) Trans-1,2-DCE	3.43	96	3660	1.56 ppb		86
29) 3-Methylpentane	3.47	57	2566	2.34 ppb	#	92

(#) = qualifier out of range (m) = manual integration

Quantitation Report (Not Reviewed)

Data File : M:\MAX\DATA\211015\1015M15.D
Acq On : 15 Oct 21 16:38
Sample : 2ug/L VOC STD 10/15/21
Misc : IS&S 8/4/21

Vial: 5
Operator: LP,DG,CH
Inst : Max
Multiplr: 1.00

Quant Time: Oct 16 13:29 2021

Quant Results File: M1015W.RES

Quant Method : M:\MAX\DATA\211015\M1015W.M (RTE Integrator)
Title : METHOD 8260B
Last Update : Sat Oct 16 13:28:38 2021
Response via : Initial Calibration
DataAcq Meth : M8260

Compound	R.T.	QIon	Response	Conc Unit		Qvalue
31) Diisopropyl Ether	4.25	45	7913	2.12 ppb	#	71
32) 1,1-DCA	4.06	63	5912	2.14 ppb	#	91
34) Ethyl tert Butyl Ether	4.77	59	9568	1.96 ppb		91
35) Methylcyclopentane	4.78	56	494	2.41 ppb		100
36) MEK (2-Butanone)	4.99	43	16761	31.63 ppb	#	85
37) Cis-1,2-DCE	4.91	96	3543	1.84 ppb		76
38) 2,2-Dichloropropane	4.89	77	6978	1.95 ppb		98
39) Chloroform	5.36	83	7578	2.00 ppb		97
40) Bromochloromethane	5.22	130	3743	1.92 ppb	#	79
42) 1,1,1-TCA	5.54	97	9181	2.32 ppb		92
43) Cyclohexane	5.59	41	2567	2.16 ppb		93
44) 1,1-Dichloropropene	5.75	75	4670	2.10 ppb		98
45) 2,2,4-Trimethylpentane	6.11	57	7204	2.04 ppb	#	50
47) Carbon Tetrachloride	5.73	117	8319	2.33 ppb		82
48) Tert Amyl Methyl Ether	6.18	73	9116	1.89 ppb	#	93
49) 1,2-DCA	6.04	62	7832	2.28 ppb	#	87
50) Benzene	5.99	78	13478	2.15 ppb		94
51) TCE	6.75	95	4321	1.48 ppb		92
52) 2-Pentanone	7.01	43	68287	77.56 ppb		94
53) 1,2-Dichloropropane	7.01	63	1147	1.43 ppb	#	78
54) Bromodichloromethane	7.31	83	6459	2.21 ppb		94
55) Methyl Cyclohexane	6.94	83	5097	1.61 ppb		97
56) Dibromomethane	7.12	93	2762	2.46 ppb	#	77
57) MIBK (methyl isobutyl ket	7.98	43	36816	30.74 ppb		97
58) 1-Bromo-2-chloroethane	7.63	144	737	1.77 ppb		75
59) 2-Chloroethyl vinyl ether	7.81	43	19	15.02 ppb	#	100
60) Cis-1,3-Dichloropropene	7.79	75	6027	2.19 ppb		91
61) Toluene	8.12	91	15184	1.97 ppb		85
62) Trans-1,3-Dichloropropene	8.38	75	5713	2.03 ppb		86
63) 1,1,2-TCA	8.54	83	2414	1.99 ppb		93
64) 2-Hexanone	8.83	43	24259	28.40 ppb		97
67) 1,2-EDB	9.03	107	3866	2.45 ppb		83
68) Tetrachloroethene	8.66	164	4952	3.20 ppb	#	80
69) 1-Chlorohexane	9.53	91	2721	1.95 ppb	#	79
70) 1,1,1,2-Tetrachloroethane	9.62	131	5242	2.02 ppb		90
71) m&p-Xylene	9.77	106	15266	3.95 ppb		88
72) o-Xylene	10.16	106	7227	1.84 ppb		97
73) Styrene	10.18	104	12118	1.89 ppb		99
75) 1,3-Dichloropropane	8.71	76	5024	2.07 ppb		90
76) Dibromochloromethane	8.93	129	5242	2.15 ppb		94
77) Chlorobenzene	9.53	112	12976	2.19 ppb		90
78) Ethylbenzene	9.65	91	18350	2.05 ppb		96

(#) = qualifier out of range (m) = manual integration

Quantitation Report (Not Reviewed)

Data File : M:\MAX\DATA\211015\1015M15.D
Acq On : 15 Oct 21 16:38
Sample : 2ug/L VOC STD 10/15/21
Misc : IS&S 8/4/21

Vial: 5
Operator: LP,DG,CH
Inst : Max
Multiplr: 1.00

Quant Time: Oct 16 13:29 2021

Quant Results File: M1015W.RES

Quant Method : M:\MAX\DATA\211015\M1015W.M (RTE Integrator)
Title : METHOD 8260B
Last Update : Sat Oct 16 13:28:38 2021
Response via : Initial Calibration
DataAcq Meth : M8260

	Compound	R.T.	QIon	Response	Conc	Unit		Qvalue
79)	Bromoform	10.35	173	4619	2.28	ppb		87
81)	Isopropylbenzene	10.53	105	18752	1.93	ppb		92
82)	1,1,2,2-Tetrachloroethane	10.84	83	3694	2.26	ppb		93
83)	1,2,3-Trichloropropane	10.87	110	1874	2.10	ppb	#	77
84)	t-1,4-Dichloro-2-Butene	10.90	53	1005	2.32	ppb		98
85)	Bromobenzene	10.81	156	7210	2.17	ppb		90
86)	n-Propylbenzene	10.94	91	19095	1.96	ppb		99
87)	4-Ethyltoluene	11.06	105	18983	2.08	ppb		92
88)	2-Chlorotoluene	11.02	91	16161	2.13	ppb		90
89)	1,3,5-Trimethylbenzene	11.12	105	15423	1.85	ppb		93
90)	4-Chlorotoluene	11.13	91	16663	2.18	ppb		98
91)	Tert-Butylbenzene	11.44	119	8790	1.86	ppb		92
92)	1,2,4-Trimethylbenzene	11.49	105	16313	2.15	ppb		86
93)	Sec-Butylbenzene	11.66	105	18809	2.14	ppb		99
94)	p-Isopropyltoluene	11.81	119	16115	2.08	ppb		90
95)	Benzyl Chloride	12.00	91	4701	2.12	ppb		96
96)	1,3-DCB	11.75	146	10728	1.97	ppb	#	93
97)	1,4-DCB	11.84	146	10390	1.48	ppb	#	80
98)	n-Butylbenzene	12.22	91	8810	2.32	ppb		94
99)	1,2-DCB	12.21	146	11528	2.15	ppb		96
100)	Hexachloroethane	12.45	117	3280	2.14	ppb		90
101)	1,2-Dibromo-3-chloropropan	13.00	75	716	2.35	ppb	#	72
102)	1,2,4-Trichlorobenzene	13.81	180	2131	2.97	ppb	#	84
103)	Hexachlorobutadiene	13.99	225	3819	2.33	ppb		82
104)	Naphthalene	14.05	128	4009	1.77	ppb	#	88
105)	1,2,3-Trichlorobenzene	14.29	180	2322	3.64	ppb		94

(#) = qualifier out of range (m) = manual integration

Quantitation Report

Data File : M:\MAX\DATA\211015\1015M15.D
Acq On : 15 Oct 21 16:38
Sample : 2ug/L VOC STD 10/15/21
Misc : IS&S 8/4/21

Vial: 5
Operator: LP,DG,CH
Inst : Max
Multiplr: 1.00

Quant Time: Oct 16 13:29 2021

Quant Results File: M1015W.RES

Method : M:\MAX\DATA\211015\M1015W.M (RTE Integrator)
Title : METHOD 8260B
Last Update : Sat Oct 16 14:01:48 2021
Response via : Initial Calibration



Quantitation Report (Not Reviewed)

Data File : M:\MAX\DATA\211015\1015M16.D
Acq On : 15 Oct 21 17:06
Sample : 5ug/L VOC STD 10/15/21
Misc : IS&S 8/4/21

Vial: 6
Operator: LP,DG,CH
Inst : Max
Multiplr: 1.00

Quant Time: Oct 16 13:29 2021

Quant Results File: M1015W.RES

Quant Method : M:\MAX\DATA\211015\M1015W.M (RTE Integrator)
Title : METHOD 8260B
Last Update : Sat Oct 16 13:28:38 2021
Response via : Initial Calibration
DataAcq Meth : M8260

Internal Standards	R.T.	QIon	Response	Conc Units	Dev(Min)
1) Fluorobenzene (IS)	6.34	96	387411	25.00 ppb	0.00
65) Chlorobenzene-D5 (IS)	9.50	117	344894	25.00 ppb	0.00
80) 1,4-Dichlorobenzene-D (IS)	11.82	152	232454	25.00 ppb	0.00
System Monitoring Compounds					
41) Dibromofluoromethane(S)	5.56	111	118038	25.21 ppb	0.00
Spiked Amount 25.000			Recovery	= 100.844%	
46) 1,2-DCA-D4(S)	5.95	65	84056	26.42 ppb	0.00
Spiked Amount 25.000			Recovery	= 105.700%	
66) Toluene-D8(S)	8.05	98	389321	24.94 ppb	0.00
Spiked Amount 25.000			Recovery	= 99.748%	
74) 4-Bromofluorobenzene(S)	10.68	95	156913	23.35 ppb	0.00
Spiked Amount 25.000			Recovery	= 93.416%	

Target Compounds						Qvalue
2) Chlorotrifluoroethene	1.02	116	1951	12.84 ppb		92
3) Dichlorodifluoromethane	1.18	85	13541	6.89 ppb		91
4) Freon 114	1.29	85	6948	4.20 ppb		87
5) Chloromethane	1.33	50	7282	5.89 ppb	#	83
6) Vinyl chloride	1.42	62	8698	6.04 ppb		97
7) 2-Chloro-1,1,1-trifluoroet	1.01	118	2807	66.49 ppb	#	56
8) Bromomethane	1.68	94	7347	7.13 ppb		89
9) Chloroethane	1.77	64	5473	5.54 ppb		90
10) Dichlorofluoromethane	1.97	67	17069	5.20 ppb		93
11) Trichlorofluoromethane	2.00	101	23038	6.23 ppb		98
13) Acrolein	2.43	56	21061	57.91 ppb		97
14) Acetone	2.61	43	19225	43.50 ppb		100
15) Freon-113	2.53	151	8907	5.20 ppb		89
16) Acetonitrile	2.92	41	11772	95.23 ppb		97
17) 2-propanol	2.26	45	534	29.16 ppb	#	83
18) 1,2-Dichlorotrifluoroethan	1.97	67	17069	5.20 ppb		100
19) 1,1-DCE	2.51	61	13232	5.88 ppb		96
20) t-Butanol	3.34	59	16999	106.77 ppb		95
21) Methyl Acetate	2.99	43	3806	4.78 ppb		89
22) Iodomethane	2.66	142	7587	5.42 ppb		98
23) Acrylonitrile	3.43	53	2612	5.94 ppb		91
25) Methylene chloride	3.08	84	8233	5.04 ppb		88
26) Carbon disulfide	2.72	76	10258	4.71 ppb		98
27) Methyl t-butyl ether (MtBE	3.47	73	28794	5.49 ppb		96
28) Trans-1,2-DCE	3.43	96	9294	5.40 ppb		89
29) 3-Methylpentane	3.46	57	5115	5.47 ppb		91
30) Hexane	3.72	56	213	10.02 ppb	#	100

(#) = qualifier out of range (m) = manual integration

Quantitation Report (Not Reviewed)

Data File : M:\MAX\DATA\211015\1015M16.D
Acq On : 15 Oct 21 17:06
Sample : 5ug/L VOC STD 10/15/21
Misc : IS&S 8/4/21

Vial: 6
Operator: LP,DG,CH
Inst : Max
Multiplr: 1.00

Quant Time: Oct 16 13:29 2021

Quant Results File: M1015W.RES

Quant Method : M:\MAX\DATA\211015\M1015W.M (RTE Integrator)
Title : METHOD 8260B
Last Update : Sat Oct 16 13:28:38 2021
Response via : Initial Calibration
DataAcq Meth : M8260

Compound	R.T.	QIon	Response	Conc Unit		Qvalue
31) Diisopropyl Ether	4.25	45	19726	5.43 ppb		92
32) 1,1-DCA	4.05	63	14219	5.28 ppb	#	85
33) Vinyl Acetate	4.16	43	159	0.12 ppb	#	77
34) Ethyl tert Butyl Ether	4.77	59	24023	5.05 ppb		89
35) Methylcyclopentane	4.77	56	1134	5.67 ppb		100
36) MEK (2-Butanone)	4.99	43	20148	39.03 ppb		88
37) Cis-1,2-DCE	4.91	96	10198	5.44 ppb		96
38) 2,2-Dichloropropane	4.89	77	17894	5.13 ppb		98
39) Chloroform	5.37	83	19904	5.41 ppb		99
40) Bromochloromethane	5.22	130	8478	5.52 ppb	#	83
42) 1,1,1-TCA	5.54	97	22632	5.88 ppb		93
43) Cyclohexane	5.58	41	6390	5.53 ppb		76
44) 1,1-Dichloropropene	5.75	75	12969	5.98 ppb		85
45) 2,2,4-Trimethylpentane	6.11	57	14248	4.15 ppb		87
47) Carbon Tetrachloride	5.73	117	21221	6.09 ppb		90
48) Tert Amyl Methyl Ether	6.18	73	23576	5.01 ppb		98
49) 1,2-DCA	6.04	62	18340	5.49 ppb		98
50) Benzene	5.99	78	33663	5.51 ppb		98
51) TCE	6.75	95	9650	4.55 ppb	#	77
52) 2-Pentanone	7.01	43	86889	101.33 ppb		97
53) 1,2-Dichloropropane	7.00	63	3245	4.78 ppb	#	92
54) Bromodichloromethane	7.31	83	17085	5.99 ppb		90
55) Methyl Cyclohexane	6.94	83	11773	4.68 ppb		91
56) Dibromomethane	7.12	93	6546	5.99 ppb		88
57) MIBK (methyl isobutyl ket	7.98	43	43474	37.27 ppb		98
58) 1-Bromo-2-chloroethane	7.62	144	2479	6.12 ppb		78
59) 2-Chloroethyl vinyl ether	7.61	43	20	16.23 ppb	#	100
60) Cis-1,3-Dichloropropene	7.79	75	14773	5.52 ppb		90
61) Toluene	8.12	91	39874	5.31 ppb		96
62) Trans-1,3-Dichloropropene	8.37	75	14624	5.33 ppb		99
63) 1,1,2-TCA	8.55	83	5668	4.81 ppb		89
64) 2-Hexanone	8.83	43	28901	34.73 ppb	#	97
67) 1,2-EDB	9.03	107	9212	5.97 ppb		93
68) Tetrachloroethene	8.66	164	9368	6.20 ppb		96
69) 1-Chlorohexane	9.53	91	7028	5.15 ppb		83
70) 1,1,1,2-Tetrachloroethane	9.62	131	14631	5.77 ppb		92
71) m&p-Xylene	9.77	106	40521	10.70 ppb		97
72) o-Xylene	10.16	106	19748	5.15 ppb		89
73) Styrene	10.18	104	31878	5.09 ppb		98
75) 1,3-Dichloropropane	8.71	76	13752	5.80 ppb		98
76) Dibromochloromethane	8.93	129	13298	5.58 ppb		89
77) Chlorobenzene	9.53	112	30958	5.33 ppb		96

(#) = qualifier out of range (m) = manual integration

Quantitation Report (Not Reviewed)

Data File : M:\MAX\DATA\211015\1015M16.D
Acq On : 15 Oct 21 17:06
Sample : 5ug/L VOC STD 10/15/21
Misc : IS&S 8/4/21

Vial: 6
Operator: LP,DG,CH
Inst : Max
Multiplr: 1.00

Quant Time: Oct 16 13:29 2021

Quant Results File: M1015W.RES

Quant Method : M:\MAX\DATA\211015\M1015W.M (RTE Integrator)
Title : METHOD 8260B
Last Update : Sat Oct 16 13:28:38 2021
Response via : Initial Calibration
DataAcq Meth : M8260

	Compound	R.T.	QIon	Response	Conc Unit		Qvalue
78)	Ethylbenzene	9.65	91	49016	5.60 ppb		98
79)	Bromoform	10.35	173	10773	5.43 ppb		98
81)	Isopropylbenzene	10.53	105	53902	5.30 ppb		98
82)	1,1,2,2-Tetrachloroethane	10.84	83	8866	5.20 ppb	#	85
83)	1,2,3-Trichloropropane	10.88	110	4864	5.78 ppb	#	73
84)	t-1,4-Dichloro-2-Butene	10.91	53	2090	4.29 ppb		84
85)	Bromobenzene	10.81	156	17611	5.08 ppb		88
86)	n-Propylbenzene	10.94	91	52829	5.19 ppb		95
87)	4-Ethyltoluene	11.06	105	48078	5.06 ppb		92
88)	2-Chlorotoluene	11.01	91	41952	5.29 ppb		89
89)	1,3,5-Trimethylbenzene	11.12	105	46678	5.36 ppb		97
90)	4-Chlorotoluene	11.13	91	41644	5.22 ppb		99
91)	Tert-Butylbenzene	11.44	119	26648	5.40 ppb		93
92)	1,2,4-Trimethylbenzene	11.49	105	45050	5.34 ppb		99
93)	Sec-Butylbenzene	11.66	105	49880	5.44 ppb		98
94)	p-Isopropyltoluene	11.81	119	48782	5.36 ppb		99
95)	Benzyl Chloride	11.99	91	10073	4.36 ppb	#	96
96)	1,3-DCB	11.75	146	31609	5.56 ppb		95
97)	1,4-DCB	11.85	146	29696	4.96 ppb		95
98)	n-Butylbenzene	12.22	91	26294	4.95 ppb		97
99)	1,2-DCB	12.21	146	30601	5.46 ppb		87
100)	Hexachloroethane	12.46	117	7449	4.82 ppb		86
101)	1,2-Dibromo-3-chloropropan	12.99	75	2238	5.40 ppb		84
102)	1,2,4-Trichlorobenzene	13.81	180	7399	4.97 ppb		85
103)	Hexachlorobutadiene	13.99	225	10435	4.84 ppb		92
104)	Naphthalene	14.06	128	14154	4.85 ppb		95
105)	1,2,3-Trichlorobenzene	14.29	180	9443	5.76 ppb		82

(#) = qualifier out of range (m) = manual integration

Quantitation Report

Data File : M:\MAX\DATA\211015\1015M16.D
Acq On : 15 Oct 21 17:06
Sample : 5ug/L VOC STD 10/15/21
Misc : IS&S 8/4/21

Vial: 6
Operator: LP,DG,CH
Inst : Max
Multiplr: 1.00

Quant Time: Oct 16 13:29 2021

Quant Results File: M1015W.RES

Method : M:\MAX\DATA\211015\M1015W.M (RTE Integrator)
Title : METHOD 8260B
Last Update : Sat Oct 16 14:01:48 2021
Response via : Initial Calibration

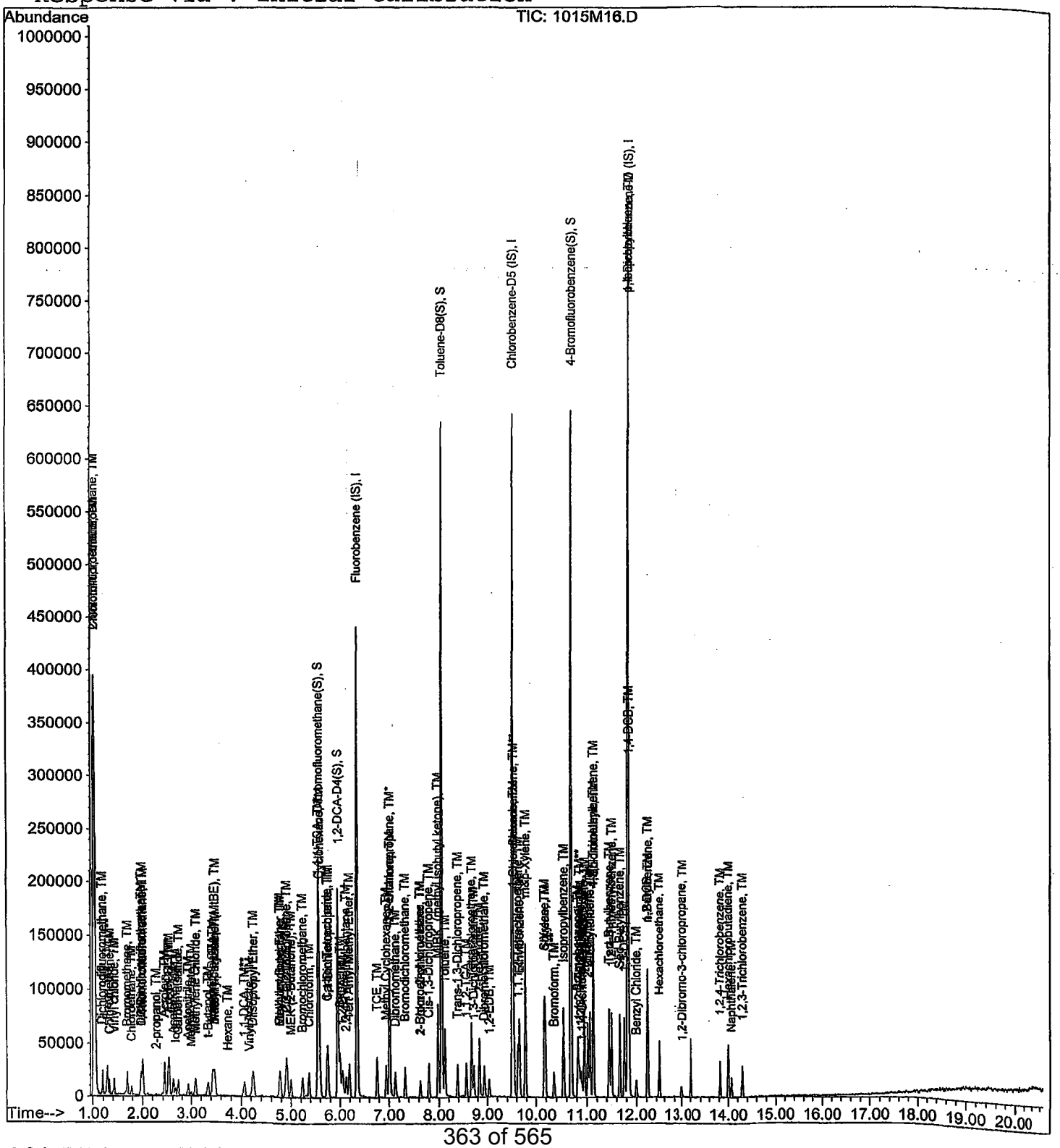

Quantitation Report (Not Reviewed)

Data File : M:\MAX\DATA\211015\1015M17.D
Acq On : 15 Oct 21 17:35
Sample : 10ug/L VOC STD 10/15/21
Misc : IS&S 8/4/21

Vial: 7
Operator: LP,DG,CH
Inst : Max
Multiplr: 1.00

Quant Time: Oct 16 13:29 2021

Quant Results File: M1015W.RES

Quant Method : M:\MAX\DATA\211015\M1015W.M (RTE Integrator)
Title : METHOD 8260B
Last Update : Sat Oct 16 13:28:38 2021
Response via : Initial Calibration
DataAcq Meth : M8260

Internal Standards	R.T.	QIon	Response	Conc Units	Dev(Min)
1) Fluorobenzene (IS)	6.34	96	377347	25.00 ppb	0.00
65) Chlorobenzene-D5 (IS)	9.50	117	347072	25.00 ppb	0.00
80) 1,4-Dichlorobenzene-D (IS)	11.82	152	236441	25.00 ppb	0.00
System Monitoring Compounds					
41) Dibromofluoromethane(S)	5.56	111	118319	25.95 ppb	0.00
Spiked Amount 25.000			Recovery	= 103.780%	
46) 1,2-DCA-D4(S)	5.95	65	79312	25.60 ppb	0.00
Spiked Amount 25.000			Recovery	= 102.392%	
66) Toluene-D8(S)	8.05	98	392721	25.00 ppb	0.00
Spiked Amount 25.000			Recovery	= 99.988%	
74) 4-Bromofluorobenzene(S)	10.68	95	160324	23.71 ppb	0.00
Spiked Amount 25.000			Recovery	= 94.848%	
Target Compounds					Qvalue
2) Chlorotrifluoroethene	1.01	116	1480	10.00 ppb	100
3) Dichlorodifluoromethane	1.19	85	19568	10.22 ppb	100
4) Freon 114	1.29	85	10651	6.61 ppb	100
5) Chloromethane	1.33	50	13364	11.30 ppb	100
6) Vinyl chloride	1.42	62	16573	11.82 ppb	100
7) 2-Chloro-1,1,1-trifluoroet	1.01	118	2056	50.00 ppb	100
8) Bromomethane	1.68	94	12882	13.34 ppb	100
9) Chloroethane	1.77	64	11250	11.78 ppb	100
10) Dichlorofluoromethane	1.97	67	36430	11.39 ppb	100
11) Trichlorofluoromethane	2.00	101	43493	12.08 ppb	100
12) 2,2-Dichloro-1,1,1-trifluo	2.29	85	23	20.00 ppb	100
13) Acrolein	2.43	56	26701	75.38 ppb	100
14) Acetone	2.61	43	24111	56.01 ppb	100
15) Freon-113	2.53	151	16125	9.66 ppb	100
16) Acetonitrile	2.92	41	13763	114.30 ppb	100
17) 2-propanol	2.26	45	892	50.00 ppb	100
18) 1,2-Dichlorotrifluoroethan	1.97	67	36430	11.39 ppb	100
19) 1,1-DCE	2.51	61	25329	11.55 ppb	100
20) t-Butanol	3.34	59	19181	118.01 ppb	100
21) Methyl Acetate	3.00	43	8263	10.66 ppb	100
22) Iodomethane	2.66	142	17486	11.16 ppb	100
23) Acrylonitrile	3.43	53	4844	11.24 ppb	100
24) 2-Methylpentane	2.16	71	23	10.00 ppb	100
25) Methylene chloride	3.08	84	17432	10.96 ppb	100
26) Carbon disulfide	2.71	76	20960	9.87 ppb	100
27) Methyl t-butyl ether (MtBE	3.47	73	57116	11.18 ppb	100
28) Trans-1,2-DCE	3.43	96	17741	11.38 ppb	100

(#) = qualifier out of range (m) = manual integration

Quantitation Report (Not Reviewed)

Data File : M:\MAX\DATA\211015\1015M17.D
Acq On : 15 Oct 21 17:35
Sample : 10ug/L VOC STD 10/15/21
Misc : IS&S 8/4/21

Vial: 7
Operator: LP,DG,CH
Inst : Max
Multiplr: 1.00

Quant Time: Oct 16 13:29 2021

Quant Results File: M1015W.RES

Quant Method : M:\MAX\DATA\211015\M1015W.M (RTE Integrator)
Title : METHOD 8260B
Last Update : Sat Oct 16 13:28:38 2021
Response via : Initial Calibration
DataAcq Meth : M8260

	Compound	R.T.	QIon	Response	Conc Unit		Qvalue
29)	3-Methylpentane	3.46	57	10024	11.67 ppb		100
30)	Hexane	3.72	56	414	20.00 ppb		100
31)	Diisopropyl Ether	4.24	45	37208	10.51 ppb		100
32)	1,1-DCA	4.05	63	28067	10.71 ppb		100
34)	Ethyl tert Butyl Ether	4.77	59	46096	9.95 ppb		100
35)	Methylcyclopentane	4.77	56	1948	10.00 ppb		100
36)	MEK (2-Butanone)	4.99	43	26957	53.62 ppb		100
37)	Cis-1,2-DCE	4.91	96	20531	11.24 ppb		100
38)	2,2-Dichloropropane	4.89	77	37047	10.91 ppb		100
39)	Chloroform	5.36	83	41151	11.48 ppb		100
40)	Bromochloromethane	5.22	130	15934	11.39 ppb		100
42)	1,1,1-TCA	5.55	97	43737	11.67 ppb		100
43)	Cyclohexane	5.58	41	10585	9.41 ppb		100
44)	1,1-Dichloropropene	5.75	75	23149	10.97 ppb		100
45)	2,2,4-Trimethylpentane	6.12	57	25327	7.58 ppb		100
47)	Carbon Tetrachloride	5.73	117	40318	11.88 ppb		100
48)	Tert Amyl Methyl Ether	6.18	73	47074	10.27 ppb		100
49)	1,2-DCA	6.04	62	36487	11.21 ppb		100
50)	Benzene	5.99	78	67135	11.28 ppb		100
51)	TCE	6.75	95	21853	11.75 ppb		100
52)	2-Pentanone	7.01	43	108759	130.21 ppb		100
53)	1,2-Dichloropropane	7.00	63	7561	11.89 ppb		100
54)	Bromodichloromethane	7.31	83	30571	11.00 ppb		100
55)	Methyl Cyclohexane	6.94	83	20502	8.86 ppb		100
56)	Dibromomethane	7.12	93	12823	12.05 ppb		100
57)	MIBK (methyl isobutyl ket	7.98	43	56842	50.03 ppb		100
58)	1-Bromo-2-chloroethane	7.62	144	4063	10.30 ppb		100
59)	2-Chloroethyl vinyl ether	7.67	43	72	60.00 ppb	#	100
60)	Cis-1,3-Dichloropropene	7.79	75	27754	10.65 ppb		100
61)	Toluene	8.12	91	82436	11.27 ppb		100
62)	Trans-1,3-Dichloropropene	8.37	75	28083	10.50 ppb		100
63)	1,1,2-TCA	8.55	83	12220	10.64 ppb		100
64)	2-Hexanone	8.83	43	39749	49.04 ppb		100
67)	1,2-EDB	9.03	107	17939	11.55 ppb		100
68)	Tetrachloroethene	8.66	164	16284	10.70 ppb		100
69)	1-Chlorohexane	9.53	91	12452	9.07 ppb		100
70)	1,1,1,2-Tetrachloroethane	9.62	131	28021	10.98 ppb		100
71)	m&p-Xylene	9.77	106	82514	21.66 ppb		100
72)	o-Xylene	10.16	106	40678	10.54 ppb		100
73)	Styrene	10.18	104	66045	10.48 ppb		100
75)	1,3-Dichloropropane	8.71	76	26720	11.19 ppb		100
76)	Dibromochloromethane	8.93	129	26700	11.13 ppb		100

(#) = qualifier out of range (m) = manual integration

Quantitation Report (Not Reviewed)

Data File : M:\MAX\DATA\211015\1015M17.D
Acq On : 15 Oct 21 17:35
Sample : 10ug/L VOC STD 10/15/21
Misc : IS&S 8/4/21

Vial: 7
Operator: LP,DG,CH
Inst : Max
Multiplr: 1.00

Quant Time: Oct 16 13:29 2021

Quant Results File: M1015W.RES

Quant Method : M:\MAX\DATA\211015\M1015W.M (RTE Integrator)
Title : METHOD 8260B
Last Update : Sat Oct 16 13:28:38 2021
Response via : Initial Calibration
DataAcq Meth : M8260

	Compound	R.T.	QIon	Response	Conc Unit	Qvalue
77)	Chlorobenzene	9.53	112	61648	10.55 ppb	100
78)	Ethylbenzene	9.65	91	94727	10.75 ppb	100
79)	Bromoform	10.35	173	22290	11.17 ppb	100
81)	Isopropylbenzene	10.53	105	106456	10.30 ppb	100
82)	1,1,2,2-Tetrachloroethane	10.84	83	18342	10.58 ppb	100
83)	1,2,3-Trichloropropane	10.87	110	9043	10.87 ppb	100
84)	t-1,4-Dichloro-2-Butene	10.90	53	4578	8.87 ppb	100
85)	Bromobenzene	10.81	156	34140	9.67 ppb	100
86)	n-Propylbenzene	10.94	91	111438	10.76 ppb	100
87)	4-Ethyltoluene	11.06	105	102117	10.56 ppb	100
88)	2-Chlorotoluene	11.01	91	87062	10.80 ppb	100
89)	1,3,5-Trimethylbenzene	11.12	105	98343	11.10 ppb	100
90)	4-Chlorotoluene	11.13	91	85815	10.58 ppb	100
91)	Tert-Butylbenzene	11.44	119	53976	10.76 ppb	100
92)	1,2,4-Trimethylbenzene	11.49	105	92332	10.53 ppb	100
93)	Sec-Butylbenzene	11.66	105	104508	11.21 ppb	100
94)	p-Isopropyltoluene	11.81	119	100003	10.46 ppb	100
95)	Benzyl Chloride	11.99	91	20556	8.75 ppb	100
96)	1,3-DCB	11.75	146	62186	10.76 ppb	100
97)	1,4-DCB	11.84	146	61854	10.71 ppb	100
98)	n-Butylbenzene	12.22	91	56499	9.46 ppb	100
99)	1,2-DCB	12.21	146	61844	10.85 ppb	100
100)	Hexachloroethane	12.46	117	14896	9.62 ppb	100
101)	1,2-Dibromo-3-chloropropan	12.99	75	5285	11.44 ppb	100
102)	1,2,4-Trichlorobenzene	13.81	180	18752	9.24 ppb	100
103)	Hexachlorobutadiene	13.99	225	23952	9.95 ppb	100
104)	Naphthalene	14.05	128	39199	11.87 ppb	100
105)	1,2,3-Trichlorobenzene	14.30	180	23602	9.93 ppb	100

(#) = qualifier out of range (m) = manual integration

Quantitation Report

Data File : M:\MAX\DATA\211015\1015M17.D
Acq On : 15 Oct 21 17:35
Sample : 10ug/L VOC STD 10/15/21
Misc : IS&S 8/4/21

Vial: 7
Operator: LP,DG,CH
Inst : Max
Multiplr: 1.00

Quant Time: Oct 16 13:29 2021

Quant Results File: M1015W.RES

Method : M:\MAX\DATA\211015\M1015W.M (RTE Integrator)
Title : METHOD 8260B
Last Update : Sat Oct 16 14:01:48 2021
Response via : Initial Calibration

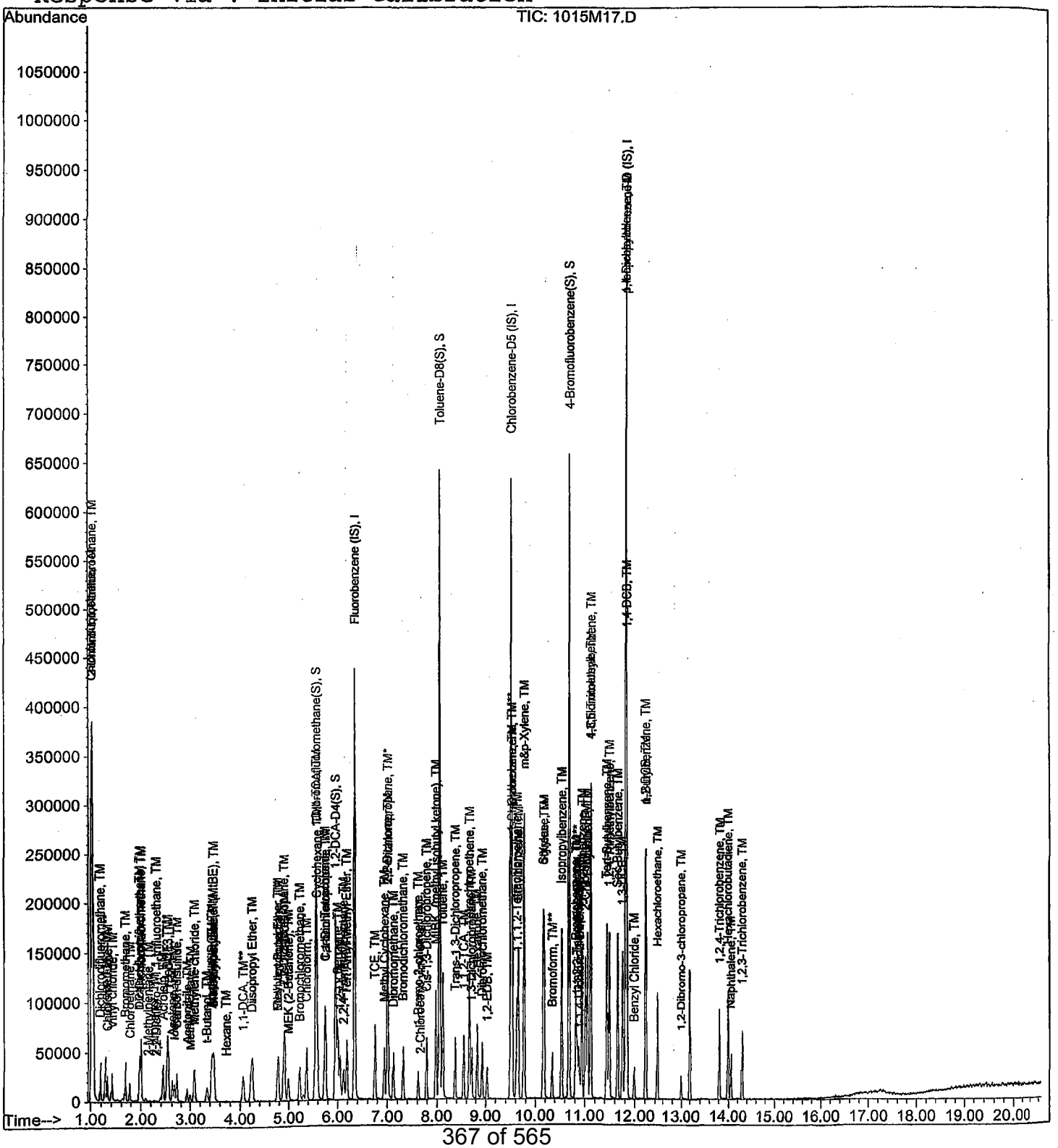

Quantitation Report (Not Reviewed)

Data File : M:\MAX\DATA\211015\1015M18.D
Acq On : 15 Oct 21 18:03
Sample : 20ug/L VOC STD 10/15/21
Misc : IS&S 8/4/21

Vial: 8
Operator: LP,DG,CH
Inst : Max
Multiplr: 1.00

Quant Time: Oct 16 13:29 2021

Quant Results File: M1015W.RES

Quant Method : M:\MAX\DATA\211015\M1015W.M (RTE Integrator)
Title : METHOD 8260B
Last Update : Sat Oct 16 13:28:38 2021
Response via : Initial Calibration
DataAcq Meth : M8260

Internal Standards	R.T.	QIon	Response	Conc	Units		Dev(Min
1) Fluorobenzene (IS)	6.34	96	395871	25.00	ppb		0.00
65) Chlorobenzene-D5 (IS)	9.50	117	351611	25.00	ppb		0.00
80) 1,4-Dichlorobenzene-D (IS)	11.82	152	235162	25.00	ppb		0.00
System Monitoring Compounds							
41) Dibromofluoromethane(S)	5.56	111	236514	49.44	ppb		0.00
Spiked Amount 25.000			Recovery	=	197.748%		
46) 1,2-DCA-D4(S)	5.95	65	166400	51.19	ppb		0.00
Spiked Amount 25.000			Recovery	=	204.772%		
66) Toluene-D8(S)	8.05	98	780890	49.06	ppb		0.00
Spiked Amount 25.000			Recovery	=	196.252%		
74) 4-Bromofluorobenzene(S)	10.68	95	327466	47.81	ppb		0.00
Spiked Amount 25.000			Recovery	=	191.232%		
Target Compounds							Qvalue
2) Chlorotrifluoroethene	1.03	116	1543	9.94	ppb	#	60
3) Dichlorodifluoromethane	1.18	85	43432	21.62	ppb		97
4) Freon 114	1.29	85	29061	17.19	ppb		81
5) Chloromethane	1.33	50	25172	20.46	ppb		98
6) Vinyl chloride	1.42	62	33428	22.72	ppb		95
7) 2-Chloro-1,1,1-trifluoroet	1.00	118	1142	26.47	ppb	#	37
8) Bromomethane	1.68	94	25141	25.37	ppb		95
9) Chloroethane	1.77	64	20310	20.33	ppb		99
10) Dichlorofluoromethane	1.97	67	69254	20.65	ppb		99
11) Trichlorofluoromethane	2.00	101	90422	23.94	ppb		91
12) 2,2-Dichloro-1,1,1-trifluo	2.27	85	19	15.75	ppb		100
13) Acrolein	2.44	56	32051	86.25	ppb		99
14) Acetone	2.61	43	29127	64.50	ppb		99
15) Freon-113	2.53	151	37209	21.25	ppb		94
16) Acetonitrile	2.93	41	18046	142.86	ppb		93
17) 2-propanol	2.26	45	2021	107.98	ppb	#	81
18) 1,2-Dichlorotrifluoroethan	1.97	67	69254	20.64	ppb		100
19) 1,1-DCE	2.51	61	53746	23.36	ppb		97
20) t-Butanol	3.34	59	23282	129.99	ppb		92
21) Methyl Acetate	2.99	43	16974	20.87	ppb		100
22) Iodomethane	2.66	142	35780	20.61	ppb		93
23) Acrylonitrile	3.43	53	10005	22.05	ppb	#	84
24) 2-Methylpentane	2.10	71	44	18.24	ppb	#	100
25) Methylene chloride	3.08	84	34285	20.55	ppb		94
26) Carbon disulfide	2.71	76	44096	19.79	ppb		97
27) Methyl t-butyl ether (MtBE	3.47	73	114470	21.36	ppb		100
28) Trans-1,2-DCE	3.43	96	38698	24.57	ppb		94

(#) = qualifier out of range (m) = manual integration

Quantitation Report (Not Reviewed)

Data File : M:\MAX\DATA\211015\1015M18.D
Acq On : 15 Oct 21 18:03
Sample : 20ug/L VOC STD 10/15/21
Misc : IS&S 8/4/21

Vial: 8
Operator: LP,DG,CH
Inst : Max
Multiplr: 1.00

Quant Time: Oct 16 13:29 2021

Quant Results File: M1015W.RES

Quant Method : M:\MAX\DATA\211015\M1015W.M (RTE Integrator)
Title : METHOD 8260B
Last Update : Sat Oct 16 13:28:38 2021
Response via : Initial Calibration
DataAcq Meth : M8260

	Compound	R.T.	QIon	Response	Conc Unit		Qvalue
29)	3-Methylpentane	3.47	57	21607	24.67 ppb		96
30)	Hexane	3.73	56	771	35.50 ppb		100
31)	Diisopropyl Ether	4.24	45	74704	20.11 ppb		96
32)	1,1-DCA	4.06	63	59120	21.50 ppb		98
34)	Ethyl tert Butyl Ether	4.77	59	95539	19.66 ppb		95
35)	Methylcyclopentane	4.77	56	3929	19.23 ppb	#	100
36)	MEK (2-Butanone)	4.99	43	30811	58.42 ppb	#	91
37)	Cis-1,2-DCE	4.91	96	40102	20.93 ppb		94
38)	2,2-Dichloropropane	4.89	77	73086	20.52 ppb		99
39)	Chloroform	5.36	83	81653	21.71 ppb		100
40)	Bromochloromethane	5.22	130	33221	23.42 ppb		93
42)	1,1,1-TCA	5.54	97	93844	23.87 ppb		95
43)	Cyclohexane	5.58	41	24494	20.75 ppb		85
44)	1,1-Dichloropropene	5.75	75	49132	22.19 ppb		93
45)	2,2,4-Trimethylpentane	6.12	57	57952	16.53 ppb	#	81
47)	Carbon Tetrachloride	5.73	117	81738	22.96 ppb		94
48)	Tert Amyl Methyl Ether	6.18	73	93531	19.46 ppb		97
49)	1,2-DCA	6.04	62	73123	21.42 ppb		97
50)	Benzene	5.99	78	134429	21.52 ppb		95
51)	TCE	6.75	95	41884	22.20 ppb		85
52)	2-Pentanone	7.01	43	131778	150.39 ppb		97
53)	1,2-Dichloropropane	7.00	63	15331	23.28 ppb		99
54)	Bromodichloromethane	7.31	83	63530	21.79 ppb		94
55)	Methyl Cyclohexane	6.94	83	47883	20.50 ppb		99
56)	Dibromomethane	7.12	93	24263	21.72 ppb		99
57)	MIBK (methyl isobutyl ket	7.98	43	66896	56.12 ppb		96
58)	1-Bromo-2-chloroethane	7.62	144	8668	20.95 ppb		82
59)	2-Chloroethyl vinyl ether	7.64	43	135	107.24 ppb	#	100
60)	Cis-1,3-Dichloropropene	7.79	75	58299	21.33 ppb		92
61)	Toluene	8.12	91	158484	20.66 ppb		98
62)	Trans-1,3-Dichloropropene	8.37	75	58054	20.70 ppb		99
63)	1,1,2-TCA	8.55	83	23159	19.22 ppb		98
64)	2-Hexanone	8.83	43	48162	56.64 ppb		96
67)	1,2-EDB	9.03	107	37727	23.98 ppb		91
68)	Tetrachloroethene	8.66	164	37992	24.65 ppb	#	77
69)	1-Chlorohexane	9.53	91	27928	20.08 ppb		92
70)	1,1,1,2-Tetrachloroethane	9.62	131	54825	21.21 ppb		97
71)	m&p-Xylene	9.77	106	168462	43.65 ppb		94
72)	o-Xylene	10.16	106	80768	20.66 ppb		96
73)	Styrene	10.18	104	132105	20.70 ppb		100
75)	1,3-Dichloropropane	8.71	76	51570	21.33 ppb	#	81
76)	Dibromochloromethane	8.93	129	55342	22.78 ppb		97

(#) = qualifier out of range (m) = manual integration

Quantitation Report (Not Reviewed)

Data File : M:\MAX\DATA\211015\1015M18.D
Acq On : 15 Oct 21 18:03
Sample : 20ug/L VOC STD 10/15/21
Misc : IS&S 8/4/21

Vial: 8
Operator: LP,DG,CH
Inst : Max
Multiplr: 1.00

Quant Time: Oct 16 13:29 2021

Quant Results File: M1015W.RES

Quant Method : M:\MAX\DATA\211015\M1015W.M (RTE Integrator)
Title : METHOD 8260B
Last Update : Sat Oct 16 13:28:38 2021
Response via : Initial Calibration
DataAcq Meth : M8260

	Compound	R.T.	QIon	Response	Conc Unit		Qvalue
77)	Chlorobenzene	9.53	112	123674	20.90 ppb		95
78)	Ethylbenzene	9.65	91	190505	21.35 ppb		99
79)	Bromoform	10.35	173	46086	22.80 ppb		91
81)	Isopropylbenzene	10.53	105	215921	21.00 ppb		96
82)	1,1,2,2-Tetrachloroethane	10.84	83	34580	20.06 ppb		93
83)	1,2,3-Trichloropropane	10.88	110	18655	22.95 ppb		93
84)	t-1,4-Dichloro-2-Butene	10.90	53	9193	17.59 ppb		76
85)	Bromobenzene	10.81	156	72807	20.74 ppb		87
86)	n-Propylbenzene	10.94	91	218212	21.18 ppb		98
87)	4-Ethyltoluene	11.06	105	204272	21.24 ppb		94
88)	2-Chlorotoluene	11.01	91	166317	20.74 ppb		92
89)	1,3,5-Trimethylbenzene	11.12	105	188460	21.39 ppb		96
90)	4-Chlorotoluene	11.13	91	169578	21.02 ppb		99
91)	Tert-Butylbenzene	11.44	119	113528	22.75 ppb		98
92)	1,2,4-Trimethylbenzene	11.49	105	194704	22.09 ppb		97
93)	Sec-Butylbenzene	11.66	105	210964	22.75 ppb		99
94)	p-Isopropyltoluene	11.81	119	210376	21.74 ppb		98
95)	Benzyl Chloride	11.99	91	42029	17.98 ppb		97
96)	1,3-DCB	11.75	146	126212	21.95 ppb		98
97)	1,4-DCB	11.84	146	125705	22.43 ppb		96
98)	n-Butylbenzene	12.22	91	128982	20.53 ppb		95
99)	1,2-DCB	12.21	146	124816	22.02 ppb		98
100)	Hexachloroethane	12.46	117	30628	20.04 ppb		94
101)	1,2-Dibromo-3-chloropropan	12.99	75	10893	22.83 ppb	#	81
102)	1,2,4-Trichlorobenzene	13.81	180	49784	21.15 ppb		88
103)	Hexachlorobutadiene	13.99	225	53060	21.20 ppb		97
104)	Naphthalene	14.05	128	96821	26.22 ppb		99
105)	1,2,3-Trichlorobenzene	14.30	180	62906	21.74 ppb		86

(#) = qualifier out of range (m) = manual integration

Quantitation Report

Data File : M:\MAX\DATA\211015\1015M18.D
Acq On : 15 Oct 21 18:03
Sample : 20ug/L VOC STD 10/15/21
Misc : IS&S 8/4/21

Vial: 8
Operator: LP,DG,CH
Inst : Max
Multiplr: 1.00

Quant Time: Oct 16 13:29 2021

Quant Results File: M1015W.RES

Method : M:\MAX\DATA\211015\M1015W.M (RTE Integrator)
Title : METHOD 8260B
Last Update : Sat Oct 16 14:01:48 2021
Response via : Initial Calibration

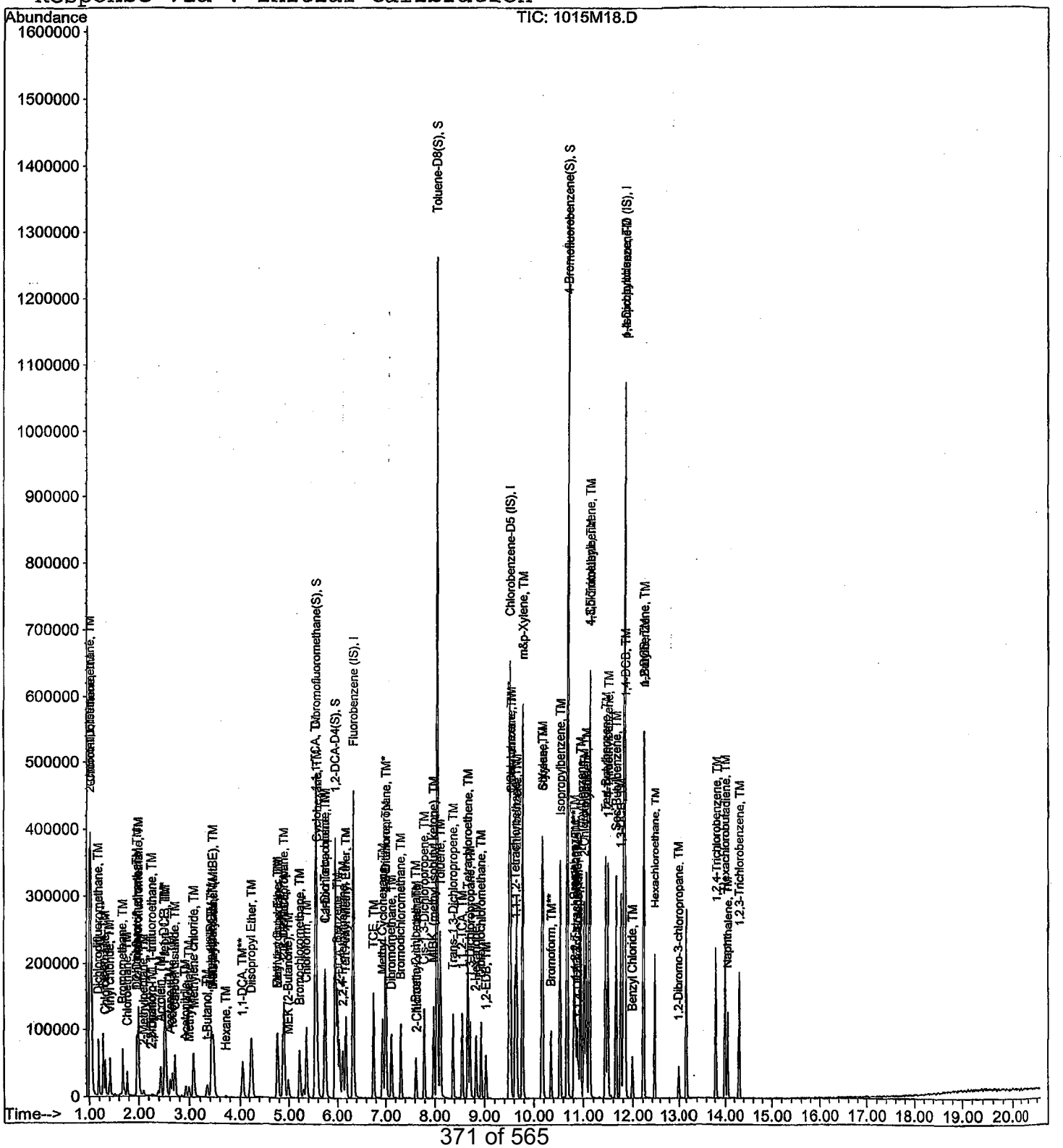

Quantitation Report (Not Reviewed)

Data File : M:\MAX\DATA\211015\1015M19.D
Acq On : 15 Oct 21 18:31
Sample : 40ug/L VOC STD 10/15/21
Misc : IS&S 8/4/21

Vial: 9
Operator: LP,DG,CH
Inst : Max
Multiplr: 1.00

Quant Time: Oct 16 13:29 2021

Quant Results File: M1015W.RES

Quant Method : M:\MAX\DATA\211015\M1015W.M (RTE Integrator)
Title : METHOD 8260B
Last Update : Sat Oct 16 13:28:38 2021
Response via : Initial Calibration
DataAcq Meth : M8260

Internal Standards	R.T.	QIon	Response	Conc Units	Dev(Min)
1) Fluorobenzene (IS)	6.34	96	394795	25.00 ppb	0.00
65) Chlorobenzene-D5 (IS)	9.50	117	356570	25.00 ppb	0.00
80) 1,4-Dichlorobenzene-D (IS)	11.82	152	246902	25.00 ppb	0.00
System Monitoring Compounds					
41) Dibromofluoromethane(S)	5.56	111	238087	49.90 ppb	0.00
Spiked Amount 25.000			Recovery	= 199.604%	
46) 1,2-DCA-D4(S)	5.95	65	166336	51.31 ppb	0.00
Spiked Amount 25.000			Recovery	= 205.252%	
66) Toluene-D8(S)	8.05	98	788816	48.87 ppb	0.00
Spiked Amount 25.000			Recovery	= 195.484%	
74) 4-Bromofluorobenzene(S)	10.68	95	335059	48.24 ppb	0.00
Spiked Amount 25.000			Recovery	= 192.944%	
Target Compounds					Qvalue
2) Chlorotrifluoroethene	1.01	116	1951	12.60 ppb #	73
3) Dichlorodifluoromethane	1.18	85	95360	47.61 ppb	100
4) Freon 114	1.29	85	57360	34.02 ppb	83
5) Chloromethane	1.33	50	56542	46.36 ppb	94
6) Vinyl chloride	1.42	62	70630	48.13 ppb	92
7) 2-Chloro-1,1,1-trifluoroet	1.01	118	1922	44.68 ppb #	51
8) Bromomethane	1.68	94	51410	52.69 ppb	91
9) Chloroethane	1.77	64	42072	42.31 ppb	97
10) Dichlorofluoromethane	1.97	67	141160	42.20 ppb	99
11) Trichlorofluoromethane	2.00	101	187948	49.90 ppb	98
12) 2,2-Dichloro-1,1,1-trifluo	2.18	85	25	20.78 ppb	100
13) Acrolein	2.43	56	40051	108.07 ppb	88
14) Acetone	2.62	43	39041	86.69 ppb	98
15) Freon-113	2.52	151	70973	40.64 ppb	97
16) Acetonitrile	2.93	41	22065	175.15 ppb	88
17) 2-propanol	2.27	45	3181	170.43 ppb #	81
18) 1,2-Dichlorotrifluoroethan	1.97	67	141160	42.19 ppb	100
19) 1,1-DCE	2.50	61	104417	45.50 ppb	96
20) t-Butanol	3.35	59	36678	173.72 ppb	96
21) Methyl Acetate	2.99	43	34963	43.11 ppb	95
22) Iodomethane	2.66	142	81874	45.72 ppb	95
23) Acrylonitrile	3.43	53	19528	43.06 ppb #	80
24) 2-Methylpentane	2.10	71	116	48.21 ppb #	100
25) Methylene chloride	3.08	84	68587	41.23 ppb	97
26) Carbon disulfide	2.71	76	86056	38.73 ppb	99
27) Methyl t-butyl ether (MtBE	3.47	73	239816	44.88 ppb	94
28) Trans-1,2-DCE	3.43	96	72205	46.70 ppb	95

(#) = qualifier out of range (m) = manual integration

Quantitation Report (Not Reviewed)

Data File : M:\MAX\DATA\211015\1015M19.D
Acq On : 15 Oct 21 18:31
Sample : 40ug/L VOC STD 10/15/21
Misc : IS&S 8/4/21

Vial: 9
Operator: LP,DG,CH
Inst : Max
Multiplr: 1.00

Quant Time: Oct 16 13:29 2021

Quant Results File: M1015W.RES

Quant Method : M:\MAX\DATA\211015\M1015W.M (RTE Integrator)
Title : METHOD 8260B
Last Update : Sat Oct 16 13:28:38 2021
Response via : Initial Calibration
DataAcq Meth : M8260

	Compound	R.T.	QIon	Response	Conc Unit		Qvalue
29)	3-Methylpentane	3.47	57	37452	43.35 ppb		88
30)	Hexane	3.70	56	751	34.68 ppb	#	100
31)	Diisopropyl Ether	4.24	45	152386	41.14 ppb		95
32)	1,1-DCA	4.06	63	116415	42.45 ppb	#	94
34)	Ethyl tert Butyl Ether	4.77	59	199919	41.25 ppb		94
35)	Methylcyclopentane	4.77	56	8348	40.96 ppb		100
36)	MEK (2-Butanone)	4.99	43	43256	82.23 ppb		88
37)	Cis-1,2-DCE	4.91	96	82880	43.37 ppb		92
38)	2,2-Dichloropropane	4.89	77	141607	39.86 ppb		99
39)	Chloroform	5.36	83	160419	42.76 ppb		94
40)	Bromochloromethane	5.22	130	68479	49.26 ppb		94
42)	1,1,1-TCA	5.54	97	182393	46.52 ppb		98
43)	Cyclohexane	5.58	41	48312	41.04 ppb		90
44)	1,1-Dichloropropene	5.75	75	94511	42.80 ppb		97
45)	2,2,4-Trimethylpentane	6.12	57	121452	34.73 ppb	#	86
47)	Carbon Tetrachloride	5.74	117	166925	47.02 ppb		98
48)	Tert Amyl Methyl Ether	6.18	73	194157	40.51 ppb		97
49)	1,2-DCA	6.04	62	153949	45.21 ppb		100
50)	Benzene	5.99	78	269561	43.28 ppb		99
51)	TCE	6.75	95	85080	46.13 ppb		85
52)	2-Pentanone	7.01	43	159478	182.50 ppb		99
53)	1,2-Dichloropropane	7.00	63	32440	49.75 ppb		96
54)	Bromodichloromethane	7.31	83	132884	45.71 ppb		99
55)	Methyl Cyclohexane	6.94	83	97260	42.40 ppb		100
56)	Dibromomethane	7.12	93	50236	45.10 ppb		93
57)	MIBK (methyl isobutyl ket	7.98	43	93060	78.28 ppb		97
58)	1-Bromo-2-chloroethane	7.62	144	17760	43.04 ppb		98
59)	2-Chloroethyl vinyl ether	7.58	43	20	15.93 ppb	#	100
60)	Cis-1,3-Dichloropropene	7.79	75	117498	43.10 ppb		96
61)	Toluene	8.12	91	319786	41.80 ppb		99
62)	Trans-1,3-Dichloropropene	8.37	75	122778	43.89 ppb		99
63)	1,1,2-TCA	8.55	83	47558	39.57 ppb		94
64)	2-Hexanone	8.83	43	66653	78.60 ppb		94
67)	1,2-EDB	9.03	107	74115	46.45 ppb		95
68)	Tetrachloroethene	8.66	164	70304	44.97 ppb		81
69)	1-Chlorohexane	9.53	91	54312	38.51 ppb		96
70)	1,1,1,2-Tetrachloroethane	9.62	131	111805	42.65 ppb		92
71)	m&p-Xylene	9.77	106	333019	85.09 ppb		100
72)	o-Xylene	10.16	106	167690	42.31 ppb		100
73)	Styrene	10.18	104	270125	41.74 ppb		99
75)	1,3-Dichloropropane	8.71	76	106532	43.44 ppb		88
76)	Dibromochloromethane	8.93	129	113393	46.02 ppb		99

(#) = qualifier out of range (m) = manual integration

Quantitation Report (Not Reviewed)

Data File : M:\MAX\DATA\211015\1015M19.D
Acq On : 15 Oct 21 18:31
Sample : 40ug/L VOC STD 10/15/21
Misc : IS&S 8/4/21

Vial: 9
Operator: LP,DG,CH
Inst : Max
Multiplr: 1.00

Quant Time: Oct 16 13:29 2021

Quant Results File: M1015W.RES

Quant Method : M:\MAX\DATA\211015\M1015W.M (RTE Integrator)
Title : METHOD 8260B
Last Update : Sat Oct 16 13:28:38 2021
Response via : Initial Calibration
DataAcq Meth : M8260

	Compound	R.T.	QIon	Response	Conc Unit	Qvalue
77)	Chlorobenzene	9.53	112	247111	41.17 ppb	96
78)	Ethylbenzene	9.65	91	393606	43.49 ppb	98
79)	Bromoform	10.35	173	96934	47.29 ppb	94
81)	Isopropylbenzene	10.53	105	436071	40.40 ppb	98
82)	1,1,2,2-Tetrachloroethane	10.84	83	72110	39.85 ppb	91
83)	1,2,3-Trichloropropane	10.88	110	37233	43.97 ppb	94
84)	t-1,4-Dichloro-2-Butene	10.90	53	20351	36.72 ppb	74
85)	Bromobenzene	10.81	156	144680	39.26 ppb	93
86)	n-Propylbenzene	10.94	91	452586	41.83 ppb	99
87)	4-Ethyltoluene	11.06	105	417221	41.31 ppb	95
88)	2-Chlorotoluene	11.01	91	340873	40.48 ppb	88
89)	1,3,5-Trimethylbenzene	11.12	105	382964	41.40 ppb	97
90)	4-Chlorotoluene	11.13	91	343947	40.60 ppb	99
91)	Tert-Butylbenzene	11.44	119	234880	44.83 ppb	98
92)	1,2,4-Trimethylbenzene	11.49	105	396710	42.65 ppb	99
93)	Sec-Butylbenzene	11.66	105	437165	44.90 ppb	99
94)	p-Isopropyltoluene	11.81	119	441578	43.11 ppb	98
95)	Benzyl Chloride	11.99	91	88019	35.87 ppb	99
96)	1,3-DCB	11.75	146	262502	43.48 ppb	98
97)	1,4-DCB	11.84	146	255429	43.91 ppb	96
98)	n-Butylbenzene	12.22	91	282853	41.90 ppb	98
99)	1,2-DCB	12.21	146	253718	42.63 ppb	99
100)	Hexachloroethane	12.46	117	65707	41.10 ppb	99
101)	1,2-Dibromo-3-chloropropan	12.99	75	22876	44.84 ppb	91
102)	1,2,4-Trichlorobenzene	13.81	180	113144	43.34 ppb	94
103)	Hexachlorobutadiene	13.99	225	114209	42.64 ppb	98
104)	Naphthalene	14.05	128	238304	52.27 ppb	99
105)	1,2,3-Trichlorobenzene	14.30	180	146469	44.67 ppb	90

(#) = qualifier out of range (m) = manual integration

Quantitation Report

Data File : M:\MAX\DATA\211015\1015M19.D
Acq On : 15 Oct 21 18:31
Sample : 40ug/L VOC STD 10/15/21
Misc : IS&S 8/4/21

Vial: 9
Operator: LP,DG,CH
Inst : Max
Multiplr: 1.00

Quant Time: Oct 16 13:29 2021

Quant Results File: M1015W.RES

Method : M:\MAX\DATA\211015\M1015W.M (RTE Integrator)
Title : METHOD 8260B
Last Update : Sat Oct 16 14:01:48 2021
Response via : Initial Calibration

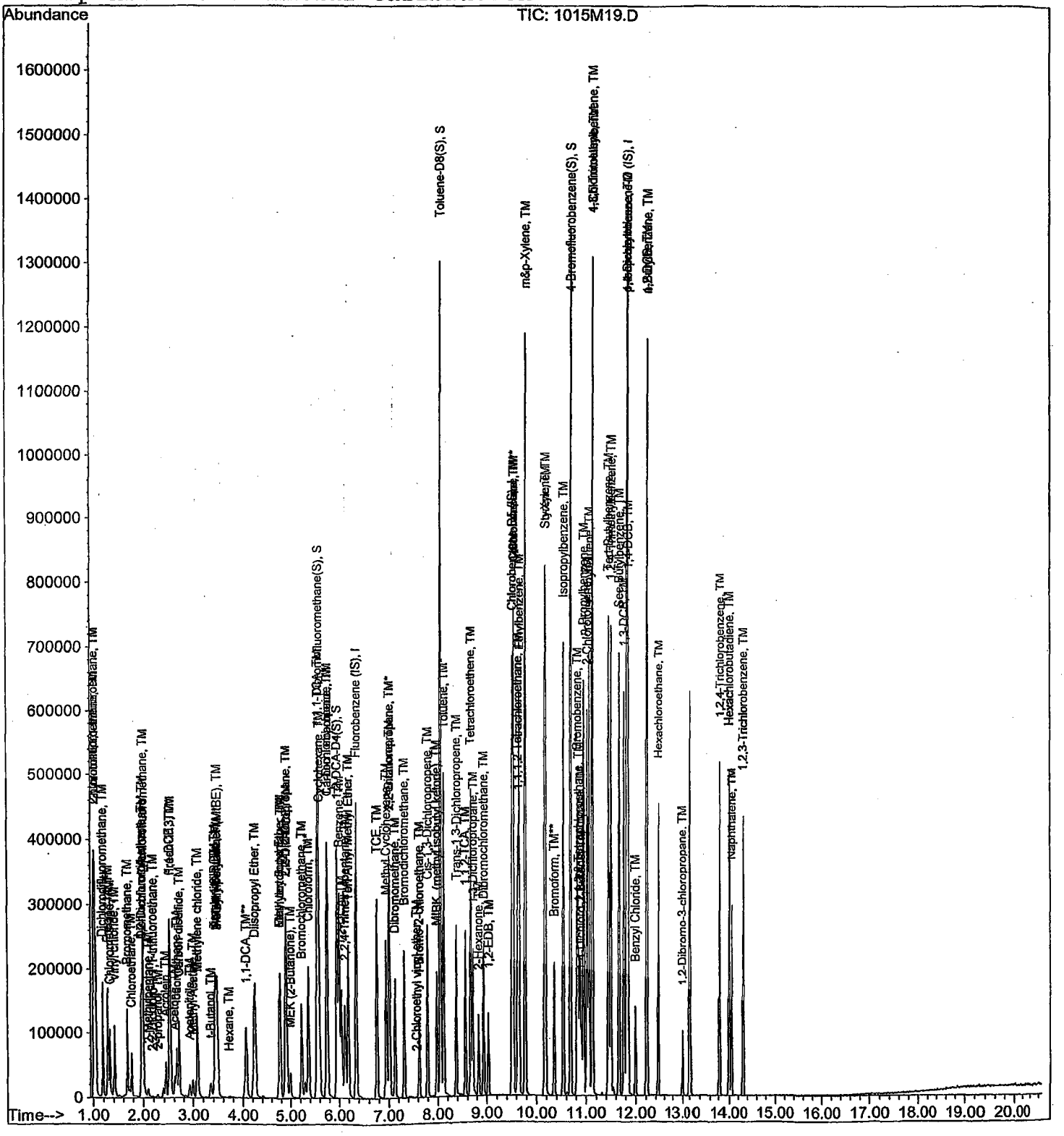

Quantitation Report (Not Reviewed)

Data File : M:\MAX\DATA\211015\1015M20.D
Acq On : 15 Oct 21 19:00
Sample : 100ug/L VOC STD 10/15/21
Misc : IS&S 8/4/21

Vial: 10
Operator: LP,DG,CH
Inst : Max
Multiplr: 1.00

Quant Time: Oct 16 13:29 2021

Quant Results File: M1015W.RES

Quant Method : M:\MAX\DATA\211015\M1015W.M (RTE Integrator)
Title : METHOD 8260B
Last Update : Sat Oct 16 13:28:38 2021
Response via : Initial Calibration
DataAcq Meth : M8260

Internal Standards	R.T.	QIon	Response	Conc Units	Dev(Min)
1) Fluorobenzene (IS)	6.34	96	386789	25.00 ppb	0.00
65) Chlorobenzene-D5 (IS)	9.50	117	357810	25.00 ppb	0.00
80) 1,4-Dichlorobenzene-D (IS)	11.82	152	248989	25.00 ppb	0.00
System Monitoring Compounds					
41) Dibromofluoromethane(S)	5.56	111	442755	94.72 ppb	0.00
Spiked Amount 25.000			Recovery	= 378.876%	
46) 1,2-DCA-D4(S)	5.95	65	315456	99.33 ppb	0.00
Spiked Amount 25.000			Recovery	= 397.320%	
66) Toluene-D8(S)	8.05	98	1486255	91.76 ppb	0.00
Spiked Amount 25.000			Recovery	= 367.048%	
74) 4-Bromofluorobenzene(S)	10.68	95	657746	94.36 ppb	0.00
Spiked Amount 25.000			Recovery	= 377.452%	

Target Compounds						Qvalue
2) Chlorotrifluoroethene	1.02	116	1201	7.92 ppb	#	45
3) Dichlorodifluoromethane	1.18	85	234560	119.53 ppb		99
4) Freon 114	1.29	85	146791	88.87 ppb		80
5) Chloromethane	1.33	50	143008	120.04 ppb		97
6) Vinyl chloride	1.42	62	168822	117.43 ppb		98
7) 2-Chloro-1,1,1-trifluoroet	1.00	118	1493	35.42 ppb	#	37
8) Bromomethane	1.68	94	135974	143.32 ppb		93
9) Chloroethane	1.76	64	126156	129.66 ppb		97
10) Dichlorofluoromethane	1.96	67	347423	106.00 ppb		100
11) Trichlorofluoromethane	1.99	101	454942	123.28 ppb		94
12) 2,2-Dichloro-1,1,1-trifluo	2.39	85	85	72.11 ppb	#	100
13) Acrolein	2.44	56	44550	122.70 ppb		88
14) Acetone	2.62	43	47910	108.58 ppb		94
15) Freon-113	2.52	151	175591	102.62 ppb		89
16) Acetonitrile	2.94	41	23864	193.35 ppb		91
17) 2-propanol	2.30	45	8518	465.81 ppb		92
18) 1,2-Dichlorotrifluoroethan	1.96	67	347584	106.03 ppb	#	100
19) 1,1-DCE	2.50	61	262927	116.95 ppb		95
20) t-Butanol	3.37	59	50833	214.24 ppb		99
21) Methyl Acetate	3.00	43	84654	106.53 ppb		85
22) Iodomethane	2.65	142	214716	120.36 ppb		98
23) Acrylonitrile	3.44	53	47089	105.86 ppb		93
24) 2-Methylpentane	2.09	71	220	93.32 ppb	#	100
25) Methylene chloride	3.08	84	160180	98.28 ppb		95
26) Carbon disulfide	2.71	76	194560	89.38 ppb		97
27) Methyl t-butyl ether (MtBE	3.47	73	555224	106.05 ppb		93
28) Trans-1,2-DCE	3.42	96	182546	121.83 ppb		100

(#) = qualifier out of range (m) = manual integration

Quantitation Report (Not Reviewed)

Data File : M:\MAX\DATA\211015\1015M20.D
Acq On : 15 Oct 21 19:00
Sample : 100ug/L VOC STD 10/15/21
Misc : IS&S 8/4/21

Vial: 10
Operator: LP,DG,CH
Inst : Max
Multiplr: 1.00

Quant Time: Oct 16 13:29 2021

Quant Results File: M1015W.RES

Quant Method : M:\MAX\DATA\211015\M1015W.M (RTE Integrator)
Title : METHOD 8260B
Last Update : Sat Oct 16 13:28:38 2021
Response via : Initial Calibration
DataAcq Meth : M8260

	Compound	R.T.	QIon	Response	Conc Unit		Qvalue
29)	3-Methylpentane	3.47	57	93951	112.00 ppb		89
30)	Hexane	3.71	56	1846	87.00 ppb	#	100
31)	Diisopropyl Ether	4.24	45	370710	102.14 ppb		97
32)	1,1-DCA	4.06	63	285289	106.17 ppb	#	93
34)	Ethyl tert Butyl Ether	4.77	59	459729	96.83 ppb		97
35)	Methylcyclopentane	4.77	56	17519	87.74 ppb	#	100
36)	MEK (2-Butanone)	4.99	43	53511	103.84 ppb		90
37)	Cis-1,2-DCE	4.91	96	197796	105.64 ppb		94
38)	2,2-Dichloropropane	4.89	77	346511	99.56 ppb		100
39)	Chloroform	5.36	83	390282	106.18 ppb		94
40)	Bromochloromethane	5.22	130	156085	115.65 ppb	#	88
42)	1,1,1-TCA	5.54	97	433213	112.79 ppb		97
43)	Cyclohexane	5.58	41	121867	105.66 ppb		90
44)	1,1-Dichloropropene	5.75	75	231228	106.87 ppb		95
45)	2,2,4-Trimethylpentane	6.12	57	302605	88.31 ppb		87
47)	Carbon Tetrachloride	5.74	117	411487	118.31 ppb		95
48)	Tert Amyl Methyl Ether	6.18	73	450960	96.03 ppb		97
49)	1,2-DCA	6.04	62	367370	110.12 ppb		98
50)	Benzene	5.99	78	649591	106.45 ppb		98
51)	TCE	6.75	95	206061	115.34 ppb		84
52)	2-Pentanone	7.01	43	179595	209.77 ppb		99
53)	1,2-Dichloropropane	7.00	63	72296	113.59 ppb		96
54)	Bromodichloromethane	7.31	83	317248	111.38 ppb		100
55)	Methyl Cyclohexane	6.94	83	236830	106.31 ppb		93
56)	Dibromomethane	7.12	93	119549	109.56 ppb		95
57)	MIBK (methyl isobutyl ket	7.98	43	114125	97.99 ppb		98
58)	1-Bromo-2-chloroethane	7.62	144	42608	105.40 ppb		91
59)	2-Chloroethyl vinyl ether	7.69	43	19	15.45 ppb	#	100
60)	Cis-1,3-Dichloropropene	7.79	75	293076	109.74 ppb		94
61)	Toluene	8.12	91	786013	104.86 ppb		96
62)	Trans-1,3-Dichloropropene	8.37	75	301333	109.95 ppb		100
63)	1,1,2-TCA	8.55	83	116902	99.29 ppb		93
64)	2-Hexanone	8.83	43	83212	100.16 ppb	#	92
67)	1,2-EDB	9.03	107	187298	116.98 ppb		98
68)	Tetrachloroethene	8.66	164	163584	104.28 ppb		86
69)	1-Chlorohexane	9.53	91	140232	99.08 ppb		96
70)	1,1,1,2-Tetrachloroethane	9.62	131	281249	106.91 ppb		97
71)	m&p-Xylene	9.77	106	823233	209.61 ppb		98
72)	o-Xylene	10.16	106	418928	105.33 ppb		98
73)	Styrene	10.18	104	692047	106.57 ppb		98
75)	1,3-Dichloropropane	8.71	76	259322	105.38 ppb		91
76)	Dibromochloromethane	8.93	129	278663	112.70 ppb		98

(#) = qualifier out of range (m) = manual integration

Quantitation Report (Not Reviewed)

Data File : M:\MAX\DATA\211015\1015M20.D
Acq On : 15 Oct 21 19:00
Sample : 100ug/L VOC STD 10/15/21
Misc : IS&S 8/4/21

Vial: 10
Operator: LP,DG,CH
Inst : Max
Multiplr: 1.00

Quant Time: Oct 16 13:29 2021

Quant Results File: M1015W.RES

Quant Method : M:\MAX\DATA\211015\M1015W.M (RTE Integrator)
Title : METHOD 8260B
Last Update : Sat Oct 16 13:28:38 2021
Response via : Initial Calibration
DataAcq Meth : M8260

	Compound	R.T.	QIon	Response	Conc Unit	Qvalue
77)	Chlorobenzene	9.53	112	618681	102.72 ppb	96
78)	Ethylbenzene	9.65	91	972119	107.04 ppb	100
79)	Bromoform	10.35	173	247112	120.13 ppb	95
81)	Isopropylbenzene	10.54	105	1132302	104.03 ppb	98
82)	1,1,2,2-Tetrachloroethane	10.85	83	183360	100.48 ppb	93
83)	1,2,3-Trichloropropane	10.88	110	96387	113.47 ppb	94
84)	t-1,4-Dichloro-2-Butene	10.90	53	52050	92.63 ppb	80
85)	Bromobenzene	10.81	156	374456	100.76 ppb	91
86)	n-Propylbenzene	10.94	91	1150904	105.49 ppb	100
87)	4-Ethyltoluene	11.06	105	1068018	104.87 ppb	94
88)	2-Chlorotoluene	11.02	91	751088	88.44 ppb	92
89)	1,3,5-Trimethylbenzene	11.12	105	1000113	107.22 ppb	99
90)	4-Chlorotoluene	11.13	91	881242	103.15 ppb	99
91)	Tert-Butylbenzene	11.44	119	615168	116.44 ppb	97
92)	1,2,4-Trimethylbenzene	11.49	105	1027302	109.19 ppb	98
93)	Sec-Butylbenzene	11.66	105	1145861	116.71 ppb	100
94)	p-Isopropyltoluene	11.81	119	1156691	111.42 ppb	99
95)	Benzyl Chloride	11.99	91	250447	101.21 ppb	97
96)	1,3-DCB	11.75	146	675841	111.01 ppb	99
97)	1,4-DCB	11.85	146	672085	115.40 ppb	98
98)	n-Butylbenzene	12.22	91	786990	114.02 ppb	97
99)	1,2-DCB	12.21	146	677640	112.91 ppb	98
100)	Hexachloroethane	12.46	117	181188	112.65 ppb	98
101)	1,2-Dibromo-3-chloropropan	12.99	75	63114	121.24 ppb	93
102)	1,2,4-Trichlorobenzene	13.81	180	337280	123.99 ppb	90
103)	Hexachlorobutadiene	13.99	225	307962	112.70 ppb	97
104)	Naphthalene	14.06	128	746536	118.59 ppb	97
105)	1,2,3-Trichlorobenzene	14.30	180	462536	133.70 ppb	90

(#) = qualifier out of range (m) = manual integration

Quantitation Report

Data File : M:\MAX\DATA\211015\1015M20.D
Acq On : 15 Oct 21 19:00
Sample : 100ug/L VOC STD 10/15/21
Misc : IS&S 8/4/21

Vial: 10
Operator: LP,DG,CH
Inst : Max
Multiplr: 1.00

Quant Time: Oct 16 13:29 2021

Quant Results File: M1015W.RES

Method : M:\MAX\DATA\211015\M1015W.M (RTE Integrator)
Title : METHOD 8260B
Last Update : Sat Oct 16 14:01:48 2021
Response via : Initial Calibration

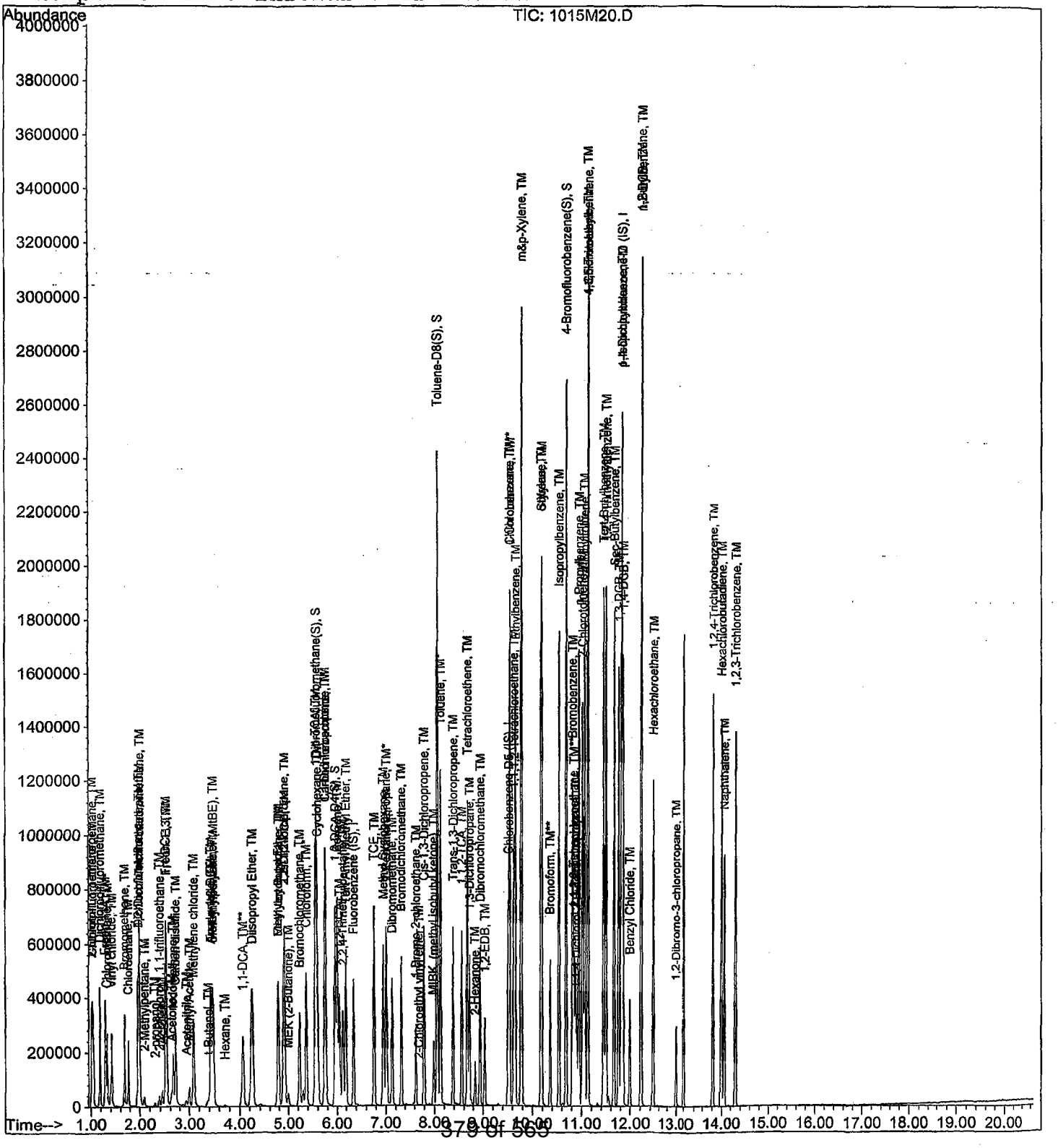
Abundance
TIC: 1015M20.D
Time-->
Toluene-D8(S), S
m&p-Xylene, TM
4-Bromofluorobenzene(S), S
Hexachlorobenzene, TM
Naphthalene, TM
1,2,3-Trichlorobenzene, TM
Hexachlorobutadiene, TM
1,2-Dibromo-3-chloropropane, TM
Benzyl Chloride, TM
Bromoform, TM
Isopropylbenzene, TM
Tetrachloroethene, TM
Dibromochloromethane, TM
Bromochloromethane, TM
Chloroform, TM
Dibromomethane, TM
Bromodichloromethane, TM
Fluorobenzene (IS), I
Dichlorodifluoromethane, TM
Chloromethane, TM
Vinyl Chloride, TM
Bromomethane, TM
Chloroethane, TM
Methylene chloride, TM
Acetone, TM
Carbon disulfide, TM
Methyl tert-butyl Ether (MTBE), TM
Acrylonitrile, TM
Trichlorofluoromethane, TM
1,1-DCA, TM
Dissopropyl Ether, TM
Hexane, TM
2-Butanone (MEK), TM
Cyclohexane, TM
Carbon tetrachloride, TM
Vinyl Acetate, TM
2-Chloroethyl vinyl ether, TM
Bromoethane, TM
Methyl Acrylate, TM
Methyl Methacrylate, TM
Methyl Ethyl Ether, TM
Methyl Acrylonitrile

VOLATILE ORGANIC ANALYSIS BY
EPA METHOD 8260B

Form 7

Second Source Calibration

Lab Name: APPL, Inc.
Case No:
Matrix: Water

SDG No:
Date Analyzed: 10/15/2021
Instrument: Max
Initial Cal. Date: 10/15/2021
Data File: 1015M22.D

		Compound	MEAN	CCRF	%D		%Drift	
1	TM	Chlorotrifluoroethene	0.0000	0.0122	0.00	TM		
2	TM	Dichlorodifluoromethane	0.1497	0.1425	4.8	TM		
3	TM	Freon 114	0.0839	0.0990	18	TM		
4	TM**	Chloromethane	0.0893	0.0842	5.7	TM**		
5	TM*	Vinyl chloride	0.1101	0.1001	9.1	TM*		
6	TM	2-Chloro-1,1,1-trifluoroethane	0.0000	0.0024	0.00	TM		
7	TM	Bromomethane	0.0931	0.0814	13	TM		
8	TML	Chloroethane	0.0844	0.0648	23	TML	8.2	
9	TM	Dichlorofluoromethane	0.2416	0.1948	19	TM		
10	TM	Trichlorofluoromethane	0.2889	0.2752	4.8	TM		
11	TM	2,2-Dichloro-1,1,1-trifluoroethane	0.0000	0.0001	0.00	TM		
12	TMQ	Acrolein	0.0145	0.0122	15	TMQ	12	
13	TM	Acetone	0.0326	0.0319	2.1	TM		
14	TM	Freon-113	0.1176	0.1116	5.1	TM		
15	TM	Acetonitrile	0.0077	0.0083	7.5	TM		
16	TML	2-propanol	0.0000	0.0009	0.00	TML		
17	TM	1,2-Dichlorotrifluoroethane	0.2416	0.1948	19	TM		
18	TM*	1,1-DCE	0.1751	0.1607	8.2	TM*		
19	TMQ	t-Butanol	0.0101	0.0116	14	TMQ	16	
20	TMQ	Methyl Acetate	0.0528	0.0415	21	TMQ	24	*Low
21	TML	Iodomethane	0.1096	0.0881	20	TML	24	*Low
22	TML	Acrylonitrile	0.0252	0.0300	19	TML	2.8	
23	TM	Methylene chloride	0.1130	0.1086	3.9	TM		
24	TM	Carbon disulfide	0.1424	0.1277	10	TM		
25	TM	Methyl t-butyl ether (MtBE)	0.3769	0.3493	7.3	TM		
26	TM	Trans-1,2-DCE	0.1221	0.1176	3.6	TM		
27	TML	3-Methylpentane	0.0702	0.0590	16	TML	7.9	
28	TM	Hexane	0.0000	0.0008	0.00	TM		
29	TM	Diisopropyl Ether	0.2351	0.2190	6.9	TM		
30	TM**	1,1-DCA	0.1831	0.1889	3.2	TM**		
31	TM	Ethyl tert Butyl Ether	0.3021	0.2803	7.2	TM		
32	TML	Methylcyclopentane	0.0160	0.0145	9.4	TML	13	
33	TM	MEK (2-Butanone)	0.0341	0.0344	1.0	TM		
34	TM	Cis-1,2-DCE	0.1352	0.1221	9.7	TM		
35	TM	2,2-Dichloropropane	0.2349	0.2108	10	TM		
36	TM*	Chloroform	0.2377	0.2410	1.4	TM*		
37	TML	Bromochloromethane	0.1040	0.0967	7.0	TML	9.0	
38	TM	1,1,1-TCA	0.2791	0.2799	0.27	TM		
39	TM	Cyclohexane	0.0798	0.0682	15	TM		
40	TM	1,1-Dichloropropene	0.1514	0.1477	2.5	TM		
		Average			8.6			

VOLATILE ORGANIC ANALYSIS BY
EPA METHOD 8260B

Form 7

Second Source Calibration

Lab Name: APPL, Inc.
Case No:
Matrix: Water

SDG No:
Date Analyzed: 10/15/2021
Instrument: Max
Cal. Date: 10/15/2021
Data File: 1015M22.D

		Compound	MEAN	CCRF	%D		%Drift
41	TM	2,2,4-Trimethylpentane	0.1964	0.1702	13	TM	
42	TM	Carbon Tetrachloride	0.2625	0.2517	4.1	TM	
43	TM	Tert Amyl Methyl Ether	0.2978	0.2793	6.2	TM	
44	TM	1,2-DCA	0.2350	0.2325	1.1	TM	
45	TM	Benzene	0.4384	0.4137	5.6	TM	
46	TM	TCE	0.1404	0.1388	1.1	TM	
47	TM	2-Pentanone	0.0570	0.0572	0.40	TM	
48	TM*L	1,2-Dichloropropane	0.0476	0.0463	2.9	TM*L	5.1
49	TM	Bromodichloromethane	0.1968	0.1954	0.72	TM	
50	TML	Methyl Cyclohexane	0.1542	0.1469	4.7	TML	2.6
51	TM	Dibromomethane	0.0856	0.0761	11	TM	
52	TM	MIBK (methyl isobutyl ketone)	0.0729	0.0782	7.3	TM	
53	TML	1-Bromo-2-chloroethane	0.0245	0.0257	4.8	TML	6.7
54	TM	2-Chloroethyl vinyl ether	0.0000	0.0001	0.00	TM	
55	TM	Cis-1,3-Dichloropropene	0.1763	0.1779	0.88	TM	
56	TM*	Toluene	0.5070	0.4972	1.9	TM*	
57	TM	Trans-1,3-Dichloropropene	0.1749	0.1751	0.15	TM	
58	TM	1,1,2-TCA	0.0786	0.0760	3.3	TM	
59	TM	2-Hexanone	0.0493	0.0526	6.7	TM	
60	TM	1,2-EDB	0.1319	0.1272	3.6	TM	
61	TML	Tetrachloroethene	0.2207	0.1356	39	TML	4.5
62	TM	1-Chlorohexane	0.0992	0.0866	13	TM	
63	TM	1,1,1,2-Tetrachloroethane	0.1860	0.1885	1.4	TM	
64	TM	m&p-Xylene	0.2826	0.2811	0.55	TM	
65	TM	o-Xylene	0.2964	0.2821	4.8	TM	
66	TM	Styrene	0.4463	0.4632	3.8	TM	
67	TM	1,3-Dichloropropane	0.1940	0.1840	5.1	TM	
68	TM	Dibromochloromethane	0.1941	0.1947	0.35	TM	
69	TM**	Chlorobenzene	0.4334	0.4155	4.1	TM**	
70	TM*	Ethylbenzene	0.6860	0.6607	3.7	TM*	
71	TM**	Bromoform	0.1611	0.1543	4.2	TM**	
72	TM	Isopropylbenzene	1.166	1.132	2.9	TM	
73	TM**	1,1,2,2-Tetrachloroethane	0.2001	0.1827	8.7	TM**	
74	TM	1,2,3-Trichloropropane	0.1000	0.1008	0.81	TM	
75	TML	t-1,4-Dichloro-2-Butene	0.0601	0.0488	19	TML	4.0
76	TM	Bromobenzene	0.3816	0.3657	4.2	TM	
77	TM	n-Propylbenzene	1.151	1.138	1.2	TM	
78	TM	4-Ethyltoluene	1.063	0.9969	6.2	TM	
79	TM	2-Chlorotoluene	0.9129	0.8702	4.7	TM	
80	TM	1,3,5-Trimethylbenzene	0.9948	1.004	0.90	TM	
		Average			5.2		

VOLATILE ORGANIC ANALYSIS BY
EPA METHOD 8260B

Form 7

Second Source Calibration

Lab Name: APPL, Inc.
Case No:
Matrix: Water

SDG No:
Date Analyzed: 10/15/2021
Instrument: Max
Cal. Date: 10/15/2021
Data File: 1015M22.D

		Compound	MEAN	CCRF	%D		%Drift
81	TM	4-Chlorotoluene	0.9068	0.8859	2.3	TM	
82	TM	Tert-Butylbenzene	0.5492	0.5705	3.9	TM	
83	TM	1,2,4-Trimethylbenzene	0.9425	0.9915	5.2	TM	
84	TM	Sec-Butylbenzene	1.051	1.108	5.5	TM	
85	TM	p-Isopropyltoluene	1.016	1.070	5.3	TM	
86	TM	Benzyl Chloride	0.2406	0.2024	16	TM	
87	TM	1,3-DCB	0.6644	0.6756	1.7	TM	
88	TM	1,4-DCB	0.6767	0.6541	3.3	TM	
89	TML	n-Butylbenzene	0.5721	0.6278	9.7	TML	7.4
90	TM	1,2-DCB	0.6504	0.6356	2.3	TM	
91	TM	Hexachloroethane	0.1703	0.1719	0.98	TM	
92	TML	1,2-Dibromo-3-chloropropane	0.0437	0.0485	11	TML	13
93	TML	1,2,4-Trichlorobenzene	0.1936	0.2049	5.8	TML	17
94	TML	Hexachlorobutadiene	0.2401	0.2482	3.4	TML	9.7
95	TMQ	Naphthalene	0.4088	0.4281	4.7	TMQ	8.9
96	TML	1,2,3-Trichlorobenzene	0.2371	0.2821	19	TML	13
97							
98							
99							
100							
101							
102							
103							
104							
105							
106							
107							
108							
109							
110							
111							
112							
113							
114							
115							
116							
117							
118							
119							
120							
		Average			6.3		

Quantitation Report (Not Reviewed)

Data File : M:\MAX\DATA\211015\1015M22.D
Acq On : 15 Oct 21 19:57
Sample : (SS) 10ug/L VOC STD 10/15/21
Misc : IS&S 8/4/21

Vial: 12
Operator: LP,DG,CH
Inst : Max
Multiplr: 1.00

Quant Time: Oct 16 14:01 2021

Quant Results File: M1015W.RES

Quant Method : M:\MAX\DATA\211015\M1015W.M (RTE Integrator)
Title : METHOD 8260B
Last Update : Sat Oct 16 14:01:48 2021
Response via : Initial Calibration
DataAcq Meth : M8260

Internal Standards	R.T.	QIon	Response	Conc Units	Dev(Min)
1) Fluorobenzene (IS)	6.34	96	407759	25.00 ppb	0.00
65) Chlorobenzene-D5 (IS)	9.50	117	364241	25.00 ppb	0.00
80) 1,4-Dichlorobenzene-D (IS)	11.82	152	235667	25.00 ppb	0.00
System Monitoring Compounds					
41) Dibromofluoromethane(S)	5.56	111	123620	24.41 ppb	0.00
Spiked Amount 25.000			Recovery =	97.644%	
46) 1,2-DCA-D4(S)	5.95	65	86328	24.44 ppb	0.00
Spiked Amount 25.000			Recovery =	97.764%	
66) Toluene-D8(S)	8.05	98	412111	24.62 ppb	0.00
Spiked Amount 25.000			Recovery =	98.464%	
74) 4-Bromofluorobenzene(S)	10.68	95	166312	24.60 ppb	0.00
Spiked Amount 25.000			Recovery =	98.388%	

Target Compounds						Qvalue
3) Dichlorodifluoromethane	1.18	85	23248	9.52 ppb		98
4) Freon 114	1.29	85	16154	11.81 ppb		81
5) Chloromethane	1.33	50	13730	9.43 ppb		91
6) Vinyl chloride	1.42	62	16330	9.09 ppb		99
8) Bromomethane	1.68	94	13271	8.74 ppb		98
9) Chloroethane	1.77	64	10562	9.18 ppb		92
10) Dichlorofluoromethane	1.97	67	31774	8.06 ppb		97
11) Trichlorofluoromethane	2.00	101	44881	9.52 ppb		96
13) Acrolein	2.44	56	24941	109.40 ppb		90
14) Acetone	2.61	43	26025	48.95 ppb		99
15) Freon-113	2.52	151	18195	9.49 ppb		94
16) Acetonitrile	2.93	41	16970	134.32 ppb		90
18) 1,2-Dichlorotrifluoroethan	1.97	67	31774	8.06 ppb		100
19) 1,1-DCE	2.51	61	26210	9.18 ppb		99
20) t-Butanol	3.34	59	23571	144.72 ppb		93
21) Methyl Acetate	2.99	43	6766	7.57 ppb		95
22) Iodomethane	2.66	142	14370	7.58 ppb		95
23) Acrylonitrile	3.43	53	4893	9.72 ppb		91
25) Methylene chloride	3.08	84	17714	9.61 ppb		94
26) Carbon disulfide	2.71	76	20832	8.97 ppb	#	92
27) Methyl t-butyl ether (MtBE	3.47	73	56980	9.27 ppb		92
28) Trans-1,2-DCE	3.43	96	19186	9.64 ppb		92
29) 3-Methylpentane	3.46	57	9624	9.21 ppb	#	87
31) Diisopropyl Ether	4.24	45	35716	9.31 ppb		90
32) 1,1-DCA	4.06	63	30810	10.32 ppb		95
34) Ethyl tert Butyl Ether	4.77	59	45712	9.28 ppb		96
35) Methylcyclopentane	4.78	56	2359	11.28 ppb		100

(#) = qualifier out of range (m) = manual integration

Quantitation Report (Not Reviewed)

Data File : M:\MAX\DATA\211015\1015M22.D
Acq On : 15 Oct 21 19:57
Sample : (SS) 10ug/L VOC STD 10/15/21
Misc : IS&S 8/4/21

Vial: 12
Operator: LP,DG,CH
Inst : Max
Multiplr: 1.00

Quant Time: Oct 16 14:01 2021

Quant Results File: M1015W.RES

Quant Method : M:\MAX\DATA\211015\M1015W.M (RTE Integrator)
Title : METHOD 8260B
Last Update : Sat Oct 16 14:01:48 2021
Response via : Initial Calibration
DataAcq Meth : M8260

	Compound	R.T.	QIon	Response	Conc	Unit		Qvalue
36)	MEK (2-Butanone)	4.99	43	28077	50.51	ppb	#	93
37)	Cis-1,2-DCE	4.91	96	19914	9.03	ppb		92
38)	2,2-Dichloropropane	4.89	77	34376	8.97	ppb		97
39)	Chloroform	5.36	83	39302	10.14	ppb		97
40)	Bromochloromethane	5.22	130	15775	9.10	ppb		95
42)	1,1,1-TCA	5.54	97	45646	10.03	ppb		94
43)	Cyclohexane	5.59	41	11131	8.55	ppb		86
44)	1,1-Dichloropropene	5.75	75	24083	9.75	ppb		95
45)	2,2,4-Trimethylpentane	6.12	57	27765	8.67	ppb		86
47)	Carbon Tetrachloride	5.74	117	41049	9.59	ppb		95
48)	Tert Amyl Methyl Ether	6.18	73	45547	9.38	ppb		96
49)	1,2-DCA	6.04	62	37921	9.89	ppb		97
50)	Benzene	5.99	78	67483	9.44	ppb		96
51)	TCE	6.75	95	22638	9.89	ppb		91
52)	2-Pentanone	7.01	43	116600	125.50	ppb		100
53)	1,2-Dichloropropane	7.00	63	7545	9.49	ppb	#	91
54)	Bromodichloromethane	7.31	83	31868	9.93	ppb		97
55)	Methyl Cyclohexane	6.94	83	23967	9.74	ppb		90
56)	Dibromomethane	7.12	93	12407	8.88	ppb		93
57)	MIBK (methyl isobutyl ket	7.98	43	63733	53.64	ppb		95
58)	1-Bromo-2-chloroethane	7.62	144	4192	9.33	ppb		75
60)	Cis-1,3-Dichloropropene	7.79	75	29014	10.09	ppb		96
61)	Toluene	8.12	91	81096	9.81	ppb		99
62)	Trans-1,3-Dichloropropene	8.37	75	28562	10.02	ppb		97
63)	1,1,2-TCA	8.55	83	12396	9.67	ppb		88
64)	2-Hexanone	8.83	43	42858	53.33	ppb		97
67)	1,2-EDB	9.03	107	18534	9.64	ppb		93
68)	Tetrachloroethene	8.66	164	19760	10.45	ppb	#	76
69)	1-Chlorohexane	9.53	91	12619	8.73	ppb		96
70)	1,1,1,2-Tetrachloroethane	9.62	131	27467	10.14	ppb		93
71)	m&p-Xylene	9.77	106	81898	19.89	ppb		97
72)	o-Xylene	10.16	106	41097	9.52	ppb		90
73)	Styrene	10.18	104	67486	10.38	ppb	#	95
75)	1,3-Dichloropropane	8.71	76	26810	9.49	ppb		92
76)	Dibromochloromethane	8.93	129	28373	10.03	ppb		98
77)	Chlorobenzene	9.53	112	60543	9.59	ppb		98
78)	Ethylbenzene	9.65	91	96264	9.63	ppb		99
79)	Bromoform	10.35	173	22475	9.58	ppb		89
81)	Isopropylbenzene	10.53	105	106724	9.71	ppb		99
82)	1,1,2,2-Tetrachloroethane	10.84	83	17225	9.13	ppb	#	88
83)	1,2,3-Trichloropropane	10.87	110	9505	10.08	ppb		85
84)	t-1,4-Dichloro-2-Butene	10.90	53	4599	9.60	ppb		75

(#) = qualifier out of range (m) = manual integration

Quantitation Report (Not Reviewed)

Data File : M:\MAX\DATA\211015\1015M22.D
Acq On : 15 Oct 21 19:57
Sample : (SS) 10ug/L VOC STD 10/15/21
Misc : IS&S 8/4/21

Vial: 12
Operator: LP,DG,CH
Inst : Max
Multiplr: 1.00

Quant Time: Oct 16 14:01 2021

Quant Results File: M1015W.RES

Quant Method : M:\MAX\DATA\211015\M1015W.M (RTE Integrator)
Title : METHOD 8260B
Last Update : Sat Oct 16 14:01:48 2021
Response via : Initial Calibration
DataAcq Meth : M8260

	Compound	R.T.	QIon	Response	Conc	Unit		Qvalue
85)	Bromobenzene	10.81	156	34477	9.58	ppb		91
86)	n-Propylbenzene	10.94	91	107263	9.88	ppb		94
87)	4-Ethyltoluene	11.06	105	93970	9.38	ppb		94
88)	2-Chlorotoluene	11.01	91	82030	9.53	ppb		94
89)	1,3,5-Trimethylbenzene	11.12	105	94620	10.09	ppb		96
90)	4-Chlorotoluene	11.13	91	83509	9.77	ppb		98
91)	Tert-Butylbenzene	11.44	119	53776	10.39	ppb		96
92)	1,2,4-Trimethylbenzene	11.49	105	93466	10.52	ppb		98
93)	Sec-Butylbenzene	11.66	105	104477	10.55	ppb		99
94)	p-Isopropyltoluene	11.81	119	100883	10.53	ppb		97
95)	Benzyl Chloride	11.99	91	19077	8.41	ppb		97
96)	1,3-DCB	11.75	146	63689	10.17	ppb		94
97)	1,4-DCB	11.84	146	61660	9.67	ppb		97
98)	n-Butylbenzene	12.22	91	59181	9.26	ppb		96
99)	1,2-DCB	12.21	146	59914	9.77	ppb		96
100)	Hexachloroethane	12.46	117	16207	10.10	ppb		91
101)	1,2-Dibromo-3-chloropropan	12.99	75	4572	8.68	ppb	#	90
102)	1,2,4-Trichlorobenzene	13.81	180	19312	8.25	ppb		89
103)	Hexachlorobutadiene	13.99	225	23401	9.03	ppb		92
104)	Naphthalene	14.06	128	40355	9.11	ppb		99
105)	1,2,3-Trichlorobenzene	14.30	180	26595	8.69	ppb		90

(#) = qualifier out of range (m) = manual integration

Quantitation Report

Data File : M:\MAX\DATA\211015\1015M22.D
Acq On : 15 Oct 21 19:57
Sample : (SS) 10ug/L VOC STD 10/15/21
Misc : IS&S 8/4/21

Vial: 12
Operator: LP,DG,CH
Inst : Max
Multiplr: 1.00

Quant Time: Oct 16 14:01 2021

Quant Results File: M1015W.RES

Method : M:\MAX\DATA\211015\M1015W.M (RTE Integrator)
Title : METHOD 8260B
Last Update : Sat Oct 16 14:01:48 2021
Response via : Initial Calibration

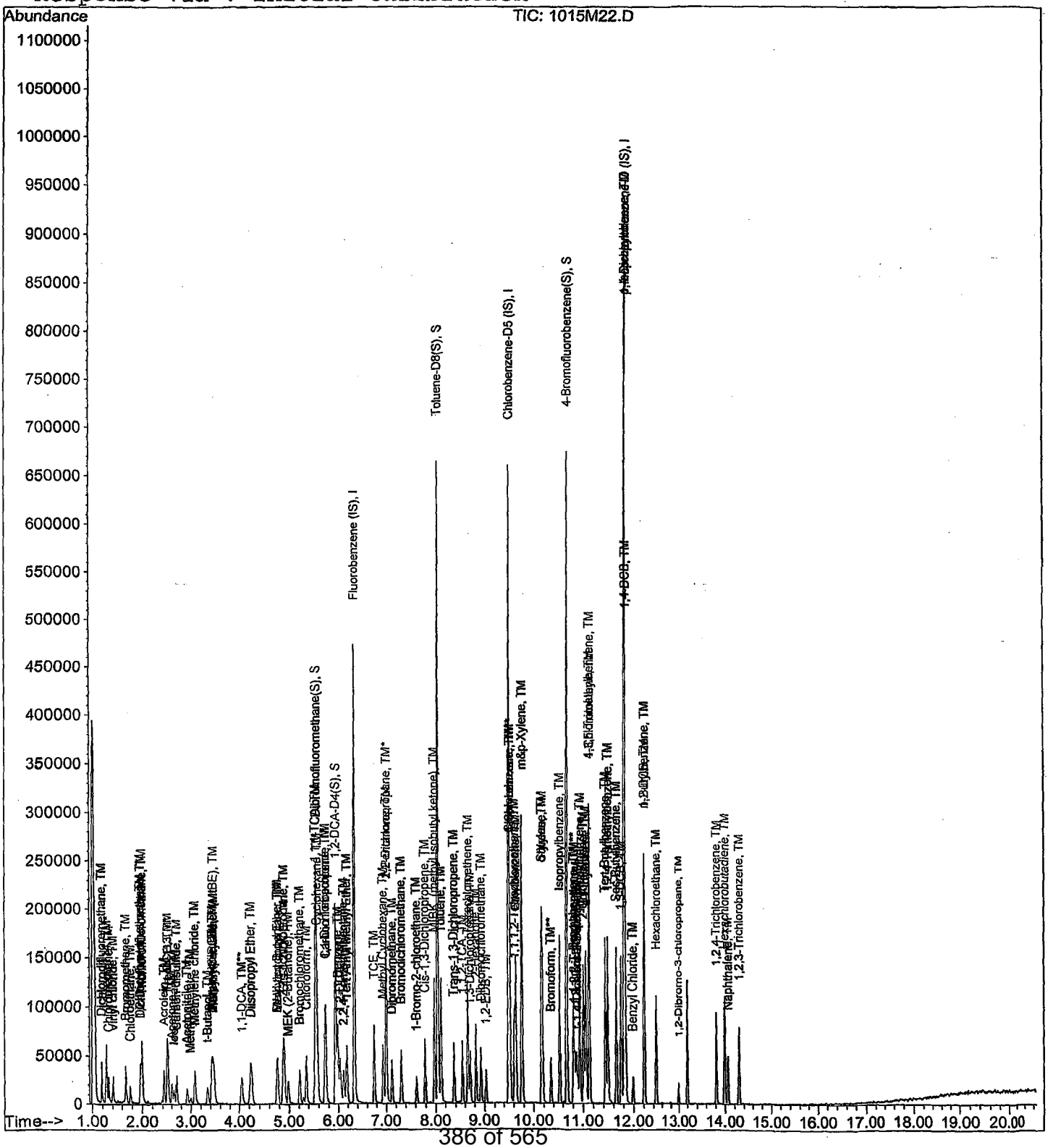

VOLATILE ORGANIC ANALYSIS BY
EPA METHOD 8260B

Form 7

Continuing Calibration

Lab Name: APPL, Inc.
Case No:
Matrix: Water

SDG No:
Date Analyzed: 9 Nov 21 8:32
Instrument: Max
Initial Cal. Date: 10/15/2021
Data File: 1109M02.D

		Compound	MEAN	CCRF	%D	%Drift		
1	I	Fluorobenzene (IS)	ISTD			I		
2	TM	Chlorotrifluoroethene	0.0000	0.0093	0.00	TM		
3	TM	Dichlorodifluoromethane	0.1497	0.1369	8.6	TM		
4	TM	Freon 114	0.0839	0.0915	9.1	TM		
5	TM**	Chloromethane	0.0893	0.0891	0.21	TM**		
6	TM*	Vinyl chloride	0.1101	0.0967	12	TM*		
7	TM	2-Chloro-1,1,1-trifluoroethane	0.0000	0.0020	0.00	TM		
8	TM	Bromomethane	0.0931	0.1025	10	TM		
9	TML	Chloroethane	0.0844	0.0591	30	TML	15	
10	TM	Dichlorofluoromethane	0.2416	0.2181	9.7	TM		
11	TM	Trichlorofluoromethane	0.2889	0.2626	9.1	TM		
12	TM	2,2-Dichloro-1,1,1-trifluoroethane	0.0000	0.0001	0.00	TM		
13	TMQ	Acrolein	0.0145	0.0118	18	TMQ	15	
14	TM	Acetone	0.0326	0.0273	16	TM		
15	TM	Freon-113	0.1176	0.1174	0.16	TM		
16	TM	Acetonitrile	0.0077	0.0064	17	TM		
17	TML	2-propanol	0.0000	0.0007	0.00	TML		
18	TM	1,2-Dichlorotrifluoroethane	0.2416	0.2181	9.7	TM		
19	TM*	1,1-DCE	0.1751	0.1526	13	TM*		
20	TMQ	t-Butanol	0.0101	0.0093	8.2	TMQ	9.0	
21	TMQ	Methyl Acetate	0.0528	0.0446	16	TMQ	19	
22	TML	Iodomethane	0.1096	0.1143	4.2	TML	5.4	
23	TML	Acrylonitrile	0.0252	0.0265	5.2	TML	14	
24	TM	Methylene chloride	0.1130	0.1068	5.5	TM		
25	TM	Carbon disulfide	0.1424	0.1441	1.2	TM		
26	TM	Methyl t-butyl ether (MtBE)	0.3769	0.3353	11	TM		
27	TM	Trans-1,2-DCE	0.1221	0.1112	8.9	TM		
28	TML	3-Methylpentane	0.0702	0.0595	15	TML	7.1	
29	TM	Hexane	0.0000	0.0004	0.00	TM		
30	TM	Diisopropyl Ether	0.2351	0.2189	6.9	TM		
31	TM**	1,1-DCA	0.1831	0.1681	8.2	TM**		
32	TM	Ethyl tert Butyl Ether	0.3021	0.2770	8.3	TM		
33	TML	Methylcyclopentane	0.0160	0.0102	36	TML	25	*NT
34	TM	MEK (2-Butanone)	0.0341	0.0305	10	TM		
35	TM	Cis-1,2-DCE	0.1352	0.1160	14	TM		
36	TM	2,2-Dichloropropane	0.2349	0.2300	2.1	TM		
37	TM*	Chloroform	0.2377	0.2363	0.60	TM*		
38	TML	Bromochloromethane	0.1040	0.0903	13	TML	15	
39	S	Dibromofluoromethane(S)	0.3105	0.3039	2.1	S		
40	TM	1,1,1-TCA	0.2791	0.2731	2.2	TM		
		Average			8.7			

VOLATILE ORGANIC ANALYSIS BY
EPA METHOD 8260B

Form 7

Continuing Calibration

Lab Name: APPL, Inc.
Case No:
Matrix: Water

SDG No:
Date Analyzed: 9 Nov 21 8:32
Instrument: Max
Cal. Date: 10/15/2021
Data File: 1109M02.D

		Compound	MEAN	CCRF	%D		%Drift
41	TM	Cyclohexane	0.0798	0.0773	3.2	TM	
42	TM	1,1-Dichloropropene	0.1514	0.1520	0.38	TM	
43	TM	2,2,4-Trimethylpentane	0.1964	0.1985	1.1	TM	
44	S	1,2-DCA-D4(S)	0.2166	0.2051	5.3	S	
45	TM	Carbon Tetrachloride	0.2625	0.2422	7.7	TM	
46	TM	Tert Amyl Methyl Ether	0.2978	0.2716	8.8	TM	
47	TM	1,2-DCA	0.2350	0.2318	1.4	TM	
48	TM	Benzene	0.4384	0.4033	8.0	TM	
49	TM	TCE	0.1404	0.1233	12	TM	
50	TM	2-Pentanone	0.0570	0.0522	8.3	TM	
51	TM*L	1,2-Dichloropropane	0.0476	0.0496	4.1	TM*L	1.9
52	TM	Bromodichloromethane	0.1968	0.1918	2.5	TM	
53	TML	Methyl Cyclohexane	0.1542	0.1344	13	TML	11
54	TM	Dibromomethane	0.0856	0.0749	12	TM	
55	TM	MIBK (methyl isobutyl ketone)	0.0729	0.0697	4.4	TM	
56	TML	1-Bromo-2-chloroethane	0.0245	0.0241	1.8	TML	13
57	TM	2-Chloroethyl vinyl ether	0.0000	0.0000	0.00	TM	
58	TM	Cis-1,3-Dichloropropene	0.1763	0.1718	2.6	TM	
59	TM*	Toluene	0.5070	0.5070	0.00	TM*	
60	TM	Trans-1,3-Dichloropropene	0.1749	0.1715	1.9	TM	
61	TM	1,1,2-TCA	0.0786	0.0722	8.2	TM	
62	TM	2-Hexanone	0.0493	0.0439	11	TM	
63	I	Chlorobenzene-D5 (IS)	ISTD			I	
64	S	Toluene-D8(S)	1.149	1.146	0.23	S	
65	TM	1,2-EDB	0.1319	0.1115	15	TM	
66	TML	Tetrachloroethene	0.2207	0.1254	43	TML	4.4
67	TM	1-Chlorohexane	0.0992	0.0993	0.05	TM	
68	TM	1,1,1,2-Tetrachloroethane	0.1860	0.1813	2.5	TM	
69	TM	m&p-Xylene	0.2826	0.2709	4.2	TM	
70	TM	o-Xylene	0.2964	0.2629	11	TM	
71	TM	Styrene	0.4463	0.4299	3.7	TM	
72	S	4-Bromofluorobenzene(S)	0.4641	0.4502	3.0	S	
73	TM	1,3-Dichloropropane	0.1940	0.1694	13	TM	
74	TM	Dibromochloromethane	0.1941	0.1710	12	TM	
75	TM**	Chlorobenzene	0.4334	0.4218	2.7	TM**	
76	TM*	Ethylbenzene	0.6860	0.6525	4.9	TM*	
77	TM**	Bromoform	0.1611	0.1477	8.3	TM**	
78	I	1,4-Dichlorobenzene-D (IS)	ISTD			I	
79	TM	Isopropylbenzene	1.166	1.101	5.5	TM	
80	TM**	1,1,2,2-Tetrachloroethane	0.2001	0.1618	19	TM**	
		Average			7.0		

VOLATILE ORGANIC ANALYSIS BY
EPA METHOD 8260B

Form 7

Continuing Calibration

Lab Name: APPL, Inc.
Case No:
Matrix: Water

SDG No:
Date Analyzed: 9 Nov 21 8:32
Instrument: Max
Cal. Date: 10/15/2021
Data File: 1109M02.D

		Compound	MEAN	CCRF	%D		%Drift	
81	TM	1,2,3-Trichloropropane	0.1000	0.0836	16	TM		
82	TML	t-1,4-Dichloro-2-Butene	0.0601	0.0502	16	TML	1.4	
83	TM	Bromobenzene	0.3816	0.3393	11	TM		
84	TM	n-Propylbenzene	1.151	1.100	4.5	TM		
85	TM	4-Ethyltoluene	1.063	1.050	1.2	TM		
86	TM	2-Chlorotoluene	0.9129	0.8559	6.2	TM		
87	TM	1,3,5-Trimethylbenzene	0.9948	0.9431	5.2	TM		
88	TM	4-Chlorotoluene	0.9068	0.8436	7.0	TM		
89	TM	Tert-Butylbenzene	0.5492	0.5755	4.8	TM		
90	TM	1,2,4-Trimethylbenzene	0.9425	0.9046	4.0	TM		
91	TM	Sec-Butylbenzene	1.051	1.028	2.2	TM		
92	TM	p-Isopropyltoluene	1.016	0.9648	5.0	TM		
93	TM	Benzyl Chloride	0.2406	0.2277	5.3	TM		
94	TM	1,3-DCB	0.6644	0.6096	8.3	TM		
95	TM	1,4-DCB	0.6767	0.5945	12	TM		
96	TML	n-Butylbenzene	0.5721	0.5524	3.5	TML	17	
97	TM	1,2-DCB	0.6504	0.5978	8.1	TM		
98	TM	Hexachloroethane	0.1703	0.1854	8.9	TM		
99	TML	1,2-Dibromo-3-chloropropane	0.0437	0.0408	6.7	TML	25	*NT
100	TML	1,2,4-Trichlorobenzene	0.1936	0.1628	16	TML	30	*NT
101	TML	Hexachlorobutadiene	0.2401	0.2337	2.7	TML	14	
102	TMQ	Naphthalene	0.4088	0.2787	32	TMQ	37	*NT
103	TML	1,2,3-Trichlorobenzene	0.2371	0.2079	12	TML	29	*NT
104								
105								
106								
107								
108								
109								
110								
111								
112								
113								
114								
115								
116								
117								
118								
119								
120								
		Average			8.6			

Quantitation Report (Not Reviewed)

Data File : M:\MAX\DATA\211108\1109M02.D
Acq On : 9 Nov 21 8:32
Sample : 211109A CCV 10ug/L
Misc : IS&S 8/4/21

Vial: 2
Operator: LP,DG,CH
Inst : Max
Multiplr: 1.00

Quant Time: Nov 9 9:09 2021

Quant Results File: M1015W.RES

Quant Method : M:\MAX\DATA\211015\M1015W.M (RTE Integrator)
Title : METHOD 8260B
Last Update : Sat Oct 16 14:01:48 2021
Response via : Initial Calibration
DataAcq Meth : M8260

Internal Standards	R.T.	QIon	Response	Conc Units	Dev(Min)
1) Fluorobenzene (IS)	6.38	96	405840	25.00 ppb	0.04
65) Chlorobenzene-D5 (IS)	9.53	117	378086	25.00 ppb	0.03
80) 1,4-Dichlorobenzene-D (IS)	11.85	152	238208	25.00 ppb	0.03
System Monitoring Compounds					
41) Dibromofluoromethane(S)	5.59	111	123315	24.47 ppb	0.03
Spiked Amount 25.000			Recovery	= 97.860%	
46) 1,2-DCA-D4(S)	5.98	65	83224	23.67 ppb	0.03
Spiked Amount 25.000			Recovery	= 94.692%	
66) Toluene-D8(S)	8.08	98	433431	24.94 ppb	0.03
Spiked Amount 25.000			Recovery	= 99.768%	
74) 4-Bromofluorobenzene(S)	10.70	95	170198	24.25 ppb	0.03
Spiked Amount 25.000			Recovery	= 97.000%	

Target Compounds						Qvalue
3) Dichlorodifluoromethane	1.19	85	22216	9.14 ppb		98
4) Freon 114	1.30	85	14857	10.91 ppb		79
5) Chloromethane	1.34	50	14468	9.98 ppb		99
6) Vinyl chloride	1.43	62	15701	8.78 ppb		93
8) Bromomethane	1.69	94	16633	11.01 ppb		88
9) Chloroethane	1.79	64	9594	8.48 ppb		96
10) Dichlorofluoromethane	1.99	67	35398	9.03 ppb		97
11) Trichlorofluoromethane	2.02	101	42623	9.09 ppb		93
13) Acrolein	2.46	56	24030	105.97 ppb		92
14) Acetone	2.63	43	22144	41.85 ppb		95
15) Freon-113	2.55	151	19056	9.98 ppb		98
16) Acetonitrile	2.96	41	13018	103.53 ppb		97
18) 1,2-Dichlorotrifluoroethan	1.99	67	35398	9.03 ppb		100
19) 1,1-DCE	2.53	61	24768	8.72 ppb		98
20) t-Butanol	3.37	59	18878	113.69 ppb		98
21) Methyl Acetate	3.02	43	7241	8.14 ppb		96
22) Iodomethane	2.69	142	18550	9.46 ppb		97
23) Acrylonitrile	3.48	53	4303	8.58 ppb	#	74
25) Methylene chloride	3.11	84	17332	9.45 ppb		97
26) Carbon disulfide	2.74	76	23400	10.12 ppb		94
27) Methyl t-butyl ether (MtBE	3.50	73	54435	8.90 ppb		96
28) Trans-1,2-DCE	3.47	96	18049	9.11 ppb		90
29) 3-Methylpentane	3.50	57	9661	9.29 ppb	#	78
31) Diisopropyl Ether	4.28	45	35535	9.31 ppb		96
32) 1,1-DCA	4.10	63	27282	9.18 ppb	#	94
34) Ethyl tert Butyl Ether	4.81	59	44968	9.17 ppb		93
35) Methylcyclopentane	4.81	56	1657	7.55 ppb		100

(#) = qualifier out of range (m) = manual integration

Quantitation Report (Not Reviewed)

Data File : M:\MAX\DATA\211108\1109M02.D
Acq On : 9 Nov 21 8:32
Sample : 211109A CCV 10ug/L
Misc : IS&S 8/4/21

Vial: 2
Operator: LP,DG,CH
Inst : Max
Multiplr: 1.00

Quant Time: Nov 9 9:09 2021

Quant Results File: M1015W.RES

Quant Method : M:\MAX\DATA\211015\M1015W.M (RTE Integrator)
Title : METHOD 8260B
Last Update : Sat Oct 16 14:01:48 2021
Response via : Initial Calibration
DataAcq Meth : M8260

	Compound	R.T.	QIon	Response	Conc	Unit		Qvalue
36)	MEK (2-Butanone)	5.03	43	24791	44.81	ppb		98
37)	Cis-1,2-DCE	4.95	96	18831	8.58	ppb		96
38)	2,2-Dichloropropane	4.93	77	37337	9.79	ppb		98
39)	Chloroform	5.40	83	38354	9.94	ppb		91
40)	Bromochloromethane	5.26	130	14662	8.47	ppb		91
42)	1,1,1-TCA	5.58	97	44334	9.78	ppb		99
43)	Cyclohexane	5.62	41	12547	9.68	ppb		80
44)	1,1-Dichloropropene	5.79	75	24676	10.04	ppb		95
45)	2,2,4-Trimethylpentane	6.15	57	32220	10.11	ppb		85
47)	Carbon Tetrachloride	5.77	117	39313	9.23	ppb		97
48)	Tert Amyl Methyl Ether	6.22	73	44084	9.12	ppb	#	98
49)	1,2-DCA	6.07	62	37625	9.86	ppb		100
50)	Benzene	6.03	78	65468	9.20	ppb		99
51)	TCE	6.78	95	20018	8.79	ppb		81
52)	2-Pentanone	7.04	43	105982	114.61	ppb		96
53)	1,2-Dichloropropane	7.03	63	8048	10.19	ppb		100
54)	Bromodichloromethane	7.35	83	31144	9.75	ppb		97
55)	Methyl Cyclohexane	6.97	83	21814	8.92	ppb		83
56)	Dibromomethane	7.15	93	12165	8.75	ppb		94
57)	MIBK (methyl isobutyl ket	8.01	43	56544	47.81	ppb		97
58)	1-Bromo-2-chloroethane	7.65	144	3910	8.75	ppb	#	69
60)	Cis-1,3-Dichloropropene	7.82	75	27894	9.74	ppb		93
61)	Toluene	8.15	91	82300	10.00	ppb		96
62)	Trans-1,3-Dichloropropene	8.40	75	27833	9.81	ppb		98
63)	1,1,2-TCA	8.58	83	11716	9.18	ppb		91
64)	2-Hexanone	8.85	43	35630	44.55	ppb		98
67)	1,2-EDB	9.06	107	16862	8.45	ppb		99
68)	Tetrachloroethene	8.69	164	18968	9.56	ppb		82
69)	1-Chlorohexane	9.56	91	15015	10.01	ppb		89
70)	1,1,1,2-Tetrachloroethane	9.65	131	27426	9.75	ppb		86
71)	m&p-Xylene	9.80	106	81930	19.17	ppb		92
72)	o-Xylene	10.19	106	39760	8.87	ppb		94
73)	Styrene	10.20	104	65023	9.63	ppb	#	94
75)	1,3-Dichloropropane	8.74	76	25622	8.74	ppb	#	80
76)	Dibromochloromethane	8.96	129	25856	8.81	ppb		97
77)	Chlorobenzene	9.56	112	63788	9.73	ppb		95
78)	Ethylbenzene	9.68	91	98676	9.51	ppb		94
79)	Bromoform	10.37	173	22330	9.17	ppb		95
81)	Isopropylbenzene	10.56	105	104939	9.45	ppb		97
82)	1,1,2,2-Tetrachloroethane	10.87	83	15416	8.09	ppb	#	92
83)	1,2,3-Trichloropropane	10.90	110	7962	8.35	ppb		91
84)	t-1,4-Dichloro-2-Butene	10.93	53	4781	9.86	ppb		81

(#) = qualifier out of range (m) = manual integration

Quantitation Report (Not Reviewed)

Data File : M:\MAX\DATA\211108\1109M02.D
Acq On : 9 Nov 21 8:32
Sample : 211109A CCV 10ug/L
Misc : IS&S 8/4/21

Vial: 2
Operator: LP,DG,CH
Inst : Max
Multiplr: 1.00

Quant Time: Nov 9 9:09 2021

Quant Results File: M1015W.RES

Quant Method : M:\MAX\DATA\211015\M1015W.M (RTE Integrator)
Title : METHOD 8260B
Last Update : Sat Oct 16 14:01:48 2021
Response via : Initial Calibration
DataAcq Meth : M8260

	Compound	R.T.	QIon	Response	Conc Unit	Qvalue
85)	Bromobenzene	10.84	156	32333	8.89 ppb	89
86)	n-Propylbenzene	10.97	91	104785	9.55 ppb	95
87)	4-Ethyltoluene	11.08	105	100052	9.88 ppb	99
88)	2-Chlorotoluene	11.04	91	81557	9.38 ppb	91
89)	1,3,5-Trimethylbenzene	11.15	105	89857	9.48 ppb	91
90)	4-Chlorotoluene	11.15	91	80382	9.30 ppb	95
91)	Tert-Butylbenzene	11.47	119	54832	10.48 ppb	94
92)	1,2,4-Trimethylbenzene	11.52	105	86193	9.60 ppb	94
93)	Sec-Butylbenzene	11.68	105	97940	9.78 ppb	99
94)	p-Isopropyltoluene	11.84	119	91931	9.50 ppb	96
95)	Benzyl Chloride	12.01	91	21696	9.47 ppb	91
96)	1,3-DCB	11.78	146	58084	9.17 ppb	99
97)	1,4-DCB	11.87	146	56645	8.78 ppb	96
98)	n-Butylbenzene	12.24	91	52631	8.30 ppb	94
99)	1,2-DCB	12.24	146	56959	9.19 ppb	97
100)	Hexachloroethane	12.48	117	17666	10.89 ppb	92
101)	1,2-Dibromo-3-chloropropan	13.02	75	3885	7.46 ppb	94
102)	1,2,4-Trichlorobenzene	13.84	180	15516	7.01 ppb	97
103)	Hexachlorobutadiene	14.01	225	22266	8.55 ppb	95
104)	Naphthalene	14.08	128	26553	6.34 ppb	98
105)	1,2,3-Trichlorobenzene	14.32	180	19805	7.09 ppb	84

(#) = qualifier out of range (m) = manual integration

Quantitation Report

Data File : M:\MAX\DATA\211108\1109M02.D
Acq On : 9 Nov 21 8:32
Sample : 211109A CCV 10ug/L
Misc : IS&S 8/4/21

Vial: 2
Operator: LP,DG,CH
Inst : Max
Multiplr: 1.00

Quant Time: Nov 9 9:09 2021

Quant Results File: M1015W.RES

Method : M:\MAX\DATA\211015\M1015W.M (RTE Integrator)
Title : METHOD 8260B
Last Update : Sat Oct 16 14:01:48 2021
Response via : Initial Calibration



VOLATILE ORGANIC ANALYSIS BY
EPA METHOD 8260B

Form 7

Ending Continuing Calibration

Lab Name: APPL, Inc.
Case No:
Matrix: Water

SDG No:
Date Analyzed: 11/10/2021
Instrument: Max
Initial Cal. Date: 10/15/2021
Data File: 1109M52.D

		Compound	MEAN	CCRF	%D		%Drift
1	I	Fluorobenzene (IS)	ISTD			I	
2	TM	Chlorotrifluoroethene	0.0000	0.0078	0.00	TM	
3	TM	Dichlorodifluoromethane	0.1497	0.1650	10	TM	
4	TM	Freon 114	0.0839	0.1045	25	TM	
5	TM**	Chloromethane	0.0893	0.0989	11	TM**	
6	TM*	Vinyl chloride	0.1101	0.1077	2.2	TM*	
7	TM	2-Chloro-1,1,1-trifluoroethane	0.0000	0.0033	0.00	TM	
8	TM	Bromomethane	0.0931	0.1153	24	TM	
9	TML	Chloroethane	0.0844	0.0694	18	TML	2.4
10	TM	Dichlorofluoromethane	0.2416	0.2442	1.1	TM	
11	TM	Trichlorofluoromethane	0.2889	0.3112	7.7	TM	
12	TM	2,2-Dichloro-1,1,1-trifluoroethane	0.0000	0.0001	0.00	TM	
13	TMQ	Acrolein	0.0145	0.0111	23	TMQ	20
14	TM	Acetone	0.0326	0.0233	28	TM	
15	TM	Freon-113	0.1176	0.1393	18	TM	
16	TM	Acetonitrile	0.0077	0.0068	12	TM	
17	TML	2-propanol	0.0000	0.0009	0.00	TML	
18	TM	1,2-Dichlorotrifluoroethane	0.2416	0.2442	1.1	TM	
19	TM*	1,1-DCE	0.1751	0.1666	4.8	TM*	
20	TMQ	t-Butanol	0.0101	0.0087	14	TMQ	16
21	TMQ	Methyl Acetate	0.0528	0.0430	19	TMQ	22
22	TML	Iodomethane	0.1096	0.1098	0.14	TML	8.6
23	TML	Acrylonitrile	0.0252	0.0258	2.2	TML	17
24	TM	2-Methylpentane	0.0000	0.0001	0.00	TM	
25	TM	Methylene chloride	0.1130	0.1069	5.4	TM	
26	TM	Carbon disulfide	0.1424	0.1548	8.7	TM	
27	TM	Methyl t-butyl ether (MtBE)	0.3769	0.3370	11	TM	
28	TM	Trans-1,2-DCE	0.1221	0.1191	2.4	TM	
29	TML	3-Methylpentane	0.0702	0.0525	25	TML	19
30	TM	Hexane	0.0000	0.0011	0.00	TM	
31	TM	Diisopropyl Ether	0.2351	0.2281	3.0	TM	
32	TM**	1,1-DCA	0.1831	0.1819	0.64	TM**	
33	TM	Ethyl tert Butyl Ether	0.3021	0.2953	2.2	TM	
34	TML	Methylcyclopentane	0.0160	0.0099	38	TML	27
35	TM	MEK (2-Butanone)	0.0341	0.0279	18	TM	
36	TM	Cis-1,2-DCE	0.1352	0.1323	2.2	TM	
37	TM	2,2-Dichloropropane	0.2349	0.2538	8.1	TM	
38	TM*	Chloroform	0.2377	0.2540	6.9	TM*	
39	TML	Bromochloromethane	0.1040	0.1008	3.0	TML	4.9
40	S	Dibromofluoromethane(S)	0.3105	0.3100	0.15	S	
		Average			9.1		

VOLATILE ORGANIC ANALYSIS BY
EPA METHOD 8260B

Form 7

Ending Continuing Calibration

Lab Name: APPL, Inc.
Case No:
Matrix: Water

SDG No:
Date Analyzed: 11/10/2021
Instrument: Max
Cal. Date: 10/15/2021
Data File: 1109M52.D

		Compound	MEAN	CCRF	%D		%Drift
41	TM	1,1,1-TCA	0.2791	0.2912	4.3	TM	
42	TM	Cyclohexane	0.0798	0.0766	4.0	TM	
43	TM	1,1-Dichloropropene	0.1514	0.1657	9.5	TM	
44	TM	2,2,4-Trimethylpentane	0.1964	0.2452	25	TM	
45	S	1,2-DCA-D4(S)	0.2166	0.2009	7.2	S	
46	TM	Carbon Tetrachloride	0.2625	0.2735	4.2	TM	
47	TM	Tert Amyl Methyl Ether	0.2978	0.2828	5.0	TM	
48	TM	1,2-DCA	0.2350	0.2225	5.3	TM	
49	TM	Benzene	0.4384	0.4184	4.6	TM	
50	TM	TCE	0.1404	0.1412	0.59	TM	
51	TM	2-Pentanone	0.0570	0.0471	17	TM	
52	TM*L	1,2-Dichloropropane	0.0476	0.0465	2.3	TM*L	4.6
53	TM	Bromodichloromethane	0.1968	0.2080	5.7	TM	
54	TML	Methyl Cyclohexane	0.1542	0.1793	16	TML	18
55	TM	Dibromomethane	0.0856	0.0726	15	TM	
56	TM	MIBK (methyl isobutyl ketone)	0.0729	0.0604	17	TM	
57	TML	1-Bromo-2-chloroethane	0.0245	0.0259	5.8	TML	5.8
58	TM	2-Chloroethyl vinyl ether	0.0000	0.0001	0.00	TM	
59	TM	Cis-1,3-Dichloropropene	0.1763	0.1903	7.9	TM	
60	TM*	Toluene	0.5070	0.5532	9.1	TM*	
61	TM	Trans-1,3-Dichloropropene	0.1749	0.1875	7.2	TM	
62	TM	1,1,2-TCA	0.0786	0.0691	12	TM	
63	TM	2-Hexanone	0.0493	0.0395	20	TM	
64	I	Chlorobenzene-D5 (IS)	ISTD			I	
65	S	Toluene-D8(S)	1.149	1.148	0.07	S	
66	TM	1,2-EDB	0.1319	0.1151	13	TM	
67	TML	Tetrachloroethene	0.2207	0.1319	40	TML	1.3
68	TM	1-Chlorohexane	0.0992	0.1083	9.2	TM	
69	TM	1,1,1,2-Tetrachloroethane	0.1860	0.2021	8.6	TM	
70	TM	m&p-Xylene	0.2826	0.3104	9.8	TM	
71	TM	o-Xylene	0.2964	0.2957	0.25	TM	
72	TM	Styrene	0.4463	0.4726	5.9	TM	
73	S	4-Bromofluorobenzene(S)	0.4641	0.4724	1.8	S	
74	TM	1,3-Dichloropropane	0.1940	0.1736	11	TM	
75	TM	Dibromochloromethane	0.1941	0.1841	5.1	TM	
76	TM**	Chlorobenzene	0.4334	0.4597	6.1	TM**	
77	TM*	Ethylbenzene	0.6860	0.7080	3.2	TM*	
78	TM**	Bromoform	0.1611	0.1408	13	TM**	
79	I	1,4-Dichlorobenzene-D (IS)	ISTD			I	
80	TM	Isopropylbenzene	1.166	1.235	5.9	TM	
		Average			8.9		

VOLATILE ORGANIC ANALYSIS BY
EPA METHOD 8260B

Form 7

Ending Continuing Calibration

Lab Name: APPL, Inc.
Case No:
Matrix: Water

SDG No:
Date Analyzed: 11/10/2021
Instrument: Max
Cal. Date: 10/15/2021
Data File: 1109M52.D

		Compound	MEAN	CCRF	%D		%Drift
81	TM**	1,1,2,2-Tetrachloroethane	0.2001	0.1653	17	TM**	
82	TM	1,2,3-Trichloropropane	0.1000	0.0946	5.4	TM	
83	TML	t-1,4-Dichloro-2-Butene	0.0601	0.0454	24	TML	10
84	TM	Bromobenzene	0.3816	0.3839	0.58	TM	
85	TM	n-Propylbenzene	1.151	1.260	9.4	TM	
86	TM	4-Ethyltoluene	1.063	1.196	13	TM	
87	TM	2-Chlorotoluene	0.9129	0.8152	11	TM	
88	TM	1,3,5-Trimethylbenzene	0.9948	1.090	9.5	TM	
89	TM	4-Chlorotoluene	0.9068	0.9693	6.9	TM	
90	TM	Tert-Butylbenzene	0.5492	0.6160	12	TM	
91	TM	1,2,4-Trimethylbenzene	0.9425	1.040	10	TM	
92	TM	Sec-Butylbenzene	1.051	1.160	10	TM	
93	TM	p-Isopropyltoluene	1.016	1.123	11	TM	
94	TM	Benzyl Chloride	0.2406	0.2719	13	TM	
95	TM	1,3-DCB	0.6644	0.6877	3.5	TM	
96	TM	1,4-DCB	0.6767	0.6858	1.3	TM	
97	TML	n-Butylbenzene	0.5721	0.6510	14	TML	4.5
98	TM	1,2-DCB	0.6504	0.6573	1.1	TM	
99	TM	Hexachloroethane	0.1703	0.1850	8.7	TM	
100	TML	1,2-Dibromo-3-chloropropane	0.0437	0.0426	2.6	TML	23
101	TML	1,2,4-Trichlorobenzene	0.1936	0.2106	8.8	TML	16
102	TML	Hexachlorobutadiene	0.2401	0.2894	21	TML	3.6
103	TMQ	Naphthalene	0.4088	0.2839	31	TMQ	36
104	TML	1,2,3-Trichlorobenzene	0.2371	0.2246	5.3	TML	25
105							
106							
107							
108							
109							
110							
111							
112							
113							
114							
115							
116							
117							
118							
119							
120							
		Average			10.4		

Quantitation Report (Not Reviewed)

Data File : M:\MAX\DATA\211108\1109M52.D
Acq On : 10 Nov 21 7:35
Sample : Ending CCV 10ug/L 11/9/21
Misc : IS&S 8/4/21

Vial: 23
Operator: LP,DG,CH
Inst : Max
Multiplr: 1.00

Quant Time: Nov 10 7:57 2021

Quant Results File: M1015W.RES

Quant Method : M:\MAX\DATA\211015\M1015W.M (RTE Integrator)
Title : METHOD 8260B
Last Update : Sat Oct 16 14:01:48 2021
Response via : Initial Calibration
DataAcq Meth : M8260

Internal Standards	R.T.	QIon	Response	Conc Units		Dev(Min)
1) Fluorobenzene (IS)	6.37	96	424187	25.00 ppb		0.03
65) Chlorobenzene-D5 (IS)	9.53	117	395840	25.00 ppb		0.03
80) 1,4-Dichlorobenzene-D (IS)	11.85	152	254952	25.00 ppb		0.03
System Monitoring Compounds						
41) Dibromofluoromethane(S)	5.59	111	131504	24.96 ppb		0.03
Spiked Amount 25.000			Recovery	= 99.848%		
46) 1,2-DCA-D4(S)	5.98	65	85224	23.19 ppb		0.03
Spiked Amount 25.000			Recovery	= 92.776%		
66) Toluene-D8(S)	8.08	98	454537	24.98 ppb		0.03
Spiked Amount 25.000			Recovery	= 99.932%		
74) 4-Bromofluorobenzene(S)	10.71	95	186991	25.45 ppb		0.03
Spiked Amount 25.000			Recovery	= 101.792%		
Target Compounds						Qvalue
3) Dichlorodifluoromethane	1.19	85	27992	11.02 ppb		98
4) Freon 114	1.30	85	17731	12.46 ppb		84
5) Chloromethane	1.34	50	16789	11.08 ppb		93
6) Vinyl chloride	1.43	62	18276	9.78 ppb		98
8) Bromomethane	1.69	94	19562	12.39 ppb		98
9) Chloroethane	1.79	64	11777	9.76 ppb		97
10) Dichlorofluoromethane	1.99	67	41433	10.11 ppb		93
11) Trichlorofluoromethane	2.02	101	52795	10.77 ppb		95
13) Acrolein	2.45	56	23561	99.50 ppb	#	80
14) Acetone	2.63	43	19794	35.79 ppb		97
15) Freon-113	2.55	151	23628	11.84 ppb		96
16) Acetonitrile	2.95	41	14503	110.35 ppb	#	90
18) 1,2-Dichlorotrifluoroethan	1.99	67	41433	10.11 ppb		100
19) 1,1-DCE	2.53	61	28264	9.52 ppb		93
20) t-Butanol	3.36	59	18425	105.59 ppb		91
21) Methyl Acetate	3.02	43	7289	7.84 ppb	#	68
22) Iodomethane	2.68	142	18625	9.14 ppb		88
23) Acrylonitrile	3.47	53	4371	8.33 ppb	#	87
25) Methylene chloride	3.11	84	18130	9.46 ppb		98
26) Carbon disulfide	2.73	76	26272	10.87 ppb		96
27) Methyl t-butyl ether (MtBE	3.49	73	57177	8.94 ppb	#	89
28) Trans-1,2-DCE	3.46	96	20206	9.76 ppb		96
29) 3-Methylpentane	3.50	57	8904	8.13 ppb	#	72
31) Diisopropyl Ether	4.27	45	38701	9.70 ppb		91
32) 1,1-DCA	4.09	63	30867	9.94 ppb	#	96
34) Ethyl tert Butyl Ether	4.80	59	50110	9.78 ppb		96
35) Methylcyclopentane	4.79	56	1680	7.28 ppb		100

(#) = qualifier out of range (m) = manual integration

Quantitation Report (Not Reviewed)

Data File : M:\MAX\DATA\211108\1109M52.D
Acq On : 10 Nov 21 7:35
Sample : Ending CCV 10ug/L 11/9/21
Misc : IS&S 8/4/21

Vial: 23
Operator: LP,DG,CH
Inst : Max
Multiplr: 1.00

Quant Time: Nov 10 7:57 2021

Quant Results File: M1015W.RES

Quant Method : M:\MAX\DATA\211015\M1015W.M (RTE Integrator)
Title : METHOD 8260B
Last Update : Sat Oct 16 14:01:48 2021
Response via : Initial Calibration
DataAcq Meth : M8260

	Compound	R.T.	QIon	Response	Conc Unit		Qvalue
36)	MEK (2-Butanone)	5.02	43	23682	40.96 ppb		97
37)	Cis-1,2-DCE	4.95	96	22441	9.78 ppb		94
38)	2,2-Dichloropropane	4.92	77	43071	10.81 ppb		100
39)	Chloroform	5.39	83	43097	10.69 ppb		94
40)	Bromochloromethane	5.25	130	17107	9.51 ppb		93
42)	1,1,1-TCA	5.57	97	49402	10.43 ppb		95
43)	Cyclohexane	5.62	41	13005	9.60 ppb		83
44)	1,1-Dichloropropene	5.78	75	28122	10.95 ppb		92
45)	2,2,4-Trimethylpentane	6.15	57	41608	12.49 ppb		86
47)	Carbon Tetrachloride	5.77	117	46414	10.42 ppb		97
48)	Tert Amyl Methyl Ether	6.21	73	47984	9.50 ppb		100
49)	1,2-DCA	6.07	62	37747	9.47 ppb		97
50)	Benzene	6.02	78	70984	9.54 ppb		98
51)	TCE	6.78	95	23955	10.06 ppb		98
52)	2-Pentanone	7.03	43	99881	103.34 ppb		98
53)	1,2-Dichloropropane	7.02	63	7893	9.54 ppb		95
54)	Bromodichloromethane	7.34	83	35286	10.57 ppb		93
55)	Methyl Cyclohexane	6.97	83	30423	11.85 ppb		97
56)	Dibromomethane	7.15	93	12312	8.47 ppb		93
57)	MIBK (methyl isobutyl ket	8.00	43	51221	41.44 ppb		97
58)	1-Bromo-2-chloroethane	7.65	144	4402	9.42 ppb	#	70
60)	Cis-1,3-Dichloropropene	7.82	75	32286	10.79 ppb		91
61)	Toluene	8.14	91	93863	10.91 ppb		97
62)	Trans-1,3-Dichloropropene	8.40	75	31813	10.72 ppb		97
63)	1,1,2-TCA	8.58	83	11717	8.79 ppb		96
64)	2-Hexanone	8.85	43	33483	40.05 ppb		97
67)	1,2-EDB	9.06	107	18227	8.73 ppb		85
68)	Tetrachloroethene	8.69	164	20888	10.13 ppb		87
69)	1-Chlorohexane	9.56	91	17152	10.92 ppb		94
70)	1,1,1,2-Tetrachloroethane	9.65	131	31995	10.86 ppb		89
71)	m&p-Xylene	9.80	106	98292	21.97 ppb		95
72)	o-Xylene	10.19	106	46812	9.97 ppb		99
73)	Styrene	10.20	104	74831	10.59 ppb		95
75)	1,3-Dichloropropane	8.74	76	27483	8.95 ppb		85
76)	Dibromochloromethane	8.96	129	29152	9.49 ppb		97
77)	Chlorobenzene	9.56	112	72789	10.61 ppb		94
78)	Ethylbenzene	9.68	91	112097	10.32 ppb		98
79)	Bromoform	10.37	173	22300	8.74 ppb		98
81)	Isopropylbenzene	10.56	105	125935	10.59 ppb		98
82)	1,1,2,2-Tetrachloroethane	10.87	83	16860	8.26 ppb		95
83)	1,2,3-Trichloropropane	10.90	110	9651	9.46 ppb	#	81
84)	t-1,4-Dichloro-2-Butene	10.92	53	4634	8.96 ppb	#	57

(#) = qualifier out of range (m) = manual integration

Quantitation Report (Not Reviewed)

Data File : M:\MAX\DATA\211108\1109M52.D
Acq On : 10 Nov 21 7:35
Sample : Ending CCV 10ug/L 11/9/21
Misc : IS&S 8/4/21

Vial: 23
Operator: LP,DG,CH
Inst : Max
Multiplr: 1.00

Quant Time: Nov 10 7:57 2021

Quant Results File: M1015W.RES

Quant Method : M:\MAX\DATA\211015\M1015W.M (RTE Integrator)
Title : METHOD 8260B
Last Update : Sat Oct 16 14:01:48 2021
Response via : Initial Calibration
DataAcq Meth : M8260

	Compound	R.T.	QIon	Response	Conc	Unit		Qvalue
85)	Bromobenzene	10.84	156	39146	10.06	ppb		88
86)	n-Propylbenzene	10.97	91	128475	10.94	ppb		99
87)	4-Ethyltoluene	11.08	105	122012	11.25	ppb		95
88)	2-Chlorotoluene	11.04	91	83131	8.93	ppb		91
89)	1,3,5-Trimethylbenzene	11.15	105	111113	10.95	ppb		95
90)	4-Chlorotoluene	11.15	91	98854	10.69	ppb		99
91)	Tert-Butylbenzene	11.47	119	62816	11.22	ppb		98
92)	1,2,4-Trimethylbenzene	11.52	105	106065	11.04	ppb		96
93)	Sec-Butylbenzene	11.69	105	118299	11.04	ppb		97
94)	p-Isopropyltoluene	11.84	119	114570	11.06	ppb		100
95)	Benzyl Chloride	12.01	91	27726	11.30	ppb		97
96)	1,3-DCB	11.78	146	70137	10.35	ppb		99
97)	1,4-DCB	11.87	146	69940	10.13	ppb		94
98)	n-Butylbenzene	12.24	91	66388	9.55	ppb		97
99)	1,2-DCB	12.24	146	67030	10.11	ppb		98
100)	Hexachloroethane	12.49	117	18869	10.87	ppb		97
101)	1,2-Dibromo-3-chloropropan	13.02	75	4343	7.74	ppb	#	88
102)	1,2,4-Trichlorobenzene	13.84	180	21480	8.42	ppb		85
103)	Hexachlorobutadiene	14.02	225	29516	10.36	ppb		94
104)	Naphthalene	14.08	128	28956	6.44	ppb		98
105)	1,2,3-Trichlorobenzene	14.32	180	22902	7.45	ppb		84

(#) = qualifier out of range (m) = manual integration

Quantitation Report

Data File : M:\MAX\DATA\211108\1109M52.D Vial: 23
Acq On : 10 Nov 21 7:35 Operator: LP,DG,CH
Sample : Ending CCV 10ug/L 11/9/21 Inst : Max
Misc : IS&S 8/4/21 Multiplr: 1.00

Quant Time: Nov 10 7:57 2021 Quant Results File: M1015W.RES

Method : M:\MAX\DATA\211015\M1015W.M (RTE Integrator)
Title : METHOD 8260B
Last Update : Sat Oct 16 14:01:48 2021
Response via : Initial Calibration



VOLATILE ORGANIC ANALYSIS BY
EPA METHOD 8260B

Form 7

Continuing Calibration

Lab Name: APPL, Inc.
Case No:
Matrix: Water

SDG No:
Date Analyzed: 11/10/2021
Instrument: Max
Initial Cal. Date: 10/15/2021
Data File: 1110M02.D

		Compound	MEAN	CCRF	%D		%Drift	
1	I	Fluorobenzene (IS)	ISTD			I		
2	TM	Chlorotrifluoroethene	0.0000	0.0110	0.00	TM		
3	TM	Dichlorodifluoromethane	0.1497	0.1391	7.1	TM		
4	TM	Freon 114	0.0839	0.0876	4.4	TM		
5	TM**	Chloromethane	0.0893	0.0926	3.7	TM**		
6	TM*	Vinyl chloride	0.1101	0.1001	9.1	TM*		
7	TM	2-Chloro-1,1,1-trifluoroethane	0.0000	0.0025	0.00	TM		
8	TM	Bromomethane	0.0931	0.1134	22	TM		*NT
9	TML	Chloroethane	0.0844	0.0728	14	TML	1.9	
10	TM	Dichlorofluoromethane	0.2416	0.2384	1.3	TM		
11	TM	Trichlorofluoromethane	0.2889	0.2684	7.1	TM		
12	TM	2,2-Dichloro-1,1,1-trifluoroethane	0.0000	0.0001	0.00	TM		
13	TMQ	Acrolein	0.0145	0.0117	19	TMQ	16	
14	TM	Acetone	0.0326	0.0270	17	TM		
15	TM	Freon-113	0.1176	0.1141	3.0	TM		
16	TM	Acetonitrile	0.0077	0.0071	7.9	TM		
17	TML	2-propanol	0.0000	0.0009	0.00	TML		
18	TM	1,2-Dichlorotrifluoroethane	0.2416	0.2384	1.3	TM		
19	TM*	1,1-DCE	0.1751	0.1611	8.0	TM*		
20	TMQ	t-Butanol	0.0101	0.0092	8.9	TMQ	9.8	
21	TMQ	Methyl Acetate	0.0528	0.0438	17	TMQ	20	
22	TML	Iodomethane	0.1096	0.1166	6.4	TML	3.7	
23	TML	Acrylonitrile	0.0252	0.0246	2.3	TML	20	
24	TM	Methylene chloride	0.1130	0.1087	3.8	TM		
25	TM	Carbon disulfide	0.1424	0.1375	3.4	TM		
26	TM	Methyl t-butyl ether (MtBE)	0.3769	0.3539	6.1	TM		
27	TM	Trans-1,2-DCE	0.1221	0.1163	4.7	TM		
28	TML	3-Methylpentane	0.0702	0.0562	20	TML	13	
29	TM	Hexane	0.0000	0.0005	0.00	TM		
30	TM	Diisopropyl Ether	0.2351	0.2331	0.85	TM		
31	TM**	1,1-DCA	0.1831	0.1746	4.6	TM**		
32	TM	Ethyl tert Butyl Ether	0.3021	0.3042	0.69	TM		
33	TML	Methylcyclopentane	0.0160	0.0145	9.4	TML	13	
34	TM	MEK (2-Butanone)	0.0341	0.0314	7.7	TM		
35	TM	Cis-1,2-DCE	0.1352	0.1229	9.1	TM		
36	TM	2,2-Dichloropropane	0.2349	0.2500	6.4	TM		
37	TM*	Chloroform	0.2377	0.2391	0.59	TM*		
38	TML	Bromochloromethane	0.1040	0.0977	6.1	TML	8.1	
39	S	Dibromofluoromethane(S)	0.3105	0.3074	0.99	S		
40	TM	1,1,1-TCA	0.2791	0.2925	4.8	TM		
		Average			6.4			

VOLATILE ORGANIC ANALYSIS BY
EPA METHOD 8260B

Form 7

Continuing Calibration

Lab Name: APPL, Inc.
Case No:
Matrix: Water

SDG No:
Date Analyzed: 11/10/2021
Instrument: Max
Cal. Date: 10/15/2021
Data File: 1110M02.D

		Compound	MEAN	CCRF	%D		%Drift
41	TM	Cyclohexane	0.0798	0.0750	6.1	TM	
42	TM	1,1-Dichloropropene	0.1514	0.1518	0.22	TM	
43	TM	2,2,4-Trimethylpentane	0.1964	0.2095	6.7	TM	
44	S	1,2-DCA-D4(S)	0.2166	0.2005	7.4	S	
45	TM	Carbon Tetrachloride	0.2625	0.2531	3.6	TM	
46	TM	Tert Amyl Methyl Ether	0.2978	0.3051	2.4	TM	
47	TM	1,2-DCA	0.2350	0.2182	7.1	TM	
48	TM	Benzene	0.4384	0.4272	2.5	TM	
49	TM	TCE	0.1404	0.1351	3.8	TM	
50	TM	2-Pentanone	0.0570	0.0535	6.0	TM	
51	TM*L	1,2-Dichloropropane	0.0476	0.0437	8.2	TM*L	10
52	TM	Bromodichloromethane	0.1968	0.2019	2.6	TM	
53	TML	Methyl Cyclohexane	0.1542	0.1559	1.1	TML	3.2
54	TM	Dibromomethane	0.0856	0.0719	16	TM	
55	TM	MIBK (methyl isobutyl ketone)	0.0729	0.0694	4.8	TM	
56	TML	1-Bromo-2-chloroethane	0.0245	0.0264	7.7	TML	4.1
57	TM	2-Chloroethyl vinyl ether	0.0000	0.0001	0.00	TM	
58	TM	Cis-1,3-Dichloropropene	0.1763	0.1661	5.8	TM	
59	TM*	Toluene	0.5070	0.5145	1.5	TM*	
60	TM	Trans-1,3-Dichloropropene	0.1749	0.1835	4.9	TM	
61	TM	1,1,2-TCA	0.0786	0.0724	7.9	TM	
62	TM	2-Hexanone	0.0493	0.0454	7.8	TM	
63	I	Chlorobenzene-D5 (IS)	ISTD			I	
64	S	Toluene-D8(S)	1.149	1.156	0.61	S	
65	TM	1,2-EDB	0.1319	0.1209	8.4	TM	
66	TML	Tetrachloroethene	0.2207	0.1109	50	TML	17
67	TM	1-Chlorohexane	0.0992	0.1047	5.5	TM	
68	TM	1,1,1,2-Tetrachloroethane	0.1860	0.1976	6.2	TM	
69	TM	m&p-Xylene	0.2826	0.2894	2.4	TM	
70	TM	o-Xylene	0.2964	0.2859	3.5	TM	
71	TM	Styrene	0.4463	0.4632	3.8	TM	
72	S	4-Bromofluorobenzene(S)	0.4641	0.4524	2.5	S	
73	TM	1,3-Dichloropropane	0.1940	0.1768	8.8	TM	
74	TM	Dibromochloromethane	0.1941	0.1903	1.9	TM	
75	TM**	Chlorobenzene	0.4334	0.4416	1.9	TM**	
76	TM*	Ethylbenzene	0.6860	0.6892	0.47	TM*	
77	TM**	Bromoform	0.1611	0.1545	4.1	TM**	
78	I	1,4-Dichlorobenzene-D (IS)	ISTD			I	
79	TM	Isopropylbenzene	1.166	1.181	1.3	TM	
80	TM**	1,1,2,2-Tetrachloroethane	0.2001	0.1870	6.5	TM**	
		Average			5.8		

VOLATILE ORGANIC ANALYSIS BY
EPA METHOD 8260B

Form 7

Continuing Calibration

Lab Name: APPL, Inc.
Case No:
Matrix: Water

SDG No:
Date Analyzed: 11/10/2021
Instrument: Max
Cal. Date: 10/15/2021
Data File: 1110M02.D

		Compound	MEAN	CCRF	%D		%Drift	
81	TM	1,2,3-Trichloropropane	0.1000	0.0995	0.51	TM		
82	TML	t-1,4-Dichloro-2-Butene	0.0601	0.0444	26	TML	13	
83	TM	Bromobenzene	0.3816	0.4066	6.6	TM		
84	TM	n-Propylbenzene	1.151	1.151	0.01	TM		
85	TM	4-Ethyltoluene	1.063	1.106	4.0	TM		
86	TM	2-Chlorotoluene	0.9129	0.9058	0.78	TM		
87	TM	1,3,5-Trimethylbenzene	0.9948	1.046	5.1	TM		
88	TM	4-Chlorotoluene	0.9068	0.9087	0.21	TM		
89	TM	Tert-Butylbenzene	0.5492	0.5859	6.7	TM		
90	TM	1,2,4-Trimethylbenzene	0.9425	0.9652	2.4	TM		
91	TM	Sec-Butylbenzene	1.051	1.128	7.3	TM		
92	TM	p-Isopropyltoluene	1.016	1.073	5.6	TM		
93	TM	Benzyl Chloride	0.2406	0.2580	7.2	TM		
94	TM	1,3-DCB	0.6644	0.6666	0.33	TM		
95	TM	1,4-DCB	0.6767	0.6580	2.8	TM		
96	TML	n-Butylbenzene	0.5721	0.5849	2.2	TML	13	
97	TM	1,2-DCB	0.6504	0.6489	0.23	TM		
98	TM	Hexachloroethane	0.1703	0.1869	9.8	TM		
99	TML	1,2-Dibromo-3-chloropropane	0.0437	0.0502	15	TML	11	
100	TML	1,2,4-Trichlorobenzene	0.1936	0.1927	0.45	TML	21	*NT
101	TML	Hexachlorobutadiene	0.2401	0.2658	11	TML	4.1	
102	TMQ	Naphthalene	0.4088	0.3152	23	TMQ	30	*NT
103	TML	1,2,3-Trichlorobenzene	0.2371	0.2237	5.6	TML	26	*NT
104								
105								
106								
107								
108								
109								
110								
111								
112								
113								
114								
115								
116								
117								
118								
119								
120								
		Average			6.2			

Quantitation Report (Not Reviewed)

Data File : M:\MAX\DATA\211108\1110M02.D
Acq On : 10 Nov 21 9:17
Sample : 211110A CCV 10ug/L
Misc : IS&S 8/4/21

Vial: 2
Operator: LP,DG,CH
Inst : Max
Multiplr: 1.00

Quant Time: Nov 10 9:38 2021

Quant Results File: M1015W.RES

Quant Method : M:\MAX\DATA\211015\M1015W.M (RTE Integrator)
Title : METHOD 8260B
Last Update : Sat Oct 16 14:01:48 2021
Response via : Initial Calibration
DataAcq Meth : M8260

Internal Standards	R.T.	QIon	Response	Conc	Units		Dev(Min)
1) Fluorobenzene (IS)	6.38	96	425137	25.00	ppb		0.04
65) Chlorobenzene-D5 (IS)	9.53	117	397361	25.00	ppb		0.03
80) 1,4-Dichlorobenzene-D (IS)	11.85	152	247904	25.00	ppb		0.03
System Monitoring Compounds							
41) Dibromofluoromethane(S)	5.60	111	130688	24.75	ppb		0.04
Spiked Amount 25.000			Recovery	=	99.004%		
46) 1,2-DCA-D4(S)	5.98	65	85224	23.14	ppb		0.03
Spiked Amount 25.000			Recovery	=	92.568%		
66) Toluene-D8(S)	8.08	98	459377	25.15	ppb		0.03
Spiked Amount 25.000			Recovery	=	100.612%		
74) 4-Bromofluorobenzene(S)	10.71	95	179768	24.37	ppb		0.03
Spiked Amount 25.000			Recovery	=	97.484%		
Target Compounds							Qvalue
3) Dichlorodifluoromethane	1.20	85	23648	9.29	ppb		98
4) Freon 114	1.30	85	14893	10.44	ppb		91
5) Chloromethane	1.34	50	15748	10.37	ppb		98
6) Vinyl chloride	1.43	62	17030	9.09	ppb		91
8) Bromomethane	1.69	94	19280	12.18	ppb		88
9) Chloroethane	1.79	64	12384	10.19	ppb		99
10) Dichlorofluoromethane	1.99	67	40541	9.87	ppb		96
11) Trichlorofluoromethane	2.02	101	45644	9.29	ppb		93
13) Acrolein	2.46	56	24973	105.14	ppb		92
14) Acetone	2.63	43	22935	41.38	ppb		93
15) Freon-113	2.55	151	19399	9.70	ppb	#	87
16) Acetonitrile	2.96	41	15166	115.13	ppb	#	88
18) 1,2-Dichlorotrifluoroethan	1.99	67	40541	9.87	ppb		100
19) 1,1-DCE	2.53	61	27388	9.20	ppb		95
20) t-Butanol	3.37	59	19621	112.73	ppb	#	88
21) Methyl Acetate	3.02	43	7440	7.98	ppb	#	84
22) Iodomethane	2.68	142	19824	9.63	ppb		98
23) Acrylonitrile	3.47	53	4187	7.96	ppb		99
25) Methylene chloride	3.12	84	18480	9.62	ppb	#	87
26) Carbon disulfide	2.74	76	23384	9.66	ppb		97
27) Methyl t-butyl ether (MtBE	3.50	73	60177	9.39	ppb	#	88
28) Trans-1,2-DCE	3.47	96	19775	9.53	ppb		91
29) 3-Methylpentane	3.49	57	9563	8.75	ppb	#	78
31) Diisopropyl Ether	4.28	45	39637	9.92	ppb		94
32) 1,1-DCA	4.10	63	29692	9.54	ppb	#	94
34) Ethyl tert Butyl Ether	4.81	59	51728	10.07	ppb		96
35) Methylcyclopentane	4.81	56	2459	11.28	ppb		100

(#) = qualifier out of range (m) = manual integration

Quantitation Report (Not Reviewed)

Data File : M:\MAX\DATA\211108\1110M02.D Vial: 2
Acq On : 10 Nov 21 9:17 Operator: LP,DG,CH
Sample : 211110A CCV 10ug/L Inst : Max
Misc : IS&S 8/4/21 Multiplr: 1.00

Quant Time: Nov 10 9:38 2021 Quant Results File: M1015W.RES

Quant Method : M:\MAX\DATA\211015\M1015W.M (RTE Integrator)
Title : METHOD 8260B
Last Update : Sat Oct 16 14:01:48 2021
Response via : Initial Calibration
DataAcq Meth : M8260

Compound	R.T.	QIon	Response	Conc	Unit		Qvalue
36) MEK (2-Butanone)	5.03	43	26741	46.14	ppb	#	83
37) Cis-1,2-DCE	4.95	96	20906	9.09	ppb		94
38) 2,2-Dichloropropane	4.93	77	42512	10.64	ppb		100
39) Chloroform	5.40	83	40660	10.06	ppb		100
40) Bromochloromethane	5.26	130	16607	9.19	ppb		89
42) 1,1,1-TCA	5.58	97	49745	10.48	ppb		93
43) Cyclohexane	5.62	41	12749	9.39	ppb		83
44) 1,1-Dichloropropene	5.79	75	25808	10.02	ppb		89
45) 2,2,4-Trimethylpentane	6.15	57	35619	10.67	ppb		84
47) Carbon Tetrachloride	5.77	117	43042	9.64	ppb		93
48) Tert Amyl Methyl Ether	6.22	73	51879	10.24	ppb		99
49) 1,2-DCA	6.07	62	37112	9.29	ppb		99
50) Benzene	6.03	78	72652	9.75	ppb		99
51) TCE	6.78	95	22969	9.62	ppb		88
52) 2-Pentanone	7.04	43	113820	117.50	ppb		99
53) 1,2-Dichloropropane	7.03	63	7436	8.95	ppb		94
54) Bromodichloromethane	7.35	83	34340	10.26	ppb		96
55) Methyl Cyclohexane	6.97	83	26508	10.32	ppb		99
56) Dibromomethane	7.15	93	12233	8.40	ppb		93
57) MIBK (methyl isobutyl ket	8.01	43	58969	47.60	ppb		97
58) 1-Bromo-2-chloroethane	7.65	144	4490	9.59	ppb		82
60) Cis-1,3-Dichloropropene	7.82	75	28249	9.42	ppb		98
61) Toluene	8.15	91	87495	10.15	ppb		93
62) Trans-1,3-Dichloropropene	8.40	75	31199	10.49	ppb		92
63) 1,1,2-TCA	8.58	83	12305	9.21	ppb		91
64) 2-Hexanone	8.86	43	38623	46.10	ppb	#	95
67) 1,2-EDB	9.06	107	19213	9.16	ppb		95
68) Tetrachloroethene	8.69	164	17624	8.28	ppb		92
69) 1-Chlorohexane	9.56	91	16640	10.55	ppb		92
70) 1,1,1,2-Tetrachloroethane	9.65	131	31407	10.62	ppb		97
71) m&p-Xylene	9.80	106	92005	20.48	ppb		95
72) o-Xylene	10.19	106	45443	9.65	ppb		93
73) Styrene	10.20	104	73629	10.38	ppb	#	98
75) 1,3-Dichloropropane	8.74	76	28103	9.12	ppb		85
76) Dibromochloromethane	8.96	129	30246	9.81	ppb		90
77) Chlorobenzene	9.56	112	70190	10.19	ppb		94
78) Ethylbenzene	9.68	91	109538	10.05	ppb		99
79) Bromoform	10.38	173	24549	9.59	ppb		83
81) Isopropylbenzene	10.56	105	117129	10.13	ppb		99
82) 1,1,2,2-Tetrachloroethane	10.87	83	18546	9.35	ppb		94
83) 1,2,3-Trichloropropane	10.90	110	9868	9.95	ppb	#	79
84) t-1,4-Dichloro-2-Butene	10.92	53	4398	8.75	ppb	#	51

(#) = qualifier out of range (m) = manual integration

Quantitation Report (Not Reviewed)

Data File : M:\MAX\DATA\211108\1110M02.D
Acq On : 10 Nov 21 9:17
Sample : 211110A CCV 10ug/L
Misc : IS&S 8/4/21

Vial: 2
Operator: LP,DG,CH
Inst : Max
Multiplr: 1.00

Quant Time: Nov 10 9:38 2021

Quant Results File: M1015W.RES

Quant Method : M:\MAX\DATA\211015\M1015W.M (RTE Integrator)
Title : METHOD 8260B
Last Update : Sat Oct 16 14:01:48 2021
Response via : Initial Calibration
DataAcq Meth : M8260

	Compound	R.T.	QIon	Response	Conc Unit	Qvalue
85)	Bromobenzene	10.84	156	40323	10.66 ppb	88
86)	n-Propylbenzene	10.97	91	114166	10.00 ppb	97
87)	4-Ethyltoluene	11.08	105	109629	10.40 ppb	95
88)	2-Chlorotoluene	11.04	91	89818	9.92 ppb	82
89)	1,3,5-Trimethylbenzene	11.15	105	103710	10.51 ppb	99
90)	4-Chlorotoluene	11.15	91	90107	10.02 ppb	99
91)	Tert-Butylbenzene	11.47	119	58096	10.67 ppb	97
92)	1,2,4-Trimethylbenzene	11.52	105	95712	10.24 ppb	99
93)	Sec-Butylbenzene	11.69	105	111872	10.73 ppb	97
94)	p-Isopropyltoluene	11.83	119	106418	10.56 ppb	98
95)	Benzyl Chloride	12.01	91	25583	10.72 ppb	97
96)	1,3-DCB	11.78	146	66100	10.03 ppb	95
97)	1,4-DCB	11.87	146	65252	9.72 ppb	97
98)	n-Butylbenzene	12.24	91	57999	8.72 ppb	96
99)	1,2-DCB	12.24	146	64345	9.98 ppb	96
100)	Hexachloroethane	12.48	117	18530	10.98 ppb	89
101)	1,2-Dibromo-3-chloropropan	13.02	75	4973	8.94 ppb	87
102)	1,2,4-Trichlorobenzene	13.84	180	19112	7.89 ppb	88
103)	Hexachlorobutadiene	14.02	225	26358	9.59 ppb	97
104)	Naphthalene	14.08	128	31252	7.03 ppb	97
105)	1,2,3-Trichlorobenzene	14.32	180	22187	7.43 ppb	89

(#) = qualifier out of range (m) = manual integration

Quantitation Report

Data File : M:\MAX\DATA\211108\1110M02.D
Acq On : 10 Nov 21 9:17
Sample : 211110A CCV 10ug/L
Misc : IS&S 8/4/21

Vial: 2
Operator: LP,DG,CH
Inst : Max
Multiplr: 1.00

Quant Time: Nov 10 9:38 2021

Quant Results File: M1015W.RES

Method : M:\MAX\DATA\211015\M1015W.M (RTE Integrator)
Title : METHOD 8260B
Last Update : Sat Oct 16 14:01:48 2021
Response via : Initial Calibration

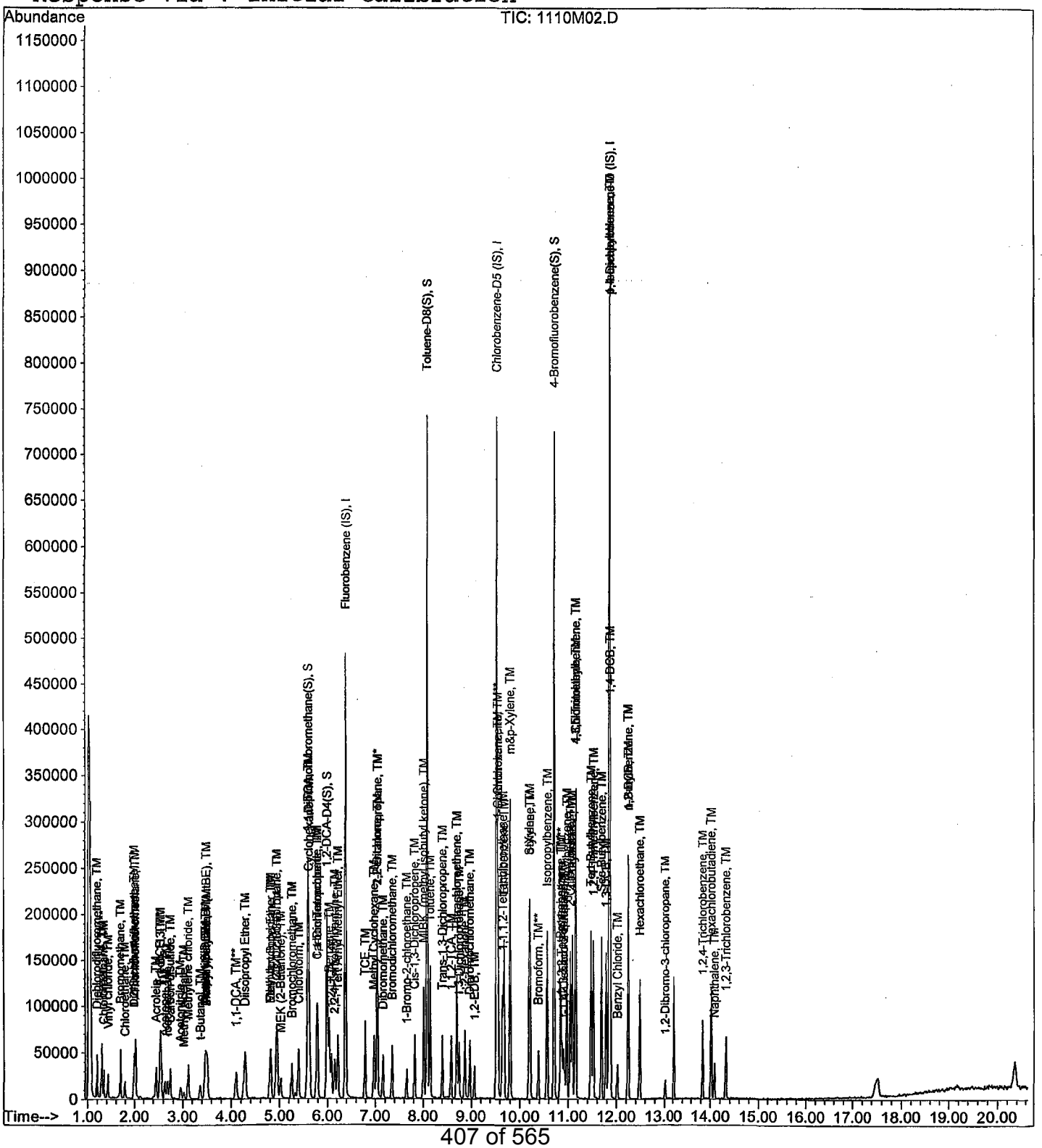

VOLATILE ORGANIC ANALYSIS BY
EPA METHOD 8260B

Form 7

Ending Continuing Calibration

Lab Name: APPL, Inc.
Case No:
Matrix: Water

SDG No:
Date Analyzed: 11/10/2021
Instrument: Max
Initial Cal. Date: 10/15/2021
Data File: 1110M16.D

		Compound	MEAN	CCRF	%D		%Drift
1	I	Fluorobenzene (IS)	ISTD			I	
2	TM	Chlorotrifluoroethene	0.0000	0.0025	0.00	TM	
3	TM	Dichlorodifluoromethane	0.1497	0.1359	9.2	TM	
4	TM	Freon 114	0.0839	0.0881	5.1	TM	
5	TM**	Chloromethane	0.0893	0.0785	12	TM**	
6	TM*	Vinyl chloride	0.1101	0.0885	20	TM*	
7	TM	2-Chloro-1,1,1-trifluoroethane	0.0000	0.0026	0.00	TM	
8	TM	Bromomethane	0.0931	0.0995	7.0	TM	
9	TML	Chloroethane	0.0844	0.0608	28	TML	13
10	TM	Dichlorofluoromethane	0.2416	0.2143	11	TM	
11	TM	Trichlorofluoromethane	0.2889	0.2628	9.0	TM	
12	TM	2,2-Dichloro-1,1,1-trifluoroethane	0.0000	0.0002	0.00	TM	
13	TMQ	Acrolein	0.0145	0.0121	16	TMQ	13
14	TM	Acetone	0.0326	0.0311	4.7	TM	
15	TM	Freon-113	0.1176	0.1143	2.7	TM	
16	TM	Acetonitrile	0.0077	0.0084	8.2	TM	
17	TML	2-propanol	0.0000	0.0004	0.00	TML	
18	TM	1,2-Dichlorotrifluoroethane	0.2416	0.2143	11	TM	
19	TM*	1,1-DCE	0.1751	0.1485	15	TM*	
20	TMQ	t-Butanol	0.0101	0.0124	22	TMQ	25
21	TMQ	Methyl Acetate	0.0528	0.0495	6.3	TMQ	9.7
22	TML	Iodomethane	0.1096	0.1071	2.3	TML	11
23	TML	Acrylonitrile	0.0252	0.0307	22	TML	0.58
24	TM	2-Methylpentane	0.0000	0.0004	0.00	TM	
25	TM	Methylene chloride	0.1130	0.1145	1.3	TM	
26	TM	Carbon disulfide	0.1424	0.1257	12	TM	
27	TM	Methyl t-butyl ether (MtBE)	0.3769	0.3780	0.27	TM	
28	TM	Trans-1,2-DCE	0.1221	0.1085	11	TM	
29	TML	3-Methylpentane	0.0702	0.0644	8.2	TML	1.1
30	TM	Hexane	0.0000	0.0012	0.00	TM	
31	TM	Diisopropyl Ether	0.2351	0.2382	1.3	TM	
32	TM**	1,1-DCA	0.1831	0.1839	0.46	TM**	
33	TM	Ethyl tert Butyl Ether	0.3021	0.3111	3.0	TM	
34	TML	Methylcyclopentane	0.0160	0.0112	30	TML	15
35	TM	MEK (2-Butanone)	0.0341	0.0363	6.5	TM	
36	TM	Cis-1,2-DCE	0.1352	0.1318	2.5	TM	
37	TM	2,2-Dichloropropane	0.2349	0.2110	10	TM	
38	TM*	Chloroform	0.2377	0.2512	5.7	TM*	
39	TML	Bromochloromethane	0.1040	0.1029	1.0	TML	2.9
40	S	Dibromofluoromethane(S)	0.3105	0.3236	4.2	S	
		Average			7.9		

VOLATILE ORGANIC ANALYSIS BY
EPA METHOD 8260B

Form 7

Ending Continuing Calibration

Lab Name: APPL, Inc.
Case No:
Matrix: Water

SDG No:
Date Analyzed: 11/10/2021
Instrument: Max
Cal. Date: 10/15/2021
Data File: 1110M16.D

		Compound	MEAN	CCRF	%D		%Drift
41	TM	1,1,1-TCA	0.2791	0.2907	4.1	TM	
42	TM	Cyclohexane	0.0798	0.0719	9.9	TM	
43	TM	1,1-Dichloropropene	0.1514	0.1447	4.4	TM	
44	TM	2,2,4-Trimethylpentane	0.1964	0.1717	13	TM	
45	S	1,2-DCA-D4(S)	0.2166	0.2246	3.7	S	
46	TM	Carbon Tetrachloride	0.2625	0.2578	1.8	TM	
47	TM	Tert Amyl Methyl Ether	0.2978	0.3142	5.5	TM	
48	TM	1,2-DCA	0.2350	0.2433	3.5	TM	
49	TM	Benzene	0.4384	0.4159	5.1	TM	
50	TM	TCE	0.1404	0.1348	4.0	TM	
51	TM	2-Pentanone	0.0570	0.0589	3.4	TM	
52	TM*L	1,2-Dichloropropane	0.0476	0.0470	1.3	TM*L	3.5
53	TM	Bromodichloromethane	0.1968	0.1959	0.44	TM	
54	TML	Methyl Cyclohexane	0.1542	0.1364	12	TML	9.5
55	TM	Dibromomethane	0.0856	0.0832	2.8	TM	
56	TM	MIBK (methyl isobutyl ketone)	0.0729	0.0743	2.0	TM	
57	TML	1-Bromo-2-chloroethane	0.0245	0.0303	24	TML	10
58	TM	2-Chloroethyl vinyl ether	0.0000	0.0001	0.00	TM	
59	TM	Cis-1,3-Dichloropropene	0.1763	0.1773	0.54	TM	
60	TM*	Toluene	0.5070	0.5043	0.53	TM*	
61	TM	Trans-1,3-Dichloropropene	0.1749	0.1778	1.7	TM	
62	TM	1,1,2-TCA	0.0786	0.0728	7.3	TM	
63	TM	2-Hexanone	0.0493	0.0495	0.38	TM	
64	I	Chlorobenzene-D5 (IS)	ISTD			I	
65	S	Toluene-D8(S)	1.149	1.189	3.5	S	
66	TM	1,2-EDB	0.1319	0.1272	3.6	TM	
67	TML	Tetrachloroethene	0.2207	0.1343	39	TML	3.4
68	TM	1-Chlorohexane	0.0992	0.0892	10	TM	
69	TM	1,1,1,2-Tetrachloroethane	0.1860	0.2012	8.2	TM	
70	TM	m&p-Xylene	0.2826	0.2719	3.8	TM	
71	TM	o-Xylene	0.2964	0.2633	11	TM	
72	TM	Styrene	0.4463	0.4323	3.1	TM	
73	S	4-Bromofluorobenzene(S)	0.4641	0.4735	2.0	S	
74	TM	1,3-Dichloropropane	0.1940	0.1869	3.6	TM	
75	TM	Dibromochloromethane	0.1941	0.1988	2.4	TM	
76	TM**	Chlorobenzene	0.4334	0.4252	1.9	TM**	
77	TM*	Ethylbenzene	0.6860	0.6512	5.1	TM*	
78	TM**	Bromoform	0.1611	0.1599	0.78	TM**	
79	I	1,4-Dichlorobenzene-D (IS)	ISTD			I	
80	TM	Isopropylbenzene	1.166	1.096	6.0	TM	
		Average			5.7		

VOLATILE ORGANIC ANALYSIS BY
EPA METHOD 8260B

Form 7

Ending Continuing Calibration

Lab Name: APPL, Inc.
Case No:
Matrix: Water

SDG No:
Date Analyzed: 11/10/2021
Instrument: Max
Cal. Date: 10/15/2021
Data File: 1110M16.D

		Compound	MEAN	CCRF	%D		%Drift
81	TM**	1,1,2,2-Tetrachloroethane	0.2001	0.1807	9.7	TM**	
82	TM	1,2,3-Trichloropropane	0.1000	0.1020	2.0	TM	
83	TML	t-1,4-Dichloro-2-Butene	0.0601	0.0478	20	TML	5.8
84	TM	Bromobenzene	0.3816	0.3779	0.97	TM	
85	TM	n-Propylbenzene	1.151	1.085	5.7	TM	
86	TM	4-Ethyltoluene	1.063	1.074	1.1	TM	
87	TM	2-Chlorotoluene	0.9129	0.8748	4.2	TM	
88	TM	1,3,5-Trimethylbenzene	0.9948	0.9600	3.5	TM	
89	TM	4-Chlorotoluene	0.9068	0.8924	1.6	TM	
90	TM	Tert-Butylbenzene	0.5492	0.5742	4.6	TM	
91	TM	1,2,4-Trimethylbenzene	0.9425	0.9657	2.5	TM	
92	TM	Sec-Butylbenzene	1.051	1.040	1.1	TM	
93	TM	p-Isopropyltoluene	1.016	0.9740	4.1	TM	
94	TM	Benzyl Chloride	0.2406	0.1948	19	TM	
95	TM	1,3-DCB	0.6644	0.6429	3.2	TM	
96	TM	1,4-DCB	0.6767	0.6314	6.7	TM	
97	TML	n-Butylbenzene	0.5721	0.5684	0.65	TML	15
98	TM	1,2-DCB	0.6504	0.6574	1.1	TM	
99	TM	Hexachloroethane	0.1703	0.1729	1.6	TM	
100	TML	1,2-Dibromo-3-chloropropane	0.0437	0.0464	6.1	TML	17
101	TML	1,2,4-Trichlorobenzene	0.1936	0.1880	2.9	TML	22
102	TML	Hexachlorobutadiene	0.2401	0.2415	0.59	TML	12
103	TMQ	Naphthalene	0.4088	0.3594	12	TMQ	22
104	TML	1,2,3-Trichlorobenzene	0.2371	0.2612	10	TML	18
105							
106							
107							
108							
109							
110							
111							
112							
113							
114							
115							
116							
117							
118							
119							
120							
		Average			5.2		

Quantitation Report (Not Reviewed)

Data File : M:\MAX\DATA\211108\1110M16.D
Vial: 16
Acq On : 10 Nov 21 15:54
Operator: LP,DG,CH
Sample : Ending CCV 10ug/L 11/10/21
Inst : Max
Misc : IS&S 8/4/21
Multiplr: 1.00

Quant Time: Nov 11 7:54 2021
Quant Results File: M1015W.RES

Quant Method : M:\MAX\DATA\211015\M1015W.M (RTE Integrator)
Title : METHOD 8260B
Last Update : Sat Oct 16 14:01:48 2021
Response via : Initial Calibration
DataAcq Meth : M8260

Internal Standards	R.T.	QIon	Response	Conc	Units		Dev(Min)
1) Fluorobenzene (IS)	6.37	96	403403	25.00	ppb		0.03
65) Chlorobenzene-D5 (IS)	9.53	117	364309	25.00	ppb		0.03
80) 1,4-Dichlorobenzene-D (IS)	11.84	152	231505	25.00	ppb		0.02
System Monitoring Compounds							
41) Dibromofluoromethane(S)	5.59	111	130521	26.05	ppb		0.03
Spiked Amount 25.000			Recovery	=	104.208%		
46) 1,2-DCA-D4(S)	5.98	65	90584	25.92	ppb		0.03
Spiked Amount 25.000			Recovery	=	103.692%		
66) Toluene-D8(S)	8.08	98	433084	25.86	ppb		0.03
Spiked Amount 25.000			Recovery	=	103.456%		
74) 4-Bromofluorobenzene(S)	10.70	95	172483	25.50	ppb		0.03
Spiked Amount 25.000			Recovery	=	102.020%		
Target Compounds							Qvalue
3) Dichlorodifluoromethane	1.19	85	21936	9.08	ppb		99
4) Freon 114	1.30	85	14223	10.51	ppb		85
5) Chloromethane	1.34	50	12671	8.79	ppb	#	82
6) Vinyl chloride	1.43	62	14273	8.03	ppb		96
8) Bromomethane	1.69	94	16059	10.70	ppb		97
9) Chloroethane	1.79	64	9811	8.69	ppb		100
10) Dichlorofluoromethane	1.99	67	34573	8.87	ppb		96
11) Trichlorofluoromethane	2.02	101	42406	9.10	ppb		93
13) Acrolein	2.46	56	24478	108.55	ppb		98
14) Acetone	2.63	43	25067	47.66	ppb		93
15) Freon-113	2.55	151	18450	9.73	ppb		95
16) Acetonitrile	2.95	41	16907	135.26	ppb	#	92
18) 1,2-Dichlorotrifluoroethan	1.99	67	34573	8.87	ppb		100
19) 1,1-DCE	2.53	61	23968	8.48	ppb		96
20) t-Butanol	3.38	59	25013	156.86	ppb		94
21) Methyl Acetate	3.03	43	7985	9.03	ppb	#	82
22) Iodomethane	2.69	142	17275	8.94	ppb		99
23) Acrylonitrile	3.47	53	4948	9.94	ppb	#	80
25) Methylene chloride	3.11	84	18478	10.13	ppb		96
26) Carbon disulfide	2.74	76	20288	8.83	ppb		97
27) Methyl t-butyl ether (MtBE	3.50	73	60988	10.03	ppb		94
28) Trans-1,2-DCE	3.46	96	17509	8.89	ppb		96
29) 3-Methylpentane	3.50	57	10398	10.11	ppb	#	83
31) Diisopropyl Ether	4.27	45	38429	10.13	ppb		98
32) 1,1-DCA	4.10	63	29679	10.05	ppb		95
34) Ethyl tert Butyl Ether	4.81	59	50199	10.30	ppb		95
35) Methylcyclopentane	4.79	56	1813	8.45	ppb		100

(#) = qualifier out of range (m) = manual integration

Quantitation Report (Not Reviewed)

Data File : M:\MAX\DATA\211108\1110M16.D
Acq On : 10 Nov 21 15:54
Sample : Ending CCV 10ug/L 11/10/21
Misc : IS&S 8/4/21

Vial: 16
Operator: LP,DG,CH
Inst : Max
Multiplr: 1.00

Quant Time: Nov 11 7:54 2021

Quant Results File: M1015W.RES

Quant Method : M:\MAX\DATA\211015\M1015W.M (RTE Integrator)
Title : METHOD 8260B
Last Update : Sat Oct 16 14:01:48 2021
Response via : Initial Calibration
DataAcq Meth : M8260

	Compound	R.T.	QIon	Response	Conc Unit		Qvalue
36)	MEK (2-Butanone)	5.02	43	29287	53.26 ppb	#	99
37)	Cis-1,2-DCE	4.95	96	21271	9.75 ppb		94
38)	2,2-Dichloropropane	4.93	77	34048	8.98 ppb	#	91
39)	Chloroform	5.40	83	40539	10.57 ppb		99
40)	Bromochloromethane	5.26	130	16610	9.71 ppb	#	84
42)	1,1,1-TCA	5.58	97	46900	10.41 ppb		99
43)	Cyclohexane	5.62	41	11605	9.01 ppb		84
44)	1,1-Dichloropropene	5.79	75	23351	9.56 ppb		84
45)	2,2,4-Trimethylpentane	6.15	57	27698	8.74 ppb		83
47)	Carbon Tetrachloride	5.77	117	41604	9.82 ppb		90
48)	Tert Amyl Methyl Ether	6.22	73	50694	10.55 ppb		97
49)	1,2-DCA	6.07	62	39266	10.35 ppb		99
50)	Benzene	6.03	78	67105	9.49 ppb		96
51)	TCE	6.78	95	21747	9.60 ppb		86
52)	2-Pentanone	7.04	43	118803	129.25 ppb		99
53)	1,2-Dichloropropane	7.03	63	7588	9.65 ppb		94
54)	Bromodichloromethane	7.34	83	31614	9.96 ppb		90
55)	Methyl Cyclohexane	6.97	83	22003	9.05 ppb		87
56)	Dibromomethane	7.15	93	13428	9.72 ppb		82
57)	MIBK (methyl isobutyl ket	8.01	43	59970	51.02 ppb		97
58)	1-Bromo-2-chloroethane	7.65	144	4894	11.01 ppb		85
60)	Cis-1,3-Dichloropropene	7.82	75	28606	10.05 ppb		96
61)	Toluene	8.14	91	81377	9.95 ppb		98
62)	Trans-1,3-Dichloropropene	8.40	75	28694	10.17 ppb		98
63)	1,1,2-TCA	8.57	83	11755	9.27 ppb		89
64)	2-Hexanone	8.85	43	39900	50.19 ppb		95
67)	1,2-EDB	9.06	107	18531	9.64 ppb		82
68)	Tetrachloroethene	8.69	164	19576	10.34 ppb		83
69)	1-Chlorohexane	9.56	91	12993	8.99 ppb		96
70)	1,1,1,2-Tetrachloroethane	9.65	131	29313	10.82 ppb		97
71)	m&p-Xylene	9.79	106	79233	19.24 ppb		98
72)	o-Xylene	10.19	106	38370	8.88 ppb		100
73)	Styrene	10.20	104	63003	9.69 ppb		99
75)	1,3-Dichloropropane	8.74	76	27232	9.64 ppb		93
76)	Dibromochloromethane	8.96	129	28967	10.24 ppb		99
77)	Chlorobenzene	9.55	112	61965	9.81 ppb		93
78)	Ethylbenzene	9.68	91	94899	9.49 ppb		99
79)	Bromoform	10.37	173	23294	9.92 ppb		97
81)	Isopropylbenzene	10.56	105	101452	9.40 ppb		98
82)	1,1,2,2-Tetrachloroethane	10.87	83	16735	9.03 ppb	#	82
83)	1,2,3-Trichloropropane	10.90	110	9445	10.20 ppb		90
84)	t-1,4-Dichloro-2-Butene	10.93	53	4431	9.42 ppb		85

(#) = qualifier out of range (m) = manual integration

Quantitation Report (Not Reviewed)

Data File : M:\MAX\DATA\211108\1110M16.D
Acq On : 10 Nov 21 15:54
Sample : Ending CCV 10ug/L 11/10/21
Misc : IS&S 8/4/21

Vial: 16
Operator: LP,DG,CH
Inst : Max
Multiplr: 1.00

Quant Time: Nov 11 7:54 2021

Quant Results File: M1015W.RES

Quant Method : M:\MAX\DATA\211015\M1015W.M (RTE Integrator)
Title : METHOD 8260B
Last Update : Sat Oct 16 14:01:48 2021
Response via : Initial Calibration
DataAcq Meth : M8260

	Compound	R.T.	QIon	Response	Conc Unit	Qvalue
85)	Bromobenzene	10.84	156	34996	9.90 ppb	93
86)	n-Propylbenzene	10.97	91	100515	9.43 ppb	100
87)	4-Ethyltoluene	11.08	105	99494	10.11 ppb	95
88)	2-Chlorotoluene	11.04	91	81012	9.58 ppb	87
89)	1,3,5-Trimethylbenzene	11.14	105	88901	9.65 ppb	98
90)	4-Chlorotoluene	11.15	91	82636	9.84 ppb	97
91)	Tert-Butylbenzene	11.47	119	53176	10.46 ppb	98
92)	1,2,4-Trimethylbenzene	11.51	105	89423	10.25 ppb	96
93)	Sec-Butylbenzene	11.68	105	96298	9.89 ppb	99
94)	p-Isopropyltoluene	11.83	119	90196	9.59 ppb	93
95)	Benzyl Chloride	12.01	91	18037	8.10 ppb	90
96)	1,3-DCB	11.78	146	59537	9.68 ppb	96
97)	1,4-DCB	11.87	146	58467	9.33 ppb	90
98)	n-Butylbenzene	12.24	91	52633	8.51 ppb	94
99)	1,2-DCB	12.24	146	60881	10.11 ppb	96
100)	Hexachloroethane	12.48	117	16015	10.16 ppb	81
101)	1,2-Dibromo-3-chloropropan	13.01	75	4293	8.34 ppb	89
102)	1,2,4-Trichlorobenzene	13.84	180	17408	7.75 ppb	92
103)	Hexachlorobutadiene	14.01	225	22368	8.81 ppb	88
104)	Naphthalene	14.08	128	33283	7.85 ppb	97
105)	1,2,3-Trichlorobenzene	14.32	180	24184	8.24 ppb	94

(#) = qualifier out of range (m) = manual integration

Quantitation Report

Data File : M:\MAX\DATA\211108\1110M16.D Vial: 16
Acq On : 10 Nov 21 15:54 Operator: LP,DG,CH
Sample : Ending CCV 10ug/L 11/10/21 Inst : Max
Misc : IS&S 8/4/21 Multiplr: 1.00

Quant Time: Nov 11 7:54 2021 Quant Results File: M1015W.RES

Method : M:\MAX\DATA\211015\M1015W.M (RTE Integrator)
Title : METHOD 8260B
Last Update : Sat Oct 16 14:01:48 2021
Response via : Initial Calibration



Ext_ID=73261

UploadID	Sample	User	Date Entered	UploadStatus	Reason
609527	BA44436	DG	11/11/2021 8:28:55	Success	OK
609528	BA44498	DG	11/11/2021 8:28:55	Success	OK
609529	BA44499	DG	11/11/2021 8:28:55	Success	OK
609530	BA45023	DG	11/11/2021 8:28:55	Success	OK
609531	BA45024	DG	11/11/2021 8:28:55	Success	OK
609532	BA45025	DG	11/11/2021 8:28:55	Success	OK
609533	BA45026	DG	11/11/2021 8:28:55	Success	OK
609534	BA45027	DG	11/11/2021 8:28:55	Success	OK
609535	BA45028	DG	11/11/2021 8:28:55	Success	OK
609536	BA45029	DG	11/11/2021 8:28:55	Success	OK
609537	BA45030	DG	11/11/2021 8:28:55	Success	OK

ORGANICS
Raw Data

Quantitation Report (QT Reviewed)

Data File : M:\MAX\DATA\211108\1109M14.D
Acq On : 9 Nov 21 14:12
Sample : BA45107W01
Misc : IS&S 8/4/21

Vial: 14
Operator: LP,DG,CH
Inst : Max
Multiplr: 1.00

Quant Time: Nov 10 9:29 2021

Quant Results File: M1015W.RES

Quant Method : M:\MAX\DATA\211015\M1015W.M (RTE Integrator)
Title : METHOD 8260B
Last Update : Sat Oct 16 14:01:48 2021
Response via : Initial Calibration
DataAcq Meth : M8260

Internal Standards	R.T.	QIon	Response	Conc Units	Dev(Min)
1) Fluorobenzene (IS)	6.37	96	383313	25.00 ppb	0.03
65) Chlorobenzene-D5 (IS)	9.53	117	340452	25.00 ppb	0.03
80) 1,4-Dichlorobenzene-D (IS)	11.85	152	208876	25.00 ppb	0.03
System Monitoring Compounds					
41) Dibromofluoromethane(S)	5.59	111	124548	26.16 ppb	0.03
Spiked Amount 25.000			Recovery	= 104.648%	
46) 1,2-DCA-D4(S)	5.98	65	84272	25.38 ppb	0.03
Spiked Amount 25.000			Recovery	= 101.520%	
66) Toluene-D8(S)	8.08	98	392666	25.09 ppb	0.03
Spiked Amount 25.000			Recovery	= 100.376%	
74) 4-Bromofluorobenzene(S)	10.70	95	153323	24.26 ppb	0.03
Spiked Amount 25.000			Recovery	= 97.040%	

Target Compounds Qvalue

(#) = qualifier out of range (m) = manual integration

Quantitation Report

Data File : M:\MAX\DATA\211108\1109M14.D
Acq On : 9 Nov 21 14:12
Sample : BA45107W01
Misc : IS&S 8/4/21

Vial: 14
Operator: LP,DG,CH
Inst : Max
Multiplr: 1.00

Quant Time: Nov 10 9:29 2021

Quant Results File: M1015W.RES

Method : M:\MAX\DATA\211015\M1015W.M (RTE Integrator)
Title : METHOD 8260B
Last Update : Sat Oct 16 14:01:48 2021
Response via : Initial Calibration



Quantitation Report (QT Reviewed)

Data File : M:\MAX\DATA\211108\1109M15.D
Acq On : 9 Nov 21 14:41
Sample : BA45108W01
Misc : IS&S 8/4/21

Vial: 15
Operator: LP,DG,CH
Inst : Max
Multiplr: 1.00

Quant Time: Nov 10 4:59 2021

Quant Results File: M1015W.RES

Quant Method : M:\MAX\DATA\211015\M1015W.M (RTE Integrator)
Title : METHOD 8260B
Last Update : Sat Oct 16 14:01:48 2021
Response via : Initial Calibration
DataAcq Meth : M8260

Internal Standards	R.T.	QIon	Response	Conc Units	Dev(Min)
1) Fluorobenzene (IS)	6.37	96	382635	25.00 ppb	0.03
65) Chlorobenzene-D5 (IS)	9.53	117	335248	25.00 ppb	0.03
80) 1,4-Dichlorobenzene-D (IS)	11.85	152	220572	25.00 ppb	0.03
System Monitoring Compounds					
41) Dibromofluoromethane(S)	5.59	111	126712	26.66 ppb	0.03
Spiked Amount 25.000			Recovery	= 106.656%	
46) 1,2-DCA-D4(S)	5.98	65	86584	26.12 ppb	0.03
Spiked Amount 25.000			Recovery	= 104.492%	
66) Toluene-D8(S)	8.08	98	395296	25.65 ppb	0.03
Spiked Amount 25.000			Recovery	= 102.616%	
74) 4-Bromofluorobenzene(S)	10.70	95	152499	24.50 ppb	0.03
Spiked Amount 25.000			Recovery	= 98.016%	

Target Compounds Qvalue

(#) = qualifier out of range (m) = manual integration

Quantitation Report

Data File : M:\MAX\DATA\211108\1109M15.D
Acq On : 9 Nov 21 14:41
Sample : BA45108W01
Misc : IS&S 8/4/21

Vial: 15
Operator: LP,DG,CH
Inst : Max
Multiplr: 1.00

Quant Time: Nov 10 4:59 2021

Quant Results File: M1015W.RES

Method : M:\MAX\DATA\211015\M1015W.M (RTE Integrator)
Title : METHOD 8260B
Last Update : Sat Oct 16 14:01:48 2021
Response via : Initial Calibration

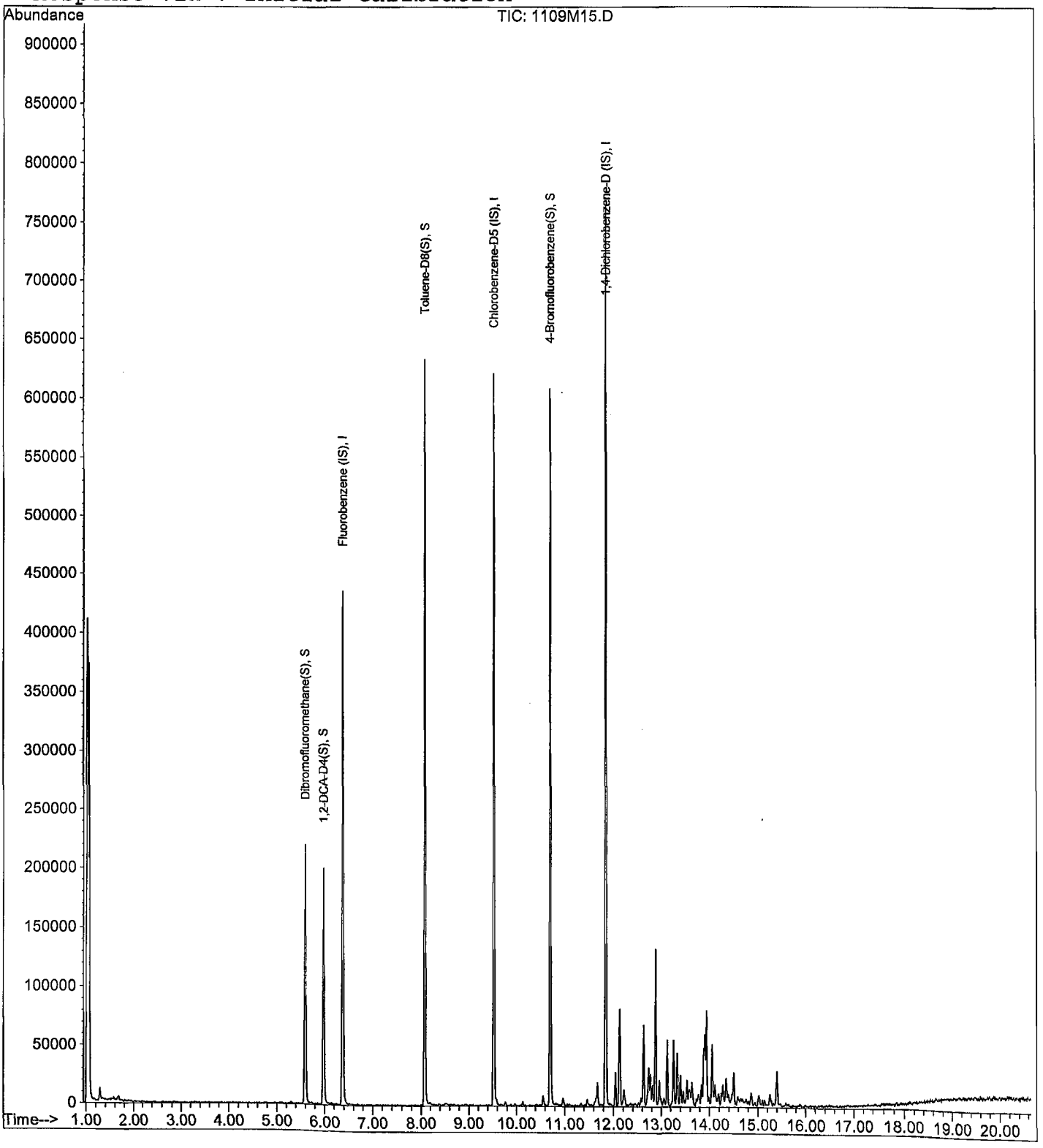

Quantitation Report (QT Reviewed)

Data File : M:\MAX\DATA\211108\1109M16.D
Acq On : 9 Nov 21 15:09
Sample : BA45109W01
Misc : IS&S 8/4/21

Vial: 16
Operator: LP,DG,CH
Inst : Max
Multiplr: 1.00

Quant Time: Nov 10 5:03 2021

Quant Results File: M1015W.RES

Quant Method : M:\MAX\DATA\211015\M1015W.M (RTE Integrator)
Title : METHOD 8260B
Last Update : Sat Oct 16 14:01:48 2021
Response via : Initial Calibration
DataAcq Meth : M8260

Internal Standards	R.T.	QIon	Response	Conc Units	Dev(Min)
1) Fluorobenzene (IS)	6.37	96	388259	25.00 ppb	0.03
65) Chlorobenzene-D5 (IS)	9.53	117	346660	25.00 ppb	0.03
80) 1,4-Dichlorobenzene-D (IS)	11.85	152	211219	25.00 ppb	0.03
System Monitoring Compounds					
41) Dibromofluoromethane(S)	5.59	111	127795	26.50 ppb	0.03
Spiked Amount 25.000			Recovery	= 106.008%	
46) 1,2-DCA-D4(S)	5.98	65	86736	25.79 ppb	0.03
Spiked Amount 25.000			Recovery	= 103.160%	
66) Toluene-D8(S)	8.08	98	400377	25.13 ppb	0.03
Spiked Amount 25.000			Recovery	= 100.512%	
74) 4-Bromofluorobenzene(S)	10.70	95	154918	24.07 ppb	0.03
Spiked Amount 25.000			Recovery	= 96.296%	

Target Compounds Qvalue

(#) = qualifier out of range (m) = manual integration

Quantitation Report

Data File : M:\MAX\DATA\211108\1109M16.D
Acq On : 9 Nov 21 15:09
Sample : BA45109W01
Misc : IS&S 8/4/21

Vial: 16
Operator: LP,DG,CH
Inst : Max
Multiplr: 1.00

Quant Time: Nov 10 5:03 2021

Quant Results File: M1015W.RES

Method : M:\MAX\DATA\211015\M1015W.M (RTE Integrator)
Title : METHOD 8260B
Last Update : Sat Oct 16 14:01:48 2021
Response via : Initial Calibration



Quantitation Report (QT Reviewed)

Data File : M:\MAX\DATA\211108\1109M17.D
Acq On : 9 Nov 21 15:38
Sample : BA45110W01
Misc : IS&S 8/4/21

Vial: 17
Operator: LP,DG,CH
Inst : Max
Multiplr: 1.00

Quant Time: Nov 10 5:08 2021

Quant Results File: M1015W.RES

Quant Method : M:\MAX\DATA\211015\M1015W.M (RTE Integrator)
Title : METHOD 8260B
Last Update : Sat Oct 16 14:01:48 2021
Response via : Initial Calibration
DataAcq Meth : M8260

Internal Standards	R.T.	QIon	Response	Conc Units	Dev(Min)
1) Fluorobenzene (IS)	6.37	96	392735	25.00 ppb	0.03
65) Chlorobenzene-D5 (IS)	9.53	117	349308	25.00 ppb	0.03
80) 1,4-Dichlorobenzene-D (IS)	11.85	152	231087	25.00 ppb	0.03
System Monitoring Compounds					
41) Dibromofluoromethane(S)	5.59	111	124409	25.51 ppb	0.03
Spiked Amount 25.000			Recovery	= 102.024%	
46) 1,2-DCA-D4(S)	5.98	65	87536	25.73 ppb	0.03
Spiked Amount 25.000			Recovery	= 102.924%	
66) Toluene-D8(S)	8.08	98	405913	25.28 ppb	0.03
Spiked Amount 25.000			Recovery	= 101.132%	
74) 4-Bromofluorobenzene(S)	10.70	95	162350	25.04 ppb	0.03
Spiked Amount 25.000			Recovery	= 100.148%	
Target Compounds					Qvalue
78) Ethylbenzene	9.68	91	1859	0.19 ppb	87

(#) = qualifier out of range (m) = manual integration

Quantitation Report

Data File : M:\MAX\DATA\211108\1109M17.D
Acq On : 9 Nov 21 15:38
Sample : BA45110W01
Misc : IS&S 8/4/21

Vial: 17
Operator: LP,DG,CH
Inst : Max
Multiplr: 1.00

Quant Time: Nov 10 5:08 2021

Quant Results File: M1015W.RES

Method : M:\MAX\DATA\211015\M1015W.M (RTE Integrator)
Title : METHOD 8260B
Last Update : Sat Oct 16 14:01:48 2021
Response via : Initial Calibration

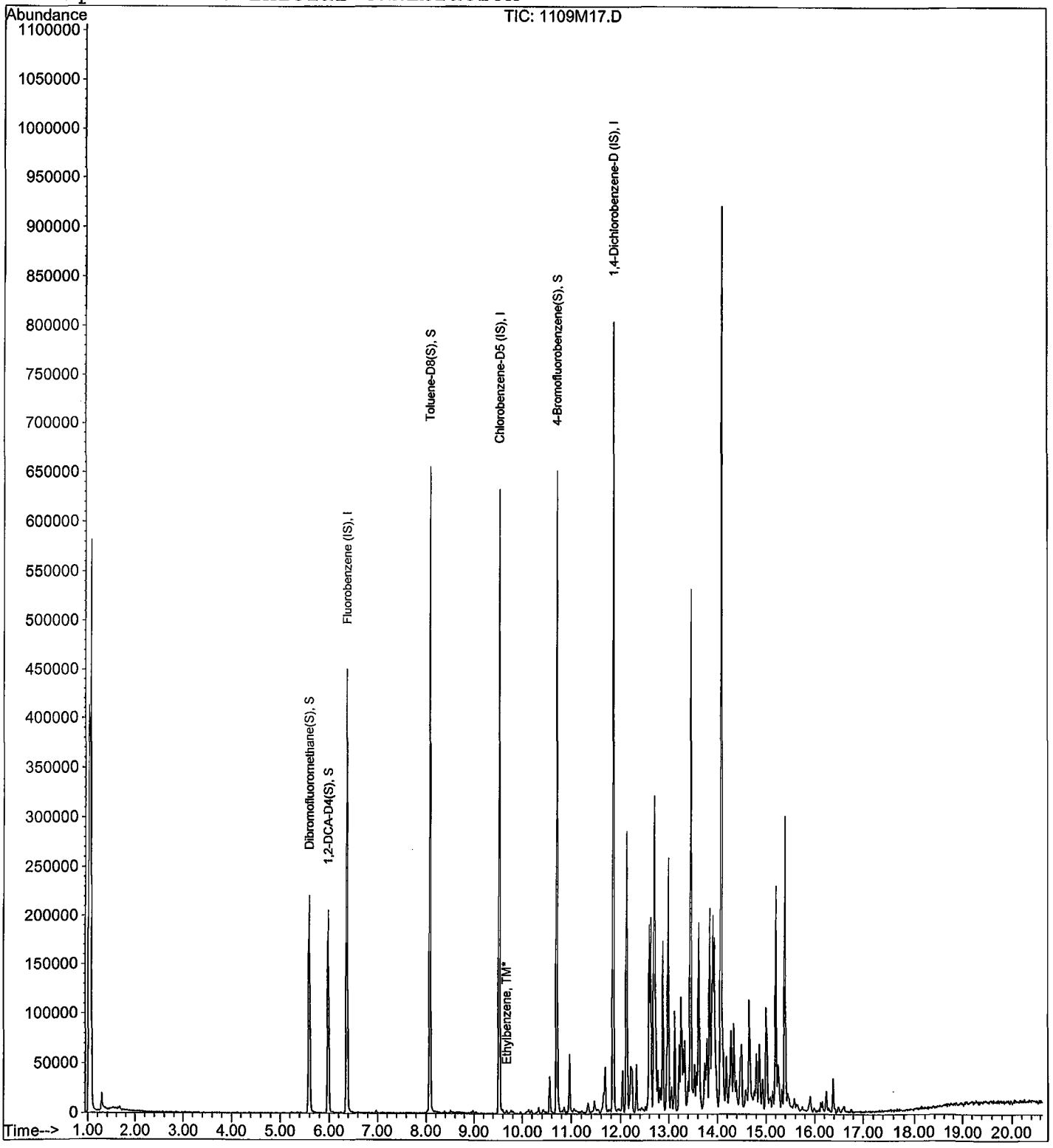

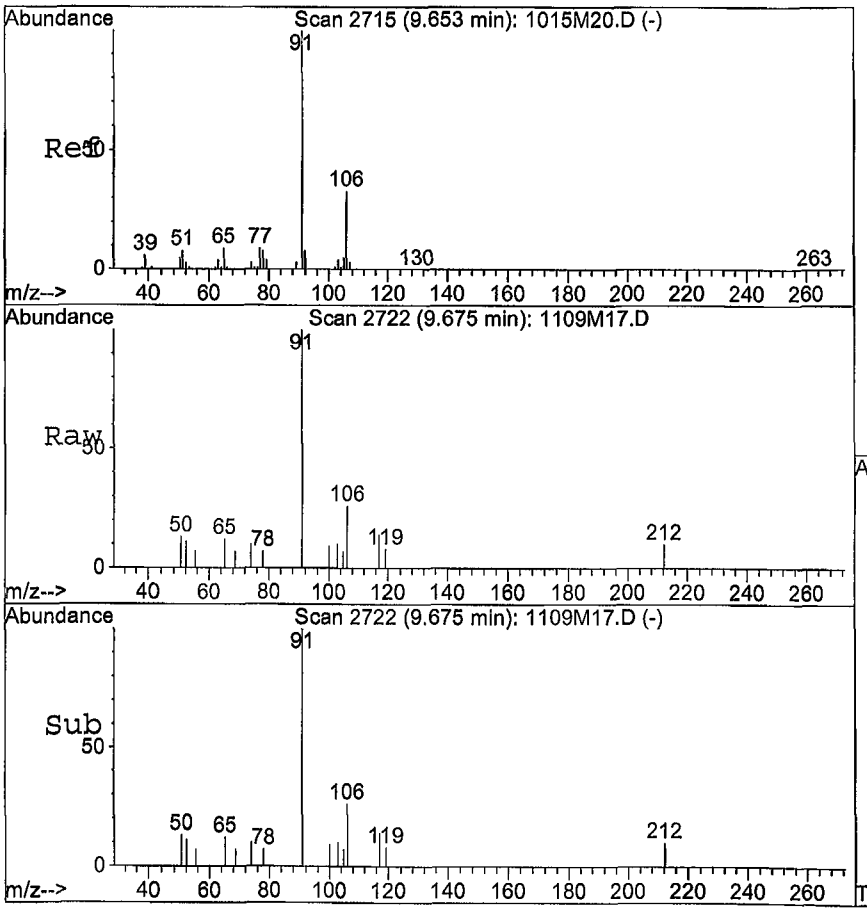

#78
Ethylbenzene
Concen: 0.19 ppb
RT: 9.68 min Scan# 2722
Delta R.T. 0.03 min
Lab File: 1109M17.D
Acq: 9 Nov 21 15:38

Tgt Ion: 91 Resp: 1859

Ion	Ratio	Lower	Upper
91	100		
106	26.2	23.4	43.4

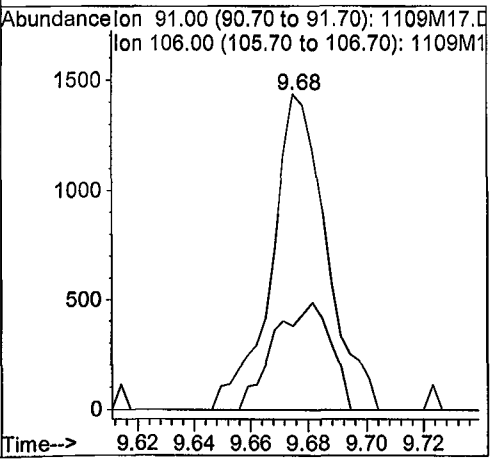

Quantitation Report (QT Reviewed)

Data File : M:\MAX\DATA\211108\1109M18.D Vial: 18
Acq On : 9 Nov 21 16:06 Operator: LP,DG,CH
Sample : BA45111W01 Inst : Max
Misc : IS&S 8/4/21 Multiplr: 1.00

Quant Time: Nov 10 8:50 2021 Quant Results File: M1015W.RES

Quant Method : M:\MAX\DATA\211015\M1015W.M (RTE Integrator)
Title : METHOD 8260B
Last Update : Sat Oct 16 14:01:48 2021
Response via : Initial Calibration
DataAcq Meth : M8260

Internal Standards	R.T.	QIon	Response	Conc Units	Dev(Min)
1) Fluorobenzene (IS)	6.37	96	378644	25.00 ppb	0.03
65) Chlorobenzene-D5 (IS)	9.53	117	348750	25.00 ppb	0.03
80) 1,4-Dichlorobenzene-D (IS)	11.84	152	225110	25.00 ppb	0.02
System Monitoring Compounds					
41) Dibromofluoromethane(S)	5.59	111	126887	26.98 ppb	0.03
Spiked Amount 25.000			Recovery	= 107.928%	
46) 1,2-DCA-D4(S)	5.98	65	87728	26.75 ppb	0.03
Spiked Amount 25.000			Recovery	= 106.988%	
66) Toluene-D8(S)	8.08	98	394763	24.63 ppb	0.03
Spiked Amount 25.000			Recovery	= 98.512%	
74) 4-Bromofluorobenzene(S)	10.70	95	152033	23.48 ppb	0.03
Spiked Amount 25.000			Recovery	= 93.936%	

Target Compounds Qvalue

(#) = qualifier out of range (m) = manual integration

Quantitation Report

Data File : M:\MAX\DATA\211108\1109M18.D
Acq On : 9 Nov 21 16:06
Sample : BA45111W01
Misc : IS&S 8/4/21

Vial: 18
Operator: LP,DG,CH
Inst : Max
Multiplr: 1.00

Quant Time: Nov 10 8:50 2021

Quant Results File: M1015W.RES

Method : M:\MAX\DATA\211015\M1015W.M (RTE Integrator)
Title : METHOD 8260B
Last Update : Sat Oct 16 14:01:48 2021
Response via : Initial Calibration



Quantitation Report (QT Reviewed)

Data File : M:\MAX\DATA\211108\1110M09.D
Acq On : 10 Nov 21 12:36
Sample : BA45112W02
Misc : IS&S 8/4/21

Vial: 9
Operator: LP,DG,CH
Inst : Max
Multiplr: 1.00

Quant Time: Nov 10 14:00 2021

Quant Results File: M1015W.RES

Quant Method : M:\MAX\DATA\211015\M1015W.M (RTE Integrator)
Title : METHOD 8260B
Last Update : Sat Oct 16 14:01:48 2021
Response via : Initial Calibration
DataAcq Meth : M8260

Internal Standards	R.T.	QIon	Response	Conc Units	Dev(Min)
1) Fluorobenzene (IS)	6.37	96	427971	25.00 ppb	0.03
65) Chlorobenzene-D5 (IS)	9.53	117	370640	25.00 ppb	0.03
80) 1,4-Dichlorobenzene-D (IS)	11.85	152	216916	25.00 ppb	0.03
System Monitoring Compounds					
41) Dibromofluoromethane(S)	5.59	111	129565	24.38 ppb	0.03
Spiked Amount 25.000			Recovery	= 97.504%	
46) 1,2-DCA-D4(S)	5.98	65	90720	24.47 ppb	0.04
Spiked Amount 25.000			Recovery	= 97.884%	
66) Toluene-D8(S)	8.08	98	432266	25.37 ppb	0.03
Spiked Amount 25.000			Recovery	= 101.500%	
74) 4-Bromofluorobenzene(S)	10.71	95	162068	23.56 ppb	0.03
Spiked Amount 25.000			Recovery	= 94.220%	

Target Compounds Qvalue

(#) = qualifier out of range (m) = manual integration

Quantitation Report

Data File : M:\MAX\DATA\211108\1110M09.D
Acq On : 10 Nov 21 12:36
Sample : BA45112W02
Misc : IS&S 8/4/21

Vial: 9
Operator: LP,DG,CH
Inst : Max
Multiplr: 1.00

Quant Time: Nov 10 14:00 2021

Quant Results File: M1015W.RES

Method : M:\MAX\DATA\211015\M1015W.M (RTE Integrator)
Title : METHOD 8260B
Last Update : Sat Oct 16 14:01:48 2021
Response via : Initial Calibration



Quantitation Report (QT Reviewed)

Data File : M:\MAX\DATA\211108\1110M10.D Vial: 10
Acq On : 10 Nov 21 13:04 Operator: LP,DG,CH
Sample : BA45113W03 Inst : Max
Misc : IS&S 8/4/21 Multiplr: 1.00

Quant Time: Nov 10 14:02 2021 Quant Results File: M1015W.RES

Quant Method : M:\MAX\DATA\211015\M1015W.M (RTE Integrator)
Title : METHOD 8260B
Last Update : Sat Oct 16 14:01:48 2021
Response via : Initial Calibration
DataAcq Meth : M8260

Internal Standards	R.T.	QIon	Response	Conc Units	Dev(Min)
1) Fluorobenzene (IS)	6.38	96	419040	25.00 ppb	0.04
65) Chlorobenzene-D5 (IS)	9.53	117	363442	25.00 ppb	0.03
80) 1,4-Dichlorobenzene-D (IS)	11.85	152	215035	25.00 ppb	0.03
System Monitoring Compounds					
41) Dibromofluoromethane(S)	5.59	111	135682	26.07 ppb	0.03
Spiked Amount 25.000			Recovery	= 104.284%	
46) 1,2-DCA-D4(S)	5.99	65	91680	25.26 ppb	0.04
Spiked Amount 25.000			Recovery	= 101.028%	
66) Toluene-D8(S)	8.08	98	425703	25.48 ppb	0.03
Spiked Amount 25.000			Recovery	= 101.936%	
74) 4-Bromofluorobenzene(S)	10.71	95	164881	24.44 ppb	0.03
Spiked Amount 25.000			Recovery	= 97.756%	

Target Compounds Qvalue

(#) = qualifier out of range (m) = manual integration

Quantitation Report

Data File : M:\MAX\DATA\211108\1110M10.D
Acq On : 10 Nov 21 13:04
Sample : BA45113W03
Misc : IS&S 8/4/21

Vial: 10
Operator: LP,DG,CH
Inst : Max
Multiplr: 1.00

Quant Time: Nov 10 14:02 2021

Quant Results File: M1015W.RES

Method : M:\MAX\DATA\211015\M1015W.M (RTE Integrator)
Title : METHOD 8260B
Last Update : Sat Oct 16 14:01:48 2021
Response via : Initial Calibration



Quantitation Report (QT Reviewed)

Data File : M:\MAX\DATA\211108\1110M11.D Vial: 11
Acq On : 10 Nov 21 13:32 Operator: LP,DG,CH
Sample : BA45114W02 Inst : Max
Misc : IS&S 8/4/21 Multiplr: 1.00

Quant Time: Nov 10 14:09 2021 Quant Results File: M1015W.RES

Quant Method : M:\MAX\DATA\211015\M1015W.M (RTE Integrator)
Title : METHOD 8260B
Last Update : Sat Oct 16 14:01:48 2021
Response via : Initial Calibration
DataAcq Meth : M8260

Internal Standards	R.T.	QIon	Response	Conc Units	Dev(Min)
1) Fluorobenzene (IS)	6.37	96	408587	25.00 ppb	0.03
65) Chlorobenzene-D5 (IS)	9.53	117	365510	25.00 ppb	0.03
80) 1,4-Dichlorobenzene-D (IS)	11.85	152	211433	25.00 ppb	0.03
System Monitoring Compounds					
41) Dibromofluoromethane(S)	5.59	111	130094	25.64 ppb	0.03
Spiked Amount 25.000			Recovery	= 102.548%	
46) 1,2-DCA-D4(S)	5.98	65	91056	25.73 ppb	0.03
Spiked Amount 25.000			Recovery	= 102.908%	
66) Toluene-D8(S)	8.08	98	419427	24.97 ppb	0.03
Spiked Amount 25.000			Recovery	= 99.864%	
74) 4-Bromofluorobenzene(S)	10.70	95	160787	23.70 ppb	0.03
Spiked Amount 25.000			Recovery	= 94.788%	

Target Compounds Qvalue

(#) = qualifier out of range (m) = manual integration

Quantitation Report

Data File : M:\MAX\DATA\211108\1110M11.D
Acq On : 10 Nov 21 13:32
Sample : BA45114W02
Misc : IS&S 8/4/21

Vial: 11
Operator: LP,DG,CH
Inst : Max
Multiplr: 1.00

Quant Time: Nov 10 14:09 2021

Quant Results File: M1015W.RES

Method : M:\MAX\DATA\211015\M1015W.M (RTE Integrator)
Title : METHOD 8260B
Last Update : Sat Oct 16 14:01:48 2021
Response via : Initial Calibration



Quantitation Report (Not Reviewed)

Data File : M:\MAX\DATA\211108\1109M03.D
Acq On : 9 Nov 21 9:00
Sample : 211109A LCS 10ug/L
Misc : IS&S 8/4/21

Vial: 3
Operator: LP,DG,CH
Inst : Max
Multiplr: 1.00

Quant Time: Nov 10 9:21 2021

Quant Results File: M1015W.RES

Quant Method : M:\MAX\DATA\211015\M1015W.M (RTE Integrator)
Title : METHOD 8260B
Last Update : Sat Oct 16 14:01:48 2021
Response via : Initial Calibration
DataAcq Meth : M8260

Internal Standards	R.T.	QIon	Response	Conc	Units		Dev(Min)
1) Fluorobenzene (IS)	6.38	96	411507	25.00	ppb		0.04
65) Chlorobenzene-D5 (IS)	9.53	117	369189	25.00	ppb		0.03
80) 1,4-Dichlorobenzene-D (IS)	11.85	152	234982	25.00	ppb		0.03
System Monitoring Compounds							
41) Dibromofluoromethane(S)	5.60	111	129825	25.40	ppb		0.04
Spiked Amount 25.000			Recovery	=	101.608%		
46) 1,2-DCA-D4(S)	5.98	65	85272	23.92	ppb		0.03
Spiked Amount 25.000			Recovery	=	95.688%		
66) Toluene-D8(S)	8.08	98	437144	25.76	ppb		0.03
Spiked Amount 25.000			Recovery	=	103.048%		
74) 4-Bromofluorobenzene(S)	10.70	95	172589	25.18	ppb		0.03
Spiked Amount 25.000			Recovery	=	100.732%		
Target Compounds							Qvalue
3) Dichlorodifluoromethane	1.20	85	25160	10.21	ppb		96
4) Freon 114	1.30	85	16834	12.20	ppb		87
5) Chloromethane	1.34	50	14972	10.18	ppb		94
6) Vinyl chloride	1.43	62	16973	9.36	ppb		92
8) Bromomethane	1.69	94	16239	10.60	ppb		89
9) Chloroethane	1.79	64	11803	10.05	ppb		98
10) Dichlorofluoromethane	1.99	67	39431	9.92	ppb		96
11) Trichlorofluoromethane	2.02	101	47392	9.97	ppb		97
13) Acrolein	2.46	56	27875	120.87	ppb		88
14) Acetone	2.63	43	24112	44.94	ppb		96
15) Freon-113	2.55	151	19702	10.18	ppb	#	84
16) Acetonitrile	2.96	41	15520	121.72	ppb	#	91
18) 1,2-Dichlorotrifluoroethan	1.99	67	39431	9.92	ppb		100
19) 1,1-DCE	2.54	61	26381	9.16	ppb		97
20) t-Butanol	3.37	59	22570	136.37	ppb	#	85
21) Methyl Acetate	3.03	43	9681	10.73	ppb		99
22) Iodomethane	2.69	142	21331	10.56	ppb		98
23) Acrylonitrile	3.48	53	5434	10.71	ppb	#	82
25) Methylene chloride	3.12	84	19175	10.31	ppb		97
26) Carbon disulfide	2.74	76	24208	10.33	ppb	#	92
27) Methyl t-butyl ether (MtBE	3.50	73	61073	9.84	ppb		95
28) Trans-1,2-DCE	3.46	96	19131	9.52	ppb		91
29) 3-Methylpentane	3.50	57	9973	9.47	ppb		90
31) Diisopropyl Ether	4.28	45	39805	10.29	ppb		93
32) 1,1-DCA	4.10	63	30514	10.13	ppb	#	95
34) Ethyl tert Butyl Ether	4.81	59	51200	10.30	ppb		92
35) Methylcyclopentane	4.81	56	2175	10.19	ppb		100

(#) = qualifier out of range (m) = manual integration

Quantitation Report (Not Reviewed)

Data File : M:\MAX\DATA\211108\1109M03.D
Acq On : 9 Nov 21 9:00
Sample : 211109A LCS 10ug/L
Misc : IS&S 8/4/21

Vial: 3
Operator: LP,DG,CH
Inst : Max
Multiplr: 1.00

Quant Time: Nov 10 9:21 2021

Quant Results File: M1015W.RES

Quant Method : M:\MAX\DATA\211015\M1015W.M (RTE Integrator)
Title : METHOD 8260B
Last Update : Sat Oct 16 14:01:48 2021
Response via : Initial Calibration
DataAcq Meth : M8260

	Compound	R.T.	QIon	Response	Conc	Unit		Qvalue
36)	MEK (2-Butanone)	5.02	43	27865	49.67	ppb		99
37)	Cis-1,2-DCE	4.95	96	22173	9.96	ppb		91
38)	2,2-Dichloropropane	4.93	77	40405	10.45	ppb		98
39)	Chloroform	5.39	83	42097	10.76	ppb		90
40)	Bromochloromethane	5.26	130	16027	9.17	ppb	#	83
42)	1,1,1-TCA	5.58	97	50645	11.02	ppb		99
43)	Cyclohexane	5.62	41	12172	9.26	ppb		88
44)	1,1-Dichloropropene	5.79	75	26131	10.48	ppb		92
45)	2,2,4-Trimethylpentane	6.15	57	36332	11.24	ppb		93
47)	Carbon Tetrachloride	5.77	117	44402	10.28	ppb		91
48)	Tert Amyl Methyl Ether	6.22	73	51052	10.41	ppb	#	94
49)	1,2-DCA	6.07	62	41214	10.65	ppb		95
50)	Benzene	6.03	78	71558	9.92	ppb		96
51)	TCE	6.78	95	21666	9.38	ppb	#	80
52)	2-Pentanone	7.04	43	115257	122.92	ppb		98
53)	1,2-Dichloropropane	7.03	63	7420	9.24	ppb		100
54)	Bromodichloromethane	7.35	83	34457	10.64	ppb		93
55)	Methyl Cyclohexane	6.98	83	26174	10.53	ppb		98
56)	Dibromomethane	7.15	93	12555	8.91	ppb		96
57)	MIBK (methyl isobutyl ket	8.01	43	59603	49.70	ppb		96
58)	1-Bromo-2-chloroethane	7.66	144	5085	11.21	ppb		94
60)	Cis-1,3-Dichloropropene	7.82	75	30755	10.60	ppb		96
61)	Toluene	8.15	91	87132	10.44	ppb		100
62)	Trans-1,3-Dichloropropene	8.40	75	32899	11.43	ppb		93
63)	1,1,2-TCA	8.58	83	11948	9.24	ppb		92
64)	2-Hexanone	8.86	43	38076	46.95	ppb		97
67)	1,2-EDB	9.06	107	19157	9.83	ppb		96
68)	Tetrachloroethene	8.69	164	18064	9.29	ppb		93
69)	1-Chlorohexane	9.56	91	15090	10.30	ppb		86
70)	1,1,1,2-Tetrachloroethane	9.65	131	31205	11.36	ppb		93
71)	m&p-Xylene	9.80	106	84945	20.35	ppb		99
72)	o-Xylene	10.19	106	43233	9.88	ppb		91
73)	Styrene	10.20	104	69791	10.59	ppb	#	96
75)	1,3-Dichloropropane	8.74	76	27549	9.62	ppb	#	76
76)	Dibromochloromethane	8.96	129	30849	10.76	ppb		97
77)	Chlorobenzene	9.56	112	70752	11.06	ppb		91
78)	Ethylbenzene	9.68	91	104969	10.36	ppb		98
79)	Bromoform	10.38	173	22904	9.63	ppb		100
81)	Isopropylbenzene	10.56	105	114193	10.42	ppb		99
82)	1,1,2,2-Tetrachloroethane	10.87	83	17907	9.52	ppb		93
83)	1,2,3-Trichloropropane	10.90	110	9234	9.82	ppb		98
84)	t-1,4-Dichloro-2-Butene	10.93	53	4323	9.06	ppb		98

(#) = qualifier out of range (m) = manual integration

Quantitation Report (Not Reviewed)

Data File : M:\MAX\DATA\211108\1109M03.D
Acq On : 9 Nov 21 9:00
Sample : 211109A LCS 10ug/L
Misc : IS&S 8/4/21

Vial: 3
Operator: LP,DG,CH
Inst : Max
Multiplr: 1.00

Quant Time: Nov 10 9:21 2021

Quant Results File: M1015W.RES

Quant Method : M:\MAX\DATA\211015\M1015W.M (RTE Integrator)
Title : METHOD 8260B
Last Update : Sat Oct 16 14:01:48 2021
Response via : Initial Calibration
DataAcq Meth : M8260

	Compound	R.T.	QIon	Response	Conc	Unit	Qvalue
85)	Bromobenzene	10.84	156	37630	10.49	ppb	89
86)	n-Propylbenzene	10.97	91	112779	10.42	ppb	100
87)	4-Ethyltoluene	11.08	105	105536	10.56	ppb	99
88)	2-Chlorotoluene	11.04	91	85491	9.96	ppb	88
89)	1,3,5-Trimethylbenzene	11.15	105	99907	10.69	ppb	98
90)	4-Chlorotoluene	11.15	91	86377	10.13	ppb	97
91)	Tert-Butylbenzene	11.47	119	55968	10.84	ppb	96
92)	1,2,4-Trimethylbenzene	11.52	105	95899	10.83	ppb	96
93)	Sec-Butylbenzene	11.68	105	109859	11.12	ppb	99
94)	p-Isopropyltoluene	11.83	119	98635	10.33	ppb	98
95)	Benzyl Chloride	12.02	91	24603	10.88	ppb	95
96)	1,3-DCB	11.78	146	65653	10.51	ppb	99
97)	1,4-DCB	11.87	146	64986	10.22	ppb	94
98)	n-Butylbenzene	12.24	91	56060	8.86	ppb	96
99)	1,2-DCB	12.24	146	62557	10.23	ppb	99
100)	Hexachloroethane	12.49	117	15987	9.99	ppb	96
101)	1,2-Dibromo-3-chloropropan	13.02	75	5165	9.70	ppb	85
102)	1,2,4-Trichlorobenzene	13.84	180	19552	8.34	ppb	95
103)	Hexachlorobutadiene	14.02	225	25098	9.63	ppb	97
104)	Naphthalene	14.08	128	33683	7.83	ppb	95
105)	1,2,3-Trichlorobenzene	14.32	180	23374	7.97	ppb	79

(#) = qualifier out of range (m) = manual integration

Quantitation Report

Data File : M:\MAX\DATA\211108\1109M03.D
Acq On : 9 Nov 21 9:00
Sample : 211109A LCS 10ug/L
Misc : IS&S 8/4/21

Vial: 3
Operator: LP,DG,CH
Inst : Max
Multiplr: 1.00

Quant Time: Nov 10 9:21 2021

Quant Results File: M1015W.RES

Method : M:\MAX\DATA\211015\M1015W.M (RTE Integrator)
Title : METHOD 8260B
Last Update : Sat Oct 16 14:01:48 2021
Response via : Initial Calibration



Quantitation Report (Not Reviewed)

Data File : M:\MAX\DATA\211108\1109M04.D
Acq On : 9 Nov 21 9:28
Sample : 211109A LCSD 10ug/L
Misc : IS&S 8/4/21

Vial: 4
Operator: LP,DG,CH
Inst : Max
Multiplr: 1.00

Quant Time: Nov 10 9:21 2021

Quant Results File: M1015W.RES

Quant Method : M:\MAX\DATA\211015\M1015W.M (RTE Integrator)
Title : METHOD 8260B
Last Update : Sat Oct 16 14:01:48 2021
Response via : Initial Calibration
DataAcq Meth : M8260

Internal Standards	R.T.	QIon	Response	Conc Units	Dev(Min)
1) Fluorobenzene (IS)	6.38	96	401220	25.00 ppb	0.04
65) Chlorobenzene-D5 (IS)	9.53	117	350067	25.00 ppb	0.03
80) 1,4-Dichlorobenzene-D (IS)	11.85	152	232601	25.00 ppb	0.03
System Monitoring Compounds					
41) Dibromofluoromethane(S)	5.60	111	130125	26.11 ppb	0.04
Spiked Amount 25.000			Recovery	= 104.456%	
46) 1,2-DCA-D4(S)	5.98	65	87680	25.23 ppb	0.04
Spiked Amount 25.000			Recovery	= 100.912%	
66) Toluene-D8(S)	8.08	98	415166	25.80 ppb	0.03
Spiked Amount 25.000			Recovery	= 103.212%	
74) 4-Bromofluorobenzene(S)	10.71	95	160709	24.73 ppb	0.03
Spiked Amount 25.000			Recovery	= 98.924%	

Target Compounds					Qvalue
3) Dichlorodifluoromethane	1.20	85	22120	9.21 ppb	98
4) Freon 114	1.30	85	14033	10.43 ppb	88
5) Chloromethane	1.34	50	14204	9.91 ppb	91
6) Vinyl chloride	1.43	62	14721	8.33 ppb	97
8) Bromomethane	1.69	94	14586	9.77 ppb	98
9) Chloroethane	1.79	64	8689	7.86 ppb	95
10) Dichlorofluoromethane	1.99	67	33571	8.66 ppb	94
11) Trichlorofluoromethane	2.02	101	41379	8.92 ppb	92
13) Acrolein	2.46	56	26328	117.19 ppb	97
14) Acetone	2.63	43	22203	42.44 ppb	90
15) Freon-113	2.55	151	18011	9.55 ppb	95
16) Acetonitrile	2.96	41	15202	122.29 ppb	91
18) 1,2-Dichlorotrifluoroethan	1.99	67	33571	8.66 ppb	100
19) 1,1-DCE	2.53	61	24376	8.68 ppb	98
20) t-Butanol	3.37	59	18200	110.64 ppb	97
21) Methyl Acetate	3.02	43	7325	8.33 ppb	88
22) Iodomethane	2.69	142	18514	9.54 ppb	96
23) Acrylonitrile	3.47	53	4181	8.43 ppb	97
25) Methylene chloride	3.12	84	16252	8.96 ppb	91
26) Carbon disulfide	2.74	76	22120	9.68 ppb	97
27) Methyl t-butyl ether (MtBE	3.50	73	56238	9.30 ppb	94
28) Trans-1,2-DCE	3.47	96	16849	8.60 ppb	95
29) 3-Methylpentane	3.50	57	8653	8.36 ppb #	91
31) Diisopropyl Ether	4.28	45	33402	8.85 ppb	95
32) 1,1-DCA	4.10	63	27659	9.41 ppb	96
34) Ethyl tert Butyl Ether	4.81	59	45660	9.42 ppb	100
35) Methylcyclopentane	4.81	56	2450	11.99 ppb	100

(#) = qualifier out of range (m) = manual integration

Quantitation Report (Not Reviewed)

Data File : M:\MAX\DATA\211108\1110M03.D
Acq On : 10 Nov 21 9:45
Sample : 211110A LCS 10ug/L
Misc : IS&S 8/4/21

Vial: 3
Operator: LP,DG,CH
Inst : Max
Multiplr: 1.00

Quant Time: Nov 10 10:08 2021

Quant Results File: M1015W.RES

Quant Method : M:\MAX\DATA\211015\M1015W.M (RTE Integrator)
Title : METHOD 8260B
Last Update : Sat Oct 16 14:01:48 2021
Response via : Initial Calibration
DataAcq Meth : M8260

Internal Standards	R.T.	QIon	Response	Conc Units	Dev(Min)
1) Fluorobenzene (IS)	6.38	96	417660	25.00 ppb	0.04
65) Chlorobenzene-D5 (IS)	9.53	117	379724	25.00 ppb	0.03
80) 1,4-Dichlorobenzene-D (IS)	11.85	152	241163	25.00 ppb	0.03
System Monitoring Compounds					
41) Dibromofluoromethane(S)	5.60	111	132383	25.52 ppb	0.04
Spiked Amount 25.000			Recovery	= 102.084%	
46) 1,2-DCA-D4(S)	5.98	65	86024	23.78 ppb	0.04
Spiked Amount 25.000			Recovery	= 95.108%	
66) Toluene-D8(S)	8.08	98	439434	25.18 ppb	0.03
Spiked Amount 25.000			Recovery	= 100.712%	
74) 4-Bromofluorobenzene(S)	10.71	95	171658	24.35 ppb	0.03
Spiked Amount 25.000			Recovery	= 97.408%	

Target Compounds						Qvalue
3) Dichlorodifluoromethane	1.20	85	24456	9.78 ppb		96
4) Freon 114	1.30	85	14834	10.59 ppb		86
5) Chloromethane	1.34	50	14820	9.93 ppb		98
6) Vinyl chloride	1.43	62	16422	8.93 ppb		97
8) Bromomethane	1.69	94	18529	11.92 ppb		91
9) Chloroethane	1.79	64	12382	10.35 ppb		98
10) Dichlorofluoromethane	1.99	67	40036	9.92 ppb		95
11) Trichlorofluoromethane	2.03	101	46001	9.53 ppb		88
13) Acrolein	2.46	56	27139	116.07 ppb		97
14) Acetone	2.64	43	22911	42.07 ppb		98
15) Freon-113	2.55	151	20159	10.26 ppb	#	85
16) Acetonitrile	2.96	41	14383	111.14 ppb		100
18) 1,2-Dichlorotrifluoroethan	1.99	67	40036	9.92 ppb		100
19) 1,1-DCE	2.53	61	27352	9.35 ppb		93
20) t-Butanol	3.38	59	18843	109.99 ppb		100
21) Methyl Acetate	3.02	43	7390	8.07 ppb		87
22) Iodomethane	2.69	142	20955	10.27 ppb		98
23) Acrylonitrile	3.47	53	5185	10.06 ppb		96
25) Methylene chloride	3.11	84	19647	10.41 ppb		93
26) Carbon disulfide	2.74	76	25680	10.79 ppb		100
27) Methyl t-butyl ether (MtBE	3.50	73	61205	9.72 ppb		92
28) Trans-1,2-DCE	3.47	96	19360	9.49 ppb		95
29) 3-Methylpentane	3.49	57	10720	10.06 ppb		96
31) Diisopropyl Ether	4.28	45	39865	10.15 ppb		95
32) 1,1-DCA	4.10	63	32154	10.51 ppb	#	96
34) Ethyl tert Butyl Ether	4.81	59	50270	9.96 ppb		94
35) Methylcyclopentane	4.82	56	2805	13.33 ppb		100

(#) = qualifier out of range (m) = manual integration

Quantitation Report (Not Reviewed)

Data File : M:\MAX\DATA\211108\1110M03.D
Acq On : 10 Nov 21 9:45
Sample : 211110A LCS 10ug/L
Misc : IS&S 8/4/21

Vial: 3
Operator: LP,DG,CH
Inst : Max
Multiplr: 1.00

Quant Time: Nov 10 10:08 2021

Quant Results File: M1015W.RES

Quant Method : M:\MAX\DATA\211015\M1015W.M (RTE Integrator)
Title : METHOD 8260B
Last Update : Sat Oct 16 14:01:48 2021
Response via : Initial Calibration
DataAcq Meth : M8260

	Compound	R.T.	QIon	Response	Conc	Unit		Qvalue
36)	MEK (2-Butanone)	5.03	43	27234	47.83	ppb		92
37)	Cis-1,2-DCE	4.95	96	21992	9.74	ppb		86
38)	2,2-Dichloropropane	4.93	77	42720	10.89	ppb		93
39)	Chloroform	5.39	83	43193	10.88	ppb		90
40)	Bromochloromethane	5.26	130	17145	9.68	ppb		92
42)	1,1,1-TCA	5.58	97	50886	10.91	ppb		95
43)	Cyclohexane	5.63	41	13388	10.04	ppb		90
44)	1,1-Dichloropropene	5.79	75	25817	10.21	ppb		90
45)	2,2,4-Trimethylpentane	6.15	57	32775	9.99	ppb		85
47)	Carbon Tetrachloride	5.77	117	46378	10.58	ppb		98
48)	Tert Amyl Methyl Ether	6.22	73	50417	10.13	ppb		98
49)	1,2-DCA	6.07	62	43204	11.00	ppb		97
50)	Benzene	6.03	78	73410	10.02	ppb		98
51)	TCE	6.79	95	23869	10.18	ppb		90
52)	2-Pentanone	7.04	43	111914	117.60	ppb		98
53)	1,2-Dichloropropane	7.03	63	7863	9.66	ppb		96
54)	Bromodichloromethane	7.35	83	35206	10.71	ppb		97
55)	Methyl Cyclohexane	6.97	83	24990	9.91	ppb		94
56)	Dibromomethane	7.15	93	12289	8.59	ppb		95
57)	MIBK (methyl isobutyl ket	8.01	43	58500	48.07	ppb		95
58)	1-Bromo-2-chloroethane	7.66	144	5295	11.50	ppb		77
60)	Cis-1,3-Dichloropropene	7.82	75	32496	11.03	ppb		92
61)	Toluene	8.15	91	90159	10.64	ppb		98
62)	Trans-1,3-Dichloropropene	8.40	75	32775	11.22	ppb		99
63)	1,1,2-TCA	8.58	83	11875	9.04	ppb		92
64)	2-Hexanone	8.86	43	37331	45.35	ppb		97
67)	1,2-EDB	9.06	107	19385	9.68	ppb		95
68)	Tetrachloroethene	8.70	164	17592	8.71	ppb		96
69)	1-Chlorohexane	9.56	91	14686	9.74	ppb		99
70)	1,1,1,2-Tetrachloroethane	9.65	131	29326	10.38	ppb		100
71)	m&p-Xylene	9.80	106	87291	20.33	ppb		99
72)	o-Xylene	10.19	106	42614	9.47	ppb		96
73)	Styrene	10.20	104	67761	10.00	ppb		97
75)	1,3-Dichloropropane	8.74	76	28020	9.51	ppb		90
76)	Dibromochloromethane	8.96	129	29804	10.11	ppb		91
77)	Chlorobenzene	9.56	112	66580	10.11	ppb		95
78)	Ethylbenzene	9.68	91	108481	10.41	ppb		100
79)	Bromoform	10.38	173	24586	10.05	ppb		98
81)	Isopropylbenzene	10.56	105	114667	10.20	ppb		96
82)	1,1,2,2-Tetrachloroethane	10.87	83	17049	8.83	ppb		90
83)	1,2,3-Trichloropropane	10.90	110	9579	9.93	ppb	#	77
84)	t-1,4-Dichloro-2-Butene	10.93	53	5069	10.32	ppb		80

(#) = qualifier out of range (m) = manual integration

Quantitation Report (Not Reviewed)

Data File : M:\MAX\DATA\211108\1110M03.D
Acq On : 10 Nov 21 9:45
Sample : 211110A LCS 10ug/L
Misc : IS&S 8/4/21

Vial: 3
Operator: LP,DG,CH
Inst : Max
Multiplr: 1.00

Quant Time: Nov 10 10:08 2021

Quant Results File: M1015W.RES

Quant Method : M:\MAX\DATA\211015\M1015W.M (RTE Integrator)
Title : METHOD 8260B
Last Update : Sat Oct 16 14:01:48 2021
Response via : Initial Calibration
DataAcq Meth : M8260

	Compound	R.T.	QIon	Response	Conc	Unit		Qvalue
85)	Bromobenzene	10.84	156	39334	10.68	ppb		85
86)	n-Propylbenzene	10.97	91	113910	10.26	ppb		97
87)	4-Ethyltoluene	11.08	105	105196	10.26	ppb		97
88)	2-Chlorotoluene	11.04	91	94423	10.72	ppb		99
89)	1,3,5-Trimethylbenzene	11.15	105	104433	10.88	ppb		97
90)	4-Chlorotoluene	11.15	91	90897	10.39	ppb		95
91)	Tert-Butylbenzene	11.47	119	58112	10.97	ppb		96
92)	1,2,4-Trimethylbenzene	11.52	105	96543	10.62	ppb		94
93)	Sec-Butylbenzene	11.69	105	106286	10.48	ppb		98
94)	p-Isopropyltoluene	11.84	119	105821	10.80	ppb		99
95)	Benzyl Chloride	12.01	91	24362	10.50	ppb		100
96)	1,3-DCB	11.78	146	65089	10.16	ppb		95
97)	1,4-DCB	11.87	146	63707	9.76	ppb		92
98)	n-Butylbenzene	12.24	91	60043	9.19	ppb		95
99)	1,2-DCB	12.24	146	62186	9.91	ppb		99
100)	Hexachloroethane	12.49	117	17231	10.49	ppb		96
101)	1,2-Dibromo-3-chloropropan	13.02	75	4814	8.90	ppb		85
102)	1,2,4-Trichlorobenzene	13.84	180	20056	8.34	ppb		91
103)	Hexachlorobutadiene	14.02	225	24873	9.34	ppb		95
104)	Naphthalene	14.08	128	33678	7.66	ppb	#	88
105)	1,2,3-Trichlorobenzene	14.32	180	22998	7.75	ppb		96

(#) = qualifier out of range (m) = manual integration

Quantitation Report

Data File : M:\MAX\DATA\211108\1110M03.D
Acq On : 10 Nov 21 9:45
Sample : 211110A LCS 10ug/L
Misc : IS&S 8/4/21

Vial: 3
Operator: LP,DG,CH
Inst : Max
Multiplr: 1.00

Quant Time: Nov 10 10:08 2021

Quant Results File: M1015W.RES

Method : M:\MAX\DATA\211015\M1015W.M (RTE Integrator)
Title : METHOD 8260B
Last Update : Sat Oct 16 14:01:48 2021
Response via : Initial Calibration

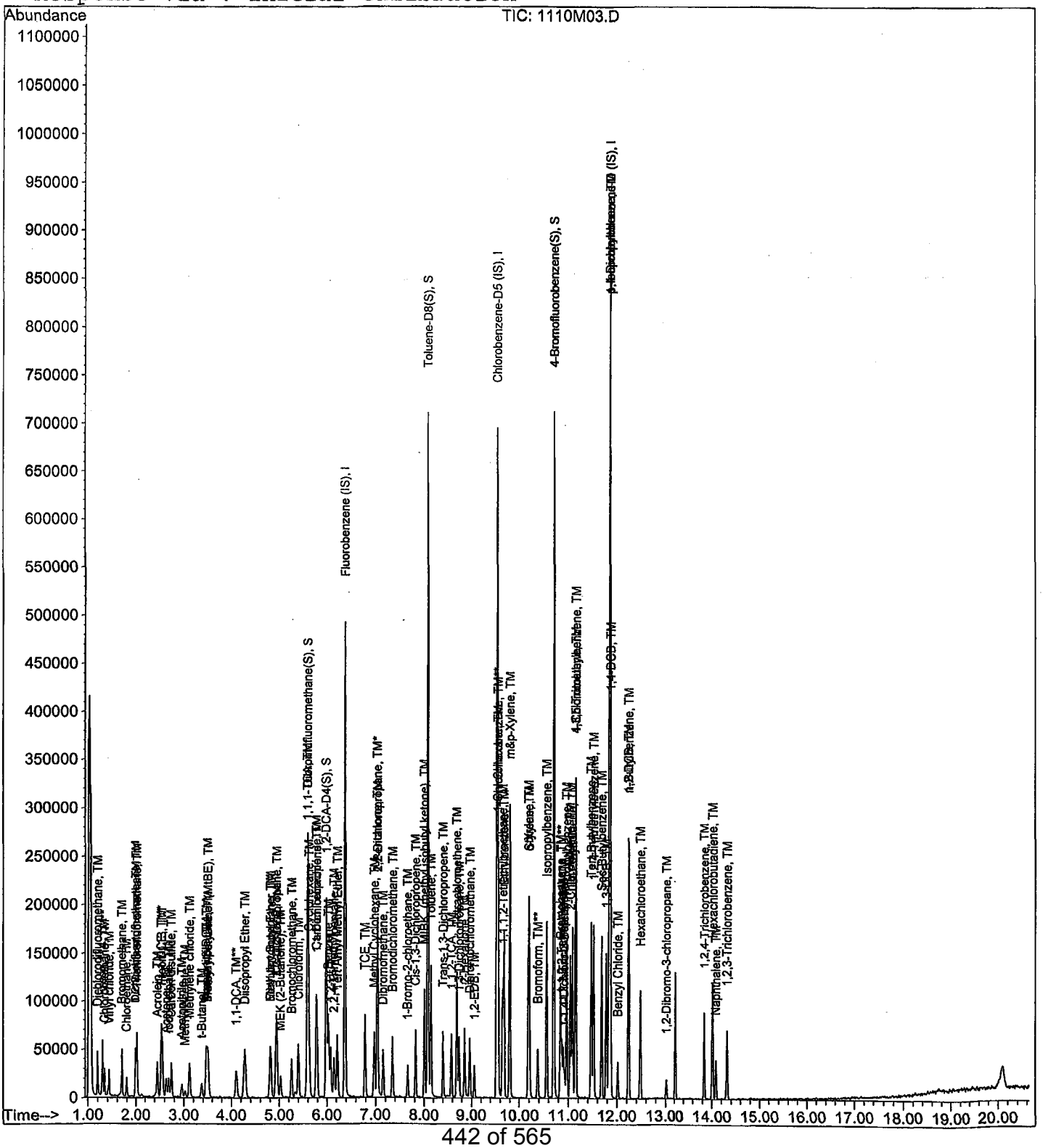

Quantitation Report (Not Reviewed)

Data File : M:\MAX\DATA\211108\1109M04.D
Acq On : 9 Nov 21 9:28
Sample : 211109A LCSD 10ug/L
Misc : IS&S 8/4/21

Vial: 4
Operator: LP,DG,CH
Inst : Max
Multiplr: 1.00

Quant Time: Nov 10 9:21 2021

Quant Results File: M1015W.RES

Quant Method : M:\MAX\DATA\211015\M1015W.M (RTE Integrator)
Title : METHOD 8260B
Last Update : Sat Oct 16 14:01:48 2021
Response via : Initial Calibration
DataAcq Meth : M8260

	Compound	R.T.	QIon	Response	Conc Unit		Qvalue
36)	MEK (2-Butanone)	5.03	43	24740	45.23 ppb	#	99
37)	Cis-1,2-DCE	4.95	96	21194	9.77 ppb		89
38)	2,2-Dichloropropane	4.93	77	39023	10.35 ppb		99
39)	Chloroform	5.40	83	39056	10.24 ppb		93
40)	Bromochloromethane	5.26	130	16118	9.47 ppb		91
42)	1,1,1-TCA	5.57	97	43313	9.67 ppb		94
43)	Cyclohexane	5.62	41	12209	9.53 ppb		83
44)	1,1-Dichloropropene	5.79	75	22081	9.09 ppb		91
45)	2,2,4-Trimethylpentane	6.15	57	29358	9.32 ppb	#	83
47)	Carbon Tetrachloride	5.77	117	38751	9.20 ppb		94
48)	Tert Amyl Methyl Ether	6.22	73	46234	9.67 ppb		98
49)	1,2-DCA	6.07	62	36101	9.57 ppb		96
50)	Benzene	6.03	78	61175	8.69 ppb		94
51)	TCE	6.78	95	19453	8.64 ppb		84
52)	2-Pentanone	7.04	43	106909	116.94 ppb		100
53)	1,2-Dichloropropane	7.02	63	6629	8.44 ppb		98
54)	Bromodichloromethane	7.34	83	28937	9.16 ppb		97
55)	Methyl Cyclohexane	6.97	83	21640	8.95 ppb		91
56)	Dibromomethane	7.15	93	11632	8.47 ppb		89
57)	MIBK (methyl isobutyl ket	8.01	43	55739	47.67 ppb		97
58)	1-Bromo-2-chloroethane	7.65	144	4368	9.88 ppb		97
60)	Cis-1,3-Dichloropropene	7.82	75	26977	9.53 ppb		93
61)	Toluene	8.15	91	77460	9.52 ppb		98
62)	Trans-1,3-Dichloropropene	8.40	75	27901	9.94 ppb		96
63)	1,1,2-TCA	8.58	83	10560	8.37 ppb		89
64)	2-Hexanone	8.86	43	36158	45.73 ppb		96
67)	1,2-EDB	9.06	107	17267	9.35 ppb		95
68)	Tetrachloroethene	8.69	164	16800	9.08 ppb		88
69)	1-Chlorohexane	9.56	91	11997	8.63 ppb		96
70)	1,1,1,2-Tetrachloroethane	9.65	131	27484	10.55 ppb		90
71)	m&p-Xylene	9.80	106	74518	18.83 ppb		100
72)	o-Xylene	10.19	106	37301	8.99 ppb		89
73)	Styrene	10.20	104	60207	9.64 ppb		95
75)	1,3-Dichloropropane	8.74	76	25833	9.51 ppb		99
76)	Dibromochloromethane	8.96	129	26981	9.93 ppb		96
77)	Chlorobenzene	9.56	112	56848	9.37 ppb		91
78)	Ethylbenzene	9.68	91	91277	9.50 ppb		97
79)	Bromoform	10.37	173	21033	9.32 ppb		82
81)	Isopropylbenzene	10.56	105	101370	9.35 ppb		98
82)	1,1,2,2-Tetrachloroethane	10.87	83	15066	8.09 ppb	#	95
83)	1,2,3-Trichloropropane	10.90	110	8629	9.27 ppb		95
84)	t-1,4-Dichloro-2-Butene	10.93	53	4002	8.49 ppb		78

(#) = qualifier out of range (m) = manual integration

Quantitation Report (Not Reviewed)

Data File : M:\MAX\DATA\211108\1109M04.D
Acq On : 9 Nov 21 9:28
Sample : 211109A LCSD 10ug/L
Misc : IS&S 8/4/21

Vial: 4
Operator: LP,DG,CH
Inst : Max
Multiplr: 1.00

Quant Time: Nov 10 9:21 2021

Quant Results File: M1015W.RES

Quant Method : M:\MAX\DATA\211015\M1015W.M (RTE Integrator)
Title : METHOD 8260B
Last Update : Sat Oct 16 14:01:48 2021
Response via : Initial Calibration
DataAcq Meth : M8260

	Compound	R.T.	QIon	Response	Conc Unit		Qvalue
85)	Bromobenzene	10.84	156	32388	9.12 ppb		88
86)	n-Propylbenzene	10.97	91	97702	9.12 ppb		96
87)	4-Ethyltoluene	11.08	105	94075	9.51 ppb		99
88)	2-Chlorotoluene	11.04	91	78867	9.28 ppb		87
89)	1,3,5-Trimethylbenzene	11.15	105	86425	9.34 ppb		96
90)	4-Chlorotoluene	11.15	91	75034	8.89 ppb		99
91)	Tert-Butylbenzene	11.47	119	47712	9.34 ppb		96
92)	1,2,4-Trimethylbenzene	11.52	105	82030	9.35 ppb		96
93)	Sec-Butylbenzene	11.68	105	98344	10.06 ppb		99
94)	p-Isopropyltoluene	11.84	119	89515	9.47 ppb		98
95)	Benzyl Chloride	12.02	91	19494	8.71 ppb		91
96)	1,3-DCB	11.78	146	57888	9.36 ppb		100
97)	1,4-DCB	11.87	146	57851	9.19 ppb		94
98)	n-Butylbenzene	12.24	91	48888	7.96 ppb		94
99)	1,2-DCB	12.24	146	55275	9.13 ppb		95
100)	Hexachloroethane	12.48	117	15858	10.01 ppb		90
101)	1,2-Dibromo-3-chloropropan	13.02	75	3980	7.77 ppb	#	86
102)	1,2,4-Trichlorobenzene	13.84	180	16960	7.58 ppb		88
103)	Hexachlorobutadiene	14.01	225	21631	8.52 ppb		94
104)	Naphthalene	14.08	128	29492	7.06 ppb		96
105)	1,2,3-Trichlorobenzene	14.32	180	21352	7.56 ppb		91

(#) = qualifier out of range (m) = manual integration

Quantitation Report

Data File : M:\MAX\DATA\211108\1109M04.D
Acq On : 9 Nov 21 9:28
Sample : 211109A LCSD 10ug/L
Misc : IS&S 8/4/21

Vial: 4
Operator: LP,DG,CH
Inst : Max
Multiplr: 1.00

Quant Time: Nov 10 9:21 2021

Quant Results File: M1015W.RES

Method : M:\MAX\DATA\211015\M1015W.M (RTE Integrator)
Title : METHOD 8260B
Last Update : Sat Oct 16 14:01:48 2021
Response via : Initial Calibration


Abundance
TIC: 1109M04.D
Time-->
Fluorobenzene (IS), I
Toluene-D8(S), S
Chlorobenzene-D5 (IS), I
4-Bromofluorobenzene(S), S
1,4-DCB, TM
Benzyl Chloride, TM
Hexachloroethane, TM
1,2-Dibromo-3-chloropropane, TM
1,2,4-Trichlorobenzene, TM
Naphthalene, TM
1,2,3-Trichlorobenzene, TM
Isopropylbenzene, TM
Bromoform, TM**
m&p-Xylene, TM
TCE, TM
1,1-DCA, TM**
Disopropyl Ether, TM
MEK (2-Butanone), TM
Bromochloromethane, TM
Chloroform, TM
Chloromethane, TM
Bromomethane, TM
Acrolein, TM
t-Butanol, TM
Methyl t-Butyl Ether (MtBE), TM
Methylene Chloride, TM
Acrylonitrile, TM
Carbon Tetrachloride, TM
1,2-DCA-D4(S), S
Dibromofluoromethane(S), S
Dibromomethane, TM
Bromodichloromethane, TM
1-Bromo-2-chloroethane, TM
Cis-1,3-Dichloropropene, TM
Trans-1,3-Dichloropropene, TM
1,2-DCA, TM
1,2-EDB, TM
Toluene, TM
Ethylbenzene, TM
Styrene, TM
Cyclohexane, TM
Methyl Cyclohexane, TM
Dichlorodifluoromethane, TM
Chlorodifluoromethane, TM
Bromobenzene, TM
Chlorobenzene, TM
1,1,1,2-Tetrachloroethane, TM
1,1,2,2-Tetrachloroethane, TM
1,1,1-TCA, TM
1,1,2-TCA, TM
1,1-Dichloroethane, TM
1,1-Dichloroethene, TM
1,2-Dichloroethane, TM
1,2-Dichloropropane, TM
1,3-Dichloropropane, TM
2,2-Dichloropropane, TM
Dichlorodifluoromethane, TM
Chloroethane, TM
Chloromethane, TM
Bromoethane, TM
Vinyl Chloride, TM
Methyl Acetate, TM
Methyl Cyclohexane, TM
Methyl Ethyl Ketone, TM
Methyl Isobutyl Ketone, TM
Methyl Methacrylate, TM
Propionitrile, TM
Acrylonitrile, TM
Methacrylonitrile, TM
Iodomethane, TM
Propylene Oxide, TM
Tetrahydrofuran, TM
Dibromomethane, TM
Bromochloromethane, TM
Bromoform, TM
Chloroform, TM
Carbon Tetrachloride, TM
Tetrachloroethene, TM
Trichloroethene, TM
Trichlorofluoromethane, TM
Vinyl Acetate, TM
Vinyl Chloride, TM
Xylene, TM
Styrene, TM
Toluene, TM
Ethylbenzene, TM
Isopropylbenzene, TM
Benzene, TM
Chlorobenzene, TM
Bromobenzene, TM
Chlorobenzene, TM
Fluoroben

Quantitation Report (Not Reviewed)

Data File : M:\MAX\DATA\211108\1110M04.D
Acq On : 10 Nov 21 10:14
Sample : 211110A LCSD 10ug/L
Misc : IS&S 8/4/21

Vial: 4
Operator: LP,DG,CH
Inst : Max
Multiplr: 1.00

Quant Time: Nov 10 14:11 2021

Quant Results File: M1015W.RES

Quant Method : M:\MAX\DATA\211015\M1015W.M (RTE Integrator)
Title : METHOD 8260B
Last Update : Sat Oct 16 14:01:48 2021
Response via : Initial Calibration
DataAcq Meth : M8260

Internal Standards	R.T.	QIon	Response	Conc	Units		Dev(Min)
1) Fluorobenzene (IS)	6.38	96	423398	25.00	ppb		0.04
65) Chlorobenzene-D5 (IS)	9.53	117	393874	25.00	ppb		0.03
80) 1,4-Dichlorobenzene-D (IS)	11.85	152	249339	25.00	ppb		0.03
System Monitoring Compounds							
41) Dibromofluoromethane(S)	5.59	111	126306	24.02	ppb		0.03
Spiked Amount 25.000			Recovery = 96.080%				
46) 1,2-DCA-D4(S)	5.98	65	85672	23.36	ppb		0.03
Spiked Amount 25.000			Recovery = 93.436%				
66) Toluene-D8(S)	8.08	98	457766	25.29	ppb		0.03
Spiked Amount 25.000			Recovery = 101.144%				
74) 4-Bromofluorobenzene(S)	10.71	95	180386	24.67	ppb		0.03
Spiked Amount 25.000			Recovery = 98.684%				
Target Compounds							Qvalue
3) Dichlorodifluoromethane	1.20	85	21504	8.48	ppb		93
4) Freon 114	1.30	85	14766	10.40	ppb		87
5) Chloromethane	1.34	50	15319	10.13	ppb		90
6) Vinyl chloride	1.43	62	16376	8.78	ppb		93
8) Bromomethane	1.69	94	15711	9.97	ppb		83
9) Chloroethane	1.79	64	11324	9.44	ppb	#	85
10) Dichlorofluoromethane	1.99	67	40376	9.87	ppb		96
11) Trichlorofluoromethane	2.02	101	44460	9.09	ppb		85
13) Acrolein	2.46	56	24887	105.21	ppb		97
14) Acetone	2.63	43	22543	40.84	ppb		92
15) Freon-113	2.55	151	18718	9.40	ppb		88
16) Acetonitrile	2.96	41	14223	108.42	ppb		96
18) 1,2-Dichlorotrifluoroethan	1.99	67	40376	9.87	ppb	#	100
19) 1,1-DCE	2.53	61	25599	8.63	ppb		92
20) t-Butanol	3.37	59	22073	128.86	ppb	#	89
21) Methyl Acetate	3.02	43	8511	9.17	ppb		98
22) Iodomethane	2.69	142	20692	10.03	ppb		96
23) Acrylonitrile	3.47	53	4767	9.12	ppb		88
25) Methylene chloride	3.12	84	17855	9.33	ppb		98
26) Carbon disulfide	2.74	76	21608	8.96	ppb		98
27) Methyl t-butyl ether (MtBE	3.50	73	61999	9.71	ppb	#	91
28) Trans-1,2-DCE	3.47	96	17535	8.48	ppb		96
29) 3-Methylpentane	3.50	57	9855	9.07	ppb	#	76
31) Diisopropyl Ether	4.28	45	38015	9.55	ppb		97
32) 1,1-DCA	4.10	63	29122	9.39	ppb	#	95
34) Ethyl tert Butyl Ether	4.80	59	50252	9.82	ppb		98
35) Methylcyclopentane	4.81	56	2177	9.87	ppb		100

(#) = qualifier out of range (m) = manual integration

Quantitation Report (Not Reviewed)

Data File : M:\MAX\DATA\211108\1110M04.D
Acq On : 10 Nov 21 10:14
Sample : 211110A LCSD 10ug/L
Misc : IS&S 8/4/21

Vial: 4
Operator: LP,DG,CH
Inst : Max
Multiplr: 1.00

Quant Time: Nov 10 14:11 2021

Quant Results File: M1015W.RES

Quant Method : M:\MAX\DATA\211015\M1015W.M (RTE Integrator)
Title : METHOD 8260B
Last Update : Sat Oct 16 14:01:48 2021
Response via : Initial Calibration
DataAcq Meth : M8260

	Compound	R.T.	QIon	Response	Conc	Unit		Qvalue
36)	MEK (2-Butanone)	5.03	43	28970	50.19	ppb	#	83
37)	Cis-1,2-DCE	4.95	96	20079	8.77	ppb		93
38)	2,2-Dichloropropane	4.93	77	39411	9.91	ppb	#	91
39)	Chloroform	5.40	83	40728	10.12	ppb		99
40)	Bromochloromethane	5.26	130	15791	8.76	ppb		92
42)	1,1,1-TCA	5.58	97	47482	10.04	ppb		98
43)	Cyclohexane	5.62	41	11437	8.46	ppb		81
44)	1,1-Dichloropropene	5.79	75	26160	10.20	ppb		92
45)	2,2,4-Trimethylpentane	6.15	57	33219	9.99	ppb	#	80
47)	Carbon Tetrachloride	5.77	117	40729	9.16	ppb		85
48)	Tert Amyl Methyl Ether	6.22	73	49082	9.73	ppb		97
49)	1,2-DCA	6.07	62	38740	9.73	ppb	#	94
50)	Benzene	6.03	78	70129	9.45	ppb		98
51)	TCE	6.79	95	21014	8.84	ppb		86
52)	2-Pentanone	7.04	43	116225	120.47	ppb		96
53)	1,2-Dichloropropane	7.03	63	7422	8.97	ppb	#	88
54)	Bromodichloromethane	7.35	83	33738	10.12	ppb		98
55)	Methyl Cyclohexane	6.97	83	24302	9.51	ppb		95
56)	Dibromomethane	7.15	93	12069	8.32	ppb		95
57)	MIBK (methyl isobutyl ket	8.01	43	63358	51.35	ppb		94
58)	1-Bromo-2-chloroethane	7.65	144	4494	9.64	ppb		79
60)	Cis-1,3-Dichloropropene	7.82	75	30910	10.35	ppb		89
61)	Toluene	8.15	91	86812	10.11	ppb		98
62)	Trans-1,3-Dichloropropene	8.40	75	31458	10.62	ppb		97
63)	1,1,2-TCA	8.58	83	12770	9.59	ppb		94
64)	2-Hexanone	8.86	43	40475	48.51	ppb		97
67)	1,2-EDB	9.06	107	20041	9.64	ppb		89
68)	Tetrachloroethene	8.69	164	17976	8.56	ppb		86
69)	1-Chlorohexane	9.56	91	15683	10.03	ppb		91
70)	1,1,1,2-Tetrachloroethane	9.65	131	30015	10.24	ppb		92
71)	m&p-Xylene	9.80	106	87479	19.65	ppb		97
72)	o-Xylene	10.19	106	44092	9.44	ppb		90
73)	Styrene	10.20	104	70528	10.03	ppb		98
75)	1,3-Dichloropropane	8.74	76	26064	8.53	ppb	#	71
76)	Dibromochloromethane	8.96	129	29592	9.68	ppb		94
77)	Chlorobenzene	9.56	112	68872	10.09	ppb		94
78)	Ethylbenzene	9.68	91	103434	9.57	ppb		100
79)	Bromoform	10.38	173	23956	9.44	ppb		96
81)	Isopropylbenzene	10.56	105	111599	9.60	ppb		97
82)	1,1,2,2-Tetrachloroethane	10.87	83	18731	9.39	ppb		94
83)	1,2,3-Trichloropropane	10.90	110	10485	10.51	ppb	#	73
84)	t-1,4-Dichloro-2-Butene	10.93	53	4997	9.85	ppb	#	66

(#) = qualifier out of range (m) = manual integration

Quantitation Report (Not Reviewed)

Data File : M:\MAX\DATA\211108\1110M04.D
Acq On : 10 Nov 21 10:14
Sample : 211110A LCSD 10ug/L
Misc : IS&S 8/4/21

Vial: 4
Operator: LP,DG,CH
Inst : Max
Multiplr: 1.00

Quant Time: Nov 10 14:11 2021

Quant Results File: M1015W.RES

Quant Method : M:\MAX\DATA\211015\M1015W.M (RTE Integrator)
Title : METHOD 8260B
Last Update : Sat Oct 16 14:01:48 2021
Response via : Initial Calibration
DataAcq Meth : M8260

	Compound	R.T.	QIon	Response	Conc	Unit	Qvalue
85)	Bromobenzene	10.84	156	38612	10.14	ppb	81
86)	n-Propylbenzene	10.97	91	114140	9.94	ppb	96
87)	4-Ethyltoluene	11.08	105	106956	10.09	ppb	93
88)	2-Chlorotoluene	11.04	91	84755	9.31	ppb	88
89)	1,3,5-Trimethylbenzene	11.15	105	95864	9.66	ppb	99
90)	4-Chlorotoluene	11.15	91	86851	9.60	ppb	100
91)	Tert-Butylbenzene	11.47	119	59104	10.79	ppb	94
92)	1,2,4-Trimethylbenzene	11.52	105	94988	10.11	ppb	100
93)	Sec-Butylbenzene	11.68	105	105941	10.11	ppb	96
94)	p-Isopropyltoluene	11.83	119	104631	10.33	ppb	97
95)	Benzyl Chloride	12.01	91	25213	10.51	ppb	97
96)	1,3-DCB	11.78	146	64466	9.73	ppb	98
97)	1,4-DCB	11.87	146	63545	9.42	ppb	96
98)	n-Butylbenzene	12.24	91	57488	8.61	ppb	98
99)	1,2-DCB	12.24	146	62959	9.71	ppb	97
100)	Hexachloroethane	12.48	117	18498	10.89	ppb	90
101)	1,2-Dibromo-3-chloropropan	13.02	75	4630	8.35	ppb	79
102)	1,2,4-Trichlorobenzene	13.84	180	20728	8.34	ppb	86
103)	Hexachlorobutadiene	14.02	225	25948	9.41	ppb	93
104)	Naphthalene	14.08	128	36057	7.88	ppb	100
105)	1,2,3-Trichlorobenzene	14.32	180	24001	7.80	ppb	92

(#) = qualifier out of range (m) = manual integration

Quantitation Report

Data File : M:\MAX\DATA\211108\1110M04.D
Acq On : 10 Nov 21 10:14
Sample : 211110A LCSD 10ug/L
Misc : IS&S 8/4/21

Vial: 4
Operator: LP,DG,CH
Inst : Max
Multiplr: 1.00

Quant Time: Nov 10 14:11 2021

Quant Results File: M1015W.RES

Method : M:\MAX\DATA\211015\M1015W.M (RTE Integrator)
Title : METHOD 8260B
Last Update : Sat Oct 16 14:01:48 2021
Response via : Initial Calibration



Quantitation Report (QT Reviewed)

Data File : M:\MAX\DATA\211108\1109M08.D
Acq On : 9 Nov 21 11:22
Sample : 211109A BLK
Misc : IS&S 8/4/21

Vial: 8
Operator: LP,DG,CH
Inst : Max
Multiplr: 1.00

Quant Time: Nov 10 4:29 2021

Quant Results File: M1015W.RES

Quant Method : M:\MAX\DATA\211015\M1015W.M (RTE Integrator)
Title : METHOD 8260B
Last Update : Sat Oct 16 14:01:48 2021
Response via : Initial Calibration
DataAcq Meth : M8260

Internal Standards	R.T.	QIon	Response	Conc Units	Dev(Min)
1) Fluorobenzene (IS)	6.38	96	396510	25.00 ppb	0.04
65) Chlorobenzene-D5 (IS)	9.53	117	344545	25.00 ppb	0.03
80) 1,4-Dichlorobenzene-D (IS)	11.85	152	212548	25.00 ppb	0.03
System Monitoring Compounds					
41) Dibromofluoromethane(S)	5.60	111	128047	26.00 ppb	0.04
Spiked Amount 25.000			Recovery	= 104.008%	
46) 1,2-DCA-D4(S)	5.98	65	89912	26.18 ppb	0.04
Spiked Amount 25.000			Recovery	= 104.712%	
66) Toluene-D8(S)	8.08	98	410999	25.95 ppb	0.03
Spiked Amount 25.000			Recovery	= 103.812%	
74) 4-Bromofluorobenzene(S)	10.70	95	157629	24.65 ppb	0.03
Spiked Amount 25.000			Recovery	= 98.580%	

Target Compounds Qvalue

(#) = qualifier out of range (m) = manual integration

Quantitation Report

Data File : M:\MAX\DATA\211108\1109M08.D
Acq On : 9 Nov 21 11:22
Sample : 211109A BLK
Misc : IS&S 8/4/21

Vial: 8
Operator: LP,DG,CH
Inst : Max
Multiplr: 1.00

Quant Time: Nov 10 4:29 2021

Quant Results File: M1015W.RES

Method : M:\MAX\DATA\211015\M1015W.M (RTE Integrator)
Title : METHOD 8260B
Last Update : Sat Oct 16 14:01:48 2021
Response via : Initial Calibration



1109M08.D M1015W.M Wed Nov 10 08:51:42 2021 Page 2

Quantitation Report (QT Reviewed)

Data File : M:\MAX\DATA\211108\1110M08.D
Acq On : 10 Nov 21 12:07
Sample : 211110A BLK
Misc : IS&S 8/4/21

Vial: 8
Operator: LP,DG,CH
Inst : Max
Multiplr: 1.00

Quant Time: Nov 11 7:57 2021

Quant Results File: M1015W.RES

Quant Method : M:\MAX\DATA\211015\M1015W.M (RTE Integrator)
Title : METHOD 8260B
Last Update : Sat Oct 16 14:01:48 2021
Response via : Initial Calibration
DataAcq Meth : M8260

Internal Standards	R.T.	QIon	Response	Conc Units	Dev(Min)
1) Fluorobenzene (IS)	6.38	96	421539	25.00 ppb	0.04
65) Chlorobenzene-D5 (IS)	9.53	117	369679	25.00 ppb	0.03
80) 1,4-Dichlorobenzene-D (IS)	11.85	152	215445	25.00 ppb	0.03
System Monitoring Compounds					
41) Dibromofluoromethane(S)	5.59	111	132356	25.28 ppb	0.03
Spiked Amount 25.000			Recovery	= 101.124%	
46) 1,2-DCA-D4(S)	5.98	65	91712	25.12 ppb	0.03
Spiked Amount 25.000			Recovery	= 100.464%	
66) Toluene-D8(S)	8.08	98	425043	25.02 ppb	0.03
Spiked Amount 25.000			Recovery	= 100.060%	
74) 4-Bromofluorobenzene(S)	10.70	95	159535	23.25 ppb	0.03
Spiked Amount 25.000			Recovery	= 92.988%	

Target Compounds Qvalue

(#) = qualifier out of range (m) = manual integration

Quantitation Report

Data File : M:\MAX\DATA\211108\1110M08.D
Acq On : 10 Nov 21 12:07
Sample : 211110A BLK
Misc : IS&S 8/4/21

Vial: 8
Operator: LP,DG,CH
Inst : Max
Multiplr: 1.00

Quant Time: Nov 11 7:57 2021

Quant Results File: M1015W.RES

Method : M:\MAX\DATA\211015\M1015W.M (RTE Integrator)
Title : METHOD 8260B
Last Update : Sat Oct 16 14:01:48 2021
Response via : Initial Calibration



BFB

Data File : M:\MAX\DATA\211015\1015M11.D
Acq On : 15 Oct 21 14:44
Sample : 25ug/L BFB STD 9/23/21
Misc : IS&S 8/4/21

Vial: 1
Operator: LP,DG,CH
Inst : Max
Multiplr: 1.00

Method : M:\MAX\DATA\211015\M1015W.M (RTE Integrator)
Title : METHOD 8260B

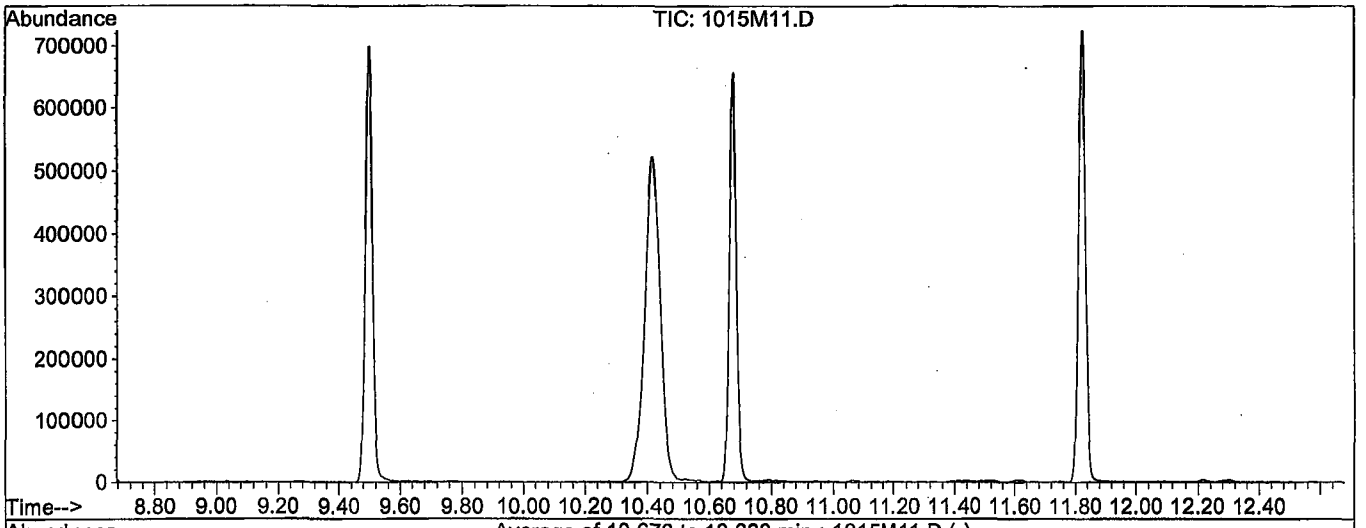

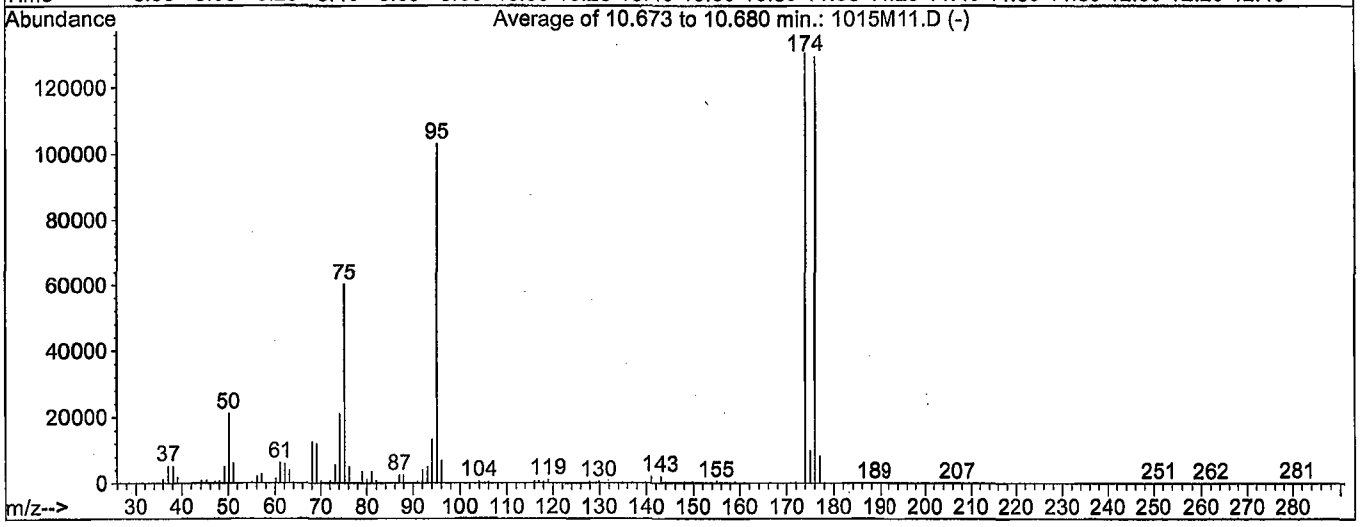

AutoFind: Scans 3033, 3034, 3035; Background Corrected with Scan 3020

Target Mass	Rel. to Mass	Lower Limit%	Upper Limit%	Rel. Abn%	Raw Abn	Result Pass/Fail
50	95	15	40	20.4	21096	PASS
75	95	30	60	58.4	60299	PASS
95	95	100	200	100.0	103195	PASS
96	95	5	9	6.7	6920	PASS
173	174	0.00	2	0.0	0	PASS
174	95	50	200	126.6	130632	PASS
175	174	5	9	7.7	10037	PASS
176	174	95	101	99.1	129467	PASS
177	176	5	9	6.5	8355	PASS

1015M11.D M1015W.M Wed Oct 20 12:38:05 2021

BFB

Data File : M:\MAX\DATA\211108\1109M01.D
Acq On : 9 Nov 21 8:03
Sample : 25ug/L BFB STD 10/29/21
Misc : IS&S 8/4/21

Vial: 1
Operator: LP,DG,CH
Inst : Max
Multiplr: 1.00

Method : M:\MAX\DATA\210922\MGAS0825.M (RTE Integrator)
Title : METHOD 8260B

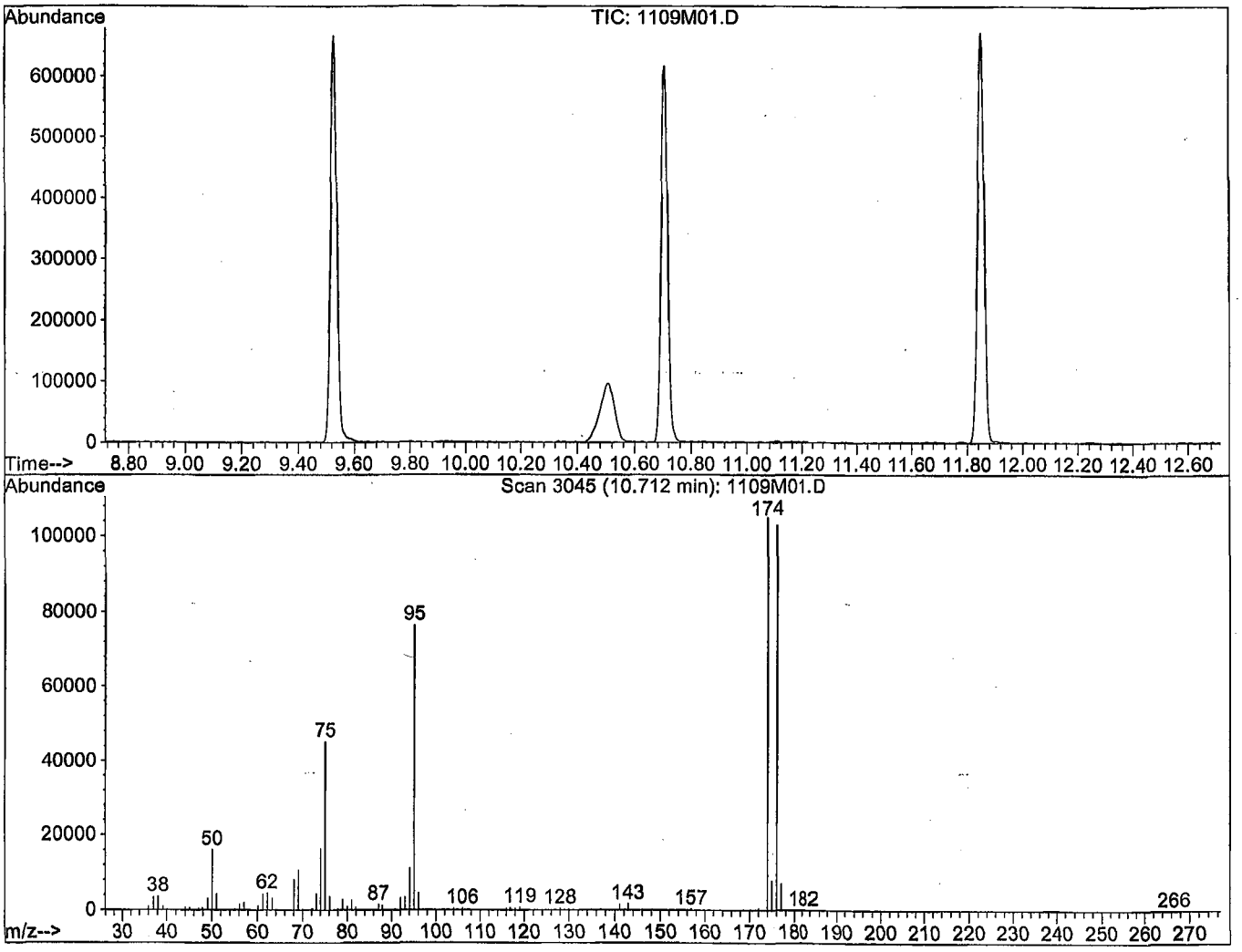

Spectrum Information: Scan 3045

Target Mass	Rel. to Mass	Lower Limit%	Upper Limit%	Rel. Abn%	Raw Abn	Result Pass/Fail
50	95	15	40	21.0	16054	PASS
75	95	30	60	59.2	45224	PASS
95	95	100	100	100.0	76376	PASS
96	95	5	9	5.8	4460	PASS
173	174	0.00	2	0.0	0	PASS
174	95	50	200	137.6	105064	PASS
175	174	5	9	7.5	7923	PASS
176	174	95	100	98.0	102984	PASS
177	176	5	9	6.8	7023	PASS

BFB

Data File : M:\MAX\DATA\211108\1110M00.D
Acq On : 10 Nov 21 8:32
Sample : 25ug/L BFB STD 10/29/21
Misc : 2ul

Vial: 1
Operator: LP,DG,CH
Inst : Max
Multiplr: 1.00

Method : M:\MAX\DATA\211015\M1015W.M (RTE Integrator)
Title : METHOD 8260B

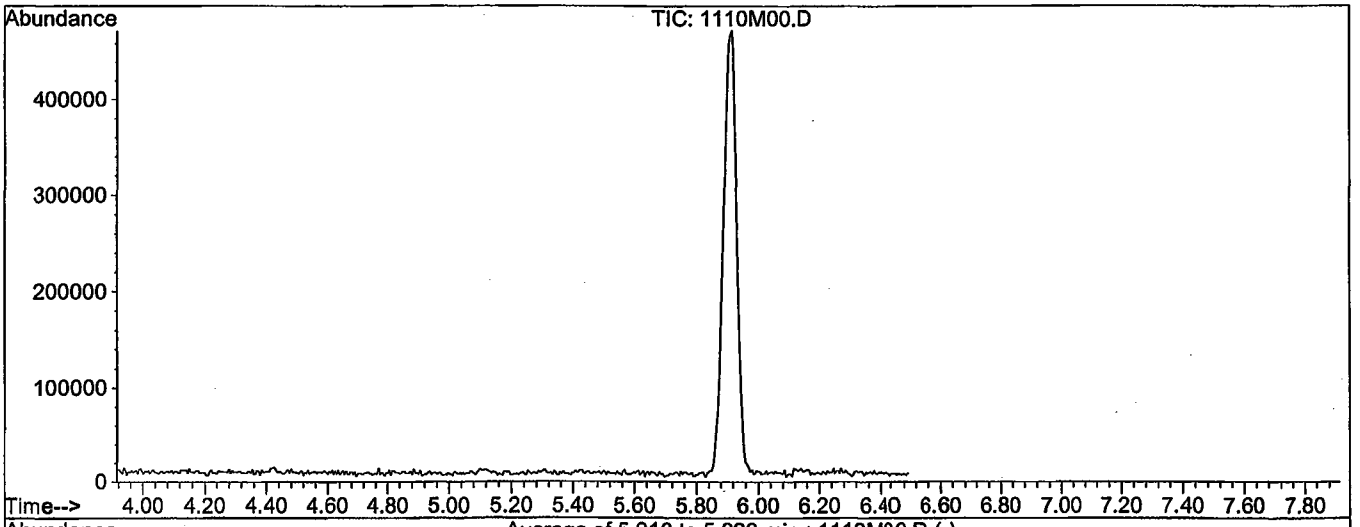

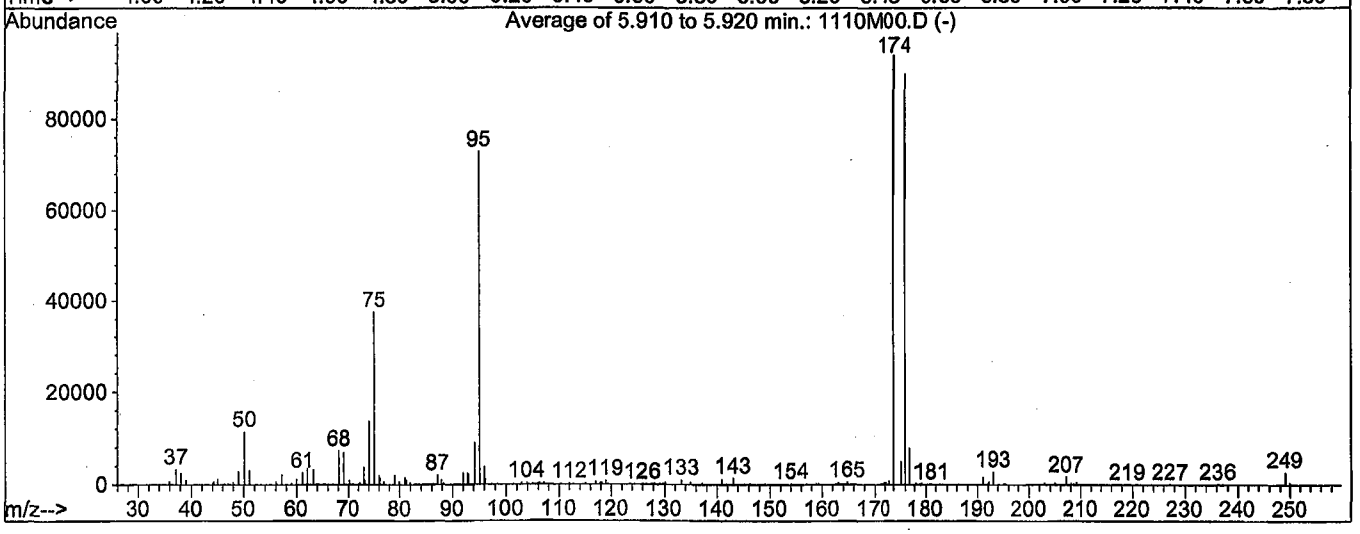

AutoFind: Scans 464, 465, 466; Background Corrected with Scan 448

Target Mass	Rel. to Mass	Lower Limit%	Upper Limit%	Rel. Abn%	Raw Abn	Result Pass/Fail
50	95	15	40	15.6	11393	PASS
75	95	30	60	51.6	37592	PASS
95	95	100	200	100.0	72877	PASS
96	95	5	9	5.3	3850	PASS
173	174	0.00	2	0.8	748	PASS
174	95	50	200	128.7	93805	PASS
175	174	5	9	5.3	4997	PASS
176	174	95	101	95.7	89773	PASS
177	176	5	9	8.7	7853	PASS

1110M00.D M1015W.M Wed Nov 10 09:40:45 2021

MAX 8260 Standard Prep

MAX 8260 Water Calibration Curve

Prepared By (Initials): CH

0.3ug/L

Prepared: 9/15/2021

Expires: 11/3/2021

Initial Standard Information							Final Standard Information			
Name of Initial Standard (QAU Label)	Supplier	APPL Mix Name	Conc. (ug/mL)	Reference To APPL Prep Date	Exp. Date	Exp. Date (Manufacturers)	Aliquot From Stock	Final Volume	Solvent	Final Standard Conc. (ug/L)
VOA STD. 9	Various	0.3ug/L	5	Prepared 10/13/21	12/12/2021	N/A	3uL	50mL	P&T Water	0.3
VOA STD. 1	Absolute		50	Prepared 10/13/21	12/12/2021	N/A	5uL			5
VOA STD. 2	Phenova		100	Prepared 10/13/21	12/12/2021	N/A	2.5uL			5
VOA STD. TBA	Various		250	Prepared 10/13/21	11/3/2021	N/A	2uL			10

0.5ug/L

Prepared: 9/15/2021

Expires: 11/3/2021

Initial Standard Information							Final Standard Information			
Name of Initial Standard (QAU Label)	Supplier	APPL Mix Name	Conc. (ug/mL)	Reference To APPL Prep Date	Exp. Date	Exp. Date (Manufacturers)	Aliquot From Stock	Final Volume	Solvent	Final Standard Conc. (ug/L)
VOA STD. 9	Various	0.5ug/L	5	Prepared 10/13/21	12/12/2021	N/A	5uL	50mL	P&T Water	0.5
VOA STD. 1	Absolute		50	Prepared 10/13/21	12/12/2021	N/A	10uL			10
VOA STD. 2	Phenova		100	Prepared 10/13/21	12/12/2021	N/A	5uL			10
VOA STD. TBA	Various		250	Prepared 10/13/21	11/3/2021	N/A	5uL			25

1.0ug/L

Prepared: 9/15/2021

Expires: 11/3/2021

Initial Standard Information							Final Standard Information			
Name of Initial Standard (QAU Label)	Supplier	APPL Mix Name	Conc. (ug/mL)	Reference To APPL Prep Date	Exp. Date	Exp. Date (Manufacturers)	Aliquot From Stock	Final Volume	Solvent	Final Standard Conc. (ug/L)
VOA STD. 9	Various	1.0ug/L	5	Prepared 10/13/21	12/12/2021	N/A	10uL	50mL	P&T Water	1
VOA STD. 1	Absolute		50	Prepared 10/13/21	12/12/2021	N/A	20uL			20
VOA STD. 2	Phenova		100	Prepared 10/13/21	12/12/2021	N/A	10uL			20
VOA STD. TBA	Various		250	Prepared 10/13/21	11/3/2021	N/A	10uL			50

2.0ug/L

Prepared: 9/15/2021

Expires: 11/3/2021

Initial Standard Information							Final Standard Information			
Name of Initial Standard (QAU Label)	Supplier	APPL Mix Name	Conc. (ug/mL)	Reference To APPL Prep Date	Exp. Date	Exp. Date (Manufacturers)	Aliquot From Stock	Final Volume	Solvent	Final Standard Conc. (ug/L)
VOA STD. 9	Various	2.0ug/L	5	Prepared 10/13/21	12/12/2021	N/A	20uL	50mL	P&T Water	2
VOA STD. 1	Absolute		50	Prepared 10/13/21	12/12/2021	N/A	30uL			30
VOA STD. 2	Phenova		100	Prepared 10/13/21	12/12/2021	N/A	15uL			30
VOA STD. TBA	Various		250	Prepared 10/13/21	11/3/2021	N/A	15uL			75

5ug/L

Prepared: 9/15/2021

Expires: 11/3/2021

Initial Standard Information							Final Standard Information			
Name of Initial Standard (QAU Label)	Supplier	APPL Mix Name	Conc. (ug/mL)	Reference To APPL Prep Date	Exp. Date	Exp. Date (Manufacturers)	Aliquot From Stock	Final Volume	Solvent	Final Standard Conc. (ug/L)
VOA STD. 7	Various	5ug/L	50	Prepared 10/13/21	12/12/2021	N/A	5uL	50mL	P&T Water	5
VOA STD. 8	Phenova		50	Prepared 10/13/21	11/3/2021	N/A	5uL			5
VOA STD. 1	Absolute		50	Prepared 10/13/21	12/12/2021	N/A	40uL			40
VOA STD. 2	Phenova		100	Prepared 10/13/21	12/12/2021	N/A	20uL			20
VOA STD. TBA	Various		250	Prepared 10/13/21	11/3/2021	N/A	20uL			100

10ug/L

Prepared: 9/15/2021

Expires: 11/3/2021

Initial Standard Information							Final Standard Information			
Name of Initial Standard (QAU Label)	Supplier	APPL Mix Name	Conc. (ug/mL)	Reference To APPL Prep Date	Exp. Date	Exp. Date (Manufacturers)	Aliquot From Stock	Final Volume	Solvent	Final Standard Conc. (ug/L)
VOA STD. 7	Various	10ug/L	50	Prepared 10/13/21	12/12/2021	N/A	10uL	50mL	P&T Water	10
VOA STD. 8	Phenova		50	Prepared 10/13/21	11/3/2021	N/A	10uL			10
VOA STD. 1	Absolute		50	Prepared 10/13/21	12/12/2021	N/A	50uL			50
VOA STD. 2	Phenova		100	Prepared 10/13/21	12/12/2021	N/A	25uL			50
VOA STD. TBA	Various		250	Prepared 10/13/21	11/3/2021	N/A	25uL			125

20ug/L

Prepared: 9/15/2021

Expires: 11/3/2021

Initial Standard Information							Final Standard Information			
Name of Initial Standard (QAU Label)	Supplier	APPL Mix Name	Conc. (ug/mL)	Reference To APPL Prep Date	Exp. Date	Exp. Date (Manufacturers)	Aliquot From Stock	Final Volume	Solvent	Final Standard Conc. (ug/L)
VOA STD. 7	Various	20ug/L	50	Prepared 10/13/21	12/12/2021	N/A	20uL	50mL	P&T Water	20
VOA STD. 8	Phenova		50	Prepared 10/13/21	11/3/2021	N/A	20uL			20
VOA STD. 1	Absolute		50	Prepared 10/13/21	12/12/2021	N/A	60uL			60
VOA STD. 2	Phenova		100	Prepared 10/13/21	12/12/2021	N/A	30uL			60
VOA STD. TBA	Various		250	Prepared 10/13/21	11/3/2021	N/A	30uL			150

40ug/L

Prepared: 9/15/2021

Expires: 11/3/2021

Initial Standard Information							Final Standard Information			
Name of Initial Standard (QAU Label)	Supplier	APPL Mix Name	Conc. (ug/mL)	Reference To APPL Prep Date	Exp. Date	Exp. Date (Manufacturers)	Aliquot From Stock	Final Volume	Solvent	Final Standard Conc. (ug/L)
VOA STD. 7	Various	40ug/L	50	Prepared 10/13/21	12/12/2021	N/A	40uL	50mL	P&T Water	40
VOA STD. 8	Phenova		50	Prepared 10/13/21	11/3/2021	N/A	40uL			40
VOA STD. 1	Absolute		50	Prepared 10/13/21	12/12/2021	N/A	80uL			80
VOA STD. 2	Phenova		100	Prepared 10/13/21	12/12/2021	N/A	40uL			80
VOA STD. TBA	Various		250	Prepared 10/13/21	11/3/2021	N/A	35uL			175

100ug/L

Prepared: 9/15/2021

Expires: 11/3/2021

Initial Standard Information							Final Standard Information			
Name of Initial Standard (QAU Label)	Supplier	APPL Mix Name	Conc. (ug/mL)	Reference To APPL Prep Date	Exp. Date	Exp. Date (Manufacturers)	Aliquot From Stock	Final Volume	Solvent	Final Standard Conc. (ug/L)
VOA STD. 7	Various	100ug/L	50	Prepared 10/13/21	12/12/2021	N/A	100uL	50mL	P&T Water	100
VOA STD. 8	Phenova		50	Prepared 10/13/21	11/3/2021	N/A	100uL			100
VOA STD. 1	Absolute		50	Prepared 10/13/21	12/12/2021	N/A	100uL			100
VOA STD. 2	Phenova		100	Prepared 10/13/21	12/12/2021	N/A	50uL			100
VOA STD. TBA	Various		250	Prepared 10/13/21	11/3/2021	N/A	40uL			200

MAX 8260 Water Second Source (SS)

Prepared: 9/15/2021

Prepared By (Initials): CH

Expires: 11/3/2021

Initial Standard Information							Final Standard Information			
Name of Initial Standard (QAU Label)	Supplier	APPL Mix Name	Conc. (ug/mL)	Reference To APPL Prep Date	Exp. Date	Exp. Date (Manufacturers)	Aliquot From Stock	Final Volume	Solvent	Final Standard Conc. (ug/L)
VOA STD. 3	Phenova	8260 Water SS	100	Prepared 10/13/21	12/12/2021	N/A	25uL	50mL	P&T Water	50
VOA STD. GASES	Phenova	8260 Water SS	50	Prepared 10/13/21	12/12/2021	N/A	10uL			10
VOA STD. 0	Phenova	8260 Water SS	50	Prepared 10/13/21	12/12/2021	N/A	10uL			10
VOA STD. 2-CEVE	Absolute	8260 Water SS	50	Prepared 10/13/21	10/13/2021	N/A	50uL			50
VOA STD. 6	Various	8260 Water SS	50	Prepared 10/13/21	11/3/2021	N/A	10uL			10
Voa STD. TBA	Various	8260 Water SS	250	Prepared 10/13/21	11/3/2021	N/A	25uL			250

8260 Water Continuing Calibrations (CCV)/ Lab Control Spikes (LCS)

Prepared: 9/15/2021

Prepared By (Initials): CH

Expires: 9/16/2021

Initial Standard Information							Final Standard Information			
Name of Initial Standard (QAU Label)	Supplier	APPL Mix Name	Conc. (ug/mL)	Reference To APPL Prep Date	Exp. Date	Exp. Date (Manufacturers)	Aliquot From Stock	Final Volume	Solvent	Final Standard Conc. (ug/L)
VOA STD. 7	Various	CCV/ LCS	50	Prepared 10/13/21	12/12/2021	N/A	10uL	50mL	P&T Water	10
VOA STD. 8	Phenova	CCV/ LCS	50	Prepared 10/13/21	11/3/2021	N/A	10uL			10
VOA STD. 1	Absolute	CCV/ LCS	50	Prepared 10/13/21	12/12/2021	N/A	50uL			50
VOA STD. 2	Phenova	CCV/ LCS	100	Prepared 10/13/21	12/12/2021	N/A	25uL			50
VOA STD. TBA	Various	CCV/ LCS	250	Prepared 10/13/21	11/3/2021	N/A	25uL			250

Injection Log

Directory: M:\MAX\DATA\211015\

Line	Vial	FileName	Multiplier	SampleName	Misc Info	Injected
1	1	1015M11.D	1	25ug/L BFB STD 9/23/21	IS&S 8/4/21	15 Oct 21 14:44
2	2	1015M12.D	1	0.3ug/L VOC STD 10/15/21	IS&S 8/4/21	15 Oct 21 15:12
3	3	1015M13.D	1	0.5ug/L VOC STD 10/15/21	IS&S 8/4/21	15 Oct 21 15:41
4	4	1015M14.D	1	1ug/L VOC STD 10/15/21	IS&S 8/4/21	15 Oct 21 16:09
5	5	1015M15.D	1	2ug/L VOC STD 10/15/21	IS&S 8/4/21	15 Oct 21 16:38
6	6	1015M16.D	1	5ug/L VOC STD 10/15/21	IS&S 8/4/21	15 Oct 21 17:06
7	7	1015M17.D	1	10ug/L VOC STD 10/15/21	IS&S 8/4/21	15 Oct 21 17:35
8	8	1015M18.D	1	20ug/L VOC STD 10/15/21	IS&S 8/4/21	15 Oct 21 18:03
9	9	1015M19.D	1	40ug/L VOC STD 10/15/21	IS&S 8/4/21	15 Oct 21 18:31
10	10	1015M20.D	1	100ug/L VOC STD 10/15/21	IS&S 8/4/21	15 Oct 21 19:00
11	12	1015M22.D	1	(SS) 10ug/L VOC STD 10/15/21	IS&S 8/4/21	15 Oct 21 19:57

Injection Log

Directory: M:\MAX\DATA\211108\

Line	Vial	FileName	Multiplier	SampleName	Misc Info	Injected
1	1	1109M01.D	1	25ug/L BFB STD 10/29/21	IS&S 8/4/21	9 Nov 21 8:03
2	2	1109M02.D	1	211109A CCV 10ug/L	IS&S 8/4/21	9 Nov 21 8:32
3	3	1109M03.D	1	211109A LCS 10ug/L	IS&S 8/4/21	9 Nov 21 9:00
4	4	1109M04.D	1	211109A LCSD 10ug/L	IS&S 8/4/21	9 Nov 21 9:28
5	8	1109M08.D	1	211109A BLK	IS&S 8/4/21	9 Nov 21 11:22
6	14	1109M14.D	1	BA45107W01	IS&S 8/4/21	9 Nov 21 14:12
7	15	1109M15.D	1	BA45108W01	IS&S 8/4/21	9 Nov 21 14:41
8	16	1109M16.D	1	BA45109W01	IS&S 8/4/21	9 Nov 21 15:09
9	17	1109M17.D	1	BA45110W01	IS&S 8/4/21	9 Nov 21 15:38
10	18	1109M18.D	1	BA45111W01	IS&S 8/4/21	9 Nov 21 16:06
11	23	1109M52.D	1	Ending CCV 10ug/L 11/9/21	IS&S 8/4/21	10 Nov 21 7:35

Injection Log

Directory: M:\MAX\DATA\211108\

Line	Vial	FileName	Multiplier	SampleName	Misc Info	Injected
1	1	1110M00.D	1	25ug/L BFB STD 10/29/21	2ul	10 Nov 21 8:32
2	2	1110M02.D	1	211110A CCV 10ug/L	IS&S 8/4/21	10 Nov 21 9:17
3	3	1110M03.D	1	211110A LCS 10ug/L	IS&S 8/4/21	10 Nov 21 9:45
4	4	1110M04.D	1	211110A LCSD 10ug/L	IS&S 8/4/21	10 Nov 21 10:14
5	8	1110M08.D	1	211110A BLK	IS&S 8/4/21	10 Nov 21 12:07
6	9	1110M09.D	1	BA45112W02	IS&S 8/4/21	10 Nov 21 12:36
7	10	1110M10.D	1	BA45113W03	IS&S 8/4/21	10 Nov 21 13:04
8	11	1110M11.D	1	BA45114W02	IS&S 8/4/21	10 Nov 21 13:32
9	16	1110M16.D	1	Ending CCV 10ug/L 11/10/21	IS&S 8/4/21	10 Nov 21 15:54

ORGANICS
Calibration Data

VOLATILE ORGANIC ANALYSIS BY
EPA METHOD 8260B

Form 6
Initial Calibration

Lab Name: APPL, Inc.
Case No:
Matrix:

SDG No:
Initial Cal. Date: 8/25/2021
Instrument: Max

Initials:

		Compound	1	2	3	4	5	6	7	8	9		Avg	%RSD	Type	r^2	Q	MRF
			0825M12.D	0825M13.D	0825M14.D	0825M15.D	0825M16.D	0825M17.D	0825M18.D	0825M19.D	0825M20.D							
1	I	Fluorobenzene (IS)																
2	S	Dibromofluoromethane(S)	0.3523	0.3417	0.2807	0.2859	0.2870	0.2956	0.2984	0.3009	0.2709		0.30	9.1	S			
3	S	1,2-DCA-D4(S)	0.2194	0.2154	0.1883	0.1930	0.1953	0.1908	0.1985	0.2034	0.1791		0.20	6.5	S			
4	I	Chlorobenzene-D5 (IS)																
5	S	Toluene-D8(S)	1.390	1.326	1.153	1.099	1.153	1.163	1.121	1.122	1.024		1.2	9.8	S			
6	S	4-Bromofluorobenzene(S)	0.5362	0.5171	0.4075	0.4294	0.4615	0.4643	0.4388	0.4514	0.4103		0.46	9.7	S			
7	I	1,4-Dichlorobenzene-D (IS)																
8																		
9																		
10																		
11																		
12																		
13																		
14																		
15																		
16																		
17																		
18																		
19																		
20																		
21																		
22																		
23																		
24																		
25																		
26																		
27																		
28																		
29																		
30																		
31																		
32																		
33																		
34																		
35																		

Quantitation Report (Not Reviewed)

Data File : M:\MAX\DATA\210825\0825M12.D
Acq On : 25 Aug 21 15:15
Sample : 0.3ug/L VOC STD 8/25/21
Misc : IS&S 6/4/21

Vial: 2
Operator: LP,DG,CH
Inst : Max
Multiplr: 1.00

Quant Time: Aug 26 16:25 2021

Quant Results File: M0825SUR.RES

Quant Method : M:\MAX\DATA\210825\M0825SUR.M (RTE Integrator)
Title : METHOD 8260B
Last Update : Thu Aug 26 11:16:48 2021
Response via : Initial Calibration
DataAcq Meth : M8260_081021

Internal Standards	R.T.	QIon	Response	Conc Units	Dev(Min)
1) Fluorobenzene (IS)	6.21	96	268418	25.00 ppb	0.00
4) Chlorobenzene-D5 (IS)	9.41	117	221472	25.00 ppb	0.00
7) 1,4-Dichlorobenzene-D (IS)	11.75	152	137587	25.00 ppb	0.00
System Monitoring Compounds					
2) Dibromofluoromethane(S)	5.41	111	18913	5.84 ppb	0.00
Spiked Amount 25.000			Recovery	= 23.372%	
3) 1,2-DCA-D4(S)	5.81	65	11779	5.54 ppb	0.00
Spiked Amount 25.000			Recovery	= 22.148%	
5) Toluene-D8(S)	7.95	98	61590	5.93 ppb	0.00
Spiked Amount 25.000			Recovery	= 23.720%	
6) 4-Bromofluorobenzene(S)	10.60	95	23749	5.86 ppb	0.00
Spiked Amount 25.000			Recovery	= 23.444%	

Target Compounds Qvalue

(#) = qualifier out of range (m) = manual integration

Quantitation Report

Data File : M:\MAX\DATA\210825\0825M12.D
Acq On : 25 Aug 21 15:15
Sample : 0.3ug/L VOC STD 8/25/21
Misc : IS&S 6/4/21

Vial: 2
Operator: LP,DG,CH
Inst : Max
Multiplr: 1.00

Quant Time: Aug 26 16:25 2021

Quant Results File: M0825SUR.RES

Method : M:\MAX\DATA\210825\M0825SUR.M (RTE Integrator)
Title : METHOD 8260B
Last Update : Thu Aug 26 11:16:48 2021
Response via : Initial Calibration

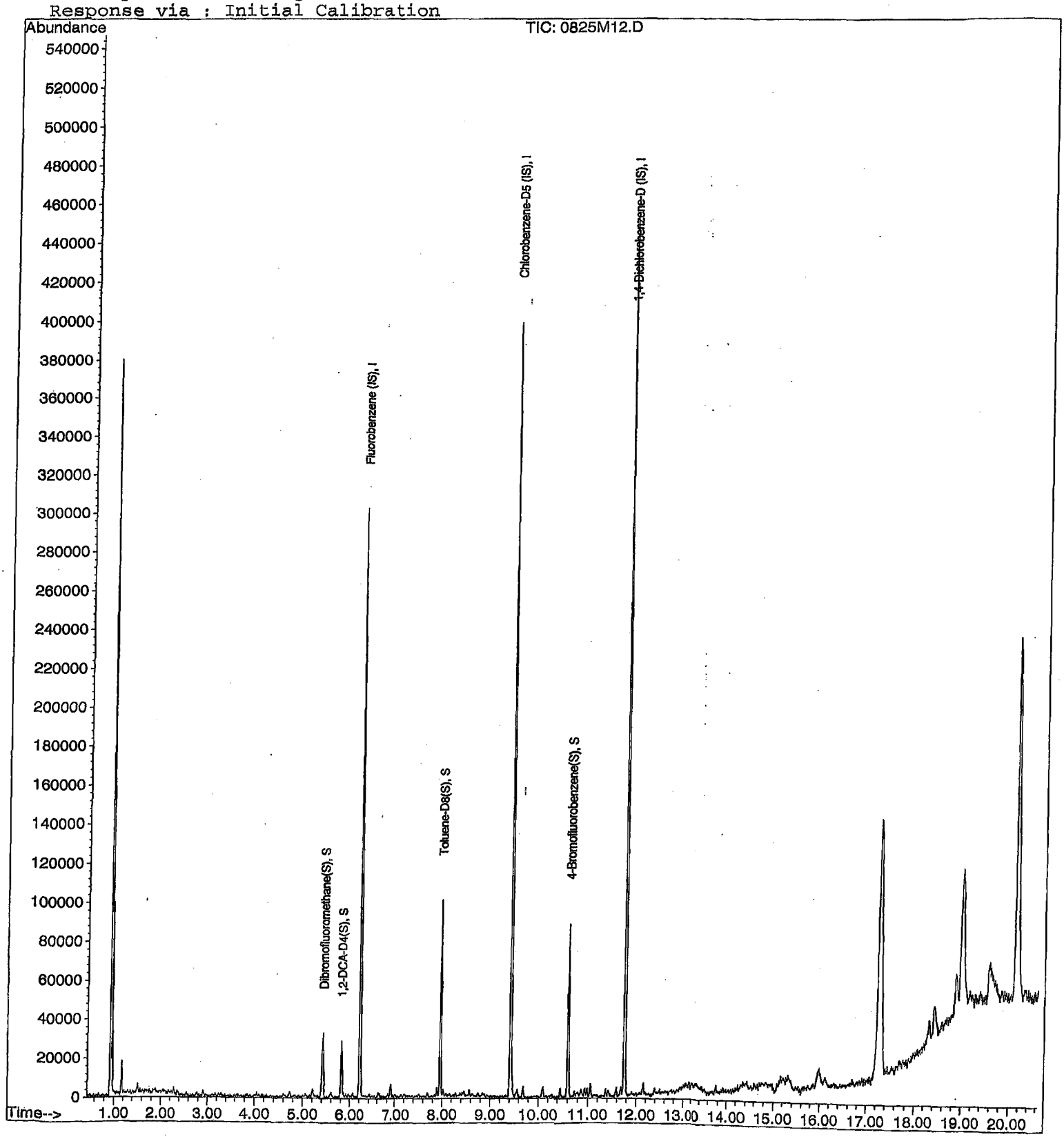

Quantitation Report (Not Reviewed)

Data File : M:\MAX\DATA\210825\0825M13.D
Acq On : 25 Aug 21 15:43
Sample : 0.5ug/L VOC STD 8/25/21
Misc : IS&S 6/4/21

Vial: 3
Operator: LP,DG,CH
Inst : Max
Multiplr: 1.00

Quant Time: Aug 26 16:25 2021 Quant Results File: M0825SUR.RES

Quant Method : M:\MAX\DATA\210825\M0825SUR.M (RTE Integrator)
Title : METHOD 8260B
Last Update : Thu Aug 26 11:16:48 2021
Response via : Initial Calibration
DataAcq Meth : M8260_081021

Internal Standards	R.T.	QIon	Response	Conc Units	Dev(Min)
1) Fluorobenzene (IS)	6.21	96	270425	25.00 ppb	0.00
4) Chlorobenzene-D5 (IS)	9.41	117	226950	25.00 ppb	0.00
7) 1,4-Dichlorobenzene-D (IS)	11.75	152	138629	25.00 ppb	0.00
System Monitoring Compounds					
2) Dibromofluoromethane(S)	5.42	111	18480	5.67 ppb	0.00
Spiked Amount 25.000			Recovery	= 22.664%	
3) 1,2-DCA-D4(S)	5.81	65	11650	5.44 ppb	0.00
Spiked Amount 25.000			Recovery	= 21.744%	
5) Toluene-D8(S)	7.95	98	60175	5.65 ppb	0.00
Spiked Amount 25.000			Recovery	= 22.616%	
6) 4-Bromofluorobenzene(S)	10.60	95	23472	5.65 ppb	0.00
Spiked Amount 25.000			Recovery	= 22.612%	

Target Compounds Qvalue

(#) = qualifier out of range (m) = manual integration

Quantitation Report

Data File : M:\MAX\DATA\210825\0825M13.D
Acq On : 25 Aug 21 15:43
Sample : 0.5ug/L VOC STD 8/25/21
Misc : IS&S 6/4/21

Vial: 3
Operator: LP,DG,CH
Inst : Max
Multiplr: 1.00

Quant Time: Aug 26 16:25 2021

Quant Results File: M0825SUR.RES

Method : M:\MAX\DATA\210825\M0825SUR.M (RTE Integrator)
Title : METHOD 8260B
Last Update : Thu Aug 26 11:16:48 2021
Response via : Initial Calibration

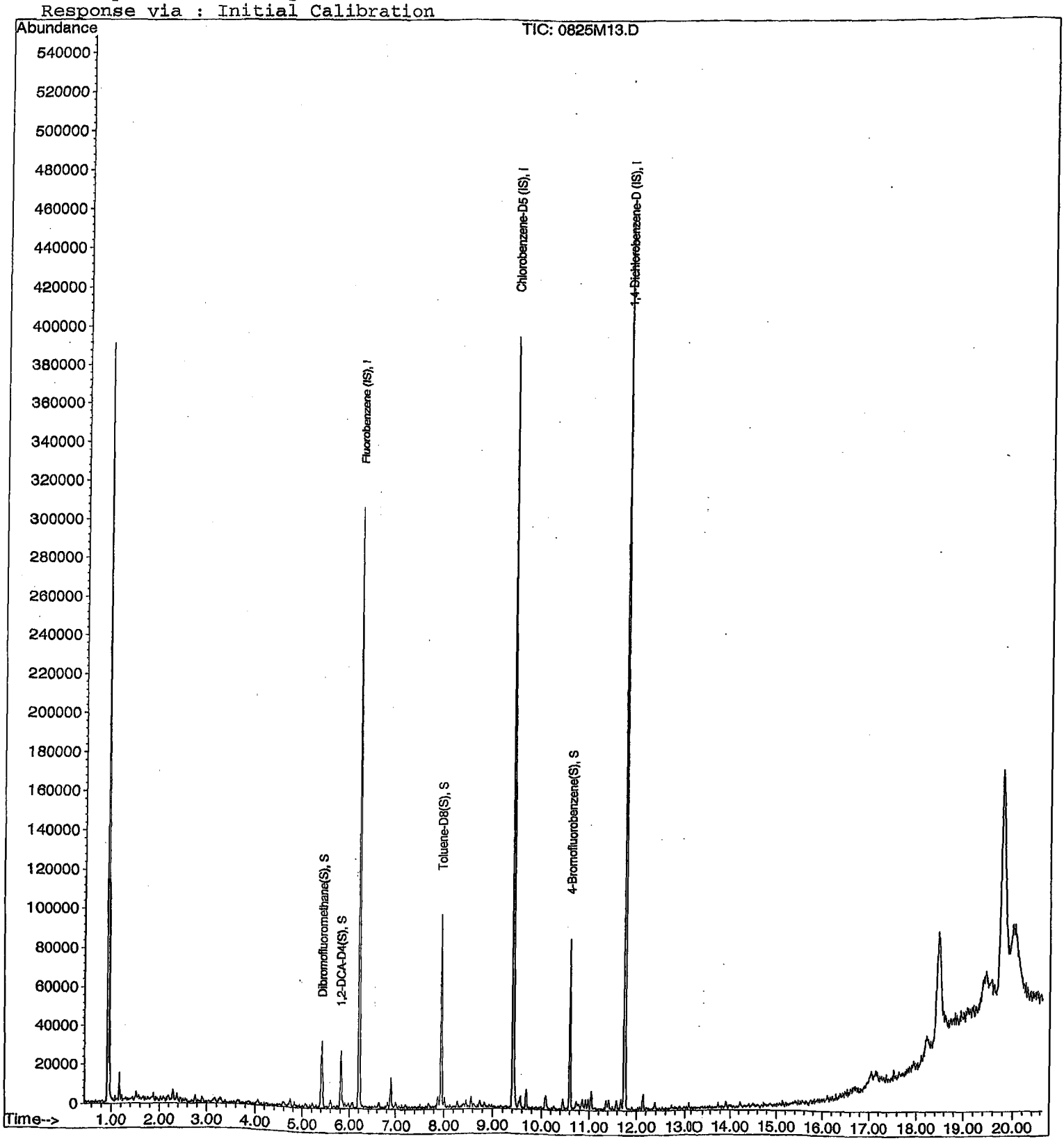

Quantitation Report (Not Reviewed)

Data File : M:\MAX\DATA\210825\0825M14.D
Acq On : 25 Aug 21 16:11
Sample : 1ug/L VOC STD 8/25/21
Misc : IS&S 6/4/21

Vial: 4
Operator: LP,DG,CH
Inst : Max
Multiplr: 1.00

Quant Time: Aug 26 16:25 2021

Quant Results File: M0825SUR.RES

Quant Method : M:\MAX\DATA\210825\M0825SUR.M (RTE Integrator)
Title : METHOD 8260B
Last Update : Thu Aug 26 11:16:48 2021
Response via : Initial Calibration
DataAcq Meth : M8260_081021

Internal Standards	R.T.	QIon	Response	Conc Units	Dev(Min)
1) Fluorobenzene (IS)	6.22	96	261019	25.00 ppb	0.00
4) Chlorobenzene-D5 (IS)	9.41	117	222702	25.00 ppb	0.00
7) 1,4-Dichlorobenzene-D (IS)	11.75	152	137225	25.00 ppb	0.00
System Monitoring Compounds					
2) Dibromofluoromethane(S)	5.41	111	29305	9.31 ppb	0.00
Spiked Amount 25.000			Recovery	= 37.236%	
3) 1,2-DCA-D4(S)	5.81	65	19664	9.51 ppb	0.00
Spiked Amount 25.000			Recovery	= 38.024%	
5) Toluene-D8(S)	7.95	98	102711	9.84 ppb	0.00
Spiked Amount 25.000			Recovery	= 39.340%	
6) 4-Bromofluorobenzene(S)	10.60	95	36297	8.91 ppb	0.00
Spiked Amount 25.000			Recovery	= 35.632%	

Target Compounds Qvalue

(#) = qualifier out of range (m) = manual integration
0825M14.D M0825SUR.M Fri Oct 15 06:06:06 2021

Quantitation Report

Data File : M:\MAX\DATA\210825\0825M14.D
Acq On : 25 Aug 21 16:11
Sample : 1ug/L VOC STD 8/25/21
Misc : IS&S 6/4/21

Vial: 4
Operator: LP,DG,CH
Inst : Max
Multiplr: 1.00

Quant Time: Aug 26 16:25 2021

Quant Results File: M0825SUR.RES

Method : M:\MAX\DATA\210825\M0825SUR.M (RTE Integrator)
Title : METHOD 8260B
Last Update : Thu Aug 26 11:16:48 2021
Response via : Initial Calibration

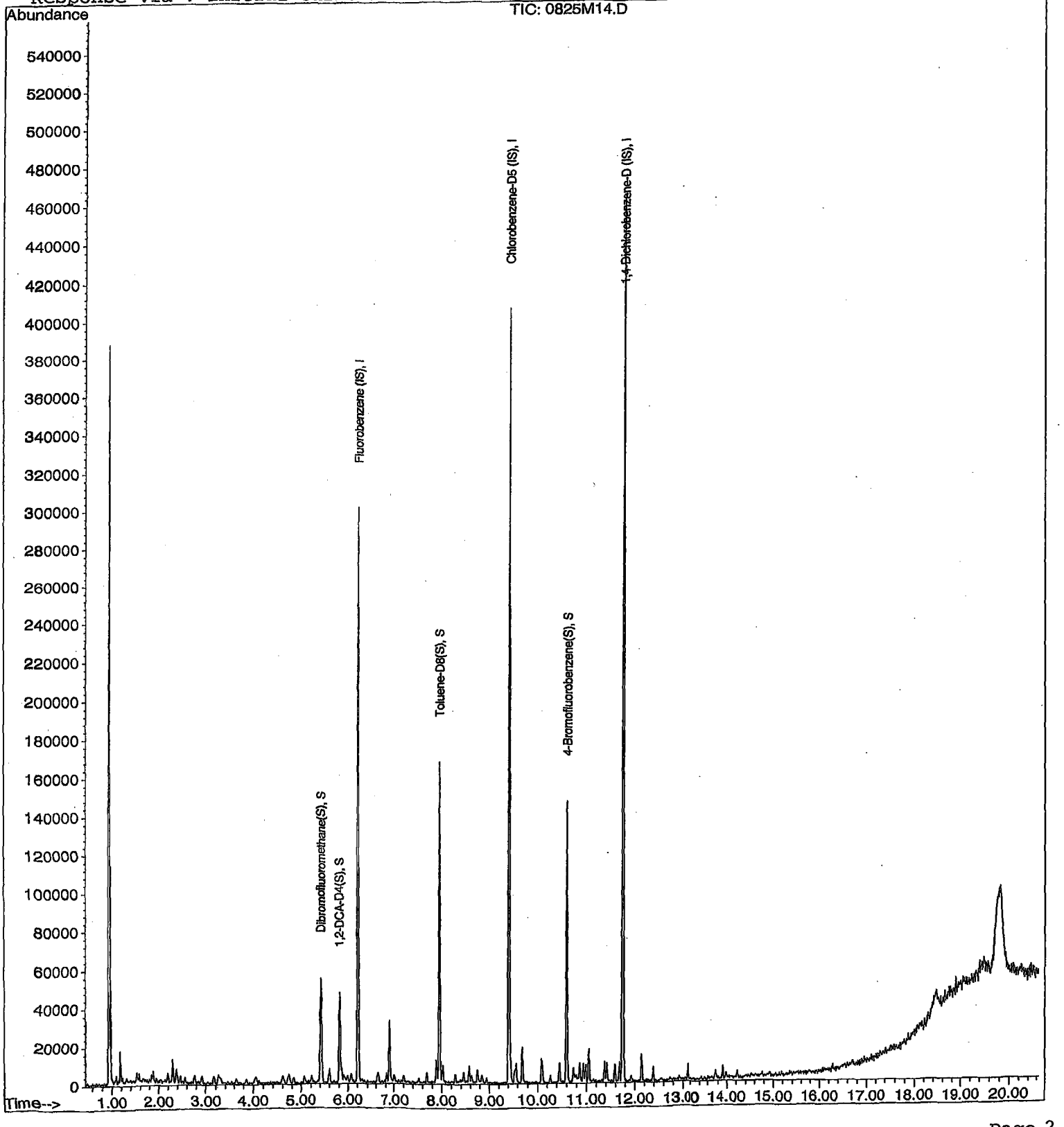

Quantitation Report (Not Reviewed)

Data File : M:\MAX\DATA\210825\0825M15.D
Acq On : 25 Aug 21 16:39
Sample : 2ug/L VOC STD 8/25/21
Misc : IS&S 6/4/21

Vial: 5
Operator: LP,DG,CH
Inst : Max
Multiplr: 1.00

Quant Time: Aug 26 16:25 2021

Quant Results File: M0825SUR.RES

Quant Method : M:\MAX\DATA\210825\M0825SUR.M (RTE Integrator)
Title : METHOD 8260B
Last Update : Thu Aug 26 11:16:48 2021
Response via : Initial Calibration
DataAcq Meth : M8260_081021

Internal Standards	R.T.	QIon	Response	Conc Units	Dev(Min)
1) Fluorobenzene (IS)	6.21	96	260699	25.00 ppb	0.00
4) Chlorobenzene-D5 (IS)	9.42	117	218570	25.00 ppb	0.00
7) 1,4-Dichlorobenzene-D (IS)	11.75	152	137104	25.00 ppb	0.00
System Monitoring Compounds					
2) Dibromofluoromethane(S)	5.41	111	29818	9.48 ppb	0.00
Spiked Amount 25.000			Recovery	= 37.936%	
3) 1,2-DCA-D4(S)	5.82	65	20128	9.74 ppb	0.00
Spiked Amount 25.000			Recovery	= 38.968%	
5) Toluene-D8(S)	7.95	98	96059	9.37 ppb	0.00
Spiked Amount 25.000			Recovery	= 37.488%	
6) 4-Bromofluorobenzene(S)	10.60	95	37545	9.39 ppb	0.00
Spiked Amount 25.000			Recovery	= 37.556%	

Target Compounds Qvalue

(#) = qualifier out of range (m) = manual integration

Quantitation Report

Data File : M:\MAX\DATA\210825\0825M15.D
Acq On : 25 Aug 21 16:39
Sample : 2ug/L VOC STD 8/25/21
Misc : IS&S 6/4/21

Vial: 5
Operator: LP,DG,CH
Inst : Max
Multiplr: 1.00

Quant Time: Aug 26 16:25 2021

Quant Results File: M0825SUR.RES

Method : M:\MAX\DATA\210825\M0825SUR.M (RTE Integrator)
Title : METHOD 8260B
Last Update : Thu Aug 26 11:16:48 2021
Response via : Initial Calibration

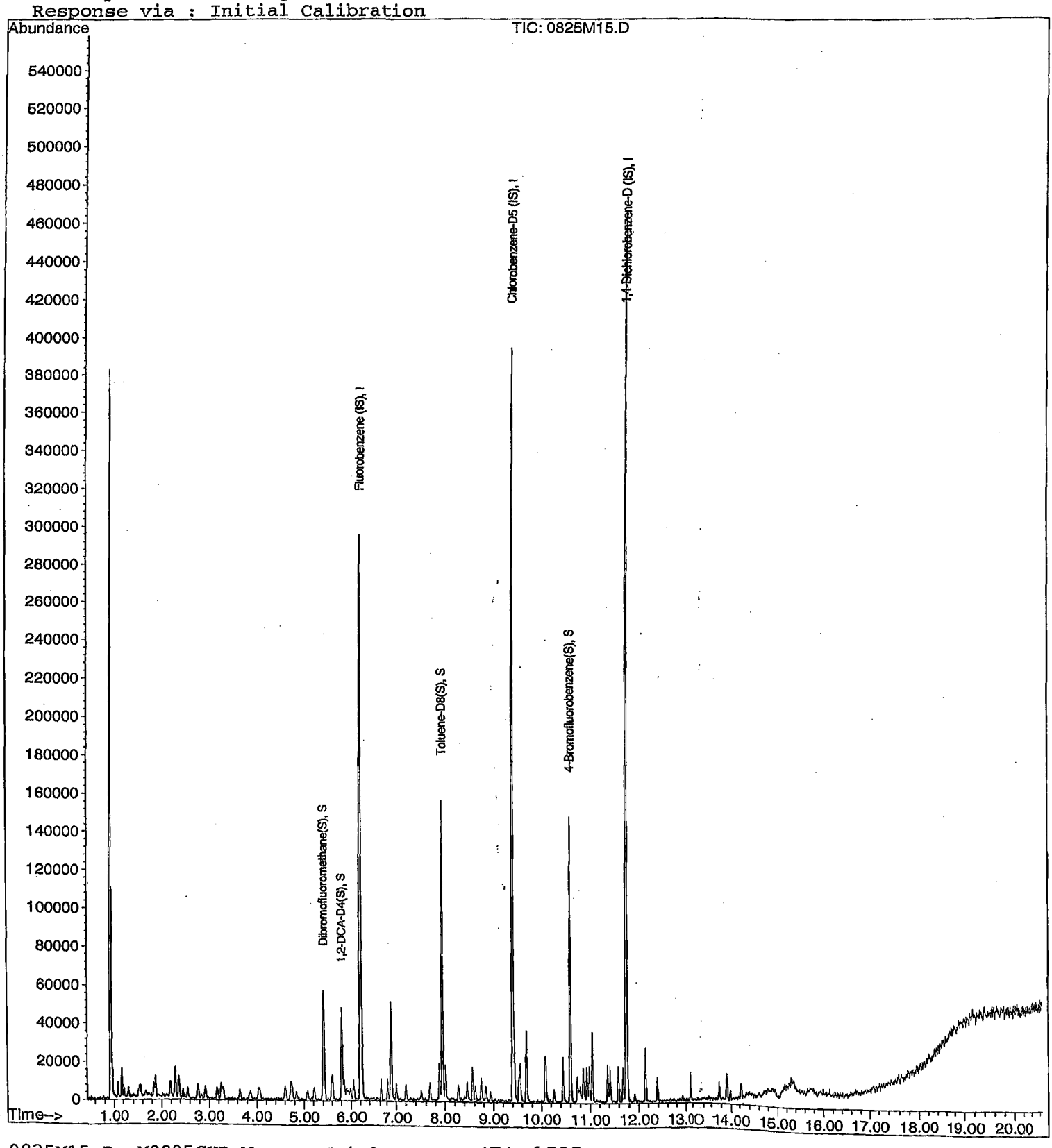

Quantitation Report (Not Reviewed)

Data File : M:\MAX\DATA\210825\0825M16.D
Acq On : 25 Aug 21 17:07
Sample : 5ug/L VOC STD 8/25/21
Misc : IS&S 6/4/21

Vial: 6
Operator: LP,DG,CH
Inst : Max
Multiplr: 1.00

Quant Time: Aug 26 16:25 2021 Quant Results File: M0825SUR.RES

Quant Method : M:\MAX\DATA\210825\M0825SUR.M (RTE Integrator)
Title : METHOD 8260B
Last Update : Thu Aug 26 11:16:48 2021
Response via : Initial Calibration
DataAcq Meth : M8260_081021

Internal Standards	R.T.	QIon	Response	Conc Units	Dev(Min)
1) Fluorobenzene (IS)	6.21	96	261599	25.00 ppb	0.00
4) Chlorobenzene-D5 (IS)	9.41	117	219379	25.00 ppb	0.00
7) 1,4-Dichlorobenzene-D (IS)	11.75	152	136215	25.00 ppb	0.00
System Monitoring Compounds					
2) Dibromofluoromethane(S)	5.41	111	75090	23.80 ppb	0.00
Spiked Amount 25.000			Recovery =	95.204%	
3) 1,2-DCA-D4(S)	5.81	65	51096	24.65 ppb	0.00
Spiked Amount 25.000			Recovery =	98.580%	
5) Toluene-D8(S)	7.95	98	252960	24.59 ppb	0.00
Spiked Amount 25.000			Recovery =	98.356%	
6) 4-Bromofluorobenzene(S)	10.60	95	101253	25.23 ppb	0.00
Spiked Amount 25.000			Recovery =	100.908%	

Target Compounds Qvalue

(#) = qualifier out of range (m) = manual integration

Quantitation Report

Data File : M:\MAX\DATA\210825\0825M16.D
Acq On : 25 Aug 21 17:07
Sample : 5ug/L VOC STD 8/25/21
Misc : IS&S 6/4/21

Vial: 6
Operator: LP,DG,CH
Inst : Max
Multiplr: 1.00

Quant Time: Aug 26 16:25 2021

Quant Results File: M0825SUR.RES

Method : M:\MAX\DATA\210825\M0825SUR.M (RTE Integrator)
Title : METHOD 8260B
Last Update : Thu Aug 26 11:16:48 2021
Response via : Initial Calibration

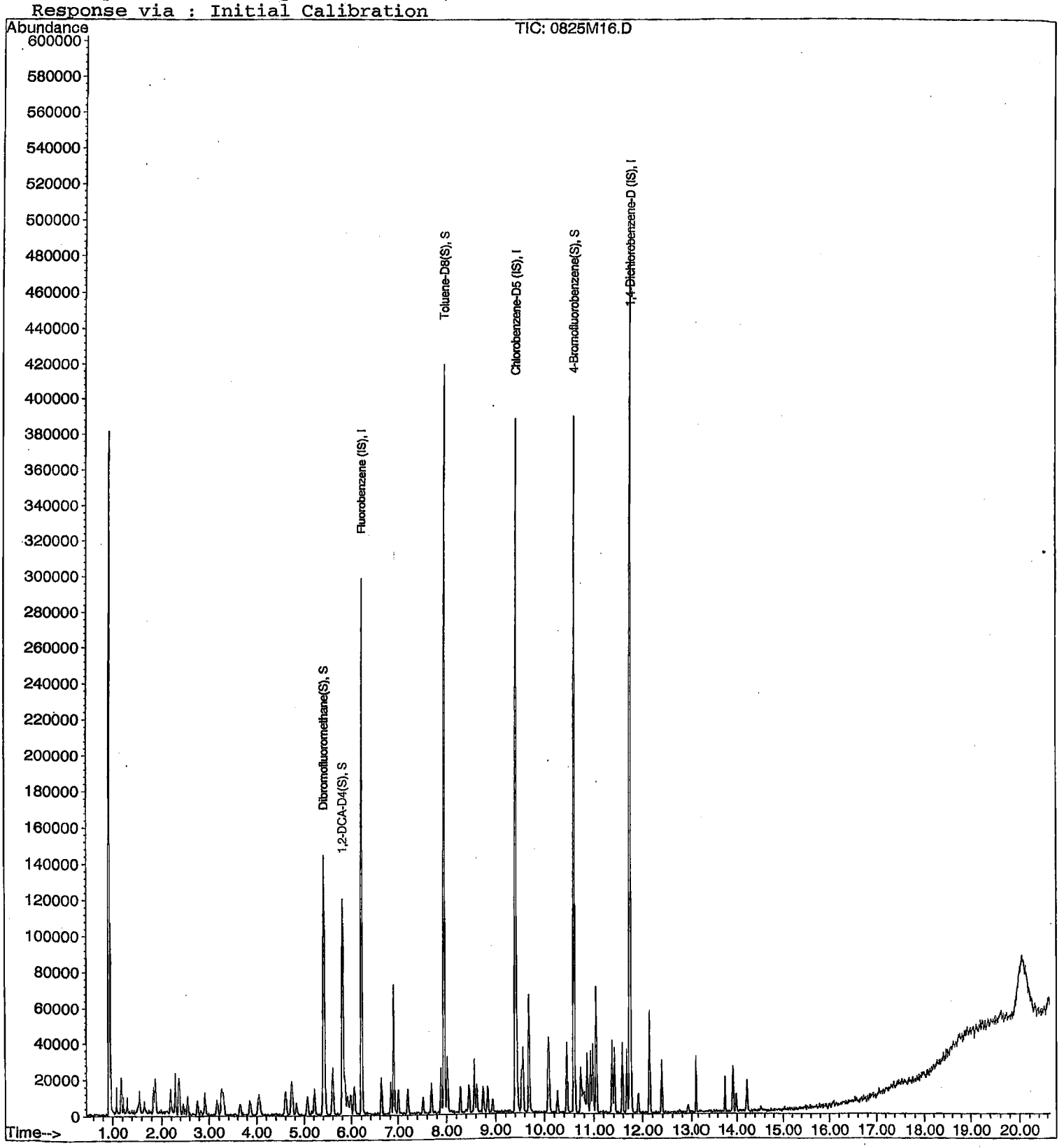

Quantitation Report (Not Reviewed)

Data File : M:\MAX\DATA\210825\0825M17.D
Acq On : 25 Aug 21 17:35
Sample : 10ug/L VOC STD 8/25/21
Misc : IS&S 6/4/21

Vial: 7
Operator: LP,DG,CH
Inst : Max
Multiplr: 1.00

Quant Time: Aug 26 16:25 2021

Quant Results File: M0825SUR.RES

Quant Method : M:\MAX\DATA\210825\M0825SUR.M (RTE Integrator)
Title : METHOD 8260B
Last Update : Thu Aug 26 11:16:48 2021
Response via : Initial Calibration
DataAcq Meth : M8260_081021

Internal Standards	R.T.	QIon	Response	Conc Units	Dev(Min)
1) Fluorobenzene (IS)	6.21	96	260876	25.00 ppb	0.00
4) Chlorobenzene-D5 (IS)	9.41	117	215380	25.00 ppb	0.00
7) 1,4-Dichlorobenzene-D (IS)	11.75	152	136295	25.00 ppb	0.00
System Monitoring Compounds					
2) Dibromofluoromethane(S)	5.42	111	77116	24.51 ppb	0.00
Spiked Amount 25.000			Recovery =	98.044%	
3) 1,2-DCA-D4(S)	5.82	65	49768	24.07 ppb	0.00
Spiked Amount 25.000			Recovery =	96.284%	
5) Toluene-D8(S)	7.95	98	250522	24.80 ppb	0.00
Spiked Amount 25.000			Recovery =	99.216%	
6) 4-Bromofluorobenzene(S)	10.60	95	100010	25.38 ppb	0.00
Spiked Amount 25.000			Recovery =	101.520%	

Target Compounds Qvalue

(#) = qualifier out of range (m) = manual integration

Quantitation Report

Data File : M:\MAX\DATA\210825\0825M17.D
Acq On : 25 Aug 21 17:35
Sample : 10ug/L VOC STD 8/25/21
Misc : IS&S 6/4/21

Vial: 7
Operator: LP,DG,CH
Inst : Max
Multiplr: 1.00

Quant Time: Aug 26 16:25 2021

Quant Results File: M0825SUR.RES

Method : M:\MAX\DATA\210825\M0825SUR.M (RTE Integrator)
Title : METHOD 8260B
Last Update : Thu Aug 26 11:16:48 2021
Response via : Initial Calibration

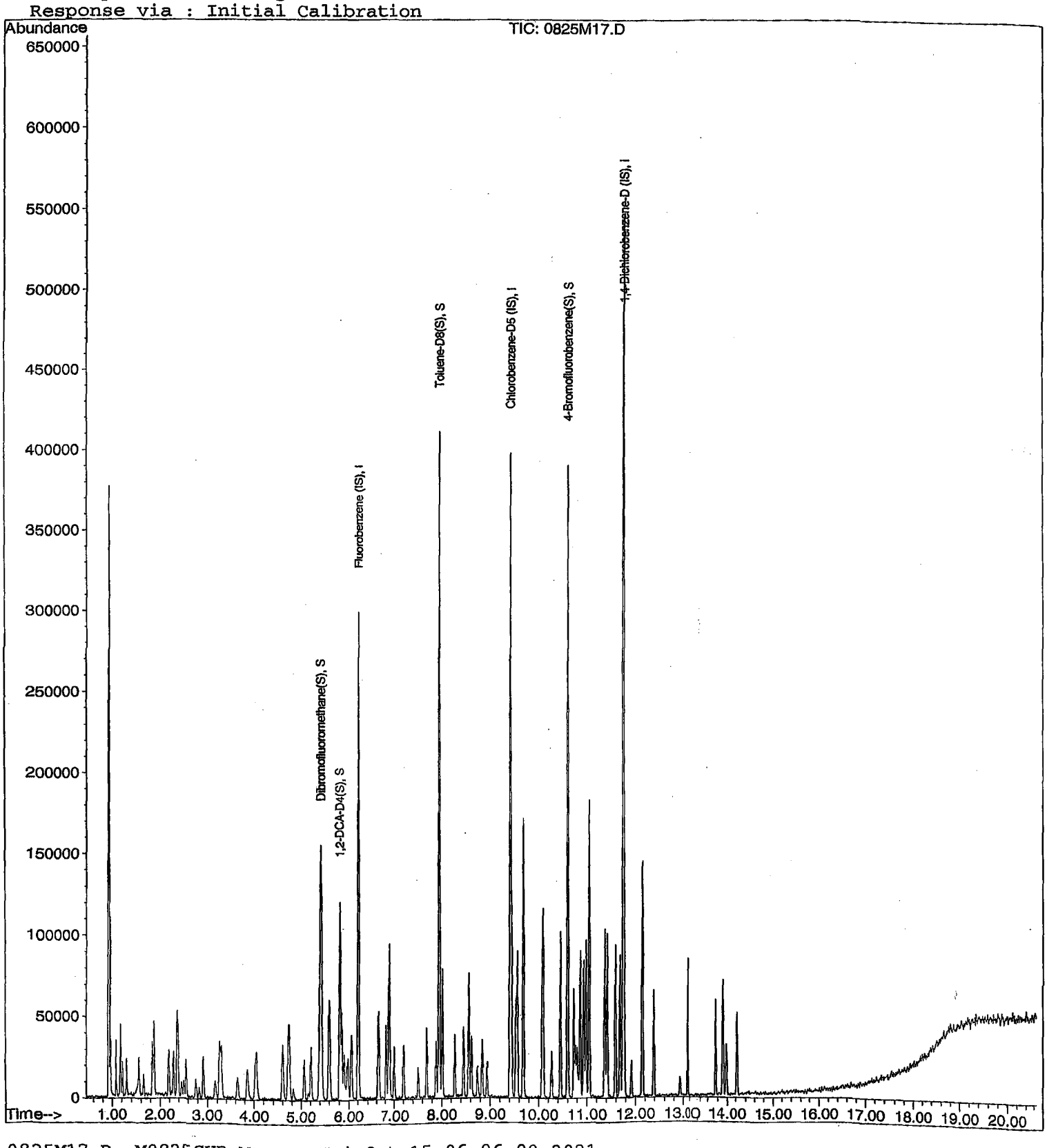

Quantitation Report (Not Reviewed)

Data File : M:\MAX\DATA\210825\0825M18.D
Acq On : 25 Aug 21 18:03
Sample : 20ug/L VOC STD 8/25/21
Misc : IS&S 6/4/21

Vial: 8
Operator: LP,DG,CH
Inst : Max
Multiplr: 1.00

Quant Time: Aug 26 16:25 2021

Quant Results File: M0825SUR.RES

Quant Method : M:\MAX\DATA\210825\M0825SUR.M (RTE Integrator)
Title : METHOD 8260B
Last Update : Thu Aug 26 11:16:48 2021
Response via : Initial Calibration
DataAcq Meth : M8260_081021

Internal Standards	R.T.	QIon	Response	Conc Units	Dev(Min)
1) Fluorobenzene (IS)	6.21	96	258006	25.00 ppb	0.00
4) Chlorobenzene-D5 (IS)	9.41	117	222674	25.00 ppb	0.00
7) 1,4-Dichlorobenzene-D (IS)	11.75	152	141752	25.00 ppb	0.00
System Monitoring Compounds					
2) Dibromofluoromethane(S)	5.42	111	153975	49.49 ppb	0.00
Spiked Amount 25.000			Recovery	= 197.940%	
3) 1,2-DCA-D4(S)	5.81	65	102408	50.08 ppb	0.00
Spiked Amount 25.000			Recovery	= 200.332%	
5) Toluene-D8(S)	7.95	98	499120	47.80 ppb	0.00
Spiked Amount 25.000			Recovery	= 191.196%	
6) 4-Bromofluorobenzene(S)	10.60	95	195414	47.97 ppb	0.00
Spiked Amount 25.000			Recovery	= 191.868%	

Target Compounds Qvalue

(#) = qualifier out of range (m) = manual integration

Quantitation Report

Data File : M:\MAX\DATA\210825\0825M18.D
Acq On : 25 Aug 21 18:03
Sample : 20ug/L VOC STD 8/25/21
Misc : IS&S 6/4/21

Vial: 8
Operator: LP,DG,CH
Inst : Max
Multiplr: 1.00

Quant Time: Aug 26 16:25 2021

Quant Results File: M0825SUR.RES

Method : M:\MAX\DATA\210825\M0825SUR.M (RTE Integrator)
Title : METHOD 8260B
Last Update : Thu Aug 26 11:16:48 2021
Response via : Initial Calibration

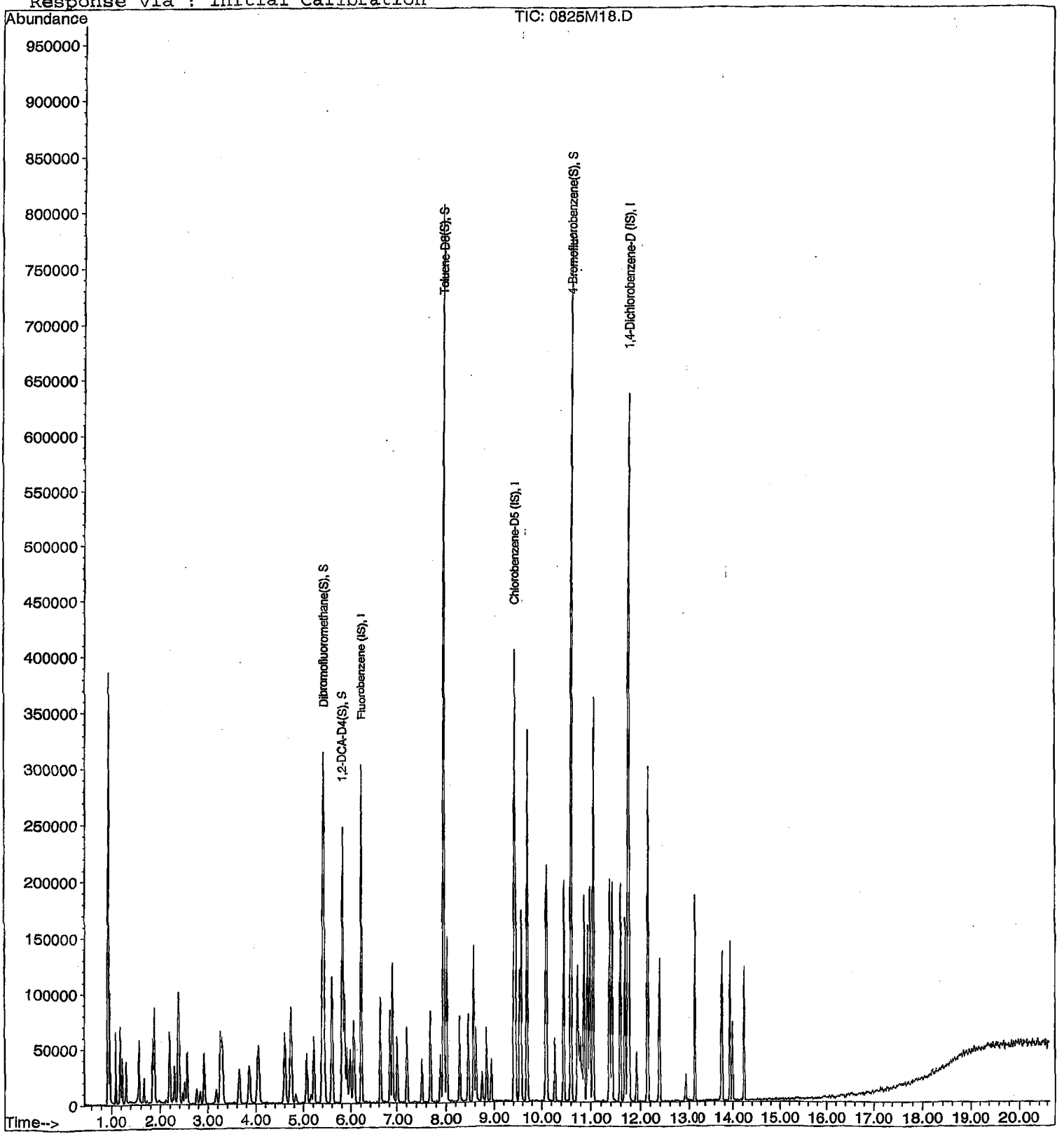

Quantitation Report (Not Reviewed)

Data File : M:\MAX\DATA\210825\0825M19.D
Acq On : 25 Aug 21 18:31
Sample : 40ug/L VOC STD 8/25/21
Misc : IS&S 6/4/21

Vial: 9
Operator: LP,DG,CH
Inst : Max
Multiplr: 1.00

Quant Time: Aug 26 16:25 2021 Quant Results File: M0825SUR.RES

Quant Method : M:\MAX\DATA\210825\M0825SUR.M (RTE Integrator)
Title : METHOD 8260B
Last Update : Thu Aug 26 11:16:48 2021
Response via : Initial Calibration
DataAcq Meth : M8260_081021

Internal Standards	R.T.	QIon	Response	Conc Units	Dev(Min)
1) Fluorobenzene (IS)	6.21	96	251853	25.00 ppb	0.00
4) Chlorobenzene-D5 (IS)	9.41	117	216925	25.00 ppb	0.00
7) 1,4-Dichlorobenzene-D (IS)	11.75	152	140689	25.00 ppb	0.00
System Monitoring Compounds					
2) Dibromofluoromethane(S)	5.41	111	151584	49.91 ppb	0.00
Spiked Amount 25.000			Recovery	= 199.628%	
3) 1,2-DCA-D4(S)	5.81	65	102456	51.33 ppb	0.00
Spiked Amount 25.000			Recovery	= 205.320%	
5) Toluene-D8(S)	7.95	98	486936	47.87 ppb	0.00
Spiked Amount 25.000			Recovery	= 191.472%	
6) 4-Bromofluorobenzene(S)	10.60	95	195822	49.34 ppb	0.00
Spiked Amount 25.000			Recovery	= 197.364%	

Target Compounds Qvalue

(#) = qualifier out of range (m) = manual integration
0825M19.D M0825SUR.M Fri Oct 15 06:06:11 2021

Quantitation Report

Data File : M:\MAX\DATA\210825\0825M19.D
Acq On : 25 Aug 21 18:31
Sample : 40ug/L VOC STD 8/25/21
Misc : IS&S 6/4/21

Vial: 9
Operator: LP,DG,CH
Inst : Max
Multiplr: 1.00

Quant Time: Aug 26 16:25 2021

Quant Results File: M0825SUR.RES

Method : M:\MAX\DATA\210825\M0825SUR.M (RTE Integrator)
Title : METHOD 8260B
Last Update : Thu Aug 26 11:16:48 2021
Response via : Initial Calibration

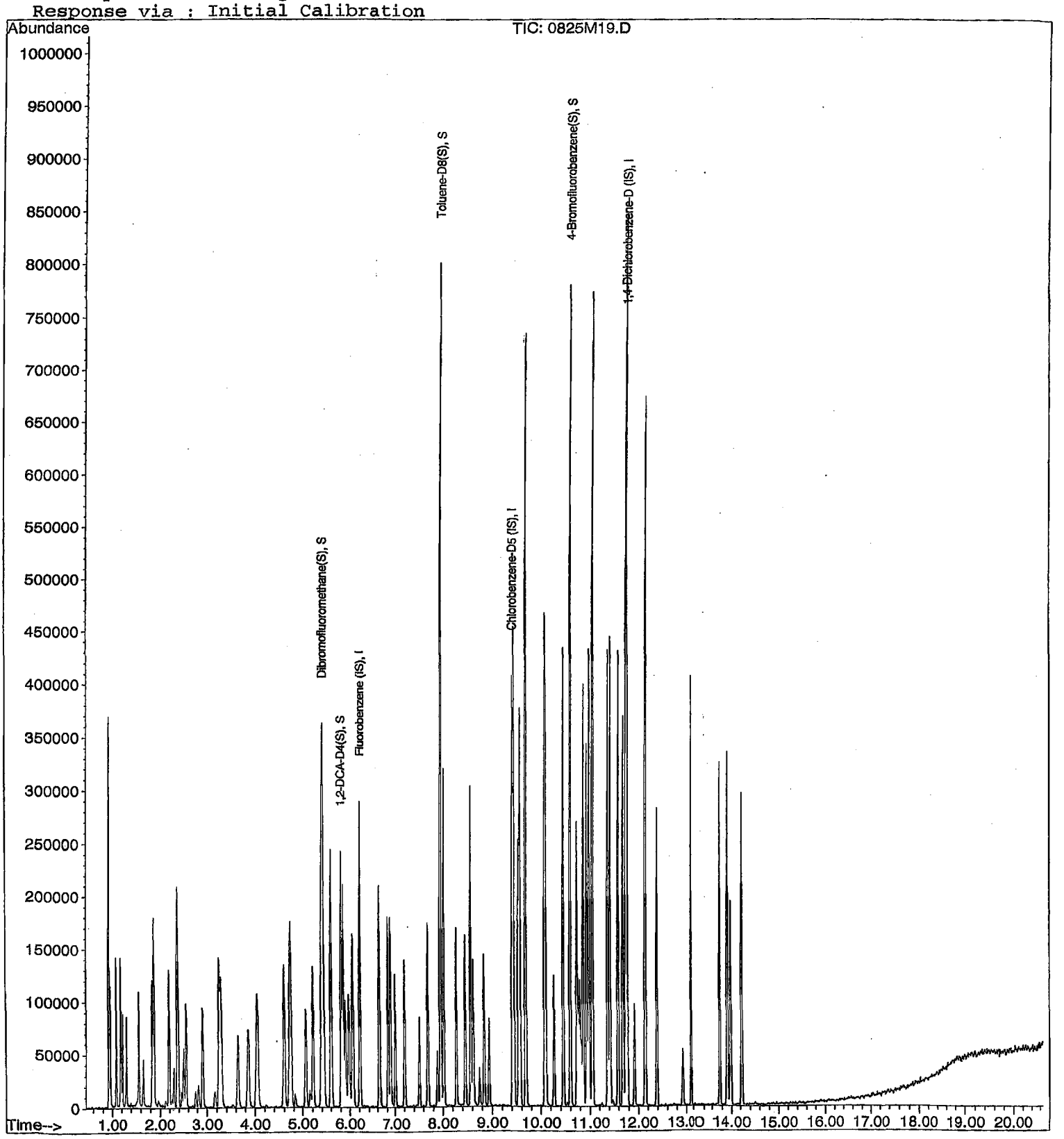

Quantitation Report (Not Reviewed)

Data File : M:\MAX\DATA\210825\0825M20.D
Acq On : 25 Aug 21 18:59
Sample : 100ug/L VOC STD 8/25/21
Misc : IS&S 6/4/21

Vial: 10
Operator: LP,DG,CH
Inst : Max
Multiplr: 1.00

Quant Time: Aug 26 16:25 2021 Quant Results File: M0825SUR.RES

Quant Method : M:\MAX\DATA\210825\M0825SUR.M (RTE Integrator)
Title : METHOD 8260B
Last Update : Thu Aug 26 11:16:48 2021
Response via : Initial Calibration
DataAcq Meth : M8260_081021

Internal Standards	R.T.	QIon	Response	Conc Units	Dev(Min)
1) Fluorobenzene (IS)	6.21	96	251268	25.00 ppb	0.00
4) Chlorobenzene-D5 (IS)	9.41	117	218191	25.00 ppb	0.00
7) 1,4-Dichlorobenzene-D (IS)	11.75	152	142788	25.00 ppb	0.00
System Monitoring Compounds					
2) Dibromofluoromethane(S)	5.42	111	272268	89.85 ppb	0.00
Spiked Amount 25.000			Recovery	= 359.396%	
3) 1,2-DCA-D4(S)	5.81	65	179968	90.37 ppb	0.00
Spiked Amount 25.000			Recovery	= 361.496%	
5) Toluene-D8(S)	7.95	98	893556	87.33 ppb	0.00
Spiked Amount 25.000			Recovery	= 349.324%	
6) 4-Bromofluorobenzene(S)	10.60	95	358053	89.70 ppb	0.00
Spiked Amount 25.000			Recovery	= 358.780%	

Target Compounds Qvalue

(#) = qualifier out of range (m) = manual integration

Quantitation Report

Data File : M:\MAX\DATA\210825\0825M20.D
Acq On : 25 Aug 21 18:59
Sample : 100ug/L VOC STD 8/25/21
Misc : IS&S 6/4/21

Vial: 10
Operator: LP,DG,CH
Inst : Max
Multiplr: 1.00

Quant Time: Aug 26 16:25 2021

Quant Results File: M0825SUR.RES

Method : M:\MAX\DATA\210825\M0825SUR.M (RTE Integrator)
Title : METHOD 8260B
Last Update : Thu Aug 26 11:16:48 2021
Response via : Initial Calibration

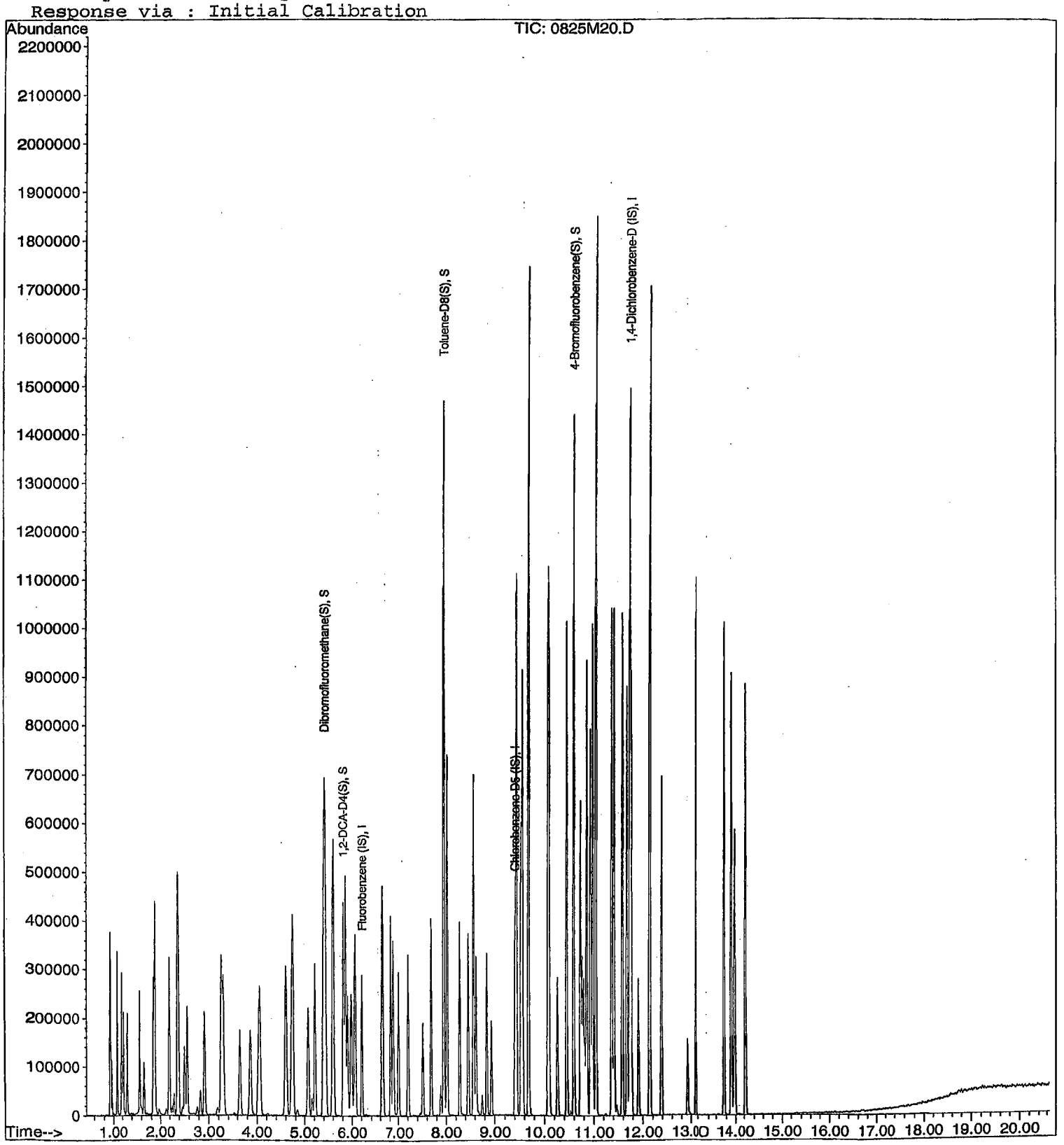

VOLATILE ORGANIC ANALYSIS BY
EPA METHOD 8260B

Form 6
Initial Calibration

Lab Name: APPL, Inc.
Case No:
Matrix:

SDG No:
Initial Cal. Date: 8/25/2021
Instrument: Max

Initials:

		Compound	1	2	3	4	5	6	7	8	9		Avg	%RSD	Type	r^2	Q	MRF
			0825M12.D	0825M13.D	0825M14.D	0825M15.D	0825M16.D	0825M17.D	0825M18.D	0825M19.D	0825M20.D							
1	I	Fluorobenzene (IS)																
2	S	Dibromofluoromethane(S)	0.3523	0.3417	0.2807	0.2859	0.2870	0.2956	0.2984	0.3009	0.2709		0.30	9.1	S			
3	S	1,2-DCA-D4(S)	0.2194	0.2154	0.1883	0.1930	0.1953	0.1908	0.1985	0.2034	0.1791		0.20	6.5	S			
4	I	Chlorobenzene-D5 (IS)																
5	S	Toluene-D8(S)	1.390	1.326	1.153	1.099	1.153	1.163	1.121	1.122	1.024		1.2	9.8	S			
6	S	4-Bromofluorobenzene(S)	0.5362	0.5171	0.4075	0.4294	0.4615	0.4643	0.4388	0.4514	0.4103		0.46	9.7	S			
7	I	1,4-Dichlorobenzene-D (IS)																
8																		
9																		
10																		
11																		
12																		
13																		
14																		
15																		
16																		
17																		
18																		
19																		
20																		
21																		
22																		
23																		
24																		
25																		
26																		
27																		
28																		
29																		
30																		
31																		
32																		
33																		
34																		
35																		

Quantitation Report (Not Reviewed)

Data File : M:\MAX\DATA\210825\0825M12.D
Acq On : 25 Aug 21 15:15
Sample : 0.3ug/L VOC STD 8/25/21
Misc : IS&S 6/4/21

Vial: 2
Operator: LP,DG,CH
Inst : Max
Multiplr: 1.00

Quant Time: Aug 26 16:25 2021 Quant Results File: M0825SUR.RES

Quant Method : M:\MAX\DATA\210825\M0825SUR.M (RTE Integrator)
Title : METHOD 8260B
Last Update : Thu Aug 26 11:16:48 2021
Response via : Initial Calibration
DataAcq Meth : M8260_081021

Internal Standards	R.T.	QIon	Response	Conc Units	Dev(Min)
1) Fluorobenzene (IS)	6.21	96	268418	25.00 ppb	0.00
4) Chlorobenzene-D5 (IS)	9.41	117	221472	25.00 ppb	0.00
7) 1,4-Dichlorobenzene-D (IS)	11.75	152	137587	25.00 ppb	0.00
System Monitoring Compounds					
2) Dibromofluoromethane(S)	5.41	111	18913	5.84 ppb	0.00
Spiked Amount 25.000			Recovery	= 23.372%	
3) 1,2-DCA-D4(S)	5.81	65	11779	5.54 ppb	0.00
Spiked Amount 25.000			Recovery	= 22.148%	
5) Toluene-D8(S)	7.95	98	61590	5.93 ppb	0.00
Spiked Amount 25.000			Recovery	= 23.720%	
6) 4-Bromofluorobenzene(S)	10.60	95	23749	5.86 ppb	0.00
Spiked Amount 25.000			Recovery	= 23.444%	

Target Compounds Qvalue

(#) = qualifier out of range (m) = manual integration

Quantitation Report

Data File : M:\MAX\DATA\210825\0825M12.D
Acq On : 25 Aug 21 15:15
Sample : 0.3ug/L VOC STD 8/25/21
Misc : IS&S 6/4/21

Vial: 2
Operator: LP,DG,CH
Inst : Max
Multiplr: 1.00

Quant Time: Aug 26 16:25 2021

Quant Results File: M0825SUR.RES

Method : M:\MAX\DATA\210825\M0825SUR.M (RTE Integrator)
Title : METHOD 8260B
Last Update : Thu Aug 26 11:16:48 2021
Response via : Initial Calibration

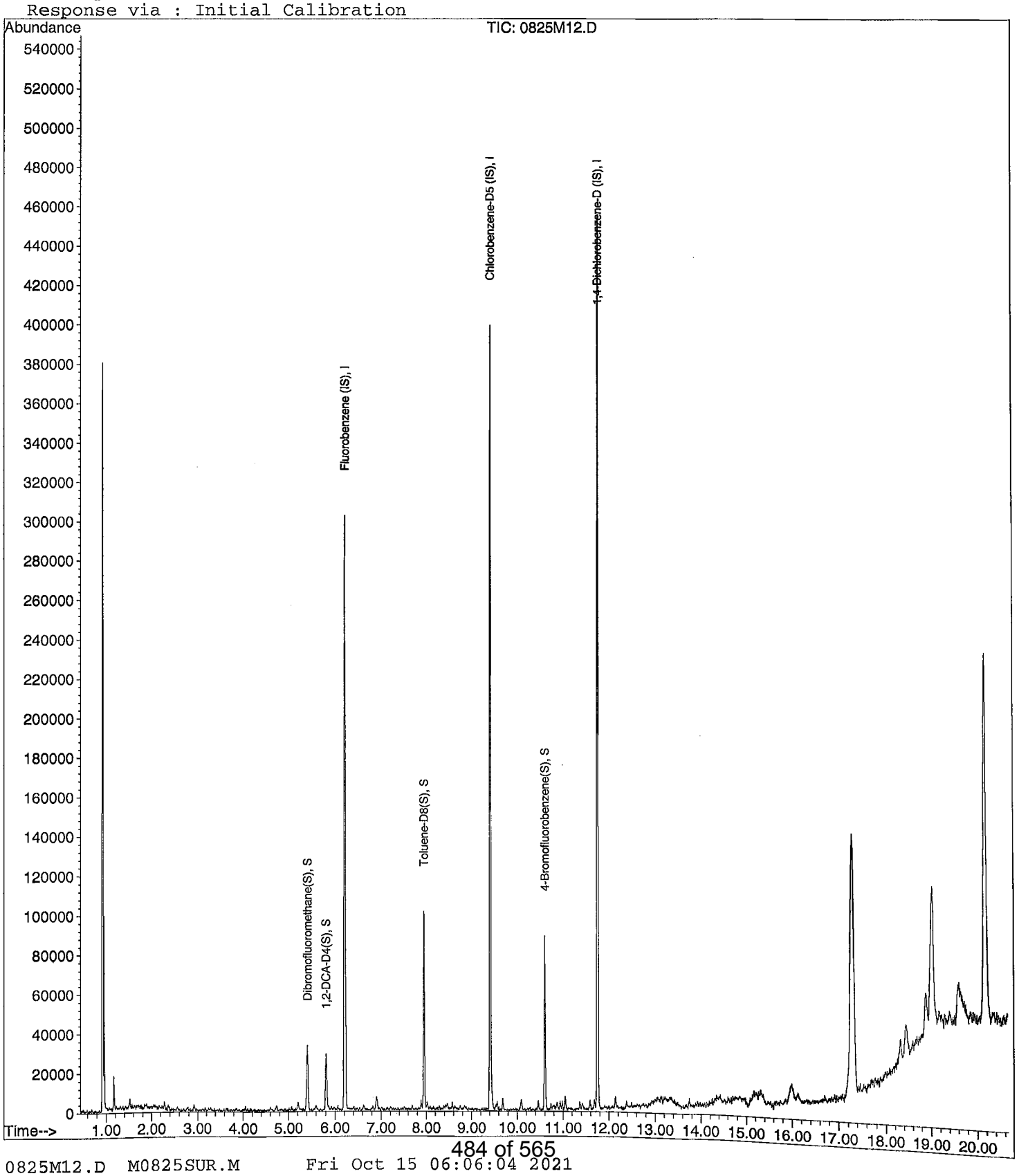

0825M12.D M0825SUR.M Fri Oct 15 06:06:04 2021

Quantitation Report (Not Reviewed)

Data File : M:\MAX\DATA\210825\0825M13.D
Acq On : 25 Aug 21 15:43
Sample : 0.5ug/L VOC STD 8/25/21
Misc : IS&S 6/4/21

Vial: 3
Operator: LP,DG,CH
Inst : Max
Multiplr: 1.00

Quant Time: Aug 26 16:25 2021 Quant Results File: M0825SUR.RES

Quant Method : M:\MAX\DATA\210825\M0825SUR.M (RTE Integrator)
Title : METHOD 8260B
Last Update : Thu Aug 26 11:16:48 2021
Response via : Initial Calibration
DataAcq Meth : M8260_081021

Internal Standards	R.T.	QIon	Response	Conc Units	Dev(Min)
1) Fluorobenzene (IS)	6.21	96	270425	25.00 ppb	0.00
4) Chlorobenzene-D5 (IS)	9.41	117	226950	25.00 ppb	0.00
7) 1,4-Dichlorobenzene-D (IS)	11.75	152	138629	25.00 ppb	0.00
System Monitoring Compounds					
2) Dibromofluoromethane(S)	5.42	111	18480	5.67 ppb	0.00
Spiked Amount 25.000			Recovery	= 22.664%	
3) 1,2-DCA-D4(S)	5.81	65	11650	5.44 ppb	0.00
Spiked Amount 25.000			Recovery	= 21.744%	
5) Toluene-D8(S)	7.95	98	60175	5.65 ppb	0.00
Spiked Amount 25.000			Recovery	= 22.616%	
6) 4-Bromofluorobenzene(S)	10.60	95	23472	5.65 ppb	0.00
Spiked Amount 25.000			Recovery	= 22.612%	

Target Compounds Qvalue

(#) = qualifier out of range (m) = manual integration

Quantitation Report

Data File : M:\MAX\DATA\210825\0825M13.D
Acq On : 25 Aug 21 15:43
Sample : 0.5ug/L VOC STD 8/25/21
Misc : IS&S 6/4/21

Vial: 3
Operator: LP,DG,CH
Inst : Max
Multiplr: 1.00

Quant Time: Aug 26 16:25 2021

Quant Results File: M0825SUR.RES

Method : M:\MAX\DATA\210825\M0825SUR.M (RTE Integrator)
Title : METHOD 8260B
Last Update : Thu Aug 26 11:16:48 2021
Response via : Initial Calibration

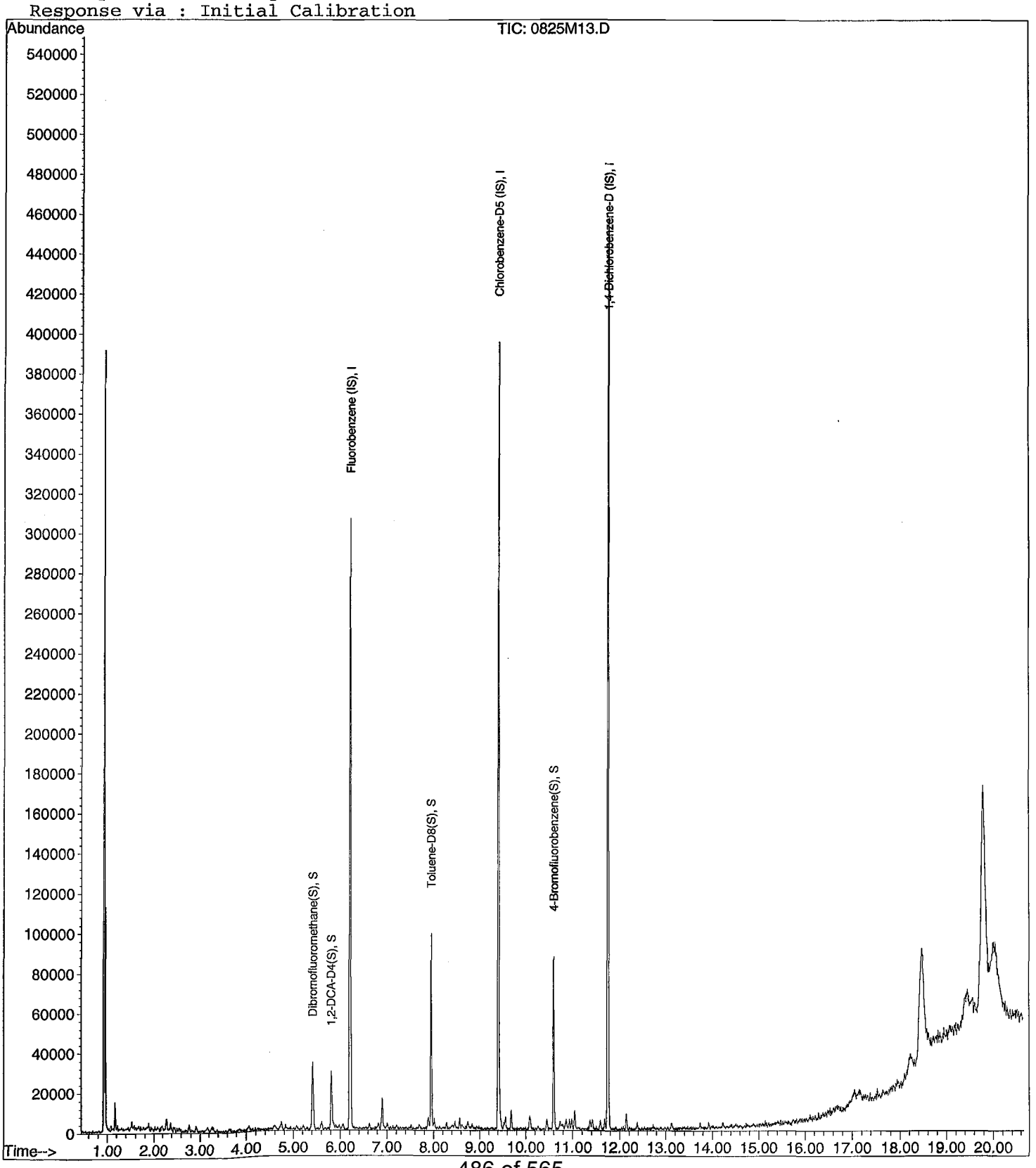

Quantitation Report (Not Reviewed)

Data File : M:\MAX\DATA\210825\0825M14.D
Acq On : 25 Aug 21 16:11
Sample : 1ug/L VOC STD 8/25/21
Misc : IS&S 6/4/21

Vial: 4
Operator: LP,DG,CH
Inst : Max
Multiplr: 1.00

Quant Time: Aug 26 16:25 2021

Quant Results File: M0825SUR.RES

Quant Method : M:\MAX\DATA\210825\M0825SUR.M (RTE Integrator)
Title : METHOD 8260B
Last Update : Thu Aug 26 11:16:48 2021
Response via : Initial Calibration
DataAcq Meth : M8260_081021

Internal Standards	R.T.	QIon	Response	Conc Units	Dev(Min)
1) Fluorobenzene (IS)	6.22	96	261019	25.00 ppb	0.00
4) Chlorobenzene-D5 (IS)	9.41	117	222702	25.00 ppb	0.00
7) 1,4-Dichlorobenzene-D (IS)	11.75	152	137225	25.00 ppb	0.00
System Monitoring Compounds					
2) Dibromofluoromethane(S)	5.41	111	29305	9.31 ppb	0.00
Spiked Amount 25.000			Recovery	= 37.236%	
3) 1,2-DCA-D4(S)	5.81	65	19664	9.51 ppb	0.00
Spiked Amount 25.000			Recovery	= 38.024%	
5) Toluene-D8(S)	7.95	98	102711	9.84 ppb	0.00
Spiked Amount 25.000			Recovery	= 39.340%	
6) 4-Bromofluorobenzene(S)	10.60	95	36297	8.91 ppb	0.00
Spiked Amount 25.000			Recovery	= 35.632%	

Target Compounds Qvalue

(#) = qualifier out of range (m) = manual integration

Quantitation Report

Data File : M:\MAX\DATA\210825\0825M14.D
Acq On : 25 Aug 21 16:11
Sample : 1ug/L VOC STD 8/25/21
Misc : IS&S 6/4/21

Vial: 4
Operator: LP,DG,CH
Inst : Max
Multiplr: 1.00

Quant Time: Aug 26 16:25 2021

Quant Results File: M0825SUR.RES

Method : M:\MAX\DATA\210825\M0825SUR.M (RTE Integrator)
Title : METHOD 8260B
Last Update : Thu Aug 26 11:16:48 2021
Response via : Initial Calibration

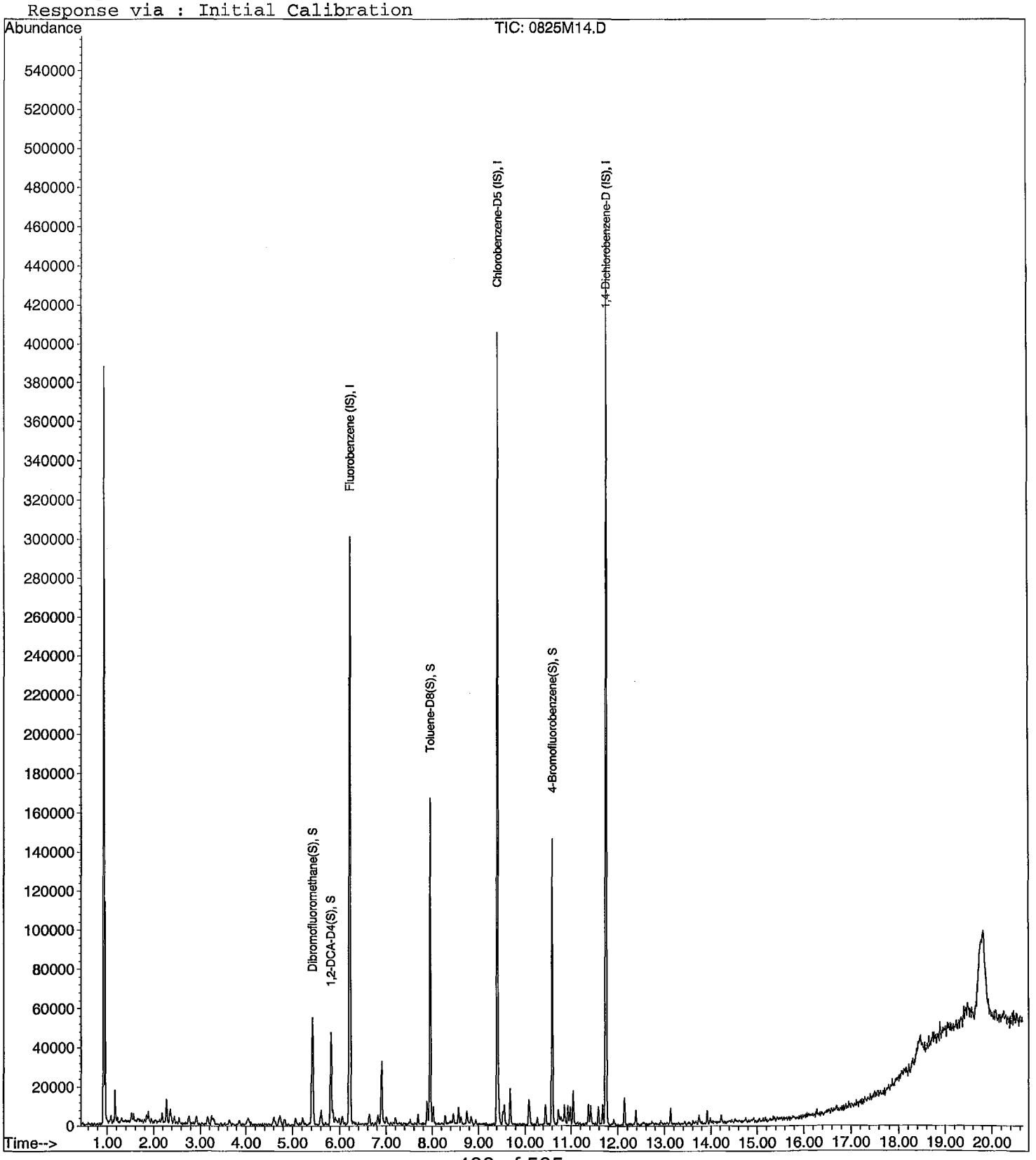

Quantitation Report (Not Reviewed)

Data File : M:\MAX\DATA\210825\0825M15.D
Acq On : 25 Aug 21 16:39
Sample : 2ug/L VOC STD 8/25/21
Misc : IS&S 6/4/21

Vial: 5
Operator: LP,DG,CH
Inst : Max
Multiplr: 1.00

Quant Time: Aug 26 16:25 2021 Quant Results File: M0825SUR.RES

Quant Method : M:\MAX\DATA\210825\M0825SUR.M (RTE Integrator)
Title : METHOD 8260B
Last Update : Thu Aug 26 11:16:48 2021
Response via : Initial Calibration
DataAcq Meth : M8260_081021

Internal Standards	R.T.	QIon	Response	Conc Units	Dev(Min)
1) Fluorobenzene (IS)	6.21	96	260699	25.00 ppb	0.00
4) Chlorobenzene-D5 (IS)	9.42	117	218570	25.00 ppb	0.00
7) 1,4-Dichlorobenzene-D (IS)	11.75	152	137104	25.00 ppb	0.00
System Monitoring Compounds					
2) Dibromofluoromethane(S)	5.41	111	29818	9.48 ppb	0.00
Spiked Amount 25.000			Recovery	= 37.936%	
3) 1,2-DCA-D4(S)	5.82	65	20128	9.74 ppb	0.00
Spiked Amount 25.000			Recovery	= 38.968%	
5) Toluene-D8(S)	7.95	98	96059	9.37 ppb	0.00
Spiked Amount 25.000			Recovery	= 37.488%	
6) 4-Bromofluorobenzene(S)	10.60	95	37545	9.39 ppb	0.00
Spiked Amount 25.000			Recovery	= 37.556%	

Target Compounds Qvalue

(#) = qualifier out of range (m) = manual integration

Quantitation Report

Data File : M:\MAX\DATA\210825\0825M15.D
Acq On : 25 Aug 21 16:39
Sample : 2ug/L VOC STD 8/25/21
Misc : IS&S 6/4/21

Vial: 5
Operator: LP,DG,CH
Inst : Max
Multiplr: 1.00

Quant Time: Aug 26 16:25 2021

Quant Results File: M0825SUR.RES

Method : M:\MAX\DATA\210825\M0825SUR.M (RTE Integrator)
Title : METHOD 8260B
Last Update : Thu Aug 26 11:16:48 2021
Response via : Initial Calibration

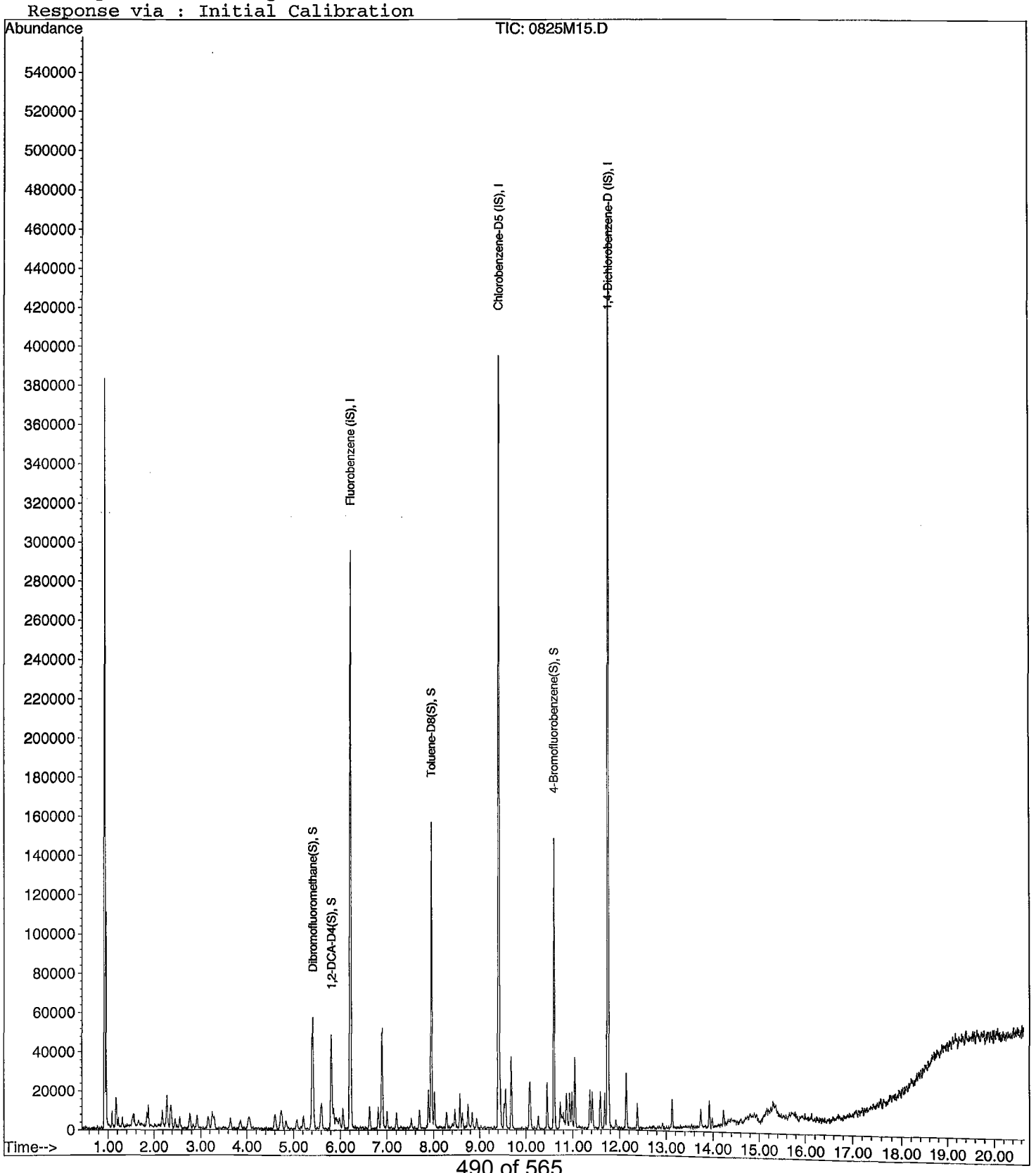

0825M15.D M0825SUR.M Fri Oct 15 06:06:07 2021

Quantitation Report (Not Reviewed)

Data File : M:\MAX\DATA\210825\0825M16.D
Acq On : 25 Aug 21 17:07
Sample : 5ug/L VOC STD 8/25/21
Misc : IS&S 6/4/21

Vial: 6
Operator: LP,DG,CH
Inst : Max
Multiplr: 1.00

Quant Time: Aug 26 16:25 2021 Quant Results File: M0825SUR.RES

Quant Method : M:\MAX\DATA\210825\M0825SUR.M (RTE Integrator)
Title : METHOD 8260B
Last Update : Thu Aug 26 11:16:48 2021
Response via : Initial Calibration
DataAcq Meth : M8260_081021

Internal Standards	R.T.	QIon	Response	Conc Units	Dev(Min)
1) Fluorobenzene (IS)	6.21	96	261599	25.00 ppb	0.00
4) Chlorobenzene-D5 (IS)	9.41	117	219379	25.00 ppb	0.00
7) 1,4-Dichlorobenzene-D (IS)	11.75	152	136215	25.00 ppb	0.00
System Monitoring Compounds					
2) Dibromofluoromethane(S)	5.41	111	75090	23.80 ppb	0.00
Spiked Amount 25.000			Recovery	= 95.204%	
3) 1,2-DCA-D4(S)	5.81	65	51096	24.65 ppb	0.00
Spiked Amount 25.000			Recovery	= 98.580%	
5) Toluene-D8(S)	7.95	98	252960	24.59 ppb	0.00
Spiked Amount 25.000			Recovery	= 98.356%	
6) 4-Bromofluorobenzene(S)	10.60	95	101253	25.23 ppb	0.00
Spiked Amount 25.000			Recovery	= 100.908%	

Target Compounds Qvalue

(#) = qualifier out of range (m) = manual integration

Quantitation Report

Data File : M:\MAX\DATA\210825\0825M16.D
Acq On : 25 Aug 21 17:07
Sample : 5ug/L VOC STD 8/25/21
Misc : IS&S 6/4/21

Vial: 6
Operator: LP,DG,CH
Inst : Max
Multiplr: 1.00

Quant Time: Aug 26 16:25 2021

Quant Results File: M0825SUR.RES

Method : M:\MAX\DATA\210825\M0825SUR.M (RTE Integrator)
Title : METHOD 8260B
Last Update : Thu Aug 26 11:16:48 2021
Response via : Initial Calibration

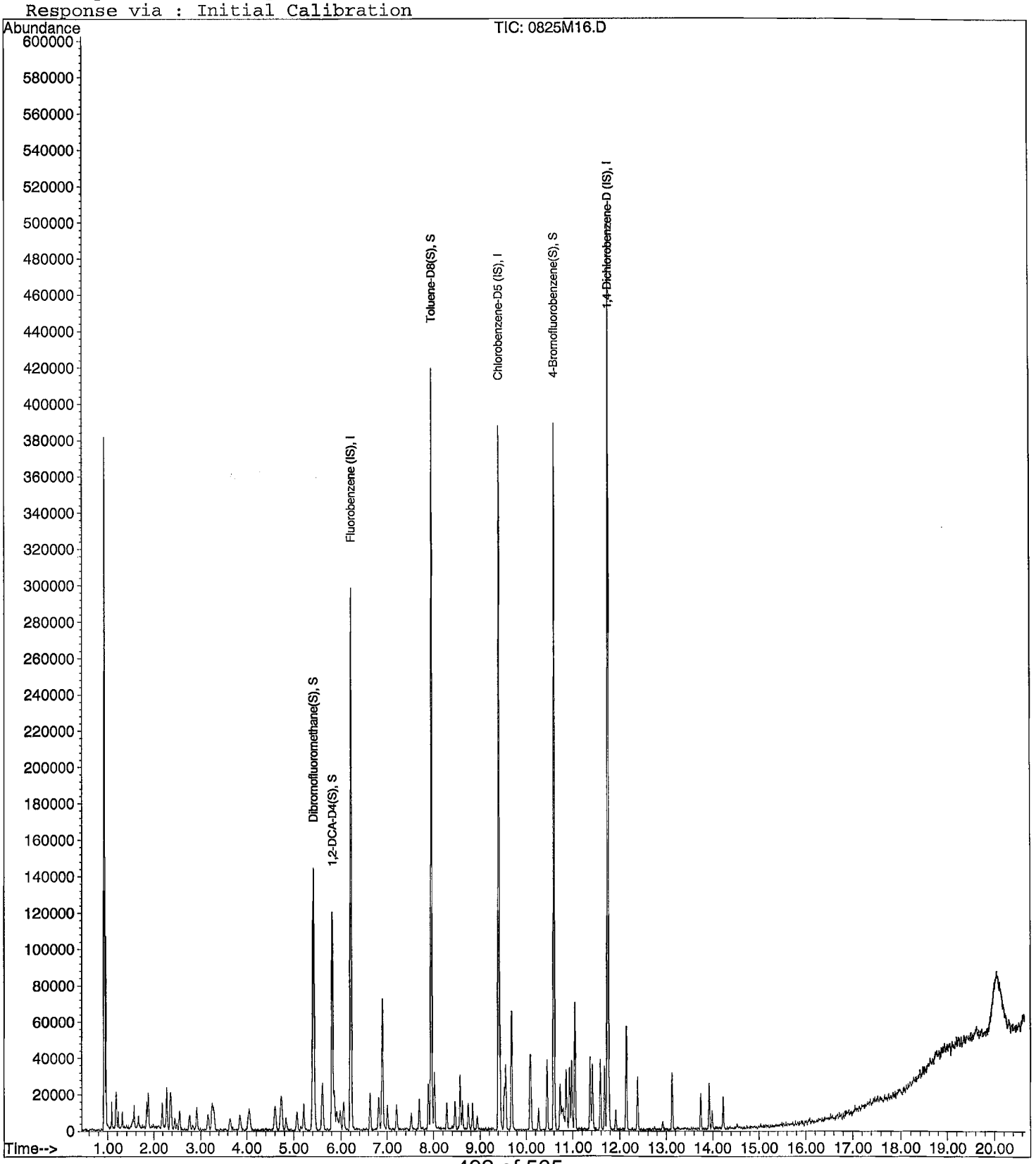

Quantitation Report (Not Reviewed)

Data File : M:\MAX\DATA\210825\0825M17.D
Acq On : 25 Aug 21 17:35
Sample : 10ug/L VOC STD 8/25/21
Misc : IS&S 6/4/21

Vial: 7
Operator: LP,DG,CH
Inst : Max
Multiplr: 1.00

Quant Time: Aug 26 16:25 2021 Quant Results File: M0825SUR.RES

Quant Method : M:\MAX\DATA\210825\M0825SUR.M (RTE Integrator)
Title : METHOD 8260B
Last Update : Thu Aug 26 11:16:48 2021
Response via : Initial Calibration
DataAcq Meth : M8260_081021

Internal Standards	R.T.	QIon	Response	Conc Units	Dev(Min)
1) Fluorobenzene (IS)	6.21	96	260876	25.00 ppb	0.00
4) Chlorobenzene-D5 (IS)	9.41	117	215380	25.00 ppb	0.00
7) 1,4-Dichlorobenzene-D (IS)	11.75	152	136295	25.00 ppb	0.00
System Monitoring Compounds					
2) Dibromofluoromethane(S)	5.42	111	77116	24.51 ppb	0.00
Spiked Amount 25.000			Recovery	= 98.044%	
3) 1,2-DCA-D4(S)	5.82	65	49768	24.07 ppb	0.00
Spiked Amount 25.000			Recovery	= 96.284%	
5) Toluene-D8(S)	7.95	98	250522	24.80 ppb	0.00
Spiked Amount 25.000			Recovery	= 99.216%	
6) 4-Bromofluorobenzene(S)	10.60	95	100010	25.38 ppb	0.00
Spiked Amount 25.000			Recovery	= 101.520%	

Target Compounds Qvalue

(#) = qualifier out of range (m) = manual integration

Quantitation Report

Data File : M:\MAX\DATA\210825\0825M17.D
Acq On : 25 Aug 21 17:35
Sample : 10ug/L VOC STD 8/25/21
Misc : IS&S 6/4/21

Vial: 7
Operator: LP,DG,CH
Inst : Max
Multiplr: 1.00

Quant Time: Aug 26 16:25 2021

Quant Results File: M0825SUR.RES

Method : M:\MAX\DATA\210825\M0825SUR.M (RTE Integrator)
Title : METHOD 8260B
Last Update : Thu Aug 26 11:16:48 2021
Response via : Initial Calibration

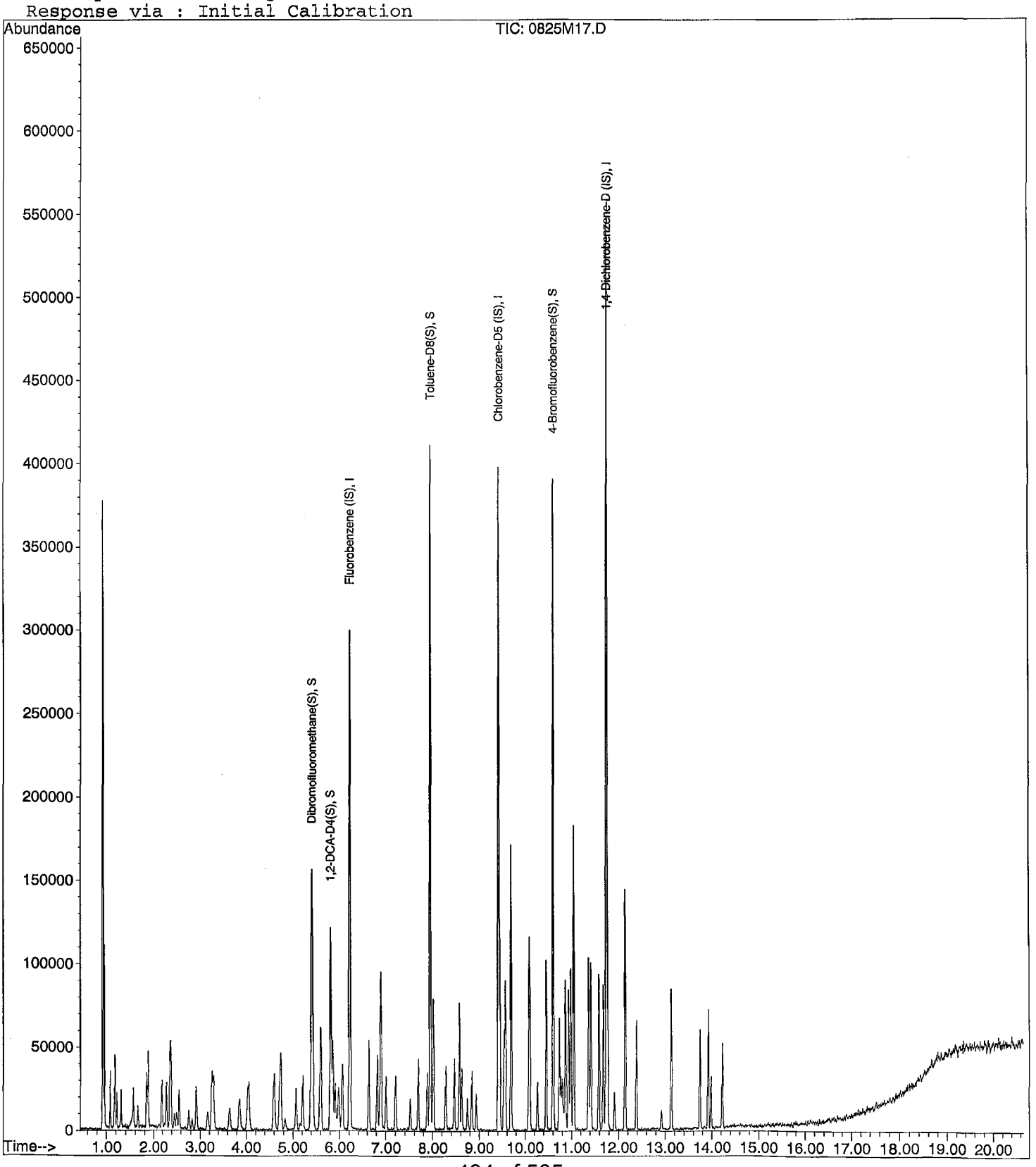

0825M17.D M0825SUR.M Fri Oct 15 06:06:09 2021

Quantitation Report (Not Reviewed)

Data File : M:\MAX\DATA\210825\0825M18.D
Acq On : 25 Aug 21 18:03
Sample : 20ug/L VOC STD 8/25/21
Misc : IS&S 6/4/21

Vial: 8
Operator: LP,DG,CH
Inst : Max
Multiplr: 1.00

Quant Time: Aug 26 16:25 2021 Quant Results File: M0825SUR.RES

Quant Method : M:\MAX\DATA\210825\M0825SUR.M (RTE Integrator)
Title : METHOD 8260B
Last Update : Thu Aug 26 11:16:48 2021
Response via : Initial Calibration
DataAcq Meth : M8260_081021

Internal Standards	R.T.	QIon	Response	Conc Units	Dev(Min)
1) Fluorobenzene (IS)	6.21	96	258006	25.00 ppb	0.00
4) Chlorobenzene-D5 (IS)	9.41	117	222674	25.00 ppb	0.00
7) 1,4-Dichlorobenzene-D (IS)	11.75	152	141752	25.00 ppb	0.00
System Monitoring Compounds					
2) Dibromofluoromethane(S)	5.42	111	153975	49.49 ppb	0.00
Spiked Amount 25.000			Recovery	= 197.940%	
3) 1,2-DCA-D4(S)	5.81	65	102408	50.08 ppb	0.00
Spiked Amount 25.000			Recovery	= 200.332%	
5) Toluene-D8(S)	7.95	98	499120	47.80 ppb	0.00
Spiked Amount 25.000			Recovery	= 191.196%	
6) 4-Bromofluorobenzene(S)	10.60	95	195414	47.97 ppb	0.00
Spiked Amount 25.000			Recovery	= 191.868%	

Target Compounds Qvalue

(#) = qualifier out of range (m) = manual integration

Quantitation Report

Data File : M:\MAX\DATA\210825\0825M18.D
Acq On : 25 Aug 21 18:03
Sample : 20ug/L VOC STD 8/25/21
Misc : IS&S 6/4/21

Vial: 8
Operator: LP,DG,CH
Inst : Max
Multiplr: 1.00

Quant Time: Aug 26 16:25 2021

Quant Results File: M0825SUR.RES

Method : M:\MAX\DATA\210825\M0825SUR.M (RTE Integrator)
Title : METHOD 8260B
Last Update : Thu Aug 26 11:16:48 2021
Response via : Initial Calibration

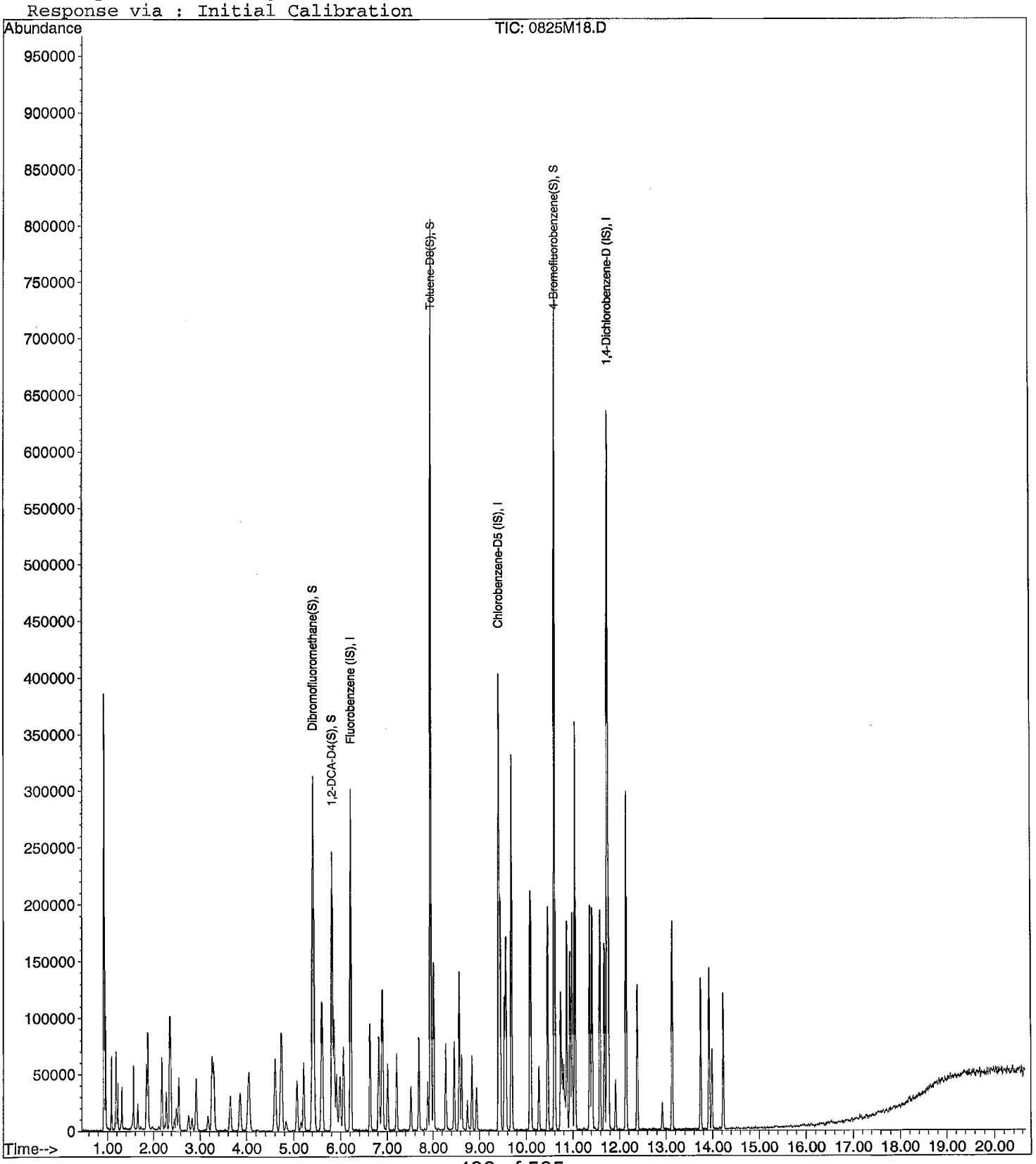

Quantitation Report (Not Reviewed)

Data File : M:\MAX\DATA\210825\0825M19.D
Acq On : 25 Aug 21 18:31
Sample : 40ug/L VOC STD 8/25/21
Misc : IS&S 6/4/21

Vial: 9
Operator: LP,DG,CH
Inst : Max
Multiplr: 1.00

Quant Time: Aug 26 16:25 2021

Quant Results File: M0825SUR.RES

Quant Method : M:\MAX\DATA\210825\M0825SUR.M (RTE Integrator)
Title : METHOD 8260B
Last Update : Thu Aug 26 11:16:48 2021
Response via : Initial Calibration
DataAcq Meth : M8260_081021

Internal Standards	R.T.	QIon	Response	Conc Units	Dev(Min)
1) Fluorobenzene (IS)	6.21	96	251853	25.00 ppb	0.00
4) Chlorobenzene-D5 (IS)	9.41	117	216925	25.00 ppb	0.00
7) 1,4-Dichlorobenzene-D (IS)	11.75	152	140689	25.00 ppb	0.00
System Monitoring Compounds					
2) Dibromofluoromethane(S)	5.41	111	151584	49.91 ppb	0.00
Spiked Amount 25.000			Recovery	= 199.628%	
3) 1,2-DCA-D4(S)	5.81	65	102456	51.33 ppb	0.00
Spiked Amount 25.000			Recovery	= 205.320%	
5) Toluene-D8(S)	7.95	98	486936	47.87 ppb	0.00
Spiked Amount 25.000			Recovery	= 191.472%	
6) 4-Bromofluorobenzene(S)	10.60	95	195822	49.34 ppb	0.00
Spiked Amount 25.000			Recovery	= 197.364%	

Target Compounds Qvalue

(#) = qualifier out of range (m) = manual integration

0825M19.D M0825SUR.M Fri Oct 15 06:06:11 2021

Quantitation Report

Data File : M:\MAX\DATA\210825\0825M19.D
Acq On : 25 Aug 21 18:31
Sample : 40ug/L VOC STD 8/25/21
Misc : IS&S 6/4/21

Vial: 9
Operator: LP,DG,CH
Inst : Max
Multiplr: 1.00

Quant Time: Aug 26 16:25 2021

Quant Results File: M0825SUR.RES

Method : M:\MAX\DATA\210825\M0825SUR.M (RTE Integrator)
Title : METHOD 8260B
Last Update : Thu Aug 26 11:16:48 2021
Response via : Initial Calibration

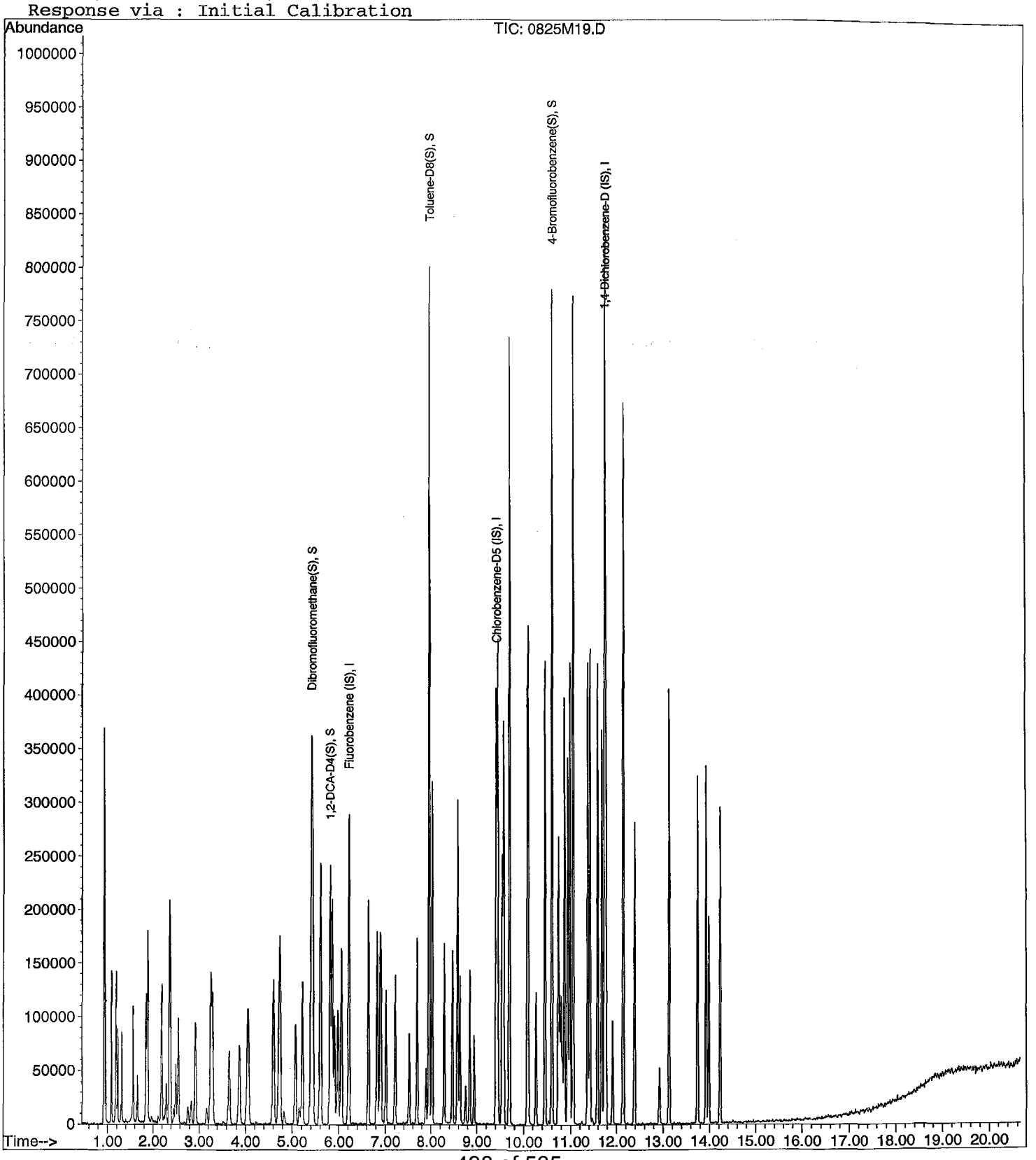

0825M19.D M0825SUR.M Fri Oct 15 06:06:11 2021 Page 2

Quantitation Report (Not Reviewed)

Data File : M:\MAX\DATA\210825\0825M20.D
Acq On : 25 Aug 21 18:59
Sample : 100ug/L VOC STD 8/25/21
Misc : IS&S 6/4/21

Vial: 10
Operator: LP,DG,CH
Inst : Max
Multiplr: 1.00

Quant Time: Aug 26 16:25 2021 Quant Results File: M0825SUR.RES

Quant Method : M:\MAX\DATA\210825\M0825SUR.M (RTE Integrator)
Title : METHOD 8260B
Last Update : Thu Aug 26 11:16:48 2021
Response via : Initial Calibration
DataAcq Meth : M8260_081021

Internal Standards	R.T.	QIon	Response	Conc Units	Dev(Min)
1) Fluorobenzene (IS)	6.21	96	251268	25.00 ppb	0.00
4) Chlorobenzene-D5 (IS)	9.41	117	218191	25.00 ppb	0.00
7) 1,4-Dichlorobenzene-D (IS)	11.75	152	142788	25.00 ppb	0.00
System Monitoring Compounds					
2) Dibromofluoromethane(S)	5.42	111	272268	89.85 ppb	0.00
Spiked Amount 25.000			Recovery	= 359.396%	
3) 1,2-DCA-D4(S)	5.81	65	179968	90.37 ppb	0.00
Spiked Amount 25.000			Recovery	= 361.496%	
5) Toluene-D8(S)	7.95	98	893556	87.33 ppb	0.00
Spiked Amount 25.000			Recovery	= 349.324%	
6) 4-Bromofluorobenzene(S)	10.60	95	358053	89.70 ppb	0.00
Spiked Amount 25.000			Recovery	= 358.780%	

Target Compounds Qvalue

(#) = qualifier out of range (m) = manual integration

Quantitation Report

Data File : M:\MAX\DATA\210825\0825M20.D
Acq On : 25 Aug 21 18:59
Sample : 100ug/L VOC STD 8/25/21
Misc : IS&S 6/4/21

Vial: 10
Operator: LP,DG,CH
Inst : Max
Multiplr: 1.00

Quant Time: Aug 26 16:25 2021

Quant Results File: M0825SUR.RES

Method : M:\MAX\DATA\210825\M0825SUR.M (RTE Integrator)
Title : METHOD 8260B
Last Update : Thu Aug 26 11:16:48 2021
Response via : Initial Calibration

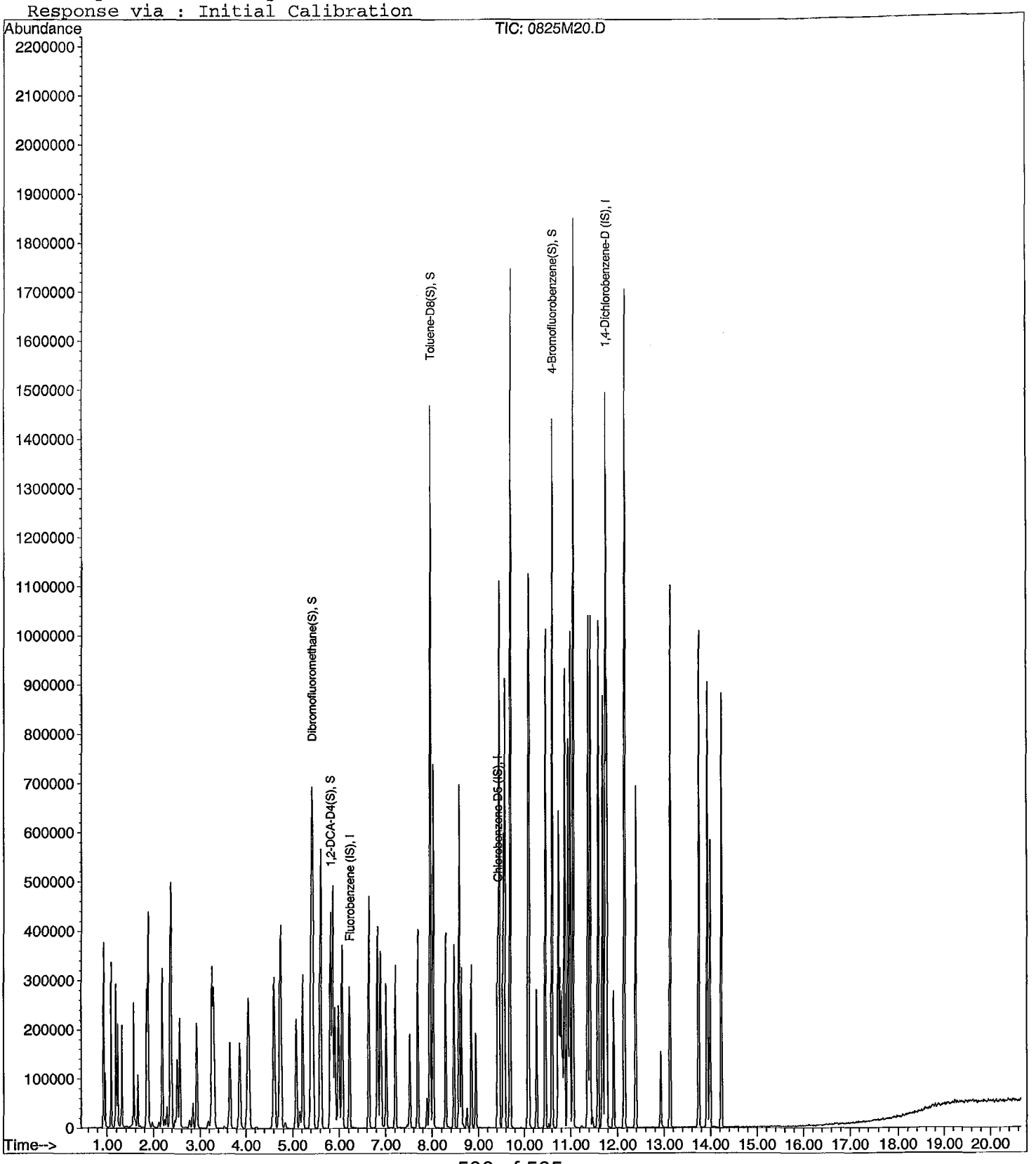

VOLATILE ORGANIC ANALYSIS
VOLATILE ORGANIC COMPOUNDS

Form 7

Continuing Calibration

Lab Name: APPL, Inc.
Case No:
Matrix: Water

SDG No:
Date Analyzed: 9 Nov 21 10:25
Instrument: Max
Initial Cal. Date: 8/25/2021
Data File: 1109M06.D

		Compound	MEAN	CCRF	%D		%Drift
1	I	Fluorobenzene (IS)	ISTD			I	
2	TMHB	Gasoline C6-C10	3.704	1.240	67	TMHBL	7.1
3	TMHB	Chlorobenzene-D5 (IS)	ISTD			TMHB	
4	TMHB	1,4-Dichlorobenzene (IS)	ISTD			TMHB	
5							
6							
7							
8							
9							
10							
11							
12							
13							
14							
15							
16							
17							
18							
19							
20							
21							
22							
23							
24							
25							
26							
27							
28							
29							
30							
31							
32							
33							
34							
35							
36							
37							
38							
39							
40							
		Average			67.0		

VOLATILE ORGANIC ANALYSIS BY
EPA METHOD 8260B

Form 7

Continuing Calibration

Lab Name: APPL, Inc.
Case No:
Matrix: Water

SDG No:
Date Analyzed: 9 Nov 21 10:25
Instrument: Max
Initial Cal. Date: 8/25/2021
Data File: 1109M06.D

		Compound	MEAN	CCRF	%D		%Drift
1	I	Fluorobenzene (IS)	ISTD			I	
2	S	Dibromofluoromethane(S)	0.3015	0.3422	13	S	
3	S	1,2-DCA-D4(S)	0.1981	0.2260	14	S	
4	I	Chlorobenzene-D5 (IS)	ISTD			I	
5	S	Toluene-D8(S)	1.172	1.151	1.8	S	
6	S	4-Bromofluorobenzene(S)	0.4574	0.4544	0.66	S	
7	I	1,4-Dichlorobenzene-D (IS)	ISTD			I	
8							
9							
10							
11							
12							
13							
14							
15							
16							
17							
18							
19							
20							
21							
22							
23							
24							
25							
26							
27							
28							
29							
30							
31							
32							
33							
34							
35							
36							
37							
38							
39							
40							
		Average			7.4		

Quantitation Report (QT Reviewed)

Data File : M:\MAX\DATA\211108\1109M06.D
Acq On : 9 Nov 21 10:25
Sample : 211109A CCV/LCS 300ug/L
Misc : IS&S 8/4/21

Vial: 6
Operator: LP,DG,CH
Inst : Max
Multiplr: 1.00

Quant Time: Nov 9 11:05 2021

Quant Results File: MGAS0825.RES

Quant Method : M:\MAX\DATA\210922\MGAS0825.M (RTE Integrator)
Title : METHOD 8260B
Last Update : Thu Aug 26 16:19:36 2021
Response via : Initial Calibration
DataAcq Meth : M8260

Internal Standards	R.T.	QIon	Response	Conc Units	Dev(Min)
1) Fluorobenzene (IS)	6.38	TIC	461074	25.00 ppb	0.16
3) Chlorobenzene-D5 (IS)	11.75	TIC	1189130m	25.00 ppb	0.00
4) 1,4-Dichlorobenzene (IS)	10.94	TIC	93968m	25.00 ppb	0.00

System Monitoring Compounds

Target Compounds					Qvalue
2) Gasoline C6-C10	8.08	TIC	6860505m	278.84 ppb	100

(#) = qualifier out of range (m) = manual integration

Quantitation Report (Not Reviewed)

Data File : M:\MAX\DATA\211108\1109M06.D
Acq On : 9 Nov 21 10:25
Sample : 211109A CCV/LCS 300ug/L
Misc : IS&S 8/4/21

Vial: 6
Operator: LP,DG,CH
Inst : Max
Multiplr: 1.00

Quant Time: Nov 11 12:20 2021

Quant Results File: M0825SUR.RES

Quant Method : M:\MAX\DATA\210922\M0825SUR.M (RTE Integrator)
Title : METHOD 8260B
Last Update : Thu Aug 26 11:16:48 2021
Response via : Initial Calibration
DataAcq Meth : M8260

Internal Standards	R.T.	QIon	Response	Conc Units	Dev(Min)
1) Fluorobenzene (IS)	6.38	96	382971	25.00 ppb	0.16
4) Chlorobenzene-D5 (IS)	9.53	117	362265	25.00 ppb	0.12
7) 1,4-Dichlorobenzene-D (IS)	11.85	152	227283	25.00 ppb	0.10
System Monitoring Compounds					
2) Dibromofluoromethane(S)	5.60	111	131034	28.37 ppb	0.18
Spiked Amount 25.000			Recovery	= 113.484%	
3) 1,2-DCA-D4(S)	5.98	65	86552	28.52 ppb	0.17
Spiked Amount 25.000			Recovery	= 114.064%	
5) Toluene-D8(S)	8.08	98	417042	24.55 ppb	0.13
Spiked Amount 25.000			Recovery	= 98.196%	
6) 4-Bromofluorobenzene(S)	10.70	95	164602	24.84 ppb	0.11
Spiked Amount 25.000			Recovery	= 99.340%	

Target Compounds Qvalue

(#) = qualifier out of range (m) = manual integration

Quantitation Report

Data File : M:\MAX\DATA\211108\1109M06.D
Acq On : 9 Nov 21 10:25
Sample : 211109A CCV/LCS 300ug/L
Misc : IS&S 8/4/21

Vial: 6
Operator: LP,DG,CH
Inst : Max
Multiplr: 1.00

Quant Time: Nov 9 11:05 2021

Quant Results File: MGAS0825.RES

Method : M:\MAX\DATA\210922\MGAS0825.M (RTE Integrator)
Title : METHOD 8260B
Last Update : Thu Aug 26 16:19:36 2021
Response via : Initial Calibration

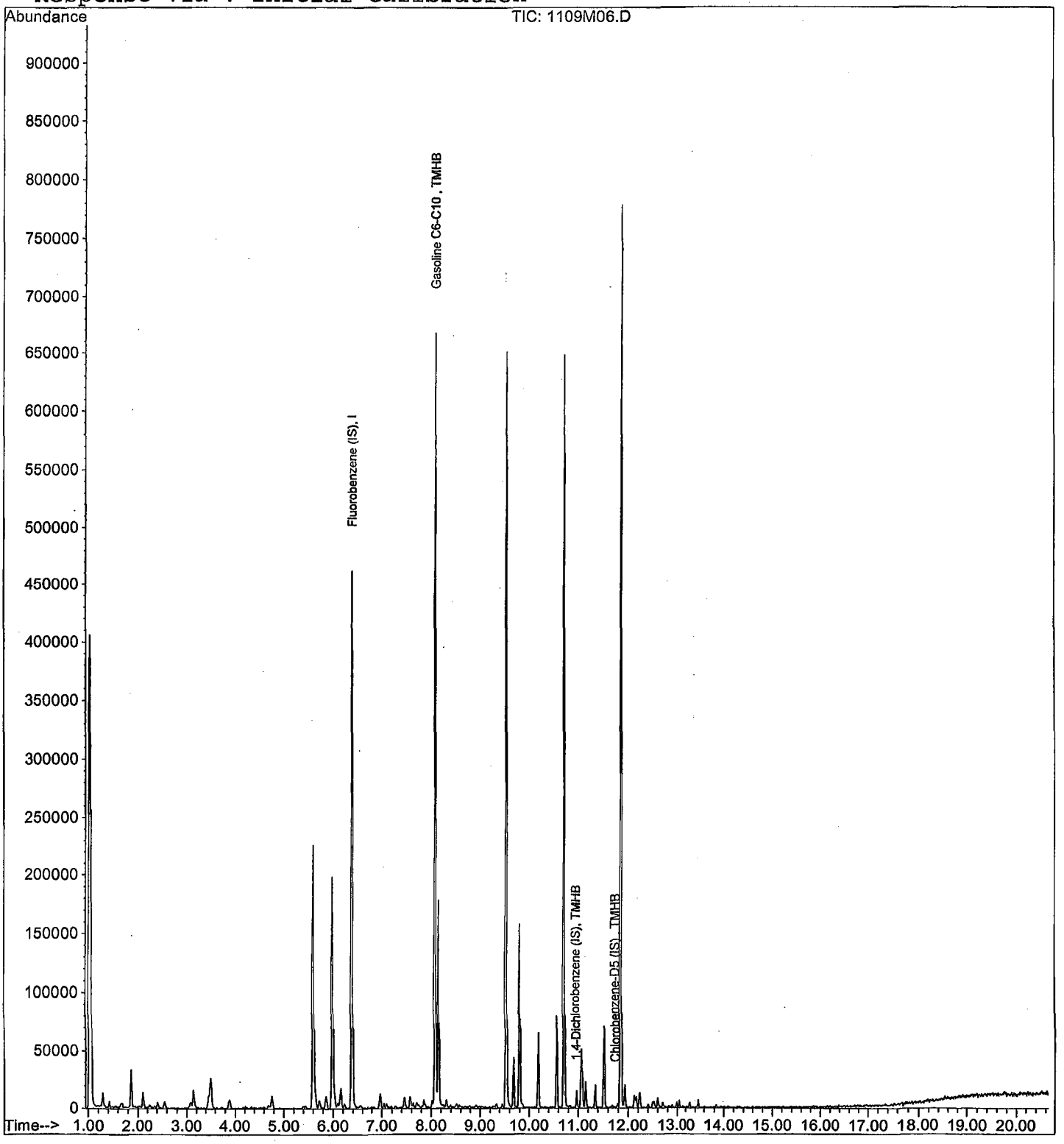

VOLATILE ORGANIC ANALYSIS
VOLATILE ORGANIC COMPOUNDS

Form 7

Continuing Calibration

Lab Name: APPL, Inc.
Case No:
Matrix: Water

SDG No:
Date Analyzed: 11/10/2021
Instrument: Max
Initial Cal. Date: 8/25/2021
Data File: 1110M05.D

		Compound	MEAN	CCRF	%D		%Drift
1	I	Fluorobenzene (IS)	ISTD			I	
2	TMHB	Gasoline C6-C10	3.704	1.239	67	TMHBL	7.2
3	TMHB	Chlorobenzene-D5 (IS)	ISTD			TMHB	
4	TMHB	1,4-Dichlorobenzene (IS)	ISTD			TMHB	
5							
6							
7							
8							
9							
10							
11							
12							
13							
14							
15							
16							
17							
18							
19							
20							
21							
22							
23							
24							
25							
26							
27							
28							
29							
30							
31							
32							
33							
34							
35							
36							
37							
38							
39							
40							
		Average			67.0		

VOLATILE ORGANIC ANALYSIS BY
EPA METHOD 8260B

Form 7

Continuing Calibration

Lab Name: APPL, Inc.
Case No:
Matrix: Water

SDG No:
Date Analyzed: 11/10/2021
Instrument: Max
Initial Cal. Date: 8/25/2021
Data File: 1110M05.D

		Compound	MEAN	CCRF	%D		%Drift
1	I	Fluorobenzene (IS)	ISTD			I	
2	S	Dibromofluoromethane(S)	0.3015	0.3118	3.4	S	
3	S	1,2-DCA-D4(S)	0.1981	0.2193	11	S	
4	I	Chlorobenzene-D5 (IS)	ISTD			I	
5	S	Toluene-D8(S)	1.172	1.166	0.52	S	
6	S	4-Bromofluorobenzene(S)	0.4574	0.4479	2.1	S	
7	I	1,4-Dichlorobenzene-D (IS)	ISTD			I	
8							
9							
10							
11							
12							
13							
14							
15							
16							
17							
18							
19							
20							
21							
22							
23							
24							
25							
26							
27							
28							
29							
30							
31							
32							
33							
34							
35							
36							
37							
38							
39							
40							
		Average			4.3		

Quantitation Report (QT Reviewed)

Data File : M:\MAX\DATA\211108\1110M05.D
Acq On : 10 Nov 21 10:42
Sample : 211110A CCV/LCS 300ug/L
Misc : IS&S 8/4/21

Vial: 5
Operator: LP,DG,CH
Inst : Max
Multiplr: 1.00

Quant Time: Nov 10 11:15 2021

Quant Results File: MGAS0825.RES

Quant Method : M:\MAX\DATA\210922\MGAS0825.M (RTE Integrator)
Title : METHOD 8260B
Last Update : Thu Aug 26 16:19:36 2021
Response via : Initial Calibration
DataAcq Meth : M8260

Internal Standards	R.T.	QIon	Response	Conc Units	Dev(Min)
1) Fluorobenzene (IS)	6.38	TIC	484390	25.00 ppb	0.16
3) Chlorobenzene-D5 (IS)	11.75	TIC	1208689m	25.00 ppb	0.00
4) 1,4-Dichlorobenzene (IS)	10.94	TIC	99134m	25.00 ppb	0.00

System Monitoring Compounds

Target Compounds					Qvalue
2) Gasoline C6-C10	8.08	TIC	7204242m	278.40 ppb	100

(#) = qualifier out of range (m) = manual integration

Quantitation Report (Not Reviewed)

Data File : M:\MAX\DATA\211108\1110M05.D
Acq On : 10 Nov 21 10:42
Sample : 211110A CCV/LCS 300ug/L
Misc : IS&S 8/4/21

Vial: 5
Operator: LP,DG,CH
Inst : Max
Multiplr: 1.00

Quant Time: Nov 11 12:20 2021

Quant Results File: M0825SUR.RES

Quant Method : M:\MAX\DATA\210922\M0825SUR.M (RTE Integrator)
Title : METHOD 8260B
Last Update : Thu Aug 26 11:16:48 2021
Response via : Initial Calibration
DataAcq Meth : M8260

Internal Standards	R.T.	QIon	Response	Conc Units	Dev(Min)
1) Fluorobenzene (IS)	6.38	96	408957	25.00 ppb	0.16
4) Chlorobenzene-D5 (IS)	9.53	117	381823	25.00 ppb	0.12
7) 1,4-Dichlorobenzene-D (IS)	11.85	152	225924	25.00 ppb	0.10
System Monitoring Compounds					
2) Dibromofluoromethane(S)	5.60	111	127518	25.86 ppb	0.18
Spiked Amount 25.000			Recovery	= 103.420%	
3) 1,2-DCA-D4(S)	5.98	65	89672	27.67 ppb	0.17
Spiked Amount 25.000			Recovery	= 110.668%	
5) Toluene-D8(S)	8.08	98	445312	24.87 ppb	0.13
Spiked Amount 25.000			Recovery	= 99.484%	
6) 4-Bromofluorobenzene(S)	10.71	95	171033	24.48 ppb	0.11
Spiked Amount 25.000			Recovery	= 97.936%	

Target Compounds Qvalue

(#) = qualifier out of range (m) = manual integration

Quantitation Report

Data File : M:\MAX\DATA\211108\1110M05.D
Acq On : 10 Nov 21 10:42
Sample : 211110A CCV/LCS 300ug/L
Misc : IS&S 8/4/21

Vial: 5
Operator: LP,DG,CH
Inst : Max
Multiplr: 1.00

Quant Time: Nov 10 11:15 2021

Quant Results File: MGAS0825.RES

Method : M:\MAX\DATA\210922\MGAS0825.M (RTE Integrator)
Title : METHOD 8260B
Last Update : Thu Aug 26 16:19:36 2021
Response via : Initial Calibration

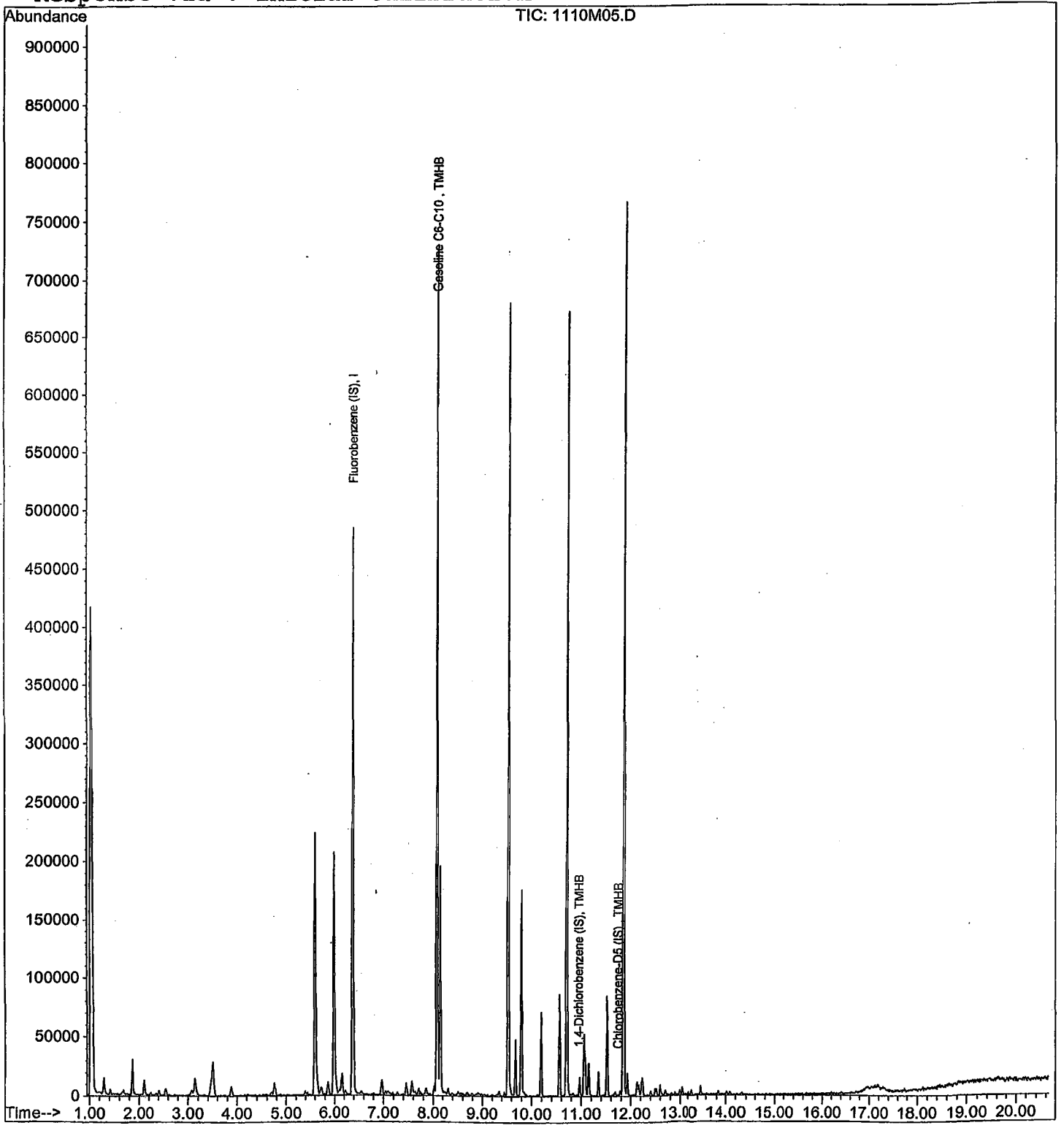

VOLATILE ORGANIC ANALYSIS
VOLATILE ORGANIC COMPOUNDS

Form 7

Ending Continuing Calibration

Lab Name: APPL, Inc.
Case No:
Matrix: Water

SDG No:
Date Analyzed: 11/10/2021
Instrument: Max
Initial Cal. Date: 8/25/2021
Data File: 1109M53.D

		Compound	MEAN	CCRF	%D		%Drift
1	I	Fluorobenzene (IS)	ISTD			I	
2	TMHB	Gasoline C6-C10	3.704	1.149	69	TMHBL	31
3	TMHB	Chlorobenzene-D5 (IS)	ISTD			TMHB	
4	TMHB	1,4-Dichlorobenzene (IS)	ISTD			TMHB	
5							
6							
7							
8							
9							
10							
11							
12							
13							
14							
15							
16							
17							
18							
19							
20							
21							
22							
23							
24							
25							
26							
27							
28							
29							
30							
31							
32							
33							
34							
35							
36							
37							
38							
39							
40							
		Average			69.0		

VOLATILE ORGANIC ANALYSIS BY
EPA METHOD 8260B

Form 7

Ending Continuing Calibration

Lab Name: APPL, Inc.
Case No:
Matrix: Water

SDG No:
Date Analyzed: 11/10/2021
Instrument: Max
Initial Cal. Date: 8/25/2021
Data File: 1109M53.D

		Compound	MEAN	CCRF	%D		%Drift
1	I	Fluorobenzene (IS)	ISTD			I	
2	S	Dibromofluoromethane(S)	0.3015	0.3266	8.3	S	
3	S	1,2-DCA-D4(S)	0.1981	0.2235	13	S	
4	I	Chlorobenzene-D5 (IS)	ISTD			I	
5	S	Toluene-D8(S)	1.172	1.165	0.60	S	
6	S	4-Bromofluorobenzene(S)	0.4574	0.4460	2.5	S	
7	I	1,4-Dichlorobenzene-D (IS)	ISTD			I	
8							
9							
10							
11							
12							
13							
14							
15							
16							
17							
18							
19							
20							
21							
22							
23							
24							
25							
26							
27							
28							
29							
30							
31							
32							
33							
34							
35							
36							
37							
38							
39							
40							
		Average			6.1		

Quantitation Report (QT Reviewed)

Data File : M:\MAX\DATA\211108\1109M53.D
Acq On : 10 Nov 21 8:03
Sample : Ending CCV 300ug/L 11/9/21
Misc : IS&S 8/4/21

Vial: 24
Operator: LP,DG,CH
Inst : Max
Multiplr: 1.00

Quant Time: Nov 10 8:28 2021

Quant Results File: MGAS0825.RES

Quant Method : M:\MAX\DATA\210922\MGAS0825.M (RTE Integrator)
Title : METHOD 8260B
Last Update : Thu Aug 26 16:19:36 2021
Response via : Initial Calibration
DataAcq Meth : M8260

Internal Standards	R.T.	QIon	Response	Conc Units	Dev(Min)
1) Fluorobenzene (IS)	6.38	TIC	484385	25.00 ppb	0.16
3) Chlorobenzene-D5 (IS)	11.75	TIC	1191809m	25.00 ppb	0.00
4) 1,4-Dichlorobenzene (IS)	10.94	TIC	84909m	25.00 ppb	0.00

System Monitoring Compounds

Target Compounds					Qvalue
2) Gasoline C6-C10	8.08	TIC	6680313m	205.65 ppb	100

(#) = qualifier out of range (m) = manual integration

Quantitation Report (Not Reviewed)

Data File : M:\MAX\DATA\211108\1109M53.D
Acq On : 10 Nov 21 8:03
Sample : Ending CCV 300ug/L 11/9/21
Misc : IS&S 8/4/21

Vial: 24
Operator: LP,DG,CH
Inst : Max
Multiplr: 1.00

Quant Time: Nov 11 12:20 2021

Quant Results File: M0825SUR.RES

Quant Method : M:\MAX\DATA\210922\M0825SUR.M (RTE Integrator)
Title : METHOD 8260B
Last Update : Thu Aug 26 11:16:48 2021
Response via : Initial Calibration
DataAcq Meth : M8260

Internal Standards	R.T.	QIon	Response	Conc Units	Dev(Min)
1) Fluorobenzene (IS)	6.38	96	410520	25.00 ppb	0.16
4) Chlorobenzene-D5 (IS)	9.53	117	367990	25.00 ppb	0.12
7) 1,4-Dichlorobenzene-D (IS)	11.85	152	227097	25.00 ppb	0.10
System Monitoring Compounds					
2) Dibromofluoromethane(S)	5.59	111	134076	27.08 ppb	0.18
Spiked Amount 25.000			Recovery	= 108.324%	
3) 1,2-DCA-D4(S)	5.98	65	91752	28.20 ppb	0.17
Spiked Amount 25.000			Recovery	= 112.804%	
5) Toluene-D8(S)	8.08	98	428802	24.85 ppb	0.13
Spiked Amount 25.000			Recovery	= 99.396%	
6) 4-Bromofluorobenzene(S)	10.71	95	164131	24.38 ppb	0.11
Spiked Amount 25.000			Recovery	= 97.516%	

Target Compounds Qvalue

(#) = qualifier out of range (m) = manual integration

Quantitation Report

Data File : M:\MAX\DATA\211108\1109M53.D
Acq On : 10 Nov 21 8:03
Sample : Ending CCV 300ug/L 11/9/21
Misc : IS&S 8/4/21

Vial: 24
Operator: LP,DG,CH
Inst : Max
Multiplr: 1.00

Quant Time: Nov 10 8:28 2021

Quant Results File: MGAS0825.RES

Method : M:\MAX\DATA\210922\MGAS0825.M (RTE Integrator)
Title : METHOD 8260B
Last Update : Thu Aug 26 16:19:36 2021
Response via : Initial Calibration

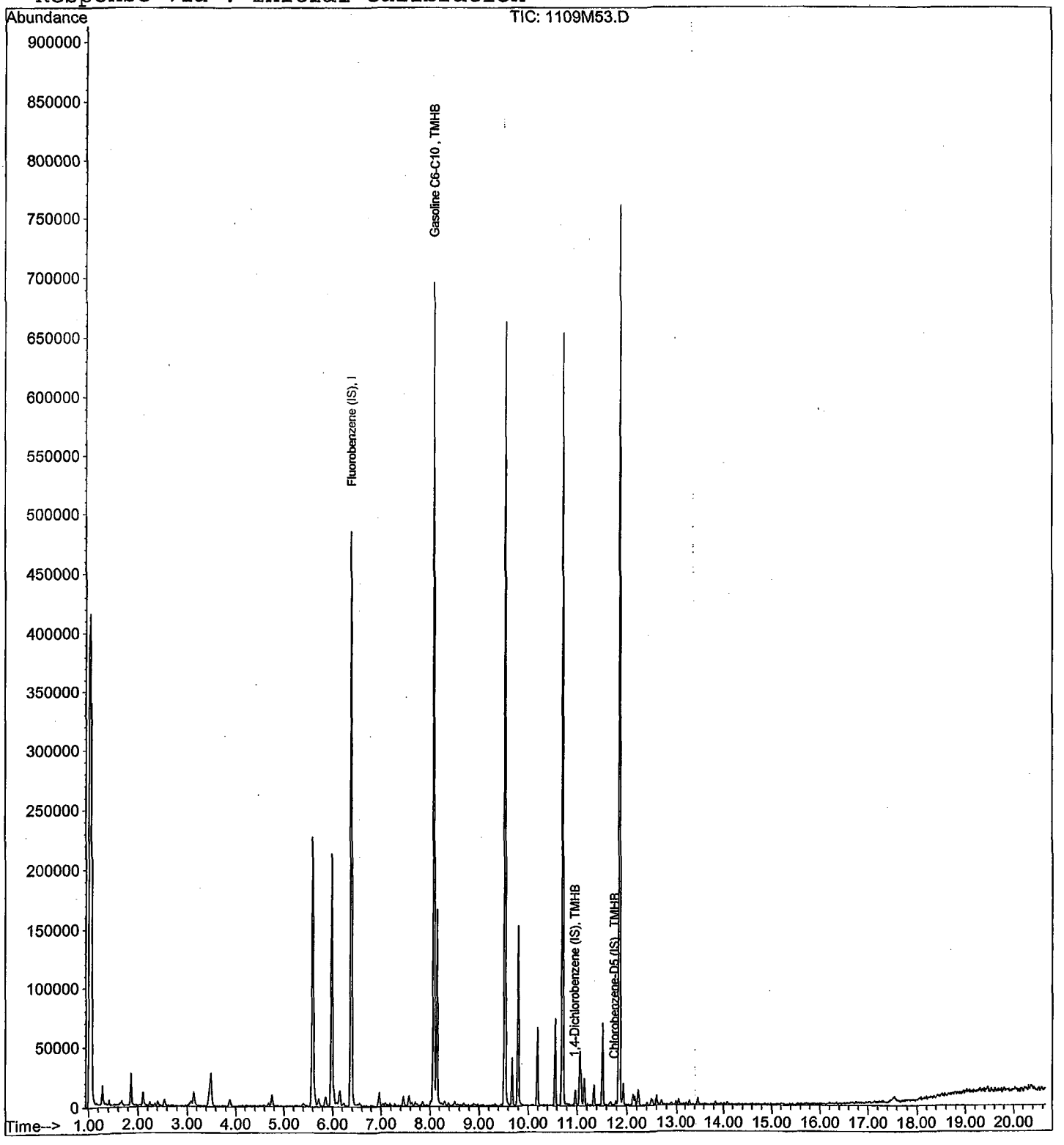

VOLATILE ORGANIC ANALYSIS
VOLATILE ORGANIC COMPOUNDS

Form 7

Ending Continuing Calibration

Lab Name: APPL, Inc.
Case No:
Matrix: Water

SDG No:
Date Analyzed: 11/10/2021
Instrument: Max
Initial Cal. Date: 8/25/2021
Data File: 1110M17.D

		Compound	MEAN	CCRF	%D	%Drift	
1	I	Fluorobenzene (IS)	ISTD			I	
2	TMHB	Gasoline C6-C10	3.704	1.220	67	TMHBL	13
3	TMHB	Chlorobenzene-D5 (IS)	ISTD			TMHB	
4	TMHB	1,4-Dichlorobenzene (IS)	ISTD			TMHB	
5							
6							
7							
8							
9							
10							
11							
12							
13							
14							
15							
16							
17							
18							
19							
20							
21							
22							
23							
24							
25							
26							
27							
28							
29							
30							
31							
32							
33							
34							
35							
36							
37							
38							
39							
40							
		Average			67.0		

VOLATILE ORGANIC ANALYSIS BY
EPA METHOD 8260B

Form 7

Ending Continuing Calibration

Lab Name: APPL, Inc.
Case No:
Matrix: Water

SDG No:
Date Analyzed: 11/10/2021
Instrument: Max
Initial Cal. Date: 8/25/2021
Data File: 1110M17.D

		Compound	MEAN	CCRF	%D		%Drift
1	I	Fluorobenzene (IS)	ISTD			I	
2	S	Dibromofluoromethane(S)	0.3015	0.3244	7.6	S	
3	S	1,2-DCA-D4(S)	0.1981	0.2208	11	S	
4	I	Chlorobenzene-D5 (IS)	ISTD			I	
5	S	Toluene-D8(S)	1.172	1.173	0.05	S	
6	S	4-Bromofluorobenzene(S)	0.4574	0.4523	1.1	S	
7	I	1,4-Dichlorobenzene-D (IS)	ISTD			I	
8							
9							
10							
11							
12							
13							
14							
15							
16							
17							
18							
19							
20							
21							
22							
23							
24							
25							
26							
27							
28							
29							
30							
31							
32							
33							
34							
35							
36							
37							
38							
39							
40							
		Average			4.9		

Quantitation Report (QT Reviewed)

Data File : M:\MAX\DATA\211108\1110M17.D
Acq On : 10 Nov 21 16:22
Sample : Ending CCV 300ug/L 11/10/21
Misc : IS&S 8/4/21

Vial: 17
Operator: LP,DG,CH
Inst : Max
Multiplr: 1.00

Quant Time: Nov 11 8:48 2021

Quant Results File: MGAS0825.RES

Quant Method : M:\MAX\DATA\210922\MGAS0825.M (RTE Integrator)
Title : METHOD 8260B
Last Update : Thu Aug 26 16:19:36 2021
Response via : Initial Calibration
DataAcq Meth : M8260

Internal Standards	R.T.	QIon	Response	Conc Units	Dev(Min)
1) Fluorobenzene (IS)	6.37	TIC	471451	25.00 ppb	0.16
3) Chlorobenzene-D5 (IS)	11.75	TIC	1188694m	25.00 ppb	0.00
4) 1,4-Dichlorobenzene (IS)	10.94	TIC	106337m	25.00 ppb	0.00

System Monitoring Compounds

Target Compounds					Qvalue
2) Gasoline C6-C10	8.08	TIC	6900102m	262.46 ppb	100

(#) = qualifier out of range (m) = manual integration

Quantitation Report (Not Reviewed)

Data File : M:\MAX\DATA\211108\1110M17.D
Acq On : 10 Nov 21 16:22
Sample : Ending CCV 300ug/L 11/10/21
Misc : IS&S 8/4/21

Vial: 17
Operator: LP,DG,CH
Inst : Max
Multiplr: 1.00

Quant Time: Nov 11 12:20 2021

Quant Results File: M0825SUR.RES

Quant Method : M:\MAX\DATA\210922\M0825SUR.M (RTE Integrator)
Title : METHOD 8260B
Last Update : Thu Aug 26 11:16:48 2021
Response via : Initial Calibration
DataAcq Meth : M8260

Internal Standards	R.T.	QIon	Response	Conc Units	Dev(Min)
1) Fluorobenzene (IS)	6.37	96	398964	25.00 ppb	0.16
4) Chlorobenzene-D5 (IS)	9.53	117	365090	25.00 ppb	0.12
7) 1,4-Dichlorobenzene-D (IS)	11.84	152	223937	25.00 ppb	0.10
System Monitoring Compounds					
2) Dibromofluoromethane(S)	5.59	111	129428	26.90 ppb	0.18
Spiked Amount 25.000			Recovery	= 107.600%	
3) 1,2-DCA-D4(S)	5.98	65	88080	27.86 ppb	0.17
Spiked Amount 25.000			Recovery	= 111.428%	
5) Toluene-D8(S)	8.08	98	428241	25.01 ppb	0.13
Spiked Amount 25.000			Recovery	= 100.052%	
6) 4-Bromofluorobenzene(S)	10.70	95	165140	24.72 ppb	0.11
Spiked Amount 25.000			Recovery	= 98.896%	

Target Compounds Qvalue

(#) = qualifier out of range (m) = manual integration

Quantitation Report

Data File : M:\MAX\DATA\211108\1110M17.D
Acq On : 10 Nov 21 16:22
Sample : Ending CCV 300ug/L 11/10/21
Misc : IS&S 8/4/21

Vial: 17
Operator: LP,DG,CH
Inst : Max
Multiplr: 1.00

Quant Time: Nov 11 8:48 2021

Quant Results File: MGAS0825.RES

Method : M:\MAX\DATA\210922\MGAS0825.M (RTE Integrator)
Title : METHOD 8260B
Last Update : Thu Aug 26 16:19:36 2021
Response via : Initial Calibration

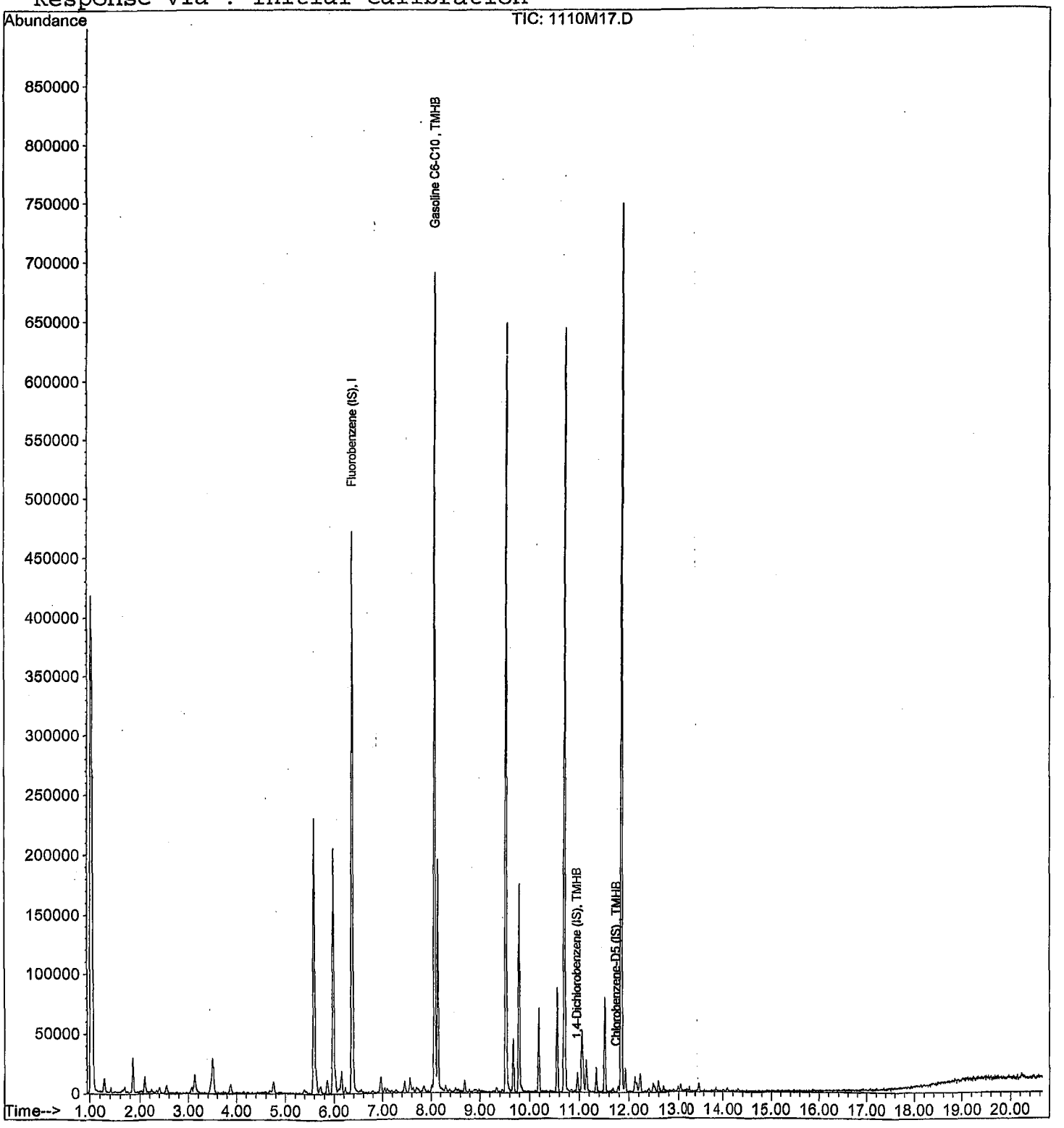

ORGANICS
Raw Data

Quantitation Report (QT Reviewed)

Data File : M:\MAX\DATA\211108\1109M14.D
Acq On : 9 Nov 21 14:12
Sample : BA45107W01
Misc : IS&S 8/4/21

Vial: 14
Operator: LP,DG,CH
Inst : Max
Multiplr: 1.00

Quant Time: Nov 12 11:22 2021 Quant Results File: MGAS0825.RES

Quant Method : M:\MAX\DATA\210922\MGAS0825.M (RTE Integrator)
Title : METHOD 8260B
Last Update : Thu Aug 26 16:19:36 2021
Response via : Initial Calibration
DataAcq Meth : M8260

Internal Standards	R.T.	QIon	Response	Conc Units	Dev(Min)
1) Fluorobenzene (IS)	6.37	TIC	441021	25.00 ppb	0.16
3) Chlorobenzene-D5 (IS)	11.75	TIC	1113464m	25.00 ppb	0.00
4) 1,4-Dichlorobenzene (IS)	10.94	TIC	6062m	25.00 ppb	0.00

System Monitoring Compounds

Target Compounds Qvalue

(#) = qualifier out of range (m) = manual integration

Quantitation Report (Not Reviewed)

Data File : M:\MAX\DATA\211108\1109M14.D
Acq On : 9 Nov 21 14:12
Sample : BA45107W01
Misc : IS&S 8/4/21

Vial: 14
Operator: LP,DG,CH
Inst : Max
Multiplr: 1.00

Quant Time: Nov 11 12:20 2021

Quant Results File: M0825SUR.RES

Quant Method : M:\MAX\DATA\210922\M0825SUR.M (RTE Integrator)
Title : METHOD 8260B
Last Update : Thu Aug 26 11:16:48 2021
Response via : Initial Calibration
DataAcq Meth : M8260

Internal Standards	R.T.	QIon	Response	Conc Units	Dev(Min)
1) Fluorobenzene (IS)	6.37	96	372326	25.00 ppb	0.16
4) Chlorobenzene-D5 (IS)	9.53	117	340452	25.00 ppb	0.11
7) 1,4-Dichlorobenzene-D (IS)	11.85	152	208876	25.00 ppb	0.10
System Monitoring Compounds					
2) Dibromofluoromethane(S)	5.59	111	124548	27.74 ppb	0.18
Spiked Amount 25.000			Recovery	= 110.952%	
3) 1,2-DCA-D4(S)	5.98	65	84272	28.56 ppb	0.17
Spiked Amount 25.000			Recovery	= 114.236%	
5) Toluene-D8(S)	8.08	98	392294	24.57 ppb	0.13
Spiked Amount 25.000			Recovery	= 98.288%	
6) 4-Bromofluorobenzene(S)	10.70	95	153323	24.62 ppb	0.11
Spiked Amount 25.000			Recovery	= 98.464%	

Target Compounds Qvalue

(#) = qualifier out of range (m) = manual integration

Quantitation Report

Data File : M:\MAX\DATA\211108\1109M14.D
Acq On : 9 Nov 21 14:12
Sample : BA45107W01
Misc : IS&S 8/4/21

Vial: 14
Operator: LP,DG,CH
Inst : Max
Multiplr: 1.00

Quant Time: Nov 12 11:22 2021

Quant Results File: MGAS0825.RES

Method : M:\MAX\DATA\210922\MGAS0825.M (RTE Integrator)
Title : METHOD 8260B
Last Update : Thu Aug 26 16:19:36 2021
Response via : Initial Calibration



1109M14.D MGAS0825.M Fri Nov 12 11:30:55 2021 Page 2

Quantitation Report (QT Reviewed)

Data File : M:\MAX\DATA\211108\1109M15.D
Acq On : 9 Nov 21 14:41
Sample : BA45108W01
Misc : IS&S 8/4/21

Vial: 15
Operator: LP,DG,CH
Inst : Max
Multiplr: 1.00

Quant Time: Nov 12 11:23 2021

Quant Results File: MGAS0825.RES

Quant Method : M:\MAX\DATA\210922\MGAS0825.M (RTE Integrator)
Title : METHOD 8260B
Last Update : Thu Aug 26 16:19:36 2021
Response via : Initial Calibration
DataAcq Meth : M8260

Internal Standards	R.T.	QIon	Response	Conc Units	Dev(Min)
1) Fluorobenzene (IS)	6.37	TIC	436081	25.00 ppb	0.16
3) Chlorobenzene-D5 (IS)	11.75	TIC	1202216m	25.00 ppb	0.00
4) 1,4-Dichlorobenzene (IS)	10.94	TIC	21078m	25.00 ppb	0.00

System Monitoring Compounds

Target Compounds					Qvalue
2) Gasoline C6-C10	8.08	TIC	4927612m	38.07 ppb	100

(#) = qualifier out of range (m) = manual integration

Quantitation Report (Not Reviewed)

Data File : M:\MAX\DATA\211108\1109M15.D
Acq On : 9 Nov 21 14:41
Sample : BA45108W01
Misc : IS&S 8/4/21

Vial: 15
Operator: LP,DG,CH
Inst : Max
Multiplr: 1.00

Quant Time: Nov 11 12:20 2021

Quant Results File: M0825SUR.RES

Quant Method : M:\MAX\DATA\210922\M0825SUR.M (RTE Integrator)
Title : METHOD 8260B
Last Update : Thu Aug 26 11:16:48 2021
Response via : Initial Calibration
DataAcq Meth : M8260

Internal Standards	R.T.	QIon	Response	Conc Units	Dev(Min)
1) Fluorobenzene (IS)	6.37	96	368177	25.00 ppb	0.16
4) Chlorobenzene-D5 (IS)	9.53	117	335248	25.00 ppb	0.12
7) 1,4-Dichlorobenzene-D (IS)	11.85	152	220572	25.00 ppb	0.10
System Monitoring Compounds					
2) Dibromofluoromethane(S)	5.59	111	126712	28.54 ppb	0.18
Spiked Amount 25.000			Recovery	= 114.152%	
3) 1,2-DCA-D4(S)	5.98	65	86584	29.67 ppb	0.17
Spiked Amount 25.000			Recovery	= 118.692%	
5) Toluene-D8(S)	8.08	98	394857	25.12 ppb	0.13
Spiked Amount 25.000			Recovery	= 100.464%	
6) 4-Bromofluorobenzene(S)	10.70	95	152499	24.86 ppb	0.11
Spiked Amount 25.000			Recovery	= 99.452%	

Target Compounds Qvalue

(#) = qualifier out of range (m) = manual integration

Quantitation Report

Data File : M:\MAX\DATA\211108\1109M15.D
Acq On : 9 Nov 21 14:41
Sample : BA45108W01
Misc : IS&S 8/4/21

Vial: 15
Operator: LP,DG,CH
Inst : Max
Multiplr: 1.00

Quant Time: Nov 12 11:23 2021

Quant Results File: MGAS0825.RES

Method : M:\MAX\DATA\210922\MGAS0825.M (RTE Integrator)
Title : METHOD 8260B
Last Update : Thu Aug 26 16:19:36 2021
Response via : Initial Calibration

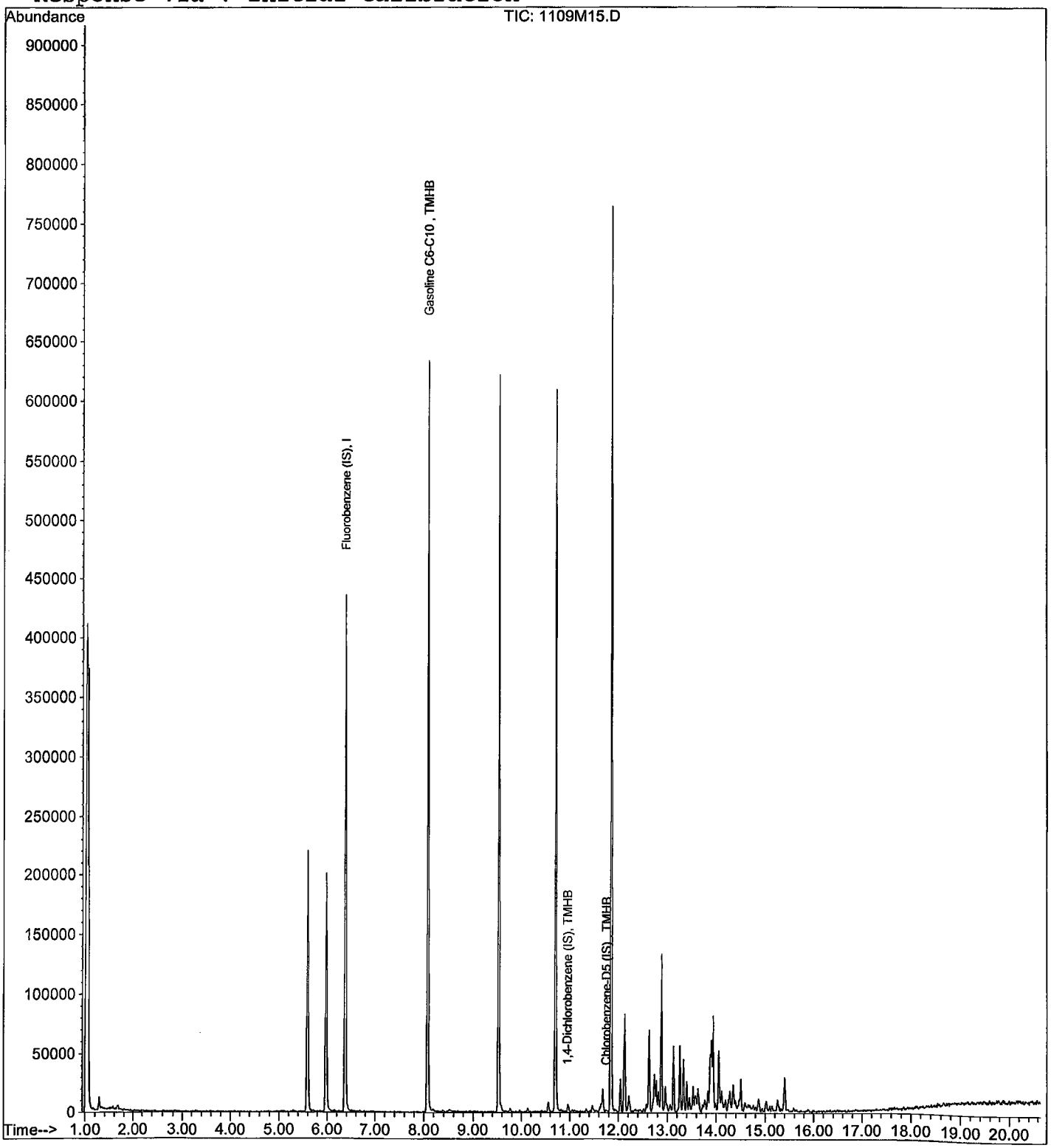

1109M15.D MGAS0825.M Fri Nov 12 11:30:56 2021 Page 2

Quantitation Report (QT Reviewed)

Data File : M:\MAX\DATA\211108\1109M16.D
Acq On : 9 Nov 21 15:09
Sample : BA45109W01
Misc : IS&S 8/4/21

Vial: 16
Operator: LP,DG,CH
Inst : Max
Multiplr: 1.00

Quant Time: Nov 12 11:23 2021

Quant Results File: MGAS0825.RES

Quant Method : M:\MAX\DATA\210922\MGAS0825.M (RTE Integrator)
Title : METHOD 8260B
Last Update : Thu Aug 26 16:19:36 2021
Response via : Initial Calibration
DataAcq Meth : M8260

Internal Standards	R.T.	QIon	Response	Conc Units	Dev(Min)
1) Fluorobenzene (IS)	6.37	TIC	445709	25.00 ppb	0.16
3) Chlorobenzene-D5 (IS)	11.75	TIC	1138347m	25.00 ppb	0.00
4) 1,4-Dichlorobenzene (IS)	10.94	TIC	9643m	25.00 ppb	0.00

System Monitoring Compounds

Target Compounds Qvalue

(#) = qualifier out of range (m) = manual integration

Quantitation Report (Not Reviewed)

Data File : M:\MAX\DATA\211108\1109M16.D
Acq On : 9 Nov 21 15:09
Sample : BA45109W01
Misc : IS&S 8/4/21

Vial: 16
Operator: LP,DG,CH
Inst : Max
Multiplr: 1.00

Quant Time: Nov 11 12:20 2021

Quant Results File: M0825SUR.RES

Quant Method : M:\MAX\DATA\210922\M0825SUR.M (RTE Integrator)
Title : METHOD 8260B
Last Update : Thu Aug 26 11:16:48 2021
Response via : Initial Calibration
DataAcq Meth : M8260

Internal Standards	R.T.	QIon	Response	Conc Units	Dev(Min)
1) Fluorobenzene (IS)	6.37	96	374251	25.00 ppb	0.16
4) Chlorobenzene-D5 (IS)	9.53	117	346660	25.00 ppb	0.12
7) 1,4-Dichlorobenzene-D (IS)	11.85	152	211219	25.00 ppb	0.10
System Monitoring Compounds					
2) Dibromofluoromethane(S)	5.59	111	127795	28.31 ppb	0.18
Spiked Amount 25.000			Recovery	= 113.256%	
3) 1,2-DCA-D4(S)	5.98	65	86736	29.24 ppb	0.17
Spiked Amount 25.000			Recovery	= 116.972%	
5) Toluene-D8(S)	8.08	98	400379	24.63 ppb	0.13
Spiked Amount 25.000			Recovery	= 98.516%	
6) 4-Bromofluorobenzene(S)	10.70	95	154918	24.43 ppb	0.11
Spiked Amount 25.000			Recovery	= 97.704%	

Target Compounds Qvalue

(#) = qualifier out of range (m) = manual integration

Quantitation Report

Data File : M:\MAX\DATA\211108\1109M16.D
Acq On : 9 Nov 21 15:09
Sample : BA45109W01
Misc : IS&S 8/4/21

Vial: 16
Operator: LP,DG,CH
Inst : Max
Multiplr: 1.00

Quant Time: Nov 12 11:23 2021

Quant Results File: MGAS0825.RES

Method : M:\MAX\DATA\210922\MGAS0825.M (RTE Integrator)
Title : METHOD 8260B
Last Update : Thu Aug 26 16:19:36 2021
Response via : Initial Calibration



1109M16.D MGAS0825.M Fri Nov 12 11:30:57 2021

Quantitation Report (QT Reviewed)

Data File : M:\MAX\DATA\211108\1109M17.D
Acq On : 9 Nov 21 15:38
Sample : BA45110W01
Misc : IS&S 8/4/21

Vial: 17
Operator: LP,DG,CH
Inst : Max
Multiplr: 1.00

Quant Time: Nov 12 11:24 2021

Quant Results File: MGAS0825.RES

Quant Method : M:\MAX\DATA\210922\MGAS0825.M (RTE Integrator)
Title : METHOD 8260B
Last Update : Thu Aug 26 16:19:36 2021
Response via : Initial Calibration
DataAcq Meth : M8260

Internal Standards	R.T.	QIon	Response	Conc Units	Dev(Min)
1) Fluorobenzene (IS)	6.37	TIC	449796	25.00 ppb	0.16
3) Chlorobenzene-D5 (IS)	11.75	TIC	1310653m	25.00 ppb	0.00
4) 1,4-Dichlorobenzene (IS)	10.94	TIC	110475m	25.00 ppb	0.00

System Monitoring Compounds

Target Compounds					Qvalue
2) Gasoline C6-C10	8.08	TIC	5304022m	71.18 ppb	100

(#) = qualifier out of range (m) = manual integration

Quantitation Report (Not Reviewed)

Data File : M:\MAX\DATA\211108\1109M17.D
Acq On : 9 Nov 21 15:38
Sample : BA45110W01
Misc : IS&S 8/4/21

Vial: 17
Operator: LP,DG,CH
Inst : Max
Multiplr: 1.00

Quant Time: Nov 11 12:20 2021

Quant Results File: M0825SUR.RES

Quant Method : M:\MAX\DATA\210922\M0825SUR.M (RTE Integrator)
Title : METHOD 8260B
Last Update : Thu Aug 26 11:16:48 2021
Response via : Initial Calibration
DataAcq Meth : M8260

Internal Standards	R.T.	QIon	Response	Conc Units	Dev(Min)
1) Fluorobenzene (IS)	6.37	96	379903	25.00 ppb	0.16
4) Chlorobenzene-D5 (IS)	9.53	117	349308	25.00 ppb	0.12
7) 1,4-Dichlorobenzene-D (IS)	11.85	152	231087	25.00 ppb	0.10
System Monitoring Compounds					
2) Dibromofluoromethane(S)	5.59	111	124409	27.15 ppb	0.18
Spiked Amount 25.000			Recovery	= 108.616%	
3) 1,2-DCA-D4(S)	5.98	65	87536	29.07 ppb	0.17
Spiked Amount 25.000			Recovery	= 116.296%	
5) Toluene-D8(S)	8.08	98	405616	24.76 ppb	0.13
Spiked Amount 25.000			Recovery	= 99.048%	
6) 4-Bromofluorobenzene(S)	10.70	95	162350	25.40 ppb	0.11
Spiked Amount 25.000			Recovery	= 101.616%	

Target Compounds Qvalue

(#) = qualifier out of range (m) = manual integration

Quantitation Report

Data File : M:\MAX\DATA\211108\1109M17.D
Acq On : 9 Nov 21 15:38
Sample : BA45110W01
Misc : IS&S 8/4/21

Vial: 17
Operator: LP,DG,CH
Inst : Max
Multiplr: 1.00

Quant Time: Nov 12 11:24 2021

Quant Results File: MGAS0825.RES

Method : M:\MAX\DATA\210922\MGAS0825.M (RTE Integrator)
Title : METHOD 8260B
Last Update : Thu Aug 26 16:19:36 2021
Response via : Initial Calibration

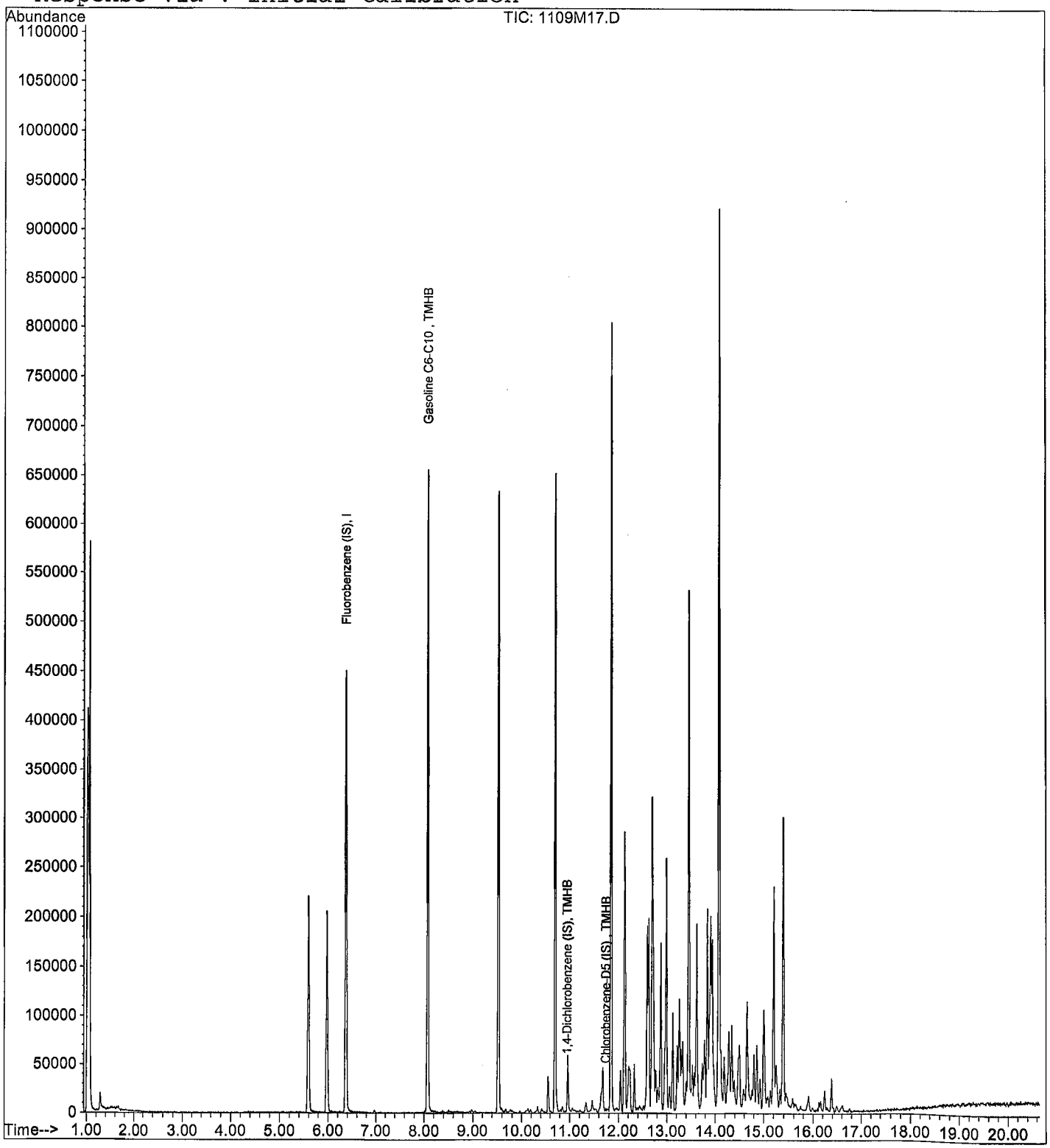

1109M17.D MGAS0825.M Fri Nov 12 11:30:57 2021 Page 2

Quantitation Report (QT Reviewed)

Data File : M:\MAX\DATA\211108\1109M18.D
Acq On : 9 Nov 21 16:06
Sample : BA45111W01
Misc : IS&S 8/4/21

Vial: 18
Operator: LP,DG,CH
Inst : Max
Multiplr: 1.00

Quant Time: Nov 12 11:24 2021

Quant Results File: MGAS0825.RES

Quant Method : M:\MAX\DATA\210922\MGAS0825.M (RTE Integrator)
Title : METHOD 8260B
Last Update : Thu Aug 26 16:19:36 2021
Response via : Initial Calibration
DataAcq Meth : M8260

Internal Standards	R.T.	QIon	Response	Conc Units	Dev(Min)
1) Fluorobenzene (IS)	6.37	TIC	442474	25.00 ppb	0.16
3) Chlorobenzene-D5 (IS)	11.75	TIC	1182074m	25.00 ppb	0.00
4) 1,4-Dichlorobenzene (IS)	10.94	TIC	7206m	25.00 ppb	0.00

System Monitoring Compounds

Target Compounds Qvalue

(#) = qualifier out of range (m) = manual integration

Quantitation Report (Not Reviewed)

Data File : M:\MAX\DATA\211108\1109M18.D
Acq On : 9 Nov 21 16:06
Sample : BA45111W01
Misc : IS&S 8/4/21

Vial: 18
Operator: LP,DG,CH
Inst : Max
Multiplr: 1.00

Quant Time: Nov 11 12:20 2021

Quant Results File: M0825SUR.RES

Quant Method : M:\MAX\DATA\210922\M0825SUR.M (RTE Integrator)
Title : METHOD 8260B
Last Update : Thu Aug 26 11:16:48 2021
Response via : Initial Calibration
DataAcq Meth : M8260

Internal Standards	R.T.	QIon	Response	Conc Units	Dev(Min)
1) Fluorobenzene (IS)	6.37	96	365985	25.00 ppb	0.16
4) Chlorobenzene-D5 (IS)	9.53	117	348750	25.00 ppb	0.12
7) 1,4-Dichlorobenzene-D (IS)	11.84	152	225110	25.00 ppb	0.10
System Monitoring Compounds					
2) Dibromofluoromethane(S)	5.59	111	126887	28.75 ppb	0.18
Spiked Amount 25.000			Recovery	= 114.992%	
3) 1,2-DCA-D4(S)	5.98	65	87728	30.25 ppb	0.17
Spiked Amount 25.000			Recovery	= 120.980%	
5) Toluene-D8(S)	8.08	98	394763	24.14 ppb	0.13
Spiked Amount 25.000			Recovery	= 96.552%	
6) 4-Bromofluorobenzene(S)	10.70	95	152033	23.83 ppb	0.11
Spiked Amount 25.000			Recovery	= 95.312%	

Target Compounds Qvalue

(#) = qualifier out of range (m) = manual integration

Quantitation Report

Data File : M:\MAX\DATA\211108\1109M18.D
Acq On : 9 Nov 21 16:06
Sample : BA45111W01
Misc : IS&S 8/4/21

Vial: 18
Operator: LP,DG,CH
Inst : Max
Multiplr: 1.00

Quant Time: Nov 12 11:24 2021

Quant Results File: MGAS0825.RES

Method : M:\MAX\DATA\210922\MGAS0825.M (RTE Integrator)
Title : METHOD 8260B
Last Update : Thu Aug 26 16:19:36 2021
Response via : Initial Calibration



Quantitation Report (QT Reviewed)

Data File : M:\MAX\DATA\211108\1110M09.D
Acq On : 10 Nov 21 12:36
Sample : BA45112W02
Misc : IS&S 8/4/21

Vial: 9
Operator: LP,DG,CH
Inst : Max
Multiplr: 1.00

Quant Time: Nov 12 11:34 2021

Quant Results File: MGAS0825.RES

Quant Method : M:\MAX\DATA\210922\MGAS0825.M (RTE Integrator)
Title : METHOD 8260B
Last Update : Thu Aug 26 16:19:36 2021
Response via : Initial Calibration
DataAcq Meth : M8260

Internal Standards	R.T.	QIon	Response	Conc Units	Dev(Min)
1) Fluorobenzene (IS)	6.37	TIC	481794	25.00 ppb	0.16
3) Chlorobenzene-D5 (IS)	11.75	TIC	1170099m	25.00 ppb	0.00
4) 1,4-Dichlorobenzene (IS)	10.94	TIC	7669m	25.00 ppb	0.00

System Monitoring Compounds

Target Compounds Qvalue

(#) = qualifier out of range (m) = manual integration

Quantitation Report (Not Reviewed)

Data File : M:\MAX\DATA\211108\1110M09.D
Acq On : 10 Nov 21 12:36
Sample : BA45112W02
Misc : IS&S 8/4/21

Vial: 9
Operator: LP,DG,CH
Inst : Max
Multiplr: 1.00

Quant Time: Nov 11 12:20 2021

Quant Results File: M0825SUR.RES

Quant Method : M:\MAX\DATA\210922\M0825SUR.M (RTE Integrator)
Title : METHOD 8260B
Last Update : Thu Aug 26 11:16:48 2021
Response via : Initial Calibration
DataAcq Meth : M8260

Internal Standards	R.T.	QIon	Response	Conc Units	Dev(Min)
1) Fluorobenzene (IS)	6.37	96	410713	25.00 ppb	0.16
4) Chlorobenzene-D5 (IS)	9.53	117	370640	25.00 ppb	0.12
7) 1,4-Dichlorobenzene-D (IS)	11.85	152	216916	25.00 ppb	0.10
System Monitoring Compounds					
2) Dibromofluoromethane(S)	5.59	111	129565	26.16 ppb	0.18
Spiked Amount 25.000			Recovery	= 104.632%	
3) 1,2-DCA-D4(S)	5.98	65	90720	27.87 ppb	0.17
Spiked Amount 25.000			Recovery	= 111.484%	
5) Toluene-D8(S)	8.08	98	432266	24.87 ppb	0.13
Spiked Amount 25.000			Recovery	= 99.480%	
6) 4-Bromofluorobenzene(S)	10.71	95	162068	23.90 ppb	0.11
Spiked Amount 25.000			Recovery	= 95.600%	

Target Compounds Qvalue

(#) = qualifier out of range (m) = manual integration

Quantitation Report

Data File : M:\MAX\DATA\211108\1110M09.D
Acq On : 10 Nov 21 12:36
Sample : BA45112W02
Misc : IS&S 8/4/21

Vial: 9
Operator: LP,DG,CH
Inst : Max
Multiplr: 1.00

Quant Time: Nov 12 11:34 2021

Quant Results File: MGAS0825.RES

Method : M:\MAX\DATA\210922\MGAS0825.M (RTE Integrator)
Title : METHOD 8260B
Last Update : Thu Aug 26 16:19:36 2021
Response via : Initial Calibration



Quantitation Report (QT Reviewed)

Data File : M:\MAX\DATA\211108\1110M10.D
Acq On : 10 Nov 21 13:04
Sample : BA45113W03
Misc : IS&S 8/4/21

Vial: 10
Operator: LP,DG,CH
Inst : Max
Multiplr: 1.00

Quant Time: Nov 12 11:35 2021

Quant Results File: MGAS0825.RES

Quant Method : M:\MAX\DATA\210922\MGAS0825.M (RTE Integrator)
Title : METHOD 8260B
Last Update : Thu Aug 26 16:19:36 2021
Response via : Initial Calibration
DataAcq Meth : M8260

Internal Standards	R.T.	QIon	Response	Conc Units	Dev(Min)
1) Fluorobenzene (IS)	6.38	TIC	477979	25.00 ppb	0.16
3) Chlorobenzene-D5 (IS)	11.75	TIC	1146360m	25.00 ppb	0.00
4) 1,4-Dichlorobenzene (IS)	10.94	TIC	7706m	25.00 ppb	0.00

System Monitoring Compounds

Target Compounds Qvalue

(#) = qualifier out of range (m) = manual integration

Quantitation Report (Not Reviewed)

Data File : M:\MAX\DATA\211108\1110M10.D
Acq On : 10 Nov 21 13:04
Sample : BA45113W03
Misc : IS&S 8/4/21

Vial: 10
Operator: LP,DG,CH
Inst : Max
Multiplr: 1.00

Quant Time: Nov 11 12:20 2021

Quant Results File: M0825SUR.RES

Quant Method : M:\MAX\DATA\210922\M0825SUR.M (RTE Integrator)
Title : METHOD 8260B
Last Update : Thu Aug 26 11:16:48 2021
Response via : Initial Calibration
DataAcq Meth : M8260

Internal Standards	R.T.	QIon	Response	Conc Units	Dev(Min)
1) Fluorobenzene (IS)	6.38	96	400453	25.00 ppb	0.16
4) Chlorobenzene-D5 (IS)	9.53	117	363442	25.00 ppb	0.12
7) 1,4-Dichlorobenzene-D (IS)	11.85	152	215035	25.00 ppb	0.10
System Monitoring Compounds					
2) Dibromofluoromethane(S)	5.59	111	135682	28.09 ppb	0.18
Spiked Amount 25.000			Recovery	= 112.380%	
3) 1,2-DCA-D4(S)	5.99	65	91680	28.89 ppb	0.17
Spiked Amount 25.000			Recovery	= 115.548%	
5) Toluene-D8(S)	8.08	98	425502	24.97 ppb	0.13
Spiked Amount 25.000			Recovery	= 99.864%	
6) 4-Bromofluorobenzene(S)	10.71	95	164881	24.80 ppb	0.11
Spiked Amount 25.000			Recovery	= 99.188%	

Target Compounds Qvalue

(#) = qualifier out of range (m) = manual integration

Quantitation Report

Data File : M:\MAX\DATA\211108\1110M10.D
Acq On : 10 Nov 21 13:04
Sample : BA45113W03
Misc : IS&S 8/4/21

Vial: 10
Operator: LP,DG,CH
Inst : Max
Multiplr: 1.00

Quant Time: Nov 12 11:35 2021

Quant Results File: MGAS0825.RES

Method : M:\MAX\DATA\210922\MGAS0825.M (RTE Integrator)
Title : METHOD 8260B
Last Update : Thu Aug 26 16:19:36 2021
Response via : Initial Calibration



Quantitation Report (QT Reviewed)

Data File : M:\MAX\DATA\211108\1110M11.D
Acq On : 10 Nov 21 13:32
Sample : BA45114W02
Misc : IS&S 8/4/21

Vial: 11
Operator: LP,DG,CH
Inst : Max
Multiplr: 1.00

Quant Time: Nov 12 11:35 2021

Quant Results File: MGAS0825.RES

Quant Method : M:\MAX\DATA\210922\MGAS0825.M (RTE Integrator)
Title : METHOD 8260B
Last Update : Thu Aug 26 16:19:36 2021
Response via : Initial Calibration
DataAcq Meth : M8260

Internal Standards	R.T.	QIon	Response	Conc Units	Dev(Min)
1) Fluorobenzene (IS)	6.37	TIC	462014	25.00 ppb	0.16
3) Chlorobenzene-D5 (IS)	11.75	TIC	1140889m	25.00 ppb	0.00
4) 1,4-Dichlorobenzene (IS)	10.94	TIC	12108m	25.00 ppb	0.00

System Monitoring Compounds

Target Compounds Qvalue

(#) = qualifier out of range (m) = manual integration

Quantitation Report (Not Reviewed)

Data File : M:\MAX\DATA\211108\1110M11.D
Acq On : 10 Nov 21 13:32
Sample : BA45114W02
Misc : IS&S 8/4/21

Vial: 11
Operator: LP,DG,CH
Inst : Max
Multiplr: 1.00

Quant Time: Nov 11 12:20 2021

Quant Results File: M0825SUR.RES

Quant Method : M:\MAX\DATA\210922\M0825SUR.M (RTE Integrator)
Title : METHOD 8260B
Last Update : Thu Aug 26 11:16:48 2021
Response via : Initial Calibration
DataAcq Meth : M8260

Internal Standards	R.T.	QIon	Response	Conc Units	Dev(Min)
1) Fluorobenzene (IS)	6.37	96	393519	25.00 ppb	0.16
4) Chlorobenzene-D5 (IS)	9.53	117	365510	25.00 ppb	0.12
7) 1,4-Dichlorobenzene-D (IS)	11.85	152	211433	25.00 ppb	0.10
System Monitoring Compounds					
2) Dibromofluoromethane(S)	5.59	111	130094	27.41 ppb	0.18
Spiked Amount 25.000			Recovery	= 109.648%	
3) 1,2-DCA-D4(S)	5.98	65	91056	29.20 ppb	0.17
Spiked Amount 25.000			Recovery	= 116.784%	
5) Toluene-D8(S)	8.08	98	418880	24.44 ppb	0.13
Spiked Amount 25.000			Recovery	= 97.756%	
6) 4-Bromofluorobenzene(S)	10.70	95	160787	24.04 ppb	0.11
Spiked Amount 25.000			Recovery	= 96.176%	

Target Compounds Qvalue

(#) = qualifier out of range (m) = manual integration

Quantitation Report

Data File : M:\MAX\DATA\211108\1110M11.D
Acq On : 10 Nov 21 13:32
Sample : BA45114W02
Misc : IS&S 8/4/21

Vial: 11
Operator: LP,DG,CH
Inst : Max
Multiplr: 1.00

Quant Time: Nov 12 11:35 2021

Quant Results File: MGAS0825.RES

Method : M:\MAX\DATA\210922\MGAS0825.M (RTE Integrator)
Title : METHOD 8260B
Last Update : Thu Aug 26 16:19:36 2021
Response via : Initial Calibration



1110M11.D MGAS0825.M Fri Nov 12 11:35:53 2021 Page 2

Quantitation Report (QT Reviewed)

Data File : M:\MAX\DATA\211108\1109M07.D
Acq On : 9 Nov 21 10:53
Sample : 211109A LCSD 300ug/L
Misc : IS&S 8/4/21

Vial: 7
Operator: LP,DG,CH
Inst : Max
Multiplr: 1.00

Quant Time: Nov 9 11:30 2021

Quant Results File: MGAS0825.RES

Quant Method : M:\MAX\DATA\210922\MGAS0825.M (RTE Integrator)
Title : METHOD 8260B
Last Update : Thu Aug 26 16:19:36 2021
Response via : Initial Calibration
DataAcq Meth : M8260

Internal Standards	R.T.	QIon	Response	Conc Units	Dev(Min)
1) Fluorobenzene (IS)	6.38	TIC	448272	25.00 ppb	0.16
3) Chlorobenzene-D5 (IS)	11.75	TIC	1181987m	25.00 ppb	0.00
4) 1,4-Dichlorobenzene (IS)	10.94	TIC	94459m	25.00 ppb	0.00

System Monitoring Compounds

Target Compounds					Qvalue
2) Gasoline C6-C10	8.08	TIC	6829981m	302.84 ppb	100

(#) = qualifier out of range (m) = manual integration

Quantitation Report (Not Reviewed)

Data File : M:\MAX\DATA\211108\1109M07.D
Acq On : 9 Nov 21 10:53
Sample : 211109A LCSD 300ug/L
Misc : IS&S 8/4/21

Vial: 7
Operator: LP,DG,CH
Inst : Max
Multiplr: 1.00

Quant Time: Nov 11 12:20 2021

Quant Results File: M0825SUR.RES

Quant Method : M:\MAX\DATA\210922\M0825SUR.M (RTE Integrator)
Title : METHOD 8260B
Last Update : Thu Aug 26 11:16:48 2021
Response via : Initial Calibration
DataAcq Meth : M8260

Internal Standards	R.T.	QIon	Response	Conc Units	Dev(Min)
1) Fluorobenzene (IS)	6.38	96	381243	25.00 ppb	0.16
4) Chlorobenzene-D5 (IS)	9.53	117	358782	25.00 ppb	0.11
7) 1,4-Dichlorobenzene-D (IS)	11.85	152	225315	25.00 ppb	0.10
System Monitoring Compounds					
2) Dibromofluoromethane(S)	5.60	111	128695	27.99 ppb	0.18
Spiked Amount 25.000			Recovery	= 111.964%	
3) 1,2-DCA-D4(S)	5.98	65	87120	28.83 ppb	0.17
Spiked Amount 25.000			Recovery	= 115.336%	
5) Toluene-D8(S)	8.08	98	422811	25.13 ppb	0.13
Spiked Amount 25.000			Recovery	= 100.520%	
6) 4-Bromofluorobenzene(S)	10.70	95	162586	24.77 ppb	0.11
Spiked Amount 25.000			Recovery	= 99.076%	

Target Compounds Qvalue

(#) = qualifier out of range (m) = manual integration

Quantitation Report

Data File : M:\MAX\DATA\211108\1109M07.D
Acq On : 9 Nov 21 10:53
Sample : 211109A LCSD 300ug/L
Misc : IS&S 8/4/21

Vial: 7
Operator: LP,DG,CH
Inst : Max
Multiplr: 1.00

Quant Time: Nov 9 11:30 2021

Quant Results File: MGAS0825.RES

Method : M:\MAX\DATA\210922\MGAS0825.M (RTE Integrator)
Title : METHOD 8260B
Last Update : Thu Aug 26 16:19:36 2021
Response via : Initial Calibration

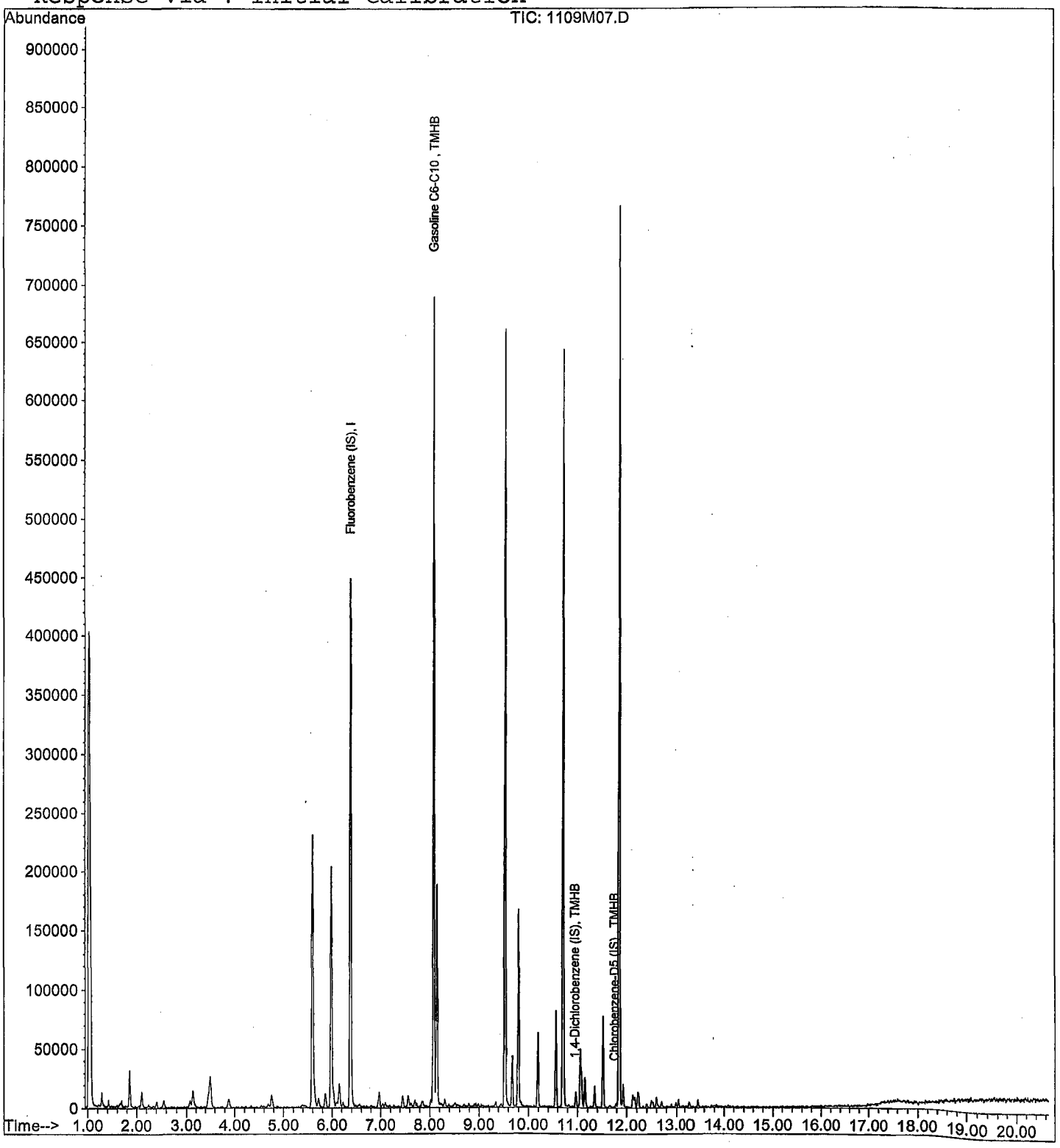

Quantitation Report (QT Reviewed)

Data File : M:\MAX\DATA\211108\1110M07.D
Acq On : 10 Nov 21 11:39
Sample : 211110A LCSD 300ug/L
Misc : IS&S 8/4/21

Vial: 7
Operator: LP,DG,CH
Inst : Max
Multiplr: 1.00

Quant Time: Nov 10 12:08 2021

Quant Results File: MGAS0825.RES

Quant Method : M:\MAX\DATA\210922\MGAS0825.M (RTE Integrator)
Title : METHOD 8260B
Last Update : Thu Aug 26 16:19:36 2021
Response via : Initial Calibration
DataAcq Meth : M8260

Internal Standards	R.T.	QIon	Response	Conc Units	Dev(Min)
1) Fluorobenzene (IS)	6.37	TIC	477381	25.00 ppb	0.16
3) Chlorobenzene-D5 (IS)	11.75	TIC	1182722m	25.00 ppb	0.00
4) 1,4-Dichlorobenzene (IS)	10.94	TIC	97500m	25.00 ppb	0.00

System Monitoring Compounds

Target Compounds					Qvalue
2) Gasoline C6-C10	8.08	TIC	7063829m	273.30 ppb	100

(#) = qualifier out of range (m) = manual integration

Quantitation Report (Not Reviewed)

Data File : M:\MAX\DATA\211108\1110M07.D
Acq On : 10 Nov 21 11:39
Sample : 211110A LCSD 300ug/L
Misc : IS&S 8/4/21

Vial: 7
Operator: LP,DG,CH
Inst : Max
Multiplr: 1.00

Quant Time: Nov 11 12:20 2021

Quant Results File: M0825SUR.RES

Quant Method : M:\MAX\DATA\210922\M0825SUR.M (RTE Integrator)
Title : METHOD 8260B
Last Update : Thu Aug 26 11:16:48 2021
Response via : Initial Calibration
DataAcq Meth : M8260

Internal Standards	R.T.	QIon	Response	Conc Units	Dev(Min)
1) Fluorobenzene (IS)	6.38	96	403358	25.00 ppb	0.16
4) Chlorobenzene-D5 (IS)	9.53	117	370466	25.00 ppb	0.12
7) 1,4-Dichlorobenzene-D (IS)	11.85	152	227608	25.00 ppb	0.11
System Monitoring Compounds					
2) Dibromofluoromethane(S)	5.60	111	130759	26.88 ppb	0.18
Spiked Amount 25.000			Recovery	= 107.520%	
3) 1,2-DCA-D4(S)	5.98	65	90944	28.45 ppb	0.17
Spiked Amount 25.000			Recovery	= 113.796%	
5) Toluene-D8(S)	8.08	98	429428	24.72 ppb	0.13
Spiked Amount 25.000			Recovery	= 98.876%	
6) 4-Bromofluorobenzene(S)	10.70	95	168463	24.86 ppb	0.11
Spiked Amount 25.000			Recovery	= 99.420%	

Target Compounds Qvalue

(#) = qualifier out of range (m) = manual integration

Quantitation Report

Data File : M:\MAX\DATA\211108\1110M07.D
Acq On : 10 Nov 21 11:39
Sample : 211110A LCSD 300ug/L
Misc : IS&S 8/4/21

Vial: 7
Operator: LP,DG,CH
Inst : Max
Multiplr: 1.00

Quant Time: Nov 10 12:08 2021

Quant Results File: MGAS0825.RES

Method : M:\MAX\DATA\210922\MGAS0825.M (RTE Integrator)
Title : METHOD 8260B
Last Update : Thu Aug 26 16:19:36 2021
Response via : Initial Calibration

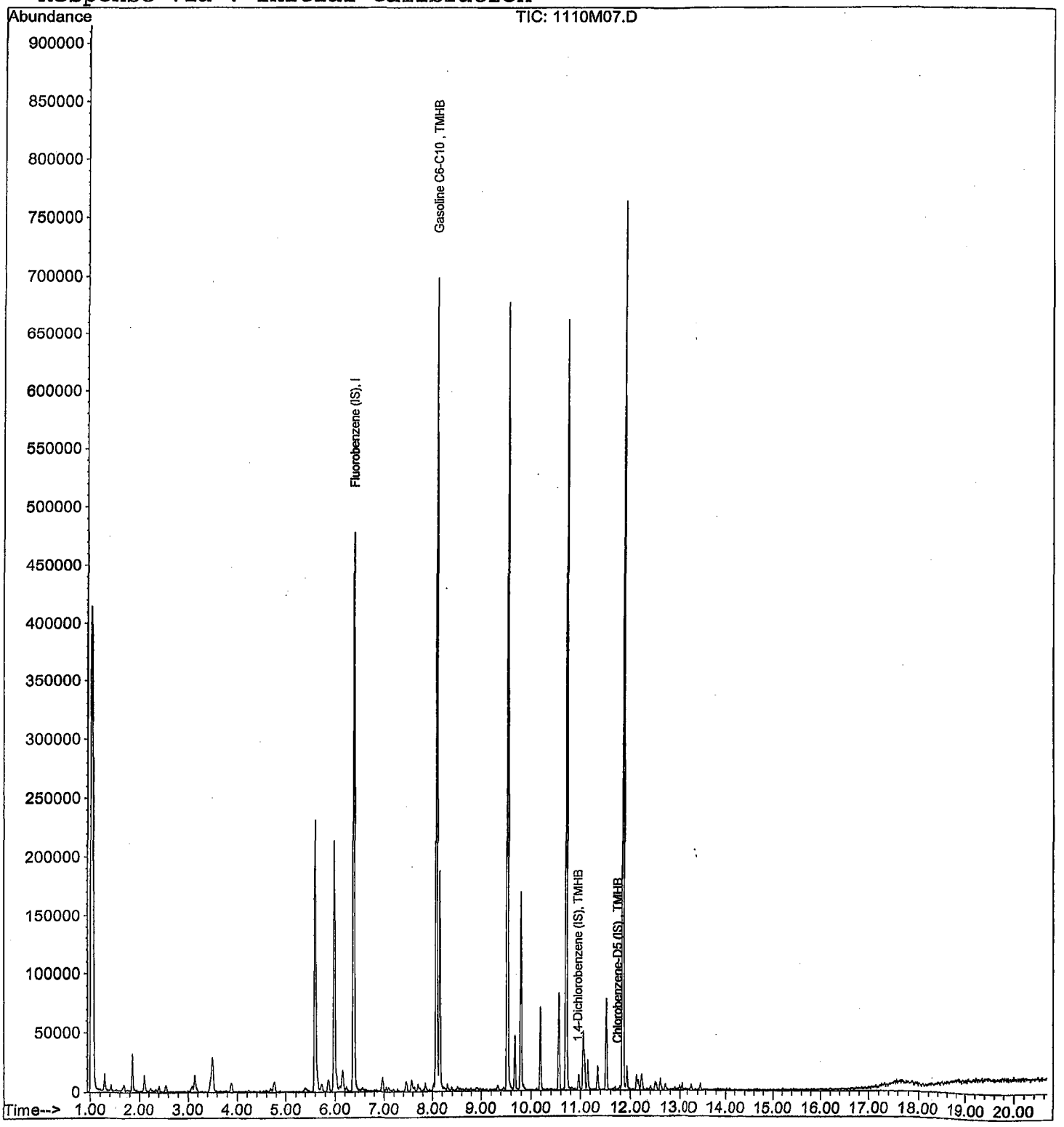

Quantitation Report (QT Reviewed)

Data File : M:\MAX\DATA\211108\1109M08.D
Acq On : 9 Nov 21 11:22
Sample : 211109A BLK
Misc : IS&S 8/4/21

Vial: 8
Operator: LP,DG,CH
Inst : Max
Multiplr: 1.00

Quant Time: Nov 11 12:00 2021

Quant Results File: MGAS0825.RES

Quant Method : M:\MAX\DATA\210922\MGAS0825.M (RTE Integrator)
Title : METHOD 8260B
Last Update : Thu Aug 26 16:19:36 2021
Response via : Initial Calibration
DataAcq Meth : M8260

Internal Standards	R.T.	QIon	Response	Conc Units	Dev(Min)
1) Fluorobenzene (IS)	6.38	TIC	447667	25.00 ppb	0.16
3) Chlorobenzene-D5 (IS)	11.75	TIC	1131886m	25.00 ppb	0.00
4) 1,4-Dichlorobenzene (IS)	10.94	TIC	11121m	25.00 ppb	0.00

System Monitoring Compounds

Target Compounds Qvalue

(#) = qualifier out of range (m) = manual integration

Quantitation Report (Not Reviewed)

Data File : M:\MAX\DATA\211108\1109M08.D
Acq On : 9 Nov 21 11:22
Sample : 211109A BLK
Misc : IS&S 8/4/21

Vial: 8
Operator: LP,DG,CH
Inst : Max
Multiplr: 1.00

Quant Time: Nov 11 12:20 2021

Quant Results File: M0825SUR.RES

Quant Method : M:\MAX\DATA\210922\M0825SUR.M (RTE Integrator)
Title : METHOD 8260B
Last Update : Thu Aug 26 11:16:48 2021
Response via : Initial Calibration
DataAcq Meth : M8260

Internal Standards	R.T.	QIon	Response	Conc Units	Dev(Min)
1) Fluorobenzene (IS)	6.38	96	377871	25.00 ppb	0.16
4) Chlorobenzene-D5 (IS)	9.53	117	344545	25.00 ppb	0.12
7) 1,4-Dichlorobenzene-D (IS)	11.85	152	212548	25.00 ppb	0.11
System Monitoring Compounds					
2) Dibromofluoromethane(S)	5.60	111	128047	28.10 ppb	0.18
Spiked Amount 25.000			Recovery	= 112.392%	
3) 1,2-DCA-D4(S)	5.98	65	89912	30.02 ppb	0.17
Spiked Amount 25.000			Recovery	= 120.092%	
5) Toluene-D8(S)	8.08	98	410777	25.42 ppb	0.13
Spiked Amount 25.000			Recovery	= 101.696%	
6) 4-Bromofluorobenzene(S)	10.70	95	157629	25.01 ppb	0.11
Spiked Amount 25.000			Recovery	= 100.024%	

Target Compounds Qvalue

(#) = qualifier out of range (m) = manual integration

Quantitation Report

Data File : M:\MAX\DATA\211108\1109M08.D
Acq On : 9 Nov 21 11:22
Sample : 211109A BLK
Misc : IS&S 8/4/21

Vial: 8
Operator: LP,DG,CH
Inst : Max
Multiplr: 1.00

Quant Time: Nov 11 12:00 2021

Quant Results File: MGAS0825.RES

Method : M:\MAX\DATA\210922\MGAS0825.M (RTE Integrator)
Title : METHOD 8260B
Last Update : Thu Aug 26 16:19:36 2021
Response via : Initial Calibration



Quantitation Report (QT Reviewed)

Data File : M:\MAX\DATA\211108\1110M08.D
Acq On : 10 Nov 21 12:07
Sample : 211110A BLK
Misc : IS&S 8/4/21

Vial: 8
Operator: LP,DG,CH
Inst : Max
Multiplr: 1.00

Quant Time: Nov 11 11:42 2021

Quant Results File: MGAS0825.RES

Quant Method : M:\MAX\DATA\210922\MGAS0825.M (RTE Integrator)
Title : METHOD 8260B
Last Update : Thu Aug 26 16:19:36 2021
Response via : Initial Calibration
DataAcq Meth : M8260

Internal Standards	R.T.	QIon	Response	Conc Units	Dev(Min)
1) Fluorobenzene (IS)	6.38	TIC	486249	25.00 ppb	0.16
3) Chlorobenzene-D5 (IS)	11.75	TIC	1145380m	25.00 ppb	0.00
4) 1,4-Dichlorobenzene (IS)	10.94	TIC	9917m	25.00 ppb	0.00

System Monitoring Compounds

Target Compounds Qvalue

(#) = qualifier out of range (m) = manual integration

555 of 1565

Quantitation Report (Not Reviewed)

Data File : M:\MAX\DATA\211108\1110M08.D
Acq On : 10 Nov 21 12:07
Sample : 211110A BLK
Misc : IS&S 8/4/21

Vial: 8
Operator: LP,DG,CH
Inst : Max
Multiplr: 1.00

Quant Time: Nov 11 12:20 2021

Quant Results File: M0825SUR.RES

Quant Method : M:\MAX\DATA\210922\M0825SUR.M (RTE Integrator)
Title : METHOD 8260B
Last Update : Thu Aug 26 11:16:48 2021
Response via : Initial Calibration
DataAcq Meth : M8260

Internal Standards	R.T.	QIon	Response	Conc Units	Dev(Min)
1) Fluorobenzene (IS)	6.38	96	403179	25.00 ppb	0.16
4) Chlorobenzene-D5 (IS)	9.53	117	369679	25.00 ppb	0.12
7) 1,4-Dichlorobenzene-D (IS)	11.85	152	215445	25.00 ppb	0.10
System Monitoring Compounds					
2) Dibromofluoromethane(S)	5.59	111	132356	27.22 ppb	0.18
Spiked Amount 25.000			Recovery	= 108.884%	
3) 1,2-DCA-D4(S)	5.98	65	91712	28.70 ppb	0.17
Spiked Amount 25.000			Recovery	= 114.808%	
5) Toluene-D8(S)	8.08	98	424743	24.50 ppb	0.13
Spiked Amount 25.000			Recovery	= 98.004%	
6) 4-Bromofluorobenzene(S)	10.70	95	159535	23.59 ppb	0.11
Spiked Amount 25.000			Recovery	= 94.352%	

Target Compounds Qvalue

(#) = qualifier out of range (m) = manual integration

Quantitation Report

Data File : M:\MAX\DATA\211108\1110M08.D
Acq On : 10 Nov 21 12:07
Sample : 211110A BLK
Misc : IS&S 8/4/21

Vial: 8
Operator: LP,DG,CH
Inst : Max
Multiplr: 1.00

Quant Time: Nov 11 11:42 2021

Quant Results File: MGAS0825.RES

Method : M:\MAX\DATA\210922\MGAS0825.M (RTE Integrator)
Title : METHOD 8260B
Last Update : Thu Aug 26 16:19:36 2021
Response via : Initial Calibration



MAX 8260 Standard Prep

MAX 8260 Water Calibration Curve

Prepared By (Initials): CH

0.3ug/L

Prepared: 8/25/2021

Expires: 9/8/2021

Initial Standard Information							Final Standard Information			
Name of Initial Standard (QAU Label)	Supplier	APPL Mix Name	Conc. (ug/mL)	Reference To APPL Prep Date	Exp. Date	Exp. Date (Manufacturers)	Aliquot From Stock	Final Volume	Solvent	Final Standard Conc. (ug/L)
VOA STD. 9	Various	0.3ug/L	5	Prepared 08/24/21	10/23/2021	N/A	3uL	50mL	P&T Water	0.3
VOA STD. 1	Absolute		50	Prepared 08/24/21	10/23/2021	N/A	5uL			5
VOA STD. 2	Phenova		100	Prepared 08/24/21	10/23/2021	N/A	2.5uL			5
VOA STD. TBA	Various		250	Prepared 08/24/21	9/8/2021	N/A	2uL			10

0.5ug/L

Prepared: 8/25/2021

Expires: 9/8/2021

Initial Standard Information							Final Standard Information			
Name of Initial Standard (QAU Label)	Supplier	APPL Mix Name	Conc. (ug/mL)	Reference To APPL Prep Date	Exp. Date	Exp. Date (Manufacturers)	Aliquot From Stock	Final Volume	Solvent	Final Standard Conc. (ug/L)
VOA STD. 9	Various	0.5ug/L	5	Prepared 08/24/21	10/23/2021	N/A	5uL	50mL	P&T Water	0.5
VOA STD. 1	Absolute		50	Prepared 08/24/21	10/23/2021	N/A	10uL			10
VOA STD. 2	Phenova		100	Prepared 08/24/21	10/23/2021	N/A	5uL			10
VOA STD. TBA	Various		250	Prepared 08/24/21	9/8/2021	N/A	5uL			25

1.0ug/L

Prepared: 8/25/2021

Expires: 9/8/2021

Initial Standard Information							Final Standard Information			
Name of Initial Standard (QAU Label)	Supplier	APPL Mix Name	Conc. (ug/mL)	Reference To APPL Prep Date	Exp. Date	Exp. Date (Manufacturers)	Aliquot From Stock	Final Volume	Solvent	Final Standard Conc. (ug/L)
VOA STD. 9	Various	1.0ug/L	5	Prepared 08/24/21	10/23/2021	N/A	10uL	50mL	P&T Water	1
VOA STD. 1	Absolute		50	Prepared 08/24/21	10/23/2021	N/A	20uL			20
VOA STD. 2	Phenova		100	Prepared 08/24/21	10/23/2021	N/A	10uL			20
VOA STD. TBA	Various		250	Prepared 08/24/21	9/8/2021	N/A	10uL			50

2.0ug/L

Prepared: 8/25/2021

Expires: 9/8/2021

Initial Standard Information							Final Standard Information			
Name of Initial Standard (QAU Label)	Supplier	APPL Mix Name	Conc. (ug/mL)	Reference To APPL Prep Date	Exp. Date	Exp. Date (Manufacturers)	Aliquot From Stock	Final Volume	Solvent	Final Standard Conc. (ug/L)
VOA STD. 9	Various	2.0ug/L	5	Prepared 08/24/21	10/23/2021	N/A	20uL	50mL	P&T Water	2
VOA STD. 1	Absolute		50	Prepared 08/24/21	10/23/2021	N/A	30uL			30
VOA STD. 2	Phenova		100	Prepared 08/24/21	10/23/2021	N/A	15uL			30
VOA STD. TBA	Various		250	Prepared 08/24/21	9/8/2021	N/A	15uL			75

5ug/L

Prepared: 8/25/2021

Expires: 9/8/2021

Initial Standard Information							Final Standard Information			
Name of Initial Standard (QAU Label)	Supplier	APPL Mix Name	Conc. (ug/mL)	Reference To APPL Prep Date	Exp. Date	Exp. Date (Manufacturers)	Aliquot From Stock	Final Volume	Solvent	Final Standard Conc. (ug/L)
VOA STD. 7	Various	5ug/L	50	Prepared 08/24/21	10/23/2021	N/A	5uL	50mL	P&T Water	5
VOA STD. 8	Phenova		50	Prepared 08/24/21	9/8/2021	N/A	5uL			5
VOA STD. 1	Absolute		50	Prepared 08/24/21	10/23/2021	N/A	40uL			40
VOA STD. 2	Phenova		100	Prepared 08/24/21	10/23/2021	N/A	20uL			20
VOA STD. TBA	Various		250	Prepared 08/24/21	9/8/2021	N/A	20uL			100

10ug/L

Prepared: 8/25/2021

Expires: 9/8/2021

Initial Standard Information							Final Standard Information			
Name of Initial Standard (QAU Label)	Supplier	APPL Mix Name	Conc. (ug/mL)	Reference To APPL Prep Date	Exp. Date	Exp. Date (Manufacturers)	Aliquot From Stock	Final Volume	Solvent	Final Standard Conc. (ug/L)
VOA STD. 7	Various	10ug/L	50	Prepared 08/24/21	10/23/2021	N/A	10uL	50mL	P&T Water	10
VOA STD. 8	Phenova		50	Prepared 08/24/21	9/8/2021	N/A	10uL			10
VOA STD. 1	Absolute		50	Prepared 08/24/21	10/23/2021	N/A	50uL			50
VOA STD. 2	Phenova		100	Prepared 08/24/21	10/23/2021	N/A	25uL			50
VOA STD. TBA	Various		250	Prepared 08/24/21	9/8/2021	N/A	25uL			125

20ug/L

Prepared: 8/25/2021

Expires: 9/8/2021

Initial Standard Information							Final Standard Information			
Name of Initial Standard (QAU Label)	Supplier	APPL Mix Name	Conc. (ug/mL)	Reference To APPL Prep Date	Exp. Date	Exp. Date (Manufacturers)	Aliquot From Stock	Final Volume	Solvent	Final Standard Conc. (ug/L)
VOA STD. 7	Various	20ug/L	50	Prepared 08/24/21	10/23/2021	N/A	20uL	50mL	P&T Water	20
VOA STD. 8	Phenova		50	Prepared 08/24/21	9/8/2021	N/A	20uL			20
VOA STD. 1	Absolute		50	Prepared 08/24/21	10/23/2021	N/A	60uL			60
VOA STD. 2	Phenova		100	Prepared 08/24/21	10/23/2021	N/A	30uL			60
VOA STD. TBA	Various		250	Prepared 08/24/21	9/8/2021	N/A	30uL			150

40ug/L

Prepared: 8/25/2021

Expires: 9/8/2021

Initial Standard Information							Final Standard Information			
Name of Initial Standard (QAU Label)	Supplier	APPL Mix Name	Conc. (ug/mL)	Reference To APPL Prep Date	Exp. Date	Exp. Date (Manufacturers)	Aliquot From Stock	Final Volume	Solvent	Final Standard Conc. (ug/L)
VOA STD. 7	Various	40ug/L	50	Prepared 08/24/21	10/23/2021	N/A	40uL	50mL	P&T Water	40
VOA STD. 8	Phenova		50	Prepared 08/24/21	9/8/2021	N/A	40uL			40
VOA STD. 1	Absolute		50	Prepared 08/24/21	10/23/2021	N/A	80uL			80
VOA STD. 2	Phenova		100	Prepared 08/24/21	10/23/2021	N/A	40uL			80
VOA STD. TBA	Various		250	Prepared 08/24/21	9/8/2021	N/A	35uL			175

100ug/L

Prepared: 8/25/2021

Expires: 9/8/2021

Initial Standard Information							Final Standard Information			
Name of Initial Standard (QAU Label)	Supplier	APPL Mix Name	Conc. (ug/mL)	Reference To APPL Prep Date	Exp. Date	Exp. Date (Manufacturers)	Aliquot From Stock	Final Volume	Solvent	Final Standard Conc. (ug/L)
VOA STD. 7	Various	100ug/L	50	Prepared 08/24/21	10/23/2021	N/A	100uL	50mL	P&T Water	100
VOA STD. 8	Phenova		50	Prepared 08/24/21	9/8/2021	N/A	100uL			100
VOA STD. 1	Absolute		50	Prepared 08/24/21	10/23/2021	N/A	100uL			100
VOA STD. 2	Phenova		100	Prepared 08/24/21	10/23/2021	N/A	50uL			100
VOA STD. TBA	Various		250	Prepared 08/24/21	9/8/2021	N/A	40uL			200

MAX 8260 Water Second Source (SS)

Prepared: 8/25/2021

Prepared By (Initials): CH

Expires: 9/8/2021

Initial Standard Information							Final Standard Information			
Name of Initial Standard (QAU Label)	Supplier	APPL Mix Name	Conc. (ug/mL)	Reference To APPL Prep Date	Exp. Date	Exp. Date (Manufacturers)	Aliquot From Stock	Final Volume	Solvent	Final Standard Conc. (ug/L)
VOA STD. 3	Phenova	8260 Water SS	100	Prepared 08/24/21	10/23/2021	N/A	25uL	50mL	P&T Water	50
VOA STD. GASES	Phenova	8260 Water SS	50	Prepared 08/24/21	10/23/2021	N/A	10uL			10
VOA STD. 0	Phenova	8260 Water SS	50	Prepared 08/24/21	10/23/2021	N/A	10uL			10
VOA STD. 2-CEVE	Absolute	8260 Water SS	50	Prepared 08/24/21	8/24/2021	N/A	50uL			50
VOA STD. 6	Various	8260 Water SS	50	Prepared 08/24/21	9/8/2021	N/A	10uL			10
Voa STD. TBA	Various	8260 Water SS	250	Prepared 08/24/21	9/8/2021	N/A	25uL			250

8260 Water Continuing Calibrations (CCV)/ Lab Control Spikes (LCS)

Prepared: 8/25/2021

Prepared By (Initials): CH

Expires: 8/26/2021

Initial Standard Information							Final Standard Information			
Name of Initial Standard (QAU Label)	Supplier	APPL Mix Name	Conc. (ug/mL)	Reference To APPL Prep Date	Exp. Date	Exp. Date (Manufacturers)	Aliquot From Stock	Final Volume	Solvent	Final Standard Conc. (ug/L)
VOA STD. 7	Various	CCV/ LCS	50	Prepared 08/24/21	10/23/2021	N/A	10uL	50mL	P&T Water	10
VOA STD. 8	Phenova	CCV/ LCS	50	Prepared 08/24/21	9/8/2021	N/A	10uL			10
VOA STD. 1	Absolute	CCV/ LCS	50	Prepared 08/24/21	10/23/2021	N/A	50uL			50
VOA STD. 2	Phenova	CCV/ LCS	100	Prepared 08/24/21	10/23/2021	N/A	25uL			50
VOA STD. TBA	Various	CCV/ LCS	250	Prepared 08/24/21	9/8/2021	N/A	25uL			250

MAX Gas Standard Prep

Gas Primary Working Standard

Prepared: 6/23/2021
Expires: 1/4/2022
Methanol Lot No.

Prepared By (Initials): CH

Initial Standard Information							Final Standard Information			
Name of Initial Standard (QAU Label)	Supplier	Supplier P/N#	Conc. (ug/mL)	Lot Number - QA Number	Exp. Date (1 yr)	Exp. Date (Manufacturers)	Aliquot From Stock	Final Volume	Solvent	Final Standard Conc. (ug/mL)
50,000ug/mL Gas STD	Restek	30205	50,000	A0132443	1/4/2022	12/31/2024	80uL	2mL	Methanol	2,000

Gas Second Source (SS) Working Standard

Prepared: 3/31/2021
Expires: 1/31/1930
Methanol Lot No.

Prepared By (Initials): CH

Initial Standard Information							Final Standard Information			
Name of Initial Standard (QAU Label)	Supplier	Supplier P/N#	Conc. (ug/mL)	Lot Number - QA Number	Exp. Date (1 yr)	Exp. Date (Manufacturers)	Aliquot From Stock	Final Volume	Solvent	Final Standard Conc. (ug/mL)
Gasoline (50,000ppm)	Phenova	ALO-101543	50,000	CL14915-51175	1/4/2022	1/31/1930	80uL	2mL	Methanol	2,000

MAX Gas Calibration Curve

Prepared: 8/25/2021
Expires: 10/24/2021

Prepared By (Initials): CH

Initial Standard Information							Final Standard Information			
Name of Initial Standard (QAU Label)	Supplier	APPL Mix Name	Conc. (ug/mL)	Reference To APPL Prep Date	Exp. Date	Exp. Date (Manufacturers)	Aliquot From Stock	Final Volume	Solvent	Final Standard Conc. (ug/L)
VOA Gasses Standards	Phenova	20ug/L	2,000	Prepared 06/23/21	1/4/2022	N/A	1uL	100mL	P&T Water	20
VOA Gasses Standards	Phenova	50ug/L	2,000	Prepared 06/23/21	1/4/2022	N/A	2.5uL	100mL	P&T Water	50
VOA Gasses Standards	Phenova	100ug/L	2,000	Prepared 06/23/21	1/4/2022	N/A	5uL	100mL	P&T Water	100
VOA Gasses Standards	Phenova	300ug/L	2,000	Prepared 06/23/21	1/4/2022	N/A	15uL	100mL	P&T Water	300
VOA Gasses Standards	Phenova	600ug/L	2,000	Prepared 06/23/21	1/4/2022	N/A	30uL	100mL	P&T Water	600
VOA Gasses Standards	Phenova	800ug/L	2,000	Prepared 06/23/21	1/4/2022	N/A	40uL	100mL	P&T Water	800
VOA Gasses Standards	Phenova	1,000ug/L	2,000	Prepared 06/23/21	1/4/2022	N/A	50uL	100mL	P&T Water	1,000

Zeus Gas Second Source

Prepared: 8/25/2021
Expires: 10/24/2021

Prepared By (Initials): CH

Initial Standard Information							Final Standard Information			
Name of Initial Standard (QAU Label)	Supplier	APPL Mix Name	Conc. (ug/mL)	Reference To APPL Prep Date	Exp. Date	Exp. Date (Manufacturers)	Aliquot From Stock	Final Volume	Solvent	Final Standard Conc. (ug/L)
50,000ug/mL Gas STD	Phenova	SS 300ug/L	2,000	Prepared 03/31/21	1/31/1930	N/A	15uL	100mL	P&T Water	300

MAX Gas Continuing Calibrations/Lab Control Spikes

Prepared: 8/25/2021
Expires: 8/26/2021

Prepared By (Initials): CH

Initial Standard Information							Final Standard Information			
Name of Initial Standard (QAU Label)	Supplier	Supplier P/N#	Conc. (ug/mL)	Lot Number - QA Number	Exp. Date (1 yr)	Exp. Date (Manufacturers)	Aliquot From Stock	Final Volume	Solvent	Final Standard Conc. (ug/mL)
VOA Gasses Standards	Phenova	300ug/L	2,000	Prepared 06/23/21	1/4/2022	N/A	15uL	100mL	P&T Water	300

Injection Log

Directory: M:\MAX\DATA\210825\

Line	Vial	FileName	Multiplier	SampleName	Misc Info	Injected
1	2	0825M12.D	1	0.3ug/L VOC STD 8/25/21	IS&S 6/4/21	25 Aug 21 15:15
2	3	0825M13.D	1	0.5ug/L VOC STD 8/25/21	IS&S 6/4/21	25 Aug 21 15:43
3	4	0825M14.D	1	1ug/L VOC STD 8/25/21	IS&S 6/4/21	25 Aug 21 16:11
4	5	0825M15.D	1	2ug/L VOC STD 8/25/21	IS&S 6/4/21	25 Aug 21 16:39
5	6	0825M16.D	1	5ug/L VOC STD 8/25/21	IS&S 6/4/21	25 Aug 21 17:07
6	7	0825M17.D	1	10ug/L VOC STD 8/25/21	IS&S 6/4/21	25 Aug 21 17:35
7	8	0825M18.D	1	20ug/L VOC STD 8/25/21	IS&S 6/4/21	25 Aug 21 18:03
8	9	0825M19.D	1	40ug/L VOC STD 8/25/21	IS&S 6/4/21	25 Aug 21 18:31
9	10	0825M20.D	1	100ug/L VOC STD 8/25/21	IS&S 6/4/21	25 Aug 21 18:59
10	13	0825M23.D	1	20ug/L GAS STD 8/25/21	IS&S 6/4/21	25 Aug 21 20:23
11	14	0825M24.D	1	50ug/L GAS STD 8/25/21	IS&S 6/4/21	25 Aug 21 20:51
12	15	0825M25.D	1	100ug/L GAS STD 8/25/21	IS&S 6/4/21	25 Aug 21 21:19
13	16	0825M26.D	1	300ug/L GAS STD 8/25/21	IS&S 6/4/21	25 Aug 21 21:47
14	17	0825M27.D	1	600ug/L GAS STD 8/25/21	IS&S 6/4/21	25 Aug 21 22:14
15	18	0825M28.D	1	800ug/L GAS STD 8/25/21	IS&S 6/4/21	25 Aug 21 22:42
16	19	0825M29.D	1	1000ug/L GAS STD 8/25/21	IS&S 6/4/21	25 Aug 21 23:10
17	21	0825M31.D	1	(SS) 300ug/L GAS STD 8/25/21	IS&S 6/4/21	26 Aug 21 00:06

Injection Log

Directory: M:\MAX\DATA\211108\

Line	Vial	FileName	Multiplier	SampleName	Misc Info	Injected
1	6	1109M06.D	1	211109A CCV/LCS 300ug/L	IS&S 8/4/21	9 Nov 21 10:25
2	7	1109M07.D	1	211109A LCSD 300ug/L	IS&S 8/4/21	9 Nov 21 10:53
3	8	1109M08.D	1	211109A BLK	IS&S 8/4/21	9 Nov 21 11:22
4	14	1109M14.D	1	BA45107W01	IS&S 8/4/21	9 Nov 21 14:12
5	15	1109M15.D	1	BA45108W01	IS&S 8/4/21	9 Nov 21 14:41
6	16	1109M16.D	1	BA45109W01	IS&S 8/4/21	9 Nov 21 15:09
7	17	1109M17.D	1	BA45110W01	IS&S 8/4/21	9 Nov 21 15:38
8	18	1109M18.D	1	BA45111W01	IS&S 8/4/21	9 Nov 21 16:06
9	24	1109M53.D	1	Ending CCV 300ug/L 11/9/21	IS&S 8/4/21	10 Nov 21 8:03
10	5	1110M05.D	1	211110A CCV/LCS 300ug/L	IS&S 8/4/21	10 Nov 21 10:42
11	7	1110M07.D	1	211110A LCSD 300ug/L	IS&S 8/4/21	10 Nov 21 11:39
12	8	1110M08.D	1	211110A BLK	IS&S 8/4/21	10 Nov 21 12:07
13	9	1110M09.D	1	BA45112W02	IS&S 8/4/21	10 Nov 21 12:36
14	10	1110M10.D	1	BA45113W03	IS&S 8/4/21	10 Nov 21 13:04
15	11	1110M11.D	1	BA45114W02	IS&S 8/4/21	10 Nov 21 13:32
16	17	1110M17.D	1	Ending CCV 300ug/L 11/10/21	IS&S 8/4/21	10 Nov 21 16:22

INORGANIC ANALYSIS
Calibration and Raw Data

TOTAL ORGANIC CARBON

Method: WetChem | Units mg/L | Instrument: Tic Toc

Analyte: TOC | QCG: 211105A

Analyist: EA | Final Volume: 40mL

Date	Time	Appl ID	[TOC]	Raw	% Recovery
10/25/2021	19:20	QC blank	0.00	4558	
10/25/2021	19:56	Ical 1	0.50	9475	
10/25/2021	20:28	Ical 2	2.00	29763	
10/25/2021	21:02	Ical 3	5.00	69278	
10/25/2021	21:35	Ical 4	10.00	139847	
10/25/2021	22:08	Ical 5	20.00	273227	
10/25/2021	10:03	ICB	0.08	2197	
10/25/2021	10:39	ICV	10.40	144915	105.5%

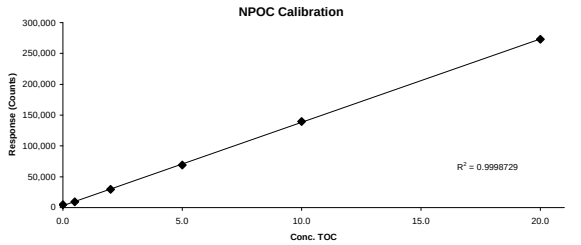

Date	Time	Appl ID	DF	Raw Result	SubSample Amount	Filter Blank Subtract	Calc Conc	Result	Range (mg/L)	QC True	% Recovery
2021-11-05	04:43 PM	QCB	1	3955	40mL	0.000	0	0.00	0.00		
2021-11-05	05:26 PM	211105A CCV 1	1	63165	40mL	0.000	4.387	4.39	0.00	5.00	87.7%
2021-11-05	06:08 PM	211105A CCB 1	1	2560	40mL	0.000	0	0.00	0.00		
2021-11-05	06:50 PM	211105A LCS	1	63683	40mL	0.000	4.535	4.54	0.02	5.00	90.7%
2021-11-05	07:32 PM	211105A LCSD	1	64482	40mL	0.000	4.594	4.59	0.10	5.00	91.9%
2021-11-05	08:13 PM	BA43145W05 DF5	5	59301	40mL	0.000	4.21	21.05	0.36		
2021-11-05	08:56 PM	BA43147W06 DF 5	5	51041	40mL	0.000	3.598	17.99	0.63		
2021-11-05	09:39 PM	BA44054W06	1	25518	40mL	0.000	1.707	1.71	0.01		
2021-11-05	10:20 PM	BA44667W01	1	25760	40mL	0.000	1.724	1.72	0.03		
2021-11-05	11:02 PM	BA45108W05	1	20599	40mL	0.000	1.343	1.34	0.11		
2021-11-05	11:45 PM	BA45110W06	1	45760	40mL	0.000	3.207	3.21	0.19		
2021-11-06	12:26 AM	BA45112W05	1	23232	40mL	0.000	1.538	1.54	0.16		
2021-11-06	01:08 AM	BA45114W05	1	7354	40mL	0.000	0.361	0.36	0.22		
2021-11-06	01:49 AM	BA45105W05	1	3477	40mL	0.000	0.074	0.07	0.05		
2021-11-06	02:31 AM	BA45100W05	1	3353	40mL	0.000	0.065	0.07	0.02		
2021-11-06	03:12 AM	211105A CCV 2	1	59423	40mL	0.000	4.11	4.11	0.04	5.00	82.2%
2021-11-06	03:55 AM	211105A CCB 2	1	1924	40mL	0.000	0	0.00	0.00		

Name of Final Standard TOC Calibration Curve
Prep Date 10/25/2021
Exp Date 10/25/2022
Prep'd By (Initials) KS

Initial Standard Information						Final Standard Information			
Name of Initial Standard (from contianer Label)	Supplier	Supplier P/N# (or APPL Mix Name)	Conc.(range)	Lot # with QA # (or reference to APPL prep date)	Exp Date	Aliquot from Stock	Final Volume	Final Solvent + Lot# (or APPL Prep Date)	Final Standard Conc (range)
Total Organic Carbon (TOC) Standard Cal 1	Agilent	IQC-106-5	1000 mg/L	0006588597-51848	3/31/2023	20 uL	40 mL	DI Water	0.5 ppm
Total Organic Carbon (TOC) Standard Cal 2	Agilent	IQC-106-5	1000 mg/L	0006588597-51848	3/31/2023	80 uL	40 mL	DI Water	2 ppm
Total Organic Carbon (TOC) Standard Cal 3	Agilent	IQC-106-5	1000 mg/L	0006588597-51848	3/31/2023	200 uL	40 mL	DI Water	5 ppm
Total Organic Carbon (TOC) Standard Cal 4	Agilent	IQC-106-5	1000 mg/L	0006588597-51848	3/31/2023	400 uL	40 mL	DI Water	10 ppm
Total Organic Carbon (TOC) Standard Cal 5	Agilent	IQC-106-5	1000 mg/L	0006588597-51848	3/31/2023	800 uL	40 mL	DI Water	20 ppm

Name of Final Standard ICV (TOC)
Prep Date 10/25/2021
Exp Date 10/25/2022
Prep'd By (Initials) KS

Initial Standard Information						Final Standard Information			
Name of Initial Standard (from contianer Label)	Supplier	Supplier P/N# (or APPL Mix Name)	Conc.(range)	Lot # with QA # (or reference to APPL prep date)	Exp Date	Aliquot from Stock	Final Volume	Final Solvent + Lot# (or APPL Prep Date)	Final Standard Conc (range)
1000 PPM ICV TOC Intermediate	APPL Inc.	IQC-106-5	1000 mg/L	0006465171-49409	6/30/2021	400 uL	40mL	DI Water	10 ppm

ICV recertified against the non-expired calibration

Name of Final Standard CCV (TOC)
Prep Date See Data
Exp Date 1 year
Prep'd By (Initials) EA

Initial Standard Information						Final Standard Information			
Name of Initial Standard (from contianer Label)	Supplier	Supplier P/N# (or APPL Mix Name)	Conc.(range)	Lot # with QA # (or reference to APPL prep date)	Exp Date	Aliquot from Stock	Final Volume	Final Solvent + Lot# (or APPL Prep Date)	Final Standard Conc (range)
Total Organic Carbon (TOC) Standard	Agilent	IQC-1 06-5	1000 mg/L	0006588597-51848	3/31/2023	200 uL	40 mL	DI Water	5 ppm

Name of Final Standard TOC LCS/LCSD
Prep Date See Data
Exp Date 1 year
Prep'd By (Initials) EA

Initial Standard Information						Final Standard Information			
Name of Initial Standard (from contianer Label)	Supplier	Supplier P/N# (or APPL Mix Name)	Conc.(range)	Lot # with QA # (or reference to APPL prep date)	Exp Date	Aliquot from Stock	Final Volume	Final Solvent + Lot# (or APPL Prep Date)	Final Standard Conc (range)
Total Organic Carbon (TOC) Standard	Agilent	IQC-106-5	1000 mg/L	0006588597-51848	3/31/2023	200 uL	40 mL	DI Water	5 ppm

Name of Final Standard TOC MS/MSD
Prep Date See Data
Exp Date 1 year
Prep'd By (Initials) EA

Initial Standard Information						Final Standard Information			
Name of Initial Standard (from contianer Label)	Supplier	Supplier P/N# (or APPL Mix Name)	Conc.(range)	Lot # with QA # (or reference to APPL prep date)	Exp Date	Aliquot from Stock	Final Volume	Final Solvent + Lot# (or APPL Prep Date)	Final Standard Conc (range)
Total Organic Carbon (TOC) Standard	Agilent	IQC-106-5	1000 mg/L	0006588597-51848	3/31/2023	200 uL	40 mL	sample	5 ppm

908 North Temperance Ave. ∇ Clovis, CA 93611 ∇ Phone 559-275-2175 ∇ Fax 559-275-4422

Certification Number: CA1312
NELAP Certification number: CA00046
DoD-ELAP Certificate number: 4064.01

Data Validatable Report

November 30, 2021

AECOM
1001 Bishop Street, Suite 1600
Honolulu, Hawaii 96813

Attn: Alethea Ramos

Title: Report of Data: Case 98097

Project: 60571032 CV18F0126 Red Hill Fuel Storage, HI

Contract #: Prime contract # for DoD: NAVY CLEAN N62742-17-F-1800, CV18F0126
Subcontract: 18S-22209-HI27

Dear Ms. Ramos:

Two water samples were received November 4, 2021 and August 9, 2021. Written results for the requested analyses are being provided on this November 30, 2021.

Results in this report apply to the samples analyzed in accordance with the chain of custody document. This analytical report must be reproduced in its entirety.

If you have any questions or require further information, please contact your APPL Project Manager, Libby Cheeseborough, libby@applinc.com, at your convenience. Thank you for choosing APPL, Inc.

I certify that this data package is in compliance with the terms and conditions of the contract, both technically and for completeness, for other than the conditions detailed above. These test results meet all requirements of NELAC and DoD QSM. Release of the hard copy has been authorized by the Laboratory Manager or his designee, as verified by the following signature.

Loren Portwood, Laboratory Director
APPL, Inc.

LP/lac
Enclosure
cc: File

Data Validation Package
for
60571032 CV18F0126 Red Hill Fuel Storage
APPL SDG 98097
TABLE OF CONTENTS

LABORATORY NAME: *APPL, Inc.*

Case Narrative	3
Sample Management Records	7
Sample Results	12
QC Forms	22
Method 8015B Calibration Data	67
Method 8015B Raw Data	93
Method 8015B Silica Gel Calibration Data	109
Method 8015B Silica Gel Raw Data	154
Method 8015B Blank Calibration Data	172
Method 8015B Blank Raw Data	198
Method 8270D SIM Calibration Data	213
Method 8270D SIM Raw Data	240
Method 8260B Calibration Data	265
Method 8260B Raw Data	326
Method 8260B GRO Calibration Data	349
Method 8260B GRO Raw Data	397
Inorganic Analyses and Calibration Raw Data	415

CASE NARRATIVE

Case Narrative

ARF: 98097

Project: 60571032 CV18F0126 Red Hill Fuel Storage. HI

Sample Receipt Information:

Two water samples were received November 4, 2021 at 1.1°C, and 0.1°C. The sample group was assigned Analytical Request Form (ARF) number 98097.

Sample Preparation and Analysis Information:

For the EPA 8015B analysis, the sample was extracted according to EPA method 3520C. The sample extracts were silica gel cleaned according to APPL's SOP CLN004 and placed on hold.

For the EPA 8015B analysis, pre-extraction sample blanks were extracted according to EPA method 3520C before the method QC and field samples. The sample blanks are included in this report.

For the EPA 8270D SIM analysis, the sample was extracted according to EPA method 3520C.

For the EPA 8260B analysis, the samples were purged according to EPA method 5030B.

For the EPA 9060 analysis, the samples were prepared according to the method.

Only the portion of the injection log relative to these samples is included. A full sequence log is available upon request. Measurement uncertainty can be reported upon request.

Analytical Exceptions, Deviations and Abnormalities.

EPA 8015B: For the 211108A-LCS/LCSD, the RPD recovers above the upper limit.

EPA 8015B SGC: For the 211108A-LCS/LCSD, the RPD recovers above the upper limit. In the 211108A-LCSD recovers Oil above the upper control limit.

SDG	Received	Client ID	APPL ID	Collected DateTime	Matrix	Method	Method Description
98097	11/4/2021	ERH1883	BA45104	11/3/2021 9:05:00 AM	WATER	EPA 8260B	EPA 8260B BTEX WATER
98097	11/4/2021	ERH1883	BA45104	11/3/2021 9:05:00 AM	WATER	EPA 8260B	EPA 8260B GRO WATER
98097	11/4/2021	ERH1884	BA45105	11/3/2021 9:25:00 AM	WATER	EPA 8260B	EPA 8260B BTEX WATER
98097	11/4/2021	ERH1884	BA45105	11/3/2021 9:25:00 AM	WATER	EPA 8015B-eHL	EPA 8015B TPH WATER L-L SGC
98097	11/4/2021	ERH1884	BA45105	11/3/2021 9:25:00 AM	WATER	EPA 8015B-eHL	EPA 8015B TPH LIQ-LIQ
98097	11/4/2021	ERH1884	BA45105	11/3/2021 9:25:00 AM	WATER	EPA 8260B	EPA 8260B GRO WATER
98097	11/4/2021	ERH1884	BA45105	11/3/2021 9:25:00 AM	WATER	8270D-SIM	EPA 8270D SIM LIQ-LIQ
98097	11/4/2021	ERH1884	BA45105	11/3/2021 9:25:00 AM	WATER	SW846 9060A	9060A TOC
98097	11/4/2021	ERH1884 BLANK	BA45106	11/3/2021 9:25:00 AM	WATER	EPA 8015B-eHL	EPA 8015B TPH LIQ-LIQ

Abbreviations and Flags

FLAG	DESCRIPTION
#	Recovery or RPD outside control limits
*	Recovery or RPD outside control limits
B	Analyte detected in associated method blank
C1	Reason for correction: wrote incorrect response
C2	Reason for correction: calculated incorrectly
C3	Reason for correction: needs to be rechecked
C4	Reason for correction: data not usable
DO	Diluted out
E	Exceeds linear range
F	Estimated value
G1	Includes a wide range of hydrocarbons which does not match our gasoline standard
G10	Includes a match to hydrocarbon profiles within the range of mineral spirits
G11	Includes a match to hydrocarbon profiles within the range of JP-4
G12	Pattern does not match the gasoline standard; the carbon range for this sample is consistent with JP8
G13	Closely resembles the hydrocarbon profile of aviation gasoline
G14	Analyte concentration may be biased due to carry over
G2	Closely resembles the boiling point hydrocarbon profile consistent with weathered gasoline
G3	Includes higher boiling hydrocarbons
G4	Includes dominant peak(s) not indicative of petroleum hydrocarbons
G5	Is mainly dominant peak(s) not indicative of petroleum hydrocarbons
G6	Contains recognizable contaminant peak(s) which has been removed from quantitation
G7	Is mainly a match to hydrocarbons within the range of gasoline
G8	Closely resembles the boiling point hydrocarbon profile consistent with weathered gasoline
G9	Includes hydrocarbons within the range of kerosene
J	Estimated value
M	Matrix effect
MI1	Manual integration: integration does not follow baseline
MI2	Manual integration: non-target peak interference
MI3	Manual integration: to split a peak that was integrated as one peak by the computer
MI4	Manual integration: to integrate a split peak
MI5	Manual integration: the whole peak or part of the peak was not integrated
MI6	Manual integration: computer integrated wrong peak
MI7	Manual integration: other - explain
MDL	Method detection limit
ND	Not detected
NT	Non-target
Q	Acceptance criteria not met
T1 I	Includes wide range of hydrocarbons not indicative of diesel
T1 M	Is mainly wide range of hydrocarbons not necessarily indicative of diesel
T2 I	Includes lower boiling hydrocarbons, i.e. mineral spirits, kerosene, stoddard solvent, white gas
T2 M	Is mainly lower boiling hydrocarbons, i.e. mineral spirits, kerosene, stoddard solvent, white gas
T3 I	Includes higher boiling hydrocarbons, i.e. asphaltene, waster oil, motor oil, or weathered diesel fuel
T3 M	Is mainly higher boiling hydrocarbons, i.e. asphaltene, waster oil, motor oil, or weathered diesel fuel
T4 I	Includes dominant peak(s) not indicative of hydrocarbons
T4 M	Is mainly dominant peak(s) not indicative of hydrocarbons
T5	Contains recognizable contaminant peak(s) which has been removed from quantitation
T6	Is mainly a match to hydrocarbons within range of diesel fuel
T7	Closely resembles the boiling point hydrocarbon profile consistent with diesel fuel
T8	Includes a match to hydrocarbon profiles within range of diesel and kerosene fuel
T9 I	Includes non-diesel hydrocarbons within boiling point range of diesel fuel
T9 M	Is mainly non-diesel hydrocarbons within boiling point range of diesel fuel.
Y	Percent difference between primary and confirmation column > 40%

SAMPLE RECORDS MANAGEMENT

CHAIN OF CUSTODY,

ARF, CRF, AND

CLIENT COMMUNICATION

APPL - Analysis Request Form

98097

Client: AECOM
Address: 1001 Bishop Street, Suite 1600
Honolulu, HI 96813
Attn: Alethea Ramos
Phone: 808-954-4536 Fax: 808-523-8950
Job: 60571032 CV18F0126 Red Hill Fuel Storage
PO #: 18S-22209-HI27 PO# 102604
Chain of Custody (Y/N): Y # 53425
RAD Screen (Y/N): Y pH (Y/N): Y
Turn Around Type: 1 WEEK

Received by: MSA
Date Received: 11/04/21 Time: 11:30
Delivered by: FEDEX
Shuttle Custody Seals (Y/N): Y Time Zone: -10
Chest Temp(s): 1.1°C
Color: VFRG/K-PurpleYellow
Samples Chilled until Placed in Refrig/Freezer: Y
Project Manager: Libby Cheesebor
QC Report Type: DVP4DOD/EQUIS/HI
Due Date: 11/11/21

Comments:
PM: login and F1s to Margie.Pascua@aecom.com & alethea.ramos@aecom.com
AN: INCLUDE STANDARD PREP SHEETS!!!!!!!
AN: 7 day TAT for Form 1s; 21 day TAT for PKG STYLE 1; DOD v5.1; DOD Forms: LOD database
Report MS/MSD/DUPs when AECOM sample used
8270 SIM: 1-methylnaphthalene, 2-methylnaphthalene & naphthalene only.
TPH-D/O both with and w/o SGC, reverse surrog for SGC; analyze SGC; DO NOT Q-DELETE.
FR: email ftp info to Margie, alethea.ramos@aecom.com, Stella, trommelfanger@lab-data.com & jcanlas@la
EDD: AECOM EQuIS EDD 2.5.3 to alethea.ramos@, Margie.Pascua@aecom.com, jecklund@lab-data.com

Sample Distribution:
GC: 1-$DOC53SGCW5LIQ, 1-$DOC53W5LIQ, 1-$SIM53LIQ51, 1-$RHBLKETBLK
Extractions: 1-_LIQ003, 2-_LIQ005, 1-_LIQ005SGC
VOA: 2-$86BTOTXDOD5W, 2-$GASBL, 2-$GRO86BW
Wetlab: 1-$TOCW53

Charges:

Invoice To:
ACCOUNTS PAYABLE
1001 Bishop Street, Ste 1600
USAPImaging@aecom.com
mary.basano@aecom.com

	Client ID	APPL ID	Sampled	Analyses Requested
1.	ERH1883	BA45104W LCSD	11/03/21 09:05	$86BTOTXDOD5W, $GASBL, $GRO86BW -- See Comments
2.	ERH1884	BA45105W LCSD	11/03/21 09:25	$86BTOTXDOD5W, $DOC53SGCW5LIQ, $DOC53W5LIQ, $GASBL, $GRO86BW, $SIM53LIQ51, $TOCW53 -- See Comments
3.	ERH1884 BLANK	BA45106W LCSD	11/03/21 09:25	$RHBLKETBLK -- See Comments

Note: All times, excluding sample collection times, are Pacific Time Zone unless noted otherwise. Collection times are in: -10 UTC

APPL Sample Receipt Form

ARF# **98097**

Sample	Container Type	Count	p
BA45104	13 VOAs - HCL	4	NA
BA45105	13 VOAs - HCL	4	NA
	17 Amber Liter	2	NA
	32 Clear VOA - H2SO4	2	NA
	39 Amber Liter, HCL prsvd	2	1.6
BA45106	39 Amber Liter, HCL prsvd	1	NA

Sample	Container Type	Count	p

98097
1/1

APPL LABS

APPL, Inc.
908 N Temperance Ave
Clovis, CA 93611
www.applinc.com

Phone: (559) 275-2175
Fax: (559) 275-4422
coc@applinc.com

CHAIN OF CUSTODY RECORD

C.O.C. 53425 NOI #2

Report to: PLEASE PRINT

Company Name: AECOM Phone: (808) 521-3051
Address: 1001 Bishop St., Suite 1600
Honolulu, HI 96813 Fax:
GV_18F0126/60571032
Attn: Alethea Ramos
Email: Alethea.Ramos@aecom.com

Invoice to: PLEASE PRINT

Company Name: Phone:
Address: Fax:
Accounts Payable
Attn: Email: USAPImaging@aecom.com
Email:

Project Name/Number: 60571032.02.20.01
Sampler (Print): KL, AM
Purchase Order Number: 102604
Sampler (Signature): [signature] for KL, AM

Date Shipped: 11/3/21
Carrier: FedEx
Waybill No.:
Comments:

Sample Identification	Location	Date Collected	Time Collected	Time Zone	No. of Containers	Matrix: Aq	Matrix: Sed.	Matrix: Soil	RTEX by 8260	TPH-G by 8260	TPH-d/o 8015	TPH-d/o 8015 SGC	PAH short list & 270D SIM	TOC by 9060	Comments
RH1883	Trip Blank	11/3/21	0905	HST	4	X			X	X					Note: Log NOI in separate SDG from other COC's
RH1884	RHMW2254-01	11/3/21	0925	↓	10	X			X	X	X	X	X*	X	

TPH-d/o and PAH's need liquid-liquid extraction
*Naphthalene
1-methylnaphthalene
2-methylnaphthalene

AW 11/3/2021

Shuttle Temperature: R3C 3.0/1.1°C

Turnaround Requested: Check one
☐ Standard 2-3 wk ☑ One week ☐ 3 days ☐ 24/48 Hrs. ☐ Other:

Sample Disposal:
☐ Return to client ☑ Disposal by Lab (30-day retention)

Relinquished by sampler:	Date	Time	Received by:	Relinquished by:	Date	Time	Received by:
Relinquished by: Alexander Elmonds	11/3/21	1500			11-4-21	1130	Received at lab by:

White: Return to client with report AW 11/3/21 Yellow: Laboratory Copy See reverse side for Container Preservative and Sampling Information

COOLER RECEIPT FORM **ARF: 98097**

1) Project: 60571032 CV18F0126 Red Hill Fuel Storage Date Received: 11/4/2021

2) Coolers: Number of Coolers: 1

3) YES Were custody seals present and intact?
How many? 2 Name/Date on seal? SEE BELOW

4) YES Was there a shipping slip? Carrier name: FEDEX

5) Type of packing in cooler: X bubble wrap __ popcorn __ foam X plastic bags __ other
X wet ice __ dry ice __ no ice __ gel ice

6) YES Were cooler temperatures acceptable?

7) Serial number of calibrated thermometer used: R3 CF: -1.9°C

8) Cooler temp(s): In °C. Thermometer Temp / Corrected Temp
1: 3.0/1.1 2: 3: 4: 5: 6:
7: 8: 9: 10: 11: 12:

Chain of custody:

9) YES Was a chain of custody received?

10) YES Were the custody papers complete/signed in the appropriate places?

Sample Labels:

11) YES Were all sample labels complete (sample ID, date/time of sampling, etc.)?

12) YES Did all container labels agree with custody papers?

Sample Containers:

13) YES Were all containers sealed in separate bags?

14) YES Did all containers arrive in good condition:(unbroken, no leakage, no cracked/broken lids)?

15) YES Were correct containers and preservatives used for the tests indicated?

16) YES Was a sufficient amount of sample sent for tests indicated?

17) No Were bubbles present in volatile samples?
If yes, the following were received with air bubbles:
Larger than a pea:
Smaller than a pea:

Preservation Hold time:

18) Yes Was a sufficient amount of holding time remaining to analyze the samples?

19) Yes Was the pH taken of all non-VOA preserved samples and written on the sample container?

20) Yes Was the pH of acid preserved non-VOA samples < 2?

21) NA Was the pH of the "basic" preserved samples for Cyanide > 12, Sulfide >9, Hexchrom >9?

22) NO Were unpreserved VOA Vials received for VOA Dept analysis?

23) NA If "yes", are the unpreserved VOA vials noted in the ADD TEST FIELD on the ARF?
pH strip lot number:
Lab notified if pH was not adequate:

Notes/Deficiencies:

CUSTODY SEAL
APPL, Inc. (559) 275-2175
Initials MY Date 11/3/21
NOT

Personnel receiving samples: MS Second reviewer: MS
Personnel labeling samples: DH
Project manager notified: MS Date/Time of notification 11/4/2021
Name of client notified: Date/Time of notification

Revision: 22, November 5, 2013

SAMPLE RESULTS

EPA 8015B TPH WATER L-L SGC

AECOM
1001 Bishop Street, Suite 1600
Honolulu, HI 96813

APPL Inc.
908 North Temperance Avenue
Clovis, CA 93611

Attn: Alethea Ramos

Project: 60571032 CV18F0126 Red Hill Fuel Storage

ARF: 98097

Sample ID: ERH1884

APPL ID: BA45105

Sample Collection Date: 11/03/21

QCG: #DOC53-211108A1-270428

Method	Analyte	Result	LOQ	LOD	DL	Units	Extraction Date	Analysis Date
EPA 8015B-e	DIESEL (C10-C24)	300.0 U	320	300.0	150.0	ug/L	11/08/21	11/10/21
EPA 8015B-e	OIL (C24-C40)	300.0 U	320	300.0	150.0	ug/L	11/08/21	11/10/21
EPA 8015B-e	SURROGATE: (R) DECANOIC ACID (S)	0.0	0-1			%	11/08/21	11/10/21
EPA 8015B-e	SURROGATE: OCTACOSANE (S)	100.0	60-142			%	11/08/21	11/10/21
EPA 8015B-e	SURROGATE: ORTHO-TERPHENYL (S)	81.0	56-125			%	11/08/21	11/10/21

Quant Method: DEC0911.M
Run #: 1110026
Instrument: Apollo
Sequence: 211110
Dilution Factor: 1
Initials: KAB

Printed: 11/13/2021 4:09:23 PM
APPL-F1-SC-NoMC-REG MDLs-DOD

EPA 8015B TPH LIQ-LIQ

AECOM
1001 Bishop Street, Suite 1600
Honolulu, HI 96813

APPL Inc.
908 North Temperance Avenue
Clovis, CA 93611

Attn: Alethea Ramos

Project: 60571032 CV18F0126 Red Hill Fuel Storage

ARF: 98097

Sample ID: ERH1884

APPL ID: BA45105

Sample Collection Date: 11/03/21

QCG: #DOC53-211108A-270426

Method	Analyte	Result	LOQ	LOD	DL	Units	Extraction Date	Analysis Date
EPA 8015B-e	DIESEL (C10-C24)	300.0 U	320	300.0	150.0	ug/L	11/08/21	11/11/21
EPA 8015B-e	OIL (C24-C40)	300.0 U	320	300.0	150.0	ug/L	11/08/21	11/11/21
EPA 8015B-e	SURROGATE: OCTACOSANE (S)	83.0	60-142			%	11/08/21	11/11/21
EPA 8015B-e	SURROGATE: ORTHO-TERPHENYL (S)	67.3	56-125			%	11/08/21	11/11/21

Quant Method: DOC1028.M
Run #: 1110038
Instrument: Apollo
Sequence: 211110
Dilution Factor: 1
Initials: KAB

Printed: 11/13/2021 4:09:23 PM
APPL-F1-SC-NoMC-REG MDLs-DOD

EPA 8015B TPH LIQ-LIQ

AECOM
1001 Bishop Street, Suite 1600
Honolulu, HI 96813

APPL Inc.
908 North Temperance Avenue
Clovis, CA 93611

Attn: Alethea Ramos

Project: 60571032 CV18F0126 Red Hill Fuel Storage

ARF: 98097

Sample ID: ERH1884 BLANK

APPL ID: BA45106

Sample Collection Date: 11/03/21

QCG: #RHBLK-211105A-270425

Method	Analyte	Result	LOQ	LOD	DL	Units	Extraction Date	Analysis Date
EPA 8015B-e	DIESEL (C10-C24)	300.0 U	320	300.0	150.0	ug/L	11/05/21	11/09/21
EPA 8015B-e	OIL (C24-C40)	300.0 U	320	300.0	150.0	ug/L	11/05/21	11/09/21
EPA 8015B-e	SURROGATE: OCTACOSANE (S)	80.8	60-142			%	11/05/21	11/09/21
EPA 8015B-e	SURROGATE: ORTHO-TERPHENYL (S)	64.9	56-125			%	11/05/21	11/09/21

Quant Method: DOC1028.M
Run #: 1108062
Instrument: Apollo
Sequence: 211108
Dilution Factor: 1
Initials: KAB

Printed: 11/13/2021 4:09:23 PM
APPL-F1-SC-NoMC-REG MDLs-DOD

EPA 8270D SIM LIQ-LIQ

AECOM
1001 Bishop Street, Suite 1600
Honolulu, HI 96813

APPL Inc.
908 North Temperance Avenue
Clovis, CA 93611

Attn: Alethea Ramos

Project: 60571032 CV18F0126 Red Hill Fuel Storage

ARF: 98097

Sample ID: ERH1884

APPL ID: BA45105

Sample Collection Date: 11/03/21

QCG: #SIM53-211109AK-271042

Method	Analyte	Result	LOQ	LOD	DL	Units	Extraction Date	Analysis Date
8270D-SIM	1-METHYLNAPHTHALENE	0.10 U	0.2	0.10	0.04	ug/L	11/09/21	11/10/21
8270D-SIM	2-METHYLNAPHTHALENE	0.10 U	0.2	0.10	0.04	ug/L	11/09/21	11/10/21
8270D-SIM	NAPHTHALENE	0.10 U	0.2	0.10	0.04	ug/L	11/09/21	11/10/21
8270D-SIM	SURROGATE: 2-METHYLNAPHTHALEN	79.4	39-114			%	11/09/21	11/10/21
8270D-SIM	SURROGATE: FLUORANTHENE-D10 (S	88.2	58-120			%	11/09/21	11/10/21

Quant Method: K1019.M
Run #: 1019K406
Instrument: KYLO
Sequence: 211019
Dilution Factor: 1
Initials: LSI

Printed: 11/30/2021 12:00:48 PM

APPL-F1-SC-NoMC-REG MDLs-DOD

EPA 8260B BTEX WATER

AECOM
1001 Bishop Street, Suite 1600
Honolulu, HI 96813

APPL Inc.
908 North Temperance Avenue
Clovis, CA 93611

Attn: Alethea Ramos

Project: 60571032 CV18F0126 Red Hill Fuel Storage

ARF: 98097

Sample ID: ERH1883

APPL ID: BA45104

Sample Collection Date: 11/03/21

QCG: #86BTO-211109AM-270235

Method	Analyte	Result	LOQ	LOD	DL	Units	Extraction Date	Analysis Date
EPA 8260B	BENZENE	0.30 U	1.0	0.30	0.15	ug/L	11/09/21	11/09/21
EPA 8260B	ETHYLBENZENE	0.50 U	1.0	0.50	0.23	ug/L	11/09/21	11/09/21
EPA 8260B	TOLUENE	0.30 U	1.0	0.30	0.15	ug/L	11/09/21	11/09/21
EPA 8260B	XYLENES (TOTAL)	0.30 U	2.0	0.30	0.15	ug/L	11/09/21	11/09/21
EPA 8260B	SURROGATE: 1,2-DICHLOROETHANE-	102	81-118			%	11/09/21	11/09/21
EPA 8260B	SURROGATE: 4-BROMOFLUOROBENZ	95.9	85-114			%	11/09/21	11/09/21
EPA 8260B	SURROGATE: DIBROMOFLUOROMETH	105	80-119			%	11/09/21	11/09/21
EPA 8260B	SURROGATE: TOLUENE-D8 (S)	104	89-112			%	11/09/21	11/09/21

Quant Method: M1015W.M
Run #: 1109M12
Instrument: Max
Sequence: 211108
Dilution Factor: 1
Initials: PAN

Printed: 11/10/2021 1:39:39 PM
APPL-F1-SC-NoMC-REG MDLs-DOD

EPA 8260B BTEX WATER

AECOM
1001 Bishop Street, Suite 1600
Honolulu, HI 96813

APPL Inc.
908 North Temperance Avenue
Clovis, CA 93611

Attn: Alethea Ramos

Project: 60571032 CV18F0126 Red Hill Fuel Storage

ARF: 98097

Sample ID: ERH1884

APPL ID: BA45105

Sample Collection Date: 11/03/21

QCG: #86BTO-211109AM-270235

Method	Analyte	Result	LOQ	LOD	DL	Units	Extraction Date	Analysis Date
EPA 8260B	BENZENE	0.30 U	1.0	0.30	0.15	ug/L	11/09/21	11/09/21
EPA 8260B	ETHYLBENZENE	0.50 U	1.0	0.50	0.23	ug/L	11/09/21	11/09/21
EPA 8260B	TOLUENE	0.30 U	1.0	0.30	0.15	ug/L	11/09/21	11/09/21
EPA 8260B	XYLENES (TOTAL)	0.30 U	2.0	0.30	0.15	ug/L	11/09/21	11/09/21
EPA 8260B	SURROGATE: 1,2-DICHLOROETHANE-	107	81-118			%	11/09/21	11/09/21
EPA 8260B	SURROGATE: 4-BROMOFLUOROBENZ	99.3	85-114			%	11/09/21	11/09/21
EPA 8260B	SURROGATE: DIBROMOFLUOROMETH	107	80-119			%	11/09/21	11/09/21
EPA 8260B	SURROGATE: TOLUENE-D8 (S)	101	89-112			%	11/09/21	11/09/21

Quant Method: M1015W.M
Run #: 1109M13
Instrument: Max
Sequence: 211108
Dilution Factor: 1
Initials: PAN

Printed: 11/10/2021 1:39:39 PM
APPL-F1-SC-NoMC-REG MDLs-DOD

EPA 8260B GRO WATER

AECOM
1001 Bishop Street, Suite 1600
Honolulu, HI 96813

APPL Inc.
908 North Temperance Avenue
Clovis, CA 93611

Attn: Alethea Ramos

Project: 60571032 CV18F0126 Red Hill Fuel Storage

ARF: 98097

Sample ID: ERH1883

APPL ID: BA45104

Sample Collection Date: 11/03/21

QCG: #GRO86-211109AM-270327

Method	Analyte	Result	LOQ	LOD	DL	Units	Extraction Date	Analysis Date
EPA 8260B	GASOLINE RANGE ORGANICS	18.0 U	20	18.0	8.6	ug/L	11/09/21	11/09/21
EPA 8260B	SURROGATE: 4-BROMOFLUOROBENZ	97.3	85-114			%	11/09/21	11/09/21

Quant Method:	M0825SUR.M
Run #:	1109M12
Instrument:	Max
Sequence:	211108
Dilution Factor:	1
Initials:	PAN

Printed: 11/12/2021 1:27:12 PM

APPL-F1-SC-NoMC-REG MDLs-DOD

EPA 8260B GRO WATER

AECOM
1001 Bishop Street, Suite 1600
Honolulu, HI 96813

APPL Inc.
908 North Temperance Avenue
Clovis, CA 93611

Attn: Alethea Ramos

Project: 60571032 CV18F0126 Red Hill Fuel Storage

ARF: 98097

Sample ID: ERH1884

APPL ID: BA45105

Sample Collection Date: 11/03/21

QCG: #GRO86-211109AM-270327

Method	Analyte	Result	LOQ	LOD	DL	Units	Extraction Date	Analysis Date
EPA 8260B	GASOLINE RANGE ORGANICS	18.0 U	20	18.0	8.6	ug/L	11/09/21	11/09/21
EPA 8260B	SURROGATE: 4-BROMOFLUOROBENZ	101	85-114			%	11/09/21	11/09/21

Quant Method:	M0825SUR.M
Run #:	1109M13
Instrument:	Max
Sequence:	211108
Dilution Factor:	1
Initials:	PAN

Printed: 11/12/2021 1:27:12 PM

APPL-F1-SC-NoMC-REG MDLs-DOD

Wet Lab Analysis

AECOM
1001 Bishop Street, Suite 1600
Honolulu, HI 96813

APPL Inc.
908 North Temperance Avenue
Clovis, CA 93611

Attn: Alethea Ramos

Project: 60571032 CV18F0126 Red Hill Fuel Storage

Sample ID: ERH1884

APPL ID: BA45105

Sample Collection Date: 11/3/2021

ARF: 98097

Method	Analyte	Result	LOQ	LOD	DL	Units	DF	Prep Date	Analysis Date
SW846 9060A	TOTAL ORGANIC CARBON	0.350 U	0.93	0.350	0.130	mg/L	1	11/06/21	11/06/21

Printed: 11/11/2021 2:37:57 PM

APPL-F1-SC-NoMC-REG MDLs

QC FORMS

EPA 8015B-eHL

Form 2 & 8

Surrogate Recovery

Lab Name: APPL, Inc. SDG No: 98097

Case No: 98097 Date Analyzed: 11/11/2021

Matrix: WATER Instrument: Apollo

APPL ID.	Client Sample No.	SURROGATE: OCTACOSANE (S)			SURROGATE: ORTHO-TERPHENYL (S)		
		Limits	Result	Qualifier	Limits	Result	Qualifier
211108A-BLK	Blank	60-142	88.8		56-125	71.9	
211108A-LCS	Lab Control Spike	60-142	68.0		56-125	62.5	
211108A-LCSD	Lab Control SpikeD	60-142	94.0		56-125	84.7	
BA45105	ERH1884	60-142	83.0		56-125	67.3	

Comments: Batch: #DOC53-211108A

EPA 8015B-eHL

Form 2 & 8

Surrogate Recovery

Lab Name: APPL, Inc. SDG No: 98097

Case No: 98097 Date Analyzed: 11/10/2021

Matrix: WATER Instrument: Apollo

APPL ID.	Client Sample No.	SURROGATE: (R) DECANOIC ACID (S)			SURROGATE: OCTACOSANE (S)		
		Limits	Result	Qualifier	Limits	Result	Qualifier
211108A1-BLK	Blank	0-1	0.0		60-142	115	
211108A1-LCS	Lab Control Spike	0-1	0.0		60-142	72.7	
211108A1-LCSD	Lab Control SpikeD	0-1	0.0		60-142	117	
BA45105	ERH1884	0-1	0.0		60-142	100.0	

Comments: Batch: #DOC53-211108A1

EPA 8015B-eHL

Form 2 & 8

Surrogate Recovery

Lab Name: APPL, Inc. SDG No: 98097

Case No: 98097 Date Analyzed: 11/10/2021

Matrix: WATER Instrument: Apollo

APPL ID.	Client Sample No.	SURROGATE: ORTHO-TERPHENYL (S)					
		Limits	Result	Qualifier	Limits	Result	Qualifier
211108A1-BLK	Blank	56-125	93.1				
211108A1-LCS	Lab Control Spike	56-125	65.9				
211108A1-LCSD	Lab Control SpikeD	56-125	103				
BA45105	ERH1884	56-125	81.0				

Comments: Batch: #DOC53-211108A1

EPA 8015B-eHL

Form 2 & 8

Surrogate Recovery

Lab Name: APPL, Inc. SDG No: 98097

Case No: 98097 Date Analyzed: 11/9/2021

Matrix: WATER Instrument: Apollo

APPL ID.	Client Sample No.	SURROGATE: OCTACOSANE (S)			SURROGATE: ORTHO-TERPHENYL (S)		
		Limits	Result	Qualifier	Limits	Result	Qualifier
211105A-BLK	Blank	60-142	86.5		56-125	69.2	
211105A-LCS	Lab Control Spike	60-142	84.7		56-125	68.0	
211105A-LCSD	Lab Control SpikeD	60-142	78.7		56-125	63.0	
BA45106	ERH1884 BLANK	60-142	80.8		56-125	64.9	

Comments: Batch: #RHBLK-211105A

EPA 8015B-eH

Form 4

Blank Summary

Lab Name:	APPL, Inc.	SDG No:	98097
Case No:	98097	Date Analyzed:	11/11/2021
Matrix:	WATER	Instrument:	Apollo
Blank ID:	211108A-BLK	Time Analyzed:	0120

APPL ID.	Client Sample No.	File ID.	Date Analyzed	
211108A-BLK	Blank	1110033	11/11/2021	0120
211108A-LCS	Lab Control Spike	1110034	11/11/2021	0148
211108A-LCSD	Lab Control SpikeD	1110035	11/11/2021	0216
BA45105	ERH1884	1110038	11/11/2021	0340

Comments: Batch: #DOC53-211108A

EPA 8015B-eH

Form 4

Blank Summary

Lab Name:	APPL, Inc.	SDG No:	98097
Case No:	98097	Date Analyzed:	11/10/2021
Matrix:	WATER	Instrument:	Apollo
Blank ID:	211108A1-BLK	Time Analyzed:	1944

APPL ID.	Client Sample No.	File ID.	Date Analyzed	
211108A1-BLK	Blank	1110021	11/10/2021	1944
211108A1-LCS	Lab Control Spike	1110022	11/10/2021	2012
211108A1-LCSD	Lab Control SpikeD	1110023	11/10/2021	2040
BA45105	ERH1884	1110026	11/10/2021	2204

Comments: Batch: #DOC53-211108A1

EPA 8015B-eH

Form 4

Blank Summary

Lab Name:	APPL, Inc.	SDG No:	98097
Case No:	98097	Date Analyzed:	11/9/2021
Matrix:	WATER	Instrument:	Apollo
Blank ID:	211105A-BLK	Time Analyzed:	1154

APPL ID.	Client Sample No.	File ID.	Date Analyzed
211105A-BLK	Blank	1108057	11/9/2021 1154
211105A-LCS	Lab Control Spike	1108058	11/9/2021 1222
211105A-LCSD	Lab Control SpikeD	1108059	11/9/2021 1250
BA45106	ERH1884 BLANK	1108062	11/9/2021 1415

Comments: Batch: #RHBLK-211105A

Method Blank
EPA 8015B TPH LIQ-LIQ

APPL Inc.
908 North Temperance Avenu
Clovis, CA 93611

Blank Name/QCG: **211105W-45102 - 270425**
Batch ID: #RHBLK-211105A

Sample Type	Analyte	Result	LOQ	LOD	DL	Units	Extraction Date	Analysis Date
BLANK	DIESEL (C10-C24)	300.0 U	320	300.0	150.0	ug/L	11/5/2021	11/9/2021
BLANK	OIL (C24-C40)	300.0 U	320	300.0	150.0	ug/L	11/5/2021	11/9/2021
BLANK	SURROGATE: OCTACOSANE (S)	86.5	60-142			%	11/5/2021	11/9/2021
BLANK	SURROGATE: ORTHO-TERPHEN	69.2	56-125			%	11/5/2021	11/9/2021

Quant Method: DOC1028.M
Run #: 1108057
Instrument: Apollo
Sequence: 211108
Initials: KAB

GC SC-Blank-REG MDLs-DOD
Printed: 11/13/2021 4:09:51 PM

Method Blank
EPA 8015B TPH LIQ-LIQ

APPL Inc.
908 North Temperance Avenu
Clovis, CA 93611

Blank Name/QCG: **211108W-45100 - 270426**
Batch ID: #DOC53-211108A

Sample Type	Analyte	Result	LOQ	LOD	DL	Units	Extraction Date	Analysis Date
BLANK	DIESEL (C10-C24)	300.0 U	320	300.0	150.0	ug/L	11/8/2021	11/11/2021
BLANK	OIL (C24-C40)	300.0 U	320	300.0	150.0	ug/L	11/8/2021	11/11/2021
BLANK	SURROGATE: OCTACOSANE (S)	88.8	60-142			%	11/8/2021	11/11/2021
BLANK	SURROGATE: ORTHO-TERPHEN	71.9	56-125			%	11/8/2021	11/11/2021

Quant Method: DOC1028.M
Run #: 1110033
Instrument: Apollo
Sequence: 211110
Initials: KAB

GC SC-Blank-REG MDLs-DOD
Printed: 11/13/2021 4:09:51 PM

Method Blank

EPA 8015B TPH WATER L-L SGC

APPL Inc.
908 North Temperance Avenu
Clovis, CA 93611

Blank Name/QCG: **211108W-45100 - 270428**
Batch ID: #DOC53-211108A1

Sample Type	Analyte	Result	LOQ	LOD	DL	Units	Extraction Date	Analysis Date
BLANK	DIESEL (C10-C24)	300.0 U	320	300.0	150.0	ug/L	11/8/2021	11/10/2021
BLANK	OIL (C24-C40)	300.0 U	320	300.0	150.0	ug/L	11/8/2021	11/10/2021
BLANK	SURROGATE: (R) DECANOIC AC	0.0	0-1			%	11/8/2021	11/10/2021
BLANK	SURROGATE: OCTACOSANE (S)	115	60-142			%	11/8/2021	11/10/2021
BLANK	SURROGATE: ORTHO-TERPHEN	93.1	56-125			%	11/8/2021	11/10/2021

Quant Method: DEC0911.M
Run #: 1110021
Instrument: Apollo
Sequence: 211110
Initials: KAB

GC SC-Blank-REG MDLs-DOD
Printed: 11/13/2021 4:09:51 PM

EPA 8015B-eH

Form 4

LCS Summary

Lab Name:	APPL, Inc.	SDG No:	98097
Case No:	98097	Date Analyzed:	11/11/2021
Matrix:	WATER	Instrument:	Apollo
LCS ID:	211108A-LCS	Time Analyzed:	0148

APPL ID.	Client Sample No.	File ID.	Date Analyzed	
211108A-BLK	Blank	1110033	11/11/2021	0120
211108A-LCS	Lab Control Spike	1110034	11/11/2021	0148
211108A-LCSD	Lab Control SpikeD	1110035	11/11/2021	0216
BA45105	ERH1884	1110038	11/11/2021	0340

Comments: Batch: #DOC53-211108A

EPA 8015B-eH

Form 4

LCS Summary

Lab Name:	APPL, Inc.	SDG No:	98097
Case No:	98097	Date Analyzed:	11/10/2021
Matrix:	WATER	Instrument:	Apollo
LCS ID:	211108A1-LCS	Time Analyzed:	2012

APPL ID.	Client Sample No.	File ID.	Date Analyzed	
211108A1-BLK	Blank	1110021	11/10/2021	1944
211108A1-LCS	Lab Control Spike	1110022	11/10/2021	2012
211108A1-LCSD	Lab Control SpikeD	1110023	11/10/2021	2040
BA45105	ERH1884	1110026	11/10/2021	2204

Comments: Batch: #DOC53-211108A1

EPA 8015B-eH

Form 4

LCS Summary

Lab Name:	APPL, Inc.	SDG No:	98097
Case No:	98097	Date Analyzed:	11/9/2021
Matrix:	WATER	Instrument:	Apollo
LCS ID:	211105A-LCS	Time Analyzed:	1222

APPL ID.	Client Sample No.	File ID.	Date Analyzed
211105A-BLK	Blank	1108057	11/9/2021 1154
211105A-LCS	Lab Control Spike	1108058	11/9/2021 1222
211105A-LCSD	Lab Control SpikeD	1108059	11/9/2021 1250
BA45106	ERH1884 BLANK	1108062	11/9/2021 1415

Comments: Batch: #RHBLK-211105A

Laboratory Control Spike Recoveries

EPA 8015B TPH LIQ-LIQ

APPL ID: **211108W-45100 LCS - 270426**
Batch ID: #DOC53-211108A

APPL Inc.
908 North Temperance Avenue
Clovis, CA 93611

Compound Name	Spike Lvl ug/L	SPK Result ug/L	DUP Result ug/L	SPK % Recovery	DUP % Recovery	Recovery Limits	RPD %	RPD Limits
DIESEL (C10-C24)	2000	1290	1770	64.5	88.5	36-132	31.4 #	30
OIL (C24-C40)	2000	1380	1940	69.0	97.0	41-113	33.7 #	30
SURROGATE: OCTACOSANE (S)	150	102	141	68.0	94.0	60-142		
SURROGATE: ORTHO-TERPHENYL (S)	150	93.8	127	62.5	84.7	56-125		

= Recovery is outside QC limits.

Comments:

Primary	SPK	DUP
Quant Method :	DOC1028.M	DOC1028.M
Extraction Date :	11/8/2021	11/8/2021
Analysis Date :	11/11/2021	11/11/2021
Instrument :	Apollo	Apollo
Run :	1110034	1110035
Initials :	KAB	

Laboratory Control Spike Recoveries

EPA 8015B TPH WATER L-L SGC

APPL ID: **211108W-45100 LCS - 270428**
Batch ID: #DOC53-211108A1

APPL Inc.
908 North Temperance Avenue
Clovis, CA 93611

Compound Name	Spike Lvl ug/L	SPK Result ug/L	DUP Result ug/L	SPK % Recovery	DUP % Recovery	Recovery Limits	RPD %	RPD Limits
DIESEL (C10-C24)	2000	1140	2100	57.0	105	36-132	59.3 #	30
OIL (C24-C40)	2000	1460	2350	73.0	118 #	41-113	46.7 #	30
SURROGATE: (R) DECANOIC ACID (S)	10.00	0	0	0.0	0.0	0-1		
SURROGATE: OCTACOSANE (S)	150	109	176	72.7	117	60-142		
SURROGATE: ORTHO-TERPHENYL (S)	150	98.9	155	65.9	103	56-125		

= Recovery is outside QC limits.

Comments:

Primary	SPK	DUP
Quant Method :	DEC0911.M	DEC0911.M
Extraction Date :	11/8/2021	11/8/2021
Analysis Date :	11/10/2021	11/10/2021
Instrument :	Apollo	Apollo
Run :	1110022	1110023
Initials :	KAB	

Laboratory Control Spike Recoveries

EPA 8015B TPH LIQ-LIQ

APPL ID: **211105W-45102 LCS - 270425**
Batch ID: #RHBLK-211105A

APPL Inc.
908 North Temperance Avenue
Clovis, CA 93611

Compound Name	Spike Lvl ug/L	SPK Result ug/L	DUP Result ug/L	SPK % Recovery	DUP % Recovery	Recovery Limits	RPD %	RPD Limits
DIESEL (C10-C24)	0	47.3	60.4	NA	NA	36-132		30
OIL (C24-C40)	0	42.2	84.5	NA	NA	41-113		30
SURROGATE: OCTACOSANE (S)	150	127	118	84.7	78.7	60-142		
SURROGATE: ORTHO-TERPHENYL (S)	150	102	94.5	68.0	63.0	56-125		

Comments:

Primary	SPK	DUP
Quant Method :	DOC1028.M	DOC1028.M
Extraction Date :	11/5/2021	11/5/2021
Analysis Date :	11/9/2021	11/9/2021
Instrument :	Apollo	Apollo
Run :	1108058	1108059
Initials :	KAB	

8270D-SIM

Form 2 & 8

Surrogate Recovery

Lab Name: APPL, Inc. SDG No: 98097

Case No: 98097 Date Analyzed: 11/10/2021

Matrix: WATER Instrument: KYLO

APPL ID.	Client Sample No.	SURROGATE: 2-METHYLNAPHTHALENE-D10 (S)			SURROGATE: FLUORANTHENE-D10 (S)		
		Limits	Result	Qualifier	Limits	Result	Qualifier
211109AK-BLK	Blank	39-114	84.0		58-120	93.5	
211109AK-LCS	Lab Control Spike	39-114	83.4		58-120	88.6	
211109AK-LCSD	Lab Control SpikeD	39-114	85.8		58-120	90.6	
BA45105	ERH1884	39-114	79.4		58-120	88.2	

Comments: Batch: #SIM53-211109AK

8270D-SIM

Form 4

Blank Summary

Lab Name:	APPL, Inc.	SDG No:	98097
Case No:	98097	Date Analyzed:	11/10/2021
Matrix:	WATER	Instrument:	KYLO
Blank ID:	211109AK-BLK	Time Analyzed:	1622

APPL ID.	Client Sample No.	File ID.	Date Analyzed	
211109AK-BLK	Blank	1019K401	11/10/2021	1622
211109AK-LCS	Lab Control Spike	1019K402	11/10/2021	1642
211109AK-LCSD	Lab Control SpikeD	1019K403	11/10/2021	1702
BA45105	ERH1884	1019K406	11/10/2021	1801

Comments: Batch: #SIM53-211109AK

Method Blank
EPA 8270D SIM LIQ-LIQ

APPL Inc.
908 North Temperance Avenu
Clovis, CA 93611

Blank Name/QCG: **211109W-45100 - 271042**
Batch ID: #SIM53-211109AK

Sample Type	Analyte	Result	LOQ	LOD	DL	Units	Extraction Date	Analysis Date
BLANK	1-METHYLNAPHTHALENE	0.10 U	0.2	0.10	0.04	ug/L	11/9/2021	11/10/2021
BLANK	2-METHYLNAPHTHALENE	0.10 U	0.2	0.10	0.04	ug/L	11/9/2021	11/10/2021
BLANK	NAPHTHALENE	0.10 U	0.2	0.10	0.04	ug/L	11/9/2021	11/10/2021
BLANK	SURROGATE: 2-METHYLNAPHT	84.0	39-114			%	11/9/2021	11/10/2021
BLANK	SURROGATE: FLUORANTHENE-	93.5	58-120			%	11/9/2021	11/10/2021

Quant Method: K1019.M
Run #: 1019K401
Instrument: KYLO
Sequence: 211019
Initials: LSI

GC SC-Blank-REG MDLs-DOD
Printed: 11/30/2021 12:00:51 PM

8270D-SIM

Form 4

LCS Summary

Lab Name:	APPL, Inc.	SDG No:	98097
Case No:	98097	Date Analyzed:	11/10/2021
Matrix:	WATER	Instrument:	KYLO
LCS ID:	211109AK-LCS	Time Analyzed:	1642

APPL ID.	Client Sample No.	File ID.	Date Analyzed	
211109AK-BLK	Blank	1019K401	11/10/2021	1622
211109AK-LCS	Lab Control Spike	1019K402	11/10/2021	1642
211109AK-LCSD	Lab Control SpikeD	1019K403	11/10/2021	1702
BA45105	ERH1884	1019K406	11/10/2021	1801

Comments: Batch: #SIM53-211109AK

Laboratory Control Spike Recoveries

EPA 8270D SIM LIQ-LIQ

APPL ID: **211109W-45100 LCS - 271042**
Batch ID: #SIM53-211109AK

APPL Inc.
908 North Temperance Avenue
Clovis, CA 93611

Compound Name	Spike Lvl ug/L	SPK Result ug/L	DUP Result ug/L	SPK % Recovery	DUP % Recovery	Recovery Limits	RPD %	RPD Limits
1-METHYLNAPHTHALENE	5.00	3.95	4.02	79.0	80.4	41-115	1.8	20
2-METHYLNAPHTHALENE	5.00	4.02	4.05	80.4	81.0	39-114	0.74	20
NAPHTHALENE	5.00	3.93	3.98	78.6	79.6	43-114	1.3	20
SURROGATE: 2-METHYLNAPHTHALEN	5.00	4.17	4.29	83.4	85.8	39-114		
SURROGATE: FLUORANTHENE-D10 (S)	5.00	4.43	4.53	88.6	90.6	58-120		

Comments:

Primary	SPK	DUP
Quant Method :	K1019.M	K1019.M
Extraction Date :	11/9/2021	11/9/2021
Analysis Date :	11/10/2021	11/10/2021
Instrument :	KYLO	KYLO
Run :	1019K402	1019K403
Initials :	LSI	

Form 5
Tune Summary

Lab Name: APPL Inc.
Case No:
Matrix: Water
ID: 1019K001.D

SDG No:
Date Analyzed: 10/19/2021
Instrument: KYLO
Time Analyzed: 13:58

	Client Sample No.	APPL ID.	File ID.	Date Analyzed
1		0.1 ug/ml 10/10/21	1019K002.D	10/19/2021 14:09
2		0.2 ug/ml 10/10/21	1019K003.D	10/19/2021 14:29
3		0.5 ug/ml 10/10/21	1019K004.D	10/19/2021 14:49
4		1 ug/ml 10/10/21	1019K005.D	10/19/2021 15:09
5		5 ug/ml 10/10/21	1019K006.D	10/19/2021 15:29
6		10 ug/ml 10/10/21	1019K007.D	10/19/2021 15:49
7		50 ug/ml 10/10/21	1019K008.D	10/19/2021 16:09
8		100 ug/ml 10/10/21	1019K009.D	10/19/2021 16:29
9		SS ug/ml 10/10/21	1019K010.D	10/19/2021 16:49
10				
11				
12				
13				
14				
15				
16				
17				
18				
19				
20				
21				
22				

m/e		
51	9.95 - 80.1% of mass 198	36.8
68	0 - 2.05% of mass 69	1.7
70	0 - 2% of mass 69	0.4
127	10 - 80% of mass 198	54.6
197	0 - 2% of mass 198	0.2
198	100 - 100% of mass 198	100.0
199	5 - 9% of mass 198	6.5
275	10 - 60% of mass 198	23.2
365	1 - 100% of mass 198	2.5
441	0.01 - 24% of mass 442	13.9
442	50 - 500% of mass 198	73.4
443	15 - 24% of mass 442	18.4

Form 5
Tune Summary

Lab Name: APPL Inc.
Case No: 98097
Matrix: Water
ID: 1019K393.D

SDG No: 98097
Date Analyzed: 11/10/2021
Instrument: KYLO
Time Analyzed: 12:42

	Client Sample No.	APPL ID.	File ID.	Date Analyzed
1		5 ug/ml 10/19/21 (1)	1019K394.D	11/10/2021 12:54
2	Blank	211109A BLK 1/1000	1019K401.D	11/10/2021 16:22
3	Lab Control Spike	211109A LCS-1 1/1000	1019K402.D	11/10/2021 16:42
4	Lab Control SpikeD	211109A LCSD-1 1/100	1019K403.D	11/10/2021 17:02
5	ERH1884	BA45105W08 1/950	1019K406.D	11/10/2021 18:01
6		5 ug/ml 10/13/21 (2)	1019K431.D	11/11/2021 2:19
7				
8				
9				
10				
11				
12				
13				
14				
15				
16				
17				
18				
19				
20				
21				
22				

m/e		
51	9.95 - 80.1% of mass 198	30.9
68	0 - 2.05% of mass 69	0.9
70	0 - 2% of mass 69	0.3
127	10 - 80% of mass 198	51.1
197	0 - 2% of mass 198	0.4
198	100 - 100% of mass 198	100.0
199	5 - 9% of mass 198	6.8
275	10 - 60% of mass 198	23.2
365	1 - 100% of mass 198	2.5
441	0.01 - 24% of mass 442	13.8
442	50 - 500% of mass 198	80.0
443	15 - 24% of mass 442	18.8

8A
INTERNAL STANDARD AREA AND RT SUMMARY

Lab Name: APPL Inc. Contract: _____

Lab Code: _____ SDG No.: _____

Lab File ID (Standard): 1019K394.D Date Analyzed: 11/10/21

Instrument ID: KYLO Time Analyzed: 12:54

GC Column: _____ ID: Heated Purge: (Y/N) _____

		Napthalene-D8(IS)		Acenaphthene-D10(IS)		Phenanthrene-D10(IS)	
		AREA #	RT #	AREA #	RT #	AREA #	RT #
	12 HOUR STD	14759	3.89	6889	5.82	10656	7.52
	UPPER LIMIT	29518	4.06	13778	5.99	21312	7.69
	LOWER LIMIT	7380	3.72	3445	5.65	5328	7.35
	SAMPLE NO.						
01	211109A BLK 1/1000	14000	3.89	6855	5.82	10828	7.52
02	211109A LCS-1 1/1000	13784	3.89	6714	5.82	10491	7.52
03	211109A LCSD-1 1/1000	14760	3.89	7229	5.82	11341	7.52
04	BA45105W08 1/950	13977	3.89	6977	5.82	10772	7.52
05	5 ug/ml 10/13/21 (2)	13340	3.89	6593	5.82	10257	7.52
06							
07							
08							
09							
10							
11							
12							
13							
14							
15							
16							
17							
18							
19							
20							
21							
22							

AREA UPPER LIMIT = +100% of internal standard area.
AREA LOWER LIMIT = -50% of internal standard area.
RT UPPER LIMIT = +0.17 minutes of internal standard RT
RT LOWER LIMIT = -0.17 minutes of internal standard RT

Column used to flag values outside QC limits with an asterisk.
* Values outside of QC limits.

8A
INTERNAL STANDARD AREA AND RT SUMMARY

Lab Name: APPL Inc. Contract: _____

Lab Code: _____ SDG No.: _____

Lab File ID (Standard): 1019K394.D Date Analyzed: 11/10/21

Instrument ID: KYLO Time Analyzed: 12:54

GC Column: _____ ID: Heated Purge: (Y/N) _____

		Chrysene-D12(IS)		Perylene-D12(IS)			
		AREA #	RT #	AREA #	RT #	AREA #	RT #
	12 HOUR STD	12960	10.59	11828	12.77		
	UPPER LIMIT	25920	10.76	23656	12.94		
	LOWER LIMIT	6480	10.42	5914	12.60		
	SAMPLE NO.						
01	211109A BLK 1/1000	12880	10.58	11916	12.77		
02	211109A LCS-1 1/1000	12823	10.57	11726	12.76		
03	211109A LCSD-1 1/1000	13795	10.57	12598	12.76		
04	BA45105W08 1/950	12755	10.58	11407	12.77		
05	5 ug/ml 10/13/21 (2)	12604	10.58	10995	12.77		
06							
07							
08							
09							
10							
11							
12							
13							
14							
15							
16							
17							
18							
19							
20							
21							
22							

AREA UPPER LIMIT = +100% of internal standard area.
AREA LOWER LIMIT = -50% of internal standard area.
RT UPPER LIMIT = +0.17 minutes of internal standard RT
RT LOWER LIMIT = -0.17 minutes of internal standard RT

Column used to flag values outside QC limits with an asterisk.
* Values outside of QC limits.

EPA 8260B

Form 2 & 8

Surrogate Recovery

Lab Name: APPL, Inc. SDG No: 98097

Case No: 98097 Date Analyzed: 11/9/2021

Matrix: WATER Instrument: Max

APPL ID.	Client Sample No.	SURROGATE: 1,2-DICHLOROETHANE-D4 (S)			SURROGATE: 4-BROMOFLUOROBENZENE (S)		
		Limits	Result	Qualifier	Limits	Result	Qualifier
211109AM-LCS	Lab Control Spike	81-118	95.6		85-114	101	
211109AM-LCSD	Lab Control SpikeD	81-118	101		85-114	98.8	
211109AM-BLK	Blank	81-118	105		85-114	98.6	
BA45104	ERH1883	81-118	102		85-114	95.9	
BA45105	ERH1884	81-118	107		85-114	99.3	

Comments: Batch: #86BTO-211109AM

EPA 8260B

Form 2 & 8

Surrogate Recovery

Lab Name: APPL, Inc. SDG No: 98097

Case No: 98097 Date Analyzed: 11/9/2021

Matrix: WATER Instrument: Max

APPL ID.	Client Sample No.	SURROGATE: DIBROMOFLUOROMETHANE (S)			SURROGATE: TOLUENE-D8 (S)		
		Limits	Result	Qualifier	Limits	Result	Qualifier
211109AM-LCS	Lab Control Spike	80-119	102		89-112	103	
211109AM-LCSD	Lab Control SpikeD	80-119	104		89-112	103	
211109AM-BLK	Blank	80-119	104		89-112	104	
BA45104	ERH1883	80-119	105		89-112	104	
BA45105	ERH1884	80-119	107		89-112	101	

Comments: Batch: #86BTO-211109AM

EPA 8260B

Form 4

Blank Summary

Lab Name:	APPL, Inc.	SDG No:	98097
Case No:	98097	Date Analyzed:	11/9/2021
Matrix:	WATER	Instrument:	Max
Blank ID:	211109AM-BLK	Time Analyzed:	1122

APPL ID.	Client Sample No.	File ID.	Date Analyzed
211109AM-LCS	Lab Control Spike	1109M03	11/9/2021 0900
211109AM-LCSD	Lab Control SpikeD	1109M04	11/9/2021 0928
211109AM-BLK	Blank	1109M08	11/9/2021 1122
BA45104	ERH1883	1109M12	11/9/2021 1315
BA45105	ERH1884	1109M13	11/9/2021 1344

Comments: Batch: #86BTO-211109AM

Method Blank

EPA 8260B BTEX WATER

APPL Inc.
908 North Temperance Avenu
Clovis, CA 93611

Blank Name/QCG: **211109W-45099 - 270235**
Batch ID: #86BTO-211109AM

Sample Type	Analyte	Result	LOQ	LOD	DL	Units	Extraction Date	Analysis Date
BLANK	BENZENE	0.30 U	1.0	0.30	0.15	ug/L	11/9/2021	11/9/2021
BLANK	ETHYLBENZENE	0.50 U	1.0	0.50	0.23	ug/L	11/9/2021	11/9/2021
BLANK	TOLUENE	0.30 U	1.0	0.30	0.15	ug/L	11/9/2021	11/9/2021
BLANK	XYLENES (TOTAL)	0.30 U	2.0	0.30	0.15	ug/L	11/9/2021	11/9/2021
BLANK	SURROGATE: 1,2-DICHLOROET	105	81-118			%	11/9/2021	11/9/2021
BLANK	SURROGATE: 4-BROMOFLUORO	98.6	85-114			%	11/9/2021	11/9/2021
BLANK	SURROGATE: DIBROMOFLUOR	104	80-119			%	11/9/2021	11/9/2021
BLANK	SURROGATE: TOLUENE-D8 (S)	104	89-112			%	11/9/2021	11/9/2021

Quant Method: M1015W.M
Run #: 1109M08
Instrument: Max
Sequence: 211108
Initials: PAN

GC SC-Blank-REG MDLs-DOD
Printed: 11/10/2021 1:40:00 PM

EPA 8260B

Form 4

LCS Summary

Lab Name:	APPL, Inc.	SDG No:	98097
Case No:	98097	Date Analyzed:	11/9/2021
Matrix:	WATER	Instrument:	Max
LCS ID:	211109AM-LCS	Time Analyzed:	0900

APPL ID.	Client Sample No.	File ID.	Date Analyzed
211109AM-LCS	Lab Control Spike	1109M03	11/9/2021 0900
211109AM-LCSD	Lab Control SpikeD	1109M04	11/9/2021 0928
211109AM-BLK	Blank	1109M08	11/9/2021 1122
BA45104	ERH1883	1109M12	11/9/2021 1315
BA45105	ERH1884	1109M13	11/9/2021 1344

Comments: Batch: #86BTO-211109AM

Laboratory Control Spike Recoveries

EPA 8260B BTEX WATER

APPL ID: **211109W-45099 LCS - 270235**
Batch ID: #86BTO-211109AM

APPL Inc.
908 North Temperance Avenue
Clovis, CA 93611

Compound Name	Spike Lvl ug/L	SPK Result ug/L	DUP Result ug/L	SPK % Recovery	DUP % Recovery	Recovery Limits	RPD %	RPD Limits
BENZENE	10.00	9.92	8.69	99.2	86.9	79-120	13.2	20
ETHYLBENZENE	10.00	10.4	9.50	104	95.0	79-121	9.0	20
TOLUENE	10.00	10.4	9.52	104	95.2	80-121	8.8	20
XYLENES (TOTAL)	30.0	30.2	27.8	101	92.7	79-121	8.3	20
SURROGATE: 1,2-DICHLOROETHANE-D	25.0	23.9	25.2	95.6	101	81-118		
SURROGATE: 4-BROMOFLUOROBENZE	25.0	25.2	24.7	101	98.8	85-114		
SURROGATE: DIBROMOFLUOROMETH	25.0	25.4	26.1	102	104	80-119		
SURROGATE: TOLUENE-D8 (S)	25.0	25.8	25.8	103	103	89-112		

Comments:

Primary	SPK	DUP
Quant Method :	M1015W.M	M1015W.M
Extraction Date :	11/9/2021	11/9/2021
Analysis Date :	11/9/2021	11/9/2021
Instrument :	Max	Max
Run :	1109M03	1109M04
Initials :	PAN	

Form 5
Tune Summary

Lab Name: APPL Inc.
Case No:
Matrix: Water
ID: 1015M11.D

SDG No:
Date Analyzed: 10/15/2021
Instrument: Max
Time Analyzed: 14:44

	Client Sample No.	APPL ID.	File ID.	Date Analyzed
1		0.3ug/L VOC STD 10/1	1015M12.D	10/15/2021 15:12
2		0.5ug/L VOC STD 10/1	1015M13.D	10/15/2021 15:41
3		1ug/L VOC STD 10/15/	1015M14.D	10/15/2021 16:09
4		2ug/L VOC STD 10/15/	1015M15.D	10/15/2021 16:38
5		5ug/L VOC STD 10/15/	1015M16.D	10/15/2021 17:06
6		10ug/L VOC STD 10/15	1015M17.D	10/15/2021 17:35
7		20ug/L VOC STD 10/15	1015M18.D	10/15/2021 18:03
8		40ug/L VOC STD 10/15	1015M19.D	10/15/2021 18:31
9		100ug/L VOC STD 10/1	1015M20.D	10/15/2021 19:00
10		(SS) 10ug/L VOC STD	1015M22.D	10/15/2021 19:57
11				
12				
13				
14				
15				
16				
17				
18				
19				
20				
21				
22				

m/e		
50	15.0 - 40.0% of mass 95	20.4
75	30.0 - 60.0% of mas 95	58.4
95	Base peak, 100% relative abundance	100.0
96	5.0 - 9.0% of mass 95	6.7
173	Less than 2.0% of mass 174	0.0
174	50.0 - 200.0% of mass 95	126.6
175	5.0 - 9.0% of mass 174	7.7
176	95.0 - 101.0% of mass 174	99.1
177	5.0 - 9.0% of mass 176	6.5

8A
INTERNAL STANDARD AREA AND RT SUMMARY

Lab Name: APPL Inc. Contract: _____

Lab Code: _____ SDG No.: _____

Lab File ID (Standard): 1015M17.D Date Analyzed: 10/15/21

Instrument ID: Max Time Analyzed: 17:35

GC Column: _____ ID: Heated Purge: (Y/N) _____

		Fluorobenzene (IS)		Chlorobenzene-D5 (IS)		1,4-Dichlorobenzene-D (IS)	
		AREA #	RT #	AREA #	RT #	AREA #	RT #
	12 HOUR STD	377347	6.34	347072	9.50	236441	11.82
	UPPER LIMIT	754694	6.51	694144	9.67	472882	11.99
	LOWER LIMIT	188674	6.17	173536	9.33	118221	11.65
	SAMPLE NO.						
01	0.3ug/L VOC STD 10/15	397342	6.34	352293	9.50	217437	11.82
02	0.5ug/L VOC STD 10/15	396824	6.34	348546	9.50	220294	11.82
03	1ug/L VOC STD 10/15/2	394605	6.34	355921	9.50	218264	11.82
04	2ug/L VOC STD 10/15/2	397741	6.34	352458	9.50	222724	11.82
05	5ug/L VOC STD 10/15/2	387411	6.34	344894	9.50	232454	11.82
06	10ug/L VOC STD 10/15/	377347	6.34	347072	9.50	236441	11.82
07	20ug/L VOC STD 10/15/	395871	6.34	351611	9.50	235162	11.82
08	40ug/L VOC STD 10/15/	394795	6.34	356570	9.50	246902	11.82
09	100ug/L VOC STD 10/1	386789	6.34	357810	9.50	248989	11.82
10	(SS) 10ug/L VOC STD 1	407759	6.34	364241	9.50	235667	11.82
11							
12							
13							
14							
15							
16							
17							
18							
19							
20							
21							
22							

AREA UPPER LIMIT = +100% of internal standard area.
AREA LOWER LIMIT = -50% of internal standard area.
RT UPPER LIMIT = +0.17 minutes of internal standard RT
RT LOWER LIMIT = -0.17 minutes of internal standard RT

Column used to flag values outside QC limits with an asterisk.
* Values outside of QC limits.

Form 5
Tune Summary

Lab Name: APPL Inc.
Case No: 98097
Matrix: Water
ID: 1109M01.D

SDG No: 98097
Date Analyzed: 11/9/2021
Instrument: Max
Time Analyzed: 8:03

	Client Sample No.	APPL ID.	File ID.	Date Analyzed
1		211109A CCV 10ug/L	1109M02.D	11/9/2021 8:32
2	Lab Control Spike	211109A LCS 10ug/L	1109M03.D	11/9/2021 9:00
3	Lab Control SpikeD	211109A LCSD 10ug/L	1109M04.D	11/9/2021 9:28
4	Blank	211109A BLK	1109M08.D	11/9/2021 11:22
5	ERH1883	BA45104W01	1109M12.D	11/9/2021 13:15
6	ERH1884	BA45105W01	1109M13.D	11/9/2021 13:44
7		Ending CCV 10ug/L 11	1109M52.D	11/10/2021 7:35
8				
9				
10				
11				
12				
13				
14				
15				
16				
17				
18				
19				
20				
21				
22				

m/e		
50	15.0 - 40.0% of mass 95	21.0
75	30.0 - 60.0% of mas 95	59.2
95	Base peak, 100% relative abundance	100.0
96	5.0 - 9.0% of mass 95	5.8
173	Less than 2.0% of mass 174	0.0
174	50.0 - 200.0% of mass 95	137.6
175	5.0 - 9.0% of mass 174	7.5
176	95.0 - 101.0% of mass 174	98.0
177	5.0 - 9.0% of mass 176	6.8

8A
INTERNAL STANDARD AREA AND RT SUMMARY

Lab Name: APPL Inc. Contract: _____

Lab Code: _____ SDG No.: _____

Lab File ID (Standard): 1109M02.D Date Analyzed: 9 Nov 21 8:32

Instrument ID: Max Time Analyzed: 9 Nov 21 8:32

GC Column: _____ ID: Heated Purge: (Y/N) _____

		Fluorobenzene (IS)		Chlorobenzene-D5 (IS)		1,4-Dichlorobenzene-D (IS)	
		AREA #	RT #	AREA #	RT #	AREA #	RT #
	12 HOUR STD	405840	6.38	378086	9.53	238208	11.85
	UPPER LIMIT	811680	6.55	756172	9.70	476416	12.02
	LOWER LIMIT	202920	6.21	189043	9.36	119104	11.68
	SAMPLE NO.						
01	211109A CCV 10ug/L	405840	6.38	378086	9.53	238208	11.85
02	211109A LCS 10ug/L	411507	6.38	369189	9.53	234982	11.85
03	211109A LCSD 10ug/L	401220	6.38	350067	9.53	232601	11.85
04	211109A BLK	396510	6.38	344545	9.53	212548	11.85
05	BA45104W01	390754	6.38	348516	9.53	211154	11.85
06	BA45105W01	375672	6.37	332503	9.53	205191	11.85
07	Ending CCV 10ug/L 11/9	424187	6.37	395840	9.53	254952	11.85
08							
09							
10							
11							
12							
13							
14							
15							
16							
17							
18							
19							
20							
21							
22							

AREA UPPER LIMIT = +100% of internal standard area.
AREA LOWER LIMIT = -50% of internal standard area.
RT UPPER LIMIT = +0.17 minutes of internal standard RT
RT LOWER LIMIT = -0.17 minutes of internal standard RT

Column used to flag values outside QC limits with an asterisk.
* Values outside of QC limits.

EPA 8260B

Form 2 & 8

Surrogate Recovery

Lab Name: APPL, Inc. SDG No: 98097

Case No: 98097 Date Analyzed: 11/9/2021

Matrix: WATER Instrument: Max

APPL ID.	Client Sample No.	SURROGATE: 4-BROMOFLUOROBENZENE (S)					
		Limits	Result	Qualifier	Limits	Result	Qualifier
211109AM-LCS	Lab Control Spike	85-114	99.2				
211109AM-LCSD	Lab Control SpikeD	85-114	99.2				
211109AM-BLK	Blank	85-114	100				
BA45104	ERH1883	85-114	97.3				
BA45105	ERH1884	85-114	101				

Comments: Batch: #GRO86-211109AM

EPA 8260B

Form 4

Blank Summary

Lab Name:	APPL, Inc.	SDG No:	98097
Case No:	98097	Date Analyzed:	11/9/2021
Matrix:	WATER	Instrument:	Max
Blank ID:	211109AM-BLK	Time Analyzed:	1122

APPL ID.	Client Sample No.	File ID.	Date Analyzed	
211109AM-LCS	Lab Control Spike	1109M06	11/9/2021	1025
211109AM-LCSD	Lab Control SpikeD	1109M07	11/9/2021	1053
211109AM-BLK	Blank	1109M08	11/9/2021	1122
BA45104	ERH1883	1109M12	11/9/2021	1315
BA45105	ERH1884	1109M13	11/9/2021	1344

Comments: Batch: #GRO86-211109AM

Method Blank
EPA 8260B GRO WATER

APPL Inc.
908 North Temperance Avenu
Clovis, CA 93611

Blank Name/QCG: **211109W-45099 - 270327**
Batch ID: #GRO86-211109AM

Sample Type	Analyte	Result	LOQ	LOD	DL	Units	Extraction Date	Analysis Date
BLANK	GASOLINE RANGE ORGANICS	18.0 U	20	18.0	8.6	ug/L	11/9/2021	11/9/2021
BLANK	SURROGATE: 4-BROMOFLUORO	100	85-114			%	11/9/2021	11/9/2021

Quant Method: M0825SUR.M
Run #: 1109M08
Instrument: Max
Sequence: 211108
Initials: PAN

GC SC-Blank-REG MDLs-DOD
Printed: 11/11/2021 3:23:23 PM

EPA 8260B

Form 4

LCS Summary

Lab Name:	APPL, Inc.	SDG No:	98097
Case No:	98097	Date Analyzed:	11/9/2021
Matrix:	WATER	Instrument:	Max
LCS ID:	211109AM-LCS	Time Analyzed:	1025

APPL ID.	Client Sample No.	File ID.	Date Analyzed	
211109AM-LCS	Lab Control Spike	1109M06	11/9/2021	1025
211109AM-LCSD	Lab Control SpikeD	1109M07	11/9/2021	1053
211109AM-BLK	Blank	1109M08	11/9/2021	1122
BA45104	ERH1883	1109M12	11/9/2021	1315
BA45105	ERH1884	1109M13	11/9/2021	1344

Comments: Batch: #GRO86-211109AM

Laboratory Control Spike Recoveries

EPA 8260B GRO WATER

APPL ID: **211109W-45099 LCS - 270327**
Batch ID: #GRO86-211109AM

APPL Inc.
908 North Temperance Avenue
Clovis, CA 93611

Compound Name	Spike Lvl ug/L	SPK Result ug/L	DUP Result ug/L	SPK % Recovery	DUP % Recovery	Recovery Limits	RPD %	RPD Limits
GASOLINE RANGE ORGANICS	300	279	303	93.0	101	78-122	8.2	20
SURROGATE: 4-BROMOFLUOROBENZE	25.0	24.8	24.8	99.2	99.2	85-114		

Comments:

Primary	SPK	DUP
Quant Method :	M0825SUR.M	M0825SUR.M
Extraction Date :	11/9/2021	11/9/2021
Analysis Date :	11/9/2021	11/9/2021
Instrument :	Max	Max
Run :	1109M06	1109M07
Initials :	PAN	

SW846 9060A

Form 4

Blank Summary

Lab Name:	APPL, Inc.	SDG No:	98097
Case No:	98097	Date Analyzed:	11/5/2021
Matrix:	WATER	Instrument:	TICTOC
Blank ID:	211105A-BLK	Time Analyzed:	1808

APPL ID.	Client Sample No.	File ID.	Date Analyzed
211105A-BLK	Blank	26	11/5/2021 1808
211105A-LCS	Lab Control Spike	27	11/5/2021 1850
211105A-LCSD	Lab Control SpikeD	28	11/5/2021 1932
BA45105	ERH1884	37	11/6/2021 0149

Comments: Batch: #TOCW5-211105A

WETLAB BLANK

APPL Inc.
908 North Temperance Avenue
Clovis, CA 93611

Method	Analyte	Result	LOQ	LOD	DL	Units	Prep Date	Analysis Date	QC Group
SW846 90	TOTAL ORGANIC C	0.350 U	0.93	0.350	0.130	mg/L	11/05/21	11/05/21	#TOCW5-211105A-BA43145

Wetlab SC-Blank-REG MDLs
Printed: 11/11/2021 2:37:56 PM

SW846 9060A

Form 4

LCS Summary

Lab Name:	APPL, Inc.	SDG No:	98097
Case No:	98097	Date Analyzed:	11/5/2021
Matrix:	WATER	Instrument:	TICTOC
LCS ID:	211105A-LCS	Time Analyzed:	1850

APPL ID.	Client Sample No.	File ID.	Date Analyzed
211105A-BLK	Blank	26	11/5/2021 1808
211105A-LCS	Lab Control Spike	27	11/5/2021 1850
211105A-LCSD	Lab Control SpikeD	28	11/5/2021 1932
BA45105	ERH1884	37	11/6/2021 0149

Comments: Batch: #TOCW5-211105A

Laboratory Control Spike Recoveries

WETLAB

APPL Inc.
908 North Temperance Avenue
Clovis, CA 93611

Method	Compound Name	Spike Lvl mg/L	SPK Res mg/L	DUP Res mg/L	SPK % Recov	DUP % Recov	RPD	RPD Max	QC Limits	Extract Date-Spk	Analysis Date-Spk	Extract Date-Dup	Analysis Date-Dup	QC Group
SW846 90	TOTAL ORGANIC CARBO	5.00	4.54	4.59	90.8	91.8	1.1	20	80-120	11/05/21	11/05/21	11/05/21	11/05/21	#TOCW5-211105A-BA431

Comments:

ORGANICS
Calibration Data

TPH Extractables
DOC1028

Form 6
Initial Calibration

Lab Name: APPL, Inc. SDG No:
Case No: Initial Cal. Date: 10/28/2021
Matrix: Water Instrument: Apollo Initials: KA

		Compound	1	2	3	4	5	6	7				Avg	%RSD	Type	r^2	Q
			1028003.D	1028004.D	1028005.D	1028006.D	1028007.D	1028008.D	1028009.D								
1	HATM	Diesel (C10-C24)	2983809	2406563	2517872	2418941	2337993	2387715	2563791				2516669	8.7	HATM		
2	HBTML	Motor Oil (C24-C40)	5192328	3260715	2065863	1824592	1695984	1676117	1728658				2492037	53	HBTM	1.000	
3	SA	Ortho-Terphenyl(S)	3637234	3178668	3119876	3035678	2926966	2905323	3088794				3127505	7.9	SA		
4	SA	Octacosane(S)	2469203	2170507	2286410	2275552	2170413	2171254	2286658				2261428	4.8	SA		
5																	
6																	
7																	
8																	
9																	
10																	
11																	
12																	
13																	
14																	
15																	
16																	
17																	
18																	
19																	
20																	
21																	
22																	
23																	
24																	
25																	
26																	
27																	
28																	
29																	
30																	
31																	
32																	
33																	
34																	
35																	

2.118919

Quantitation Report (Not Reviewed)

Data File : G:\APOLLO\DATA\211028\1028003.D Vial: 3
Acq On : 10-28-21 9:19:03 Operator: KA
Sample : DMO STD 1 10/28/21 Inst : Apollo
Misc : water Multiplr: 1.00
IntFile : events.e
Quant Time: Oct 28 15:39 2021 Quant Results File: DOC1028.RES

Method : G:\APOLLO\DATA\211028\DOC1028.M (Chemstation Integrator)
Title : 8015 B&C
Last Update : Thu Oct 28 15:39:11 2021
Response via : Multiple Level Calibration

Volume Inj. : 2UL
Signal Phase : DB-5
Signal Info : FID02A

Compound	R.T.	Response	Conc Units
System Monitoring Compounds			
3) SA Ortho-Terphenyl(S)	7.53	1818617	0.291 ppb
Surrogate Spike 30.000	Recovery	=	0.97%
4) SA Octacosane(S)	9.82	1234601	0.273 ppb
Surrogate Spike 30.000	Recovery	=	0.91%
Target Compounds			
1) HATM Diesel (C10-C24)	6.49	29838086	5.928 ppb
2) HBTM Motor Oil (C24-C40)	14.96	51923283	5.234 ppb

Target Compounds

Quantitation Report

Data File: G:\APOLLO\DATA\211028\1028003.D
Sample : DMO STD 1 10/28/21

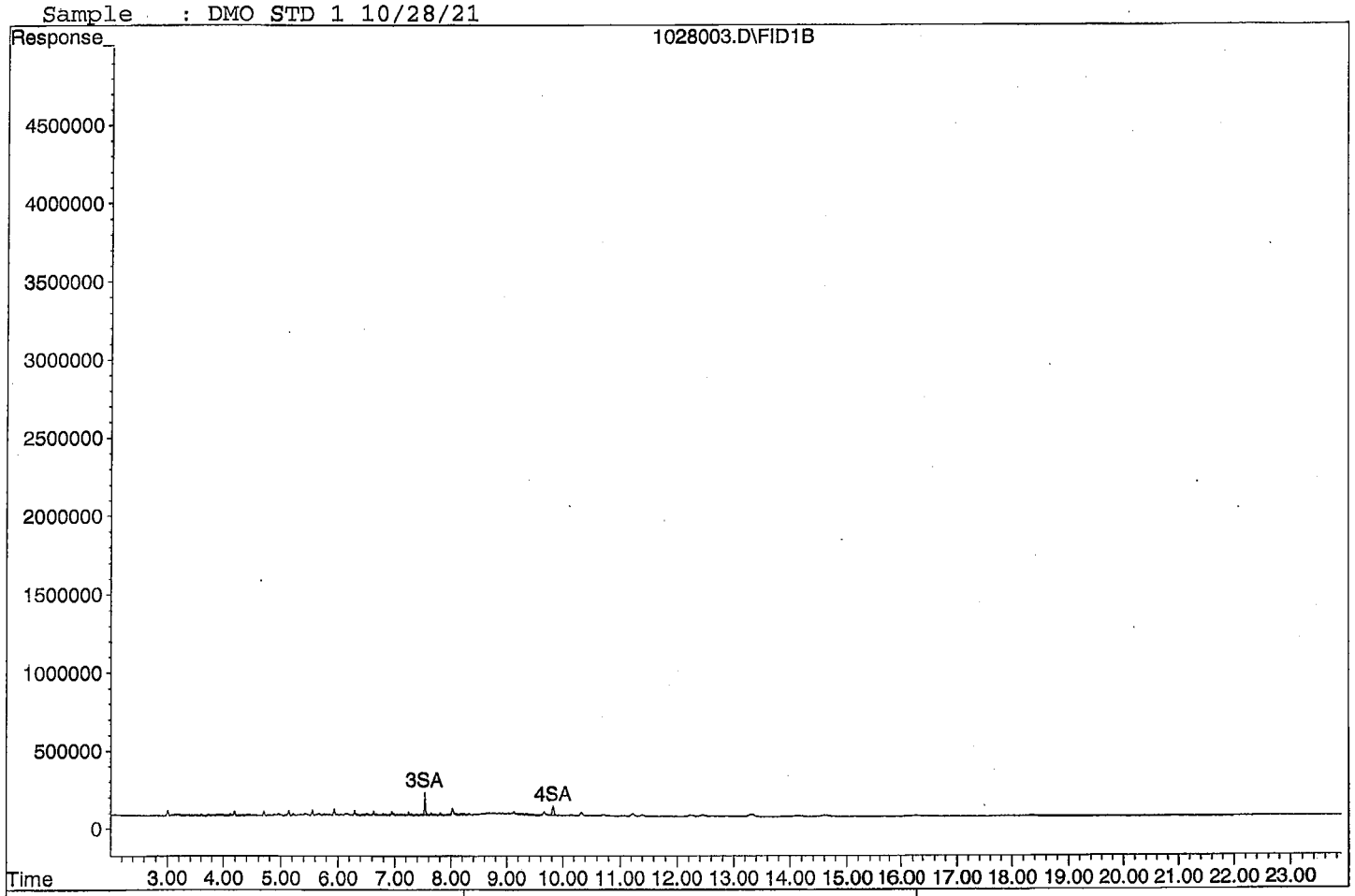

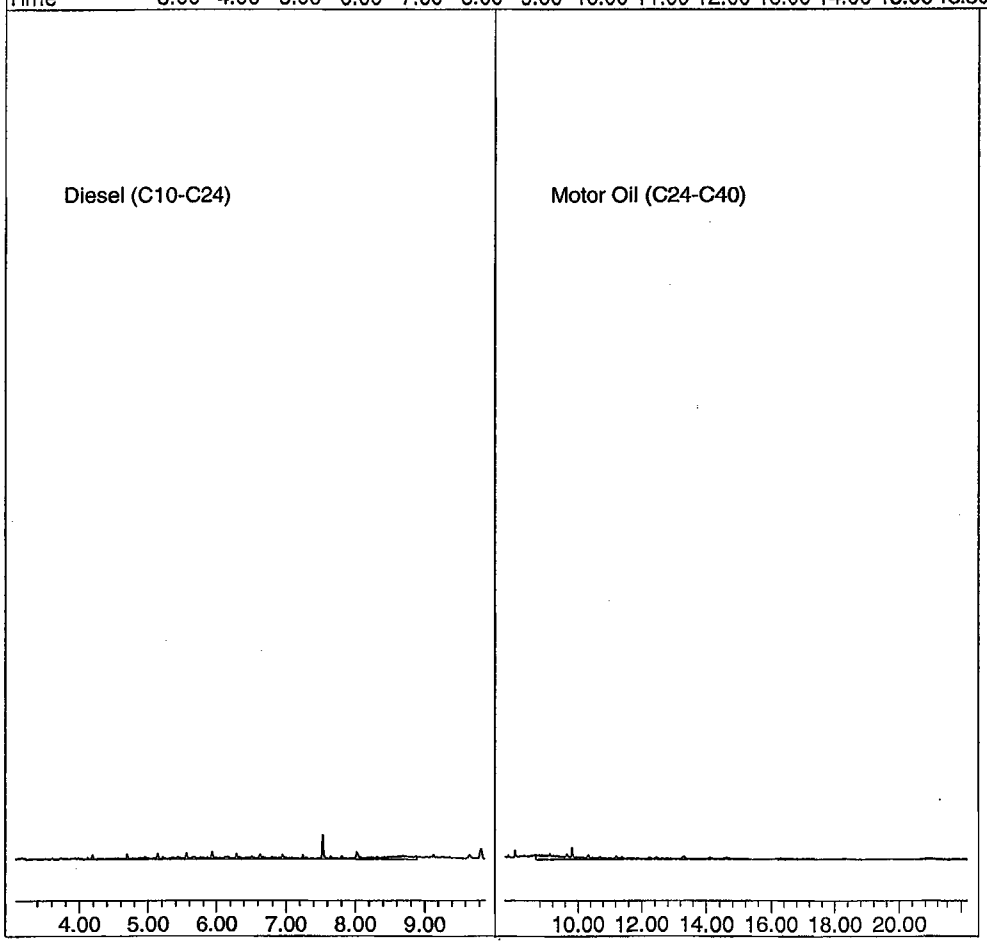

Quantitation Report (Not Reviewed)

Data File : G:\APOLLO\DATA\211028\1028004.D Vial: 4
Acq On : 10-28-21 9:47:06 Operator: KA
Sample : DMO STD 2 10/28/21 Inst : Apollo
Misc : water Multiplr: 1.00
IntFile : events.e
Quant Time: Oct 28 15:39 2021 Quant Results File: DOC1028.RES

Method : G:\APOLLO\DATA\211028\DOC1028.M (Chemstation Integrator)
Title : 8015 B&C
Last Update : Thu Oct 28 15:39:11 2021
Response via : Multiple Level Calibration

Volume Inj. : 2UL
Signal Phase : DB-5
Signal Info : FID02A

Compound	R.T.	Response	Conc Units
System Monitoring Compounds			
3) SA Ortho-Terphenyl(S)	7.53	3178668	0.508 ppb
Surrogate Spike 30.000		Recovery =	1.69%
4) SA Octacosane(S)	9.82	2170507	0.480 ppb
Surrogate Spike 30.000		Recovery =	1.60%
Target Compounds			
1) HATM Diesel (C10-C24)	6.49	48131263	9.562 ppb
2) HBTM Motor Oil (C24-C40)	14.96	65214303	9.152 ppb

Target Compounds

(f)=RT Delta > 1/2 Window (m)=manual int.

1028004.D DOC1028.M Thu Oct 28 15:42:31 2021

Quantitation Report

Data File: G:\APOLLO\DATA\211028\1028004.D
Sample : DMO STD 2 10/28/21

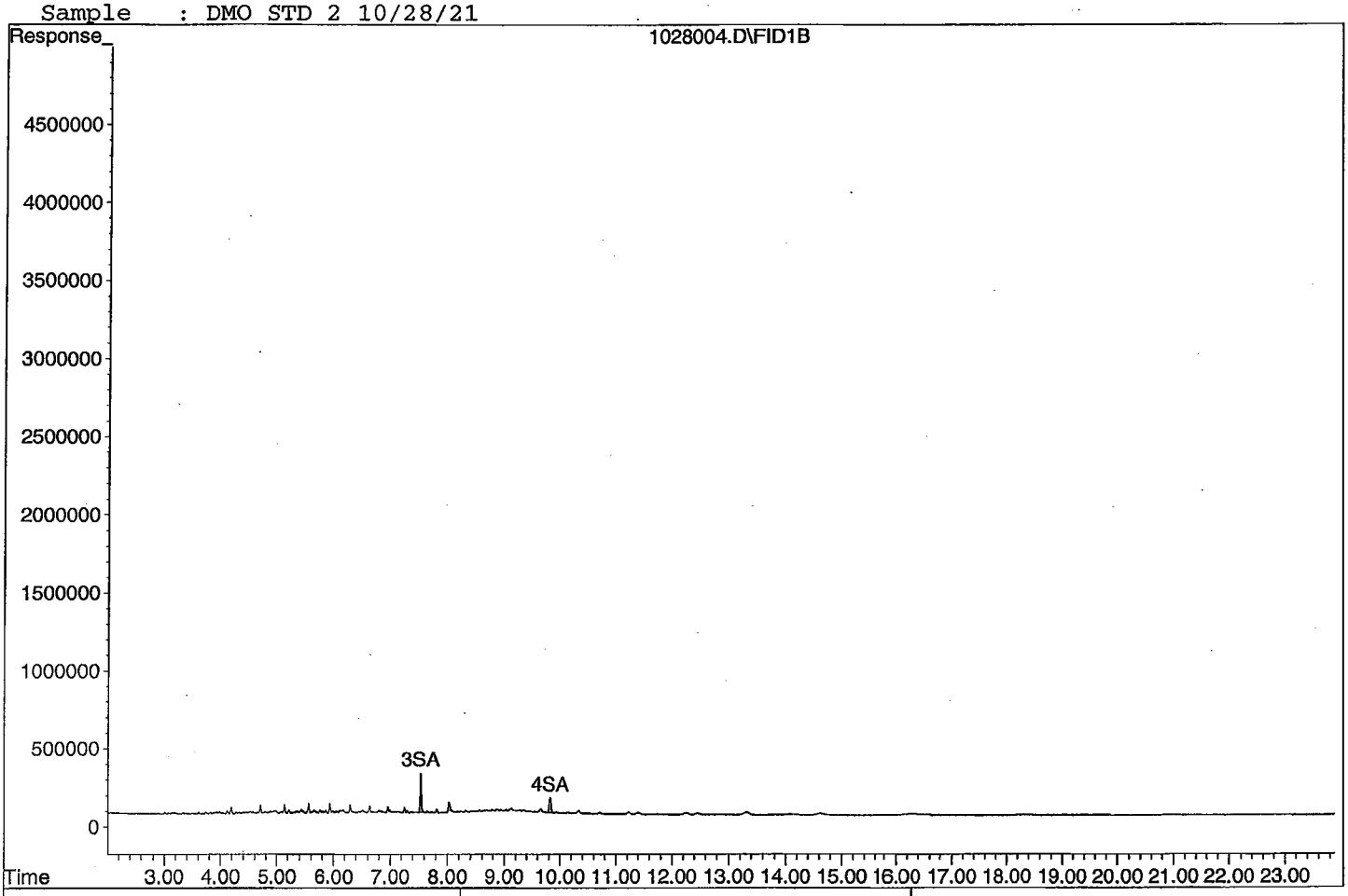

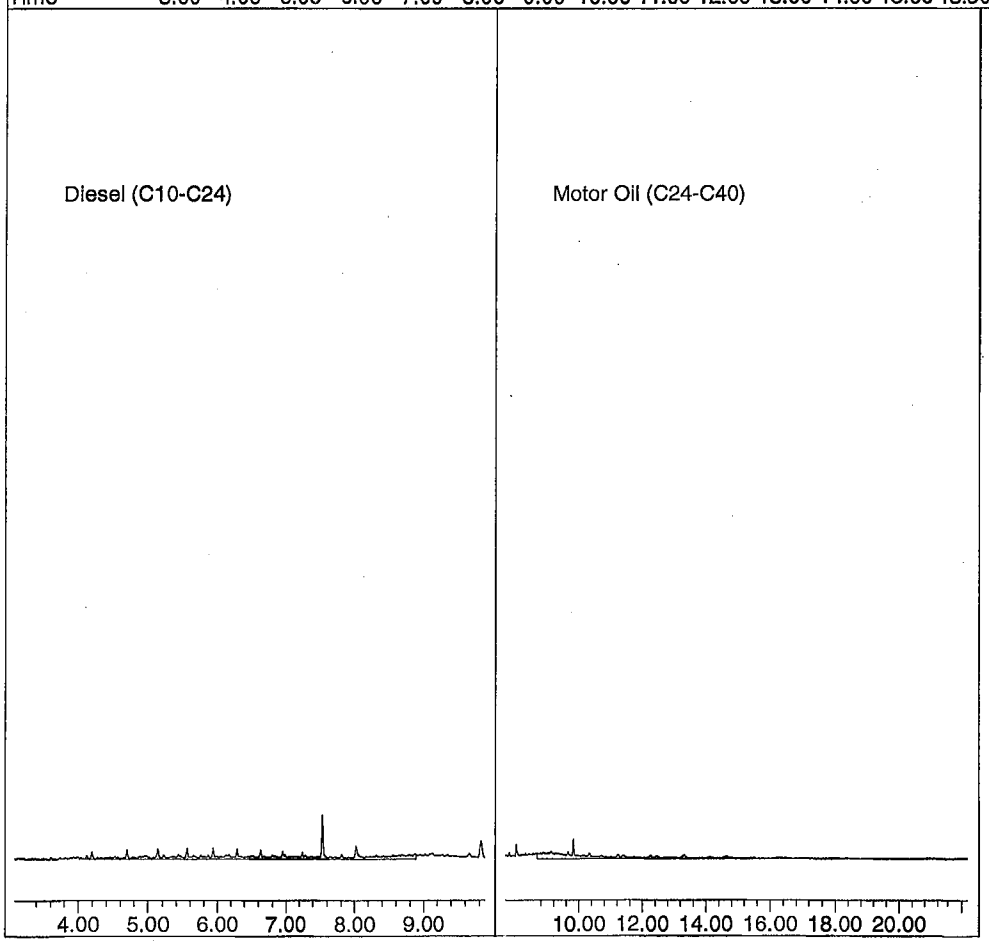

Quantitation Report (Not Reviewed)

Data File : G:\APOLLO\DATA\211028\1028005.D Vial: 5
Acq On : 10-28-21 10:15:13 Operator: KA
Sample : DMO STD 3 10/28/21 Inst : Apollo
Misc : water Multiplr: 1.00
IntFile : events.e
Quant Time: Oct 28 15:39 2021 Quant Results File: DOC1028.RES

Method : G:\APOLLO\DATA\211028\DOC1028.M (Chemstation Integrator)
Title : 8015 B&C
Last Update : Thu Oct 28 15:39:11 2021
Response via : Multiple Level Calibration

Volume Inj. : 2UL
Signal Phase : DB-5
Signal Info : FID02A

Compound	R.T.	Response	Conc Units
System Monitoring Compounds			
3) SA Ortho-Terphenyl(S)	7.53	15599382	2.494 ppb
Surrogate Spike 30.000	Recovery	=	8.31%
4) SA Octacosane(S)	9.82	11432050	2.528 ppb
Surrogate Spike 30.000	Recovery	=	8.43%
Target Compounds			
1) HATM Diesel (C10-C24)	6.49	251787231	50.024 ppb
2) HBTM Motor Oil (C24-C40)	14.96	206586322	50.832 ppb

Target Compounds

Data File: G:\APOLLO\DATA\211028\1028005.D
Sample : DMO STD 3 10/28/21

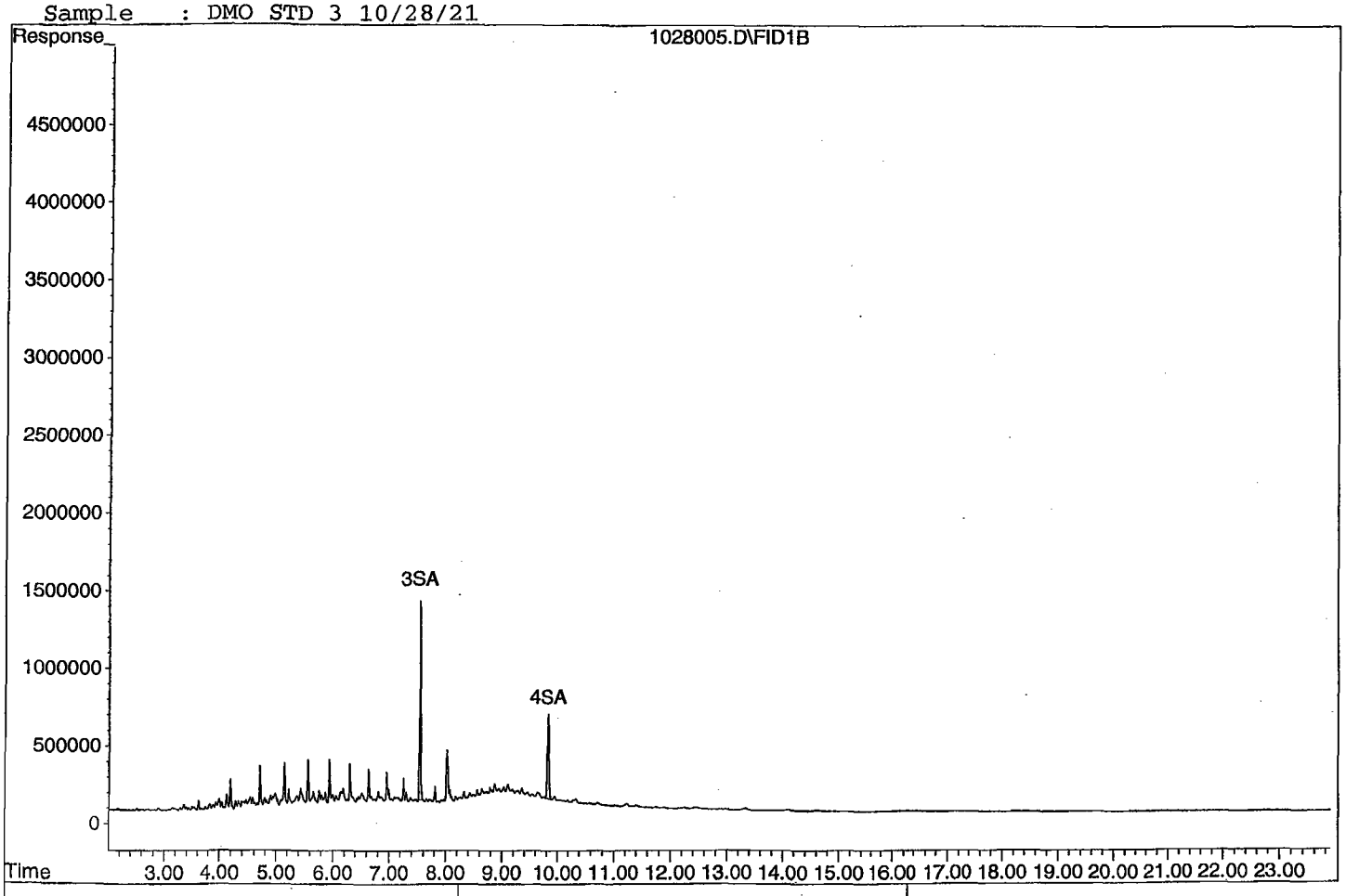

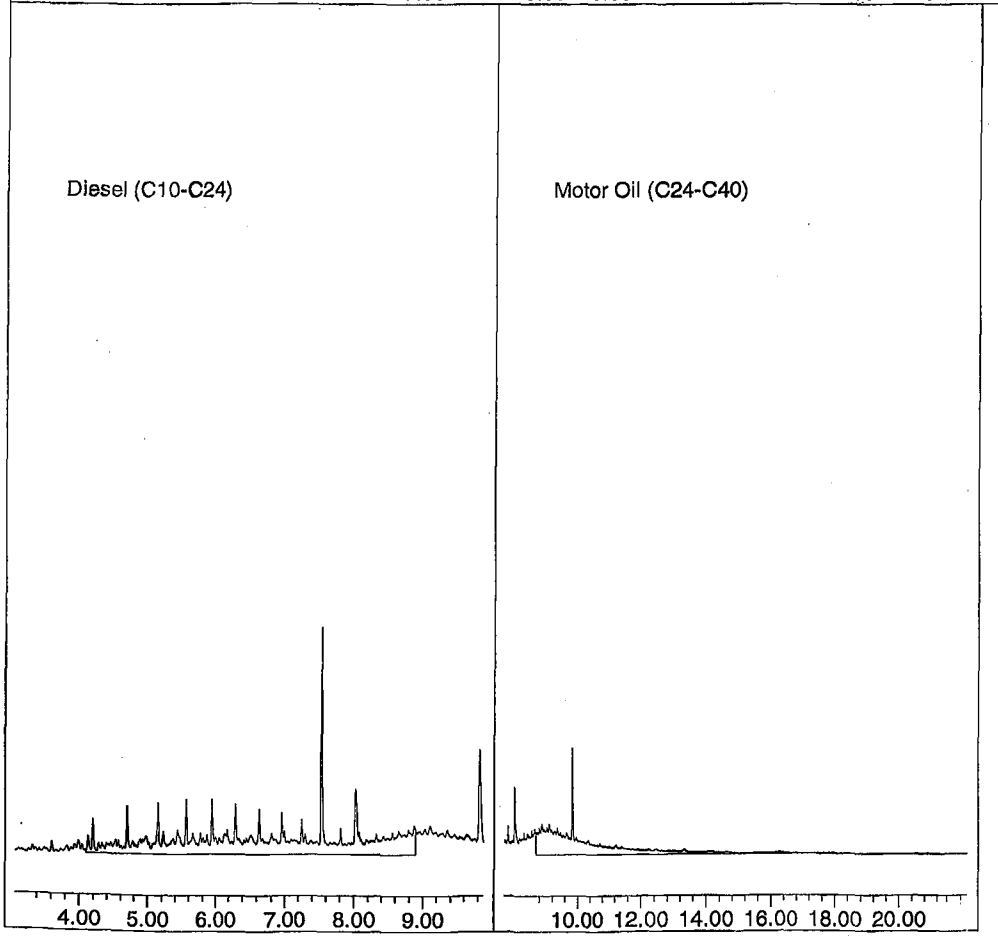

Quantitation Report (Not Reviewed)

Data File : G:\APOLLO\DATA\211028\1028006.D Vial: 6
Acq On : 10-28-21 10:43:31 Operator: KA
Sample : DMO STD 4 10/28/21 Inst : Apollo
Misc : water Multiplr: 1.00
IntFile : events.e
Quant Time: Oct 28 15:39 2021 Quant Results File: DOC1028.RES

Method : G:\APOLLO\DATA\211028\DOC1028.M (Chemstation Integrator)
Title : 8015 B&C
Last Update : Thu Oct 28 15:39:11 2021
Response via : Multiple Level Calibration

Volume Inj. : 2UL
Signal Phase : DB-5
Signal Info : FID02A

Compound	R.T.	Response	Conc Units
System Monitoring Compounds			
3) SA Ortho-Terphenyl(S)	7.53	75891940	12.133 ppb
Surrogate Spike 30.000		Recovery =	40.44%
4) SA Octacosane(S)	9.82	56888797	12.578 ppb
Surrogate Spike 30.000		Recovery =	41.93%
Target Compounds			
1) HATM Diesel (C10-C24)	6.49	1209470396	240.292 ppb
2) HBTM Motor Oil (C24-C40)	14.96	912296132	258.892 ppb

Target Compounds

Quantitation Report

Data File: G:\APOLLO\DATA\211028\1028006.D
Sample : DMO STD 4 10/28/21

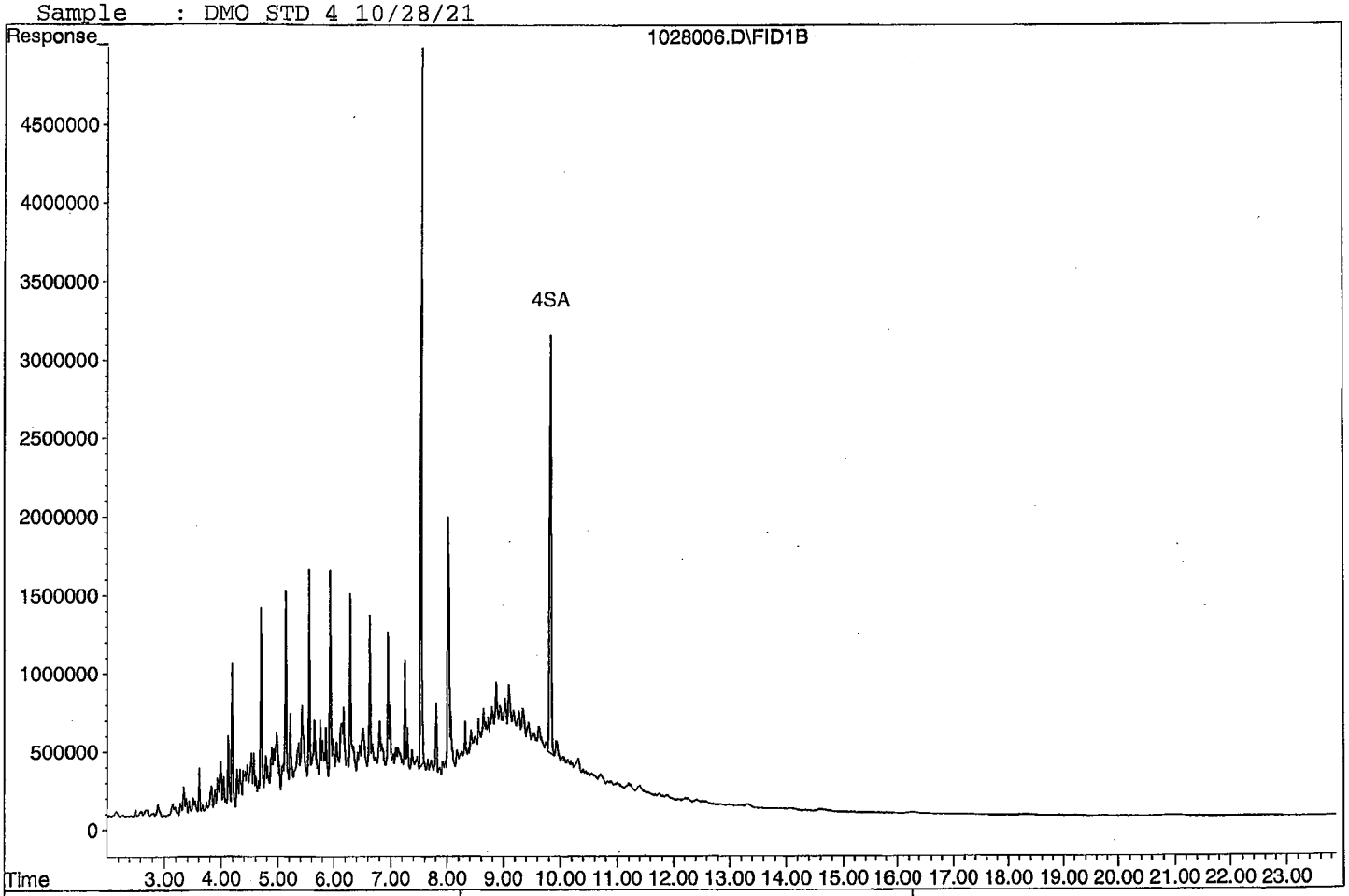

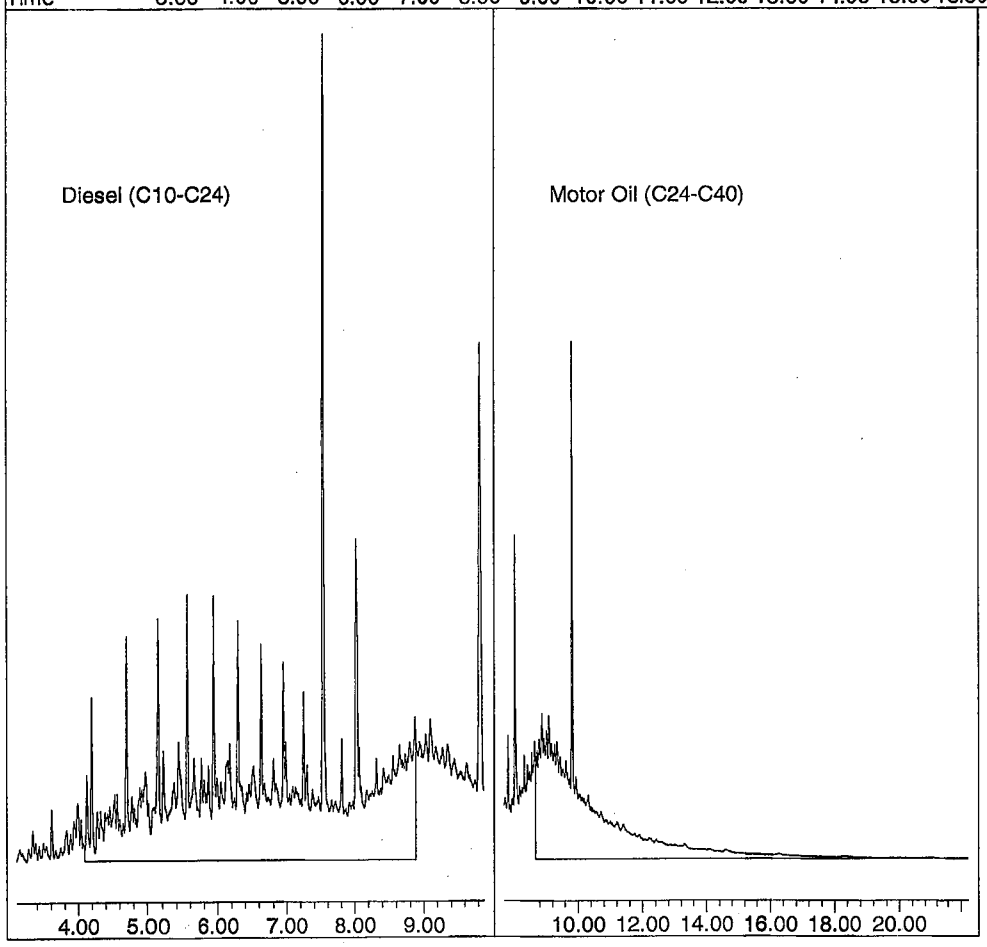

Quantitation Report (Not Reviewed)

Data File : G:\APOLLO\DATA\211028\1028007.D Vial: 7
Acq On : 10-28-21 11:11:42 Operator: KA
Sample : DMO STD 5 10/28/21 Inst : Apollo
Misc : water Multiplr: 1.00
IntFile : events.e
Quant Time: Oct 28 15:39 2021 Quant Results File: DOC1028.RES

Method : G:\APOLLO\DATA\211028\DOC1028.M (Chemstation Integrator)
Title : 8015 B&C
Last Update : Thu Oct 28 15:39:11 2021
Response via : Multiple Level Calibration

Volume Inj. : 2UL
Signal Phase : DB-5
Signal Info : FID02A

Compound	R.T.	Response	Conc Units
System Monitoring Compounds			
3) SA Ortho-Terphenyl(S)	7.54	292696553	46.794 ppb
Surrogate Spike 30.000		Recovery =	155.98%
4) SA Octacosane(S)	9.83	217041298	47.988 ppb
Surrogate Spike 30.000		Recovery =	159.96%
Target Compounds			
1) HATM Diesel (C10-C24)	6.49	4675985227	929.003 ppb
2) HBTM Motor Oil (C24-C40)	14.96	3391967397	989.959 ppb

Target Compounds

Quantitation Report

Data File: G:\APOLLO\DATA\211028\1028007.D
Sample : DMO STD 5 10/28/21

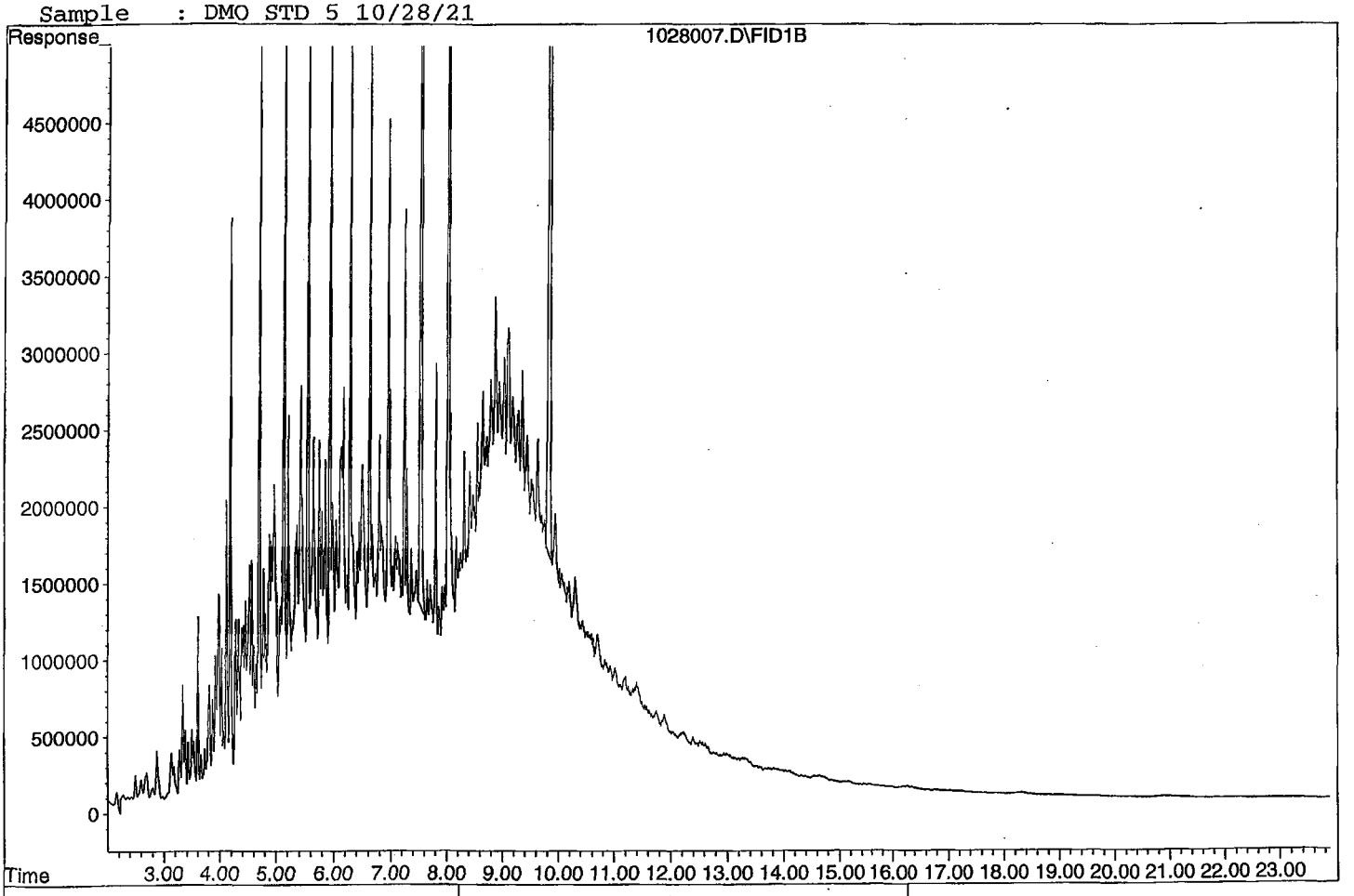

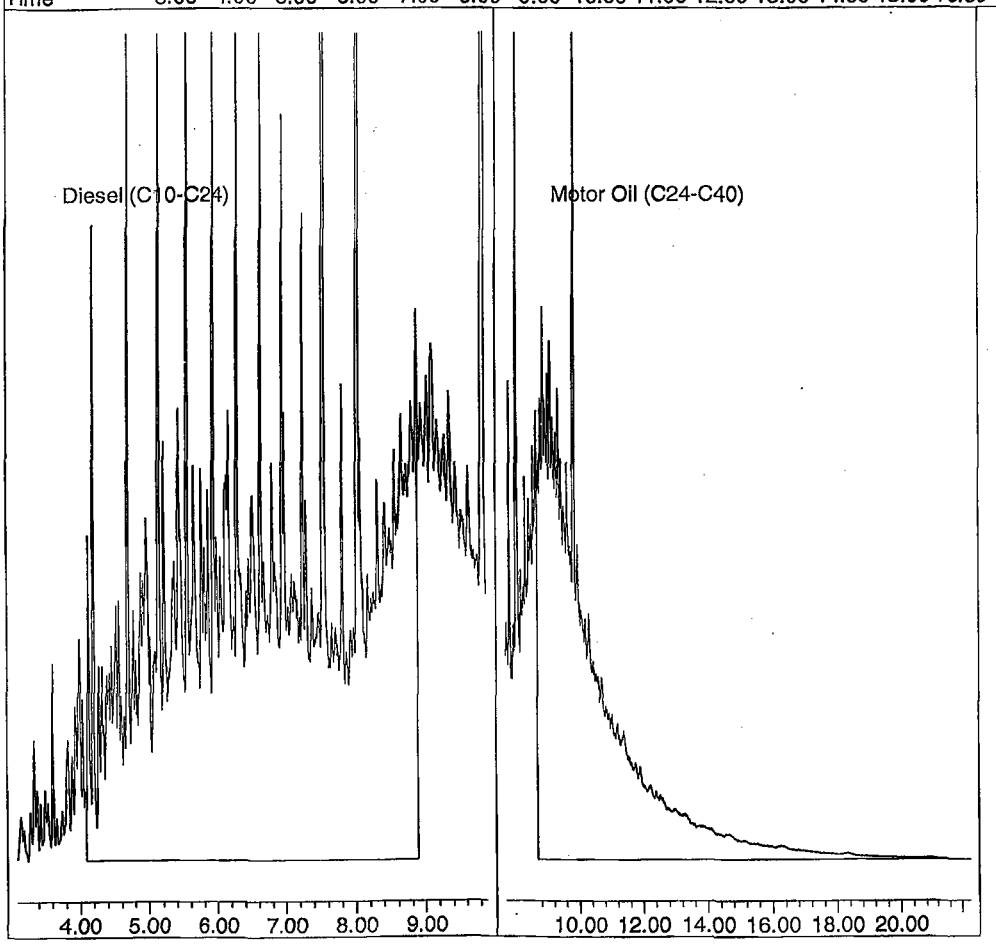

Quantitation Report (Not Reviewed)

Data File : G:\APOLLO\DATA\211028\1028008.D
Acq On : 10-28-21 11:39:55
Sample : DMO STD 6 10/28/21
Misc : water
IntFile : events.e
Quant Time: Oct 28 15:39 2021 Quant Results File: DOC1028.RES

Vial: 8
Operator: KA
Inst : Apollo
Multiplr: 1.00

Method : G:\APOLLO\DATA\211028\DOC1028.M (Chemstation Integrator)
Title : 8015 B&C
Last Update : Thu Oct 28 15:39:11 2021
Response via : Multiple Level Calibration

Volume Inj. : 2UL
Signal Phase : DB-5
Signal Info : FID02A

Compound	R.T.	Response	Conc Units
System Monitoring Compounds			
3) SA Ortho-Terphenyl(S)	7.54	435798382	69.672 ppb
Surrogate Spike 30.000		Recovery =	232.24%
4) SA Octacosane(S)	9.84	325688048	72.009 ppb
Surrogate Spike 30.000		Recovery =	240.03%
Target Compounds			
1) HATM Diesel (C10-C24)	6.49	7163144090	1423.140 ppb
2) HBTM Motor Oil (C24-C40)	14.96	5028351305	1472.405 ppb

Target Compounds

(f)=RT Delta > 1/2 Window (m)=manual int.

Data File: G:\APOLLO\DATA\211028\1028008.D
Sample : DMO STD 6 10/28/21

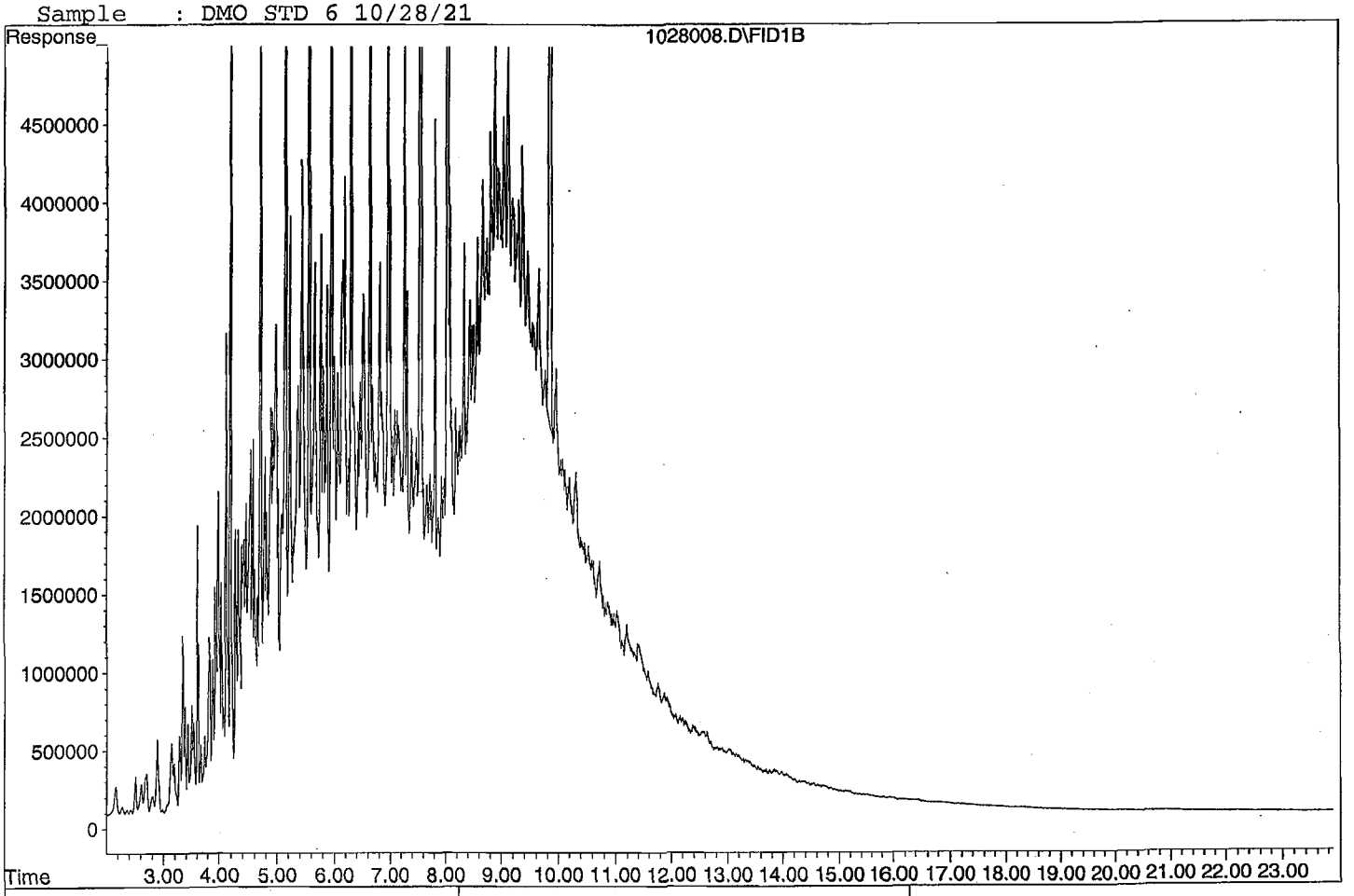

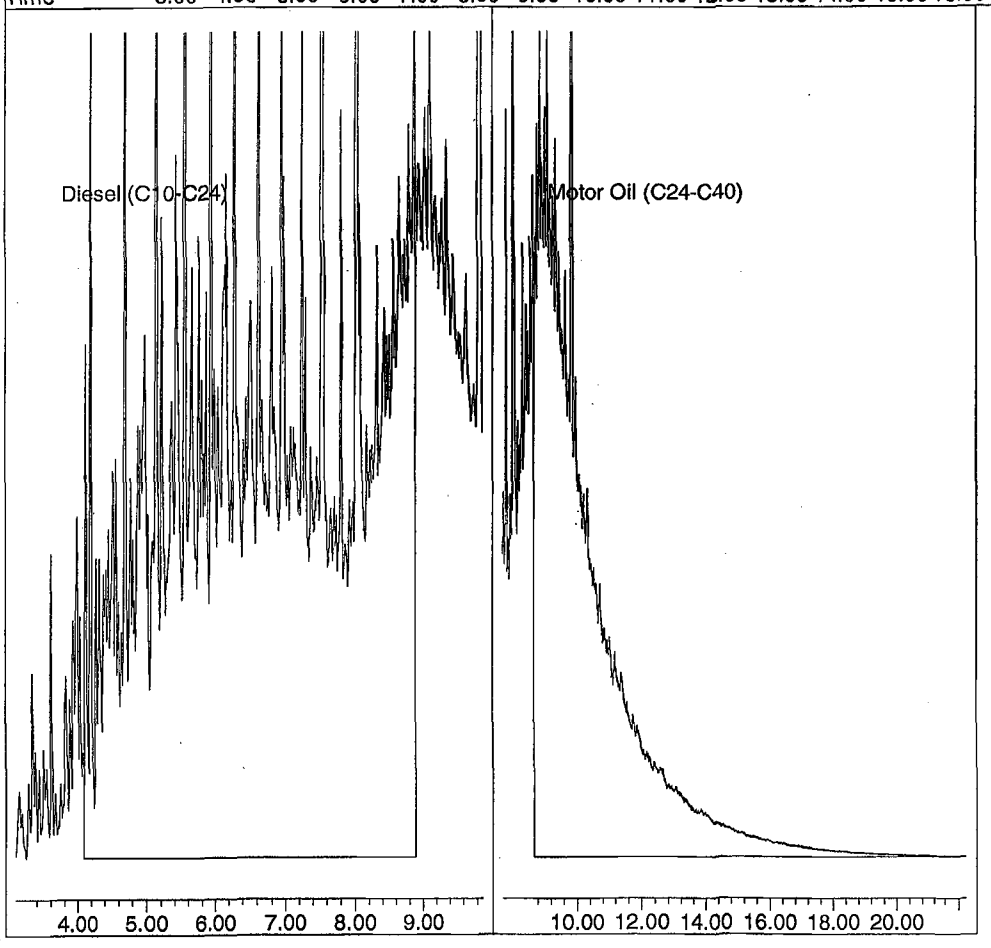

Quantitation Report (Not Reviewed)

Data File : G:\APOLLO\DATA\211028\1028009.D Vial: 9
Acq On : 10-28-21 12:08:10 Operator: KA
Sample : DMO STD 7 10/28/21 Inst : Apollo
Misc : water Multiplr: 1.00
IntFile : events.e
Quant Time: Oct 28 15:39 2021 Quant Results File: DOC1028.RES

Method : G:\APOLLO\DATA\211028\DOC1028.M (Chemstation Integrator)
Title : 8015 B&C
Last Update : Thu Oct 28 15:39:11 2021
Response via : Multiple Level Calibration

Volume Inj. : 2UL
Signal Phase : DB-5
Signal Info : FID02A

Compound	R.T.	Response	Conc Units
System Monitoring Compounds			
3) SA Ortho-Terphenyl(S)	7.54	617758709	98.762 ppb
Surrogate Spike 30.000		Recovery =	329.21%
4) SA Octacosane(S)	9.85	457331573	101.116 ppb
Surrogate Spike 30.000		Recovery =	337.05%
Target Compounds			
1) HATM Diesel (C10-C24)	6.49	10255165539	2037.448 ppb
2) HBTM Motor Oil (C24-C40)	14.96	6914631831	2028.526 ppb

Target Compounds

Data File: G:\APOLLO\DATA\211028\1028009.D
Sample : DMO STD 7 10/28/21

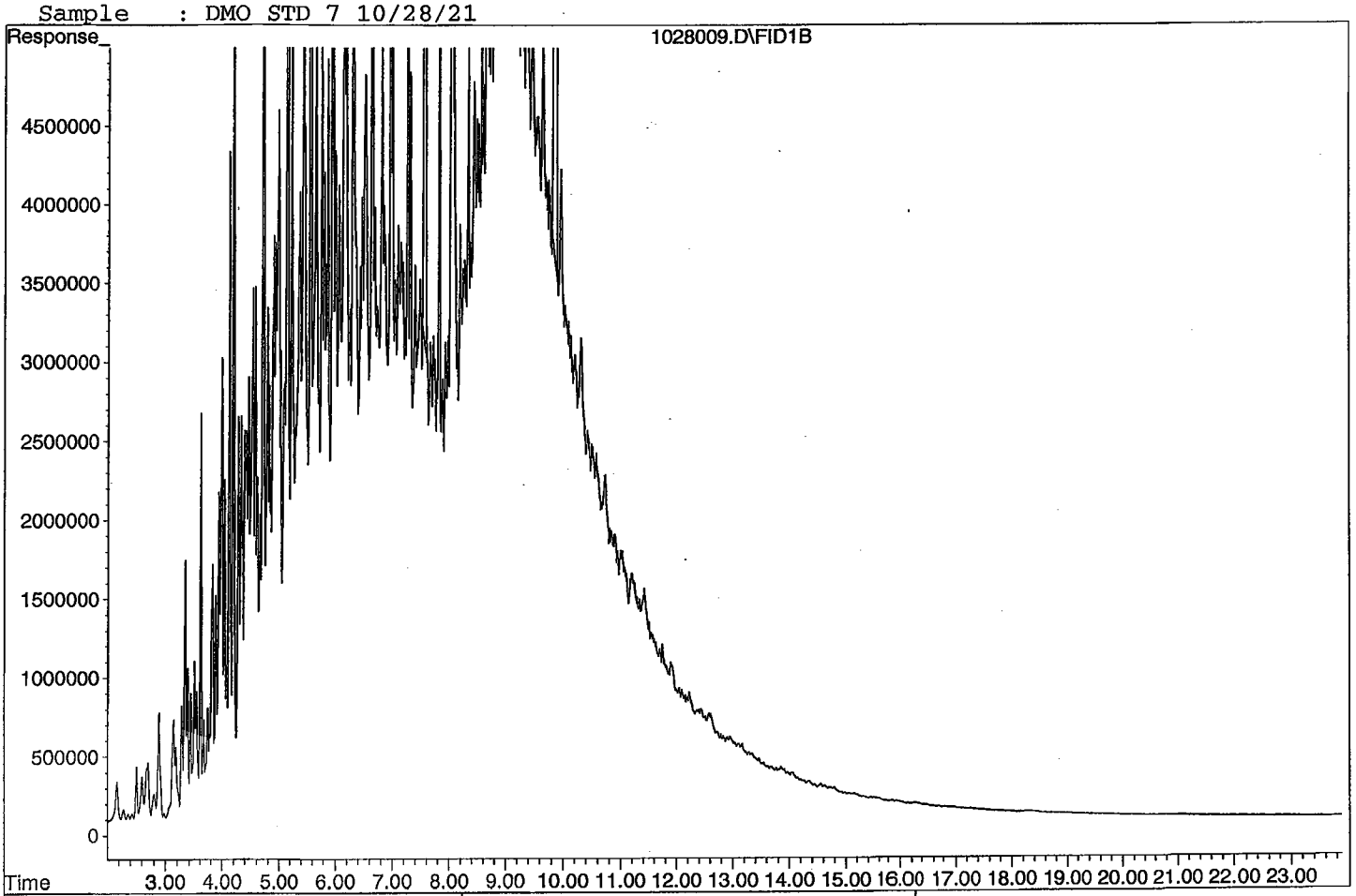

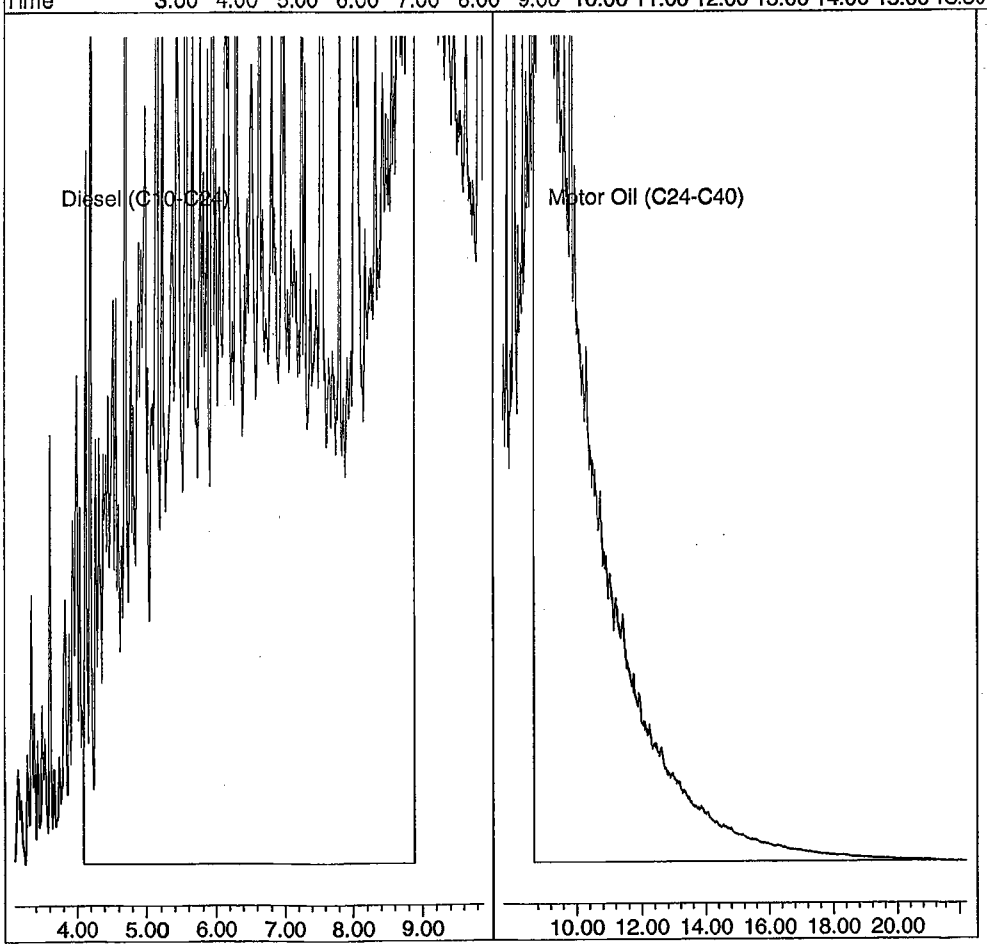

TPH Extractables
DOC1028

Form 7

Second Source Calibration

Lab Name: APPL, Inc.
Case No:
Matrix: Water

SDG No:
Date Analyzed: 10/28/2021
Instrument: Apollo
Initial Cal. Date: 10/28/2021
Data File: 1028010.D

		Compound	MEAN	CCRF	%D	%Drift	
1	HATM	Diesel (C10-C24)	2516670	2266400	9.9	HATM	
2	HBTM	Motor Oil (C24-C40)	2492040	1663520	33	HBTML	5.9
3							
4							
5							
6							
7							
8							
9							
10							
11							
12							
13							
14							
15							
16							
17							
18							
19							
20							
21							
22							
23							
24							
25							
26							
27							
28							
29							
30							
31							
32							
33							
34							
35							
36							
37							
38							
39							
40							
		Average			21.5		

Quantitation Report (Not Reviewed)

Data File : G:\APOLLO\DATA\211028\1028010.D Vial: 10
Acq On : 10-28-21 12:36:26 Operator: KA
Sample : DMO Second Source 10/28/21 Inst : Apollo
Misc : water Multiplr: 1.00
IntFile : events.e
Quant Time: Oct 28 15:39 2021 Quant Results File: DOC1028.RES

Method : G:\APOLLO\DATA\211028\DOC1028.M (Chemstation Integrator)
Title : 8015 B&C
Last Update : Thu Oct 28 15:39:11 2021
Response via : Multiple Level Calibration

Volume Inj. : 2UL
Signal Phase : DB-5
Signal Info : FID02A

Compound	R.T.	Response	Conc Units
System Monitoring Compounds			
3) SA Ortho-Terphenyl(S)	7.53	4250105	0.679 ppb
Surrogate Spike 30.000		Recovery =	2.26%
4) SA Octacosane(S)	9.83	-3553	N.D. ppb
Surrogate Spike 30.000		Recovery =	0.00%
Target Compounds			
1) HATM Diesel (C10-C24)	6.49	1133202337	225.139 ppb
2) HBTM Motor Oil (C24-C40)	14.96	831758038	235.148 ppb

Target Compounds

(f)=RT Delta > 1/2 Window (m)=manual int.

Data File: G:\APOLLO\DATA\211028\1028010.D
Sample : DMO Second Source 10/28/21

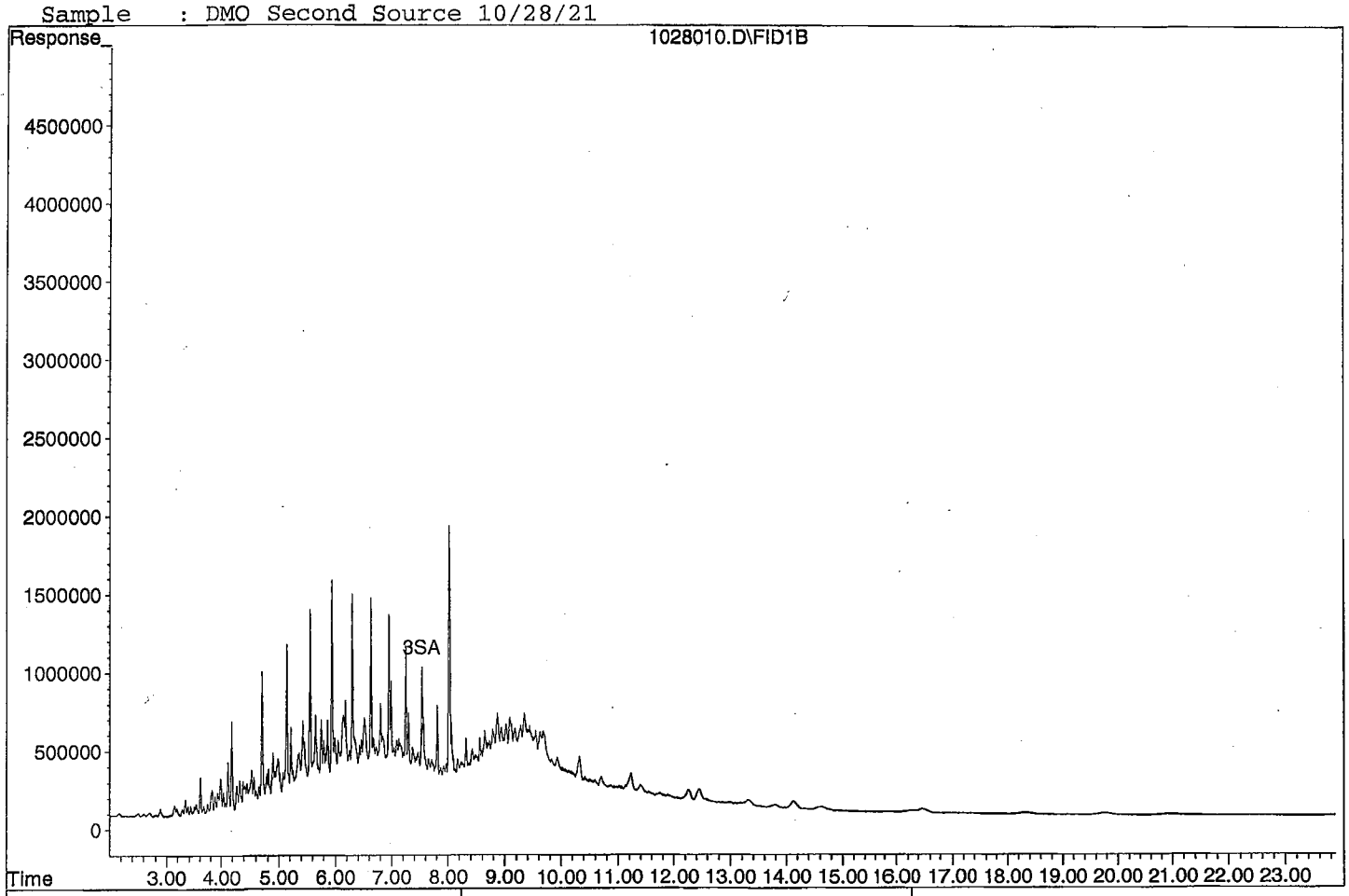

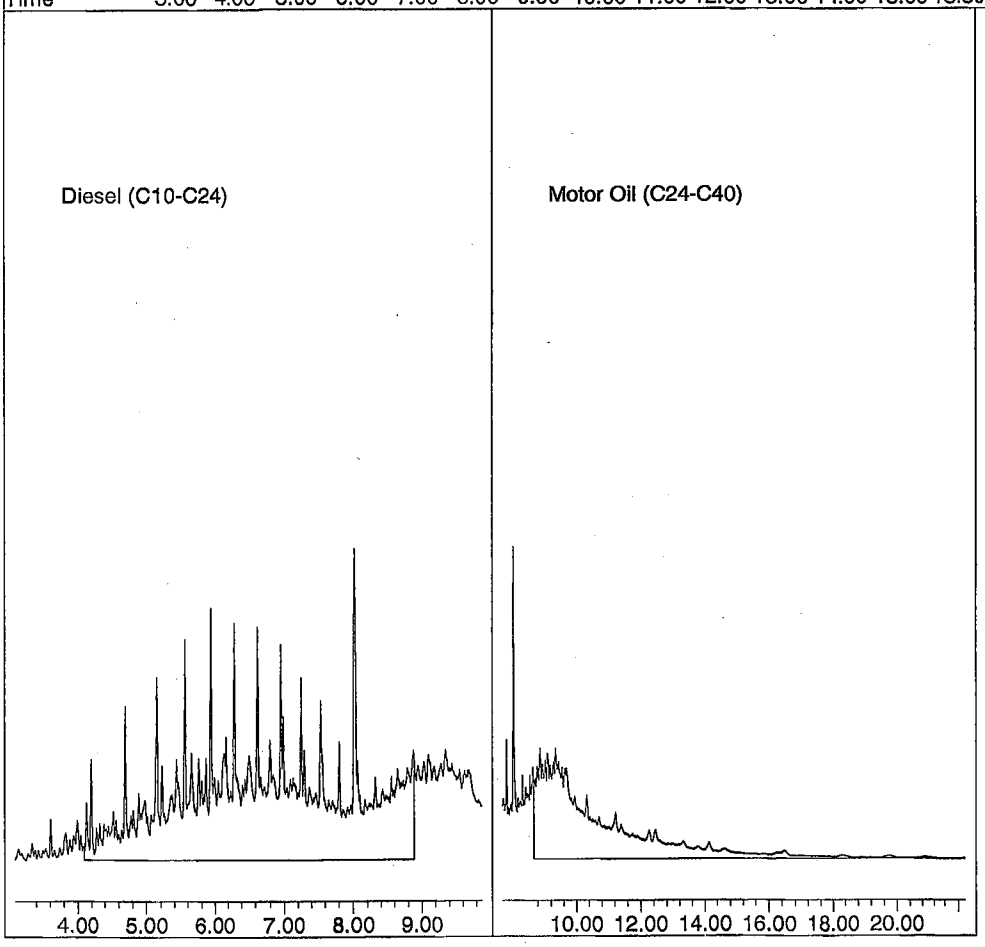

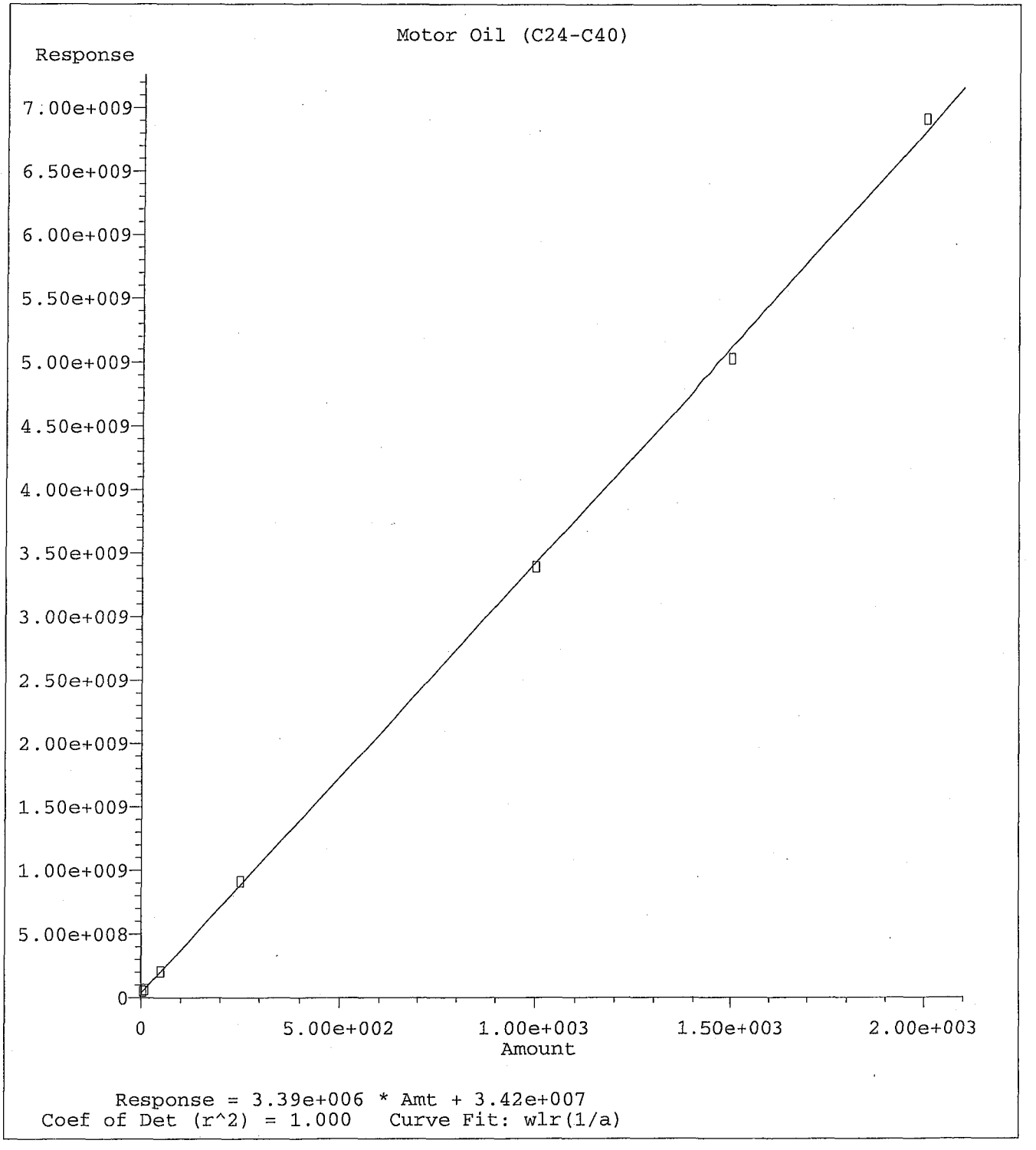

Method Name: G:\APOLLO\DATA\211028\DOC1028.M
Calibration Table Last Updated: Thu Oct 28 15:37:06 2021

TPH Extractables
DOC1028

Form 7

Continuing Calibration

Lab Name: APPL, Inc.
Case No:
Matrix: Water

SDG No:
Date Analyzed: 11/11/2021
Instrument: Apollo
Initial Cal. Date: 10/28/2021
Data File: 1110031.D

		Compound	MEAN	CCRF	%D		%Drift
1	HATM	Diesel (C10-C24)	2516670	2598370	3.2	HATM	
2	HBTM	Motor Oil (C24-C40)	2492040	1901950	24	HBTML	8.1
3	SA	Ortho-Terphenyl(S)	3127510	3109130	0.59	SA	
4	SA	Octacosane(S)	2261430	2312170	2.2	SA	
5							
6							
7							
8							
9							
10							
11							
12							
13							
14							
15							
16							
17							
18							
19							
20							
21							
22							
23							
24							
25							
26							
27							
28							
29							
30							
31							
32							
33							
34							
35							
36							
37							
38							
39							
40							
		Average			7.5		

Quantitation Report (Not Reviewed)

Data File : G:\APOLLO\DATA\211110\1110031.D Vial: 31
Acq On : 11-11-21 0:24:43 Operator: KA
Sample : DMO LVL 4 CCV 10/27/21 Inst : Apollo
Misc : water Multiplr: 1.00
IntFile : events.e
Quant Time: Nov 11 8:40 2021 Quant Results File: DOC1028.RES

Method : G:\APOLLO\DATA\211028\DOC1028.M (Chemstation Integrator)
Title : 8015 B&C
Last Update : Fri Nov 12 17:55:30 2021
Response via : Multiple Level Calibration

Volume Inj. : 2UL
Signal Phase : DB-5
Signal Info : FID02A

Compound	R.T.	Response	Conc Units
System Monitoring Compounds			
3) SA Ortho-Terphenyl(S)	7.44	77728152	12.427 ppb
Surrogate Spike 30.000		Recovery =	41.42%
4) SA Octacosane(S)	9.68	57804364	12.781 ppb
Surrogate Spike 30.000		Recovery =	42.60%
Target Compounds			
1) HATM Diesel (C10-C24)	6.49	1299185451	258.116 ppb
2) HBTM Motor Oil (C24-C40)	14.96	950974379	270.296 ppb

Target Compounds

Quantitation Report

Data File: G:\APOLLO\DATA\211110\1110031.D
Sample : DMO LVL 4 CCV 10/27/21

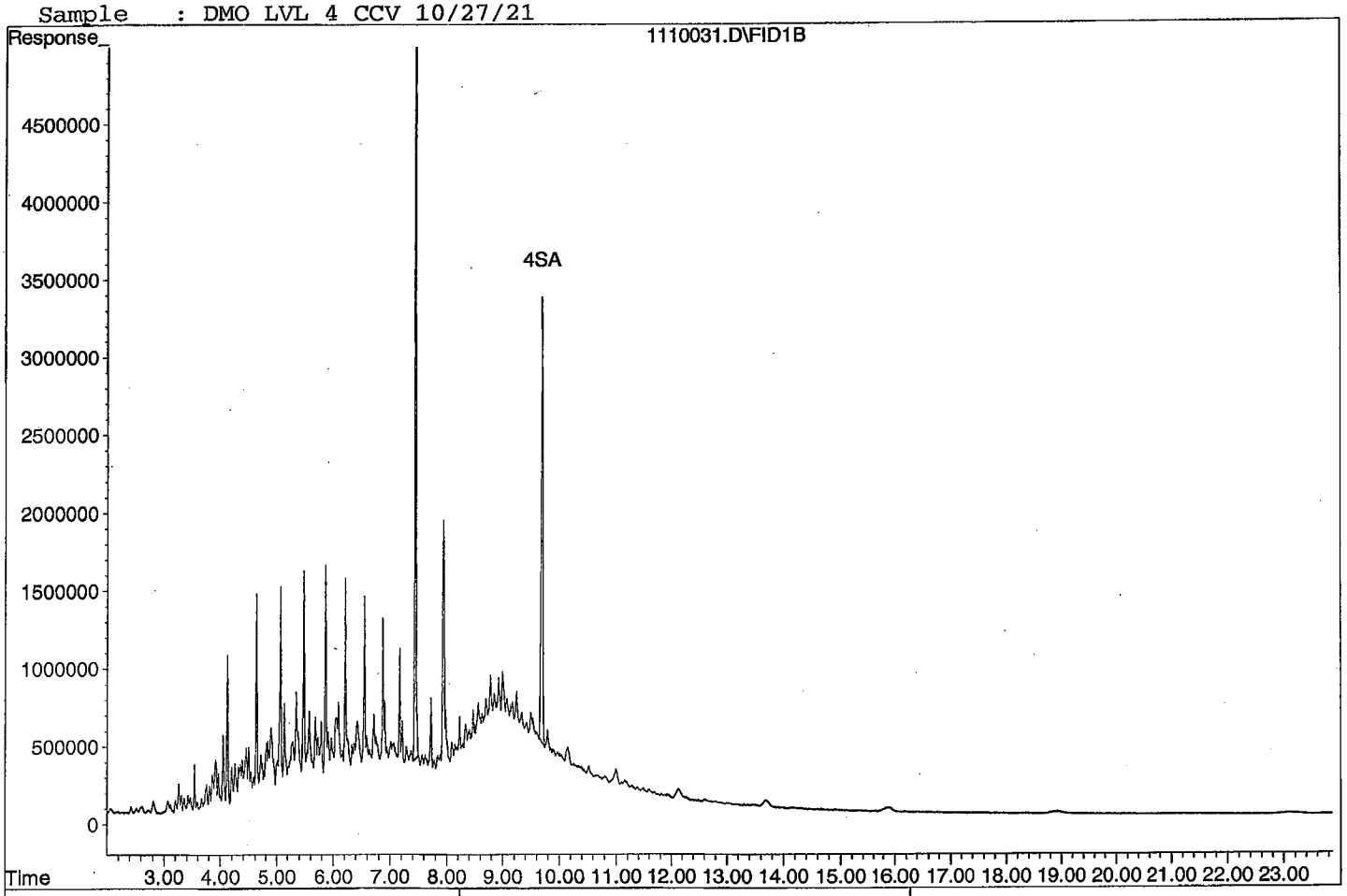

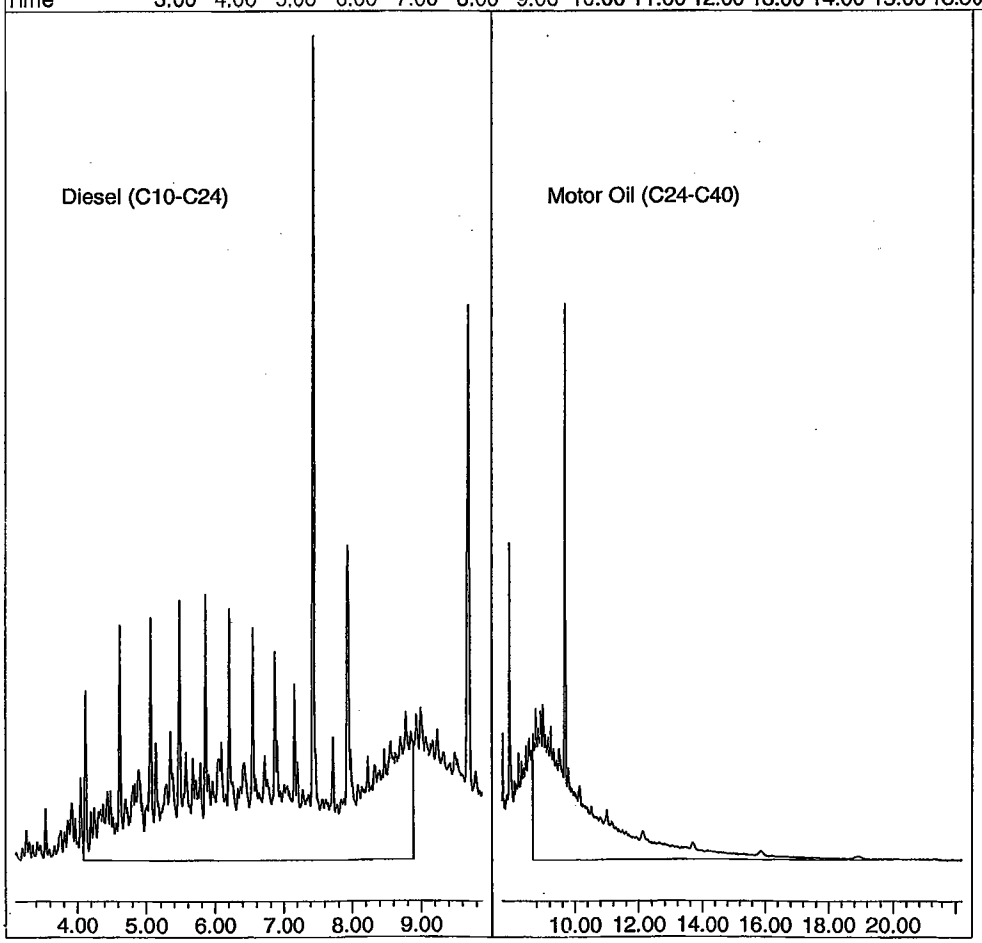

TPH Extractables
DOC1028

Form 7

Continuing Calibration

Lab Name: APPL, Inc.
Case No:
Matrix: Water

SDG No:
Date Analyzed: 11/11/2021
Instrument: Apollo
Initial Cal. Date: 10/28/2021
Data File: 1110050.D

		Compound	MEAN	CCRF	%D		%Drift
1	HATM	Diesel (C10-C24)	2516670	2557630	1.6	HATM	
2	HBTM	Motor Oil (C24-C40)	2492040	1852830	26	HBTML	5.2
3	SA	Ortho-Terphenyl(S)	3127510	3096470	0.99	SA	
4	SA	Octacosane(S)	2261430	2301810	1.8	SA	
5							
6							
7							
8							
9							
10							
11							
12							
13							
14							
15							
16							
17							
18							
19							
20							
21							
22							
23							
24							
25							
26							
27							
28							
29							
30							
31							
32							
33							
34							
35							
36							
37							
38							
39							
40							
		Average			7.6		

Quantitation Report (Not Reviewed)

Data File : G:\APOLLO\DATA\211110\1110050.D Vial: 50
Acq On : 11-11-21 9:17:01 Operator: KA
Sample : DMO LVL 4 CCV 10/27/21 Inst : Apollo
Misc : water Multiplr: 1.00
IntFile : events.e
Quant Time: Nov 11 17:44 2021 Quant Results File: DOC1028.RES

Method : G:\APOLLO\DATA\211028\DOC1028.M (Chemstation Integrator)
Title : 8015 B&C
Last Update : Fri Nov 12 17:55:30 2021
Response via : Multiple Level Calibration

Volume Inj. : 2UL
Signal Phase : DB-5
Signal Info : FID02A

Compound	R.T.	Response	Conc Units
System Monitoring Compounds			
3) SA Ortho-Terphenyl(S)	7.44	77411780	12.376 ppb
Surrogate Spike 30.000		Recovery =	41.25%
4) SA Octacosane(S)	9.68	57545270	12.723 ppb
Surrogate Spike 30.000		Recovery =	42.41%
Target Compounds			
1) HATM Diesel (C10-C24)	6.49	1278816675	254.069 ppb
2) HBTM Motor Oil (C24-C40)	14.96	926413239	263.054 ppb
Target Compounds			

(f)=RT Delta > 1/2 Window (m)=manual int.

Quantitation Report

Data File: G:\APOLLO\DATA\211110\1110050.D
Sample : DMO LVL 4 CCV 10/27/21

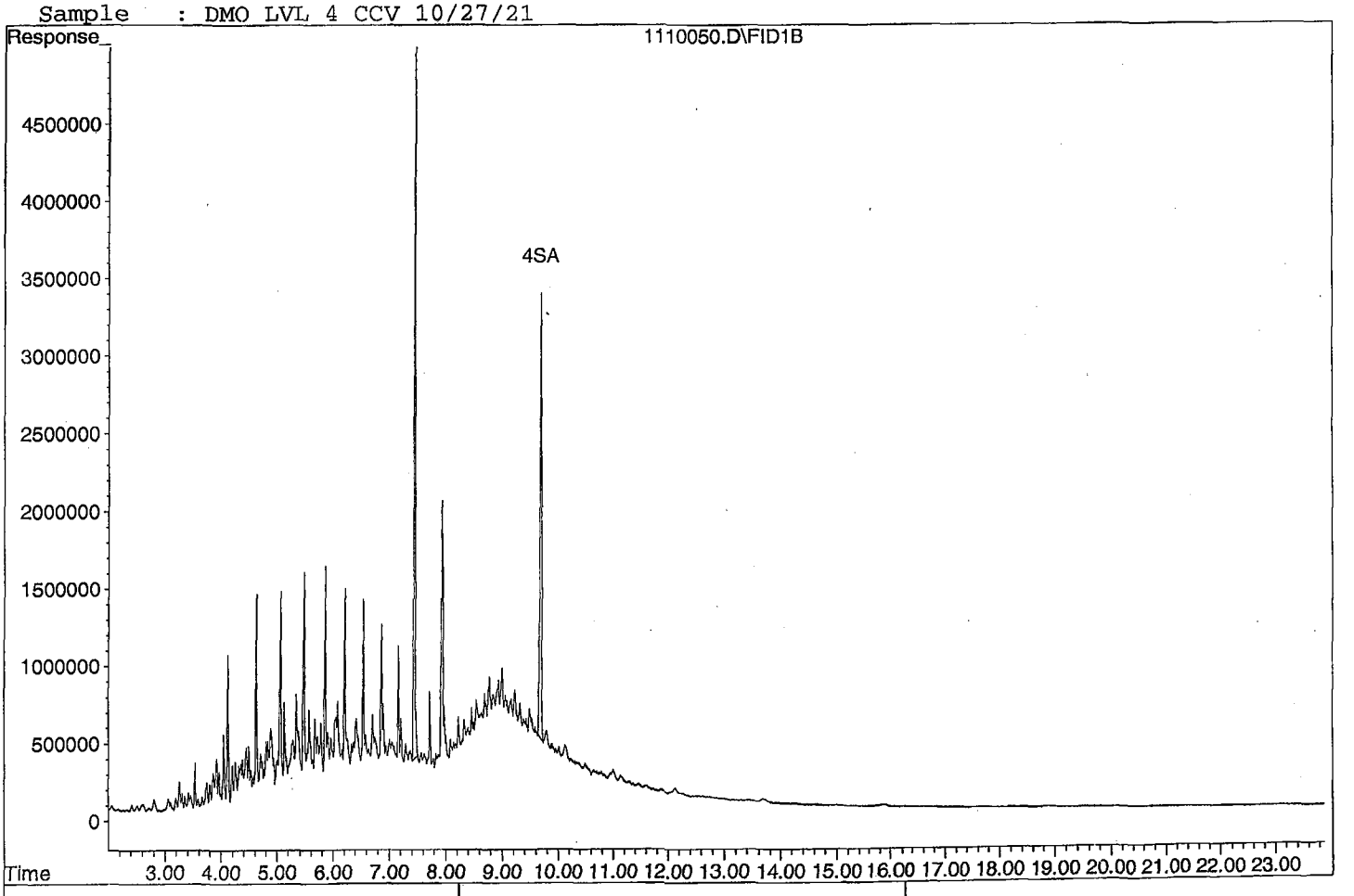

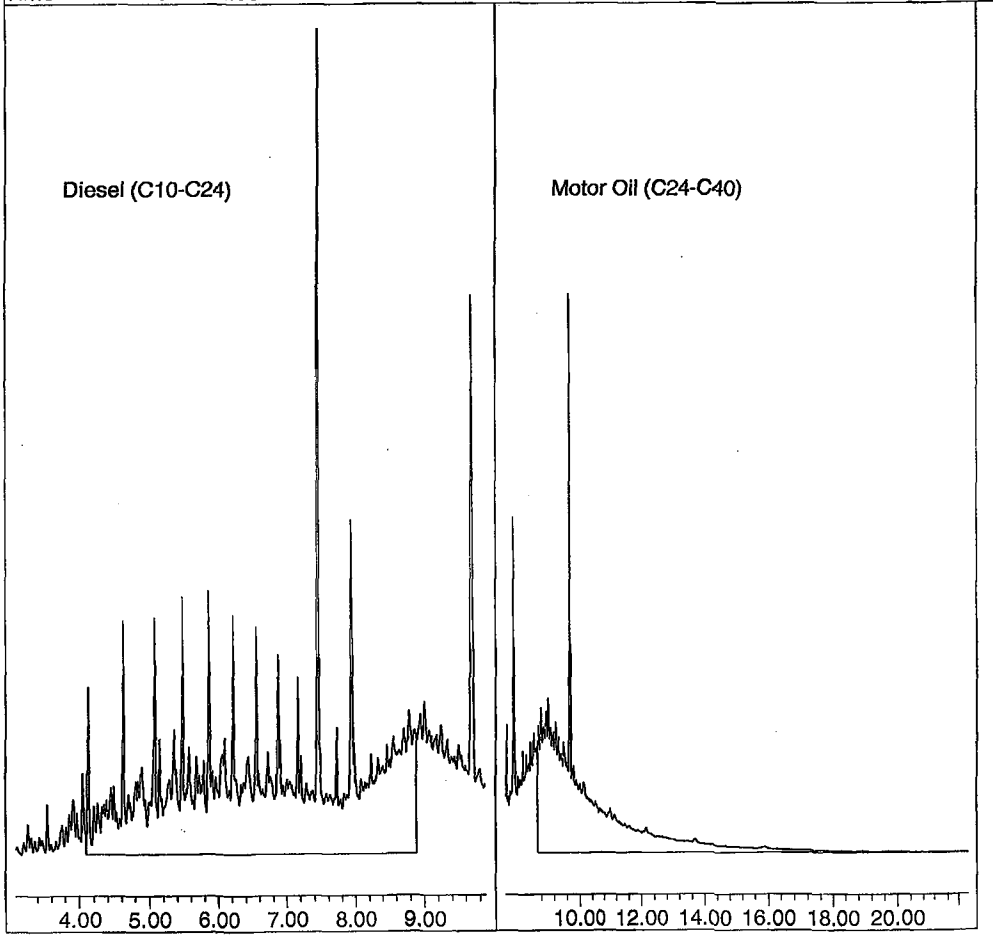

ORGANICS
Raw Data

Quantitation Report (QT Reviewed)

Data File : G:\APOLLO\DATA\211110\1110038.D Vial: 38
Acq On : 11-11-21 3:40:52 Operator: KA
Sample : BA45105W09 5/1050 Inst : Apollo
Misc : water Multiplr: 4.76
IntFile : events.e
Quant Time: Nov 13 14:55 2021 Quant Results File: DOC1028.RES

Method : G:\APOLLO\DATA\211028\DOC1028.M (Chemstation Integrator)
Title : 8015 B&C
Last Update : Fri Nov 12 17:55:30 2021
Response via : Multiple Level Calibration

Volume Inj. : 2UL
Signal Phase : DB-5
Signal Info : FID02A

Compound	R.T.	Response	Conc Units
System Monitoring Compounds			
3) SA Ortho-Terphenyl(S)	7.44	126238806	96.105 ppb
Surrogate Spike 142.857		Recovery =	67.27%
4) SA Octacosane(S)	9.68	112646050	118.600 ppb
Surrogate Spike 142.857		Recovery =	83.02%
Target Compounds			
1) HATM Diesel (C10-C24)	6.49	52673688	49.833 ppb
2) HBTM Motor Oil (C24-C40)	14.96	76604241	59.573 ppb

Target Compounds

(f)=RT Delta > 1/2 Window (m)=manual int.

Quantitation Report

Data File: G:\APOLLO\DATA\211110\1110038.D
Sample : BA45105W09 5/1050

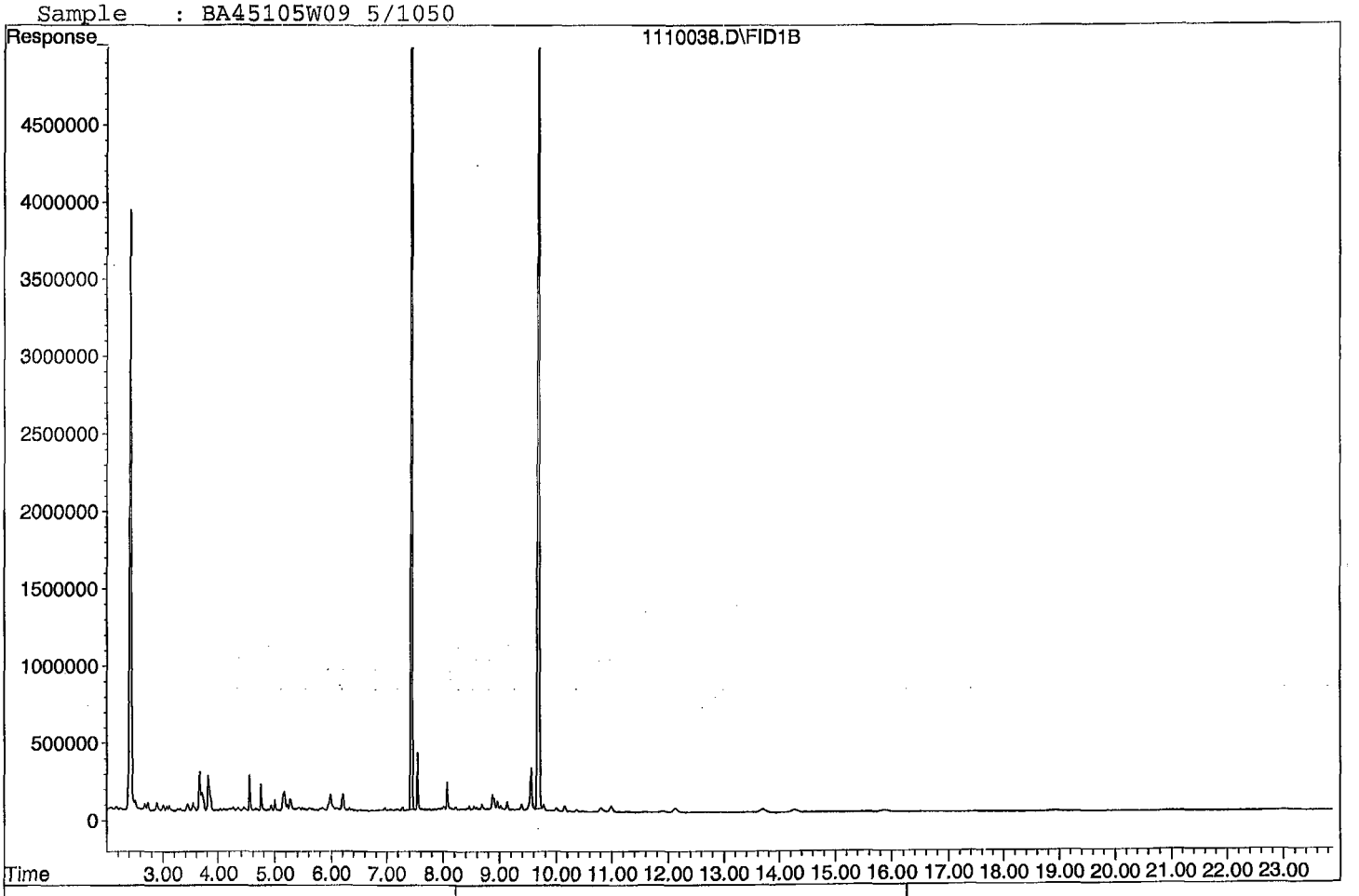

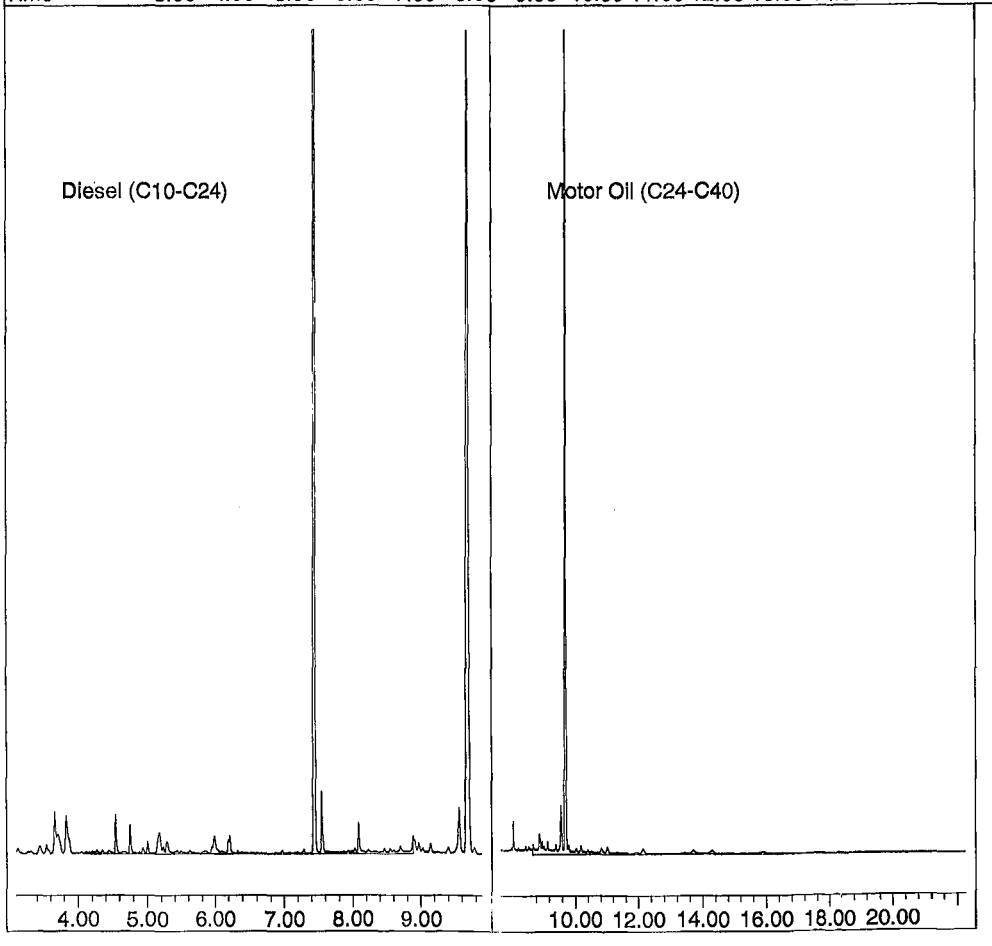

Quantitation Report (QT Reviewed)

Data File : G:\APOLLO\DATA\211110\1110033.D Vial: 33
Acq On : 11-11-21 1:20:45 Operator: KA
Sample : 211108A BLK 5/1000 Inst : Apollo
Misc : water Multiplr: 5.00
IntFile : events.e
Quant Time: Nov 13 14:51 2021 Quant Results File: DOC1028.RES

Method : G:\APOLLO\DATA\211028\DOC1028.M (Chemstation Integrator)
Title : 8015 B&C
Last Update : Fri Nov 12 17:55:30 2021
Response via : Multiple Level Calibration

Volume Inj. : 2UL
Signal Phase : DB-5
Signal Info : FID02A

Compound	R.T.	Response	Conc Units
System Monitoring Compounds			
3) SA Ortho-Terphenyl(S)	7.44	134906312	107.839 ppb
Surrogate Spike 150.000		Recovery =	71.89%
4) SA Octacosane(S)	9.69	120491485	133.203 ppb
Surrogate Spike 150.000		Recovery =	88.80%
Target Compounds			
1) HATM Diesel (C10-C24)	6.49	50060834	49.729 ppb
2) HBTM Motor Oil (C24-C40)	14.96	87780034	79.026 ppb

Target Compounds

(f)=RT Delta > 1/2 Window (m)=manual int.

Quantitation Report

Data File: G:\APOLLO\DATA\211110\1110033.D
Sample : 211108A BLK 5/1000

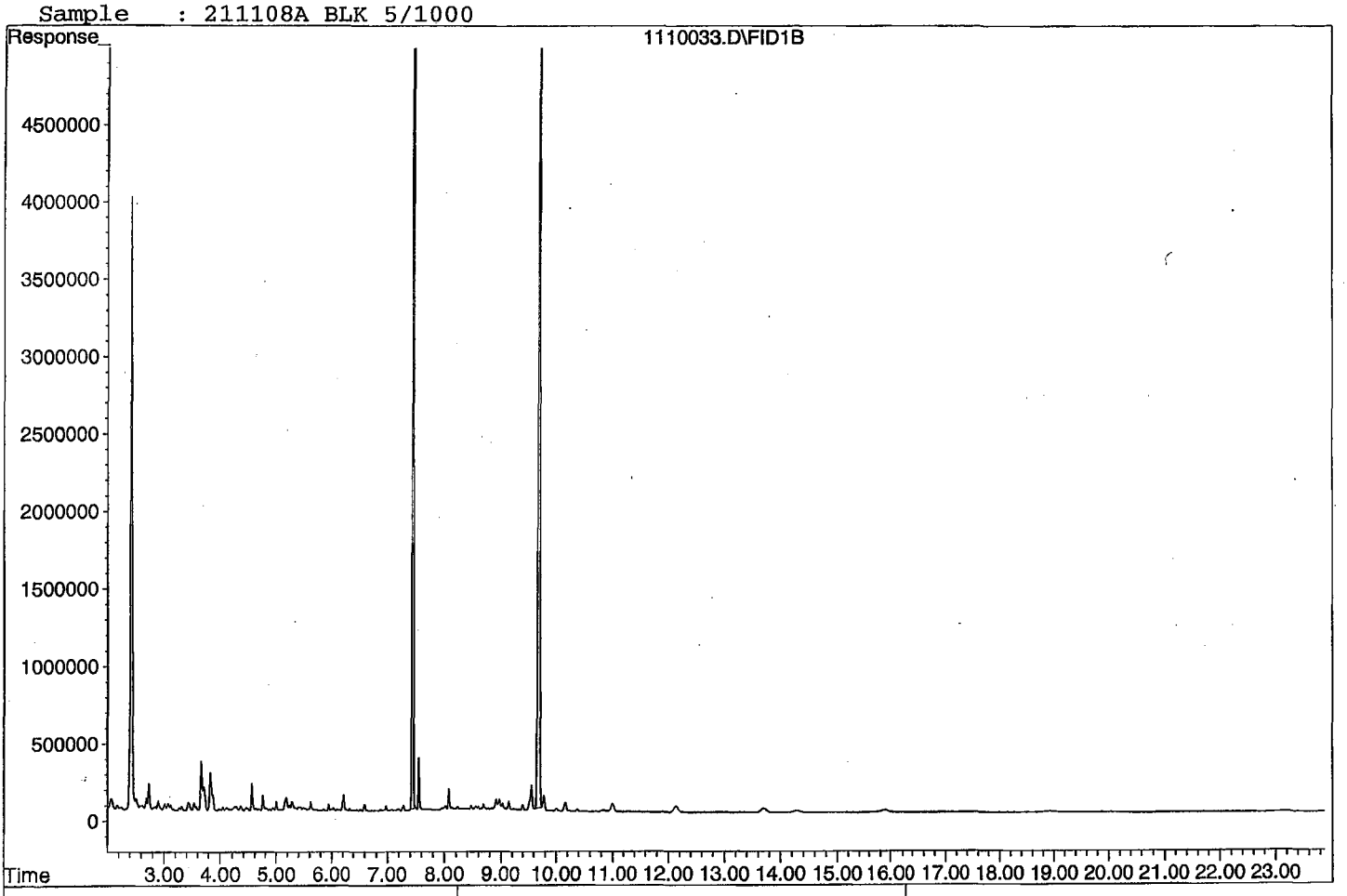





Quantitation Report (QT Reviewed)

Data File : G:\APOLLO\DATA\211110\1110034.D Vial: 34
Acq On : 11-11-21 1:48:45 Operator: KA
Sample : 211108A LCS-1 5/1000 Inst : Apollo
Misc : water Multiplr: 5.00
IntFile : events.e
Quant Time: Nov 13 14:53 2021 Quant Results File: DOC1028.RES

Method : G:\APOLLO\DATA\211028\DOC1028.M (Chemstation Integrator)
Title : 8015 B&C
Last Update : Fri Nov 12 17:55:30 2021
Response via : Multiple Level Calibration

Volume Inj. : 2UL
Signal Phase : DB-5
Signal Info : FID02A

Compound	R.T.	Response	Conc Units
System Monitoring Compounds			
3) SA Ortho-Terphenyl(S)	7.44	117332476	93.791 ppb
Surrogate Spike 150.000		Recovery =	62.53%
4) SA Octacosane(S)	9.68	92426177	102.177 ppb
Surrogate Spike 150.000		Recovery =	68.12%
Target Compounds			
1) HATM Diesel (C10-C24)	6.49	1293569260	1285.001 ppb
2) HBTM Motor Oil (C24-C40)	14.96	970182446	1379.793 ppb

Target Compounds

Diesel:

$$\frac{(1293569260)(5)}{(25166669)(2)} = \frac{6467846300}{5033338} = \boxed{1285.001}$$

Data File: G:\APOLLO\DATA\211110\1110034.D
Sample : 211108A LCS-1 5/1000

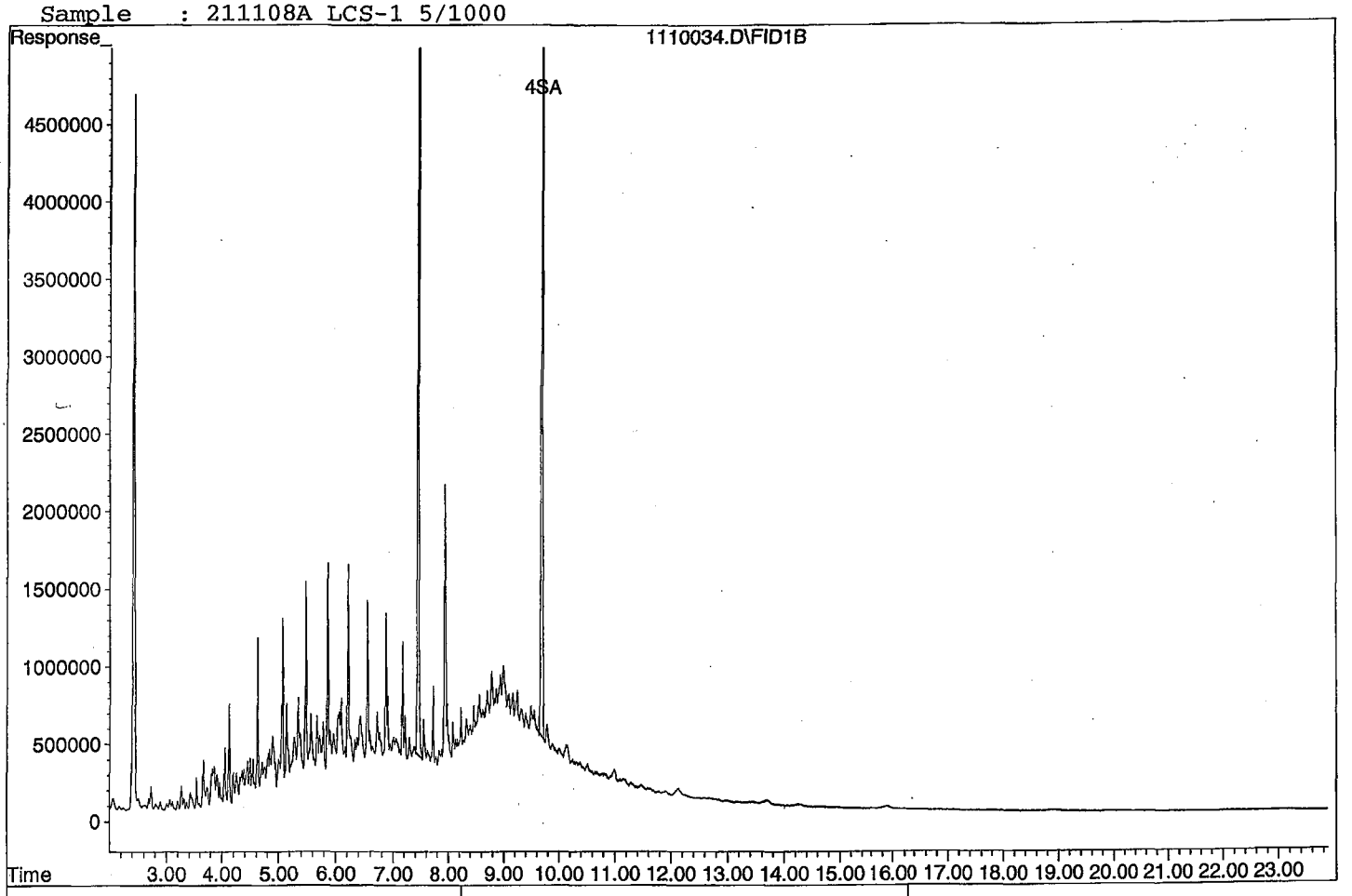

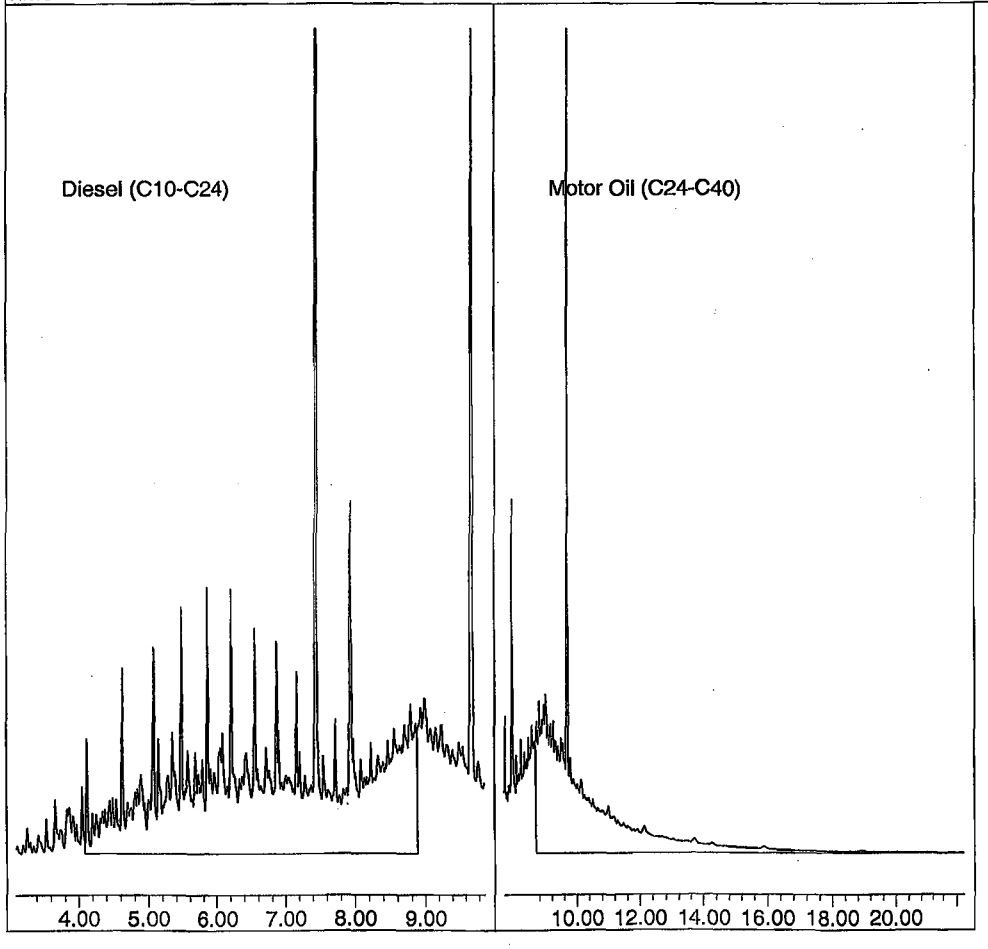

Quantitation Report (QT Reviewed)

Data File : G:\APOLLO\DATA\211110\1110035.D Vial: 35
Acq On : 11-11-21 2:16:47 Operator: KA
Sample : 211108A LCSD-1 5/1000 Inst : Apollo
Misc : water Multiplr: 5.00
IntFile : events.e
Quant Time: Nov 13 14:54 2021 Quant Results File: DOC1028.RES

Method : G:\APOLLO\DATA\211028\DOC1028.M (Chemstation Integrator)
Title : 8015 B&C
Last Update : Fri Nov 12 17:55:30 2021
Response via : Multiple Level Calibration

Volume Inj. : 2UL
Signal Phase : DB-5
Signal Info : FID02A

Compound	R.T.	Response	Conc Units
System Monitoring Compounds			
3) SA Ortho-Terphenyl(S)	7.44	158797111	126.936 ppb
Surrogate Spike 150.000		Recovery =	84.62%
4) SA Octacosane(S)	9.69	127314912	140.746 ppb
Surrogate Spike 150.000		Recovery =	93.83%
Target Compounds			
1) HATM Diesel (C10-C24)	6.49	1782883487	1771.075 ppb
2) HBTM Motor Oil (C24-C40)	14.96	1351574087	1942.011 ppb

Target Compounds

Data File: G:\APOLLO\DATA\211110\1110035.D
Sample : 211108A LCSD-1 5/1000

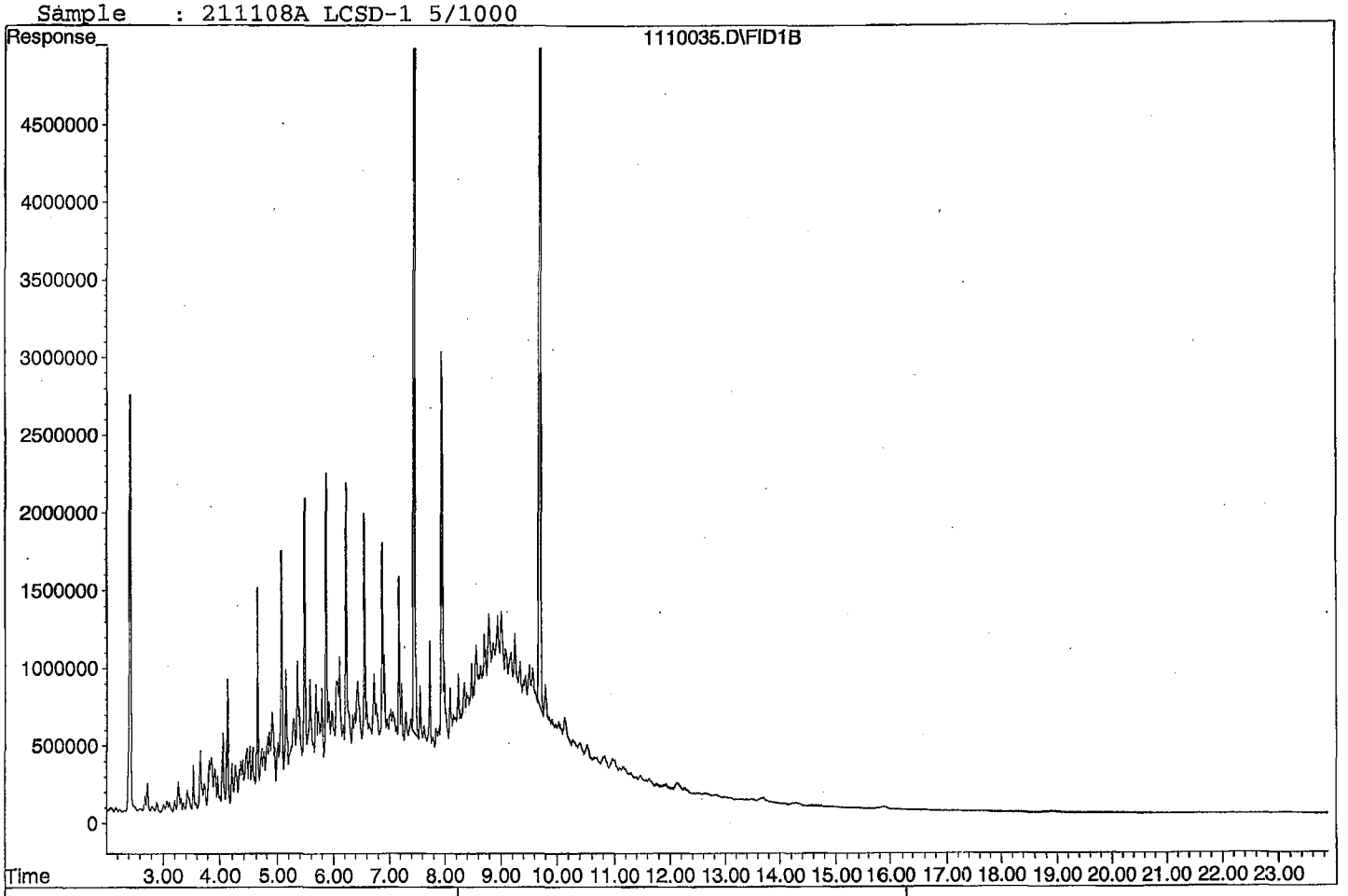

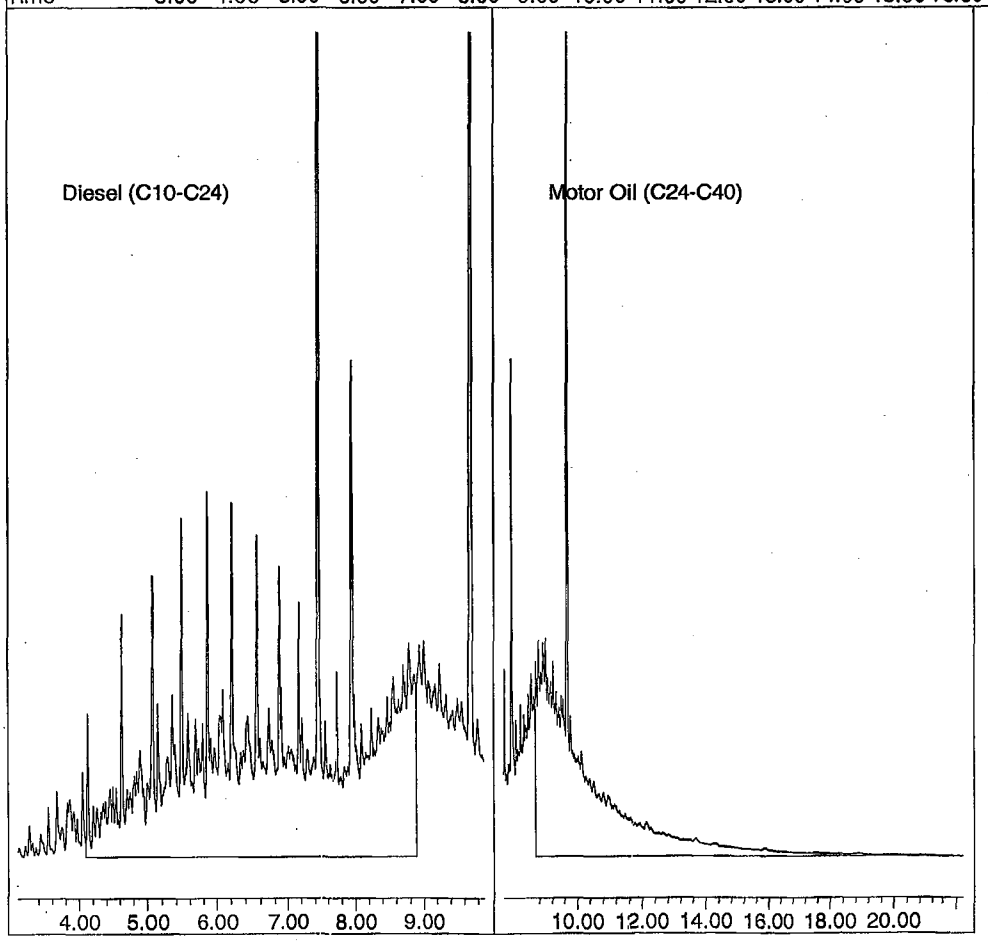

Diesel / Motor Oil Calibration Curve

Prepared: 10/28/2021
Expires: 5/31/2026
Methylene Chloride Lot No. 61117

Prepared By (Initials): KA

Initial Standard Information							Final Standard			
Name of Initial Standard (QAU Label)	Supplier	Conc. (ug/mL)	APPL Mix Name	Reference to APPL Prep Date and Lot #'s	Exp. Date	Exp. Date (Manufacturer)	Aliquot From Stock	Final Volume	Solvent	Final Standard Conc. (ug/mL)
Diesel / Motor Oil - 2	APPL	10	Diesel / Motor Oil - 1	Perp'd: 10/6/21 A0164485-52822, A0168842-52820, AO166510-52817 CL16893-52835	See man. Exp date	10/31/2027 12/31/2027 5/31/2026	100uL	200uL	MC	5
Diesel / Motor Oil - 3		50	Diesel / Motor Oil - 2				200uL	1mL	MC	10
Diesel / Motor Oil Calibration STD	Restek	2,000	Diesel / Motor Oil - 3				25uL	1mL	MC	50
			Diesel / Motor Oil - 4				125uL	1mL	MC	250
			Diesel / Motor Oil - 5				500uL	1mL	MC	1000
			Diesel / Motor Oil - 6				750uL	1mL	MC	1500
			Diesel / Motor Oil - 7				100uL	100uL	N/A	2,000

Diesel / Motor Oil Second Source

Prepared: 10/28/2021
Expires: 10/28/2024
Methylene Chloride
Lot No. 61117

Prepared By (Initials): KA

Initial Standard Information							Final Standard			
Name of Initial Standard (QAU Label)	Supplier	Supplier Part No.	Conc. (ug/mL)	Lot Number - QA Number	Exp. Date (1 yr.)	Exp. Date (Manufacturer)	Aliquot From Stock	Final Volume	Solvent	Final Standard Conc. (ug/mL)
Diesel Fuel #2 Second Source	Phenova	AL0-101287	50,000	**CL16477-52980**	**See man. Exp date**	**2/28/2027**	50uL	10mL	MC	250
Motor Oil Second Source	Absolute	51094	50,000	**102819-52981**		**10/28/2024**	50uL			

Diesel / Motor Oil CCV

Prepared: 10/27/2021
Expires: 5/31/2026
Methylene Chloride
Lot No. 61117

Prepared By (Initials): KA

Initial Standard Information							Final Standard			
Name of Initial Standard (QAU Label)	Supplier	APPL Mix Name	Conc. (ug/mL)	Reference to APPL Prep Date and Lot #'s	Exp. Date	Exp. Date (Manufacturer)	Aliquot From Stock	Final Volume	Solvent	Final Standard Conc. (ug/mL)
Diesel / Motor Oil STD	Restek	Diesel / Motor Oil CCV	2,000	Perp'd: 10/06/21 A0164485-52822, A0168842-52820, A0166510-52817, CL16893-52835	**See man. Exp date**	**10/31/2027 12/31/2027 5/31/2026**	1250uL	10mL	MC	250

Diesel Motor Oil Mix

Prepared: 10/30/2021 **Prepared By (Initials): KA**

Expires: 10/31/2027

Initial Standard Information							Final Standard			
Name of Initial Standard (QAU Label)	Supplier	Supplier Part No.	Conc. (ug/mL)	Lot Number - QA Number	Exp. Date (1 yr.)	Exp. Date (Manufacturer)	Aliquot From Stock	Final Volume	Solvent	Final Standard Conc. (ug/mL)
Diesel Fuel #2	Restek	31258	50,000	**A0164485-52825 and A0164586-53175, 53174, and 53176**	**See man. Date**	**10/31/2027**	4.00 mL	8.0 mL	NA	25,000
Motor Oil Composite	Restek	31464	50,000	**A0166510-52817, and A0168842-53169, 53170, and 53171**	**See man. Date**	**12/31/2027 3/31/28**	4.00 mL			25,000

THC Surrogate

Prepared: 10/29/2021 **LS**

Expires: 5/31/2026

Initial Standard Information							Final Standard			
Name of Initial Standard (QAU Label)	Supplier	Supplier Part No.	Conc. (ug/mL)	Lot Number - QA Number	Exp. Date (1 yr.)	Exp. Date (Manufacturer)	Aliquot From Stock	Final Volume	Solvent	Final Standard Conc. (ug/mL)
O-terphenyl / Octacosane Mix	Phenova	ALO-130161	600	**CL16893-52841**	**See ma. Date**	**5/31/2026**	N/A	N/A	N/A	600

_LIQ005SGC

Organic Extraction Worksheet

Method	Continuous Liq/Liq TPH- 3520C w/SGC	Extraction Set	211108A	Extraction Method	LIQ005SGC	Units	mL

Spiked ID 1	Diesel Motor Oil Mix 10/30/21-10/31/27		Surrogate ID 1	THC Surrogate 10/29/21-10/29/22
Spiked ID 2	Decanoic 1000ug/mL Acid Solution 11/01/21-11/01/22		Surrogate ID 2	
Spiked ID 3			Surrogate ID 3	
Spiked ID 4			Surrogate ID 4	
Spiked ID 5			Surrogate ID 5	
Spiked ID 6			Sufficient Vol for Matrix QC:	NO
Spiked ID 7			Ext. Start Time:	11/08/21 10:07
Spiked ID 8			Ext. End Time:	11/09/21 15:50
			GC Requires Extract By:	

pH1	2		Water Bath Temp 1 °C	39/ 38.1 °C
pH2			Water Bath Temp 2 °C	37/ 38.1
pH3			Water Bath Temp 3 °C	37/ 36.5 °C

Spiked By: SR **Date** 11/8/2021 9:01:00 AM **Witnessed By:** AGM **Date** 11/8/2021 9:01:00 AM

	Sample	Sample Container	Spike Amount	Spike ID	Surrogate Amount	Surrogate ID	Extract Amount	Final Volume	pH	Extract Date/Time	Comments
1	211108A Blk		0.050	2	0.250	1 equip	1000	5	2	11/08/21 9:01	*
2	211108A LCS-1		0.080,0.050	1,2	0.250	1 equip	1000	5	2	11/08/21 9:01	*
3	211108A LCSD-1		0.080,0.050	1,2	0.250	1 equip	1000	5	2	11/08/21 9:01	*
4	BA45100	BA45100W10	0.050	2	0.250	1 equip	1040	5	2	11/08/21 9:01	98098 *
5	BA45101	BA45101W07	0.050	2	0.250	1 equip	1040	5	2	11/08/21 9:01	98098 *
6	BA45105	BA45105W09	0.050	2	0.250	1 equip	1050	5	2	11/08/21 9:01	98097 *
7	BA45108	BA45108W09	0.050	2	0.250	1 equip	1040	5	2	11/08/21 9:01	98096 *
8	BA45110	BA45110W10	0.050	2	0.250	1 equip	1040	5	2	11/08/21 9:01	98096 *
9	BA45112	BA45112W09	0.050	2	0.250	1 equip	1000	5	2	11/08/21 9:01	98096 *
10	BA45114	BA45114W10	0.050	2	0.250	1 equip	1050	5	2	11/08/21 9:01	98096 *

Solvent and Lot#	
1+1 HCL (5mLs)	60358
PH Strips	HC155968
Dichloromethane (DCM)	61117
Filter Paper	1441-150
Sodium Sulfate	2021071206
SILICA GEL (*)	050627T

Extraction COC Transfer	
Extraction lab employee Initials	
GC analyst's initials	KA
Date	11/10/21
Time	8:35
Refrigerator	Hobart

	Technician's Initials
Scanned By	SR
Sample Preparation	SR
Extraction	SR
Concentration	DS

Modified	11/10/2021 5:33:02 PM

Reviewed By: **Date**

Injection Log

Directory: G:\APOLLO\DATA\211028\

Line	Vial	FileName	Multiplier	SampleName	Misc Info	Injected
1	3	1028003.D	1	DMO STD 1 10/28/21	water	10-28-21 9:19:03
2	4	1028004.D	1	DMO STD 2 10/28/21	water	10-28-21 9:47:06
3	5	1028005.D	1	DMO STD 3 10/28/21	water	10-28-21 10:15:13
4	6	1028006.D	1	DMO STD 4 10/28/21	water	10-28-21 10:43:31
5	7	1028007.D	1	DMO STD 5 10/28/21	water	10-28-21 11:11:42
6	8	1028008.D	1	DMO STD 6 10/28/21	water	10-28-21 11:39:55
7	9	1028009.D	1	DMO STD 7 10/28/21	water	10-28-21 12:08:10
8	10	1028010.D	1	DMO Second Source 10/28/21	water	10-28-21 12:36:26
9	31	1110031.D	1	DMO LVL 4 CCV 10/27/21	water	11-11-21 0:24:43
10	33	1110033.D	5	211108A BLK 5/1000	water	11-11-21 1:20:45
11	34	1110034.D	5	211108A LCS-1 5/1000	water	11-11-21 1:48:45
12	35	1110035.D	5	211108A LCSD-1 5/1000	water	11-11-21 2:16:47
13	38	1110038.D	4.7619	BA45105W09 5/1050	water	11-11-21 3:40:52
14	50	1110050.D	1	DMO LVL 4 CCV 10/27/21	water	11-11-21 9:17:01

ORGANICS
Calibration Data

TPH Extractables
DOC1028

Form 6
Initial Calibration

Lab Name: APPL, Inc.
Case No:
Matrix: Water

SDG No:
Initial Cal. Date: 10/28/2021
Instrument: Apollo

Initials: KA

		Compound	1	2	3	4	5	6	7				Avg	%RSD	Type	r^2	Q
			1028003.D	1028004.D	1028005.D	1028006.D	1028007.D	1028008.D	1028009.D								
1	HATM	Diesel (C10-C24)	2983809	2406563	2517872	2418941	2337993	2387715	2563791				2516669	8.7	HATM		
2	HBTML	Motor Oil (C24-C40)	5192328	3260715	2065863	1824592	1695984	1676117	1728658				2492037	53	HBTM	1.000	
3	SA	Ortho-Terphenyl(S)	3637234	3178668	3119876	3035678	2926966	2905323	3088794				3127505	7.9	SA		
4	SA	Octacosane(S)	2469203	2170507	2286410	2275552	2170413	2171254	2286658				2261428	4.8	SA		
5																	
6																	
7																	
8																	
9																	
10																	
11																	
12																	
13																	
14																	
15																	
16																	
17																	
18																	
19																	
20																	
21																	
22																	
23																	
24																	
25																	
26																	
27																	
28																	
29																	
30																	
31																	
32																	
33																	
34																	
35																	

2.118919

Quantitation Report (Not Reviewed)

Data File : G:\APOLLO\DATA\211028\1028003.D
Acq On : 10-28-21 9:19:03
Sample : DMO STD 1 10/28/21
Misc : water
IntFile : events.e
Quant Time: Oct 28 15:39 2021 Quant Results File: DOC1028.RES

Vial: 3
Operator: KA
Inst : Apollo
Multiplr: 1.00

Method : G:\APOLLO\DATA\211028\DOC1028.M (Chemstation Integrator)
Title : 8015 B&C
Last Update : Thu Oct 28 15:39:11 2021
Response via : Multiple Level Calibration

Volume Inj. : 2UL
Signal Phase : DB-5
Signal Info : FID02A

Compound	R.T.	Response	Conc Units
System Monitoring Compounds			
3) SA Ortho-Terphenyl(S)	7.53	1818617	0.291 ppb
Surrogate Spike 30.000	Recovery	=	0.97%
4) SA Octacosane(S)	9.82	1234601	0.273 ppb
Surrogate Spike 30.000	Recovery	=	0.91%
Target Compounds			
1) HATM Diesel (C10-C24)	6.49	29838086	5.928 ppb
2) HBTM Motor Oil (C24-C40)	14.96	51923283	5.234 ppb

Target Compounds

Quantitation Report

Data File: G:\APOLLO\DATA\211028\1028003.D
Sample : DMO STD 1 10/28/21

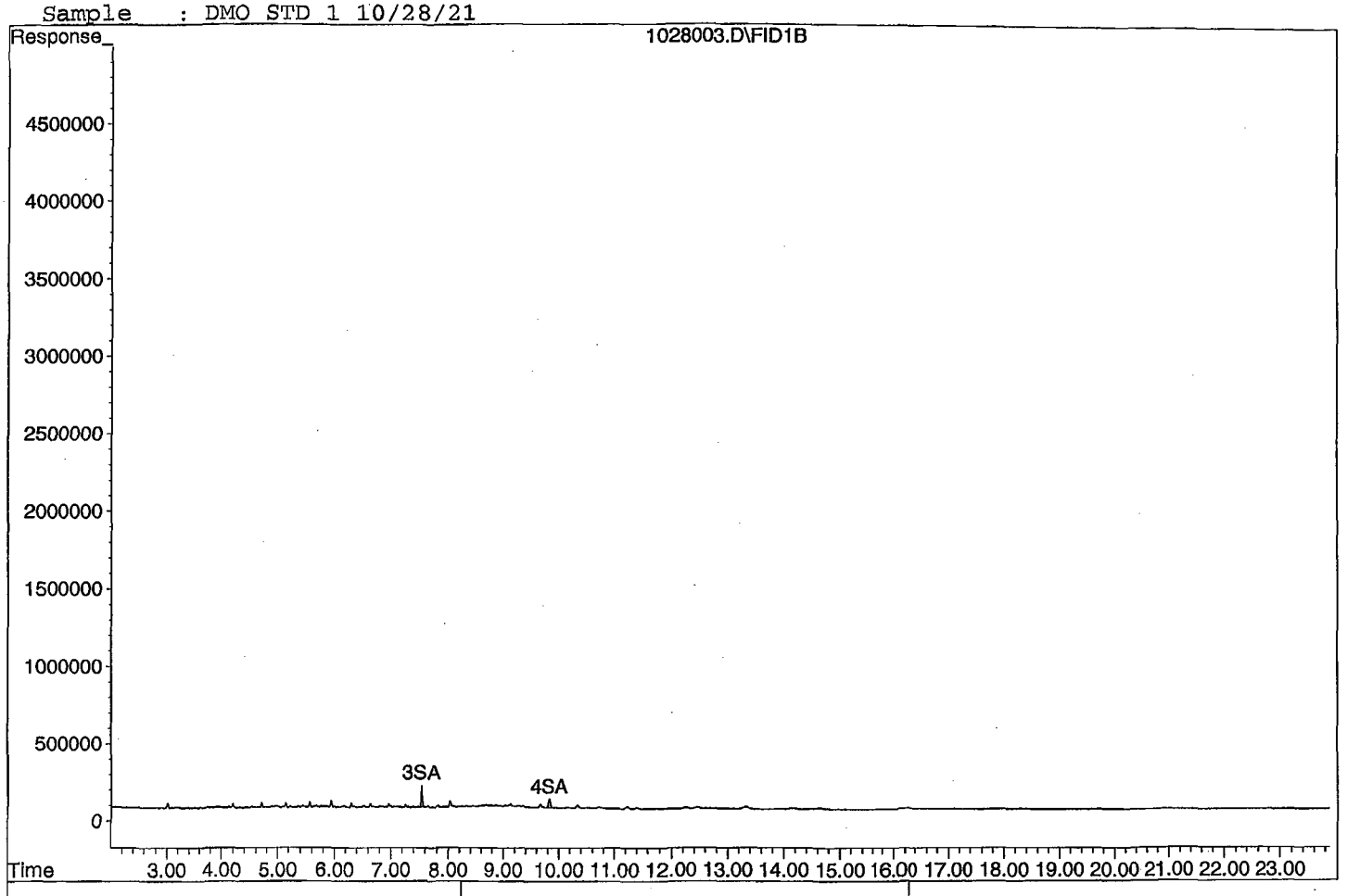

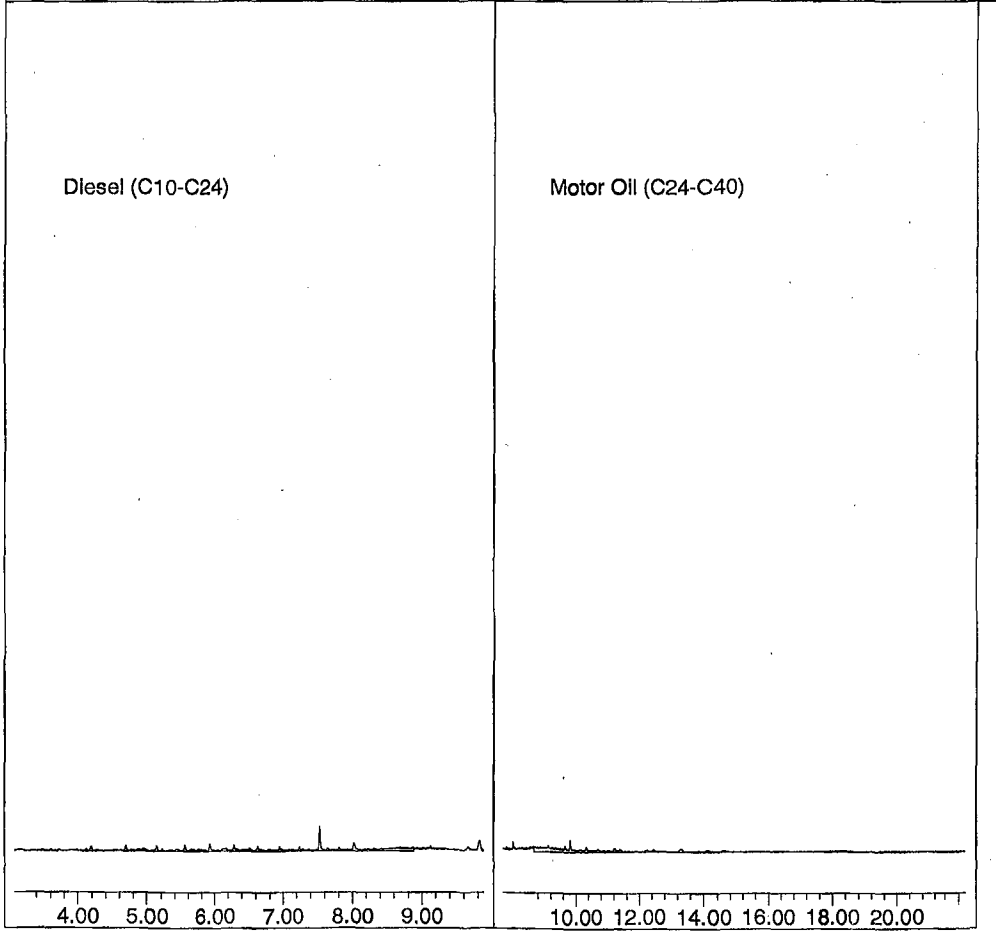

Quantitation Report (Not Reviewed)

Data File : G:\APOLLO\DATA\211028\1028004.D Vial: 4
Acq On : 10-28-21 9:47:06 Operator: KA
Sample : DMO STD 2 10/28/21 Inst : Apollo
Misc : water Multiplr: 1.00
IntFile : events.e
Quant Time: Oct 28 15:39 2021 Quant Results File: DOC1028.RES

Method : G:\APOLLO\DATA\211028\DOC1028.M (Chemstation Integrator)
Title : 8015 B&C
Last Update : Thu Oct 28 15:39:11 2021
Response via : Multiple Level Calibration

Volume Inj. : 2UL
Signal Phase : DB-5
Signal Info : FID02A

Compound	R.T.	Response	Conc Units
System Monitoring Compounds			
3) SA Ortho-Terphenyl(S)	7.53	3178668	0.508 ppb
Surrogate Spike 30.000		Recovery =	1.69%
4) SA Octacosane(S)	9.82	2170507	0.480 ppb
Surrogate Spike 30.000		Recovery =	1.60%
Target Compounds			
1) HATM Diesel (C10-C24)	6.49	48131263	9.562 ppb
2) HBTM Motor Oil (C24-C40)	14.96	65214303	9.152 ppb

Target Compounds

Quantitation Report

Data File: G:\APOLLO\DATA\211028\1028004.D
Sample : DMO STD 2 10/28/21

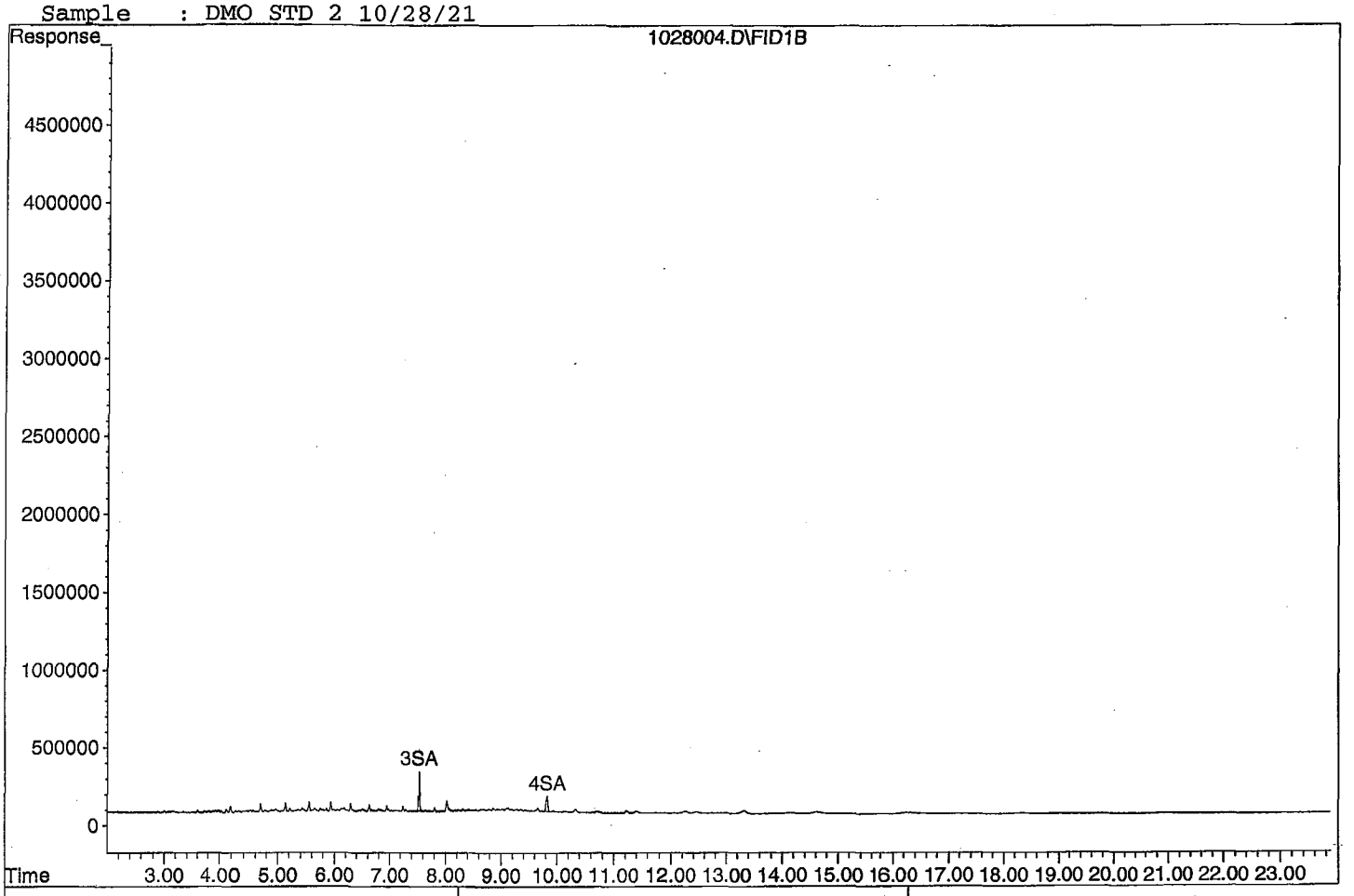





Quantitation Report (Not Reviewed)

Data File : G:\APOLLO\DATA\211028\1028005.D
Acq On : 10-28-21 10:15:13
Sample : DMO STD 3 10/28/21
Misc : water
IntFile : events.e
Quant Time: Oct 28 15:39 2021 Quant Results File: DOC1028.RES

Vial: 5
Operator: KA
Inst : Apollo
Multiplr: 1.00

Method : G:\APOLLO\DATA\211028\DOC1028.M (Chemstation Integrator)
Title : 8015 B&C
Last Update : Thu Oct 28 15:39:11 2021
Response via : Multiple Level Calibration

Volume Inj. : 2UL
Signal Phase : DB-5
Signal Info : FID02A

Compound	R.T.	Response	Conc Units
System Monitoring Compounds			
3) SA Ortho-Terphenyl(S)	7.53	15599382	2.494 ppb
Surrogate Spike 30.000		Recovery =	8.31%
4) SA Octacosane(S)	9.82	11432050	2.528 ppb
Surrogate Spike 30.000		Recovery =	8.43%
Target Compounds			
1) HATM Diesel (C10-C24)	6.49	251787231	50.024 ppb
2) HBTM Motor Oil (C24-C40)	14.96	206586322	50.832 ppb

Target Compounds

Data File: G:\APOLLO\DATA\211028\1028005.D
Sample : DMO STD 3 10/28/21

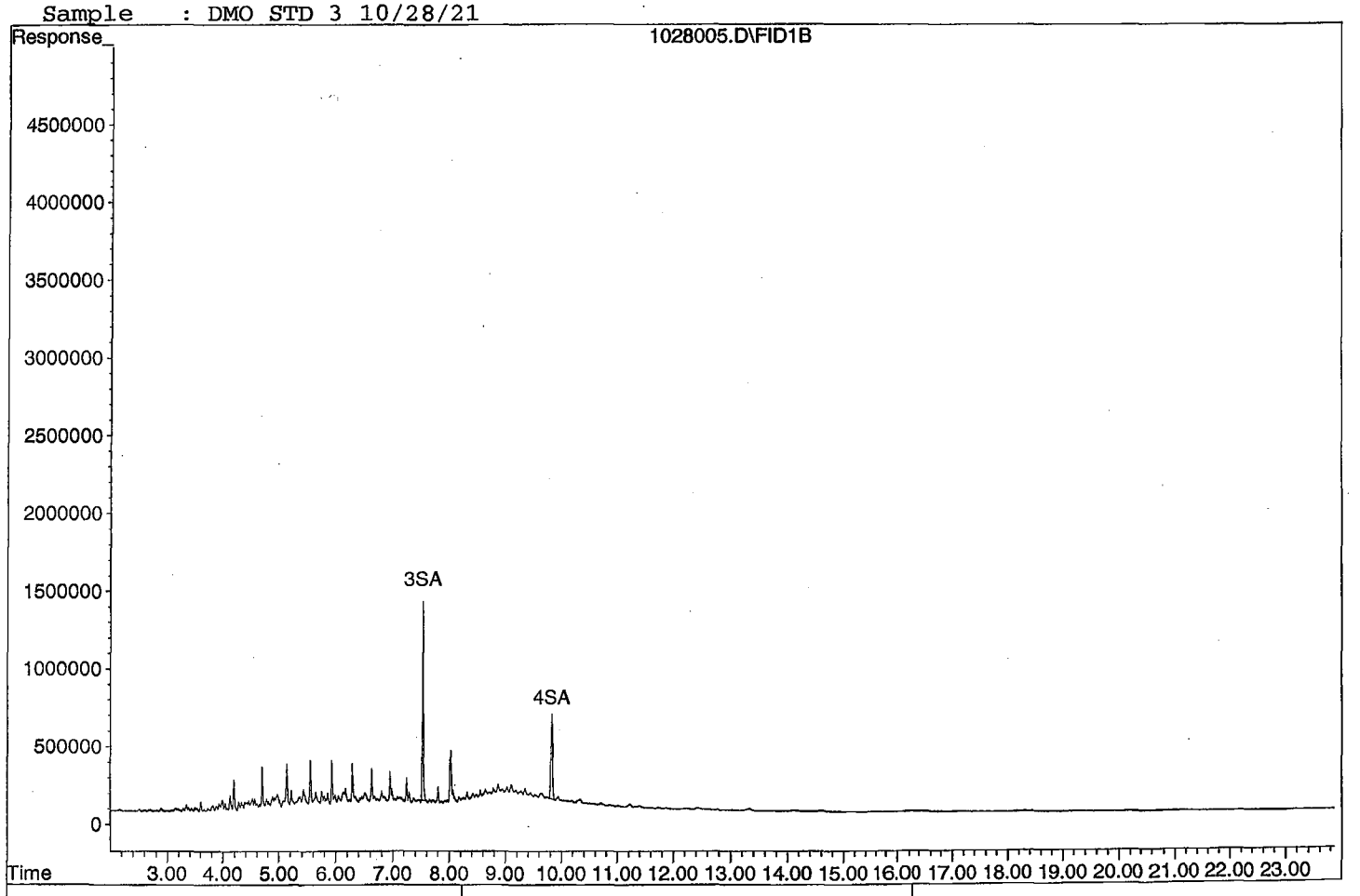

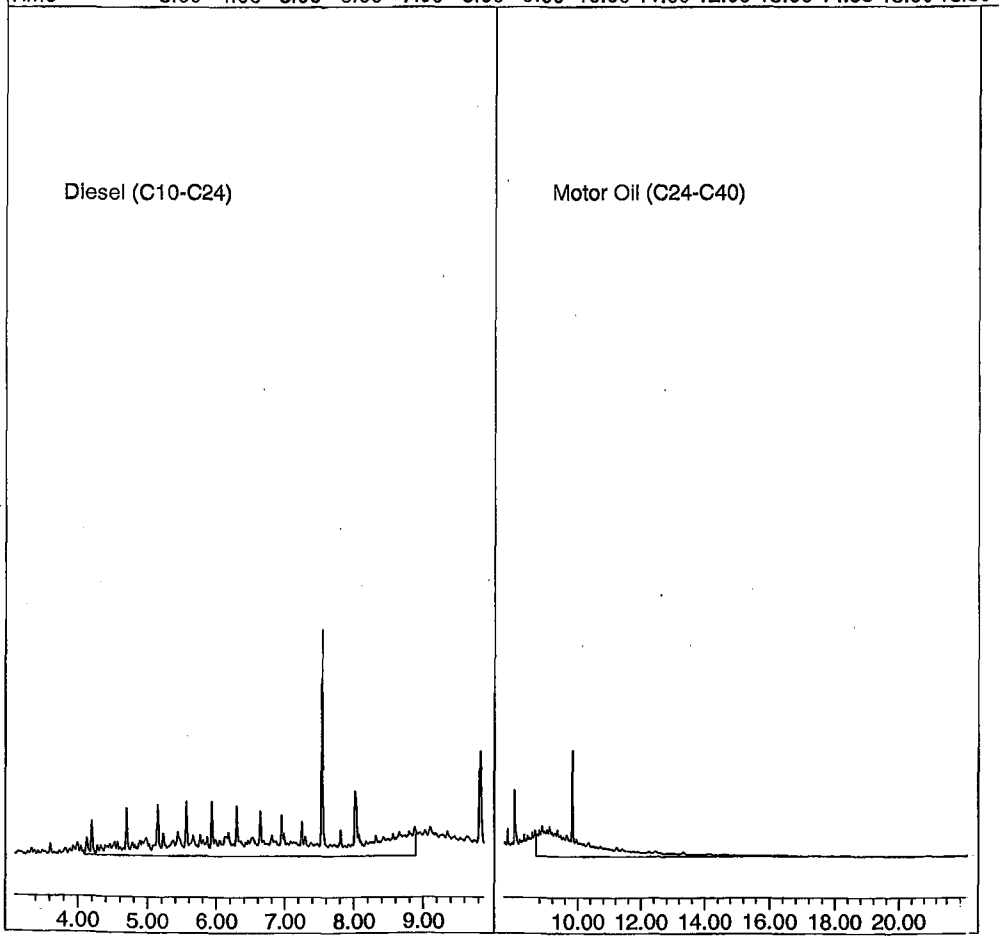

Quantitation Report (Not Reviewed)

Data File : G:\APOLLO\DATA\211028\1028006.D Vial: 6
Acq On : 10-28-21 10:43:31 Operator: KA
Sample : DMO STD 4 10/28/21 Inst : Apollo
Misc : water Multiplr: 1.00
IntFile : events.e
Quant Time: Oct 28 15:39 2021 Quant Results File: DOC1028.RES

Method : G:\APOLLO\DATA\211028\DOC1028.M (Chemstation Integrator)
Title : 8015 B&C
Last Update : Thu Oct 28 15:39:11 2021
Response via : Multiple Level Calibration

Volume Inj. : 2UL
Signal Phase : DB-5
Signal Info : FID02A

Compound	R.T.	Response	Conc Units
System Monitoring Compounds			
3) SA Ortho-Terphenyl(S)	7.53	75891940	12.133 ppb
Surrogate Spike 30.000		Recovery =	40.44%
4) SA Octacosane(S)	9.82	56888797	12.578 ppb
Surrogate Spike 30.000		Recovery =	41.93%
Target Compounds			
1) HATM Diesel (C10-C24)	6.49	1209470396	240.292 ppb
2) HBTM Motor Oil (C24-C40)	14.96	912296132	258.892 ppb

Target Compounds

Data File: G:\APOLLO\DATA\211028\1028006.D
Sample : DMO STD 4 10/28/21

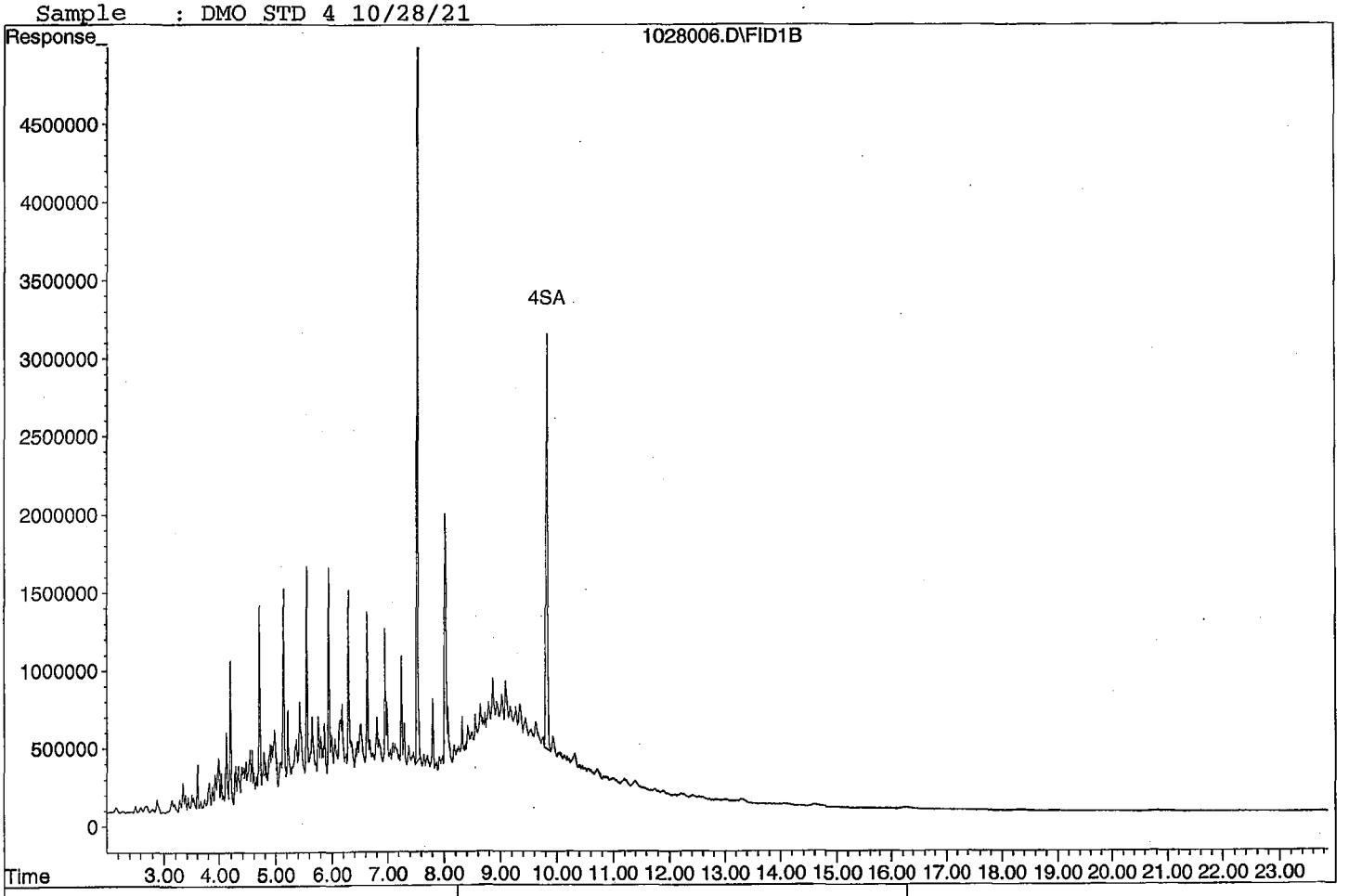

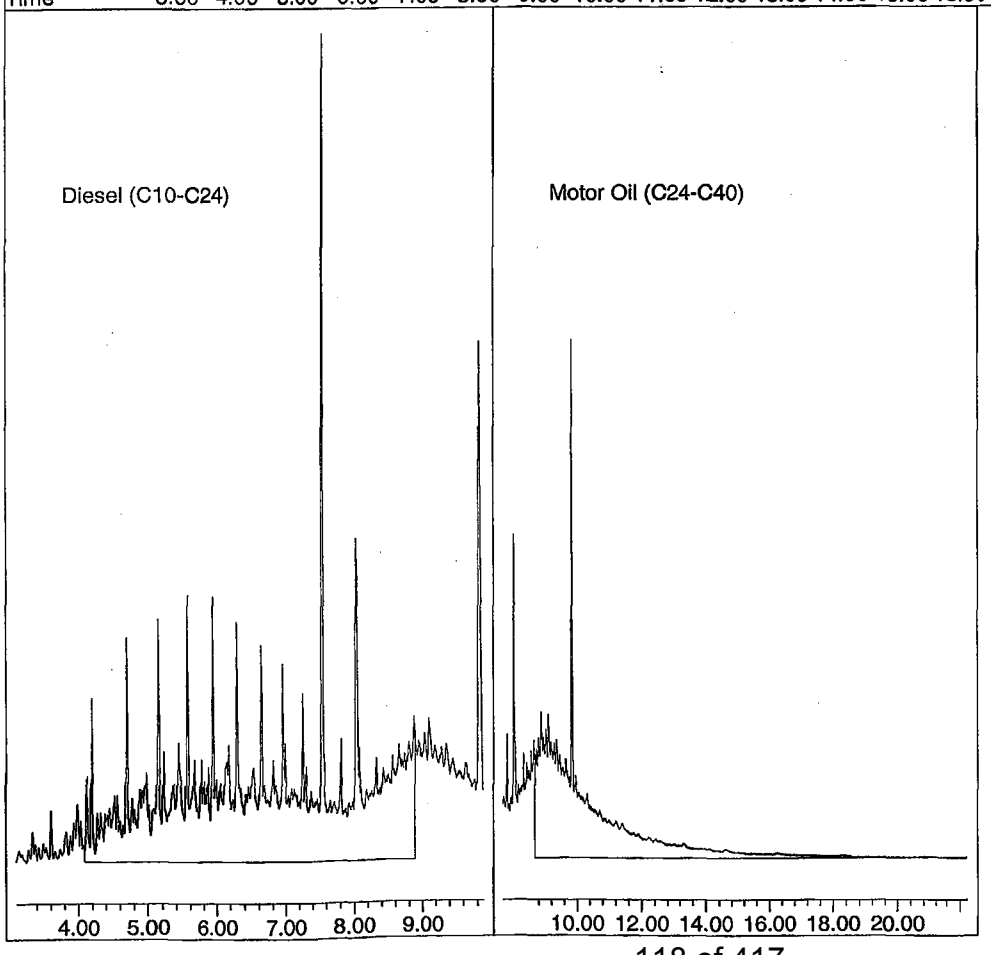

Quantitation Report (Not Reviewed)

Data File : G:\APOLLO\DATA\211028\1028007.D Vial: 7
Acq On : 10-28-21 11:11:42 Operator: KA
Sample : DMO STD 5 10/28/21 Inst : Apollo
Misc : water Multiplr: 1.00
IntFile : events.e
Quant Time: Oct 28 15:39 2021 Quant Results File: DOC1028.RES

Method : G:\APOLLO\DATA\211028\DOC1028.M (Chemstation Integrator)
Title : 8015 B&C
Last Update : Thu Oct 28 15:39:11 2021
Response via : Multiple Level Calibration

Volume Inj. : 2UL
Signal Phase : DB-5
Signal Info : FID02A

Compound	R.T.	Response	Conc Units
System Monitoring Compounds			
3) SA Ortho-Terphenyl(S)	7.54	292696553	46.794 ppb
Surrogate Spike 30.000		Recovery =	155.98%
4) SA Octacosane(S)	9.83	217041298	47.988 ppb
Surrogate Spike 30.000		Recovery =	159.96%
Target Compounds			
1) HATM Diesel (C10-C24)	6.49	4675985227	929.003 ppb
2) HBTM Motor Oil (C24-C40)	14.96	3391967397	989.959 ppb

Target Compounds

Data File: G:\APOLLO\DATA\211028\1028007.D
Sample : DMO STD 5 10/28/21

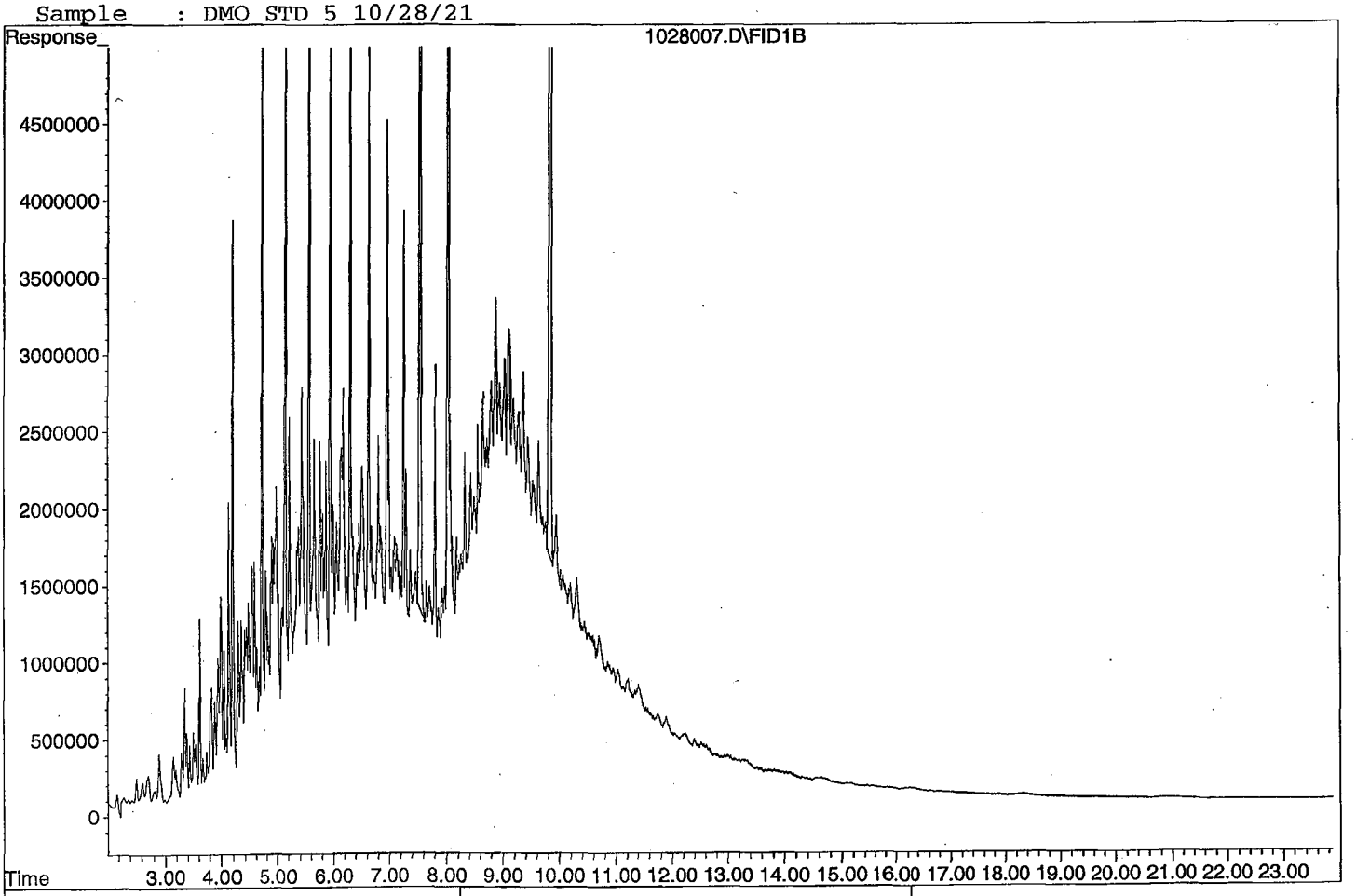

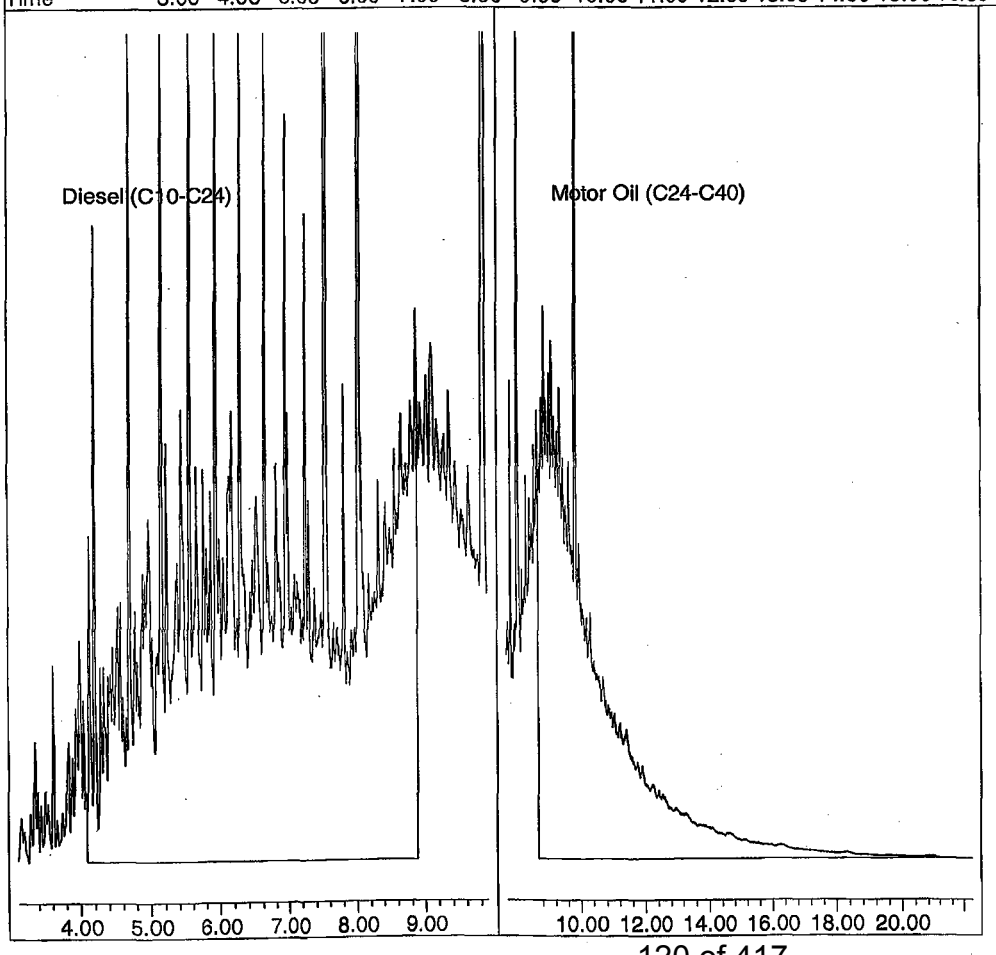

Quantitation Report (Not Reviewed)

Data File : G:\APOLLO\DATA\211028\1028008.D
Acq On : 10-28-21 11:39:55
Sample : DMO STD 6 10/28/21
Misc : water
IntFile : events.e
Quant Time: Oct 28 15:39 2021 Quant Results File: DOC1028.RES

Vial: 8
Operator: KA
Inst : Apollo
Multiplr: 1.00

Method : G:\APOLLO\DATA\211028\DOC1028.M (Chemstation Integrator)
Title : 8015 B&C
Last Update : Thu Oct 28 15:39:11 2021
Response via : Multiple Level Calibration

Volume Inj. : 2UL
Signal Phase : DB-5
Signal Info : FID02A

Compound	R.T.	Response	Conc Units
System Monitoring Compounds			
3) SA Ortho-Terphenyl(S)	7.54	435798382	69.672 ppb
Surrogate Spike 30.000		Recovery =	232.24%
4) SA Octacosane(S)	9.84	325688048	72.009 ppb
Surrogate Spike 30.000		Recovery =	240.03%
Target Compounds			
1) HATM Diesel (C10-C24)	6.49	7163144090	1423.140 ppb
2) HBTM Motor Oil (C24-C40)	14.96	5028351305	1472.405 ppb
Target Compounds			

Quantitation Report

Data File: G:\APOLLO\DATA\211028\1028008.D
Sample : DMO STD 6 10/28/21

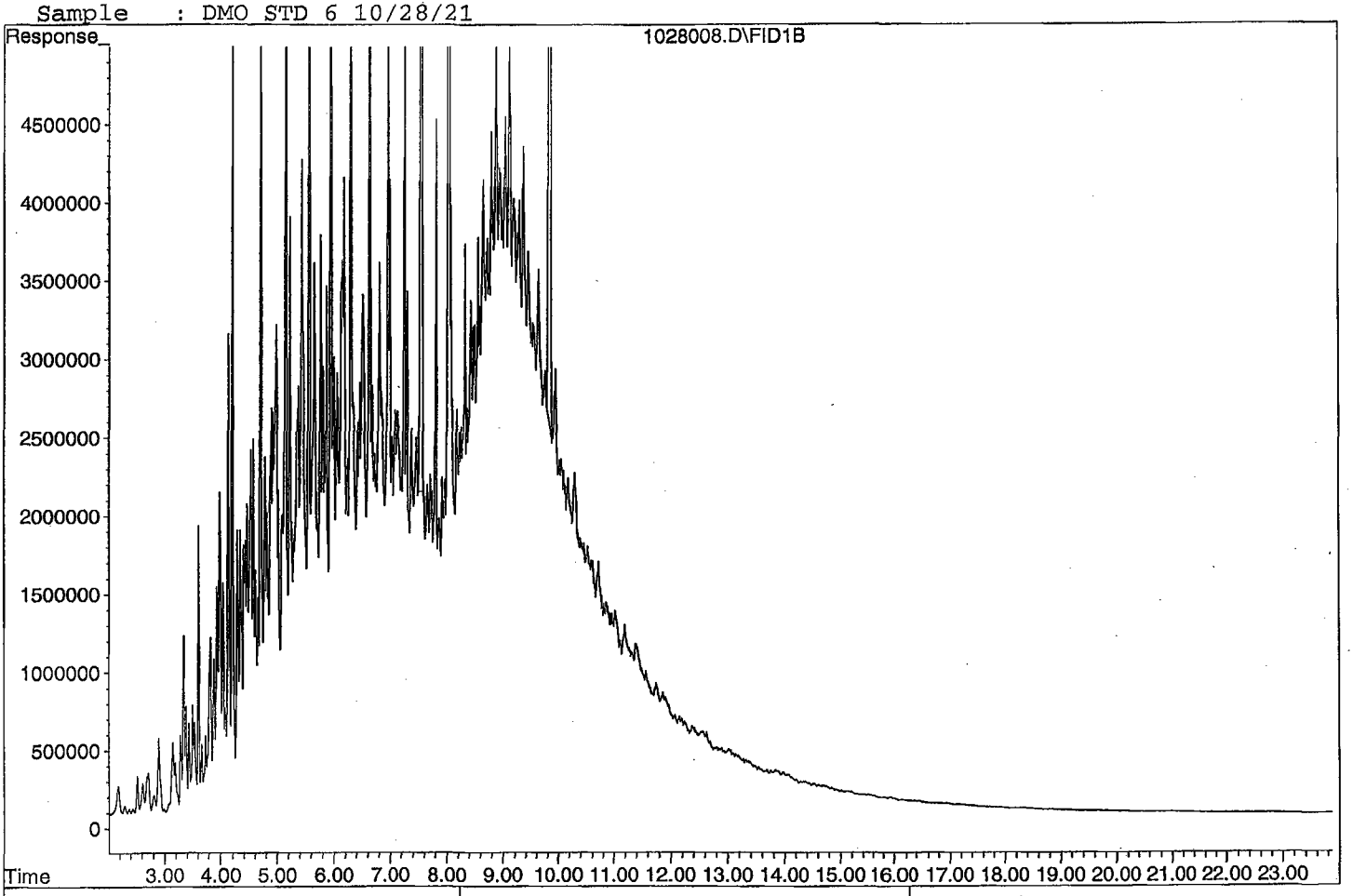

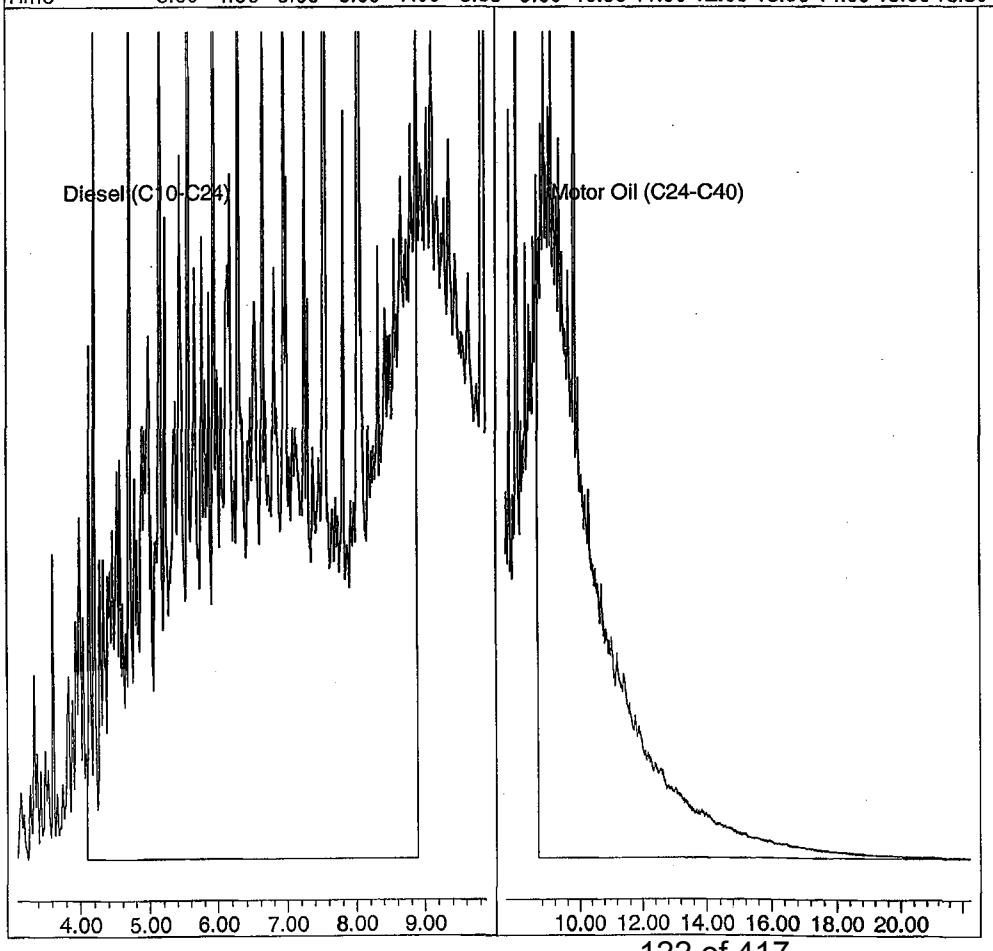

Quantitation Report (Not Reviewed)

Data File : G:\APOLLO\DATA\211028\1028009.D Vial: 9
Acq On : 10-28-21 12:08:10 Operator: KA
Sample : DMO STD 7 10/28/21 Inst : Apollo
Misc : water Multiplr: 1.00
IntFile : events.e
Quant Time: Oct 28 15:39 2021 Quant Results File: DOC1028.RES

Method : G:\APOLLO\DATA\211028\DOC1028.M (Chemstation Integrator)
Title : 8015 B&C
Last Update : Thu Oct 28 15:39:11 2021
Response via : Multiple Level Calibration

Volume Inj. : 2UL
Signal Phase : DB-5
Signal Info : FID02A

Compound	R.T.	Response	Conc Units
System Monitoring Compounds			
3) SA Ortho-Terphenyl(S)	7.54	617758709	98.762 ppb
Surrogate Spike 30.000		Recovery =	329.21%
4) SA Octacosane(S)	9.85	457331573	101.116 ppb
Surrogate Spike 30.000		Recovery =	337.05%
Target Compounds			
1) HATM Diesel (C10-C24)	6.49	10255165539	2037.448 ppb
2) HBTM Motor Oil (C24-C40)	14.96	6914631831	2028.526 ppb

Target Compounds

(f)=RT Delta > 1/2 Window (m)=manual int.
1028009.D DOC1028.M Thu Oct 28 15:42:40 2021 Page 1

Quantitation Report

Data File: G:\APOLLO\DATA\211028\1028009.D
Sample : DMO STD 7 10/28/21

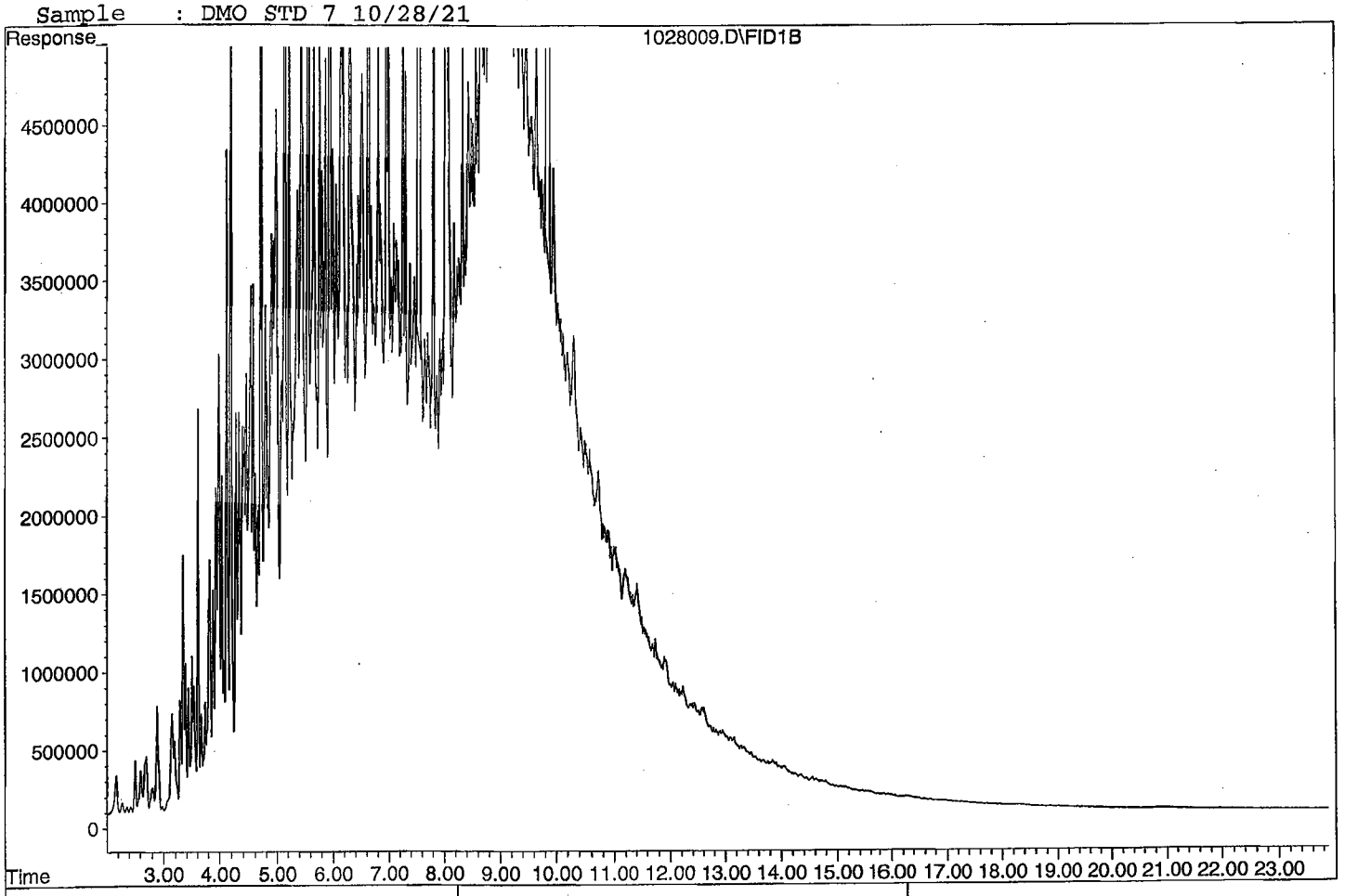

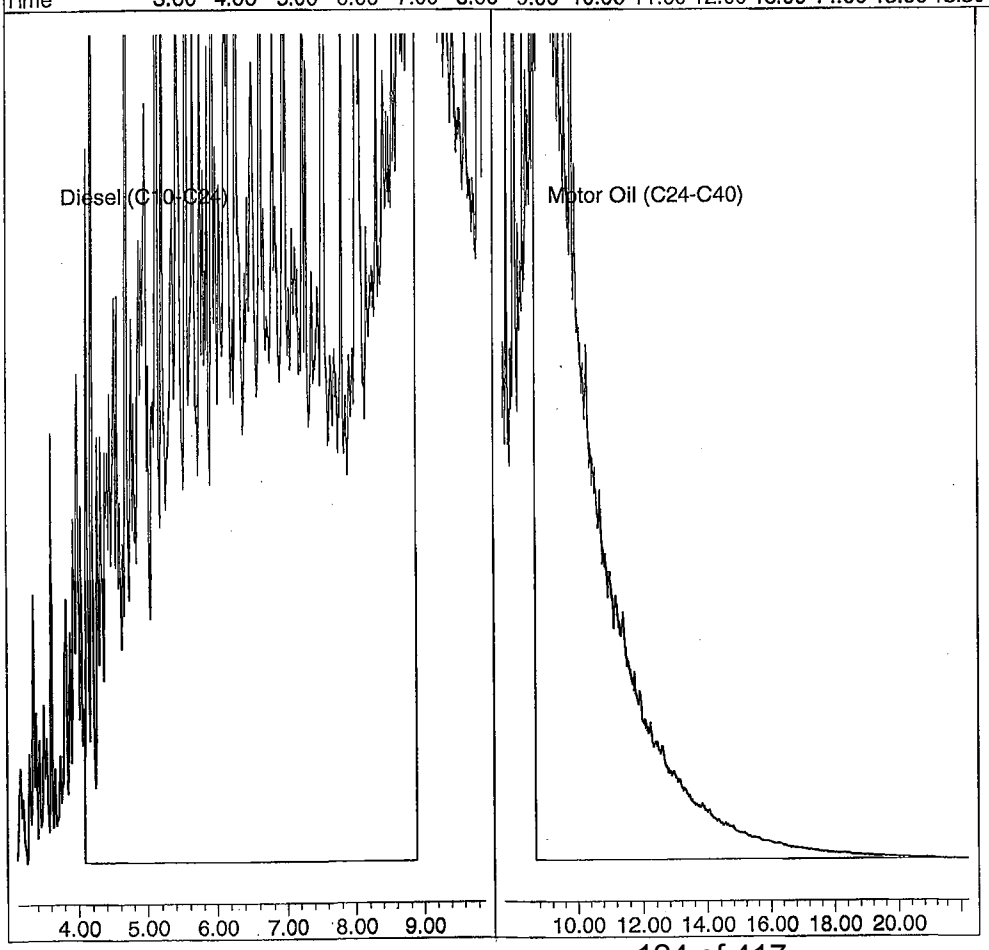

1028009.D DOC1028.M Thu Oct 28 15:42:41 2021

TPH Extractables
DOC1028

Form 7

Second Source Calibration

Lab Name: APPL, Inc.
Case No:
Matrix: Water

SDG No:
Date Analyzed: 10/28/2021
Instrument: Apollo
Initial Cal. Date: 10/28/2021
Data File: 1028010.D

		Compound	MEAN	CCRF	%D		%Drift
1	HATM	Diesel (C10-C24)	2516670	2266400	9.9	HATM	
2	HBTM	Motor Oil (C24-C40)	2492040	1663520	33	HBTML	5.9
3							
4							
5							
6							
7							
8							
9							
10							
11							
12							
13							
14							
15							
16							
17							
18							
19							
20							
21							
22							
23							
24							
25							
26							
27							
28							
29							
30							
31							
32							
33							
34							
35							
36							
37							
38							
39							
40							
		Average			21.5		

Quantitation Report (Not Reviewed)

Data File : G:\APOLLO\DATA\211028\1028010.D Vial: 10
Acq On : 10-28-21 12:36:26 Operator: KA
Sample : DMO Second Source 10/28/21 Inst : Apollo
Misc : water Multiplr: 1.00
IntFile : events.e
Quant Time: Oct 28 15:39 2021 Quant Results File: DOC1028.RES

Method : G:\APOLLO\DATA\211028\DOC1028.M (Chemstation Integrator)
Title : 8015 B&C
Last Update : Thu Oct 28 15:39:11 2021
Response via : Multiple Level Calibration

Volume Inj. : 2UL
Signal Phase : DB-5
Signal Info : FID02A

Compound	R.T.	Response	Conc Units
System Monitoring Compounds			
3) SA Ortho-Terphenyl(S)	7.53	4250105	0.679 ppb
Surrogate Spike 30.000		Recovery =	2.26%
4) SA Octacosane(S)	9.83	-3553	N.D. ppb
Surrogate Spike 30.000		Recovery =	0.00%
Target Compounds			
1) HATM Diesel (C10-C24)	6.49	1133202337	225.139 ppb
2) HBTM Motor Oil (C24-C40)	14.96	831758038	235.148 ppb
Target Compounds			

Data File: G:\APOLLO\DATA\211028\1028010.D
Sample : DMO Second Source 10/28/21

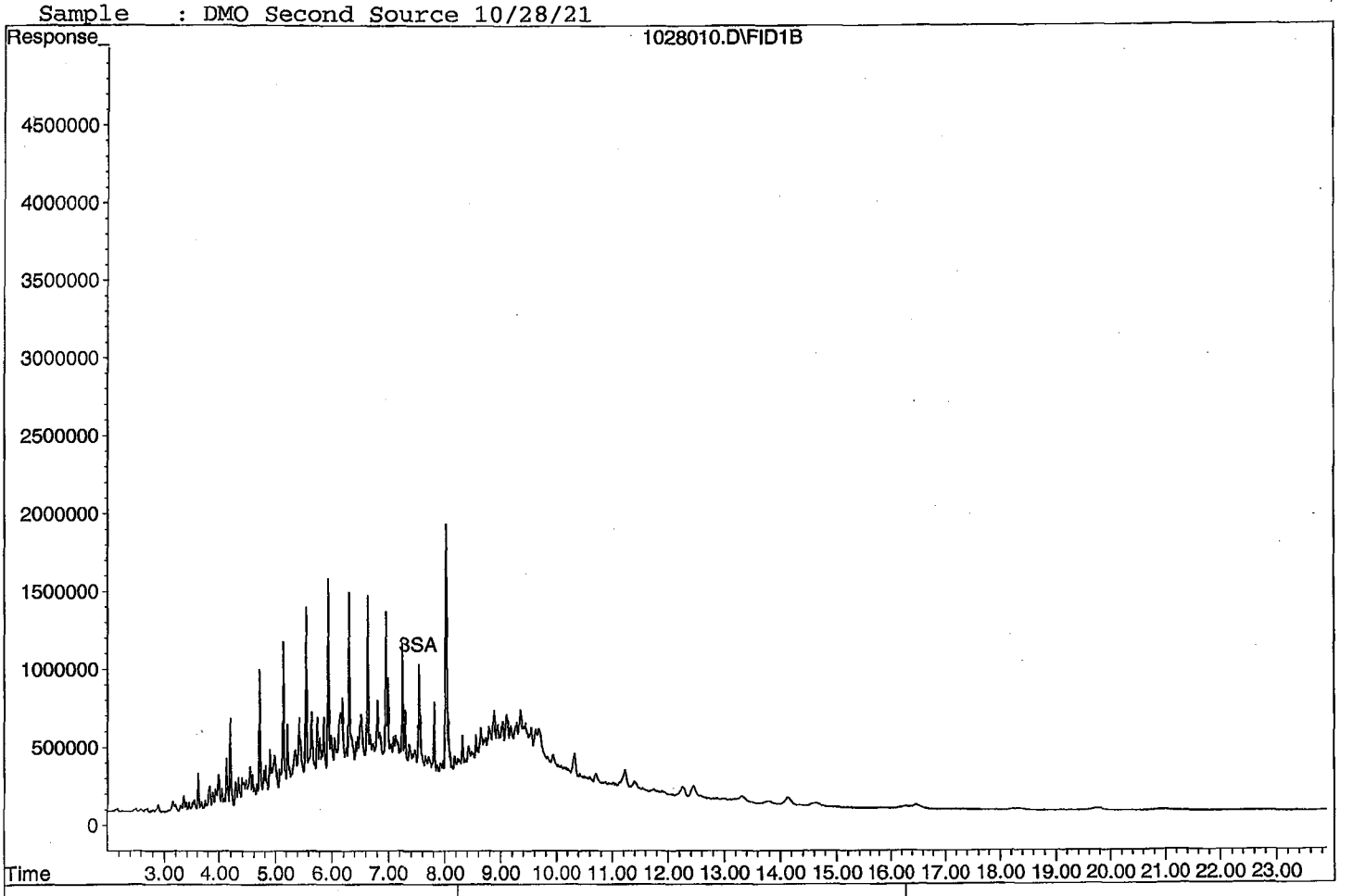

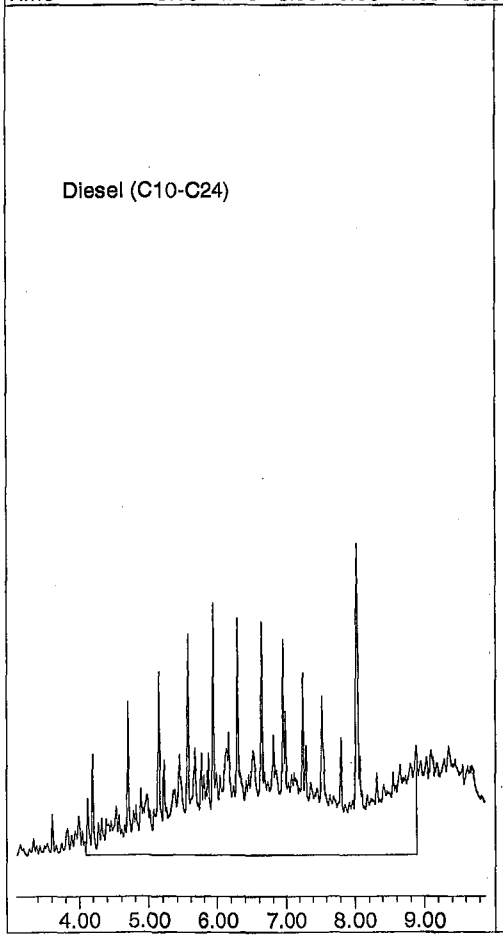



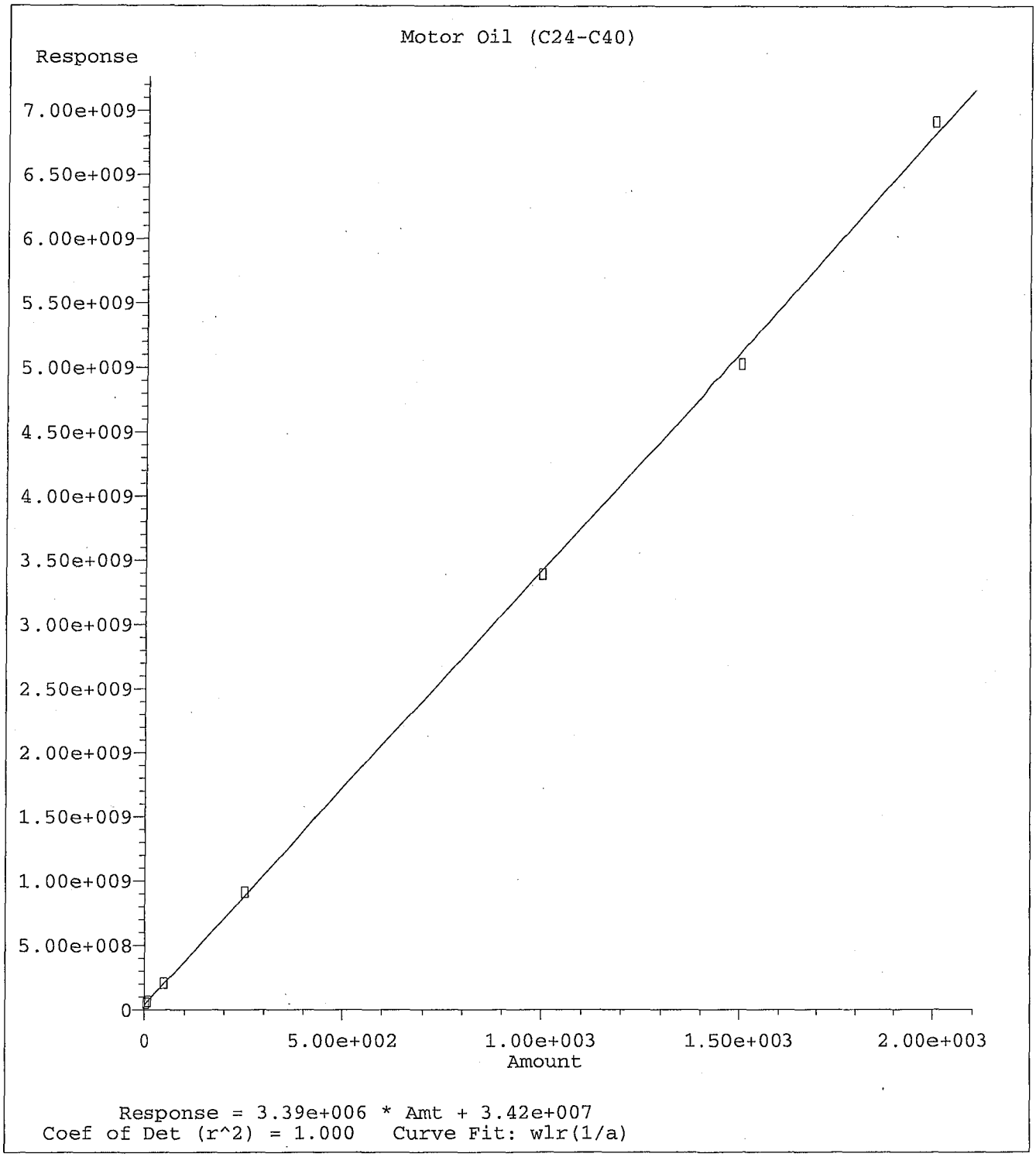

Method Name: G:\APOLLO\DATA\211028\DOC1028.M
Calibration Table Last Updated: Thu Oct 28 15:37:06 2021

TPH Extractables
DEC0911

Form 6
Initial Calibration

Lab Name: APPL, Inc.
Case No:
Matrix: Water

SDG No:
Initial Cal. Date: 9/11/2021
Instrument: Apollo

Initials: KA

		Compound	1	2	3	4	5	6					Avg	%RSD	Type	r^2	Q
			911002.D	911003.D	911004.D	911005.D	911006.D	911007.D									
1	SC	Decanoic Acid(S)	883995	1084261	1313446	1384667	1522107	1509937					1283069	20	SC		*
2																	
3																	
4																	
5																	
6																	
7																	
8																	
9																	
10																	
11																	
12																	
13																	
14																	
15																	
16																	
17																	
18																	
19																	
20																	
21																	
22																	
23																	
24																	
25																	
26																	
27																	
28																	
29																	
30																	
31																	
32																	
33																	
34																	
35																	

0.562142

Quantitation Report (Not Reviewed)

Data File : G:\APOLLO\DATA\210911\911002.D Vial: 2
Acq On : 9-11-21 10:22:53 Operator: KA
Sample : Decanoic Acid STD 1 Inst : Apollo
Misc : water Multiplr: 1.00
IntFile : events.e
Quant Time: Sep 13 9:30 2021 Quant Results File: DEC0911.RES

Method : G:\APOLLO\DATA\210808\DEC0911.M (Chemstation Integrator)
Title : 8015 B&C
Last Update : Mon Sep 13 09:30:16 2021
Response via : Multiple Level Calibration

Volume Inj. : 2UL
Signal Phase : DB-5
Signal Info : FID02A

Compound	R.T.	Response	Conc Units
System Monitoring Compounds			
1) SC Decanoic Acid(S)	5.77	5303968	2.067 ppb
Surrogate Spike 24.000		Recovery =	8.61%

Target Compounds

Target Compounds

Quantitation Report

Data File: G:\APOLLO\DATA\210911\911002.D
Sample : Decanoic Acid STD 1

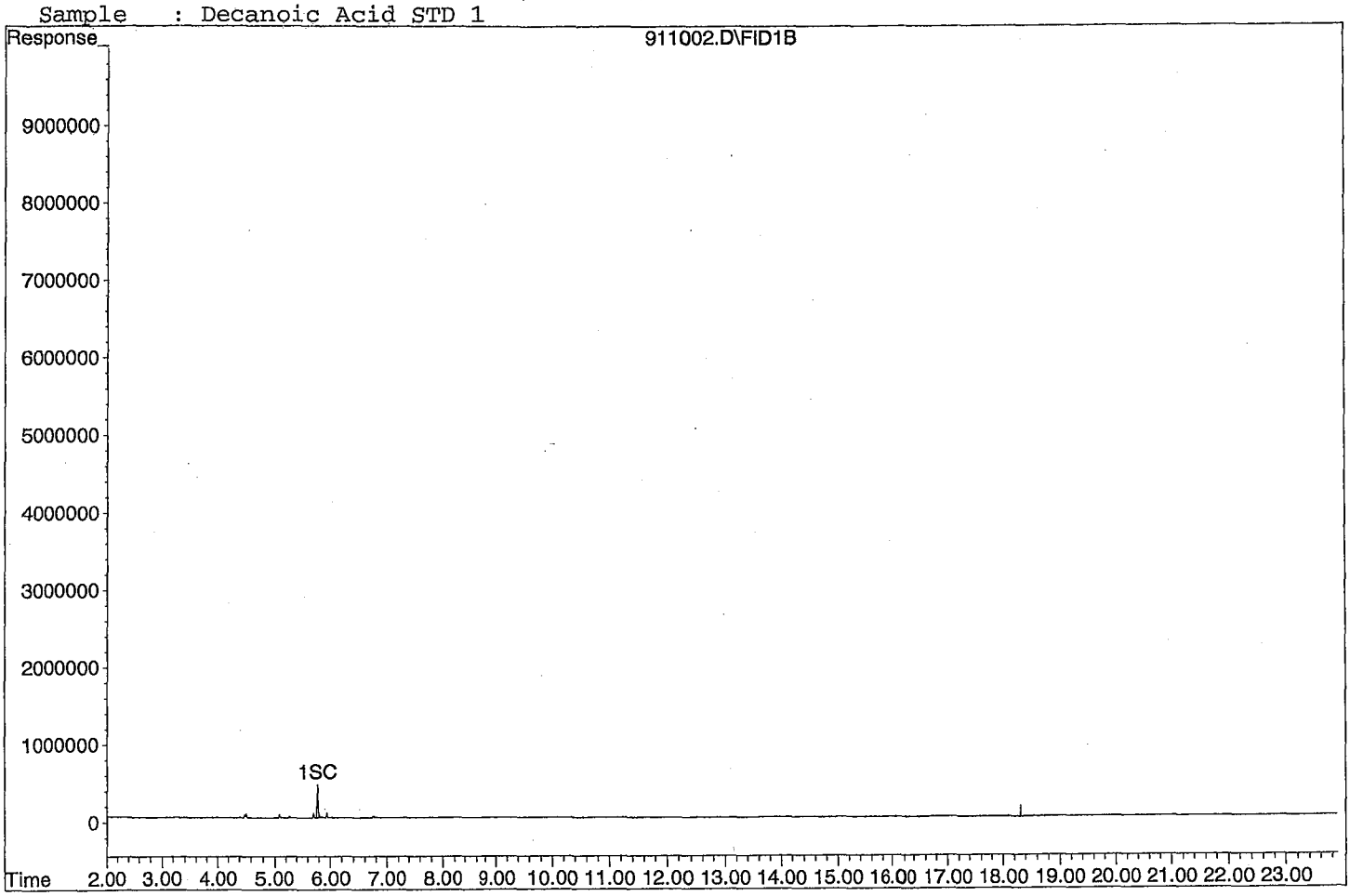

Quantitation Report (Not Reviewed)

Data File : G:\APOLLO\DATA\210911\911003.D Vial: 3
Acq On : 9-11-21 10:51:11 Operator: KA
Sample : Decanoic Acid STD 2 Inst : Apollo
Misc : water Multiplr: 1.00
IntFile : events.e
Quant Time: Sep 23 17:12 2021 Quant Results File: DEC0911.RES

Method : G:\APOLLO\DATA\210808\DEC0911.M (Chemstation Integrator)
Title : 8015 B&C
Last Update : Mon Sep 13 09:30:16 2021
Response via : Multiple Level Calibration

Volume Inj. : 2UL
Signal Phase : DB-5
Signal Info : FID02A

Compound	R.T.	Response	Conc Units
System Monitoring Compounds			
1) SC Decanoic Acid(S)	5.77	13011132	5.070 ppb
Surrogate Spike 24.000		Recovery =	21.13%

Target Compounds

Target Compounds

(f)=RT Delta > 1/2 Window (m)=manual int.

Quantitation Report

Data File: G:\APOLLO\DATA\210911\911003.D
Sample : Decanoic Acid STD 2

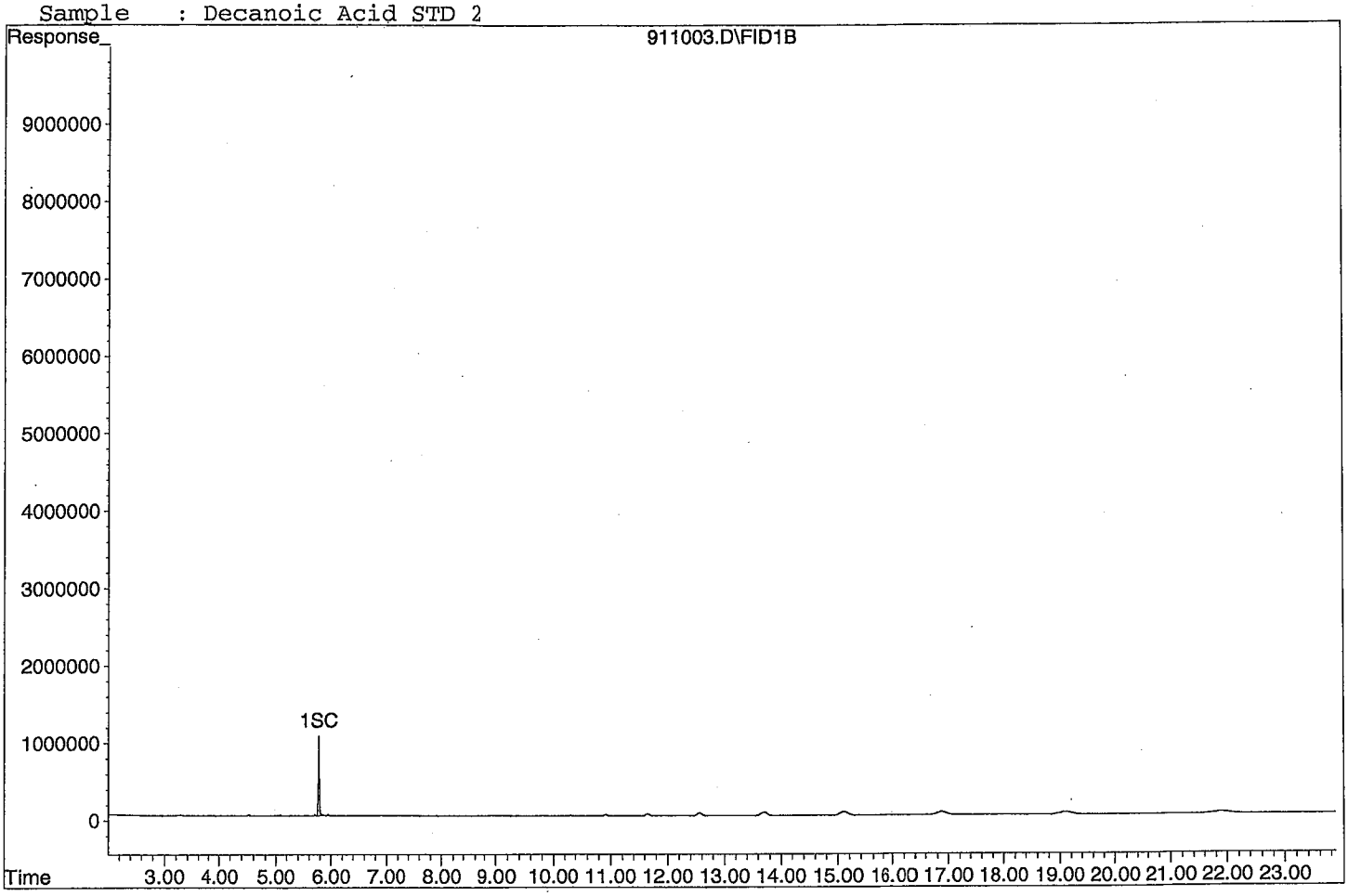

Quantitation Report (Not Reviewed)

Data File : G:\APOLLO\DATA\210911\911004.D Vial: 4
Acq On : 9-11-21 11:19:39 Operator: KA
Sample : Decanoic Acid STD 3 Inst : Apollo
Misc : water Multiplr: 1.00
IntFile : events.e
Quant Time: Sep 23 17:12 2021 Quant Results File: DEC0911.RES

Method : G:\APOLLO\DATA\210808\DEC0911.M (Chemstation Integrator)
Title : 8015 B&C
Last Update : Mon Sep 13 09:30:16 2021
Response via : Multiple Level Calibration

Volume Inj. : 2UL
Signal Phase : DB-5
Signal Info : FID02A

Compound	R.T.	Response	Conc Units
System Monitoring Compounds			
1) SC Decanoic Acid(S)	5.79	63045408	24.568 ppb
Surrogate Spike 24.000		Recovery =	102.37%

Target Compounds

Target Compounds

(f)=RT Delta > 1/2 Window (m)=manual int.

Quantitation Report

Data File: G:\APOLLO\DATA\210911\911004.D
Sample : Decanoic Acid STD 3

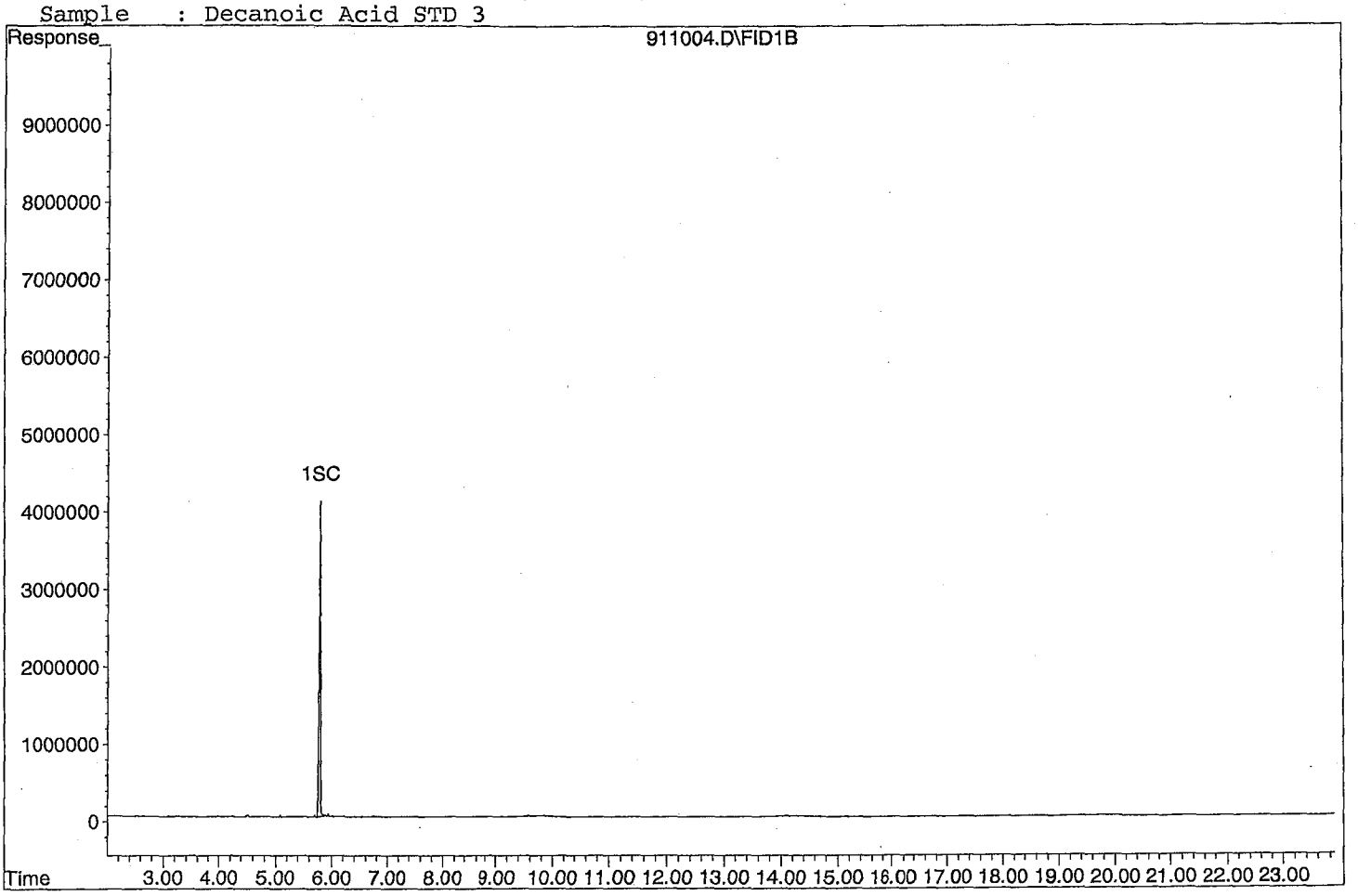

Quantitation Report (Not Reviewed)

Data File : G:\APOLLO\DATA\210911\911005.D Vial: 5
Acq On : 9-11-21 11:48:04 Operator: KA
Sample : Decanoic Acid STD 4 Inst : Apollo
Misc : water Multiplr: 1.00
IntFile : events.e
Quant Time: Sep 23 17:12 2021 Quant Results File: DEC0911.RES

Method : G:\APOLLO\DATA\210808\DEC0911.M (Chemstation Integrator)
Title : 8015 B&C
Last Update : Mon Sep 13 09:30:16 2021
Response via : Multiple Level Calibration

Volume Inj. : 2UL
Signal Phase : DB-5
Signal Info : FID02A

Compound	R.T.	Response	Conc Units
System Monitoring Compounds			
1) SC Decanoic Acid(S)	5.80	99696015	38.851 ppb
Surrogate Spike 24.000		Recovery =	161.88%

Target Compounds

Target Compounds

Quantitation Report

Data File: G:\APOLLO\DATA\210911\911005.D
Sample : Decanoic Acid STD 4

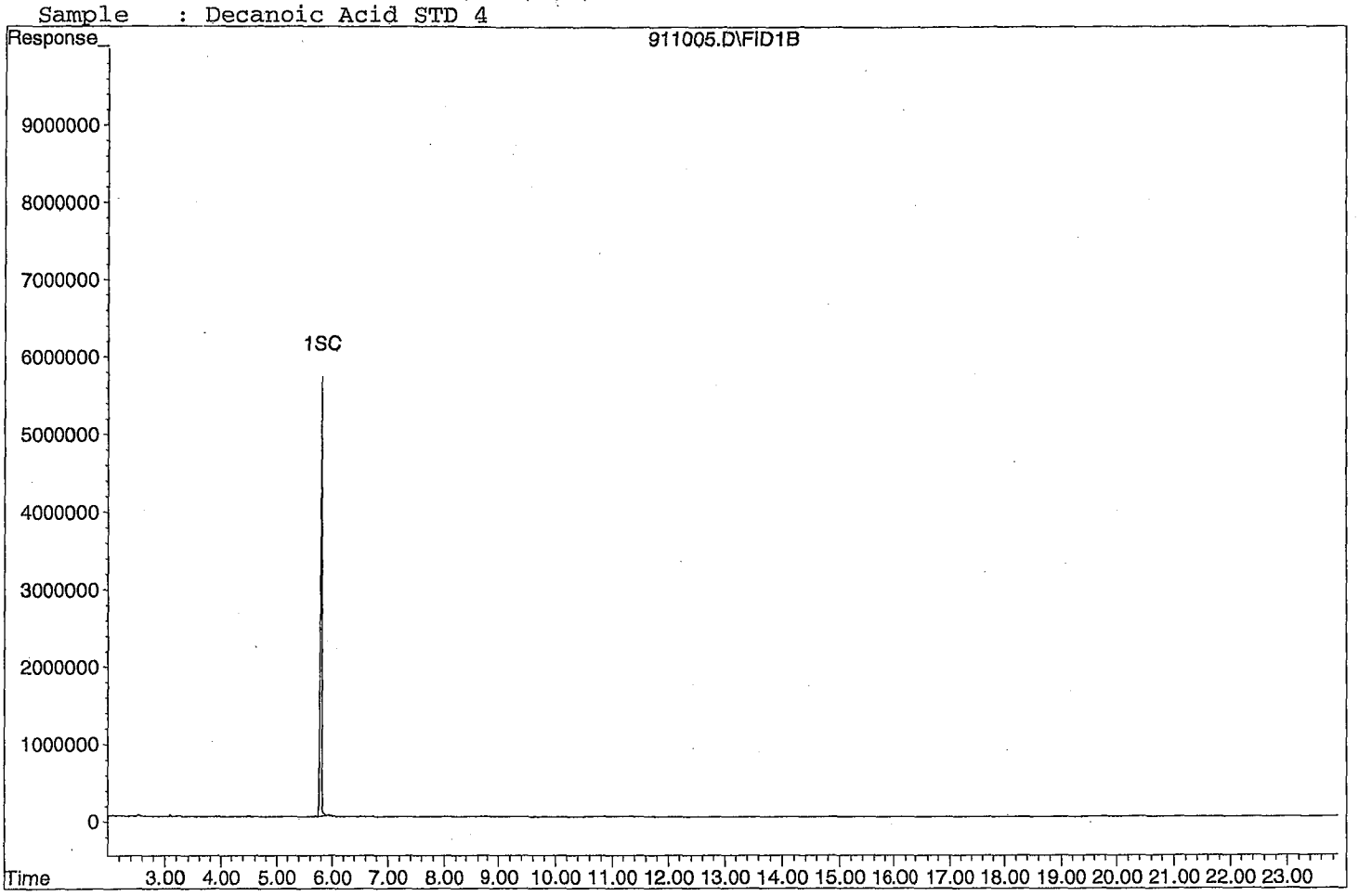

Quantitation Report (Not Reviewed)

Data File : G:\APOLLO\DATA\210911\911006.D
Acq On : 9-11-21 12:16:37
Sample : Decanoic Acid STD 5
Misc : water
IntFile : events.e
Quant Time: Sep 23 17:12 2021 Quant Results File: DEC0911.RES

Vial: 6
Operator: KA
Inst : Apollo
Multiplr: 1.00

Method : G:\APOLLO\DATA\210808\DEC0911.M (Chemstation Integrator)
Title : 8015 B&C
Last Update : Mon Sep 13 09:30:16 2021
Response via : Multiple Level Calibration

Volume Inj. : 2UL
Signal Phase : DB-5
Signal Info : FID02A

Compound	R.T.	Response	Conc Units
System Monitoring Compounds			
1) SC Decanoic Acid(S)	5.81	146122260	56.942 ppb
Surrogate Spike 24.000		Recovery =	237.26%

Target Compounds

Target Compounds

(f)=RT Delta > 1/2 Window (m)=manual int.

911006.D DEC0911.M Thu Sep 23 17:16:04 2021

Quantitation Report

Data File: G:\APOLLO\DATA\210911\911006.D
Sample : Decanoic Acid STD 5

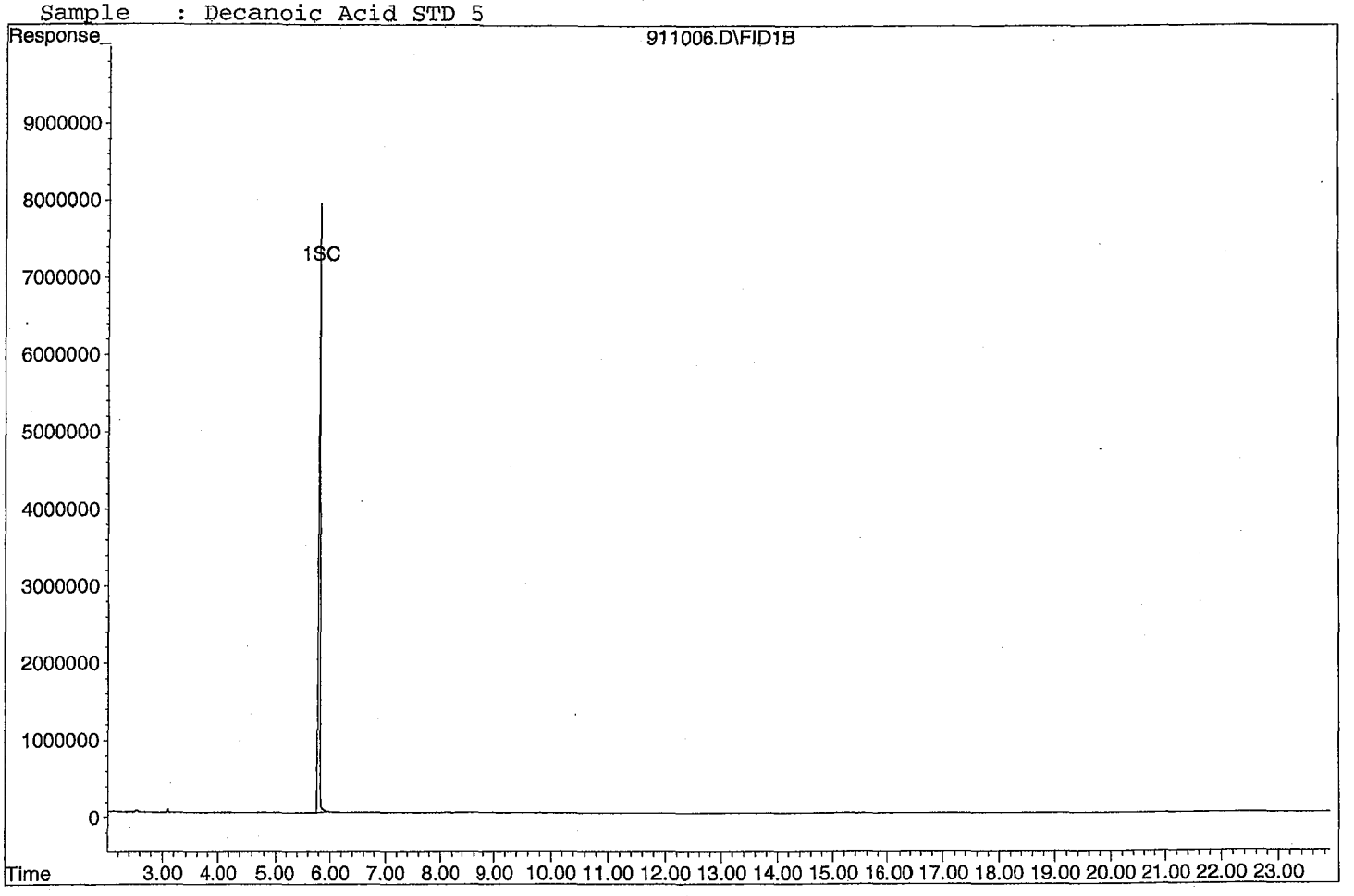

Quantitation Report (Not Reviewed)

Data File : G:\APOLLO\DATA\210911\911007.D Vial: 7
Acq On : 9-11-21 12:45:02 Operator: KA
Sample : Decanoic Acid STD 6 Inst : Apollo
Misc : water Multiplr: 1.00
IntFile : events.e
Quant Time: Sep 23 17:12 2021 Quant Results File: DEC0911.RES

Method : G:\APOLLO\DATA\210808\DEC0911.M (Chemstation Integrator)
Title : 8015 B&C
Last Update : Mon Sep 13 09:30:16 2021
Response via : Multiple Level Calibration

Volume Inj. : 2UL
Signal Phase : DB-5
Signal Info : FID02A

Compound	R.T.	Response	Conc Units
System Monitoring Compounds			
1) SC Decanoic Acid(S)	5.81	181192435	70.609 ppb
Surrogate Spike 24.000		Recovery =	294.20%

Target Compounds

Target Compounds

(f)=RT Delta > 1/2 Window (m)=manual int.

911007.D DEC0911.M Thu Sep 23 17:16:37 2021

Quantitation Report

Data File: G:\APOLLO\DATA\210911\911007.D
Sample : Decanoic Acid STD 6

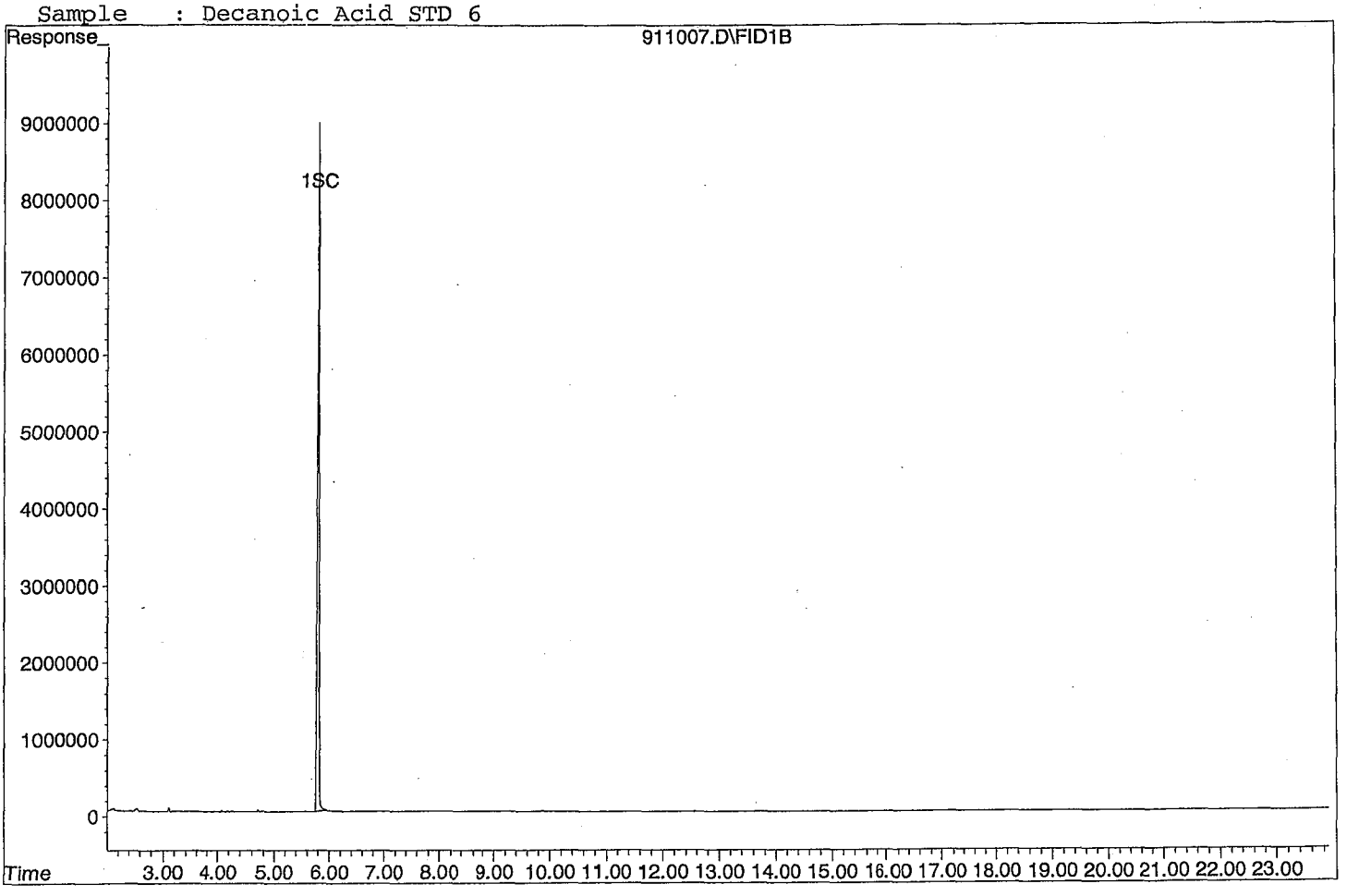

TPH Extractables
DOC1028

Form 7

Continuing Calibration

Lab Name: APPL, Inc.
Case No:
Matrix: Water

SDG No:
Date Analyzed: 11/10/2021
Instrument: Apollo
Initial Cal. Date: 10/28/2021
Data File: 1110018.D

		Compound	MEAN	CCRF	%D		%Drift
1	HATM	Diesel (C10-C24)	2516670	2350820	6.6	HATM	
2	HBTM	Motor Oil (C24-C40)	2492040	1717840	31	HBTML	2.7
3	SA	Ortho-Terphenyl(S)	3127510	2917680	6.7	SA	
4	SA	Octacosane(S)	2261430	2118440	6.3	SA	
5							
6							
7							
8							
9							
10							
11							
12							
13							
14							
15							
16							
17							
18							
19							
20							
21							
22							
23							
24							
25							
26							
27							
28							
29							
30							
31							
32							
33							
34							
35							
36							
37							
38							
39							
40							
		Average			12.7		

Quantitation Report (Not Reviewed)

Data File : G:\APOLLO\DATA\211110\1110018.D Vial: 18
Acq On : 11-10-21 18:20:23 Operator: KA
Sample : DMO LVL 4 CCV 10/27/21 Inst : Apollo
Misc : water Multiplr: 1.00
IntFile : events.e
Quant Time: Nov 11 8:39 2021 Quant Results File: DOC1028.RES

Method : G:\APOLLO\DATA\211028\DOC1028.M (Chemstation Integrator)
Title : 8015 B&C
Last Update : Fri Nov 12 17:55:30 2021
Response via : Multiple Level Calibration

Volume Inj. : 2UL
Signal Phase : DB-5
Signal Info : FID02A

Compound	R.T.	Response	Conc Units
System Monitoring Compounds			
3) SA Ortho-Terphenyl(S)	7.44	72942089	11.661 ppb
Surrogate Spike 30.000		Recovery =	38.87%
4) SA Octacosane(S)	9.69	52961118	11.710 ppb
Surrogate Spike 30.000		Recovery =	39.03%
Target Compounds			
1) HATM Diesel (C10-C24)	6.49	1175410238	233.525 ppb
2) HBTM Motor Oil (C24-C40)	14.96	858918994	243.156 ppb

Target Compounds

Data File: G:\APOLLO\DATA\211110\1110018.D
Sample : DMO LVL 4 CCV 10/27/21

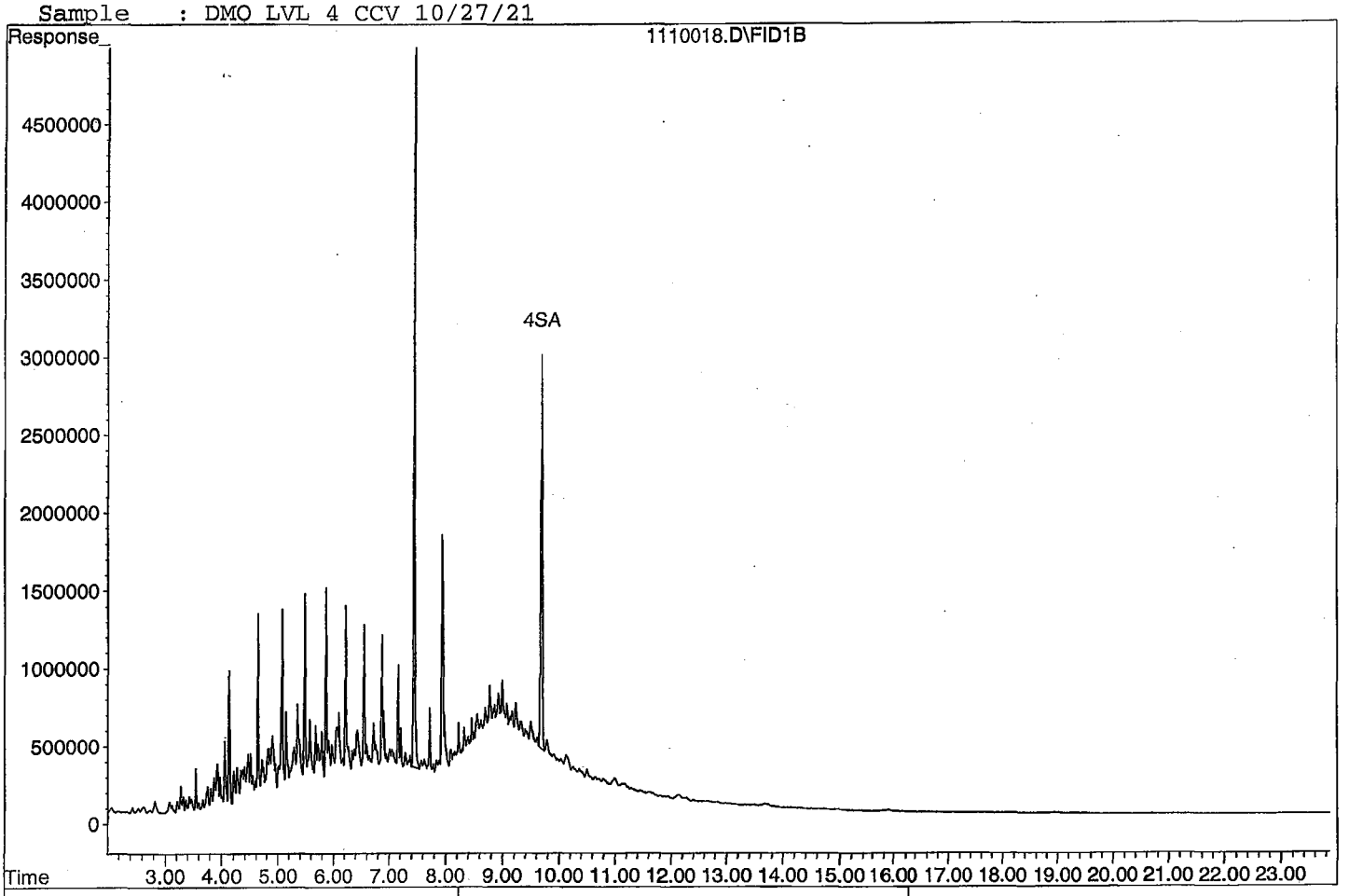

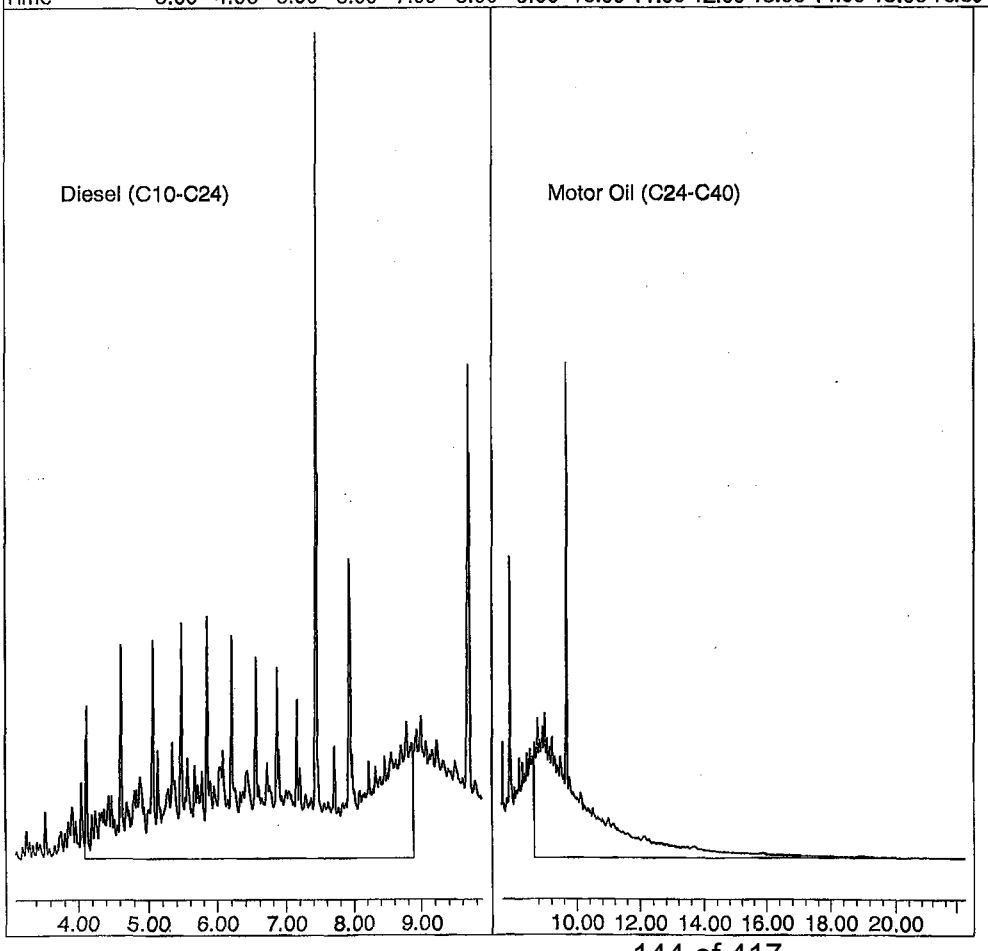

TPH Extractables
DEC0911

Form 7

Continuing Calibration

Lab Name: APPL, Inc.
Case No:
Matrix: Water

SDG No:
Date Analyzed: 11/10/2021
Instrument: Apollo
Initial Cal. Date: 9/11/2021
Data File: 1110019.D

		Compound	MEAN	CCRF	%D	%Drift	
1	SC	Decanoic Acid(S)	1283070	1234300	3.8	SC	
2							
3							
4							
5							
6							
7							
8							
9							
10							
11							
12							
13							
14							
15							
16							
17							
18							
19							
20							
21							
22							
23							
24							
25							
26							
27							
28							
29							
30							
31							
32							
33							
34							
35							
36							
37							
38							
39							
40							
		Average			3.8		

Quantitation Report (Not Reviewed)

Data File : G:\APOLLO\DATA\211110\1110019.D Vial: 19
Acq On : 11-10-21 18:48:25 Operator: KA
Sample : Decanoic Acid CCV 11/05/21 Inst : Apollo
Misc : water Multiplr: 1.00
IntFile : events.e
Quant Time: Nov 11 8:38 2021 Quant Results File: DEC0911.RES

Method : G:\APOLLO\DATA\210911\DEC0911.M (Chemstation Integrator)
Title : 8015 B&C
Last Update : Fri Nov 05 10:50:06 2021
Response via : Multiple Level Calibration

Volume Inj. : 2UL
Signal Phase : DB-5
Signal Info : FID02A

Compound	R.T.	Response	Conc Units
System Monitoring Compounds			
1) SC Decanoic Acid(S)	5.65	88869385	34.632 ppb
Surrogate Spike 24.000		Recovery =	144.30%

Target Compounds

Target Compounds

(f)=RT Delta > 1/2 Window (m)=manual int.
1110019.D DEC0911.M Sat Nov 13 15:36:52 2021

File : G:\APOLLO\DATA\211110\1110019.D
Operator : KA
Acquired : 11-10-21 18:48:25 using AcqMethod TPHSN.M
Instrument : Apollo
Sample Name: Decanoic Acid CCV 11/05/21
Misc Info : water
Vial Number: 19



TPH Extractables
DOC1028

Form 7

Continuing Calibration

Lab Name: APPL, Inc.
Case No:
Matrix: Water

SDG No:
Date Analyzed: 11/11/2021
Instrument: Apollo
Initial Cal. Date: 10/28/2021
Data File: 1110031.D

		Compound	MEAN	CCRF	%D		%Drift
1	HATM	Diesel (C10-C24)	2516670	2598370	3.2	HATM	
2	HBTM	Motor Oil (C24-C40)	2492040	1901950	24	HBTML	8.1
3	SA	Ortho-Terphenyl(S)	3127510	3109130	0.59	SA	
4	SA	Octacosane(S)	2261430	2312170	2.2	SA	
5							
6							
7							
8							
9							
10							
11							
12							
13							
14							
15							
16							
17							
18							
19							
20							
21							
22							
23							
24							
25							
26							
27							
28							
29							
30							
31							
32							
33							
34							
35							
36							
37							
38							
39							
40							
		Average			7.5		

Quantitation Report (Not Reviewed)

Data File : G:\APOLLO\DATA\211110\1110031.D Vial: 31
Acq On : 11-11-21 0:24:43 Operator: KA
Sample : DMO LVL 4 CCV 10/27/21 Inst : Apollo
Misc : water Multiplr: 1.00
IntFile : events.e
Quant Time: Nov 11 8:40 2021 Quant Results File: DOC1028.RES

Method : G:\APOLLO\DATA\211028\DOC1028.M (Chemstation Integrator)
Title : 8015 B&C
Last Update : Fri Nov 12 17:55:30 2021
Response via : Multiple Level Calibration

Volume Inj. : 2UL
Signal Phase : DB-5
Signal Info : FID02A

Compound	R.T.	Response	Conc Units
System Monitoring Compounds			
3) SA Ortho-Terphenyl(S)	7.44	77728152	12.427 ppb
Surrogate Spike 30.000		Recovery =	41.42%
4) SA Octacosane(S)	9.68	57804364	12.781 ppb
Surrogate Spike 30.000		Recovery =	42.60%
Target Compounds			
1) HATM Diesel (C10-C24)	6.49	1299185451	258.116 ppb
2) HBTM Motor Oil (C24-C40)	14.96	950974379	270.296 ppb

Target Compounds

(f)=RT Delta > 1/2 Window (m)=manual int.
1110031.D DOC1028.M Sat Nov 13 15:33:44 2021 Page 1

Quantitation Report

Data File: G:\APOLLO\DATA\211110\1110031.D
Sample : DMO LVL 4 CCV 10/27/21

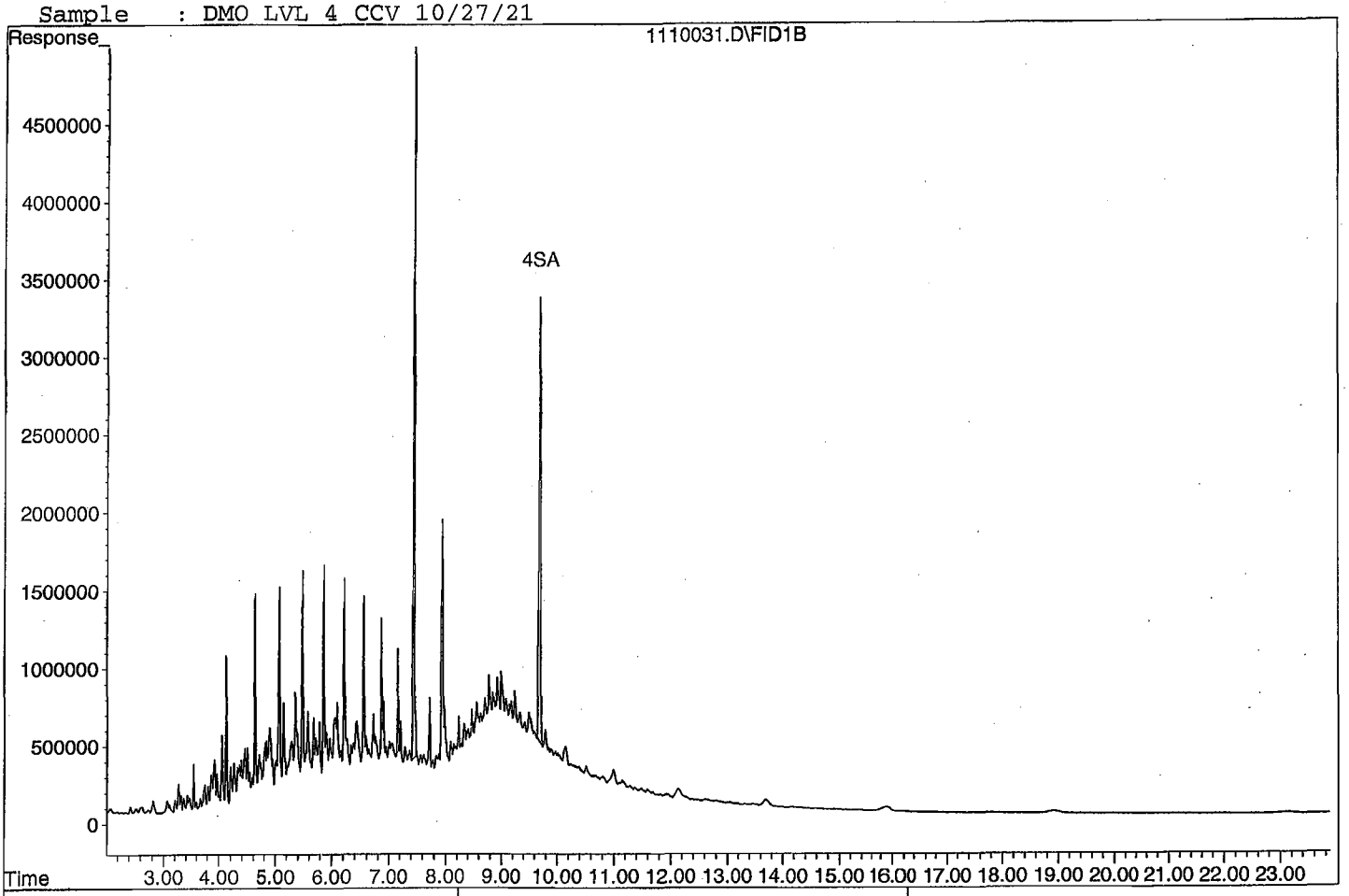

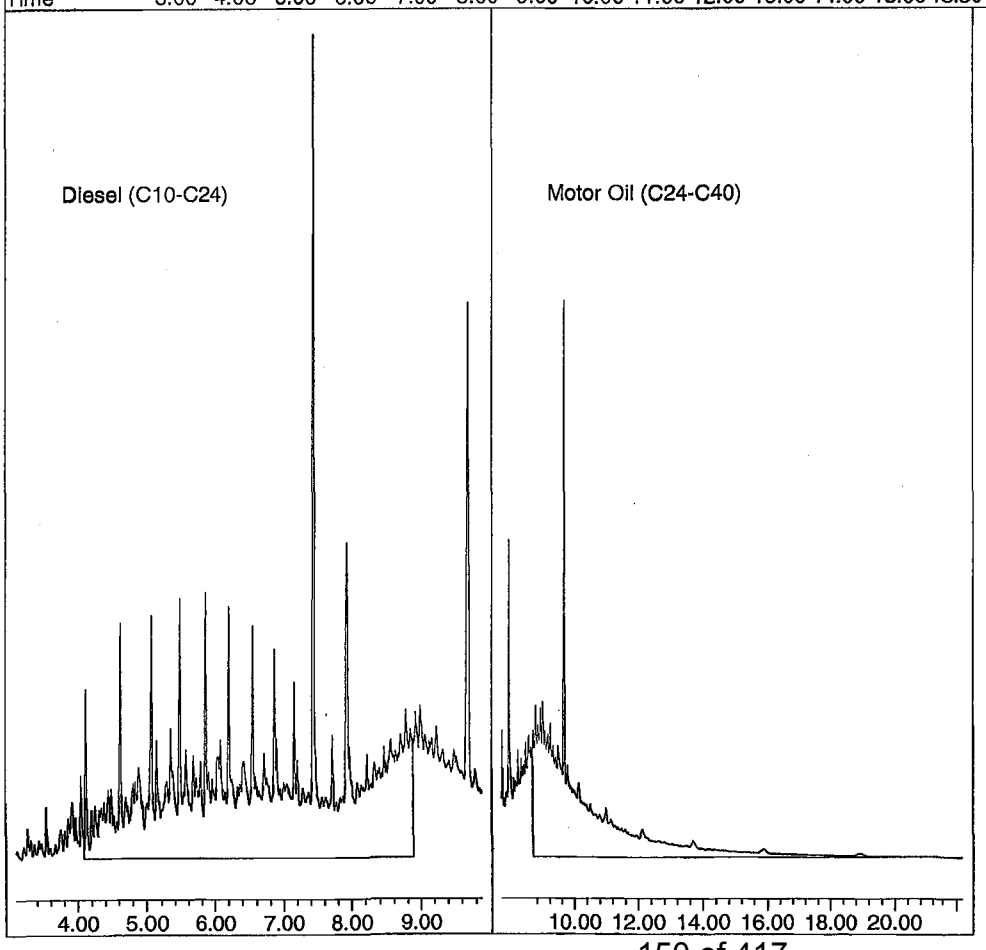

TPH Extractables
DEC0911

Form 7

Continuing Calibration

Lab Name: APPL, Inc.
Case No:
Matrix: Water

SDG No:
Date Analyzed: 11/11/2021
Instrument: Apollo
Initial Cal. Date: 9/11/2021
Data File: 1110032.D

		Compound	MEAN	CCRF	%D		%Drift
1	SC	Decanoic Acid(S)	1283070	1361830	6.1	SC	
2							
3							
4							
5							
6							
7							
8							
9							
10							
11							
12							
13							
14							
15							
16							
17							
18							
19							
20							
21							
22							
23							
24							
25							
26							
27							
28							
29							
30							
31							
32							
33							
34							
35							
36							
37							
38							
39							
40							
		Average			6.1		

Quantitation Report (Not Reviewed)

Data File : G:\APOLLO\DATA\211110\1110032.D Vial: 32
Acq On : 11-11-21 0:52:46 Operator: KA
Sample : Decanoic Acid CCV 11/05/21 Inst : Apollo
Misc : water Multiplr: 1.00
IntFile : events.e
Quant Time: Nov 11 8:40 2021 Quant Results File: DEC0911.RES

Method : G:\APOLLO\DATA\210911\DEC0911.M (Chemstation Integrator)
Title : 8015 B&C
Last Update : Fri Nov 05 10:50:06 2021
Response via : Multiple Level Calibration

Volume Inj. : 2UL
Signal Phase : DB-5
Signal Info : FID02A

Compound	R.T.	Response	Conc Units
System Monitoring Compounds			
1) SC Decanoic Acid(S)	5.65	98051620	38.210 ppb
Surrogate Spike 24.000		Recovery =	159.21%

Target Compounds

Target Compounds

(f)=RT Delta > 1/2 Window (m)=manual int.
1110032.D DEC0911.M Sat Nov 13 15:36:53 2021 Page 1

File : G:\APOLLO\DATA\211110\1110032.D
Operator : KA
Acquired : 11-11-21 0:52:46 using AcqMethod TPHSN.M
Instrument : Apollo
Sample Name: Decanoic Acid CCV 11/05/21
Misc Info : water
Vial Number: 32



ORGANICS
Raw Data

Quantitation Report (QT Reviewed)

Data File : G:\APOLLO\DATA\211110\1110026.D Vial: 26
Acq On : 11-10-21 22:04:44 Operator: KA
Sample : BA45105W09 5/1050 SG Inst : Apollo
Misc : water Multiplr: 4.76
IntFile : events.e
Quant Time: Nov 13 15:31 2021 Quant Results File: DOC1028.RES

Method : G:\APOLLO\DATA\211028\DOC1028.M (Chemstation Integrator)
Title : 8015 B&C
Last Update : Fri Nov 12 17:55:30 2021
Response via : Multiple Level Calibration

Volume Inj. : 2UL
Signal Phase : DB-5
Signal Info : FID02A

Compound	R.T.	Response	Conc Units
System Monitoring Compounds			
3) SA Ortho-Terphenyl(S)	7.44	152048315	115.753 ppb
Surrogate Spike 142.857		Recovery =	81.03%
4) SA Octacosane(S)	9.69	135659607	142.830 ppb
Surrogate Spike 142.857		Recovery =	99.98%
Target Compounds			
1) HATM Diesel (C10-C24)	6.49	28379503	26.849 ppb
2) HBTM Motor Oil (C24-C40)	14.96	71521147	52.436 ppb

Target Compounds

Quantitation Report

Data File: G:\APOLLO\DATA\211110\1110026.D
Sample : BA45105W09 5/1050 SG

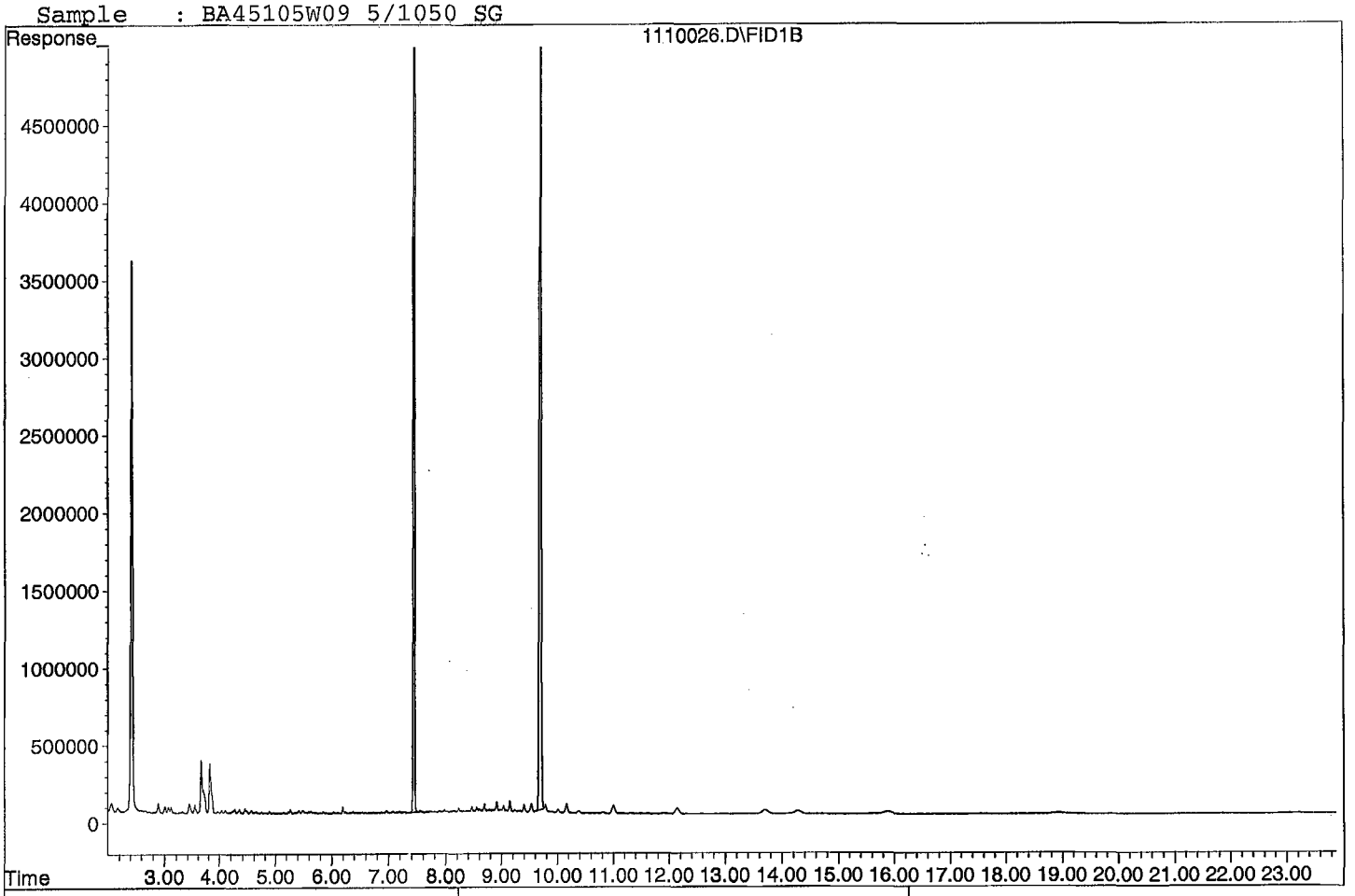

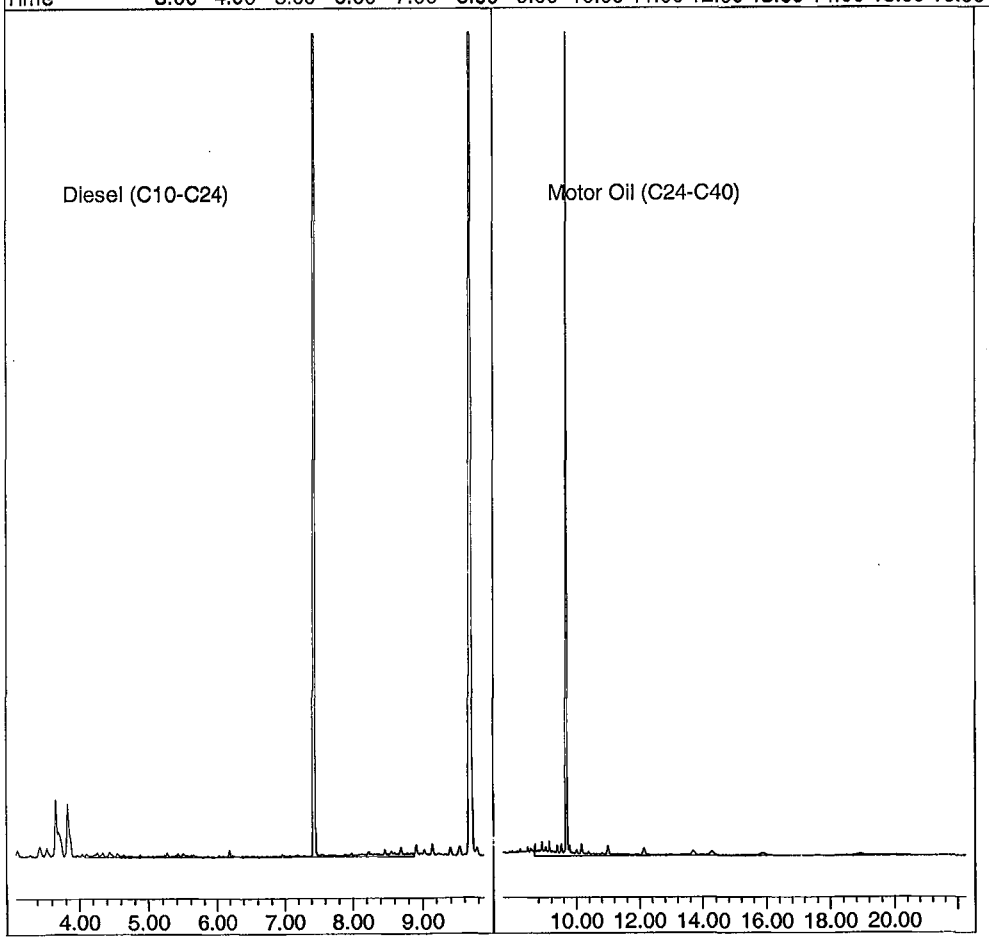

Quantitation Report (QT Reviewed)

Data File : G:\APOLLO\DATA\211110\1110021.D Vial: 21
Acq On : 11-10-21 19:44:31 Operator: KA
Sample : 211108A BLK 5/1000 SG Inst : Apollo
Misc : water Multiplr: 5.00
IntFile : events.e
Quant Time: Nov 13 15:28 2021 Quant Results File: DOC1028.RES

Method : G:\APOLLO\DATA\211028\DOC1028.M (Chemstation Integrator)
Title : 8015 B&C
Last Update : Fri Nov 12 17:55:30 2021
Response via : Multiple Level Calibration

Volume Inj. : 2UL
Signal Phase : DB-5
Signal Info : FID02A

Compound	R.T.	Response	Conc Units
System Monitoring Compounds			
3) SA Ortho-Terphenyl(S)	7.44	174662873	139.618 ppb
Surrogate Spike 150.000		Recovery =	93.08%
4) SA Octacosane(S)	9.69	155867982	172.311 ppb
Surrogate Spike 150.000		Recovery =	114.87%
Target Compounds			
1) HATM Diesel (C10-C24)	6.49	31566545	31.357 ppb
2) HBTM Motor Oil (C24-C40)	14.96	84816381	74.657 ppb

Target Compounds

Quantitation Report

Data File: G:\APOLLO\DATA\211110\1110021.D
Sample : 211108A BLK 5/1000 SG

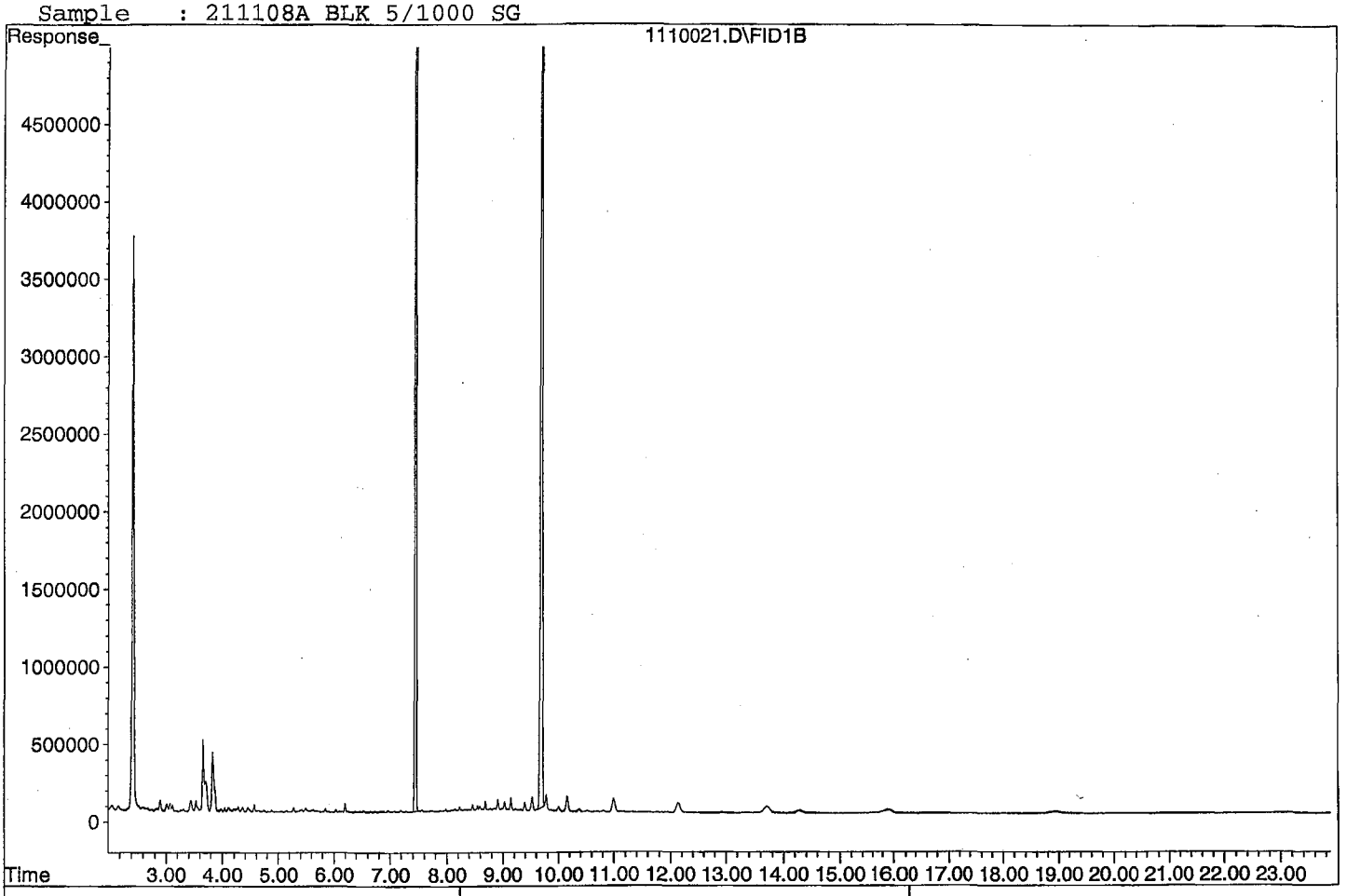

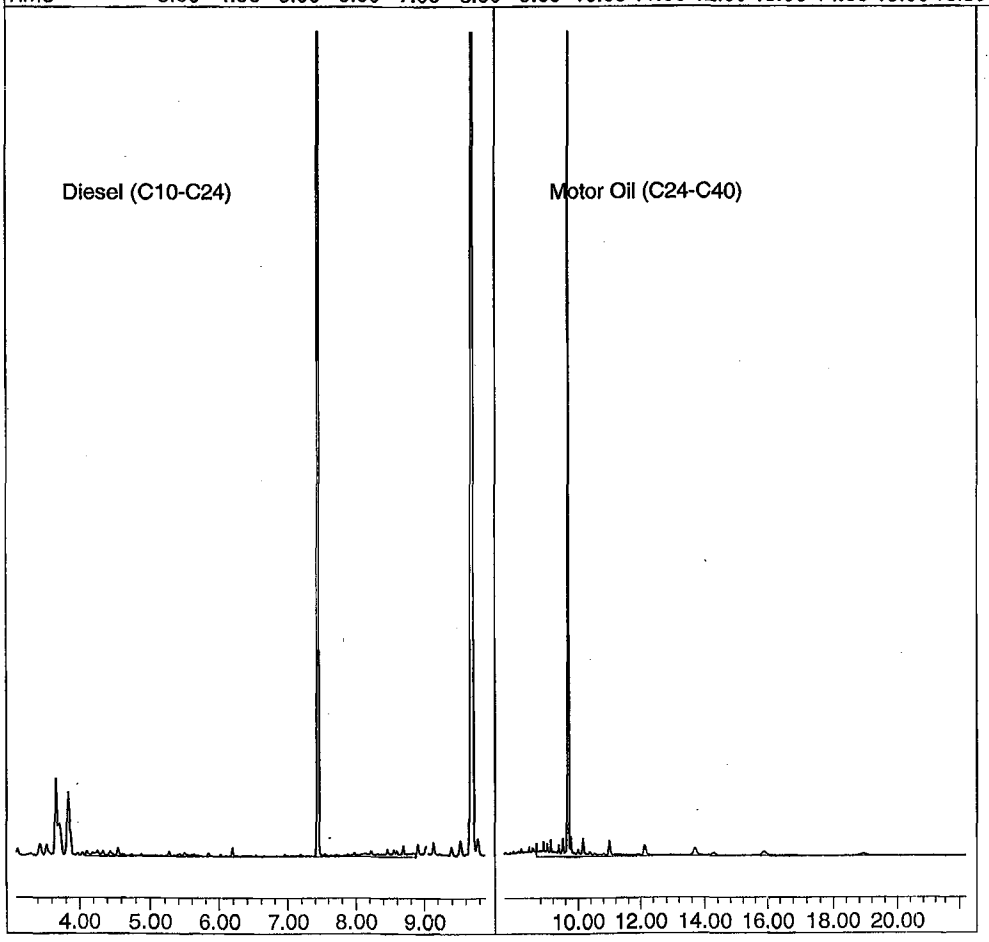

Quantitation Report (QT Reviewed)

Data File : G:\APOLLO\DATA\211110\1110022.D
Acq On : 11-10-21 20:12:35
Sample : 211108A LCS-1 5/1000 SG
Misc : water
IntFile : events.e
Quant Time: Nov 13 15:29 2021 Quant Results File: DOC1028.RES

Vial: 22
Operator: KA
Inst : Apollo
Multiplr: 5.00

Method : G:\APOLLO\DATA\211028\DOC1028.M (Chemstation Integrator)
Title : 8015 B&C
Last Update : Fri Nov 12 17:55:30 2021
Response via : Multiple Level Calibration

Volume Inj. : 2UL
Signal Phase : DB-5
Signal Info : FID02A

Compound	R.T.	Response	Conc Units
System Monitoring Compounds			
3) SA Ortho-Terphenyl(S)	7.44	123664490	98.852 ppb
Surrogate Spike 150.000		Recovery =	65.90%
4) SA Octacosane(S)	9.69	98274593	108.642 ppb
Surrogate Spike 150.000		Recovery =	72.43%
Target Compounds			
1) HATM Diesel (C10-C24)	6.49	1145558960	1137.971 ppb
2) HBTM Motor Oil (C24-C40)	14.96	1022781147	1457.330 ppb

Target Compounds

Diesel:

$$\frac{(1145558960)(5)}{(2516669)(2)} = \frac{5727794800}{5033338} = \boxed{1137.971}$$

Quantitation Report

Data File: G:\APOLLO\DATA\211110\1110022.D
Sample : 211108A LCS-1 5/1000 SG

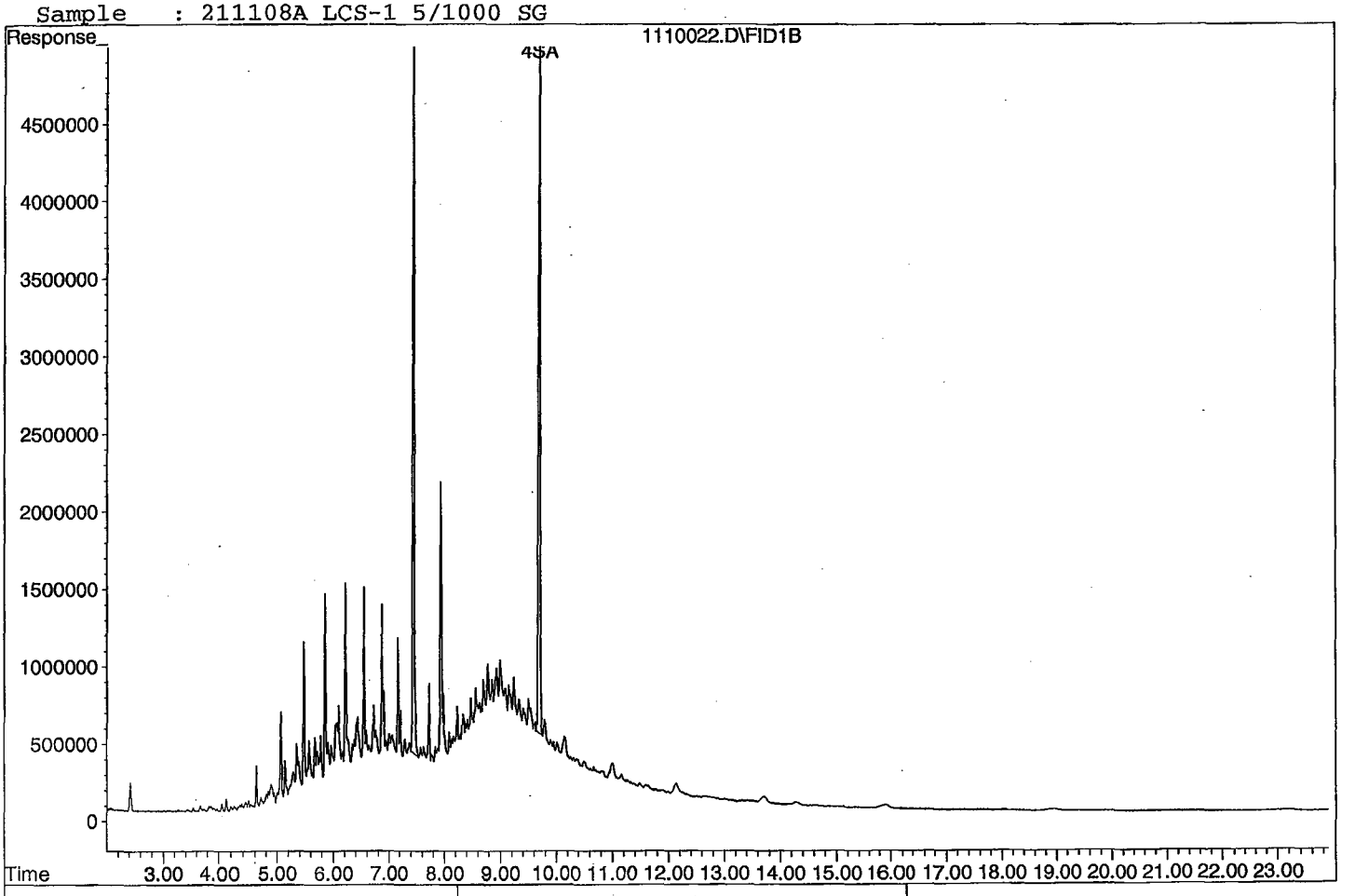

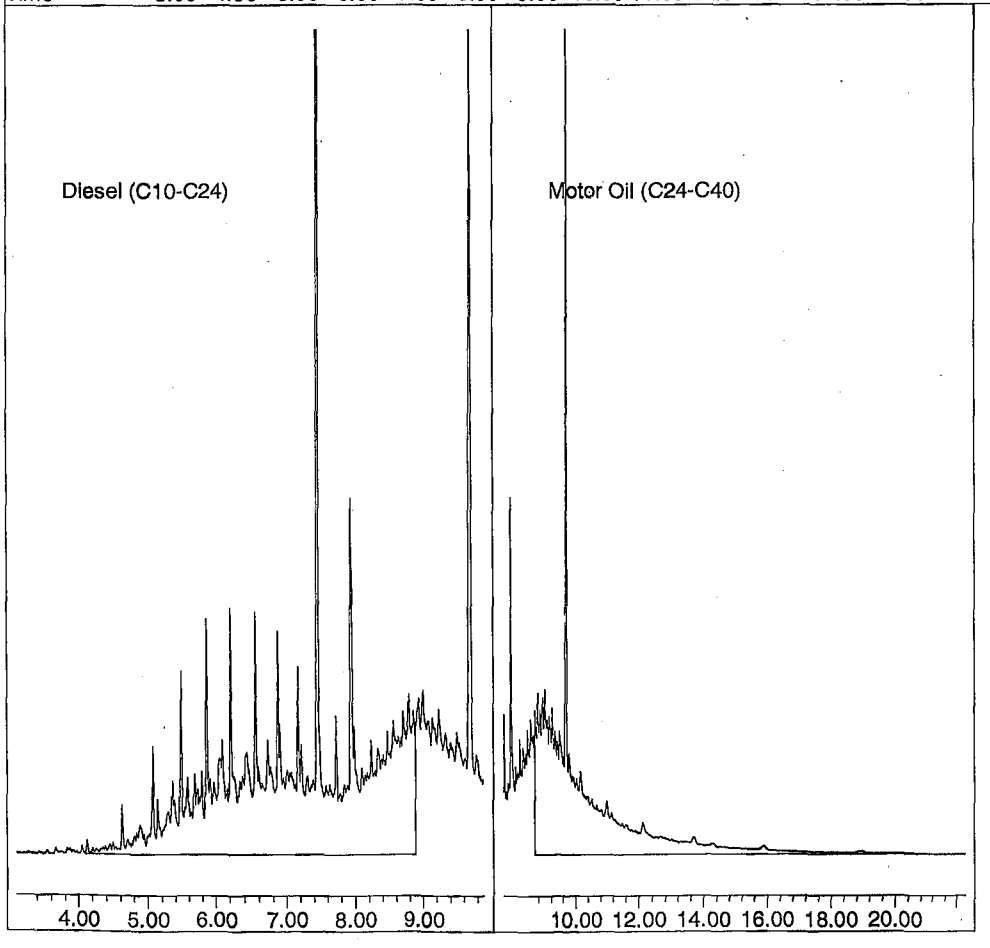

Quantitation Report (QT Reviewed)

Data File : G:\APOLLO\DATA\211110\1110023.D Vial: 23
Acq On : 11-10-21 20:40:38 Operator: KA
Sample : 211108A LCSD-1 5/1000 SG Inst : Apollo
Misc : water Multiplr: 5.00
IntFile : events.e
Quant Time: Nov 13 15:29 2021 Quant Results File: DOC1028.RES

Method : G:\APOLLO\DATA\211028\DOC1028.M (Chemstation Integrator)
Title : 8015 B&C
Last Update : Fri Nov 12 17:55:30 2021
Response via : Multiple Level Calibration

Volume Inj. : 2UL
Signal Phase : DB-5
Signal Info : FID02A

Compound	R.T.	Response	Conc Units
System Monitoring Compounds			
3) SA Ortho-Terphenyl(S)	7.44	194242663	155.270 ppb
Surrogate Spike 150.000		Recovery =	103.51%
4) SA Octacosane(S)	9.69	158795775	175.548 ppb
Surrogate Spike 150.000		Recovery =	117.03%
Target Compounds			
1) HATM Diesel (C10-C24)	6.49	2114966450	2100.958 ppb
2) HBTM Motor Oil (C24-C40)	14.96	1627990801	2349.482 ppb

Target Compounds

Data File: G:\APOLLO\DATA\211110\1110023.D
Sample : 211108A LCSD-1 5/1000 SG

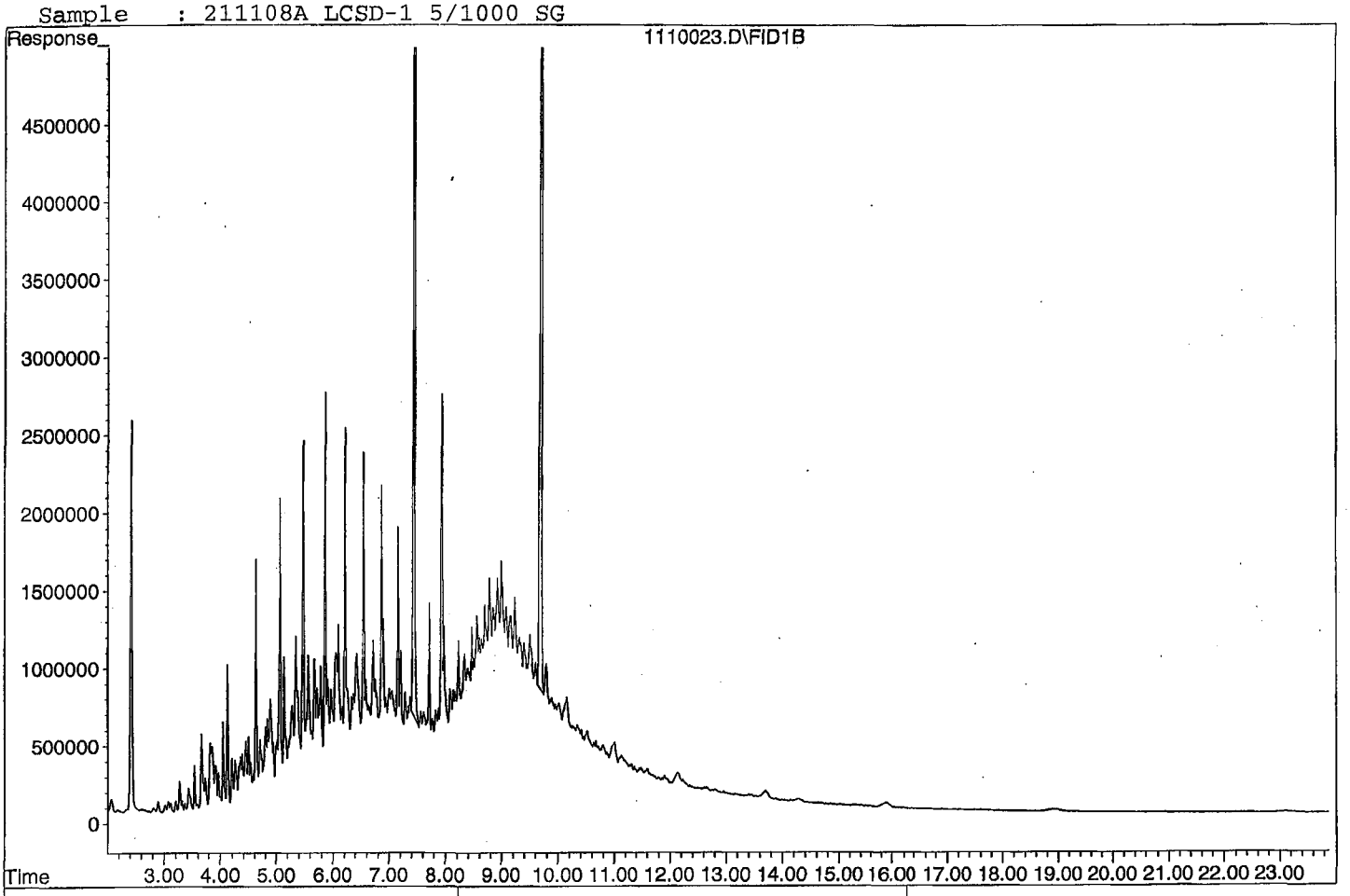

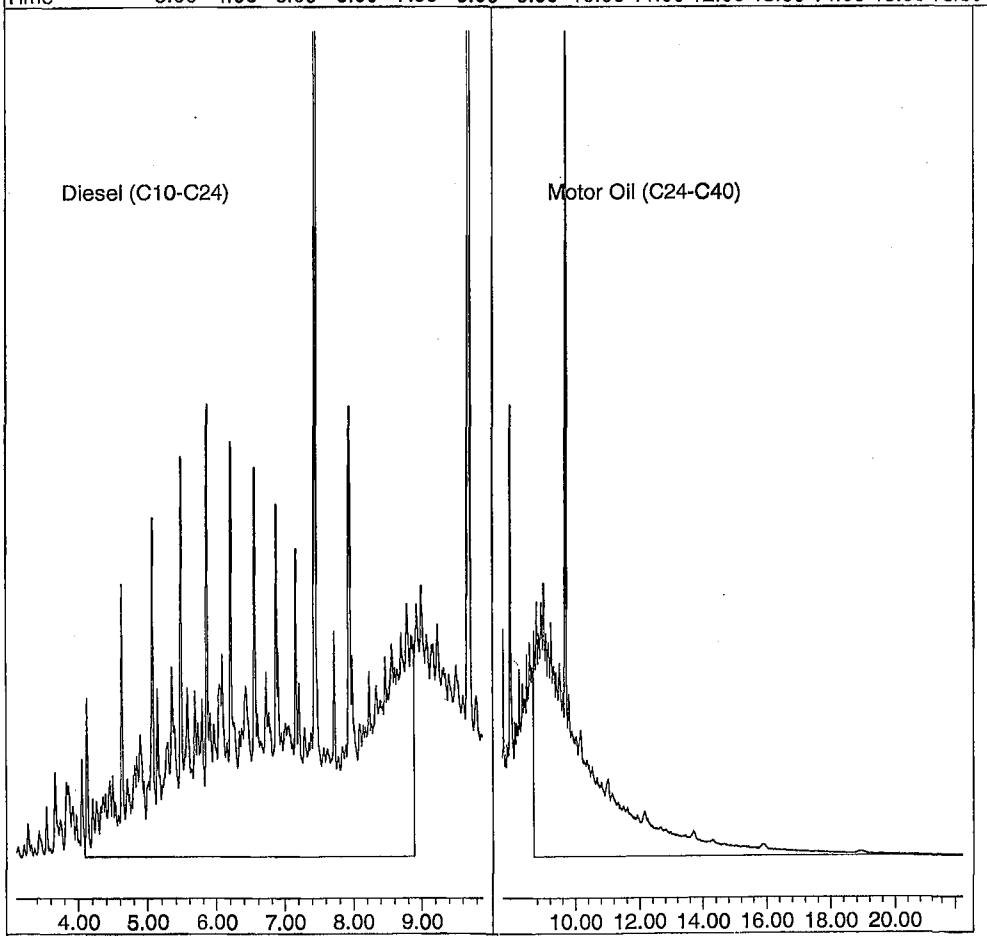

_LIQ005SGC

Organic Extraction Worksheet

Method	Continuous Liq/Liq TPH- 3520C w/SGC	Extraction Set	211108A	Extraction Method	LIQ005SGC	Units	mL

Spiked ID 1	Diesel Motor Oil Mix 10/30/21-10/31/27		Surrogate ID 1	THC Surrogate 10/29/21-10/29/22	
Spiked ID 2	Decanoic 1000ug/mL Acid Solution 11/01/21-11/01/22		Surrogate ID 2		
Spiked ID 3			Surrogate ID 3		
Spiked ID 4			Surrogate ID 4		
Spiked ID 5			Surrogate ID 5		
Spiked ID 6			Sufficient Vol for Matrix QC:	NO	
Spiked ID 7			Ext. Start Time:	11/08/21 10:07	
Spiked ID 8			Ext. End Time:	11/09/21 15:50	
			GC Requires Extract By:		

pH1	2		Water Bath Temp 1 °C	39/ 38.1 °C
pH2			Water Bath Temp 2 °C	37/ 38.1
pH3			Water Bath Temp 3 °C	37/ 36.5 °C

Spiked By: SR **Date** 11/8/2021 9:01:00 AM **Witnessed By:** AGM **Date** 11/8/2021 9:01:00 AM

	Sample	Sample Container	Spike Amount	Spike ID	Surrogate Amount	Surrogate ID	Extract Amount	Final Volume	pH	Extract Date/Time	Comments
1	211108A Blk		0.050	2	0.250	1 equip	1000	5	2	11/08/21 9:01	*
2	211108A LCS-1		0.080,0.050	1,2	0.250	1 equip	1000	5	2	11/08/21 9:01	*
3	211108A LCSD-1		0.080,0.050	1,2	0.250	1 equip	1000	5	2	11/08/21 9:01	*
4	BA45100	BA45100W10	0.050	2	0.250	1 equip	1040	5	2	11/08/21 9:01	98098 *
5	BA45101	BA45101W07	0.050	2	0.250	1 equip	1040	5	2	11/08/21 9:01	98098 *
6	BA45105	BA45105W09	0.050	2	0.250	1 equip	1050	5	2	11/08/21 9:01	98097 *
7	BA45108	BA45108W09	0.050	2	0.250	1 equip	1040	5	2	11/08/21 9:01	98096 *
8	BA45110	BA45110W10	0.050	2	0.250	1 equip	1040	5	2	11/08/21 9:01	98096 *
9	BA45112	BA45112W09	0.050	2	0.250	1 equip	1000	5	2	11/08/21 9:01	98096 *
10	BA45114	BA45114W10	0.050	2	0.250	1 equip	1050	5	2	11/08/21 9:01	98096 *

Solvent and Lot#	
1+1 HCL (5mLs)	60358
PH Strips	HC155968
Dichloromethane (DCM)	61117
Filter Paper	1441-150
Sodium Sulfate	2021071206
SILICA GEL (*)	050627T

Extraction COC Transfer	
Extraction lab employee Initials	
GC analyst's initials	KA
Date	11/10/21
Time	8:35
Refrigerator	Hobart

	Technician's Initials
Scanned By	SR
Sample Preparation	SR
Extraction	SR
Concentration	DS

Modified	11/10/2021 5:33:02 PM

Reviewed By: **Date**

11/13/2021 3:07:18 PM Ext_ID 73267 Page 1 of 1

Injection Log

Directory: G:\APOLLO\DATA\210911\

Line	Vial	FileName	Multiplier	SampleName	Misc Info	Injected
1	2	911002.D	1	Decanoic Acid STD 1	water	9-11-21 10:22:53
2	3	911003.D	1	Decanoic Acid STD 2	water	9-11-21 10:51:11
3	4	911004.D	1	Decanoic Acid STD 3	water	9-11-21 11:19:39
4	5	911005.D	1	Decanoic Acid STD 4	water	9-11-21 11:48:04
5	6	911006.D	1	Decanoic Acid STD 5	water	9-11-21 12:16:37
6	7	911007.D	1	Decanoic Acid STD 6	water	9-11-21 12:45:02
7	3	1028003.D	1	DMO STD 1 10/28/21	water	10-28-21 9:19:03
8	4	1028004.D	1	DMO STD 2 10/28/21	water	10-28-21 9:47:06
9	5	1028005.D	1	DMO STD 3 10/28/21	water	10-28-21 10:15:13
10	6	1028006.D	1	DMO STD 4 10/28/21	water	10-28-21 10:43:31
11	7	1028007.D	1	DMO STD 5 10/28/21	water	10-28-21 11:11:42
12	8	1028008.D	1	DMO STD 6 10/28/21	water	10-28-21 11:39:55
13	9	1028009.D	1	DMO STD 7 10/28/21	water	10-28-21 12:08:10
14	10	1028010.D	1	DMO Second Source 10/28/21	water	10-28-21 12:36:26
15	18	1110018.D	1	DMO LVL 4 CCV 10/27/21	water	11-10-21 18:20:23
16	19	1110019.D	1	Decanoic Acid CCV 11/05/21	water	11-10-21 18:48:25
17	21	1110021.D	5	211108A BLK 5/1000 SG	water	11-10-21 19:44:31
18	22	1110022.D	5	211108A LCS-1 5/1000 SG	water	11-10-21 20:12:35
19	23	1110023.D	5	211108A LCSD-1 5/1000 SG	water	11-10-21 20:40:38
20	25	1110025.D	4.80769	BA45101W07 5/1040 SG	water	11-10-21 21:36:41
21	31	1110031.D	1	DMO LVL 4 CCV 10/27/21	water	11-11-21 0:24:43
22	32	1110032.D	1	Decanoic Acid CCV 11/05/21	water	11-11-21 0:52:46

Diesel / Motor Oil Calibration Curve

Prepared: 10/28/2021
Expires: 5/31/2026
Methylene Chloride Lot No. 61117

Prepared By (Initials): KA

Initial Standard Information							Final Standard			
Name of Initial Standard (QAU Label)	Supplier	Conc. (ug/mL)	APPL Mix Name	Reference to APPL Prep Date and Lot #'s	Exp. Date	Exp. Date (Manufacturer)	Aliquot From Stock	Final Volume	Solvent	Final Standard Conc. (ug/mL)
Diesel / Motor Oil - 2	APPL	10	Diesel / Motor Oil - 1	Perp'd: 10/6/21 A0164485-52822, A0168842-52820, AO166510-52817 CL16893-52835	See man. Exp date	10/31/2027 12/31/2027 5/31/2026	100uL	200uL	MC	5
Diesel / Motor Oil - 3		50	Diesel / Motor Oil - 2				200uL	1mL	MC	10
Diesel / Motor Oil Calibration STD	Restek	2,000	Diesel / Motor Oil - 3				25uL	1mL	MC	50
			Diesel / Motor Oil - 4				125uL	1mL	MC	250
			Diesel / Motor Oil - 5				500uL	1mL	MC	1000
			Diesel / Motor Oil - 6				750uL	1mL	MC	1500
			Diesel / Motor Oil - 7				100uL	100uL	N/A	2,000

Diesel / Motor Oil Second Source

Prepared: 10/28/2021
Expires: 10/28/2024
Methylene Chloride
Lot No. 61117

Prepared By (Initials): KA

Initial Standard Information							Final Standard			
Name of Initial Standard (QAU Label)	Supplier	Supplier Part No.	Conc. (ug/mL)	Lot Number - QA Number	Exp. Date (1 yr.)	Exp. Date (Manufacturer)	Aliquot From Stock	Final Volume	Solvent	Final Standard Conc. (ug/mL)
Diesel Fuel #2 Second Source	Phenova	AL0-101287	50,000	**CL16477-52980**	**See man. Exp date**	**2/28/2027**	50uL	10mL	MC	250
Motor Oil Second Source	Absolute	51094	50,000	**102819-52981**		**10/28/2024**	50uL			

Diesel / Motor Oil CCV

Prepared: 10/27/2021
Expires: 5/31/2026
Methylene Chloride
Lot No. 61117

Prepared By (Initials): KA

Initial Standard Information							Final Standard			
Name of Initial Standard (QAU Label)	Supplier	APPL Mix Name	Conc. (ug/mL)	Reference to APPL Prep Date and Lot #'s	Exp. Date	Exp. Date (Manufacturer)	Aliquot From Stock	Final Volume	Solvent	Final Standard Conc. (ug/mL)
Diesel / Motor Oil STD	Restek	Diesel / Motor Oil CCV	2,000	Perp'd: 10/06/21 A0164485-52822, A0168842-52820, A0166510-52817, CL16893-52835	**See man. Exp date**	**10/31/2027 12/31/2027 5/31/2026**	1250uL	10mL	MC	250

Diesel Motor Oil Mix

Prepared: 10/30/2021 **Prepared By (Initials):** KA

Expires: 10/31/2027

Initial Standard Information							Final Standard			
Name of Initial Standard (QAU Label)	Supplier	Supplier Part No.	Conc. (ug/mL)	Lot Number - QA Number	Exp. Date (1 yr.)	Exp. Date (Manufacturer)	Aliquot From Stock	Final Volume	Solvent	Final Standard Conc. (ug/mL)
Diesel Fuel #2	Restek	31258	50,000	**A0164485-52825 and A0164586-53175, 53174, and 53176**	**See man. Date**	**10/31/2027**	4.00 mL	8.0 mL	NA	25,000
Motor Oil Composite	Restek	31464	50,000	**A0166510-52817, and A0168842-53169, 53170, and 53171**	**See man. Date**	**12/31/2027 3/31/28**	4.00 mL			25,000

THC Surrogate

Prepared: 10/29/2021 **LS**

Expires: 5/31/2026

Initial Standard Information							Final Standard			
Name of Initial Standard (QAU Label)	Supplier	Supplier Part No.	Conc. (ug/mL)	Lot Number - QA Number	Exp. Date (1 yr.)	Exp. Date (Manufacturer)	Aliquot From Stock	Final Volume	Solvent	Final Standard Conc. (ug/mL)
O-terphenyl / Octacosane Mix	Phenova	ALO-130161	600	**CL16893-52841**	**See ma. Date**	**5/31/2026**	N/A	N/A	N/A	600

Decanoic Acid Calibration Curve

Prepared: 9/11/2021

Prepared By (Initials): KA

Expires: 7/12/2022

Methylene Chloride Lot No. 61117

Initial Standard Information							Final Standard			
Name of Initial Standard (QAU Label)	Supplier	APPL Mix Name	Conc. (ug/mL)	Reference To APPL Prep Date	Exp. Date	Exp. Date (Manufacturer)	Aliquot From Stock	Final Volume	Solvent	Final Standard Conc. (ug/mL)
Decanoic Acid STD	O2SI	Decanoic Acid-1	60	Prepared 9/11/21	7/12/2022	N/A	50uL	1mL	MC	3
		Decanoic Acid-2					100uL	1mL	MC	6
		Decanoic Acid-3					400uL	1mL	MC	24
		Decanoic Acid-4					600uL	1mL	MC	36
		Decanoic Acid-5					800uL	1mL	MC	48
		Decanoic Acid-6					100uL	100uL	N/A	60

Decanoic Acid Spike

Prepared: 11/1/2021 **Prepared By (Initials): KA**

Expires: 7/8/2024

Initial Standard Information							Final Standard			
Name of Initial Standard (QAU Label)	Supplier	Supplier Part No.	Conc. (ug/mL)	Lot Number - QA Number	Exp. Date (1 yr.)	Exp. Date (Manufacturer)	Aliquot From Stock	Final Volume	Solvent	Final Standard Conc. (ug/mL)
Decanoic Acid Spike	Absolute	72766	1,000	**070821-52988**	**See man. Exp date**	**7/8/2024**	N/A	N/A	N/A	1,000

ORGANICS
Calibration Data

TPH Extractables
DOC1028

Form 6
Initial Calibration

Lab Name: APPL, Inc.
Case No:
Matrix: Water

SDG No:
Initial Cal. Date: 10/28/2021
Instrument: Apollo

Initials: KA

		Compound	1	2	3	4	5	6	7				Avg	%RSD	Type	r^2	Q
			1028003.D	1028004.D	1028005.D	1028006.D	1028007.D	1028008.D	1028009.D								
1	HATM	Diesel (C10-C24)	2983809	2406563	2517872	2418941	2337993	2387715	2563791				2516669	8.7	HATM		
2	HBTML	Motor Oil (C24-C40)	5192328	3260715	2065863	1824592	1695984	1676117	1728658				2492037	53	HBTM	1.000	
3	SA	Ortho-Terphenyl(S)	3637234	3178668	3119876	3035678	2926966	2905323	3088794				3127505	7.9	SA		
4	SA	Octacosane(S)	2469203	2170507	2286410	2275552	2170413	2171254	2286658				2261428	4.8	SA		
5																	
6																	
7																	
8																	
9																	
10																	
11																	
12																	
13																	
14																	
15																	
16																	
17																	
18																	
19																	
20																	
21																	
22																	
23																	
24																	
25																	
26																	
27																	
28																	
29																	
30																	
31																	
32																	
33																	
34																	
35																	

2.118919

Quantitation Report (Not Reviewed)

Data File : G:\APOLLO\DATA\211028\1028003.D Vial: 3
Acq On : 10-28-21 9:19:03 Operator: KA
Sample : DMO STD 1 10/28/21 Inst : Apollo
Misc : water Multiplr: 1.00
IntFile : events.e
Quant Time: Oct 28 15:39 2021 Quant Results File: DOC1028.RES

Method : G:\APOLLO\DATA\211028\DOC1028.M (Chemstation Integrator)
Title : 8015 B&C
Last Update : Thu Oct 28 15:39:11 2021
Response via : Multiple Level Calibration

Volume Inj. : 2UL
Signal Phase : DB-5
Signal Info : FID02A

Compound	R.T.	Response	Conc Units
System Monitoring Compounds			
3) SA Ortho-Terphenyl(S)	7.53	1818617	0.291 ppb
Surrogate Spike 30.000	Recovery	=	0.97%
4) SA Octacosane(S)	9.82	1234601	0.273 ppb
Surrogate Spike 30.000	Recovery	=	0.91%
Target Compounds			
1) HATM Diesel (C10-C24)	6.49	29838086	5.928 ppb
2) HBTM Motor Oil (C24-C40)	14.96	51923283	5.234 ppb

Target Compounds

Quantitation Report

G:\APOLLO\DATA\211028\1028003.D
DMO STD 1 10/28/21

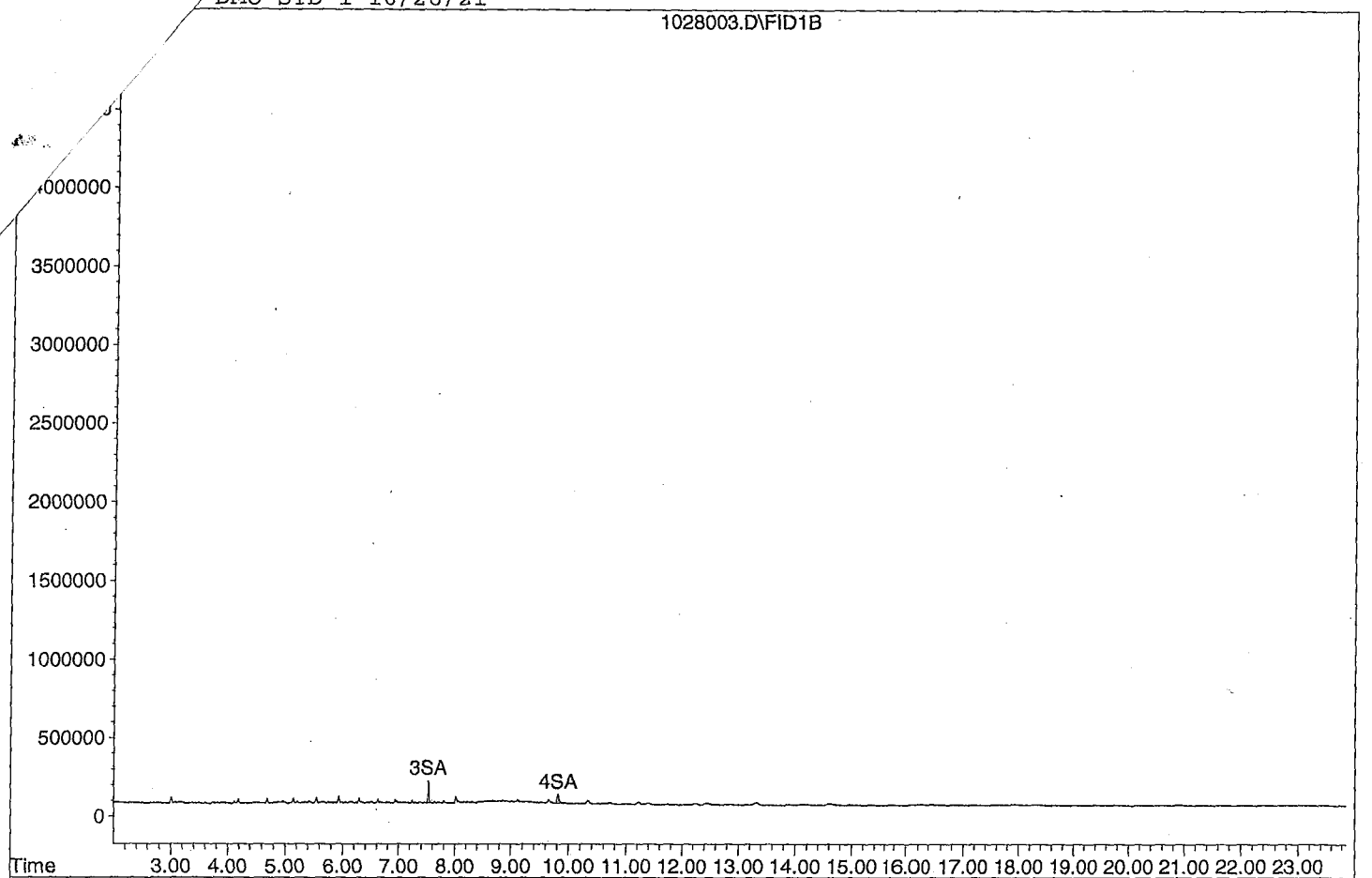

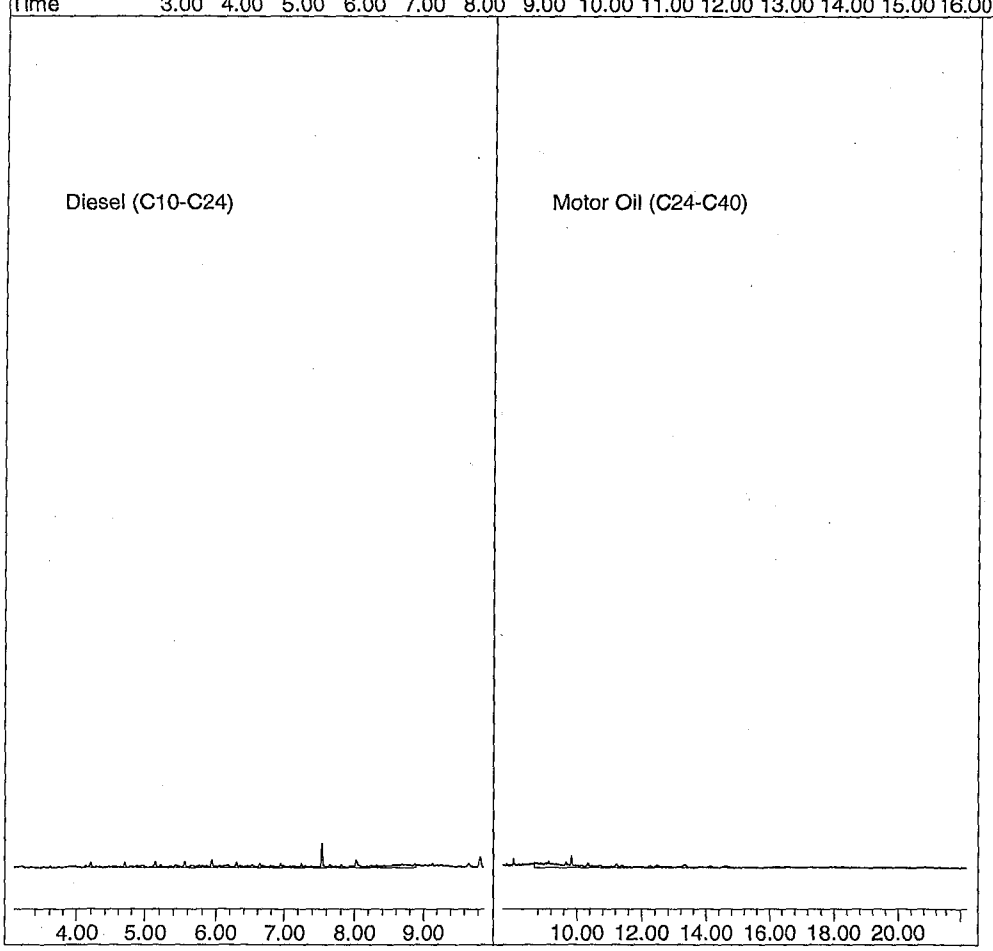

Quantitation Report (Not Reviewed)

: G:\APOLLO\DATA\211028\1028004.D Vial: 4
10-28-21 9:47:06 Operator: KA
: DMO STD 2 10/28/21 Inst : Apollo
: water Multiplr: 1.00
: events.e
Time: Oct 28 15:39 2021 Quant Results File: DOC1028.RES

hod : G:\APOLLO\DATA\211028\DOC1028.M (Chemstation Integrator)
itle : 8015 B&C
Last Update : Thu Oct 28 15:39:11 2021
Response via : Multiple Level Calibration

Volume Inj. : 2UL
Signal Phase : DB-5
Signal Info : FID02A

Compound	R.T.	Response	Conc Units
System Monitoring Compounds			
3) SA Ortho-Terphenyl(S)	7.53	3178668	0.508 ppb
Surrogate Spike 30.000		Recovery =	1.69%
4) SA Octacosane(S)	9.82	2170507	0.480 ppb
Surrogate Spike 30.000		Recovery =	1.60%
Target Compounds			
1) HATM Diesel (C10-C24)	6.49	48131263	9.562 ppb
2) HBTM Motor Oil (C24-C40)	14.96	65214303	9.152 ppb

Target Compounds

Quantitation Report

G:\APOLLO\DATA\211028\1028004.D
2 STD 2 10/28/21

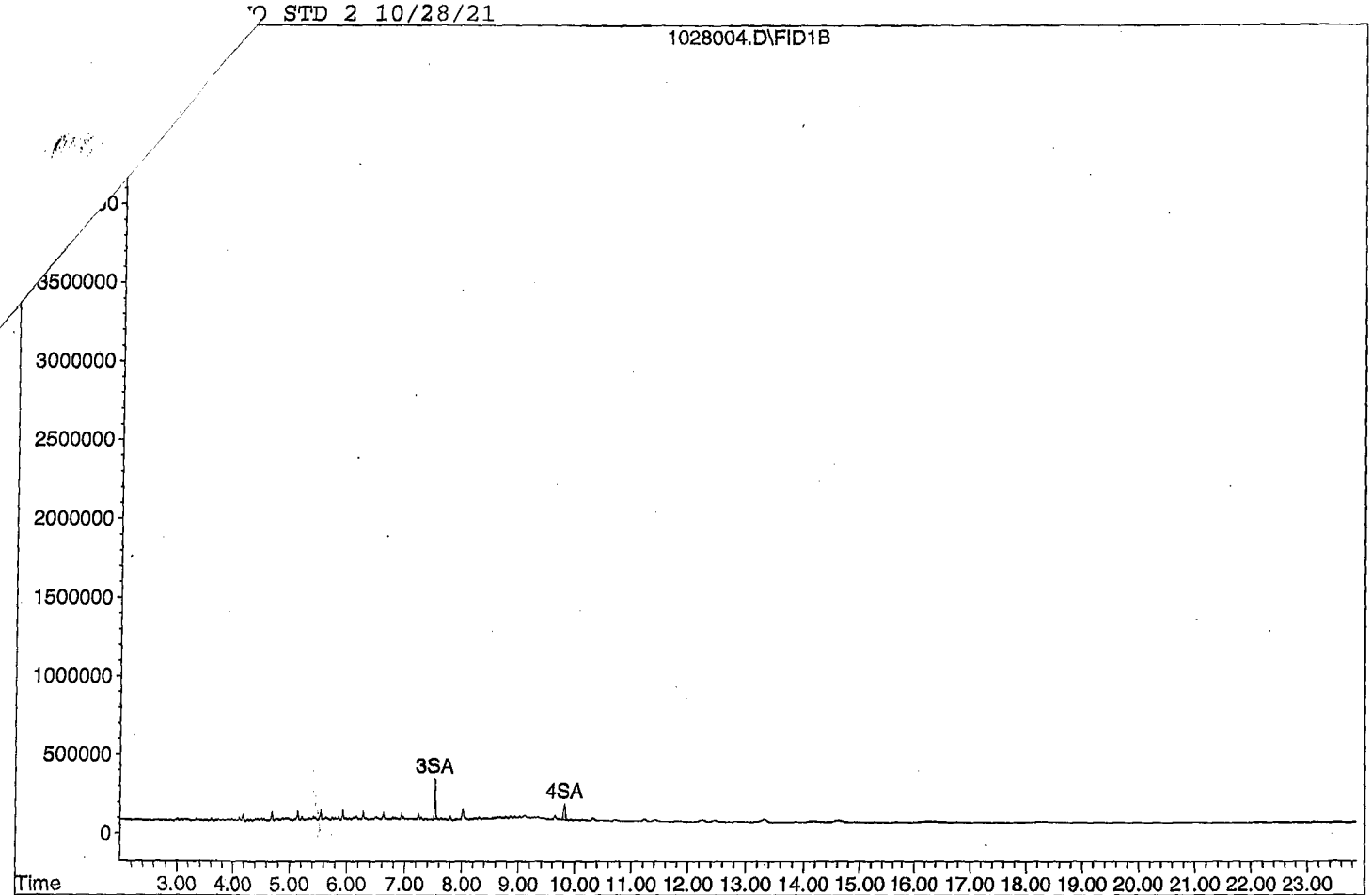

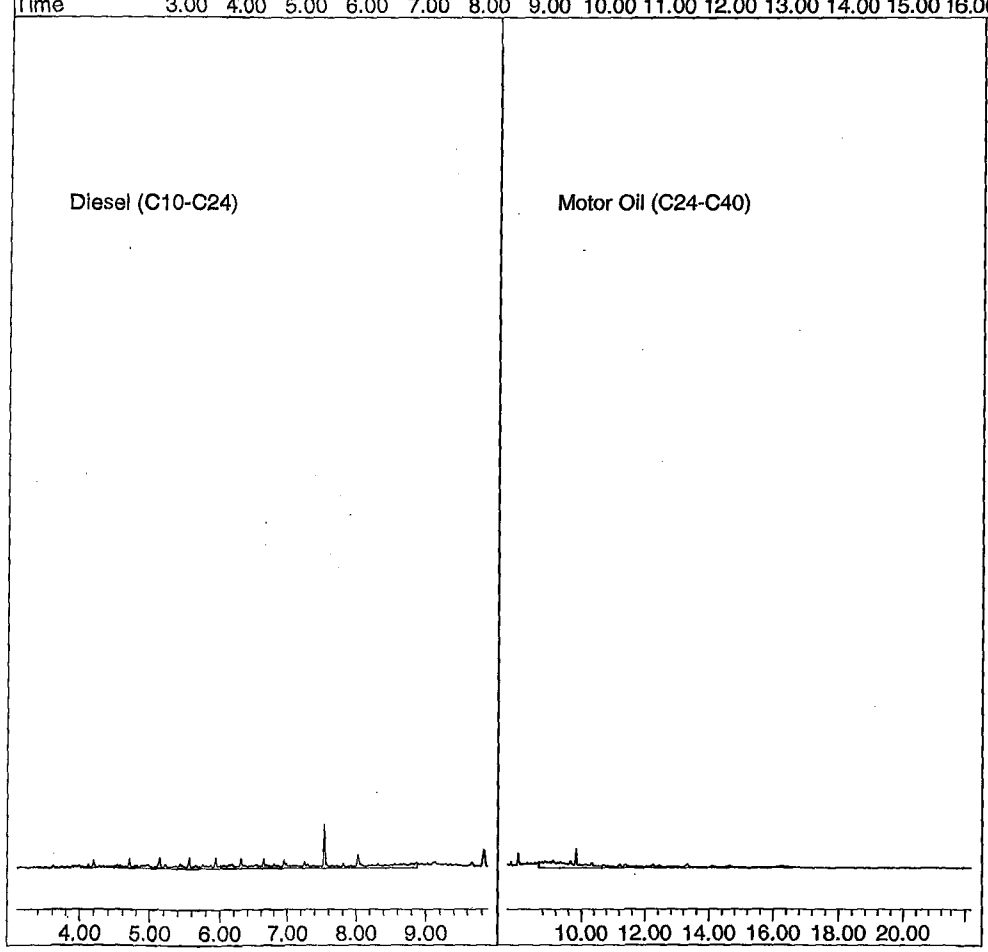

Quantitation Report (Not Reviewed)

Data File : G:\APOLLO\DATA\211028\1028005.D
Acq On : 10-28-21 10:15:13
Sample : DMO STD 3 10/28/21
Misc : water
IntFile : events.e
Quant Time: Oct 28 15:39 2021 Quant Results File: DOC1028.RES

Vial: 5
Operator: KA
Inst : Apollo
Multiplr: 1.00

Method : G:\APOLLO\DATA\211028\DOC1028.M (Chemstation Integrator)
Title : 8015 B&C
Last Update : Thu Oct 28 15:39:11 2021
Response via : Multiple Level Calibration

Volume Inj. : 2UL
Signal Phase : DB-5
Signal Info : FID02A

Compound	R.T.	Response	Conc Units
System Monitoring Compounds			
3) SA Ortho-Terphenyl(S)	7.53	15599382	2.494 ppb
Surrogate Spike 30.000		Recovery =	8.31%
4) SA Octacosane(S)	9.82	11432050	2.528 ppb
Surrogate Spike 30.000		Recovery =	8.43%
Target Compounds			
1) HATM Diesel (C10-C24)	6.49	251787231	50.024 ppb
2) HBTM Motor Oil (C24-C40)	14.96	206586322	50.832 ppb

Target Compounds

Data File: G:\APOLLO\DATA\211028\1028005.D
Sample : DMO STD 3 10/28/21

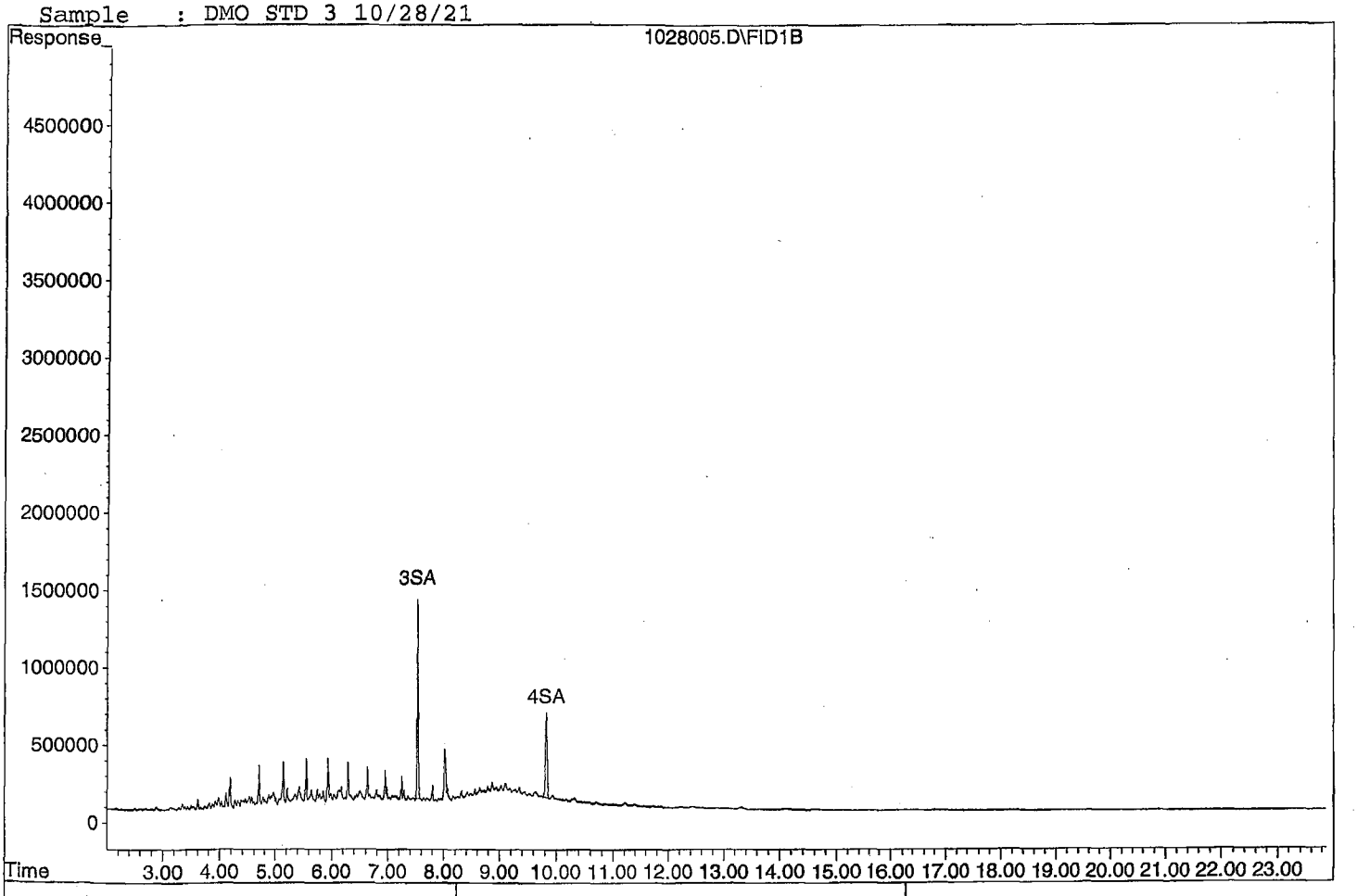

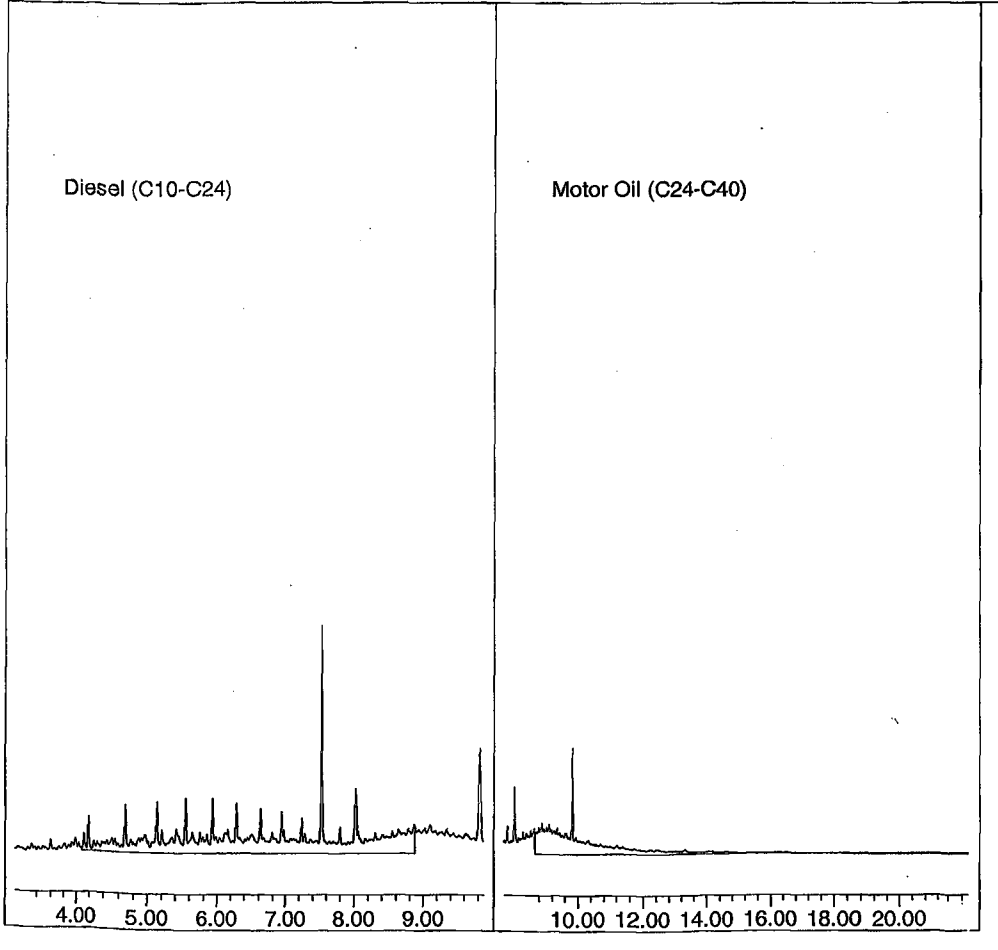

Quantitation Report (Not Reviewed)

Data File : G:\APOLLO\DATA\211028\1028006.D Vial: 6
Acq On : 10-28-21 10:43:31 Operator: KA
Sample : DMO STD 4 10/28/21 Inst : Apollo
Misc : water Multiplr: 1.00
IntFile : events.e
Quant Time: Oct 28 15:39 2021 Quant Results File: DOC1028.RES

Method : G:\APOLLO\DATA\211028\DOC1028.M (Chemstation Integrator)
Title : 8015 B&C
Last Update : Thu Oct 28 15:39:11 2021
Response via : Multiple Level Calibration

Volume Inj. : 2UL
Signal Phase : DB-5
Signal Info : FID02A

Compound	R.T.	Response	Conc Units
System Monitoring Compounds			
3) SA Ortho-Terphenyl(S)	7.53	75891940	12.133 ppb
Surrogate Spike 30.000		Recovery =	40.44%
4) SA Octacosane(S)	9.82	56888797	12.578 ppb
Surrogate Spike 30.000		Recovery =	41.93%
Target Compounds			
1) HATM Diesel (C10-C24)	6.49	1209470396	240.292 ppb
2) HBTM Motor Oil (C24-C40)	14.96	912296132	258.892 ppb

Target Compounds

Quantitation Report

Data File: G:\APOLLO\DATA\211028\1028006.D
Sample : DMO STD 4 10/28/21

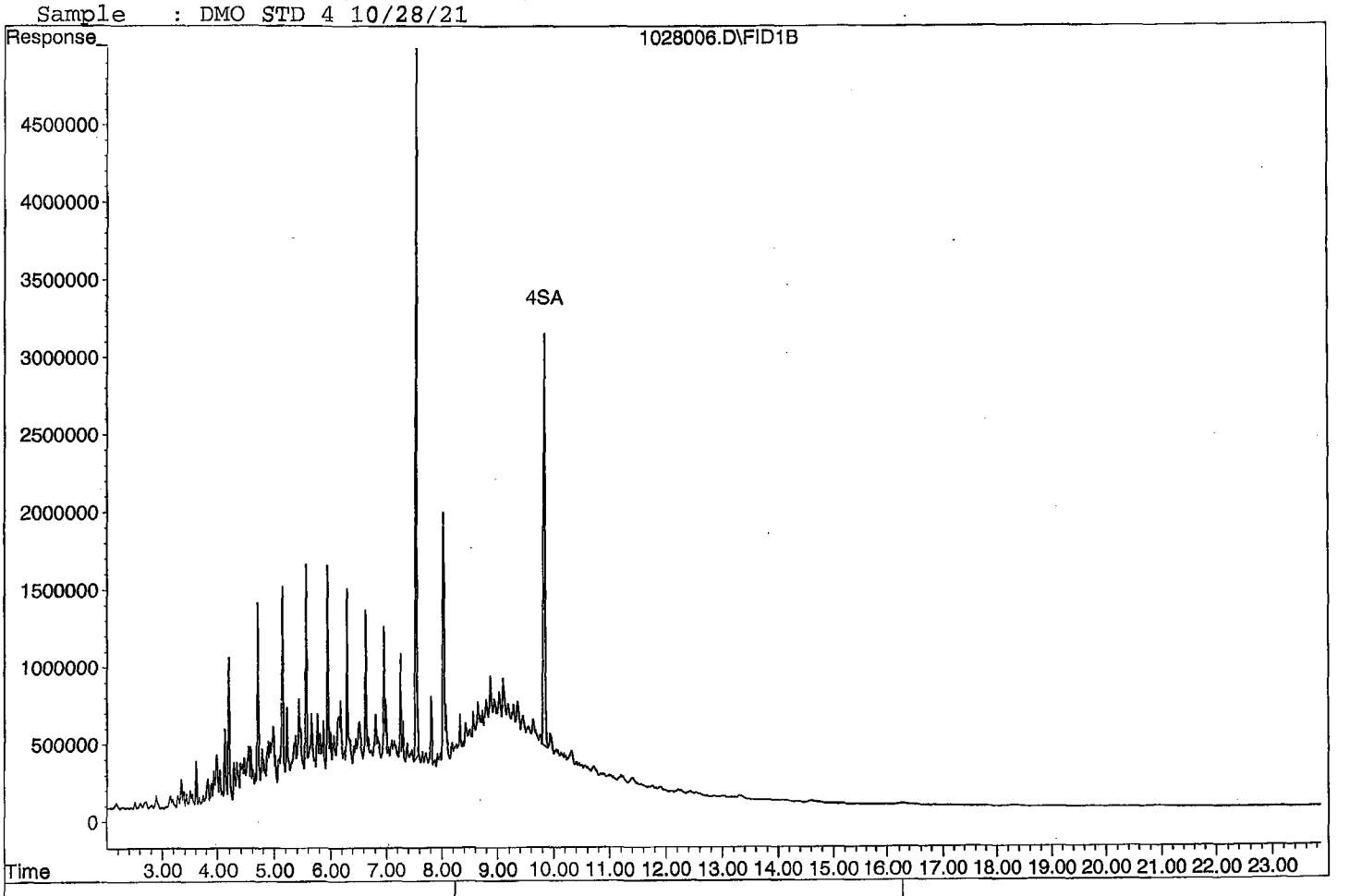

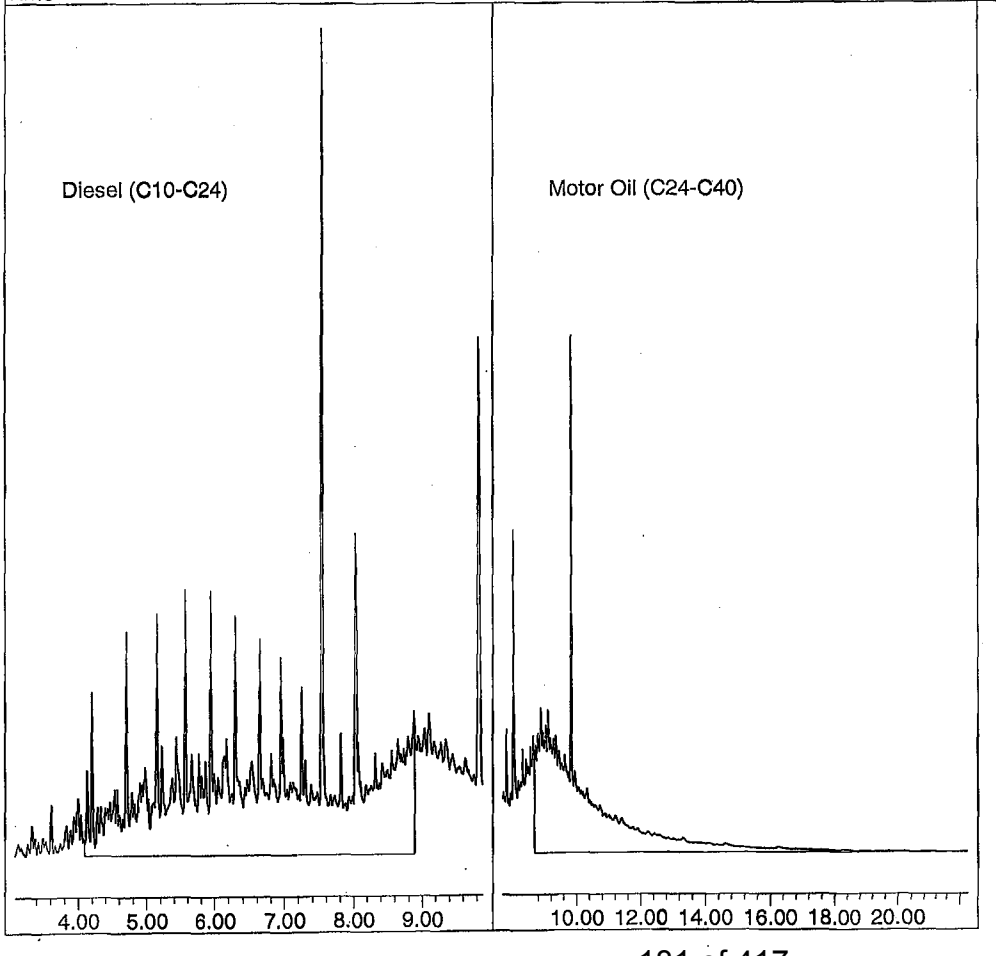

Quantitation Report (Not Reviewed)

Data File : G:\APOLLO\DATA\211028\1028007.D Vial: 7
Acq On : 10-28-21 11:11:42 Operator: KA
Sample : DMO STD 5 10/28/21 Inst : Apollo
Misc : water Multiplr: 1.00
IntFile : events.e
Quant Time: Oct 28 15:39 2021 Quant Results File: DOC1028.RES

Method : G:\APOLLO\DATA\211028\DOC1028.M (Chemstation Integrator)
Title : 8015 B&C
Last Update : Thu Oct 28 15:39:11 2021
Response via : Multiple Level Calibration

Volume Inj. : 2UL
Signal Phase : DB-5
Signal Info : FID02A

Compound	R.T.	Response	Conc Units
System Monitoring Compounds			
3) SA Ortho-Terphenyl(S)	7.54	292696553	46.794 ppb
Surrogate Spike 30.000		Recovery =	155.98%
4) SA Octacosane(S)	9.83	217041298	47.988 ppb
Surrogate Spike 30.000		Recovery =	159.96%
Target Compounds			
1) HATM Diesel (C10-C24)	6.49	4675985227	929.003 ppb
2) HBTM Motor Oil (C24-C40)	14.96	3391967397	989.959 ppb

Target Compounds

Quantitation Report

Data File: G:\APOLLO\DATA\211028\1028007.D
Sample : DMO STD 5 10/28/21

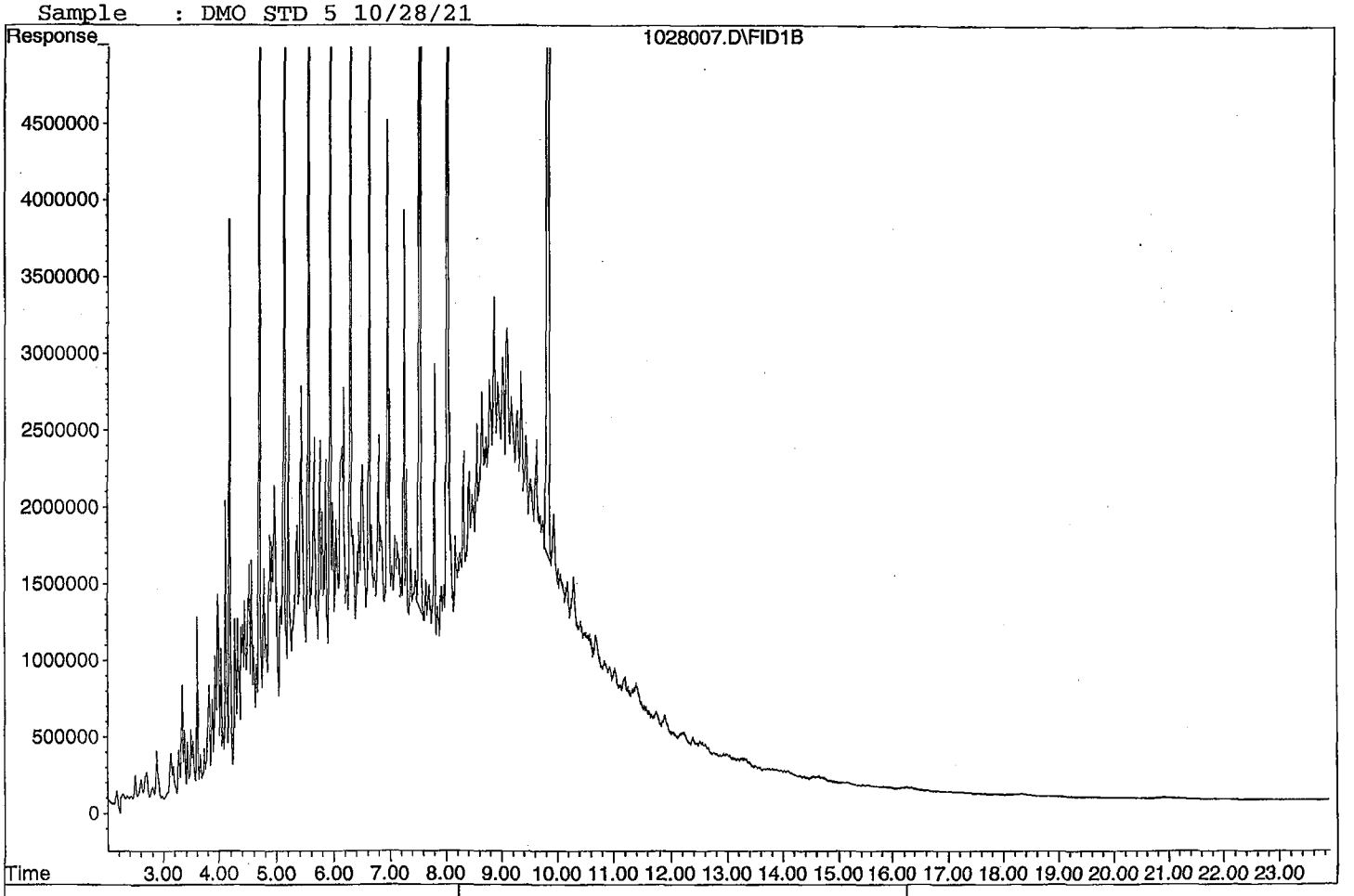

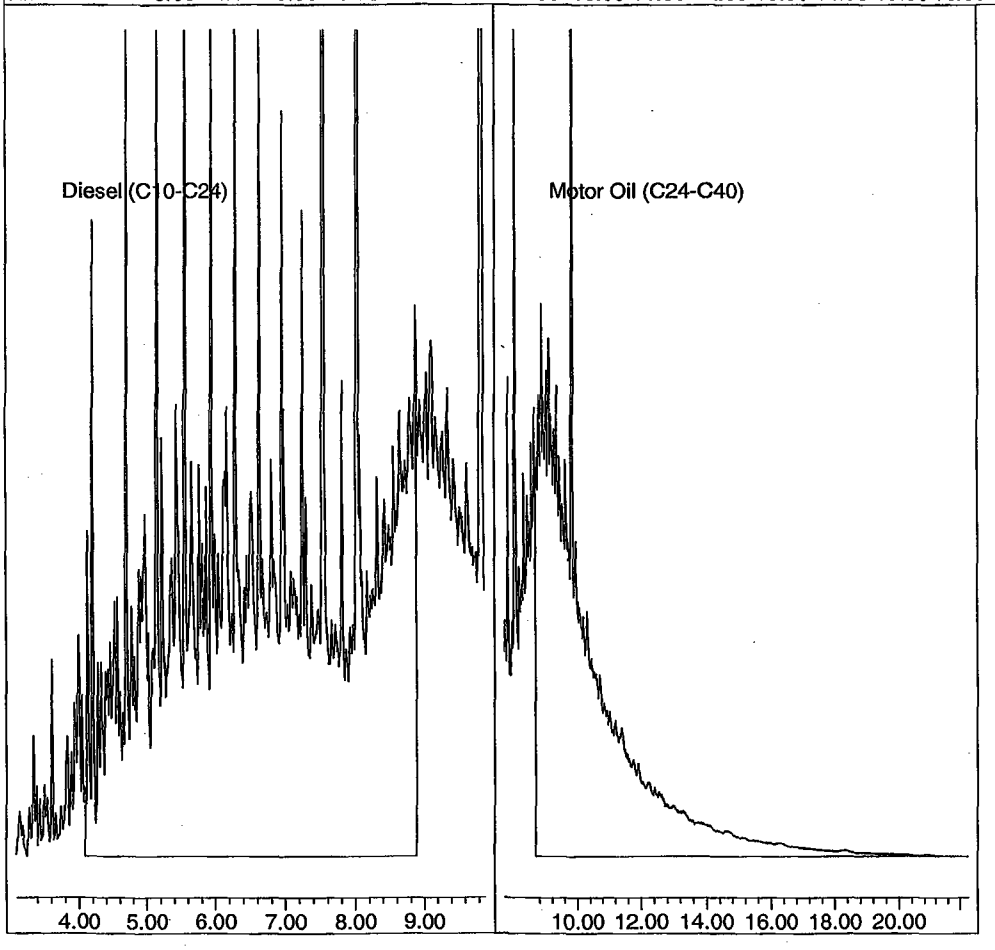

Quantitation Report (Not Reviewed)

Data File : G:\APOLLO\DATA\211028\1028008.D
Acq On : 10-28-21 11:39:55
Sample : DMO STD 6 10/28/21
Misc : water
IntFile : events.e
Quant Time: Oct 28 15:39 2021 Quant Results File: DOC1028.RES

Vial: 8
Operator: KA
Inst : Apollo
Multiplr: 1.00

Method : G:\APOLLO\DATA\211028\DOC1028.M (Chemstation Integrator)
Title : 8015 B&C
Last Update : Thu Oct 28 15:39:11 2021
Response via : Multiple Level Calibration

Volume Inj. : 2UL
Signal Phase : DB-5
Signal Info : FID02A

Compound	R.T.	Response	Conc Units
System Monitoring Compounds			
3) SA Ortho-Terphenyl(S)	7.54	435798382	69.672 ppb
Surrogate Spike 30.000		Recovery =	232.24%
4) SA Octacosane(S)	9.84	325688048	72.009 ppb
Surrogate Spike 30.000		Recovery =	240.03%
Target Compounds			
1) HATM Diesel (C10-C24)	6.49	7163144090	1423.140 ppb
2) HBTM Motor Oil (C24-C40)	14.96	5028351305	1472.405 ppb

Target Compounds

(f)=RT Delta > 1/2 Window (m)=manual int.

Data File: G:\APOLLO\DATA\211028\1028008.D
Sample : DMO STD 6 10/28/21

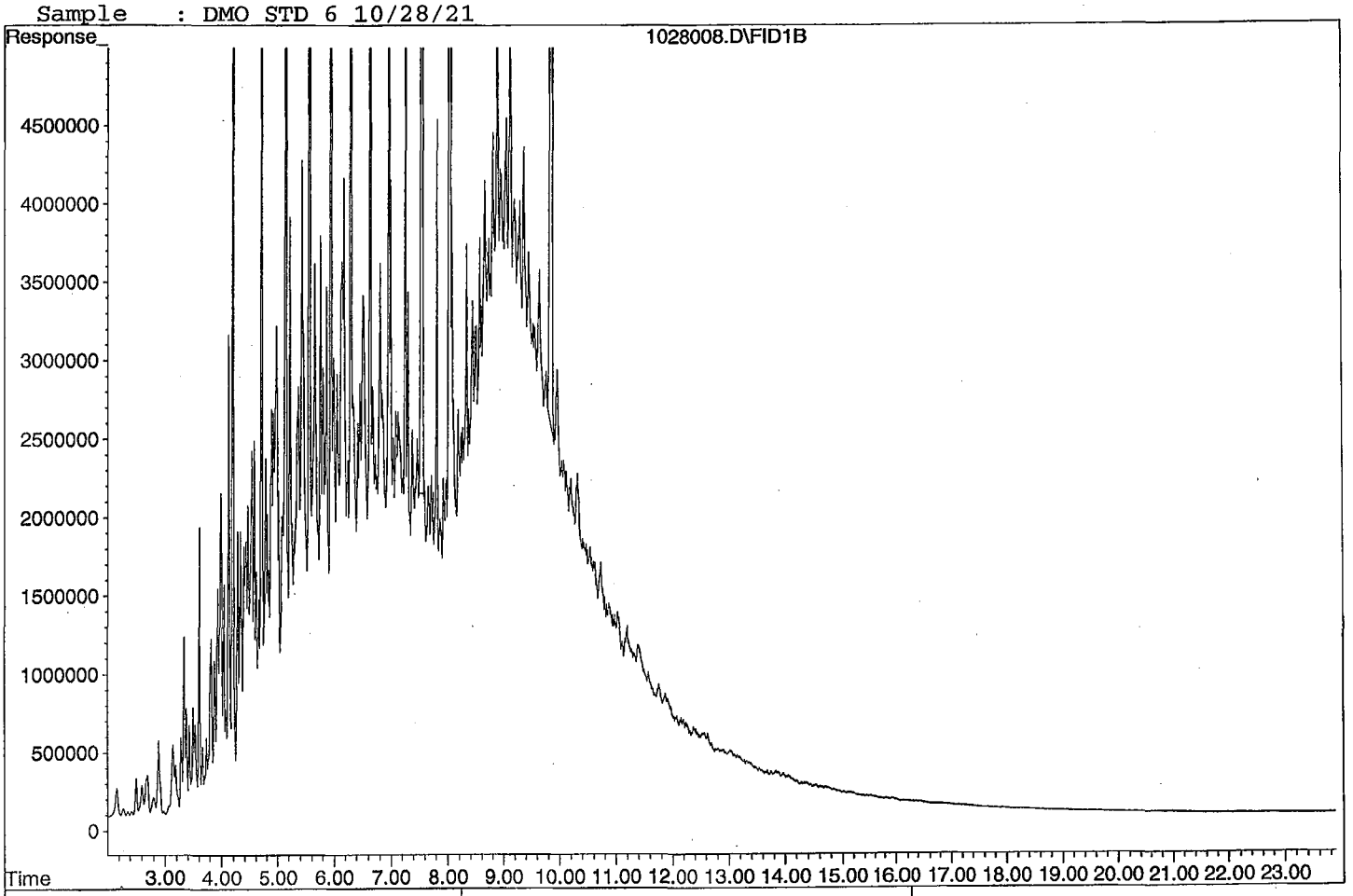

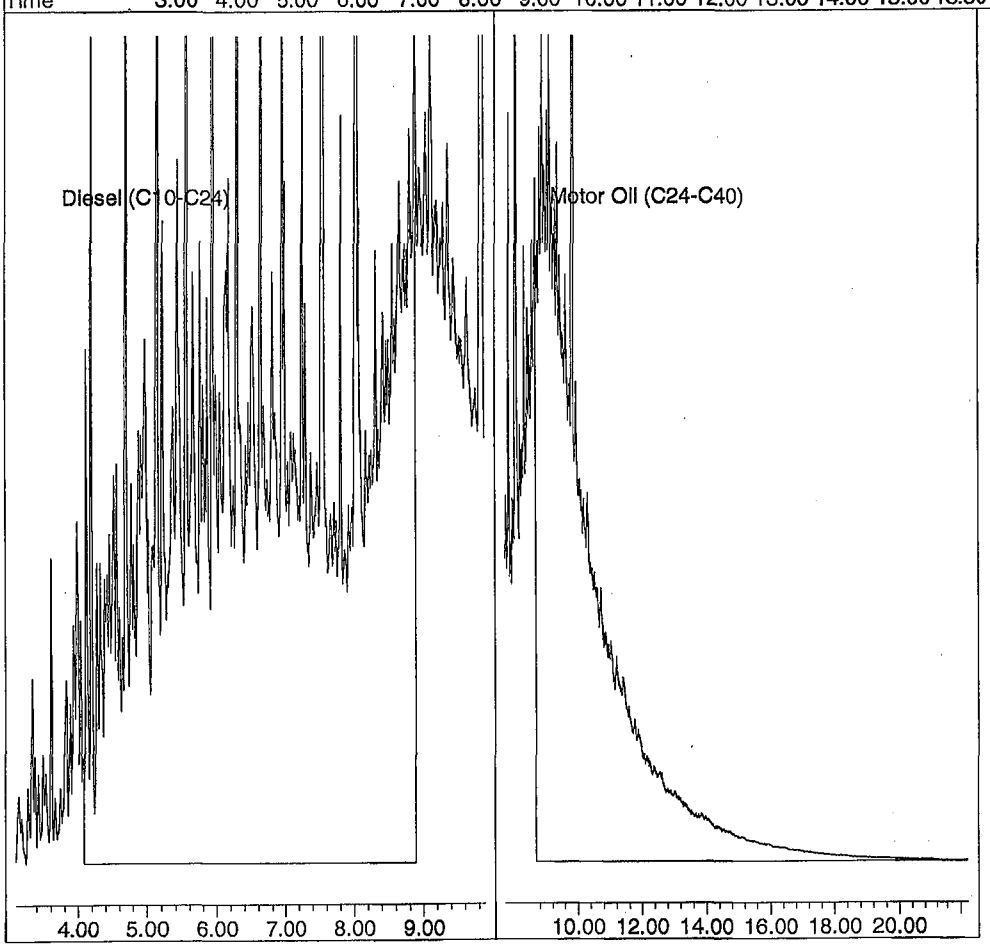

Quantitation Report (Not Reviewed)

Data File : G:\APOLLO\DATA\211028\1028009.D Vial: 9
Acq On : 10-28-21 12:08:10 Operator: KA
Sample : DMO STD 7 10/28/21 Inst : Apollo
Misc : water Multiplr: 1.00
IntFile : events.e
Quant Time: Oct 28 15:39 2021 Quant Results File: DOC1028.RES

Method : G:\APOLLO\DATA\211028\DOC1028.M (Chemstation Integrator)
Title : 8015 B&C
Last Update : Thu Oct 28 15:39:11 2021
Response via : Multiple Level Calibration

Volume Inj. : 2UL
Signal Phase : DB-5
Signal Info : FID02A

Compound	R.T.	Response	Conc Units
System Monitoring Compounds			
3) SA Ortho-Terphenyl(S)	7.54	617758709	98.762 ppb
Surrogate Spike 30.000		Recovery =	329.21%
4) SA Octacosane(S)	9.85	457331573	101.116 ppb
Surrogate Spike 30.000		Recovery =	337.05%
Target Compounds			
1) HATM Diesel (C10-C24)	6.49	10255165539	2037.448 ppb
2) HBTM Motor Oil (C24-C40)	14.96	6914631831	2028.526 ppb

Target Compounds

(f)=RT Delta > 1/2 Window (m)=manual int.

Data File: G:\APOLLO\DATA\211028\1028009.D
Sample : DMO STD 7 10/28/21

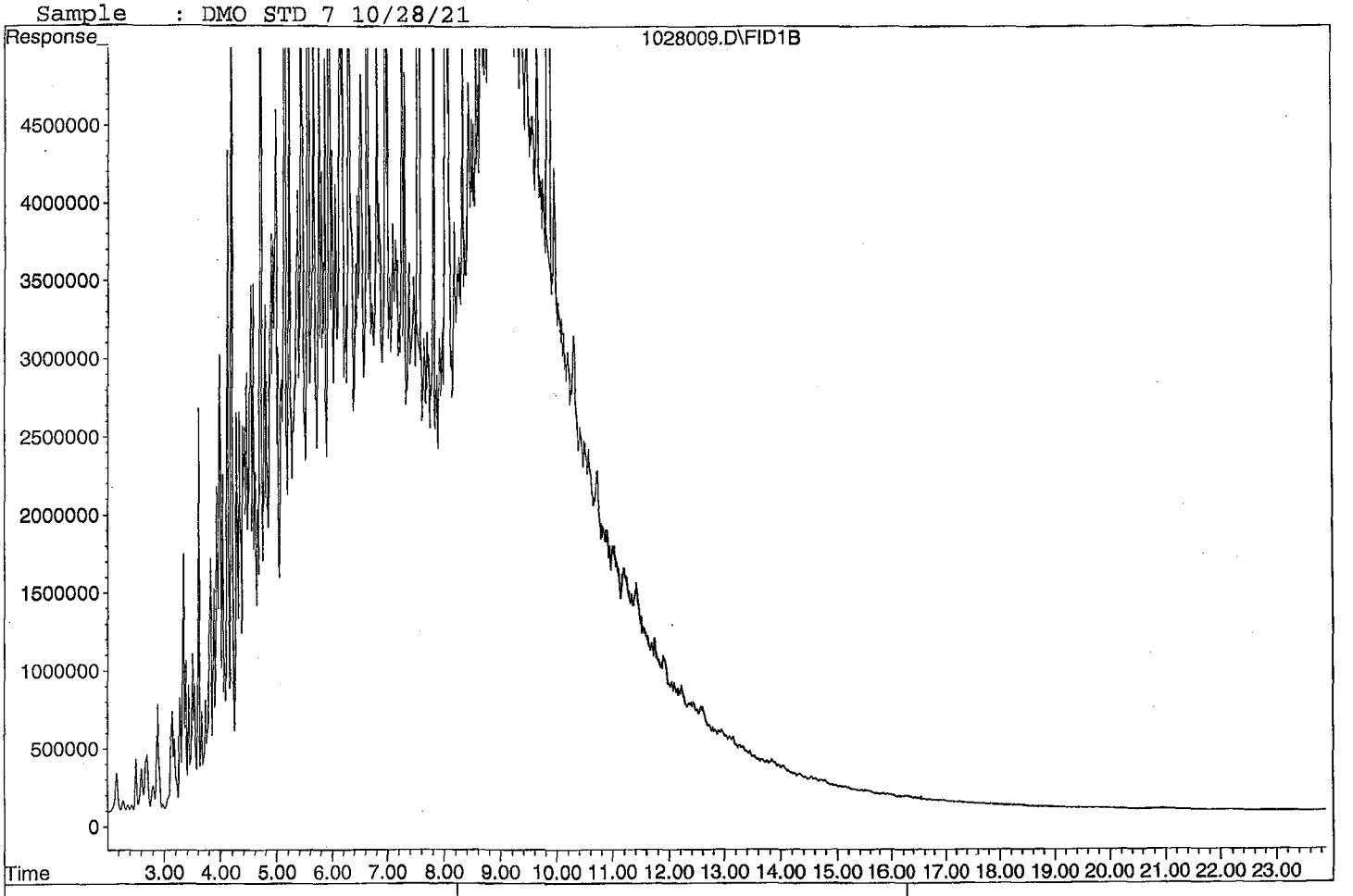

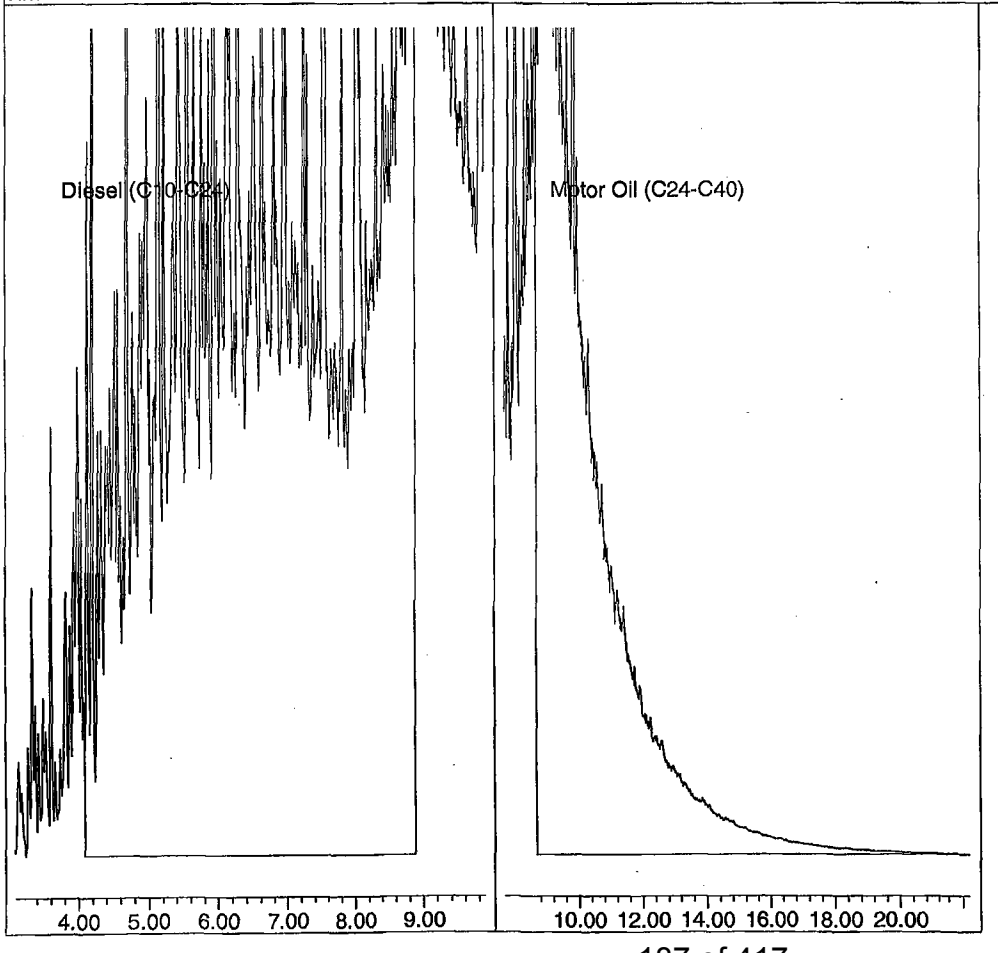

TPH Extractables
DOC1028

Form 7

Second Source Calibration

Lab Name: APPL, Inc.
Case No:
Matrix: Water

SDG No:
Date Analyzed: 10/28/2021
Instrument: Apollo
Initial Cal. Date: 10/28/2021
Data File: 1028010.D

		Compound	MEAN	CCRF	%D		%Drift
1	HATM	Diesel (C10-C24)	2516670	2266400	9.9	HATM	
2	HBTM	Motor Oil (C24-C40)	2492040	1663520	33	HBTML	5.9
3							
4							
5							
6							
7							
8							
9							
10							
11							
12							
13							
14							
15							
16							
17							
18							
19							
20							
21							
22							
23							
24							
25							
26							
27							
28							
29							
30							
31							
32							
33							
34							
35							
36							
37							
38							
39							
40							
		Average			21.5		

Quantitation Report (Not Reviewed)

Data File : G:\APOLLO\DATA\211028\1028010.D Vial: 10
Acq On : 10-28-21 12:36:26 Operator: KA
Sample : DMO Second Source 10/28/21 Inst : Apollo
Misc : water Multiplr: 1.00
IntFile : events.e
Quant Time: Oct 28 15:39 2021 Quant Results File: DOC1028.RES

Method : G:\APOLLO\DATA\211028\DOC1028.M (Chemstation Integrator)
Title : 8015 B&C
Last Update : Thu Oct 28 15:39:11 2021
Response via : Multiple Level Calibration

Volume Inj. : 2UL
Signal Phase : DB-5
Signal Info : FID02A

Compound	R.T.	Response	Conc Units
System Monitoring Compounds			
3) SA Ortho-Terphenyl(S)	7.53	4250105	0.679 ppb
Surrogate Spike 30.000	Recovery	=	2.26%
4) SA Octacosane(S)	9.83	-3553	N.D. ppb
Surrogate Spike 30.000	Recovery	=	0.00%
Target Compounds			
1) HATM Diesel (C10-C24)	6.49	1133202337	225.139 ppb
2) HBTM Motor Oil (C24-C40)	14.96	831758038	235.148 ppb

Target Compounds

Data File: G:\APOLLO\DATA\211028\1028010.D
Sample : DMO Second Source 10/28/21

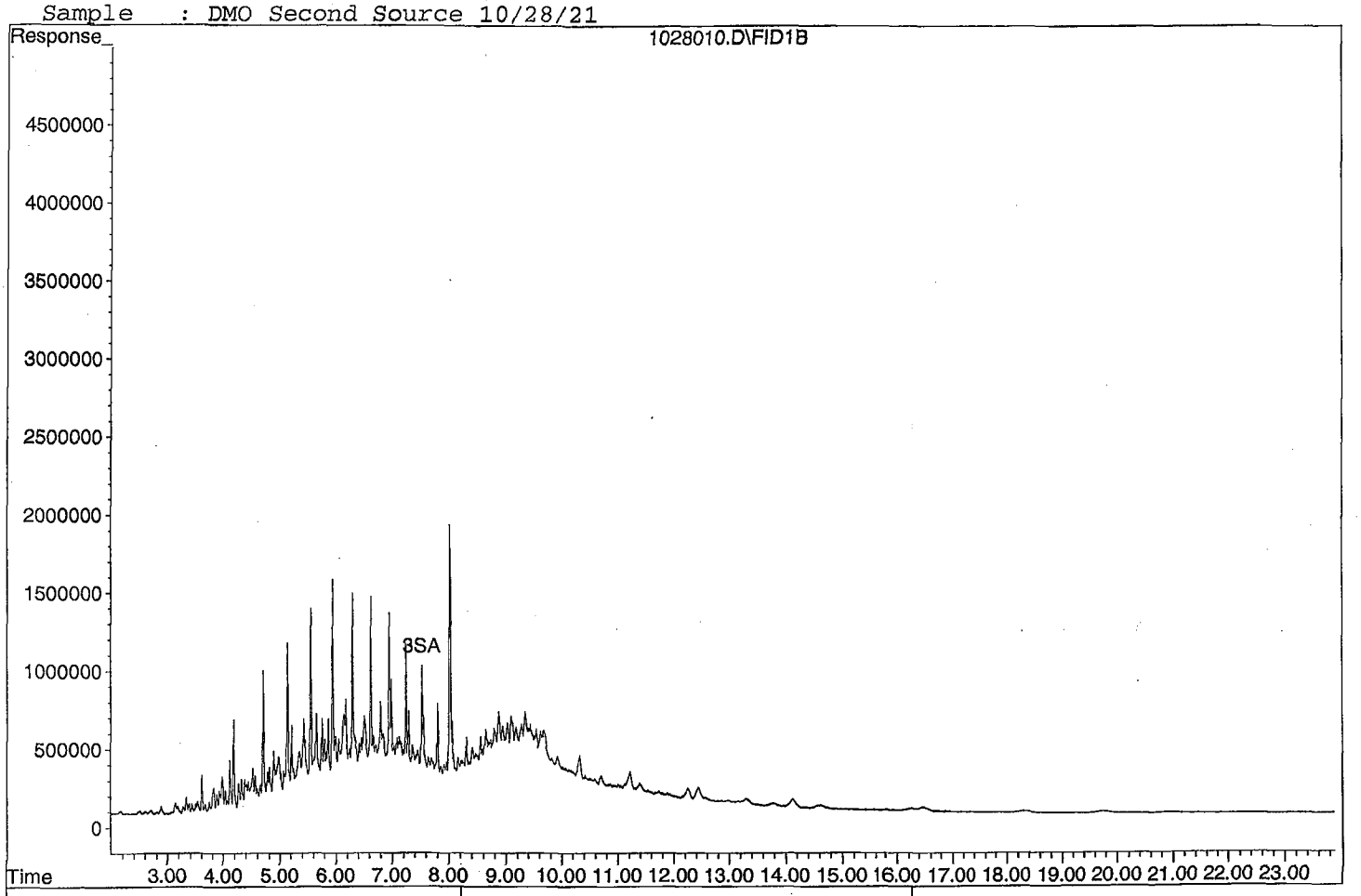

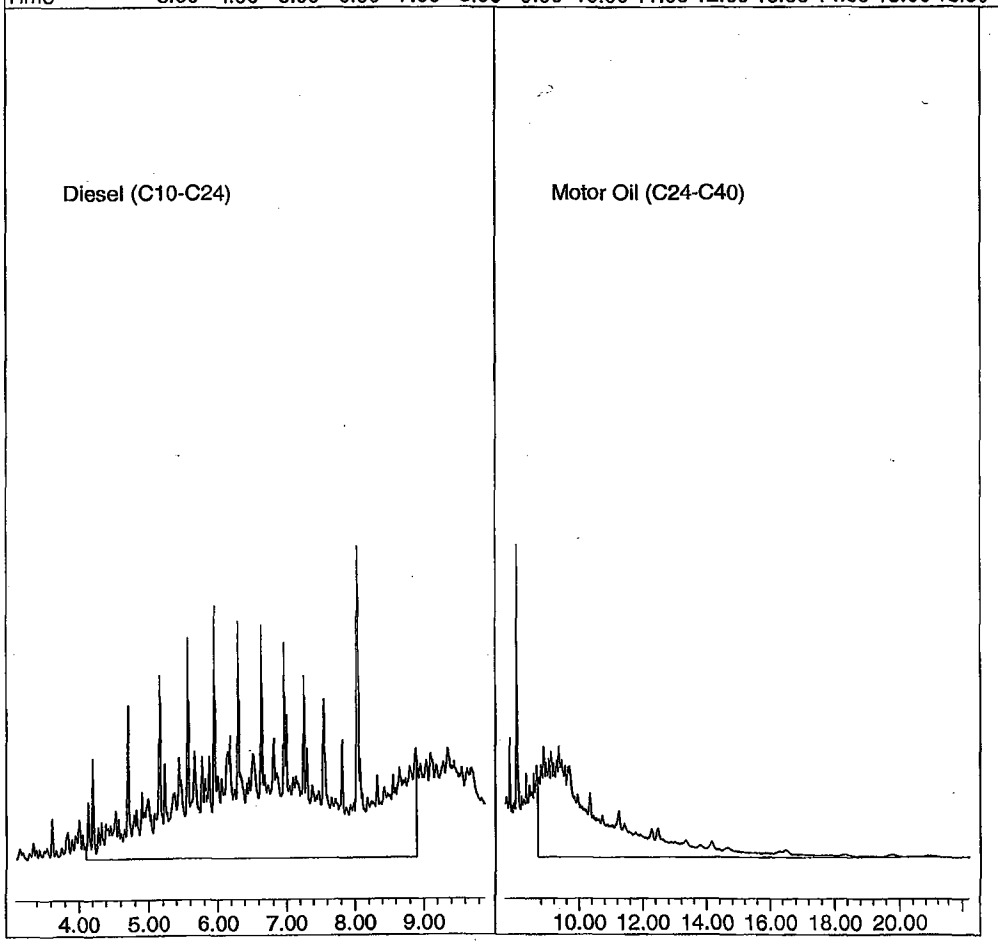

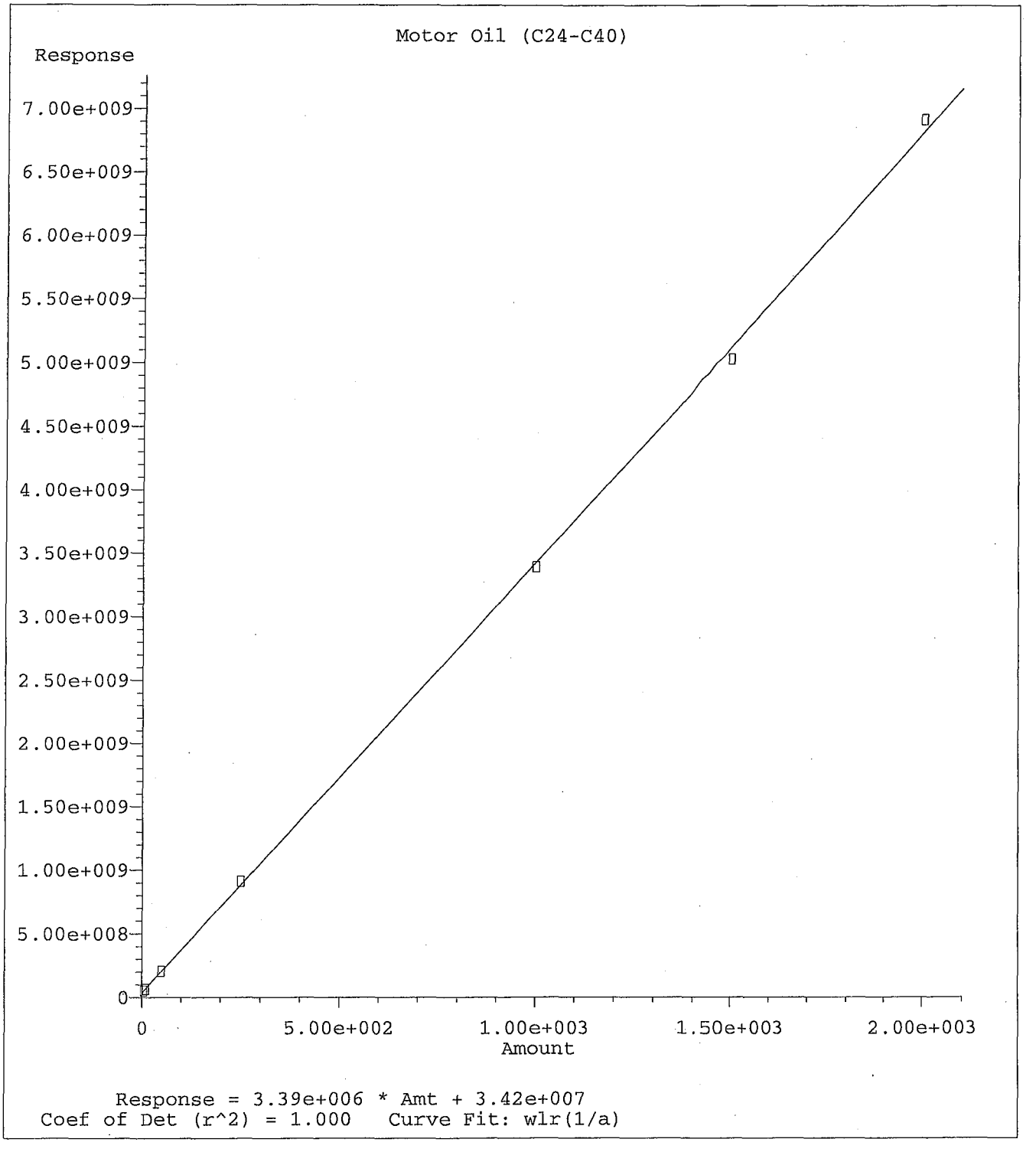

Method Name: G:\APOLLO\DATA\211028\DOC1028.M
Calibration Table Last Updated: Thu Oct 28 15:37:06 2021

TPH Extractables
DOC1028

Form 7

Continuing Calibration

Lab Name: APPL, Inc.
Case No:
Matrix: Water

SDG No:
Date Analyzed: 11/9/2021
Instrument: Apollo
Initial Cal. Date: 10/28/2021
Data File: 1108056.D

		Compound	MEAN	CCRF	%D		%Drift
1	HATM	Diesel (C10-C24)	2516670	2343110	6.9	HATM	
2	HBTM	Motor Oil (C24-C40)	2492040	1661250	33	HBTML	6.1
3	SA	Ortho-Terphenyl(S)	3127510	2848920	8.9	SA	
4	SA	Octacosane(S)	2261430	2090450	7.6	SA	
5							
6							
7							
8							
9							
10							
11							
12							
13							
14							
15							
16							
17							
18							
19							
20							
21							
22							
23							
24							
25							
26							
27							
28							
29							
30							
31							
32							
33							
34							
35							
36							
37							
38							
39							
40							
		Average			14.1		

Quantitation Report (Not Reviewed)

Data File : G:\APOLLO\DATA\211108\1108056.D Vial: 56
Acq On : 11-9-21 11:26:11 Operator: KA
Sample : DMO LVL 4 CCV 10/27/21 Inst : Apollo
Misc : water Multiplr: 1.00
IntFile : events.e
Quant Time: Nov 9 15:53 2021 Quant Results File: DOC1028.RES

Method : G:\APOLLO\DATA\211028\DOC1028.M (Chemstation Integrator)
Title : 8015 B&C
Last Update : Fri Nov 12 17:55:30 2021
Response via : Multiple Level Calibration

Volume Inj. : 2UL
Signal Phase : DB-5
Signal Info : FID02A

Compound	R.T.	Response	Conc Units
System Monitoring Compounds			
3) SA Ortho-Terphenyl(S)	7.44	71223031	11.387 ppb
Surrogate Spike 30.000		Recovery =	37.96%
4) SA Octacosane(S)	9.69	52261242	11.555 ppb
Surrogate Spike 30.000		Recovery =	38.52%
Target Compounds			
1) HATM Diesel (C10-C24)	6.49	1171557450	232.760 ppb
2) HBTM Motor Oil (C24-C40)	14.96	830624778	234.814 ppb

Target Compounds

(f)=RT Delta > 1/2 Window (m)=manual int.

Data File: G:\APOLLO\DATA\211108\1108056.D
Sample : DMO LVL 4 CCV 10/27/21

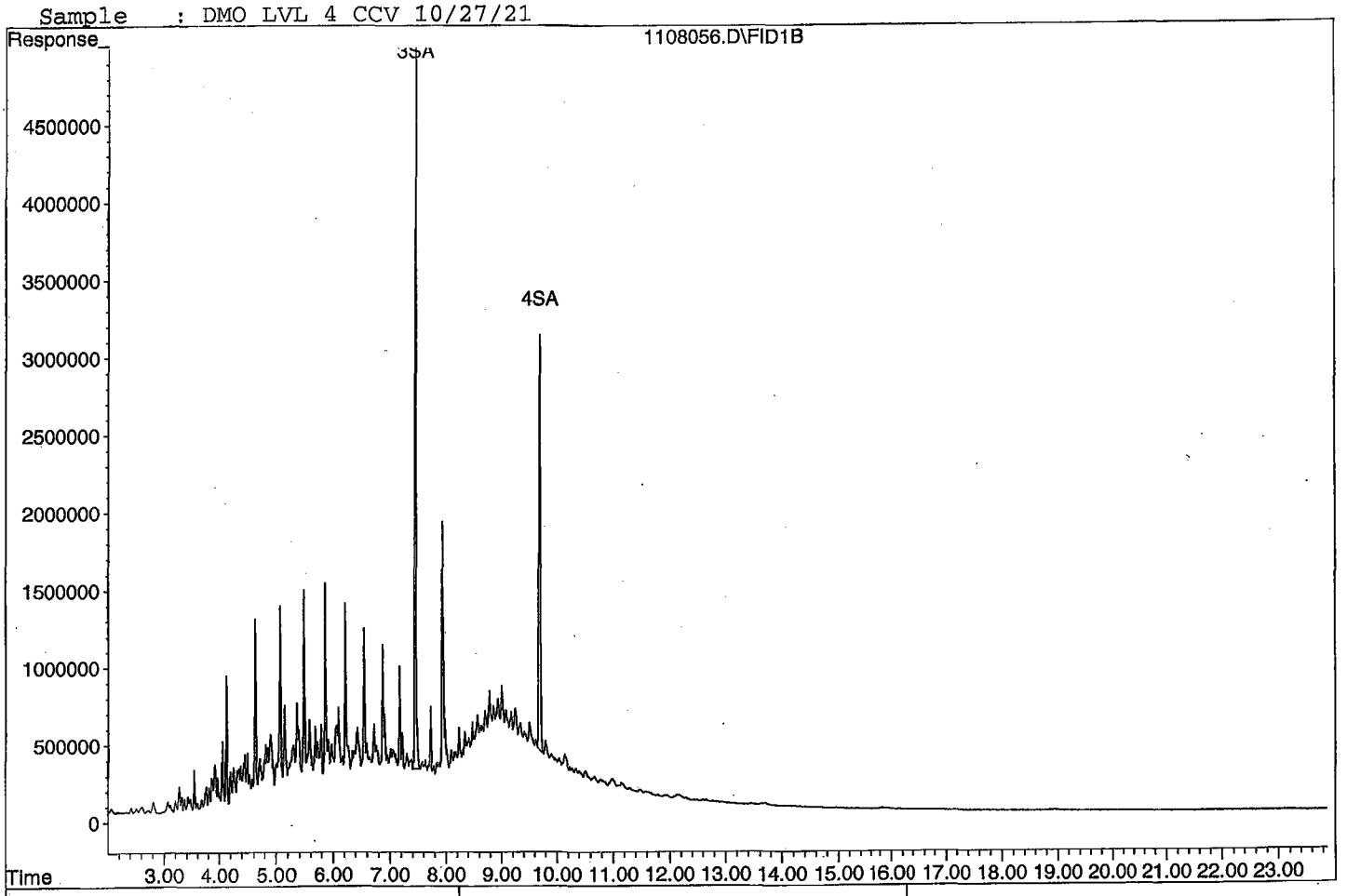

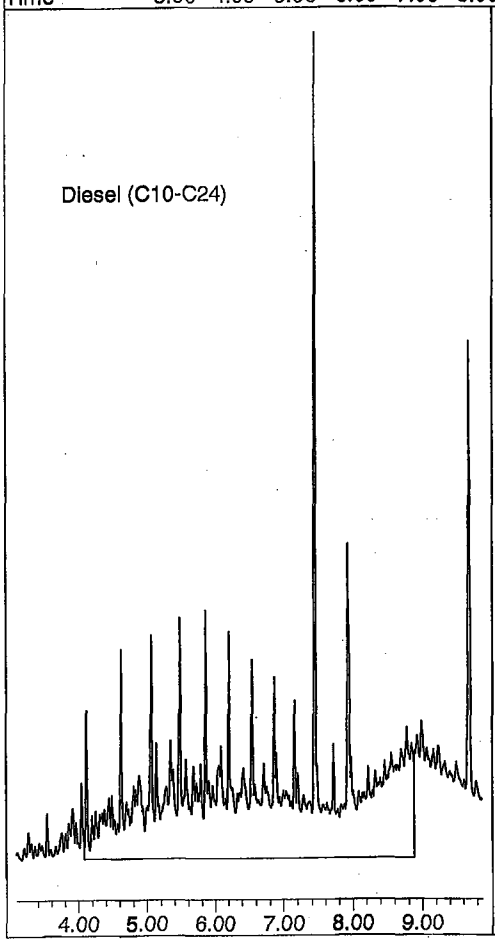



TPH Extractables
DOC1028

Form 7

Continuing Calibration

Lab Name: APPL, Inc.
Case No:
Matrix: Water

SDG No:
Date Analyzed: 11/9/2021
Instrument: Apollo
Initial Cal. Date: 10/28/2021
Data File: 1108073.D

		Compound	MEAN	CCRF	%D	%Drift	
1	HATM	Diesel (C10-C24)	2516670	2278330	9.5	HATM	
2	HBTM	Motor Oil (C24-C40)	2492040	1644640	34	HBTML	7.1
3	SA	Ortho-Terphenyl(S)	3127510	2798030	11	SA	
4	SA	Octacosane(S)	2261430	2065910	8.6	SA	
5							
6							
7							
8							
9							
10							
11							
12							
13							
14							
15							
16							
17							
18							
19							
20							
21							
22							
23							
24							
25							
26							
27							
28							
29							
30							
31							
32							
33							
34							
35							
36							
37							
38							
39							
40							
		Average			15.8		

Quantitation Report (Not Reviewed)

Data File : G:\APOLLO\DATA\211108\1108073.D Vial: 73
Acq On : 11-9-21 19:25:40 Operator: KA
Sample : DMO LVL 4 CCV 10/27/21 Inst : Apollo
Misc : water Multiplr: 1.00
IntFile : events.e
Quant Time: Nov 10 10:24 2021 Quant Results File: DOC1028.RES

Method : G:\APOLLO\DATA\211028\DOC1028.M (Chemstation Integrator)
Title : 8015 B&C
Last Update : Fri Nov 12 17:55:30 2021
Response via : Multiple Level Calibration

Volume Inj. : 2UL
Signal Phase : DB-5
Signal Info : FID02A

Compound	R.T.	Response	Conc Units
System Monitoring Compounds			
3) SA Ortho-Terphenyl(S)	7.44	69950835	11.183 ppb
Surrogate Spike 30.000		Recovery =	37.28%
4) SA Octacosane(S)	9.69	51647824	11.419 ppb
Surrogate Spike 30.000		Recovery =	38.06%
Target Compounds			
1) HATM Diesel (C10-C24)	6.49	1139163673	226.324 ppb
2) HBTM Motor Oil (C24-C40)	14.96	822321176	232.366 ppb

Target Compounds

Quantitation Report

Data File: G:\APOLLO\DATA\211108\1108073.D
Sample : DMO LVL 4 CCV 10/27/21

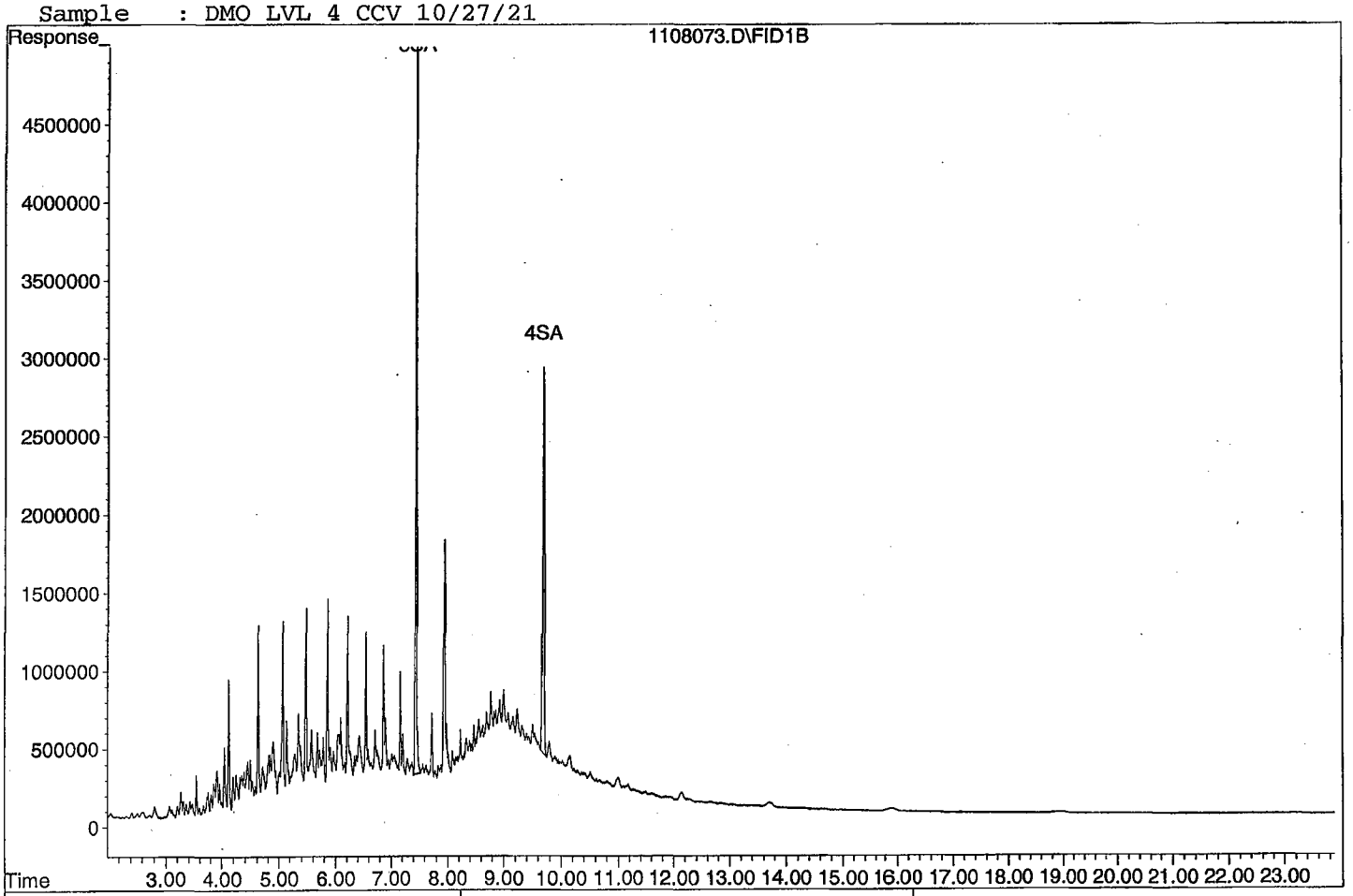

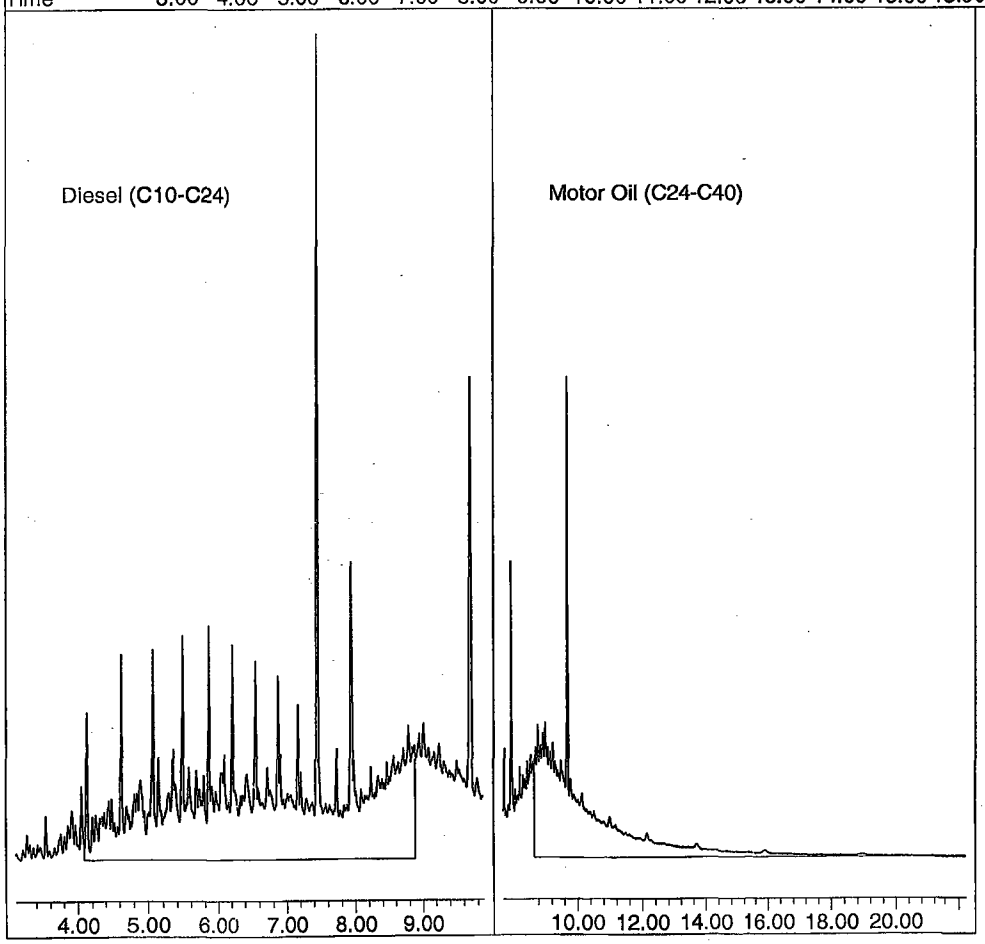

ORGANICS
Raw Data

Quantitation Report (QT Reviewed)

Data File : G:\APOLLO\DATA\211108\1108062.D Vial: 62
Acq On : 11-9-21 14:15:03 Operator: KA
Sample : BA45106W01 5/1000 Inst : Apollo
Misc : water Multiplr: 5.00
IntFile : events.e
Quant Time: Nov 13 14:21 2021 Quant Results File: DOC1028.RES

Method : G:\APOLLO\DATA\211028\DOC1028.M (Chemstation Integrator)
Title : 8015 B&C
Last Update : Fri Nov 12 17:55:30 2021
Response via : Multiple Level Calibration

Volume Inj. : 2UL
Signal Phase : DB-5
Signal Info : FID02A

Compound	R.T.	Response	Conc Units
System Monitoring Compounds			
3) SA Ortho-Terphenyl(S)	7.44	121764969	97.334 ppb
Surrogate Spike 150.000		Recovery =	64.89%
4) SA Octacosane(S)	9.69	109633387	121.199 ppb
Surrogate Spike 150.000		Recovery =	80.80%
Target Compounds			
1) HATM Diesel (C10-C24)	6.49	56806498	56.430 ppb
2) HBTM Motor Oil (C24-C40)	14.96	60142071	38.284 ppb

Target Compounds

(f)=RT Delta > 1/2 Window (m)=manual int.

Quantitation Report

Data File: G:\APOLLO\DATA\211108\1108062.D
Sample : BA45106W01 5/1000

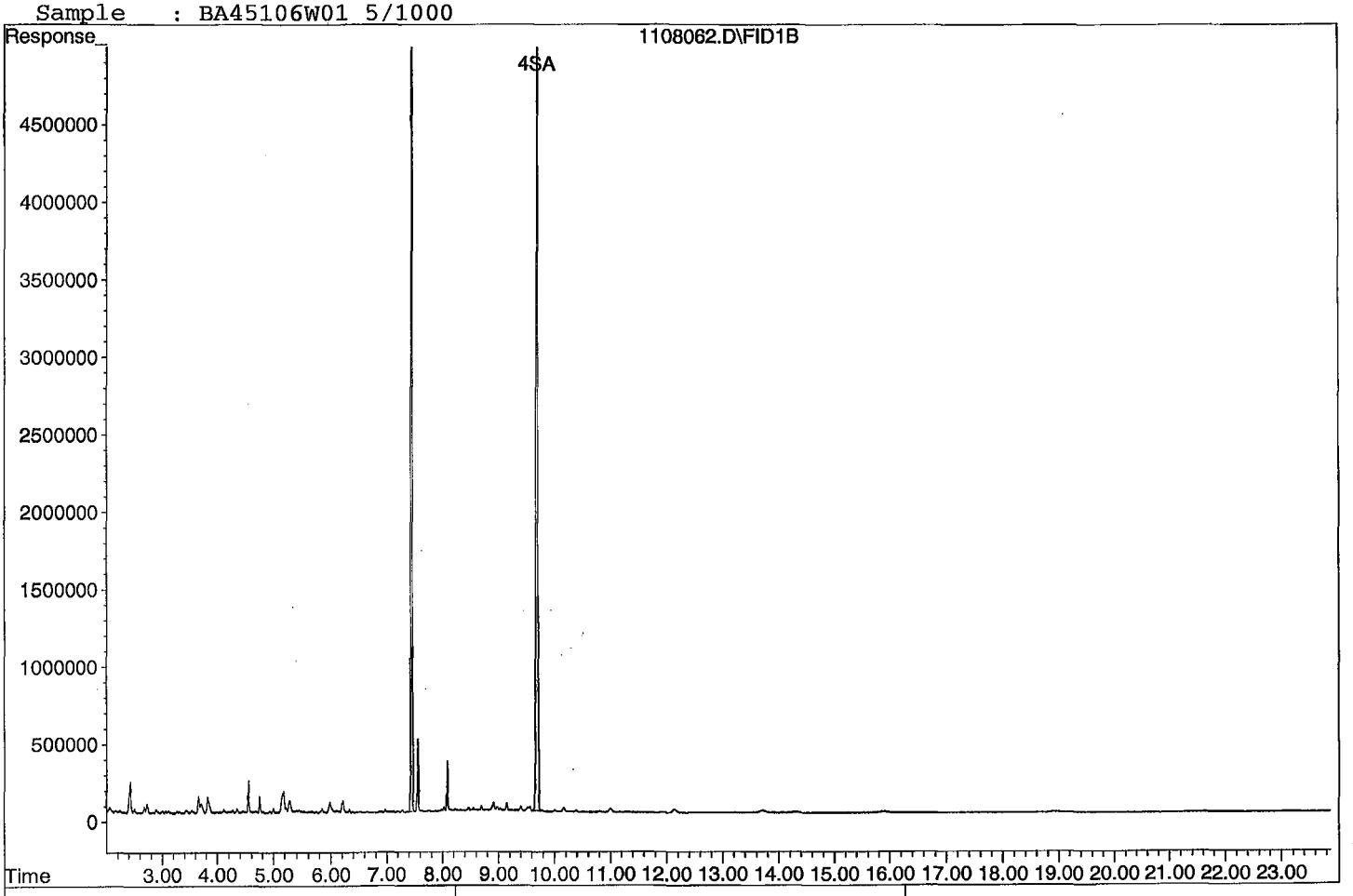

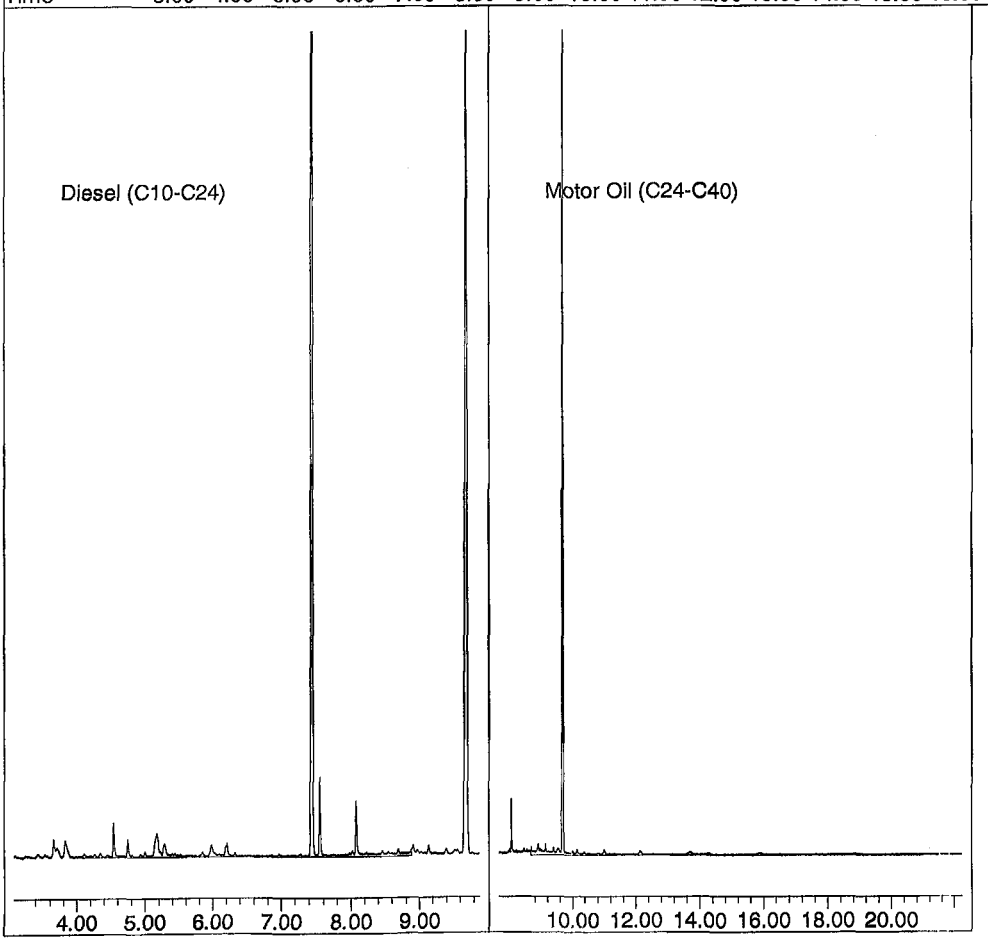

Quantitation Report (QT Reviewed)

Data File : G:\APOLLO\DATA\211108\1108057.D Vial: 57
Acq On : 11-9-21 11:54:22 Operator: KA
Sample : 211105A BLK 5/1000 Inst : Apollo
Misc : water Multiplr: 5.00
IntFile : events.e
Quant Time: Nov 13 14:19 2021 Quant Results File: DOC1028.RES

Method : G:\APOLLO\DATA\211028\DOC1028.M (Chemstation Integrator)
Title : 8015 B&C
Last Update : Fri Nov 12 17:55:30 2021
Response via : Multiple Level Calibration

Volume Inj. : 2UL
Signal Phase : DB-5
Signal Info : FID02A

Compound	R.T.	Response	Conc Units
System Monitoring Compounds			
3) SA Ortho-Terphenyl(S)	7.44	129776149	103.738 ppb
Surrogate Spike 150.000		Recovery =	69.16%
4) SA Octacosane(S)	9.69	117312840	129.689 ppb
Surrogate Spike 150.000		Recovery =	86.46%
Target Compounds			
1) HATM Diesel (C10-C24)	6.49	48042318	47.724 ppb
2) HBTM Motor Oil (C24-C40)	14.96	70719469	53.876 ppb

Target Compounds

Quantitation Report

Data File: G:\APOLLO\DATA\211108\1108057.D
Sample : 211105A BLK 5/1000

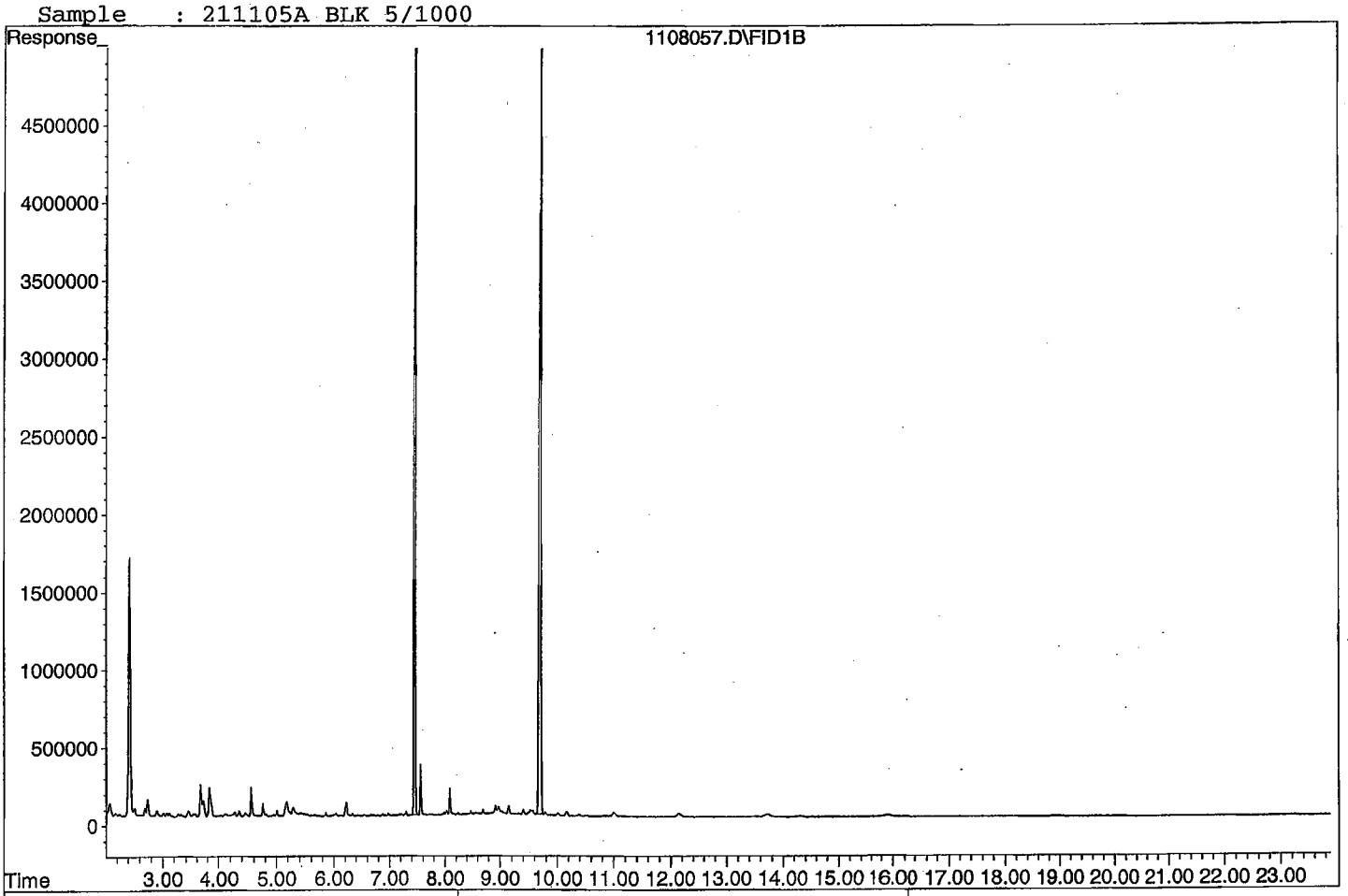

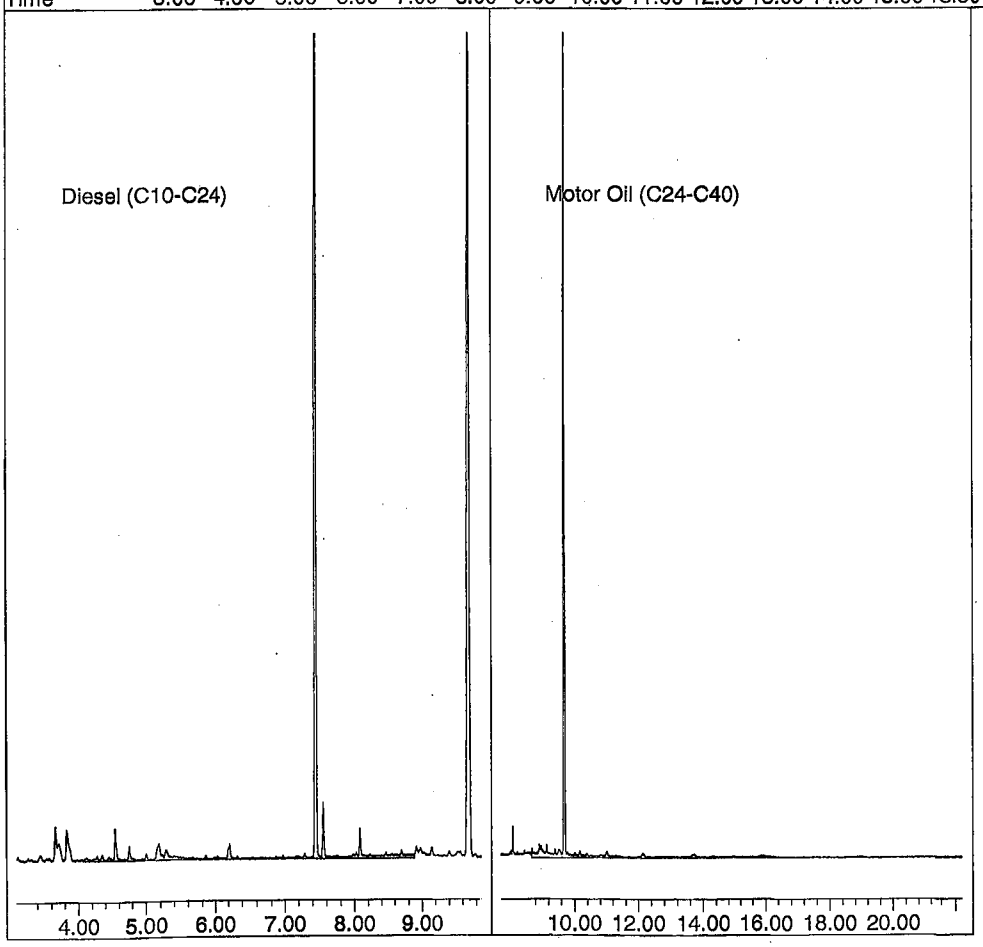

Quantitation Report (QT Reviewed)

Data File : G:\APOLLO\DATA\211108\1108058.D
Acq On : 11-9-21 12:22:28
Sample : 211105A LCS-1 5/1000
Misc : water
IntFile : events.e
Quant Time: Nov 13 14:20 2021 Quant Results File: DOC1028.RES

Vial: 58
Operator: KA
Inst : Apollo
Multiplr: 5.00

Method : G:\APOLLO\DATA\211028\DOC1028.M (Chemstation Integrator)
Title : 8015 B&C
Last Update : Fri Nov 12 17:55:30 2021
Response via : Multiple Level Calibration

Volume Inj. : 2UL
Signal Phase : DB-5
Signal Info : FID02A

Compound	R.T.	Response	Conc Units
System Monitoring Compounds			
3) SA Ortho-Terphenyl(S)	7.44	127962882	102.288 ppb
Surrogate Spike 150.000		Recovery =	68.19%
4) SA Octacosane(S)	9.69	114623016	126.715 ppb
Surrogate Spike 150.000		Recovery =	84.48%
Target Compounds			
1) HATM Diesel (C10-C24)	6.49	47643019	47.327 ppb
2) HBTM Motor Oil (C24-C40)	14.96	62773293	42.163 ppb

Target Compounds

Diesel:

$$\frac{(47643019)(5)}{(25166669)(2)} = \frac{2382150 95}{5033338} = \boxed{47.327}$$

(f)=RT Delta > 1/2 Window (m)=manual int.

1108058.D DOC1028.M Sat Nov 13 14:27:03 2021

Quantitation Report

Data File: G:\APOLLO\DATA\211108\1108058.D
Sample : 211105A LCS-1 5/1000

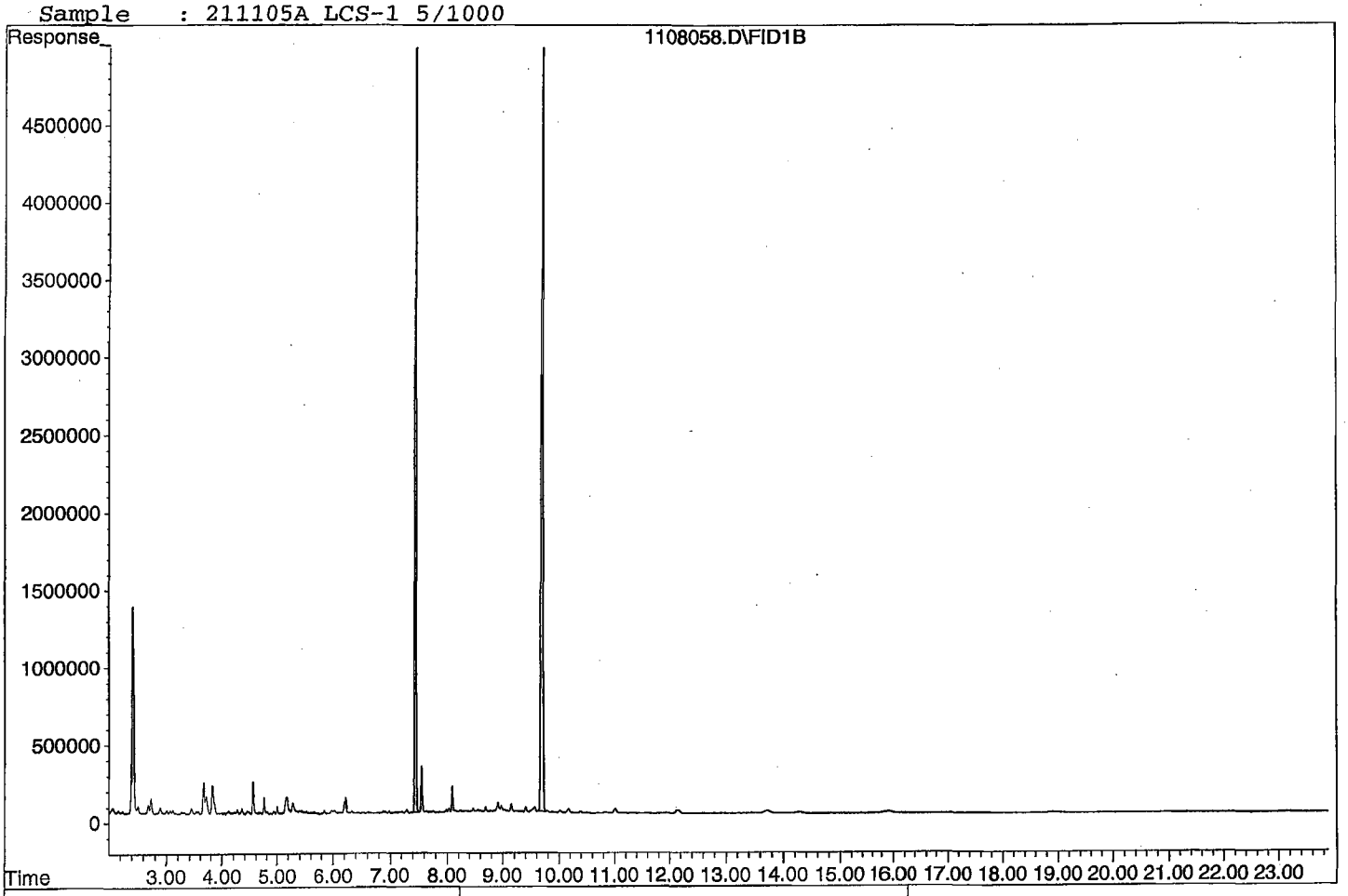

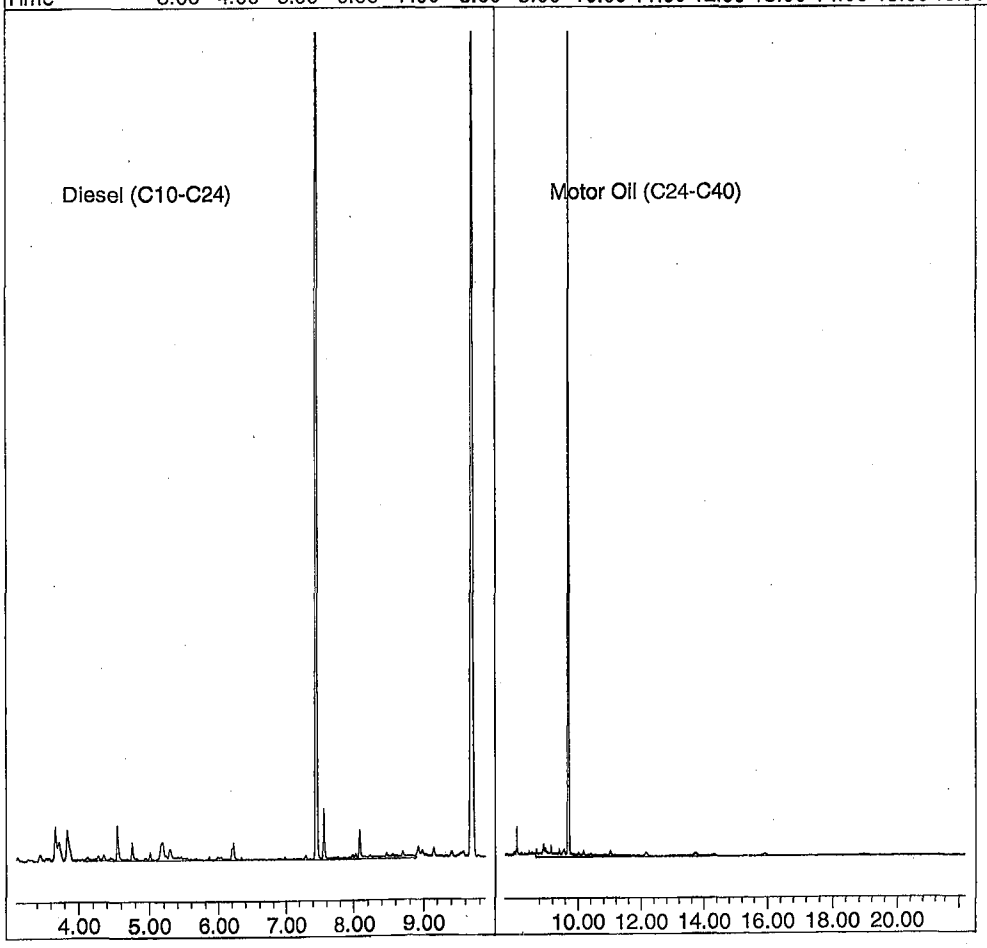

Quantitation Report (QT Reviewed)

Data File : G:\APOLLO\DATA\211108\1108059.D Vial: 59
Acq On : 11-9-21 12:50:33 Operator: KA
Sample : 211105 LCSD-1 5/1000 Inst : Apollo
Misc : water Multiplr: 5.00
IntFile : events.e
Quant Time: Nov 13 14:20 2021 Quant Results File: DOC1028.RES

Method : G:\APOLLO\DATA\211028\DOC1028.M (Chemstation Integrator)
Title : 8015 B&C
Last Update : Fri Nov 12 17:55:30 2021
Response via : Multiple Level Calibration

Volume Inj. : 2UL
Signal Phase : DB-5
Signal Info : FID02A

Compound	R.T.	Response	Conc Units
System Monitoring Compounds			
3) SA Ortho-Terphenyl(S)	7.44	118214918	94.496 ppb
Surrogate Spike 150.000		Recovery =	63.00%
4) SA Octacosane(S)	9.69	106718485	117.977 ppb
Surrogate Spike 150.000		Recovery =	78.65%
Target Compounds			
1) HATM Diesel (C10-C24)	6.49	60814702	60.412 ppb
2) HBTM Motor Oil (C24-C40)	14.96	91490342	84.495 ppb

Target Compounds

(f)=RT Delta > 1/2 Window (m)=manual int.

1108059.D DOC1028.M Sat Nov 13 14:27:05 2021

Quantitation Report

Data File: G:\APOLLO\DATA\211108\1108059.D
Sample : 211105 LCSD-1 5/1000

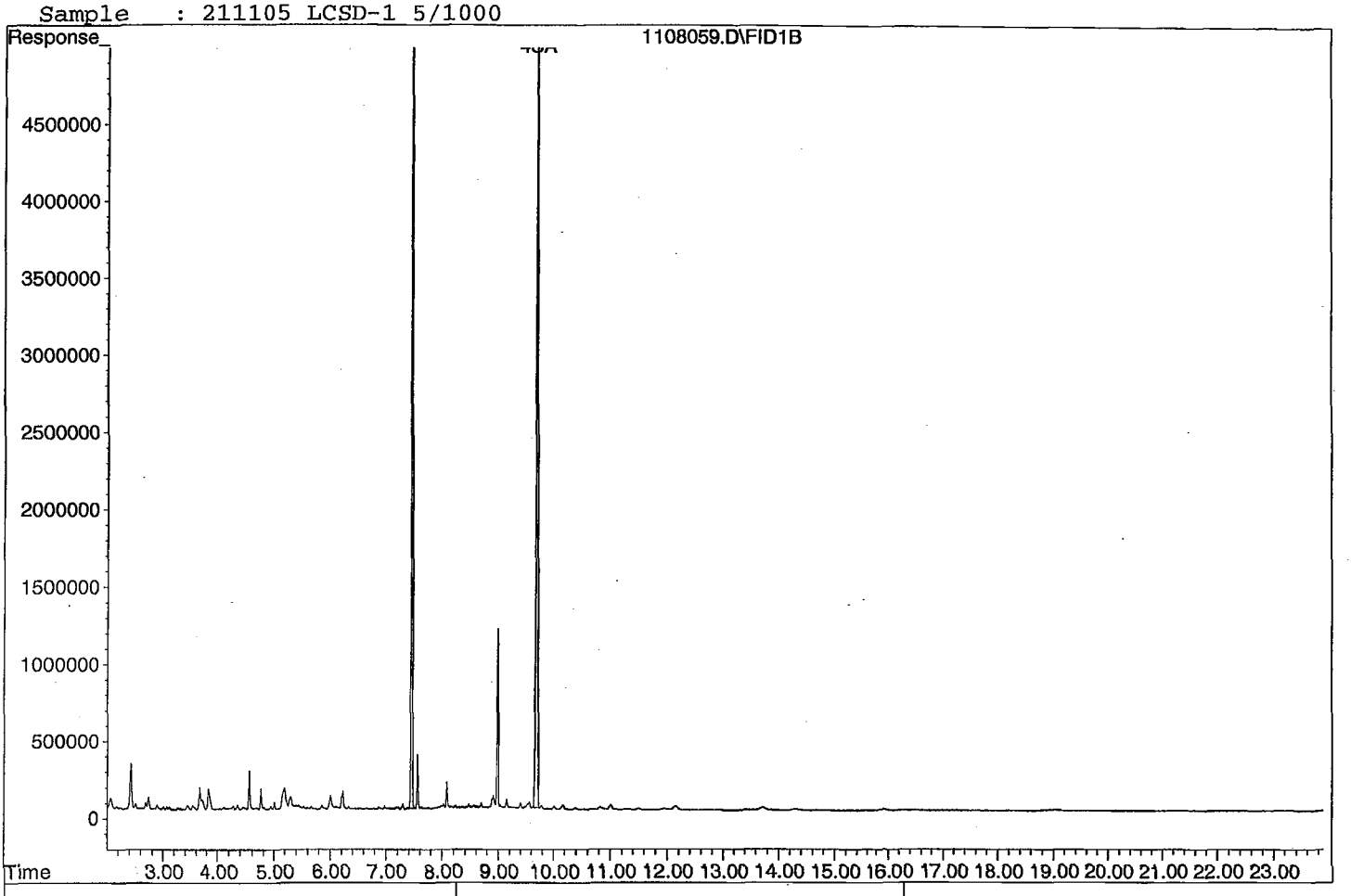

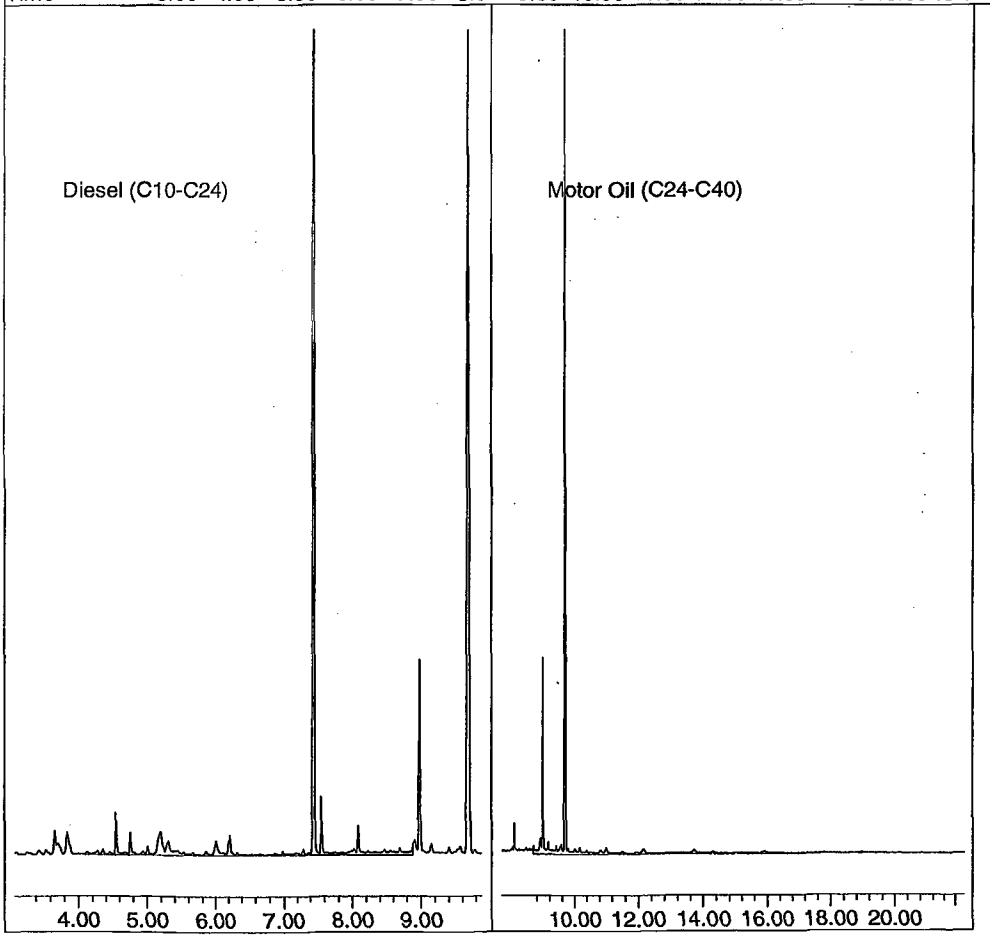

Diesel / Motor Oil Calibration Curve

Prepared: 10/28/2021
Expires: 5/31/2026
Methylene Chloride Lot No. 61117

Prepared By (Initials): KA

Initial Standard Information							Final Standard			
Name of Initial Standard (QAU Label)	Supplier	Conc. (ug/mL)	APPL Mix Name	Reference to APPL Prep Date and Lot #'s	Exp. Date	Exp. Date (Manufacturer)	Aliquot From Stock	Final Volume	Solvent	Final Standard Conc. (ug/mL)
Diesel / Motor Oil - 2	APPL	10	Diesel / Motor Oil - 1	Perp'd: 10/6/21 A0164485-52822, A0168842-52820, AO166510-52817 CL16893-52835	See man. Exp date	10/31/2027 12/31/2027 5/31/2026	100uL	200uL	MC	5
Diesel / Motor Oil - 3		50	Diesel / Motor Oil - 2				200uL	1mL	MC	10
Diesel / Motor Oil Calibration STD	Restek	2,000	Diesel / Motor Oil - 3				25uL	1mL	MC	50
			Diesel / Motor Oil - 4				125uL	1mL	MC	250
			Diesel / Motor Oil - 5				500uL	1mL	MC	1000
			Diesel / Motor Oil - 6				750uL	1mL	MC	1500
			Diesel / Motor Oil - 7				100uL	100uL	N/A	2,000

Diesel / Motor Oil Second Source

Prepared: 10/28/2021
Expires: 10/28/2024
Methylene Chloride
Lot No. 61117

Prepared By (Initials): KA

Initial Standard Information							Final Standard			
Name of Initial Standard (QAU Label)	Supplier	Supplier Part No.	Conc. (ug/mL)	Lot Number - QA Number	Exp. Date (1 yr.)	Exp. Date (Manufacturer)	Aliquot From Stock	Final Volume	Solvent	Final Standard Conc. (ug/mL)
Diesel Fuel #2 Second Source	Phenova	AL0-101287	50,000	**CL16477-52980**	**See man. Exp date**	**2/28/2027**	50uL	10mL	MC	250
Motor Oil Second Source	Absolute	51094	50,000	**102819-52981**		**10/28/2024**	50uL			

Diesel / Motor Oil CCV

Prepared: 10/27/2021
Expires: 5/31/2026
Methylene Chloride
Lot No. 61117

Prepared By (Initials): KA

Initial Standard Information							Final Standard			
Name of Initial Standard (QAU Label)	Supplier	APPL Mix Name	Conc. (ug/mL)	Reference to APPL Prep Date and Lot #'s	Exp. Date	Exp. Date (Manufacturer)	Aliquot From Stock	Final Volume	Solvent	Final Standard Conc. (ug/mL)
Diesel / Motor Oil STD	Restek	Diesel / Motor Oil CCV	2,000	Perp'd: 10/06/21 A0164485-52822, A0166842-52820, A0166510-52817, CL16893-52835	**See man. Exp date**	**10/31/2027 12/31/2027 5/31/2026**	1250uL	10mL	MC	250

THC Surrogate

Prepared: 10/29/2021 **LS**

Expires: 5/31/2026

Initial Standard Information							Final Standard			
Name of Initial Standard (QAU Label)	Supplier	Supplier Part No.	Conc. (ug/mL)	Lot Number - QA Number	Exp. Date (1 yr.)	Exp. Date (Manufacturer)	Aliquot From Stock	Final Volume	Solvent	Final Standard Conc. (ug/mL)
O-terphenyl / Octacosane Mix	Phenova	ALO-130161	600	**CL16893-52841**	**See ma. Date**	**5/31/2026**	N/A	N/A	N/A	600

_LIQ005

Organic Extraction Worksheet

Method	Continuous Liq/Liq TPH-Diesel/MO 3520C	Extraction Set	211105A	Extraction Method	LIQ005	Units	mL

Spiked ID 1			Surrogate ID 1	THC Surrogate 10/29/21-10/29/22	
Spiked ID 2			Surrogate ID 2		
Spiked ID 3			Surrogate ID 3		
Spiked ID 4			Surrogate ID 4		
Spiked ID 5			Surrogate ID 5		
Spiked ID 6			Sufficient Vol for Matrix QC:	NO	
Spiked ID 7			Ext. Start Time:	11/05/21 14:30	
Spiked ID 8			Ext. End Time:	11/08/21 12:05	
			GC Requires Extract By:		

pH1	2	11/05/21 13:50	Water Bath Temp 1 °C	40/ 39.1 °C
pH2			Water Bath Temp 2 °C	37/ 38.1
pH3			Water Bath Temp 3 °C	40/ 39.1 °C

Spiked By: KY **Date** 11/5/2021 1:55:00 PM **Witnessed By:** AGM **Date** 11/5/2021 1:55:00 PM

	Sample	Sample Container	Spike Amount	Spike ID	Surrogate Amount	Surrogate ID	Extract Amount	Final Volume	pH	Extract Date/Time	Comments
1	211105A Blk				0.250	1 equip	1000	5	2	11/05/21 13:55	
2	211105A LCS-1		1		0.250	1 equip	1000	5	2	11/05/21 13:55	
3	211105A LCSD-1		1		0.250	1 equip	1000	5	2	11/05/21 13:55	
4	BA45102	BA45102W01			0.250	1 equip	1000	5	2	11/05/21 13:55	98098
5	BA45103	BA45103W01			0.250	1 equip	1000	5	2	11/05/21 13:55	98098
6	BA45106	BA45106W01			0.250	1 equip	1000	5	2	11/05/21 13:55	98097
7	BA45115	BA45115W01			0.250	1 equip	1000	5	2	11/05/21 13:55	98096
8	BA45116	BA45116W01			0.250	1 equip	1000	5	2	11/05/21 13:55	98096
9	BA45117	BA45117W01			0.250	1 equip	1000	5	2	11/05/21 13:55	98096
10	BA45118	BA45118W01			0.250	1 equip	1000	5	2	11/05/21 13:55	98096

Solvent and Lot#	
1+1 HCL (5mLs)	60358
PH Strips	HC155968
Dicholormethane	61117
Filter Paper	1441-150
Sodium Sulfate	2021071206

Extraction COC Transfer	
Extraction lab employee Initials	
GC analyst's initials	CW
Date	11/8/21
Time	14:20
Refrigerator	Hobart

	Technician's Initials
Scanned By	KY
Sample Preparation	KY
Extraction	KY, AGM
Concentration	SR

Modified	11/5/2021 1:26:26 PM

Reviewed By: **Date**

11/13/2021 2:25:48 PM Ext_ID 73262

Injection Log

Directory: G:\APOLLO\DATA\211028\

Line	Vial	FileName	Multiplier	SampleName	Misc Info	Injected
1	3	1028003.D	1	DMO STD 1 10/28/21	water	10-28-21 9:19:03
2	4	1028004.D	1	DMO STD 2 10/28/21	water	10-28-21 9:47:06
3	5	1028005.D	1	DMO STD 3 10/28/21	water	10-28-21 10:15:13
4	6	1028006.D	1	DMO STD 4 10/28/21	water	10-28-21 10:43:31
5	7	1028007.D	1	DMO STD 5 10/28/21	water	10-28-21 11:11:42
6	8	1028008.D	1	DMO STD 6 10/28/21	water	10-28-21 11:39:55
7	9	1028009.D	1	DMO STD 7 10/28/21	water	10-28-21 12:08:10
8	10	1028010.D	1	DMO Second Source 10/28/21	water	10-28-21 12:36:26
9	56	1108056.D	1	DMO LVL 4 CCV 10/27/21	water	11-9-21 11:26:11
10	57	1108057.D	5	211105A BLK 5/1000	water	11-9-21 11:54:22
11	58	1108058.D	5	211105A LCS-1 5/1000	water	11-9-21 12:22:28
12	59	1108059.D	5	211105 LCSD-1 5/1000	water	11-9-21 12:50:33
13	62	1108062.D	5	BA45106W01 5/1000	water	11-9-21 14:15:03
14	73	1108073.D	1	DMO LVL 4 CCV 10/27/21	water	11-9-21 19:25:40

ORGANICS
Calibration Data

PAH by GCMS SIM
EPA 8270 SIM

Form 6
Initial Calibration

Lab Name: APPL, Inc.
Case No:
Matrix:

SDG No:
Initial Cal. Date: 10/19/2021
Instrument: KYLO

Initials: LS

		Compound	1019K002.D 0.1	1019K003.D 0.2	1019K004.D 0.5	1019K005.D 1	1019K006.D 5	1019K007.D 10	1019K008.D 50	1019K009.D 100			Avg	%RSD	Type	r^2	Q	MRF
1	I	Napthalene-D8(IS)																
2	TM	Naphthalene	1.428	1.402	1.354	1.336	1.308	1.289	1.172	1.100			1.3	8.6	TM			0.700
3	S	2-Methylnaphthalene-D10 (2M	1.359	1.337	1.324	1.305	1.316	1.159	1.222	1.192			1.3	5.9	S			
4	TM	2-Methylnaphthalene	0.7868	0.7804	0.7756	0.7764	0.7886	0.7810	0.7175	0.6825			0.76	5.1	TM			0.400
5	TM	1-Methylnaphthalene	0.8005	0.7905	0.7931	0.7961	0.7922	0.7806	0.7122	0.6797			0.77	6.0	TM			
6	I	Acenaphthene-D10(IS)																
7	TM	Acenaphthylene	5.288	5.373	5.323	5.258	5.439	5.405	4.863	4.456			5.2	6.6	TM			0.900
8	*TM	Acenaphthene	1.497	1.444	1.402	1.372	1.398	1.381	1.266	1.207			1.4	6.8	*TM			0.900
9	TM	Fluorene	1.615	1.645	1.600	1.590	1.642	1.640	1.521	1.456			1.6	4.2	TM			0.900
10	I	Phenanthrene-D10(IS)																
11	TM	Phenanthrene	1.510	1.398	1.383	1.377	1.403	1.374	1.309	1.253			1.4	5.4	TM			0.700
12	TM	Anthracene	1.298	1.273	1.300	1.300	1.352	1.349	1.285	1.240			1.3	2.8	TM			0.700
13	S	Fluoranthene-D10 (FRT)	2.023	1.976	1.895	1.904	2.032	1.918	1.953	1.890			1.9	2.9	S			
14	*TM	Fluoranthene	2.169	2.135	2.136	2.147	2.255	2.226	2.086	1.944			2.1	4.4	*TM			0.600
15	I	Chrysene-D12(IS)																
16	TM	Pyrene	1.986	2.033	1.960	1.958	1.948	1.927	1.782	1.720			1.9	5.6	TM			0.600
17	TM	Benz (a) anthracene	1.473	1.441	1.379	1.381	1.401	1.420	1.370	1.344			1.4	3.0	TM			0.800
18	TM	Chrysene	1.754	1.672	1.608	1.574	1.554	1.516	1.410	1.375			1.6	8.1	TM			0.700
19	TML	Indeno (1,2,3-cd) pyrene	1.687	1.326	1.360	1.404	1.015	1.052	1.169	1.168			1.3	17	TM	1.000		0.500
20	I	Perylene-D12(IS)																
21	TM	Benzo (b) fluoranthene	1.268	1.292	1.301	1.356	1.511	1.514	1.537	1.485			1.4	8.1	TM			0.700
22	TM	Benzo (k) fluoranthene	1.593	1.558	1.636	1.632	1.670	1.730	1.578	1.484			1.6	4.6	TM			0.700
23	*TM	Benzo (a) pyrene	1.254	1.223	1.224	1.265	1.442	1.484	1.454	1.383			1.3	8.3	*TM			0.700
24	TM	Dibenz (a,h) anthracene	1.360	1.209	1.221	1.273	1.398	1.395	1.399	1.353			1.3	6.0	TM			0.400
25	TM	Benzo (g,h,i) perylene	1.457	1.403	1.410	1.405	1.496	1.517	1.462	1.394			1.4	3.2	TM			0.500
26																		
27																		
28																		
29																		
30																		
31																		
32																		
33																		
34																		
35																		

Quantitation Report (Not Reviewed)

Data File : M:\KYLO\DATA\211019\1019K002.D
Acq On : 19 Oct 21 14:09
Sample : 0.1 ug/ml 10/13/21
Misc :

Vial: 2
Operator: LS
Inst : KYLO
Multiplr: 1.00

Quant Time: Oct 19 15:48 2021 Quant Results File: K1019.RES

Quant Method : M:\KYLO\DATA\211019\K1019.M (RTE Integrator)
Title : EPA 8270
Last Update : Tue Oct 19 16:47:23 2021
Response via : Initial Calibration
DataAcq Meth : SIM_2

Internal Standards	R.T.	QIon	Response	Conc Units	Dev(Min)
1) Napthalene-D8(IS)	3.92	136	10962	2.50000 ppb	0.00
6) Acenaphthene-D10(IS)	5.86	164	5295	2.50000 ppb	0.00
10) Phenanthrene-D10(IS)	7.56	188	8379	2.50000 ppb	0.00
15) Chrysene-D12(IS)	10.63	240	9693	2.50000 ppb	0.01
20) Perylene-D12(IS)	12.84	264	9009	2.50000 ppb	0.01
System Monitoring Compounds					
3) 2-Methylnaphthalene-D10 (2	4.66	152	298	0.05323 ppb	0.00
Spiked Amount 5.000			Recovery	= 1.060%	
13) Fluoranthene-D10 (FRT)	8.94	212	339	0.05190 ppb	0.01
Spiked Amount 5.000			Recovery	= 1.040%	
Target Compounds					Qvalue
2) Naphthalene	3.94	128	626	0.10994 ppb	99
4) 2-Methylnaphthalene	4.69	142	345	0.10338 ppb	100
5) 1-Methylnaphthalene	4.80	142	351	0.10422 ppb	99
7) Acenaphthylene	5.70	152	1120	0.10217 ppb	100
8) Acenaphthene	5.89	154	317	0.10918 ppb	99
9) Fluorene	6.49	166	342	0.10165 ppb	96
11) Phenanthrene	7.59	178	506	0.10973 ppb	100
12) Anthracene	7.65	178	435	0.09988 ppb	97
14) Fluoranthene	8.96	202	727	0.10149 ppb	98
16) Pyrene	9.22	202	770	0.10375 ppb	99
17) Benz (a) anthracene	10.62	228	571	0.10510 ppb	99
18) Chrysene	10.66	228	680	0.11258 ppb	96
19) Indeno (1,2,3-cd) pyrene	14.41	276	654	0.33399 ppb #	88
22) Benzo (k) fluoranthene	12.21	252	574	-0.45104 ppb	97
23) Benzo (a) pyrene	12.75	252	452	-0.17190 ppb	95
24) Dibenz (a,h) anthracene	14.45	278	490	-0.04905 ppb	95
25) Benzo (g,h,i) perylene	14.71	276	525	-0.23039 ppb	98

(#) = qualifier out of range (m) = manual integration

Quantitation Report

Data File : M:\KYLO\DATA\211019\1019K002.D
Acq On : 19 Oct 21 14:09
Sample : 0.1 ug/ml 10/13/21
Misc :

Vial: 2
Operator: LS
Inst : KYLO
Multiplr: 1.00

Quant Time: Oct 19 15:48 2021

Quant Results File: K1019.RES

Method : M:\KYLO\DATA\211019\K1019.M (RTE Integrator)
Title : EPA 8270
Last Update : Tue Nov 09 10:14:45 2021
Response via : Initial Calibration

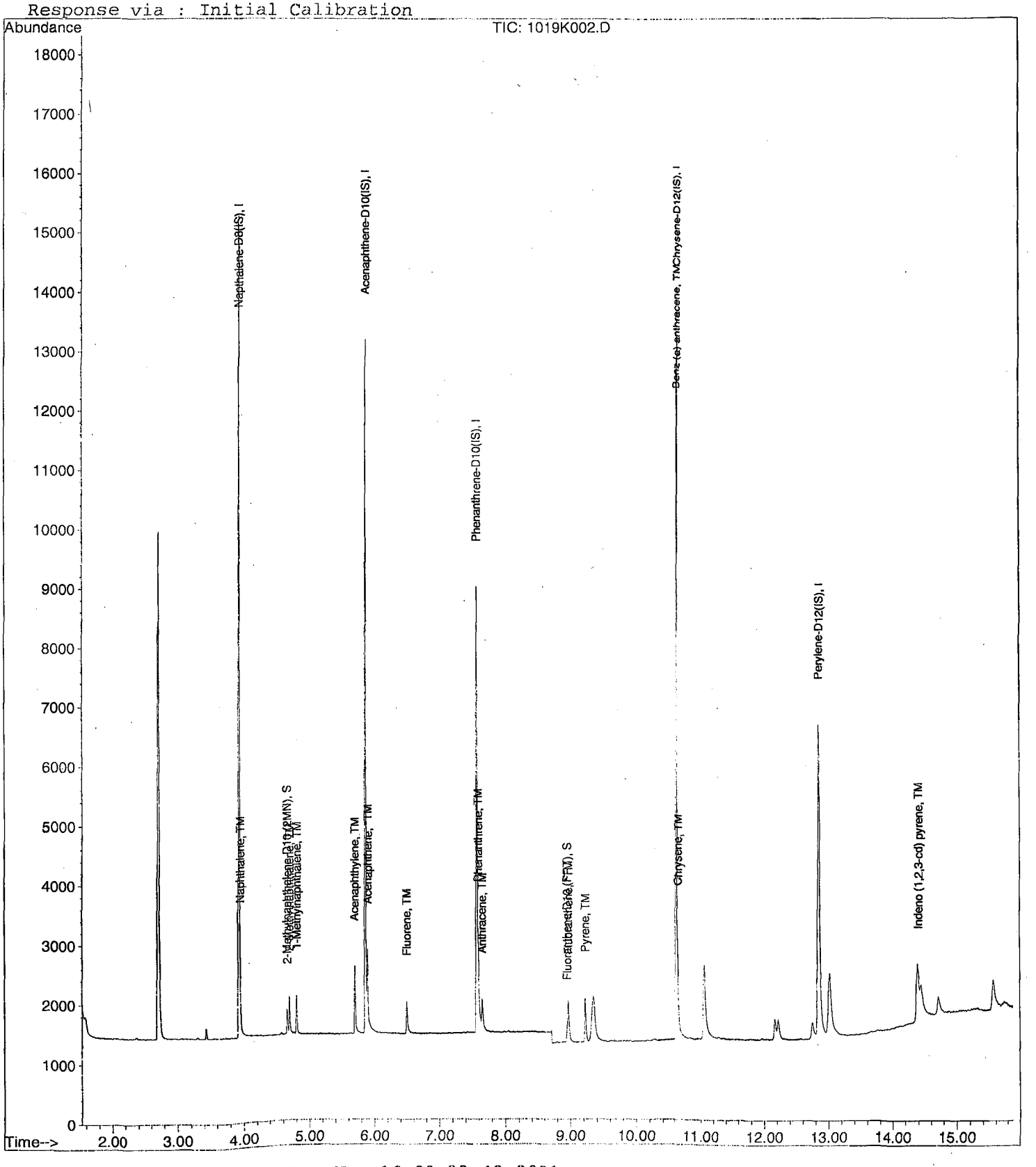

Quantitation Report (Not Reviewed)

Data File : M:\KYLO\DATA\211019\1019K003.D
Acq On : 19 Oct 21 14:29
Sample : 0.2 ug/ml 10/13/21
Misc :

Vial: 3
Operator: LS
Inst : KYLO
Multiplr: 1.00

Quant Time: Oct 19 15:48 2021

Quant Results File: K1019.RES

Quant Method : M:\KYLO\DATA\211019\K1019.M (RTE Integrator)
Title : EPA 8270
Last Update : Tue Oct 19 16:47:23 2021
Response via : Initial Calibration
DataAcq Meth : SIM_2

Internal Standards	R.T.	QIon	Response	Conc Units	Dev(Min)
1) Napthalene-D8(IS)	3.92	136	11180	2.50000 ppb	0.00
6) Acenaphthene-D10(IS)	5.86	164	5495	2.50000 ppb	0.00
10) Phenanthrene-D10(IS)	7.56	188	8995	2.50000 ppb	0.00
15) Chrysene-D12(IS)	10.63	240	9881	2.50000 ppb	0.01
20) Perylene-D12(IS)	12.84	264	8688	2.50000 ppb	0.01
System Monitoring Compounds					
3) 2-Methylnaphthalene-D10 (2	4.66	152	598	0.10474 ppb	0.00
Spiked Amount 5.000			Recovery	= 2.100%	
13) Fluoranthene-D10 (FRT)	8.94	212	711	0.10140 ppb	0.01
Spiked Amount 5.000			Recovery	= 2.020%	
Target Compounds					Qvalue
2) Naphthalene	3.94	128	1254	0.21593 ppb	99
4) 2-Methylnaphthalene	4.69	142	698	0.20508 ppb	96
5) 1-Methylnaphthalene	4.80	142	707	0.20582 ppb	98
7) Acenaphthylene	5.69	152	2362	0.20763 ppb	100
8) Acenaphthene	5.89	154	635	0.21074 ppb	99
9) Fluorene	6.49	166	723	0.20706 ppb	100
11) Phenanthrene	7.59	178	1006	0.20323 ppb	100
12) Anthracene	7.65	178	916	0.19592 ppb	99
14) Fluoranthene	8.96	202	1536	0.19974 ppb	97
16) Pyrene	9.21	202	1607	0.21241 ppb	99
17) Benz (a) anthracene	10.62	228	1139	0.20566 ppb	98
18) Chrysene	10.66	228	1322	0.21470 ppb	99
19) Indeno (1,2,3-cd) pyrene	14.40	276	1048	0.41647 ppb #	98
21) Benzo (b) fluoranthene	12.16	252	898	0.06057 ppb	98
22) Benzo (k) fluoranthene	12.21	252	1083	-0.34909 ppb	97
23) Benzo (a) pyrene	12.74	252	850	-0.08634 ppb	97
25) Benzo (g,h,i) perylene	14.71	276	975	-0.13423 ppb	96

(#) = qualifier out of range (m) = manual integration

Quantitation Report

Data File : M:\KYLO\DATA\211019\1019K003.D
Acq On : 19 Oct 21 14:29
Sample : 0.2 ug/ml 10/13/21
Misc :

Vial: 3
Operator: LS
Inst : KYLO
Multiplr: 1.00

Quant Time: Oct 19 15:48 2021

Quant Results File: K1019.RES

Method : M:\KYLO\DATA\211019\K1019.M (RTE Integrator)
Title : EPA 8270
Last Update : Tue Nov 09 10:14:45 2021
Response via : Initial Calibration

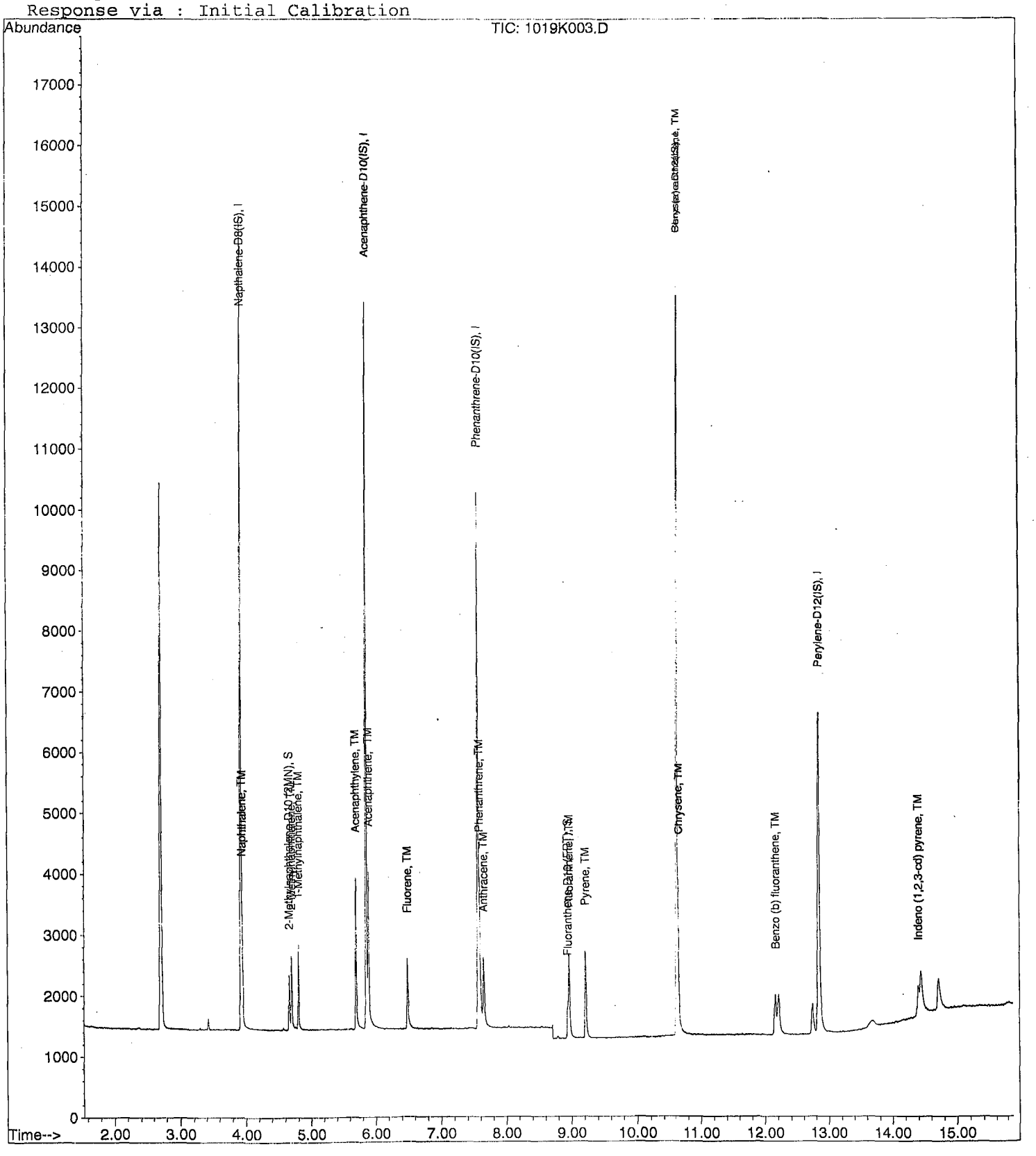

Quantitation Report (Not Reviewed)

Data File : M:\KYLO\DATA\211019\1019K004.D
Acq On : 19 Oct 21 14:49
Sample : 0.5 ug/ml 10/13/21
Misc :

Vial: 4
Operator: LS
Inst : KYLO
Multiplr: 1.00

Quant Time: Oct 19 15:48 2021 Quant Results File: K1019.RES

Quant Method : M:\KYLO\DATA\211019\K1019.M (RTE Integrator)
Title : EPA 8270
Last Update : Tue Oct 19 16:47:23 2021
Response via : Initial Calibration
DataAcq Meth : SIM_2

Internal Standards	R.T.	QIon	Response	Conc Units	Dev(Min)
1) Napthalene-D8(IS)	3.92	136	11385	2.50000 ppb	0.00
6) Acenaphthene-D10(IS)	5.86	164	5536	2.50000 ppb	0.00
10) Phenanthrene-D10(IS)	7.56	188	8686	2.50000 ppb	0.00
15) Chrysene-D12(IS)	10.62	240	9708	2.50000 ppb	0.00
20) Perylene-D12(IS)	12.84	264	8669	2.50000 ppb	0.00
System Monitoring Compounds					
3) 2-Methylnaphthalene-D10 (2	4.66	152	1507	0.25921 ppb	0.00
Spiked Amount 5.000			Recovery	= 5.180%	
13) Fluoranthene-D10 (FRT)	8.94	212	1646	0.24309 ppb	0.00
Spiked Amount 5.000			Recovery	= 4.860%	
Target Compounds					Qvalue
2) Naphthalene	3.94	128	3083	0.52131 ppb	99
4) 2-Methylnaphthalene	4.69	142	1766	0.50952 ppb	99
5) 1-Methylnaphthalene	4.80	142	1806	0.51630 ppb	96
7) Acenaphthylene	5.69	152	5894	0.51427 ppb	100
8) Acenaphthene	5.89	154	1552	0.51126 ppb	100
9) Fluorene	6.49	166	1772	0.50373 ppb	99
11) Phenanthrene	7.59	178	2402	0.50250 ppb	99
12) Anthracene	7.65	178	2259	0.50035 ppb	99
14) Fluoranthene	8.96	202	3711	0.49974 ppb	99
16) Pyrene	9.21	202	3805	0.51191 ppb	98
17) Benz (a) anthracene	10.61	228	2678	0.49216 ppb	99
18) Chrysene	10.65	228	3122	0.51607 ppb	99
19) Indeno (1,2,3-cd) pyrene	14.39	276	2640	0.77101 ppb #	97
21) Benzo (b) fluoranthene	12.15	252	2255	0.32301 ppb	100
23) Benzo (a) pyrene	12.74	252	2122	0.17741 ppb	99
24) Dibenz (a,h) anthracene	14.43	278	2117	0.29983 ppb	99
25) Benzo (g,h,i) perylene	14.70	276	2445	0.16843 ppb	100

(#) = qualifier out of range (m) = manual integration

Quantitation Report

Data File : M:\KYLO\DATA\211019\1019K004.D
Acq On : 19 Oct 21 14:49
Sample : 0.5 ug/ml 10/13/21
Misc :

Vial: 4
Operator: LS
Inst : KYLO
Multiplr: 1.00

Quant Time: Oct 19 15:48 2021

Quant Results File: K1019.RES

Method : M:\KYLO\DATA\211019\K1019.M (RTE Integrator)
Title : EPA 8270
Last Update : Tue Nov 09 10:14:45 2021
Response via : Initial Calibration

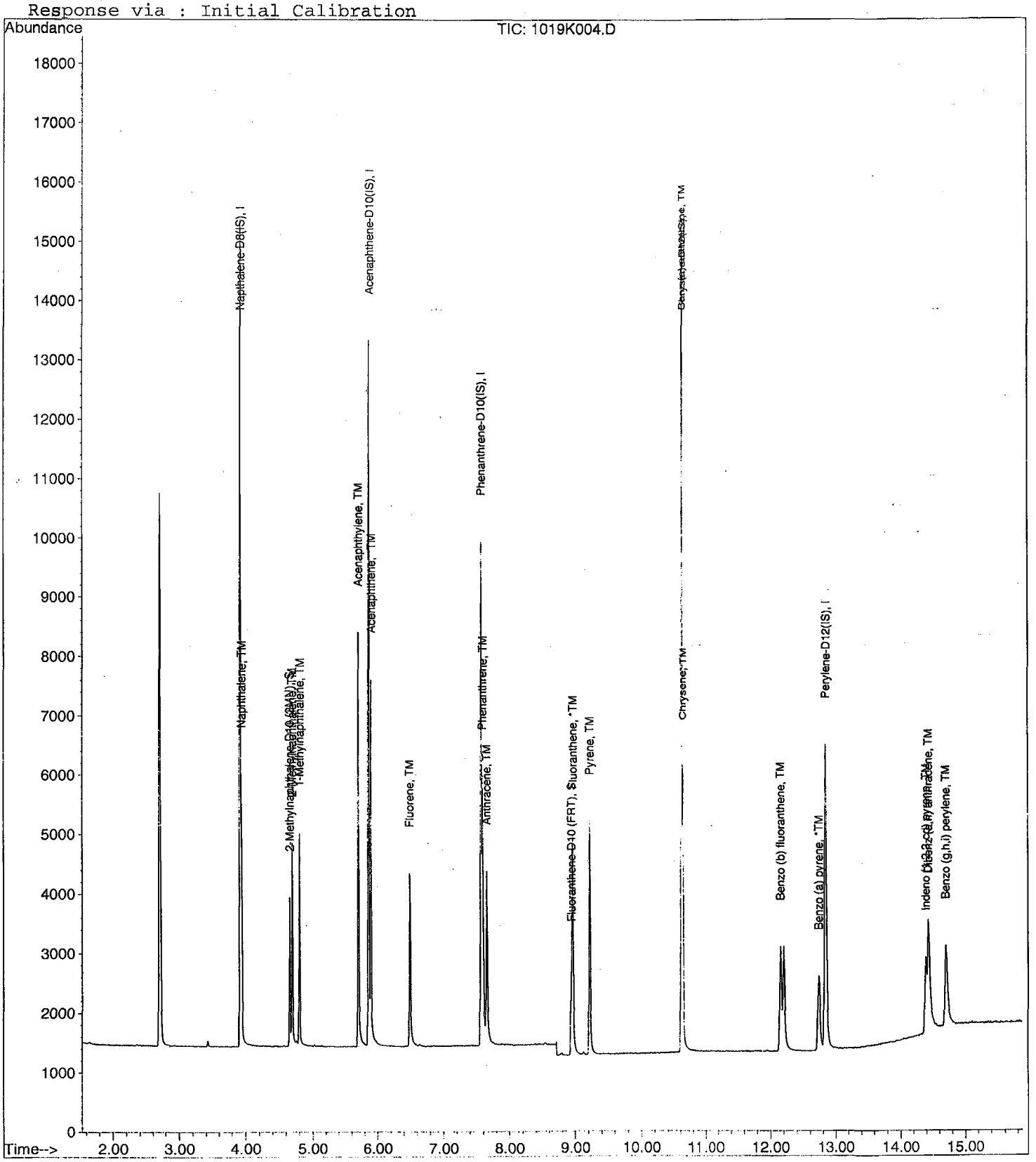

Quantitation Report (Not Reviewed)

Data File : M:\KYLO\DATA\211019\1019K005.D
Acq On : 19 Oct 21 15:09
Sample : 1 ug/ml 10/13/21
Misc :

Vial: 5
Operator: LS
Inst : KYLO
Multiplr: 1.00

Quant Time: Oct 19 15:48 2021

Quant Results File: K1019.RES

Quant Method : M:\KYLO\DATA\211019\K1019.M (RTE Integrator)
Title : EPA 8270
Last Update : Tue Oct 19 16:47:23 2021
Response via : Initial Calibration
DataAcq Meth : SIM_2

Internal Standards	R.T.	QIon	Response	Conc Units	Dev(Min)
1) Napthalene-D8(IS)	3.92	136	11032	2.50000 ppb	0.00
6) Acenaphthene-D10(IS)	5.86	164	5365	2.50000 ppb	0.00
10) Phenanthrene-D10(IS)	7.56	188	8424	2.50000 ppb	0.00
15) Chrysene-D12(IS)	10.63	240	9455	2.50000 ppb	0.01
20) Perylene-D12(IS)	12.84	264	8423	2.50000 ppb	0.01
System Monitoring Compounds					
3) 2-Methylnaphthalene-D10 (2	4.66	152	2880	0.51122 ppb	0.00
Spiked Amount 5.000			Recovery	= 10.220%	
13) Fluoranthene-D10 (FRT)	8.94	212	3208	0.48851 ppb	0.00
Spiked Amount 5.000			Recovery	= 9.780%	
Target Compounds					Qvalue
2) Naphthalene	3.94	128	5894	1.02851 ppb	99
4) 2-Methylnaphthalene	4.69	142	3426	1.02008 ppb	99
5) 1-Methylnaphthalene	4.80	142	3513	1.03643 ppb	98
7) Acenaphthylene	5.70	152	11284	1.01594 ppb	99
8) Acenaphthene	5.89	154	2945	1.00106 ppb	97
9) Fluorene	6.49	166	3412	1.00086 ppb	99
11) Phenanthrene	7.59	178	4641	1.00109 ppb	99
12) Anthracene	7.65	178	4379	1.00008 ppb	100
14) Fluoranthene	8.96	202	7234	1.00447 ppb	100
16) Pyrene	9.21	202	7407	1.02317 ppb	99
17) Benz (a) anthracene	10.61	228	5224	0.98576 ppb	99
18) Chrysene	10.65	228	5954	1.01055 ppb	99
19) Indeno (1,2,3-cd) pyrene	14.39	276	5309	1.38990 ppb #	90
21) Benzo (b) fluoranthene	12.15	252	4568	0.79546 ppb	99
22) Benzo (k) fluoranthene	12.21	252	5497	0.53419 ppb	98
23) Benzo (a) pyrene	12.74	252	4263	0.64650 ppb	99
24) Dibenz (a,h) anthracene	14.44	278	4288	0.78667 ppb	99
25) Benzo (g,h,i) perylene	14.71	276	4733	0.66726 ppb	99

(#) = qualifier out of range (m) = manual integration

Quantitation Report

Data File : M:\KYLO\DATA\211019\1019K005.D
Acq On : 19 Oct 21 15:09
Sample : 1 ug/ml 10/13/21
Misc :

Vial: 5
Operator: LS
Inst : KYLO
Multiplr: 1.00

Quant Time: Oct 19 15:48 2021

Quant Results File: K1019.RES

Method : M:\KYLO\DATA\211019\K1019.M (RTE Integrator)
Title : EPA 8270
Last Update : Tue Nov 09 10:14:45 2021
Response via : Initial Calibration

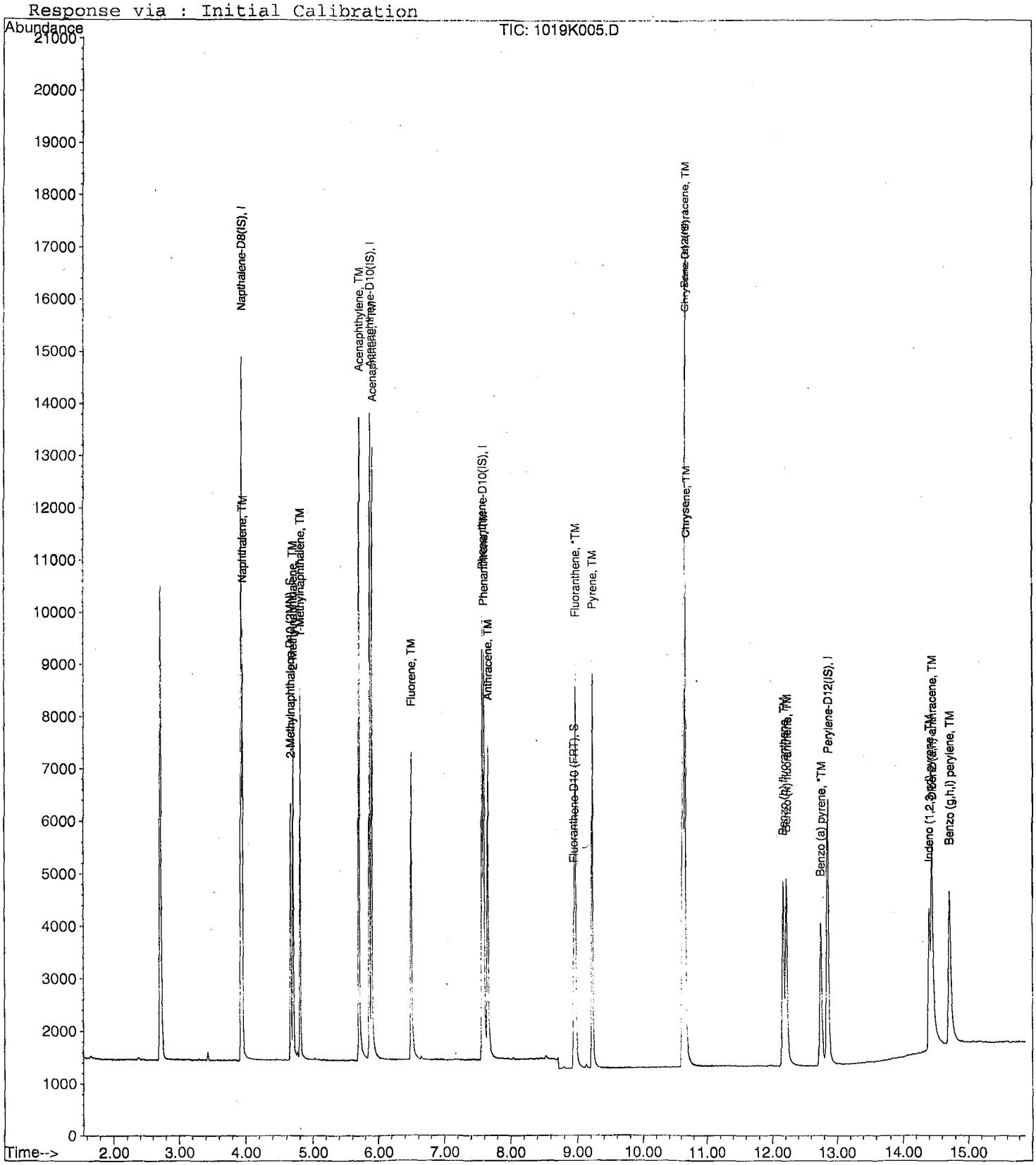

Quantitation Report (Not Reviewed)

Data File : M:\KYLO\DATA\211019\1019K006.D
Acq On : 19 Oct 21 15:29
Sample : 5 ug/ml 10/13/21
Misc :

Vial: 6
Operator: LS
Inst : KYLO
Multiplr: 1.00

Quant Time: Oct 19 15:48 2021

Quant Results File: K1019.RES

Quant Method : M:\KYLO\DATA\211019\K1019.M (RTE Integrator)
Title : EPA 8270
Last Update : Tue Oct 19 16:47:23 2021
Response via : Initial Calibration
DataAcq Meth : SIM_2

Internal Standards	R.T.	QIon	Response	Conc Units	Dev(Min)
1) Napthalene-D8(IS)	3.92	136	11022	2.50000 ppb	0.00
6) Acenaphthene-D10(IS)	5.86	164	5414	2.50000 ppb	0.00
10) Phenanthrene-D10(IS)	7.56	188	8482	2.50000 ppb	0.00
15) Chrysene-D12(IS)	10.62	240	10015	2.50000 ppb	0.00
20) Perylene-D12(IS)	12.83	264	8704	2.50000 ppb	0.00
System Monitoring Compounds					
3) 2-Methylnaphthalene-D10 (2	4.66	152	14500	2.57619 ppb	0.00
Spiked Amount 5.000			Recovery	= 51.520%	
13) Fluoranthene-D10 (FRT)	8.93	212	17235	2.60659 ppb	0.00
Spiked Amount 5.000			Recovery	= 52.140%	
Target Compounds					Qvalue
2) Naphthalene	3.94	128	28832	5.03578 ppb	100
4) 2-Methylnaphthalene	4.69	142	17384	5.18072 ppb	100
5) 1-Methylnaphthalene	4.80	142	17464	5.15700 ppb	100
7) Acenaphthylene	5.69	152	58890	5.25410 ppb	100
8) Acenaphthene	5.89	154	15136	5.09845 ppb	100
9) Fluorene	6.49	166	17780	5.16829 ppb	100
11) Phenanthrene	7.59	178	23796	5.09785 ppb	100
12) Anthracene	7.64	178	22931	5.20117 ppb	100
14) Fluoranthene	8.95	202	38260	5.27621 ppb	100
16) Pyrene	9.21	202	39012	5.08763 ppb	100
17) Benz (a) anthracene	10.61	228	28070	5.00058 ppb	100
18) Chrysene	10.65	228	31118	4.98620 ppb	100
19) Indeno (1,2,3-cd) pyrene	14.38	276	20323	4.52699 ppb	100
21) Benzo (b) fluoranthene	12.14	252	26309	4.94784 ppb	100
22) Benzo (k) fluoranthene	12.19	252	29066	5.02910 ppb	100
23) Benzo (a) pyrene	12.73	252	25103	4.91484 ppb	100
24) Dibenz (a,h) anthracene	14.42	278	24331	4.98885 ppb	100
25) Benzo (g,h,i) perylene	14.69	276	26049	4.99985 ppb	100

(#) = qualifier out of range (m) = manual integration

Quantitation Report

Data File : M:\KYLO\DATA\211019\1019K006.D
Acq On : 19 Oct 21 15:29
Sample : 5 ug/ml 10/13/21
Misc :

Vial: 6
Operator: LS
Inst : KYLO
Multiplr: 1.00

Quant Time: Oct 19 15:48 2021

Quant Results File: K1019.RES

Method : M:\KYLO\DATA\211019\K1019.M (RTE Integrator)
Title : EPA 8270
Last Update : Tue Nov 09 10:14:45 2021
Response via : Initial Calibration



Quantitation Report (Not Reviewed)

Data File : M:\KYLO\DATA\211019\1019K007.D
Acq On : 19 Oct 21 15:49
Sample : 10 ug/ml 10/13/21
Misc :

Vial: 7
Operator: LS
Inst : KYLO
Multiplr: 1.00

Quant Time: Oct 19 15:49 2021

Quant Results File: K1019.RES

Quant Method : M:\KYLO\DATA\211019\K1019.M (RTE Integrator)
Title : EPA 8270
Last Update : Tue Oct 19 16:47:23 2021
Response via : Initial Calibration
DataAcq Meth : SIM_2

Internal Standards	R.T.	QIon	Response	Conc Units	Dev(Min)
1) Napthalene-D8(IS)	3.92	136	11510	2.50000 ppb	0.00
6) Acenaphthene-D10(IS)	5.86	164	5675	2.50000 ppb	0.00
10) Phenanthrene-D10(IS)	7.56	188	8972	2.50000 ppb	0.00
15) Chrysene-D12(IS)	10.62	240	10664	2.50000 ppb	0.00
20) Perylene-D12(IS)	12.83	264	9232	2.50000 ppb	0.00
System Monitoring Compounds					
3) 2-Methylnaphthalene-D10 (2	4.66	152	26676	4.53854 ppb	0.00
Spiked Amount 5.000			Recovery	= 90.780%	
13) Fluoranthene-D10 (FRT)	8.93	212	34413	4.92032 ppb	0.00
Spiked Amount 5.000			Recovery	= 98.400%	
Target Compounds					Qvalue
2) Naphthalene	3.94	128	59354	9.92720 ppb	100
4) 2-Methylnaphthalene	4.69	142	35959	10.26203 ppb	100
5) 1-Methylnaphthalene	4.80	142	35938	10.16232 ppb	100
7) Acenaphthylene	5.69	152	122704	10.44402 ppb	100
8) Acenaphthene	5.89	154	31359	10.07724 ppb	99
9) Fluorene	6.49	166	37236	10.32596 ppb	99
11) Phenanthrene	7.59	178	49310	9.98682 ppb	100
12) Anthracene	7.64	178	48395	10.37738 ppb	100
14) Fluoranthene	8.95	202	79898	10.41651 ppb	100
16) Pyrene	9.21	202	82191	10.06635 ppb	100
17) Benz (a) anthracene	10.61	228	60563	10.13248 ppb	100
18) Chrysene	10.65	228	64649	9.72861 ppb	99
19) Indeno (1,2,3-cd) pyrene	14.38	276	44868	9.18248 ppb #	99
21) Benzo (b) fluoranthene	12.14	252	55900	10.02449 ppb	99
22) Benzo (k) fluoranthene	12.19	252	63873	11.01716 ppb	99
23) Benzo (a) pyrene	12.73	252	54783	10.38939 ppb	99
24) Dibenz (a,h) anthracene	14.42	278	51533	10.11061 ppb	98
25) Benzo (g,h,i) perylene	14.69	276	56013	10.47964 ppb	98

(#) = qualifier out of range (m) = manual integration

Quantitation Report

Data File : M:\KYLO\DATA\211019\1019K007.D
Acq On : 19 Oct 21 15:49
Sample : 10 ug/ml 10/13/21
Misc :

Vial: 7
Operator: LS
Inst : KYLO
Multiplr: 1.00

Quant Time: Oct 19 15:49 2021

Quant Results File: K1019.RES

Method : M:\KYLO\DATA\211019\K1019.M (RTE Integrator)
Title : EPA 8270
Last Update : Tue Nov 09 10:14:45 2021
Response via : Initial Calibration



Quantitation Report (Not Reviewed)

Data File : M:\KYLO\DATA\211019\1019K008.D
Acq On : 19 Oct 21 16:09
Sample : 50 ug/ml 10/13/21
Misc :

Vial: 8
Operator: LS
Inst : KYLO
Multiplr: 1.00

Quant Time: Oct 19 15:49 2021

Quant Results File: K1019.RES

Quant Method : M:\KYLO\DATA\211019\K1019.M (RTE Integrator)
Title : EPA 8270
Last Update : Tue Oct 19 16:47:23 2021
Response via : Initial Calibration
DataAcq Meth : SIM_2

Internal Standards	R.T.	QIon	Response	Conc Units	Dev(Min)
1) Napthalene-D8(IS)	3.92	136	11542	2.50000 ppb	0.00
6) Acenaphthene-D10(IS)	5.86	164	5767	2.50000 ppb	0.00
10) Phenanthrene-D10(IS)	7.56	188	8902	2.50000 ppb	0.00
15) Chrysene-D12(IS)	10.62	240	10648	2.50000 ppb	0.00
20) Perylene-D12(IS)	12.83	264	9592	2.50000 ppb	0.00
System Monitoring Compounds					
3) 2-Methylnaphthalene-D10 (2	4.66	152	140995	23.92178 ppb	0.00
Spiked Amount 5.000			Recovery	= 478.440%	
13) Fluoranthene-D10 (FRT)	8.93	212	173855	25.05302 ppb	0.00
Spiked Amount 5.000			Recovery	= 501.060%	
Target Compounds					Qvalue
2) Naphthalene	3.94	128	270597	45.13299 ppb	100
4) 2-Methylnaphthalene	4.69	142	165624	47.13496 ppb	99
5) 1-Methylnaphthalene	4.80	142	164402	46.35966 ppb	99
7) Acenaphthylene	5.70	152	560845	46.97510 ppb	100
8) Acenaphthene	5.89	154	145964	46.15736 ppb	99
9) Fluorene	6.49	166	175391	47.86199 ppb	100
11) Phenanthrene	7.59	178	233010	47.56290 ppb	100
12) Anthracene	7.64	178	228704	49.42683 ppb	100
14) Fluoranthene	8.96	202	371445	48.80706 ppb	99
16) Pyrene	9.21	202	379423	46.53971 ppb	98
17) Benz (a) anthracene	10.61	228	291856	48.90228 ppb	100
18) Chrysene	10.65	228	300277	45.25466 ppb	99
19) Indeno (1,2,3-cd) pyrene	14.38	276	248943	50.15933 ppb	94
21) Benzo (b) fluoranthene	12.15	252	294828	51.34534 ppb	99
22) Benzo (k) fluoranthene	12.20	252	302763	52.24864 ppb	100
23) Benzo (a) pyrene	12.73	252	278840	51.91758 ppb	100
24) Dibenz (a,h) anthracene	14.42	278	268409	51.28254 ppb	97
25) Benzo (g,h,i) perylene	14.70	276	280479	51.78283 ppb	99

(#) = qualifier out of range (m) = manual integration

Quantitation Report

Data File : M:\KYLO\DATA\211019\1019K008.D
Acq On : 19 Oct 21 16:09
Sample : 50 ug/ml 10/13/21
Misc :

Vial: 8
Operator: LS
Inst : KYLO
Multiplr: 1.00

Quant Time: Oct 19 15:49 2021

Quant Results File: K1019.RES

Method : M:\KYLO\DATA\211019\K1019.M (RTE Integrator)
Title : EPA 8270
Last Update : Tue Nov 09 10:14:45 2021
Response via : Initial Calibration



Quantitation Report (Not Reviewed)

Data File : M:\KYLO\DATA\211019\1019K009.D
Acq On : 19 Oct 21 16:29
Sample : 100 ug/ml 10/13/21
Misc :

Vial: 9
Operator: LS
Inst : KYLO
Multiplr: 1.00

Quant Time: Oct 19 15:49 2021

Quant Results File: K1019.RES

Quant Method : M:\KYLO\DATA\211019\K1019.M (RTE Integrator)
Title : EPA 8270
Last Update : Tue Oct 19 16:47:23 2021
Response via : Initial Calibration
DataAcq Meth : SIM_2

Internal Standards	R.T.	QIon	Response	Conc Units	Dev(Min)
1) Napthalene-D8(IS)	3.92	136	11679	2.50000 ppb	0.00
6) Acenaphthene-D10(IS)	5.86	164	5877	2.50000 ppb	0.00
10) Phenanthrene-D10(IS)	7.56	188	9024	2.50000 ppb	0.00
15) Chrysene-D12(IS)	10.63	240	10469	2.50000 ppb	0.01
20) Perylene-D12(IS)	12.83	264	9899	2.50000 ppb	0.00
System Monitoring Compounds					
3) 2-Methylnaphthalene-D10 (2	4.66	152	278374	46.67602 ppb	0.00
Spiked Amount 5.000			Recovery	= 933.520%	
13) Fluoranthene-D10 (FRT)	8.94	212	341108	48.49012 ppb	0.00
Spiked Amount 5.000			Recovery	= 969.800%	
Target Compounds					Qvalue
2) Naphthalene	3.94	128	514066	84.73550 ppb	100
4) 2-Methylnaphthalene	4.70	142	318816	89.66757 ppb	99
5) 1-Methylnaphthalene	4.80	142	317528	88.48927 ppb	98
7) Acenaphthylene	5.70	152	1047512	86.09505 ppb	98
8) Acenaphthene	5.90	154	283708	88.03615 ppb	94
9) Fluorene	6.49	166	342219	91.63932 ppb	99
11) Phenanthrene	7.59	178	452383	91.09374 ppb	99
12) Anthracene	7.65	178	447639	95.43451 ppb	100
14) Fluoranthene	8.96	202	701599	90.94222 ppb	97
16) Pyrene	9.22	202	720167	89.84545 ppb	99
17) Benz (a) anthracene	10.62	228	562838	95.91946 ppb	99
18) Chrysene	10.66	228	575910	88.27926 ppb	98
19) Indeno (1,2,3-cd) pyrene	14.39	276	488982	100.01982 ppb	89
21) Benzo (b) fluoranthene	12.16	252	587997	99.33083 ppb	100
22) Benzo (k) fluoranthene	12.16	252	587786	98.78137 ppb	99
23) Benzo (a) pyrene	12.74	252	547488	99.01252 ppb	98
24) Dibenz (a,h) anthracene	14.43	278	535891	99.35185 ppb	94
25) Benzo (g,h,i) perylene	14.71	276	552068	99.06661 ppb	98

(#) = qualifier out of range (m) = manual integration

Quantitation Report

Data File : M:\KYLO\DATA\211019\1019K009.D
Acq On : 19 Oct 21 16:29
Sample : 100 ug/ml 10/13/21
Misc :

Vial: 9
Operator: LS
Inst : KYLO
Multiplr: 1.00

Quant Time: Oct 19 15:49 2021

Quant Results File: K1019.RES

Method : M:\KYLO\DATA\211019\K1019.M (RTE Integrator)
Title : EPA 8270
Last Update : Tue Nov 09 10:14:45 2021
Response via : Initial Calibration



Form 7

Second Source Calibration

Lab Name: APPL, Inc.
Case No:
Matrix:

SDG No:
Date Analyzed: 10/19/2021
Instrument: KYLO
Initial Cal. Date: 10/19/2021
Data File: 1019K010.D

		Compound	MEAN	CCRF	%D		%Drift
1	TM	Naphthalene	1.299	1.295	0.25	TM	
2	TM	2-Methylnaphthalene	0.7611	0.7635	0.32	TM	
3	TM	1-Methylnaphthalene	0.7681	0.7563	1.5	TM	
4	TM	Acenaphthylene	5.176	5.272	1.9	TM	
5	*TM	Acenaphthene	1.371	1.393	1.6	*TM	
6	TM	Fluorene	1.589	1.616	1.7	TM	
7	TM	Phenanthrene	1.376	1.380	0.31	TM	
8	TM	Anthracene	1.299	1.415	8.9	TM	
9	*TM	Fluoranthene	2.137	2.167	1.4	*TM	
10	TM	Pyrene	1.914	1.918	0.21	TM	
11	TM	Benz (a) anthracene	1.401	1.374	1.9	TM	
12	TM	Chrysene	1.558	1.488	4.5	TM	
13	TML	Indeno (1,2,3-cd) pyrene	1.272	0.9799	23	TML	12
14	TM	Benzo (b) fluoranthene	1.408	1.510	7.3	TM	
15	TM	Benzo (k) fluoranthene	1.610	1.698	5.5	TM	
16	*TM	Benzo (a) pyrene	1.341	1.484	11	*TM	
17	TM	Dibenz (a,h) anthracene	1.326	1.382	4.2	TM	
18	TM	Benzo (g,h,i) perylene	1.443	1.486	3.0	TM	
19							
20							
21							
22							
23							
24							
25							
26							
27							
28							
29							
30							
31							
32							
33							
34							
35							
36							
37							
38							
		Average			4.4		

Quantitation Report (Not Reviewed)

Data File : M:\KYLO\DATA\211019\1019K010.D
Acq On : 19 Oct 21 16:49
Sample : SS ug/ml 10/13/21
Misc :

Vial: 10
Operator: LS
Inst : KYLO
Multiplr: 1.00

Quant Time: Oct 19 16:06 2021

Quant Results File: K1019.RES

Quant Method : M:\KYLO\DATA\211019\K1019.M (RTE Integrator)
Title : EPA 8270
Last Update : Tue Oct 19 16:51:19 2021
Response via : Initial Calibration
DataAcq Meth : SIM_2

Internal Standards	R.T.	QIon	Response	Conc Units	Dev(Min)
1) Napthalene-D8(IS)	3.92	136	11540	2.50000 ppb	0.00
6) Acenaphthene-D10(IS)	5.86	164	5722	2.50000 ppb	0.00
10) Phenanthrene-D10(IS)	7.56	188	8843	2.50000 ppb	0.00
15) Chrysene-D12(IS)	10.62	240	10394	2.50000 ppb	0.00
20) Perylene-D12(IS)	12.83	264	8800	2.50000 ppb	0.00
System Monitoring Compounds					
3) 2-Methylnaphthalene-D10 (2	4.66	152	1	0.00017 ppb	0.00
Spiked Amount 5.000			Recovery	= 0.000%	
13) Fluoranthene-D10 (FRT)	8.93	212	9	0.00131 ppb	0.00
Spiked Amount 5.000			Recovery	= 0.020%	
Target Compounds					Qvalue
2) Naphthalene	3.94	128	29897	4.98740 ppb	100
4) 2-Methylnaphthalene	4.69	142	17622	5.01592 ppb	100
5) 1-Methylnaphthalene	4.80	142	17455	4.92298 ppb	100
7) Acenaphthylene	5.69	152	60338	5.09352 ppb	100
8) Acenaphthene	5.89	154	15936	5.07898 ppb	100
9) Fluorene	6.49	166	18488	5.08482 ppb	100
11) Phenanthrene	7.59	178	24407	5.01529 ppb	100
12) Anthracene	7.64	178	25019	5.44311 ppb	100
14) Fluoranthene	8.95	202	38328	5.06982 ppb	99
16) Pyrene	9.21	202	39873	5.01031 ppb	100
17) Benz (a) anthracene	10.61	228	28567	4.90355 ppb	99
18) Chrysene	10.65	228	30939	4.77675 ppb	100
19) Indeno (1,2,3-cd) pyrene	14.38	276	20371	4.37871 ppb	99
21) Benzo (b) fluoranthene	12.14	252	26577	5.36265 ppb	100
22) Benzo (k) fluoranthene	12.19	252	29888	5.27373 ppb	100
23) Benzo (a) pyrene	12.73	252	26127	5.53492 ppb	100
24) Dibenz (a,h) anthracene	14.42	278	24324	5.21145 ppb	99
25) Benzo (g,h,i) perylene	14.69	276	26159	5.14999 ppb	100

(#) = qualifier out of range (m) = manual integration

Quantitation Report

Data File : M:\KYLO\DATA\211019\1019K010.D
Acq On : 19 Oct 21 16:49
Sample : SS ug/ml 10/13/21
Misc :

Vial: 10
Operator: LS
Inst : KYLO
Multiplr: 1.00

Quant Time: Oct 19 16:06 2021

Quant Results File: K1019.RES

Method : M:\KYLO\DATA\211019\K1019.M (RTE Integrator)
Title : EPA 8270
Last Update : Tue Nov 09 10:14:45 2021
Response via : Initial Calibration



PAH by GCMS SIM
EPA 8270 SIM

Form 7

Continuing Calibration

Lab Name: APPL, Inc.
Case No:
Matrix:

SDG No:
Date Analyzed: 11/10/2021
Instrument: KYLO
Initial Cal. Date: 10/19/2021
Data File: 1019K394.D

		Compound	MEAN	CCRF	%D		%Drift
1	I	Napthalene-D8(IS)	ISTD			I	
2	TM	Naphthalene	1.299	1.310	0.91	TM	
3	S	2-Methylnaphthalene-D10 (2MN)	1.277	1.245	2.5	S	
4	TM	2-Methylnaphthalene	0.7611	0.8035	5.6	TM	
5	TM	1-Methylnaphthalene	0.7681	0.7785	1.4	TM	
6	I	Acenaphthene-D10(IS)	ISTD			I	
7	TM	Acenaphthylene	5.176	5.411	4.6	TM	
8	*TM	Acenaphthene	1.371	1.440	5.0	*TM	
9	TM	Fluorene	1.589	1.684	6.0	TM	
10	I	Phenanthrene-D10(IS)	ISTD			I	
11	TM	Phenanthrene	1.376	1.426	3.7	TM	
12	TM	Anthracene	1.299	1.382	6.4	TM	
13	S	Fluoranthene-D10 (FRT)	1.949	1.995	2.4	S	
14	*TM	Fluoranthene	2.137	2.314	8.3	*TM	
15	I	Chrysene-D12(IS)	ISTD			I	
16	TM	Pyrene	1.914	1.963	2.6	TM	
17	TM	Benz (a) anthracene	1.401	1.467	4.7	TM	
18	TM	Chrysene	1.558	1.616	3.8	TM	
19	TML	Indeno (1,2,3-cd) pyrene	1.272	1.098	14	TML	2.3
20	I	Perylene-D12(IS)	ISTD			I	
21	TM	Benzo (b) fluoranthene	1.408	1.507	7.0	TM	
22	TM	Benzo (k) fluoranthene	1.610	1.739	8.0	TM	
23	*TM	Benzo (a) pyrene	1.341	1.476	10	*TM	
24	TM	Dibenz (a,h) anthracene	1.326	1.484	12	TM	
25	TM	Benzo (g,h,i) perylene	1.443	1.530	6.0	TM	
26							
27							
28							
29							
30							
31							
32							
33							
34							
35							
36							
37							
38							
39							
40							
		Average			5.7		

Quantitation Report (Not Reviewed)

Data File : M:\KYLO\DATA\211019\1019K394.D
Acq On : 10 Nov 21 12:54
Sample : 5 ug/ml 10/19/21 (1)
Misc :

Vial: 94
Operator: LS
Inst : KYLO
Multiplr: 1.00

Quant Time: Nov 10 13:41 2021 Quant Results File: K1019.RES

Quant Method : M:\KYLO\DATA\211019\K1019.M (RTE Integrator)
Title : EPA 8270
Last Update : Tue Nov 09 10:14:45 2021
Response via : Initial Calibration
DataAcq Meth : SIM_2

Internal Standards	R.T.	QIon	Response	Conc Units	Dev(Min)
1) Napthalene-D8(IS)	3.89	136	14759	2.50000 ppb	0.00
6) Acenaphthene-D10(IS)	5.82	164	6889	2.50000 ppb	-0.03
10) Phenanthrene-D10(IS)	7.52	188	10656	2.50000 ppb	-0.03
15) Chrysene-D12(IS)	10.59	240	12960	2.50000 ppb	-0.03
20) Perylene-D12(IS)	12.77	264	11828	2.50000 ppb	-0.06
System Monitoring Compounds					
3) 2-Methylnaphthalene-D10 (2	4.62	152	18370	2.43738 ppb	-0.03
Spiked Amount 5.000			Recovery	= 48.740%	
13) Fluoranthene-D10 (FRT)	8.90	212	21263	2.55971 ppb	-0.03
Spiked Amount 5.000			Recovery	= 51.200%	
Target Compounds					Qvalue
2) Naphthalene	3.91	128	38682	5.04550 ppb	100
4) 2-Methylnaphthalene	4.66	142	23717	5.27842 ppb	96
5) 1-Methylnaphthalene	4.77	142	22980	5.06766 ppb	99
7) Acenaphthylene	5.66	152	74559	5.22780 ppb	100
8) Acenaphthene	5.86	154	19836	5.25101 ppb	99
9) Fluorene	6.45	166	23204	5.30078 ppb	99
11) Phenanthrene	7.55	178	30397	5.18344 ppb	99
12) Anthracene	7.61	178	29459	5.31864 ppb	99
14) Fluoranthene	8.92	202	49325	5.41438 ppb	98
16) Pyrene	9.18	202	50889	5.12846 ppb	97
17) Benz (a) anthracene	10.57	228	38014	5.23320 ppb	100
18) Chrysene	10.62	228	41898	5.18797 ppb	98
19) Indeno (1,2,3-cd) pyrene	14.33	276	28462	4.88368 ppb	94
21) Benzo (b) fluoranthene	12.09	252	35654	5.35245 ppb	99
22) Benzo (k) fluoranthene	12.13	252	41144	5.40131 ppb	99
23) Benzo (a) pyrene	12.67	252	34906	5.50165 ppb	99
24) Dibenz (a,h) anthracene	14.38	278	35110	5.59662 ppb	98
25) Benzo (g,h,i) perylene	14.65	276	36190	5.30085 ppb	99

(#) = qualifier out of range (m) = manual integration

Quantitation Report

Data File : M:\KYLO\DATA\211019\1019K394.D
Acq On : 10 Nov 21 12:54
Sample : 5 ug/ml 10/19/21 (1)
Misc :

Vial: 94
Operator: LS
Inst : KYLO
Multiplr: 1.00

Quant Time: Nov 10 13:41 2021

Quant Results File: K1019.RES

Method : M:\KYLO\DATA\211019\K1019.M (RTE Integrator)
Title : EPA 8270
Last Update : Tue Nov 09 10:14:45 2021
Response via : Initial Calibration



PAH by GCMS SIM
EPA 8270 SIM

Form 7

Ending Continuing Calibration

Lab Name: APPL, Inc.
Case No:
Matrix:

SDG No:
Date Analyzed: 11/11/2021
Instrument: KYLO
Initial Cal. Date: 10/19/2021
Data File: 1019K431.D

		Compound	MEAN	CCRF	%D		%Drift
1	I	Napthalene-D8(IS)	ISTD			I	
2	TM	Naphthalene	1.299	1.305	0.48	TM	
3	S	2-Methylnaphthalene-D10 (2MN)	1.277	1.260	1.3	S	
4	TM	2-Methylnaphthalene	0.7611	0.7828	2.9	TM	
5	TM	1-Methylnaphthalene	0.7681	0.7938	3.3	TM	
6	I	Acenaphthene-D10(IS)	ISTD			I	
7	TM	Acenaphthylene	5.176	5.415	4.6	TM	
8	*TM	Acenaphthene	1.371	1.410	2.9	*TM	
9	TM	Fluorene	1.589	1.658	4.4	TM	
10	I	Phenanthrene-D10(IS)	ISTD			I	
11	TM	Phenanthrene	1.376	1.427	3.7	TM	
12	TM	Anthracene	1.299	1.363	4.9	TM	
13	S	Fluoranthene-D10 (FRT)	1.949	2.104	8.0	S	
14	*TM	Fluoranthene	2.137	2.362	10	*TM	
15	I	Chrysene-D12(IS)	ISTD			I	
16	TM	Pyrene	1.914	1.968	2.8	TM	
17	TM	Benz (a) anthracene	1.401	1.382	1.4	TM	
18	TM	Chrysene	1.558	1.580	1.4	TM	
19	TML	Indeno (1,2,3-cd) pyrene	1.272	0.9321	27	TML	17
20	I	Perylene-D12(IS)	ISTD			I	
21	TM	Benzo (b) fluoranthene	1.408	1.467	4.2	TM	
22	TM	Benzo (k) fluoranthene	1.610	1.741	8.1	TM	
23	*TM	Benzo (a) pyrene	1.341	1.433	6.9	*TM	
24	TM	Dibenz (a,h) anthracene	1.326	1.333	0.51	TM	
25	TM	Benzo (g,h,i) perylene	1.443	1.457	0.95	TM	
26							
27							
28							
29							
30							
31							
32							
33							
34							
35							
36							
37							
38							
39							
40							
		Average			5.0		

Quantitation Report (Not Reviewed)

Data File : M:\KYLO\DATA\211019\1019K431.D
Acq On : 11 Nov 21 2:19
Sample : 5 ug/ml 10/10/21 (2)
Misc :

Vial: 131
Operator: LS
Inst : KYLO
Multiplr: 1.00

Quant Time: Nov 11 8:19 2021

Quant Results File: K1019.RES

Quant Method : M:\KYLO\DATA\211019\K1019.M (RTE Integrator)
Title : EPA 8270
Last Update : Tue Nov 09 10:14:45 2021
Response via : Initial Calibration
DataAcq Meth : SIM_2

Internal Standards	R.T.	QIon	Response	Conc Units	Dev(Min)
1) Napthalene-D8(IS)	3.89	136	13340	2.50000 ppb	0.00
6) Acenaphthene-D10(IS)	5.82	164	6593	2.50000 ppb	-0.03
10) Phenanthrene-D10(IS)	7.52	188	10257	2.50000 ppb	-0.03
15) Chrysene-D12(IS)	10.58	240	12604	2.50000 ppb	-0.04
20) Perylene-D12(IS)	12.77	264	10995	2.50000 ppb	-0.06
System Monitoring Compounds					
3) 2-Methylnaphthalene-D10 (2	4.63	152	16809	2.46750 ppb	-0.03
Spiked Amount 5.000			Recovery	= 49.340%	
13) Fluoranthene-D10 (FRT)	8.90	212	21579	2.69880 ppb	-0.04
Spiked Amount 5.000			Recovery	= 53.980%	
Target Compounds					Qvalue
2) Naphthalene	3.91	128	34813	5.02386 ppb	100
4) 2-Methylnaphthalene	4.66	142	20885	5.14256 ppb	98
5) 1-Methylnaphthalene	4.77	142	21178	5.16706 ppb	99
7) Acenaphthylene	5.66	152	71402	5.23121 ppb	100
8) Acenaphthene	5.86	154	18598	5.14432 ppb	99
9) Fluorene	6.45	166	21862	5.21843 ppb	100
11) Phenanthrene	7.55	178	29271	5.18559 ppb	99
12) Anthracene	7.61	178	27965	5.24531 ppb	99
14) Fluoranthene	8.92	202	48447	5.52487 ppb	99
16) Pyrene	9.17	202	49622	5.14202 ppb	99
17) Benz (a) anthracene	10.57	228	34835	4.93101 ppb	99
18) Chrysene	10.61	228	39821	5.07006 ppb	98
19) Indeno (1,2,3-cd) pyrene	14.33	276	23496	4.17415 ppb	97
21) Benzo (b) fluoranthene	12.08	252	32255	5.20904 ppb	98
22) Benzo (k) fluoranthene	12.13	252	38276	5.40549 ppb	99
23) Benzo (a) pyrene	12.67	252	31522	5.34469 ppb	99
24) Dibenz (a,h) anthracene	14.37	278	29308	5.02571 ppb	96
25) Benzo (g,h,i) perylene	14.64	276	32032	5.04727 ppb	99

(#) = qualifier out of range (m) = manual integration

Quantitation Report

Data File : M:\KYLO\DATA\211019\1019K431.D
Acq On : 11 Nov 21 2:19
Sample : 5 ug/ml 10/10/21 (2)
Misc :

Vial: 131
Operator: LS
Inst : KYLO
Multiplr: 1.00

Quant Time: Nov 11 8:19 2021

Quant Results File: K1019.RES

Method : M:\KYLO\DATA\211019\K1019.M (RTE Integrator)
Title : EPA 8270
Last Update : Tue Nov 09 10:14:45 2021
Response via : Initial Calibration

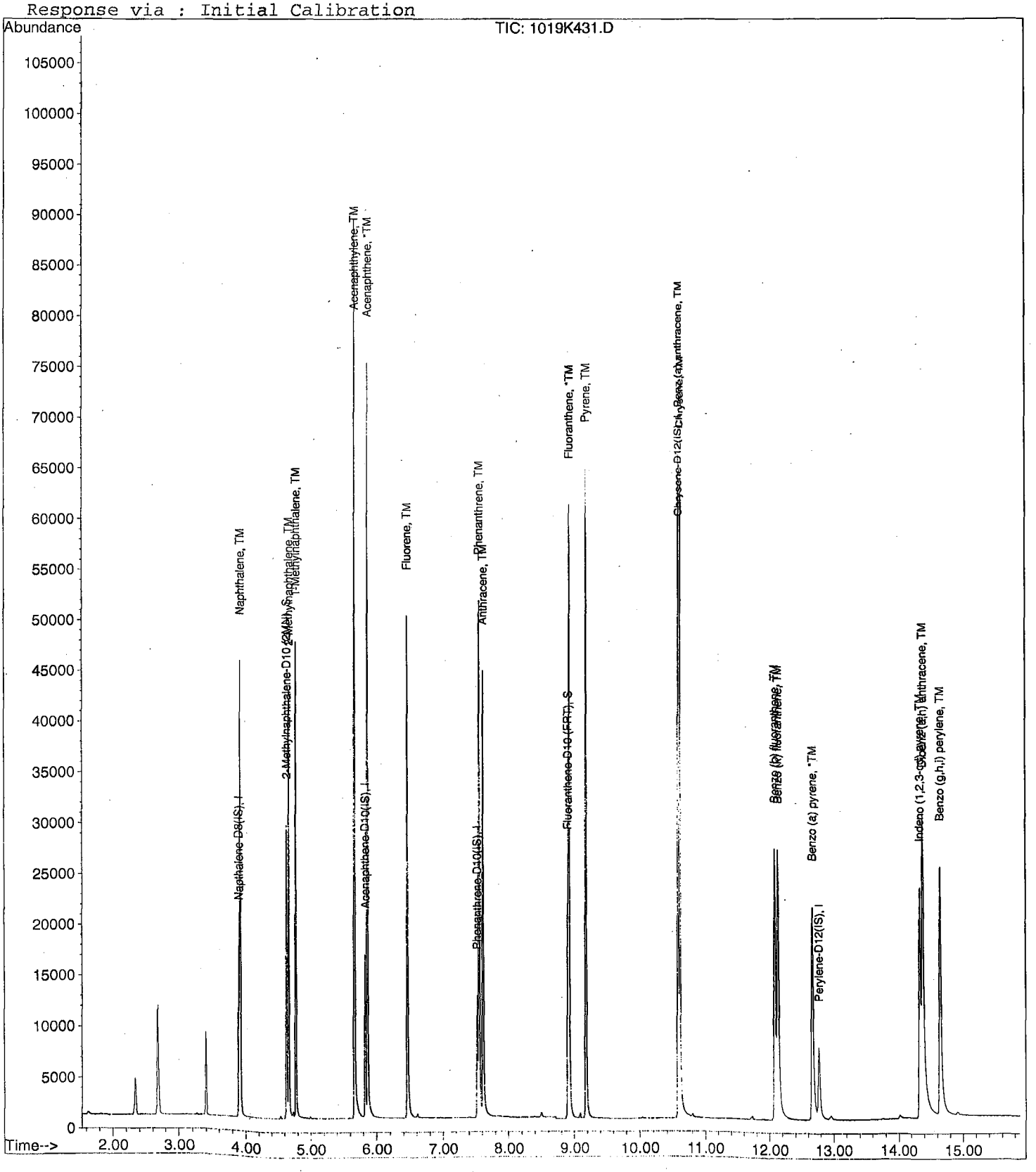

ORGANICS
Raw Data

Quantitation Report (QT Reviewed)

Data File : M:\KYLO\DATA\211019\1019K406.D
Acq On : 10 Nov 21 18:01
Sample : BA45105W08 1/950
Misc :

Vial: 106
Operator: LS
Inst : KYLO
Multiplr: 1.05

Quant Time: Nov 11 8:56 2021

Quant Results File: K1019.RES

Quant Method : M:\KYLO\DATA\211019\K1019.M (RTE Integrator)
Title : EPA 8270
Last Update : Tue Nov 09 10:14:45 2021
Response via : Initial Calibration
DataAcq Meth : SIM_2

Internal Standards	R.T.	QIon	Response	Conc Units	Dev(Min)
1) Napthalene-D8(IS)	3.89	136	13977	2.50000 ppb	0.00
6) Acenaphthene-D10(IS)	5.82	164	6977	2.50000 ppb	-0.03
10) Phenanthrene-D10(IS)	7.52	188	10772	2.50000 ppb	-0.03
15) Chrysene-D12(IS)	10.58	240	12755	2.50000 ppb	-0.04
20) Perylene-D12(IS)	12.77	264	11407	2.50000 ppb	-0.06
System Monitoring Compounds					
3) 2-Methylnaphthalene-D10 (2	4.62	152	28352	4.18135 ppb	-0.03
Spiked Amount 5.263			Recovery	= 79.439%	
13) Fluoranthene-D10 (FRT)	8.90	212	37036	4.64263 ppb	-0.04
Spiked Amount 5.263			Recovery	= 88.217%	

Target Compounds Qvalue

(#) = qualifier out of range (m) = manual integration

Quantitation Report

Data File : M:\KYLO\DATA\211019\1019K406.D
Acq On : 10 Nov 21 18:01
Sample : BA45105W08 1/950
Misc :

Vial: 106
Operator: LS
Inst : KYLO
Multiplr: 1.05

Quant Time: Nov 11 8:56 2021

Quant Results File: K1019.RES

Method : M:\KYLO\DATA\211019\K1019.M (RTE Integrator)
Title : EPA 8270
Last Update : Tue Nov 30 08:16:15 2021
Response via : Initial Calibration



Quantitation Report (QT Reviewed)

Data File : M:\KYLO\DATA\211019\1019K401.D
Acq On : 10 Nov 21 16:22
Sample : 211109A BLK 1/1000
Misc :

Vial: 101
Operator: LS
Inst : KYLO
Multiplr: 1.00

Quant Time: Nov 10 16:56 2021

Quant Results File: K1019.RES

Quant Method : M:\KYLO\DATA\211019\K1019.M (RTE Integrator)
Title : EPA 8270
Last Update : Tue Nov 09 10:14:45 2021
Response via : Initial Calibration
DataAcq Meth : SIM_2

Internal Standards	R.T.	QIon	Response	Conc Units	Dev(Min)
1) Napthalene-D8(IS)	3.89	136	14000	2.50000 ppb	0.00
6) Acenaphthene-D10(IS)	5.82	164	6855	2.50000 ppb	-0.03
10) Phenanthrene-D10(IS)	7.52	188	10828	2.50000 ppb	-0.03
15) Chrysene-D12(IS)	10.58	240	12880	2.50000 ppb	-0.04
20) Perylene-D12(IS)	12.77	264	11916	2.50000 ppb	-0.06
System Monitoring Compounds					
3) 2-Methylnaphthalene-D10 (2	4.62	152	30017	4.19865 ppb	-0.03
Spiked Amount 5.000			Recovery	= 83.980%	
13) Fluoranthene-D10 (FRT)	8.90	212	39481	4.67735 ppb	-0.04
Spiked Amount 5.000			Recovery	= 93.540%	

Target Compounds Qvalue

(#) = qualifier out of range (m) = manual integration

Quantitation Report

Data File : M:\KYLO\DATA\211019\1019K401.D
Acq On : 10 Nov 21 16:22
Sample : 211109A BLK 1/1000
Misc :

Vial: 101
Operator: LS
Inst : KYLO
Multiplr: 1.00

Quant Time: Nov 10 16:56 2021

Quant Results File: K1019.RES

Method : M:\KYLO\DATA\211019\K1019.M (RTE Integrator)
Title : EPA 8270
Last Update : Tue Nov 30 08:16:15 2021
Response via : Initial Calibration



Quantitation Report (QT Reviewed)

Data File : M:\KYLO\DATA\211019\1019K402.D Vial: 102
Acq On : 10 Nov 21 16:42 Operator: LS
Sample : 211109A LCS-1 1/1000 Inst : KYLO
Misc : Multiplr: 1.00

Quant Time: Nov 11 8:27 2021 Quant Results File: K1019.RES

Quant Method : M:\KYLO\DATA\211019\K1019.M (RTE Integrator)
Title : EPA 8270
Last Update : Tue Nov 09 10:14:45 2021
Response via : Initial Calibration
DataAcq Meth : SIM_2

Internal Standards	R.T.	QIon	Response	Conc Units	Dev(Min)
1) Napthalene-D8(IS)	3.89	136	13784	2.50000 ppb	0.00
6) Acenaphthene-D10(IS)	5.82	164	6714	2.50000 ppb	-0.03
10) Phenanthrene-D10(IS)	7.52	188	10491	2.50000 ppb	-0.03
15) Chrysene-D12(IS)	10.57	240	12823	2.50000 ppb	-0.04
20) Perylene-D12(IS)	12.76	264	11726	2.50000 ppb	-0.07
System Monitoring Compounds					
3) 2-Methylnaphthalene-D10 (2	4.62	152	29331	4.16699 ppb	-0.03
Spiked Amount 5.000			Recovery	= 83.340%	
13) Fluoranthene-D10 (FRT)	8.90	212	36215	4.42825 ppb	-0.04
Spiked Amount 5.000			Recovery	= 88.560%	
Target Compounds					Qvalue
2) Naphthalene	3.91	128	28105	3.92519 ppb	99
4) 2-Methylnaphthalene	4.66	142	16851	4.01561 ppb	100
5) 1-Methylnaphthalene	4.77	142	16712	3.94609 ppb	100
7) Acenaphthylene	5.66	152	56929	4.09569 ppb	100
8) Acenaphthene	5.86	154	14705	3.99419 ppb	99
9) Fluorene	6.45	166	17505	4.10312 ppb	98
11) Phenanthrene	7.55	178	23425	4.05736 ppb	100
12) Anthracene	7.61	178	21932	4.02196 ppb	99
14) Fluoranthene	8.92	202	38353	4.27620 ppb	98
16) Pyrene	9.17	202	39160	3.98861 ppb	98
17) Benz (a) anthracene	10.56	228	28661	3.98777 ppb	100
18) Chrysene	10.61	228	32084	4.01521 ppb	99
19) Indeno (1,2,3-cd) pyrene	14.32	276	20468	3.60139 ppb	92
21) Benzo (b) fluoranthene	12.08	252	26485	4.01057 ppb	98
22) Benzo (k) fluoranthene	12.13	252	31549	4.17772 ppb	99
23) Benzo (a) pyrene	12.66	252	25808	4.10307 ppb	99
24) Dibenz (a,h) anthracene	14.36	278	25154	4.04449 ppb	96
25) Benzo (g,h,i) perylene	14.64	276	26502	3.91559 ppb	100

(#) = qualifier out of range (m) = manual integration

Quantitation Report

Data File : M:\KYLO\DATA\211019\1019K402.D
Acq On : 10 Nov 21 16:42
Sample : 211109A LCS-1 1/1000
Misc :

Vial: 102
Operator: LS
Inst : KYLO
Multiplr: 1.00

Quant Time: Nov 11 8:27 2021

Quant Results File: K1019.RES

Method : M:\KYLO\DATA\211019\K1019.M (RTE Integrator)
Title : EPA 8270
Last Update : Tue Nov 30 08:16:15 2021
Response via : Initial Calibration



Quantitation Report (QT Reviewed)

Data File : M:\KYLO\DATA\211019\1019K403.D
Acq On : 10 Nov 21 17:02
Sample : 211109A LCSD-1 1/1000
Misc :

Vial: 103
Operator: LS
Inst : KYLO
Multiplr: 1.00

Quant Time: Nov 11 8:27 2021 Quant Results File: K1019.RES

Quant Method : M:\KYLO\DATA\211019\K1019.M (RTE Integrator)
Title : EPA 8270
Last Update : Tue Nov 09 10:14:45 2021
Response via : Initial Calibration
DataAcq Meth : SIM_2

Internal Standards	R.T.	QIon	Response	Conc Units	Dev(Min)
1) Napthalene-D8(IS)	3.89	136	14760	2.50000 ppb	0.00
6) Acenaphthene-D10(IS)	5.82	164	7229	2.50000 ppb	-0.03
10) Phenanthrene-D10(IS)	7.52	188	11341	2.50000 ppb	-0.03
15) Chrysene-D12(IS)	10.57	240	13795	2.50000 ppb	-0.04
20) Perylene-D12(IS)	12.76	264	12598	2.50000 ppb	-0.07
System Monitoring Compounds					
3) 2-Methylnaphthalene-D10 (2	4.62	152	32363	4.29371 ppb	-0.03
Spiked Amount 5.000			Recovery	= 85.880%	
13) Fluoranthene-D10 (FRT)	8.90	212	40019	4.52663 ppb	-0.04
Spiked Amount 5.000			Recovery	= 90.540%	
Target Compounds					Qvalue
2) Naphthalene	3.91	128	30512	3.97957 ppb	100
4) 2-Methylnaphthalene	4.66	142	18190	4.04806 ppb	100
5) 1-Methylnaphthalene	4.77	142	18239	4.02188 ppb	100
7) Acenaphthylene	5.66	152	62578	4.18137 ppb	100
8) Acenaphthene	5.86	154	16206	4.08830 ppb	100
9) Fluorene	6.45	166	19425	4.22879 ppb	98
11) Phenanthrene	7.55	178	25894	4.14886 ppb	100
12) Anthracene	7.61	178	23881	4.05114 ppb	99
14) Fluoranthene	8.92	202	42222	4.35475 ppb	98
16) Pyrene	9.17	202	43086	4.07927 ppb	96
17) Benz (a) anthracene	10.56	228	32119	4.15402 ppb	100
18) Chrysene	10.61	228	34202	3.97868 ppb	99
19) Indeno (1,2,3-cd) pyrene	14.32	276	22358	3.65384 ppb	91
21) Benzo (b) fluoranthene	12.08	252	29086	4.09957 ppb	98
22) Benzo (k) fluoranthene	12.12	252	33742	4.15885 ppb	99
23) Benzo (a) pyrene	12.66	252	28111	4.15986 ppb	99
24) Dibenz (a,h) anthracene	14.36	278	27429	4.10502 ppb	97
25) Benzo (g,h,i) perylene	14.64	276	28841	3.96622 ppb	100

(#) = qualifier out of range (m) = manual integration

Quantitation Report

Data File : M:\KYLO\DATA\211019\1019K403.D
Acq On : 10 Nov 21 17:02
Sample : 211109A LCSD-1 1/1000
Misc :

Vial: 103
Operator: LS
Inst : KYLO
Multiplr: 1.00

Quant Time: Nov 11 8:27 2021

Quant Results File: K1019.RES

Method : M:\KYLO\DATA\211019\K1019.M (RTE Integrator)
Title : EPA 8270
Last Update : Tue Nov 30 08:16:15 2021
Response via : Initial Calibration



DFTPP

Data File : M:\KYLO\DATA\211019\1019K001.D Vial: 1
Acq On : 19 Oct 21 13:58 Operator: LS
Sample : SV TUNE 7/2/21 Inst : KYLO
Misc : Multiplr: 1.00

Method : M:\KYLO\DATA\211019\DFTPP2.M (Chemstation Integrator)
Title :

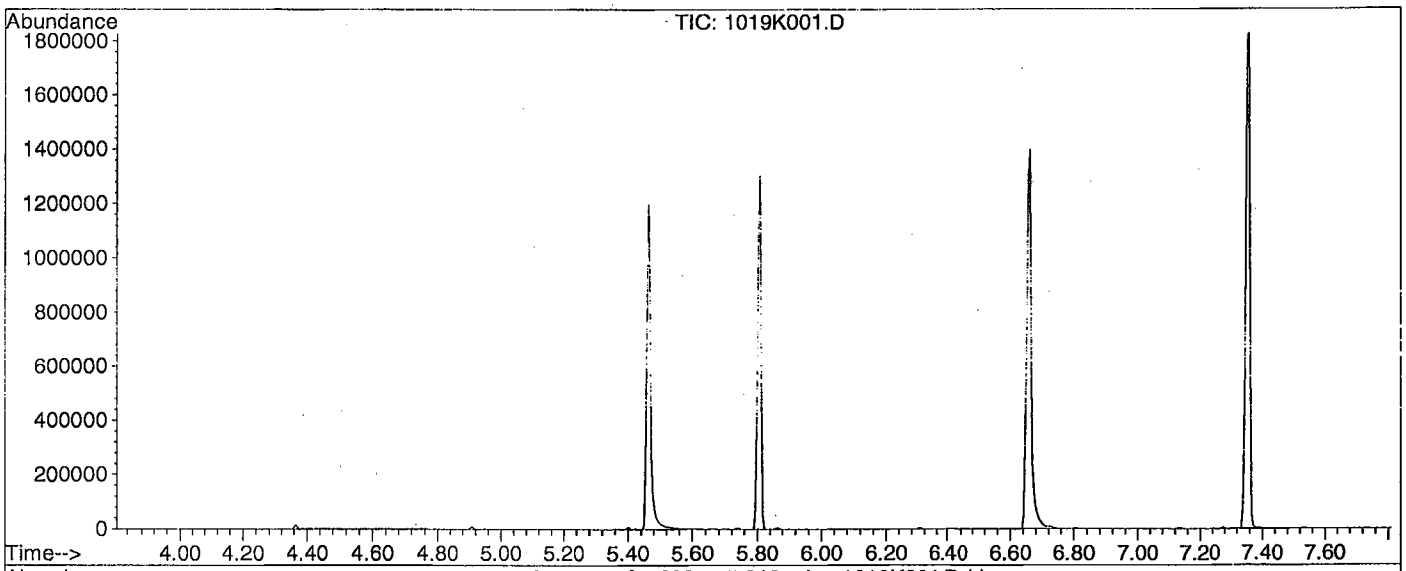

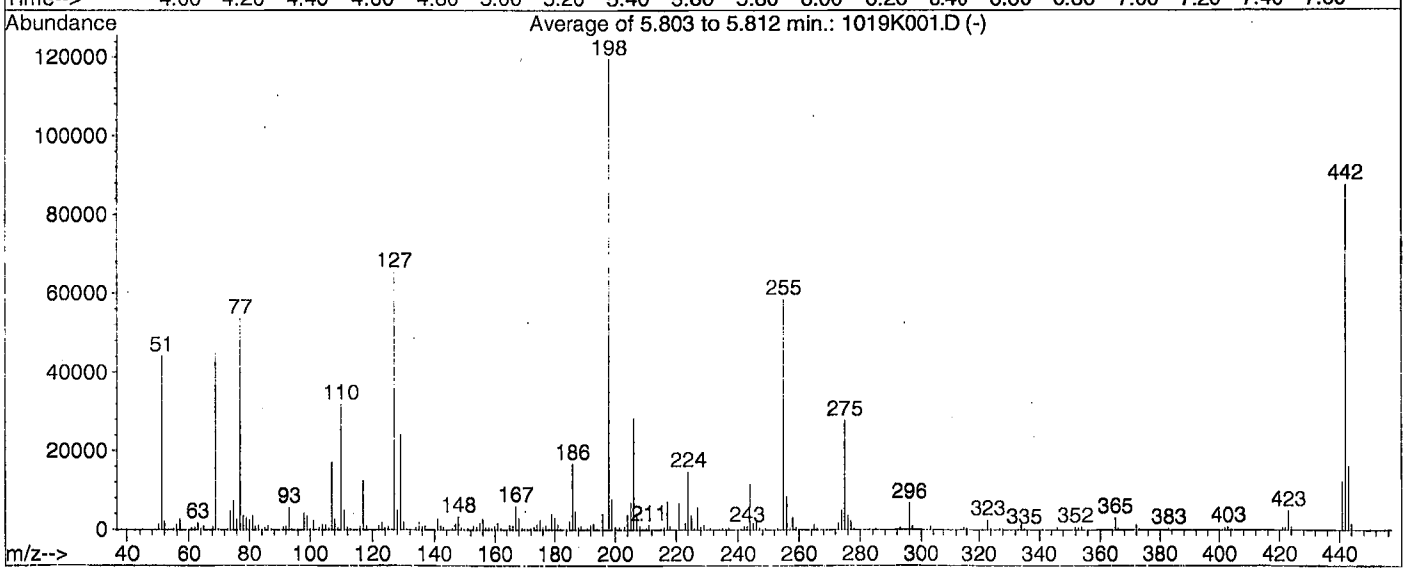

AutoFind: Scans 476, 477, 478; Background Corrected with Scan 470

Target Mass	Rel. to Mass	Lower Limit%	Upper Limit%	Rel. Abn%	Raw Abn	Result Pass/Fail
51	198	10	80	36.8	44033	PASS
68	69	0.00	2	1.7	772	PASS
70	69	0.00	2	0.4	170	PASS
127	198	10	80	54.6	65376	PASS
197	198	0.00	2	0.2	185	PASS
198	198	100	100	100.0	119640	PASS
199	198	5	9	6.5	7734	PASS
275	198	10	60	23.2	27808	PASS
365	198	1	100	2.5	3043	PASS
441	442	0.01	24	13.9	12169	PASS
442	198	50	500	73.4	87760	PASS
443	442	15	24	18.4	16149	PASS

Data File Name:	**1019K001.D**
Data File Path:	**M:\KYLO\DATA\211019**
Operator:	**LS**
Date Acquired:	**19 Oct 2021 13:58**
Method File:	**DFTPP2.M**
Sample Name:	**SV TUNE 7/2/21**
Vial Number:	**1**
Instrument Name:	**KYLO**

#	Name	Ret Time	Target Response
1)	DDT	7.36	16763500
2)	DDD	7.13	0
3)	DDE	6.80	0

Breakdown **0.00**

DFTPP

Data File : M:\KYLO\DATA\211019\1019K393.D
Acq On : 10 Nov 21 12:42
Sample : SV TUNE 7/2/21
Misc :

Vial: 93
Operator: LS
Inst : KYLO
Multiplr: 1.00

Method : M:\KYLO\DATA\211019\K1019.M (RTE Integrator)
Title : EPA 8270

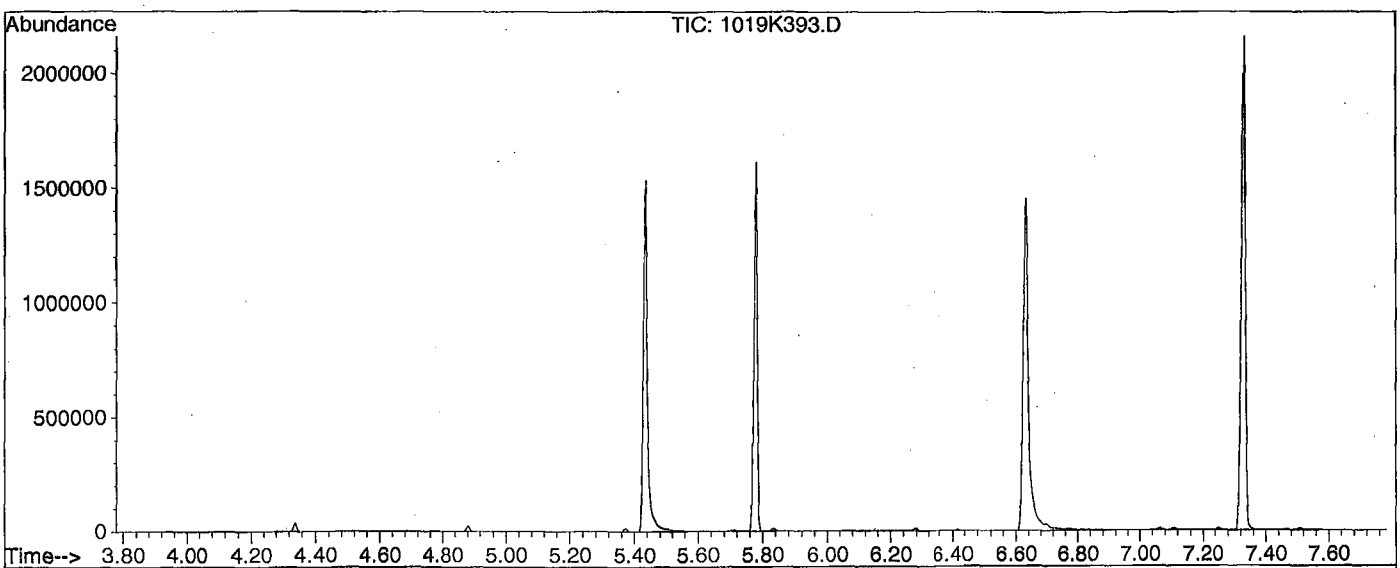

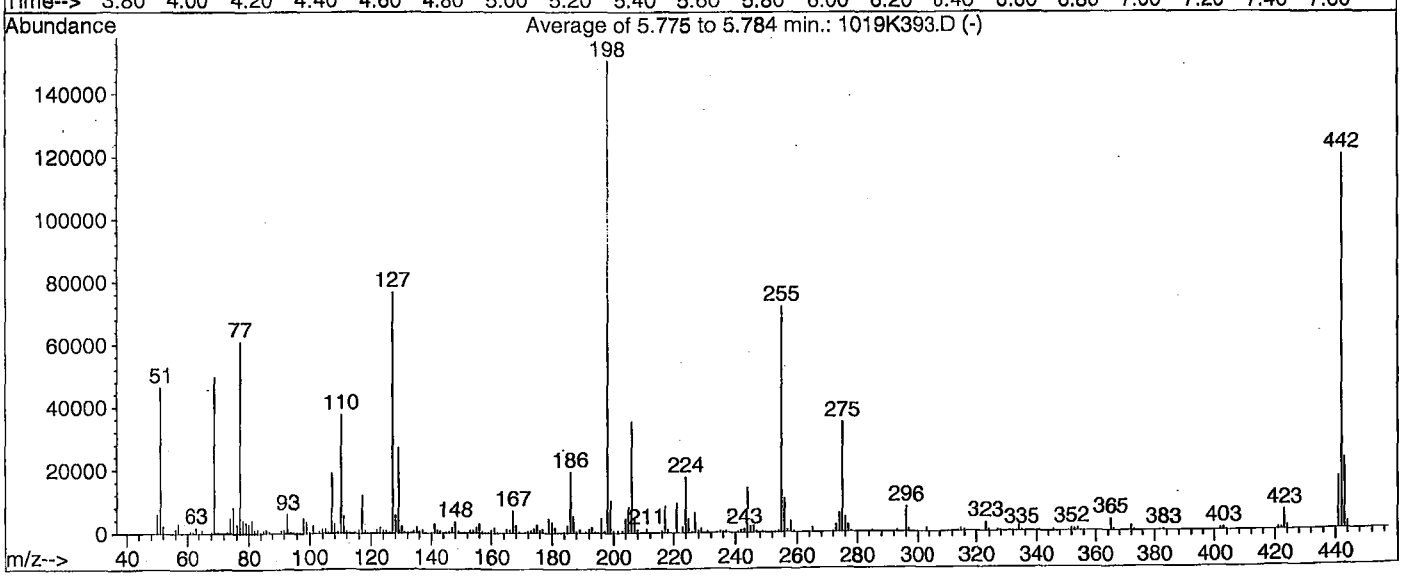

AutoFind: Scans 470, 471, 472; Background Corrected with Scan 464

Target Mass	Rel. to Mass	Lower Limit%	Upper Limit%	Rel. Abn%	Raw Abn	Result Pass/Fail
51	198	10	80	30.9	46507	PASS
68	69	0.00	2	0.9	446	PASS
70	69	0.00	2	0.3	126	PASS
127	198	10	80	51.1	76899	PASS
197	198	0.00	2	0.4	594	PASS
198	198	100	100	100.0	150584	PASS
199	198	5	9	6.8	10206	PASS
275	198	10	60	23.2	34867	PASS
365	198	1	100	2.5	3757	PASS
441	442	0.01	24	13.8	16664	PASS
442	198	50	500	80.0	120501	PASS
443	442	15	24	18.8	22680	PASS

Data File Name:	**1019K393.D**
Data File Path:	**M:\KYLO\DATA\211019**
Operator:	**LS**
Date Acquired:	**10 Nov 2021 12:42**
Method File:	**DFTPP2.M**
Sample Name:	**SV TUNE 7/2/21**
Vial Number:	**93**
Instrument Name:	**KYLO**

#	Name	Ret Time	Target Response
1)	DDT	7.29	18957200
2)	DDD	7.07	0
3)	DDE	6.75	0
		Breakdown	**0.00**

Name of Final Standard	SIM Curve	Prep'd By (Initials)	LS
Prep Date	10/13/2021		
Exp Date	6/17/2022		

Initial Standard Information						Final Standard Information			
Name of Initial Standard (from container Label)	Supplier	Supplier P/N# (or APPL Mix Name)	Conc. (range)	Lot # with QA # (or reference to APPL prep date)	Exp Date	Aliquot from Stock	Final Volume	Final Solvent + Lot# (or APPL Prep Date)	Final Standard Conc (range)
1.0 ug/mL SIM	APPL	1.0 ug/mL SIM	1.0 ug/mL	9/9/2021	6/17/2022	10 uL	100uL	MC 61117 90uL	0.1 ug/mL
SIM Internal Standard	APPL	SIM Internal Standard	125 ug/mL	6/17/2021	6/17/2022	2 uL	*	*	2.5ug/mL
1.0 ug/mL SIM	APPL	1.0 ug/mL SIM	1.0 ug/mL	9/9/2021	6/17/2022	20 uL	100uL	MC 61117 80uL	0.2 ug/mL
SIM Internal Standard	APPL	SIM Internal Standard	125 ug/mL	6/17/2021	6/17/2022	2 uL	*	*	2.5ug/mL
5.0 ug/mL SIM	APPL	5.0 ug/mL SIM	5.0 ug/mL	9/9/2021	6/17/2022	10 uL	100uL	MC 61117 90uL	0.5 ug/mL
SIM Internal Standard	APPL	SIM Internal Standard	125 ug/mL	6/17/2021	6/17/2022	2 uL	*	*	2.5ug/mL
5.0 ug/mL SIM	APPL	5.0 ug/mL SIM	5.0 ug/mL	9/9/2021	6/17/2022	20 uL	100uL	MC 61117 80 uL	1.0 ug/mL
SIM Internal Standard	APPL	SIM Internal Standard	125 ug/mL	6/17/2021	6/17/2022	2 uL	*	*	2.5ug/mL
SIM STOCK	APPL	SIM STOCK	200 ug/mL	6/17/2021	6/17/2022	5 uL	200uL	MC 61117 190 uL	5.0 ug/mL
SIM SURROGATE	APPL	SIM SURR	100 ug/mL	6/17/2021	6/17/2022	5 uL	*	*	2.5ug/mL
SIM Internal Standard	APPL	SIM Internal Standard	125 ug/mL	6/17/2021	6/17/2022	4 uL	*	*	2.5ug/mL
SIM STOCK	APPL	SIM STOCK	200 ug/mL	6/17/2021	6/17/2022	5 uL	100 uL	MC 61117 90 uL	10 ug/mL
SIM SURROGATE	APPL	SIM SURR	100 ug/mL	6/17/2021	6/17/2022	5 uL	*	*	5 ug/mL
SIM Internal Standard	APPL	SIM Internal Standard	125 ug/mL	6/17/2021	6/17/2022	2 uL	*	*	2.5ug/mL
SIM STOCK	APPL	SIM STOCK	200 ug/mL	6/17/2021	6/17/2022	25 uL	100uL	MC 61117 50 uL	50 ug/mL
SIM SURROGATE	APPL	SIM SURR	100 ug/mL	6/17/2021	6/17/2022	25 uL	*	*	25 ug/mL
SIM Internal Standard	APPL	SIM Internal Standard	125 ug/mL	6/17/2021	6/17/2022	2 uL	*	*	2.5ug/mL
SIM STOCK	APPL	SIM STOCK	200 ug/mL	6/17/2021	6/17/2022	50 uL	100uL	na	100 ug/mL
SIM SURROGATE	APPL	SIM SURR	100 ug/mL	6/17/2021	6/17/2022	50 uL	*	*	50 ug/mL
SIM Internal Standard	APPL	SIM Internal Standard	125 ug/mL	6/17/2021	6/17/2022	2 uL	*	*	2.5ug/mL

Name of Final Standard	8270 PAH SIM Second Source	Prep'd By (Initials)	LS
Prep Date	10/13/2021		
Exp Date	6/17/2022		

Initial Standard Information						Final Standard Information			
Name of Initial Standard (from container Label)	Supplier	Supplier P/N# (or APPL Mix Name)	Conc. (range)	Lot # with QA # (or reference to APPL prep date)	Exp Date	Aliquot from Stock	Final Volume	Final Solvent + Lot# (or APPL Prep Date)	Final Standard Conc (range)
PAH SIM SS Stock	Phenova	AL0-130490	200 ug/mL	6/17/2021	6/17/2022	5 uL	200uL	MC 61117 195uL	5 ug/mL
SIM Internal Standard	APPL	SIM Internal Standard	125 ug/mL	6/17/2021	6/17/2022	4 uL	*	*	2.5ug/mL

Name of Final Standard	**PAH SIM Stock (Ampule)**	**Prep'd By (Initials)**	**LS**
Prep Date	**6/17/2021**		
Exp Date	**6/17/2022**		

Initial Standard Information						Final Standard Information			
Name of Initial Standard (from contianer Label)	Supplier	Supplier P/N# (or APPL Mix Name)	Conc.(range)	Lot # with QA # (or reference to APPL prep date)	Exp Date	Aliquot from Stock	Final Volume	Final Solvent + Lot# (or APPL Prep Date)	Final Standard Conc (range)
Custom PAH SIM Mix	Phenova	ALO-130490	200 ug/mL	**CL13121-52443**	**12/31/2022**	1000 uL	1mL	**NA**	200 ug/mL

Name of Final Standard	**SIM Surrogate**	**Prep'd By (Initials)**	**LS**
Prep Date	**6/17/2021**		
Exp Date	**6/17/2022**		

Initial Standard Information						Final Standard Information			
Name of Initial Standard (from contianer Label)	Supplier	Supplier P/N# (or APPL Mix Name)	Conc.(range)	Lot # with QA # (or reference to APPL prep date)	Exp Date	Aliquot from Stock	Final Volume	Final Solvent + Lot# (or APPL Prep Date)	Final Standard Conc (range)
Sim Surrogate Deuterated	Restek	33913	2000 ug/mL	**A0161454-50793**	**5/31/2026**	1 mL	20 mL	**Acetone #0246130**	100 ug/mL

Name of Final Standard	**8270 SIM PAH Internal Standard**	**Prep'd By (Initials)**	**LS**
Prep Date	**6/17/2021**		
Exp Date	**6/17/2022**		

Initial Standard Information						Final Standard Information			
Name of Initial Standard (from contianer Label)	Supplier	Supplier P/N# (or APPL Mix Name)	Conc.(range)	Lot # with QA # (or reference to APPL prep date)	Exp Date	Aliquot from Stock	Final Volume	Final Solvent + Lot# (or APPL Prep Date)	Final Standard Conc (range)
SV Internal Standard	Restek	31206	2000 ug/mL	**A0162879-50593**	**6/30/2026**	625uL	10mL	**MC 60338**	125 ug/mL

Name of Final Standard	**SIM SS Stock (Ampule second source)**	**Prep'd By**	**LS**
Prep Date	**6/17/2021**		
Exp Date	**6/17/2022**		

Initial Standard Information						Final Standard Information			
Name of Initial Standard (from contianer Label)	Supplier	Supplier P/N# (or APPL Mix Name)	Conc.(range)	Lot # with QA # (or reference to APPL prep date)	Exp Date	Aliquot from Stock	Final Volume	Final Solvent + Lot# (or APPL Prep Date)	Final Standard Conc (range)
Custom PAH SIM Mix	Phenova	ALO-130490	200 ug/mL	**CL13117-51757**	**12/31/2022**	1000 uL	1mL	**NA**	200 ug/mL

lame of Final Standard	PAH SIM Stock (Ampule)	Prep'd By (Initials)	LS
'rep Date	6/17/2021		
:xp Date	6/17/2022		

Initial Standard Information						Final Standard Information			
Name of Initial Standard (from contianer Label)	Supplier	Supplier P/N# (or APPL Mix Name)	Conc.(range)	Lot # with QA # (or reference to APPL prep date)	Exp Date	Aliquot from Stock	Final Volume	Final Solvent + Lot# (or APPL Prep Date)	Final Standard Conc (range)
Custom PAH SIM Mix	Phenova	ALO-130490	200 ug/mL	**CL13121-52443**	**12/31/2022**	1000 uL	1mL	**NA**	200 ug/mL

Name of Final Standard	**SIM Surrogate**	Prep'd By (Initials)	LS
Prep Date	6/17/2021		
Exp Date	6/17/2022		

Initial Standard Information						Final Standard Information			
Name of Initial Standard (from contianer Label)	Supplier	Supplier P/N# (or APPL Mix Name)	Conc.(range)	Lot # with QA # (or reference to APPL prep date)	Exp Date	Aliquot from Stock	Final Volume	Final Solvent + Lot# (or APPL Prep Date)	Final Standard Conc (range)
Sim Surrogate Deuterated	Restek	33913	2000 ug/mL	**A0161454-50793**	**5/31/2026**	1 mL	20 mL	**Acetone #0246130**	100 ug/mL

Name of Final Standard	**8270 SIM PAH Internal Standard**	Prep'd By (Initials)	LS
Prep Date	6/17/2021		
Exp Date	6/17/2022		

Initial Standard Information						Final Standard Information			
Name of Initial Standard (from contianer Label)	Supplier	Supplier P/N# (or APPL Mix Name)	Conc.(range)	Lot # with QA # (or reference to APPL prep date)	Exp Date	Aliquot from Stock	Final Volume	Final Solvent + Lot# (or APPL Prep Date)	Final Standard Conc (range)
SV Internal Standard	Restek	31206	2000 ug/mL	**A0162879-50593**	**6/30/2026**	625uL	10mL	**MC 60338**	125 ug/mL

Name of Final Standard	**SIM SS Stock (Ampule second source)**	Prep'd By	LS
Prep Date	6/17/2021		
Exp Date	6/17/2022		

Initial Standard Information						Final Standard Information			
Name of Initial Standard (from contianer Label)	Supplier	Supplier P/N# (or APPL Mix Name)	Conc.(range)	Lot # with QA # (or reference to APPL prep date)	Exp Date	Aliquot from Stock	Final Volume	Final Solvent + Lot# (or APPL Prep Date)	Final Standard Conc (range)
Custom PAH SIM Mix	Phenova	ALO-130490	200 ug/mL	**CL13117-51757**	**12/31/2022**	1000 uL	1mL	**NA**	200 ug/mL

Name of Final Standard	**5 SIM CCV (2x)**	**Prep'd By (Initials)**	**LS**
Prep Date	**10/19/2021**		
Exp Date	**6/17/2022**		

Initial Standard Information						Final Standard Information			
Name of Initial Standard (from container Label)	Supplier	Supplier P/N# (or APPL Mix Name)	Conc.(range)	Lot # with QA # (or reference to APPL prep date)	Exp Date	Aliquot from Stock	Final Volume	Final Solvent + Lot# (or APPL Prep Date)	Final Standard Conc (range)
SIM STOCK	APPL	SIM STOCK	200 ug/mL	**6/17/2021**	**12/31/2022**	5 uL	200uL	**MC 61117 190 uL**	5.0 ug/mL
SIM SURROGATE	APPL	SIM SURR	100 ug/mL	**6/17/2021**	**5/31/2026**	5 uL	*	*	2.5ug/mL
SIM Internal Standard	APPL	SIM Internal Standard	125 ug/mL	**6/17/2021**	**6/30/2026**	4 uL	*	*	2.5ug/mL

Name of Final Standard	SIM Surrogate	Prep'd By (Initials)	LS/IC
Prep Date	9/21/2021		
Exp Date	9/21/2022		

Initial Standard Information						Final Standard Information			
Name of Initial Standard (from contianer Label)	Supplier	Supplier P/N# (or APPL Mix Name)	Conc.(range)	Lot # with QA # (or reference to APPL prep date)	Exp Date	Aliquot from Stock	Final Volume	Final Solvent + Lot# (or APPL Prep Date)	Final Standard Conc (range)
Sim Surrogate Deuterated	Restek	33913	2000 ug/mL	A0173323-52639	5/31/2027	1 mL	20 mL	Acetone #0246130	100 ug/mL

Name of Final Standard	SIM Surrogate	Prep'd By (Initials)	LS
Prep Date	8/24/2021		
Exp Date	8/24/2022		

Initial Standard Information						Final Standard Information			
Name of Initial Standard (from contianer Label)	Supplier	Supplier P/N# (or APPL Mix Name)	Conc.(range)	Lot # with QA # (or reference to APPL prep date)	Exp Date	Aliquot from Stock	Final Volume	Final Solvent + Lot# (or APPL Prep Date)	Final Standard Conc (range)
Sim Surrogate Deuterated	Restek	33913	2000 ug/mL	A0173323-52640	5/31/2027	1 mL	20 mL	Acetone #0246130	100 ug/mL

Name of Final Standard	SIM Spike
Prep Date	8/5/2021
Exp Date	5/28/2022

Prep'd By (Initials) LS

Initial Standard Information						Final Standard Information			
Name of Initial Standard (from contianer Label)	Supplier	Supplier P/N# (or APPL Mix Name)	Conc.(range)	Lot # with QA # (or reference to APPL prep date)	Exp Date	Aliquot from Stock	Final Volume	Final Solvent + Lot# (or APPL Prep Date)	Final Standard Conc (range)
Custom PAH Sim Mix	Phenova	AL0-130490	200 ug/mL	**CL13121-50766,50767,50771,52444,52445**	**5/28/2022**	5 mL	25 mL	**Acetone 0246130**	40 ug/mL

Name of Final Standard	**5 SIM CCV (2x)**	**Prep'd By (Initials)**	**LS**
Prep Date	**10/19/2021**		
Exp Date	**6/17/2022**		

Initial Standard Information						Final Standard Information			
Name of Initial Standard (from container Label)	Supplier	Supplier P/N# (or APPL Mix Name)	Conc.(range)	Lot # with QA # (or reference to APPL prep date)	Exp Date	Aliquot from Stock	Final Volume	Final Solvent + Lot# (or APPL Prep Date)	Final Standard Conc (range)
SIM STOCK	APPL	SIM STOCK	200 ug/mL	**6/17/2021**	**12/31/2022**	5 uL	200uL	**MC 61117 190 uL**	5.0 ug/mL
SIM SURROGATE	APPL	SIM SURR	100 ug/mL	**6/17/2021**	**5/31/2026**	5 uL	*	*	2.5ug/mL
SIM Internal Standard	APPL	SIM Internal Standard	125 ug/mL	**6/17/2021**	**6/30/2026**	4 uL	*	*	2.5ug/mL

Name of Final Standard	SIM Surrogate
Prep Date	8/24/2021
Exp Date	8/24/2022

Prep'd By (Initials) LS

Initial Standard Information						Final Standard Information			
Name of Initial Standard (from contianer Label)	Supplier	Supplier P/N# (or APPL Mix Name)	Conc.(range)	Lot # with QA # (or reference to APPL prep date)	Exp Date	Aliquot from Stock	Final Volume	Final Solvent + Lot# (or APPL Prep Date)	Final Standard Conc (range)
Sim Surrogate Deuterated	Restek	33913	2000 ug/mL	A0173323-52640	5/31/2027	1 mL	20 mL	Acetone #0246130	100 ug/mL

Name of Final Standard	SIM Surrogate	Prep'd By (Initials)	LS/IC
Prep Date	9/21/2021		
Exp Date	9/21/2022		

Initial Standard Information						Final Standard Information			
Name of Initial Standard (from contianer Label)	Supplier	Supplier P/N# (or APPL Mix Name)	Conc.(range)	Lot # with QA # (or reference to APPL prep date)	Exp Date	Aliquot from Stock	Final Volume	Final Solvent + Lot# (or APPL Prep Date)	Final Standard Conc (range)
Sim Surrogate Deuterated	Restek	33913	2000 ug/mL	A0173323-52639	5/31/2027	1 mL	20 mL	Acetone #0246130	100 ug/mL

_LIQ003

Organic Extraction Worksheet

Method	Continuous Liquid/Liquid SVOC 3520C	Extraction Set	211109A	Extraction Method	LIQ003	Units	mL

Spiked ID 1	Sim Spike 10-21-21 10-21-22		Surrogate ID 1	SIM Surrogate 10-21-21 10-21-22
Spiked ID 2			Surrogate ID 2	
Spiked ID 3			Surrogate ID 3	
Spiked ID 4			Surrogate ID 4	
Spiked ID 5			Surrogate ID 5	
Spiked ID 6			Sufficient Vol for Matrix QC:	NO
Spiked ID 7			Ext. Start Time:	11/09/21 10:45
Spiked ID 8			Ext. End Time:	11/10/21 6:05
			GC Requires Extract By:	

pH1	14	11/09/21 9:29	Water Bath Temp 1 °C	78/77.5 E-WB5 °
pH2			Water Bath Temp 2 °C	71/71.5 E-WB7
pH3			Water Bath Temp 3 °C	

Spiked By: SR **Date** 11/9/2021 **Witnessed By:** CG **Date** 11/9/2021

	Sample	Sample Container	Spike Amount	Spike ID	Surrogate Amount	Surrogate ID	Extract Amount	Final Volume	pH	Extract Date/Time	Comments
1	211109A Blk				0.050	1	1000	1	14	11/09/21 9:21	
						equip	E-HP3 E-WB5				
2	211109A LCS-1		0.125	1	0.050	1	1000	1	14	11/09/21 9:21	
						equip	E-HP4 E-WB5				
3	211109A LCSD-1		0.125	1	0.050	1	1000	1	14	11/09/21 9:21	
						equip	E-HP6 E-WB5				
4	BA45100	BA45100W07			0.050	1	950	1	14	11/09/21 9:21	98098
						equip	E-HP7 E-WB5				
5	BA45101	BA45101W05			0.050	1	950	1	14	11/09/21 9:21	98098
						equip	E-HP8 E-WB5				
6	BA45105	BA45105W08			0.050	1	950	1	14	11/09/21 9:21	98097
						equip	E-HP9 E-WB5				
7	BA45108	BA45108W07			0.050	1	1000	1	14	11/09/21 9:21	98096
						equip	E-HP10 E-WB5				
8	BA45110	BA45110W08			0.050	1	1000	1	14	11/09/21 9:21	98096
						equip	E-HP11 E-WB5				
9	BA45112	BA45112W08			0.050	1	950	1	14	11/09/21 9:21	98096
						equip	E-HP12 E-WB7				
10	BA45114	BA45114W07			0.050	1	1020	1	14	11/09/21 9:21	98096
						equip	E-HP13 E-WB7				

Solvent and Lot#	
PH Strips	HC155968
Dichloromethane (DCM)	61117
10N NaOH (10mLs)	10-18-21
Filter Paper	400189
Na2SO4	2021071206

Extraction COC Transfer	
Extraction lab employee Initials	KY
GC analyst's initials	LS
Date	11/10/21
Time	1423
Refrigerator	GC-C

	Technician's Initials
Scanned By	SR
Sample Preparation	SR
Extraction	SR
Concentration	SR

Modified	11/16/2021 8:46:34 AM

Reviewed By: KY **Date** 11/16/2021

Injection Log

Directory: M:\KYLO\DATA\211019\

Line	Vial	FileName	Multiplier	SampleName	Misc Info	Injected
1	1	1019K001.D	1	SV TUNE 7/2/21		19 Oct 21 13:58
2	2	1019K002.D	1	0.1 ug/ml 10/13/21		19 Oct 21 14:09
3	3	1019K003.D	1	0.2 ug/ml 10/13/21		19 Oct 21 14:29
4	4	1019K004.D	1	0.5 ug/ml 10/13/21		19 Oct 21 14:49
5	5	1019K005.D	1	1 ug/ml 10/13/21		19 Oct 21 15:09
6	6	1019K006.D	1	5 ug/ml 10/13/21		19 Oct 21 15:29
7	7	1019K007.D	1	10 ug/ml 10/13/21		19 Oct 21 15:49
8	8	1019K008.D	1	50 ug/ml 10/13/21		19 Oct 21 16:09
9	9	1019K009.D	1	100 ug/ml 10/13/21		19 Oct 21 16:29
10	10	1019K010.D	1	SS ug/ml 10/13/21		19 Oct 21 16:49
11	93	1019K393.D	1	SV TUNE 7/2/21		10 Nov 21 12:42
12	94	1019K394.D	1	5 ug/ml 10/19/21 (1)		10 Nov 21 12:54
13	101	1019K401.D	1	211109A BLK 1/1000		10 Nov 21 16:22
14	102	1019K402.D	1	211109A LCS-1 1/1000		10 Nov 21 16:42
15	103	1019K403.D	1	211109A LCSD-1 1/1000		10 Nov 21 17:02
18	106	1019K406.D	1.05263	BA45105W08 1/950		10 Nov 21 18:01
23	131	1019K431.D	1	5 ug/ml 10/13/21 (2)		11 Nov 21 2:19

ORGANICS
Calibration Data

VOLATILE ORGANIC ANALYSIS BY
EPA METHOD 8260B

Form 6
Initial Calibration

Lab Name: APPL, Inc. SDG No:
Case No: Initial Cal. Date: 10/15/2021
Matrix: Water Instrument: Max Initials:

		Compound	1015M12.D 1	1015M13.D 2	1015M14.D 3	1015M15.D 4	1015M16.D 5	1015M17.D 6	1015M18.D 7	1015M19.D 8	1015M20.D 9		Avg	%RSD	Type	r^2	Q	MRF
1	I	Fluorobenzene (IS)																
2	TM	Chlorotrifluoroethene													TM			
3	TM	Dichlorodifluoromethane		0.1508	0.1611	0.1414	0.1748	0.1296	0.1371	0.1510	0.1516		0.15	9.4	TM			
4	TM	Freon 114	0.0629	0.0771	0.0867	0.0903	0.0897	0.0706	0.0918	0.0908	0.0949		0.08	13	TM			
5	TM**	Chloromethane		0.0816	0.1036	0.0852	0.0940	0.0885	0.0795	0.0895	0.0924		0.09	8.6	TM**			
6	TM*	Vinyl chloride	0.1225	0.1206	0.0979	0.1015	0.1123	0.1098	0.1056	0.1118	0.1091		0.11	7.3	TM*			
7	TM	2-Chloro-1,1,1-trifluoroethane													TM			
8	TM	Bromomethane	0.1252	0.0995	0.0992	0.0848	0.0948	0.0853	0.0794	0.0814	0.0879		0.09	15	TM			
9	TML	Chloroethane	0.0933	0.0961	0.1579	0.0552	0.0706	0.0745	0.0641	0.0666	0.0815		0.08	36	TM	0.994		
10	TM	Dichlorofluoromethane	0.2569	0.3121	0.2592	0.2176	0.2203	0.2414	0.2187	0.2235	0.2246		0.24	13	TM			
11	TM	Trichlorofluoromethane	0.2324	0.3029	0.2888	0.3134	0.2973	0.2882	0.2855	0.2975	0.2941		0.29	7.9	TM			
12	TM	2,2-Dichloro-1,1,1-trifluoroethane													TM			
13	TMQ	Acrolein	0.0166	0.0144	0.0135	0.0153	0.0136	0.0142	0.0135	0.0145	0.0144		0.01	7.0	TM	0.997		
14	TM	Acetone	0.0398	0.0304	0.0345	0.0331	0.0310	0.0319	0.0307	0.0309	0.0310		0.03	9.3	TM			
15	TM	Freon-113	0.1116	0.1300	0.1296	0.1218	0.1150	0.1068	0.1175	0.1124	0.1135		0.12	6.9	TM			
16	TM	Acetonitrile	0.0101	0.0070	0.0074	0.0070	0.0076	0.0073	0.0076	0.0080	0.0077		0.01	12	TM			
17	TML	2-propanol													TM			
18	TM	1,2-Dichlorotrifluoroethane	0.2569	0.3121	0.2592	0.2176	0.2203	0.2414	0.2187	0.2235	0.2247		0.24	13	TM			
19	TM*	1,1-DCE	0.1787	0.1830	0.1897	0.1807	0.1708	0.1678	0.1697	0.1653	0.1699		0.18	4.7	TM*			
20	TMQ	t-Butanol	0.0115	0.0086	0.0097	0.0102	0.0110	0.0102	0.0098				0.01	9.2	TM	0.995		
21	TMQ	Methyl Acetate		0.0500	0.0481	0.0566	0.0491	0.0547	0.0536	0.0554	0.0547		0.05	6.1	TM	1.000		
22	TML	Iodomethane	0.1065	0.1250	0.0882	0.0717	0.0979	0.1158	0.1130	0.1296	0.1388		0.11	19	TM	0.998		
23	TML	Acrylonitrile	0.0088	0.0055	0.0298	0.0239	0.0337	0.0321	0.0316	0.0309	0.0304		0.03	42	TM	1.000		
24	TM	2-Methylpentane													TM			
25	TM	Methylene chloride	0.1502	0.1032	0.1123	0.1093	0.1063	0.1155	0.1083	0.1086	0.1035		0.11	13	TM			
26	TM	Carbon disulfide	0.1567	0.1530	0.1390	0.1605	0.1324	0.1389	0.1392	0.1362	0.1258		0.14	8.2	TM			
27	TM	Methyl t-butyl ether (MtBE)	0.4054	0.3871	0.3993	0.3508	0.3716	0.3784	0.3615	0.3797	0.3589		0.38	4.9	TM			
28	TM	Trans-1,2-DCE		0.1591	0.1103	0.1150	0.1200	0.1175	0.1222	0.1143	0.1180		0.12	13	TM			
29	TML	3-Methylpentane	0.0803	0.0784	0.0715	0.0806	0.0660	0.0664	0.0682	0.0593	0.0607		0.07	12	TM	0.999		
30	TM	Hexane													TM			
31	TM	Diisopropyl Ether	0.1713	0.2278	0.2501	0.2487	0.2546	0.2465	0.2359	0.2412	0.2396		0.24	11	TM			
32	TM**	1,1-DCA	0.1334	0.1964	0.2073	0.1858	0.1835	0.1860	0.1867	0.1843	0.1844		0.18	11	TM**			
33	TM	Vinyl Acetate													TM			
34	TM	Ethyl tert Butyl Ether	0.2869	0.3155	0.2850	0.3007	0.3100	0.3054	0.3017	0.3165	0.2971		0.30	3.7	TM			
35	TML	Methylcyclopentane	0.0042	0.0425	0.0170	0.0155	0.0146	0.0129	0.0124	0.0132	0.0113		0.02	66	TM	0.996		

VOLATILE ORGANIC ANALYSIS BY
EPA METHOD 8260B

Form 6
Initial Calibration

Lab Name: APPL, Inc.
Case No:
Matrix: Water

SDG No:
Initial Cal. Date: 10/15/2021
Instrument: Max

Initials:

		Compound	1	2	3	4	5	6	7	8	9		Avg	%RSD	Type		Q	MRF
36	TM	MEK (2-Butanone)	0.0332	0.0326	0.0363	0.0351	0.0325	0.0357	0.0324	0.0342	0.0346		0.03	4.3	TM			
37	TM	Cis-1,2-DCE	0.1508	0.1567	0.1446	0.1113	0.1316	0.1360	0.1266	0.1312	0.1278		0.14	10	TM			
38	TM	2,2-Dichloropropane	0.2829	0.2366	0.2197	0.2193	0.2309	0.2454	0.2308	0.2242	0.2240		0.23	8.5	TM			
39	TM*	Chloroform	0.1554	0.2020	0.2501	0.2382	0.2569	0.2726	0.2578	0.2540	0.2523		0.24	15	TM*			
40	TML	Bromochloromethane	0.1040	0.0920	0.0931	0.1176	0.1094	0.1056	0.1049	0.1084	0.1009		0.10	7.7	TM	0.999		
41	S	Dibromofluoromethane(S)	0.3580	0.3340	0.3038	0.2941	0.3047	0.3136	0.2987	0.3015	0.2862		0.31	7.2	S			
42	TM	1,1,1-TCA	0.2636	0.2422	0.2707	0.2885	0.2921	0.2898	0.2963	0.2887	0.2800		0.28	6.3	TM			
43	TM	Cyclohexane	0.0786	0.0832	0.0908	0.0807	0.0825	0.0701	0.0773	0.0765	0.0788		0.08	7.0	TM			
44	TM	1,1-Dichloropropene	0.1321	0.1579	0.1511	0.1468	0.1674	0.1534	0.1551	0.1496	0.1495		0.15	6.2	TM			
45	TM	2,2,4-Trimethylpentane	0.2393	0.1672	0.2119	0.2264	0.1839	0.1678	0.1830	0.1923	0.1956		0.20	13	TM			
46	S	1,2-DCA-D4(S)	0.2537	0.2270	0.2111	0.2053	0.2170	0.2102	0.2102	0.2107	0.2039		0.22	7.2	S			
47	TM	Carbon Tetrachloride	0.2703	0.2346	0.2668	0.2614	0.2739	0.2671	0.2581	0.2643	0.2660		0.26	4.4	TM			
48	TM	Tert Amyl Methyl Ether	0.2852	0.3313	0.2672	0.2865	0.3043	0.3119	0.2953	0.3074	0.2915		0.30	6.2	TM			
49	TM	1,2-DCA	0.2196	0.2210	0.2380	0.2461	0.2367	0.2417	0.2309	0.2437	0.2374		0.24	4.0	TM			
50	TM	Benzene	0.4803	0.4517	0.4397	0.4236	0.4345	0.4448	0.4245	0.4267	0.4199		0.44	4.3	TM			
51	TM	TCE	0.1271	0.1743	0.1565	0.1358	0.1245	0.1448	0.1323	0.1347	0.1332		0.14	11	TM			
52	TM	2-Pentanone	0.0582	0.0562	0.0561	0.0572	0.0561	0.0576	0.0555	0.0577	0.0580		0.06	1.8	TM			
53	TM*L	1,2-Dichloropropane	0.0482	0.0546	0.0514	0.0360	0.0419	0.0501	0.0484	0.0514	0.0467		0.05	12	TM*	0.998		
54	TM	Bromodichloromethane	0.1483	0.2146	0.1662	0.2030	0.2205	0.2025	0.2006	0.2104	0.2051		0.20	12	TM			
55	TML	Methyl Cyclohexane	0.1984	0.1391	0.1440	0.1602	0.1519	0.1358	0.1512	0.1540	0.1531		0.15	12	TM	1.000		
56	TM	Dibromomethane	0.0944	0.0820	0.1045	0.0868	0.0845	0.0850	0.0766	0.0795	0.0773		0.09	10	TM			
57	TM	MIBK (methyl isobutyl ketone)	0.0770	0.0658	0.0724	0.0771	0.0701	0.0753	0.0704	0.0737	0.0738		0.07	5.0	TM			
58	TML	1-Bromo-2-chloroethane	0.0302	0.0087	0.0167	0.0232	0.0320	0.0269	0.0274	0.0281	0.0275		0.02	30	TM	1.000		
59	TM	2-Chloroethyl vinyl ether													TM			
60	TM	Cis-1,3-Dichloropropene	0.1208	0.1719	0.1709	0.1894	0.1907	0.1839	0.1841	0.1860	0.1894		0.18	13	TM			
61	TM*	Toluene	0.5522	0.4801	0.4779	0.4772	0.5146	0.5462	0.5004	0.5063	0.5080		0.51	5.5	TM*			
62	TM	Trans-1,3-Dichloropropene	0.1393	0.1391	0.1685	0.1795	0.1887	0.1861	0.1833	0.1944	0.1948		0.17	12	TM			
63	TM	1,1,2-TCA	0.0935	0.0961	0.0637	0.0759	0.0732	0.0810	0.0731	0.0753	0.0756		0.08	13	TM			
64	TM	2-Hexanone	0.0466	0.0396	0.0499	0.0508	0.0466	0.0527	0.0507	0.0528	0.0538		0.05	9.0	TM			
65	I	Chlorobenzene-D5 (IS)																
66	S	Toluene-D8(S)	1.339	1.273	1.107	1.107	1.129	1.132	1.110	1.106	1.038		1.1	8.2	S			
67	TM	1,2-EDB	0.1119	0.1589	0.1216	0.1371	0.1335	0.1292	0.1341	0.1299	0.1309		0.13	9.6	TM			
68	TML	Tetrachloroethene	0.6091	0.3484	0.2276	0.1756	0.1358	0.1173	0.1351	0.1232	0.1143		0.22	74	TM	0.999		
69	TM	1-Chlorohexane	0.1152	0.0891	0.1082	0.0965	0.1019	0.0897	0.0993	0.0952	0.0980		0.10	8.4	TM			
70	TM	1,1,1,2-Tetrachloroethane	0.1391	0.1828	0.1648	0.1859	0.2121	0.2018	0.1949	0.1960	0.1965		0.19	12	TM			

VOLATILE ORGANIC ANALYSIS BY
EPA METHOD 8260B

Form 6
Initial Calibration

Lab Name: APPL, Inc. SDG No:
Case No: Initial Cal. Date: 10/15/2021
Matrix: Water Instrument: Max Initials:

		Compound	1	2	3	4	5	6	7	8	9		Avg	%RSD	Type		Q	MRF
71	TM	m&p-Xylene	0.2844	0.2517	0.2669	0.2707	0.2937	0.2972	0.2994	0.2919	0.2876		0.28	5.7	TM			
72	TM	o-Xylene	0.3290	0.3153	0.3138	0.2563	0.2863	0.2930	0.2871	0.2939	0.2927		0.30	7.1	TM			
73	TM	Styrene	0.4104	0.4286	0.3830	0.4298	0.4621	0.4757	0.4696	0.4735	0.4835		0.45	7.8	TM			
74	S	4-Bromofluorobenzene(S)	0.5305	0.4709	0.4295	0.4339	0.4550	0.4619	0.4657	0.4698	0.4596		0.46	6.2	S			
75	TM	1,3-Dichloropropane	0.2500	0.1841	0.1902	0.1782	0.1994	0.1925	0.1833	0.1867	0.1812		0.19	11	TM			
76	TM	Dibromochloromethane	0.2041	0.1894	0.1919	0.1859	0.1928	0.1923	0.1967	0.1988	0.1947		0.19	2.8	TM			
77	TM**	Chlorobenzene	0.4530	0.4058	0.3834	0.4602	0.4488	0.4441	0.4397	0.4331	0.4323		0.43	5.6	TM**			
78	TM*	Ethylbenzene	0.8163	0.6181	0.6491	0.6508	0.7106	0.6823	0.6773	0.6899	0.6792		0.69	8.1	TM*			
79	TM**	Bromoform	0.1795	0.1248	0.1586	0.1638	0.1562	0.1606	0.1638	0.1699	0.1727		0.16	9.6	TM**			
80	I	1,4-Dichlorobenzene-D (IS)																
81	TM	Isopropylbenzene	1.406	1.232	1.129	1.052	1.159	1.126	1.148	1.104	1.137		1.2	8.7	TM			
82	TM**	1,1,2,2-Tetrachloroethane		0.2460	0.2121	0.2073	0.1907	0.1939	0.1838	0.1825	0.1841		0.20	11	TM**			
83	TM	1,2,3-Trichloropropane		0.1099	0.0947	0.1052	0.1046	0.0956	0.0992	0.0943	0.0968		0.10	5.8	TM			
84	TML	t-1,4-Dichloro-2-Butene	0.1357	0.0279	0.0748	0.0564	0.0450	0.0484	0.0489	0.0515	0.0523		0.06	51	TM	1.000		
85	TM	Bromobenzene	0.4062	0.4088	0.3460	0.4046	0.3788	0.3610	0.3870	0.3662	0.3760		0.38	5.8	TM			
86	TM	n-Propylbenzene	1.201	1.175	1.139	1.072	1.136	1.178	1.160	1.146	1.156		1.2	3.2	TM			
87	TM	4-Ethyltoluene	1.173	0.9909	1.012	1.065	1.034	1.080	1.086	1.056	1.072		1.1	4.9	TM			
88	TM	2-Chlorotoluene	1.032	1.018	0.9358	0.9070	0.9024	0.9205	0.8841	0.8629	0.7541		0.91	9.0	TM			
89	TM	1,3,5-Trimethylbenzene	1.111	1.007	0.9502	0.8656	1.004	1.040	1.002	0.9694	1.004		0.99	6.7	TM			
90	TM	4-Chlorotoluene	0.9827	0.9428	0.8406	0.9352	0.8957	0.9074	0.9014	0.8707	0.8848		0.91	4.6	TM			
91	TM	Tert-Butylbenzene	0.4821	0.4878	0.5201	0.4933	0.5732	0.5707	0.6035	0.5946	0.6177		0.55	9.8	TM			
92	TM	1,2,4-Trimethylbenzene	0.7998	0.9460	0.8049	0.9155	0.9690	0.9763	1.035	1.004	1.031		0.94	9.4	TM			
93	TM	Sec-Butylbenzene	1.011	0.9172	0.9188	1.056	1.073	1.105	1.121	1.107	1.151		1.1	8.1	TM			
94	TM	p-Isopropyltoluene		0.8303	0.8889	0.9044	1.049	1.057	1.118	1.118	1.161		1.0	12	TM			
95	TM	Benzyl Chloride	0.2242	0.2792	0.2661	0.2638	0.2167	0.2173	0.2234	0.2228	0.2515		0.24	10	TM			
96	TM	1,3-DCB	0.8194	0.6364	0.5705	0.6021	0.6799	0.6575	0.6709	0.6645	0.6786		0.66	10	TM			
97	TM	1,4-DCB	0.8033	0.7211	0.7006	0.5831	0.6388	0.6540	0.6682	0.6466	0.6748		0.68	9.1	TM			
98	TML	n-Butylbenzene	0.4112	0.4841	0.4046	0.4944	0.5656	0.5974	0.6856	0.7160	0.7902		0.57	24	TM	0.998		
99	TM	1,2-DCB	0.6692	0.6405	0.5987	0.6470	0.6582	0.6539	0.6635	0.6423	0.6804		0.65	3.6	TM			
100	TM	Hexachloroethane	0.1548	0.1591	0.2055	0.1841	0.1602	0.1575	0.1628	0.1663	0.1819		0.17	9.9	TM			
101	TML	1,2-Dibromo-3-chloropropane	0.0088	0.0293	0.0318	0.0402	0.0481	0.0559	0.0579	0.0579	0.0634		0.04	41	TM	0.999		
102	TML	1,2,4-Trichlorobenzene	0.1483	0.1203	0.1072	0.1196	0.1592	0.1983	0.2646	0.2864	0.3386		0.19	43	TM	0.995		
103	TML	Hexachlorobutadiene	0.2376	0.1684	0.1828	0.2143	0.2245	0.2533	0.2820	0.2891	0.3092		0.24	20	TM	0.999		
104	TMQ	Naphthalene	0.3645	0.2801	0.2235	0.2250	0.3044	0.4145	0.5147	0.6032	0.7496		0.41	44	TM	1.000		
105	TML	1,2,3-Trichlorobenzene	0.1506	0.1044	0.1263	0.1303	0.2031	0.2496	0.3344	0.3708	0.4644		0.24	54	TM	0.992		

Quantitation Report (Not Reviewed)

Data File : M:\MAX\DATA\211015\1015M12.D
Acq On : 15 Oct 21 15:12
Sample : 0.3ug/L VOC STD 10/15/21
Misc : IS&S 8/4/21

Vial: 2
Operator: LP,DG,CH
Inst : Max
Multiplr: 1.00

Quant Time: Oct 16 13:29 2021

Quant Results File: M1015W.RES

Quant Method : M:\MAX\DATA\211015\M1015W.M (RTE Integrator)
Title : METHOD 8260B
Last Update : Sat Oct 16 13:28:38 2021
Response via : Initial Calibration
DataAcq Meth : M8260

Internal Standards	R.T.	QIon	Response	Conc Units	Dev(Min
1) Fluorobenzene (IS)	6.34	96	397342	25.00 ppb	0.00
65) Chlorobenzene-D5 (IS)	9.50	117	352293	25.00 ppb	0.00
80) 1,4-Dichlorobenzene-D (IS)	11.82	152	217437	25.00 ppb	0.00
System Monitoring Compounds					
41) Dibromofluoromethane(S)	5.56	111	28448	5.92 ppb	0.00
Spiked Amount 25.000			Recovery	= 23.696%	
46) 1,2-DCA-D4(S)	5.95	65	20160	6.18 ppb	0.00
Spiked Amount 25.000			Recovery	= 24.716%	
66) Toluene-D8(S)	8.05	98	94364	5.92 ppb	0.00
Spiked Amount 25.000			Recovery	= 23.668%	
74) 4-Bromofluorobenzene(S)	10.68	95	37378	5.45 ppb	0.00
Spiked Amount 25.000			Recovery	= 21.784%	

Target Compounds						Qvalue
2) Chlorotrifluoroethene	1.02	116	2364	15.17 ppb	#	72
3) Dichlorodifluoromethane	1.19	85	437	0.22 ppb	#	64
4) Freon 114	1.29	85	300	0.18 ppb	#	59
5) Chloromethane	1.33	50	657	0.32 ppb	#	81
6) Vinyl chloride	1.42	62	584	0.40 ppb	#	61
7) 2-Chloro-1,1,1-trifluoroet	1.01	118	2099	48.48 ppb	#	60
9) Chloroethane	1.80	64	445	0.36 ppb	#	44
10) Dichlorofluoromethane	1.97	67	1225	0.36 ppb		93
11) Trichlorofluoromethane	2.01	101	1108	0.29 ppb		94
12) 2,2-Dichloro-1,1,1-trifluo	2.21	85	45	37.16 ppb	#	100
13) Acrolein	2.44	56	2646	7.09 ppb		94
14) Acetone	2.61	43	3165	6.98 ppb		98
15) Freon-113	2.54	151	532	0.30 ppb	#	45
16) Acetonitrile	2.92	41	1607	12.67 ppb	#	73
17) 2-propanol	2.28	45	21	1.12 ppb		92
18) 1,2-Dichlorotrifluoroethan	1.97	67	1225	0.36 ppb		100
19) 1,1-DCE	2.51	61	852	0.37 ppb	#	84
20) t-Butanol	3.33	59	1829	6.84 ppb		100
21) Methyl Acetate	2.98	43	391	0.48 ppb	#	49
22) Iodomethane	2.67	142	508	1.49 ppb	#	65
23) Acrylonitrile	3.35	53	42	0.18 ppb	#	21
25) Methylene chloride	3.08	84	716	0.43 ppb		98
26) Carbon disulfide	2.72	76	747	0.33 ppb	#	82
27) Methyl t-butyl ether (MtBE	3.46	73	1933	0.36 ppb	#	58
28) Trans-1,2-DCE	3.44	96	316	-0.63 ppb	#	66
29) 3-Methylpentane	3.50	57	383	-0.20 ppb	#	14
30) Hexane	3.64	56	45	2.06 ppb		100

(#) = qualifier out of range (m) = manual integration

Quantitation Report (Not Reviewed)

Data File : M:\MAX\DATA\211015\1015M12.D
Acq On : 15 Oct 21 15:12
Sample : 0.3ug/L VOC STD 10/15/21
Misc : IS&S 8/4/21

Vial: 2
Operator: LP,DG,CH
Inst : Max
Multiplr: 1.00

Quant Time: Oct 16 13:29 2021

Quant Results File: M1015W.RES

Quant Method : M:\MAX\DATA\211015\M1015W.M (RTE Integrator)
Title : METHOD 8260B
Last Update : Sat Oct 16 13:28:38 2021
Response via : Initial Calibration
DataAcq Meth : M8260

	Compound	R.T.	QIon	Response	Conc Unit		Qvalue
31)	Diisopropyl Ether	4.25	45	817	0.22 ppb	#	85
32)	1,1-DCA	4.07	63	636	0.23 ppb	#	52
33)	Vinyl Acetate	4.21	43	543	0.41 ppb	#	77
34)	Ethyl tert Butyl Ether	4.78	59	1368	0.28 ppb		93
35)	Methylcyclopentane	4.75	56	20	0.10 ppb		100
36)	MEK (2-Butanone)	4.98	43	2641	4.99 ppb	#	85
37)	Cis-1,2-DCE	4.91	96	719	0.37 ppb	#	64
38)	2,2-Dichloropropane	4.88	77	1349	0.38 ppb	#	61
39)	Chloroform	5.36	83	741	0.20 ppb		79
40)	Bromochloromethane	5.23	130	496	-0.43 ppb	#	74
42)	1,1,1-TCA	5.54	97	1257	0.32 ppb	#	75
43)	Cyclohexane	5.57	41	375	0.32 ppb	#	22
44)	1,1-Dichloropropene	5.74	75	630	0.28 ppb	#	37
45)	2,2,4-Trimethylpentane	6.13	57	1141	0.32 ppb	#	36
47)	Carbon Tetrachloride	5.73	117	1289	0.36 ppb	#	68
48)	Tert Amyl Methyl Ether	6.18	73	1360	0.28 ppb	#	91
49)	1,2-DCA	6.05	62	1047	0.31 ppb	#	81
50)	Benzene	5.99	78	2290	0.37 ppb	#	84
51)	TCE	6.75	95	606	-0.55 ppb	#	79
52)	2-Pentanone	7.01	43	9248	10.52 ppb		94
54)	Bromodichloromethane	7.31	83	707	0.24 ppb		90
55)	Methyl Cyclohexane	6.94	83	946	-0.21 ppb	#	70
56)	Dibromomethane	7.12	93	450	0.40 ppb	#	72
57)	MIBK (methyl isobutyl ket	7.98	43	6119	5.11 ppb	#	93
58)	1-Bromo-2-chloroethane	7.62	144	144	0.35 ppb	#	15
59)	2-Chloroethyl vinyl ether	7.55	43	20	15.83 ppb	#	100
60)	Cis-1,3-Dichloropropene	7.79	75	576	0.21 ppb	#	79
61)	Toluene	8.12	91	2633	0.34 ppb		80
62)	Trans-1,3-Dichloropropene	8.38	75	664	0.24 ppb	#	29
63)	1,1,2-TCA	8.55	83	446	0.37 ppb	#	57
64)	2-Hexanone	8.83	43	3704	4.34 ppb	#	75
67)	1,2-EDB	9.03	107	473	0.30 ppb		100
68)	Tetrachloroethene	8.66	164	2575	1.67 ppb	#	81
69)	1-Chlorohexane	9.53	91	487	0.35 ppb		82
70)	1,1,1,2-Tetrachloroethane	9.61	131	588	0.23 ppb		78
71)	m&p-Xylene	9.77	106	2405	0.62 ppb		90
72)	o-Xylene	10.17	106	1391	0.36 ppb	#	50
73)	Styrene	10.18	104	1735	0.27 ppb	#	81
75)	1,3-Dichloropropane	8.72	76	1057	0.44 ppb	#	80
76)	Dibromochloromethane	8.93	129	863	0.35 ppb	#	72
77)	Chlorobenzene	9.53	112	1915	0.32 ppb		91
78)	Ethylbenzene	9.65	91	3451	0.39 ppb		91

(#) = qualifier out of range (m) = manual integration

Quantitation Report (Not Reviewed)

Data File : M:\MAX\DATA\211015\1015M12.D
Acq On : 15 Oct 21 15:12
Sample : 0.3ug/L VOC STD 10/15/21
Misc : IS&S 8/4/21

Vial: 2
Operator: LP,DG,CH
Inst : Max
Multiplr: 1.00

Quant Time: Oct 16 13:29 2021

Quant Results File: M1015W.RES

Quant Method : M:\MAX\DATA\211015\M1015W.M (RTE Integrator)
Title : METHOD 8260B
Last Update : Sat Oct 16 13:28:38 2021
Response via : Initial Calibration
DataAcq Meth : M8260

	Compound	R.T.	QIon	Response	Conc	Unit		Qvalue
79)	Bromoform	10.35	173	759	0.37	ppb		89
81)	Isopropylbenzene	10.53	105	3669	0.39	ppb		90
82)	1,1,2,2-Tetrachloroethane	10.84	83	842	0.53	ppb	#	56
83)	1,2,3-Trichloropropane	10.88	110	81	-0.27	ppb	#	6
84)	t-1,4-Dichloro-2-Butene	10.91	53	354	1.04	ppb	#	3
85)	Bromobenzene	10.81	156	1060	0.33	ppb		76
86)	n-Propylbenzene	10.94	91	3134	0.33	ppb		99
87)	4-Ethyltoluene	11.06	105	3060	0.34	ppb		92
88)	2-Chlorotoluene	11.02	91	2692	0.36	ppb		99
89)	1,3,5-Trimethylbenzene	11.13	105	2898	0.36	ppb		96
90)	4-Chlorotoluene	11.13	91	2564	0.34	ppb		89
91)	Tert-Butylbenzene	11.45	119	1258	0.27	ppb		87
92)	1,2,4-Trimethylbenzene	11.48	105	2087	0.47	ppb		79
93)	Sec-Butylbenzene	11.66	105	2637	0.31	ppb		97
94)	p-Isopropyltoluene	11.81	119	1811	0.55	ppb	#	62
95)	Benzyl Chloride	11.99	91	585	0.27	ppb	#	89
96)	1,3-DCB	11.76	146	2138	0.40	ppb		89
97)	1,4-DCB	11.85	146	2096	-0.11	ppb	#	61
98)	n-Butylbenzene	12.22	91	1073	1.08	ppb	#	82
99)	1,2-DCB	12.22	146	1746	0.33	ppb	#	84
100)	Hexachloroethane	12.46	117	404	0.14	ppb	#	66
101)	1,2-Dibromo-3-chloropropan	13.06	75	23	0.87	ppb	#	1
102)	1,2,4-Trichlorobenzene	13.81	180	387	2.26	ppb	#	70
103)	Hexachlorobutadiene	13.99	225	620	1.04	ppb	#	64
104)	Naphthalene	14.05	128	951	0.77	ppb	#	69
105)	1,2,3-Trichlorobenzene	14.30	180	393	3.03	ppb	#	70

(#) = qualifier out of range (m) = manual integration

Quantitation Report

Data File : M:\MAX\DATA\211015\1015M12.D
Acq On : 15 Oct 21 15:12
Sample : 0.3ug/L VOC STD 10/15/21
Misc : IS&S 8/4/21

Vial: 2
Operator: LP,DG,CH
Inst : Max
Multiplr: 1.00

Quant Time: Oct 16 13:29 2021

Quant Results File: M1015W.RES

Method : M:\MAX\DATA\211015\M1015W.M (RTE Integrator)
Title : METHOD 8260B
Last Update : Sat Oct 16 14:01:48 2021
Response via : Initial Calibration



Quantitation Report (Not Reviewed)

Data File : M:\MAX\DATA\211015\1015M13.D
Acq On : 15 Oct 21 15:41
Sample : 0.5ug/L VOC STD 10/15/21
Misc : IS&S 8/4/21

Vial: 3
Operator: LP,DG,CH
Inst : Max
Multiplr: 1.00

Quant Time: Oct 16 13:29 2021

Quant Results File: M1015W.RES

Quant Method : M:\MAX\DATA\211015\M1015W.M (RTE Integrator)
Title : METHOD 8260B
Last Update : Sat Oct 16 13:28:38 2021
Response via : Initial Calibration
DataAcq Meth : M8260

Internal Standards	R.T.	QIon	Response	Conc	Units		Dev(Min
1) Fluorobenzene (IS)	6.34	96	396824	25.00	ppb		0.00
65) Chlorobenzene-D5 (IS)	9.50	117	348546	25.00	ppb		0.00
80) 1,4-Dichlorobenzene-D (IS)	11.82	152	220294	25.00	ppb		0.00
System Monitoring Compounds							
41) Dibromofluoromethane(S)	5.56	111	26504	5.53	ppb		0.00
Spiked Amount 25.000			Recovery	=	22.108%		
46) 1,2-DCA-D4(S)	5.95	65	18016	5.53	ppb		0.00
Spiked Amount 25.000			Recovery	=	22.116%		
66) Toluene-D8(S)	8.05	98	88728	5.62	ppb		0.00
Spiked Amount 25.000			Recovery	=	22.496%		
74) 4-Bromofluorobenzene(S)	10.68	95	32826	4.83	ppb		0.00
Spiked Amount 25.000			Recovery	=	19.340%		
Target Compounds							Qvalue
2) Chlorotrifluoroethene	1.02	116	1922	12.35	ppb		94
3) Dichlorodifluoromethane	1.19	85	1197	0.59	ppb		94
4) Freon 114	1.28	85	612	0.36	ppb		83
5) Chloromethane	1.33	50	648	0.31	ppb		91
6) Vinyl chloride	1.42	62	957	0.65	ppb		91
7) 2-Chloro-1,1,1-trifluoroet	1.01	118	2181	50.44	ppb	#	40
8) Bromomethane	1.68	94	790	0.18	ppb		95
9) Chloroethane	1.78	64	763	0.68	ppb	#	70
10) Dichlorofluoromethane	1.97	67	2477	0.74	ppb		87
11) Trichlorofluoromethane	2.00	101	2404	0.63	ppb		83
13) Acrolein	2.44	56	5714	15.34	ppb		85
14) Acetone	2.61	43	4830	10.67	ppb		100
15) Freon-113	2.52	151	1032	0.59	ppb	#	76
16) Acetonitrile	2.93	41	2762	21.81	ppb		95
17) 2-propanol	2.24	45	71	3.78	ppb	#	36
18) 1,2-Dichlorotrifluoroethan	1.97	67	2477	0.74	ppb		100
19) 1,1-DCE	2.51	61	1452	0.63	ppb	#	80
20) t-Butanol	3.34	59	3416	24.57	ppb		100
21) Methyl Acetate	3.00	43	397	0.49	ppb	#	26
22) Iodomethane	2.66	142	992	1.75	ppb	#	91
23) Acrylonitrile	3.45	53	44	0.18	ppb	#	21
24) 2-Methylpentane	2.05	71	22	9.10	ppb		100
25) Methylene chloride	3.08	84	819	0.49	ppb	#	62
26) Carbon disulfide	2.71	76	1214	0.54	ppb	#	76
27) Methyl t-butyl ether (MtBE	3.47	73	3072	0.57	ppb		100
29) 3-Methylpentane	3.46	57	622	0.08	ppb	#	88
31) Diisopropyl Ether	4.25	45	1808	0.49	ppb	#	66

(#) = qualifier out of range (m) = manual integration

Quantitation Report (Not Reviewed)

Data File : M:\MAX\DATA\211015\1015M13.D
Acq On : 15 Oct 21 15:41
Sample : 0.5ug/L VOC STD 10/15/21
Misc : IS&S 8/4/21

Vial: 3
Operator: LP,DG,CH
Inst : Max
Multiplr: 1.00

Quant Time: Oct 16 13:29 2021

Quant Results File: M1015W.RES

Quant Method : M:\MAX\DATA\211015\M1015W.M (RTE Integrator)
Title : METHOD 8260B
Last Update : Sat Oct 16 13:28:38 2021
Response via : Initial Calibration
DataAcq Meth : M8260

Compound	R.T.	QIon	Response	Conc Unit		Qvalue
32) 1,1-DCA	4.05	63	1559	0.57 ppb	#	74
34) Ethyl tert Butyl Ether	4.77	59	2504	0.51 ppb		99
35) Methylcyclopentane	4.76	56	337	1.65 ppb		100
36) MEK (2-Butanone)	4.99	43	5170	9.78 ppb	#	82
37) Cis-1,2-DCE	4.91	96	1244	0.65 ppb	#	59
38) 2,2-Dichloropropane	4.89	77	1878	0.53 ppb		98
39) Chloroform	5.37	83	1603	0.43 ppb		89
40) Bromochloromethane	5.22	130	730	-0.26 ppb	#	78
42) 1,1,1-TCA	5.55	97	1922	0.49 ppb	#	85
43) Cyclohexane	5.58	41	660	0.56 ppb	#	25
44) 1,1-Dichloropropene	5.75	75	1253	0.56 ppb	#	53
45) 2,2,4-Trimethylpentane	6.11	57	1327	0.38 ppb		93
47) Carbon Tetrachloride	5.73	117	1862	0.52 ppb		93
48) Tert Amyl Methyl Ether	6.18	73	2629	0.55 ppb		93
49) 1,2-DCA	6.04	62	1754	0.51 ppb	#	90
50) Benzene	5.99	78	3585	0.57 ppb	#	79
51) TCE	6.75	95	1383	-0.12 ppb	#	62
52) 2-Pentanone	7.01	43	22294	25.38 ppb		99
53) 1,2-Dichloropropane	7.00	63	433	0.34 ppb	#	78
54) Bromodichloromethane	7.31	83	1703	0.58 ppb		76
55) Methyl Cyclohexane	6.94	83	1104	-0.14 ppb		89
56) Dibromomethane	7.13	93	651	0.58 ppb	#	59
57) MIBK (methyl isobutyl ket	7.98	43	10443	8.74 ppb	#	85
58) 1-Bromo-2-chloroethane	7.63	144	69	0.17 ppb	#	15
59) 2-Chloroethyl vinyl ether	7.72	43	20	15.85 ppb	#	100
60) Cis-1,3-Dichloropropene	7.79	75	1364	0.50 ppb	#	83
61) Toluene	8.12	91	3810	0.50 ppb		85
62) Trans-1,3-Dichloropropene	8.37	75	1104	0.39 ppb	#	67
63) 1,1,2-TCA	8.55	83	763	0.63 ppb	#	68
64) 2-Hexanone	8.83	43	6286	7.37 ppb	#	75
67) 1,2-EDB	9.03	107	1108	0.71 ppb	#	61
68) Tetrachloroethene	8.66	164	2429	1.59 ppb	#	78
69) 1-Chlorohexane	9.53	91	621	0.45 ppb		86
70) 1,1,1,2-Tetrachloroethane	9.62	131	1274	0.50 ppb		97
71) m&p-Xylene	9.77	106	3509	0.92 ppb		76
72) o-Xylene	10.16	106	2198	0.57 ppb		64
73) Styrene	10.18	104	2988	0.47 ppb		87
75) 1,3-Dichloropropane	8.72	76	1283	0.54 ppb		100
76) Dibromochloromethane	8.94	129	1320	0.55 ppb		87
77) Chlorobenzene	9.53	112	2829	0.48 ppb	#	87
78) Ethylbenzene	9.65	91	4309	0.49 ppb		97
79) Bromoform	10.35	173	870	0.43 ppb		86

(#) = qualifier out of range (m) = manual integration

Quantitation Report (Not Reviewed)

Data File : M:\MAX\DATA\211015\1015M13.D
Acq On : 15 Oct 21 15:41
Sample : 0.5ug/L VOC STD 10/15/21
Misc : IS&S 8/4/21

Vial: 3
Operator: LP,DG,CH
Inst : Max
Multiplr: 1.00

Quant Time: Oct 16 13:29 2021

Quant Results File: M1015W.RES

Quant Method : M:\MAX\DATA\211015\M1015W.M (RTE Integrator)
Title : METHOD 8260B
Last Update : Sat Oct 16 13:28:38 2021
Response via : Initial Calibration
DataAcq Meth : M8260

	Compound	R.T.	QIon	Response	Conc	Unit		Qvalue
81)	Isopropylbenzene	10.53	105	5427	0.56	ppb		97
82)	1,1,2,2-Tetrachloroethane	10.84	83	1084	0.67	ppb	#	62
83)	1,2,3-Trichloropropane	10.88	110	484	0.27	ppb	#	79
84)	t-1,4-Dichloro-2-Butene	10.91	53	123	0.57	ppb	#	3
85)	Bromobenzene	10.82	156	1801	0.55	ppb		93
86)	n-Propylbenzene	10.95	91	5177	0.54	ppb		100
87)	4-Ethyltoluene	11.06	105	4366	0.48	ppb	#	82
88)	2-Chlorotoluene	11.02	91	4485	0.60	ppb		89
89)	1,3,5-Trimethylbenzene	11.12	105	4437	0.54	ppb		86
90)	4-Chlorotoluene	11.12	91	4154	0.55	ppb		95
91)	Tert-Butylbenzene	11.45	119	2149	0.46	ppb		95
92)	1,2,4-Trimethylbenzene	11.49	105	4168	0.72	ppb		83
93)	Sec-Butylbenzene	11.66	105	4041	0.47	ppb		91
94)	p-Isopropyltoluene	11.81	119	3658	0.74	ppb		95
95)	Benzyl Chloride	12.00	91	1230	0.56	ppb	#	84
96)	1,3-DCB	11.76	146	2804	0.52	ppb	#	85
97)	1,4-DCB	11.85	146	3177	0.09	ppb		93
98)	n-Butylbenzene	12.21	91	2133	1.25	ppb		87
99)	1,2-DCB	12.21	146	2822	0.53	ppb	#	84
100)	Hexachloroethane	12.45	117	701	0.35	ppb	#	51
101)	1,2-Dibromo-3-chloropropan	12.99	75	129	1.10	ppb	#	1
102)	1,2,4-Trichlorobenzene	13.82	180	530	2.32	ppb	#	45
103)	Hexachlorobutadiene	13.99	225	742	1.09	ppb	#	82
104)	Naphthalene	14.05	128	1234	0.86	ppb	#	69
105)	1,2,3-Trichlorobenzene	14.30	180	460	3.05	ppb	#	69

(#) = qualifier out of range (m) = manual integration

Quantitation Report

Data File : M:\MAX\DATA\211015\1015M13.D
Acq On : 15 Oct 21 15:41
Sample : 0.5ug/L VOC STD 10/15/21
Misc : IS&S 8/4/21

Vial: 3
Operator: LP,DG,CH
Inst : Max
Multiplr: 1.00

Quant Time: Oct 16 13:29 2021

Quant Results File: M1015W.RES

Method : M:\MAX\DATA\211015\M1015W.M (RTE Integrator)
Title : METHOD 8260B
Last Update : Sat Oct 16 14:01:48 2021
Response via : Initial Calibration

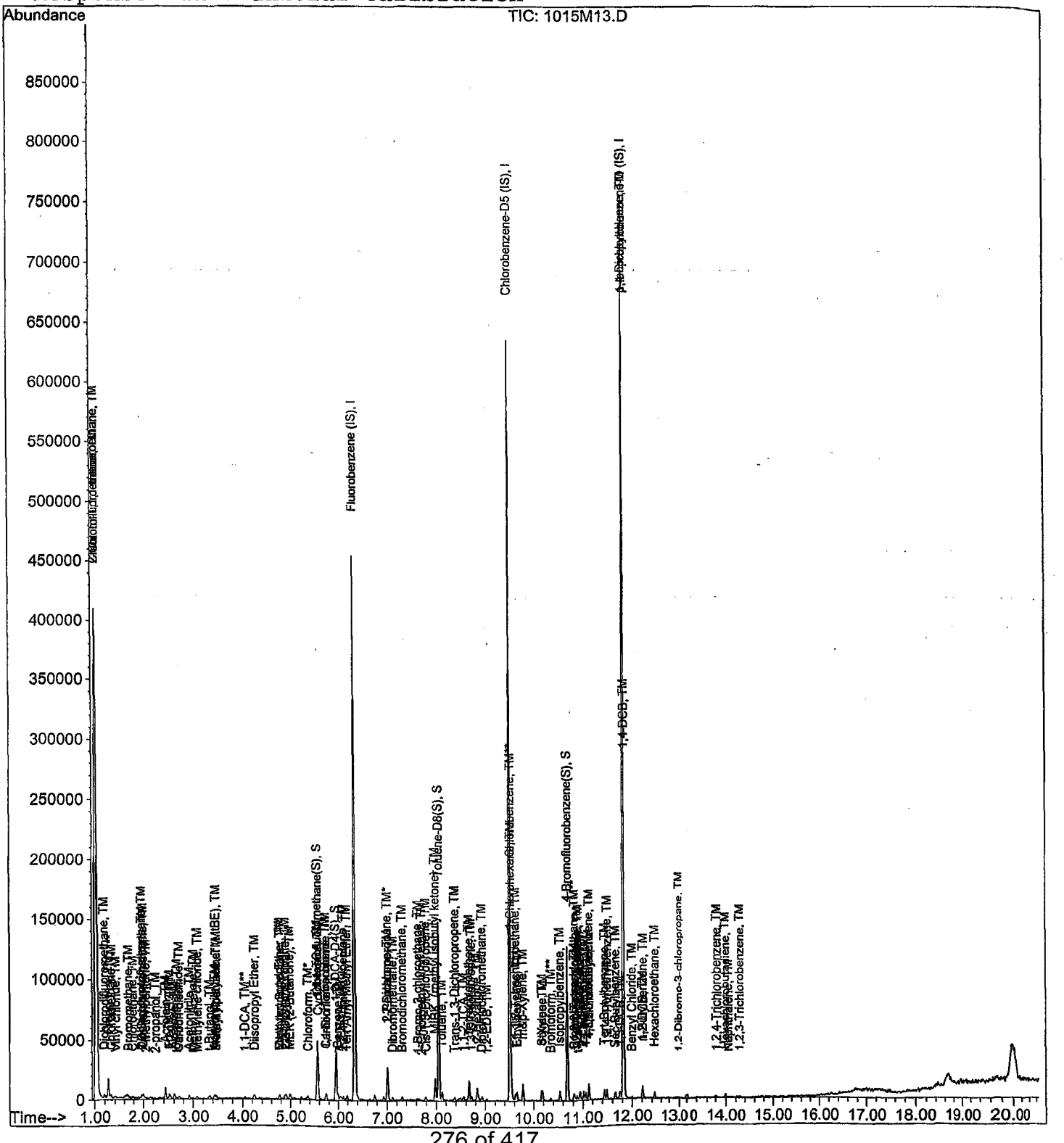

Quantitation Report (Not Reviewed)

Data File : M:\MAX\DATA\211015\1015M14.D
Acq On : 15 Oct 21 16:09
Sample : 1ug/L VOC STD 10/15/21
Misc : IS&S 8/4/21

Vial: 4
Operator: LP,DG,CH
Inst : Max
Multiplr: 1.00

Quant Time: Oct 16 13:29 2021

Quant Results File: M1015W.RES

Quant Method : M:\MAX\DATA\211015\M1015W.M (RTE Integrator)
Title : METHOD 8260B
Last Update : Sat Oct 16 13:28:38 2021
Response via : Initial Calibration
DataAcq Meth : M8260

Internal Standards	R.T.	QIon	Response	Conc Units	Dev(Min)
1) Fluorobenzene (IS)	6.34	96	394605	25.00 ppb	0.00
65) Chlorobenzene-D5 (IS)	9.50	117	355921	25.00 ppb	0.00
80) 1,4-Dichlorobenzene-D (IS)	11.82	152	218264	25.00 ppb	0.00
System Monitoring Compounds					
41) Dibromofluoromethane(S)	5.56	111	47945	10.05 ppb	0.00
Spiked Amount 25.000			Recovery	= 40.216%	
46) 1,2-DCA-D4(S)	5.95	65	33328	10.29 ppb	0.00
Spiked Amount 25.000			Recovery	= 41.144%	
66) Toluene-D8(S)	8.05	98	157547	9.78 ppb	0.00
Spiked Amount 25.000			Recovery	= 39.116%	
74) 4-Bromofluorobenzene(S)	10.68	95	61144	8.82 ppb	0.00
Spiked Amount 25.000			Recovery	= 35.276%	

Target Compounds						Qvalue
2) Chlorotrifluoroethene	1.01	116	1602	10.35 ppb	#	12
3) Dichlorodifluoromethane	1.19	85	2543	1.27 ppb		91
4) Freon 114	1.29	85	1368	0.81 ppb		78
5) Chloromethane	1.33	50	1636	1.13 ppb		90
6) Vinyl chloride	1.42	62	1546	1.05 ppb	#	78
7) 2-Chloro-1,1,1-trifluoroet	1.01	118	2765	64.30 ppb	#	65
8) Bromomethane	1.68	94	1565	0.99 ppb		84
9) Chloroethane	1.78	64	2493	2.43 ppb		94
10) Dichlorofluoromethane	1.97	67	4092	1.22 ppb	#	80
11) Trichlorofluoromethane	2.00	101	4558	1.21 ppb		84
12) 2,2-Dichloro-1,1,1-trifluo	2.40	85	21	17.46 ppb		100
13) Acrolein	2.43	56	10691	28.86 ppb		94
14) Acetone	2.61	43	10882	24.17 ppb		89
15) Freon-113	2.53	151	2046	1.17 ppb	#	88
16) Acetonitrile	2.92	41	5855	46.50 ppb	#	94
17) 2-propanol	2.26	45	136	7.29 ppb	#	83
18) 1,2-Dichlorotrifluoroethan	1.97	67	4092	1.22 ppb		100
19) 1,1-DCE	2.51	61	2994	1.31 ppb	#	89
20) t-Butanol	3.34	59	7682	57.57 ppb		98
21) Methyl Acetate	3.00	43	760	0.94 ppb		87
22) Iodomethane	2.66	142	1392	1.97 ppb	#	86
23) Acrylonitrile	3.43	53	471	1.12 ppb	#	42
25) Methylene chloride	3.08	84	1772	1.07 ppb		86
26) Carbon disulfide	2.72	76	2194	0.99 ppb	#	87
27) Methyl t-butyl ether (MtBE	3.47	73	6302	1.18 ppb		98
28) Trans-1,2-DCE	3.43	96	1741	0.31 ppb		80
29) 3-Methylpentane	3.34	57	1128	0.68 ppb	#	72

(#) = qualifier out of range 2m7 of 4m3 manual integration

Quantitation Report (Not Reviewed)

Data File : M:\MAX\DATA\211015\1015M14.D
Acq On : 15 Oct 21 16:09
Sample : 1ug/L VOC STD 10/15/21
Misc : IS&S 8/4/21

Vial: 4
Operator: LP,DG,CH
Inst : Max
Multiplr: 1.00

Quant Time: Oct 16 13:29 2021

Quant Results File: M1015W.RES

Quant Method : M:\MAX\DATA\211015\M1015W.M (RTE Integrator)
Title : METHOD 8260B
Last Update : Sat Oct 16 13:28:38 2021
Response via : Initial Calibration
DataAcq Meth : M8260

	Compound	R.T.	QIon	Response	Conc	Unit		Qvalue
31)	Diisopropyl Ether	4.25	45	3947	1.07	ppb	#	82
32)	1,1-DCA	4.05	63	3272	1.19	ppb	#	79
34)	Ethyl tert Butyl Ether	4.78	59	4498	0.93	ppb	#	61
35)	Methylcyclopentane	4.77	56	269	1.32	ppb		100
36)	MEK (2-Butanone)	4.99	43	11464	21.80	ppb		86
37)	Cis-1,2-DCE	4.92	96	2282	1.19	ppb		75
38)	2,2-Dichloropropane	4.90	77	3468	0.98	ppb	#	85
39)	Chloroform	5.36	83	3948	1.05	ppb		89
40)	Bromochloromethane	5.23	130	1469	0.28	ppb	#	84
42)	1,1,1-TCA	5.54	97	4273	1.09	ppb	#	84
43)	Cyclohexane	5.59	41	1433	1.22	ppb	#	68
44)	1,1-Dichloropropene	5.74	75	2385	1.08	ppb		94
45)	2,2,4-Trimethylpentane	6.11	57	3345	0.96	ppb	#	69
47)	Carbon Tetrachloride	5.73	117	4212	1.19	ppb		82
48)	Tert Amyl Methyl Ether	6.18	73	4217	0.88	ppb	#	95
49)	1,2-DCA	6.04	62	3756	1.10	ppb	#	81
50)	Benzene	6.00	78	6941	1.11	ppb	#	82
51)	TCE	6.75	95	2471	0.48	ppb		89
52)	2-Pentanone	7.01	43	44308	50.73	ppb		100
53)	1,2-Dichloropropane	7.00	63	811	0.93	ppb	#	45
54)	Bromodichloromethane	7.31	83	2624	0.90	ppb		95
55)	Methyl Cyclohexane	6.94	83	2273	0.38	ppb		76
56)	Dibromomethane	7.12	93	1650	1.48	ppb	#	63
57)	MIBK (methyl isobutyl ket	7.98	43	22869	19.25	ppb		94
58)	1-Bromo-2-chloroethane	7.63	144	263	0.64	ppb	#	15
59)	2-Chloroethyl vinyl ether	7.56	43	22	17.53	ppb	#	100
60)	Cis-1,3-Dichloropropene	7.79	75	2697	0.99	ppb		94
61)	Toluene	8.12	91	7543	0.99	ppb		88
62)	Trans-1,3-Dichloropropene	8.37	75	2660	0.95	ppb		96
63)	1,1,2-TCA	8.56	83	1005	0.84	ppb		84
64)	2-Hexanone	8.83	43	15739	18.57	ppb		97
67)	1,2-EDB	9.03	107	1731	1.09	ppb		84
68)	Tetrachloroethene	8.66	164	3240	2.08	ppb		85
69)	1-Chlorohexane	9.53	91	1541	1.09	ppb		96
70)	1,1,1,2-Tetrachloroethane	9.62	131	2346	0.90	ppb		78
71)	m&p-Xylene	9.77	106	7601	1.95	ppb		79
72)	o-Xylene	10.16	106	4468	1.13	ppb	#	50
73)	Styrene	10.18	104	5452	0.84	ppb		97
75)	1,3-Dichloropropane	8.72	76	2708	1.11	ppb	#	79
76)	Dibromochloromethane	8.93	129	2732	1.11	ppb		84
77)	Chlorobenzene	9.52	112	5459	0.91	ppb		89
78)	Ethylbenzene	9.65	91	9241	1.02	ppb		98

(#) = qualifier out of range (m) = manual integration

Quantitation Report (Not Reviewed)

Data File : M:\MAX\DATA\211015\1015M14.D
Acq On : 15 Oct 21 16:09
Sample : 1ug/L VOC STD 10/15/21
Misc : IS&S 8/4/21

Vial: 4
Operator: LP,DG,CH
Inst : Max
Multiplr: 1.00

Quant Time: Oct 16 13:29 2021

Quant Results File: M1015W.RES

Quant Method : M:\MAX\DATA\211015\M1015W.M (RTE Integrator)
Title : METHOD 8260B
Last Update : Sat Oct 16 13:28:38 2021
Response via : Initial Calibration
DataAcq Meth : M8260

	Compound	R.T.	QIon	Response	Conc Unit		Qvalue
79)	Bromoform	10.35	173	2258	1.10 ppb		98
81)	Isopropylbenzene	10.53	105	9854	1.03 ppb		90
82)	1,1,2,2-Tetrachloroethane	10.84	83	1852	1.16 ppb	#	71
83)	1,2,3-Trichloropropane	10.88	110	827	0.74 ppb		84
84)	t-1,4-Dichloro-2-Butene	10.89	53	653	1.64 ppb	#	37
85)	Bromobenzene	10.81	156	3021	0.93 ppb		97
86)	n-Propylbenzene	10.94	91	9945	1.04 ppb		98
87)	4-Ethyltoluene	11.06	105	8835	0.99 ppb	#	81
88)	2-Chlorotoluene	11.01	91	8170	1.10 ppb		86
89)	1,3,5-Trimethylbenzene	11.13	105	8296	1.01 ppb	#	76
90)	4-Chlorotoluene	11.13	91	7339	0.98 ppb		93
91)	Tert-Butylbenzene	11.44	119	4541	0.98 ppb		91
92)	1,2,4-Trimethylbenzene	11.49	105	7027	1.07 ppb		97
93)	Sec-Butylbenzene	11.66	105	8022	0.93 ppb		99
94)	p-Isopropyltoluene	11.81	119	7761	1.20 ppb		94
95)	Benzyl Chloride	11.99	91	2323	1.07 ppb		92
96)	1,3-DCB	11.76	146	4981	0.93 ppb		94
97)	1,4-DCB	11.84	146	6117	0.68 ppb		86
98)	n-Butylbenzene	12.21	91	3532	1.48 ppb		84
99)	1,2-DCB	12.21	146	5227	0.99 ppb		95
100)	Hexachloroethane	12.46	117	1794	1.13 ppb		73
101)	1,2-Dibromo-3-chloropropan	13.00	75	278	1.43 ppb	#	59
102)	1,2,4-Trichlorobenzene	13.81	180	936	2.49 ppb		88
103)	Hexachlorobutadiene	13.98	225	1596	1.44 ppb		91
104)	Naphthalene	14.06	128	1951	1.11 ppb	#	92
105)	1,2,3-Trichlorobenzene	14.29	180	1103	3.26 ppb	#	74

(#) = qualifier out of range (m) = manual integration

Quantitation Report

Data File : M:\MAX\DATA\211015\1015M14.D
Acq On : 15 Oct 21 16:09
Sample : 1ug/L VOC STD 10/15/21
Misc : IS&S 8/4/21

Vial: 4
Operator: LP,DG,CH
Inst : Max
Multiplr: 1.00

Quant Time: Oct 16 13:29 2021

Quant Results File: M1015W.RES

Method : M:\MAX\DATA\211015\M1015W.M (RTE Integrator)
Title : METHOD 8260B
Last Update : Sat Oct 16 14:01:48 2021
Response via : Initial Calibration



1015M14.D M1015W.M Wed Oct 20 12:06:34 2021

Quantitation Report (Not Reviewed)

Data File : M:\MAX\DATA\211015\1015M15.D
Acq On : 15 Oct 21 16:38
Sample : 2ug/L VOC STD 10/15/21
Misc : IS&S 8/4/21

Vial: 5
Operator: LP,DG,CH
Inst : Max
Multiplr: 1.00

Quant Time: Oct 16 13:29 2021

Quant Results File: M1015W.RES

Quant Method : M:\MAX\DATA\211015\M1015W.M (RTE Integrator)
Title : METHOD 8260B
Last Update : Sat Oct 16 13:28:38 2021
Response via : Initial Calibration
DataAcq Meth : M8260

Internal Standards	R.T.	QIon	Response	Conc Units	Dev(Min
1) Fluorobenzene (IS)	6.34	96	397741	25.00 ppb	0.00
65) Chlorobenzene-D5 (IS)	9.50	117	352458	25.00 ppb	0.00
80) 1,4-Dichlorobenzene-D (IS)	11.82	152	222724	25.00 ppb	0.00
System Monitoring Compounds					
41) Dibromofluoromethane(S)	5.56	111	46784	9.73 ppb	0.00
Spiked Amount 25.000			Recovery	= 38.932%	
46) 1,2-DCA-D4(S)	5.95	65	32664	10.00 ppb	0.00
Spiked Amount 25.000			Recovery	= 40.008%	
66) Toluene-D8(S)	8.05	98	156127	9.79 ppb	0.00
Spiked Amount 25.000			Recovery	= 39.144%	
74) 4-Bromofluorobenzene(S)	10.68	95	61174	8.91 ppb	0.00
Spiked Amount 25.000			Recovery	= 35.640%	

Target Compounds						Qvalue
2) Chlorotrifluoroethene	1.02	116	2218	14.22 ppb	#	51
3) Dichlorodifluoromethane	1.18	85	4500	2.23 ppb		98
4) Freon 114	1.29	85	2873	1.69 ppb		80
5) Chloromethane	1.33	50	2712	2.00 ppb	#	86
6) Vinyl chloride	1.42	62	3230	2.18 ppb		92
7) 2-Chloro-1,1,1-trifluoroet	1.02	118	1945	44.88 ppb	#	38
8) Bromomethane	1.68	94	2697	2.14 ppb		95
9) Chloroethane	1.78	64	1755	1.67 ppb	#	67
10) Dichlorofluoromethane	1.97	67	6925	2.05 ppb		94
11) Trichlorofluoromethane	2.00	101	9973	2.63 ppb		98
13) Acrolein	2.43	56	18305	49.03 ppb		98
14) Acetone	2.61	43	15819	34.86 ppb		94
15) Freon-113	2.52	151	3875	2.20 ppb	#	85
16) Acetonitrile	2.93	41	8400	66.18 ppb		96
17) 2-propanol	2.25	45	148	7.87 ppb	#	55
18) 1,2-Dichlorotrifluoroethan	1.97	67	6925	2.05 ppb		100
19) 1,1-DCE	2.51	61	5750	2.49 ppb		90
20) t-Butanol	3.34	59	12116	82.21 ppb		99
21) Methyl Acetate	2.99	43	1802	2.21 ppb		91
22) Iodomethane	2.66	142	2280	2.44 ppb	#	85
23) Acrylonitrile	3.43	53	760	1.75 ppb		96
24) 2-Methylpentane	2.29	71	46	18.97 ppb		100
25) Methylene chloride	3.08	84	3477	2.07 ppb		93
26) Carbon disulfide	2.71	76	5106	2.28 ppb		97
27) Methyl t-butyl ether (MtBE	3.46	73	11162	2.07 ppb	#	87
28) Trans-1,2-DCE	3.43	96	3660	1.56 ppb		86
29) 3-Methylpentane	3.47	57	2566	2.34 ppb	#	92

(#) = qualifier out of range (m) = manual integration

Quantitation Report (Not Reviewed)

Data File : M:\MAX\DATA\211015\1015M15.D
Acq On : 15 Oct 21 16:38
Sample : 2ug/L VOC STD 10/15/21
Misc : IS&S 8/4/21

Vial: 5
Operator: LP,DG,CH
Inst : Max
Multiplr: 1.00

Quant Time: Oct 16 13:29 2021

Quant Results File: M1015W.RES

Quant Method : M:\MAX\DATA\211015\M1015W.M (RTE Integrator)
Title : METHOD 8260B
Last Update : Sat Oct 16 13:28:38 2021
Response via : Initial Calibration
DataAcq Meth : M8260

	Compound	R.T.	QIon	Response	Conc	Unit		Qvalue
31)	Diisopropyl Ether	4.25	45	7913	2.12	ppb	#	71
32)	1,1-DCA	4.06	63	5912	2.14	ppb	#	91
34)	Ethyl tert Butyl Ether	4.77	59	9568	1.96	ppb		91
35)	Methylcyclopentane	4.78	56	494	2.41	ppb		100
36)	MEK (2-Butanone)	4.99	43	16761	31.63	ppb	#	85
37)	Cis-1,2-DCE	4.91	96	3543	1.84	ppb		76
38)	2,2-Dichloropropane	4.89	77	6978	1.95	ppb		98
39)	Chloroform	5.36	83	7578	2.00	ppb		97
40)	Bromochloromethane	5.22	130	3743	1.92	ppb	#	79
42)	1,1,1-TCA	5.54	97	9181	2.32	ppb		92
43)	Cyclohexane	5.59	41	2567	2.16	ppb		93
44)	1,1-Dichloropropene	5.75	75	4670	2.10	ppb		98
45)	2,2,4-Trimethylpentane	6.11	57	7204	2.04	ppb	#	50
47)	Carbon Tetrachloride	5.73	117	8319	2.33	ppb		82
48)	Tert Amyl Methyl Ether	6.18	73	9116	1.89	ppb	#	93
49)	1,2-DCA	6.04	62	7832	2.28	ppb	#	87
50)	Benzene	5.99	78	13478	2.15	ppb		94
51)	TCE	6.75	95	4321	1.48	ppb		92
52)	2-Pentanone	7.01	43	68287	77.56	ppb		94
53)	1,2-Dichloropropane	7.01	63	1147	1.43	ppb	#	78
54)	Bromodichloromethane	7.31	83	6459	2.21	ppb		94
55)	Methyl Cyclohexane	6.94	83	5097	1.61	ppb		97
56)	Dibromomethane	7.12	93	2762	2.46	ppb	#	77
57)	MIBK (methyl isobutyl ket	7.98	43	36816	30.74	ppb		97
58)	1-Bromo-2-chloroethane	7.63	144	737	1.77	ppb		75
59)	2-Chloroethyl vinyl ether	7.81	43	19	15.02	ppb	#	100
60)	Cis-1,3-Dichloropropene	7.79	75	6027	2.19	ppb		91
61)	Toluene	8.12	91	15184	1.97	ppb		85
62)	Trans-1,3-Dichloropropene	8.38	75	5713	2.03	ppb		86
63)	1,1,2-TCA	8.54	83	2414	1.99	ppb		93
64)	2-Hexanone	8.83	43	24259	28.40	ppb		97
67)	1,2-EDB	9.03	107	3866	2.45	ppb		83
68)	Tetrachloroethene	8.66	164	4952	3.20	ppb	#	80
69)	1-Chlorohexane	9.53	91	2721	1.95	ppb	#	79
70)	1,1,1,2-Tetrachloroethane	9.62	131	5242	2.02	ppb		90
71)	m&p-Xylene	9.77	106	15266	3.95	ppb		88
72)	o-Xylene	10.16	106	7227	1.84	ppb		97
73)	Styrene	10.18	104	12118	1.89	ppb		99
75)	1,3-Dichloropropane	8.71	76	5024	2.07	ppb		90
76)	Dibromochloromethane	8.93	129	5242	2.15	ppb		94
77)	Chlorobenzene	9.53	112	12976	2.19	ppb		90
78)	Ethylbenzene	9.65	91	18350	2.05	ppb		96

(#) = qualifier out of range (m) = manual integration

Quantitation Report (Not Reviewed)

Data File : M:\MAX\DATA\211015\1015M15.D
Acq On : 15 Oct 21 16:38
Sample : 2ug/L VOC STD 10/15/21
Misc : IS&S 8/4/21

Vial: 5
Operator: LP,DG,CH
Inst : Max
Multiplr: 1.00

Quant Time: Oct 16 13:29 2021

Quant Results File: M1015W.RES

Quant Method : M:\MAX\DATA\211015\M1015W.M (RTE Integrator)
Title : METHOD 8260B
Last Update : Sat Oct 16 13:28:38 2021
Response via : Initial Calibration
DataAcq Meth : M8260

	Compound	R.T.	QIon	Response	Conc Unit		Qvalue
79)	Bromoform	10.35	173	4619	2.28 ppb		87
81)	Isopropylbenzene	10.53	105	18752	1.93 ppb		92
82)	1,1,2,2-Tetrachloroethane	10.84	83	3694	2.26 ppb		93
83)	1,2,3-Trichloropropane	10.87	110	1874	2.10 ppb	#	77
84)	t-1,4-Dichloro-2-Butene	10.90	53	1005	2.32 ppb		98
85)	Bromobenzene	10.81	156	7210	2.17 ppb		90
86)	n-Propylbenzene	10.94	91	19095	1.96 ppb		99
87)	4-Ethyltoluene	11.06	105	18983	2.08 ppb		92
88)	2-Chlorotoluene	11.02	91	16161	2.13 ppb		90
89)	1,3,5-Trimethylbenzene	11.12	105	15423	1.85 ppb		93
90)	4-Chlorotoluene	11.13	91	16663	2.18 ppb		98
91)	Tert-Butylbenzene	11.44	119	8790	1.86 ppb		92
92)	1,2,4-Trimethylbenzene	11.49	105	16313	2.15 ppb		86
93)	Sec-Butylbenzene	11.66	105	18809	2.14 ppb		99
94)	p-Isopropyltoluene	11.81	119	16115	2.08 ppb		90
95)	Benzyl Chloride	12.00	91	4701	2.12 ppb		96
96)	1,3-DCB	11.75	146	10728	1.97 ppb	#	93
97)	1,4-DCB	11.84	146	10390	1.48 ppb	#	80
98)	n-Butylbenzene	12.22	91	8810	2.32 ppb		94
99)	1,2-DCB	12.21	146	11528	2.15 ppb		96
100)	Hexachloroethane	12.45	117	3280	2.14 ppb		90
101)	1,2-Dibromo-3-chloropropan	13.00	75	716	2.35 ppb	#	72
102)	1,2,4-Trichlorobenzene	13.81	180	2131	2.97 ppb	#	84
103)	Hexachlorobutadiene	13.99	225	3819	2.33 ppb		82
104)	Naphthalene	14.05	128	4009	1.77 ppb	#	88
105)	1,2,3-Trichlorobenzene	14.29	180	2322	3.64 ppb		94

(#) = qualifier out of range (m) = manual integration

Quantitation Report

Data File : M:\MAX\DATA\211015\1015M15.D
Acq On : 15 Oct 21 16:38
Sample : 2ug/L VOC STD 10/15/21
Misc : IS&S 8/4/21

Vial: 5
Operator: LP,DG,CH
Inst : Max
Multiplr: 1.00

Quant Time: Oct 16 13:29 2021

Quant Results File: M1015W.RES

Method : M:\MAX\DATA\211015\M1015W.M (RTE Integrator)
Title : METHOD 8260B
Last Update : Sat Oct 16 14:01:48 2021
Response via : Initial Calibration



Quantitation Report (Not Reviewed)

Data File : M:\MAX\DATA\211015\1015M16.D
Acq On : 15 Oct 21 17:06
Sample : 5ug/L VOC STD 10/15/21
Misc : IS&S 8/4/21

Vial: 6
Operator: LP,DG,CH
Inst : Max
Multiplr: 1.00

Quant Time: Oct 16 13:29 2021

Quant Results File: M1015W.RES

Quant Method : M:\MAX\DATA\211015\M1015W.M (RTE Integrator)
Title : METHOD 8260B
Last Update : Sat Oct 16 13:28:38 2021
Response via : Initial Calibration
DataAcq Meth : M8260

Internal Standards	R.T.	QIon	Response	Conc Units		Dev(Min)
1) Fluorobenzene (IS)	6.34	96	387411	25.00 ppb		0.00
65) Chlorobenzene-D5 (IS)	9.50	117	344894	25.00 ppb		0.00
80) 1,4-Dichlorobenzene-D (IS)	11.82	152	232454	25.00 ppb		0.00
System Monitoring Compounds						
41) Dibromofluoromethane(S)	5.56	111	118038	25.21 ppb		0.00
Spiked Amount 25.000			Recovery	= 100.844%		
46) 1,2-DCA-D4(S)	5.95	65	84056	26.42 ppb		0.00
Spiked Amount 25.000			Recovery	= 105.700%		
66) Toluene-D8(S)	8.05	98	389321	24.94 ppb		0.00
Spiked Amount 25.000			Recovery	= 99.748%		
74) 4-Bromofluorobenzene(S)	10.68	95	156913	23.35 ppb		0.00
Spiked Amount 25.000			Recovery	= 93.416%		
Target Compounds						Qvalue
2) Chlorotrifluoroethene	1.02	116	1951	12.84 ppb		92
3) Dichlorodifluoromethane	1.18	85	13541	6.89 ppb		91
4) Freon 114	1.29	85	6948	4.20 ppb		87
5) Chloromethane	1.33	50	7282	5.89 ppb	#	83
6) Vinyl chloride	1.42	62	8698	6.04 ppb		97
7) 2-Chloro-1,1,1-trifluoroet	1.01	118	2807	66.49 ppb	#	56
8) Bromomethane	1.68	94	7347	7.13 ppb		89
9) Chloroethane	1.77	64	5473	5.54 ppb		90
10) Dichlorofluoromethane	1.97	67	17069	5.20 ppb		93
11) Trichlorofluoromethane	2.00	101	23038	6.23 ppb		98
13) Acrolein	2.43	56	21061	57.91 ppb		97
14) Acetone	2.61	43	19225	43.50 ppb		100
15) Freon-113	2.53	151	8907	5.20 ppb		89
16) Acetonitrile	2.92	41	11772	95.23 ppb		97
17) 2-propanol	2.26	45	534	29.16 ppb	#	83
18) 1,2-Dichlorotrifluoroethan	1.97	67	17069	5.20 ppb		100
19) 1,1-DCE	2.51	61	13232	5.88 ppb		96
20) t-Butanol	3.34	59	16999	106.77 ppb		95
21) Methyl Acetate	2.99	43	3806	4.78 ppb		89
22) Iodomethane	2.66	142	7587	5.42 ppb		98
23) Acrylonitrile	3.43	53	2612	5.94 ppb		91
25) Methylene chloride	3.08	84	8233	5.04 ppb		88
26) Carbon disulfide	2.72	76	10258	4.71 ppb		98
27) Methyl t-butyl ether (MtBE	3.47	73	28794	5.49 ppb		96
28) Trans-1,2-DCE	3.43	96	9294	5.40 ppb		89
29) 3-Methylpentane	3.46	57	5115	5.47 ppb		91
30) Hexane	3.72	56	213	10.02 ppb	#	100

(#) = qualifier out of range (m) = manual integration

Quantitation Report (Not Reviewed)

Data File : M:\MAX\DATA\211015\1015M16.D
Acq On : 15 Oct 21 17:06
Sample : 5ug/L VOC STD 10/15/21
Misc : IS&S 8/4/21

Vial: 6
Operator: LP,DG,CH
Inst : Max
Multiplr: 1.00

Quant Time: Oct 16 13:29 2021

Quant Results File: M1015W.RES

Quant Method : M:\MAX\DATA\211015\M1015W.M (RTE Integrator)
Title : METHOD 8260B
Last Update : Sat Oct 16 13:28:38 2021
Response via : Initial Calibration
DataAcq Meth : M8260

	Compound	R.T.	QIon	Response	Conc Unit		Qvalue
31)	Diisopropyl Ether	4.25	45	19726	5.43 ppb		92
32)	1,1-DCA	4.05	63	14219	5.28 ppb	#	85
33)	Vinyl Acetate	4.16	43	159	0.12 ppb	#	77
34)	Ethyl tert Butyl Ether	4.77	59	24023	5.05 ppb		89
35)	Methylcyclopentane	4.77	56	1134	5.67 ppb		100
36)	MEK (2-Butanone)	4.99	43	20148	39.03 ppb		88
37)	Cis-1,2-DCE	4.91	96	10198	5.44 ppb		96
38)	2,2-Dichloropropane	4.89	77	17894	5.13 ppb		98
39)	Chloroform	5.37	83	19904	5.41 ppb		99
40)	Bromochloromethane	5.22	130	8478	5.52 ppb	#	83
42)	1,1,1-TCA	5.54	97	22632	5.88 ppb		93
43)	Cyclohexane	5.58	41	6390	5.53 ppb		76
44)	1,1-Dichloropropene	5.75	75	12969	5.98 ppb		85
45)	2,2,4-Trimethylpentane	6.11	57	14248	4.15 ppb		87
47)	Carbon Tetrachloride	5.73	117	21221	6.09 ppb		90
48)	Tert Amyl Methyl Ether	6.18	73	23576	5.01 ppb		98
49)	1,2-DCA	6.04	62	18340	5.49 ppb		98
50)	Benzene	5.99	78	33663	5.51 ppb		98
51)	TCE	6.75	95	9650	4.55 ppb	#	77
52)	2-Pentanone	7.01	43	86889	101.33 ppb		97
53)	1,2-Dichloropropane	7.00	63	3245	4.78 ppb	#	92
54)	Bromodichloromethane	7.31	83	17085	5.99 ppb		90
55)	Methyl Cyclohexane	6.94	83	11773	4.68 ppb		91
56)	Dibromomethane	7.12	93	6546	5.99 ppb		88
57)	MIBK (methyl isobutyl ket	7.98	43	43474	37.27 ppb		98
58)	1-Bromo-2-chloroethane	7.62	144	2479	6.12 ppb		78
59)	2-Chloroethyl vinyl ether	7.61	43	20	16.23 ppb	#	100
60)	Cis-1,3-Dichloropropene	7.79	75	14773	5.52 ppb		90
61)	Toluene	8.12	91	39874	5.31 ppb		96
62)	Trans-1,3-Dichloropropene	8.37	75	14624	5.33 ppb		99
63)	1,1,2-TCA	8.55	83	5668	4.81 ppb		89
64)	2-Hexanone	8.83	43	28901	34.73 ppb	#	97
67)	1,2-EDB	9.03	107	9212	5.97 ppb		93
68)	Tetrachloroethene	8.66	164	9368	6.20 ppb		96
69)	1-Chlorohexane	9.53	91	7028	5.15 ppb		83
70)	1,1,1,2-Tetrachloroethane	9.62	131	14631	5.77 ppb		92
71)	m&p-Xylene	9.77	106	40521	10.70 ppb		97
72)	o-Xylene	10.16	106	19748	5.15 ppb		89
73)	Styrene	10.18	104	31878	5.09 ppb		98
75)	1,3-Dichloropropane	8.71	76	13752	5.80 ppb		98
76)	Dibromochloromethane	8.93	129	13298	5.58 ppb		89
77)	Chlorobenzene	9.53	112	30958	5.33 ppb		96

(#) = qualifier out of range (m) = manual integration

Quantitation Report (Not Reviewed)

Data File : M:\MAX\DATA\211015\1015M16.D
Acq On : 15 Oct 21 17:06
Sample : 5ug/L VOC STD 10/15/21
Misc : IS&S 8/4/21

Vial: 6
Operator: LP,DG,CH
Inst : Max
Multiplr: 1.00

Quant Time: Oct 16 13:29 2021

Quant Results File: M1015W.RES

Quant Method : M:\MAX\DATA\211015\M1015W.M (RTE Integrator)
Title : METHOD 8260B
Last Update : Sat Oct 16 13:28:38 2021
Response via : Initial Calibration
DataAcq Meth : M8260

	Compound	R.T.	QIon	Response	Conc	Unit		Qvalue
78)	Ethylbenzene	9.65	91	49016	5.60	ppb		98
79)	Bromoform	10.35	173	10773	5.43	ppb		98
81)	Isopropylbenzene	10.53	105	53902	5.30	ppb		98
82)	1,1,2,2-Tetrachloroethane	10.84	83	8866	5.20	ppb	#	85
83)	1,2,3-Trichloropropane	10.88	110	4864	5.78	ppb	#	73
84)	t-1,4-Dichloro-2-Butene	10.91	53	2090	4.29	ppb		84
85)	Bromobenzene	10.81	156	17611	5.08	ppb		88
86)	n-Propylbenzene	10.94	91	52829	5.19	ppb		95
87)	4-Ethyltoluene	11.06	105	48078	5.06	ppb		92
88)	2-Chlorotoluene	11.01	91	41952	5.29	ppb		89
89)	1,3,5-Trimethylbenzene	11.12	105	46678	5.36	ppb		97
90)	4-Chlorotoluene	11.13	91	41644	5.22	ppb		99
91)	Tert-Butylbenzene	11.44	119	26648	5.40	ppb		93
92)	1,2,4-Trimethylbenzene	11.49	105	45050	5.34	ppb		99
93)	Sec-Butylbenzene	11.66	105	49880	5.44	ppb		98
94)	p-Isopropyltoluene	11.81	119	48782	5.36	ppb		99
95)	Benzyl Chloride	11.99	91	10073	4.36	ppb	#	96
96)	1,3-DCB	11.75	146	31609	5.56	ppb		95
97)	1,4-DCB	11.85	146	29696	4.96	ppb		95
98)	n-Butylbenzene	12.22	91	26294	4.95	ppb		97
99)	1,2-DCB	12.21	146	30601	5.46	ppb		87
100)	Hexachloroethane	12.46	117	7449	4.82	ppb		86
101)	1,2-Dibromo-3-chloropropan	12.99	75	2238	5.40	ppb		84
102)	1,2,4-Trichlorobenzene	13.81	180	7399	4.97	ppb		85
103)	Hexachlorobutadiene	13.99	225	10435	4.84	ppb		92
104)	Naphthalene	14.06	128	14154	4.85	ppb		95
105)	1,2,3-Trichlorobenzene	14.29	180	9443	5.76	ppb		82

(#) = qualifier out of range (m) = manual integration

Quantitation Report

Data File : M:\MAX\DATA\211015\1015M16.D
Acq On : 15 Oct 21 17:06
Sample : 5ug/L VOC STD 10/15/21
Misc : IS&S 8/4/21

Vial: 6
Operator: LP,DG,CH
Inst : Max
Multiplr: 1.00

Quant Time: Oct 16 13:29 2021

Quant Results File: M1015W.RES

Method : M:\MAX\DATA\211015\M1015W.M (RTE Integrator)
Title : METHOD 8260B
Last Update : Sat Oct 16 14:01:48 2021
Response via : Initial Calibration



Quantitation Report (Not Reviewed)

Data File : M:\MAX\DATA\211015\1015M17.D
Acq On : 15 Oct 21 17:35
Sample : 10ug/L VOC STD 10/15/21
Misc : IS&S 8/4/21

Vial: 7
Operator: LP,DG,CH
Inst : Max
Multiplr: 1.00

Quant Time: Oct 16 13:29 2021

Quant Results File: M1015W.RES

Quant Method : M:\MAX\DATA\211015\M1015W.M (RTE Integrator)
Title : METHOD 8260B
Last Update : Sat Oct 16 13:28:38 2021
Response via : Initial Calibration
DataAcq Meth : M8260

Internal Standards	R.T.	QIon	Response	Conc Units	Dev(Min)
1) Fluorobenzene (IS)	6.34	96	377347	25.00 ppb	0.00
65) Chlorobenzene-D5 (IS)	9.50	117	347072	25.00 ppb	0.00
80) 1,4-Dichlorobenzene-D (IS)	11.82	152	236441	25.00 ppb	0.00
System Monitoring Compounds					
41) Dibromofluoromethane(S)	5.56	111	118319	25.95 ppb	0.00
Spiked Amount 25.000			Recovery	= 103.780%	
46) 1,2-DCA-D4(S)	5.95	65	79312	25.60 ppb	0.00
Spiked Amount 25.000			Recovery	= 102.392%	
66) Toluene-D8(S)	8.05	98	392721	25.00 ppb	0.00
Spiked Amount 25.000			Recovery	= 99.988%	
74) 4-Bromofluorobenzene(S)	10.68	95	160324	23.71 ppb	0.00
Spiked Amount 25.000			Recovery	= 94.848%	
Target Compounds					Qvalue
2) Chlorotrifluoroethene	1.01	116	1480	10.00 ppb	100
3) Dichlorodifluoromethane	1.19	85	19568	10.22 ppb	100
4) Freon 114	1.29	85	10651	6.61 ppb	100
5) Chloromethane	1.33	50	13364	11.30 ppb	100
6) Vinyl chloride	1.42	62	16573	11.82 ppb	100
7) 2-Chloro-1,1,1-trifluoroet	1.01	118	2056	50.00 ppb	100
8) Bromomethane	1.68	94	12882	13.34 ppb	100
9) Chloroethane	1.77	64	11250	11.78 ppb	100
10) Dichlorofluoromethane	1.97	67	36430	11.39 ppb	100
11) Trichlorofluoromethane	2.00	101	43493	12.08 ppb	100
12) 2,2-Dichloro-1,1,1-trifluo	2.29	85	23	20.00 ppb	100
13) Acrolein	2.43	56	26701	75.38 ppb	100
14) Acetone	2.61	43	24111	56.01 ppb	100
15) Freon-113	2.53	151	16125	9.66 ppb	100
16) Acetonitrile	2.92	41	13763	114.30 ppb	100
17) 2-propanol	2.26	45	892	50.00 ppb	100
18) 1,2-Dichlorotrifluoroethan	1.97	67	36430	11.39 ppb	100
19) 1,1-DCE	2.51	61	25329	11.55 ppb	100
20) t-Butanol	3.34	59	19181	118.01 ppb	100
21) Methyl Acetate	3.00	43	8263	10.66 ppb	100
22) Iodomethane	2.66	142	17486	11.16 ppb	100
23) Acrylonitrile	3.43	53	4844	11.24 ppb	100
24) 2-Methylpentane	2.16	71	23	10.00 ppb	100
25) Methylene chloride	3.08	84	17432	10.96 ppb	100
26) Carbon disulfide	2.71	76	20960	9.87 ppb	100
27) Methyl t-butyl ether (MtBE	3.47	73	57116	11.18 ppb	100
28) Trans-1,2-DCE	3.43	96	17741	11.38 ppb	100

(#) = qualifier out of range (m) = manual integration

Quantitation Report (Not Reviewed)

Data File : M:\MAX\DATA\211015\1015M17.D
Acq On : 15 Oct 21 17:35
Sample : 10ug/L VOC STD 10/15/21
Misc : IS&S 8/4/21

Vial: 7
Operator: LP,DG,CH
Inst : Max
Multiplr: 1.00

Quant Time: Oct 16 13:29 2021

Quant Results File: M1015W.RES

Quant Method : M:\MAX\DATA\211015\M1015W.M (RTE Integrator)
Title : METHOD 8260B
Last Update : Sat Oct 16 13:28:38 2021
Response via : Initial Calibration
DataAcq Meth : M8260

	Compound	R.T.	QIon	Response	Conc Unit		Qvalue
29)	3-Methylpentane	3.46	57	10024	11.67 ppb		100
30)	Hexane	3.72	56	414	20.00 ppb		100
31)	Diisopropyl Ether	4.24	45	37208	10.51 ppb		100
32)	1,1-DCA	4.05	63	28067	10.71 ppb		100
34)	Ethyl tert Butyl Ether	4.77	59	46096	9.95 ppb		100
35)	Methylcyclopentane	4.77	56	1948	10.00 ppb		100
36)	MEK (2-Butanone)	4.99	43	26957	53.62 ppb		100
37)	Cis-1,2-DCE	4.91	96	20531	11.24 ppb		100
38)	2,2-Dichloropropane	4.89	77	37047	10.91 ppb		100
39)	Chloroform	5.36	83	41151	11.48 ppb		100
40)	Bromochloromethane	5.22	130	15934	11.39 ppb		100
42)	1,1,1-TCA	5.55	97	43737	11.67 ppb		100
43)	Cyclohexane	5.58	41	10585	9.41 ppb		100
44)	1,1-Dichloropropene	5.75	75	23149	10.97 ppb		100
45)	2,2,4-Trimethylpentane	6.12	57	25327	7.58 ppb		100
47)	Carbon Tetrachloride	5.73	117	40318	11.88 ppb		100
48)	Tert Amyl Methyl Ether	6.18	73	47074	10.27 ppb		100
49)	1,2-DCA	6.04	62	36487	11.21 ppb		100
50)	Benzene	5.99	78	67135	11.28 ppb		100
51)	TCE	6.75	95	21853	11.75 ppb		100
52)	2-Pentanone	7.01	43	108759	130.21 ppb		100
53)	1,2-Dichloropropane	7.00	63	7561	11.89 ppb		100
54)	Bromodichloromethane	7.31	83	30571	11.00 ppb		100
55)	Methyl Cyclohexane	6.94	83	20502	8.86 ppb		100
56)	Dibromomethane	7.12	93	12823	12.05 ppb		100
57)	MIBK (methyl isobutyl ket	7.98	43	56842	50.03 ppb		100
58)	1-Bromo-2-chloroethane	7.62	144	4063	10.30 ppb		100
59)	2-Chloroethyl vinyl ether	7.67	43	72	60.00 ppb	#	100
60)	Cis-1,3-Dichloropropene	7.79	75	27754	10.65 ppb		100
61)	Toluene	8.12	91	82436	11.27 ppb		100
62)	Trans-1,3-Dichloropropene	8.37	75	28083	10.50 ppb		100
63)	1,1,2-TCA	8.55	83	12220	10.64 ppb		100
64)	2-Hexanone	8.83	43	39749	49.04 ppb		100
67)	1,2-EDB	9.03	107	17939	11.55 ppb		100
68)	Tetrachloroethene	8.66	164	16284	10.70 ppb		100
69)	1-Chlorohexane	9.53	91	12452	9.07 ppb		100
70)	1,1,1,2-Tetrachloroethane	9.62	131	28021	10.98 ppb		100
71)	m&p-Xylene	9.77	106	82514	21.66 ppb		100
72)	o-Xylene	10.16	106	40678	10.54 ppb		100
73)	Styrene	10.18	104	66045	10.48 ppb		100
75)	1,3-Dichloropropane	8.71	76	26720	11.19 ppb		100
76)	Dibromochloromethane	8.93	129	26700	11.13 ppb		100

(#) = qualifier out of range (m) = manual integration

Quantitation Report (Not Reviewed)

Data File : M:\MAX\DATA\211015\1015M17.D
Acq On : 15 Oct 21 17:35
Sample : 10ug/L VOC STD 10/15/21
Misc : IS&S 8/4/21

Vial: 7
Operator: LP,DG,CH
Inst : Max
Multiplr: 1.00

Quant Time: Oct 16 13:29 2021

Quant Results File: M1015W.RES

Quant Method : M:\MAX\DATA\211015\M1015W.M (RTE Integrator)
Title : METHOD 8260B
Last Update : Sat Oct 16 13:28:38 2021
Response via : Initial Calibration
DataAcq Meth : M8260

	Compound	R.T.	QIon	Response	Conc Unit	Qvalue
77)	Chlorobenzene	9.53	112	61648	10.55 ppb	100
78)	Ethylbenzene	9.65	91	94727	10.75 ppb	100
79)	Bromoform	10.35	173	22290	11.17 ppb	100
81)	Isopropylbenzene	10.53	105	106456	10.30 ppb	100
82)	1,1,2,2-Tetrachloroethane	10.84	83	18342	10.58 ppb	100
83)	1,2,3-Trichloropropane	10.87	110	9043	10.87 ppb	100
84)	t-1,4-Dichloro-2-Butene	10.90	53	4578	8.87 ppb	100
85)	Bromobenzene	10.81	156	34140	9.67 ppb	100
86)	n-Propylbenzene	10.94	91	111438	10.76 ppb	100
87)	4-Ethyltoluene	11.06	105	102117	10.56 ppb	100
88)	2-Chlorotoluene	11.01	91	87062	10.80 ppb	100
89)	1,3,5-Trimethylbenzene	11.12	105	98343	11.10 ppb	100
90)	4-Chlorotoluene	11.13	91	85815	10.58 ppb	100
91)	Tert-Butylbenzene	11.44	119	53976	10.76 ppb	100
92)	1,2,4-Trimethylbenzene	11.49	105	92332	10.53 ppb	100
93)	Sec-Butylbenzene	11.66	105	104508	11.21 ppb	100
94)	p-Isopropyltoluene	11.81	119	100003	10.46 ppb	100
95)	Benzyl Chloride	11.99	91	20556	8.75 ppb	100
96)	1,3-DCB	11.75	146	62186	10.76 ppb	100
97)	1,4-DCB	11.84	146	61854	10.71 ppb	100
98)	n-Butylbenzene	12.22	91	56499	9.46 ppb	100
99)	1,2-DCB	12.21	146	61844	10.85 ppb	100
100)	Hexachloroethane	12.46	117	14896	9.62 ppb	100
101)	1,2-Dibromo-3-chloropropan	12.99	75	5285	11.44 ppb	100
102)	1,2,4-Trichlorobenzene	13.81	180	18752	9.24 ppb	100
103)	Hexachlorobutadiene	13.99	225	23952	9.95 ppb	100
104)	Naphthalene	14.05	128	39199	11.87 ppb	100
105)	1,2,3-Trichlorobenzene	14.30	180	23602	9.93 ppb	100

(#) = qualifier out of range (m) = manual integration

Quantitation Report

Data File : M:\MAX\DATA\211015\1015M17.D
Acq On : 15 Oct 21 17:35
Sample : 10ug/L VOC STD 10/15/21
Misc : IS&S 8/4/21

Vial: 7
Operator: LP,DG,CH
Inst : Max
Multiplr: 1.00

Quant Time: Oct 16 13:29 2021

Quant Results File: M1015W.RES

Method : M:\MAX\DATA\211015\M1015W.M (RTE Integrator)
Title : METHOD 8260B
Last Update : Sat Oct 16 14:01:48 2021
Response via : Initial Calibration



Quantitation Report (Not Reviewed)

Data File : M:\MAX\DATA\211015\1015M18.D
Acq On : 15 Oct 21 18:03
Sample : 20ug/L VOC STD 10/15/21
Misc : IS&S 8/4/21

Vial: 8
Operator: LP,DG,CH
Inst : Max
Multiplr: 1.00

Quant Time: Oct 16 13:29 2021

Quant Results File: M1015W.RES

Quant Method : M:\MAX\DATA\211015\M1015W.M (RTE Integrator)
Title : METHOD 8260B
Last Update : Sat Oct 16 13:28:38 2021
Response via : Initial Calibration
DataAcq Meth : M8260

Internal Standards	R.T.	QIon	Response	Conc	Units		Dev(Min
1) Fluorobenzene (IS)	6.34	96	395871	25.00	ppb		0.00
65) Chlorobenzene-D5 (IS)	9.50	117	351611	25.00	ppb		0.00
80) 1,4-Dichlorobenzene-D (IS)	11.82	152	235162	25.00	ppb		0.00
System Monitoring Compounds							
41) Dibromofluoromethane(S)	5.56	111	236514	49.44	ppb		0.00
Spiked Amount 25.000			Recovery	=	197.748%		
46) 1,2-DCA-D4(S)	5.95	65	166400	51.19	ppb		0.00
Spiked Amount 25.000			Recovery	=	204.772%		
66) Toluene-D8(S)	8.05	98	780890	49.06	ppb		0.00
Spiked Amount 25.000			Recovery	=	196.252%		
74) 4-Bromofluorobenzene(S)	10.68	95	327466	47.81	ppb		0.00
Spiked Amount 25.000			Recovery	=	191.232%		
Target Compounds							Qvalue
2) Chlorotrifluoroethene	1.03	116	1543	9.94	ppb	#	60
3) Dichlorodifluoromethane	1.18	85	43432	21.62	ppb		97
4) Freon 114	1.29	85	29061	17.19	ppb		81
5) Chloromethane	1.33	50	25172	20.46	ppb		98
6) Vinyl chloride	1.42	62	33428	22.72	ppb		95
7) 2-Chloro-1,1,1-trifluoroet	1.00	118	1142	26.47	ppb	#	37
8) Bromomethane	1.68	94	25141	25.37	ppb		95
9) Chloroethane	1.77	64	20310	20.33	ppb		99
10) Dichlorofluoromethane	1.97	67	69254	20.65	ppb		99
11) Trichlorofluoromethane	2.00	101	90422	23.94	ppb		91
12) 2,2-Dichloro-1,1,1-trifluo	2.27	85	19	15.75	ppb		100
13) Acrolein	2.44	56	32051	86.25	ppb		99
14) Acetone	2.61	43	29127	64.50	ppb		99
15) Freon-113	2.53	151	37209	21.25	ppb		94
16) Acetonitrile	2.93	41	18046	142.86	ppb		93
17) 2-propanol	2.26	45	2021	107.98	ppb	#	81
18) 1,2-Dichlorotrifluoroethan	1.97	67	69254	20.64	ppb		100
19) 1,1-DCE	2.51	61	53746	23.36	ppb		97
20) t-Butanol	3.34	59	23282	129.99	ppb		92
21) Methyl Acetate	2.99	43	16974	20.87	ppb		100
22) Iodomethane	2.66	142	35780	20.61	ppb		93
23) Acrylonitrile	3.43	53	10005	22.05	ppb	#	84
24) 2-Methylpentane	2.10	71	44	18.24	ppb	#	100
25) Methylene chloride	3.08	84	34285	20.55	ppb		94
26) Carbon disulfide	2.71	76	44096	19.79	ppb		97
27) Methyl t-butyl ether (MtBE	3.47	73	114470	21.36	ppb		100
28) Trans-1,2-DCE	3.43	96	38698	24.57	ppb		94

(#) = qualifier out of range (m) = manual integration

Quantitation Report (Not Reviewed)

Data File : M:\MAX\DATA\211015\1015M18.D
Acq On : 15 Oct 21 18:03
Sample : 20ug/L VOC STD 10/15/21
Misc : IS&S 8/4/21

Vial: 8
Operator: LP,DG,CH
Inst : Max
Multiplr: 1.00

Quant Time: Oct 16 13:29 2021

Quant Results File: M1015W.RES

Quant Method : M:\MAX\DATA\211015\M1015W.M (RTE Integrator)
Title : METHOD 8260B
Last Update : Sat Oct 16 13:28:38 2021
Response via : Initial Calibration
DataAcq Meth : M8260

	Compound	R.T.	QIon	Response	Conc Unit		Qvalue
29)	3-Methylpentane	3.47	57	21607	24.67 ppb		96
30)	Hexane	3.73	56	771	35.50 ppb		100
31)	Diisopropyl Ether	4.24	45	74704	20.11 ppb		96
32)	1,1-DCA	4.06	63	59120	21.50 ppb		98
34)	Ethyl tert Butyl Ether	4.77	59	95539	19.66 ppb		95
35)	Methylcyclopentane	4.77	56	3929	19.23 ppb	#	100
36)	MEK (2-Butanone)	4.99	43	30811	58.42 ppb	#	91
37)	Cis-1,2-DCE	4.91	96	40102	20.93 ppb		94
38)	2,2-Dichloropropane	4.89	77	73086	20.52 ppb		99
39)	Chloroform	5.36	83	81653	21.71 ppb		100
40)	Bromochloromethane	5.22	130	33221	23.42 ppb		93
42)	1,1,1-TCA	5.54	97	93844	23.87 ppb		95
43)	Cyclohexane	5.58	41	24494	20.75 ppb		85
44)	1,1-Dichloropropene	5.75	75	49132	22.19 ppb		93
45)	2,2,4-Trimethylpentane	6.12	57	57952	16.53 ppb	#	81
47)	Carbon Tetrachloride	5.73	117	81738	22.96 ppb		94
48)	Tert Amyl Methyl Ether	6.18	73	93531	19.46 ppb		97
49)	1,2-DCA	6.04	62	73123	21.42 ppb		97
50)	Benzene	5.99	78	134429	21.52 ppb		95
51)	TCE	6.75	95	41884	22.20 ppb		85
52)	2-Pentanone	7.01	43	131778	150.39 ppb		97
53)	1,2-Dichloropropane	7.00	63	15331	23.28 ppb		99
54)	Bromodichloromethane	7.31	83	63530	21.79 ppb		94
55)	Methyl Cyclohexane	6.94	83	47883	20.50 ppb		99
56)	Dibromomethane	7.12	93	24263	21.72 ppb		99
57)	MIBK (methyl isobutyl ket	7.98	43	66896	56.12 ppb		96
58)	1-Bromo-2-chloroethane	7.62	144	8668	20.95 ppb		82
59)	2-Chloroethyl vinyl ether	7.64	43	135	107.24 ppb	#	100
60)	Cis-1,3-Dichloropropene	7.79	75	58299	21.33 ppb		92
61)	Toluene	8.12	91	158484	20.66 ppb		98
62)	Trans-1,3-Dichloropropene	8.37	75	58054	20.70 ppb		99
63)	1,1,2-TCA	8.55	83	23159	19.22 ppb		98
64)	2-Hexanone	8.83	43	48162	56.64 ppb		96
67)	1,2-EDB	9.03	107	37727	23.98 ppb		91
68)	Tetrachloroethene	8.66	164	37992	24.65 ppb	#	77
69)	1-Chlorohexane	9.53	91	27928	20.08 ppb		92
70)	1,1,1,2-Tetrachloroethane	9.62	131	54825	21.21 ppb		97
71)	m&p-Xylene	9.77	106	168462	43.65 ppb		94
72)	o-Xylene	10.16	106	80768	20.66 ppb		96
73)	Styrene	10.18	104	132105	20.70 ppb		100
75)	1,3-Dichloropropane	8.71	76	51570	21.33 ppb	#	81
76)	Dibromochloromethane	8.93	129	55342	22.78 ppb		97

(#) = qualifier out of range (m) = manual integration

Quantitation Report (Not Reviewed)

Data File : M:\MAX\DATA\211015\1015M18.D
Acq On : 15 Oct 21 18:03
Sample : 20ug/L VOC STD 10/15/21
Misc : IS&S 8/4/21

Vial: 8
Operator: LP,DG,CH
Inst : Max
Multiplr: 1.00

Quant Time: Oct 16 13:29 2021

Quant Results File: M1015W.RES

Quant Method : M:\MAX\DATA\211015\M1015W.M (RTE Integrator)
Title : METHOD 8260B
Last Update : Sat Oct 16 13:28:38 2021
Response via : Initial Calibration
DataAcq Meth : M8260

	Compound	R.T.	QIon	Response	Conc	Unit		Qvalue
77)	Chlorobenzene	9.53	112	123674	20.90	ppb		95
78)	Ethylbenzene	9.65	91	190505	21.35	ppb		99
79)	Bromoform	10.35	173	46086	22.80	ppb		91
81)	Isopropylbenzene	10.53	105	215921	21.00	ppb		96
82)	1,1,2,2-Tetrachloroethane	10.84	83	34580	20.06	ppb		93
83)	1,2,3-Trichloropropane	10.88	110	18655	22.95	ppb		93
84)	t-1,4-Dichloro-2-Butene	10.90	53	9193	17.59	ppb		76
85)	Bromobenzene	10.81	156	72807	20.74	ppb		87
86)	n-Propylbenzene	10.94	91	218212	21.18	ppb		98
87)	4-Ethyltoluene	11.06	105	204272	21.24	ppb		94
88)	2-Chlorotoluene	11.01	91	166317	20.74	ppb		92
89)	1,3,5-Trimethylbenzene	11.12	105	188460	21.39	ppb		96
90)	4-Chlorotoluene	11.13	91	169578	21.02	ppb		99
91)	Tert-Butylbenzene	11.44	119	113528	22.75	ppb		98
92)	1,2,4-Trimethylbenzene	11.49	105	194704	22.09	ppb		97
93)	Sec-Butylbenzene	11.66	105	210964	22.75	ppb		99
94)	p-Isopropyltoluene	11.81	119	210376	21.74	ppb		98
95)	Benzyl Chloride	11.99	91	42029	17.98	ppb		97
96)	1,3-DCB	11.75	146	126212	21.95	ppb		98
97)	1,4-DCB	11.84	146	125705	22.43	ppb		96
98)	n-Butylbenzene	12.22	91	128982	20.53	ppb		95
99)	1,2-DCB	12.21	146	124816	22.02	ppb		98
100)	Hexachloroethane	12.46	117	30628	20.04	ppb		94
101)	1,2-Dibromo-3-chloropropan	12.99	75	10893	22.83	ppb	#	81
102)	1,2,4-Trichlorobenzene	13.81	180	49784	21.15	ppb		88
103)	Hexachlorobutadiene	13.99	225	53060	21.20	ppb		97
104)	Naphthalene	14.05	128	96821	26.22	ppb		99
105)	1,2,3-Trichlorobenzene	14.30	180	62906	21.74	ppb		86

(#) = qualifier out of range (m) = manual integration

Quantitation Report

Data File : M:\MAX\DATA\211015\1015M18.D
Acq On : 15 Oct 21 18:03
Sample : 20ug/L VOC STD 10/15/21
Misc : IS&S 8/4/21

Vial: 8
Operator: LP,DG,CH
Inst : Max
Multiplr: 1.00

Quant Time: Oct 16 13:29 2021

Quant Results File: M1015W.RES

Method : M:\MAX\DATA\211015\M1015W.M (RTE Integrator)
Title : METHOD 8260B
Last Update : Sat Oct 16 14:01:48 2021
Response via : Initial Calibration

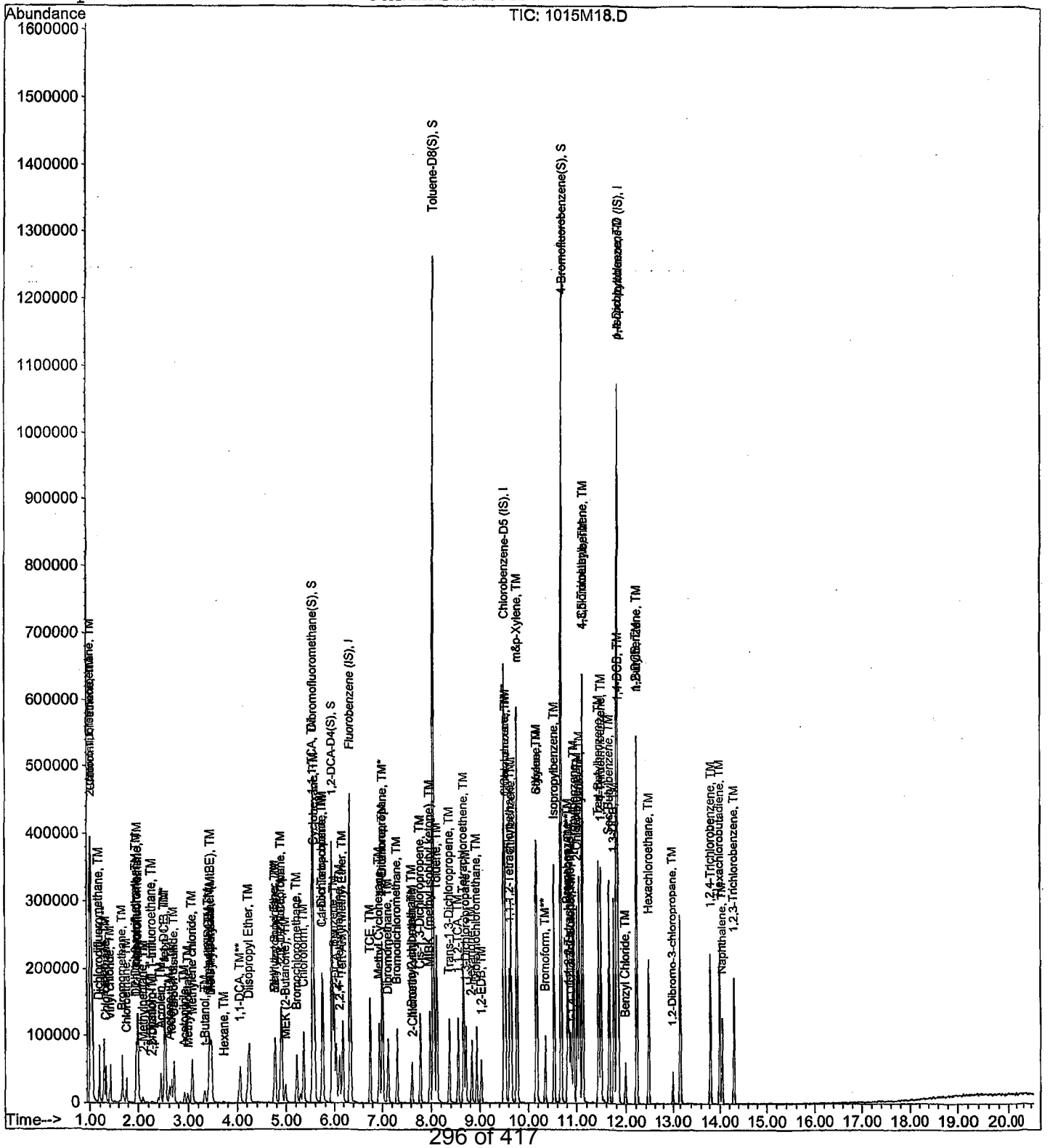

Quantitation Report (Not Reviewed)

Data File : M:\MAX\DATA\211015\1015M19.D
Acq On : 15 Oct 21 18:31
Sample : 40ug/L VOC STD 10/15/21
Misc : IS&S 8/4/21

Vial: 9
Operator: LP,DG,CH
Inst : Max
Multiplr: 1.00

Quant Time: Oct 16 13:29 2021

Quant Results File: M1015W.RES

Quant Method : M:\MAX\DATA\211015\M1015W.M (RTE Integrator)
Title : METHOD 8260B
Last Update : Sat Oct 16 13:28:38 2021
Response via : Initial Calibration
DataAcq Meth : M8260

Internal Standards	R.T.	QIon	Response	Conc Units	Dev(Min)
1) Fluorobenzene (IS)	6.34	96	394795	25.00 ppb	0.00
65) Chlorobenzene-D5 (IS)	9.50	117	356570	25.00 ppb	0.00
80) 1,4-Dichlorobenzene-D (IS)	11.82	152	246902	25.00 ppb	0.00
System Monitoring Compounds					
41) Dibromofluoromethane(S)	5.56	111	238087	49.90 ppb	0.00
Spiked Amount 25.000			Recovery	= 199.604%	
46) 1,2-DCA-D4(S)	5.95	65	166336	51.31 ppb	0.00
Spiked Amount 25.000			Recovery	= 205.252%	
66) Toluene-D8(S)	8.05	98	788816	48.87 ppb	0.00
Spiked Amount 25.000			Recovery	= 195.484%	
74) 4-Bromofluorobenzene(S)	10.68	95	335059	48.24 ppb	0.00
Spiked Amount 25.000			Recovery	= 192.944%	

Target Compounds						Qvalue
2) Chlorotrifluoroethene	1.01	116	1951	12.60 ppb	#	73
3) Dichlorodifluoromethane	1.18	85	95360	47.61 ppb		100
4) Freon 114	1.29	85	57360	34.02 ppb		83
5) Chloromethane	1.33	50	56542	46.36 ppb		94
6) Vinyl chloride	1.42	62	70630	48.13 ppb		92
7) 2-Chloro-1,1,1-trifluoroet	1.01	118	1922	44.68 ppb	#	51
8) Bromomethane	1.68	94	51410	52.69 ppb		91
9) Chloroethane	1.77	64	42072	42.31 ppb		97
10) Dichlorofluoromethane	1.97	67	141160	42.20 ppb		99
11) Trichlorofluoromethane	2.00	101	187948	49.90 ppb		98
12) 2,2-Dichloro-1,1,1-trifluo	2.18	85	25	20.78 ppb		100
13) Acrolein	2.43	56	40051	108.07 ppb		88
14) Acetone	2.62	43	39041	86.69 ppb		98
15) Freon-113	2.52	151	70973	40.64 ppb		97
16) Acetonitrile	2.93	41	22065	175.15 ppb		88
17) 2-propanol	2.27	45	3181	170.43 ppb	#	81
18) 1,2-Dichlorotrifluoroethan	1.97	67	141160	42.19 ppb		100
19) 1,1-DCE	2.50	61	104417	45.50 ppb		96
20) t-Butanol	3.35	59	36678	173.72 ppb		96
21) Methyl Acetate	2.99	43	34963	43.11 ppb		95
22) Iodomethane	2.66	142	81874	45.72 ppb		95
23) Acrylonitrile	3.43	53	19528	43.06 ppb	#	80
24) 2-Methylpentane	2.10	71	116	48.21 ppb	#	100
25) Methylene chloride	3.08	84	68587	41.23 ppb		97
26) Carbon disulfide	2.71	76	86056	38.73 ppb		99
27) Methyl t-butyl ether (MtBE	3.47	73	239816	44.88 ppb		94
28) Trans-1,2-DCE	3.43	96	72205	46.70 ppb		95

(#) = qualifier out of range (m) = manual integration

Quantitation Report (Not Reviewed)

Data File : M:\MAX\DATA\211015\1015M19.D
Acq On : 15 Oct 21 18:31
Sample : 40ug/L VOC STD 10/15/21
Misc : IS&S 8/4/21

Vial: 9
Operator: LP,DG,CH
Inst : Max
Multiplr: 1.00

Quant Time: Oct 16 13:29 2021

Quant Results File: M1015W.RES

Quant Method : M:\MAX\DATA\211015\M1015W.M (RTE Integrator)
Title : METHOD 8260B
Last Update : Sat Oct 16 13:28:38 2021
Response via : Initial Calibration
DataAcq Meth : M8260

	Compound	R.T.	QIon	Response	Conc Unit		Qvalue
29)	3-Methylpentane	3.47	57	37452	43.35 ppb		88
30)	Hexane	3.70	56	751	34.68 ppb	#	100
31)	Diisopropyl Ether	4.24	45	152386	41.14 ppb		95
32)	1,1-DCA	4.06	63	116415	42.45 ppb	#	94
34)	Ethyl tert Butyl Ether	4.77	59	199919	41.25 ppb		94
35)	Methylcyclopentane	4.77	56	8348	40.96 ppb		100
36)	MEK (2-Butanone)	4.99	43	43256	82.23 ppb		88
37)	Cis-1,2-DCE	4.91	96	82880	43.37 ppb		92
38)	2,2-Dichloropropane	4.89	77	141607	39.86 ppb		99
39)	Chloroform	5.36	83	160419	42.76 ppb		94
40)	Bromochloromethane	5.22	130	68479	49.26 ppb		94
42)	1,1,1-TCA	5.54	97	182393	46.52 ppb		98
43)	Cyclohexane	5.58	41	48312	41.04 ppb		90
44)	1,1-Dichloropropene	5.75	75	94511	42.80 ppb		97
45)	2,2,4-Trimethylpentane	6.12	57	121452	34.73 ppb	#	86
47)	Carbon Tetrachloride	5.74	117	166925	47.02 ppb		98
48)	Tert Amyl Methyl Ether	6.18	73	194157	40.51 ppb		97
49)	1,2-DCA	6.04	62	153949	45.21 ppb		100
50)	Benzene	5.99	78	269561	43.28 ppb		99
51)	TCE	6.75	95	85080	46.13 ppb		85
52)	2-Pentanone	7.01	43	159478	182.50 ppb		99
53)	1,2-Dichloropropane	7.00	63	32440	49.75 ppb		96
54)	Bromodichloromethane	7.31	83	132884	45.71 ppb		99
55)	Methyl Cyclohexane	6.94	83	97260	42.40 ppb		100
56)	Dibromomethane	7.12	93	50236	45.10 ppb		93
57)	MIBK (methyl isobutyl ket	7.98	43	93060	78.28 ppb		97
58)	1-Bromo-2-chloroethane	7.62	144	17760	43.04 ppb		98
59)	2-Chloroethyl vinyl ether	7.58	43	20	15.93 ppb	#	100
60)	Cis-1,3-Dichloropropene	7.79	75	117498	43.10 ppb		96
61)	Toluene	8.12	91	319786	41.80 ppb		99
62)	Trans-1,3-Dichloropropene	8.37	75	122778	43.89 ppb		99
63)	1,1,2-TCA	8.55	83	47558	39.57 ppb		94
64)	2-Hexanone	8.83	43	66653	78.60 ppb		94
67)	1,2-EDB	9.03	107	74115	46.45 ppb		95
68)	Tetrachloroethene	8.66	164	70304	44.97 ppb		81
69)	1-Chlorohexane	9.53	91	54312	38.51 ppb		96
70)	1,1,1,2-Tetrachloroethane	9.62	131	111805	42.65 ppb		92
71)	m&p-Xylene	9.77	106	333019	85.09 ppb		100
72)	o-Xylene	10.16	106	167690	42.31 ppb		100
73)	Styrene	10.18	104	270125	41.74 ppb		99
75)	1,3-Dichloropropane	8.71	76	106532	43.44 ppb		88
76)	Dibromochloromethane	8.93	129	113393	46.02 ppb		99

(#) = qualifier out of range (m) = manual integration

Quantitation Report (Not Reviewed)

Data File : M:\MAX\DATA\211015\1015M19.D
Acq On : 15 Oct 21 18:31
Sample : 40ug/L VOC STD 10/15/21
Misc : IS&S 8/4/21

Vial: 9
Operator: LP,DG,CH
Inst : Max
Multiplr: 1.00

Quant Time: Oct 16 13:29 2021

Quant Results File: M1015W.RES

Quant Method : M:\MAX\DATA\211015\M1015W.M (RTE Integrator)
Title : METHOD 8260B
Last Update : Sat Oct 16 13:28:38 2021
Response via : Initial Calibration
DataAcq Meth : M8260

	Compound	R.T.	QIon	Response	Conc Unit	Qvalue
77)	Chlorobenzene	9.53	112	247111	41.17 ppb	96
78)	Ethylbenzene	9.65	91	393606	43.49 ppb	98
79)	Bromoform	10.35	173	96934	47.29 ppb	94
81)	Isopropylbenzene	10.53	105	436071	40.40 ppb	98
82)	1,1,2,2-Tetrachloroethane	10.84	83	72110	39.85 ppb	91
83)	1,2,3-Trichloropropane	10.88	110	37233	43.97 ppb	94
84)	t-1,4-Dichloro-2-Butene	10.90	53	20351	36.72 ppb	74
85)	Bromobenzene	10.81	156	144680	39.26 ppb	93
86)	n-Propylbenzene	10.94	91	452586	41.83 ppb	99
87)	4-Ethyltoluene	11.06	105	417221	41.31 ppb	95
88)	2-Chlorotoluene	11.01	91	340873	40.48 ppb	88
89)	1,3,5-Trimethylbenzene	11.12	105	382964	41.40 ppb	97
90)	4-Chlorotoluene	11.13	91	343947	40.60 ppb	99
91)	Tert-Butylbenzene	11.44	119	234880	44.83 ppb	98
92)	1,2,4-Trimethylbenzene	11.49	105	396710	42.65 ppb	99
93)	Sec-Butylbenzene	11.66	105	437165	44.90 ppb	99
94)	p-Isopropyltoluene	11.81	119	441578	43.11 ppb	98
95)	Benzyl Chloride	11.99	91	88019	35.87 ppb	99
96)	1,3-DCB	11.75	146	262502	43.48 ppb	98
97)	1,4-DCB	11.84	146	255429	43.91 ppb	96
98)	n-Butylbenzene	12.22	91	282853	41.90 ppb	98
99)	1,2-DCB	12.21	146	253718	42.63 ppb	99
100)	Hexachloroethane	12.46	117	65707	41.10 ppb	99
101)	1,2-Dibromo-3-chloropropan	12.99	75	22876	44.84 ppb	91
102)	1,2,4-Trichlorobenzene	13.81	180	113144	43.34 ppb	94
103)	Hexachlorobutadiene	13.99	225	114209	42.64 ppb	98
104)	Naphthalene	14.05	128	238304	52.27 ppb	99
105)	1,2,3-Trichlorobenzene	14.30	180	146469	44.67 ppb	90

(#) = qualifier out of range (m) = manual integration

Quantitation Report

Data File : M:\MAX\DATA\211015\1015M19.D
Acq On : 15 Oct 21 18:31
Sample : 40ug/L VOC STD 10/15/21
Misc : IS&S 8/4/21

Vial: 9
Operator: LP,DG,CH
Inst : Max
Multiplr: 1.00

Quant Time: Oct 16 13:29 2021

Quant Results File: M1015W.RES

Method : M:\MAX\DATA\211015\M1015W.M (RTE Integrator)
Title : METHOD 8260B
Last Update : Sat Oct 16 14:01:48 2021
Response via : Initial Calibration

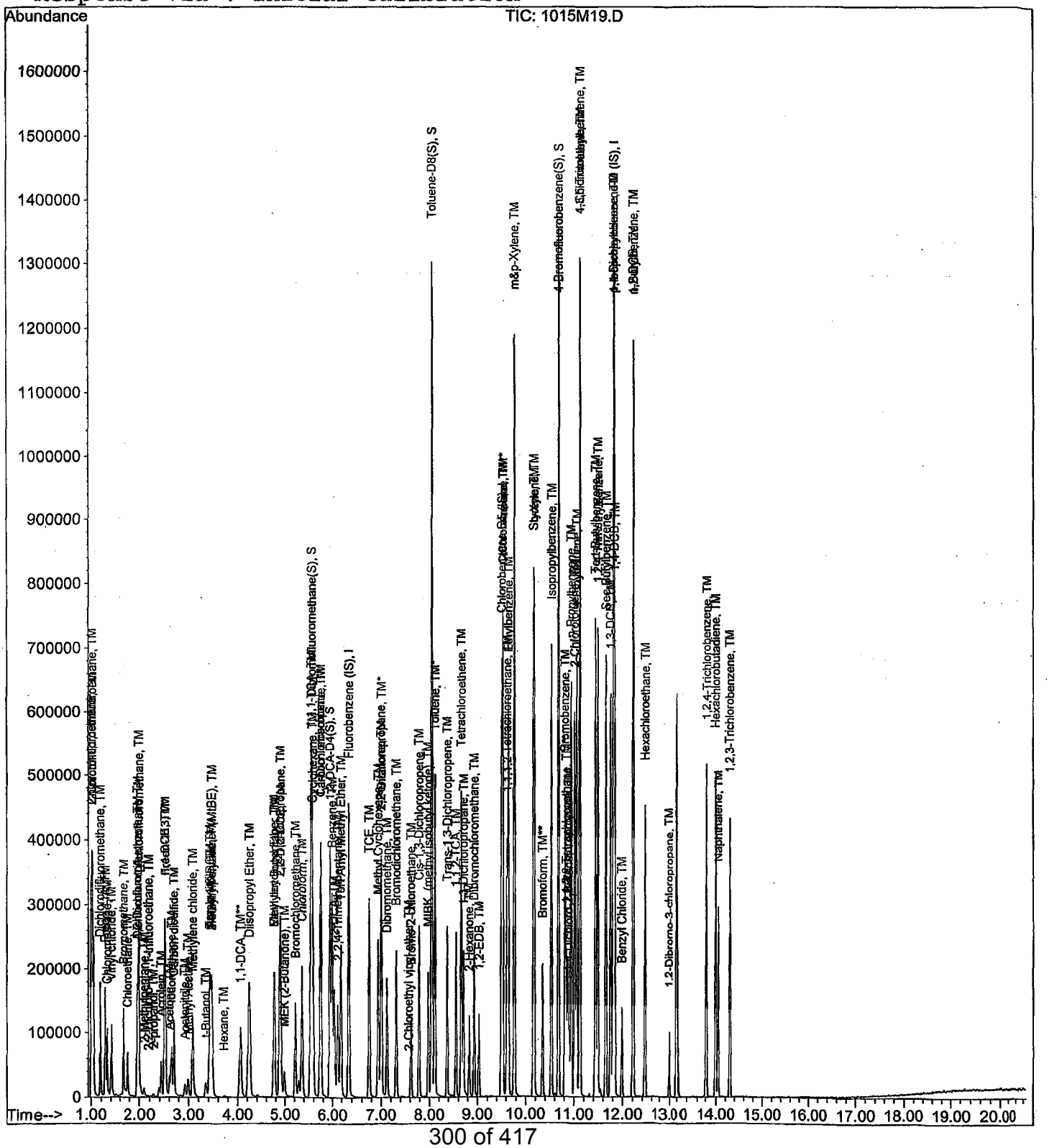

Quantitation Report (Not Reviewed)

Data File : M:\MAX\DATA\211015\1015M20.D
Acq On : 15 Oct 21 19:00
Sample : 100ug/L VOC STD 10/15/21
Misc : IS&S 8/4/21

Vial: 10
Operator: LP,DG,CH
Inst : Max
Multiplr: 1.00

Quant Time: Oct 16 13:29 2021

Quant Results File: M1015W.RES

Quant Method : M:\MAX\DATA\211015\M1015W.M (RTE Integrator)
Title : METHOD 8260B
Last Update : Sat Oct 16 13:28:38 2021
Response via : Initial Calibration
DataAcq Meth : M8260

Internal Standards	R.T.	QIon	Response	Conc	Units		Dev(Min)
1) Fluorobenzene (IS)	6.34	96	386789	25.00	ppb		0.00
65) Chlorobenzene-D5 (IS)	9.50	117	357810	25.00	ppb		0.00
80) 1,4-Dichlorobenzene-D (IS)	11.82	152	248989	25.00	ppb		0.00
System Monitoring Compounds							
41) Dibromofluoromethane(S)	5.56	111	442755	94.72	ppb		0.00
Spiked Amount 25.000			Recovery	=	378.876%		
46) 1,2-DCA-D4(S)	5.95	65	315456	99.33	ppb		0.00
Spiked Amount 25.000			Recovery	=	397.320%		
66) Toluene-D8(S)	8.05	98	1486255	91.76	ppb		0.00
Spiked Amount 25.000			Recovery	=	367.048%		
74) 4-Bromofluorobenzene(S)	10.68	95	657746	94.36	ppb		0.00
Spiked Amount 25.000			Recovery	=	377.452%		
Target Compounds							Qvalue
2) Chlorotrifluoroethene	1.02	116	1201	7.92	ppb	#	45
3) Dichlorodifluoromethane	1.18	85	234560	119.53	ppb		99
4) Freon 114	1.29	85	146791	88.87	ppb		80
5) Chloromethane	1.33	50	143008	120.04	ppb		97
6) Vinyl chloride	1.42	62	168822	117.43	ppb		98
7) 2-Chloro-1,1,1-trifluoroet	1.00	118	1493	35.42	ppb	#	37
8) Bromomethane	1.68	94	135974	143.32	ppb		93
9) Chloroethane	1.76	64	126156	129.66	ppb		97
10) Dichlorofluoromethane	1.96	67	347423	106.00	ppb		100
11) Trichlorofluoromethane	1.99	101	454942	123.28	ppb		94
12) 2,2-Dichloro-1,1,1-trifluo	2.39	85	85	72.11	ppb	#	100
13) Acrolein	2.44	56	44550	122.70	ppb		88
14) Acetone	2.62	43	47910	108.58	ppb		94
15) Freon-113	2.52	151	175591	102.62	ppb		89
16) Acetonitrile	2.94	41	23864	193.35	ppb		91
17) 2-propanol	2.30	45	8518	465.81	ppb		92
18) 1,2-Dichlorotrifluoroethan	1.96	67	347584	106.03	ppb	#	100
19) 1,1-DCE	2.50	61	262927	116.95	ppb		95
20) t-Butanol	3.37	59	50833	214.24	ppb		99
21) Methyl Acetate	3.00	43	84654	106.53	ppb		85
22) Iodomethane	2.65	142	214716	120.36	ppb		98
23) Acrylonitrile	3.44	53	47089	105.86	ppb		93
24) 2-Methylpentane	2.09	71	220	93.32	ppb	#	100
25) Methylene chloride	3.08	84	160180	98.28	ppb		95
26) Carbon disulfide	2.71	76	194560	89.38	ppb		97
27) Methyl t-butyl ether (MtBE	3.47	73	555224	106.05	ppb		93
28) Trans-1,2-DCE	3.42	96	182546	121.83	ppb		100

(#) = qualifier out of range (m) = manual integration

Quantitation Report (Not Reviewed)

Data File : M:\MAX\DATA\211015\1015M20.D
Acq On : 15 Oct 21 19:00
Sample : 100ug/L VOC STD 10/15/21
Misc : IS&S 8/4/21

Vial: 10
Operator: LP,DG,CH
Inst : Max
Multiplr: 1.00

Quant Time: Oct 16 13:29 2021

Quant Results File: M1015W.RES

Quant Method : M:\MAX\DATA\211015\M1015W.M (RTE Integrator)
Title : METHOD 8260B
Last Update : Sat Oct 16 13:28:38 2021
Response via : Initial Calibration
DataAcq Meth : M8260

	Compound	R.T.	QIon	Response	Conc Unit		Qvalue
29)	3-Methylpentane	3.47	57	93951	112.00 ppb		89
30)	Hexane	3.71	56	1846	87.00 ppb	#	100
31)	Diisopropyl Ether	4.24	45	370710	102.14 ppb		97
32)	1,1-DCA	4.06	63	285289	106.17 ppb	#	93
34)	Ethyl tert Butyl Ether	4.77	59	459729	96.83 ppb		97
35)	Methylcyclopentane	4.77	56	17519	87.74 ppb	#	100
36)	MEK (2-Butanone)	4.99	43	53511	103.84 ppb		90
37)	Cis-1,2-DCE	4.91	96	197796	105.64 ppb		94
38)	2,2-Dichloropropane	4.89	77	346511	99.56 ppb		100
39)	Chloroform	5.36	83	390282	106.18 ppb		94
40)	Bromochloromethane	5.22	130	156085	115.65 ppb	#	88
42)	1,1,1-TCA	5.54	97	433213	112.79 ppb		97
43)	Cyclohexane	5.58	41	121867	105.66 ppb		90
44)	1,1-Dichloropropene	5.75	75	231228	106.87 ppb		95
45)	2,2,4-Trimethylpentane	6.12	57	302605	88.31 ppb		87
47)	Carbon Tetrachloride	5.74	117	411487	118.31 ppb		95
48)	Tert Amyl Methyl Ether	6.18	73	450960	96.03 ppb		97
49)	1,2-DCA	6.04	62	367370	110.12 ppb		98
50)	Benzene	5.99	78	649591	106.45 ppb		98
51)	TCE	6.75	95	206061	115.34 ppb		84
52)	2-Pentanone	7.01	43	179595	209.77 ppb		99
53)	1,2-Dichloropropane	7.00	63	72296	113.59 ppb		96
54)	Bromodichloromethane	7.31	83	317248	111.38 ppb		100
55)	Methyl Cyclohexane	6.94	83	236830	106.31 ppb		93
56)	Dibromomethane	7.12	93	119549	109.56 ppb		95
57)	MIBK (methyl isobutyl ket	7.98	43	114125	97.99 ppb		98
58)	1-Bromo-2-chloroethane	7.62	144	42608	105.40 ppb		91
59)	2-Chloroethyl vinyl ether	7.69	43	19	15.45 ppb	#	100
60)	Cis-1,3-Dichloropropene	7.79	75	293076	109.74 ppb		94
61)	Toluene	8.12	91	786013	104.86 ppb		96
62)	Trans-1,3-Dichloropropene	8.37	75	301333	109.95 ppb		100
63)	1,1,2-TCA	8.55	83	116902	99.29 ppb		93
64)	2-Hexanone	8.83	43	83212	100.16 ppb	#	92
67)	1,2-EDB	9.03	107	187298	116.98 ppb		98
68)	Tetrachloroethene	8.66	164	163584	104.28 ppb		86
69)	1-Chlorohexane	9.53	91	140232	99.08 ppb		96
70)	1,1,1,2-Tetrachloroethane	9.62	131	281249	106.91 ppb		97
71)	m&p-Xylene	9.77	106	823233	209.61 ppb		98
72)	o-Xylene	10.16	106	418928	105.33 ppb		98
73)	Styrene	10.18	104	692047	106.57 ppb		98
75)	1,3-Dichloropropane	8.71	76	259322	105.38 ppb		91
76)	Dibromochloromethane	8.93	129	278663	112.70 ppb		98

(#) = qualifier out of range (m) = manual integration

Quantitation Report (Not Reviewed)

Data File : M:\MAX\DATA\211015\1015M20.D
Acq On : 15 Oct 21 19:00
Sample : 100ug/L VOC STD 10/15/21
Misc : IS&S 8/4/21

Vial: 10
Operator: LP,DG,CH
Inst : Max
Multiplr: 1.00

Quant Time: Oct 16 13:29 2021

Quant Results File: M1015W.RES

Quant Method : M:\MAX\DATA\211015\M1015W.M (RTE Integrator)
Title : METHOD 8260B
Last Update : Sat Oct 16 13:28:38 2021
Response via : Initial Calibration
DataAcq Meth : M8260

	Compound	R.T.	QIon	Response	Conc Unit	Qvalue
77)	Chlorobenzene	9.53	112	618681	102.72 ppb	96
78)	Ethylbenzene	9.65	91	972119	107.04 ppb	100
79)	Bromoform	10.35	173	247112	120.13 ppb	95
81)	Isopropylbenzene	10.54	105	1132302	104.03 ppb	98
82)	1,1,2,2-Tetrachloroethane	10.85	83	183360	100.48 ppb	93
83)	1,2,3-Trichloropropane	10.88	110	96387	113.47 ppb	94
84)	t-1,4-Dichloro-2-Butene	10.90	53	52050	92.63 ppb	80
85)	Bromobenzene	10.81	156	374456	100.76 ppb	91
86)	n-Propylbenzene	10.94	91	1150904	105.49 ppb	100
87)	4-Ethyltoluene	11.06	105	1068018	104.87 ppb	94
88)	2-Chlorotoluene	11.02	91	751088	88.44 ppb	92
89)	1,3,5-Trimethylbenzene	11.12	105	1000113	107.22 ppb	99
90)	4-Chlorotoluene	11.13	91	881242	103.15 ppb	99
91)	Tert-Butylbenzene	11.44	119	615168	116.44 ppb	97
92)	1,2,4-Trimethylbenzene	11.49	105	1027302	109.19 ppb	98
93)	Sec-Butylbenzene	11.66	105	1145861	116.71 ppb	100
94)	p-Isopropyltoluene	11.81	119	1156691	111.42 ppb	99
95)	Benzyl Chloride	11.99	91	250447	101.21 ppb	97
96)	1,3-DCB	11.75	146	675841	111.01 ppb	99
97)	1,4-DCB	11.85	146	672085	115.40 ppb	98
98)	n-Butylbenzene	12.22	91	786990	114.02 ppb	97
99)	1,2-DCB	12.21	146	677640	112.91 ppb	98
100)	Hexachloroethane	12.46	117	181188	112.65 ppb	98
101)	1,2-Dibromo-3-chloropropan	12.99	75	63114	121.24 ppb	93
102)	1,2,4-Trichlorobenzene	13.81	180	337280	123.99 ppb	90
103)	Hexachlorobutadiene	13.99	225	307962	112.70 ppb	97
104)	Naphthalene	14.06	128	746536	118.59 ppb	97
105)	1,2,3-Trichlorobenzene	14.30	180	462536	133.70 ppb	90

(#) = qualifier out of range (m) = manual integration

Quantitation Report

Data File : M:\MAX\DATA\211015\1015M20.D
Acq On : 15 Oct 21 19:00
Sample : 100ug/L VOC STD 10/15/21
Misc : IS&S 8/4/21

Vial: 10
Operator: LP,DG,CH
Inst : Max
Multiplr: 1.00

Quant Time: Oct 16 13:29 2021

Quant Results File: M1015W.RES

Method : M:\MAX\DATA\211015\M1015W.M (RTE Integrator)
Title : METHOD 8260B
Last Update : Sat Oct 16 14:01:48 2021
Response via : Initial Calibration

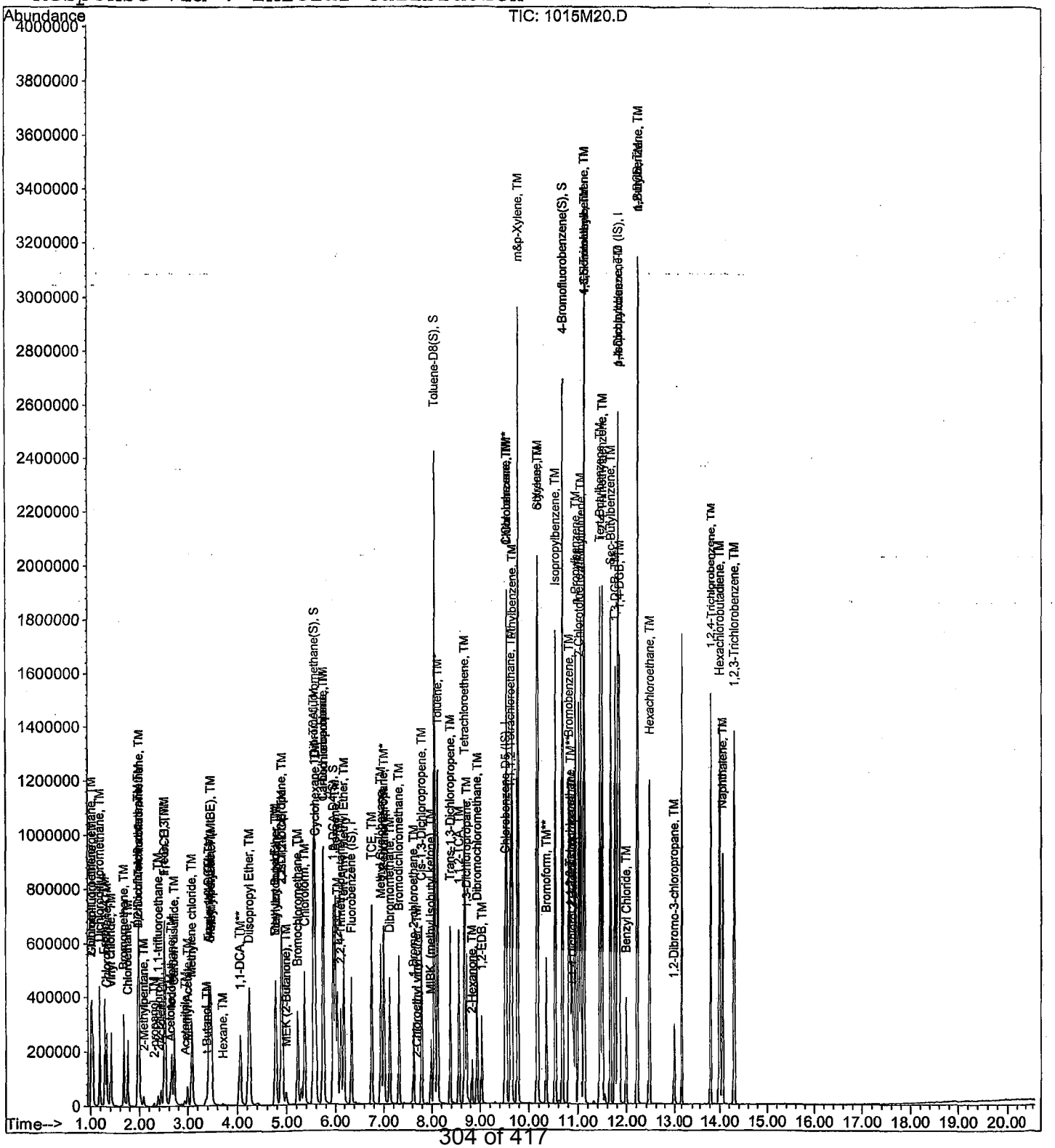

VOLATILE ORGANIC ANALYSIS BY
EPA METHOD 8260B

Form 7

Second Source Calibration

Lab Name: APPL, Inc.
Case No:
Matrix: Water

SDG No:
Date Analyzed: 10/15/2021
Instrument: Max
Initial Cal. Date: 10/15/2021
Data File: 1015M22.D

		Compound	MEAN	CCRF	%D		%Drift	
1	TM	Chlorotrifluoroethene	0.0000	0.0122	0.00	TM		
2	TM	Dichlorodifluoromethane	0.1497	0.1425	4.8	TM		
3	TM	Freon 114	0.0839	0.0990	18	TM		
4	TM**	Chloromethane	0.0893	0.0842	5.7	TM**		
5	TM*	Vinyl chloride	0.1101	0.1001	9.1	TM*		
6	TM	2-Chloro-1,1,1-trifluoroethane	0.0000	0.0024	0.00	TM		
7	TM	Bromomethane	0.0931	0.0814	13	TM		
8	TML	Chloroethane	0.0844	0.0648	23	TML	8.2	
9	TM	Dichlorofluoromethane	0.2416	0.1948	19	TM		
10	TM	Trichlorofluoromethane	0.2889	0.2752	4.8	TM		
11	TM	2,2-Dichloro-1,1,1-trifluoroethane	0.0000	0.0001	0.00	TM		
12	TMQ	Acrolein	0.0145	0.0122	15	TMQ	12	
13	TM	Acetone	0.0326	0.0319	2.1	TM		
14	TM	Freon-113	0.1176	0.1116	5.1	TM		
15	TM	Acetonitrile	0.0077	0.0083	7.5	TM		
16	TML	2-propanol	0.0000	0.0009	0.00	TML		
17	TM	1,2-Dichlorotrifluoroethane	0.2416	0.1948	19	TM		
18	TM*	1,1-DCE	0.1751	0.1607	8.2	TM*		
19	TMQ	t-Butanol	0.0101	0.0116	14	TMQ	16	
20	TMQ	Methyl Acetate	0.0528	0.0415	21	TMQ	24	*Low
21	TML	Iodomethane	0.1096	0.0881	20	TML	24	*Low
22	TML	Acrylonitrile	0.0252	0.0300	19	TML	2.8	
23	TM	Methylene chloride	0.1130	0.1086	3.9	TM		
24	TM	Carbon disulfide	0.1424	0.1277	10	TM		
25	TM	Methyl t-butyl ether (MtBE)	0.3769	0.3493	7.3	TM		
26	TM	Trans-1,2-DCE	0.1221	0.1176	3.6	TM		
27	TML	3-Methylpentane	0.0702	0.0590	16	TML	7.9	
28	TM	Hexane	0.0000	0.0008	0.00	TM		
29	TM	Diisopropyl Ether	0.2351	0.2190	6.9	TM		
30	TM**	1,1-DCA	0.1831	0.1889	3.2	TM**		
31	TM	Ethyl tert Butyl Ether	0.3021	0.2803	7.2	TM		
32	TML	Methylcyclopentane	0.0160	0.0145	9.4	TML	13	
33	TM	MEK (2-Butanone)	0.0341	0.0344	1.0	TM		
34	TM	Cis-1,2-DCE	0.1352	0.1221	9.7	TM		
35	TM	2,2-Dichloropropane	0.2349	0.2108	10	TM		
36	TM*	Chloroform	0.2377	0.2410	1.4	TM*		
37	TML	Bromochloromethane	0.1040	0.0967	7.0	TML	9.0	
38	TM	1,1,1-TCA	0.2791	0.2799	0.27	TM		
39	TM	Cyclohexane	0.0798	0.0682	15	TM		
40	TM	1,1-Dichloropropene	0.1514	0.1477	2.5	TM		
		Average			8.6			

VOLATILE ORGANIC ANALYSIS BY
EPA METHOD 8260B

Form 7

Second Source Calibration

Lab Name: APPL, Inc.
Case No:
Matrix: Water

SDG No:
Date Analyzed: 10/15/2021
Instrument: Max
Cal. Date: 10/15/2021
Data File: 1015M22.D

		Compound	MEAN	CCRF	%D		%Drift
41	TM	2,2,4-Trimethylpentane	0.1964	0.1702	13	TM	
42	TM	Carbon Tetrachloride	0.2625	0.2517	4.1	TM	
43	TM	Tert Amyl Methyl Ether	0.2978	0.2793	6.2	TM	
44	TM	1,2-DCA	0.2350	0.2325	1.1	TM	
45	TM	Benzene	0.4384	0.4137	5.6	TM	
46	TM	TCE	0.1404	0.1388	1.1	TM	
47	TM	2-Pentanone	0.0570	0.0572	0.40	TM	
48	TM*L	1,2-Dichloropropane	0.0476	0.0463	2.9	TM*L	5.1
49	TM	Bromodichloromethane	0.1968	0.1954	0.72	TM	
50	TML	Methyl Cyclohexane	0.1542	0.1469	4.7	TML	2.6
51	TM	Dibromomethane	0.0856	0.0761	11	TM	
52	TM	MIBK (methyl isobutyl ketone)	0.0729	0.0782	7.3	TM	
53	TML	1-Bromo-2-chloroethane	0.0245	0.0257	4.8	TML	6.7
54	TM	2-Chloroethyl vinyl ether	0.0000	0.0001	0.00	TM	
55	TM	Cis-1,3-Dichloropropene	0.1763	0.1779	0.88	TM	
56	TM*	Toluene	0.5070	0.4972	1.9	TM*	
57	TM	Trans-1,3-Dichloropropene	0.1749	0.1751	0.15	TM	
58	TM	1,1,2-TCA	0.0786	0.0760	3.3	TM	
59	TM	2-Hexanone	0.0493	0.0526	6.7	TM	
60	TM	1,2-EDB	0.1319	0.1272	3.6	TM	
61	TML	Tetrachloroethene	0.2207	0.1356	39	TML	4.5
62	TM	1-Chlorohexane	0.0992	0.0866	13	TM	
63	TM	1,1,1,2-Tetrachloroethane	0.1860	0.1885	1.4	TM	
64	TM	m&p-Xylene	0.2826	0.2811	0.55	TM	
65	TM	o-Xylene	0.2964	0.2821	4.8	TM	
66	TM	Styrene	0.4463	0.4632	3.8	TM	
67	TM	1,3-Dichloropropane	0.1940	0.1840	5.1	TM	
68	TM	Dibromochloromethane	0.1941	0.1947	0.35	TM	
69	TM**	Chlorobenzene	0.4334	0.4155	4.1	TM**	
70	TM*	Ethylbenzene	0.6860	0.6607	3.7	TM*	
71	TM**	Bromoform	0.1611	0.1543	4.2	TM**	
72	TM	Isopropylbenzene	1.166	1.132	2.9	TM	
73	TM**	1,1,2,2-Tetrachloroethane	0.2001	0.1827	8.7	TM**	
74	TM	1,2,3-Trichloropropane	0.1000	0.1008	0.81	TM	
75	TML	t-1,4-Dichloro-2-Butene	0.0601	0.0488	19	TML	4.0
76	TM	Bromobenzene	0.3816	0.3657	4.2	TM	
77	TM	n-Propylbenzene	1.151	1.138	1.2	TM	
78	TM	4-Ethyltoluene	1.063	0.9969	6.2	TM	
79	TM	2-Chlorotoluene	0.9129	0.8702	4.7	TM	
80	TM	1,3,5-Trimethylbenzene	0.9948	1.004	0.90	TM	
		Average			5.2		

VOLATILE ORGANIC ANALYSIS BY
EPA METHOD 8260B

Form 7

Second Source Calibration

Lab Name: APPL, Inc.
Case No:
Matrix: Water

SDG No:
Date Analyzed: 10/15/2021
Instrument: Max
Cal. Date: 10/15/2021
Data File: 1015M22.D

		Compound	MEAN	CCRF	%D		%Drift
81	TM	4-Chlorotoluene	0.9068	0.8859	2.3	TM	
82	TM	Tert-Butylbenzene	0.5492	0.5705	3.9	TM	
83	TM	1,2,4-Trimethylbenzene	0.9425	0.9915	5.2	TM	
84	TM	Sec-Butylbenzene	1.051	1.108	5.5	TM	
85	TM	p-Isopropyltoluene	1.016	1.070	5.3	TM	
86	TM	Benzyl Chloride	0.2406	0.2024	16	TM	
87	TM	1,3-DCB	0.6644	0.6756	1.7	TM	
88	TM	1,4-DCB	0.6767	0.6541	3.3	TM	
89	TML	n-Butylbenzene	0.5721	0.6278	9.7	TML	7.4
90	TM	1,2-DCB	0.6504	0.6356	2.3	TM	
91	TM	Hexachloroethane	0.1703	0.1719	0.98	TM	
92	TML	1,2-Dibromo-3-chloropropane	0.0437	0.0485	11	TML	13
93	TML	1,2,4-Trichlorobenzene	0.1936	0.2049	5.8	TML	17
94	TML	Hexachlorobutadiene	0.2401	0.2482	3.4	TML	9.7
95	TMQ	Naphthalene	0.4088	0.4281	4.7	TMQ	8.9
96	TML	1,2,3-Trichlorobenzene	0.2371	0.2821	19	TML	13
97							
98							
99							
100							
101							
102							
103							
104							
105							
106							
107							
108							
109							
110							
111							
112							
113							
114							
115							
116							
117							
118							
119							
120							
		Average			6.3		

Quantitation Report (Not Reviewed)

Data File : M:\MAX\DATA\211015\1015M22.D
Acq On : 15 Oct 21 19:57
Sample : (SS) 10ug/L VOC STD 10/15/21
Misc : IS&S 8/4/21

Vial: 12
Operator: LP,DG,CH
Inst : Max
Multiplr: 1.00

Quant Time: Oct 16 14:01 2021

Quant Results File: M1015W.RES

Quant Method : M:\MAX\DATA\211015\M1015W.M (RTE Integrator)
Title : METHOD 8260B
Last Update : Sat Oct 16 14:01:48 2021
Response via : Initial Calibration
DataAcq Meth : M8260

Internal Standards	R.T.	QIon	Response	Conc Units	Dev(Min)
1) Fluorobenzene (IS)	6.34	96	407759	25.00 ppb	0.00
65) Chlorobenzene-D5 (IS)	9.50	117	364241	25.00 ppb	0.00
80) 1,4-Dichlorobenzene-D (IS)	11.82	152	235667	25.00 ppb	0.00
System Monitoring Compounds					
41) Dibromofluoromethane(S)	5.56	111	123620	24.41 ppb	0.00
Spiked Amount 25.000			Recovery	= 97.644%	
46) 1,2-DCA-D4(S)	5.95	65	86328	24.44 ppb	0.00
Spiked Amount 25.000			Recovery	= 97.764%	
66) Toluene-D8(S)	8.05	98	412111	24.62 ppb	0.00
Spiked Amount 25.000			Recovery	= 98.464%	
74) 4-Bromofluorobenzene(S)	10.68	95	166312	24.60 ppb	0.00
Spiked Amount 25.000			Recovery	= 98.388%	

Target Compounds						Qvalue
3) Dichlorodifluoromethane	1.18	85	23248	9.52 ppb		98
4) Freon 114	1.29	85	16154	11.81 ppb		81
5) Chloromethane	1.33	50	13730	9.43 ppb		91
6) Vinyl chloride	1.42	62	16330	9.09 ppb		99
8) Bromomethane	1.68	94	13271	8.74 ppb		98
9) Chloroethane	1.77	64	10562	9.18 ppb		92
10) Dichlorofluoromethane	1.97	67	31774	8.06 ppb		97
11) Trichlorofluoromethane	2.00	101	44881	9.52 ppb		96
13) Acrolein	2.44	56	24941	109.40 ppb		90
14) Acetone	2.61	43	26025	48.95 ppb		99
15) Freon-113	2.52	151	18195	9.49 ppb		94
16) Acetonitrile	2.93	41	16970	134.32 ppb		90
18) 1,2-Dichlorotrifluoroethan	1.97	67	31774	8.06 ppb		100
19) 1,1-DCE	2.51	61	26210	9.18 ppb		99
20) t-Butanol	3.34	59	23571	144.72 ppb		93
21) Methyl Acetate	2.99	43	6766	7.57 ppb		95
22) Iodomethane	2.66	142	14370	7.58 ppb		95
23) Acrylonitrile	3.43	53	4893	9.72 ppb		91
25) Methylene chloride	3.08	84	17714	9.61 ppb		94
26) Carbon disulfide	2.71	76	20832	8.97 ppb	#	92
27) Methyl t-butyl ether (MtBE	3.47	73	56980	9.27 ppb		92
28) Trans-1,2-DCE	3.43	96	19186	9.64 ppb		92
29) 3-Methylpentane	3.46	57	9624	9.21 ppb	#	87
31) Diisopropyl Ether	4.24	45	35716	9.31 ppb		90
32) 1,1-DCA	4.06	63	30810	10.32 ppb		95
34) Ethyl tert Butyl Ether	4.77	59	45712	9.28 ppb		96
35) Methylcyclopentane	4.78	56	2359	11.28 ppb		100

(#) = qualifier out of range (m) = manual integration

Quantitation Report (Not Reviewed)

Data File : M:\MAX\DATA\211015\1015M22.D
Acq On : 15 Oct 21 19:57
Sample : (SS) 10ug/L VOC STD 10/15/21
Misc : IS&S 8/4/21

Vial: 12
Operator: LP,DG,CH
Inst : Max
Multiplr: 1.00

Quant Time: Oct 16 14:01 2021

Quant Results File: M1015W.RES

Quant Method : M:\MAX\DATA\211015\M1015W.M (RTE Integrator)
Title : METHOD 8260B
Last Update : Sat Oct 16 14:01:48 2021
Response via : Initial Calibration
DataAcq Meth : M8260

	Compound	R.T.	QIon	Response	Conc Unit		Qvalue
36)	MEK (2-Butanone)	4.99	43	28077	50.51 ppb	#	93
37)	Cis-1,2-DCE	4.91	96	19914	9.03 ppb		92
38)	2,2-Dichloropropane	4.89	77	34376	8.97 ppb		97
39)	Chloroform	5.36	83	39302	10.14 ppb		97
40)	Bromochloromethane	5.22	130	15775	9.10 ppb		95
42)	1,1,1-TCA	5.54	97	45646	10.03 ppb		94
43)	Cyclohexane	5.59	41	11131	8.55 ppb		86
44)	1,1-Dichloropropene	5.75	75	24083	9.75 ppb		95
45)	2,2,4-Trimethylpentane	6.12	57	27765	8.67 ppb		86
47)	Carbon Tetrachloride	5.74	117	41049	9.59 ppb		95
48)	Tert Amyl Methyl Ether	6.18	73	45547	9.38 ppb		96
49)	1,2-DCA	6.04	62	37921	9.89 ppb		97
50)	Benzene	5.99	78	67483	9.44 ppb		96
51)	TCE	6.75	95	22638	9.89 ppb		91
52)	2-Pentanone	7.01	43	116600	125.50 ppb		100
53)	1,2-Dichloropropane	7.00	63	7545	9.49 ppb	#	91
54)	Bromodichloromethane	7.31	83	31868	9.93 ppb		97
55)	Methyl Cyclohexane	6.94	83	23967	9.74 ppb		90
56)	Dibromomethane	7.12	93	12407	8.88 ppb		93
57)	MIBK (methyl isobutyl ket	7.98	43	63733	53.64 ppb		95
58)	1-Bromo-2-chloroethane	7.62	144	4192	9.33 ppb		75
60)	Cis-1,3-Dichloropropene	7.79	75	29014	10.09 ppb		96
61)	Toluene	8.12	91	81096	9.81 ppb		99
62)	Trans-1,3-Dichloropropene	8.37	75	28562	10.02 ppb		97
63)	1,1,2-TCA	8.55	83	12396	9.67 ppb		88
64)	2-Hexanone	8.83	43	42858	53.33 ppb		97
67)	1,2-EDB	9.03	107	18534	9.64 ppb		93
68)	Tetrachloroethene	8.66	164	19760	10.45 ppb	#	76
69)	1-Chlorohexane	9.53	91	12619	8.73 ppb		96
70)	1,1,1,2-Tetrachloroethane	9.62	131	27467	10.14 ppb		93
71)	m&p-Xylene	9.77	106	81898	19.89 ppb		97
72)	o-Xylene	10.16	106	41097	9.52 ppb		90
73)	Styrene	10.18	104	67486	10.38 ppb	#	95
75)	1,3-Dichloropropane	8.71	76	26810	9.49 ppb		92
76)	Dibromochloromethane	8.93	129	28373	10.03 ppb		98
77)	Chlorobenzene	9.53	112	60543	9.59 ppb		98
78)	Ethylbenzene	9.65	91	96264	9.63 ppb		99
79)	Bromoform	10.35	173	22475	9.58 ppb		89
81)	Isopropylbenzene	10.53	105	106724	9.71 ppb		99
82)	1,1,2,2-Tetrachloroethane	10.84	83	17225	9.13 ppb	#	88
83)	1,2,3-Trichloropropane	10.87	110	9505	10.08 ppb		85
84)	t-1,4-Dichloro-2-Butene	10.90	53	4599	9.60 ppb		75

(#) = qualifier out of range (m) = manual integration

Quantitation Report (Not Reviewed)

Data File : M:\MAX\DATA\211015\1015M22.D
Acq On : 15 Oct 21 19:57
Sample : (SS) 10ug/L VOC STD 10/15/21
Misc : IS&S 8/4/21

Vial: 12
Operator: LP,DG,CH
Inst : Max
Multiplr: 1.00

Quant Time: Oct 16 14:01 2021

Quant Results File: M1015W.RES

Quant Method : M:\MAX\DATA\211015\M1015W.M (RTE Integrator)
Title : METHOD 8260B
Last Update : Sat Oct 16 14:01:48 2021
Response via : Initial Calibration
DataAcq Meth : M8260

	Compound	R.T.	QIon	Response	Conc	Unit		Qvalue
85)	Bromobenzene	10.81	156	34477	9.58	ppb		91
86)	n-Propylbenzene	10.94	91	107263	9.88	ppb		94
87)	4-Ethyltoluene	11.06	105	93970	9.38	ppb		94
88)	2-Chlorotoluene	11.01	91	82030	9.53	ppb		94
89)	1,3,5-Trimethylbenzene	11.12	105	94620	10.09	ppb		96
90)	4-Chlorotoluene	11.13	91	83509	9.77	ppb		98
91)	Tert-Butylbenzene	11.44	119	53776	10.39	ppb		96
92)	1,2,4-Trimethylbenzene	11.49	105	93466	10.52	ppb		98
93)	Sec-Butylbenzene	11.66	105	104477	10.55	ppb		99
94)	p-Isopropyltoluene	11.81	119	100883	10.53	ppb		97
95)	Benzyl Chloride	11.99	91	19077	8.41	ppb		97
96)	1,3-DCB	11.75	146	63689	10.17	ppb		94
97)	1,4-DCB	11.84	146	61660	9.67	ppb		97
98)	n-Butylbenzene	12.22	91	59181	9.26	ppb		96
99)	1,2-DCB	12.21	146	59914	9.77	ppb		96
100)	Hexachloroethane	12.46	117	16207	10.10	ppb		91
101)	1,2-Dibromo-3-chloropropan	12.99	75	4572	8.68	ppb	#	90
102)	1,2,4-Trichlorobenzene	13.81	180	19312	8.25	ppb		89
103)	Hexachlorobutadiene	13.99	225	23401	9.03	ppb		92
104)	Naphthalene	14.06	128	40355	9.11	ppb		99
105)	1,2,3-Trichlorobenzene	14.30	180	26595	8.69	ppb		90

(#) = qualifier out of range (m) = manual integration

Quantitation Report

Data File : M:\MAX\DATA\211015\1015M22.D
Acq On : 15 Oct 21 19:57
Sample : (SS) 10ug/L VOC STD 10/15/21
Misc : IS&S 8/4/21

Vial: 12
Operator: LP,DG,CH
Inst : Max
Multiplr: 1.00

Quant Time: Oct 16 14:01 2021

Quant Results File: M1015W.RES

Method : M:\MAX\DATA\211015\M1015W.M (RTE Integrator)
Title : METHOD 8260B
Last Update : Sat Oct 16 14:01:48 2021
Response via : Initial Calibration



VOLATILE ORGANIC ANALYSIS BY
EPA METHOD 8260B

Form 7

Continuing Calibration

Lab Name: APPL, Inc.
Case No:
Matrix: Water

SDG No:
Date Analyzed: 9 Nov 21 8:32
Instrument: Max
Initial Cal. Date: 10/15/2021
Data File: 1109M02.D

		Compound	MEAN	CCRF	%D		%Drift	
1	I	Fluorobenzene (IS)	ISTD			I		
2	TM	Chlorotrifluoroethene	0.0000	0.0093	0.00	TM		
3	TM	Dichlorodifluoromethane	0.1497	0.1369	8.6	TM		
4	TM	Freon 114	0.0839	0.0915	9.1	TM		
5	TM**	Chloromethane	0.0893	0.0891	0.21	TM**		
6	TM*	Vinyl chloride	0.1101	0.0967	12	TM*		
7	TM	2-Chloro-1,1,1-trifluoroethane	0.0000	0.0020	0.00	TM		
8	TM	Bromomethane	0.0931	0.1025	10	TM		
9	TML	Chloroethane	0.0844	0.0591	30	TML	15	
10	TM	Dichlorofluoromethane	0.2416	0.2181	9.7	TM		
11	TM	Trichlorofluoromethane	0.2889	0.2626	9.1	TM		
12	TM	2,2-Dichloro-1,1,1-trifluoroethane	0.0000	0.0001	0.00	TM		
13	TMQ	Acrolein	0.0145	0.0118	18	TMQ	15	
14	TM	Acetone	0.0326	0.0273	16	TM		
15	TM	Freon-113	0.1176	0.1174	0.16	TM		
16	TM	Acetonitrile	0.0077	0.0064	17	TM		
17	TML	2-propanol	0.0000	0.0007	0.00	TML		
18	TM	1,2-Dichlorotrifluoroethane	0.2416	0.2181	9.7	TM		
19	TM*	1,1-DCE	0.1751	0.1526	13	TM*		
20	TMQ	t-Butanol	0.0101	0.0093	8.2	TMQ	9.0	
21	TMQ	Methyl Acetate	0.0528	0.0446	16	TMQ	19	
22	TML	Iodomethane	0.1096	0.1143	4.2	TML	5.4	
23	TML	Acrylonitrile	0.0252	0.0265	5.2	TML	14	
24	TM	Methylene chloride	0.1130	0.1068	5.5	TM		
25	TM	Carbon disulfide	0.1424	0.1441	1.2	TM		
26	TM	Methyl t-butyl ether (MtBE)	0.3769	0.3353	11	TM		
27	TM	Trans-1,2-DCE	0.1221	0.1112	8.9	TM		
28	TML	3-Methylpentane	0.0702	0.0595	15	TML	7.1	
29	TM	Hexane	0.0000	0.0004	0.00	TM		
30	TM	Diisopropyl Ether	0.2351	0.2189	6.9	TM		
31	TM**	1,1-DCA	0.1831	0.1681	8.2	TM**		
32	TM	Ethyl tert Butyl Ether	0.3021	0.2770	8.3	TM		
33	TML	Methylcyclopentane	0.0160	0.0102	36	TML	25	*NT
34	TM	MEK (2-Butanone)	0.0341	0.0305	10	TM		
35	TM	Cis-1,2-DCE	0.1352	0.1160	14	TM		
36	TM	2,2-Dichloropropane	0.2349	0.2300	2.1	TM		
37	TM*	Chloroform	0.2377	0.2363	0.60	TM*		
38	TML	Bromochloromethane	0.1040	0.0903	13	TML	15	
39	S	Dibromofluoromethane(S)	0.3105	0.3039	2.1	S		
40	TM	1,1,1-TCA	0.2791	0.2731	2.2	TM		
		Average			8.7			

VOLATILE ORGANIC ANALYSIS BY
EPA METHOD 8260B

Form 7

Continuing Calibration

Lab Name: APPL, Inc.
Case No:
Matrix: Water

SDG No:
Date Analyzed: 9 Nov 21 8:32
Instrument: Max
Cal. Date: 10/15/2021
Data File: 1109M02.D

		Compound	MEAN	CCRF	%D		%Drift
41	TM	Cyclohexane	0.0798	0.0773	3.2	TM	
42	TM	1,1-Dichloropropene	0.1514	0.1520	0.38	TM	
43	TM	2,2,4-Trimethylpentane	0.1964	0.1985	1.1	TM	
44	S	1,2-DCA-D4(S)	0.2166	0.2051	5.3	S	
45	TM	Carbon Tetrachloride	0.2625	0.2422	7.7	TM	
46	TM	Tert Amyl Methyl Ether	0.2978	0.2716	8.8	TM	
47	TM	1,2-DCA	0.2350	0.2318	1.4	TM	
48	TM	Benzene	0.4384	0.4033	8.0	TM	
49	TM	TCE	0.1404	0.1233	12	TM	
50	TM	2-Pentanone	0.0570	0.0522	8.3	TM	
51	TM*L	1,2-Dichloropropane	0.0476	0.0496	4.1	TM*L	1.9
52	TM	Bromodichloromethane	0.1968	0.1918	2.5	TM	
53	TML	Methyl Cyclohexane	0.1542	0.1344	13	TML	11
54	TM	Dibromomethane	0.0856	0.0749	12	TM	
55	TM	MIBK (methyl isobutyl ketone)	0.0729	0.0697	4.4	TM	
56	TML	1-Bromo-2-chloroethane	0.0245	0.0241	1.8	TML	13
57	TM	2-Chloroethyl vinyl ether	0.0000	0.0000	0.00	TM	
58	TM	Cis-1,3-Dichloropropene	0.1763	0.1718	2.6	TM	
59	TM*	Toluene	0.5070	0.5070	0.00	TM*	
60	TM	Trans-1,3-Dichloropropene	0.1749	0.1715	1.9	TM	
61	TM	1,1,2-TCA	0.0786	0.0722	8.2	TM	
62	TM	2-Hexanone	0.0493	0.0439	11	TM	
63	I	Chlorobenzene-D5 (IS)	ISTD			I	
64	S	Toluene-D8(S)	1.149	1.146	0.23	S	
65	TM	1,2-EDB	0.1319	0.1115	15	TM	
66	TML	Tetrachloroethene	0.2207	0.1254	43	TML	4.4
67	TM	1-Chlorohexane	0.0992	0.0993	0.05	TM	
68	TM	1,1,1,2-Tetrachloroethane	0.1860	0.1813	2.5	TM	
69	TM	m&p-Xylene	0.2826	0.2709	4.2	TM	
70	TM	o-Xylene	0.2964	0.2629	11	TM	
71	TM	Styrene	0.4463	0.4299	3.7	TM	
72	S	4-Bromofluorobenzene(S)	0.4641	0.4502	3.0	S	
73	TM	1,3-Dichloropropane	0.1940	0.1694	13	TM	
74	TM	Dibromochloromethane	0.1941	0.1710	12	TM	
75	TM**	Chlorobenzene	0.4334	0.4218	2.7	TM**	
76	TM*	Ethylbenzene	0.6860	0.6525	4.9	TM*	
77	TM**	Bromoform	0.1611	0.1477	8.3	TM**	
78	I	1,4-Dichlorobenzene-D (IS)	ISTD			I	
79	TM	Isopropylbenzene	1.166	1.101	5.5	TM	
80	TM**	1,1,2,2-Tetrachloroethane	0.2001	0.1618	19	TM**	
		Average			7.0		

VOLATILE ORGANIC ANALYSIS BY
EPA METHOD 8260B

Form 7

Continuing Calibration

Lab Name: APPL, Inc.
Case No:
Matrix: Water

SDG No:
Date Analyzed: 9 Nov 21 8:32
Instrument: Max
Cal. Date: 10/15/2021
Data File: 1109M02.D

		Compound	MEAN	CCRF	%D		%Drift	
81	TM	1,2,3-Trichloropropane	0.1000	0.0836	16	TM		
82	TML	t-1,4-Dichloro-2-Butene	0.0601	0.0502	16	TML	1.4	
83	TM	Bromobenzene	0.3816	0.3393	11	TM		
84	TM	n-Propylbenzene	1.151	1.100	4.5	TM		
85	TM	4-Ethyltoluene	1.063	1.050	1.2	TM		
86	TM	2-Chlorotoluene	0.9129	0.8559	6.2	TM		
87	TM	1,3,5-Trimethylbenzene	0.9948	0.9431	5.2	TM		
88	TM	4-Chlorotoluene	0.9068	0.8436	7.0	TM		
89	TM	Tert-Butylbenzene	0.5492	0.5755	4.8	TM		
90	TM	1,2,4-Trimethylbenzene	0.9425	0.9046	4.0	TM		
91	TM	Sec-Butylbenzene	1.051	1.028	2.2	TM		
92	TM	p-Isopropyltoluene	1.016	0.9648	5.0	TM		
93	TM	Benzyl Chloride	0.2406	0.2277	5.3	TM		
94	TM	1,3-DCB	0.6644	0.6096	8.3	TM		
95	TM	1,4-DCB	0.6767	0.5945	12	TM		
96	TML	n-Butylbenzene	0.5721	0.5524	3.5	TML	17	
97	TM	1,2-DCB	0.6504	0.5978	8.1	TM		
98	TM	Hexachloroethane	0.1703	0.1854	8.9	TM		
99	TML	1,2-Dibromo-3-chloropropane	0.0437	0.0408	6.7	TML	25	*NT
100	TML	1,2,4-Trichlorobenzene	0.1936	0.1628	16	TML	30	*NT
101	TML	Hexachlorobutadiene	0.2401	0.2337	2.7	TML	14	
102	TMQ	Naphthalene	0.4088	0.2787	32	TMQ	37	*NT
103	TML	1,2,3-Trichlorobenzene	0.2371	0.2079	12	TML	29	*NT
104								
105								
106								
107								
108								
109								
110								
111								
112								
113								
114								
115								
116								
117								
118								
119								
120								
		Average			8.6			

Quantitation Report (Not Reviewed)

Data File : M:\MAX\DATA\211108\1109M02.D
Acq On : 9 Nov 21 8:32
Sample : 211109A CCV 10ug/L
Misc : IS&S 8/4/21

Vial: 2
Operator: LP,DG,CH
Inst : Max
Multiplr: 1.00

Quant Time: Nov 9 9:09 2021

Quant Results File: M1015W.RES

Quant Method : M:\MAX\DATA\211015\M1015W.M (RTE Integrator)
Title : METHOD 8260B
Last Update : Sat Oct 16 14:01:48 2021
Response via : Initial Calibration
DataAcq Meth : M8260

Internal Standards	R.T.	QIon	Response	Conc	Units		Dev(Min)
1) Fluorobenzene (IS)	6.38	96	405840	25.00	ppb		0.04
65) Chlorobenzene-D5 (IS)	9.53	117	378086	25.00	ppb		0.03
80) 1,4-Dichlorobenzene-D (IS)	11.85	152	238208	25.00	ppb		0.03
System Monitoring Compounds							
41) Dibromofluoromethane(S)	5.59	111	123315	24.47	ppb		0.03
Spiked Amount 25.000			Recovery	=	97.860%		
46) 1,2-DCA-D4(S)	5.98	65	83224	23.67	ppb		0.03
Spiked Amount 25.000			Recovery	=	94.692%		
66) Toluene-D8(S)	8.08	98	433431	24.94	ppb		0.03
Spiked Amount 25.000			Recovery	=	99.768%		
74) 4-Bromofluorobenzene(S)	10.70	95	170198	24.25	ppb		0.03
Spiked Amount 25.000			Recovery	=	97.000%		
Target Compounds							Qvalue
3) Dichlorodifluoromethane	1.19	85	22216	9.14	ppb		98
4) Freon 114	1.30	85	14857	10.91	ppb		79
5) Chloromethane	1.34	50	14468	9.98	ppb		99
6) Vinyl chloride	1.43	62	15701	8.78	ppb		93
8) Bromomethane	1.69	94	16633	11.01	ppb		88
9) Chloroethane	1.79	64	9594	8.48	ppb		96
10) Dichlorofluoromethane	1.99	67	35398	9.03	ppb		97
11) Trichlorofluoromethane	2.02	101	42623	9.09	ppb		93
13) Acrolein	2.46	56	24030	105.97	ppb		92
14) Acetone	2.63	43	22144	41.85	ppb		95
15) Freon-113	2.55	151	19056	9.98	ppb		98
16) Acetonitrile	2.96	41	13018	103.53	ppb		97
18) 1,2-Dichlorotrifluoroethan	1.99	67	35398	9.03	ppb		100
19) 1,1-DCE	2.53	61	24768	8.72	ppb		98
20) t-Butanol	3.37	59	18878	113.69	ppb		98
21) Methyl Acetate	3.02	43	7241	8.14	ppb		96
22) Iodomethane	2.69	142	18550	9.46	ppb		97
23) Acrylonitrile	3.48	53	4303	8.58	ppb	#	74
25) Methylene chloride	3.11	84	17332	9.45	ppb		97
26) Carbon disulfide	2.74	76	23400	10.12	ppb		94
27) Methyl t-butyl ether (MtBE	3.50	73	54435	8.90	ppb		96
28) Trans-1,2-DCE	3.47	96	18049	9.11	ppb		90
29) 3-Methylpentane	3.50	57	9661	9.29	ppb	#	78
31) Diisopropyl Ether	4.28	45	35535	9.31	ppb		96
32) 1,1-DCA	4.10	63	27282	9.18	ppb	#	94
34) Ethyl tert Butyl Ether	4.81	59	44968	9.17	ppb		93
35) Methylcyclopentane	4.81	56	1657	7.55	ppb		100

(#) = qualifier out of range (m) = manual integration

Quantitation Report (Not Reviewed)

Data File : M:\MAX\DATA\211108\1109M02.D
Acq On : 9 Nov 21 8:32
Sample : 211109A CCV 10ug/L
Misc : IS&S 8/4/21

Vial: 2
Operator: LP,DG,CH
Inst : Max
Multiplr: 1.00

Quant Time: Nov 9 9:09 2021

Quant Results File: M1015W.RES

Quant Method : M:\MAX\DATA\211015\M1015W.M (RTE Integrator)
Title : METHOD 8260B
Last Update : Sat Oct 16 14:01:48 2021
Response via : Initial Calibration
DataAcq Meth : M8260

	Compound	R.T.	QIon	Response	Conc Unit		Qvalue
36)	MEK (2-Butanone)	5.03	43	24791	44.81 ppb		98
37)	Cis-1,2-DCE	4.95	96	18831	8.58 ppb		96
38)	2,2-Dichloropropane	4.93	77	37337	9.79 ppb		98
39)	Chloroform	5.40	83	38354	9.94 ppb		91
40)	Bromochloromethane	5.26	130	14662	8.47 ppb		91
42)	1,1,1-TCA	5.58	97	44334	9.78 ppb		99
43)	Cyclohexane	5.62	41	12547	9.68 ppb		80
44)	1,1-Dichloropropene	5.79	75	24676	10.04 ppb		95
45)	2,2,4-Trimethylpentane	6.15	57	32220	10.11 ppb		85
47)	Carbon Tetrachloride	5.77	117	39313	9.23 ppb		97
48)	Tert Amyl Methyl Ether	6.22	73	44084	9.12 ppb	#	98
49)	1,2-DCA	6.07	62	37625	9.86 ppb		100
50)	Benzene	6.03	78	65468	9.20 ppb		99
51)	TCE	6.78	95	20018	8.79 ppb		81
52)	2-Pentanone	7.04	43	105982	114.61 ppb		96
53)	1,2-Dichloropropane	7.03	63	8048	10.19 ppb		100
54)	Bromodichloromethane	7.35	83	31144	9.75 ppb		97
55)	Methyl Cyclohexane	6.97	83	21814	8.92 ppb		83
56)	Dibromomethane	7.15	93	12165	8.75 ppb		94
57)	MIBK (methyl isobutyl ket	8.01	43	56544	47.81 ppb		97
58)	1-Bromo-2-chloroethane	7.65	144	3910	8.75 ppb	#	69
60)	Cis-1,3-Dichloropropene	7.82	75	27894	9.74 ppb		93
61)	Toluene	8.15	91	82300	10.00 ppb		96
62)	Trans-1,3-Dichloropropene	8.40	75	27833	9.81 ppb		98
63)	1,1,2-TCA	8.58	83	11716	9.18 ppb		91
64)	2-Hexanone	8.85	43	35630	44.55 ppb		98
67)	1,2-EDB	9.06	107	16862	8.45 ppb		99
68)	Tetrachloroethene	8.69	164	18968	9.56 ppb		82
69)	1-Chlorohexane	9.56	91	15015	10.01 ppb		89
70)	1,1,1,2-Tetrachloroethane	9.65	131	27426	9.75 ppb		86
71)	m&p-Xylene	9.80	106	81930	19.17 ppb		92
72)	o-Xylene	10.19	106	39760	8.87 ppb		94
73)	Styrene	10.20	104	65023	9.63 ppb	#	94
75)	1,3-Dichloropropane	8.74	76	25622	8.74 ppb	#	80
76)	Dibromochloromethane	8.96	129	25856	8.81 ppb		97
77)	Chlorobenzene	9.56	112	63788	9.73 ppb		95
78)	Ethylbenzene	9.68	91	98676	9.51 ppb		94
79)	Bromoform	10.37	173	22330	9.17 ppb		95
81)	Isopropylbenzene	10.56	105	104939	9.45 ppb		97
82)	1,1,2,2-Tetrachloroethane	10.87	83	15416	8.09 ppb	#	92
83)	1,2,3-Trichloropropane	10.90	110	7962	8.35 ppb		91
84)	t-1,4-Dichloro-2-Butene	10.93	53	4781	9.86 ppb		81

(#) = qualifier out of range (m) = manual integration

Quantitation Report (Not Reviewed)

Data File : M:\MAX\DATA\211108\1109M02.D
Acq On : 9 Nov 21 8:32
Sample : 211109A CCV 10ug/L
Misc : IS&S 8/4/21

Vial: 2
Operator: LP,DG,CH
Inst : Max
Multiplr: 1.00

Quant Time: Nov 9 9:09 2021

Quant Results File: M1015W.RES

Quant Method : M:\MAX\DATA\211015\M1015W.M (RTE Integrator)
Title : METHOD 8260B
Last Update : Sat Oct 16 14:01:48 2021
Response via : Initial Calibration
DataAcq Meth : M8260

	Compound	R.T.	QIon	Response	Conc Unit	Qvalue
85)	Bromobenzene	10.84	156	32333	8.89 ppb	89
86)	n-Propylbenzene	10.97	91	104785	9.55 ppb	95
87)	4-Ethyltoluene	11.08	105	100052	9.88 ppb	99
88)	2-Chlorotoluene	11.04	91	81557	9.38 ppb	91
89)	1,3,5-Trimethylbenzene	11.15	105	89857	9.48 ppb	91
90)	4-Chlorotoluene	11.15	91	80382	9.30 ppb	95
91)	Tert-Butylbenzene	11.47	119	54832	10.48 ppb	94
92)	1,2,4-Trimethylbenzene	11.52	105	86193	9.60 ppb	94
93)	Sec-Butylbenzene	11.68	105	97940	9.78 ppb	99
94)	p-Isopropyltoluene	11.84	119	91931	9.50 ppb	96
95)	Benzyl Chloride	12.01	91	21696	9.47 ppb	91
96)	1,3-DCB	11.78	146	58084	9.17 ppb	99
97)	1,4-DCB	11.87	146	56645	8.78 ppb	96
98)	n-Butylbenzene	12.24	91	52631	8.30 ppb	94
99)	1,2-DCB	12.24	146	56959	9.19 ppb	97
100)	Hexachloroethane	12.48	117	17666	10.89 ppb	92
101)	1,2-Dibromo-3-chloropropan	13.02	75	3885	7.46 ppb	94
102)	1,2,4-Trichlorobenzene	13.84	180	15516	7.01 ppb	97
103)	Hexachlorobutadiene	14.01	225	22266	8.55 ppb	95
104)	Naphthalene	14.08	128	26553	6.34 ppb	98
105)	1,2,3-Trichlorobenzene	14.32	180	19805	7.09 ppb	84

(#) = qualifier out of range (m) = manual integration

Quantitation Report

Data File : M:\MAX\DATA\211108\1109M02.D
Acq On : 9 Nov 21 8:32
Sample : 211109A CCV 10ug/L
Misc : IS&S 8/4/21

Vial: 2
Operator: LP,DG,CH
Inst : Max
Multiplr: 1.00

Quant Time: Nov 9 9:09 2021

Quant Results File: M1015W.RES

Method : M:\MAX\DATA\211015\M1015W.M (RTE Integrator)
Title : METHOD 8260B
Last Update : Sat Oct 16 14:01:48 2021
Response via : Initial Calibration

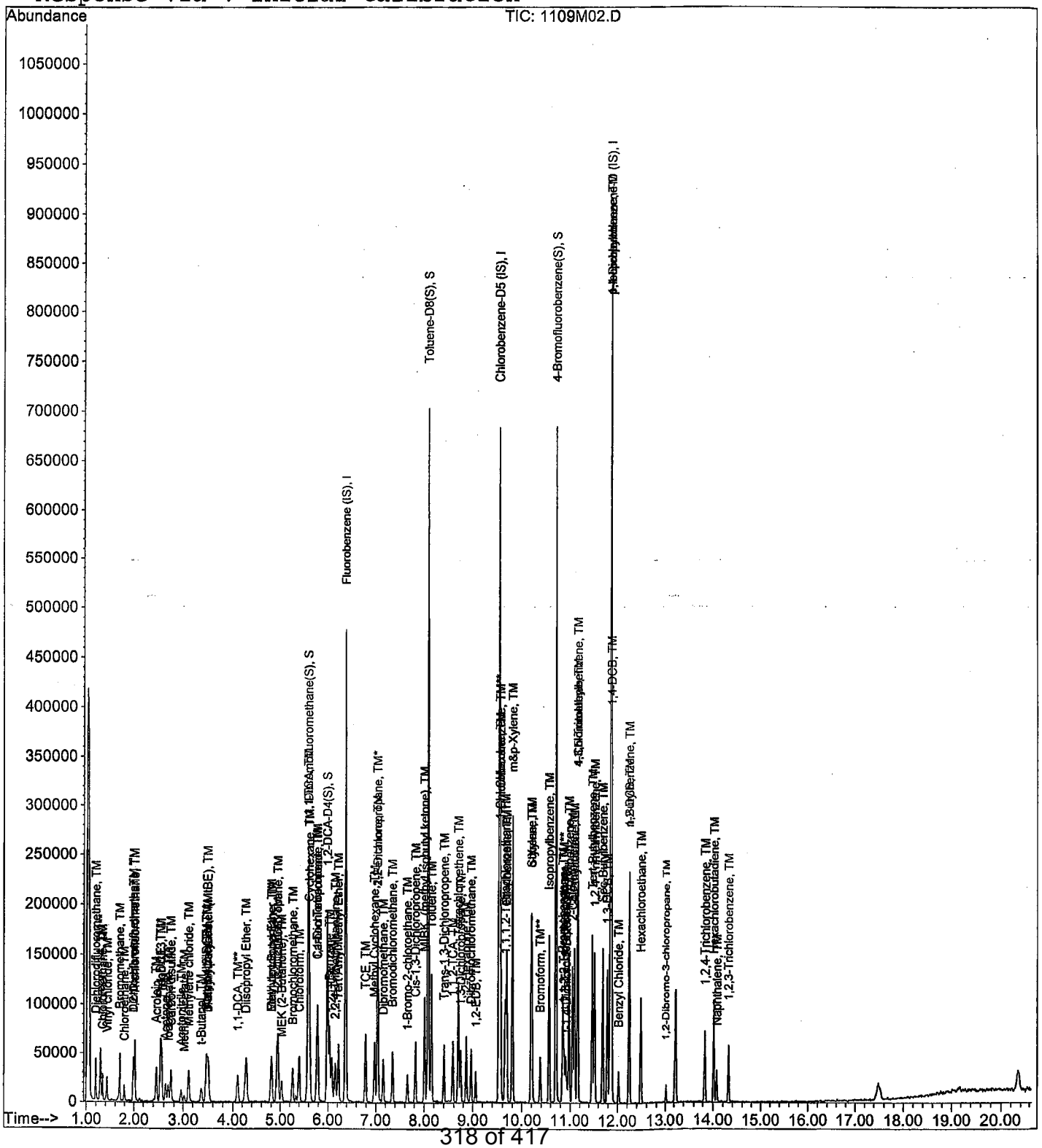

VOLATILE ORGANIC ANALYSIS BY
EPA METHOD 8260B

Form 7

Ending Continuing Calibration

Lab Name: APPL, Inc.
Case No:
Matrix: Water

SDG No:
Date Analyzed: 11/10/2021
Instrument: Max
Initial Cal. Date: 10/15/2021
Data File: 1109M52.D

		Compound	MEAN	CCRF	%D		%Drift
1	I	Fluorobenzene (IS)	ISTD			I	
2	TM	Chlorotrifluoroethene	0.0000	0.0078	0.00	TM	
3	TM	Dichlorodifluoromethane	0.1497	0.1650	10	TM	
4	TM	Freon 114	0.0839	0.1045	25	TM	
5	TM**	Chloromethane	0.0893	0.0989	11	TM**	
6	TM*	Vinyl chloride	0.1101	0.1077	2.2	TM*	
7	TM	2-Chloro-1,1,1-trifluoroethane	0.0000	0.0033	0.00	TM	
8	TM	Bromomethane	0.0931	0.1153	24	TM	
9	TML	Chloroethane	0.0844	0.0694	18	TML	2.4
10	TM	Dichlorofluoromethane	0.2416	0.2442	1.1	TM	
11	TM	Trichlorofluoromethane	0.2889	0.3112	7.7	TM	
12	TM	2,2-Dichloro-1,1,1-trifluoroethane	0.0000	0.0001	0.00	TM	
13	TMQ	Acrolein	0.0145	0.0111	23	TMQ	20
14	TM	Acetone	0.0326	0.0233	28	TM	
15	TM	Freon-113	0.1176	0.1393	18	TM	
16	TM	Acetonitrile	0.0077	0.0068	12	TM	
17	TML	2-propanol	0.0000	0.0009	0.00	TML	
18	TM	1,2-Dichlorotrifluoroethane	0.2416	0.2442	1.1	TM	
19	TM*	1,1-DCE	0.1751	0.1666	4.8	TM*	
20	TMQ	t-Butanol	0.0101	0.0087	14	TMQ	16
21	TMQ	Methyl Acetate	0.0528	0.0430	19	TMQ	22
22	TML	Iodomethane	0.1096	0.1098	0.14	TML	8.6
23	TML	Acrylonitrile	0.0252	0.0258	2.2	TML	17
24	TM	2-Methylpentane	0.0000	0.0001	0.00	TM	
25	TM	Methylene chloride	0.1130	0.1069	5.4	TM	
26	TM	Carbon disulfide	0.1424	0.1548	8.7	TM	
27	TM	Methyl t-butyl ether (MtBE)	0.3769	0.3370	11	TM	
28	TM	Trans-1,2-DCE	0.1221	0.1191	2.4	TM	
29	TML	3-Methylpentane	0.0702	0.0525	25	TML	19
30	TM	Hexane	0.0000	0.0011	0.00	TM	
31	TM	Diisopropyl Ether	0.2351	0.2281	3.0	TM	
32	TM**	1,1-DCA	0.1831	0.1819	0.64	TM**	
33	TM	Ethyl tert Butyl Ether	0.3021	0.2953	2.2	TM	
34	TML	Methylcyclopentane	0.0160	0.0099	38	TML	27
35	TM	MEK (2-Butanone)	0.0341	0.0279	18	TM	
36	TM	Cis-1,2-DCE	0.1352	0.1323	2.2	TM	
37	TM	2,2-Dichloropropane	0.2349	0.2538	8.1	TM	
38	TM*	Chloroform	0.2377	0.2540	6.9	TM*	
39	TML	Bromochloromethane	0.1040	0.1008	3.0	TML	4.9
40	S	Dibromofluoromethane(S)	0.3105	0.3100	0.15	S	
		Average			9.1		

VOLATILE ORGANIC ANALYSIS BY
EPA METHOD 8260B

Form 7

Ending Continuing Calibration

Lab Name: APPL, Inc.
Case No:
Matrix: Water

SDG No:
Date Analyzed: 11/10/2021
Instrument: Max
Cal. Date: 10/15/2021
Data File: 1109M52.D

		Compound	MEAN	CCRF	%D		%Drift
41	TM	1,1,1-TCA	0.2791	0.2912	4.3	TM	
42	TM	Cyclohexane	0.0798	0.0766	4.0	TM	
43	TM	1,1-Dichloropropene	0.1514	0.1657	9.5	TM	
44	TM	2,2,4-Trimethylpentane	0.1964	0.2452	25	TM	
45	S	1,2-DCA-D4(S)	0.2166	0.2009	7.2	S	
46	TM	Carbon Tetrachloride	0.2625	0.2735	4.2	TM	
47	TM	Tert Amyl Methyl Ether	0.2978	0.2828	5.0	TM	
48	TM	1,2-DCA	0.2350	0.2225	5.3	TM	
49	TM	Benzene	0.4384	0.4184	4.6	TM	
50	TM	TCE	0.1404	0.1412	0.59	TM	
51	TM	2-Pentanone	0.0570	0.0471	17	TM	
52	TM*L	1,2-Dichloropropane	0.0476	0.0465	2.3	TM*L	4.6
53	TM	Bromodichloromethane	0.1968	0.2080	5.7	TM	
54	TML	Methyl Cyclohexane	0.1542	0.1793	16	TML	18
55	TM	Dibromomethane	0.0856	0.0726	15	TM	
56	TM	MIBK (methyl isobutyl ketone)	0.0729	0.0604	17	TM	
57	TML	1-Bromo-2-chloroethane	0.0245	0.0259	5.8	TML	5.8
58	TM	2-Chloroethyl vinyl ether	0.0000	0.0001	0.00	TM	
59	TM	Cis-1,3-Dichloropropene	0.1763	0.1903	7.9	TM	
60	TM*	Toluene	0.5070	0.5532	9.1	TM*	
61	TM	Trans-1,3-Dichloropropene	0.1749	0.1875	7.2	TM	
62	TM	1,1,2-TCA	0.0786	0.0691	12	TM	
63	TM	2-Hexanone	0.0493	0.0395	20	TM	
64	I	Chlorobenzene-D5 (IS)	ISTD			I	
65	S	Toluene-D8(S)	1.149	1.148	0.07	S	
66	TM	1,2-EDB	0.1319	0.1151	13	TM	
67	TML	Tetrachloroethene	0.2207	0.1319	40	TML	1.3
68	TM	1-Chlorohexane	0.0992	0.1083	9.2	TM	
69	TM	1,1,1,2-Tetrachloroethane	0.1860	0.2021	8.6	TM	
70	TM	m&p-Xylene	0.2826	0.3104	9.8	TM	
71	TM	o-Xylene	0.2964	0.2957	0.25	TM	
72	TM	Styrene	0.4463	0.4726	5.9	TM	
73	S	4-Bromofluorobenzene(S)	0.4641	0.4724	1.8	S	
74	TM	1,3-Dichloropropane	0.1940	0.1736	11	TM	
75	TM	Dibromochloromethane	0.1941	0.1841	5.1	TM	
76	TM**	Chlorobenzene	0.4334	0.4597	6.1	TM**	
77	TM*	Ethylbenzene	0.6860	0.7080	3.2	TM*	
78	TM**	Bromoform	0.1611	0.1408	13	TM**	
79	I	1,4-Dichlorobenzene-D (IS)	ISTD			I	
80	TM	Isopropylbenzene	1.166	1.235	5.9	TM	
		Average			8.9		

VOLATILE ORGANIC ANALYSIS BY
EPA METHOD 8260B

Form 7

Ending Continuing Calibration

Lab Name: APPL, Inc.
Case No:
Matrix: Water

SDG No:
Date Analyzed: 11/10/2021
Instrument: Max
Cal. Date: 10/15/2021
Data File: 1109M52.D

		Compound	MEAN	CCRF	%D		%Drift
81	TM**	1,1,2,2-Tetrachloroethane	0.2001	0.1653	17	TM**	
82	TM	1,2,3-Trichloropropane	0.1000	0.0946	5.4	TM	
83	TML	t-1,4-Dichloro-2-Butene	0.0601	0.0454	24	TML	10
84	TM	Bromobenzene	0.3816	0.3839	0.58	TM	
85	TM	n-Propylbenzene	1.151	1.260	9.4	TM	
86	TM	4-Ethyltoluene	1.063	1.196	13	TM	
87	TM	2-Chlorotoluene	0.9129	0.8152	11	TM	
88	TM	1,3,5-Trimethylbenzene	0.9948	1.090	9.5	TM	
89	TM	4-Chlorotoluene	0.9068	0.9693	6.9	TM	
90	TM	Tert-Butylbenzene	0.5492	0.6160	12	TM	
91	TM	1,2,4-Trimethylbenzene	0.9425	1.040	10	TM	
92	TM	Sec-Butylbenzene	1.051	1.160	10	TM	
93	TM	p-Isopropyltoluene	1.016	1.123	11	TM	
94	TM	Benzyl Chloride	0.2406	0.2719	13	TM	
95	TM	1,3-DCB	0.6644	0.6877	3.5	TM	
96	TM	1,4-DCB	0.6767	0.6858	1.3	TM	
97	TML	n-Butylbenzene	0.5721	0.6510	14	TML	4.5
98	TM	1,2-DCB	0.6504	0.6573	1.1	TM	
99	TM	Hexachloroethane	0.1703	0.1850	8.7	TM	
100	TML	1,2-Dibromo-3-chloropropane	0.0437	0.0426	2.6	TML	23
101	TML	1,2,4-Trichlorobenzene	0.1936	0.2106	8.8	TML	16
102	TML	Hexachlorobutadiene	0.2401	0.2894	21	TML	3.6
103	TMQ	Naphthalene	0.4088	0.2839	31	TMQ	36
104	TML	1,2,3-Trichlorobenzene	0.2371	0.2246	5.3	TML	25
105							
106							
107							
108							
109							
110							
111							
112							
113							
114							
115							
116							
117							
118							
119							
120							
		Average			10.4		

Quantitation Report (Not Reviewed)

Data File : M:\MAX\DATA\211108\1109M52.D
Acq On : 10 Nov 21 7:35
Sample : Ending CCV 10ug/L 11/9/21
Misc : IS&S 8/4/21

Vial: 23
Operator: LP,DG,CH
Inst : Max
Multiplr: 1.00

Quant Time: Nov 10 7:57 2021

Quant Results File: M1015W.RES

Quant Method : M:\MAX\DATA\211015\M1015W.M (RTE Integrator)
Title : METHOD 8260B
Last Update : Sat Oct 16 14:01:48 2021
Response via : Initial Calibration
DataAcq Meth : M8260

Internal Standards	R.T.	QIon	Response	Conc Units	Dev(Min)
1) Fluorobenzene (IS)	6.37	96	424187	25.00 ppb	0.03
65) Chlorobenzene-D5 (IS)	9.53	117	395840	25.00 ppb	0.03
80) 1,4-Dichlorobenzene-D (IS)	11.85	152	254952	25.00 ppb	0.03
System Monitoring Compounds					
41) Dibromofluoromethane(S)	5.59	111	131504	24.96 ppb	0.03
Spiked Amount 25.000			Recovery	= 99.848%	
46) 1,2-DCA-D4(S)	5.98	65	85224	23.19 ppb	0.03
Spiked Amount 25.000			Recovery	= 92.776%	
66) Toluene-D8(S)	8.08	98	454537	24.98 ppb	0.03
Spiked Amount 25.000			Recovery	= 99.932%	
74) 4-Bromofluorobenzene(S)	10.71	95	186991	25.45 ppb	0.03
Spiked Amount 25.000			Recovery	= 101.792%	

Target Compounds						Qvalue
3) Dichlorodifluoromethane	1.19	85	27992	11.02 ppb		98
4) Freon 114	1.30	85	17731	12.46 ppb		84
5) Chloromethane	1.34	50	16789	11.08 ppb		93
6) Vinyl chloride	1.43	62	18276	9.78 ppb		98
8) Bromomethane	1.69	94	19562	12.39 ppb		98
9) Chloroethane	1.79	64	11777	9.76 ppb		97
10) Dichlorofluoromethane	1.99	67	41433	10.11 ppb		93
11) Trichlorofluoromethane	2.02	101	52795	10.77 ppb		95
13) Acrolein	2.45	56	23561	99.50 ppb	#	80
14) Acetone	2.63	43	19794	35.79 ppb		97
15) Freon-113	2.55	151	23628	11.84 ppb		96
16) Acetonitrile	2.95	41	14503	110.35 ppb	#	90
18) 1,2-Dichlorotrifluoroethan	1.99	67	41433	10.11 ppb		100
19) 1,1-DCE	2.53	61	28264	9.52 ppb		93
20) t-Butanol	3.36	59	18425	105.59 ppb		91
21) Methyl Acetate	3.02	43	7289	7.84 ppb	#	68
22) Iodomethane	2.68	142	18625	9.14 ppb		88
23) Acrylonitrile	3.47	53	4371	8.33 ppb	#	87
25) Methylene chloride	3.11	84	18130	9.46 ppb		98
26) Carbon disulfide	2.73	76	26272	10.87 ppb		96
27) Methyl t-butyl ether (MtBE	3.49	73	57177	8.94 ppb	#	89
28) Trans-1,2-DCE	3.46	96	20206	9.76 ppb		96
29) 3-Methylpentane	3.50	57	8904	8.13 ppb	#	72
31) Diisopropyl Ether	4.27	45	38701	9.70 ppb		91
32) 1,1-DCA	4.09	63	30867	9.94 ppb	#	96
34) Ethyl tert Butyl Ether	4.80	59	50110	9.78 ppb		96
35) Methylcyclopentane	4.79	56	1680	7.28 ppb		100

(#) = qualifier out of range (m) = manual integration

Quantitation Report (Not Reviewed)

Data File : M:\MAX\DATA\211108\1109M52.D
Acq On : 10 Nov 21 7:35
Sample : Ending CCV 10ug/L 11/9/21
Misc : IS&S 8/4/21

Vial: 23
Operator: LP,DG,CH
Inst : Max
Multiplr: 1.00

Quant Time: Nov 10 7:57 2021

Quant Results File: M1015W.RES

Quant Method : M:\MAX\DATA\211015\M1015W.M (RTE Integrator)
Title : METHOD 8260B
Last Update : Sat Oct 16 14:01:48 2021
Response via : Initial Calibration
DataAcq Meth : M8260

	Compound	R.T.	QIon	Response	Conc Unit		Qvalue
36)	MEK (2-Butanone)	5.02	43	23682	40.96 ppb		97
37)	Cis-1,2-DCE	4.95	96	22441	9.78 ppb		94
38)	2,2-Dichloropropane	4.92	77	43071	10.81 ppb		100
39)	Chloroform	5.39	83	43097	10.69 ppb		94
40)	Bromochloromethane	5.25	130	17107	9.51 ppb		93
42)	1,1,1-TCA	5.57	97	49402	10.43 ppb		95
43)	Cyclohexane	5.62	41	13005	9.60 ppb		83
44)	1,1-Dichloropropene	5.78	75	28122	10.95 ppb		92
45)	2,2,4-Trimethylpentane	6.15	57	41608	12.49 ppb		86
47)	Carbon Tetrachloride	5.77	117	46414	10.42 ppb		97
48)	Tert Amyl Methyl Ether	6.21	73	47984	9.50 ppb		100
49)	1,2-DCA	6.07	62	37747	9.47 ppb		97
50)	Benzene	6.02	78	70984	9.54 ppb		98
51)	TCE	6.78	95	23955	10.06 ppb		98
52)	2-Pentanone	7.03	43	99881	103.34 ppb		98
53)	1,2-Dichloropropane	7.02	63	7893	9.54 ppb		95
54)	Bromodichloromethane	7.34	83	35286	10.57 ppb		93
55)	Methyl Cyclohexane	6.97	83	30423	11.85 ppb		97
56)	Dibromomethane	7.15	93	12312	8.47 ppb		93
57)	MIBK (methyl isobutyl ket	8.00	43	51221	41.44 ppb		97
58)	1-Bromo-2-chloroethane	7.65	144	4402	9.42 ppb	#	70
60)	Cis-1,3-Dichloropropene	7.82	75	32286	10.79 ppb		91
61)	Toluene	8.14	91	93863	10.91 ppb		97
62)	Trans-1,3-Dichloropropene	8.40	75	31813	10.72 ppb		97
63)	1,1,2-TCA	8.58	83	11717	8.79 ppb		96
64)	2-Hexanone	8.85	43	33483	40.05 ppb		97
67)	1,2-EDB	9.06	107	18227	8.73 ppb		85
68)	Tetrachloroethene	8.69	164	20888	10.13 ppb		87
69)	1-Chlorohexane	9.56	91	17152	10.92 ppb		94
70)	1,1,1,2-Tetrachloroethane	9.65	131	31995	10.86 ppb		89
71)	m&p-Xylene	9.80	106	98292	21.97 ppb		95
72)	o-Xylene	10.19	106	46812	9.97 ppb		99
73)	Styrene	10.20	104	74831	10.59 ppb		95
75)	1,3-Dichloropropane	8.74	76	27483	8.95 ppb		85
76)	Dibromochloromethane	8.96	129	29152	9.49 ppb		97
77)	Chlorobenzene	9.56	112	72789	10.61 ppb		94
78)	Ethylbenzene	9.68	91	112097	10.32 ppb		98
79)	Bromoform	10.37	173	22300	8.74 ppb		98
81)	Isopropylbenzene	10.56	105	125935	10.59 ppb		98
82)	1,1,2,2-Tetrachloroethane	10.87	83	16860	8.26 ppb		95
83)	1,2,3-Trichloropropane	10.90	110	9651	9.46 ppb	#	81
84)	t-1,4-Dichloro-2-Butene	10.92	53	4634	8.96 ppb	#	57

(#) = qualifier out of range (m) = manual integration

Quantitation Report (Not Reviewed)

Data File : M:\MAX\DATA\211108\1109M52.D
Acq On : 10 Nov 21 7:35
Sample : Ending CCV 10ug/L 11/9/21
Misc : IS&S 8/4/21

Vial: 23
Operator: LP,DG,CH
Inst : Max
Multiplr: 1.00

Quant Time: Nov 10 7:57 2021

Quant Results File: M1015W.RES

Quant Method : M:\MAX\DATA\211015\M1015W.M (RTE Integrator)
Title : METHOD 8260B
Last Update : Sat Oct 16 14:01:48 2021
Response via : Initial Calibration
DataAcq Meth : M8260

	Compound	R.T.	QIon	Response	Conc Unit		Qvalue
85)	Bromobenzene	10.84	156	39146	10.06 ppb		88
86)	n-Propylbenzene	10.97	91	128475	10.94 ppb		99
87)	4-Ethyltoluene	11.08	105	122012	11.25 ppb		95
88)	2-Chlorotoluene	11.04	91	83131	8.93 ppb		91
89)	1,3,5-Trimethylbenzene	11.15	105	111113	10.95 ppb		95
90)	4-Chlorotoluene	11.15	91	98854	10.69 ppb		99
91)	Tert-Butylbenzene	11.47	119	62816	11.22 ppb		98
92)	1,2,4-Trimethylbenzene	11.52	105	106065	11.04 ppb		96
93)	Sec-Butylbenzene	11.69	105	118299	11.04 ppb		97
94)	p-Isopropyltoluene	11.84	119	114570	11.06 ppb		100
95)	Benzyl Chloride	12.01	91	27726	11.30 ppb		97
96)	1,3-DCB	11.78	146	70137	10.35 ppb		99
97)	1,4-DCB	11.87	146	69940	10.13 ppb		94
98)	n-Butylbenzene	12.24	91	66388	9.55 ppb		97
99)	1,2-DCB	12.24	146	67030	10.11 ppb		98
100)	Hexachloroethane	12.49	117	18869	10.87 ppb		97
101)	1,2-Dibromo-3-chloropropan	13.02	75	4343	7.74 ppb	#	88
102)	1,2,4-Trichlorobenzene	13.84	180	21480	8.42 ppb		85
103)	Hexachlorobutadiene	14.02	225	29516	10.36 ppb		94
104)	Naphthalene	14.08	128	28956	6.44 ppb		98
105)	1,2,3-Trichlorobenzene	14.32	180	22902	7.45 ppb		84

(#) = qualifier out of range (m) = manual integration

Quantitation Report

Data File : M:\MAX\DATA\211108\1109M52.D
Acq On : 10 Nov 21 7:35
Sample : Ending CCV 10ug/L 11/9/21
Misc : IS&S 8/4/21

Vial: 23
Operator: LP,DG,CH
Inst : Max
Multiplr: 1.00

Quant Time: Nov 10 7:57 2021

Quant Results File: M1015W.RES

Method : M:\MAX\DATA\211015\M1015W.M (RTE Integrator)
Title : METHOD 8260B
Last Update : Sat Oct 16 14:01:48 2021
Response via : Initial Calibration

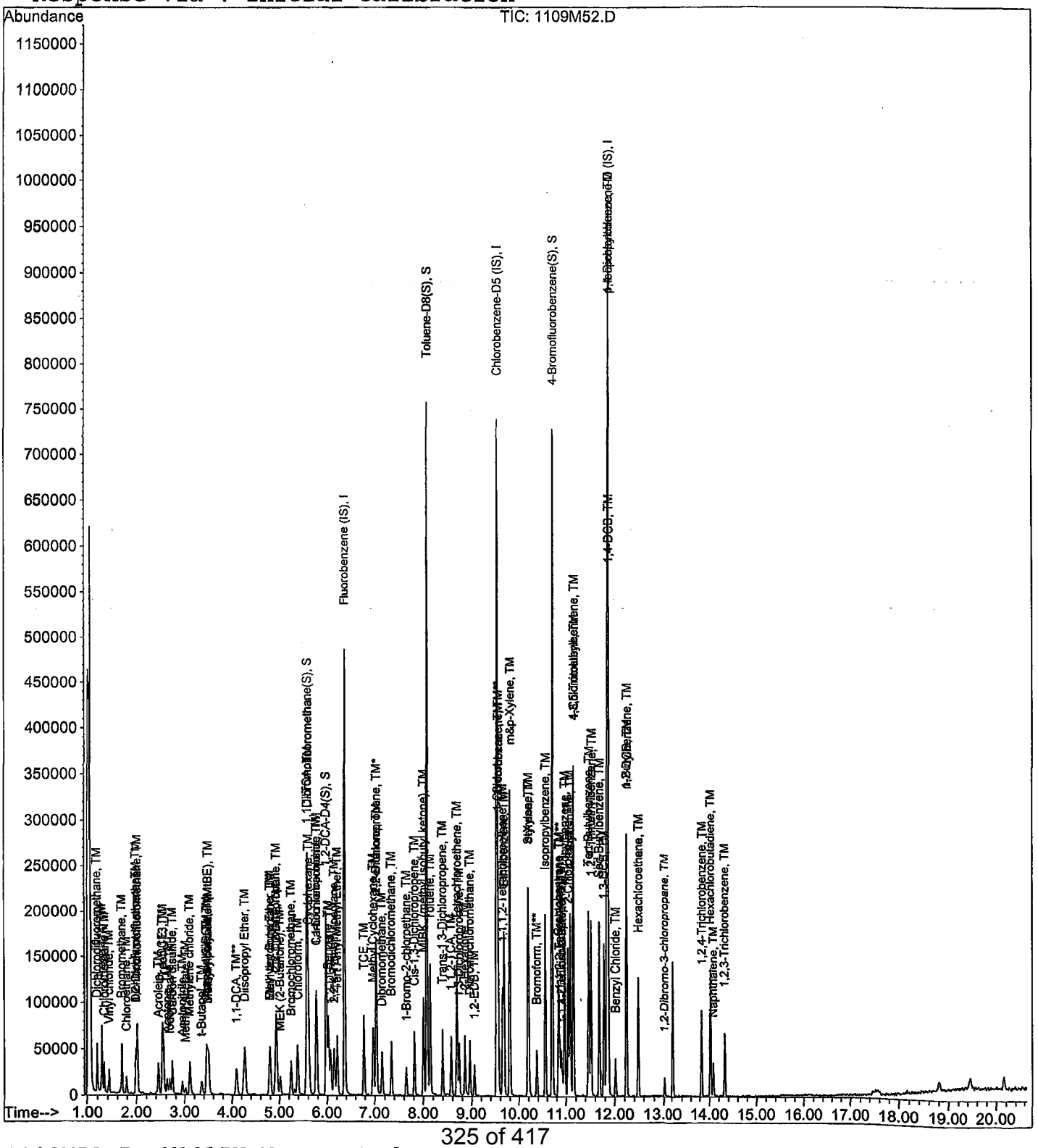

ORGANICS
Raw Data

Quantitation Report (QT Reviewed)

Data File : M:\MAX\DATA\211108\1109M12.D
Acq On : 9 Nov 21 13:15
Sample : BA45104W01
Misc : IS&S 8/4/21

Vial: 12
Operator: LP,DG,CH
Inst : Max
Multiplr: 1.00

Quant Time: Nov 10 9:26 2021

Quant Results File: M1015W.RES

Quant Method : M:\MAX\DATA\211015\M1015W.M (RTE Integrator)
Title : METHOD 8260B
Last Update : Sat Oct 16 14:01:48 2021
Response via : Initial Calibration
DataAcq Meth : M8260

Internal Standards	R.T.	QIon	Response	Conc Units	Dev(Min)
1) Fluorobenzene (IS)	6.38	96	390754	25.00 ppb	0.04
65) Chlorobenzene-D5 (IS)	9.53	117	348516	25.00 ppb	0.03
80) 1,4-Dichlorobenzene-D (IS)	11.85	152	211154	25.00 ppb	0.03
System Monitoring Compounds					
41) Dibromofluoromethane(S)	5.59	111	127330	26.24 ppb	0.03
Spiked Amount 25.000			Recovery	= 104.948%	
46) 1,2-DCA-D4(S)	5.98	65	86360	25.51 ppb	0.04
Spiked Amount 25.000			Recovery	= 102.056%	
66) Toluene-D8(S)	8.08	98	415195	25.92 ppb	0.03
Spiked Amount 25.000			Recovery	= 103.680%	
74) 4-Bromofluorobenzene(S)	10.70	95	155034	23.96 ppb	0.03
Spiked Amount 25.000			Recovery	= 95.852%	

Target Compounds Qvalue

(#) = qualifier out of range (m) = manual integration

Quantitation Report

Data File : M:\MAX\DATA\211108\1109M12.D
Acq On : 9 Nov 21 13:15
Sample : BA45104W01
Misc : IS&S 8/4/21

Vial: 12
Operator: LP,DG,CH
Inst : Max
Multiplr: 1.00

Quant Time: Nov 10 9:26 2021

Quant Results File: M1015W.RES

Method : M:\MAX\DATA\211015\M1015W.M (RTE Integrator)
Title : METHOD 8260B
Last Update : Sat Oct 16 14:01:48 2021
Response via : Initial Calibration



Quantitation Report (QT Reviewed)

Data File : M:\MAX\DATA\211108\1109M13.D
Acq On : 9 Nov 21 13:44
Sample : BA45105W01
Misc : IS&S 8/4/21

Vial: 13
Operator: LP,DG,CH
Inst : Max
Multiplr: 1.00

Quant Time: Nov 10 4:52 2021

Quant Results File: M1015W.RES

Quant Method : M:\MAX\DATA\211015\M1015W.M (RTE Integrator)
Title : METHOD 8260B
Last Update : Sat Oct 16 14:01:48 2021
Response via : Initial Calibration
DataAcq Meth : M8260

Internal Standards	R.T.	QIon	Response	Conc Units	Dev(Min)
1) Fluorobenzene (IS)	6.37	96	375672	25.00 ppb	0.03
65) Chlorobenzene-D5 (IS)	9.53	117	332503	25.00 ppb	0.03
80) 1,4-Dichlorobenzene-D (IS)	11.85	152	205191	25.00 ppb	0.03
System Monitoring Compounds					
41) Dibromofluoromethane(S)	5.59	111	125117	26.82 ppb	0.03
Spiked Amount 25.000			Recovery	= 107.264%	
46) 1,2-DCA-D4(S)	5.98	65	87024	26.74 ppb	0.03
Spiked Amount 25.000			Recovery	= 106.968%	
66) Toluene-D8(S)	8.08	98	385506	25.23 ppb	0.03
Spiked Amount 25.000			Recovery	= 100.900%	
74) 4-Bromofluorobenzene(S)	10.70	95	153191	24.82 ppb	0.03
Spiked Amount 25.000			Recovery	= 99.276%	

Target Compounds Qvalue

(#) = qualifier out of range (m) = manual integration

Quantitation Report

Data File : M:\MAX\DATA\211108\1109M13.D
Acq On : 9 Nov 21 13:44
Sample : BA45105W01
Misc : IS&S 8/4/21

Vial: 13
Operator: LP,DG,CH
Inst : Max
Multiplr: 1.00

Quant Time: Nov 10 4:52 2021

Quant Results File: M1015W.RES

Method : M:\MAX\DATA\211015\M1015W.M (RTE Integrator)
Title : METHOD 8260B
Last Update : Sat Oct 16 14:01:48 2021
Response via : Initial Calibration



Quantitation Report (Not Reviewed)

Data File : M:\MAX\DATA\211108\1109M03.D
Acq On : 9 Nov 21 9:00
Sample : 211109A LCS 10ug/L
Misc : IS&S 8/4/21

Vial: 3
Operator: LP,DG,CH
Inst : Max
Multiplr: 1.00

Quant Time: Nov 10 9:21 2021

Quant Results File: M1015W.RES

Quant Method : M:\MAX\DATA\211015\M1015W.M (RTE Integrator)
Title : METHOD 8260B
Last Update : Sat Oct 16 14:01:48 2021
Response via : Initial Calibration
DataAcq Meth : M8260

Internal Standards	R.T.	QIon	Response	Conc Units	Dev(Min)
1) Fluorobenzene (IS)	6.38	96	411507	25.00 ppb	0.04
65) Chlorobenzene-D5 (IS)	9.53	117	369189	25.00 ppb	0.03
80) 1,4-Dichlorobenzene-D (IS)	11.85	152	234982	25.00 ppb	0.03
System Monitoring Compounds					
41) Dibromofluoromethane(S)	5.60	111	129825	25.40 ppb	0.04
Spiked Amount 25.000			Recovery	= 101.608%	
46) 1,2-DCA-D4(S)	5.98	65	85272	23.92 ppb	0.03
Spiked Amount 25.000			Recovery	= 95.688%	
66) Toluene-D8(S)	8.08	98	437144	25.76 ppb	0.03
Spiked Amount 25.000			Recovery	= 103.048%	
74) 4-Bromofluorobenzene(S)	10.70	95	172589	25.18 ppb	0.03
Spiked Amount 25.000			Recovery	= 100.732%	

Target Compounds						Qvalue
3) Dichlorodifluoromethane	1.20	85	25160	10.21 ppb		96
4) Freon 114	1.30	85	16834	12.20 ppb		87
5) Chloromethane	1.34	50	14972	10.18 ppb		94
6) Vinyl chloride	1.43	62	16973	9.36 ppb		92
8) Bromomethane	1.69	94	16239	10.60 ppb		89
9) Chloroethane	1.79	64	11803	10.05 ppb		98
10) Dichlorofluoromethane	1.99	67	39431	9.92 ppb		96
11) Trichlorofluoromethane	2.02	101	47392	9.97 ppb		97
13) Acrolein	2.46	56	27875	120.87 ppb		88
14) Acetone	2.63	43	24112	44.94 ppb		96
15) Freon-113	2.55	151	19702	10.18 ppb	#	84
16) Acetonitrile	2.96	41	15520	121.72 ppb	#	91
18) 1,2-Dichlorotrifluoroethan	1.99	67	39431	9.92 ppb		100
19) 1,1-DCE	2.54	61	26381	9.16 ppb		97
20) t-Butanol	3.37	59	22570	136.37 ppb	#	85
21) Methyl Acetate	3.03	43	9681	10.73 ppb		99
22) Iodomethane	2.69	142	21331	10.56 ppb		98
23) Acrylonitrile	3.48	53	5434	10.71 ppb	#	82
25) Methylene chloride	3.12	84	19175	10.31 ppb		97
26) Carbon disulfide	2.74	76	24208	10.33 ppb	#	92
27) Methyl t-butyl ether (MtBE	3.50	73	61073	9.84 ppb		95
28) Trans-1,2-DCE	3.46	96	19131	9.52 ppb		91
29) 3-Methylpentane	3.50	57	9973	9.47 ppb		90
31) Diisopropyl Ether	4.28	45	39805	10.29 ppb		93
32) 1,1-DCA	4.10	63	30514	10.13 ppb	#	95
34) Ethyl tert Butyl Ether	4.81	59	51200	10.30 ppb		92
35) Methylcyclopentane	4.81	56	2175	10.19 ppb		100

(#) = qualifier out of range (m) = manual integration

Quantitation Report (Not Reviewed)

Data File : M:\MAX\DATA\211108\1109M03.D
Acq On : 9 Nov 21 9:00
Sample : 211109A LCS 10ug/L
Misc : IS&S 8/4/21

Vial: 3
Operator: LP,DG,CH
Inst : Max
Multiplr: 1.00

Quant Time: Nov 10 9:21 2021

Quant Results File: M1015W.RES

Quant Method : M:\MAX\DATA\211015\M1015W.M (RTE Integrator)
Title : METHOD 8260B
Last Update : Sat Oct 16 14:01:48 2021
Response via : Initial Calibration
DataAcq Meth : M8260

	Compound	R.T.	QIon	Response	Conc	Unit		Qvalue
36)	MEK (2-Butanone)	5.02	43	27865	49.67	ppb		99
37)	Cis-1,2-DCE	4.95	96	22173	9.96	ppb		91
38)	2,2-Dichloropropane	4.93	77	40405	10.45	ppb		98
39)	Chloroform	5.39	83	42097	10.76	ppb		90
40)	Bromochloromethane	5.26	130	16027	9.17	ppb	#	83
42)	1,1,1-TCA	5.58	97	50645	11.02	ppb		99
43)	Cyclohexane	5.62	41	12172	9.26	ppb		88
44)	1,1-Dichloropropene	5.79	75	26131	10.48	ppb		92
45)	2,2,4-Trimethylpentane	6.15	57	36332	11.24	ppb		93
47)	Carbon Tetrachloride	5.77	117	44402	10.28	ppb		91
48)	Tert Amyl Methyl Ether	6.22	73	51052	10.41	ppb	#	94
49)	1,2-DCA	6.07	62	41214	10.65	ppb		95
50)	Benzene	6.03	78	71558	9.92	ppb		96
51)	TCE	6.78	95	21666	9.38	ppb	#	80
52)	2-Pentanone	7.04	43	115257	122.92	ppb		98
53)	1,2-Dichloropropane	7.03	63	7420	9.24	ppb		100
54)	Bromodichloromethane	7.35	83	34457	10.64	ppb		93
55)	Methyl Cyclohexane	6.98	83	26174	10.53	ppb		98
56)	Dibromomethane	7.15	93	12555	8.91	ppb		96
57)	MIBK (methyl isobutyl ket	8.01	43	59603	49.70	ppb		96
58)	1-Bromo-2-chloroethane	7.66	144	5085	11.21	ppb		94
60)	Cis-1,3-Dichloropropene	7.82	75	30755	10.60	ppb		96
61)	Toluene	8.15	91	87132	10.44	ppb		100
62)	Trans-1,3-Dichloropropene	8.40	75	32899	11.43	ppb		93
63)	1,1,2-TCA	8.58	83	11948	9.24	ppb		92
64)	2-Hexanone	8.86	43	38076	46.95	ppb		97
67)	1,2-EDB	9.06	107	19157	9.83	ppb		96
68)	Tetrachloroethene	8.69	164	18064	9.29	ppb		93
69)	1-Chlorohexane	9.56	91	15090	10.30	ppb		86
70)	1,1,1,2-Tetrachloroethane	9.65	131	31205	11.36	ppb		93
71)	m&p-Xylene	9.80	106	84945	20.35	ppb		99
72)	o-Xylene	10.19	106	43233	9.88	ppb		91
73)	Styrene	10.20	104	69791	10.59	ppb	#	96
75)	1,3-Dichloropropane	8.74	76	27549	9.62	ppb	#	76
76)	Dibromochloromethane	8.96	129	30849	10.76	ppb		97
77)	Chlorobenzene	9.56	112	70752	11.06	ppb		91
78)	Ethylbenzene	9.68	91	104969	10.36	ppb		98
79)	Bromoform	10.38	173	22904	9.63	ppb		100
81)	Isopropylbenzene	10.56	105	114193	10.42	ppb		99
82)	1,1,2,2-Tetrachloroethane	10.87	83	17907	9.52	ppb		93
83)	1,2,3-Trichloropropane	10.90	110	9234	9.82	ppb		98
84)	t-1,4-Dichloro-2-Butene	10.93	53	4323	9.06	ppb		98

(#) = qualifier out of range (m) = manual integration

Quantitation Report (Not Reviewed)

Data File : M:\MAX\DATA\211108\1109M03.D
Acq On : 9 Nov 21 9:00
Sample : 211109A LCS 10ug/L
Misc : IS&S 8/4/21

Vial: 3
Operator: LP,DG,CH
Inst : Max
Multiplr: 1.00

Quant Time: Nov 10 9:21 2021

Quant Results File: M1015W.RES

Quant Method : M:\MAX\DATA\211015\M1015W.M (RTE Integrator)
Title : METHOD 8260B
Last Update : Sat Oct 16 14:01:48 2021
Response via : Initial Calibration
DataAcq Meth : M8260

	Compound	R.T.	QIon	Response	Conc Unit	Qvalue
85)	Bromobenzene	10.84	156	37630	10.49 ppb	89
86)	n-Propylbenzene	10.97	91	112779	10.42 ppb	100
87)	4-Ethyltoluene	11.08	105	105536	10.56 ppb	99
88)	2-Chlorotoluene	11.04	91	85491	9.96 ppb	88
89)	1,3,5-Trimethylbenzene	11.15	105	99907	10.69 ppb	98
90)	4-Chlorotoluene	11.15	91	86377	10.13 ppb	97
91)	Tert-Butylbenzene	11.47	119	55968	10.84 ppb	96
92)	1,2,4-Trimethylbenzene	11.52	105	95899	10.83 ppb	96
93)	Sec-Butylbenzene	11.68	105	109859	11.12 ppb	99
94)	p-Isopropyltoluene	11.83	119	98635	10.33 ppb	98
95)	Benzyl Chloride	12.02	91	24603	10.88 ppb	95
96)	1,3-DCB	11.78	146	65653	10.51 ppb	99
97)	1,4-DCB	11.87	146	64986	10.22 ppb	94
98)	n-Butylbenzene	12.24	91	56060	8.86 ppb	96
99)	1,2-DCB	12.24	146	62557	10.23 ppb	99
100)	Hexachloroethane	12.49	117	15987	9.99 ppb	96
101)	1,2-Dibromo-3-chloropropan	13.02	75	5165	9.70 ppb	85
102)	1,2,4-Trichlorobenzene	13.84	180	19552	8.34 ppb	95
103)	Hexachlorobutadiene	14.02	225	25098	9.63 ppb	97
104)	Naphthalene	14.08	128	33683	7.83 ppb	95
105)	1,2,3-Trichlorobenzene	14.32	180	23374	7.97 ppb	79

Quantitation Report

Data File : M:\MAX\DATA\211108\1109M03.D
Acq On : 9 Nov 21 9:00
Sample : 211109A LCS 10ug/L
Misc : IS&S 8/4/21

Vial: 3
Operator: LP,DG,CH
Inst : Max
Multiplr: 1.00

Quant Time: Nov 10 9:21 2021

Quant Results File: M1015W.RES

Method : M:\MAX\DATA\211015\M1015W.M (RTE Integrator)
Title : METHOD 8260B
Last Update : Sat Oct 16 14:01:48 2021
Response via : Initial Calibration

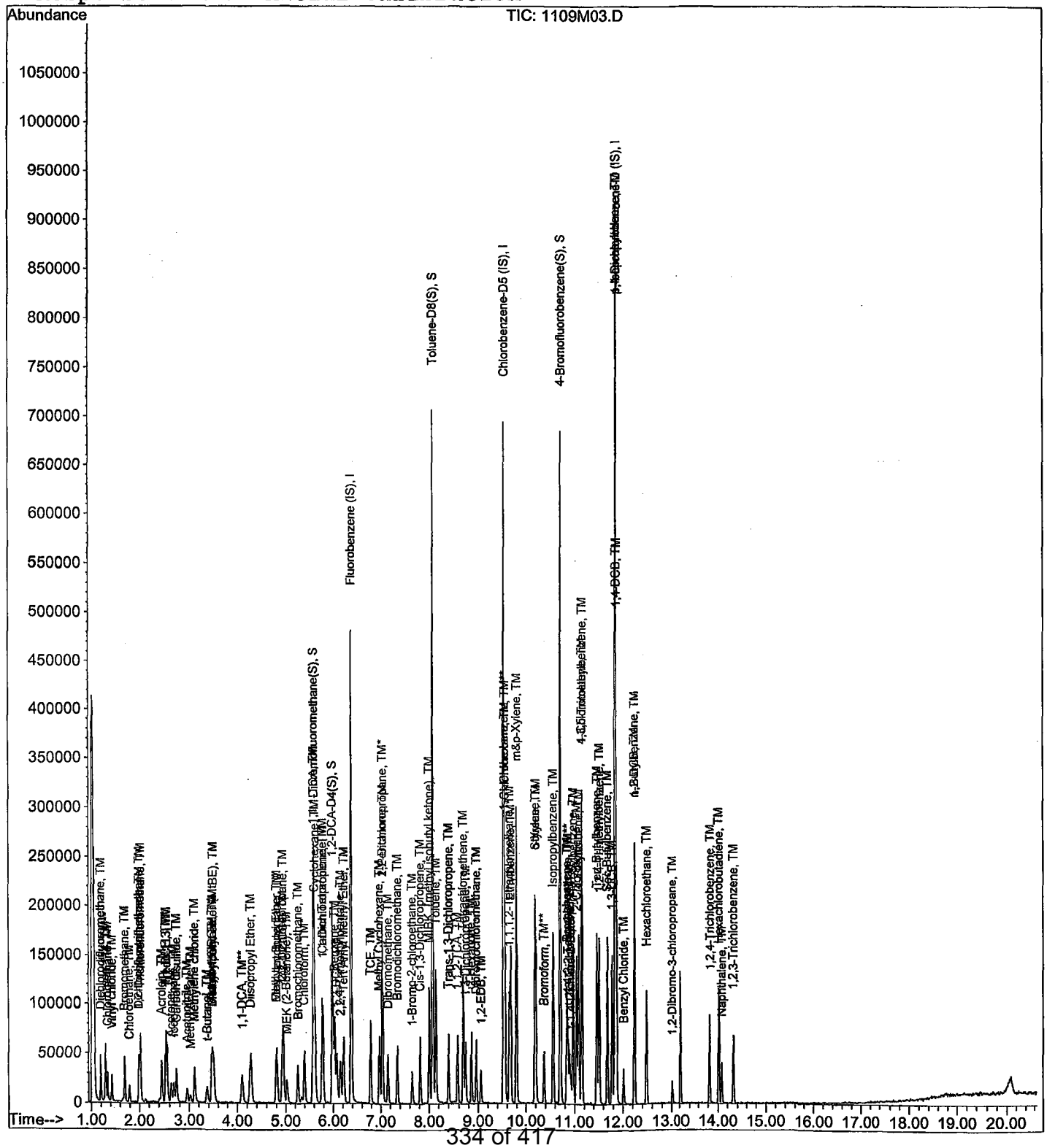

Quantitation Report (Not Reviewed)

Data File : M:\MAX\DATA\211108\1109M04.D
Acq On : 9 Nov 21 9:28
Sample : 211109A LCSD 10ug/L
Misc : IS&S 8/4/21

Vial: 4
Operator: LP,DG,CH
Inst : Max
Multiplr: 1.00

Quant Time: Nov 10 9:21 2021

Quant Results File: M1015W.RES

Quant Method : M:\MAX\DATA\211015\M1015W.M (RTE Integrator)
Title : METHOD 8260B
Last Update : Sat Oct 16 14:01:48 2021
Response via : Initial Calibration
DataAcq Meth : M8260

Internal Standards	R.T.	QIon	Response	Conc Units	Dev(Min)
1) Fluorobenzene (IS)	6.38	96	401220	25.00 ppb	0.04
65) Chlorobenzene-D5 (IS)	9.53	117	350067	25.00 ppb	0.03
80) 1,4-Dichlorobenzene-D (IS)	11.85	152	232601	25.00 ppb	0.03
System Monitoring Compounds					
41) Dibromofluoromethane(S)	5.60	111	130125	26.11 ppb	0.04
Spiked Amount 25.000			Recovery	= 104.456%	
46) 1,2-DCA-D4(S)	5.98	65	87680	25.23 ppb	0.04
Spiked Amount 25.000			Recovery	= 100.912%	
66) Toluene-D8(S)	8.08	98	415166	25.80 ppb	0.03
Spiked Amount 25.000			Recovery	= 103.212%	
74) 4-Bromofluorobenzene(S)	10.71	95	160709	24.73 ppb	0.03
Spiked Amount 25.000			Recovery	= 98.924%	

Target Compounds					Qvalue
3) Dichlorodifluoromethane	1.20	85	22120	9.21 ppb	98
4) Freon 114	1.30	85	14033	10.43 ppb	88
5) Chloromethane	1.34	50	14204	9.91 ppb	91
6) Vinyl chloride	1.43	62	14721	8.33 ppb	97
8) Bromomethane	1.69	94	14586	9.77 ppb	98
9) Chloroethane	1.79	64	8689	7.86 ppb	95
10) Dichlorofluoromethane	1.99	67	33571	8.66 ppb	94
11) Trichlorofluoromethane	2.02	101	41379	8.92 ppb	92
13) Acrolein	2.46	56	26328	117.19 ppb	97
14) Acetone	2.63	43	22203	42.44 ppb	90
15) Freon-113	2.55	151	18011	9.55 ppb	95
16) Acetonitrile	2.96	41	15202	122.29 ppb	91
18) 1,2-Dichlorotrifluoroethan	1.99	67	33571	8.66 ppb	100
19) 1,1-DCE	2.53	61	24376	8.68 ppb	98
20) t-Butanol	3.37	59	18200	110.64 ppb	97
21) Methyl Acetate	3.02	43	7325	8.33 ppb	88
22) Iodomethane	2.69	142	18514	9.54 ppb	96
23) Acrylonitrile	3.47	53	4181	8.43 ppb	97
25) Methylene chloride	3.12	84	16252	8.96 ppb	91
26) Carbon disulfide	2.74	76	22120	9.68 ppb	97
27) Methyl t-butyl ether (MtBE	3.50	73	56238	9.30 ppb	94
28) Trans-1,2-DCE	3.47	96	16849	8.60 ppb	95
29) 3-Methylpentane	3.50	57	8653	8.36 ppb #	91
31) Diisopropyl Ether	4.28	45	33402	8.85 ppb	95
32) 1,1-DCA	4.10	63	27659	9.41 ppb	96
34) Ethyl tert Butyl Ether	4.81	59	45660	9.42 ppb	100
35) Methylcyclopentane	4.81	56	2450	11.99 ppb	100

(#) = qualifier out of range (m) = manual integration

Quantitation Report (Not Reviewed)

Data File : M:\MAX\DATA\211108\1109M04.D
Acq On : 9 Nov 21 9:28
Sample : 211109A LCSD 10ug/L
Misc : IS&S 8/4/21

Vial: 4
Operator: LP,DG,CH
Inst : Max
Multiplr: 1.00

Quant Time: Nov 10 9:21 2021

Quant Results File: M1015W.RES

Quant Method : M:\MAX\DATA\211015\M1015W.M (RTE Integrator)
Title : METHOD 8260B
Last Update : Sat Oct 16 14:01:48 2021
Response via : Initial Calibration
DataAcq Meth : M8260

	Compound	R.T.	QIon	Response	Conc	Unit		Qvalue
36)	MEK (2-Butanone)	5.03	43	24740	45.23	ppb	#	99
37)	Cis-1,2-DCE	4.95	96	21194	9.77	ppb		89
38)	2,2-Dichloropropane	4.93	77	39023	10.35	ppb		99
39)	Chloroform	5.40	83	39056	10.24	ppb		93
40)	Bromochloromethane	5.26	130	16118	9.47	ppb		91
42)	1,1,1-TCA	5.57	97	43313	9.67	ppb		94
43)	Cyclohexane	5.62	41	12209	9.53	ppb		83
44)	1,1-Dichloropropene	5.79	75	22081	9.09	ppb		91
45)	2,2,4-Trimethylpentane	6.15	57	29358	9.32	ppb	#	83
47)	Carbon Tetrachloride	5.77	117	38751	9.20	ppb		94
48)	Tert Amyl Methyl Ether	6.22	73	46234	9.67	ppb		98
49)	1,2-DCA	6.07	62	36101	9.57	ppb		96
50)	Benzene	6.03	78	61175	8.69	ppb		94
51)	TCE	6.78	95	19453	8.64	ppb		84
52)	2-Pentanone	7.04	43	106909	116.94	ppb		100
53)	1,2-Dichloropropane	7.02	63	6629	8.44	ppb		98
54)	Bromodichloromethane	7.34	83	28937	9.16	ppb		97
55)	Methyl Cyclohexane	6.97	83	21640	8.95	ppb		91
56)	Dibromomethane	7.15	93	11632	8.47	ppb		89
57)	MIBK (methyl isobutyl ket	8.01	43	55739	47.67	ppb		97
58)	1-Bromo-2-chloroethane	7.65	144	4368	9.88	ppb		97
60)	Cis-1,3-Dichloropropene	7.82	75	26977	9.53	ppb		93
61)	Toluene	8.15	91	77460	9.52	ppb		98
62)	Trans-1,3-Dichloropropene	8.40	75	27901	9.94	ppb		96
63)	1,1,2-TCA	8.58	83	10560	8.37	ppb		89
64)	2-Hexanone	8.86	43	36158	45.73	ppb		96
67)	1,2-EDB	9.06	107	17267	9.35	ppb		95
68)	Tetrachloroethene	8.69	164	16800	9.08	ppb		88
69)	1-Chlorohexane	9.56	91	11997	8.63	ppb		96
70)	1,1,1,2-Tetrachloroethane	9.65	131	27484	10.55	ppb		90
71)	m&p-Xylene	9.80	106	74518	18.83	ppb		100
72)	o-Xylene	10.19	106	37301	8.99	ppb		89
73)	Styrene	10.20	104	60207	9.64	ppb		95
75)	1,3-Dichloropropane	8.74	76	25833	9.51	ppb		99
76)	Dibromochloromethane	8.96	129	26981	9.93	ppb		96
77)	Chlorobenzene	9.56	112	56848	9.37	ppb		91
78)	Ethylbenzene	9.68	91	91277	9.50	ppb		97
79)	Bromoform	10.37	173	21033	9.32	ppb		82
81)	Isopropylbenzene	10.56	105	101370	9.35	ppb		98
82)	1,1,2,2-Tetrachloroethane	10.87	83	15066	8.09	ppb	#	95
83)	1,2,3-Trichloropropane	10.90	110	8629	9.27	ppb		95
84)	t-1,4-Dichloro-2-Butene	10.93	53	4002	8.49	ppb		78

(#) = qualifier out of range (m) = manual integration

Quantitation Report (Not Reviewed)

Data File : M:\MAX\DATA\211108\1109M04.D
Acq On : 9 Nov 21 9:28
Sample : 211109A LCSD 10ug/L
Misc : IS&S 8/4/21

Vial: 4
Operator: LP,DG,CH
Inst : Max
Multiplr: 1.00

Quant Time: Nov 10 9:21 2021

Quant Results File: M1015W.RES

Quant Method : M:\MAX\DATA\211015\M1015W.M (RTE Integrator)
Title : METHOD 8260B
Last Update : Sat Oct 16 14:01:48 2021
Response via : Initial Calibration
DataAcq Meth : M8260

	Compound	R.T.	QIon	Response	Conc Unit		Qvalue
85)	Bromobenzene	10.84	156	32388	9.12 ppb		88
86)	n-Propylbenzene	10.97	91	97702	9.12 ppb		96
87)	4-Ethyltoluene	11.08	105	94075	9.51 ppb		99
88)	2-Chlorotoluene	11.04	91	78867	9.28 ppb		87
89)	1,3,5-Trimethylbenzene	11.15	105	86425	9.34 ppb		96
90)	4-Chlorotoluene	11.15	91	75034	8.89 ppb		99
91)	Tert-Butylbenzene	11.47	119	47712	9.34 ppb		96
92)	1,2,4-Trimethylbenzene	11.52	105	82030	9.35 ppb		96
93)	Sec-Butylbenzene	11.68	105	98344	10.06 ppb		99
94)	p-Isopropyltoluene	11.84	119	89515	9.47 ppb		98
95)	Benzyl Chloride	12.02	91	19494	8.71 ppb		91
96)	1,3-DCB	11.78	146	57888	9.36 ppb		100
97)	1,4-DCB	11.87	146	57851	9.19 ppb		94
98)	n-Butylbenzene	12.24	91	48888	7.96 ppb		94
99)	1,2-DCB	12.24	146	55275	9.13 ppb		95
100)	Hexachloroethane	12.48	117	15858	10.01 ppb		90
101)	1,2-Dibromo-3-chloropropan	13.02	75	3980	7.77 ppb	#	86
102)	1,2,4-Trichlorobenzene	13.84	180	16960	7.58 ppb		88
103)	Hexachlorobutadiene	14.01	225	21631	8.52 ppb		94
104)	Naphthalene	14.08	128	29492	7.06 ppb		96
105)	1,2,3-Trichlorobenzene	14.32	180	21352	7.56 ppb		91

(#) = qualifier out of range (m) = manual integration

Quantitation Report

Data File : M:\MAX\DATA\211108\1109M04.D
Acq On : 9 Nov 21 9:28
Sample : 211109A LCSD 10ug/L
Misc : IS&S 8/4/21

Vial: 4
Operator: LP,DG,CH
Inst : Max
Multiplr: 1.00

Quant Time: Nov 10 9:21 2021

Quant Results File: M1015W.RES

Method : M:\MAX\DATA\211015\M1015W.M (RTE Integrator)
Title : METHOD 8260B
Last Update : Sat Oct 16 14:01:48 2021
Response via : Initial Calibration



Quantitation Report (QT Reviewed)

Data File : M:\MAX\DATA\211108\1109M08.D
Acq On : 9 Nov 21 11:22
Sample : 211109A BLK
Misc : IS&S 8/4/21

Vial: 8
Operator: LP,DG,CH
Inst : Max
Multiplr: 1.00

Quant Time: Nov 10 4:29 2021

Quant Results File: M1015W.RES

Quant Method : M:\MAX\DATA\211015\M1015W.M (RTE Integrator)
Title : METHOD 8260B
Last Update : Sat Oct 16 14:01:48 2021
Response via : Initial Calibration
DataAcq Meth : M8260

Internal Standards	R.T.	QIon	Response	Conc Units	Dev(Min)
1) Fluorobenzene (IS)	6.38	96	396510	25.00 ppb	0.04
65) Chlorobenzene-D5 (IS)	9.53	117	344545	25.00 ppb	0.03
80) 1,4-Dichlorobenzene-D (IS)	11.85	152	212548	25.00 ppb	0.03
System Monitoring Compounds					
41) Dibromofluoromethane(S)	5.60	111	128047	26.00 ppb	0.04
Spiked Amount 25.000			Recovery	= 104.008%	
46) 1,2-DCA-D4(S)	5.98	65	89912	26.18 ppb	0.04
Spiked Amount 25.000			Recovery	= 104.712%	
66) Toluene-D8(S)	8.08	98	410999	25.95 ppb	0.03
Spiked Amount 25.000			Recovery	= 103.812%	
74) 4-Bromofluorobenzene(S)	10.70	95	157629	24.65 ppb	0.03
Spiked Amount 25.000			Recovery	= 98.580%	

Target Compounds Qvalue

(#) = qualifier out of range (m) = manual integration

Quantitation Report

Data File : M:\MAX\DATA\211108\1109M08.D
Acq On : 9 Nov 21 11:22
Sample : 211109A BLK
Misc : IS&S 8/4/21

Vial: 8
Operator: LP,DG,CH
Inst : Max
Multiplr: 1.00

Quant Time: Nov 10 4:29 2021

Quant Results File: M1015W.RES

Method : M:\MAX\DATA\211015\M1015W.M (RTE Integrator)
Title : METHOD 8260B
Last Update : Sat Oct 16 14:01:48 2021
Response via : Initial Calibration



1109M08.D M1015W.M Wed Nov 10 08:51:42 2021

BFB

Data File : M:\MAX\DATA\211015\1015M11.D
Acq On : 15 Oct 21 14:44
Sample : 25ug/L BFB STD 9/23/21
Misc : IS&S 8/4/21

Vial: 1
Operator: LP,DG,CH
Inst : Max
Multiplr: 1.00

Method : M:\MAX\DATA\211015\M1015W.M (RTE Integrator)
Title : METHOD 8260B

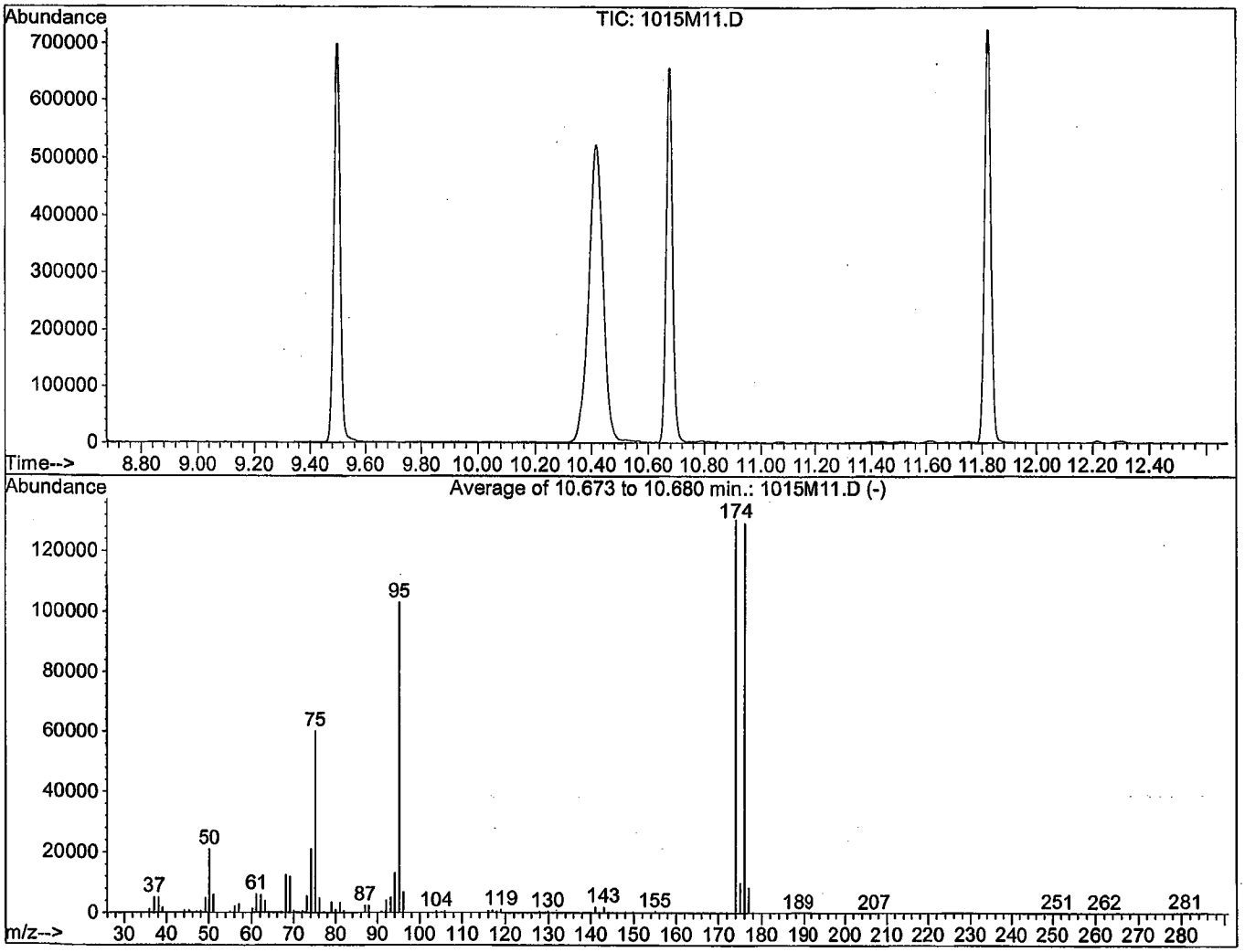

AutoFind: Scans 3033, 3034, 3035; Background Corrected with Scan 3020

Target Mass	Rel. to Mass	Lower Limit%	Upper Limit%	Rel. Abn%	Raw Abn	Result Pass/Fail
50	95	15	40	20.4	21096	PASS
75	95	30	60	58.4	60299	PASS
95	95	100	200	100.0	103195	PASS
96	95	5	9	6.7	6920	PASS
173	174	0.00	2	0.0	0	PASS
174	95	50	200	126.6	130632	PASS
175	174	5	9	7.7	10037	PASS
176	174	95	101	99.1	129467	PASS
177	176	5	9	6.5	8355	PASS

BFB

Data File : M:\MAX\DATA\211108\1109M01.D
Acq On : 9 Nov 21 8:03
Sample : 25ug/L BFB STD 10/29/21
Misc : IS&S 8/4/21

Vial: 1
Operator: LP,DG,CH
Inst : Max
Multiplr: 1.00

Method : M:\MAX\DATA\210922\MGAS0825.M (RTE Integrator)
Title : METHOD 8260B

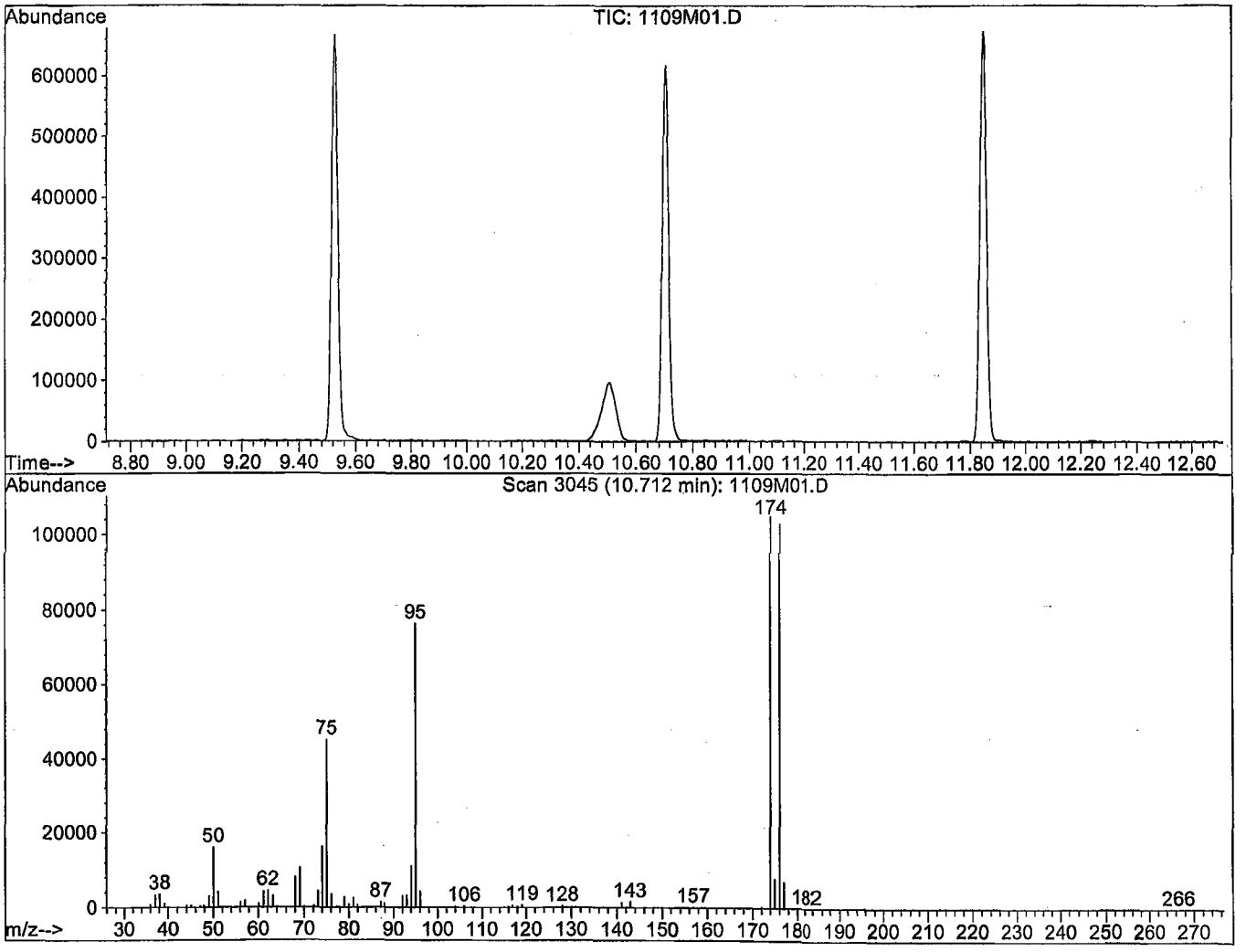

Spectrum Information: Scan 3045

Target Mass	Rel. to Mass	Lower Limit%	Upper Limit%	Rel. Abn%	Raw Abn	Result Pass/Fail
50	95	15	40	21.0	16054	PASS
75	95	30	60	59.2	45224	PASS
95	95	100	100	100.0	76376	PASS
96	95	5	9	5.8	4460	PASS
173	174	0.00	2	0.0	0	PASS
174	95	50	200	137.6	105064	PASS
175	174	5	9	7.5	7923	PASS
176	174	95	100	98.0	102984	PASS
177	176	5	9	6.8	7023	PASS

1109M01.D MGAS0825.M Tue Nov 09 11:32:00 2021

MAX 8260 Standard Prep

MAX 8260 Water Calibration Curve

Prepared By (Initials): CH

0.3ug/L

Prepared: 10/8/2021

Expires: 10/20/2021

Initial Standard Information							Final Standard Information			
Name of Initial Standard (QAU Label)	Supplier	APPL Mix Name	Conc. (ug/mL)	Reference To APPL Prep Date	Exp. Date	Exp. Date (Manufacturers)	Aliquot From Stock	Final Volume	Solvent	Final Standard Conc. (ug/L)
VOA STD. 9	Various	0.3ug/L	5	Prepared 10/07/21	12/6/2021	N/A	3uL	50mL	P&T Water	0.3
VOA STD. 1	Absolute		50	Prepared 10/07/21	12/6/2021	N/A	5uL			5
VOA STD. 2	Phenova		100	Prepared 10/07/21	12/6/2021	N/A	2.5uL			5
VOA STD. TBA	Various		250	Prepared 10/07/21	10/20/2021	N/A	2uL			10

0.5ug/L

Prepared: 10/8/2021

Expires: 10/20/2021

Initial Standard Information							Final Standard Information			
Name of Initial Standard (QAU Label)	Supplier	APPL Mix Name	Conc. (ug/mL)	Reference To APPL Prep Date	Exp. Date	Exp. Date (Manufacturers)	Aliquot From Stock	Final Volume	Solvent	Final Standard Conc. (ug/L)
VOA STD. 9	Various	0.5ug/L	5	Prepared 10/07/21	12/6/2021	N/A	5uL	50mL	P&T Water	0.5
VOA STD. 1	Absolute		50	Prepared 10/07/21	12/6/2021	N/A	10uL			10
VOA STD. 2	Phenova		100	Prepared 10/07/21	12/6/2021	N/A	5uL			10
VOA STD. TBA	Various		250	Prepared 10/07/21	10/20/2021	N/A	5uL			25

1.0ug/L

Prepared: 10/8/2021

Expires: 10/20/2021

Initial Standard Information							Final Standard Information			
Name of Initial Standard (QAU Label)	Supplier	APPL Mix Name	Conc. (ug/mL)	Reference To APPL Prep Date	Exp. Date	Exp. Date (Manufacturers)	Aliquot From Stock	Final Volume	Solvent	Final Standard Conc. (ug/L)
VOA STD. 9	Various	1.0ug/L	5	Prepared 10/07/21	12/6/2021	N/A	10uL	50mL	P&T Water	1
VOA STD. 1	Absolute		50	Prepared 10/07/21	12/6/2021	N/A	20uL			20
VOA STD. 2	Phenova		100	Prepared 10/07/21	12/6/2021	N/A	10uL			20
VOA STD. TBA	Various		250	Prepared 10/07/21	10/20/2021	N/A	10uL			50

2.0ug/L

Prepared: 10/8/2021

Expires: 10/20/2021

Initial Standard Information							Final Standard Information			
Name of Initial Standard (QAU Label)	Supplier	APPL Mix Name	Conc. (ug/mL)	Reference To APPL Prep Date	Exp. Date	Exp. Date (Manufacturers)	Aliquot From Stock	Final Volume	Solvent	Final Standard Conc. (ug/L)
VOA STD. 9	Various	2.0ug/L	5	Prepared 10/07/21	12/6/2021	N/A	20uL	50mL	P&T Water	2
VOA STD. 1	Absolute		50	Prepared 10/07/21	12/6/2021	N/A	30uL			30
VOA STD. 2	Phenova		100	Prepared 10/07/21	12/6/2021	N/A	15uL			30
VOA STD. TBA	Various		250	Prepared 10/07/21	10/20/2021	N/A	15uL			75

5ug/L

Prepared: 10/8/2021

Expires: 10/20/2021

Initial Standard Information							Final Standard Information			
Name of Initial Standard (QAU Label)	Supplier	APPL Mix Name	Conc. (ug/mL)	Reference To APPL Prep Date	Exp. Date	Exp. Date (Manufacturers)	Aliquot From Stock	Final Volume	Solvent	Final Standard Conc. (ug/L)
VOA STD. 7	Various	5ug/L	50	Prepared 10/07/21	12/6/2021	N/A	5uL	50mL	P&T Water	5
VOA STD. 8	Phenova		50	Prepared 10/07/21	10/20/2021	N/A	5uL			5
VOA STD. 1	Absolute		50	Prepared 10/07/21	12/6/2021	N/A	40uL			40
VOA STD. 2	Phenova		100	Prepared 10/07/21	12/6/2021	N/A	20uL			20
VOA STD. TBA	Various		250	Prepared 10/07/21	10/20/2021	N/A	20uL			100

10ug/L

Prepared: 10/8/2021

Expires: 10/20/2021

Initial Standard Information							Final Standard Information			
Name of Initial Standard (QAU Label)	Supplier	APPL Mix Name	Conc. (ug/mL)	Reference To APPL Prep Date	Exp. Date	Exp. Date (Manufacturers)	Aliquot From Stock	Final Volume	Solvent	Final Standard Conc. (ug/L)
VOA STD. 7	Various	10ug/L	50	Prepared 10/07/21	12/6/2021	N/A	10uL	50mL	P&T Water	10
VOA STD. 8	Phenova		50	Prepared 10/07/21	10/20/2021	N/A	10uL			10
VOA STD. 1	Absolute		50	Prepared 10/07/21	12/6/2021	N/A	50uL			50
VOA STD. 2	Phenova		100	Prepared 10/07/21	12/6/2021	N/A	25uL			50
VOA STD. TBA	Various		250	Prepared 10/07/21	10/20/2021	N/A	25uL			125

20ug/L

Prepared: 10/8/2021

Expires: 10/20/2021

Initial Standard Information							Final Standard Information			
Name of Initial Standard (QAU Label)	Supplier	APPL Mix Name	Conc. (ug/mL)	Reference To APPL Prep Date	Exp. Date	Exp. Date (Manufacturers)	Aliquot From Stock	Final Volume	Solvent	Final Standard Conc. (ug/L)
VOA STD. 7	Various	20ug/L	50	Prepared 10/07/21	12/6/2021	N/A	20uL	50mL	P&T Water	20
VOA STD. 8	Phenova		50	Prepared 10/07/21	10/20/2021	N/A	20uL			20
VOA STD. 1	Absolute		50	Prepared 10/07/21	12/6/2021	N/A	60uL			60
VOA STD. 2	Phenova		100	Prepared 10/07/21	12/6/2021	N/A	30uL			60
VOA STD. TBA	Various		250	Prepared 10/07/21	10/20/2021	N/A	30uL			150

40ug/L

Prepared: 10/8/2021

Expires: 10/20/2021

Initial Standard Information							Final Standard Information			
Name of Initial Standard (QAU Label)	Supplier	APPL Mix Name	Conc. (ug/mL)	Reference To APPL Prep Date	Exp. Date	Exp. Date (Manufacturers)	Aliquot From Stock	Final Volume	Solvent	Final Standard Conc. (ug/L)
VOA STD. 7	Various	40ug/L	50	Prepared 10/07/21	12/6/2021	N/A	40uL	50mL	P&T Water	40
VOA STD. 8	Phenova		50	Prepared 10/07/21	10/20/2021	N/A	40uL			40
VOA STD. 1	Absolute		50	Prepared 10/07/21	12/6/2021	N/A	80uL			80
VOA STD. 2	Phenova		100	Prepared 10/07/21	12/6/2021	N/A	40uL			80
VOA STD. TBA	Various		250	Prepared 10/07/21	10/20/2021	N/A	35uL			175

100ug/L

Prepared: 10/8/2021

Expires: 10/20/2021

Initial Standard Information							Final Standard Information			
Name of Initial Standard (QAU Label)	Supplier	APPL Mix Name	Conc. (ug/mL)	Reference To APPL Prep Date	Exp. Date	Exp. Date (Manufacturers)	Aliquot From Stock	Final Volume	Solvent	Final Standard Conc. (ug/L)
VOA STD. 7	Various	100ug/L	50	Prepared 10/07/21	12/6/2021	N/A	100uL	50mL	P&T Water	100
VOA STD. 8	Phenova		50	Prepared 10/07/21	10/20/2021	N/A	100uL			100
VOA STD. 1	Absolute		50	Prepared 10/07/21	12/6/2021	N/A	100uL			100
VOA STD. 2	Phenova		100	Prepared 10/07/21	12/6/2021	N/A	50uL			100
VOA STD. TBA	Various		250	Prepared 10/07/21	10/20/2021	N/A	40uL			200

MAX 8260 Water Second Source (SS)

Prepared: 10/8/2021

Prepared By (Initials): CH

Expires: 10/20/2021

Initial Standard Information							Final Standard Information			
Name of Initial Standard (QAU Label)	Supplier	APPL Mix Name	Conc. (ug/mL)	Reference To APPL Prep Date	Exp. Date	Exp. Date (Manufacturers)	Aliquot From Stock	Final Volume	Solvent	Final Standard Conc. (ug/L)
VOA STD. 3	Phenova	8260 Water SS	100	Prepared 10/07/21	12/6/2021	N/A	25uL	50mL	P&T Water	50
VOA STD. GASES	Phenova	8260 Water SS	50	Prepared 10/07/21	12/6/2021	N/A	10uL			10
VOA STD. 0	Phenova	8260 Water SS	50	Prepared 10/07/21	12/6/2021	N/A	10uL			10
VOA STD. 2-CEVE	Absolute	8260 Water SS	50	Prepared 10/07/21	10/7/2021	N/A	50uL			50
VOA STD. 6	Various	8260 Water SS	50	Prepared 10/07/21	10/20/2021	N/A	10uL			10
Voa STD. TBA	Various	8260 Water SS	250	Prepared 10/07/21	10/20/2021	N/A	25uL			250

8260 Water Continuing Calibrations (CCV)/ Lab Control Spikes (LCS)

Prepared: 10/8/2021

Prepared By (Initials): CH

Expires: 10/9/2021

Initial Standard Information							Final Standard Information			
Name of Initial Standard (QAU Label)	Supplier	APPL Mix Name	Conc. (ug/mL)	Reference To APPL Prep Date	Exp. Date	Exp. Date (Manufacturers)	Aliquot From Stock	Final Volume	Solvent	Final Standard Conc. (ug/L)
VOA STD. 7	Various	CCV/ LCS	50	Prepared 10/07/21	12/6/2021	N/A	10uL	50mL	P&T Water	10
VOA STD. 8	Phenova	CCV/ LCS	50	Prepared 10/07/21	10/20/2021	N/A	10uL			10
VOA STD. 1	Absolute	CCV/ LCS	50	Prepared 10/07/21	12/6/2021	N/A	50uL			50
VOA STD. 2	Phenova	CCV/ LCS	100	Prepared 10/07/21	12/6/2021	N/A	25uL			50
VOA STD. TBA	Various	CCV/ LCS	250	Prepared 10/07/21	10/20/2021	N/A	25uL			250

Primary and Secondary Working Standards

Primary Standards

VOA STD 7

Prepared: 10/7/2021 A
Expires: 12/6/2021
Methanol Lot No. DW117-US-0095

Prepared By (Initials): CH

Initial Standard Information							Final Standard Information			
Name of Initial Standard (QAU Label)	Supplier	Supplier P/N#	Conc. (ug/mL)	Lot Number - QA Number	Exp. Date (1 yr)	Exp. Date (Manufacturers)	Aliquot From Stock	Final Volume	Solvent	Final Standard Conc. (ug/mL)
VOA Gasses STD	Phenova	ALO-101206	2,000	CL15769-52930	10/7/2022	9/30/2025	100uL	4mL	Methanol	50
Hexachloroethane	Absolute	70199	1,000	021621-52915	10/7/2022	2/16/2026	200uL			50
Benzyl Chloride	Absolute	70037	1,000	082521-52910	10/7/2022	8/25/2022	200uL			50

VOA STD 8

Prepared: 10/7/2021 B
Expires: 10/20/2021
Methanol Lot No. DW117-US-0095

Prepared By (Initials): CH

Initial Standard Information							Final Standard Information			
Name of Initial Standard (QAU Label)	Supplier	Supplier P/N#	Conc. (ug/mL)	Lot Number - QA Number	Exp. Date (1 yr)	Exp. Date (Manufacturers)	Aliquot From Stock	Final Volume	Solvent	Final Standard Conc. (ug/mL)
VOA Additions STD	Phenova	ALO-130175	2,000	CL14058-52743	10/7/2022	8/31/2022	100uL	4mL	Methanol	50
502.2 Cal. Std.	Phenova	ALO-101200	2,000	CL16071-52950	10/7/2022	11/30/2025	100uL			50
Vinyl Acetate	Phenova	ALO-101228	2,000	CL17402-53013	9/29/2022	10/20/2021	100uL			50

VOA STD TBA

Prepared: 10/7/2021 C
Expires: 10/20/2021
Methanol Lot No. DW117-US-0095

Prepared By (Initials): CH

Initial Standard Information							Final Standard Information			
Name of Initial Standard (QAU Label)	Supplier	Supplier P/N#	Conc. (ug/mL)	Lot Number - QA Number	Exp. Date (1 yr)	Exp. Date (Manufacturers)	Aliquot From Stock	Final Volume	Solvent	Final Standard Conc. (ug/mL)
Custom VOC Mix	Phenova	ALO-130176	2,000	CL15725-52955	10/7/2022	9/30/2023	500uL	4mL	Methanol	250
Acrolein	Phenova	ALO-130549	10,000	CL17404-53015	9/29/2022	10/20/2021	100uL			250

VOA STD 1

Prepared: 10/7/2021 D
Expires: 12/6/2021
Methanol Lot No. DW117-US-0095

Prepared By (Initials): CH

Initial Standard Information							Final Standard Information			
Name of Initial Standard (QAU Label)	Supplier	Supplier P/N#	Conc. (ug/mL)	Lot Number - QA Number	Exp. Date (1 yr)	Exp. Date (Manufacturers)	Aliquot From Stock	Final Volume	Solvent	Final Standard Conc. (ug/mL)
2-CEVE	Absolute	82408	2,000	052521-52807	9/21/2022	5/25/2024	50	2mL	Methanol	50

VOA STD 2

Prepared: 10/7/2021 E
Expires: 12/6/2021
Methanol Lot No. DW117-US-0095

Prepared By (Initials): CH

Initial Standard Information							Final Standard Information			
Name of Initial Standard (QAU Label)	Supplier	Supplier P/N#	Conc. (ug/mL)	Lot Number - QA Number	Exp. Date (1 yr)	Exp. Date (Manufacturers)	Aliquot From Stock	Final Volume	Solvent	Final Standard Conc. (ug/mL)
Ketones Std.	Phenova	AL0-109211	2,000	CL16067-52967	10/7/2022	11/30/2030	200	4mL	Methanol	100

VOA STD 9

Prepared: 10/7/2021 F
Expires: 12/6/2021
Methanol Lot No. DW117-US-0095

Prepared By (Initials): CH

Initial Standard Information							Final Standard Information			
Name of Initial Standard (QAU Label)	Supplier	APPL Mix Name	Conc. (ug/mL)	Reference To APPL Prep Date	Exp. Date (1 yr)	Exp. Date (Manufacturers)	Aliquot From Stock	Final Volume	Solvent	Final Standard Conc. (ug/mL)
VOA STD. 7		VOA STD. 9	50	Prepared 10/07/21	10/7/2022	N/A	200uL	2mL	Methanol	5
VOA STD. 8			50	Prepared 10/07/21	10/7/2022	N/A	200uL			5

VOA STD. 10

Prepared: 10/7/2021 G
Expires: 12/6/2021
Methanol Lot No. DW117-US-0095

Prepared By (Initials): CH

Initial Standard Information							Final Standard Information			
Name of Initial Standard (QAU Label)	Supplier	APPL Mix Name	Conc. (ug/mL)	Reference To APPL Prep Date	Exp. Date (1 yr)	Exp. Date (Manufacturers)	Aliquot From Stock	Final Volume	Solvent	Final Standard Conc. (ug/mL)
VOA STD. 1		VOA STD. 10	50	Prepared 10/07/21	10/7/2022	N/A	200uL	2mL	Methanol	5

VOA STD. 12

Prepared: 10/7/2021 H
Expires: 12/6/2021
Methanol Lot No. DW117-US-0095

Prepared By (Initials): CH

Initial Standard Information							Final Standard Information			
Name of Initial Standard (QAU Label)	Supplier	APPL Mix Name	Conc. (ug/mL)	Reference To APPL Prep Date	Exp. Date (1 yr)	Exp. Date (Manufacturers)	Aliquot From Stock	Final Volume	Solvent	Final Standard Conc. (ug/mL)
VOA STD. 2		VOA STD. 12	50	Prepared 10/07/21	10/7/2022	N/A	200uL	2mL	Methanol	5

Second Source (SS) Standards

VOA STD. 3

Prepared: 10/7/2021 I

Expires: 12/6/2021

Methanol Lot No. DW117-US-0095

Prepared By (Initials): CH

Initial Standard Information							Final Standard Information			
Name of Initial Standard (QAU Label)	Supplier	Supplier P/N#	Conc. (ug/mL)	Lot Number - QA Number	Exp. Date (1 yr)	Exp. Date (Manufacturers)	Aliquot From Stock	Final Volume	Solvent	Final Standard Conc. (ug/mL)
Ketones Standard	Phenova	ALO-101211	2,000	CL16074-52970	10/7/2022	11/30/2030	100uL	2mL	Methanol	100

VOA STD. Gases

Prepared: 10/7/2021 J

Expires: 12/6/2021

Methanol Lot No. DW117-US-0095

Prepared By (Initials): CH

Initial Standard Information							Final Standard Information			
Name of Initial Standard (QAU Label)	Supplier	Supplier P/N#	Conc. (ug/mL)	Lot Number - QA Number	Exp. Date (1 yr)	Exp. Date (Manufacturers)	Aliquot From Stock	Final Volume	Solvent	Final Standard Conc. (ug/mL)
8260 Gases (SS)	Phenova	ALO-101206	2,000	CL15768-52935	10/7/2022	9/30/2025	50uL	2mL	Methanol	50

VOA STD. 6

Prepared: 10/7/2021 K

Expires: 10/20/2021

Methanol Lot No. DW117-US-0095

Prepared By (Initials): CH

Initial Standard Information							Final Standard Information			
Name of Initial Standard (QAU Label)	Supplier	Supplier P/N#	Conc. (ug/mL)	Lot Number - QA Number	Exp. Date (1 yr)	Exp. Date (Manufacturers)	Aliquot From Stock	Final Volume	Solvent	Final Standard Conc. (ug/mL)
502.2 Calibration STD. (54-compounds)	Phenova	ALO-101200	2,000	CL16052-52945	10/7/2022	11/30/2025	50uL	2mL	Methanol	50
Vinyl Acetate	Phenova	ALO-101228	2,000	CL17402-53012	9/29/2022	10/20/2021	50uL			50
Hexachloroethane	Accustand	AS-E0011	1,000	219061767-52922	10/7/2022	6/28/2029	100uL			50
Benzyl Chloride	Accustand	M-8010-01	200	219111303-01-52927	10/7/2022	1/30/2023	500uL			50

VOA STD. TBA

Prepared: 10/7/2021 L

Expires: 10/20/2021

Methanol Lot No. DW117-US-0095

Prepared By (Initials): CH

Initial Standard Information							Final Standard Information			
Name of Initial Standard (QAU Label)	Supplier	Supplier P/N#	Conc. (ug/mL)	Lot Number - QA Number	Exp. Date (1 yr)	Exp. Date (Manufacturers)	Aliquot From Stock	Final Volume	Solvent	Final Standard Conc. (ug/mL)
Custom VOA Mix (4-3)	Phenova	ALO-130176	2,000	CL16012-52959	10/7/2022	11/30/2023	250uL	2mL	Methanol	250
Acrolein	Phenova	ALO-101224	10,000	CL17404-53014	9/29/2022	10/20/2021	50uL			250

VOA STD. 0

Prepared: 10/7/2021 M

Expires: 12/6/2021

Methanol Lot No. DW117-US-0095

Prepared By (Initials): CH

Initial Standard Information							Final Standard Information			
Name of Initial Standard (QAU Label)	Supplier	Supplier P/N#	Conc. (ug/mL)	Lot Number - QA Number	Exp. Date (1 yr)	Exp. Date (Manufacturers)	Aliquot From Stock	Final Volume	Solvent	Final Standard Conc. (ug/mL)
VOA Addition STD.	Phenova	ALO-130175	2,000	CL17040-52941	10/7/2022	7/31/2024	50uL	2mL	Methanol	50

VOA STD. 2-CEVE

Prepared: 10/7/2021 N

Expires: 12/6/2021

Methanol Lot No. DW117-US-0095

Prepared By (Initials): CH

Initial Standard Information							Final Standard Information			
Name of Initial Standard (QAU Label)	Supplier	Supplier P/N#	Conc. (ug/mL)	Lot Number - QA Number	Exp. Date (1 yr)	Exp. Date (Manufacturers)	Aliquot From Stock	Final Volume	Solvent	Final Standard Conc. (ug/mL)
2-CEVE (SS)	Absolute	82408	2,000	011320-52808	9/21/2022	1/13/2023	50uL	2mL	Methanol	50

Injection Log

Directory: M:\MAX\DATA\211015\

Line	Vial	FileName	Multiplier	SampleName	Misc Info	Injected
1	1	1015M11.D	1	25ug/L BFB STD 9/23/21	IS&S 8/4/21	15 Oct 21 14:44
2	2	1015M12.D	1	0.3ug/L VOC STD 10/15/21	IS&S 8/4/21	15 Oct 21 15:12
3	3	1015M13.D	1	0.5ug/L VOC STD 10/15/21	IS&S 8/4/21	15 Oct 21 15:41
4	4	1015M14.D	1	1ug/L VOC STD 10/15/21	IS&S 8/4/21	15 Oct 21 16:09
5	5	1015M15.D	1	2ug/L VOC STD 10/15/21	IS&S 8/4/21	15 Oct 21 16:38
6	6	1015M16.D	1	5ug/L VOC STD 10/15/21	IS&S 8/4/21	15 Oct 21 17:06
7	7	1015M17.D	1	10ug/L VOC STD 10/15/21	IS&S 8/4/21	15 Oct 21 17:35
8	8	1015M18.D	1	20ug/L VOC STD 10/15/21	IS&S 8/4/21	15 Oct 21 18:03
9	9	1015M19.D	1	40ug/L VOC STD 10/15/21	IS&S 8/4/21	15 Oct 21 18:31
10	10	1015M20.D	1	100ug/L VOC STD 10/15/21	IS&S 8/4/21	15 Oct 21 19:00
11	12	1015M22.D	1	(SS) 10ug/L VOC STD 10/15/21	IS&S 8/4/21	15 Oct 21 19:57

Injection Log

Directory: M:\MAX\DATA\211108\

Line	Vial	FileName	Multiplier	SampleName	Misc Info	Injected
1	1	1109M01.D	1	25ug/L BFB STD 10/29/21	IS&S 8/4/21	9 Nov 21 8:03
2	2	1109M02.D	1	211109A CCV 10ug/L	IS&S 8/4/21	9 Nov 21 8:32
3	3	1109M03.D	1	211109A LCS 10ug/L	IS&S 8/4/21	9 Nov 21 9:00
4	4	1109M04.D	1	211109A LCSD 10ug/L	IS&S 8/4/21	9 Nov 21 9:28
5	8	1109M08.D	1	211109A BLK	IS&S 8/4/21	9 Nov 21 11:22
6	12	1109M12.D	1	BA45104W01	IS&S 8/4/21	9 Nov 21 13:15
7	13	1109M13.D	1	BA45105W01	IS&S 8/4/21	9 Nov 21 13:44
8	23	1109M52.D	1	Ending CCV 10ug/L 11/9/21	IS&S 8/4/21	10 Nov 21 7:35

ORGANICS
Calibration Data

VOLATILE ORGANIC ANALYSIS
VOLATILE ORGANIC COMPOUNDS

Form 6
Initial Calibration

Lab Name: APPL, Inc.
Case No:
Matrix:

SDG No:
Initial Cal. Date: 8/25/2021
Instrument: Max

Initials:

		Compound	1	2	3	4	5	6	7				Avg	%RSD	Type	r^2	Q	MRF
			0825M23.D	0825M24.D	0825M25.D	0825M26.D	0825M27.D	0825M28.D	0825M29.D									
1	I	Fluorobenzene (IS)																
2	TMHBL	Gasoline C6-C10	13.8	5.689	3.019	1.290	0.8206	0.7117	0.6349				3.7	130	TMHB	0.999		
3	TMHB	Chlorobenzene-D5 (IS)																
4	TMHB	1,4-Dichlorobenzene (IS)																
5																		
6																		
7																		
8																		
9																		
10																		
11																		
12																		
13																		
14																		
15																		
16																		
17																		
18																		
19																		
20																		
21																		
22																		
23																		
24																		
25																		
26																		
27																		
28																		
29																		
30																		
31																		
32																		
33																		
34																		
35																		

Quantitation Report (QT Reviewed)

Data File : M:\MAX\DATA\210825\0825M23.D
Acq On : 25 Aug 21 20:23
Sample : 20ug/L GAS STD 8/25/21
Misc : IS&S 6/4/21

Vial: 13
Operator: LP,DG,CH
Inst : Max
Multiplr: 1.00

Quant Time: Aug 26 16:15 2021 Quant Results File: MGAS0825.RES

Quant Method : M:\MAX\DATA\210825\MGAS0825.M (RTE Integrator)
Title : METHOD 8260B
Last Update : Thu Aug 26 16:13:10 2021
Response via : Initial Calibration
DataAcq Meth : M8260_081021

Internal Standards	R.T.	QIon	Response	Conc Units	Dev(Min)
1) Fluorobenzene (IS)	6.21	TIC	284811	25.00 ppb	0.00
3) Chlorobenzene-D5 (IS)	11.75	TIC	236410m	25.00 ppb	0.00
4) 1,4-Dichlorobenzene (IS)	10.94	TIC	14670m	25.00 ppb	0.00

System Monitoring Compounds

Target Compounds					Qvalue
2) Gasoline C6-C10	7.95	TIC	3136582m	38.03 ppb	100

(#) = qualifier out of range (m) = manual integration

Quantitation Report

Data File : M:\MAX\DATA\210825\0825M23.D
Acq On : 25 Aug 21 20:23
Sample : 20ug/L GAS STD 8/25/21
Misc : IS&S 6/4/21

Vial: 13
Operator: LP,DG,CH
Inst : Max
Multiplr: 1.00

Quant Time: Aug 26 16:15 2021

Quant Results File: MGAS0825.RES

Method : M:\MAX\DATA\210825\MGAS0825.M (RTE Integrator)
Title : METHOD 8260B
Last Update : Thu Aug 26 16:19:36 2021
Response via : Initial Calibration

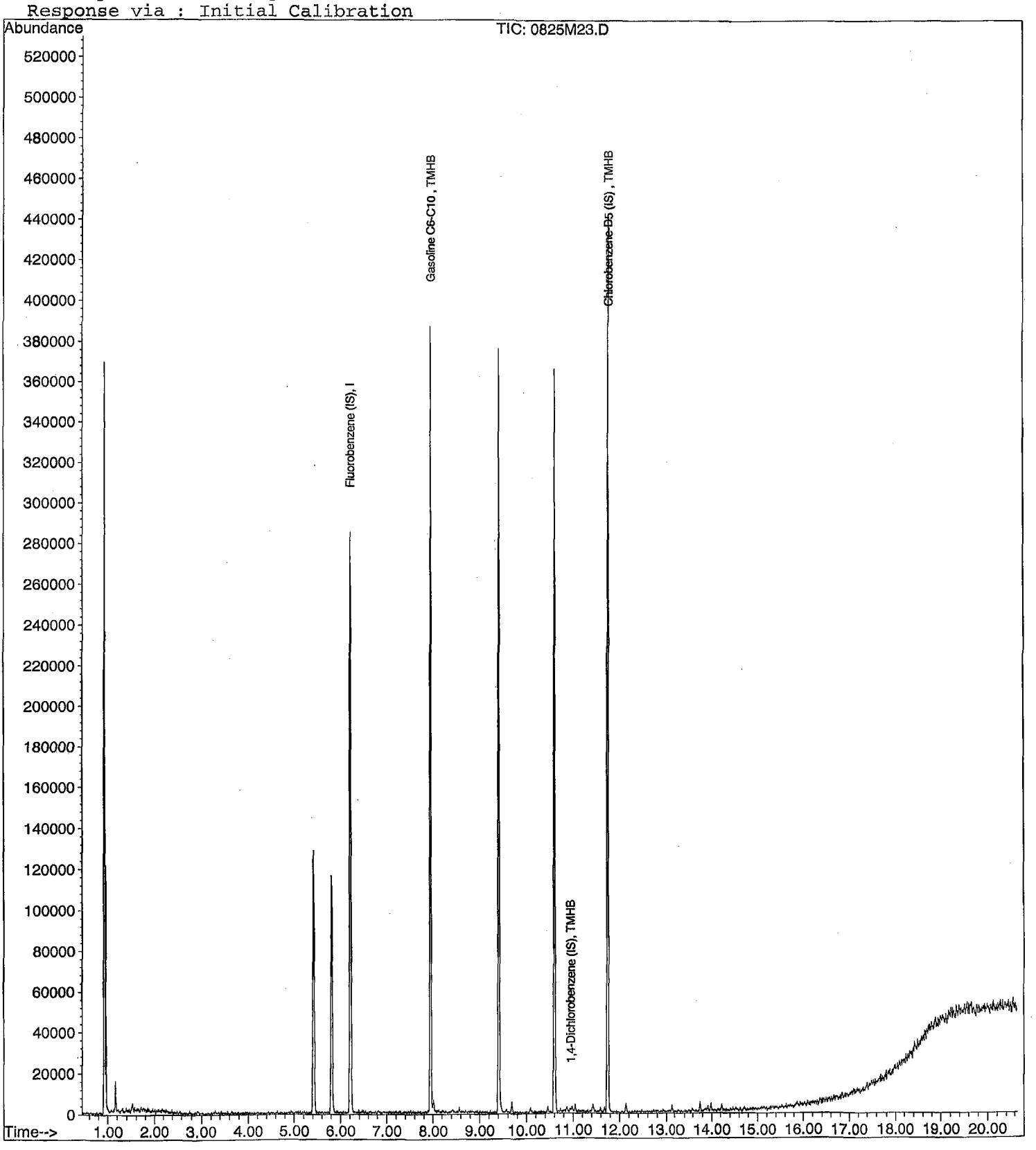

Quantitation Report (QT Reviewed)

Data File : M:\MAX\DATA\210825\0825M24.D
Acq On : 25 Aug 21 20:51
Sample : 50ug/L GAS STD 8/25/21
Misc : IS&S 6/4/21

Vial: 14
Operator: LP,DG,CH
Inst : Max
Multiplr: 1.00

Quant Time: Aug 26 16:15 2021 Quant Results File: MGAS0825.RES

Quant Method : M:\MAX\DATA\210825\MGAS0825.M (RTE Integrator)
Title : METHOD 8260B
Last Update : Thu Aug 26 16:13:10 2021
Response via : Initial Calibration
DataAcq Meth : M8260_081021

Internal Standards	R.T.	QIon	Response	Conc Units	Dev(Min)
1) Fluorobenzene (IS)	6.21	TIC	285081	25.00 ppb	0.00
3) Chlorobenzene-D5 (IS)	11.75	TIC	248593m	25.00 ppb	0.00
4) 1,4-Dichlorobenzene (IS)	10.94	TIC	21251m	25.00 ppb	0.00

System Monitoring Compounds

Target Compounds					Qvalue
2) Gasoline C6-C10	7.95	TIC	3243874m	61.97 ppb	100

(#) = qualifier out of range (m) = manual integration
0825M24.D MGAS0825.M Fri Oct 15 06:35:50 2021

Quantitation Report

Data File : M:\MAX\DATA\210825\0825M24.D
Acq On : 25 Aug 21 20:51
Sample : 50ug/L GAS STD 8/25/21
Misc : IS&S 6/4/21

Vial: 14
Operator: LP,DG,CH
Inst : Max
Multiplr: 1.00

Quant Time: Aug 26 16:15 2021

Quant Results File: MGAS0825.RES

Method : M:\MAX\DATA\210825\MGAS0825.M (RTE Integrator)
Title : METHOD 8260B
Last Update : Thu Aug 26 16:19:36 2021
Response via : Initial Calibration

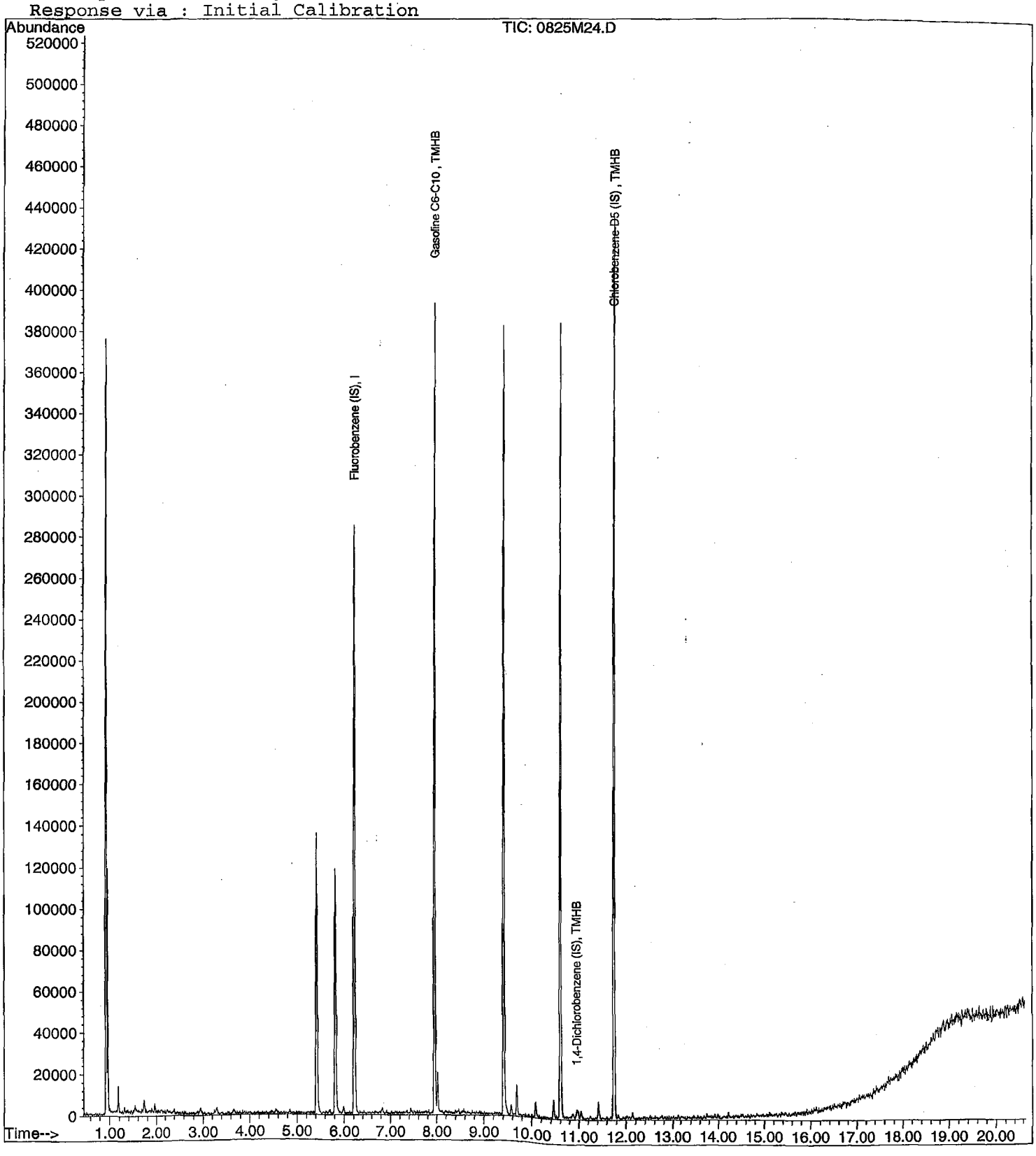

Quantitation Report (QT Reviewed)

Data File : M:\MAX\DATA\210825\0825M25.D
Acq On : 25 Aug 21 21:19
Sample : 100ug/L GAS STD 8/25/21
Misc : IS&S 6/4/21

Vial: 15
Operator: LP,DG,CH
Inst : Max
Multiplr: 1.00

Quant Time: Aug 26 16:16 2021 Quant Results File: MGAS0825.RES

Quant Method : M:\MAX\DATA\210825\MGAS0825.M (RTE Integrator)
Title : METHOD 8260B
Last Update : Thu Aug 26 16:13:10 2021
Response via : Initial Calibration
DataAcq Meth : M8260_081021

Internal Standards	R.T.	QIon	Response	Conc Units	Dev(Min)
1) Fluorobenzene (IS)	6.21	TIC	286586	25.00 ppb	0.00
3) Chlorobenzene-D5 (IS)	11.75	TIC	245880m	25.00 ppb	0.00
4) 1,4-Dichlorobenzene (IS)	10.94	TIC	32801m	25.00 ppb	0.00

System Monitoring Compounds

Target Compounds					Qvalue
2) Gasoline C6-C10	7.95	TIC	3460677m	107.56 ppb	100

(#) = qualifier out of range (m) = manual integration
0825M25.D MGAS0825.M Fri Oct 15 06:35:51 2021

Quantitation Report

Data File : M:\MAX\DATA\210825\0825M25.D
Acq On : 25 Aug 21 21:19
Sample : 100ug/L GAS STD 8/25/21
Misc : IS&S 6/4/21

Vial: 15
Operator: LP,DG,CH
Inst : Max
Multiplr: 1.00

Quant Time: Aug 26 16:16 2021

Quant Results File: MGAS0825.RES

Method : M:\MAX\DATA\210825\MGAS0825.M (RTE Integrator)
Title : METHOD 8260B
Last Update : Thu Aug 26 16:19:36 2021
Response via : Initial Calibration

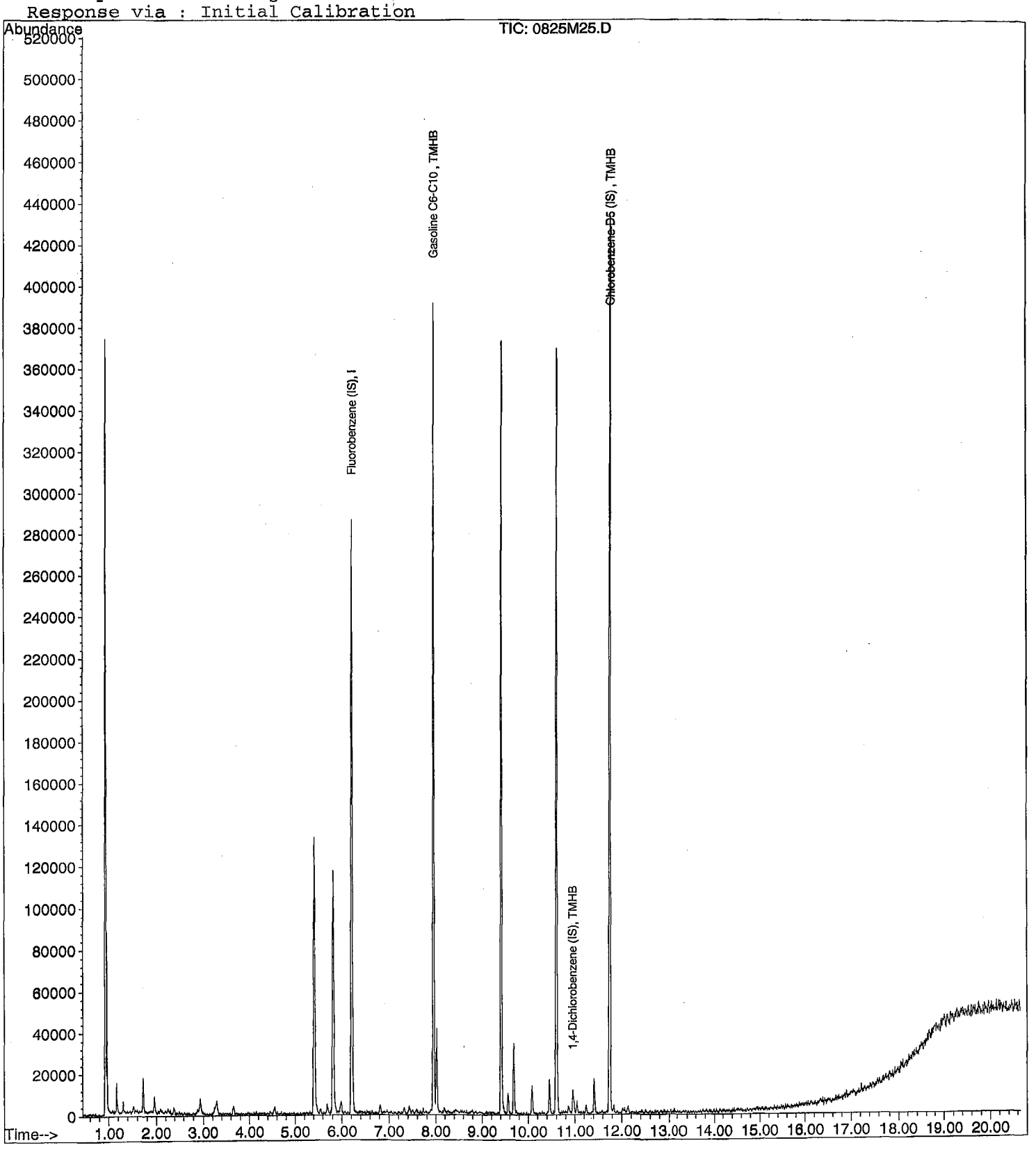

Quantitation Report (QT Reviewed)

Data File : M:\MAX\DATA\210825\0825M26.D
Acq On : 25 Aug 21 21:47
Sample : 300ug/L GAS STD 8/25/21
Misc : IS&S 6/4/21

Vial: 16
Operator: LP,DG,CH
Inst : Max
Multiplr: 1.00

Quant Time: Aug 26 16:16 2021 Quant Results File: MGAS0825.RES

Quant Method : M:\MAX\DATA\210825\MGAS0825.M (RTE Integrator)
Title : METHOD 8260B
Last Update : Thu Aug 26 16:13:10 2021
Response via : Initial Calibration
DataAcq Meth : M8260_081021

Internal Standards	R.T.	QIon	Response	Conc Units	Dev(Min)
1) Fluorobenzene (IS)	6.21	TIC	280163	25.00 ppb	0.00
3) Chlorobenzene-D5 (IS)	11.75	TIC	264646m	25.00 ppb	0.00
4) 1,4-Dichlorobenzene (IS)	10.94	TIC	87973m	25.00 ppb	0.00

System Monitoring Compounds

Target Compounds					Qvalue
2) Gasoline C6-C10	7.95	TIC	4335414m	329.97 ppb	100

(#) = qualifier out of range (m) = manual integration

Quantitation Report

Data File : M:\MAX\DATA\210825\0825M26.D
Acq On : 25 Aug 21 21:47
Sample : 300ug/L GAS STD 8/25/21
Misc : IS&S 6/4/21

Vial: 16
Operator: LP,DG,CH
Inst : Max
Multiplr: 1.00

Quant Time: Aug 26 16:16 2021

Quant Results File: MGAS0825.RES

Method : M:\MAX\DATA\210825\MGAS0825.M (RTE Integrator)
Title : METHOD 8260B
Last Update : Thu Aug 26 16:19:36 2021
Response via : Initial Calibration

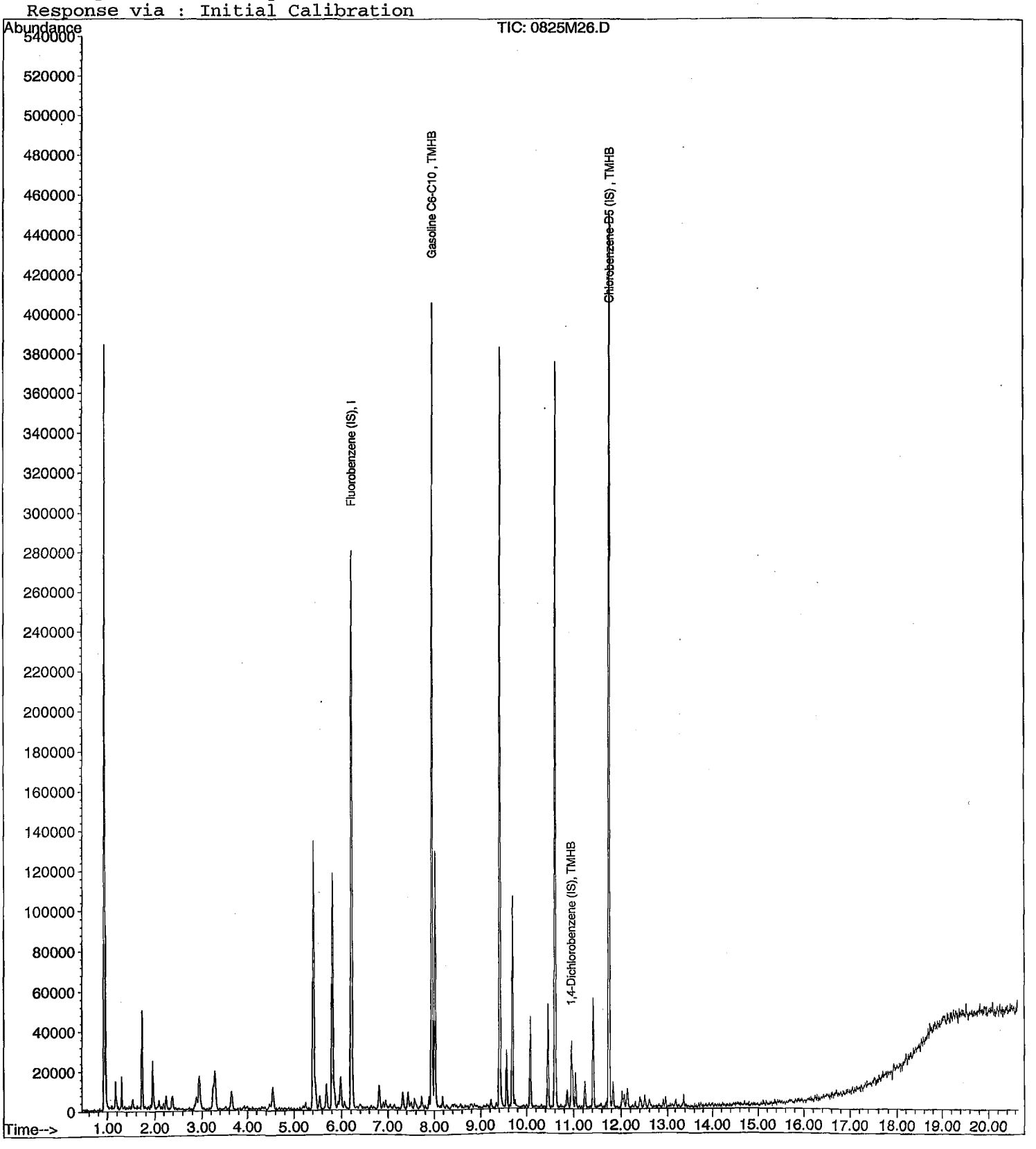

Quantitation Report (QT Reviewed)

Data File : M:\MAX\DATA\210825\0825M27.D
Acq On : 25 Aug 21 22:14
Sample : 600ug/L GAS STD 8/25/21
Misc : IS&S 6/4/21

Vial: 17
Operator: LP,DG,CH
Inst : Max
Multiplr: 1.00

Quant Time: Aug 26 16:18 2021

Quant Results File: MGAS0825.RES

Quant Method : M:\MAX\DATA\210825\MGAS0825.M (RTE Integrator)
Title : METHOD 8260B
Last Update : Thu Aug 26 16:13:10 2021
Response via : Initial Calibration
DataAcq Meth : M8260_081021

Internal Standards	R.T.	QIon	Response	Conc Units	Dev(Min)
1) Fluorobenzene (IS)	6.21	TIC	283991	25.00 ppb	0.00
3) Chlorobenzene-D5 (IS)	11.75	TIC	290103m	25.00 ppb	0.00
4) 1,4-Dichlorobenzene (IS)	10.94	TIC	180429m	25.00 ppb	0.00

System Monitoring Compounds

Target Compounds					Qvalue
2) Gasoline C6-C10	7.95	TIC	5593097m	606.10 ppb	100

(#) = qualifier out of range (m) = manual integration
0825M27.D MGAS0825.M Fri Oct 15 06:25:52 2021

Quantitation Report

Data File : M:\MAX\DATA\210825\0825M27.D
Acq On : 25 Aug 21 22:14
Sample : 600ug/L GAS STD 8/25/21
Misc : IS&S 6/4/21

Vial: 17
Operator: LP,DG,CH
Inst : Max
Multiplr: 1.00

Quant Time: Aug 26 16:18 2021

Quant Results File: MGAS0825.RES

Method : M:\MAX\DATA\210825\MGAS0825.M (RTE Integrator)
Title : METHOD 8260B
Last Update : Thu Aug 26 16:19:36 2021
Response via : Initial Calibration

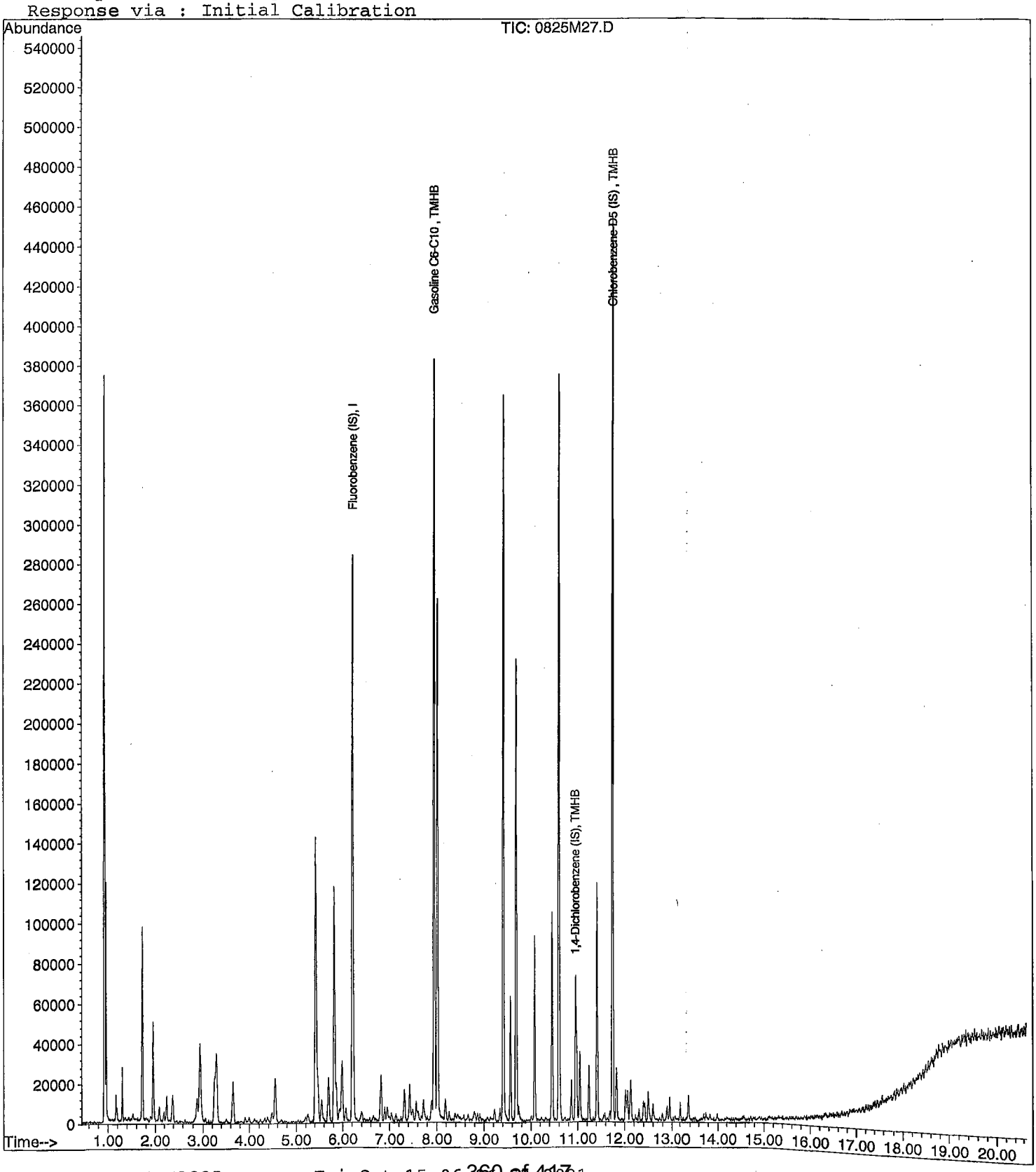

Quantitation Report (QT Reviewed)

Data File : M:\MAX\DATA\210825\0825M28.D
Acq On : 25 Aug 21 22:42
Sample : 800ug/L GAS STD 8/25/21
Misc : IS&S 6/4/21

Vial: 18
Operator: LP,DG,CH
Inst : Max
Multiplr: 1.00

Quant Time: Aug 26 16:18 2021 Quant Results File: MGAS0825.RES

Quant Method : M:\MAX\DATA\210825\MGAS0825.M (RTE Integrator)
Title : METHOD 8260B
Last Update : Thu Aug 26 16:13:10 2021
Response via : Initial Calibration
DataAcq Meth : M8260_081021

Internal Standards	R.T.	QIon	Response	Conc Units	Dev(Min)
1) Fluorobenzene (IS)	6.21	TIC	288929	25.00 ppb	0.00
3) Chlorobenzene-D5 (IS)	11.75	TIC	313031m	25.00 ppb	0.00
4) 1,4-Dichlorobenzene (IS)	10.94	TIC	240514m	25.00 ppb	0.00

System Monitoring Compounds

Target Compounds					Qvalue
2) Gasoline C6-C10	7.95	TIC	6580092m	807.60 ppb	100

(#) = qualifier out of range (m) = manual integration

Quantitation Report

Data File : M:\MAX\DATA\210825\0825M28.D
Acq On : 25 Aug 21 22:42
Sample : 800ug/L GAS STD 8/25/21
Misc : IS&S 6/4/21

Vial: 18
Operator: LP,DG,CH
Inst : Max
Multiplr: 1.00

Quant Time: Aug 26 16:18 2021

Quant Results File: MGAS0825.RES

Method : M:\MAX\DATA\210825\MGAS0825.M (RTE Integrator)
Title : METHOD 8260B
Last Update : Thu Aug 26 16:19:36 2021
Response via : Initial Calibration

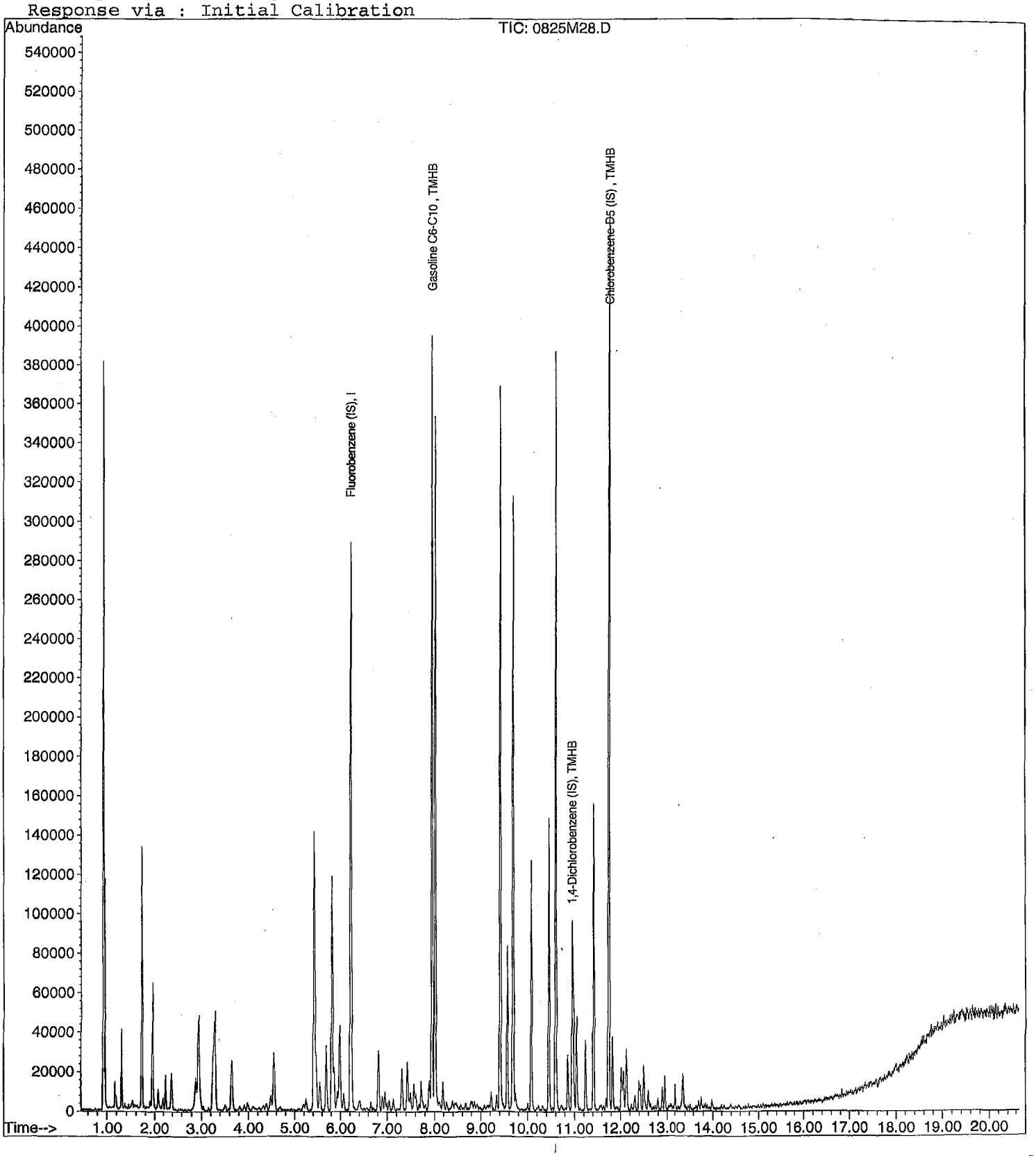

Quantitation Report (QT Reviewed)

Data File : M:\MAX\DATA\210825\0825M29.D
Acq On : 25 Aug 21 23:10
Sample : 1000ug/L GAS STD 8/25/21
Misc : IS&S 6/4/21

Vial: 19
Operator: LP,DG,CH
Inst : Max
Multiplr: 1.00

Quant Time: Aug 26 16:19 2021 Quant Results File: MGAS0825.RES

Quant Method : M:\MAX\DATA\210825\MGAS0825.M (RTE Integrator)
Title : METHOD 8260B
Last Update : Thu Aug 26 16:13:10 2021
Response via : Initial Calibration
DataAcq Meth : M8260_081021

Internal Standards	R.T.	QIon	Response	Conc Units	Dev(Min)
1) Fluorobenzene (IS)	6.21	TIC	286598	25.00 ppb	0.00
3) Chlorobenzene-D5 (IS)	11.75	TIC	331346m	25.00 ppb	0.00
4) 1,4-Dichlorobenzene (IS)	10.94	TIC	289883m	25.00 ppb	0.00

System Monitoring Compounds

Target Compounds					Qvalue
2) Gasoline C6-C10	8.02	TIC	7278206m	979.10 ppb	100

(#) = qualifier out of range (m) = manual integration

Quantitation Report

Data File : M:\MAX\DATA\210825\0825M29.D
Acq On : 25 Aug 21 23:10
Sample : 1000ug/L GAS STD 8/25/21
Misc : IS&S 6/4/21

Vial: 19
Operator: LP,DG,CH
Inst : Max
Multiplr: 1.00

Quant Time: Aug 26 16:19 2021

Quant Results File: MGAS0825.RES

Method : M:\MAX\DATA\210825\MGAS0825.M (RTE Integrator)
Title : METHOD 8260B
Last Update : Thu Aug 26 16:19:36 2021
Response via : Initial Calibration

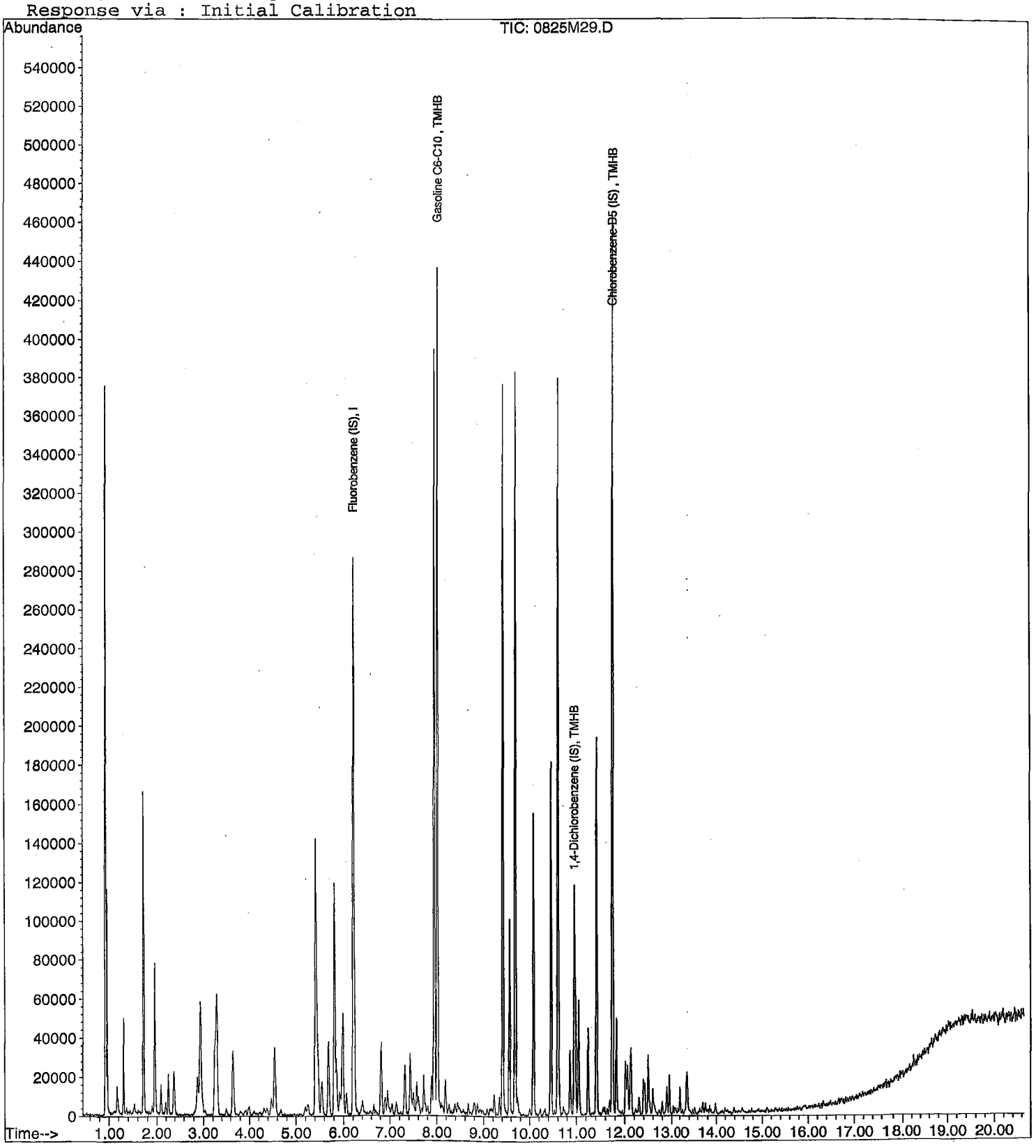

VOLATILE ORGANIC ANALYSIS
VOLATILE ORGANIC COMPOUNDS

Form 7

Second Source Calibration

Lab Name: APPL, Inc.
Case No:
Matrix:

SDG No:
Date Analyzed: 8/26/2021
Instrument: Max
Initial Cal. Date: 8/25/2021
Data File: 0825M31.D

		Compound	MEAN	CCRF	%D		%Drift
1	TMHB	Gasoline C6-C10	3.704	1.312	65	TMHBL	12
2							
3							
4							
5							
6							
7							
8							
9							
10							
11							
12							
13							
14							
15							
16							
17							
18							
19							
20							
21							
22							
23							
24							
25							
26							
27							
28							
29							
30							
31							
32							
33							
34							
35							
36							
37							
38							
39							
40							
		Average			65.0		

Quantitation Report (QT Reviewed)

Data File : M:\MAX\DATA\210825\0825M31.D
Acq On : 26 Aug 21 00:06
Sample : (SS) 300ug/L GAS STD 8/25/21
Misc : IS&S 6/4/21

Vial: 21
Operator: LP,DG,CH
Inst : Max
Multiplr: 1.00

Quant Time: Sep 1 8:52 2021 Quant Results File: MGAS0825.RES

Quant Method : M:\MAX\DATA\210825\MGAS0825.M (RTE Integrator)
Title : METHOD 8260B
Last Update : Thu Aug 26 16:19:36 2021
Response via : Initial Calibration
DataAcq Meth : M8260_081021

Internal Standards	R.T.	QIon	Response	Conc Units	Dev(Min)
1) Fluorobenzene (IS)	6.21	TIC	283312	25.00 ppb	0.00
3) Chlorobenzene-D5 (IS)	11.75	TIC	277458m	25.00 ppb	0.00
4) 1,4-Dichlorobenzene (IS)	10.94	TIC	112772m	25.00 ppb	0.00

System Monitoring Compounds

Target Compounds					Qvalue
2) Gasoline C6-C10	7.95	TIC	4459802m	336.84 ppb	100

(#) = qualifier out of range (m) = manual integration

Quantitation Report

Data File : M:\MAX\DATA\210825\0825M31.D
Acq On : 26 Aug 21 00:06
Sample : (SS) 300ug/L GAS STD 8/25/21
Misc : IS&S 6/4/21

Vial: 21
Operator: LP,DG,CH
Inst : Max
Multiplr: 1.00

Quant Time: Sep 1 8:52 2021 Quant Results File: MGAS0825.RES

Method : M:\MAX\DATA\210825\MGAS0825.M (RTE Integrator)
Title : METHOD 8260B
Last Update : Thu Aug 26 16:19:36 2021
Response via : Initial Calibration

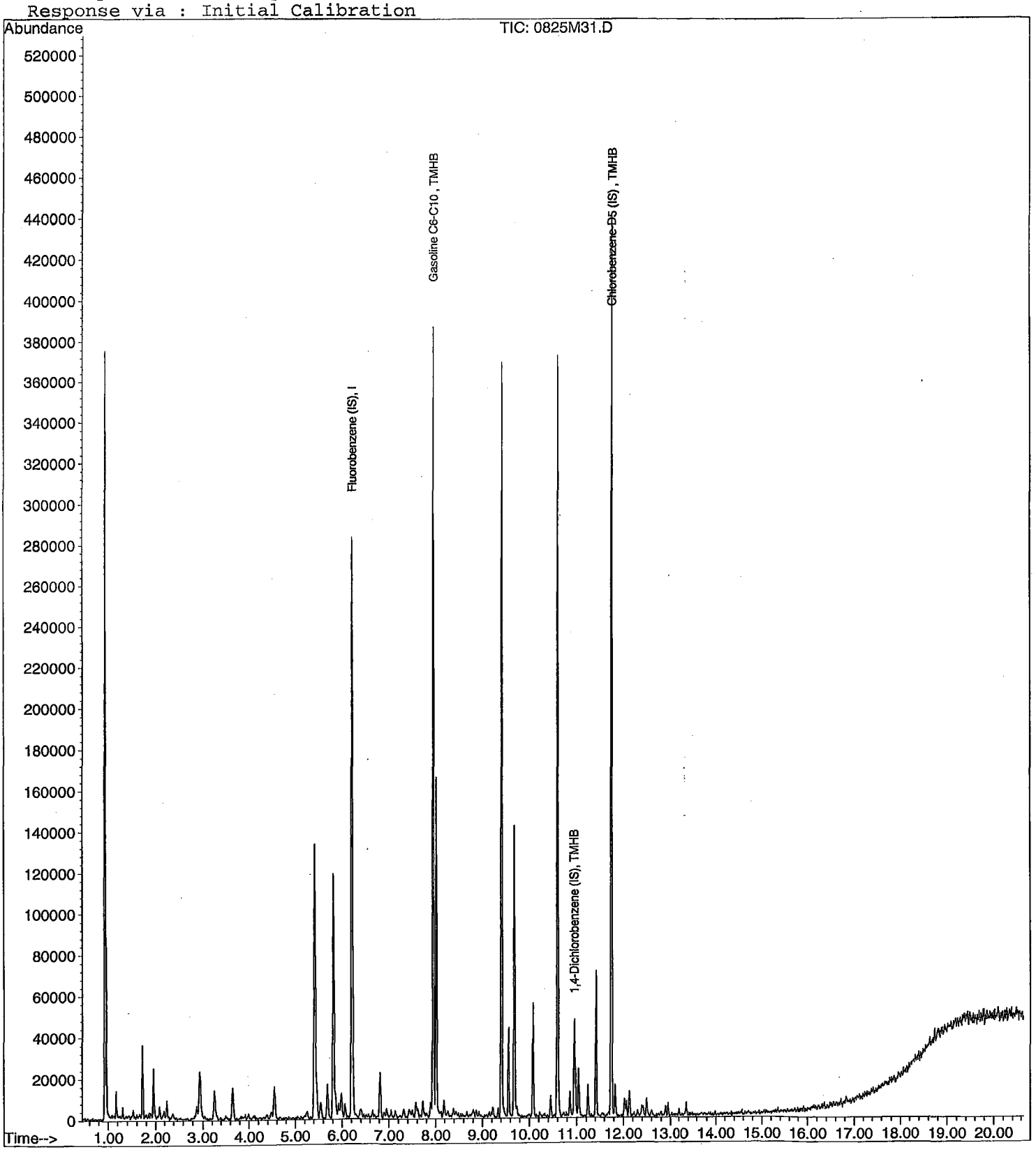

VOLATILE ORGANIC ANALYSIS BY
EPA METHOD 8260B

Form 6
Initial Calibration

Lab Name: APPL, Inc.
Case No:
Matrix:

SDG No:
Initial Cal. Date: 8/25/2021
Instrument: Max

Initials:

		Compound	1	2	3	4	5	6	7	8	9		Avg	%RSD	Type	r^2	Q	MRF
			0825M12.D	0825M13.D	0825M14.D	0825M15.D	0825M16.D	0825M17.D	0825M18.D	0825M19.D	0825M20.D							
1	I	Fluorobenzene (IS)																
2	S	Dibromofluoromethane(S)	0.3523	0.3417	0.2807	0.2859	0.2870	0.2956	0.2984	0.3009	0.2709		0.30	9.1	S			
3	S	1,2-DCA-D4(S)	0.2194	0.2154	0.1883	0.1930	0.1953	0.1908	0.1985	0.2034	0.1791		0.20	6.5	S			
4	I	Chlorobenzene-D5 (IS)																
5	S	Toluene-D8(S)	1.390	1.326	1.153	1.099	1.153	1.163	1.121	1.122	1.024		1.2	9.8	S			
6	S	4-Bromofluorobenzene(S)	0.5362	0.5171	0.4075	0.4294	0.4615	0.4643	0.4388	0.4514	0.4103		0.46	9.7	S			
7	I	1,4-Dichlorobenzene-D (IS)																
8																		
9																		
10																		
11																		
12																		
13																		
14																		
15																		
16																		
17																		
18																		
19																		
20																		
21																		
22																		
23																		
24																		
25																		
26																		
27																		
28																		
29																		
30																		
31																		
32																		
33																		
34																		
35																		

Quantitation Report (Not Reviewed)

Data File : M:\MAX\DATA\210825\0825M12.D
Acq On : 25 Aug 21 15:15
Sample : 0.3ug/L VOC STD 8/25/21
Misc : IS&S 6/4/21

Vial: 2
Operator: LP,DG,CH
Inst : Max
Multiplr: 1.00

Quant Time: Aug 26 16:25 2021

Quant Results File: M0825SUR.RES

Quant Method : M:\MAX\DATA\210825\M0825SUR.M (RTE Integrator)
Title : METHOD 8260B
Last Update : Thu Aug 26 11:16:48 2021
Response via : Initial Calibration
DataAcq Meth : M8260_081021

Internal Standards	R.T.	QIon	Response	Conc Units	Dev(Min)
1) Fluorobenzene (IS)	6.21	96	268418	25.00 ppb	0.00
4) Chlorobenzene-D5 (IS)	9.41	117	221472	25.00 ppb	0.00
7) 1,4-Dichlorobenzene-D (IS)	11.75	152	137587	25.00 ppb	0.00
System Monitoring Compounds					
2) Dibromofluoromethane(S)	5.41	111	18913	5.84 ppb	0.00
Spiked Amount 25.000			Recovery	= 23.372%	
3) 1,2-DCA-D4(S)	5.81	65	11779	5.54 ppb	0.00
Spiked Amount 25.000			Recovery	= 22.148%	
5) Toluene-D8(S)	7.95	98	61590	5.93 ppb	0.00
Spiked Amount 25.000			Recovery	= 23.720%	
6) 4-Bromofluorobenzene(S)	10.60	95	23749	5.86 ppb	0.00
Spiked Amount 25.000			Recovery	= 23.444%	

Target Compounds Qvalue

(#) = qualifier out of range (m) = manual integration

Quantitation Report

Data File : M:\MAX\DATA\210825\0825M12.D
Acq On : 25 Aug 21 15:15
Sample : 0.3ug/L VOC STD 8/25/21
Misc : IS&S 6/4/21

Vial: 2
Operator: LP,DG,CH
Inst : Max
Multiplr: 1.00

Quant Time: Aug 26 16:25 2021

Quant Results File: M0825SUR.RES

Method : M:\MAX\DATA\210825\M0825SUR.M (RTE Integrator)
Title : METHOD 8260B
Last Update : Thu Aug 26 11:16:48 2021
Response via : Initial Calibration

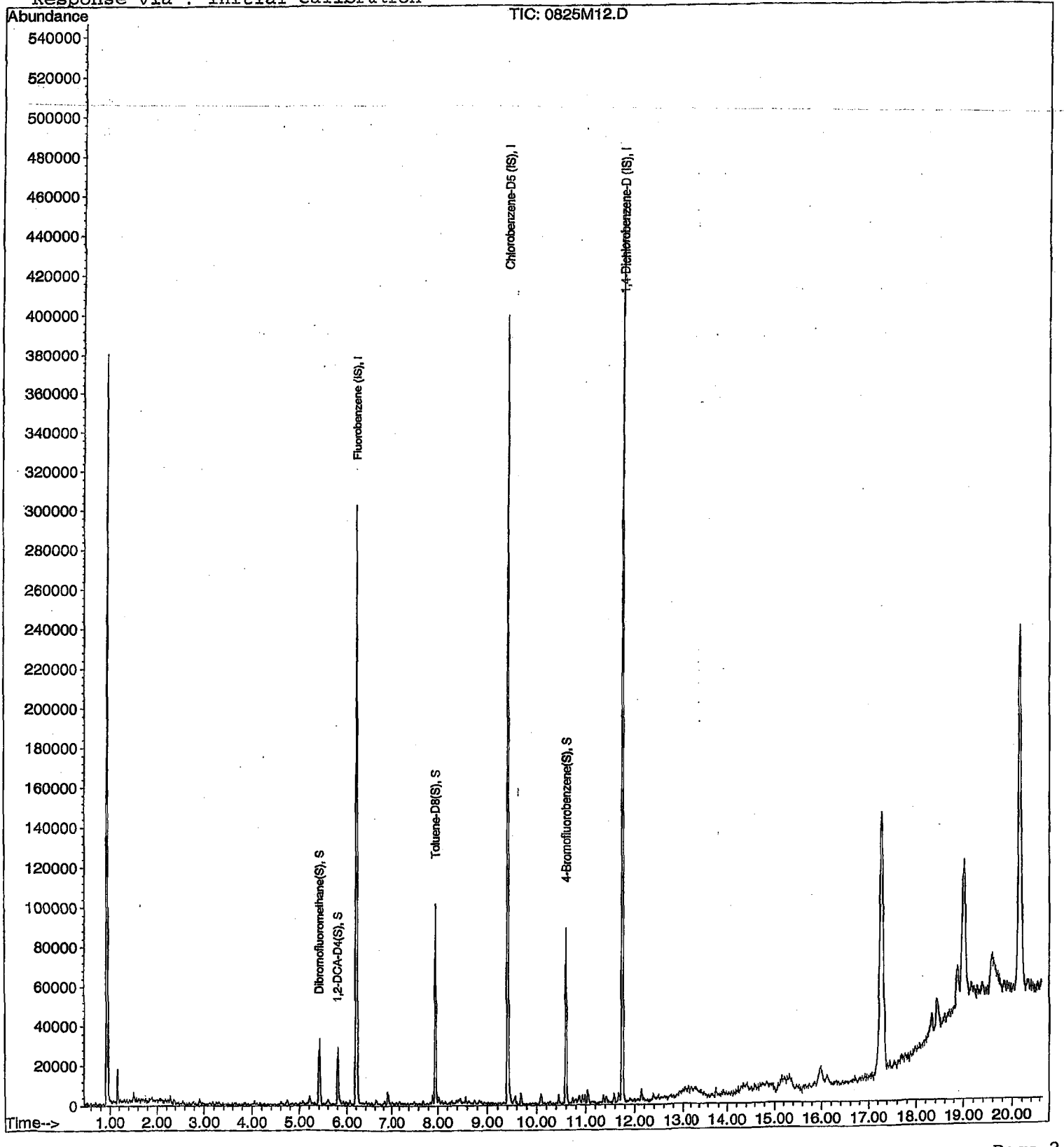

Quantitation Report (Not Reviewed)

Data File : M:\MAX\DATA\210825\0825M13.D
Acq On : 25 Aug 21 15:43
Sample : 0.5ug/L VOC STD 8/25/21
Misc : IS&S 6/4/21

Vial: 3
Operator: LP,DG,CH
Inst : Max
Multiplr: 1.00

Quant Time: Aug 26 16:25 2021

Quant Results File: M0825SUR.RES

Quant Method : M:\MAX\DATA\210825\M0825SUR.M (RTE Integrator)
Title : METHOD 8260B
Last Update : Thu Aug 26 11:16:48 2021
Response via : Initial Calibration
DataAcq Meth : M8260_081021

Internal Standards	R.T.	QIon	Response	Conc Units	Dev(Min)
1) Fluorobenzene (IS)	6.21	96	270425	25.00 ppb	0.00
4) Chlorobenzene-D5 (IS)	9.41	117	226950	25.00 ppb	0.00
7) 1,4-Dichlorobenzene-D (IS)	11.75	152	138629	25.00 ppb	0.00
System Monitoring Compounds					
2) Dibromofluoromethane(S)	5.42	111	18480	5.67 ppb	0.00
Spiked Amount 25.000			Recovery	= 22.664%	
3) 1,2-DCA-D4(S)	5.81	65	11650	5.44 ppb	0.00
Spiked Amount 25.000			Recovery	= 21.744%	
5) Toluene-D8(S)	7.95	98	60175	5.65 ppb	0.00
Spiked Amount 25.000			Recovery	= 22.616%	
6) 4-Bromofluorobenzene(S)	10.60	95	23472	5.65 ppb	0.00
Spiked Amount 25.000			Recovery	= 22.612%	

Target Compounds Qvalue

(#) = qualifier out of range (m) = manual integration

Quantitation Report

Data File : M:\MAX\DATA\210825\0825M13.D
Acq On : 25 Aug 21 15:43
Sample : 0.5ug/L VOC STD 8/25/21
Misc : IS&S 6/4/21

Vial: 3
Operator: LP,DG,CH
Inst : Max
Multiplr: 1.00

Quant Time: Aug 26 16:25 2021

Quant Results File: M0825SUR.RES

Method : M:\MAX\DATA\210825\M0825SUR.M (RTE Integrator)
Title : METHOD 8260B
Last Update : Thu Aug 26 11:16:48 2021
Response via : Initial Calibration

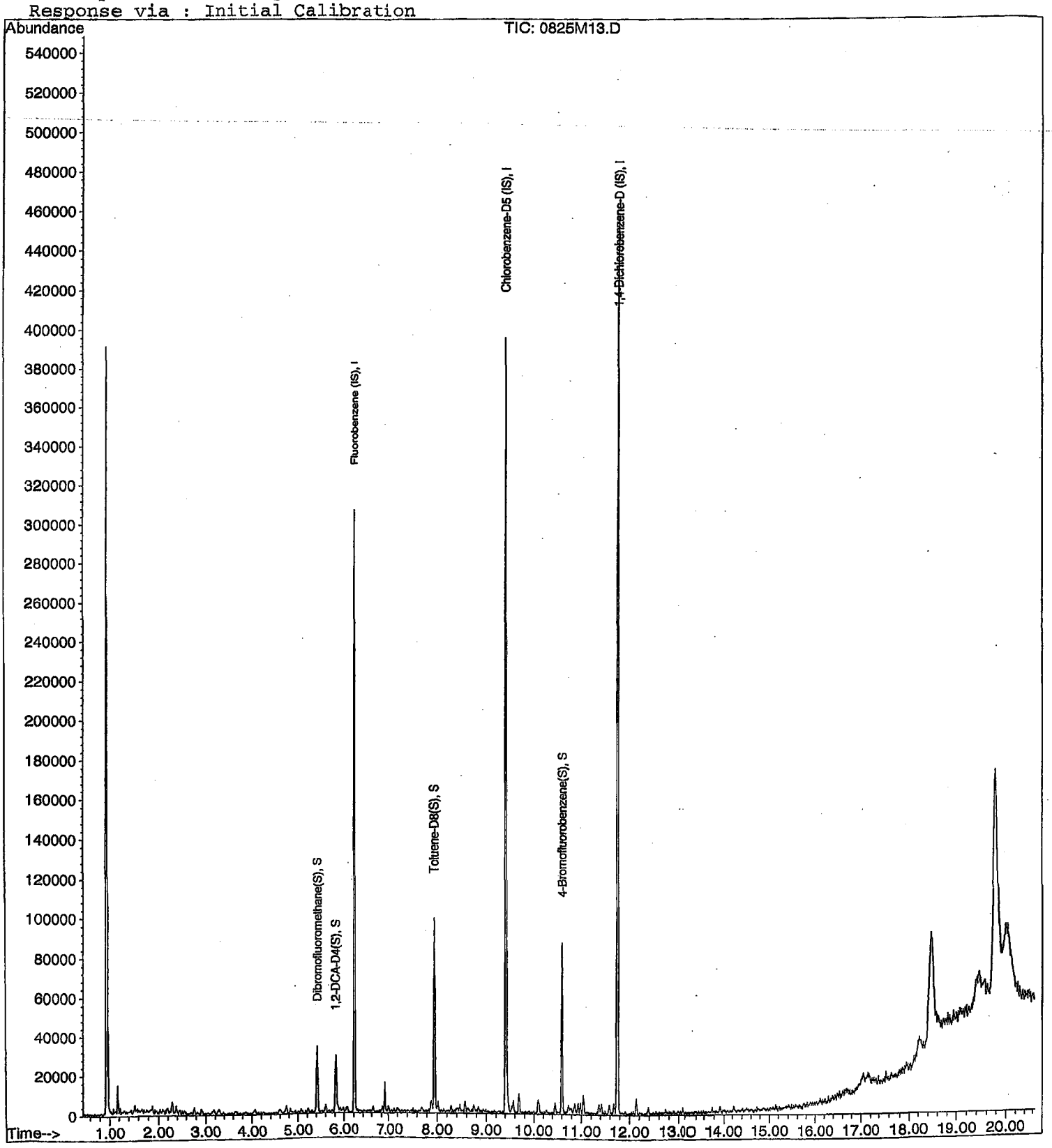

Quantitation Report (Not Reviewed)

Data File : M:\MAX\DATA\210825\0825M14.D
Acq On : 25 Aug 21 16:11
Sample : 1ug/L VOC STD 8/25/21
Misc : IS&S 6/4/21

Vial: 4
Operator: LP,DG,CH
Inst : Max
Multiplr: 1.00

Quant Time: Aug 26 16:25 2021

Quant Results File: M0825SUR.RES

Quant Method : M:\MAX\DATA\210825\M0825SUR.M (RTE Integrator)
Title : METHOD 8260B
Last Update : Thu Aug 26 11:16:48 2021
Response via : Initial Calibration
DataAcq Meth : M8260_081021

Internal Standards	R.T.	QIon	Response	Conc Units	Dev(Min)
1) Fluorobenzene (IS)	6.22	96	261019	25.00 ppb	0.00
4) Chlorobenzene-D5 (IS)	9.41	117	222702	25.00 ppb	0.00
7) 1,4-Dichlorobenzene-D (IS)	11.75	152	137225	25.00 ppb	0.00
System Monitoring Compounds					
2) Dibromofluoromethane(S)	5.41	111	29305	9.31 ppb	0.00
Spiked Amount 25.000			Recovery	= 37.236%	
3) 1,2-DCA-D4(S)	5.81	65	19664	9.51 ppb	0.00
Spiked Amount 25.000			Recovery	= 38.024%	
5) Toluene-D8(S)	7.95	98	102711	9.84 ppb	0.00
Spiked Amount 25.000			Recovery	= 39.340%	
6) 4-Bromofluorobenzene(S)	10.60	95	36297	8.91 ppb	0.00
Spiked Amount 25.000			Recovery	= 35.632%	

Target Compounds Qvalue

(#) = qualifier out of range (m) = manual integration

Quantitation Report

Data File : M:\MAX\DATA\210825\0825M14.D
Acq On : 25 Aug 21 16:11
Sample : 1ug/L VOC STD 8/25/21
Misc : IS&S 6/4/21

Vial: 4
Operator: LP,DG,CH
Inst : Max
Multiplr: 1.00

Quant Time: Aug 26 16:25 2021

Quant Results File: M0825SUR.RES

Method : M:\MAX\DATA\210825\M0825SUR.M (RTE Integrator)
Title : METHOD 8260B
Last Update : Thu Aug 26 11:16:48 2021
Response via : Initial Calibration

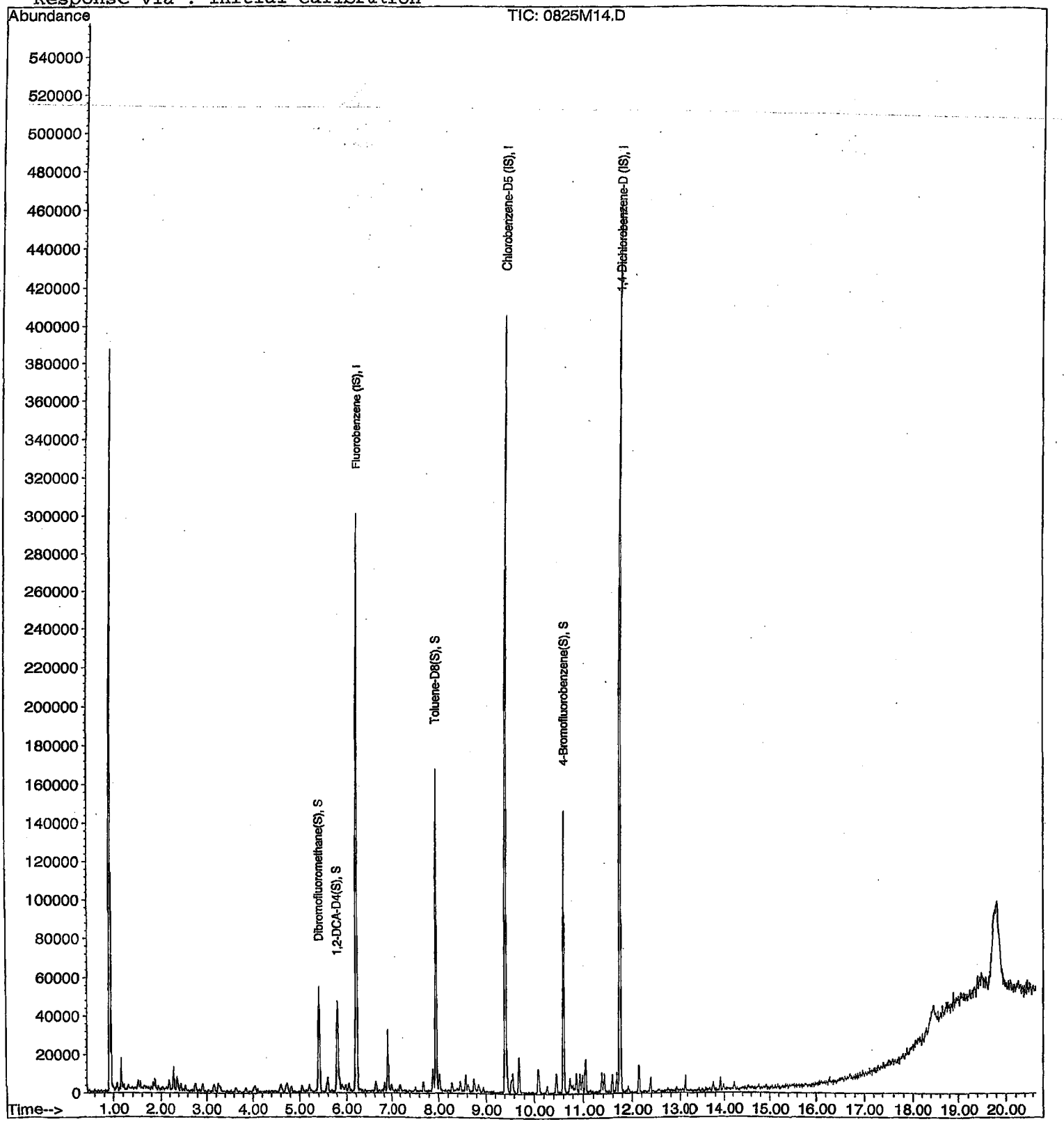

Quantitation Report (Not Reviewed)

Data File : M:\MAX\DATA\210825\0825M15.D
Acq On : 25 Aug 21 16:39
Sample : 2ug/L VOC STD 8/25/21
Misc : IS&S 6/4/21

Vial: 5
Operator: LP,DG,CH
Inst : Max
Multiplr: 1.00

Quant Time: Aug 26 16:25 2021

Quant Results File: M0825SUR.RES

Quant Method : M:\MAX\DATA\210825\M0825SUR.M (RTE Integrator)
Title : METHOD 8260B
Last Update : Thu Aug 26 11:16:48 2021
Response via : Initial Calibration
DataAcq Meth : M8260_081021

Internal Standards	R.T.	QIon	Response	Conc Units	Dev(Min)
1) Fluorobenzene (IS)	6.21	96	260699	25.00 ppb	0.00
4) Chlorobenzene-D5 (IS)	9.42	117	218570	25.00 ppb	0.00
7) 1,4-Dichlorobenzene-D (IS)	11.75	152	137104	25.00 ppb	0.00
System Monitoring Compounds					
2) Dibromofluoromethane(S)	5.41	111	29818	9.48 ppb	0.00
Spiked Amount 25.000			Recovery	= 37.936%	
3) 1,2-DCA-D4(S)	5.82	65	20128	9.74 ppb	0.00
Spiked Amount 25.000			Recovery	= 38.968%	
5) Toluene-D8(S)	7.95	98	96059	9.37 ppb	0.00
Spiked Amount 25.000			Recovery	= 37.488%	
6) 4-Bromofluorobenzene(S)	10.60	95	37545	9.39 ppb	0.00
Spiked Amount 25.000			Recovery	= 37.556%	

Target Compounds Qvalue

(#) = qualifier out of range (m) = manual integration
0825M15.D M0825SUR.M Fri Oct 15 06:06:07 2021

Quantitation Report

Data File : M:\MAX\DATA\210825\0825M15.D
Acq On : 25 Aug 21 16:39
Sample : 2ug/L VOC STD 8/25/21
Misc : IS&S 6/4/21

Vial: 5
Operator: LP,DG,CH
Inst : Max
Multiplr: 1.00

Quant Time: Aug 26 16:25 2021

Quant Results File: M0825SUR.RES

Method : M:\MAX\DATA\210825\M0825SUR.M (RTE Integrator)
Title : METHOD 8260B
Last Update : Thu Aug 26 11:16:48 2021
Response via : Initial Calibration

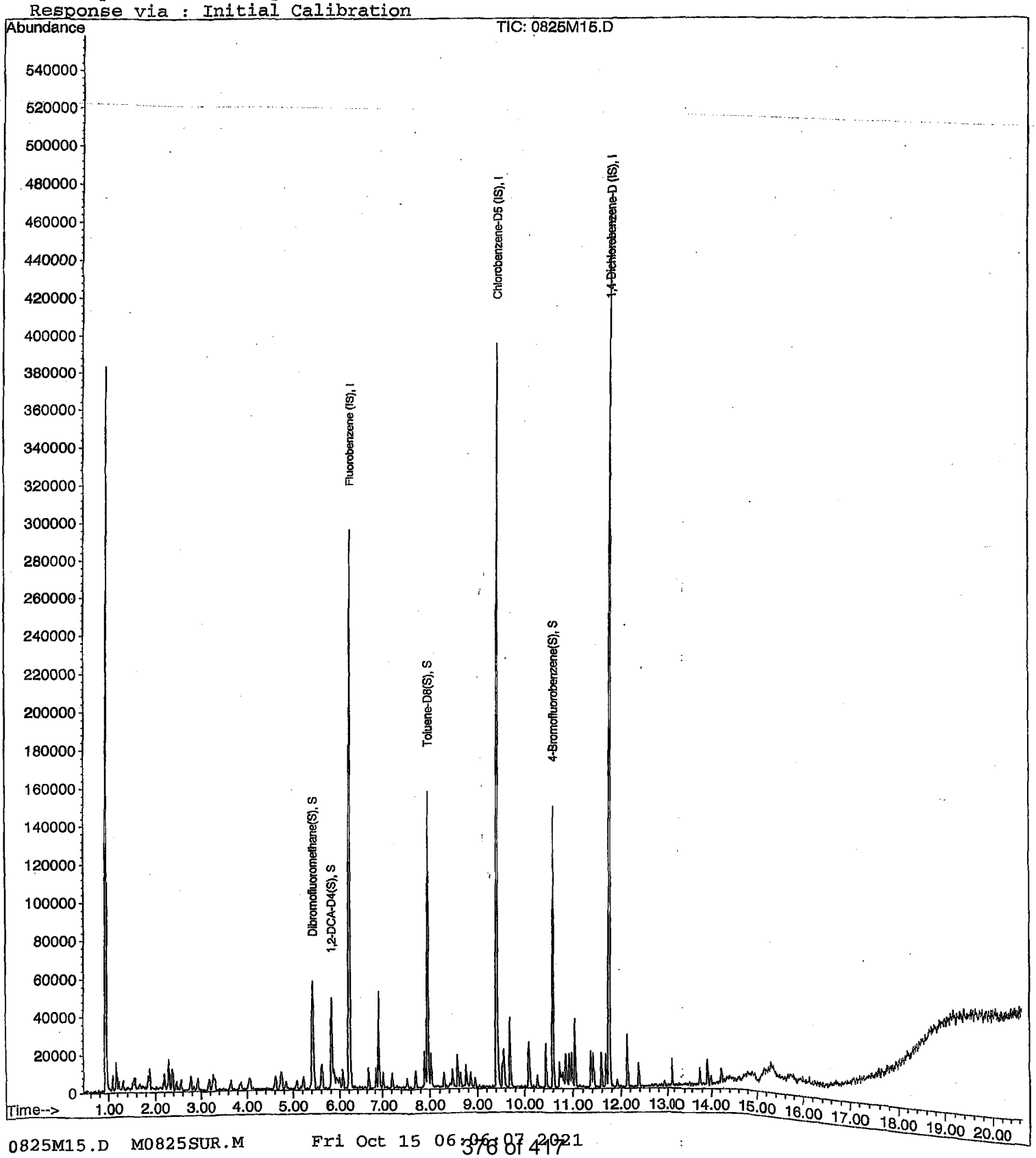

Quantitation Report (Not Reviewed)

Data File : M:\MAX\DATA\210825\0825M16.D
Acq On : 25 Aug 21 17:07
Sample : 5ug/L VOC STD 8/25/21
Misc : IS&S 6/4/21

Vial: 6
Operator: LP,DG,CH
Inst : Max
Multiplr: 1.00

Quant Time: Aug 26 16:25 2021

Quant Results File: M0825SUR.RES

Quant Method : M:\MAX\DATA\210825\M0825SUR.M (RTE Integrator)
Title : METHOD 8260B
Last Update : Thu Aug 26 11:16:48 2021
Response via : Initial Calibration
DataAcq Meth : M8260_081021

Internal Standards	R.T.	QIon	Response	Conc Units	Dev(Min)
1) Fluorobenzene (IS)	6.21	96	261599	25.00 ppb	0.00
4) Chlorobenzene-D5 (IS)	9.41	117	219379	25.00 ppb	0.00
7) 1,4-Dichlorobenzene-D (IS)	11.75	152	136215	25.00 ppb	0.00
System Monitoring Compounds					
2) Dibromofluoromethane(S)	5.41	111	75090	23.80 ppb	0.00
Spiked Amount 25.000			Recovery	= 95.204%	
3) 1,2-DCA-D4(S)	5.81	65	51096	24.65 ppb	0.00
Spiked Amount 25.000			Recovery	= 98.580%	
5) Toluene-D8(S)	7.95	98	252960	24.59 ppb	0.00
Spiked Amount 25.000			Recovery	= 98.356%	
6) 4-Bromofluorobenzene(S)	10.60	95	101253	25.23 ppb	0.00
Spiked Amount 25.000			Recovery	= 100.908%	

Target Compounds Qvalue

(#) = qualifier out of range (m) = manual integration

Quantitation Report

Data File : M:\MAX\DATA\210825\0825M16.D
Acq On : 25 Aug 21 17:07
Sample : 5ug/L VOC STD 8/25/21
Misc : IS&S 6/4/21

Vial: 6
Operator: LP,DG,CH
Inst : Max
Multiplr: 1.00

Quant Time: Aug 26 16:25 2021

Quant Results File: M0825SUR.RES

Method : M:\MAX\DATA\210825\M0825SUR.M (RTE Integrator)
Title : METHOD 8260B
Last Update : Thu Aug 26 11:16:48 2021
Response via : Initial Calibration

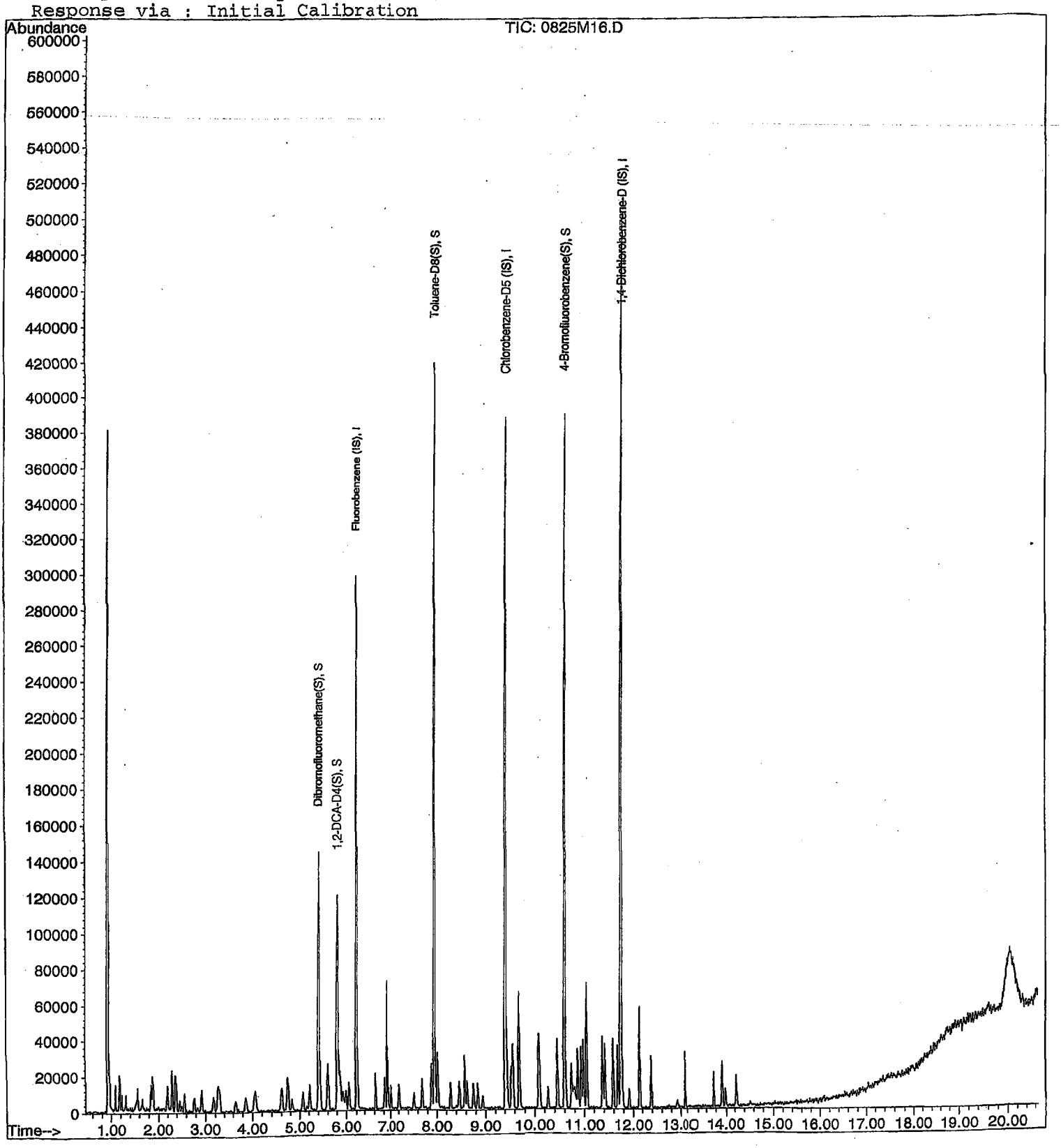

Quantitation Report (Not Reviewed)

Data File : M:\MAX\DATA\210825\0825M17.D
Acq On : 25 Aug 21 17:35
Sample : 10ug/L VOC STD 8/25/21
Misc : IS&S 6/4/21

Vial: 7
Operator: LP,DG,CH
Inst : Max
Multiplr: 1.00

Quant Time: Aug 26 16:25 2021

Quant Results File: M0825SUR.RES

Quant Method : M:\MAX\DATA\210825\M0825SUR.M (RTE Integrator)
Title : METHOD 8260B
Last Update : Thu Aug 26 11:16:48 2021
Response via : Initial Calibration
DataAcq Meth : M8260_081021

Internal Standards	R.T.	QIon	Response	Conc Units	Dev(Min)
1) Fluorobenzene (IS)	6.21	96	260876	25.00 ppb	0.00
4) Chlorobenzene-D5 (IS)	9.41	117	215380	25.00 ppb	0.00
7) 1,4-Dichlorobenzene-D (IS)	11.75	152	136295	25.00 ppb	0.00
System Monitoring Compounds					
2) Dibromofluoromethane(S)	5.42	111	77116	24.51 ppb	0.00
Spiked Amount 25.000			Recovery =	98.044%	
3) 1,2-DCA-D4(S)	5.82	65	49768	24.07 ppb	0.00
Spiked Amount 25.000			Recovery =	96.284%	
5) Toluene-D8(S)	7.95	98	250522	24.80 ppb	0.00
Spiked Amount 25.000			Recovery =	99.216%	
6) 4-Bromofluorobenzene(S)	10.60	95	100010	25.38 ppb	0.00
Spiked Amount 25.000			Recovery =	101.520%	

Target Compounds Qvalue

(#) = qualifier out of range (m) = manual integration

Quantitation Report

Data File : M:\MAX\DATA\210825\0825M17.D
Acq On : 25 Aug 21 17:35
Sample : 10ug/L VOC STD 8/25/21
Misc : IS&S 6/4/21

Vial: 7
Operator: LP,DG,CH
Inst : Max
Multiplr: 1.00

Quant Time: Aug 26 16:25 2021

Quant Results File: M0825SUR.RES

Method : M:\MAX\DATA\210825\M0825SUR.M (RTE Integrator)
Title : METHOD 8260B
Last Update : Thu Aug 26 11:16:48 2021
Response via : Initial Calibration

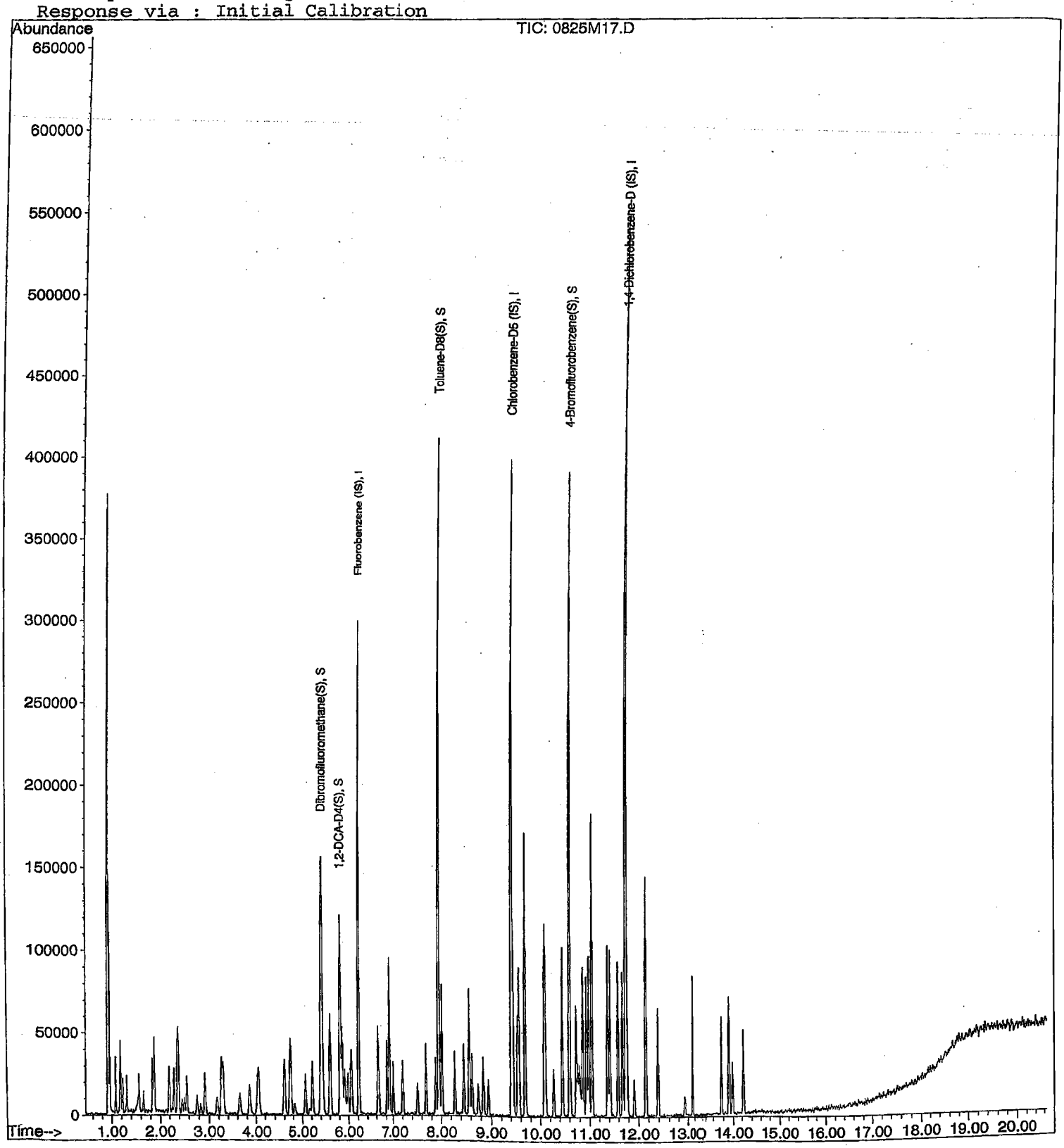

Quantitation Report (Not Reviewed)

Data File : M:\MAX\DATA\210825\0825M18.D
Acq On : 25 Aug 21 18:03
Sample : 20ug/L VOC STD 8/25/21
Misc : IS&S 6/4/21

Vial: 8
Operator: LP,DG,CH
Inst : Max
Multiplr: 1.00

Quant Time: Aug 26 16:25 2021 Quant Results File: M0825SUR.RES

Quant Method : M:\MAX\DATA\210825\M0825SUR.M (RTE Integrator)
Title : METHOD 8260B
Last Update : Thu Aug 26 11:16:48 2021
Response via : Initial Calibration
DataAcq Meth : M8260_081021

Internal Standards	R.T.	QIon	Response	Conc	Units	Dev(Min)
1) Fluorobenzene (IS)	6.21	96	258006	25.00	ppb	0.00
4) Chlorobenzene-D5 (IS)	9.41	117	222674	25.00	ppb	0.00
7) 1,4-Dichlorobenzene-D (IS)	11.75	152	141752	25.00	ppb	0.00
System Monitoring Compounds						
2) Dibromofluoromethane(S)	5.42	111	153975	49.49	ppb	0.00
Spiked Amount 25.000			Recovery	=	197.940%	
3) 1,2-DCA-D4(S)	5.81	65	102408	50.08	ppb	0.00
Spiked Amount 25.000			Recovery	=	200.332%	
5) Toluene-D8(S)	7.95	98	499120	47.80	ppb	0.00
Spiked Amount 25.000			Recovery	=	191.196%	
6) 4-Bromofluorobenzene(S)	10.60	95	195414	47.97	ppb	0.00
Spiked Amount 25.000			Recovery	=	191.868%	

Target Compounds Qvalue

(#) = qualifier out of range (m) = manual integration

Quantitation Report

Data File : M:\MAX\DATA\210825\0825M18.D
Acq On : 25 Aug 21 18:03
Sample : 20ug/L VOC STD 8/25/21
Misc : IS&S 6/4/21

Vial: 8
Operator: LP,DG,CH
Inst : Max
Multiplr: 1.00

Quant Time: Aug 26 16:25 2021

Quant Results File: M0825SUR.RES

Method : M:\MAX\DATA\210825\M0825SUR.M (RTE Integrator)
Title : METHOD 8260B
Last Update : Thu Aug 26 11:16:48 2021
Response via : Initial Calibration

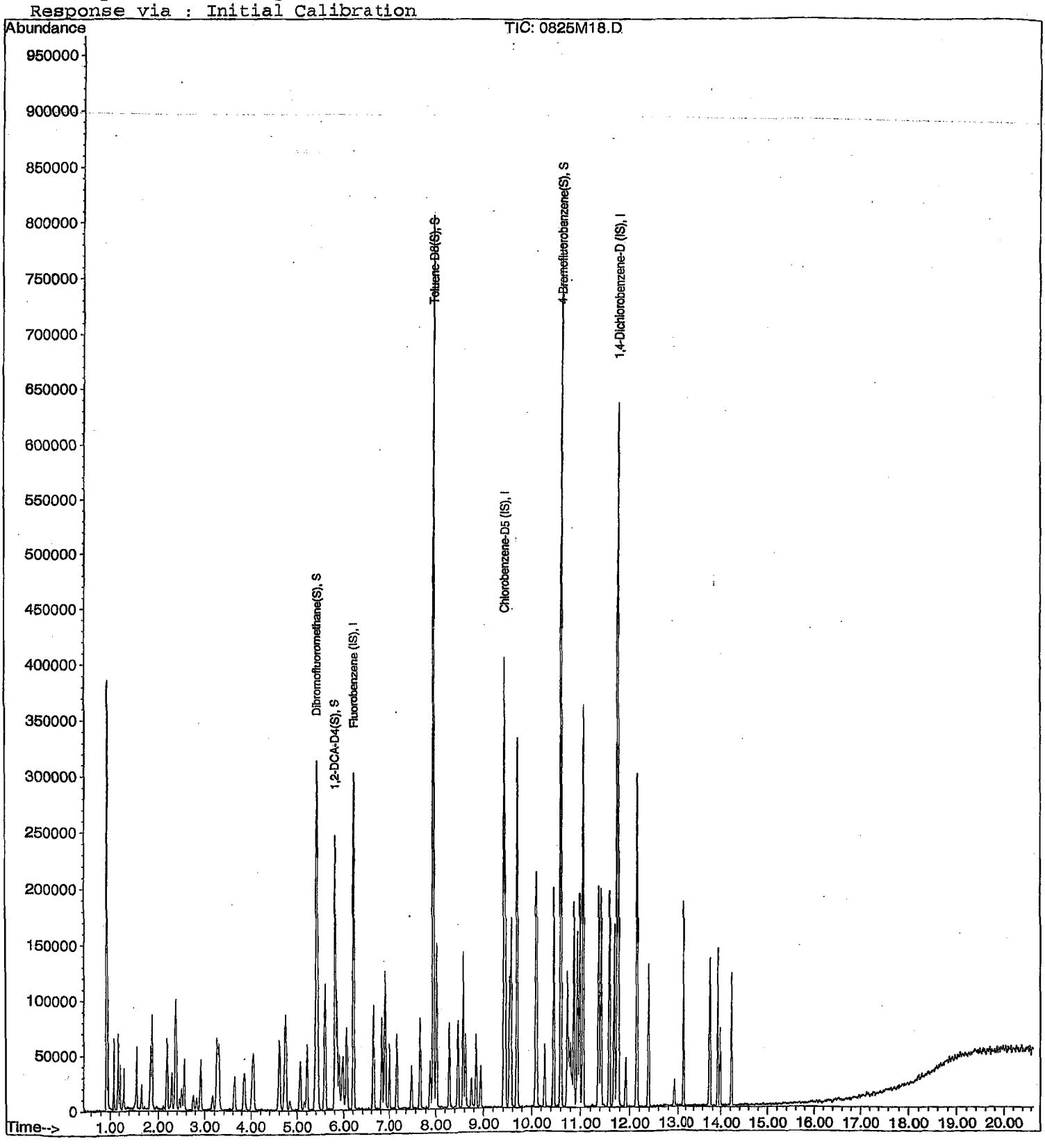

Quantitation Report (Not Reviewed)

Data File : M:\MAX\DATA\210825\0825M19.D
Acq On : 25 Aug 21 18:31
Sample : 40ug/L VOC STD 8/25/21
Misc : IS&S 6/4/21

Vial: 9
Operator: LP,DG,CH
Inst : Max
Multiplr: 1.00

Quant Time: Aug 26 16:25 2021

Quant Results File: M0825SUR.RES

Quant Method : M:\MAX\DATA\210825\M0825SUR.M (RTE Integrator)
Title : METHOD 8260B
Last Update : Thu Aug 26 11:16:48 2021
Response via : Initial Calibration
DataAcq Meth : M8260_081021

Internal Standards	R.T.	QIon	Response	Conc	Units	Dev(Min)
1) Fluorobenzene (IS)	6.21	96	251853	25.00	ppb	0.00
4) Chlorobenzene-D5 (IS)	9.41	117	216925	25.00	ppb	0.00
7) 1,4-Dichlorobenzene-D (IS)	11.75	152	140689	25.00	ppb	0.00
System Monitoring Compounds						
2) Dibromofluoromethane(S)	5.41	111	151584	49.91	ppb	0.00
Spiked Amount 25.000			Recovery	=	199.628%	
3) 1,2-DCA-D4(S)	5.81	65	102456	51.33	ppb	0.00
Spiked Amount 25.000			Recovery	=	205.320%	
5) Toluene-D8(S)	7.95	98	486936	47.87	ppb	0.00
Spiked Amount 25.000			Recovery	=	191.472%	
6) 4-Bromofluorobenzene(S)	10.60	95	195822	49.34	ppb	0.00
Spiked Amount 25.000			Recovery	=	197.364%	

Target Compounds Qvalue

(#) = qualifier out of range (m) = manual integration
0825M19.D M0825SUR.M Fri Oct 15 06:06:11 2021

Quantitation Report

Data File : M:\MAX\DATA\210825\0825M19.D
Acq On : 25 Aug 21 18:31
Sample : 40ug/L VOC STD 8/25/21
Misc : IS&S 6/4/21

Vial: 9
Operator: LP,DG,CH
Inst : Max
Multiplr: 1.00

Quant Time: Aug 26 16:25 2021

Quant Results File: M0825SUR.RES

Method : M:\MAX\DATA\210825\M0825SUR.M (RTE Integrator)
Title : METHOD 8260B
Last Update : Thu Aug 26 11:16:48 2021
Response via : Initial Calibration

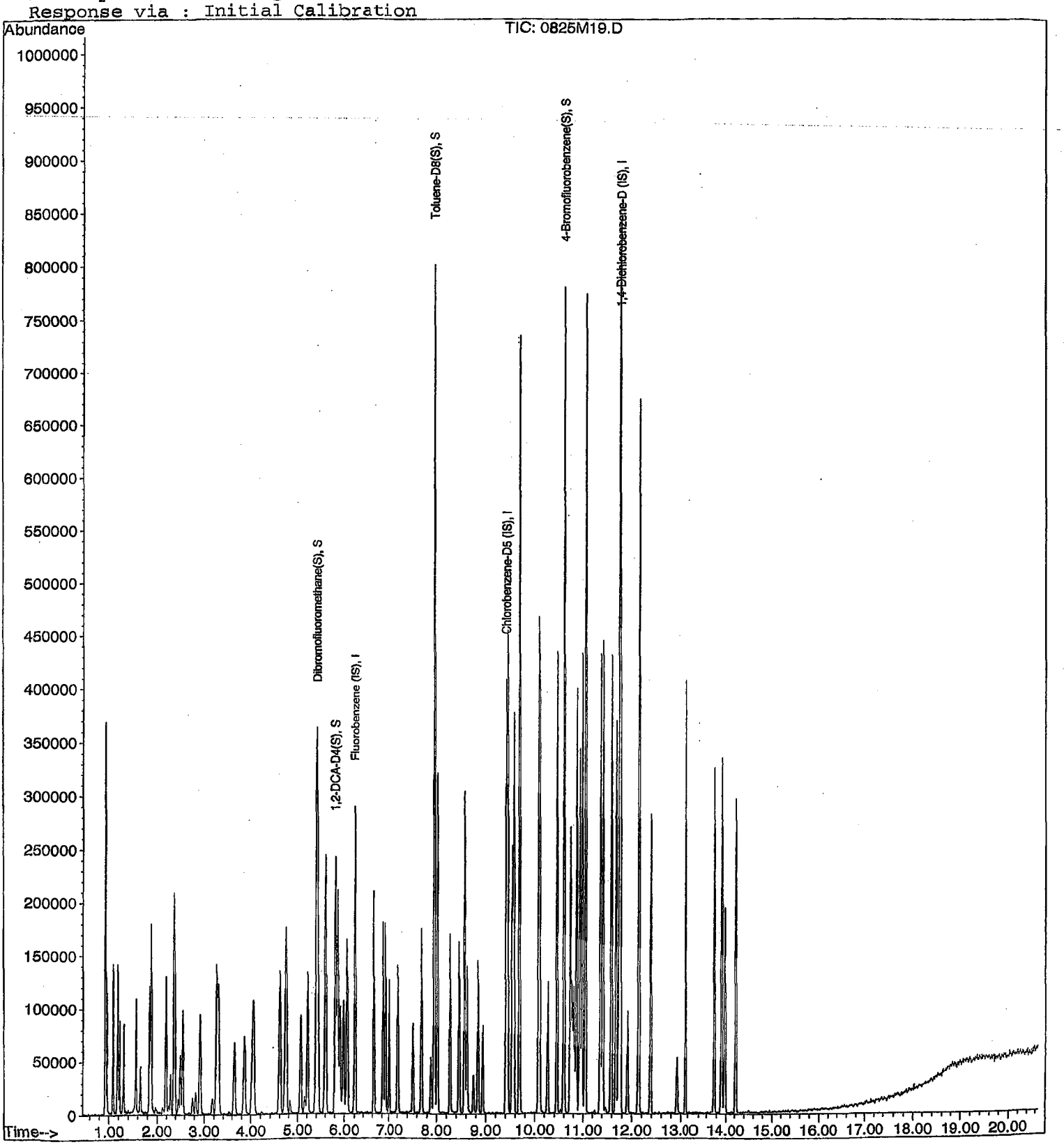

Quantitation Report (Not Reviewed)

Data File : M:\MAX\DATA\210825\0825M20.D
Acq On : 25 Aug 21 18:59
Sample : 100ug/L VOC STD 8/25/21
Misc : IS&S 6/4/21

Vial: 10
Operator: LP,DG,CH
Inst : Max
Multiplr: 1.00

Quant Time: Aug 26 16:25 2021

Quant Results File: M0825SUR.RES

Quant Method : M:\MAX\DATA\210825\M0825SUR.M (RTE Integrator)
Title : METHOD 8260B
Last Update : Thu Aug 26 11:16:48 2021
Response via : Initial Calibration
DataAcq Meth : M8260_081021

Internal Standards	R.T.	QIon	Response	Conc Units	Dev(Min)
1) Fluorobenzene (IS)	6.21	96	251268	25.00 ppb	0.00
4) Chlorobenzene-D5 (IS)	9.41	117	218191	25.00 ppb	0.00
7) 1,4-Dichlorobenzene-D (IS)	11.75	152	142788	25.00 ppb	0.00
System Monitoring Compounds					
2) Dibromofluoromethane(S)	5.42	111	272268	89.85 ppb	0.00
Spiked Amount 25.000			Recovery = 359.396%		
3) 1,2-DCA-D4(S)	5.81	65	179968	90.37 ppb	0.00
Spiked Amount 25.000			Recovery = 361.496%		
5) Toluene-D8(S)	7.95	98	893556	87.33 ppb	0.00
Spiked Amount 25.000			Recovery = 349.324%		
6) 4-Bromofluorobenzene(S)	10.60	95	358053	89.70 ppb	0.00
Spiked Amount 25.000			Recovery = 358.780%		

Target Compounds Qvalue

(#) = qualifier out of range (m) = manual integration
0825M20.D M0825SUR.M Fri Oct 15 06:06:12 2021

Quantitation Report

Data File : M:\MAX\DATA\210825\0825M20.D
Acq On : 25 Aug 21 18:59
Sample : 100ug/L VOC STD 8/25/21
Misc : IS&S 6/4/21

Vial: 10
Operator: LP,DG,CH
Inst : Max
Multiplr: 1.00

Quant Time: Aug 26 16:25 2021

Quant Results File: M0825SUR.RES

Method : M:\MAX\DATA\210825\M0825SUR.M (RTE Integrator)
Title : METHOD 8260B
Last Update : Thu Aug 26 11:16:48 2021
Response via : Initial Calibration

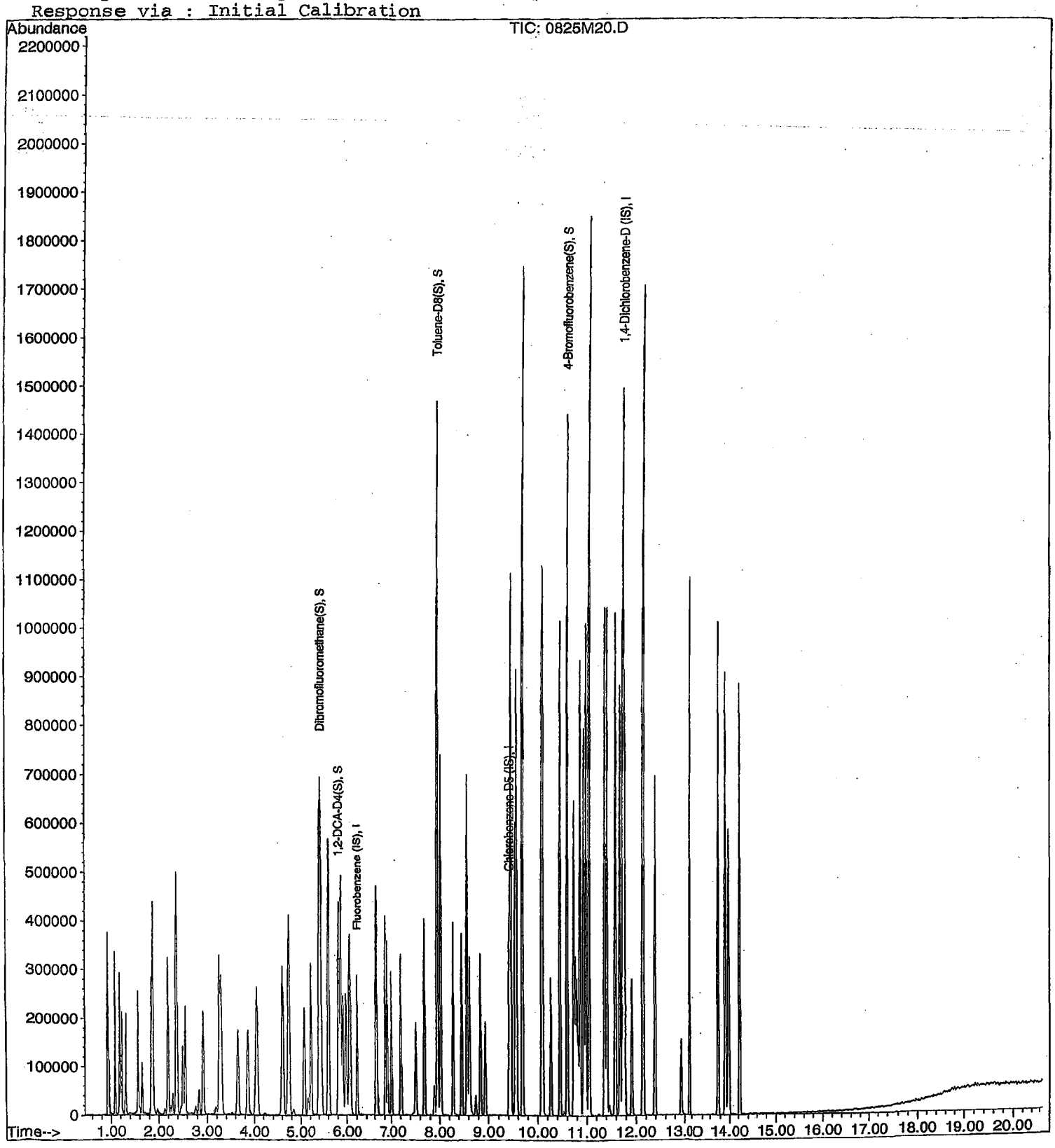

VOLATILE ORGANIC ANALYSIS
VOLATILE ORGANIC COMPOUNDS

Form 7

Continuing Calibration

Lab Name: APPL, Inc.
Case No:
Matrix: Water

SDG No:
Date Analyzed: 9 Nov 21 10:25
Instrument: Max
Initial Cal. Date: 8/25/2021
Data File: 1109M06.D

		Compound	MEAN	CCRF	%D	%Drift	
1	I	Fluorobenzene (IS)	ISTD			I	
2	TMHB	Gasoline C6-C10	3.704	1.240	67	TMHBL	7.1
3	TMHB	Chlorobenzene-D5 (IS)	ISTD			TMHB	
4	TMHB	1,4-Dichlorobenzene (IS)	ISTD			TMHB	
5							
6							
7							
8							
9							
10							
11							
12							
13							
14							
15							
16							
17							
18							
19							
20							
21							
22							
23							
24							
25							
26							
27							
28							
29							
30							
31							
32							
33							
34							
35							
36							
37							
38							
39							
40							
		Average			67.0		

VOLATILE ORGANIC ANALYSIS BY
EPA METHOD 8260B

Form 7

Continuing Calibration

Lab Name: APPL, Inc.
Case No:
Matrix: Water

SDG No:
Date Analyzed: 9 Nov 21 10:25
Instrument: Max
Initial Cal. Date: 8/25/2021
Data File: 1109M06.D

		Compound	MEAN	CCRF	%D		%Drift
1	I	Fluorobenzene (IS)	ISTD			I	
2	S	Dibromofluoromethane(S)	0.3015	0.3422	13	S	
3	S	1,2-DCA-D4(S)	0.1981	0.2260	14	S	
4	I	Chlorobenzene-D5 (IS)	ISTD			I	
5	S	Toluene-D8(S)	1.172	1.151	1.8	S	
6	S	4-Bromofluorobenzene(S)	0.4574	0.4544	0.66	S	
7	I	1,4-Dichlorobenzene-D (IS)	ISTD			I	
8							
9							
10							
11							
12							
13							
14							
15							
16							
17							
18							
19							
20							
21							
22							
23							
24							
25							
26							
27							
28							
29							
30							
31							
32							
33							
34							
35							
36							
37							
38							
39							
40							
		Average			7.4		

Quantitation Report (QT Reviewed)

Data File : M:\MAX\DATA\211108\1109M06.D
Acq On : 9 Nov 21 10:25
Sample : 211109A CCV/LCS 300ug/L
Misc : IS&S 8/4/21

Vial: 6
Operator: LP,DG,CH
Inst : Max
Multiplr: 1.00

Quant Time: Nov 9 11:05 2021 Quant Results File: MGAS0825.RES

Quant Method : M:\MAX\DATA\210922\MGAS0825.M (RTE Integrator)
Title : METHOD 8260B
Last Update : Thu Aug 26 16:19:36 2021
Response via : Initial Calibration
DataAcq Meth : M8260

Internal Standards	R.T.	QIon	Response	Conc Units	Dev(Min)
1) Fluorobenzene (IS)	6.38	TIC	461074	25.00 ppb	0.16
3) Chlorobenzene-D5 (IS)	11.75	TIC	1189130m	25.00 ppb	0.00
4) 1,4-Dichlorobenzene (IS)	10.94	TIC	93968m	25.00 ppb	0.00

System Monitoring Compounds

Target Compounds					Qvalue
2) Gasoline C6-C10	8.08	TIC	6860505m	278.84 ppb	100

(#) = qualifier out of range (m) = manual integration

Quantitation Report (Not Reviewed)

Data File : M:\MAX\DATA\211108\1109M06.D
Acq On : 9 Nov 21 10:25
Sample : 211109A CCV/LCS 300ug/L
Misc : IS&S 8/4/21

Vial: 6
Operator: LP,DG,CH
Inst : Max
Multiplr: 1.00

Quant Time: Nov 11 12:20 2021

Quant Results File: M0825SUR.RES

Quant Method : M:\MAX\DATA\210922\M0825SUR.M (RTE Integrator)
Title : METHOD 8260B
Last Update : Thu Aug 26 11:16:48 2021
Response via : Initial Calibration
DataAcq Meth : M8260

Internal Standards	R.T.	QIon	Response	Conc Units	Dev(Min)
1) Fluorobenzene (IS)	6.38	96	382971	25.00 ppb	0.16
4) Chlorobenzene-D5 (IS)	9.53	117	362265	25.00 ppb	0.12
7) 1,4-Dichlorobenzene-D (IS)	11.85	152	227283	25.00 ppb	0.10
System Monitoring Compounds					
2) Dibromofluoromethane(S)	5.60	111	131034	28.37 ppb	0.18
Spiked Amount 25.000			Recovery	= 113.484%	
3) 1,2-DCA-D4(S)	5.98	65	86552	28.52 ppb	0.17
Spiked Amount 25.000			Recovery	= 114.064%	
5) Toluene-D8(S)	8.08	98	417042	24.55 ppb	0.13
Spiked Amount 25.000			Recovery	= 98.196%	
6) 4-Bromofluorobenzene(S)	10.70	95	164602	24.84 ppb	0.11
Spiked Amount 25.000			Recovery	= 99.340%	

Target Compounds Qvalue

(#) = qualifier out of range (m) = manual integration

Quantitation Report

Data File : M:\MAX\DATA\211108\1109M06.D
Acq On : 9 Nov 21 10:25
Sample : 211109A CCV/LCS 300ug/L
Misc : IS&S 8/4/21

Vial: 6
Operator: LP,DG,CH
Inst : Max
Multiplr: 1.00

Quant Time: Nov 9 11:05 2021

Quant Results File: MGAS0825.RES

Method : M:\MAX\DATA\210922\MGAS0825.M (RTE Integrator)
Title : METHOD 8260B
Last Update : Thu Aug 26 16:19:36 2021
Response via : Initial Calibration

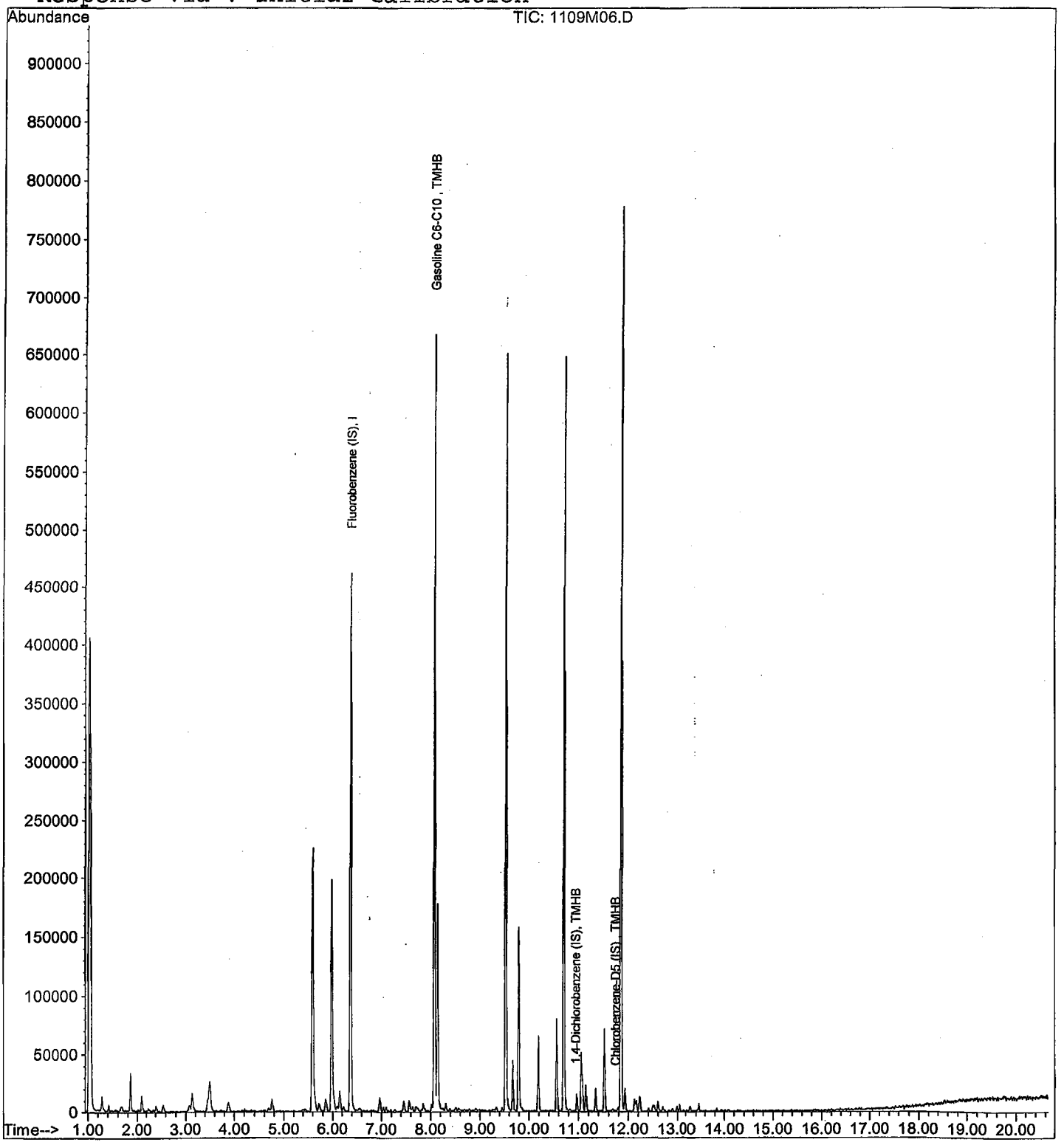

VOLATILE ORGANIC ANALYSIS
VOLATILE ORGANIC COMPOUNDS

Form 7

Ending Continuing Calibration

Lab Name: APPL, Inc.
Case No:
Matrix: Water

SDG No:
Date Analyzed: 11/10/2021
Instrument: Max
Initial Cal. Date: 8/25/2021
Data File: 1109M53.D

		Compound	MEAN	CCRF	%D		%Drift
1	I	Fluorobenzene (IS)	ISTD			I	
2	TMHB	Gasoline C6-C10	3.704	1.149	69	TMHBL	31
3	TMHB	Chlorobenzene-D5 (IS)	ISTD			TMHB	
4	TMHB	1,4-Dichlorobenzene (IS)	ISTD			TMHB	
5							
6							
7							
8							
9							
10							
11							
12							
13							
14							
15							
16							
17							
18							
19							
20							
21							
22							
23							
24							
25							
26							
27							
28							
29							
30							
31							
32							
33							
34							
35							
36							
37							
38							
39							
40							
		Average			69.0		

VOLATILE ORGANIC ANALYSIS BY
EPA METHOD 8260B

Form 7

Ending Continuing Calibration

Lab Name: APPL, Inc.
Case No:
Matrix: Water

SDG No:
Date Analyzed: 11/10/2021
Instrument: Max
Initial Cal. Date: 8/25/2021
Data File: 1109M53.D

		Compound	MEAN	CCRF	%D		%Drift
1	I	Fluorobenzene (IS)	ISTD			I	
2	S	Dibromofluoromethane(S)	0.3015	0.3266	8.3	S	
3	S	1,2-DCA-D4(S)	0.1981	0.2235	13	S	
4	I	Chlorobenzene-D5 (IS)	ISTD			I	
5	S	Toluene-D8(S)	1.172	1.165	0.60	S	
6	S	4-Bromofluorobenzene(S)	0.4574	0.4460	2.5	S	
7	I	1,4-Dichlorobenzene-D (IS)	ISTD			I	
8							
9							
10							
11							
12							
13							
14							
15							
16							
17							
18							
19							
20							
21							
22							
23							
24							
25							
26							
27							
28							
29							
30							
31							
32							
33							
34							
35							
36							
37							
38							
39							
40							
		Average			6.1		

Quantitation Report (QT Reviewed)

Data File : M:\MAX\DATA\211108\1109M53.D
Acq On : 10 Nov 21 8:03
Sample : Ending CCV 300ug/L 11/9/21
Misc : IS&S 8/4/21

Vial: 24
Operator: LP,DG,CH
Inst : Max
Multiplr: 1.00

Quant Time: Nov 10 8:28 2021

Quant Results File: MGAS0825.RES

Quant Method : M:\MAX\DATA\210922\MGAS0825.M (RTE Integrator)
Title : METHOD 8260B
Last Update : Thu Aug 26 16:19:36 2021
Response via : Initial Calibration
DataAcq Meth : M8260

Internal Standards	R.T.	QIon	Response	Conc Units	Dev(Min)
1) Fluorobenzene (IS)	6.38	TIC	484385	25.00 ppb	0.16
3) Chlorobenzene-D5 (IS)	11.75	TIC	1191809m	25.00 ppb	0.00
4) 1,4-Dichlorobenzene (IS)	10.94	TIC	84909m	25.00 ppb	0.00

System Monitoring Compounds

Target Compounds					Qvalue
2) Gasoline C6-C10	8.08	TIC	6680313m	205.65 ppb	100

(#) = qualifier out of range (m) = manual integration

Quantitation Report (Not Reviewed)

Data File : M:\MAX\DATA\211108\1109M53.D
Acq On : 10 Nov 21 8:03
Sample : Ending CCV 300ug/L 11/9/21
Misc : IS&S 8/4/21

Vial: 24
Operator: LP,DG,CH
Inst : Max
Multiplr: 1.00

Quant Time: Nov 11 12:20 2021

Quant Results File: M0825SUR.RES

Quant Method : M:\MAX\DATA\210922\M0825SUR.M (RTE Integrator)
Title : METHOD 8260B
Last Update : Thu Aug 26 11:16:48 2021
Response via : Initial Calibration
DataAcq Meth : M8260

Internal Standards	R.T.	QIon	Response	Conc Units	Dev(Min)
1) Fluorobenzene (IS)	6.38	96	410520	25.00 ppb	0.16
4) Chlorobenzene-D5 (IS)	9.53	117	367990	25.00 ppb	0.12
7) 1,4-Dichlorobenzene-D (IS)	11.85	152	227097	25.00 ppb	0.10
System Monitoring Compounds					
2) Dibromofluoromethane(S)	5.59	111	134076	27.08 ppb	0.18
Spiked Amount 25.000			Recovery	= 108.324%	
3) 1,2-DCA-D4(S)	5.98	65	91752	28.20 ppb	0.17
Spiked Amount 25.000			Recovery	= 112.804%	
5) Toluene-D8(S)	8.08	98	428802	24.85 ppb	0.13
Spiked Amount 25.000			Recovery	= 99.396%	
6) 4-Bromofluorobenzene(S)	10.71	95	164131	24.38 ppb	0.11
Spiked Amount 25.000			Recovery	= 97.516%	

Target Compounds Qvalue

(#) = qualifier out of range (m) = manual integration

Quantitation Report

Data File : M:\MAX\DATA\211108\1109M53.D
Acq On : 10 Nov 21 8:03
Sample : Ending CCV 300ug/L 11/9/21
Misc : IS&S 8/4/21

Vial: 24
Operator: LP,DG,CH
Inst : Max
Multiplr: 1.00

Quant Time: Nov 10 8:28 2021

Quant Results File: MGAS0825.RES

Method : M:\MAX\DATA\210922\MGAS0825.M (RTE Integrator)
Title : METHOD 8260B
Last Update : Thu Aug 26 16:19:36 2021
Response via : Initial Calibration

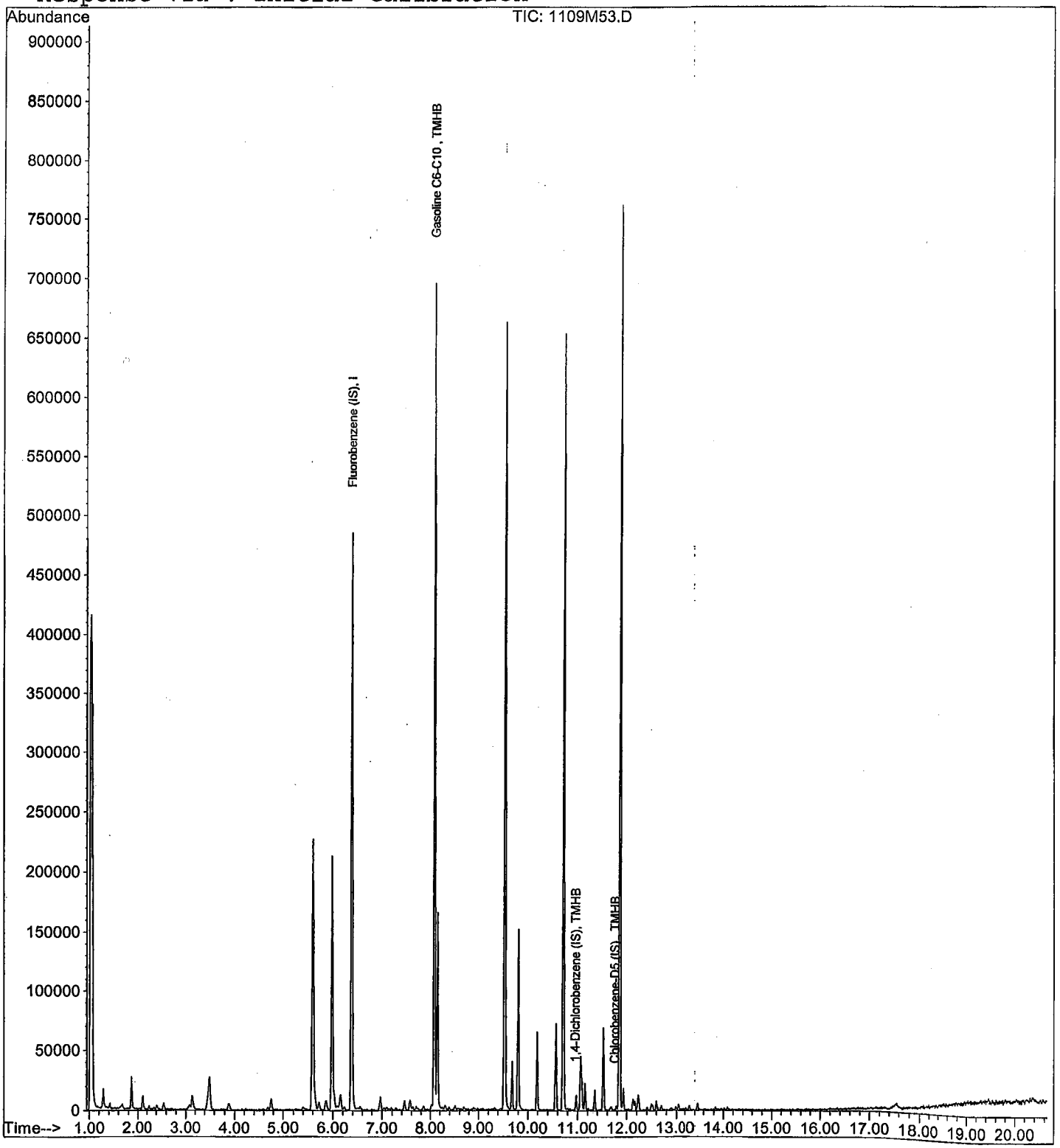

ORGANICS
Raw Data

Quantitation Report (QT Reviewed)

Data File : M:\MAX\DATA\211108\1109M12.D
Acq On : 9 Nov 21 13:15
Sample : BA45104W01
Misc : IS&S 8/4/21

Vial: 12
Operator: LP,DG,CH
Inst : Max
Multiplr: 1.00

Quant Time: Nov 12 11:22 2021

Quant Results File: MGAS0825.RES

Quant Method : M:\MAX\DATA\210922\MGAS0825.M (RTE Integrator)
Title : METHOD 8260B
Last Update : Thu Aug 26 16:19:36 2021
Response via : Initial Calibration
DataAcq Meth : M8260

Internal Standards	R.T.	QIon	Response	Conc Units	Dev(Min)
1) Fluorobenzene (IS)	6.38	TIC	447967	25.00 ppb	0.16
3) Chlorobenzene-D5 (IS)	11.75	TIC	1119940m	25.00 ppb	0.00
4) 1,4-Dichlorobenzene (IS)	10.94	TIC	8248m	25.00 ppb	0.00

System Monitoring Compounds

Target Compounds Qvalue

(#) = qualifier out of range (m) = manual integration

Quantitation Report (Not Reviewed)

Data File : M:\MAX\DATA\211108\1109M12.D
Acq On : 9 Nov 21 13:15
Sample : BA45104W01
Misc : IS&S 8/4/21

Vial: 12
Operator: LP,DG,CH
Inst : Max
Multiplr: 1.00

Quant Time: Nov 11 12:20 2021

Quant Results File: M0825SUR.RES

Quant Method : M:\MAX\DATA\210922\M0825SUR.M (RTE Integrator)
Title : METHOD 8260B
Last Update : Thu Aug 26 11:16:48 2021
Response via : Initial Calibration
DataAcq Meth : M8260

Internal Standards	R.T.	QIon	Response	Conc Units	Dev(Min)
1) Fluorobenzene (IS)	6.38	96	378429	25.00 ppb	0.16
4) Chlorobenzene-D5 (IS)	9.53	117	348516	25.00 ppb	0.11
7) 1,4-Dichlorobenzene-D (IS)	11.85	152	211154	25.00 ppb	0.10
System Monitoring Compounds					
2) Dibromofluoromethane(S)	5.59	111	127330	27.90 ppb	0.18
Spiked Amount 25.000			Recovery	= 111.600%	
3) 1,2-DCA-D4(S)	5.98	65	86360	28.79 ppb	0.17
Spiked Amount 25.000			Recovery	= 115.180%	
5) Toluene-D8(S)	8.08	98	414641	25.37 ppb	0.13
Spiked Amount 25.000			Recovery	= 101.484%	
6) 4-Bromofluorobenzene(S)	10.70	95	155034	24.31 ppb	0.11
Spiked Amount 25.000			Recovery	= 97.256%	

Target Compounds Qvalue

(#) = qualifier out of range (m) = manual integration

Quantitation Report

Data File : M:\MAX\DATA\211108\1109M12.D
Acq On : 9 Nov 21 13:15
Sample : BA45104W01
Misc : IS&S 8/4/21

Vial: 12
Operator: LP,DG,CH
Inst : Max
Multiplr: 1.00

Quant Time: Nov 12 11:22 2021

Quant Results File: MGAS0825.RES

Method : M:\MAX\DATA\210922\MGAS0825.M (RTE Integrator)
Title : METHOD 8260B
Last Update : Thu Aug 26 16:19:36 2021
Response via : Initial Calibration



Quantitation Report (QT Reviewed)

Data File : M:\MAX\DATA\211108\1109M13.D
Acq On : 9 Nov 21 13:44
Sample : BA45105W01
Misc : IS&S 8/4/21

Vial: 13
Operator: LP,DG,CH
Inst : Max
Multiplr: 1.00

Quant Time: Nov 12 11:22 2021

Quant Results File: MGAS0825.RES

Quant Method : M:\MAX\DATA\210922\MGAS0825.M (RTE Integrator)
Title : METHOD 8260B
Last Update : Thu Aug 26 16:19:36 2021
Response via : Initial Calibration
DataAcq Meth : M8260

Internal Standards	R.T.	QIon	Response	Conc Units	Dev(Min)
1) Fluorobenzene (IS)	6.37	TIC	435826	25.00 ppb	0.16
3) Chlorobenzene-D5 (IS)	11.75	TIC	1094902m	25.00 ppb	0.00
4) 1,4-Dichlorobenzene (IS)	10.94	TIC	8291m	25.00 ppb	0.00

System Monitoring Compounds

Target Compounds Qvalue

(#) = qualifier out of range (m) = manual integration

Quantitation Report (QT Reviewed)

Data File : M:\MAX\DATA\211108\1109M13.D
Acq On : 9 Nov 21 13:44
Sample : BA45105W01
Misc : IS&S 8/4/21

Vial: 13
Operator: LP,DG,CH
Inst : Max
Multiplr: 1.00

Quant Time: Nov 11 11:29 2021

Quant Results File: MGAS0825.RES

Quant Method : M:\MAX\DATA\210922\MGAS0825.M (RTE Integrator)
Title : METHOD 8260B
Last Update : Thu Aug 26 16:19:36 2021
Response via : Initial Calibration
DataAcq Meth : M8260

Internal Standards	R.T.	QIon	Response	Conc Units	Dev(Min)
1) Fluorobenzene (IS)	6.37	TIC	435826	25.00 ppb	0.16
3) Chlorobenzene-D5 (IS)	11.75	TIC	1094902m	25.00 ppb	0.00
4) 1,4-Dichlorobenzene (IS)	10.94	TIC	8291m	25.00 ppb	0.00

System Monitoring Compounds

Target Compounds					Qvalue
2) Gasoline C6-C10	8.08	TIC	4849222m	26.41 ppb	100

(#) = qualifier out of range (m) = manual integration

Quantitation Report

Data File : M:\MAX\DATA\211108\1109M13.D
Acq On : 9 Nov 21 13:44
Sample : BA45105W01
Misc : IS&S 8/4/21

Vial: 13
Operator: LP,DG,CH
Inst : Max
Multiplr: 1.00

Quant Time: Nov 12 11:22 2021

Quant Results File: MGAS0825.RES

Method : M:\MAX\DATA\210922\MGAS0825.M (RTE Integrator)
Title : METHOD 8260B
Last Update : Thu Aug 26 16:19:36 2021
Response via : Initial Calibration



Quantitation Report (QT Reviewed)

Data File : M:\MAX\DATA\211108\1109M07.D
Acq On : 9 Nov 21 10:53
Sample : 211109A LCSD 300ug/L
Misc : IS&S 8/4/21

Vial: 7
Operator: LP,DG,CH
Inst : Max
Multiplr: 1.00

Quant Time: Nov 9 11:30 2021

Quant Results File: MGAS0825.RES

Quant Method : M:\MAX\DATA\210922\MGAS0825.M (RTE Integrator)
Title : METHOD 8260B
Last Update : Thu Aug 26 16:19:36 2021
Response via : Initial Calibration
DataAcq Meth : M8260

Internal Standards	R.T.	QIon	Response	Conc Units	Dev(Min)
1) Fluorobenzene (IS)	6.38	TIC	448272	25.00 ppb	0.16
3) Chlorobenzene-D5 (IS)	11.75	TIC	1181987m	25.00 ppb	0.00
4) 1,4-Dichlorobenzene (IS)	10.94	TIC	94459m	25.00 ppb	0.00

System Monitoring Compounds

Target Compounds					Qvalue
2) Gasoline C6-C10	8.08	TIC	6829981m	302.84 ppb	100

(#) = qualifier out of range (m) = manual integration

Quantitation Report (Not Reviewed)

Data File : M:\MAX\DATA\211108\1109M07.D
Acq On : 9 Nov 21 10:53
Sample : 211109A LCSD 300ug/L
Misc : IS&S 8/4/21

Vial: 7
Operator: LP,DG,CH
Inst : Max
Multiplr: 1.00

Quant Time: Nov 11 12:20 2021

Quant Results File: M0825SUR.RES

Quant Method : M:\MAX\DATA\210922\M0825SUR.M (RTE Integrator)
Title : METHOD 8260B
Last Update : Thu Aug 26 11:16:48 2021
Response via : Initial Calibration
DataAcq Meth : M8260

Internal Standards	R.T.	QIon	Response	Conc Units	Dev(Min)
1) Fluorobenzene (IS)	6.38	96	381243	25.00 ppb	0.16
4) Chlorobenzene-D5 (IS)	9.53	117	358782	25.00 ppb	0.11
7) 1,4-Dichlorobenzene-D (IS)	11.85	152	225315	25.00 ppb	0.10
System Monitoring Compounds					
2) Dibromofluoromethane(S)	5.60	111	128695	27.99 ppb	0.18
Spiked Amount 25.000			Recovery	= 111.964%	
3) 1,2-DCA-D4(S)	5.98	65	87120	28.83 ppb	0.17
Spiked Amount 25.000			Recovery	= 115.336%	
5) Toluene-D8(S)	8.08	98	422811	25.13 ppb	0.13
Spiked Amount 25.000			Recovery	= 100.520%	
6) 4-Bromofluorobenzene(S)	10.70	95	162586	24.77 ppb	0.11
Spiked Amount 25.000			Recovery	= 99.076%	

Target Compounds Qvalue

(#) = qualifier out of range (m) = manual integration

Quantitation Report

Data File : M:\MAX\DATA\211108\1109M07.D
Acq On : 9 Nov 21 10:53
Sample : 211109A LCSD 300ug/L
Misc : IS&S 8/4/21

Vial: 7
Operator: LP,DG,CH
Inst : Max
Multiplr: 1.00

Quant Time: Nov 9 11:30 2021

Quant Results File: MGAS0825.RES

Method : M:\MAX\DATA\210922\MGAS0825.M (RTE Integrator)
Title : METHOD 8260B
Last Update : Thu Aug 26 16:19:36 2021
Response via : Initial Calibration

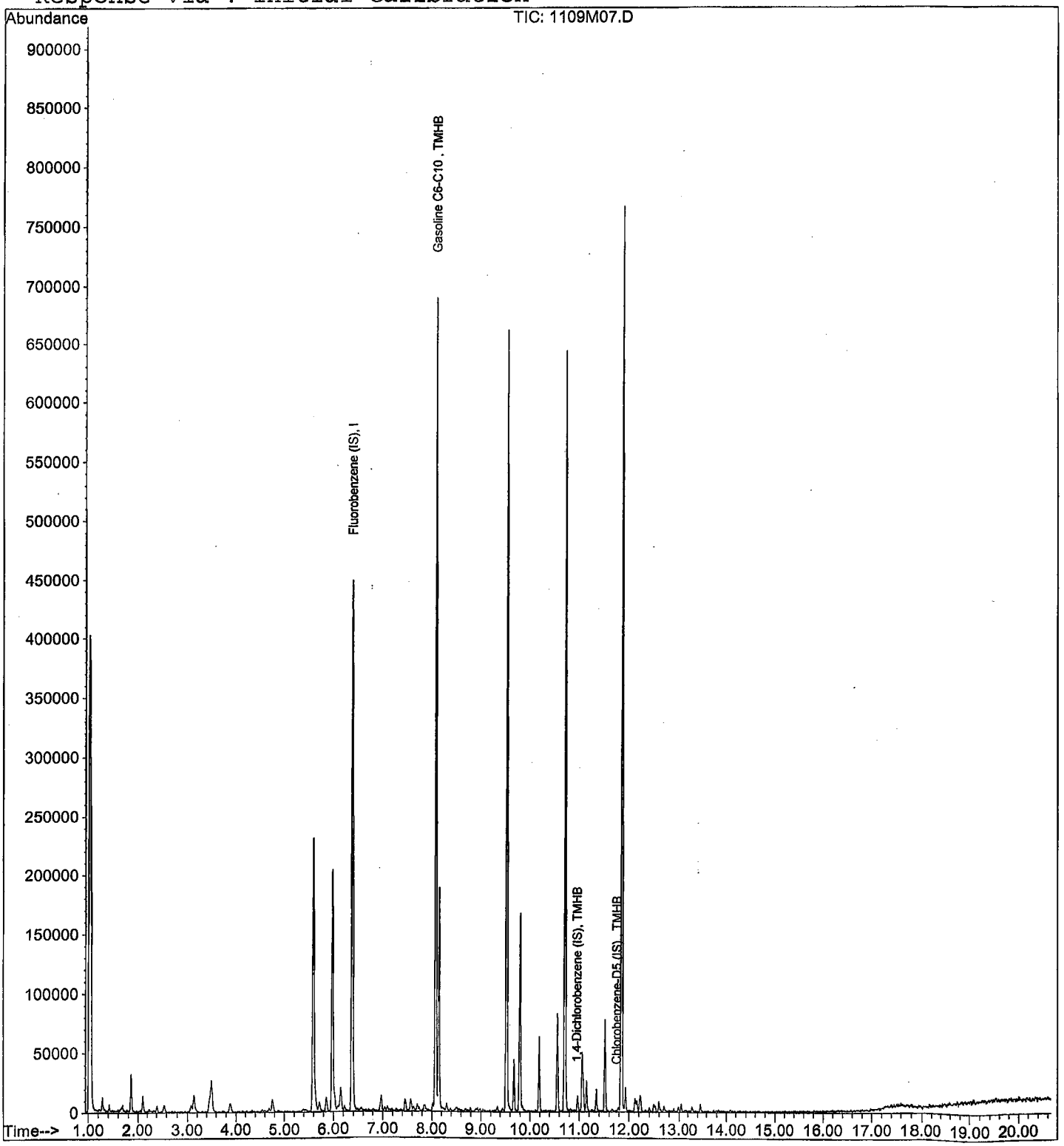

Quantitation Report (QT Reviewed)

Data File : M:\MAX\DATA\211108\1109M08.D
Acq On : 9 Nov 21 11:22
Sample : 211109A BLK
Misc : IS&S 8/4/21

Vial: 8
Operator: LP,DG,CH
Inst : Max
Multiplr: 1.00

Quant Time: Nov 11 12:00 2021 Quant Results File: MGAS0825.RES

Quant Method : M:\MAX\DATA\210922\MGAS0825.M (RTE Integrator)
Title : METHOD 8260B
Last Update : Thu Aug 26 16:19:36 2021
Response via : Initial Calibration
DataAcq Meth : M8260

Internal Standards	R.T.	QIon	Response	Conc Units	Dev(Min)
1) Fluorobenzene (IS)	6.38	TIC	447667	25.00 ppb	0.16
3) Chlorobenzene-D5 (IS)	11.75	TIC	1131886m	25.00 ppb	0.00
4) 1,4-Dichlorobenzene (IS)	10.94	TIC	11121m	25.00 ppb	0.00

System Monitoring Compounds

Target Compounds Qvalue

(#) = qualifier out of range (m) = manual integration

Quantitation Report (Not Reviewed)

Data File : M:\MAX\DATA\211108\1109M08.D
Acq On : 9 Nov 21 11:22
Sample : 211109A BLK
Misc : IS&S 8/4/21

Vial: 8
Operator: LP,DG,CH
Inst : Max
Multiplr: 1.00

Quant Time: Nov 11 12:20 2021

Quant Results File: M0825SUR.RES

Quant Method : M:\MAX\DATA\210922\M0825SUR.M (RTE Integrator)
Title : METHOD 8260B
Last Update : Thu Aug 26 11:16:48 2021
Response via : Initial Calibration
DataAcq Meth : M8260

Internal Standards	R.T.	QIon	Response	Conc Units	Dev(Min)
1) Fluorobenzene (IS)	6.38	96	377871	25.00 ppb	0.16
4) Chlorobenzene-D5 (IS)	9.53	117	344545	25.00 ppb	0.12
7) 1,4-Dichlorobenzene-D (IS)	11.85	152	212548	25.00 ppb	0.11
System Monitoring Compounds					
2) Dibromofluoromethane(S)	5.60	111	128047	28.10 ppb	0.18
Spiked Amount 25.000			Recovery	= 112.392%	
3) 1,2-DCA-D4(S)	5.98	65	89912	30.02 ppb	0.17
Spiked Amount 25.000			Recovery	= 120.092%	
5) Toluene-D8(S)	8.08	98	410777	25.42 ppb	0.13
Spiked Amount 25.000			Recovery	= 101.696%	
6) 4-Bromofluorobenzene(S)	10.70	95	157629	25.01 ppb	0.11
Spiked Amount 25.000			Recovery	= 100.024%	

Target Compounds Qvalue

(#) = qualifier out of range (m) = manual integration

Quantitation Report

Data File : M:\MAX\DATA\211108\1109M08.D
Acq On : 9 Nov 21 11:22
Sample : 211109A BLK
Misc : IS&S 8/4/21

Vial: 8
Operator: LP,DG,CH
Inst : Max
Multiplr: 1.00

Quant Time: Nov 11 12:00 2021

Quant Results File: MGAS0825.RES

Method : M:\MAX\DATA\210922\MGAS0825.M (RTE Integrator)
Title : METHOD 8260B
Last Update : Thu Aug 26 16:19:36 2021
Response via : Initial Calibration



MAX 8260 Standard Prep

MAX 8260 Water Calibration Curve

Prepared By (Initials): CH

0.3ug/L

Prepared: 8/25/2021

Expires: 9/8/2021

Initial Standard Information							Final Standard Information			
Name of Initial Standard (QAU Label)	Supplier	APPL Mix Name	Conc. (ug/mL)	Reference To APPL Prep Date	Exp. Date	Exp. Date (Manufacturers)	Aliquot From Stock	Final Volume	Solvent	Final Standard Conc. (ug/L)
VOA STD. 9	Various	0.3ug/L	5	Prepared 08/24/21	10/23/2021	N/A	3uL	50mL	P&T Water	0.3
VOA STD. 1	Absolute		50	Prepared 08/24/21	10/23/2021	N/A	5uL			5
VOA STD. 2	Phenova		100	Prepared 08/24/21	10/23/2021	N/A	2.5uL			5
VOA STD. TBA	Various		250	Prepared 08/24/21	9/8/2021	N/A	2uL			10

0.5ug/L

Prepared: 8/25/2021

Expires: 9/8/2021

Initial Standard Information							Final Standard Information			
Name of Initial Standard (QAU Label)	Supplier	APPL Mix Name	Conc. (ug/mL)	Reference To APPL Prep Date	Exp. Date	Exp. Date (Manufacturers)	Aliquot From Stock	Final Volume	Solvent	Final Standard Conc. (ug/L)
VOA STD. 9	Various	0.5ug/L	5	Prepared 08/24/21	10/23/2021	N/A	5uL	50mL	P&T Water	0.5
VOA STD. 1	Absolute		50	Prepared 08/24/21	10/23/2021	N/A	10uL			10
VOA STD. 2	Phenova		100	Prepared 08/24/21	10/23/2021	N/A	5uL			10
VOA STD. TBA	Various		250	Prepared 08/24/21	9/8/2021	N/A	5uL			25

1.0ug/L

Prepared: 8/25/2021

Expires: 9/8/2021

Initial Standard Information							Final Standard Information			
Name of Initial Standard (QAU Label)	Supplier	APPL Mix Name	Conc. (ug/mL)	Reference To APPL Prep Date	Exp. Date	Exp. Date (Manufacturers)	Aliquot From Stock	Final Volume	Solvent	Final Standard Conc. (ug/L)
VOA STD. 9	Various	1.0ug/L	5	Prepared 08/24/21	10/23/2021	N/A	10uL	50mL	P&T Water	1
VOA STD. 1	Absolute		50	Prepared 08/24/21	10/23/2021	N/A	20uL			20
VOA STD. 2	Phenova		100	Prepared 08/24/21	10/23/2021	N/A	10uL			20
VOA STD. TBA	Various		250	Prepared 08/24/21	9/8/2021	N/A	10uL			50

2.0ug/L

Prepared: 8/25/2021

Expires: 9/8/2021

Initial Standard Information							Final Standard Information			
Name of Initial Standard (QAU Label)	Supplier	APPL Mix Name	Conc. (ug/mL)	Reference To APPL Prep Date	Exp. Date	Exp. Date (Manufacturers)	Aliquot From Stock	Final Volume	Solvent	Final Standard Conc. (ug/L)
VOA STD. 9	Various	2.0ug/L	5	Prepared 08/24/21	10/23/2021	N/A	20uL	50mL	P&T Water	2
VOA STD. 1	Absolute		50	Prepared 08/24/21	10/23/2021	N/A	30uL			30
VOA STD. 2	Phenova		100	Prepared 08/24/21	10/23/2021	N/A	15uL			30
VOA STD. TBA	Various		250	Prepared 08/24/21	9/8/2021	N/A	15uL			75

5ug/L

Prepared: 8/25/2021

Expires: 9/8/2021

Initial Standard Information							Final Standard Information			
Name of Initial Standard (QAU Label)	Supplier	APPL Mix Name	Conc. (ug/mL)	Reference To APPL Prep Date	Exp. Date	Exp. Date (Manufacturers)	Aliquot From Stock	Final Volume	Solvent	Final Standard Conc. (ug/L)
VOA STD. 7	Various	5ug/L	50	Prepared 08/24/21	10/23/2021	N/A	5uL	50mL	P&T Water	5
VOA STD. 8	Phenova		50	Prepared 08/24/21	9/8/2021	N/A	5uL			5
VOA STD. 1	Absolute		50	Prepared 08/24/21	10/23/2021	N/A	40uL			40
VOA STD. 2	Phenova		100	Prepared 08/24/21	10/23/2021	N/A	20uL			20
VOA STD. TBA	Various		250	Prepared 08/24/21	9/8/2021	N/A	20uL			100

10ug/L

Prepared: 8/25/2021

Expires: 9/8/2021

Initial Standard Information							Final Standard Information			
Name of Initial Standard (QAU Label)	Supplier	APPL Mix Name	Conc. (ug/mL)	Reference To APPL Prep Date	Exp. Date	Exp. Date (Manufacturers)	Aliquot From Stock	Final Volume	Solvent	Final Standard Conc. (ug/L)
VOA STD. 7	Various	10ug/L	50	Prepared 08/24/21	10/23/2021	N/A	10uL	50mL	P&T Water	10
VOA STD. 8	Phenova		50	Prepared 08/24/21	9/8/2021	N/A	10uL			10
VOA STD. 1	Absolute		50	Prepared 08/24/21	10/23/2021	N/A	50uL			50
VOA STD. 2	Phenova		100	Prepared 08/24/21	10/23/2021	N/A	25uL			50
VOA STD. TBA	Various		250	Prepared 08/24/21	9/8/2021	N/A	25uL			125

20ug/L

Prepared: 8/25/2021

Expires: 9/8/2021

Initial Standard Information							Final Standard Information			
Name of Initial Standard (QAU Label)	Supplier	APPL Mix Name	Conc. (ug/mL)	Reference To APPL Prep Date	Exp. Date	Exp. Date (Manufacturers)	Aliquot From Stock	Final Volume	Solvent	Final Standard Conc. (ug/L)
VOA STD. 7	Various	20ug/L	50	Prepared 08/24/21	10/23/2021	N/A	20uL	50mL	P&T Water	20
VOA STD. 8	Phenova		50	Prepared 08/24/21	9/8/2021	N/A	20uL			20
VOA STD. 1	Absolute		50	Prepared 08/24/21	10/23/2021	N/A	60uL			60
VOA STD. 2	Phenova		100	Prepared 08/24/21	10/23/2021	N/A	30uL			60
VOA STD. TBA	Various		250	Prepared 08/24/21	9/8/2021	N/A	30uL			150

40ug/L

Prepared: 8/25/2021

Expires: 9/8/2021

Initial Standard Information							Final Standard Information			
Name of Initial Standard (QAU Label)	Supplier	APPL Mix Name	Conc. (ug/mL)	Reference To APPL Prep Date	Exp. Date	Exp. Date (Manufacturers)	Aliquot From Stock	Final Volume	Solvent	Final Standard Conc. (ug/L)
VOA STD. 7	Various	40ug/L	50	Prepared 08/24/21	10/23/2021	N/A	40uL	50mL	P&T Water	40
VOA STD. 8	Phenova		50	Prepared 08/24/21	9/8/2021	N/A	40uL			40
VOA STD. 1	Absolute		50	Prepared 08/24/21	10/23/2021	N/A	80uL			80
VOA STD. 2	Phenova		100	Prepared 08/24/21	10/23/2021	N/A	40uL			80
VOA STD. TBA	Various		250	Prepared 08/24/21	9/8/2021	N/A	35uL			175

100ug/L

Prepared: 8/25/2021

Expires: 9/8/2021

Initial Standard Information							Final Standard Information			
Name of Initial Standard (QAU Label)	Supplier	APPL Mix Name	Conc. (ug/mL)	Reference To APPL Prep Date	Exp. Date	Exp. Date (Manufacturers)	Aliquot From Stock	Final Volume	Solvent	Final Standard Conc. (ug/L)
VOA STD. 7	Various	100ug/L	50	Prepared 08/24/21	10/23/2021	N/A	100uL	50mL	P&T Water	100
VOA STD. 8	Phenova		50	Prepared 08/24/21	9/8/2021	N/A	100uL			100
VOA STD. 1	Absolute		50	Prepared 08/24/21	10/23/2021	N/A	100uL			100
VOA STD. 2	Phenova		100	Prepared 08/24/21	10/23/2021	N/A	50uL			100
VOA STD. TBA	Various		250	Prepared 08/24/21	9/8/2021	N/A	40uL			200

MAX 8260 Water Second Source (SS)

Prepared: 8/25/2021

Prepared By (Initials): CH

Expires: 9/8/2021

Initial Standard Information							Final Standard Information			
Name of Initial Standard (QAU Label)	Supplier	APPL Mix Name	Conc. (ug/mL)	Reference To APPL Prep Date	Exp. Date	Exp. Date (Manufacturers)	Aliquot From Stock	Final Volume	Solvent	Final Standard Conc. (ug/L)
VOA STD. 3	Phenova	8260 Water SS	100	Prepared 08/24/21	10/23/2021	N/A	25uL	50mL	P&T Water	50
VOA STD. GASES	Phenova	8260 Water SS	50	Prepared 08/24/21	10/23/2021	N/A	10uL			10
VOA STD. 0	Phenova	8260 Water SS	50	Prepared 08/24/21	10/23/2021	N/A	10uL			10
VOA STD. 2-CEVE	Absolute	8260 Water SS	50	Prepared 08/24/21	8/24/2021	N/A	50uL			50
VOA STD. 6	Various	8260 Water SS	50	Prepared 08/24/21	9/8/2021	N/A	10uL			10
Voa STD. TBA	Various	8260 Water SS	250	Prepared 08/24/21	9/8/2021	N/A	25uL			250

8260 Water Continuing Calibrations (CCV)/ Lab Control Spikes (LCS)

Prepared: 8/25/2021

Prepared By (Initials): CH

Expires: 8/26/2021

Initial Standard Information							Final Standard Information			
Name of Initial Standard (QAU Label)	Supplier	APPL Mix Name	Conc. (ug/mL)	Reference To APPL Prep Date	Exp. Date	Exp. Date (Manufacturers)	Aliquot From Stock	Final Volume	Solvent	Final Standard Conc. (ug/L)
VOA STD. 7	Various	CCV/ LCS	50	Prepared 08/24/21	10/23/2021	N/A	10uL	50mL	P&T Water	10
VOA STD. 8	Phenova	CCV/ LCS	50	Prepared 08/24/21	9/8/2021	N/A	10uL			10
VOA STD. 1	Absolute	CCV/ LCS	50	Prepared 08/24/21	10/23/2021	N/A	50uL			50
VOA STD. 2	Phenova	CCV/ LCS	100	Prepared 08/24/21	10/23/2021	N/A	25uL			50
VOA STD. TBA	Various	CCV/ LCS	250	Prepared 08/24/21	9/8/2021	N/A	25uL			250

MAX Gas Standard Prep

Gas Primary Working Standard

Prepared: 6/23/2021
Expires: 1/4/2022
Methanol Lot No.

Prepared By (Initials): CH

Initial Standard Information							Final Standard Information			
Name of Initial Standard (QAU Label)	Supplier	Supplier P/N#	Conc. (ug/mL)	Lot Number - QA Number	Exp. Date (1 yr)	Exp. Date (Manufacturers)	Aliquot From Stock	Final Volume	Solvent	Final Standard Conc. (ug/mL)
50,000ug/mL Gas STD	Restek	30205	50,000	A0132443	1/4/2022	12/31/2024	80uL	2mL	Methanol	2,000

Gas Second Source (SS) Working Standard

Prepared: 3/31/2021
Expires: 1/31/1930
Methanol Lot No.

Prepared By (Initials): CH

Initial Standard Information							Final Standard Information			
Name of Initial Standard (QAU Label)	Supplier	Supplier P/N#	Conc. (ug/mL)	Lot Number - QA Number	Exp. Date (1 yr)	Exp. Date (Manufacturers)	Aliquot From Stock	Final Volume	Solvent	Final Standard Conc. (ug/mL)
Gasoline (50,000ppm)	Phenova	ALO-101543	50,000	CL14915-51175	1/4/2022	1/31/1930	80uL	2mL	Methanol	2,000

MAX Gas Calibration Curve

Prepared: 8/25/2021
Expires: 10/24/2021

Prepared By (Initials): CH

Initial Standard Information							Final Standard Information			
Name of Initial Standard (QAU Label)	Supplier	APPL Mix Name	Conc. (ug/mL)	Reference To APPL Prep Date	Exp. Date	Exp. Date (Manufacturers)	Aliquot From Stock	Final Volume	Solvent	Final Standard Conc. (ug/L)
VOA Gasses Standards	Phenova	20ug/L	2,000	Prepared 06/23/21	1/4/2022	N/A	1uL	100mL	P&T Water	20
VOA Gasses Standards	Phenova	50ug/L	2,000	Prepared 06/23/21	1/4/2022	N/A	2.5uL	100mL	P&T Water	50
VOA Gasses Standards	Phenova	100ug/L	2,000	Prepared 06/23/21	1/4/2022	N/A	5uL	100mL	P&T Water	100
VOA Gasses Standards	Phenova	300ug/L	2,000	Prepared 06/23/21	1/4/2022	N/A	15uL	100mL	P&T Water	300
VOA Gasses Standards	Phenova	600ug/L	2,000	Prepared 06/23/21	1/4/2022	N/A	30uL	100mL	P&T Water	600
VOA Gasses Standards	Phenova	800ug/L	2,000	Prepared 06/23/21	1/4/2022	N/A	40uL	100mL	P&T Water	800
VOA Gasses Standards	Phenova	1,000ug/L	2,000	Prepared 06/23/21	1/4/2022	N/A	50uL	100mL	P&T Water	1,000

Zeus Gas Second Source

Prepared: 8/25/2021
Expires: 10/24/2021

Prepared By (Initials): CH

Initial Standard Information							Final Standard Information			
Name of Initial Standard (QAU Label)	Supplier	APPL Mix Name	Conc. (ug/mL)	Reference To APPL Prep Date	Exp. Date	Exp. Date (Manufacturers)	Aliquot From Stock	Final Volume	Solvent	Final Standard Conc. (ug/L)
50,000ug/mL Gas STD	Phenova	SS 300ug/L	2,000	Prepared 03/31/21	1/31/1930	N/A	15uL	100mL	P&T Water	300

MAX Gas Continuing Calibrations/Lab Control Spikes

Prepared: 8/25/2021
Expires: 8/26/2021

Prepared By (Initials): CH

Initial Standard Information							Final Standard Information			
Name of Initial Standard (QAU Label)	Supplier	Supplier P/N#	Conc. (ug/mL)	Lot Number - QA Number	Exp. Date (1 yr)	Exp. Date (Manufacturers)	Aliquot From Stock	Final Volume	Solvent	Final Standard Conc. (ug/mL)
VOA Gasses Standards	Phenova	300ug/L	2,000	Prepared 06/23/21	1/4/2022	N/A	15uL	100mL	P&T Water	300

Injection Log

Directory: M:\MAX\DATA\210825\

Line	Vial	FileName	Multiplier	SampleName	Misc Info	Injected
1	2	0825M12.D	1	0.3ug/L VOC STD 8/25/21	IS&S 6/4/21	25 Aug 21 15:15
2	3	0825M13.D	1	0.5ug/L VOC STD 8/25/21	IS&S 6/4/21	25 Aug 21 15:43
3	4	0825M14.D	1	1ug/L VOC STD 8/25/21	IS&S 6/4/21	25 Aug 21 16:11
4	5	0825M15.D	1	2ug/L VOC STD 8/25/21	IS&S 6/4/21	25 Aug 21 16:39
5	6	0825M16.D	1	5ug/L VOC STD 8/25/21	IS&S 6/4/21	25 Aug 21 17:07
6	7	0825M17.D	1	10ug/L VOC STD 8/25/21	IS&S 6/4/21	25 Aug 21 17:35
7	8	0825M18.D	1	20ug/L VOC STD 8/25/21	IS&S 6/4/21	25 Aug 21 18:03
8	9	0825M19.D	1	40ug/L VOC STD 8/25/21	IS&S 6/4/21	25 Aug 21 18:31
9	10	0825M20.D	1	100ug/L VOC STD 8/25/21	IS&S 6/4/21	25 Aug 21 18:59
10	13	0825M23.D	1	20ug/L GAS STD 8/25/21	IS&S 6/4/21	25 Aug 21 20:23
11	14	0825M24.D	1	50ug/L GAS STD 8/25/21	IS&S 6/4/21	25 Aug 21 20:51
12	15	0825M25.D	1	100ug/L GAS STD 8/25/21	IS&S 6/4/21	25 Aug 21 21:19
13	16	0825M26.D	1	300ug/L GAS STD 8/25/21	IS&S 6/4/21	25 Aug 21 21:47
14	17	0825M27.D	1	600ug/L GAS STD 8/25/21	IS&S 6/4/21	25 Aug 21 22:14
15	18	0825M28.D	1	800ug/L GAS STD 8/25/21	IS&S 6/4/21	25 Aug 21 22:42
16	19	0825M29.D	1	1000ug/L GAS STD 8/25/21	IS&S 6/4/21	25 Aug 21 23:10
17	21	0825M31.D	1	(SS) 300ug/L GAS STD 8/25/21	IS&S 6/4/21	26 Aug 21 00:06

Injection Log

Directory: M:\MAX\DATA\211108\

Line	Vial	FileName	Multiplier	SampleName	Misc Info	Injected
1	6	1109M06.D	1	211109A CCV/LCS 300ug/L	IS&S 8/4/21	9 Nov 21 10:25
2	7	1109M07.D	1	211109A LCSD 300ug/L	IS&S 8/4/21	9 Nov 21 10:53
3	8	1109M08.D	1	211109A BLK	IS&S 8/4/21	9 Nov 21 11:22
4	12	1109M12.D	1	BA45104W01	IS&S 8/4/21	9 Nov 21 13:15
5	13	1109M13.D	1	BA45105W01	IS&S 8/4/21	9 Nov 21 13:44
6	24	1109M53.D	1	Ending CCV 300ug/L 11/9/21	IS&S 8/4/21	10 Nov 21 8:03

INORGANIC ANALYSIS
Calibration and Raw Data

TOTAL ORGANIC CARBON

Method: WetChem | Units mg/L | Instrument: Tic Toc

Analyte: TOC | QCG: 211105A

Analyist: EA | Final Volume: 40mL

Date	Time	Appl ID	[TOC]	Raw	% Recovery
10/25/2021	19:20	QC blank	0.00	4558	
10/25/2021	19:56	Ical 1	0.50	9475	
10/25/2021	20:28	Ical 2	2.00	29763	
10/25/2021	21:02	Ical 3	5.00	69278	
10/25/2021	21:35	Ical 4	10.00	139847	
10/25/2021	22:08	Ical 5	20.00	273227	
10/25/2021	10:03	ICB	0.08	2197	
10/25/2021	10:39	ICV	10.40	144915	105.5%

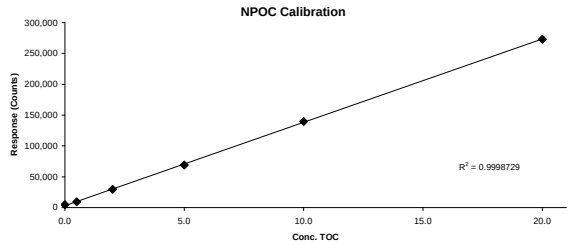

Date	Time	Appl ID	DF	Raw Result	SubSample Amount	Filter Blank Subtract	Calc Conc	Result	Range (mg/L)	QC True	% Recovery
2021-11-05	04:43 PM	QCB	1	3955	40mL	0.000	0	0.00	0.00		
2021-11-05	05:26 PM	211105A CCV 1	1	63165	40mL	0.000	4.387	4.39	0.00	5.00	87.7%
2021-11-05	06:08 PM	211105A CCB 1	1	2560	40mL	0.000	0	0.00	0.00		
2021-11-05	06:50 PM	211105A LCS	1	63683	40mL	0.000	4.535	4.54	0.02	5.00	90.7%
2021-11-05	07:32 PM	211105A LCSD	1	64482	40mL	0.000	4.594	4.59	0.10	5.00	91.9%
2021-11-05	08:13 PM	BA43145W05 DF5	5	59301	40mL	0.000	4.21	21.05	0.36		
2021-11-05	08:56 PM	BA43147W06 DF 5	5	51041	40mL	0.000	3.598	17.99	0.63		
2021-11-05	09:39 PM	BA44054W06	1	25518	40mL	0.000	1.707	1.71	0.01		
2021-11-05	10:20 PM	BA44667W01	1	25760	40mL	0.000	1.724	1.72	0.03		
2021-11-05	11:02 PM	BA45108W05	1	20599	40mL	0.000	1.343	1.34	0.11		
2021-11-05	11:45 PM	BA45110W06	1	45760	40mL	0.000	3.207	3.21	0.19		
2021-11-06	12:26 AM	BA45112W05	1	23232	40mL	0.000	1.538	1.54	0.16		
2021-11-06	01:08 AM	BA45114W05	1	7354	40mL	0.000	0.361	0.36	0.22		
2021-11-06	01:49 AM	BA45105W05	1	3477	40mL	0.000	0.074	0.07	0.05		
2021-11-06	02:31 AM	BA45100W05	1	3353	40mL	0.000	0.065	0.07	0.02		
2021-11-06	03:12 AM	211105A CCV 2	1	59423	40mL	0.000	4.11	4.11	0.04	5.00	82.2%
2021-11-06	03:55 AM	211105A CCB 2	1	1924	40mL	0.000	0	0.00	0.00		

Name of Final Standard TOC Calibration Curve
Prep Date 10/25/2021
Exp Date 10/25/2022
Prep'd By (Initials) KS

Initial Standard Information						Final Standard Information			
Name of Initial Standard (from contianer Label)	Supplier	Supplier P/N# (or APPL Mix Name)	Conc.(range)	Lot # with QA # (or reference to APPL prep date)	Exp Date	Aliquot from Stock	Final Volume	Final Solvent + Lot# (or APPL Prep Date)	Final Standard Conc (range)
Total Organic Carbon (TOC) Standard Cal 1	Agilent	IQC-106-5	1000 mg/L	0006588597-51848	3/31/2023	20 uL	40 mL	DI Water	0.5 ppm
Total Organic Carbon (TOC) Standard Cal 2	Agilent	IQC-106-5	1000 mg/L	0006588597-51848	3/31/2023	80 uL	40 mL	DI Water	2 ppm
Total Organic Carbon (TOC) Standard Cal 3	Agilent	IQC-106-5	1000 mg/L	0006588597-51848	3/31/2023	200 uL	40 mL	DI Water	5 ppm
Total Organic Carbon (TOC) Standard Cal 4	Agilent	IQC-106-5	1000 mg/L	0006588597-51848	3/31/2023	400 uL	40 mL	DI Water	10 ppm
Total Organic Carbon (TOC) Standard Cal 5	Agilent	IQC-106-5	1000 mg/L	0006588597-51848	3/31/2023	800 uL	40 mL	DI Water	20 ppm

Name of Final Standard ICV (TOC)
Prep Date 10/25/2021
Exp Date 10/25/2022
Prep'd By (Initials) KS

Initial Standard Information						Final Standard Information			
Name of Initial Standard (from contianer Label)	Supplier	Supplier P/N# (or APPL Mix Name)	Conc.(range)	Lot # with QA # (or reference to APPL prep date)	Exp Date	Aliquot from Stock	Final Volume	Final Solvent + Lot# (or APPL Prep Date)	Final Standard Conc (range)
1000 PPM ICV TOC Intermediate	APPL Inc.	IQC-106-5	1000 mg/L	0006465171-49409	6/30/2021	400 uL	40mL	DI Water	10 ppm

ICV recertified against the non-expired calibration

Name of Final Standard CCV (TOC)
Prep Date See Data
Exp Date 1 year
Prep'd By (Initials) EA

Initial Standard Information						Final Standard Information			
Name of Initial Standard (from contianer Label)	Supplier	Supplier P/N# (or APPL Mix Name)	Conc.(range)	Lot # with QA # (or reference to APPL prep date)	Exp Date	Aliquot from Stock	Final Volume	Final Solvent + Lot# (or APPL Prep Date)	Final Standard Conc (range)
Total Organic Carbon (TOC) Standard	Agilent	IQC-1 06-5	1000 mg/L	0006588597-51848	3/31/2023	200 uL	40 mL	DI Water	5 ppm

Name of Final Standard TOC_LCS/LCSD
Prep Date See Data
Exp Date 1 year
Prep'd By (Initials) EA

Initial Standard Information						Final Standard Information			
Name of Initial Standard (from contianer Label)	Supplier	Supplier P/N# (or APPL Mix Name)	Conc.(range)	Lot # with QA # (or reference to APPL prep date)	Exp Date	Aliquot from Stock	Final Volume	Final Solvent + Lot# (or APPL Prep Date)	Final Standard Conc (range)
Total Organic Carbon (TOC) Standard	Agilent	IQC-106-5	1000 mg/L	0006588597-51848	3/31/2023	200 uL	40 mL	DI Water	5 ppm

Name of Final Standard TOC_MS/MSD
Prep Date See Data
Exp Date 1 year
Prep'd By (Initials) EA

Initial Standard Information						Final Standard Information			
Name of Initial Standard (from contianer Label)	Supplier	Supplier P/N# (or APPL Mix Name)	Conc.(range)	Lot # with QA # (or reference to APPL prep date)	Exp Date	Aliquot from Stock	Final Volume	Final Solvent + Lot# (or APPL Prep Date)	Final Standard Conc (range)
Total Organic Carbon (TOC) Standard	Agilent	IQC-106-5	1000 mg/L	0006588597-51848	3/31/2023	200 uL	40 mL	sample	5 ppm

908 North Temperance Ave. ∇ Clovis, CA 93611 ∇ Phone 559-275-2175 ∇ Fax 559-275-4422

Certification Number: CA1312
NELAP Certification number: CA00046
DoD-ELAP Certificate number: 4064.01

Data Validatable Report

December 2, 2021

AECOM
1001 Bishop Street, Suite 1600
Honolulu, Hawaii 96813

Attn: Alethea Ramos

Title: Report of Data: Case 98098

Project: 60571032 CV18F0126 Red Hill Fuel Storage, HI

Contract #: Prime contract # for DoD: NAVY CLEAN N62742-17-F-1800, CV18F0126
Subcontract: 18S-22209-HI27

Dear Ms. Ramos:

Three water samples were received November 4, 2021. Written results for the requested analyses are being provided on this December 2, 2021.

Results in this report apply to the samples analyzed in accordance with the chain of custody document. This analytical report must be reproduced in its entirety.

If you have any questions or require further information, please contact your APPL Project Manager, Libby Cheeseborough, libby@applinc.com, at your convenience. Thank you for choosing APPL, Inc.

I certify that this data package is in compliance with the terms and conditions of the contract, both technically and for completeness, for other than the conditions detailed above. These test results meet all requirements of NELAC and DoD QSM. Release of the hard copy has been authorized by the Laboratory Manager or his designee, as verified by the following signature.

Loren Portwood, Laboratory Director
APPL, Inc.

LP/lac
Enclosure
cc: File

Data Validation Package
for
60571032 CV18F0126 Red Hill Fuel Storage
APPL SDG 98098
TABLE OF CONTENTS

LABORATORY NAME: *APPL, Inc.*

Case Narrative	3
Sample Management Records	7
Sample Results	13
QC Forms	29
Method 8015B Calibration Data	74
Method 8015B Raw Data	100
Method 8015B Silica Gel Calibration Data	118
Method 8015B Silica Gel Raw Data	163
Method 8015B Blank Calibration Data	183
Method 8015B Blank Raw Data	209
Method 8270D SIM Calibration Data	226
Method 8270D SIM Raw Data	253
Method 8260B Calibration Data	280
Method 8260B Raw Data	341
Method 8260B GRO Calibration Data	362
Method 8260B GRO Raw Data	410
Inorganic Analyses and Calibration Raw Data	431

CASE NARRATIVE

Case Narrative

ARF: 98098

Project: 60571032 CV18F0126 Red Hill Fuel Storage. HI

Sample Receipt Information:

Three water samples were received November 4, 2021 at 1.1°C. The sample group was assigned Analytical Request Form (ARF) number 98098.

Sample Preparation and Analysis Information:

For the EPA 8015B analysis, the sample was extracted according to EPA method 3520C. The sample extracts were silica gel cleaned according to APPL's SOP CLN004 and placed on hold.

For the EPA 8015B analysis, pre-extraction sample blanks were extracted according to EPA method 3520C before the method QC and field samples. The sample blanks are included in this report.

For the EPA 8270D SIM analysis, the sample was extracted according to EPA method 3520C.

For the EPA 8260B analysis, the samples were purged according to EPA method 5030B.

For the EPA 9060 analysis, the samples were prepared according to the method.

Only the portion of the injection log relative to these samples is included. A full sequence log is available upon request. Measurement uncertainty can be reported upon request.

Analytical Exceptions, Deviations and Abnormalities.

EPA 8015B: For the 211108A-LCS/LCSD, the Diesel and Oil RPD exceeded the upper limit.

EPA 8015B SGC: For the 211108A1-LCS/LCSD, the Diesel and Oil RPD exceeded the upper limit. The 211108A1-LCSD recovers Oil above the upper control limit.

SDG	Received	Client ID	APPL ID	Collected DateTime	Matrix	Method	Method Description
98098	11/4/2021	ERH1886	BA45099	11/3/2021 8:35:00 AM	WATER	EPA 8260B	EPA 8260B BTEX WATER
98098	11/4/2021	ERH1886	BA45099	11/3/2021 8:35:00 AM	WATER	EPA 8260B	EPA 8260B GRO WATER
98098	11/4/2021	ERH1887	BA45100	11/3/2021 8:35:00 AM	WATER	EPA 8260B	EPA 8260B BTEX WATER
98098	11/4/2021	ERH1887	BA45100	11/3/2021 8:35:00 AM	WATER	EPA 8015B-eHL	EPA 8015B TPH WATER L-L SGC
98098	11/4/2021	ERH1887	BA45100	11/3/2021 8:35:00 AM	WATER	EPA 8015B-eHL	EPA 8015B TPH LIQ-LIQ
98098	11/4/2021	ERH1887	BA45100	11/3/2021 8:35:00 AM	WATER	EPA 8260B	EPA 8260B GRO WATER
98098	11/4/2021	ERH1887	BA45100	11/3/2021 8:35:00 AM	WATER	8270D-SIM	EPA 8270D SIM LIQ-LIQ
98098	11/4/2021	ERH1887	BA45100	11/3/2021 8:35:00 AM	WATER	SW846 9060A	9060A TOC
98098	11/4/2021	ERH1889	BA45101	11/3/2021 8:40:00 AM	WATER	EPA 8260B	EPA 8260B BTEX WATER
98098	11/4/2021	ERH1889	BA45101	11/3/2021 8:40:00 AM	WATER	EPA 8015B-eHL	EPA 8015B TPH WATER L-L SGC
98098	11/4/2021	ERH1889	BA45101	11/3/2021 8:40:00 AM	WATER	EPA 8015B-eHL	EPA 8015B TPH LIQ-LIQ
98098	11/4/2021	ERH1889	BA45101	11/3/2021 8:40:00 AM	WATER	EPA 8260B	EPA 8260B GRO WATER
98098	11/4/2021	ERH1889	BA45101	11/3/2021 8:40:00 AM	WATER	8270D-SIM	EPA 8270D SIM LIQ-LIQ
98098	11/4/2021	ERH1887 BLANK	BA45102	11/3/2021 8:35:00 AM	WATER	EPA 8015B-eHL	EPA 8015B TPH LIQ-LIQ
98098	11/4/2021	ERH1889 BLANK	BA45103	11/3/2021 8:40:00 AM	WATER	EPA 8015B-eHL	EPA 8015B TPH LIQ-LIQ

Abbreviations and Flags

FLAG	DESCRIPTION
#	Recovery or RPD outside control limits
*	Recovery or RPD outside control limits
B	Analyte detected in associated method blank
C1	Reason for correction: wrote incorrect response
C2	Reason for correction: calculated incorrectly
C3	Reason for correction: needs to be rechecked
C4	Reason for correction: data not usable
DO	Diluted out
E	Exceeds linear range
F	Estimated value
G1	Includes a wide range of hydrocarbons which does not match our gasoline standard
G10	Includes a match to hydrocarbon profiles within the range of mineral spirits
G11	Includes a match to hydrocarbon profiles within the range of JP-4
G12	Pattern does not match the gasoline standard; the carbon range for this sample is consistent with JP8
G13	Closely resembles the hydrocarbon profile of aviation gasoline
G14	Analyte concentration may be biased due to carry over
G2	Closely resembles the boiling point hydrocarbon profile consistent with weathered gasoline
G3	Includes higher boiling hydrocarbons
G4	Includes dominant peak(s) not indicative of petroleum hydrocarbons
G5	Is mainly dominant peak(s) not indicative of petroleum hydrocarbons
G6	Contains recognizable contaminant peak(s) which has been removed from quantitation
G7	Is mainly a match to hydrocarbons within the range of gasoline
G8	Closely resembles the boiling point hydrocarbon profile consistent with weathered gasoline
G9	Includes hydrocarbons within the range of kerosene
J	Estimated value
M	Matrix effect
MI1	Manual integration: integration does not follow baseline
MI2	Manual integration: non-target peak interference
MI3	Manual integration: to split a peak that was integrated as one peak by the computer
MI4	Manual integration: to integrate a split peak
MI5	Manual integration: the whole peak or part of the peak was not integrated
MI6	Manual integration: computer integrated wrong peak
MI7	Manual integration: other - explain
MDL	Method detection limit
ND	Not detected
NT	Non-target
Q	Acceptance criteria not met
T1 I	Includes wide range of hydrocarbons not indicative of diesel
T1 M	Is mainly wide range of hydrocarbons not necessarily indicative of diesel
T2 I	Includes lower boiling hydrocarbons, i.e. mineral spirits, kerosene, stoddard solvent, white gas
T2 M	Is mainly lower boiling hydrocarbons, i.e. mineral spirits, kerosene, stoddard solvent, white gas
T3 I	Includes higher boiling hydrocarbons, i.e. asphaltene, waster oil, motor oil, or weathered diesel fuel
T3 M	Is mainly higher boiling hydrocarbons, i.e. asphaltene, waster oil, motor oil, or weathered diesel fuel
T4 I	Includes dominant peak(s) not indicative of hydrocarbons
T4 M	Is mainly dominant peak(s) not indicative of hydrocarbons
T5	Contains recognizable contaminant peak(s) which has been removed from quantitation
T6	Is mainly a match to hydrocarbons within range of diesel fuel
T7	Closely resembles the boiling point hydrocarbon profile consistent with diesel fuel
T8	Includes a match to hydrocarbon profiles within range of diesel and kerosene fuel
T9 I	Includes non-diesel hydrocarbons within boiling point range of diesel fuel
T9 M	Is mainly non-diesel hydrocarbons within boiling point range of diesel fuel.
Y	Percent difference between primary and confirmation column > 40%

SAMPLE RECORDS MANAGEMENT

CHAIN OF CUSTODY,

ARF, CRF, AND

CLIENT COMMUNICATION

APPL - Analysis Request Form

98098

Client: AECOM
Address: 1001 Bishop Street, Suite 1600
Honolulu, HI 96813
Attn: Alethea Ramos
Phone: 808-954-4536 Fax: 808-523-8950
Job: 60571032 CV18F0126 Red Hill Fuel Storage
PO #: 18S-22209-HI27 PO# 102604
Chain of Custody (Y/N): Y # 53426
RAD Screen (Y/N): Y pH (Y/N): Y
Turn Around Type: 1 WEEK

Received by: MSA
Date Received: 11/04/21 Time: 11:30
Delivered by: FEDEX
Shuttle Custody Seals (Y/N): Y Time Zone: -10
Chest Temp(s): 1.1°C
Color: VFRG/K-PurpleYellow
Samples Chilled until Placed in Refrig/Freezer: Y
Project Manager: Libby Cheesebor
QC Report Type: DVP4DOD/EQUIS/HI
Due Date: 11/11/21

Comments:
PM: login and F1s to Margie.Pascua@aecom.com & alethea.ramos@aecom.com
AN: INCLUDE STANDARD PREP SHEETS!!!!!!!
AN: 7 day TAT for Form 1s; 21 day TAT for PKG STYLE 1; DOD v5.1; DOD Forms: LOD database
Report MS/MSD/DUPs when AECOM sample used
8270 SIM: 1-methylnaphthalene, 2-methylnaphthalene & naphthalene only.
TPH-D/O both with and w/o SGC, reverse surrog for SGC; analyze SGC; DO NOT Q-DELETE.
FR: email ftp info to Margie, alethea.ramos@aecom.com, Stella, trommelfanger@lab-data.com & jcanlas@la
EDD: AECOM EQuIS EDD 2.5.3 to alethea.ramos@, Margie.Pascua@aecom.com, jecklund@lab-data.com

Sample Distribution:
GC: 2-$DOC53SGCW5LIQ, 2-$DOC53W5LIQ, 2-$SIM53LIQ51, 2-$RHBLKETBLK
Extractions: 2-_LIQ003, 4-_LIQ005, 2-_LIQ005SGC
VOA: 3-$86BTOTXDOD5W, 3-$GASBL, 3-$GRO86BW
Wetlab: 1-$TOCW53

Charges:

Invoice To:
ACCOUNTS PAYABLE
1001 Bishop Street, Ste 1600
USAPImaging@aecom.com
mary.basano@aecom.com

	Client ID	APPL ID	Sampled	Analyses Requested
1.	ERH1886	BA45099W LCSD	11/03/21 08:35	$86BTOTXDOD5W, $GASBL, $GRO86BW -- See Comments
2.	ERH1887	BA45100W LCSD	11/03/21 08:35	$86BTOTXDOD5W, $DOC53SGCW5LIQ, $DOC53W5LIQ, $GASBL, $GRO86BW, $SIM53LIQ51, $TOCW53 -- See Comments
3.	ERH1889	BA45101W LCSD	11/03/21 08:40	$86BTOTXDOD5W, $DOC53SGCW5LIQ, $DOC53W5LIQ, $GASBL, $GRO86BW, $SIM53LIQ51 -- See Comments
4.	ERH1887 BLANK	BA45102W LCSD	11/03/21 08:35	$RHBLKETBLK -- See Comments

Note: All times, excluding sample collection times, are Pacific Time Zone unless noted otherwise. Collection times are in: -10 UTC

5. ERH1889 BLANK BA45103W 11/03/21 08:40 $RHBLKETBLK -- See Comments
LCSD

APPL Sample Receipt Form

ARF# **98098**

Sample	Container Type	Count	p
BA45099	13 VOAs - HCL	4	NA
BA45100	13 VOAs - HCL	4	NA
	17 Amber Liter	2	NA
	32 Clear VOA - H2SO4	2	NA
	39 Amber Liter, HCL prsvd	2	1.6
BA45101	13 VOAs - HCL	4	NA
	17 Amber Liter	2	NA
	39 Amber Liter, HCL prsvd	2	1.6
BA45102	39 Amber Liter, HCL prsvd	1	NA
BA45103	39 Amber Liter, HCL prsvd	1	NA

Sample	Container Type	Count	p

98098
1/1

APPL, Inc.
908 N Temperance Ave
Clovis, CA 93611
www.applinc.com

Phone: (559) 275-2175
Fax: (559) 275-4422
coc@applinc.com

CHAIN OF CUSTODY RECORD

C.O.C. 53426 NOI #1

Report to: PLEASE PRINT

Company Name: AECOM Phone: (808) 521-3051
Address: 1001 Bishop St. Suite 1600
Honolulu, HI 96813
Fax:
CV_18F0126/65 an 11/3/21
60571032
Attn: Alethea Ramos
Email: Alethea.Ramos@aecom.com

Invoice to: PLEASE PRINT

Company Name: Phone:
Address:
Fax:
Accounts Payable
Email: USAPImaging@aecom.com
Attn:
Email:

Project Name/Number: 60571032.02.20.01
Sampler (Print): KL, AM
Purchase Order Number: 102604
Sampler (Signature): [signature] for KL, AM

Date Shipped: 11/3/21
Carrier: Fedex
Waybill No.:
Comments:

Sample Identification	Location	Date Collected	Time Collected	Time Zone	No. of Containers	Matrix: Aq	Matrix: Sed.	Matrix: Soil	BTEX by 8260	TPH-G by 8260	TPH-d/o 8015	TPH-d/o 8015	PAH SHORT HST 8270D SIM	TOC by 9060
~~E~~RH1886	Trip Blank	11/3/21	0835	HST	4	X			X	X				
~~E~~RH1887	RHSF	↓	0835	↓	10	X			X	X	X	X	X*	X
~~E~~RH1889	RHSF	↓	0840	↓	8	X			X	X	X	X	X*	

Note: Log NOI in separate SPG from other COC's

TPH-d/o and PAH's need liquid-liquid extraction;
*Naphthalene
1-Methylnaphthalene
2-methylnaphthalene

ak 11/3/2021

Shuttle Temperature: R3R 3.0/1.1°C

Turnaround Requested: Check one
☐ Standard 2-3 wk ☑ One week ☐ 3 days ☐ 24/48 Hrs. ☐ Other:

Sample Disposal:
☐ Return to client ☑ Disposal by Lab (30-day retention)

Relinquished by sampler:	Date	Time	Received by:	Relinquished by:	Date	Time	Received by:
Relinquished by: Alexander Edmonds	11/3/21	1500	Received by:	Relinquished by:	11-4-21	1130	Received at lab by:

White: Return to client with report Yellow: Laboratory Copy See reverse side for Container Preservative and Sampling Information

COOLER RECEIPT FORM **ARF: 98098**

1) Project: 60571032 CV18F0126 Red Hill Fuel Storage Date Received: 11/4/2021

2) Coolers: Number of Coolers: 1

3) YES Were custody seals present and intact?
How many? 2 Name/Date on seal? SEE BELOW

4) YES Was there a shipping slip? Carrier name: FEDEX

5) Type of packing in cooler: X bubble wrap __ popcorn __ foam X plastic bags __ other
X wet ice __ dry ice __ no ice __ gel ice

6) YES Were cooler temperatures acceptable?

7) Serial number of calibrated thermometer used: R3 CF: -1.9°C

8) Cooler temp(s): In °C. Thermometer Temp / Corrected Temp
1: 3.0/1.1 2: 3: 4: 5: 6:
7: 8: 9: 10: 11: 12:

Chain of custody:

9) YES Was a chain of custody received?

10) YES Were the custody papers complete/signed in the appropriate places?

Sample Labels:

11) YES Were all sample labels complete (sample ID, date/time of sampling, etc.)?

12) YES Did all container labels agree with custody papers?

Sample Containers:

13) YES Were all containers sealed in separate bags?

14) YES Did all containers arrive in good condition:(unbroken, no leakage, no cracked/broken lids)?

15) YES Were correct containers and preservatives used for the tests indicated?

16) YES Was a sufficient amount of sample sent for tests indicated?

17) Yes Were bubbles present in volatile samples?
If yes, the following were received with air bubbles:
Larger than a pea:
Smaller than a pea: BA45100W04, BA45101W03-W04

Preservation Hold time:

18) Yes Was a sufficient amount of holding time remaining to analyze the samples?

19) Yes Was the pH taken of all non-VOA preserved samples and written on the sample container?

20) Yes Was the pH of acid preserved non-VOA samples < 2?

21) NA Was the pH of the "basic" preserved samples for Cyanide > 12, Sulfide >9, Hexchrom >9?

22) NO Were unpreserved VOA Vials received for VOA Dept analysis?

23) NA If "yes", are the unpreserved VOA vials noted in the ADD TEST FIELD on the ARF?
pH strip lot number: HC029115
Lab notified if pH was not adequate:

Notes/Deficiencies:

CUSTODY SEAL NOT
APPL, Inc. (559) 275-2175
Initials AL **Date** 11/3/21

Personnel receiving samples: MS Second reviewer: MS
Personnel labeling samples: DH
Project manager notified: MS Date/Time of notification 11/4/2021
Name of client notified: Date/Time of notification

Revision: 22, November 5, 2013

SAMPLE RESULTS

EPA 8015B TPH WATER L-L SGC

AECOM
1001 Bishop Street, Suite 1600
Honolulu, HI 96813

APPL Inc.
908 North Temperance Avenue
Clovis, CA 93611

Attn: Alethea Ramos

Project: 60571032 CV18F0126 Red Hill Fuel Storage

ARF: 98098

Sample ID: ERH1887

APPL ID: BA45100

Sample Collection Date: 11/03/21

QCG: #DOC53-211108A1-270428

Method	Analyte	Result	LOQ	LOD	DL	Units	Extraction Date	Analysis Date
EPA 8015B-e	DIESEL (C10-C24)	300.0 U	320	300.0	150.0	ug/L	11/08/21	11/10/21
EPA 8015B-e	OIL (C24-C40)	300.0 U	320	300.0	150.0	ug/L	11/08/21	11/10/21
EPA 8015B-e	SURROGATE: (R) DECANOIC ACID (S)	0.0	0-1			%	11/08/21	11/10/21
EPA 8015B-e	SURROGATE: OCTACOSANE (S)	118	60-142			%	11/08/21	11/10/21
EPA 8015B-e	SURROGATE: ORTHO-TERPHENYL (S)	96.1	56-125			%	11/08/21	11/10/21

Quant Method: DEC0911.M
Run #: 1110024
Instrument: Apollo
Sequence: 211110
Dilution Factor: 1
Initials: KAB

Printed: 11/13/2021 4:00:00 PM
APPL-F1-SC-NoMC-REG MDLs-DOD

EPA 8015B TPH LIQ-LIQ

AECOM
1001 Bishop Street, Suite 1600
Honolulu, HI 96813

APPL Inc.
908 North Temperance Avenue
Clovis, CA 93611

Attn: Alethea Ramos

Project: 60571032 CV18F0126 Red Hill Fuel Storage

ARF: 98098

Sample ID: ERH1887

APPL ID: BA45100

Sample Collection Date: 11/03/21

QCG: #DOC53-211108A-270426

Method	Analyte	Result	LOQ	LOD	DL	Units	Extraction Date	Analysis Date
EPA 8015B-e	DIESEL (C10-C24)	300.0 U	320	300.0	150.0	ug/L	11/08/21	11/11/21
EPA 8015B-e	OIL (C24-C40)	300.0 U	320	300.0	150.0	ug/L	11/08/21	11/11/21
EPA 8015B-e	SURROGATE: OCTACOSANE (S)	88.2	60-142			%	11/08/21	11/11/21
EPA 8015B-e	SURROGATE: ORTHO-TERPHENYL (S)	71.7	56-125			%	11/08/21	11/11/21

Quant Method: DOC1028.M
Run #: 1110036
Instrument: Apollo
Sequence: 211110
Dilution Factor: 1
Initials: KAB

Printed: 11/13/2021 4:00:00 PM
APPL-F1-SC-NoMC-REG MDLs-DOD

EPA 8015B TPH WATER L-L SGC

AECOM
1001 Bishop Street, Suite 1600
Honolulu, HI 96813

APPL Inc.
908 North Temperance Avenue
Clovis, CA 93611

Attn: Alethea Ramos

Project: 60571032 CV18F0126 Red Hill Fuel Storage

ARF: 98098

Sample ID: ERH1889

APPL ID: BA45101

Sample Collection Date: 11/03/21

QCG: #DOC53-211108A1-270428

Method	Analyte	Result	LOQ	LOD	DL	Units	Extraction Date	Analysis Date
EPA 8015B-e	DIESEL (C10-C24)	300.0 U	320	300.0	150.0	ug/L	11/08/21	11/10/21
EPA 8015B-e	OIL (C24-C40)	300.0 U	320	300.0	150.0	ug/L	11/08/21	11/10/21
EPA 8015B-e	SURROGATE: (R) DECANOIC ACID (S)	0.0	0-1			%	11/08/21	11/10/21
EPA 8015B-e	SURROGATE: OCTACOSANE (S)	96.8	60-142			%	11/08/21	11/10/21
EPA 8015B-e	SURROGATE: ORTHO-TERPHENYL (S)	78.8	56-125			%	11/08/21	11/10/21

Quant Method: DEC0911.M
Run #: 1110025
Instrument: Apollo
Sequence: 211110
Dilution Factor: 1
Initials: KAB

Printed: 11/13/2021 4:00:00 PM

APPL-F1-SC-NoMC-REG MDLs-DOD

EPA 8015B TPH LIQ-LIQ

AECOM
1001 Bishop Street, Suite 1600
Honolulu, HI 96813

APPL Inc.
908 North Temperance Avenue
Clovis, CA 93611

Attn: Alethea Ramos

Project: 60571032 CV18F0126 Red Hill Fuel Storage

ARF: 98098

Sample ID: ERH1889

APPL ID: BA45101

Sample Collection Date: 11/03/21

QCG: #DOC53-211108A-270426

Method	Analyte	Result	LOQ	LOD	DL	Units	Extraction Date	Analysis Date
EPA 8015B-e	DIESEL (C10-C24)	300.0 U	320	300.0	150.0	ug/L	11/08/21	11/11/21
EPA 8015B-e	OIL (C24-C40)	300.0 U	320	300.0	150.0	ug/L	11/08/21	11/11/21
EPA 8015B-e	SURROGATE: OCTACOSANE (S)	69.0	60-142			%	11/08/21	11/11/21
EPA 8015B-e	SURROGATE: ORTHO-TERPHENYL (S)	56.5	56-125			%	11/08/21	11/11/21

Quant Method: DOC1028.M
Run #: 1110037
Instrument: Apollo
Sequence: 211110
Dilution Factor: 1
Initials: KAB

Printed: 11/13/2021 4:00:00 PM
APPL-F1-SC-NoMC-REG MDLs-DOD

EPA 8015B TPH LIQ-LIQ

AECOM
1001 Bishop Street, Suite 1600
Honolulu, HI 96813

APPL Inc.
908 North Temperance Avenue
Clovis, CA 93611

Attn: Alethea Ramos

Project: 60571032 CV18F0126 Red Hill Fuel Storage

ARF: 98098

Sample ID: ERH1887 BLANK

APPL ID: BA45102

Sample Collection Date: 11/03/21

QCG: #RHBLK-211105A-270425

Method	Analyte	Result	LOQ	LOD	DL	Units	Extraction Date	Analysis Date
EPA 8015B-e	DIESEL (C10-C24)	300.0 U	320	300.0	150.0	ug/L	11/05/21	11/09/21
EPA 8015B-e	OIL (C24-C40)	300.0 U	320	300.0	150.0	ug/L	11/05/21	11/09/21
EPA 8015B-e	SURROGATE: OCTACOSANE (S)	86.9	60-142			%	11/05/21	11/09/21
EPA 8015B-e	SURROGATE: ORTHO-TERPHENYL (S)	69.9	56-125			%	11/05/21	11/09/21

Quant Method: DOC1028.M
Run #: 1108060
Instrument: Apollo
Sequence: 211108
Dilution Factor: 1
Initials: KAB

Printed: 11/13/2021 4:00:00 PM
APPL-F1-SC-NoMC-REG MDLs-DOD

EPA 8015B TPH LIQ-LIQ

AECOM
1001 Bishop Street, Suite 1600
Honolulu, HI 96813

APPL Inc.
908 North Temperance Avenue
Clovis, CA 93611

Attn: Alethea Ramos

Project: 60571032 CV18F0126 Red Hill Fuel Storage

ARF: 98098

Sample ID: ERH1889 BLANK

APPL ID: BA45103

Sample Collection Date: 11/03/21

QCG: #RHBLK-211105A-270425

Method	Analyte	Result	LOQ	LOD	DL	Units	Extraction Date	Analysis Date
EPA 8015B-e	DIESEL (C10-C24)	300.0 U	320	300.0	150.0	ug/L	11/05/21	11/09/21
EPA 8015B-e	OIL (C24-C40)	300.0 U	320	300.0	150.0	ug/L	11/05/21	11/09/21
EPA 8015B-e	SURROGATE: OCTACOSANE (S)	87.6	60-142			%	11/05/21	11/09/21
EPA 8015B-e	SURROGATE: ORTHO-TERPHENYL (S)	70.7	56-125			%	11/05/21	11/09/21

Quant Method: DOC1028.M
Run #: 1108061
Instrument: Apollo
Sequence: 211108
Dilution Factor: 1
Initials: KAB

Printed: 11/13/2021 4:00:00 PM
APPL-F1-SC-NoMC-REG MDLs-DOD

EPA 8270D SIM LIQ-LIQ

AECOM
1001 Bishop Street, Suite 1600
Honolulu, HI 96813

APPL Inc.
908 North Temperance Avenue
Clovis, CA 93611

Attn: Alethea Ramos

Project: 60571032 CV18F0126 Red Hill Fuel Storage

ARF: 98098

Sample ID: ERH1887

APPL ID: BA45100

Sample Collection Date: 11/03/21

QCG: #SIM53-211109AK-271042

Method	Analyte	Result	LOQ	LOD	DL	Units	Extraction Date	Analysis Date
8270D-SIM	1-METHYLNAPHTHALENE	0.10 U	0.2	0.10	0.04	ug/L	11/09/21	11/10/21
8270D-SIM	2-METHYLNAPHTHALENE	0.10 U	0.2	0.10	0.04	ug/L	11/09/21	11/10/21
8270D-SIM	NAPHTHALENE	0.10 U	0.2	0.10	0.04	ug/L	11/09/21	11/10/21
8270D-SIM	SURROGATE: 2-METHYLNAPHTHALEN	86.7	39-114			%	11/09/21	11/10/21
8270D-SIM	SURROGATE: FLUORANTHENE-D10 (S	94.0	58-120			%	11/09/21	11/10/21

Quant Method: K1019.M
Run #: 1019K404
Instrument: KYLO
Sequence: 211019
Dilution Factor: 1
Initials: LSI

Printed: 11/30/2021 12:10:46 PM

APPL-F1-SC-NoMC-REG MDLs-DOD

EPA 8270D SIM LIQ-LIQ

AECOM
1001 Bishop Street, Suite 1600
Honolulu, HI 96813

APPL Inc.
908 North Temperance Avenue
Clovis, CA 93611

Attn: Alethea Ramos

Project: 60571032 CV18F0126 Red Hill Fuel Storage

ARF: 98098

Sample ID: ERH1889

APPL ID: BA45101

Sample Collection Date: 11/03/21

QCG: #SIM53-211109AK-271042

Method	Analyte	Result	LOQ	LOD	DL	Units	Extraction Date	Analysis Date
8270D-SIM	1-METHYLNAPHTHALENE	0.10 U	0.2	0.10	0.04	ug/L	11/09/21	11/10/21
8270D-SIM	2-METHYLNAPHTHALENE	0.10 U	0.2	0.10	0.04	ug/L	11/09/21	11/10/21
8270D-SIM	NAPHTHALENE	0.10 U	0.2	0.10	0.04	ug/L	11/09/21	11/10/21
8270D-SIM	SURROGATE: 2-METHYLNAPHTHALEN	92.0	39-114			%	11/09/21	11/10/21
8270D-SIM	SURROGATE: FLUORANTHENE-D10 (S	94.6	58-120			%	11/09/21	11/10/21

Quant Method: K1019.M
Run #: 1019K405
Instrument: KYLO
Sequence: 211019
Dilution Factor: 1
Initials: LSI

Printed: 11/30/2021 12:10:46 PM

APPL-F1-SC-NoMC-REG MDLs-DOD

EPA 8260B BTEX WATER

AECOM
1001 Bishop Street, Suite 1600
Honolulu, HI 96813

APPL Inc.
908 North Temperance Avenue
Clovis, CA 93611

Attn: Alethea Ramos

Project: 60571032 CV18F0126 Red Hill Fuel Storage

ARF: 98098

Sample ID: ERH1886

APPL ID: BA45099

Sample Collection Date: 11/03/21

QCG: #86BTO-211109AM-270235

Method	Analyte	Result	LOQ	LOD	DL	Units	Extraction Date	Analysis Date
EPA 8260B	BENZENE	0.30 U	1.0	0.30	0.15	ug/L	11/09/21	11/09/21
EPA 8260B	ETHYLBENZENE	0.50 U	1.0	0.50	0.23	ug/L	11/09/21	11/09/21
EPA 8260B	TOLUENE	0.30 U	1.0	0.30	0.15	ug/L	11/09/21	11/09/21
EPA 8260B	XYLENES (TOTAL)	0.30 U	2.0	0.30	0.15	ug/L	11/09/21	11/09/21
EPA 8260B	SURROGATE: 1,2-DICHLOROETHANE-	106	81-118			%	11/09/21	11/09/21
EPA 8260B	SURROGATE: 4-BROMOFLUOROBENZ	98.8	85-114			%	11/09/21	11/09/21
EPA 8260B	SURROGATE: DIBROMOFLUOROMETH	105	80-119			%	11/09/21	11/09/21
EPA 8260B	SURROGATE: TOLUENE-D8 (S)	102	89-112			%	11/09/21	11/09/21

Quant Method: M1015W.M
Run #: 1109M09
Instrument: Max
Sequence: 211108
Dilution Factor: 1
Initials: PAN

Printed: 11/10/2021 12:26:14 PM

APPL-F1-SC-NoMC-REG MDLs-DOD

EPA 8260B BTEX WATER

AECOM
1001 Bishop Street, Suite 1600
Honolulu, HI 96813

APPL Inc.
908 North Temperance Avenue
Clovis, CA 93611

Attn: Alethea Ramos

Project: 60571032 CV18F0126 Red Hill Fuel Storage

ARF: 98098

Sample ID: ERH1887

APPL ID: BA45100

Sample Collection Date: 11/03/21

QCG: #86BTO-211109AM-270235

Method	Analyte	Result	LOQ	LOD	DL	Units	Extraction Date	Analysis Date
EPA 8260B	BENZENE	0.30 U	1.0	0.30	0.15	ug/L	11/09/21	11/09/21
EPA 8260B	ETHYLBENZENE	0.50 U	1.0	0.50	0.23	ug/L	11/09/21	11/09/21
EPA 8260B	TOLUENE	0.30 U	1.0	0.30	0.15	ug/L	11/09/21	11/09/21
EPA 8260B	XYLENES (TOTAL)	0.30 U	2.0	0.30	0.15	ug/L	11/09/21	11/09/21
EPA 8260B	SURROGATE: 1,2-DICHLOROETHANE-	101	81-118			%	11/09/21	11/09/21
EPA 8260B	SURROGATE: 4-BROMOFLUOROBENZ	93.9	85-114			%	11/09/21	11/09/21
EPA 8260B	SURROGATE: DIBROMOFLUOROMETH	104	80-119			%	11/09/21	11/09/21
EPA 8260B	SURROGATE: TOLUENE-D8 (S)	102	89-112			%	11/09/21	11/09/21

Quant Method: M1015W.M
Run #: 1109M10
Instrument: Max
Sequence: 211108
Dilution Factor: 1
Initials: PAN

Printed: 11/10/2021 12:26:14 PM

APPL-F1-SC-NoMC-REG MDLs-DOD

EPA 8260B BTEX WATER

AECOM
1001 Bishop Street, Suite 1600
Honolulu, HI 96813

APPL Inc.
908 North Temperance Avenue
Clovis, CA 93611

Attn: Alethea Ramos

Project: 60571032 CV18F0126 Red Hill Fuel Storage

ARF: 98098

Sample ID: ERH1889

APPL ID: BA45101

Sample Collection Date: 11/03/21

QCG: #86BTO-211109AM-270235

Method	Analyte	Result	LOQ	LOD	DL	Units	Extraction Date	Analysis Date
EPA 8260B	BENZENE	0.30 U	1.0	0.30	0.15	ug/L	11/09/21	11/09/21
EPA 8260B	ETHYLBENZENE	0.50 U	1.0	0.50	0.23	ug/L	11/09/21	11/09/21
EPA 8260B	TOLUENE	0.30 U	1.0	0.30	0.15	ug/L	11/09/21	11/09/21
EPA 8260B	XYLENES (TOTAL)	0.30 U	2.0	0.30	0.15	ug/L	11/09/21	11/09/21
EPA 8260B	SURROGATE: 1,2-DICHLOROETHANE-	106	81-118			%	11/09/21	11/09/21
EPA 8260B	SURROGATE: 4-BROMOFLUOROBENZ	98.6	85-114			%	11/09/21	11/09/21
EPA 8260B	SURROGATE: DIBROMOFLUOROMETH	109	80-119			%	11/09/21	11/09/21
EPA 8260B	SURROGATE: TOLUENE-D8 (S)	102	89-112			%	11/09/21	11/09/21

Quant Method: M1015W.M
Run #: 1109M11
Instrument: Max
Sequence: 211108
Dilution Factor: 1
Initials: PAN

Printed: 11/10/2021 12:26:14 PM

APPL-F1-SC-NoMC-REG MDLs-DOD

EPA 8260B GRO WATER

AECOM
1001 Bishop Street, Suite 1600
Honolulu, HI 96813

APPL Inc.
908 North Temperance Avenue
Clovis, CA 93611

Attn: Alethea Ramos

Project: 60571032 CV18F0126 Red Hill Fuel Storage

ARF: 98098

Sample ID: ERH1886

APPL ID: BA45099

Sample Collection Date: 11/03/21

QCG: #GRO86-211109AM-270327

Method	Analyte	Result	LOQ	LOD	DL	Units	Extraction Date	Analysis Date
EPA 8260B	GASOLINE RANGE ORGANICS	18.0 U	20	18.0	8.6	ug/L	11/09/21	11/09/21
EPA 8260B	SURROGATE: 4-BROMOFLUOROBENZ	100	85-114			%	11/09/21	11/09/21

Quant Method:	M0825SUR.M
Run #:	1109M09
Instrument:	Max
Sequence:	211108
Dilution Factor:	1
Initials:	PAN

Printed: 11/12/2021 1:30:37 PM

APPL-F1-SC-NoMC-REG MDLs-DOD

EPA 8260B GRO WATER

AECOM
1001 Bishop Street, Suite 1600
Honolulu, HI 96813

APPL Inc.
908 North Temperance Avenue
Clovis, CA 93611

Attn: Alethea Ramos

Project: 60571032 CV18F0126 Red Hill Fuel Storage

ARF: 98098

Sample ID: ERH1887

APPL ID: BA45100

Sample Collection Date: 11/03/21

QCG: #GRO86-211109AM-270327

Method	Analyte	Result	LOQ	LOD	DL	Units	Extraction Date	Analysis Date
EPA 8260B	GASOLINE RANGE ORGANICS	18.0 U	20	18.0	8.6	ug/L	11/09/21	11/09/21
EPA 8260B	SURROGATE: 4-BROMOFLUOROBENZ	95.2	85-114			%	11/09/21	11/09/21

Quant Method:	M0825SUR.M
Run #:	1109M10
Instrument:	Max
Sequence:	211108
Dilution Factor:	1
Initials:	PAN

Printed: 11/12/2021 1:30:37 PM

APPL-F1-SC-NoMC-REG MDLs-DOD

EPA 8260B GRO WATER

AECOM
1001 Bishop Street, Suite 1600
Honolulu, HI 96813

APPL Inc.
908 North Temperance Avenue
Clovis, CA 93611

Attn: Alethea Ramos

Project: 60571032 CV18F0126 Red Hill Fuel Storage

ARF: 98098

Sample ID: ERH1889

APPL ID: BA45101

Sample Collection Date: 11/03/21

QCG: #GRO86-211109AM-270327

Method	Analyte	Result	LOQ	LOD	DL	Units	Extraction Date	Analysis Date
EPA 8260B	GASOLINE RANGE ORGANICS	18.0 U	20	18.0	8.6	ug/L	11/09/21	11/09/21
EPA 8260B	SURROGATE: 4-BROMOFLUOROBENZ	100	85-114			%	11/09/21	11/09/21

Quant Method:	M0825SUR.M
Run #:	1109M11
Instrument:	Max
Sequence:	211108
Dilution Factor:	1
Initials:	PAN

Printed: 11/12/2021 1:30:37 PM

APPL-F1-SC-NoMC-REG MDLs-DOD

Wet Lab Analysis

AECOM
1001 Bishop Street, Suite 1600
Honolulu, HI 96813

APPL Inc.
908 North Temperance Avenue
Clovis, CA 93611

Attn: Alethea Ramos

Project: 60571032 CV18F0126 Red Hill Fuel Storage

Sample ID: ERH1887

APPL ID: BA45100

Sample Collection Date: 11/3/2021

ARF: 98098

Method	Analyte	Result	LOQ	LOD	DL	Units	DF	Prep Date	Analysis Date
SW846 9060A	TOTAL ORGANIC CARBON	0.350 U	0.93	0.350	0.130	mg/L	1	11/06/21	11/06/21

Printed: 11/11/2021 2:56:31 PM

APPL-F1-SC-NoMC-REG MDLs

QC FORMS

EPA 8015B-eHL

Form 2 & 8

Surrogate Recovery

Lab Name: APPL, Inc. SDG No: 98098

Case No: 98098 Date Analyzed: 11/11/2021

Matrix: WATER Instrument: Apollo

APPL ID.	Client Sample No.	SURROGATE: OCTACOSANE (S)			SURROGATE: ORTHO-TERPHENYL (S)		
		Limits	Result	Qualifier	Limits	Result	Qualifier
211108A-BLK	Blank	60-142	88.8		56-125	71.9	
211108A-LCS	Lab Control Spike	60-142	68.0		56-125	62.5	
211108A-LCSD	Lab Control SpikeD	60-142	94.0		56-125	84.7	
BA45100	ERH1887	60-142	88.2		56-125	71.7	
BA45101	ERH1889	60-142	69.0		56-125	56.5	

Comments: Batch: #DOC53-211108A

EPA 8015B-eHL

Form 2 & 8

Surrogate Recovery

Lab Name: APPL, Inc. SDG No: 98098

Case No: 98098 Date Analyzed: 11/10/2021

Matrix: WATER Instrument: Apollo

APPL ID.	Client Sample No.	SURROGATE: (R) DECANOIC ACID (S)			SURROGATE: OCTACOSANE (S)		
		Limits	Result	Qualifier	Limits	Result	Qualifier
211108A1-BLK	Blank	0-1	0.0		60-142	115	
211108A1-LCS	Lab Control Spike	0-1	0.0		60-142	72.7	
211108A1-LCSD	Lab Control SpikeD	0-1	0.0		60-142	117	
BA45100	ERH1887	0-1	0.0		60-142	118	
BA45101	ERH1889	0-1	0.0		60-142	96.8	

Comments: Batch: #DOC53-211108A1

EPA 8015B-eHL

Form 2 & 8

Surrogate Recovery

Lab Name: APPL, Inc. SDG No: 98098

Case No: 98098 Date Analyzed: 11/10/2021

Matrix: WATER Instrument: Apollo

APPL ID.	Client Sample No.	SURROGATE: ORTHO-TERPHENYL (S)					
		Limits	Result	Qualifier	Limits	Result	Qualifier
211108A1-BLK	Blank	56-125	93.1				
211108A1-LCS	Lab Control Spike	56-125	65.9				
211108A1-LCSD	Lab Control SpikeD	56-125	103				
BA45100	ERH1887	56-125	96.1				
BA45101	ERH1889	56-125	78.8				

Comments: Batch: #DOC53-211108A1

EPA 8015B-eHL

Form 2 & 8

Surrogate Recovery

Lab Name: APPL, Inc. SDG No: 98098

Case No: 98098 Date Analyzed: 11/9/2021

Matrix: WATER Instrument: Apollo

APPL ID.	Client Sample No.	SURROGATE: OCTACOSANE (S)			SURROGATE: ORTHO-TERPHENYL (S)		
		Limits	Result	Qualifier	Limits	Result	Qualifier
211105A-BLK	Blank	60-142	86.5		56-125	69.2	
211105A-LCS	Lab Control Spike	60-142	84.7		56-125	68.0	
211105A-LCSD	Lab Control SpikeD	60-142	78.7		56-125	63.0	
BA45102	ERH1887 BLANK	60-142	86.9		56-125	69.9	
BA45103	ERH1889 BLANK	60-142	87.6		56-125	70.7	

Comments: Batch: #RHBLK-211105A

EPA 8015B-eH

Form 4

Blank Summary

Lab Name:	APPL, Inc.	SDG No:	98098
Case No:	98098	Date Analyzed:	11/11/2021
Matrix:	WATER	Instrument:	Apollo
Blank ID:	211108A-BLK	Time Analyzed:	0120

APPL ID.	Client Sample No.	File ID.	Date Analyzed	
211108A-BLK	Blank	1110033	11/11/2021	0120
211108A-LCS	Lab Control Spike	1110034	11/11/2021	0148
211108A-LCSD	Lab Control SpikeD	1110035	11/11/2021	0216
BA45100	ERH1887	1110036	11/11/2021	0244
BA45101	ERH1889	1110037	11/11/2021	0312

Comments: Batch: #DOC53-211108A

EPA 8015B-eH

Form 4

Blank Summary

Lab Name:	APPL, Inc.	SDG No:	98098
Case No:	98098	Date Analyzed:	11/10/2021
Matrix:	WATER	Instrument:	Apollo
Blank ID:	211108A1-BLK	Time Analyzed:	1944

APPL ID.	Client Sample No.	File ID.	Date Analyzed	
211108A1-BLK	Blank	1110021	11/10/2021	1944
211108A1-LCS	Lab Control Spike	1110022	11/10/2021	2012
211108A1-LCSD	Lab Control SpikeD	1110023	11/10/2021	2040
BA45100	ERH1887	1110024	11/10/2021	2108
BA45101	ERH1889	1110025	11/10/2021	2136

Comments: Batch: #DOC53-211108A1

EPA 8015B-eH

Form 4

Blank Summary

Lab Name:	APPL, Inc.	SDG No:	98098
Case No:	98098	Date Analyzed:	11/9/2021
Matrix:	WATER	Instrument:	Apollo
Blank ID:	211105A-BLK	Time Analyzed:	1154

APPL ID.	Client Sample No.	File ID.	Date Analyzed	
211105A-BLK	Blank	1108057	11/9/2021	1154
211105A-LCS	Lab Control Spike	1108058	11/9/2021	1222
211105A-LCSD	Lab Control SpikeD	1108059	11/9/2021	1250
BA45102	ERH1887 BLANK	1108060	11/9/2021	1318
BA45103	ERH1889 BLANK	1108061	11/9/2021	1346

Comments: Batch: #RHBLK-211105A

Method Blank
EPA 8015B TPH LIQ-LIQ

APPL Inc.
908 North Temperance Avenu
Clovis, CA 93611

Blank Name/QCG: **211105W-45102 - 270425**
Batch ID: #RHBLK-211105A

Sample Type	Analyte	Result	LOQ	LOD	DL	Units	Extraction Date	Analysis Date
BLANK	DIESEL (C10-C24)	300.0 U	320	300.0	150.0	ug/L	11/5/2021	11/9/2021
BLANK	OIL (C24-C40)	300.0 U	320	300.0	150.0	ug/L	11/5/2021	11/9/2021
BLANK	SURROGATE: OCTACOSANE (S)	86.5	60-142			%	11/5/2021	11/9/2021
BLANK	SURROGATE: ORTHO-TERPHEN	69.2	56-125			%	11/5/2021	11/9/2021

Quant Method: DOC1028.M
Run #: 1108057
Instrument: Apollo
Sequence: 211108
Initials: KAB

GC SC-Blank-REG MDLs-DOD
Printed: 11/13/2021 4:00:49 PM

Method Blank
EPA 8015B TPH LIQ-LIQ

APPL Inc.
908 North Temperance Avenu
Clovis, CA 93611

Blank Name/QCG: **211108W-45100 - 270426**
Batch ID: #DOC53-211108A

Sample Type	Analyte	Result	LOQ	LOD	DL	Units	Extraction Date	Analysis Date
BLANK	DIESEL (C10-C24)	300.0 U	320	300.0	150.0	ug/L	11/8/2021	11/11/2021
BLANK	OIL (C24-C40)	300.0 U	320	300.0	150.0	ug/L	11/8/2021	11/11/2021
BLANK	SURROGATE: OCTACOSANE (S)	88.8	60-142			%	11/8/2021	11/11/2021
BLANK	SURROGATE: ORTHO-TERPHEN	71.9	56-125			%	11/8/2021	11/11/2021

Quant Method: DOC1028.M
Run #: 1110033
Instrument: Apollo
Sequence: 211110
Initials: KAB

GC SC-Blank-REG MDLs-DOD
Printed: 11/13/2021 4:00:49 PM

Method Blank

EPA 8015B TPH WATER L-L SGC

APPL Inc.
908 North Temperance Avenu
Clovis, CA 93611

Blank Name/QCG: **211108W-45100 - 270428**
Batch ID: #DOC53-211108A1

Sample Type	Analyte	Result	LOQ	LOD	DL	Units	Extraction Date	Analysis Date
BLANK	DIESEL (C10-C24)	300.0 U	320	300.0	150.0	ug/L	11/8/2021	11/10/2021
BLANK	OIL (C24-C40)	300.0 U	320	300.0	150.0	ug/L	11/8/2021	11/10/2021
BLANK	SURROGATE: (R) DECANOIC AC	0.0	0-1			%	11/8/2021	11/10/2021
BLANK	SURROGATE: OCTACOSANE (S)	115	60-142			%	11/8/2021	11/10/2021
BLANK	SURROGATE: ORTHO-TERPHEN	93.1	56-125			%	11/8/2021	11/10/2021

Quant Method: DEC0911.M
Run #: 1110021
Instrument: Apollo
Sequence: 211110
Initials: KAB

GC SC-Blank-REG MDLs-DOD
Printed: 11/13/2021 4:00:49 PM

EPA 8015B-eH

Form 4

LCS Summary

Lab Name:	APPL, Inc.	SDG No:	98098
Case No:	98098	Date Analyzed:	11/11/2021
Matrix:	WATER	Instrument:	Apollo
LCS ID:	211108A-LCS	Time Analyzed:	0148

APPL ID.	Client Sample No.	File ID.	Date Analyzed	
211108A-BLK	Blank	1110033	11/11/2021	0120
211108A-LCS	Lab Control Spike	1110034	11/11/2021	0148
211108A-LCSD	Lab Control SpikeD	1110035	11/11/2021	0216
BA45100	ERH1887	1110036	11/11/2021	0244
BA45101	ERH1889	1110037	11/11/2021	0312

Comments: Batch: #DOC53-211108A

EPA 8015B-eH

Form 4

LCS Summary

Lab Name:	APPL, Inc.	SDG No:	98098
Case No:	98098	Date Analyzed:	11/10/2021
Matrix:	WATER	Instrument:	Apollo
LCS ID:	211108A1-LCS	Time Analyzed:	2012

APPL ID.	Client Sample No.	File ID.	Date Analyzed	
211108A1-BLK	Blank	1110021	11/10/2021	1944
211108A1-LCS	Lab Control Spike	1110022	11/10/2021	2012
211108A1-LCSD	Lab Control SpikeD	1110023	11/10/2021	2040
BA45100	ERH1887	1110024	11/10/2021	2108
BA45101	ERH1889	1110025	11/10/2021	2136

Comments: Batch: #DOC53-211108A1

EPA 8015B-eH

Form 4

LCS Summary

Lab Name:	APPL, Inc.	SDG No:	98098
Case No:	98098	Date Analyzed:	11/9/2021
Matrix:	WATER	Instrument:	Apollo
LCS ID:	211105A-LCS	Time Analyzed:	1222

APPL ID.	Client Sample No.	File ID.	Date Analyzed	
211105A-BLK	Blank	1108057	11/9/2021	1154
211105A-LCS	Lab Control Spike	1108058	11/9/2021	1222
211105A-LCSD	Lab Control SpikeD	1108059	11/9/2021	1250
BA45102	ERH1887 BLANK	1108060	11/9/2021	1318
BA45103	ERH1889 BLANK	1108061	11/9/2021	1346

Comments: Batch: #RHBLK-211105A

Laboratory Control Spike Recoveries

EPA 8015B TPH LIQ-LIQ

APPL ID: **211108W-45100 LCS - 270426**
Batch ID: #DOC53-211108A

APPL Inc.
908 North Temperance Avenue
Clovis, CA 93611

Compound Name	Spike Lvl ug/L	SPK Result ug/L	DUP Result ug/L	SPK % Recovery	DUP % Recovery	Recovery Limits	RPD %	RPD Limits
DIESEL (C10-C24)	2000	1290	1770	64.5	88.5	36-132	31.4 #	30
OIL (C24-C40)	2000	1380	1940	69.0	97.0	41-113	33.7 #	30
SURROGATE: OCTACOSANE (S)	150	102	141	68.0	94.0	60-142		
SURROGATE: ORTHO-TERPHENYL (S)	150	93.8	127	62.5	84.7	56-125		

= Recovery is outside QC limits.

Comments:

Primary	SPK	DUP
Quant Method :	DOC1028.M	DOC1028.M
Extraction Date :	11/8/2021	11/8/2021
Analysis Date :	11/11/2021	11/11/2021
Instrument :	Apollo	Apollo
Run :	1110034	1110035
Initials :	KAB	

Printed: 11/13/2021 4:00:35 PM
APPL Standard LCSD

Laboratory Control Spike Recoveries

EPA 8015B TPH WATER L-L SGC

APPL ID: **211108W-45100 LCS - 270428**
Batch ID: #DOC53-211108A1

APPL Inc.
908 North Temperance Avenue
Clovis, CA 93611

Compound Name	Spike Lvl ug/L	SPK Result ug/L	DUP Result ug/L	SPK % Recovery	DUP % Recovery	Recovery Limits	RPD %	RPD Limits
DIESEL (C10-C24)	2000	1140	2100	57.0	105	36-132	59.3 #	30
OIL (C24-C40)	2000	1460	2350	73.0	118 #	41-113	46.7 #	30
SURROGATE: (R) DECANOIC ACID (S)	10.00	0	0	0.0	0.0	0-1		
SURROGATE: OCTACOSANE (S)	150	109	176	72.7	117	60-142		
SURROGATE: ORTHO-TERPHENYL (S)	150	98.9	155	65.9	103	56-125		

= Recovery is outside QC limits.

Comments:

Primary	SPK	DUP
Quant Method :	DEC0911.M	DEC0911.M
Extraction Date :	11/8/2021	11/8/2021
Analysis Date :	11/10/2021	11/10/2021
Instrument :	Apollo	Apollo
Run :	1110022	1110023
Initials :	KAB	

Laboratory Control Spike Recoveries

EPA 8015B TPH LIQ-LIQ

APPL ID: **211105W-45102 LCS - 270425**
Batch ID: #RHBLK-211105A

APPL Inc.
908 North Temperance Avenue
Clovis, CA 93611

Compound Name	Spike Lvl ug/L	SPK Result ug/L	DUP Result ug/L	SPK % Recovery	DUP % Recovery	Recovery Limits	RPD %	RPD Limits
DIESEL (C10-C24)	0	47.3	60.4	NA	NA	36-132		30
OIL (C24-C40)	0	42.2	84.5	NA	NA	41-113		30
SURROGATE: OCTACOSANE (S)	150	127	118	84.7	78.7	60-142		
SURROGATE: ORTHO-TERPHENYL (S)	150	102	94.5	68.0	63.0	56-125		

Comments:

Primary	SPK	DUP
Quant Method :	DOC1028.M	DOC1028.M
Extraction Date :	11/5/2021	11/5/2021
Analysis Date :	11/9/2021	11/9/2021
Instrument :	Apollo	Apollo
Run :	1108058	1108059
Initials :	KAB	

8270D-SIM

Form 2 & 8

Surrogate Recovery

Lab Name: APPL, Inc. SDG No: 98098

Case No: 98098 Date Analyzed: 11/10/2021

Matrix: WATER Instrument: KYLO

APPL ID.	Client Sample No.	SURROGATE: 2-METHYLNAPHTHALENE-D10 (S)			SURROGATE: FLUORANTHENE-D10 (S)		
		Limits	Result	Qualifier	Limits	Result	Qualifier
211109AK-BLK	Blank	39-114	84.0		58-120	93.5	
211109AK-LCS	Lab Control Spike	39-114	83.4		58-120	88.6	
211109AK-LCSD	Lab Control SpikeD	39-114	85.8		58-120	90.6	
BA45100	ERH1887	39-114	86.7		58-120	94.0	
BA45101	ERH1889	39-114	92.0		58-120	94.6	

Comments: Batch: #SIM53-211109AK

8270D-SIM

Form 4

Blank Summary

Lab Name:	APPL, Inc.	SDG No:	98098
Case No:	98098	Date Analyzed:	11/10/2021
Matrix:	WATER	Instrument:	KYLO
Blank ID:	211109AK-BLK	Time Analyzed:	1622

APPL ID.	Client Sample No.	File ID.	Date Analyzed	
211109AK-BLK	Blank	1019K401	11/10/2021	1622
211109AK-LCS	Lab Control Spike	1019K402	11/10/2021	1642
211109AK-LCSD	Lab Control SpikeD	1019K403	11/10/2021	1702
BA45100	ERH1887	1019K404	11/10/2021	1722
BA45101	ERH1889	1019K405	11/10/2021	1741

Comments: Batch: #SIM53-211109AK

Method Blank
EPA 8270D SIM LIQ-LIQ

APPL Inc.
908 North Temperance Avenu
Clovis, CA 93611

Blank Name/QCG: **211109W-45100 - 271042**
Batch ID: #SIM53-211109AK

Sample Type	Analyte	Result	LOQ	LOD	DL	Units	Extraction Date	Analysis Date
BLANK	1-METHYLNAPHTHALENE	0.10 U	0.2	0.10	0.04	ug/L	11/9/2021	11/10/2021
BLANK	2-METHYLNAPHTHALENE	0.10 U	0.2	0.10	0.04	ug/L	11/9/2021	11/10/2021
BLANK	NAPHTHALENE	0.10 U	0.2	0.10	0.04	ug/L	11/9/2021	11/10/2021
BLANK	SURROGATE: 2-METHYLNAPHT	84.0	39-114			%	11/9/2021	11/10/2021
BLANK	SURROGATE: FLUORANTHENE-	93.5	58-120			%	11/9/2021	11/10/2021

Quant Method: K1019.M
Run #: 1019K401
Instrument: KYLO
Sequence: 211019
Initials: LSI

GC SC-Blank-REG MDLs-DOD
Printed: 11/30/2021 12:10:48 PM

8270D-SIM

Form 4

LCS Summary

Lab Name:	APPL, Inc.	SDG No:	98098
Case No:	98098	Date Analyzed:	11/10/2021
Matrix:	WATER	Instrument:	KYLO
LCS ID:	211109AK-LCS	Time Analyzed:	1642

APPL ID.	Client Sample No.	File ID.	Date Analyzed	
211109AK-BLK	Blank	1019K401	11/10/2021	1622
211109AK-LCS	Lab Control Spike	1019K402	11/10/2021	1642
211109AK-LCSD	Lab Control SpikeD	1019K403	11/10/2021	1702
BA45100	ERH1887	1019K404	11/10/2021	1722
BA45101	ERH1889	1019K405	11/10/2021	1741

Comments: Batch: #SIM53-211109AK

Laboratory Control Spike Recoveries

EPA 8270D SIM LIQ-LIQ

APPL ID: **211109W-45100 LCS - 271042**
Batch ID: #SIM53-211109AK

APPL Inc.
908 North Temperance Avenue
Clovis, CA 93611

Compound Name	Spike Lvl ug/L	SPK Result ug/L	DUP Result ug/L	SPK % Recovery	DUP % Recovery	Recovery Limits	RPD %	RPD Limits
1-METHYLNAPHTHALENE	5.00	3.95	4.02	79.0	80.4	41-115	1.8	20
2-METHYLNAPHTHALENE	5.00	4.02	4.05	80.4	81.0	39-114	0.74	20
NAPHTHALENE	5.00	3.93	3.98	78.6	79.6	43-114	1.3	20
SURROGATE: 2-METHYLNAPHTHALEN	5.00	4.17	4.29	83.4	85.8	39-114		
SURROGATE: FLUORANTHENE-D10 (S)	5.00	4.43	4.53	88.6	90.6	58-120		

Comments:

Primary	SPK	DUP
Quant Method :	K1019.M	K1019.M
Extraction Date :	11/9/2021	11/9/2021
Analysis Date :	11/10/2021	11/10/2021
Instrument :	KYLO	KYLO
Run :	1019K402	1019K403
Initials :	LSI	

Form 5
Tune Summary

Lab Name: APPL Inc.
Case No:
Matrix: Water
ID: 1019K001.D

SDG No:
Date Analyzed: 10/19/2021
Instrument: KYLO
Time Analyzed: 13:58

	Client Sample No.	APPL ID.	File ID.	Date Analyzed
1		0.1 ug/ml 10/10/21	1019K002.D	10/19/2021 14:09
2		0.2 ug/ml 10/10/21	1019K003.D	10/19/2021 14:29
3		0.5 ug/ml 10/10/21	1019K004.D	10/19/2021 14:49
4		1 ug/ml 10/10/21	1019K005.D	10/19/2021 15:09
5		5 ug/ml 10/10/21	1019K006.D	10/19/2021 15:29
6		10 ug/ml 10/10/21	1019K007.D	10/19/2021 15:49
7		50 ug/ml 10/10/21	1019K008.D	10/19/2021 16:09
8		100 ug/ml 10/10/21	1019K009.D	10/19/2021 16:29
9		SS ug/ml 10/10/21	1019K010.D	10/19/2021 16:49
10				
11				
12				
13				
14				
15				
16				
17				
18				
19				
20				
21				
22				

m/e		
51	9.95 - 80.1% of mass 198	36.8
68	0 - 2.05% of mass 69	1.7
70	0 - 2% of mass 69	0.4
127	10 - 80% of mass 198	54.6
197	0 - 2% of mass 198	0.2
198	100 - 100% of mass 198	100.0
199	5 - 9% of mass 198	6.5
275	10 - 60% of mass 198	23.2
365	1 - 100% of mass 198	2.5
441	0.01 - 24% of mass 442	13.9
442	50 - 500% of mass 198	73.4
443	15 - 24% of mass 442	18.4

Form 5
Tune Summary

Lab Name: APPL Inc.
Case No: 98098
Matrix: Water
ID: 1019K393.D

SDG No: 98098
Date Analyzed: 11/10/2021
Instrument: KYLO
Time Analyzed: 12:42

	Client Sample No.	APPL ID.	File ID.	Date Analyzed
1		5 ug/ml 10/19/21 (1)	1019K394.D	11/10/2021 12:54
2	Blank	211109A BLK 1/1000	1019K401.D	11/10/2021 16:22
3	Lab Control Spike	211109A LCS-1 1/1000	1019K402.D	11/10/2021 16:42
4	Lab Control SpikeD	211109A LCSD-1 1/100	1019K403.D	11/10/2021 17:02
5	ERH1887	BA45100W07 1/950	1019K404.D	11/10/2021 17:22
6	ERH1889	BA45101W05 1/950	1019K405.D	11/10/2021 17:41
7		5 ug/ml 10/13/21 (2)	1019K431.D	11/11/2021 2:19
8				
9				
10				
11				
12				
13				
14				
15				
16				
17				
18				
19				
20				
21				
22				

m/e		
51	9.95 - 80.1% of mass 198	30.9
68	0 - 2.05% of mass 69	0.9
70	0 - 2% of mass 69	0.3
127	10 - 80% of mass 198	51.1
197	0 - 2% of mass 198	0.4
198	100 - 100% of mass 198	100.0
199	5 - 9% of mass 198	6.8
275	10 - 60% of mass 198	23.2
365	1 - 100% of mass 198	2.5
441	0.01 - 24% of mass 442	13.8
442	50 - 500% of mass 198	80.0
443	15 - 24% of mass 442	18.8

8A

INTERNAL STANDARD AREA AND RT SUMMARY

Lab Name: APPL Inc. Contract: _____

Lab Code: _____ SDG No.: _____

Lab File ID (Standard): 1019K394.D Date Analyzed: 11/10/21

Instrument ID: KYLO Time Analyzed: 12:54

GC Column: _____ ID: Heated Purge: (Y/N) _____

		Napthalene-D8(IS)		Acenaphthene-D10(IS)		Phenanthrene-D10(IS)	
		AREA #	RT #	AREA #	RT #	AREA #	RT #
	12 HOUR STD	14759	3.89	6889	5.82	10656	7.52
	UPPER LIMIT	29518	4.06	13778	5.99	21312	7.69
	LOWER LIMIT	7380	3.72	3445	5.65	5328	7.35
	SAMPLE NO.						
01	211109A BLK 1/1000	14000	3.89	6855	5.82	10828	7.52
02	211109A LCS-1 1/1000	13784	3.89	6714	5.82	10491	7.52
03	211109A LCSD-1 1/1000	14760	3.89	7229	5.82	11341	7.52
04	BA45100W07 1/950	13672	3.89	6602	5.82	10448	7.52
05	BA45101W05 1/950	13757	3.89	6743	5.82	10519	7.52
06	5 ug/ml 10/13/21 (2)	13340	3.89	6593	5.82	10257	7.52
07							
08							
09							
10							
11							
12							
13							
14							
15							
16							
17							
18							
19							
20							
21							
22							

AREA UPPER LIMIT = +100% of internal standard area.
AREA LOWER LIMIT = -50% of internal standard area.
RT UPPER LIMIT = +0.17 minutes of internal standard RT
RT LOWER LIMIT = -0.17 minutes of internal standard RT

Column used to flag values outside QC limits with an asterisk.
* Values outside of QC limits.

8A
INTERNAL STANDARD AREA AND RT SUMMARY

Lab Name: APPL Inc. Contract: _____

Lab Code: _____ SDG No.: _____

Lab File ID (Standard): 1019K394.D Date Analyzed: 11/10/21

Instrument ID: KYLO Time Analyzed: 12:54

GC Column: _____ ID: Heated Purge: (Y/N) _____

		Chrysene-D12(IS)		Perylene-D12(IS)			
		AREA #	RT #	AREA #	RT #	AREA #	RT #
	12 HOUR STD	12960	10.59	11828	12.77		
	UPPER LIMIT	25920	10.76	23656	12.94		
	LOWER LIMIT	6480	10.42	5914	12.60		
	SAMPLE NO.						
01	211109A BLK 1/1000	12880	10.58	11916	12.77		
02	211109A LCS-1 1/1000	12823	10.57	11726	12.76		
03	211109A LCSD-1 1/1000	13795	10.57	12598	12.76		
04	BA45100W07 1/950	12624	10.58	11562	12.77		
05	BA45101W05 1/950	12311	10.58	11196	12.77		
06	5 ug/ml 10/13/21 (2)	12604	10.58	10995	12.77		
07							
08							
09							
10							
11							
12							
13							
14							
15							
16							
17							
18							
19							
20							
21							
22							

AREA UPPER LIMIT = +100% of internal standard area.
AREA LOWER LIMIT = -50% of internal standard area.
RT UPPER LIMIT = +0.17 minutes of internal standard RT
RT LOWER LIMIT = -0.17 minutes of internal standard RT

Column used to flag values outside QC limits with an asterisk.
* Values outside of QC limits.

EPA 8260B

Form 2 & 8

Surrogate Recovery

Lab Name: APPL, Inc. SDG No: 98098

Case No: 98098 Date Analyzed: 11/9/2021

Matrix: WATER Instrument: Max

APPL ID.	Client Sample No.	SURROGATE: 1,2-DICHLOROETHANE-D4 (S)			SURROGATE: 4-BROMOFLUOROBENZENE (S)		
		Limits	Result	Qualifier	Limits	Result	Qualifier
211109AM-LCS	Lab Control Spike	81-118	95.6		85-114	101	
211109AM-LCSD	Lab Control SpikeD	81-118	101		85-114	98.8	
211109AM-BLK	Blank	81-118	105		85-114	98.6	
BA45099	ERH1886	81-118	106		85-114	98.8	
BA45100	ERH1887	81-118	101		85-114	93.9	
BA45101	ERH1889	81-118	106		85-114	98.6	

Comments: Batch: #86BTO-211109AM

EPA 8260B

Form 2 & 8

Surrogate Recovery

Lab Name: APPL, Inc. SDG No: 98098

Case No: 98098 Date Analyzed: 11/9/2021

Matrix: WATER Instrument: Max

APPL ID.	Client Sample No.	SURROGATE: DIBROMOFLUOROMETHANE (S)			SURROGATE: TOLUENE-D8 (S)		
		Limits	Result	Qualifier	Limits	Result	Qualifier
211109AM-LCS	Lab Control Spike	80-119	102		89-112	103	
211109AM-LCSD	Lab Control SpikeD	80-119	104		89-112	103	
211109AM-BLK	Blank	80-119	104		89-112	104	
BA45099	ERH1886	80-119	105		89-112	102	
BA45100	ERH1887	80-119	104		89-112	102	
BA45101	ERH1889	80-119	109		89-112	102	

Comments: Batch: #86BTO-211109AM

EPA 8260B

Form 4

Blank Summary

Lab Name:	APPL, Inc.	SDG No:	98098
Case No:	98098	Date Analyzed:	11/9/2021
Matrix:	WATER	Instrument:	Max
Blank ID:	211109AM-BLK	Time Analyzed:	1122

APPL ID.	Client Sample No.	File ID.	Date Analyzed
211109AM-LCS	Lab Control Spike	1109M03	11/9/2021 0900
211109AM-LCSD	Lab Control SpikeD	1109M04	11/9/2021 0928
211109AM-BLK	Blank	1109M08	11/9/2021 1122
BA45099	ERH1886	1109M09	11/9/2021 1150
BA45100	ERH1887	1109M10	11/9/2021 1219
BA45101	ERH1889	1109M11	11/9/2021 1247

Comments: Batch: #86BTO-211109AM

Method Blank

EPA 8260B BTEX WATER

APPL Inc.
908 North Temperance Avenu
Clovis, CA 93611

Blank Name/QCG: **211109W-45099 - 270235**
Batch ID: #86BTO-211109AM

Sample Type	Analyte	Result	LOQ	LOD	DL	Units	Extraction Date	Analysis Date
BLANK	BENZENE	0.30 U	1.0	0.30	0.15	ug/L	11/9/2021	11/9/2021
BLANK	ETHYLBENZENE	0.50 U	1.0	0.50	0.23	ug/L	11/9/2021	11/9/2021
BLANK	TOLUENE	0.30 U	1.0	0.30	0.15	ug/L	11/9/2021	11/9/2021
BLANK	XYLENES (TOTAL)	0.30 U	2.0	0.30	0.15	ug/L	11/9/2021	11/9/2021
BLANK	SURROGATE: 1,2-DICHLOROET	105	81-118			%	11/9/2021	11/9/2021
BLANK	SURROGATE: 4-BROMOFLUORO	98.6	85-114			%	11/9/2021	11/9/2021
BLANK	SURROGATE: DIBROMOFLUOR	104	80-119			%	11/9/2021	11/9/2021
BLANK	SURROGATE: TOLUENE-D8 (S)	104	89-112			%	11/9/2021	11/9/2021

Quant Method: M1015W.M
Run #: 1109M08
Instrument: Max
Sequence: 211108
Initials: PAN

GC SC-Blank-REG MDLs-DOD
Printed: 11/10/2021 12:26:29 PM

EPA 8260B

Form 4

LCS Summary

Lab Name:	APPL, Inc.	SDG No:	98098
Case No:	98098	Date Analyzed:	11/9/2021
Matrix:	WATER	Instrument:	Max
LCS ID:	211109AM-LCS	Time Analyzed:	0900

APPL ID.	Client Sample No.	File ID.	Date Analyzed
211109AM-LCS	Lab Control Spike	1109M03	11/9/2021 0900
211109AM-LCSD	Lab Control SpikeD	1109M04	11/9/2021 0928
211109AM-BLK	Blank	1109M08	11/9/2021 1122
BA45099	ERH1886	1109M09	11/9/2021 1150
BA45100	ERH1887	1109M10	11/9/2021 1219
BA45101	ERH1889	1109M11	11/9/2021 1247

Comments: Batch: #86BTO-211109AM

Laboratory Control Spike Recoveries

EPA 8260B BTEX WATER

APPL ID: **211109W-45099 LCS - 270235**
Batch ID: #86BTO-211109AM

APPL Inc.
908 North Temperance Avenue
Clovis, CA 93611

Compound Name	Spike Lvl ug/L	SPK Result ug/L	DUP Result ug/L	SPK % Recovery	DUP % Recovery	Recovery Limits	RPD %	RPD Limits
BENZENE	10.00	9.92	8.69	99.2	86.9	79-120	13.2	20
ETHYLBENZENE	10.00	10.4	9.50	104	95.0	79-121	9.0	20
TOLUENE	10.00	10.4	9.52	104	95.2	80-121	8.8	20
XYLENES (TOTAL)	30.0	30.2	27.8	101	92.7	79-121	8.3	20
SURROGATE: 1,2-DICHLOROETHANE-D	25.0	23.9	25.2	95.6	101	81-118		
SURROGATE: 4-BROMOFLUOROBENZE	25.0	25.2	24.7	101	98.8	85-114		
SURROGATE: DIBROMOFLUOROMETH	25.0	25.4	26.1	102	104	80-119		
SURROGATE: TOLUENE-D8 (S)	25.0	25.8	25.8	103	103	89-112		

Comments:

Primary	SPK	DUP
Quant Method :	M1015W.M	M1015W.M
Extraction Date :	11/9/2021	11/9/2021
Analysis Date :	11/9/2021	11/9/2021
Instrument :	Max	Max
Run :	1109M03	1109M04
Initials :	PAN	

Form 5
Tune Summary

Lab Name: APPL Inc.
Case No:
Matrix: Water
ID: 1015M11.D

SDG No:
Date Analyzed: 10/15/2021
Instrument: Max
Time Analyzed: 14:44

	Client Sample No.	APPL ID.	File ID.	Date Analyzed
1		0.3ug/L VOC STD 10/1	1015M12.D	10/15/2021 15:12
2		0.5ug/L VOC STD 10/1	1015M13.D	10/15/2021 15:41
3		1ug/L VOC STD 10/15/	1015M14.D	10/15/2021 16:09
4		2ug/L VOC STD 10/15/	1015M15.D	10/15/2021 16:38
5		5ug/L VOC STD 10/15/	1015M16.D	10/15/2021 17:06
6		10ug/L VOC STD 10/15	1015M17.D	10/15/2021 17:35
7		20ug/L VOC STD 10/15	1015M18.D	10/15/2021 18:03
8		40ug/L VOC STD 10/15	1015M19.D	10/15/2021 18:31
9		100ug/L VOC STD 10/1	1015M20.D	10/15/2021 19:00
10		(SS) 10ug/L VOC STD	1015M22.D	10/15/2021 19:57
11				
12				
13				
14				
15				
16				
17				
18				
19				
20				
21				
22				

m/e		
50	15.0 - 40.0% of mass 95	20.4
75	30.0 - 60.0% of mas 95	58.4
95	Base peak, 100% relative abundance	100.0
96	5.0 - 9.0% of mass 95	6.7
173	Less than 2.0% of mass 174	0.0
174	50.0 - 200.0% of mass 95	126.6
175	5.0 - 9.0% of mass 174	7.7
176	95.0 - 101.0% of mass 174	99.1
177	5.0 - 9.0% of mass 176	6.5

8A
INTERNAL STANDARD AREA AND RT SUMMARY

Lab Name: APPL Inc. Contract: _____

Lab Code: _____ SDG No.: _____

Lab File ID (Standard): 1015M17.D Date Analyzed: 10/15/21

Instrument ID: Max Time Analyzed: 17:35

GC Column: _____ ID: Heated Purge: (Y/N) _____

		Fluorobenzene (IS)		Chlorobenzene-D5 (IS)		1,4-Dichlorobenzene-D (IS)	
		AREA #	RT #	AREA #	RT #	AREA #	RT #
	12 HOUR STD	377347	6.34	347072	9.50	236441	11.82
	UPPER LIMIT	754694	6.51	694144	9.67	472882	11.99
	LOWER LIMIT	188674	6.17	173536	9.33	118221	11.65
	SAMPLE NO.						
01	0.3ug/L VOC STD 10/15	397342	6.34	352293	9.50	217437	11.82
02	0.5ug/L VOC STD 10/15	396824	6.34	348546	9.50	220294	11.82
03	1ug/L VOC STD 10/15/2	394605	6.34	355921	9.50	218264	11.82
04	2ug/L VOC STD 10/15/2	397741	6.34	352458	9.50	222724	11.82
05	5ug/L VOC STD 10/15/2	387411	6.34	344894	9.50	232454	11.82
06	10ug/L VOC STD 10/15/	377347	6.34	347072	9.50	236441	11.82
07	20ug/L VOC STD 10/15/	395871	6.34	351611	9.50	235162	11.82
08	40ug/L VOC STD 10/15/	394795	6.34	356570	9.50	246902	11.82
09	100ug/L VOC STD 10/1	386789	6.34	357810	9.50	248989	11.82
10	(SS) 10ug/L VOC STD 1	407759	6.34	364241	9.50	235667	11.82
11							
12							
13							
14							
15							
16							
17							
18							
19							
20							
21							
22							

AREA UPPER LIMIT = +100% of internal standard area.
AREA LOWER LIMIT = -50% of internal standard area.
RT UPPER LIMIT = +0.17 minutes of internal standard RT
RT LOWER LIMIT = -0.17 minutes of internal standard RT

Column used to flag values outside QC limits with an asterisk.
* Values outside of QC limits.

Form 5
Tune Summary

Lab Name: APPL Inc.
Case No: 98098
Matrix: Water
ID: 1109M01.D

SDG No: 98098
Date Analyzed: 11/9/2021
Instrument: Max
Time Analyzed: 8:03

	Client Sample No.	APPL ID.	File ID.	Date Analyzed
1		211109A CCV 10ug/L	1109M02.D	11/9/2021 8:32
2	Lab Control Spike	211109A LCS 10ug/L	1109M03.D	11/9/2021 9:00
3	Lab Control SpikeD	211109A LCSD 10ug/L	1109M04.D	11/9/2021 9:28
4	Blank	211109A BLK	1109M08.D	11/9/2021 11:22
5	ERH1886	BA45099W01	1109M09.D	11/9/2021 11:50
6	ERH1887	BA45100W01	1109M10.D	11/9/2021 12:19
7	ERH1889	BA45101W01	1109M11.D	11/9/2021 12:47
8		Ending CCV 10ug/L 11	1109M52.D	11/10/2021 7:35
9				
10				
11				
12				
13				
14				
15				
16				
17				
18				
19				
20				
21				
22				

m/e		
50	15.0 - 40.0% of mass 95	21.0
75	30.0 - 60.0% of mas 95	59.2
95	Base peak, 100% relative abundance	100.0
96	5.0 - 9.0% of mass 95	5.8
173	Less than 2.0% of mass 174	0.0
174	50.0 - 200.0% of mass 95	137.6
175	5.0 - 9.0% of mass 174	7.5
176	95.0 - 101.0% of mass 174	98.0
177	5.0 - 9.0% of mass 176	6.8

8A
INTERNAL STANDARD AREA AND RT SUMMARY

Lab Name: APPL Inc. Contract: _____

Lab Code: _____ SDG No.: _____

Lab File ID (Standard): 1109M02.D Date Analyzed: 9 Nov 21 8:32

Instrument ID: Max Time Analyzed: 9 Nov 21 8:32

GC Column: _____ ID: Heated Purge: (Y/N) _____

		Fluorobenzene (IS)		Chlorobenzene-D5 (IS)		1,4-Dichlorobenzene-D (IS)	
		AREA #	RT #	AREA #	RT #	AREA #	RT #
	12 HOUR STD	405840	6.38	378086	9.53	238208	11.85
	UPPER LIMIT	811680	6.55	756172	9.70	476416	12.02
	LOWER LIMIT	202920	6.21	189043	9.36	119104	11.68
	SAMPLE NO.						
01	211109A CCV 10ug/L	405840	6.38	378086	9.53	238208	11.85
02	211109A LCS 10ug/L	411507	6.38	369189	9.53	234982	11.85
03	211109A LCSD 10ug/L	401220	6.38	350067	9.53	232601	11.85
04	211109A BLK	396510	6.38	344545	9.53	212548	11.85
05	BA45099W01	400966	6.37	358047	9.53	212290	11.85
06	BA45100W01	400071	6.37	357257	9.53	217088	11.85
07	BA45101W01	376449	6.37	337382	9.53	214382	11.85
08	Ending CCV 10ug/L 11/9	424187	6.37	395840	9.53	254952	11.85
09							
10							
11							
12							
13							
14							
15							
16							
17							
18							
19							
20							
21							
22							

AREA UPPER LIMIT = +100% of internal standard area.
AREA LOWER LIMIT = -50% of internal standard area.
RT UPPER LIMIT = +0.17 minutes of internal standard RT
RT LOWER LIMIT = -0.17 minutes of internal standard RT

Column used to flag values outside QC limits with an asterisk.
* Values outside of QC limits.

EPA 8260B

Form 2 & 8

Surrogate Recovery

Lab Name: APPL, Inc. SDG No: 98098

Case No: 98098 Date Analyzed: 11/9/2021

Matrix: WATER Instrument: Max

APPL ID.	Client Sample No.	SURROGATE: 4-BROMOFLUOROBENZENE (S)					
		Limits	Result	Qualifier	Limits	Result	Qualifier
211109AM-LCS	Lab Control Spike	85-114	99.2				
211109AM-LCSD	Lab Control SpikeD	85-114	99.2				
211109AM-BLK	Blank	85-114	100				
BA45099	ERH1886	85-114	100				
BA45100	ERH1887	85-114	95.2				
BA45101	ERH1889	85-114	100				

Comments: Batch: #GRO86-211109AM

EPA 8260B

Form 4

Blank Summary

Lab Name:	APPL, Inc.	SDG No:	98098
Case No:	98098	Date Analyzed:	11/9/2021
Matrix:	WATER	Instrument:	Max
Blank ID:	211109AM-BLK	Time Analyzed:	1122

APPL ID.	Client Sample No.	File ID.	Date Analyzed	
211109AM-LCS	Lab Control Spike	1109M06	11/9/2021	1025
211109AM-LCSD	Lab Control SpikeD	1109M07	11/9/2021	1053
211109AM-BLK	Blank	1109M08	11/9/2021	1122
BA45099	ERH1886	1109M09	11/9/2021	1150
BA45100	ERH1887	1109M10	11/9/2021	1219
BA45101	ERH1889	1109M11	11/9/2021	1247

Comments: Batch: #GRO86-211109AM

Method Blank
EPA 8260B GRO WATER

APPL Inc.
908 North Temperance Avenu
Clovis, CA 93611

Blank Name/QCG: **211109W-45099 - 270327**
Batch ID: #GRO86-211109AM

Sample Type	Analyte	Result	LOQ	LOD	DL	Units	Extraction Date	Analysis Date
BLANK	GASOLINE RANGE ORGANICS	18.0 U	20	18.0	8.6	ug/L	11/9/2021	11/9/2021
BLANK	SURROGATE: 4-BROMOFLUORO	100	85-114			%	11/9/2021	11/9/2021

Quant Method: M0825SUR.M
Run #: 1109M08
Instrument: Max
Sequence: 211108
Initials: PAN

GC SC-Blank-REG MDLs-DOD
Printed: 11/11/2021 3:03:58 PM

EPA 8260B

Form 4

LCS Summary

Lab Name:	APPL, Inc.	SDG No:	98098
Case No:	98098	Date Analyzed:	11/9/2021
Matrix:	WATER	Instrument:	Max
LCS ID:	211109AM-LCS	Time Analyzed:	1025

APPL ID.	Client Sample No.	File ID.	Date Analyzed	
211109AM-LCS	Lab Control Spike	1109M06	11/9/2021	1025
211109AM-LCSD	Lab Control SpikeD	1109M07	11/9/2021	1053
211109AM-BLK	Blank	1109M08	11/9/2021	1122
BA45099	ERH1886	1109M09	11/9/2021	1150
BA45100	ERH1887	1109M10	11/9/2021	1219
BA45101	ERH1889	1109M11	11/9/2021	1247

Comments: Batch: #GRO86-211109AM

Laboratory Control Spike Recoveries

EPA 8260B GRO WATER

APPL ID: **211109W-45099 LCS - 270327**
Batch ID: #GRO86-211109AM

APPL Inc.
908 North Temperance Avenue
Clovis, CA 93611

Compound Name	Spike Lvl ug/L	SPK Result ug/L	DUP Result ug/L	SPK % Recovery	DUP % Recovery	Recovery Limits	RPD %	RPD Limits
GASOLINE RANGE ORGANICS	300	279	303	93.0	101	78-122	8.2	20
SURROGATE: 4-BROMOFLUOROBENZE	25.0	24.8	24.8	99.2	99.2	85-114		

Comments:

Primary	SPK	DUP
Quant Method :	M0825SUR.M	M0825SUR.M
Extraction Date :	11/9/2021	11/9/2021
Analysis Date :	11/9/2021	11/9/2021
Instrument :	Max	Max
Run :	1109M06	1109M07
Initials :	PAN	

SW846 9060A

Form 4

Blank Summary

Lab Name:	APPL, Inc.	SDG No:	98098
Case No:	98098	Date Analyzed:	11/5/2021
Matrix:	WATER	Instrument:	TICTOC
Blank ID:	211105A-BLK	Time Analyzed:	1808

APPL ID.	Client Sample No.	File ID.	Date Analyzed
211105A-BLK	Blank	26	11/5/2021 1808
211105A-LCS	Lab Control Spike	27	11/5/2021 1850
211105A-LCSD	Lab Control SpikeD	28	11/5/2021 1932
BA45100	ERH1887	38	11/6/2021 0231

Comments: Batch: #TOCW5-211105A

WETLAB BLANK

APPL Inc.
908 North Temperance Avenue
Clovis, CA 93611

Method	Analyte	Result	LOQ	LOD	DL	Units	Prep Date	Analysis Date	QC Group
SW846 90	TOTAL ORGANIC C	0.350 U	0.93	0.350	0.130	mg/L	11/05/21	11/05/21	#TOCW5-211105A-BA43145

Wetlab SC-Blank-REG MDLs
Printed: 11/11/2021 2:56:30 PM

SW846 9060A

Form 4

LCS Summary

Lab Name:	APPL, Inc.	SDG No:	98098
Case No:	98098	Date Analyzed:	11/5/2021
Matrix:	WATER	Instrument:	TICTOC
LCS ID:	211105A-LCS	Time Analyzed:	1850

APPL ID.	Client Sample No.	File ID.	Date Analyzed
211105A-BLK	Blank	26	11/5/2021 1808
211105A-LCS	Lab Control Spike	27	11/5/2021 1850
211105A-LCSD	Lab Control SpikeD	28	11/5/2021 1932
BA45100	ERH1887	38	11/6/2021 0231

Comments: Batch: #TOCW5-211105A

Laboratory Control Spike Recoveries

WETLAB

APPL Inc.
908 North Temperance Avenue
Clovis, CA 93611

Method	Compound Name	Spike Lvl mg/L	SPK Res mg/L	DUP Res mg/L	SPK % Recov	DUP % Recov	RPD	RPD Max	QC Limits	Extract Date-Spk	Analysis Date-Spk	Extract Date-Dup	Analysis Date-Dup	QC Group
SW846 90	TOTAL ORGANIC CARBO	5.00	4.54	4.59	90.8	91.8	1.1	20	80-120	11/05/21	11/05/21	11/05/21	11/05/21	#TOCW5-211105A-BA431

Comments:

ORGANICS
Calibration Data

TPH Extractables
DOC1028

Form 6
Initial Calibration

Lab Name: APPL, Inc. SDG No:
Case No: Initial Cal. Date: 10/28/2021
Matrix: Water Instrument: Apollo Initials: KA

		Compound	1	2	3	4	5	6	7				Avg	%RSD	Type	r^2	Q
			1028003.D	1028004.D	1028005.D	1028006.D	1028007.D	1028008.D	1028009.D								
1	HATM	Diesel (C10-C24)	2983809	2406563	2517872	2418941	2337993	2387715	2563791				2516669	8.7	HATM		
2	HBTML	Motor Oil (C24-C40)	5192328	3260715	2065863	1824592	1695984	1676117	1728658				2492037	53	HBTM	1.000	
3	SA	Ortho-Terphenyl(S)	3637234	3178668	3119876	3035678	2926966	2905323	3088794				3127505	7.9	SA		
4	SA	Octacosane(S)	2469203	2170507	2286410	2275552	2170413	2171254	2286658				2261428	4.8	SA		
5																	
6																	
7																	
8																	
9																	
10																	
11																	
12																	
13																	
14																	
15																	
16																	
17																	
18																	
19																	
20																	
21																	
22																	
23																	
24																	
25																	
26																	
27																	
28																	
29																	
30																	
31																	
32																	
33																	
34																	
35																	

2.118919

Quantitation Report (Not Reviewed)

Data File : G:\APOLLO\DATA\211028\1028003.D Vial: 3
Acq On : 10-28-21 9:19:03 Operator: KA
Sample : DMO STD 1 10/28/21 Inst : Apollo
Misc : water Multiplr: 1.00
IntFile : events.e
Quant Time: Oct 28 15:39 2021 Quant Results File: DOC1028.RES

Method : G:\APOLLO\DATA\211028\DOC1028.M (Chemstation Integrator)
Title : 8015 B&C
Last Update : Thu Oct 28 15:39:11 2021
Response via : Multiple Level Calibration

Volume Inj. : 2UL
Signal Phase : DB-5
Signal Info : FID02A

Compound	R.T.	Response	Conc Units
System Monitoring Compounds			
3) SA Ortho-Terphenyl(S)	7.53	1818617	0.291 ppb
Surrogate Spike 30.000		Recovery =	0.97%
4) SA Octacosane(S)	9.82	1234601	0.273 ppb
Surrogate Spike 30.000		Recovery =	0.91%
Target Compounds			
1) HATM Diesel (C10-C24)	6.49	29838086	5.928 ppb
2) HBTM Motor Oil (C24-C40)	14.96	51923283	5.234 ppb

Target Compounds

(f)=RT Delta > 1/2 Window (m)=manual int.

Data File: G:\APOLLO\DATA\211028\1028003.D
Sample : DMO STD 1 10/28/21

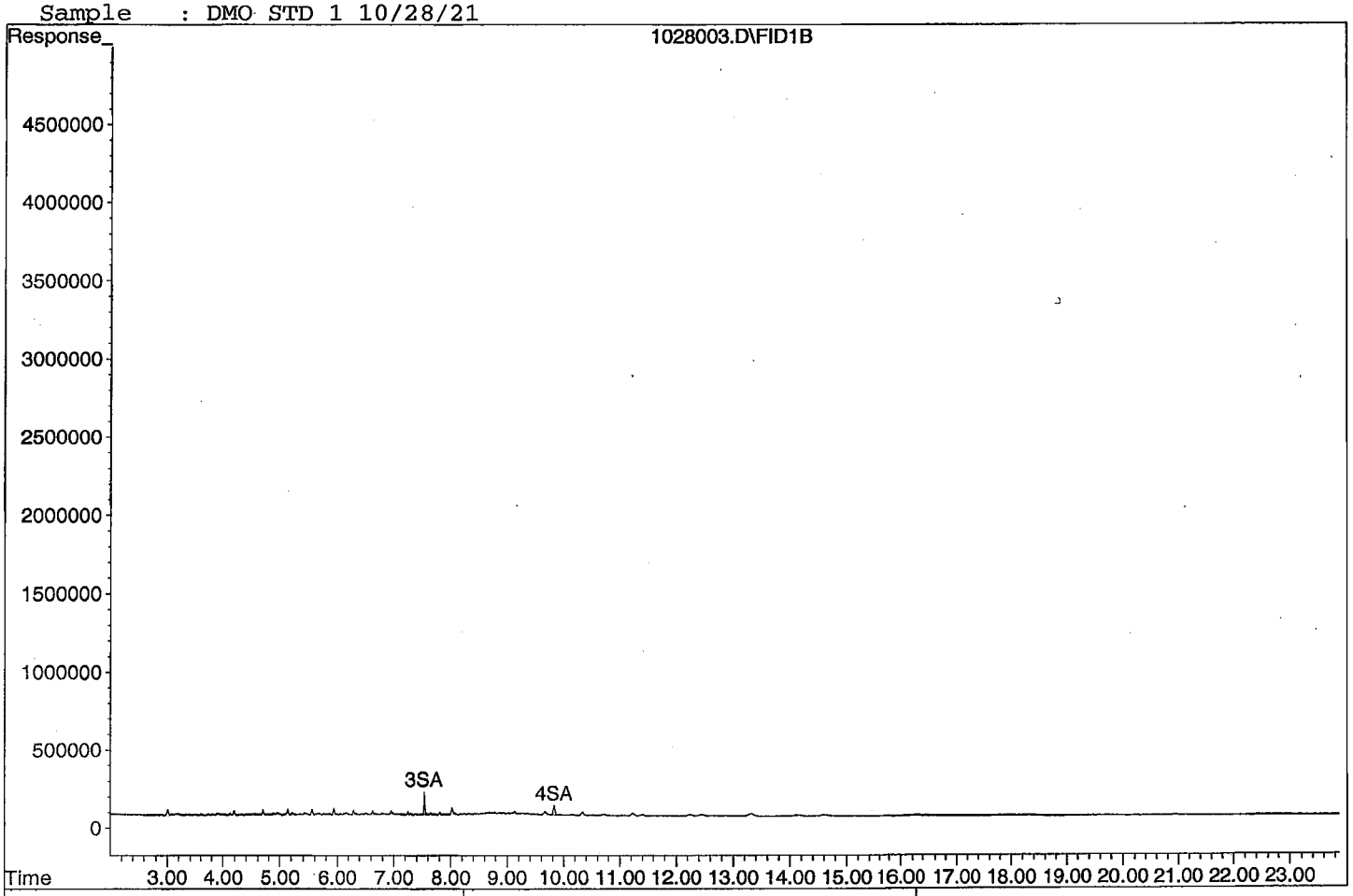

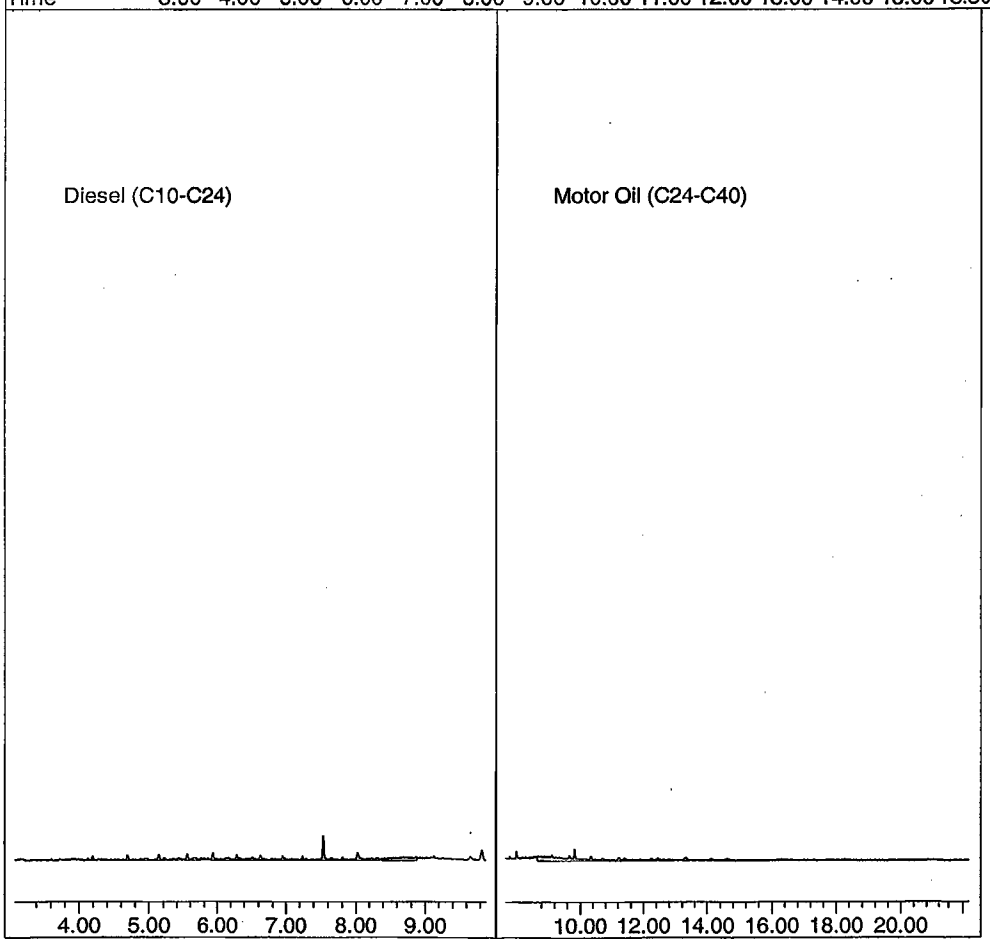

Quantitation Report (Not Reviewed)

Data File : G:\APOLLO\DATA\211028\1028004.D
Vial: 4
Acq On : 10-28-21 9:47:06
Operator: KA
Sample : DMO STD 2 10/28/21
Inst : Apollo
Misc : water
Multiplr: 1.00
IntFile : events.e
Quant Time: Oct 28 15:39 2021 Quant Results File: DOC1028.RES

Method : G:\APOLLO\DATA\211028\DOC1028.M (Chemstation Integrator)
Title : 8015 B&C
Last Update : Thu Oct 28 15:39:11 2021
Response via : Multiple Level Calibration

Volume Inj. : 2UL
Signal Phase : DB-5
Signal Info : FID02A

Compound	R.T.	Response	Conc Units
System Monitoring Compounds			
3) SA Ortho-Terphenyl(S)	7.53	3178668	0.508 ppb
Surrogate Spike 30.000	Recovery	=	1.69%
4) SA Octacosane(S)	9.82	2170507	0.480 ppb
Surrogate Spike 30.000	Recovery	=	1.60%
Target Compounds			
1) HATM Diesel (C10-C24)	6.49	48131263	9.562 ppb
2) HBTM Motor Oil (C24-C40)	14.96	65214303	9.152 ppb

Target Compounds

(f)=RT Delta > 1/2 Window (m)=manual int.

Quantitation Report

Data File: G:\APOLLO\DATA\211028\1028004.D
Sample : DMO STD 2 10/28/21

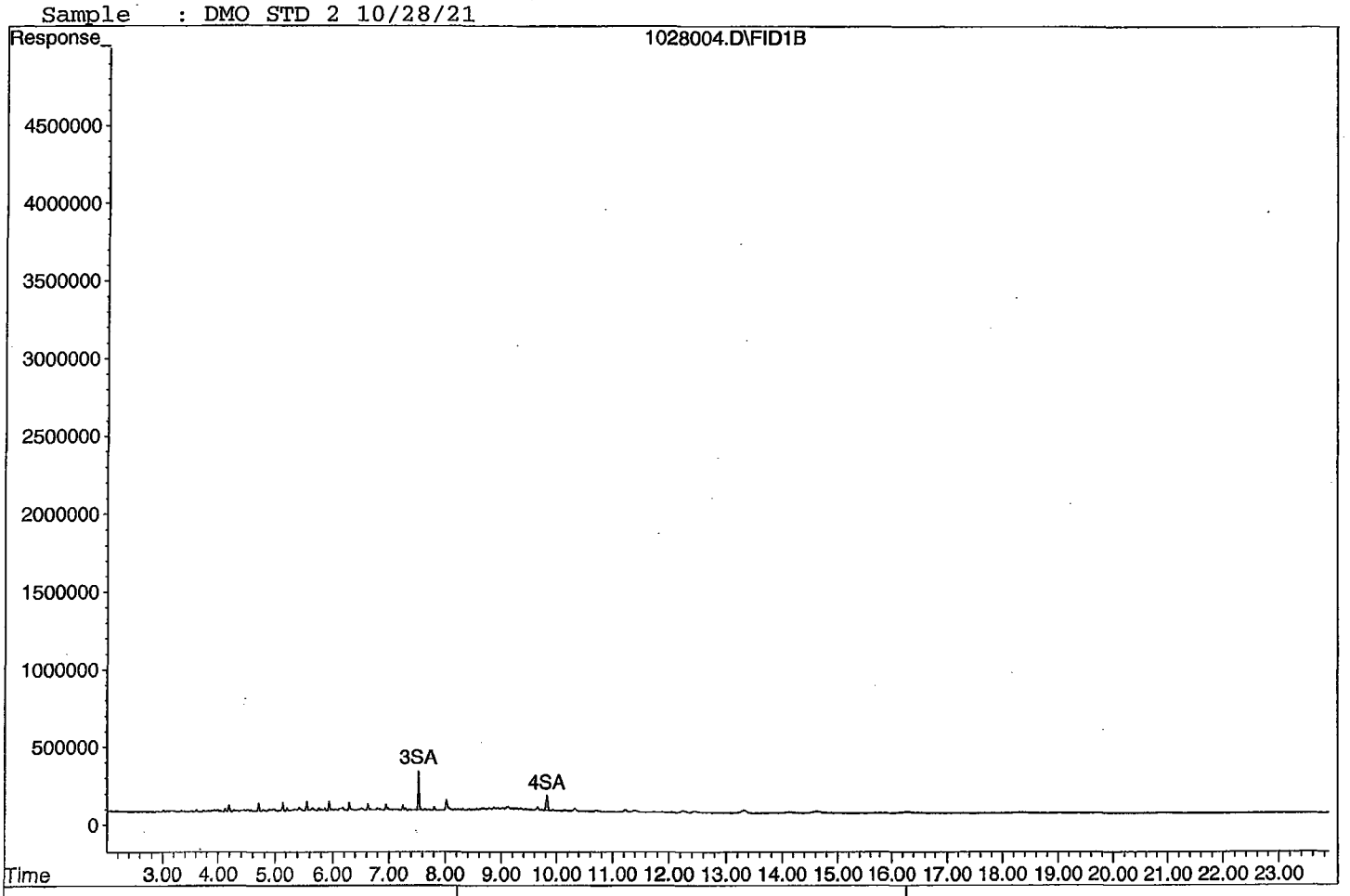

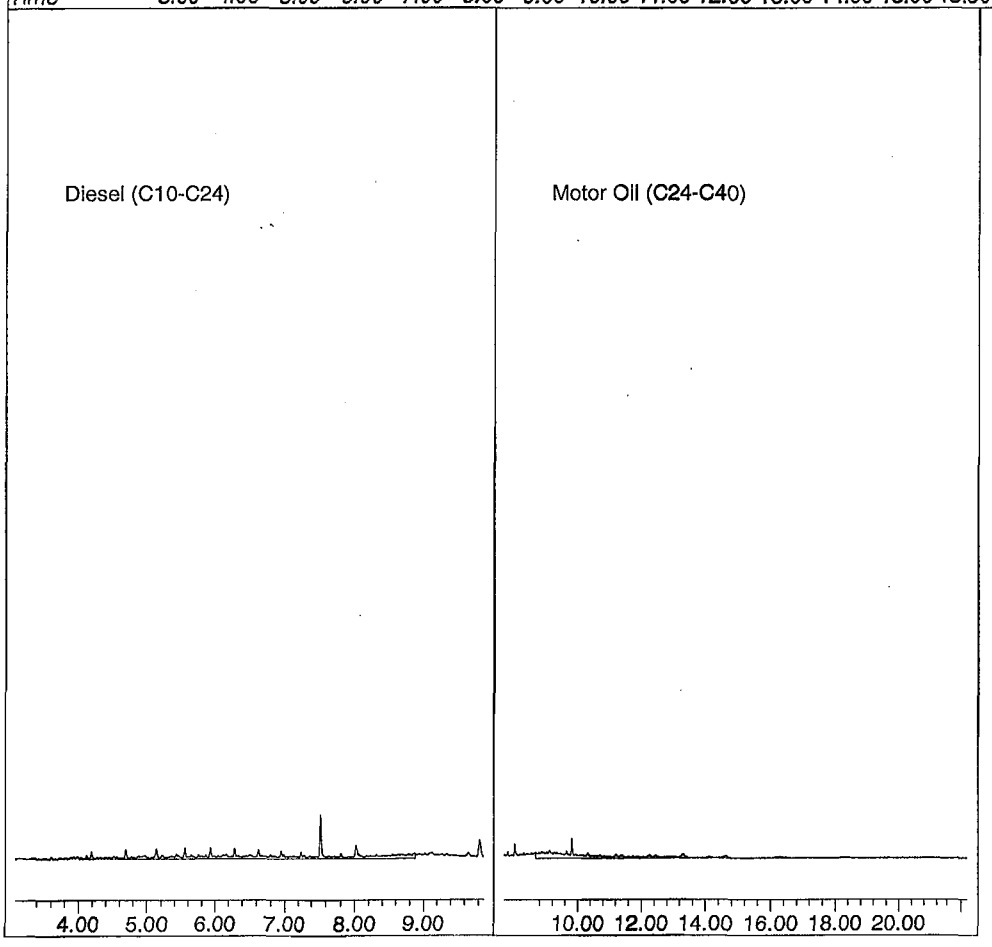

Quantitation Report (Not Reviewed)

Data File : G:\APOLLO\DATA\211028\1028005.D
Acq On : 10-28-21 10:15:13
Sample : DMO STD 3 10/28/21
Misc : water
IntFile : events.e
Quant Time: Oct 28 15:39 2021 Quant Results File: DOC1028.RES

Vial: 5
Operator: KA
Inst : Apollo
Multiplr: 1.00

Method : G:\APOLLO\DATA\211028\DOC1028.M (Chemstation Integrator)
Title : 8015 B&C
Last Update : Thu Oct 28 15:39:11 2021
Response via : Multiple Level Calibration

Volume Inj. : 2UL
Signal Phase : DB-5
Signal Info : FID02A

Compound	R.T.	Response	Conc Units
System Monitoring Compounds			
3) SA Ortho-Terphenyl(S)	7.53	15599382	2.494 ppb
Surrogate Spike 30.000		Recovery =	8.31%
4) SA Octacosane(S)	9.82	11432050	2.528 ppb
Surrogate Spike 30.000		Recovery =	8.43%
Target Compounds			
1) HATM Diesel (C10-C24)	6.49	251787231	50.024 ppb
2) HBTM Motor Oil (C24-C40)	14.96	206586322	50.832 ppb

Target Compounds

(f)=RT Delta > 1/2 Window (m)=manual int.

Quantitation Report

Data File: G:\APOLLO\DATA\211028\1028005.D
Sample : DMO STD 3 10/28/21

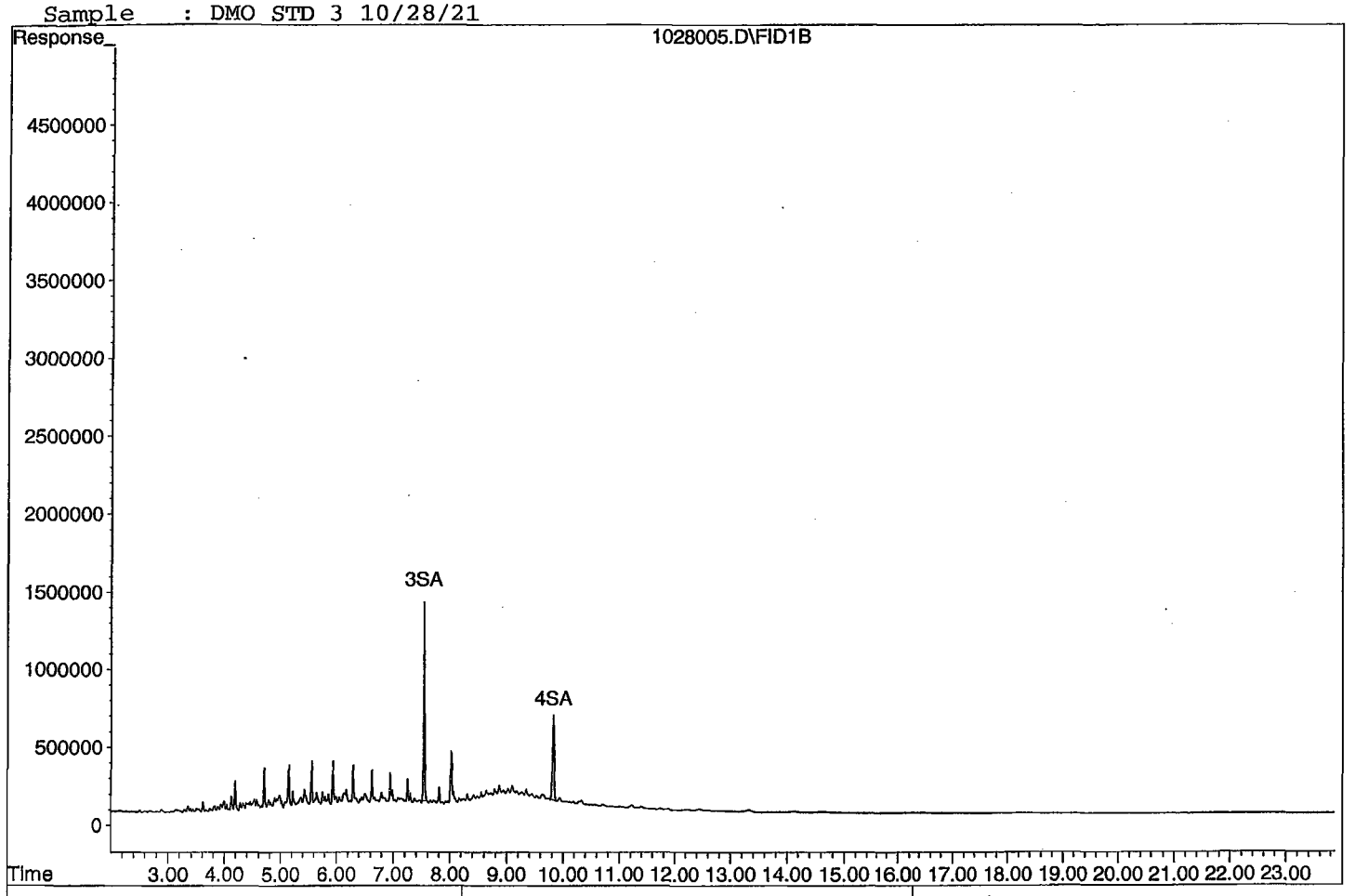





Quantitation Report (Not Reviewed)

Data File : G:\APOLLO\DATA\211028\1028006.D
Acq On : 10-28-21 10:43:31
Sample : DMO STD 4 10/28/21
Misc : water
IntFile : events.e
Quant Time: Oct 28 15:39 2021 Quant Results File: DOC1028.RES

Vial: 6
Operator: KA
Inst : Apollo
Multiplr: 1.00

Method : G:\APOLLO\DATA\211028\DOC1028.M (Chemstation Integrator)
Title : 8015 B&C
Last Update : Thu Oct 28 15:39:11 2021
Response via : Multiple Level Calibration

Volume Inj. : 2UL
Signal Phase : DB-5
Signal Info : FID02A

Compound	R.T.	Response	Conc Units
System Monitoring Compounds			
3) SA Ortho-Terphenyl(S)	7.53	75891940	12.133 ppb
Surrogate Spike 30.000		Recovery =	40.44%
4) SA Octacosane(S)	9.82	56888797	12.578 ppb
Surrogate Spike 30.000		Recovery =	41.93%
Target Compounds			
1) HATM Diesel (C10-C24)	6.49	1209470396	240.292 ppb
2) HBTM Motor Oil (C24-C40)	14.96	912296132	258.892 ppb

Target Compounds

(f)=RT Delta > 1/2 Window (m)=manual int.

Quantitation Report

Data File: G:\APOLLO\DATA\211028\1028006.D
Sample : DMO STD 4 10/28/21

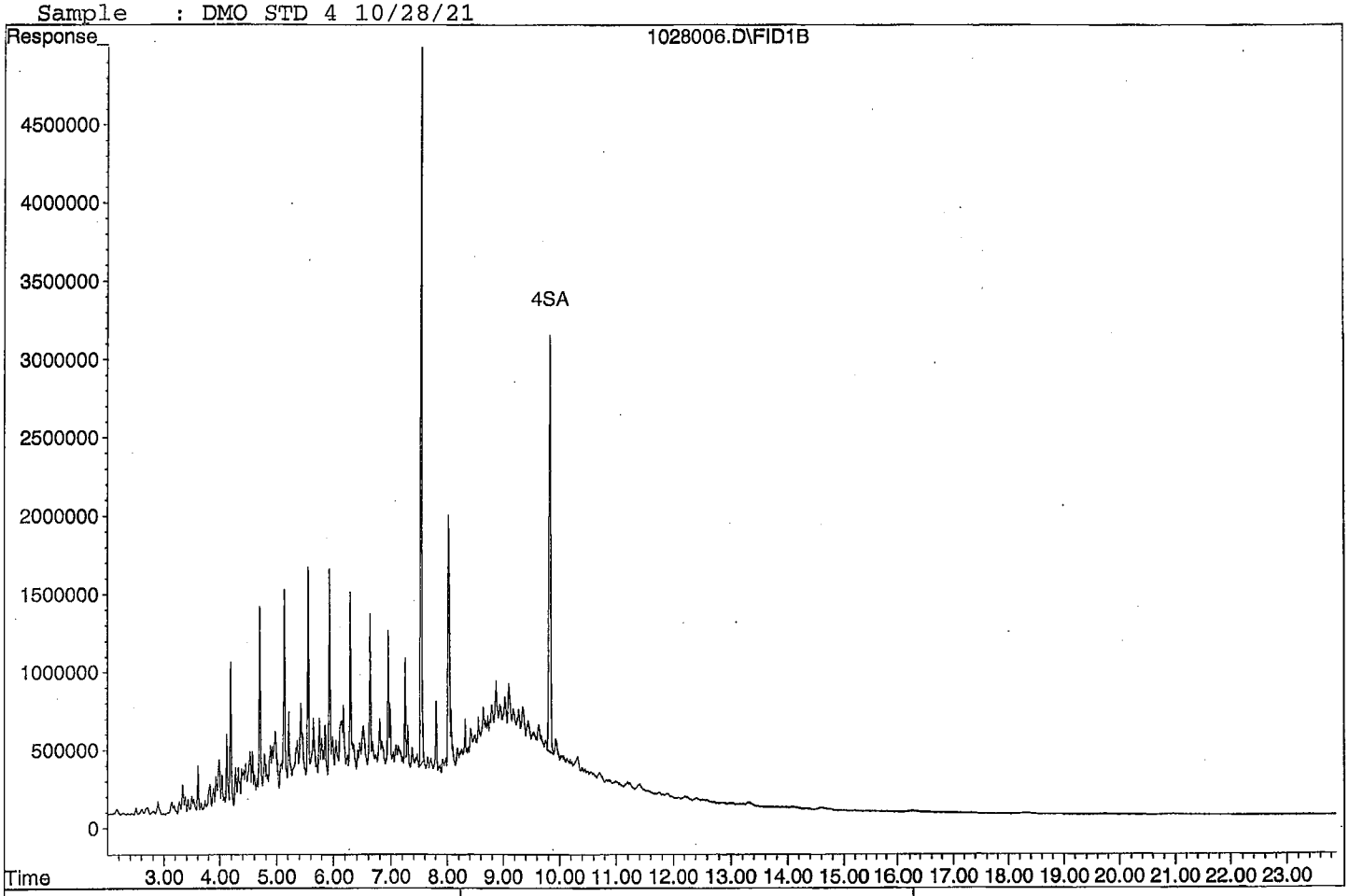

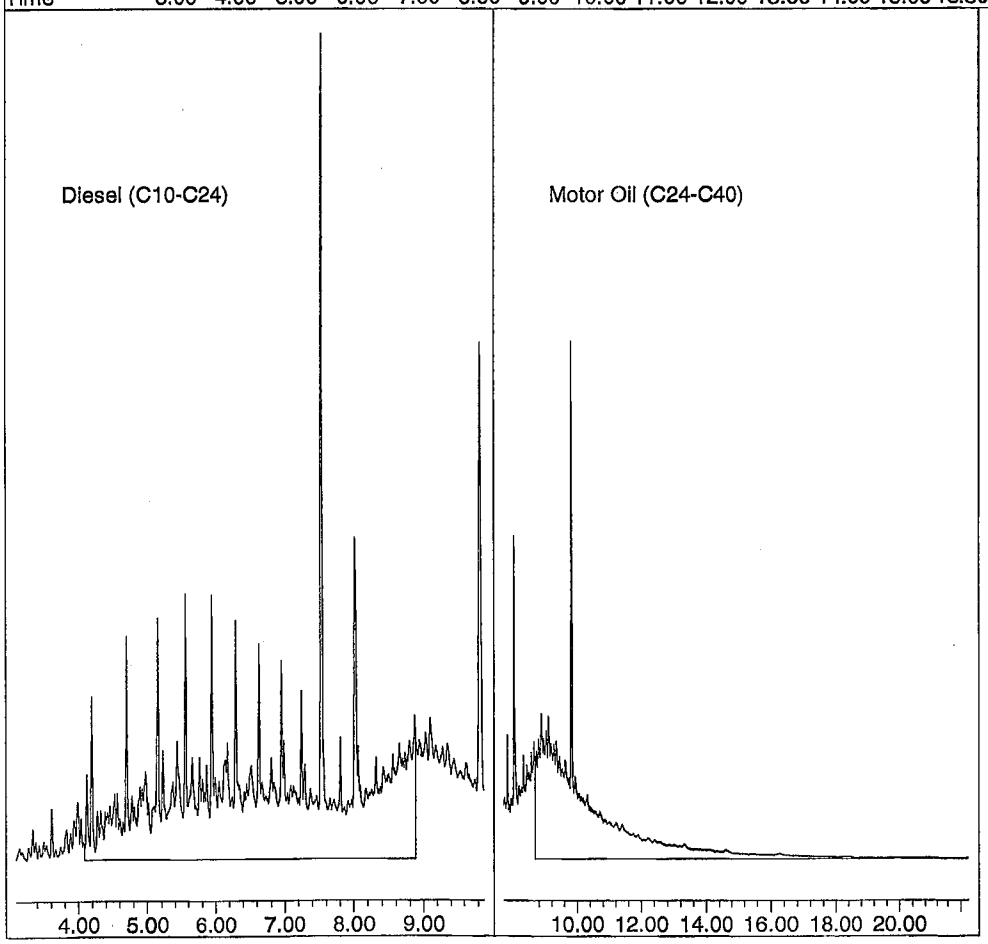

Quantitation Report (Not Reviewed)

Data File : G:\APOLLO\DATA\211028\1028007.D Vial: 7
Acq On : 10-28-21 11:11:42 Operator: KA
Sample : DMO STD 5 10/28/21 Inst : Apollo
Misc : water Multiplr: 1.00
IntFile : events.e
Quant Time: Oct 28 15:39 2021 Quant Results File: DOC1028.RES

Method : G:\APOLLO\DATA\211028\DOC1028.M (Chemstation Integrator)
Title : 8015 B&C
Last Update : Thu Oct 28 15:39:11 2021
Response via : Multiple Level Calibration

Volume Inj. : 2UL
Signal Phase : DB-5
Signal Info : FID02A

Compound	R.T.	Response	Conc Units
System Monitoring Compounds			
3) SA Ortho-Terphenyl(S)	7.54	292696553	46.794 ppb
Surrogate Spike 30.000		Recovery =	155.98%
4) SA Octacosane(S)	9.83	217041298	47.988 ppb
Surrogate Spike 30.000		Recovery =	159.96%
Target Compounds			
1) HATM Diesel (C10-C24)	6.49	4675985227	929.003 ppb
2) HBTM Motor Oil (C24-C40)	14.96	3391967397	989.959 ppb

Target Compounds

Quantitation Report

Data File: G:\APOLLO\DATA\211028\1028007.D
Sample : DMO STD 5 10/28/21

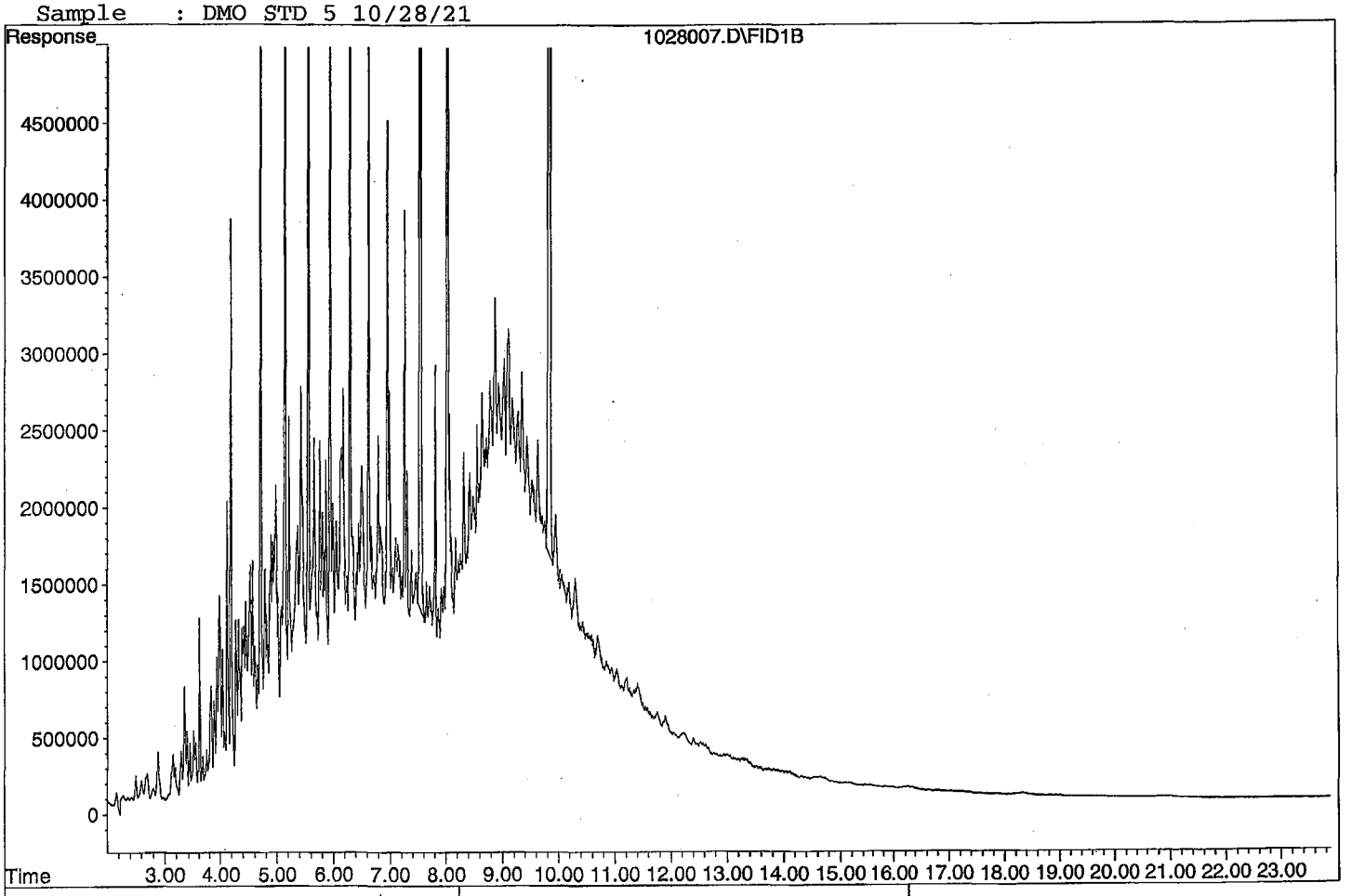

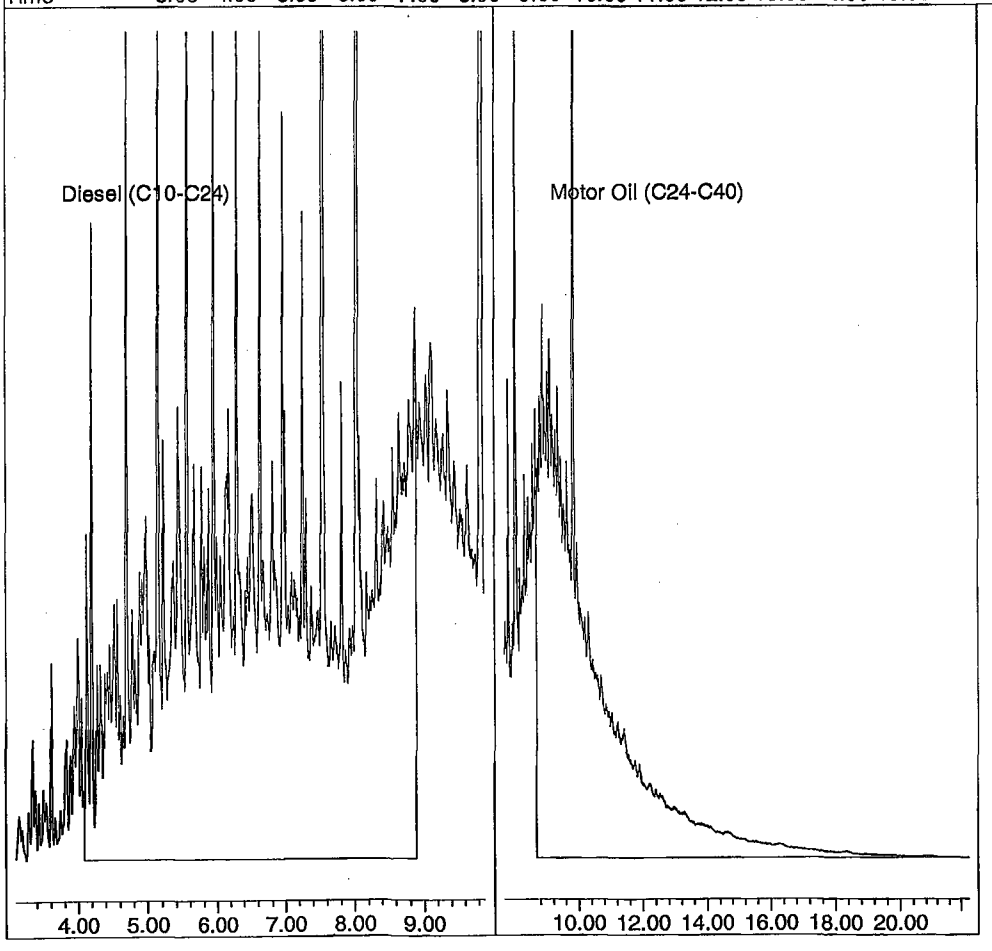

Quantitation Report (Not Reviewed)

Data File : G:\APOLLO\DATA\211028\1028008.D Vial: 8
Acq On : 10-28-21 11:39:55 Operator: KA
Sample : DMO STD 6 10/28/21 Inst : Apollo
Misc : water Multiplr: 1.00
IntFile : events.e
Quant Time: Oct 28 15:39 2021 Quant Results File: DOC1028.RES

Method : G:\APOLLO\DATA\211028\DOC1028.M (Chemstation Integrator)
Title : 8015 B&C
Last Update : Thu Oct 28 15:39:11 2021
Response via : Multiple Level Calibration

Volume Inj. : 2UL
Signal Phase : DB-5
Signal Info : FID02A

Compound	R.T.	Response	Conc Units
System Monitoring Compounds			
3) SA Ortho-Terphenyl(S)	7.54	435798382	69.672 ppb
Surrogate Spike 30.000		Recovery =	232.24%
4) SA Octacosane(S)	9.84	325688048	72.009 ppb
Surrogate Spike 30.000		Recovery =	240.03%
Target Compounds			
1) HATM Diesel (C10-C24)	6.49	7163144090	1423.140 ppb
2) HBTM Motor Oil (C24-C40)	14.96	5028351305	1472.405 ppb

Target Compounds

(f)=RT Delta > 1/2 Window (m)=manual int.

1028008.D DOC1028.M Thu Oct 28 15:42:38 2021 Page 1

Quantitation Report

Data File: G:\APOLLO\DATA\211028\1028008.D
Sample : DMO STD 6 10/28/21

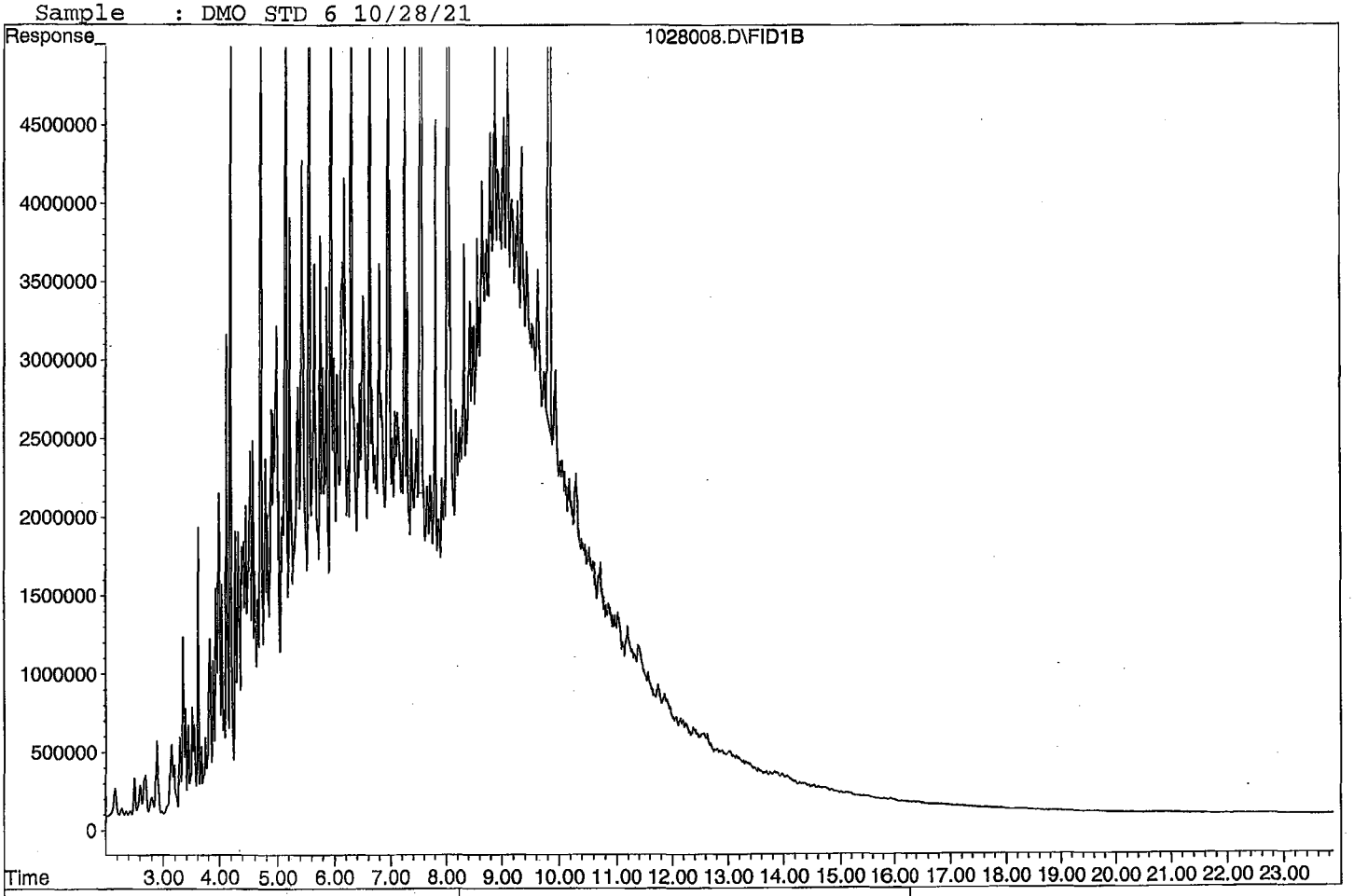

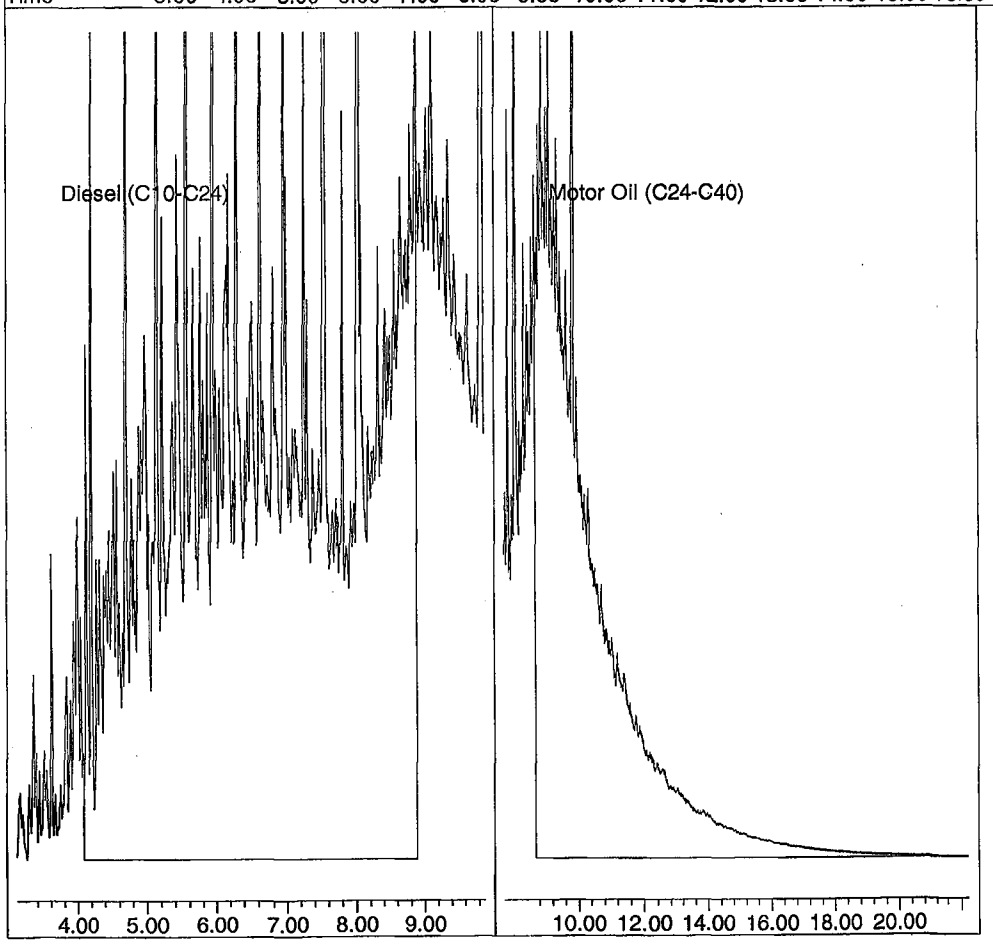

Quantitation Report (Not Reviewed)

Data File : G:\APOLLO\DATA\211028\1028009.D Vial: 9
Acq On : 10-28-21 12:08:10 Operator: KA
Sample : DMO STD 7 10/28/21 Inst : Apollo
Misc : water Multiplr: 1.00
IntFile : events.e
Quant Time: Oct 28 15:39 2021 Quant Results File: DOC1028.RES

Method : G:\APOLLO\DATA\211028\DOC1028.M (Chemstation Integrator)
Title : 8015 B&C
Last Update : Thu Oct 28 15:39:11 2021
Response via : Multiple Level Calibration

Volume Inj. : 2UL
Signal Phase : DB-5
Signal Info : FID02A

Compound	R.T.	Response	Conc Units
System Monitoring Compounds			
3) SA Ortho-Terphenyl(S)	7.54	617758709	98.762 ppb
Surrogate Spike 30.000		Recovery =	329.21%
4) SA Octacosane(S)	9.85	457331573	101.116 ppb
Surrogate Spike 30.000		Recovery =	337.05%
Target Compounds			
1) HATM Diesel (C10-C24)	6.49	10255165539	2037.448 ppb
2) HBTM Motor Oil (C24-C40)	14.96	6914631831	2028.526 ppb

Target Compounds

Data File: G:\APOLLO\DATA\211028\1028009.D
Sample : DMO STD 7 10/28/21

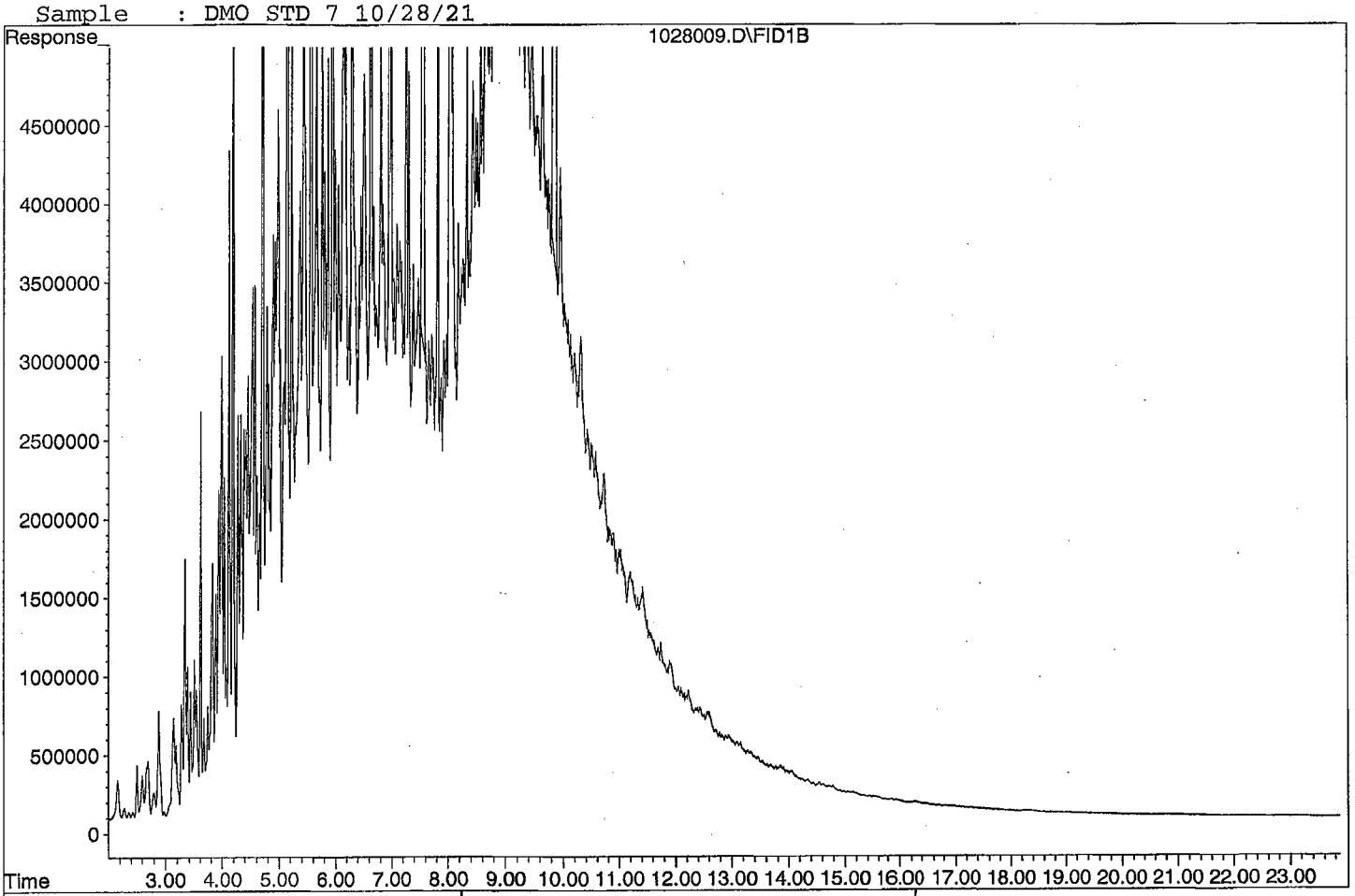

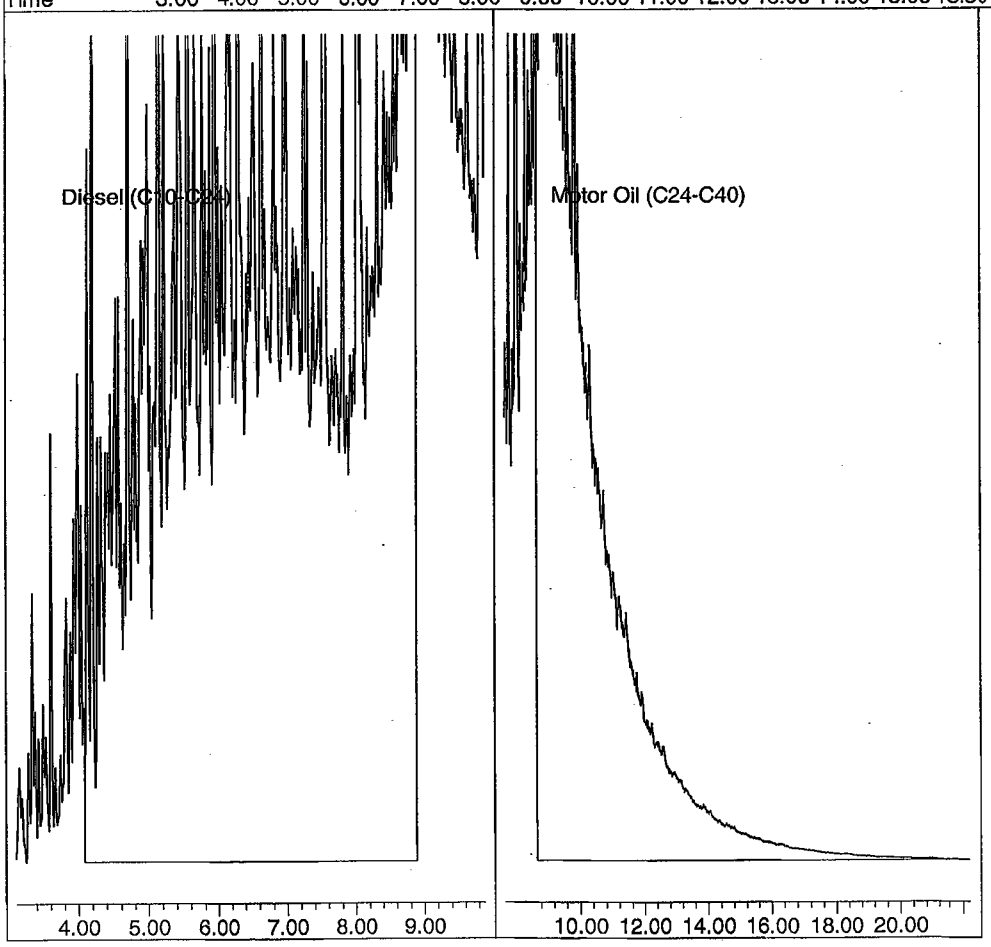

TPH Extractables
DOC1028

Form 7

Second Source Calibration

Lab Name: APPL, Inc.
Case No:
Matrix: Water

SDG No:
Date Analyzed: 10/28/2021
Instrument: Apollo
Initial Cal. Date: 10/28/2021
Data File: 1028010.D

		Compound	MEAN	CCRF	%D		%Drift
1	HATM	Diesel (C10-C24)	2516670	2266400	9.9	HATM	
2	HBTM	Motor Oil (C24-C40)	2492040	1663520	33	HBTML	5.9
3							
4							
5							
6							
7							
8							
9							
10							
11							
12							
13							
14							
15							
16							
17							
18							
19							
20							
21							
22							
23							
24							
25							
26							
27							
28							
29							
30							
31							
32							
33							
34							
35							
36							
37							
38							
39							
40							
		Average			21.5		

Quantitation Report (Not Reviewed)

Data File : G:\APOLLO\DATA\211028\1028010.D Vial: 10
Acq On : 10-28-21 12:36:26 Operator: KA
Sample : DMO Second Source 10/28/21 Inst : Apollo
Misc : water Multiplr: 1.00
IntFile : events.e
Quant Time: Oct 28 15:39 2021 Quant Results File: DOC1028.RES

Method : G:\APOLLO\DATA\211028\DOC1028.M (Chemstation Integrator)
Title : 8015 B&C
Last Update : Thu Oct 28 15:39:11 2021
Response via : Multiple Level Calibration

Volume Inj. : 2UL
Signal Phase : DB-5
Signal Info : FID02A

Compound	R.T.	Response	Conc Units
System Monitoring Compounds			
3) SA Ortho-Terphenyl(S)	7.53	4250105	0.679 ppb
Surrogate Spike 30.000	Recovery	=	2.26%
4) SA Octacosane(S)	9.83	-3553	N.D. ppb
Surrogate Spike 30.000	Recovery	=	0.00%
Target Compounds			
1) HATM Diesel (C10-C24)	6.49	1133202337	225.139 ppb
2) HBTM Motor Oil (C24-C40)	14.96	831758038	235.148 ppb

Target Compounds

(f)=RT Delta > 1/2 Window (m)=manual int.

1028010.D DOC1028.M Thu Oct 28 15:42:42 2021 Page 1

Data File: G:\APOLLO\DATA\211028\1028010.D
Sample : DMO Second Source 10/28/21

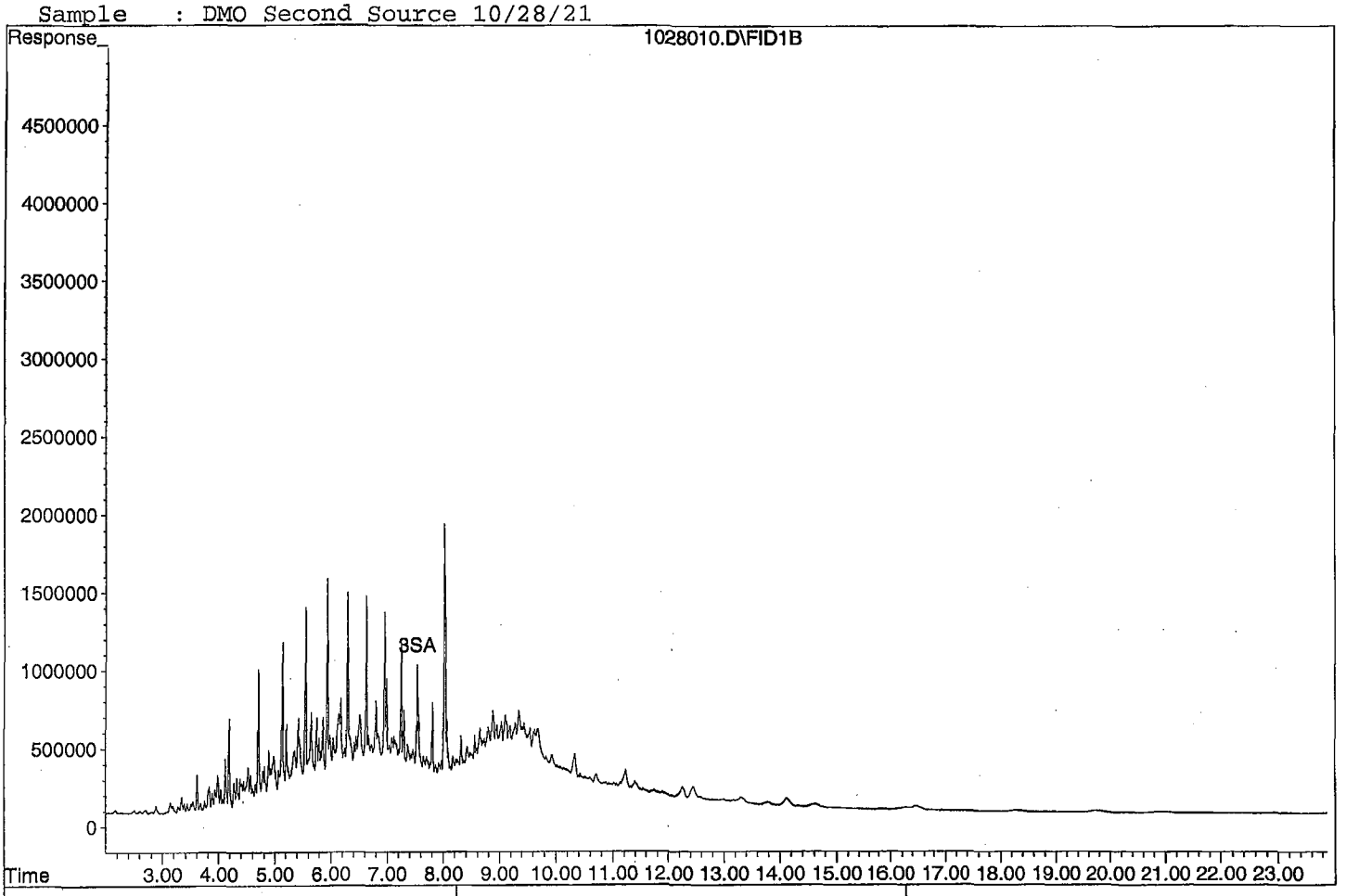

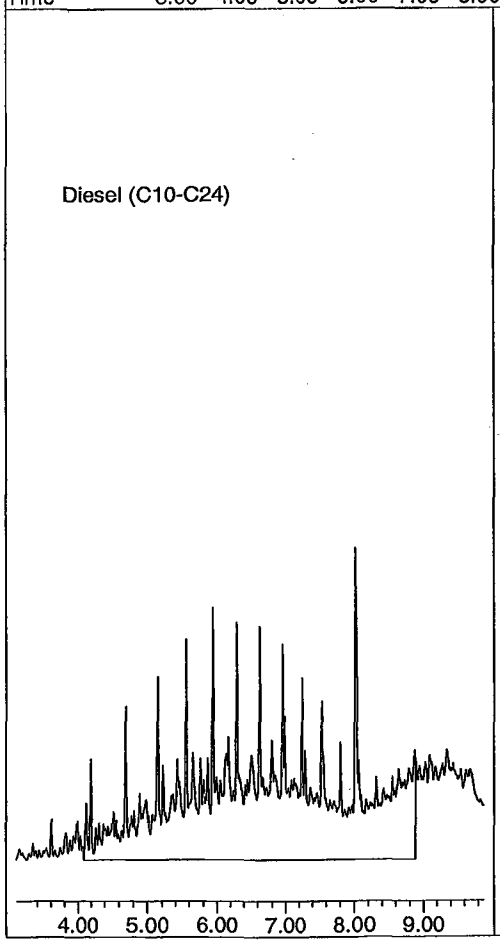



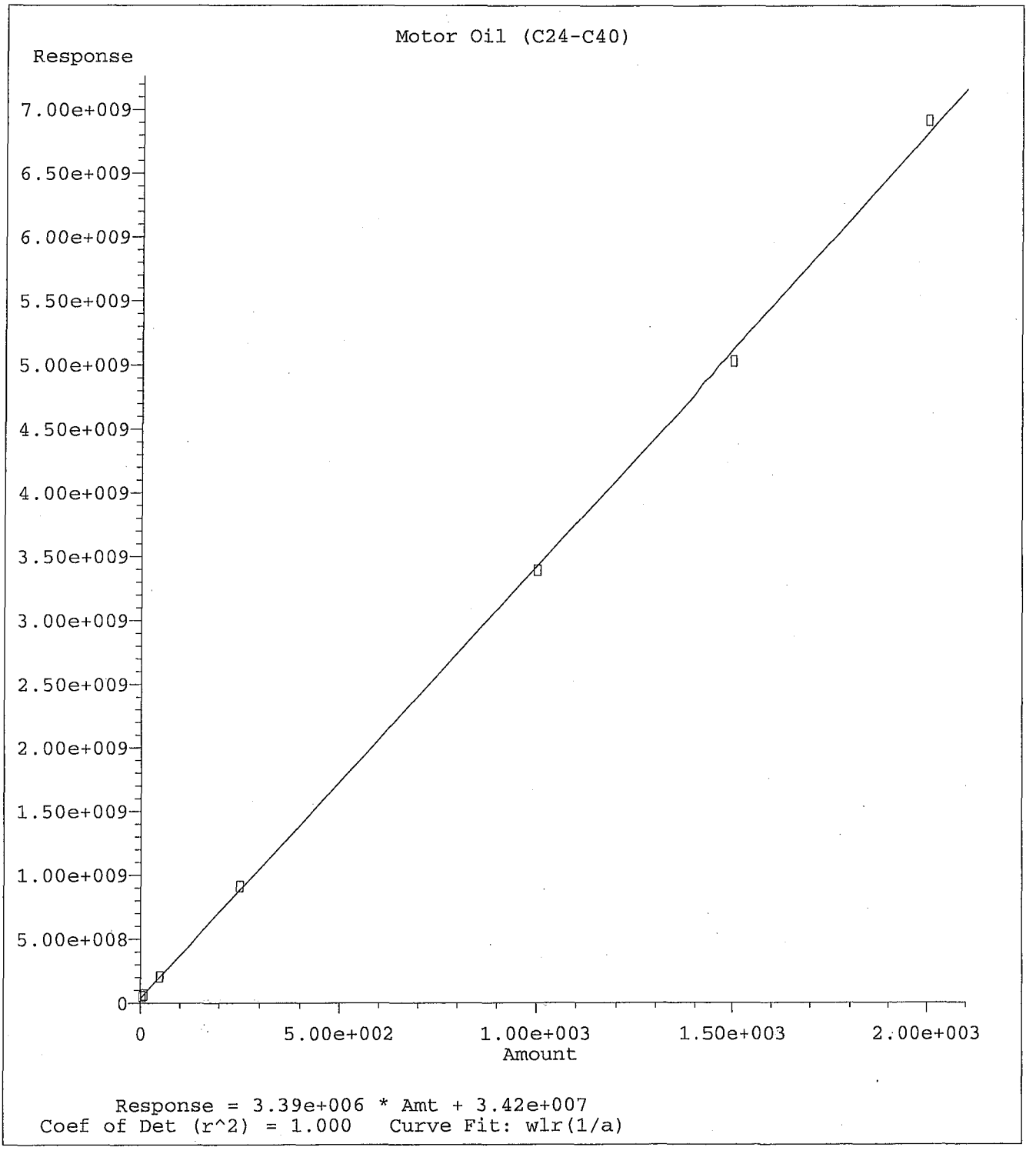

Method Name: G:\APOLLO\DATA\211028\DOC1028.M
Calibration Table Last Updated: Thu Oct 28 15:37:06 2021

TPH Extractables
DOC1028

Form 7

Continuing Calibration

Lab Name: APPL, Inc.
Case No:
Matrix: Water

SDG No:
Date Analyzed: 11/11/2021
Instrument: Apollo
Initial Cal. Date: 10/28/2021
Data File: 1110031.D

		Compound	MEAN	CCRF	%D	%Drift	
1	HATM	Diesel (C10-C24)	2516670	2598370	3.2	HATM	
2	HBTM	Motor Oil (C24-C40)	2492040	1901950	24	HBTML	8.1
3	SA	Ortho-Terphenyl(S)	3127510	3109130	0.59	SA	
4	SA	Octacosane(S)	2261430	2312170	2.2	SA	
5							
6							
7							
8							
9							
10							
11							
12							
13							
14							
15							
16							
17							
18							
19							
20							
21							
22							
23							
24							
25							
26							
27							
28							
29							
30							
31							
32							
33							
34							
35							
36							
37							
38							
39							
40							
		Average			7.5		

Quantitation Report (Not Reviewed)

Data File : G:\APOLLO\DATA\211110\1110031.D Vial: 31
Acq On : 11-11-21 0:24:43 Operator: KA
Sample : DMO LVL 4 CCV 10/27/21 Inst : Apollo
Misc : water Multiplr: 1.00
IntFile : events.e
Quant Time: Nov 11 8:40 2021 Quant Results File: DOC1028.RES

Method : G:\APOLLO\DATA\211028\DOC1028.M (Chemstation Integrator)
Title : 8015 B&C
Last Update : Fri Nov 12 17:55:30 2021
Response via : Multiple Level Calibration

Volume Inj. : 2UL
Signal Phase : DB-5
Signal Info : FID02A

Compound	R.T.	Response	Conc Units
System Monitoring Compounds			
3) SA Ortho-Terphenyl(S)	7.44	77728152	12.427 ppb
Surrogate Spike 30.000		Recovery =	41.42%
4) SA Octacosane(S)	9.68	57804364	12.781 ppb
Surrogate Spike 30.000		Recovery =	42.60%
Target Compounds			
1) HATM Diesel (C10-C24)	6.49	1299185451	258.116 ppb
2) HBTM Motor Oil (C24-C40)	14.96	950974379	270.296 ppb

Target Compounds

Data File: G:\APOLLO\DATA\211110\1110031.D
Sample : DMO LVL 4 CCV 10/27/21

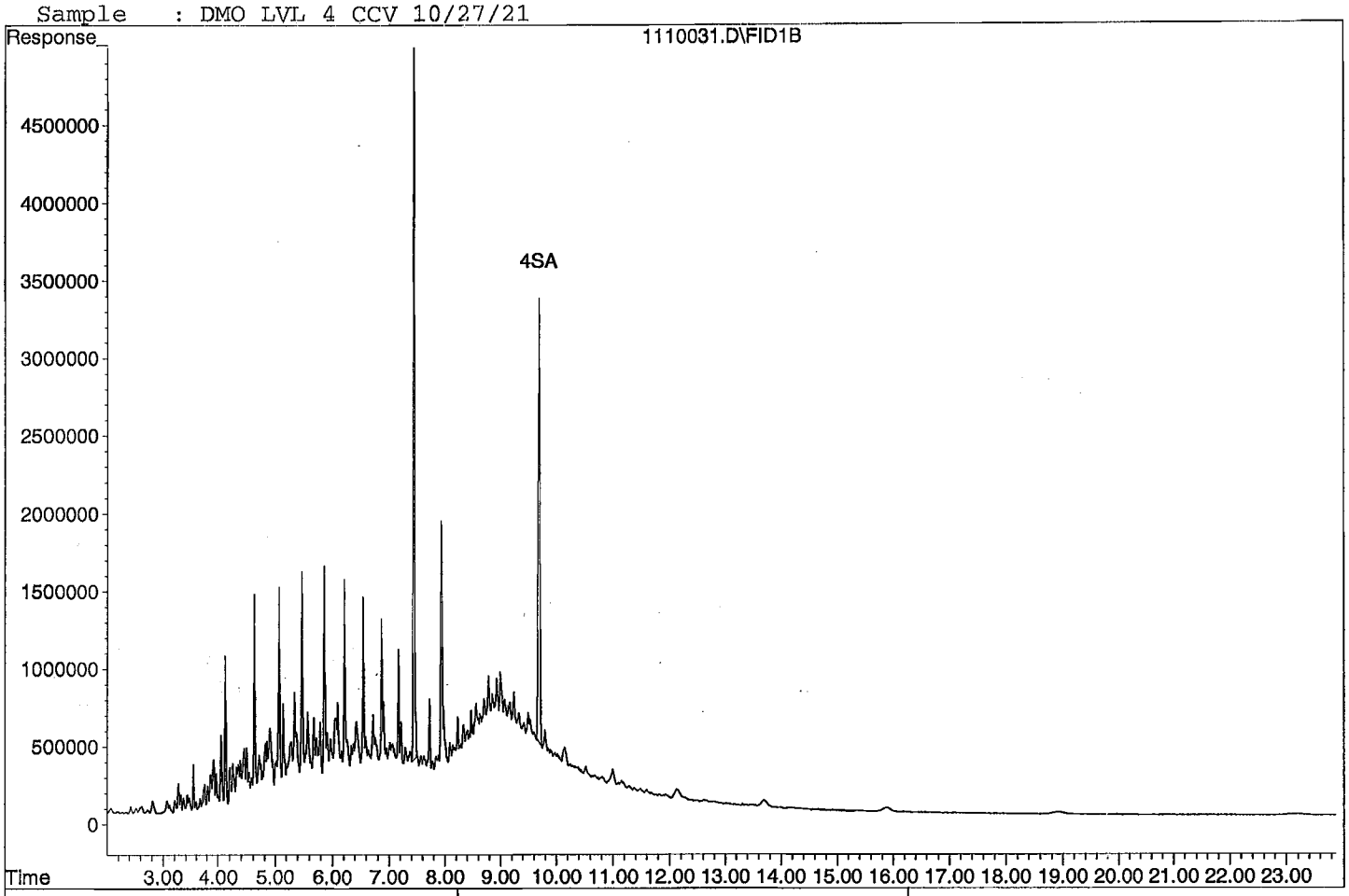

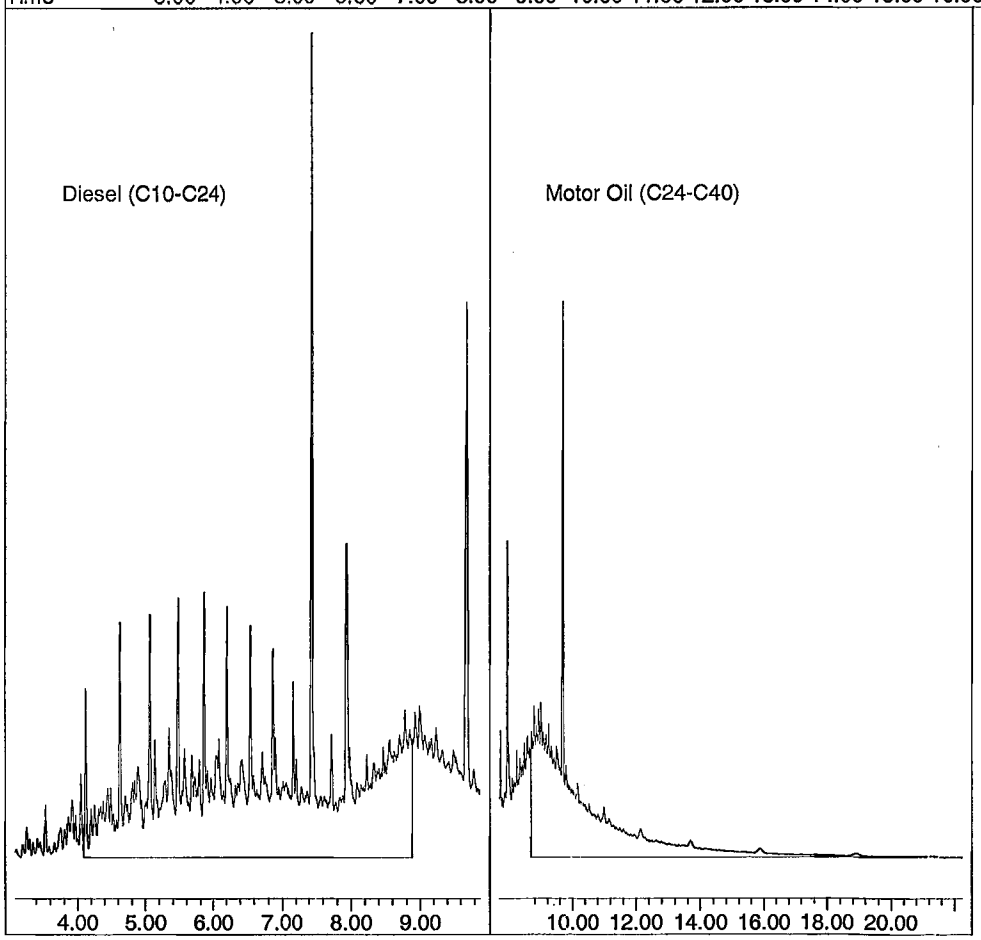

TPH Extractables
DOC1028

Form 7

Continuing Calibration

Lab Name: APPL, Inc.
Case No:
Matrix: Water

SDG No:
Date Analyzed: 11/11/2021
Instrument: Apollo
Initial Cal. Date: 10/28/2021
Data File: 1110050.D

		Compound	MEAN	CCRF	%D		%Drift
1	HATM	Diesel (C10-C24)	2516670	2557630	1.6	HATM	
2	HBTM	Motor Oil (C24-C40)	2492040	1852830	26	HBTML	5.2
3	SA	Ortho-Terphenyl(S)	3127510	3096470	0.99	SA	
4	SA	Octacosane(S)	2261430	2301810	1.8	SA	
5							
6							
7							
8							
9							
10							
11							
12							
13							
14							
15							
16							
17							
18							
19							
20							
21							
22							
23							
24							
25							
26							
27							
28							
29							
30							
31							
32							
33							
34							
35							
36							
37							
38							
39							
40							
		Average			7.6		

Quantitation Report (Not Reviewed)

Data File : G:\APOLLO\DATA\211110\1110050.D Vial: 50
Acq On : 11-11-21 9:17:01 Operator: KA
Sample : DMO LVL 4 CCV 10/27/21 Inst : Apollo
Misc : water Multiplr: 1.00
IntFile : events.e
Quant Time: Nov 11 17:44 2021 Quant Results File: DOC1028.RES

Method : G:\APOLLO\DATA\211028\DOC1028.M (Chemstation Integrator)
Title : 8015 B&C
Last Update : Fri Nov 12 17:55:30 2021
Response via : Multiple Level Calibration

Volume Inj. : 2UL
Signal Phase : DB-5
Signal Info : FID02A

Compound	R.T.	Response	Conc Units
System Monitoring Compounds			
3) SA Ortho-Terphenyl(S)	7.44	77411780	12.376 ppb
Surrogate Spike 30.000		Recovery =	41.25%
4) SA Octacosane(S)	9.68	57545270	12.723 ppb
Surrogate Spike 30.000		Recovery =	42.41%
Target Compounds			
1) HATM Diesel (C10-C24)	6.49	1278816675	254.069 ppb
2) HBTM Motor Oil (C24-C40)	14.96	926413239	263.054 ppb
Target Compounds			

(f)=RT Delta > 1/2 Window (m)=manual int.

Data File: G:\APOLLO\DATA\211110\1110050.D
Sample : DMO LVL 4 CCV 10/27/21

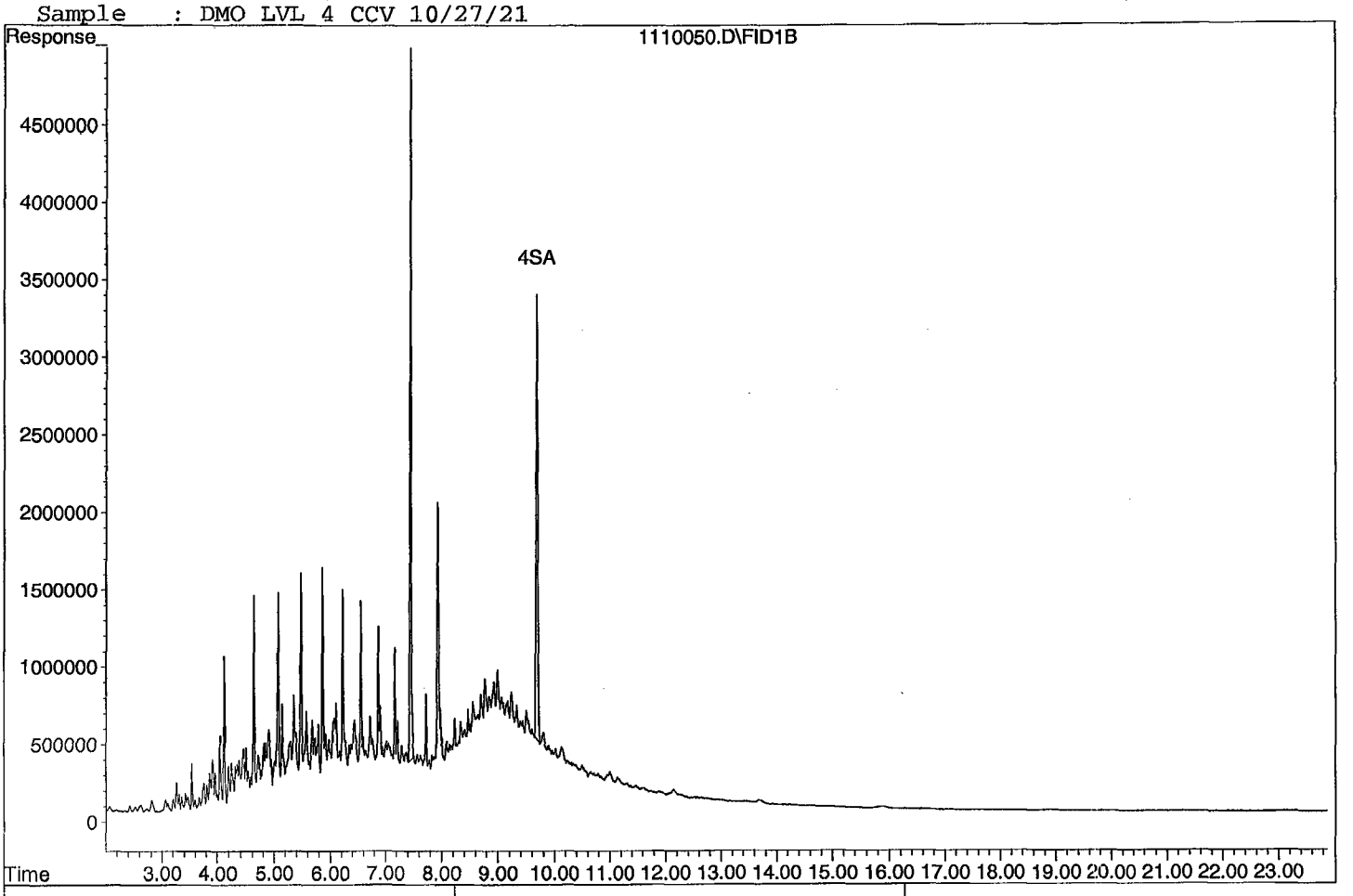

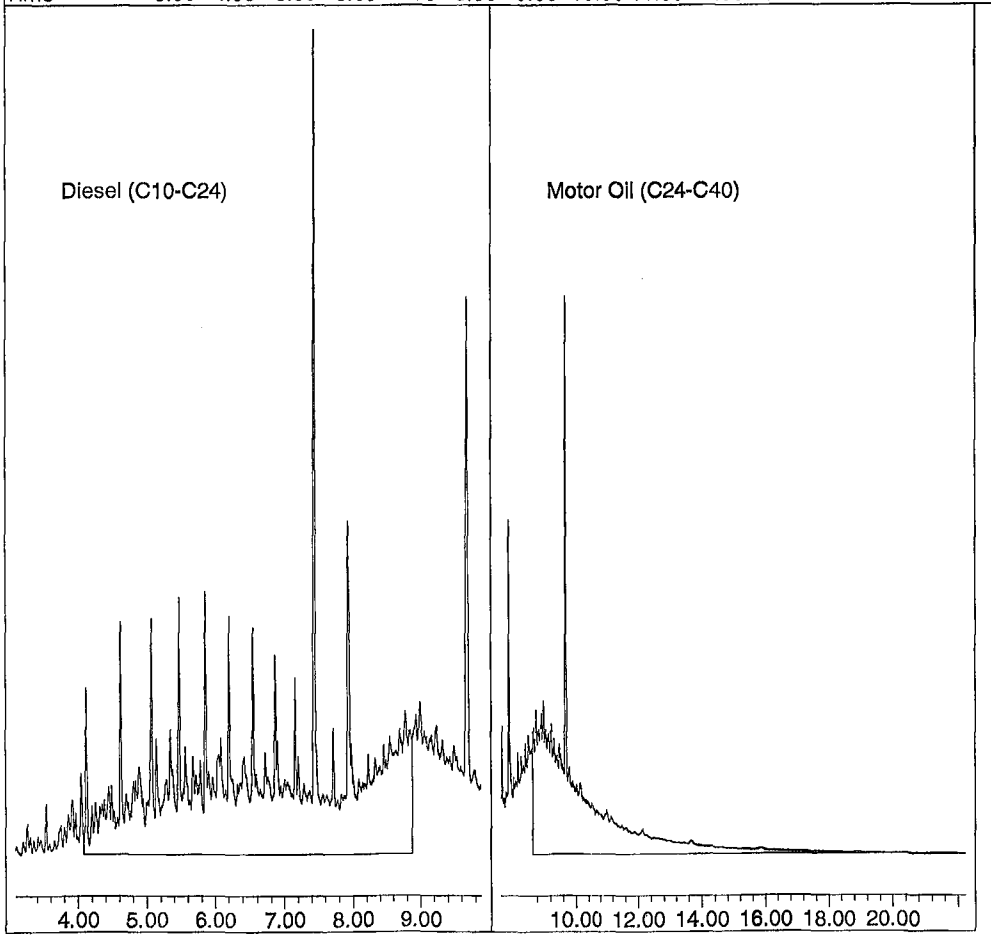

ORGANICS
Raw Data

Quantitation Report (QT Reviewed)

Data File : G:\APOLLO\DATA\211110\1110036.D Vial: 36
Acq On : 11-11-21 2:44:49 Operator: KA
Sample : BA45100W10 5/1040 Inst : Apollo
Misc : water Multiplr: 4.81
IntFile : events.e
Quant Time: Nov 13 14:54 2021 Quant Results File: DOC1028.RES

Method : G:\APOLLO\DATA\211028\DOC1028.M (Chemstation Integrator)
Title : 8015 B&C
Last Update : Fri Nov 12 17:55:30 2021
Response via : Multiple Level Calibration

Volume Inj. : 2UL
Signal Phase : DB-5
Signal Info : FID02A

Compound	R.T.	Response	Conc Units
System Monitoring Compounds			
3) SA Ortho-Terphenyl(S)	7.44	134531832	103.403 ppb
Surrogate Spike 144.231		Recovery =	71.69%
4) SA Octacosane(S)	9.69	119622944	127.156 ppb
Surrogate Spike 144.231		Recovery =	88.16%
Target Compounds			
1) HATM Diesel (C10-C24)	6.49	56740556	54.197 ppb
2) HBTM Motor Oil (C24-C40)	14.96	94899757	86.078 ppb

Target Compounds

(f)=RT Delta > 1/2 Window (m)=manual int.

Quantitation Report

Data File: G:\APOLLO\DATA\211110\1110036.D
Sample : BA45100W10 5/1040

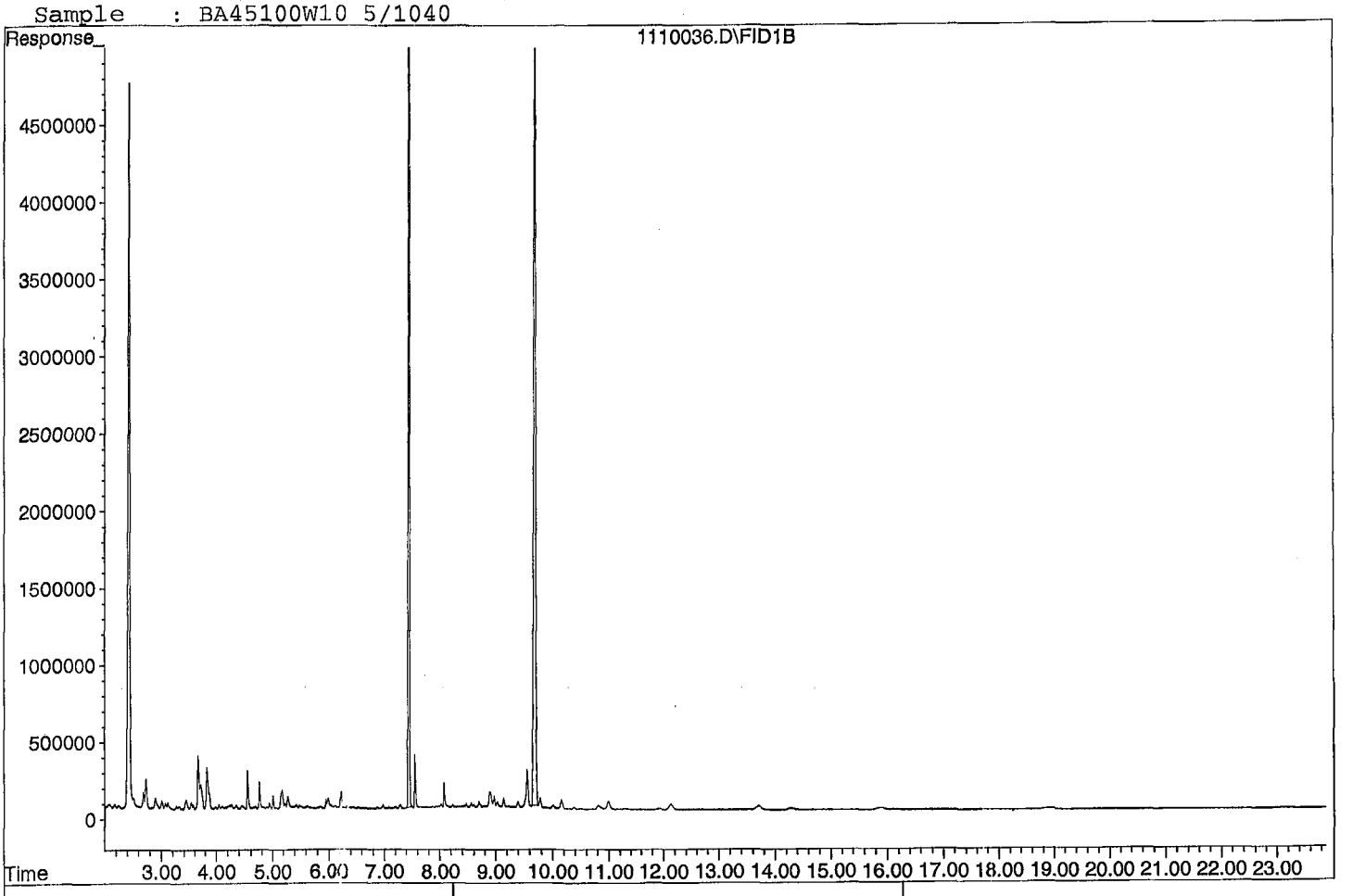

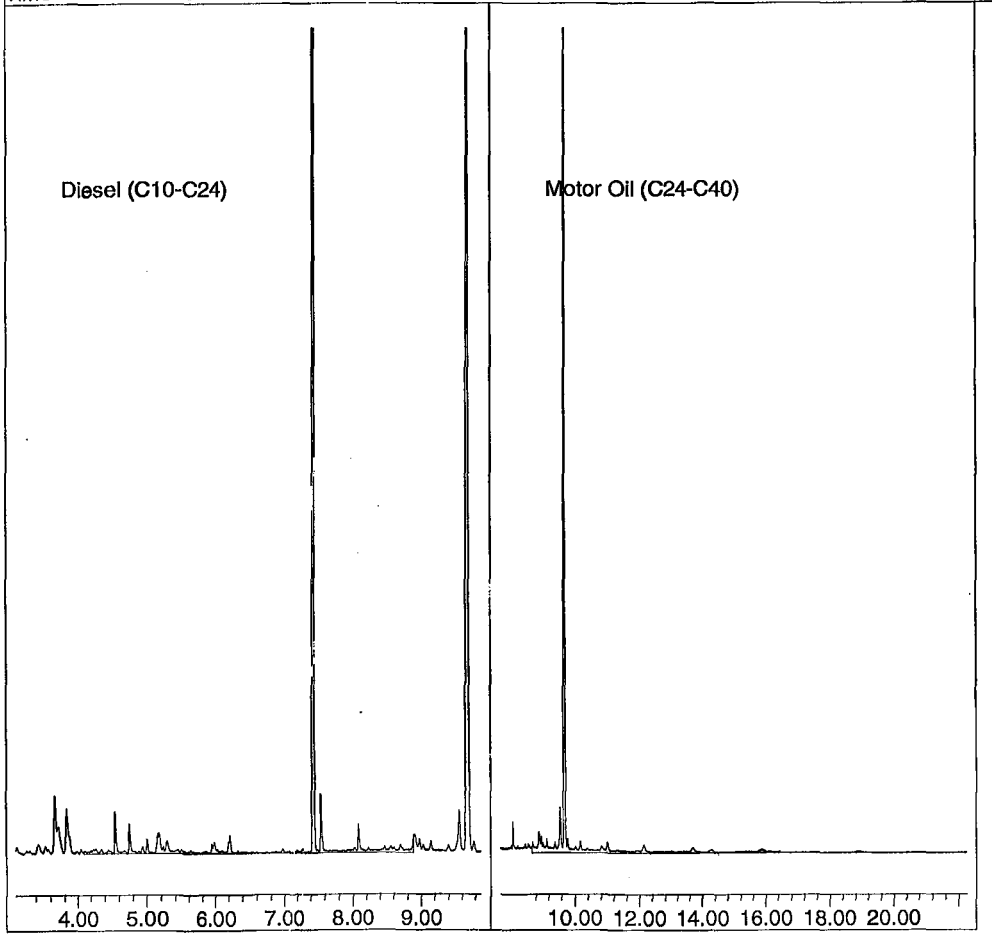

Quantitation Report (QT Reviewed)

Data File : G:\APOLLO\DATA\211110\1110037.D Vial: 37
Acq On : 11-11-21 3:12:51 Operator: KA
Sample : BA45101W07 5/1040 Inst : Apollo
Misc : water Multiplr: 4.81
IntFile : events.e
Quant Time: Nov 13 14:55 2021 Quant Results File: DOC1028.RES

Method : G:\APOLLO\DATA\211028\DOC1028.M (Chemstation Integrator)
Title : 8015 B&C
Last Update : Fri Nov 12 17:55:30 2021
Response via : Multiple Level Calibration

Volume Inj. : 2UL
Signal Phase : DB-5
Signal Info : FID02A

Compound	R.T.	Response	Conc Units
System Monitoring Compounds			
3) SA Ortho-Terphenyl(S)	7.44	105934287	81.423 ppb
Surrogate Spike 144.231		Recovery =	56.45%
4) SA Octacosane(S)	9.68	93678306	99.578 ppb
Surrogate Spike 144.231		Recovery =	69.04%
Target Compounds			
1) HATM Diesel (C10-C24)	6.49	47406369	45.281 ppb
2) HBTM Motor Oil (C24-C40)	14.96	67171195	46.775 ppb

Target Compounds

(f)=RT Delta > 1/2 Window (m)=manual int.

Data File: G:\APOLLO\DATA\211110\1110037.D
Sample : BA45101W07 5/1040

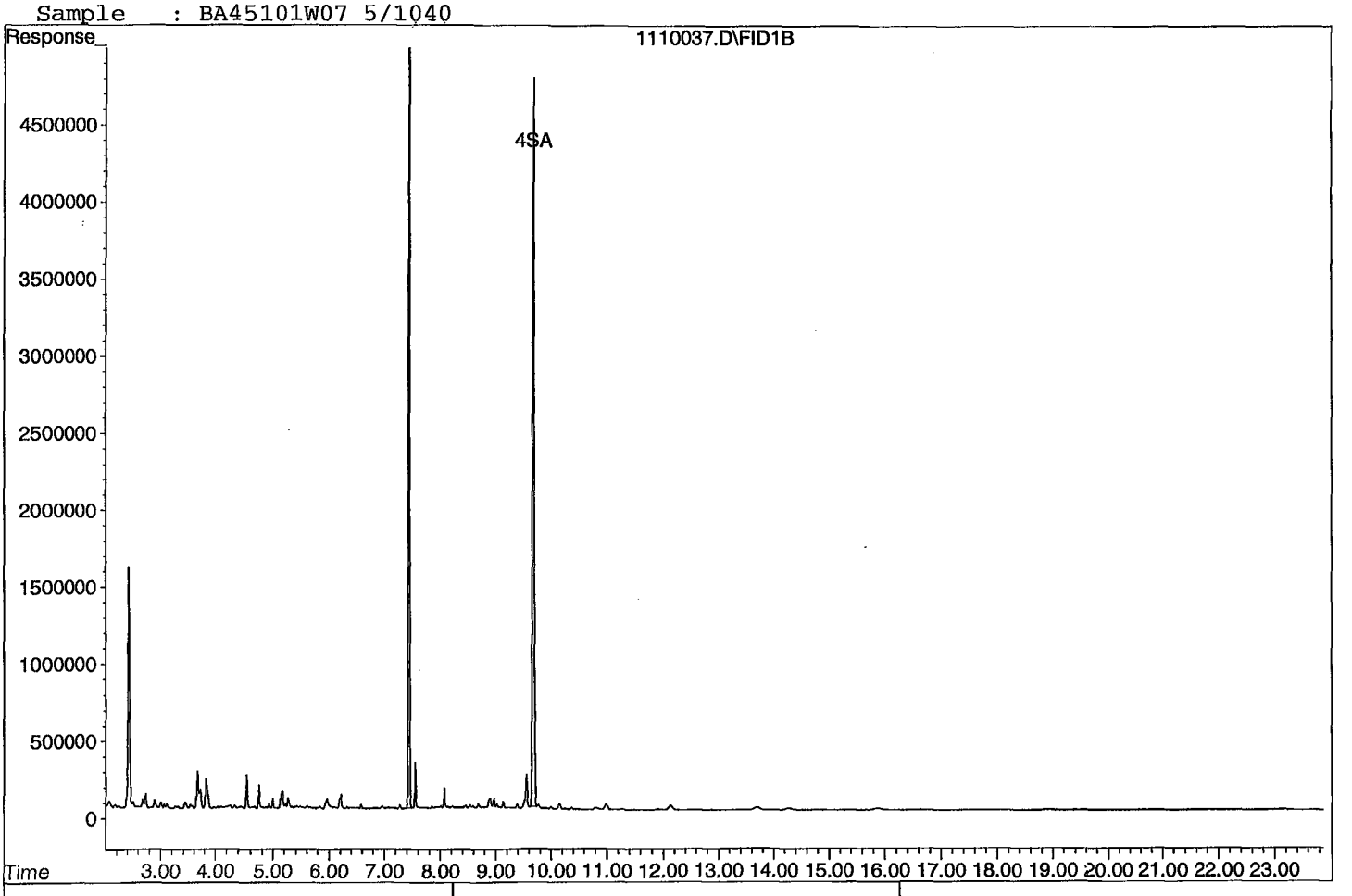





Quantitation Report (QT Reviewed)

Data File : G:\APOLLO\DATA\211110\1110033.D Vial: 33
Acq On : 11-11-21 1:20:45 Operator: KA
Sample : 211108A BLK 5/1000 Inst : Apollo
Misc : water Multiplr: 5.00
IntFile : events.e
Quant Time: Nov 13 14:51 2021 Quant Results File: DOC1028.RES

Method : G:\APOLLO\DATA\211028\DOC1028.M (Chemstation Integrator)
Title : 8015 B&C
Last Update : Fri Nov 12 17:55:30 2021
Response via : Multiple Level Calibration

Volume Inj. : 2UL
Signal Phase : DB-5
Signal Info : FID02A

Compound	R.T.	Response	Conc Units
System Monitoring Compounds			
3) SA Ortho-Terphenyl(S)	7.44	134906312	107.839 ppb
Surrogate Spike 150.000		Recovery =	71.89%
4) SA Octacosane(S)	9.69	120491485	133.203 ppb
Surrogate Spike 150.000		Recovery =	88.80%
Target Compounds			
1) HATM Diesel (C10-C24)	6.49	50060834	49.729 ppb
2) HBTM Motor Oil (C24-C40)	14.96	87780034	79.026 ppb

Target Compounds

(f)=RT Delta > 1/2 Window (m)=manual int.

Data File: G:\APOLLO\DATA\211110\1110033.D
Sample : 211108A BLK 5/1000

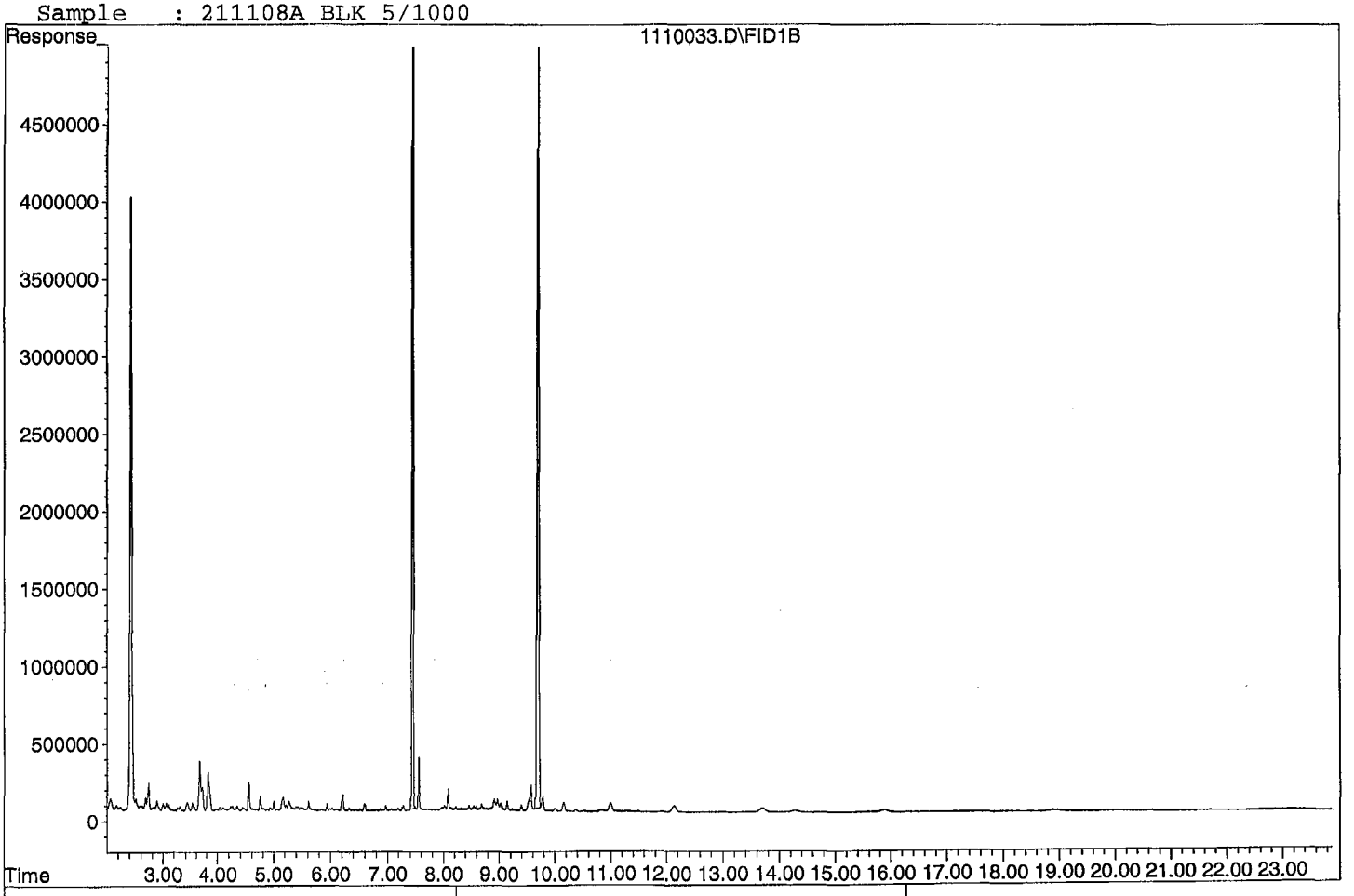

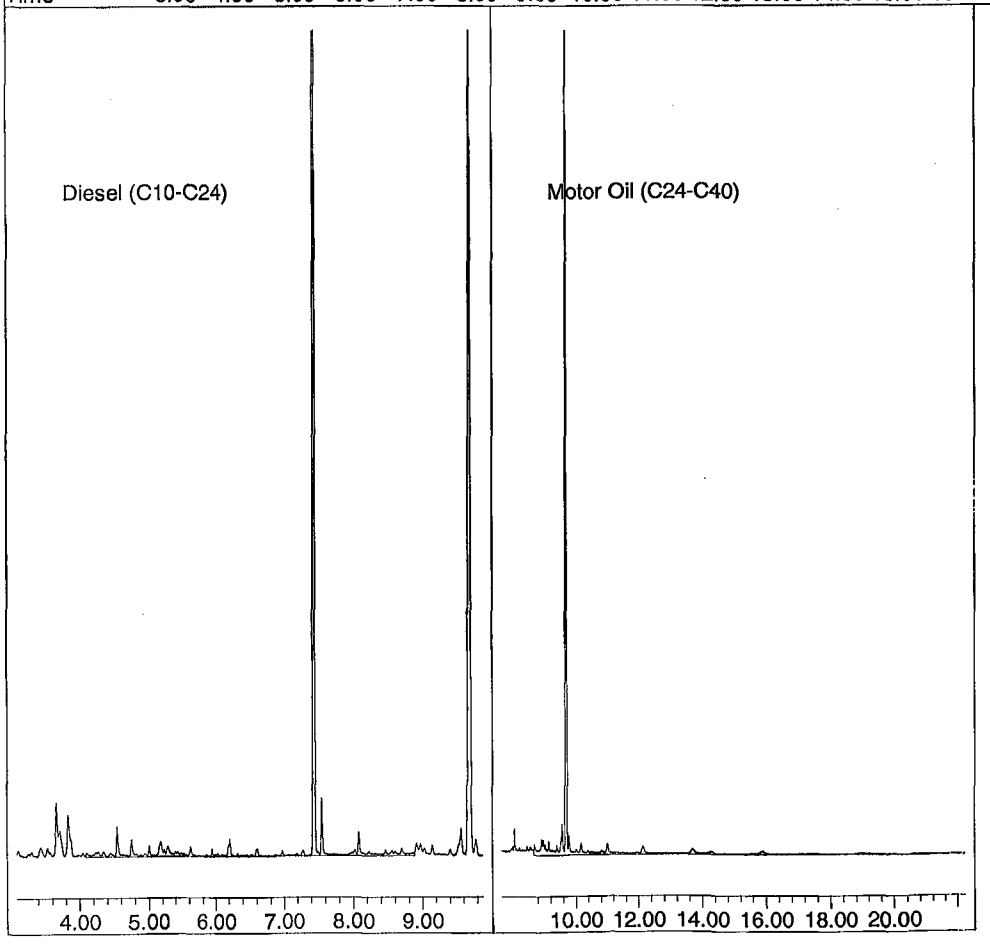

Quantitation Report (QT Reviewed)

Data File : G:\APOLLO\DATA\211110\1110034.D Vial: 34
Acq On : 11-11-21 1:48:45 Operator: KA
Sample : 211108A LCS-1 5/1000 Inst : Apollo
Misc : water Multiplr: 5.00
IntFile : events.e
Quant Time: Nov 13 14:53 2021 Quant Results File: DOC1028.RES

Method : G:\APOLLO\DATA\211028\DOC1028.M (Chemstation Integrator)
Title : 8015 B&C
Last Update : Fri Nov 12 17:55:30 2021
Response via : Multiple Level Calibration

Volume Inj. : 2UL
Signal Phase : DB-5
Signal Info : FID02A

Compound	R.T.	Response	Conc Units
System Monitoring Compounds			
3) SA Ortho-Terphenyl(S)	7.44	117332476	93.791 ppb
Surrogate Spike 150.000		Recovery =	62.53%
4) SA Octacosane(S)	9.68	92426177	102.177 ppb
Surrogate Spike 150.000		Recovery =	68.12%
Target Compounds			
1) HATM Diesel (C10-C24)	6.49	1293569260	1285.001 ppb
2) HBTM Motor Oil (C24-C40)	14.96	970182446	1379.793 ppb

Target Compounds

Diesel:

$$\frac{(1293569260)(5)}{(25166669)(2)} = \frac{6467846300}{5033338} = \boxed{1285.001}$$

(f)=RT Delta > 1/2 Window (m)=manual int.
1110034.D DOC1028.M Sat Nov 13 14:59:36 2021

Data File: G:\APOLLO\DATA\211110\1110034.D
Sample : 211108A LCS-1 5/1000

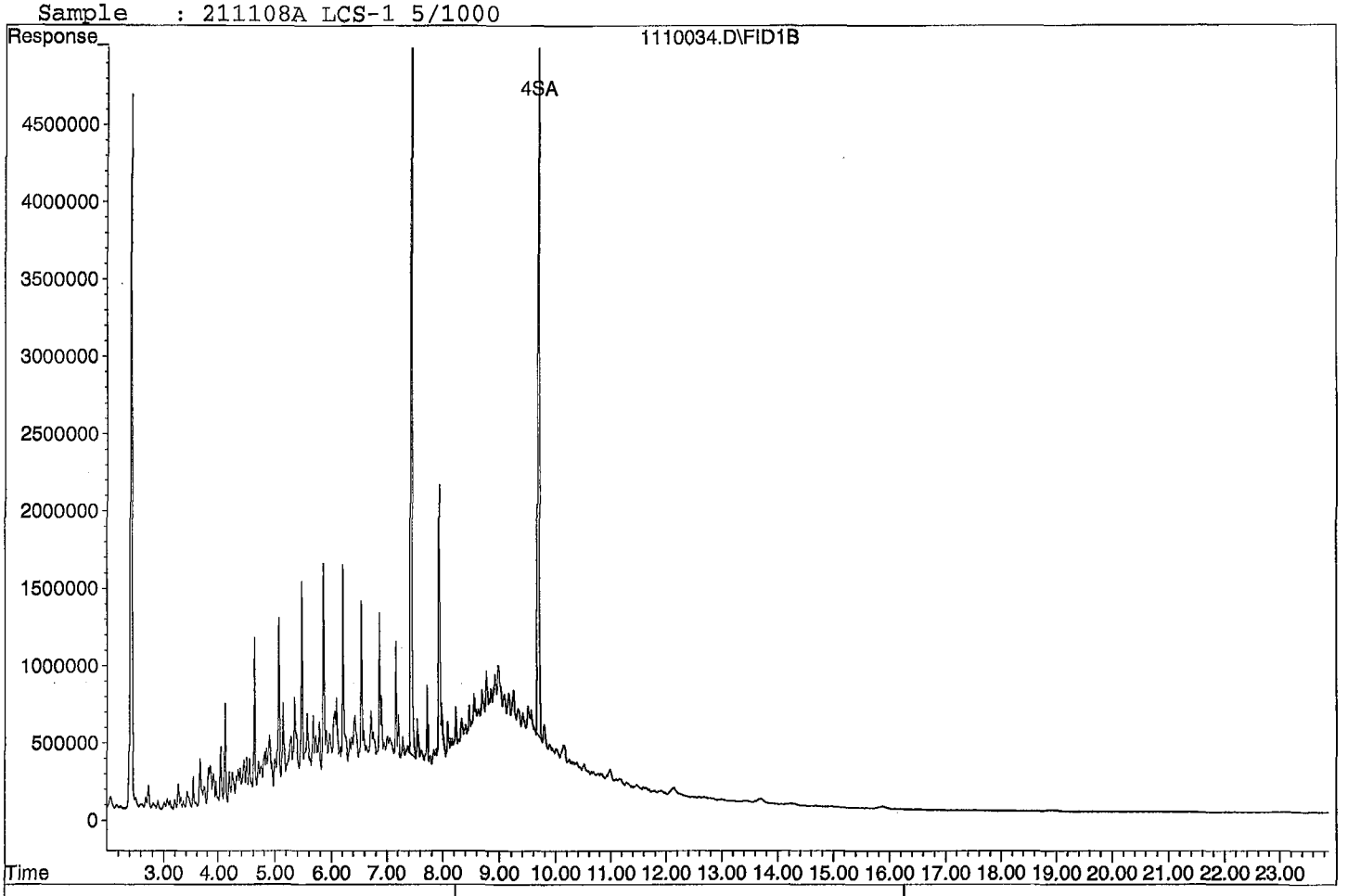

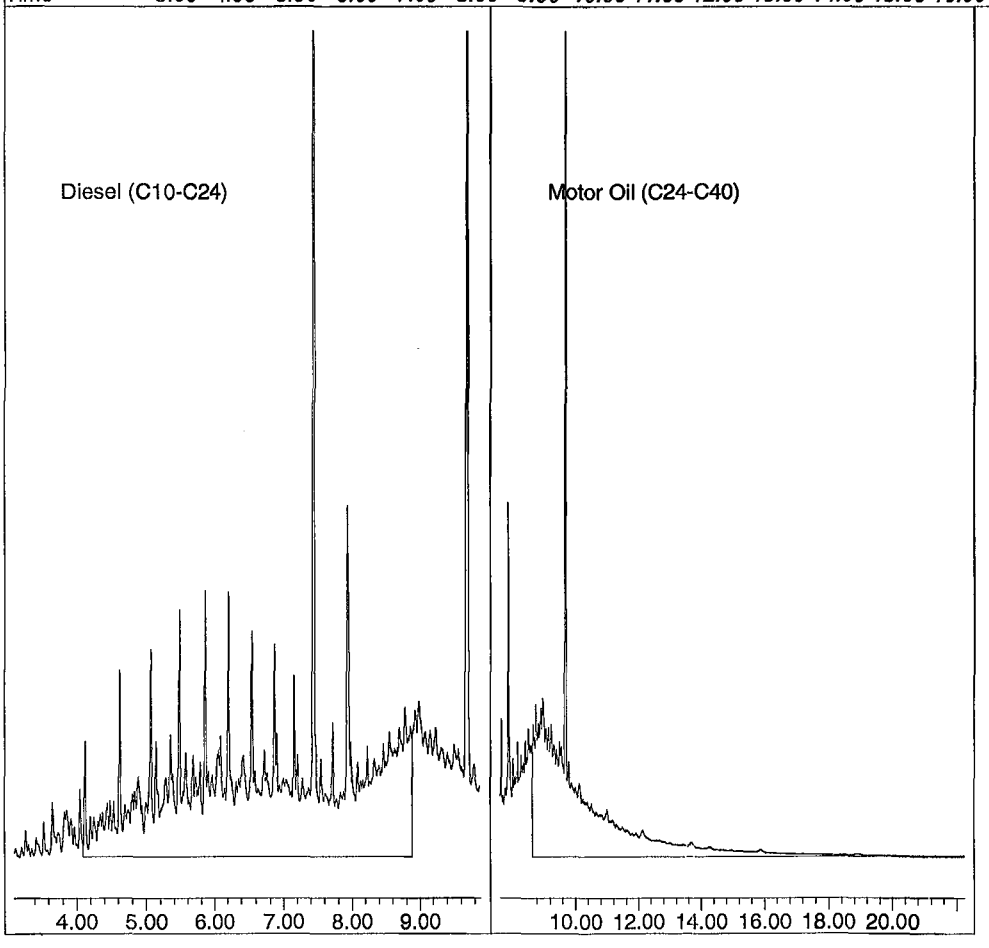

Quantitation Report (QT Reviewed)

Data File : G:\APOLLO\DATA\211110\1110035.D Vial: 35
Acq On : 11-11-21 2:16:47 Operator: KA
Sample : 211108A LCSD-1 5/1000 Inst : Apollo
Misc : water Multiplr: 5.00
IntFile : events.e
Quant Time: Nov 13 14:54 2021 Quant Results File: DOC1028.RES

Method : G:\APOLLO\DATA\211028\DOC1028.M (Chemstation Integrator)
Title : 8015 B&C
Last Update : Fri Nov 12 17:55:30 2021
Response via : Multiple Level Calibration

Volume Inj. : 2UL
Signal Phase : DB-5
Signal Info : FID02A

Compound	R.T.	Response	Conc Units
System Monitoring Compounds			
3) SA Ortho-Terphenyl(S)	7.44	158797111	126.936 ppb
Surrogate Spike 150.000		Recovery =	84.62%
4) SA Octacosane(S)	9.69	127314912	140.746 ppb
Surrogate Spike 150.000		Recovery =	93.83%
Target Compounds			
1) HATM Diesel (C10-C24)	6.49	1782883487	1771.075 ppb
2) HBTM Motor Oil (C24-C40)	14.96	1351574087	1942.011 ppb

Target Compounds

Quantitation Report

Data File: G:\APOLLO\DATA\211110\1110035.D
Sample : 211108A LCSD-1 5/1000

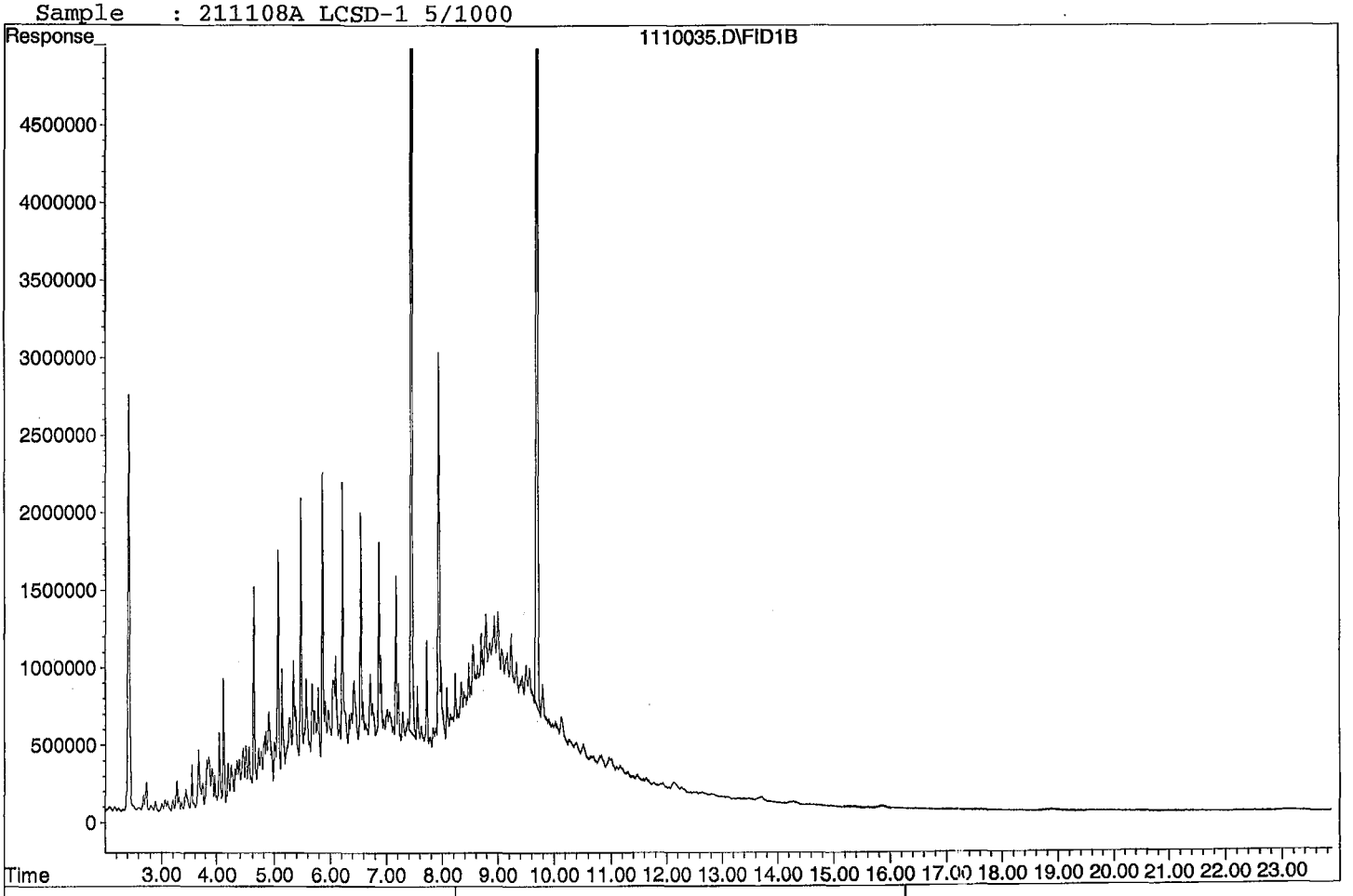

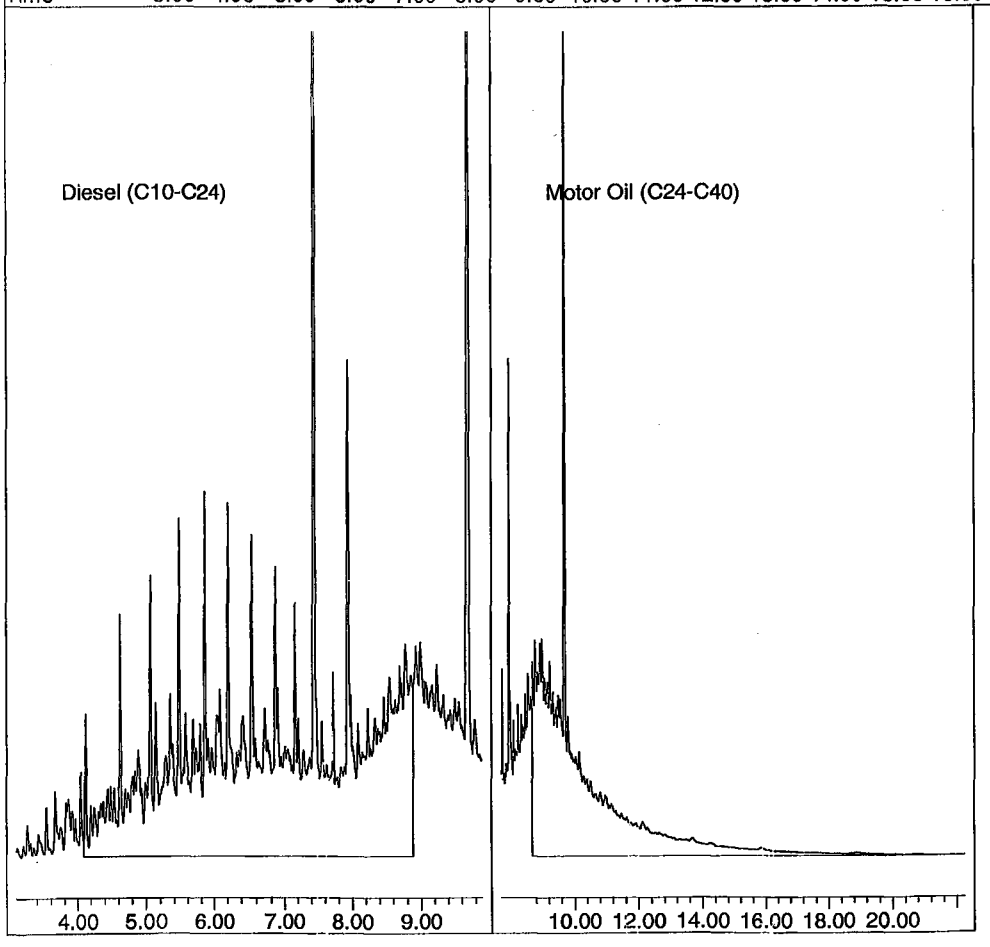

Diesel / Motor Oil Calibration Curve

Prepared: 10/28/2021
Expires: 5/31/2026
Methylene Chloride Lot No. 61117

Prepared By (Initials): KA

Initial Standard Information							Final Standard			
Name of Initial Standard (QAU Label)	Supplier	Conc. (ug/mL)	APPL Mix Name	Reference to APPL Prep Date and Lot #'s	Exp. Date	Exp. Date (Manufacturer)	Aliquot From Stock	Final Volume	Solvent	Final Standard Conc. (ug/mL)
Diesel / Motor Oil - 2	APPL	10	Diesel / Motor Oil - 1	Perp'd: 10/6/21 A0164485-52822, A0168842-52820, AO166510-52817 CL16893-52835	See man. Exp date	10/31/2027 12/31/2027 5/31/2026	100uL	200uL	MC	5
Diesel / Motor Oil - 3		50	Diesel / Motor Oil - 2				200uL	1mL	MC	10
Diesel / Motor Oil Calibration STD	Restek	2,000	Diesel / Motor Oil - 3				25uL	1mL	MC	50
			Diesel / Motor Oil - 4				125uL	1mL	MC	250
			Diesel / Motor Oil - 5				500uL	1mL	MC	1000
			Diesel / Motor Oil - 6				750uL	1mL	MC	1500
			Diesel / Motor Oil - 7				100uL	100uL	N/A	2,000

Diesel / Motor Oil Second Source

Prepared: 10/28/2021
Expires: 10/28/2024
Methylene Chloride
Lot No. 61117

Prepared By (Initials): KA

Initial Standard Information							Final Standard			
Name of Initial Standard (QAU Label)	Supplier	Supplier Part No.	Conc. (ug/mL)	Lot Number - QA Number	Exp. Date (1 yr.)	Exp. Date (Manufacturer)	Aliquot From Stock	Final Volume	Solvent	Final Standard Conc. (ug/mL)
Diesel Fuel #2 Second Source	Phenova	AL0-101287	50,000	**CL16477-52980**	**See man. Exp date**	**2/28/2027**	50uL	10mL	MC	250
Motor Oil Second Source	Absolute	51094	50,000	**102819-52981**		**10/28/2024**	50uL			

Diesel / Motor Oil CCV

Prepared: 10/27/2021
Expires: 5/31/2026
Methylene Chloride Lot No. 61117

Prepared By (Initials): KA

Initial Standard Information							Final Standard			
Name of Initial Standard (QAU Label)	Supplier	APPL Mix Name	Conc. (ug/mL)	Reference to APPL Prep Date and Lot #'s	Exp. Date	Exp. Date (Manufacturer)	Aliquot From Stock	Final Volume	Solvent	Final Standard Conc. (ug/mL)
Diesel / Motor Oil STD	Restek	Diesel / Motor Oil CCV	2,000	Perp'd: 10/06/21 A0164485-52822, A0168842-52820, A0166510-52817, CL16893-52835	**See man. Exp date**	**10/31/2027 12/31/2027 5/31/2026**	1250uL	10mL	MC	250

Diesel Motor Oil Mix

Prepared: 10/30/2021 **Prepared By (Initials):** KA

Expires: 10/31/2027

Initial Standard Information							Final Standard			
Name of Initial Standard (QAU Label)	Supplier	Supplier Part No.	Conc. (ug/mL)	Lot Number - QA Number	Exp. Date (1 yr.)	Exp. Date (Manufacturer)	Aliquot From Stock	Final Volume	Solvent	Final Standard Conc. (ug/mL)
Diesel Fuel #2	Restek	31258	50,000	**A0164485-52825 and A0164586-53175, 53174, and 53176**	**See man. Date**	**10/31/2027**	4.00 mL	8.0 mL	NA	25,000
Motor Oil Composite	Restek	31464	50,000	**A0166510-52817, and A0168842-53169, 53170, and 53171**	**See man. Date**	**12/31/2027 3/31/28**	4.00 mL			25,000

THC Surrogate

Prepared: 10/29/2021 **LS**

Expires: 5/31/2026

Initial Standard Information							Final Standard			
Name of Initial Standard (QAU Label)	Supplier	Supplier Part No.	Conc. (ug/mL)	Lot Number - QA Number	Exp. Date (1 yr.)	Exp. Date (Manufacturer)	Aliquot From Stock	Final Volume	Solvent	Final Standard Conc. (ug/mL)
O-terphenyl / Octacosane Mix	Phenova	ALO-130161	600	**CL16893-52841**	**See ma. Date**	**5/31/2026**	N/A	N/A	N/A	600

_LIQ005SGC

Organic Extraction Worksheet

Method	Continuous Liq/Liq TPH- 3520C w/SGC	Extraction Set	211108A	Extraction Method	LIQ005SGC	Units	mL

Spiked ID 1	Diesel Motor Oil Mix 10/30/21-10/31/27		Surrogate ID 1	THC Surrogate 10/29/21-10/29/22	
Spiked ID 2	Decanoic 1000ug/mL Acid Solution 11/01/21-11/01/22		Surrogate ID 2		
Spiked ID 3			Surrogate ID 3		
Spiked ID 4			Surrogate ID 4		
Spiked ID 5			Surrogate ID 5		
Spiked ID 6			Sufficient Vol for Matrix QC:	NO	
Spiked ID 7			Ext. Start Time:	11/08/21 10:07	
Spiked ID 8			Ext. End Time:	11/09/21 15:50	
			GC Requires Extract By:		

pH1	2		Water Bath Temp 1 °C	39/ 38.1 °C
pH2			Water Bath Temp 2 °C	37/ 38.1
pH3			Water Bath Temp 3 °C	37/ 36.5 °C

Spiked By: SR **Date** 11/8/2021 9:01:00 AM **Witnessed By:** AGM **Date** 11/8/2021 9:01:00 AM

	Sample	Sample Container	Spike Amount	Spike ID	Surrogate Amount	Surrogate ID	Extract Amount	Final Volume	pH	Extract Date/Time	Comments
1	211108A Blk		0.050	2	0.250	1 equip	1000	5	2	11/08/21 9:01	*
2	211108A LCS-1		0.080,0.050	1,2	0.250	1 equip	1000	5	2	11/08/21 9:01	*
3	211108A LCSD-1		0.080,0.050	1,2	0.250	1 equip	1000	5	2	11/08/21 9:01	*
4	BA45100	BA45100W10	0.050	2	0.250	1 equip	1040	5	2	11/08/21 9:01	98098 *
5	BA45101	BA45101W07	0.050	2	0.250	1 equip	1040	5	2	11/08/21 9:01	98098 *
6	BA45105	BA45105W09	0.050	2	0.250	1 equip	1050	5	2	11/08/21 9:01	98097 *
7	BA45108	BA45108W09	0.050	2	0.250	1 equip	1040	5	2	11/08/21 9:01	98096 *
8	BA45110	BA45110W10	0.050	2	0.250	1 equip	1040	5	2	11/08/21 9:01	98096 *
9	BA45112	BA45112W09	0.050	2	0.250	1 equip	1000	5	2	11/08/21 9:01	98096 *
10	BA45114	BA45114W10	0.050	2	0.250	1 equip	1050	5	2	11/08/21 9:01	98096 *

Solvent and Lot#	
1+1 HCL (5mLs)	60358
PH Strips	HC155968
Dichloromethane (DCM)	61117
Filter Paper	1441-150
Sodium Sulfate	2021071206
SILICA GEL (*)	050627T

Extraction COC Transfer	
Extraction lab employee Initials	
GC analyst's initials	KA
Date	11/10/21
Time	8:35
Refrigerator	Hobart

	Technician's Initials
Scanned By	SR
Sample Preparation	SR
Extraction	SR
Concentration	DS

Modified	11/10/2021 5:33:02 PM

Reviewed By: **Date**

Injection Log

Directory: G:\APOLLO\DATA\211028\

Line	Vial	FileName	Multiplier	SampleName	Misc Info	Injected
1	3	1028003.D	1	DMO STD 1 10/28/21	water	10-28-21 9:19:03
2	4	1028004.D	1	DMO STD 2 10/28/21	water	10-28-21 9:47:06
3	5	1028005.D	1	DMO STD 3 10/28/21	water	10-28-21 10:15:13
4	6	1028006.D	1	DMO STD 4 10/28/21	water	10-28-21 10:43:31
5	7	1028007.D	1	DMO STD 5 10/28/21	water	10-28-21 11:11:42
6	8	1028008.D	1	DMO STD 6 10/28/21	water	10-28-21 11:39:55
7	9	1028009.D	1	DMO STD 7 10/28/21	water	10-28-21 12:08:10
8	10	1028010.D	1	DMO Second Source 10/28/21	water	10-28-21 12:36:26
9	31	1110031.D	1	DMO LVL 4 CCV 10/27/21	water	11-11-21 0:24:43
10	33	1110033.D	5	211108A BLK 5/1000	water	11-11-21 1:20:45
11	34	1110034.D	5	211108A LCS-1 5/1000	water	11-11-21 1:48:45
12	35	1110035.D	5	211108A LCSD-1 5/1000	water	11-11-21 2:16:47
13	36	1110036.D	4.80769	BA45100W10 5/1040	water	11-11-21 2:44:49
14	37	1110037.D	4.80769	BA45101W07 5/1040	water	11-11-21 3:12:51
15	50	1110050.D	1	DMO LVL 4 CCV 10/27/21	water	11-11-21 9:17:01

ORGANICS
Calibration Data

TPH Extractables
DOC1028

Form 6
Initial Calibration

Lab Name: APPL, Inc.
Case No:
Matrix: Water

SDG No:
Initial Cal. Date: 10/28/2021
Instrument: Apollo

Initials: KA

		Compound	1	2	3	4	5	6	7				Avg	%RSD	Type	r^2	Q
			1028003.D	1028004.D	1028005.D	1028006.D	1028007.D	1028008.D	1028009.D								
1	HATM	Diesel (C10-C24)	2983809	2406563	2517872	2418941	2337993	2387715	2563791				2516669	8.7	HATM		
2	HBTML	Motor Oil (C24-C40)	5192328	3260715	2065863	1824592	1695984	1676117	1728658				2492037	53	HBTM	1.000	
3	SA	Ortho-Terphenyl(S)	3637234	3178668	3119876	3035678	2926966	2905323	3088794				3127505	7.9	SA		
4	SA	Octacosane(S)	2469203	2170507	2286410	2275552	2170413	2171254	2286658				2261428	4.8	SA		
5																	
6																	
7																	
8																	
9																	
10																	
11																	
12																	
13																	
14																	
15																	
16																	
17																	
18																	
19																	
20																	
21																	
22																	
23																	
24																	
25																	
26																	
27																	
28																	
29																	
30																	
31																	
32																	
33																	
34																	
35																	

2.118919

Quantitation Report (Not Reviewed)

Data File : G:\APOLLO\DATA\211028\1028003.D Vial: 3
Acq On : 10-28-21 9:19:03 Operator: KA
Sample : DMO STD 1 10/28/21 Inst : Apollo
Misc : water Multiplr: 1.00
IntFile : events.e
Quant Time: Oct 28 15:39 2021 Quant Results File: DOC1028.RES

Method : G:\APOLLO\DATA\211028\DOC1028.M (Chemstation Integrator)
Title : 8015 B&C
Last Update : Thu Oct 28 15:39:11 2021
Response via : Multiple Level Calibration

Volume Inj. : 2UL
Signal Phase : DB-5
Signal Info : FID02A

Compound	R.T.	Response	Conc Units
System Monitoring Compounds			
3) SA Ortho-Terphenyl(S)	7.53	1818617	0.291 ppb
Surrogate Spike 30.000		Recovery =	0.97%
4) SA Octacosane(S)	9.82	1234601	0.273 ppb
Surrogate Spike 30.000		Recovery =	0.91%
Target Compounds			
1) HATM Diesel (C10-C24)	6.49	29838086	5.928 ppb
2) HBTM Motor Oil (C24-C40)	14.96	51923283	5.234 ppb
Target Compounds			

(f)=RT Delta > 1/2 Window (m)=manual int.
1028003.D DOC1028.M Thu Oct 28 15:42:29 2021 Page 1

Quantitation Report

Data File: G:\APOLLO\DATA\211028\1028003.D
Sample : DMO STD 1 10/28/21

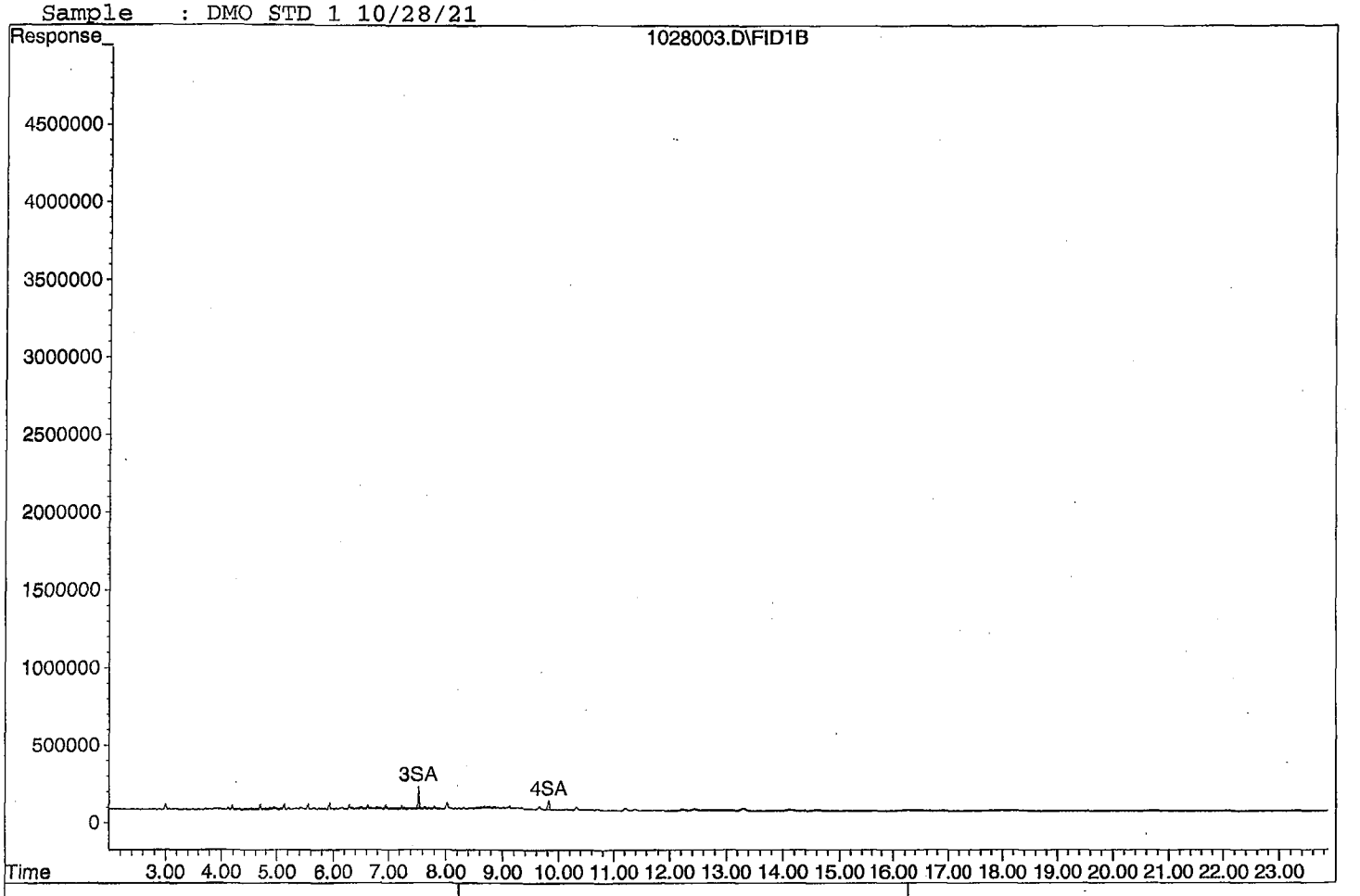





Quantitation Report (Not Reviewed)

Data File : G:\APOLLO\DATA\211028\1028004.D Vial: 4
Acq On : 10-28-21 9:47:06 Operator: KA
Sample : DMO STD 2 10/28/21 Inst : Apollo
Misc : water Multiplr: 1.00
IntFile : events.e
Quant Time: Oct 28 15:39 2021 Quant Results File: DOC1028.RES

Method : G:\APOLLO\DATA\211028\DOC1028.M (Chemstation Integrator)
Title : 8015 B&C
Last Update : Thu Oct 28 15:39:11 2021
Response via : Multiple Level Calibration

Volume Inj. : 2UL
Signal Phase : DB-5
Signal Info : FID02A

Compound	R.T.	Response	Conc Units
System Monitoring Compounds			
3) SA Ortho-Terphenyl(S)	7.53	3178668	0.508 ppb
Surrogate Spike 30.000		Recovery =	1.69%
4) SA Octacosane(S)	9.82	2170507	0.480 ppb
Surrogate Spike 30.000		Recovery =	1.60%
Target Compounds			
1) HATM Diesel (C10-C24)	6.49	48131263	9.562 ppb
2) HBTM Motor Oil (C24-C40)	14.96	65214303	9.152 ppb

Target Compounds

(f)=RT Delta > 1/2 Window (m)=manual int.
1028004.D DOC1028.M Thu Oct 28 15:42:31 2021 Page 1

Quantitation Report

Data File: G:\APOLLO\DATA\211028\1028004.D
Sample : DMO STD 2 10/28/21

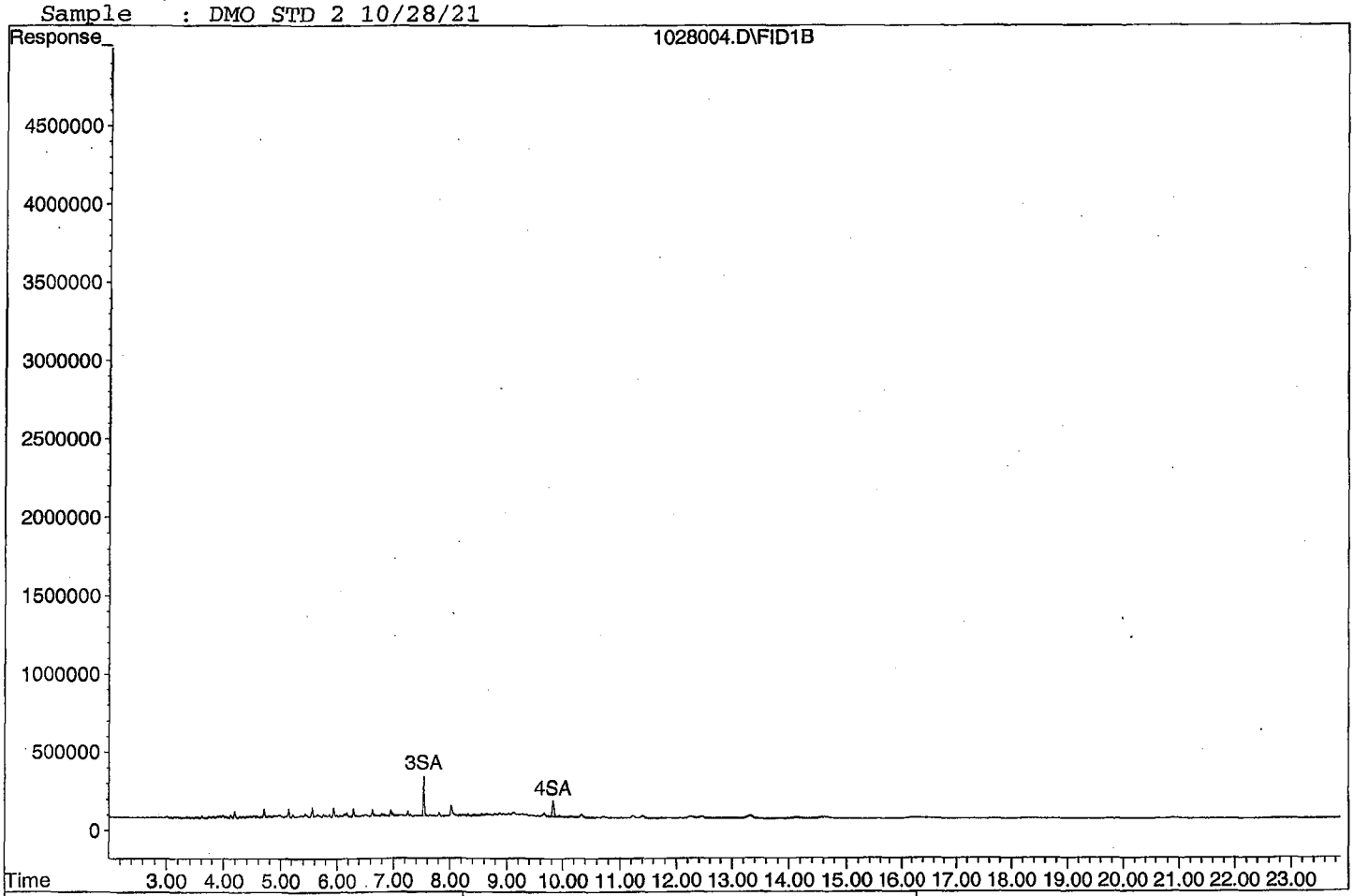





Quantitation Report (Not Reviewed)

Data File : G:\APOLLO\DATA\211028\1028005.D
Acq On : 10-28-21 10:15:13
Sample : DMO STD 3 10/28/21
Misc : water
IntFile : events.e
Quant Time: Oct 28 15:39 2021 Quant Results File: DOC1028.RES

Vial: 5
Operator: KA
Inst : Apollo
Multiplr: 1.00

Method : G:\APOLLO\DATA\211028\DOC1028.M (Chemstation Integrator)
Title : 8015 B&C
Last Update : Thu Oct 28 15:39:11 2021
Response via : Multiple Level Calibration

Volume Inj. : 2UL
Signal Phase : DB-5
Signal Info : FID02A

Compound	R.T.	Response	Conc Units
System Monitoring Compounds			
3) SA Ortho-Terphenyl(S)	7.53	15599382	2.494 ppb
Surrogate Spike 30.000	Recovery	=	8.31%
4) SA Octacosane(S)	9.82	11432050	2.528 ppb
Surrogate Spike 30.000	Recovery	=	8.43%
Target Compounds			
1) HATM Diesel (C10-C24)	6.49	251787231	50.024 ppb
2) HBTM Motor Oil (C24-C40)	14.96	206586322	50.832 ppb

Target Compounds

(f)=RT Delta > 1/2 Window (m)=manual int.

Quantitation Report

Data File: G:\APOLLO\DATA\211028\1028005.D
Sample : DMO STD 3 10/28/21

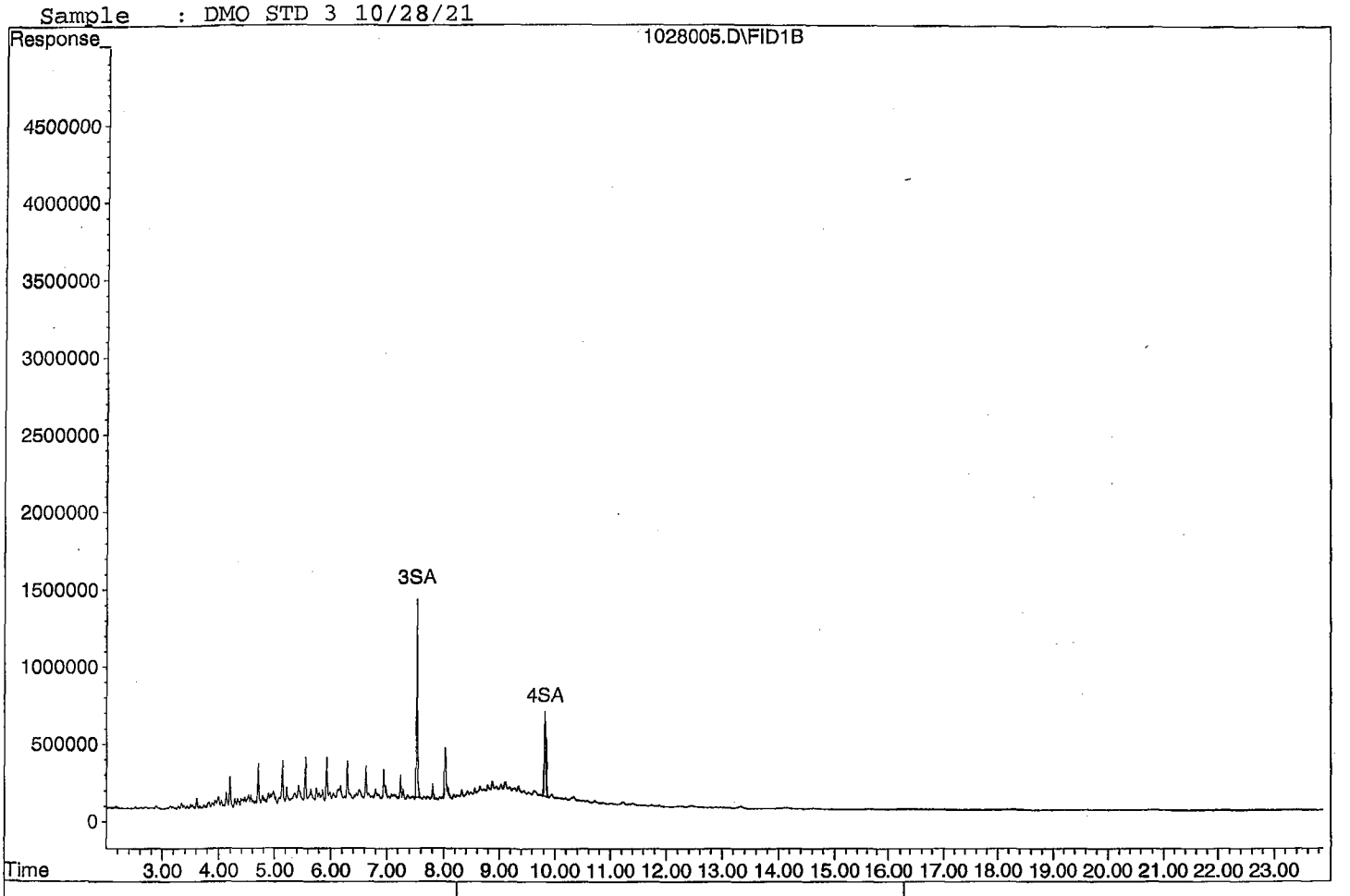

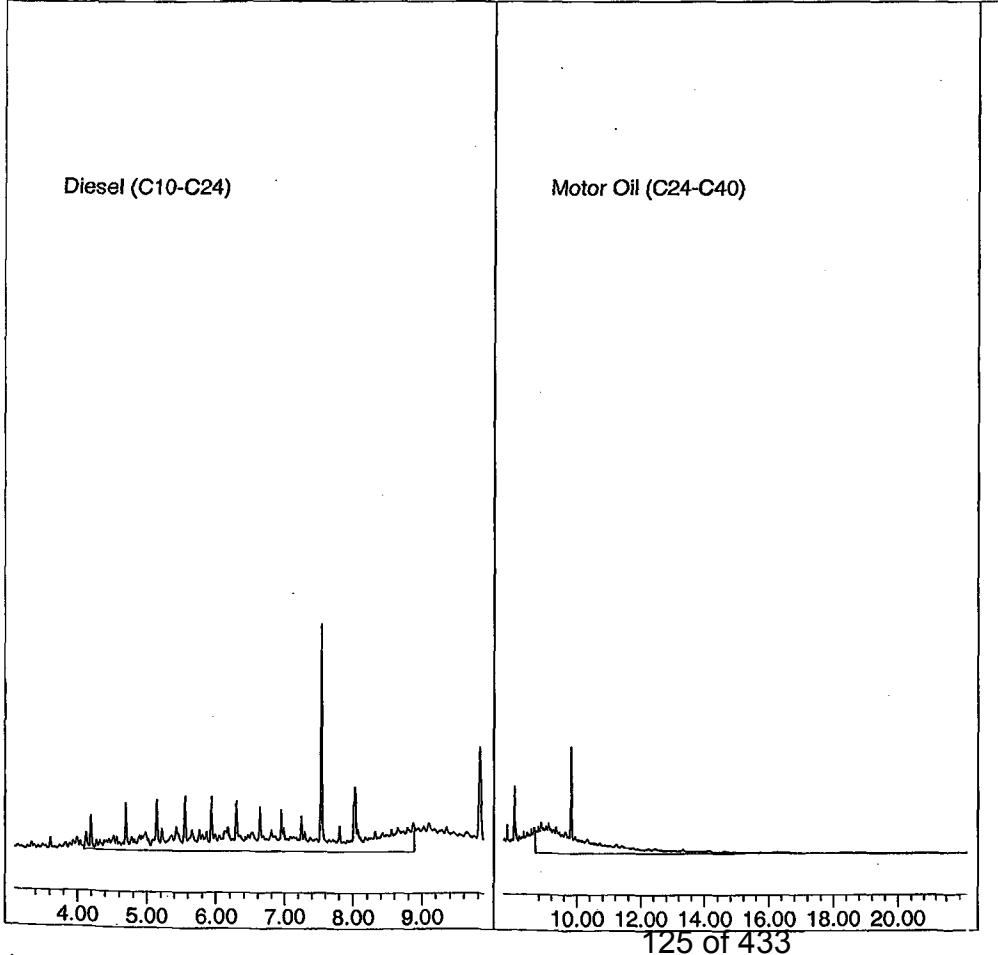

Quantitation Report (Not Reviewed)

Data File : G:\APOLLO\DATA\211028\1028006.D Vial: 6
Acq On : 10-28-21 10:43:31 Operator: KA
Sample : DMO STD 4 10/28/21 Inst : Apollo
Misc : water Multiplr: 1.00
IntFile : events.e
Quant Time: Oct 28 15:39 2021 Quant Results File: DOC1028.RES

Method : G:\APOLLO\DATA\211028\DOC1028.M (Chemstation Integrator)
Title : 8015 B&C
Last Update : Thu Oct 28 15:39:11 2021
Response via : Multiple Level Calibration

Volume Inj. : 2UL
Signal Phase : DB-5
Signal Info : FID02A

Compound	R.T.	Response	Conc Units
System Monitoring Compounds			
3) SA Ortho-Terphenyl(S)	7.53	75891940	12.133 ppb
Surrogate Spike 30.000		Recovery =	40.44%
4) SA Octacosane(S)	9.82	56888797	12.578 ppb
Surrogate Spike 30.000		Recovery =	41.93%
Target Compounds			
1) HATM Diesel (C10-C24)	6.49	1209470396	240.292 ppb
2) HBTM Motor Oil (C24-C40)	14.96	912296132	258.892 ppb

Target Compounds

(f)=RT Delta > 1/2 Window (m)=manual int.
1028006.D DOC1028.M Thu Oct 28 15:42:34 2021 Page 1

Quantitation Report

Data File: G:\APOLLO\DATA\211028\1028006.D
Sample : DMO STD 4 10/28/21

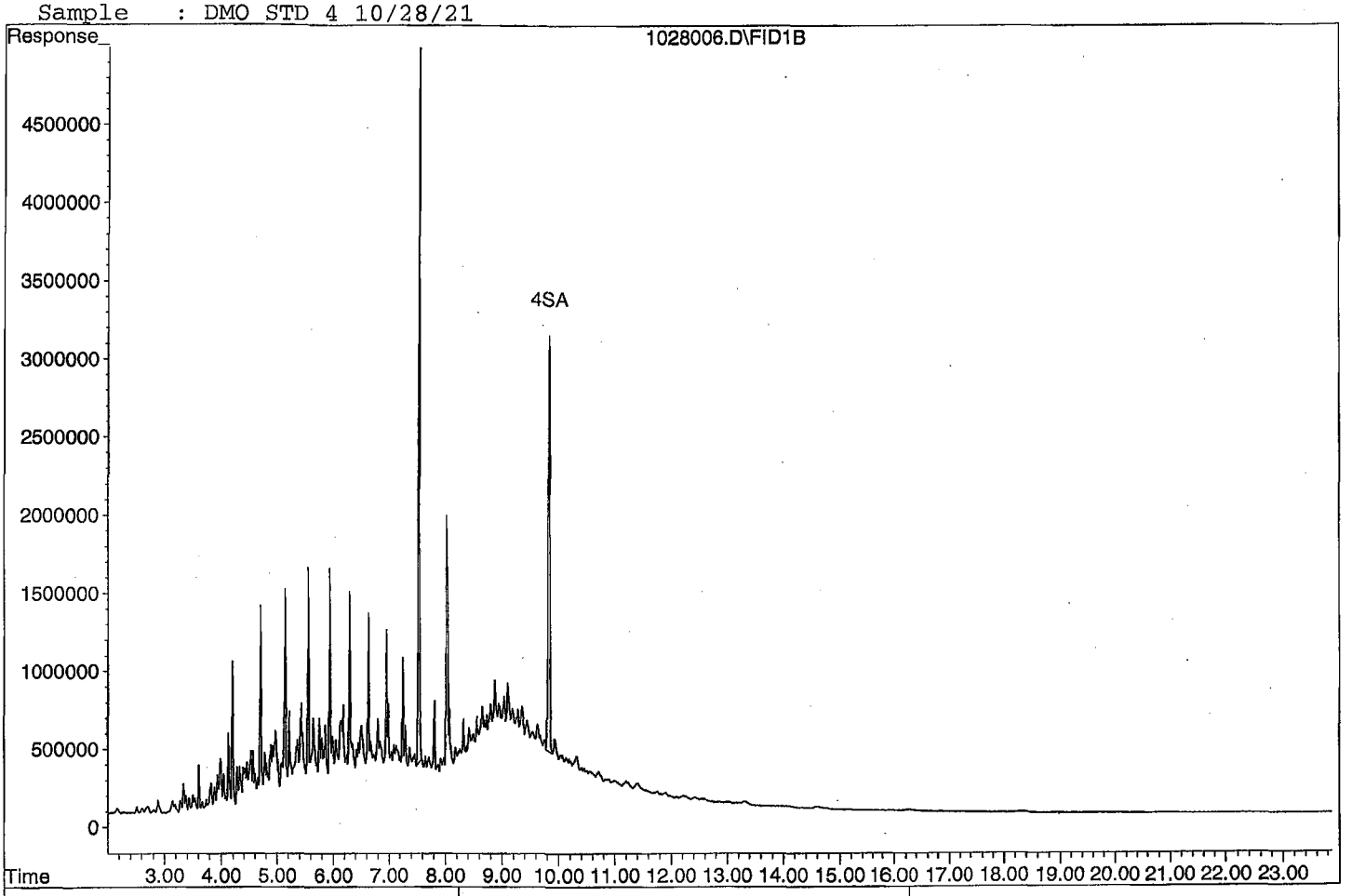

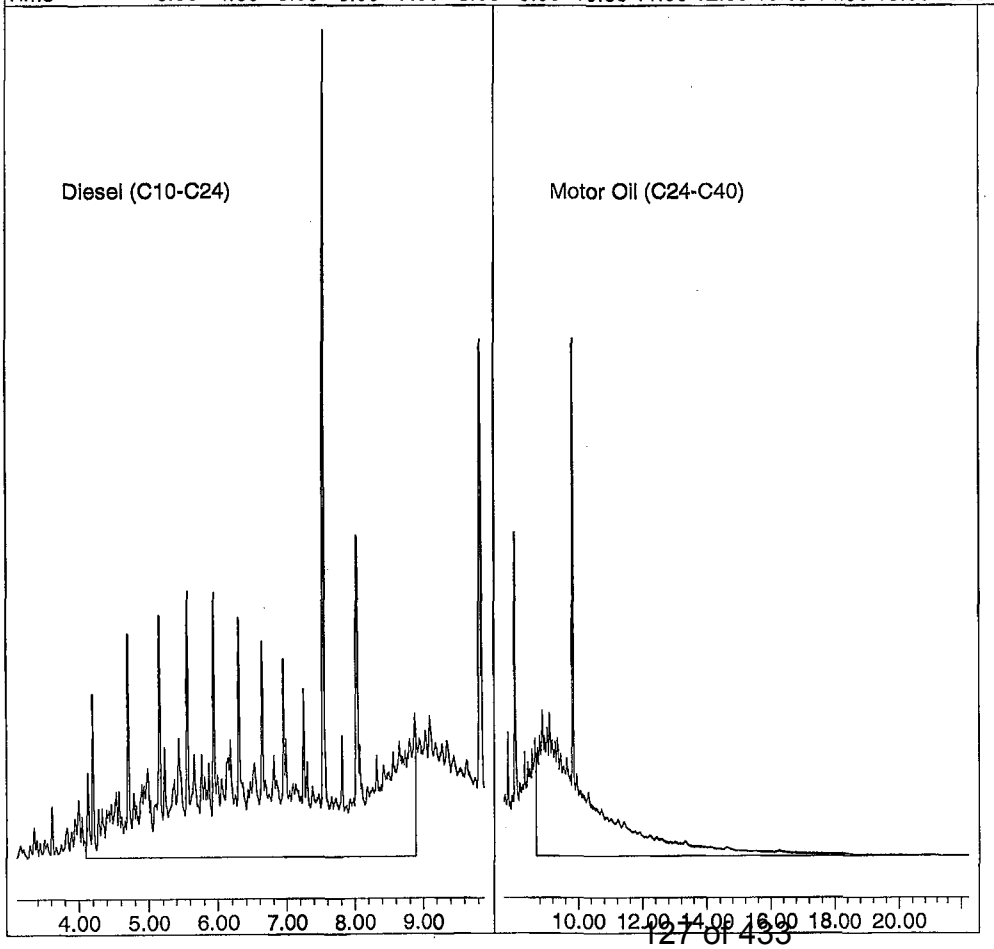

1028006.D DOC1028.M Thu Oct 28 15:42:35 2021

Quantitation Report (Not Reviewed)

Data File : G:\APOLLO\DATA\211028\1028007.D Vial: 7
Acq On : 10-28-21 11:11:42 Operator: KA
Sample : DMO STD 5 10/28/21 Inst : Apollo
Misc : water Multiplr: 1.00
IntFile : events.e
Quant Time: Oct 28 15:39 2021 Quant Results File: DOC1028.RES

Method : G:\APOLLO\DATA\211028\DOC1028.M (Chemstation Integrator)
Title : 8015 B&C
Last Update : Thu Oct 28 15:39:11 2021
Response via : Multiple Level Calibration

Volume Inj. : 2UL
Signal Phase : DB-5
Signal Info : FID02A

Compound	R.T.	Response	Conc Units
System Monitoring Compounds			
3) SA Ortho-Terphenyl(S)	7.54	292696553	46.794 ppb
Surrogate Spike 30.000		Recovery =	155.98%
4) SA Octacosane(S)	9.83	217041298	47.988 ppb
Surrogate Spike 30.000		Recovery =	159.96%
Target Compounds			
1) HATM Diesel (C10-C24)	6.49	4675985227	929.003 ppb
2) HBTM Motor Oil (C24-C40)	14.96	3391967397	989.959 ppb

Target Compounds

(f)=RT Delta > 1/2 Window (m)=manual int.
1028007.D DOC1028.M Thu Oct 28 15:42:36 2021 Page 1

Quantitation Report

Data File: G:\APOLLO\DATA\211028\1028007.D
Sample : DMO STD 5 10/28/21

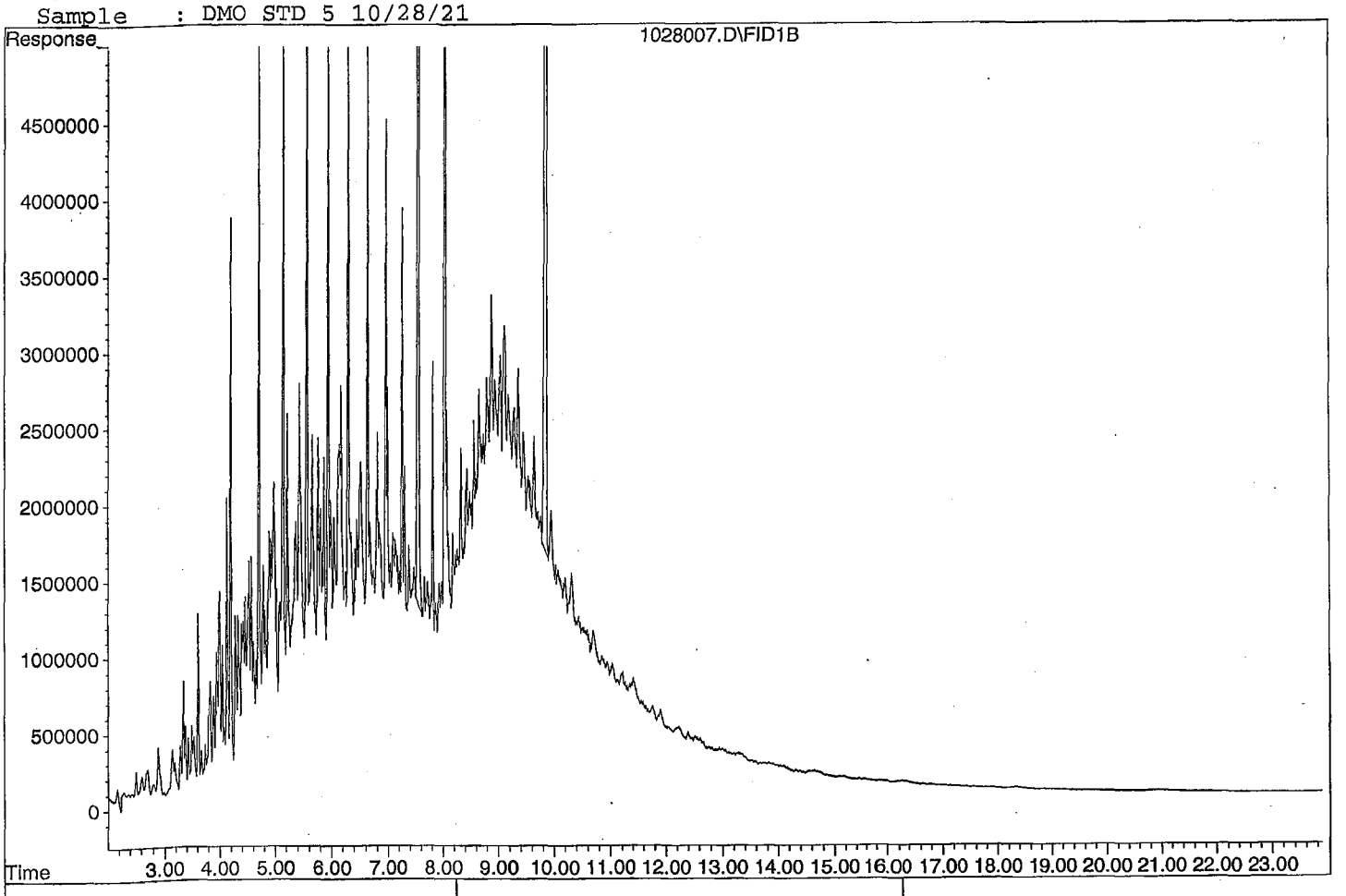

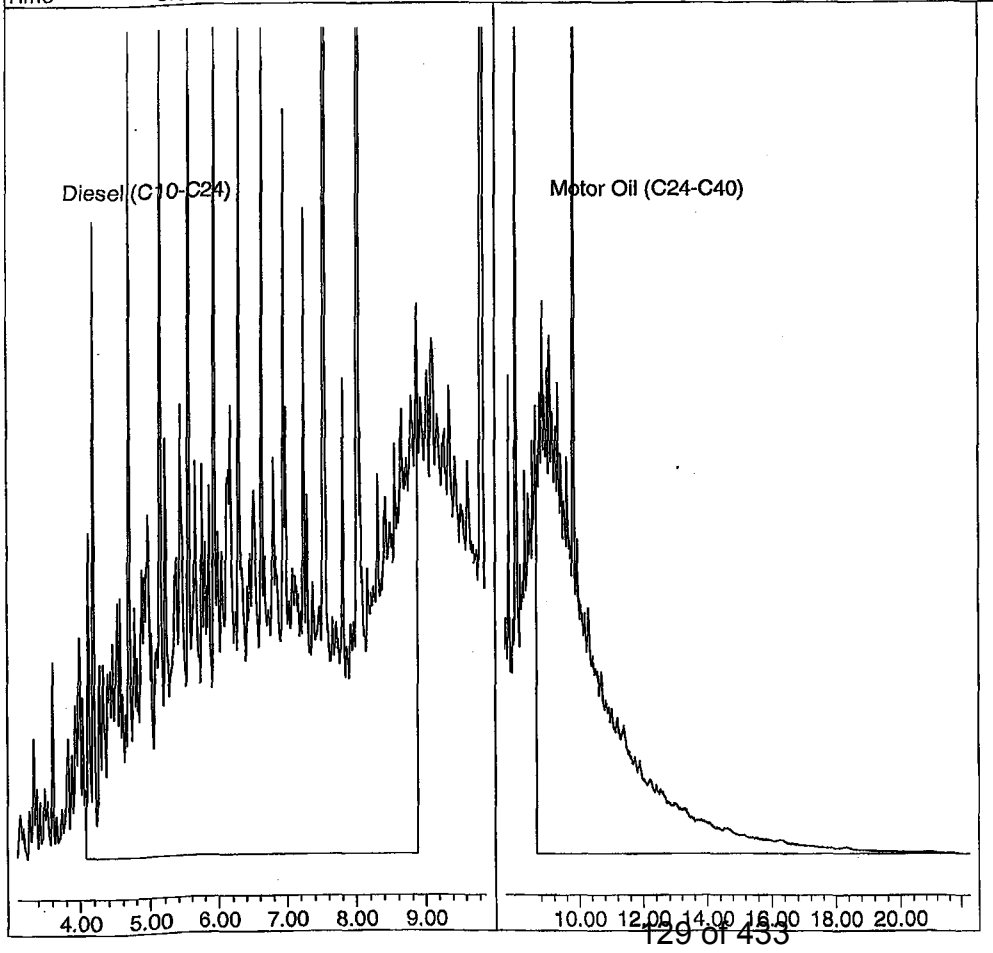

Quantitation Report (Not Reviewed)

Data File : G:\APOLLO\DATA\211028\1028008.D
Acq On : 10-28-21 11:39:55
Sample : DMO STD 6 10/28/21
Misc : water
IntFile : events.e
Quant Time: Oct 28 15:39 2021 Quant Results File: DOC1028.RES

Vial: 8
Operator: KA
Inst : Apollo
Multiplr: 1.00

Method : G:\APOLLO\DATA\211028\DOC1028.M (Chemstation Integrator)
Title : 8015 B&C
Last Update : Thu Oct 28 15:39:11 2021
Response via : Multiple Level Calibration

Volume Inj. : 2UL
Signal Phase : DB-5
Signal Info : FID02A

Compound	R.T.	Response	Conc Units
System Monitoring Compounds			
3) SA Ortho-Terphenyl(S)	7.54	435798382	69.672 ppb
Surrogate Spike 30.000		Recovery =	232.24%
4) SA Octacosane(S)	9.84	325688048	72.009 ppb
Surrogate Spike 30.000		Recovery =	240.03%
Target Compounds			
1) HATM Diesel (C10-C24)	6.49	7163144090	1423.140 ppb
2) HBTM Motor Oil (C24-C40)	14.96	5028351305	1472.405 ppb

Target Compounds

(f)=RT Delta > 1/2 Window (m)=manual int.

Quantitation Report

Data File: G:\APOLLO\DATA\211028\1028008.D
Sample : DMO STD 6 10/28/21

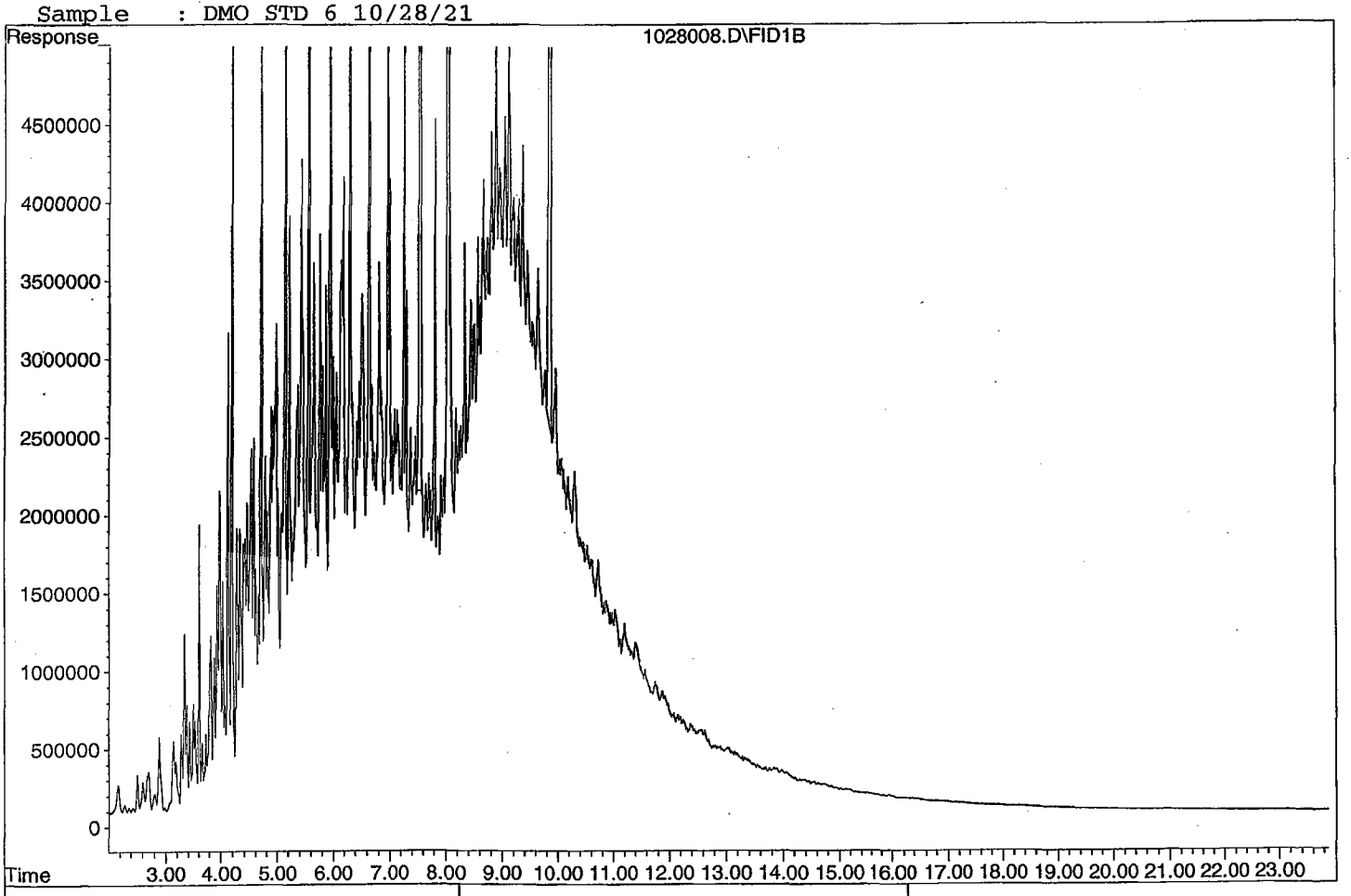

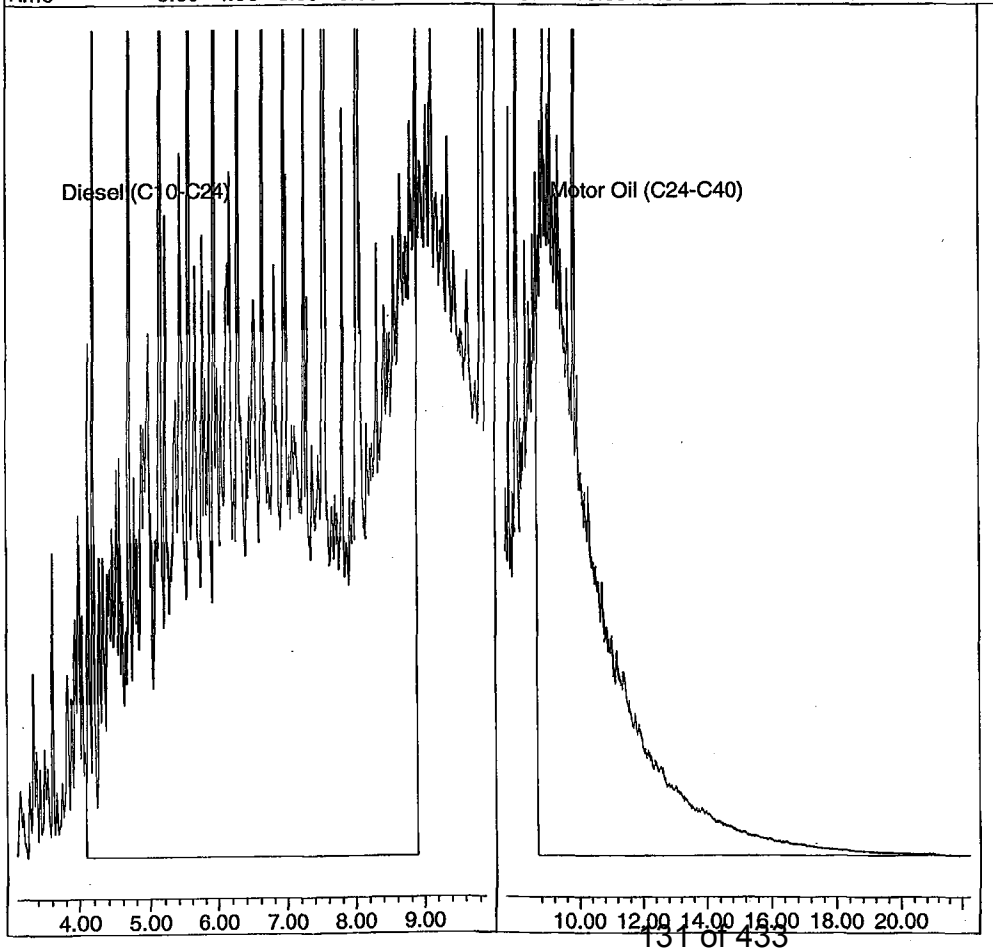

Quantitation Report (Not Reviewed)

Data File : G:\APOLLO\DATA\211028\1028009.D Vial: 9
Acq On : 10-28-21 12:08:10 Operator: KA
Sample : DMO STD 7 10/28/21 Inst : Apollo
Misc : water Multiplr: 1.00
IntFile : events.e
Quant Time: Oct 28 15:39 2021 Quant Results File: DOC1028.RES

Method : G:\APOLLO\DATA\211028\DOC1028.M (Chemstation Integrator)
Title : 8015 B&C
Last Update : Thu Oct 28 15:39:11 2021
Response via : Multiple Level Calibration

Volume Inj. : 2UL
Signal Phase : DB-5
Signal Info : FID02A

Compound	R.T.	Response	Conc Units
System Monitoring Compounds			
3) SA Ortho-Terphenyl(S)	7.54	617758709	98.762 ppb
Surrogate Spike 30.000		Recovery =	329.21%
4) SA Octacosane(S)	9.85	457331573	101.116 ppb
Surrogate Spike 30.000		Recovery =	337.05%
Target Compounds			
1) HATM Diesel (C10-C24)	6.49	10255165539	2037.448 ppb
2) HBTM Motor Oil (C24-C40)	14.96	6914631831	2028.526 ppb

Target Compounds

(f)=RT Delta > 1/2 Window (m)=manual int.
1028009.D DOC1028.M Thu Oct 28 15:42:40 2021 Page 1

Quantitation Report

Data File: G:\APOLLO\DATA\211028\1028009.D
Sample : DMO STD 7 10/28/21

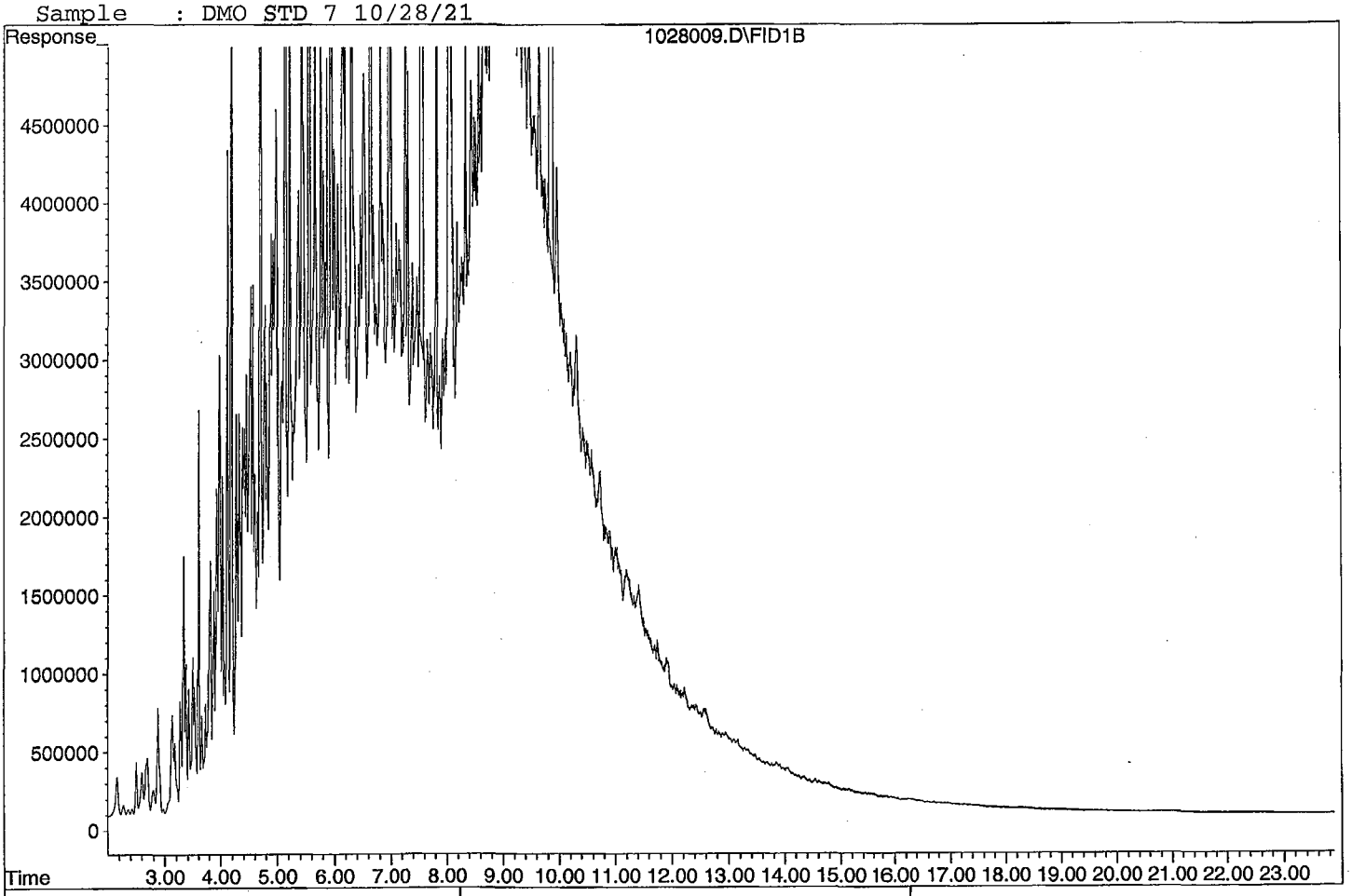

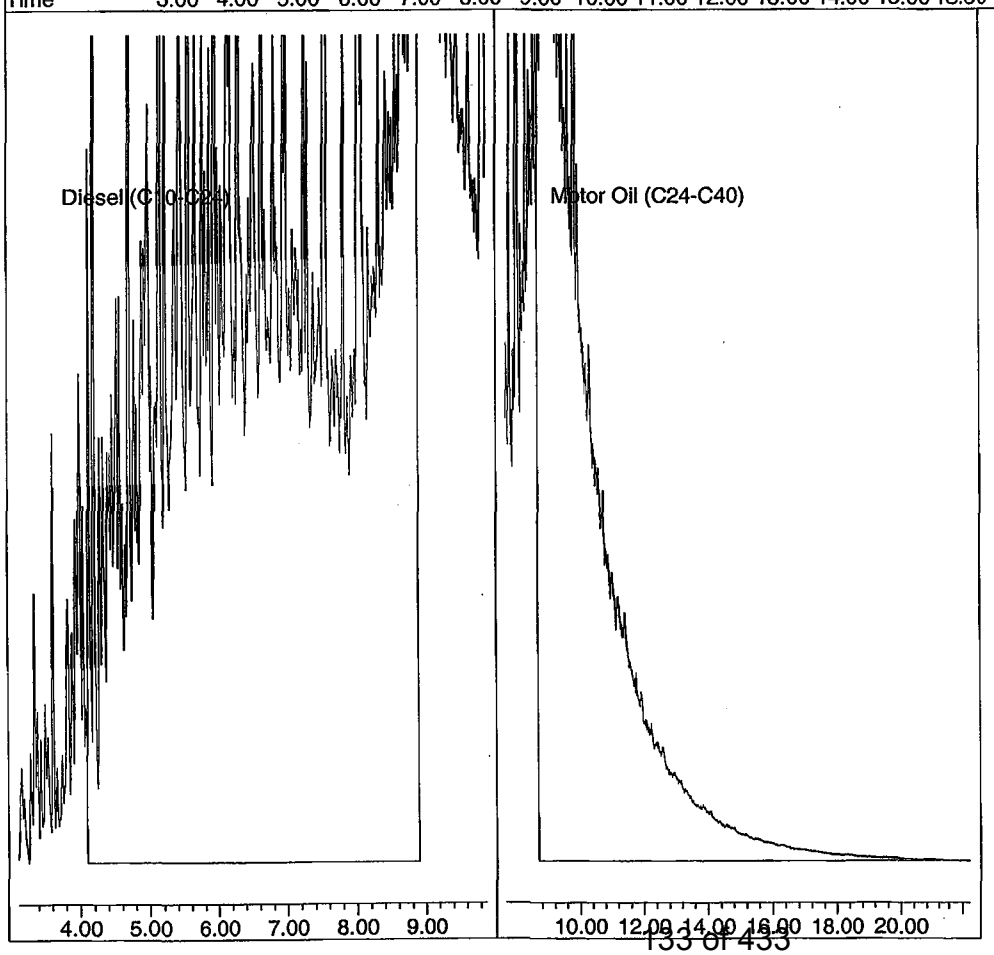

TPH Extractables
DOC1028

Form 7

Second Source Calibration

Lab Name: APPL, Inc.
Case No:
Matrix: Water

SDG No:
Date Analyzed: 10/28/2021
Instrument: Apollo
Initial Cal. Date: 10/28/2021
Data File: 1028010.D

		Compound	MEAN	CCRF	%D		%Drift
1	HATM	Diesel (C10-C24)	2516670	2266400	9.9	HATM	
2	HBTM	Motor Oil (C24-C40)	2492040	1663520	33	HBTML	5.9
3							
4							
5							
6							
7							
8							
9							
10							
11							
12							
13							
14							
15							
16							
17							
18							
19							
20							
21							
22							
23							
24							
25							
26							
27							
28							
29							
30							
31							
32							
33							
34							
35							
36							
37							
38							
39							
40							
		Average			21.5		

Quantitation Report (Not Reviewed)

Data File : G:\APOLLO\DATA\211028\1028010.D Vial: 10
Acq On : 10-28-21 12:36:26 Operator: KA
Sample : DMO Second Source 10/28/21 Inst : Apollo
Misc : water Multiplr: 1.00
IntFile : events.e
Quant Time: Oct 28 15:39 2021 Quant Results File: DOC1028.RES

Method : G:\APOLLO\DATA\211028\DOC1028.M (Chemstation Integrator)
Title : 8015 B&C
Last Update : Thu Oct 28 15:39:11 2021
Response via : Multiple Level Calibration

Volume Inj. : 2UL
Signal Phase : DB-5
Signal Info : FID02A

Compound	R.T.	Response	Conc Units
System Monitoring Compounds			
3) SA Ortho-Terphenyl(S)	7.53	4250105	0.679 ppb
Surrogate Spike 30.000	Recovery	=	2.26%
4) SA Octacosane(S)	9.83	-3553	N.D. ppb
Surrogate Spike 30.000	Recovery	=	0.00%
Target Compounds			
1) HATM Diesel (C10-C24)	6.49	1133202337	225.139 ppb
2) HBTM Motor Oil (C24-C40)	14.96	831758038	235.148 ppb

Target Compounds

(f)=RT Delta > 1/2 Window (m)=manual int.
1028010.D DOC1028.M Thu Oct 28 15:42:42 2021 Page 1

Quantitation Report

Data File: G:\APOLLO\DATA\211028\1028010.D
Sample : DMO Second Source 10/28/21

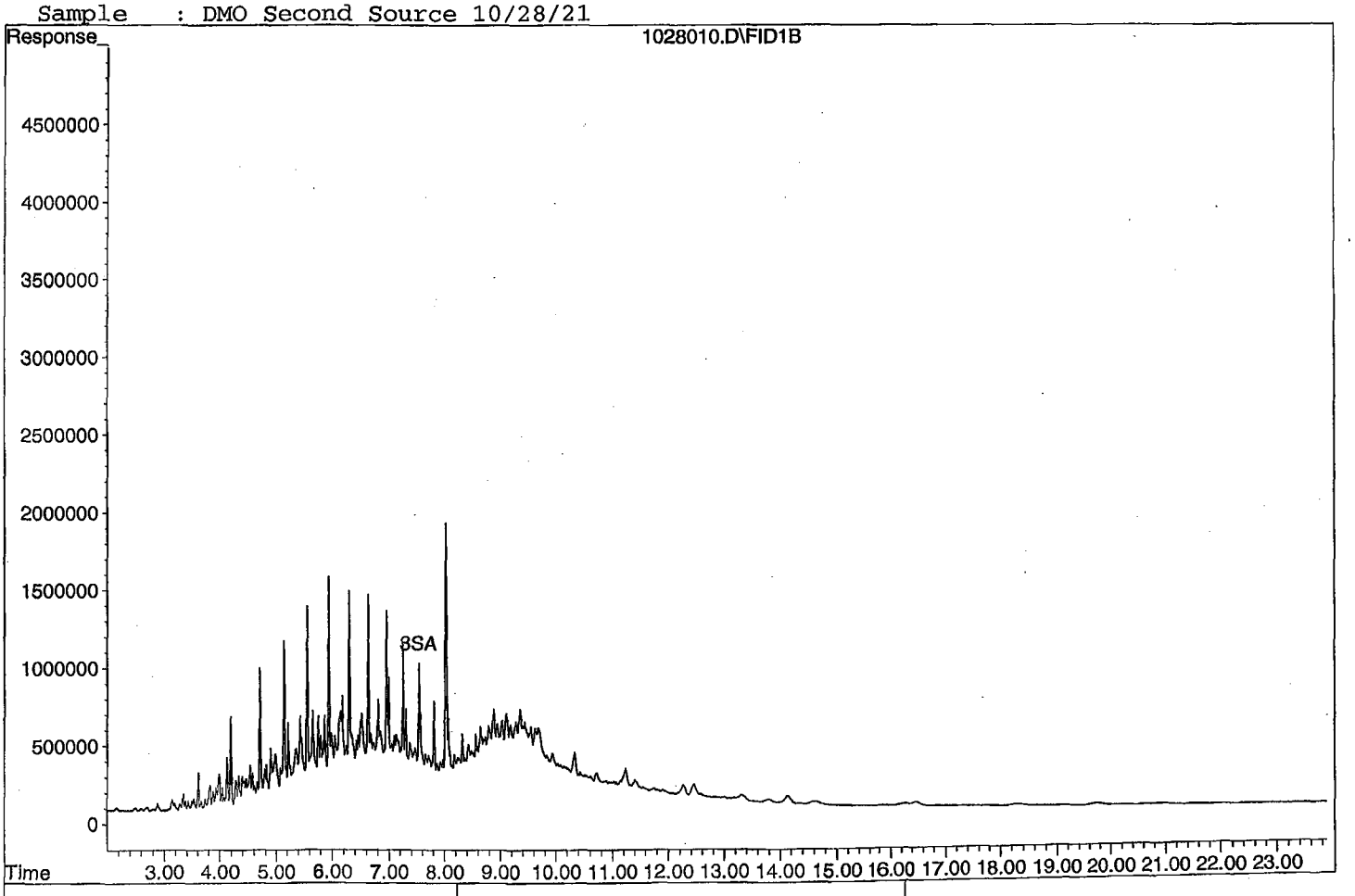

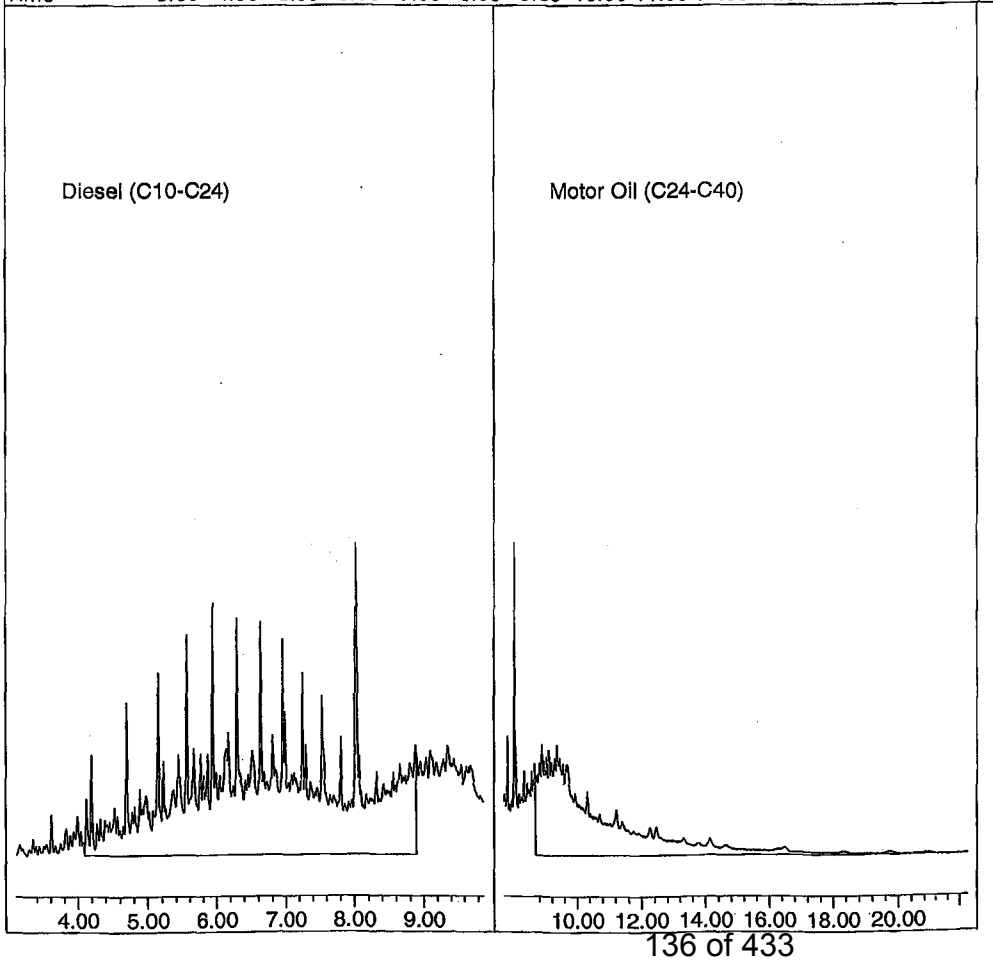

1028010.D DOC1028.M Thu Oct 28 15:42:43 2021

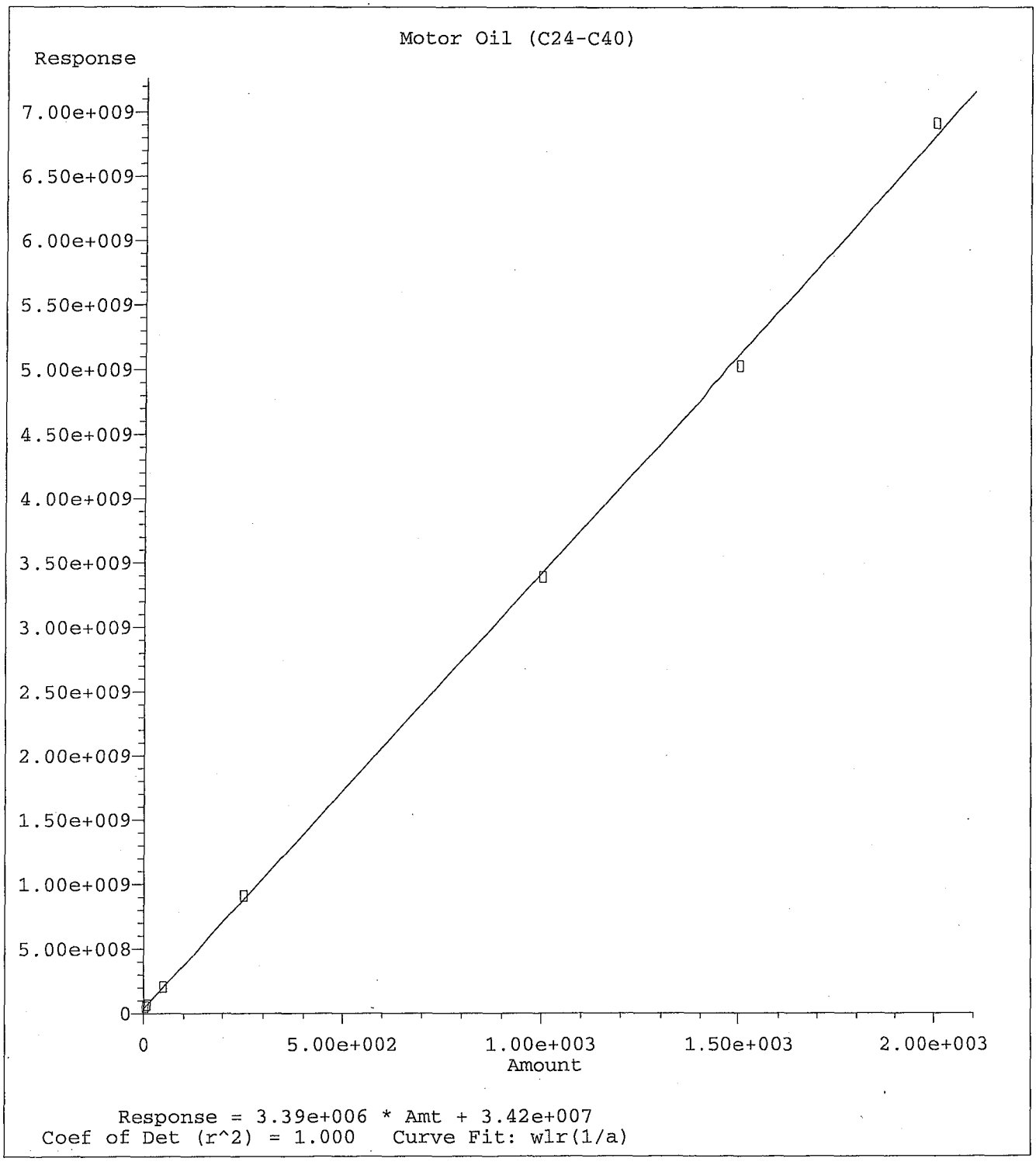

Method Name: G:\APOLLO\DATA\211028\DOC1028.M
Calibration Table Last Updated: Thu Oct 28 15:37:06 2021

TPH Extractables
DEC0911

Form 6
Initial Calibration

Lab Name: APPL, Inc.
Case No:
Matrix: Water

SDG No:
Initial Cal. Date: 9/11/2021
Instrument: Apollo

Initials: KA

		Compound	1	2	3	4	5	6					Avg	%RSD	Type	r^2	Q
			911002.D	911003.D	911004.D	911005.D	911006.D	911007.D									
1	SC	Decanoic Acid(S)	883995	1084261	1313446	1384667	1522107	1509937					1283069	20	SC		*
2																	
3																	
4																	
5																	
6																	
7																	
8																	
9																	
10																	
11																	
12																	
13																	
14																	
15																	
16																	
17																	
18																	
19																	
20																	
21																	
22																	
23																	
24																	
25																	
26																	
27																	
28																	
29																	
30																	
31																	
32																	
33																	
34																	
35																	

0.562142

Quantitation Report (Not Reviewed)

Data File : G:\APOLLO\DATA\210911\911002.D
Acq On : 9-11-21 10:22:53
Sample : Decanoic Acid STD 1
Misc : water
IntFile : events.e
Quant Time: Sep 13 9:30 2021 Quant Results File: DEC0911.RES

Vial: 2
Operator: KA
Inst : Apollo
Multiplr: 1.00

Method : G:\APOLLO\DATA\210808\DEC0911.M (Chemstation Integrator)
Title : 8015 B&C
Last Update : Mon Sep 13 09:30:16 2021
Response via : Multiple Level Calibration

Volume Inj. : 2UL
Signal Phase : DB-5
Signal Info : FID02A

Compound	R.T.	Response	Conc Units
System Monitoring Compounds			
1) SC Decanoic Acid(S)	5.77	5303968	2.067 ppb
Surrogate Spike 24.000		Recovery =	8.61%

Target Compounds

Target Compounds

(f)=RT Delta > 1/2 Window (m)=manual int.

Quantitation Report

Data File: G:\APOLLO\DATA\210911\911002.D
Sample : Decanoic Acid STD 1

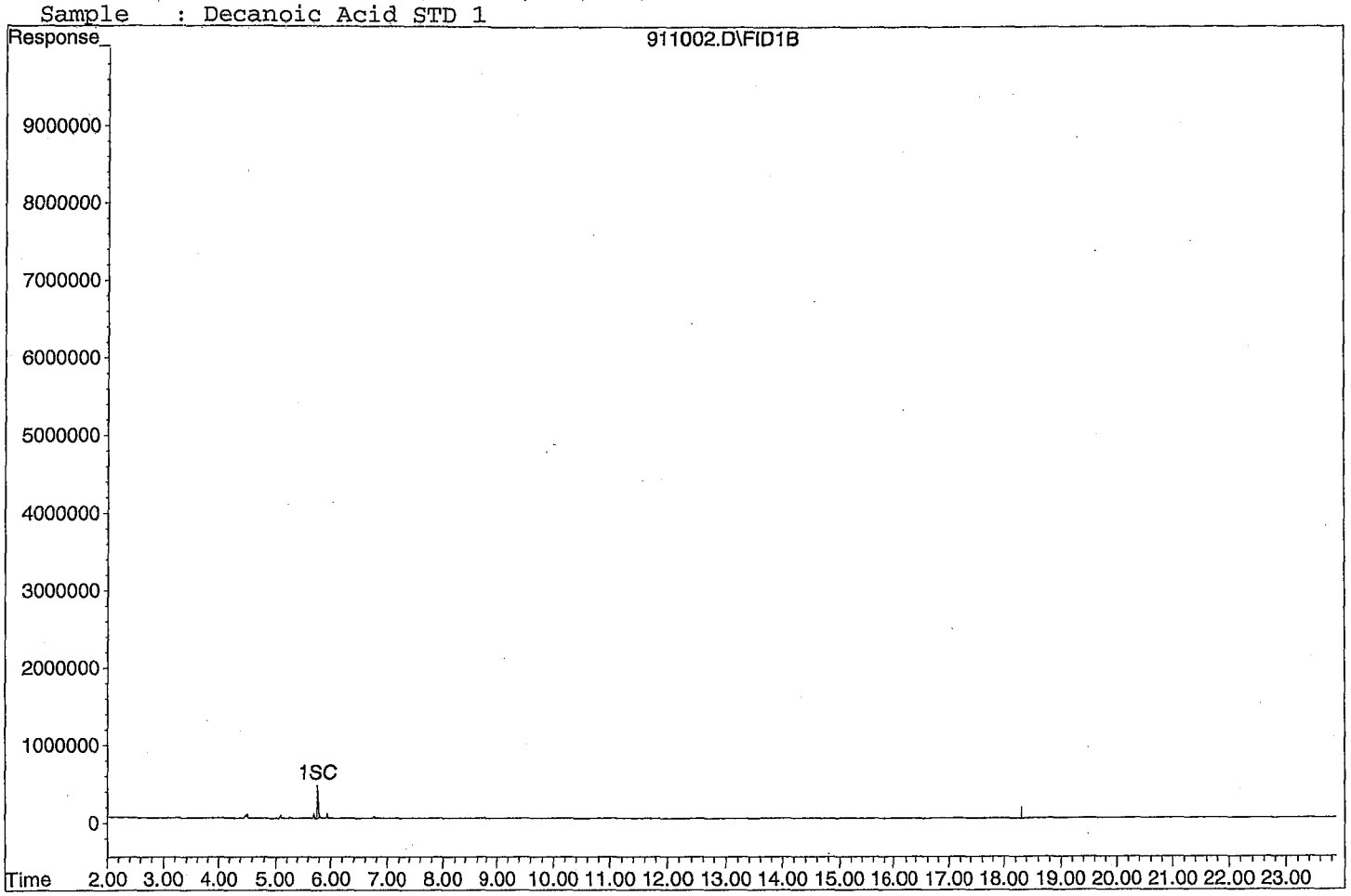

Quantitation Report (Not Reviewed)

Data File : G:\APOLLO\DATA\210911\911003.D Vial: 3
Acq On : 9-11-21 10:51:11 Operator: KA
Sample : Decanoic Acid STD 2 Inst : Apollo
Misc : water Multiplr: 1.00
IntFile : events.e
Quant Time: Sep 23 17:12 2021 Quant Results File: DEC0911.RES

Method : G:\APOLLO\DATA\210808\DEC0911.M (Chemstation Integrator)
Title : 8015 B&C
Last Update : Mon Sep 13 09:30:16 2021
Response via : Multiple Level Calibration

Volume Inj. : 2UL
Signal Phase : DB-5
Signal Info : FID02A

Compound	R.T.	Response	Conc Units
System Monitoring Compounds			
1) SC Decanoic Acid(S)	5.77	13011132	5.070 ppb
Surrogate Spike 24.000		Recovery =	21.13%
Target Compounds			
Target Compounds			

(f)=RT Delta > 1/2 Window (m)=manual int.

911003.D DEC0911.M Thu Sep 23 17:12:51 2021 Page 1

Quantitation Report

Data File: G:\APOLLO\DATA\210911\911003.D
Sample : Decanoic Acid STD 2

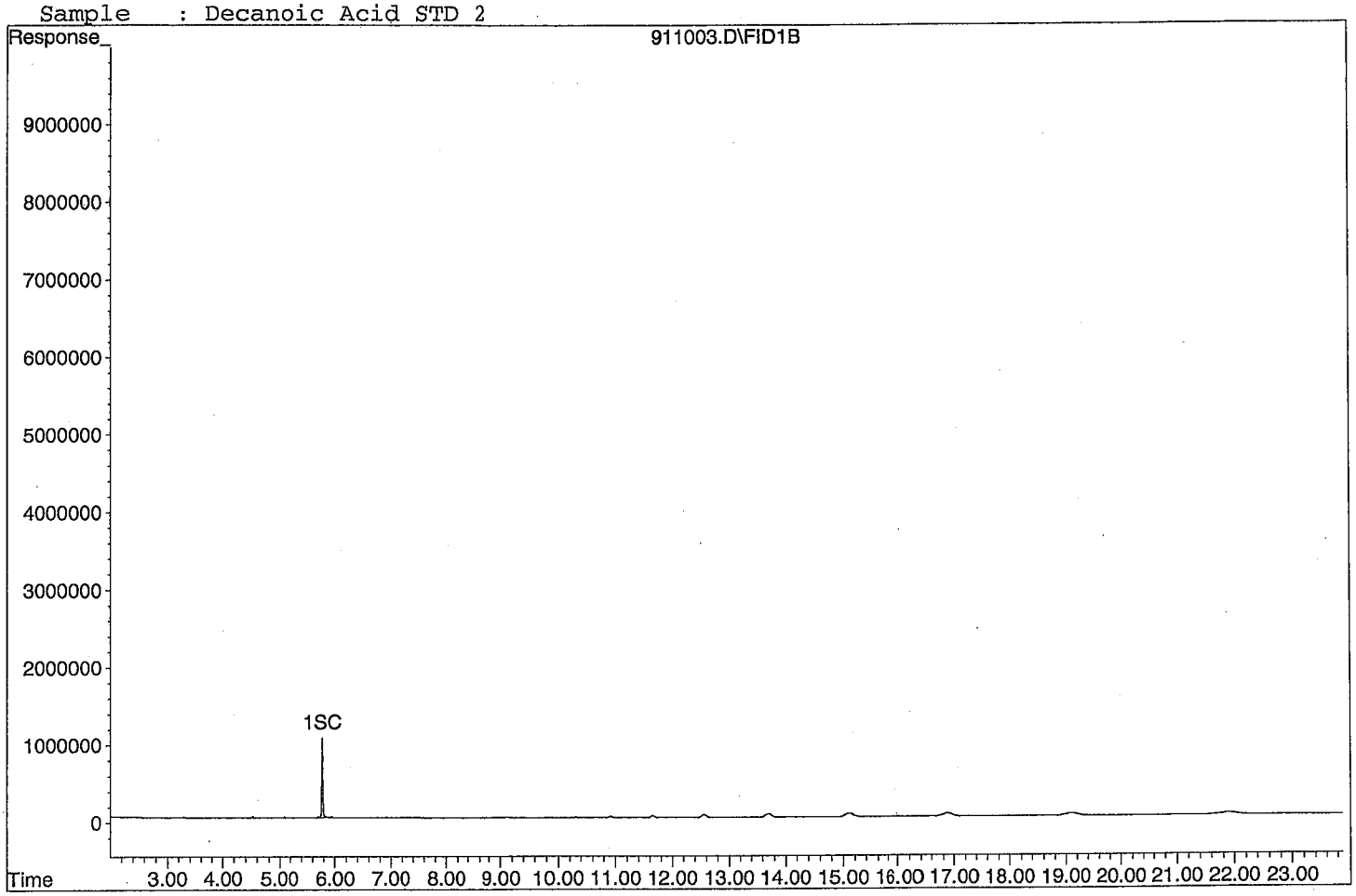

Quantitation Report (Not Reviewed)

Data File : G:\APOLLO\DATA\210911\911004.D Vial: 4
Acq On : 9-11-21 11:19:39 Operator: KA
Sample : Decanoic Acid STD 3 Inst : Apollo
Misc : water Multiplr: 1.00
IntFile : events.e
Quant Time: Sep 23 17:12 2021 Quant Results File: DEC0911.RES

Method : G:\APOLLO\DATA\210808\DEC0911.M (Chemstation Integrator)
Title : 8015 B&C
Last Update : Mon Sep 13 09:30:16 2021
Response via : Multiple Level Calibration

Volume Inj. : 2UL
Signal Phase : DB-5
Signal Info : FID02A

Compound	R.T.	Response	Conc Units
System Monitoring Compounds			
1) SC Decanoic Acid(S)	5.79	63045408	24.568 ppb
Surrogate Spike 24.000		Recovery =	102.37%

Target Compounds

Target Compounds

Quantitation Report

Data File: G:\APOLLO\DATA\210911\911004.D
Sample : Decanoic Acid STD 3

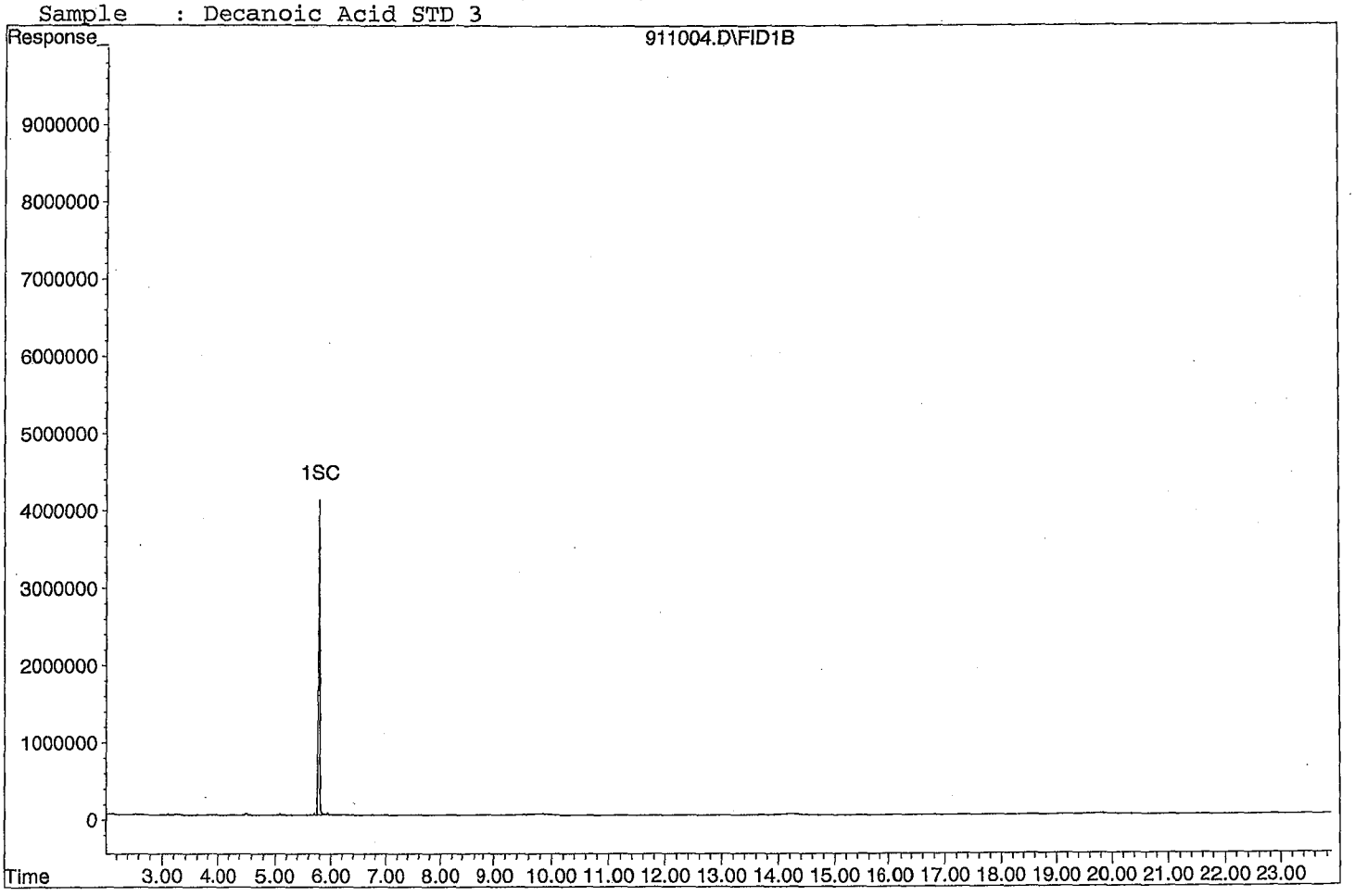

Quantitation Report (Not Reviewed)

Data File : G:\APOLLO\DATA\210911\911005.D Vial: 5
Acq On : 9-11-21 11:48:04 Operator: KA
Sample : Decanoic Acid STD 4 Inst : Apollo
Misc : water Multiplr: 1.00
IntFile : events.e
Quant Time: Sep 23 17:12 2021 Quant Results File: DEC0911.RES

Method : G:\APOLLO\DATA\210808\DEC0911.M (Chemstation Integrator)
Title : 8015 B&C
Last Update : Mon Sep 13 09:30:16 2021
Response via : Multiple Level Calibration

Volume Inj. : 2UL
Signal Phase : DB-5
Signal Info : FID02A

Compound	R.T.	Response	Conc Units
System Monitoring Compounds			
1) SC Decanoic Acid(S)	5.80	99696015	38.851 ppb
Surrogate Spike 24.000		Recovery =	161.88%

Target Compounds

Target Compounds

(f)=RT Delta > 1/2 Window (m)=manual int.
911005.D DEC0911.M Thu Sep 23 17:19:10 2021 Page 1

Quantitation Report

Data File: G:\APOLLO\DATA\210911\911005.D
Sample : Decanoic Acid STD 4

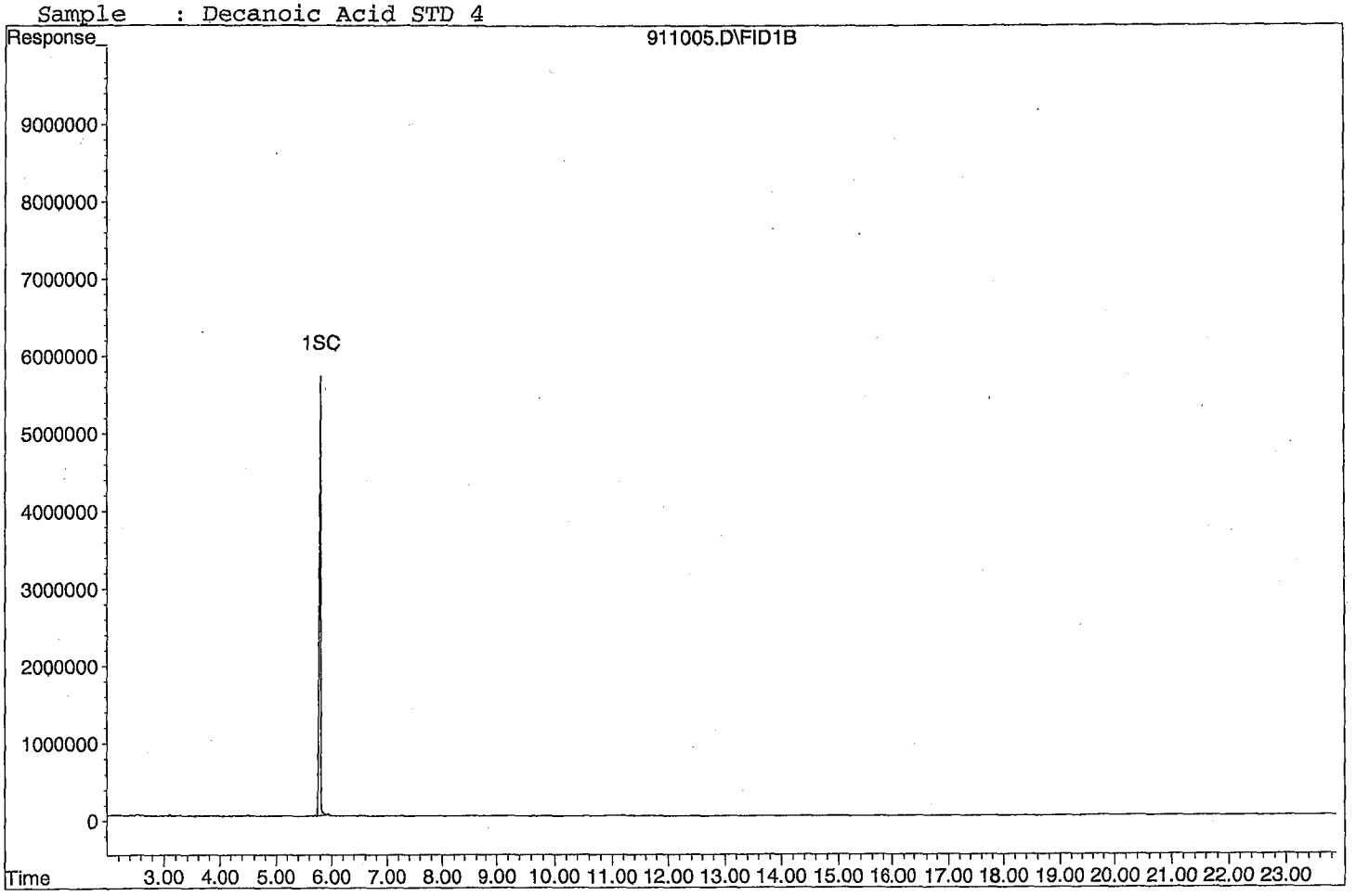

Quantitation Report (Not Reviewed)

Data File : G:\APOLLO\DATA\210911\911006.D
Acq On : 9-11-21 12:16:37
Sample : Decanoic Acid STD 5
Misc : water
IntFile : events.e
Quant Time: Sep 23 17:12 2021 Quant Results File: DEC0911.RES

Vial: 6
Operator: KA
Inst : Apollo
Multiplr: 1.00

Method : G:\APOLLO\DATA\210808\DEC0911.M (Chemstation Integrator)
Title : 8015 B&C
Last Update : Mon Sep 13 09:30:16 2021
Response via : Multiple Level Calibration

Volume Inj. : 2UL
Signal Phase : DB-5
Signal Info : FID02A

Compound	R.T.	Response	Conc Units
System Monitoring Compounds			
1) SC Decanoic Acid(S)	5.81	146122260	56.942 ppb
Surrogate Spike 24.000		Recovery =	237.26%

Target Compounds

Target Compounds

(f)=RT Delta > 1/2 Window (m)=manual int.

Quantitation Report

Data File: G:\APOLLO\DATA\210911\911006.D
Sample : Decanoic Acid STD 5

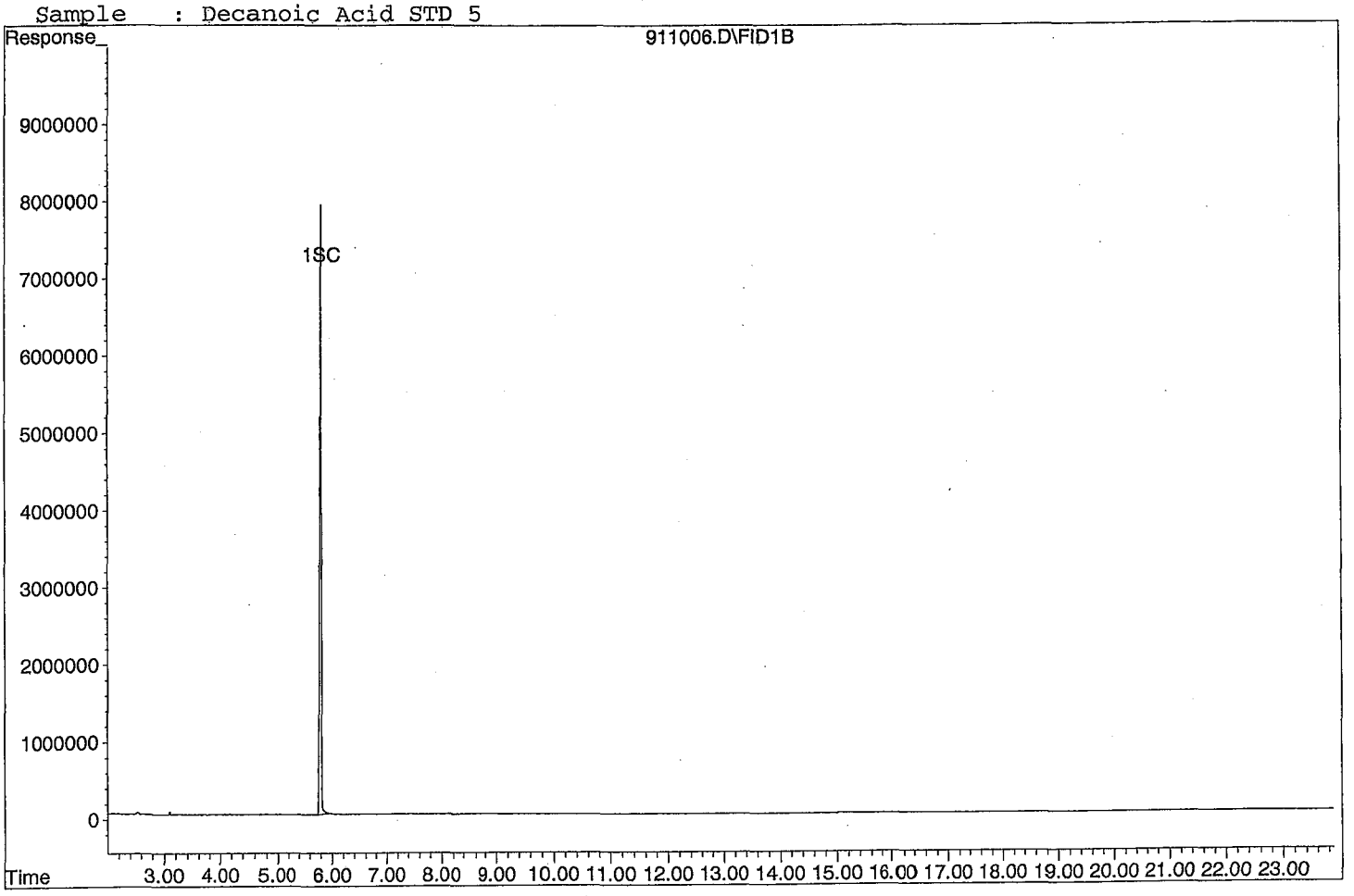

Quantitation Report (Not Reviewed)

Data File : G:\APOLLO\DATA\210911\911007.D Vial: 7
Acq On : 9-11-21 12:45:02 Operator: KA
Sample : Decanoic Acid STD 6 Inst : Apollo
Misc : water Multiplr: 1.00
IntFile : events.e
Quant Time: Sep 23 17:12 2021 Quant Results File: DEC0911.RES

Method : G:\APOLLO\DATA\210808\DEC0911.M (Chemstation Integrator)
Title : 8015 B&C
Last Update : Mon Sep 13 09:30:16 2021
Response via : Multiple Level Calibration

Volume Inj. : 2UL
Signal Phase : DB-5
Signal Info : FID02A

Compound	R.T.	Response	Conc Units
System Monitoring Compounds			
1) SC Decanoic Acid(S)	5.81	181192435	70.609 ppb
Surrogate Spike 24.000		Recovery =	294.20%

Target Compounds

Target Compounds

Quantitation Report

Data File: G:\APOLLO\DATA\210911\911007.D
Sample : Decanoic Acid STD 6

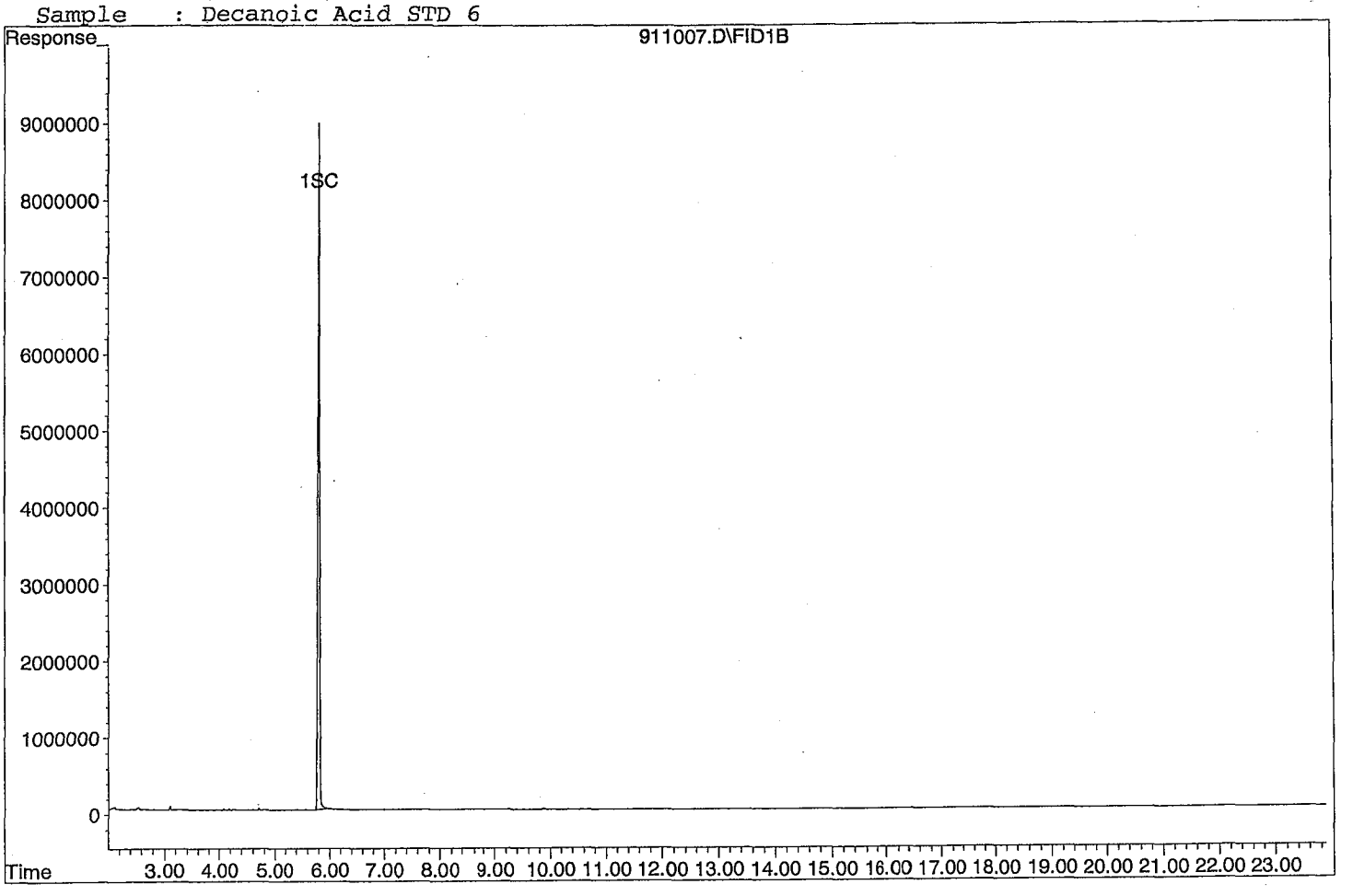

TPH Extractables
DOC1028

Form 7

Continuing Calibration

Lab Name: APPL, Inc.
Case No:
Matrix: Water

SDG No:
Date Analyzed: 11/10/2021
Instrument: Apollo
Initial Cal. Date: 10/28/2021
Data File: 1110018.D

		Compound	MEAN	CCRF	%D		%Drift
1	HATM	Diesel (C10-C24)	2516670	2350820	6.6	HATM	
2	HBTM	Motor Oil (C24-C40)	2492040	1717840	31	HBTML	2.7
3	SA	Ortho-Terphenyl(S)	3127510	2917680	6.7	SA	
4	SA	Octacosane(S)	2261430	2118440	6.3	SA	
5							
6							
7							
8							
9							
10							
11							
12							
13							
14							
15							
16							
17							
18							
19							
20							
21							
22							
23							
24							
25							
26							
27							
28							
29							
30							
31							
32							
33							
34							
35							
36							
37							
38							
39							
40							
		Average			12.7		

Quantitation Report (Not Reviewed)

Data File : G:\APOLLO\DATA\211110\1110018.D Vial: 18
Acq On : 11-10-21 18:20:23 Operator: KA
Sample : DMO LVL 4 CCV 10/27/21 Inst : Apollo
Misc : water Multiplr: 1.00
IntFile : events.e
Quant Time: Nov 11 8:39 2021 Quant Results File: DOC1028.RES

Method : G:\APOLLO\DATA\211028\DOC1028.M (Chemstation Integrator)
Title : 8015 B&C
Last Update : Fri Nov 12 17:55:30 2021
Response via : Multiple Level Calibration

Volume Inj. : 2UL
Signal Phase : DB-5
Signal Info : FID02A

Compound	R.T.	Response	Conc Units
System Monitoring Compounds			
3) SA Ortho-Terphenyl(S)	7.44	72942089	11.661 ppb
Surrogate Spike 30.000		Recovery =	38.87%
4) SA Octacosane(S)	9.69	52961118	11.710 ppb
Surrogate Spike 30.000		Recovery =	39.03%
Target Compounds			
1) HATM Diesel (C10-C24)	6.49	1175410238	233.525 ppb
2) HBTM Motor Oil (C24-C40)	14.96	858918994	243.156 ppb
Target Compounds			

(f)=RT Delta > 1/2 Window (m)=manual int.
1110018.D DOC1028.M Sat Nov 13 15:33:24 2021 Page 1

Quantitation Report

Data File: G:\APOLLO\DATA\211110\1110018.D
Sample : DMO LVL 4 CCV 10/27/21

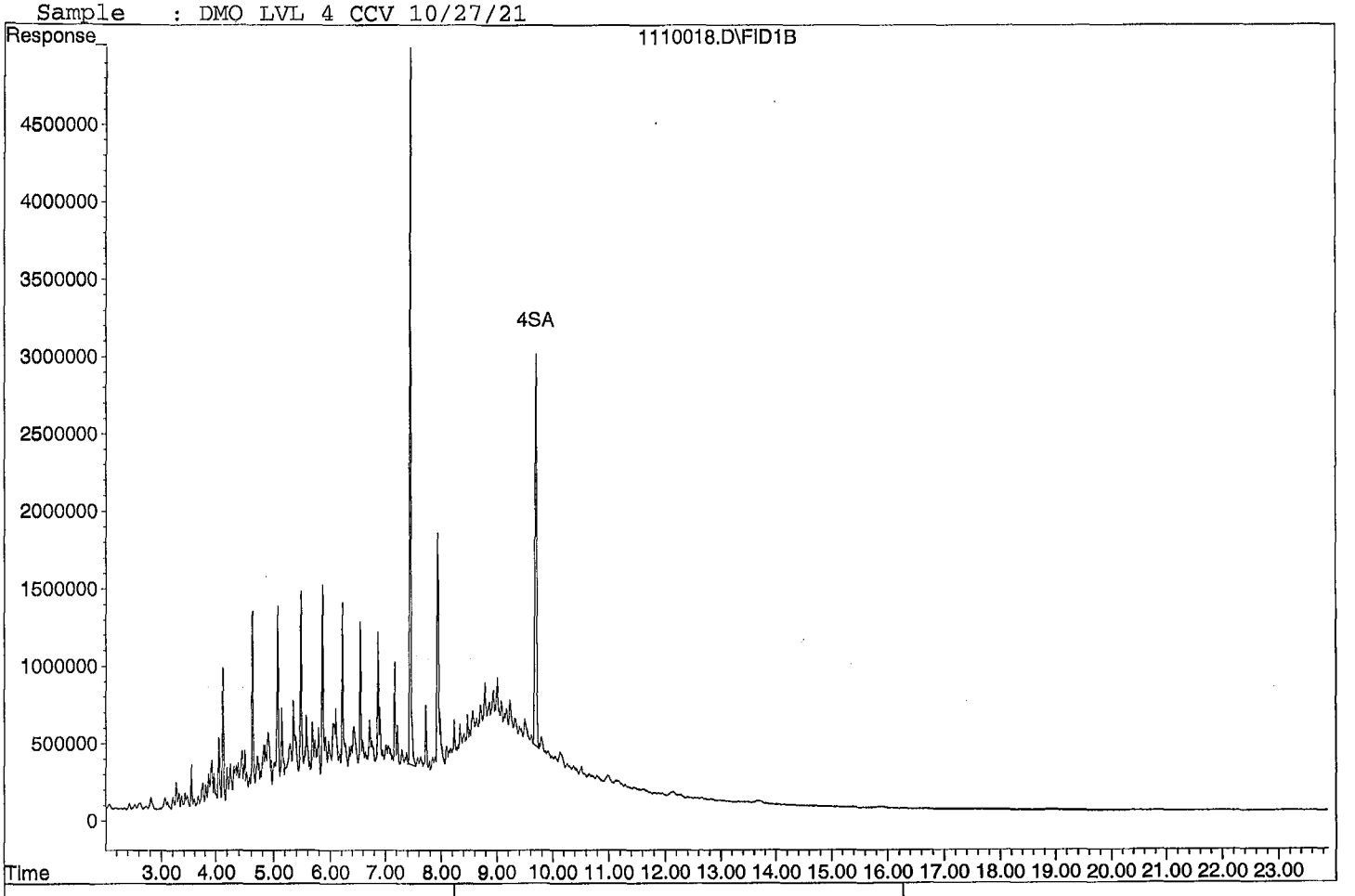

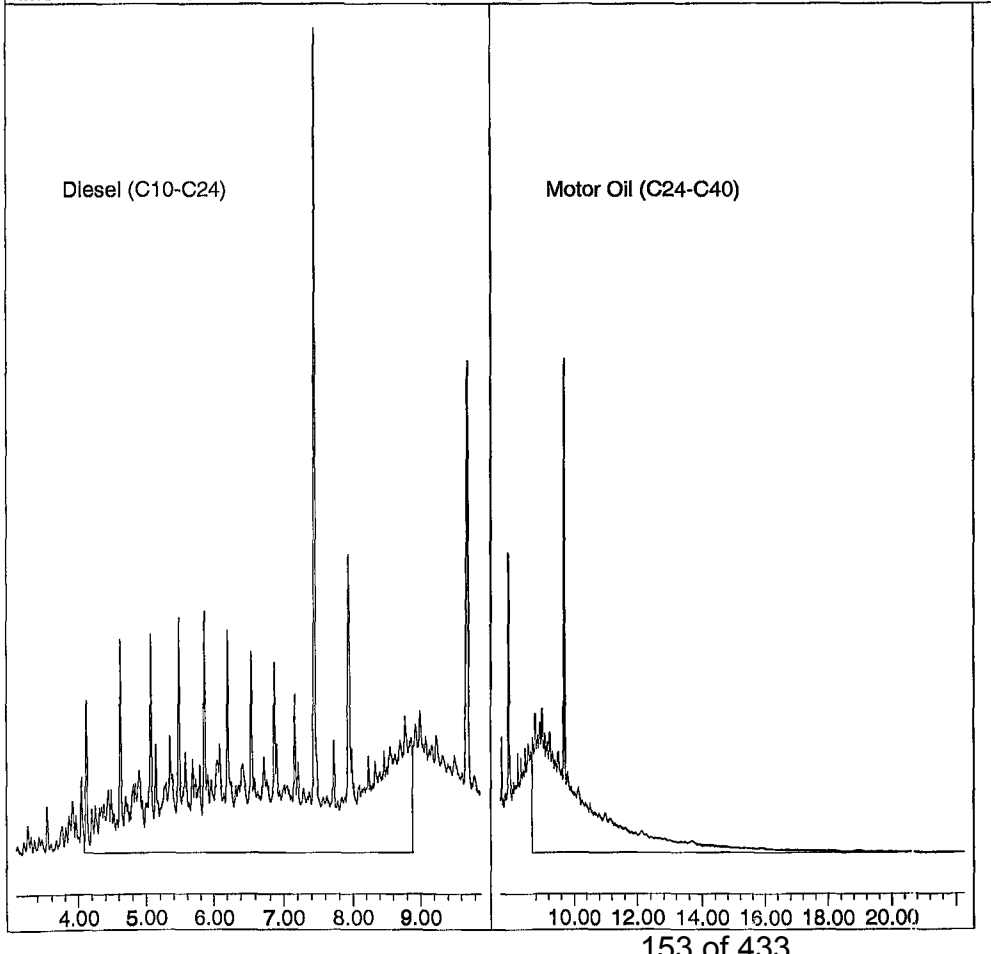

TPH Extractables
DEC0911

Form 7

Continuing Calibration

Lab Name: APPL, Inc.
Case No:
Matrix: Water

SDG No:
Date Analyzed: 11/10/2021
Instrument: Apollo
Initial Cal. Date: 9/11/2021
Data File: 1110019.D

		Compound	MEAN	CCRF	%D	%Drift	
1	SC	Decanoic Acid(S)	1283070	1234300	3.8	SC	
2							
3							
4							
5							
6							
7							
8							
9							
10							
11							
12							
13							
14							
15							
16							
17							
18							
19							
20							
21							
22							
23							
24							
25							
26							
27							
28							
29							
30							
31							
32							
33							
34							
35							
36							
37							
38							
39							
40							
		Average			3.8		

Quantitation Report (Not Reviewed)

Data File : G:\APOLLO\DATA\211110\1110019.D Vial: 19
Acq On : 11-10-21 18:48:25 Operator: KA
Sample : Decanoic Acid CCV 11/05/21 Inst : Apollo
Misc : water Multiplr: 1.00
IntFile : events.e
Quant Time: Nov 11 8:38 2021 Quant Results File: DEC0911.RES

Method : G:\APOLLO\DATA\210911\DEC0911.M (Chemstation Integrator)
Title : 8015 B&C
Last Update : Fri Nov 05 10:50:06 2021
Response via : Multiple Level Calibration

Volume Inj. : 2UL
Signal Phase : DB-5
Signal Info : FID02A

Compound	R.T.	Response	Conc Units
System Monitoring Compounds			
1) SC Decanoic Acid(S)	5.65	88869385	34.632 ppb
Surrogate Spike 24.000		Recovery =	144.30%

Target Compounds

Target Compounds

(f)=RT Delta > 1/2 Window (m)=manual int.
1110019.D DEC0911.M Sat Nov 13 15:36:52 2021 Page 1

File : G:\APOLLO\DATA\211110\1110019.D
Operator : KA
Acquired : 11-10-21 18:48:25 using AcqMethod TPHSN.M
Instrument : Apollo
Sample Name: Decanoic Acid CCV 11/05/21
Misc Info : water
Vial Number: 19



TPH Extractables
DOC1028

Form 7

Continuing Calibration

Lab Name: APPL, Inc.
Case No:
Matrix: Water

SDG No:
Date Analyzed: 11/11/2021
Instrument: Apollo
Initial Cal. Date: 10/28/2021
Data File: 1110031.D

		Compound	MEAN	CCRF	%D		%Drift
1	HATM	Diesel (C10-C24)	2516670	2598370	3.2	HATM	
2	HBTM	Motor Oil (C24-C40)	2492040	1901950	24	HBTML	8.1
3	SA	Ortho-Terphenyl(S)	3127510	3109130	0.59	SA	
4	SA	Octacosane(S)	2261430	2312170	2.2	SA	
5							
6							
7							
8							
9							
10							
11							
12							
13							
14							
15							
16							
17							
18							
19							
20							
21							
22							
23							
24							
25							
26							
27							
28							
29							
30							
31							
32							
33							
34							
35							
36							
37							
38							
39							
40							
		Average			7.5		

Quantitation Report (Not Reviewed)

Data File : G:\APOLLO\DATA\211110\1110031.D Vial: 31
Acq On : 11-11-21 0:24:43 Operator: KA
Sample : DMO LVL 4 CCV 10/27/21 Inst : Apollo
Misc : water Multiplr: 1.00
IntFile : events.e
Quant Time: Nov 11 8:40 2021 Quant Results File: DOC1028.RES

Method : G:\APOLLO\DATA\211028\DOC1028.M (Chemstation Integrator)
Title : 8015 B&C
Last Update : Fri Nov 12 17:55:30 2021
Response via : Multiple Level Calibration

Volume Inj. : 2UL
Signal Phase : DB-5
Signal Info : FID02A

Compound	R.T.	Response	Conc Units
System Monitoring Compounds			
3) SA Ortho-Terphenyl(S)	7.44	77728152	12.427 ppb
Surrogate Spike 30.000		Recovery =	41.42%
4) SA Octacosane(S)	9.68	57804364	12.781 ppb
Surrogate Spike 30.000		Recovery =	42.60%
Target Compounds			
1) HATM Diesel (C10-C24)	6.49	1299185451	258.116 ppb
2) HBTM Motor Oil (C24-C40)	14.96	950974379	270.296 ppb

Target Compounds

(f)=RT Delta > 1/2 Window (m)=manual int.
1110031.D DOC1028.M Sat Nov 13 15:33:44 2021 Page 1

Quantitation Report

Data File: G:\APOLLO\DATA\211110\1110031.D
Sample : DMO LVL 4 CCV 10/27/21

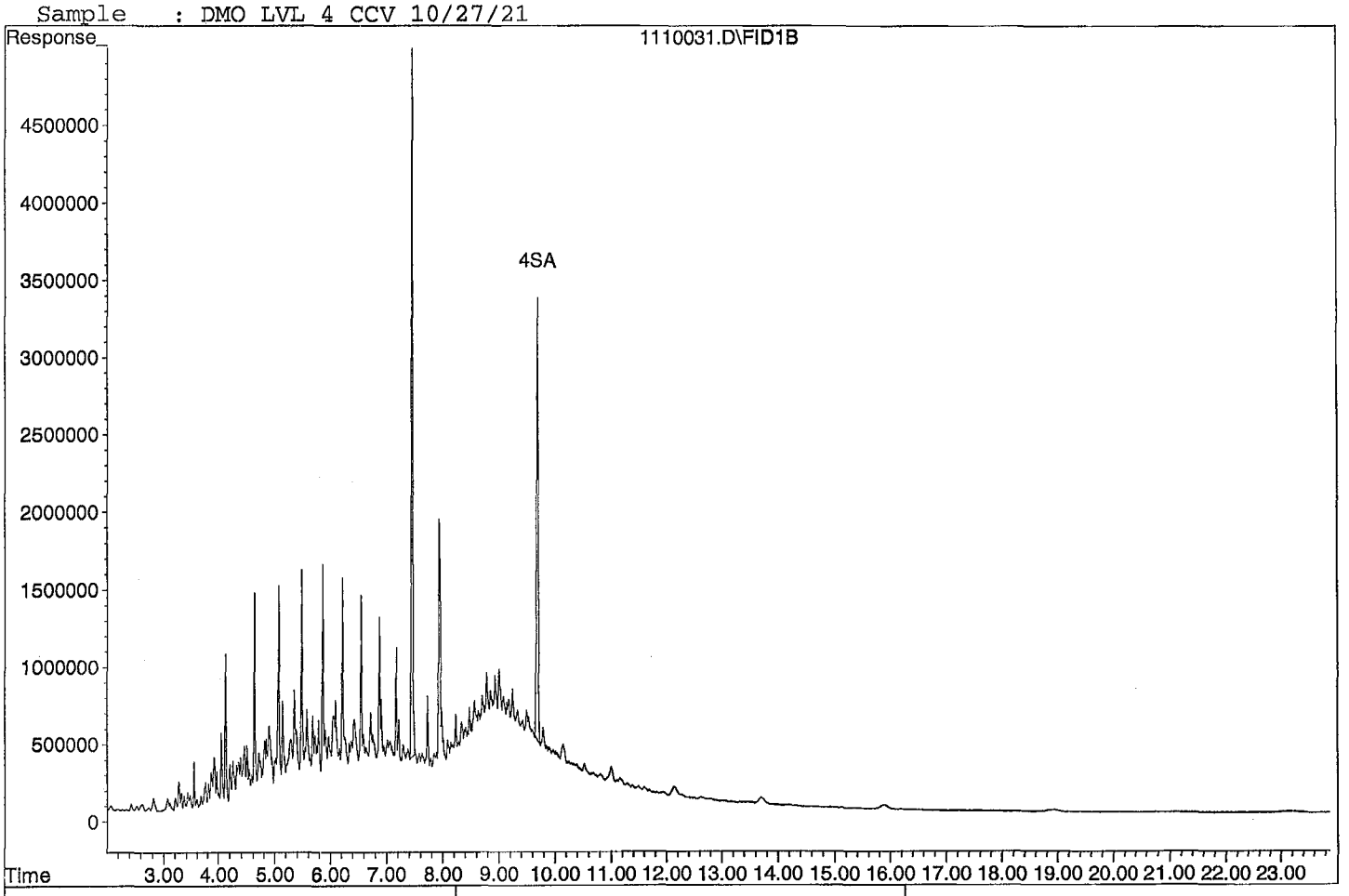

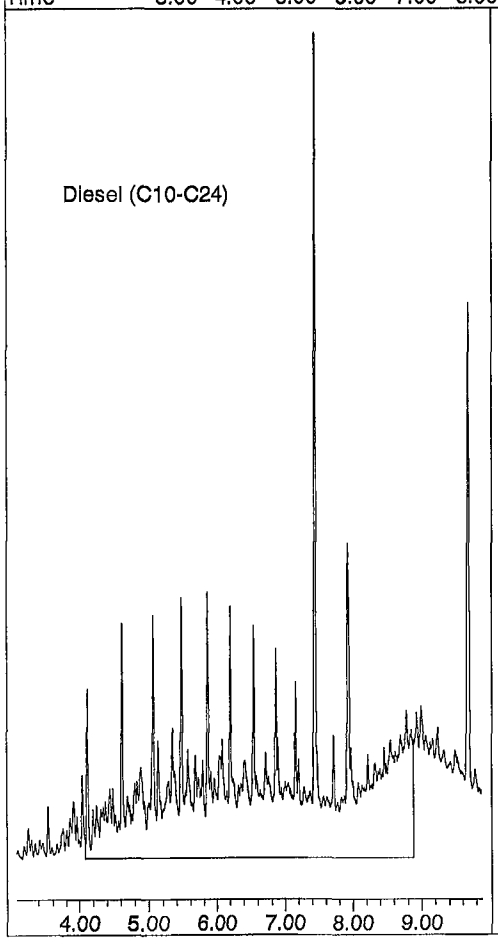

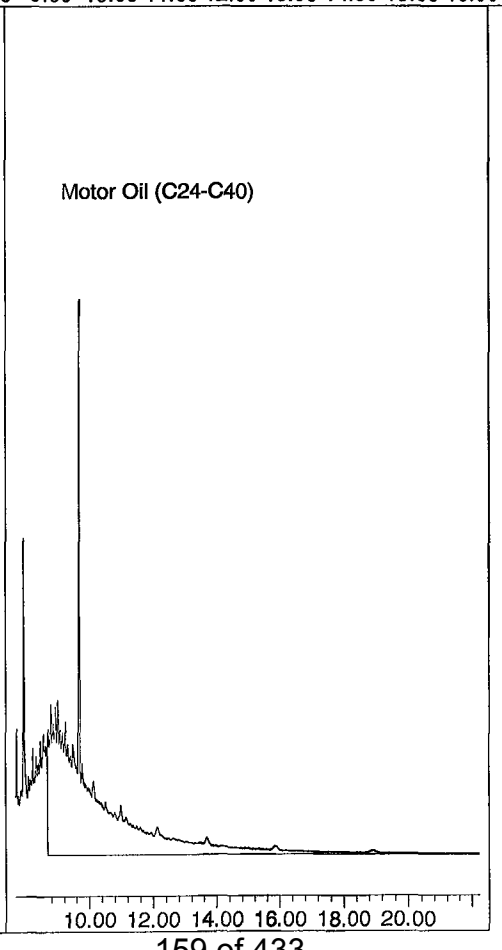

TPH Extractables
DEC0911

Form 7

Continuing Calibration

Lab Name: APPL, Inc.
Case No:
Matrix: Water

SDG No:
Date Analyzed: 11/11/2021
Instrument: Apollo
Initial Cal. Date: 9/11/2021
Data File: 1110032.D

		Compound	MEAN	CCRF	%D	%Drift	
1	SC	Decanoic Acid(S)	1283070	1361830	6.1	SC	
2							
3							
4							
5							
6							
7							
8							
9							
10							
11							
12							
13							
14							
15							
16							
17							
18							
19							
20							
21							
22							
23							
24							
25							
26							
27							
28							
29							
30							
31							
32							
33							
34							
35							
36							
37							
38							
39							
40							
		Average			6.1		

Quantitation Report (Not Reviewed)

Data File : G:\APOLLO\DATA\211110\1110032.D Vial: 32
Acq On : 11-11-21 0:52:46 Operator: KA
Sample : Decanoic Acid CCV 11/05/21 Inst : Apollo
Misc : water Multiplr: 1.00
IntFile : events.e
Quant Time: Nov 11 8:40 2021 Quant Results File: DEC0911.RES

Method : G:\APOLLO\DATA\210911\DEC0911.M (Chemstation Integrator)
Title : 8015 B&C
Last Update : Fri Nov 05 10:50:06 2021
Response via : Multiple Level Calibration

Volume Inj. : 2UL
Signal Phase : DB-5
Signal Info : FID02A

Compound	R.T.	Response	Conc Units
System Monitoring Compounds			
1) SC Decanoic Acid(S)	5.65	98051620	38.210 ppb
Surrogate Spike 24.000		Recovery =	159.21%

Target Compounds

Target Compounds

(f)=RT Delta > 1/2 Window (m)=manual int.
1110032.D DEC0911.M Sat Nov 13 15:36:53 2021 Page 1

File : G:\APOLLO\DATA\211110\1110032.D
Operator : KA
Acquired : 11-11-21 0:52:46 using AcqMethod TPHSN.M
Instrument : Apollo
Sample Name: Decanoic Acid CCV 11/05/21
Misc Info : water
Vial Number: 32



ORGANICS
Raw Data

Quantitation Report (QT Reviewed)

Data File : G:\APOLLO\DATA\211110\1110024.D Vial: 24
Acq On : 11-10-21 21:08:40 Operator: KA
Sample : BA45100W10 5/1040 SG Inst : Apollo
Misc : water Multiplr: 4.81
IntFile : events.e
Quant Time: Nov 13 15:30 2021 Quant Results File: DOC1028.RES

Method : G:\APOLLO\DATA\211028\DOC1028.M (Chemstation Integrator)
Title : 8015 B&C
Last Update : Fri Nov 12 17:55:30 2021
Response via : Multiple Level Calibration

Volume Inj. : 2UL
Signal Phase : DB-5
Signal Info : FID02A

Compound	R.T.	Response	Conc Units
System Monitoring Compounds			
3) SA Ortho-Terphenyl(S)	7.44	180256293	138.548 ppb
Surrogate Spike 144.231		Recovery =	96.06%
4) SA Octacosane(S)	9.69	160324122	170.421 ppb
Surrogate Spike 144.231		Recovery =	118.16%
Target Compounds			
1) HATM Diesel (C10-C24)	6.49	34056730	32.530 ppb
2) HBTM Motor Oil (C24-C40)	14.96	89718233	78.733 ppb
Target Compounds			

(f)=RT Delta > 1/2 Window (m)=manual int.
1110024.D DOC1028.M Sat Nov 13 15:33:31 2021 Page 1

Quantitation Report

Data File: G:\APOLLO\DATA\211110\1110024.D
Sample : BA45100W10 5/1040 SG

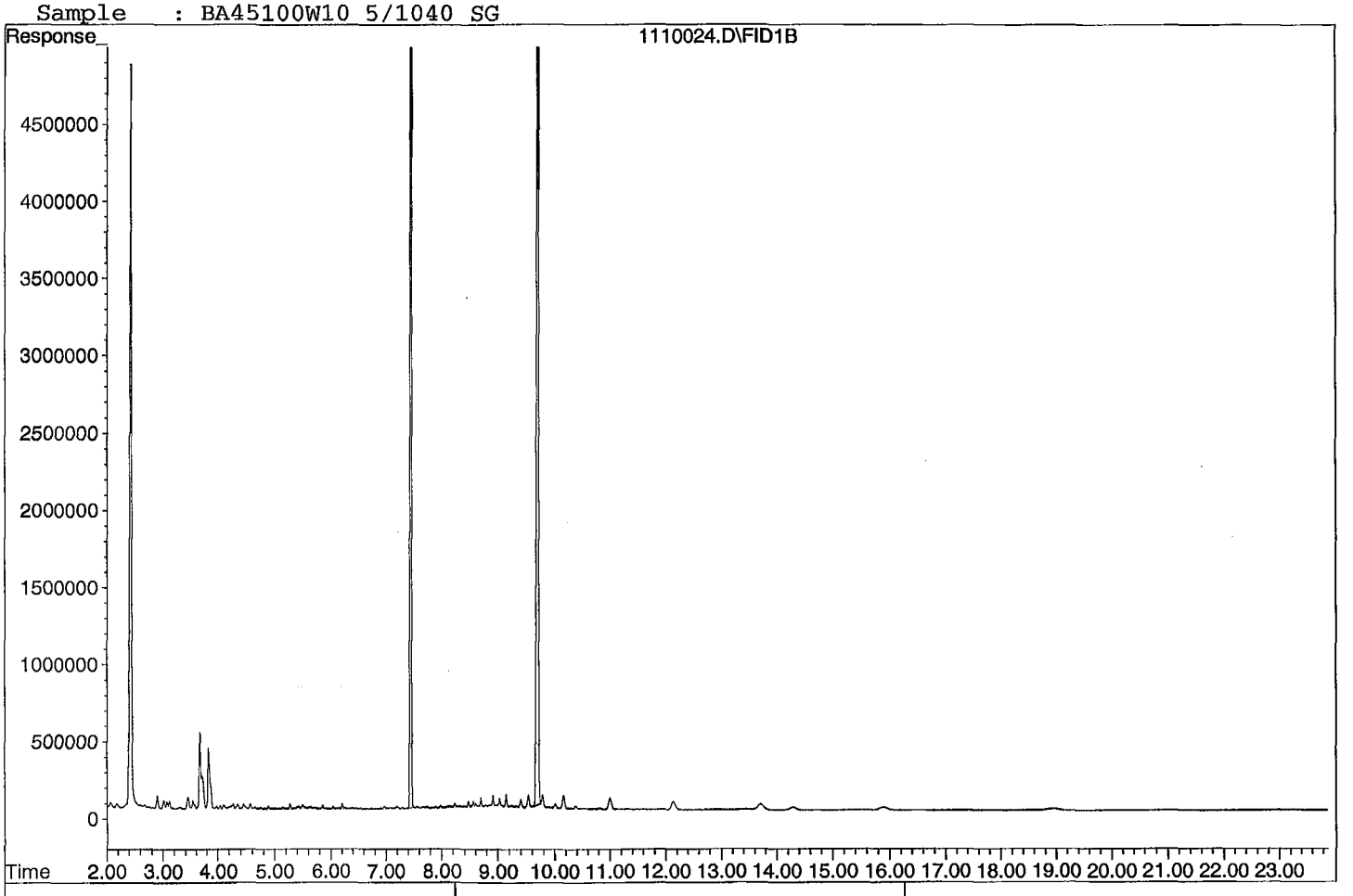





Quantitation Report (QT Reviewed)

Data File : G:\APOLLO\DATA\211110\1110025.D Vial: 25
Acq On : 11-10-21 21:36:41 Operator: KA
Sample : BA45101W07 5/1040 SG Inst : Apollo
Misc : water Multiplr: 4.81
IntFile : events.e
Quant Time: Nov 13 15:30 2021 Quant Results File: DOC1028.RES

Method : G:\APOLLO\DATA\211028\DOC1028.M (Chemstation Integrator)
Title : 8015 B&C
Last Update : Fri Nov 12 17:55:30 2021
Response via : Multiple Level Calibration

Volume Inj. : 2UL
Signal Phase : DB-5
Signal Info : FID02A

Compound	R.T.	Response	Conc Units
System Monitoring Compounds			
3) SA Ortho-Terphenyl(S)	7.44	147827486	113.622 ppb
Surrogate Spike 144.231		Recovery =	78.78%
4) SA Octacosane(S)	9.69	131280012	139.548 ppb
Surrogate Spike 144.231		Recovery =	96.75%
Target Compounds			
1) HATM Diesel (C10-C24)	6.49	26390527	25.207 ppb
2) HBTM Motor Oil (C24-C40)	14.96	70218471	51.094 ppb

Target Compounds

(f)=RT Delta > 1/2 Window (m)=manual int.
1110025.D DOC1028.M Sat Nov 13 15:33:33 2021 Page 1

Data File: G:\APOLLO\DATA\211110\1110025.D
Sample : BA45101W07 5/1040 SG

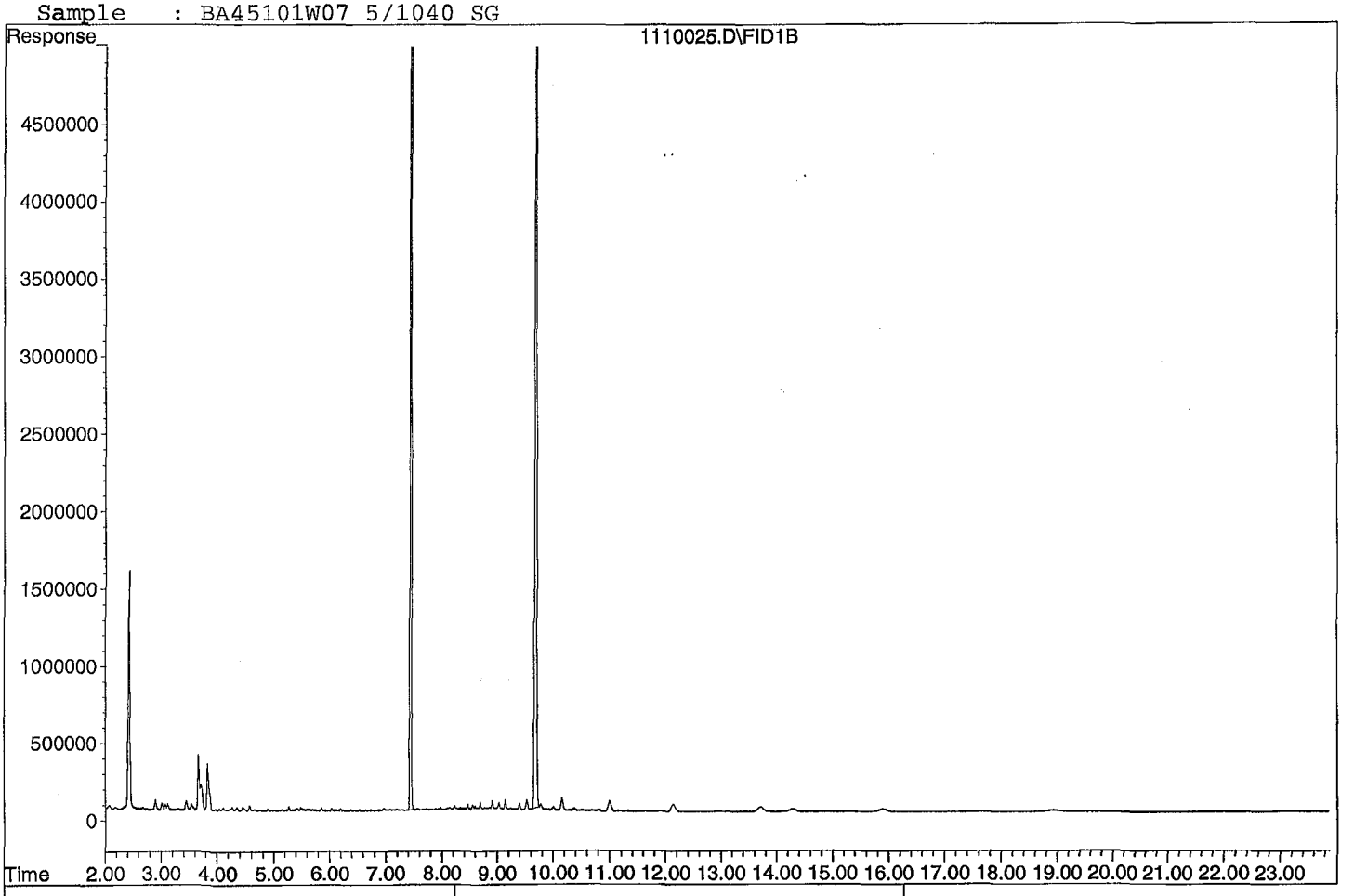

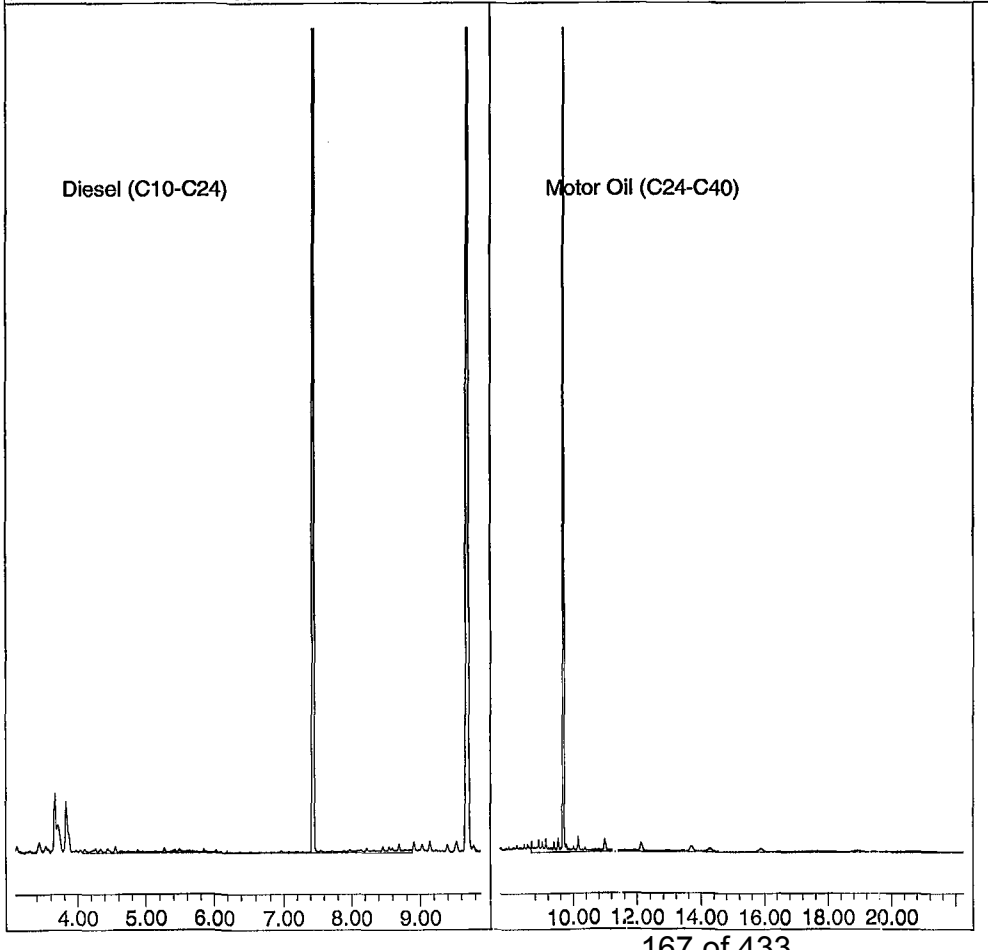

Quantitation Report (QT Reviewed)

Data File : G:\APOLLO\DATA\211110\1110021.D Vial: 21
Acq On : 11-10-21 19:44:31 Operator: KA
Sample : 211108A BLK 5/1000 SG Inst : Apollo
Misc : water Multiplr: 5.00
IntFile : events.e
Quant Time: Nov 13 15:28 2021 Quant Results File: DOC1028.RES

Method : G:\APOLLO\DATA\211028\DOC1028.M (Chemstation Integrator)
Title : 8015 B&C
Last Update : Fri Nov 12 17:55:30 2021
Response via : Multiple Level Calibration

Volume Inj. : 2UL
Signal Phase : DB-5
Signal Info : FID02A

Compound	R.T.	Response	Conc Units
System Monitoring Compounds			
3) SA Ortho-Terphenyl(S)	7.44	174662873	139.618 ppb
Surrogate Spike 150.000		Recovery =	93.08%
4) SA Octacosane(S)	9.69	155867982	172.311 ppb
Surrogate Spike 150.000		Recovery =	114.87%
Target Compounds			
1) HATM Diesel (C10-C24)	6.49	31566545	31.357 ppb
2) HBTM Motor Oil (C24-C40)	14.96	84816381	74.657 ppb
Target Compounds			

(f)=RT Delta > 1/2 Window (m)=manual int.
1110021.D DOC1028.M Sat Nov 13 15:33:26 2021 Page 1

Data File: G:\APOLLO\DATA\211110\1110021.D
Sample : 211108A BLK 5/1000 SG

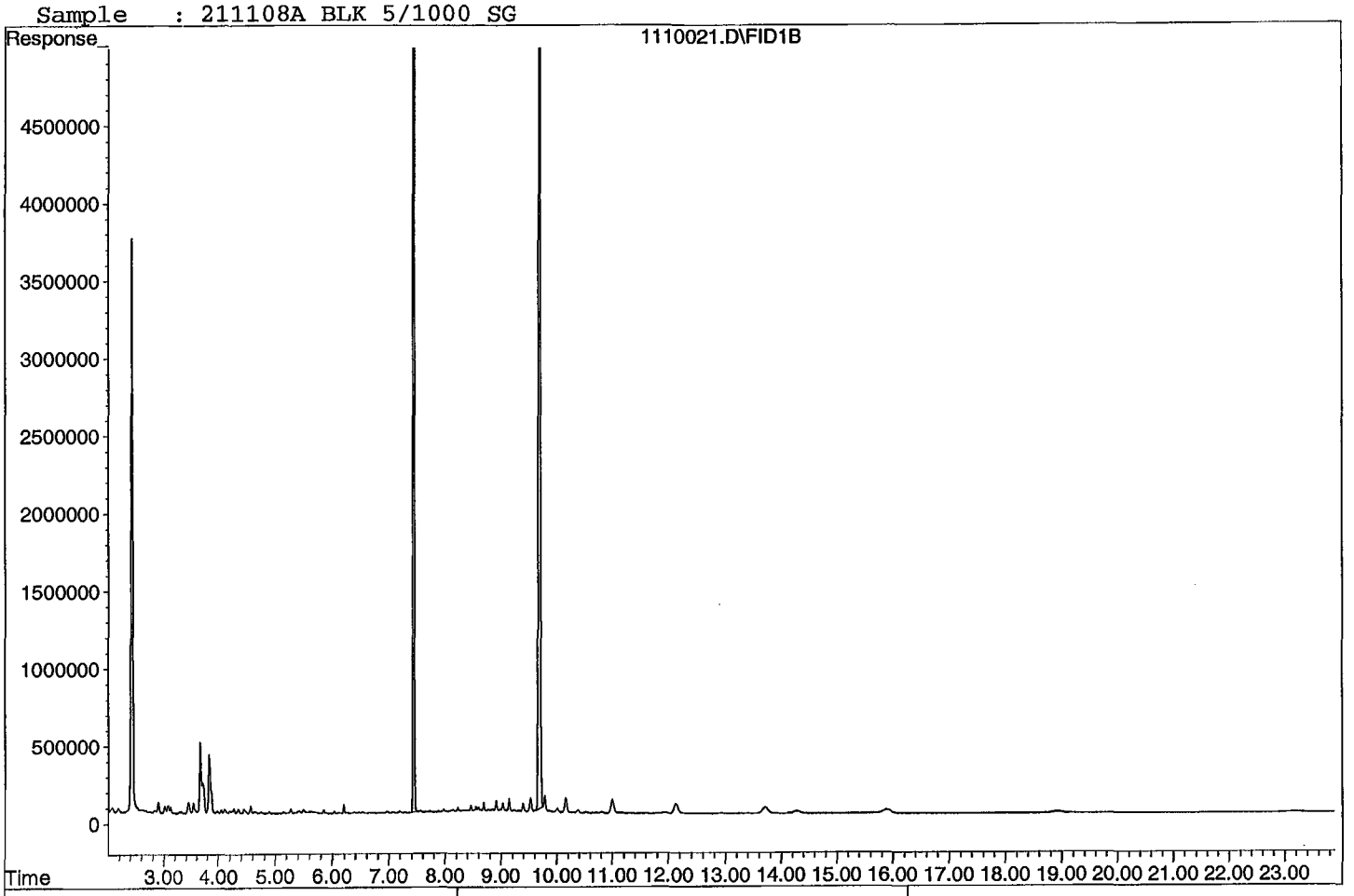

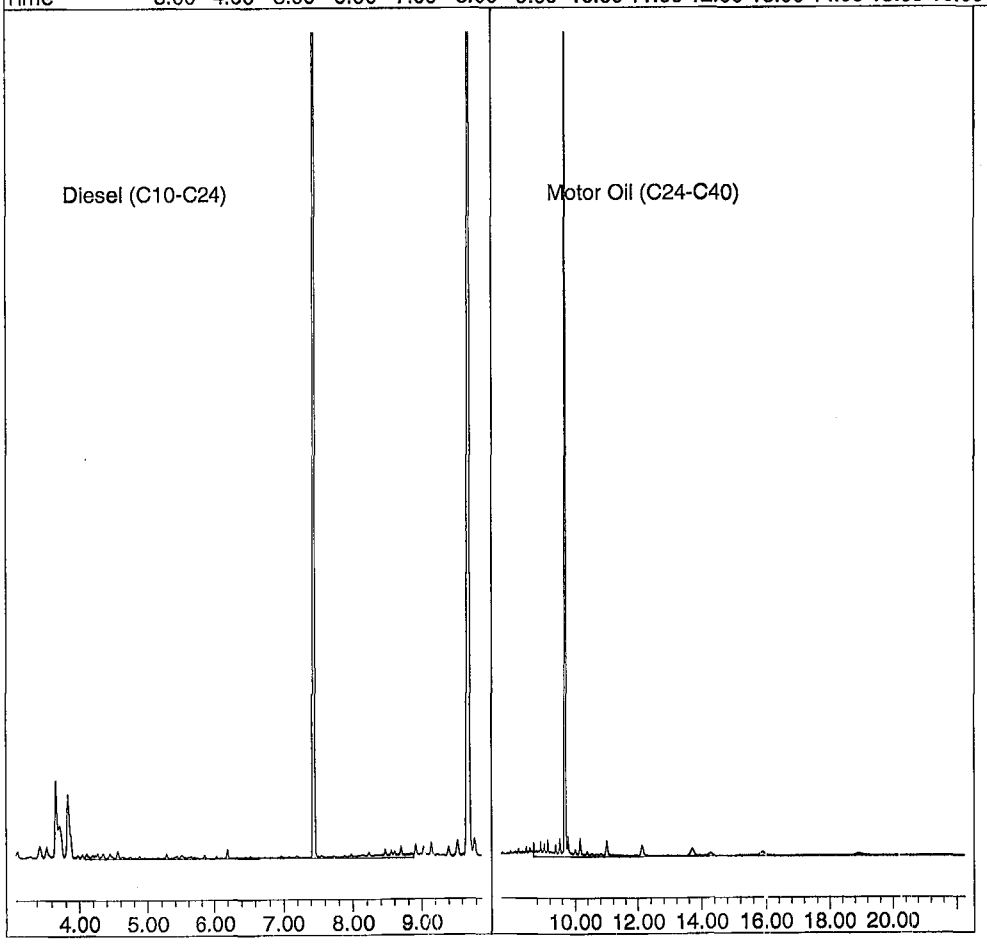

Quantitation Report (QT Reviewed)

Data File : G:\APOLLO\DATA\211110\1110022.D Vial: 22
Acq On : 11-10-21 20:12:35 Operator: KA
Sample : 211108A LCS-1 5/1000 SG Inst : Apollo
Misc : water Multiplr: 5.00
IntFile : events.e
Quant Time: Nov 13 15:29 2021 Quant Results File: DOC1028.RES

Method : G:\APOLLO\DATA\211028\DOC1028.M (Chemstation Integrator)
Title : 8015 B&C
Last Update : Fri Nov 12 17:55:30 2021
Response via : Multiple Level Calibration

Volume Inj. : 2UL
Signal Phase : DB-5
Signal Info : FID02A

Compound	R.T.	Response	Conc Units
System Monitoring Compounds			
3) SA Ortho-Terphenyl(S)	7.44	123664490	98.852 ppb
Surrogate Spike 150.000		Recovery =	65.90%
4) SA Octacosane(S)	9.69	98274593	108.642 ppb
Surrogate Spike 150.000		Recovery =	72.43%
Target Compounds			
1) HATM Diesel (C10-C24)	6.49	1145558960	1137.971 ppb
2) HBTM Motor Oil (C24-C40)	14.96	1022781147	1457.330 ppb

Target Compounds

Diesel:

$$\frac{(1145558960)(5)}{(2516669)(2)} = \frac{5727794800}{5033338} = \boxed{1137.971}$$

(f)=RT Delta > 1/2 Window (m)=manual int.
1110022.D DOC1028.M Sat Nov 13 15:33:27 2021 Page 1

Quantitation Report

Data File: G:\APOLLO\DATA\211110\1110022.D
Sample : 211108A LCS-1 5/1000 SG

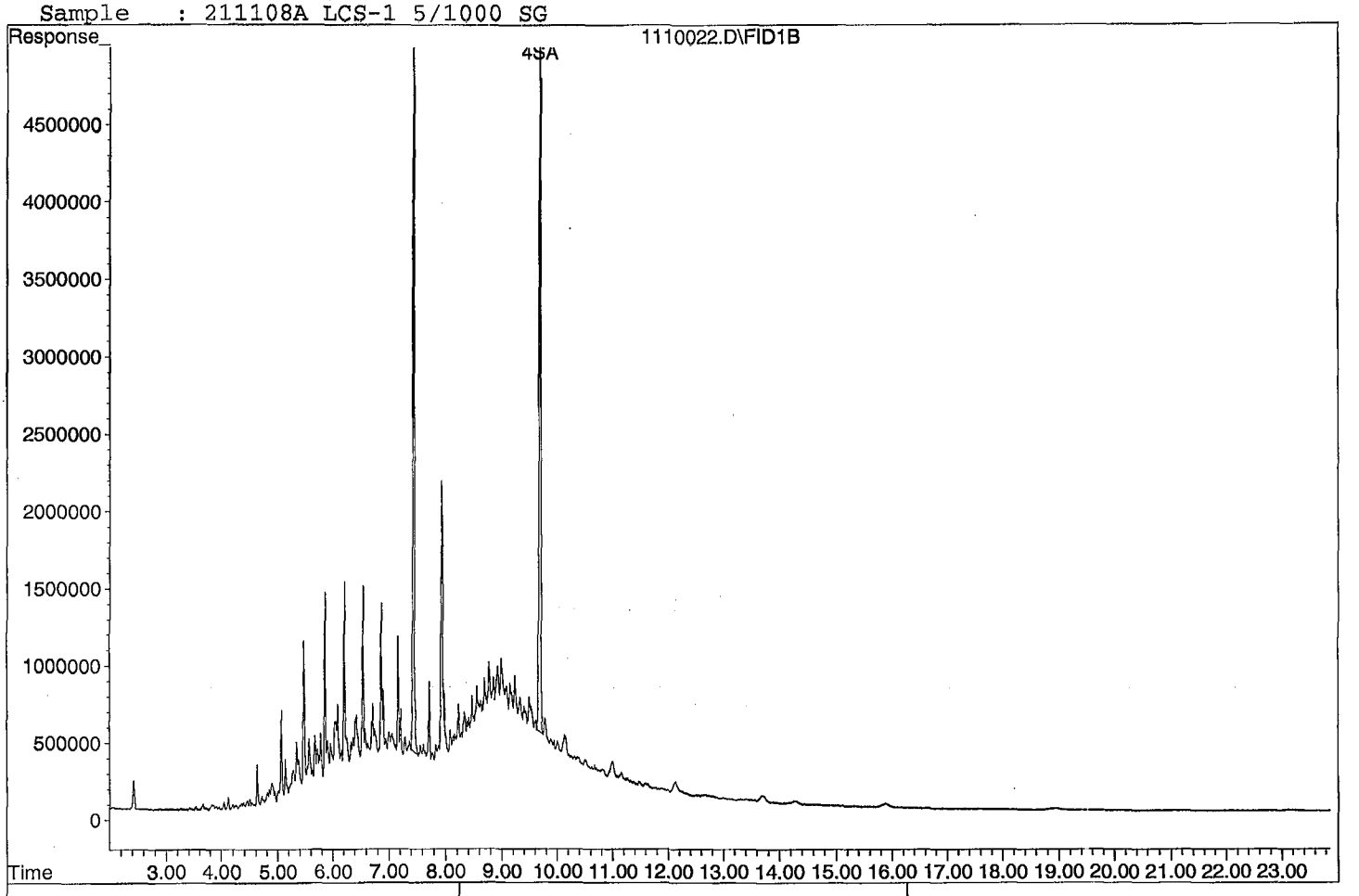

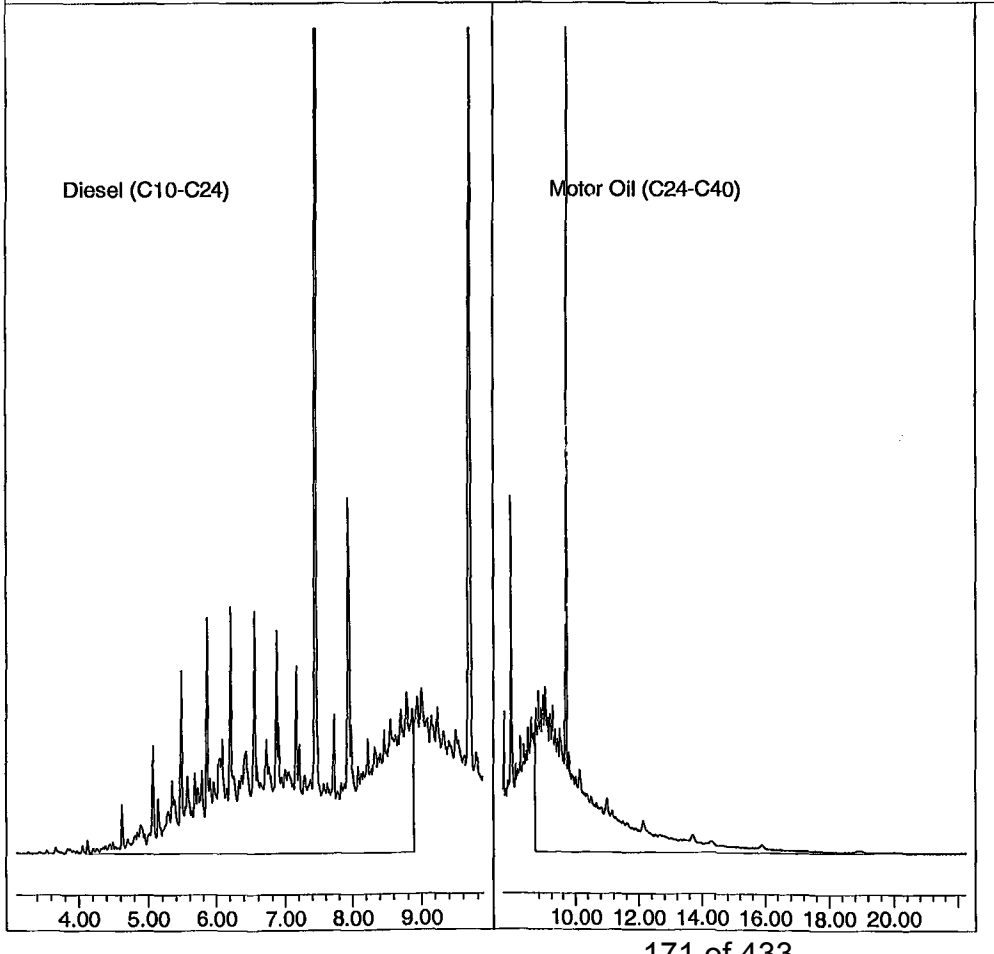

1110022.D DOC1028.M Sat Nov 13 15:33:28 2021

Quantitation Report (QT Reviewed)

Data File : G:\APOLLO\DATA\211110\1110023.D
Acq On : 11-10-21 20:40:38
Sample : 211108A LCSD-1 5/1000 SG
Misc : water
IntFile : events.e
Quant Time: Nov 13 15:29 2021 Quant Results File: DOC1028.RES

Vial: 23
Operator: KA
Inst : Apollo
Multiplr: 5.00

Method : G:\APOLLO\DATA\211028\DOC1028.M (Chemstation Integrator)
Title : 8015 B&C
Last Update : Fri Nov 12 17:55:30 2021
Response via : Multiple Level Calibration

Volume Inj. : 2UL
Signal Phase : DB-5
Signal Info : FID02A

Compound	R.T.	Response	Conc Units
System Monitoring Compounds			
3) SA Ortho-Terphenyl(S)	7.44	194242663	155.270 ppb
Surrogate Spike 150.000		Recovery =	103.51%
4) SA Octacosane(S)	9.69	158795775	175.548 ppb
Surrogate Spike 150.000		Recovery =	117.03%
Target Compounds			
1) HATM Diesel (C10-C24)	6.49	2114966450	2100.958 ppb
2) HBTM Motor Oil (C24-C40)	14.96	1627990801	2349.482 ppb

Target Compounds

(f)=RT Delta > 1/2 Window (m)=manual int.
1110023.D DOC1028.M Sat Nov 13 15:33:29 2021

Quantitation Report

Data File: G:\APOLLO\DATA\211110\1110023.D
Sample : 211108A LCSD-1 5/1000 SG

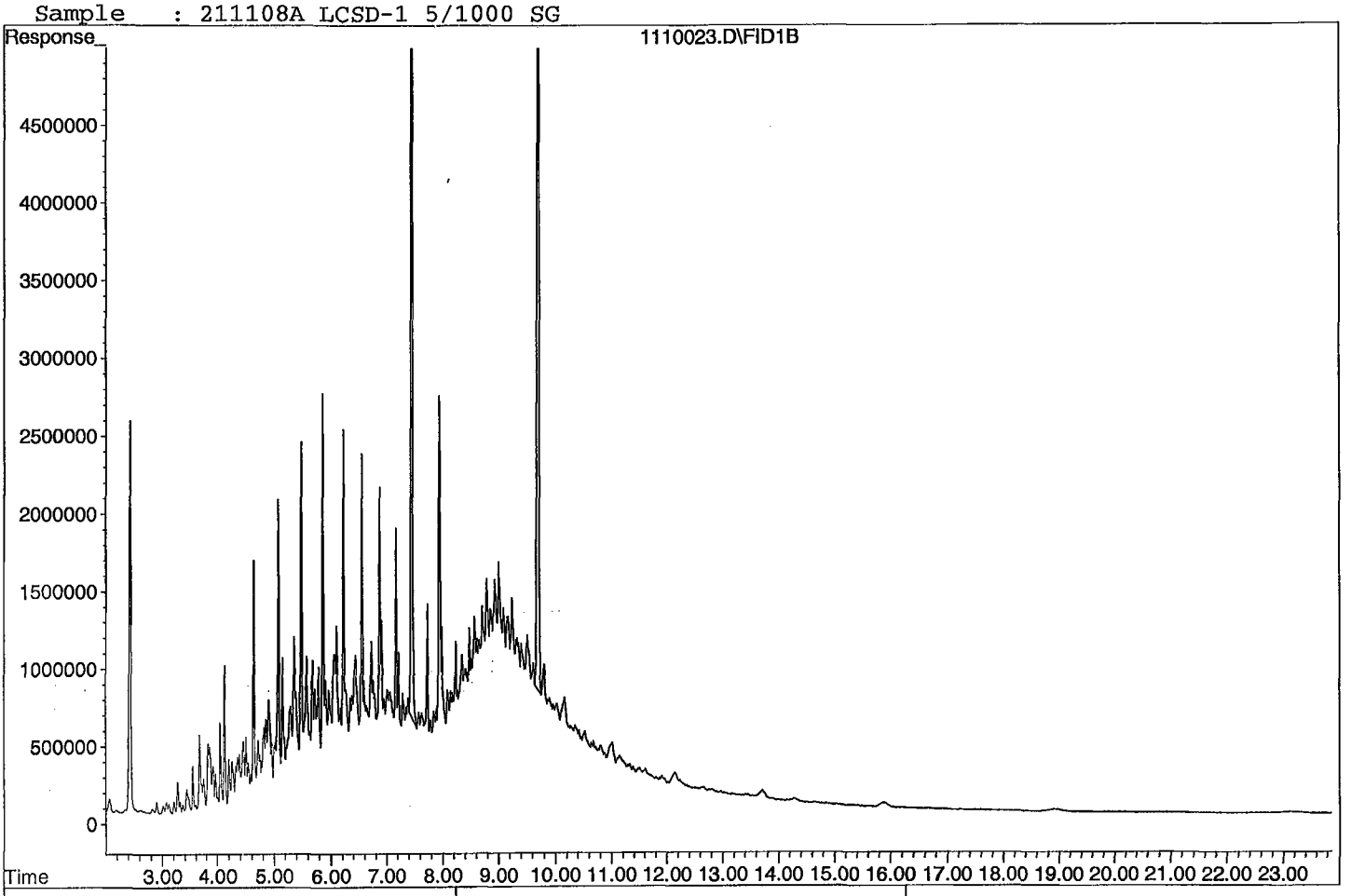

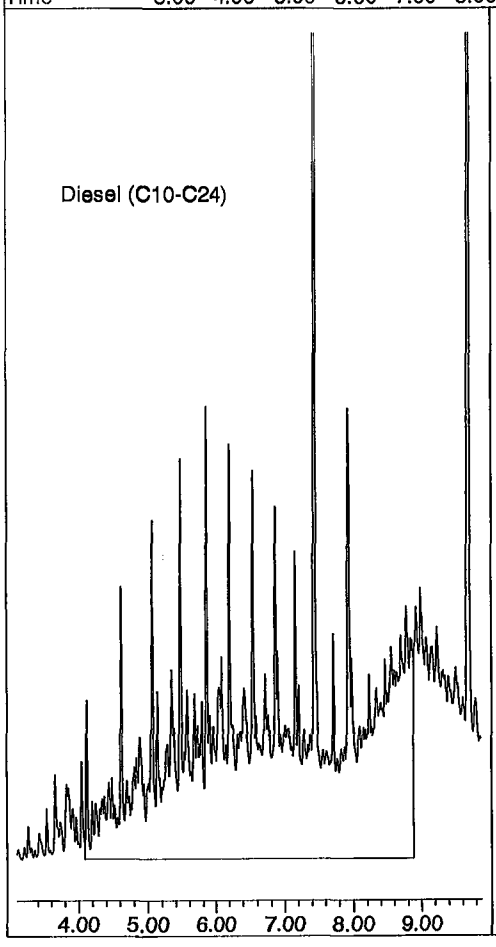



Diesel / Motor Oil Calibration Curve

Prepared: 10/28/2021
Expires: 5/31/2026
Methylene Chloride Lot No. 61117

Prepared By (Initials): KA

Initial Standard Information							Final Standard			
Name of Initial Standard (QAU Label)	Supplier	Conc. (ug/mL)	APPL Mix Name	Reference to APPL Prep Date and Lot #'s	Exp. Date	Exp. Date (Manufacturer)	Aliquot From Stock	Final Volume	Solvent	Final Standard Conc. (ug/mL)
Diesel / Motor Oil - 2	APPL	10	Diesel / Motor Oil - 1	Perp'd: 10/6/21 A0164485-52822, A0168842-52820, AO166510-52817 CL16893-52835	See man. Exp date	10/31/2027 12/31/2027 5/31/2026	100uL	200uL	MC	5
Diesel / Motor Oil - 3		50	Diesel / Motor Oil - 2				200uL	1mL	MC	10
Diesel / Motor Oil Calibration STD	Restek	2,000	Diesel / Motor Oil - 3				25uL	1mL	MC	50
			Diesel / Motor Oil - 4				125uL	1mL	MC	250
			Diesel / Motor Oil - 5				500uL	1mL	MC	1000
			Diesel / Motor Oil - 6				750uL	1mL	MC	1500
			Diesel / Motor Oil - 7				100uL	100uL	N/A	2,000

Diesel / Motor Oil Second Source

Prepared: 10/28/2021
Expires: 10/28/2024
Methylene Chloride Lot No. 61117

Prepared By (Initials): KA

Initial Standard Information							Final Standard			
Name of Initial Standard (QAU Label)	Supplier	Supplier Part No.	Conc. (ug/mL)	Lot Number - QA Number	Exp. Date (1 yr.)	Exp. Date (Manufacturer)	Aliquot From Stock	Final Volume	Solvent	Final Standard Conc. (ug/mL)
Diesel Fuel #2 Second Source	Phenova	AL0-101287	50,000	**CL16477-52980**	**See man. Exp date**	**2/28/2027**	50uL	10mL	MC	250
Motor Oil Second Source	Absolute	51094	50,000	**102819-52981**		**10/28/2024**	50uL			

Diesel / Motor Oil CCV

Prepared: 10/27/2021
Expires: 5/31/2026
Methylene Chloride Lot No. 61117

Prepared By (Initials): KA

Initial Standard Information							Final Standard			
Name of Initial Standard (QAU Label)	Supplier	APPL Mix Name	Conc. (ug/mL)	Reference to APPL Prep Date and Lot #'s	Exp. Date	Exp. Date (Manufacturer)	Aliquot From Stock	Final Volume	Solvent	Final Standard Conc. (ug/mL)
Diesel / Motor Oil STD	Restek	Diesel / Motor Oil CCV	2,000	Perp'd: 10/06/21 A0164485-52822, A0168842-52820, A0166510-52817, CL16893-52835	**See man. Exp date**	**10/31/2027 12/31/2027 5/31/2026**	1250uL	10mL	MC	250

Diesel Motor Oil Mix

Prepared: 10/30/2021 **Prepared By (Initials):** KA

Expires: 10/31/2027

Initial Standard Information							Final Standard			
Name of Initial Standard (QAU Label)	Supplier	Supplier Part No.	Conc. (ug/mL)	Lot Number - QA Number	Exp. Date (1 yr.)	Exp. Date (Manufacturer)	Aliquot From Stock	Final Volume	Solvent	Final Standard Conc. (ug/mL)
Diesel Fuel #2	Restek	31258	50,000	**A0164485-52825 and A0164586-53175, 53174, and 53176**	**See man. Date**	**10/31/2027**	4.00 mL	8.0 mL	NA	25,000
Motor Oil Composite	Restek	31464	50,000	**A0166510-52817, and A0168842-53169, 53170, and 53171**	**See man. Date**	**12/31/2027 3/31/28**	4.00 mL			25,000

THC Surrogate

Prepared: 10/29/2021 **LS**

Expires: 5/31/2026

Initial Standard Information							Final Standard			
Name of Initial Standard (QAU Label)	Supplier	Supplier Part No.	Conc. (ug/mL)	Lot Number - QA Number	Exp. Date (1 yr.)	Exp. Date (Manufacturer)	Aliquot From Stock	Final Volume	Solvent	Final Standard Conc. (ug/mL)
O-terphenyl / Octacosane Mix	Phenova	ALO-130161	600	**CL16893-52841**	**See ma. Date**	**5/31/2026**	N/A	N/A	N/A	600

Decanoic Acid Calibration Curve

Prepared: 9/11/2021

Expires: 7/12/2022

Methylene Chloride Lot No. 61117

Prepared By (Initials): KA

Initial Standard Information							Final Standard			
Name of Initial Standard (QAU Label)	Supplier	APPL Mix Name	Conc. (ug/mL)	Reference To APPL Prep Date	Exp. Date	Exp. Date (Manufacturer)	Aliquot From Stock	Final Volume	Solvent	Final Standard Conc. (ug/mL)
Decanoic Acid STD	O2SI	Decanoic Acid-1	60	Prepared 9/11/21	7/12/2022	N/A	50uL	1mL	MC	3
		Decanoic Acid-2					100uL	1mL	MC	6
		Decanoic Acid-3					400uL	1mL	MC	24
		Decanoic Acid-4					600uL	1mL	MC	36
		Decanoic Acid-5					800uL	1mL	MC	48
		Decanoic Acid-6					100uL	100uL	N/A	60

Decanoic Acid Spike

Prepared: 11/1/2021 **Prepared By (Initials): KA**

Expires: 7/8/2024

Initial Standard Information							Final Standard			
Name of Initial Standard (QAU Label)	Supplier	Supplier Part No.	Conc. (ug/mL)	Lot Number - QA Number	Exp. Date (1 yr.)	Exp. Date (Manufacturer)	Aliquot From Stock	Final Volume	Solvent	Final Standard Conc. (ug/mL)
Decanoic Acid Spike	Absolute	72766	1,000	**070821-52988**	**See man. Exp date**	**7/8/2024**	N/A	N/A	N/A	1,000

Organic Extraction Worksheet

Method	Continuous Liq/Liq TPH- 3520C w/SGC	Extraction Set	211108A	Extraction Method	LIQ005SGC	Units	mL

Spiked ID 1	Diesel Motor Oil Mix 10/30/21-10/31/27		Surrogate ID 1	THC Surrogate 10/29/21-10/29/22
Spiked ID 2	Decanoic 1000ug/mL Acid Solution 11/01/21-11/01/22		Surrogate ID 2	
Spiked ID 3			Surrogate ID 3	
Spiked ID 4			Surrogate ID 4	
Spiked ID 5			Surrogate ID 5	
Spiked ID 6			Sufficient Vol for Matrix QC:	NO
Spiked ID 7			Ext. Start Time:	11/08/21 10:07
Spiked ID 8			Ext. End Time:	11/09/21 15:50
			GC Requires Extract By:	

pH1	2		Water Bath Temp 1 °C	39/ 38.1 °C
pH2			Water Bath Temp 2 °C	37/ 38.1
pH3			Water Bath Temp 3 °C	37/ 36.5 °C

Spiked By: SR **Date** 11/8/2021 9:01:00 AM **Witnessed By:** AGM **Date** 11/8/2021 9:01:00 AM

	Sample	Sample Container	Spike Amount	Spike ID	Surrogate Amount	Surrogate ID	Extract Amount	Final Volume	pH	Extract Date/Time	Comments
1	211108A Blk		0.050	2	0.250	1 equip	1000	5	2	11/08/21 9:01	*
2	211108A LCS-1		0.080,0.050	1,2	0.250	1 equip	1000	5	2	11/08/21 9:01	*
3	211108A LCSD-1		0.080,0.050	1,2	0.250	1 equip	1000	5	2	11/08/21 9:01	*
4	BA45100	BA45100W10	0.050	2	0.250	1 equip	1040	5	2	11/08/21 9:01	98098 *
5	BA45101	BA45101W07	0.050	2	0.250	1 equip	1040	5	2	11/08/21 9:01	98098 *
6	BA45105	BA45105W09	0.050	2	0.250	1 equip	1050	5	2	11/08/21 9:01	98097 *
7	BA45108	BA45108W09	0.050	2	0.250	1 equip	1040	5	2	11/08/21 9:01	98096 *
8	BA45110	BA45110W10	0.050	2	0.250	1 equip	1040	5	2	11/08/21 9:01	98096 *
9	BA45112	BA45112W09	0.050	2	0.250	1 equip	1000	5	2	11/08/21 9:01	98096 *
10	BA45114	BA45114W10	0.050	2	0.250	1 equip	1050	5	2	11/08/21 9:01	98096 *

Solvent and Lot#	
1+1 HCL (5mLs)	60358
PH Strips	HC155968
Dichloromethane (DCM)	61117
Filter Paper	1441-150
Sodium Sulfate	2021071206
SILICA GEL (*)	050627T

Extraction COC Transfer	
Extraction lab employee Initials	
GC analyst's initials	KA
Date	11/10/21
Time	8:35
Refrigerator	Hobart

	Technician's Initials
Scanned By	SR
Sample Preparation	SR
Extraction	SR
Concentration	DS

Modified	11/10/2021 5:33:02 PM

Reviewed By: **Date**

Injection Log

Directory: G:\APOLLO\DATA\210911\

Line	Vial	FileName	Multiplier	SampleName	Misc Info	Injected
1	2	911002.D	1	Decanoic Acid STD 1	water	9-11-21 10:22:53
2	3	911003.D	1	Decanoic Acid STD 2	water	9-11-21 10:51:11
3	4	911004.D	1	Decanoic Acid STD 3	water	9-11-21 11:19:39
4	5	911005.D	1	Decanoic Acid STD 4	water	9-11-21 11:48:04
5	6	911006.D	1	Decanoic Acid STD 5	water	9-11-21 12:16:37
6	7	911007.D	1	Decanoic Acid STD 6	water	9-11-21 12:45:02
7	3	1028003.D	1	DMO STD 1 10/28/21	water	10-28-21 9:19:03
8	4	1028004.D	1	DMO STD 2 10/28/21	water	10-28-21 9:47:06
9	5	1028005.D	1	DMO STD 3 10/28/21	water	10-28-21 10:15:13
10	6	1028006.D	1	DMO STD 4 10/28/21	water	10-28-21 10:43:31
11	7	1028007.D	1	DMO STD 5 10/28/21	water	10-28-21 11:11:42
12	8	1028008.D	1	DMO STD 6 10/28/21	water	10-28-21 11:39:55
13	9	1028009.D	1	DMO STD 7 10/28/21	water	10-28-21 12:08:10
14	10	1028010.D	1	DMO Second Source 10/28/21	water	10-28-21 12:36:26
15	18	1110018.D	1	DMO LVL 4 CCV 10/27/21	water	11-10-21 18:20:23
16	19	1110019.D	1	Decanoic Acid CCV 11/05/21	water	11-10-21 18:48:25
17	21	1110021.D	5	211108A BLK 5/1000 SG	water	11-10-21 19:44:31
18	22	1110022.D	5	211108A LCS-1 5/1000 SG	water	11-10-21 20:12:35
19	23	1110023.D	5	211108A LCSD-1 5/1000 SG	water	11-10-21 20:40:38
20	24	1110024.D	4.80769	BA45100W10 5/1040 SG	water	11-10-21 21:08:40
21	25	1110025.D	4.80769	BA45101W07 5/1040 SG	water	11-10-21 21:36:41
22	31	1110031.D	1	DMO LVL 4 CCV 10/27/21	water	11-11-21 0:24:43
23	32	1110032.D	1	Decanoic Acid CCV 11/05/21	water	11-11-21 0:52:46

ORGANICS
Calibration Data

TPH Extractables
DOC1028

Form 6
Initial Calibration

Lab Name: APPL, Inc. SDG No:
Case No: Initial Cal. Date: 10/28/2021
Matrix: Water Instrument: Apollo Initials: KA

		Compound	1	2	3	4	5	6	7				Avg	%RSD	Type	r^2	Q
			1028003.D	1028004.D	1028005.D	1028006.D	1028007.D	1028008.D	1028009.D								
1	HATM	Diesel (C10-C24)	2983809	2406563	2517872	2418941	2337993	2387715	2563791				2516669	8.7	HATM		
2	HBTML	Motor Oil (C24-C40)	5192328	3260715	2065863	1824592	1695984	1676117	1728658				2492037	53	HBTM	1.000	
3	SA	Ortho-Terphenyl(S)	3637234	3178668	3119876	3035678	2926966	2905323	3088794				3127505	7.9	SA		
4	SA	Octacosane(S)	2469203	2170507	2286410	2275552	2170413	2171254	2286658				2261428	4.8	SA		
5																	
6																	
7																	
8																	
9																	
10																	
11																	
12																	
13																	
14																	
15																	
16																	
17																	
18																	
19																	
20																	
21																	
22																	
23																	
24																	
25																	
26																	
27																	
28																	
29																	
30																	
31																	
32																	
33																	
34																	
35																	

2.118919

Quantitation Report (Not Reviewed)

Data File : G:\APOLLO\DATA\211028\1028003.D Vial: 3
Acq On : 10-28-21 9:19:03 Operator: KA
Sample : DMO STD 1 10/28/21 Inst : Apollo
Misc : water Multiplr: 1.00
IntFile : events.e
Quant Time: Oct 28 15:39 2021 Quant Results File: DOC1028.RES

Method : G:\APOLLO\DATA\211028\DOC1028.M (Chemstation Integrator)
Title : 8015 B&C
Last Update : Thu Oct 28 15:39:11 2021
Response via : Multiple Level Calibration

Volume Inj. : 2UL
Signal Phase : DB-5
Signal Info : FID02A

Compound	R.T.	Response	Conc Units
System Monitoring Compounds			
3) SA Ortho-Terphenyl(S)	7.53	1818617	0.291 ppb
Surrogate Spike 30.000	Recovery	=	0.97%
4) SA Octacosane(S)	9.82	1234601	0.273 ppb
Surrogate Spike 30.000	Recovery	=	0.91%
Target Compounds			
1) HATM Diesel (C10-C24)	6.49	29838086	5.928 ppb
2) HBTM Motor Oil (C24-C40)	14.96	51923283	5.234 ppb

Target Compounds

(f)=RT Delta > 1/2 Window (m)=manual int.
1028003.D DOC1028.M Thu Oct 28 15:42:29 2021 Page 1

Quantitation Report

Data File: G:\APOLLO\DATA\211028\1028003.D
Sample : DMO STD 1 10/28/21

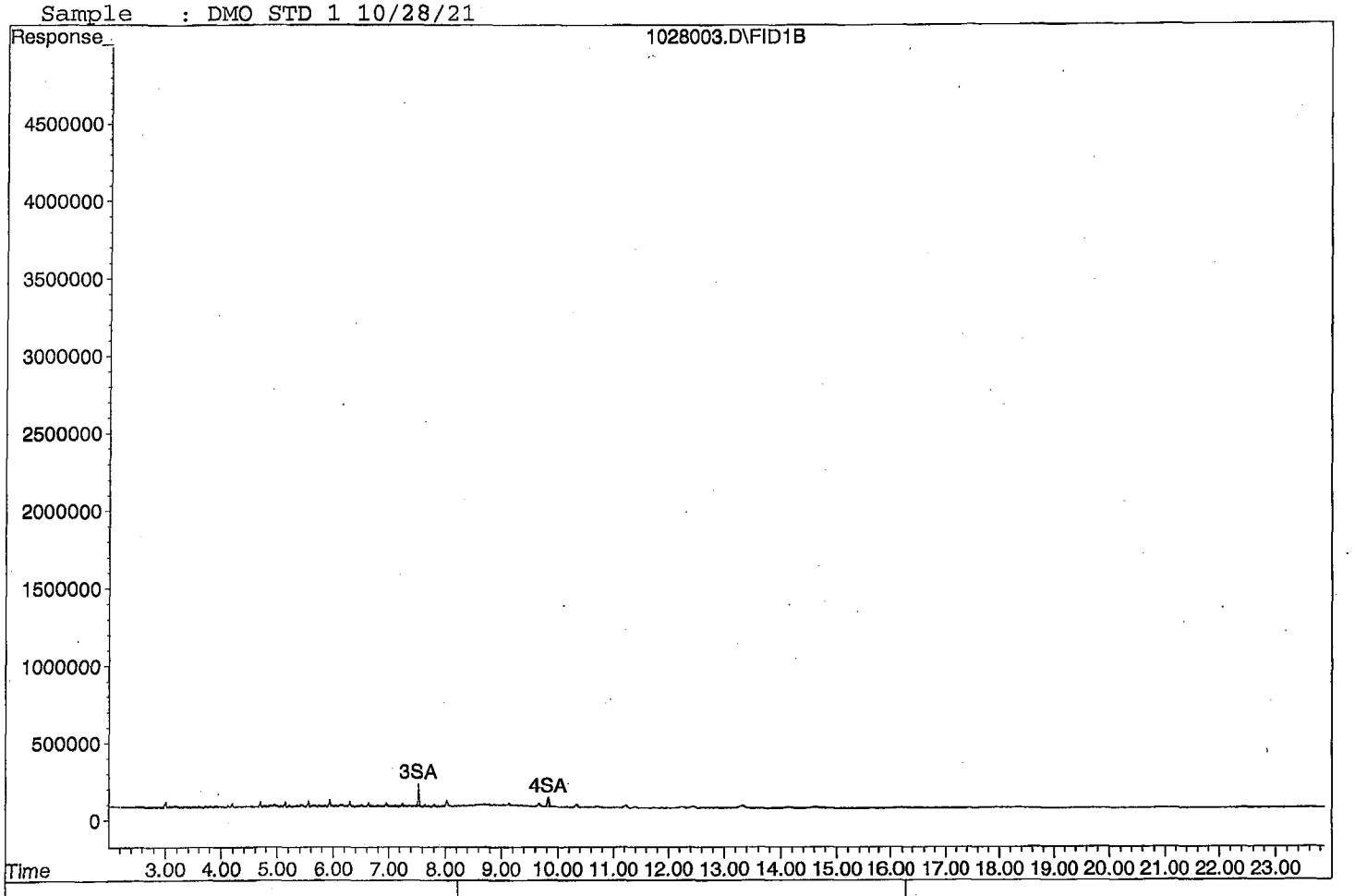

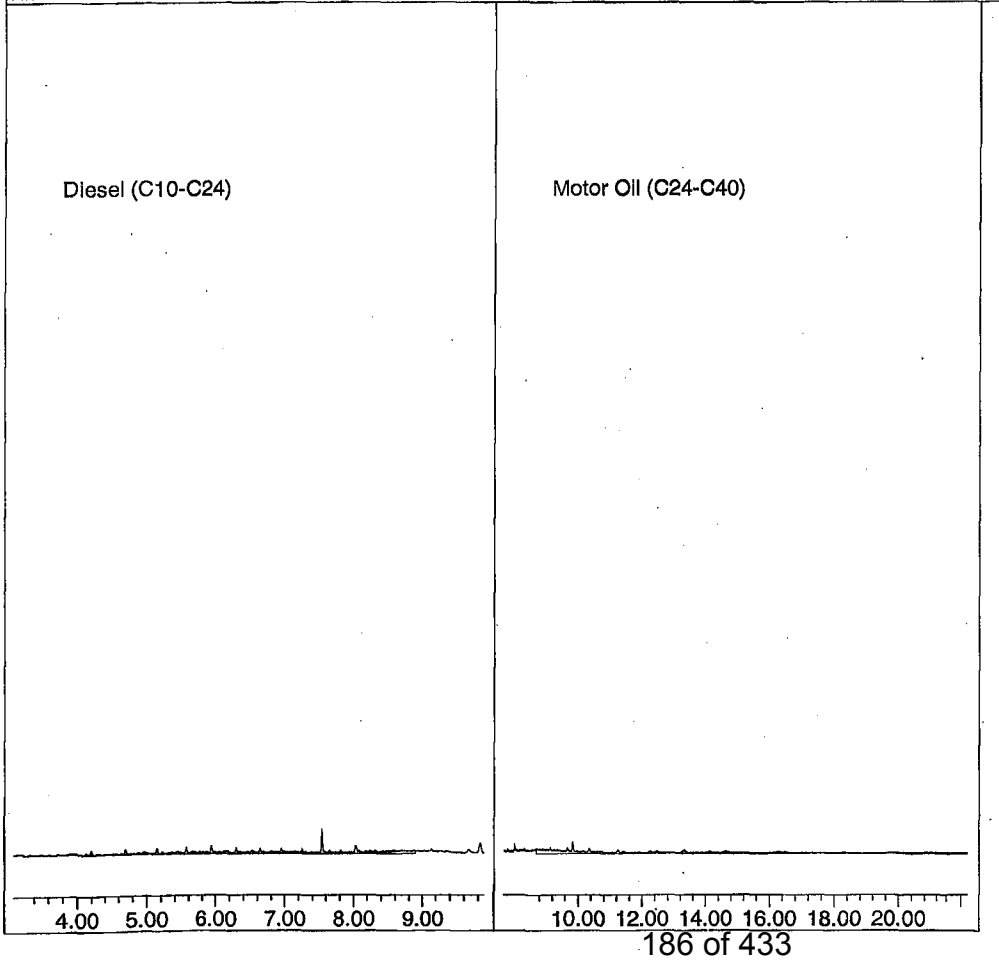

Quantitation Report (Not Reviewed)

Data File : G:\APOLLO\DATA\211028\1028004.D Vial: 4
Acq On : 10-28-21 9:47:06 Operator: KA
Sample : DMO STD 2 10/28/21 Inst : Apollo
Misc : water Multiplr: 1.00
IntFile : events.e
Quant Time: Oct 28 15:39 2021 Quant Results File: DOC1028.RES

Method : G:\APOLLO\DATA\211028\DOC1028.M (Chemstation Integrator)
Title : 8015 B&C
Last Update : Thu Oct 28 15:39:11 2021
Response via : Multiple Level Calibration

Volume Inj. : 2UL
Signal Phase : DB-5
Signal Info : FID02A

Compound	R.T.	Response	Conc Units
System Monitoring Compounds			
3) SA Ortho-Terphenyl(S)	7.53	3178668	0.508 ppb
Surrogate Spike 30.000		Recovery =	1.69%
4) SA Octacosane(S)	9.82	2170507	0.480 ppb
Surrogate Spike 30.000		Recovery =	1.60%
Target Compounds			
1) HATM Diesel (C10-C24)	6.49	48131263	9.562 ppb
2) HBTM Motor Oil (C24-C40)	14.96	65214303	9.152 ppb

Target Compounds

(f)=RT Delta > 1/2 Window (m)=manual int.
1028004.D DOC1028.M Thu Oct 28 15:42:31 2021 Page 1

Quantitation Report

Data File: G:\APOLLO\DATA\211028\1028004.D
Sample : DMO STD 2 10/28/21

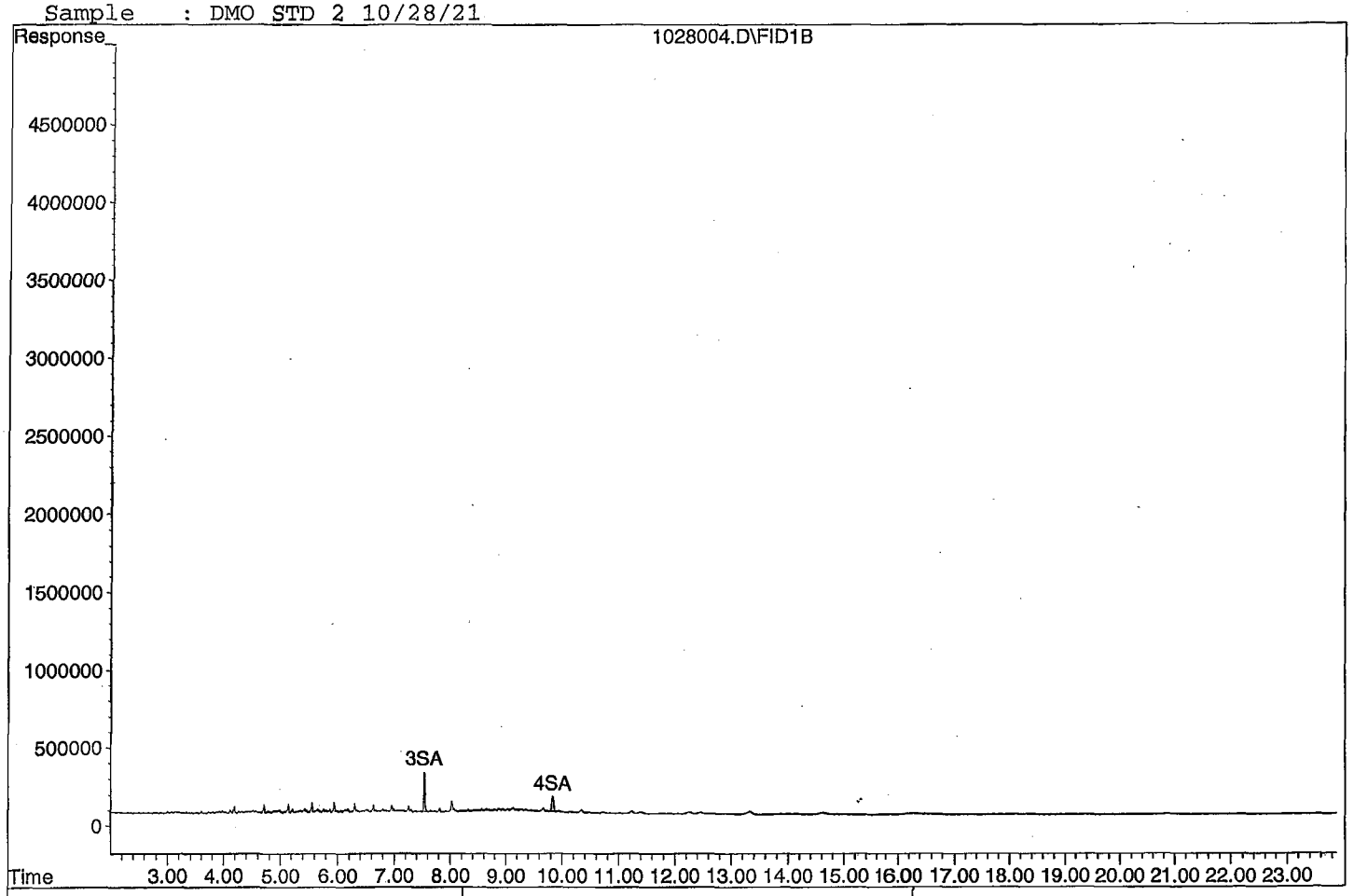





Quantitation Report (Not Reviewed)

Data File : G:\APOLLO\DATA\211028\1028005.D Vial: 5
Acq On : 10-28-21 10:15:13 Operator: KA
Sample : DMO STD 3 10/28/21 Inst : Apollo
Misc : water Multiplr: 1.00
IntFile : events.e
Quant Time: Oct 28 15:39 2021 Quant Results File: DOC1028.RES

Method : G:\APOLLO\DATA\211028\DOC1028.M (Chemstation Integrator)
Title : 8015 B&C
Last Update : Thu Oct 28 15:39:11 2021
Response via : Multiple Level Calibration

Volume Inj. : 2UL
Signal Phase : DB-5
Signal Info : FID02A

Compound	R.T.	Response	Conc Units
System Monitoring Compounds			
3) SA Ortho-Terphenyl(S)	7.53	15599382	2.494 ppb
Surrogate Spike 30.000	Recovery	=	8.31%
4) SA Octacosane(S)	9.82	11432050	2.528 ppb
Surrogate Spike 30.000	Recovery	=	8.43%
Target Compounds			
1) HATM Diesel (C10-C24)	6.49	251787231	50.024 ppb
2) HBTM Motor Oil (C24-C40)	14.96	206586322	50.832 ppb

Target Compounds

(f)=RT Delta > 1/2 Window (m)=manual int.
1028005.D DOC1028.M Thu Oct 28 15:42:32 2021 Page 1

Quantitation Report

Data File: G:\APOLLO\DATA\211028\1028005.D
Sample : DMO STD 3 10/28/21

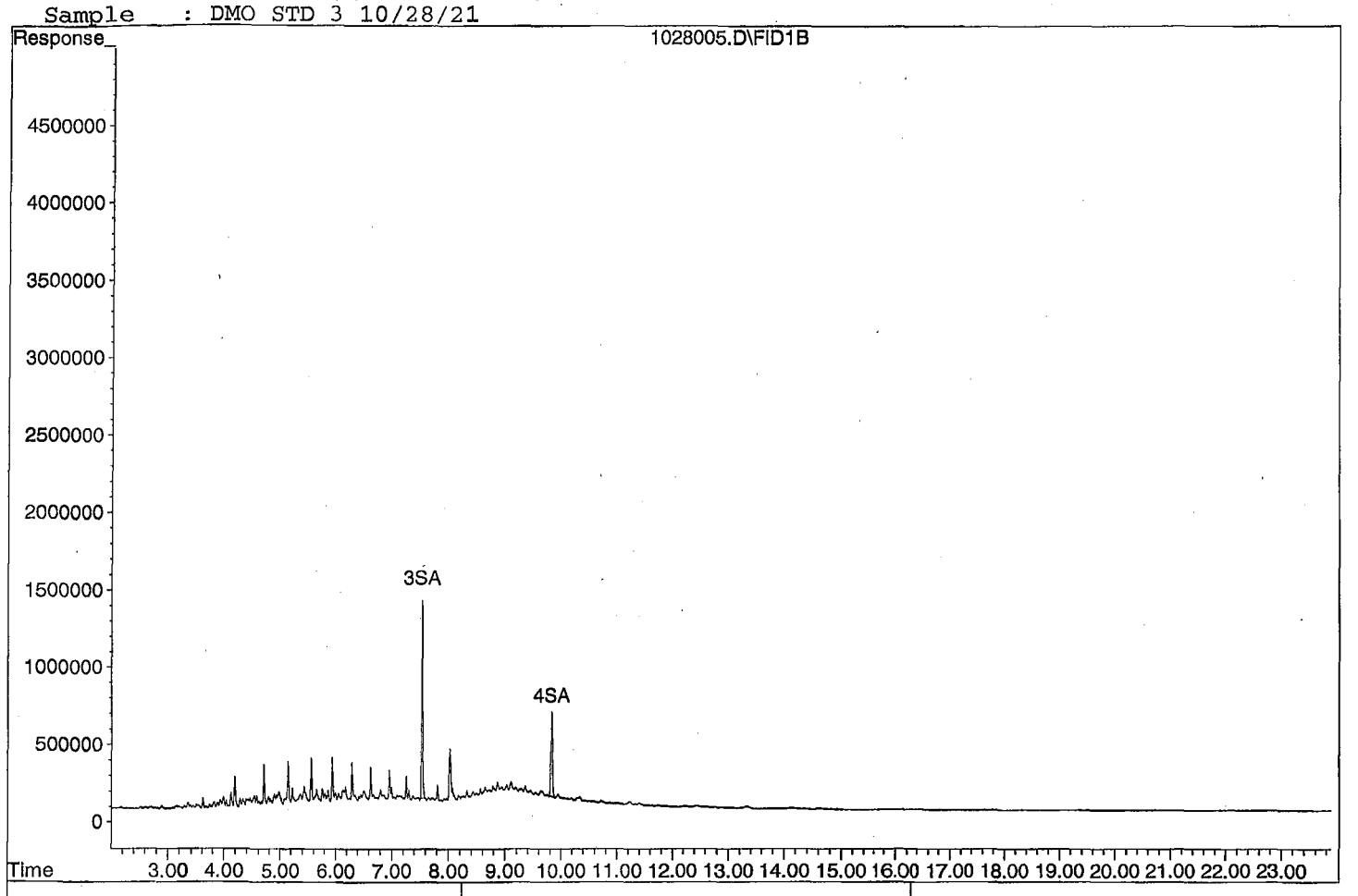

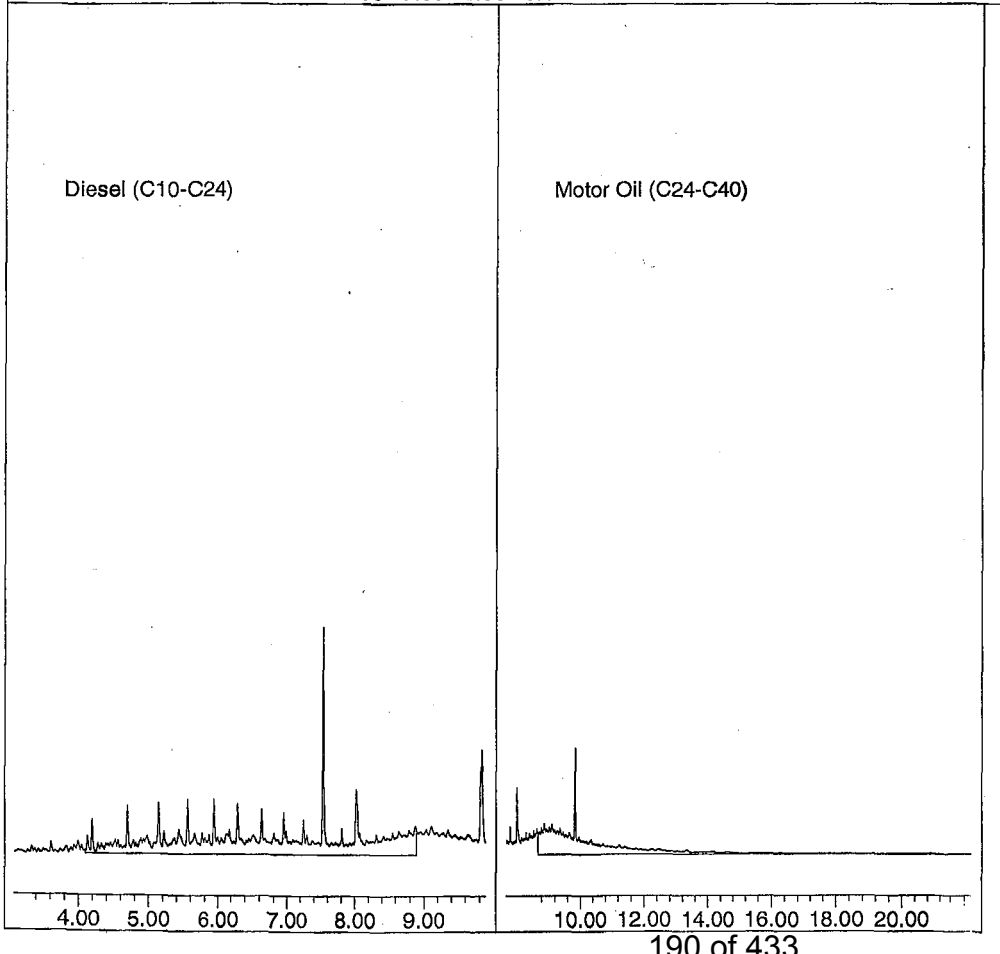

Quantitation Report (Not Reviewed)

Data File : G:\APOLLO\DATA\211028\1028006.D Vial: 6
Acq On : 10-28-21 10:43:31 Operator: KA
Sample : DMO STD 4 10/28/21 Inst : Apollo
Misc : water Multiplr: 1.00
IntFile : events.e
Quant Time: Oct 28 15:39 2021 Quant Results File: DOC1028.RES

Method : G:\APOLLO\DATA\211028\DOC1028.M (Chemstation Integrator)
Title : 8015 B&C
Last Update : Thu Oct 28 15:39:11 2021
Response via : Multiple Level Calibration

Volume Inj. : 2UL
Signal Phase : DB-5
Signal Info : FID02A

Compound	R.T.	Response	Conc Units
System Monitoring Compounds			
3) SA Ortho-Terphenyl(S)	7.53	75891940	12.133 ppb
Surrogate Spike 30.000		Recovery =	40.44%
4) SA Octacosane(S)	9.82	56888797	12.578 ppb
Surrogate Spike 30.000		Recovery =	41.93%
Target Compounds			
1) HATM Diesel (C10-C24)	6.49	1209470396	240.292 ppb
2) HBTM Motor Oil (C24-C40)	14.96	912296132	258.892 ppb

Target Compounds

(f)=RT Delta > 1/2 Window (m)=manual int.
1028006.D DOC1028.M Thu Oct 28 15:42:34 2021 Page 1

Quantitation Report

Data File: G:\APOLLO\DATA\211028\1028006.D
Sample : DMO STD 4 10/28/21

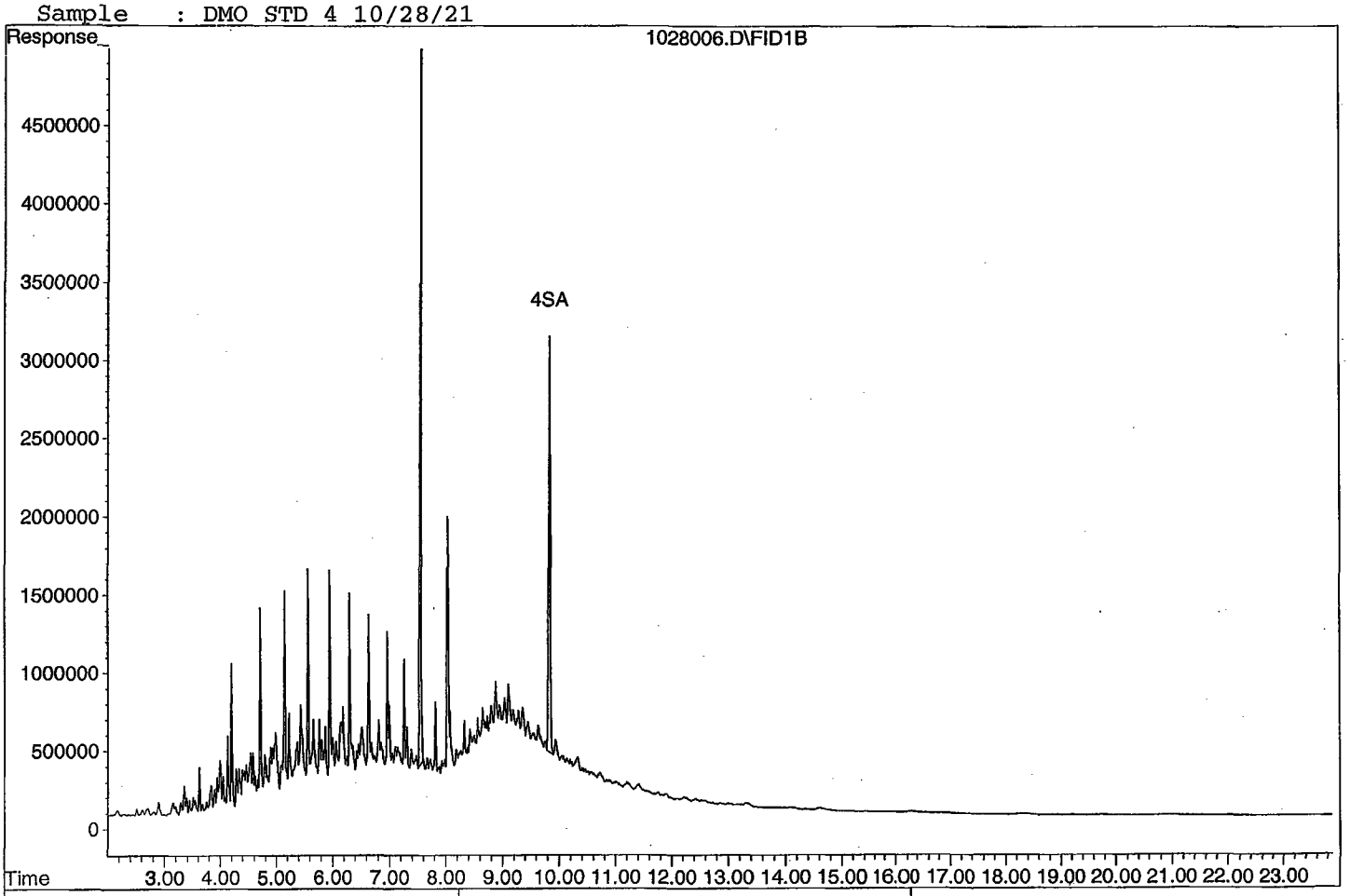

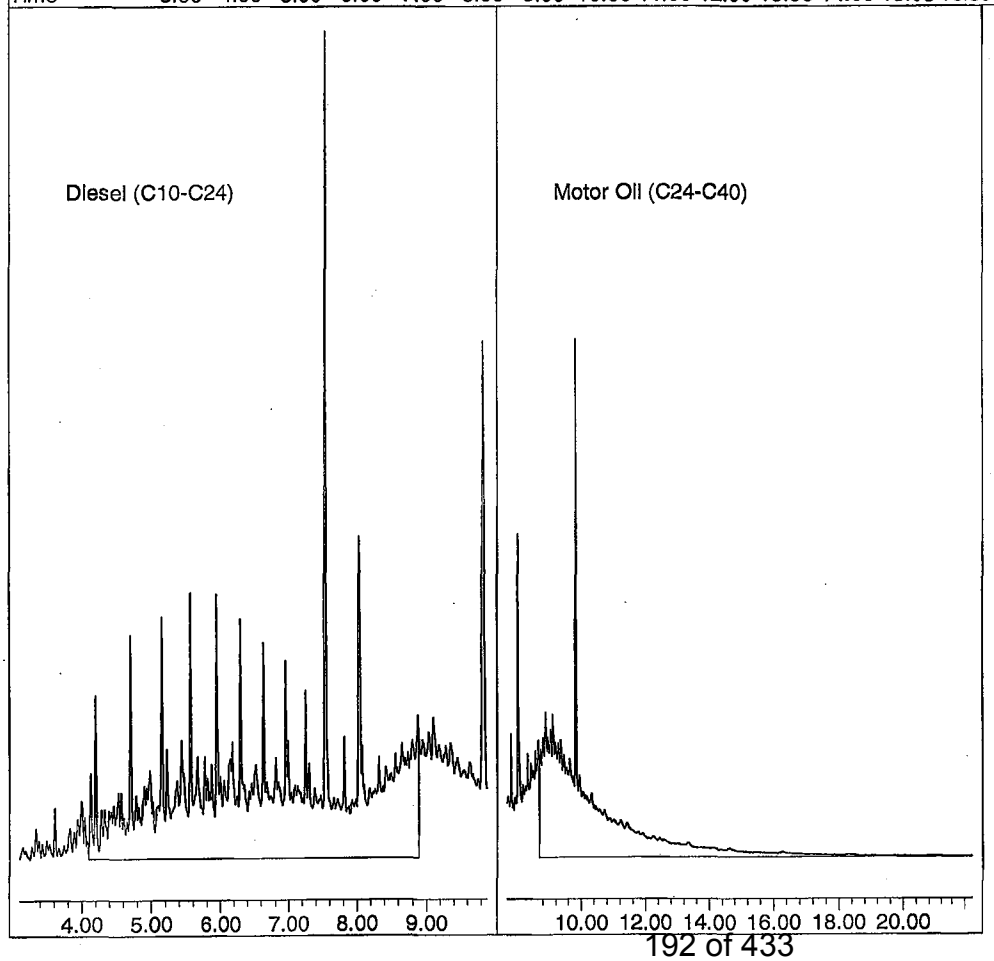

1028006.D DOC1028.M Thu Oct 28 15:42:35 2021

Quantitation Report (Not Reviewed)

Data File : G:\APOLLO\DATA\211028\1028007.D
Acq On : 10-28-21 11:11:42
Sample : DMO STD 5 10/28/21
Misc : water
IntFile : events.e
Quant Time: Oct 28 15:39 2021 Quant Results File: DOC1028.RES

Vial: 7
Operator: KA
Inst : Apollo
Multiplr: 1.00

Method : G:\APOLLO\DATA\211028\DOC1028.M (Chemstation Integrator)
Title : 8015 B&C
Last Update : Thu Oct 28 15:39:11 2021
Response via : Multiple Level Calibration

Volume Inj. : 2UL
Signal Phase : DB-5
Signal Info : FID02A

Compound	R.T.	Response	Conc Units
System Monitoring Compounds			
3) SA Ortho-Terphenyl(S)	7.54	292696553	46.794 ppb
Surrogate Spike 30.000		Recovery =	155.98%
4) SA Octacosane(S)	9.83	217041298	47.988 ppb
Surrogate Spike 30.000		Recovery =	159.96%
Target Compounds			
1) HATM Diesel (C10-C24)	6.49	4675985227	929.003 ppb
2) HBTM Motor Oil (C24-C40)	14.96	3391967397	989.959 ppb

Target Compounds

(f)=RT Delta > 1/2 Window (m)=manual int.

Quantitation Report

Data File: G:\APOLLO\DATA\211028\1028007.D
Sample : DMO STD 5 10/28/21

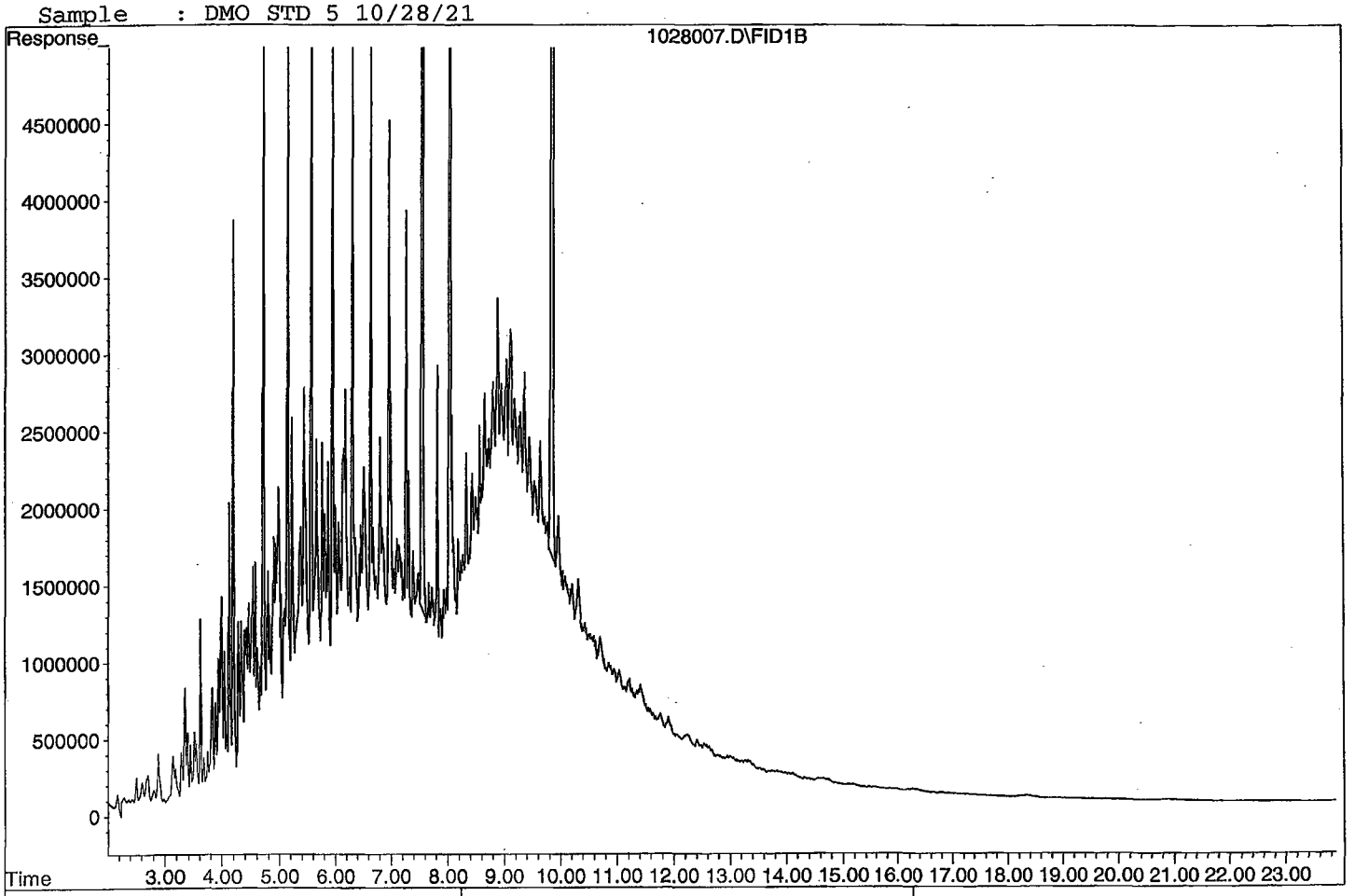

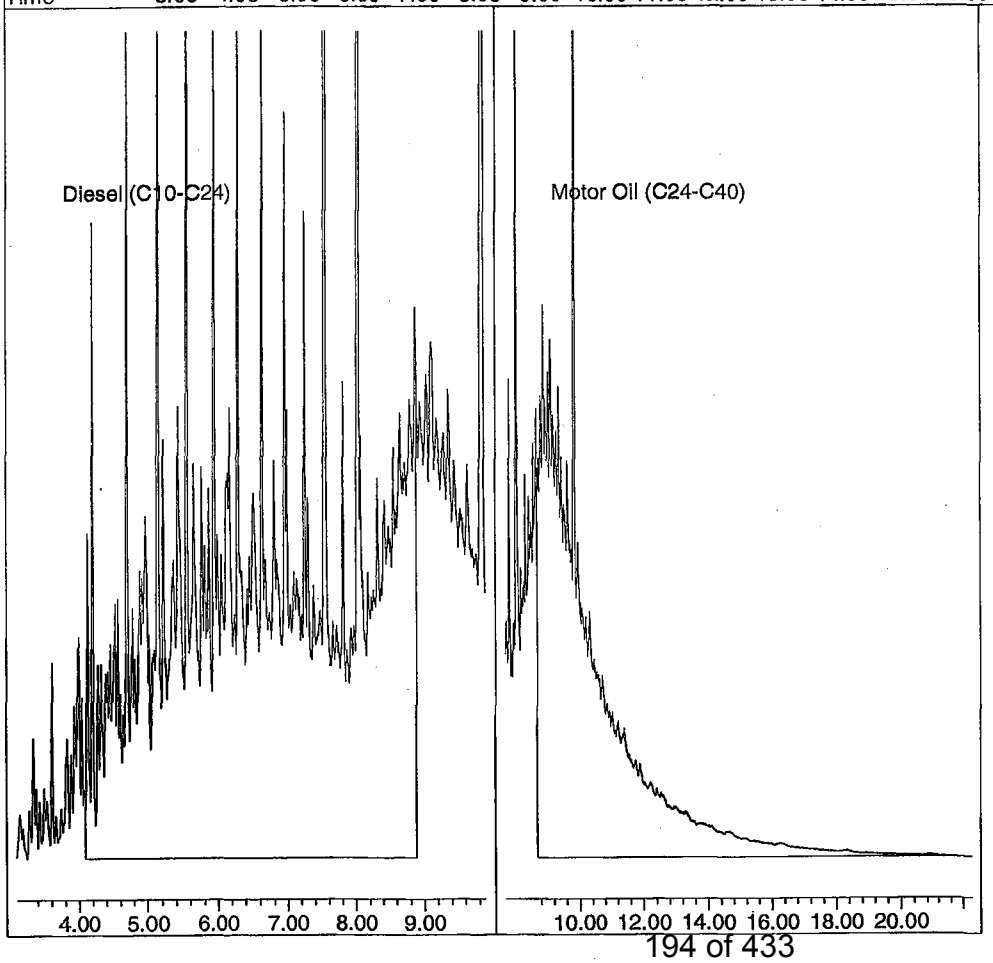

Quantitation Report (Not Reviewed)

Data File : G:\APOLLO\DATA\211028\1028008.D Vial: 8
Acq On : 10-28-21 11:39:55 Operator: KA
Sample : DMO STD 6 10/28/21 Inst : Apollo
Misc : water Multiplr: 1.00
IntFile : events.e
Quant Time: Oct 28 15:39 2021 Quant Results File: DOC1028.RES

Method : G:\APOLLO\DATA\211028\DOC1028.M (Chemstation Integrator)
Title : 8015 B&C
Last Update : Thu Oct 28 15:39:11 2021
Response via : Multiple Level Calibration

Volume Inj. : 2UL
Signal Phase : DB-5
Signal Info : FID02A

Compound	R.T.	Response	Conc Units
System Monitoring Compounds			
3) SA Ortho-Terphenyl(S)	7.54	435798382	69.672 ppb
Surrogate Spike 30.000		Recovery =	232.24%
4) SA Octacosane(S)	9.84	325688048	72.009 ppb
Surrogate Spike 30.000		Recovery =	240.03%
Target Compounds			
1) HATM Diesel (C10-C24)	6.49	7163144090	1423.140 ppb
2) HBTM Motor Oil (C24-C40)	14.96	5028351305	1472.405 ppb

Target Compounds

(f)=RT Delta > 1/2 Window (m)=manual int.
1028008.D DOC1028.M Thu Oct 28 15:42:38 2021 Page 1

Quantitation Report

Data File: G:\APOLLO\DATA\211028\1028008.D
Sample : DMO STD 6 10/28/21

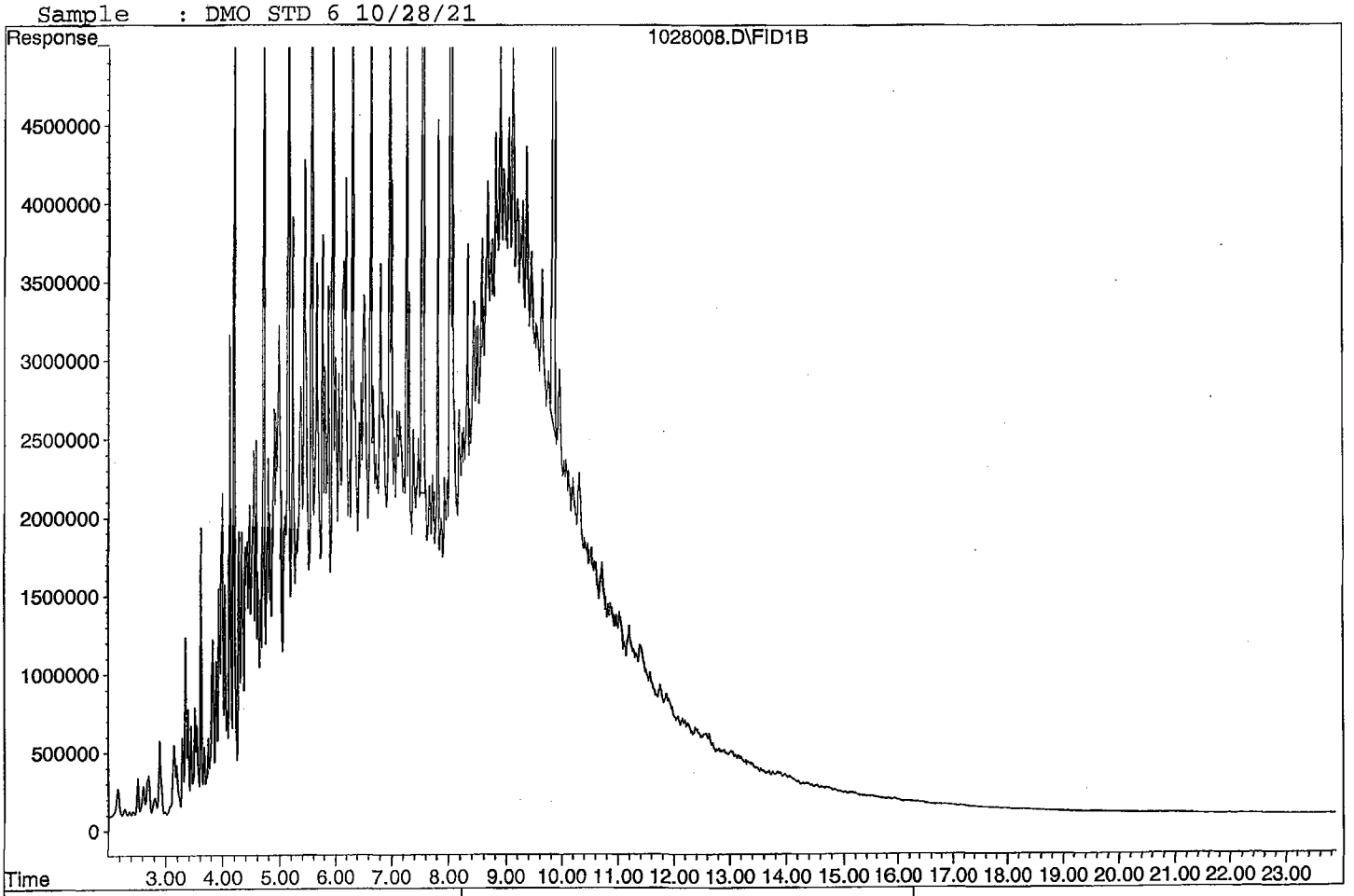

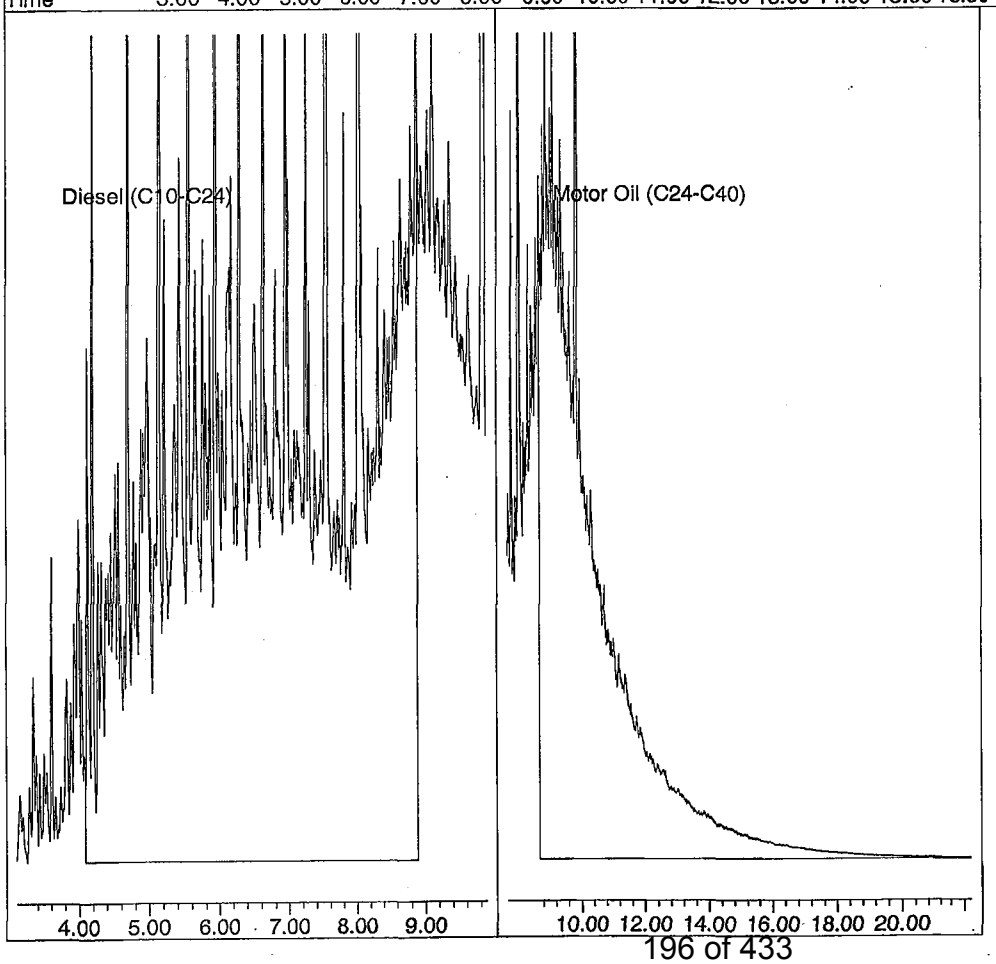

Quantitation Report (Not Reviewed)

Data File : G:\APOLLO\DATA\211028\1028009.D
Acq On : 10-28-21 12:08:10
Sample : DMO STD 7 10/28/21
Misc : water
IntFile : events.e
Quant Time: Oct 28 15:39 2021 Quant Results File: DOC1028.RES

Vial: 9
Operator: KA
Inst : Apollo
Multiplr: 1.00

Method : G:\APOLLO\DATA\211028\DOC1028.M (Chemstation Integrator)
Title : 8015 B&C
Last Update : Thu Oct 28 15:39:11 2021
Response via : Multiple Level Calibration

Volume Inj. : 2UL
Signal Phase : DB-5
Signal Info : FID02A

Compound	R.T.	Response	Conc Units
System Monitoring Compounds			
3) SA Ortho-Terphenyl(S)	7.54	617758709	98.762 ppb
Surrogate Spike 30.000		Recovery =	329.21%
4) SA Octacosane(S)	9.85	457331573	101.116 ppb
Surrogate Spike 30.000		Recovery =	337.05%
Target Compounds			
1) HATM Diesel (C10-C24)	6.49	10255165539	2037.448 ppb
2) HBTM Motor Oil (C24-C40)	14.96	6914631831	2028.526 ppb

Target Compounds

(f)=RT Delta > 1/2 Window (m)=manual int.
1028009.D DOC1028.M Thu Oct 28 15:42:40 2021

Quantitation Report

Data File: G:\APOLLO\DATA\211028\1028009.D
Sample : DMO STD 7 10/28/21

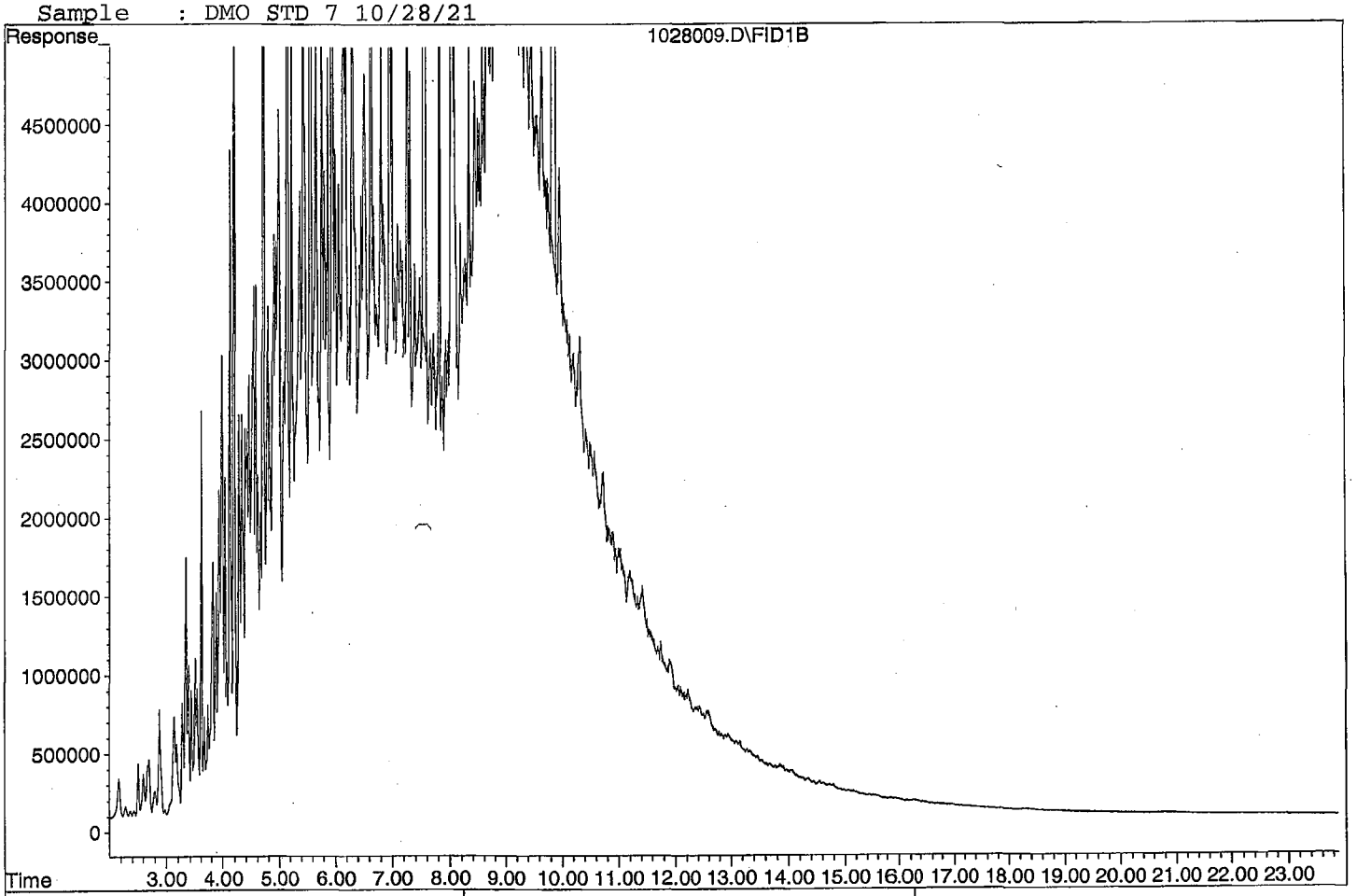

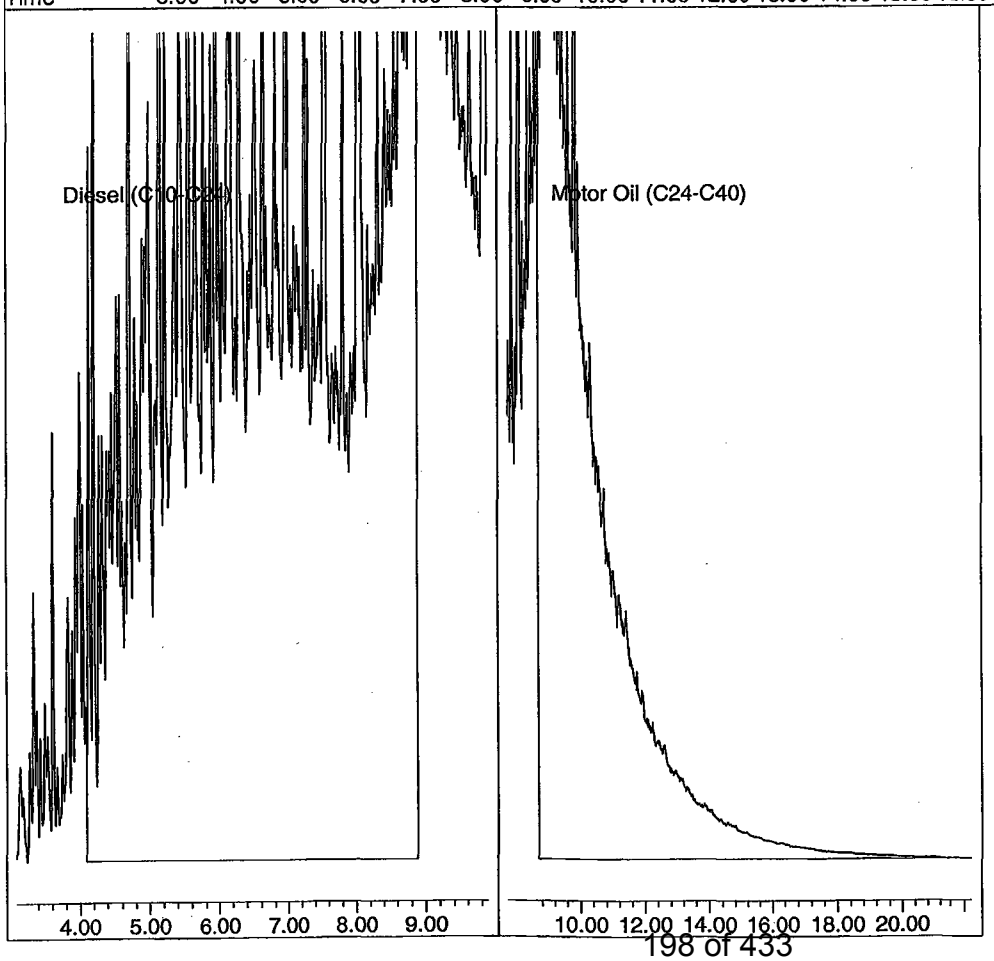

TPH Extractables
DOC1028

Form 7

Second Source Calibration

Lab Name: APPL, Inc.
Case No:
Matrix: Water

SDG No:
Date Analyzed: 10/28/2021
Instrument: Apollo
Initial Cal. Date: 10/28/2021
Data File: 1028010.D

		Compound	MEAN	CCRF	%D		%Drift
1	HATM	Diesel (C10-C24)	2516670	2266400	9.9	HATM	
2	HBTM	Motor Oil (C24-C40)	2492040	1663520	33	HBTML	5.9
3							
4							
5							
6							
7							
8							
9							
10							
11							
12							
13							
14							
15							
16							
17							
18							
19							
20							
21							
22							
23							
24							
25							
26							
27							
28							
29							
30							
31							
32							
33							
34							
35							
36							
37							
38							
39							
40							
		Average			21.5		

Quantitation Report (Not Reviewed)

Data File : G:\APOLLO\DATA\211028\1028010.D Vial: 10
Acq On : 10-28-21 12:36:26 Operator: KA
Sample : DMO Second Source 10/28/21 Inst : Apollo
Misc : water Multiplr: 1.00
IntFile : events.e
Quant Time: Oct 28 15:39 2021 Quant Results File: DOC1028.RES

Method : G:\APOLLO\DATA\211028\DOC1028.M (Chemstation Integrator)
Title : 8015 B&C
Last Update : Thu Oct 28 15:39:11 2021
Response via : Multiple Level Calibration

Volume Inj. : 2UL
Signal Phase : DB-5
Signal Info : FID02A

Compound	R.T.	Response	Conc Units
System Monitoring Compounds			
3) SA Ortho-Terphenyl(S)	7.53	4250105	0.679 ppb
Surrogate Spike 30.000		Recovery =	2.26%
4) SA Octacosane(S)	9.83	-3553	N.D. ppb
Surrogate Spike 30.000		Recovery =	0.00%
Target Compounds			
1) HATM Diesel (C10-C24)	6.49	1133202337	225.139 ppb
2) HBTM Motor Oil (C24-C40)	14.96	831758038	235.148 ppb

Target Compounds

(f)=RT Delta > 1/2 Window (m)=manual int.
1028010.D DOC1028.M Thu Oct 28 15:42:42 2021 Page 1

Quantitation Report

Data File: G:\APOLLO\DATA\211028\1028010.D
Sample : DMO Second Source 10/28/21

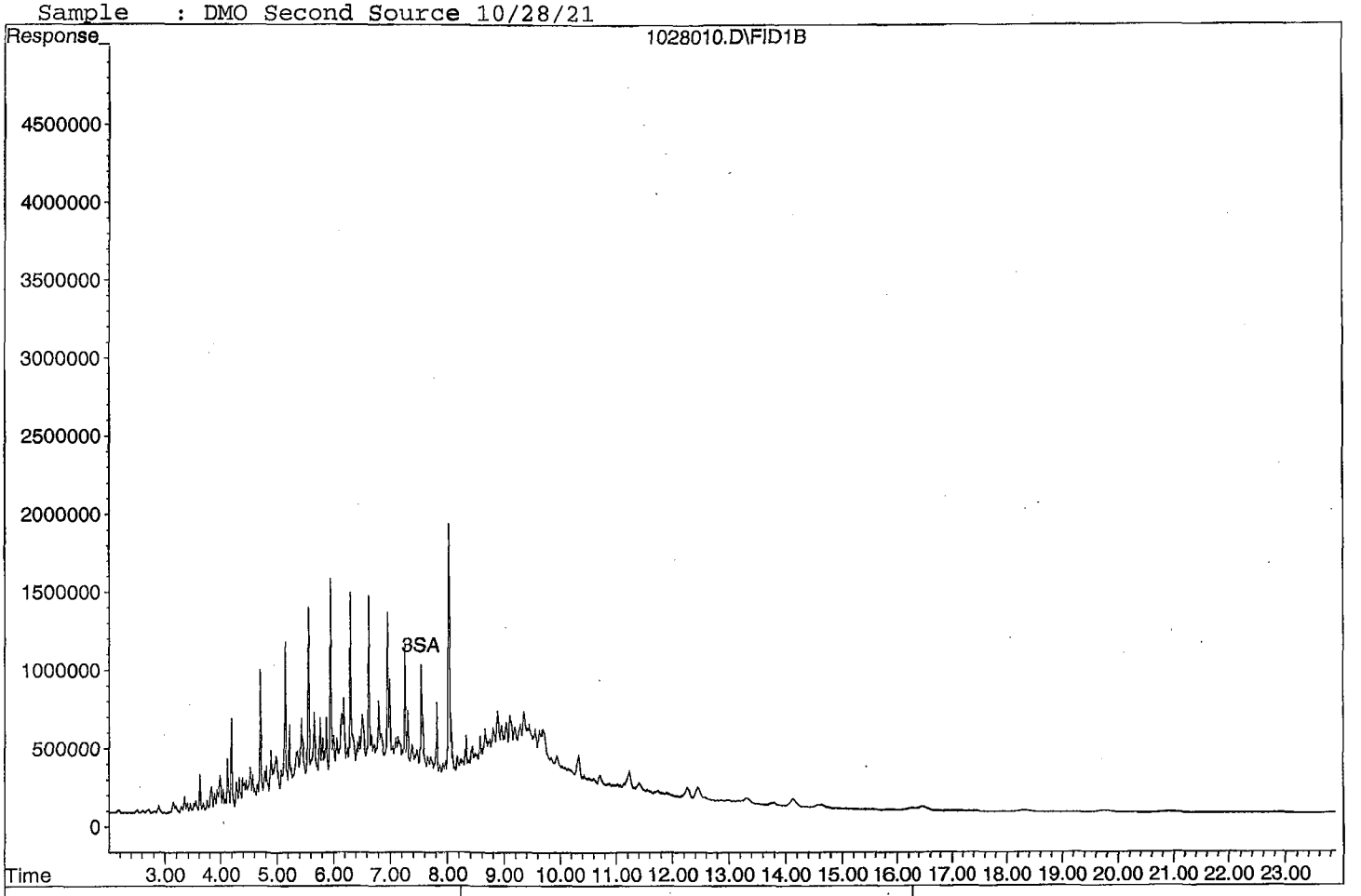

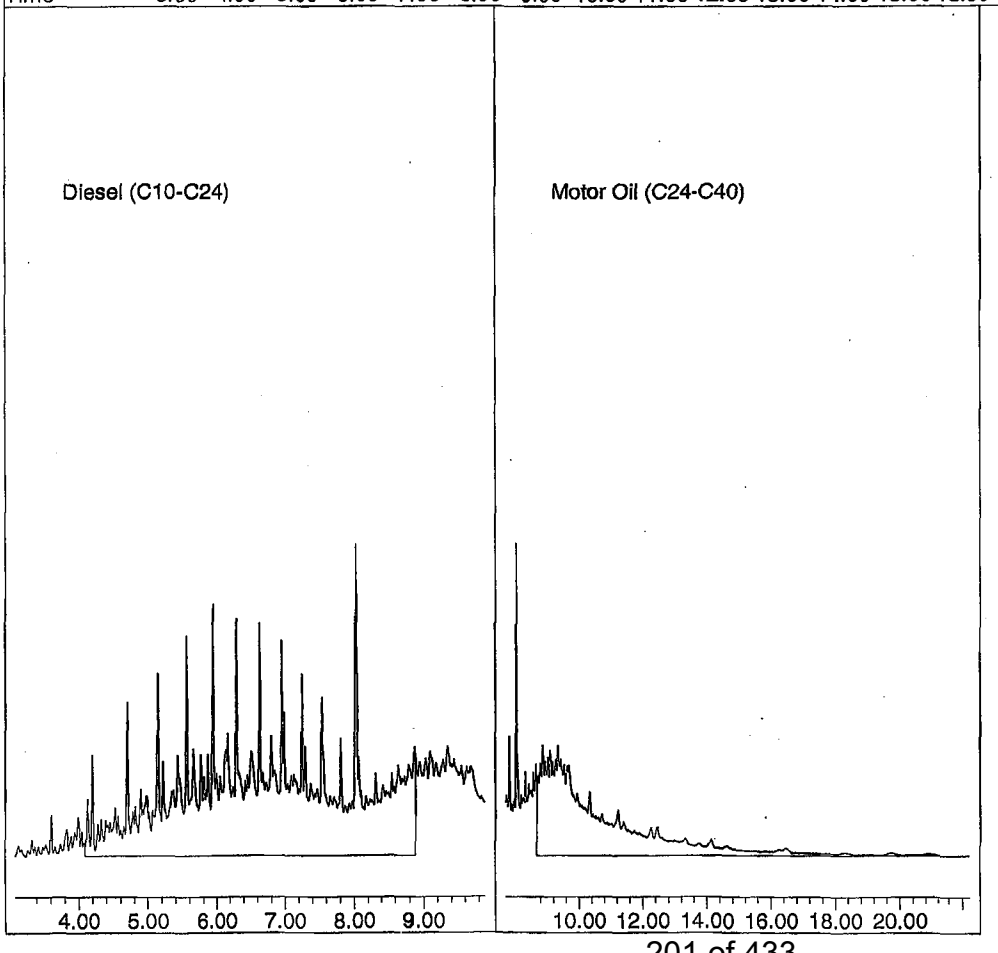

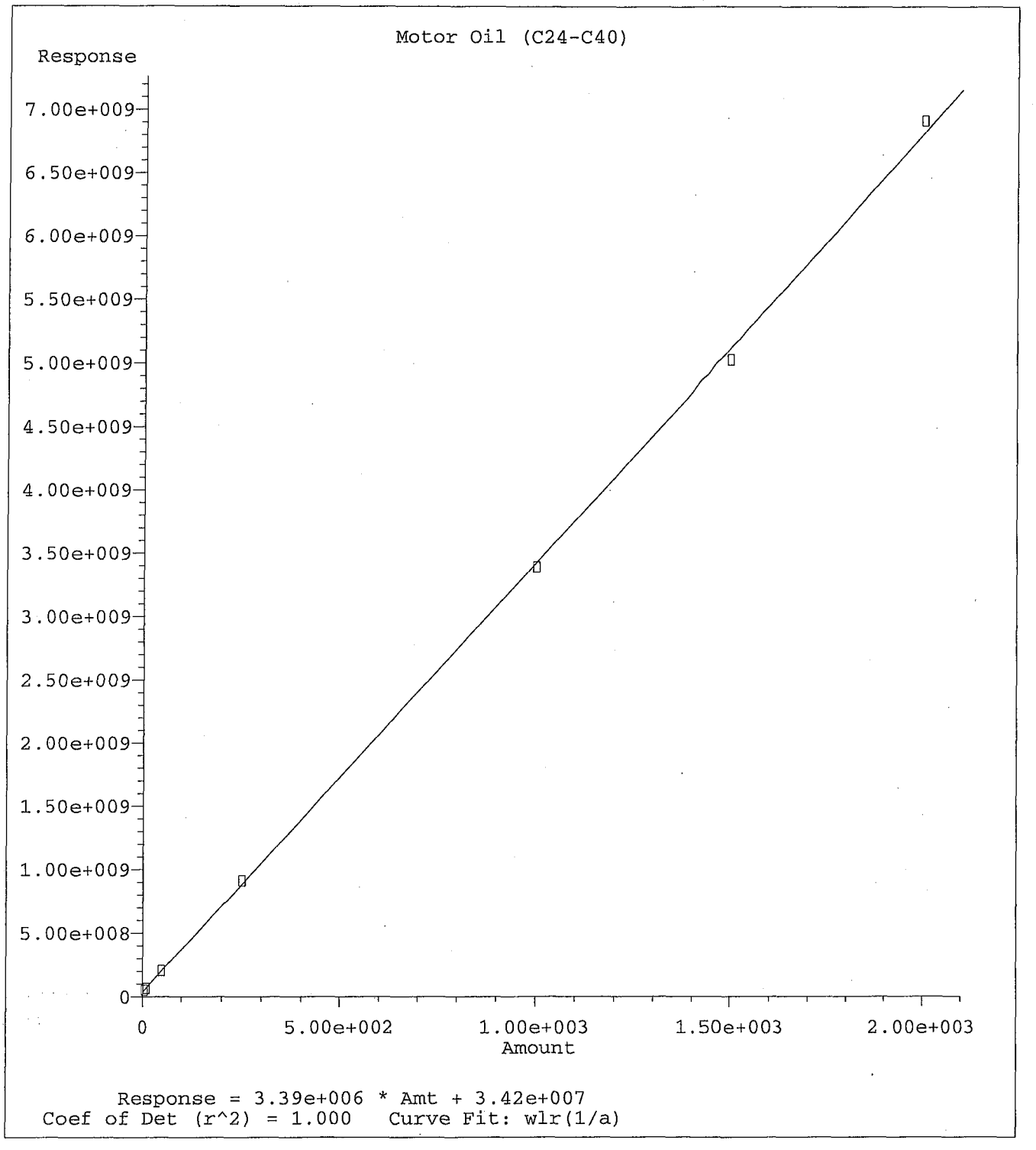

Method Name: G:\APOLLO\DATA\211028\DOC1028.M
Calibration Table Last Updated: Thu Oct 28 15:37:06 2021

TPH Extractables
DOC1028

Form 7

Continuing Calibration

Lab Name: APPL, Inc.
Case No:
Matrix: Water

SDG No:
Date Analyzed: 11/9/2021
Instrument: Apollo
Initial Cal. Date: 10/28/2021
Data File: 1108056.D

		Compound	MEAN	CCRF	%D	%Drift	
1	HATM	Diesel (C10-C24)	2516670	2343110	6.9	HATM	
2	HBTM	Motor Oil (C24-C40)	2492040	1661250	33	HBTML	6.1
3	SA	Ortho-Terphenyl(S)	3127510	2848920	8.9	SA	
4	SA	Octacosane(S)	2261430	2090450	7.6	SA	
5							
6							
7							
8							
9							
10							
11							
12							
13							
14							
15							
16							
17							
18							
19							
20							
21							
22							
23							
24							
25							
26							
27							
28							
29							
30							
31							
32							
33							
34							
35							
36							
37							
38							
39							
40							
		Average			14.1		

Quantitation Report (Not Reviewed)

Data File : G:\APOLLO\DATA\211108\1108056.D Vial: 56
Acq On : 11-9-21 11:26:11 Operator: KA
Sample : DMO LVL 4 CCV 10/27/21 Inst : Apollo
Misc : water Multiplr: 1.00
IntFile : events.e
Quant Time: Nov 9 15:53 2021 Quant Results File: DOC1028.RES

Method : G:\APOLLO\DATA\211028\DOC1028.M (Chemstation Integrator)
Title : 8015 B&C
Last Update : Fri Nov 12 17:55:30 2021
Response via : Multiple Level Calibration

Volume Inj. : 2UL
Signal Phase : DB-5
Signal Info : FID02A

Compound	R.T.	Response	Conc Units
System Monitoring Compounds			
3) SA Ortho-Terphenyl(S)	7.44	71223031	11.387 ppb
Surrogate Spike 30.000		Recovery =	37.96%
4) SA Octacosane(S)	9.69	52261242	11.555 ppb
Surrogate Spike 30.000		Recovery =	38.52%
Target Compounds			
1) HATM Diesel (C10-C24)	6.49	1171557450	232.760 ppb
2) HBTM Motor Oil (C24-C40)	14.96	830624778	234.814 ppb

Target Compounds

(f)=RT Delta > 1/2 Window (m)=manual int.
1108056.D DOC1028.M Sat Nov 13 14:26:59 2021 Page 1

Quantitation Report

Data File: G:\APOLLO\DATA\211108\1108056.D
Sample : DMO LVL 4 CCV 10/27/21

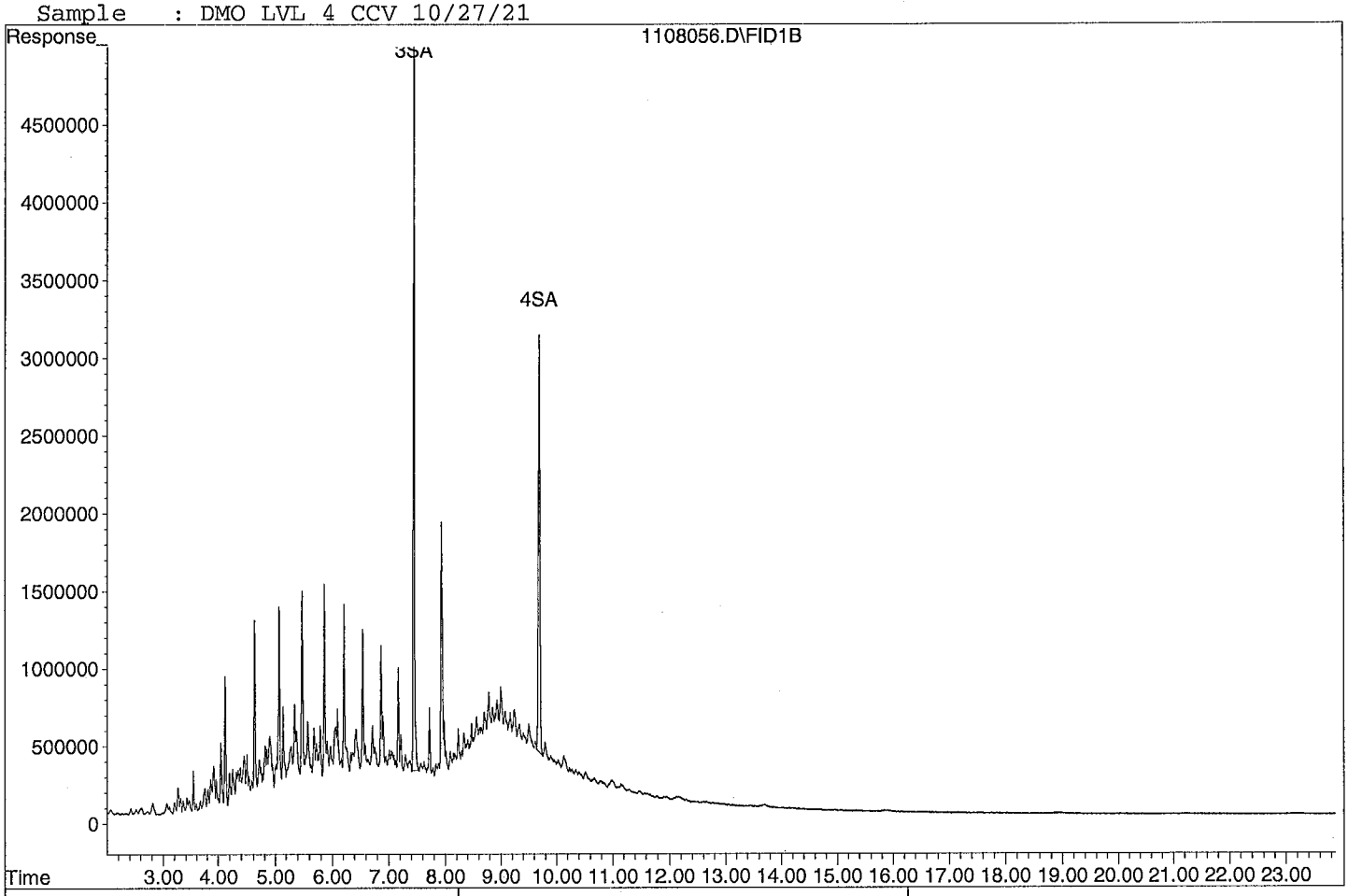

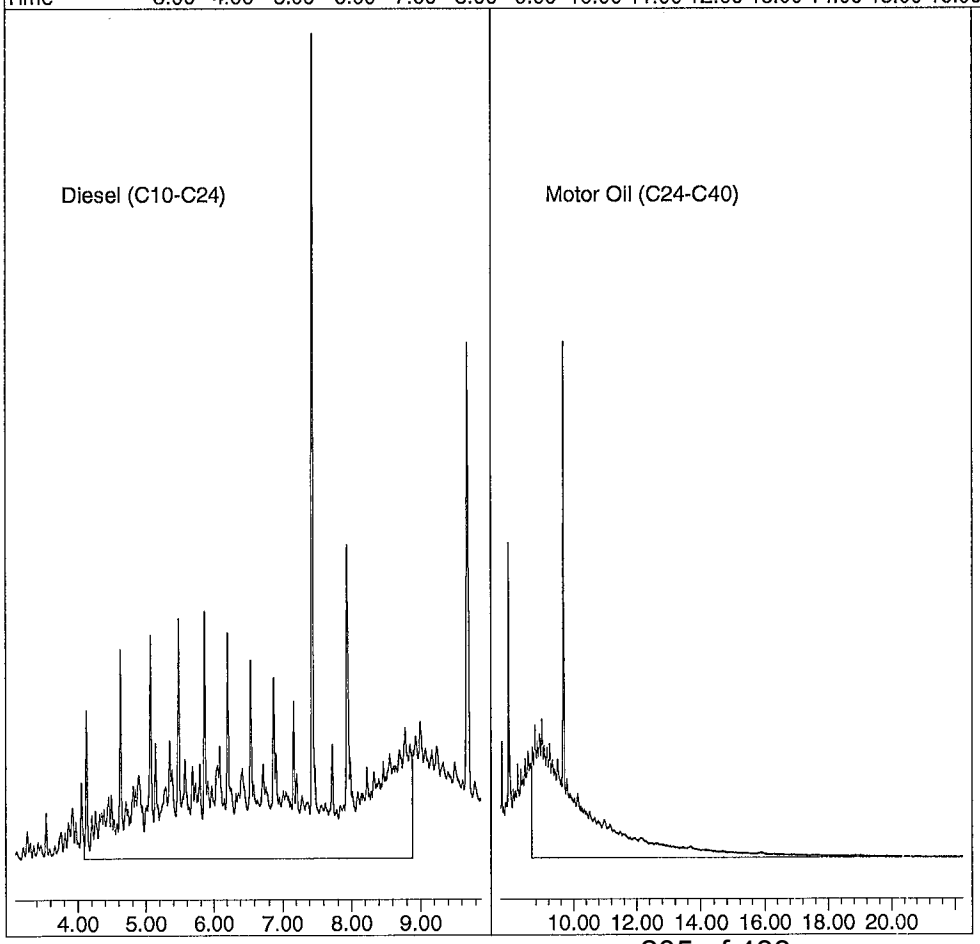

TPH Extractables
DOC1028

Form 7

Continuing Calibration

Lab Name: APPL, Inc.
Case No:
Matrix: Water

SDG No:
Date Analyzed: 11/9/2021
Instrument: Apollo
Initial Cal. Date: 10/28/2021
Data File: 1108073.D

		Compound	MEAN	CCRF	%D		%Drift
1	HATM	Diesel (C10-C24)	2516670	2278330	9.5	HATM	
2	HBTM	Motor Oil (C24-C40)	2492040	1644640	34	HBTML	7.1
3	SA	Ortho-Terphenyl(S)	3127510	2798030	11	SA	
4	SA	Octacosane(S)	2261430	2065910	8.6	SA	
5							
6							
7							
8							
9							
10							
11							
12							
13							
14							
15							
16							
17							
18							
19							
20							
21							
22							
23							
24							
25							
26							
27							
28							
29							
30							
31							
32							
33							
34							
35							
36							
37							
38							
39							
40							
		Average			15.8		

Quantitation Report (Not Reviewed)

Data File : G:\APOLLO\DATA\211108\1108073.D Vial: 73
Acq On : 11-9-21 19:25:40 Operator: KA
Sample : DMO LVL 4 CCV 10/27/21 Inst : Apollo
Misc : water Multiplr: 1.00
IntFile : events.e
Quant Time: Nov 10 10:24 2021 Quant Results File: DOC1028.RES

Method : G:\APOLLO\DATA\211028\DOC1028.M (Chemstation Integrator)
Title : 8015 B&C
Last Update : Fri Nov 12 17:55:30 2021
Response via : Multiple Level Calibration

Volume Inj. : 2UL
Signal Phase : DB-5
Signal Info : FID02A

Compound	R.T.	Response	Conc Units
System Monitoring Compounds			
3) SA Ortho-Terphenyl(S)	7.44	69950835	11.183 ppb
Surrogate Spike 30.000		Recovery =	37.28%
4) SA Octacosane(S)	9.69	51647824	11.419 ppb
Surrogate Spike 30.000		Recovery =	38.06%
Target Compounds			
1) HATM Diesel (C10-C24)	6.49	1139163673	226.324 ppb
2) HBTM Motor Oil (C24-C40)	14.96	822321176	232.366 ppb

Target Compounds

(f)=RT Delta > 1/2 Window (m)=manual int.
1108073.D DOC1028.M Sat Nov 13 14:27:14 2021 Page 1

Quantitation Report

Data File: G:\APOLLO\DATA\211108\1108073.D
Sample : DMO LVL 4 CCV 10/27/21

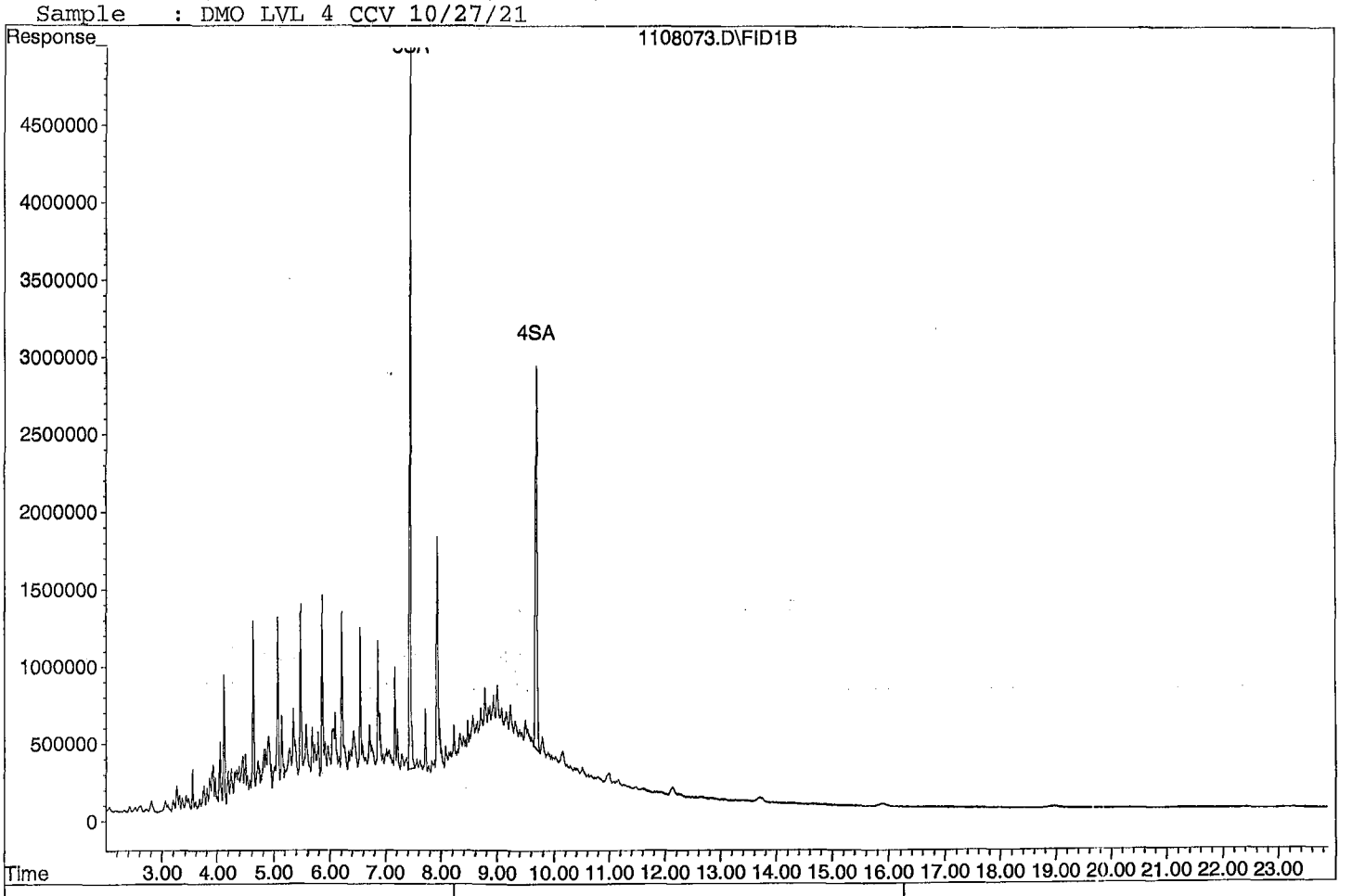

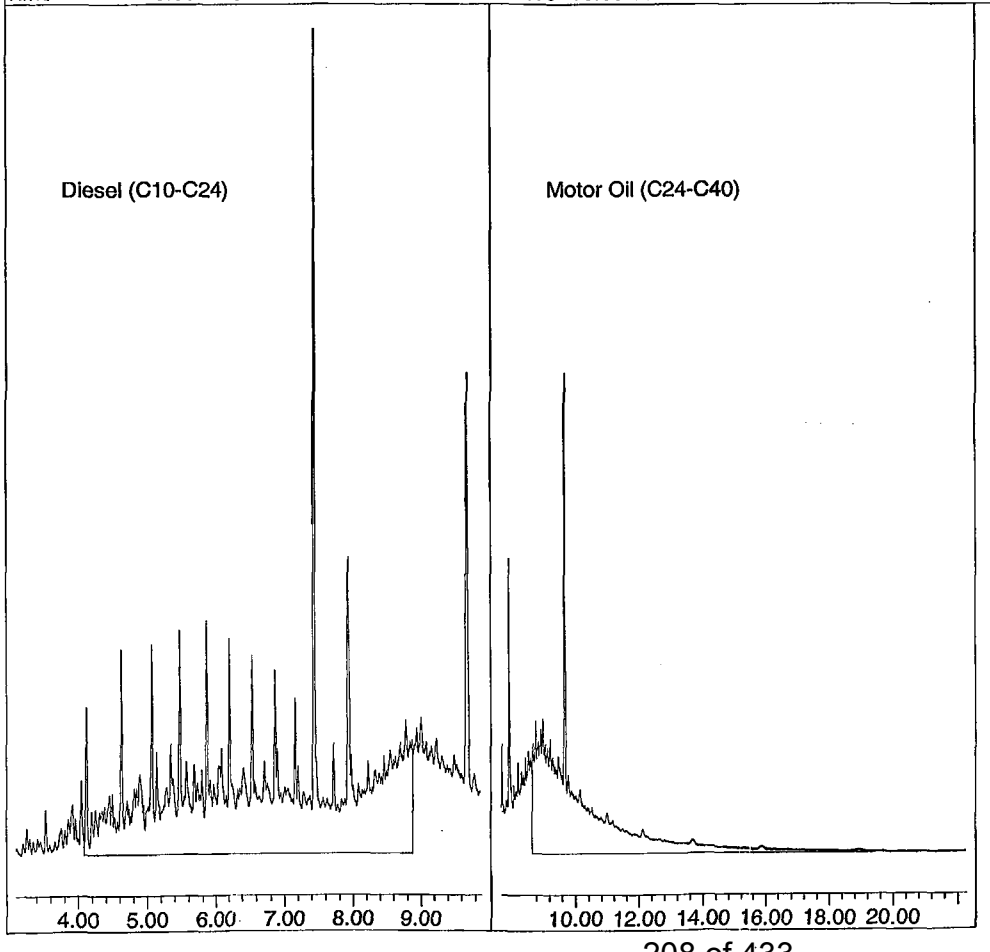

1108073.D DOC1028.M Sat Nov 13 14:27:15 2021

ORGANICS
Raw Data

Quantitation Report (QT Reviewed)

Data File : G:\APOLLO\DATA\211108\1108060.D Vial: 60
Acq On : 11-9-21 13:18:41 Operator: KA
Sample : BA45102W01 5/1000 Inst : Apollo
Misc : water Multiplr: 5.00
IntFile : events.e
Quant Time: Nov 13 14:20 2021 Quant Results File: DOC1028.RES

Method : G:\APOLLO\DATA\211028\DOC1028.M (Chemstation Integrator)
Title : 8015 B&C
Last Update : Fri Nov 12 17:55:30 2021
Response via : Multiple Level Calibration

Volume Inj. : 2UL
Signal Phase : DB-5
Signal Info : FID02A

Compound	R.T.	Response	Conc Units
System Monitoring Compounds			
3) SA Ortho-Terphenyl(S)	7.44	131168156	104.850 ppb
Surrogate Spike 150.000		Recovery =	69.90%
4) SA Octacosane(S)	9.69	117954947	130.399 ppb
Surrogate Spike 150.000		Recovery =	86.93%
Target Compounds			
1) HATM Diesel (C10-C24)	6.49	62761408	62.346 ppb
2) HBTM Motor Oil (C24-C40)	14.96	66389408	47.493 ppb

Target Compounds

(f)=RT Delta > 1/2 Window (m)=manual int.
1108060.D DOC1028.M Sat Nov 13 14:27:07 2021 Page 1

Data File: G:\APOLLO\DATA\211108\1108060.D
Sample : BA45102W01 5/1000

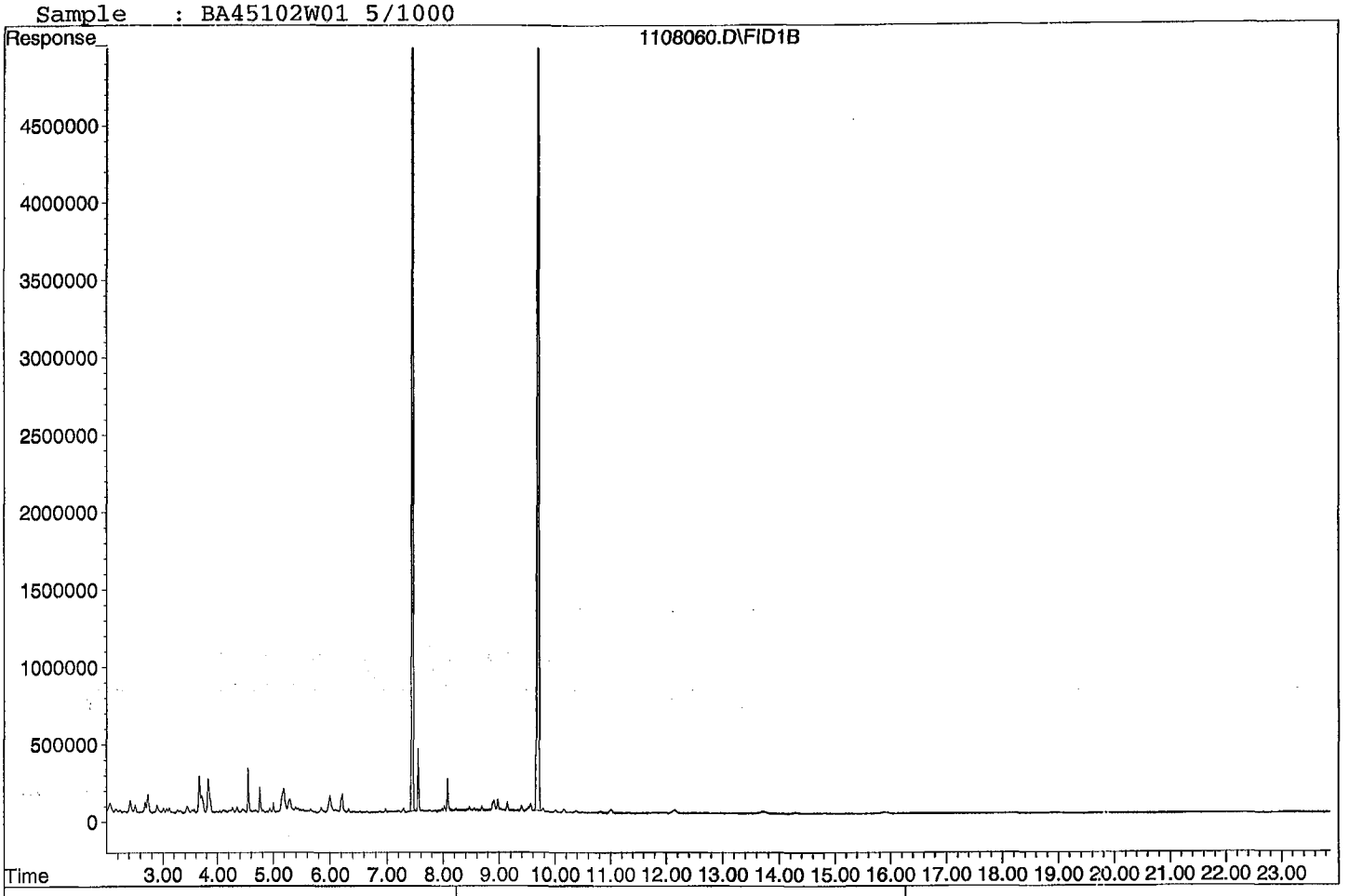

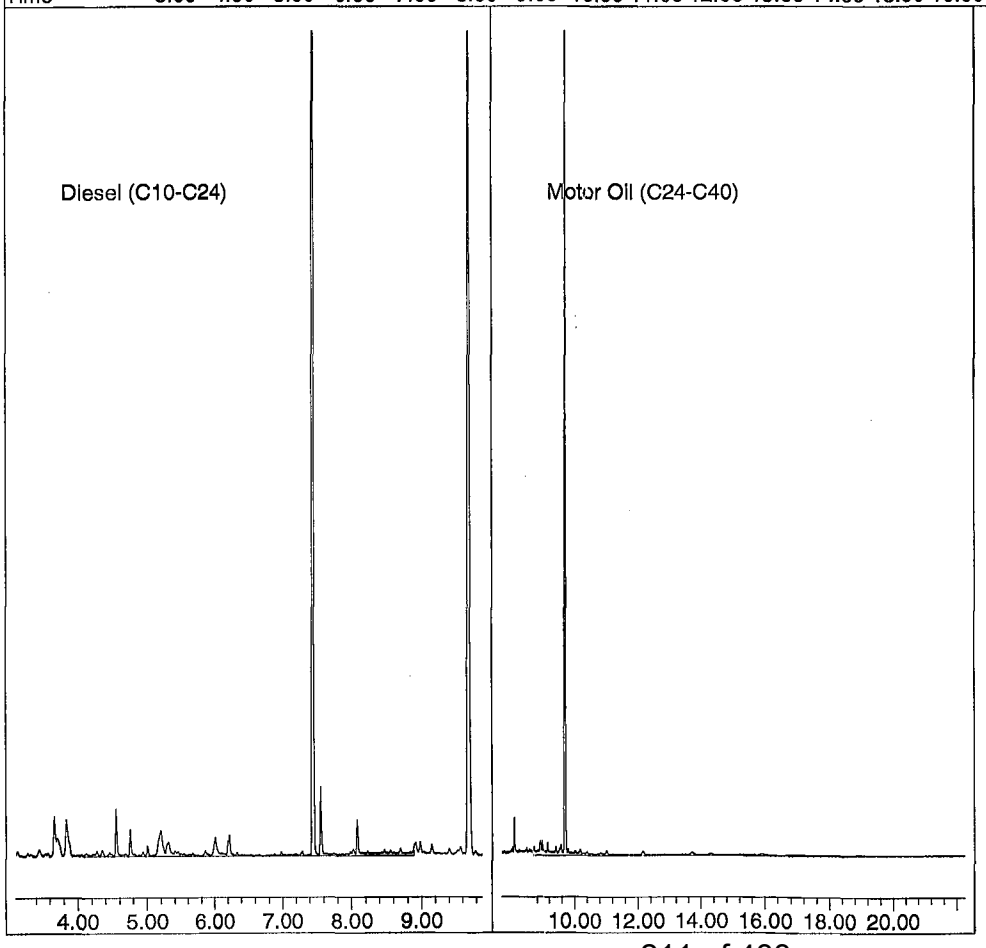

Quantitation Report (QT Reviewed)

Data File : G:\APOLLO\DATA\211108\1108061.D Vial: 61
Acq On : 11-9-21 13:46:52 Operator: KA
Sample : BA45103W01 5/1000 Inst : Apollo
Misc : water Multiplr: 5.00
IntFile : events.e
Quant Time: Nov 13 14:21 2021 Quant Results File: DOC1028.RES

Method : G:\APOLLO\DATA\211028\DOC1028.M (Chemstation Integrator)
Title : 8015 B&C
Last Update : Fri Nov 12 17:55:30 2021
Response via : Multiple Level Calibration

Volume Inj. : 2UL
Signal Phase : DB-5
Signal Info : FID02A

Compound	R.T.	Response	Conc Units
System Monitoring Compounds			
3) SA Ortho-Terphenyl(S)	7.44	132652048	106.037 ppb
Surrogate Spike 150.000		Recovery =	70.69%
4) SA Octacosane(S)	9.69	118882204	131.424 ppb
Surrogate Spike 150.000		Recovery =	87.62%
Target Compounds			
1) HATM Diesel (C10-C24)	6.49	56366234	55.993 ppb
2) HBTM Motor Oil (C24-C40)	14.96	66873661	48.207 ppb

Target Compounds

(f)=RT Delta > 1/2 Window (m)=manual int.
1108061.D DOC1028.M Sat Nov 13 14:27:09 2021 Page 1

Quantitation Report

Data File: G:\APOLLO\DATA\211108\1108061.D
Sample : BA45103W01 5/1000

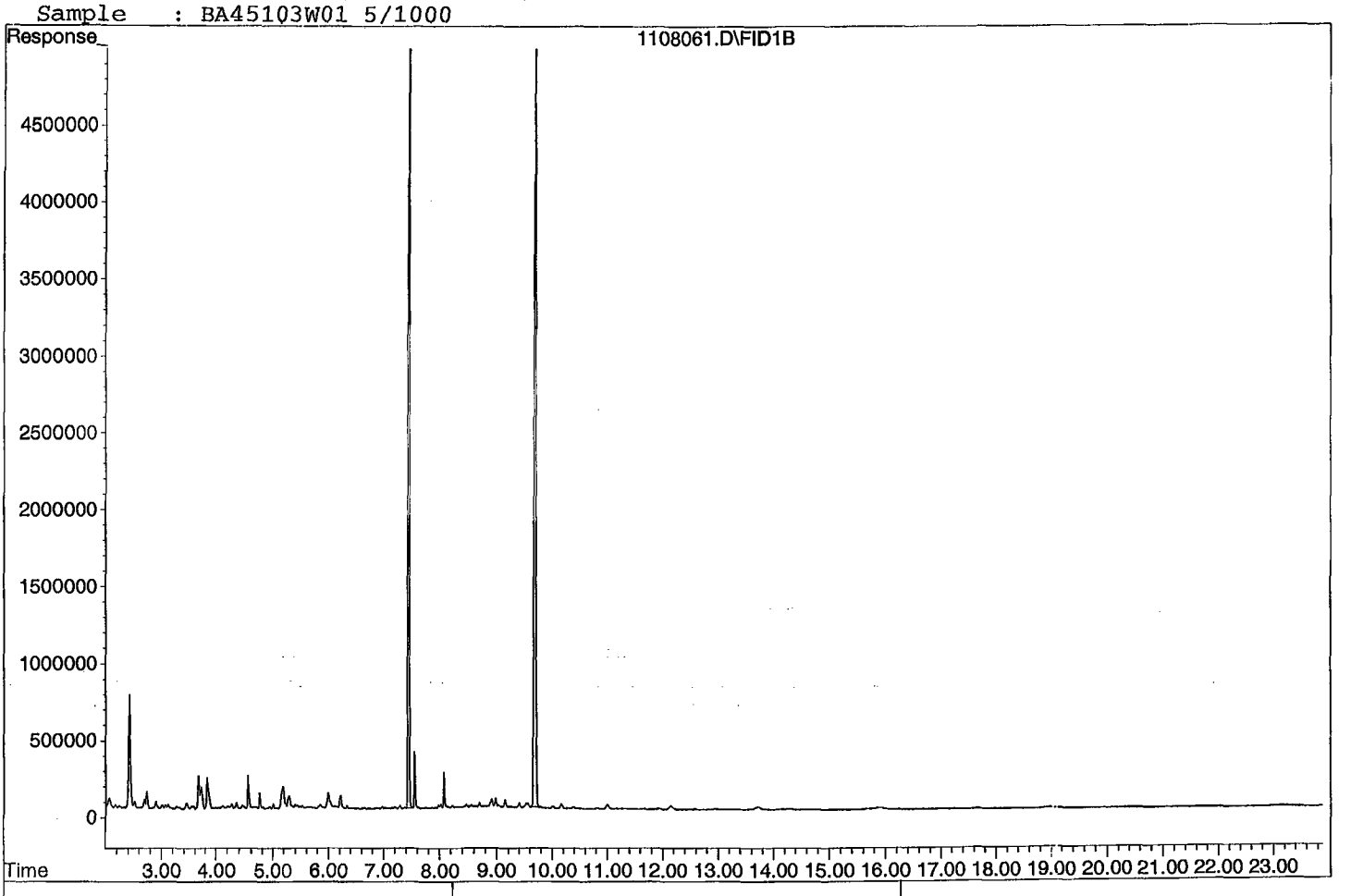

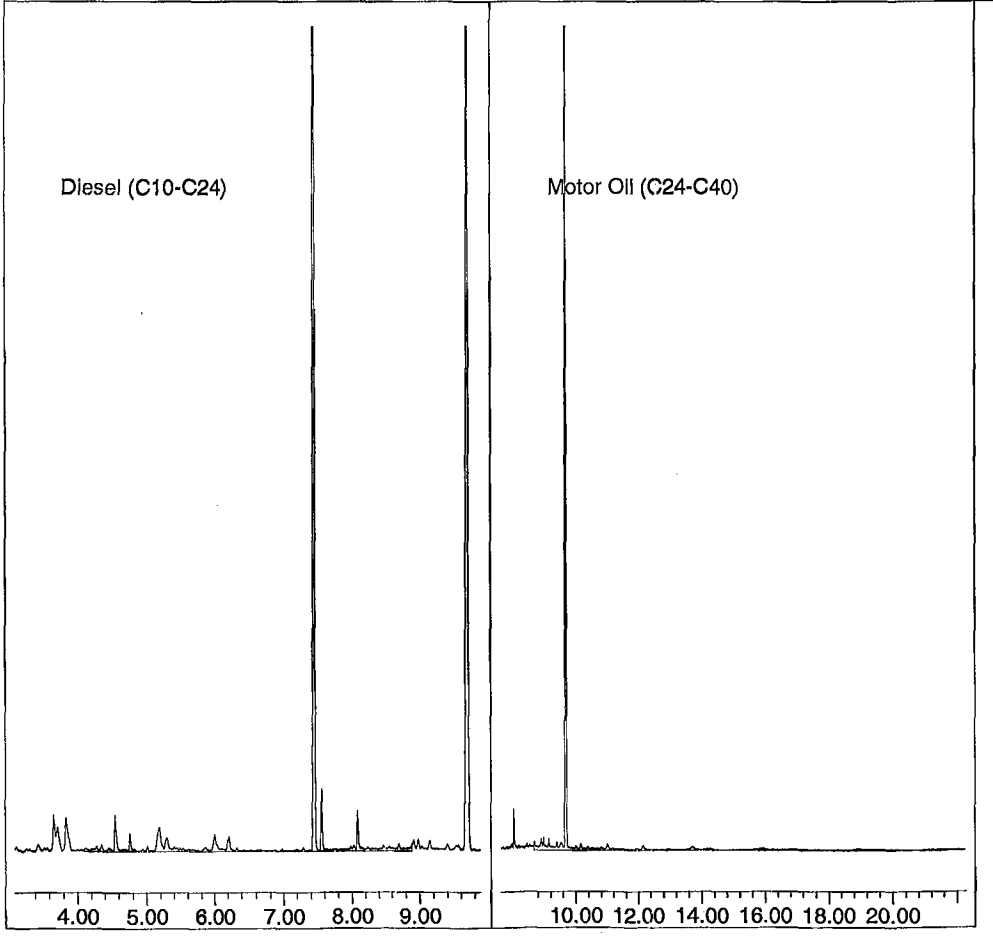

Quantitation Report (QT Reviewed)

Data File : G:\APOLLO\DATA\211108\1108057.D Vial: 57
Acq On : 11-9-21 11:54:22 Operator: KA
Sample : 211105A BLK 5/1000 Inst : Apollo
Misc : water Multiplr: 5.00
IntFile : events.e
Quant Time: Nov 13 14:19 2021 Quant Results File: DOC1028.RES

Method : G:\APOLLO\DATA\211028\DOC1028.M (Chemstation Integrator)
Title : 8015 B&C
Last Update : Fri Nov 12 17:55:30 2021
Response via : Multiple Level Calibration

Volume Inj. : 2UL
Signal Phase : DB-5
Signal Info : FID02A

Compound	R.T.	Response	Conc Units
System Monitoring Compounds			
3) SA Ortho-Terphenyl(S)	7.44	129776149	103.738 ppb
Surrogate Spike 150.000		Recovery =	69.16%
4) SA Octacosane(S)	9.69	117312840	129.689 ppb
Surrogate Spike 150.000		Recovery =	86.46%
Target Compounds			
1) HATM Diesel (C10-C24)	6.49	48042318	47.724 ppb
2) HBTM Motor Oil (C24-C40)	14.96	70719469	53.876 ppb

Target Compounds

(f)=RT Delta > 1/2 Window (m)=manual int.
1108057.D DOC1028.M Sat Nov 13 14:27:01 2021 Page 1

Quantitation Report

Data File: G:\APOLLO\DATA\211108\1108057.D
Sample : 211105A BLK 5/1000

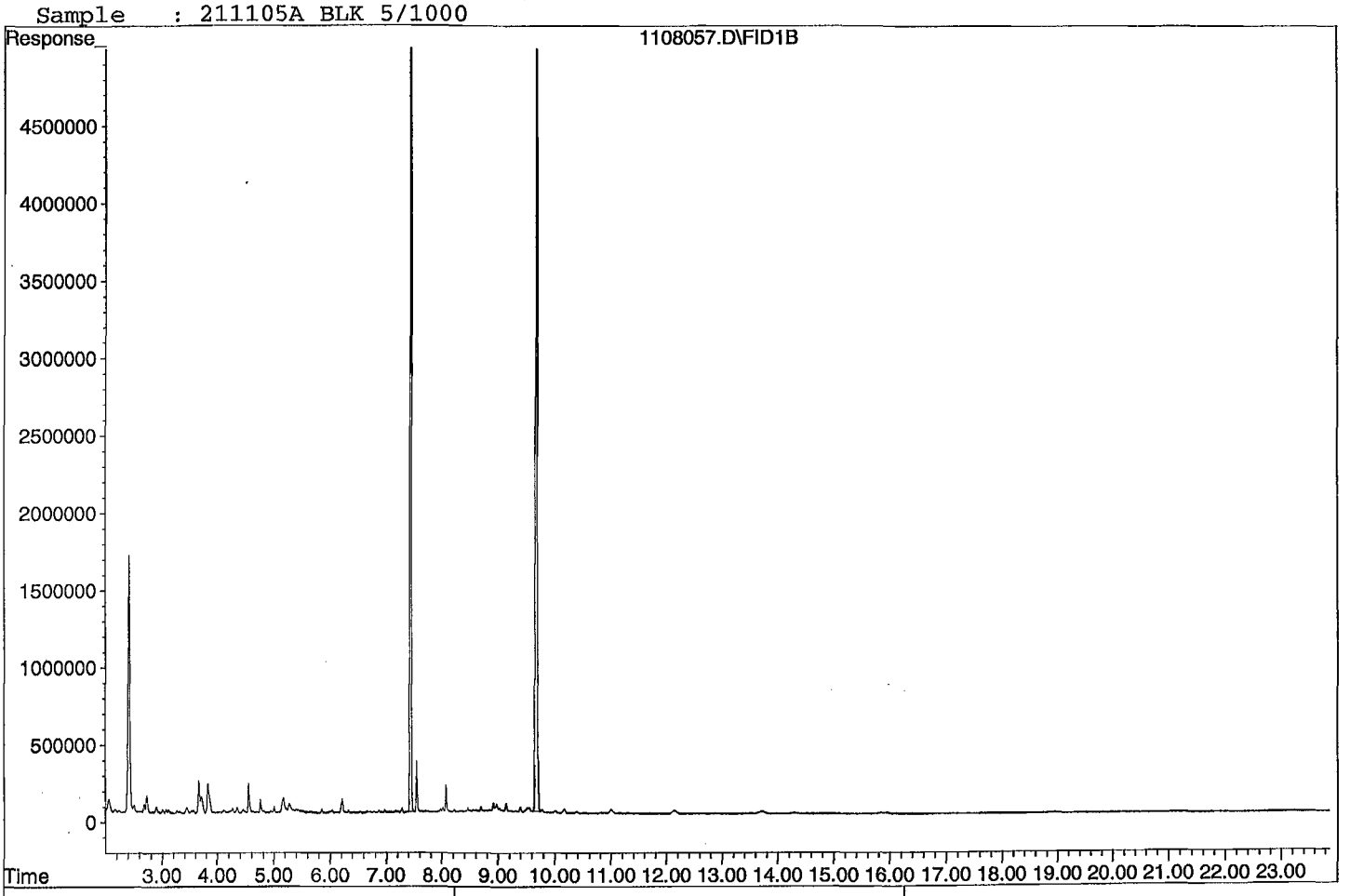





Quantitation Report (QT Reviewed)

Data File : G:\APOLLO\DATA\211108\1108058.D
Vial: 58
Acq On : 11-9-21 12:22:28
Operator: KA
Sample : 211105A LCS-1 5/1000
Inst : Apollo
Misc : water
Multiplr: 5.00
IntFile : events.e
Quant Time: Nov 13 14:20 2021 Quant Results File: DOC1028.RES

Method : G:\APOLLO\DATA\211028\DOC1028.M (Chemstation Integrator)
Title : 8015 B&C
Last Update : Fri Nov 12 17:55:30 2021
Response via : Multiple Level Calibration

Volume Inj. : 2UL
Signal Phase : DB-5
Signal Info : FID02A

Compound	R.T.	Response	Conc Units
System Monitoring Compounds			
3) SA Ortho-Terphenyl(S)	7.44	127962882	102.288 ppb
Surrogate Spike 150.000		Recovery =	68.19%
4) SA Octacosane(S)	9.69	114623016	126.715 ppb
Surrogate Spike 150.000		Recovery =	84.48%
Target Compounds			
1) HATM Diesel (C10-C24)	6.49	47643019	47.327 ppb
2) HBTM Motor Oil (C24-C40)	14.96	62773293	42.163 ppb

Target Compounds

Diesel:

$$\frac{(47643019)(5)}{(25166669)(2)} = \frac{238215095}{50333338} = \boxed{47.327}$$

(f)=RT Delta > 1/2 Window
(m)=manual int.

1108058.D DOC1028.M Sat Nov 13 14:27:03 2021

Data File: G:\APOLLO\DATA\211108\1108058.D
Sample : 211105A LCS-1 5/1000

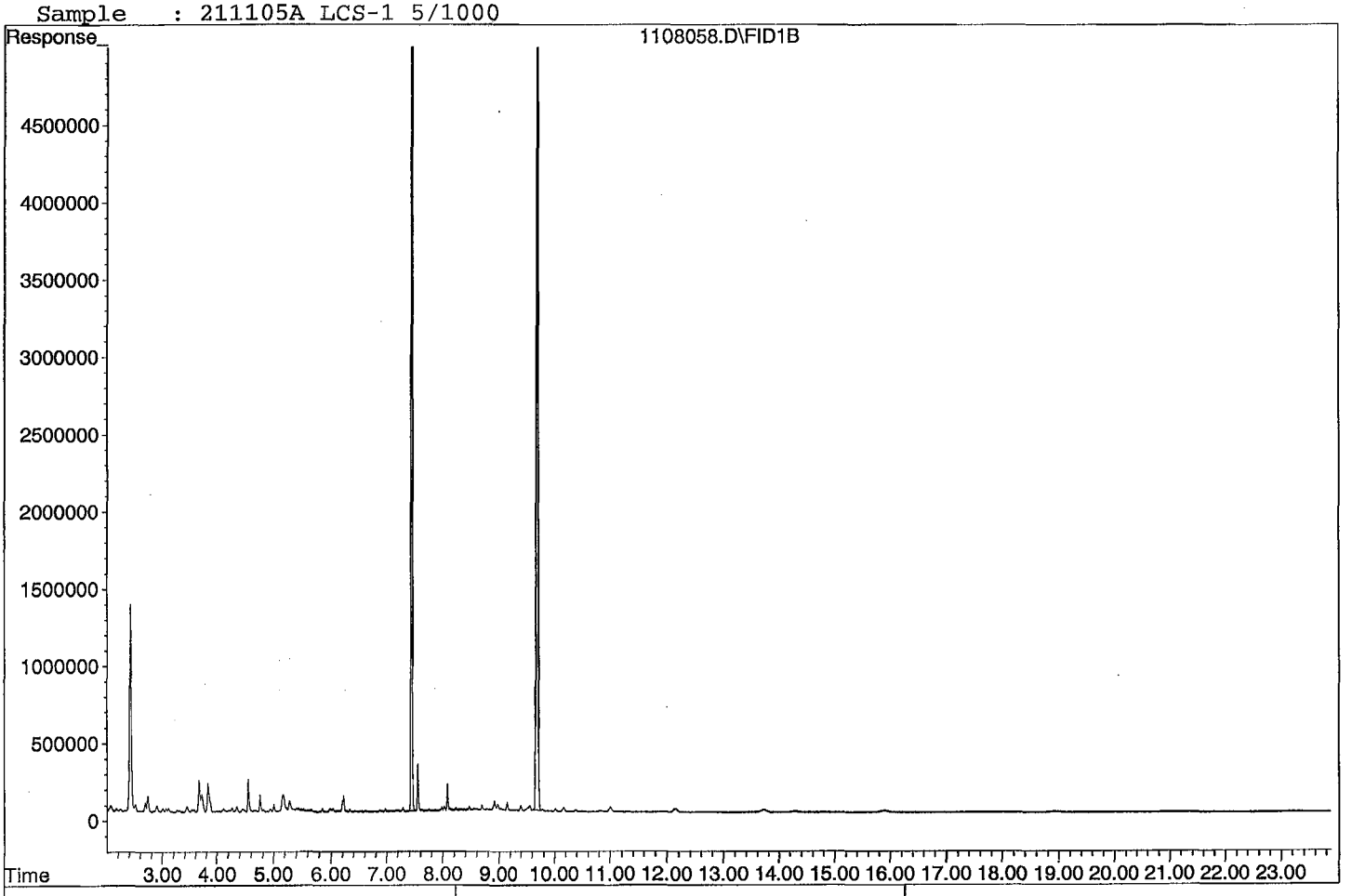

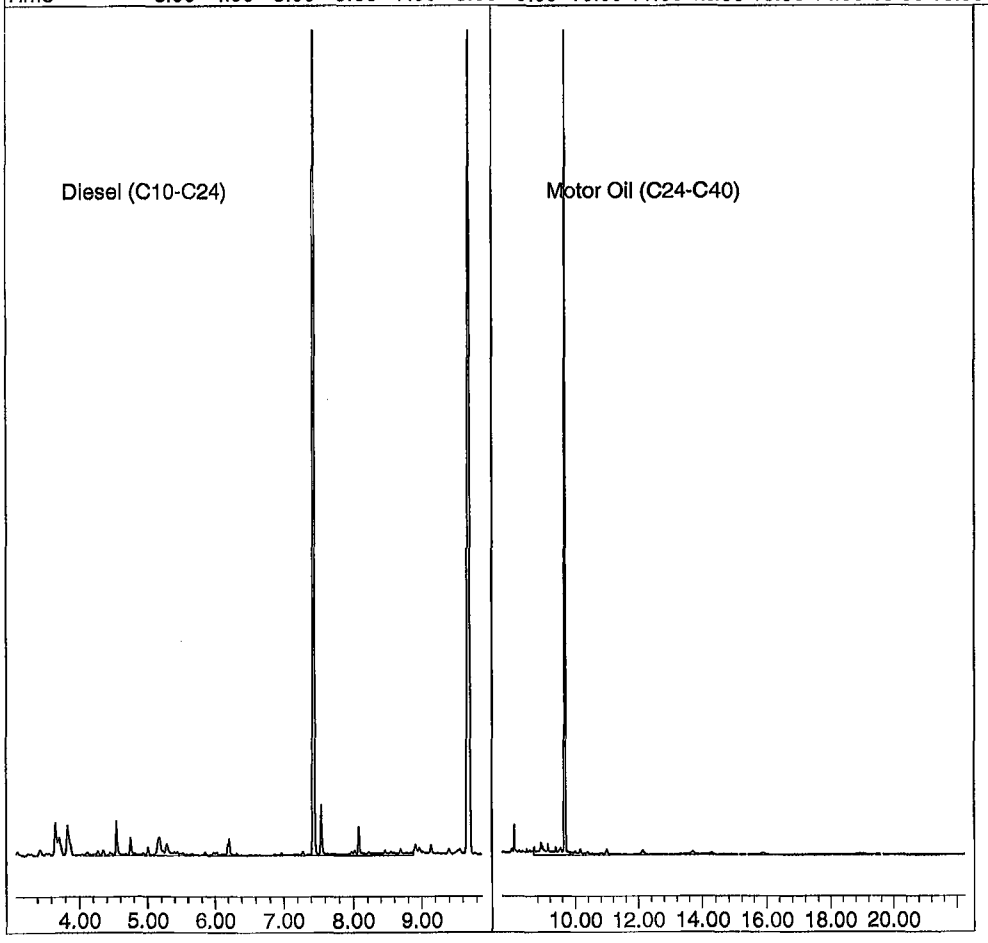

Quantitation Report (QT Reviewed)

Data File : G:\APOLLO\DATA\211108\1108059.D
Acq On : 11-9-21 12:50:33
Sample : 211105 LCSD-1 5/1000
Misc : water
IntFile : events.e
Quant Time: Nov 13 14:20 2021 Quant Results File: DOC1028.RES

Vial: 59
Operator: KA
Inst : Apollo
Multiplr: 5.00

Method : G:\APOLLO\DATA\211028\DOC1028.M (Chemstation Integrator)
Title : 8015 B&C
Last Update : Fri Nov 12 17:55:30 2021
Response via : Multiple Level Calibration

Volume Inj. : 2UL
Signal Phase : DB-5
Signal Info : FID02A

Compound	R.T.	Response	Conc Units
System Monitoring Compounds			
3) SA Ortho-Terphenyl(S)	7.44	118214918	94.496 ppb
Surrogate Spike 150.000		Recovery =	63.00%
4) SA Octacosane(S)	9.69	106718485	117.977 ppb
Surrogate Spike 150.000		Recovery =	78.65%
Target Compounds			
1) HATM Diesel (C10-C24)	6.49	60814702	60.412 ppb
2) HBTM Motor Oil (C24-C40)	14.96	91490342	84.495 ppb

Target Compounds

(f)=RT Delta > 1/2 Window (m)=manual int.
1108059.D DOC1028.M Sat Nov 13 14:27:05 2021 Page 1

Quantitation Report

Data File: G:\APOLLO\DATA\211108\1108059.D
Sample : 211105 LCSD-1 5/1000

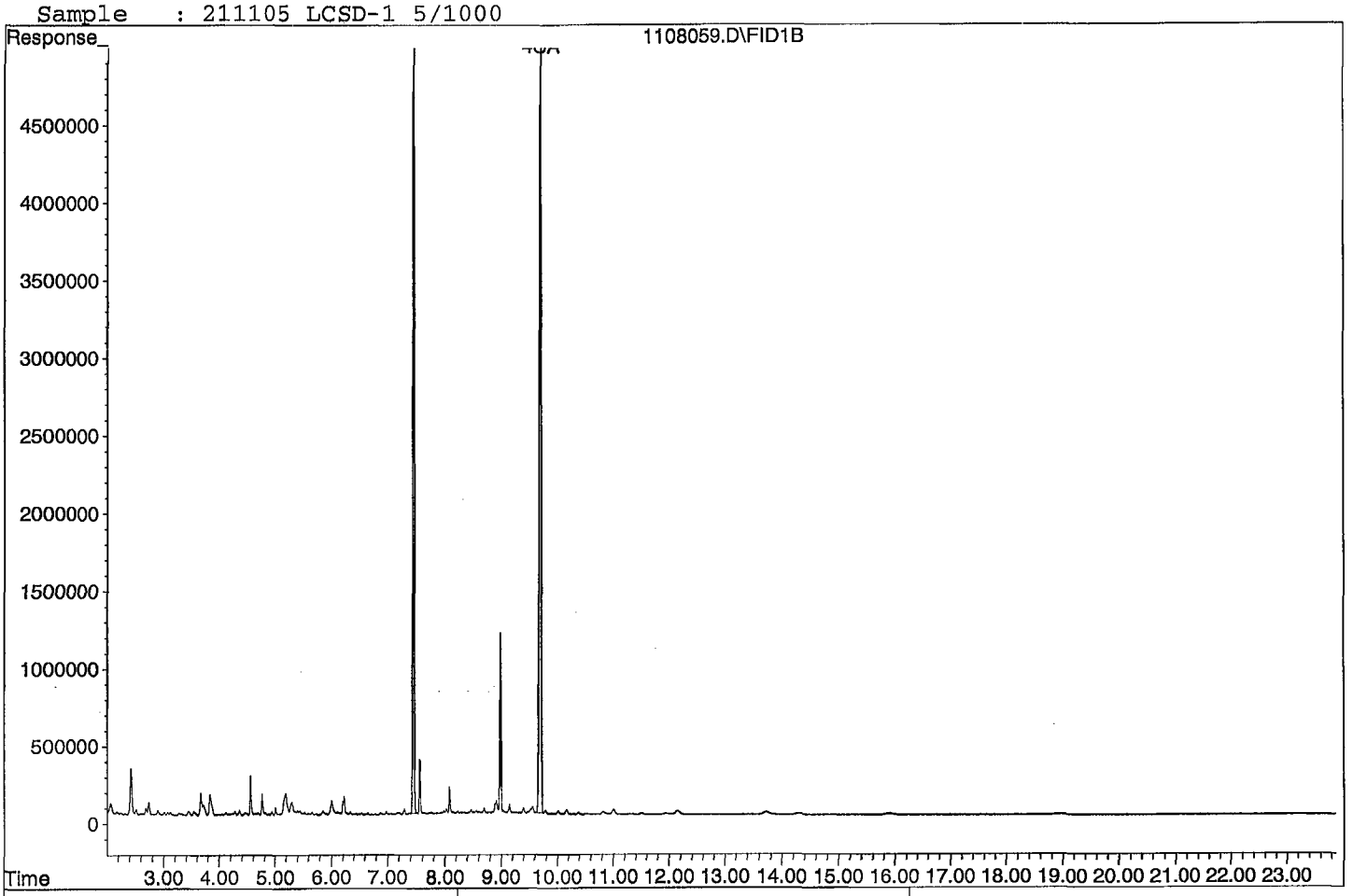

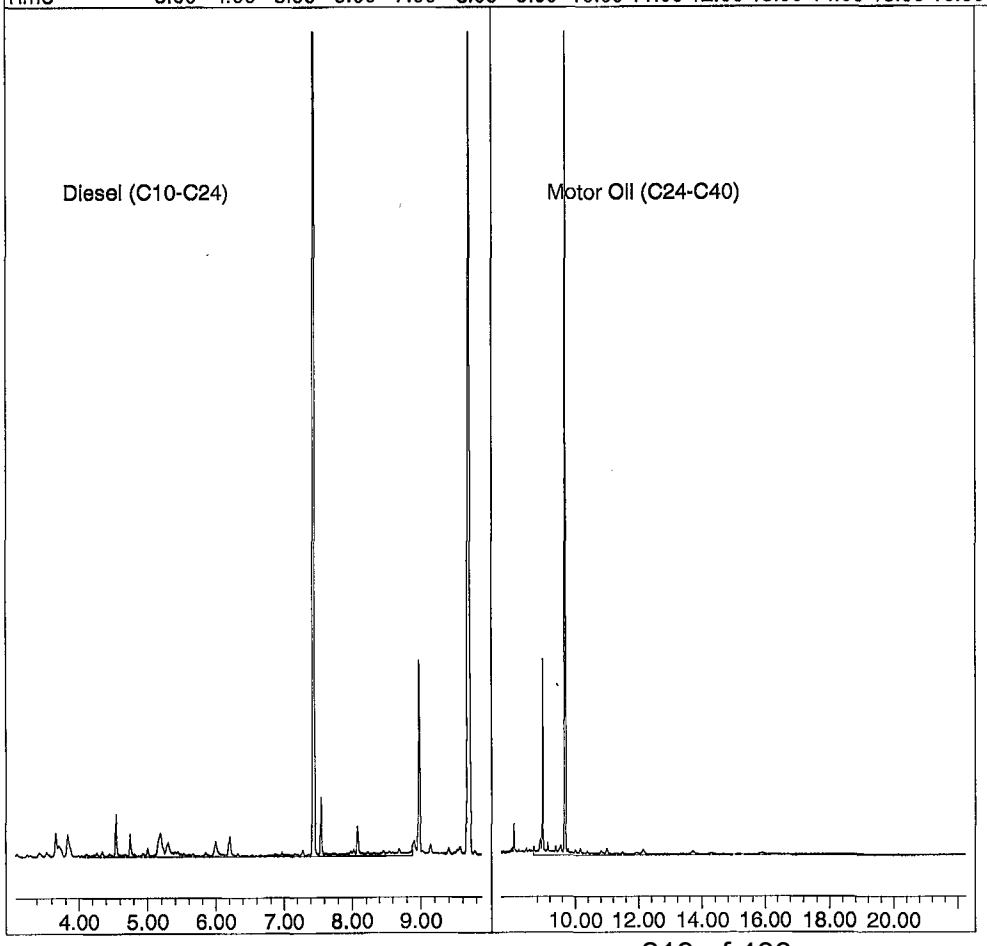

Diesel / Motor Oil Calibration Curve

Prepared: 10/28/2021
Expires: 5/31/2026
Methylene Chloride Lot No. 61117

Prepared By (Initials): KA

Initial Standard Information							Final Standard			
Name of Initial Standard (QAU Label)	Supplier	Conc. (ug/mL)	APPL Mix Name	Reference to APPL Prep Date and Lot #'s	Exp. Date	Exp. Date (Manufacturer)	Aliquot From Stock	Final Volume	Solvent	Final Standard Conc. (ug/mL)
Diesel / Motor Oil - 2	APPL	10	Diesel / Motor Oil - 1	Perp'd: 10/6/21 A0164485-52822, A0168842-52820, AO166510-52817 CL16893-52835	See man. Exp date	10/31/2027 12/31/2027 5/31/2026	100uL	200uL	MC	5
Diesel / Motor Oil - 3		50	Diesel / Motor Oil - 2				200uL	1mL	MC	10
Diesel / Motor Oil Calibration STD	Restek	2,000	Diesel / Motor Oil - 3				25uL	1mL	MC	50
			Diesel / Motor Oil - 4				125uL	1mL	MC	250
			Diesel / Motor Oil - 5				500uL	1mL	MC	1000
			Diesel / Motor Oil - 6				750uL	1mL	MC	1500
			Diesel / Motor Oil - 7				100uL	100uL	N/A	2,000

Diesel / Motor Oil Second Source

Prepared: 10/28/2021
Expires: 10/28/2024
Methylene Chloride
Lot No. 61117

Prepared By (Initials): KA

Initial Standard Information							Final Standard			
Name of Initial Standard (QAU Label)	Supplier	Supplier Part No.	Conc. (ug/mL)	Lot Number - QA Number	Exp. Date (1 yr.)	Exp. Date (Manufacturer)	Aliquot From Stock	Final Volume	Solvent	Final Standard Conc. (ug/mL)
Diesel Fuel #2 Second Source	Phenova	AL0-101287	50,000	**CL16477-52980**	**See man. Exp date**	**2/28/2027**	50uL	10mL	MC	250
Motor Oil Second Source	Absolute	51094	50,000	**102819-52981**		**10/28/2024**	50uL			

Diesel / Motor Oil CCV

Prepared: 10/27/2021
Expires: 5/31/2026
Methylene Chloride Lot No. 61117

Prepared By (Initials): KA

Initial Standard Information							Final Standard			
Name of Initial Standard (QAU Label)	Supplier	APPL Mix Name	Conc. (ug/mL)	Reference to APPL Prep Date and Lot #'s	Exp. Date	Exp. Date (Manufacturer)	Aliquot From Stock	Final Volume	Solvent	Final Standard Conc. (ug/mL)
Diesel / Motor Oil STD	Restek	Diesel / Motor Oil CCV	2,000	Perp'd: 10/06/21 A0164465-52822, A0168842-52820, A0166510-52817, CL16893-52835	**See man. Exp date**	**10/31/2027 12/31/2027 5/31/2026**	1250uL	10mL	MC	250

THC Surrogate

Prepared: 10/29/2021 **LS**

Expires: 5/31/2026

Initial Standard Information							Final Standard			
Name of Initial Standard (QAU Label)	Supplier	Supplier Part No.	Conc. (ug/mL)	Lot Number - QA Number	Exp. Date (1 yr.)	Exp. Date (Manufacturer)	Aliquot From Stock	Final Volume	Solvent	Final Standard Conc. (ug/mL)
O-terphenyl / Octacosane Mix	Phenova	ALO-130161	600	**CL16893-52841**	**See ma. Date**	**5/31/2026**	N/A	N/A	N/A	600

_LIQ005

Organic Extraction Worksheet

Method	Continuous Liq/Liq TPH-Diesel/MO 3520C	Extraction Set	211105A	Extraction Method	LIQ005	Units	mL

Spiked ID 1			Surrogate ID 1	THC Surrogate 10/29/21-10/29/22	
Spiked ID 2			Surrogate ID 2		
Spiked ID 3			Surrogate ID 3		
Spiked ID 4			Surrogate ID 4		
Spiked ID 5			Surrogate ID 5		
Spiked ID 6			Sufficient Vol for Matrix QC:	NO	
Spiked ID 7			Ext. Start Time:	11/05/21 14:30	
Spiked ID 8			Ext. End Time:	11/08/21 12:05	
			GC Requires Extract By:		

pH1	2	11/05/21 13:50	Water Bath Temp 1 °C	40/ 39.1 °C
pH2			Water Bath Temp 2 °C	37/ 38.1
pH3			Water Bath Temp 3 °C	40/ 39.1 °C

Spiked By: KY **Date** 11/5/2021 1:55:00 PM **Witnessed By:** AGM **Date** 11/5/2021 1:55:00 PM

	Sample	Sample Container	Spike Amount	Spike ID	Surrogate Amount	Surrogate ID	Extract Amount	Final Volume	pH	Extract Date/Time	Comments
1	211105A Blk				0.250	1 equip	1000	5	2	11/05/21 13:55	
2	211105A LCS-1		1		0.250	1 equip	1000	5	2	11/05/21 13:55	
3	211105A LCSD-1		1		0.250	1 equip	1000	5	2	11/05/21 13:55	
4	BA45102	BA45102W01			0.250	1 equip	1000	5	2	11/05/21 13:55	98098
5	BA45103	BA45103W01			0.250	1 equip	1000	5	2	11/05/21 13:55	98098
6	BA45106	BA45106W01			0.250	1 equip	1000	5	2	11/05/21 13:55	98097
7	BA45115	BA45115W01			0.250	1 equip	1000	5	2	11/05/21 13:55	98096
8	BA45116	BA45116W01			0.250	1 equip	1000	5	2	11/05/21 13:55	98096
9	BA45117	BA45117W01			0.250	1 equip	1000	5	2	11/05/21 13:55	98096
10	BA45118	BA45118W01			0.250	1 equip	1000	5	2	11/05/21 13:55	98096

Solvent and Lot#	
1+1 HCL (5mLs)	60358
PH Strips	HC155968
Dicholormethane	61117
Filter Paper	1441-150
Sodium Sulfate	2021071206

Extraction COC Transfer	
Extraction lab employee Initials	
GC analyst's initials	CW
Date	11/8/21
Time	14:20
Refrigerator	Hobart

	Technician's Initials
Scanned By	KY
Sample Preparation	KY
Extraction	KY, AGM
Concentration	SR

Modified	11/5/2021 1:26:26 PM

Reviewed By: **Date**

Injection Log

Directory: G:\APOLLO\DATA\211028\

Line	Vial	FileName	Multiplier	SampleName	Misc Info	Injected
1	3	1028003.D	1	DMO STD 1 10/28/21	water	10-28-21 9:19:03
2	4	1028004.D	1	DMO STD 2 10/28/21	water	10-28-21 9:47:06
3	5	1028005.D	1	DMO STD 3 10/28/21	water	10-28-21 10:15:13
4	6	1028006.D	1	DMO STD 4 10/28/21	water	10-28-21 10:43:31
5	7	1028007.D	1	DMO STD 5 10/28/21	water	10-28-21 11:11:42
6	8	1028008.D	1	DMO STD 6 10/28/21	water	10-28-21 11:39:55
7	9	1028009.D	1	DMO STD 7 10/28/21	water	10-28-21 12:08:10
8	10	1028010.D	1	DMO Second Source 10/28/21	water	10-28-21 12:36:26
9	56	1108056.D	1	DMO LVL 4 CCV 10/27/21	water	11-9-21 11:26:11
10	57	1108057.D	5	211105A BLK 5/1000	water	11-9-21 11:54:22
11	58	1108058.D	5	211105A LCS-1 5/1000	water	11-9-21 12:22:28
12	59	1108059.D	5	211105 LCSD-1 5/1000	water	11-9-21 12:50:33
13	60	1108060.D	5	BA45102W01 5/1000	water	11-9-21 13:18:41
14	61	1108061.D	5	BA45103W01 5/1000	water	11-9-21 13:46:52
15	73	1108073.D	1	DMO LVL 4 CCV 10/27/21	water	11-9-21 19:25:40

ORGANICS
Calibration Data

PAH by GCMS SIM
EPA 8270 SIM

Form 6
Initial Calibration

Lab Name: APPL, Inc.
Case No:
Matrix:

SDG No:
Initial Cal. Date: 10/19/2021
Instrument: KYLO

Initials: LS

		Compound	1019K002.D 0.1	1019K003.D 0.2	1019K004.D 0.5	1019K005.D 1	1019K006.D 5	1019K007.D 10	1019K008.D 50	1019K009.D 100			Avg	%RSD	Type	r^2	Q	MRF
1	I	Napthalene-D8(IS)																
2	TM	Naphthalene	1.428	1.402	1.354	1.336	1.308	1.289	1.172	1.100			1.3	8.6	TM			0.700
3	S	2-Methylnaphthalene-D10 (2M	1.359	1.337	1.324	1.305	1.316	1.159	1.222	1.192			1.3	5.9	S			
4	TM	2-Methylnaphthalene	0.7868	0.7804	0.7756	0.7764	0.7886	0.7810	0.7175	0.6825			0.76	5.1	TM			0.400
5	TM	1-Methylnaphthalene	0.8005	0.7905	0.7931	0.7961	0.7922	0.7806	0.7122	0.6797			0.77	6.0	TM			
6	I	Acenaphthene-D10(IS)																
7	TM	Acenaphthylene	5.288	5.373	5.323	5.258	5.439	5.405	4.863	4.456			5.2	6.6	TM			0.900
8	*TM	Acenaphthene	1.497	1.444	1.402	1.372	1.398	1.381	1.266	1.207			1.4	6.8	*TM			0.900
9	TM	Fluorene	1.615	1.645	1.600	1.590	1.642	1.640	1.521	1.456			1.6	4.2	TM			0.900
10	I	Phenanthrene-D10(IS)																
11	TM	Phenanthrene	1.510	1.398	1.383	1.377	1.403	1.374	1.309	1.253			1.4	5.4	TM			0.700
12	TM	Anthracene	1.298	1.273	1.300	1.300	1.352	1.349	1.285	1.240			1.3	2.8	TM			0.700
13	S	Fluoranthene-D10 (FRT)	2.023	1.976	1.895	1.904	2.032	1.918	1.953	1.890			1.9	2.9	S			
14	*TM	Fluoranthene	2.169	2.135	2.136	2.147	2.255	2.226	2.086	1.944			2.1	4.4	*TM			0.600
15	I	Chrysene-D12(IS)																
16	TM	Pyrene	1.986	2.033	1.960	1.958	1.948	1.927	1.782	1.720			1.9	5.6	TM			0.600
17	TM	Benz (a) anthracene	1.473	1.441	1.379	1.381	1.401	1.420	1.370	1.344			1.4	3.0	TM			0.800
18	TM	Chrysene	1.754	1.672	1.608	1.574	1.554	1.516	1.410	1.375			1.6	8.1	TM			0.700
19	TML	Indeno (1,2,3-cd) pyrene	1.687	1.326	1.360	1.404	1.015	1.052	1.169	1.168			1.3	17	TM	1.000		0.500
20	I	Perylene-D12(IS)																
21	TM	Benzo (b) fluoranthene	1.268	1.292	1.301	1.356	1.511	1.514	1.537	1.485			1.4	8.1	TM			0.700
22	TM	Benzo (k) fluoranthene	1.593	1.558	1.636	1.632	1.670	1.730	1.578	1.484			1.6	4.6	TM			0.700
23	*TM	Benzo (a) pyrene	1.254	1.223	1.224	1.265	1.442	1.484	1.454	1.383			1.3	8.3	*TM			0.700
24	TM	Dibenz (a,h) anthracene	1.360	1.209	1.221	1.273	1.398	1.395	1.399	1.353			1.3	6.0	TM			0.400
25	TM	Benzo (g,h,i) perylene	1.457	1.403	1.410	1.405	1.496	1.517	1.462	1.394			1.4	3.2	TM			0.500
26																		
27																		
28																		
29																		
30																		
31																		
32																		
33																		
34																		
35																		

Quantitation Report (Not Reviewed)

Data File : M:\KYLO\DATA\211019\1019K002.D
Acq On : 19 Oct 21 14:09
Sample : 0.1 ug/ml 10/13/21
Misc :

Vial: 2
Operator: LS
Inst : KYLO
Multiplr: 1.00

Quant Time: Oct 19 15:48 2021 Quant Results File: K1019.RES

Quant Method : M:\KYLO\DATA\211019\K1019.M (RTE Integrator)
Title : EPA 8270
Last Update : Tue Oct 19 16:47:23 2021
Response via : Initial Calibration
DataAcq Meth : SIM_2

Internal Standards	R.T.	QIon	Response	Conc Units	Dev(Min)
1) Napthalene-D8(IS)	3.92	136	10962	2.50000 ppb	0.00
6) Acenaphthene-D10(IS)	5.86	164	5295	2.50000 ppb	0.00
10) Phenanthrene-D10(IS)	7.56	188	8379	2.50000 ppb	0.00
15) Chrysene-D12(IS)	10.63	240	9693	2.50000 ppb	0.01
20) Perylene-D12(IS)	12.84	264	9009	2.50000 ppb	0.01
System Monitoring Compounds					
3) 2-Methylnaphthalene-D10 (2	4.66	152	298	0.05323 ppb	0.00
Spiked Amount 5.000			Recovery	= 1.060%	
13) Fluoranthene-D10 (FRT)	8.94	212	339	0.05190 ppb	0.01
Spiked Amount 5.000			Recovery	= 1.040%	
Target Compounds					Qvalue
2) Naphthalene	3.94	128	626	0.10994 ppb	99
4) 2-Methylnaphthalene	4.69	142	345	0.10338 ppb	100
5) 1-Methylnaphthalene	4.80	142	351	0.10422 ppb	99
7) Acenaphthylene	5.70	152	1120	0.10217 ppb	100
8) Acenaphthene	5.89	154	317	0.10918 ppb	99
9) Fluorene	6.49	166	342	0.10165 ppb	96
11) Phenanthrene	7.59	178	506	0.10973 ppb	100
12) Anthracene	7.65	178	435	0.09988 ppb	97
14) Fluoranthene	8.96	202	727	0.10149 ppb	98
16) Pyrene	9.22	202	770	0.10375 ppb	99
17) Benz (a) anthracene	10.62	228	571	0.10510 ppb	99
18) Chrysene	10.66	228	680	0.11258 ppb	96
19) Indeno (1,2,3-cd) pyrene	14.41	276	654	0.33399 ppb #	88
22) Benzo (k) fluoranthene	12.21	252	574	-0.45104 ppb	97
23) Benzo (a) pyrene	12.75	252	452	-0.17190 ppb	95
24) Dibenz (a,h) anthracene	14.45	278	490	-0.04905 ppb	95
25) Benzo (g,h,i) perylene	14.71	276	525	-0.23039 ppb	98

(#) = qualifier out of range (m) = manual integration

Quantitation Report

Data File : M:\KYLO\DATA\211019\1019K002.D
Acq On : 19 Oct 21 14:09
Sample : 0.1 ug/ml 10/13/21
Misc :

Vial: 2
Operator: LS
Inst : KYLO
Multiplr: 1.00

Quant Time: Oct 19 15:48 2021 Quant Results File: K1019.RES

Method : M:\KYLO\DATA\211019\K1019.M (RTE Integrator)
Title : EPA 8270
Last Update : Tue Nov 09 10:14:45 2021
Response via : Initial Calibration

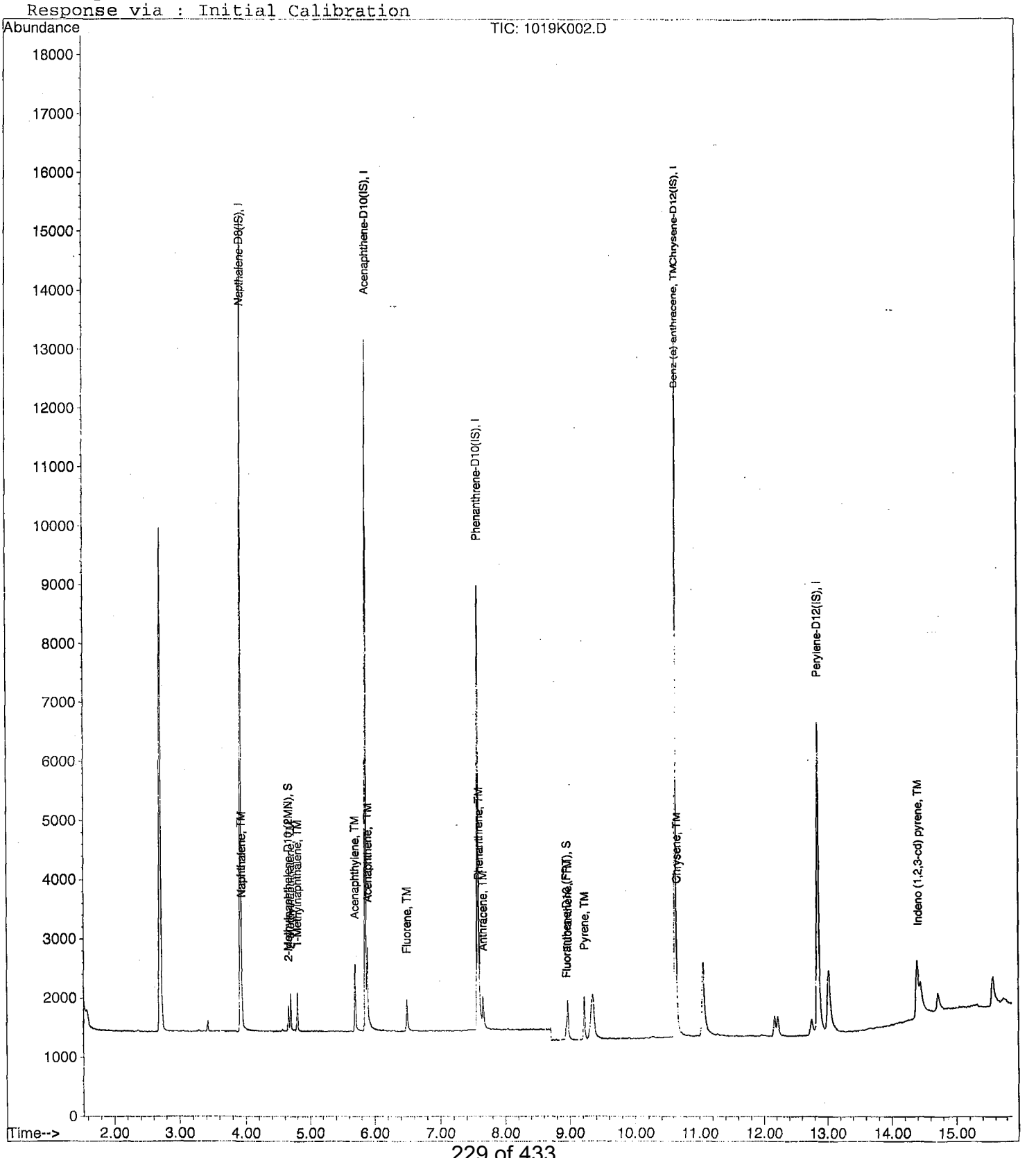

Quantitation Report (Not Reviewed)

Data File : M:\KYLO\DATA\211019\1019K003.D
Acq On : 19 Oct 21 14:29
Sample : 0.2 ug/ml 10/13/21
Misc :

Vial: 3
Operator: LS
Inst : KYLO
Multiplr: 1.00

Quant Time: Oct 19 15:48 2021

Quant Results File: K1019.RES

Quant Method : M:\KYLO\DATA\211019\K1019.M (RTE Integrator)
Title : EPA 8270
Last Update : Tue Oct 19 16:47:23 2021
Response via : Initial Calibration
DataAcq Meth : SIM_2

Internal Standards	R.T.	QIon	Response	Conc Units	Dev(Min)
1) Napthalene-D8(IS)	3.92	136	11180	2.50000 ppb	0.00
6) Acenaphthene-D10(IS)	5.86	164	5495	2.50000 ppb	0.00
10) Phenanthrene-D10(IS)	7.56	188	8995	2.50000 ppb	0.00
15) Chrysene-D12(IS)	10.63	240	9881	2.50000 ppb	0.01
20) Perylene-D12(IS)	12.84	264	8688	2.50000 ppb	0.01
System Monitoring Compounds					
3) 2-Methylnaphthalene-D10 (2	4.66	152	598	0.10474 ppb	0.00
Spiked Amount 5.000			Recovery	= 2.100%	
13) Fluoranthene-D10 (FRT)	8.94	212	711	0.10140 ppb	0.01
Spiked Amount 5.000			Recovery	= 2.020%	
Target Compounds					Qvalue
2) Naphthalene	3.94	128	1254	0.21593 ppb	99
4) 2-Methylnaphthalene	4.69	142	698	0.20508 ppb	96
5) 1-Methylnaphthalene	4.80	142	707	0.20582 ppb	98
7) Acenaphthylene	5.69	152	2362	0.20763 ppb	100
8) Acenaphthene	5.89	154	635	0.21074 ppb	99
9) Fluorene	6.49	166	723	0.20706 ppb	100
11) Phenanthrene	7.59	178	1006	0.20323 ppb	100
12) Anthracene	7.65	178	916	0.19592 ppb	99
14) Fluoranthene	8.96	202	1536	0.19974 ppb	97
16) Pyrene	9.21	202	1607	0.21241 ppb	99
17) Benz (a) anthracene	10.62	228	1139	0.20566 ppb	98
18) Chrysene	10.66	228	1322	0.21470 ppb	99
19) Indeno (1,2,3-cd) pyrene	14.40	276	1048	0.41647 ppb #	98
21) Benzo (b) fluoranthene	12.16	252	898	0.06057 ppb	98
22) Benzo (k) fluoranthene	12.21	252	1083	-0.34909 ppb	97
23) Benzo (a) pyrene	12.74	252	850	-0.08634 ppb	97
25) Benzo (g,h,i) perylene	14.71	276	975	-0.13423 ppb	96

(#) = qualifier out of range (m) = manual integration

Quantitation Report

Data File : M:\KYLO\DATA\211019\1019K003.D
Acq On : 19 Oct 21 14:29
Sample : 0.2 ug/ml 10/13/21
Misc :

Vial: 3
Operator: LS
Inst : KYLO
Multiplr: 1.00

Quant Time: Oct 19 15:48 2021

Quant Results File: K1019.RES

Method : M:\KYLO\DATA\211019\K1019.M (RTE Integrator)
Title : EPA 8270
Last Update : Tue Nov 09 10:14:45 2021
Response via : Initial Calibration

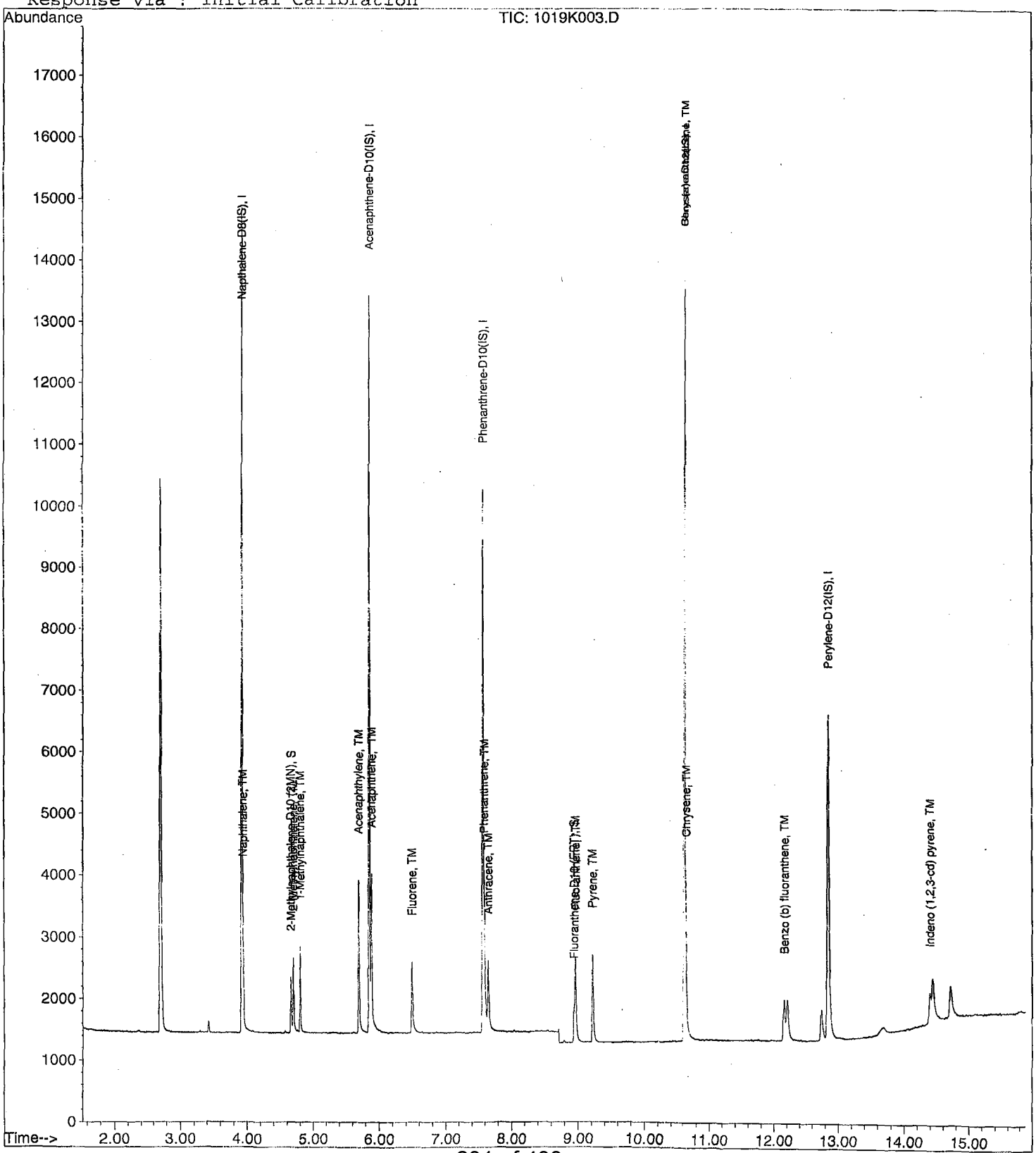

1019K003.D K1019.M Tue Nov 16 09:33:44 2021

Quantitation Report (Not Reviewed)

Data File : M:\KYLO\DATA\211019\1019K004.D
Acq On : 19 Oct 21 14:49
Sample : 0.5 ug/ml 10/13/21
Misc :

Vial: 4
Operator: LS
Inst : KYLO
Multiplr: 1.00

Quant Time: Oct 19 15:48 2021

Quant Results File: K1019.RES

Quant Method : M:\KYLO\DATA\211019\K1019.M (RTE Integrator)
Title : EPA 8270
Last Update : Tue Oct 19 16:47:23 2021
Response via : Initial Calibration
DataAcq Meth : SIM_2

Internal Standards	R.T.	QIon	Response	Conc Units	Dev(Min)
1) Napthalene-D8(IS)	3.92	136	11385	2.50000 ppb	0.00
6) Acenaphthene-D10(IS)	5.86	164	5536	2.50000 ppb	0.00
10) Phenanthrene-D10(IS)	7.56	188	8686	2.50000 ppb	0.00
15) Chrysene-D12(IS)	10.62	240	9708	2.50000 ppb	0.00
20) Perylene-D12(IS)	12.84	264	8669	2.50000 ppb	0.00
System Monitoring Compounds					
3) 2-Methylnaphthalene-D10 (2	4.66	152	1507	0.25921 ppb	0.00
Spiked Amount 5.000			Recovery	= 5.180%	
13) Fluoranthene-D10 (FRT)	8.94	212	1646	0.24309 ppb	0.00
Spiked Amount 5.000			Recovery	= 4.860%	
Target Compounds					Qvalue
2) Naphthalene	3.94	128	3083	0.52131 ppb	99
4) 2-Methylnaphthalene	4.69	142	1766	0.50952 ppb	99
5) 1-Methylnaphthalene	4.80	142	1806	0.51630 ppb	96
7) Acenaphthylene	5.69	152	5894	0.51427 ppb	100
8) Acenaphthene	5.89	154	1552	0.51126 ppb	100
9) Fluorene	6.49	166	1772	0.50373 ppb	99
11) Phenanthrene	7.59	178	2402	0.50250 ppb	99
12) Anthracene	7.65	178	2259	0.50035 ppb	99
14) Fluoranthene	8.96	202	3711	0.49974 ppb	99
16) Pyrene	9.21	202	3805	0.51191 ppb	98
17) Benz (a) anthracene	10.61	228	2678	0.49216 ppb	99
18) Chrysene	10.65	228	3122	0.51607 ppb	99
19) Indeno (1,2,3-cd) pyrene	14.39	276	2640	0.77101 ppb #	97
21) Benzo (b) fluoranthene	12.15	252	2255	0.32301 ppb	100
23) Benzo (a) pyrene	12.74	252	2122	0.17741 ppb	99
24) Dibenz (a,h) anthracene	14.43	278	2117	0.29983 ppb	99
25) Benzo (g,h,i) perylene	14.70	276	2445	0.16843 ppb	100

(#) = qualifier out of range (m) = manual integration

Quantitation Report

Data File : M:\KYLO\DATA\211019\1019K004.D
Acq On : 19 Oct 21 14:49
Sample : 0.5 ug/ml 10/13/21
Misc :

Vial: 4
Operator: LS
Inst : KYLO
Multiplr: 1.00

Quant Time: Oct 19 15:48 2021

Quant Results File: K1019.RES

Method : M:\KYLO\DATA\211019\K1019.M (RTE Integrator)
Title : EPA 8270
Last Update : Tue Nov 09 10:14:45 2021
Response via : Initial Calibration

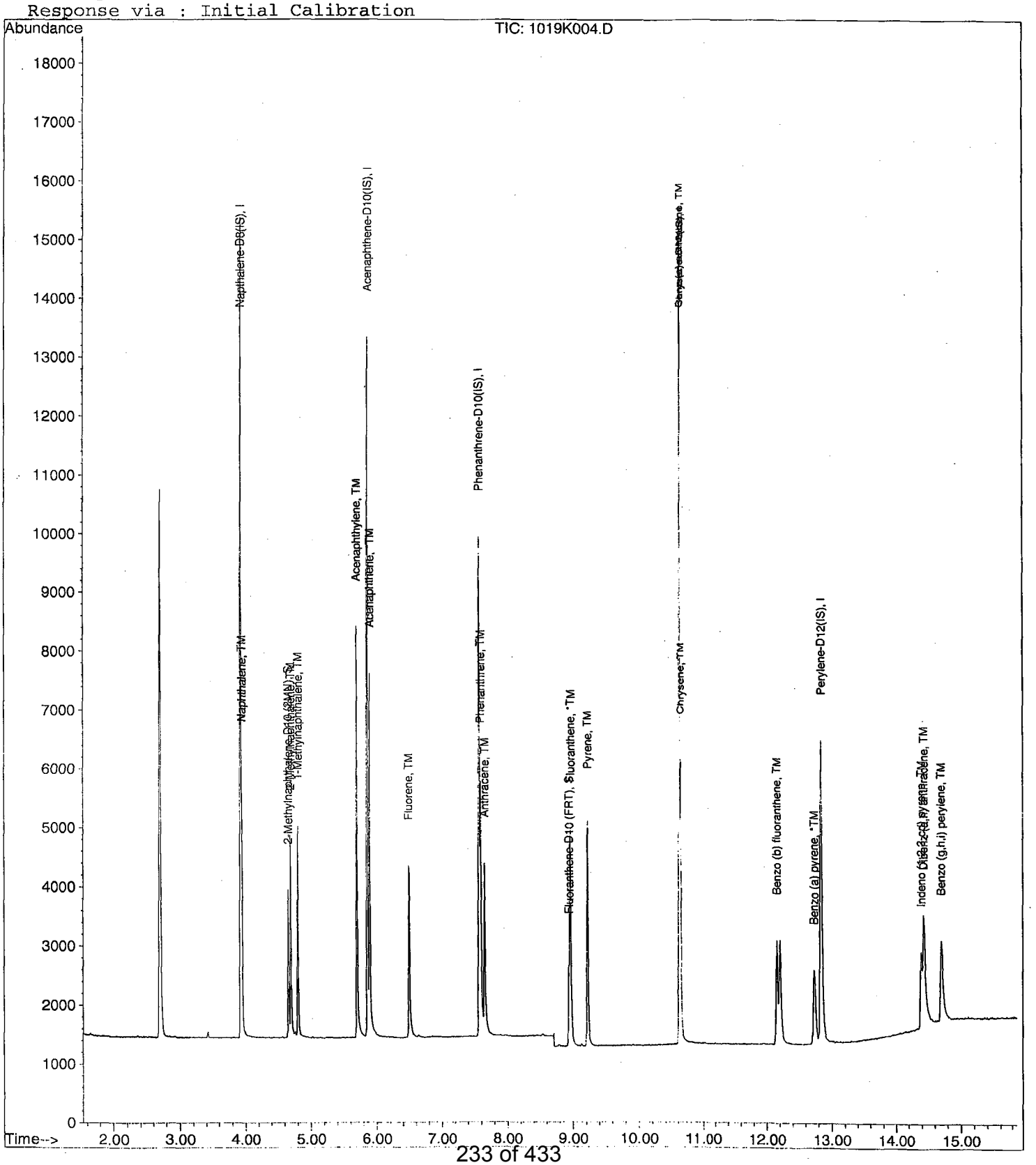

Quantitation Report (Not Reviewed)

Data File : M:\KYLO\DATA\211019\1019K005.D
Acq On : 19 Oct 21 15:09
Sample : 1 ug/ml 10/13/21
Misc :

Vial: 5
Operator: LS
Inst : KYLO
Multiplr: 1.00

Quant Time: Oct 19 15:48 2021

Quant Results File: K1019.RES

Quant Method : M:\KYLO\DATA\211019\K1019.M (RTE Integrator)
Title : EPA 8270
Last Update : Tue Oct 19 16:47:23 2021
Response via : Initial Calibration
DataAcq Meth : SIM_2

Internal Standards	R.T.	QIon	Response	Conc Units	Dev(Min)
1) Napthalene-D8(IS)	3.92	136	11032	2.50000 ppb	0.00
6) Acenaphthene-D10(IS)	5.86	164	5365	2.50000 ppb	0.00
10) Phenanthrene-D10(IS)	7.56	188	8424	2.50000 ppb	0.00
15) Chrysene-D12(IS)	10.63	240	9455	2.50000 ppb	0.01
20) Perylene-D12(IS)	12.84	264	8423	2.50000 ppb	0.01
System Monitoring Compounds					
3) 2-Methylnaphthalene-D10 (2	4.66	152	2880	0.51122 ppb	0.00
Spiked Amount 5.000			Recovery	= 10.220%	
13) Fluoranthene-D10 (FRT)	8.94	212	3208	0.48851 ppb	0.00
Spiked Amount 5.000			Recovery	= 9.780%	
Target Compounds					Qvalue
2) Naphthalene	3.94	128	5894	1.02851 ppb	99
4) 2-Methylnaphthalene	4.69	142	3426	1.02008 ppb	99
5) 1-Methylnaphthalene	4.80	142	3513	1.03643 ppb	98
7) Acenaphthylene	5.70	152	11284	1.01594 ppb	99
8) Acenaphthene	5.89	154	2945	1.00106 ppb	97
9) Fluorene	6.49	166	3412	1.00086 ppb	99
11) Phenanthrene	7.59	178	4641	1.00109 ppb	99
12) Anthracene	7.65	178	4379	1.00008 ppb	100
14) Fluoranthene	8.96	202	7234	1.00447 ppb	100
16) Pyrene	9.21	202	7407	1.02317 ppb	99
17) Benz (a) anthracene	10.61	228	5224	0.98576 ppb	99
18) Chrysene	10.65	228	5954	1.01055 ppb	99
19) Indeno (1,2,3-cd) pyrene	14.39	276	5309	1.38990 ppb #	90
21) Benzo (b) fluoranthene	12.15	252	4568	0.79546 ppb	99
22) Benzo (k) fluoranthene	12.21	252	5497	0.53419 ppb	98
23) Benzo (a) pyrene	12.74	252	4263	0.64650 ppb	99
24) Dibenz (a,h) anthracene	14.44	278	4288	0.78667 ppb	99
25) Benzo (g,h,i) perylene	14.71	276	4733	0.66726 ppb	99

(#) = qualifier out of range (m) = manual integration

Quantitation Report

Data File : M:\KYLO\DATA\211019\1019K005.D
Acq On : 19 Oct 21 15:09
Sample : 1 ug/ml 10/13/21
Misc :

Vial: 5
Operator: LS
Inst : KYLO
Multiplr: 1.00

Quant Time: Oct 19 15:48 2021

Quant Results File: K1019.RES

Method : M:\KYLO\DATA\211019\K1019.M (RTE Integrator)
Title : EPA 8270
Last Update : Tue Nov 09 10:14:45 2021
Response via : Initial Calibration

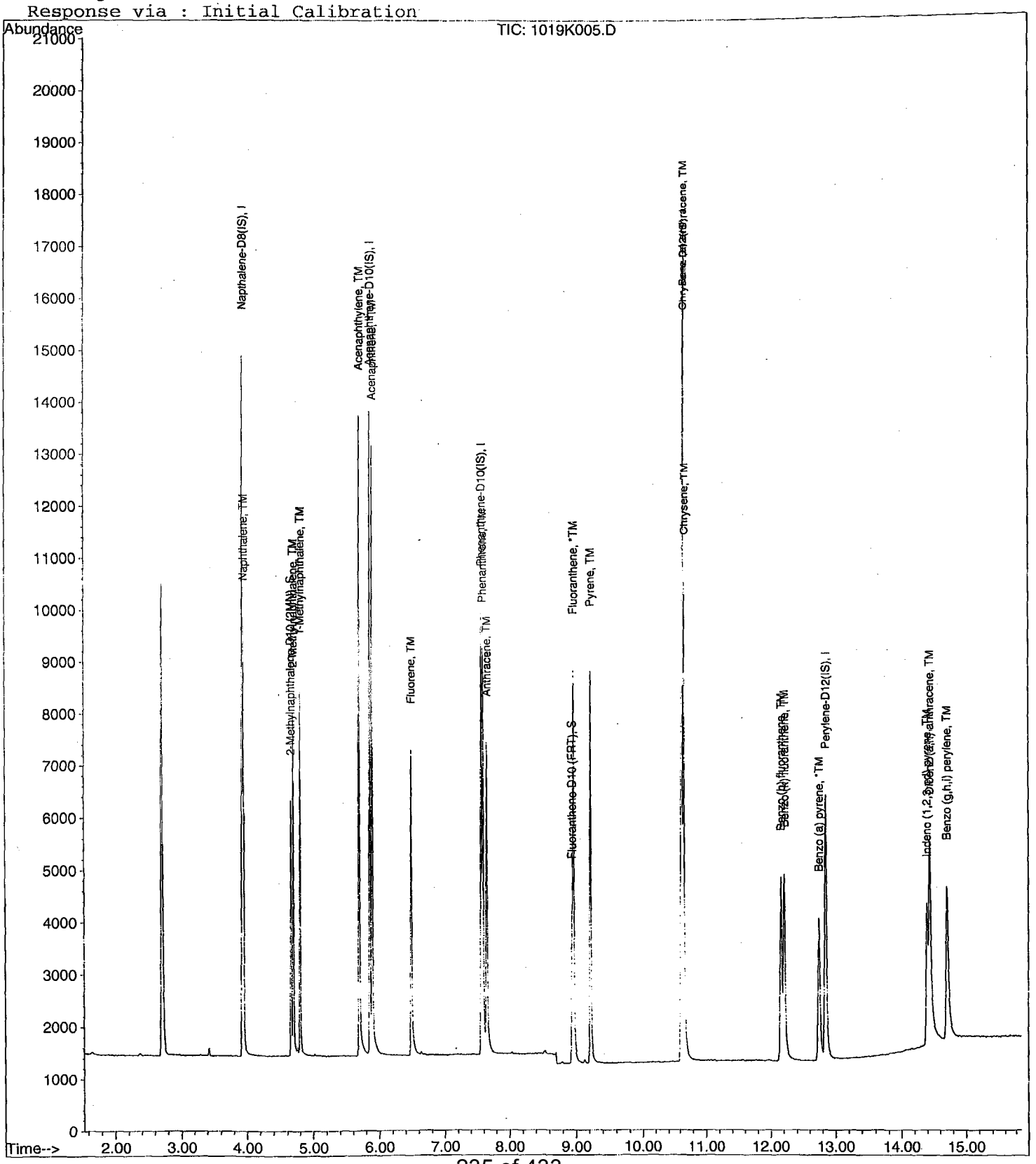

Quantitation Report (Not Reviewed)

Data File : M:\KYLO\DATA\211019\1019K006.D
Acq On : 19 Oct 21 15:29
Sample : 5 ug/ml 10/13/21
Misc :

Vial: 6
Operator: LS
Inst : KYLO
Multiplr: 1.00

Quant Time: Oct 19 15:48 2021

Quant Results File: K1019.RES

Quant Method : M:\KYLO\DATA\211019\K1019.M (RTE Integrator)
Title : EPA 8270
Last Update : Tue Oct 19 16:47:23 2021
Response via : Initial Calibration
DataAcq Meth : SIM_2

Internal Standards	R.T.	QIon	Response	Conc Units	Dev(Min)
1) Napthalene-D8(IS)	3.92	136	11022	2.50000 ppb	0.00
6) Acenaphthene-D10(IS)	5.86	164	5414	2.50000 ppb	0.00
10) Phenanthrene-D10(IS)	7.56	188	8482	2.50000 ppb	0.00
15) Chrysene-D12(IS)	10.62	240	10015	2.50000 ppb	0.00
20) Perylene-D12(IS)	12.83	264	8704	2.50000 ppb	0.00
System Monitoring Compounds					
3) 2-Methylnaphthalene-D10 (2	4.66	152	14500	2.57619 ppb	0.00
Spiked Amount 5.000			Recovery	= 51.520%	
13) Fluoranthene-D10 (FRT)	8.93	212	17235	2.60659 ppb	0.00
Spiked Amount 5.000			Recovery	= 52.140%	
Target Compounds					Qvalue
2) Naphthalene	3.94	128	28832	5.03578 ppb	100
4) 2-Methylnaphthalene	4.69	142	17384	5.18072 ppb	100
5) 1-Methylnaphthalene	4.80	142	17464	5.15700 ppb	100
7) Acenaphthylene	5.69	152	58890	5.25410 ppb	100
8) Acenaphthene	5.89	154	15136	5.09845 ppb	100
9) Fluorene	6.49	166	17780	5.16829 ppb	100
11) Phenanthrene	7.59	178	23796	5.09785 ppb	100
12) Anthracene	7.64	178	22931	5.20117 ppb	100
14) Fluoranthene	8.95	202	38260	5.27621 ppb	100
16) Pyrene	9.21	202	39012	5.08763 ppb	100
17) Benz (a) anthracene	10.61	228	28070	5.00058 ppb	100
18) Chrysene	10.65	228	31118	4.98620 ppb	100
19) Indeno (1,2,3-cd) pyrene	14.38	276	20323	4.52699 ppb	100
21) Benzo (b) fluoranthene	12.14	252	26309	4.94784 ppb	100
22) Benzo (k) fluoranthene	12.19	252	29066	5.02910 ppb	100
23) Benzo (a) pyrene	12.73	252	25103	4.91484 ppb	100
24) Dibenz (a,h) anthracene	14.42	278	24331	4.98885 ppb	100
25) Benzo (g,h,i) perylene	14.69	276	26049	4.99985 ppb	100

(#) = qualifier out of range (m) = manual integration

Quantitation Report

Data File : M:\KYLO\DATA\211019\1019K006.D
Acq On : 19 Oct 21 15:29
Sample : 5 ug/ml 10/13/21
Misc :

Vial: 6
Operator: LS
Inst : KYLO
Multiplr: 1.00

Quant Time: Oct 19 15:48 2021

Quant Results File: K1019.RES

Method : M:\KYLO\DATA\211019\K1019.M (RTE Integrator)
Title : EPA 8270
Last Update : Tue Nov 09 10:14:45 2021
Response via : Initial Calibration



1019K006.D K1019.M Tue Nov 16 09:33:47 2021

Quantitation Report (Not Reviewed)

Data File : M:\KYLO\DATA\211019\1019K007.D
Acq On : 19 Oct 21 15:49
Sample : 10 ug/ml 10/13/21
Misc :

Vial: 7
Operator: LS
Inst : KYLO
Multiplr: 1.00

Quant Time: Oct 19 15:49 2021

Quant Results File: K1019.RES

Quant Method : M:\KYLO\DATA\211019\K1019.M (RTE Integrator)
Title : EPA 8270
Last Update : Tue Oct 19 16:47:23 2021
Response via : Initial Calibration
DataAcq Meth : SIM_2

Internal Standards	R.T.	QIon	Response	Conc Units	Dev(Min)
1) Napthalene-D8(IS)	3.92	136	11510	2.50000 ppb	0.00
6) Acenaphthene-D10(IS)	5.86	164	5675	2.50000 ppb	0.00
10) Phenanthrene-D10(IS)	7.56	188	8972	2.50000 ppb	0.00
15) Chrysene-D12(IS)	10.62	240	10664	2.50000 ppb	0.00
20) Perylene-D12(IS)	12.83	264	9232	2.50000 ppb	0.00
System Monitoring Compounds					
3) 2-Methylnaphthalene-D10 (2	4.66	152	26676	4.53854 ppb	0.00
Spiked Amount 5.000			Recovery	= 90.780%	
13) Fluoranthene-D10 (FRT)	8.93	212	34413	4.92032 ppb	0.00
Spiked Amount 5.000			Recovery	= 98.400%	
Target Compounds					Qvalue
2) Naphthalene	3.94	128	59354	9.92720 ppb	100
4) 2-Methylnaphthalene	4.69	142	35959	10.26203 ppb	100
5) 1-Methylnaphthalene	4.80	142	35938	10.16232 ppb	100
7) Acenaphthylene	5.69	152	122704	10.44402 ppb	100
8) Acenaphthene	5.89	154	31359	10.07724 ppb	99
9) Fluorene	6.49	166	37236	10.32596 ppb	99
11) Phenanthrene	7.59	178	49310	9.98682 ppb	100
12) Anthracene	7.64	178	48395	10.37738 ppb	100
14) Fluoranthene	8.95	202	79898	10.41651 ppb	100
16) Pyrene	9.21	202	82191	10.06635 ppb	100
17) Benz (a) anthracene	10.61	228	60563	10.13248 ppb	100
18) Chrysene	10.65	228	64649	9.72861 ppb	99
19) Indeno (1,2,3-cd) pyrene	14.38	276	44868	9.18248 ppb #	99
21) Benzo (b) fluoranthene	12.14	252	55900	10.02449 ppb	99
22) Benzo (k) fluoranthene	12.19	252	63873	11.01716 ppb	99
23) Benzo (a) pyrene	12.73	252	54783	10.38939 ppb	99
24) Dibenz (a,h) anthracene	14.42	278	51533	10.11061 ppb	98
25) Benzo (g,h,i) perylene	14.69	276	56013	10.47964 ppb	98

(#) = qualifier out of range (m) = manual integration

Quantitation Report

Data File : M:\KYLO\DATA\211019\1019K007.D
Acq On : 19 Oct 21 15:49
Sample : 10 ug/ml 10/13/21
Misc :

Vial: 7
Operator: LS
Inst : KYLO
Multiplr: 1.00

Quant Time: Oct 19 15:49 2021

Quant Results File: K1019.RES

Method : M:\KYLO\DATA\211019\K1019.M (RTE Integrator)
Title : EPA 8270
Last Update : Tue Nov 09 10:14:45 2021
Response via : Initial Calibration



Quantitation Report (Not Reviewed)

Data File : M:\KYLO\DATA\211019\1019K008.D
Acq On : 19 Oct 21 16:09
Sample : 50 ug/ml 10/13/21
Misc :

Vial: 8
Operator: LS
Inst : KYLO
Multiplr: 1.00

Quant Time: Oct 19 15:49 2021

Quant Results File: K1019.RES

Quant Method : M:\KYLO\DATA\211019\K1019.M (RTE Integrator)
Title : EPA 8270
Last Update : Tue Oct 19 16:47:23 2021
Response via : Initial Calibration
DataAcq Meth : SIM_2

Internal Standards	R.T.	QIon	Response	Conc Units	Dev(Min)
1) Napthalene-D8(IS)	3.92	136	11542	2.50000 ppb	0.00
6) Acenaphthene-D10(IS)	5.86	164	5767	2.50000 ppb	0.00
10) Phenanthrene-D10(IS)	7.56	188	8902	2.50000 ppb	0.00
15) Chrysene-D12(IS)	10.62	240	10648	2.50000 ppb	0.00
20) Perylene-D12(IS)	12.83	264	9592	2.50000 ppb	0.00
System Monitoring Compounds					
3) 2-Methylnaphthalene-D10 (2	4.66	152	140995	23.92178 ppb	0.00
Spiked Amount 5.000			Recovery	= 478.440%	
13) Fluoranthene-D10 (FRT)	8.93	212	173855	25.05302 ppb	0.00
Spiked Amount 5.000			Recovery	= 501.060%	
Target Compounds					Qvalue
2) Naphthalene	3.94	128	270597	45.13299 ppb	100
4) 2-Methylnaphthalene	4.69	142	165624	47.13496 ppb	99
5) 1-Methylnaphthalene	4.80	142	164402	46.35966 ppb	99
7) Acenaphthylene	5.70	152	560845	46.97510 ppb	100
8) Acenaphthene	5.89	154	145964	46.15736 ppb	99
9) Fluorene	6.49	166	175391	47.86199 ppb	100
11) Phenanthrene	7.59	178	233010	47.56290 ppb	100
12) Anthracene	7.64	178	228704	49.42683 ppb	100
14) Fluoranthene	8.96	202	371445	48.80706 ppb	99
16) Pyrene	9.21	202	379423	46.53971 ppb	98
17) Benz (a) anthracene	10.61	228	291856	48.90228 ppb	100
18) Chrysene	10.65	228	300277	45.25466 ppb	99
19) Indeno (1,2,3-cd) pyrene	14.38	276	248943	50.15933 ppb	94
21) Benzo (b) fluoranthene	12.15	252	294828	51.34534 ppb	99
22) Benzo (k) fluoranthene	12.20	252	302763	52.24864 ppb	100
23) Benzo (a) pyrene	12.73	252	278840	51.91758 ppb	100
24) Dibenz (a,h) anthracene	14.42	278	268409	51.28254 ppb	97
25) Benzo (g,h,i) perylene	14.70	276	280479	51.78283 ppb	99

(#) = qualifier out of range (m) = manual integration

Quantitation Report

Data File : M:\KYLO\DATA\211019\1019K008.D
Acq On : 19 Oct 21 16:09
Sample : 50 ug/ml 10/13/21
Misc :

Vial: 8
Operator: LS
Inst : KYLO
Multiplr: 1.00

Quant Time: Oct 19 15:49 2021

Quant Results File: K1019.RES

Method : M:\KYLO\DATA\211019\K1019.M (RTE Integrator)
Title : EPA 8270
Last Update : Tue Nov 09 10:14:45 2021
Response via : Initial Calibration



Quantitation Report (Not Reviewed)

Data File : M:\KYLO\DATA\211019\1019K009.D
Acq On : 19 Oct 21 16:29
Sample : 100 ug/ml 10/13/21
Misc :

Vial: 9
Operator: LS
Inst : KYLO
Multiplr: 1.00

Quant Time: Oct 19 15:49 2021

Quant Results File: K1019.RES

Quant Method : M:\KYLO\DATA\211019\K1019.M (RTE Integrator)
Title : EPA 8270
Last Update : Tue Oct 19 16:47:23 2021
Response via : Initial Calibration
DataAcq Meth : SIM_2

Internal Standards	R.T.	QIon	Response	Conc Units	Dev(Min)
1) Napthalene-D8(IS)	3.92	136	11679	2.50000 ppb	0.00
6) Acenaphthene-D10(IS)	5.86	164	5877	2.50000 ppb	0.00
10) Phenanthrene-D10(IS)	7.56	188	9024	2.50000 ppb	0.00
15) Chrysene-D12(IS)	10.63	240	10469	2.50000 ppb	0.01
20) Perylene-D12(IS)	12.83	264	9899	2.50000 ppb	0.00
System Monitoring Compounds					
3) 2-Methylnaphthalene-D10 (2	4.66	152	278374	46.67602 ppb	0.00
Spiked Amount 5.000			Recovery	= 933.520%	
13) Fluoranthene-D10 (FRT)	8.94	212	341108	48.49012 ppb	0.00
Spiked Amount 5.000			Recovery	= 969.800%	
Target Compounds					Qvalue
2) Naphthalene	3.94	128	514066	84.73550 ppb	100
4) 2-Methylnaphthalene	4.70	142	318816	89.66757 ppb	99
5) 1-Methylnaphthalene	4.80	142	317528	88.48927 ppb	98
7) Acenaphthylene	5.70	152	1047512	86.09505 ppb	98
8) Acenaphthene	5.90	154	283708	88.03615 ppb	94
9) Fluorene	6.49	166	342219	91.63932 ppb	99
11) Phenanthrene	7.59	178	452383	91.09374 ppb	99
12) Anthracene	7.65	178	447639	95.43451 ppb	100
14) Fluoranthene	8.96	202	701599	90.94222 ppb	97
16) Pyrene	9.22	202	720167	89.84545 ppb	99
17) Benz (a) anthracene	10.62	228	562838	95.91946 ppb	99
18) Chrysene	10.66	228	575910	88.27926 ppb	98
19) Indeno (1,2,3-cd) pyrene	14.39	276	488982	100.01982 ppb	89
21) Benzo (b) fluoranthene	12.16	252	587997	99.33083 ppb	100
22) Benzo (k) fluoranthene	12.16	252	587786	98.78137 ppb	99
23) Benzo (a) pyrene	12.74	252	547488	99.01252 ppb	98
24) Dibenz (a,h) anthracene	14.43	278	535891	99.35185 ppb	94
25) Benzo (g,h,i) perylene	14.71	276	552068	99.06661 ppb	98

(#) = qualifier out of range (m) = manual integration

1019K009.D K1019.M Tue Nov 16 09:33:51 2021

Quantitation Report

Data File : M:\KYLO\DATA\211019\1019K009.D
Acq On : 19 Oct 21 16:29
Sample : 100 ug/ml 10/13/21
Misc :

Vial: 9
Operator: LS
Inst : KYLO
Multiplr: 1.00

Quant Time: Oct 19 15:49 2021

Quant Results File: K1019.RES

Method : M:\KYLO\DATA\211019\K1019.M (RTE Integrator)
Title : EPA 8270
Last Update : Tue Nov 09 10:14:45 2021
Response via : Initial Calibration



Form 7

Second Source Calibration

Lab Name: APPL, Inc.
Case No:
Matrix:

SDG No:
Date Analyzed: 10/19/2021
Instrument: KYLO
Initial Cal. Date: 10/19/2021
Data File: 1019K010.D

		Compound	MEAN	CCRF	%D		%Drift
1	TM	Naphthalene	1.299	1.295	0.25	TM	
2	TM	2-Methylnaphthalene	0.7611	0.7635	0.32	TM	
3	TM	1-Methylnaphthalene	0.7681	0.7563	1.5	TM	
4	TM	Acenaphthylene	5.176	5.272	1.9	TM	
5	*TM	Acenaphthene	1.371	1.393	1.6	*TM	
6	TM	Fluorene	1.589	1.616	1.7	TM	
7	TM	Phenanthrene	1.376	1.380	0.31	TM	
8	TM	Anthracene	1.299	1.415	8.9	TM	
9	*TM	Fluoranthene	2.137	2.167	1.4	*TM	
10	TM	Pyrene	1.914	1.918	0.21	TM	
11	TM	Benz (a) anthracene	1.401	1.374	1.9	TM	
12	TM	Chrysene	1.558	1.488	4.5	TM	
13	TML	Indeno (1,2,3-cd) pyrene	1.272	0.9799	23	TML	12
14	TM	Benzo (b) fluoranthene	1.408	1.510	7.3	TM	
15	TM	Benzo (k) fluoranthene	1.610	1.698	5.5	TM	
16	*TM	Benzo (a) pyrene	1.341	1.484	11	*TM	
17	TM	Dibenz (a,h) anthracene	1.326	1.382	4.2	TM	
18	TM	Benzo (g,h,i) perylene	1.443	1.486	3.0	TM	
19							
20							
21							
22							
23							
24							
25							
26							
27							
28							
29							
30							
31							
32							
33							
34							
35							
36							
37							
38							
		Average			4.4		

Quantitation Report (Not Reviewed)

Data File : M:\KYLO\DATA\211019\1019K010.D
Acq On : 19 Oct 21 16:49
Sample : SS ug/ml 10/13/21
Misc :

Vial: 10
Operator: LS
Inst : KYLO
Multiplr: 1.00

Quant Time: Oct 19 16:06 2021

Quant Results File: K1019.RES

Quant Method : M:\KYLO\DATA\211019\K1019.M (RTE Integrator)
Title : EPA 8270
Last Update : Tue Oct 19 16:51:19 2021
Response via : Initial Calibration
DataAcq Meth : SIM_2

Internal Standards	R.T.	QIon	Response	Conc Units	Dev(Min)
1) Napthalene-D8(IS)	3.92	136	11540	2.50000 ppb	0.00
6) Acenaphthene-D10(IS)	5.86	164	5722	2.50000 ppb	0.00
10) Phenanthrene-D10(IS)	7.56	188	8843	2.50000 ppb	0.00
15) Chrysene-D12(IS)	10.62	240	10394	2.50000 ppb	0.00
20) Perylene-D12(IS)	12.83	264	8800	2.50000 ppb	0.00
System Monitoring Compounds					
3) 2-Methylnaphthalene-D10 (2	4.66	152	1	0.00017 ppb	0.00
Spiked Amount 5.000			Recovery	= 0.000%	
13) Fluoranthene-D10 (FRT)	8.93	212	9	0.00131 ppb	0.00
Spiked Amount 5.000			Recovery	= 0.020%	
Target Compounds					Qvalue
2) Naphthalene	3.94	128	29897	4.98740 ppb	100
4) 2-Methylnaphthalene	4.69	142	17622	5.01592 ppb	100
5) 1-Methylnaphthalene	4.80	142	17455	4.92298 ppb	100
7) Acenaphthylene	5.69	152	60338	5.09352 ppb	100
8) Acenaphthene	5.89	154	15936	5.07898 ppb	100
9) Fluorene	6.49	166	18488	5.08482 ppb	100
11) Phenanthrene	7.59	178	24407	5.01529 ppb	100
12) Anthracene	7.64	178	25019	5.44311 ppb	100
14) Fluoranthene	8.95	202	38328	5.06982 ppb	99
16) Pyrene	9.21	202	39873	5.01031 ppb	100
17) Benz (a) anthracene	10.61	228	28567	4.90355 ppb	99
18) Chrysene	10.65	228	30939	4.77675 ppb	100
19) Indeno (1,2,3-cd) pyrene	14.38	276	20371	4.37871 ppb	99
21) Benzo (b) fluoranthene	12.14	252	26577	5.36265 ppb	100
22) Benzo (k) fluoranthene	12.19	252	29888	5.27373 ppb	100
23) Benzo (a) pyrene	12.73	252	26127	5.53492 ppb	100
24) Dibenz (a,h) anthracene	14.42	278	24324	5.21145 ppb	99
25) Benzo (g,h,i) perylene	14.69	276	26159	5.14999 ppb	100

(#) = qualifier out of range (m) = manual integration

Quantitation Report

Data File : M:\KYLO\DATA\211019\1019K010.D
Acq On : 19 Oct 21 16:49
Sample : SS ug/ml 10/13/21
Misc :

Vial: 10
Operator: LS
Inst : KYLO
Multiplr: 1.00

Quant Time: Oct 19 16:06 2021

Quant Results File: K1019.RES

Method : M:\KYLO\DATA\211019\K1019.M (RTE Integrator)
Title : EPA 8270
Last Update : Tue Nov 09 10:14:45 2021
Response via : Initial Calibration



PAH by GCMS SIM
EPA 8270 SIM

Form 7

Continuing Calibration

Lab Name: APPL, Inc.
Case No:
Matrix:

SDG No:
Date Analyzed: 11/10/2021
Instrument: KYLO
Initial Cal. Date: 10/19/2021
Data File: 1019K394.D

		Compound	MEAN	CCRF	%D		%Drift
1	I	Napthalene-D8(IS)	ISTD			I	
2	TM	Naphthalene	1.299	1.310	0.91	TM	
3	S	2-Methylnaphthalene-D10 (2MN)	1.277	1.245	2.5	S	
4	TM	2-Methylnaphthalene	0.7611	0.8035	5.6	TM	
5	TM	1-Methylnaphthalene	0.7681	0.7785	1.4	TM	
6	I	Acenaphthene-D10(IS)	ISTD			I	
7	TM	Acenaphthylene	5.176	5.411	4.6	TM	
8	*TM	Acenaphthene	1.371	1.440	5.0	*TM	
9	TM	Fluorene	1.589	1.684	6.0	TM	
10	I	Phenanthrene-D10(IS)	ISTD			I	
11	TM	Phenanthrene	1.376	1.426	3.7	TM	
12	TM	Anthracene	1.299	1.382	6.4	TM	
13	S	Fluoranthene-D10 (FRT)	1.949	1.995	2.4	S	
14	*TM	Fluoranthene	2.137	2.314	8.3	*TM	
15	I	Chrysene-D12(IS)	ISTD			I	
16	TM	Pyrene	1.914	1.963	2.6	TM	
17	TM	Benz (a) anthracene	1.401	1.467	4.7	TM	
18	TM	Chrysene	1.558	1.616	3.8	TM	
19	TML	Indeno (1,2,3-cd) pyrene	1.272	1.098	14	TML	2.3
20	I	Perylene-D12(IS)	ISTD			I	
21	TM	Benzo (b) fluoranthene	1.408	1.507	7.0	TM	
22	TM	Benzo (k) fluoranthene	1.610	1.739	8.0	TM	
23	*TM	Benzo (a) pyrene	1.341	1.476	10	*TM	
24	TM	Dibenz (a,h) anthracene	1.326	1.484	12	TM	
25	TM	Benzo (g,h,i) perylene	1.443	1.530	6.0	TM	
26							
27							
28							
29							
30							
31							
32							
33							
34							
35							
36							
37							
38							
39							
40							
		Average			5.7		

Quantitation Report (Not Reviewed)

Data File : M:\KYLO\DATA\211019\1019K394.D
Vial: 94
Acq On : 10 Nov 21 12:54
Operator: LS
Sample : 5 ug/ml 10/19/21 (1)
Inst : KYLO
Misc :
Multiplr: 1.00

Quant Time: Nov 10 13:41 2021
Quant Results File: K1019.RES

Quant Method : M:\KYLO\DATA\211019\K1019.M (RTE Integrator)
Title : EPA 8270
Last Update : Tue Nov 09 10:14:45 2021
Response via : Initial Calibration
DataAcq Meth : SIM_2

Internal Standards	R.T.	QIon	Response	Conc Units	Dev(Min)
1) Napthalene-D8(IS)	3.89	136	14759	2.50000 ppb	0.00
6) Acenaphthene-D10(IS)	5.82	164	6889	2.50000 ppb	-0.03
10) Phenanthrene-D10(IS)	7.52	188	10656	2.50000 ppb	-0.03
15) Chrysene-D12(IS)	10.59	240	12960	2.50000 ppb	-0.03
20) Perylene-D12(IS)	12.77	264	11828	2.50000 ppb	-0.06
System Monitoring Compounds					
3) 2-Methylnaphthalene-D10 (2	4.62	152	18370	2.43738 ppb	-0.03
Spiked Amount 5.000			Recovery	= 48.740%	
13) Fluoranthene-D10 (FRT)	8.90	212	21263	2.55971 ppb	-0.03
Spiked Amount 5.000			Recovery	= 51.200%	
Target Compounds					Qvalue
2) Naphthalene	3.91	128	38682	5.04550 ppb	100
4) 2-Methylnaphthalene	4.66	142	23717	5.27842 ppb	96
5) 1-Methylnaphthalene	4.77	142	22980	5.06766 ppb	99
7) Acenaphthylene	5.66	152	74559	5.22780 ppb	100
8) Acenaphthene	5.86	154	19836	5.25101 ppb	99
9) Fluorene	6.45	166	23204	5.30078 ppb	99
11) Phenanthrene	7.55	178	30397	5.18344 ppb	99
12) Anthracene	7.61	178	29459	5.31864 ppb	99
14) Fluoranthene	8.92	202	49325	5.41438 ppb	98
16) Pyrene	9.18	202	50889	5.12846 ppb	97
17) Benz (a) anthracene	10.57	228	38014	5.23320 ppb	100
18) Chrysene	10.62	228	41898	5.18797 ppb	98
19) Indeno (1,2,3-cd) pyrene	14.33	276	28462	4.88368 ppb	94
21) Benzo (b) fluoranthene	12.09	252	35654	5.35245 ppb	99
22) Benzo (k) fluoranthene	12.13	252	41144	5.40131 ppb	99
23) Benzo (a) pyrene	12.67	252	34906	5.50165 ppb	99
24) Dibenz (a,h) anthracene	14.38	278	35110	5.59662 ppb	98
25) Benzo (g,h,i) perylene	14.65	276	36190	5.30085 ppb	99

(#) = qualifier out of range (m) = manual integration

Quantitation Report

Data File : M:\KYLO\DATA\211019\1019K394.D
Acq On : 10 Nov 21 12:54
Sample : 5 ug/ml 10/19/21 (1)
Misc :

Vial: 94
Operator: LS
Inst : KYLO
Multiplr: 1.00

Quant Time: Nov 10 13:41 2021

Quant Results File: K1019.RES

Method : M:\KYLO\DATA\211019\K1019.M (RTE Integrator)
Title : EPA 8270
Last Update : Tue Nov 09 10:14:45 2021
Response via : Initial Calibration

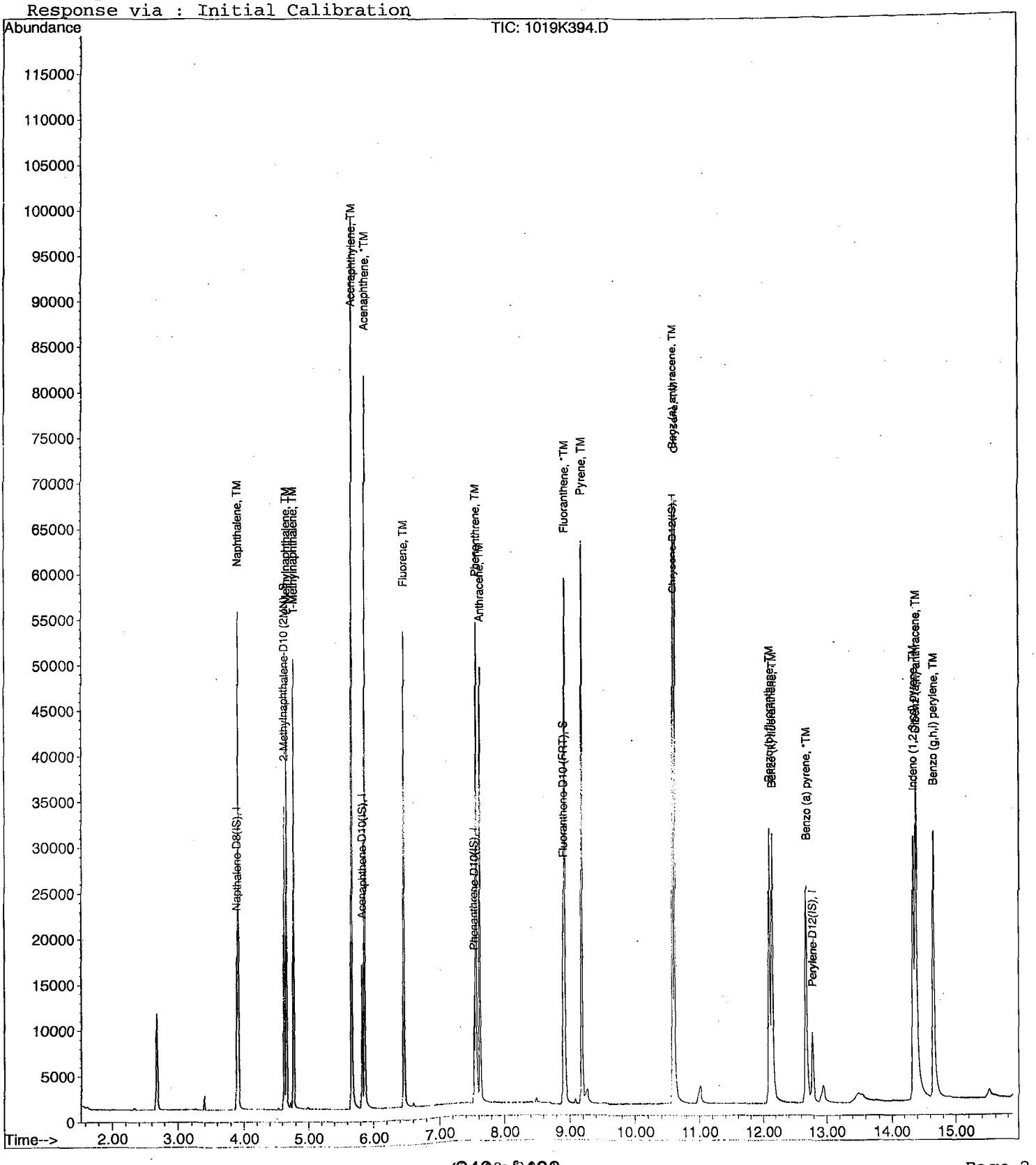

PAH by GCMS SIM
EPA 8270 SIM

Form 7

Ending Continuing Calibration

Lab Name: APPL, Inc.
Case No:
Matrix:

SDG No:
Date Analyzed: 11/11/2021
Instrument: KYLO
Initial Cal. Date: 10/19/2021
Data File: 1019K431.D

		Compound	MEAN	CCRF	%D		%Drift
1	I	Napthalene-D8(IS)	ISTD			I	
2	TM	Naphthalene	1.299	1.305	0.48	TM	
3	S	2-Methylnaphthalene-D10 (2MN)	1.277	1.260	1.3	S	
4	TM	2-Methylnaphthalene	0.7611	0.7828	2.9	TM	
5	TM	1-Methylnaphthalene	0.7681	0.7938	3.3	TM	
6	I	Acenaphthene-D10(IS)	ISTD			I	
7	TM	Acenaphthylene	5.176	5.415	4.6	TM	
8	*TM	Acenaphthene	1.371	1.410	2.9	*TM	
9	TM	Fluorene	1.589	1.658	4.4	TM	
10	I	Phenanthrene-D10(IS)	ISTD			I	
11	TM	Phenanthrene	1.376	1.427	3.7	TM	
12	TM	Anthracene	1.299	1.363	4.9	TM	
13	S	Fluoranthene-D10 (FRT)	1.949	2.104	8.0	S	
14	*TM	Fluoranthene	2.137	2.362	10	*TM	
15	I	Chrysene-D12(IS)	ISTD			I	
16	TM	Pyrene	1.914	1.968	2.8	TM	
17	TM	Benz (a) anthracene	1.401	1.382	1.4	TM	
18	TM	Chrysene	1.558	1.580	1.4	TM	
19	TML	Indeno (1,2,3-cd) pyrene	1.272	0.9321	27	TML	17
20	I	Perylene-D12(IS)	ISTD			I	
21	TM	Benzo (b) fluoranthene	1.408	1.467	4.2	TM	
22	TM	Benzo (k) fluoranthene	1.610	1.741	8.1	TM	
23	*TM	Benzo (a) pyrene	1.341	1.433	6.9	*TM	
24	TM	Dibenz (a,h) anthracene	1.326	1.333	0.51	TM	
25	TM	Benzo (g,h,i) perylene	1.443	1.457	0.95	TM	
26							
27							
28							
29							
30							
31							
32							
33							
34							
35							
36							
37							
38							
39							
40							
		Average			5.0		

Quantitation Report (Not Reviewed)

Data File : M:\KYLO\DATA\211019\1019K431.D
Acq On : 11 Nov 21 2:19
Sample : 5 ug/ml 10/10/21 (2)
Misc :

Vial: 131
Operator: LS
Inst : KYLO
Multiplr: 1.00

Quant Time: Nov 11 8:19 2021

Quant Results File: K1019.RES

Quant Method : M:\KYLO\DATA\211019\K1019.M (RTE Integrator)
Title : EPA 8270
Last Update : Tue Nov 09 10:14:45 2021
Response via : Initial Calibration
DataAcq Meth : SIM_2

Internal Standards	R.T.	QIon	Response	Conc Units	Dev(Min)
1) Napthalene-D8(IS)	3.89	136	13340	2.50000 ppb	0.00
6) Acenaphthene-D10(IS)	5.82	164	6593	2.50000 ppb	-0.03
10) Phenanthrene-D10(IS)	7.52	188	10257	2.50000 ppb	-0.03
15) Chrysene-D12(IS)	10.58	240	12604	2.50000 ppb	-0.04
20) Perylene-D12(IS)	12.77	264	10995	2.50000 ppb	-0.06
System Monitoring Compounds					
3) 2-Methylnaphthalene-D10 (2	4.63	152	16809	2.46750 ppb	-0.03
Spiked Amount 5.000			Recovery	= 49.340%	
13) Fluoranthene-D10 (FRT)	8.90	212	21579	2.69880 ppb	-0.04
Spiked Amount 5.000			Recovery	= 53.980%	
Target Compounds					Qvalue
2) Naphthalene	3.91	128	34813	5.02386 ppb	100
4) 2-Methylnaphthalene	4.66	142	20885	5.14256 ppb	98
5) 1-Methylnaphthalene	4.77	142	21178	5.16706 ppb	99
7) Acenaphthylene	5.66	152	71402	5.23121 ppb	100
8) Acenaphthene	5.86	154	18598	5.14432 ppb	99
9) Fluorene	6.45	166	21862	5.21843 ppb	100
11) Phenanthrene	7.55	178	29271	5.18559 ppb	99
12) Anthracene	7.61	178	27965	5.24531 ppb	99
14) Fluoranthene	8.92	202	48447	5.52487 ppb	99
16) Pyrene	9.17	202	49622	5.14202 ppb	99
17) Benz (a) anthracene	10.57	228	34835	4.93101 ppb	99
18) Chrysene	10.61	228	39821	5.07006 ppb	98
19) Indeno (1,2,3-cd) pyrene	14.33	276	23496	4.17415 ppb	97
21) Benzo (b) fluoranthene	12.08	252	32255	5.20904 ppb	98
22) Benzo (k) fluoranthene	12.13	252	38276	5.40549 ppb	99
23) Benzo (a) pyrene	12.67	252	31522	5.34469 ppb	99
24) Dibenz (a,h) anthracene	14.37	278	29308	5.02571 ppb	96
25) Benzo (g,h,i) perylene	14.64	276	32032	5.04727 ppb	99

(#) = qualifier out of range (m) = manual integration

Quantitation Report

Data File : M:\KYLO\DATA\211019\1019K431.D
Acq On : 11 Nov 21 2:19
Sample : 5 ug/ml 10/10/21 (2)
Misc :

Vial: 131
Operator: LS
Inst : KYLO
Multiplr: 1.00

Quant Time: Nov 11 8:19 2021

Quant Results File: K1019.RES

Method : M:\KYLO\DATA\211019\K1019.M (RTE Integrator)
Title : EPA 8270
Last Update : Tue Nov 09 10:14:45 2021
Response via : Initial Calibration



ORGANICS
Raw Data

Quantitation Report (QT Reviewed)

Data File : M:\KYLO\DATA\211019\1019K404.D
Acq On : 10 Nov 21 17:22
Sample : BA45100W07 1/950
Misc :

Vial: 104
Operator: LS
Inst : KYLO
Multiplr: 1.05

Quant Time: Nov 11 8:55 2021

Quant Results File: K1019.RES

Quant Method : M:\KYLO\DATA\211019\K1019.M (RTE Integrator)
Title : EPA 8270
Last Update : Tue Nov 09 10:14:45 2021
Response via : Initial Calibration
DataAcq Meth : SIM_2

Internal Standards	R.T.	QIon	Response	Conc Units	Dev(Min)
1) Napthalene-D8(IS)	3.89	136	13672	2.50000 ppb	0.00
6) Acenaphthene-D10(IS)	5.82	164	6602	2.50000 ppb	-0.03
10) Phenanthrene-D10(IS)	7.52	188	10448	2.50000 ppb	-0.03
15) Chrysene-D12(IS)	10.58	240	12624	2.50000 ppb	-0.04
20) Perylene-D12(IS)	12.77	264	11562	2.50000 ppb	-0.06
System Monitoring Compounds					
3) 2-Methylnaphthalene-D10 (2	4.62	152	30255	4.56154 ppb	-0.03
Spiked Amount 5.263			Recovery	= 86.678%	
13) Fluoranthene-D10 (FRT)	8.90	212	38293	4.94906 ppb	-0.04
Spiked Amount 5.263			Recovery	= 94.031%	

Target Compounds Qvalue

(#) = qualifier out of range (m) = manual integration

Quantitation Report

Data File : M:\KYLO\DATA\211019\1019K404.D
Acq On : 10 Nov 21 17:22
Sample : BA45100W07 1/950
Misc :

Vial: 104
Operator: LS
Inst : KYLO
Multiplr: 1.05

Quant Time: Nov 11 8:55 2021

Quant Results File: K1019.RES

Method : M:\KYLO\DATA\211019\K1019.M (RTE Integrator)
Title : EPA 8270
Last Update : Tue Nov 30 08:16:15 2021
Response via : Initial Calibration



Quantitation Report (QT Reviewed)

Data File : M:\KYLO\DATA\211019\1019K405.D
Acq On : 10 Nov 21 17:41
Sample : BA45101W05 1/950
Misc :

Vial: 105
Operator: LS
Inst : KYLO
Multiplr: 1.05

Quant Time: Nov 11 8:56 2021

Quant Results File: K1019.RES

Quant Method : M:\KYLO\DATA\211019\K1019.M (RTE Integrator)
Title : EPA 8270
Last Update : Tue Nov 09 10:14:45 2021
Response via : Initial Calibration
DataAcq Meth : SIM_2

Internal Standards	R.T.	QIon	Response	Conc Units	Dev(Min)
1) Napthalene-D8(IS)	3.89	136	13757	2.50000 ppb	0.00
6) Acenaphthene-D10(IS)	5.82	164	6743	2.50000 ppb	-0.03
10) Phenanthrene-D10(IS)	7.52	188	10519	2.50000 ppb	-0.03
15) Chrysene-D12(IS)	10.58	240	12311	2.50000 ppb	-0.04
20) Perylene-D12(IS)	12.77	264	11196	2.50000 ppb	-0.06
System Monitoring Compounds					
3) 2-Methylnaphthalene-D10 (2	4.62	152	32321	4.84292 ppb	-0.03
Spiked Amount 5.263			Recovery	= 92.017%	
13) Fluoranthene-D10 (FRT)	8.90	212	38790	4.97945 ppb	-0.04
Spiked Amount 5.263			Recovery	= 94.601%	

Target Compounds Qvalue

(#) = qualifier out of range (m) = manual integration
1019K405.D K1019.M Tue Nov 30 11:35:34 2021

Quantitation Report

Data File : M:\KYLO\DATA\211019\1019K405.D
Acq On : 10 Nov 21 17:41
Sample : BA45101W05 1/950
Misc :

Vial: 105
Operator: LS
Inst : KYLO
Multiplr: 1.05

Quant Time: Nov 11 8:56 2021

Quant Results File: K1019.RES

Method : M:\KYLO\DATA\211019\K1019.M (RTE Integrator)
Title : EPA 8270
Last Update : Tue Nov 30 08:16:15 2021
Response via : Initial Calibration

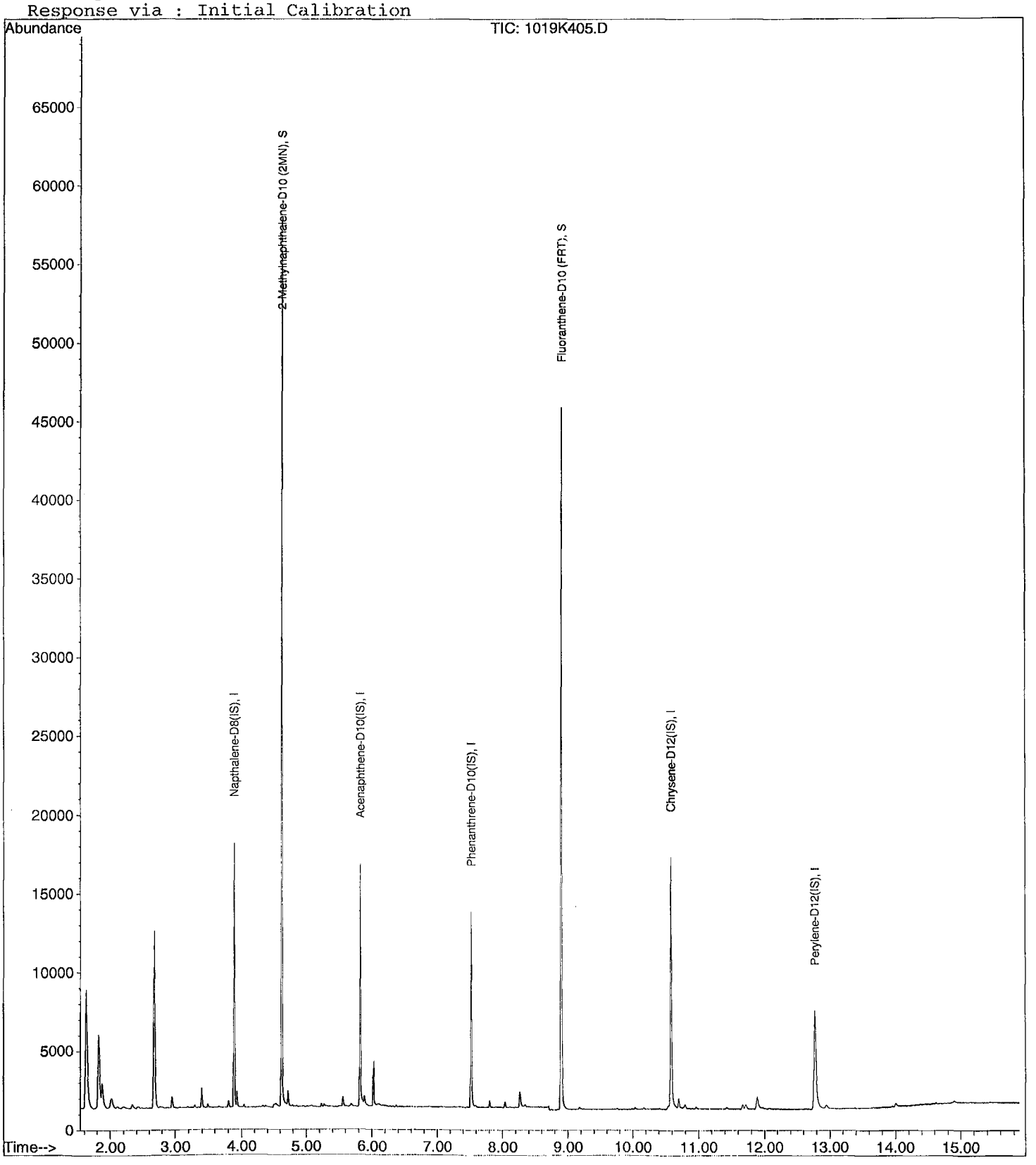

Quantitation Report (QT Reviewed)

Data File : M:\KYLO\DATA\211019\1019K401.D
Acq On : 10 Nov 21 16:22
Sample : 211109A BLK 1/1000
Misc :

Vial: 101
Operator: LS
Inst : KYLO
Multiplr: 1.00

Quant Time: Nov 10 16:56 2021

Quant Results File: K1019.RES

Quant Method : M:\KYLO\DATA\211019\K1019.M (RTE Integrator)
Title : EPA 8270
Last Update : Tue Nov 09 10:14:45 2021
Response via : Initial Calibration
DataAcq Meth : SIM_2

Internal Standards	R.T.	QIon	Response	Conc Units	Dev(Min)
1) Napthalene-D8(IS)	3.89	136	14000	2.50000 ppb	0.00
6) Acenaphthene-D10(IS)	5.82	164	6855	2.50000 ppb	-0.03
10) Phenanthrene-D10(IS)	7.52	188	10828	2.50000 ppb	-0.03
15) Chrysene-D12(IS)	10.58	240	12880	2.50000 ppb	-0.04
20) Perylene-D12(IS)	12.77	264	11916	2.50000 ppb	-0.06
System Monitoring Compounds					
3) 2-Methylnaphthalene-D10 (2	4.62	152	30017	4.19865 ppb	-0.03
Spiked Amount 5.000			Recovery	= 83.980%	
13) Fluoranthene-D10 (FRT)	8.90	212	39481	4.67735 ppb	-0.04
Spiked Amount 5.000			Recovery	= 93.540%	

Target Compounds Qvalue

(#) = qualifier out of range (m) = manual integration
1019K401.D K1019.M Tue Nov 30 11:3

Quantitation Report

Data File : M:\KYLO\DATA\211019\1019K401.D
Acq On : 10 Nov 21 16:22
Sample : 211109A BLK 1/1000
Misc :

Vial: 101
Operator: LS
Inst : KYLO
Multiplr: 1.00

Quant Time: Nov 10 16:56 2021

Quant Results File: K1019.RES

Method : M:\KYLO\DATA\211019\K1019.M (RTE Integrator)
Title : EPA 8270
Last Update : Tue Nov 30 08:16:15 2021
Response via : Initial Calibration



Quantitation Report (QT Reviewed)

Data File : M:\KYLO\DATA\211019\1019K402.D
Acq On : 10 Nov 21 16:42
Sample : 211109A LCS-1 1/1000
Misc :

Vial: 102
Operator: LS
Inst : KYLO
Multiplr: 1.00

Quant Time: Nov 11 8:27 2021

Quant Results File: K1019.RES

Quant Method : M:\KYLO\DATA\211019\K1019.M (RTE Integrator)
Title : EPA 8270
Last Update : Tue Nov 09 10:14:45 2021
Response via : Initial Calibration
DataAcq Meth : SIM_2

Internal Standards	R.T.	QIon	Response	Conc Units	Dev(Min)
1) Napthalene-D8(IS)	3.89	136	13784	2.50000 ppb	0.00
6) Acenaphthene-D10(IS)	5.82	164	6714	2.50000 ppb	-0.03
10) Phenanthrene-D10(IS)	7.52	188	10491	2.50000 ppb	-0.03
15) Chrysene-D12(IS)	10.57	240	12823	2.50000 ppb	-0.04
20) Perylene-D12(IS)	12.76	264	11726	2.50000 ppb	-0.07
System Monitoring Compounds					
3) 2-Methylnaphthalene-D10 (2	4.62	152	29331	4.16699 ppb	-0.03
Spiked Amount 5.000			Recovery	= 83.340%	
13) Fluoranthene-D10 (FRT)	8.90	212	36215	4.42825 ppb	-0.04
Spiked Amount 5.000			Recovery	= 88.560%	
Target Compounds					Qvalue
2) Naphthalene	3.91	128	28105	3.92519 ppb	99
4) 2-Methylnaphthalene	4.66	142	16851	4.01561 ppb	100
5) 1-Methylnaphthalene	4.77	142	16712	3.94609 ppb	100
7) Acenaphthylene	5.66	152	56929	4.09569 ppb	100
8) Acenaphthene	5.86	154	14705	3.99419 ppb	99
9) Fluorene	6.45	166	17505	4.10312 ppb	98
11) Phenanthrene	7.55	178	23425	4.05736 ppb	100
12) Anthracene	7.61	178	21932	4.02196 ppb	99
14) Fluoranthene	8.92	202	38353	4.27620 ppb	98
16) Pyrene	9.17	202	39160	3.98861 ppb	98
17) Benz (a) anthracene	10.56	228	28661	3.98777 ppb	100
18) Chrysene	10.61	228	32084	4.01521 ppb	99
19) Indeno (1,2,3-cd) pyrene	14.32	276	20468	3.60139 ppb	92
21) Benzo (b) fluoranthene	12.08	252	26485	4.01057 ppb	98
22) Benzo (k) fluoranthene	12.13	252	31549	4.17772 ppb	99
23) Benzo (a) pyrene	12.66	252	25808	4.10307 ppb	99
24) Dibenz (a,h) anthracene	14.36	278	25154	4.04449 ppb	96
25) Benzo (g,h,i) perylene	14.64	276	26502	3.91559 ppb	100

(#) = qualifier out of range (m) = manual integration

Quantitation Report

Data File : M:\KYLO\DATA\211019\1019K402.D
Acq On : 10 Nov 21 16:42
Sample : 211109A LCS-1 1/1000
Misc :

Vial: 102
Operator: LS
Inst : KYLO
Multiplr: 1.00

Quant Time: Nov 11 8:27 2021

Quant Results File: K1019.RES

Method : M:\KYLO\DATA\211019\K1019.M (RTE Integrator)
Title : EPA 8270
Last Update : Tue Nov 30 08:16:15 2021
Response via : Initial Calibration



Quantitation Report (QT Reviewed)

Data File : M:\KYLO\DATA\211019\1019K403.D
Acq On : 10 Nov 21 17:02
Sample : 211109A LCSD-1 1/1000
Misc :

Vial: 103
Operator: LS
Inst : KYLO
Multiplr: 1.00

Quant Time: Nov 11 8:27 2021

Quant Results File: K1019.RES

Quant Method : M:\KYLO\DATA\211019\K1019.M (RTE Integrator)
Title : EPA 8270
Last Update : Tue Nov 09 10:14:45 2021
Response via : Initial Calibration
DataAcq Meth : SIM_2

Internal Standards	R.T.	QIon	Response	Conc Units	Dev(Min)
1) Napthalene-D8(IS)	3.89	136	14760	2.50000 ppb	0.00
6) Acenaphthene-D10(IS)	5.82	164	7229	2.50000 ppb	-0.03
10) Phenanthrene-D10(IS)	7.52	188	11341	2.50000 ppb	-0.03
15) Chrysene-D12(IS)	10.57	240	13795	2.50000 ppb	-0.04
20) Perylene-D12(IS)	12.76	264	12598	2.50000 ppb	-0.07
System Monitoring Compounds					
3) 2-Methylnaphthalene-D10 (2	4.62	152	32363	4.29371 ppb	-0.03
Spiked Amount 5.000			Recovery	= 85.880%	
13) Fluoranthene-D10 (FRT)	8.90	212	40019	4.52663 ppb	-0.04
Spiked Amount 5.000			Recovery	= 90.540%	
Target Compounds					Qvalue
2) Naphthalene	3.91	128	30512	3.97957 ppb	100
4) 2-Methylnaphthalene	4.66	142	18190	4.04806 ppb	100
5) 1-Methylnaphthalene	4.77	142	18239	4.02188 ppb	100
7) Acenaphthylene	5.66	152	62578	4.18137 ppb	100
8) Acenaphthene	5.86	154	16206	4.08830 ppb	100
9) Fluorene	6.45	166	19425	4.22879 ppb	98
11) Phenanthrene	7.55	178	25894	4.14886 ppb	100
12) Anthracene	7.61	178	23881	4.05114 ppb	99
14) Fluoranthene	8.92	202	42222	4.35475 ppb	98
16) Pyrene	9.17	202	43086	4.07927 ppb	96
17) Benz (a) anthracene	10.56	228	32119	4.15402 ppb	100
18) Chrysene	10.61	228	34202	3.97868 ppb	99
19) Indeno (1,2,3-cd) pyrene	14.32	276	22358	3.65384 ppb	91
21) Benzo (b) fluoranthene	12.08	252	29086	4.09957 ppb	98
22) Benzo (k) fluoranthene	12.12	252	33742	4.15885 ppb	99
23) Benzo (a) pyrene	12.66	252	28111	4.15986 ppb	99
24) Dibenz (a,h) anthracene	14.36	278	27429	4.10502 ppb	97
25) Benzo (g,h,i) perylene	14.64	276	28841	3.96622 ppb	100

(#) = qualifier out of range (m) = manual integration

Quantitation Report

Data File : M:\KYLO\DATA\211019\1019K403.D
Acq On : 10 Nov 21 17:02
Sample : 211109A LCSD-1 1/1000
Misc :

Vial: 103
Operator: LS
Inst : KYLO
Multiplr: 1.00

Quant Time: Nov 11 8:27 2021

Quant Results File: K1019.RES

Method : M:\KYLO\DATA\211019\K1019.M (RTE Integrator)
Title : EPA 8270
Last Update : Tue Nov 30 08:16:15 2021
Response via : Initial Calibration

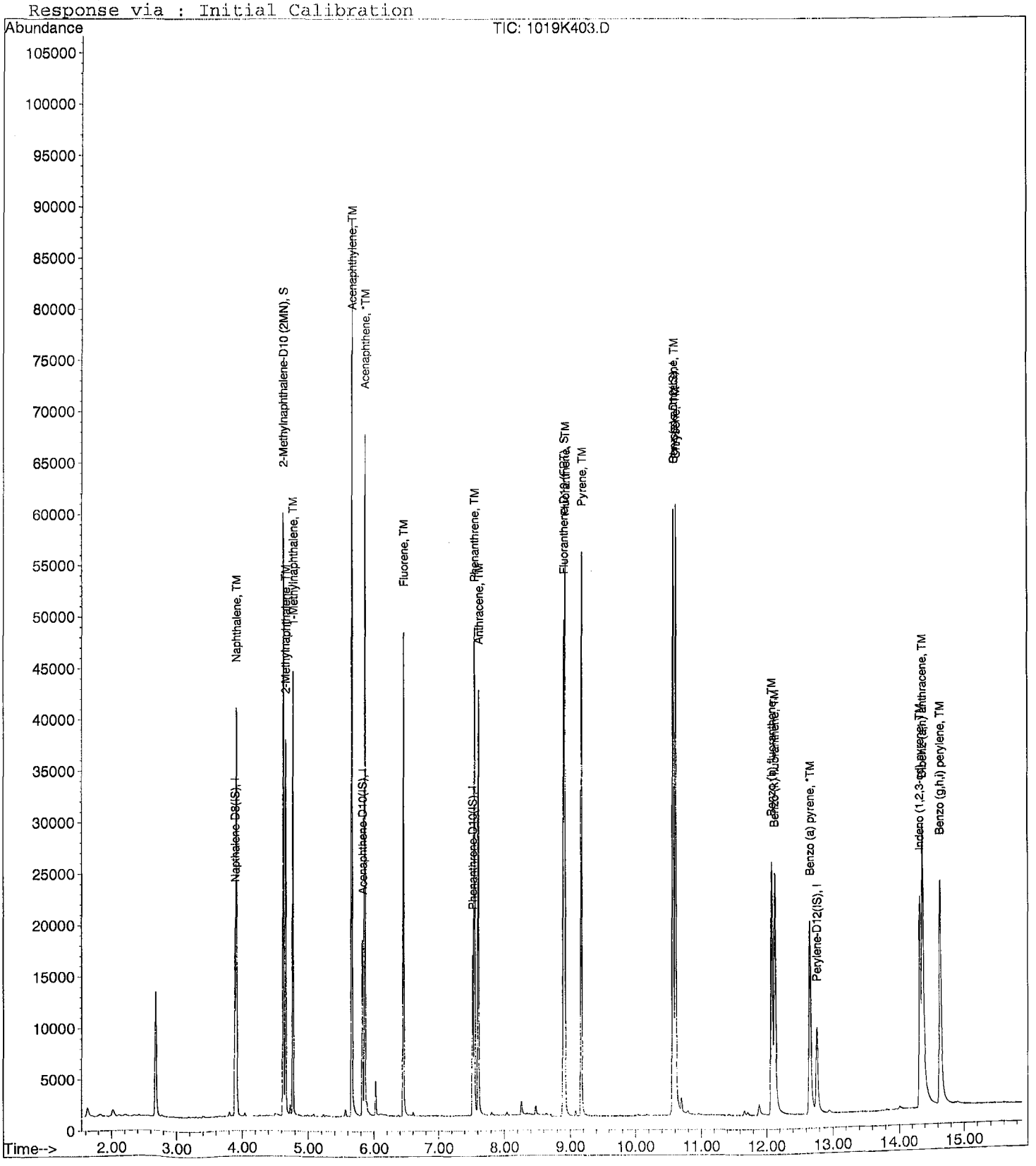

DFTPP

Data File : M:\KYLO\DATA\211019\1019K001.D Vial: 1
Acq On : 19 Oct 21 13:58 Operator: LS
Sample : SV TUNE 7/2/21 Inst : KYLO
Misc : Multiplr: 1.00

Method : M:\KYLO\DATA\211019\DFTPP2.M (Chemstation Integrator)
Title :

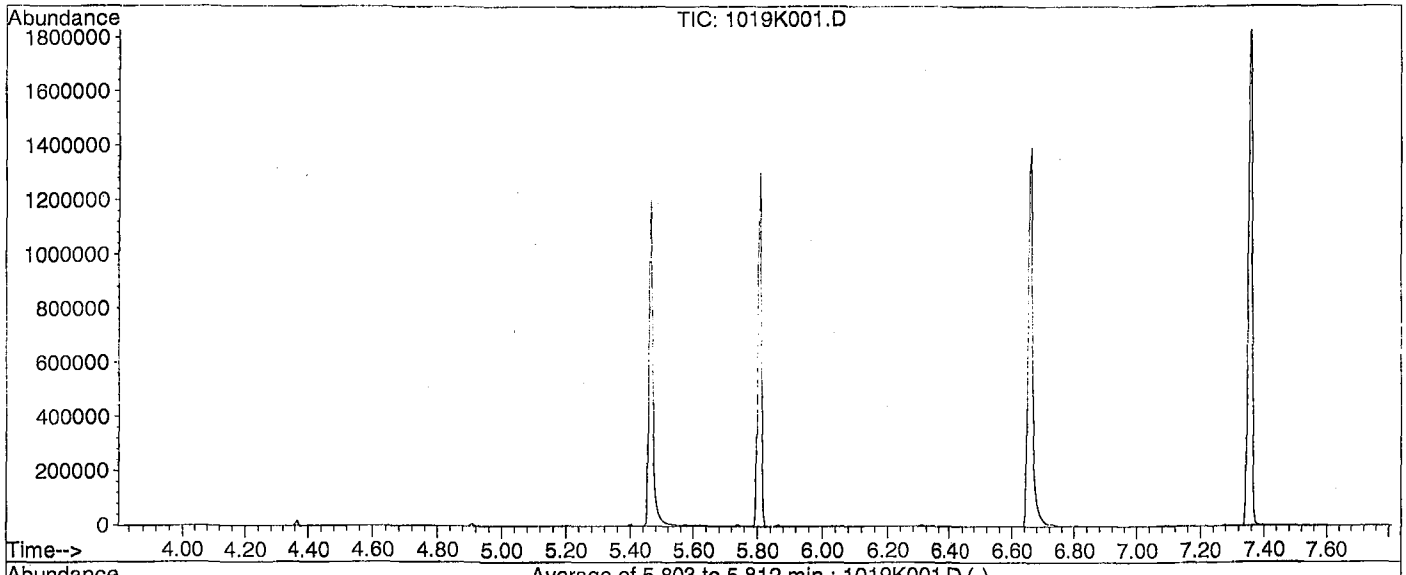

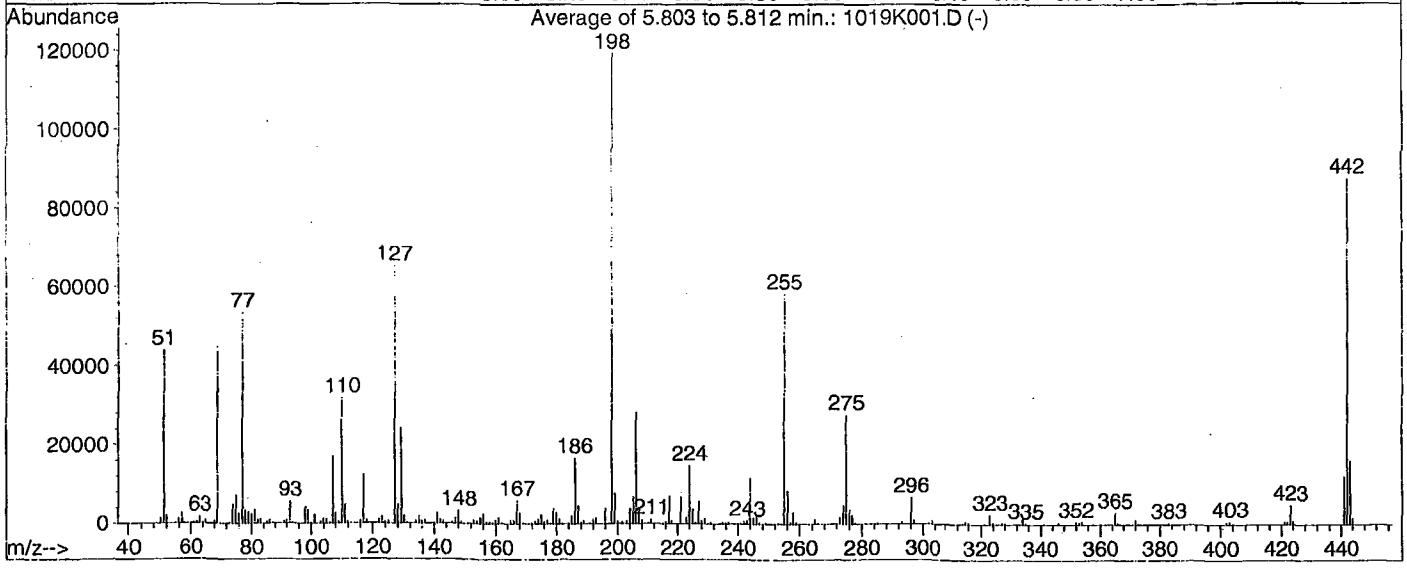

AutoFind: Scans 476, 477, 478; Background Corrected with Scan 470

Target Mass	Rel. to Mass	Lower Limit%	Upper Limit%	Rel. Abn%	Raw Abn	Result Pass/Fail
51	198	10	80	36.8	44033	PASS
68	69	0.00	2	1.7	772	PASS
70	69	0.00	2	0.4	170	PASS
127	198	10	80	54.6	65376	PASS
197	198	0.00	2	0.2	185	PASS
198	198	100	100	100.0	119640	PASS
199	198	5	9	6.5	7734	PASS
275	198	10	60	23.2	27808	PASS
365	198	1	100	2.5	3043	PASS
441	442	0.01	24	13.9	12169	PASS
442	198	50	500	73.4	87760	PASS
443	442	15	24	18.4	16149	PASS

Data File Name:	**1019K001.D**
Data File Path:	**M:\KYLO\DATA\211019**
Operator:	**LS**
Date Acquired:	**19 Oct 2021 13:58**
Method File:	**DFTPP2.M**
Sample Name:	**SV TUNE 7/2/21**
Vial Number:	**1**
Instrument Name:	**KYLO**

#	Name	Ret Time	Target Response
1)	DDT	7.36	16763500
2)	DDD	7.13	0
3)	DDE	6.80	0

Breakdown **0.00**

DFTPP

Data File : M:\KYLO\DATA\211019\1019K393.D
Acq On : 10 Nov 21 12:42
Sample : SV TUNE 7/2/21
Misc :

Vial: 93
Operator: LS
Inst : KYLO
Multiplr: 1.00

Method : M:\KYLO\DATA\211019\K1019.M (RTE Integrator)
Title : EPA 8270

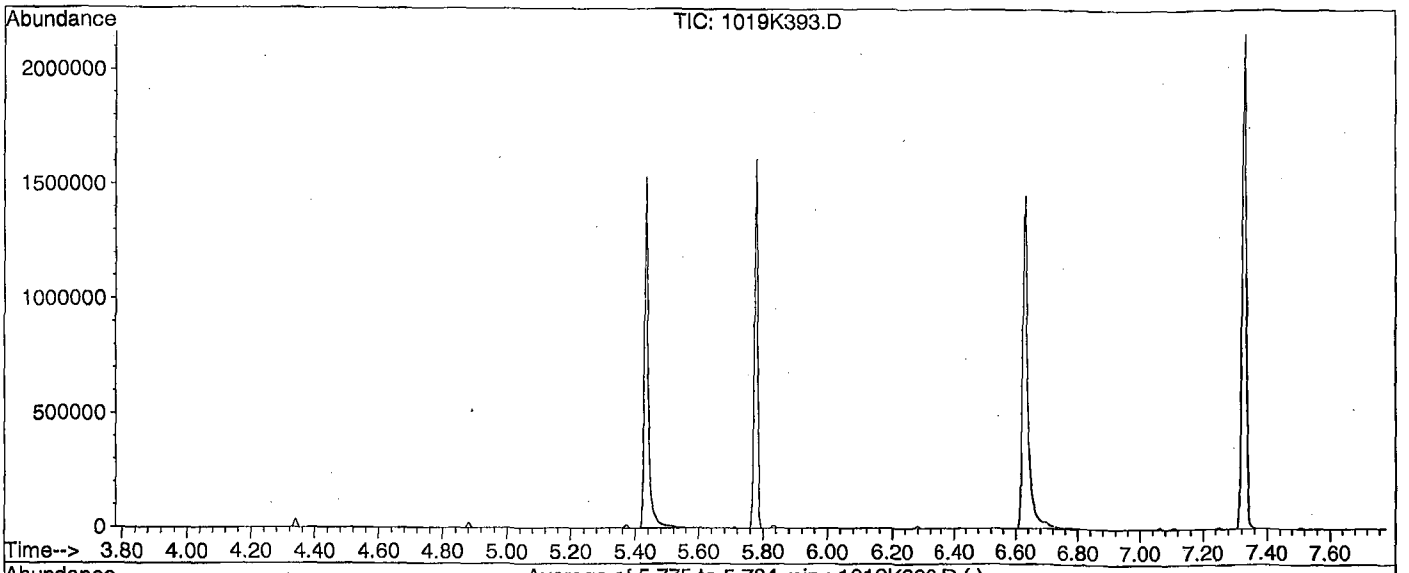

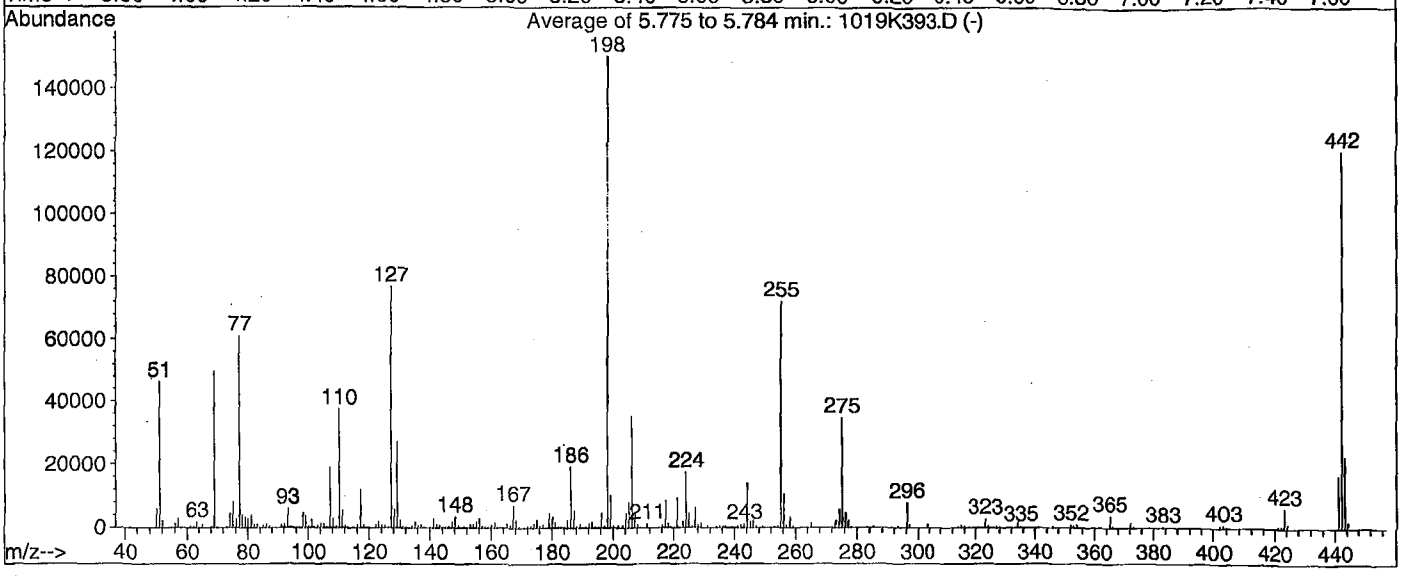

AutoFind: Scans 470, 471, 472; Background Corrected with Scan 464

Target Mass	Rel. to Mass	Lower Limit%	Upper Limit%	Rel. Abn%	Raw Abn	Result Pass/Fail
51	198	10	80	30.9	46507	PASS
68	69	0.00	2	0.9	446	PASS
70	69	0.00	2	0.3	126	PASS
127	198	10	80	51.1	76899	PASS
197	198	0.00	2	0.4	594	PASS
198	198	100	100	100.0	150584	PASS
199	198	5	9	6.8	10206	PASS
275	198	10	60	23.2	34867	PASS
365	198	1	100	2.5	3757	PASS
441	442	0.01	24	13.8	16664	PASS
442	198	50	500	80.0	120501	PASS
443	442	15	24	18.8	22680	PASS

Data File Name:	**1019K393.D**
Data File Path:	**M:\KYLO\DATA\211019**
Operator:	**LS**
Date Acquired:	**10 Nov 2021 12:42**
Method File:	**DFTPP2.M**
Sample Name:	**SV TUNE 7/2/21**
Vial Number:	**93**
Instrument Name:	**KYLO**

#	Name	Ret Time	Target Response
1)	DDT	7.29	18957200
2)	DDD	7.07	0
3)	DDE	6.75	0
		Breakdown	**0.00**

Name of Final Standard: SIM Curve
Prep Date: 10/13/2021
Exp Date: 6/17/2022
Prep'd By (Initials): LS

Initial Standard Information						Final Standard Information			
Name of Initial Standard (from container Label)	Supplier	Supplier P/N# (or APPL Mix Name)	Conc. (range)	Lot # with QA # (or reference to APPL prep date)	Exp Date	Aliquot from Stock	Final Volume	Final Solvent + Lot# (or APPL Prep Date)	Final Standard Conc (range)
1.0 ug/mL SIM	APPL	1.0 ug/mL SIM	1.0 ug/mL	9/9/2021	6/17/2022	10 uL	100uL	MC 61117 90uL	0.1 ug/mL
SIM Internal Standard	APPL	SIM Internal Standard	125 ug/mL	6/17/2021	6/17/2022	2 uL	*	*	2.5ug/mL
1.0 ug/mL SIM	APPL	1.0 ug/mL SIM	1.0 ug/mL	9/9/2021	6/17/2022	20 uL	100uL	MC 61117 80uL	0.2 ug/mL
SIM Internal Standard	APPL	SIM Internal Standard	125 ug/mL	6/17/2021	6/17/2022	2 uL	*	*	2.5ug/mL
5.0 ug/mL SIM	APPL	5.0 ug/mL SIM	5.0 ug/mL	9/9/2021	6/17/2022	10 uL	100uL	MC 61117 90uL	0.5 ug/mL
SIM Internal Standard	APPL	SIM Internal Standard	125 ug/mL	6/17/2021	6/17/2022	2 uL	*	*	2.5ug/mL
5.0 ug/mL SIM	APPL	5.0 ug/mL SIM	5.0 ug/mL	9/9/2021	6/17/2022	20 uL	100uL	MC 61117 80 uL	1.0 ug/mL
SIM Internal Standard	APPL	SIM Internal Standard	125 ug/mL	6/17/2021	6/17/2022	2 uL	*	*	2.5ug/mL
SIM STOCK	APPL	SIM STOCK	200 ug/mL	6/17/2021	6/17/2022	5 uL	200uL	MC 61117 190 uL	5.0 ug/mL
SIM SURROGATE	APPL	SIM SURR	100 ug/mL	6/17/2021	6/17/2022	5 uL	*	*	2.5ug/mL
SIM Internal Standard	APPL	SIM Internal Standard	125 ug/mL	6/17/2021	6/17/2022	4 uL	*	*	2.5ug/mL
SIM STOCK	APPL	SIM STOCK	200 ug/mL	6/17/2021	6/17/2022	5 uL	100 uL	MC 61117 90 uL	10 ug/mL
SIM SURROGATE	APPL	SIM SURR	100 ug/mL	6/17/2021	6/17/2022	5 uL	*	*	5 ug/mL
SIM Internal Standard	APPL	SIM Internal Standard	125 ug/mL	6/17/2021	6/17/2022	2 uL	*	*	2.5ug/mL
SIM STOCK	APPL	SIM STOCK	200 ug/mL	6/17/2021	6/17/2022	25 uL	100uL	MC 61117 50 uL	50 ug/mL
SIM SURROGATE	APPL	SIM SURR	100 ug/mL	6/17/2021	6/17/2022	25 uL	*	*	25 ug/mL
SIM Internal Standard	APPL	SIM Internal Standard	125 ug/mL	6/17/2021	6/17/2022	2 uL	*	*	2.5ug/mL
SIM STOCK	APPL	SIM STOCK	200 ug/mL	6/17/2021	6/17/2022	50 uL	100uL	na	100 ug/mL
SIM SURROGATE	APPL	SIM SURR	100 ug/mL	6/17/2021	6/17/2022	50 uL	*	*	50 ug/mL
SIM Internal Standard	APPL	SIM Internal Standard	125 ug/mL	6/17/2021	6/17/2022	2 uL	*	*	2.5ug/mL

Name of Final Standard: 8270 PAH SIM Second Source
Prep Date: 10/13/2021
Exp Date: 6/17/2022
Prep'd By (Initials): LS

Initial Standard Information						Final Standard Information			
Name of Initial Standard (from container Label)	Supplier	Supplier P/N# (or APPL Mix Name)	Conc. (range)	Lot # with QA # (or reference to APPL prep date)	Exp Date	Aliquot from Stock	Final Volume	Final Solvent + Lot# (or APPL Prep Date)	Final Standard Conc (range)
PAH SIM SS Stock	Phenova	AL0-130490	200 ug/mL	6/17/2021	6/17/2022	5 uL	200uL	MC 61117 195uL	5 ug/mL
SIM Internal Standard	APPL	SIM Internal Standard	125 ug/mL	6/17/2021	6/17/2022	4 uL	*	*	2.5ug/mL

Name of Final Standard	PAH SIM Stock (Ampule)	Prep'd By (Initials)	LS
Prep Date	6/17/2021		
Exp Date	6/17/2022		

Initial Standard Information						Final Standard Information			
Name of Initial Standard (from contianer Label)	Supplier	Supplier P/N# (or APPL Mix Name)	Conc.(range)	Lot # with QA # (or reference to APPL prep date)	Exp Date	Aliquot from Stock	Final Volume	Final Solvent + Lot# (or APPL Prep Date)	Final Standard Conc (range)
Custom PAH SIM Mix	Phenova	ALO-130490	200 ug/mL	**CL13121-52443**	**12/31/2022**	1000 uL	1mL	**NA**	200 ug/mL

Name of Final Standard	SIM Surrogate	Prep'd By (Initials)	LS
Prep Date	6/17/2021		
Exp Date	6/17/2022		

Initial Standard Information						Final Standard Information			
Name of Initial Standard (from contianer Label)	Supplier	Supplier P/N# (or APPL Mix Name)	Conc.(range)	Lot # with QA # (or reference to APPL prep date)	Exp Date	Aliquot from Stock	Final Volume	Final Solvent + Lot# (or APPL Prep Date)	Final Standard Conc (range)
Sim Surrogate Deuterated	Restek	33913	2000 ug/mL	**A0161454-50793**	**5/31/2026**	1 mL	20 mL	**Acetone #0246130**	100 ug/mL

Name of Final Standard	8270 SIM PAH Internal Standard	Prep'd By (Initials)	LS
Prep Date	6/17/2021		
Exp Date	6/17/2022		

Initial Standard Information						Final Standard Information			
Name of Initial Standard (from contianer Label)	Supplier	Supplier P/N# (or APPL Mix Name)	Conc.(range)	Lot # with QA # (or reference to APPL prep date)	Exp Date	Aliquot from Stock	Final Volume	Final Solvent + Lot# (or APPL Prep Date)	Final Standard Conc (range)
SV Internal Standard	Restek	31206	2000 ug/mL	**A0162879-50593**	**6/30/2026**	625uL	10mL	**MC 60338**	125 ug/mL

Name of Final Standard	SIM SS Stock (Ampule second source)	Prep'd By	LS
Prep Date	6/17/2021		
Exp Date	6/17/2022		

Initial Standard Information						Final Standard Information			
Name of Initial Standard (from contianer Label)	Supplier	Supplier P/N# (or APPL Mix Name)	Conc.(range)	Lot # with QA # (or reference to APPL prep date)	Exp Date	Aliquot from Stock	Final Volume	Final Solvent + Lot# (or APPL Prep Date)	Final Standard Conc (range)
Custom PAH SIM Mix	Phenova	ALO-130490	200 ug/mL	**CL13117-51757**	**12/31/2022**	1000 uL	1mL	**NA**	200 ug/mL

lame of Final Standard	PAH SIM Stock (Ampule)
'rep Date	6/17/2021
:xp Date	6/17/2022

Prep'd By (Initials) LS

Initial Standard Information						Final Standard Information			
Name of Initial Standard (from contianer Label)	Supplier	Supplier P/N# (or APPL Mix Name)	Conc.(range)	Lot # with QA # (or reference to APPL prep date)	Exp Date	Aliquot from Stock	Final Volume	Final Solvent + Lot# (or APPL Prep Date)	Final Standard Conc (range)
Custom PAH SIM Mix	Phenova	ALO-130490	200 ug/mL	**CL13121-52443**	**12/31/2022**	1000 uL	1mL	**NA**	200 ug/mL

Name of Final Standard	**SIM Surrogate**
Prep Date	6/17/2021
Exp Date	6/17/2022

Prep'd By (Initials) LS

Initial Standard Information						Final Standard Information			
Name of Initial Standard (from contianer Label)	Supplier	Supplier P/N# (or APPL Mix Name)	Conc.(range)	Lot # with QA # (or reference to APPL prep date)	Exp Date	Aliquot from Stock	Final Volume	Final Solvent + Lot# (or APPL Prep Date)	Final Standard Conc (range)
Sim Surrogate Deuterated	Restek	33913	2000 ug/mL	**A0161454-50793**	**5/31/2026**	1 mL	20 mL	**Acetone #0246130**	100 ug/mL

Name of Final Standard	**8270 SIM PAH Internal Standard**
Prep Date	6/17/2021
Exp Date	6/17/2022

Prep'd By (Initials) LS

Initial Standard Information						Final Standard Information			
Name of Initial Standard (from contianer Label)	Supplier	Supplier P/N# (or APPL Mix Name)	Conc.(range)	Lot # with QA # (or reference to APPL prep date)	Exp Date	Aliquot from Stock	Final Volume	Final Solvent + Lot# (or APPL Prep Date)	Final Standard Conc (range)
SV Internal Standard	Restek	31206	2000 ug/mL	**A0162879-50593**	**6/30/2026**	625uL	10mL	**MC 60338**	125 ug/mL

Name of Final Standard	**SIM SS Stock (Ampule second source)**
Prep Date	6/17/2021
Exp Date	6/17/2022

Prep'd By LS

Initial Standard Information						Final Standard Information			
Name of Initial Standard (from contianer Label)	Supplier	Supplier P/N# (or APPL Mix Name)	Conc.(range)	Lot # with QA # (or reference to APPL prep date)	Exp Date	Aliquot from Stock	Final Volume	Final Solvent + Lot# (or APPL Prep Date)	Final Standard Conc (range)
Custom PAH SIM Mix	Phenova	ALO-130490	200 ug/mL	**CL13117-51757**	**12/31/2022**	1000 uL	1mL	**NA**	200 ug/mL

Name of Final Standard	**5 SIM CCV (2x)**	**Prep'd By (Initials)**	**LS**
Prep Date	**10/19/2021**		
Exp Date	**6/17/2022**		

Initial Standard Information						Final Standard Information			
Name of Initial Standard (from container Label)	Supplier	Supplier P/N# (or APPL Mix Name)	Conc.(range)	Lot # with QA # (or reference to APPL prep date)	Exp Date	Aliquot from Stock	Final Volume	Final Solvent + Lot# (or APPL Prep Date)	Final Standard Conc (range)
SIM STOCK	APPL	SIM STOCK	200 ug/mL	**6/17/2021**	**12/31/2022**	5 uL	200uL	**MC 61117 190 uL**	5.0 ug/mL
SIM SURROGATE	APPL	SIM SURR	100 ug/mL	**6/17/2021**	**5/31/2026**	5 uL	*	*	2.5ug/mL
SIM Internal Standard	APPL	SIM Internal Standard	125 ug/mL	**6/17/2021**	**6/30/2026**	4 uL	*	*	2.5ug/mL

Name of Final Standard	SIM Surrogate
Prep Date	9/21/2021
Exp Date	9/21/2022

Prep'd By (Initials) LS/IC

Initial Standard Information						Final Standard Information			
Name of Initial Standard (from contianer Label)	Supplier	Supplier P/N# (or APPL Mix Name)	Conc.(range)	Lot # with QA # (or reference to APPL prep date)	Exp Date	Aliquot from Stock	Final Volume	Final Solvent + Lot# (or APPL Prep Date)	Final Standard Conc (range)
Sim Surrogate Deuterated	Restek	33913	2000 ug/mL	A0173323-52639	5/31/2027	1 mL	20 mL	Acetone #0246130	100 ug/mL

Name of Final Standard	SIM Surrogate	Prep'd By (Initials)	LS
Prep Date	8/24/2021		
Exp Date	8/24/2022		

Initial Standard Information						Final Standard Information			
Name of Initial Standard (from contianer Label)	Supplier	Supplier P/N# (or APPL Mix Name)	Conc.(range)	Lot # with QA # (or reference to APPL prep date)	Exp Date	Aliquot from Stock	Final Volume	Final Solvent + Lot# (or APPL Prep Date)	Final Standard Conc (range)
Sim Surrogate Deuterated	Restek	33913	2000 ug/mL	A0173323-52640	5/31/2027	1 mL	20 mL	Acetone #0246130	100 ug/mL

Name of Final Standard	SIM Spike	Prep'd By (Initials)	LS
Prep Date	8/5/2021		
Exp Date	5/28/2022		

Initial Standard Information						Final Standard Information			
Name of Initial Standard (from contianer Label)	Supplier	Supplier P/N# (or APPL Mix Name)	Conc.(range)	Lot # with QA # (or reference to APPL prep date)	Exp Date	Aliquot from Stock	Final Volume	Final Solvent + Lot# (or APPL Prep Date)	Final Standard Conc (range)
Custom PAH Sim Mix	Phenova	AL0-130490	200 ug/mL	CL13121-50766,50767,50771,52444,52445	5/28/2022	5 mL	25 mL	Acetone 0246130	40 ug/mL

Name of Final Standard	5 SIM CCV (2x)	Prep'd By (Initials)	LS
Prep Date	10/19/2021		
Exp Date	6/17/2022		

Initial Standard Information						Final Standard Information			
Name of Initial Standard (from container Label)	Supplier	Supplier P/N# (or APPL Mix Name)	Conc.(range)	Lot # with QA # (or reference to APPL prep date)	Exp Date	Aliquot from Stock	Final Volume	Final Solvent + Lot# (or APPL Prep Date)	Final Standard Conc (range)
SIM STOCK	APPL	SIM STOCK	200 ug/mL	**6/17/2021**	**12/31/2022**	5 uL	200uL	**MC 61117 190 uL**	5.0 ug/mL
SIM SURROGATE	APPL	SIM SURR	100 ug/mL	**6/17/2021**	**5/31/2026**	5 uL	*	*	2.5ug/mL
SIM Internal Standard	APPL	SIM Internal Standard	125 ug/mL	**6/17/2021**	**6/30/2026**	4 uL	*	*	2.5ug/mL

Name of Final Standard	SIM Surrogate	Prep'd By (Initials)	LS
Prep Date	8/24/2021		
Exp Date	8/24/2022		

Initial Standard Information						Final Standard Information			
Name of Initial Standard (from contianer Label)	Supplier	Supplier P/N# (or APPL Mix Name)	Conc.(range)	Lot # with QA # (or reference to APPL prep date)	Exp Date	Aliquot from Stock	Final Volume	Final Solvent + Lot# (or APPL Prep Date)	Final Standard Conc (range)
Sim Surrogate Deuterated	Restek	33913	2000 ug/mL	A0173323-52640	5/31/2027	1 mL	20 mL	Acetone #0246130	100 ug/mL

Name of Final Standard	SIM Surrogate
Prep Date	9/21/2021
Exp Date	9/21/2022

Prep'd By (Initials) LS/IC

Initial Standard Information						Final Standard Information			
Name of Initial Standard (from contianer Label)	Supplier	Supplier P/N# (or APPL Mix Name)	Conc.(range)	Lot # with QA # (or reference to APPL prep date)	Exp Date	Aliquot from Stock	Final Volume	Final Solvent + Lot# (or APPL Prep Date)	Final Standard Conc (range)
Sim Surrogate Deuterated	Restek	33913	2000 ug/mL	A0173323-52639	5/31/2027	1 mL	20 mL	Acetone #0246130	100 ug/mL

_LIQ003

Organic Extraction Worksheet

Method	Continuous Liquid/Liquid SVOC 3520C	Extraction Set	211109A	Extraction Method	LIQ003	Units	mL

Spiked ID 1	Sim Spike 10-21-21 10-21-22		Surrogate ID 1	SIM Surrogate 10-21-21 10-21-22	
Spiked ID 2			Surrogate ID 2		
Spiked ID 3			Surrogate ID 3		
Spiked ID 4			Surrogate ID 4		
Spiked ID 5			Surrogate ID 5		
Spiked ID 6			Sufficient Vol for Matrix QC:	NO	
Spiked ID 7			Ext. Start Time:	11/09/21 10:45	
Spiked ID 8			Ext. End Time:	11/10/21 6:05	
			GC Requires Extract By:		

pH1	14	11/09/21 9:29	Water Bath Temp 1 °C	78/77.5 E-WB5 °
pH2			Water Bath Temp 2 °C	71/71.5 E-WB7
pH3			Water Bath Temp 3 °C	

Spiked By: SR **Date** 11/9/2021 **Witnessed By:** CG **Date** 11/9/2021

	Sample	Sample Container	Spike Amount	Spike ID	Surrogate Amount	Surrogate ID	Extract Amount	Final Volume	pH	Extract Date/Time	Comments
1	211109A Blk				0.050	1	1000	1	14	11/09/21 9:21	
						equip	E-HP3 E-WB5				
2	211109A LCS-1		0.125	1	0.050	1	1000	1	14	11/09/21 9:21	
						equip	E-HP4 E-WB5				
3	211109A LCSD-1		0.125	1	0.050	1	1000	1	14	11/09/21 9:21	
						equip	E-HP6 E-WB5				
4	BA45100	BA45100W07			0.050	1	950	1	14	11/09/21 9:21	98098
						equip	E-HP7 E-WB5				
5	BA45101	BA45101W05			0.050	1	950	1	14	11/09/21 9:21	98098
						equip	E-HP8 E-WB5				
6	BA45105	BA45105W08			0.050	1	950	1	14	11/09/21 9:21	98097
						equip	E-HP9 E-WB5				
7	BA45108	BA45108W07			0.050	1	1000	1	14	11/09/21 9:21	98096
						equip	E-HP10 E-WB5				
8	BA45110	BA45110W08			0.050	1	1000	1	14	11/09/21 9:21	98096
						equip	E-HP11 E-WB5				
9	BA45112	BA45112W08			0.050	1	950	1	14	11/09/21 9:21	98096
						equip	E-HP12 E-WB7				
10	BA45114	BA45114W07			0.050	1	1020	1	14	11/09/21 9:21	98096
						equip	E-HP13 E-WB7				

Solvent and Lot#	
PH Strips	HC155968
Dichloromethane (DCM)	61117
10N NaOH (10mLs)	10-18-21
Filter Paper	400189
Na2SO4	2021071206

Extraction COC Transfer	
Extraction lab employee Initials	KY
GC analyst's initials	LS
Date	11/10/21
Time	1423
Refrigerator	GC-C

	Technician's Initials
Scanned By	SR
Sample Preparation	SR
Extraction	SR
Concentration	SR

Modified	11/16/2021 8:46:34 AM

Reviewed By: KY **Date** 11/16/2021

Injection Log

Directory: M:\KYLO\DATA\211019\

Line	Vial	FileName	Multiplier	SampleName	Misc Info	Injected
1	1	1019K001.D	1	SV TUNE 7/2/21		19 Oct 21 13:58
2	2	1019K002.D	1	0.1 ug/ml 10/13/21		19 Oct 21 14:09
3	3	1019K003.D	1	0.2 ug/ml 10/13/21		19 Oct 21 14:29
4	4	1019K004.D	1	0.5 ug/ml 10/13/21		19 Oct 21 14:49
5	5	1019K005.D	1	1 ug/ml 10/13/21		19 Oct 21 15:09
6	6	1019K006.D	1	5 ug/ml 10/13/21		19 Oct 21 15:29
7	7	1019K007.D	1	10 ug/ml 10/13/21		19 Oct 21 15:49
8	8	1019K008.D	1	50 ug/ml 10/13/21		19 Oct 21 16:09
9	9	1019K009.D	1	100 ug/ml 10/13/21		19 Oct 21 16:29
10	10	1019K010.D	1	SS ug/ml 10/13/21		19 Oct 21 16:49
11	93	1019K393.D	1	SV TUNE 7/2/21		10 Nov 21 12:42
12	94	1019K394.D	1	5 ug/ml 10/19/21 (1)		10 Nov 21 12:54
13	101	1019K401.D	1	211109A BLK 1/1000		10 Nov 21 16:22
14	102	1019K402.D	1	211109A LCS-1 1/1000		10 Nov 21 16:42
15	103	1019K403.D	1	211109A LCSD-1 1/1000		10 Nov 21 17:02
16	104	1019K404.D	1.05263	BA45100W07 1/950		10 Nov 21 17:22
17	105	1019K405.D	1.05263	BA45101W05 1/950		10 Nov 21 17:41
23	131	1019K431.D	1	5 ug/ml 10/13/21 (2)		11 Nov 21 2:19

ORGANICS
Calibration Data

VOLATILE ORGANIC ANALYSIS BY
EPA METHOD 8260B

Form 6
Initial Calibration

Lab Name: APPL, Inc. SDG No:
Case No: Initial Cal. Date: 10/15/2021
Matrix: Water Instrument: Max Initials:

		Compound	1015M12.D 1	1015M13.D 2	1015M14.D 3	1015M15.D 4	1015M16.D 5	1015M17.D 6	1015M18.D 7	1015M19.D 8	1015M20.D 9		Avg	%RSD	Type	r^2	Q	MRF
1	I	Fluorobenzene (IS)																
2	TM	Chlorotrifluoroethene													TM			
3	TM	Dichlorodifluoromethane		0.1508	0.1611	0.1414	0.1748	0.1296	0.1371	0.1510	0.1516		0.15	9.4	TM			
4	TM	Freon 114	0.0629	0.0771	0.0867	0.0903	0.0897	0.0706	0.0918	0.0908	0.0949		0.08	13	TM			
5	TM**	Chloromethane		0.0816	0.1036	0.0852	0.0940	0.0885	0.0795	0.0895	0.0924		0.09	8.6	TM**			
6	TM*	Vinyl chloride	0.1225	0.1206	0.0979	0.1015	0.1123	0.1098	0.1056	0.1118	0.1091		0.11	7.3	TM*			
7	TM	2-Chloro-1,1,1-trifluoroethane													TM			
8	TM	Bromomethane	0.1252	0.0995	0.0992	0.0848	0.0948	0.0853	0.0794	0.0814	0.0879		0.09	15	TM			
9	TML	Chloroethane	0.0933	0.0961	0.1579	0.0552	0.0706	0.0745	0.0641	0.0666	0.0815		0.08	36	TM	0.994		
10	TM	Dichlorofluoromethane	0.2569	0.3121	0.2592	0.2176	0.2203	0.2414	0.2187	0.2235	0.2246		0.24	13	TM			
11	TM	Trichlorofluoromethane	0.2324	0.3029	0.2888	0.3134	0.2973	0.2882	0.2855	0.2975	0.2941		0.29	7.9	TM			
12	TM	2,2-Dichloro-1,1,1-trifluoroethane													TM			
13	TMQ	Acrolein	0.0166	0.0144	0.0135	0.0153	0.0136	0.0142	0.0135	0.0145	0.0144		0.01	7.0	TM	0.997		
14	TM	Acetone	0.0398	0.0304	0.0345	0.0331	0.0310	0.0319	0.0307	0.0309	0.0310		0.03	9.3	TM			
15	TM	Freon-113	0.1116	0.1300	0.1296	0.1218	0.1150	0.1068	0.1175	0.1124	0.1135		0.12	6.9	TM			
16	TM	Acetonitrile	0.0101	0.0070	0.0074	0.0070	0.0076	0.0073	0.0076	0.0080	0.0077		0.01	12	TM			
17	TML	2-propanol													TM			
18	TM	1,2-Dichlorotrifluoroethane	0.2569	0.3121	0.2592	0.2176	0.2203	0.2414	0.2187	0.2235	0.2247		0.24	13	TM			
19	TM*	1,1-DCE	0.1787	0.1830	0.1897	0.1807	0.1708	0.1678	0.1697	0.1653	0.1699		0.18	4.7	TM*			
20	TMQ	t-Butanol	0.0115	0.0086	0.0097	0.0102	0.0110	0.0102	0.0098				0.01	9.2	TM	0.995		
21	TMQ	Methyl Acetate		0.0500	0.0481	0.0566	0.0491	0.0547	0.0536	0.0554	0.0547		0.05	6.1	TM	1.000		
22	TML	Iodomethane	0.1065	0.1250	0.0882	0.0717	0.0979	0.1158	0.1130	0.1296	0.1388		0.11	19	TM	0.998		
23	TML	Acrylonitrile	0.0088	0.0055	0.0298	0.0239	0.0337	0.0321	0.0316	0.0309	0.0304		0.03	42	TM	1.000		
24	TM	2-Methylpentane													TM			
25	TM	Methylene chloride	0.1502	0.1032	0.1123	0.1093	0.1063	0.1155	0.1083	0.1086	0.1035		0.11	13	TM			
26	TM	Carbon disulfide	0.1567	0.1530	0.1390	0.1605	0.1324	0.1389	0.1392	0.1362	0.1258		0.14	8.2	TM			
27	TM	Methyl t-butyl ether (MtBE)	0.4054	0.3871	0.3993	0.3508	0.3716	0.3784	0.3615	0.3797	0.3589		0.38	4.9	TM			
28	TM	Trans-1,2-DCE		0.1591	0.1103	0.1150	0.1200	0.1175	0.1222	0.1143	0.1180		0.12	13	TM			
29	TML	3-Methylpentane	0.0803	0.0784	0.0715	0.0806	0.0660	0.0664	0.0682	0.0593	0.0607		0.07	12	TM	0.999		
30	TM	Hexane													TM			
31	TM	Diisopropyl Ether	0.1713	0.2278	0.2501	0.2487	0.2546	0.2465	0.2359	0.2412	0.2396		0.24	11	TM			
32	TM**	1,1-DCA	0.1334	0.1964	0.2073	0.1858	0.1835	0.1860	0.1867	0.1843	0.1844		0.18	11	TM**			
33	TM	Vinyl Acetate													TM			
34	TM	Ethyl tert Butyl Ether	0.2869	0.3155	0.2850	0.3007	0.3100	0.3054	0.3017	0.3165	0.2971		0.30	3.7	TM			
35	TML	Methylcyclopentane	0.0042	0.0425	0.0170	0.0155	0.0146	0.0129	0.0124	0.0132	0.0113		0.02	66	TM	0.996		

VOLATILE ORGANIC ANALYSIS BY
EPA METHOD 8260B

Form 6
Initial Calibration

Lab Name: APPL, Inc.
Case No:
Matrix: Water

SDG No:
Initial Cal. Date: 10/15/2021
Instrument: Max

Initials:

		Compound	1	2	3	4	5	6	7	8	9		Avg	%RSD	Type		Q	MRF
36	TM	MEK (2-Butanone)	0.0332	0.0326	0.0363	0.0351	0.0325	0.0357	0.0324	0.0342	0.0346		0.03	4.3	TM			
37	TM	Cis-1,2-DCE	0.1508	0.1567	0.1446	0.1113	0.1316	0.1360	0.1266	0.1312	0.1278		0.14	10	TM			
38	TM	2,2-Dichloropropane	0.2829	0.2366	0.2197	0.2193	0.2309	0.2454	0.2308	0.2242	0.2240		0.23	8.5	TM			
39	TM*	Chloroform	0.1554	0.2020	0.2501	0.2382	0.2569	0.2726	0.2578	0.2540	0.2523		0.24	15	TM*			
40	TML	Bromochloromethane	0.1040	0.0920	0.0931	0.1176	0.1094	0.1056	0.1049	0.1084	0.1009		0.10	7.7	TM	0.999		
41	S	Dibromofluoromethane(S)	0.3580	0.3340	0.3038	0.2941	0.3047	0.3136	0.2987	0.3015	0.2862		0.31	7.2	S			
42	TM	1,1,1-TCA	0.2636	0.2422	0.2707	0.2885	0.2921	0.2898	0.2963	0.2887	0.2800		0.28	6.3	TM			
43	TM	Cyclohexane	0.0786	0.0832	0.0908	0.0807	0.0825	0.0701	0.0773	0.0765	0.0788		0.08	7.0	TM			
44	TM	1,1-Dichloropropene	0.1321	0.1579	0.1511	0.1468	0.1674	0.1534	0.1551	0.1496	0.1495		0.15	6.2	TM			
45	TM	2,2,4-Trimethylpentane	0.2393	0.1672	0.2119	0.2264	0.1839	0.1678	0.1830	0.1923	0.1956		0.20	13	TM			
46	S	1,2-DCA-D4(S)	0.2537	0.2270	0.2111	0.2053	0.2170	0.2102	0.2102	0.2107	0.2039		0.22	7.2	S			
47	TM	Carbon Tetrachloride	0.2703	0.2346	0.2668	0.2614	0.2739	0.2671	0.2581	0.2643	0.2660		0.26	4.4	TM			
48	TM	Tert Amyl Methyl Ether	0.2852	0.3313	0.2672	0.2865	0.3043	0.3119	0.2953	0.3074	0.2915		0.30	6.2	TM			
49	TM	1,2-DCA	0.2196	0.2210	0.2380	0.2461	0.2367	0.2417	0.2309	0.2437	0.2374		0.24	4.0	TM			
50	TM	Benzene	0.4803	0.4517	0.4397	0.4236	0.4345	0.4448	0.4245	0.4267	0.4199		0.44	4.3	TM			
51	TM	TCE	0.1271	0.1743	0.1565	0.1358	0.1245	0.1448	0.1323	0.1347	0.1332		0.14	11	TM			
52	TM	2-Pentanone	0.0582	0.0562	0.0561	0.0572	0.0561	0.0576	0.0555	0.0577	0.0580		0.06	1.8	TM			
53	TM*L	1,2-Dichloropropane	0.0482	0.0546	0.0514	0.0360	0.0419	0.0501	0.0484	0.0514	0.0467		0.05	12	TM*	0.998		
54	TM	Bromodichloromethane	0.1483	0.2146	0.1662	0.2030	0.2205	0.2025	0.2006	0.2104	0.2051		0.20	12	TM			
55	TML	Methyl Cyclohexane	0.1984	0.1391	0.1440	0.1602	0.1519	0.1358	0.1512	0.1540	0.1531		0.15	12	TM	1.000		
56	TM	Dibromomethane	0.0944	0.0820	0.1045	0.0868	0.0845	0.0850	0.0766	0.0795	0.0773		0.09	10	TM			
57	TM	MIBK (methyl isobutyl ketone)	0.0770	0.0658	0.0724	0.0771	0.0701	0.0753	0.0704	0.0737	0.0738		0.07	5.0	TM			
58	TML	1-Bromo-2-chloroethane	0.0302	0.0087	0.0167	0.0232	0.0320	0.0269	0.0274	0.0281	0.0275		0.02	30	TM	1.000		
59	TM	2-Chloroethyl vinyl ether													TM			
60	TM	Cis-1,3-Dichloropropene	0.1208	0.1719	0.1709	0.1894	0.1907	0.1839	0.1841	0.1860	0.1894		0.18	13	TM			
61	TM*	Toluene	0.5522	0.4801	0.4779	0.4772	0.5146	0.5462	0.5004	0.5063	0.5080		0.51	5.5	TM*			
62	TM	Trans-1,3-Dichloropropene	0.1393	0.1391	0.1685	0.1795	0.1887	0.1861	0.1833	0.1944	0.1948		0.17	12	TM			
63	TM	1,1,2-TCA	0.0935	0.0961	0.0637	0.0759	0.0732	0.0810	0.0731	0.0753	0.0756		0.08	13	TM			
64	TM	2-Hexanone	0.0466	0.0396	0.0499	0.0508	0.0466	0.0527	0.0507	0.0528	0.0538		0.05	9.0	TM			
65	I	Chlorobenzene-D5 (IS)																
66	S	Toluene-D8(S)	1.339	1.273	1.107	1.107	1.129	1.132	1.110	1.106	1.038		1.1	8.2	S			
67	TM	1,2-EDB	0.1119	0.1589	0.1216	0.1371	0.1335	0.1292	0.1341	0.1299	0.1309		0.13	9.6	TM			
68	TML	Tetrachloroethene	0.6091	0.3484	0.2276	0.1756	0.1358	0.1173	0.1351	0.1232	0.1143		0.22	74	TM	0.999		
69	TM	1-Chlorohexane	0.1152	0.0891	0.1082	0.0965	0.1019	0.0897	0.0993	0.0952	0.0980		0.10	8.4	TM			
70	TM	1,1,1,2-Tetrachloroethane	0.1391	0.1828	0.1648	0.1859	0.2121	0.2018	0.1949	0.1960	0.1965		0.19	12	TM			

VOLATILE ORGANIC ANALYSIS BY
EPA METHOD 8260B

Form 6
Initial Calibration

Lab Name: APPL, Inc. SDG No:
Case No: Initial Cal. Date: 10/15/2021
Matrix: Water Instrument: Max Initials:

		Compound	1	2	3	4	5	6	7	8	9		Avg	%RSD	Type		Q	MRF
71	TM	m&p-Xylene	0.2844	0.2517	0.2669	0.2707	0.2937	0.2972	0.2994	0.2919	0.2876		0.28	5.7	TM			
72	TM	o-Xylene	0.3290	0.3153	0.3138	0.2563	0.2863	0.2930	0.2871	0.2939	0.2927		0.30	7.1	TM			
73	TM	Styrene	0.4104	0.4286	0.3830	0.4298	0.4621	0.4757	0.4696	0.4735	0.4835		0.45	7.8	TM			
74	S	4-Bromofluorobenzene(S)	0.5305	0.4709	0.4295	0.4339	0.4550	0.4619	0.4657	0.4698	0.4596		0.46	6.2	S			
75	TM	1,3-Dichloropropane	0.2500	0.1841	0.1902	0.1782	0.1994	0.1925	0.1833	0.1867	0.1812		0.19	11	TM			
76	TM	Dibromochloromethane	0.2041	0.1894	0.1919	0.1859	0.1928	0.1923	0.1967	0.1988	0.1947		0.19	2.8	TM			
77	TM**	Chlorobenzene	0.4530	0.4058	0.3834	0.4602	0.4488	0.4441	0.4397	0.4331	0.4323		0.43	5.6	TM**			
78	TM*	Ethylbenzene	0.8163	0.6181	0.6491	0.6508	0.7106	0.6823	0.6773	0.6899	0.6792		0.69	8.1	TM*			
79	TM**	Bromoform	0.1795	0.1248	0.1586	0.1638	0.1562	0.1606	0.1638	0.1699	0.1727		0.16	9.6	TM**			
80	I	1,4-Dichlorobenzene-D (IS)																
81	TM	Isopropylbenzene	1.406	1.232	1.129	1.052	1.159	1.126	1.148	1.104	1.137		1.2	8.7	TM			
82	TM**	1,1,2,2-Tetrachloroethane		0.2460	0.2121	0.2073	0.1907	0.1939	0.1838	0.1825	0.1841		0.20	11	TM**			
83	TM	1,2,3-Trichloropropane		0.1099	0.0947	0.1052	0.1046	0.0956	0.0992	0.0943	0.0968		0.10	5.8	TM			
84	TML	t-1,4-Dichloro-2-Butene	0.1357	0.0279	0.0748	0.0564	0.0450	0.0484	0.0489	0.0515	0.0523		0.06	51	TM	1.000		
85	TM	Bromobenzene	0.4062	0.4088	0.3460	0.4046	0.3788	0.3610	0.3870	0.3662	0.3760		0.38	5.8	TM			
86	TM	n-Propylbenzene	1.201	1.175	1.139	1.072	1.136	1.178	1.160	1.146	1.156		1.2	3.2	TM			
87	TM	4-Ethyltoluene	1.173	0.9909	1.012	1.065	1.034	1.080	1.086	1.056	1.072		1.1	4.9	TM			
88	TM	2-Chlorotoluene	1.032	1.018	0.9358	0.9070	0.9024	0.9205	0.8841	0.8629	0.7541		0.91	9.0	TM			
89	TM	1,3,5-Trimethylbenzene	1.111	1.007	0.9502	0.8656	1.004	1.040	1.002	0.9694	1.004		0.99	6.7	TM			
90	TM	4-Chlorotoluene	0.9827	0.9428	0.8406	0.9352	0.8957	0.9074	0.9014	0.8707	0.8848		0.91	4.6	TM			
91	TM	Tert-Butylbenzene	0.4821	0.4878	0.5201	0.4933	0.5732	0.5707	0.6035	0.5946	0.6177		0.55	9.8	TM			
92	TM	1,2,4-Trimethylbenzene	0.7998	0.9460	0.8049	0.9155	0.9690	0.9763	1.035	1.004	1.031		0.94	9.4	TM			
93	TM	Sec-Butylbenzene	1.011	0.9172	0.9188	1.056	1.073	1.105	1.121	1.107	1.151		1.1	8.1	TM			
94	TM	p-Isopropyltoluene		0.8303	0.8889	0.9044	1.049	1.057	1.118	1.118	1.161		1.0	12	TM			
95	TM	Benzyl Chloride	0.2242	0.2792	0.2661	0.2638	0.2167	0.2173	0.2234	0.2228	0.2515		0.24	10	TM			
96	TM	1,3-DCB	0.8194	0.6364	0.5705	0.6021	0.6799	0.6575	0.6709	0.6645	0.6786		0.66	10	TM			
97	TM	1,4-DCB	0.8033	0.7211	0.7006	0.5831	0.6388	0.6540	0.6682	0.6466	0.6748		0.68	9.1	TM			
98	TML	n-Butylbenzene	0.4112	0.4841	0.4046	0.4944	0.5656	0.5974	0.6856	0.7160	0.7902		0.57	24	TM	0.998		
99	TM	1,2-DCB	0.6692	0.6405	0.5987	0.6470	0.6582	0.6539	0.6635	0.6423	0.6804		0.65	3.6	TM			
100	TM	Hexachloroethane	0.1548	0.1591	0.2055	0.1841	0.1602	0.1575	0.1628	0.1663	0.1819		0.17	9.9	TM			
101	TML	1,2-Dibromo-3-chloropropane	0.0088	0.0293	0.0318	0.0402	0.0481	0.0559	0.0579	0.0579	0.0634		0.04	41	TM	0.999		
102	TML	1,2,4-Trichlorobenzene	0.1483	0.1203	0.1072	0.1196	0.1592	0.1983	0.2646	0.2864	0.3386		0.19	43	TM	0.995		
103	TML	Hexachlorobutadiene	0.2376	0.1684	0.1828	0.2143	0.2245	0.2533	0.2820	0.2891	0.3092		0.24	20	TM	0.999		
104	TMQ	Naphthalene	0.3645	0.2801	0.2235	0.2250	0.3044	0.4145	0.5147	0.6032	0.7496		0.41	44	TM	1.000		
105	TML	1,2,3-Trichlorobenzene	0.1506	0.1044	0.1263	0.1303	0.2031	0.2496	0.3344	0.3708	0.4644		0.24	54	TM	0.992		

Quantitation Report (Not Reviewed)

Data File : M:\MAX\DATA\211015\1015M12.D
Acq On : 15 Oct 21 15:12
Sample : 0.3ug/L VOC STD 10/15/21
Misc : IS&S 8/4/21

Vial: 2
Operator: LP,DG,CH
Inst : Max
Multiplr: 1.00

Quant Time: Oct 16 13:29 2021

Quant Results File: M1015W.RES

Quant Method : M:\MAX\DATA\211015\M1015W.M (RTE Integrator)
Title : METHOD 8260B
Last Update : Sat Oct 16 13:28:38 2021
Response via : Initial Calibration
DataAcq Meth : M8260

Internal Standards	R.T.	QIon	Response	Conc Units	Dev(Min)
1) Fluorobenzene (IS)	6.34	96	397342	25.00 ppb	0.00
65) Chlorobenzene-D5 (IS)	9.50	117	352293	25.00 ppb	0.00
80) 1,4-Dichlorobenzene-D (IS)	11.82	152	217437	25.00 ppb	0.00
System Monitoring Compounds					
41) Dibromofluoromethane(S)	5.56	111	28448	5.92 ppb	0.00
Spiked Amount 25.000			Recovery	= 23.696%	
46) 1,2-DCA-D4(S)	5.95	65	20160	6.18 ppb	0.00
Spiked Amount 25.000			Recovery	= 24.716%	
66) Toluene-D8(S)	8.05	98	94364	5.92 ppb	0.00
Spiked Amount 25.000			Recovery	= 23.668%	
74) 4-Bromofluorobenzene(S)	10.68	95	37378	5.45 ppb	0.00
Spiked Amount 25.000			Recovery	= 21.784%	

Target Compounds						Qvalue
2) Chlorotrifluoroethene	1.02	116	2364	15.17 ppb	#	72
3) Dichlorodifluoromethane	1.19	85	437	0.22 ppb	#	64
4) Freon 114	1.29	85	300	0.18 ppb	#	59
5) Chloromethane	1.33	50	657	0.32 ppb	#	81
6) Vinyl chloride	1.42	62	584	0.40 ppb	#	61
7) 2-Chloro-1,1,1-trifluoroet	1.01	118	2099	48.48 ppb	#	60
9) Chloroethane	1.80	64	445	0.36 ppb	#	44
10) Dichlorofluoromethane	1.97	67	1225	0.36 ppb		93
11) Trichlorofluoromethane	2.01	101	1108	0.29 ppb		94
12) 2,2-Dichloro-1,1,1-trifluo	2.21	85	45	37.16 ppb	#	100
13) Acrolein	2.44	56	2646	7.09 ppb		94
14) Acetone	2.61	43	3165	6.98 ppb		98
15) Freon-113	2.54	151	532	0.30 ppb	#	45
16) Acetonitrile	2.92	41	1607	12.67 ppb	#	73
17) 2-propanol	2.28	45	21	1.12 ppb		92
18) 1,2-Dichlorotrifluoroethan	1.97	67	1225	0.36 ppb		100
19) 1,1-DCE	2.51	61	852	0.37 ppb	#	84
20) t-Butanol	3.33	59	1829	6.84 ppb		100
21) Methyl Acetate	2.98	43	391	0.48 ppb	#	49
22) Iodomethane	2.67	142	508	1.49 ppb	#	65
23) Acrylonitrile	3.35	53	42	0.18 ppb	#	21
25) Methylene chloride	3.08	84	716	0.43 ppb		98
26) Carbon disulfide	2.72	76	747	0.33 ppb	#	82
27) Methyl t-butyl ether (MtBE	3.46	73	1933	0.36 ppb	#	58
28) Trans-1,2-DCE	3.44	96	316	-0.63 ppb	#	66
29) 3-Methylpentane	3.50	57	383	-0.20 ppb	#	14
30) Hexane	3.64	56	45	2.06 ppb		100

(#) = qualifier out of range (m) = manual integration

Quantitation Report (Not Reviewed)

Data File : M:\MAX\DATA\211015\1015M12.D
Acq On : 15 Oct 21 15:12
Sample : 0.3ug/L VOC STD 10/15/21
Misc : IS&S 8/4/21

Vial: 2
Operator: LP,DG,CH
Inst : Max
Multiplr: 1.00

Quant Time: Oct 16 13:29 2021

Quant Results File: M1015W.RES

Quant Method : M:\MAX\DATA\211015\M1015W.M (RTE Integrator)
Title : METHOD 8260B
Last Update : Sat Oct 16 13:28:38 2021
Response via : Initial Calibration
DataAcq Meth : M8260

	Compound	R.T.	QIon	Response	Conc	Unit		Qvalue
31)	Diisopropyl Ether	4.25	45	817	0.22	ppb	#	85
32)	1,1-DCA	4.07	63	636	0.23	ppb	#	52
33)	Vinyl Acetate	4.21	43	543	0.41	ppb	#	77
34)	Ethyl tert Butyl Ether	4.78	59	1368	0.28	ppb		93
35)	Methylcyclopentane	4.75	56	20	0.10	ppb		100
36)	MEK (2-Butanone)	4.98	43	2641	4.99	ppb	#	85
37)	Cis-1,2-DCE	4.91	96	719	0.37	ppb	#	64
38)	2,2-Dichloropropane	4.88	77	1349	0.38	ppb	#	61
39)	Chloroform	5.36	83	741	0.20	ppb		79
40)	Bromochloromethane	5.23	130	496	-0.43	ppb	#	74
42)	1,1,1-TCA	5.54	97	1257	0.32	ppb	#	75
43)	Cyclohexane	5.57	41	375	0.32	ppb	#	22
44)	1,1-Dichloropropene	5.74	75	630	0.28	ppb	#	37
45)	2,2,4-Trimethylpentane	6.13	57	1141	0.32	ppb	#	36
47)	Carbon Tetrachloride	5.73	117	1289	0.36	ppb	#	68
48)	Tert Amyl Methyl Ether	6.18	73	1360	0.28	ppb	#	91
49)	1,2-DCA	6.05	62	1047	0.31	ppb	#	81
50)	Benzene	5.99	78	2290	0.37	ppb	#	84
51)	TCE	6.75	95	606	-0.55	ppb	#	79
52)	2-Pentanone	7.01	43	9248	10.52	ppb		94
54)	Bromodichloromethane	7.31	83	707	0.24	ppb		90
55)	Methyl Cyclohexane	6.94	83	946	-0.21	ppb	#	70
56)	Dibromomethane	7.12	93	450	0.40	ppb	#	72
57)	MIBK (methyl isobutyl ket	7.98	43	6119	5.11	ppb	#	93
58)	1-Bromo-2-chloroethane	7.62	144	144	0.35	ppb	#	15
59)	2-Chloroethyl vinyl ether	7.55	43	20	15.83	ppb	#	100
60)	Cis-1,3-Dichloropropene	7.79	75	576	0.21	ppb	#	79
61)	Toluene	8.12	91	2633	0.34	ppb		80
62)	Trans-1,3-Dichloropropene	8.38	75	664	0.24	ppb	#	29
63)	1,1,2-TCA	8.55	83	446	0.37	ppb	#	57
64)	2-Hexanone	8.83	43	3704	4.34	ppb	#	75
67)	1,2-EDB	9.03	107	473	0.30	ppb		100
68)	Tetrachloroethene	8.66	164	2575	1.67	ppb	#	81
69)	1-Chlorohexane	9.53	91	487	0.35	ppb		82
70)	1,1,1,2-Tetrachloroethane	9.61	131	588	0.23	ppb		78
71)	m&p-Xylene	9.77	106	2405	0.62	ppb		90
72)	o-Xylene	10.17	106	1391	0.36	ppb	#	50
73)	Styrene	10.18	104	1735	0.27	ppb	#	81
75)	1,3-Dichloropropane	8.72	76	1057	0.44	ppb	#	80
76)	Dibromochloromethane	8.93	129	863	0.35	ppb	#	72
77)	Chlorobenzene	9.53	112	1915	0.32	ppb		91
78)	Ethylbenzene	9.65	91	3451	0.39	ppb		91

(#) = qualifier out of range (m) = manual integration

Quantitation Report (Not Reviewed)

Data File : M:\MAX\DATA\211015\1015M12.D
Acq On : 15 Oct 21 15:12
Sample : 0.3ug/L VOC STD 10/15/21
Misc : IS&S 8/4/21

Vial: 2
Operator: LP,DG,CH
Inst : Max
Multiplr: 1.00

Quant Time: Oct 16 13:29 2021

Quant Results File: M1015W.RES

Quant Method : M:\MAX\DATA\211015\M1015W.M (RTE Integrator)
Title : METHOD 8260B
Last Update : Sat Oct 16 13:28:38 2021
Response via : Initial Calibration
DataAcq Meth : M8260

	Compound	R.T.	QIon	Response	Conc Unit		Qvalue
79)	Bromoform	10.35	173	759	0.37 ppb		89
81)	Isopropylbenzene	10.53	105	3669	0.39 ppb		90
82)	1,1,2,2-Tetrachloroethane	10.84	83	842	0.53 ppb	#	56
83)	1,2,3-Trichloropropane	10.88	110	81	-0.27 ppb	#	6
84)	t-1,4-Dichloro-2-Butene	10.91	53	354	1.04 ppb	#	3
85)	Bromobenzene	10.81	156	1060	0.33 ppb		76
86)	n-Propylbenzene	10.94	91	3134	0.33 ppb		99
87)	4-Ethyltoluene	11.06	105	3060	0.34 ppb		92
88)	2-Chlorotoluene	11.02	91	2692	0.36 ppb		99
89)	1,3,5-Trimethylbenzene	11.13	105	2898	0.36 ppb		96
90)	4-Chlorotoluene	11.13	91	2564	0.34 ppb		89
91)	Tert-Butylbenzene	11.45	119	1258	0.27 ppb		87
92)	1,2,4-Trimethylbenzene	11.48	105	2087	0.47 ppb		79
93)	Sec-Butylbenzene	11.66	105	2637	0.31 ppb		97
94)	p-Isopropyltoluene	11.81	119	1811	0.55 ppb	#	62
95)	Benzyl Chloride	11.99	91	585	0.27 ppb	#	89
96)	1,3-DCB	11.76	146	2138	0.40 ppb		89
97)	1,4-DCB	11.85	146	2096	-0.11 ppb	#	61
98)	n-Butylbenzene	12.22	91	1073	1.08 ppb	#	82
99)	1,2-DCB	12.22	146	1746	0.33 ppb	#	84
100)	Hexachloroethane	12.46	117	404	0.14 ppb	#	66
101)	1,2-Dibromo-3-chloropropan	13.06	75	23	0.87 ppb	#	1
102)	1,2,4-Trichlorobenzene	13.81	180	387	2.26 ppb	#	70
103)	Hexachlorobutadiene	13.99	225	620	1.04 ppb	#	64
104)	Naphthalene	14.05	128	951	0.77 ppb	#	69
105)	1,2,3-Trichlorobenzene	14.30	180	393	3.03 ppb	#	70

(#) = qualifier out of range (m) = manual integration

Quantitation Report

Data File : M:\MAX\DATA\211015\1015M12.D
Acq On : 15 Oct 21 15:12
Sample : 0.3ug/L VOC STD 10/15/21
Misc : IS&S 8/4/21

Vial: 2
Operator: LP,DG,CH
Inst : Max
Multiplr: 1.00

Quant Time: Oct 16 13:29 2021

Quant Results File: M1015W.RES

Method : M:\MAX\DATA\211015\M1015W.M (RTE Integrator)
Title : METHOD 8260B
Last Update : Sat Oct 16 14:01:48 2021
Response via : Initial Calibration

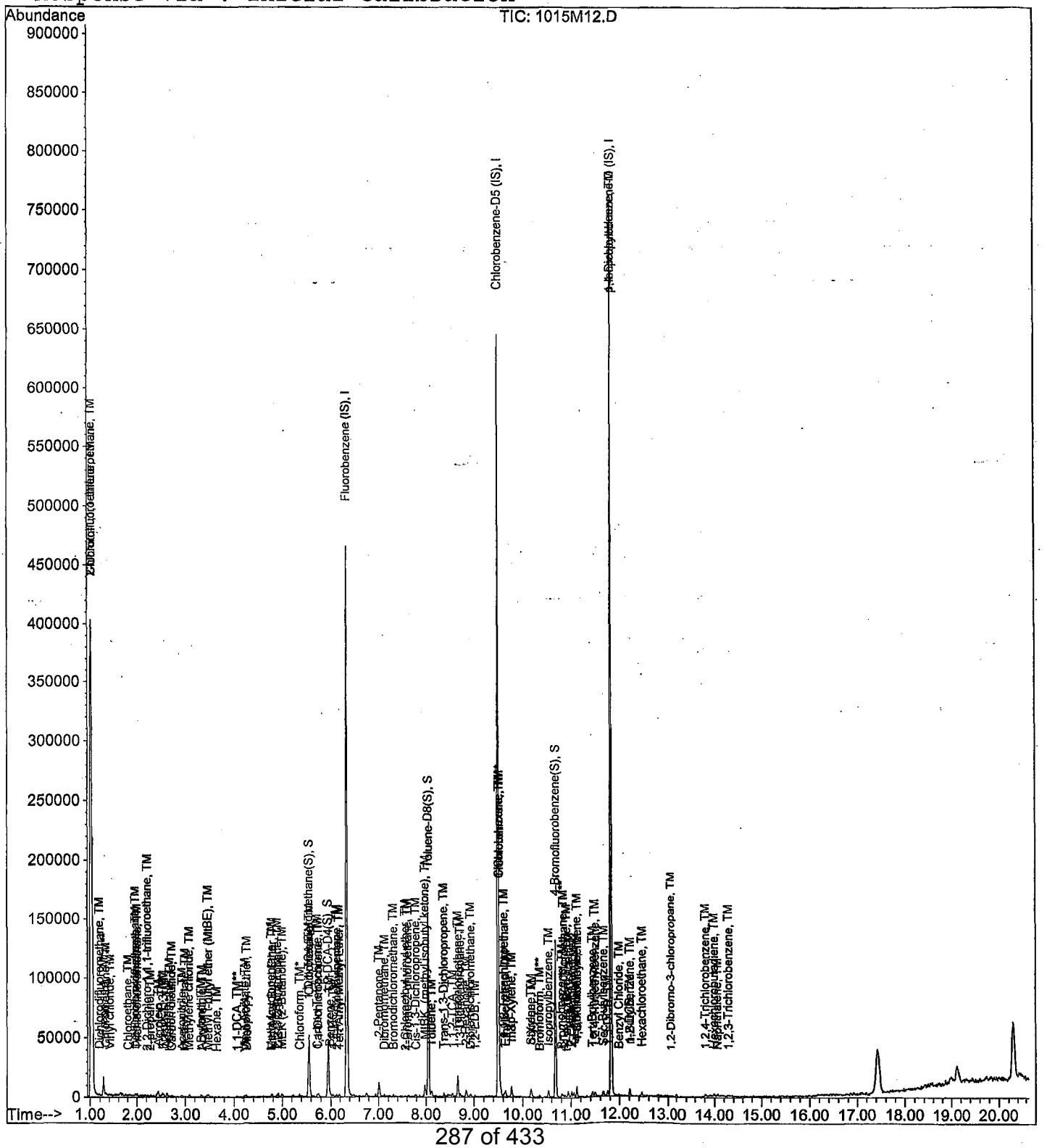

Quantitation Report (Not Reviewed)

Data File : M:\MAX\DATA\211015\1015M13.D
Acq On : 15 Oct 21 15:41
Sample : 0.5ug/L VOC STD 10/15/21
Misc : IS&S 8/4/21

Vial: 3
Operator: LP,DG,CH
Inst : Max
Multiplr: 1.00

Quant Time: Oct 16 13:29 2021

Quant Results File: M1015W.RES

Quant Method : M:\MAX\DATA\211015\M1015W.M (RTE Integrator)
Title : METHOD 8260B
Last Update : Sat Oct 16 13:28:38 2021
Response via : Initial Calibration
DataAcq Meth : M8260

Internal Standards	R.T.	QIon	Response	Conc Units	Dev(Min)
1) Fluorobenzene (IS)	6.34	96	396824	25.00 ppb	0.00
65) Chlorobenzene-D5 (IS)	9.50	117	348546	25.00 ppb	0.00
80) 1,4-Dichlorobenzene-D (IS)	11.82	152	220294	25.00 ppb	0.00
System Monitoring Compounds					
41) Dibromofluoromethane(S)	5.56	111	26504	5.53 ppb	0.00
Spiked Amount 25.000			Recovery	= 22.108%	
46) 1,2-DCA-D4(S)	5.95	65	18016	5.53 ppb	0.00
Spiked Amount 25.000			Recovery	= 22.116%	
66) Toluene-D8(S)	8.05	98	88728	5.62 ppb	0.00
Spiked Amount 25.000			Recovery	= 22.496%	
74) 4-Bromofluorobenzene(S)	10.68	95	32826	4.83 ppb	0.00
Spiked Amount 25.000			Recovery	= 19.340%	

Target Compounds						Qvalue
2) Chlorotrifluoroethene	1.02	116	1922	12.35 ppb		94
3) Dichlorodifluoromethane	1.19	85	1197	0.59 ppb		94
4) Freon 114	1.28	85	612	0.36 ppb		83
5) Chloromethane	1.33	50	648	0.31 ppb		91
6) Vinyl chloride	1.42	62	957	0.65 ppb		91
7) 2-Chloro-1,1,1-trifluoroet	1.01	118	2181	50.44 ppb	#	40
8) Bromomethane	1.68	94	790	0.18 ppb		95
9) Chloroethane	1.78	64	763	0.68 ppb	#	70
10) Dichlorofluoromethane	1.97	67	2477	0.74 ppb		87
11) Trichlorofluoromethane	2.00	101	2404	0.63 ppb		83
13) Acrolein	2.44	56	5714	15.34 ppb		85
14) Acetone	2.61	43	4830	10.67 ppb		100
15) Freon-113	2.52	151	1032	0.59 ppb	#	76
16) Acetonitrile	2.93	41	2762	21.81 ppb		95
17) 2-propanol	2.24	45	71	3.78 ppb	#	36
18) 1,2-Dichlorotrifluoroethan	1.97	67	2477	0.74 ppb		100
19) 1,1-DCE	2.51	61	1452	0.63 ppb	#	80
20) t-Butanol	3.34	59	3416	24.57 ppb		100
21) Methyl Acetate	3.00	43	397	0.49 ppb	#	26
22) Iodomethane	2.66	142	992	1.75 ppb	#	91
23) Acrylonitrile	3.45	53	44	0.18 ppb	#	21
24) 2-Methylpentane	2.05	71	22	9.10 ppb		100
25) Methylene chloride	3.08	84	819	0.49 ppb	#	62
26) Carbon disulfide	2.71	76	1214	0.54 ppb	#	76
27) Methyl t-butyl ether (MtBE	3.47	73	3072	0.57 ppb		100
29) 3-Methylpentane	3.46	57	622	0.08 ppb	#	88
31) Diisopropyl Ether	4.25	45	1808	0.49 ppb	#	66

(#) = qualifier out of range (m) = manual integration

Quantitation Report (Not Reviewed)

Data File : M:\MAX\DATA\211015\1015M13.D
Acq On : 15 Oct 21 15:41
Sample : 0.5ug/L VOC STD 10/15/21
Misc : IS&S 8/4/21

Vial: 3
Operator: LP,DG,CH
Inst : Max
Multiplr: 1.00

Quant Time: Oct 16 13:29 2021

Quant Results File: M1015W.RES

Quant Method : M:\MAX\DATA\211015\M1015W.M (RTE Integrator)
Title : METHOD 8260B
Last Update : Sat Oct 16 13:28:38 2021
Response via : Initial Calibration
DataAcq Meth : M8260

	Compound	R.T.	QIon	Response	Conc Unit		Qvalue
32)	1,1-DCA	4.05	63	1559	0.57 ppb	#	74
34)	Ethyl tert Butyl Ether	4.77	59	2504	0.51 ppb		99
35)	Methylcyclopentane	4.76	56	337	1.65 ppb		100
36)	MEK (2-Butanone)	4.99	43	5170	9.78 ppb	#	82
37)	Cis-1,2-DCE	4.91	96	1244	0.65 ppb	#	59
38)	2,2-Dichloropropane	4.89	77	1878	0.53 ppb		98
39)	Chloroform	5.37	83	1603	0.43 ppb		89
40)	Bromochloromethane	5.22	130	730	-0.26 ppb	#	78
42)	1,1,1-TCA	5.55	97	1922	0.49 ppb	#	85
43)	Cyclohexane	5.58	41	660	0.56 ppb	#	25
44)	1,1-Dichloropropene	5.75	75	1253	0.56 ppb	#	53
45)	2,2,4-Trimethylpentane	6.11	57	1327	0.38 ppb		93
47)	Carbon Tetrachloride	5.73	117	1862	0.52 ppb		93
48)	Tert Amyl Methyl Ether	6.18	73	2629	0.55 ppb		93
49)	1,2-DCA	6.04	62	1754	0.51 ppb	#	90
50)	Benzene	5.99	78	3585	0.57 ppb	#	79
51)	TCE	6.75	95	1383	-0.12 ppb	#	62
52)	2-Pentanone	7.01	43	22294	25.38 ppb		99
53)	1,2-Dichloropropane	7.00	63	433	0.34 ppb	#	78
54)	Bromodichloromethane	7.31	83	1703	0.58 ppb		76
55)	Methyl Cyclohexane	6.94	83	1104	-0.14 ppb		89
56)	Dibromomethane	7.13	93	651	0.58 ppb	#	59
57)	MIBK (methyl isobutyl ket	7.98	43	10443	8.74 ppb	#	85
58)	1-Bromo-2-chloroethane	7.63	144	69	0.17 ppb	#	15
59)	2-Chloroethyl vinyl ether	7.72	43	20	15.85 ppb	#	100
60)	Cis-1,3-Dichloropropene	7.79	75	1364	0.50 ppb	#	83
61)	Toluene	8.12	91	3810	0.50 ppb		85
62)	Trans-1,3-Dichloropropene	8.37	75	1104	0.39 ppb	#	67
63)	1,1,2-TCA	8.55	83	763	0.63 ppb	#	68
64)	2-Hexanone	8.83	43	6286	7.37 ppb	#	75
67)	1,2-EDB	9.03	107	1108	0.71 ppb	#	61
68)	Tetrachloroethene	8.66	164	2429	1.59 ppb	#	78
69)	1-Chlorohexane	9.53	91	621	0.45 ppb		86
70)	1,1,1,2-Tetrachloroethane	9.62	131	1274	0.50 ppb		97
71)	m&p-Xylene	9.77	106	3509	0.92 ppb		76
72)	o-Xylene	10.16	106	2198	0.57 ppb		64
73)	Styrene	10.18	104	2988	0.47 ppb		87
75)	1,3-Dichloropropane	8.72	76	1283	0.54 ppb		100
76)	Dibromochloromethane	8.94	129	1320	0.55 ppb		87
77)	Chlorobenzene	9.53	112	2829	0.48 ppb	#	87
78)	Ethylbenzene	9.65	91	4309	0.49 ppb		97
79)	Bromoform	10.35	173	870	0.43 ppb		86

(#) = qualifier out of range (m) = manual integration

Quantitation Report (Not Reviewed)

Data File : M:\MAX\DATA\211015\1015M13.D
Acq On : 15 Oct 21 15:41
Sample : 0.5ug/L VOC STD 10/15/21
Misc : IS&S 8/4/21

Vial: 3
Operator: LP,DG,CH
Inst : Max
Multiplr: 1.00

Quant Time: Oct 16 13:29 2021

Quant Results File: M1015W.RES

Quant Method : M:\MAX\DATA\211015\M1015W.M (RTE Integrator)
Title : METHOD 8260B
Last Update : Sat Oct 16 13:28:38 2021
Response via : Initial Calibration
DataAcq Meth : M8260

	Compound	R.T.	QIon	Response	Conc	Unit		Qvalue
81)	Isopropylbenzene	10.53	105	5427	0.56	ppb		97
82)	1,1,2,2-Tetrachloroethane	10.84	83	1084	0.67	ppb	#	62
83)	1,2,3-Trichloropropane	10.88	110	484	0.27	ppb	#	79
84)	t-1,4-Dichloro-2-Butene	10.91	53	123	0.57	ppb	#	3
85)	Bromobenzene	10.82	156	1801	0.55	ppb		93
86)	n-Propylbenzene	10.95	91	5177	0.54	ppb		100
87)	4-Ethyltoluene	11.06	105	4366	0.48	ppb	#	82
88)	2-Chlorotoluene	11.02	91	4485	0.60	ppb		89
89)	1,3,5-Trimethylbenzene	11.12	105	4437	0.54	ppb		86
90)	4-Chlorotoluene	11.12	91	4154	0.55	ppb		95
91)	Tert-Butylbenzene	11.45	119	2149	0.46	ppb		95
92)	1,2,4-Trimethylbenzene	11.49	105	4168	0.72	ppb		83
93)	Sec-Butylbenzene	11.66	105	4041	0.47	ppb		91
94)	p-Isopropyltoluene	11.81	119	3658	0.74	ppb		95
95)	Benzyl Chloride	12.00	91	1230	0.56	ppb	#	84
96)	1,3-DCB	11.76	146	2804	0.52	ppb	#	85
97)	1,4-DCB	11.85	146	3177	0.09	ppb		93
98)	n-Butylbenzene	12.21	91	2133	1.25	ppb		87
99)	1,2-DCB	12.21	146	2822	0.53	ppb	#	84
100)	Hexachloroethane	12.45	117	701	0.35	ppb	#	51
101)	1,2-Dibromo-3-chloropropan	12.99	75	129	1.10	ppb	#	1
102)	1,2,4-Trichlorobenzene	13.82	180	530	2.32	ppb	#	45
103)	Hexachlorobutadiene	13.99	225	742	1.09	ppb	#	82
104)	Naphthalene	14.05	128	1234	0.86	ppb	#	69
105)	1,2,3-Trichlorobenzene	14.30	180	460	3.05	ppb	#	69

(#) = qualifier out of range (m) = manual integration

Quantitation Report

Data File : M:\MAX\DATA\211015\1015M13.D
Acq On : 15 Oct 21 15:41
Sample : 0.5ug/L VOC STD 10/15/21
Misc : IS&S 8/4/21

Vial: 3
Operator: LP,DG,CH
Inst : Max
Multiplr: 1.00

Quant Time: Oct 16 13:29 2021

Quant Results File: M1015W.RES

Method : M:\MAX\DATA\211015\M1015W.M (RTE Integrator)
Title : METHOD 8260B
Last Update : Sat Oct 16 14:01:48 2021
Response via : Initial Calibration



Quantitation Report (Not Reviewed)

Data File : M:\MAX\DATA\211015\1015M14.D
Acq On : 15 Oct 21 16:09
Sample : 1ug/L VOC STD 10/15/21
Misc : IS&S 8/4/21

Vial: 4
Operator: LP,DG,CH
Inst : Max
Multiplr: 1.00

Quant Time: Oct 16 13:29 2021

Quant Results File: M1015W.RES

Quant Method : M:\MAX\DATA\211015\M1015W.M (RTE Integrator)
Title : METHOD 8260B
Last Update : Sat Oct 16 13:28:38 2021
Response via : Initial Calibration
DataAcq Meth : M8260

Internal Standards	R.T.	QIon	Response	Conc Units	Dev(Min)
1) Fluorobenzene (IS)	6.34	96	394605	25.00 ppb	0.00
65) Chlorobenzene-D5 (IS)	9.50	117	355921	25.00 ppb	0.00
80) 1,4-Dichlorobenzene-D (IS)	11.82	152	218264	25.00 ppb	0.00
System Monitoring Compounds					
41) Dibromofluoromethane(S)	5.56	111	47945	10.05 ppb	0.00
Spiked Amount 25.000			Recovery	= 40.216%	
46) 1,2-DCA-D4(S)	5.95	65	33328	10.29 ppb	0.00
Spiked Amount 25.000			Recovery	= 41.144%	
66) Toluene-D8(S)	8.05	98	157547	9.78 ppb	0.00
Spiked Amount 25.000			Recovery	= 39.116%	
74) 4-Bromofluorobenzene(S)	10.68	95	61144	8.82 ppb	0.00
Spiked Amount 25.000			Recovery	= 35.276%	

Target Compounds						Qvalue
2) Chlorotrifluoroethene	1.01	116	1602	10.35 ppb	#	12
3) Dichlorodifluoromethane	1.19	85	2543	1.27 ppb		91
4) Freon 114	1.29	85	1368	0.81 ppb		78
5) Chloromethane	1.33	50	1636	1.13 ppb		90
6) Vinyl chloride	1.42	62	1546	1.05 ppb	#	78
7) 2-Chloro-1,1,1-trifluoroet	1.01	118	2765	64.30 ppb	#	65
8) Bromomethane	1.68	94	1565	0.99 ppb		84
9) Chloroethane	1.78	64	2493	2.43 ppb		94
10) Dichlorofluoromethane	1.97	67	4092	1.22 ppb	#	80
11) Trichlorofluoromethane	2.00	101	4558	1.21 ppb		84
12) 2,2-Dichloro-1,1,1-trifluo	2.40	85	21	17.46 ppb		100
13) Acrolein	2.43	56	10691	28.86 ppb		94
14) Acetone	2.61	43	10882	24.17 ppb		89
15) Freon-113	2.53	151	2046	1.17 ppb	#	88
16) Acetonitrile	2.92	41	5855	46.50 ppb	#	94
17) 2-propanol	2.26	45	136	7.29 ppb	#	83
18) 1,2-Dichlorotrifluoroethan	1.97	67	4092	1.22 ppb		100
19) 1,1-DCE	2.51	61	2994	1.31 ppb	#	89
20) t-Butanol	3.34	59	7682	57.57 ppb		98
21) Methyl Acetate	3.00	43	760	0.94 ppb		87
22) Iodomethane	2.66	142	1392	1.97 ppb	#	86
23) Acrylonitrile	3.43	53	471	1.12 ppb	#	42
25) Methylene chloride	3.08	84	1772	1.07 ppb		86
26) Carbon disulfide	2.72	76	2194	0.99 ppb	#	87
27) Methyl t-butyl ether (MtBE	3.47	73	6302	1.18 ppb		98
28) Trans-1,2-DCE	3.43	96	1741	0.31 ppb		80
29) 3-Methylpentane	3.34	57	1128	0.68 ppb	#	72

(#) = qualifier out of range (m) = manual integration

Quantitation Report (Not Reviewed)

Data File : M:\MAX\DATA\211015\1015M14.D
Acq On : 15 Oct 21 16:09
Sample : 1ug/L VOC STD 10/15/21
Misc : IS&S 8/4/21

Vial: 4
Operator: LP,DG,CH
Inst : Max
Multiplr: 1.00

Quant Time: Oct 16 13:29 2021

Quant Results File: M1015W.RES

Quant Method : M:\MAX\DATA\211015\M1015W.M (RTE Integrator)
Title : METHOD 8260B
Last Update : Sat Oct 16 13:28:38 2021
Response via : Initial Calibration
DataAcq Meth : M8260

	Compound	R.T.	QIon	Response	Conc Unit		Qvalue
31)	Diisopropyl Ether	4.25	45	3947	1.07 ppb	#	82
32)	1,1-DCA	4.05	63	3272	1.19 ppb	#	79
34)	Ethyl tert Butyl Ether	4.78	59	4498	0.93 ppb	#	61
35)	Methylcyclopentane	4.77	56	269	1.32 ppb		100
36)	MEK (2-Butanone)	4.99	43	11464	21.80 ppb		86
37)	Cis-1,2-DCE	4.92	96	2282	1.19 ppb		75
38)	2,2-Dichloropropane	4.90	77	3468	0.98 ppb	#	85
39)	Chloroform	5.36	83	3948	1.05 ppb		89
40)	Bromochloromethane	5.23	130	1469	0.28 ppb	#	84
42)	1,1,1-TCA	5.54	97	4273	1.09 ppb	#	84
43)	Cyclohexane	5.59	41	1433	1.22 ppb	#	68
44)	1,1-Dichloropropene	5.74	75	2385	1.08 ppb		94
45)	2,2,4-Trimethylpentane	6.11	57	3345	0.96 ppb	#	69
47)	Carbon Tetrachloride	5.73	117	4212	1.19 ppb		82
48)	Tert Amyl Methyl Ether	6.18	73	4217	0.88 ppb	#	95
49)	1,2-DCA	6.04	62	3756	1.10 ppb	#	81
50)	Benzene	6.00	78	6941	1.11 ppb	#	82
51)	TCE	6.75	95	2471	0.48 ppb		89
52)	2-Pentanone	7.01	43	44308	50.73 ppb		100
53)	1,2-Dichloropropane	7.00	63	811	0.93 ppb	#	45
54)	Bromodichloromethane	7.31	83	2624	0.90 ppb		95
55)	Methyl Cyclohexane	6.94	83	2273	0.38 ppb		76
56)	Dibromomethane	7.12	93	1650	1.48 ppb	#	63
57)	MIBK (methyl isobutyl ket	7.98	43	22869	19.25 ppb		94
58)	1-Bromo-2-chloroethane	7.63	144	263	0.64 ppb	#	15
59)	2-Chloroethyl vinyl ether	7.56	43	22	17.53 ppb	#	100
60)	Cis-1,3-Dichloropropene	7.79	75	2697	0.99 ppb		94
61)	Toluene	8.12	91	7543	0.99 ppb		88
62)	Trans-1,3-Dichloropropene	8.37	75	2660	0.95 ppb		96
63)	1,1,2-TCA	8.56	83	1005	0.84 ppb		84
64)	2-Hexanone	8.83	43	15739	18.57 ppb		97
67)	1,2-EDB	9.03	107	1731	1.09 ppb		84
68)	Tetrachloroethene	8.66	164	3240	2.08 ppb		85
69)	1-Chlorohexane	9.53	91	1541	1.09 ppb		96
70)	1,1,1,2-Tetrachloroethane	9.62	131	2346	0.90 ppb		78
71)	m&p-Xylene	9.77	106	7601	1.95 ppb		79
72)	o-Xylene	10.16	106	4468	1.13 ppb	#	50
73)	Styrene	10.18	104	5452	0.84 ppb		97
75)	1,3-Dichloropropane	8.72	76	2708	1.11 ppb	#	79
76)	Dibromochloromethane	8.93	129	2732	1.11 ppb		84
77)	Chlorobenzene	9.52	112	5459	0.91 ppb		89
78)	Ethylbenzene	9.65	91	9241	1.02 ppb		98

(#) = qualifier out of range (m) = manual integration

Quantitation Report (Not Reviewed)

Data File : M:\MAX\DATA\211015\1015M14.D
Acq On : 15 Oct 21 16:09
Sample : 1ug/L VOC STD 10/15/21
Misc : IS&S 8/4/21

Vial: 4
Operator: LP,DG,CH
Inst : Max
Multiplr: 1.00

Quant Time: Oct 16 13:29 2021

Quant Results File: M1015W.RES

Quant Method : M:\MAX\DATA\211015\M1015W.M (RTE Integrator)
Title : METHOD 8260B
Last Update : Sat Oct 16 13:28:38 2021
Response via : Initial Calibration
DataAcq Meth : M8260

	Compound	R.T.	QIon	Response	Conc Unit		Qvalue
79)	Bromoform	10.35	173	2258	1.10 ppb		98
81)	Isopropylbenzene	10.53	105	9854	1.03 ppb		90
82)	1,1,2,2-Tetrachloroethane	10.84	83	1852	1.16 ppb	#	71
83)	1,2,3-Trichloropropane	10.88	110	827	0.74 ppb		84
84)	t-1,4-Dichloro-2-Butene	10.89	53	653	1.64 ppb	#	37
85)	Bromobenzene	10.81	156	3021	0.93 ppb		97
86)	n-Propylbenzene	10.94	91	9945	1.04 ppb		98
87)	4-Ethyltoluene	11.06	105	8835	0.99 ppb	#	81
88)	2-Chlorotoluene	11.01	91	8170	1.10 ppb		86
89)	1,3,5-Trimethylbenzene	11.13	105	8296	1.01 ppb	#	76
90)	4-Chlorotoluene	11.13	91	7339	0.98 ppb		93
91)	Tert-Butylbenzene	11.44	119	4541	0.98 ppb		91
92)	1,2,4-Trimethylbenzene	11.49	105	7027	1.07 ppb		97
93)	Sec-Butylbenzene	11.66	105	8022	0.93 ppb		99
94)	p-Isopropyltoluene	11.81	119	7761	1.20 ppb		94
95)	Benzyl Chloride	11.99	91	2323	1.07 ppb		92
96)	1,3-DCB	11.76	146	4981	0.93 ppb		94
97)	1,4-DCB	11.84	146	6117	0.68 ppb		86
98)	n-Butylbenzene	12.21	91	3532	1.48 ppb		84
99)	1,2-DCB	12.21	146	5227	0.99 ppb		95
100)	Hexachloroethane	12.46	117	1794	1.13 ppb		73
101)	1,2-Dibromo-3-chloropropan	13.00	75	278	1.43 ppb	#	59
102)	1,2,4-Trichlorobenzene	13.81	180	936	2.49 ppb		88
103)	Hexachlorobutadiene	13.98	225	1596	1.44 ppb		91
104)	Naphthalene	14.06	128	1951	1.11 ppb	#	92
105)	1,2,3-Trichlorobenzene	14.29	180	1103	3.26 ppb	#	74

(#) = qualifier out of range (m) = manual integration

Quantitation Report

Data File : M:\MAX\DATA\211015\1015M14.D
Acq On : 15 Oct 21 16:09
Sample : 1ug/L VOC STD 10/15/21
Misc : IS&S 8/4/21

Vial: 4
Operator: LP,DG,CH
Inst : Max
Multiplr: 1.00

Quant Time: Oct 16 13:29 2021

Quant Results File: M1015W.RES

Method : M:\MAX\DATA\211015\M1015W.M (RTE Integrator)
Title : METHOD 8260B
Last Update : Sat Oct 16 14:01:48 2021
Response via : Initial Calibration



Quantitation Report (Not Reviewed)

Data File : M:\MAX\DATA\211015\1015M15.D
Acq On : 15 Oct 21 16:38
Sample : 2ug/L VOC STD 10/15/21
Misc : IS&S 8/4/21

Vial: 5
Operator: LP,DG,CH
Inst : Max
Multiplr: 1.00

Quant Time: Oct 16 13:29 2021

Quant Results File: M1015W.RES

Quant Method : M:\MAX\DATA\211015\M1015W.M (RTE Integrator)
Title : METHOD 8260B
Last Update : Sat Oct 16 13:28:38 2021
Response via : Initial Calibration
DataAcq Meth : M8260

Internal Standards	R.T.	QIon	Response	Conc Units	Dev(Min)
1) Fluorobenzene (IS)	6.34	96	397741	25.00 ppb	0.00
65) Chlorobenzene-D5 (IS)	9.50	117	352458	25.00 ppb	0.00
80) 1,4-Dichlorobenzene-D (IS)	11.82	152	222724	25.00 ppb	0.00
System Monitoring Compounds					
41) Dibromofluoromethane(S)	5.56	111	46784	9.73 ppb	0.00
Spiked Amount 25.000			Recovery	= 38.932%	
46) 1,2-DCA-D4(S)	5.95	65	32664	10.00 ppb	0.00
Spiked Amount 25.000			Recovery	= 40.008%	
66) Toluene-D8(S)	8.05	98	156127	9.79 ppb	0.00
Spiked Amount 25.000			Recovery	= 39.144%	
74) 4-Bromofluorobenzene(S)	10.68	95	61174	8.91 ppb	0.00
Spiked Amount 25.000			Recovery	= 35.640%	

Target Compounds						Qvalue
2) Chlorotrifluoroethene	1.02	116	2218	14.22 ppb	#	51
3) Dichlorodifluoromethane	1.18	85	4500	2.23 ppb		98
4) Freon 114	1.29	85	2873	1.69 ppb		80
5) Chloromethane	1.33	50	2712	2.00 ppb	#	86
6) Vinyl chloride	1.42	62	3230	2.18 ppb		92
7) 2-Chloro-1,1,1-trifluoroet	1.02	118	1945	44.88 ppb	#	38
8) Bromomethane	1.68	94	2697	2.14 ppb		95
9) Chloroethane	1.78	64	1755	1.67 ppb	#	67
10) Dichlorofluoromethane	1.97	67	6925	2.05 ppb		94
11) Trichlorofluoromethane	2.00	101	9973	2.63 ppb		98
13) Acrolein	2.43	56	18305	49.03 ppb		98
14) Acetone	2.61	43	15819	34.86 ppb		94
15) Freon-113	2.52	151	3875	2.20 ppb	#	85
16) Acetonitrile	2.93	41	8400	66.18 ppb		96
17) 2-propanol	2.25	45	148	7.87 ppb	#	55
18) 1,2-Dichlorotrifluoroethan	1.97	67	6925	2.05 ppb		100
19) 1,1-DCE	2.51	61	5750	2.49 ppb		90
20) t-Butanol	3.34	59	12116	82.21 ppb		99
21) Methyl Acetate	2.99	43	1802	2.21 ppb		91
22) Iodomethane	2.66	142	2280	2.44 ppb	#	85
23) Acrylonitrile	3.43	53	760	1.75 ppb		96
24) 2-Methylpentane	2.29	71	46	18.97 ppb		100
25) Methylene chloride	3.08	84	3477	2.07 ppb		93
26) Carbon disulfide	2.71	76	5106	2.28 ppb		97
27) Methyl t-butyl ether (MtBE	3.46	73	11162	2.07 ppb	#	87
28) Trans-1,2-DCE	3.43	96	3660	1.56 ppb		86
29) 3-Methylpentane	3.47	57	2566	2.34 ppb	#	92

(#) = qualifier out of range (m) = manual integration

Quantitation Report (Not Reviewed)

Data File : M:\MAX\DATA\211015\1015M15.D
Acq On : 15 Oct 21 16:38
Sample : 2ug/L VOC STD 10/15/21
Misc : IS&S 8/4/21

Vial: 5
Operator: LP,DG,CH
Inst : Max
Multiplr: 1.00

Quant Time: Oct 16 13:29 2021

Quant Results File: M1015W.RES

Quant Method : M:\MAX\DATA\211015\M1015W.M (RTE Integrator)
Title : METHOD 8260B
Last Update : Sat Oct 16 13:28:38 2021
Response via : Initial Calibration
DataAcq Meth : M8260

Compound	R.T.	QIon	Response	Conc	Unit		Qvalue
31) Diisopropyl Ether	4.25	45	7913	2.12	ppb	#	71
32) 1,1-DCA	4.06	63	5912	2.14	ppb	#	91
34) Ethyl tert Butyl Ether	4.77	59	9568	1.96	ppb		91
35) Methylcyclopentane	4.78	56	494	2.41	ppb		100
36) MEK (2-Butanone)	4.99	43	16761	31.63	ppb	#	85
37) Cis-1,2-DCE	4.91	96	3543	1.84	ppb		76
38) 2,2-Dichloropropane	4.89	77	6978	1.95	ppb		98
39) Chloroform	5.36	83	7578	2.00	ppb		97
40) Bromochloromethane	5.22	130	3743	1.92	ppb	#	79
42) 1,1,1-TCA	5.54	97	9181	2.32	ppb		92
43) Cyclohexane	5.59	41	2567	2.16	ppb		93
44) 1,1-Dichloropropene	5.75	75	4670	2.10	ppb		98
45) 2,2,4-Trimethylpentane	6.11	57	7204	2.04	ppb	#	50
47) Carbon Tetrachloride	5.73	117	8319	2.33	ppb		82
48) Tert Amyl Methyl Ether	6.18	73	9116	1.89	ppb	#	93
49) 1,2-DCA	6.04	62	7832	2.28	ppb	#	87
50) Benzene	5.99	78	13478	2.15	ppb		94
51) TCE	6.75	95	4321	1.48	ppb		92
52) 2-Pentanone	7.01	43	68287	77.56	ppb		94
53) 1,2-Dichloropropane	7.01	63	1147	1.43	ppb	#	78
54) Bromodichloromethane	7.31	83	6459	2.21	ppb		94
55) Methyl Cyclohexane	6.94	83	5097	1.61	ppb		97
56) Dibromomethane	7.12	93	2762	2.46	ppb	#	77
57) MIBK (methyl isobutyl ket	7.98	43	36816	30.74	ppb		97
58) 1-Bromo-2-chloroethane	7.63	144	737	1.77	ppb		75
59) 2-Chloroethyl vinyl ether	7.81	43	19	15.02	ppb	#	100
60) Cis-1,3-Dichloropropene	7.79	75	6027	2.19	ppb		91
61) Toluene	8.12	91	15184	1.97	ppb		85
62) Trans-1,3-Dichloropropene	8.38	75	5713	2.03	ppb		86
63) 1,1,2-TCA	8.54	83	2414	1.99	ppb		93
64) 2-Hexanone	8.83	43	24259	28.40	ppb		97
67) 1,2-EDB	9.03	107	3866	2.45	ppb		83
68) Tetrachloroethene	8.66	164	4952	3.20	ppb	#	80
69) 1-Chlorohexane	9.53	91	2721	1.95	ppb	#	79
70) 1,1,1,2-Tetrachloroethane	9.62	131	5242	2.02	ppb		90
71) m&p-Xylene	9.77	106	15266	3.95	ppb		88
72) o-Xylene	10.16	106	7227	1.84	ppb		97
73) Styrene	10.18	104	12118	1.89	ppb		99
75) 1,3-Dichloropropane	8.71	76	5024	2.07	ppb		90
76) Dibromochloromethane	8.93	129	5242	2.15	ppb		94
77) Chlorobenzene	9.53	112	12976	2.19	ppb		90
78) Ethylbenzene	9.65	91	18350	2.05	ppb		96

(#) = qualifier out of range (m) = manual integration

Quantitation Report (Not Reviewed)

Data File : M:\MAX\DATA\211015\1015M15.D
Acq On : 15 Oct 21 16:38
Sample : 2ug/L VOC STD 10/15/21
Misc : IS&S 8/4/21

Vial: 5
Operator: LP,DG,CH
Inst : Max
Multiplr: 1.00

Quant Time: Oct 16 13:29 2021

Quant Results File: M1015W.RES

Quant Method : M:\MAX\DATA\211015\M1015W.M (RTE Integrator)
Title : METHOD 8260B
Last Update : Sat Oct 16 13:28:38 2021
Response via : Initial Calibration
DataAcq Meth : M8260

	Compound	R.T.	QIon	Response	Conc Unit		Qvalue
79)	Bromoform	10.35	173	4619	2.28 ppb		87
81)	Isopropylbenzene	10.53	105	18752	1.93 ppb		92
82)	1,1,2,2-Tetrachloroethane	10.84	83	3694	2.26 ppb		93
83)	1,2,3-Trichloropropane	10.87	110	1874	2.10 ppb	#	77
84)	t-1,4-Dichloro-2-Butene	10.90	53	1005	2.32 ppb		98
85)	Bromobenzene	10.81	156	7210	2.17 ppb		90
86)	n-Propylbenzene	10.94	91	19095	1.96 ppb		99
87)	4-Ethyltoluene	11.06	105	18983	2.08 ppb		92
88)	2-Chlorotoluene	11.02	91	16161	2.13 ppb		90
89)	1,3,5-Trimethylbenzene	11.12	105	15423	1.85 ppb		93
90)	4-Chlorotoluene	11.13	91	16663	2.18 ppb		98
91)	Tert-Butylbenzene	11.44	119	8790	1.86 ppb		92
92)	1,2,4-Trimethylbenzene	11.49	105	16313	2.15 ppb		86
93)	Sec-Butylbenzene	11.66	105	18809	2.14 ppb		99
94)	p-Isopropyltoluene	11.81	119	16115	2.08 ppb		90
95)	Benzyl Chloride	12.00	91	4701	2.12 ppb		96
96)	1,3-DCB	11.75	146	10728	1.97 ppb	#	93
97)	1,4-DCB	11.84	146	10390	1.48 ppb	#	80
98)	n-Butylbenzene	12.22	91	8810	2.32 ppb		94
99)	1,2-DCB	12.21	146	11528	2.15 ppb		96
100)	Hexachloroethane	12.45	117	3280	2.14 ppb		90
101)	1,2-Dibromo-3-chloropropan	13.00	75	716	2.35 ppb	#	72
102)	1,2,4-Trichlorobenzene	13.81	180	2131	2.97 ppb	#	84
103)	Hexachlorobutadiene	13.99	225	3819	2.33 ppb		82
104)	Naphthalene	14.05	128	4009	1.77 ppb	#	88
105)	1,2,3-Trichlorobenzene	14.29	180	2322	3.64 ppb		94

(#) = qualifier out of range (m) = manual integration

Quantitation Report

Data File : M:\MAX\DATA\211015\1015M15.D
Acq On : 15 Oct 21 16:38
Sample : 2ug/L VOC STD 10/15/21
Misc : IS&S 8/4/21

Vial: 5
Operator: LP,DG,CH
Inst : Max
Multiplr: 1.00

Quant Time: Oct 16 13:29 2021

Quant Results File: M1015W.RES

Method : M:\MAX\DATA\211015\M1015W.M (RTE Integrator)
Title : METHOD 8260B
Last Update : Sat Oct 16 14:01:48 2021
Response via : Initial Calibration



Quantitation Report (Not Reviewed)

Data File : M:\MAX\DATA\211015\1015M16.D
Acq On : 15 Oct 21 17:06
Sample : 5ug/L VOC STD 10/15/21
Misc : IS&S 8/4/21

Vial: 6
Operator: LP,DG,CH
Inst : Max
Multiplr: 1.00

Quant Time: Oct 16 13:29 2021

Quant Results File: M1015W.RES

Quant Method : M:\MAX\DATA\211015\M1015W.M (RTE Integrator)
Title : METHOD 8260B
Last Update : Sat Oct 16 13:28:38 2021
Response via : Initial Calibration
DataAcq Meth : M8260

Internal Standards	R.T.	QIon	Response	Conc	Units		Dev(Min)
1) Fluorobenzene (IS)	6.34	96	387411	25.00	ppb		0.00
65) Chlorobenzene-D5 (IS)	9.50	117	344894	25.00	ppb		0.00
80) 1,4-Dichlorobenzene-D (IS)	11.82	152	232454	25.00	ppb		0.00
System Monitoring Compounds							
41) Dibromofluoromethane(S)	5.56	111	118038	25.21	ppb		0.00
Spiked Amount 25.000			Recovery	=	100.844%		
46) 1,2-DCA-D4(S)	5.95	65	84056	26.42	ppb		0.00
Spiked Amount 25.000			Recovery	=	105.700%		
66) Toluene-D8(S)	8.05	98	389321	24.94	ppb		0.00
Spiked Amount 25.000			Recovery	=	99.748%		
74) 4-Bromofluorobenzene(S)	10.68	95	156913	23.35	ppb		0.00
Spiked Amount 25.000			Recovery	=	93.416%		
Target Compounds							Qvalue
2) Chlorotrifluoroethene	1.02	116	1951	12.84	ppb		92
3) Dichlorodifluoromethane	1.18	85	13541	6.89	ppb		91
4) Freon 114	1.29	85	6948	4.20	ppb		87
5) Chloromethane	1.33	50	7282	5.89	ppb	#	83
6) Vinyl chloride	1.42	62	8698	6.04	ppb		97
7) 2-Chloro-1,1,1-trifluoroet	1.01	118	2807	66.49	ppb	#	56
8) Bromomethane	1.68	94	7347	7.13	ppb		89
9) Chloroethane	1.77	64	5473	5.54	ppb		90
10) Dichlorofluoromethane	1.97	67	17069	5.20	ppb		93
11) Trichlorofluoromethane	2.00	101	23038	6.23	ppb		98
13) Acrolein	2.43	56	21061	57.91	ppb		97
14) Acetone	2.61	43	19225	43.50	ppb		100
15) Freon-113	2.53	151	8907	5.20	ppb		89
16) Acetonitrile	2.92	41	11772	95.23	ppb		97
17) 2-propanol	2.26	45	534	29.16	ppb	#	83
18) 1,2-Dichlorotrifluoroethan	1.97	67	17069	5.20	ppb		100
19) 1,1-DCE	2.51	61	13232	5.88	ppb		96
20) t-Butanol	3.34	59	16999	106.77	ppb		95
21) Methyl Acetate	2.99	43	3806	4.78	ppb		89
22) Iodomethane	2.66	142	7587	5.42	ppb		98
23) Acrylonitrile	3.43	53	2612	5.94	ppb		91
25) Methylene chloride	3.08	84	8233	5.04	ppb		88
26) Carbon disulfide	2.72	76	10258	4.71	ppb		98
27) Methyl t-butyl ether (MtBE	3.47	73	28794	5.49	ppb		96
28) Trans-1,2-DCE	3.43	96	9294	5.40	ppb		89
29) 3-Methylpentane	3.46	57	5115	5.47	ppb		91
30) Hexane	3.72	56	213	10.02	ppb	#	100

(#) = qualifier out of range (m) = manual integration

Quantitation Report (Not Reviewed)

Data File : M:\MAX\DATA\211015\1015M16.D
Acq On : 15 Oct 21 17:06
Sample : 5ug/L VOC STD 10/15/21
Misc : IS&S 8/4/21

Vial: 6
Operator: LP,DG,CH
Inst : Max
Multiplr: 1.00

Quant Time: Oct 16 13:29 2021

Quant Results File: M1015W.RES

Quant Method : M:\MAX\DATA\211015\M1015W.M (RTE Integrator)
Title : METHOD 8260B
Last Update : Sat Oct 16 13:28:38 2021
Response via : Initial Calibration
DataAcq Meth : M8260

	Compound	R.T.	QIon	Response	Conc	Unit		Qvalue
31)	Diisopropyl Ether	4.25	45	19726	5.43	ppb		92
32)	1,1-DCA	4.05	63	14219	5.28	ppb	#	85
33)	Vinyl Acetate	4.16	43	159	0.12	ppb	#	77
34)	Ethyl tert Butyl Ether	4.77	59	24023	5.05	ppb		89
35)	Methylcyclopentane	4.77	56	1134	5.67	ppb		100
36)	MEK (2-Butanone)	4.99	43	20148	39.03	ppb		88
37)	Cis-1,2-DCE	4.91	96	10198	5.44	ppb		96
38)	2,2-Dichloropropane	4.89	77	17894	5.13	ppb		98
39)	Chloroform	5.37	83	19904	5.41	ppb		99
40)	Bromochloromethane	5.22	130	8478	5.52	ppb	#	83
42)	1,1,1-TCA	5.54	97	22632	5.88	ppb		93
43)	Cyclohexane	5.58	41	6390	5.53	ppb		76
44)	1,1-Dichloropropene	5.75	75	12969	5.98	ppb		85
45)	2,2,4-Trimethylpentane	6.11	57	14248	4.15	ppb		87
47)	Carbon Tetrachloride	5.73	117	21221	6.09	ppb		90
48)	Tert Amyl Methyl Ether	6.18	73	23576	5.01	ppb		98
49)	1,2-DCA	6.04	62	18340	5.49	ppb		98
50)	Benzene	5.99	78	33663	5.51	ppb		98
51)	TCE	6.75	95	9650	4.55	ppb	#	77
52)	2-Pentanone	7.01	43	86889	101.33	ppb		97
53)	1,2-Dichloropropane	7.00	63	3245	4.78	ppb	#	92
54)	Bromodichloromethane	7.31	83	17085	5.99	ppb		90
55)	Methyl Cyclohexane	6.94	83	11773	4.68	ppb		91
56)	Dibromomethane	7.12	93	6546	5.99	ppb		88
57)	MIBK (methyl isobutyl ket	7.98	43	43474	37.27	ppb		98
58)	1-Bromo-2-chloroethane	7.62	144	2479	6.12	ppb		78
59)	2-Chloroethyl vinyl ether	7.61	43	20	16.23	ppb	#	100
60)	Cis-1,3-Dichloropropene	7.79	75	14773	5.52	ppb		90
61)	Toluene	8.12	91	39874	5.31	ppb		96
62)	Trans-1,3-Dichloropropene	8.37	75	14624	5.33	ppb		99
63)	1,1,2-TCA	8.55	83	5668	4.81	ppb		89
64)	2-Hexanone	8.83	43	28901	34.73	ppb	#	97
67)	1,2-EDB	9.03	107	9212	5.97	ppb		93
68)	Tetrachloroethene	8.66	164	9368	6.20	ppb		96
69)	1-Chlorohexane	9.53	91	7028	5.15	ppb		83
70)	1,1,1,2-Tetrachloroethane	9.62	131	14631	5.77	ppb		92
71)	m&p-Xylene	9.77	106	40521	10.70	ppb		97
72)	o-Xylene	10.16	106	19748	5.15	ppb		89
73)	Styrene	10.18	104	31878	5.09	ppb		98
75)	1,3-Dichloropropane	8.71	76	13752	5.80	ppb		98
76)	Dibromochloromethane	8.93	129	13298	5.58	ppb		89
77)	Chlorobenzene	9.53	112	30958	5.33	ppb		96

(#) = qualifier out of range (m) = manual integration

Quantitation Report (Not Reviewed)

Data File : M:\MAX\DATA\211015\1015M16.D
Acq On : 15 Oct 21 17:06
Sample : 5ug/L VOC STD 10/15/21
Misc : IS&S 8/4/21

Vial: 6
Operator: LP,DG,CH
Inst : Max
Multiplr: 1.00

Quant Time: Oct 16 13:29 2021

Quant Results File: M1015W.RES

Quant Method : M:\MAX\DATA\211015\M1015W.M (RTE Integrator)
Title : METHOD 8260B
Last Update : Sat Oct 16 13:28:38 2021
Response via : Initial Calibration
DataAcq Meth : M8260

	Compound	R.T.	QIon	Response	Conc	Unit		Qvalue
78)	Ethylbenzene	9.65	91	49016	5.60	ppb		98
79)	Bromoform	10.35	173	10773	5.43	ppb		98
81)	Isopropylbenzene	10.53	105	53902	5.30	ppb		98
82)	1,1,2,2-Tetrachloroethane	10.84	83	8866	5.20	ppb	#	85
83)	1,2,3-Trichloropropane	10.88	110	4864	5.78	ppb	#	73
84)	t-1,4-Dichloro-2-Butene	10.91	53	2090	4.29	ppb		84
85)	Bromobenzene	10.81	156	17611	5.08	ppb		88
86)	n-Propylbenzene	10.94	91	52829	5.19	ppb		95
87)	4-Ethyltoluene	11.06	105	48078	5.06	ppb		92
88)	2-Chlorotoluene	11.01	91	41952	5.29	ppb		89
89)	1,3,5-Trimethylbenzene	11.12	105	46678	5.36	ppb		97
90)	4-Chlorotoluene	11.13	91	41644	5.22	ppb		99
91)	Tert-Butylbenzene	11.44	119	26648	5.40	ppb		93
92)	1,2,4-Trimethylbenzene	11.49	105	45050	5.34	ppb		99
93)	Sec-Butylbenzene	11.66	105	49880	5.44	ppb		98
94)	p-Isopropyltoluene	11.81	119	48782	5.36	ppb		99
95)	Benzyl Chloride	11.99	91	10073	4.36	ppb	#	96
96)	1,3-DCB	11.75	146	31609	5.56	ppb		95
97)	1,4-DCB	11.85	146	29696	4.96	ppb		95
98)	n-Butylbenzene	12.22	91	26294	4.95	ppb		97
99)	1,2-DCB	12.21	146	30601	5.46	ppb		87
100)	Hexachloroethane	12.46	117	7449	4.82	ppb		86
101)	1,2-Dibromo-3-chloropropan	12.99	75	2238	5.40	ppb		84
102)	1,2,4-Trichlorobenzene	13.81	180	7399	4.97	ppb		85
103)	Hexachlorobutadiene	13.99	225	10435	4.84	ppb		92
104)	Naphthalene	14.06	128	14154	4.85	ppb		95
105)	1,2,3-Trichlorobenzene	14.29	180	9443	5.76	ppb		82

(#) = qualifier out of range (m) = manual integration

Quantitation Report

Data File : M:\MAX\DATA\211015\1015M16.D Vial: 6
Acq On : 15 Oct 21 17:06 Operator: LP,DG,CH
Sample : 5ug/L VOC STD 10/15/21 Inst : Max
Misc : IS&S 8/4/21 Multiplr: 1.00

Quant Time: Oct 16 13:29 2021 Quant Results File: M1015W.RES

Method : M:\MAX\DATA\211015\M1015W.M (RTE Integrator)
Title : METHOD 8260B
Last Update : Sat Oct 16 14:01:48 2021
Response via : Initial Calibration



Quantitation Report (Not Reviewed)

Data File : M:\MAX\DATA\211015\1015M17.D
Acq On : 15 Oct 21 17:35
Sample : 10ug/L VOC STD 10/15/21
Misc : IS&S 8/4/21

Vial: 7
Operator: LP,DG,CH
Inst : Max
Multiplr: 1.00

Quant Time: Oct 16 13:29 2021

Quant Results File: M1015W.RES

Quant Method : M:\MAX\DATA\211015\M1015W.M (RTE Integrator)
Title : METHOD 8260B
Last Update : Sat Oct 16 13:28:38 2021
Response via : Initial Calibration
DataAcq Meth : M8260

Internal Standards	R.T.	QIon	Response	Conc Units	Dev(Min)
1) Fluorobenzene (IS)	6.34	96	377347	25.00 ppb	0.00
65) Chlorobenzene-D5 (IS)	9.50	117	347072	25.00 ppb	0.00
80) 1,4-Dichlorobenzene-D (IS)	11.82	152	236441	25.00 ppb	0.00
System Monitoring Compounds					
41) Dibromofluoromethane(S)	5.56	111	118319	25.95 ppb	0.00
Spiked Amount 25.000			Recovery	= 103.780%	
46) 1,2-DCA-D4(S)	5.95	65	79312	25.60 ppb	0.00
Spiked Amount 25.000			Recovery	= 102.392%	
66) Toluene-D8(S)	8.05	98	392721	25.00 ppb	0.00
Spiked Amount 25.000			Recovery	= 99.988%	
74) 4-Bromofluorobenzene(S)	10.68	95	160324	23.71 ppb	0.00
Spiked Amount 25.000			Recovery	= 94.848%	
Target Compounds					Qvalue
2) Chlorotrifluoroethene	1.01	116	1480	10.00 ppb	100
3) Dichlorodifluoromethane	1.19	85	19568	10.22 ppb	100
4) Freon 114	1.29	85	10651	6.61 ppb	100
5) Chloromethane	1.33	50	13364	11.30 ppb	100
6) Vinyl chloride	1.42	62	16573	11.82 ppb	100
7) 2-Chloro-1,1,1-trifluoroet	1.01	118	2056	50.00 ppb	100
8) Bromomethane	1.68	94	12882	13.34 ppb	100
9) Chloroethane	1.77	64	11250	11.78 ppb	100
10) Dichlorofluoromethane	1.97	67	36430	11.39 ppb	100
11) Trichlorofluoromethane	2.00	101	43493	12.08 ppb	100
12) 2,2-Dichloro-1,1,1-trifluo	2.29	85	23	20.00 ppb	100
13) Acrolein	2.43	56	26701	75.38 ppb	100
14) Acetone	2.61	43	24111	56.01 ppb	100
15) Freon-113	2.53	151	16125	9.66 ppb	100
16) Acetonitrile	2.92	41	13763	114.30 ppb	100
17) 2-propanol	2.26	45	892	50.00 ppb	100
18) 1,2-Dichlorotrifluoroethan	1.97	67	36430	11.39 ppb	100
19) 1,1-DCE	2.51	61	25329	11.55 ppb	100
20) t-Butanol	3.34	59	19181	118.01 ppb	100
21) Methyl Acetate	3.00	43	8263	10.66 ppb	100
22) Iodomethane	2.66	142	17486	11.16 ppb	100
23) Acrylonitrile	3.43	53	4844	11.24 ppb	100
24) 2-Methylpentane	2.16	71	23	10.00 ppb	100
25) Methylene chloride	3.08	84	17432	10.96 ppb	100
26) Carbon disulfide	2.71	76	20960	9.87 ppb	100
27) Methyl t-butyl ether (MtBE	3.47	73	57116	11.18 ppb	100
28) Trans-1,2-DCE	3.43	96	17741	11.38 ppb	100

(#) = qualifier out of range (m) = manual integration

Quantitation Report (Not Reviewed)

Data File : M:\MAX\DATA\211015\1015M17.D
Acq On : 15 Oct 21 17:35
Sample : 10ug/L VOC STD 10/15/21
Misc : IS&S 8/4/21

Vial: 7
Operator: LP,DG,CH
Inst : Max
Multiplr: 1.00

Quant Time: Oct 16 13:29 2021

Quant Results File: M1015W.RES

Quant Method : M:\MAX\DATA\211015\M1015W.M (RTE Integrator)
Title : METHOD 8260B
Last Update : Sat Oct 16 13:28:38 2021
Response via : Initial Calibration
DataAcq Meth : M8260

	Compound	R.T.	QIon	Response	Conc	Unit		Qvalue
29)	3-Methylpentane	3.46	57	10024	11.67	ppb		100
30)	Hexane	3.72	56	414	20.00	ppb		100
31)	Diisopropyl Ether	4.24	45	37208	10.51	ppb		100
32)	1,1-DCA	4.05	63	28067	10.71	ppb		100
34)	Ethyl tert Butyl Ether	4.77	59	46096	9.95	ppb		100
35)	Methylcyclopentane	4.77	56	1948	10.00	ppb		100
36)	MEK (2-Butanone)	4.99	43	26957	53.62	ppb		100
37)	Cis-1,2-DCE	4.91	96	20531	11.24	ppb		100
38)	2,2-Dichloropropane	4.89	77	37047	10.91	ppb		100
39)	Chloroform	5.36	83	41151	11.48	ppb		100
40)	Bromochloromethane	5.22	130	15934	11.39	ppb		100
42)	1,1,1-TCA	5.55	97	43737	11.67	ppb		100
43)	Cyclohexane	5.58	41	10585	9.41	ppb		100
44)	1,1-Dichloropropene	5.75	75	23149	10.97	ppb		100
45)	2,2,4-Trimethylpentane	6.12	57	25327	7.58	ppb		100
47)	Carbon Tetrachloride	5.73	117	40318	11.88	ppb		100
48)	Tert Amyl Methyl Ether	6.18	73	47074	10.27	ppb		100
49)	1,2-DCA	6.04	62	36487	11.21	ppb		100
50)	Benzene	5.99	78	67135	11.28	ppb		100
51)	TCE	6.75	95	21853	11.75	ppb		100
52)	2-Pentanone	7.01	43	108759	130.21	ppb		100
53)	1,2-Dichloropropane	7.00	63	7561	11.89	ppb		100
54)	Bromodichloromethane	7.31	83	30571	11.00	ppb		100
55)	Methyl Cyclohexane	6.94	83	20502	8.86	ppb		100
56)	Dibromomethane	7.12	93	12823	12.05	ppb		100
57)	MIBK (methyl isobutyl ket	7.98	43	56842	50.03	ppb		100
58)	1-Bromo-2-chloroethane	7.62	144	4063	10.30	ppb		100
59)	2-Chloroethyl vinyl ether	7.67	43	72	60.00	ppb	#	100
60)	Cis-1,3-Dichloropropene	7.79	75	27754	10.65	ppb		100
61)	Toluene	8.12	91	82436	11.27	ppb		100
62)	Trans-1,3-Dichloropropene	8.37	75	28083	10.50	ppb		100
63)	1,1,2-TCA	8.55	83	12220	10.64	ppb		100
64)	2-Hexanone	8.83	43	39749	49.04	ppb		100
67)	1,2-EDB	9.03	107	17939	11.55	ppb		100
68)	Tetrachloroethene	8.66	164	16284	10.70	ppb		100
69)	1-Chlorohexane	9.53	91	12452	9.07	ppb		100
70)	1,1,1,2-Tetrachloroethane	9.62	131	28021	10.98	ppb		100
71)	m&p-Xylene	9.77	106	82514	21.66	ppb		100
72)	o-Xylene	10.16	106	40678	10.54	ppb		100
73)	Styrene	10.18	104	66045	10.48	ppb		100
75)	1,3-Dichloropropane	8.71	76	26720	11.19	ppb		100
76)	Dibromochloromethane	8.93	129	26700	11.13	ppb		100

(#) = qualifier out of range (m) = manual integration

Quantitation Report (Not Reviewed)

Data File : M:\MAX\DATA\211015\1015M17.D
Acq On : 15 Oct 21 17:35
Sample : 10ug/L VOC STD 10/15/21
Misc : IS&S 8/4/21

Vial: 7
Operator: LP,DG,CH
Inst : Max
Multiplr: 1.00

Quant Time: Oct 16 13:29 2021

Quant Results File: M1015W.RES

Quant Method : M:\MAX\DATA\211015\M1015W.M (RTE Integrator)
Title : METHOD 8260B
Last Update : Sat Oct 16 13:28:38 2021
Response via : Initial Calibration
DataAcq Meth : M8260

	Compound	R.T.	QIon	Response	Conc	Unit	Qvalue
77)	Chlorobenzene	9.53	112	61648	10.55	ppb	100
78)	Ethylbenzene	9.65	91	94727	10.75	ppb	100
79)	Bromoform	10.35	173	22290	11.17	ppb	100
81)	Isopropylbenzene	10.53	105	106456	10.30	ppb	100
82)	1,1,2,2-Tetrachloroethane	10.84	83	18342	10.58	ppb	100
83)	1,2,3-Trichloropropane	10.87	110	9043	10.87	ppb	100
84)	t-1,4-Dichloro-2-Butene	10.90	53	4578	8.87	ppb	100
85)	Bromobenzene	10.81	156	34140	9.67	ppb	100
86)	n-Propylbenzene	10.94	91	111438	10.76	ppb	100
87)	4-Ethyltoluene	11.06	105	102117	10.56	ppb	100
88)	2-Chlorotoluene	11.01	91	87062	10.80	ppb	100
89)	1,3,5-Trimethylbenzene	11.12	105	98343	11.10	ppb	100
90)	4-Chlorotoluene	11.13	91	85815	10.58	ppb	100
91)	Tert-Butylbenzene	11.44	119	53976	10.76	ppb	100
92)	1,2,4-Trimethylbenzene	11.49	105	92332	10.53	ppb	100
93)	Sec-Butylbenzene	11.66	105	104508	11.21	ppb	100
94)	p-Isopropyltoluene	11.81	119	100003	10.46	ppb	100
95)	Benzyl Chloride	11.99	91	20556	8.75	ppb	100
96)	1,3-DCB	11.75	146	62186	10.76	ppb	100
97)	1,4-DCB	11.84	146	61854	10.71	ppb	100
98)	n-Butylbenzene	12.22	91	56499	9.46	ppb	100
99)	1,2-DCB	12.21	146	61844	10.85	ppb	100
100)	Hexachloroethane	12.46	117	14896	9.62	ppb	100
101)	1,2-Dibromo-3-chloropropan	12.99	75	5285	11.44	ppb	100
102)	1,2,4-Trichlorobenzene	13.81	180	18752	9.24	ppb	100
103)	Hexachlorobutadiene	13.99	225	23952	9.95	ppb	100
104)	Naphthalene	14.05	128	39199	11.87	ppb	100
105)	1,2,3-Trichlorobenzene	14.30	180	23602	9.93	ppb	100

(#) = qualifier out of range (m) = manual integration

Quantitation Report

Data File : M:\MAX\DATA\211015\1015M17.D
Acq On : 15 Oct 21 17:35
Sample : 10ug/L VOC STD 10/15/21
Misc : IS&S 8/4/21

Vial: 7
Operator: LP,DG,CH
Inst : Max
Multiplr: 1.00

Quant Time: Oct 16 13:29 2021

Quant Results File: M1015W.RES

Method : M:\MAX\DATA\211015\M1015W.M (RTE Integrator)
Title : METHOD 8260B
Last Update : Sat Oct 16 14:01:48 2021
Response via : Initial Calibration

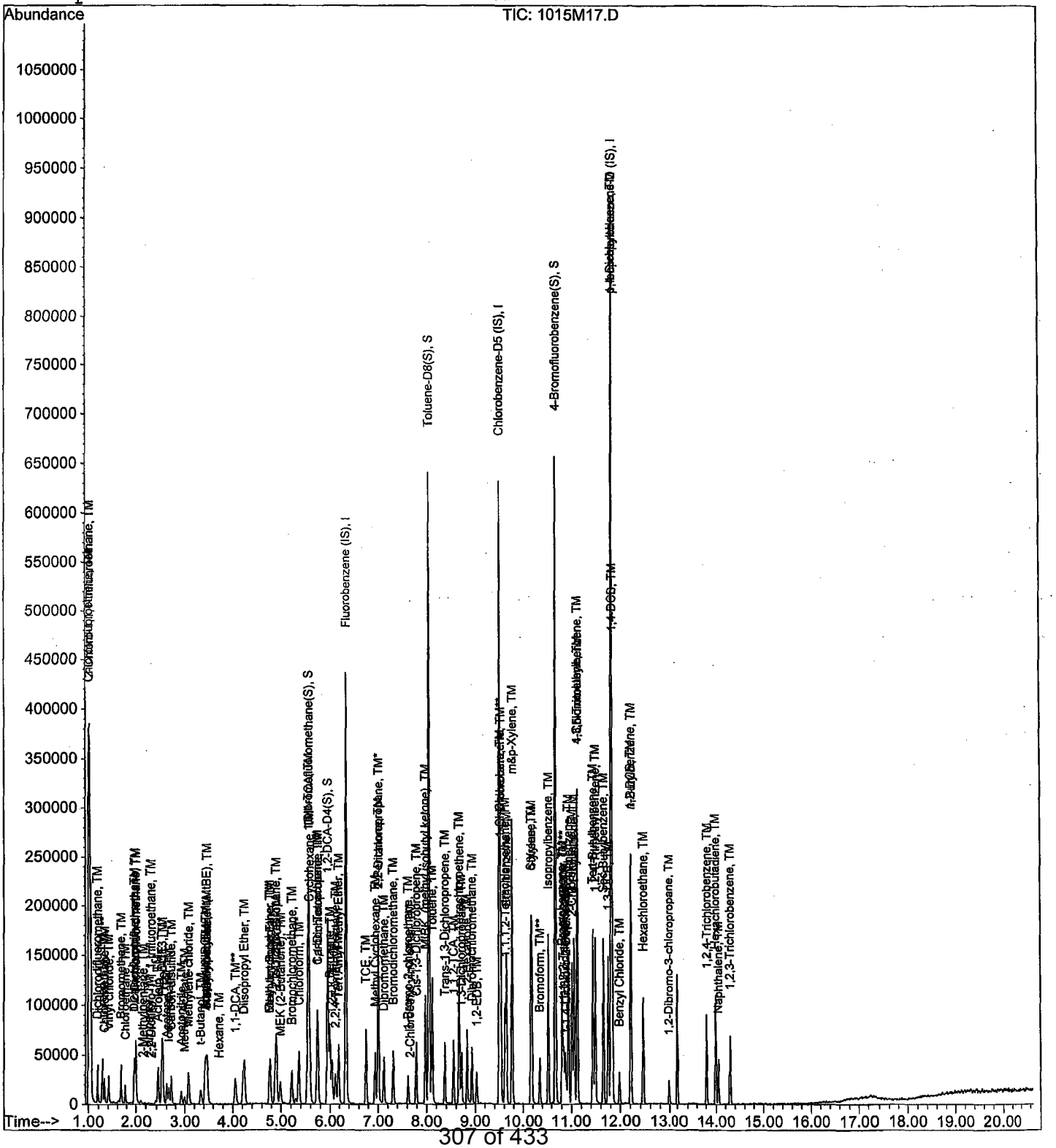

Quantitation Report (Not Reviewed)

Data File : M:\MAX\DATA\211015\1015M18.D
Acq On : 15 Oct 21 18:03
Sample : 20ug/L VOC STD 10/15/21
Misc : IS&S 8/4/21

Vial: 8
Operator: LP,DG,CH
Inst : Max
Multiplr: 1.00

Quant Time: Oct 16 13:29 2021

Quant Results File: M1015W.RES

Quant Method : M:\MAX\DATA\211015\M1015W.M (RTE Integrator)
Title : METHOD 8260B
Last Update : Sat Oct 16 13:28:38 2021
Response via : Initial Calibration
DataAcq Meth : M8260

Internal Standards	R.T.	QIon	Response	Conc	Units		Dev(Min)
1) Fluorobenzene (IS)	6.34	96	395871	25.00	ppb		0.00
65) Chlorobenzene-D5 (IS)	9.50	117	351611	25.00	ppb		0.00
80) 1,4-Dichlorobenzene-D (IS)	11.82	152	235162	25.00	ppb		0.00
System Monitoring Compounds							
41) Dibromofluoromethane(S)	5.56	111	236514	49.44	ppb		0.00
Spiked Amount 25.000			Recovery	=	197.748%		
46) 1,2-DCA-D4(S)	5.95	65	166400	51.19	ppb		0.00
Spiked Amount 25.000			Recovery	=	204.772%		
66) Toluene-D8(S)	8.05	98	780890	49.06	ppb		0.00
Spiked Amount 25.000			Recovery	=	196.252%		
74) 4-Bromofluorobenzene(S)	10.68	95	327466	47.81	ppb		0.00
Spiked Amount 25.000			Recovery	=	191.232%		
Target Compounds							Qvalue
2) Chlorotrifluoroethene	1.03	116	1543	9.94	ppb	#	60
3) Dichlorodifluoromethane	1.18	85	43432	21.62	ppb		97
4) Freon 114	1.29	85	29061	17.19	ppb		81
5) Chloromethane	1.33	50	25172	20.46	ppb		98
6) Vinyl chloride	1.42	62	33428	22.72	ppb		95
7) 2-Chloro-1,1,1-trifluoroet	1.00	118	1142	26.47	ppb	#	37
8) Bromomethane	1.68	94	25141	25.37	ppb		95
9) Chloroethane	1.77	64	20310	20.33	ppb		99
10) Dichlorofluoromethane	1.97	67	69254	20.65	ppb		99
11) Trichlorofluoromethane	2.00	101	90422	23.94	ppb		91
12) 2,2-Dichloro-1,1,1-trifluo	2.27	85	19	15.75	ppb		100
13) Acrolein	2.44	56	32051	86.25	ppb		99
14) Acetone	2.61	43	29127	64.50	ppb		99
15) Freon-113	2.53	151	37209	21.25	ppb		94
16) Acetonitrile	2.93	41	18046	142.86	ppb		93
17) 2-propanol	2.26	45	2021	107.98	ppb	#	81
18) 1,2-Dichlorotrifluoroethan	1.97	67	69254	20.64	ppb		100
19) 1,1-DCE	2.51	61	53746	23.36	ppb		97
20) t-Butanol	3.34	59	23282	129.99	ppb		92
21) Methyl Acetate	2.99	43	16974	20.87	ppb		100
22) Iodomethane	2.66	142	35780	20.61	ppb		93
23) Acrylonitrile	3.43	53	10005	22.05	ppb	#	84
24) 2-Methylpentane	2.10	71	44	18.24	ppb	#	100
25) Methylene chloride	3.08	84	34285	20.55	ppb		94
26) Carbon disulfide	2.71	76	44096	19.79	ppb		97
27) Methyl t-butyl ether (MtBE	3.47	73	114470	21.36	ppb		100
28) Trans-1,2-DCE	3.43	96	38698	24.57	ppb		94

(#) = qualifier out of range (m) = manual integration

Quantitation Report (Not Reviewed)

Data File : M:\MAX\DATA\211015\1015M18.D
Acq On : 15 Oct 21 18:03
Sample : 20ug/L VOC STD 10/15/21
Misc : IS&S 8/4/21

Vial: 8
Operator: LP,DG,CH
Inst : Max
Multiplr: 1.00

Quant Time: Oct 16 13:29 2021

Quant Results File: M1015W.RES

Quant Method : M:\MAX\DATA\211015\M1015W.M (RTE Integrator)
Title : METHOD 8260B
Last Update : Sat Oct 16 13:28:38 2021
Response via : Initial Calibration
DataAcq Meth : M8260

	Compound	R.T.	QIon	Response	Conc	Unit		Qvalue
29)	3-Methylpentane	3.47	57	21607	24.67	ppb		96
30)	Hexane	3.73	56	771	35.50	ppb		100
31)	Diisopropyl Ether	4.24	45	74704	20.11	ppb		96
32)	1,1-DCA	4.06	63	59120	21.50	ppb		98
34)	Ethyl tert Butyl Ether	4.77	59	95539	19.66	ppb		95
35)	Methylcyclopentane	4.77	56	3929	19.23	ppb	#	100
36)	MEK (2-Butanone)	4.99	43	30811	58.42	ppb	#	91
37)	Cis-1,2-DCE	4.91	96	40102	20.93	ppb		94
38)	2,2-Dichloropropane	4.89	77	73086	20.52	ppb		99
39)	Chloroform	5.36	83	81653	21.71	ppb		100
40)	Bromochloromethane	5.22	130	33221	23.42	ppb		93
42)	1,1,1-TCA	5.54	97	93844	23.87	ppb		95
43)	Cyclohexane	5.58	41	24494	20.75	ppb		85
44)	1,1-Dichloropropene	5.75	75	49132	22.19	ppb		93
45)	2,2,4-Trimethylpentane	6.12	57	57952	16.53	ppb	#	81
47)	Carbon Tetrachloride	5.73	117	81738	22.96	ppb		94
48)	Tert Amyl Methyl Ether	6.18	73	93531	19.46	ppb		97
49)	1,2-DCA	6.04	62	73123	21.42	ppb		97
50)	Benzene	5.99	78	134429	21.52	ppb		95
51)	TCE	6.75	95	41884	22.20	ppb		85
52)	2-Pentanone	7.01	43	131778	150.39	ppb		97
53)	1,2-Dichloropropane	7.00	63	15331	23.28	ppb		99
54)	Bromodichloromethane	7.31	83	63530	21.79	ppb		94
55)	Methyl Cyclohexane	6.94	83	47883	20.50	ppb		99
56)	Dibromomethane	7.12	93	24263	21.72	ppb		99
57)	MIBK (methyl isobutyl ket	7.98	43	66896	56.12	ppb		96
58)	1-Bromo-2-chloroethane	7.62	144	8668	20.95	ppb		82
59)	2-Chloroethyl vinyl ether	7.64	43	135	107.24	ppb	#	100
60)	Cis-1,3-Dichloropropene	7.79	75	58299	21.33	ppb		92
61)	Toluene	8.12	91	158484	20.66	ppb		98
62)	Trans-1,3-Dichloropropene	8.37	75	58054	20.70	ppb		99
63)	1,1,2-TCA	8.55	83	23159	19.22	ppb		98
64)	2-Hexanone	8.83	43	48162	56.64	ppb		96
67)	1,2-EDB	9.03	107	37727	23.98	ppb		91
68)	Tetrachloroethene	8.66	164	37992	24.65	ppb	#	77
69)	1-Chlorohexane	9.53	91	27928	20.08	ppb		92
70)	1,1,1,2-Tetrachloroethane	9.62	131	54825	21.21	ppb		97
71)	m&p-Xylene	9.77	106	168462	43.65	ppb		94
72)	o-Xylene	10.16	106	80768	20.66	ppb		96
73)	Styrene	10.18	104	132105	20.70	ppb		100
75)	1,3-Dichloropropane	8.71	76	51570	21.33	ppb	#	81
76)	Dibromochloromethane	8.93	129	55342	22.78	ppb		97

(#) = qualifier out of range (m) = manual integration

Quantitation Report (Not Reviewed)

Data File : M:\MAX\DATA\211015\1015M18.D
Acq On : 15 Oct 21 18:03
Sample : 20ug/L VOC STD 10/15/21
Misc : IS&S 8/4/21

Vial: 8
Operator: LP,DG,CH
Inst : Max
Multiplr: 1.00

Quant Time: Oct 16 13:29 2021

Quant Results File: M1015W.RES

Quant Method : M:\MAX\DATA\211015\M1015W.M (RTE Integrator)
Title : METHOD 8260B
Last Update : Sat Oct 16 13:28:38 2021
Response via : Initial Calibration
DataAcq Meth : M8260

	Compound	R.T.	QIon	Response	Conc	Unit		Qvalue
77)	Chlorobenzene	9.53	112	123674	20.90	ppb		95
78)	Ethylbenzene	9.65	91	190505	21.35	ppb		99
79)	Bromoform	10.35	173	46086	22.80	ppb		91
81)	Isopropylbenzene	10.53	105	215921	21.00	ppb		96
82)	1,1,2,2-Tetrachloroethane	10.84	83	34580	20.06	ppb		93
83)	1,2,3-Trichloropropane	10.88	110	18655	22.95	ppb		93
84)	t-1,4-Dichloro-2-Butene	10.90	53	9193	17.59	ppb		76
85)	Bromobenzene	10.81	156	72807	20.74	ppb		87
86)	n-Propylbenzene	10.94	91	218212	21.18	ppb		98
87)	4-Ethyltoluene	11.06	105	204272	21.24	ppb		94
88)	2-Chlorotoluene	11.01	91	166317	20.74	ppb		92
89)	1,3,5-Trimethylbenzene	11.12	105	188460	21.39	ppb		96
90)	4-Chlorotoluene	11.13	91	169578	21.02	ppb		99
91)	Tert-Butylbenzene	11.44	119	113528	22.75	ppb		98
92)	1,2,4-Trimethylbenzene	11.49	105	194704	22.09	ppb		97
93)	Sec-Butylbenzene	11.66	105	210964	22.75	ppb		99
94)	p-Isopropyltoluene	11.81	119	210376	21.74	ppb		98
95)	Benzyl Chloride	11.99	91	42029	17.98	ppb		97
96)	1,3-DCB	11.75	146	126212	21.95	ppb		98
97)	1,4-DCB	11.84	146	125705	22.43	ppb		96
98)	n-Butylbenzene	12.22	91	128982	20.53	ppb		95
99)	1,2-DCB	12.21	146	124816	22.02	ppb		98
100)	Hexachloroethane	12.46	117	30628	20.04	ppb		94
101)	1,2-Dibromo-3-chloropropan	12.99	75	10893	22.83	ppb	#	81
102)	1,2,4-Trichlorobenzene	13.81	180	49784	21.15	ppb		88
103)	Hexachlorobutadiene	13.99	225	53060	21.20	ppb		97
104)	Naphthalene	14.05	128	96821	26.22	ppb		99
105)	1,2,3-Trichlorobenzene	14.30	180	62906	21.74	ppb		86

(#) = qualifier out of range (m) = manual integration

Quantitation Report

Data File : M:\MAX\DATA\211015\1015M18.D
Acq On : 15 Oct 21 18:03
Sample : 20ug/L VOC STD 10/15/21
Misc : IS&S 8/4/21

Vial: 8
Operator: LP,DG,CH
Inst : Max
Multiplr: 1.00

Quant Time: Oct 16 13:29 2021

Quant Results File: M1015W.RES

Method : M:\MAX\DATA\211015\M1015W.M (RTE Integrator)
Title : METHOD 8260B
Last Update : Sat Oct 16 14:01:48 2021
Response via : Initial Calibration

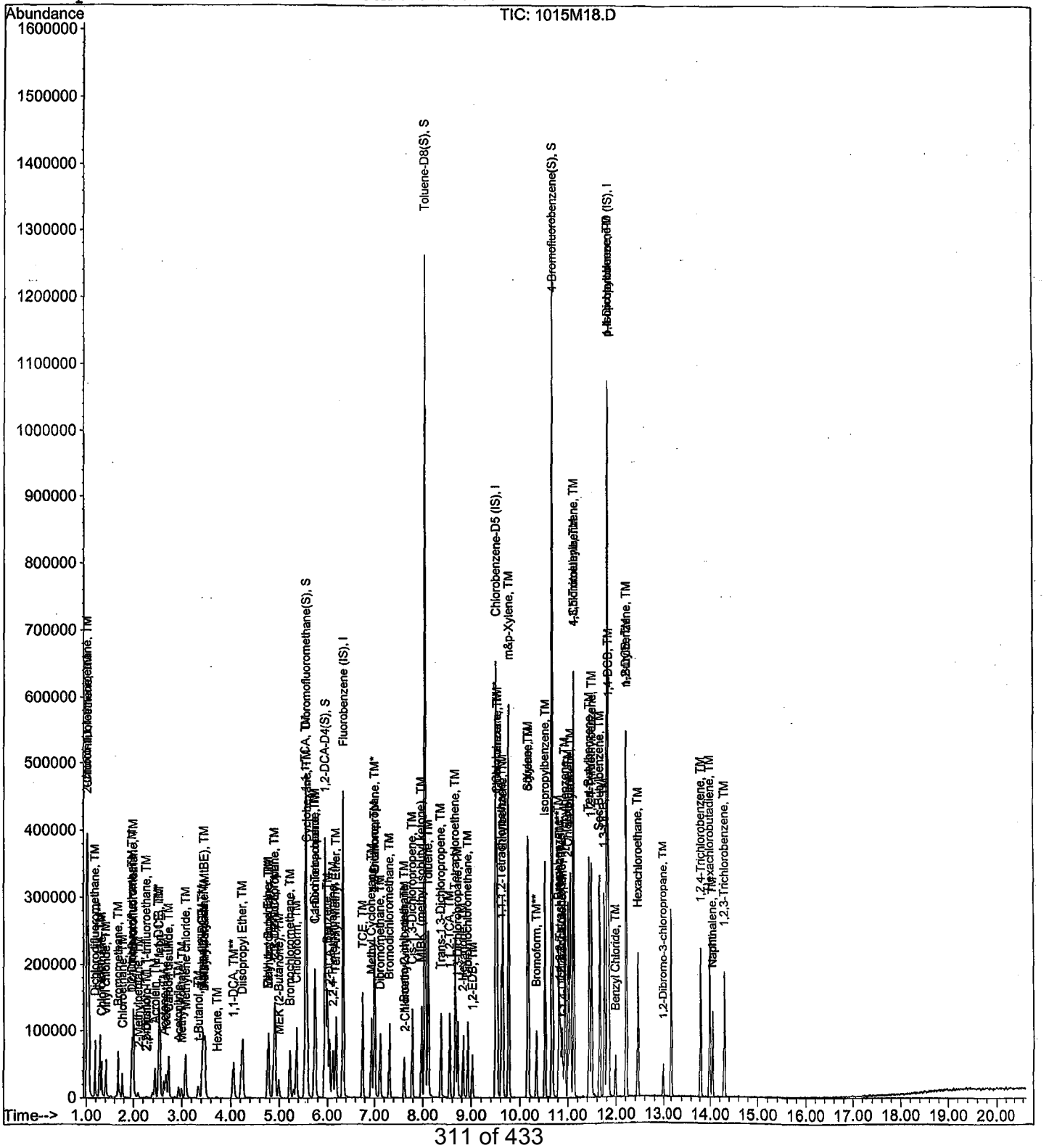

Quantitation Report (Not Reviewed)

Data File : M:\MAX\DATA\211015\1015M19.D
Acq On : 15 Oct 21 18:31
Sample : 40ug/L VOC STD 10/15/21
Misc : IS&S 8/4/21

Vial: 9
Operator: LP,DG,CH
Inst : Max
Multiplr: 1.00

Quant Time: Oct 16 13:29 2021

Quant Results File: M1015W.RES

Quant Method : M:\MAX\DATA\211015\M1015W.M (RTE Integrator)
Title : METHOD 8260B
Last Update : Sat Oct 16 13:28:38 2021
Response via : Initial Calibration
DataAcq Meth : M8260

Internal Standards	R.T.	QIon	Response	Conc Units	Dev(Min)
1) Fluorobenzene (IS)	6.34	96	394795	25.00 ppb	0.00
65) Chlorobenzene-D5 (IS)	9.50	117	356570	25.00 ppb	0.00
80) 1,4-Dichlorobenzene-D (IS)	11.82	152	246902	25.00 ppb	0.00
System Monitoring Compounds					
41) Dibromofluoromethane(S)	5.56	111	238087	49.90 ppb	0.00
Spiked Amount 25.000			Recovery	= 199.604%	
46) 1,2-DCA-D4(S)	5.95	65	166336	51.31 ppb	0.00
Spiked Amount 25.000			Recovery	= 205.252%	
66) Toluene-D8(S)	8.05	98	788816	48.87 ppb	0.00
Spiked Amount 25.000			Recovery	= 195.484%	
74) 4-Bromofluorobenzene(S)	10.68	95	335059	48.24 ppb	0.00
Spiked Amount 25.000			Recovery	= 192.944%	

Target Compounds						Qvalue
2) Chlorotrifluoroethene	1.01	116	1951	12.60 ppb	#	73
3) Dichlorodifluoromethane	1.18	85	95360	47.61 ppb		100
4) Freon 114	1.29	85	57360	34.02 ppb		83
5) Chloromethane	1.33	50	56542	46.36 ppb		94
6) Vinyl chloride	1.42	62	70630	48.13 ppb		92
7) 2-Chloro-1,1,1-trifluoroet	1.01	118	1922	44.68 ppb	#	51
8) Bromomethane	1.68	94	51410	52.69 ppb		91
9) Chloroethane	1.77	64	42072	42.31 ppb		97
10) Dichlorofluoromethane	1.97	67	141160	42.20 ppb		99
11) Trichlorofluoromethane	2.00	101	187948	49.90 ppb		98
12) 2,2-Dichloro-1,1,1-trifluo	2.18	85	25	20.78 ppb		100
13) Acrolein	2.43	56	40051	108.07 ppb		88
14) Acetone	2.62	43	39041	86.69 ppb		98
15) Freon-113	2.52	151	70973	40.64 ppb		97
16) Acetonitrile	2.93	41	22065	175.15 ppb		88
17) 2-propanol	2.27	45	3181	170.43 ppb	#	81
18) 1,2-Dichlorotrifluoroethan	1.97	67	141160	42.19 ppb		100
19) 1,1-DCE	2.50	61	104417	45.50 ppb		96
20) t-Butanol	3.35	59	36678	173.72 ppb		96
21) Methyl Acetate	2.99	43	34963	43.11 ppb		95
22) Iodomethane	2.66	142	81874	45.72 ppb		95
23) Acrylonitrile	3.43	53	19528	43.06 ppb	#	80
24) 2-Methylpentane	2.10	71	116	48.21 ppb	#	100
25) Methylene chloride	3.08	84	68587	41.23 ppb		97
26) Carbon disulfide	2.71	76	86056	38.73 ppb		99
27) Methyl t-butyl ether (MtBE	3.47	73	239816	44.88 ppb		94
28) Trans-1,2-DCE	3.43	96	72205	46.70 ppb		95

(#) = qualifier out of range (m) = manual integration

Quantitation Report (Not Reviewed)

Data File : M:\MAX\DATA\211015\1015M19.D
Acq On : 15 Oct 21 18:31
Sample : 40ug/L VOC STD 10/15/21
Misc : IS&S 8/4/21

Vial: 9
Operator: LP,DG,CH
Inst : Max
Multiplr: 1.00

Quant Time: Oct 16 13:29 2021

Quant Results File: M1015W.RES

Quant Method : M:\MAX\DATA\211015\M1015W.M (RTE Integrator)
Title : METHOD 8260B
Last Update : Sat Oct 16 13:28:38 2021
Response via : Initial Calibration
DataAcq Meth : M8260

	Compound	R.T.	QIon	Response	Conc Unit		Qvalue
29)	3-Methylpentane	3.47	57	37452	43.35 ppb		88
30)	Hexane	3.70	56	751	34.68 ppb	#	100
31)	Diisopropyl Ether	4.24	45	152386	41.14 ppb		95
32)	1,1-DCA	4.06	63	116415	42.45 ppb	#	94
34)	Ethyl tert Butyl Ether	4.77	59	199919	41.25 ppb		94
35)	Methylcyclopentane	4.77	56	8348	40.96 ppb		100
36)	MEK (2-Butanone)	4.99	43	43256	82.23 ppb		88
37)	Cis-1,2-DCE	4.91	96	82880	43.37 ppb		92
38)	2,2-Dichloropropane	4.89	77	141607	39.86 ppb		99
39)	Chloroform	5.36	83	160419	42.76 ppb		94
40)	Bromochloromethane	5.22	130	68479	49.26 ppb		94
42)	1,1,1-TCA	5.54	97	182393	46.52 ppb		98
43)	Cyclohexane	5.58	41	48312	41.04 ppb		90
44)	1,1-Dichloropropene	5.75	75	94511	42.80 ppb		97
45)	2,2,4-Trimethylpentane	6.12	57	121452	34.73 ppb	#	86
47)	Carbon Tetrachloride	5.74	117	166925	47.02 ppb		98
48)	Tert Amyl Methyl Ether	6.18	73	194157	40.51 ppb		97
49)	1,2-DCA	6.04	62	153949	45.21 ppb		100
50)	Benzene	5.99	78	269561	43.28 ppb		99
51)	TCE	6.75	95	85080	46.13 ppb		85
52)	2-Pentanone	7.01	43	159478	182.50 ppb		99
53)	1,2-Dichloropropane	7.00	63	32440	49.75 ppb		96
54)	Bromodichloromethane	7.31	83	132884	45.71 ppb		99
55)	Methyl Cyclohexane	6.94	83	97260	42.40 ppb		100
56)	Dibromomethane	7.12	93	50236	45.10 ppb		93
57)	MIBK (methyl isobutyl ket	7.98	43	93060	78.28 ppb		97
58)	1-Bromo-2-chloroethane	7.62	144	17760	43.04 ppb		98
59)	2-Chloroethyl vinyl ether	7.58	43	20	15.93 ppb	#	100
60)	Cis-1,3-Dichloropropene	7.79	75	117498	43.10 ppb		96
61)	Toluene	8.12	91	319786	41.80 ppb		99
62)	Trans-1,3-Dichloropropene	8.37	75	122778	43.89 ppb		99
63)	1,1,2-TCA	8.55	83	47558	39.57 ppb		94
64)	2-Hexanone	8.83	43	66653	78.60 ppb		94
67)	1,2-EDB	9.03	107	74115	46.45 ppb		95
68)	Tetrachloroethene	8.66	164	70304	44.97 ppb		81
69)	1-Chlorohexane	9.53	91	54312	38.51 ppb		96
70)	1,1,1,2-Tetrachloroethane	9.62	131	111805	42.65 ppb		92
71)	m&p-Xylene	9.77	106	333019	85.09 ppb		100
72)	o-Xylene	10.16	106	167690	42.31 ppb		100
73)	Styrene	10.18	104	270125	41.74 ppb		99
75)	1,3-Dichloropropane	8.71	76	106532	43.44 ppb		88
76)	Dibromochloromethane	8.93	129	113393	46.02 ppb		99

(#) = qualifier out of range (m) = manual integration

Quantitation Report (Not Reviewed)

Data File : M:\MAX\DATA\211015\1015M19.D
Acq On : 15 Oct 21 18:31
Sample : 40ug/L VOC STD 10/15/21
Misc : IS&S 8/4/21

Vial: 9
Operator: LP,DG,CH
Inst : Max
Multiplr: 1.00

Quant Time: Oct 16 13:29 2021

Quant Results File: M1015W.RES

Quant Method : M:\MAX\DATA\211015\M1015W.M (RTE Integrator)
Title : METHOD 8260B
Last Update : Sat Oct 16 13:28:38 2021
Response via : Initial Calibration
DataAcq Meth : M8260

	Compound	R.T.	QIon	Response	Conc Unit	Qvalue
77)	Chlorobenzene	9.53	112	247111	41.17 ppb	96
78)	Ethylbenzene	9.65	91	393606	43.49 ppb	98
79)	Bromoform	10.35	173	96934	47.29 ppb	94
81)	Isopropylbenzene	10.53	105	436071	40.40 ppb	98
82)	1,1,2,2-Tetrachloroethane	10.84	83	72110	39.85 ppb	91
83)	1,2,3-Trichloropropane	10.88	110	37233	43.97 ppb	94
84)	t-1,4-Dichloro-2-Butene	10.90	53	20351	36.72 ppb	74
85)	Bromobenzene	10.81	156	144680	39.26 ppb	93
86)	n-Propylbenzene	10.94	91	452586	41.83 ppb	99
87)	4-Ethyltoluene	11.06	105	417221	41.31 ppb	95
88)	2-Chlorotoluene	11.01	91	340873	40.48 ppb	88
89)	1,3,5-Trimethylbenzene	11.12	105	382964	41.40 ppb	97
90)	4-Chlorotoluene	11.13	91	343947	40.60 ppb	99
91)	Tert-Butylbenzene	11.44	119	234880	44.83 ppb	98
92)	1,2,4-Trimethylbenzene	11.49	105	396710	42.65 ppb	99
93)	Sec-Butylbenzene	11.66	105	437165	44.90 ppb	99
94)	p-Isopropyltoluene	11.81	119	441578	43.11 ppb	98
95)	Benzyl Chloride	11.99	91	88019	35.87 ppb	99
96)	1,3-DCB	11.75	146	262502	43.48 ppb	98
97)	1,4-DCB	11.84	146	255429	43.91 ppb	96
98)	n-Butylbenzene	12.22	91	282853	41.90 ppb	98
99)	1,2-DCB	12.21	146	253718	42.63 ppb	99
100)	Hexachloroethane	12.46	117	65707	41.10 ppb	99
101)	1,2-Dibromo-3-chloropropan	12.99	75	22876	44.84 ppb	91
102)	1,2,4-Trichlorobenzene	13.81	180	113144	43.34 ppb	94
103)	Hexachlorobutadiene	13.99	225	114209	42.64 ppb	98
104)	Naphthalene	14.05	128	238304	52.27 ppb	99
105)	1,2,3-Trichlorobenzene	14.30	180	146469	44.67 ppb	90

(#) = qualifier out of range (m) = manual integration

Quantitation Report

Data File : M:\MAX\DATA\211015\1015M19.D
Acq On : 15 Oct 21 18:31
Sample : 40ug/L VOC STD 10/15/21
Misc : IS&S 8/4/21

Vial: 9
Operator: LP,DG,CH
Inst : Max
Multiplr: 1.00

Quant Time: Oct 16 13:29 2021

Quant Results File: M1015W.RES

Method : M:\MAX\DATA\211015\M1015W.M (RTE Integrator)
Title : METHOD 8260B
Last Update : Sat Oct 16 14:01:48 2021
Response via : Initial Calibration

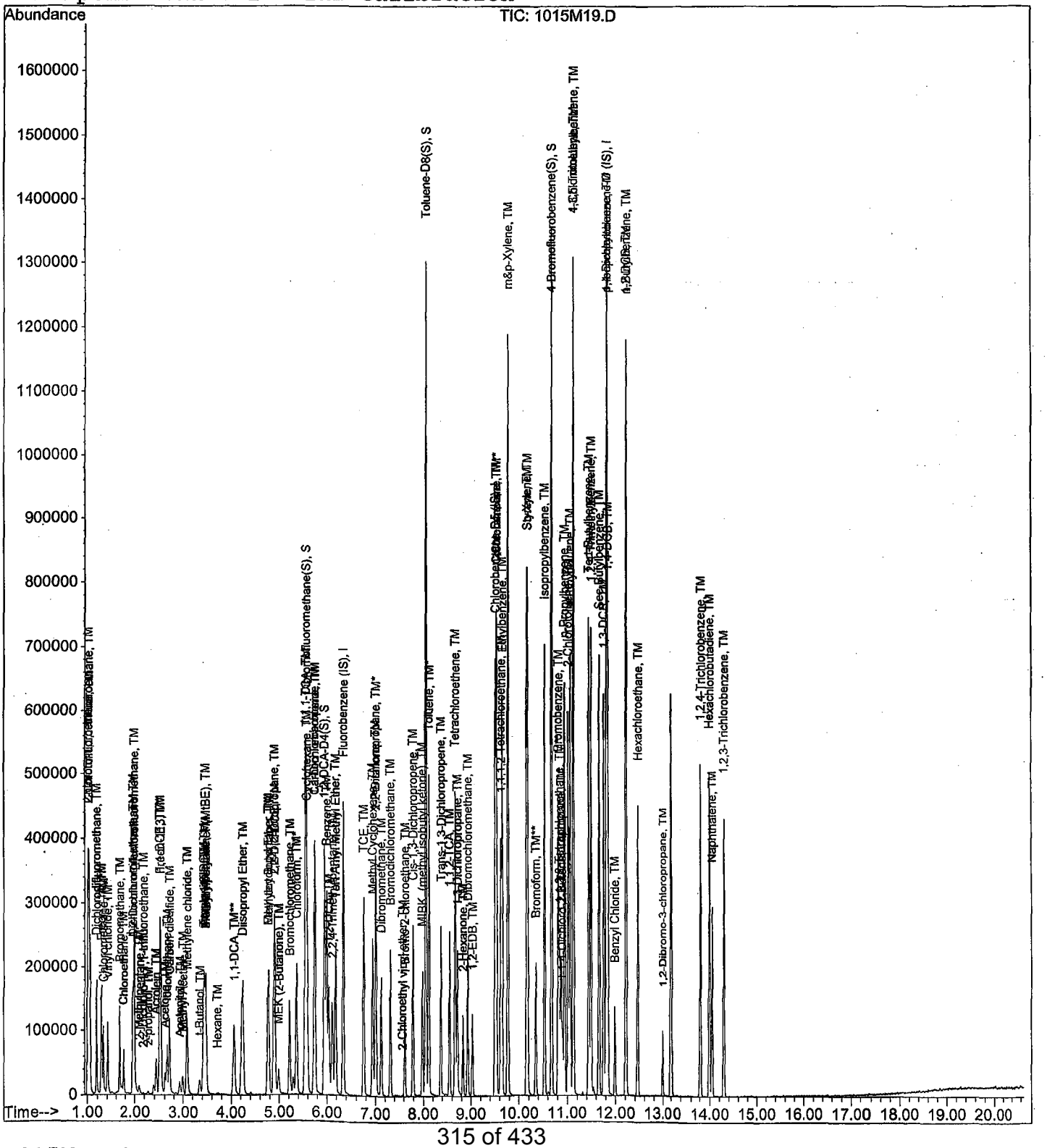

Quantitation Report (Not Reviewed)

Data File : M:\MAX\DATA\211015\1015M20.D
Acq On : 15 Oct 21 19:00
Sample : 100ug/L VOC STD 10/15/21
Misc : IS&S 8/4/21

Vial: 10
Operator: LP,DG,CH
Inst : Max
Multiplr: 1.00

Quant Time: Oct 16 13:29 2021

Quant Results File: M1015W.RES

Quant Method : M:\MAX\DATA\211015\M1015W.M (RTE Integrator)
Title : METHOD 8260B
Last Update : Sat Oct 16 13:28:38 2021
Response via : Initial Calibration
DataAcq Meth : M8260

Internal Standards	R.T.	QIon	Response	Conc Units	Dev(Min)
1) Fluorobenzene (IS)	6.34	96	386789	25.00 ppb	0.00
65) Chlorobenzene-D5 (IS)	9.50	117	357810	25.00 ppb	0.00
80) 1,4-Dichlorobenzene-D (IS)	11.82	152	248989	25.00 ppb	0.00
System Monitoring Compounds					
41) Dibromofluoromethane(S)	5.56	111	442755	94.72 ppb	0.00
Spiked Amount 25.000			Recovery	= 378.876%	
46) 1,2-DCA-D4(S)	5.95	65	315456	99.33 ppb	0.00
Spiked Amount 25.000			Recovery	= 397.320%	
66) Toluene-D8(S)	8.05	98	1486255	91.76 ppb	0.00
Spiked Amount 25.000			Recovery	= 367.048%	
74) 4-Bromofluorobenzene(S)	10.68	95	657746	94.36 ppb	0.00
Spiked Amount 25.000			Recovery	= 377.452%	

Target Compounds						Qvalue
2) Chlorotrifluoroethene	1.02	116	1201	7.92 ppb	#	45
3) Dichlorodifluoromethane	1.18	85	234560	119.53 ppb		99
4) Freon 114	1.29	85	146791	88.87 ppb		80
5) Chloromethane	1.33	50	143008	120.04 ppb		97
6) Vinyl chloride	1.42	62	168822	117.43 ppb		98
7) 2-Chloro-1,1,1-trifluoroet	1.00	118	1493	35.42 ppb	#	37
8) Bromomethane	1.68	94	135974	143.32 ppb		93
9) Chloroethane	1.76	64	126156	129.66 ppb		97
10) Dichlorofluoromethane	1.96	67	347423	106.00 ppb		100
11) Trichlorofluoromethane	1.99	101	454942	123.28 ppb		94
12) 2,2-Dichloro-1,1,1-trifluo	2.39	85	85	72.11 ppb	#	100
13) Acrolein	2.44	56	44550	122.70 ppb		88
14) Acetone	2.62	43	47910	108.58 ppb		94
15) Freon-113	2.52	151	175591	102.62 ppb		89
16) Acetonitrile	2.94	41	23864	193.35 ppb		91
17) 2-propanol	2.30	45	8518	465.81 ppb		92
18) 1,2-Dichlorotrifluoroethan	1.96	67	347584	106.03 ppb	#	100
19) 1,1-DCE	2.50	61	262927	116.95 ppb		95
20) t-Butanol	3.37	59	50833	214.24 ppb		99
21) Methyl Acetate	3.00	43	84654	106.53 ppb		85
22) Iodomethane	2.65	142	214716	120.36 ppb		98
23) Acrylonitrile	3.44	53	47089	105.86 ppb		93
24) 2-Methylpentane	2.09	71	220	93.32 ppb	#	100
25) Methylene chloride	3.08	84	160180	98.28 ppb		95
26) Carbon disulfide	2.71	76	194560	89.38 ppb		97
27) Methyl t-butyl ether (MtBE	3.47	73	555224	106.05 ppb		93
28) Trans-1,2-DCE	3.42	96	182546	121.83 ppb		100

(#) = qualifier out of range (m) = manual integration

Quantitation Report (Not Reviewed)

Data File : M:\MAX\DATA\211015\1015M20.D
Acq On : 15 Oct 21 19:00
Sample : 100ug/L VOC STD 10/15/21
Misc : IS&S 8/4/21

Vial: 10
Operator: LP,DG,CH
Inst : Max
Multiplr: 1.00

Quant Time: Oct 16 13:29 2021

Quant Results File: M1015W.RES

Quant Method : M:\MAX\DATA\211015\M1015W.M (RTE Integrator)
Title : METHOD 8260B
Last Update : Sat Oct 16 13:28:38 2021
Response via : Initial Calibration
DataAcq Meth : M8260

	Compound	R.T.	QIon	Response	Conc	Unit		Qvalue
29)	3-Methylpentane	3.47	57	93951	112.00	ppb		89
30)	Hexane	3.71	56	1846	87.00	ppb	#	100
31)	Diisopropyl Ether	4.24	45	370710	102.14	ppb		97
32)	1,1-DCA	4.06	63	285289	106.17	ppb	#	93
34)	Ethyl tert Butyl Ether	4.77	59	459729	96.83	ppb		97
35)	Methylcyclopentane	4.77	56	17519	87.74	ppb	#	100
36)	MEK (2-Butanone)	4.99	43	53511	103.84	ppb		90
37)	Cis-1,2-DCE	4.91	96	197796	105.64	ppb		94
38)	2,2-Dichloropropane	4.89	77	346511	99.56	ppb		100
39)	Chloroform	5.36	83	390282	106.18	ppb		94
40)	Bromochloromethane	5.22	130	156085	115.65	ppb	#	88
42)	1,1,1-TCA	5.54	97	433213	112.79	ppb		97
43)	Cyclohexane	5.58	41	121867	105.66	ppb		90
44)	1,1-Dichloropropene	5.75	75	231228	106.87	ppb		95
45)	2,2,4-Trimethylpentane	6.12	57	302605	88.31	ppb		87
47)	Carbon Tetrachloride	5.74	117	411487	118.31	ppb		95
48)	Tert Amyl Methyl Ether	6.18	73	450960	96.03	ppb		97
49)	1,2-DCA	6.04	62	367370	110.12	ppb		98
50)	Benzene	5.99	78	649591	106.45	ppb		98
51)	TCE	6.75	95	206061	115.34	ppb		84
52)	2-Pentanone	7.01	43	179595	209.77	ppb		99
53)	1,2-Dichloropropane	7.00	63	72296	113.59	ppb		96
54)	Bromodichloromethane	7.31	83	317248	111.38	ppb		100
55)	Methyl Cyclohexane	6.94	83	236830	106.31	ppb		93
56)	Dibromomethane	7.12	93	119549	109.56	ppb		95
57)	MIBK (methyl isobutyl ket	7.98	43	114125	97.99	ppb		98
58)	1-Bromo-2-chloroethane	7.62	144	42608	105.40	ppb		91
59)	2-Chloroethyl vinyl ether	7.69	43	19	15.45	ppb	#	100
60)	Cis-1,3-Dichloropropene	7.79	75	293076	109.74	ppb		94
61)	Toluene	8.12	91	786013	104.86	ppb		96
62)	Trans-1,3-Dichloropropene	8.37	75	301333	109.95	ppb		100
63)	1,1,2-TCA	8.55	83	116902	99.29	ppb		93
64)	2-Hexanone	8.83	43	83212	100.16	ppb	#	92
67)	1,2-EDB	9.03	107	187298	116.98	ppb		98
68)	Tetrachloroethene	8.66	164	163584	104.28	ppb		86
69)	1-Chlorohexane	9.53	91	140232	99.08	ppb		96
70)	1,1,1,2-Tetrachloroethane	9.62	131	281249	106.91	ppb		97
71)	m&p-Xylene	9.77	106	823233	209.61	ppb		98
72)	o-Xylene	10.16	106	418928	105.33	ppb		98
73)	Styrene	10.18	104	692047	106.57	ppb		98
75)	1,3-Dichloropropane	8.71	76	259322	105.38	ppb		91
76)	Dibromochloromethane	8.93	129	278663	112.70	ppb		98

(#) = qualifier out of range (m) = manual integration

Quantitation Report (Not Reviewed)

Data File : M:\MAX\DATA\211015\1015M20.D
Acq On : 15 Oct 21 19:00
Sample : 100ug/L VOC STD 10/15/21
Misc : IS&S 8/4/21

Vial: 10
Operator: LP,DG,CH
Inst : Max
Multiplr: 1.00

Quant Time: Oct 16 13:29 2021

Quant Results File: M1015W.RES

Quant Method : M:\MAX\DATA\211015\M1015W.M (RTE Integrator)
Title : METHOD 8260B
Last Update : Sat Oct 16 13:28:38 2021
Response via : Initial Calibration
DataAcq Meth : M8260

	Compound	R.T.	QIon	Response	Conc Unit	Qvalue
77)	Chlorobenzene	9.53	112	618681	102.72 ppb	96
78)	Ethylbenzene	9.65	91	972119	107.04 ppb	100
79)	Bromoform	10.35	173	247112	120.13 ppb	95
81)	Isopropylbenzene	10.54	105	1132302	104.03 ppb	98
82)	1,1,2,2-Tetrachloroethane	10.85	83	183360	100.48 ppb	93
83)	1,2,3-Trichloropropane	10.88	110	96387	113.47 ppb	94
84)	t-1,4-Dichloro-2-Butene	10.90	53	52050	92.63 ppb	80
85)	Bromobenzene	10.81	156	374456	100.76 ppb	91
86)	n-Propylbenzene	10.94	91	1150904	105.49 ppb	100
87)	4-Ethyltoluene	11.06	105	1068018	104.87 ppb	94
88)	2-Chlorotoluene	11.02	91	751088	88.44 ppb	92
89)	1,3,5-Trimethylbenzene	11.12	105	1000113	107.22 ppb	99
90)	4-Chlorotoluene	11.13	91	881242	103.15 ppb	99
91)	Tert-Butylbenzene	11.44	119	615168	116.44 ppb	97
92)	1,2,4-Trimethylbenzene	11.49	105	1027302	109.19 ppb	98
93)	Sec-Butylbenzene	11.66	105	1145861	116.71 ppb	100
94)	p-Isopropyltoluene	11.81	119	1156691	111.42 ppb	99
95)	Benzyl Chloride	11.99	91	250447	101.21 ppb	97
96)	1,3-DCB	11.75	146	675841	111.01 ppb	99
97)	1,4-DCB	11.85	146	672085	115.40 ppb	98
98)	n-Butylbenzene	12.22	91	786990	114.02 ppb	97
99)	1,2-DCB	12.21	146	677640	112.91 ppb	98
100)	Hexachloroethane	12.46	117	181188	112.65 ppb	98
101)	1,2-Dibromo-3-chloropropan	12.99	75	63114	121.24 ppb	93
102)	1,2,4-Trichlorobenzene	13.81	180	337280	123.99 ppb	90
103)	Hexachlorobutadiene	13.99	225	307962	112.70 ppb	97
104)	Naphthalene	14.06	128	746536	118.59 ppb	97
105)	1,2,3-Trichlorobenzene	14.30	180	462536	133.70 ppb	90

(#) = qualifier out of range (m) = manual integration

Quantitation Report

Data File : M:\MAX\DATA\211015\1015M20.D
Acq On : 15 Oct 21 19:00
Sample : 100ug/L VOC STD 10/15/21
Misc : IS&S 8/4/21

Vial: 10
Operator: LP,DG,CH
Inst : Max
Multiplr: 1.00

Quant Time: Oct 16 13:29 2021

Quant Results File: M1015W.RES

Method : M:\MAX\DATA\211015\M1015W.M (RTE Integrator)
Title : METHOD 8260B
Last Update : Sat Oct 16 14:01:48 2021
Response via : Initial Calibration

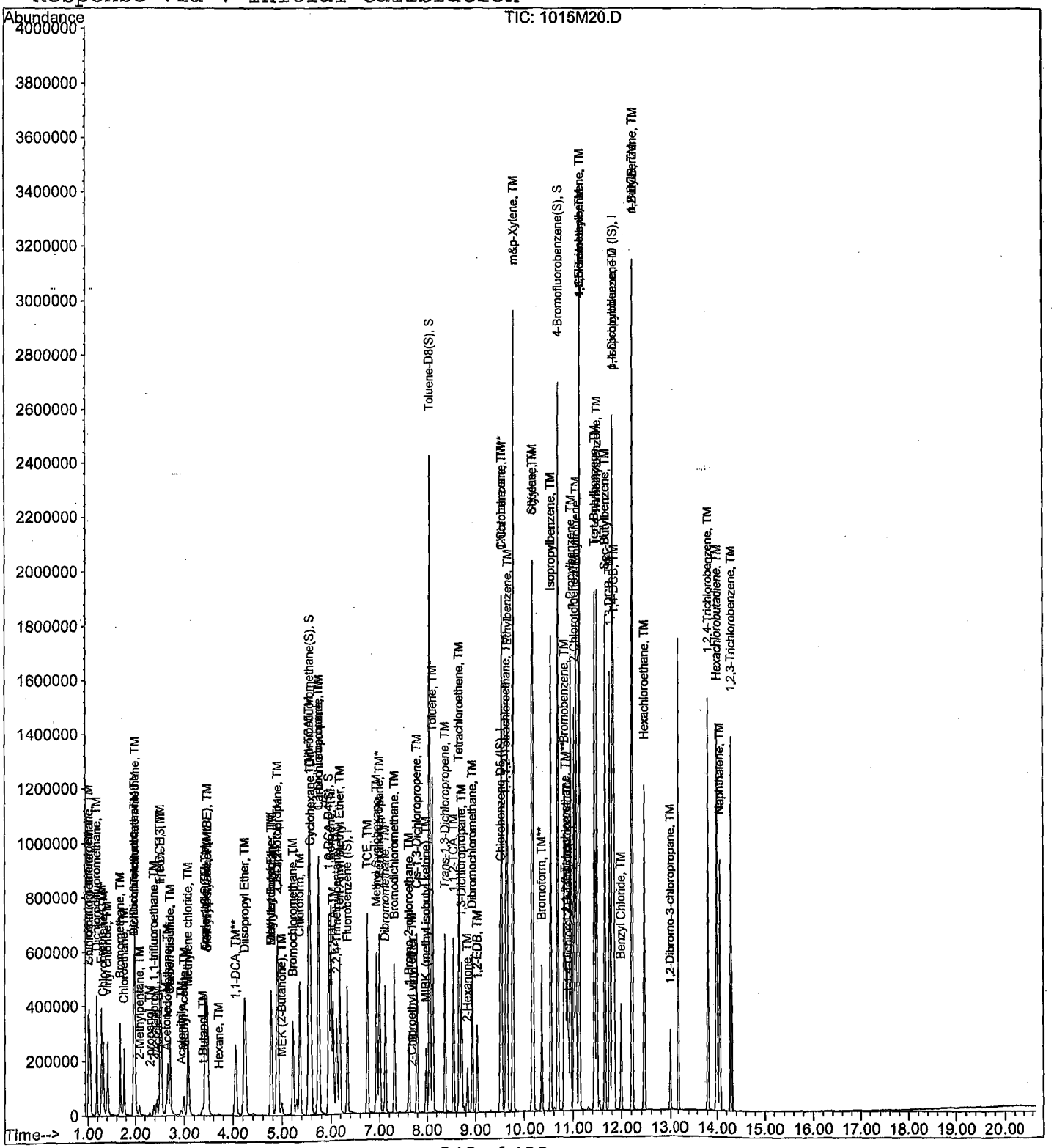

VOLATILE ORGANIC ANALYSIS BY
EPA METHOD 8260B

Form 7

Second Source Calibration

Lab Name: APPL, Inc.
Case No:
Matrix: Water

SDG No:
Date Analyzed: 10/15/2021
Instrument: Max
Initial Cal. Date: 10/15/2021
Data File: 1015M22.D

		Compound	MEAN	CCRF	%D		%Drift	
1	TM	Chlorotrifluoroethene	0.0000	0.0122	0.00	TM		
2	TM	Dichlorodifluoromethane	0.1497	0.1425	4.8	TM		
3	TM	Freon 114	0.0839	0.0990	18	TM		
4	TM**	Chloromethane	0.0893	0.0842	5.7	TM**		
5	TM*	Vinyl chloride	0.1101	0.1001	9.1	TM*		
6	TM	2-Chloro-1,1,1-trifluoroethane	0.0000	0.0024	0.00	TM		
7	TM	Bromomethane	0.0931	0.0814	13	TM		
8	TML	Chloroethane	0.0844	0.0648	23	TML	8.2	
9	TM	Dichlorofluoromethane	0.2416	0.1948	19	TM		
10	TM	Trichlorofluoromethane	0.2889	0.2752	4.8	TM		
11	TM	2,2-Dichloro-1,1,1-trifluoroethane	0.0000	0.0001	0.00	TM		
12	TMQ	Acrolein	0.0145	0.0122	15	TMQ	12	
13	TM	Acetone	0.0326	0.0319	2.1	TM		
14	TM	Freon-113	0.1176	0.1116	5.1	TM		
15	TM	Acetonitrile	0.0077	0.0083	7.5	TM		
16	TML	2-propanol	0.0000	0.0009	0.00	TML		
17	TM	1,2-Dichlorotrifluoroethane	0.2416	0.1948	19	TM		
18	TM*	1,1-DCE	0.1751	0.1607	8.2	TM*		
19	TMQ	t-Butanol	0.0101	0.0116	14	TMQ	16	
20	TMQ	Methyl Acetate	0.0528	0.0415	21	TMQ	24	*Low
21	TML	Iodomethane	0.1096	0.0881	20	TML	24	*Low
22	TML	Acrylonitrile	0.0252	0.0300	19	TML	2.8	
23	TM	Methylene chloride	0.1130	0.1086	3.9	TM		
24	TM	Carbon disulfide	0.1424	0.1277	10	TM		
25	TM	Methyl t-butyl ether (MtBE)	0.3769	0.3493	7.3	TM		
26	TM	Trans-1,2-DCE	0.1221	0.1176	3.6	TM		
27	TML	3-Methylpentane	0.0702	0.0590	16	TML	7.9	
28	TM	Hexane	0.0000	0.0008	0.00	TM		
29	TM	Diisopropyl Ether	0.2351	0.2190	6.9	TM		
30	TM**	1,1-DCA	0.1831	0.1889	3.2	TM**		
31	TM	Ethyl tert Butyl Ether	0.3021	0.2803	7.2	TM		
32	TML	Methylcyclopentane	0.0160	0.0145	9.4	TML	13	
33	TM	MEK (2-Butanone)	0.0341	0.0344	1.0	TM		
34	TM	Cis-1,2-DCE	0.1352	0.1221	9.7	TM		
35	TM	2,2-Dichloropropane	0.2349	0.2108	10	TM		
36	TM*	Chloroform	0.2377	0.2410	1.4	TM*		
37	TML	Bromochloromethane	0.1040	0.0967	7.0	TML	9.0	
38	TM	1,1,1-TCA	0.2791	0.2799	0.27	TM		
39	TM	Cyclohexane	0.0798	0.0682	15	TM		
40	TM	1,1-Dichloropropene	0.1514	0.1477	2.5	TM		
		Average			8.6			

VOLATILE ORGANIC ANALYSIS BY
EPA METHOD 8260B

Form 7

Second Source Calibration

Lab Name: APPL, Inc.
Case No:
Matrix: Water

SDG No:
Date Analyzed: 10/15/2021
Instrument: Max
Cal. Date: 10/15/2021
Data File: 1015M22.D

		Compound	MEAN	CCRF	%D		%Drift
41	TM	2,2,4-Trimethylpentane	0.1964	0.1702	13	TM	
42	TM	Carbon Tetrachloride	0.2625	0.2517	4.1	TM	
43	TM	Tert Amyl Methyl Ether	0.2978	0.2793	6.2	TM	
44	TM	1,2-DCA	0.2350	0.2325	1.1	TM	
45	TM	Benzene	0.4384	0.4137	5.6	TM	
46	TM	TCE	0.1404	0.1388	1.1	TM	
47	TM	2-Pentanone	0.0570	0.0572	0.40	TM	
48	TM*L	1,2-Dichloropropane	0.0476	0.0463	2.9	TM*L	5.1
49	TM	Bromodichloromethane	0.1968	0.1954	0.72	TM	
50	TML	Methyl Cyclohexane	0.1542	0.1469	4.7	TML	2.6
51	TM	Dibromomethane	0.0856	0.0761	11	TM	
52	TM	MIBK (methyl isobutyl ketone)	0.0729	0.0782	7.3	TM	
53	TML	1-Bromo-2-chloroethane	0.0245	0.0257	4.8	TML	6.7
54	TM	2-Chloroethyl vinyl ether	0.0000	0.0001	0.00	TM	
55	TM	Cis-1,3-Dichloropropene	0.1763	0.1779	0.88	TM	
56	TM*	Toluene	0.5070	0.4972	1.9	TM*	
57	TM	Trans-1,3-Dichloropropene	0.1749	0.1751	0.15	TM	
58	TM	1,1,2-TCA	0.0786	0.0760	3.3	TM	
59	TM	2-Hexanone	0.0493	0.0526	6.7	TM	
60	TM	1,2-EDB	0.1319	0.1272	3.6	TM	
61	TML	Tetrachloroethene	0.2207	0.1356	39	TML	4.5
62	TM	1-Chlorohexane	0.0992	0.0866	13	TM	
63	TM	1,1,1,2-Tetrachloroethane	0.1860	0.1885	1.4	TM	
64	TM	m&p-Xylene	0.2826	0.2811	0.55	TM	
65	TM	o-Xylene	0.2964	0.2821	4.8	TM	
66	TM	Styrene	0.4463	0.4632	3.8	TM	
67	TM	1,3-Dichloropropane	0.1940	0.1840	5.1	TM	
68	TM	Dibromochloromethane	0.1941	0.1947	0.35	TM	
69	TM**	Chlorobenzene	0.4334	0.4155	4.1	TM**	
70	TM*	Ethylbenzene	0.6860	0.6607	3.7	TM*	
71	TM**	Bromoform	0.1611	0.1543	4.2	TM**	
72	TM	Isopropylbenzene	1.166	1.132	2.9	TM	
73	TM**	1,1,2,2-Tetrachloroethane	0.2001	0.1827	8.7	TM**	
74	TM	1,2,3-Trichloropropane	0.1000	0.1008	0.81	TM	
75	TML	t-1,4-Dichloro-2-Butene	0.0601	0.0488	19	TML	4.0
76	TM	Bromobenzene	0.3816	0.3657	4.2	TM	
77	TM	n-Propylbenzene	1.151	1.138	1.2	TM	
78	TM	4-Ethyltoluene	1.063	0.9969	6.2	TM	
79	TM	2-Chlorotoluene	0.9129	0.8702	4.7	TM	
80	TM	1,3,5-Trimethylbenzene	0.9948	1.004	0.90	TM	
		Average			5.2		

VOLATILE ORGANIC ANALYSIS BY
EPA METHOD 8260B

Form 7

Second Source Calibration

Lab Name: APPL, Inc.
Case No:
Matrix: Water

SDG No:
Date Analyzed: 10/15/2021
Instrument: Max
Cal. Date: 10/15/2021
Data File: 1015M22.D

		Compound	MEAN	CCRF	%D		%Drift
81	TM	4-Chlorotoluene	0.9068	0.8859	2.3	TM	
82	TM	Tert-Butylbenzene	0.5492	0.5705	3.9	TM	
83	TM	1,2,4-Trimethylbenzene	0.9425	0.9915	5.2	TM	
84	TM	Sec-Butylbenzene	1.051	1.108	5.5	TM	
85	TM	p-Isopropyltoluene	1.016	1.070	5.3	TM	
86	TM	Benzyl Chloride	0.2406	0.2024	16	TM	
87	TM	1,3-DCB	0.6644	0.6756	1.7	TM	
88	TM	1,4-DCB	0.6767	0.6541	3.3	TM	
89	TML	n-Butylbenzene	0.5721	0.6278	9.7	TML	7.4
90	TM	1,2-DCB	0.6504	0.6356	2.3	TM	
91	TM	Hexachloroethane	0.1703	0.1719	0.98	TM	
92	TML	1,2-Dibromo-3-chloropropane	0.0437	0.0485	11	TML	13
93	TML	1,2,4-Trichlorobenzene	0.1936	0.2049	5.8	TML	17
94	TML	Hexachlorobutadiene	0.2401	0.2482	3.4	TML	9.7
95	TMQ	Naphthalene	0.4088	0.4281	4.7	TMQ	8.9
96	TML	1,2,3-Trichlorobenzene	0.2371	0.2821	19	TML	13
97							
98							
99							
100							
101							
102							
103							
104							
105							
106							
107							
108							
109							
110							
111							
112							
113							
114							
115							
116							
117							
118							
119							
120							
		Average			6.3		

Quantitation Report (Not Reviewed)

Data File : M:\MAX\DATA\211015\1015M22.D
Acq On : 15 Oct 21 19:57
Sample : (SS) 10ug/L VOC STD 10/15/21
Misc : IS&S 8/4/21

Vial: 12
Operator: LP,DG,CH
Inst : Max
Multiplr: 1.00

Quant Time: Oct 16 14:01 2021

Quant Results File: M1015W.RES

Quant Method : M:\MAX\DATA\211015\M1015W.M (RTE Integrator)
Title : METHOD 8260B
Last Update : Sat Oct 16 14:01:48 2021
Response via : Initial Calibration
DataAcq Meth : M8260

Internal Standards	R.T.	QIon	Response	Conc Units	Dev(Min)
1) Fluorobenzene (IS)	6.34	96	407759	25.00 ppb	0.00
65) Chlorobenzene-D5 (IS)	9.50	117	364241	25.00 ppb	0.00
80) 1,4-Dichlorobenzene-D (IS)	11.82	152	235667	25.00 ppb	0.00
System Monitoring Compounds					
41) Dibromofluoromethane(S)	5.56	111	123620	24.41 ppb	0.00
Spiked Amount 25.000			Recovery =	97.644%	
46) 1,2-DCA-D4(S)	5.95	65	86328	24.44 ppb	0.00
Spiked Amount 25.000			Recovery =	97.764%	
66) Toluene-D8(S)	8.05	98	412111	24.62 ppb	0.00
Spiked Amount 25.000			Recovery =	98.464%	
74) 4-Bromofluorobenzene(S)	10.68	95	166312	24.60 ppb	0.00
Spiked Amount 25.000			Recovery =	98.388%	

Target Compounds					Qvalue
3) Dichlorodifluoromethane	1.18	85	23248	9.52 ppb	98
4) Freon 114	1.29	85	16154	11.81 ppb	81
5) Chloromethane	1.33	50	13730	9.43 ppb	91
6) Vinyl chloride	1.42	62	16330	9.09 ppb	99
8) Bromomethane	1.68	94	13271	8.74 ppb	98
9) Chloroethane	1.77	64	10562	9.18 ppb	92
10) Dichlorofluoromethane	1.97	67	31774	8.06 ppb	97
11) Trichlorofluoromethane	2.00	101	44881	9.52 ppb	96
13) Acrolein	2.44	56	24941	109.40 ppb	90
14) Acetone	2.61	43	26025	48.95 ppb	99
15) Freon-113	2.52	151	18195	9.49 ppb	94
16) Acetonitrile	2.93	41	16970	134.32 ppb	90
18) 1,2-Dichlorotrifluoroethan	1.97	67	31774	8.06 ppb	100
19) 1,1-DCE	2.51	61	26210	9.18 ppb	99
20) t-Butanol	3.34	59	23571	144.72 ppb	93
21) Methyl Acetate	2.99	43	6766	7.57 ppb	95
22) Iodomethane	2.66	142	14370	7.58 ppb	95
23) Acrylonitrile	3.43	53	4893	9.72 ppb	91
25) Methylene chloride	3.08	84	17714	9.61 ppb	94
26) Carbon disulfide	2.71	76	20832	8.97 ppb #	92
27) Methyl t-butyl ether (MtBE	3.47	73	56980	9.27 ppb	92
28) Trans-1,2-DCE	3.43	96	19186	9.64 ppb	92
29) 3-Methylpentane	3.46	57	9624	9.21 ppb #	87
31) Diisopropyl Ether	4.24	45	35716	9.31 ppb	90
32) 1,1-DCA	4.06	63	30810	10.32 ppb	95
34) Ethyl tert Butyl Ether	4.77	59	45712	9.28 ppb	96
35) Methylcyclopentane	4.78	56	2359	11.28 ppb	100

(#) = qualifier out of range (m) = manual integration

Quantitation Report (Not Reviewed)

Data File : M:\MAX\DATA\211015\1015M22.D
Acq On : 15 Oct 21 19:57
Sample : (SS) 10ug/L VOC STD 10/15/21
Misc : IS&S 8/4/21

Vial: 12
Operator: LP,DG,CH
Inst : Max
Multiplr: 1.00

Quant Time: Oct 16 14:01 2021

Quant Results File: M1015W.RES

Quant Method : M:\MAX\DATA\211015\M1015W.M (RTE Integrator)
Title : METHOD 8260B
Last Update : Sat Oct 16 14:01:48 2021
Response via : Initial Calibration
DataAcq Meth : M8260

	Compound	R.T.	QIon	Response	Conc	Unit		Qvalue
36)	MEK (2-Butanone)	4.99	43	28077	50.51	ppb	#	93
37)	Cis-1,2-DCE	4.91	96	19914	9.03	ppb		92
38)	2,2-Dichloropropane	4.89	77	34376	8.97	ppb		97
39)	Chloroform	5.36	83	39302	10.14	ppb		97
40)	Bromochloromethane	5.22	130	15775	9.10	ppb		95
42)	1,1,1-TCA	5.54	97	45646	10.03	ppb		94
43)	Cyclohexane	5.59	41	11131	8.55	ppb		86
44)	1,1-Dichloropropene	5.75	75	24083	9.75	ppb		95
45)	2,2,4-Trimethylpentane	6.12	57	27765	8.67	ppb		86
47)	Carbon Tetrachloride	5.74	117	41049	9.59	ppb		95
48)	Tert Amyl Methyl Ether	6.18	73	45547	9.38	ppb		96
49)	1,2-DCA	6.04	62	37921	9.89	ppb		97
50)	Benzene	5.99	78	67483	9.44	ppb		96
51)	TCE	6.75	95	22638	9.89	ppb		91
52)	2-Pentanone	7.01	43	116600	125.50	ppb		100
53)	1,2-Dichloropropane	7.00	63	7545	9.49	ppb	#	91
54)	Bromodichloromethane	7.31	83	31868	9.93	ppb		97
55)	Methyl Cyclohexane	6.94	83	23967	9.74	ppb		90
56)	Dibromomethane	7.12	93	12407	8.88	ppb		93
57)	MIBK (methyl isobutyl ket	7.98	43	63733	53.64	ppb		95
58)	1-Bromo-2-chloroethane	7.62	144	4192	9.33	ppb		75
60)	Cis-1,3-Dichloropropene	7.79	75	29014	10.09	ppb		96
61)	Toluene	8.12	91	81096	9.81	ppb		99
62)	Trans-1,3-Dichloropropene	8.37	75	28562	10.02	ppb		97
63)	1,1,2-TCA	8.55	83	12396	9.67	ppb		88
64)	2-Hexanone	8.83	43	42858	53.33	ppb		97
67)	1,2-EDB	9.03	107	18534	9.64	ppb		93
68)	Tetrachloroethene	8.66	164	19760	10.45	ppb	#	76
69)	1-Chlorohexane	9.53	91	12619	8.73	ppb		96
70)	1,1,1,2-Tetrachloroethane	9.62	131	27467	10.14	ppb		93
71)	m&p-Xylene	9.77	106	81898	19.89	ppb		97
72)	o-Xylene	10.16	106	41097	9.52	ppb		90
73)	Styrene	10.18	104	67486	10.38	ppb	#	95
75)	1,3-Dichloropropane	8.71	76	26810	9.49	ppb		92
76)	Dibromochloromethane	8.93	129	28373	10.03	ppb		98
77)	Chlorobenzene	9.53	112	60543	9.59	ppb		98
78)	Ethylbenzene	9.65	91	96264	9.63	ppb		99
79)	Bromoform	10.35	173	22475	9.58	ppb		89
81)	Isopropylbenzene	10.53	105	106724	9.71	ppb		99
82)	1,1,2,2-Tetrachloroethane	10.84	83	17225	9.13	ppb	#	88
83)	1,2,3-Trichloropropane	10.87	110	9505	10.08	ppb		85
84)	t-1,4-Dichloro-2-Butene	10.90	53	4599	9.60	ppb		75

(#) = qualifier out of range (m) = manual integration

Quantitation Report (Not Reviewed)

Data File : M:\MAX\DATA\211015\1015M22.D
Acq On : 15 Oct 21 19:57
Sample : (SS) 10ug/L VOC STD 10/15/21
Misc : IS&S 8/4/21

Vial: 12
Operator: LP,DG,CH
Inst : Max
Multiplr: 1.00

Quant Time: Oct 16 14:01 2021

Quant Results File: M1015W.RES

Quant Method : M:\MAX\DATA\211015\M1015W.M (RTE Integrator)
Title : METHOD 8260B
Last Update : Sat Oct 16 14:01:48 2021
Response via : Initial Calibration
DataAcq Meth : M8260

	Compound	R.T.	QIon	Response	Conc	Unit		Qvalue
85)	Bromobenzene	10.81	156	34477	9.58	ppb		91
86)	n-Propylbenzene	10.94	91	107263	9.88	ppb		94
87)	4-Ethyltoluene	11.06	105	93970	9.38	ppb		94
88)	2-Chlorotoluene	11.01	91	82030	9.53	ppb		94
89)	1,3,5-Trimethylbenzene	11.12	105	94620	10.09	ppb		96
90)	4-Chlorotoluene	11.13	91	83509	9.77	ppb		98
91)	Tert-Butylbenzene	11.44	119	53776	10.39	ppb		96
92)	1,2,4-Trimethylbenzene	11.49	105	93466	10.52	ppb		98
93)	Sec-Butylbenzene	11.66	105	104477	10.55	ppb		99
94)	p-Isopropyltoluene	11.81	119	100883	10.53	ppb		97
95)	Benzyl Chloride	11.99	91	19077	8.41	ppb		97
96)	1,3-DCB	11.75	146	63689	10.17	ppb		94
97)	1,4-DCB	11.84	146	61660	9.67	ppb		97
98)	n-Butylbenzene	12.22	91	59181	9.26	ppb		96
99)	1,2-DCB	12.21	146	59914	9.77	ppb		96
100)	Hexachloroethane	12.46	117	16207	10.10	ppb		91
101)	1,2-Dibromo-3-chloropropan	12.99	75	4572	8.68	ppb	#	90
102)	1,2,4-Trichlorobenzene	13.81	180	19312	8.25	ppb		89
103)	Hexachlorobutadiene	13.99	225	23401	9.03	ppb		92
104)	Naphthalene	14.06	128	40355	9.11	ppb		99
105)	1,2,3-Trichlorobenzene	14.30	180	26595	8.69	ppb		90

(#) = qualifier out of range (m) = manual integration

Quantitation Report

Data File : M:\MAX\DATA\211015\1015M22.D
Acq On : 15 Oct 21 19:57
Sample : (SS) 10ug/L VOC STD 10/15/21
Misc : IS&S 8/4/21

Vial: 12
Operator: LP,DG,CH
Inst : Max
Multiplr: 1.00

Quant Time: Oct 16 14:01 2021

Quant Results File: M1015W.RES

Method : M:\MAX\DATA\211015\M1015W.M (RTE Integrator)
Title : METHOD 8260B
Last Update : Sat Oct 16 14:01:48 2021
Response via : Initial Calibration



VOLATILE ORGANIC ANALYSIS BY
EPA METHOD 8260B

Form 7

Continuing Calibration

Lab Name: APPL, Inc.
Case No:
Matrix: Water

SDG No:
Date Analyzed: 9 Nov 21 8:32
Instrument: Max
Initial Cal. Date: 10/15/2021
Data File: 1109M02.D

		Compound	MEAN	CCRF	%D	%Drift	
1	I	Fluorobenzene (IS)	ISTD			I	
2	TM	Chlorotrifluoroethene	0.0000	0.0093	0.00	TM	
3	TM	Dichlorodifluoromethane	0.1497	0.1369	8.6	TM	
4	TM	Freon 114	0.0839	0.0915	9.1	TM	
5	TM**	Chloromethane	0.0893	0.0891	0.21	TM**	
6	TM*	Vinyl chloride	0.1101	0.0967	12	TM*	
7	TM	2-Chloro-1,1,1-trifluoroethane	0.0000	0.0020	0.00	TM	
8	TM	Bromomethane	0.0931	0.1025	10	TM	
9	TML	Chloroethane	0.0844	0.0591	30	TML	15
10	TM	Dichlorofluoromethane	0.2416	0.2181	9.7	TM	
11	TM	Trichlorofluoromethane	0.2889	0.2626	9.1	TM	
12	TM	2,2-Dichloro-1,1,1-trifluoroethane	0.0000	0.0001	0.00	TM	
13	TMQ	Acrolein	0.0145	0.0118	18	TMQ	15
14	TM	Acetone	0.0326	0.0273	16	TM	
15	TM	Freon-113	0.1176	0.1174	0.16	TM	
16	TM	Acetonitrile	0.0077	0.0064	17	TM	
17	TML	2-propanol	0.0000	0.0007	0.00	TML	
18	TM	1,2-Dichlorotrifluoroethane	0.2416	0.2181	9.7	TM	
19	TM*	1,1-DCE	0.1751	0.1526	13	TM*	
20	TMQ	t-Butanol	0.0101	0.0093	8.2	TMQ	9.0
21	TMQ	Methyl Acetate	0.0528	0.0446	16	TMQ	19
22	TML	Iodomethane	0.1096	0.1143	4.2	TML	5.4
23	TML	Acrylonitrile	0.0252	0.0265	5.2	TML	14
24	TM	Methylene chloride	0.1130	0.1068	5.5	TM	
25	TM	Carbon disulfide	0.1424	0.1441	1.2	TM	
26	TM	Methyl t-butyl ether (MtBE)	0.3769	0.3353	11	TM	
27	TM	Trans-1,2-DCE	0.1221	0.1112	8.9	TM	
28	TML	3-Methylpentane	0.0702	0.0595	15	TML	7.1
29	TM	Hexane	0.0000	0.0004	0.00	TM	
30	TM	Diisopropyl Ether	0.2351	0.2189	6.9	TM	
31	TM**	1,1-DCA	0.1831	0.1681	8.2	TM**	
32	TM	Ethyl tert Butyl Ether	0.3021	0.2770	8.3	TM	
33	TML	Methylcyclopentane	0.0160	0.0102	36	TML	25 *NT
34	TM	MEK (2-Butanone)	0.0341	0.0305	10	TM	
35	TM	Cis-1,2-DCE	0.1352	0.1160	14	TM	
36	TM	2,2-Dichloropropane	0.2349	0.2300	2.1	TM	
37	TM*	Chloroform	0.2377	0.2363	0.60	TM*	
38	TML	Bromochloromethane	0.1040	0.0903	13	TML	15
39	S	Dibromofluoromethane(S)	0.3105	0.3039	2.1	S	
40	TM	1,1,1-TCA	0.2791	0.2731	2.2	TM	
		Average			8.7		

VOLATILE ORGANIC ANALYSIS BY
EPA METHOD 8260B

Form 7

Continuing Calibration

Lab Name: APPL, Inc.
Case No:
Matrix: Water

SDG No:
Date Analyzed: 9 Nov 21 8:32
Instrument: Max
Cal. Date: 10/15/2021
Data File: 1109M02.D

		Compound	MEAN	CCRF	%D		%Drift
41	TM	Cyclohexane	0.0798	0.0773	3.2	TM	
42	TM	1,1-Dichloropropene	0.1514	0.1520	0.38	TM	
43	TM	2,2,4-Trimethylpentane	0.1964	0.1985	1.1	TM	
44	S	1,2-DCA-D4(S)	0.2166	0.2051	5.3	S	
45	TM	Carbon Tetrachloride	0.2625	0.2422	7.7	TM	
46	TM	Tert Amyl Methyl Ether	0.2978	0.2716	8.8	TM	
47	TM	1,2-DCA	0.2350	0.2318	1.4	TM	
48	TM	Benzene	0.4384	0.4033	8.0	TM	
49	TM	TCE	0.1404	0.1233	12	TM	
50	TM	2-Pentanone	0.0570	0.0522	8.3	TM	
51	TM*L	1,2-Dichloropropane	0.0476	0.0496	4.1	TM*L	1.9
52	TM	Bromodichloromethane	0.1968	0.1918	2.5	TM	
53	TML	Methyl Cyclohexane	0.1542	0.1344	13	TML	11
54	TM	Dibromomethane	0.0856	0.0749	12	TM	
55	TM	MIBK (methyl isobutyl ketone)	0.0729	0.0697	4.4	TM	
56	TML	1-Bromo-2-chloroethane	0.0245	0.0241	1.8	TML	13
57	TM	2-Chloroethyl vinyl ether	0.0000	0.0000	0.00	TM	
58	TM	Cis-1,3-Dichloropropene	0.1763	0.1718	2.6	TM	
59	TM*	Toluene	0.5070	0.5070	0.00	TM*	
60	TM	Trans-1,3-Dichloropropene	0.1749	0.1715	1.9	TM	
61	TM	1,1,2-TCA	0.0786	0.0722	8.2	TM	
62	TM	2-Hexanone	0.0493	0.0439	11	TM	
63	I	Chlorobenzene-D5 (IS)	ISTD			I	
64	S	Toluene-D8(S)	1.149	1.146	0.23	S	
65	TM	1,2-EDB	0.1319	0.1115	15	TM	
66	TML	Tetrachloroethene	0.2207	0.1254	43	TML	4.4
67	TM	1-Chlorohexane	0.0992	0.0993	0.05	TM	
68	TM	1,1,1,2-Tetrachloroethane	0.1860	0.1813	2.5	TM	
69	TM	m&p-Xylene	0.2826	0.2709	4.2	TM	
70	TM	o-Xylene	0.2964	0.2629	11	TM	
71	TM	Styrene	0.4463	0.4299	3.7	TM	
72	S	4-Bromofluorobenzene(S)	0.4641	0.4502	3.0	S	
73	TM	1,3-Dichloropropane	0.1940	0.1694	13	TM	
74	TM	Dibromochloromethane	0.1941	0.1710	12	TM	
75	TM**	Chlorobenzene	0.4334	0.4218	2.7	TM**	
76	TM*	Ethylbenzene	0.6860	0.6525	4.9	TM*	
77	TM**	Bromoform	0.1611	0.1477	8.3	TM**	
78	I	1,4-Dichlorobenzene-D (IS)	ISTD			I	
79	TM	Isopropylbenzene	1.166	1.101	5.5	TM	
80	TM**	1,1,2,2-Tetrachloroethane	0.2001	0.1618	19	TM**	
		Average			7.0		

VOLATILE ORGANIC ANALYSIS BY
EPA METHOD 8260B

Form 7

Continuing Calibration

Lab Name: APPL, Inc.
Case No:
Matrix: Water

SDG No:
Date Analyzed: 9 Nov 21 8:32
Instrument: Max
Cal. Date: 10/15/2021
Data File: 1109M02.D

		Compound	MEAN	CCRF	%D		%Drift	
81	TM	1,2,3-Trichloropropane	0.1000	0.0836	16	TM		
82	TML	t-1,4-Dichloro-2-Butene	0.0601	0.0502	16	TML	1.4	
83	TM	Bromobenzene	0.3816	0.3393	11	TM		
84	TM	n-Propylbenzene	1.151	1.100	4.5	TM		
85	TM	4-Ethyltoluene	1.063	1.050	1.2	TM		
86	TM	2-Chlorotoluene	0.9129	0.8559	6.2	TM		
87	TM	1,3,5-Trimethylbenzene	0.9948	0.9431	5.2	TM		
88	TM	4-Chlorotoluene	0.9068	0.8436	7.0	TM		
89	TM	Tert-Butylbenzene	0.5492	0.5755	4.8	TM		
90	TM	1,2,4-Trimethylbenzene	0.9425	0.9046	4.0	TM		
91	TM	Sec-Butylbenzene	1.051	1.028	2.2	TM		
92	TM	p-Isopropyltoluene	1.016	0.9648	5.0	TM		
93	TM	Benzyl Chloride	0.2406	0.2277	5.3	TM		
94	TM	1,3-DCB	0.6644	0.6096	8.3	TM		
95	TM	1,4-DCB	0.6767	0.5945	12	TM		
96	TML	n-Butylbenzene	0.5721	0.5524	3.5	TML	17	
97	TM	1,2-DCB	0.6504	0.5978	8.1	TM		
98	TM	Hexachloroethane	0.1703	0.1854	8.9	TM		
99	TML	1,2-Dibromo-3-chloropropane	0.0437	0.0408	6.7	TML	25	*NT
100	TML	1,2,4-Trichlorobenzene	0.1936	0.1628	16	TML	30	*NT
101	TML	Hexachlorobutadiene	0.2401	0.2337	2.7	TML	14	
102	TMQ	Naphthalene	0.4088	0.2787	32	TMQ	37	*NT
103	TML	1,2,3-Trichlorobenzene	0.2371	0.2079	12	TML	29	*NT
104								
105								
106								
107								
108								
109								
110								
111								
112								
113								
114								
115								
116								
117								
118								
119								
120								
		Average			8.6			

Quantitation Report (Not Reviewed)

Data File : M:\MAX\DATA\211108\1109M02.D
Acq On : 9 Nov 21 8:32
Sample : 211109A CCV 10ug/L
Misc : IS&S 8/4/21

Vial: 2
Operator: LP,DG,CH
Inst : Max
Multiplr: 1.00

Quant Time: Nov 9 9:09 2021

Quant Results File: M1015W.RES

Quant Method : M:\MAX\DATA\211015\M1015W.M (RTE Integrator)
Title : METHOD 8260B
Last Update : Sat Oct 16 14:01:48 2021
Response via : Initial Calibration
DataAcq Meth : M8260

Internal Standards	R.T.	QIon	Response	Conc Units	Dev(Min)
1) Fluorobenzene (IS)	6.38	96	405840	25.00 ppb	0.04
65) Chlorobenzene-D5 (IS)	9.53	117	378086	25.00 ppb	0.03
80) 1,4-Dichlorobenzene-D (IS)	11.85	152	238208	25.00 ppb	0.03
System Monitoring Compounds					
41) Dibromofluoromethane(S)	5.59	111	123315	24.47 ppb	0.03
Spiked Amount 25.000			Recovery	= 97.860%	
46) 1,2-DCA-D4(S)	5.98	65	83224	23.67 ppb	0.03
Spiked Amount 25.000			Recovery	= 94.692%	
66) Toluene-D8(S)	8.08	98	433431	24.94 ppb	0.03
Spiked Amount 25.000			Recovery	= 99.768%	
74) 4-Bromofluorobenzene(S)	10.70	95	170198	24.25 ppb	0.03
Spiked Amount 25.000			Recovery	= 97.000%	

Target Compounds					Qvalue
3) Dichlorodifluoromethane	1.19	85	22216	9.14 ppb	98
4) Freon 114	1.30	85	14857	10.91 ppb	79
5) Chloromethane	1.34	50	14468	9.98 ppb	99
6) Vinyl chloride	1.43	62	15701	8.78 ppb	93
8) Bromomethane	1.69	94	16633	11.01 ppb	88
9) Chloroethane	1.79	64	9594	8.48 ppb	96
10) Dichlorofluoromethane	1.99	67	35398	9.03 ppb	97
11) Trichlorofluoromethane	2.02	101	42623	9.09 ppb	93
13) Acrolein	2.46	56	24030	105.97 ppb	92
14) Acetone	2.63	43	22144	41.85 ppb	95
15) Freon-113	2.55	151	19056	9.98 ppb	98
16) Acetonitrile	2.96	41	13018	103.53 ppb	97
18) 1,2-Dichlorotrifluoroethan	1.99	67	35398	9.03 ppb	100
19) 1,1-DCE	2.53	61	24768	8.72 ppb	98
20) t-Butanol	3.37	59	18878	113.69 ppb	98
21) Methyl Acetate	3.02	43	7241	8.14 ppb	96
22) Iodomethane	2.69	142	18550	9.46 ppb	97
23) Acrylonitrile	3.48	53	4303	8.58 ppb #	74
25) Methylene chloride	3.11	84	17332	9.45 ppb	97
26) Carbon disulfide	2.74	76	23400	10.12 ppb	94
27) Methyl t-butyl ether (MtBE	3.50	73	54435	8.90 ppb	96
28) Trans-1,2-DCE	3.47	96	18049	9.11 ppb	90
29) 3-Methylpentane	3.50	57	9661	9.29 ppb #	78
31) Diisopropyl Ether	4.28	45	35535	9.31 ppb	96
32) 1,1-DCA	4.10	63	27282	9.18 ppb #	94
34) Ethyl tert Butyl Ether	4.81	59	44968	9.17 ppb	93
35) Methylcyclopentane	4.81	56	1657	7.55 ppb	100

(#) = qualifier out of range (m) = manual integration

Quantitation Report (Not Reviewed)

Data File : M:\MAX\DATA\211108\1109M02.D
Acq On : 9 Nov 21 8:32
Sample : 211109A CCV 10ug/L
Misc : IS&S 8/4/21

Vial: 2
Operator: LP,DG,CH
Inst : Max
Multiplr: 1.00

Quant Time: Nov 9 9:09 2021

Quant Results File: M1015W.RES

Quant Method : M:\MAX\DATA\211015\M1015W.M (RTE Integrator)
Title : METHOD 8260B
Last Update : Sat Oct 16 14:01:48 2021
Response via : Initial Calibration
DataAcq Meth : M8260

	Compound	R.T.	QIon	Response	Conc Unit		Qvalue
36)	MEK (2-Butanone)	5.03	43	24791	44.81 ppb		98
37)	Cis-1,2-DCE	4.95	96	18831	8.58 ppb		96
38)	2,2-Dichloropropane	4.93	77	37337	9.79 ppb		98
39)	Chloroform	5.40	83	38354	9.94 ppb		91
40)	Bromochloromethane	5.26	130	14662	8.47 ppb		91
42)	1,1,1-TCA	5.58	97	44334	9.78 ppb		99
43)	Cyclohexane	5.62	41	12547	9.68 ppb		80
44)	1,1-Dichloropropene	5.79	75	24676	10.04 ppb		95
45)	2,2,4-Trimethylpentane	6.15	57	32220	10.11 ppb		85
47)	Carbon Tetrachloride	5.77	117	39313	9.23 ppb		97
48)	Tert Amyl Methyl Ether	6.22	73	44084	9.12 ppb	#	98
49)	1,2-DCA	6.07	62	37625	9.86 ppb		100
50)	Benzene	6.03	78	65468	9.20 ppb		99
51)	TCE	6.78	95	20018	8.79 ppb		81
52)	2-Pentanone	7.04	43	105982	114.61 ppb		96
53)	1,2-Dichloropropane	7.03	63	8048	10.19 ppb		100
54)	Bromodichloromethane	7.35	83	31144	9.75 ppb		97
55)	Methyl Cyclohexane	6.97	83	21814	8.92 ppb		83
56)	Dibromomethane	7.15	93	12165	8.75 ppb		94
57)	MIBK (methyl isobutyl ket	8.01	43	56544	47.81 ppb		97
58)	1-Bromo-2-chloroethane	7.65	144	3910	8.75 ppb	#	69
60)	Cis-1,3-Dichloropropene	7.82	75	27894	9.74 ppb		93
61)	Toluene	8.15	91	82300	10.00 ppb		96
62)	Trans-1,3-Dichloropropene	8.40	75	27833	9.81 ppb		98
63)	1,1,2-TCA	8.58	83	11716	9.18 ppb		91
64)	2-Hexanone	8.85	43	35630	44.55 ppb		98
67)	1,2-EDB	9.06	107	16862	8.45 ppb		99
68)	Tetrachloroethene	8.69	164	18968	9.56 ppb		82
69)	1-Chlorohexane	9.56	91	15015	10.01 ppb		89
70)	1,1,1,2-Tetrachloroethane	9.65	131	27426	9.75 ppb		86
71)	m&p-Xylene	9.80	106	81930	19.17 ppb		92
72)	o-Xylene	10.19	106	39760	8.87 ppb		94
73)	Styrene	10.20	104	65023	9.63 ppb	#	94
75)	1,3-Dichloropropane	8.74	76	25622	8.74 ppb	#	80
76)	Dibromochloromethane	8.96	129	25856	8.81 ppb		97
77)	Chlorobenzene	9.56	112	63788	9.73 ppb		95
78)	Ethylbenzene	9.68	91	98676	9.51 ppb		94
79)	Bromoform	10.37	173	22330	9.17 ppb		95
81)	Isopropylbenzene	10.56	105	104939	9.45 ppb		97
82)	1,1,2,2-Tetrachloroethane	10.87	83	15416	8.09 ppb	#	92
83)	1,2,3-Trichloropropane	10.90	110	7962	8.35 ppb		91
84)	t-1,4-Dichloro-2-Butene	10.93	53	4781	9.86 ppb		81

(#) = qualifier out of range (m) = manual integration

Quantitation Report (Not Reviewed)

Data File : M:\MAX\DATA\211108\1109M02.D
Acq On : 9 Nov 21 8:32
Sample : 211109A CCV 10ug/L
Misc : IS&S 8/4/21

Vial: 2
Operator: LP,DG,CH
Inst : Max
Multiplr: 1.00

Quant Time: Nov 9 9:09 2021

Quant Results File: M1015W.RES

Quant Method : M:\MAX\DATA\211015\M1015W.M (RTE Integrator)
Title : METHOD 8260B
Last Update : Sat Oct 16 14:01:48 2021
Response via : Initial Calibration
DataAcq Meth : M8260

	Compound	R.T.	QIon	Response	Conc Unit	Qvalue
85)	Bromobenzene	10.84	156	32333	8.89 ppb	89
86)	n-Propylbenzene	10.97	91	104785	9.55 ppb	95
87)	4-Ethyltoluene	11.08	105	100052	9.88 ppb	99
88)	2-Chlorotoluene	11.04	91	81557	9.38 ppb	91
89)	1,3,5-Trimethylbenzene	11.15	105	89857	9.48 ppb	91
90)	4-Chlorotoluene	11.15	91	80382	9.30 ppb	95
91)	Tert-Butylbenzene	11.47	119	54832	10.48 ppb	94
92)	1,2,4-Trimethylbenzene	11.52	105	86193	9.60 ppb	94
93)	Sec-Butylbenzene	11.68	105	97940	9.78 ppb	99
94)	p-Isopropyltoluene	11.84	119	91931	9.50 ppb	96
95)	Benzyl Chloride	12.01	91	21696	9.47 ppb	91
96)	1,3-DCB	11.78	146	58084	9.17 ppb	99
97)	1,4-DCB	11.87	146	56645	8.78 ppb	96
98)	n-Butylbenzene	12.24	91	52631	8.30 ppb	94
99)	1,2-DCB	12.24	146	56959	9.19 ppb	97
100)	Hexachloroethane	12.48	117	17666	10.89 ppb	92
101)	1,2-Dibromo-3-chloropropan	13.02	75	3885	7.46 ppb	94
102)	1,2,4-Trichlorobenzene	13.84	180	15516	7.01 ppb	97
103)	Hexachlorobutadiene	14.01	225	22266	8.55 ppb	95
104)	Naphthalene	14.08	128	26553	6.34 ppb	98
105)	1,2,3-Trichlorobenzene	14.32	180	19805	7.09 ppb	84

(#) = qualifier out of range (m) = manual integration

Quantitation Report

Data File : M:\MAX\DATA\211108\1109M02.D
Acq On : 9 Nov 21 8:32
Sample : 211109A CCV 10ug/L
Misc : IS&S 8/4/21

Vial: 2
Operator: LP,DG,CH
Inst : Max
Multiplr: 1.00

Quant Time: Nov 9 9:09 2021

Quant Results File: M1015W.RES

Method : M:\MAX\DATA\211015\M1015W.M (RTE Integrator)
Title : METHOD 8260B
Last Update : Sat Oct 16 14:01:48 2021
Response via : Initial Calibration

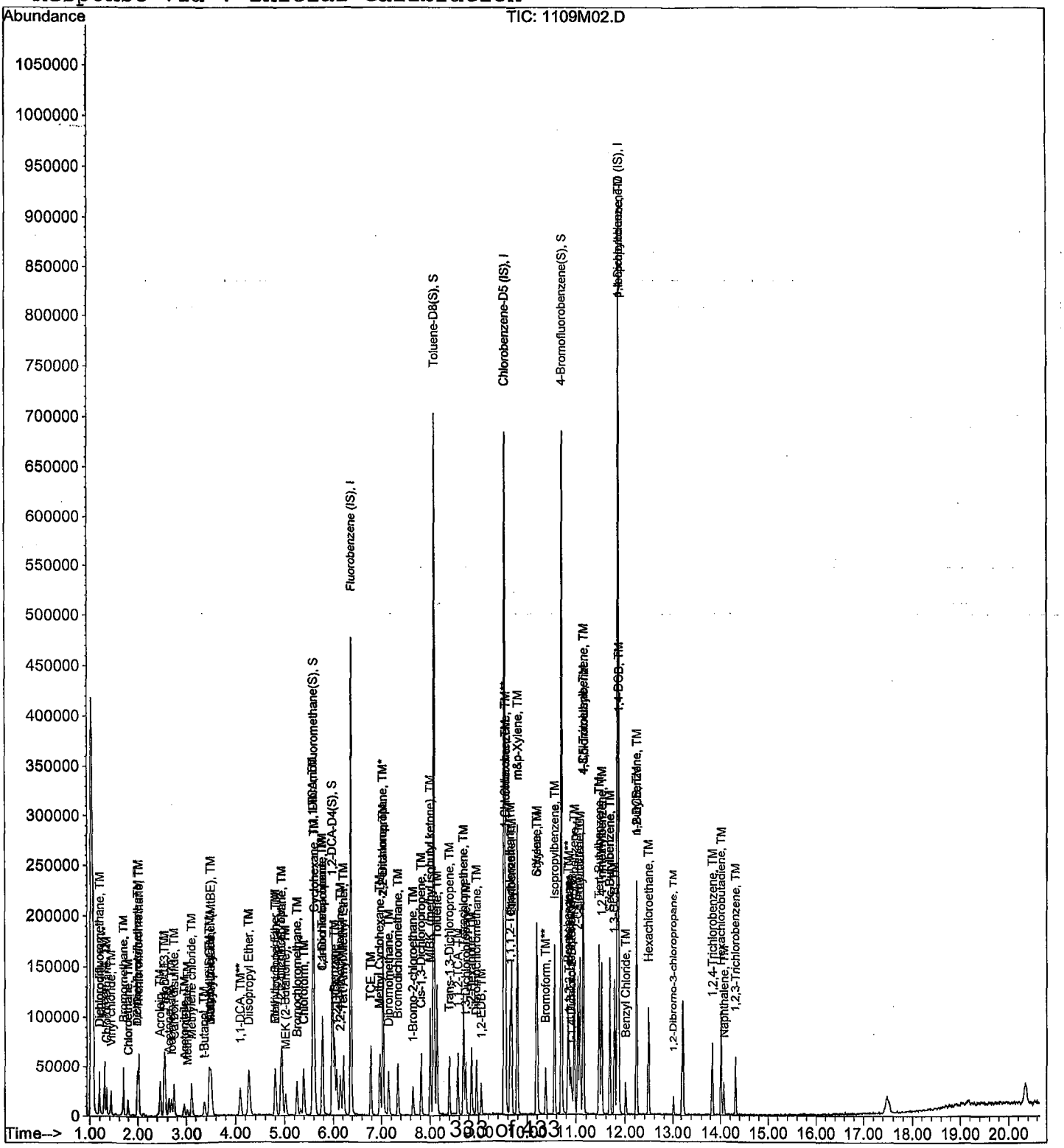

VOLATILE ORGANIC ANALYSIS BY
EPA METHOD 8260B

Form 7

Ending Continuing Calibration

Lab Name: APPL, Inc.
Case No:
Matrix: Water

SDG No:
Date Analyzed: 11/10/2021
Instrument: Max
Initial Cal. Date: 10/15/2021
Data File: 1109M52.D

		Compound	MEAN	CCRF	%D		%Drift
1	I	Fluorobenzene (IS)	ISTD			I	
2	TM	Chlorotrifluoroethene	0.0000	0.0078	0.00	TM	
3	TM	Dichlorodifluoromethane	0.1497	0.1650	10	TM	
4	TM	Freon 114	0.0839	0.1045	25	TM	
5	TM**	Chloromethane	0.0893	0.0989	11	TM**	
6	TM*	Vinyl chloride	0.1101	0.1077	2.2	TM*	
7	TM	2-Chloro-1,1,1-trifluoroethane	0.0000	0.0033	0.00	TM	
8	TM	Bromomethane	0.0931	0.1153	24	TM	
9	TML	Chloroethane	0.0844	0.0694	18	TML	2.4
10	TM	Dichlorofluoromethane	0.2416	0.2442	1.1	TM	
11	TM	Trichlorofluoromethane	0.2889	0.3112	7.7	TM	
12	TM	2,2-Dichloro-1,1,1-trifluoroethane	0.0000	0.0001	0.00	TM	
13	TMQ	Acrolein	0.0145	0.0111	23	TMQ	20
14	TM	Acetone	0.0326	0.0233	28	TM	
15	TM	Freon-113	0.1176	0.1393	18	TM	
16	TM	Acetonitrile	0.0077	0.0068	12	TM	
17	TML	2-propanol	0.0000	0.0009	0.00	TML	
18	TM	1,2-Dichlorotrifluoroethane	0.2416	0.2442	1.1	TM	
19	TM*	1,1-DCE	0.1751	0.1666	4.8	TM*	
20	TMQ	t-Butanol	0.0101	0.0087	14	TMQ	16
21	TMQ	Methyl Acetate	0.0528	0.0430	19	TMQ	22
22	TML	Iodomethane	0.1096	0.1098	0.14	TML	8.6
23	TML	Acrylonitrile	0.0252	0.0258	2.2	TML	17
24	TM	2-Methylpentane	0.0000	0.0001	0.00	TM	
25	TM	Methylene chloride	0.1130	0.1069	5.4	TM	
26	TM	Carbon disulfide	0.1424	0.1548	8.7	TM	
27	TM	Methyl t-butyl ether (MtBE)	0.3769	0.3370	11	TM	
28	TM	Trans-1,2-DCE	0.1221	0.1191	2.4	TM	
29	TML	3-Methylpentane	0.0702	0.0525	25	TML	19
30	TM	Hexane	0.0000	0.0011	0.00	TM	
31	TM	Diisopropyl Ether	0.2351	0.2281	3.0	TM	
32	TM**	1,1-DCA	0.1831	0.1819	0.64	TM**	
33	TM	Ethyl tert Butyl Ether	0.3021	0.2953	2.2	TM	
34	TML	Methylcyclopentane	0.0160	0.0099	38	TML	27
35	TM	MEK (2-Butanone)	0.0341	0.0279	18	TM	
36	TM	Cis-1,2-DCE	0.1352	0.1323	2.2	TM	
37	TM	2,2-Dichloropropane	0.2349	0.2538	8.1	TM	
38	TM*	Chloroform	0.2377	0.2540	6.9	TM*	
39	TML	Bromochloromethane	0.1040	0.1008	3.0	TML	4.9
40	S	Dibromofluoromethane(S)	0.3105	0.3100	0.15	S	
		Average			9.1		

VOLATILE ORGANIC ANALYSIS BY
EPA METHOD 8260B

Form 7

Ending Continuing Calibration

Lab Name: APPL, Inc.
Case No:
Matrix: Water

SDG No:
Date Analyzed: 11/10/2021
Instrument: Max
Cal. Date: 10/15/2021
Data File: 1109M52.D

		Compound	MEAN	CCRF	%D		%Drift
41	TM	1,1,1-TCA	0.2791	0.2912	4.3	TM	
42	TM	Cyclohexane	0.0798	0.0766	4.0	TM	
43	TM	1,1-Dichloropropene	0.1514	0.1657	9.5	TM	
44	TM	2,2,4-Trimethylpentane	0.1964	0.2452	25	TM	
45	S	1,2-DCA-D4(S)	0.2166	0.2009	7.2	S	
46	TM	Carbon Tetrachloride	0.2625	0.2735	4.2	TM	
47	TM	Tert Amyl Methyl Ether	0.2978	0.2828	5.0	TM	
48	TM	1,2-DCA	0.2350	0.2225	5.3	TM	
49	TM	Benzene	0.4384	0.4184	4.6	TM	
50	TM	TCE	0.1404	0.1412	0.59	TM	
51	TM	2-Pentanone	0.0570	0.0471	17	TM	
52	TM*L	1,2-Dichloropropane	0.0476	0.0465	2.3	TM*L	4.6
53	TM	Bromodichloromethane	0.1968	0.2080	5.7	TM	
54	TML	Methyl Cyclohexane	0.1542	0.1793	16	TML	18
55	TM	Dibromomethane	0.0856	0.0726	15	TM	
56	TM	MIBK (methyl isobutyl ketone)	0.0729	0.0604	17	TM	
57	TML	1-Bromo-2-chloroethane	0.0245	0.0259	5.8	TML	5.8
58	TM	2-Chloroethyl vinyl ether	0.0000	0.0001	0.00	TM	
59	TM	Cis-1,3-Dichloropropene	0.1763	0.1903	7.9	TM	
60	TM*	Toluene	0.5070	0.5532	9.1	TM*	
61	TM	Trans-1,3-Dichloropropene	0.1749	0.1875	7.2	TM	
62	TM	1,1,2-TCA	0.0786	0.0691	12	TM	
63	TM	2-Hexanone	0.0493	0.0395	20	TM	
64	I	Chlorobenzene-D5 (IS)	ISTD			I	
65	S	Toluene-D8(S)	1.149	1.148	0.07	S	
66	TM	1,2-EDB	0.1319	0.1151	13	TM	
67	TML	Tetrachloroethene	0.2207	0.1319	40	TML	1.3
68	TM	1-Chlorohexane	0.0992	0.1083	9.2	TM	
69	TM	1,1,1,2-Tetrachloroethane	0.1860	0.2021	8.6	TM	
70	TM	m&p-Xylene	0.2826	0.3104	9.8	TM	
71	TM	o-Xylene	0.2964	0.2957	0.25	TM	
72	TM	Styrene	0.4463	0.4726	5.9	TM	
73	S	4-Bromofluorobenzene(S)	0.4641	0.4724	1.8	S	
74	TM	1,3-Dichloropropane	0.1940	0.1736	11	TM	
75	TM	Dibromochloromethane	0.1941	0.1841	5.1	TM	
76	TM**	Chlorobenzene	0.4334	0.4597	6.1	TM**	
77	TM*	Ethylbenzene	0.6860	0.7080	3.2	TM*	
78	TM**	Bromoform	0.1611	0.1408	13	TM**	
79	I	1,4-Dichlorobenzene-D (IS)	ISTD			I	
80	TM	Isopropylbenzene	1.166	1.235	5.9	TM	
		Average			8.9		

VOLATILE ORGANIC ANALYSIS BY
EPA METHOD 8260B

Form 7

Ending Continuing Calibration

Lab Name: APPL, Inc.
Case No:
Matrix: Water

SDG No:
Date Analyzed: 11/10/2021
Instrument: Max
Cal. Date: 10/15/2021
Data File: 1109M52.D

		Compound	MEAN	CCRF	%D		%Drift
81	TM**	1,1,2,2-Tetrachloroethane	0.2001	0.1653	17	TM**	
82	TM	1,2,3-Trichloropropane	0.1000	0.0946	5.4	TM	
83	TML	t-1,4-Dichloro-2-Butene	0.0601	0.0454	24	TML	10
84	TM	Bromobenzene	0.3816	0.3839	0.58	TM	
85	TM	n-Propylbenzene	1.151	1.260	9.4	TM	
86	TM	4-Ethyltoluene	1.063	1.196	13	TM	
87	TM	2-Chlorotoluene	0.9129	0.8152	11	TM	
88	TM	1,3,5-Trimethylbenzene	0.9948	1.090	9.5	TM	
89	TM	4-Chlorotoluene	0.9068	0.9693	6.9	TM	
90	TM	Tert-Butylbenzene	0.5492	0.6160	12	TM	
91	TM	1,2,4-Trimethylbenzene	0.9425	1.040	10	TM	
92	TM	Sec-Butylbenzene	1.051	1.160	10	TM	
93	TM	p-Isopropyltoluene	1.016	1.123	11	TM	
94	TM	Benzyl Chloride	0.2406	0.2719	13	TM	
95	TM	1,3-DCB	0.6644	0.6877	3.5	TM	
96	TM	1,4-DCB	0.6767	0.6858	1.3	TM	
97	TML	n-Butylbenzene	0.5721	0.6510	14	TML	4.5
98	TM	1,2-DCB	0.6504	0.6573	1.1	TM	
99	TM	Hexachloroethane	0.1703	0.1850	8.7	TM	
100	TML	1,2-Dibromo-3-chloropropane	0.0437	0.0426	2.6	TML	23
101	TML	1,2,4-Trichlorobenzene	0.1936	0.2106	8.8	TML	16
102	TML	Hexachlorobutadiene	0.2401	0.2894	21	TML	3.6
103	TMQ	Naphthalene	0.4088	0.2839	31	TMQ	36
104	TML	1,2,3-Trichlorobenzene	0.2371	0.2246	5.3	TML	25
105							
106							
107							
108							
109							
110							
111							
112							
113							
114							
115							
116							
117							
118							
119							
120							
		Average			10.4		

Quantitation Report (Not Reviewed)

Data File : M:\MAX\DATA\211108\1109M52.D
Acq On : 10 Nov 21 7:35
Sample : Ending CCV 10ug/L 11/9/21
Misc : IS&S 8/4/21

Vial: 23
Operator: LP,DG,CH
Inst : Max
Multiplr: 1.00

Quant Time: Nov 10 7:57 2021

Quant Results File: M1015W.RES

Quant Method : M:\MAX\DATA\211015\M1015W.M (RTE Integrator)
Title : METHOD 8260B
Last Update : Sat Oct 16 14:01:48 2021
Response via : Initial Calibration
DataAcq Meth : M8260

Internal Standards	R.T.	QIon	Response	Conc Units	Dev(Min)
1) Fluorobenzene (IS)	6.37	96	424187	25.00 ppb	0.03
65) Chlorobenzene-D5 (IS)	9.53	117	395840	25.00 ppb	0.03
80) 1,4-Dichlorobenzene-D (IS)	11.85	152	254952	25.00 ppb	0.03
System Monitoring Compounds					
41) Dibromofluoromethane(S)	5.59	111	131504	24.96 ppb	0.03
Spiked Amount 25.000			Recovery	= 99.848%	
46) 1,2-DCA-D4(S)	5.98	65	85224	23.19 ppb	0.03
Spiked Amount 25.000			Recovery	= 92.776%	
66) Toluene-D8(S)	8.08	98	454537	24.98 ppb	0.03
Spiked Amount 25.000			Recovery	= 99.932%	
74) 4-Bromofluorobenzene(S)	10.71	95	186991	25.45 ppb	0.03
Spiked Amount 25.000			Recovery	= 101.792%	

Target Compounds						Qvalue
3) Dichlorodifluoromethane	1.19	85	27992	11.02 ppb		98
4) Freon 114	1.30	85	17731	12.46 ppb		84
5) Chloromethane	1.34	50	16789	11.08 ppb		93
6) Vinyl chloride	1.43	62	18276	9.78 ppb		98
8) Bromomethane	1.69	94	19562	12.39 ppb		98
9) Chloroethane	1.79	64	11777	9.76 ppb		97
10) Dichlorofluoromethane	1.99	67	41433	10.11 ppb		93
11) Trichlorofluoromethane	2.02	101	52795	10.77 ppb		95
13) Acrolein	2.45	56	23561	99.50 ppb	#	80
14) Acetone	2.63	43	19794	35.79 ppb		97
15) Freon-113	2.55	151	23628	11.84 ppb		96
16) Acetonitrile	2.95	41	14503	110.35 ppb	#	90
18) 1,2-Dichlorotrifluoroethan	1.99	67	41433	10.11 ppb		100
19) 1,1-DCE	2.53	61	28264	9.52 ppb		93
20) t-Butanol	3.36	59	18425	105.59 ppb		91
21) Methyl Acetate	3.02	43	7289	7.84 ppb	#	68
22) Iodomethane	2.68	142	18625	9.14 ppb		88
23) Acrylonitrile	3.47	53	4371	8.33 ppb	#	87
25) Methylene chloride	3.11	84	18130	9.46 ppb		98
26) Carbon disulfide	2.73	76	26272	10.87 ppb		96
27) Methyl t-butyl ether (MtBE	3.49	73	57177	8.94 ppb	#	89
28) Trans-1,2-DCE	3.46	96	20206	9.76 ppb		96
29) 3-Methylpentane	3.50	57	8904	8.13 ppb	#	72
31) Diisopropyl Ether	4.27	45	38701	9.70 ppb		91
32) 1,1-DCA	4.09	63	30867	9.94 ppb	#	96
34) Ethyl tert Butyl Ether	4.80	59	50110	9.78 ppb		96
35) Methylcyclopentane	4.79	56	1680	7.28 ppb		100

(#) = qualifier out of range (m) = manual integration

Quantitation Report (Not Reviewed)

Data File : M:\MAX\DATA\211108\1109M52.D
Acq On : 10 Nov 21 7:35
Sample : Ending CCV 10ug/L 11/9/21
Misc : IS&S 8/4/21

Vial: 23
Operator: LP,DG,CH
Inst : Max
Multiplr: 1.00

Quant Time: Nov 10 7:57 2021

Quant Results File: M1015W.RES

Quant Method : M:\MAX\DATA\211015\M1015W.M (RTE Integrator)
Title : METHOD 8260B
Last Update : Sat Oct 16 14:01:48 2021
Response via : Initial Calibration
DataAcq Meth : M8260

	Compound	R.T.	QIon	Response	Conc Unit		Qvalue
36)	MEK (2-Butanone)	5.02	43	23682	40.96 ppb		97
37)	Cis-1,2-DCE	4.95	96	22441	9.78 ppb		94
38)	2,2-Dichloropropane	4.92	77	43071	10.81 ppb		100
39)	Chloroform	5.39	83	43097	10.69 ppb		94
40)	Bromochloromethane	5.25	130	17107	9.51 ppb		93
42)	1,1,1-TCA	5.57	97	49402	10.43 ppb		95
43)	Cyclohexane	5.62	41	13005	9.60 ppb		83
44)	1,1-Dichloropropene	5.78	75	28122	10.95 ppb		92
45)	2,2,4-Trimethylpentane	6.15	57	41608	12.49 ppb		86
47)	Carbon Tetrachloride	5.77	117	46414	10.42 ppb		97
48)	Tert Amyl Methyl Ether	6.21	73	47984	9.50 ppb		100
49)	1,2-DCA	6.07	62	37747	9.47 ppb		97
50)	Benzene	6.02	78	70984	9.54 ppb		98
51)	TCE	6.78	95	23955	10.06 ppb		98
52)	2-Pentanone	7.03	43	99881	103.34 ppb		98
53)	1,2-Dichloropropane	7.02	63	7893	9.54 ppb		95
54)	Bromodichloromethane	7.34	83	35286	10.57 ppb		93
55)	Methyl Cyclohexane	6.97	83	30423	11.85 ppb		97
56)	Dibromomethane	7.15	93	12312	8.47 ppb		93
57)	MIBK (methyl isobutyl ket	8.00	43	51221	41.44 ppb		97
58)	1-Bromo-2-chloroethane	7.65	144	4402	9.42 ppb	#	70
60)	Cis-1,3-Dichloropropene	7.82	75	32286	10.79 ppb		91
61)	Toluene	8.14	91	93863	10.91 ppb		97
62)	Trans-1,3-Dichloropropene	8.40	75	31813	10.72 ppb		97
63)	1,1,2-TCA	8.58	83	11717	8.79 ppb		96
64)	2-Hexanone	8.85	43	33483	40.05 ppb		97
67)	1,2-EDB	9.06	107	18227	8.73 ppb		85
68)	Tetrachloroethene	8.69	164	20888	10.13 ppb		87
69)	1-Chlorohexane	9.56	91	17152	10.92 ppb		94
70)	1,1,1,2-Tetrachloroethane	9.65	131	31995	10.86 ppb		89
71)	m&p-Xylene	9.80	106	98292	21.97 ppb		95
72)	o-Xylene	10.19	106	46812	9.97 ppb		99
73)	Styrene	10.20	104	74831	10.59 ppb		95
75)	1,3-Dichloropropane	8.74	76	27483	8.95 ppb		85
76)	Dibromochloromethane	8.96	129	29152	9.49 ppb		97
77)	Chlorobenzene	9.56	112	72789	10.61 ppb		94
78)	Ethylbenzene	9.68	91	112097	10.32 ppb		98
79)	Bromoform	10.37	173	22300	8.74 ppb		98
81)	Isopropylbenzene	10.56	105	125935	10.59 ppb		98
82)	1,1,2,2-Tetrachloroethane	10.87	83	16860	8.26 ppb		95
83)	1,2,3-Trichloropropane	10.90	110	9651	9.46 ppb	#	81
84)	t-1,4-Dichloro-2-Butene	10.92	53	4634	8.96 ppb	#	57

(#) = qualifier out of range (m) = manual integration

Quantitation Report (Not Reviewed)

Data File : M:\MAX\DATA\211108\1109M52.D
Acq On : 10 Nov 21 7:35
Sample : Ending CCV 10ug/L 11/9/21
Misc : IS&S 8/4/21

Vial: 23
Operator: LP,DG,CH
Inst : Max
Multiplr: 1.00

Quant Time: Nov 10 7:57 2021

Quant Results File: M1015W.RES

Quant Method : M:\MAX\DATA\211015\M1015W.M (RTE Integrator)
Title : METHOD 8260B
Last Update : Sat Oct 16 14:01:48 2021
Response via : Initial Calibration
DataAcq Meth : M8260

Compound	R.T.	QIon	Response	Conc Unit		Qvalue
85) Bromobenzene	10.84	156	39146	10.06 ppb		88
86) n-Propylbenzene	10.97	91	128475	10.94 ppb		99
87) 4-Ethyltoluene	11.08	105	122012	11.25 ppb		95
88) 2-Chlorotoluene	11.04	91	83131	8.93 ppb		91
89) 1,3,5-Trimethylbenzene	11.15	105	111113	10.95 ppb		95
90) 4-Chlorotoluene	11.15	91	98854	10.69 ppb		99
91) Tert-Butylbenzene	11.47	119	62816	11.22 ppb		98
92) 1,2,4-Trimethylbenzene	11.52	105	106065	11.04 ppb		96
93) Sec-Butylbenzene	11.69	105	118299	11.04 ppb		97
94) p-Isopropyltoluene	11.84	119	114570	11.06 ppb		100
95) Benzyl Chloride	12.01	91	27726	11.30 ppb		97
96) 1,3-DCB	11.78	146	70137	10.35 ppb		99
97) 1,4-DCB	11.87	146	69940	10.13 ppb		94
98) n-Butylbenzene	12.24	91	66388	9.55 ppb		97
99) 1,2-DCB	12.24	146	67030	10.11 ppb		98
100) Hexachloroethane	12.49	117	18869	10.87 ppb		97
101) 1,2-Dibromo-3-chloropropan	13.02	75	4343	7.74 ppb	#	88
102) 1,2,4-Trichlorobenzene	13.84	180	21480	8.42 ppb		85
103) Hexachlorobutadiene	14.02	225	29516	10.36 ppb		94
104) Naphthalene	14.08	128	28956	6.44 ppb		98
105) 1,2,3-Trichlorobenzene	14.32	180	22902	7.45 ppb		84

(#) = qualifier out of range (m) = manual integration
1109M52.D M1015W.M Wed Nov 10 08:51:44 2021 Page 3

Quantitation Report

Data File : M:\MAX\DATA\211108\1109M52.D
Acq On : 10 Nov 21 7:35
Sample : Ending CCV 10ug/L 11/9/21
Misc : IS&S 8/4/21

Vial: 23
Operator: LP,DG,CH
Inst : Max
Multiplr: 1.00

Quant Time: Nov 10 7:57 2021

Quant Results File: M1015W.RES

Method : M:\MAX\DATA\211015\M1015W.M (RTE Integrator)
Title : METHOD 8260B
Last Update : Sat Oct 16 14:01:48 2021
Response via : Initial Calibration



ORGANICS
Raw Data

Quantitation Report (QT Reviewed)

Data File : M:\MAX\DATA\211108\1109M09.D
Acq On : 9 Nov 21 11:50
Sample : BA45099W01
Misc : IS&S 8/4/21

Vial: 9
Operator: LP,DG,CH
Inst : Max
Multiplr: 1.00

Quant Time: Nov 10 4:34 2021

Quant Results File: M1015W.RES

Quant Method : M:\MAX\DATA\211015\M1015W.M (RTE Integrator)
Title : METHOD 8260B
Last Update : Sat Oct 16 14:01:48 2021
Response via : Initial Calibration
DataAcq Meth : M8260

Internal Standards	R.T.	QIon	Response	Conc Units	Dev(Min)
1) Fluorobenzene (IS)	6.37	96	400966	25.00 ppb	0.03
65) Chlorobenzene-D5 (IS)	9.53	117	358047	25.00 ppb	0.03
80) 1,4-Dichlorobenzene-D (IS)	11.85	152	212290	25.00 ppb	0.03
System Monitoring Compounds					
41) Dibromofluoromethane(S)	5.60	111	130989	26.30 ppb	0.04
Spiked Amount 25.000			Recovery	= 105.216%	
46) 1,2-DCA-D4(S)	5.98	65	92448	26.62 ppb	0.04
Spiked Amount 25.000			Recovery	= 106.468%	
66) Toluene-D8(S)	8.08	98	419003	25.46 ppb	0.03
Spiked Amount 25.000			Recovery	= 101.844%	
74) 4-Bromofluorobenzene(S)	10.71	95	164181	24.70 ppb	0.03
Spiked Amount 25.000			Recovery	= 98.808%	

Target Compounds Qvalue

(#) = qualifier out of range (m) = manual integration

Quantitation Report

Data File : M:\MAX\DATA\211108\1109M09.D
Acq On : 9 Nov 21 11:50
Sample : BA45099W01
Misc : IS&S 8/4/21

Vial: 9
Operator: LP,DG,CH
Inst : Max
Multiplr: 1.00

Quant Time: Nov 10 4:34 2021

Quant Results File: M1015W.RES

Method : M:\MAX\DATA\211015\M1015W.M (RTE Integrator)
Title : METHOD 8260B
Last Update : Sat Oct 16 14:01:48 2021
Response via : Initial Calibration



1109M09.D M1015W.M Wed Nov 10 14:34:09 2021

Quantitation Report (QT Reviewed)

Data File : M:\MAX\DATA\211108\1109M10.D
Acq On : 9 Nov 21 12:19
Sample : BA45100W01
Misc : IS&S 8/4/21

Vial: 10
Operator: LP,DG,CH
Inst : Max
Multiplr: 1.00

Quant Time: Nov 10 4:43 2021

Quant Results File: M1015W.RES

Quant Method : M:\MAX\DATA\211015\M1015W.M (RTE Integrator)
Title : METHOD 8260B
Last Update : Sat Oct 16 14:01:48 2021
Response via : Initial Calibration
DataAcq Meth : M8260

Internal Standards	R.T.	QIon	Response	Conc Units	Dev(Min)
1) Fluorobenzene (IS)	6.37	96	400071	25.00 ppb	0.03
65) Chlorobenzene-D5 (IS)	9.53	117	357257	25.00 ppb	0.03
80) 1,4-Dichlorobenzene-D (IS)	11.85	152	217088	25.00 ppb	0.03
System Monitoring Compounds					
41) Dibromofluoromethane(S)	5.60	111	129118	25.99 ppb	0.04
Spiked Amount 25.000			Recovery	= 103.944%	
46) 1,2-DCA-D4(S)	5.98	65	87576	25.27 ppb	0.04
Spiked Amount 25.000			Recovery	= 101.080%	
66) Toluene-D8(S)	8.08	98	416942	25.39 ppb	0.03
Spiked Amount 25.000			Recovery	= 101.568%	
74) 4-Bromofluorobenzene(S)	10.70	95	155602	23.46 ppb	0.03
Spiked Amount 25.000			Recovery	= 93.852%	

Target Compounds Qvalue

(#) = qualifier out of range (m) = manual integration

Quantitation Report

Data File : M:\MAX\DATA\211108\1109M10.D
Acq On : 9 Nov 21 12:19
Sample : BA45100W01
Misc : IS&S 8/4/21

Vial: 10
Operator: LP,DG,CH
Inst : Max
Multiplr: 1.00

Quant Time: Nov 10 4:43 2021

Quant Results File: M1015W.RES

Method : M:\MAX\DATA\211015\M1015W.M (RTE Integrator)
Title : METHOD 8260B
Last Update : Sat Oct 16 14:01:48 2021
Response via : Initial Calibration



Quantitation Report (QT Reviewed)

Data File : M:\MAX\DATA\211108\1109M11.D
Acq On : 9 Nov 21 12:47
Sample : BA45101W01
Misc : IS&S 8/4/21

Vial: 11
Operator: LP,DG,CH
Inst : Max
Multiplr: 1.00

Quant Time: Nov 10 4:46 2021

Quant Results File: M1015W.RES

Quant Method : M:\MAX\DATA\211015\M1015W.M (RTE Integrator)
Title : METHOD 8260B
Last Update : Sat Oct 16 14:01:48 2021
Response via : Initial Calibration
DataAcq Meth : M8260

Internal Standards	R.T.	QIon	Response	Conc Units	Dev(Min)
1) Fluorobenzene (IS)	6.37	96	376449	25.00 ppb	0.03
65) Chlorobenzene-D5 (IS)	9.53	117	337382	25.00 ppb	0.03
80) 1,4-Dichlorobenzene-D (IS)	11.85	152	214382	25.00 ppb	0.03
System Monitoring Compounds					
41) Dibromofluoromethane(S)	5.59	111	127985	27.37 ppb	0.03
Spiked Amount 25.000			Recovery	= 109.496%	
46) 1,2-DCA-D4(S)	5.98	65	86400	26.50 ppb	0.04
Spiked Amount 25.000			Recovery	= 105.984%	
66) Toluene-D8(S)	8.08	98	394364	25.43 ppb	0.03
Spiked Amount 25.000			Recovery	= 101.728%	
74) 4-Bromofluorobenzene(S)	10.70	95	154360	24.65 ppb	0.03
Spiked Amount 25.000			Recovery	= 98.588%	
Target Compounds					Qvalue
68) Tetrachloroethene	8.70	164	162	-1.36 ppb #	35

(#) = qualifier out of range (m) = manual integration

Quantitation Report

Data File : M:\MAX\DATA\211108\1109M11.D
Acq On : 9 Nov 21 12:47
Sample : BA45101W01
Misc : IS&S 8/4/21

Vial: 11
Operator: LP,DG,CH
Inst : Max
Multiplr: 1.00

Quant Time: Nov 10 4:46 2021

Quant Results File: M1015W.RES

Method : M:\MAX\DATA\211015\M1015W.M (RTE Integrator)
Title : METHOD 8260B
Last Update : Sat Oct 16 14:01:48 2021
Response via : Initial Calibration



1109M11.D M1015W.M Wed Nov 10 14:34:12 2021 Page 2

Quantitation Report (Not Reviewed)

Data File : M:\MAX\DATA\211108\1109M03.D
Acq On : 9 Nov 21 9:00
Sample : 211109A LCS 10ug/L
Misc : IS&S 8/4/21

Vial: 3
Operator: LP,DG,CH
Inst : Max
Multiplr: 1.00

Quant Time: Nov 10 9:21 2021

Quant Results File: M1015W.RES

Quant Method : M:\MAX\DATA\211015\M1015W.M (RTE Integrator)
Title : METHOD 8260B
Last Update : Sat Oct 16 14:01:48 2021
Response via : Initial Calibration
DataAcq Meth : M8260

Internal Standards	R.T.	QIon	Response	Conc Units	Dev(Min)
1) Fluorobenzene (IS)	6.38	96	411507	25.00 ppb	0.04
65) Chlorobenzene-D5 (IS)	9.53	117	369189	25.00 ppb	0.03
80) 1,4-Dichlorobenzene-D (IS)	11.85	152	234982	25.00 ppb	0.03
System Monitoring Compounds					
41) Dibromofluoromethane(S)	5.60	111	129825	25.40 ppb	0.04
Spiked Amount 25.000			Recovery	= 101.608%	
46) 1,2-DCA-D4(S)	5.98	65	85272	23.92 ppb	0.03
Spiked Amount 25.000			Recovery	= 95.688%	
66) Toluene-D8(S)	8.08	98	437144	25.76 ppb	0.03
Spiked Amount 25.000			Recovery	= 103.048%	
74) 4-Bromofluorobenzene(S)	10.70	95	172589	25.18 ppb	0.03
Spiked Amount 25.000			Recovery	= 100.732%	

Target Compounds						Qvalue
3) Dichlorodifluoromethane	1.20	85	25160	10.21 ppb		96
4) Freon 114	1.30	85	16834	12.20 ppb		87
5) Chloromethane	1.34	50	14972	10.18 ppb		94
6) Vinyl chloride	1.43	62	16973	9.36 ppb		92
8) Bromomethane	1.69	94	16239	10.60 ppb		89
9) Chloroethane	1.79	64	11803	10.05 ppb		98
10) Dichlorofluoromethane	1.99	67	39431	9.92 ppb		96
11) Trichlorofluoromethane	2.02	101	47392	9.97 ppb		97
13) Acrolein	2.46	56	27875	120.87 ppb		88
14) Acetone	2.63	43	24112	44.94 ppb		96
15) Freon-113	2.55	151	19702	10.18 ppb	#	84
16) Acetonitrile	2.96	41	15520	121.72 ppb	#	91
18) 1,2-Dichlorotrifluoroethan	1.99	67	39431	9.92 ppb		100
19) 1,1-DCE	2.54	61	26381	9.16 ppb		97
20) t-Butanol	3.37	59	22570	136.37 ppb	#	85
21) Methyl Acetate	3.03	43	9681	10.73 ppb		99
22) Iodomethane	2.69	142	21331	10.56 ppb		98
23) Acrylonitrile	3.48	53	5434	10.71 ppb	#	82
25) Methylene chloride	3.12	84	19175	10.31 ppb		97
26) Carbon disulfide	2.74	76	24208	10.33 ppb	#	92
27) Methyl t-butyl ether (MtBE	3.50	73	61073	9.84 ppb		95
28) Trans-1,2-DCE	3.46	96	19131	9.52 ppb		91
29) 3-Methylpentane	3.50	57	9973	9.47 ppb		90
31) Diisopropyl Ether	4.28	45	39805	10.29 ppb		93
32) 1,1-DCA	4.10	63	30514	10.13 ppb	#	95
34) Ethyl tert Butyl Ether	4.81	59	51200	10.30 ppb		92
35) Methylcyclopentane	4.81	56	2175	10.19 ppb		100

(#) = qualifier out of range (m) = manual integration

Quantitation Report (Not Reviewed)

Data File : M:\MAX\DATA\211108\1109M03.D
Acq On : 9 Nov 21 9:00
Sample : 211109A LCS 10ug/L
Misc : IS&S 8/4/21

Vial: 3
Operator: LP,DG,CH
Inst : Max
Multiplr: 1.00

Quant Time: Nov 10 9:21 2021

Quant Results File: M1015W.RES

Quant Method : M:\MAX\DATA\211015\M1015W.M (RTE Integrator)
Title : METHOD 8260B
Last Update : Sat Oct 16 14:01:48 2021
Response via : Initial Calibration
DataAcq Meth : M8260

	Compound	R.T.	QIon	Response	Conc Unit		Qvalue
36)	MEK (2-Butanone)	5.02	43	27865	49.67 ppb		99
37)	Cis-1,2-DCE	4.95	96	22173	9.96 ppb		91
38)	2,2-Dichloropropane	4.93	77	40405	10.45 ppb		98
39)	Chloroform	5.39	83	42097	10.76 ppb		90
40)	Bromochloromethane	5.26	130	16027	9.17 ppb	#	83
42)	1,1,1-TCA	5.58	97	50645	11.02 ppb		99
43)	Cyclohexane	5.62	41	12172	9.26 ppb		88
44)	1,1-Dichloropropene	5.79	75	26131	10.48 ppb		92
45)	2,2,4-Trimethylpentane	6.15	57	36332	11.24 ppb		93
47)	Carbon Tetrachloride	5.77	117	44402	10.28 ppb		91
48)	Tert Amyl Methyl Ether	6.22	73	51052	10.41 ppb	#	94
49)	1,2-DCA	6.07	62	41214	10.65 ppb		95
50)	Benzene	6.03	78	71558	9.92 ppb		96
51)	TCE	6.78	95	21666	9.38 ppb	#	80
52)	2-Pentanone	7.04	43	115257	122.92 ppb		98
53)	1,2-Dichloropropane	7.03	63	7420	9.24 ppb		100
54)	Bromodichloromethane	7.35	83	34457	10.64 ppb		93
55)	Methyl Cyclohexane	6.98	83	26174	10.53 ppb		98
56)	Dibromomethane	7.15	93	12555	8.91 ppb		96
57)	MIBK (methyl isobutyl ket	8.01	43	59603	49.70 ppb		96
58)	1-Bromo-2-chloroethane	7.66	144	5085	11.21 ppb		94
60)	Cis-1,3-Dichloropropene	7.82	75	30755	10.60 ppb		96
61)	Toluene	8.15	91	87132	10.44 ppb		100
62)	Trans-1,3-Dichloropropene	8.40	75	32899	11.43 ppb		93
63)	1,1,2-TCA	8.58	83	11948	9.24 ppb		92
64)	2-Hexanone	8.86	43	38076	46.95 ppb		97
67)	1,2-EDB	9.06	107	19157	9.83 ppb		96
68)	Tetrachloroethene	8.69	164	18064	9.29 ppb		93
69)	1-Chlorohexane	9.56	91	15090	10.30 ppb		86
70)	1,1,1,2-Tetrachloroethane	9.65	131	31205	11.36 ppb		93
71)	m&p-Xylene	9.80	106	84945	20.35 ppb		99
72)	o-Xylene	10.19	106	43233	9.88 ppb		91
73)	Styrene	10.20	104	69791	10.59 ppb	#	96
75)	1,3-Dichloropropane	8.74	76	27549	9.62 ppb	#	76
76)	Dibromochloromethane	8.96	129	30849	10.76 ppb		97
77)	Chlorobenzene	9.56	112	70752	11.06 ppb		91
78)	Ethylbenzene	9.68	91	104969	10.36 ppb		98
79)	Bromoform	10.38	173	22904	9.63 ppb		100
81)	Isopropylbenzene	10.56	105	114193	10.42 ppb		99
82)	1,1,2,2-Tetrachloroethane	10.87	83	17907	9.52 ppb		93
83)	1,2,3-Trichloropropane	10.90	110	9234	9.82 ppb		98
84)	t-1,4-Dichloro-2-Butene	10.93	53	4323	9.06 ppb		98

(#) = qualifier out of range (m) = manual integration

Quantitation Report (Not Reviewed)

Data File : M:\MAX\DATA\211108\1109M03.D
Acq On : 9 Nov 21 9:00
Sample : 211109A LCS 10ug/L
Misc : IS&S 8/4/21

Vial: 3
Operator: LP,DG,CH
Inst : Max
Multiplr: 1.00

Quant Time: Nov 10 9:21 2021

Quant Results File: M1015W.RES

Quant Method : M:\MAX\DATA\211015\M1015W.M (RTE Integrator)
Title : METHOD 8260B
Last Update : Sat Oct 16 14:01:48 2021
Response via : Initial Calibration
DataAcq Meth : M8260

	Compound	R.T.	QIon	Response	Conc Unit	Qvalue
85)	Bromobenzene	10.84	156	37630	10.49 ppb	89
86)	n-Propylbenzene	10.97	91	112779	10.42 ppb	100
87)	4-Ethyltoluene	11.08	105	105536	10.56 ppb	99
88)	2-Chlorotoluene	11.04	91	85491	9.96 ppb	88
89)	1,3,5-Trimethylbenzene	11.15	105	99907	10.69 ppb	98
90)	4-Chlorotoluene	11.15	91	86377	10.13 ppb	97
91)	Tert-Butylbenzene	11.47	119	55968	10.84 ppb	96
92)	1,2,4-Trimethylbenzene	11.52	105	95899	10.83 ppb	96
93)	Sec-Butylbenzene	11.68	105	109859	11.12 ppb	99
94)	p-Isopropyltoluene	11.83	119	98635	10.33 ppb	98
95)	Benzyl Chloride	12.02	91	24603	10.88 ppb	95
96)	1,3-DCB	11.78	146	65653	10.51 ppb	99
97)	1,4-DCB	11.87	146	64986	10.22 ppb	94
98)	n-Butylbenzene	12.24	91	56060	8.86 ppb	96
99)	1,2-DCB	12.24	146	62557	10.23 ppb	99
100)	Hexachloroethane	12.49	117	15987	9.99 ppb	96
101)	1,2-Dibromo-3-chloropropan	13.02	75	5165	9.70 ppb	85
102)	1,2,4-Trichlorobenzene	13.84	180	19552	8.34 ppb	95
103)	Hexachlorobutadiene	14.02	225	25098	9.63 ppb	97
104)	Naphthalene	14.08	128	33683	7.83 ppb	95
105)	1,2,3-Trichlorobenzene	14.32	180	23374	7.97 ppb	79

(#) = qualifier out of range (m) = manual integration

Quantitation Report

Data File : M:\MAX\DATA\211108\1109M03.D Vial: 3
Acq On : 9 Nov 21 9:00 Operator: LP,DG,CH
Sample : 211109A LCS 10ug/L Inst : Max
Misc : IS&S 8/4/21 Multiplr: 1.00

Quant Time: Nov 10 9:21 2021 Quant Results File: M1015W.RES

Method : M:\MAX\DATA\211015\M1015W.M (RTE Integrator)
Title : METHOD 8260B
Last Update : Sat Oct 16 14:01:48 2021
Response via : Initial Calibration

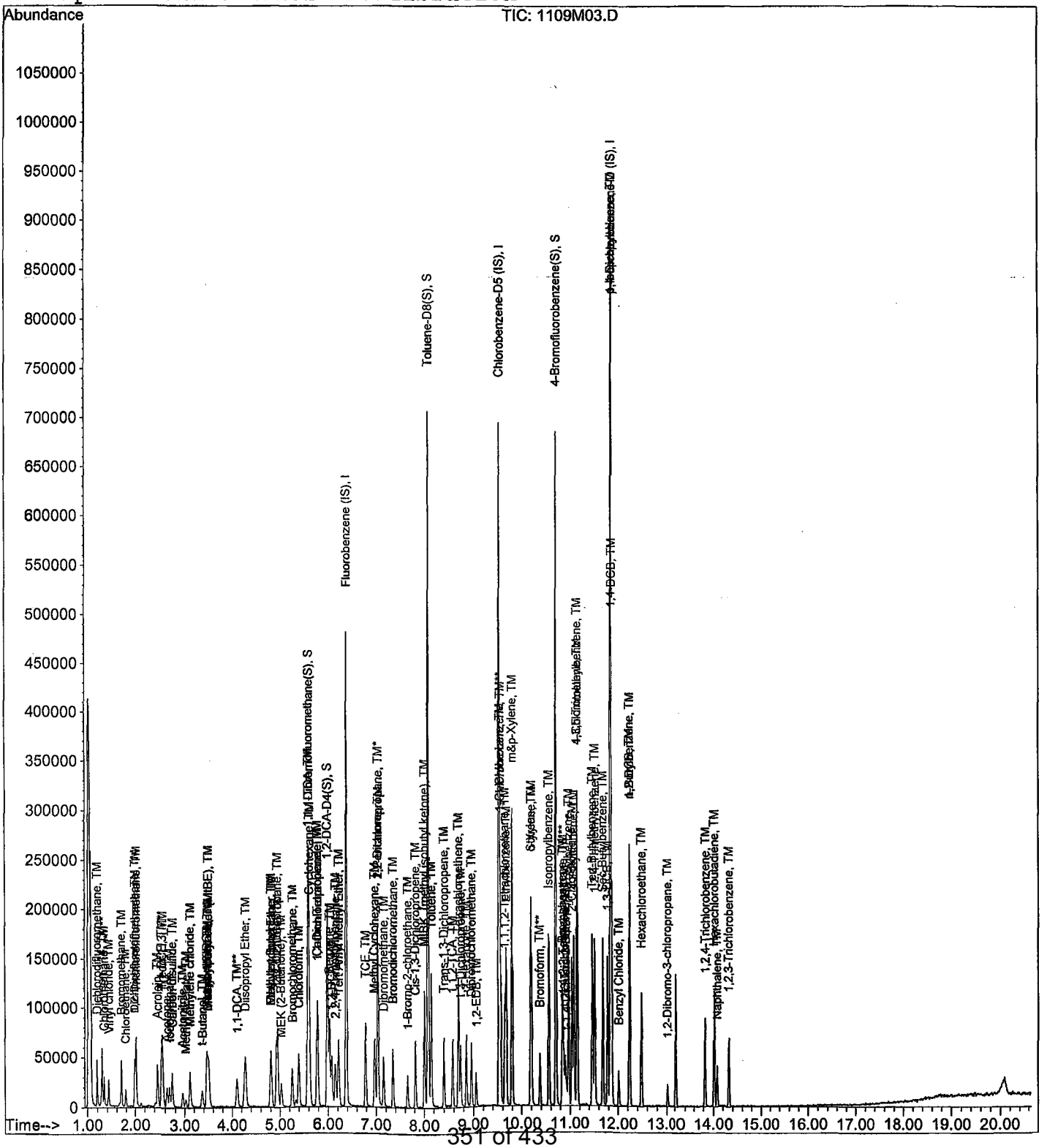

Quantitation Report (Not Reviewed)

Data File : M:\MAX\DATA\211108\1109M04.D
Acq On : 9 Nov 21 9:28
Sample : 211109A LCSD 10ug/L
Misc : IS&S 8/4/21

Vial: 4
Operator: LP,DG,CH
Inst : Max
Multiplr: 1.00

Quant Time: Nov 10 9:21 2021

Quant Results File: M1015W.RES

Quant Method : M:\MAX\DATA\211015\M1015W.M (RTE Integrator)
Title : METHOD 8260B
Last Update : Sat Oct 16 14:01:48 2021
Response via : Initial Calibration
DataAcq Meth : M8260

Internal Standards	R.T.	QIon	Response	Conc Units	Dev(Min)
1) Fluorobenzene (IS)	6.38	96	401220	25.00 ppb	0.04
65) Chlorobenzene-D5 (IS)	9.53	117	350067	25.00 ppb	0.03
80) 1,4-Dichlorobenzene-D (IS)	11.85	152	232601	25.00 ppb	0.03
System Monitoring Compounds					
41) Dibromofluoromethane(S)	5.60	111	130125	26.11 ppb	0.04
Spiked Amount 25.000			Recovery	= 104.456%	
46) 1,2-DCA-D4(S)	5.98	65	87680	25.23 ppb	0.04
Spiked Amount 25.000			Recovery	= 100.912%	
66) Toluene-D8(S)	8.08	98	415166	25.80 ppb	0.03
Spiked Amount 25.000			Recovery	= 103.212%	
74) 4-Bromofluorobenzene(S)	10.71	95	160709	24.73 ppb	0.03
Spiked Amount 25.000			Recovery	= 98.924%	

Target Compounds					Qvalue
3) Dichlorodifluoromethane	1.20	85	22120	9.21 ppb	98
4) Freon 114	1.30	85	14033	10.43 ppb	88
5) Chloromethane	1.34	50	14204	9.91 ppb	91
6) Vinyl chloride	1.43	62	14721	8.33 ppb	97
8) Bromomethane	1.69	94	14586	9.77 ppb	98
9) Chloroethane	1.79	64	8689	7.86 ppb	95
10) Dichlorofluoromethane	1.99	67	33571	8.66 ppb	94
11) Trichlorofluoromethane	2.02	101	41379	8.92 ppb	92
13) Acrolein	2.46	56	26328	117.19 ppb	97
14) Acetone	2.63	43	22203	42.44 ppb	90
15) Freon-113	2.55	151	18011	9.55 ppb	95
16) Acetonitrile	2.96	41	15202	122.29 ppb	91
18) 1,2-Dichlorotrifluoroethan	1.99	67	33571	8.66 ppb	100
19) 1,1-DCE	2.53	61	24376	8.68 ppb	98
20) t-Butanol	3.37	59	18200	110.64 ppb	97
21) Methyl Acetate	3.02	43	7325	8.33 ppb	88
22) Iodomethane	2.69	142	18514	9.54 ppb	96
23) Acrylonitrile	3.47	53	4181	8.43 ppb	97
25) Methylene chloride	3.12	84	16252	8.96 ppb	91
26) Carbon disulfide	2.74	76	22120	9.68 ppb	97
27) Methyl t-butyl ether (MtBE	3.50	73	56238	9.30 ppb	94
28) Trans-1,2-DCE	3.47	96	16849	8.60 ppb	95
29) 3-Methylpentane	3.50	57	8653	8.36 ppb #	91
31) Diisopropyl Ether	4.28	45	33402	8.85 ppb	95
32) 1,1-DCA	4.10	63	27659	9.41 ppb	96
34) Ethyl tert Butyl Ether	4.81	59	45660	9.42 ppb	100
35) Methylcyclopentane	4.81	56	2450	11.99 ppb	100

(#) = qualifier out of range (m) = manual integration

Quantitation Report (Not Reviewed)

Data File : M:\MAX\DATA\211108\1109M04.D
Acq On : 9 Nov 21 9:28
Sample : 211109A LCSD 10ug/L
Misc : IS&S 8/4/21

Vial: 4
Operator: LP,DG,CH
Inst : Max
Multiplr: 1.00

Quant Time: Nov 10 9:21 2021

Quant Results File: M1015W.RES

Quant Method : M:\MAX\DATA\211015\M1015W.M (RTE Integrator)
Title : METHOD 8260B
Last Update : Sat Oct 16 14:01:48 2021
Response via : Initial Calibration
DataAcq Meth : M8260

	Compound	R.T.	QIon	Response	Conc Unit		Qvalue
36)	MEK (2-Butanone)	5.03	43	24740	45.23 ppb	#	99
37)	Cis-1,2-DCE	4.95	96	21194	9.77 ppb		89
38)	2,2-Dichloropropane	4.93	77	39023	10.35 ppb		99
39)	Chloroform	5.40	83	39056	10.24 ppb		93
40)	Bromochloromethane	5.26	130	16118	9.47 ppb		91
42)	1,1,1-TCA	5.57	97	43313	9.67 ppb		94
43)	Cyclohexane	5.62	41	12209	9.53 ppb		83
44)	1,1-Dichloropropene	5.79	75	22081	9.09 ppb		91
45)	2,2,4-Trimethylpentane	6.15	57	29358	9.32 ppb	#	83
47)	Carbon Tetrachloride	5.77	117	38751	9.20 ppb		94
48)	Tert Amyl Methyl Ether	6.22	73	46234	9.67 ppb		98
49)	1,2-DCA	6.07	62	36101	9.57 ppb		96
50)	Benzene	6.03	78	61175	8.69 ppb		94
51)	TCE	6.78	95	19453	8.64 ppb		84
52)	2-Pentanone	7.04	43	106909	116.94 ppb		100
53)	1,2-Dichloropropane	7.02	63	6629	8.44 ppb		98
54)	Bromodichloromethane	7.34	83	28937	9.16 ppb		97
55)	Methyl Cyclohexane	6.97	83	21640	8.95 ppb		91
56)	Dibromomethane	7.15	93	11632	8.47 ppb		89
57)	MIBK (methyl isobutyl ket	8.01	43	55739	47.67 ppb		97
58)	1-Bromo-2-chloroethane	7.65	144	4368	9.88 ppb		97
60)	Cis-1,3-Dichloropropene	7.82	75	26977	9.53 ppb		93
61)	Toluene	8.15	91	77460	9.52 ppb		98
62)	Trans-1,3-Dichloropropene	8.40	75	27901	9.94 ppb		96
63)	1,1,2-TCA	8.58	83	10560	8.37 ppb		89
64)	2-Hexanone	8.86	43	36158	45.73 ppb		96
67)	1,2-EDB	9.06	107	17267	9.35 ppb		95
68)	Tetrachloroethene	8.69	164	16800	9.08 ppb		88
69)	1-Chlorohexane	9.56	91	11997	8.63 ppb		96
70)	1,1,1,2-Tetrachloroethane	9.65	131	27484	10.55 ppb		90
71)	m&p-Xylene	9.80	106	74518	18.83 ppb		100
72)	o-Xylene	10.19	106	37301	8.99 ppb		89
73)	Styrene	10.20	104	60207	9.64 ppb		95
75)	1,3-Dichloropropane	8.74	76	25833	9.51 ppb		99
76)	Dibromochloromethane	8.96	129	26981	9.93 ppb		96
77)	Chlorobenzene	9.56	112	56848	9.37 ppb		91
78)	Ethylbenzene	9.68	91	91277	9.50 ppb		97
79)	Bromoform	10.37	173	21033	9.32 ppb		82
81)	Isopropylbenzene	10.56	105	101370	9.35 ppb		98
82)	1,1,2,2-Tetrachloroethane	10.87	83	15066	8.09 ppb	#	95
83)	1,2,3-Trichloropropane	10.90	110	8629	9.27 ppb		95
84)	t-1,4-Dichloro-2-Butene	10.93	53	4002	8.49 ppb		78

(#) = qualifier out of range (m) = manual integration

Quantitation Report (Not Reviewed)

Data File : M:\MAX\DATA\211108\1109M04.D
Acq On : 9 Nov 21 9:28
Sample : 211109A LCSD 10ug/L
Misc : IS&S 8/4/21

Vial: 4
Operator: LP,DG,CH
Inst : Max
Multiplr: 1.00

Quant Time: Nov 10 9:21 2021

Quant Results File: M1015W.RES

Quant Method : M:\MAX\DATA\211015\M1015W.M (RTE Integrator)
Title : METHOD 8260B
Last Update : Sat Oct 16 14:01:48 2021
Response via : Initial Calibration
DataAcq Meth : M8260

	Compound	R.T.	QIon	Response	Conc Unit		Qvalue
85)	Bromobenzene	10.84	156	32388	9.12 ppb		88
86)	n-Propylbenzene	10.97	91	97702	9.12 ppb		96
87)	4-Ethyltoluene	11.08	105	94075	9.51 ppb		99
88)	2-Chlorotoluene	11.04	91	78867	9.28 ppb		87
89)	1,3,5-Trimethylbenzene	11.15	105	86425	9.34 ppb		96
90)	4-Chlorotoluene	11.15	91	75034	8.89 ppb		99
91)	Tert-Butylbenzene	11.47	119	47712	9.34 ppb		96
92)	1,2,4-Trimethylbenzene	11.52	105	82030	9.35 ppb		96
93)	Sec-Butylbenzene	11.68	105	98344	10.06 ppb		99
94)	p-Isopropyltoluene	11.84	119	89515	9.47 ppb		98
95)	Benzyl Chloride	12.02	91	19494	8.71 ppb		91
96)	1,3-DCB	11.78	146	57888	9.36 ppb		100
97)	1,4-DCB	11.87	146	57851	9.19 ppb		94
98)	n-Butylbenzene	12.24	91	48888	7.96 ppb		94
99)	1,2-DCB	12.24	146	55275	9.13 ppb		95
100)	Hexachloroethane	12.48	117	15858	10.01 ppb		90
101)	1,2-Dibromo-3-chloropropan	13.02	75	3980	7.77 ppb	#	86
102)	1,2,4-Trichlorobenzene	13.84	180	16960	7.58 ppb		88
103)	Hexachlorobutadiene	14.01	225	21631	8.52 ppb		94
104)	Naphthalene	14.08	128	29492	7.06 ppb		96
105)	1,2,3-Trichlorobenzene	14.32	180	21352	7.56 ppb		91

(#) = qualifier out of range (m) = manual integration

Quantitation Report

Data File : M:\MAX\DATA\211108\1109M04.D
Acq On : 9 Nov 21 9:28
Sample : 211109A LCSD 10ug/L
Misc : IS&S 8/4/21

Vial: 4
Operator: LP,DG,CH
Inst : Max
Multiplr: 1.00

Quant Time: Nov 10 9:21 2021

Quant Results File: M1015W.RES

Method : M:\MAX\DATA\211015\M1015W.M (RTE Integrator)
Title : METHOD 8260B
Last Update : Sat Oct 16 14:01:48 2021
Response via : Initial Calibration



Quantitation Report (QT Reviewed)

Data File : M:\MAX\DATA\211108\1109M08.D
Acq On : 9 Nov 21 11:22
Sample : 211109A BLK
Misc : IS&S 8/4/21

Vial: 8
Operator: LP,DG,CH
Inst : Max
Multiplr: 1.00

Quant Time: Nov 10 4:29 2021

Quant Results File: M1015W.RES

Quant Method : M:\MAX\DATA\211015\M1015W.M (RTE Integrator)
Title : METHOD 8260B
Last Update : Sat Oct 16 14:01:48 2021
Response via : Initial Calibration
DataAcq Meth : M8260

Internal Standards	R.T.	QIon	Response	Conc Units	Dev(Min)
1) Fluorobenzene (IS)	6.38	96	396510	25.00 ppb	0.04
65) Chlorobenzene-D5 (IS)	9.53	117	344545	25.00 ppb	0.03
80) 1,4-Dichlorobenzene-D (IS)	11.85	152	212548	25.00 ppb	0.03
System Monitoring Compounds					
41) Dibromofluoromethane(S)	5.60	111	128047	26.00 ppb	0.04
Spiked Amount 25.000			Recovery	= 104.008%	
46) 1,2-DCA-D4(S)	5.98	65	89912	26.18 ppb	0.04
Spiked Amount 25.000			Recovery	= 104.712%	
66) Toluene-D8(S)	8.08	98	410999	25.95 ppb	0.03
Spiked Amount 25.000			Recovery	= 103.812%	
74) 4-Bromofluorobenzene(S)	10.70	95	157629	24.65 ppb	0.03
Spiked Amount 25.000			Recovery	= 98.580%	

Target Compounds Qvalue

(#) = qualifier out of range (m) = manual integration

Quantitation Report

Data File : M:\MAX\DATA\211108\1109M08.D
Acq On : 9 Nov 21 11:22
Sample : 211109A BLK
Misc : IS&S 8/4/21

Vial: 8
Operator: LP,DG,CH
Inst : Max
Multiplr: 1.00

Quant Time: Nov 10 4:29 2021

Quant Results File: M1015W.RES

Method : M:\MAX\DATA\211015\M1015W.M (RTE Integrator)
Title : METHOD 8260B
Last Update : Sat Oct 16 14:01:48 2021
Response via : Initial Calibration



1109M08.D M1015W.M Wed Nov 10 08:51:42 2021

BFB

Data File : M:\MAX\DATA\211015\1015M11.D
Acq On : 15 Oct 21 14:44
Sample : 25ug/L BFB STD 9/23/21
Misc : IS&S 8/4/21

Vial: 1
Operator: LP,DG,CH
Inst : Max
Multiplr: 1.00

Method : M:\MAX\DATA\211015\M1015W.M (RTE Integrator)
Title : METHOD 8260B

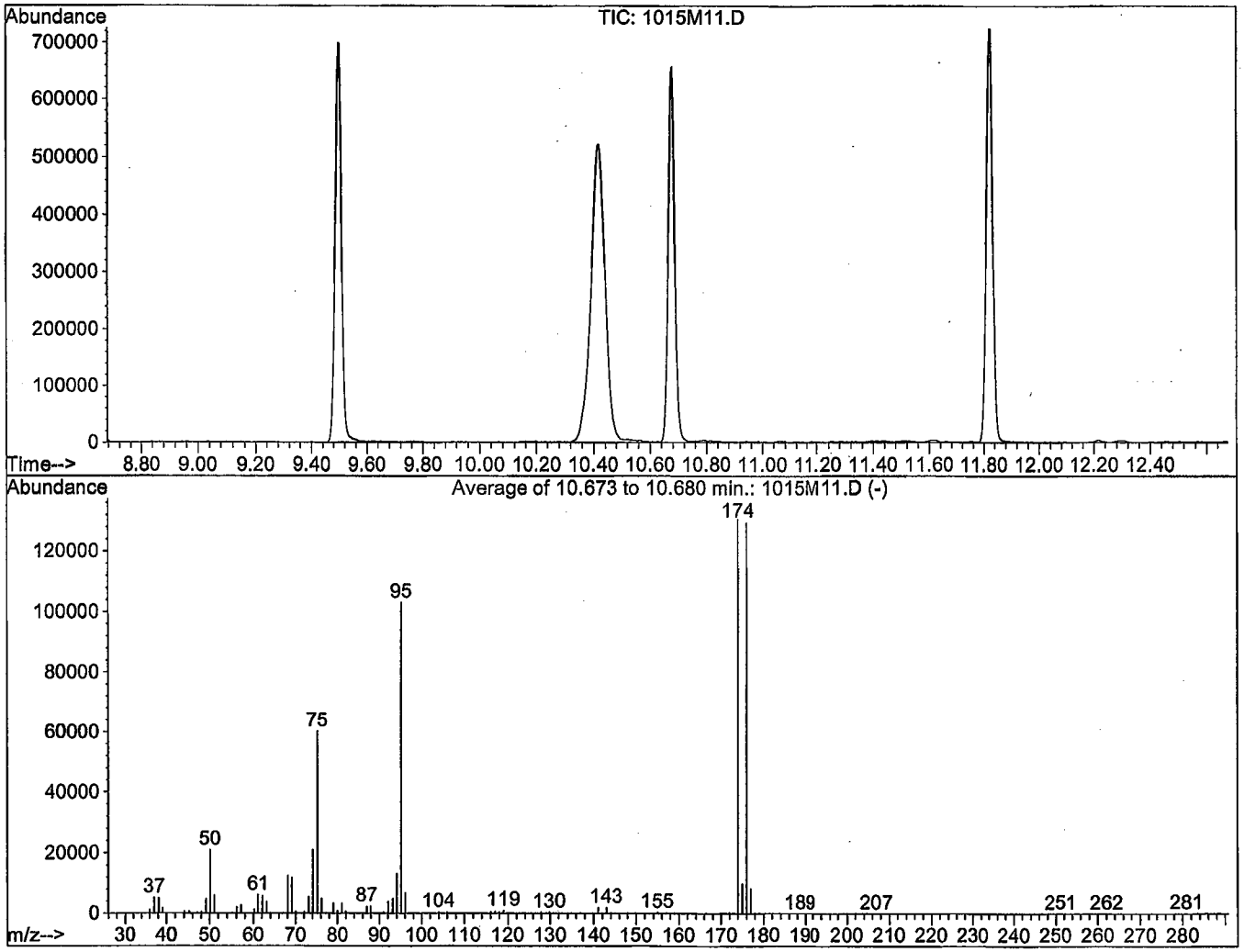

AutoFind: Scans 3033, 3034, 3035; Background Corrected with Scan 3020

Target Mass	Rel. to Mass	Lower Limit%	Upper Limit%	Rel. Abn%	Raw Abn	Result Pass/Fail
50	95	15	40	20.4	21096	PASS
75	95	30	60	58.4	60299	PASS
95	95	100	200	100.0	103195	PASS
96	95	5	9	6.7	6920	PASS
173	174	0.00	2	0.0	0	PASS
174	95	50	200	126.6	130632	PASS
175	174	5	9	7.7	10037	PASS
176	174	95	101	99.1	129467	PASS
177	176	5	9	6.5	8355	PASS

BFB

Data File : M:\MAX\DATA\211108\1109M01.D
Acq On : 9 Nov 21 8:03
Sample : 25ug/L BFB STD 10/29/21
Misc : IS&S 8/4/21

Vial: 1
Operator: LP,DG,CH
Inst : Max
Multiplr: 1.00

Method : M:\MAX\DATA\210922\MGAS0825.M (RTE Integrator)
Title : METHOD 8260B

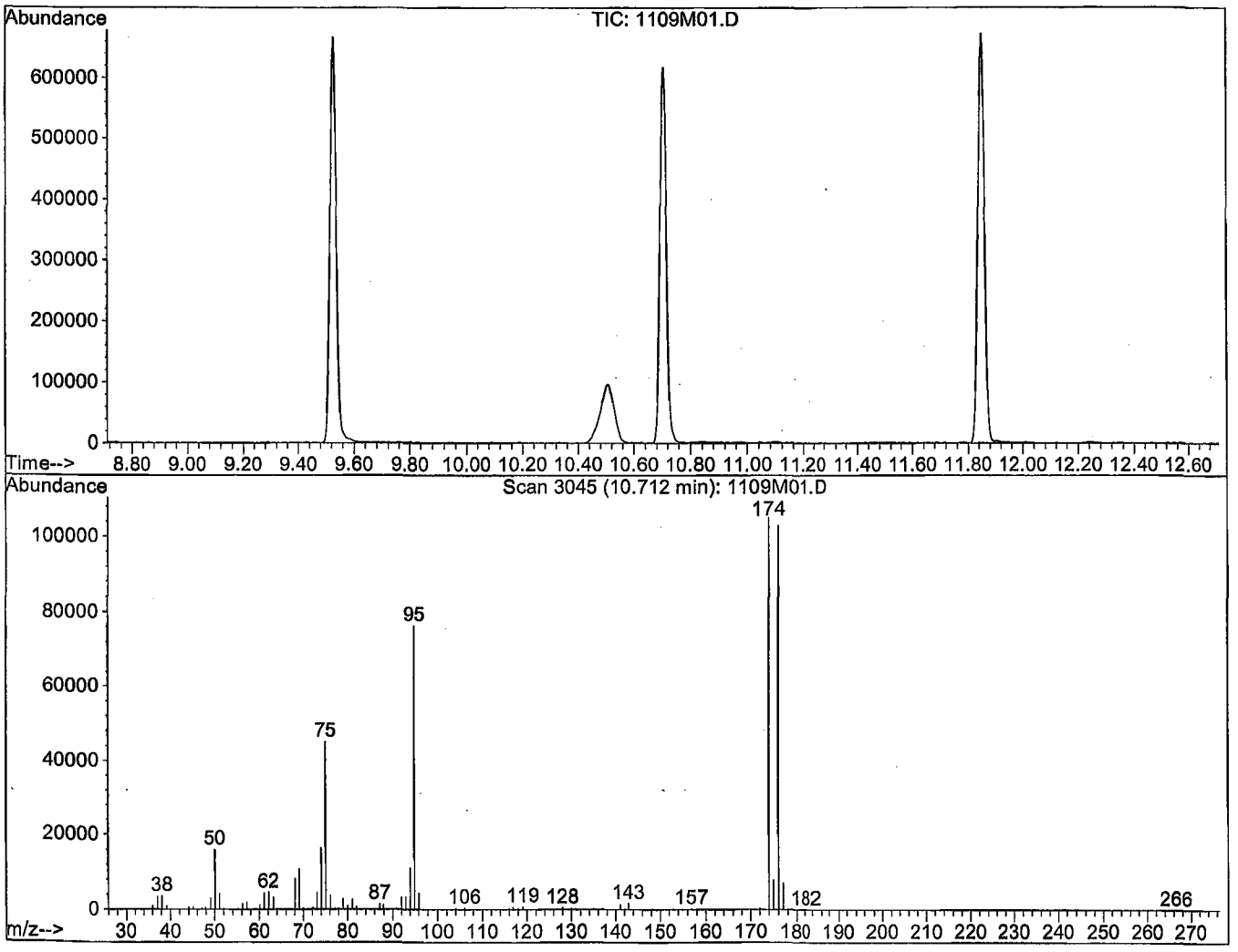

Spectrum Information: Scan 3045

Target Mass	Rel. to Mass	Lower Limit%	Upper Limit%	Rel. Abn%	Raw Abn	Result Pass/Fail
50	95	15	40	21.0	16054	PASS
75	95	30	60	59.2	45224	PASS
95	95	100	100	100.0	76376	PASS
96	95	5	9	5.8	4460	PASS
173	174	0.00	2	0.0	0	PASS
174	95	50	200	137.6	105064	PASS
175	174	5	9	7.5	7923	PASS
176	174	95	100	98.0	102984	PASS
177	176	5	9	6.8	7023	PASS

Injection Log

Directory: M:\MAX\DATA\211015\

Line	Vial	FileName	Multiplier	SampleName	Misc Info	Injected
1	1	1015M11.D	1	25ug/L BFB STD 9/23/21	IS&S 8/4/21	15 Oct 21 14:44
2	2	1015M12.D	1	0.3ug/L VOC STD 10/15/21	IS&S 8/4/21	15 Oct 21 15:12
3	3	1015M13.D	1	0.5ug/L VOC STD 10/15/21	IS&S 8/4/21	15 Oct 21 15:41
4	4	1015M14.D	1	1ug/L VOC STD 10/15/21	IS&S 8/4/21	15 Oct 21 16:09
5	5	1015M15.D	1	2ug/L VOC STD 10/15/21	IS&S 8/4/21	15 Oct 21 16:38
6	6	1015M16.D	1	5ug/L VOC STD 10/15/21	IS&S 8/4/21	15 Oct 21 17:06
7	7	1015M17.D	1	10ug/L VOC STD 10/15/21	IS&S 8/4/21	15 Oct 21 17:35
8	8	1015M18.D	1	20ug/L VOC STD 10/15/21	IS&S 8/4/21	15 Oct 21 18:03
9	9	1015M19.D	1	40ug/L VOC STD 10/15/21	IS&S 8/4/21	15 Oct 21 18:31
10	10	1015M20.D	1	100ug/L VOC STD 10/15/21	IS&S 8/4/21	15 Oct 21 19:00
11	12	1015M22.D	1	(SS) 10ug/L VOC STD 10/15/21	IS&S 8/4/21	15 Oct 21 19:57

Injection Log

Directory: M:\MAX\DATA\211108\

Line	Vial	FileName	Multiplier	SampleName	Misc Info	Injected
1	1	1109M01.D	1	25ug/L BFB STD 10/29/21	IS&S 8/4/21	9 Nov 21 8:03
2	2	1109M02.D	1	211109A CCV 10ug/L	IS&S 8/4/21	9 Nov 21 8:32
3	3	1109M03.D	1	211109A LCS 10ug/L	IS&S 8/4/21	9 Nov 21 9:00
4	4	1109M04.D	1	211109A LCSD 10ug/L	IS&S 8/4/21	9 Nov 21 9:28
5	8	1109M08.D	1	211109A BLK	IS&S 8/4/21	9 Nov 21 11:22
6	9	1109M09.D	1	BA45099W01	IS&S 8/4/21	9 Nov 21 11:50
7	10	1109M10.D	1	BA45100W01	IS&S 8/4/21	9 Nov 21 12:19
8	11	1109M11.D	1	BA45101W01	IS&S 8/4/21	9 Nov 21 12:47
9	23	1109M52.D	1	Ending CCV 10ug/L 11/9/21	IS&S 8/4/21	10 Nov 21 7:35

ORGANICS
Calibration Data

VOLATILE ORGANIC ANALYSIS
VOLATILE ORGANIC COMPOUNDS

Form 6
Initial Calibration

Lab Name: APPL, Inc.
Case No:
Matrix:

SDG No:
Initial Cal. Date: 8/25/2021
Instrument: Max

Initials:

		Compound	1	2	3	4	5	6	7				Avg	%RSD	Type	r^2	Q	MRF
			0825M23.D	0825M24.D	0825M25.D	0825M26.D	0825M27.D	0825M28.D	0825M29.D									
1	I	Fluorobenzene (IS)																
2	TMHBL	Gasoline C6-C10	13.8	5.689	3.019	1.290	0.8206	0.7117	0.6349				3.7	130	TMHB	0.999		
3	TMHB	Chlorobenzene-D5 (IS)																
4	TMHB	1,4-Dichlorobenzene (IS)																
5																		
6																		
7																		
8																		
9																		
10																		
11																		
12																		
13																		
14																		
15																		
16																		
17																		
18																		
19																		
20																		
21																		
22																		
23																		
24																		
25																		
26																		
27																		
28																		
29																		
30																		
31																		
32																		
33																		
34																		
35																		

Quantitation Report (QT Reviewed)

Data File : M:\MAX\DATA\210825\0825M23.D
Acq On : 25 Aug 21 20:23
Sample : 20ug/L GAS STD 8/25/21
Misc : IS&S 6/4/21

Vial: 13
Operator: LP,DG,CH
Inst : Max
Multiplr: 1.00

Quant Time: Aug 26 16:15 2021 Quant Results File: MGAS0825.RES

Quant Method : M:\MAX\DATA\210825\MGAS0825.M (RTE Integrator)
Title : METHOD 8260B
Last Update : Thu Aug 26 16:13:10 2021
Response via : Initial Calibration
DataAcq Meth : M8260_081021

Internal Standards	R.T.	QIon	Response	Conc Units	Dev(Min)
1) Fluorobenzene (IS)	6.21	TIC	284811	25.00 ppb	0.00
3) Chlorobenzene-D5 (IS)	11.75	TIC	236410m	25.00 ppb	0.00
4) 1,4-Dichlorobenzene (IS)	10.94	TIC	14670m	25.00 ppb	0.00

System Monitoring Compounds

Target Compounds					Qvalue
2) Gasoline C6-C10	7.95	TIC	3136582m	38.03 ppb	100

(#) = qualifier out of range (m) = manual integration

Quantitation Report

Data File : M:\MAX\DATA\210825\0825M23.D
Acq On : 25 Aug 21 20:23
Sample : 20ug/L GAS STD 8/25/21
Misc : IS&S 6/4/21

Vial: 13
Operator: LP,DG,CH
Inst : Max
Multiplr: 1.00

Quant Time: Aug 26 16:15 2021

Quant Results File: MGAS0825.RES

Method : M:\MAX\DATA\210825\MGAS0825.M (RTE Integrator)
Title : METHOD 8260B
Last Update : Thu Aug 26 16:19:36 2021
Response via : Initial Calibration

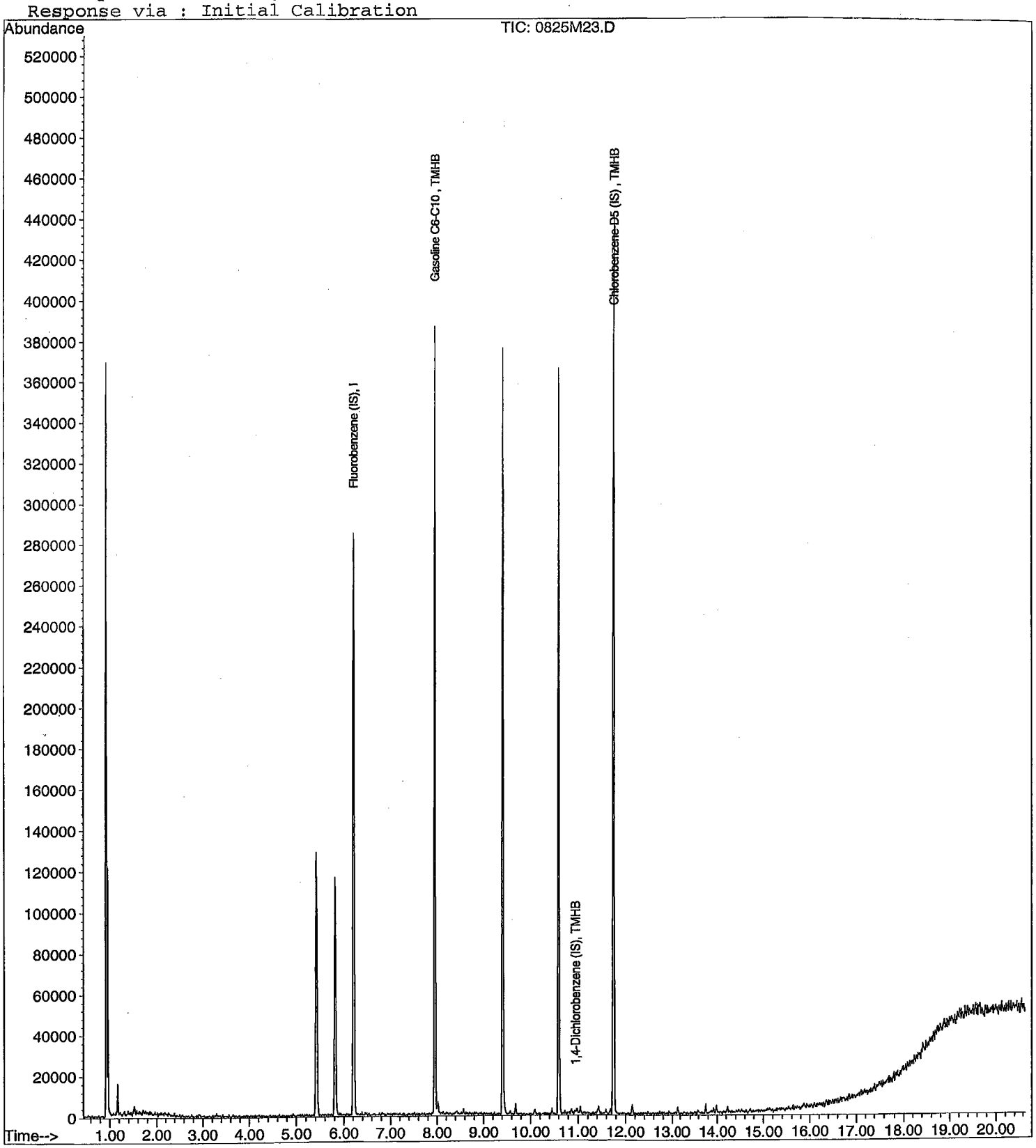

Quantitation Report (QT Reviewed)

Data File : M:\MAX\DATA\210825\0825M24.D
Acq On : 25 Aug 21 20:51
Sample : 50ug/L GAS STD 8/25/21
Misc : IS&S 6/4/21

Vial: 14
Operator: LP,DG,CH
Inst : Max
Multiplr: 1.00

Quant Time: Aug 26 16:15 2021 Quant Results File: MGAS0825.RES

Quant Method : M:\MAX\DATA\210825\MGAS0825.M (RTE Integrator)
Title : METHOD 8260B
Last Update : Thu Aug 26 16:13:10 2021
Response via : Initial Calibration
DataAcq Meth : M8260_081021

Internal Standards	R.T.	QIon	Response	Conc Units	Dev(Min)
1) Fluorobenzene (IS)	6.21	TIC	285081	25.00 ppb	0.00
3) Chlorobenzene-D5 (IS)	11.75	TIC	248593m	25.00 ppb	0.00
4) 1,4-Dichlorobenzene (IS)	10.94	TIC	21251m	25.00 ppb	0.00

System Monitoring Compounds

Target Compounds					Qvalue
2) Gasoline C6-C10	7.95	TIC	3243874m	61.97 ppb	100

(#) = qualifier out of range (m) = manual integration

Quantitation Report

Data File : M:\MAX\DATA\210825\0825M24.D
Acq On : 25 Aug 21 20:51
Sample : 50ug/L GAS STD 8/25/21
Misc : IS&S 6/4/21

Vial: 14
Operator: LP,DG,CH
Inst : Max
Multiplr: 1.00

Quant Time: Aug 26 16:15 2021

Quant Results File: MGAS0825.RES

Method : M:\MAX\DATA\210825\MGAS0825.M (RTE Integrator)
Title : METHOD 8260B
Last Update : Thu Aug 26 16:19:36 2021
Response via : Initial Calibration

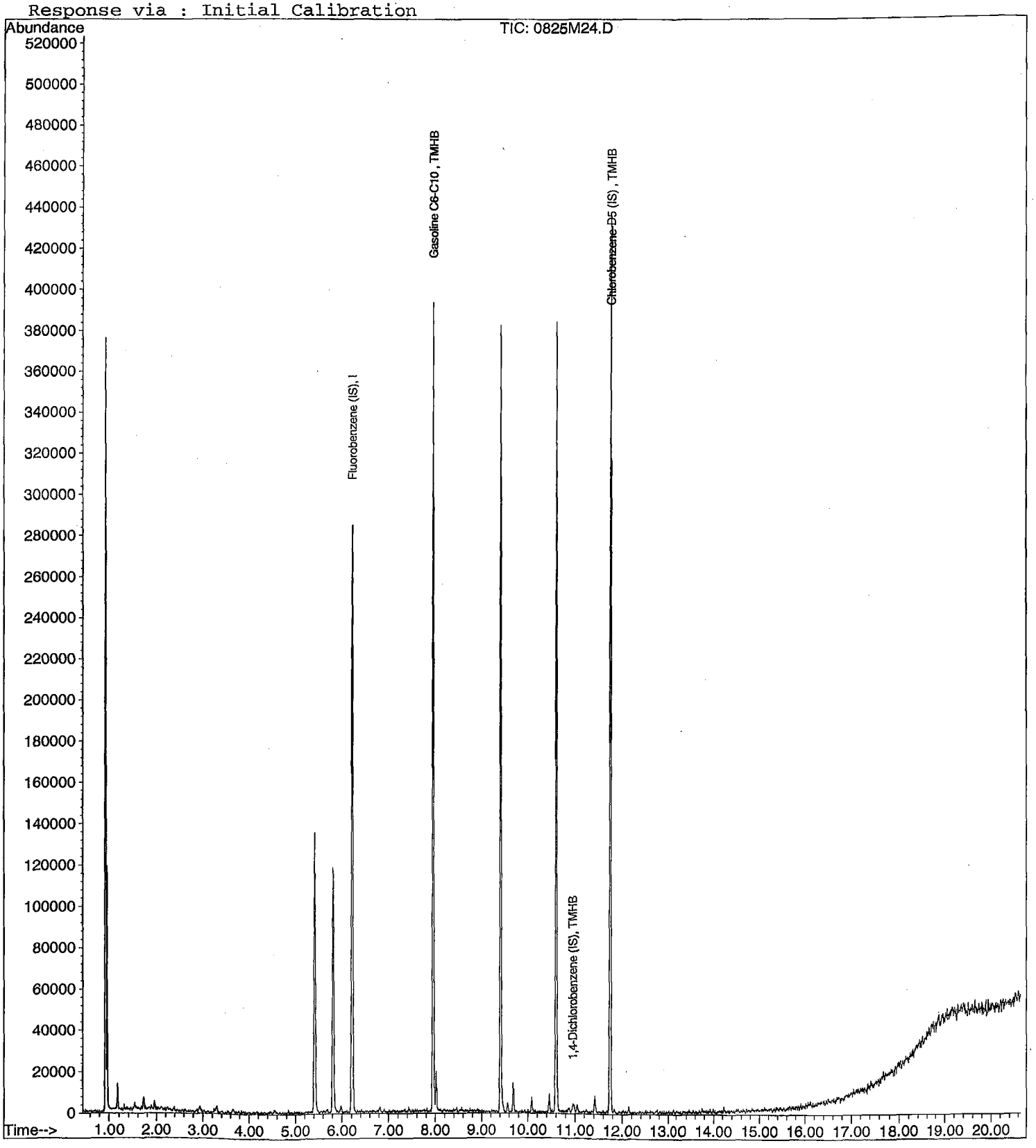

Quantitation Report (QT Reviewed)

Data File : M:\MAX\DATA\210825\0825M25.D
Acq On : 25 Aug 21 21:19
Sample : 100ug/L GAS STD 8/25/21
Misc : IS&S 6/4/21

Vial: 15
Operator: LP,DG,CH
Inst : Max
Multiplr: 1.00

Quant Time: Aug 26 16:16 2021

Quant Results File: MGAS0825.RES

Quant Method : M:\MAX\DATA\210825\MGAS0825.M (RTE Integrator)
Title : METHOD 8260B
Last Update : Thu Aug 26 16:13:10 2021
Response via : Initial Calibration
DataAcq Meth : M8260_081021

Internal Standards	R.T.	QIon	Response	Conc Units	Dev(Min)
1) Fluorobenzene (IS)	6.21	TIC	286586	25.00 ppb	0.00
3) Chlorobenzene-D5 (IS)	11.75	TIC	245880m	25.00 ppb	0.00
4) 1,4-Dichlorobenzene (IS)	10.94	TIC	32801m	25.00 ppb	0.00

System Monitoring Compounds

Target Compounds					Qvalue
2) Gasoline C6-C10	7.95	TIC	3460677m	107.56 ppb	100

(#) = qualifier out of range (m) = manual integration

Quantitation Report

Data File : M:\MAX\DATA\210825\0825M25.D
Acq On : 25 Aug 21 21:19
Sample : 100ug/L GAS STD 8/25/21
Misc : IS&S 6/4/21

Vial: 15
Operator: LP,DG,CH
Inst : Max
Multiplr: 1.00

Quant Time: Aug 26 16:16 2021

Quant Results File: MGAS0825.RES

Method : M:\MAX\DATA\210825\MGAS0825.M (RTE Integrator)
Title : METHOD 8260B
Last Update : Thu Aug 26 16:19:36 2021
Response via : Initial Calibration

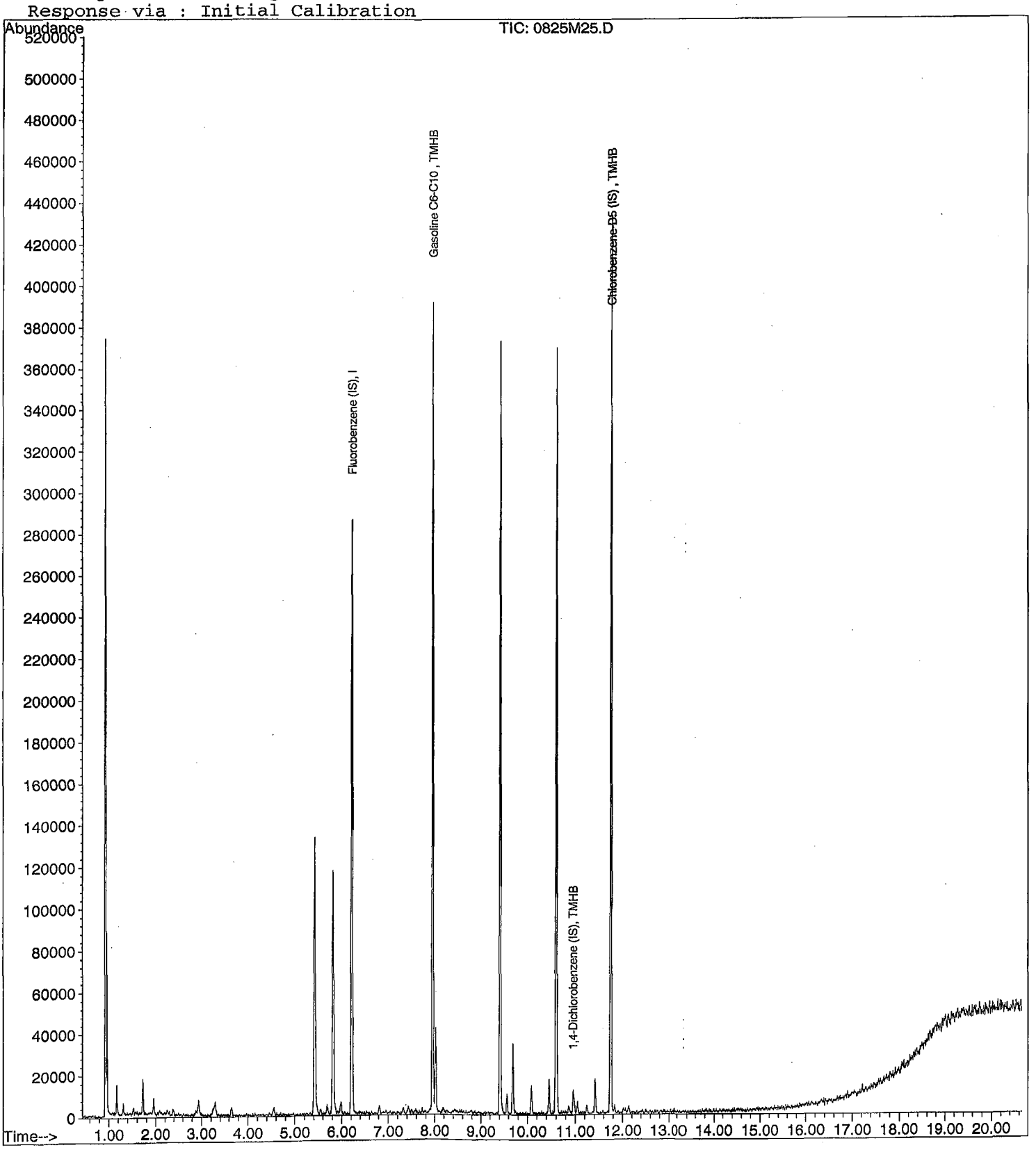

Quantitation Report (QT Reviewed)

Data File : M:\MAX\DATA\210825\0825M26.D
Acq On : 25 Aug 21 21:47
Sample : 300ug/L GAS STD 8/25/21
Misc : IS&S 6/4/21

Vial: 16
Operator: LP,DG,CH
Inst : Max
Multiplr: 1.00

Quant Time: Aug 26 16:16 2021 Quant Results File: MGAS0825.RES

Quant Method : M:\MAX\DATA\210825\MGAS0825.M (RTE Integrator)
Title : METHOD 8260B
Last Update : Thu Aug 26 16:13:10 2021
Response via : Initial Calibration
DataAcq Meth : M8260_081021

Internal Standards	R.T.	QIon	Response	Conc Units	Dev(Min)
1) Fluorobenzene (IS)	6.21	TIC	280163	25.00 ppb	0.00
3) Chlorobenzene-D5 (IS)	11.75	TIC	264646m	25.00 ppb	0.00
4) 1,4-Dichlorobenzene (IS)	10.94	TIC	87973m	25.00 ppb	0.00

System Monitoring Compounds

Target Compounds					Qvalue
2) Gasoline C6-C10	7.95	TIC	4335414m	329.97 ppb	100

(#) = qualifier out of range (m) = manual integration

Quantitation Report

Data File : M:\MAX\DATA\210825\0825M26.D
Acq On : 25 Aug 21 21:47
Sample : 300ug/L GAS STD 8/25/21
Misc : IS&S 6/4/21

Vial: 16
Operator: LP,DG,CH
Inst : Max
Multiplr: 1.00

Quant Time: Aug 26 16:16 2021

Quant Results File: MGAS0825.RES

Method : M:\MAX\DATA\210825\MGAS0825.M (RTE Integrator)
Title : METHOD 8260B
Last Update : Thu Aug 26 16:19:36 2021
Response via : Initial Calibration

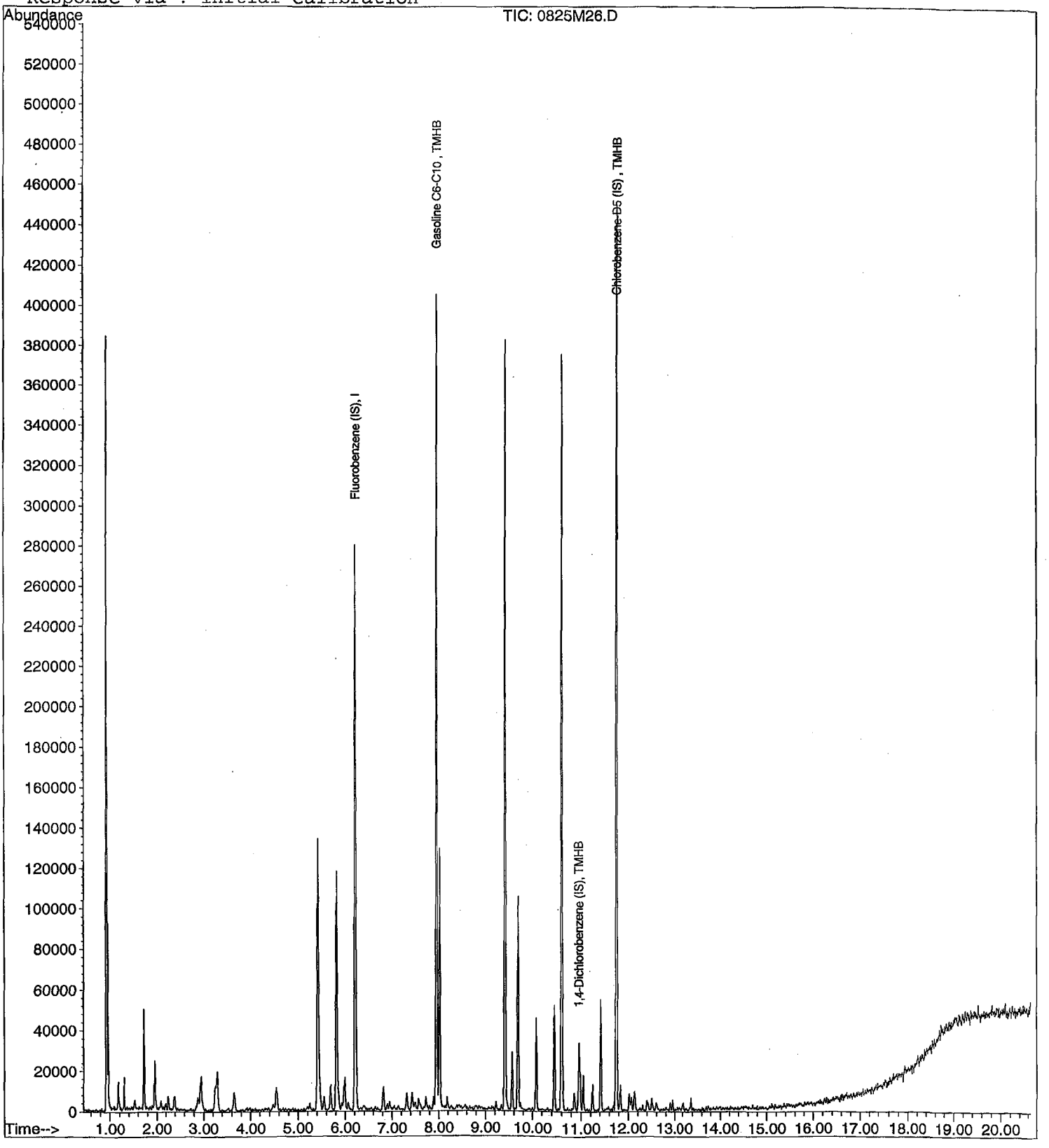

Quantitation Report (QT Reviewed)

Data File : M:\MAX\DATA\210825\0825M27.D
Acq On : 25 Aug 21 22:14
Sample : 600ug/L GAS STD 8/25/21
Misc : IS&S 6/4/21

Vial: 17
Operator: LP,DG,CH
Inst : Max
Multiplr: 1.00

Quant Time: Aug 26 16:18 2021

Quant Results File: MGAS0825.RES

Quant Method : M:\MAX\DATA\210825\MGAS0825.M (RTE Integrator)
Title : METHOD 8260B
Last Update : Thu Aug 26 16:13:10 2021
Response via : Initial Calibration
DataAcq Meth : M8260_081021

Internal Standards	R.T.	QIon	Response	Conc Units	Dev(Min)
1) Fluorobenzene (IS)	6.21	TIC	283991	25.00 ppb	0.00
3) Chlorobenzene-D5 (IS)	11.75	TIC	290103m	25.00 ppb	0.00
4) 1,4-Dichlorobenzene (IS)	10.94	TIC	180429m	25.00 ppb	0.00

System Monitoring Compounds

Target Compounds					Qvalue
2) Gasoline C6-C10	7.95	TIC	5593097m	606.10 ppb	100

(#) = qualifier out of range (m) = manual integration

Quantitation Report

Data File : M:\MAX\DATA\210825\0825M27.D
Acq On : 25 Aug 21 22:14
Sample : 600ug/L GAS STD 8/25/21
Misc : IS&S 6/4/21

Vial: 17
Operator: LP,DG,CH
Inst : Max
Multiplr: 1.00

Quant Time: Aug 26 16:18 2021

Quant Results File: MGAS0825.RES

Method : M:\MAX\DATA\210825\MGAS0825.M (RTE Integrator)
Title : METHOD 8260B
Last Update : Thu Aug 26 16:19:36 2021
Response via : Initial Calibration

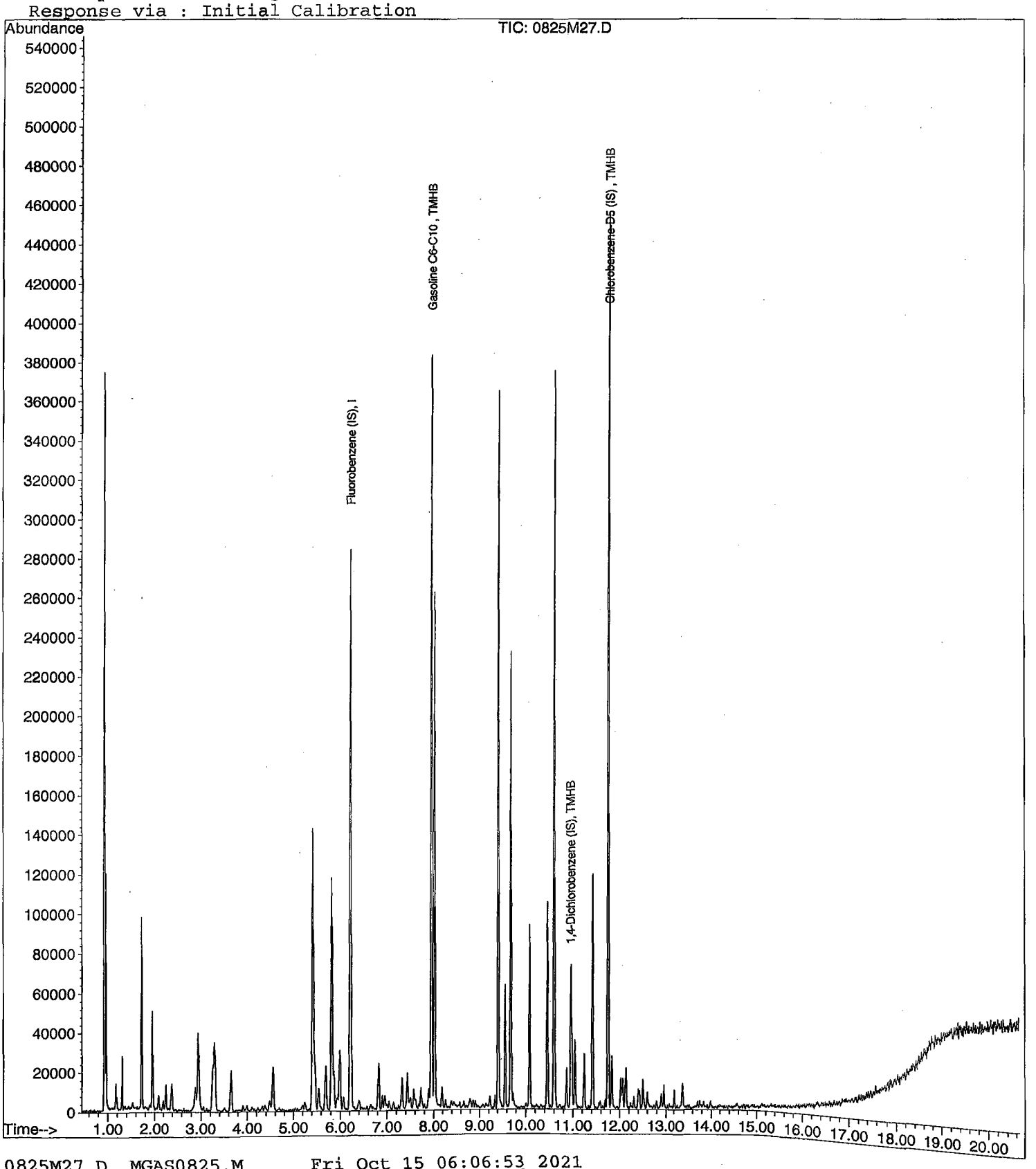

Quantitation Report (QT Reviewed)

Data File : M:\MAX\DATA\210825\0825M28.D
Acq On : 25 Aug 21 22:42
Sample : 800ug/L GAS STD 8/25/21
Misc : IS&S 6/4/21

Vial: 18
Operator: LP,DG,CH
Inst : Max
Multiplr: 1.00

Quant Time: Aug 26 16:18 2021

Quant Results File: MGAS0825.RES

Quant Method : M:\MAX\DATA\210825\MGAS0825.M (RTE Integrator)
Title : METHOD 8260B
Last Update : Thu Aug 26 16:13:10 2021
Response via : Initial Calibration
DataAcq Meth : M8260_081021

Internal Standards	R.T.	QIon	Response	Conc Units	Dev(Min)
1) Fluorobenzene (IS)	6.21	TIC	288929	25.00 ppb	0.00
3) Chlorobenzene-D5 (IS)	11.75	TIC	313031m	25.00 ppb	0.00
4) 1,4-Dichlorobenzene (IS)	10.94	TIC	240514m	25.00 ppb	0.00

System Monitoring Compounds

Target Compounds					Qvalue
2) Gasoline C6-C10	7.95	TIC	6580092m	807.60 ppb	100

(#) = qualifier out of range (m) = manual integration
0825M28.D MGAS0825.M Fri Oct 15 06:06:53 2021

Quantitation Report

Data File : M:\MAX\DATA\210825\0825M28.D
Acq On : 25 Aug 21 22:42
Sample : 800ug/L GAS STD 8/25/21
Misc : IS&S 6/4/21

Vial: 18
Operator: LP,DG,CH
Inst : Max
Multiplr: 1.00

Quant Time: Aug 26 16:18 2021

Quant Results File: MGAS0825.RES

Method : M:\MAX\DATA\210825\MGAS0825.M (RTE Integrator)
Title : METHOD 8260B
Last Update : Thu Aug 26 16:19:36 2021
Response via : Initial Calibration

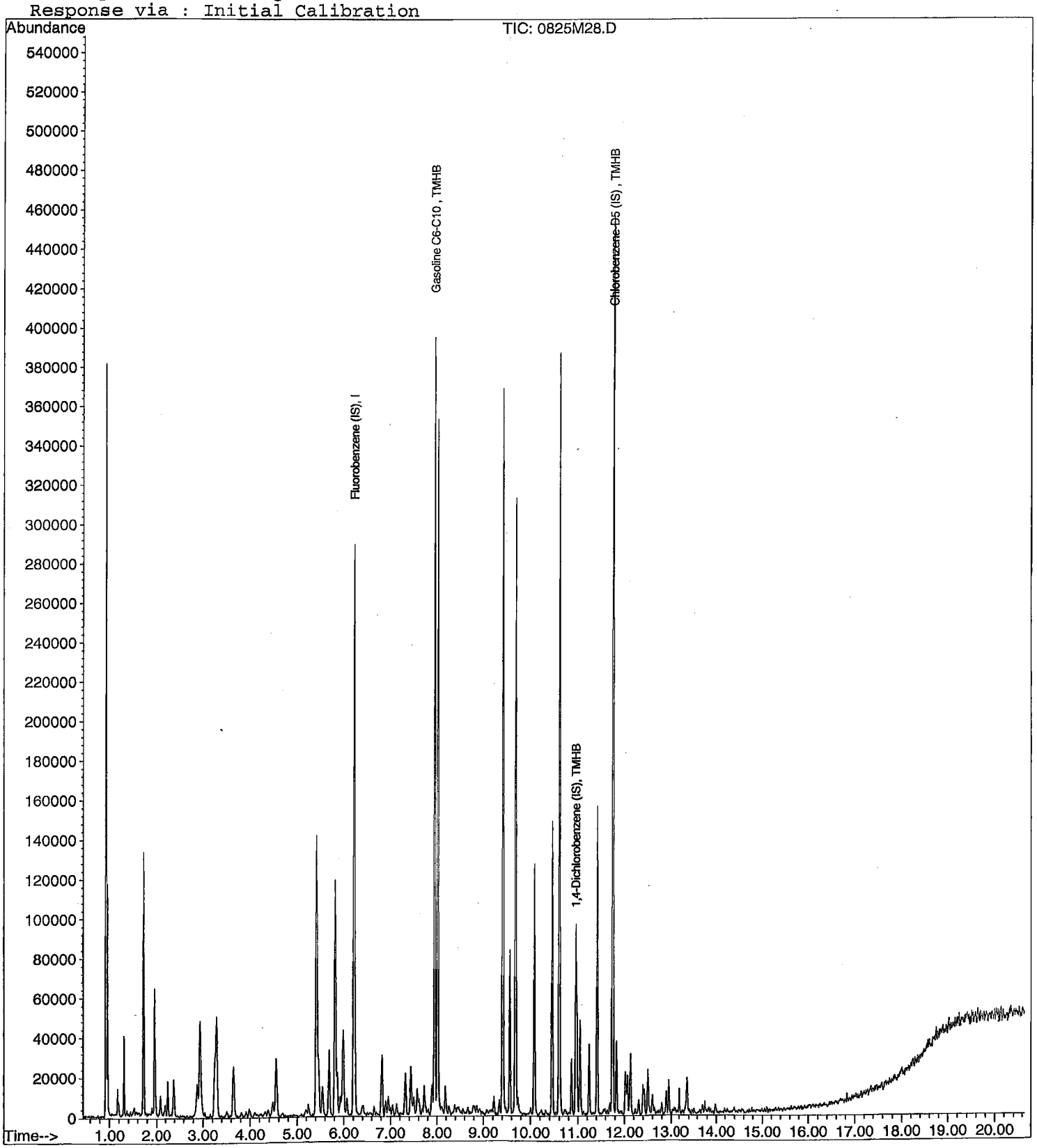

Quantitation Report (QT Reviewed)

Data File : M:\MAX\DATA\210825\0825M29.D
Acq On : 25 Aug 21 23:10
Sample : 1000ug/L GAS STD 8/25/21
Misc : IS&S 6/4/21

Vial: 19
Operator: LP,DG,CH
Inst : Max
Multiplr: 1.00

Quant Time: Aug 26 16:19 2021 Quant Results File: MGAS0825.RES

Quant Method : M:\MAX\DATA\210825\MGAS0825.M (RTE Integrator)
Title : METHOD 8260B
Last Update : Thu Aug 26 16:13:10 2021
Response via : Initial Calibration
DataAcq Meth : M8260_081021

Internal Standards	R.T.	QIon	Response	Conc Units	Dev(Min)
1) Fluorobenzene (IS)	6.21	TIC	286598	25.00 ppb	0.00
3) Chlorobenzene-D5 (IS)	11.75	TIC	331346m	25.00 ppb	0.00
4) 1,4-Dichlorobenzene (IS)	10.94	TIC	289883m	25.00 ppb	0.00

System Monitoring Compounds

Target Compounds					Qvalue
2) Gasoline C6-C10	8.02	TIC	7278206m	979.10 ppb	100

(#) = qualifier out of range (m) = manual integration
0825M29.D MGAS0825.M Fri Oct 15 06:06:54 2021

Quantitation Report

Data File : M:\MAX\DATA\210825\0825M29.D
Acq On : 25 Aug 21 23:10
Sample : 1000ug/L GAS STD 8/25/21
Misc : IS&S 6/4/21

Vial: 19
Operator: LP,DG,CH
Inst : Max
Multiplr: 1.00

Quant Time: Aug 26 16:19 2021

Quant Results File: MGAS0825.RES

Method : M:\MAX\DATA\210825\MGAS0825.M (RTE Integrator)
Title : METHOD 8260B
Last Update : Thu Aug 26 16:19:36 2021
Response via : Initial Calibration

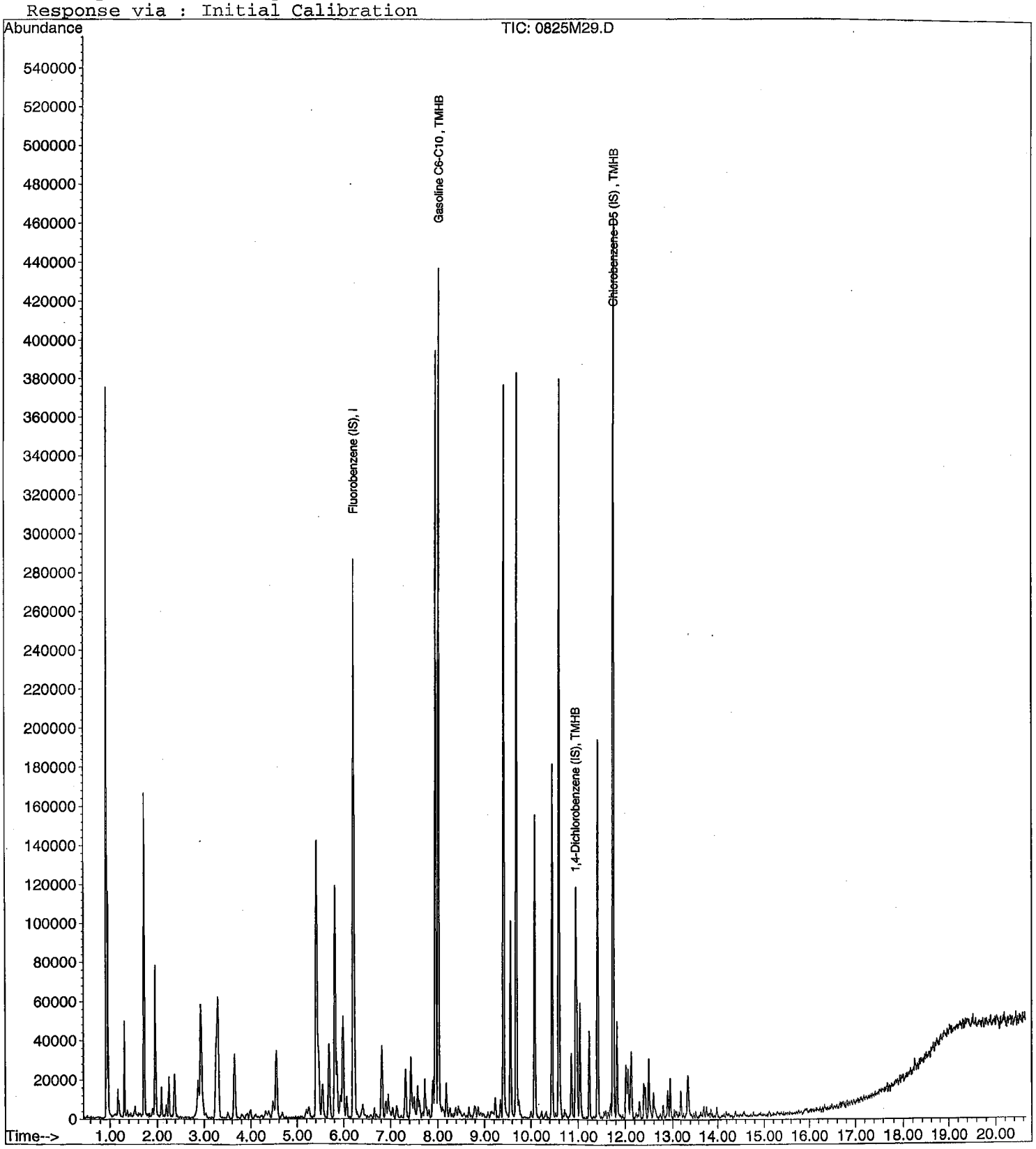

VOLATILE ORGANIC ANALYSIS
VOLATILE ORGANIC COMPOUNDS

Form 7

Second Source Calibration

Lab Name: APPL, Inc.
Case No:
Matrix:

SDG No:
Date Analyzed: 8/26/2021
Instrument: Max
Initial Cal. Date: 8/25/2021
Data File: 0825M31.D

		Compound	MEAN	CCRF	%D	%Drift	
1	TMHB	Gasoline C6-C10	3.704	1.312	65	TMHBL	12
2							
3							
4							
5							
6							
7							
8							
9							
10							
11							
12							
13							
14							
15							
16							
17							
18							
19							
20							
21							
22							
23							
24							
25							
26							
27							
28							
29							
30							
31							
32							
33							
34							
35							
36							
37							
38							
39							
40							
		Average			65.0		

Quantitation Report (QT Reviewed)

Data File : M:\MAX\DATA\210825\0825M31.D
Acq On : 26 Aug 21 00:06
Sample : (SS) 300ug/L GAS STD 8/25/21
Misc : IS&S 6/4/21

Vial: 21
Operator: LP,DG,CH
Inst : Max
Multiplr: 1.00

Quant Time: Sep 1 8:52 2021 Quant Results File: MGAS0825.RES

Quant Method : M:\MAX\DATA\210825\MGAS0825.M (RTE Integrator)
Title : METHOD 8260B
Last Update : Thu Aug 26 16:19:36 2021
Response via : Initial Calibration
DataAcq Meth : M8260_081021

Internal Standards	R.T.	QIon	Response	Conc Units	Dev(Min)
1) Fluorobenzene (IS)	6.21	TIC	283312	25.00 ppb	0.00
3) Chlorobenzene-D5 (IS)	11.75	TIC	277458m	25.00 ppb	0.00
4) 1,4-Dichlorobenzene (IS)	10.94	TIC	112772m	25.00 ppb	0.00

System Monitoring Compounds

Target Compounds					Qvalue
2) Gasoline C6-C10	7.95	TIC	4459802m	336.84 ppb	100

(#) = qualifier out of range (m) = manual integration

Quantitation Report

Data File : M:\MAX\DATA\210825\0825M31.D
Acq On : 26 Aug 21 00:06
Sample : (SS) 300ug/L GAS STD 8/25/21
Misc : IS&S 6/4/21

Vial: 21
Operator: LP,DG,CH
Inst : Max
Multiplr: 1.00

Quant Time: Sep 1 8:52 2021

Quant Results File: MGAS0825.RES

Method : M:\MAX\DATA\210825\MGAS0825.M (RTE Integrator)
Title : METHOD 8260B
Last Update : Thu Aug 26 16:19:36 2021
Response via : Initial Calibration

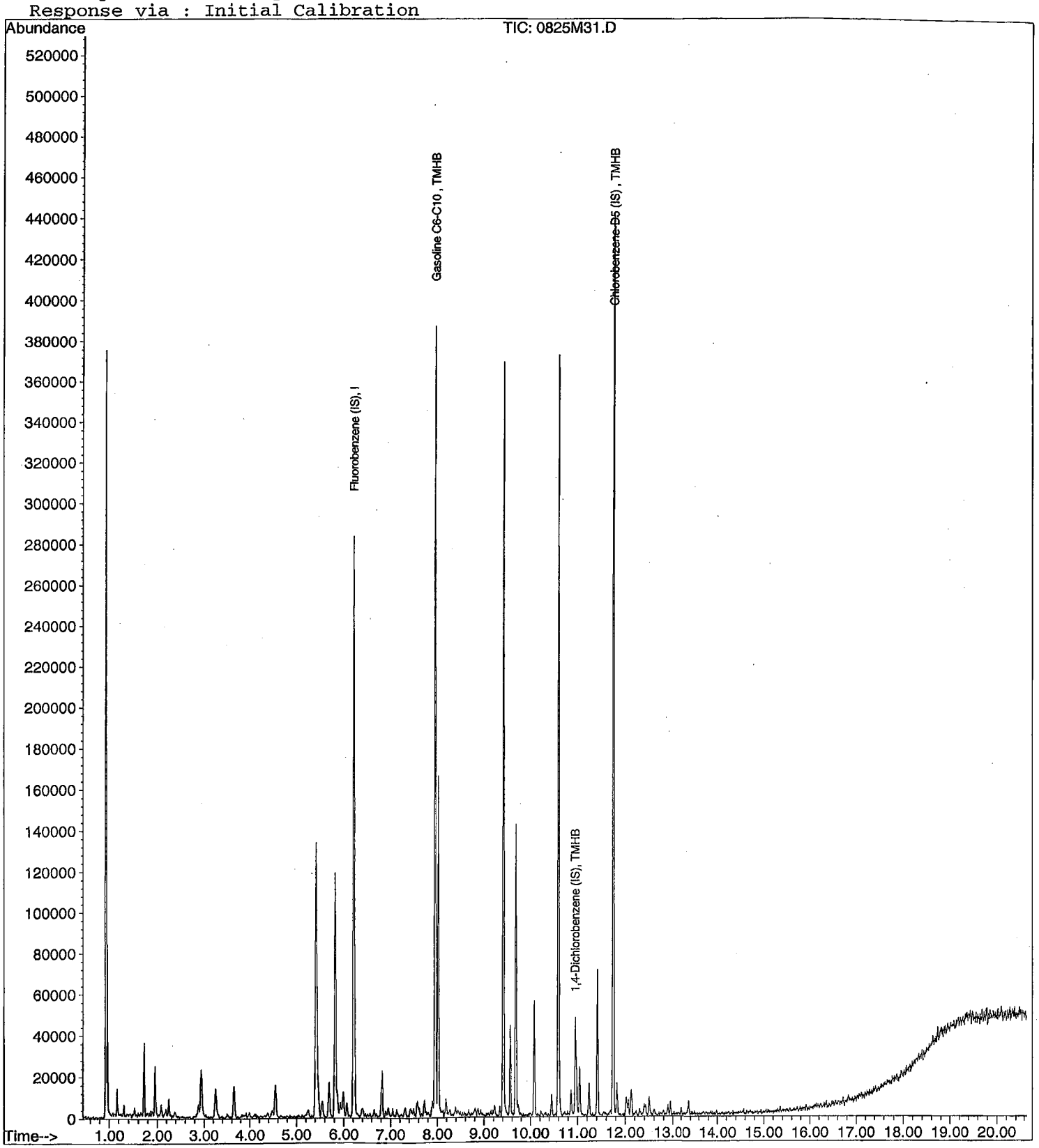

VOLATILE ORGANIC ANALYSIS BY
EPA METHOD 8260B

Form 6
Initial Calibration

Lab Name: APPL, Inc.
Case No:
Matrix:

SDG No:
Initial Cal. Date: 8/25/2021
Instrument: Max

Initials:

		Compound	1	2	3	4	5	6	7	8	9		Avg	%RSD	Type	r^2	Q	MRF
			0825M12.D	0825M13.D	0825M14.D	0825M15.D	0825M16.D	0825M17.D	0825M18.D	0825M19.D	0825M20.D							
1	I	Fluorobenzene (IS)																
2	S	Dibromofluoromethane(S)	0.3523	0.3417	0.2807	0.2859	0.2870	0.2956	0.2984	0.3009	0.2709		0.30	9.1	S			
3	S	1,2-DCA-D4(S)	0.2194	0.2154	0.1883	0.1930	0.1953	0.1908	0.1985	0.2034	0.1791		0.20	6.5	S			
4	I	Chlorobenzene-D5 (IS)																
5	S	Toluene-D8(S)	1.390	1.326	1.153	1.099	1.153	1.163	1.121	1.122	1.024		1.2	9.8	S			
6	S	4-Bromofluorobenzene(S)	0.5362	0.5171	0.4075	0.4294	0.4615	0.4643	0.4388	0.4514	0.4103		0.46	9.7	S			
7	I	1,4-Dichlorobenzene-D (IS)																
8																		
9																		
10																		
11																		
12																		
13																		
14																		
15																		
16																		
17																		
18																		
19																		
20																		
21																		
22																		
23																		
24																		
25																		
26																		
27																		
28																		
29																		
30																		
31																		
32																		
33																		
34																		
35																		

Quantitation Report (Not Reviewed)

Data File : M:\MAX\DATA\210825\0825M12.D
Acq On : 25 Aug 21 15:15
Sample : 0.3ug/L VOC STD 8/25/21
Misc : IS&S 6/4/21

Vial: 2
Operator: LP,DG,CH
Inst : Max
Multiplr: 1.00

Quant Time: Aug 26 16:25 2021 Quant Results File: M0825SUR.RES

Quant Method : M:\MAX\DATA\210825\M0825SUR.M (RTE Integrator)
Title : METHOD 8260B
Last Update : Thu Aug 26 11:16:48 2021
Response via : Initial Calibration
DataAcq Meth : M8260_081021

Internal Standards	R.T.	QIon	Response	Conc Units	Dev(Min)
1) Fluorobenzene (IS)	6.21	96	268418	25.00 ppb	0.00
4) Chlorobenzene-D5 (IS)	9.41	117	221472	25.00 ppb	0.00
7) 1,4-Dichlorobenzene-D (IS)	11.75	152	137587	25.00 ppb	0.00
System Monitoring Compounds					
2) Dibromofluoromethane(S)	5.41	111	18913	5.84 ppb	0.00
Spiked Amount 25.000			Recovery	= 23.372%	
3) 1,2-DCA-D4(S)	5.81	65	11779	5.54 ppb	0.00
Spiked Amount 25.000			Recovery	= 22.148%	
5) Toluene-D8(S)	7.95	98	61590	5.93 ppb	0.00
Spiked Amount 25.000			Recovery	= 23.720%	
6) 4-Bromofluorobenzene(S)	10.60	95	23749	5.86 ppb	0.00
Spiked Amount 25.000			Recovery	= 23.444%	

Target Compounds Qvalue

(#) = qualifier out of range (m) = manual integration

Quantitation Report

Data File : M:\MAX\DATA\210825\0825M12.D
Acq On : 25 Aug 21 15:15
Sample : 0.3ug/L VOC STD 8/25/21
Misc : IS&S 6/4/21

Vial: 2
Operator: LP,DG,CH
Inst : Max
Multiplr: 1.00

Quant Time: Aug 26 16:25 2021

Quant Results File: M0825SUR.RES

Method : M:\MAX\DATA\210825\M0825SUR.M (RTE Integrator)
Title : METHOD 8260B
Last Update : Thu Aug 26 11:16:48 2021
Response via : Initial Calibration

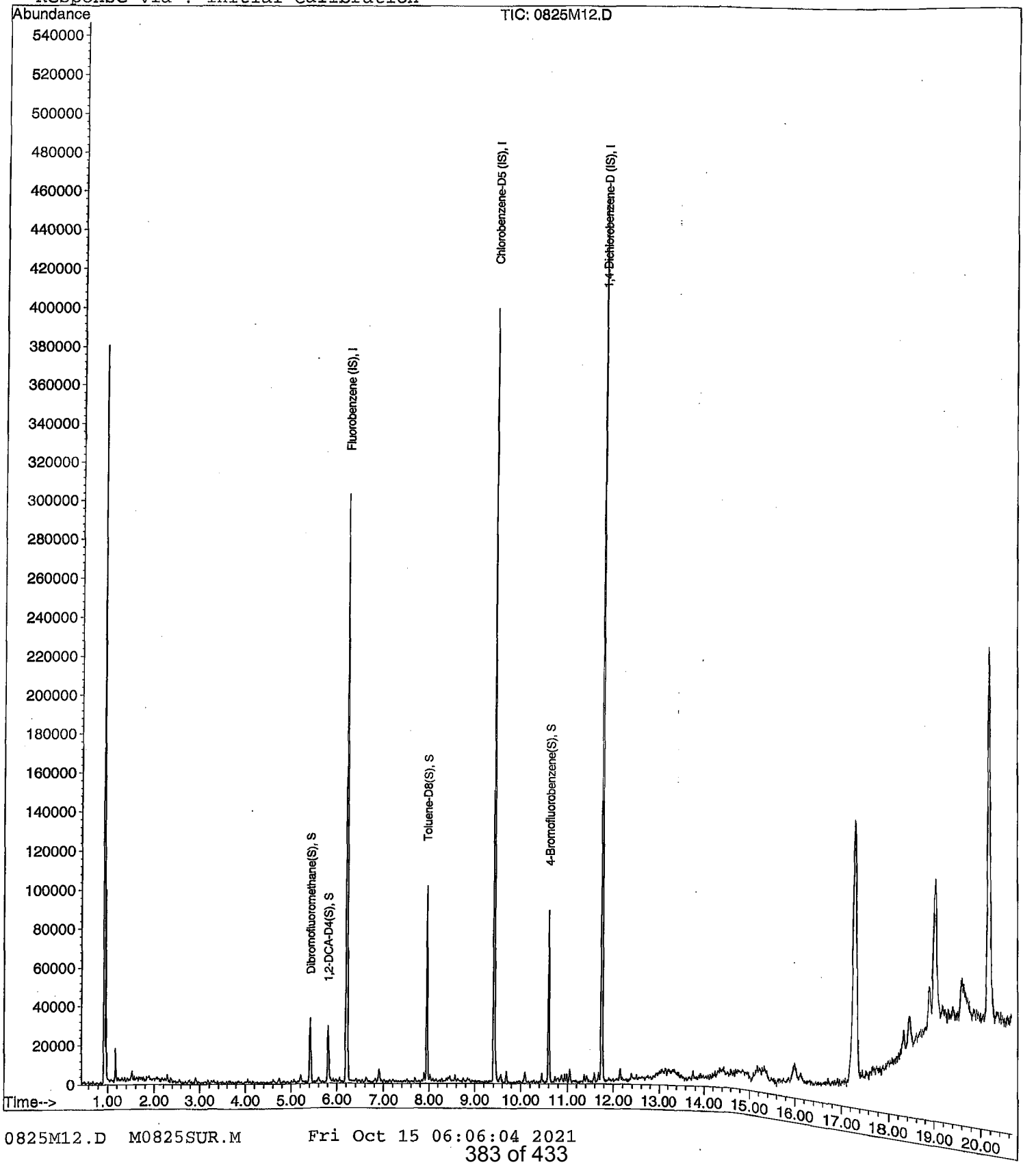

0825M12.D M0825SUR.M Fri Oct 15 06:06:04 2021

Quantitation Report (Not Reviewed)

Data File : M:\MAX\DATA\210825\0825M13.D
Acq On : 25 Aug 21 15:43
Sample : 0.5ug/L VOC STD 8/25/21
Misc : IS&S 6/4/21

Vial: 3
Operator: LP,DG,CH
Inst : Max
Multiplr: 1.00

Quant Time: Aug 26 16:25 2021

Quant Results File: M0825SUR.RES

Quant Method : M:\MAX\DATA\210825\M0825SUR.M (RTE Integrator)
Title : METHOD 8260B
Last Update : Thu Aug 26 11:16:48 2021
Response via : Initial Calibration
DataAcq Meth : M8260_081021

Internal Standards	R.T.	QIon	Response	Conc Units	Dev(Min)
1) Fluorobenzene (IS)	6.21	96	270425	25.00 ppb	0.00
4) Chlorobenzene-D5 (IS)	9.41	117	226950	25.00 ppb	0.00
7) 1,4-Dichlorobenzene-D (IS)	11.75	152	138629	25.00 ppb	0.00
System Monitoring Compounds					
2) Dibromofluoromethane(S)	5.42	111	18480	5.67 ppb	0.00
Spiked Amount 25.000			Recovery	= 22.664%	
3) 1,2-DCA-D4(S)	5.81	65	11650	5.44 ppb	0.00
Spiked Amount 25.000			Recovery	= 21.744%	
5) Toluene-D8(S)	7.95	98	60175	5.65 ppb	0.00
Spiked Amount 25.000			Recovery	= 22.616%	
6) 4-Bromofluorobenzene(S)	10.60	95	23472	5.65 ppb	0.00
Spiked Amount 25.000			Recovery	= 22.612%	

Target Compounds Qvalue

(#) = qualifier out of range (m) = manual integration

Quantitation Report

Data File : M:\MAX\DATA\210825\0825M13.D
Acq On : 25 Aug 21 15:43
Sample : 0.5ug/L VOC STD 8/25/21
Misc : IS&S 6/4/21

Vial: 3
Operator: LP,DG,CH
Inst : Max
Multiplr: 1.00

Quant Time: Aug 26 16:25 2021

Quant Results File: M0825SUR.RES

Method : M:\MAX\DATA\210825\M0825SUR.M (RTE Integrator)
Title : METHOD 8260B
Last Update : Thu Aug 26 11:16:48 2021
Response via : Initial Calibration

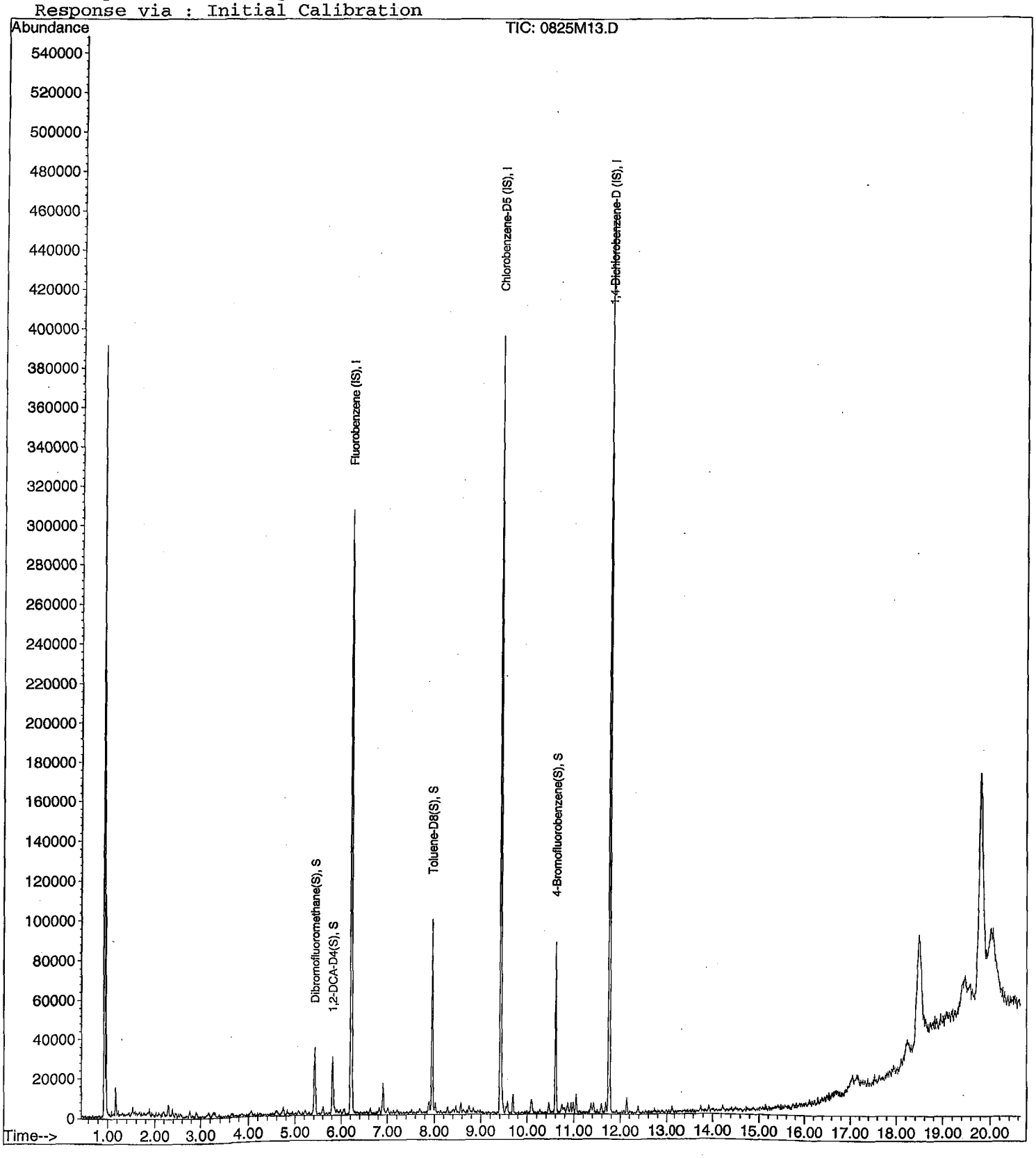

Quantitation Report (Not Reviewed)

Data File : M:\MAX\DATA\210825\0825M14.D
Acq On : 25 Aug 21 16:11
Sample : 1ug/L VOC STD 8/25/21
Misc : IS&S 6/4/21

Vial: 4
Operator: LP,DG,CH
Inst : Max
Multiplr: 1.00

Quant Time: Aug 26 16:25 2021 Quant Results File: M0825SUR.RES

Quant Method : M:\MAX\DATA\210825\M0825SUR.M (RTE Integrator)
Title : METHOD 8260B
Last Update : Thu Aug 26 11:16:48 2021
Response via : Initial Calibration
DataAcq Meth : M8260_081021

Internal Standards	R.T.	QIon	Response	Conc Units	Dev(Min)
1) Fluorobenzene (IS)	6.22	96	261019	25.00 ppb	0.00
4) Chlorobenzene-D5 (IS)	9.41	117	222702	25.00 ppb	0.00
7) 1,4-Dichlorobenzene-D (IS)	11.75	152	137225	25.00 ppb	0.00
System Monitoring Compounds					
2) Dibromofluoromethane(S)	5.41	111	29305	9.31 ppb	0.00
Spiked Amount 25.000			Recovery	= 37.236%	
3) 1,2-DCA-D4(S)	5.81	65	19664	9.51 ppb	0.00
Spiked Amount 25.000			Recovery	= 38.024%	
5) Toluene-D8(S)	7.95	98	102711	9.84 ppb	0.00
Spiked Amount 25.000			Recovery	= 39.340%	
6) 4-Bromofluorobenzene(S)	10.60	95	36297	8.91 ppb	0.00
Spiked Amount 25.000			Recovery	= 35.632%	

Target Compounds Qvalue

(#) = qualifier out of range (m) = manual integration

Quantitation Report

Data File : M:\MAX\DATA\210825\0825M14.D
Acq On : 25 Aug 21 16:11
Sample : 1ug/L VOC STD 8/25/21
Misc : IS&S 6/4/21

Vial: 4
Operator: LP,DG,CH
Inst : Max
Multiplr: 1.00

Quant Time: Aug 26 16:25 2021

Quant Results File: M0825SUR.RES

Method : M:\MAX\DATA\210825\M0825SUR.M (RTE Integrator)
Title : METHOD 8260B
Last Update : Thu Aug 26 11:16:48 2021
Response via : Initial Calibration

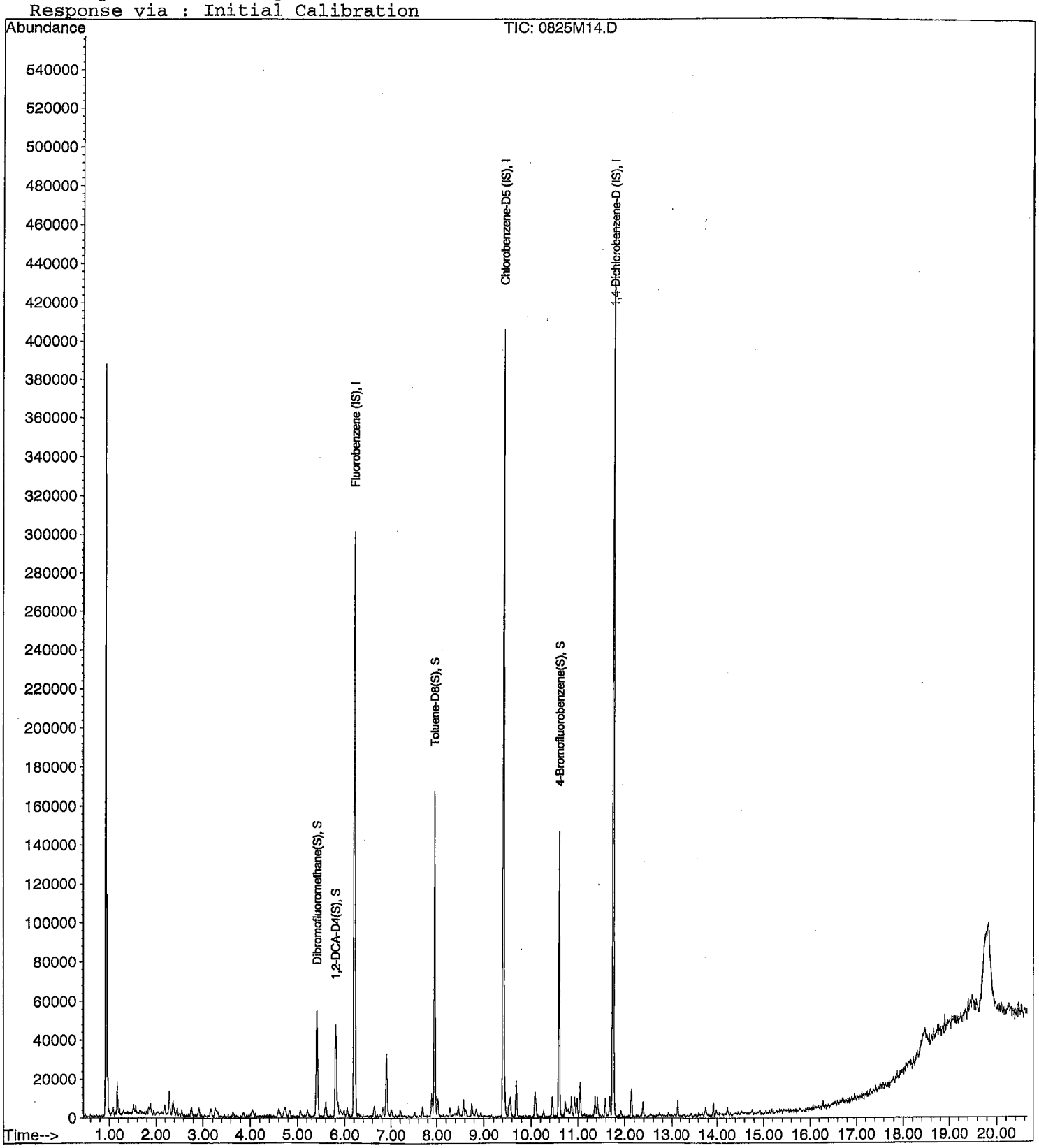

Quantitation Report (Not Reviewed)

Data File : M:\MAX\DATA\210825\0825M15.D
Acq On : 25 Aug 21 16:39
Sample : 2ug/L VOC STD 8/25/21
Misc : IS&S 6/4/21

Vial: 5
Operator: LP,DG,CH
Inst : Max
Multiplr: 1.00

Quant Time: Aug 26 16:25 2021 Quant Results File: M0825SUR.RES

Quant Method : M:\MAX\DATA\210825\M0825SUR.M (RTE Integrator)
Title : METHOD 8260B
Last Update : Thu Aug 26 11:16:48 2021
Response via : Initial Calibration
DataAcq Meth : M8260_081021

Internal Standards	R.T.	QIon	Response	Conc Units	Dev(Min)
1) Fluorobenzene (IS)	6.21	96	260699	25.00 ppb	0.00
4) Chlorobenzene-D5 (IS)	9.42	117	218570	25.00 ppb	0.00
7) 1,4-Dichlorobenzene-D (IS)	11.75	152	137104	25.00 ppb	0.00
System Monitoring Compounds					
2) Dibromofluoromethane(S)	5.41	111	29818	9.48 ppb	0.00
Spiked Amount 25.000			Recovery	= 37.936%	
3) 1,2-DCA-D4(S)	5.82	65	20128	9.74 ppb	0.00
Spiked Amount 25.000			Recovery	= 38.968%	
5) Toluene-D8(S)	7.95	98	96059	9.37 ppb	0.00
Spiked Amount 25.000			Recovery	= 37.488%	
6) 4-Bromofluorobenzene(S)	10.60	95	37545	9.39 ppb	0.00
Spiked Amount 25.000			Recovery	= 37.556%	

Target Compounds Qvalue

(#) = qualifier out of range (m) = manual integration
0825M15.D M0825SUR.M Fri Oct 15 06:06:07 2021

Quantitation Report

Data File : M:\MAX\DATA\210825\0825M15.D
Acq On : 25 Aug 21 16:39
Sample : 2ug/L VOC STD 8/25/21
Misc : IS&S 6/4/21

Vial: 5
Operator: LP,DG,CH
Inst : Max
Multiplr: 1.00

Quant Time: Aug 26 16:25 2021

Quant Results File: M0825SUR.RES

Method : M:\MAX\DATA\210825\M0825SUR.M (RTE Integrator)
Title : METHOD 8260B
Last Update : Thu Aug 26 11:16:48 2021
Response via : Initial Calibration

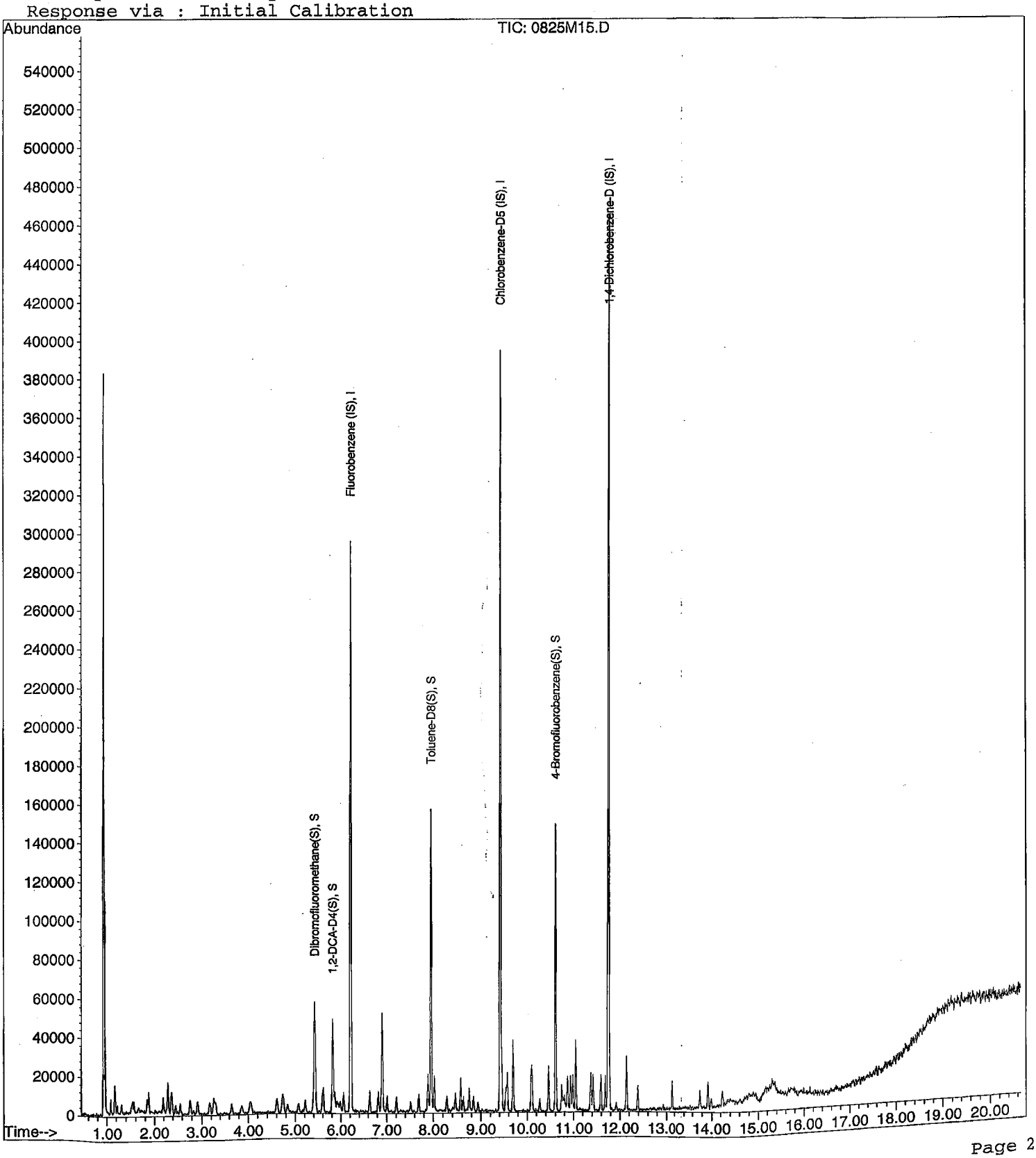

0825M15.D M0825SUR.M Fri Oct 15 06:06:07 2021

Quantitation Report (Not Reviewed)

Data File : M:\MAX\DATA\210825\0825M16.D
Acq On : 25 Aug 21 17:07
Sample : 5ug/L VOC STD 8/25/21
Misc : IS&S 6/4/21

Vial: 6
Operator: LP,DG,CH
Inst : Max
Multiplr: 1.00

Quant Time: Aug 26 16:25 2021

Quant Results File: M0825SUR.RES

Quant Method : M:\MAX\DATA\210825\M0825SUR.M (RTE Integrator)
Title : METHOD 8260B
Last Update : Thu Aug 26 11:16:48 2021
Response via : Initial Calibration
DataAcq Meth : M8260_081021

Internal Standards	R.T.	QIon	Response	Conc Units	Dev(Min)
1) Fluorobenzene (IS)	6.21	96	261599	25.00 ppb	0.00
4) Chlorobenzene-D5 (IS)	9.41	117	219379	25.00 ppb	0.00
7) 1,4-Dichlorobenzene-D (IS)	11.75	152	136215	25.00 ppb	0.00
System Monitoring Compounds					
2) Dibromofluoromethane(S)	5.41	111	75090	23.80 ppb	0.00
Spiked Amount 25.000			Recovery =	95.204%	
3) 1,2-DCA-D4(S)	5.81	65	51096	24.65 ppb	0.00
Spiked Amount 25.000			Recovery =	98.580%	
5) Toluene-D8(S)	7.95	98	252960	24.59 ppb	0.00
Spiked Amount 25.000			Recovery =	98.356%	
6) 4-Bromofluorobenzene(S)	10.60	95	101253	25.23 ppb	0.00
Spiked Amount 25.000			Recovery =	100.908%	

Target Compounds Qvalue

(#) = qualifier out of range (m) = manual integration

Quantitation Report

Data File : M:\MAX\DATA\210825\0825M16.D
Acq On : 25 Aug 21 17:07
Sample : 5ug/L VOC STD 8/25/21
Misc : IS&S 6/4/21

Vial: 6
Operator: LP,DG,CH
Inst : Max
Multiplr: 1.00

Quant Time: Aug 26 16:25 2021

Quant Results File: M0825SUR.RES

Method : M:\MAX\DATA\210825\M0825SUR.M (RTE Integrator)
Title : METHOD 8260B
Last Update : Thu Aug 26 11:16:48 2021
Response via : Initial Calibration

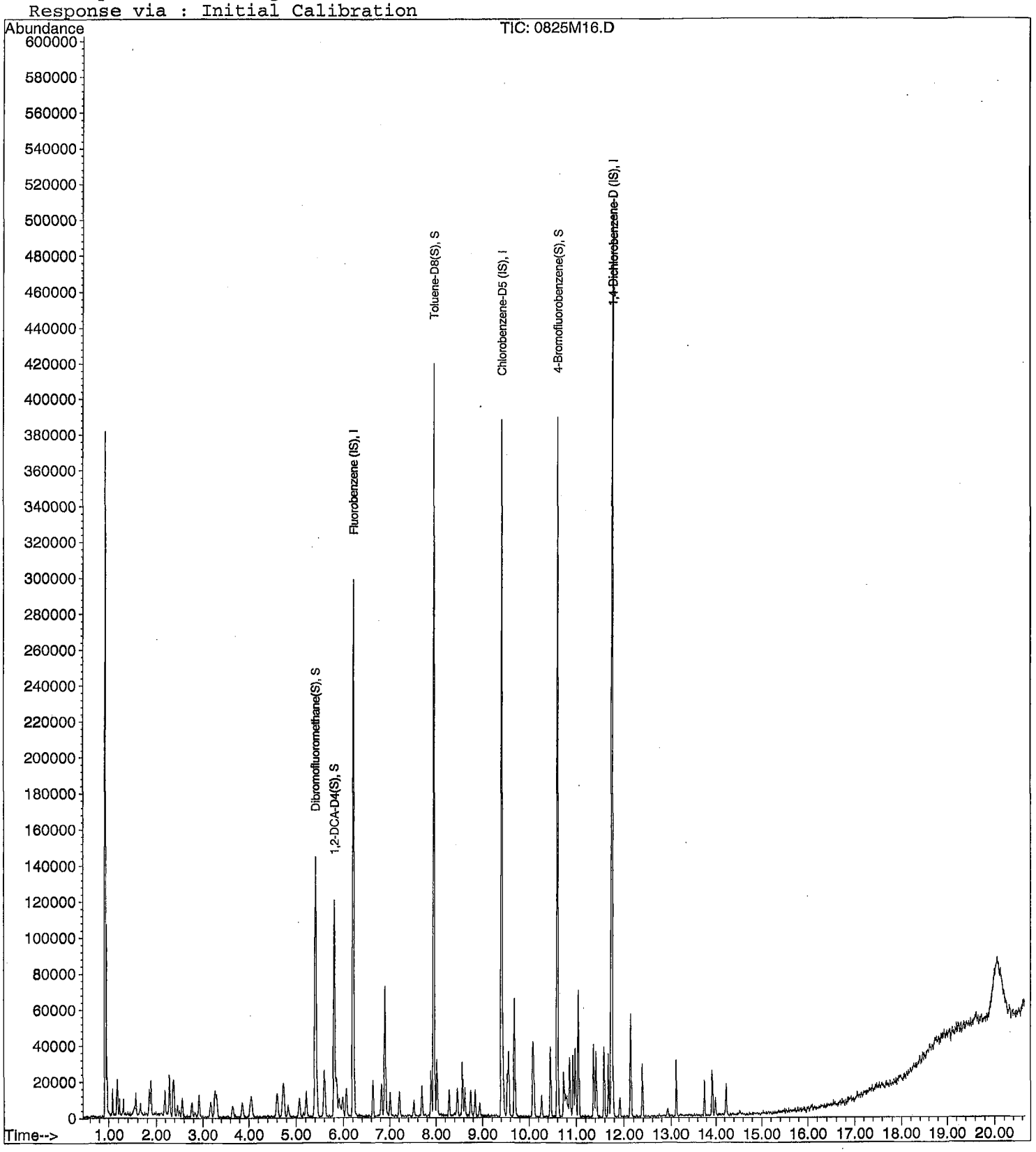

Quantitation Report (Not Reviewed)

Data File : M:\MAX\DATA\210825\0825M17.D
Acq On : 25 Aug 21 17:35
Sample : 10ug/L VOC STD 8/25/21
Misc : IS&S 6/4/21

Vial: 7
Operator: LP,DG,CH
Inst : Max
Multiplr: 1.00

Quant Time: Aug 26 16:25 2021 Quant Results File: M0825SUR.RES

Quant Method : M:\MAX\DATA\210825\M0825SUR.M (RTE Integrator)
Title : METHOD 8260B
Last Update : Thu Aug 26 11:16:48 2021
Response via : Initial Calibration
DataAcq Meth : M8260_081021

Internal Standards	R.T.	QIon	Response	Conc Units	Dev(Min)
1) Fluorobenzene (IS)	6.21	96	260876	25.00 ppb	0.00
4) Chlorobenzene-D5 (IS)	9.41	117	215380	25.00 ppb	0.00
7) 1,4-Dichlorobenzene-D (IS)	11.75	152	136295	25.00 ppb	0.00
System Monitoring Compounds					
2) Dibromofluoromethane(S)	5.42	111	77116	24.51 ppb	0.00
Spiked Amount 25.000			Recovery =	98.044%	
3) 1,2-DCA-D4(S)	5.82	65	49768	24.07 ppb	0.00
Spiked Amount 25.000			Recovery =	96.284%	
5) Toluene-D8(S)	7.95	98	250522	24.80 ppb	0.00
Spiked Amount 25.000			Recovery =	99.216%	
6) 4-Bromofluorobenzene(S)	10.60	95	100010	25.38 ppb	0.00
Spiked Amount 25.000			Recovery =	101.520%	

Target Compounds Qvalue

(#) = qualifier out of range (m) = manual integration

Quantitation Report

Data File : M:\MAX\DATA\210825\0825M17.D
Acq On : 25 Aug 21 17:35
Sample : 10ug/L VOC STD 8/25/21
Misc : IS&S 6/4/21

Vial: 7
Operator: LP,DG,CH
Inst : Max
Multiplr: 1.00

Quant Time: Aug 26 16:25 2021

Quant Results File: M0825SUR.RES

Method : M:\MAX\DATA\210825\M0825SUR.M (RTE Integrator)
Title : METHOD 8260B
Last Update : Thu Aug 26 11:16:48 2021
Response via : Initial Calibration

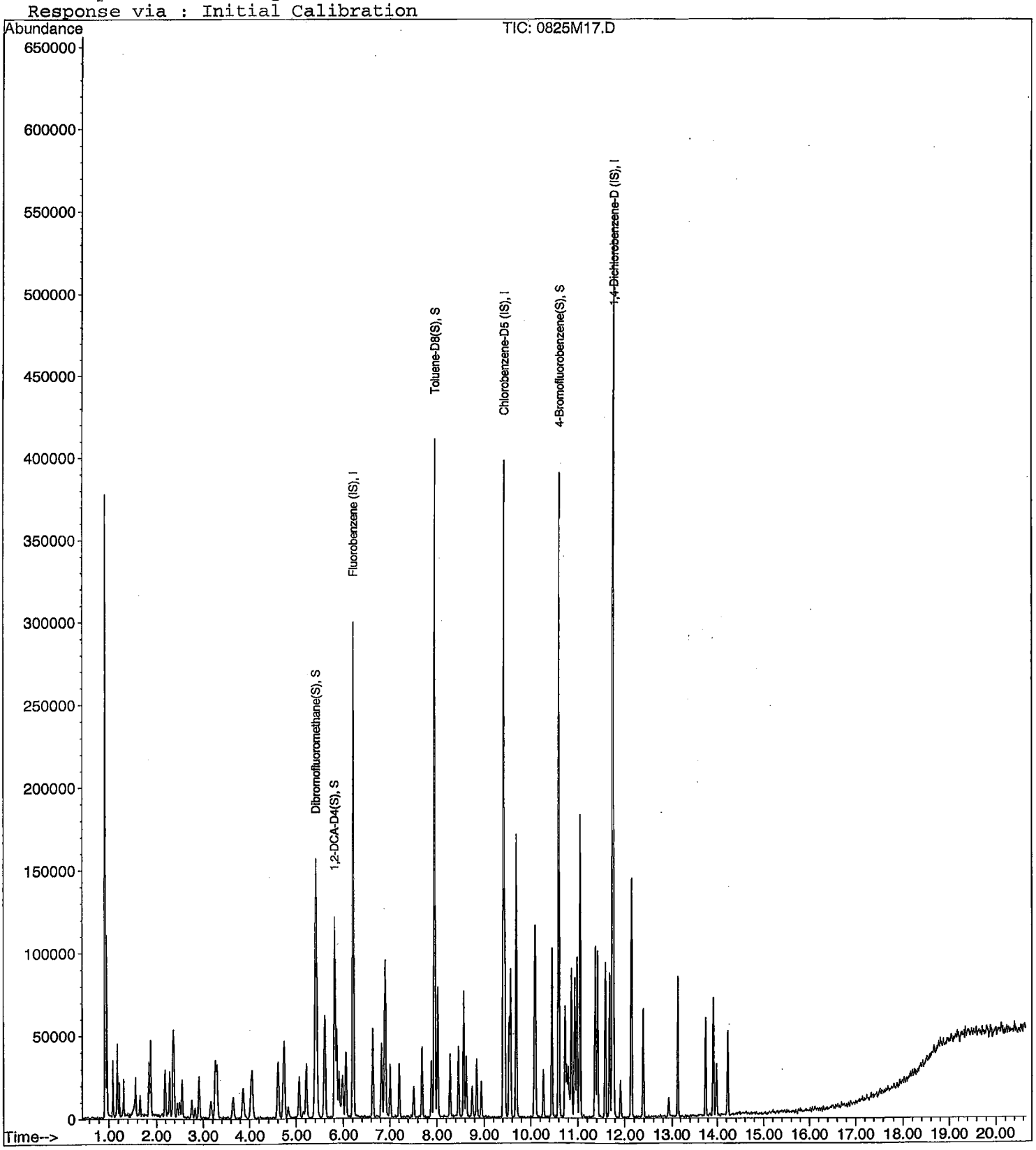

Quantitation Report (Not Reviewed)

Data File : M:\MAX\DATA\210825\0825M18.D
Acq On : 25 Aug 21 18:03
Sample : 20ug/L VOC STD 8/25/21
Misc : IS&S 6/4/21

Vial: 8
Operator: LP,DG,CH
Inst : Max
Multiplr: 1.00

Quant Time: Aug 26 16:25 2021

Quant Results File: M0825SUR.RES

Quant Method : M:\MAX\DATA\210825\M0825SUR.M (RTE Integrator)
Title : METHOD 8260B
Last Update : Thu Aug 26 11:16:48 2021
Response via : Initial Calibration
DataAcq Meth : M8260_081021

Internal Standards	R.T.	QIon	Response	Conc	Units	Dev(Min)
1) Fluorobenzene (IS)	6.21	96	258006	25.00	ppb	0.00
4) Chlorobenzene-D5 (IS)	9.41	117	222674	25.00	ppb	0.00
7) 1,4-Dichlorobenzene-D (IS)	11.75	152	141752	25.00	ppb	0.00
System Monitoring Compounds						
2) Dibromofluoromethane(S)	5.42	111	153975	49.49	ppb	0.00
Spiked Amount 25.000			Recovery	=	197.940%	
3) 1,2-DCA-D4(S)	5.81	65	102408	50.08	ppb	0.00
Spiked Amount 25.000			Recovery	=	200.332%	
5) Toluene-D8(S)	7.95	98	499120	47.80	ppb	0.00
Spiked Amount 25.000			Recovery	=	191.196%	
6) 4-Bromofluorobenzene(S)	10.60	95	195414	47.97	ppb	0.00
Spiked Amount 25.000			Recovery	=	191.868%	

Target Compounds Qvalue

(#) = qualifier out of range (m) = manual integration

Quantitation Report

Data File : M:\MAX\DATA\210825\0825M18.D
Acq On : 25 Aug 21 18:03
Sample : 20ug/L VOC STD 8/25/21
Misc : IS&S 6/4/21

Vial: 8
Operator: LP,DG,CH
Inst : Max
Multiplr: 1.00

Quant Time: Aug 26 16:25 2021

Quant Results File: M0825SUR.RES

Method : M:\MAX\DATA\210825\M0825SUR.M (RTE Integrator)
Title : METHOD 8260B
Last Update : Thu Aug 26 11:16:48 2021
Response via : Initial Calibration

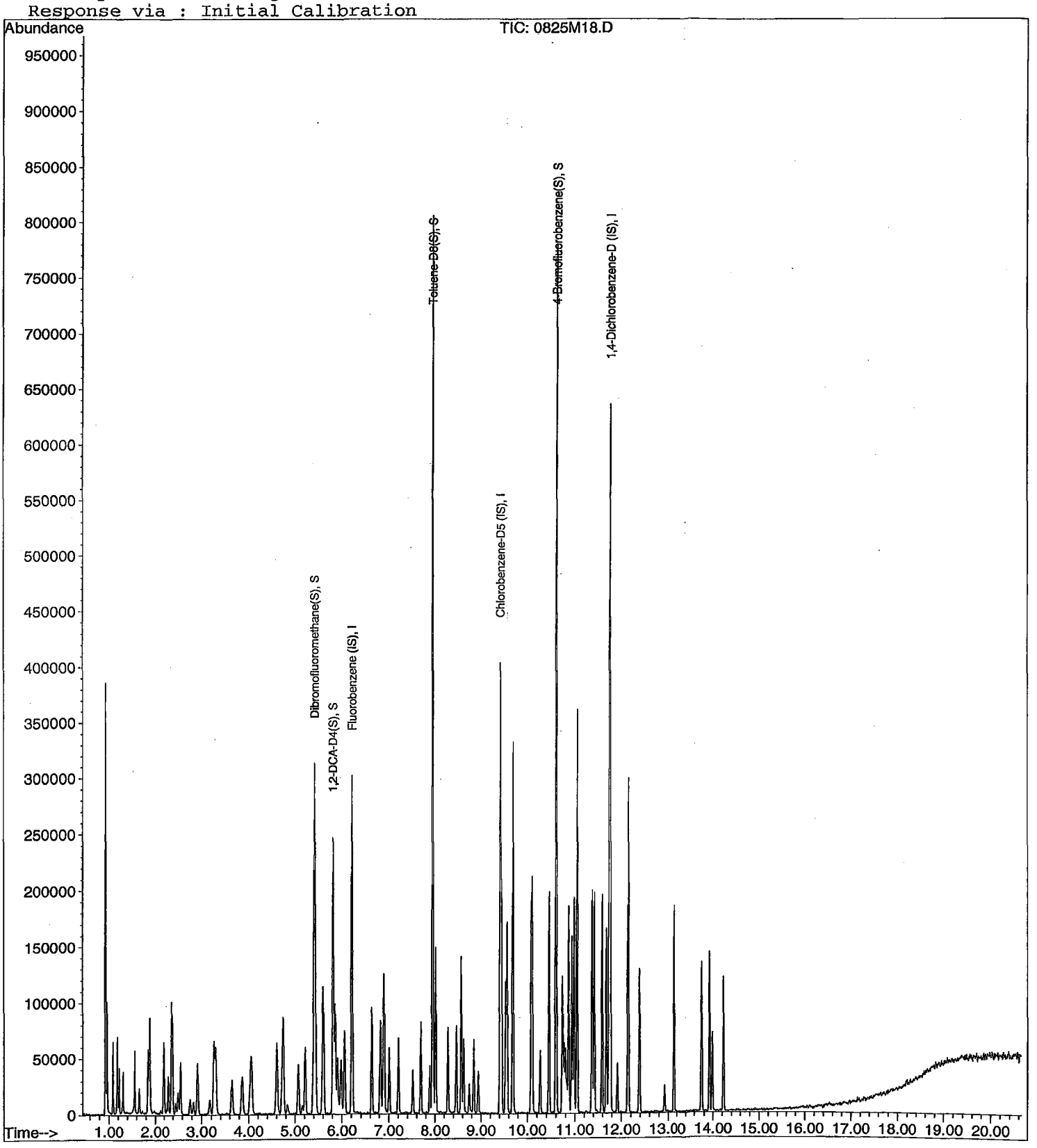

Quantitation Report (Not Reviewed)

Data File : M:\MAX\DATA\210825\0825M19.D
Acq On : 25 Aug 21 18:31
Sample : 40ug/L VOC STD 8/25/21
Misc : IS&S 6/4/21

Vial: 9
Operator: LP,DG,CH
Inst : Max
Multiplr: 1.00

Quant Time: Aug 26 16:25 2021

Quant Results File: M0825SUR.RES

Quant Method : M:\MAX\DATA\210825\M0825SUR.M (RTE Integrator)
Title : METHOD 8260B
Last Update : Thu Aug 26 11:16:48 2021
Response via : Initial Calibration
DataAcq Meth : M8260_081021

Internal Standards	R.T.	QIon	Response	Conc Units	Dev(Min)
1) Fluorobenzene (IS)	6.21	96	251853	25.00 ppb	0.00
4) Chlorobenzene-D5 (IS)	9.41	117	216925	25.00 ppb	0.00
7) 1,4-Dichlorobenzene-D (IS)	11.75	152	140689	25.00 ppb	0.00
System Monitoring Compounds					
2) Dibromofluoromethane(S)	5.41	111	151584	49.91 ppb	0.00
Spiked Amount 25.000			Recovery	= 199.628%	
3) 1,2-DCA-D4(S)	5.81	65	102456	51.33 ppb	0.00
Spiked Amount 25.000			Recovery	= 205.320%	
5) Toluene-D8(S)	7.95	98	486936	47.87 ppb	0.00
Spiked Amount 25.000			Recovery	= 191.472%	
6) 4-Bromofluorobenzene(S)	10.60	95	195822	49.34 ppb	0.00
Spiked Amount 25.000			Recovery	= 197.364%	

Target Compounds Qvalue

(#) = qualifier out of range (m) = manual integration

Quantitation Report

Data File : M:\MAX\DATA\210825\0825M19.D
Acq On : 25 Aug 21 18:31
Sample : 40ug/L VOC STD 8/25/21
Misc : IS&S 6/4/21

Vial: 9
Operator: LP,DG,CH
Inst : Max
Multiplr: 1.00

Quant Time: Aug 26 16:25 2021

Quant Results File: M0825SUR.RES

Method : M:\MAX\DATA\210825\M0825SUR.M (RTE Integrator)
Title : METHOD 8260B
Last Update : Thu Aug 26 11:16:48 2021
Response via : Initial Calibration

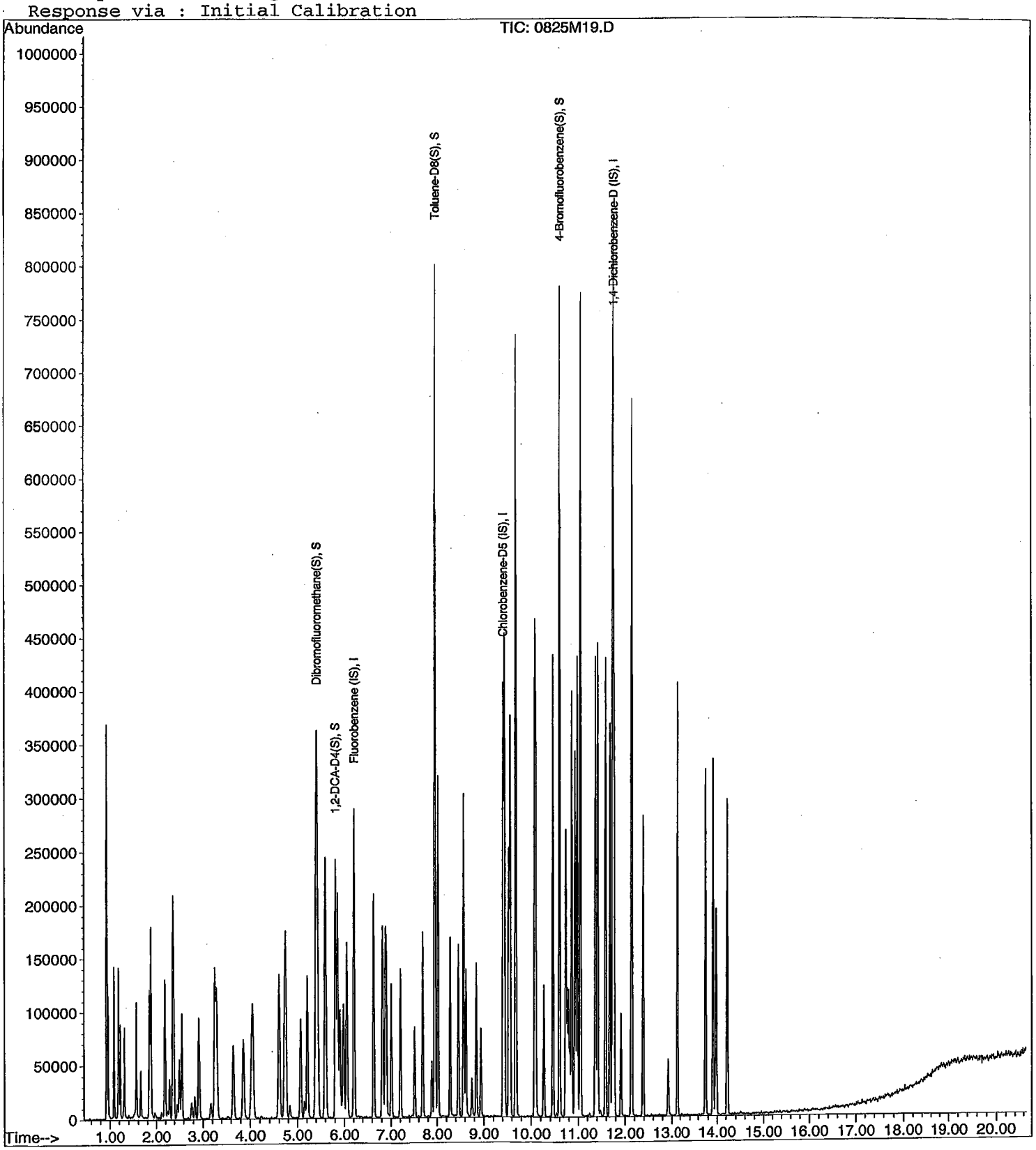

Quantitation Report (Not Reviewed)

Data File : M:\MAX\DATA\210825\0825M20.D
Acq On : 25 Aug 21 18:59
Sample : 100ug/L VOC STD 8/25/21
Misc : IS&S 6/4/21

Vial: 10
Operator: LP,DG,CH
Inst : Max
Multiplr: 1.00

Quant Time: Aug 26 16:25 2021 Quant Results File: M0825SUR.RES

Quant Method : M:\MAX\DATA\210825\M0825SUR.M (RTE Integrator)
Title : METHOD 8260B
Last Update : Thu Aug 26 11:16:48 2021
Response via : Initial Calibration
DataAcq Meth : M8260_081021

Internal Standards	R.T.	QIon	Response	Conc Units	Dev(Min)
1) Fluorobenzene (IS)	6.21	96	251268	25.00 ppb	0.00
4) Chlorobenzene-D5 (IS)	9.41	117	218191	25.00 ppb	0.00
7) 1,4-Dichlorobenzene-D (IS)	11.75	152	142788	25.00 ppb	0.00
System Monitoring Compounds					
2) Dibromofluoromethane(S)	5.42	111	272268	89.85 ppb	0.00
Spiked Amount 25.000			Recovery	= 359.396%	
3) 1,2-DCA-D4(S)	5.81	65	179968	90.37 ppb	0.00
Spiked Amount 25.000			Recovery	= 361.496%	
5) Toluene-D8(S)	7.95	98	893556	87.33 ppb	0.00
Spiked Amount 25.000			Recovery	= 349.324%	
6) 4-Bromofluorobenzene(S)	10.60	95	358053	89.70 ppb	0.00
Spiked Amount 25.000			Recovery	= 358.780%	

Target Compounds Qvalue

(#) = qualifier out of range (m) = manual integration
0825M20.D M0825SUR.M Fri Oct 15 06:06:12 2021

Quantitation Report

Data File : M:\MAX\DATA\210825\0825M20.D
Acq On : 25 Aug 21 18:59
Sample : 100ug/L VOC STD 8/25/21
Misc : IS&S 6/4/21

Vial: 10
Operator: LP,DG,CH
Inst : Max
Multiplr: 1.00

Quant Time: Aug 26 16:25 2021

Quant Results File: M0825SUR.RES

Method : M:\MAX\DATA\210825\M0825SUR.M (RTE Integrator)
Title : METHOD 8260B
Last Update : Thu Aug 26 11:16:48 2021
Response via : Initial Calibration

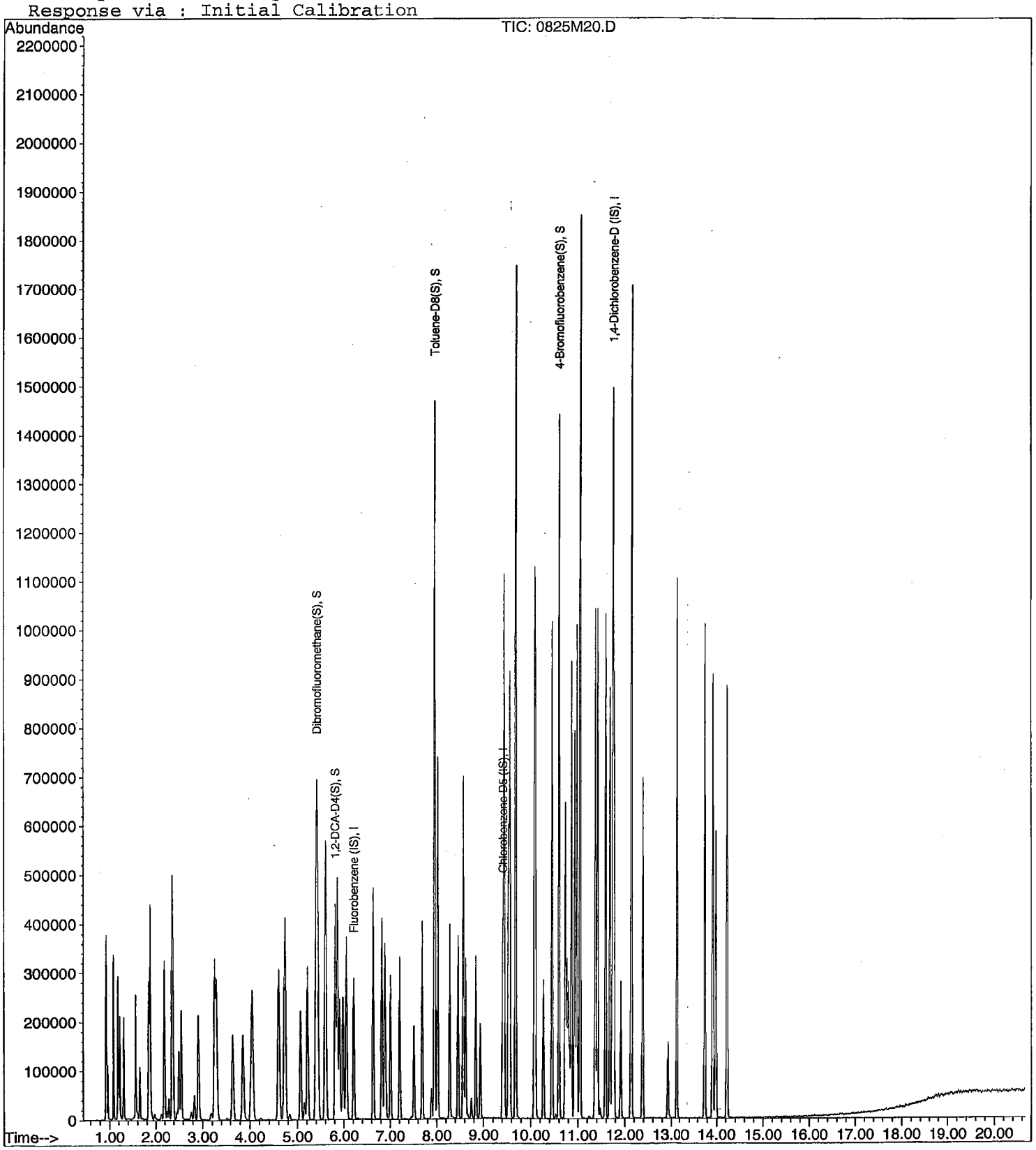

VOLATILE ORGANIC ANALYSIS
VOLATILE ORGANIC COMPOUNDS

Form 7

Continuing Calibration

Lab Name: APPL, Inc.
Case No:
Matrix: Water

SDG No:
Date Analyzed: 9 Nov 21 10:25
Instrument: Max
Initial Cal. Date: 8/25/2021
Data File: 1109M06.D

		Compound	MEAN	CCRF	%D	%Drift	
1	I	Fluorobenzene (IS)	ISTD			I	
2	TMHB	Gasoline C6-C10	3.704	1.240	67	TMHBL	7.1
3	TMHB	Chlorobenzene-D5 (IS)	ISTD			TMHB	
4	TMHB	1,4-Dichlorobenzene (IS)	ISTD			TMHB	
5							
6							
7							
8							
9							
10							
11							
12							
13							
14							
15							
16							
17							
18							
19							
20							
21							
22							
23							
24							
25							
26							
27							
28							
29							
30							
31							
32							
33							
34							
35							
36							
37							
38							
39							
40							
		Average			67.0		

VOLATILE ORGANIC ANALYSIS BY
EPA METHOD 8260B

Form 7

Continuing Calibration

Lab Name: APPL, Inc.
Case No:
Matrix: Water

SDG No:
Date Analyzed: 9 Nov 21 10:25
Instrument: Max
Initial Cal. Date: 8/25/2021
Data File: 1109M06.D

		Compound	MEAN	CCRF	%D		%Drift
1	I	Fluorobenzene (IS)	ISTD			I	
2	S	Dibromofluoromethane(S)	0.3015	0.3422	13	S	
3	S	1,2-DCA-D4(S)	0.1981	0.2260	14	S	
4	I	Chlorobenzene-D5 (IS)	ISTD			I	
5	S	Toluene-D8(S)	1.172	1.151	1.8	S	
6	S	4-Bromofluorobenzene(S)	0.4574	0.4544	0.66	S	
7	I	1,4-Dichlorobenzene-D (IS)	ISTD			I	
8							
9							
10							
11							
12							
13							
14							
15							
16							
17							
18							
19							
20							
21							
22							
23							
24							
25							
26							
27							
28							
29							
30							
31							
32							
33							
34							
35							
36							
37							
38							
39							
40							
		Average			7.4		

Quantitation Report (QT Reviewed)

Data File : M:\MAX\DATA\211108\1109M06.D
Acq On : 9 Nov 21 10:25
Sample : 211109A CCV/LCS 300ug/L
Misc : IS&S 8/4/21

Vial: 6
Operator: LP,DG,CH
Inst : Max
Multiplr: 1.00

Quant Time: Nov 9 11:05 2021

Quant Results File: MGAS0825.RES

Quant Method : M:\MAX\DATA\210922\MGAS0825.M (RTE Integrator)
Title : METHOD 8260B
Last Update : Thu Aug 26 16:19:36 2021
Response via : Initial Calibration
DataAcq Meth : M8260

Internal Standards	R.T.	QIon	Response	Conc Units	Dev(Min)
1) Fluorobenzene (IS)	6.38	TIC	461074	25.00 ppb	0.16
3) Chlorobenzene-D5 (IS)	11.75	TIC	1189130m	25.00 ppb	0.00
4) 1,4-Dichlorobenzene (IS)	10.94	TIC	93968m	25.00 ppb	0.00

System Monitoring Compounds

Target Compounds					Qvalue
2) Gasoline C6-C10	8.08	TIC	6860505m	278.84 ppb	100

(#) = qualifier out of range (m) = manual integration

Quantitation Report (Not Reviewed)

Data File : M:\MAX\DATA\211108\1109M06.D
Acq On : 9 Nov 21 10:25
Sample : 211109A CCV/LCS 300ug/L
Misc : IS&S 8/4/21

Vial: 6
Operator: LP,DG,CH
Inst : Max
Multiplr: 1.00

Quant Time: Nov 11 12:20 2021

Quant Results File: M0825SUR.RES

Quant Method : M:\MAX\DATA\210922\M0825SUR.M (RTE Integrator)
Title : METHOD 8260B
Last Update : Thu Aug 26 11:16:48 2021
Response via : Initial Calibration
DataAcq Meth : M8260

Internal Standards	R.T.	QIon	Response	Conc Units	Dev(Min)
1) Fluorobenzene (IS)	6.38	96	382971	25.00 ppb	0.16
4) Chlorobenzene-D5 (IS)	9.53	117	362265	25.00 ppb	0.12
7) 1,4-Dichlorobenzene-D (IS)	11.85	152	227283	25.00 ppb	0.10
System Monitoring Compounds					
2) Dibromofluoromethane(S)	5.60	111	131034	28.37 ppb	0.18
Spiked Amount 25.000			Recovery	= 113.484%	
3) 1,2-DCA-D4(S)	5.98	65	86552	28.52 ppb	0.17
Spiked Amount 25.000			Recovery	= 114.064%	
5) Toluene-D8(S)	8.08	98	417042	24.55 ppb	0.13
Spiked Amount 25.000			Recovery	= 98.196%	
6) 4-Bromofluorobenzene(S)	10.70	95	164602	24.84 ppb	0.11
Spiked Amount 25.000			Recovery	= 99.340%	

Target Compounds Qvalue

(#) = qualifier out of range (m) = manual integration

Quantitation Report

Data File : M:\MAX\DATA\211108\1109M06.D
Acq On : 9 Nov 21 10:25
Sample : 211109A CCV/LCS 300ug/L
Misc : IS&S 8/4/21

Vial: 6
Operator: LP,DG,CH
Inst : Max
Multiplr: 1.00

Quant Time: Nov 9 11:05 2021

Quant Results File: MGAS0825.RES

Method : M:\MAX\DATA\210922\MGAS0825.M (RTE Integrator)
Title : METHOD 8260B
Last Update : Thu Aug 26 16:19:36 2021
Response via : Initial Calibration

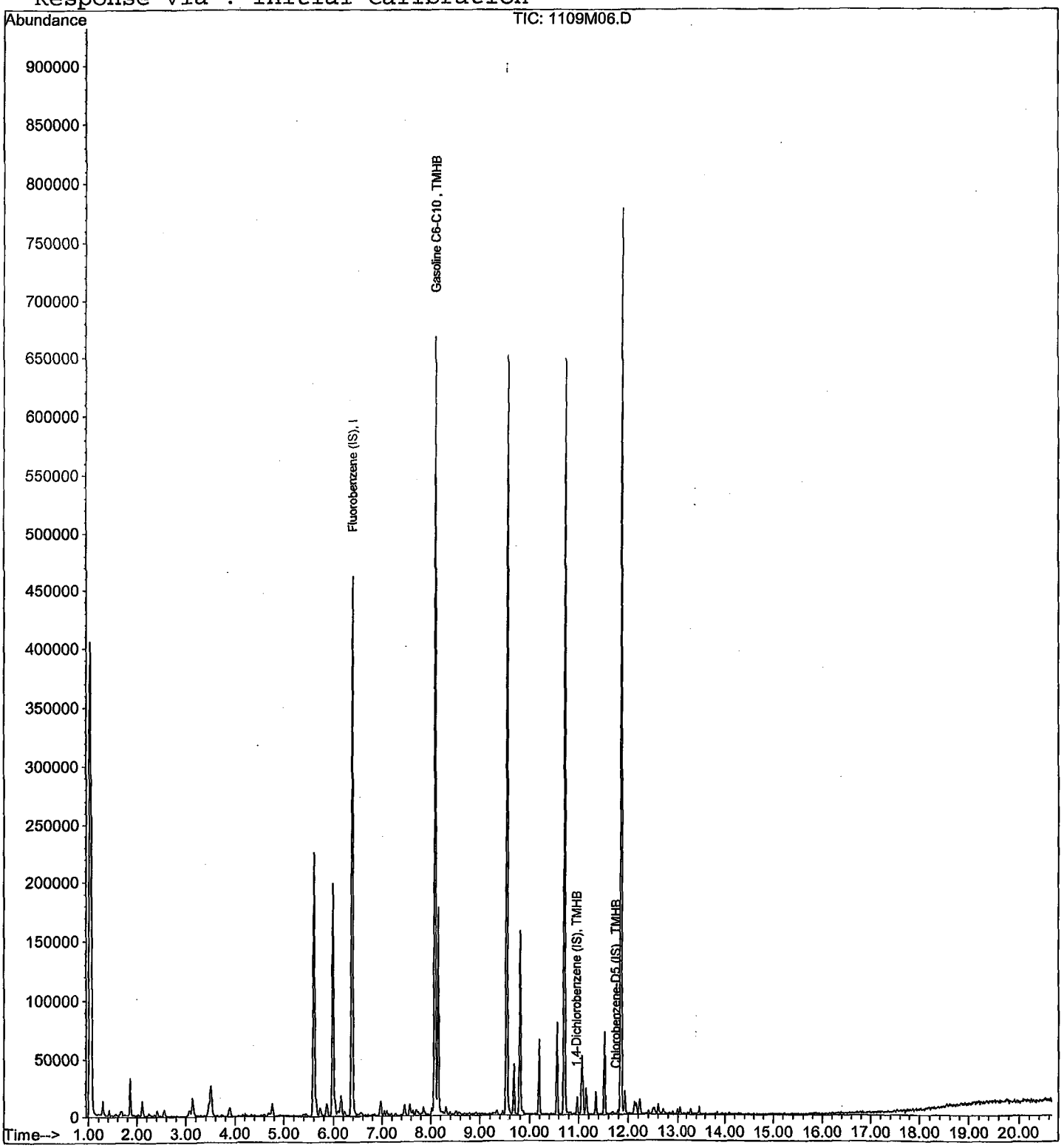

VOLATILE ORGANIC ANALYSIS
VOLATILE ORGANIC COMPOUNDS

Form 7

Ending Continuing Calibration

Lab Name: APPL, Inc.
Case No:
Matrix: Water

SDG No:
Date Analyzed: 11/10/2021
Instrument: Max
Initial Cal. Date: 8/25/2021
Data File: 1109M53.D

		Compound	MEAN	CCRF	%D		%Drift
1	I	Fluorobenzene (IS)	ISTD			I	
2	TMHB	Gasoline C6-C10	3.704	1.149	69	TMHBL	31
3	TMHB	Chlorobenzene-D5 (IS)	ISTD			TMHB	
4	TMHB	1,4-Dichlorobenzene (IS)	ISTD			TMHB	
5							
6							
7							
8							
9							
10							
11							
12							
13							
14							
15							
16							
17							
18							
19							
20							
21							
22							
23							
24							
25							
26							
27							
28							
29							
30							
31							
32							
33							
34							
35							
36							
37							
38							
39							
40							
		Average			69.0		

VOLATILE ORGANIC ANALYSIS BY
EPA METHOD 8260B

Form 7

Ending Continuing Calibration

Lab Name: APPL, Inc.
Case No:
Matrix: Water

SDG No:
Date Analyzed: 11/10/2021
Instrument: Max
Initial Cal. Date: 8/25/2021
Data File: 1109M53.D

		Compound	MEAN	CCRF	%D		%Drift
1	I	Fluorobenzene (IS)	ISTD			I	
2	S	Dibromofluoromethane(S)	0.3015	0.3266	8.3	S	
3	S	1,2-DCA-D4(S)	0.1981	0.2235	13	S	
4	I	Chlorobenzene-D5 (IS)	ISTD			I	
5	S	Toluene-D8(S)	1.172	1.165	0.60	S	
6	S	4-Bromofluorobenzene(S)	0.4574	0.4460	2.5	S	
7	I	1,4-Dichlorobenzene-D (IS)	ISTD			I	
8							
9							
10							
11							
12							
13							
14							
15							
16							
17							
18							
19							
20							
21							
22							
23							
24							
25							
26							
27							
28							
29							
30							
31							
32							
33							
34							
35							
36							
37							
38							
39							
40							
		Average			6.1		

Quantitation Report (QT Reviewed)

Data File : M:\MAX\DATA\211108\1109M53.D
Acq On : 10 Nov 21 8:03
Sample : Ending CCV 300ug/L 11/9/21
Misc : IS&S 8/4/21

Vial: 24
Operator: LP,DG,CH
Inst : Max
Multiplr: 1.00

Quant Time: Nov 10 8:28 2021

Quant Results File: MGAS0825.RES

Quant Method : M:\MAX\DATA\210922\MGAS0825.M (RTE Integrator)
Title : METHOD 8260B
Last Update : Thu Aug 26 16:19:36 2021
Response via : Initial Calibration
DataAcq Meth : M8260

Internal Standards	R.T.	QIon	Response	Conc Units	Dev(Min)
1) Fluorobenzene (IS)	6.38	TIC	484385	25.00 ppb	0.16
3) Chlorobenzene-D5 (IS)	11.75	TIC	1191809m	25.00 ppb	0.00
4) 1,4-Dichlorobenzene (IS)	10.94	TIC	84909m	25.00 ppb	0.00

System Monitoring Compounds

Target Compounds					Qvalue
2) Gasoline C6-C10	8.08	TIC	6680313m	205.65 ppb	100

(#) = qualifier out of range (m) = manual integration

Quantitation Report (Not Reviewed)

Data File : M:\MAX\DATA\211108\1109M53.D
Acq On : 10 Nov 21 8:03
Sample : Ending CCV 300ug/L 11/9/21
Misc : IS&S 8/4/21

Vial: 24
Operator: LP,DG,CH
Inst : Max
Multiplr: 1.00

Quant Time: Nov 11 12:20 2021

Quant Results File: M0825SUR.RES

Quant Method : M:\MAX\DATA\210922\M0825SUR.M (RTE Integrator)
Title : METHOD 8260B
Last Update : Thu Aug 26 11:16:48 2021
Response via : Initial Calibration
DataAcq Meth : M8260

Internal Standards	R.T.	QIon	Response	Conc Units	Dev(Min)
1) Fluorobenzene (IS)	6.38	96	410520	25.00 ppb	0.16
4) Chlorobenzene-D5 (IS)	9.53	117	367990	25.00 ppb	0.12
7) 1,4-Dichlorobenzene-D (IS)	11.85	152	227097	25.00 ppb	0.10
System Monitoring Compounds					
2) Dibromofluoromethane(S)	5.59	111	134076	27.08 ppb	0.18
Spiked Amount 25.000			Recovery	= 108.324%	
3) 1,2-DCA-D4(S)	5.98	65	91752	28.20 ppb	0.17
Spiked Amount 25.000			Recovery	= 112.804%	
5) Toluene-D8(S)	8.08	98	428802	24.85 ppb	0.13
Spiked Amount 25.000			Recovery	= 99.396%	
6) 4-Bromofluorobenzene(S)	10.71	95	164131	24.38 ppb	0.11
Spiked Amount 25.000			Recovery	= 97.516%	

Target Compounds Qvalue

(#) = qualifier out of range (m) = manual integration

Quantitation Report

Data File : M:\MAX\DATA\211108\1109M53.D
Acq On : 10 Nov 21 8:03
Sample : Ending CCV 300ug/L 11/9/21
Misc : IS&S 8/4/21

Vial: 24
Operator: LP,DG,CH
Inst : Max
Multiplr: 1.00

Quant Time: Nov 10 8:28 2021

Quant Results File: MGAS0825.RES

Method : M:\MAX\DATA\210922\MGAS0825.M (RTE Integrator)
Title : METHOD 8260B
Last Update : Thu Aug 26 16:19:36 2021
Response via : Initial Calibration

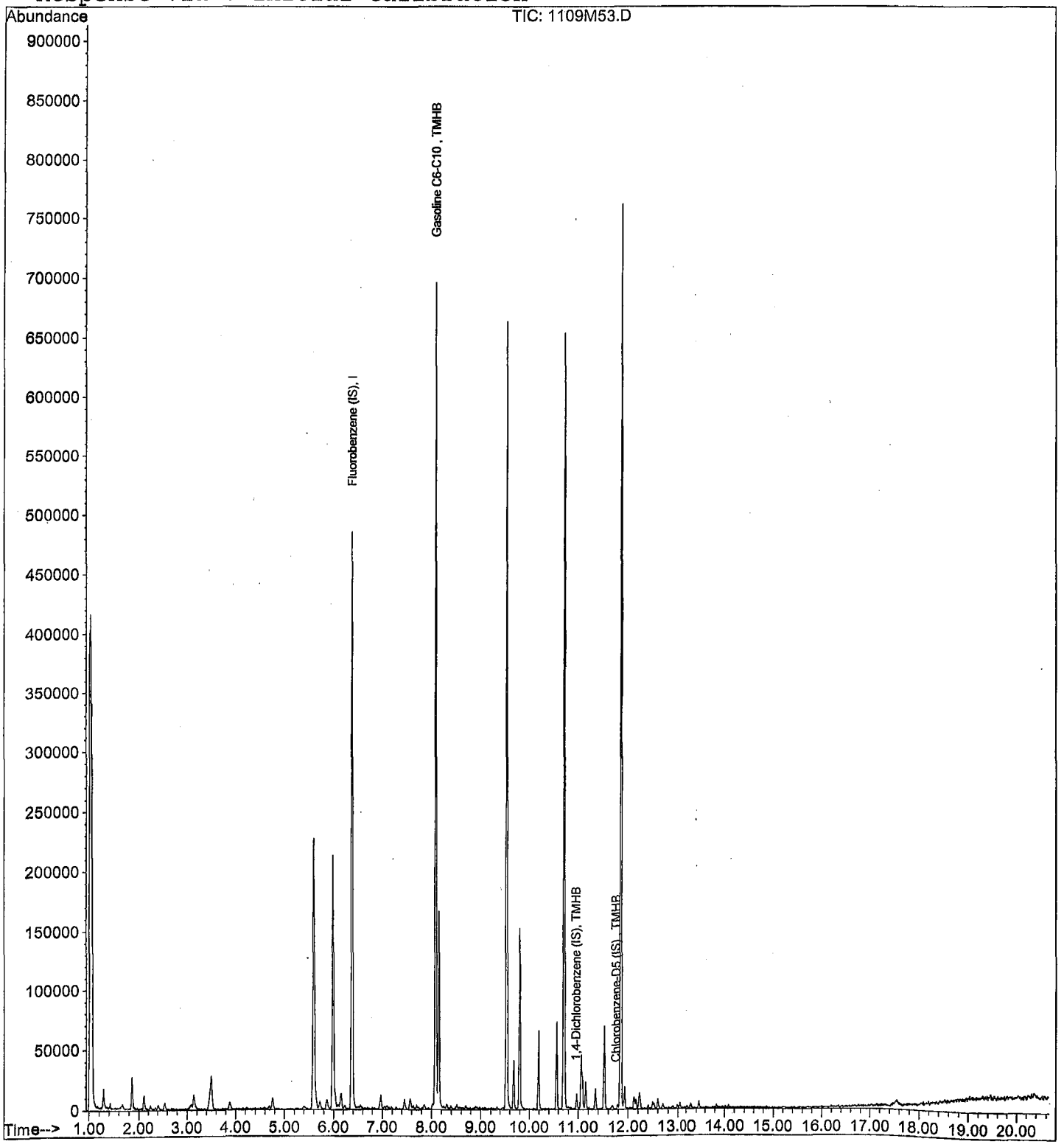

ORGANICS
Raw Data

Quantitation Report (QT Reviewed)

Data File : M:\MAX\DATA\211108\1109M09.D
Acq On : 9 Nov 21 11:50
Sample : BA45099W01
Misc : IS&S 8/4/21

Vial: 9
Operator: LP,DG,CH
Inst : Max
Multiplr: 1.00

Quant Time: Nov 12 11:21 2021

Quant Results File: MGAS0825.RES

Quant Method : M:\MAX\DATA\210922\MGAS0825.M (RTE Integrator)
Title : METHOD 8260B
Last Update : Thu Aug 26 16:19:36 2021
Response via : Initial Calibration
DataAcq Meth : M8260

Internal Standards	R.T.	QIon	Response	Conc Units	Dev(Min)
1) Fluorobenzene (IS)	6.37	TIC	448621	25.00 ppb	0.16
3) Chlorobenzene-D5 (IS)	11.75	TIC	1130835m	25.00 ppb	0.00
4) 1,4-Dichlorobenzene (IS)	10.94	TIC	6893m	25.00 ppb	0.00

System Monitoring Compounds

Target Compounds Qvalue

(#) = qualifier out of range (m) = manual integration

Quantitation Report (Not Reviewed)

Data File : M:\MAX\DATA\211108\1109M09.D
Acq On : 9 Nov 21 11:50
Sample : BA45099W01
Misc : IS&S 8/4/21

Vial: 9
Operator: LP,DG,CH
Inst : Max
Multiplr: 1.00

Quant Time: Nov 11 12:20 2021

Quant Results File: M0825SUR.RES

Quant Method : M:\MAX\DATA\210922\M0825SUR.M (RTE Integrator)
Title : METHOD 8260B
Last Update : Thu Aug 26 11:16:48 2021
Response via : Initial Calibration
DataAcq Meth : M8260

Internal Standards	R.T.	QIon	Response	Conc Units	Dev(Min)
1) Fluorobenzene (IS)	6.37	96	387936	25.00 ppb	0.16
4) Chlorobenzene-D5 (IS)	9.53	117	358047	25.00 ppb	0.11
7) 1,4-Dichlorobenzene-D (IS)	11.85	152	212290	25.00 ppb	0.10
System Monitoring Compounds					
2) Dibromofluoromethane(S)	5.60	111	130989	28.00 ppb	0.18
Spiked Amount 25.000			Recovery	= 111.992%	
3) 1,2-DCA-D4(S)	5.98	65	92448	30.07 ppb	0.17
Spiked Amount 25.000			Recovery	= 120.276%	
5) Toluene-D8(S)	8.08	98	418987	24.95 ppb	0.13
Spiked Amount 25.000			Recovery	= 99.816%	
6) 4-Bromofluorobenzene(S)	10.71	95	164181	25.06 ppb	0.11
Spiked Amount 25.000			Recovery	= 100.252%	

Target Compounds Qvalue

(#) = qualifier out of range (m) = manual integration

Quantitation Report

Data File : M:\MAX\DATA\211108\1109M09.D
Acq On : 9 Nov 21 11:50
Sample : BA45099W01
Misc : IS&S 8/4/21

Vial: 9
Operator: LP,DG,CH
Inst : Max
Multiplr: 1.00

Quant Time: Nov 12 11:21 2021

Quant Results File: MGAS0825.RES

Method : M:\MAX\DATA\210922\MGAS0825.M (RTE Integrator)
Title : METHOD 8260B
Last Update : Thu Aug 26 16:19:36 2021
Response via : Initial Calibration



Quantitation Report (QT Reviewed)

Data File : M:\MAX\DATA\211108\1109M10.D
Acq On : 9 Nov 21 12:19
Sample : BA45100W01
Misc : IS&S 8/4/21

Vial: 10
Operator: LP,DG,CH
Inst : Max
Multiplr: 1.00

Quant Time: Nov 12 11:21 2021

Quant Results File: MGAS0825.RES

Quant Method : M:\MAX\DATA\210922\MGAS0825.M (RTE Integrator)
Title : METHOD 8260B
Last Update : Thu Aug 26 16:19:36 2021
Response via : Initial Calibration
DataAcq Meth : M8260

Internal Standards	R.T.	QIon	Response	Conc Units	Dev(Min)
1) Fluorobenzene (IS)	6.37	TIC	458177	25.00 ppb	0.16
3) Chlorobenzene-D5 (IS)	11.75	TIC	1159215m	25.00 ppb	0.00
4) 1,4-Dichlorobenzene (IS)	10.94	TIC	7924m	25.00 ppb	0.00

System Monitoring Compounds

Target Compounds Qvalue

(#) = qualifier out of range (m) = manual integration

Quantitation Report (Not Reviewed)

Data File : M:\MAX\DATA\211108\1109M10.D
Acq On : 9 Nov 21 12:19
Sample : BA45100W01
Misc : IS&S 8/4/21

Vial: 10
Operator: LP,DG,CH
Inst : Max
Multiplr: 1.00

Quant Time: Nov 11 12:20 2021

Quant Results File: M0825SUR.RES

Quant Method : M:\MAX\DATA\210922\M0825SUR.M (RTE Integrator)
Title : METHOD 8260B
Last Update : Thu Aug 26 11:16:48 2021
Response via : Initial Calibration
DataAcq Meth : M8260

Internal Standards	R.T.	QIon	Response	Conc Units	Dev(Min)
1) Fluorobenzene (IS)	6.37	96	383483	25.00 ppb	0.16
4) Chlorobenzene-D5 (IS)	9.53	117	357257	25.00 ppb	0.12
7) 1,4-Dichlorobenzene-D (IS)	11.85	152	217088	25.00 ppb	0.10
System Monitoring Compounds					
2) Dibromofluoromethane(S)	5.60	111	129118	27.92 ppb	0.18
Spiked Amount 25.000			Recovery	= 111.676%	
3) 1,2-DCA-D4(S)	5.98	65	87576	28.82 ppb	0.17
Spiked Amount 25.000			Recovery	= 115.260%	
5) Toluene-D8(S)	8.08	98	416543	24.86 ppb	0.13
Spiked Amount 25.000			Recovery	= 99.456%	
6) 4-Bromofluorobenzene(S)	10.70	95	155602	23.81 ppb	0.11
Spiked Amount 25.000			Recovery	= 95.224%	

Target Compounds Qvalue

(#) = qualifier out of range (m) = manual integration

Quantitation Report

Data File : M:\MAX\DATA\211108\1109M10.D
Acq On : 9 Nov 21 12:19
Sample : BA45100W01
Misc : IS&S 8/4/21

Vial: 10
Operator: LP,DG,CH
Inst : Max
Multiplr: 1.00

Quant Time: Nov 12 11:21 2021

Quant Results File: MGAS0825.RES

Method : M:\MAX\DATA\210922\MGAS0825.M (RTE Integrator)
Title : METHOD 8260B
Last Update : Thu Aug 26 16:19:36 2021
Response via : Initial Calibration



Quantitation Report (QT Reviewed)

Data File : M:\MAX\DATA\211108\1109M11.D
Acq On : 9 Nov 21 12:47
Sample : BA45101W01
Misc : IS&S 8/4/21

Vial: 11
Operator: LP,DG,CH
Inst : Max
Multiplr: 1.00

Quant Time: Nov 12 11:22 2021

Quant Results File: MGAS0825.RES

Quant Method : M:\MAX\DATA\210922\MGAS0825.M (RTE Integrator)
Title : METHOD 8260B
Last Update : Thu Aug 26 16:19:36 2021
Response via : Initial Calibration
DataAcq Meth : M8260

Internal Standards	R.T.	QIon	Response	Conc Units	Dev(Min)
1) Fluorobenzene (IS)	6.37	TIC	431850	25.00 ppb	0.16
3) Chlorobenzene-D5 (IS)	11.75	TIC	1121000m	25.00 ppb	0.00
4) 1,4-Dichlorobenzene (IS)	10.94	TIC	6715m	25.00 ppb	0.00

System Monitoring Compounds

Target Compounds Qvalue

(#) = qualifier out of range (m) = manual integration

Quantitation Report (Not Reviewed)

Data File : M:\MAX\DATA\211108\1109M11.D
Acq On : 9 Nov 21 12:47
Sample : BA45101W01
Misc : IS&S 8/4/21

Vial: 11
Operator: LP,DG,CH
Inst : Max
Multiplr: 1.00

Quant Time: Nov 11 12:20 2021

Quant Results File: M0825SUR.RES

Quant Method : M:\MAX\DATA\210922\M0825SUR.M (RTE Integrator)
Title : METHOD 8260B
Last Update : Thu Aug 26 11:16:48 2021
Response via : Initial Calibration
DataAcq Meth : M8260

Internal Standards	R.T.	QIon	Response	Conc Units	Dev(Min)
1) Fluorobenzene (IS)	6.37	96	362829	25.00 ppb	0.16
4) Chlorobenzene-D5 (IS)	9.53	117	337382	25.00 ppb	0.11
7) 1,4-Dichlorobenzene-D (IS)	11.85	152	214382	25.00 ppb	0.10
System Monitoring Compounds					
2) Dibromofluoromethane(S)	5.59	111	127985	29.25 ppb	0.18
Spiked Amount 25.000			Recovery	= 116.996%	
3) 1,2-DCA-D4(S)	5.98	65	86400	30.05 ppb	0.17
Spiked Amount 25.000			Recovery	= 120.188%	
5) Toluene-D8(S)	8.08	98	393844	24.89 ppb	0.13
Spiked Amount 25.000			Recovery	= 99.576%	
6) 4-Bromofluorobenzene(S)	10.70	95	154360	25.01 ppb	0.11
Spiked Amount 25.000			Recovery	= 100.032%	

Target Compounds Qvalue

(#) = qualifier out of range (m) = manual integration

Quantitation Report

Data File : M:\MAX\DATA\211108\1109M11.D
Acq On : 9 Nov 21 12:47
Sample : BA45101W01
Misc : IS&S 8/4/21

Vial: 11
Operator: LP,DG,CH
Inst : Max
Multiplr: 1.00

Quant Time: Nov 12 11:22 2021

Quant Results File: MGAS0825.RES

Method : M:\MAX\DATA\210922\MGAS0825.M (RTE Integrator)
Title : METHOD 8260B
Last Update : Thu Aug 26 16:19:36 2021
Response via : Initial Calibration



Quantitation Report (QT Reviewed)

Data File : M:\MAX\DATA\211108\1109M07.D
Acq On : 9 Nov 21 10:53
Sample : 211109A LCSD 300ug/L
Misc : IS&S 8/4/21

Vial: 7
Operator: LP,DG,CH
Inst : Max
Multiplr: 1.00

Quant Time: Nov 9 11:30 2021 Quant Results File: MGAS0825.RES

Quant Method : M:\MAX\DATA\210922\MGAS0825.M (RTE Integrator)
Title : METHOD 8260B
Last Update : Thu Aug 26 16:19:36 2021
Response via : Initial Calibration
DataAcq Meth : M8260

Internal Standards	R.T.	QIon	Response	Conc Units	Dev(Min)
1) Fluorobenzene (IS)	6.38	TIC	448272	25.00 ppb	0.16
3) Chlorobenzene-D5 (IS)	11.75	TIC	1181987m	25.00 ppb	0.00
4) 1,4-Dichlorobenzene (IS)	10.94	TIC	94459m	25.00 ppb	0.00

System Monitoring Compounds

Target Compounds					Qvalue
2) Gasoline C6-C10	8.08	TIC	6829981m	302.84 ppb	100

(#) = qualifier out of range (m) = manual integration

Quantitation Report (Not Reviewed)

Data File : M:\MAX\DATA\211108\1109M07.D
Acq On : 9 Nov 21 10:53
Sample : 211109A LCSD 300ug/L
Misc : IS&S 8/4/21

Vial: 7
Operator: LP,DG,CH
Inst : Max
Multiplr: 1.00

Quant Time: Nov 11 12:20 2021

Quant Results File: M0825SUR.RES

Quant Method : M:\MAX\DATA\210922\M0825SUR.M (RTE Integrator)
Title : METHOD 8260B
Last Update : Thu Aug 26 11:16:48 2021
Response via : Initial Calibration
DataAcq Meth : M8260

Internal Standards	R.T.	QIon	Response	Conc Units	Dev(Min)
1) Fluorobenzene (IS)	6.38	96	381243	25.00 ppb	0.16
4) Chlorobenzene-D5 (IS)	9.53	117	358782	25.00 ppb	0.11
7) 1,4-Dichlorobenzene-D (IS)	11.85	152	225315	25.00 ppb	0.10
System Monitoring Compounds					
2) Dibromofluoromethane(S)	5.60	111	128695	27.99 ppb	0.18
Spiked Amount 25.000			Recovery	= 111.964%	
3) 1,2-DCA-D4(S)	5.98	65	87120	28.83 ppb	0.17
Spiked Amount 25.000			Recovery	= 115.336%	
5) Toluene-D8(S)	8.08	98	422811	25.13 ppb	0.13
Spiked Amount 25.000			Recovery	= 100.520%	
6) 4-Bromofluorobenzene(S)	10.70	95	162586	24.77 ppb	0.11
Spiked Amount 25.000			Recovery	= 99.076%	

Target Compounds Qvalue

(#) = qualifier out of range (m) = manual integration

Quantitation Report

Data File : M:\MAX\DATA\211108\1109M07.D
Acq On : 9 Nov 21 10:53
Sample : 211109A LCSD 300ug/L
Misc : IS&S 8/4/21

Vial: 7
Operator: LP,DG,CH
Inst : Max
Multiplr: 1.00

Quant Time: Nov 9 11:30 2021

Quant Results File: MGAS0825.RES

Method : M:\MAX\DATA\210922\MGAS0825.M (RTE Integrator)
Title : METHOD 8260B
Last Update : Thu Aug 26 16:19:36 2021
Response via : Initial Calibration

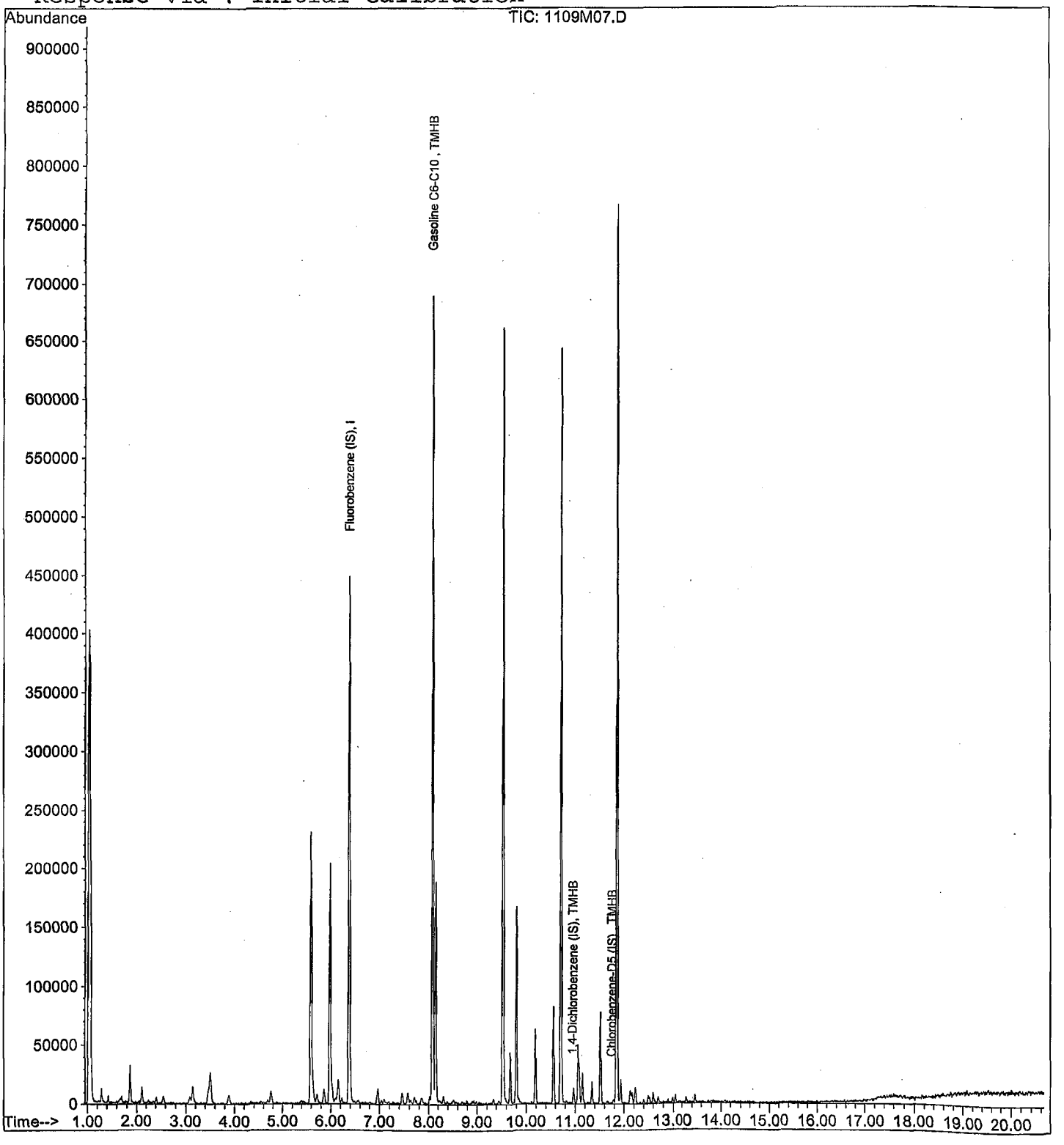

Quantitation Report (QT Reviewed)

Data File : M:\MAX\DATA\211108\1109M08.D
Acq On : 9 Nov 21 11:22
Sample : 211109A BLK
Misc : IS&S 8/4/21

Vial: 8
Operator: LP,DG,CH
Inst : Max
Multiplr: 1.00

Quant Time: Nov 11 12:00 2021

Quant Results File: MGAS0825.RES

Quant Method : M:\MAX\DATA\210922\MGAS0825.M (RTE Integrator)
Title : METHOD 8260B
Last Update : Thu Aug 26 16:19:36 2021
Response via : Initial Calibration
DataAcq Meth : M8260

Internal Standards	R.T.	QIon	Response	Conc Units	Dev(Min)
1) Fluorobenzene (IS)	6.38	TIC	447667	25.00 ppb	0.16
3) Chlorobenzene-D5 (IS)	11.75	TIC	1131886m	25.00 ppb	0.00
4) 1,4-Dichlorobenzene (IS)	10.94	TIC	11121m	25.00 ppb	0.00

System Monitoring Compounds

Target Compounds Qvalue

(#) = qualifier out of range (m) = manual integration

Quantitation Report (Not Reviewed)

Data File : M:\MAX\DATA\211108\1109M08.D
Acq On : 9 Nov 21 11:22
Sample : 211109A BLK
Misc : IS&S 8/4/21

Vial: 8
Operator: LP,DG,CH
Inst : Max
Multiplr: 1.00

Quant Time: Nov 11 12:20 2021

Quant Results File: M0825SUR.RES

Quant Method : M:\MAX\DATA\210922\M0825SUR.M (RTE Integrator)
Title : METHOD 8260B
Last Update : Thu Aug 26 11:16:48 2021
Response via : Initial Calibration
DataAcq Meth : M8260

Internal Standards	R.T.	QIon	Response	Conc Units	Dev(Min)
1) Fluorobenzene (IS)	6.38	96	377871	25.00 ppb	0.16
4) Chlorobenzene-D5 (IS)	9.53	117	344545	25.00 ppb	0.12
7) 1,4-Dichlorobenzene-D (IS)	11.85	152	212548	25.00 ppb	0.11
System Monitoring Compounds					
2) Dibromofluoromethane(S)	5.60	111	128047	28.10 ppb	0.18
Spiked Amount 25.000			Recovery	= 112.392%	
3) 1,2-DCA-D4(S)	5.98	65	89912	30.02 ppb	0.17
Spiked Amount 25.000			Recovery	= 120.092%	
5) Toluene-D8(S)	8.08	98	410777	25.42 ppb	0.13
Spiked Amount 25.000			Recovery	= 101.696%	
6) 4-Bromofluorobenzene(S)	10.70	95	157629	25.01 ppb	0.11
Spiked Amount 25.000			Recovery	= 100.024%	

Target Compounds Qvalue

(#) = qualifier out of range (m) = manual integration

Quantitation Report

Data File : M:\MAX\DATA\211108\1109M08.D
Acq On : 9 Nov 21 11:22
Sample : 211109A BLK
Misc : IS&S 8/4/21

Vial: 8
Operator: LP,DG,CH
Inst : Max
Multiplr: 1.00

Quant Time: Nov 11 12:00 2021

Quant Results File: MGAS0825.RES

Method : M:\MAX\DATA\210922\MGAS0825.M (RTE Integrator)
Title : METHOD 8260B
Last Update : Thu Aug 26 16:19:36 2021
Response via : Initial Calibration



MAX 8260 Standard Prep

MAX 8260 Water Calibration Curve

Prepared By (Initials): CH

0.3ug/L

Prepared: 8/25/2021

Expires: 9/8/2021

Initial Standard Information							Final Standard Information			
Name of Initial Standard (QAU Label)	Supplier	APPL Mix Name	Conc. (ug/mL)	Reference To APPL Prep Date	Exp. Date	Exp. Date (Manufacturers)	Aliquot From Stock	Final Volume	Solvent	Final Standard Conc. (ug/L)
VOA STD. 9	Various	0.3ug/L	5	Prepared 08/24/21	10/23/2021	N/A	3uL	50mL	P&T Water	0.3
VOA STD. 1	Absolute		50	Prepared 08/24/21	10/23/2021	N/A	5uL			5
VOA STD. 2	Phenova		100	Prepared 08/24/21	10/23/2021	N/A	2.5uL			5
VOA STD. TBA	Various		250	Prepared 08/24/21	9/8/2021	N/A	2uL			10

0.5ug/L

Prepared: 8/25/2021

Expires: 9/8/2021

Initial Standard Information							Final Standard Information			
Name of Initial Standard (QAU Label)	Supplier	APPL Mix Name	Conc. (ug/mL)	Reference To APPL Prep Date	Exp. Date	Exp. Date (Manufacturers)	Aliquot From Stock	Final Volume	Solvent	Final Standard Conc. (ug/L)
VOA STD. 9	Various	0.5ug/L	5	Prepared 08/24/21	10/23/2021	N/A	5uL	50mL	P&T Water	0.5
VOA STD. 1	Absolute		50	Prepared 08/24/21	10/23/2021	N/A	10uL			10
VOA STD. 2	Phenova		100	Prepared 08/24/21	10/23/2021	N/A	5uL			10
VOA STD. TBA	Various		250	Prepared 08/24/21	9/8/2021	N/A	5uL			25

1.0ug/L

Prepared: 8/25/2021

Expires: 9/8/2021

Initial Standard Information							Final Standard Information			
Name of Initial Standard (QAU Label)	Supplier	APPL Mix Name	Conc. (ug/mL)	Reference To APPL Prep Date	Exp. Date	Exp. Date (Manufacturers)	Aliquot From Stock	Final Volume	Solvent	Final Standard Conc. (ug/L)
VOA STD. 9	Various	1.0ug/L	5	Prepared 08/24/21	10/23/2021	N/A	10uL	50mL	P&T Water	1
VOA STD. 1	Absolute		50	Prepared 08/24/21	10/23/2021	N/A	20uL			20
VOA STD. 2	Phenova		100	Prepared 08/24/21	10/23/2021	N/A	10uL			20
VOA STD. TBA	Various		250	Prepared 08/24/21	9/8/2021	N/A	10uL			50

2.0ug/L

Prepared: 8/25/2021

Expires: 9/8/2021

Initial Standard Information							Final Standard Information			
Name of Initial Standard (QAU Label)	Supplier	APPL Mix Name	Conc. (ug/mL)	Reference To APPL Prep Date	Exp. Date	Exp. Date (Manufacturers)	Aliquot From Stock	Final Volume	Solvent	Final Standard Conc. (ug/L)
VOA STD. 9	Various	2.0ug/L	5	Prepared 08/24/21	10/23/2021	N/A	20uL	50mL	P&T Water	2
VOA STD. 1	Absolute		50	Prepared 08/24/21	10/23/2021	N/A	30uL			30
VOA STD. 2	Phenova		100	Prepared 08/24/21	10/23/2021	N/A	15uL			30
VOA STD. TBA	Various		250	Prepared 08/24/21	9/8/2021	N/A	15uL			75

5ug/L

Prepared: 8/25/2021

Expires: 9/8/2021

Initial Standard Information							Final Standard Information			
Name of Initial Standard (QAU Label)	Supplier	APPL Mix Name	Conc. (ug/mL)	Reference To APPL Prep Date	Exp. Date	Exp. Date (Manufacturers)	Aliquot From Stock	Final Volume	Solvent	Final Standard Conc. (ug/L)
VOA STD. 7	Various	5ug/L	50	Prepared 08/24/21	10/23/2021	N/A	5uL	50mL	P&T Water	5
VOA STD. 8	Phenova		50	Prepared 08/24/21	9/8/2021	N/A	5uL			5
VOA STD. 1	Absolute		50	Prepared 08/24/21	10/23/2021	N/A	40uL			40
VOA STD. 2	Phenova		100	Prepared 08/24/21	10/23/2021	N/A	20uL			20
VOA STD. TBA	Various		250	Prepared 08/24/21	9/8/2021	N/A	20uL			100

10ug/L

Prepared: 8/25/2021

Expires: 9/8/2021

Initial Standard Information							Final Standard Information			
Name of Initial Standard (QAU Label)	Supplier	APPL Mix Name	Conc. (ug/mL)	Reference To APPL Prep Date	Exp. Date	Exp. Date (Manufacturers)	Aliquot From Stock	Final Volume	Solvent	Final Standard Conc. (ug/L)
VOA STD. 7	Various	10ug/L	50	Prepared 08/24/21	10/23/2021	N/A	10uL	50mL	P&T Water	10
VOA STD. 8	Phenova		50	Prepared 08/24/21	9/8/2021	N/A	10uL			10
VOA STD. 1	Absolute		50	Prepared 08/24/21	10/23/2021	N/A	50uL			50
VOA STD. 2	Phenova		100	Prepared 08/24/21	10/23/2021	N/A	25uL			50
VOA STD. TBA	Various		250	Prepared 08/24/21	9/8/2021	N/A	25uL			125

20ug/L

Prepared: 8/25/2021

Expires: 9/8/2021

Initial Standard Information							Final Standard Information			
Name of Initial Standard (QAU Label)	Supplier	APPL Mix Name	Conc. (ug/mL)	Reference To APPL Prep Date	Exp. Date	Exp. Date (Manufacturers)	Aliquot From Stock	Final Volume	Solvent	Final Standard Conc. (ug/L)
VOA STD. 7	Various	20ug/L	50	Prepared 08/24/21	10/23/2021	N/A	20uL	50mL	P&T Water	20
VOA STD. 8	Phenova		50	Prepared 08/24/21	9/8/2021	N/A	20uL			20
VOA STD. 1	Absolute		50	Prepared 08/24/21	10/23/2021	N/A	60uL			60
VOA STD. 2	Phenova		100	Prepared 08/24/21	10/23/2021	N/A	30uL			60
VOA STD. TBA	Various		250	Prepared 08/24/21	9/8/2021	N/A	30uL			150

40ug/L

Prepared: 8/25/2021

Expires: 9/8/2021

Initial Standard Information							Final Standard Information			
Name of Initial Standard (QAU Label)	Supplier	APPL Mix Name	Conc. (ug/mL)	Reference To APPL Prep Date	Exp. Date	Exp. Date (Manufacturers)	Aliquot From Stock	Final Volume	Solvent	Final Standard Conc. (ug/L)
VOA STD. 7	Various	40ug/L	50	Prepared 08/24/21	10/23/2021	N/A	40uL	50mL	P&T Water	40
VOA STD. 8	Phenova		50	Prepared 08/24/21	9/8/2021	N/A	40uL			40
VOA STD. 1	Absolute		50	Prepared 08/24/21	10/23/2021	N/A	80uL			80
VOA STD. 2	Phenova		100	Prepared 08/24/21	10/23/2021	N/A	40uL			80
VOA STD. TBA	Various		250	Prepared 08/24/21	9/8/2021	N/A	35uL			175

100ug/L

Prepared: 8/25/2021

Expires: 9/8/2021

Initial Standard Information							Final Standard Information			
Name of Initial Standard (QAU Label)	Supplier	APPL Mix Name	Conc. (ug/mL)	Reference To APPL Prep Date	Exp. Date	Exp. Date (Manufacturers)	Aliquot From Stock	Final Volume	Solvent	Final Standard Conc. (ug/L)
VOA STD. 7	Various	100ug/L	50	Prepared 08/24/21	10/23/2021	N/A	100uL	50mL	P&T Water	100
VOA STD. 8	Phenova		50	Prepared 08/24/21	9/8/2021	N/A	100uL			100
VOA STD. 1	Absolute		50	Prepared 08/24/21	10/23/2021	N/A	100uL			100
VOA STD. 2	Phenova		100	Prepared 08/24/21	10/23/2021	N/A	50uL			100
VOA STD. TBA	Various		250	Prepared 08/24/21	9/8/2021	N/A	40uL			200

MAX 8260 Water Second Source (SS)

Prepared: 8/25/2021

Prepared By (Initials): CH

Expires: 9/8/2021

Initial Standard Information							Final Standard Information			
Name of Initial Standard (QAU Label)	Supplier	APPL Mix Name	Conc. (ug/mL)	Reference To APPL Prep Date	Exp. Date	Exp. Date (Manufacturers)	Aliquot From Stock	Final Volume	Solvent	Final Standard Conc. (ug/L)
VOA STD. 3	Phenova	8260 Water SS	100	Prepared 08/24/21	10/23/2021	N/A	25uL	50mL	P&T Water	50
VOA STD. GASES	Phenova	8260 Water SS	50	Prepared 08/24/21	10/23/2021	N/A	10uL			10
VOA STD. 0	Phenova	8260 Water SS	50	Prepared 08/24/21	10/23/2021	N/A	10uL			10
VOA STD. 2-CEVE	Absolute	8260 Water SS	50	Prepared 08/24/21	8/24/2021	N/A	50uL			50
VOA STD. 6	Various	8260 Water SS	50	Prepared 08/24/21	9/8/2021	N/A	10uL			10
Voa STD. TBA	Various	8260 Water SS	250	Prepared 08/24/21	9/8/2021	N/A	25uL			250

8260 Water Continuing Calibrations (CCV)/ Lab Control Spikes (LCS)

Prepared: 8/25/2021

Prepared By (Initials): CH

Expires: 8/26/2021

Initial Standard Information							Final Standard Information			
Name of Initial Standard (QAU Label)	Supplier	APPL Mix Name	Conc. (ug/mL)	Reference To APPL Prep Date	Exp. Date	Exp. Date (Manufacturers)	Aliquot From Stock	Final Volume	Solvent	Final Standard Conc. (ug/L)
VOA STD. 7	Various	CCV/ LCS	50	Prepared 08/24/21	10/23/2021	N/A	10uL	50mL	P&T Water	10
VOA STD. 8	Phenova	CCV/ LCS	50	Prepared 08/24/21	9/8/2021	N/A	10uL			10
VOA STD. 1	Absolute	CCV/ LCS	50	Prepared 08/24/21	10/23/2021	N/A	50uL			50
VOA STD. 2	Phenova	CCV/ LCS	100	Prepared 08/24/21	10/23/2021	N/A	25uL			50
VOA STD. TBA	Various	CCV/ LCS	250	Prepared 08/24/21	9/8/2021	N/A	25uL			250

MAX Gas Standard Prep

Gas Primary Working Standard

Prepared: 6/23/2021
Expires: 1/4/2022
Methanol Lot No.

Prepared By (Initials): CH

Initial Standard Information							Final Standard Information			
Name of Initial Standard (QAU Label)	Supplier	Supplier P/N#	Conc. (ug/mL)	Lot Number - QA Number	Exp. Date (1 yr)	Exp. Date (Manufacturers)	Aliquot From Stock	Final Volume	Solvent	Final Standard Conc. (ug/mL)
50,000ug/mL Gas STD	Restek	30205	50,000	A0132443	1/4/2022	12/31/2024	80uL	2mL	Methanol	2,000

Gas Second Source (SS) Working Standard

Prepared: 3/31/2021
Expires: 1/31/1930
Methanol Lot No.

Prepared By (Initials): CH

Initial Standard Information							Final Standard Information			
Name of Initial Standard (QAU Label)	Supplier	Supplier P/N#	Conc. (ug/mL)	Lot Number - QA Number	Exp. Date (1 yr)	Exp. Date (Manufacturers)	Aliquot From Stock	Final Volume	Solvent	Final Standard Conc. (ug/mL)
Gasoline (50,000ppm)	Phenova	ALO-101543	50,000	CL14915-51175	1/4/2022	1/31/1930	80uL	2mL	Methanol	2,000

MAX Gas Calibration Curve

Prepared: 8/25/2021
Expires: 10/24/2021

Prepared By (Initials): CH

Initial Standard Information							Final Standard Information			
Name of Initial Standard (QAU Label)	Supplier	APPL Mix Name	Conc. (ug/mL)	Reference To APPL Prep Date	Exp. Date	Exp. Date (Manufacturers)	Aliquot From Stock	Final Volume	Solvent	Final Standard Conc. (ug/L)
VOA Gasses Standards	Phenova	20ug/L	2,000	Prepared 06/23/21	1/4/2022	N/A	1uL	100mL	P&T Water	20
VOA Gasses Standards	Phenova	50ug/L	2,000	Prepared 06/23/21	1/4/2022	N/A	2.5uL	100mL	P&T Water	50
VOA Gasses Standards	Phenova	100ug/L	2,000	Prepared 06/23/21	1/4/2022	N/A	5uL	100mL	P&T Water	100
VOA Gasses Standards	Phenova	300ug/L	2,000	Prepared 06/23/21	1/4/2022	N/A	15uL	100mL	P&T Water	300
VOA Gasses Standards	Phenova	600ug/L	2,000	Prepared 06/23/21	1/4/2022	N/A	30uL	100mL	P&T Water	600
VOA Gasses Standards	Phenova	800ug/L	2,000	Prepared 06/23/21	1/4/2022	N/A	40uL	100mL	P&T Water	800
VOA Gasses Standards	Phenova	1,000ug/L	2,000	Prepared 06/23/21	1/4/2022	N/A	50uL	100mL	P&T Water	1,000

Zeus Gas Second Source

Prepared: 8/25/2021
Expires: 10/24/2021

Prepared By (Initials): CH

Initial Standard Information							Final Standard Information			
Name of Initial Standard (QAU Label)	Supplier	APPL Mix Name	Conc. (ug/mL)	Reference To APPL Prep Date	Exp. Date	Exp. Date (Manufacturers)	Aliquot From Stock	Final Volume	Solvent	Final Standard Conc. (ug/L)
50,000ug/mL Gas STD	Phenova	SS 300ug/L	2,000	Prepared 03/31/21	1/31/1930	N/A	15uL	100mL	P&T Water	300

MAX Gas Continuing Calibrations/Lab Control Spikes

Prepared: 8/25/2021
Expires: 8/26/2021

Prepared By (Initials): CH

Initial Standard Information							Final Standard Information			
Name of Initial Standard (QAU Label)	Supplier	Supplier P/N#	Conc. (ug/mL)	Lot Number - QA Number	Exp. Date (1 yr)	Exp. Date (Manufacturers)	Aliquot From Stock	Final Volume	Solvent	Final Standard Conc. (ug/mL)
VOA Gasses Standards	Phenova	300ug/L	2,000	Prepared 06/23/21	1/4/2022	N/A	15uL	100mL	P&T Water	300

Injection Log

Directory: M:\MAX\DATA\210825\

Line	Vial	FileName	Multiplier	SampleName	Misc Info	Injected
1	2	0825M12.D	1	0.3ug/L VOC STD 8/25/21	IS&S 6/4/21	25 Aug 21 15:15
2	3	0825M13.D	1	0.5ug/L VOC STD 8/25/21	IS&S 6/4/21	25 Aug 21 15:43
3	4	0825M14.D	1	1ug/L VOC STD 8/25/21	IS&S 6/4/21	25 Aug 21 16:11
4	5	0825M15.D	1	2ug/L VOC STD 8/25/21	IS&S 6/4/21	25 Aug 21 16:39
5	6	0825M16.D	1	5ug/L VOC STD 8/25/21	IS&S 6/4/21	25 Aug 21 17:07
6	7	0825M17.D	1	10ug/L VOC STD 8/25/21	IS&S 6/4/21	25 Aug 21 17:35
7	8	0825M18.D	1	20ug/L VOC STD 8/25/21	IS&S 6/4/21	25 Aug 21 18:03
8	9	0825M19.D	1	40ug/L VOC STD 8/25/21	IS&S 6/4/21	25 Aug 21 18:31
9	10	0825M20.D	1	100ug/L VOC STD 8/25/21	IS&S 6/4/21	25 Aug 21 18:59
10	13	0825M23.D	1	20ug/L GAS STD 8/25/21	IS&S 6/4/21	25 Aug 21 20:23
11	14	0825M24.D	1	50ug/L GAS STD 8/25/21	IS&S 6/4/21	25 Aug 21 20:51
12	15	0825M25.D	1	100ug/L GAS STD 8/25/21	IS&S 6/4/21	25 Aug 21 21:19
13	16	0825M26.D	1	300ug/L GAS STD 8/25/21	IS&S 6/4/21	25 Aug 21 21:47
14	17	0825M27.D	1	600ug/L GAS STD 8/25/21	IS&S 6/4/21	25 Aug 21 22:14
15	18	0825M28.D	1	800ug/L GAS STD 8/25/21	IS&S 6/4/21	25 Aug 21 22:42
16	19	0825M29.D	1	1000ug/L GAS STD 8/25/21	IS&S 6/4/21	25 Aug 21 23:10
17	21	0825M31.D	1	(SS) 300ug/L GAS STD 8/25/21	IS&S 6/4/21	26 Aug 21 00:06

Injection Log

Directory: M:\MAX\DATA\211108\

Line	Vial	FileName	Multiplier	SampleName	Misc Info	Injected
1	6	1109M06.D	1	211109A CCV/LCS 300ug/L	IS&S 8/4/21	9 Nov 21 10:25
2	7	1109M07.D	1	211109A LCSD 300ug/L	IS&S 8/4/21	9 Nov 21 10:53
3	8	1109M08.D	1	211109A BLK	IS&S 8/4/21	9 Nov 21 11:22
4	9	1109M09.D	1	BA45099W01	IS&S 8/4/21	9 Nov 21 11:50
5	10	1109M10.D	1	BA45100W01	IS&S 8/4/21	9 Nov 21 12:19
6	11	1109M11.D	1	BA45101W01	IS&S 8/4/21	9 Nov 21 12:47
7	24	1109M53.D	1	Ending CCV 300ug/L 11/9/21	IS&S 8/4/21	10 Nov 21 8:03

INORGANIC ANALYSIS
Calibration and Raw Data

TOTAL ORGANIC CARBON

Method: WetChem | Units mg/L | Instrument: Tic Toc

Analyte: TOC | QCG: 211105A

Analyist: EA | Final Volume: 40mL

Date	Time	Appl ID	[TOC]	Raw	% Recovery
10/25/2021	19:20	QC blank	0.00	4558	
10/25/2021	19:56	Ical 1	0.50	9475	
10/25/2021	20:28	Ical 2	2.00	29763	
10/25/2021	21:02	Ical 3	5.00	69278	
10/25/2021	21:35	Ical 4	10.00	139847	
10/25/2021	22:08	Ical 5	20.00	273227	
10/25/2021	10:03	ICB	0.08	2197	
10/25/2021	10:39	ICV	10.40	144915	105.5%

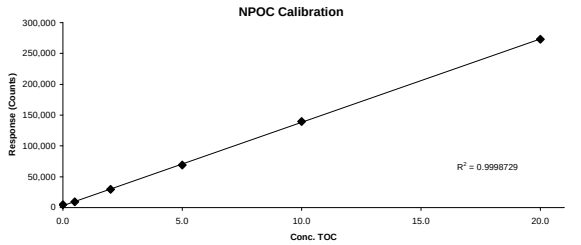

Date	Time	Appl ID	DF	Raw Result	SubSample Amount	Filter Blank Subtract	Calc Conc	Result	Range (mg/L)	QC True	% Recovery
2021-11-05	04:43 PM	QCB	1	3955	40mL	0.000	0	0.00	0.00		
2021-11-05	05:26 PM	211105A CCV 1	1	63165	40mL	0.000	4.387	4.39	0.00	5.00	87.7%
2021-11-05	06:08 PM	211105A CCB 1	1	2560	40mL	0.000	0	0.00	0.00		
2021-11-05	06:50 PM	211105A LCS	1	63683	40mL	0.000	4.535	4.54	0.02	5.00	90.7%
2021-11-05	07:32 PM	211105A LCSD	1	64482	40mL	0.000	4.594	4.59	0.10	5.00	91.9%
2021-11-05	08:13 PM	BA43145W05 DF5	5	59301	40mL	0.000	4.21	21.05	0.36		
2021-11-05	08:56 PM	BA43147W06 DF 5	5	51041	40mL	0.000	3.598	17.99	0.63		
2021-11-05	09:39 PM	BA44054W06	1	25518	40mL	0.000	1.707	1.71	0.01		
2021-11-05	10:20 PM	BA44667W01	1	25760	40mL	0.000	1.724	1.72	0.03		
2021-11-05	11:02 PM	BA45108W05	1	20599	40mL	0.000	1.343	1.34	0.11		
2021-11-05	11:45 PM	BA45110W06	1	45760	40mL	0.000	3.207	3.21	0.19		
2021-11-06	12:26 AM	BA45112W05	1	23232	40mL	0.000	1.538	1.54	0.16		
2021-11-06	01:08 AM	BA45114W05	1	7354	40mL	0.000	0.361	0.36	0.22		
2021-11-06	01:49 AM	BA45105W05	1	3477	40mL	0.000	0.074	0.07	0.05		
2021-11-06	02:31 AM	BA45100W05	1	3353	40mL	0.000	0.065	0.07	0.02		
2021-11-06	03:12 AM	211105A CCV 2	1	59423	40mL	0.000	4.11	4.11	0.04	5.00	82.2%
2021-11-06	03:55 AM	211105A CCB 2	1	1924	40mL	0.000	0	0.00	0.00		

Name of Final Standard TOC Calibration Curve
Prep Date 10/25/2021
Exp Date 10/25/2022
Prep'd By (Initials) KS

Initial Standard Information						Final Standard Information			
Name of Initial Standard (from contianer Label)	Supplier	Supplier P/N# (or APPL Mix Name)	Conc.(range)	Lot # with QA # (or reference to APPL prep date)	Exp Date	Aliquot from Stock	Final Volume	Final Solvent + Lot# (or APPL Prep Date)	Final Standard Conc (range)
Total Organic Carbon (TOC) Standard Cal 1	Agilent	IQC-106-5	1000 mg/L	0006588597-51848	3/31/2023	20 uL	40 mL	DI Water	0.5 ppm
Total Organic Carbon (TOC) Standard Cal 2	Agilent	IQC-106-5	1000 mg/L	0006588597-51848	3/31/2023	80 uL	40 mL	DI Water	2 ppm
Total Organic Carbon (TOC) Standard Cal 3	Agilent	IQC-106-5	1000 mg/L	0006588597-51848	3/31/2023	200 uL	40 mL	DI Water	5 ppm
Total Organic Carbon (TOC) Standard Cal 4	Agilent	IQC-106-5	1000 mg/L	0006588597-51848	3/31/2023	400 uL	40 mL	DI Water	10 ppm
Total Organic Carbon (TOC) Standard Cal 5	Agilent	IQC-106-5	1000 mg/L	0006588597-51848	3/31/2023	800 uL	40 mL	DI Water	20 ppm

Name of Final Standard ICV (TOC)
Prep Date 10/25/2021
Exp Date 10/25/2022
Prep'd By (Initials) KS

Initial Standard Information						Final Standard Information			
Name of Initial Standard (from contianer Label)	Supplier	Supplier P/N# (or APPL Mix Name)	Conc.(range)	Lot # with QA # (or reference to APPL prep date)	Exp Date	Aliquot from Stock	Final Volume	Final Solvent + Lot# (or APPL Prep Date)	Final Standard Conc (range)
1000 PPM ICV TOC Intermediate	APPL Inc.	IQC-106-5	1000 mg/L	0006465171-49409	6/30/2021	400 uL	40mL	DI Water	10 ppm

ICV recertified against the non-expired calibration

Name of Final Standard CCV (TOC)
Prep Date See Data
Exp Date 1 year
Prep'd By (Initials) EA

Initial Standard Information						Final Standard Information			
Name of Initial Standard (from contianer Label)	Supplier	Supplier P/N# (or APPL Mix Name)	Conc.(range)	Lot # with QA # (or reference to APPL prep date)	Exp Date	Aliquot from Stock	Final Volume	Final Solvent + Lot# (or APPL Prep Date)	Final Standard Conc (range)
Total Organic Carbon (TOC) Standard	Agilent	IQC-1 06-5	1000 mg/L	0006588597-51848	3/31/2023	200 uL	40 mL	DI Water	5 ppm

Name of Final Standard TOC_LCS/LCSD
Prep Date See Data
Exp Date 1 year
Prep'd By (Initials) EA

Initial Standard Information						Final Standard Information			
Name of Initial Standard (from contianer Label)	Supplier	Supplier P/N# (or APPL Mix Name)	Conc.(range)	Lot # with QA # (or reference to APPL prep date)	Exp Date	Aliquot from Stock	Final Volume	Final Solvent + Lot# (or APPL Prep Date)	Final Standard Conc (range)
Total Organic Carbon (TOC) Standard	Agilent	IQC-106-5	1000 mg/L	0006588597-51848	3/31/2023	200 uL	40 mL	DI Water	5 ppm

Name of Final Standard TOC_MS/MSD
Prep Date See Data
Exp Date 1 year
Prep'd By (Initials) EA

Initial Standard Information						Final Standard Information			
Name of Initial Standard (from contianer Label)	Supplier	Supplier P/N# (or APPL Mix Name)	Conc.(range)	Lot # with QA # (or reference to APPL prep date)	Exp Date	Aliquot from Stock	Final Volume	Final Solvent + Lot# (or APPL Prep Date)	Final Standard Conc (range)
Total Organic Carbon (TOC) Standard	Agilent	IQC-106-5	1000 mg/L	0006588597-51848	3/31/2023	200 uL	40 mL	sample	5 ppm

908 North Temperance Ave. ∇ Clovis, CA 93611 ∇ Phone 559-275-2175 ∇ Fax 559-275-4422

Certification Number: CA1312
NELAP Certification number: CA00046
DoD-ELAP Certificate number: 4064.01

Data Validatable Report

March 1, 2022

AECOM
1001 Bishop Street, Suite 1600
Honolulu, Hawaii 96813

Attn: Alethea Ramos

Title: Report of Data: Case 98278-rev

Project: 60571032 CV18F0126 Red Hill Fuel Storage, HI

Contract #: Prime contract # for DoD: NAVY CLEAN N62742-17-F-1800, CV18F0126
Subcontract: 18S-22209-HI27

Dear Ms. Ramos:

Two water samples were received November 18, 2021. Revised written results for the requested analyses are being provided on this March 1, 2022.

Revision: For the EPA 8260B analysis, the dilution factor was revised for sample ERH1930.

Results in this report apply to the samples analyzed in accordance with the chain of custody document. This analytical report must be reproduced in its entirety.

If you have any questions or require further information, please contact your APPL Project Manager, Libby Cheeseborough, libby@applinc.com, at your convenience. Thank you for choosing APPL, Inc.

I certify that this data package is in compliance with the terms and conditions of the contract, both technically and for completeness, for other than the conditions detailed above. These test results meet all requirements of NELAC and DoD QSM. Release of the hard copy has been authorized by the Laboratory Manager or his designee, as verified by the following signature.

Loren Portwood, Laboratory Director
APPL, Inc.

LP/lac
Enclosure
cc: File

Data Validation Package
for
60571032 CV18F0126 Red Hill Fuel Storage
APPL SDG 98278
TABLE OF CONTENTS

LABORATORY NAME: *APPL, Inc.*

Case Narrative	3
Sample Management Records	7
Sample Results	12
QC Forms	22
Method 8015B Calibration Data	68
Method 8015B Raw Data	94
Method 8015B Silica Gel Calibration Data	110
Method 8015B Silica Gel Raw Data	155
Method 8015B Blank Calibration Data	174
Method 8015B Blank Raw Data	200
Method 8270D SIM Calibration Data	215
Method 8270D SIM Raw Data	244
Method 8260B Calibration Data	265
Method 8260B Raw Data	377
Method 8260B GRO Calibration Data	397
Method 8260B GRO Raw Data	446
Inorganic Analyses and Calibration Raw Data	469

CASE NARRATIVE

Case Narrative

ARF: 98278

Project: 60571032 CV18F0126 Red Hill Fuel Storage. HI

Sample Receipt Information:

Two water samples were received November 18, 2021 at 0.1°C. The sample group was assigned Analytical Request Form (ARF) number 98278.

Sample Preparation and Analysis Information:

For the EPA 8015B analysis, the samples were extracted according to EPA method 3520C. The sample extracts were silica gel cleaned according to APPL's SOP CLN004 and analyzed.

For the EPA 8015B analysis, pre-extraction sample blanks were extracted according to EPA method 3520C before the method QC and field samples. The sample blanks are included in this report.

For the EPA 8270D SIM analysis, the sample was extracted according to EPA method 3520C.

For the EPA 8260B analysis, the samples were purged according to EPA method 5030B.

For the EPA 9060A analysis, the sample was prepared according to the methods.

Only the portion of the injection log relative to these samples is included. A full sequence log is available upon request. Measurement uncertainty can be reported upon request.

Analytical Exceptions, Deviations and Abnormalities.

EPA 8015B: The opening CCV, file 1129054.D, recovers the surrogate Ortho-terphenyl above the control limit. The associated surrogate recoveries were acceptable.

EPA 8015B SGC: The CCV, file 1202063, recovers decanic acid above the control limit and CCV, file 1202082, recovers the surrogate Ortho-terphenyl below the control limit. The associated surrogate recoveries were acceptable.

EPA 8015B BLANK: The opening CCV, file 1124031.D, recovers DRO and the surrogate Octacosane above the control limit. There were no detections with the associated samples; the surrogate recoveries were acceptable.

SDG	Received	Client ID	APPL ID	Collected DateTime	Matrix	Method	Method Description
98278	11/18/2021	ERH1929	BA46713	11/17/2021 9:10:00 AM	WATER	EPA 8260B	EPA 8260B BTEX WATER
98278	11/18/2021	ERH1929	BA46713	11/17/2021 9:10:00 AM	WATER	EPA 8260B	EPA 8260B GRO WATER
98278	11/18/2021	ERH1930	BA46714	11/17/2021 10:05:00 AM	WATER	EPA 8260B	EPA 8260B BTEX WATER
98278	11/18/2021	ERH1930	BA46714	11/17/2021 10:05:00 AM	WATER	EPA 8015B-eHL	EPA 8015B TPH WATER L-L SGC
98278	11/18/2021	ERH1930	BA46714	11/17/2021 10:05:00 AM	WATER	EPA 8015B-eHL	EPA 8015B TPH LIQ-LIQ
98278	11/18/2021	ERH1930	BA46714	11/17/2021 10:05:00 AM	WATER	EPA 8260B	EPA 8260B GRO WATER
98278	11/18/2021	ERH1930	BA46714	11/17/2021 10:05:00 AM	WATER	8270D-SIM	EPA 8270D SIM LIQ-LIQ
98278	11/18/2021	ERH1930	BA46714	11/17/2021 10:05:00 AM	WATER	SW846 9060A	9060A TOC
98278	11/18/2021	ERH1930 BLANK	BA46718	11/17/2021 10:05:00 AM	WATER	EPA 8015B-eHL	EPA 8015B TPH LIQ-LIQ

Abbreviations and Flags

FLAG	DESCRIPTION
#	Recovery or RPD outside control limits
*	Recovery or RPD outside control limits
B	Analyte detected in associated method blank
C1	Reason for correction: wrote incorrect response
C2	Reason for correction: calculated incorrectly
C3	Reason for correction: needs to be rechecked
C4	Reason for correction: data not usable
DO	Diluted out
E	Exceeds linear range
F	Estimated value
G1	Includes a wide range of hydrocarbons which does not match our gasoline standard
G10	Includes a match to hydrocarbon profiles within the range of mineral spirits
G11	Includes a match to hydrocarbon profiles within the range of JP-4
G12	Pattern does not match the gasoline standard; the carbon range for this sample is consistent with JP8
G13	Closely resembles the hydrocarbon profile of aviation gasoline
G14	Analyte concentration may be biased due to carry over
G2	Closely resembles the boiling point hydrocarbon profile consistent with weathered gasoline
G3	Includes higher boiling hydrocarbons
G4	Includes dominant peak(s) not indicative of petroleum hydrocarbons
G5	Is mainly dominant peak(s) not indicative of petroleum hydrocarbons
G6	Contains recognizable contaminant peak(s) which has been removed from quantitation
G7	Is mainly a match to hydrocarbons within the range of gasoline
G8	Closely resembles the boiling point hydrocarbon profile consistent with weathered gasoline
G9	Includes hydrocarbons within the range of kerosene
J	Estimated value
M	Matrix effect
MI1	Manual integration: integration does not follow baseline
MI2	Manual integration: non-target peak interference
MI3	Manual integration: to split a peak that was integrated as one peak by the computer
MI4	Manual integration: to integrate a split peak
MI5	Manual integration: the whole peak or part of the peak was not integrated
MI6	Manual integration: computer integrated wrong peak
MI7	Manual integration: other - explain
MDL	Method detection limit
ND	Not detected
NT	Non-target
Q	Acceptance criteria not met
T1 I	Includes wide range of hydrocarbons not indicative of diesel
T1 M	Is mainly wide range of hydrocarbons not necessarily indicative of diesel
T2 I	Includes lower boiling hydrocarbons, i.e. mineral spirits, kerosene, stoddard solvent, white gas
T2 M	Is mainly lower boiling hydrocarbons, i.e. mineral spirits, kerosene, stoddard solvent, white gas
T3 I	Includes higher boiling hydrocarbons, i.e. asphaltene, waster oil, motor oil, or weathered diesel fuel
T3 M	Is mainly higher boiling hydrocarbons, i.e. asphaltene, waster oil, motor oil, or weathered diesel fuel
T4 I	Includes dominant peak(s) not indicative of hydrocarbons
T4 M	Is mainly dominant peak(s) not indicative of hydrocarbons
T5	Contains recognizable contaminant peak(s) which has been removed from quantitation
T6	Is mainly a match to hydrocarbons within range of diesel fuel
T7	Closely resembles the boiling point hydrocarbon profile consistent with diesel fuel
T8	Includes a match to hydrocarbon profiles within range of diesel and kerosene fuel
T9 I	Includes non-diesel hydrocarbons within boiling point range of diesel fuel
T9 M	Is mainly non-diesel hydrocarbons within boiling point range of diesel fuel.
Y	Percent difference between primary and confirmation column > 40%

SAMPLE RECORDS MANAGEMENT

CHAIN OF CUSTODY,

ARF, CRF, AND

CLIENT COMMUNICATION

APPL - Analysis Request Form

98278

Client: AECOM
Address: 1001 Bishop Street, Suite 1600
Honolulu, HI 96813
Attn: Alethea Ramos
Phone: 808-954-4536 Fax: 808-523-8950
Job: 60571032 CV18F0126 Red Hill Fuel Storag
PO #: 18S-22209-HI27 PO# 102604
Chain of Custody (Y/N) Y 50084
RAD Screen (Y/N): Y pH (Y/N): Y
Turn Around Type: 1 WEEK

Received by: MSA
Date Received: 11/18/21 Time: 12:00
Delivered by: FEDEX
Shuttle Custody Seals (Y/N): Y Time Zone: -10
Chest Temp(s): 0.1°C
Color: VFRG/Receiving
Samples Chilled until Placed in Refrig/Freezer: Y
Project Manager: Libby Cheesebor
QC Report Type: DVP4DOD/EQUIS/HI
Due Date: 11/25/21

Comments:
PM: login and F1s to Margie.Pascua@aecom.com & alethea.ramos@aecom.com
AN: 7 day TAT for Form 1s; 21 day TAT for PKG STYLE 1; DOD v5.1; DOD Forms: LOD database
Report MS/MSD/DUPs when AECOM sample used.
8260: BTEX & TPH-G only; 8270 SIM: 1-methylnaphthalene, 2-methylnaphthalene & naphthalene only.
TPH-D/O both with and w/o SGC, reverse surrog for SGC; DO NOT Q-DELETE.
FR: email ftp info to Margie, alethea.ramos@aecom.com, Stella, trommelfanger@lab-data.com & jcanlas@la
EDD: AECOM EQuIS EDD 2.5.3 to alethea.ramos@, Margie.Pascua@aecom.com, jecklund@lab-data.com

Sample Distribution:
GC: 1-$DOC53SGCW5LIQ, 1-$DOC53W5LIQ, 1-$SIM53LIQ51, 1-$RHBLKETBLK
Extractions: 1-_LIQ003, 2-_LIQ005, 1-_LIQ005SGC
VOA: 2-$86BTOTXDOD5W, 2-$GASBL, 2-$GRO86BW
Wetlab: 1-$TOCW53

Charges:

Invoice To:
ACCOUNTS PAYABLE
1001 Bishop Street, Ste 1600
USAPImaging@aecom.com
mary.basano@aecom.com

	Client ID		APPL ID	Sampled		Analyses Requested
1.	ERH1929	LCSD	BA46713W	11/17/21	09:10	$86BTOTXDOD5W, $GASBL, $GRO86BW -- See Comments
2.	ERH1930	LCSD	BA46714W	11/17/21	10:05	$86BTOTXDOD5W, $DOC53SGCW5LIQ, $DOC53W5LIQ, $GASBL, $GRO86BW, $SIM53LIQ51, $TOCW53 -- See Comments
3.	ERH1930 BLANK	LCSD	BA46718W	11/17/21	10:05	$RHBLKETBLK -- See Comments

Note: All times, excluding sample collection times, are Pacific Time Zone unless noted otherwise. Collection times are in: -10 UTC

APPL Sample Receipt Form

ARF# **98278**

Sample	Container Type	Count	p
BA46713	13 VOAs - HCL	4	NA
BA46714	13 VOAs - HCL	4	NA
	17 Amber Liter	2	NA
	32 Clear VOA - H2SO4	2	NA
	39 Amber Liter, HCL prsvd	2	1.6
BA46718	39 Amber Liter, HCL prsvd	1	NA

Sample	Container Type	Count	p

98278

1/2

CHAIN OF CUSTODY RECORD

APPL, Inc.
908 N Temperance Ave
Clovis, CA 93611

Phone: (559) 275-2175
Fax: (559) 275-4422

C.O.C. 50084 NOI #4

Report to: PLEASE PRINT

Company Name: _____

Address: AECOM
1001 Bishop St., Suite 1600
Honolulu, HI 96813
Attn: Alethea Ramos (808)521-3051
Alethea.Ramos@aecom.com

Attn: _____

Invoice to: PLEASE PRINT

Company Name: AECOM
1001 Bishop St., Suite 1600
Honolulu, HI 96813
Attn: Sheree Smith (808)521-3051
Sheree.Smith@aecom.com
USAImaging@aecom.com

Phone: _____

Fax: _____

Attn: _____

Project Name/Number: 60571032.02.20.01

Sampler (Print): Alexandre Maman

Purchase Order Number: 102604

Sampler (Signature): Alex Maman

Date Shipped: 11/17/21

Carrier: FedEX

Waybill No.:

Comments: Note: Log NOI in separate SDG's from other COC's.

Sample Identification	Location	Date Collected	Time Collected	Time Zone	No. of Containers	Matrix: Aq	Matrix: Sed.	Matrix: Soil		BTEX by 8260	TPH-G by 8260	TPH-d/o by 8015	TPH-d/o + SGT soil SC	PAH Short List 8270D	TOC by 9060						
ERH 1929	Trip Blank	11/17/21	0910	HST	4	X				X	X										
ERH 1930	RHMW2254-01	↓	1005	↓	10	X				X	X	X	X	X*	X						

TPH-d/o and PAHs need liquid-liquid extraction;
*Naphthalene
1-methylnaphthalene
2-methylnaphthalene

JM 11/17/21

Shuttle Temperature: R3@~~0.0/1.9~~, 2.0/0.1C

Turnaround Requested: Check one
☐ Standard 2-3 wk ☑ One week ☐ 24/48 Hrs. ☐ Other

Sample Disposal:
☐ Return to client ☑ Disposal by Lab (30-day retention)

Relinquished by sampler:	Date	Time	Received by:	Relinquished by:	Date	Time	Received by:

Relinquished by:	Date	Time	Received by:	Relinquished by:	Date	Time	Received at lab by:
Tianzhen Nie	11/17/21	15:00			11-18	1200	

White: Return to client with report Yellow: Laboratory Copy Pink: Sampler

See reverse side for Container Preservative and Sampling Information

COOLER RECEIPT FORM **ARF: 98278**

1) Project: 60571032 CV18F0126 Red Hill Fuel Storage Date Received: 11/18/2021

2) Coolers: Number of Coolers: 1

3) YES Were custody seals present and intact?
How many? 2 Name/Date on seal? SEE BELOW

4) YES Was there a shipping slip? Carrier name: FEDEX

5) Type of packing in cooler: X bubble wrap __ popcorn __ foam X plastic bags __ other
X wet ice __ dry ice __ no ice __ gel ice

6) YES Were cooler temperatures acceptable?

7) Serial number of calibrated thermometer used: R3 CF:-1.9°C

8) Cooler temp(s): In °C. Thermometer Temp / Corrected Temp
1: 2.0/0.1 2: ____ 3: ____ 4: ____ 5: ____ 6: ____
7: ____ 8: ____ 9: ____ 10: ____ 11: ____ 12: ____

Chain of custody:

9) YES Was a chain of custody received?

10) YES Were the custody papers complete/signed in the appropriate places?

Sample Labels:

11) YES Were all sample labels complete (sample ID, date/time of sampling, etc.)?

12) YES Did all container labels agree with custody papers?

Sample Containers:

13) YES Were all containers sealed in separate bags?

14) YES Did all containers arrive in good condition:(unbroken, no leakage, no cracked/broken lids)?

15) YES Were correct containers and preservatives used for the tests indicated?

16) YES Was a sufficient amount of sample sent for tests indicated?

17) No Were bubbles present in volatile samples?
If yes, the following were received with air bubbles:
Larger than a pea: ____
Smaller than a pea: ____

Preservation Hold time:

18) Yes Was a sufficient amount of holding time remaining to analyze the samples?

19) Yes Was the pH taken of all non-VOA preserved samples and written on the sample container?

20) Yes Was the pH of acid preserved non-VOA samples < 2?

21) NA Was the pH of the "basic" preserved samples for Cyanide > 12, Sulfide >9, Hexchrom >9?

22) NO Were unpreserved VOA Vials received for VOA Dept analysis?

23) NA If "yes", are the unpreserved VOA vials noted in the ADD TEST FIELD on the ARF?
pH strip lot number: HC029115
Lab notified if pH was not adequate: ____

Notes/Deficiencies:

CUSTODY SEAL NOT
AECOM (808) 521-3051
Initials JH Date 11/17/21

Personnel receiving samples: MS Second reviewer: ____
Personnel labeling samples: MS
Project manager notified: MS Date/Time of notification 11/18/2021
Name of client notified: ____ Date/Time of notification ____

Revision: 22, November 5, 2013

SAMPLE RESULTS

EPA 8015B TPH WATER L-L SGC

AECOM
1001 Bishop Street, Suite 1600
Honolulu, HI 96813

APPL Inc.
908 North Temperance Avenue
Clovis, CA 93611

Attn: Alethea Ramos

Project: 60571032 CV18F0126 Red Hill Fuel Storage

ARF: 98278

Sample ID: ERH1930

APPL ID: BA46714

Sample Collection Date: 11/17/21

QCG: #DOC53-211122A1-271642

Method	Analyte	Result	LOQ	LOD	DL	Units	Extraction Date	Analysis Date
EPA 8015B-e	DIESEL (C10-C24)	300.0 U	320	300.0	150.0	ug/L	11/22/21	12/03/21
EPA 8015B-e	OIL (C24-C40)	300.0 U	320	300.0	150.0	ug/L	11/22/21	12/03/21
EPA 8015B-e	SURROGATE: (R) DECANOIC ACID (S)	0.0	0-1			%	11/22/21	12/03/21
EPA 8015B-e	SURROGATE: OCTACOSANE (S)	86.6	60-142			%	11/22/21	12/03/21
EPA 8015B-e	SURROGATE: ORTHO-TERPHENYL (S)	67.8	56-125			%	11/22/21	12/03/21

Quant Method: DOC1028.M
Run #: 1202069
Instrument: Apollo
Sequence: 211202
Dilution Factor: 1
Initials: KAB

Printed: 12/15/2021 11:11:14 AM

APPL-F1-SC-NoMC-REG MDLs-DOD

EPA 8015B TPH LIQ-LIQ

AECOM
1001 Bishop Street, Suite 1600
Honolulu, HI 96813

APPL Inc.
908 North Temperance Avenue
Clovis, CA 93611

Attn: Alethea Ramos

Project: 60571032 CV18F0126 Red Hill Fuel Storage

ARF: 98278

Sample ID: ERH1930

APPL ID: BA46714

Sample Collection Date: 11/17/21

QCG: #DOC53-211122A-271197

Method	Analyte	Result	LOQ	LOD	DL	Units	Extraction Date	Analysis Date
EPA 8015B-e	DIESEL (C10-C24)	300.0 U	320	300.0	150.0	ug/L	11/22/21	12/01/21
EPA 8015B-e	OIL (C24-C40)	300.0 U	320	300.0	150.0	ug/L	11/22/21	12/01/21
EPA 8015B-e	SURROGATE: OCTACOSANE (S)	91.2	60-142			%	11/22/21	12/01/21
EPA 8015B-e	SURROGATE: ORTHO-TERPHENYL (S)	74.0	56-125			%	11/22/21	12/01/21

Quant Method:	DOC1028.M
Run #:	1129072
Instrument:	Apollo
Sequence:	211129
Dilution Factor:	1
Initials:	KAB

Printed: 12/15/2021 11:11:14 AM

APPL-F1-SC-NoMC-REG MDLs-DOD

EPA 8015B TPH LIQ-LIQ

AECOM
1001 Bishop Street, Suite 1600
Honolulu, HI 96813

APPL Inc.
908 North Temperance Avenue
Clovis, CA 93611

Attn: Alethea Ramos

Project: 60571032 CV18F0126 Red Hill Fuel Storage

ARF: 98278

Sample ID: ERH1930 BLANK

APPL ID: BA46718

Sample Collection Date: 11/17/21

QCG: #RHBLK-211119A-271109

Method	Analyte	Result	LOQ	LOD	DL	Units	Extraction Date	Analysis Date
EPA 8015B-e	DIESEL (C10-C24)	300.0 U	320	300.0	150.0	ug/L	11/19/21	11/25/21
EPA 8015B-e	OIL (C24-C40)	300.0 U	320	300.0	150.0	ug/L	11/19/21	11/25/21
EPA 8015B-e	SURROGATE: OCTACOSANE (S)	102	60-142			%	11/19/21	11/25/21
EPA 8015B-e	SURROGATE: ORTHO-TERPHENYL (S)	82.7	56-125			%	11/19/21	11/25/21

Quant Method:	DOC1028.M
Run #:	1124040
Instrument:	Apollo
Sequence:	211124
Dilution Factor:	1
Initials:	KAB

Printed: 12/15/2021 11:11:14 AM

APPL-F1-SC-NoMC-REG MDLs-DOD

EPA 8270D SIM LIQ-LIQ

AECOM
1001 Bishop Street, Suite 1600
Honolulu, HI 96813

APPL Inc.
908 North Temperance Avenue
Clovis, CA 93611

Attn: Alethea Ramos

Project: 60571032 CV18F0126 Red Hill Fuel Storage

ARF: 98278

Sample ID: ERH1930

APPL ID: BA46714

Sample Collection Date: 11/17/21

QCG: #SIM53-211119AK-271866

Method	Analyte	Result	LOQ	LOD	DL	Units	Extraction Date	Analysis Date
8270D-SIM	1-METHYLNAPHTHALENE	0.10 U	0.2	0.10	0.04	ug/L	11/19/21	11/24/21
8270D-SIM	2-METHYLNAPHTHALENE	0.10 U	0.2	0.10	0.04	ug/L	11/19/21	11/24/21
8270D-SIM	NAPHTHALENE	0.10 U	0.2	0.10	0.04	ug/L	11/19/21	11/24/21
8270D-SIM	SURROGATE: 2-METHYLNAPHTHALEN	72.9	39-114			%	11/19/21	11/24/21
8270D-SIM	SURROGATE: FLUORANTHENE-D10 (S	84.3	58-120			%	11/19/21	11/24/21

Quant Method: K1019.M
Run #: 1124K029
Instrument: KYLO
Sequence: 211124
Dilution Factor: 1
Initials: LSI

Printed: 12/22/2021 1:01:00 PM
APPL-F1-SC-NoMC-REG MDLs-DOD

EPA 8260B BTEX WATER

AECOM
1001 Bishop Street, Suite 1600
Honolulu, HI 96813

APPL Inc.
908 North Temperance Avenue
Clovis, CA 93611

Attn: Alethea Ramos

Project: 60571032 CV18F0126 Red Hill Fuel Storage

ARF: 98278

Sample ID: ERH1929

APPL ID: BA46713

Sample Collection Date: 11/17/21

QCG: #86BTO-211129AL-271149

Method	Analyte	Result	LOQ	LOD	DL	Units	Extraction Date	Analysis Date
EPA 8260B	BENZENE	0.30 U	1.0	0.30	0.15	ug/L	11/30/21	11/30/21
EPA 8260B	ETHYLBENZENE	0.50 U	1.0	0.50	0.23	ug/L	11/30/21	11/30/21
EPA 8260B	TOLUENE	0.30 U	1.0	0.30	0.15	ug/L	11/30/21	11/30/21
EPA 8260B	XYLENES (TOTAL)	0.30 U	2.0	0.30	0.15	ug/L	11/30/21	11/30/21
EPA 8260B	SURROGATE: 1,2-DICHLOROETHANE-	101	81-118			%	11/30/21	11/30/21
EPA 8260B	SURROGATE: 4-BROMOFLUOROBENZ	87.4	85-114			%	11/30/21	11/30/21
EPA 8260B	SURROGATE: DIBROMOFLUOROMETH	99.5	80-119			%	11/30/21	11/30/21
EPA 8260B	SURROGATE: TOLUENE-D8 (S)	95.3	89-112			%	11/30/21	11/30/21

Quant Method: L1129W.M
Run #: 1129L35
Instrument: Loki
Sequence: 211129
Dilution Factor: 1
Initials: EOG

Printed: 2/23/2022 8:39:10 AM
APPL-F1-SC-NoMC-REG MDLs-DOD

EPA 8260B BTEX WATER

AECOM
1001 Bishop Street, Suite 1600
Honolulu, HI 96813

APPL Inc.
908 North Temperance Avenue
Clovis, CA 93611

Attn: Alethea Ramos

Project: 60571032 CV18F0126 Red Hill Fuel Storage

ARF: 98278

Sample ID: ERH1930

APPL ID: BA46714

Sample Collection Date: 11/17/21

QCG: #86BTO-211129AL-271149

Method	Analyte	Result	LOQ	LOD	DL	Units	Extraction Date	Analysis Date
EPA 8260B	BENZENE	0.30 U	1.0	0.30	0.15	ug/L	11/30/21	11/30/21
EPA 8260B	ETHYLBENZENE	0.50 U	1.0	0.50	0.23	ug/L	11/30/21	11/30/21
EPA 8260B	TOLUENE	0.30 U	1.0	0.30	0.15	ug/L	11/30/21	11/30/21
EPA 8260B	XYLENES (TOTAL)	0.30 U	2.0	0.30	0.15	ug/L	11/30/21	11/30/21
EPA 8260B	SURROGATE: 1,2-DICHLOROETHANE-	102	81-118			%	11/30/21	11/30/21
EPA 8260B	SURROGATE: 4-BROMOFLUOROBENZ	90.1	85-114			%	11/30/21	11/30/21
EPA 8260B	SURROGATE: DIBROMOFLUOROMETH	99.5	80-119			%	11/30/21	11/30/21
EPA 8260B	SURROGATE: TOLUENE-D8 (S)	96.7	89-112			%	11/30/21	11/30/21

Quant Method: L1129W.M
Run #: 1129L36
Instrument: Loki
Sequence: 211129
Dilution Factor: 1
Initials: EOG

Printed: 2/23/2022 8:39:10 AM
APPL-F1-SC-NoMC-REG MDLs-DOD

EPA 8260B GRO WATER

AECOM
1001 Bishop Street, Suite 1600
Honolulu, HI 96813

APPL Inc.
908 North Temperance Avenue
Clovis, CA 93611

Attn: Alethea Ramos

Project: 60571032 CV18F0126 Red Hill Fuel Storage

ARF: 98278

Sample ID: ERH1929

APPL ID: BA46713

Sample Collection Date: 11/17/21

QCG: #GRO86-211129AL-271135

Method	Analyte	Result	LOQ	LOD	DL	Units	Extraction Date	Analysis Date
EPA 8260B	GASOLINE RANGE ORGANICS	18.0 U	20	18.0	8.6	ug/L	11/30/21	11/30/21
EPA 8260B	SURROGATE: 4-BROMOFLUOROBENZ	87.4	85-114			%	11/30/21	11/30/21

Quant Method:	LGAS1129.M
Run #:	1129L35
Instrument:	Loki
Sequence:	211129
Dilution Factor:	1
Initials:	EOG

Printed: 12/1/2021 5:09:12 PM

APPL-F1-SC-NoMC-REG MDLs-DOD

EPA 8260B GRO WATER

AECOM
1001 Bishop Street, Suite 1600
Honolulu, HI 96813

APPL Inc.
908 North Temperance Avenue
Clovis, CA 93611

Attn: Alethea Ramos

Project: 60571032 CV18F0126 Red Hill Fuel Storage

ARF: 98278

Sample ID: ERH1930

APPL ID: BA46714

Sample Collection Date: 11/17/21

QCG: #GRO86-211129AL-271135

Method	Analyte	Result	LOQ	LOD	DL	Units	Extraction Date	Analysis Date
EPA 8260B	GASOLINE RANGE ORGANICS	90.0 U	100	90.0	43.0	ug/L	11/30/21	11/30/21
EPA 8260B	SURROGATE: 4-BROMOFLUOROBENZ	90.1	85-114			%	11/30/21	11/30/21

Quant Method: LGAS1129.M
Run #: 1129L36
Instrument: Loki
Sequence: 211129
Dilution Factor: 5
Initials: EOG

Printed: 12/1/2021 5:09:12 PM
APPL-F1-SC-NoMC-REG MDLs-DOD

Wet Lab Analysis

AECOM
1001 Bishop Street, Suite 1600
Honolulu, HI 96813

APPL Inc.
908 North Temperance Avenue
Clovis, CA 93611

Attn: Alethea Ramos

Project: 60571032 CV18F0126 Red Hill Fuel Storage

Sample ID: ERH1930

APPL ID: BA46714

Sample Collection Date: 11/17/2021

ARF: 98278

Method	Analyte	Result	LOQ	LOD	DL	Units	DF	Prep Date	Analysis Date
SW846 9060A	TOTAL ORGANIC CARBON	0.13 J	0.93	0.350	0.130	mg/L	1	11/29/21	11/29/21

J = Estimated value.

Printed: 12/1/2021 8:25:50 AM

APPL-F1-SC-NoMC-REG MDLs

QC FORMS

EPA 8015B-eHL

Form 2 & 8

Surrogate Recovery

Lab Name: APPL, Inc. SDG No: 98278

Case No: 98278 Date Analyzed: 12/1/2021

Matrix: WATER Instrument: Apollo

APPL ID.	Client Sample No.	SURROGATE: OCTACOSANE (S)			SURROGATE: ORTHO-TERPHENYL (S)		
		Limits	Result	Qualifier	Limits	Result	Qualifier
211122A-BLK	Blank	60-142	80.5		56-125	65.3	
211122A-LCS	Lab Control Spike	60-142	88.7		56-125	80.7	
211122A-LCSD	Lab Control SpikeD	60-142	95.3		56-125	78.7	
BA46714	ERH1930	60-142	91.2		56-125	74.0	

Comments: Batch: #DOC53-211122A

EPA 8015B-eHL

Form 2 & 8

Surrogate Recovery

Lab Name: APPL, Inc. SDG No: 98278

Case No: 98278 Date Analyzed: 12/3/2021

Matrix: WATER Instrument: Apollo

APPL ID.	Client Sample No.	SURROGATE: (R) DECANOIC ACID (S)			SURROGATE: OCTACOSANE (S)		
		Limits	Result	Qualifier	Limits	Result	Qualifier
211122A1-BLK	Blank	0-1	0.0		60-142	115	
211122A1-LCS	Lab Control Spike	0-1	0.0		60-142	82.7	
211122A1-LCSD	Lab Control SpikeD	0-1	0.0		60-142	92.0	
BA46714	ERH1930	0-1	0.0		60-142	86.6	

Comments: Batch: #DOC53-211122A1

EPA 8015B-eHL

Form 2 & 8

Surrogate Recovery

Lab Name: APPL, Inc. SDG No: 98278

Case No: 98278 Date Analyzed: 12/3/2021

Matrix: WATER Instrument: Apollo

APPL ID.	Client Sample No.	SURROGATE: ORTHO-TERPHENYL (S)					
		Limits	Result	Qualifier	Limits	Result	Qualifier
211122A1-BLK	Blank	56-125	89.5				
211122A1-LCS	Lab Control Spike	56-125	72.7				
211122A1-LCSD	Lab Control SpikeD	56-125	82.0				
BA46714	ERH1930	56-125	67.8				

Comments: Batch: #DOC53-211122A1

EPA 8015B-eHL

Form 2 & 8

Surrogate Recovery

Lab Name: APPL, Inc. SDG No: 98278

Case No: 98278 Date Analyzed: 11/25/2021

Matrix: WATER Instrument: Apollo

APPL ID.	Client Sample No.	SURROGATE: OCTACOSANE (S)			SURROGATE: ORTHO-TERPHENYL (S)		
		Limits	Result	Qualifier	Limits	Result	Qualifier
211119A-BLK	Blank	60-142	92.7		56-125	75.2	
211119A-LCS	Lab Control Spike	60-142	94.0		56-125	76.7	
211119A-LCSD	Lab Control SpikeD	60-142	84.7		56-125	68.7	
BA46718	ERH1930 BLANK	60-142	102		56-125	82.7	

Comments: Batch: #RHBLK-211119A

EPA 8015B-eH

Form 4

Blank Summary

Lab Name:	APPL, Inc.	SDG No:	98278
Case No:	98278	Date Analyzed:	12/1/2021
Matrix:	WATER	Instrument:	Apollo
Blank ID:	211122A-BLK	Time Analyzed:	0024

APPL ID.	Client Sample No.	File ID.	Date Analyzed
211122A-BLK	Blank	1129069	12/1/2021 0024
211122A-LCS	Lab Control Spike	1129070	12/1/2021 0053
211122A-LCSD	Lab Control SpikeD	1129071	12/1/2021 0121
BA46714	ERH1930	1129072	12/1/2021 0149

Comments: Batch: #DOC53-211122A

EPA 8015B-eH

Form 4

Blank Summary

Lab Name:	APPL, Inc.	SDG No:	98278
Case No:	98278	Date Analyzed:	12/3/2021
Matrix:	WATER	Instrument:	Apollo
Blank ID:	211122A1-BLK	Time Analyzed:	2047

APPL ID.	Client Sample No.	File ID.	Date Analyzed	
211122A1-BLK	Blank	1202066	12/3/2021	2047
211122A1-LCS	Lab Control Spike	1202067	12/3/2021	2116
211122A1-LCSD	Lab Control SpikeD	1202068	12/3/2021	2144
BA46714	ERH1930	1202069	12/3/2021	2212

Comments: Batch: #DOC53-211122A1

EPA 8015B-eH

Form 4

Blank Summary

Lab Name:	APPL, Inc.	SDG No:	98278
Case No:	98278	Date Analyzed:	11/25/2021
Matrix:	WATER	Instrument:	Apollo
Blank ID:	211119A-BLK	Time Analyzed:	0128

APPL ID.	Client Sample No.	File ID.	Date Analyzed
211119A-BLK	Blank	1124037	11/25/2021 0128
211119A-LCS	Lab Control Spike	1124038	11/25/2021 0156
211119A-LCSD	Lab Control SpikeD	1124039	11/25/2021 0225
BA46718	ERH1930 BLANK	1124040	11/25/2021 0253

Comments: Batch: #RHBLK-211119A

Method Blank

EPA 8015B TPH LIQ-LIQ

APPL Inc.
908 North Temperance Avenu
Clovis, CA 93611

Blank Name/QCG: **211119W-46718 - 271109**
Batch ID: #RHBLK-211119A

Sample Type	Analyte	Result	LOQ	LOD	DL	Units	Extraction Date	Analysis Date
BLANK	DIESEL (C10-C24)	300.0 U	320	300.0	150.0	ug/L	11/19/2021	11/25/2021
BLANK	OIL (C24-C40)	300.0 U	320	300.0	150.0	ug/L	11/19/2021	11/25/2021
BLANK	SURROGATE: OCTACOSANE (S)	92.7	60-142			%	11/19/2021	11/25/2021
BLANK	SURROGATE: ORTHO-TERPHEN	75.2	56-125			%	11/19/2021	11/25/2021

Quant Method: DOC1028.M
Run #: 1124037
Instrument: Apollo
Sequence: 211124
Initials: KAB

GC SC-Blank-REG MDLs-DOD
Printed: 12/15/2021 11:12:24 AM

Method Blank
EPA 8015B TPH LIQ-LIQ

APPL Inc.
908 North Temperance Avenu
Clovis, CA 93611

Blank Name/QCG: **211122W-46714 - 271197**
Batch ID: #DOC53-211122A

Sample Type	Analyte	Result	LOQ	LOD	DL	Units	Extraction Date	Analysis Date
BLANK	DIESEL (C10-C24)	300.0 U	320	300.0	150.0	ug/L	11/22/2021	12/1/2021
BLANK	OIL (C24-C40)	300.0 U	320	300.0	150.0	ug/L	11/22/2021	12/1/2021
BLANK	SURROGATE: OCTACOSANE (S)	80.5	60-142			%	11/22/2021	12/1/2021
BLANK	SURROGATE: ORTHO-TERPHEN	65.3	56-125			%	11/22/2021	12/1/2021

Quant Method: DOC1028.M
Run #: 1129069
Instrument: Apollo
Sequence: 211129
Initials: KAB

GC SC-Blank-REG MDLs-DOD
Printed: 12/15/2021 11:12:24 AM

Method Blank

EPA 8015B TPH WATER L-L SGC

APPL Inc.
908 North Temperance Avenu
Clovis, CA 93611

Blank Name/QCG: **211122W-46714 - 271642**
Batch ID: #DOC53-211122A1

Sample Type	Analyte	Result	LOQ	LOD	DL	Units	Extraction Date	Analysis Date
BLANK	DIESEL (C10-C24)	300.0 U	320	300.0	150.0	ug/L	11/22/2021	12/3/2021
BLANK	OIL (C24-C40)	300.0 U	320	300.0	150.0	ug/L	11/22/2021	12/3/2021
BLANK	SURROGATE: (R) DECANOIC AC	0.0	0-1			%	11/22/2021	12/3/2021
BLANK	SURROGATE: OCTACOSANE (S)	115	60-142			%	11/22/2021	12/3/2021
BLANK	SURROGATE: ORTHO-TERPHEN	89.5	56-125			%	11/22/2021	12/3/2021

Quant Method: DOC1028.M
Run #: 1202066
Instrument: Apollo
Sequence: 211202
Initials: KAB

GC SC-Blank-REG MDLs-DOD
Printed: 12/15/2021 11:12:24 AM

EPA 8015B-eH

Form 4

LCS Summary

Lab Name:	APPL, Inc.	SDG No:	98278
Case No:	98278	Date Analyzed:	12/1/2021
Matrix:	WATER	Instrument:	Apollo
LCS ID:	211122A-LCS	Time Analyzed:	0053

APPL ID.	Client Sample No.	File ID.	Date Analyzed
211122A-BLK	Blank	1129069	12/1/2021 0024
211122A-LCS	Lab Control Spike	1129070	12/1/2021 0053
211122A-LCSD	Lab Control SpikeD	1129071	12/1/2021 0121
BA46714	ERH1930	1129072	12/1/2021 0149

Comments: Batch: #DOC53-211122A

EPA 8015B-eH

Form 4

LCS Summary

Lab Name:	APPL, Inc.	SDG No:	98278
Case No:	98278	Date Analyzed:	12/3/2021
Matrix:	WATER	Instrument:	Apollo
LCS ID:	211122A1-LCS	Time Analyzed:	2116

APPL ID.	Client Sample No.	File ID.	Date Analyzed	
211122A1-BLK	Blank	1202066	12/3/2021	2047
211122A1-LCS	Lab Control Spike	1202067	12/3/2021	2116
211122A1-LCSD	Lab Control SpikeD	1202068	12/3/2021	2144
BA46714	ERH1930	1202069	12/3/2021	2212

Comments: Batch: #DOC53-211122A1

EPA 8015B-eH

Form 4

LCS Summary

Lab Name:	APPL, Inc.	SDG No:	98278
Case No:	98278	Date Analyzed:	11/25/2021
Matrix:	WATER	Instrument:	Apollo
LCS ID:	211119A-LCS	Time Analyzed:	0156

APPL ID.	Client Sample No.	File ID.	Date Analyzed	
211119A-BLK	Blank	1124037	11/25/2021	0128
211119A-LCS	Lab Control Spike	1124038	11/25/2021	0156
211119A-LCSD	Lab Control SpikeD	1124039	11/25/2021	0225
BA46718	ERH1930 BLANK	1124040	11/25/2021	0253

Comments: Batch: #RHBLK-211119A

Laboratory Control Spike Recoveries

EPA 8015B TPH LIQ-LIQ

APPL ID: **211122W-46714 LCS - 271197**
Batch ID: #DOC53-211122A

APPL Inc.
908 North Temperance Avenue
Clovis, CA 93611

Compound Name	Spike Lvl ug/L	SPK Result ug/L	DUP Result ug/L	SPK % Recovery	DUP % Recovery	Recovery Limits	RPD %	RPD Limits
DIESEL (C10-C24)	2000	1900	2020	95.0	101	36-132	6.1	30
OIL (C24-C40)	2000	1660	1800	83.0	90.0	41-113	8.1	30
SURROGATE: OCTACOSANE (S)	150	133	143	88.7	95.3	60-142		
SURROGATE: ORTHO-TERPHENYL (S)	150	121	118	80.7	78.7	56-125		

Comments:

Primary	SPK	DUP
Quant Method :	DOC1028.M	DOC1028.M
Extraction Date :	11/22/2021	11/22/2021
Analysis Date :	12/1/2021	12/1/2021
Instrument :	Apollo	Apollo
Run :	1129070	1129071
Initials :	KAB	

Laboratory Control Spike Recoveries

EPA 8015B TPH WATER L-L SGC

APPL ID: **211122W-46714 LCS - 271642**
Batch ID: #DOC53-211122A1

APPL Inc.
908 North Temperance Avenue
Clovis, CA 93611

Compound Name	Spike Lvl ug/L	SPK Result ug/L	DUP Result ug/L	SPK % Recovery	DUP % Recovery	Recovery Limits	RPD %	RPD Limits
DIESEL (C10-C24)	2000	1490	1630	74.5	81.5	36-132	9.0	30
OIL (C24-C40)	2000	1750	1960	87.5	98.0	41-113	11.3	30
SURROGATE: (R) DECANOIC ACID (S)	10.00	0	0	0.0	0.0	0-1		
SURROGATE: OCTACOSANE (S)	150	124	138	82.7	92.0	60-142		
SURROGATE: ORTHO-TERPHENYL (S)	150	109	123	72.7	82.0	56-125		

Comments:

Primary	SPK	DUP
Quant Method :	DOC1028.M	DOC1028.M
Extraction Date :	11/22/2021	11/22/2021
Analysis Date :	12/3/2021	12/3/2021
Instrument :	Apollo	Apollo
Run :	1202067	1202068
Initials :	KAB	

Laboratory Control Spike Recoveries

EPA 8015B TPH LIQ-LIQ

APPL ID: **211119W-46718 LCS - 271109**
Batch ID: #RHBLK-211119A

APPL Inc.
908 North Temperance Avenue
Clovis, CA 93611

Compound Name	Spike Lvl ug/L	SPK Result ug/L	DUP Result ug/L	SPK % Recovery	DUP % Recovery	Recovery Limits	RPD %	RPD Limits
DIESEL (C10-C24)	0	64.2	35.3	NA	NA	36-132		30
OIL (C24-C40)	0	55.5	23.1	NA	NA	41-113		30
SURROGATE: OCTACOSANE (S)	150	141	127	94.0	84.7	60-142		
SURROGATE: ORTHO-TERPHENYL (S)	150	115	103	76.7	68.7	56-125		

Comments:

Primary	SPK	DUP
Quant Method :	DOC1028.M	DOC1028.M
Extraction Date :	11/19/2021	11/19/2021
Analysis Date :	11/25/2021	11/25/2021
Instrument :	Apollo	Apollo
Run :	1124038	1124039
Initials :	KAB	

8270D-SIM

Form 2 & 8

Surrogate Recovery

Lab Name: APPL, Inc. SDG No: 98278

Case No: 98278 Date Analyzed: 11/24/2021

Matrix: WATER Instrument: KYLO

APPL ID.	Client Sample No.	SURROGATE: 2-METHYLNAPHTHALENE-D10 (S)			SURROGATE: FLUORANTHENE-D10 (S)		
		Limits	Result	Qualifier	Limits	Result	Qualifier
211119AK-BLK	Blank	39-114	76.1		58-120	83.8	
211119AK-LCS	Lab Control Spike	39-114	76.4		58-120	82.2	
211119AK-LCSD	Lab Control SpikeD	39-114	65.8		58-120	74.0	
BA46714	ERH1930	39-114	72.9		58-120	84.3	

Comments: Batch: #SIM53-211119AK

8270D-SIM

Form 4

Blank Summary

Lab Name:	APPL, Inc.	SDG No:	98278
Case No:	98278	Date Analyzed:	11/24/2021
Matrix:	WATER	Instrument:	KYLO
Blank ID:	211119AK-BLK	Time Analyzed:	2011

APPL ID.	Client Sample No.	File ID.	Date Analyzed	
211119AK-BLK	Blank	1124K026	11/24/2021	2011
211119AK-LCS	Lab Control Spike	1124K027	11/24/2021	2031
211119AK-LCSD	Lab Control SpikeD	1124K028	11/24/2021	2050
BA46714	ERH1930	1124K029	11/24/2021	2110

Comments: Batch: #SIM53-211119AK

Method Blank
EPA 8270D SIM LIQ-LIQ

APPL Inc.
908 North Temperance Avenu
Clovis, CA 93611

Blank Name/QCG: **211119W-46819 - 271866**
Batch ID: #SIM53-211119AK

Sample Type	Analyte	Result	LOQ	LOD	DL	Units	Extraction Date	Analysis Date
BLANK	1-METHYLNAPHTHALENE	0.10 U	0.2	0.10	0.04	ug/L	11/19/2021	11/24/2021
BLANK	2-METHYLNAPHTHALENE	0.10 U	0.2	0.10	0.04	ug/L	11/19/2021	11/24/2021
BLANK	NAPHTHALENE	0.10 U	0.2	0.10	0.04	ug/L	11/19/2021	11/24/2021
BLANK	SURROGATE: 2-METHYLNAPHT	76.1	39-114			%	11/19/2021	11/24/2021
BLANK	SURROGATE: FLUORANTHENE-	83.8	58-120			%	11/19/2021	11/24/2021

Quant Method: K1019.M
Run #: 1124K026
Instrument: KYLO
Sequence: 211124
Initials: LSI

GC SC-Blank-REG MDLs-DOD
Printed: 12/22/2021 1:01:03 PM

8270D-SIM

Form 4

LCS Summary

Lab Name:	APPL, Inc.	SDG No:	98278
Case No:	98278	Date Analyzed:	11/24/2021
Matrix:	WATER	Instrument:	KYLO
LCS ID:	211119AK-LCS	Time Analyzed:	2031

APPL ID.	Client Sample No.	File ID.	Date Analyzed	
211119AK-BLK	Blank	1124K026	11/24/2021	2011
211119AK-LCS	Lab Control Spike	1124K027	11/24/2021	2031
211119AK-LCSD	Lab Control SpikeD	1124K028	11/24/2021	2050
BA46714	ERH1930	1124K029	11/24/2021	2110

Comments: Batch: #SIM53-211119AK

Laboratory Control Spike Recoveries

EPA 8270D SIM LIQ-LIQ

APPL ID: **211119W-46819 LCS - 271866**
Batch ID: #SIM53-211119AK

APPL Inc.
908 North Temperance Avenue
Clovis, CA 93611

Compound Name	Spike Lvl ug/L	SPK Result ug/L	DUP Result ug/L	SPK % Recovery	DUP % Recovery	Recovery Limits	RPD %	RPD Limits
1-METHYLNAPHTHALENE	5.00	3.87	3.33	77.4	66.6	41-115	15.0	20
2-METHYLNAPHTHALENE	5.00	3.87	3.33	77.4	66.6	39-114	15.0	20
NAPHTHALENE	5.00	3.79	3.18	75.8	63.6	43-114	17.5	20
SURROGATE: 2-METHYLNAPHTHALEN	5.00	3.82	3.29	76.4	65.8	39-114		
SURROGATE: FLUORANTHENE-D10 (S)	5.00	4.11	3.70	82.2	74.0	58-120		

Comments:

Primary	SPK	DUP
Quant Method :	K1019.M	K1019.M
Extraction Date :	11/19/2021	11/19/2021
Analysis Date :	11/24/2021	11/24/2021
Instrument :	KYLO	KYLO
Run :	1124K027	1124K028
Initials :	LSI	

Form 5
Tune Summary

Lab Name: APPL Inc.
Case No:
Matrix: Water
ID: 1019K001.D

SDG No:
Date Analyzed: 10/19/2021
Instrument: KYLO
Time Analyzed: 13:58

	Client Sample No.	APPL ID.	File ID.	Date Analyzed
1		0.1 ug/ml 10/10/21	1019K002.D	10/19/2021 14:09
2		0.2 ug/ml 10/10/21	1019K003.D	10/19/2021 14:29
3		0.5 ug/ml 10/10/21	1019K004.D	10/19/2021 14:49
4		1 ug/ml 10/10/21	1019K005.D	10/19/2021 15:09
5		5 ug/ml 10/10/21	1019K006.D	10/19/2021 15:29
6		10 ug/ml 10/10/21	1019K007.D	10/19/2021 15:49
7		50 ug/ml 10/10/21	1019K008.D	10/19/2021 16:09
8		100 ug/ml 10/10/21	1019K009.D	10/19/2021 16:29
9		SS ug/ml 10/10/21	1019K010.D	10/19/2021 16:49
10				
11				
12				
13				
14				
15				
16				
17				
18				
19				
20				
21				
22				

m/e		
51	9.95 - 80.1% of mass 198	36.8
68	0 - 2.05% of mass 69	1.7
70	0 - 2% of mass 69	0.4
127	10 - 80% of mass 198	54.6
197	0 - 2% of mass 198	0.2
198	100 - 100% of mass 198	100.0
199	5 - 9% of mass 198	6.5
275	10 - 60% of mass 198	23.2
365	1 - 100% of mass 198	2.5
441	0.01 - 24% of mass 442	13.9
442	50 - 500% of mass 198	73.4
443	15 - 24% of mass 442	18.4

Form 5
Tune Summary

Lab Name: APPL Inc.
Case No: 98278
Matrix: Water
ID: 1124K003.D

SDG No: 98278
Date Analyzed: 11/24/2021
Instrument: KYLO
Time Analyzed: 12:40

	Client Sample No.	APPL ID.	File ID.	Date Analyzed
1		5 ug/ml 10/19/21 (1)	1124K004.D	11/24/2021 12:51
2	Blank	211119A BLK 1/1000	1124K026.D	11/24/2021 20:11
3	Lab Control Spike	211119A LCS-1 1/1000	1124K027.D	11/24/2021 20:31
4	Lab Control SpikeD	211119A LCSD-1 1/100	1124K028.D	11/24/2021 20:50
5	ERH1930	BA46714W08 1/1000	1124K029.D	11/24/2021 21:10
6		5 ug/ml 10/13/21 (2)	1124K040.D	11/25/2021 0:49
7				
8				
9				
10				
11				
12				
13				
14				
15				
16				
17				
18				
19				
20				
21				
22				

m/e		
51	9.95 - 80.1% of mass 198	34.9
68	0 - 2.05% of mass 69	1.8
70	0 - 2% of mass 69	0.4
127	10 - 80% of mass 198	54.4
197	0 - 2% of mass 198	0.4
198	100 - 100% of mass 198	100.0
199	5 - 9% of mass 198	6.7
275	10 - 60% of mass 198	22.1
365	1 - 100% of mass 198	2.4
441	0.01 - 24% of mass 442	13.7
442	50 - 500% of mass 198	68.9
443	15 - 24% of mass 442	18.0

8A
INTERNAL STANDARD AREA AND RT SUMMARY

Lab Name: APPL Inc. Contract: _____

Lab Code: _____ SDG No.: _____

Lab File ID (Standard): 1124K004.D Date Analyzed: 11/24/21

Instrument ID: KYLO Time Analyzed: 12:51

GC Column: _____ ID: Heated Purge: (Y/N) _____

		Napthalene-D8(IS)		Acenaphthene-D10(IS)		Phenanthrene-D10(IS)	
		AREA #	RT #	AREA #	RT #	AREA #	RT #
	12 HOUR STD	14328	3.86	7074	5.79	10452	7.49
	UPPER LIMIT	28656	4.03	14148	5.96	20904	7.66
	LOWER LIMIT	7164	3.69	3537	5.62	5226	7.32
	SAMPLE NO.						
01	211119A BLK 1/1000	12524	3.86	6008	5.79	8935	7.49
02	211119A LCS-1 1/1000	13002	3.86	6184	5.79	9230	7.49
03	211119A LCSD-1 1/1000	12647	3.86	6140	5.79	9097	7.49
04	BA46714W08 1/1000	13057	3.86	6274	5.79	9276	7.49
05	5 ug/ml 10/13/21 (2)	15372	3.86	7609	5.79	11755	7.49
06							
07							
08							
09							
10							
11							
12							
13							
14							
15							
16							
17							
18							
19							
20							
21							
22							

AREA UPPER LIMIT = +100% of internal standard area.
AREA LOWER LIMIT = -50% of internal standard area.
RT UPPER LIMIT = +0.17 minutes of internal standard RT
RT LOWER LIMIT = -0.17 minutes of internal standard RT

Column used to flag values outside QC limits with an asterisk.
* Values outside of QC limits.

8A
INTERNAL STANDARD AREA AND RT SUMMARY

Lab Name: APPL Inc. Contract: _____

Lab Code: _____ SDG No.: _____

Lab File ID (Standard): 1124K004.D Date Analyzed: 11/24/21

Instrument ID: KYLO Time Analyzed: 12:51

GC Column: _____ ID: Heated Purge: (Y/N) _____

		Chrysene-D12(IS)		Perylene-D12(IS)			
		AREA #	RT #	AREA #	RT #	AREA #	RT #
	12 HOUR STD	12916	10.55	11856	12.71		
	UPPER LIMIT	25832	10.72	23712	12.88		
	LOWER LIMIT	6458	10.38	5928	12.54		
	SAMPLE NO.						
01	211119A BLK 1/1000	10406	10.54	9578	12.71		
02	211119A LCS-1 1/1000	11071	10.54	10270	12.71		
03	211119A LCSD-1 1/1000	10781	10.54	10037	12.71		
04	BA46714W08 1/1000	11021	10.54	10288	12.71		
05	5 ug/ml 10/13/21 (2)	14546	10.54	12996	12.71		
06							
07							
08							
09							
10							
11							
12							
13							
14							
15							
16							
17							
18							
19							
20							
21							
22							

AREA UPPER LIMIT = +100% of internal standard area.
AREA LOWER LIMIT = -50% of internal standard area.
RT UPPER LIMIT = +0.17 minutes of internal standard RT
RT LOWER LIMIT = -0.17 minutes of internal standard RT

Column used to flag values outside QC limits with an asterisk.
* Values outside of QC limits.

EPA 8260B

Form 2 & 8

Surrogate Recovery

Lab Name: APPL, Inc. SDG No: 98278

Case No: 98278 Date Analyzed: 11/30/2021

Matrix: WATER Instrument: Loki

APPL ID.	Client Sample No.	SURROGATE: 1,2-DICHLOROETHANE-D4 (S)			SURROGATE: 4-BROMOFLUOROBENZENE (S)		
		Limits	Result	Qualifier	Limits	Result	Qualifier
211129AL-LCS	Lab Control Spike	81-118	94.4		85-114	103	
211129AL-LCSD	Lab Control SpikeD	81-118	93.6		85-114	98.8	
211129AL-BLK	Blank	81-118	96.8		85-114	91.0	
BA46713	ERH1929	81-118	101		85-114	87.4	
BA46714	ERH1930	81-118	102		85-114	90.1	

Comments: Batch: #86BTO-211129AL

EPA 8260B

Form 2 & 8

Surrogate Recovery

Lab Name: APPL, Inc. SDG No: 98278

Case No: 98278 Date Analyzed: 11/30/2021

Matrix: WATER Instrument: Loki

APPL ID.	Client Sample No.	SURROGATE: DIBROMOFLUOROMETHANE (S)			SURROGATE: TOLUENE-D8 (S)		
		Limits	Result	Qualifier	Limits	Result	Qualifier
211129AL-LCS	Lab Control Spike	80-119	94.0		89-112	107	
211129AL-LCSD	Lab Control SpikeD	80-119	93.6		89-112	102	
211129AL-BLK	Blank	80-119	99.9		89-112	96.7	
BA46713	ERH1929	80-119	99.5		89-112	95.3	
BA46714	ERH1930	80-119	99.5		89-112	96.7	

Comments: Batch: #86BTO-211129AL

EPA 8260B

Form 4

Blank Summary

Lab Name:	APPL, Inc.	SDG No:	98278
Case No:	98278	Date Analyzed:	11/30/2021
Matrix:	WATER	Instrument:	Loki
Blank ID:	211129AL-BLK	Time Analyzed:	0242

APPL ID.	Client Sample No.	File ID.	Date Analyzed
211129AL-LCS	Lab Control Spike	1129L27	11/30/2021 0052
211129AL-LCSD	Lab Control SpikeD	1129L28	11/30/2021 0120
211129AL-BLK	Blank	1129L31	11/30/2021 0242
BA46713	ERH1929	1129L35	11/30/2021 0433
BA46714	ERH1930	1129L36	11/30/2021 0500

Comments: Batch: #86BTO-211129AL

Method Blank

EPA 8260B BTEX WATER

APPL Inc.
908 North Temperance Avenu
Clovis, CA 93611

Blank Name/QCG: **211129W-46713 - 271149**
Batch ID: #86BTO-211129AL

Sample Type	Analyte	Result	LOQ	LOD	DL	Units	Extraction Date	Analysis Date
BLANK	BENZENE	0.30 U	1.0	0.30	0.15	ug/L	11/30/2021	11/30/2021
BLANK	ETHYLBENZENE	0.50 U	1.0	0.50	0.23	ug/L	11/30/2021	11/30/2021
BLANK	TOLUENE	0.30 U	1.0	0.30	0.15	ug/L	11/30/2021	11/30/2021
BLANK	XYLENES (TOTAL)	0.30 U	2.0	0.30	0.15	ug/L	11/30/2021	11/30/2021
BLANK	SURROGATE: 1,2-DICHLOROET	96.8	81-118			%	11/30/2021	11/30/2021
BLANK	SURROGATE: 4-BROMOFLUORO	91.0	85-114			%	11/30/2021	11/30/2021
BLANK	SURROGATE: DIBROMOFLUOR	99.9	80-119			%	11/30/2021	11/30/2021
BLANK	SURROGATE: TOLUENE-D8 (S)	96.7	89-112			%	11/30/2021	11/30/2021

Quant Method: L1129W.M
Run #: 1129L31
Instrument: Loki
Sequence: 211129
Initials: EOG

GC SC-Blank-REG MDLs-DOD
Printed: 12/1/2021 4:47:42 PM

EPA 8260B

Form 4

LCS Summary

Lab Name:	APPL, Inc.	SDG No:	98278
Case No:	98278	Date Analyzed:	11/30/2021
Matrix:	WATER	Instrument:	Loki
LCS ID:	211129AL-LCS	Time Analyzed:	0052

APPL ID.	Client Sample No.	File ID.	Date Analyzed
211129AL-LCS	Lab Control Spike	1129L27	11/30/2021 0052
211129AL-LCSD	Lab Control SpikeD	1129L28	11/30/2021 0120
211129AL-BLK	Blank	1129L31	11/30/2021 0242
BA46713	ERH1929	1129L35	11/30/2021 0433
BA46714	ERH1930	1129L36	11/30/2021 0500

Comments: Batch: #86BTO-211129AL

Laboratory Control Spike Recoveries

EPA 8260B BTEX WATER

APPL ID: **211130W-46713 LCS - 271149**
Batch ID: #86BTO-211129AL

APPL Inc.
908 North Temperance Avenue
Clovis, CA 93611

Compound Name	Spike Lvl ug/L	SPK Result ug/L	DUP Result ug/L	SPK % Recovery	DUP % Recovery	Recovery Limits	RPD %	RPD Limits
BENZENE	10.00	10.8	11.0	108	110	79-120	1.8	20
ETHYLBENZENE	10.00	10.5	11.0	105	110	79-121	4.7	20
TOLUENE	10.00	11.0	11.1	110	111	80-121	0.90	20
XYLENES (TOTAL)	30.0	29.1	27.9	97.0	93.0	79-121	4.2	20
SURROGATE: 1,2-DICHLOROETHANE-D	25.0	23.6	23.4	94.4	93.6	81-118		
SURROGATE: 4-BROMOFLUOROBENZE	25.0	25.7	24.7	103	98.8	85-114		
SURROGATE: DIBROMOFLUOROMETH	25.0	23.5	23.4	94.0	93.6	80-119		
SURROGATE: TOLUENE-D8 (S)	25.0	26.7	25.5	107	102	89-112		

Comments:

Primary	SPK	DUP
Quant Method :	L1129W.M	L1129W.M
Extraction Date :	11/30/2021	11/30/2021
Analysis Date :	11/30/2021	11/30/2021
Instrument :	Loki	Loki
Run :	1129L27	1129L28
Initials :	EOG	

Printed: 12/1/2021 4:47:30 PM
APPL Standard LCSD

Form 5
Tune Summary

Lab Name: APPL Inc.
Case No:
Matrix: Water
ID: 1129L05.D

SDG No:
Date Analyzed: 11/29/2021
Instrument: Loki
Time Analyzed: 14:43

	Client Sample No.	APPL ID.	File ID.	Date Analyzed
1		0.3ug/L VOC STD 11/2	1129L06.D	11/29/2021 15:11
2		0.5ug/L VOC STD 11/2	1129L07.D	11/29/2021 15:39
3		1ug/L VOC STD 11/29/	1129L08.D	11/29/2021 16:07
4		2ug/L VOC STD 11/29/	1129L09.D	11/29/2021 16:34
5		5ug/L VOC STD 11/29/	1129L10.D	11/29/2021 17:02
6		10ug/L VOC STD 11/29	1129L11.D	11/29/2021 17:30
7		20ug/L VOC STD 11/29	1129L12.D	11/29/2021 17:57
8		40ug/L VOC STD 11/29	1129L13.D	11/29/2021 18:25
9		100ug/L VOC STD 11/2	1129L14.D	11/29/2021 18:53
10		(SS) 10ug/L VOC STD	1129L16.D	11/29/2021 19:48
11				
12				
13				
14				
15				
16				
17				
18				
19				
20				
21				
22				

m/e		
50	15 - 40% of mass 95	17.4
75	30 - 60% of mass 95	47.6
95	100 - 100% of mass 95	100.0
96	5 - 9% of mass 95	7.0
173	0 - 2% of mass 174	1.0
174	50 - 200% of mass 95	101.0
175	5 - 9% of mass 174	9.1
176	95 - 100% of mass 174	95.3
177	5 - 9% of mass 176	6.5

8A
INTERNAL STANDARD AREA AND RT SUMMARY

Lab Name: APPL Inc. Contract: _____

Lab Code: _____ SDG No.: _____

Lab File ID (Standard): 1129L16.D Date Analyzed: 11/29/21

Instrument ID: Loki Time Analyzed: 19:48

GC Column: _____ ID: Heated Purge: (Y/N) _____

		Fluorobenzene (IS)		Chlorobenzene-D5 (IS)		1,4-Dichlorobenzene-D4 (IS)	
		AREA #	RT #	AREA #	RT #	AREA #	RT #
	12 HOUR STD	68711	6.31	60026	9.78	41914	12.36
	UPPER LIMIT	137422	6.48	120052	9.95	83828	12.53
	LOWER LIMIT	34356	6.14	30013	9.61	20957	12.19
	SAMPLE NO.						
01	0.3ug/L VOC STD 11/29	57920	6.30	51918	9.77	28603	12.36
02	0.5ug/L VOC STD 11/29	60232	6.30	52563	9.78	29762	12.36
03	1ug/L VOC STD 11/29/2	59195	6.31	52852	9.78	31101	12.36
04	2ug/L VOC STD 11/29/2	60708	6.31	54676	9.78	31774	12.36
05	5ug/L VOC STD 11/29/2	61476	6.30	55788	9.77	36826	12.36
06	10ug/L VOC STD 11/29/	63065	6.30	55999	9.78	38835	12.36
07	20ug/L VOC STD 11/29/	70045	6.30	60915	9.77	44236	12.36
08	40ug/L VOC STD 11/29/	71155	6.30	62470	9.78	44449	12.36
09	100ug/L VOC STD 11/2	74637	6.30	70009	9.78	51004	12.36
10	(SS) 10ug/L VOC STD 1	68711	6.31	60026	9.78	41914	12.36
11							
12							
13							
14							
15							
16							
17							
18							
19							
20							
21							
22							

AREA UPPER LIMIT = +100% of internal standard area.
AREA LOWER LIMIT = -50% of internal standard area.
RT UPPER LIMIT = +0.17 minutes of internal standard RT
RT LOWER LIMIT = -0.17 minutes of internal standard RT

Column used to flag values outside QC limits with an asterisk.
* Values outside of QC limits.

Form 5
Tune Summary

Lab Name: APPL Inc.
Case No: 98278
Matrix: Water
ID: 1129L24.D

SDG No: 98278
Date Analyzed: 11/29/2021
Instrument: Loki
Time Analyzed: 23:29

	Client Sample No.	APPL ID.	File ID.	Date Analyzed
1		211129A CCV 10ug/L	1129L26.D	11/30/2021 0:24
2	Lab Control Spike	211129A LCS 10ug/L	1129L27.D	11/30/2021 0:52
3	Lab Control SpikeD	211129A LCSD 10ug/L	1129L28.D	11/30/2021 1:20
4	Blank	211129A BLK	1129L31.D	11/30/2021 2:42
5	ERH1929	BA46713W01	1129L35.D	11/30/2021 4:33
6	ERH1930	BA46714W01	1129L36.D	11/30/2021 5:00
7		Ending CCV 10ug/L 11	1129L45.D	11/30/2021 9:09
8				
9				
10				
11				
12				
13				
14				
15				
16				
17				
18				
19				
20				
21				
22				

m/e		
50	15 - 40% of mass 95	15.8
75	30 - 60% of mass 95	48.3
95	100 - 100% of mass 95	100.0
96	5 - 9% of mass 95	6.1
173	0 - 2% of mass 174	1.9
174	50 - 200% of mass 95	105.4
175	5 - 9% of mass 174	6.8
176	94.9 - 100% of mass 174	97.1
177	5 - 9% of mass 176	5.3

Form 5
Tune Summary

Lab Name:	APPL Inc.	SDG No:	98278
Case No:	98278	Date Analyzed:	11/29/2021
Matrix:	Water	Instrument:	Loki
ID:	1129L24.D	Time Analyzed:	23:29

	Client Sample No.	APPL ID.	File ID.	Date Analyzed
23				
24				
25				
26				
27				
28				
29				
30				
31				
32				
33				
34				
35				
36				
37				
38				
39				
40				
41				
42				
43				
44				

m/e		
50	15 - 40% of mass 95	15.8
75	30 - 60% of mass 95	48.3
95	100 - 100% of mass 95	100.0
96	5 - 9% of mass 95	6.1
173	0 - 2% of mass 174	1.9
174	50 - 200% of mass 95	105.4
175	5 - 9% of mass 174	6.8
176	94.9 - 100% of mass 174	97.1
177	5 - 9% of mass 176	5.3

8A
INTERNAL STANDARD AREA AND RT SUMMARY

Lab Name: APPL Inc. Contract: _____

Lab Code: _____ SDG No.: _____

Lab File ID (Standard): 1129L26.D Date Analyzed: 11/30/21

Instrument ID: Loki Time Analyzed: 0:24

GC Column: _____ ID: Heated Purge: (Y/N) _____

		Fluorobenzene (IS)		Chlorobenzene-D5 (IS)		1,4-Dichlorobenzene-D4 (IS)	
		AREA #	RT #	AREA #	RT #	AREA #	RT #
	12 HOUR STD	68318	6.31	59015	9.77	39777	12.36
	UPPER LIMIT	136636	6.48	118030	9.94	79554	12.53
	LOWER LIMIT	34159	6.14	29508	9.60	19889	12.19
	SAMPLE NO.						
01	211129A CCV 10ug/L	68318	6.31	59015	9.77	39777	12.36
02	211129A LCS 10ug/L	67505	6.30	57729	9.78	40104	12.36
03	211129A LCSD 10ug/L	68608	6.30	60251	9.78	40852	12.36
04	211129A BLK	62893	6.30	54621	9.78	33012	12.36
05	BA46713W01	58630	6.31	51881	9.78	29651	12.36
06	BA46714W01	58913	6.30	52215	9.78	29863	12.36
07	Ending CCV 10ug/L 11/2	67272	6.31	58246	9.78	39767	12.36
08							
09							
10							
11							
12							
13							
14							
15							
16							
17							
18							
19							
20							
21							
22							

AREA UPPER LIMIT = +100% of internal standard area.
AREA LOWER LIMIT = -50% of internal standard area.
RT UPPER LIMIT = +0.17 minutes of internal standard RT
RT LOWER LIMIT = -0.17 minutes of internal standard RT

Column used to flag values outside QC limits with an asterisk.
* Values outside of QC limits.

EPA 8260B

Form 2 & 8

Surrogate Recovery

Lab Name: APPL, Inc. SDG No: 98278

Case No: 98278 Date Analyzed: 11/30/2021

Matrix: WATER Instrument: Loki

APPL ID.	Client Sample No.	SURROGATE: 4-BROMOFLUOROBENZENE (S)					
		Limits	Result	Qualifier	Limits	Result	Qualifier
211129AL-LCS	Lab Control Spike	85-114	98.4				
211129AL-LCSD	Lab Control SpikeD	85-114	98.8				
211129AL-BLK	Blank	85-114	91.0				
BA46713	ERH1929	85-114	87.4				
BA46714	ERH1930	85-114	90.1				

Comments: Batch: #GRO86-211129AL

EPA 8260B

Form 4

Blank Summary

Lab Name:	APPL, Inc.	SDG No:	98278
Case No:	98278	Date Analyzed:	11/30/2021
Matrix:	WATER	Instrument:	Loki
Blank ID:	211129AL-BLK	Time Analyzed:	0242

APPL ID.	Client Sample No.	File ID.	Date Analyzed
211129AL-LCS	Lab Control Spike	1129L29	11/30/2021 0147
211129AL-LCSD	Lab Control SpikeD	1129L30	11/30/2021 0215
211129AL-BLK	Blank	1129L31	11/30/2021 0242
BA46713	ERH1929	1129L35	11/30/2021 0433
BA46714	ERH1930	1129L36	11/30/2021 0500

Comments: Batch: #GRO86-211129AL

Method Blank
EPA 8260B GRO WATER

APPL Inc.
908 North Temperance Avenu
Clovis, CA 93611

Blank Name/QCG: **211129W-46713 - 271135**
Batch ID: #GRO86-211129AL

Sample Type	Analyte	Result	LOQ	LOD	DL	Units	Extraction Date	Analysis Date
BLANK	GASOLINE RANGE ORGANICS	18.0 U	20	18.0	8.6	ug/L	11/30/2021	11/30/2021
BLANK	SURROGATE: 4-BROMOFLUORO	91.0	85-114			%	11/30/2021	11/30/2021

Quant Method: LGAS1129.M
Run #: 1129L31
Instrument: Loki
Sequence: 211129
Initials: EOG

GC SC-Blank-REG MDLs-DOD
Printed: 12/1/2021 5:09:19 PM

EPA 8260B

Form 4

LCS Summary

Lab Name:	APPL, Inc.	SDG No:	98278
Case No:	98278	Date Analyzed:	11/30/2021
Matrix:	WATER	Instrument:	Loki
LCS ID:	211129AL-LCS	Time Analyzed:	0147

APPL ID.	Client Sample No.	File ID.	Date Analyzed
211129AL-LCS	Lab Control Spike	1129L29	11/30/2021 0147
211129AL-LCSD	Lab Control SpikeD	1129L30	11/30/2021 0215
211129AL-BLK	Blank	1129L31	11/30/2021 0242
BA46713	ERH1929	1129L35	11/30/2021 0433
BA46714	ERH1930	1129L36	11/30/2021 0500

Comments: Batch: #GRO86-211129AL

Laboratory Control Spike Recoveries

EPA 8260B GRO WATER

APPL ID: **211130W-46713 LCS - 271135**
Batch ID: #GRO86-211129AL

APPL Inc.
908 North Temperance Avenue
Clovis, CA 93611

Compound Name	Spike Lvl ug/L	SPK Result ug/L	DUP Result ug/L	SPK % Recovery	DUP % Recovery	Recovery Limits	RPD %	RPD Limits
GASOLINE RANGE ORGANICS	300	325	294	108	98.0	78-122	10.0	20
SURROGATE: 4-BROMOFLUOROBENZE	25.0	24.6	24.7	98.4	98.8	85-114		

Comments:

Primary	SPK	DUP
Quant Method :	LGAS1129.M	LGAS1129.M
Extraction Date :	11/30/2021	11/30/2021
Analysis Date :	11/30/2021	11/30/2021
Instrument :	Loki	Loki
Run :	1129L29	1129L30
Initials :	EOG	

Printed: 12/1/2021 5:09:04 PM
APPL Standard LCSD

SW846 9060A

Form 4

Blank Summary

Lab Name:	APPL, Inc.	SDG No:	98278
Case No:	98278	Date Analyzed:	11/29/2021
Matrix:	WATER	Instrument:	TICTOC
Blank ID:	211129A-BLK	Time Analyzed:	1715

APPL ID.	Client Sample No.	File ID.	Date Analyzed
211129A-LCS	Lab Control Spike	15	11/29/2021 1634
211129A-BLK	Blank	16	11/29/2021 1715
BA46714	ERH1930	17	11/29/2021 1756
211129A-LCSD	Lab Control SpikeD	27	11/30/2021 0039

Comments: Batch: #TOCW5-211129A

WETLAB BLANK

APPL Inc.
908 North Temperance Avenue
Clovis, CA 93611

Method	Analyte	Result	LOQ	LOD	DL	Units	Prep Date	Analysis Date	QC Group
SW846 90	TOTAL ORGANIC C	0.350 U	0.93	0.350	0.130	mg/L	11/29/21	11/29/21	#TOCW5-211129A-BA46714

Wetlab SC-Blank-REG MDLs
Printed: 12/1/2021 8:25:50 AM

SW846 9060A

Form 4

LCS Summary

Lab Name:	APPL, Inc.	SDG No:	98278
Case No:	98278	Date Analyzed:	11/29/2021
Matrix:	WATER	Instrument:	TICTOC
LCS ID:	211129A-LCS	Time Analyzed:	1634

APPL ID.	Client Sample No.	File ID.	Date Analyzed
211129A-LCS	Lab Control Spike	15	11/29/2021 1634
211129A-BLK	Blank	16	11/29/2021 1715
BA46714	ERH1930	17	11/29/2021 1756
211129A-LCSD	Lab Control SpikeD	27	11/30/2021 0039

Comments: Batch: #TOCW5-211129A

Laboratory Control Spike Recoveries

WETLAB

APPL Inc.
908 North Temperance Avenue
Clovis, CA 93611

Method	Compound Name	Spike Lvl mg/L	SPK Res mg/L	DUP Res mg/L	SPK % Recov	DUP % Recov	RPD	RPD Max	QC Limits	Extract Date-Spk	Analysis Date-Spk	Extract Date-Dup	Analysis Date-Dup	QC Group
SW846 90	TOTAL ORGANIC CARBO	5.00	4.90	4.94	98.0	98.8	0.81	20	80-120	11/29/21	11/29/21	11/30/21	11/30/21	#TOCW5-211129A-BA467

Comments:

ORGANICS
Calibration Data

TPH Extractables
DOC1028

Form 6
Initial Calibration

Lab Name: APPL, Inc. SDG No:
Case No: Initial Cal. Date: 10/28/2021
Matrix: Water Instrument: Apollo Initials: KA

		Compound	1	2	3	4	5	6	7				Avg	%RSD	Type	r^2	Q
			1028003.D	1028004.D	1028005.D	1028006.D	1028007.D	1028008.D	1028009.D								
1	HATM	Diesel (C10-C24)	2983809	2406563	2517872	2418941	2337993	2387715	2563791				2516669	8.7	HATM		
2	HBTML	Motor Oil (C24-C40)	5192328	3260715	2065863	1824592	1695984	1676117	1728658				2492037	53	HBTM	1.000	
3	SA	Ortho-Terphenyl(S)	3637234	3178668	3119876	3035678	2926966	2905323	3088794				3127505	7.9	SA		
4	SA	Octacosane(S)	2469203	2170507	2286410	2275552	2170413	2171254	2286658				2261428	4.8	SA		
5																	
6																	
7																	
8																	
9																	
10																	
11																	
12																	
13																	
14																	
15																	
16																	
17																	
18																	
19																	
20																	
21																	
22																	
23																	
24																	
25																	
26																	
27																	
28																	
29																	
30																	
31																	
32																	
33																	
34																	
35																	

2.118919

Quantitation Report (Not Reviewed)

Data File : G:\APOLLO\DATA\211028\1028003.D
Acq On : 10-28-21 9:19:03
Sample : DMO STD 1 10/28/21
Misc : water
IntFile : events.e
Quant Time: Oct 28 15:39 2021 Quant Results File: DOC1028.RES

Vial: 3
Operator: KA
Inst : Apollo
Multiplr: 1.00

Method : G:\APOLLO\DATA\211028\DOC1028.M (Chemstation Integrator)
Title : 8015 B&C
Last Update : Thu Oct 28 15:39:11 2021
Response via : Multiple Level Calibration

Volume Inj. : 2UL
Signal Phase : DB-5
Signal Info : FID02A

Compound	R.T.	Response	Conc Units
System Monitoring Compounds			
3) SA Ortho-Terphenyl(S)	7.53	1818617	0.291 ppb
Surrogate Spike 30.000	Recovery	=	0.97%
4) SA Octacosane(S)	9.82	1234601	0.273 ppb
Surrogate Spike 30.000	Recovery	=	0.91%
Target Compounds			
1) HATM Diesel (C10-C24)	6.49	29838086	5.928 ppb
2) HBTM Motor Oil (C24-C40)	14.96	51923283	5.234 ppb

Target Compounds

(f)=RT Delta > 1/2 Window (m)=manual int.

Quantitation Report

Data File: G:\APOLLO\DATA\211028\1028003.D
Sample : DMO STD 1 10/28/21

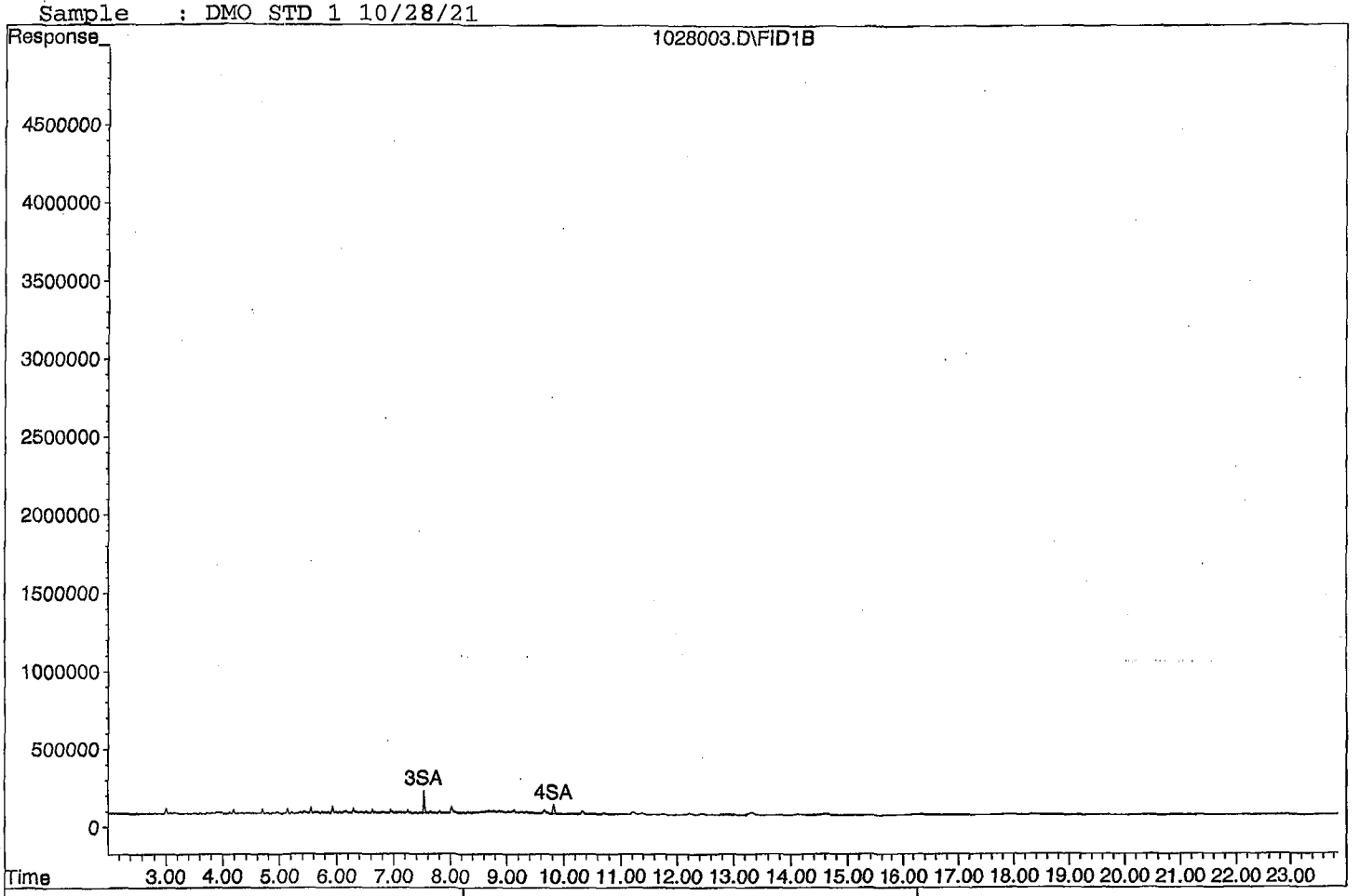





Quantitation Report (Not Reviewed)

Data File : G:\APOLLO\DATA\211028\1028004.D
Acq On : 10-28-21 9:47:06
Sample : DMO STD 2 10/28/21
Misc : water
IntFile : events.e
Quant Time: Oct 28 15:39 2021 Quant Results File: DOC1028.RES

Vial: 4
Operator: KA
Inst : Apollo
Multiplr: 1.00

Method : G:\APOLLO\DATA\211028\DOC1028.M (Chemstation Integrator)
Title : 8015 B&C
Last Update : Thu Oct 28 15:39:11 2021
Response via : Multiple Level Calibration

Volume Inj. : 2UL
Signal Phase : DB-5
Signal Info : FID02A

Compound	R.T.	Response	Conc Units
System Monitoring Compounds			
3) SA Ortho-Terphenyl(S)	7.53	3178668	0.508 ppb
Surrogate Spike 30.000		Recovery =	1.69%
4) SA Octacosane(S)	9.82	2170507	0.480 ppb
Surrogate Spike 30.000		Recovery =	1.60%
Target Compounds			
1) HATM Diesel (C10-C24)	6.49	48131263	9.562 ppb
2) HBTM Motor Oil (C24-C40)	14.96	65214303	9.152 ppb

Target Compounds

(f)=RT Delta > 1/2 Window (m)=manual int.

Quantitation Report

Data File: G:\APOLLO\DATA\211028\1028004.D
Sample : DMO STD 2 10/28/21

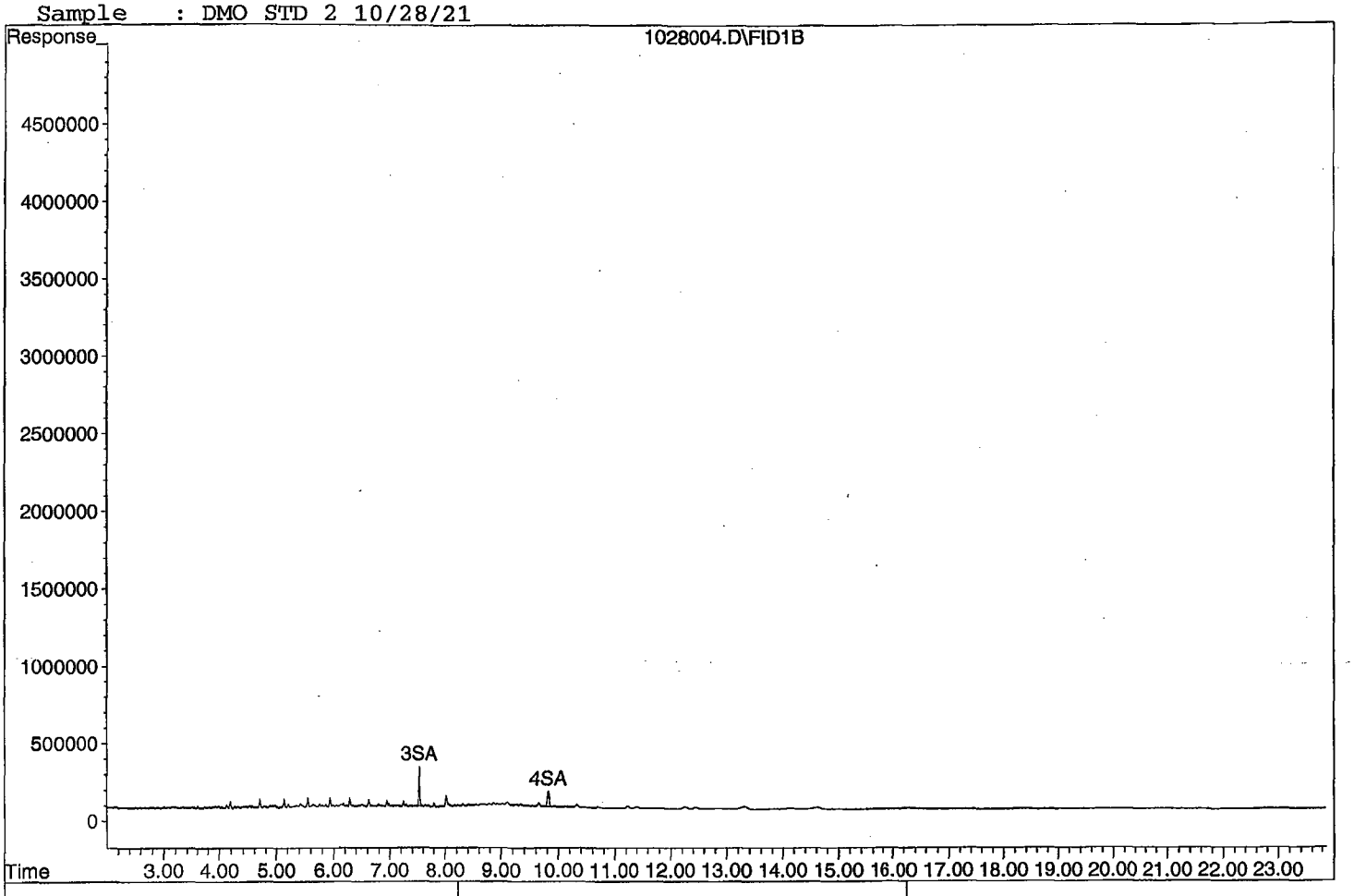

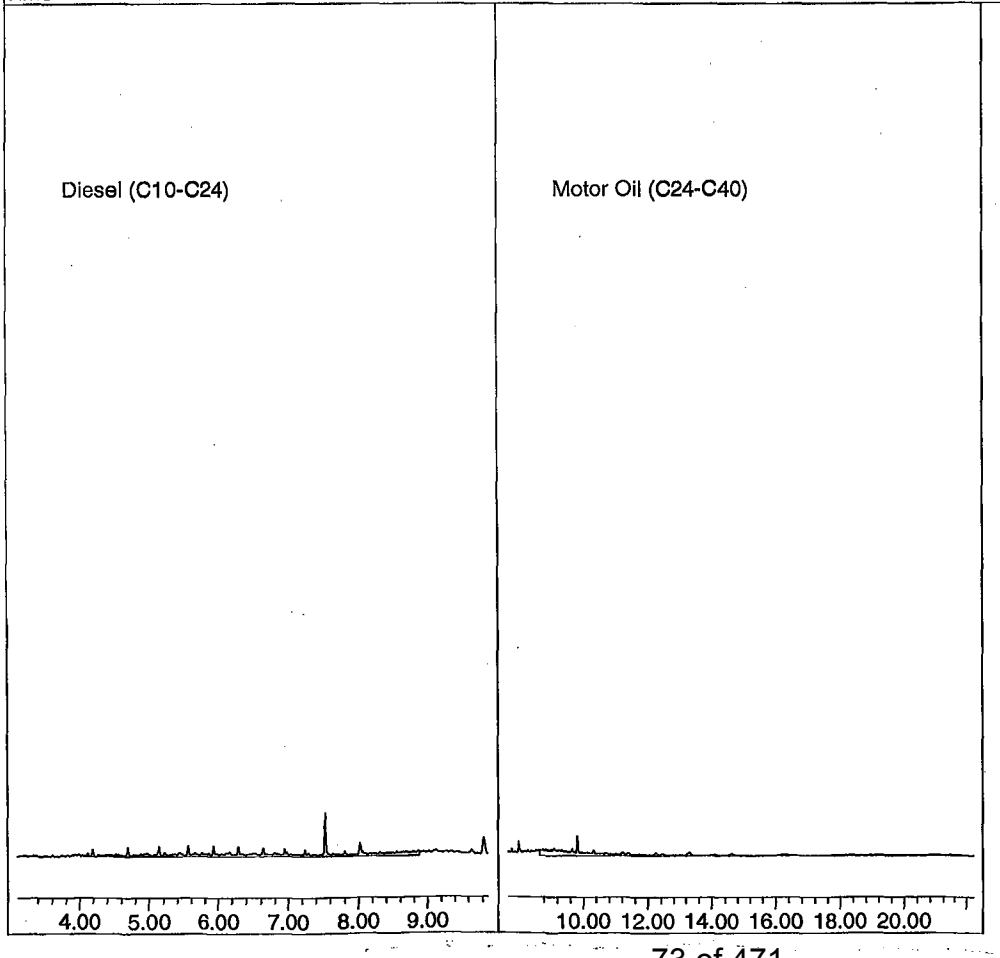

Quantitation Report (Not Reviewed)

Data File : G:\APOLLO\DATA\211028\1028005.D
Acq On : 10-28-21 10:15:13
Sample : DMO STD 3 10/28/21
Misc : water
IntFile : events.e
Quant Time: Oct 28 15:39 2021 Quant Results File: DOC1028.RES

Vial: 5
Operator: KA
Inst : Apollo
Multiplr: 1.00

Method : G:\APOLLO\DATA\211028\DOC1028.M (Chemstation Integrator)
Title : 8015 B&C
Last Update : Thu Oct 28 15:39:11 2021
Response via : Multiple Level Calibration

Volume Inj. : 2UL
Signal Phase : DB-5
Signal Info : FID02A

Compound	R.T.	Response	Conc Units
System Monitoring Compounds			
3) SA Ortho-Terphenyl(S)	7.53	15599382	2.494 ppb
Surrogate Spike 30.000	Recovery	=	8.31%
4) SA Octacosane(S)	9.82	11432050	2.528 ppb
Surrogate Spike 30.000	Recovery	=	8.43%
Target Compounds			
1) HATM Diesel (C10-C24)	6.49	251787231	50.024 ppb
2) HBTM Motor Oil (C24-C40)	14.96	206586322	50.832 ppb

Target Compounds

Quantitation Report

Data File: G:\APOLLO\DATA\211028\1028005.D
Sample : DMO STD 3 10/28/21

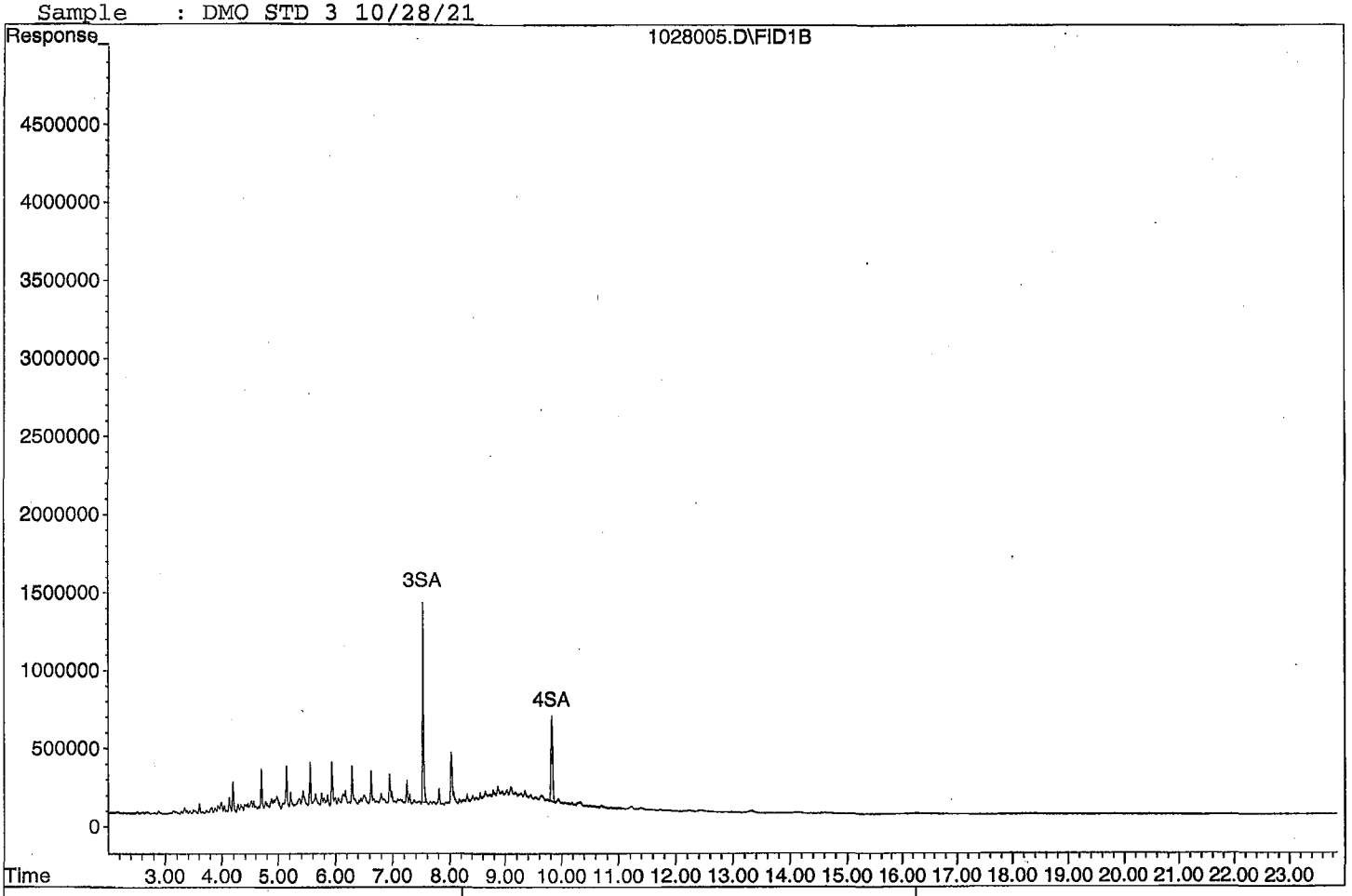





Quantitation Report (Not Reviewed)

Data File : G:\APOLLO\DATA\211028\1028006.D Vial: 6
Acq On : 10-28-21 10:43:31 Operator: KA
Sample : DMO STD 4 10/28/21 Inst : Apollo
Misc : water Multiplr: 1.00
IntFile : events.e
Quant Time: Oct 28 15:39 2021 Quant Results File: DOC1028.RES

Method : G:\APOLLO\DATA\211028\DOC1028.M (Chemstation Integrator)
Title : 8015 B&C
Last Update : Thu Oct 28 15:39:11 2021
Response via : Multiple Level Calibration

Volume Inj. : 2UL
Signal Phase : DB-5
Signal Info : FID02A

Compound	R.T.	Response	Conc Units
System Monitoring Compounds			
3) SA Ortho-Terphenyl(S)	7.53	75891940	12.133 ppb
Surrogate Spike 30.000		Recovery =	40.44%
4) SA Octacosane(S)	9.82	56888797	12.578 ppb
Surrogate Spike 30.000		Recovery =	41.93%
Target Compounds			
1) HATM Diesel (C10-C24)	6.49	1209470396	240.292 ppb
2) HBTM Motor Oil (C24-C40)	14.96	912296132	258.892 ppb

Target Compounds

(f)=RT Delta > 1/2 Window (m)=manual int.
1028006.D DOC1028.M Thu Oct 28 15:42:34 2021 Page 1

Data File: G:\APOLLO\DATA\211028\1028006.D
Sample : DMO STD 4 10/28/21

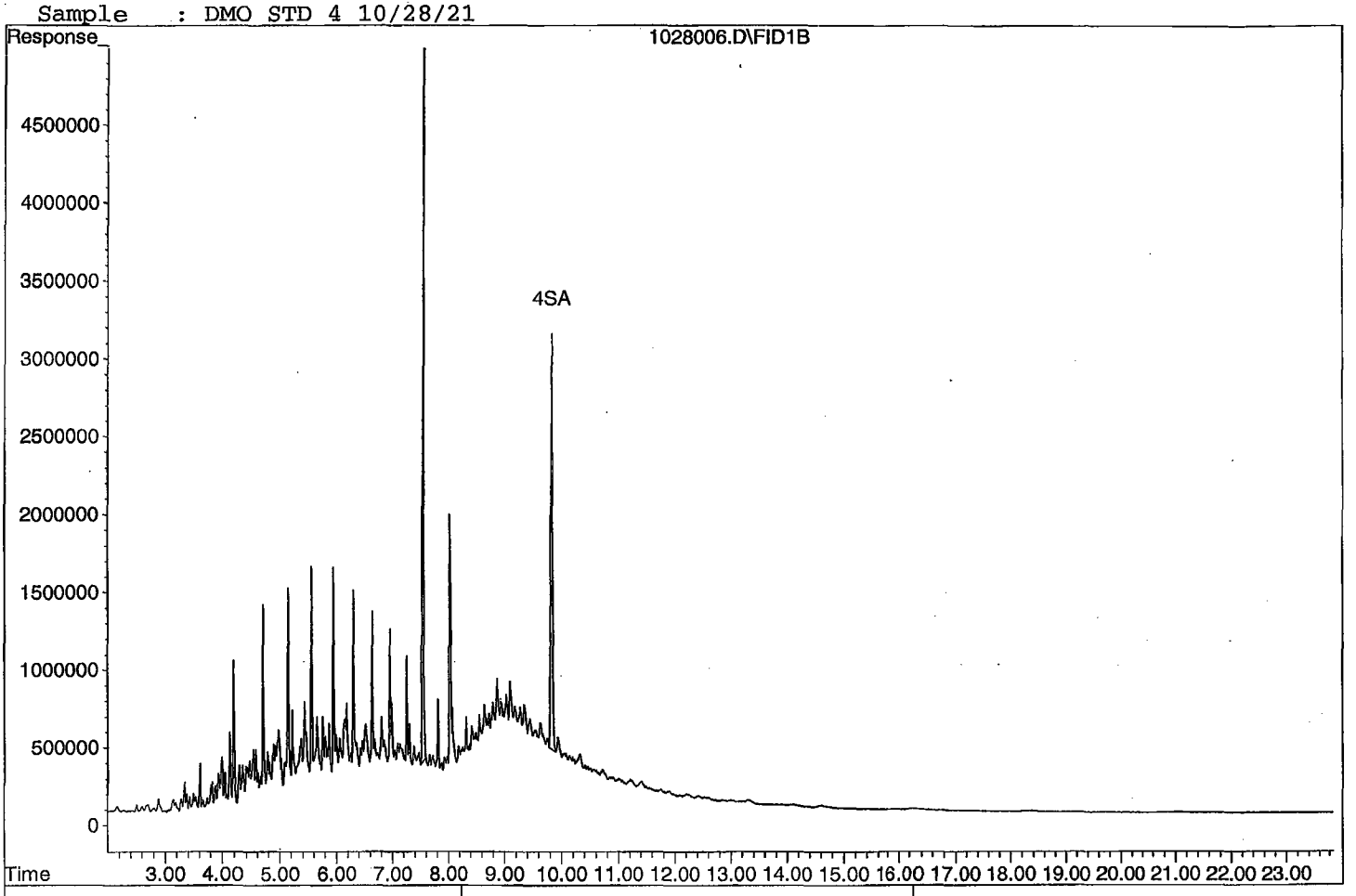

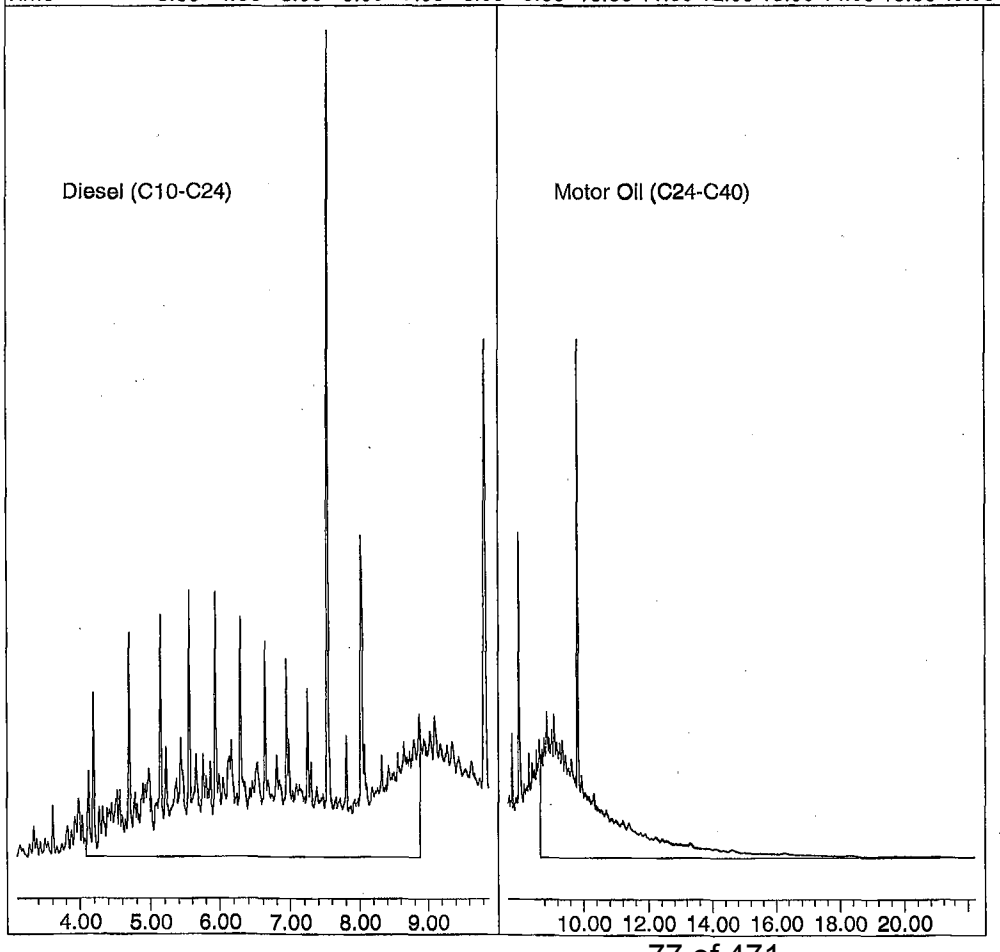

Quantitation Report (Not Reviewed)

Data File : G:\APOLLO\DATA\211028\1028007.D
Acq On : 10-28-21 11:11:42
Sample : DMO STD 5 10/28/21
Misc : water
IntFile : events.e
Quant Time: Oct 28 15:39 2021 Quant Results File: DOC1028.RES

Vial: 7
Operator: KA
Inst : Apollo
Multiplr: 1.00

Method : G:\APOLLO\DATA\211028\DOC1028.M (Chemstation Integrator)
Title : 8015 B&C
Last Update : Thu Oct 28 15:39:11 2021
Response via : Multiple Level Calibration

Volume Inj. : 2UL
Signal Phase : DB-5
Signal Info : FID02A

Compound	R.T.	Response	Conc Units
System Monitoring Compounds			
3) SA Ortho-Terphenyl(S)	7.54	292696553	46.794 ppb
Surrogate Spike 30.000		Recovery =	155.98%
4) SA Octacosane(S)	9.83	217041298	47.988 ppb
Surrogate Spike 30.000		Recovery =	159.96%
Target Compounds			
1) HATM Diesel (C10-C24)	6.49	4675985227	929.003 ppb
2) HBTM Motor Oil (C24-C40)	14.96	3391967397	989.959 ppb

Target Compounds

(f)=RT Delta > 1/2 Window (m)=manual int.
1028007.D DOC1028.M Thu Oct 28 15:42:36 2021

Quantitation Report

Data File: G:\APOLLO\DATA\211028\1028007.D
Sample : DMO STD 5 10/28/21

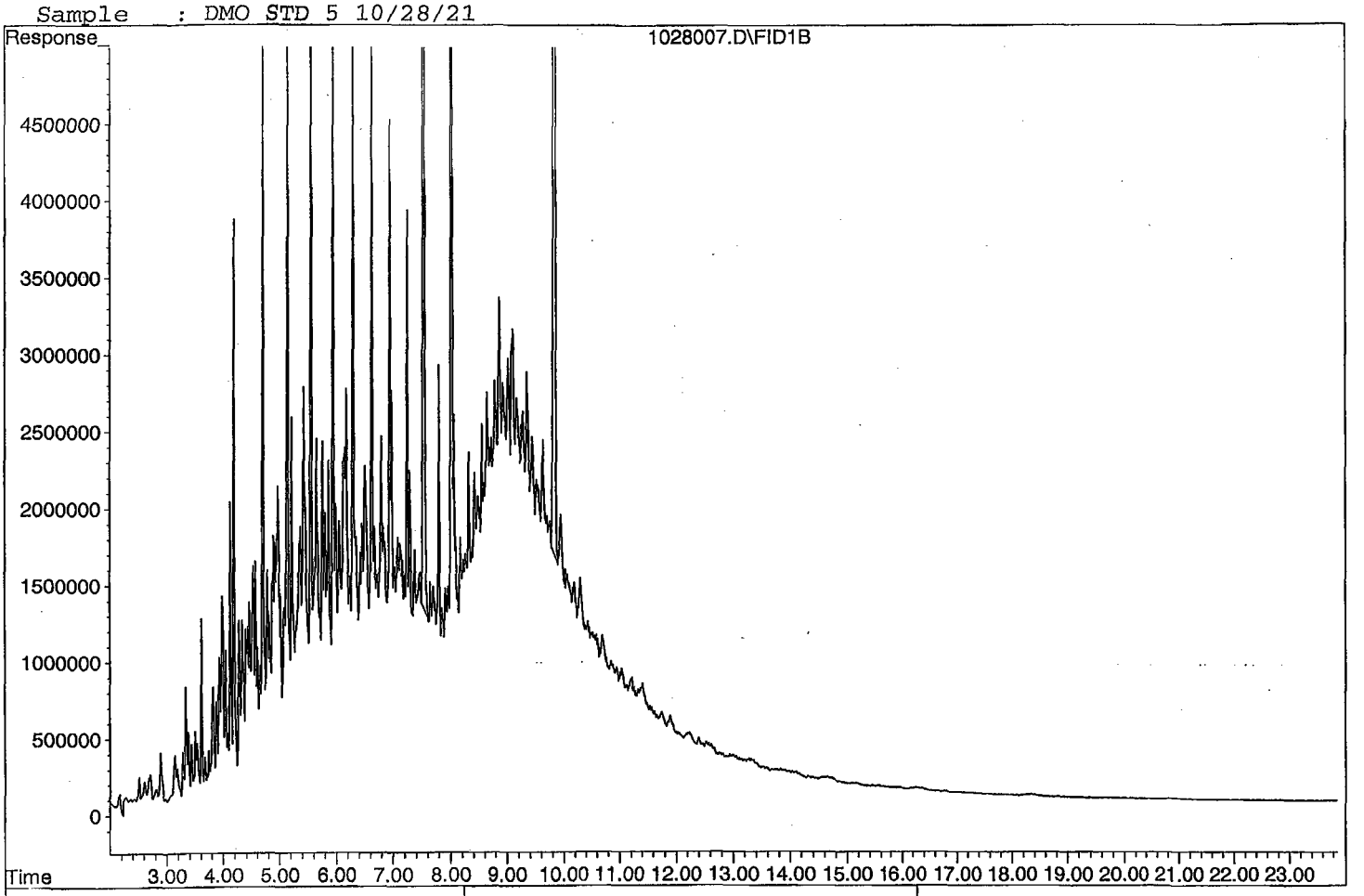

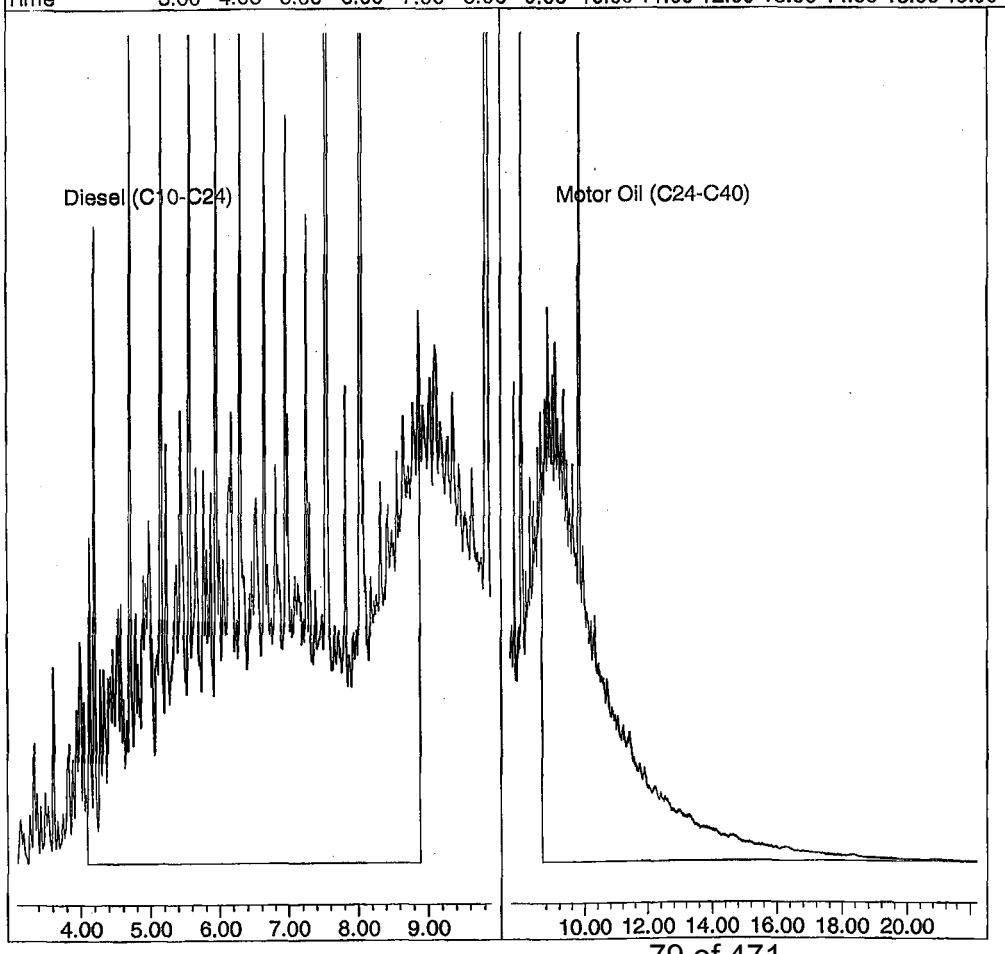

Quantitation Report (Not Reviewed)

Data File : G:\APOLLO\DATA\211028\1028008.D Vial: 8
Acq On : 10-28-21 11:39:55 Operator: KA
Sample : DMO STD 6 10/28/21 Inst : Apollo
Misc : water Multiplr: 1.00
IntFile : events.e
Quant Time: Oct 28 15:39 2021 Quant Results File: DOC1028.RES

Method : G:\APOLLO\DATA\211028\DOC1028.M (Chemstation Integrator)
Title : 8015 B&C
Last Update : Thu Oct 28 15:39:11 2021
Response via : Multiple Level Calibration

Volume Inj. : 2UL
Signal Phase : DB-5
Signal Info : FID02A

Compound	R.T.	Response	Conc Units
System Monitoring Compounds			
3) SA Ortho-Terphenyl(S)	7.54	435798382	69.672 ppb
Surrogate Spike 30.000		Recovery =	232.24%
4) SA Octacosane(S)	9.84	325688048	72.009 ppb
Surrogate Spike 30.000		Recovery =	240.03%
Target Compounds			
1) HATM Diesel (C10-C24)	6.49	7163144090	1423.140 ppb
2) HBTM Motor Oil (C24-C40)	14.96	5028351305	1472.405 ppb

Target Compounds

(f)=RT Delta > 1/2 Window (m)=manual int.
1028008.D DOC1028.M Thu Oct 28 15:42:38 2021 Page 1

Quantitation Report

Data File: G:\APOLLO\DATA\211028\1028008.D
Sample : DMO STD 6 10/28/21

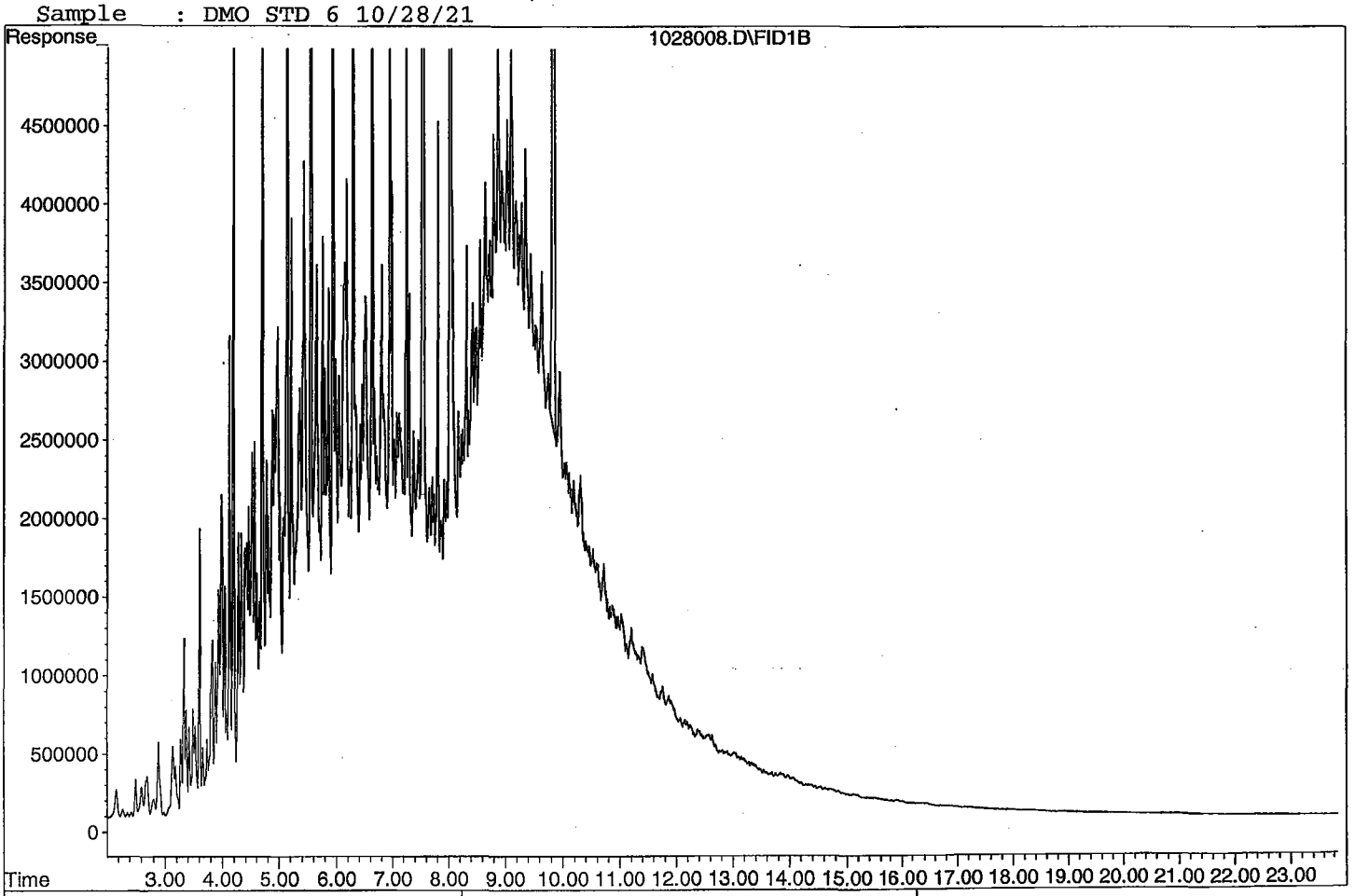

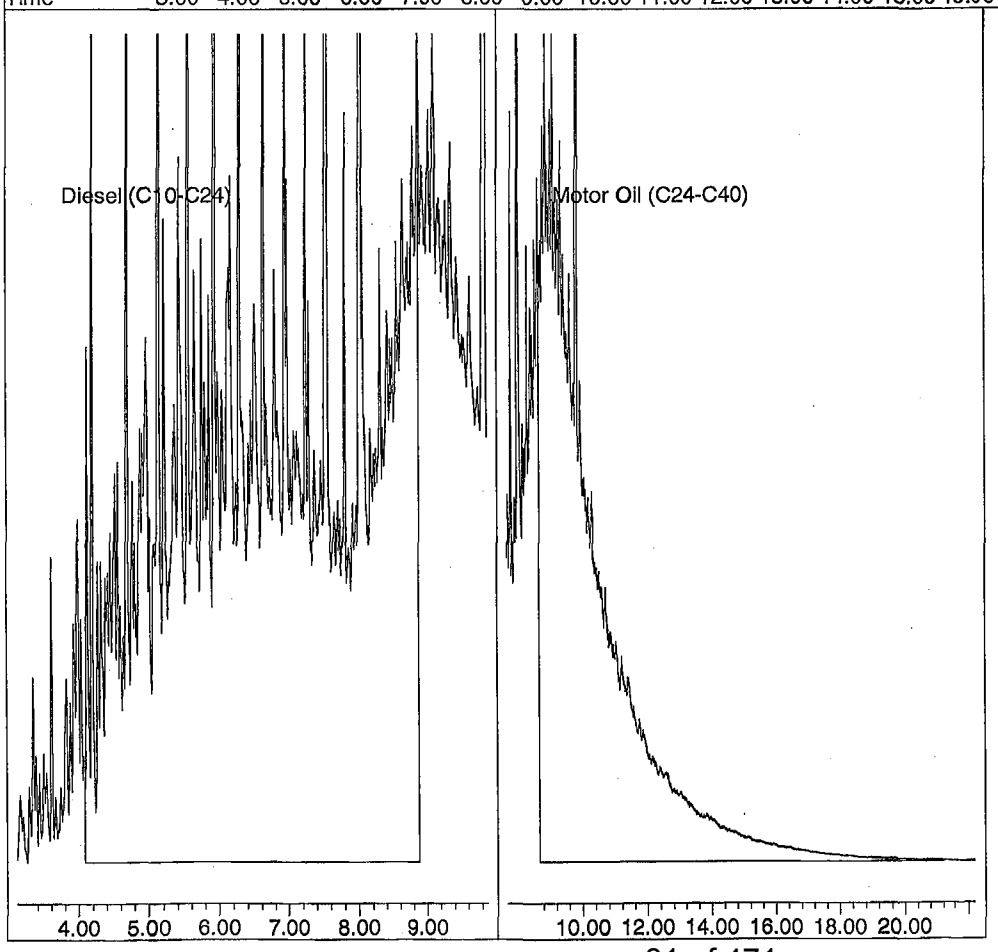

Quantitation Report (Not Reviewed)

Data File : G:\APOLLO\DATA\211028\1028009.D Vial: 9
Acq On : 10-28-21 12:08:10 Operator: KA
Sample : DMO STD 7 10/28/21 Inst : Apollo
Misc : water Multiplr: 1.00
IntFile : events.e
Quant Time: Oct 28 15:39 2021 Quant Results File: DOC1028.RES

Method : G:\APOLLO\DATA\211028\DOC1028.M (Chemstation Integrator)
Title : 8015 B&C
Last Update : Thu Oct 28 15:39:11 2021
Response via : Multiple Level Calibration

Volume Inj. : 2UL
Signal Phase : DB-5
Signal Info : FID02A

Compound	R.T.	Response	Conc Units
System Monitoring Compounds			
3) SA Ortho-Terphenyl(S)	7.54	617758709	98.762 ppb
Surrogate Spike 30.000		Recovery =	329.21%
4) SA Octacosane(S)	9.85	457331573	101.116 ppb
Surrogate Spike 30.000		Recovery =	337.05%
Target Compounds			
1) HATM Diesel (C10-C24)	6.49	10255165539	2037.448 ppb
2) HBTM Motor Oil (C24-C40)	14.96	6914631831	2028.526 ppb

Target Compounds

(f)=RT Delta > 1/2 Window (m)=manual int.
1028009.D DOC1028.M Thu Oct 28 15:42:40 2021 Page 1

Quantitation Report

Data File: G:\APOLLO\DATA\211028\1028009.D
Sample : DMO STD 7 10/28/21

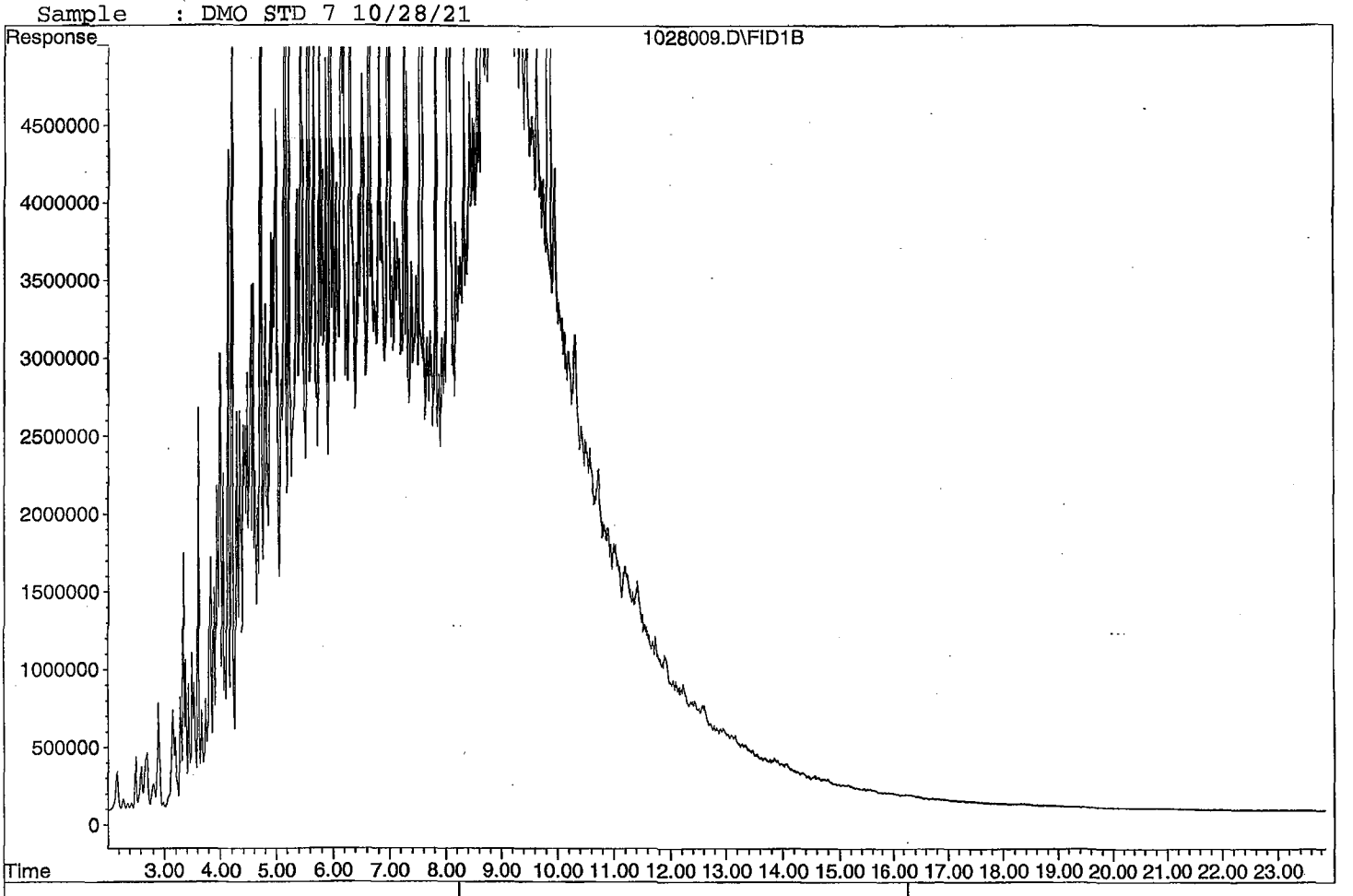

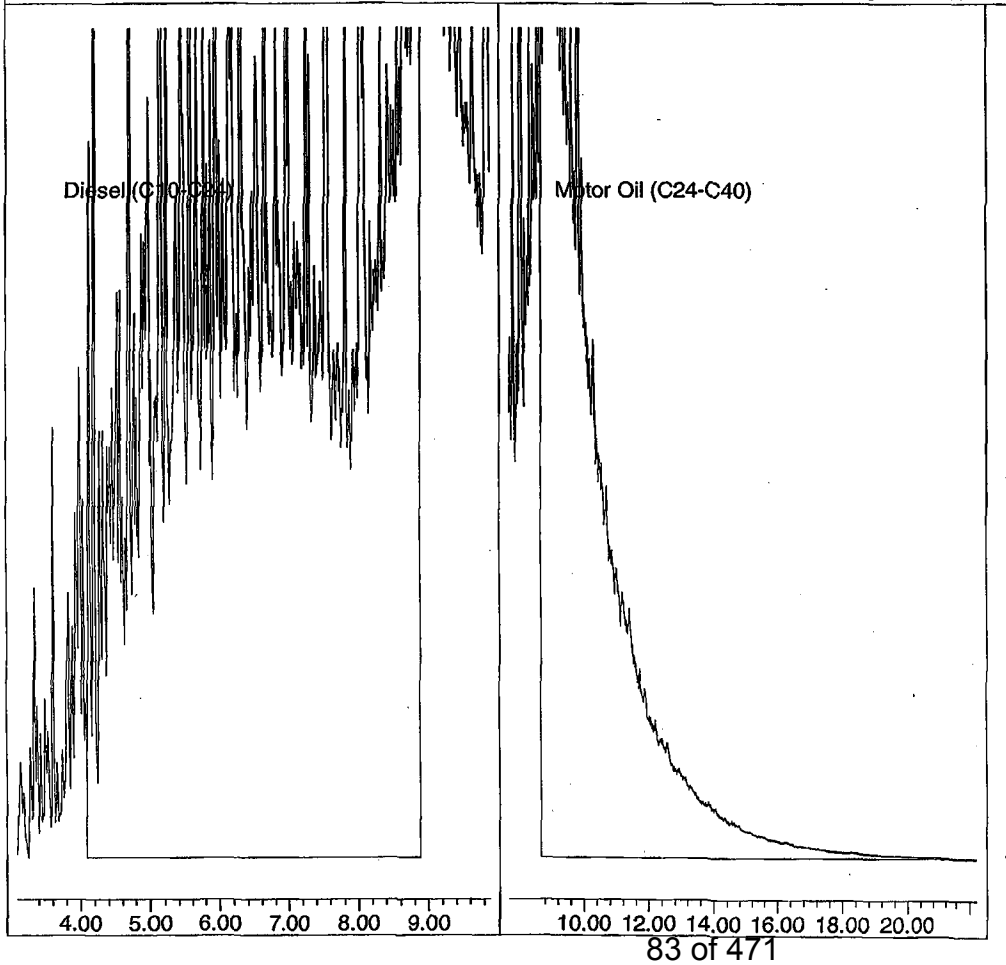

1028009.D DOC1028.M Thu Oct 28 15:42:41 2021

TPH Extractables
DOC1028

Form 7

Second Source Calibration

Lab Name: APPL, Inc.
Case No:
Matrix: Water

SDG No:
Date Analyzed: 10/28/2021
Instrument: Apollo
Initial Cal. Date: 10/28/2021
Data File: 1028010.D

		Compound	MEAN	CCRF	%D		%Drift
1	HATM	Diesel (C10-C24)	2516670	2266400	9.9	HATM	
2	HBTM	Motor Oil (C24-C40)	2492040	1663520	33	HBTML	5.9
3							
4							
5							
6							
7							
8							
9							
10							
11							
12							
13							
14							
15							
16							
17							
18							
19							
20							
21							
22							
23							
24							
25							
26							
27							
28							
29							
30							
31							
32							
33							
34							
35							
36							
37							
38							
39							
40							
		Average			21.5		

Quantitation Report (Not Reviewed)

Data File : G:\APOLLO\DATA\211028\1028010.D Vial: 10
Acq On : 10-28-21 12:36:26 Operator: KA
Sample : DMO Second Source 10/28/21 Inst : Apollo
Misc : water Multiplr: 1.00
IntFile : events.e
Quant Time: Oct 28 15:39 2021 Quant Results File: DOC1028.RES

Method : G:\APOLLO\DATA\211028\DOC1028.M (Chemstation Integrator)
Title : 8015 B&C
Last Update : Thu Oct 28 15:39:11 2021
Response via : Multiple Level Calibration

Volume Inj. : 2UL
Signal Phase : DB-5
Signal Info : FID02A

Compound	R.T.	Response	Conc Units
System Monitoring Compounds			
3) SA Ortho-Terphenyl(S)	7.53	4250105	0.679 ppb
Surrogate Spike 30.000		Recovery =	2.26%
4) SA Octacosane(S)	9.83	-3553	N.D. ppb
Surrogate Spike 30.000		Recovery =	0.00%
Target Compounds			
1) HATM Diesel (C10-C24)	6.49	1133202337	225.139 ppb
2) HBTM Motor Oil (C24-C40)	14.96	831758038	235.148 ppb

Target Compounds

(f)=RT Delta > 1/2 Window (m)=manual int.
1028010.D DOC1028.M Thu Oct 28 15:42:42 2021 Page 1

Data File: G:\APOLLO\DATA\211028\1028010.D
Sample : DMO Second Source 10/28/21

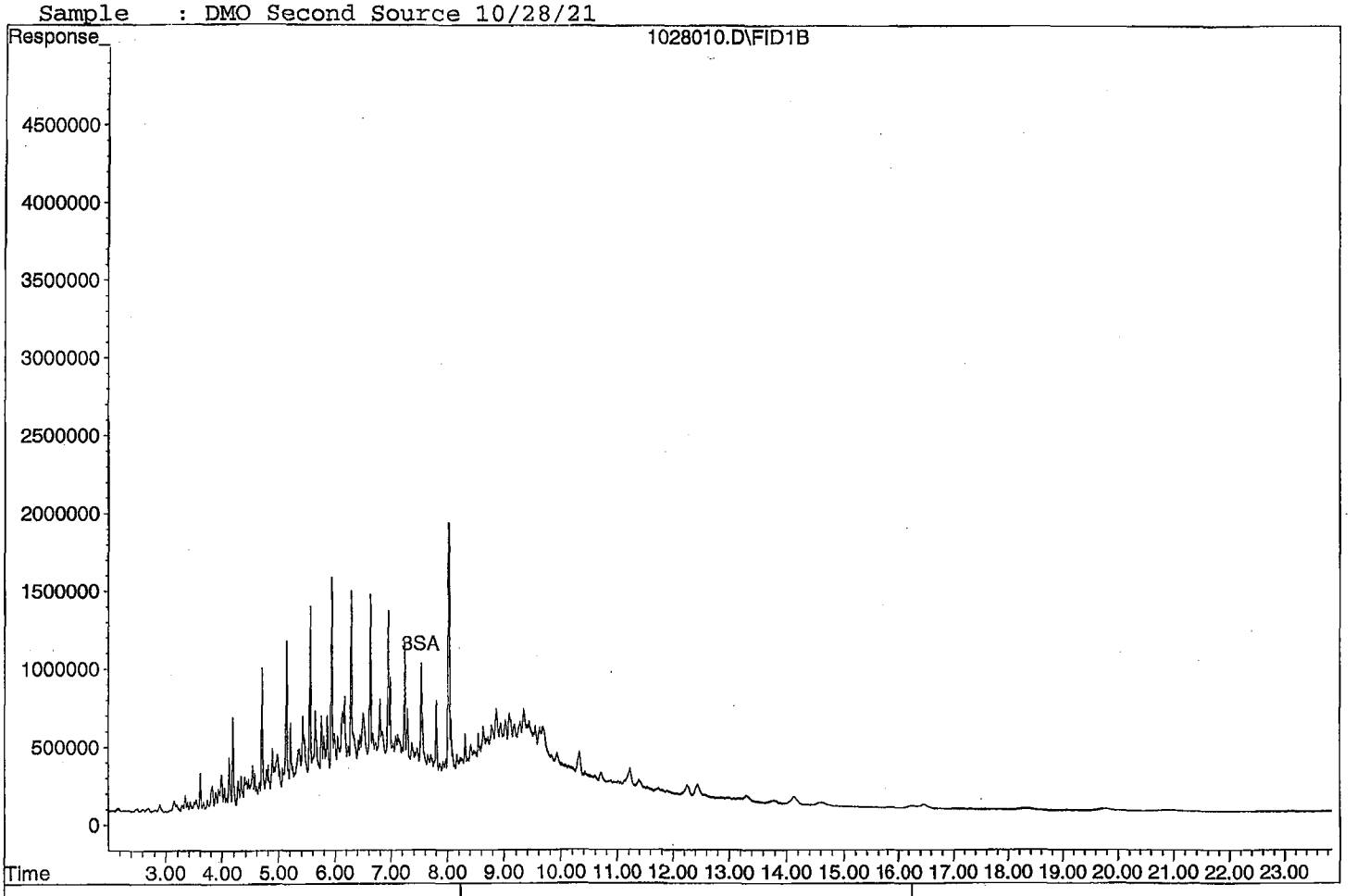

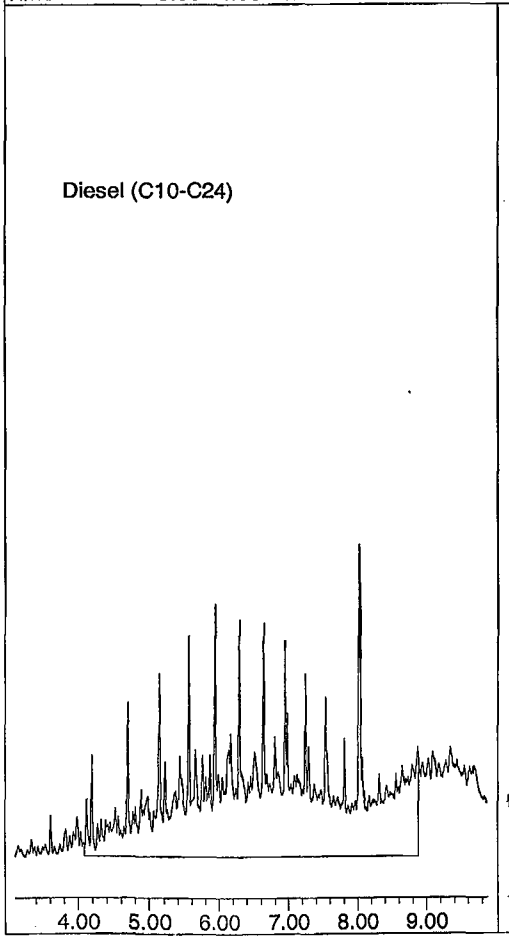



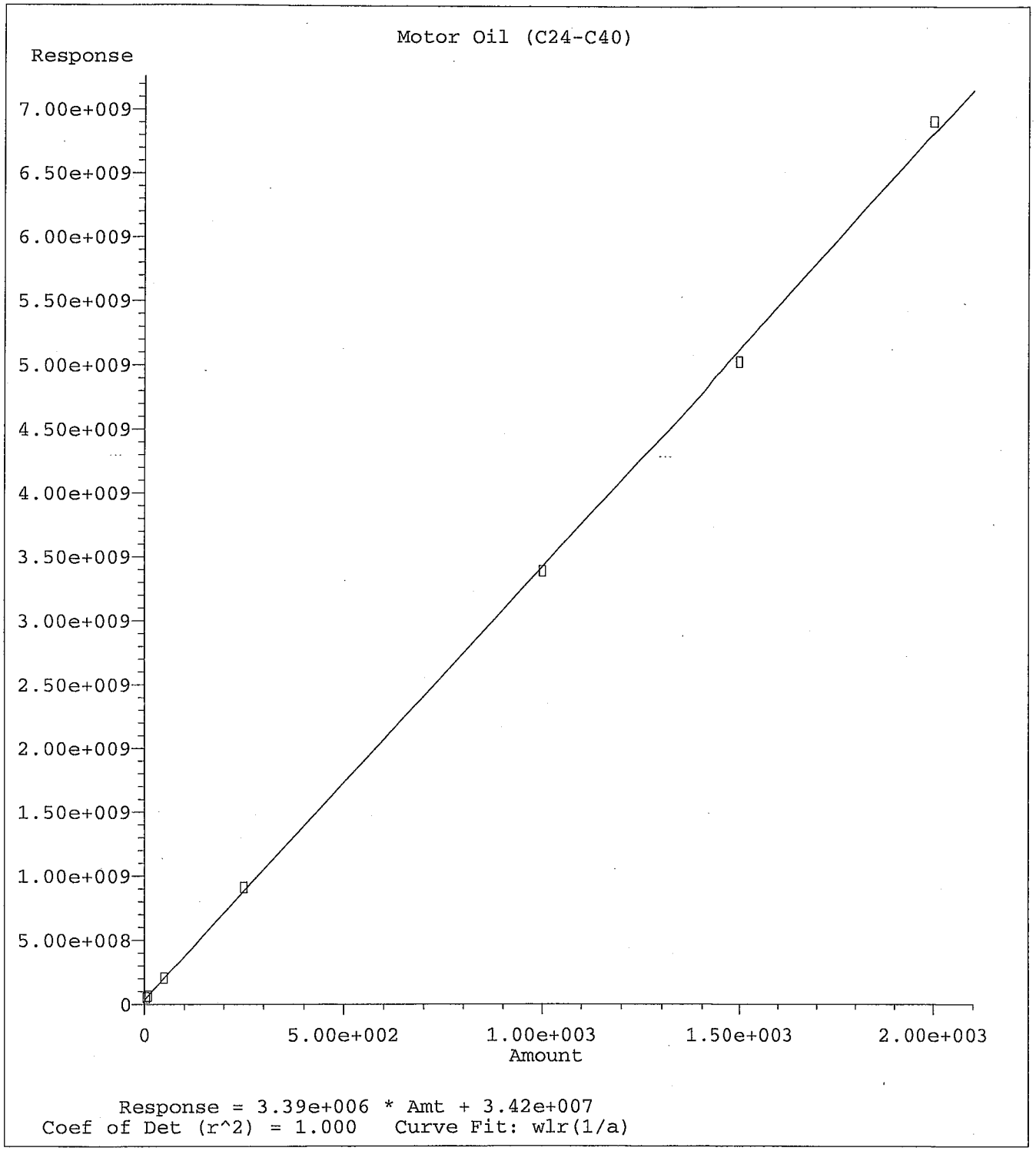

Method Name: G:\APOLLO\DATA\211028\DOC1028.M
Calibration Table Last Updated: Thu Oct 28 15:37:06 2021

TPH Extractables
DOC1028

Form 7

Continuing Calibration

Lab Name: APPL, Inc.
Case No:
Matrix: Water

SDG No:
Date Analyzed: 11/30/2021
Instrument: Apollo
Initial Cal. Date: 10/28/2021
Data File: 1129054.D

		Compound	MEAN	CCRF	%D		%Drift	
1	HATM	Diesel (C10-C24)	2516670	2639320	4.9	HATM		
2	HBTM	Motor Oil (C24-C40)	2492040	1528380	39	HBTML	11	
3	SA	Ortho-Terphenyl(S)	3127510	2461080	21	SA		*
4	SA	Octacosane(S)	2261430	2175120	3.8	SA		
5								
6								
7								
8								
9								
10								
11								
12								
13								
14								
15								
16								
17								
18								
19								
20								
21								
22								
23								
24								
25								
26								
27								
28								
29								
30								
31								
32								
33								
34								
35								
36								
37								
38								
39								
40								
		Average			17.2			

Quantitation Report (Not Reviewed)

Data File : G:\APOLLO\DATA\211129\1129054.D Vial: 54
Acq On : 11-30-21 17:20:36 Operator: KA
Sample : DMO STD DF2 10/06/21 Inst : Apollo
Misc : water Multiplr: 1.00
IntFile : events.e
Quant Time: Dec 3 8:33 2021 Quant Results File: DOC1028.RES

Method : G:\APOLLO\DATA\211129\DOC1028.M (Chemstation Integrator)
Title : 8015 B&C
Last Update : Wed Dec 01 08:12:47 2021
Response via : Multiple Level Calibration

Volume Inj. : 2UL
Signal Phase : DB-5
Signal Info : FID02A

Compound	R.T.	Response	Conc Units
System Monitoring Compounds			
3) SA Ortho-Terphenyl(S)	7.14	246108299	39.346 ppb
Surrogate Spike 30.000		Recovery =	131.15%
4) SA Octacosane(S)	9.27	217512311	48.092 ppb
Surrogate Spike 30.000		Recovery =	160.31%
Target Compounds			
1) HATM Diesel (C10-C24)	6.49	5278634580	1048.734 ppb
2) HBTM Motor Oil (C24-C40)	14.96	3056767220	891.134 ppb

Target Compounds

Data File: G:\APOLLO\DATA\211129\1129054.D
Sample : DMO STD DF2 10/06/21

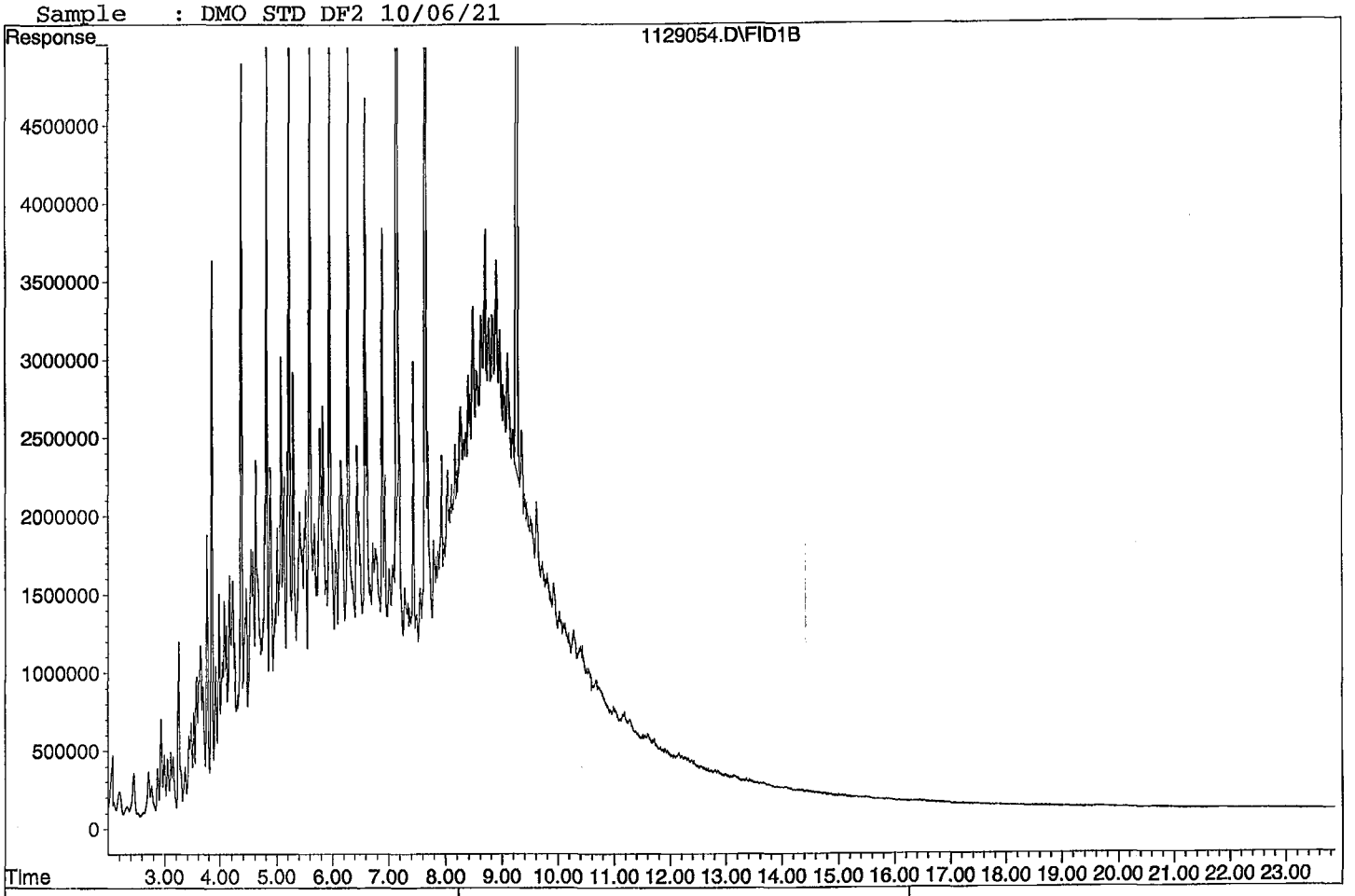

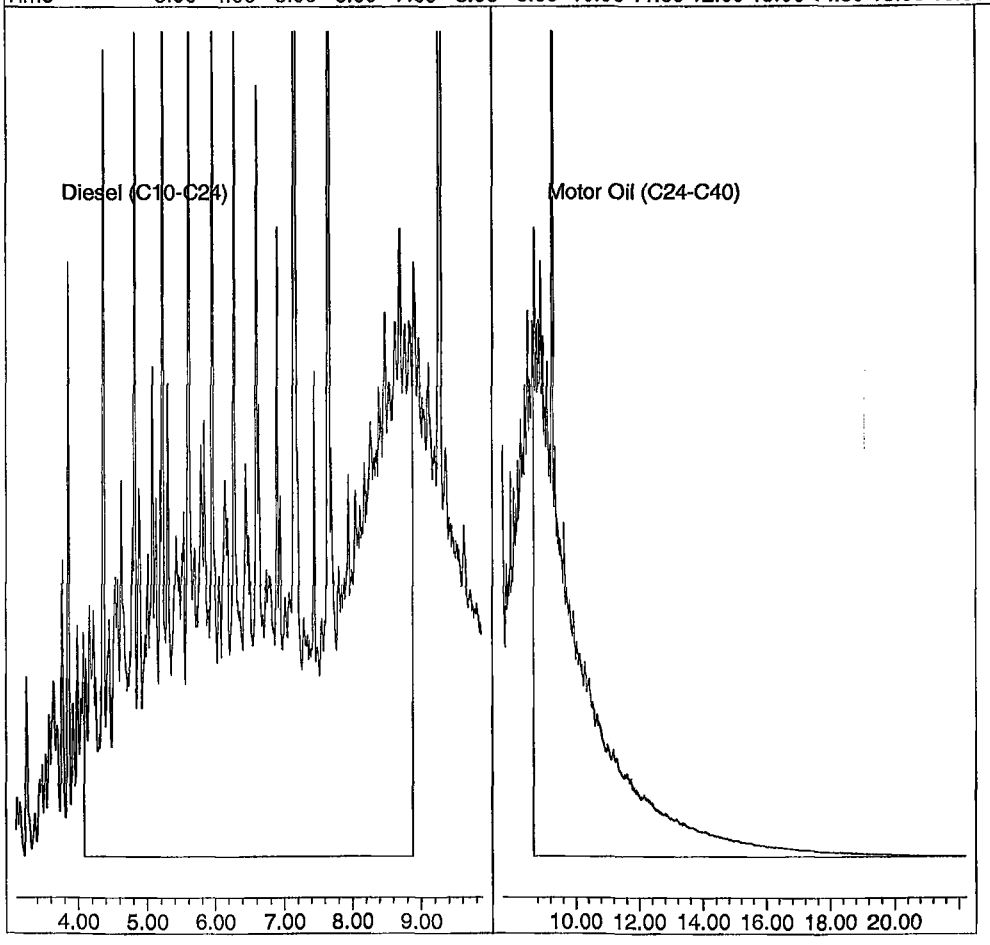

TPH Extractables
DOC1028

Form 7

Continuing Calibration

Lab Name: APPL, Inc.
Case No:
Matrix: Water

SDG No:
Date Analyzed: 12/1/2021
Instrument: Apollo
Initial Cal. Date: 10/28/2021
Data File: 1129074.D

		Compound	MEAN	CCRF	%D		%Drift
1	HATM	Diesel (C10-C24)	2516670	2714770	7.9	HATM	
2	HBTM	Motor Oil (C24-C40)	2492040	1562440	37	HBTML	8.9
3	SA	Ortho-Terphenyl(S)	3127510	2512110	20	SA	
4	SA	Octacosane(S)	2261430	2226140	1.6	SA	
5							
6							
7							
8							
9							
10							
11							
12							
13							
14							
15							
16							
17							
18							
19							
20							
21							
22							
23							
24							
25							
26							
27							
28							
29							
30							
31							
32							
33							
34							
35							
36							
37							
38							
39							
40							
		Average			16.6		

Quantitation Report (Not Reviewed)

Data File : G:\APOLLO\DATA\211129\1129074.D Vial: 74
Acq On : 12-1-21 2:45:45 Operator: KA
Sample : DMO STD DF2 10/06/21 Inst : Apollo
Misc : water Multiplr: 1.00
IntFile : events.e
Quant Time: Dec 1 8:14 2021 Quant Results File: DOC1028.RES

Method : G:\APOLLO\DATA\211129\DOC1028.M (Chemstation Integrator)
Title : 8015 B&C
Last Update : Wed Dec 01 08:12:47 2021
Response via : Multiple Level Calibration

Volume Inj. : 2UL
Signal Phase : DB-5
Signal Info : FID02A

Compound	R.T.	Response	Conc Units
System Monitoring Compounds			
3) SA Ortho-Terphenyl(S)	7.14	251210944	40.162 ppb
Surrogate Spike 30.000		Recovery =	133.87%
4) SA Octacosane(S)	9.27	222613968	49.220 ppb
Surrogate Spike 30.000		Recovery =	164.07%
Target Compounds			
1) HATM Diesel (C10-C24)	6.49	5429536803	1078.715 ppb
2) HBTM Motor Oil (C24-C40)	14.96	3124882581	911.216 ppb

Target Compounds

Quantitation Report

Data File: G:\APOLLO\DATA\211129\1129074.D
Sample : DMO STD DF2 10/06/21

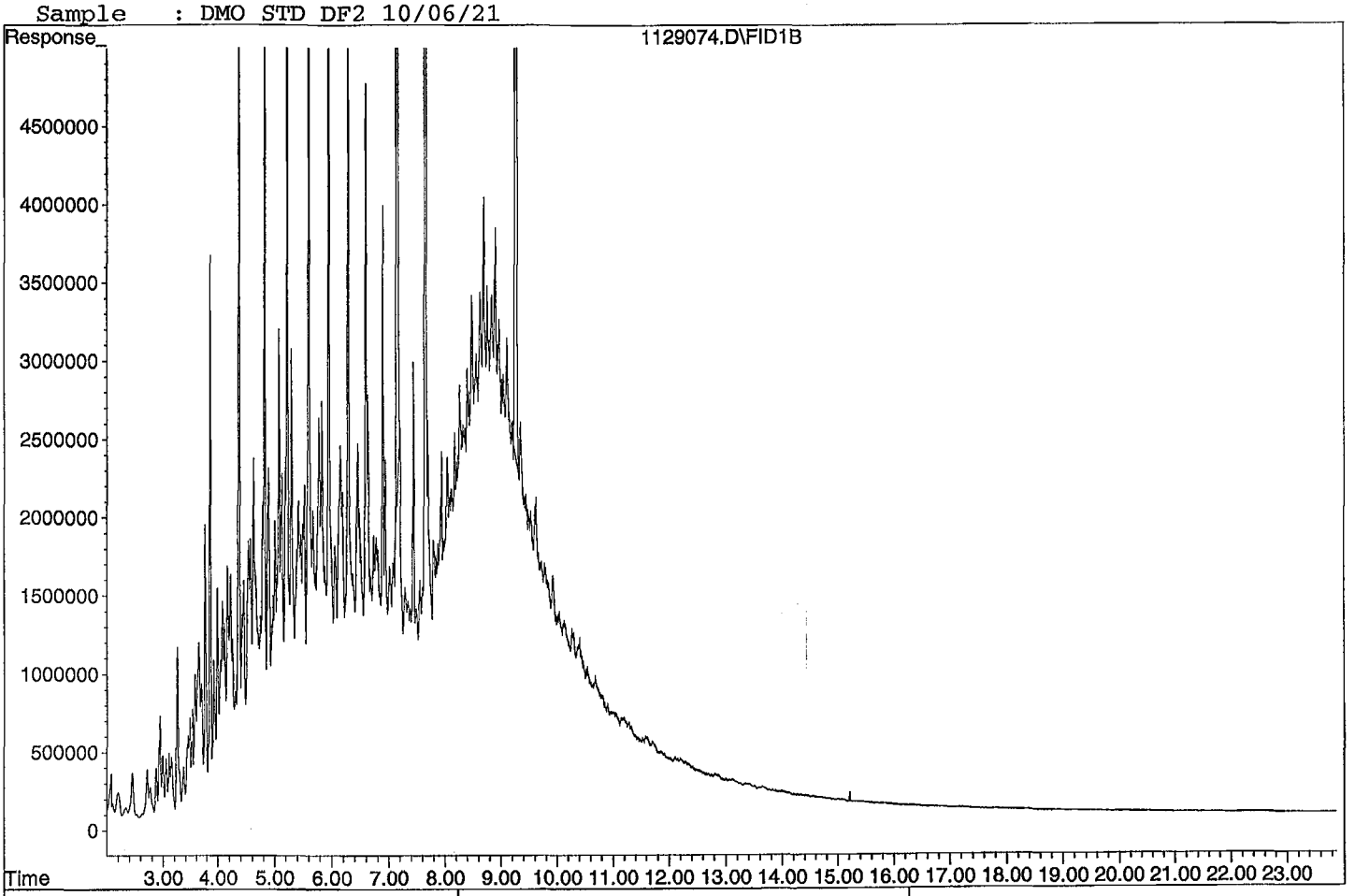

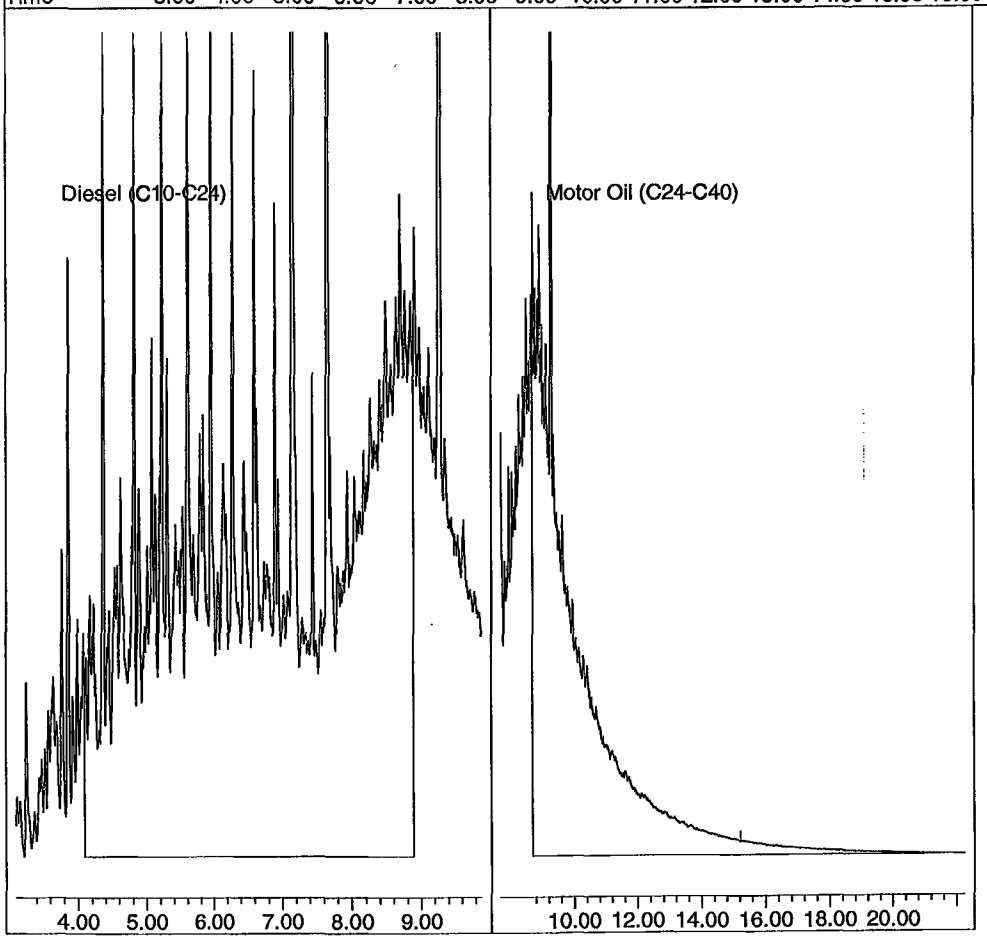

ORGANICS
Raw Data

Quantitation Report (QT Reviewed)

Data File : G:\APOLLO\DATA\211129\1129072.D
Acq On : 12-1-21 1:49:24
Sample : BA46714W09 5/1050
Misc : water
IntFile : events.e
Quant Time: Dec 3 8:37 2021 Quant Results File: DOC1028.RES

Vial: 72
Operator: KA
Inst : Apollo
Multiplr: 4.76

Method : G:\APOLLO\DATA\211129\DOC1028.M (Chemstation Integrator)
Title : 8015 B&C
Last Update : Wed Dec 01 08:12:47 2021
Response via : Multiple Level Calibration

Volume Inj. : 2UL
Signal Phase : DB-5
Signal Info : FID02A

Compound	R.T.	Response	Conc Units
System Monitoring Compounds			
3) SA Ortho-Terphenyl(S)	7.14	138917285	105.757 ppb
Surrogate Spike 142.857		Recovery =	74.03%
4) SA Octacosane(S)	9.26	123789085	130.332 ppb
Surrogate Spike 142.857		Recovery =	91.23%
Target Compounds			
1) HATM Diesel (C10-C24)	6.49	63942080	60.494 ppb
2) HBTM Motor Oil (C24-C40)	14.96	73146901	54.719 ppb

Target Compounds

Quantitation Report

Data File: G:\APOLLO\DATA\211129\1129072.D
Sample : BA46714W09 5/1050

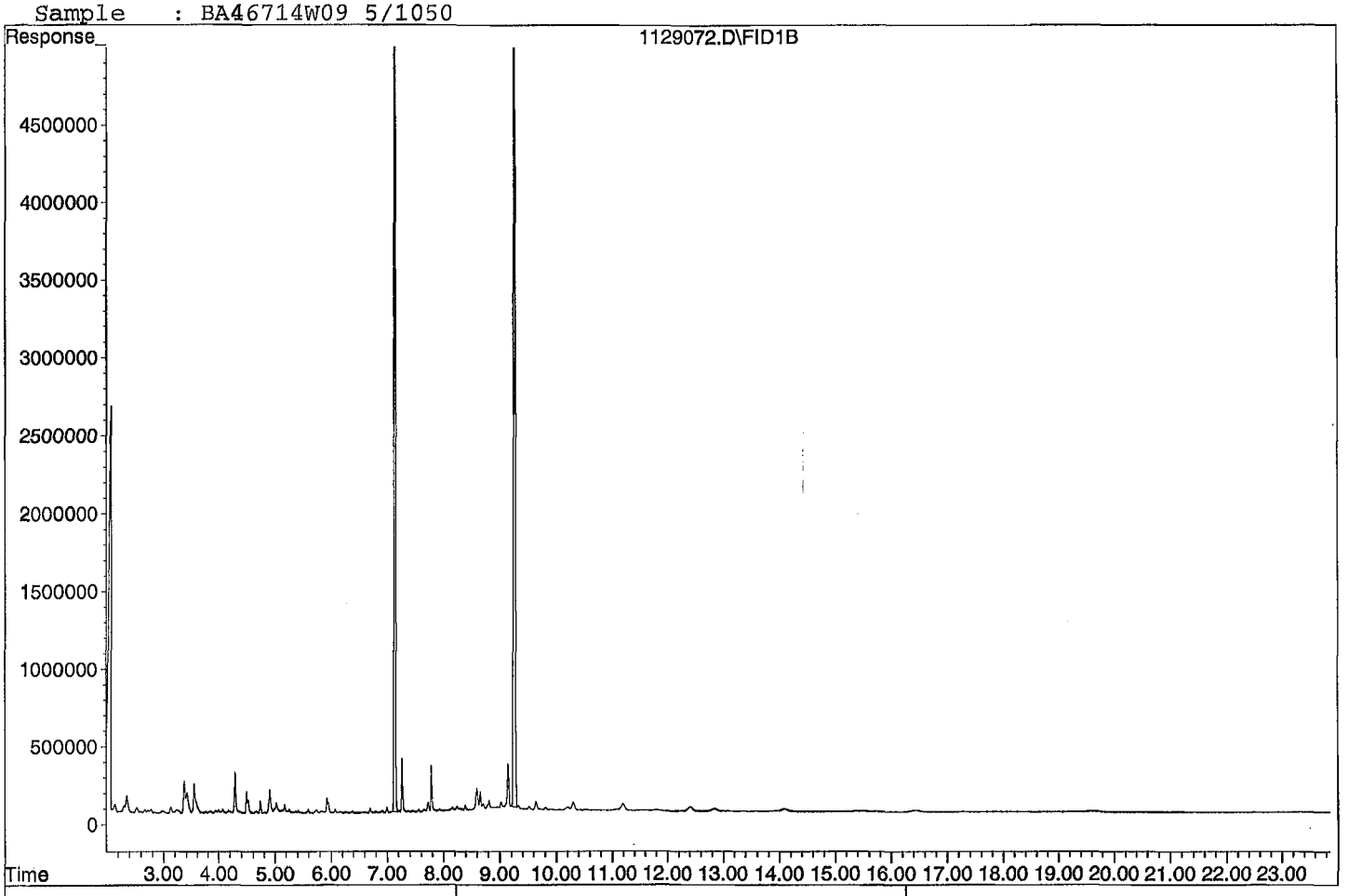

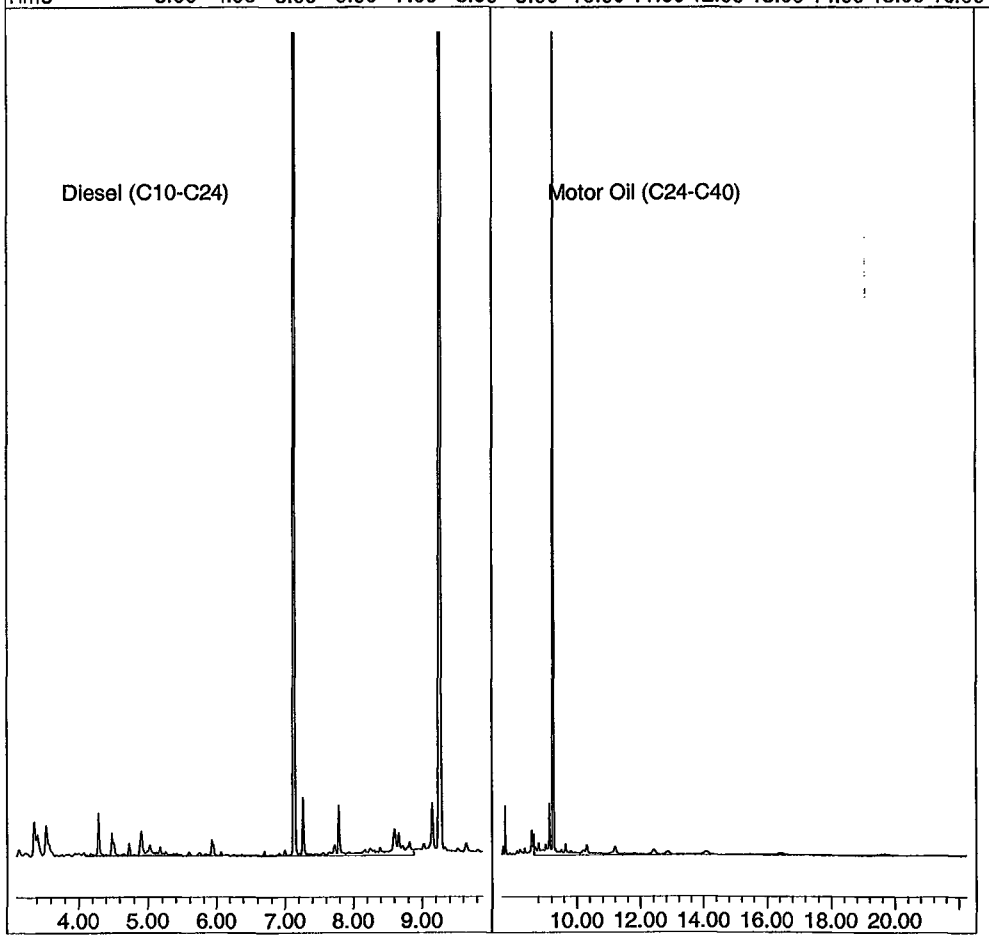

Quantitation Report (QT Reviewed)

Data File : G:\APOLLO\DATA\211129\1129069.D Vial: 69
Acq On : 12-1-21 0:24:52 Operator: KA
Sample : 211122A BLK 5/1000 Inst : Apollo
Misc : water Multiplr: 5.00
IntFile : events.e
Quant Time: Dec 3 8:35 2021 Quant Results File: DOC1028.RES

Method : G:\APOLLO\DATA\211129\DOC1028.M (Chemstation Integrator)
Title : 8015 B&C
Last Update : Wed Dec 01 08:12:47 2021
Response via : Multiple Level Calibration

Volume Inj. : 2UL
Signal Phase : DB-5
Signal Info : FID02A

Compound	R.T.	Response	Conc Units
System Monitoring Compounds			
3) SA Ortho-Terphenyl(S)	7.14	122486118	97.910 ppb
Surrogate Spike 150.000		Recovery =	65.27%
4) SA Octacosane(S)	9.26	109232273	120.756 ppb
Surrogate Spike 150.000		Recovery =	80.50%
Target Compounds			
1) HATM Diesel (C10-C24)	6.49	55692868	55.324 ppb
2) HBTM Motor Oil (C24-C40)	14.96	51339884	25.309 ppb

Target Compounds

Quantitation Report

Data File: G:\APOLLO\DATA\211129\1129069.D
Sample : 211122A BLK 5/1000

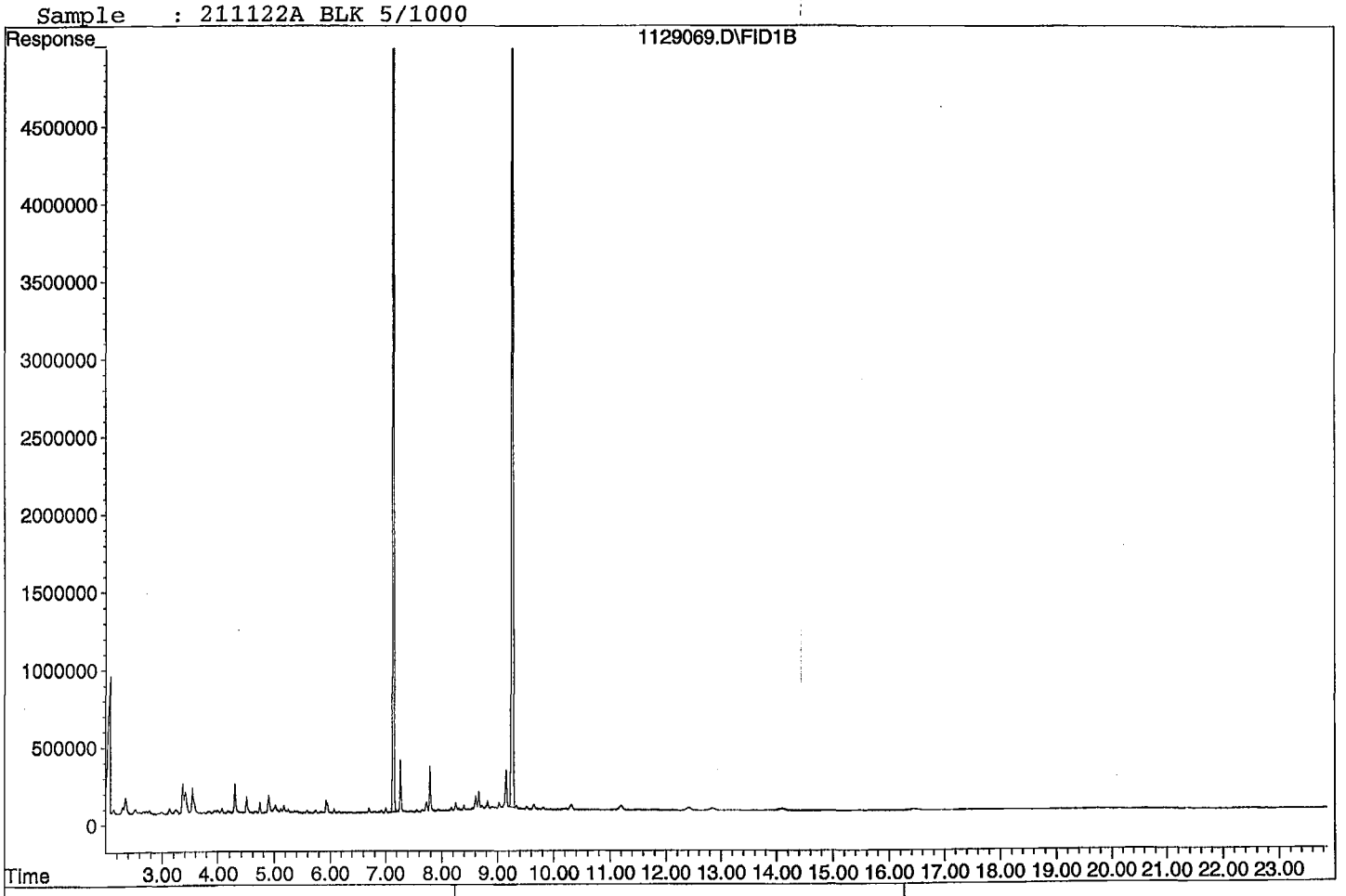

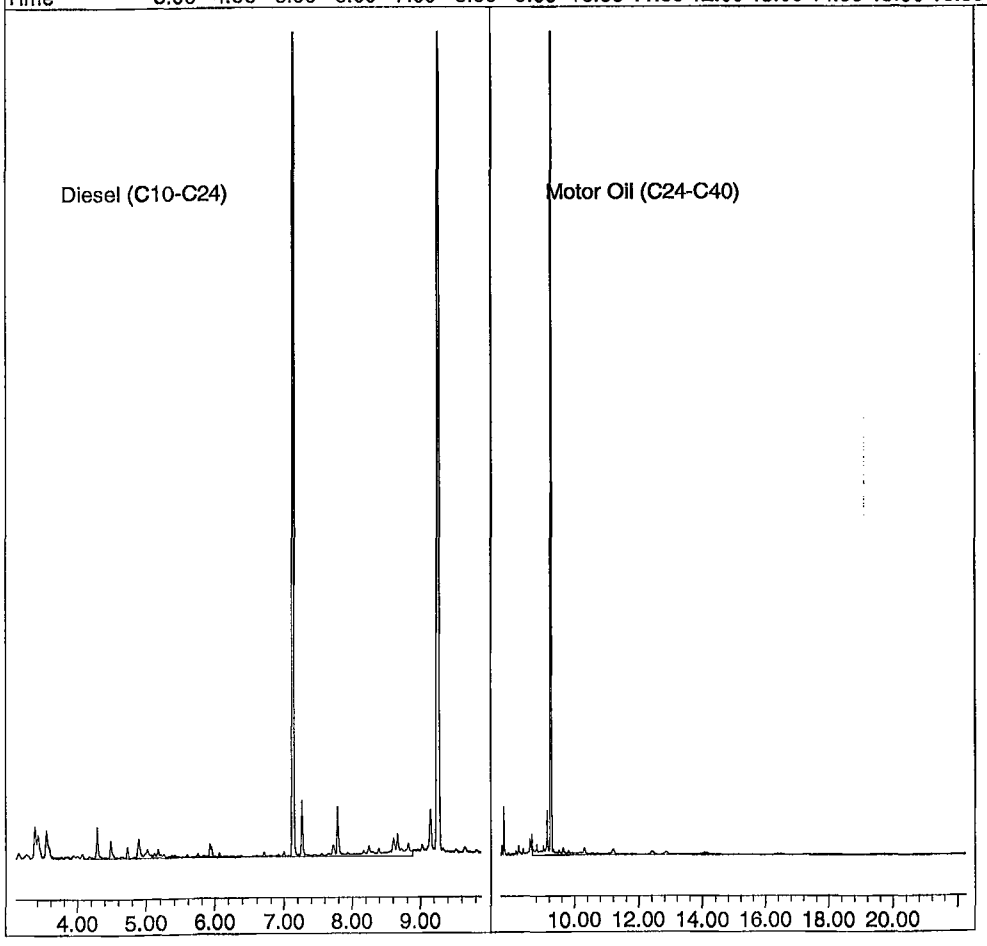

Quantitation Report (QT Reviewed)

Data File : G:\APOLLO\DATA\211129\1129070.D
Acq On : 12-1-21 0:53:02
Sample : 211122A LCS-1 5/1000
Misc : water
IntFile : events.e
Quant Time: Dec 3 8:36 2021 Quant Results File: DOC1028.RES

Vial: 70
Operator: KA
Inst : Apollo
Multiplr: 5.00

Method : G:\APOLLO\DATA\211129\DOC1028.M (Chemstation Integrator)
Title : 8015 B&C
Last Update : Wed Dec 01 08:12:47 2021
Response via : Multiple Level Calibration

Volume Inj. : 2UL
Signal Phase : DB-5
Signal Info : FID02A

Compound	R.T.	Response	Conc Units
System Monitoring Compounds			
3) SA Ortho-Terphenyl(S)	7.14	151387203	121.013 ppb
Surrogate Spike 150.000		Recovery =	80.68%
4) SA Octacosane(S)	9.26	119880223	132.527 ppb
Surrogate Spike 150.000		Recovery =	88.35%
Target Compounds			
1) HATM Diesel (C10-C24)	6.49	1908571011	1895.930 ppb
2) HBTM Motor Oil (C24-C40)	14.96	1157057388	1655.269 ppb

Target Compounds

Diesel:

$$\frac{(1908571011)(5)}{(2516669)(2)} = \frac{9542855055}{5033338} = \boxed{1895.930}$$

(f)=RT Delta > 1/2 Window
(m)=manual int.

Quantitation Report

Data File: G:\APOLLO\DATA\211129\1129070.D
Sample : 211122A LCS-1 5/1000

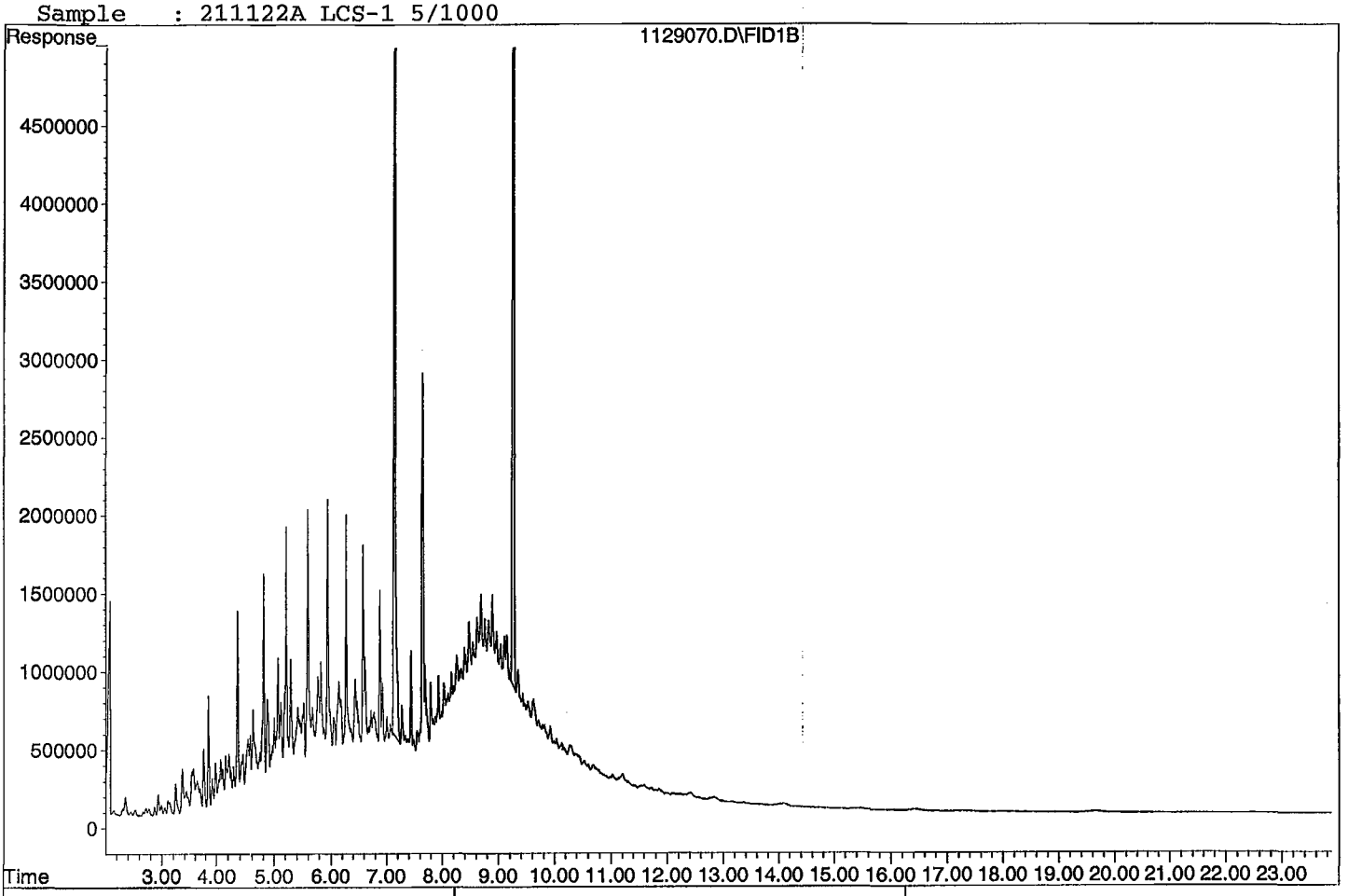

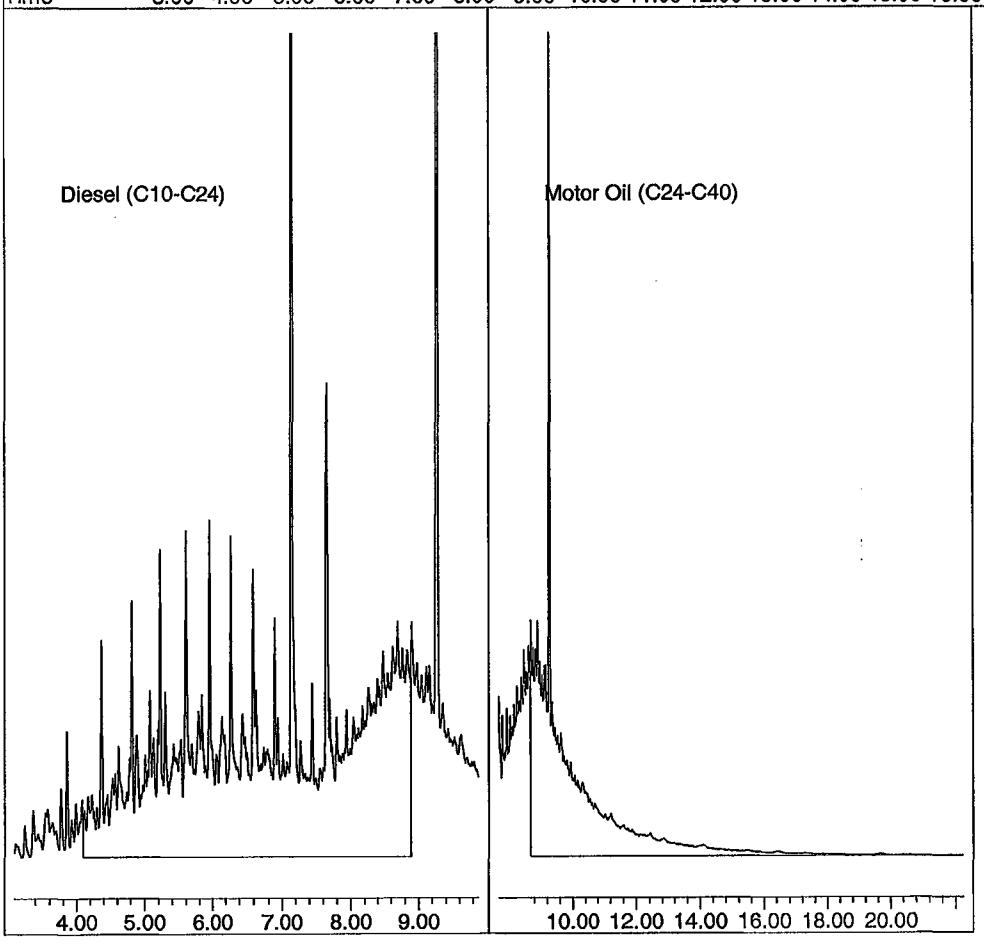

Quantitation Report (QT Reviewed)

Data File : G:\APOLLO\DATA\211129\1129071.D Vial: 71
Acq On : 12-1-21 1:21:14 Operator: KA
Sample : 211122A LCSD-1 5/1000 Inst : Apollo
Misc : water Multiplr: 5.00
IntFile : events.e
Quant Time: Dec 3 8:36 2021 Quant Results File: DOC1028.RES

Method : G:\APOLLO\DATA\211129\DOC1028.M (Chemstation Integrator)
Title : 8015 B&C
Last Update : Wed Dec 01 08:12:47 2021
Response via : Multiple Level Calibration

Volume Inj. : 2UL
Signal Phase : DB-5
Signal Info : FID02A

Compound	R.T.	Response	Conc Units
System Monitoring Compounds			
3) SA Ortho-Terphenyl(S)	7.14	147230324	117.690 ppb
Surrogate Spike 150.000		Recovery =	78.46%
4) SA Octacosane(S)	9.26	129503437	143.166 ppb
Surrogate Spike 150.000		Recovery =	95.44%
Target Compounds			
1) HATM Diesel (C10-C24)	6.49	2037494414	2023.999 ppb
2) HBTM Motor Oil (C24-C40)	14.96	1253307456	1797.154 ppb

Target Compounds

Quantitation Report

Data File: G:\APOLLO\DATA\211129\1129071.D
Sample : 211122A LCSD-1 5/1000

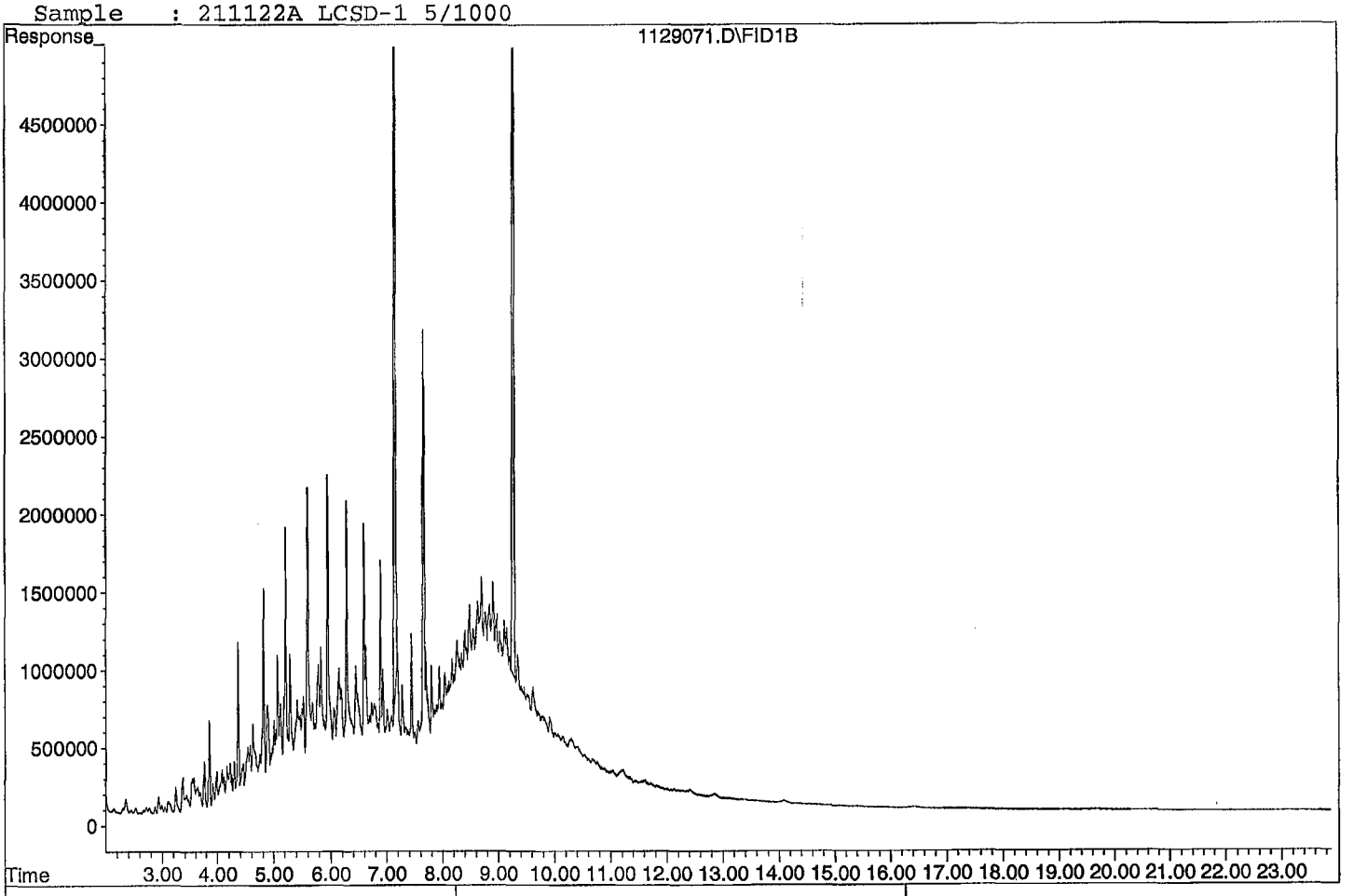

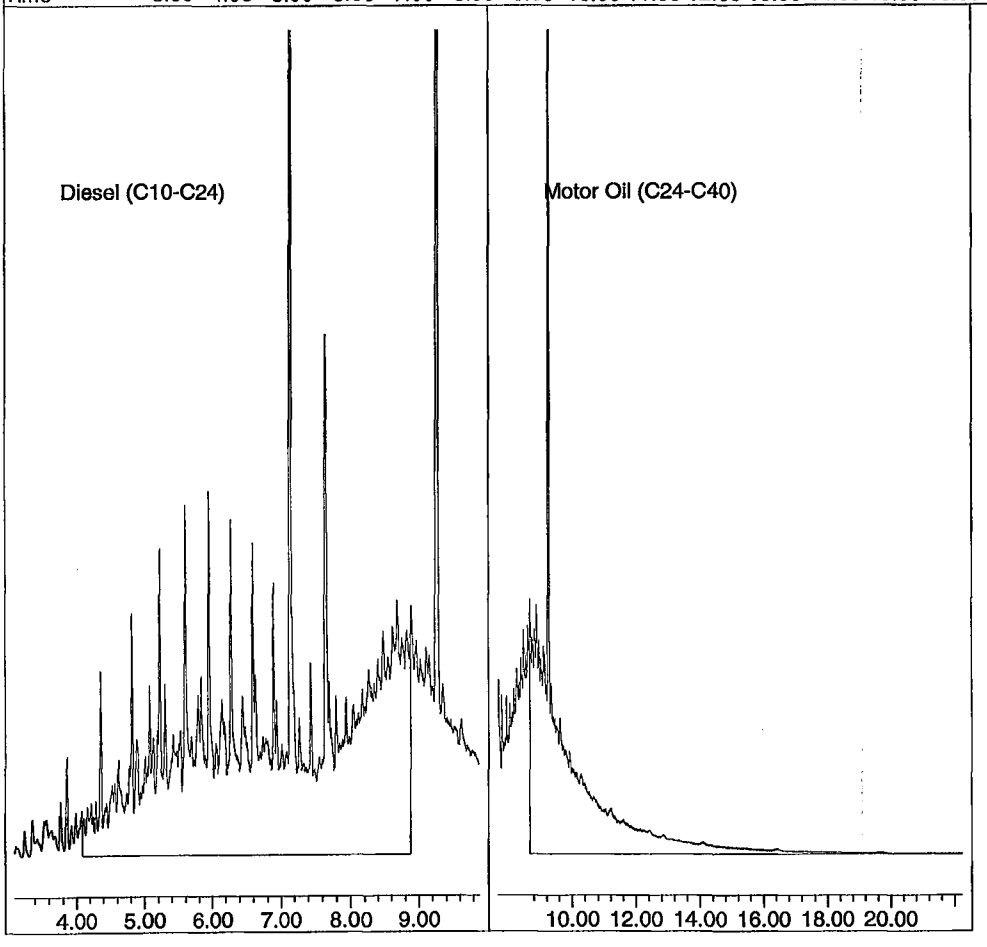

Diesel / Motor Oil Calibration Curve

Prepared: 10/28/2021
Expires: 5/31/2026
Methylene Chloride Lot No. 61117

Prepared By (Initials): KA

Initial Standard Information							Final Standard			
Name of Initial Standard (QAU Label)	Supplier	Conc. (ug/mL)	APPL Mix Name	Reference to APPL Prep Date and Lot #'s	Exp. Date	Exp. Date (Manufacturer)	Aliquot From Stock	Final Volume	Solvent	Final Standard Conc. (ug/mL)
Diesel / Motor Oil - 2	APPL	10	Diesel / Motor Oil - 1	Perp'd: 10/6/21 A0164485-52822, A0168842-52820, AO166510-52817 CL16893-52835	See man. Exp date	10/31/2027 12/31/2027 5/31/2026	100uL	200uL	MC	5
Diesel / Motor Oil - 3		50	Diesel / Motor Oil - 2				200uL	1mL	MC	10
Diesel / Motor Oil Calibration STD	Restek	2,000	Diesel / Motor Oil - 3				25uL	1mL	MC	50
			Diesel / Motor Oil - 4				125uL	1mL	MC	250
			Diesel / Motor Oil - 5				500uL	1mL	MC	1000
			Diesel / Motor Oil - 6				750uL	1mL	MC	1500
			Diesel / Motor Oil - 7				100uL	100uL	N/A	2,000

Diesel / Motor Oil Second Source

Prepared: 10/28/2021
Expires: 10/28/2024
Methylene Chloride Lot No. 61117

Prepared By (Initials): KA

Initial Standard Information							Final Standard			
Name of Initial Standard (QAU Label)	Supplier	Supplier Part No.	Conc. (ug/mL)	Lot Number - QA Number	Exp. Date (1 yr.)	Exp. Date (Manufacturer)	Aliquot From Stock	Final Volume	Solvent	Final Standard Conc. (ug/mL)
Diesel Fuel #2 Second Source	Phenova	AL0-101287	50,000	**CL16477-52980**	**See man. Exp date**	**2/28/2027**	50uL	10mL	MC	250
Motor Oil Second Source	Absolute	51094	50,000	**102819-52981**		**10/28/2024**	50uL			

Diesel / Motor Oil Calibration Standard

Prepared: 10/6/2021

Prepared By (Initials): KA

Expires: 5/31/2026

Methylene Chloride

Lot No. 61117

Initial Standard Information							Final Standard			
Name of Initial Standard (QAU Label)	Supplier	Supplier Part No.	Conc. (ug/mL)	Lot Number - QA Number	Exp. Date (1 yr.)	Exp. Date (Manufacturer)	Aliquot From Stock	Final Volume	Solvent	Final Standard Conc. (ug/mL)
Diesel Fuel #2	Restek	31258	50,000	**A0164485-52822**	**9/3/2022**	**10/31/2027**	400uL	10mL	MC	2000
Motor Oil	Restek	31464	50,000	**A0168842-52820 and A0166510-52817**	**10/6/2021**	**12/31/2027**	400uL			2000
THC Surrogate	Phenova	ALO-130161	600	**CL1689352835**	**10/6/2021**	**5/31/2026**	1666uL			100

Diesel Motor Oil Mix

Prepared: 10/30/2021 **Prepared By (Initials): KA**

Expires: 10/31/2027

Initial Standard Information							Final Standard			
Name of Initial Standard (QAU Label)	Supplier	Supplier Part No.	Conc. (ug/mL)	Lot Number - QA Number	Exp. Date (1 yr.)	Exp. Date (Manufacturer)	Aliquot From Stock	Final Volume	Solvent	Final Standard Conc. (ug/mL)
Diesel Fuel #2	Restek	31258	50,000	**A0164485-52825 and A0164586-53175, 53174, and 53176**	**See man. Date**	**10/31/2027**	4.00 mL	8.0 mL	NA	25,000
Motor Oil Composite	Restek	31464	50,000	**A0166510-52817, and A0168842-53169, 53170, and 53171**	**See man. Date**	**12/31/2027 3/31/28**	4.00 mL			25,000

THC Surrogate

Prepared: 11/3/2021 **KA**

Expires: 5/31/2026

Initial Standard Information							Final Standard			
Name of Initial Standard (QAU Label)	Supplier	Supplier Part No.	Conc. (ug/mL)	Lot Number - QA Number	Exp. Date (1 yr.)	Exp. Date (Manufacturer)	Aliquot From Stock	Final Volume	Solvent	Final Standard Conc. (ug/mL)
O-terphenyl / Octacosane Mix	Phenova	ALO-130161	600	**CL16893-52840**	**See ma. Date**	**5/31/2026**	N/A	N/A	N/A	600

_LIQ005SGC

Organic Extraction Worksheet

Method	Continuous Liq/Liq TPH- 3520C w/SGC	Extraction Set	211122A	Extraction Method	LIQ005SGC	Units	mL

Spiked ID 1	Diesel Motor Oil Mix 10-30-21 10-31-27		Surrogate ID 1	THC Surrogate 11-3-21 11-3-22
Spiked ID 2	Decanoic 1000ug/mL Acid Solution 11-19-21 11-19-22		Surrogate ID 2	
Spiked ID 3			Surrogate ID 3	
Spiked ID 4			Surrogate ID 4	
Spiked ID 5			Surrogate ID 5	
Spiked ID 6			Sufficient Vol for Matrix QC:	NO
Spiked ID 7			Ext. Start Time:	11/22/21 13:08
Spiked ID 8			Ext. End Time:	11/23/21 7:09
			GC Requires Extract By:	

pH1	2	11/22/21 11:50	Water Bath Temp 1 °C	41/ 40.1 °C
pH2			Water Bath Temp 2 °C	35/ 36.1
pH3			Water Bath Temp 3 °C	34/ 33.5 °C

Spiked By: SR **Date** 11/22/2021 **Witnessed By:** AGM **Date** 11/22/2021

	Sample	Sample Container	Spike Amount	Spike ID	Surrogate Amount	Surrogate ID	Extract Amount	Final Volume	pH	Extract Date/Time	Comments
1	211122A Blk		0.050	2	0.250	1	1000	5	2	11/22/21 11:52	*
						equip	E-HP3 E-WB1				
2	211122A LCS-1		0.080,0.050	1,2	0.250	1	1000	5	2	11/22/21 11:52	*
						equip	E-HP4 E-WB2				
3	211122A LCSD-1		0.080,0.050	1,2	0.250	1	1000	5	2	11/22/21 11:52	*
						equip	E-HP6 E-WB3				
4	BA46714	BA46714W09	0.050	2	0.250	1	1050	5	2	11/22/21 11:52	98278 *
						equip	E-HP7 E-WB1				
5	BA46716	BA46716W09	0.050	2	0.250	1	1020	5	2	11/22/21 11:52	98285 *
						equip	E-HP8 E-WB2				
6	BA46717	BA46717W08	0.050	2	0.250	1	1020	5	2	11/22/21 11:52	98285 *
						equip	E-HP9 E-WB3				
7	BA46821	BA46821W09	0.050	2	0.250	1	950	5	2	11/22/21 11:52	98300 *
						equip	E-HP10 E-WB1				
8	BA46823	BA46823W09	0.050	2	0.250	1	1020	5	2	11/22/21 11:52	98300 *
						equip	E-HP11 E-WB2				
9	BA46827	BA46827W09	0.050	2	0.250	1	1030	5	2	11/22/21 11:52	98299 *
						equip	E-HP12 E-WB3				
10	BA46829	BA46829W09	0.050	2	0.250	1	1040	5	2	11/22/21 11:52	98299 *
						equip	E-HP13 E-WB1				

Solvent and Lot#	
1+1 HCL (5mLs)	60282
PH Strips	HC155968
Dichloromethane (DCM)	61117
Filter Paper	400202
Sodium Sulfate	2021071206
SILICA GEL (*)	050627T

Extraction COC Transfer	
Extraction lab employee Initials	KY
GC analyst's initials	KA
Date	11/24/21
Time	16:31
Refrigerator	Hobart

	Technician's Initials
Scanned By	SR
Sample Preparation	SR
Extraction	SR
Concentration	SR

Modified	11/29/2021 6:45:31 AM

Reviewed By: KY **Date** 11/29/2021

Injection Log

Directory: G:\APOLLO\DATA\211028\

Line	Vial	FileName	Multiplier	SampleName	Misc Info	Injected
1	3	1028003.D	1	DMO STD 1 10/28/21	water	10-28-21 9:19:03
2	4	1028004.D	1	DMO STD 2 10/28/21	water	10-28-21 9:47:06
3	5	1028005.D	1	DMO STD 3 10/28/21	water	10-28-21 10:15:13
4	6	1028006.D	1	DMO STD 4 10/28/21	water	10-28-21 10:43:31
5	7	1028007.D	1	DMO STD 5 10/28/21	water	10-28-21 11:11:42
6	8	1028008.D	1	DMO STD 6 10/28/21	water	10-28-21 11:39:55
7	9	1028009.D	1	DMO STD 7 10/28/21	water	10-28-21 12:08:10
8	10	1028010.D	1	DMO Second Source 10/28/21	water	10-28-21 12:36:26
9	54	1129054.D	1	DMO STD DF2 10/06/21	water	11-30-21 17:20:36
10	69	1129069.D	5	211122A BLK 5/1000	water	12-1-21 0:24:52
11	70	1129070.D	5	211122A LCS-1 5/1000	water	12-1-21 0:53:02
12	71	1129071.D	5	211122A LCSD-1 5/1000	water	12-1-21 1:21:14
13	72	1129072.D	4.7619	BA46714W09 5/1050	water	12-1-21 1:49:24
14	74	1129074.D	1	DMO STD DF2 10/06/21	water	12-1-21 2:45:45

ORGANICS
Calibration Data

TPH Extractables
DOC1028

Form 6
Initial Calibration

Lab Name: APPL, Inc. SDG No:
Case No: Initial Cal. Date: 10/28/2021
Matrix: Water Instrument: Apollo Initials: KA

		Compound	1	2	3	4	5	6	7				Avg	%RSD	Type	r^2	Q
			1028003.D	1028004.D	1028005.D	1028006.D	1028007.D	1028008.D	1028009.D								
1	HATM	Diesel (C10-C24)	2983809	2406563	2517872	2418941	2337993	2387715	2563791				2516669	8.7	HATM		
2	HBTML	Motor Oil (C24-C40)	5192328	3260715	2065863	1824592	1695984	1676117	1728658				2492037	53	HBTM	1.000	
3	SA	Ortho-Terphenyl(S)	3637234	3178668	3119876	3035678	2926966	2905323	3088794				3127505	7.9	SA		
4	SA	Octacosane(S)	2469203	2170507	2286410	2275552	2170413	2171254	2286658				2261428	4.8	SA		
5																	
6																	
7																	
8																	
9																	
10																	
11																	
12																	
13																	
14																	
15																	
16																	
17																	
18																	
19																	
20																	
21																	
22																	
23																	
24																	
25																	
26																	
27																	
28																	
29																	
30																	
31																	
32																	
33																	
34																	
35																	

2.118919

Quantitation Report (Not Reviewed)

Data File : G:\APOLLO\DATA\211028\1028003.D Vial: 3
Acq On : 10-28-21 9:19:03 Operator: KA
Sample : DMO STD 1 10/28/21 Inst : Apollo
Misc : water Multiplr: 1.00
IntFile : events.e
Quant Time: Oct 28 15:39 2021 Quant Results File: DOC1028.RES

Method : G:\APOLLO\DATA\211028\DOC1028.M (Chemstation Integrator)
Title : 8015 B&C
Last Update : Thu Oct 28 15:39:11 2021
Response via : Multiple Level Calibration

Volume Inj. : 2UL
Signal Phase : DB-5
Signal Info : FID02A

Compound	R.T.	Response	Conc Units
System Monitoring Compounds			
3) SA Ortho-Terphenyl(S)	7.53	1818617	0.291 ppb
Surrogate Spike 30.000	Recovery	=	0.97%
4) SA Octacosane(S)	9.82	1234601	0.273 ppb
Surrogate Spike 30.000	Recovery	=	0.91%
Target Compounds			
1) HATM Diesel (C10-C24)	6.49	29838086	5.928 ppb
2) HBTM Motor Oil (C24-C40)	14.96	51923283	5.234 ppb

Target Compounds

(f)=RT Delta > 1/2 Window (m)=manual int.
1028003.D DOC1028.M Thu Oct 28 15:42:29 2021 Page 1

Quantitation Report

Data File: G:\APOLLO\DATA\211028\1028003.D
Sample : DMO STD 1 10/28/21

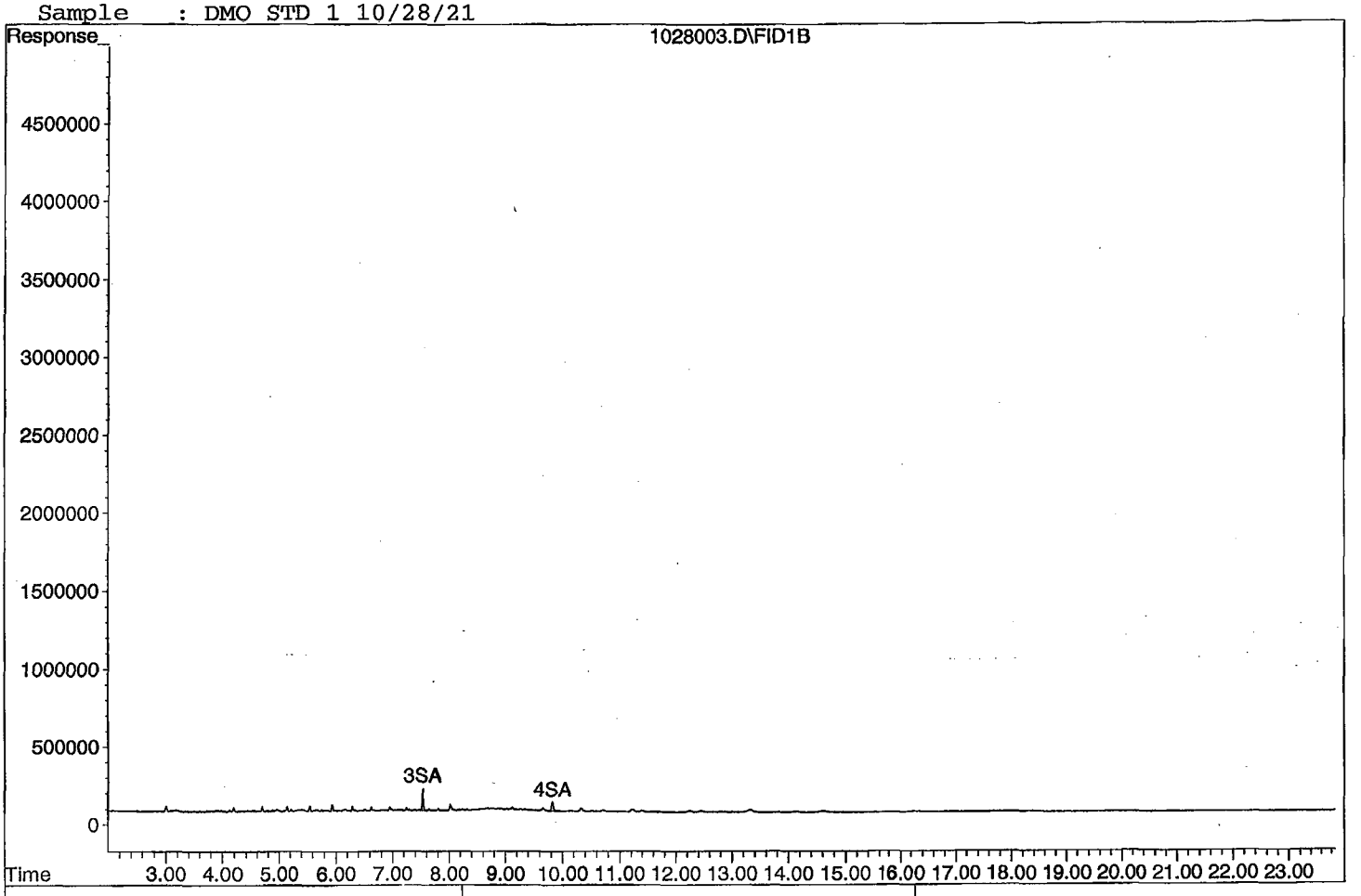

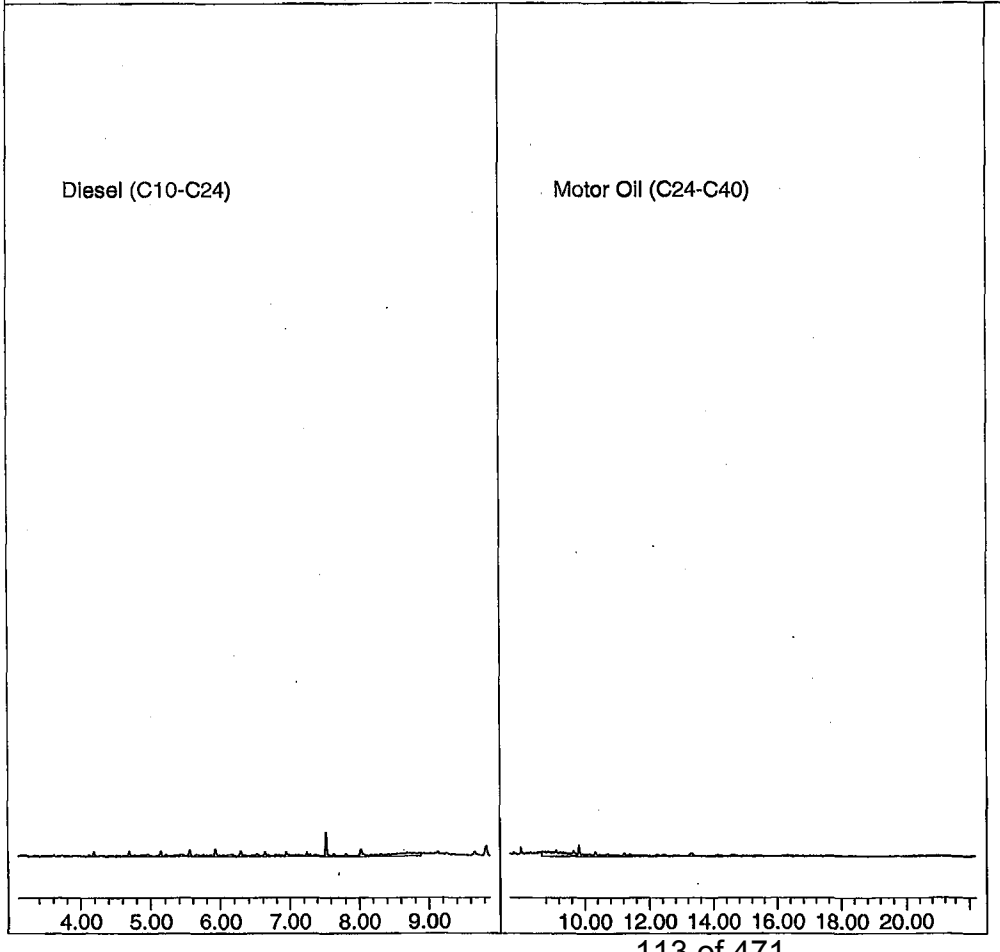

Quantitation Report (Not Reviewed)

Data File : G:\APOLLO\DATA\211028\1028004.D
Acq On : 10-28-21 9:47:06
Sample : DMO STD 2 10/28/21
Misc : water
IntFile : events.e
Quant Time: Oct 28 15:39 2021 Quant Results File: DOC1028.RES

Vial: 4
Operator: KA
Inst : Apollo
Multiplr: 1.00

Method : G:\APOLLO\DATA\211028\DOC1028.M (Chemstation Integrator)
Title : 8015 B&C
Last Update : Thu Oct 28 15:39:11 2021
Response via : Multiple Level Calibration

Volume Inj. : 2UL
Signal Phase : DB-5
Signal Info : FID02A

Compound	R.T.	Response	Conc Units
System Monitoring Compounds			
3) SA Ortho-Terphenyl(S)	7.53	3178668	0.508 ppb
Surrogate Spike 30.000	Recovery	=	1.69%
4) SA Octacosane(S)	9.82	2170507	0.480 ppb
Surrogate Spike 30.000	Recovery	=	1.60%
Target Compounds			
1) HATM Diesel (C10-C24)	6.49	48131263	9.562 ppb
2) HBTM Motor Oil (C24-C40)	14.96	65214303	9.152 ppb

Target Compounds

(f)=RT Delta > 1/2 Window (m)=manual int.

Data File: G:\APOLLO\DATA\211028\1028004.D
Sample : DMO STD 2 10/28/21

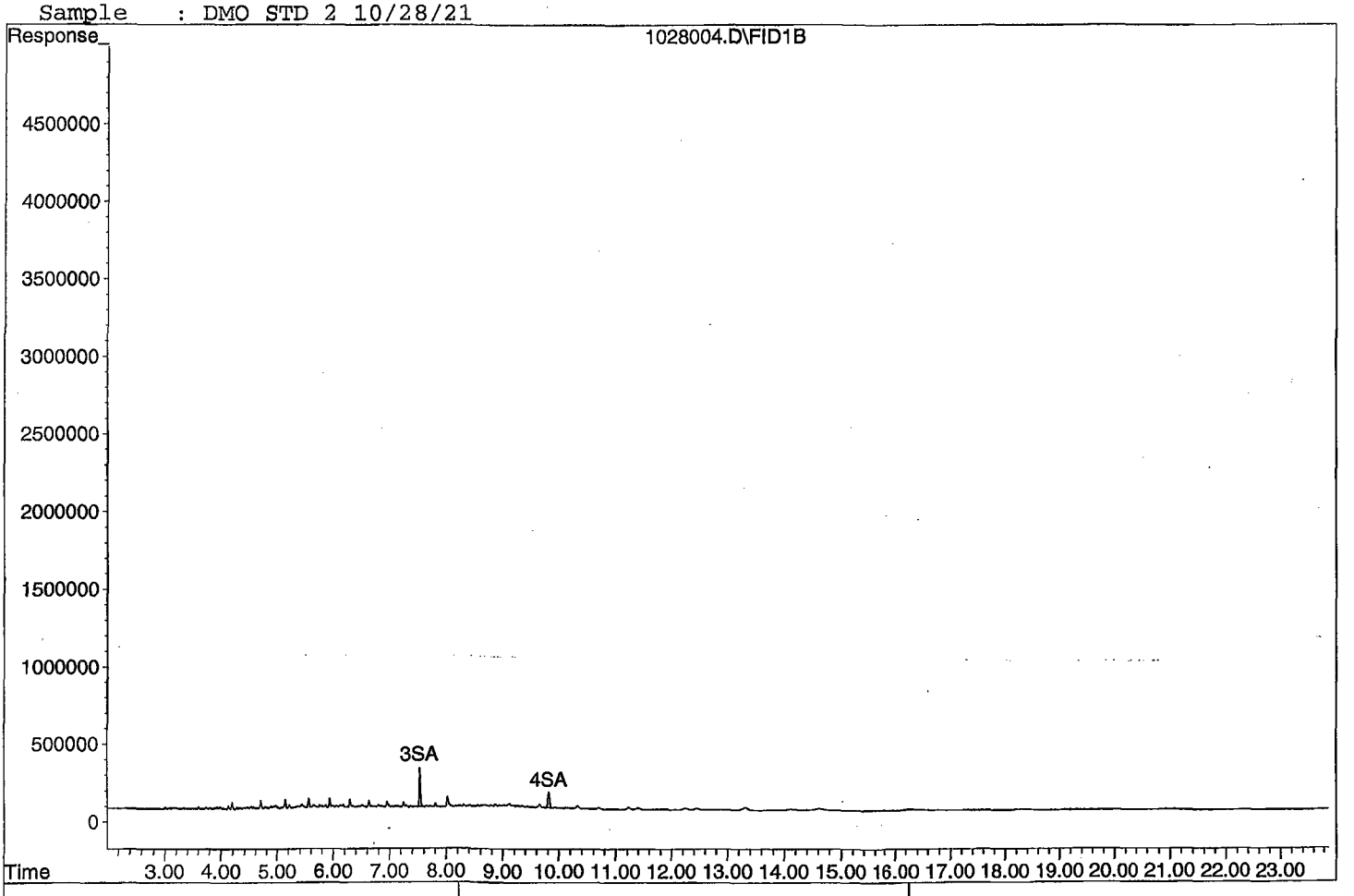





Quantitation Report (Not Reviewed)

Data File : G:\APOLLO\DATA\211028\1028005.D Vial: 5
Acq On : 10-28-21 10:15:13 Operator: KA
Sample : DMO STD 3 10/28/21 Inst : Apollo
Misc : water Multiplr: 1.00
IntFile : events.e
Quant Time: Oct 28 15:39 2021 Quant Results File: DOC1028.RES

Method : G:\APOLLO\DATA\211028\DOC1028.M (Chemstation Integrator)
Title : 8015 B&C
Last Update : Thu Oct 28 15:39:11 2021
Response via : Multiple Level Calibration

Volume Inj. : 2UL
Signal Phase : DB-5
Signal Info : FID02A

Compound	R.T.	Response	Conc Units
System Monitoring Compounds			
3) SA Ortho-Terphenyl(S)	7.53	15599382	2.494 ppb
Surrogate Spike 30.000	Recovery	=	8.31%
4) SA Octacosane(S)	9.82	11432050	2.528 ppb
Surrogate Spike 30.000	Recovery	=	8.43%
Target Compounds			
1) HATM Diesel (C10-C24)	6.49	251787231	50.024 ppb
2) HBTM Motor Oil (C24-C40)	14.96	206586322	50.832 ppb

Target Compounds

(f)=RT Delta > 1/2 Window (m)=manual int.
1028005.D DOC1028.M Thu Oct 28 15:42:32 2021 Page 1

Quantitation Report

Data File: G:\APOLLO\DATA\211028\1028005.D
Sample : DMO STD 3 10/28/21

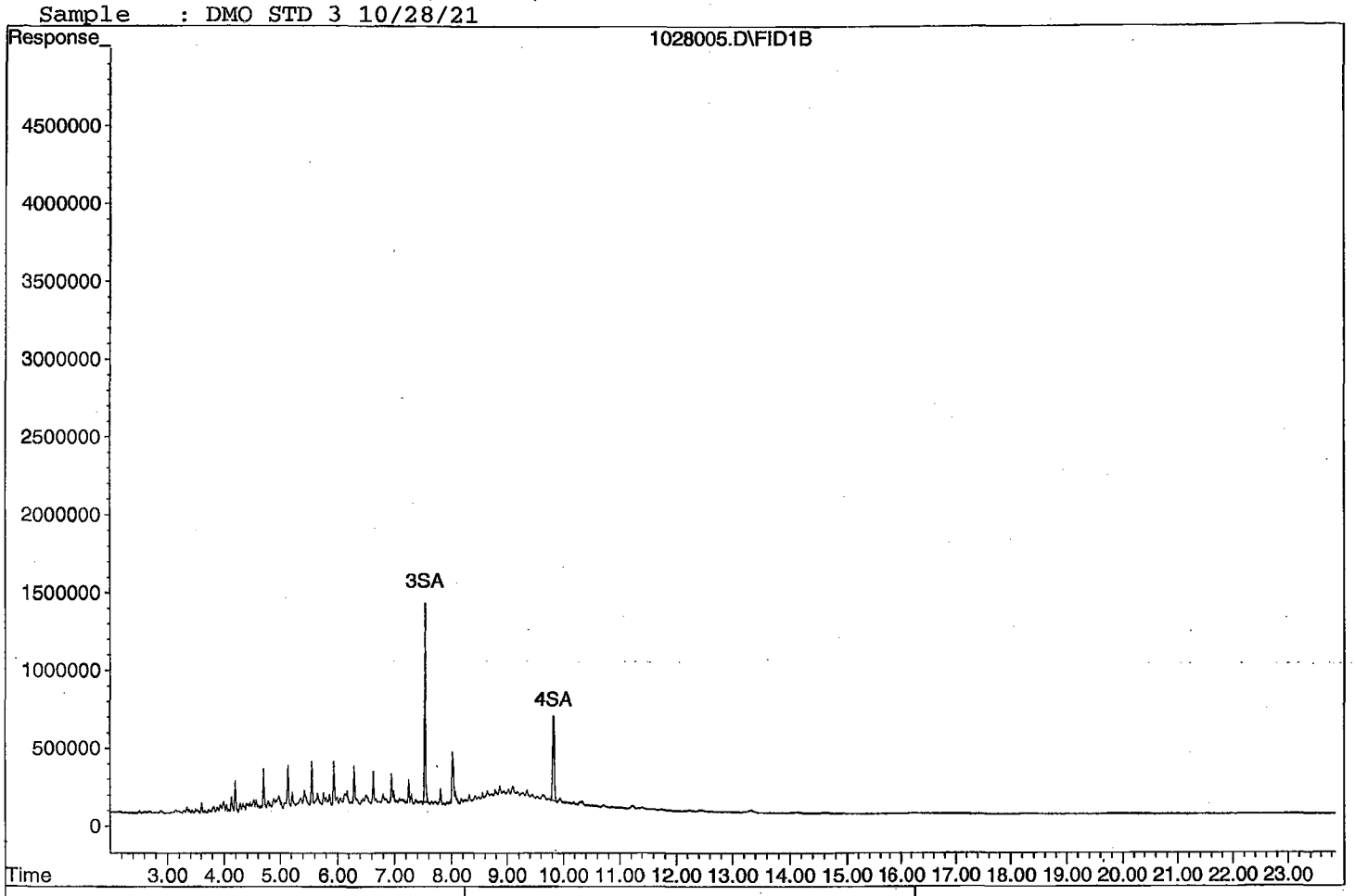

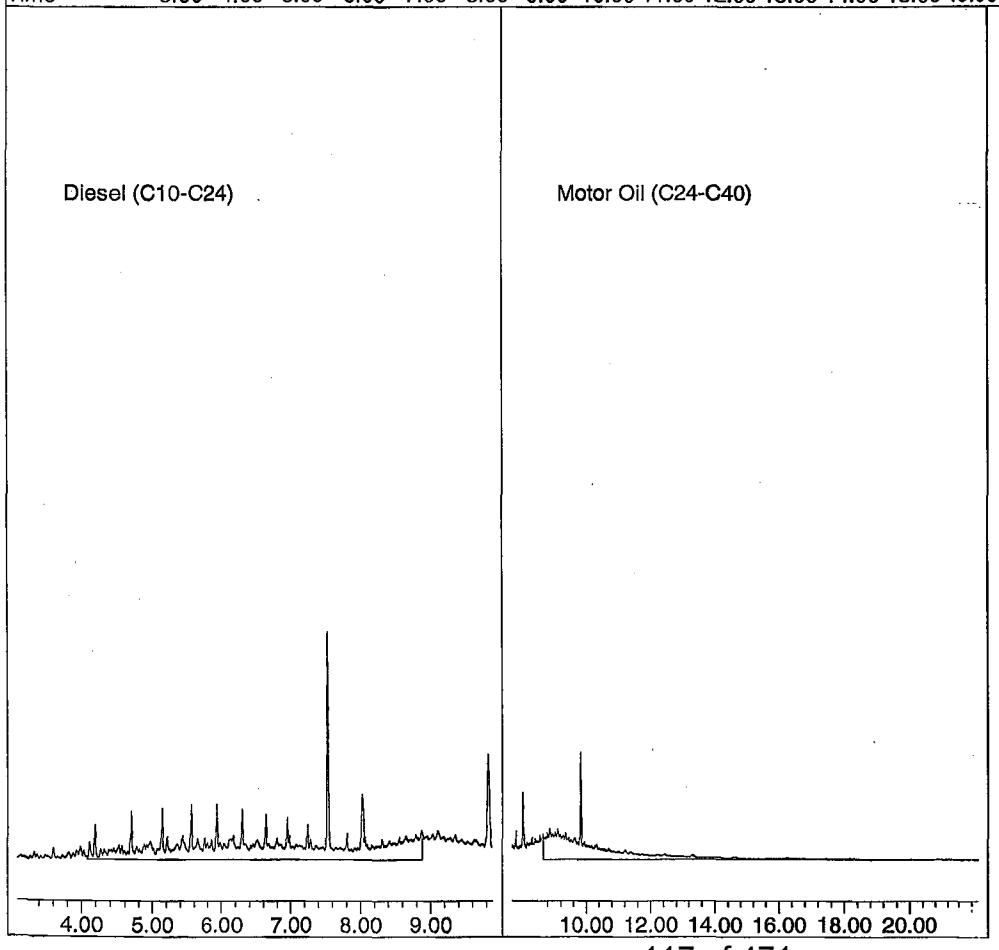

1028005.D DOC1028.M Thu Oct 28 15:42:33 2021

Quantitation Report (Not Reviewed)

Data File : G:\APOLLO\DATA\211028\1028006.D
Acq On : 10-28-21 10:43:31
Sample : DMO STD 4 10/28/21
Misc : water
IntFile : events.e
Quant Time: Oct 28 15:39 2021 Quant Results File: DOC1028.RES

Vial: 6
Operator: KA
Inst : Apollo
Multiplr: 1.00

Method : G:\APOLLO\DATA\211028\DOC1028.M (Chemstation Integrator)
Title : 8015 B&C
Last Update : Thu Oct 28 15:39:11 2021
Response via : Multiple Level Calibration

Volume Inj. : 2UL
Signal Phase : DB-5
Signal Info : FID02A

Compound	R.T.	Response	Conc Units
System Monitoring Compounds			
3) SA Ortho-Terphenyl(S)	7.53	75891940	12.133 ppb
Surrogate Spike 30.000		Recovery =	40.44%
4) SA Octacosane(S)	9.82	56888797	12.578 ppb
Surrogate Spike 30.000		Recovery =	41.93%
Target Compounds			
1) HATM Diesel (C10-C24)	6.49	1209470396	240.292 ppb
2) HBTM Motor Oil (C24-C40)	14.96	912296132	258.892 ppb

Target Compounds

(f)=RT Delta > 1/2 Window (m)=manual int.
1028006.D DOC1028.M Thu Oct 28 15:42:34 2021

Data File: G:\APOLLO\DATA\211028\1028006.D
Sample : DMO STD 4 10/28/21

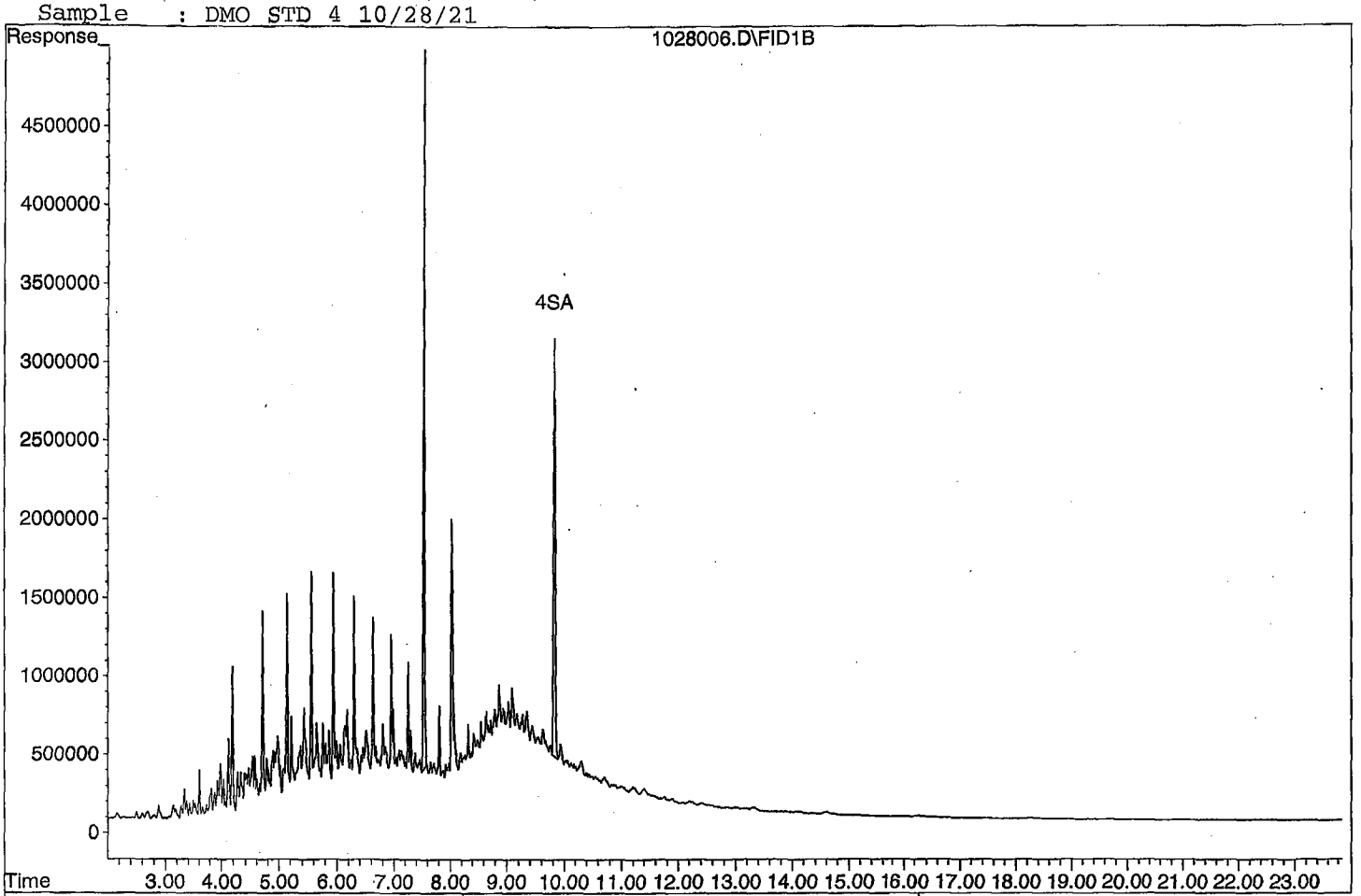

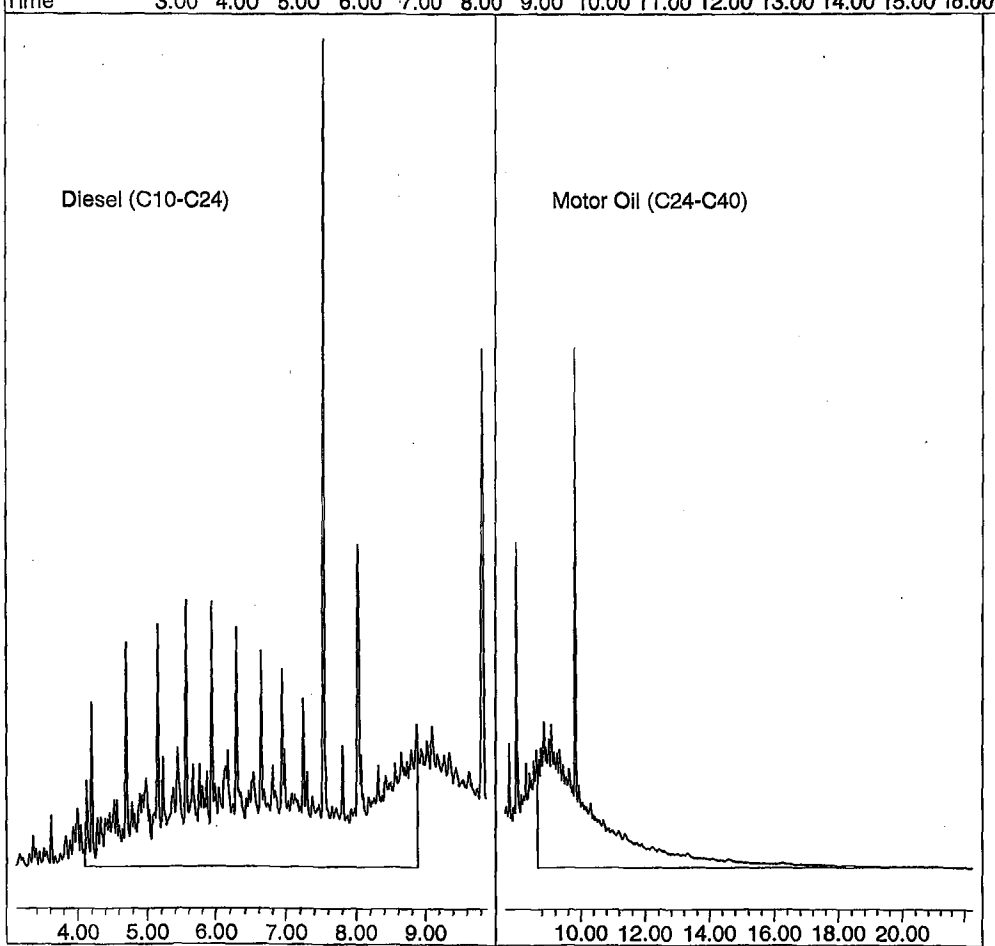

Quantitation Report (Not Reviewed)

Data File : G:\APOLLO\DATA\211028\1028007.D Vial: 7
Acq On : 10-28-21 11:11:42 Operator: KA
Sample : DMO STD 5 10/28/21 Inst : Apollo
Misc : water Multiplr: 1.00
IntFile : events.e
Quant Time: Oct 28 15:39 2021 Quant Results File: DOC1028.RES

Method : G:\APOLLO\DATA\211028\DOC1028.M (Chemstation Integrator)
Title : 8015 B&C
Last Update : Thu Oct 28 15:39:11 2021
Response via : Multiple Level Calibration

Volume Inj. : 2UL
Signal Phase : DB-5
Signal Info : FID02A

Compound	R.T.	Response	Conc Units
System Monitoring Compounds			
3) SA Ortho-Terphenyl(S)	7.54	292696553	46.794 ppb
Surrogate Spike 30.000		Recovery =	155.98%
4) SA Octacosane(S)	9.83	217041298	47.988 ppb
Surrogate Spike 30.000		Recovery =	159.96%
Target Compounds			
1) HATM Diesel (C10-C24)	6.49	4675985227	929.003 ppb
2) HBTM Motor Oil (C24-C40)	14.96	3391967397	989.959 ppb

Target Compounds

(f)=RT Delta > 1/2 Window (m)=manual int.
1028007.D DOC1028.M Thu Oct 28 15:42:36 2021

Quantitation Report

Data File: G:\APOLLO\DATA\211028\1028007.D
Sample : DMO STD 5 10/28/21

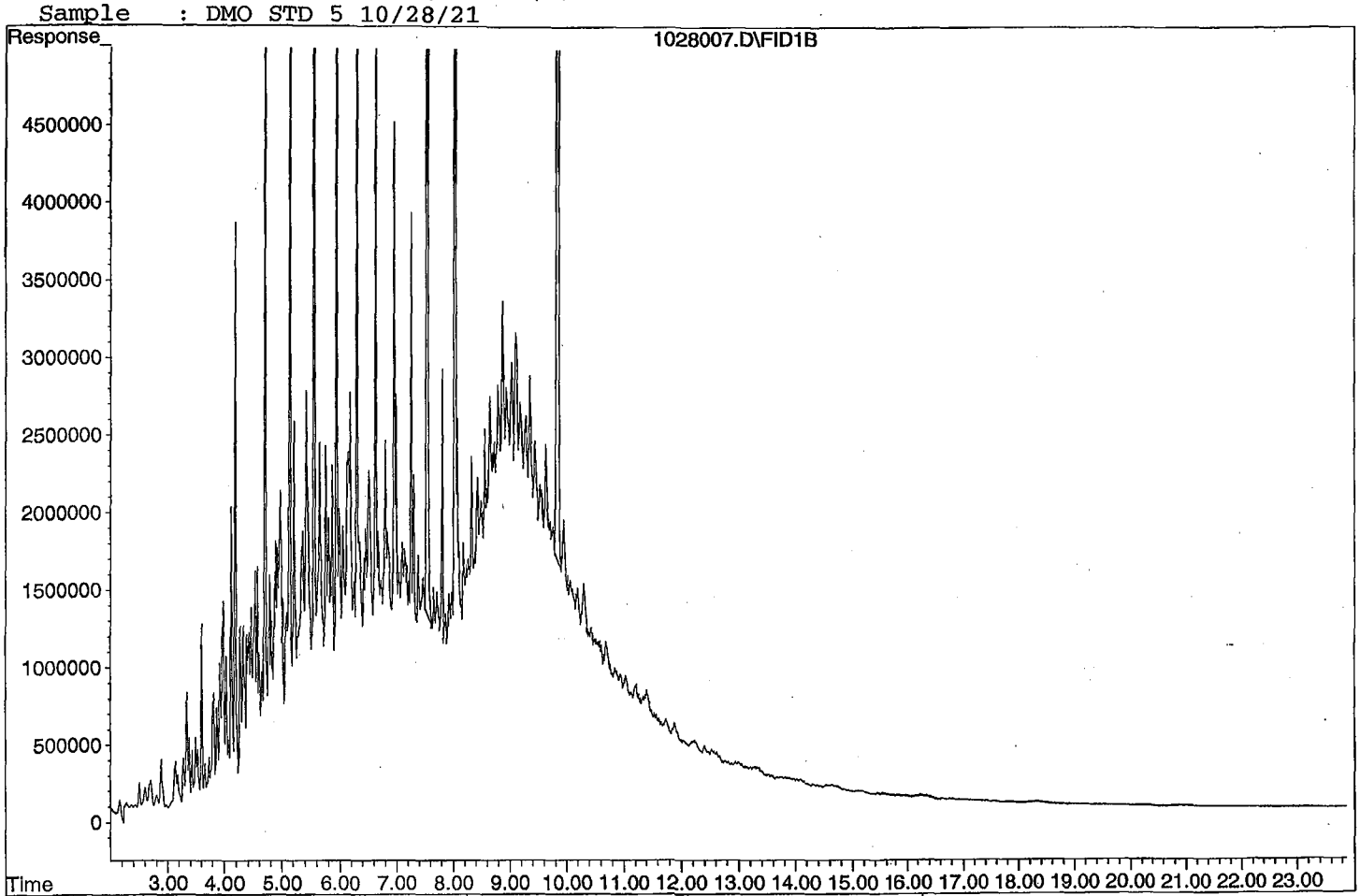

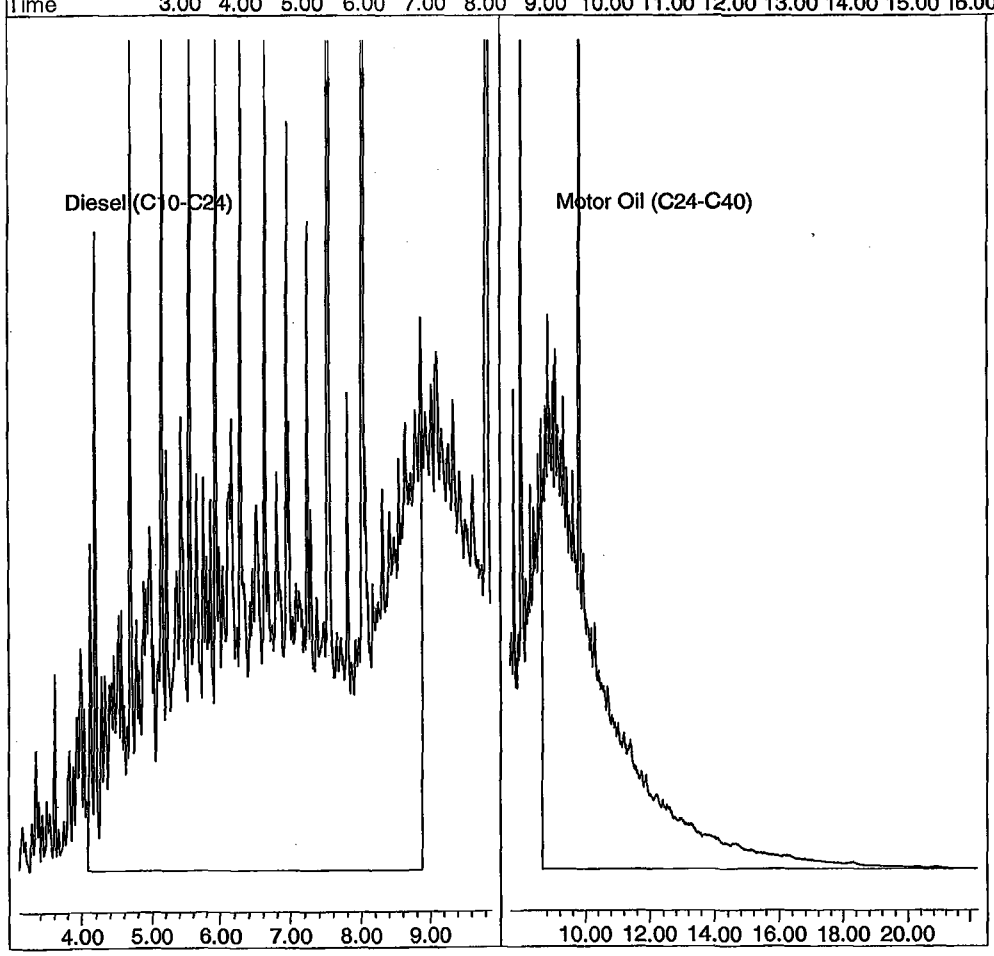

1028007.D DOC1028.M Thu Oct 28 15:42:37 2021

Quantitation Report (Not Reviewed)

Data File : G:\APOLLO\DATA\211028\1028008.D
Acq On : 10-28-21 11:39:55
Sample : DMO STD 6 10/28/21
Misc : water
IntFile : events.e
Quant Time: Oct 28 15:39 2021 Quant Results File: DOC1028.RES

Vial: 8
Operator: KA
Inst : Apollo
Multiplr: 1.00

Method : G:\APOLLO\DATA\211028\DOC1028.M (Chemstation Integrator)
Title : 8015 B&C
Last Update : Thu Oct 28 15:39:11 2021
Response via : Multiple Level Calibration

Volume Inj. : 2UL
Signal Phase : DB-5
Signal Info : FID02A

Compound	R.T.	Response	Conc Units
System Monitoring Compounds			
3) SA Ortho-Terphenyl(S)	7.54	435798382	69.672 ppb
Surrogate Spike 30.000		Recovery =	232.24%
4) SA Octacosane(S)	9.84	325688048	72.009 ppb
Surrogate Spike 30.000		Recovery =	240.03%
Target Compounds			
1) HATM Diesel (C10-C24)	6.49	7163144090	1423.140 ppb
2) HBTM Motor Oil (C24-C40)	14.96	5028351305	1472.405 ppb

Target Compounds

(f)=RT Delta > 1/2 Window (m)=manual int.
1028008.D DOC1028.M Thu Oct 28 15:42:38 2021

Quantitation Report

Data File: G:\APOLLO\DATA\211028\1028008.D
Sample : DMO STD 6 10/28/21

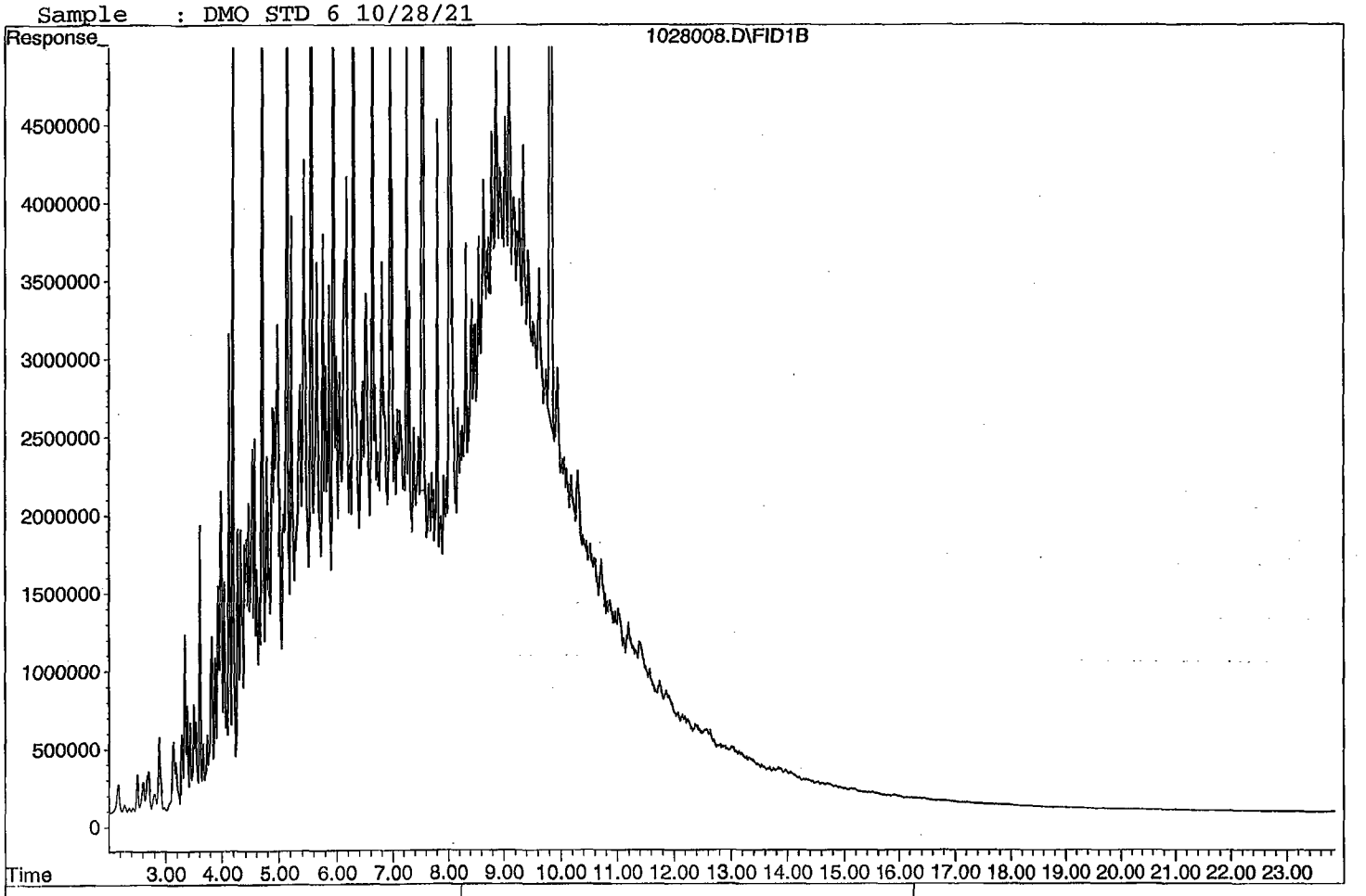

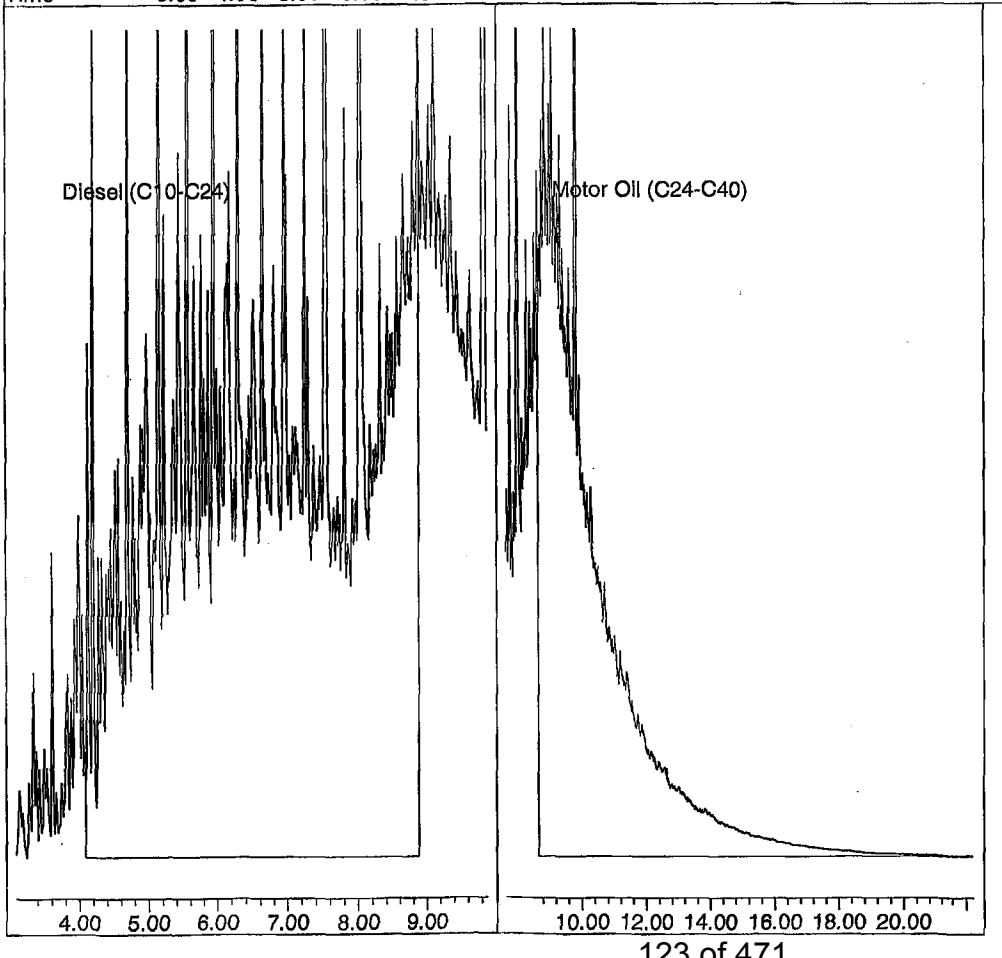

1028008.D DOC1028.M Thu Oct 28 15:42:39 2021 Page 2

Quantitation Report (Not Reviewed)

Data File : G:\APOLLO\DATA\211028\1028009.D Vial: 9
Acq On : 10-28-21 12:08:10 Operator: KA
Sample : DMO STD 7 10/28/21 Inst : Apollo
Misc : water Multiplr: 1.00
IntFile : events.e
Quant Time: Oct 28 15:39 2021 Quant Results File: DOC1028.RES

Method : G:\APOLLO\DATA\211028\DOC1028.M (Chemstation Integrator)
Title : 8015 B&C
Last Update : Thu Oct 28 15:39:11 2021
Response via : Multiple Level Calibration

Volume Inj. : 2UL
Signal Phase : DB-5
Signal Info : FID02A

Compound	R.T.	Response	Conc Units
System Monitoring Compounds			
3) SA Ortho-Terphenyl(S)	7.54	617758709	98.762 ppb
Surrogate Spike 30.000		Recovery =	329.21%
4) SA Octacosane(S)	9.85	457331573	101.116 ppb
Surrogate Spike 30.000		Recovery =	337.05%
Target Compounds			
1) HATM Diesel (C10-C24)	6.49	10255165539	2037.448 ppb
2) HBTM Motor Oil (C24-C40)	14.96	6914631831	2028.526 ppb

Target Compounds

(f)=RT Delta > 1/2 Window (m)=manual int.
1028009.D DOC1028.M Thu Oct 28 15:42:40 2021 Page 1

Quantitation Report

Data File: G:\APOLLO\DATA\211028\1028009.D
Sample : DMO STD 7 10/28/21

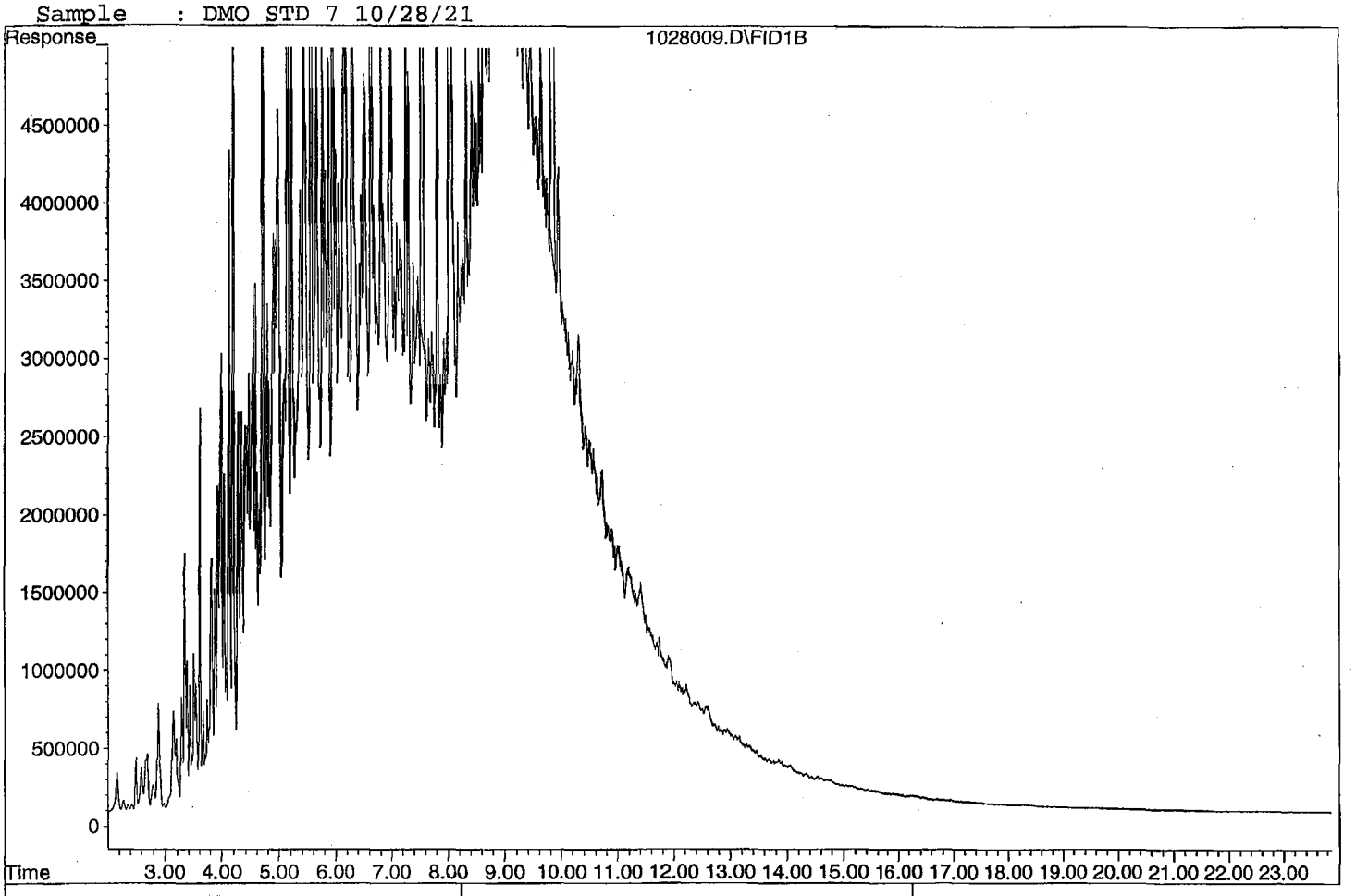

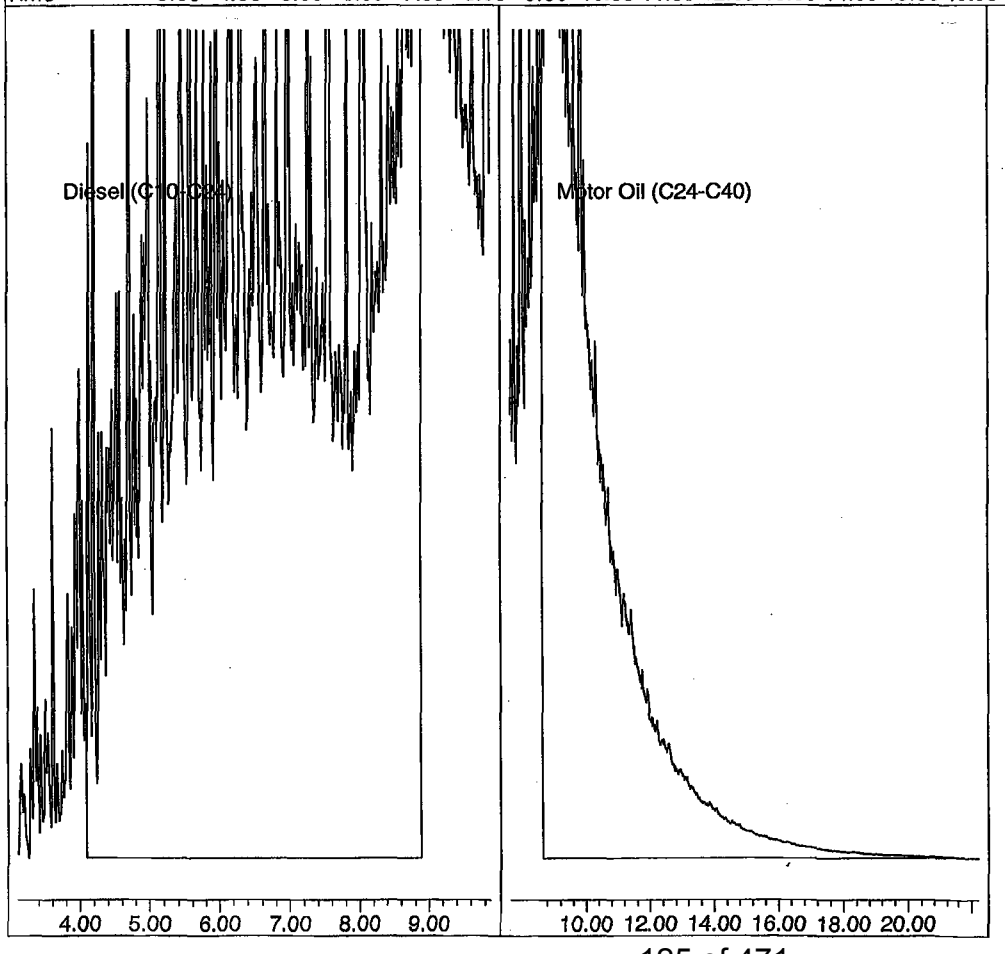

1028009.D DOC1028.M Thu Oct 28 15:42:41 2021

TPH Extractables
DOC1028

Form 7

Second Source Calibration

Lab Name: APPL, Inc.
Case No:
Matrix: Water

SDG No:
Date Analyzed: 10/28/2021
Instrument: Apollo
Initial Cal. Date: 10/28/2021
Data File: 1028010.D

		Compound	MEAN	CCRF	%D		%Drift
1	HATM	Diesel (C10-C24)	2516670	2266400	9.9	HATM	
2	HBTM	Motor Oil (C24-C40)	2492040	1663520	33	HBTML	5.9
3							
4							
5							
6							
7							
8							
9							
10							
11							
12							
13							
14							
15							
16							
17							
18							
19							
20							
21							
22							
23							
24							
25							
26							
27							
28							
29							
30							
31							
32							
33							
34							
35							
36							
37							
38							
39							
40							
		Average			21.5		

Quantitation Report (Not Reviewed)

Data File : G:\APOLLO\DATA\211028\1028010.D Vial: 10
Acq On : 10-28-21 12:36:26 Operator: KA
Sample : DMO Second Source 10/28/21 Inst : Apollo
Misc : water Multiplr: 1.00
IntFile : events.e
Quant Time: Oct 28 15:39 2021 Quant Results File: DOC1028.RES

Method : G:\APOLLO\DATA\211028\DOC1028.M (Chemstation Integrator)
Title : 8015 B&C
Last Update : Thu Oct 28 15:39:11 2021
Response via : Multiple Level Calibration

Volume Inj. : 2UL
Signal Phase : DB-5
Signal Info : FID02A

Compound	R.T.	Response	Conc Units
System Monitoring Compounds			
3) SA Ortho-Terphenyl(S)	7.53	4250105	0.679 ppb
Surrogate Spike 30.000		Recovery =	2.26%
4) SA Octacosane(S)	9.83	-3553	N.D. ppb
Surrogate Spike 30.000		Recovery =	0.00%
Target Compounds			
1) HATM Diesel (C10-C24)	6.49	1133202337	225.139 ppb
2) HBTM Motor Oil (C24-C40)	14.96	831758038	235.148 ppb

Target Compounds

(f)=RT Delta > 1/2 Window (m)=manual int.

Quantitation Report

Data File: G:\APOLLO\DATA\211028\1028010.D
Sample : DMO Second Source 10/28/21

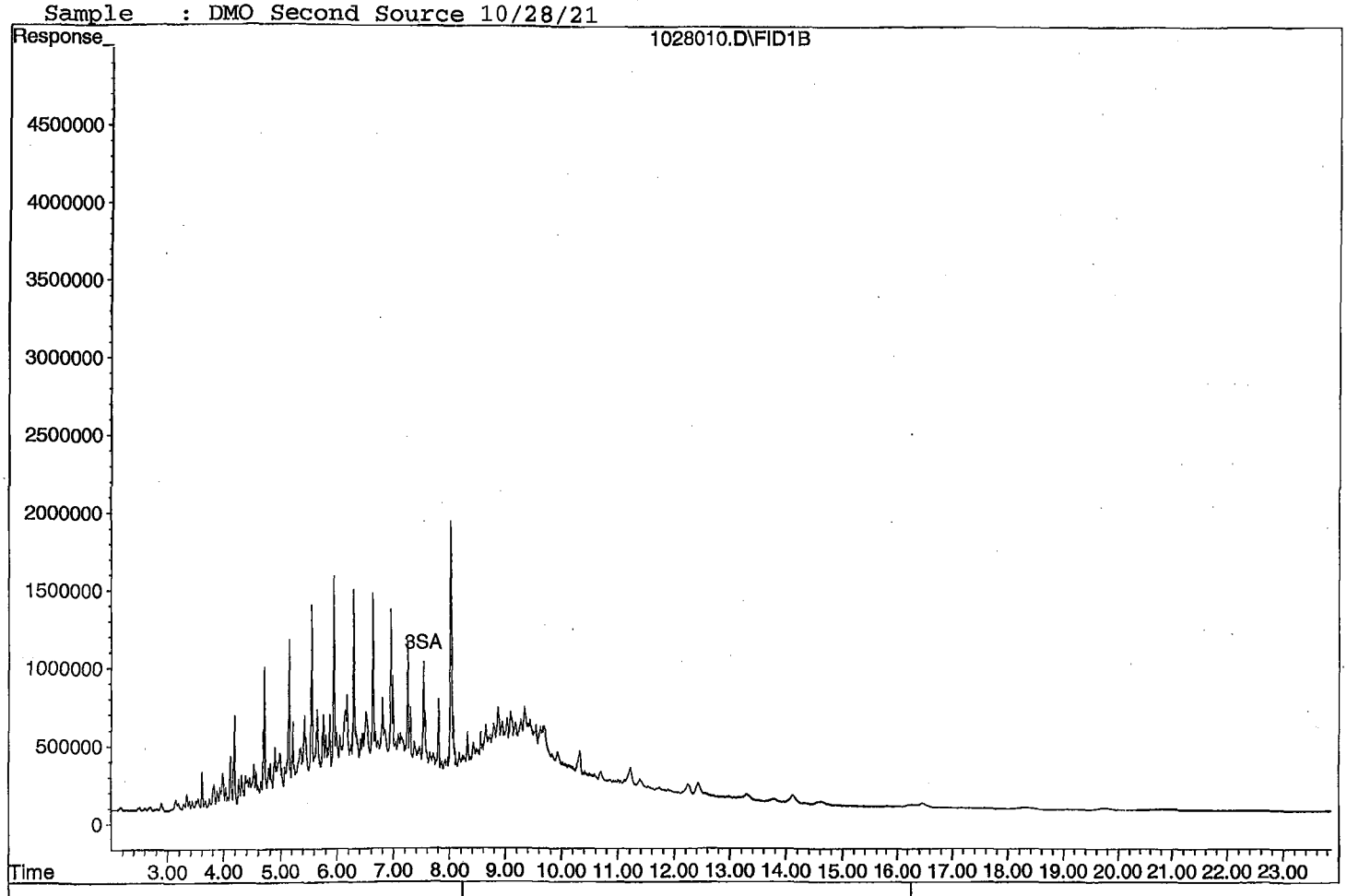

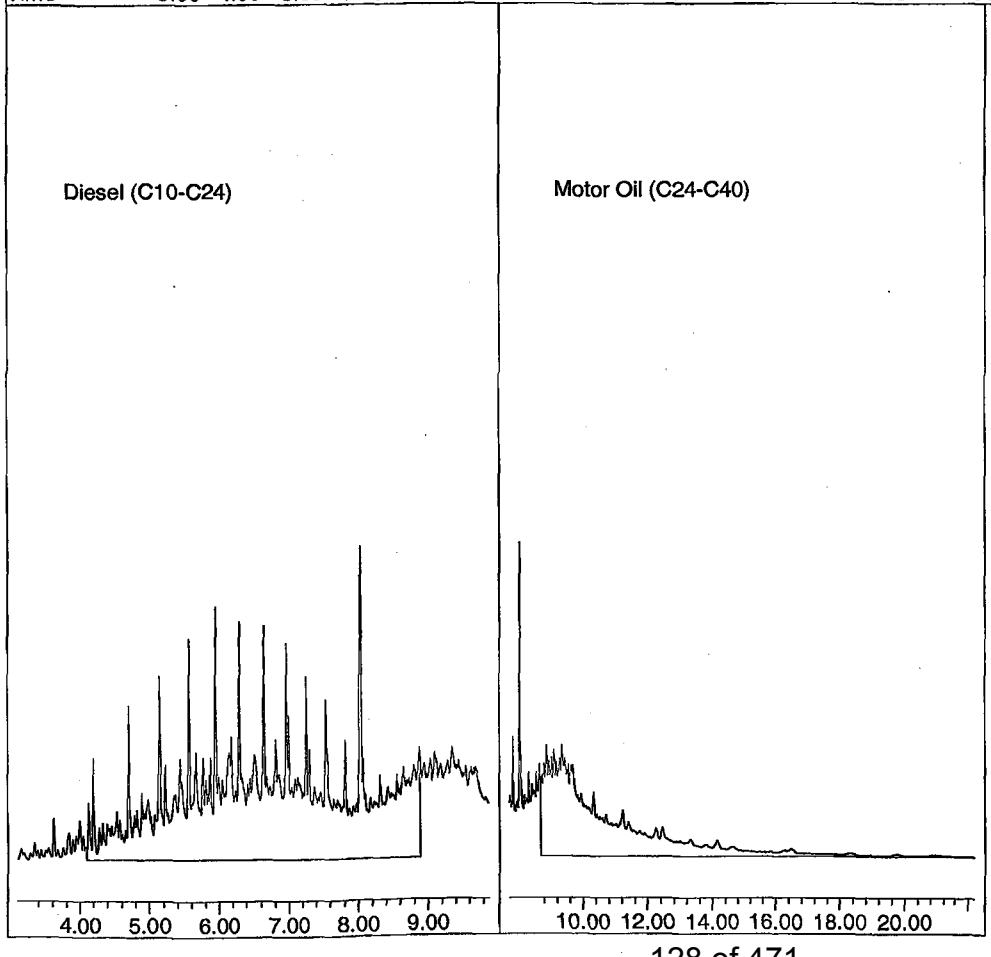

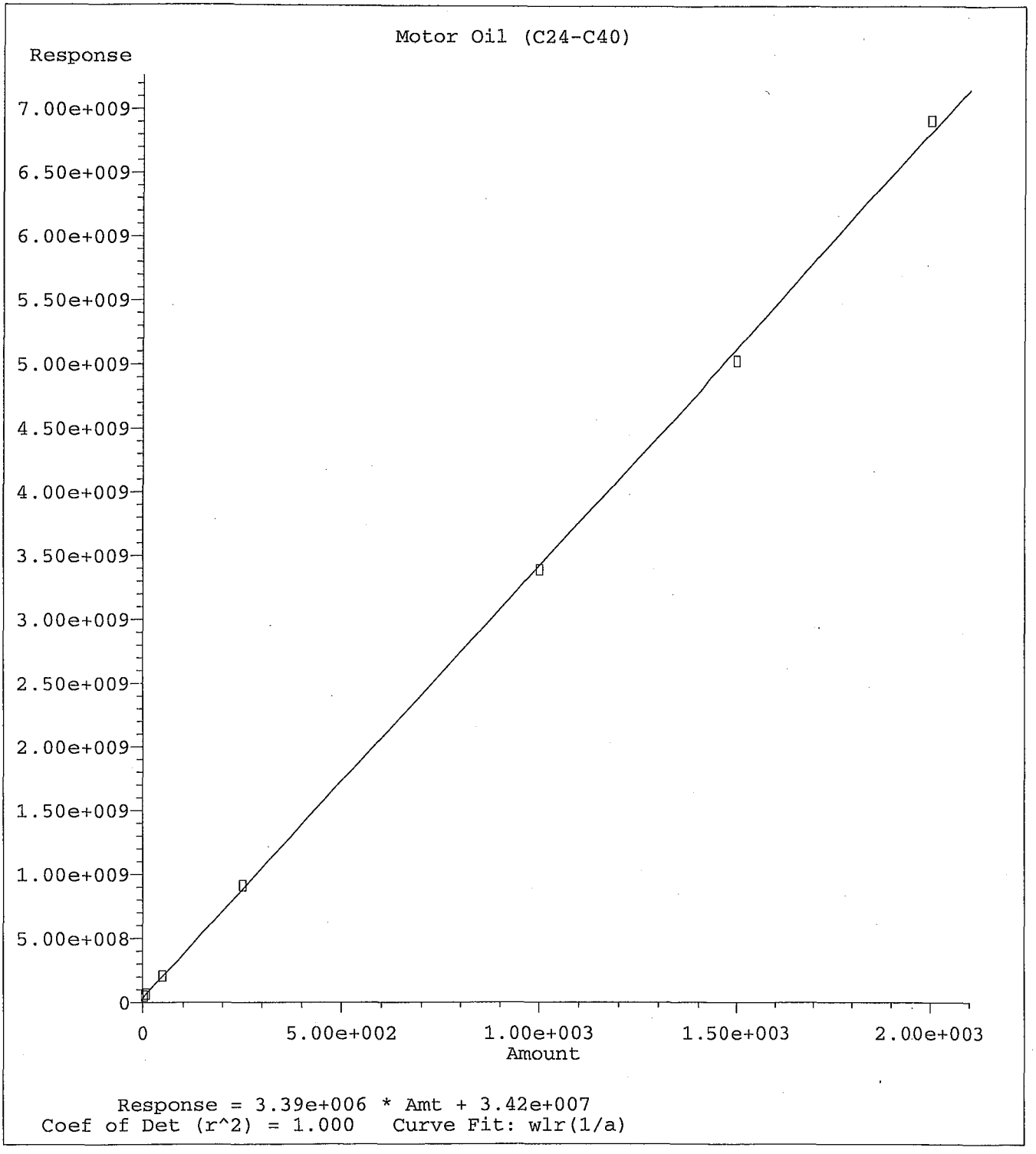

Method Name: G:\APOLLO\DATA\211028\DOC1028.M
Calibration Table Last Updated: Thu Oct 28 15:37:06 2021

TPH Extractables
DEC0911

Form 6
Initial Calibration

Lab Name: APPL, Inc.
Case No:
Matrix: Water

SDG No:
Initial Cal. Date: 9/11/2021
Instrument: Apollo

Initials: KA

911002.D 911003.D 911004.D 911005.D 911006.D 911007.D

		Compound	1	2	3	4	5	6					Avg	%RSD	Type	r^2	Q
1	SC	Decanoic Acid(S)	883995	1084261	1313446	1384667	1522107	1509937					1283069	20	SC		*
2																	
3																	
4																	
5																	
6																	
7																	
8																	
9																	
10																	
11																	
12																	
13																	
14																	
15																	
16																	
17																	
18																	
19																	
20																	
21																	
22																	
23																	
24																	
25																	
26																	
27																	
28																	
29																	
30																	
31																	
32																	
33																	
34																	
35																	

0.562142

Quantitation Report (Not Reviewed)

Data File : G:\APOLLO\DATA\210911\911002.D Vial: 2
Acq On : 9-11-21 10:22:53 Operator: KA
Sample : Decanoic Acid STD 1 Inst : Apollo
Misc : water Multiplr: 1.00
IntFile : events.e
Quant Time: Sep 13 9:30 2021 Quant Results File: DEC0911.RES

Method : G:\APOLLO\DATA\210808\DEC0911.M (Chemstation Integrator)
Title : 8015 B&C
Last Update : Mon Sep 13 09:30:16 2021
Response via : Multiple Level Calibration

Volume Inj. : 2UL
Signal Phase : DB-5
Signal Info : FID02A

Compound	R.T.	Response	Conc Units
System Monitoring Compounds			
1) SC Decanoic Acid(S)	5.77	5303968	2.067 ppb
Surrogate Spike 24.000		Recovery =	8.61%
Target Compounds			
Target Compounds			

(f)=RT Delta > 1/2 Window (m)=manual int.
911002.D DEC0911.M Thu Sep 23 17:08:10 2021 Page 1

Quantitation Report

Data File: G:\APOLLO\DATA\210911\911002.D
Sample : Decanoic Acid STD 1

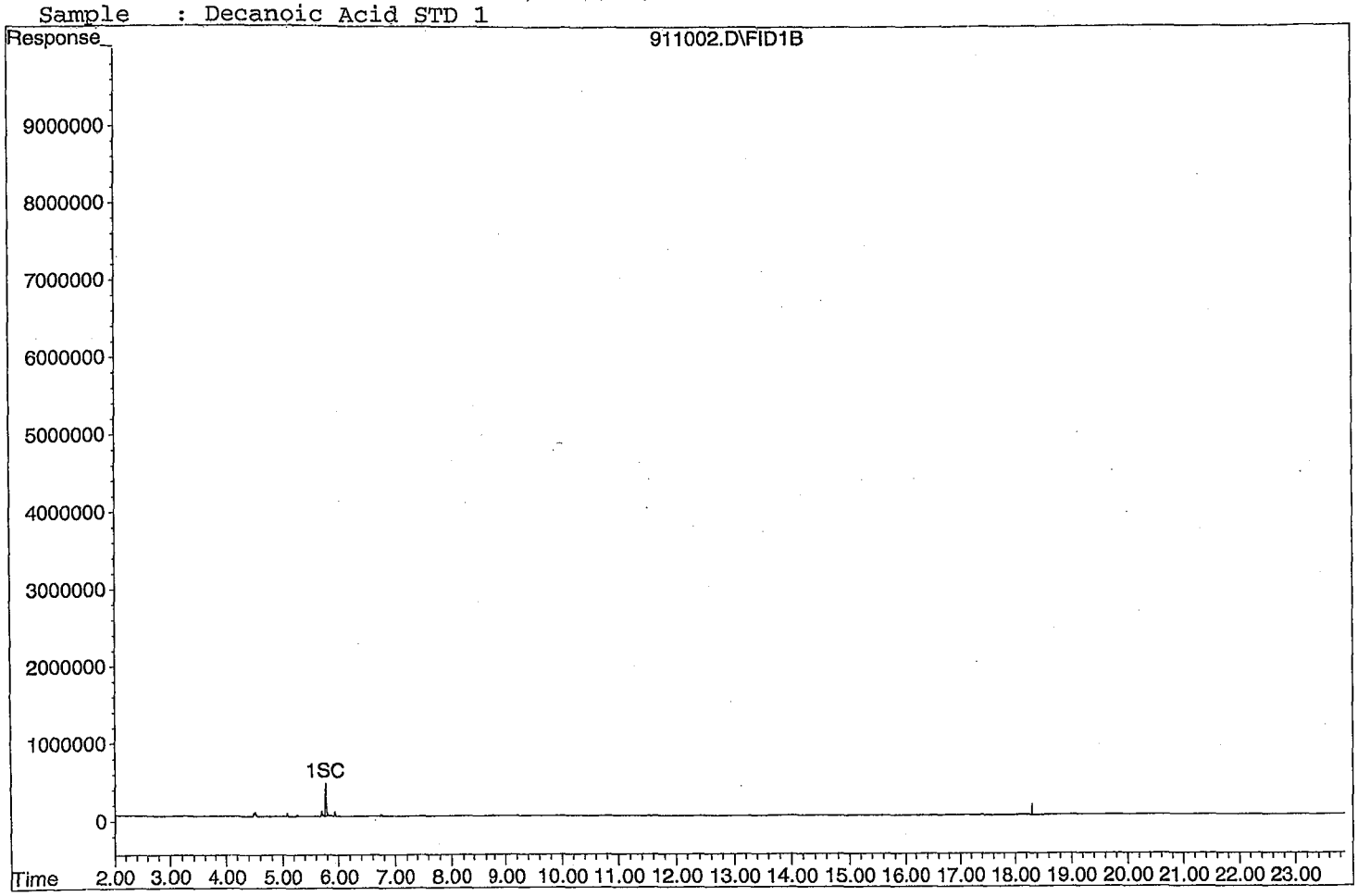

Quantitation Report (Not Reviewed)

Data File : G:\APOLLO\DATA\210911\911003.D Vial: 3
Acq On : 9-11-21 10:51:11 Operator: KA
Sample : Decanoic Acid STD 2 Inst : Apollo
Misc : water Multiplr: 1.00
IntFile : events.e
Quant Time: Sep 23 17:12 2021 Quant Results File: DEC0911.RES

Method : G:\APOLLO\DATA\210808\DEC0911.M (Chemstation Integrator)
Title : 8015 B&C
Last Update : Mon Sep 13 09:30:16 2021
Response via : Multiple Level Calibration

Volume Inj. : 2UL
Signal Phase : DB-5
Signal Info : FID02A

Compound	R.T.	Response	Conc Units
System Monitoring Compounds			
1) SC Decanoic Acid(S)	5.77	13011132	5.070 ppb
Surrogate Spike 24.000		Recovery =	21.13%

Target Compounds

Target Compounds

Quantitation Report

Data File: G:\APOLLO\DATA\210911\911003.D
Sample : Decanoic Acid STD 2

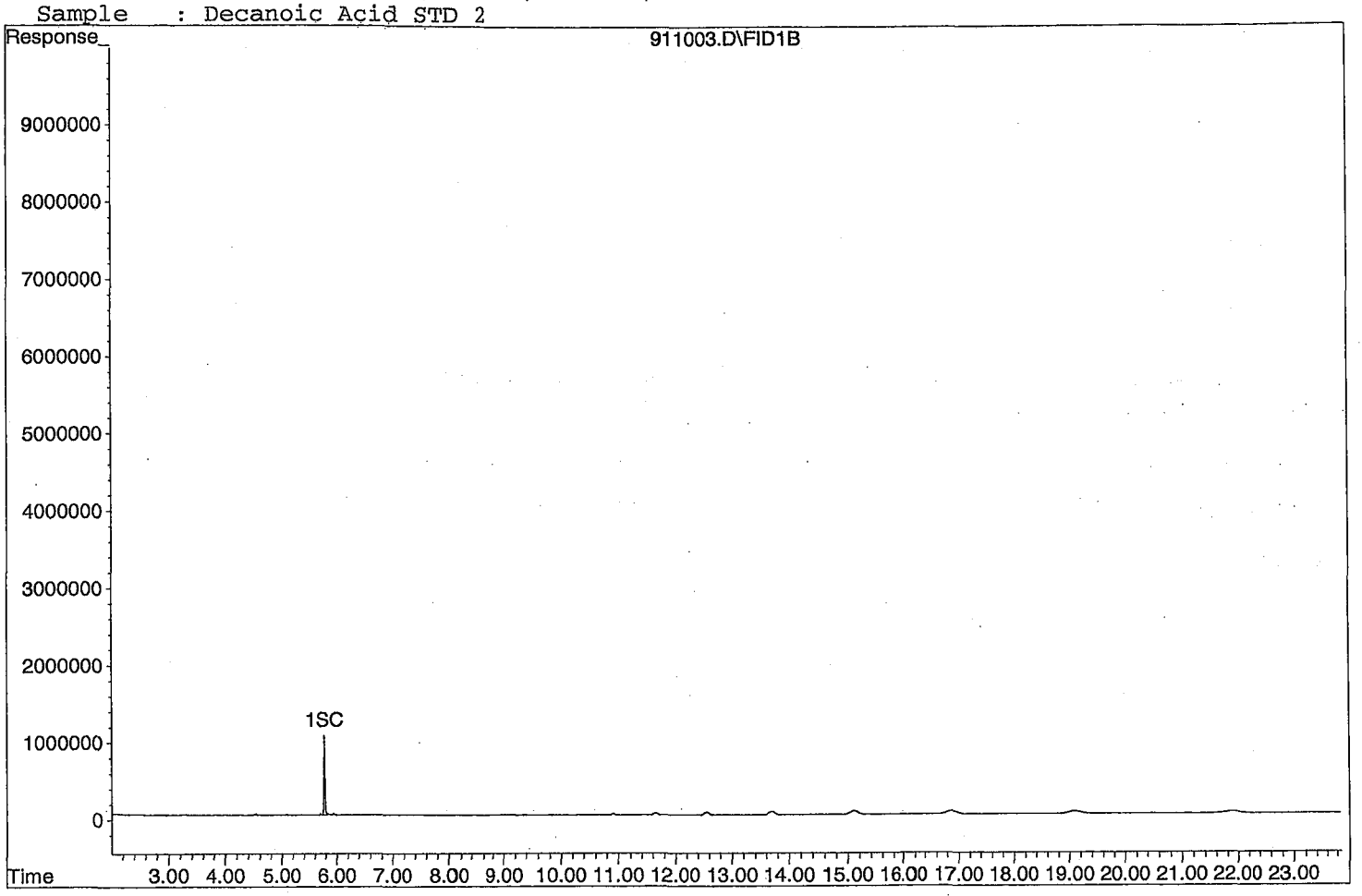

Quantitation Report (Not Reviewed)

Data File : G:\APOLLO\DATA\210911\911004.D
Acq On : 9-11-21 11:19:39
Sample : Decanoic Acid STD 3
Misc : water
IntFile : events.e
Quant Time: Sep 23 17:12 2021 Quant Results File: DEC0911.RES

Vial: 4
Operator: KA
Inst : Apollo
Multiplr: 1.00

Method : G:\APOLLO\DATA\210808\DEC0911.M (Chemstation Integrator)
Title : 8015 B&C
Last Update : Mon Sep 13 09:30:16 2021
Response via : Multiple Level Calibration

Volume Inj. : 2UL
Signal Phase : DB-5
Signal Info : FID02A

Compound	R.T.	Response	Conc Units
System Monitoring Compounds			
1) SC Decanoic Acid(S)	5.79	63045408	24.568 ppb
Surrogate Spike 24.000		Recovery =	102.37%

Target Compounds

Target Compounds

Quantitation Report

Data File: G:\APOLLO\DATA\210911\911004.D
Sample : Decanoic Acid STD 3

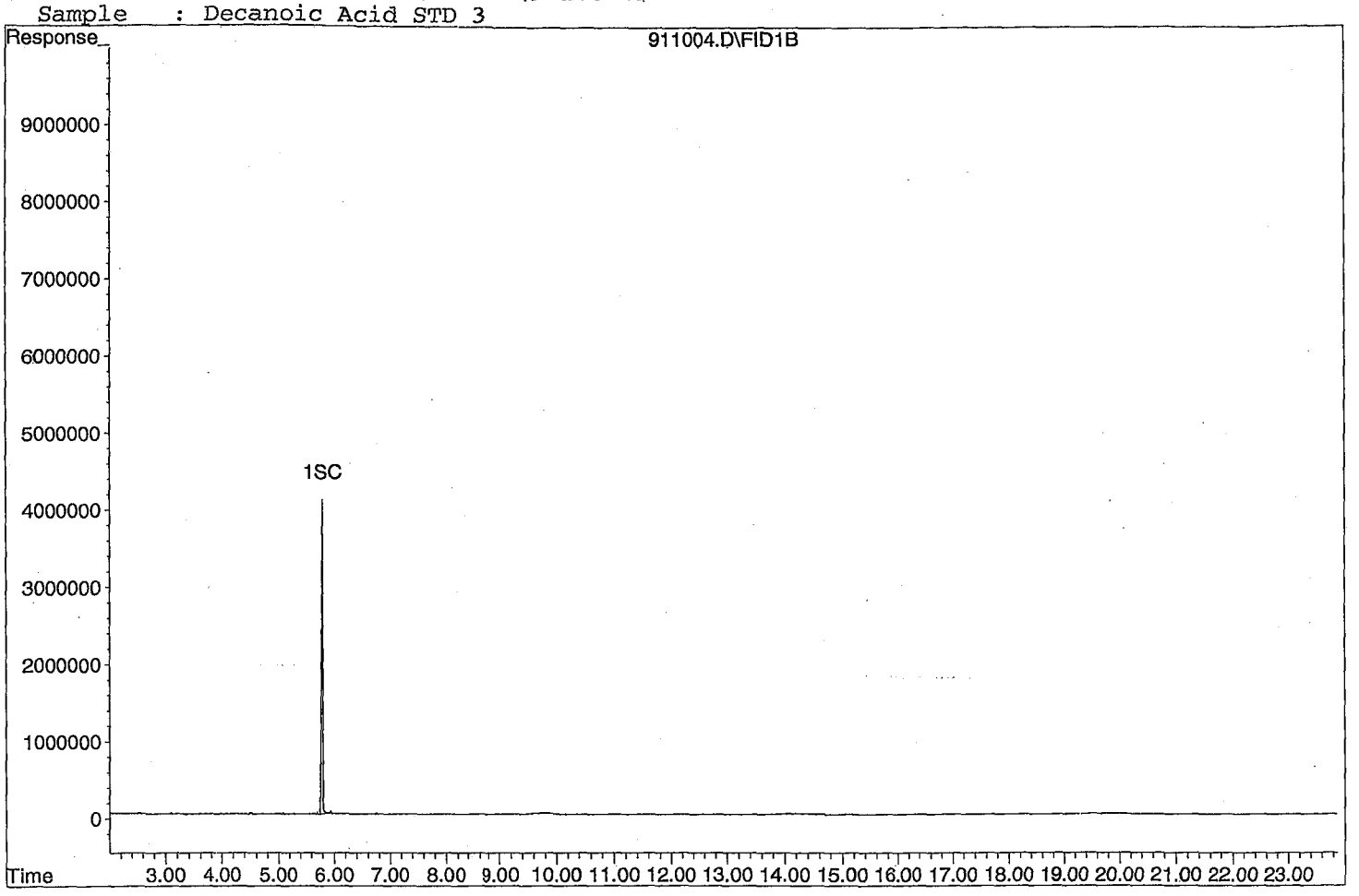

Quantitation Report (Not Reviewed)

Data File : G:\APOLLO\DATA\210911\911005.D
Acq On : 9-11-21 11:48:04
Sample : Decanoic Acid STD 4
Misc : water
IntFile : events.e
Quant Time: Sep 23 17:12 2021 Quant Results File: DEC0911.RES

Vial: 5
Operator: KA
Inst : Apollo
Multiplr: 1.00

Method : G:\APOLLO\DATA\210808\DEC0911.M (Chemstation Integrator)
Title : 8015 B&C
Last Update : Mon Sep 13 09:30:16 2021
Response via : Multiple Level Calibration

Volume Inj. : 2UL
Signal Phase : DB-5
Signal Info : FID02A

Compound	R.T.	Response	Conc Units
System Monitoring Compounds			
1) SC Decanoic Acid(S)	5.80	99696015	38.851 ppb
Surrogate Spike 24.000		Recovery =	161.88%

Target Compounds

Target Compounds

Quantitation Report

Data File: G:\APOLLO\DATA\210911\911005.D
Sample : Decanoic Acid STD 4

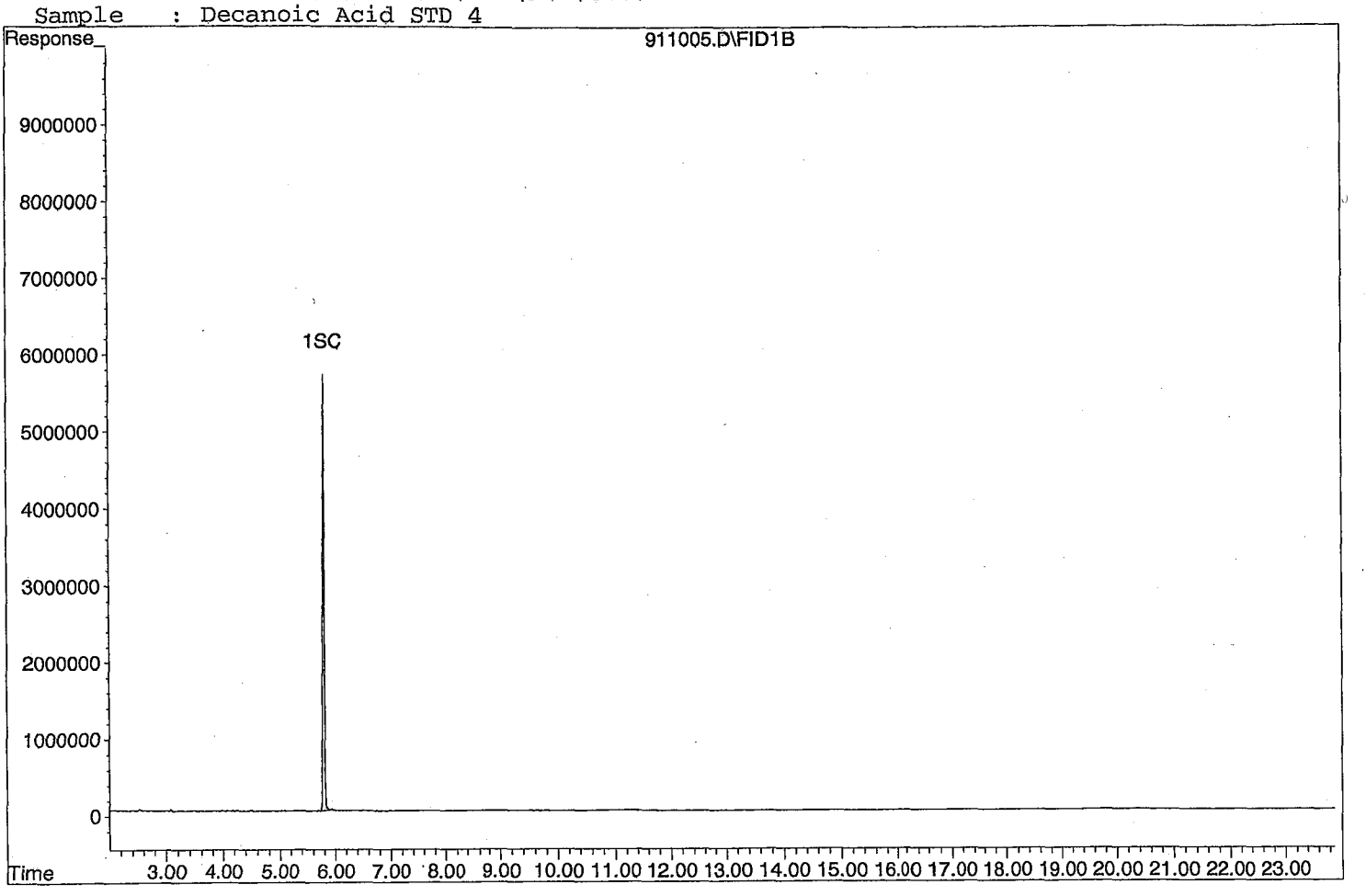

Quantitation Report (Not Reviewed)

Data File : G:\APOLLO\DATA\210911\911006.D Vial: 6
Acq On : 9-11-21 12:16:37 Operator: KA
Sample : Decanoic Acid STD 5 Inst : Apollo
Misc : water Multiplr: 1.00
IntFile : events.e
Quant Time: Sep 23 17:12 2021 Quant Results File: DEC0911.RES

Method : G:\APOLLO\DATA\210808\DEC0911.M (Chemstation Integrator)
Title : 8015 B&C
Last Update : Mon Sep 13 09:30:16 2021
Response via : Multiple Level Calibration

Volume Inj. : 2UL
Signal Phase : DB-5
Signal Info : FID02A

Compound	R.T.	Response	Conc Units
System Monitoring Compounds			
1) SC Decanoic Acid(S)	5.81	146122260	56.942 ppb
Surrogate Spike 24.000		Recovery =	237.26%

Target Compounds

Target Compounds

Quantitation Report

Data File: G:\APOLLO\DATA\210911\911006.D
Sample : Decanoic Acid STD 5

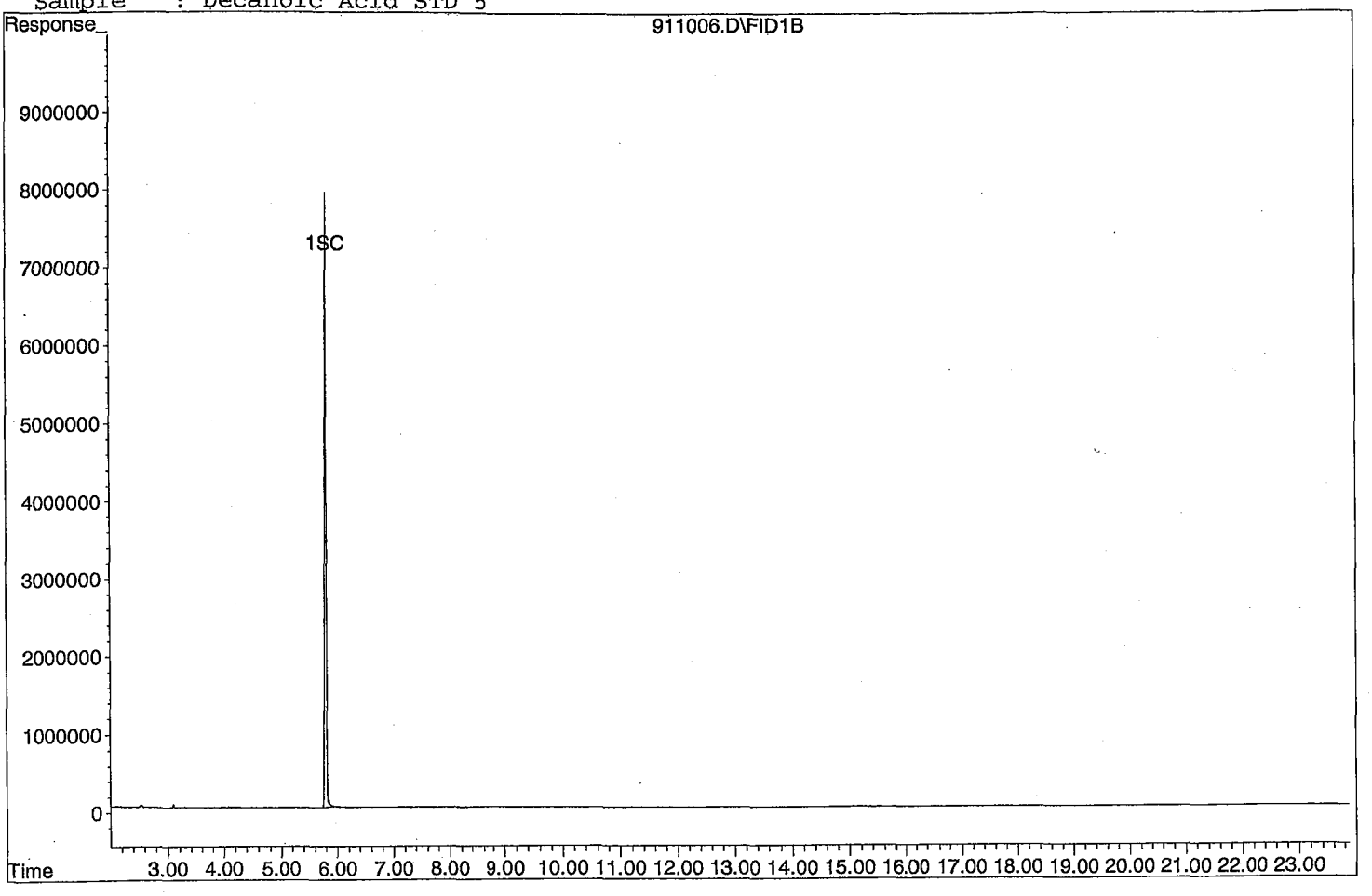

Quantitation Report (Not Reviewed)

Data File : G:\APOLLO\DATA\210911\911007.D Vial: 7
Acq On : 9-11-21 12:45:02 Operator: KA
Sample : Decanoic Acid STD 6 Inst : Apollo
Misc : water Multiplr: 1.00
IntFile : events.e
Quant Time: Sep 23 17:12 2021 Quant Results File: DEC0911.RES

Method : G:\APOLLO\DATA\210808\DEC0911.M (Chemstation Integrator)
Title : 8015 B&C
Last Update : Mon Sep 13 09:30:16 2021
Response via : Multiple Level Calibration

Volume Inj. : 2UL
Signal Phase : DB-5
Signal Info : FID02A

Compound	R.T.	Response	Conc Units
System Monitoring Compounds			
1) SC Decanoic Acid(S)	5.81	181192435	70.609 ppb
Surrogate Spike 24.000		Recovery =	294.20%

Target Compounds

Target Compounds

Quantitation Report

Data File: G:\APOLLO\DATA\210911\911007.D
Sample : Decanoic Acid STD 6

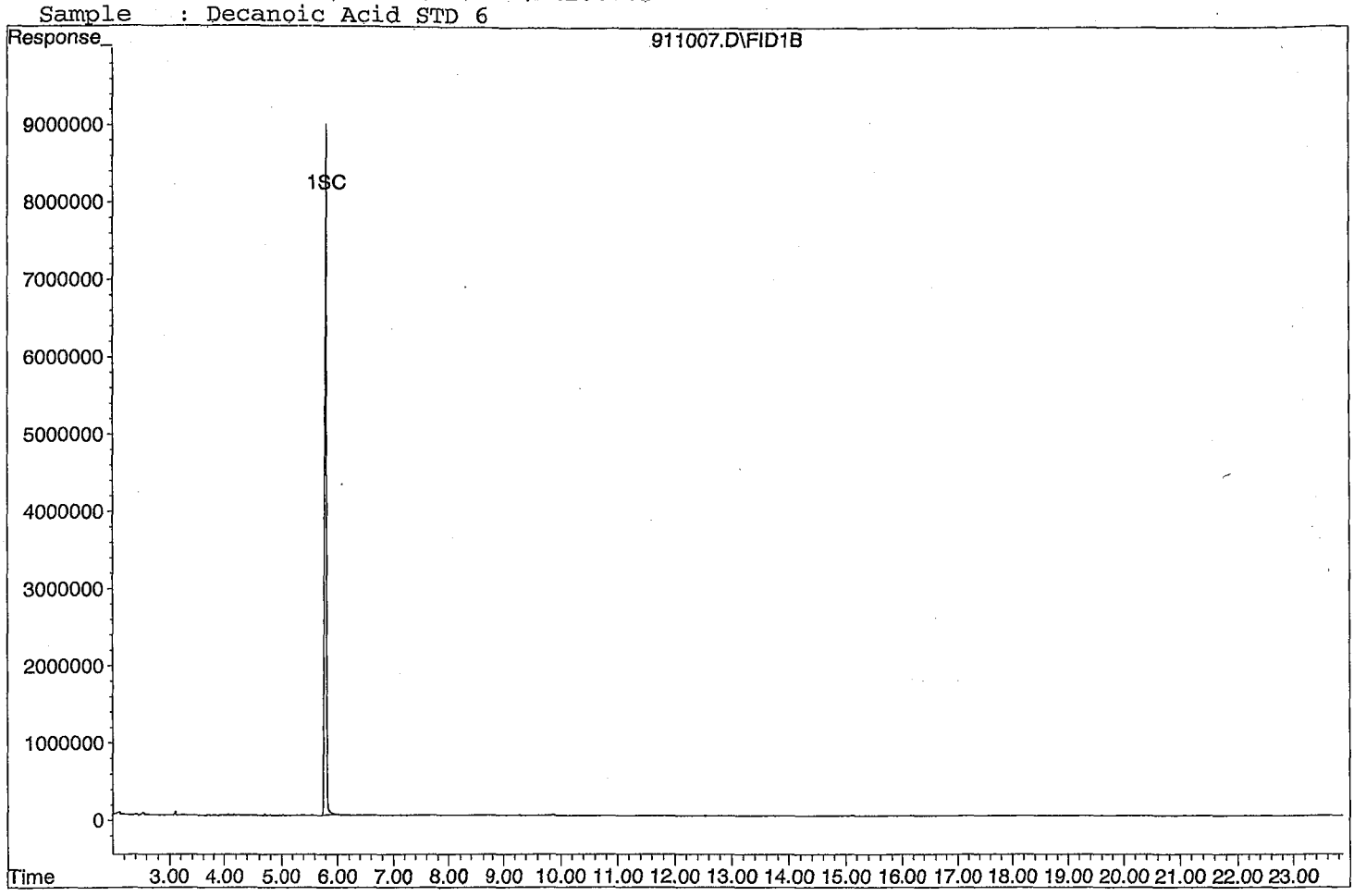

TPH Extractables
DOC1028

Form 7

Continuing Calibration

Lab Name: APPL, Inc.
Case No:
Matrix: Water

SDG No:
Date Analyzed: 12/3/2021
Instrument: Apollo
Initial Cal. Date: 8/30/2021
Data File: 1202062.D

		Compound	MEAN	CCRF	%D		%Drift
1	HATM	Diesel (C10-C24)	2516670	2667870	6.0	HATM	
2	HBTM	Motor Oil (C24-C40)	2492040	1932210	22	HBTML	13
3	SA	Ortho-Terphenyl(S)	3127510	2671270	15	SA	
4	SA	Octacosane(S)	2261430	2408810	6.5	SA	
5							
6							
7							
8							
9							
10							
11							
12							
13							
14							
15							
16							
17							
18							
19							
20							
21							
22							
23							
24							
25							
26							
27							
28							
29							
30							
31							
32							
33							
34							
35							
36							
37							
38							
39							
40							
		Average			12.4		

Quantitation Report (Not Reviewed)

Data File : G:\APOLLO\DATA\211202\1202062.D Vial: 62
Acq On : 12-3-21 18:55:09 Operator: KA
Sample : DMO STD DF2 10/06/21 Inst : Apollo
Misc : water Multiplr: 1.00
IntFile : events.e
Quant Time: Dec 6 7:47 2021 Quant Results File: DOC1028.RES

Method : G:\APOLLO\DATA\211202\DOC1028.M (Chemstation Integrator)
Title : 8015 B&C
Last Update : Fri Dec 03 08:22:29 2021
Response via : Multiple Level Calibration

Volume Inj. : 2UL
Signal Phase : DB-5
Signal Info : FID02A

Compound	R.T.	Response	Conc Units
System Monitoring Compounds			
3) SA Ortho-Terphenyl(S)	7.14	267126791	42.706 ppb
Surrogate Spike 30.000		Recovery =	142.35%
4) SA Octacosane(S)	9.27	240881383	53.259 ppb
Surrogate Spike 30.000		Recovery =	177.53%
Target Compounds			
1) HATM Diesel (C10-C24)	6.15	5335742378	1060.080 ppb
2) HBTM Motor Oil (C24-C40)	12.97	3864411721	1129.247 ppb

Target Compounds

Data File: G:\APOLLO\DATA\211202\1202062.D
Sample : DMO STD DF2 10/06/21

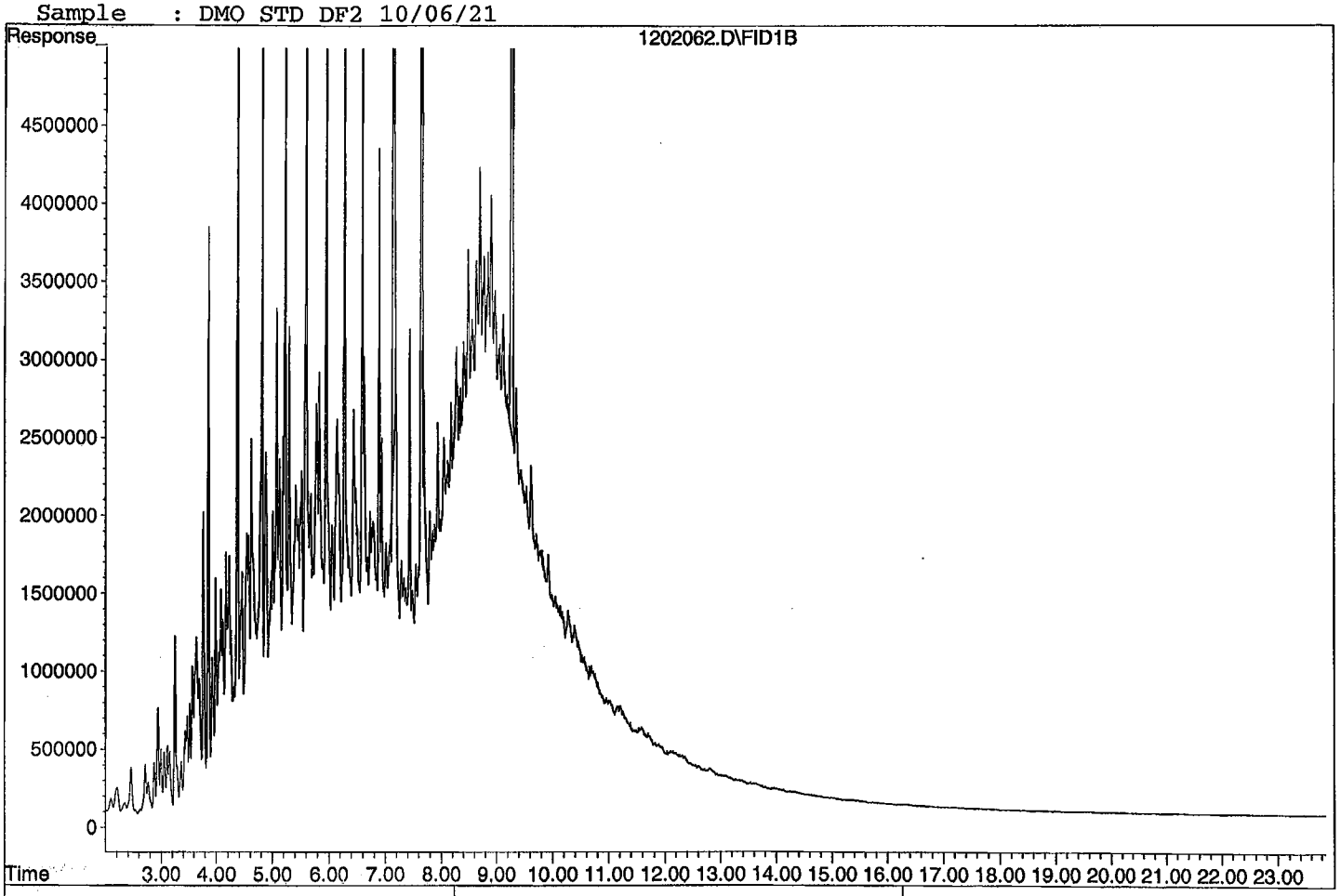

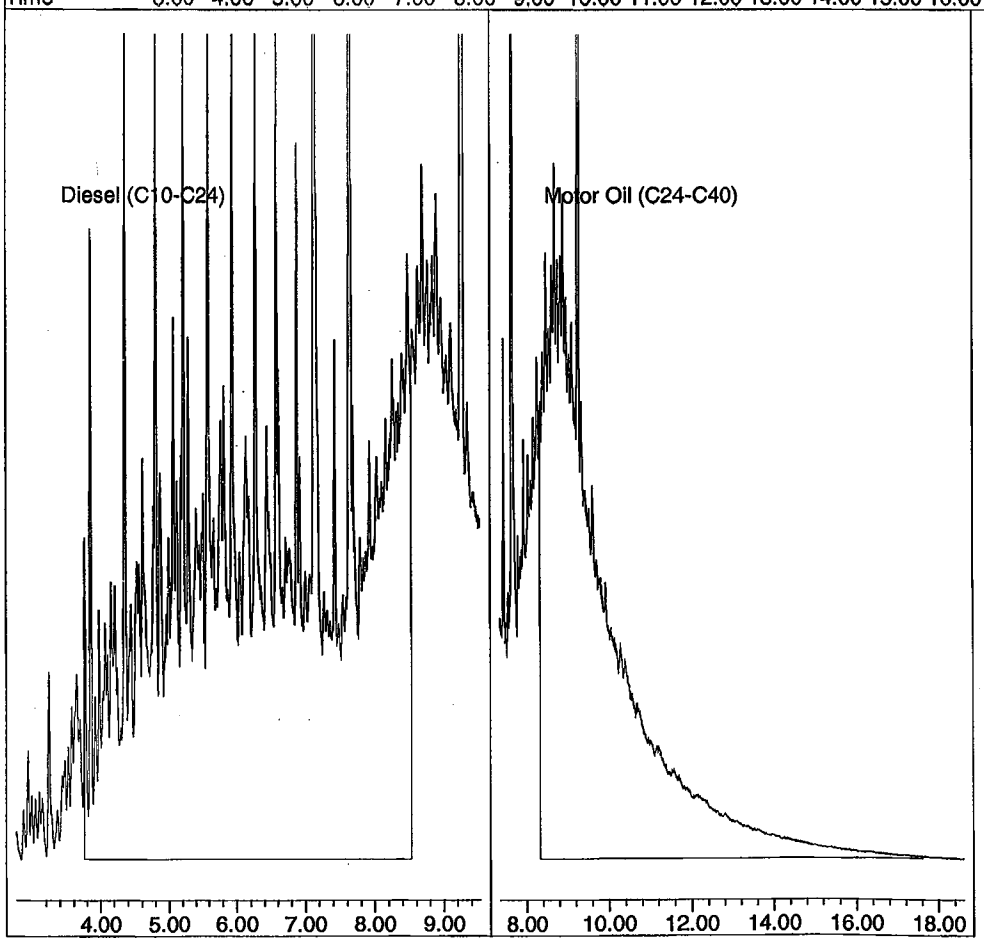

TPH Extractables
DEC0911

Form 7

Continuing Calibration

Lab Name: APPL, Inc.
Case No:
Matrix: Water

SDG No:
Date Analyzed: 12/3/2021
Instrument: Apollo
Initial Cal. Date: 9/11/2021
Data File: 1202063.D

		Compound	MEAN	CCRF	%D	%Drift		
1	SC	Decanoic Acid(S)	1283070	1565960	22	SC		*
2								
3								
4								
5								
6								
7								
8								
9								
10								
11								
12								
13								
14								
15								
16								
17								
18								
19								
20								
21								
22								
23								
24								
25								
26								
27								
28								
29								
30								
31								
32								
33								
34								
35								
36								
37								
38								
39								
40								
		Average			22.0			

Quantitation Report (Not Reviewed)

Data File : G:\APOLLO\DATA\211202\1202063.D Vial: 63
Acq On : 12-3-21 19:23:21 Operator: KA
Sample : Decanoic Acid CCV 11/05/21 Inst : Apollo
Misc : water Multiplr: 1.00
IntFile : events.e
Quant Time: Dec 6 7:48 2021 Quant Results File: DEC0911.RES

Method : G:\APOLLO\DATA\211202\DEC0911.M (Chemstation Integrator)
Title : 8015 B&C
Last Update : Wed Nov 24 15:29:56 2021
Response via : Multiple Level Calibration

Volume Inj. : 2UL
Signal Phase : DB-5
Signal Info : FID02A

Compound	R.T.	Response	Conc Units
System Monitoring Compounds			
1) SC Decanoic Acid(S)	5.40	112749045	43.937 ppb
Surrogate Spike 24.000		Recovery =	183.07%

Target Compounds

Target Compounds

File : G:\APOLLO\DATA\211202\1202063.D
Operator : KA
Acquired : 12-3-21 19:23:21 using AcqMethod TPHSN.M
Instrument : Apollo
Sample Name: Decanoic Acid CCV 11/05/21
Misc Info : water
Vial Number: 63



TPH Extractables
DOC1028

Form 7

Continuing Calibration

Lab Name: APPL, Inc.
Case No:
Matrix: Water

SDG No:
Date Analyzed: 12/4/2021
Instrument: Apollo
Initial Cal. Date: 10/28/2021
Data File: 1202082.D

		Compound	MEAN	CCRF	%D	%Drift		
1	HATM	Diesel (C10-C24)	2516670	2650660	5.3	HATM		
2	HBTM	Motor Oil (C24-C40)	2492040	1889600	24	HBTML	10	
3	SA	Ortho-Terphenyl(S)	3127510	2369560	24	SA		*
4	SA	Octacosane(S)	2261430	2423210	7.2	SA		
5								
6								
7								
8								
9								
10								
11								
12								
13								
14								
15								
16								
17								
18								
19								
20								
21								
22								
23								
24								
25								
26								
27								
28								
29								
30								
31								
32								
33								
34								
35								
36								
37								
38								
39								
40								
		Average			15.1			

Quantitation Report (Not Reviewed)

Data File : G:\APOLLO\DATA\211202\1202082.D Vial: 82
Acq On : 12-4-21 4:18:20 Operator: KA
Sample : DMO STD DF2 10/06/21 Inst : Apollo
Misc : water Multiplr: 1.00
IntFile : events.e
Quant Time: Dec 6 7:57 2021 Quant Results File: DOC1028.RES

Method : G:\APOLLO\DATA\211202\DOC1028.M (Chemstation Integrator)
Title : 8015 B&C
Last Update : Fri Dec 03 08:22:29 2021
Response via : Multiple Level Calibration

Volume Inj. : 2UL
Signal Phase : DB-5
Signal Info : FID02A

Compound	R.T.	Response	Conc Units
System Monitoring Compounds			
3) SA Ortho-Terphenyl(S)	7.14	236955522	37.883 ppb
Surrogate Spike 30.000		Recovery =	126.28%
4) SA Octacosane(S)	9.27	242321243	53.577 ppb
Surrogate Spike 30.000		Recovery =	178.59%
Target Compounds			
1) HATM Diesel (C10-C24)	6.15	5301313117	1053.240 ppb
2) HBTM Motor Oil (C24-C40)	12.97	3779207381	1104.127 ppb

Target Compounds

Data File: G:\APOLLO\DATA\211202\1202082.D
Sample : DMO STD DF2 10/06/21

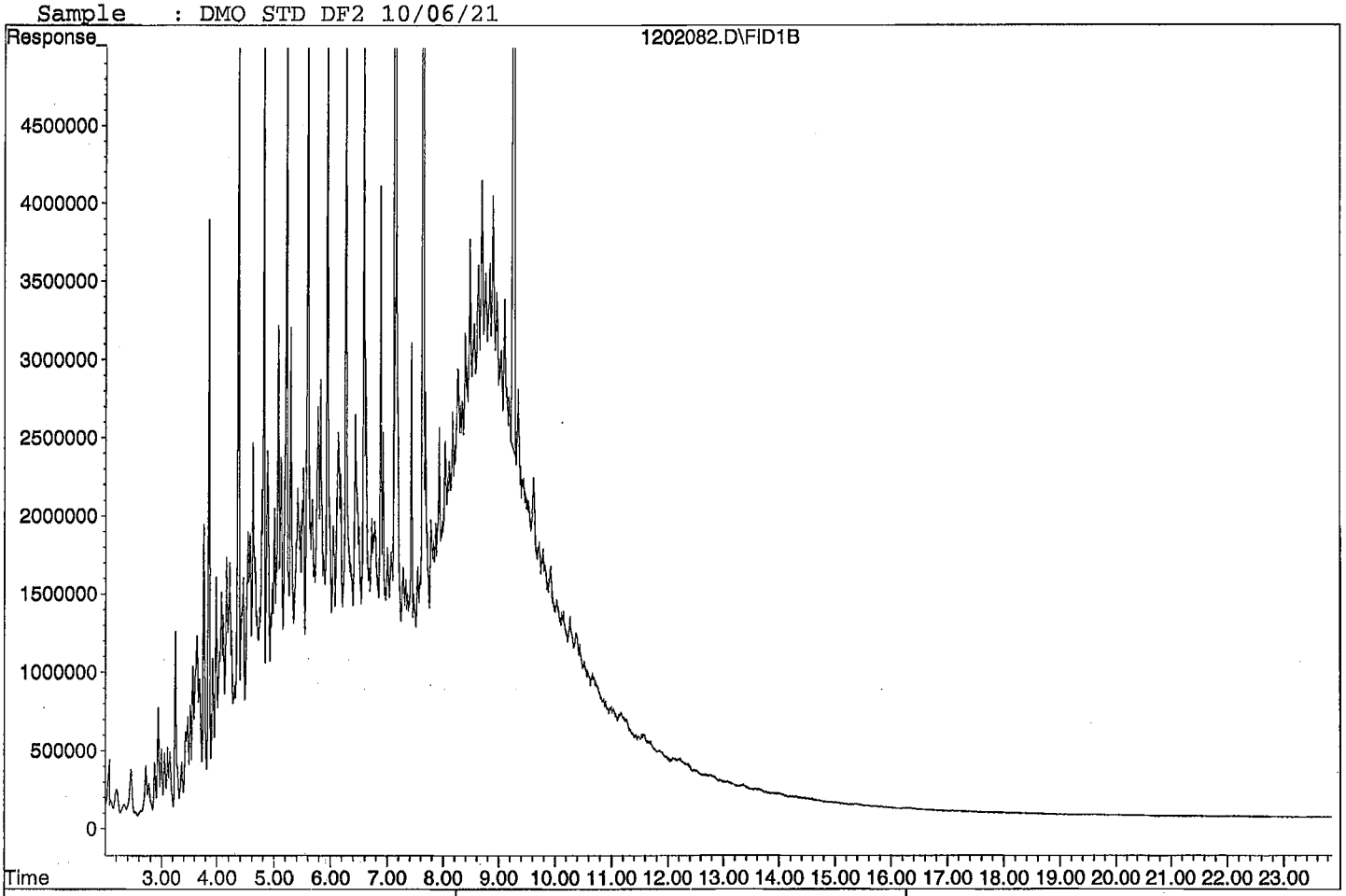

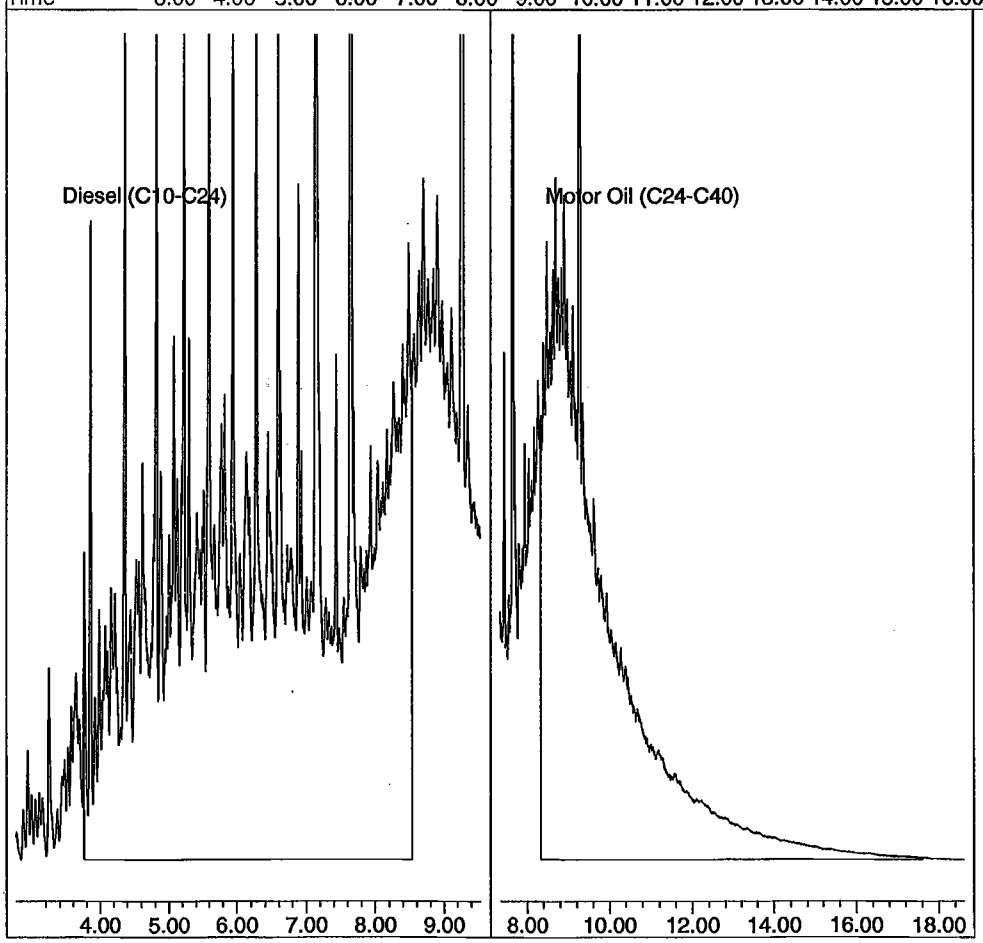

TPH Extractables
DEC0911

Form 7

Continuing Calibration

Lab Name: APPL, Inc.
Case No:
Matrix: Water

SDG No:
Date Analyzed: 12/4/2021
Instrument: Apollo
Initial Cal. Date: 9/11/2021
Data File: 1202083.D

		Compound	MEAN	CCRF	%D	%Drift	
1	SC	Decanoic Acid(S)	1283070	1358940	5.9	SC	
2							
3							
4							
5							
6							
7							
8							
9							
10							
11							
12							
13							
14							
15							
16							
17							
18							
19							
20							
21							
22							
23							
24							
25							
26							
27							
28							
29							
30							
31							
32							
33							
34							
35							
36							
37							
38							
39							
40							
		Average			5.9		

Quantitation Report (Not Reviewed)

Data File : G:\APOLLO\DATA\211202\1202083.D Vial: 83
Acq On : 12-4-21 4:46:28 Operator: KA
Sample : Decanoic Acid CCV 11/05/21 Inst : Apollo
Misc : water Multiplr: 1.00
IntFile : events.e
Quant Time: Dec 6 7:58 2021 Quant Results File: DEC0911.RES

Method : G:\APOLLO\DATA\211202\DEC0911.M (Chemstation Integrator)
Title : 8015 B&C
Last Update : Wed Nov 24 15:29:56 2021
Response via : Multiple Level Calibration

Volume Inj. : 2UL
Signal Phase : DB-5
Signal Info : FID02A

Compound	R.T.	Response	Conc Units
System Monitoring Compounds			
1) SC Decanoic Acid(S)	5.40	97843608	38.129 ppb
Surrogate Spike 24.000		Recovery =	158.87%

Target Compounds

Target Compounds

File : G:\APOLLO\DATA\211202\1202083.D
Operator : KA
Acquired : 12-4-21 4:46:28 using AcqMethod TPHSN.M
Instrument : Apollo
Sample Name: Decanoic Acid CCV 11/05/21
Misc Info : water
Vial Number: 83



ORGANICS
Raw Data

Quantitation Report (QT Reviewed)

Data File : G:\APOLLO\DATA\211202\1202069.D Vial: 69
Acq On : 12-3-21 22:12:22 Operator: KA
Sample : BA46714W09 5/1050 SG Inst : Apollo
Misc : water Multiplr: 4.76
IntFile : events.e
Quant Time: Dec 6 7:53 2021 Quant Results File: DOC1028.RES

Method : G:\APOLLO\DATA\211202\DOC1028.M (Chemstation Integrator)
Title : 8015 B&C
Last Update : Fri Dec 03 08:22:29 2021
Response via : Multiple Level Calibration

Volume Inj. : 2UL
Signal Phase : DB-5
Signal Info : FID02A

Compound	R.T.	Response	Conc Units
System Monitoring Compounds			
3) SA Ortho-Terphenyl(S)	7.13	127184049	96.824 ppb
Surrogate Spike 142.857		Recovery =	67.78%
4) SA Octacosane(S)	9.26	117546458	123.759 ppb
Surrogate Spike 142.857		Recovery =	86.63%
Target Compounds			
1) HATM Diesel (C10-C24)	6.15	22193901	20.997 ppb
2) HBTM Motor Oil (C24-C40)	12.97	56511271	31.364 ppb
Target Compounds			

Data File: G:\APOLLO\DATA\211202\1202069.D
Sample : BA46714W09 5/1050 SG

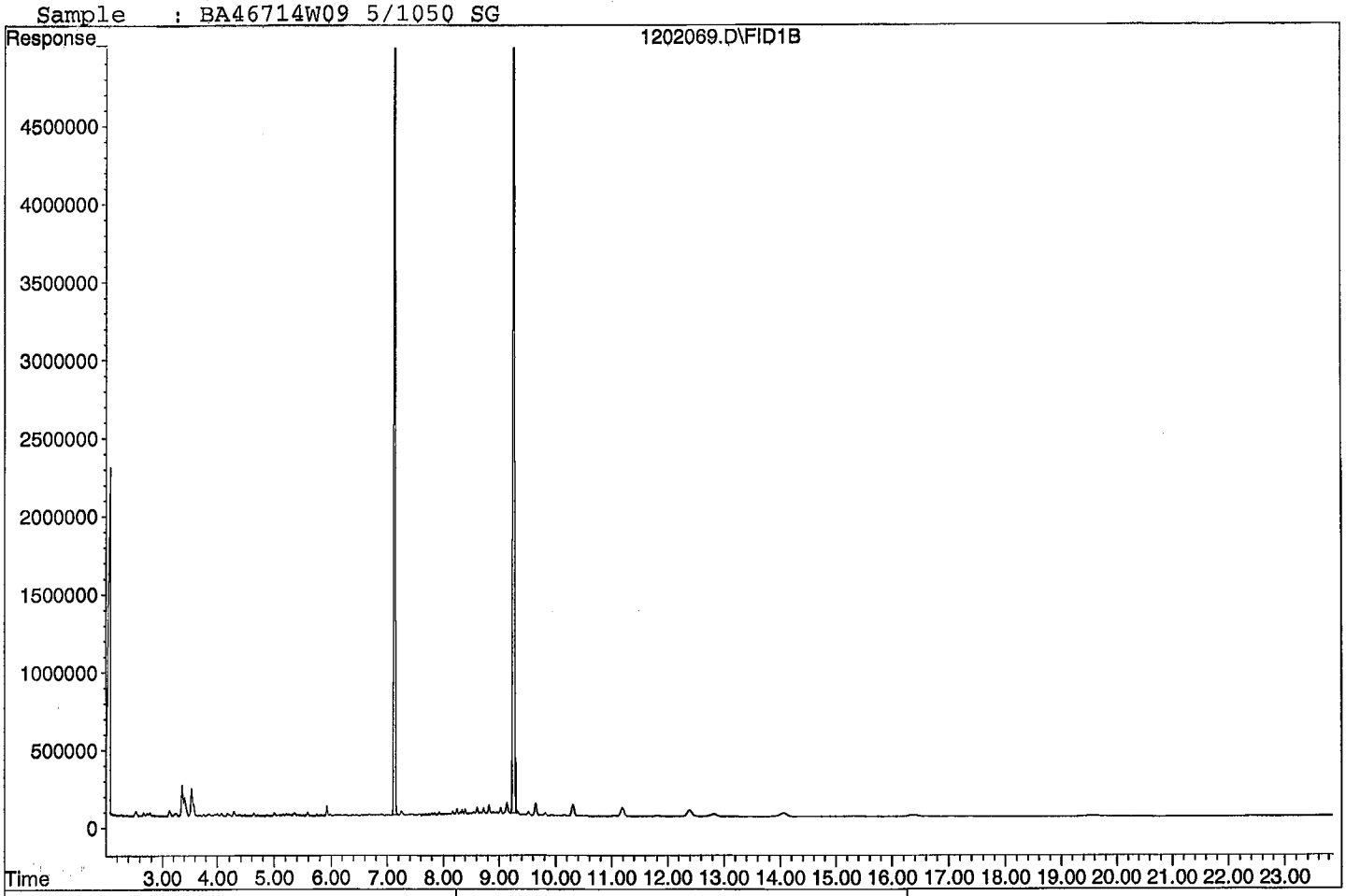

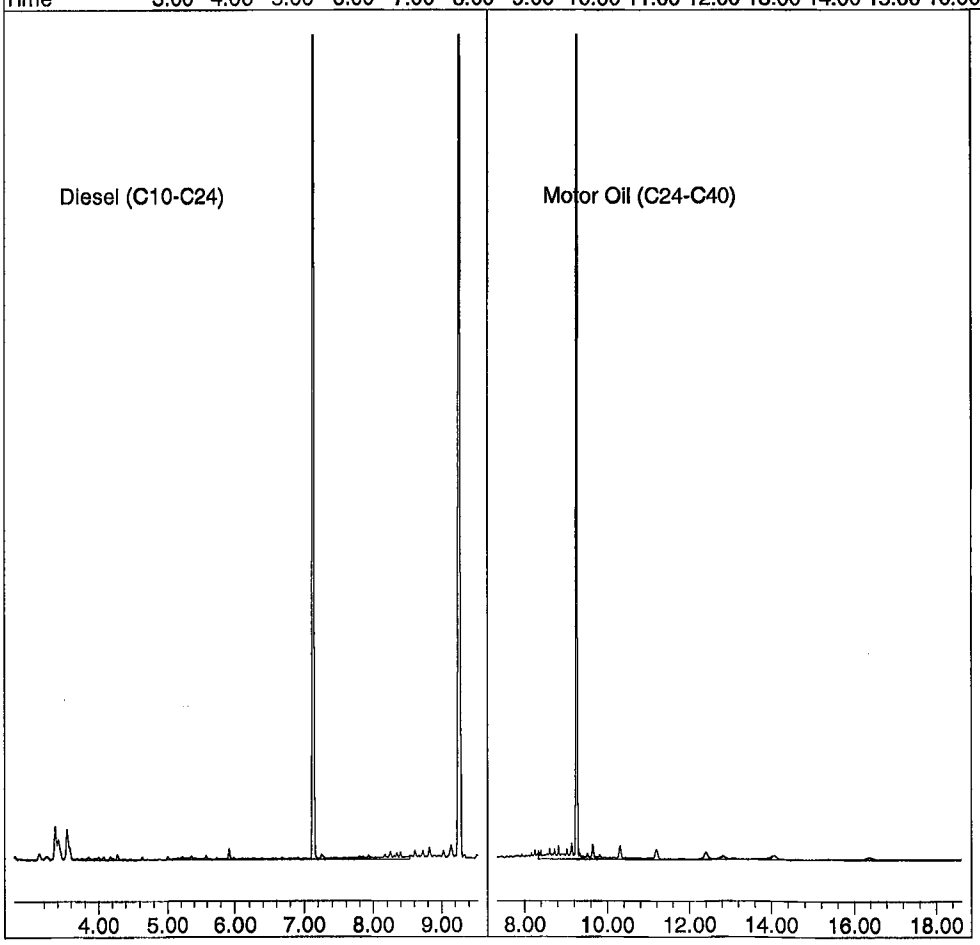

Quantitation Report (QT Reviewed)

Data File : G:\APOLLO\DATA\211202\1202066.D Vial: 66
Acq On : 12-3-21 20:47:51 Operator: KA
Sample : 211122A BLK 5/1000 SG Inst : Apollo
Misc : water Multiplr: 5.00
IntFile : events.e
Quant Time: Dec 6 7:51 2021 Quant Results File: DOC1028.RES

Method : G:\APOLLO\DATA\211202\DOC1028.M (Chemstation Integrator)
Title : 8015 B&C
Last Update : Fri Dec 03 08:22:29 2021
Response via : Multiple Level Calibration

Volume Inj. : 2UL
Signal Phase : DB-5
Signal Info : FID02A

Compound	R.T.	Response	Conc Units
System Monitoring Compounds			
3) SA Ortho-Terphenyl(S)	7.13	167937251	134.242 ppb
Surrogate Spike 150.000		Recovery =	89.49%
4) SA Octacosane(S)	9.26	156502886	173.013 ppb
Surrogate Spike 150.000		Recovery =	115.34%
Target Compounds			
1) HATM Diesel (C10-C24)	6.15	27148876	26.969 ppb
2) HBTM Motor Oil (C24-C40)	12.97	66992819	48.383 ppb

Target Compounds

Quantitation Report

Data File: G:\APOLLO\DATA\211202\1202066.D
Sample : 211122A BLK 5/1000 SG

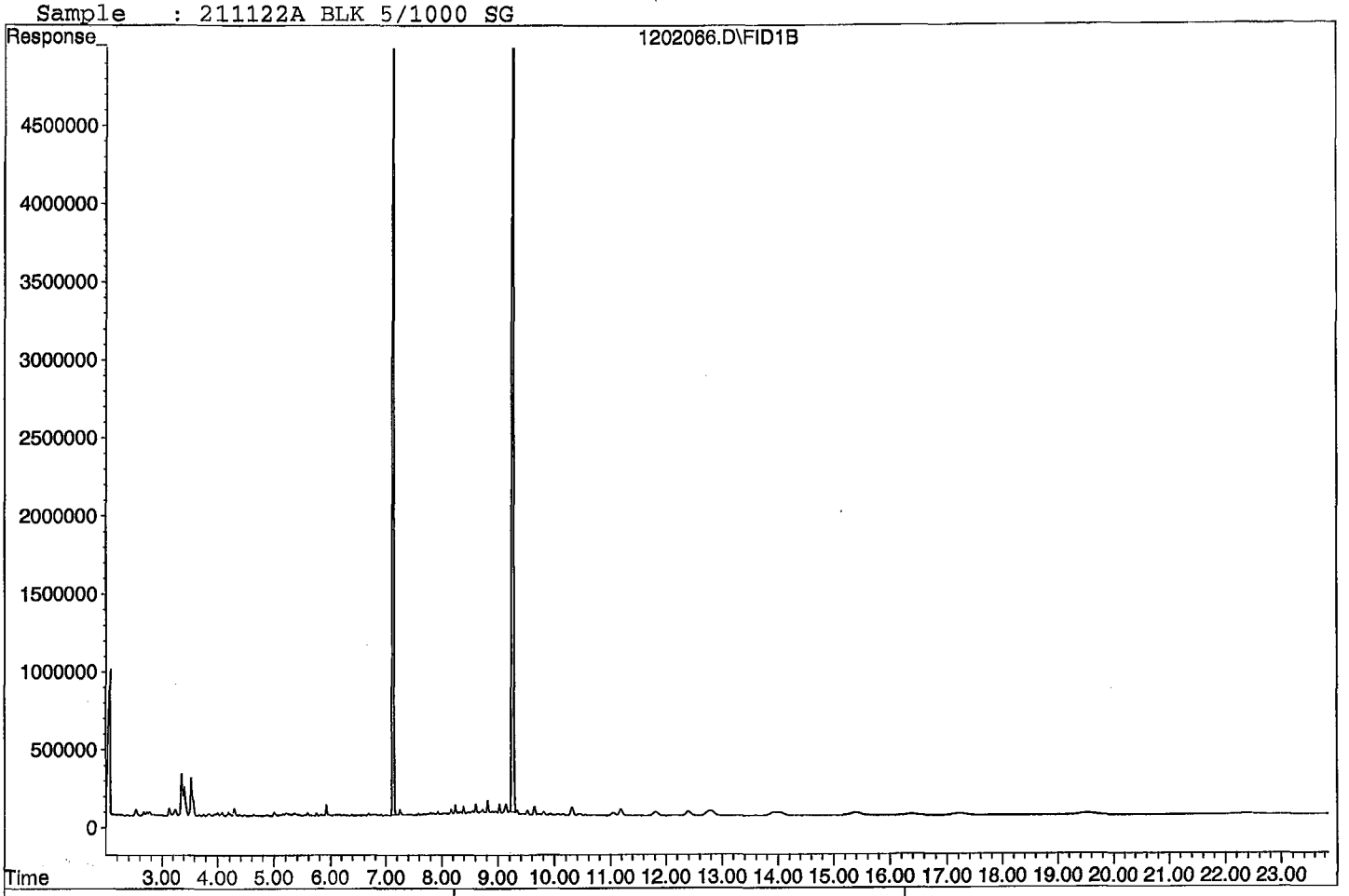

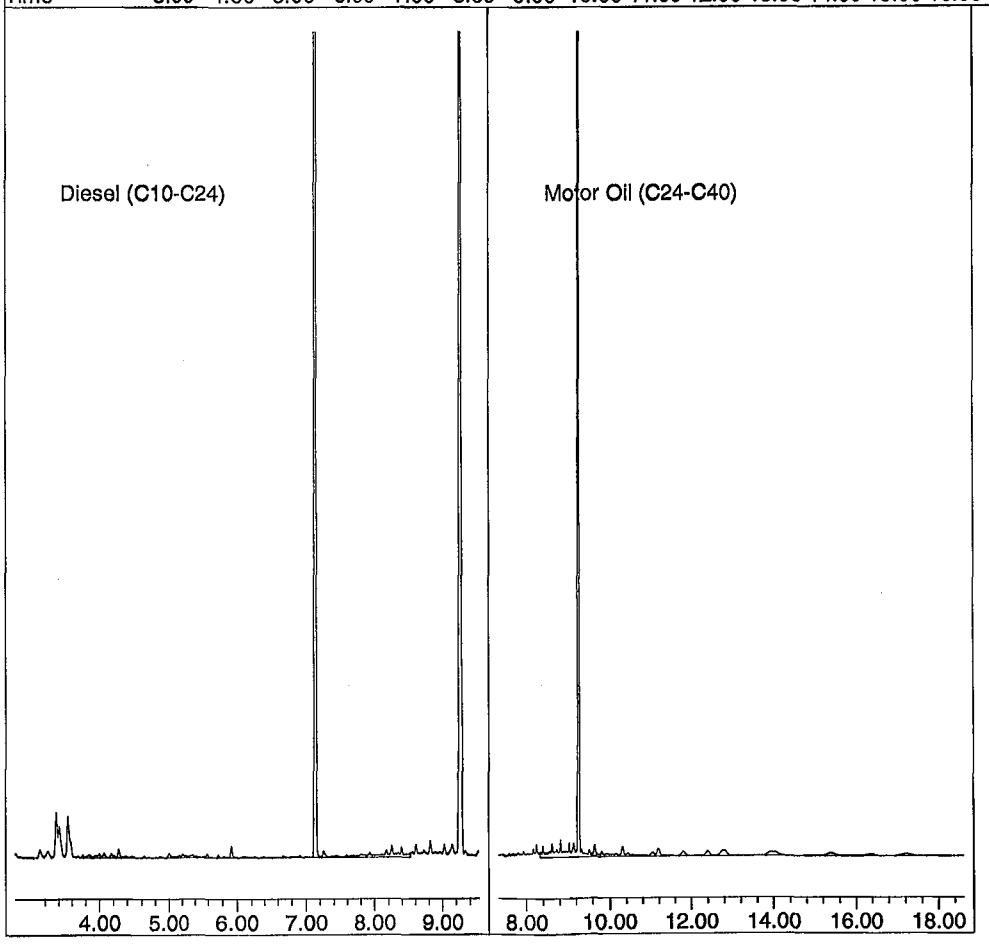

Quantitation Report (QT Reviewed)

Data File : G:\APOLLO\DATA\211202\1202067.D
Acq On : 12-3-21 21:16:03
Sample : 211122A LCS-1 5/1000 SG
Misc : water
IntFile : events.e
Quant Time: Dec 6 7:52 2021 Quant Results File: DOC1028.RES

Vial: 67
Operator: KA
Inst : Apollo
Multiplr: 5.00

Method : G:\APOLLO\DATA\211202\DOC1028.M (Chemstation Integrator)
Title : 8015 B&C
Last Update : Fri Dec 03 08:22:29 2021
Response via : Multiple Level Calibration

Volume Inj. : 2UL
Signal Phase : DB-5
Signal Info : FID02A

Compound	R.T.	Response	Conc Units
System Monitoring Compounds			
3) SA Ortho-Terphenyl(S)	7.13	135837238	108.583 ppb
Surrogate Spike 150.000		Recovery =	72.39%
4) SA Octacosane(S)	9.26	111783569	123.576 ppb
Surrogate Spike 150.000		Recovery =	82.38%
Target Compounds			
1) HATM Diesel (C10-C24)	6.15	1497946358	1488.025 ppb
2) HBTM Motor Oil (C24-C40)	12.97	1221398729	1750.116 ppb
Target Compounds			

(f)=RT Delta > 1/2 Window
1202067.D DOC1028.M Wed Dec 15 10:49:40 2021
(m)=manual int.

Diesel:

$$\frac{(1497946358)(5)}{(25166669)(2)} = \frac{7489731790}{50333338} = \boxed{1488.025}$$

Data File: G:\APOLLO\DATA\211202\1202067.D
Sample : 211122A LCS-1 5/1000 SG

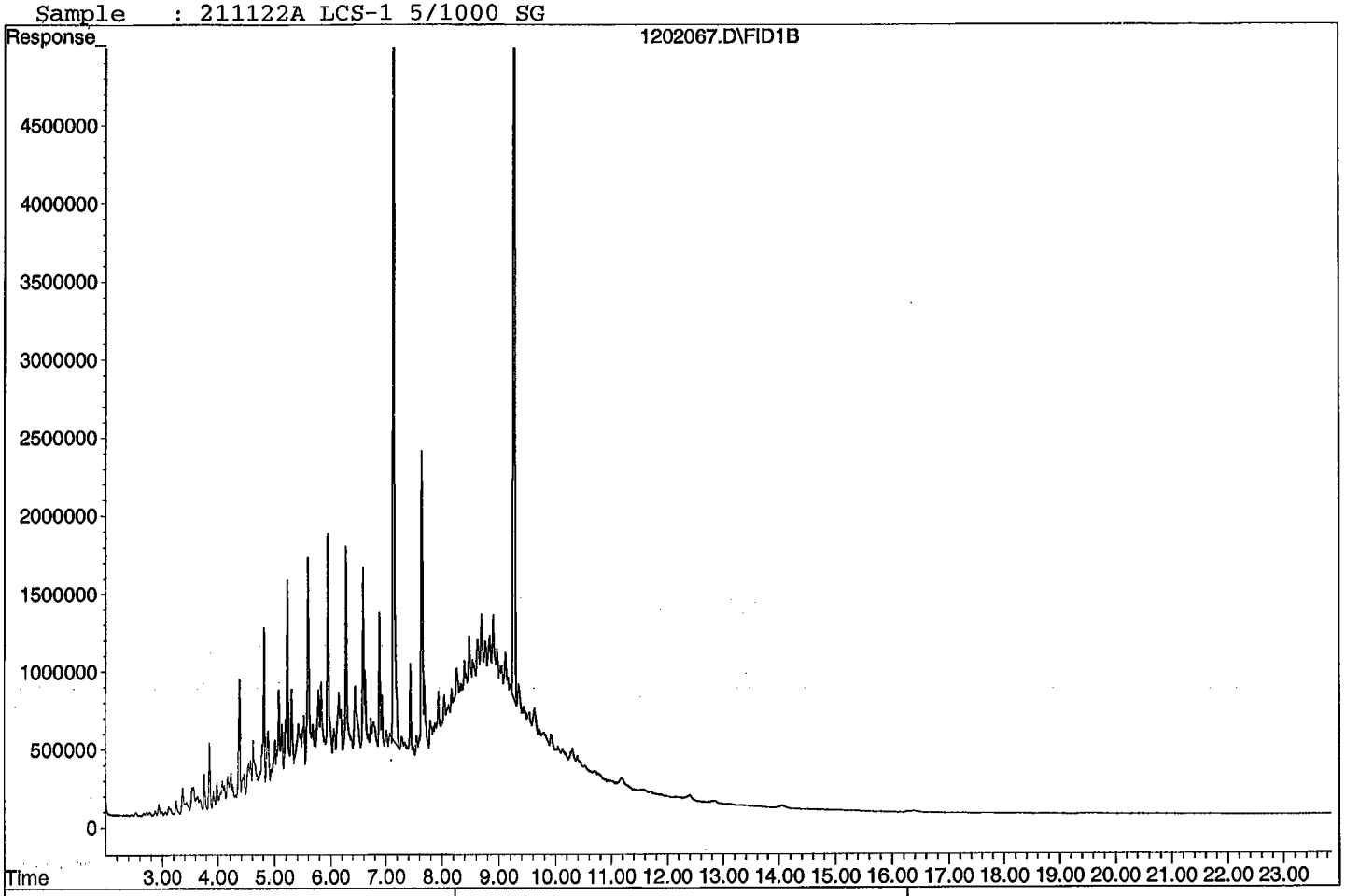

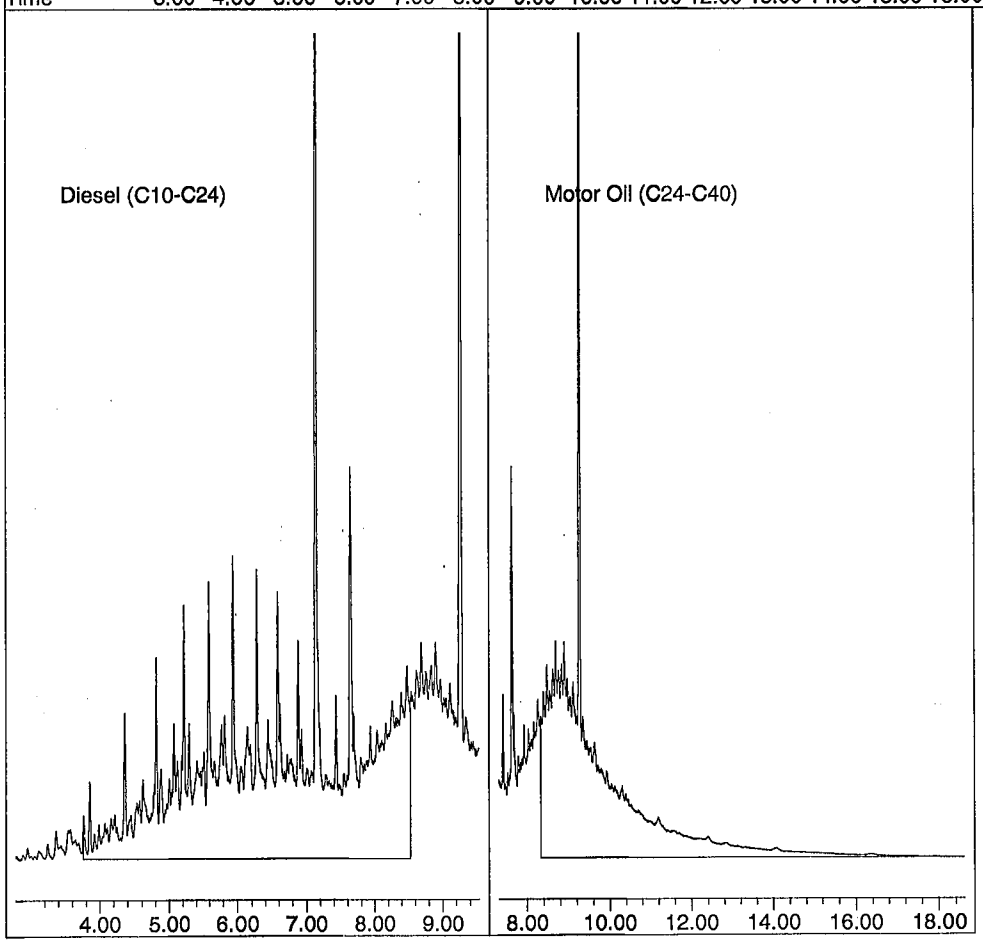

Quantitation Report (QT Reviewed)

Data File : G:\APOLLO\DATA\211202\1202068.D Vial: 68
Acq On : 12-3-21 21:44:13 Operator: KA
Sample : 211122A LCSD-1 5/1000 SG Inst : Apollo
Misc : water Multiplr: 5.00
IntFile : events.e
Quant Time: Dec 6 7:52 2021 Quant Results File: DOC1028.RES

Method : G:\APOLLO\DATA\211202\DOC1028.M (Chemstation Integrator)
Title : 8015 B&C
Last Update : Fri Dec 03 08:22:29 2021
Response via : Multiple Level Calibration

Volume Inj. : 2UL
Signal Phase : DB-5
Signal Info : FID02A

Compound	R.T.	Response	Conc Units
System Monitoring Compounds			
3) SA Ortho-Terphenyl(S)	7.13	153385282	122.610 ppb
Surrogate Spike 150.000		Recovery =	81.74%
4) SA Octacosane(S)	9.26	124668173	137.820 ppb
Surrogate Spike 150.000		Recovery =	91.88%
Target Compounds			
1) HATM Diesel (C10-C24)	6.15	1637673875	1626.827 ppb
2) HBTM Motor Oil (C24-C40)	12.97	1361447952	1956.566 ppb

Target Compounds

Data File: G:\APOLLO\DATA\211202\1202068.D
Sample : 211122A LCSD-1 5/1000 SG

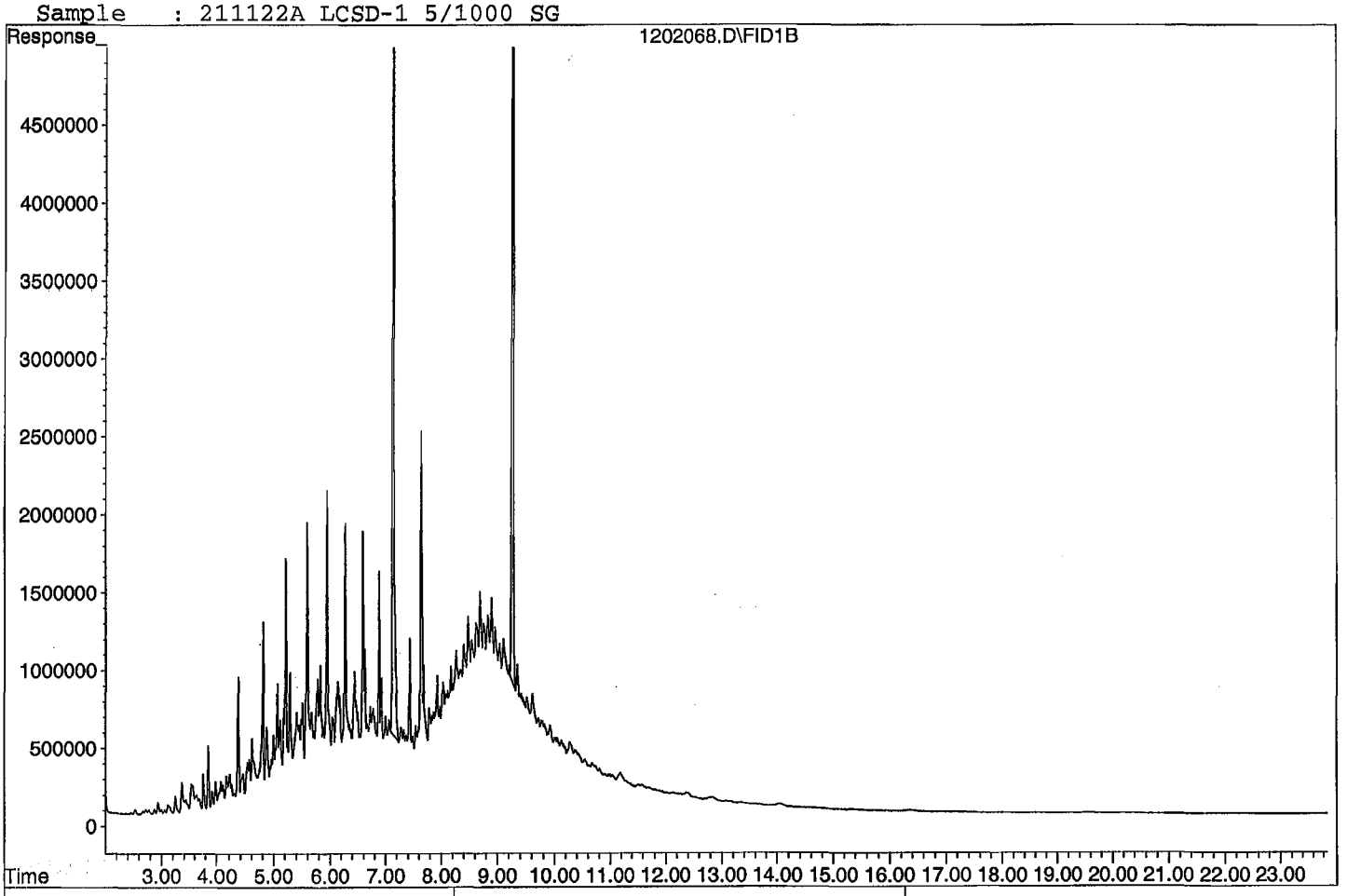

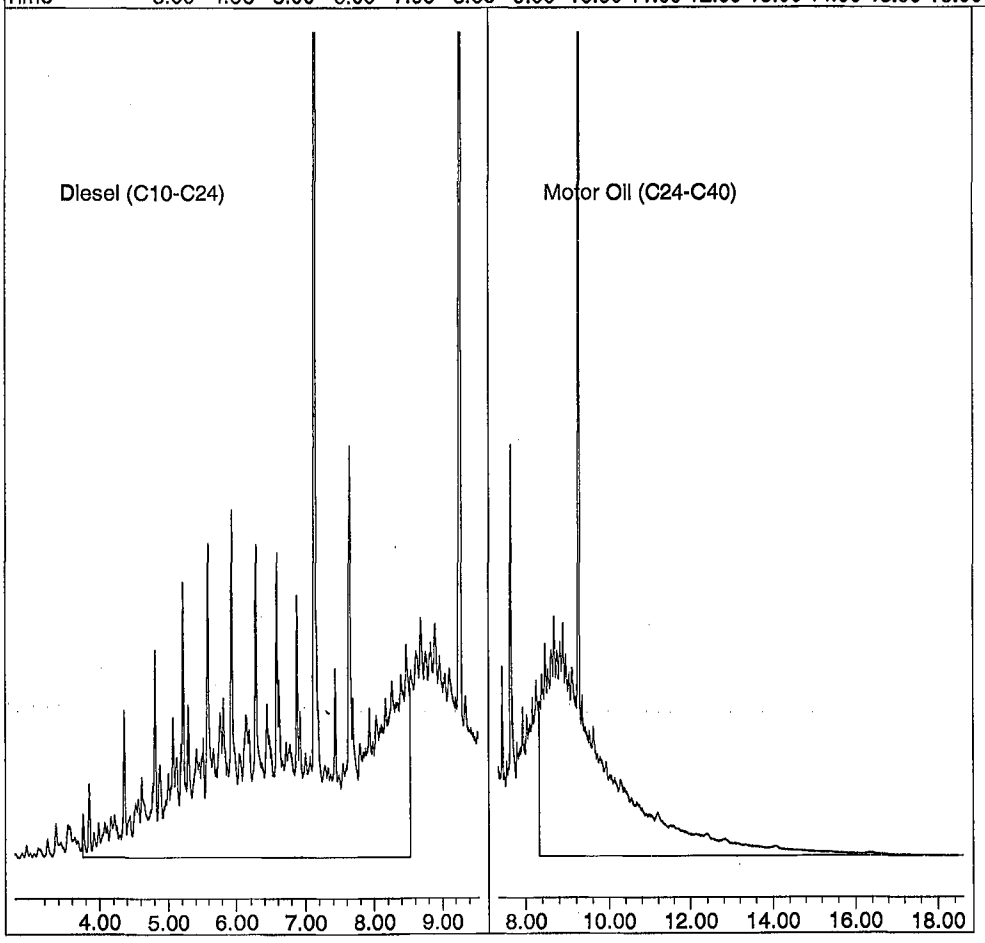

Diesel / Motor Oil Calibration Curve

Prepared: 10/28/2021
Expires: 5/31/2026
Methylene Chloride Lot No. 61117

Prepared By (Initials): KA

Initial Standard Information							Final Standard			
Name of Initial Standard (QAU Label)	Supplier	Conc. (ug/mL)	APPL Mix Name	Reference to APPL Prep Date and Lot #'s	Exp. Date	Exp. Date (Manufacturer)	Aliquot From Stock	Final Volume	Solvent	Final Standard Conc. (ug/mL)
Diesel / Motor Oil - 2	APPL	10	Diesel / Motor Oil - 1	Perp'd: 10/6/21 A0164485-52822, A0168842-52620, AO168510-52817 CL16893-52835	See man. Exp date	10/31/2027 12/31/2027 5/31/2026	100uL	200uL	MC	5
Diesel / Motor Oil - 3		50	Diesel / Motor Oil - 2				200uL	1mL	MC	10
Diesel / Motor Oil Calibration STD	Restek	2,000	Diesel / Motor Oil - 3				25uL	1mL	MC	50
			Diesel / Motor Oil - 4				125uL	1mL	MC	250
			Diesel / Motor Oil - 5				500uL	1mL	MC	1000
			Diesel / Motor Oil - 6				750uL	1mL	MC	1500
			Diesel / Motor Oil - 7				100uL	100uL	N/A	2,000

Diesel / Motor Oil Second Source

Prepared: 10/28/2021
Expires: 10/28/2024
Methylene Chloride
Lot No. 61117

Prepared By (Initials): KA

Initial Standard Information							Final Standard			
Name of Initial Standard (QAU Label)	Supplier	Supplier Part No.	Conc. (ug/mL)	Lot Number - QA Number	Exp. Date (1 yr.)	Exp. Date (Manufacturer)	Aliquot From Stock	Final Volume	Solvent	Final Standard Conc. (ug/mL)
Diesel Fuel #2 Second Source	Phenova	AL0-101287	50,000	**CL16477-52980**	**See man. Exp date**	**2/28/2027**	50uL	10mL	MC	250
Motor Oil Second Source	Absolute	51094	50,000	**102819-52981**		**10/28/2024**	50uL			

Diesel / Motor Oil Calibration Standard

Prepared: 10/6/2021 **Prepared By (Initials): KA**

Expires: 5/31/2026

Methylene Chloride

Lot No. 61117

Initial Standard Information							Final Standard			
Name of Initial Standard (QAU Label)	Supplier	Supplier Part No.	Conc. (ug/mL)	Lot Number - QA Number	Exp. Date (1 yr.)	Exp. Date (Manufacturer)	Aliquot From Stock	Final Volume	Solvent	Final Standard Conc. (ug/mL)
Diesel Fuel #2	Restek	31258	50,000	**A0164485-52822**	**9/3/2022**	**10/31/2027**	400uL	10mL	MC	2000
Motor Oil	Restek	31464	50,000	**A0168842-52820 and A0166510-52817**	**10/6/2021**	**12/31/2027**	400uL			2000
THC Surrogate	Phenova	ALO-130161	600	**CL1689352835**	**10/6/2021**	**5/31/2026**	1666uL			100

Diesel Motor Oil Mix

Prepared: 10/30/2021 **Prepared By (Initials): KA**

Expires: 10/31/2027

Initial Standard Information							Final Standard			
Name of Initial Standard (QAU Label)	Supplier	Supplier Part No.	Conc. (ug/mL)	Lot Number - QA Number	Exp. Date (1 yr.)	Exp. Date (Manufacturer)	Aliquot From Stock	Final Volume	Solvent	Final Standard Conc. (ug/mL)
Diesel Fuel #2	Restek	31258	50,000	**A0164485-52825 and A0164586-53175, 53174, and 53176**	**See man. Date**	**10/31/2027**	4.00 mL	8.0 mL	NA	25,000
Motor Oil Composite	Restek	31464	50,000	**A0166510-52817, and A0168842-53169, 53170, and 53171**	**See man. Date**	**12/31/2027 3/31/28**	4.00 mL			25,000

THC Surrogate

Prepared: 11/3/2021 **KA**

Expires: 5/31/2026

Initial Standard Information							Final Standard			
Name of Initial Standard (QAU Label)	Supplier	Supplier Part No.	Conc. (ug/mL)	Lot Number - QA Number	Exp. Date (1 yr.)	Exp. Date (Manufacturer)	Aliquot From Stock	Final Volume	Solvent	Final Standard Conc. (ug/mL)
O-terphenyl / Octacosane Mix	Phenova	ALO-130161	600	**CL16893-52840**	**See ma. Date**	**5/31/2026**	N/A	N/A	N/A	600

Decanoic Acid Calibration Curve

Prepared: 9/11/2021 **Prepared By (Initials): KA**

Expires: 7/12/2022

Methylene Chloride Lot No. 61117

Initial Standard Information							Final Standard			
Name of Initial Standard (QAU Label)	Supplier	APPL Mix Name	Conc. (ug/mL)	Reference To APPL Prep Date	Exp. Date	Exp. Date (Manufacturer)	Aliquot From Stock	Final Volume	Solvent	Final Standard Conc. (ug/mL)
Decanoic Acid STD	O2SI	Decanoic Acid-1	60	Prepared 9/11/21	7/12/2022	N/A	50uL	1mL	MC	3
		Decanoic Acid-2					100uL	1mL	MC	6
		Decanoic Acid-3					400uL	1mL	MC	24
		Decanoic Acid-4					600uL	1mL	MC	36
		Decanoic Acid-5					800uL	1mL	MC	48
		Decanoic Acid-6					100uL	100uL	N/A	60

Decanoic Acid Spike

Prepared: 11/19/2021 **Prepared By (Initials): KA**

Expires: 7/8/2024

Initial Standard Information							Final Standard			
Name of Initial Standard (QAU Label)	Supplier	Supplier Part No.	Conc. (ug/mL)	Lot Number - QA Number	Exp. Date (1 yr.)	Exp. Date (Manufacturer)	Aliquot From Stock	Final Volume	Solvent	Final Standard Conc. (ug/mL)
Decanoic Acid Spike	Absolute	72766	1,000	**070821-52698**	**See man. Exp date**	**7/8/2024**	N/A	N/A	N/A	1,000

Decanoic Acid CCV

Prepared: 11/5/2021 **Prepared By (Initials): KA**

Expires: 7/8/2024

Methylene Chloride Lot No. 61117

Initial Standard Information							Final Standard Information			
Name of Initial Standard (QAU Label)	Supplier	Supplier Part No.	Conc. (ug/mL)	Lot Number - QA Number	Exp. Date	Exp. Date (Manufacturer)	Aliquot From Stock	Final Volume	Solvent	Final Standard Conc. (ug/mL)
Decanoic Acid	O2SI	72766	1,000	**070821-52989**	See man. Exp date	**7/8/2024**	360uL	10mL	MC	36

_LIQ005SGC

Organic Extraction Worksheet

Method	Continuous Liq/Liq TPH- 3520C w/SGC	Extraction Set	211122A	Extraction Method	LIQ005SGC	Units	mL

Spiked ID 1	Diesel Motor Oil Mix 10-30-21 10-31-27		Surrogate ID 1	THC Surrogate 11-3-21 11-3-22
Spiked ID 2	Decanoic 1000ug/mL Acid Solution 11-19-21 11-19-22		Surrogate ID 2	
Spiked ID 3			Surrogate ID 3	
Spiked ID 4			Surrogate ID 4	
Spiked ID 5			Surrogate ID 5	
Spiked ID 6			Sufficient Vol for Matrix QC:	NO
Spiked ID 7			Ext. Start Time:	11/22/21 13:08
Spiked ID 8			Ext. End Time:	11/23/21 7:09
			GC Requires Extract By:	

pH1	2	11/22/21 11:50	Water Bath Temp 1 °C	41/ 40.1 °C
pH2			Water Bath Temp 2 °C	35/ 36.1
pH3			Water Bath Temp 3 °C	34/ 33.5 °C

Spiked By: SR **Date** 11/22/2021 **Witnessed By:** AGM **Date** 11/22/2021

	Sample	Sample Container	Spike Amount	Spike ID	Surrogate Amount	Surrogate ID	Extract Amount	Final Volume	pH	Extract Date/Time	Comments
1	211122A Blk		0.050	2	0.250	1	1000	5	2	11/22/21 11:52	*
						equip	E-HP3 E-WB1				
2	211122A LCS-1		0.080,0.050	1,2	0.250	1	1000	5	2	11/22/21 11:52	*
						equip	E-HP4 E-WB2				
3	211122A LCSD-1		0.080,0.050	1,2	0.250	1	1000	5	2	11/22/21 11:52	*
						equip	E-HP6 E-WB3				
4	BA46714	BA46714W09	0.050	2	0.250	1	1050	5	2	11/22/21 11:52	98278 *
						equip	E-HP7 E-WB1				
5	BA46716	BA46716W09	0.050	2	0.250	1	1020	5	2	11/22/21 11:52	98285 *
						equip	E-HP8 E-WB2				
6	BA46717	BA46717W08	0.050	2	0.250	1	1020	5	2	11/22/21 11:52	98285 *
						equip	E-HP9 E-WB3				
7	BA46821	BA46821W09	0.050	2	0.250	1	950	5	2	11/22/21 11:52	98300 *
						equip	E-HP10 E-WB1				
8	BA46823	BA46823W09	0.050	2	0.250	1	1020	5	2	11/22/21 11:52	98300 *
						equip	E-HP11 E-WB2				
9	BA46827	BA46827W09	0.050	2	0.250	1	1030	5	2	11/22/21 11:52	98299 *
						equip	E-HP12 E-WB3				
10	BA46829	BA46829W09	0.050	2	0.250	1	1040	5	2	11/22/21 11:52	98299 *
						equip	E-HP13 E-WB1				

Solvent and Lot#	
1+1 HCL (5mLs)	60282
PH Strips	HC155968
Dichloromethane (DCM)	61117
Filter Paper	400202
Sodium Sulfate	2021071206
SILICA GEL (*)	050627T

Extraction COC Transfer	
Extraction lab employee Initials	KY
GC analyst's initials	KA
Date	
Time	
Refrigerator	Hobart

	Technician's Initials
Scanned By	SR
Sample Preparation	SR
Extraction	SR
Concentration	SR

Modified	11/29/2021 6:45:31 AM

Reviewed By: KY **Date** 11/29/2021

Injection Log

Directory: G:\APOLLO\DATA\210911\

Line	Vial	FileName	Multiplier	SampleName	Misc Info	Injected
1	2	911002.D	1	Decanoic Acid STD 1	water	9-11-21 10:22:53
2	3	911003.D	1	Decanoic Acid STD 2	water	9-11-21 10:51:11
3	4	911004.D	1	Decanoic Acid STD 3	water	9-11-21 11:19:39
4	5	911005.D	1	Decanoic Acid STD 4	water	9-11-21 11:48:04
5	6	911006.D	1	Decanoic Acid STD 5	water	9-11-21 12:16:37
6	7	911007.D	1	Decanoic Acid STD 6	water	9-11-21 12:45:02
7	3	1028003.D	1	DMO STD 1 10/28/21	water	10-28-21 9:19:03
8	4	1028004.D	1	DMO STD 2 10/28/21	water	10-28-21 9:47:06
9	5	1028005.D	1	DMO STD 3 10/28/21	water	10-28-21 10:15:13
10	6	1028006.D	1	DMO STD 4 10/28/21	water	10-28-21 10:43:31
11	7	1028007.D	1	DMO STD 5 10/28/21	water	10-28-21 11:11:42
12	8	1028008.D	1	DMO STD 6 10/28/21	water	10-28-21 11:39:55
13	9	1028009.D	1	DMO STD 7 10/28/21	water	10-28-21 12:08:10
14	10	1028010.D	1	DMO Second Source 10/28/21	water	10-28-21 12:36:26
15	62	1202062.D	1	DMO STD DF2 10/06/21	water	12-3-21 18:55:09
16	63	1202063.D	1	Decanoic Acid CCV 11/05/21	water	12-3-21 19:23:21
17	66	1202066.D	5	211122A BLK 5/1000 SG	water	12-3-21 20:47:51
18	67	1202067.D	5	211122A LCS-1 5/1000 SG	water	12-3-21 21:16:03
19	68	1202068.D	5	211122A LCSD-1 5/1000 SG	water	12-3-21 21:44:13
20	69	1202069.D	4.7619	BA46714W09 5/1050 SG	water	12-3-21 22:12:22
21	82	1202082.D	1	DMO STD DF2 10/06/21	water	12-4-21 4:18:20
22	83	1202083.D	1	Decanoic Acid CCV 11/05/21	water	12-4-21 4:46:28

ORGANICS
Calibration Data

TPH Extractables
DOC1028

Form 6
Initial Calibration

Lab Name: APPL, Inc.
Case No:
Matrix: Water

SDG No:
Initial Cal. Date: 10/28/2021
Instrument: Apollo

Initials: KA

		Compound	1	2	3	4	5	6	7				Avg	%RSD	Type	r^2	Q
			1028003.D	1028004.D	1028005.D	1028006.D	1028007.D	1028008.D	1028009.D								
1	HATM	Diesel (C10-C24)	2983809	2406563	2517872	2418941	2337993	2387715	2563791				2516669	8.7	HATM		
2	HBTML	Motor Oil (C24-C40)	5192328	3260715	2065863	1824592	1695984	1676117	1728658				2492037	53	HBTM	1.000	
3	SA	Ortho-Terphenyl(S)	3637234	3178668	3119876	3035678	2926966	2905323	3088794				3127505	7.9	SA		
4	SA	Octacosane(S)	2469203	2170507	2286410	2275552	2170413	2171254	2286658				2261428	4.8	SA		
5																	
6																	
7																	
8																	
9																	
10																	
11																	
12																	
13																	
14																	
15																	
16																	
17																	
18																	
19																	
20																	
21																	
22																	
23																	
24																	
25																	
26																	
27																	
28																	
29																	
30																	
31																	
32																	
33																	
34																	
35																	

2.118919

Quantitation Report (Not Reviewed)

Data File : G:\APOLLO\DATA\211028\1028003.D
Acq On : 10-28-21 9:19:03
Sample : DMO STD 1 10/28/21
Misc : water
IntFile : events.e
Quant Time: Oct 28 15:39 2021 Quant Results File: DOC1028.RES

Vial: 3
Operator: KA
Inst : Apollo
Multiplr: 1.00

Method : G:\APOLLO\DATA\211028\DOC1028.M (Chemstation Integrator)
Title : 8015 B&C
Last Update : Thu Oct 28 15:39:11 2021
Response via : Multiple Level Calibration

Volume Inj. : 2UL
Signal Phase : DB-5
Signal Info : FID02A

Compound	R.T.	Response	Conc Units
System Monitoring Compounds			
3) SA Ortho-Terphenyl(S)	7.53	1818617	0.291 ppb
Surrogate Spike 30.000		Recovery =	0.97%
4) SA Octacosane(S)	9.82	1234601	0.273 ppb
Surrogate Spike 30.000		Recovery =	0.91%
Target Compounds			
1) HATM Diesel (C10-C24)	6.49	29838086	5.928 ppb
2) HBTM Motor Oil (C24-C40)	14.96	51923283	5.234 ppb

Target Compounds

(f)=RT Delta > 1/2 Window (m)=manual int.

Quantitation Report

Data File: G:\APOLLO\DATA\211028\1028003.D
Sample : DMO STD 1 10/28/21

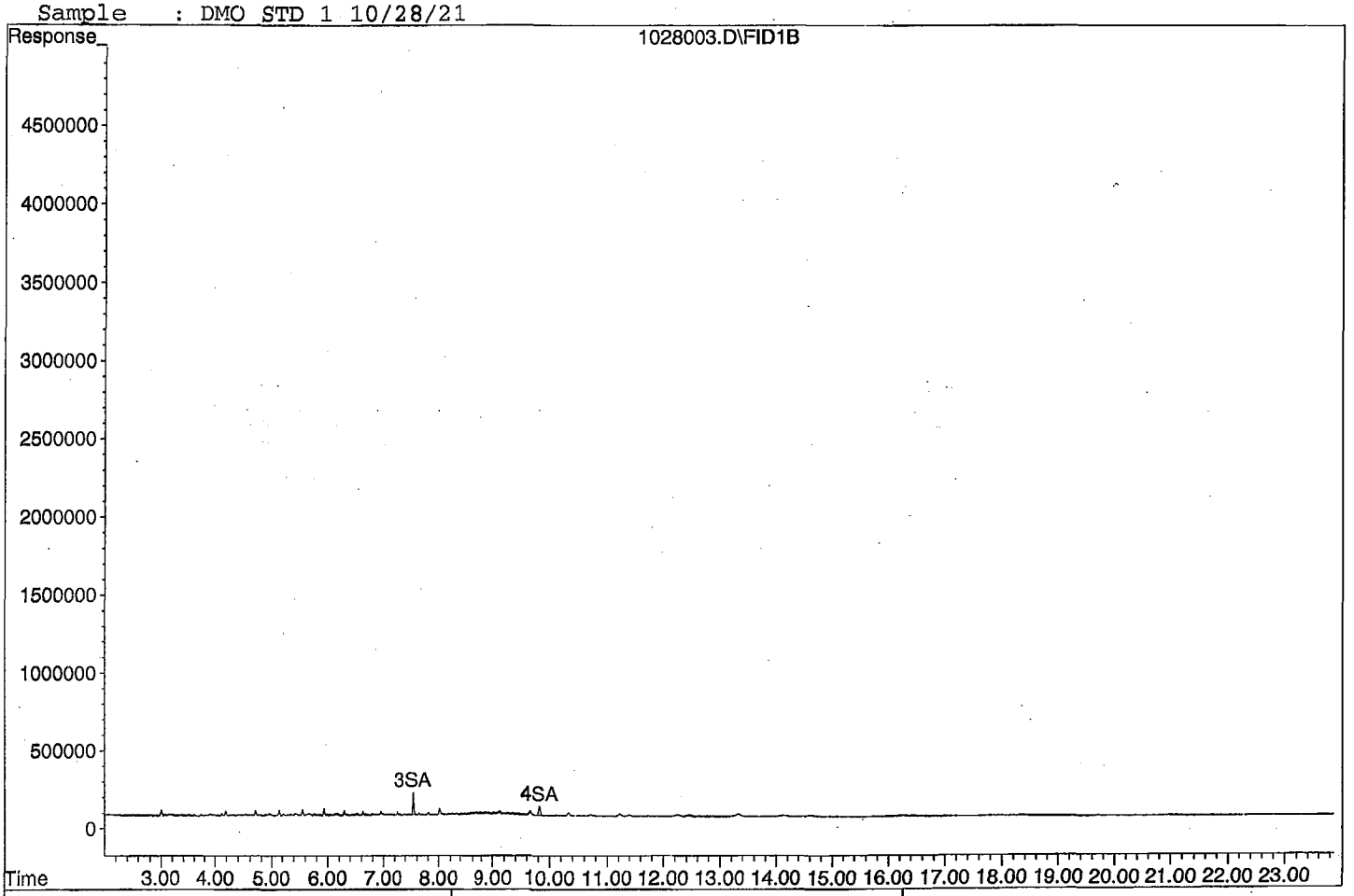

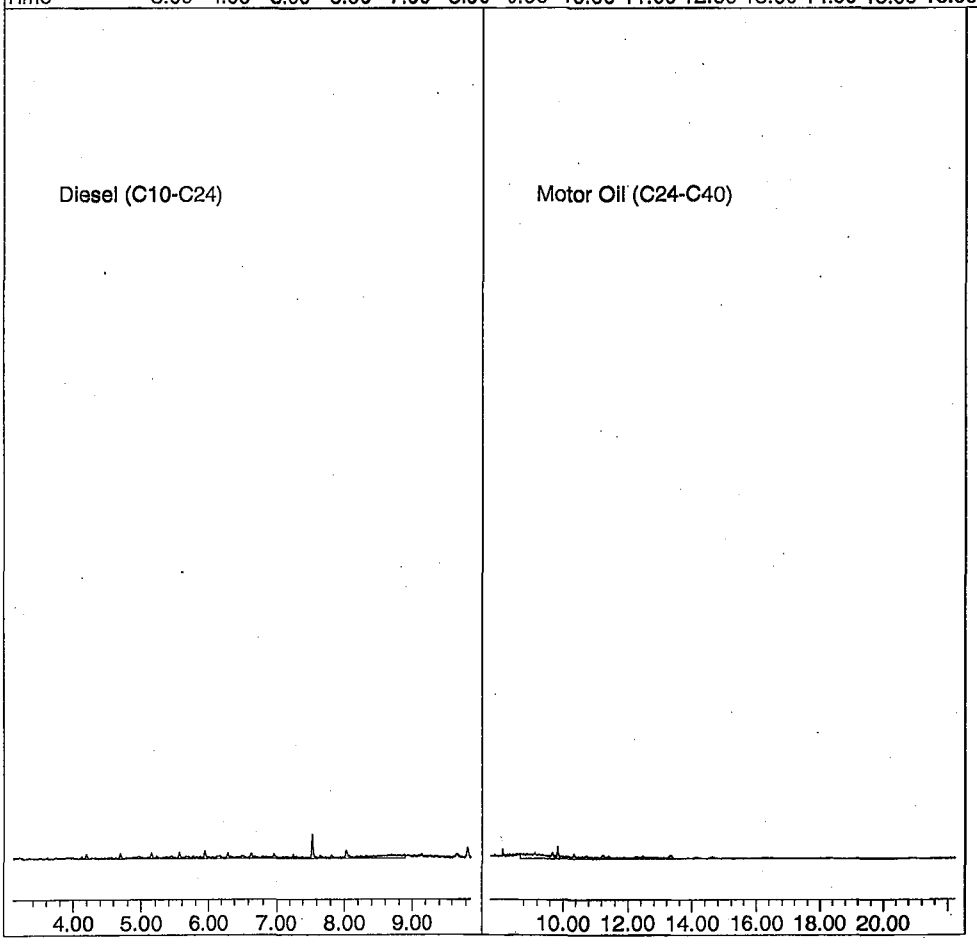

Quantitation Report (Not Reviewed)

Data File : G:\APOLLO\DATA\211028\1028004.D Vial: 4
Acq On : 10-28-21 9:47:06 Operator: KA
Sample : DMO STD 2 10/28/21 Inst : Apollo
Misc : water Multiplr: 1.00
IntFile : events.e
Quant Time: Oct 28 15:39 2021 Quant Results File: DOC1028.RES

Method : G:\APOLLO\DATA\211028\DOC1028.M (Chemstation Integrator)
Title : 8015 B&C
Last Update : Thu Oct 28 15:39:11 2021
Response via : Multiple Level Calibration

Volume Inj. : 2UL
Signal Phase : DB-5
Signal Info : FID02A

Compound	R.T.	Response	Conc Units
System Monitoring Compounds			
3) SA Ortho-Terphenyl(S)	7.53	3178668	0.508 ppb
Surrogate Spike 30.000		Recovery =	1.69%
4) SA Octacosane(S)	9.82	2170507	0.480 ppb
Surrogate Spike 30.000		Recovery =	1.60%
Target Compounds			
1) HATM Diesel (C10-C24)	6.49	48131263	9.562 ppb
2) HBTM Motor Oil (C24-C40)	14.96	65214303	9.152 ppb

Target Compounds

Quantitation Report

Data File: G:\APOLLO\DATA\211028\1028004.D
Sample : DMO STD 2 10/28/21

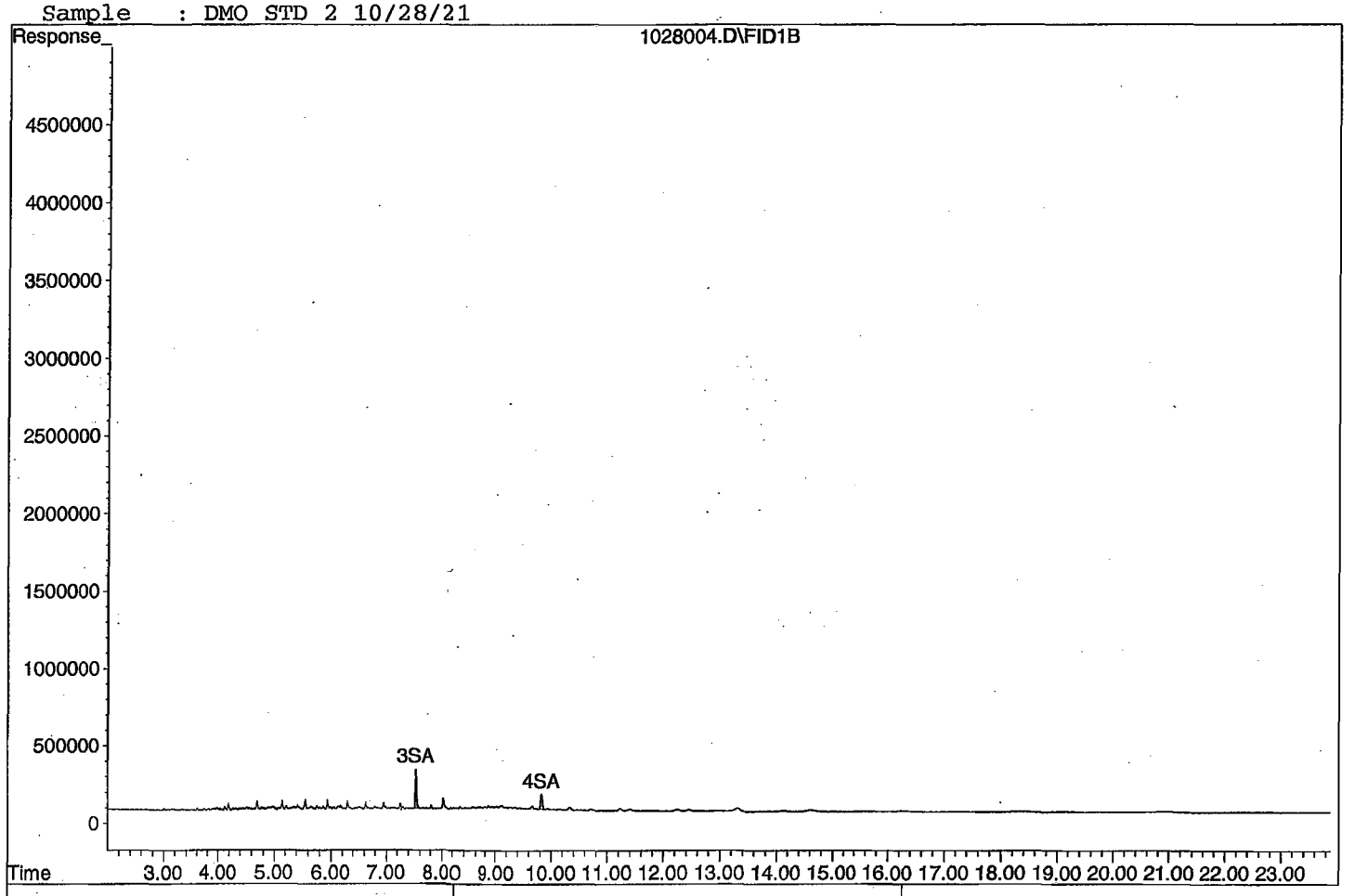

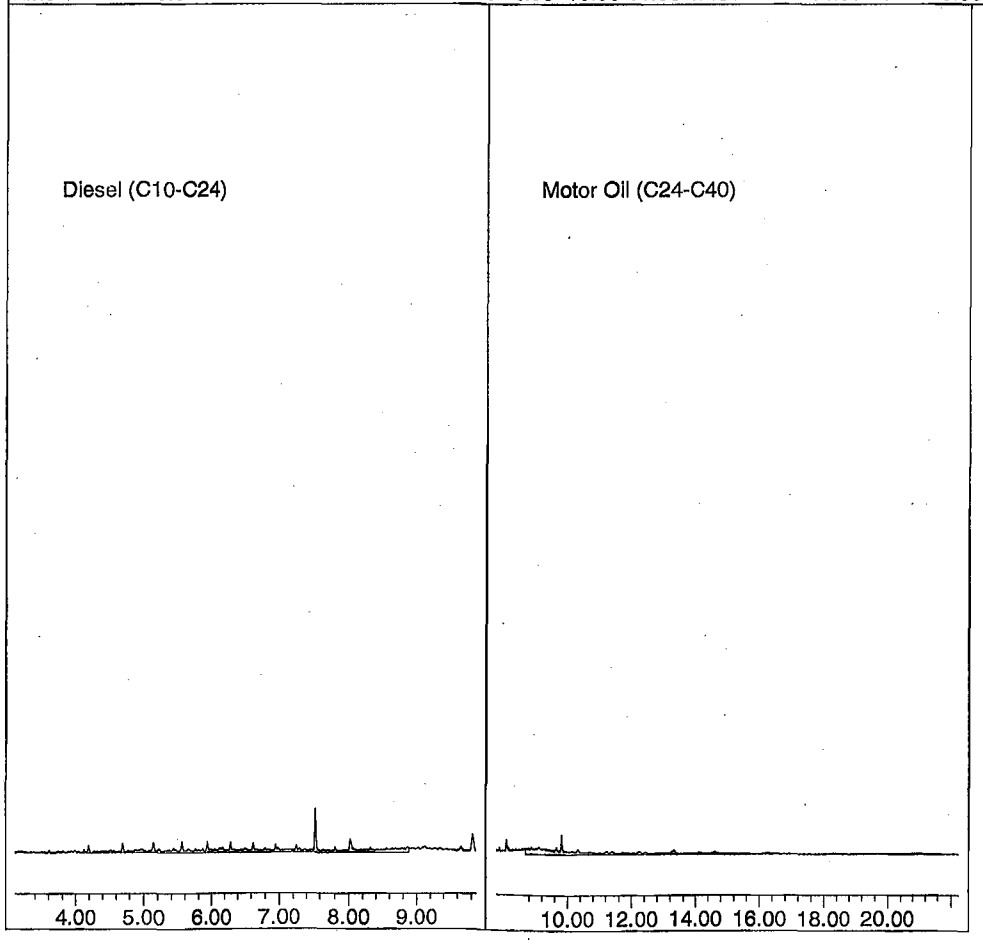

Quantitation Report (Not Reviewed)

Data File : G:\APOLLO\DATA\211028\1028005.D
Acq On : 10-28-21 10:15:13
Sample : DMO STD 3 10/28/21
Misc : water
IntFile : events.e
Quant Time: Oct 28 15:39 2021 Quant Results File: DOC1028.RES

Vial: 5
Operator: KA
Inst : Apollo
Multiplr: 1.00

Method : G:\APOLLO\DATA\211028\DOC1028.M (Chemstation Integrator)
Title : 8015 B&C
Last Update : Thu Oct 28 15:39:11 2021
Response via : Multiple Level Calibration

Volume Inj. : 2UL
Signal Phase : DB-5
Signal Info : FID02A

Compound	R.T.	Response	Conc Units
System Monitoring Compounds			
3) SA Ortho-Terphenyl(S)	7.53	15599382	2.494 ppb
Surrogate Spike 30.000		Recovery =	8.31%
4) SA Octacosane(S)	9.82	11432050	2.528 ppb
Surrogate Spike 30.000		Recovery =	8.43%
Target Compounds			
1) HATM Diesel (C10-C24)	6.49	251787231	50.024 ppb
2) HBTM Motor Oil (C24-C40)	14.96	206586322	50.832 ppb

Target Compounds

Data File: G:\APOLLO\DATA\211028\1028005.D
Sample : DMO STD 3 10/28/21

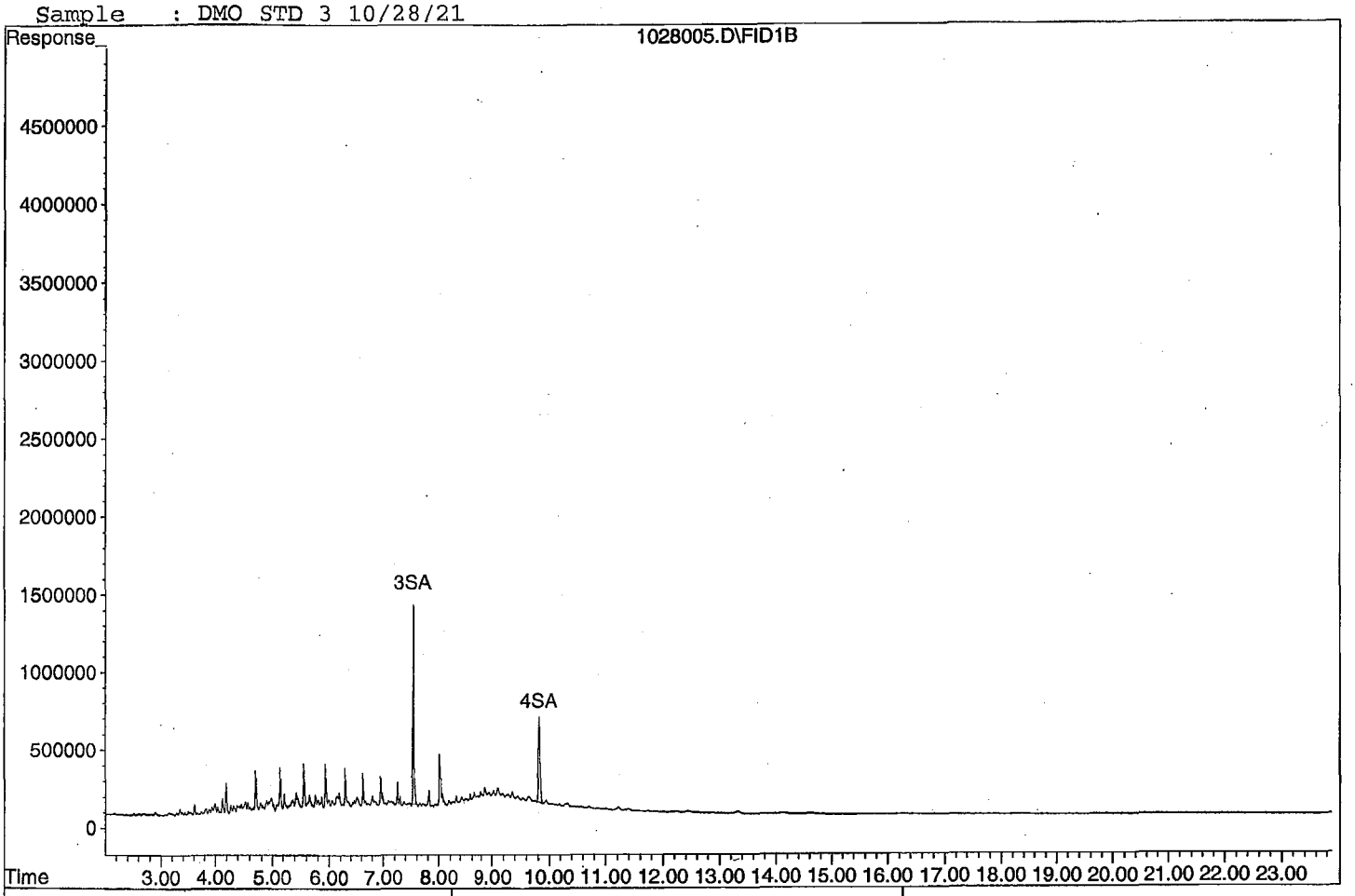





Quantitation Report (Not Reviewed)

Data File : G:\APOLLO\DATA\211028\1028006.D
Acq On : 10-28-21 10:43:31
Sample : DMO STD 4 10/28/21
Misc : water
IntFile : events.e
Quant Time: Oct 28 15:39 2021 Quant Results File: DOC1028.RES

Vial: 6
Operator: KA
Inst : Apollo
Multiplr: 1.00

Method : G:\APOLLO\DATA\211028\DOC1028.M (Chemstation Integrator)
Title : 8015 B&C
Last Update : Thu Oct 28 15:39:11 2021
Response via : Multiple Level Calibration

Volume Inj. : 2UL
Signal Phase : DB-5
Signal Info : FID02A

Compound	R.T.	Response	Conc Units
System Monitoring Compounds			
3) SA Ortho-Terphenyl(S)	7.53	75891940	12.133 ppb
Surrogate Spike 30.000		Recovery =	40.44%
4) SA Octacosane(S)	9.82	56888797	12.578 ppb
Surrogate Spike 30.000		Recovery =	41.93%
Target Compounds			
1) HATM Diesel (C10-C24)	6.49	1209470396	240.292 ppb
2) HBTM Motor Oil (C24-C40)	14.96	912296132	258.892 ppb

Target Compounds

Data File: G:\APOLLO\DATA\211028\1028006.D
Sample : DMO STD 4 10/28/21

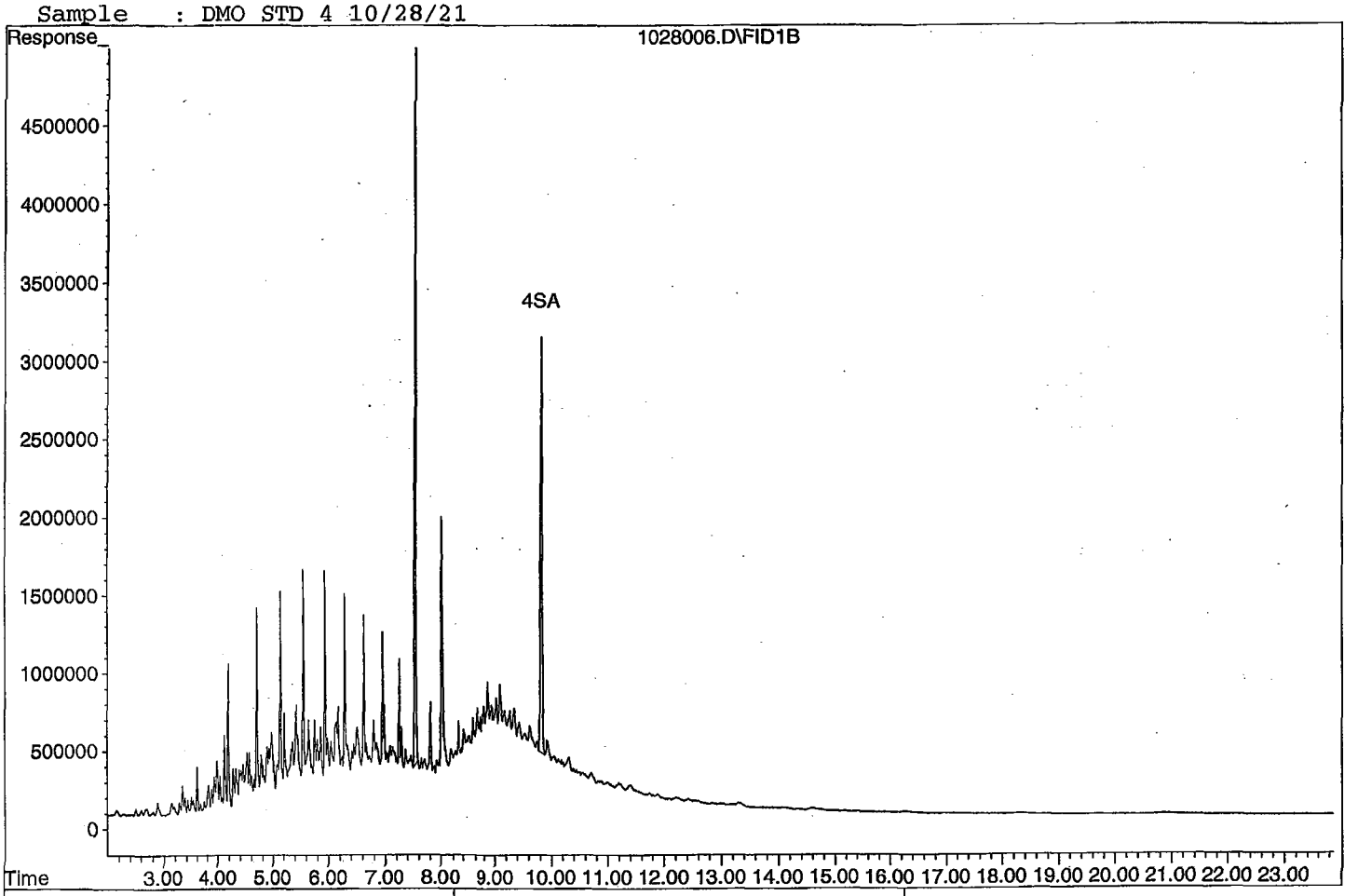

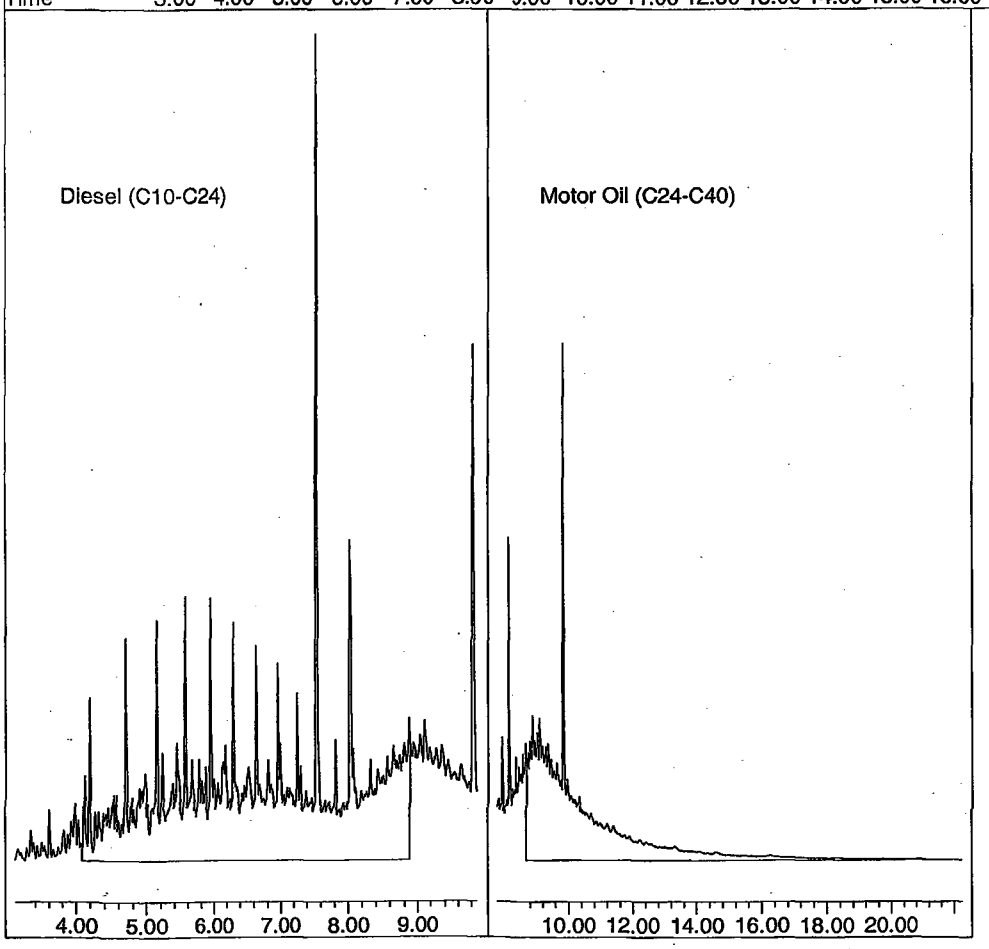

Quantitation Report (Not Reviewed)

Data File : G:\APOLLO\DATA\211028\1028007.D Vial: 7
Acq On : 10-28-21 11:11:42 Operator: KA
Sample : DMO STD 5 10/28/21 Inst : Apollo
Misc : water Multiplr: 1.00
IntFile : events.e
Quant Time: Oct 28 15:39 2021 Quant Results File: DOC1028.RES

Method : G:\APOLLO\DATA\211028\DOC1028.M (Chemstation Integrator)
Title : 8015 B&C
Last Update : Thu Oct 28 15:39:11 2021
Response via : Multiple Level Calibration

Volume Inj. : 2UL
Signal Phase : DB-5
Signal Info : FID02A

Compound	R.T.	Response	Conc Units
System Monitoring Compounds			
3) SA Ortho-Terphenyl(S)	7.54	292696553	46.794 ppb
Surrogate Spike 30.000		Recovery =	155.98%
4) SA Octacosane(S)	9.83	217041298	47.988 ppb
Surrogate Spike 30.000		Recovery =	159.96%
Target Compounds			
1) HATM Diesel (C10-C24)	6.49	4675985227	929.003 ppb
2) HBTM Motor Oil (C24-C40)	14.96	3391967397	989.959 ppb

Target Compounds

Data File: G:\APOLLO\DATA\211028\1028007.D
Sample : DMO STD 5 10/28/21

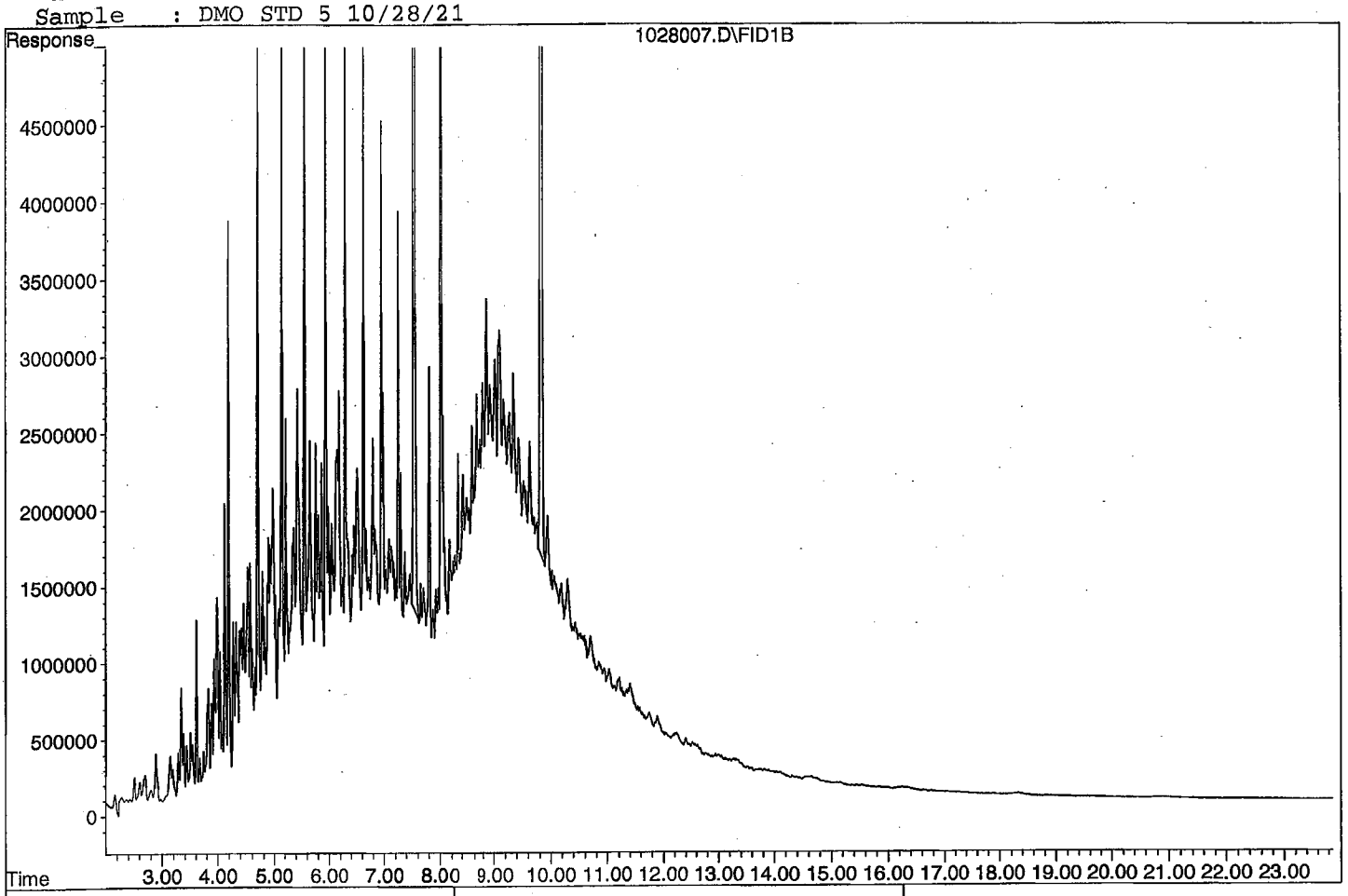

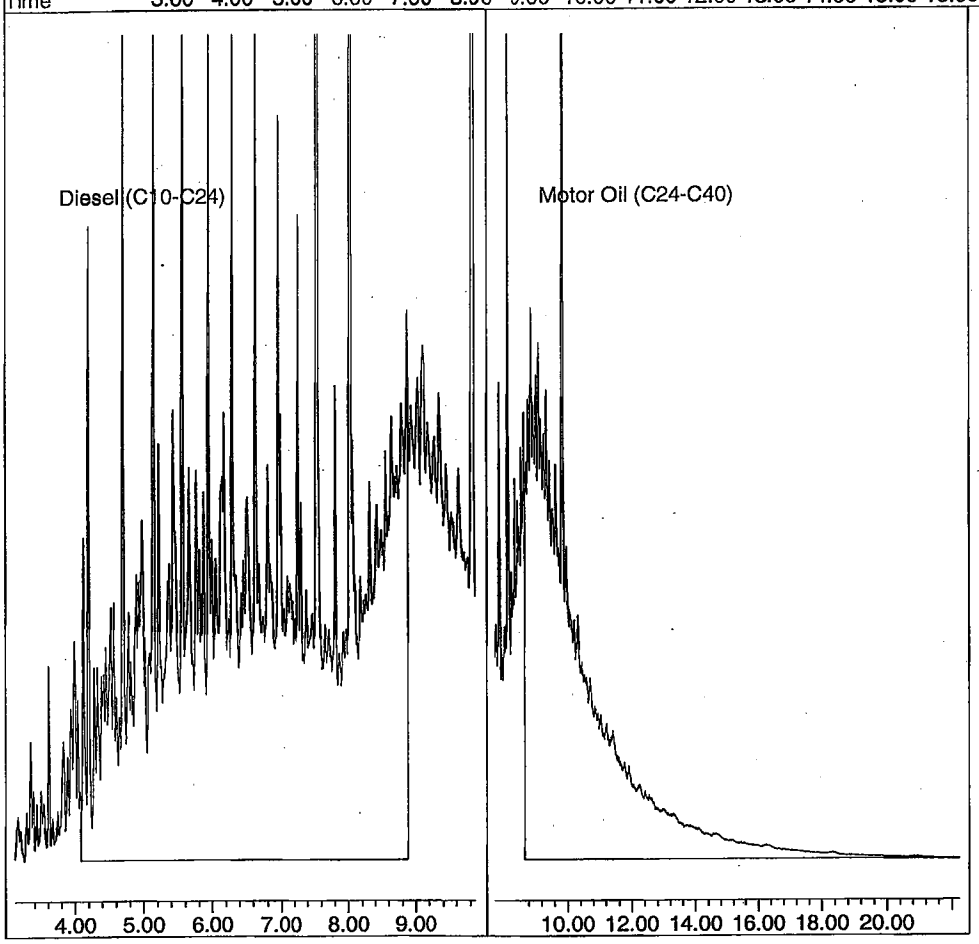

Quantitation Report (Not Reviewed)

Data File : G:\APOLLO\DATA\211028\1028008.D Vial: 8
Acq On : 10-28-21 11:39:55 Operator: KA
Sample : DMO STD 6 10/28/21 Inst : Apollo
Misc : water Multiplr: 1.00
IntFile : events.e
Quant Time: Oct 28 15:39 2021 Quant Results File: DOC1028.RES

Method : G:\APOLLO\DATA\211028\DOC1028.M (Chemstation Integrator)
Title : 8015 B&C
Last Update : Thu Oct 28 15:39:11 2021
Response via : Multiple Level Calibration

Volume Inj. : 2UL
Signal Phase : DB-5
Signal Info : FID02A

Compound	R.T.	Response	Conc Units
System Monitoring Compounds			
3) SA Ortho-Terphenyl(S)	7.54	435798382	69.672 ppb
Surrogate Spike 30.000		Recovery =	232.24%
4) SA Octacosane(S)	9.84	325688048	72.009 ppb
Surrogate Spike 30.000		Recovery =	240.03%
Target Compounds			
1) HATM Diesel (C10-C24)	6.49	7163144090	1423.140 ppb
2) HBTM Motor Oil (C24-C40)	14.96	5028351305	1472.405 ppb

Target Compounds

Data File: G:\APOLLO\DATA\211028\1028008.D
Sample : DMO STD 6 10/28/21

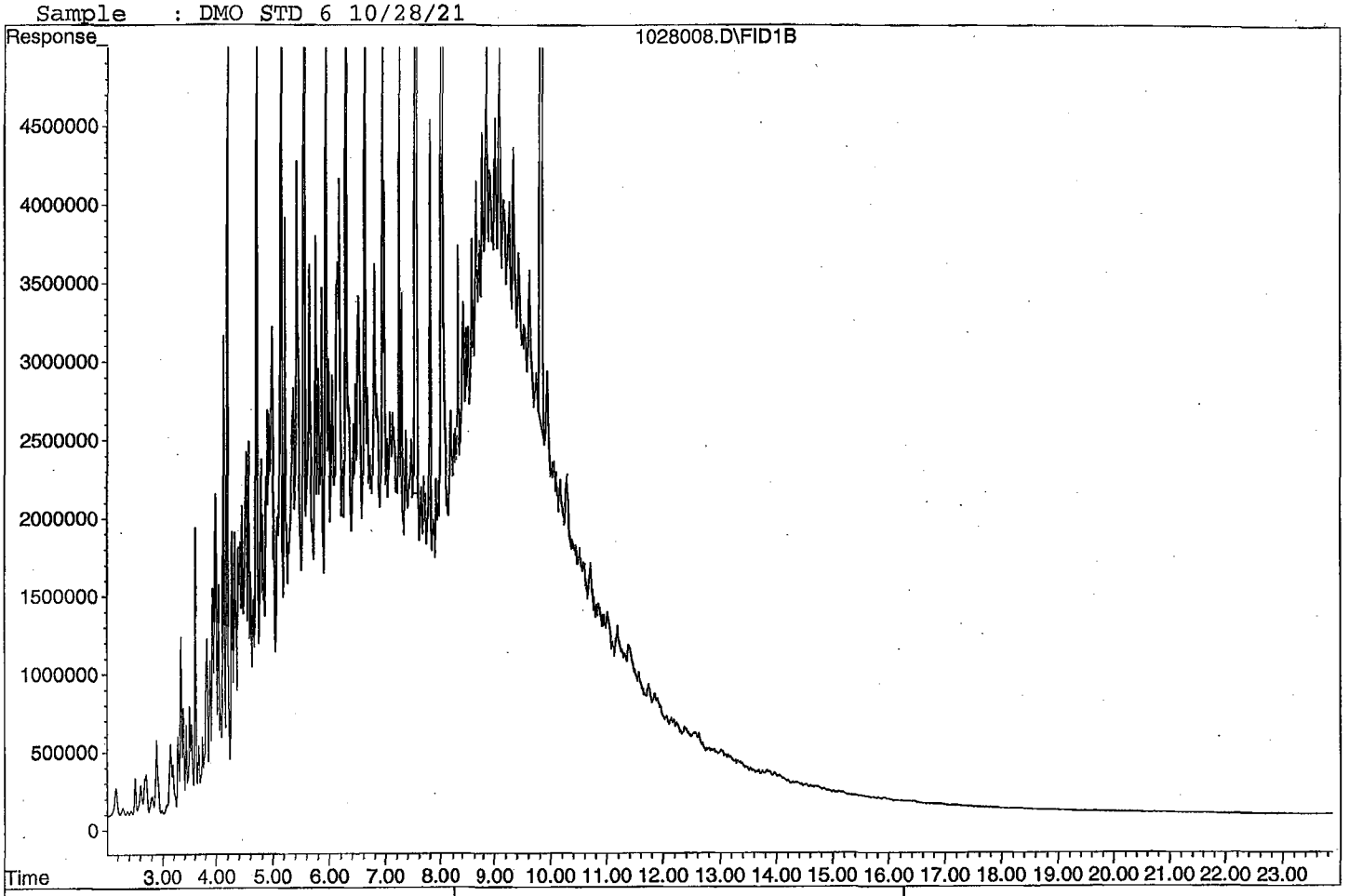

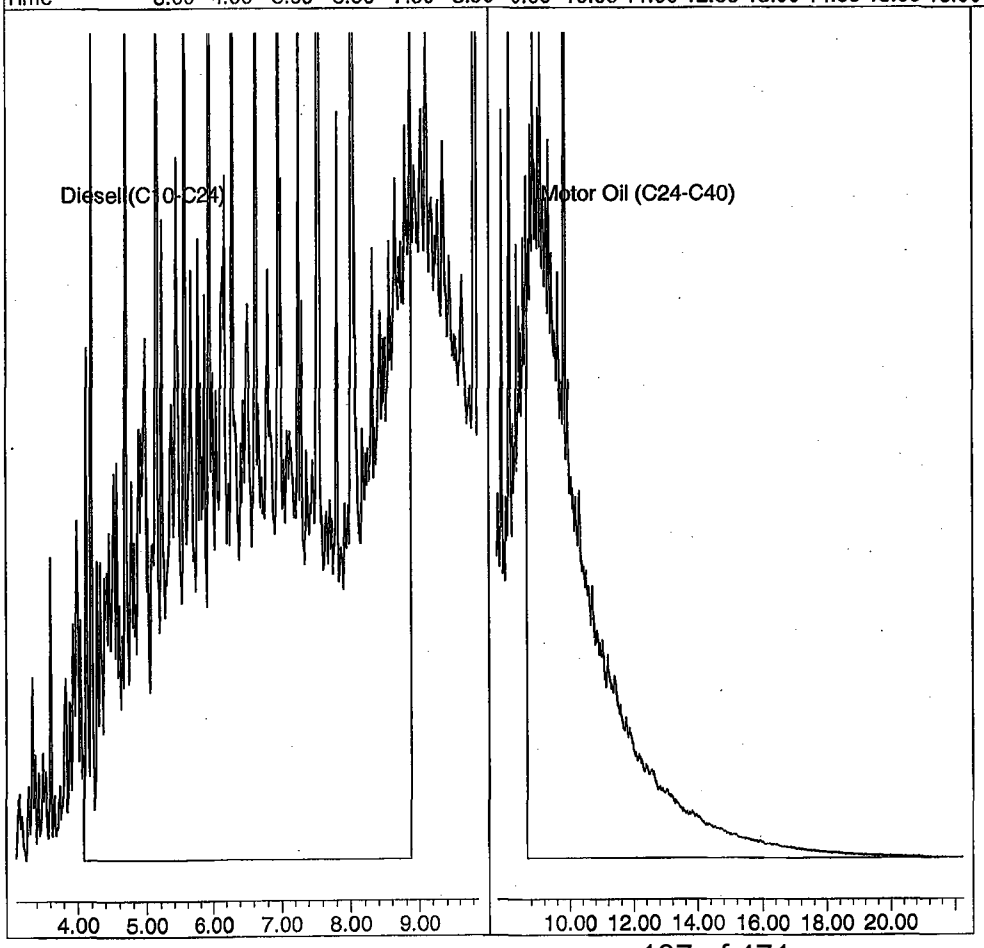

Quantitation Report (Not Reviewed)

Data File : G:\APOLLO\DATA\211028\1028009.D Vial: 9
Acq On : 10-28-21 12:08:10 Operator: KA
Sample : DMO STD 7 10/28/21 Inst : Apollo
Misc : water Multiplr: 1.00
IntFile : events.e
Quant Time: Oct 28 15:39 2021 Quant Results File: DOC1028.RES

Method : G:\APOLLO\DATA\211028\DOC1028.M (Chemstation Integrator)
Title : 8015 B&C
Last Update : Thu Oct 28 15:39:11 2021
Response via : Multiple Level Calibration

Volume Inj. : 2UL
Signal Phase : DB-5
Signal Info : FID02A

Compound	R.T.	Response	Conc Units
System Monitoring Compounds			
3) SA Ortho-Terphenyl(S)	7.54	617758709	98.762 ppb
Surrogate Spike 30.000		Recovery =	329.21%
4) SA Octacosane(S)	9.85	457331573	101.116 ppb
Surrogate Spike 30.000		Recovery =	337.05%
Target Compounds			
1) HATM Diesel (C10-C24)	6.49	10255165539	2037.448 ppb
2) HBTM Motor Oil (C24-C40)	14.96	6914631831	2028.526 ppb
Target Compounds			

(f)=RT Delta > 1/2 Window (m)=manual int.
1028009.D DOC1028.M Thu Oct 28 15:42:40 2021 Page 1

Quantitation Report

Data File: G:\APOLLO\DATA\211028\1028009.D
Sample : DMO STD 7 10/28/21

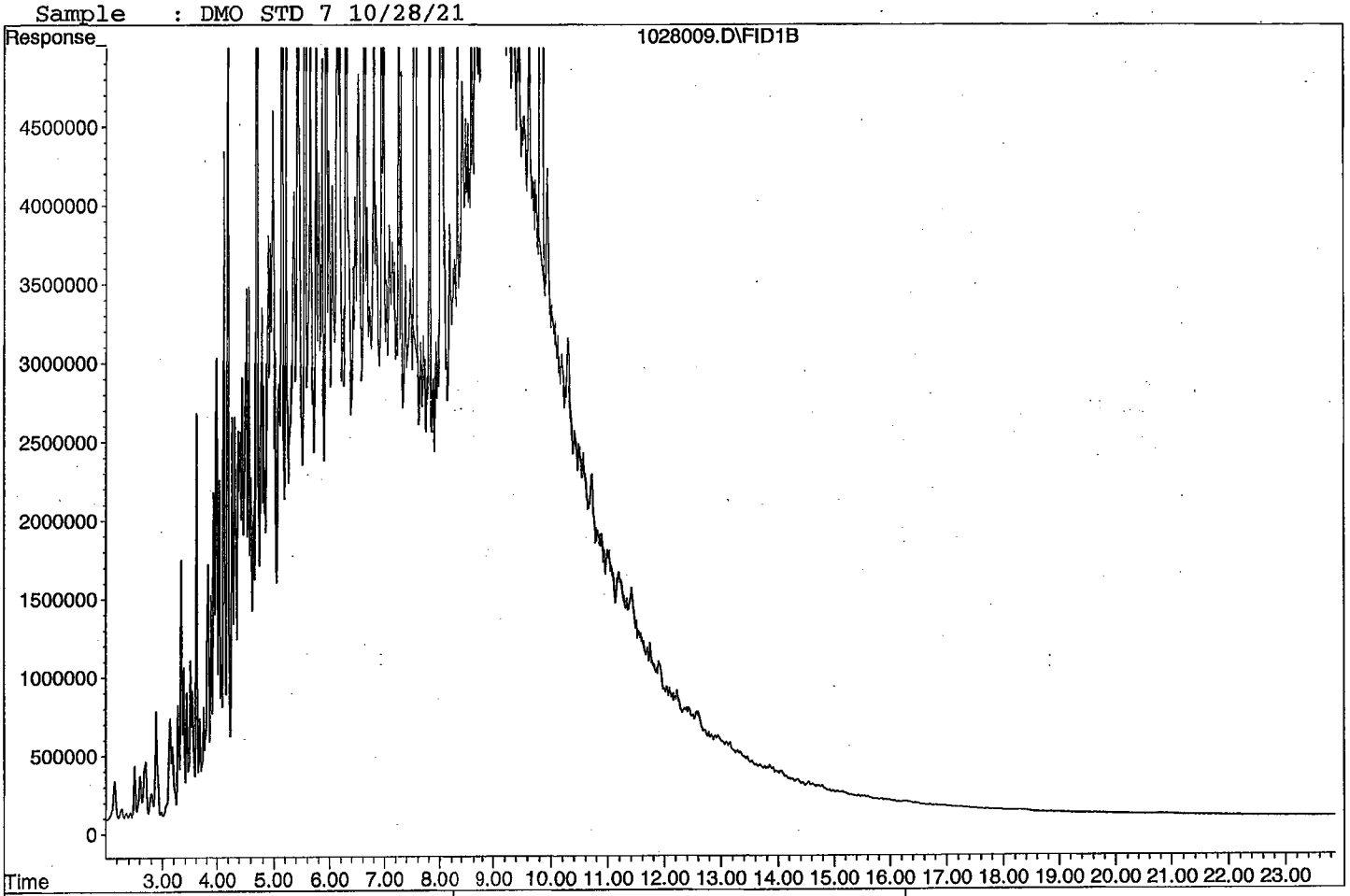

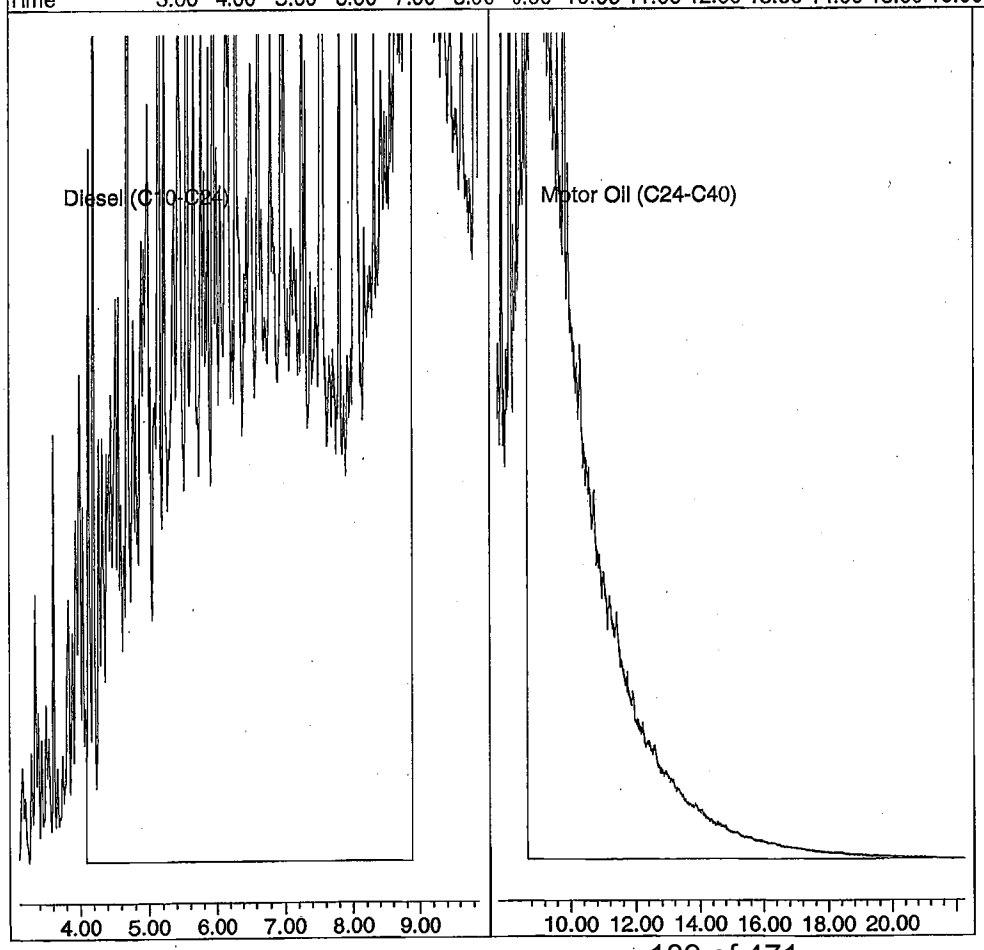

1028009.D DOC1028.M Thu Oct 28 15:42:41 2021

TPH Extractables
DOC1028

Form 7

Second Source Calibration

Lab Name: APPL, Inc.
Case No:
Matrix: Water

SDG No:
Date Analyzed: 10/28/2021
Instrument: Apollo
Initial Cal. Date: 10/28/2021
Data File: 1028010.D

		Compound	MEAN	CCRF	%D		%Drift
1	HATM	Diesel (C10-C24)	2516670	2266400	9.9	HATM	
2	HBTM	Motor Oil (C24-C40)	2492040	1663520	33	HBTML	5.9
3							
4							
5							
6							
7							
8							
9							
10							
11							
12							
13							
14							
15							
16							
17							
18							
19							
20							
21							
22							
23							
24							
25							
26							
27							
28							
29							
30							
31							
32							
33							
34							
35							
36							
37							
38							
39							
40							
		Average			21.5		

Quantitation Report (Not Reviewed)

Data File : G:\APOLLO\DATA\211028\1028010.D
Vial: 10
Acq On : 10-28-21 12:36:26
Operator: KA
Sample : DMO Second Source 10/28/21
Inst : Apollo
Misc : water
Multiplr: 1.00
IntFile : events.e
Quant Time: Oct 28 15:39 2021 Quant Results File: DOC1028.RES

Method : G:\APOLLO\DATA\211028\DOC1028.M (Chemstation Integrator)
Title : 8015 B&C
Last Update : Thu Oct 28 15:39:11 2021
Response via : Multiple Level Calibration

Volume Inj. : 2UL
Signal Phase : DB-5
Signal Info : FID02A

Compound	R.T.	Response	Conc Units
System Monitoring Compounds			
3) SA Ortho-Terphenyl(S)	7.53	4250105	0.679 ppb
Surrogate Spike 30.000		Recovery =	2.26%
4) SA Octacosane(S)	9.83	-3553	N.D. ppb
Surrogate Spike 30.000		Recovery =	0.00%
Target Compounds			
1) HATM Diesel (C10-C24)	6.49	1133202337	225.139 ppb
2) HBTM Motor Oil (C24-C40)	14.96	831758038	235.148 ppb

Target Compounds

(f)=RT Delta > 1/2 Window (m)=manual int.
1028010.D DOC1028.M Thu Oct 28 15:42:42 2021 Page 1

Quantitation Report

Data File: G:\APOLLO\DATA\211028\1028010.D
Sample : DMO Second Source 10/28/21

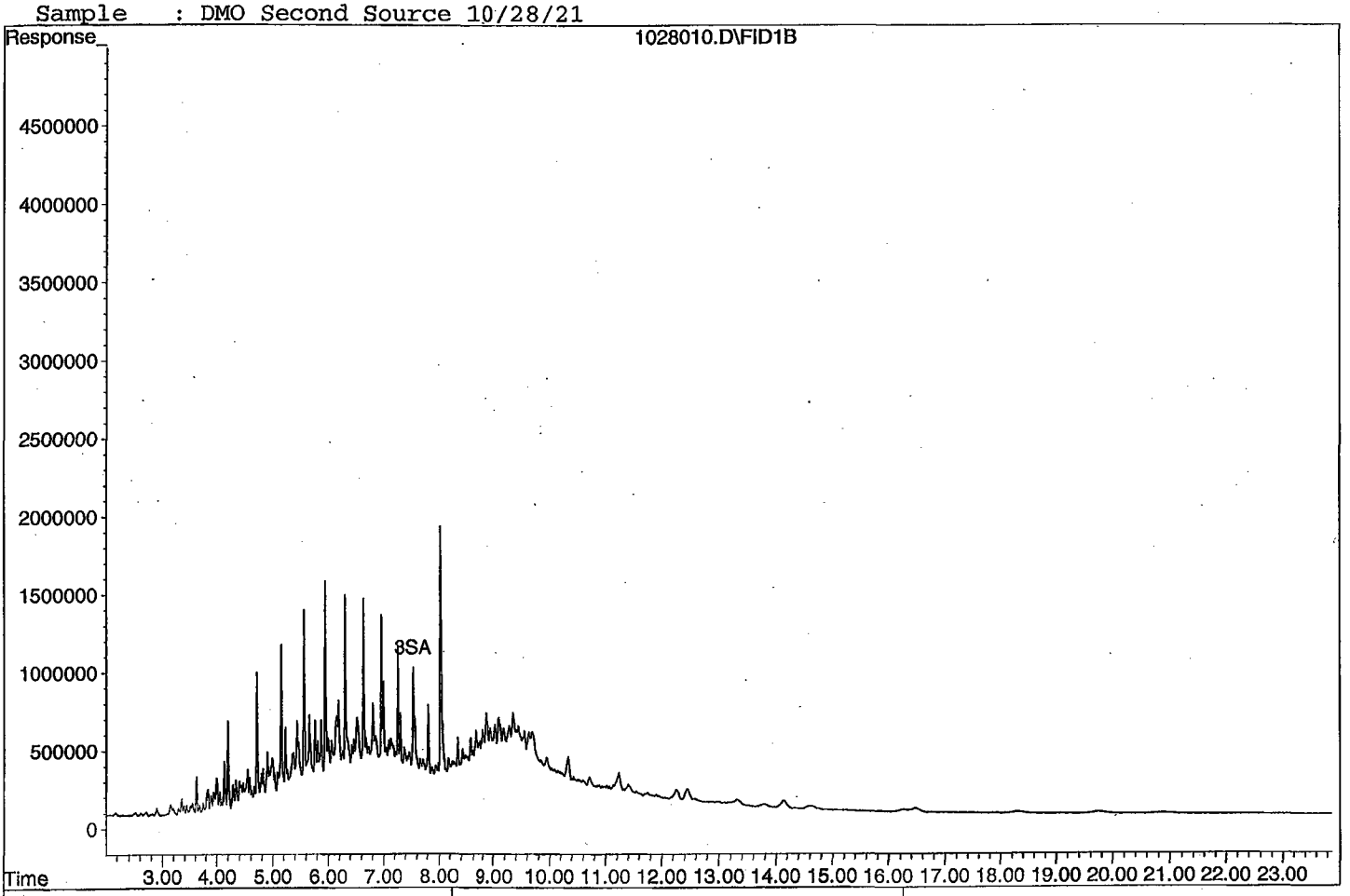

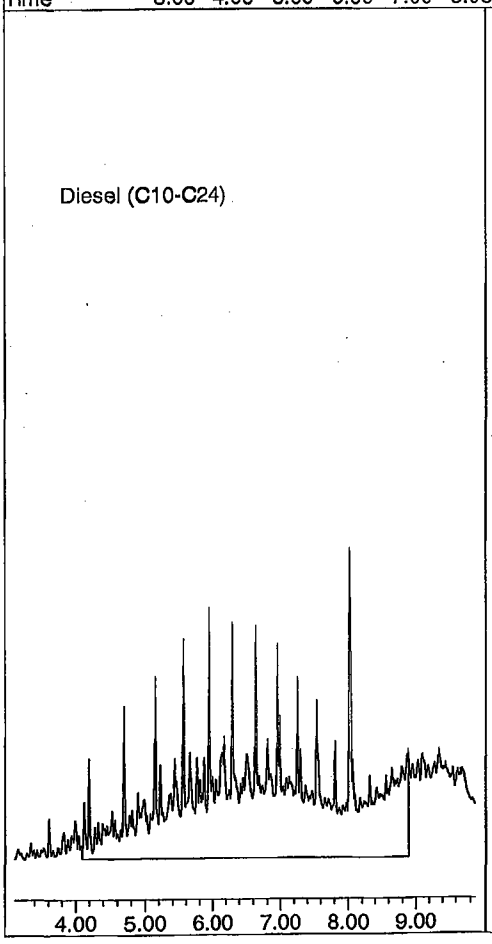



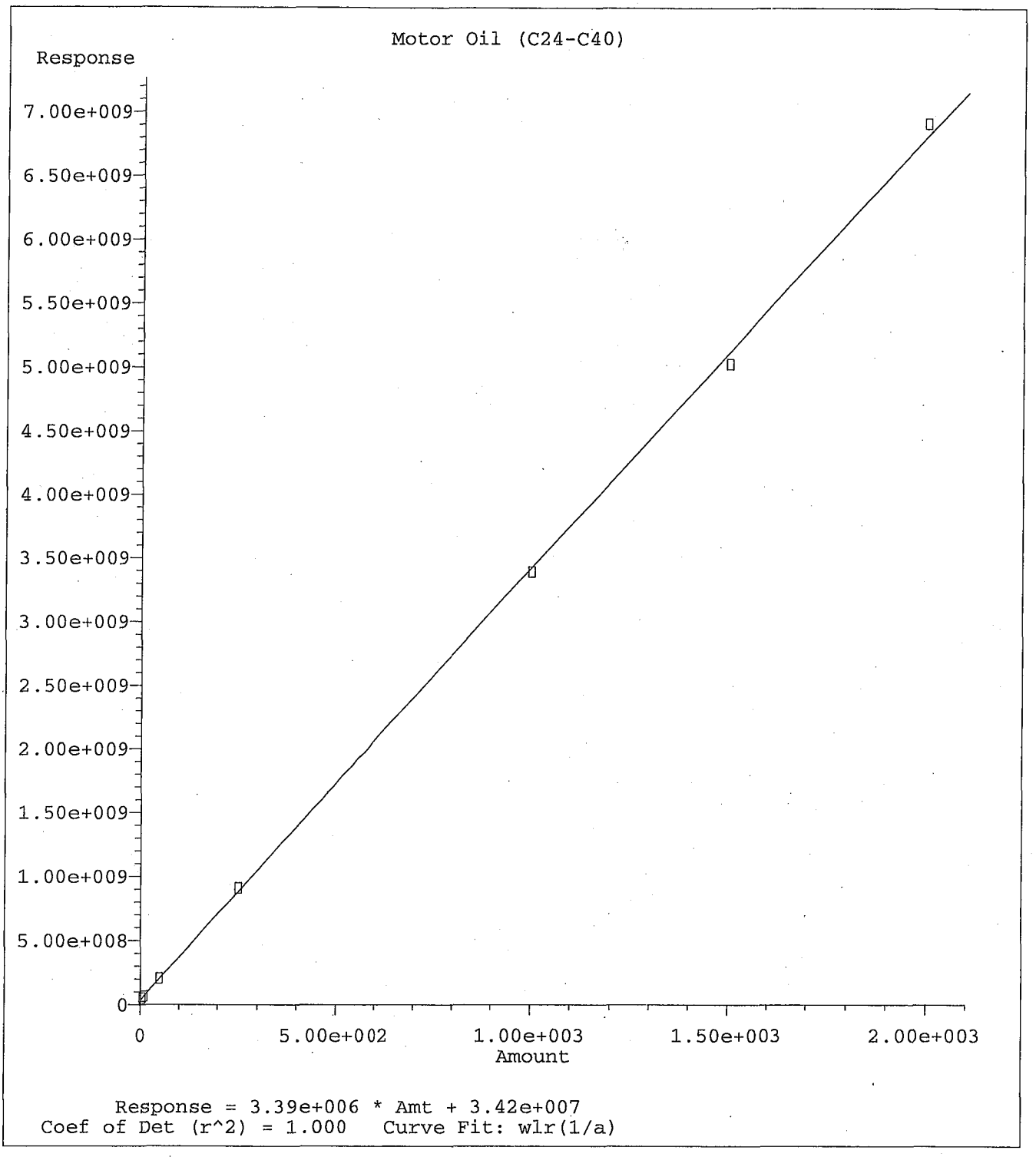

Method Name: G:\APOLLO\DATA\211028\DOC1028.M
Calibration Table Last Updated: Thu Oct 28 15:37:06 2021

TPH Extractables
DOC1028

Form 7

Continuing Calibration

Lab Name: APPL, Inc.
Case No:
Matrix: Water

SDG No:
Date Analyzed: 11/24/2021
Instrument: Apollo
Initial Cal. Date: 10/28/2021
Data File: 1124031.D

		Compound	MEAN	CCRF	%D		%Drift	
1	HATM	Diesel (C10-C24)	2516670	3307500	31	HATM		*
2	HBTM	Motor Oil (C24-C40)	2492040	1945930	22	HBTML	11	
3	SA	Ortho-Terphenyl(S)	3127510	2797990	11	SA		
4	SA	Octacosane(S)	2261430	2778020	23	SA		*
5								
6								
7								
8								
9								
10								
11								
12								
13								
14								
15								
16								
17								
18								
19								
20								
21								
22								
23								
24								
25								
26								
27								
28								
29								
30								
31								
32								
33								
34								
35								
36								
37								
38								
39								
40								
		Average			21.8			

Quantitation Report (Not Reviewed)

Data File : G:\APOLLO\DATA\211124\1124031.D Vial: 31
Acq On : 11-24-21 22:40:14 Operator: KA
Sample : DMO LVL4 CCV 10/27/21 Inst : Apollo
Misc : water Multiplr: 1.00
IntFile : events.e
Quant Time: Nov 29 8:47 2021 Quant Results File: DOC1028.RES

Method : G:\APOLLO\DATA\211028\DOC1028.M (Chemstation Integrator)
Title : 8015 B&C
Last Update : Wed Dec 01 08:12:47 2021
Response via : Multiple Level Calibration

Volume Inj. : 2UL
Signal Phase : DB-5
Signal Info : FID02A

Compound	R.T.	Response	Conc Units
System Monitoring Compounds			
3) SA Ortho-Terphenyl(S)	7.14	69949672	11.183 ppb
Surrogate Spike 30.000		Recovery =	37.28%
4) SA Octacosane(S)	9.27	69450553	15.355 ppb
Surrogate Spike 30.000		Recovery =	51.18%
Target Compounds			
1) HATM Diesel (C10-C24)	6.49	1653747581	328.559 ppb
2) HBTM Motor Oil (C24-C40)	14.96	972966250	276.779 ppb

Target Compounds

Data File: G:\APOLLO\DATA\211124\1124031.D
Sample : DMO LVL4 CCV 10/27/21

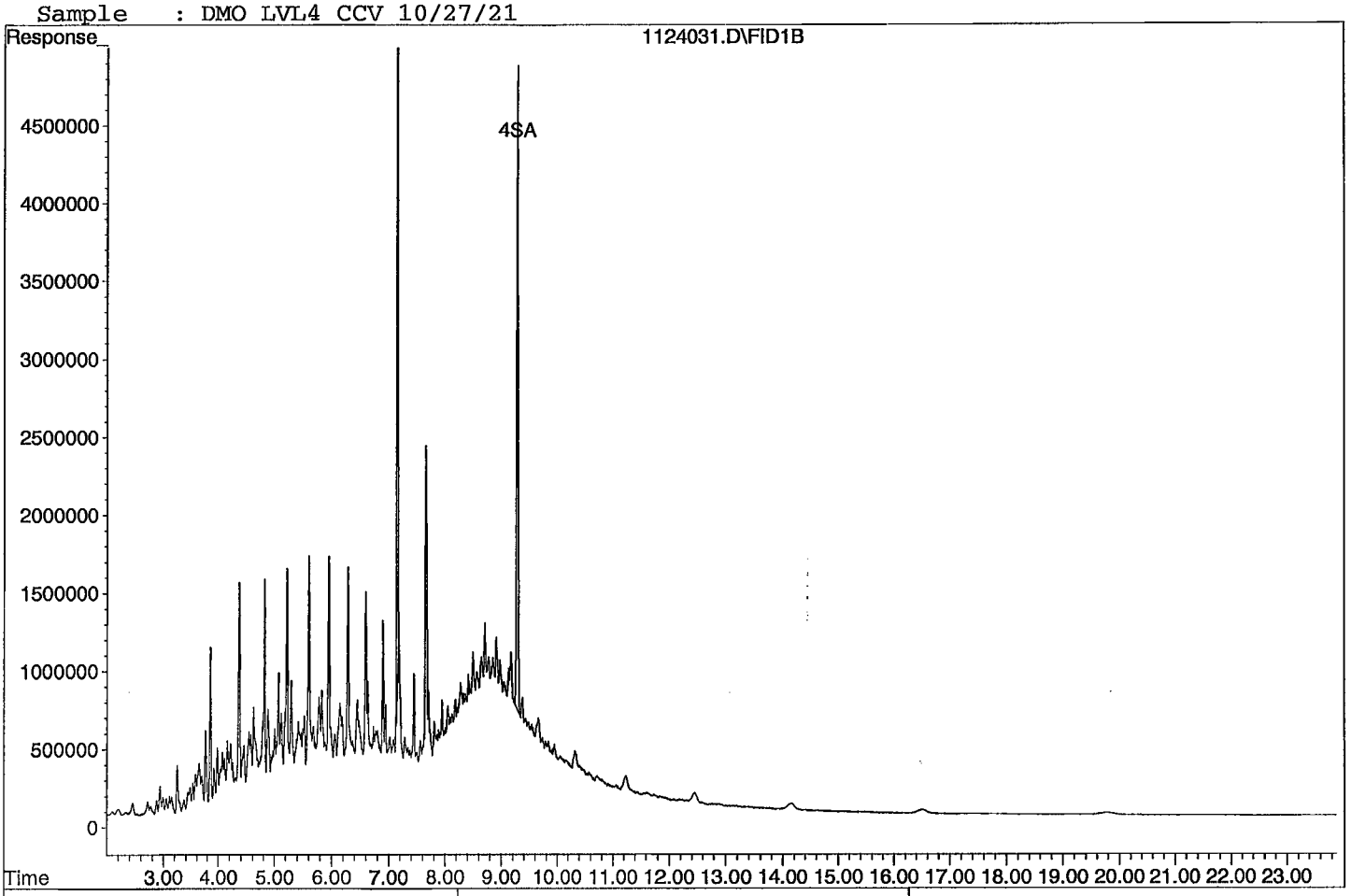

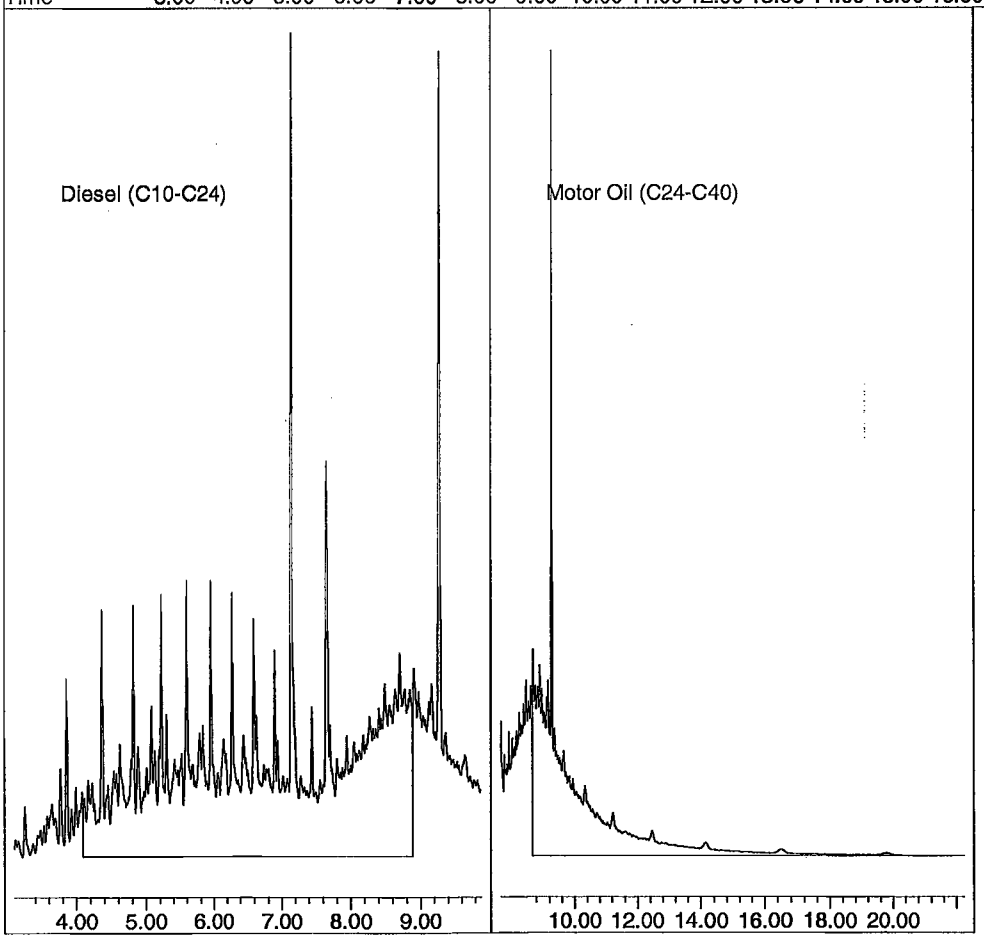

TPH Extractables
DOC1028

Form 7

Continuing Calibration

Lab Name: APPL, Inc.
Case No:
Matrix: Water

SDG No:
Date Analyzed: 11/25/2021
Instrument: Apollo
Initial Cal. Date: 10/28/2021
Data File: 1124047.D

		Compound	MEAN	CCRF	%D		%Drift
1	HATM	Diesel (C10-C24)	2516670	2955320	17	HATM	
2	HBTM	Motor Oil (C24-C40)	2492040	1770790	29	HBTML	0.38
3	SA	Ortho-Terphenyl(S)	3127510	3459730	11	SA	
4	SA	Octacosane(S)	2261430	2551680	13	SA	
5							
6							
7							
8							
9							
10							
11							
12							
13							
14							
15							
16							
17							
18							
19							
20							
21							
22							
23							
24							
25							
26							
27							
28							
29							
30							
31							
32							
33							
34							
35							
36							
37							
38							
39							
40							
		Average			17.5		

Quantitation Report (Not Reviewed)

Data File : G:\APOLLO\DATA\211124\1124047.D Vial: 47
Acq On : 11-25-21 6:09:46 Operator: KA
Sample : DMO LVL4 CCV 10/27/21 Inst : Apollo
Misc : water Multiplr: 1.00
IntFile : events.e
Quant Time: Nov 29 9:28 2021 Quant Results File: DOC1028.RES

Method : G:\APOLLO\DATA\211028\DOC1028.M (Chemstation Integrator)
Title : 8015 B&C
Last Update : Wed Dec 01 08:12:47 2021
Response via : Multiple Level Calibration

Volume Inj. : 2UL
Signal Phase : DB-5
Signal Info : FID02A

Compound	R.T.	Response	Conc Units
System Monitoring Compounds			
3) SA Ortho-Terphenyl(S)	7.14	86493176	13.828 ppb
Surrogate Spike 30.000		Recovery =	46.09%
4) SA Octacosane(S)	9.27	63792007	14.104 ppb
Surrogate Spike 30.000		Recovery =	47.01%
Target Compounds			
1) HATM Diesel (C10-C24)	6.49	1477661557	293.575 ppb
2) HBTM Motor Oil (C24-C40)	14.96	885397294	250.962 ppb

Target Compounds

Data File: G:\APOLLO\DATA\211124\1124047.D
Sample : DMO LVL4 CCV 10/27/21

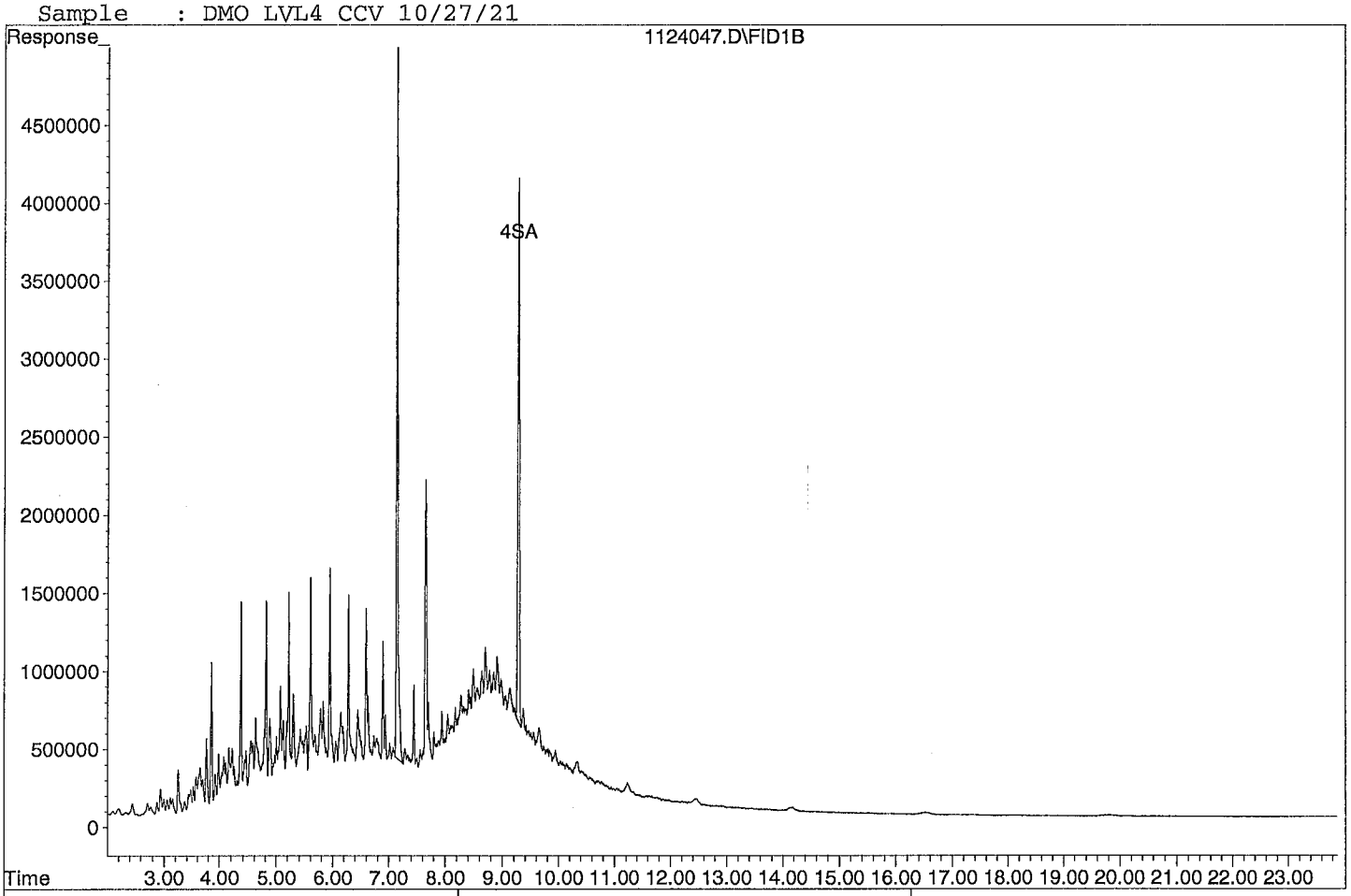

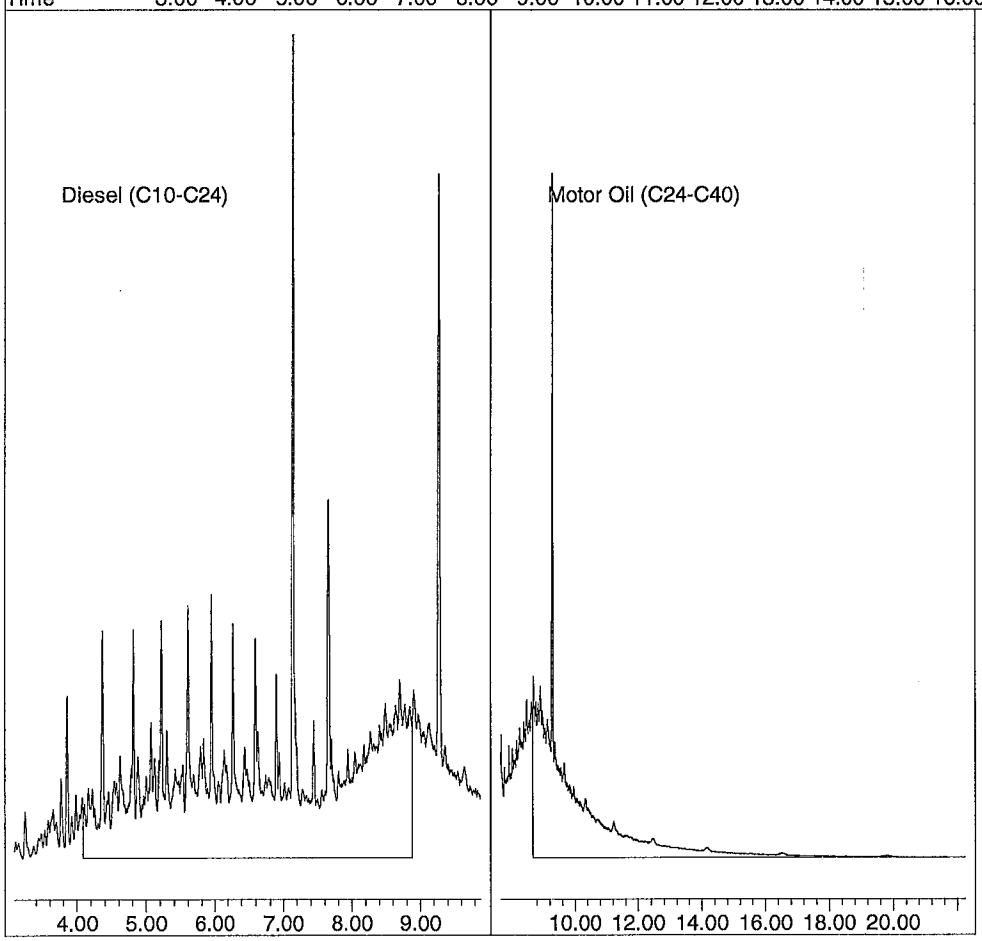

ORGANICS
Raw Data

Quantitation Report (QT Reviewed)

Data File : G:\APOLLO\DATA\211124\1124040.D Vial: 40
Acq On : 11-25-21 2:53:06 Operator: KA
Sample : BA46718W01 5/1000 Inst : Apollo
Misc : water Multiplr: 5.00
IntFile : events.e
Quant Time: Nov 29 9:27 2021 Quant Results File: DOC1028.RES

Method : G:\APOLLO\DATA\211028\DOC1028.M (Chemstation Integrator)
Title : 8015 B&C
Last Update : Wed Dec 01 08:12:47 2021
Response via : Multiple Level Calibration

Volume Inj. : 2UL
Signal Phase : DB-5
Signal Info : FID02A

Compound	R.T.	Response	Conc Units
System Monitoring Compounds			
3) SA Ortho-Terphenyl(S)	7.14	155157357	124.026 ppb
Surrogate Spike 150.000		Recovery =	82.68%
4) SA Octacosane(S)	9.28	137845773	152.388 ppb
Surrogate Spike 150.000		Recovery =	101.59%
Target Compounds			
1) HATM Diesel (C10-C24)	6.49	46563028	46.255 ppb
2) HBTM Motor Oil (C24-C40)	14.96	54323136	29.706 ppb
Target Compounds			

(f)=RT Delta > 1/2 Window (m)=manual int.

Quantitation Report

Data File: G:\APOLLO\DATA\211124\1124040.D
Sample : BA46718W01 5/1000

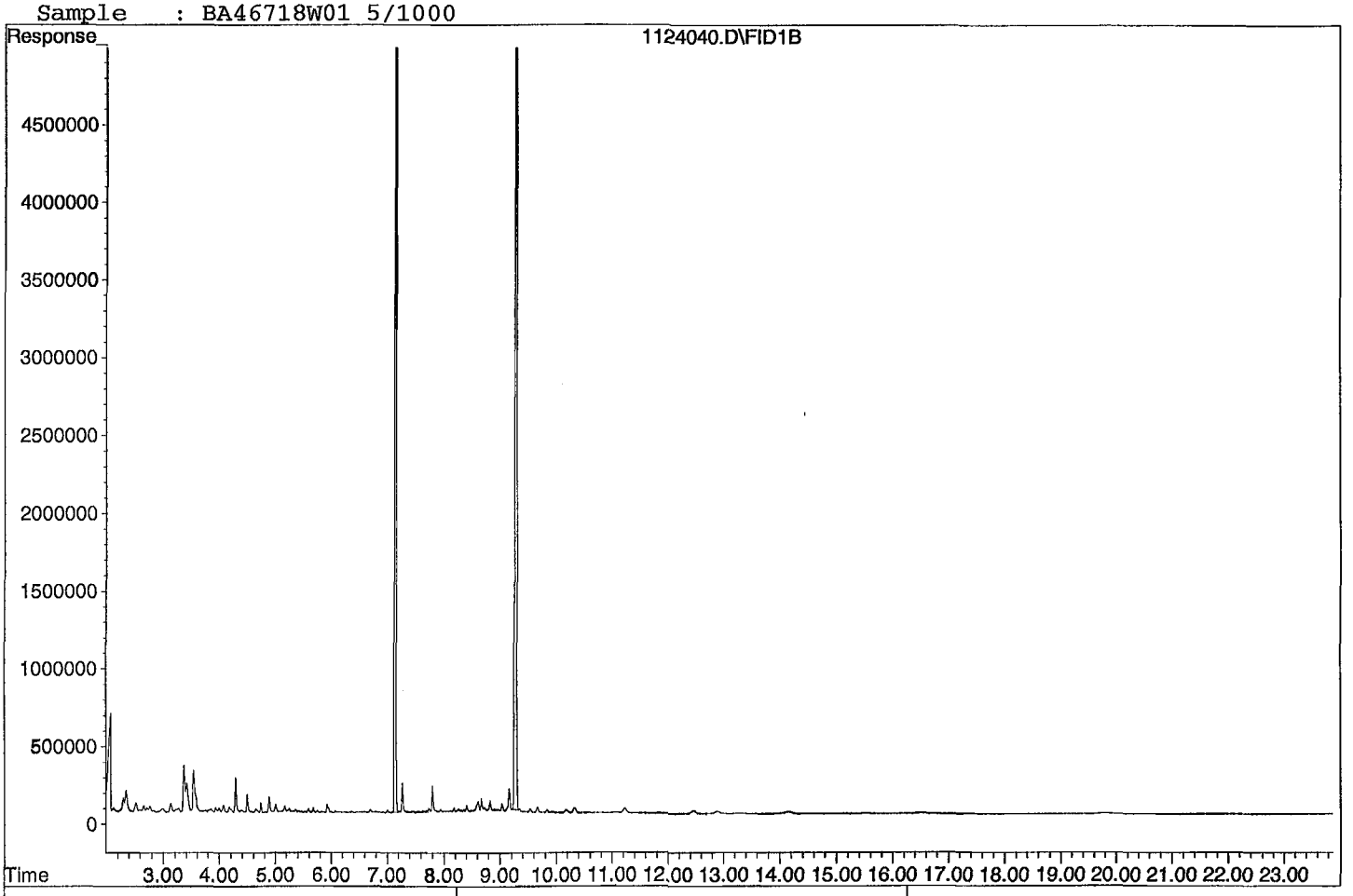

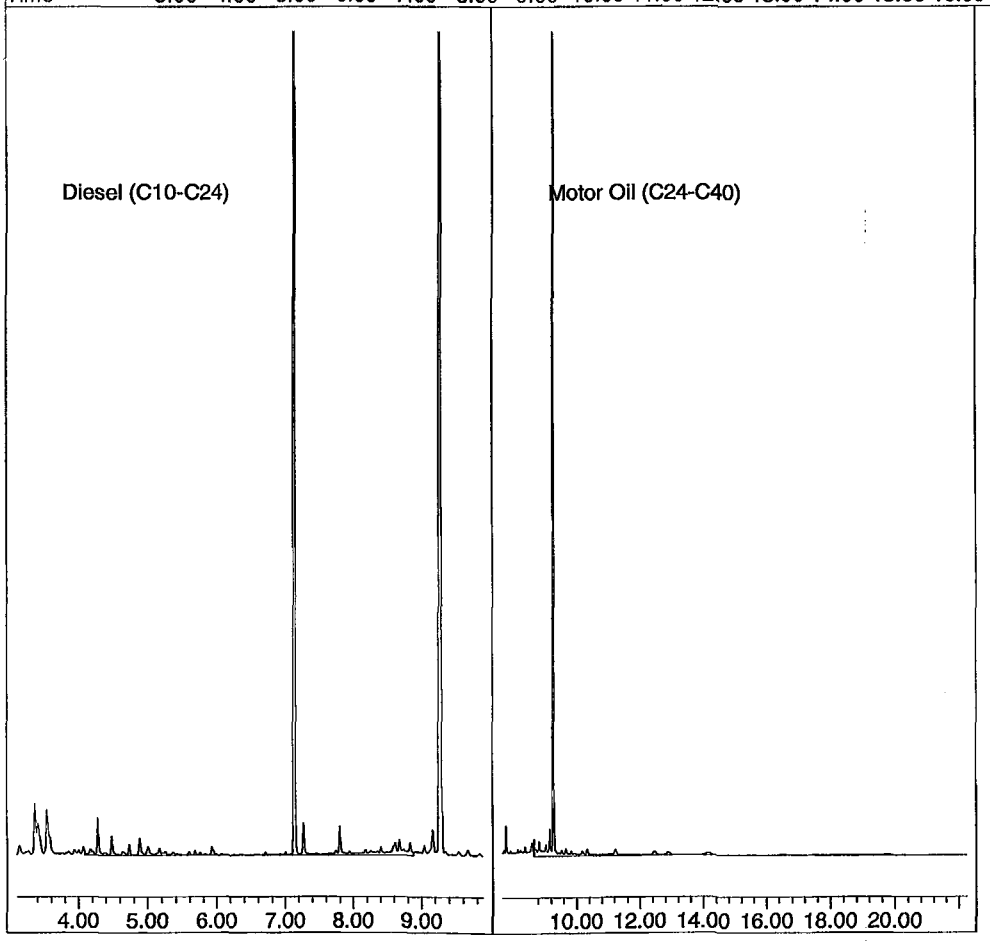

Quantitation Report (QT Reviewed)

Data File : G:\APOLLO\DATA\211124\1124037.D Vial: 37
Acq On : 11-25-21 1:28:50 Operator: KA
Sample : 211119A BLK 5/1000 Inst : Apollo
Misc : water Multiplr: 5.00
IntFile : events.e
Quant Time: Nov 29 9:25 2021 Quant Results File: DOC1028.RES

Method : G:\APOLLO\DATA\211028\DOC1028.M (Chemstation Integrator)
Title : 8015 B&C
Last Update : Wed Dec 01 08:12:47 2021
Response via : Multiple Level Calibration

Volume Inj. : 2UL
Signal Phase : DB-5
Signal Info : FID02A

Compound	R.T.	Response	Conc Units
System Monitoring Compounds			
3) SA Ortho-Terphenyl(S)	7.14	141177291	112.851 ppb
Surrogate Spike 150.000		Recovery =	75.23%
4) SA Octacosane(S)	9.27	125744856	139.010 ppb
Surrogate Spike 150.000		Recovery =	92.67%
Target Compounds			
1) HATM Diesel (C10-C24)	6.49	61656506	61.248 ppb
2) HBTM Motor Oil (C24-C40)	14.96	64623997	44.891 ppb
Target Compounds			

Quantitation Report

Data File: G:\APOLLO\DATA\211124\1124037.D
Sample : 211119A BLK 5/1000

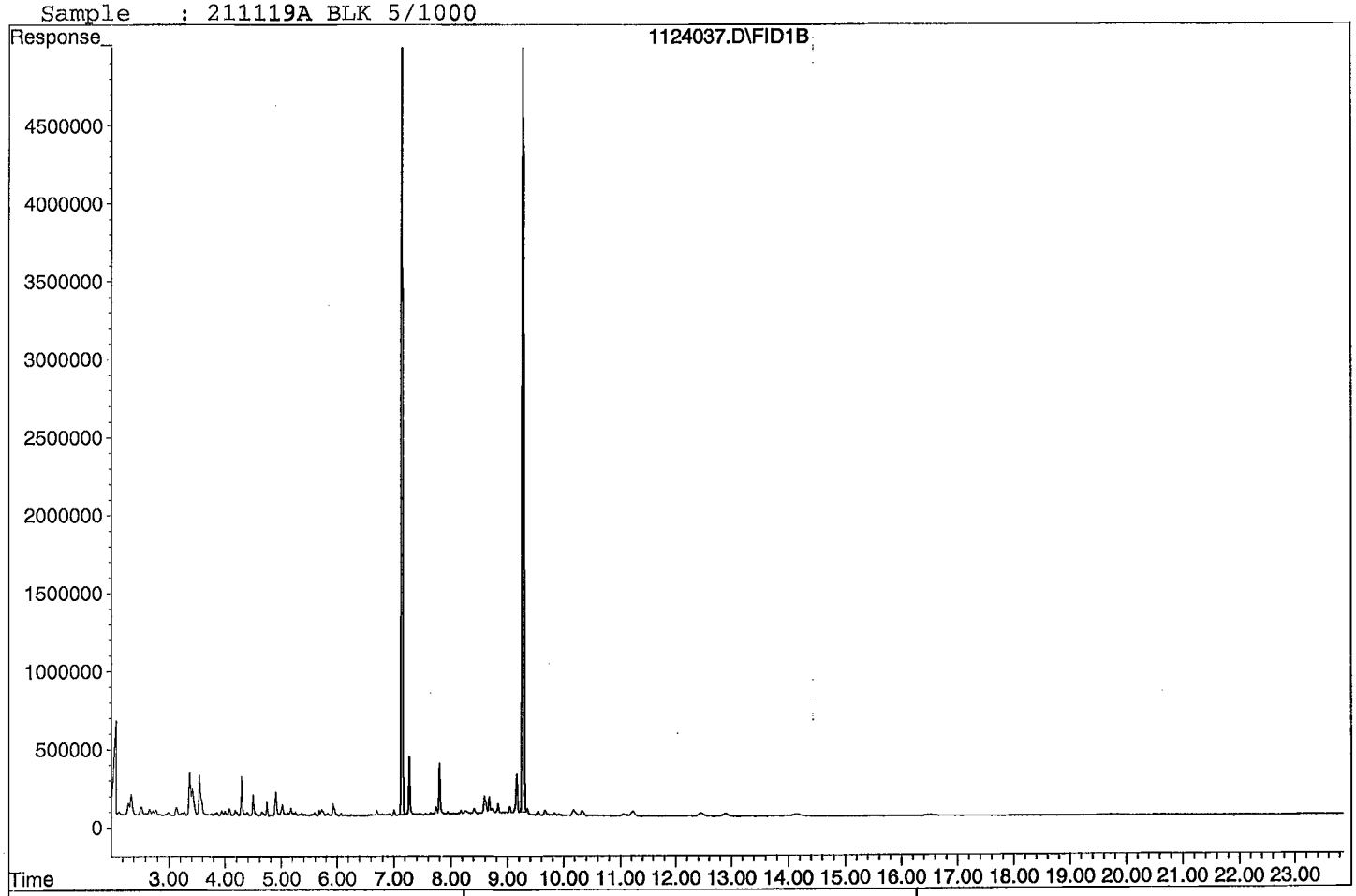

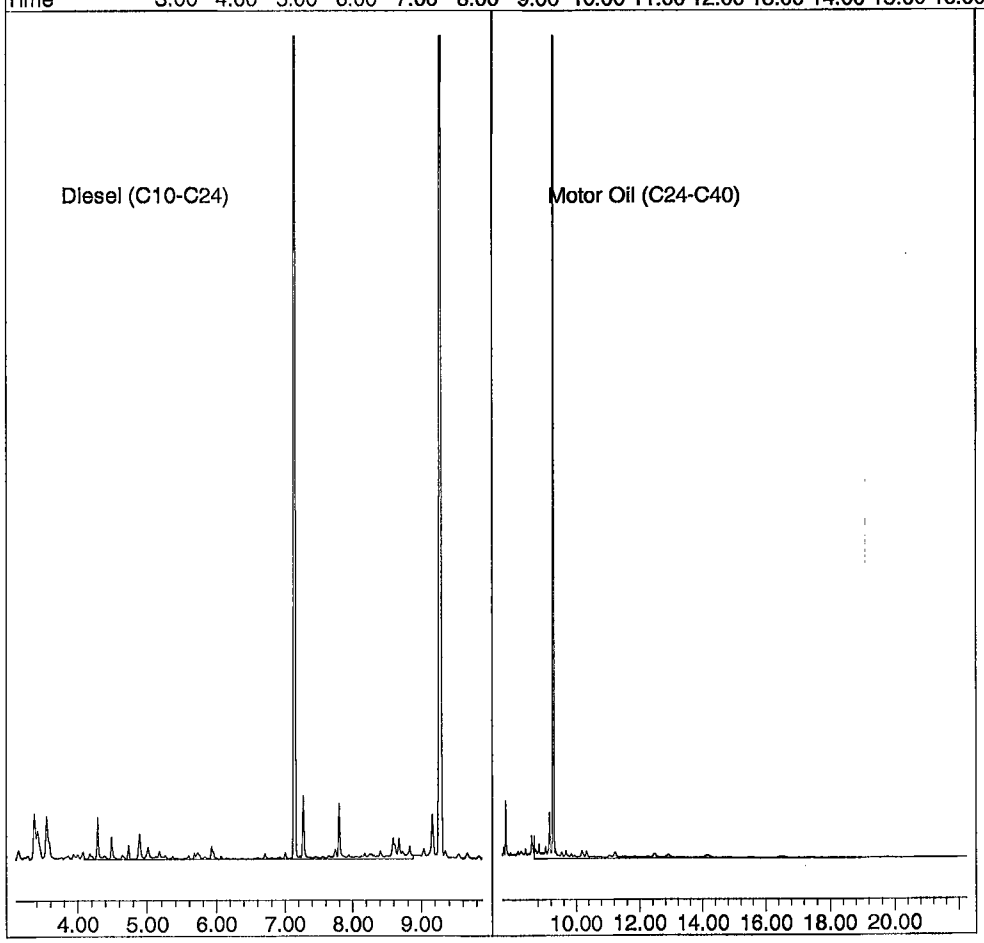

Quantitation Report (QT Reviewed)

Data File : G:\APOLLO\DATA\211124\1124038.D Vial: 38
Acq On : 11-25-21 1:56:56 Operator: KA
Sample : 211119A LCS-1 5/1000 Inst : Apollo
Misc : water Multiplr: 5.00
IntFile : events.e
Quant Time: Nov 29 9:26 2021 Quant Results File: DOC1028.RES

Method : G:\APOLLO\DATA\211028\DOC1028.M (Chemstation Integrator)
Title : 8015 B&C
Last Update : Wed Dec 01 08:12:47 2021
Response via : Multiple Level Calibration

Volume Inj. : 2UL
Signal Phase : DB-5
Signal Info : FID02A

Compound	R.T.	Response	Conc Units
System Monitoring Compounds			
3) SA Ortho-Terphenyl(S)	7.14	143783086	114.934 ppb
Surrogate Spike 150.000		Recovery =	76.62%
4) SA Octacosane(S)	9.27	127591994	141.052 ppb
Surrogate Spike 150.000		Recovery =	94.03%
Target Compounds			
1) HATM Diesel (C10-C24)	6.49	64612333	64.184 ppb
2) HBTM Motor Oil (C24-C40)	14.96	71829020	55.512 ppb
Target Compounds			

Diesel:

$$\frac{(64612333)(5)}{(25166669)(2)} = \frac{3230616665}{50333338} = \boxed{64.184}$$

(f)=RT Delta > 1/2 Window (m)=manual int.

Data File: G:\APOLLO\DATA\211124\1124038.D
Sample : 211119A LCS-1 5/1000

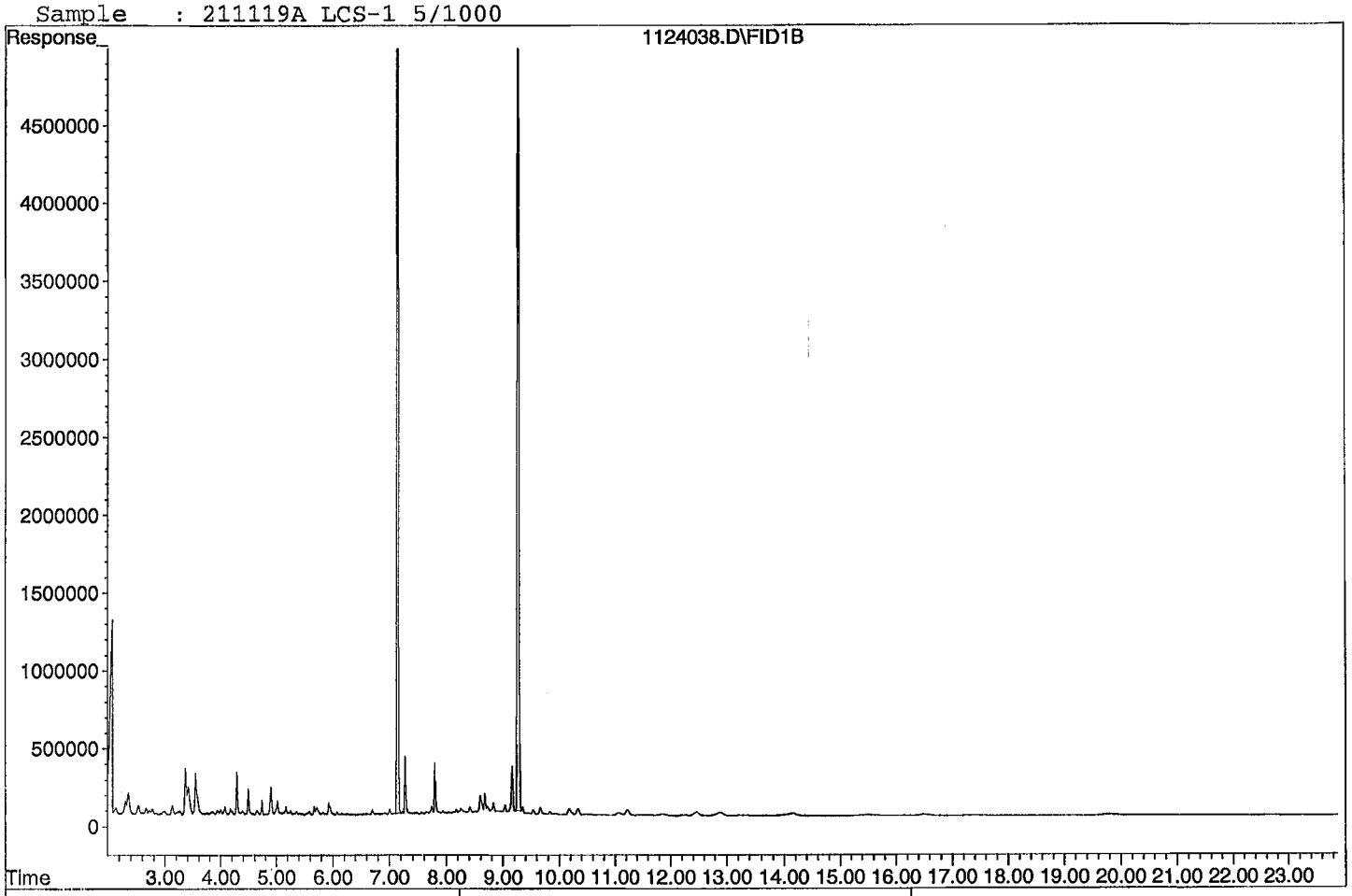

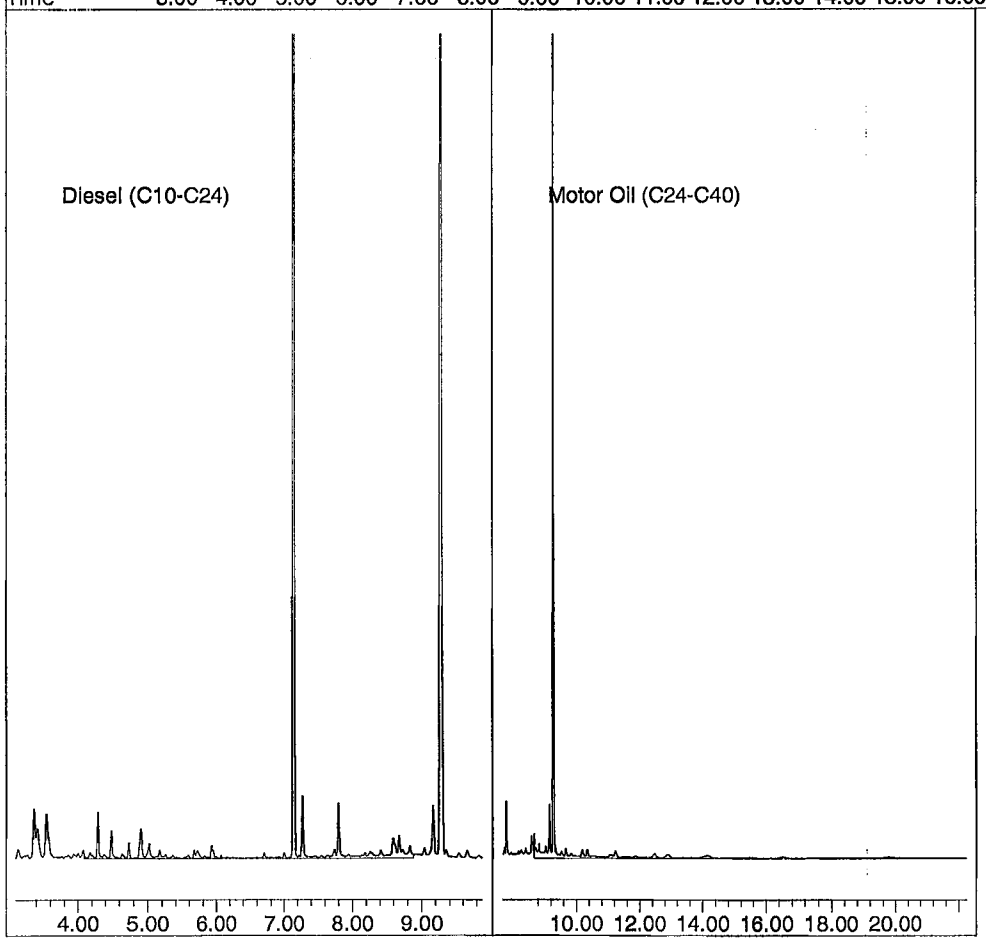

Quantitation Report (QT Reviewed)

Data File : G:\APOLLO\DATA\211124\1124039.D Vial: 39
Acq On : 11-25-21 2:25:01 Operator: KA
Sample : 211119A LCSD-1 5/1000 Inst : Apollo
Misc : water Multiplr: 5.00
IntFile : events.e
Quant Time: Nov 29 9:26 2021 Quant Results File: DOC1028.RES

Method : G:\APOLLO\DATA\211028\DOC1028.M (Chemstation Integrator)
Title : 8015 B&C
Last Update : Wed Dec 01 08:12:47 2021
Response via : Multiple Level Calibration

Volume Inj. : 2UL
Signal Phase : DB-5
Signal Info : FID02A

Compound	R.T.	Response	Conc Units
System Monitoring Compounds			
3) SA Ortho-Terphenyl(S)	7.14	128726333	102.899 ppb
Surrogate Spike 150.000		Recovery =	68.60%
4) SA Octacosane(S)	9.28	114638494	126.732 ppb
Surrogate Spike 150.000		Recovery =	84.49%
Target Compounds			
1) HATM Diesel (C10-C24)	6.49	35496353	35.261 ppb
2) HBTM Motor Oil (C24-C40)	14.96	49874295	23.148 ppb

Target Compounds

Data File: G:\APOLLO\DATA\211124\1124039.D
Sample : 211119A LCSD-1 5/1000

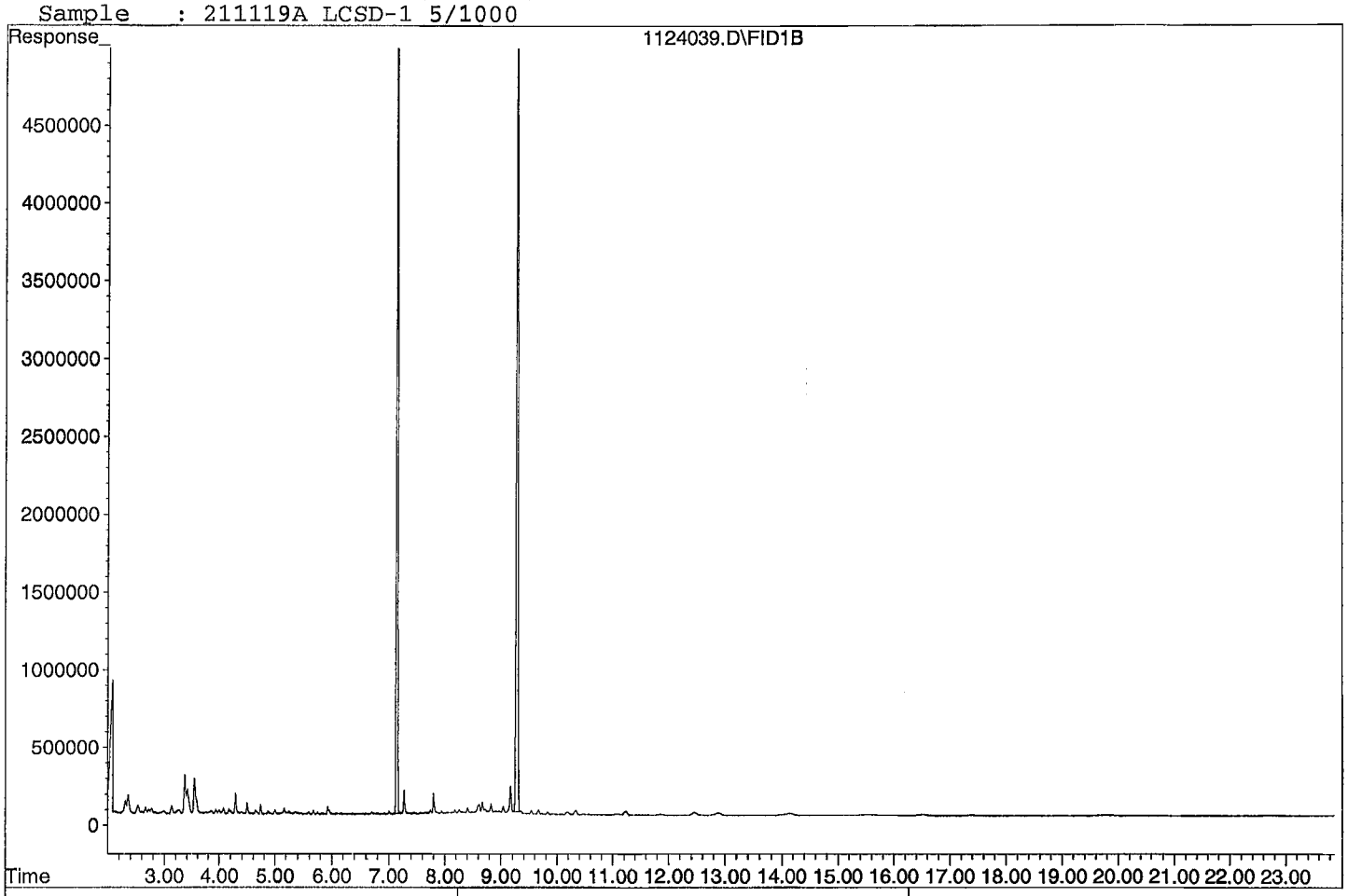

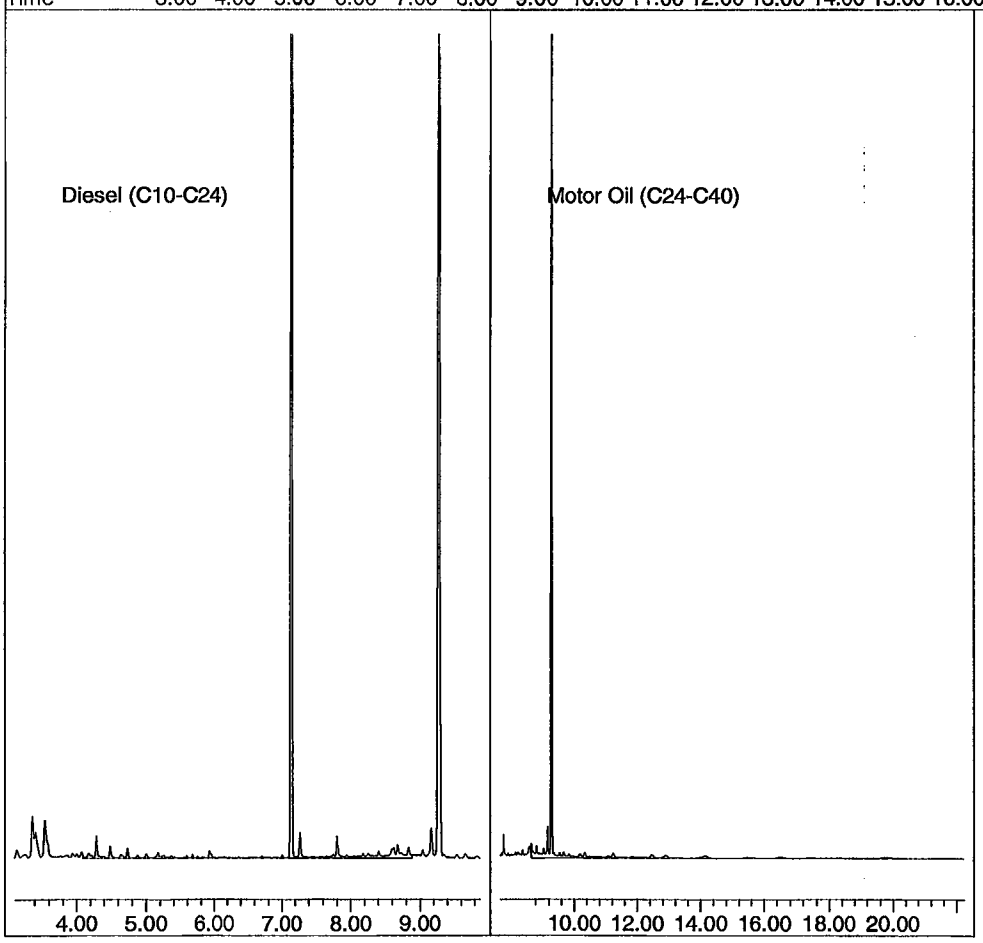

Diesel / Motor Oil Calibration Curve

Prepared: 10/28/2021
Expires: 5/31/2026
Methylene Chloride Lot No. 61117

Prepared By (Initials): KA

Initial Standard Information							Final Standard			
Name of Initial Standard (QAU Label)	Supplier	Conc. (ug/mL)	APPL Mix Name	Reference to APPL Prep Date and Lot #'s	Exp. Date	Exp. Date (Manufacturer)	Aliquot From Stock	Final Volume	Solvent	Final Standard Conc. (ug/mL)
Diesel / Motor Oil - 2	APPL	10	Diesel / Motor Oil - 1	Perp'd: 10/6/21 A0164485-52822, A0168842-52820, AO166510-52817 CL16893-52835	See man. Exp date	10/31/2027 12/31/2027 5/31/2026	100uL	200uL	MC	5
Diesel / Motor Oil - 3		50	Diesel / Motor Oil - 2				200uL	1mL	MC	10
Diesel / Motor Oil Calibration STD	Restek	2,000	Diesel / Motor Oil - 3				25uL	1mL	MC	50
			Diesel / Motor Oil - 4				125uL	1mL	MC	250
			Diesel / Motor Oil - 5				500uL	1mL	MC	1000
			Diesel / Motor Oil - 6				750uL	1mL	MC	1500
			Diesel / Motor Oil - 7				100uL	100uL	N/A	2,000

Diesel / Motor Oil Second Source

Prepared: 10/28/2021
Expires: 10/28/2024
Methylene Chloride
Lot No. 61117

Prepared By (Initials): KA

Initial Standard Information							Final Standard			
Name of Initial Standard (QAU Label)	Supplier	Supplier Part No.	Conc. (ug/mL)	Lot Number - QA Number	Exp. Date (1 yr.)	Exp. Date (Manufacturer)	Aliquot From Stock	Final Volume	Solvent	Final Standard Conc. (ug/mL)
Diesel Fuel #2 Second Source	Phenova	AL0-101287	50,000	**CL16477-52980**	**See man. Exp date**	**2/28/2027**	50uL	10mL	MC	250
Motor Oil Second Source	Absolute	51094	50,000	**102819-52981**		**10/28/2024**	50uL			

Diesel / Motor Oil CCV

Prepared: 10/27/2021
Expires: 5/31/2026
Methylene Chloride
Lot No. 61117

Prepared By (Initials): KA

Initial Standard Information							Final Standard			
Name of Initial Standard (QAU Label)	Supplier	APPL Mix Name	Conc. (ug/mL)	Reference to APPL Prep Date and Lot #'s	Exp. Date	Exp. Date (Manufacturer)	Aliquot From Stock	Final Volume	Solvent	Final Standard Conc. (ug/mL)
Diesel / Motor Oil STD	Restek	Diesel / Motor Oil CCV	2,000	Perp'd: 10/06/21 A0164485-52822, A0168842-52820, A0166510-52817, CL16893-52835	**See man. Exp date**	**10/31/2027 12/31/2027 5/31/2026**	1250uL	10mL	MC	250

THC Surrogate

Prepared: 11/3/2021 **KA**

Expires: 5/31/2026

Initial Standard Information							Final Standard			
Name of Initial Standard (QAU Label)	Supplier	Supplier Part No.	Conc. (ug/mL)	Lot Number - QA Number	Exp. Date (1 yr.)	Exp. Date (Manufacturer)	Aliquot From Stock	Final Volume	Solvent	Final Standard Conc. (ug/mL)
O-terphenyl / Octacosane Mix	Phenova	ALO-130161	600	**CL16893-52840**	**See ma. Date**	**5/31/2026**	N/A	N/A	N/A	600

_LIQ005

Organic Extraction Worksheet

Method	Continuous Liq/Liq TPH-Diesel/MO 3520C	Extraction Set	211119A	Extraction Method	LIQ005	Units	mL

Spiked ID 1			Surrogate ID 1	THC Surrogate 11-3-21 11-3-22	
Spiked ID 2			Surrogate ID 2		
Spiked ID 3			Surrogate ID 3		
Spiked ID 4			Surrogate ID 4		
Spiked ID 5			Surrogate ID 5		
Spiked ID 6			Sufficient Vol for Matrix QC:	NO	
Spiked ID 7			Ext. Start Time:	11/19/21 15:42	
Spiked ID 8			Ext. End Time:	11/20/21 9:51	
			GC Requires Extract By:		

pH1	2	11/19/21 9:22	Water Bath Temp 1 °C	42/41.1 °C
pH2	2	11/19/21 14:22	Water Bath Temp 2 °C	35/36.1
pH3			Water Bath Temp 3 °C	36/35.5 °C

Spiked By: SR,KY **Date** 11/19/2021 **Witnessed By:** AGM,SR **Date** 11/19/2021

	Sample	Sample Container	Spike Amount	Spike ID	Surrogate Amount	Surrogate ID	Extract Amount	Final Volume	pH	Extract Date/Time	Comments
1	211119A Blk				0.250	1 equip	1000 E-HP3 E-WB1	5	2	11/19/21 9:25	
2	211119A LCS-1				0.250	1 equip	1000 E-HP4 E-WB2	5	2	11/19/21 9:25	
3	211119A LCSD-1				0.250	1 equip	1000 E-HP6 E-WB3	5	2	11/19/21 9:25	
4	BA46718	BA46718W01			0.250	1 equip	1000 E-HP7 E-WB1	5	2	11/19/21 9:25	98278
5	BA46719	BA46719W01			0.250	1 equip	1000 E-HP8 E-WB3	5	2	11/19/21 9:25	98285
6	BA46720	BA46720W01			0.250	1 equip	1000 E-HP9 E-WB2	5	2	11/19/21 9:25	98285
7	BA46824	BA46824W01			0.250	1 equip	1000 E-HP10 E-WB3	5	2	11/19/21 14:25	98300
8	BA46825	BA46825W01			0.250	1 equip	1000 E-HP11 E-WB1	5	2	11/19/21 14:25	98300
9	BA46830	BA46830W01			0.250	1 equip	1000 E-HP12 E-WB2	5	2	11/19/21 14:25	98299
10	BA46831	BA46831W01			0.250	1 equip	1000 E-HP13 E-WB1	5	2	11/19/21 14:25	98299

Solvent and Lot#	
1+1 HCL (5mLs)	60358
PH Strips	HC155968
Dicholormethane	61117
Filter Paper	400189
Sodium Sulfate	2021071206

Extraction COC Transfer	
Extraction lab employee Initials	KY
GC analyst's initials	KA
Date	11/22/21
Time	17:07
Refrigerator	HOBART

	Technician's Initials
Scanned By	SR,KY
Sample Preparation	SR
Extraction	SR
Concentration	AGM

Modified	11/23/2021 7:39:04 AM

Reviewed By: KY **Date** 11/23/2021

Injection Log

Directory: G:\APOLLO\DATA\211028\

Line	Vial	FileName	Multiplier	SampleName	Misc Info	Injected
1	3	1028003.D	1	DMO STD 1 10/28/21	water	10-28-21 9:19:03
2	4	1028004.D	1	DMO STD 2 10/28/21	water	10-28-21 9:47:06
3	5	1028005.D	1	DMO STD 3 10/28/21	water	10-28-21 10:15:13
4	6	1028006.D	1	DMO STD 4 10/28/21	water	10-28-21 10:43:31
5	7	1028007.D	1	DMO STD 5 10/28/21	water	10-28-21 11:11:42
6	8	1028008.D	1	DMO STD 6 10/28/21	water	10-28-21 11:39:55
7	9	1028009.D	1	DMO STD 7 10/28/21	water	10-28-21 12:08:10
8	10	1028010.D	1	DMO Second Source 10/28/21	water	10-28-21 12:36:26
9	31	1124031.D	1	DMO LVL4 CCV 10/27/21	water	11-24-21 22:40:14
10	37	1124037.D	5	211119A BLK 5/1000	water	11-25-21 1:28:50
11	38	1124038.D	5	211119A LCS-1 5/1000	water	11-25-21 1:56:56
12	39	1124039.D	5	211119A LCSD-1 5/1000	water	11-25-21 2:25:01
13	40	1124040.D	5	BA46718W01 5/1000	water	11-25-21 2:53:06
14	47	1124047.D	1	DMO LVL4 CCV 10/27/21	water	11-25-21 6:09:46

ORGANICS
Calibration Data

PAH by GCMS SIM
EPA 8270 SIM

Form 6
Initial Calibration

Lab Name: APPL, Inc.
Case No:
Matrix:

SDG No:
Initial Cal. Date: 10/19/2021
Instrument: KYLO

Initials: LS

		Compound	1019K002.D 0.1	1019K003.D 0.2	1019K004.D 0.5	1019K005.D 1	1019K006.D 5	1019K007.D 10	1019K008.D 50	1019K009.D 100			Avg	%RSD	Type	r^2	Q	MRF
1	I	Napthalene-D8(IS)																
2	TM	Naphthalene	1.428	1.402	1.354	1.336	1.308	1.289	1.172	1.100			1.3	8.6	TM			0.700
3	S	2-Methylnaphthalene-D10 (2M	1.359	1.337	1.324	1.305	1.316	1.159	1.222	1.192			1.3	5.9	S			
4	TM	2-Methylnaphthalene	0.7868	0.7804	0.7756	0.7764	0.7886	0.7810	0.7175	0.6825			0.76	5.1	TM			0.400
5	TM	1-Methylnaphthalene	0.8005	0.7905	0.7931	0.7961	0.7922	0.7806	0.7122	0.6797			0.77	6.0	TM			
6	I	Acenaphthene-D10(IS)																
7	TM	Acenaphthylene	5.288	5.373	5.323	5.258	5.439	5.405	4.863	4.456			5.2	6.6	TM			0.900
8	*TM	Acenaphthene	1.497	1.444	1.402	1.372	1.398	1.381	1.266	1.207			1.4	6.8	*TM			0.900
9	TM	Fluorene	1.615	1.645	1.600	1.590	1.642	1.640	1.521	1.456			1.6	4.2	TM			0.900
10	I	Phenanthrene-D10(IS)																
11	TM	Phenanthrene	1.510	1.398	1.383	1.377	1.403	1.374	1.309	1.253			1.4	5.4	TM			0.700
12	TM	Anthracene	1.298	1.273	1.300	1.300	1.352	1.349	1.285	1.240			1.3	2.8	TM			0.700
13	S	Fluoranthene-D10 (FRT)	2.023	1.976	1.895	1.904	2.032	1.918	1.953	1.890			1.9	2.9	S			
14	*TM	Fluoranthene	2.169	2.135	2.136	2.147	2.255	2.226	2.086	1.944			2.1	4.4	*TM			0.600
15	I	Chrysene-D12(IS)																
16	TM	Pyrene	1.986	2.033	1.960	1.958	1.948	1.927	1.782	1.720			1.9	5.6	TM			0.600
17	TM	Benz (a) anthracene	1.473	1.441	1.379	1.381	1.401	1.420	1.370	1.344			1.4	3.0	TM			0.800
18	TM	Chrysene	1.754	1.672	1.608	1.574	1.554	1.516	1.410	1.375			1.6	8.1	TM			0.700
19	TML	Indeno (1,2,3-cd) pyrene	1.687	1.326	1.360	1.404	1.015	1.052	1.169	1.168			1.3	17	TM	1.000		0.500
20	I	Perylene-D12(IS)																
21	TM	Benzo (b) fluoranthene	1.268	1.292	1.301	1.356	1.511	1.514	1.537	1.485			1.4	8.1	TM			0.700
22	TM	Benzo (k) fluoranthene	1.593	1.558	1.636	1.632	1.670	1.730	1.578	1.484			1.6	4.6	TM			0.700
23	*TM	Benzo (a) pyrene	1.254	1.223	1.224	1.265	1.442	1.484	1.454	1.383			1.3	8.3	*TM			0.700
24	TM	Dibenz (a,h) anthracene	1.360	1.209	1.221	1.273	1.398	1.395	1.399	1.353			1.3	6.0	TM			0.400
25	TM	Benzo (g,h,i) perylene	1.457	1.403	1.410	1.405	1.496	1.517	1.462	1.394			1.4	3.2	TM			0.500
26																		
27																		
28																		
29																		
30																		
31																		
32																		
33																		
34																		
35																		

Quantitation Report (Not Reviewed)

Data File : M:\KYLO\DATA\211019\1019K002.D
Acq On : 19 Oct 21 14:09
Sample : 0.1 ug/ml 10/13/21
Misc :

Vial: 2
Operator: LS
Inst : KYLO
Multiplr: 1.00

Quant Time: Oct 19 15:48 2021 Quant Results File: K1019.RES

Quant Method : M:\KYLO\DATA\211019\K1019.M (RTE Integrator)
Title : EPA 8270
Last Update : Tue Oct 19 16:47:23 2021
Response via : Initial Calibration
DataAcq Meth : SIM_2

Internal Standards	R.T.	QIon	Response	Conc Units	Dev(Min)
1) Napthalene-D8(IS)	3.92	136	10962	2.50000 ppb	0.00
6) Acenaphthene-D10(IS)	5.86	164	5295	2.50000 ppb	0.00
10) Phenanthrene-D10(IS)	7.56	188	8379	2.50000 ppb	0.00
15) Chrysene-D12(IS)	10.63	240	9693	2.50000 ppb	0.01
20) Perylene-D12(IS)	12.84	264	9009	2.50000 ppb	0.01
System Monitoring Compounds					
3) 2-Methylnaphthalene-D10 (2	4.66	152	298	0.05323 ppb	0.00
Spiked Amount 5.000			Recovery	= 1.060%	
13) Fluoranthene-D10 (FRT)	8.94	212	339	0.05190 ppb	0.01
Spiked Amount 5.000			Recovery	= 1.040%	
Target Compounds					Qvalue
2) Naphthalene	3.94	128	626	0.10994 ppb	99
4) 2-Methylnaphthalene	4.69	142	345	0.10338 ppb	100
5) 1-Methylnaphthalene	4.80	142	351	0.10422 ppb	99
7) Acenaphthylene	5.70	152	1120	0.10217 ppb	100
8) Acenaphthene	5.89	154	317	0.10918 ppb	99
9) Fluorene	6.49	166	342	0.10165 ppb	96
11) Phenanthrene	7.59	178	506	0.10973 ppb	100
12) Anthracene	7.65	178	435	0.09988 ppb	97
14) Fluoranthene	8.96	202	727	0.10149 ppb	98
16) Pyrene	9.22	202	770	0.10375 ppb	99
17) Benz (a) anthracene	10.62	228	571	0.10510 ppb	99
18) Chrysene	10.66	228	680	0.11258 ppb	96
19) Indeno (1,2,3-cd) pyrene	14.41	276	654	0.33399 ppb #	88
22) Benzo (k) fluoranthene	12.21	252	574	-0.45104 ppb	97
23) Benzo (a) pyrene	12.75	252	452	-0.17190 ppb	95
24) Dibenz (a,h) anthracene	14.45	278	490	-0.04905 ppb	95
25) Benzo (g,h,i) perylene	14.71	276	525	-0.23039 ppb	98

(#) = qualifier out of range (m) = manual integration

Quantitation Report

Data File : M:\KYLO\DATA\211019\1019K002.D
Acq On : 19 Oct 21 14:09
Sample : 0.1 ug/ml 10/13/21
Misc :

Vial: 2
Operator: LS
Inst : KYLO
Multiplr: 1.00

Quant Time: Oct 19 15:48 2021

Quant Results File: K1019.RES

Method : M:\KYLO\DATA\211019\K1019.M (RTE Integrator)
Title : EPA 8270
Last Update : Tue Nov 09 10:14:45 2021
Response via : Initial Calibration

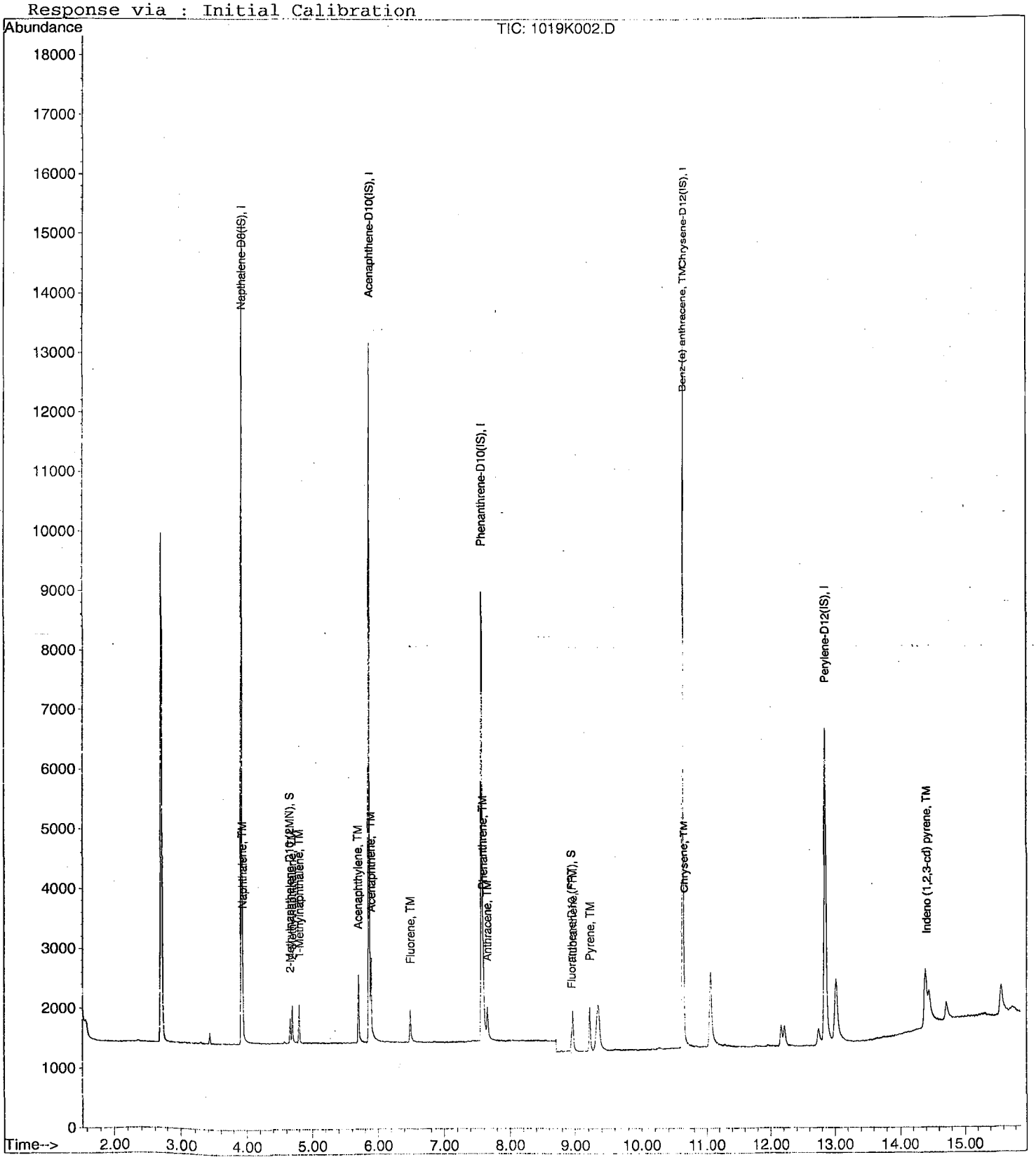

Quantitation Report (Not Reviewed)

Data File : M:\KYLO\DATA\211019\1019K003.D
Acq On : 19 Oct 21 14:29
Sample : 0.2 ug/ml 10/13/21
Misc :

Vial: 3
Operator: LS
Inst : KYLO
Multiplr: 1.00

Quant Time: Oct 19 15:48 2021

Quant Results File: K1019.RES

Quant Method : M:\KYLO\DATA\211019\K1019.M (RTE Integrator)
Title : EPA 8270
Last Update : Tue Oct 19 16:47:23 2021
Response via : Initial Calibration
DataAcq Meth : SIM_2

Internal Standards	R.T.	QIon	Response	Conc Units	Dev(Min)
1) Napthalene-D8(IS)	3.92	136	11180	2.50000 ppb	0.00
6) Acenaphthene-D10(IS)	5.86	164	5495	2.50000 ppb	0.00
10) Phenanthrene-D10(IS)	7.56	188	8995	2.50000 ppb	0.00
15) Chrysene-D12(IS)	10.63	240	9881	2.50000 ppb	0.01
20) Perylene-D12(IS)	12.84	264	8688	2.50000 ppb	0.01
System Monitoring Compounds					
3) 2-Methylnaphthalene-D10 (2	4.66	152	598	0.10474 ppb	0.00
Spiked Amount 5.000			Recovery	= 2.100%	
13) Fluoranthene-D10 (FRT)	8.94	212	711	0.10140 ppb	0.01
Spiked Amount 5.000			Recovery	= 2.020%	
Target Compounds					Qvalue
2) Naphthalene	3.94	128	1254	0.21593 ppb	99
4) 2-Methylnaphthalene	4.69	142	698	0.20508 ppb	96
5) 1-Methylnaphthalene	4.80	142	707	0.20582 ppb	98
7) Acenaphthylene	5.69	152	2362	0.20763 ppb	100
8) Acenaphthene	5.89	154	635	0.21074 ppb	99
9) Fluorene	6.49	166	723	0.20706 ppb	100
11) Phenanthrene	7.59	178	1006	0.20323 ppb	100
12) Anthracene	7.65	178	916	0.19592 ppb	99
14) Fluoranthene	8.96	202	1536	0.19974 ppb	97
16) Pyrene	9.21	202	1607	0.21241 ppb	99
17) Benz (a) anthracene	10.62	228	1139	0.20566 ppb	98
18) Chrysene	10.66	228	1322	0.21470 ppb	99
19) Indeno (1,2,3-cd) pyrene	14.40	276	1048	0.41647 ppb #	98
21) Benzo (b) fluoranthene	12.16	252	898	0.06057 ppb	98
22) Benzo (k) fluoranthene	12.21	252	1083	-0.34909 ppb	97
23) Benzo (a) pyrene	12.74	252	850	-0.08634 ppb	97
25) Benzo (g,h,i) perylene	14.71	276	975	-0.13423 ppb	96

(#) = qualifier out of range (m) = manual integration

Quantitation Report

Data File : M:\KYLO\DATA\211019\1019K003.D
Acq On : 19 Oct 21 14:29
Sample : 0.2 ug/ml 10/13/21
Misc :

Vial: 3
Operator: LS
Inst : KYLO
Multiplr: 1.00

Quant Time: Oct 19 15:48 2021

Quant Results File: K1019.RES

Method : M:\KYLO\DATA\211019\K1019.M (RTE Integrator)
Title : EPA 8270
Last Update : Tue Nov 09 10:14:45 2021
Response via : Initial Calibration

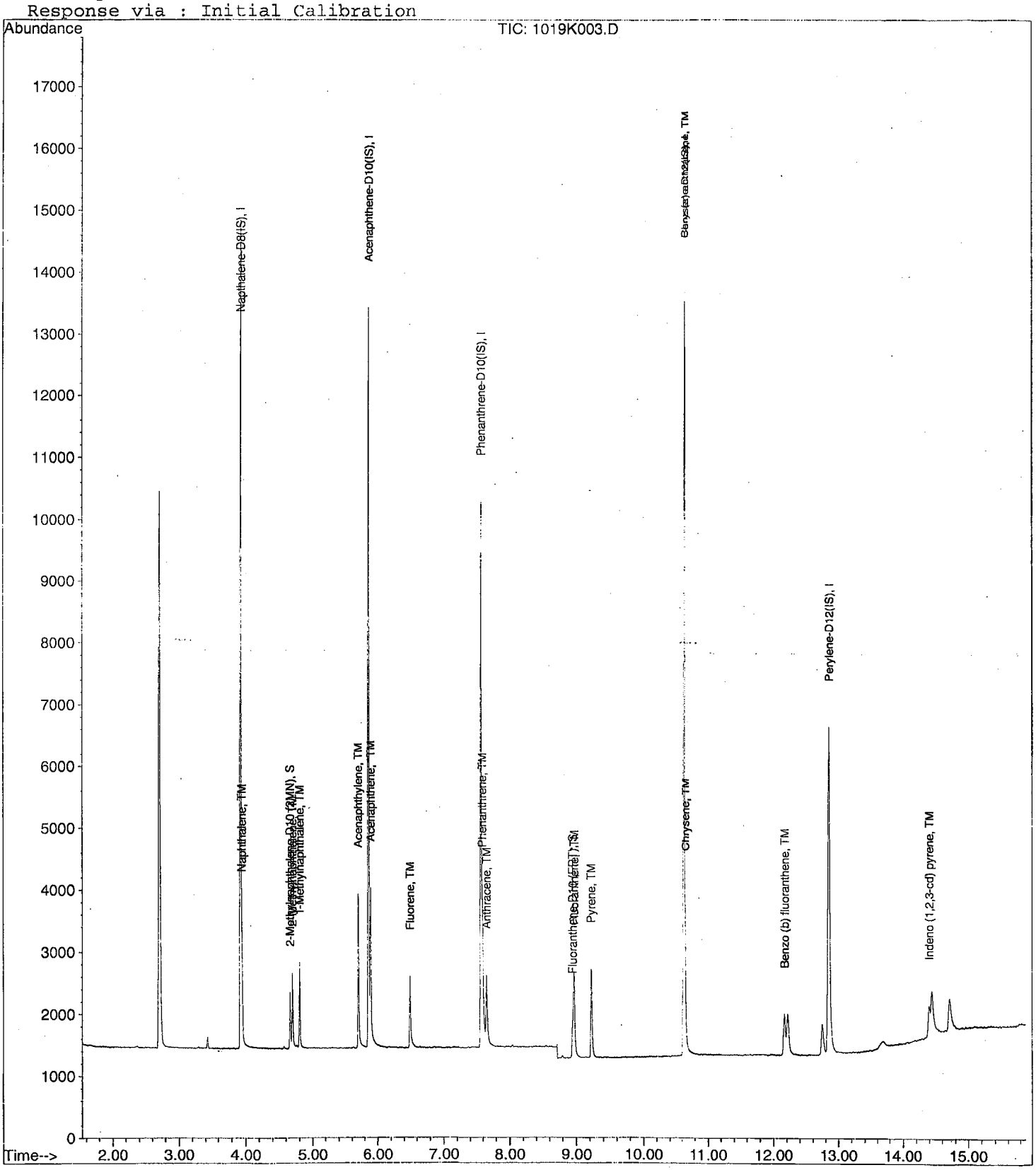

Quantitation Report (Not Reviewed)

Data File : M:\KYLO\DATA\211019\1019K004.D
Acq On : 19 Oct 21 14:49
Sample : 0.5 ug/ml 10/13/21
Misc :

Vial: 4
Operator: LS
Inst : KYLO
Multiplr: 1.00

Quant Time: Oct 19 15:48 2021

Quant Results File: K1019.RES

Quant Method : M:\KYLO\DATA\211019\K1019.M (RTE Integrator)
Title : EPA 8270
Last Update : Tue Oct 19 16:47:23 2021
Response via : Initial Calibration
DataAcq Meth : SIM_2

Internal Standards	R.T.	QIon	Response	Conc Units	Dev(Min)
1) Napthalene-D8(IS)	3.92	136	11385	2.50000 ppb	0.00
6) Acenaphthene-D10(IS)	5.86	164	5536	2.50000 ppb	0.00
10) Phenanthrene-D10(IS)	7.56	188	8686	2.50000 ppb	0.00
15) Chrysene-D12(IS)	10.62	240	9708	2.50000 ppb	0.00
20) Perylene-D12(IS)	12.84	264	8669	2.50000 ppb	0.00
System Monitoring Compounds					
3) 2-Methylnaphthalene-D10 (2	4.66	152	1507	0.25921 ppb	0.00
Spiked Amount 5.000			Recovery	= 5.180%	
13) Fluoranthene-D10 (FRT)	8.94	212	1646	0.24309 ppb	0.00
Spiked Amount 5.000			Recovery	= 4.860%	
Target Compounds					Qvalue
2) Naphthalene	3.94	128	3083	0.52131 ppb	99
4) 2-Methylnaphthalene	4.69	142	1766	0.50952 ppb	99
5) 1-Methylnaphthalene	4.80	142	1806	0.51630 ppb	96
7) Acenaphthylene	5.69	152	5894	0.51427 ppb	100
8) Acenaphthene	5.89	154	1552	0.51126 ppb	100
9) Fluorene	6.49	166	1772	0.50373 ppb	99
11) Phenanthrene	7.59	178	2402	0.50250 ppb	99
12) Anthracene	7.65	178	2259	0.50035 ppb	99
14) Fluoranthene	8.96	202	3711	0.49974 ppb	99
16) Pyrene	9.21	202	3805	0.51191 ppb	98
17) Benz (a) anthracene	10.61	228	2678	0.49216 ppb	99
18) Chrysene	10.65	228	3122	0.51607 ppb	99
19) Indeno (1,2,3-cd) pyrene	14.39	276	2640	0.77101 ppb #	97
21) Benzo (b) fluoranthene	12.15	252	2255	0.32301 ppb	100
23) Benzo (a) pyrene	12.74	252	2122	0.17741 ppb	99
24) Dibenz (a,h) anthracene	14.43	278	2117	0.29983 ppb	99
25) Benzo (g,h,i) perylene	14.70	276	2445	0.16843 ppb	100

(#) = qualifier out of range (m) = manual integration

Quantitation Report

Data File : M:\KYLO\DATA\211019\1019K004.D
Acq On : 19 Oct 21 14:49
Sample : 0.5 ug/ml 10/13/21
Misc :

Vial: 4
Operator: LS
Inst : KYLO
Multiplr: 1.00

Quant Time: Oct 19 15:48 2021

Quant Results File: K1019.RES

Method : M:\KYLO\DATA\211019\K1019.M (RTE Integrator)
Title : EPA 8270
Last Update : Tue Nov 09 10:14:45 2021
Response via : Initial Calibration

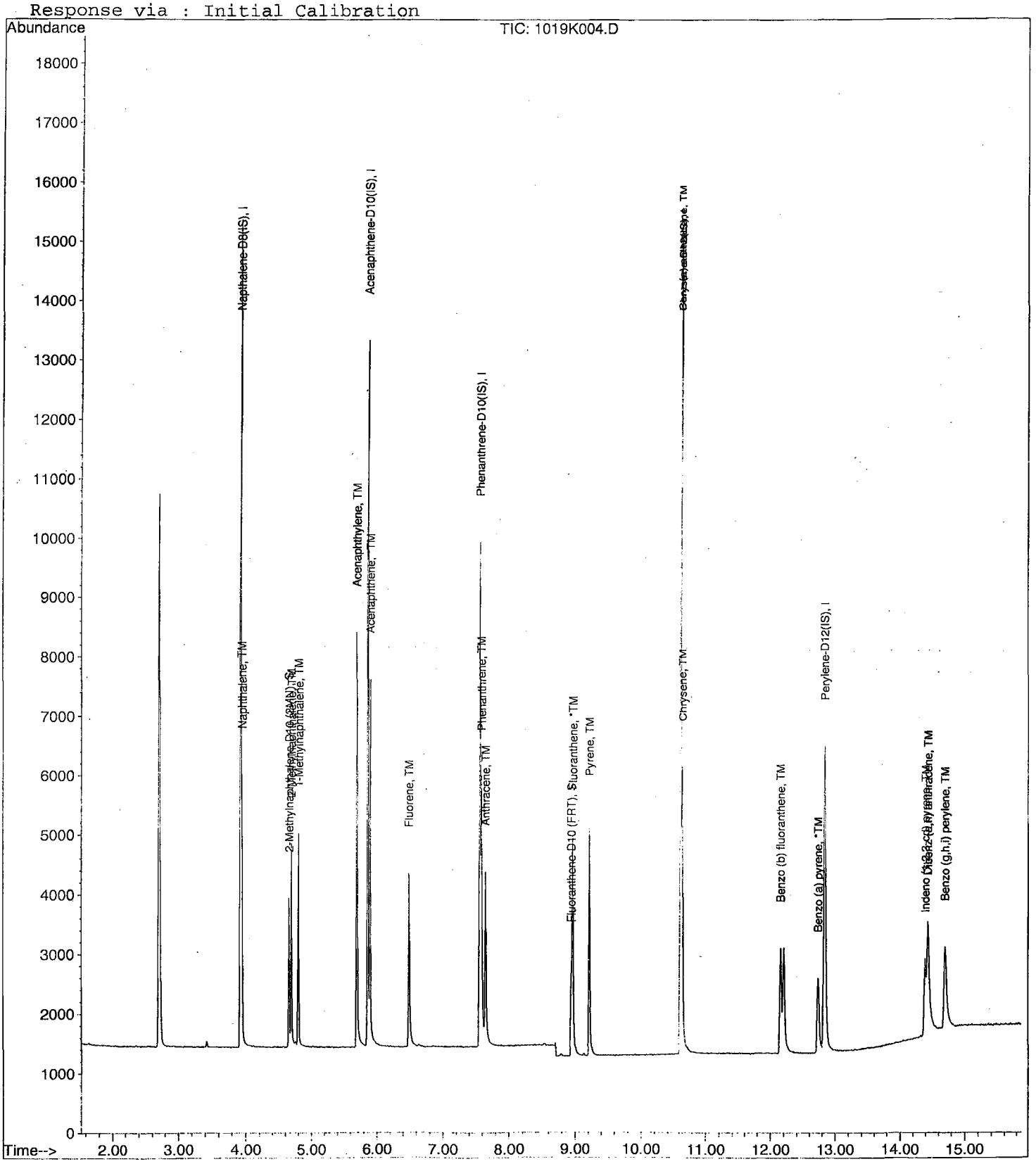

Quantitation Report (Not Reviewed)

Data File : M:\KYLO\DATA\211019\1019K005.D
Acq On : 19 Oct 21 15:09
Sample : 1 ug/ml 10/13/21
Misc :

Vial: 5
Operator: LS
Inst : KYLO
Multiplr: 1.00

Quant Time: Oct 19 15:48 2021

Quant Results File: K1019.RES

Quant Method : M:\KYLO\DATA\211019\K1019.M (RTE Integrator)
Title : EPA 8270
Last Update : Tue Oct 19 16:47:23 2021
Response via : Initial Calibration
DataAcq Meth : SIM_2

Internal Standards	R.T.	QIon	Response	Conc Units	Dev(Min)
1) Napthalene-D8(IS)	3.92	136	11032	2.50000 ppb	0.00
6) Acenaphthene-D10(IS)	5.86	164	5365	2.50000 ppb	0.00
10) Phenanthrene-D10(IS)	7.56	188	8424	2.50000 ppb	0.00
15) Chrysene-D12(IS)	10.63	240	9455	2.50000 ppb	0.01
20) Perylene-D12(IS)	12.84	264	8423	2.50000 ppb	0.01
System Monitoring Compounds					
3) 2-Methylnaphthalene-D10 (2	4.66	152	2880	0.51122 ppb	0.00
Spiked Amount 5.000			Recovery	= 10.220%	
13) Fluoranthene-D10 (FRT)	8.94	212	3208	0.48851 ppb	0.00
Spiked Amount 5.000			Recovery	= 9.780%	
Target Compounds					Qvalue
2) Naphthalene	3.94	128	5894	1.02851 ppb	99
4) 2-Methylnaphthalene	4.69	142	3426	1.02008 ppb	99
5) 1-Methylnaphthalene	4.80	142	3513	1.03643 ppb	98
7) Acenaphthylene	5.70	152	11284	1.01594 ppb	99
8) Acenaphthene	5.89	154	2945	1.00106 ppb	97
9) Fluorene	6.49	166	3412	1.00086 ppb	99
11) Phenanthrene	7.59	178	4641	1.00109 ppb	99
12) Anthracene	7.65	178	4379	1.00008 ppb	100
14) Fluoranthene	8.96	202	7234	1.00447 ppb	100
16) Pyrene	9.21	202	7407	1.02317 ppb	99
17) Benz (a) anthracene	10.61	228	5224	0.98576 ppb	99
18) Chrysene	10.65	228	5954	1.01055 ppb	99
19) Indeno (1,2,3-cd) pyrene	14.39	276	5309	1.38990 ppb #	90
21) Benzo (b) fluoranthene	12.15	252	4568	0.79546 ppb	99
22) Benzo (k) fluoranthene	12.21	252	5497	0.53419 ppb	98
23) Benzo (a) pyrene	12.74	252	4263	0.64650 ppb	99
24) Dibenz (a,h) anthracene	14.44	278	4288	0.78667 ppb	99
25) Benzo (g,h,i) perylene	14.71	276	4733	0.66726 ppb	99

(#) = qualifier out of range (m) = manual integration

Quantitation Report

Data File : M:\KYLO\DATA\211019\1019K005.D
Acq On : 19 Oct 21 15:09
Sample : 1 ug/ml 10/13/21
Misc :

Vial: 5
Operator: LS
Inst : KYLO
Multiplr: 1.00

Quant Time: Oct 19 15:48 2021

Quant Results File: K1019.RES

Method : M:\KYLO\DATA\211019\K1019.M (RTE Integrator)
Title : EPA 8270
Last Update : Tue Nov 09 10:14:45 2021
Response via : Initial Calibration

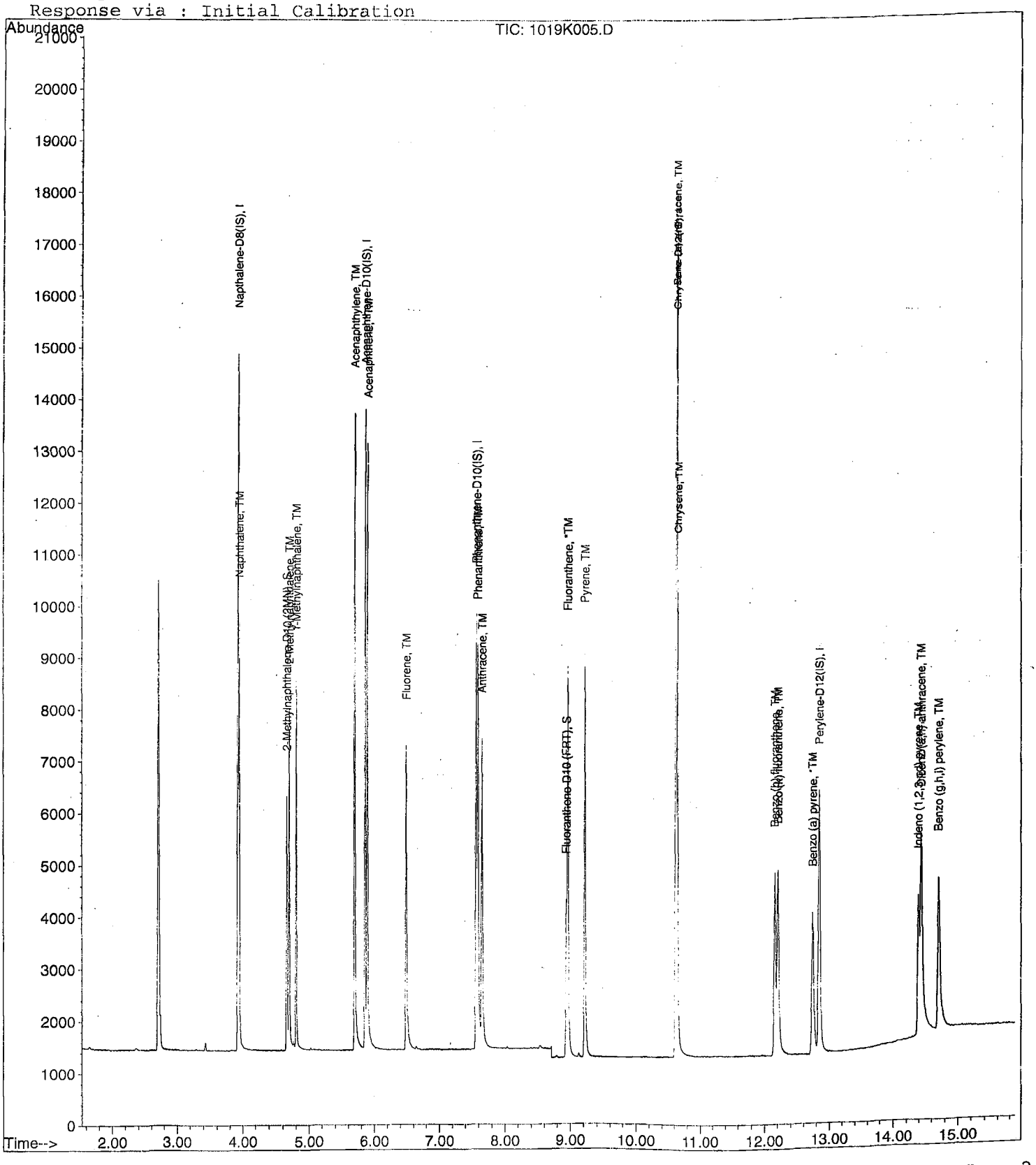

Quantitation Report (Not Reviewed)

Data File : M:\KYLO\DATA\211019\1019K006.D
Acq On : 19 Oct 21 15:29
Sample : 5 ug/ml 10/13/21
Misc :

Vial: 6
Operator: LS
Inst : KYLO
Multiplr: 1.00

Quant Time: Oct 19 15:48 2021

Quant Results File: K1019.RES

Quant Method : M:\KYLO\DATA\211019\K1019.M (RTE Integrator)
Title : EPA 8270
Last Update : Tue Oct 19 16:47:23 2021
Response via : Initial Calibration
DataAcq Meth : SIM_2

Internal Standards	R.T.	QIon	Response	Conc Units	Dev(Min)
1) Napthalene-D8(IS)	3.92	136	11022	2.50000 ppb	0.00
6) Acenaphthene-D10(IS)	5.86	164	5414	2.50000 ppb	0.00
10) Phenanthrene-D10(IS)	7.56	188	8482	2.50000 ppb	0.00
15) Chrysene-D12(IS)	10.62	240	10015	2.50000 ppb	0.00
20) Perylene-D12(IS)	12.83	264	8704	2.50000 ppb	0.00
System Monitoring Compounds					
3) 2-Methylnaphthalene-D10 (2	4.66	152	14500	2.57619 ppb	0.00
Spiked Amount 5.000			Recovery	= 51.520%	
13) Fluoranthene-D10 (FRT)	8.93	212	17235	2.60659 ppb	0.00
Spiked Amount 5.000			Recovery	= 52.140%	
Target Compounds					Qvalue
2) Naphthalene	3.94	128	28832	5.03578 ppb	100
4) 2-Methylnaphthalene	4.69	142	17384	5.18072 ppb	100
5) 1-Methylnaphthalene	4.80	142	17464	5.15700 ppb	100
7) Acenaphthylene	5.69	152	58890	5.25410 ppb	100
8) Acenaphthene	5.89	154	15136	5.09845 ppb	100
9) Fluorene	6.49	166	17780	5.16829 ppb	100
11) Phenanthrene	7.59	178	23796	5.09785 ppb	100
12) Anthracene	7.64	178	22931	5.20117 ppb	100
14) Fluoranthene	8.95	202	38260	5.27621 ppb	100
16) Pyrene	9.21	202	39012	5.08763 ppb	100
17) Benz (a) anthracene	10.61	228	28070	5.00058 ppb	100
18) Chrysene	10.65	228	31118	4.98620 ppb	100
19) Indeno (1,2,3-cd) pyrene	14.38	276	20323	4.52699 ppb	100
21) Benzo (b) fluoranthene	12.14	252	26309	4.94784 ppb	100
22) Benzo (k) fluoranthene	12.19	252	29066	5.02910 ppb	100
23) Benzo (a) pyrene	12.73	252	25103	4.91484 ppb	100
24) Dibenz (a,h) anthracene	14.42	278	24331	4.98885 ppb	100
25) Benzo (g,h,i) perylene	14.69	276	26049	4.99985 ppb	100

(#) = qualifier out of range (m) = manual integration

Quantitation Report

Data File : M:\KYLO\DATA\211019\1019K006.D
Acq On : 19 Oct 21 15:29
Sample : 5 ug/ml 10/13/21
Misc :

Vial: 6
Operator: LS
Inst : KYLO
Multiplr: 1.00

Quant Time: Oct 19 15:48 2021

Quant Results File: K1019.RES

Method : M:\KYLO\DATA\211019\K1019.M (RTE Integrator)
Title : EPA 8270
Last Update : Tue Nov 09 10:14:45 2021
Response via : Initial Calibration



Quantitation Report (Not Reviewed)

Data File : M:\KYLO\DATA\211019\1019K007.D
Acq On : 19 Oct 21 15:49
Sample : 10 ug/ml 10/13/21
Misc :

Vial: 7
Operator: LS
Inst : KYLO
Multiplr: 1.00

Quant Time: Oct 19 15:49 2021

Quant Results File: K1019.RES

Quant Method : M:\KYLO\DATA\211019\K1019.M (RTE Integrator)
Title : EPA 8270
Last Update : Tue Oct 19 16:47:23 2021
Response via : Initial Calibration
DataAcq Meth : SIM_2

Internal Standards	R.T.	QIon	Response	Conc Units	Dev(Min)
1) Napthalene-D8(IS)	3.92	136	11510	2.50000 ppb	0.00
6) Acenaphthene-D10(IS)	5.86	164	5675	2.50000 ppb	0.00
10) Phenanthrene-D10(IS)	7.56	188	8972	2.50000 ppb	0.00
15) Chrysene-D12(IS)	10.62	240	10664	2.50000 ppb	0.00
20) Perylene-D12(IS)	12.83	264	9232	2.50000 ppb	0.00
System Monitoring Compounds					
3) 2-Methylnaphthalene-D10 (2	4.66	152	26676	4.53854 ppb	0.00
Spiked Amount 5.000			Recovery	= 90.780%	
13) Fluoranthene-D10 (FRT)	8.93	212	34413	4.92032 ppb	0.00
Spiked Amount 5.000			Recovery	= 98.400%	
Target Compounds					Qvalue
2) Naphthalene	3.94	128	59354	9.92720 ppb	100
4) 2-Methylnaphthalene	4.69	142	35959	10.26203 ppb	100
5) 1-Methylnaphthalene	4.80	142	35938	10.16232 ppb	100
7) Acenaphthylene	5.69	152	122704	10.44402 ppb	100
8) Acenaphthene	5.89	154	31359	10.07724 ppb	99
9) Fluorene	6.49	166	37236	10.32596 ppb	99
11) Phenanthrene	7.59	178	49310	9.98682 ppb	100
12) Anthracene	7.64	178	48395	10.37738 ppb	100
14) Fluoranthene	8.95	202	79898	10.41651 ppb	100
16) Pyrene	9.21	202	82191	10.06635 ppb	100
17) Benz (a) anthracene	10.61	228	60563	10.13248 ppb	100
18) Chrysene	10.65	228	64649	9.72861 ppb	99
19) Indeno (1,2,3-cd) pyrene	14.38	276	44868	9.18248 ppb #	99
21) Benzo (b) fluoranthene	12.14	252	55900	10.02449 ppb	99
22) Benzo (k) fluoranthene	12.19	252	63873	11.01716 ppb	99
23) Benzo (a) pyrene	12.73	252	54783	10.38939 ppb	99
24) Dibenz (a,h) anthracene	14.42	278	51533	10.11061 ppb	98
25) Benzo (g,h,i) perylene	14.69	276	56013	10.47964 ppb	98

(#) = qualifier out of range (m) = manual integration

Quantitation Report

Data File : M:\KYLO\DATA\211019\1019K007.D
Acq On : 19 Oct 21 15:49
Sample : 10 ug/ml 10/13/21
Misc :

Vial: 7
Operator: LS
Inst : KYLO
Multiplr: 1.00

Quant Time: Oct 19 15:49 2021

Quant Results File: K1019.RES

Method : M:\KYLO\DATA\211019\K1019.M (RTE Integrator)
Title : EPA 8270
Last Update : Tue Nov 09 10:14:45 2021
Response via : Initial Calibration



Quantitation Report (Not Reviewed)

Data File : M:\KYLO\DATA\211019\1019K008.D
Acq On : 19 Oct 21 16:09
Sample : 50 ug/ml 10/13/21
Misc :

Vial: 8
Operator: LS
Inst : KYLO
Multiplr: 1.00

Quant Time: Oct 19 15:49 2021

Quant Results File: K1019.RES

Quant Method : M:\KYLO\DATA\211019\K1019.M (RTE Integrator)
Title : EPA 8270
Last Update : Tue Oct 19 16:47:23 2021
Response via : Initial Calibration
DataAcq Meth : SIM_2

Internal Standards	R.T.	QIon	Response	Conc Units	Dev(Min)
1) Napthalene-D8(IS)	3.92	136	11542	2.50000 ppb	0.00
6) Acenaphthene-D10(IS)	5.86	164	5767	2.50000 ppb	0.00
10) Phenanthrene-D10(IS)	7.56	188	8902	2.50000 ppb	0.00
15) Chrysene-D12(IS)	10.62	240	10648	2.50000 ppb	0.00
20) Perylene-D12(IS)	12.83	264	9592	2.50000 ppb	0.00
System Monitoring Compounds					
3) 2-Methylnaphthalene-D10 (2	4.66	152	140995	23.92178 ppb	0.00
Spiked Amount 5.000			Recovery	= 478.440%	
13) Fluoranthene-D10 (FRT)	8.93	212	173855	25.05302 ppb	0.00
Spiked Amount 5.000			Recovery	= 501.060%	
Target Compounds					Qvalue
2) Naphthalene	3.94	128	270597	45.13299 ppb	100
4) 2-Methylnaphthalene	4.69	142	165624	47.13496 ppb	99
5) 1-Methylnaphthalene	4.80	142	164402	46.35966 ppb	99
7) Acenaphthylene	5.70	152	560845	46.97510 ppb	100
8) Acenaphthene	5.89	154	145964	46.15736 ppb	99
9) Fluorene	6.49	166	175391	47.86199 ppb	100
11) Phenanthrene	7.59	178	233010	47.56290 ppb	100
12) Anthracene	7.64	178	228704	49.42683 ppb	100
14) Fluoranthene	8.96	202	371445	48.80706 ppb	99
16) Pyrene	9.21	202	379423	46.53971 ppb	98
17) Benz (a) anthracene	10.61	228	291856	48.90228 ppb	100
18) Chrysene	10.65	228	300277	45.25466 ppb	99
19) Indeno (1,2,3-cd) pyrene	14.38	276	248943	50.15933 ppb	94
21) Benzo (b) fluoranthene	12.15	252	294828	51.34534 ppb	99
22) Benzo (k) fluoranthene	12.20	252	302763	52.24864 ppb	100
23) Benzo (a) pyrene	12.73	252	278840	51.91758 ppb	100
24) Dibenz (a,h) anthracene	14.42	278	268409	51.28254 ppb	97
25) Benzo (g,h,i) perylene	14.70	276	280479	51.78283 ppb	99

(#) = qualifier out of range (m) = manual integration

Quantitation Report

Data File : M:\KYLO\DATA\211019\1019K008.D
Acq On : 19 Oct 21 16:09
Sample : 50 ug/ml 10/13/21
Misc :

Vial: 8
Operator: LS
Inst : KYLO
Multiplr: 1.00

Quant Time: Oct 19 15:49 2021

Quant Results File: K1019.RES

Method : M:\KYLO\DATA\211019\K1019.M (RTE Integrator)
Title : EPA 8270
Last Update : Tue Nov 09 10:14:45 2021
Response via : Initial Calibration



Quantitation Report (Not Reviewed)

Data File : M:\KYLO\DATA\211019\1019K009.D
Acq On : 19 Oct 21 16:29
Sample : 100 ug/ml 10/13/21
Misc :

Vial: 9
Operator: LS
Inst : KYLO
Multiplr: 1.00

Quant Time: Oct 19 15:49 2021

Quant Results File: K1019.RES

Quant Method : M:\KYLO\DATA\211019\K1019.M (RTE Integrator)
Title : EPA 8270
Last Update : Tue Oct 19 16:47:23 2021
Response via : Initial Calibration
DataAcq Meth : SIM_2

Internal Standards	R.T.	QIon	Response	Conc Units	Dev(Min)
1) Napthalene-D8(IS)	3.92	136	11679	2.50000 ppb	0.00
6) Acenaphthene-D10(IS)	5.86	164	5877	2.50000 ppb	0.00
10) Phenanthrene-D10(IS)	7.56	188	9024	2.50000 ppb	0.00
15) Chrysene-D12(IS)	10.63	240	10469	2.50000 ppb	0.01
20) Perylene-D12(IS)	12.83	264	9899	2.50000 ppb	0.00
System Monitoring Compounds					
3) 2-Methylnaphthalene-D10 (2	4.66	152	278374	46.67602 ppb	0.00
Spiked Amount 5.000			Recovery	= 933.520%	
13) Fluoranthene-D10 (FRT)	8.94	212	341108	48.49012 ppb	0.00
Spiked Amount 5.000			Recovery	= 969.800%	
Target Compounds					Qvalue
2) Naphthalene	3.94	128	514066	84.73550 ppb	100
4) 2-Methylnaphthalene	4.70	142	318816	89.66757 ppb	99
5) 1-Methylnaphthalene	4.80	142	317528	88.48927 ppb	98
7) Acenaphthylene	5.70	152	1047512	86.09505 ppb	98
8) Acenaphthene	5.90	154	283708	88.03615 ppb	94
9) Fluorene	6.49	166	342219	91.63932 ppb	99
11) Phenanthrene	7.59	178	452383	91.09374 ppb	99
12) Anthracene	7.65	178	447639	95.43451 ppb	100
14) Fluoranthene	8.96	202	701599	90.94222 ppb	97
16) Pyrene	9.22	202	720167	89.84545 ppb	99
17) Benz (a) anthracene	10.62	228	562838	95.91946 ppb	99
18) Chrysene	10.66	228	575910	88.27926 ppb	98
19) Indeno (1,2,3-cd) pyrene	14.39	276	488982	100.01982 ppb	89
21) Benzo (b) fluoranthene	12.16	252	587997	99.33083 ppb	100
22) Benzo (k) fluoranthene	12.16	252	587786	98.78137 ppb	99
23) Benzo (a) pyrene	12.74	252	547488	99.01252 ppb	98
24) Dibenz (a,h) anthracene	14.43	278	535891	99.35185 ppb	94
25) Benzo (g,h,i) perylene	14.71	276	552068	99.06661 ppb	98

(#) = qualifier out of range (m) = manual integration

Quantitation Report

Data File : M:\KYLO\DATA\211019\1019K009.D
Acq On : 19 Oct 21 16:29
Sample : 100 ug/ml 10/13/21
Misc :

Vial: 9
Operator: LS
Inst : KYLO
Multiplr: 1.00

Quant Time: Oct 19 15:49 2021

Quant Results File: K1019.RES

Method : M:\KYLO\DATA\211019\K1019.M (RTE Integrator)
Title : EPA 8270
Last Update : Tue Nov 09 10:14:45 2021
Response via : Initial Calibration



PAH by GCMS SIM
EPA 8270 SIM

Form 7

Second Source Calibration

Lab Name: APPL, Inc.
Case No:
Matrix:

SDG No:
Date Analyzed: 10/19/2021
Instrument: KYLO
Initial Cal. Date: 10/19/2021
Data File: 1019K010.D

		Compound	MEAN	CCRF	%D		%Drift
1	TM	Naphthalene	1.299	1.295	0.25	TM	
2	TM	2-Methylnaphthalene	0.7611	0.7635	0.32	TM	
3	TM	1-Methylnaphthalene	0.7681	0.7563	1.5	TM	
4	TM	Acenaphthylene	5.176	5.272	1.9	TM	
5	*TM	Acenaphthene	1.371	1.393	1.6	*TM	
6	TM	Fluorene	1.589	1.616	1.7	TM	
7	TM	Phenanthrene	1.376	1.380	0.31	TM	
8	TM	Anthracene	1.299	1.415	8.9	TM	
9	*TM	Fluoranthene	2.137	2.167	1.4	*TM	
10	TM	Pyrene	1.914	1.918	0.21	TM	
11	TM	Benz (a) anthracene	1.401	1.374	1.9	TM	
12	TM	Chrysene	1.558	1.488	4.5	TM	
13	TML	Indeno (1,2,3-cd) pyrene	1.272	0.9799	23	TML	12
14	TM	Benzo (b) fluoranthene	1.408	1.510	7.3	TM	
15	TM	Benzo (k) fluoranthene	1.610	1.698	5.5	TM	
16	*TM	Benzo (a) pyrene	1.341	1.484	11	*TM	
17	TM	Dibenz (a,h) anthracene	1.326	1.382	4.2	TM	
18	TM	Benzo (g,h,i) perylene	1.443	1.486	3.0	TM	
19							
20							
21							
22							
23							
24							
25							
26							
27							
28							
29							
30							
31							
32							
33							
34							
35							
36							
37							
38							
		Average			4.4		

PAH by GCMS SIM
EPA 8270 SIM

Quantitation Report (Not Reviewed)

Data File : M:\KYLO\DATA\211019\1019K010.D
Acq On : 19 Oct 21 16:49
Sample : SS ug/ml 10/13/21
Misc :

Vial: 10
Operator: LS
Inst : KYLO
Multiplr: 1.00

Quant Time: Oct 19 16:06 2021

Quant Results File: K1019.RES

Quant Method : M:\KYLO\DATA\211019\K1019.M (RTE Integrator)
Title : EPA 8270
Last Update : Tue Oct 19 16:51:19 2021
Response via : Initial Calibration
DataAcq Meth : SIM_2

Internal Standards	R.T.	QIon	Response	Conc Units	Dev(Min)
1) Napthalene-D8(IS)	3.92	136	11540	2.50000 ppb	0.00
6) Acenaphthene-D10(IS)	5.86	164	5722	2.50000 ppb	0.00
10) Phenanthrene-D10(IS)	7.56	188	8843	2.50000 ppb	0.00
15) Chrysene-D12(IS)	10.62	240	10394	2.50000 ppb	0.00
20) Perylene-D12(IS)	12.83	264	8800	2.50000 ppb	0.00
System Monitoring Compounds					
3) 2-Methylnaphthalene-D10 (2	4.66	152	1	0.00017 ppb	0.00
Spiked Amount 5.000			Recovery	= 0.000%	
13) Fluoranthene-D10 (FRT)	8.93	212	9	0.00131 ppb	0.00
Spiked Amount 5.000			Recovery	= 0.020%	
Target Compounds					Qvalue
2) Naphthalene	3.94	128	29897	4.98740 ppb	100
4) 2-Methylnaphthalene	4.69	142	17622	5.01592 ppb	100
5) 1-Methylnaphthalene	4.80	142	17455	4.92298 ppb	100
7) Acenaphthylene	5.69	152	60338	5.09352 ppb	100
8) Acenaphthene	5.89	154	15936	5.07898 ppb	100
9) Fluorene	6.49	166	18488	5.08482 ppb	100
11) Phenanthrene	7.59	178	24407	5.01529 ppb	100
12) Anthracene	7.64	178	25019	5.44311 ppb	100
14) Fluoranthene	8.95	202	38328	5.06982 ppb	99
16) Pyrene	9.21	202	39873	5.01031 ppb	100
17) Benz (a) anthracene	10.61	228	28567	4.90355 ppb	99
18) Chrysene	10.65	228	30939	4.77675 ppb	100
19) Indeno (1,2,3-cd) pyrene	14.38	276	20371	4.37871 ppb	99
21) Benzo (b) fluoranthene	12.14	252	26577	5.36265 ppb	100
22) Benzo (k) fluoranthene	12.19	252	29888	5.27373 ppb	100
23) Benzo (a) pyrene	12.73	252	26127	5.53492 ppb	100
24) Dibenz (a,h) anthracene	14.42	278	24324	5.21145 ppb	99
25) Benzo (g,h,i) perylene	14.69	276	26159	5.14999 ppb	100

(#) = qualifier out of range (m) = manual integration

Quantitation Report

Data File : M:\KYLO\DATA\211019\1019K010.D
Acq On : 19 Oct 21 16:49
Sample : SS ug/ml 10/13/21
Misc :

Vial: 10
Operator: LS
Inst : KYLO
Multiplr: 1.00

Quant Time: Oct 19 16:06 2021

Quant Results File: K1019.RES

Method : M:\KYLO\DATA\211019\K1019.M (RTE Integrator)
Title : EPA 8270
Last Update : Tue Nov 09 10:14:45 2021
Response via : Initial Calibration



PAH by GCMS SIM
EPA 8270 SIM

Form 7

Continuing Calibration

Lab Name: APPL, Inc.
Case No:
Matrix:

SDG No:
Date Analyzed: 11/24/2021
Instrument: KYLO
Initial Cal. Date: 10/19/2021
Data File: 1124K004.D

		Compound	MEAN	CCRF	%D		%Drift
1	I	Napthalene-D8(IS)	ISTD			I	
2	TM	Naphthalene	1.299	1.312	1.1	TM	
3	S	2-Methylnaphthalene-D10 (2MN)	1.277	1.284	0.60	S	
4	TM	2-Methylnaphthalene	0.7611	0.7966	4.7	TM	
5	TM	1-Methylnaphthalene	0.7681	0.8038	4.7	TM	
6	I	Acenaphthene-D10(IS)	ISTD			I	
7	TM	Acenaphthylene	5.176	5.665	9.5	TM	
8	*TM	Acenaphthene	1.371	1.436	4.7	*TM	
9	TM	Fluorene	1.589	1.674	5.4	TM	
10	I	Phenanthrene-D10(IS)	ISTD			I	
11	TM	Phenanthrene	1.376	1.480	7.6	TM	
12	TM	Anthracene	1.299	1.404	8.1	TM	
13	S	Fluoranthene-D10 (FRT)	1.949	2.040	4.7	S	
14	*TM	Fluoranthene	2.137	2.394	12	*TM	
15	I	Chrysene-D12(IS)	ISTD			I	
16	TM	Pyrene	1.914	1.987	3.8	TM	
17	TM	Benz (a) anthracene	1.401	1.481	5.7	TM	
18	TM	Chrysene	1.558	1.557	0.09	TM	
19	TML	Indeno (1,2,3-cd) pyrene	1.272	1.175	7.7	TML	4.2
20	I	Perylene-D12(IS)	ISTD			I	
21	TM	Benzo (b) fluoranthene	1.408	1.535	9.0	TM	
22	TM	Benzo (k) fluoranthene	1.610	1.630	1.2	TM	
23	*TM	Benzo (a) pyrene	1.341	1.498	12	*TM	
24	TM	Dibenz (a,h) anthracene	1.326	1.368	3.2	TM	
25	TM	Benzo (g,h,i) perylene	1.443	1.492	3.4	TM	
26							
27							
28							
29							
30							
31							
32							
33							
34							
35							
36							
37							
38							
39							
40							
		Average			5.5		

Quantitation Report (Not Reviewed)

Data File : M:\KYLO\DATA\211124\1124K004.D
Acq On : 24 Nov 21 12:51
Sample : 5 ug/ml 10/19/21 (1)
Misc :

Vial: 4
Operator: LS
Inst : KYLO
Multiplr: 1.00

Quant Time: Nov 24 13:07 2021

Quant Results File: K1019.RES

Quant Method : M:\KYLO\DATA\211124\K1019.M (RTE Integrator)
Title : EPA 8270
Last Update : Mon Nov 22 09:54:05 2021
Response via : Initial Calibration
DataAcq Meth : SIM_2

Internal Standards	R.T.	QIon	Response	Conc Units	Dev(Min)
1) Napthalene-D8(IS)	3.86	136	14328	2.50000 ppb	0.00
6) Acenaphthene-D10(IS)	5.79	164	7074	2.50000 ppb	-0.07
10) Phenanthrene-D10(IS)	7.49	188	10452	2.50000 ppb	-0.06
15) Chrysene-D12(IS)	10.55	240	12916	2.50000 ppb	-0.07
20) Perylene-D12(IS)	12.71	264	11856	2.50000 ppb	-0.12
System Monitoring Compounds					
3) 2-Methylnaphthalene-D10 (2	4.59	152	18402	2.51507 ppb	0.00
Spiked Amount 5.000			Recovery	= 50.300%	
13) Fluoranthene-D10 (FRT)	8.86	212	21327	2.61752 ppb	-0.07
Spiked Amount 5.000			Recovery	= 52.360%	
Target Compounds					Qvalue
2) Naphthalene	3.88	128	37605	5.05257 ppb	100
4) 2-Methylnaphthalene	4.63	142	22826	5.23293 ppb #	65
5) 1-Methylnaphthalene	4.74	142	23035	5.23259 ppb	86
7) Acenaphthylene	5.63	152	80152	5.47298 ppb	99
8) Acenaphthene	5.83	154	20315	5.23717 ppb	99
9) Fluorene	6.42	166	23684	5.26894 ppb	98
11) Phenanthrene	7.52	178	30936	5.37831 ppb	100
12) Anthracene	7.58	178	29352	5.40275 ppb	99
14) Fluoranthene	8.89	202	50053	5.60153 ppb	98
16) Pyrene	9.14	202	51316	5.18911 ppb	98
17) Benz (a) anthracene	10.54	228	38259	5.28487 ppb	99
18) Chrysene	10.58	228	40208	4.99567 ppb	98
19) Indeno (1,2,3-cd) pyrene	14.28	276	30346	5.21144 ppb	92
21) Benzo (b) fluoranthene	12.03	252	36390	5.45004 ppb	98
22) Benzo (k) fluoranthene	12.08	252	38649	5.06178 ppb	99
23) Benzo (a) pyrene	12.60	252	35529	5.58662 ppb	98
24) Dibenz (a,h) anthracene	14.32	278	32444	5.15944 ppb	97
25) Benzo (g,h,i) perylene	14.59	276	35377	5.16953 ppb	98

(#) = qualifier out of range (m) = manual integration

Quantitation Report

Data File : M:\KYLO\DATA\211124\1124K004.D
Acq On : 24 Nov 21 12:51
Sample : 5 ug/ml 10/19/21 (1)
Misc :

Vial: 4
Operator: LS
Inst : KYLO
Multiplr: 1.00

Quant Time: Nov 24 13:07 2021 Quant Results File: K1019.RES

Method : M:\KYLO\DATA\211124\K1019.M (RTE Integrator)
Title : EPA 8270
Last Update : Mon Nov 22 09:54:05 2021
Response via : Initial Calibration

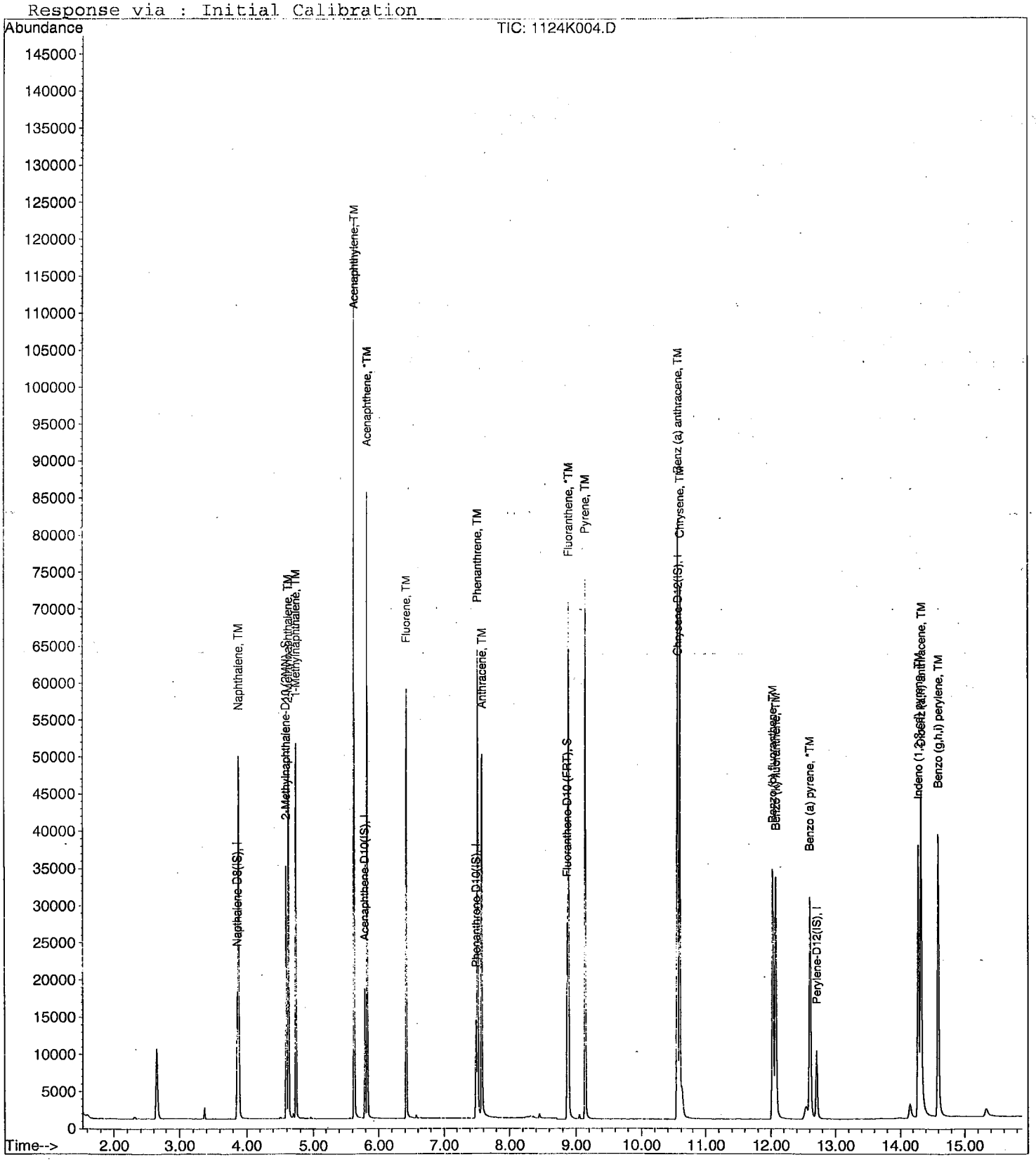

PAH by GCMS SIM
EPA 8270 SIM

Form 7

Ending Continuing Calibration

Lab Name: APPL, Inc.
Case No:
Matrix:

SDG No:
Date Analyzed: 11/25/2021
Instrument: KYLO
Initial Cal. Date: 10/19/2021
Data File: 1124K040.D

		Compound	MEAN	CCRF	%D		%Drift
1	I	Napthalene-D8(IS)	ISTD			I	
2	TM	Naphthalene	1.299	1.290	0.64	TM	
3	S	2-Methylnaphthalene-D10 (2MN)	1.277	1.270	0.52	S	
4	TM	2-Methylnaphthalene	0.7611	0.7863	3.3	TM	
5	TM	1-Methylnaphthalene	0.7681	0.7862	2.4	TM	
6	I	Acenaphthene-D10(IS)	ISTD			I	
7	TM	Acenaphthylene	5.176	5.508	6.4	TM	
8	*TM	Acenaphthene	1.371	1.410	2.9	*TM	
9	TM	Fluorene	1.589	1.686	6.1	TM	
10	I	Phenanthrene-D10(IS)	ISTD			I	
11	TM	Phenanthrene	1.376	1.446	5.1	TM	
12	TM	Anthracene	1.299	1.381	6.3	TM	
13	S	Fluoranthene-D10 (FRT)	1.949	2.123	9.0	S	
14	*TM	Fluoranthene	2.137	2.380	11	*TM	
15	I	Chrysene-D12(IS)	ISTD			I	
16	TM	Pyrene	1.914	1.953	2.0	TM	
17	TM	Benz (a) anthracene	1.401	1.462	4.4	TM	
18	TM	Chrysene	1.558	1.545	0.84	TM	
19	TML	Indeno (1,2,3-cd) pyrene	1.272	1.113	13	TML	1.0
20	I	Perylene-D12(IS)	ISTD			I	
21	TM	Benzo (b) fluoranthene	1.408	1.547	9.8	TM	
22	TM	Benzo (k) fluoranthene	1.610	1.655	2.8	TM	
23	*TM	Benzo (a) pyrene	1.341	1.421	5.9	*TM	
24	TM	Dibenz (a,h) anthracene	1.326	1.360	2.6	TM	
25	TM	Benzo (g,h,i) perylene	1.443	1.463	1.4	TM	
26							
27							
28							
29							
30							
31							
32							
33							
34							
35							
36							
37							
38							
39							
40							
		Average			4.8		

Quantitation Report (QT Reviewed)

Data File : M:\KYLO\DATA\211124\1124K040.D
Acq On : 25 Nov 21 00:49
Sample : 5 ug/ml 10/13/21 (2)
Misc :

Vial: 40
Operator: LS
Inst : KYLO
Multiplr: 1.00

Quant Time: Nov 29 9:02 2021

Quant Results File: K1019.RES

Quant Method : M:\KYLO\DATA\211124\K1019.M (RTE Integrator)
Title : EPA 8270
Last Update : Mon Nov 29 09:02:10 2021
Response via : Initial Calibration
DataAcq Meth : SIM_2

Internal Standards	R.T.	QIon	Response	Conc Units	Dev(Min)
1) Napthalene-D8(IS)	3.86	136	15372	2.50000 ppb	0.00
6) Acenaphthene-D10(IS)	5.79	164	7609	2.50000 ppb	-0.07
10) Phenanthrene-D10(IS)	7.49	188	11755	2.50000 ppb	-0.07
15) Chrysene-D12(IS)	10.54	240	14546	2.50000 ppb	-0.07
20) Perylene-D12(IS)	12.71	264	12996	2.50000 ppb	-0.13
System Monitoring Compounds					
3) 2-Methylnaphthalene-D10 (2	4.59	152	19522	2.48694 ppb	0.00
Spiked Amount 5.000			Recovery	= 49.740%	
13) Fluoranthene-D10 (FRT)	8.86	212	24961	2.72395 ppb	-0.07
Spiked Amount 5.000			Recovery	= 54.480%	
Target Compounds					Qvalue
2) Naphthalene	3.89	128	39671	4.96815 ppb	99
4) 2-Methylnaphthalene	4.63	142	24173	5.16537 ppb #	65
5) 1-Methylnaphthalene	4.74	142	24170	5.11753 ppb	86
7) Acenaphthylene	5.63	152	83820	5.32102 ppb	99
8) Acenaphthene	5.82	154	21461	5.14360 ppb	96
9) Fluorene	6.42	166	25659	5.30696 ppb	100
11) Phenanthrene	7.52	178	33994	5.25486 ppb	99
12) Anthracene	7.57	178	32460	5.31254 ppb	100
14) Fluoranthene	8.89	202	55963	5.56870 ppb	100
16) Pyrene	9.14	202	56816	5.10147 ppb	99
17) Benz (a) anthracene	10.53	228	42543	5.21811 ppb	99
18) Chrysene	10.57	228	44940	4.95791 ppb	99
19) Indeno (1,2,3-cd) pyrene	14.28	276	32381	4.94774 ppb	94
21) Benzo (b) fluoranthene	12.03	252	40197	5.49212 ppb	100
22) Benzo (k) fluoranthene	12.07	252	43010	5.13882 ppb	98
23) Benzo (a) pyrene	12.60	252	36928	5.29725 ppb	98
24) Dibenz (a,h) anthracene	14.32	278	35347m	5.12802 ppb	73
25) Benzo (g,h,i) perylene	14.59	276	38021	5.06853 ppb	98

(#) = qualifier out of range (m) = manual integration

Quantitation Report

Data File : M:\KYLO\DATA\211124\1124K040.D
Acq On : 25 Nov 21 00:49
Sample : 5 ug/ml 10/13/21 (2)
Misc :
Quant Time: Nov 29 9:02 2021

Vial: 40
Operator: LS
Inst : KYLO
Multiplr: 1.00
Quant Results File: temp.res

Method : M:\KYLO\DATA\211124\K1019.M (RTE Integrator)
Title : EPA 8270
Last Update : Mon Nov 29 09:02:10 2021
Response via : Multiple Level Calibration

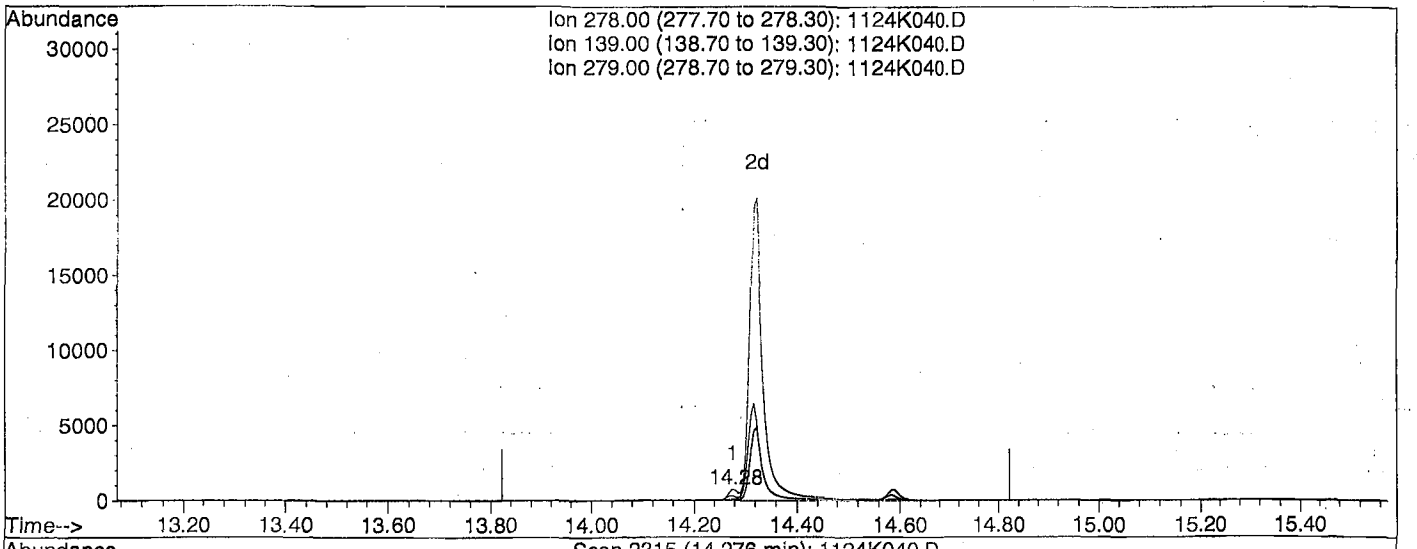





(24) Dibenz (a,h) anthracene (TM)

14.28min 0.1522ppb

response 1049

Ion	Exp%	Act%
278.00	100	100
139.00	26.30	37.87#
279.00	24.00	8.56#
0.00	0.00	0.00

Quantitation Report

Data File : M:\KYLO\DATA\211124\1124K040.D
Acq On : 25 Nov 21 00:49
Sample : 5 ug/ml 10/13/21 (2)
Misc :
Quant Time: Nov 29 9:02 2021

Vial: 40
Operator: LS
Inst : KYLO
Multiplr: 1.00
Quant Results File: temp.res

Method : M:\KYLO\DATA\211124\K1019.M (RTE Integrator)
Title : EPA 8270
Last Update : Mon Nov 29 09:02:10 2021
Response via : Multiple Level Calibration

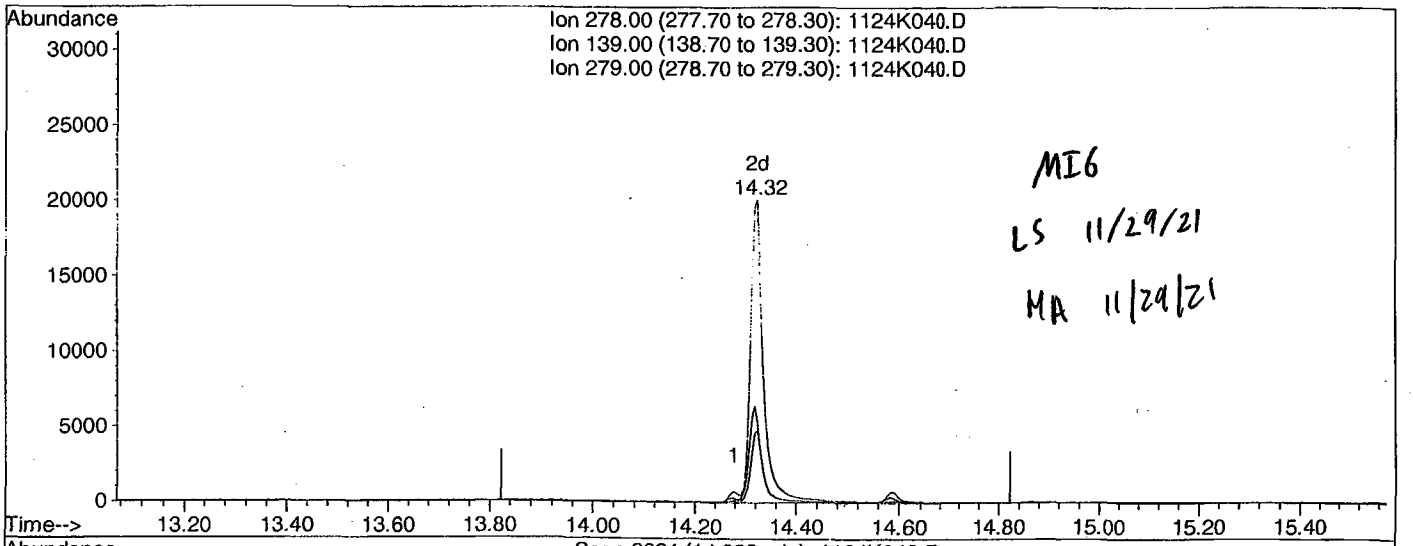

MI6
LS 11/29/21
MA 11/29/21





(24) Dibenz (a,h) anthracene (TM)

14.32min 5.1280ppb m

response 35347

Ion	Exp%	Act%
278.00	100	100
139.00	26.30	26.30
279.00	24.00	23.99
0.00	0.00	0.00

Quantitation Report

Data File : M:\KYLO\DATA\211124\1124K040.D
Acq On : 25 Nov 21 00:49
Sample : 5 ug/ml 10/13/21 (2)
Misc :

Vial: 40
Operator: LS
Inst : KYLO
Multiplr: 1.00

Quant Time: Nov 29 9:02 2021

Quant Results File: K1019.RES

Method : M:\KYLO\DATA\211124\K1019.M (RTE Integrator)
Title : EPA 8270
Last Update : Mon Nov 29 09:02:10 2021
Response via : Initial Calibration



ORGANICS
Raw Data

Quantitation Report (QT Reviewed)

Data File : M:\KYLO\DATA\211124\1124K029.D
Acq On : 24 Nov 21 21:10
Sample : BA46714W08 1/1000
Misc :

Vial: 29
Operator: LS
Inst : KYLO
Multiplr: 1.00

Quant Time: Nov 29 9:42 2021

Quant Results File: K1019.RES

Quant Method : M:\KYLO\DATA\211124\K1019.M (RTE Integrator)
Title : EPA 8270
Last Update : Mon Nov 29 09:02:10 2021
Response via : Initial Calibration
DataAcq Meth : SIM_2

Internal Standards	R.T.	QIon	Response	Conc Units	Dev(Min)
1) Napthalene-D8(IS)	3.86	136	13057	2.50 ppb	0.00
6) Acenaphthene-D10(IS)	5.79	164	6274	2.50 ppb	-0.07
10) Phenanthrene-D10(IS)	7.49	188	9276	2.50 ppb	-0.07
15) Chrysene-D12(IS)	10.54	240	11021	2.50 ppb	-0.07
20) Perylene-D12(IS)	12.71	264	10288	2.50 ppb	-0.13
System Monitoring Compounds					
3) 2-Methylnaphthalene-D10 (2	4.59	152	24312	3.65 ppb	0.00
Spiked Amount 5.000			Recovery	= 72.920%	
13) Fluoranthene-D10 (FRT)	8.86	212	30486	4.22 ppb	-0.07
Spiked Amount 5.000			Recovery	= 84.320%	

Target Compounds Qvalue

(#) = qualifier out of range (m) = manual integration

Quantitation Report

Data File : M:\KYLO\DATA\211124\1124K029.D
Acq On : 24 Nov 21 21:10
Sample : BA46714W08 1/1000
Misc :

Vial: 29
Operator: LS
Inst : KYLO
Multiplr: 1.00

Quant Time: Nov 29 9:42 2021

Quant Results File: K1019.RES

Method : M:\KYLO\DATA\211124\K1019.M (RTE Integrator)
Title : EPA 8270
Last Update : Wed Dec 01 13:13:21 2021
Response via : Initial Calibration



Quantitation Report (QT Reviewed)

Data File : M:\KYLO\DATA\211124\1124K026.D Vial: 26
Acq On : 24 Nov 21 20:11 Operator: LS
Sample : 211119A BLK 1/1000 Inst : KYLO
Misc : Multiplr: 1.00

Quant Time: Nov 29 9:41 2021 Quant Results File: K1019.RES

Quant Method : M:\KYLO\DATA\211124\K1019.M (RTE Integrator)
Title : EPA 8270
Last Update : Mon Nov 29 09:02:10 2021
Response via : Initial Calibration
DataAcq Meth : SIM_2

Internal Standards	R.T.	QIon	Response	Conc Units	Dev(Min)
1) Napthalene-D8(IS)	3.86	136	12524	2.50 ppb	0.00
6) Acenaphthene-D10(IS)	5.79	164	6008	2.50 ppb	-0.07
10) Phenanthrene-D10(IS)	7.49	188	8935	2.50 ppb	-0.07
15) Chrysene-D12(IS)	10.54	240	10406	2.50 ppb	-0.07
20) Perylene-D12(IS)	12.71	264	9578	2.50 ppb	-0.12
System Monitoring Compounds					
3) 2-Methylnaphthalene-D10 (2	4.59	152	24346	3.81 ppb	0.00
Spiked Amount 5.000			Recovery	= 76.140%	
13) Fluoranthene-D10 (FRT)	8.87	212	29189	4.19 ppb	-0.07
Spiked Amount 5.000			Recovery	= 83.820%	

Target Compounds Qvalue

(#) = qualifier out of range (m) = manual integration
1124K026.D K1019.M Tue Dec 21 15:40:47 2021

Quantitation Report

Data File : M:\KYLO\DATA\211124\1124K026.D
Acq On : 24 Nov 21 20:11
Sample : 211119A BLK 1/1000
Misc :

Vial: 26
Operator: LS
Inst : KYLO
Multiplr: 1.00

Quant Time: Nov 29 9:41 2021

Quant Results File: K1019.RES

Method : M:\KYLO\DATA\211124\K1019.M (RTE Integrator)
Title : EPA 8270
Last Update : Wed Dec 01 13:13:21 2021
Response via : Initial Calibration



Quantitation Report (QT Reviewed)

Data File : M:\KYLO\DATA\211124\1124K027.D Vial: 27
Acq On : 24 Nov 21 20:31 Operator: LS
Sample : 211119A LCS-1 1/1000 Inst : KYLO
Misc : Multiplr: 1.00

Quant Time: Nov 29 9:17 2021 Quant Results File: K1019.RES

Quant Method : M:\KYLO\DATA\211124\K1019.M (RTE Integrator)
Title : EPA 8270
Last Update : Mon Nov 29 09:02:10 2021
Response via : Initial Calibration
DataAcq Meth : SIM_2

Internal Standards	R.T.	QIon	Response	Conc Units	Dev(Min)
1) Napthalene-D8(IS)	3.86	136	13002	2.50 ppb	0.00
6) Acenaphthene-D10(IS)	5.79	164	6184	2.50 ppb	-0.07
10) Phenanthrene-D10(IS)	7.49	188	9230	2.50 ppb	-0.07
15) Chrysene-D12(IS)	10.54	240	11071	2.50 ppb	-0.07
20) Perylene-D12(IS)	12.71	264	10270	2.50 ppb	-0.13
System Monitoring Compounds					
3) 2-Methylnaphthalene-D10 (2	4.59	152	25384	3.82 ppb	0.00
Spiked Amount 5.000			Recovery	= 76.460%	
13) Fluoranthene-D10 (FRT)	8.86	212	29558	4.11 ppb	-0.07
Spiked Amount 5.000			Recovery	= 82.160%	
Target Compounds					Qvalue
2) Naphthalene	3.88	128	25594	3.79 ppb	100
4) 2-Methylnaphthalene	4.63	142	15332	3.87 ppb #	65
5) 1-Methylnaphthalene	4.74	142	15448	3.87 ppb	86
7) Acenaphthylene	5.63	152	53704	4.19 ppb	99
8) Acenaphthene	5.82	154	13508	3.98 ppb	94
9) Fluorene	6.42	166	15908	4.05 ppb	100
11) Phenanthrene	7.52	178	20879	4.11 ppb	99
12) Anthracene	7.57	178	19474	4.06 ppb	99
14) Fluoranthene	8.89	202	33969	4.30 ppb	99
16) Pyrene	9.14	202	35079	4.14 ppb	99
17) Benz (a) anthracene	10.53	228	26149	4.21 ppb	100
18) Chrysene	10.57	228	27737	4.02 ppb	99
19) Indeno (1,2,3-cd) pyrene	14.28	276	18709	3.80 ppb #	92
21) Benzo (b) fluoranthene	12.02	252	24249	4.19 ppb	98
22) Benzo (k) fluoranthene	12.08	252	26485	4.00 ppb	99
23) Benzo (a) pyrene	12.60	252	22812	4.14 ppb	99
24) Dibenz (a,h) anthracene	14.32	278	21313	3.91 ppb	98
25) Benzo (g,h,i) perylene	14.59	276	23493	3.96 ppb	97

(#) = qualifier out of range (m) = manual integration

Quantitation Report

Data File : M:\KYLO\DATA\211124\1124K027.D Vial: 27
Acq On : 24 Nov 21 20:31 Operator: LS
Sample : 211119A LCS-1 1/1000 Inst : KYLO
Misc : Multiplr: 1.00

Quant Time: Nov 29 9:17 2021 Quant Results File: K1019.RES

Method : M:\KYLO\DATA\211124\K1019.M (RTE Integrator)
Title : EPA 8270
Last Update : Wed Dec 01 13:13:21 2021
Response via : Initial Calibration



Quantitation Report (QT Reviewed)

Data File : M:\KYLO\DATA\211124\1124K028.D Vial: 28
Acq On : 24 Nov 21 20:50 Operator: LS
Sample : 211119A LCSD-1 1/1000 Inst : KYLO
Misc : Multiplr: 1.00

Quant Time: Nov 29 9:17 2021 Quant Results File: K1019.RES

Quant Method : M:\KYLO\DATA\211124\K1019.M (RTE Integrator)
Title : EPA 8270
Last Update : Mon Nov 29 09:02:10 2021
Response via : Initial Calibration
DataAcq Meth : SIM_2

Internal Standards	R.T.	QIon	Response	Conc Units	Dev(Min)
1) Napthalene-D8(IS)	3.86	136	12647	2.50 ppb	0.00
6) Acenaphthene-D10(IS)	5.79	164	6140	2.50 ppb	-0.07
10) Phenanthrene-D10(IS)	7.49	188	9097	2.50 ppb	-0.07
15) Chrysene-D12(IS)	10.54	240	10781	2.50 ppb	-0.07
20) Perylene-D12(IS)	12.71	264	10037	2.50 ppb	-0.13
System Monitoring Compounds					
3) 2-Methylnaphthalene-D10 (2	4.59	152	21224	3.29 ppb	0.00
Spiked Amount 5.000			Recovery	= 65.720%	
13) Fluoranthene-D10 (FRT)	8.86	212	26245	3.70 ppb	-0.07
Spiked Amount 5.000			Recovery	= 74.020%	
Target Compounds					Qvalue
2) Naphthalene	3.88	128	20891	3.18 ppb	100
4) 2-Methylnaphthalene	4.63	142	12810	3.33 ppb #	66
5) 1-Methylnaphthalene	4.74	142	12944	3.33 ppb	85
7) Acenaphthylene	5.63	152	45275	3.56 ppb	99
8) Acenaphthene	5.82	154	11532	3.43 ppb	97
9) Fluorene	6.42	166	13883	3.56 ppb	99
11) Phenanthrene	7.52	178	18358	3.67 ppb	99
12) Anthracene	7.57	178	17368	3.67 ppb	99
14) Fluoranthene	8.89	202	30237	3.89 ppb	99
16) Pyrene	9.14	202	31026	3.76 ppb	100
17) Benz (a) anthracene	10.53	228	23163	3.83 ppb	99
18) Chrysene	10.57	228	24639	3.67 ppb	99
19) Indeno (1,2,3-cd) pyrene	14.28	276	17110	3.58 ppb	91
21) Benzo (b) fluoranthene	12.03	252	21364	3.78 ppb	100
22) Benzo (k) fluoranthene	12.08	252	23691	3.67 ppb	99
23) Benzo (a) pyrene	12.60	252	20347	3.78 ppb	100
24) Dibenz (a,h) anthracene	14.32	278	18419	3.46 ppb	98
25) Benzo (g,h,i) perylene	14.59	276	20665	3.57 ppb	100

(#) = qualifier out of range (m) = manual integration

Quantitation Report

Data File : M:\KYLO\DATA\211124\1124K028.D Vial: 28
Acq On : 24 Nov 21 20:50 Operator: LS
Sample : 211119A LCSD-1 1/1000 Inst : KYLO
Misc : Multiplr: 1.00

Quant Time: Nov 29 9:17 2021 Quant Results File: K1019.RES

Method : M:\KYLO\DATA\211124\K1019.M (RTE Integrator)
Title : EPA 8270
Last Update : Wed Dec 01 13:13:21 2021
Response via : Initial Calibration



DFTPP

Data File : M:\KYLO\DATA\211019\1019K001.D
Acq On : 19 Oct 21 13:58
Sample : SV TUNE 7/2/21
Misc :

Vial: 1
Operator: LS
Inst : KYLO
Multiplr: 1.00

Method : M:\KYLO\DATA\211019\DFTPP2.M (Chemstation Integrator)
Title :

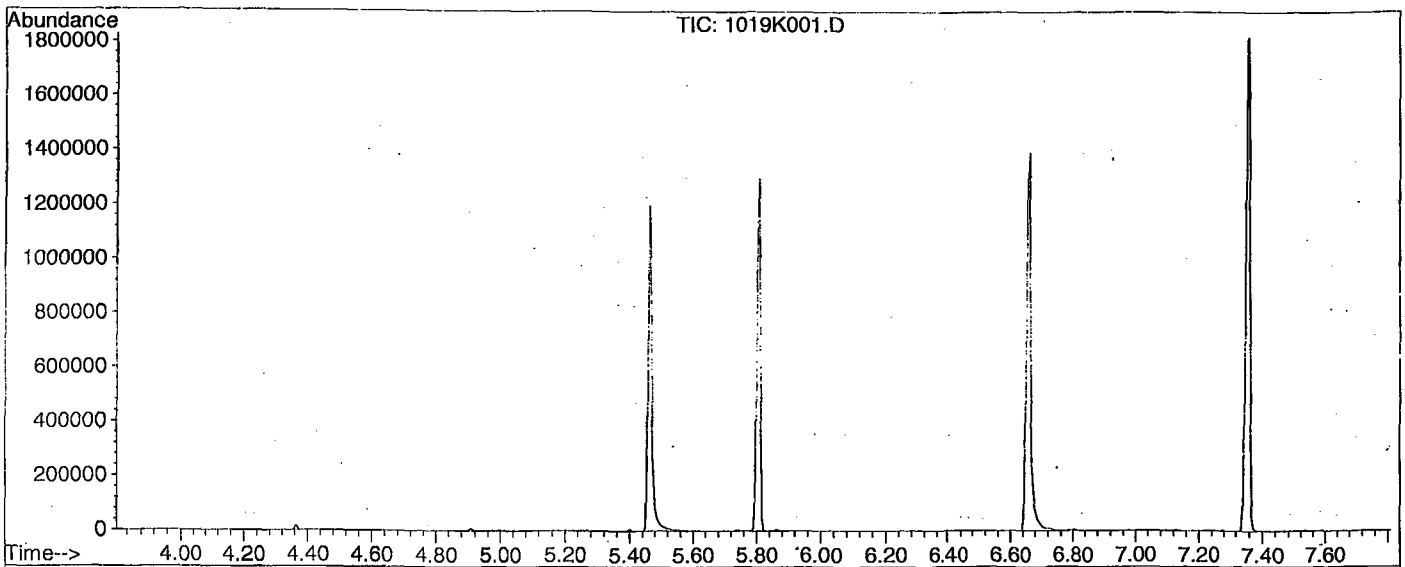

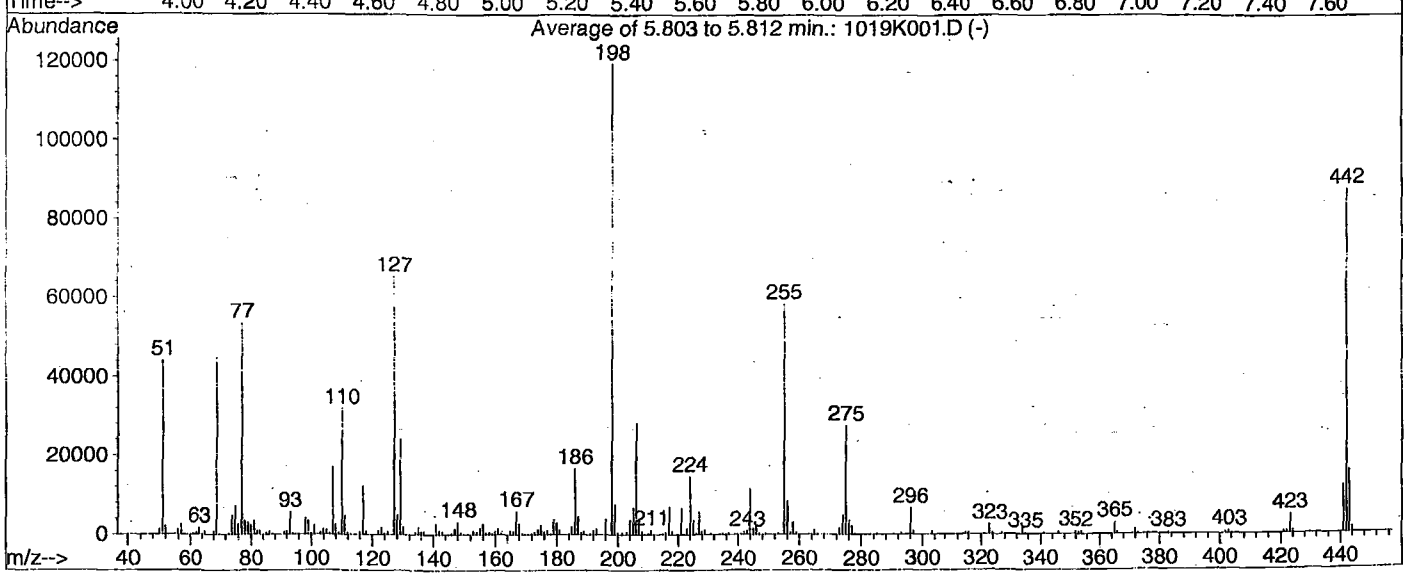

AutoFind: Scans 476, 477, 478; Background Corrected with Scan 470

Target Mass	Rel. to Mass	Lower Limit%	Upper Limit%	Rel. Abn%	Raw Abn	Result Pass/Fail
51	198	10	80	36.8	44033	PASS
68	69	0.00	2	1.7	772	PASS
70	69	0.00	2	0.4	170	PASS
127	198	10	80	54.6	65376	PASS
197	198	0.00	2	0.2	185	PASS
198	198	100	100	100.0	119640	PASS
199	198	5	9	6.5	7734	PASS
275	198	10	60	23.2	27808	PASS
365	198	1	100	2.5	3043	PASS
441	442	0.01	24	13.9	12169	PASS
442	198	50	500	73.4	87760	PASS
443	442	15	24	18.4	16149	PASS

Data File Name:	**1019K001.D**
Data File Path:	**M:\KYLO\DATA\211019**
Operator:	**LS**
Date Acquired:	**19 Oct 2021 13:58**
Method File:	**DFTPP2.M**
Sample Name:	**SV TUNE 7/2/21**
Vial Number:	**1**
Instrument Name:	**KYLO**

#	Name	Ret Time	Target Response
1)	DDT	7.36	16763500
2)	DDD	7.13	0
3)	DDE	6.80	0
		Breakdown	**0.00**

DFTPP

Data File : M:\KYLO\DATA\211124\1124K003.D
Acq On : 24 Nov 21 12:40
Sample : SV TUNE 7/2/21
Misc :

Vial: 3
Operator: LS
Inst : KYLO
Multiplr: 1.00

Method : M:\KYLO\DATA\211124\K1019.M (RTE Integrator)
Title : EPA 8270

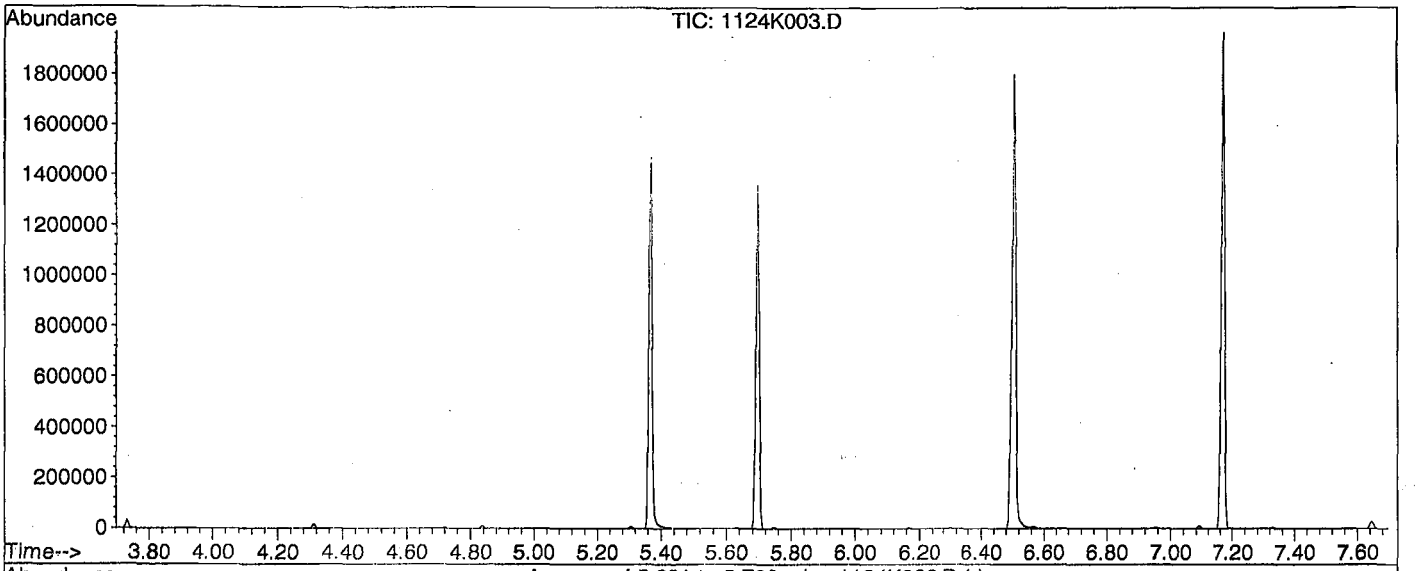

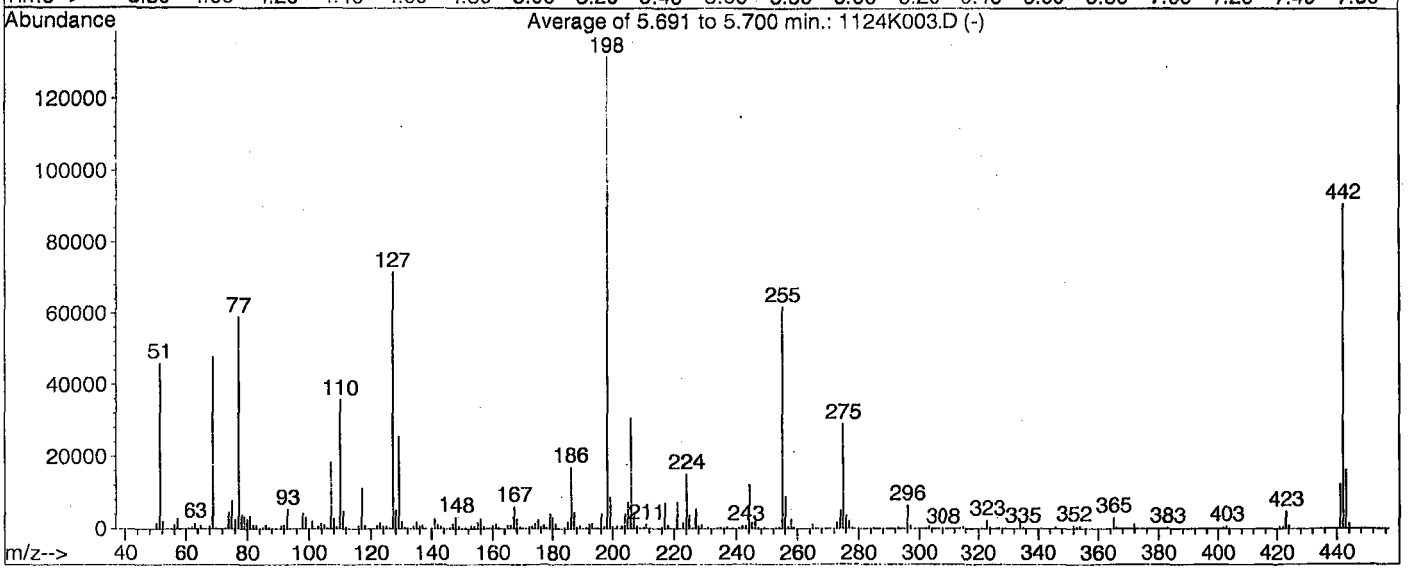

AutoFind: Scans 452, 453, 454; Background Corrected with Scan 447

Target Mass	Rel. to Mass	Lower Limit%	Upper Limit%	Rel. Abn%	Raw Abn	Result Pass/Fail
51	198	10	80	34.9	46109	PASS
68	69	0.00	2	1.8	871	PASS
70	69	0.00	2	0.4	187	PASS
127	198	10	80	54.4	71768	PASS
197	198	0.00	2	0.4	588	PASS
198	198	100	100	100.0	132043	PASS
199	198	5	9	6.7	8857	PASS
275	198	10	60	22.1	29147	PASS
365	198	1	100	2.4	3162	PASS
441	442	0.01	24	13.7	12494	PASS
442	198	50	500	68.9	90931	PASS
443	442	15	24	18.0	16356	PASS

Data File Name:	**1124K003.D**
Data File Path:	**M:\KYLO\DATA\211124**
Operator:	**LS**
Date Acquired:	**24 Nov 2021 12:40**
Method File:	**DFTPP2.M**
Sample Name:	**SV TUNE 7/2/21**
Vial Number:	**3**
Instrument Name:	**KYLO**

#	Name	Ret Time	Target Response
1)	DDT	7.17	15939000
2)	DDD	6.95	0
3)	DDE	6.65	0
		Breakdown	**0.00**

Name of Final Standard	**SIM Curve**	**Prep'd By (Initials)**	**LS**
Prep Date	**10/13/2021**		
Exp Date	**6/17/2022**		

Initial Standard Information						Final Standard Information			
Name of Initial Standard (from container Label)	Supplier	Supplier P/N# (or APPL Mix Name)	Conc. (range)	Lot # with QA # (or reference to APPL prep date)	Exp Date	Aliquot from Stock	Final Volume	Final Solvent + Lot# (or APPL Prep Date)	Final Standard Conc (range)
1.0 ug/mL SIM	APPL	1.0 ug/mL SIM	1.0 ug/mL	**9/9/2021**	**6/17/2022**	10 uL	100uL	**MC 61117 90uL**	0.1 ug/mL
SIM Internal Standard	APPL	SIM Internal Standard	125 ug/mL	**6/17/2021**	**6/17/2022**	2 uL	*	*	2.5ug/mL
1.0 ug/mL SIM	APPL	1.0 ug/mL SIM	1.0 ug/mL	**9/9/2021**	**6/17/2022**	20 uL	100uL	**MC 61117 80uL**	0.2 ug/mL
SIM Internal Standard	APPL	SIM Internal Standard	125 ug/mL	**6/17/2021**	**6/17/2022**	2 uL	*	*	2.5ug/mL
5.0 ug/mL SIM	APPL	5.0 ug/mL SIM	5.0 ug/mL	**9/9/2021**	**6/17/2022**	10 uL	100uL	**MC 61117 90uL**	0.5 ug/mL
SIM Internal Standard	APPL	SIM Internal Standard	125 ug/mL	**6/17/2021**	**6/17/2022**	2 uL	*	*	2.5ug/mL
5.0 ug/mL SIM	APPL	5.0 ug/mL SIM	5.0 ug/mL	**9/9/2021**	**6/17/2022**	20 uL	100uL	**MC 61117 80 uL**	1.0 ug/mL
SIM Internal Standard	APPL	SIM Internal Standard	125 ug/mL	**6/17/2021**	**6/17/2022**	2 uL	*	*	2.5ug/mL
SIM STOCK	APPL	SIM STOCK	200 ug/mL	**6/17/2021**	**6/17/2022**	5 uL	200uL	**MC 61117 190 uL**	5.0 ug/mL
SIM SURROGATE	APPL	SIM SURR	100 ug/mL	**6/17/2021**	**6/17/2022**	5 uL	*	*	2.5ug/mL
SIM Internal Standard	APPL	SIM Internal Standard	125 ug/mL	**6/17/2021**	**6/17/2022**	4 uL	*	*	2.5ug/mL
SIM STOCK	APPL	SIM STOCK	200 ug/mL	**6/17/2021**	**6/17/2022**	5 uL	100 uL	**MC 61117 90 uL**	10 ug/mL
SIM SURROGATE	APPL	SIM SURR	100 ug/mL	**6/17/2021**	**6/17/2022**	5 uL	*	*	5 ug/mL
SIM Internal Standard	APPL	SIM Internal Standard	125 ug/mL	**6/17/2021**	**6/17/2022**	2 uL	*	*	2.5ug/mL
SIM STOCK	APPL	SIM STOCK	200 ug/mL	**6/17/2021**	**6/17/2022**	25 uL	100uL	**MC 61117 50 uL**	50 ug/mL
SIM SURROGATE	APPL	SIM SURR	100 ug/mL	**6/17/2021**	**6/17/2022**	25 uL	*	*	25 ug/mL
SIM Internal Standard	APPL	SIM Internal Standard	125 ug/mL	**6/17/2021**	**6/17/2022**	2 uL	*	*	2.5ug/mL
SIM STOCK	APPL	SIM STOCK	200 ug/mL	**6/17/2021**	**6/17/2022**	50 uL	100uL	**na**	100 ug/mL
SIM SURROGATE	APPL	SIM SURR	100 ug/mL	**6/17/2021**	**6/17/2022**	50 uL	*	*	50 ug/mL
SIM Internal Standard	APPL	SIM Internal Standard	125 ug/mL	**6/17/2021**	**6/17/2022**	2 uL	*	*	2.5ug/mL

Name of Final Standard	**8270 PAH SIM Second Source**	**Prep'd By (Initials)**	**LS**
Prep Date	**10/13/2021**		
Exp Date	**6/17/2022**		

Initial Standard Information						Final Standard Information			
Name of Initial Standard (from container Label)	Supplier	Supplier P/N# (or APPL Mix Name)	Conc. (range)	Lot # with QA # (or reference to APPL prep date)	Exp Date	Aliquot from Stock	Final Volume	Final Solvent + Lot# (or APPL Prep Date)	Final Standard Conc (range)
PAH SIM SS Stock	Phenova	AL0-130490	200 ug/mL	**6/17/2021**	**6/17/2022**	5 uL	200uL	**MC 61117 195uL**	5 ug/mL
SIM Internal Standard	APPL	SIM Internal Standard	125 ug/mL	**6/17/2021**	**6/17/2022**	4 uL	*	*	2.5ug/mL

Name of Final Standard	**SIM Curve**	**Prep'd By (Initials)**	**LS**
Prep Date	**9/9/2021**		
Exp Date	**6/17/2022**		

Initial Standard Information						Final Standard Information			
Name of Initial Standard (from container Label)	Supplier	Supplier P/N# (or APPL Mix Name)	Conc. (range)	Lot # with QA # (or reference to APPL prep date)	Exp Date	Aliquot from Stock	Final Volume	Final Solvent + Lot# (or APPL Prep Date)	Final Standard Conc (range)
1.0 ug/mL SIM	APPL	1.0 ug/mL SIM	1.0 ug/mL	**9/9/2021**	**6/17/2022**	10 uL	100uL	**MC 61117 90uL**	0.1 ug/mL
SIM Internal Standard	APPL	SIM Internal Standard	125 ug/mL	**6/17/2021**	**6/17/2022**	2 uL	*	*	2.5ug/mL
1.0 ug/mL SIM	APPL	1.0 ug/mL SIM	1.0 ug/mL	**9/9/2021**	**6/17/2022**	20 uL	100uL	**MC 61117 80uL**	0.2 ug/mL
SIM Internal Standard	APPL	SIM Internal Standard	125 ug/mL	**6/17/2021**	**6/17/2022**	2 uL	*	*	2.5ug/mL
5.0 ug/mL SIM	APPL	5.0 ug/mL SIM	5.0 ug/mL	**9/9/2021**	**6/17/2022**	10 uL	100uL	**MC 61117 90uL**	0.5 ug/mL
SIM Internal Standard	APPL	SIM Internal Standard	125 ug/mL	**6/17/2021**	**6/17/2022**	2 uL	*	*	2.5ug/mL
5.0 ug/mL SIM	APPL	5.0 ug/mL SIM	5.0 ug/mL	**9/9/2021**	**6/17/2022**	20 uL	100uL	**MC 61117 80 uL**	1.0 ug/mL
SIM Internal Standard	APPL	SIM Internal Standard	125 ug/mL	**6/17/2021**	**6/17/2022**	2 uL	*	*	2.5ug/mL
SIM STOCK	APPL	SIM STOCK	200 ug/mL	**6/17/2021**	**6/17/2022**	5 uL	200uL	**MC 61117 190 uL**	5.0 ug/mL
SIM SURROGATE	APPL	SIM SURR	100 ug/mL	**6/17/2021**	**6/17/2022**	5 uL	*	*	2.5ug/mL
SIM Internal Standard	APPL	SIM Internal Standard	125 ug/mL	**6/17/2021**	**6/17/2022**	4 uL	*	*	2.5ug/mL
SIM STOCK	APPL	SIM STOCK	200 ug/mL	**6/17/2021**	**6/17/2022**	5 uL	100 uL	**MC 61117 90 uL**	10 ug/mL
SIM SURROGATE	APPL	SIM SURR	100 ug/mL	**6/17/2021**	**6/17/2022**	5 uL	*	*	5 ug/mL
SIM Internal Standard	APPL	SIM Internal Standard	125 ug/mL	**6/17/2021**	**6/17/2022**	2 uL	*	*	2.5ug/mL
SIM STOCK	APPL	SIM STOCK	200 ug/mL	**6/17/2021**	**6/17/2022**	25 uL	100uL	**MC 61117 50 uL**	50 ug/mL
SIM SURROGATE	APPL	SIM SURR	100 ug/mL	**6/17/2021**	**6/17/2022**	25 uL	*	*	25 ug/mL
SIM Internal Standard	APPL	SIM Internal Standard	125 ug/mL	**6/17/2021**	**6/17/2022**	2 uL	*	*	2.5ug/mL
SIM STOCK	APPL	SIM STOCK	200 ug/mL	**6/17/2021**	**6/17/2022**	50 uL	100uL	**na**	100 ug/mL
SIM SURROGATE	APPL	SIM SURR	100 ug/mL	**6/17/2021**	**6/17/2022**	50 uL	*	*	50 ug/mL
SIM Internal Standard	APPL	SIM Internal Standard	125 ug/mL	**6/17/2021**	**6/17/2022**	2 uL	*	*	2.5ug/mL

Name of Final Standard	**8270 PAH SIM Second Source**	**Prep'd By (Initials)**	**LS**
Prep Date	**9/9/2021**		
Exp Date	**6/17/2022**		

Initial Standard Information						Final Standard Information			
Name of Initial Standard (from container Label)	Supplier	Supplier P/N# (or APPL Mix Name)	Conc. (range)	Lot # with QA # (or reference to APPL prep date)	Exp Date	Aliquot from Stock	Final Volume	Final Solvent + Lot# (or APPL Prep Date)	Final Standard Conc (range)
PAH SIM SS Stock	Phenova	AL0-130490	200 ug/mL	**6/17/2021**	**6/17/2022**	5 uL	200uL	**MC 61117 195uL**	5 ug/mL
SIM Internal Standard	APPL	SIM Internal Standard	125 ug/mL	**6/17/2021**	**6/17/2022**	4 uL	*	*	2.5ug/mL

Name of Final Standard	**PAH SIM Stock (Ampule)**	**Prep'd By (Initials)**	**LS**
Prep Date	**6/17/2021**		
Exp Date	**6/17/2022**		

Initial Standard Information						Final Standard Information			
Name of Initial Standard (from contianer Label)	Supplier	Supplier P/N# (or APPL Mix Name)	Conc.(range)	Lot # with QA # (or reference to APPL prep date)	Exp Date	Aliquot from Stock	Final Volume	Final Solvent + Lot# (or APPL Prep Date)	Final Standard Conc (range)
Custom PAH SIM Mix	Phenova	ALO-130490	200 ug/mL	**CL13121-52443**	**12/31/2022**	1000 uL	1mL	**NA**	200 ug/mL

Name of Final Standard	**SIM Surrogate**	**Prep'd By (Initials)**	**LS**
Prep Date	**6/17/2021**		
Exp Date	**6/17/2022**		

Initial Standard Information						Final Standard Information			
Name of Initial Standard (from contianer Label)	Supplier	Supplier P/N# (or APPL Mix Name)	Conc.(range)	Lot # with QA # (or reference to APPL prep date)	Exp Date	Aliquot from Stock	Final Volume	Final Solvent + Lot# (or APPL Prep Date)	Final Standard Conc (range)
Sim Surrogate Deuterated	Restek	33913	2000 ug/mL	**A0161454-50793**	**5/31/2026**	1 mL	20 mL	**Acetone #0246130**	100 ug/mL

Name of Final Standard	**8270 SIM PAH Internal Standard**	**Prep'd By (Initials)**	**LS**
Prep Date	**6/17/2021**		
Exp Date	**6/17/2022**		

Initial Standard Information						Final Standard Information			
Name of Initial Standard (from contianer Label)	Supplier	Supplier P/N# (or APPL Mix Name)	Conc.(range)	Lot # with QA # (or reference to APPL prep date)	Exp Date	Aliquot from Stock	Final Volume	Final Solvent + Lot# (or APPL Prep Date)	Final Standard Conc (range)
SV Internal Standard	Restek	31206	2000 ug/mL	**A0162879-50593**	**6/30/2026**	625uL	10mL	**MC 60338**	125 ug/mL

Name of Final Standard	**SIM SS Stock (Ampule second source)**	**Prep'd By**	**LS**
Prep Date	**6/17/2021**		
Exp Date	**6/17/2022**		

Initial Standard Information						Final Standard Information			
Name of Initial Standard (from contianer Label)	Supplier	Supplier P/N# (or APPL Mix Name)	Conc.(range)	Lot # with QA # (or reference to APPL prep date)	Exp Date	Aliquot from Stock	Final Volume	Final Solvent + Lot# (or APPL Prep Date)	Final Standard Conc (range)
Custom PAH SIM Mix	Phenova	ALO-130490	200 ug/mL	**CL13117-51757**	**12/31/2022**	1000 uL	1mL	**NA**	200 ug/mL

Name of Final Standard	**5 SIM CCV (2x)**	**Prep'd By (Initials)**	**LS**
Prep Date	**10/19/2021**		
Exp Date	**6/17/2022**		

Initial Standard Information						Final Standard Information			
Name of Initial Standard (from container Label)	Supplier	Supplier P/N# (or APPL Mix Name)	Conc.(range)	Lot # with QA # (or reference to APPL prep date)	Exp Date	Aliquot from Stock	Final Volume	Final Solvent + Lot# (or APPL Prep Date)	Final Standard Conc (range)
SIM STOCK	APPL	SIM STOCK	200 ug/mL	**6/17/2021**	**12/31/2022**	5 uL	200uL	**MC 61117 190 uL**	5.0 ug/mL
SIM SURROGATE	APPL	SIM SURR	100 ug/mL	**6/17/2021**	**5/31/2026**	5 uL	*	*	2.5ug/mL
SIM Internal Standard	APPL	SIM Internal Standard	125 ug/mL	**6/17/2021**	**6/30/2026**	4 uL	*	*	2.5ug/mL

Name of Final Standard	**SIM Spike**	**Prep'd By (Initials)**	**IC**
Prep Date	**10/21/2021**		
Exp Date	**10/21/2022**		

Initial Standard Information						Final Standard Information			
Name of Initial Standard (from contianer Label)	Supplier	Supplier P/N# (or APPL Mix Name)	Conc.(range)	Lot # with QA # (or reference to APPL prep date)	Exp Date	Aliquot from Stock	Final Volume	Final Solvent + Lot# (or APPL Prep Date)	Final Standard Conc (range)
Custom PAH Sim Mix	Phenova	AL0-130490	200 ug/mL	**CL13121- 52446,52447**	**10/21/2022**	2 mL	10 mL	**Acetone 0246130**	40 ug/mL

Name of Final Standard	SIM Surrogate
Prep Date	11/10/2021
Exp Date	11/10/2022

Prep'd By (Initials) LS

Initial Standard Information						Final Standard Information			
Name of Initial Standard (from contianer Label)	Supplier	Supplier P/N# (or APPL Mix Name)	Conc.(range)	Lot # with QA # (or reference to APPL prep date)	Exp Date	Aliquot from Stock	Final Volume	Final Solvent + Lot# (or APPL Prep Date)	Final Standard Conc (range)
Sim Surrogate Deuterated	Restek	33913	2000 ug/mL	A0173323-52637,52638	5/31/2027	1.5 mL	30 mL	Acetone 281133	100 ug/mL

Organic Extraction Worksheet

Method	Continuous Liquid/Liquid SVOC 3520C	Extraction Set	211119A	Extraction Method	LIQ003	Units	mL

Spiked ID 1	Sim Spike 10-21-21 10-21-22		Surrogate ID 1	SIM Surrogate 11-10-21 11-10-22	
Spiked ID 2			Surrogate ID 2		
Spiked ID 3			Surrogate ID 3		
Spiked ID 4			Surrogate ID 4		
Spiked ID 5			Surrogate ID 5		
Spiked ID 6			Sufficient Vol for Matrix QC:	NO	
Spiked ID 7			Ext. Start Time:	11/19/21 15:42	
Spiked ID 8			Ext. End Time:	11/20/21 9:51	
			GC Requires Extract By:		

pH1	14	11/19/21 14:35	Water Bath Temp 1 °C	75/74.5 E-WB5 °
pH2	14	11/19/21 14:58	Water Bath Temp 2 °C	
pH3			Water Bath Temp 3 °C	

Spiked By: KY **Date** 11/19/2021 **Witnessed By:** SR **Date** 11/19/2021

	Sample	Sample Container	Spike Amount	Spike ID	Surrogate Amount	Surrogate ID	Extract Amount	Final Volume	pH	Extract Date/Time	Comments
1	211119A Blk				0.050	1 equip	1000 E-HP14 E-WB5	1	14	11/19/21 14:29	
2	211119A LCS-1		0.125	1	0.050	1 equip	1000 E-HP15 E-WB5	1	14	11/19/21 14:29	
3	211119A LCSD-1		0.125	1	0.050	1 equip	1000 E-HP16 E-WB5	1	14	11/19/21 14:29	
4	BA46714	BA46714W08			0.050	1 equip	1000 E-HP17 E-WB5	1	14	11/19/21 14:29	98278
5	BA46716	BA46716W07			0.050	1 equip	1000 E-HP19 E-WB5	1	14	11/19/21 14:29	98285
6	BA46717	BA46717W06			0.050	1 equip	1000 E-HP20 E-WB5	1	14	11/19/21 14:29	98285
7	BA46721	BA46721W07			0.050	1 equip	1010 E-HP21 E-WB5	1	14	11/19/21 14:29	98279
8	BA46722	BA46722W03			0.050	1 equip	1030 E-HP22 E-WB5	1	14	11/19/21 14:29	98279
9	BA46723	BA46723W03			0.050	1 equip	1020 E-HP23 E-WB5	1	14	11/19/21 14:29	98279
10	BA46819	BA46819W10			0.050	1 equip	900 E-HP24 E-WB5	1	14	11/19/21 14:55	98301
11	BA46821	BA46821W07			0.050	1 equip	900 E-HP30 E-WB5	1	14	11/19/21 14:55	98300
12	BA46823	BA46823W07			0.050	1 equip	910 E-HP29 E-WB5	1	14	11/19/21 14:55	98300
13	BA46827	BA46827W07			0.050	1 equip	910 E-HP28 E-WB5	1	14	11/19/21 14:55	98299
14	BA46829	BA46829W07			0.050	1 equip	950 E-HP27 E-WB5	1	14	11/19/21 14:55	98299

Solvent and Lot#	
PH Strips	HC155968
Dichloromethane (DCM)	61117
10N NaOH (10mLs)	10-27-21
Filter Paper	400189
Na2SO4	2021071206

Extraction COC Transfer	
Extraction lab employee Initials	KY
GC analyst's initials	LS
Date	11/24/21
Time	1238
Refrigerator	GC-C

	Technician's Initials
Scanned By	SR,KY
Sample Preparation	SR,KY
Extraction	SR
Concentration	SR

Modified	11/23/2021 7:53:28 AM

Reviewed By: KY **Date** 11/23/2021

Injection Log

Directory: M:\KYLO\DATA\211124\

Line	Vial	FileName	Multiplier	SampleName	Misc Info	Injected
1	1	1019K001.D	1	SV TUNE 7/2/21		19 Oct 21 13:58
2	2	1019K002.D	1	0.1 ug/ml 10/13/21		19 Oct 21 14:09
3	3	1019K003.D	1	0.2 ug/ml 10/13/21		19 Oct 21 14:29
4	4	1019K004.D	1	0.5 ug/ml 10/13/21		19 Oct 21 14:49
5	5	1019K005.D	1	1 ug/ml 10/13/21		19 Oct 21 15:09
6	6	1019K006.D	1	5 ug/ml 10/13/21		19 Oct 21 15:29
7	7	1019K007.D	1	10 ug/ml 10/13/21		19 Oct 21 15:49
8	8	1019K008.D	1	50 ug/ml 10/13/21		19 Oct 21 16:09
9	9	1019K009.D	1	100 ug/ml 10/13/21		19 Oct 21 16:29
10	10	1019K010.D	1	SS ug/ml 10/13/21		19 Oct 21 16:49
1	3	1124K003.D	1	SV TUNE 7/2/21		24 Nov 21 12:40
2	4	1124K004.D	1	5 ug/ml 10/19/21 (1)		24 Nov 21 12:51
3	26	1124K026.D	1	211119A BLK 1/1000		24 Nov 21 20:11
4	27	1124K027.D	1	211119A LCS-1 1/1000		24 Nov 21 20:31
5	28	1124K028.D	1	211119A LCSD-1 1/1000		24 Nov 21 20:50
6	29	1124K029.D	1	BA46714W08 1/1000		24 Nov 21 21:10
17	40	1124K040.D	1	5 ug/ml 10/13/21 (2)		25 Nov 21 00:49

ORGANICS
Calibration Data

VOLATILE ORGANIC ANALYSIS
VOLATILE ORGANIC COMPOUNDS

Form 6
Initial Calibration

Lab Name: APPL, Inc. SDG No:
Case No: Initial Cal. Date: 11/29/2021
Matrix: Water Instrument: Loki

Initials: EO

		Compound	1	2	3	4	5	6	7	8	9		Avg	%RSD	Type	r^2	Q	MRF
			1129L06.D	1129L07.D	1129L08.D	1129L09.D	1129L10.D	1129L11.D	1129L12.D	1129L13.D	1129L14.D							
1	I	Fluorobenzene (IS)																
2	TMCL	Dichlorodifluoromethane	0.9525	0.0789	0.1343	0.1625	0.1453	0.1623	0.1597	0.1531	0.1518		0.23	116	TMC	1.000		
3	TM	Freon 114		0.0789	0.1123	0.0885	0.1015	0.1120	0.1106	0.1006	0.1040		0.10	12	TM			
4	TMC**L	Chloromethane	0.2259	0.2881	0.1892	0.2195	0.1732	0.1735	0.1466	0.1490	0.1397		0.19	25	TMC**	0.995		
5	TMC*L	Vinyl chloride	0.0273	0.1021	0.1284	0.1322	0.1257	0.1348	0.1254	0.1233	0.1178		0.11	30	TMC*	0.998		
6	TMCL	Bromomethane	0.0590	0.1154	0.1250	0.1332	0.1720	0.1485	0.2534	0.2426	0.2282		0.16	40	TMC	0.997		
7	TMC	Chloroethane		0.0540	0.0929	0.0931	0.0814	0.0902	0.0788	0.0802	0.0850		0.08	15	TMC		*	
8	TM	Dichlorofluoromethane	0.1928	0.2192	0.2796	0.2609	0.2662	0.2545	0.2320	0.2331	0.2185		0.24	12	TM			
9	TMC	Trichlorofluoromethane	0.1698	0.2142	0.2010	0.1855	0.1710	0.1675	0.1530	0.1502	0.1450		0.17	14	TMC			
10	TM	Acrolein	0.0090	0.0110	0.0108	0.0102	0.0112	0.0104	0.0099	0.0099	0.0097		0.01	6.9	TM			
11	TMC	Acetone	0.0386	0.0389	0.0386	0.0372	0.0366	0.0365	0.0344	0.0346	0.0326		0.04	6.0	TMC			
12	TMC	Freon-113			0.0853	0.1215	0.1230	0.1415	0.1194	0.1207	0.1159		0.12	14	TMC			
13	TMC*	1,1-DCE			0.1761	0.1719	0.1794	0.1785	0.1701	0.1590	0.1621		0.17	4.6	TMC*			
14	TMQ	t-Butanol			0.0015	0.0016	0.0031	0.0042	0.0049				0.00	49	TM	0.994		
15	TM	Acetonitrile	0.0120	0.0165	0.0180	0.0165	0.0166	0.0170	0.0146	0.0151	0.0157		0.02	11	TM			
16	TMC	Methyl Acetate			0.0904	0.0857	0.0925	0.0896	0.0852	0.0877	0.0864		0.09	3.1	TMC			
17	TML	Iodomethane				0.0402	0.0636	0.0800	0.0887	0.0996	0.1145		0.08	33	TM	0.998		
18	TM	Acrylonitrile					0.0367	0.0329	0.0375	0.0374	0.0391		0.04	6.3	TM			
19	TMCL	Methylene chloride		0.0681	0.1356	0.1485	0.1479	0.1524	0.1339	0.1340	0.1316		0.13	20	TMC	1.000		
20	TMC	Carbon disulfide	0.2101	0.1859	0.2348	0.2187	0.2285	0.2131	0.1892	0.1894	0.1887		0.21	9.1	TMC			
21	TMCL	Methyl t-butyl ether (MtBE)					0.0256	0.0394	0.0397	0.0454	0.0537		0.04	25	TMC	0.997		
22	TMCL	Trans-1,2-DCE		0.0357	0.1698	0.1528	0.1453	0.1535	0.1412	0.1411	0.1414		0.14	31	TMC	1.000		
23	TML	Diisopropyl Ether		0.0789	0.2314	0.1913	0.2216	0.2314	0.2425	0.2498	0.2754		0.22	28	TM	0.999		
24	TMC**L	1,1-DCA		0.0789	0.1208	0.1660	0.2005	0.2015	0.1907	0.1867	0.1814		0.17	26	TMC**	1.000		
25	TML	Vinyl Acetate		0.0921	0.0862	0.0490	0.0585	0.0567	0.0511	0.0533	0.0550		0.06	27	TM	1.000		
####	TMC	MEK (2-Butanone)	0.0268	0.0335	0.0311	0.0349	0.0340	0.0361	0.0369	0.0399	0.0384		0.03	11	TMC			
####	TMCL	Cis-1,2-DCE		0.0672	0.1229	0.1445	0.1603	0.1576	0.1464	0.1537	0.1575		0.14	23	TMC	1.000		
####	TM	2,2-Dichloropropane			0.0980	0.1518	0.1494	0.1523	0.1451	0.1476	0.1473		0.14	14	TM			
####	TMC*L	Chloroform	0.0590	0.1478	0.2217	0.2788	0.2284	0.2426	0.2393	0.2361	0.2302		0.21	32	TMC*	1.000		
####	TM	Bromochloromethane			0.0883	0.0951	0.1167	0.1080	0.1066	0.1002	0.0961		0.10	9.4	TM			
####	S	Dibromofluoromethane(S)	0.3810	0.3408	0.2991	0.2973	0.3093	0.3078	0.2975	0.2934	0.2688		0.31	10	S			
####	TMCL	1,1,1-TCA		0.0631	0.2226	0.1968	0.2242	0.2433	0.2126	0.2138	0.2126		0.20	28	TMC	1.000		
####	TMCL	Cyclohexane		0.0166	0.0557	0.1023	0.1044	0.1081	0.1216	0.1327	0.1487		0.10	43	TMC	0.998		
####	TML	1,1-Dichloropropene			0.0777	0.1106	0.1116	0.1253	0.1305	0.1408	0.1464		0.12	19	TM	1.000		

VOLATILE ORGANIC ANALYSIS
VOLATILE ORGANIC COMPOUNDS

Form 6
Initial Calibration

Lab Name: APPL, Inc.
Case No:
Matrix: Water

SDG No:
Initial Cal. Date: 11/29/2021
Instrument: Loki

Initials: EO

		Compound	1	2	3	4	5	6	7	8	9		Avg	%RSD	Type		Q	MRF
####	TM	2,2,4-Trimethylpentane		0.0888	0.1102	0.0896	0.0942	0.0983	0.1028	0.1097	0.1178		0.10	10	TM			
####	S	1,2-DCA-D4(S)	0.3827	0.3619	0.3201	0.3092	0.3273	0.3229	0.3039	0.3018	0.2698		0.32	10	S			
####	TMCL	Carbon Tetrachloride		0.0556	0.1934	0.2187	0.2063	0.2101	0.2002	0.1907	0.1979		0.18	29	TMC	1.000		
####	TMCL	1,2-DCA		0.0913	0.1656	0.1771	0.1992	0.1995	0.1815	0.1799	0.1748		0.17	20	TMC	1.000		
####	TMC	Benzene	0.3309	0.3935	0.4063	0.4480	0.4371	0.4650	0.4482	0.4635	0.4564		0.43	10	TMC			
####	TMCL	TCE		0.0797	0.1453	0.1452	0.1669	0.1716	0.1580	0.1597	0.1615		0.15	20	TMC	1.000		
####	TM	2-Pentanone	0.0412	0.0482	0.0531	0.0518	0.0567	0.0607	0.0612	0.0648	0.0660		0.06	15	TM			
####	TMC*L	1,2-Dichloropropane			0.0566	0.0943	0.1183	0.1238	0.1079	0.1194	0.1193		0.11	23	TMC*	1.000		
####	TMC	Bromodichloromethane		0.1652	0.1651	0.1744	0.1898	0.1931	0.1822	0.1908	0.1912		0.18	6.5	TMC			
####	TMCL	Methyl Cyclohexane				0.0511	0.0629	0.0731	0.0761	0.0875	0.0965		0.07	22	TMC	0.999		
####	TM	Dibromomethane			0.1035	0.1235	0.1454	0.1353	0.1294	0.1335	0.1324		0.13	10	TM			
####	TMC	MIBK (methyl isobutyl ketone)	0.0444	0.0649	0.0610	0.0658	0.0696	0.0720	0.0701	0.0777			0.07	15	TMC			
####	TML	1-Bromo-2-chloroethane		0.1328	0.1001	0.0960	0.0871	0.0903	0.0811	0.0839	0.0862		0.09	18	TM	1.000		
####	TMCL	Cis-1,3-Dichloropropene		0.0332	0.1318	0.1491	0.1667	0.1561	0.1639	0.1715	0.1898		0.15	33	TMC	0.998		
####	TMC*	Toluene	0.3424	0.4200	0.4827	0.4894	0.5322	0.5400	0.5349	0.5670	0.5808		0.50	15	TMC*			
####	TMC	Trans-1,3-Dichloropropene		0.0963	0.0862	0.0951	0.0822	0.0886	0.0868	0.0874	0.1026		0.09	7.4	TMC			
####	TMCL	1,1,2-TCA		0.0166	0.0988	0.1406	0.1440	0.1389	0.1344	0.1341	0.1414		0.12	37	TMC	1.000		
####	TMCL	2-Hexanone	0.0077	0.0181	0.0322	0.0318	0.0372	0.0396	0.0410	0.0450			0.03	40	TMC	0.993		
####	I	Chlorobenzene-D5 (IS)																
####	S	Toluene-D8(S)	1.099	1.130	0.9590	0.9826	1.097	1.114	1.159	1.181	1.058		1.1	6.9	S			
####	TMCL	1,2-EDB			0.1149	0.1657	0.1549	0.1640	0.1633	0.1694	0.1656		0.16	12	TMC	1.000		
####	TMC	Tetrachloroethene		0.1465	0.1031	0.1214	0.1300	0.1201	0.1204	0.1278	0.1331		0.13	10.0	TMC			
####	TML	1-Chlorohexane	0.3226	0.5232	0.0833	0.1127	0.1271	0.1429	0.1391	0.1477	0.1713		0.20	71	TM	0.996		
####	TML	1,1,1,2-Tetrachloroethane		0.1046	0.1859	0.1934	0.1864	0.2011	0.1893	0.1829	0.1965		0.18	17	TM	0.999		
####	TMCL	m&p-Xylene	0.3395	0.3443	0.3734	0.3121	0.4260	0.4937	0.5293	0.5785	0.6032		0.44	25	TMC	0.999		
####	TMCL	o-Xylene	0.1027	0.3263	0.4120	0.4227	0.3950	0.5109	0.5249	0.5689	0.6190		0.43	36	TMC	0.999		
####	TMCL	Styrene		0.0809	0.2124	0.2545	0.3067	0.3809	0.4037	0.4670	0.5080		0.33	43	TMC	0.998		
####	S	4-Bromofluorobenzene(S)	0.4590	0.4110	0.3756	0.3460	0.4192	0.4452	0.4734	0.4843	0.4834		0.43	11	S			
####	TM	1,3-Dichloropropane		0.1712	0.2152	0.2087	0.2173	0.2253	0.2194	0.2281	0.2329		0.21	8.9	TM			
####	TMCL	Dibromochloromethane		0.0732	0.1490	0.1895	0.1978	0.1936	0.1928	0.1972	0.2027		0.17	25	TMC	1.000		
####	TMC**	Chlorobenzene	0.4960	0.3624	0.4465	0.4675	0.4749	0.4751	0.4817	0.4757	0.4898		0.46	8.7	TMC**			
####	TMC*	Ethylbenzene	0.2777	0.3348	0.3302	0.2945	0.3164	0.3463	0.3631	0.4165	0.4407		0.35	15	TMC*		*	
####	TMC**L	Bromoform		0.0190	0.1088	0.1340	0.1438	0.1540	0.1515	0.1530	0.1615		0.13	37	TMC**	1.000		

VOLATILE ORGANIC ANALYSIS
VOLATILE ORGANIC COMPOUNDS

Form 6
Initial Calibration

Lab Name: APPL, Inc.
Case No:
Matrix: Water

SDG No:
Initial Cal. Date: 11/29/2021
Instrument: Loki

Initials: EO

		Compound	1	2	3	4	5	6	7	8	9		Avg	%RSD	Type		Q	MRF
####	I	1,4-Dichlorobenzene-D4 (IS)																
####	TMCL	Isopropylbenzene	0.4312	0.6065	0.7813	0.8391	0.7975	0.8634	0.8759	0.9642	1.052		0.80	23	TMC	0.998		
####	TMC**L	1,1,2,2-Tetrachloroethane		0.2066	0.3899	0.3462	0.3287	0.3259	0.2897	0.2961	0.2935		0.31	17	TMC**	1.000		
####	TML	1,2,3-Trichloropropane			0.0514	0.0921	0.1157	0.1151	0.1118	0.1068	0.1080		0.10	23	TM	1.000		
####	TML	t-1,4-Dichloro-2-Butene					0.0062	0.0212	0.0235	0.0292	0.0347		0.02	47	TM	0.998		
####	TM	Bromobenzene		0.2772	0.2974	0.3478	0.3176	0.3302	0.3223	0.3195	0.3356		0.32	7.0	TM			
####	TM	n-Propylbenzene	0.7429	0.7426	0.8392	0.9143	0.9618	1.019	1.047				0.90	14	TM			
####	TML	4-Ethyltoluene	0.6031	0.4418	0.7202	0.6534	0.7495	0.8502	0.9271	1.050	1.084		0.79	27	TM	0.999		
####	TML	2-Chlorotoluene	0.3380	0.5040	0.6109	0.7058	0.6961	0.7171	0.8849	0.8990	0.7513		0.68	26	TM	0.993		
####	TML	1,3,5-Trimethylbenzene	0.1981	0.5023	0.5715	0.6916	0.7334	0.8140	0.8775	0.9559	0.9615		0.70	35	TM	1.000		
####	TML	4-Chlorotoluene	0.2156	0.5998	0.6439	0.7211	0.7443	0.8787	0.9075	0.9370	0.9083		0.73	31	TM	1.000		
####	TML	Tert-Butylbenzene	0.3059	0.3360	0.5096	0.6090	0.6315	0.7411	0.7138	0.7988	0.8542		0.61	32	TM	0.999		
####	TML	1,2,4-Trimethylbenzene	0.1253	0.4334	0.5836	0.7042	0.6722	0.7842	0.8606	0.9640	0.9870		0.68	40	TM	0.999		
####	TML	Sec-Butylbenzene	0.5739	0.5124	0.7403	0.8179	0.8630	0.9260	1.012	1.127	1.169		0.86	26	TM	0.999		
####	TML	p-Isopropyltoluene		0.3713	0.5972	0.7101	0.6863	0.8339	0.8754	0.9894	1.054		0.76	29	TM	0.999		
####	TML	Benzyl Chloride				0.0157	0.0774	0.0923	0.0965	0.1112	0.1333		0.09	46	TM	0.996		
####	TMCL	1,3-DCB	0.2826	0.4788	0.6149	0.6094	0.6294	0.6788	0.6595	0.6803	0.6822		0.59	22	TMC	1.00		
####	TMC	1,4-DCB	0.5069	0.5914	0.7082	0.7038	0.6573	0.7116	0.6900	0.6774	0.6993		0.66	10	TMC			
####	TML	n-Butylbenzene		0.3696	0.5490	0.5205	0.5445	0.6307	0.6638	0.7960	0.8390		0.61	25	TM	0.998		
####	TMC	1,2-DCB	0.4807	0.5443	0.6117	0.6786	0.5893	0.6616	0.6743	0.6663	0.7004		0.62	12	TMC			
####	TM	Hexachloroethane			0.2580	0.2356	0.1967	0.2121	0.2020	0.2014	0.1997		0.22	11	TM			
####	TMCL	1,2-Dibromo-3-chloropropane				0.0153	0.0459	0.0650	0.0735	0.0716	0.0675		0.06	40	TMC	0.998		
####	TMC	1,2,4-Trichlorobenzene			0.1535	0.1668	0.1382	0.1526	0.1669	0.1873	0.1954		0.17	12	TMC			
####	TM	Hexachlorobutadiene			0.1125	0.1113	0.1050	0.1007	0.0902	0.1024	0.1009		0.10	7.3	TM			
####	TML	Naphthalene			0.1133	0.1479	0.1255	0.2028	0.2191	0.3021	0.3596		0.21	44	TM	0.994		
####	TML	1,2,3-Trichlorobenzene			0.1479	0.1027	0.1172	0.1357	0.1435	0.1750	0.1697		0.14	18	TM	0.999		
####																		
####																		
####																		
####																		
####																		
####																		
####																		
####																		
####																		

Quantitation Report (Not Reviewed)

Data File : M:\LOKI\DATA\211129\1129L06.D
Acq On : 29 Nov 21 15:11
Sample : 0.3ug/L VOC STD 11/29/21
Misc : IS&S: 9/1/21

Vial: 4
Operator:
Inst : Loki
Multiplr: 1.00

Quant Time: Nov 30 9:58 2021

Quant Results File: L1129W.RES

Quant Method : M:\LOKI\DATA\211129\L1129W.M (RTE Integrator)
Title : METHOD 8260B
Last Update : Tue Nov 30 09:57:34 2021
Response via : Initial Calibration
DataAcq Meth : L8260

Internal Standards	R.T.	QIon	Response	Conc Units	Dev(Min)
1) Fluorobenzene (IS)	6.30	96	57920	25.00 ppb	0.00
56) Chlorobenzene-D5 (IS)	9.77	117	51918	25.00 ppb	0.00
71) 1,4-Dichlorobenzene-D4 (IS	12.36	152	28603	25.00 ppb	0.00
System Monitoring Compounds					
32) Dibromofluoromethane(S)	5.45	113	4413	6.04 ppb	0.00
Spiked Amount 25.000			Recovery	= 24.168%	
37) 1,2-DCA-D4(S)	5.87	65	4433	5.65 ppb	0.00
Spiked Amount 25.000			Recovery	= 22.592%	
57) Toluene-D8(S)	8.18	98	11410	4.67 ppb	0.00
Spiked Amount 25.000			Recovery	= 18.692%	
65) 4-Bromofluorobenzene(S)	11.07	174	4766	5.21 ppb	0.00
Spiked Amount 25.000			Recovery	= 20.820%	

Target Compounds						Qvalue
2) Dichlorodifluoromethane	0.92	85	662	2.02 ppb	#	71
4) Chloromethane	1.22	50	157	0.47 ppb	#	44
8) Dichlorofluoromethane	1.84	67	134	0.24 ppb	#	42
9) Trichlorofluoromethane	1.88	101	118	0.30 ppb	#	16
10) Acrolein	2.28	56	208	7.29 ppb		84
11) Acetone	2.46	43	447	5.01 ppb	#	47
15) Acetonitrile	2.75	41	279	7.51 ppb	#	63
20) Carbon disulfide	2.57	76	146	0.34 ppb	#	76
27) MEK (2-Butanone)	4.86	43	311	3.25 ppb	#	50
39) Tert Amyl Methyl Ether	6.30	73	664	10.57 ppb		100
41) Benzene	5.93	78	230	0.21 ppb	#	51
43) 2-Pentanone	7.04	43	954	6.08 ppb		94
49) MIBK (methyl isobutyl ket	8.10	43	514	2.72 ppb	#	83
52) Toluene	8.24	91	238	0.18 ppb	#	22
55) 2-Hexanone	9.04	43	89	0.78 ppb	#	22
60) 1-Chlorohexane	9.94	91	201	2.14 ppb	#	20
62) m&p-Xylene	10.07	91	423	2.54 ppb		94
63) o-Xylene	10.50	91	64	1.27 ppb	#	29
68) Chlorobenzene	9.80	112	309	0.32 ppb	#	34
69) Ethylbenzene	9.94	91	173	0.22 ppb	#	41
72) Isopropylbenzene	10.91	105	148	0.13 ppb	#	48
77) n-Propylbenzene	11.37	91	255	0.20 ppb	#	47
78) 4-Ethyltoluene	11.50	105	207	1.28 ppb	#	44
79) 2-Chlorotoluene	11.44	91	116	0.12 ppb	#	34
82) Tert-Butylbenzene	11.92	119	105	0.12 ppb	#	23
83) 1,2,4-Trimethylbenzene	11.98	105	43	1.31 ppb	#	31
84) Sec-Butylbenzene	12.17	105	197	0.17 ppb	#	52

(#) = qualifier out of range (m) = manual integration

Quantitation Report (Not Reviewed)

Data File : M:\LOKI\DATA\211129\1129L06.D Vial: 4
Acq On : 29 Nov 21 15:11 Operator:
Sample : 0.3ug/L VOC STD 11/29/21 Inst : Loki
Misc : IS&S: 9/1/21 Multiplr: 1.00

Quant Time: Nov 30 9:58 2021 Quant Results File: L1129W.RES

Quant Method : M:\LOKI\DATA\211129\L1129W.M (RTE Integrator)
Title : METHOD 8260B
Last Update : Tue Nov 30 09:57:34 2021
Response via : Initial Calibration
DataAcq Meth : L8260

Compound	R.T.	QIon	Response	Conc Unit		Qvalue
87) 1,3-DCB	12.29	146	97	0.13 ppb	#	26
88) 1,4-DCB	12.38	146	174	0.22 ppb	#	28
90) 1,2-DCB	12.80	146	165	0.60 ppb	#	24

(#) = qualifier out of range (m) = manual integration
1129L06.D L1129W.M Tue Nov 30 13:12:23 2021 Page 2

Quantitation Report

Data File : M:\LOKI\DATA\211129\1129L06.D Vial: 4
Acq On : 29 Nov 21 15:11 Operator:
Sample : 0.3ug/L VOC STD 11/29/21 Inst : Loki
Misc : IS&S: 9/1/21 Multiplr: 1.00

Quant Time: Nov 30 9:58 2021 Quant Results File: L1129W.RES

Method : M:\LOKI\DATA\211129\L1129W.M (RTE Integrator)
Title : METHOD 8260B
Last Update : Tue Nov 30 10:12:54 2021
Response via : Initial Calibration

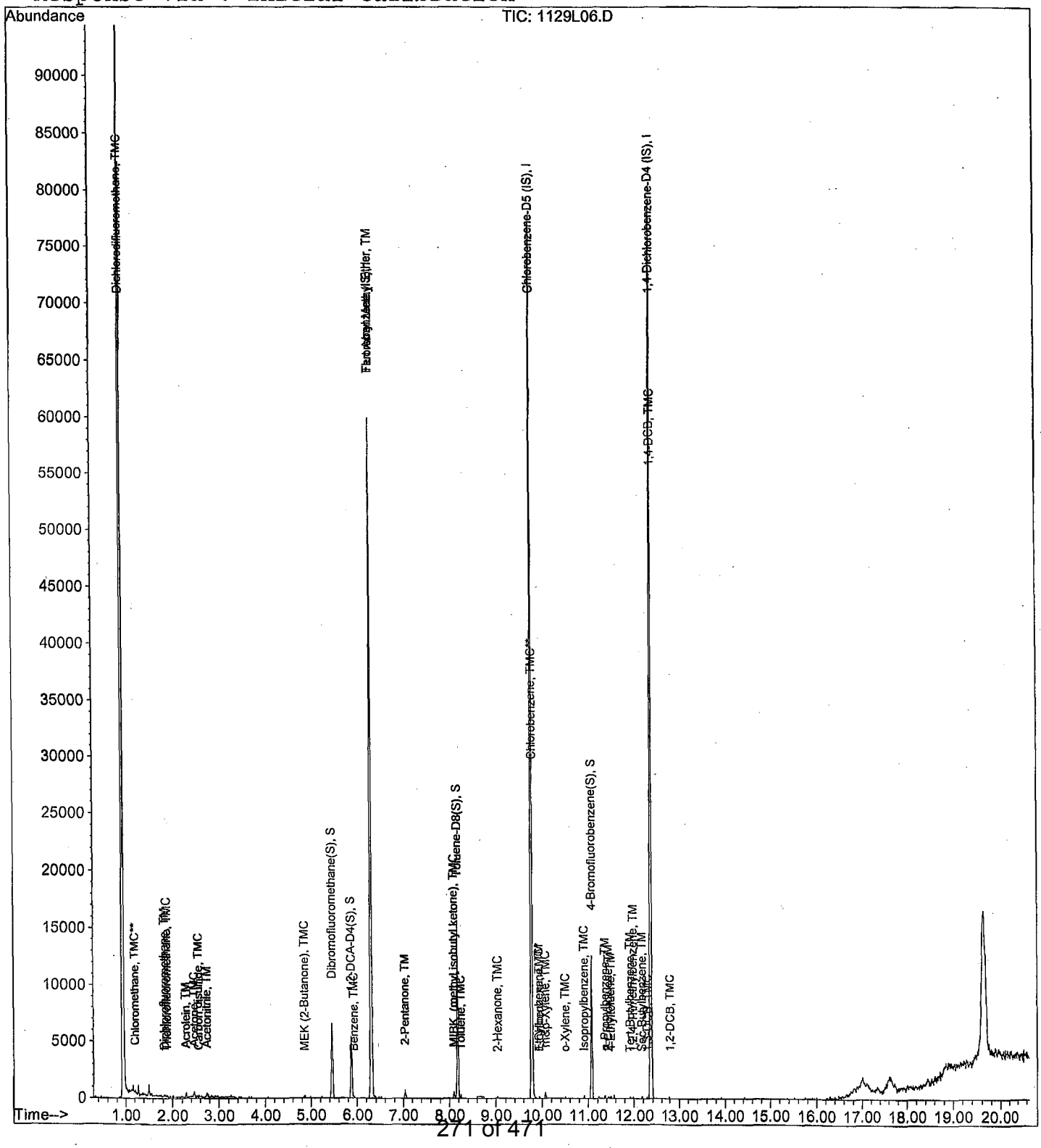

Quantitation Report (Not Reviewed)

Data File : M:\LOKI\DATA\211129\1129L07.D
Acq On : 29 Nov 21 15:39
Sample : 0.5ug/L VOC STD 11/29/21
Misc : IS&S: 9/1/21

Vial: 5
Operator:
Inst : Loki
Multiplr: 1.00

Quant Time: Nov 30 9:58 2021

Quant Results File: L1129W.RES

Quant Method : M:\LOKI\DATA\211129\L1129W.M (RTE Integrator)
Title : METHOD 8260B
Last Update : Tue Nov 30 09:57:34 2021
Response via : Initial Calibration
DataAcq Meth : L8260

Internal Standards	R.T.	QIon	Response	Conc Units	Dev(Min)
1) Fluorobenzene (IS)	6.30	96	60232	25.00 ppb	0.00
56) Chlorobenzene-D5 (IS)	9.78	117	52563	25.00 ppb	0.00
71) 1,4-Dichlorobenzene-D4 (IS	12.36	152	29762	25.00 ppb	0.00
System Monitoring Compounds					
32) Dibromofluoromethane(S)	5.45	113	4105	5.40 ppb	0.00
Spiked Amount 25.000			Recovery	= 21.616%	
37) 1,2-DCA-D4(S)	5.87	65	4359	5.34 ppb	0.00
Spiked Amount 25.000			Recovery	= 21.360%	
57) Toluene-D8(S)	8.18	98	11880	4.81 ppb	0.00
Spiked Amount 25.000			Recovery	= 19.224%	
65) 4-Bromofluorobenzene(S)	11.07	174	4321	4.66 ppb	0.00
Spiked Amount 25.000			Recovery	= 18.644%	

Target Compounds						Qvalue
2) Dichlorodifluoromethane	1.08	85	95	0.28 ppb	#	41
3) Freon 114	1.08	85	95	0.43 ppb	#	9
4) Chloromethane	1.22	50	347	1.00 ppb		94
5) Vinyl chloride	1.30	62	123	0.38 ppb	#	43
6) Bromomethane	1.57	96	139	0.24 ppb		95
7) Chloroethane	1.66	64	65	0.31 ppb	#	44
8) Dichlorofluoromethane	1.84	67	264	0.45 ppb	#	42
9) Trichlorofluoromethane	1.88	101	258	0.62 ppb		77
10) Acrolein	2.28	56	661	22.27 ppb		95
11) Acetone	2.45	43	937	10.10 ppb		100
15) Acetonitrile	2.75	41	994	25.72 ppb	#	49
19) Methylene chloride	2.92	84	82	-0.65 ppb	#	57
20) Carbon disulfide	2.57	76	224	0.51 ppb	#	76
22) Trans-1,2-DCE	3.26	61	43	0.12 ppb	#	14
23) Diisopropyl Ether	4.09	45	95	0.16 ppb	#	43
24) 1,1-DCA	3.87	63	95	0.20 ppb	#	65
25) Vinyl Acetate	4.09	43	111	0.72 ppb		100
27) MEK (2-Butanone)	4.85	43	806	8.10 ppb	#	50
28) Cis-1,2-DCE	4.76	61	81	0.21 ppb	#	12
30) Chloroform	5.25	83	178	0.31 ppb	#	18
33) 1,1,1-TCA	5.44	97	76	0.14 ppb	#	37
34) Cyclohexane	5.51	56	20	1.66 ppb	#	3
36) 2,2,4-Trimethylpentane	6.08	57	107	0.44 ppb	#	42
38) Carbon Tetrachloride	5.65	119	67	0.43 ppb		94
39) Tert Amyl Methyl Ether	6.31	73	752	11.51 ppb		100
40) 1,2-DCA	5.97	62	110	0.24 ppb	#	44
41) Benzene	5.92	78	474	0.41 ppb	#	78

(#) = qualifier out of range (m) = manual integration

Quantitation Report (Not Reviewed)

Data File : M:\LOKI\DATA\211129\1129L07.D
Acq On : 29 Nov 21 15:39
Sample : 0.5ug/L VOC STD 11/29/21
Misc : IS&S: 9/1/21

Vial: 5
Operator:
Inst : Loki
Multiplr: 1.00

Quant Time: Nov 30 9:58 2021

Quant Results File: L1129W.RES

Quant Method : M:\LOKI\DATA\211129\L1129W.M (RTE Integrator)
Title : METHOD 8260B
Last Update : Tue Nov 30 09:57:34 2021
Response via : Initial Calibration
DataAcq Meth : L8260

	Compound	R.T.	QIon	Response	Conc	Unit		Qvalue
42)	TCE	6.75	130	96	0.26	ppb	#	42
43)	2-Pentanone	7.04	43	2901	17.78	ppb		94
45)	Bromodichloromethane	7.36	83	199	0.42	ppb	#	21
49)	MIBK (methyl isobutyl ket	8.10	43	1563	7.94	ppb	#	88
50)	1-Bromo-2-chloroethane	7.69	63	160	0.69	ppb	#	41
52)	Toluene	8.25	91	506	0.37	ppb		95
53)	Trans-1,3-Dichloropropene	8.52	75	116	0.45	ppb	#	36
55)	2-Hexanone	9.03	43	436	3.67	ppb		86
59)	Tetrachloroethene	8.86	166	154	0.53	ppb	#	53
60)	1-Chlorohexane	9.94	91	550	3.14	ppb	#	20
61)	1,1,1,2-Tetrachloroethane	9.90	131	110	0.29	ppb	#	1
62)	m&p-Xylene	10.07	91	724	2.76	ppb	#	84
63)	o-Xylene	10.50	91	343	1.48	ppb	#	29
64)	Styrene	10.52	104	85	1.93	ppb	#	34
66)	1,3-Dichloropropane	8.90	76	180	0.37	ppb	#	42
67)	Dibromochloromethane	9.14	129	77	0.20	ppb	#	8
68)	Chlorobenzene	9.81	112	381	0.39	ppb		97
69)	Ethylbenzene	9.94	91	352	0.45	ppb		93
70)	Bromoform	10.71	173	20	1.37	ppb	#	26
72)	Isopropylbenzene	10.92	105	361	0.31	ppb	#	48
73)	1,1,2,2-Tetrachloroethane	11.24	83	123	0.31	ppb	#	18
76)	Bromobenzene	11.23	158	165	0.40	ppb		97
77)	n-Propylbenzene	11.37	91	442	0.33	ppb	#	47
78)	4-Ethyltoluene	11.49	105	263	1.31	ppb	#	44
79)	2-Chlorotoluene	11.45	91	300	0.31	ppb		97
80)	1,3,5-Trimethylbenzene	11.57	105	299	0.27	ppb	#	23
81)	4-Chlorotoluene	11.57	91	357	0.33	ppb	#	42
82)	Tert-Butylbenzene	11.93	119	200	0.22	ppb		78
83)	1,2,4-Trimethylbenzene	11.98	105	258	1.47	ppb		96
84)	Sec-Butylbenzene	12.18	105	305	0.25	ppb	#	52
85)	p-Isopropyltoluene	12.35	119	221	1.34	ppb	#	50
87)	1,3-DCB	12.29	146	285	0.35	ppb	#	26
88)	1,4-DCB	12.38	146	352	0.44	ppb	#	64
89)	n-Butylbenzene	12.80	91	220	1.78	ppb	#	27
90)	1,2-DCB	12.80	146	324	0.78	ppb	#	24

(#) = qualifier out of range (m) = manual integration

Quantitation Report

Data File : M:\LOKI\DATA\211129\1129L07.D Vial: 5
Acq On : 29 Nov 21 15:39 Operator:
Sample : 0.5ug/L VOC STD 11/29/21 Inst : Loki
Misc : IS&S: 9/1/21 Multiplr: 1.00

Quant Time: Nov 30 9:58 2021 Quant Results File: L1129W.RES

Method : M:\LOKI\DATA\211129\L1129W.M (RTE Integrator)
Title : METHOD 8260B
Last Update : Tue Nov 30 10:12:54 2021
Response via : Initial Calibration

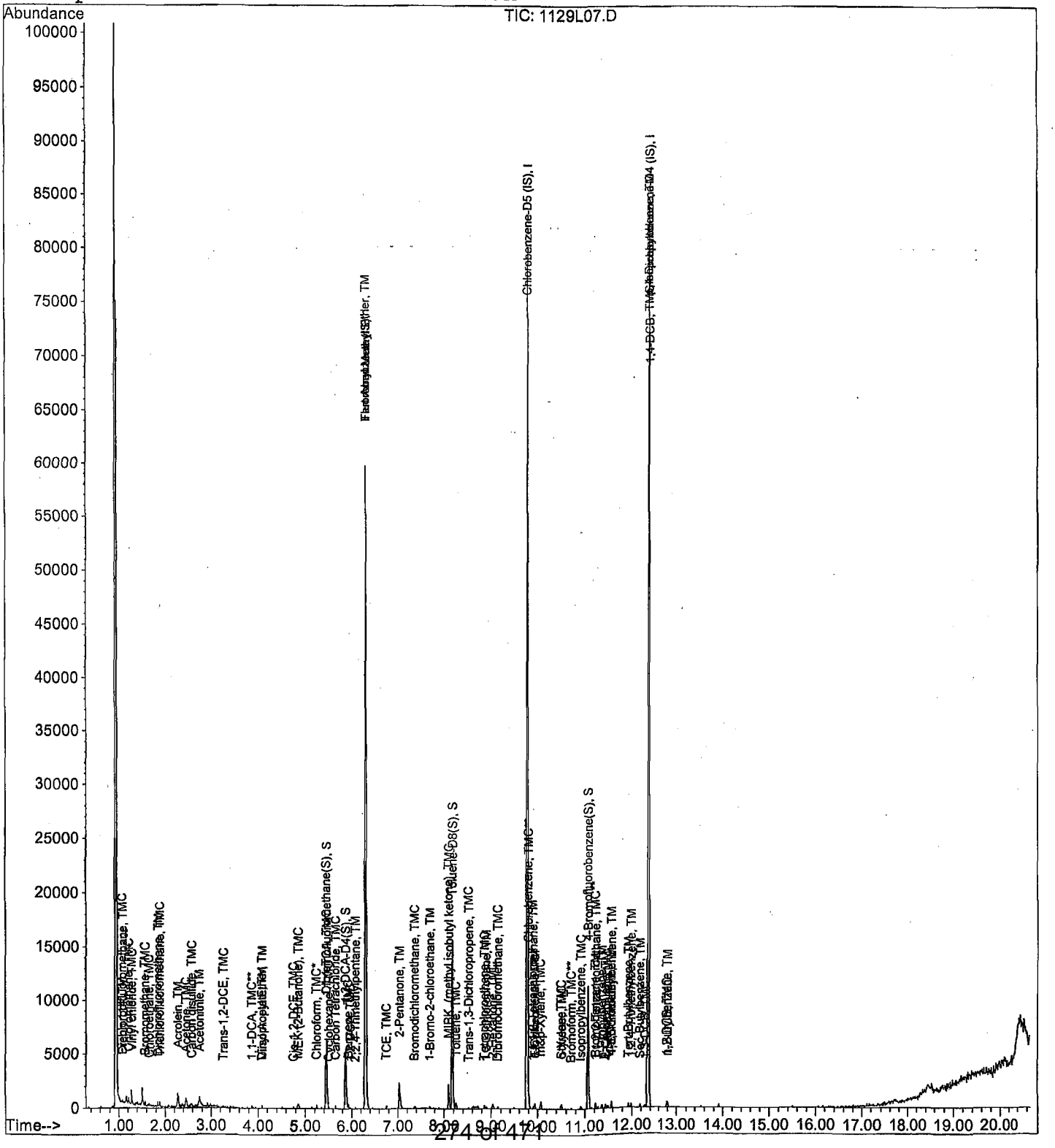

Quantitation Report (Not Reviewed)

Data File : M:\LOKI\DATA\211129\1129L08.D Vial: 6
Acq On : 29 Nov 21 16:07 Operator:
Sample : 1ug/L VOC STD 11/29/21 Inst : Loki
Misc : IS&S: 9/1/21 Multiplr: 1.00

Quant Time: Nov 30 9:58 2021 Quant Results File: L1129W.RES

Quant Method : M:\LOKI\DATA\211129\L1129W.M (RTE Integrator)
Title : METHOD 8260B
Last Update : Tue Nov 30 09:57:34 2021
Response via : Initial Calibration
DataAcq Meth : L8260

Internal Standards	R.T.	QIon	Response	Conc Units	Dev(Min)
1) Fluorobenzene (IS)	6.31	96	59195	25.00 ppb	0.00
56) Chlorobenzene-D5 (IS)	9.78	117	52852	25.00 ppb	0.00
71) 1,4-Dichlorobenzene-D4 (IS	12.36	152	31101	25.00 ppb	0.00
System Monitoring Compounds					
32) Dibromofluoromethane(S)	5.45	113	7083	9.49 ppb	0.00
Spiked Amount 25.000			Recovery	= 37.952%	
37) 1,2-DCA-D4(S)	5.87	65	7580	9.45 ppb	0.00
Spiked Amount 25.000			Recovery	= 37.796%	
57) Toluene-D8(S)	8.17	98	20275	8.16 ppb	0.00
Spiked Amount 25.000			Recovery	= 32.632%	
65) 4-Bromofluorobenzene(S)	11.07	174	7940	8.52 ppb	0.00
Spiked Amount 25.000			Recovery	= 34.076%	

Target Compounds						Qvalue
2) Dichlorodifluoromethane	1.08	85	318	0.95 ppb		95
3) Freon 114	1.18	85	266	1.22 ppb		84
4) Chloromethane	1.22	50	448	1.31 ppb		91
5) Vinyl chloride	1.31	62	304	0.95 ppb		92
6) Bromomethane	1.57	96	296	0.55 ppb		97
7) Chloroethane	1.66	64	220	1.06 ppb	#	44
8) Dichlorofluoromethane	1.84	67	662	1.15 ppb	#	81
9) Trichlorofluoromethane	1.88	101	476	1.17 ppb		80
10) Acrolein	2.29	56	1278	43.81 ppb		91
11) Acetone	2.46	43	1829	20.07 ppb		94
12) Freon-113	2.39	101	202	0.49 ppb	#	57
13) 1,1-DCE	2.37	61	417	1.09 ppb	#	93
14) t-Butanol	3.16	59	176	7.92 ppb	#	45
15) Acetonitrile	2.75	41	2131	56.11 ppb		85
16) Methyl Acetate	2.84	43	214	0.86 ppb	#	50
19) Methylene chloride	2.91	84	321	0.12 ppb	#	79
20) Carbon disulfide	2.57	76	556	1.28 ppb	#	76
22) Trans-1,2-DCE	3.27	61	402	1.15 ppb		95
23) Diisopropyl Ether	4.07	45	548	0.92 ppb	#	43
24) 1,1-DCA	3.86	63	286	0.60 ppb	#	65
25) Vinyl Acetate	4.08	43	204	1.34 ppb		100
27) MEK (2-Butanone)	4.86	43	1474	15.07 ppb		97
28) Cis-1,2-DCE	4.77	61	291	0.77 ppb	#	56
29) 2,2-Dichloropropane	4.75	77	232	0.60 ppb	#	51
30) Chloroform	5.24	83	525	0.94 ppb		95
31) Bromochloromethane	5.08	130	209	0.45 ppb	#	39
33) 1,1,1-TCA	5.43	97	527	1.00 ppb		95

(#) = qualifier out of range (m) = manual integration

Quantitation Report (Not Reviewed)

Data File : M:\LOKI\DATA\211129\1129L08.D Vial: 6
Acq On : 29 Nov 21 16:07 Operator:
Sample : 1ug/L VOC STD 11/29/21 Inst : Loki
Misc : IS&S: 9/1/21 Multiplr: 1.00

Quant Time: Nov 30 9:58 2021 Quant Results File: L1129W.RES

Quant Method : M:\LOKI\DATA\211129\L1129W.M (RTE Integrator)
Title : METHOD 8260B
Last Update : Tue Nov 30 09:57:34 2021
Response via : Initial Calibration
DataAcq Meth : L8260

Compound	R.T.	QIon	Response	Conc Unit		Qvalue
34) Cyclohexane	5.49	56	132	1.99 ppb	#	16
35) 1,1-Dichloropropene	5.67	75	184	1.62 ppb	#	34
36) 2,2,4-Trimethylpentane	6.07	57	261	1.09 ppb	#	84
38) Carbon Tetrachloride	5.66	119	458	1.26 ppb	#	79
39) Tert Amyl Methyl Ether	6.30	73	748	11.65 ppb		100
40) 1,2-DCA	5.97	62	392	0.87 ppb	#	44
41) Benzene	5.93	78	962	0.85 ppb	#	78
42) TCE	6.76	130	344	0.94 ppb		87
43) 2-Pentanone	7.04	43	6289	39.23 ppb		98
44) 1,2-Dichloropropane	7.01	63	134	0.44 ppb	#	21
45) Bromodichloromethane	7.35	83	391	0.85 ppb		90
47) Dibromomethane	7.15	174	245	0.86 ppb	#	50
49) MIBK (methyl isobutyl ket	8.10	43	2890	14.95 ppb		96
50) 1-Bromo-2-chloroethane	7.69	63	237	1.04 ppb	#	41
51) Cis-1,3-Dichloropropene	7.89	75	312	0.74 ppb	#	79
52) Toluene	8.24	91	1143	0.85 ppb		95
53) Trans-1,3-Dichloropropene	8.52	75	204	0.81 ppb	#	36
54) 1,1,2-TCA	8.72	97	234	0.66 ppb	#	63
55) 2-Hexanone	9.04	43	1526	13.06 ppb		95
58) 1,2-EDB	9.25	107	243	1.10 ppb		82
59) Tetrachloroethene	8.86	166	218	0.75 ppb		88
60) 1-Chlorohexane	9.82	91	176	2.06 ppb	#	33
61) 1,1,1,2-Tetrachloroethane	9.90	131	393	1.02 ppb		78
62) m&p-Xylene	10.07	91	1579	3.39 ppb		86
63) o-Xylene	10.50	91	871	1.85 ppb		97
64) Styrene	10.52	104	449	2.24 ppb		84
66) 1,3-Dichloropropane	8.89	76	455	0.94 ppb	#	42
67) Dibromochloromethane	9.14	129	315	0.81 ppb		84
68) Chlorobenzene	9.80	112	944	0.95 ppb		92
69) Ethylbenzene	9.94	91	698	0.89 ppb		99
70) Bromoform	10.71	173	230	1.99 ppb		95
72) Isopropylbenzene	10.91	105	972	0.79 ppb		96
73) 1,1,2,2-Tetrachloroethane	11.24	83	485	1.17 ppb		87
74) 1,2,3-Trichloropropane	11.28	110	64	0.96 ppb	#	27
76) Bromobenzene	11.23	158	370	0.87 ppb		99
77) n-Propylbenzene	11.36	91	1044	0.74 ppb	#	82
78) 4-Ethyltoluene	11.50	105	896	1.74 ppb		96
79) 2-Chlorotoluene	11.45	91	760	0.74 ppb		94
80) 1,3,5-Trimethylbenzene	11.57	105	711	0.62 ppb		99
81) 4-Chlorotoluene	11.57	91	801	0.71 ppb		97
82) Tert-Butylbenzene	11.93	119	634	0.67 ppb		82
83) 1,2,4-Trimethylbenzene	11.98	105	726	1.81 ppb		86

(#) = qualifier out of range (m) = manual integration

Quantitation Report (Not Reviewed)

Data File : M:\LOKI\DATA\211129\1129L08.D
Acq On : 29 Nov 21 16:07
Sample : 1ug/L VOC STD 11/29/21
Misc : IS&S: 9/1/21

Vial: 6
Operator:
Inst : Loki
Multiplr: 1.00

Quant Time: Nov 30 9:58 2021

Quant Results File: L1129W.RES

Quant Method : M:\LOKI\DATA\211129\L1129W.M (RTE Integrator)
Title : METHOD 8260B
Last Update : Tue Nov 30 09:57:34 2021
Response via : Initial Calibration
DataAcq Meth : L8260

	Compound	R.T.	QIon	Response	Conc Unit		Qvalue
84)	Sec-Butylbenzene	12.18	105	921	0.71 ppb		93
85)	p-Isopropyltoluene	12.35	119	743	1.69 ppb	#	68
87)	1,3-DCB	12.29	146	765	0.91 ppb	#	93
88)	1,4-DCB	12.38	146	881	1.04 ppb		85
89)	n-Butylbenzene	12.81	91	683	2.16 ppb		84
90)	1,2-DCB	12.80	146	761	1.27 ppb		86
91)	Hexachloroethane	13.09	117	321	1.16 ppb	#	70
93)	1,2,4-Trichlorobenzene	14.61	180	191	3.11 ppb	#	57
94)	Hexachlorobutadiene	14.82	225	140	1.11 ppb	#	21
95)	Naphthalene	14.88	128	141	0.98 ppb	#	80
96)	1,2,3-Trichlorobenzene	15.15	182	184	2.78 ppb		79

(#) = qualifier out of range (m) = manual integration

Quantitation Report

Data File : M:\LOKI\DATA\211129\1129L08.D Vial: 6
Acq On : 29 Nov 21 16:07 Operator:
Sample : 1ug/L VOC STD 11/29/21 Inst : Loki
Misc : IS&S: 9/1/21 Multiplr: 1.00

Quant Time: Nov 30 9:58 2021 Quant Results File: L1129W.RES

Method : M:\LOKI\DATA\211129\L1129W.M (RTE Integrator)
Title : METHOD 8260B
Last Update : Tue Nov 30 10:12:54 2021
Response via : Initial Calibration



Quantitation Report (Not Reviewed)

Data File : M:\LOKI\DATA\211129\1129L09.D Vial: 7
Acq On : 29 Nov 21 16:34 Operator:
Sample : 2ug/L VOC STD 11/29/21 Inst : Loki
Misc : IS&S: 9/1/21 Multiplr: 1.00

Quant Time: Nov 30 9:58 2021 Quant Results File: L1129W.RES

Quant Method : M:\LOKI\DATA\211129\L1129W.M (RTE Integrator)
Title : METHOD 8260B
Last Update : Tue Nov 30 09:57:34 2021
Response via : Initial Calibration
DataAcq Meth : L8260

Internal Standards	R.T.	QIon	Response	Conc Units	Dev(Min)
1) Fluorobenzene (IS)	6.31	96	60708	25.00 ppb	0.00
56) Chlorobenzene-D5 (IS)	9.78	117	54676	25.00 ppb	0.00
71) 1,4-Dichlorobenzene-D4 (IS	12.36	152	31774	25.00 ppb	0.00
System Monitoring Compounds					
32) Dibromofluoromethane(S)	5.45	113	7220	9.43 ppb	0.00
Spiked Amount 25.000			Recovery	= 37.724%	
37) 1,2-DCA-D4(S)	5.87	65	7509	9.13 ppb	0.00
Spiked Amount 25.000			Recovery	= 36.508%	
57) Toluene-D8(S)	8.17	98	21489	8.36 ppb	0.00
Spiked Amount 25.000			Recovery	= 33.432%	
65) 4-Bromofluorobenzene(S)	11.07	174	7567	7.85 ppb	0.00
Spiked Amount 25.000			Recovery	= 31.392%	

Target Compounds					Qvalue
2) Dichlorodifluoromethane	1.08	85	789	2.29 ppb	98
3) Freon 114	1.18	85	430	1.92 ppb	75
4) Chloromethane	1.22	50	1066	3.04 ppb	94
5) Vinyl chloride	1.31	62	642	1.95 ppb	96
6) Bromomethane	1.56	96	647	1.22 ppb	81
7) Chloroethane	1.66	64	452	2.13 ppb	90
8) Dichlorofluoromethane	1.84	67	1267	2.15 ppb	90
9) Trichlorofluoromethane	1.88	101	901	2.16 ppb	83
10) Acrolein	2.29	56	1853	61.93 ppb	96
11) Acetone	2.45	43	2713	29.03 ppb	93
12) Freon-113	2.40	101	590	1.90 ppb	97
13) 1,1-DCE	2.37	61	835	2.13 ppb #	93
14) t-Butanol	3.17	59	298	13.07 ppb #	45
15) Acetonitrile	2.75	41	3013	77.36 ppb	89
16) Methyl Acetate	2.83	43	416	1.81 ppb #	50
17) Iodomethane	2.51	142	195	4.24 ppb #	33
19) Methylene chloride	2.92	84	721	1.34 ppb #	85
20) Carbon disulfide	2.57	76	1062	2.38 ppb #	86
22) Trans-1,2-DCE	3.27	61	742	2.06 ppb	94
23) Diisopropyl Ether	4.07	45	929	1.51 ppb	94
24) 1,1-DCA	3.87	63	806	1.66 ppb #	65
25) Vinyl Acetate	4.04	43	238	1.53 ppb	100
27) MEK (2-Butanone)	4.85	43	2540	25.33 ppb	96
28) Cis-1,2-DCE	4.77	61	702	1.82 ppb #	85
29) 2,2-Dichloropropane	4.75	77	737	1.85 ppb #	81
30) Chloroform	5.24	83	1354	2.37 ppb	86
31) Bromochloromethane	5.09	130	462	1.47 ppb	88

(#) = qualifier out of range (m) = manual integration

Quantitation Report (Not Reviewed)

Data File : M:\LOKI\DATA\211129\1129L09.D Vial: 7
Acq On : 29 Nov 21 16:34 Operator:
Sample : 2ug/L VOC STD 11/29/21 Inst : Loki
Misc : IS&S: 9/1/21 Multiplr: 1.00

Quant Time: Nov 30 9:58 2021 Quant Results File: L1129W.RES

Quant Method : M:\LOKI\DATA\211129\L1129W.M (RTE Integrator)
Title : METHOD 8260B
Last Update : Tue Nov 30 09:57:34 2021
Response via : Initial Calibration
DataAcq Meth : L8260

Compound	R.T.	QIon	Response	Conc Unit		Qvalue
33) 1,1,1-TCA	5.43	97	956	1.77 ppb	#	81
34) Cyclohexane	5.50	56	497	3.02 ppb	#	72
35) 1,1-Dichloropropene	5.67	75	537	2.55 ppb		89
36) 2,2,4-Trimethylpentane	6.08	57	435	1.77 ppb	#	84
38) Carbon Tetrachloride	5.66	119	1062	2.50 ppb		89
39) Tert Amyl Methyl Ether	6.30	73	679	10.31 ppb		100
40) 1,2-DCA	5.97	62	860	1.87 ppb		97
41) Benzene	5.93	78	2176	1.87 ppb		92
42) TCE	6.76	130	705	1.88 ppb		93
43) 2-Pentanone	7.03	43	9442	57.43 ppb		99
44) 1,2-Dichloropropane	7.01	63	458	1.45 ppb		93
45) Bromodichloromethane	7.36	83	847	1.79 ppb		95
46) Methyl Cyclohexane	6.96	98	248	3.79 ppb		87
47) Dibromomethane	7.15	174	600	2.05 ppb		99
49) MIBK (methyl isobutyl ket	8.10	43	4792	24.16 ppb		93
50) 1-Bromo-2-chloroethane	7.69	63	466	2.00 ppb	#	79
51) Cis-1,3-Dichloropropene	7.88	75	724	1.67 ppb	#	87
52) Toluene	8.25	91	2377	1.73 ppb		98
53) Trans-1,3-Dichloropropene	8.52	75	462	1.78 ppb		94
54) 1,1,2-TCA	8.71	97	683	1.88 ppb		86
55) 2-Hexanone	9.03	43	2313	19.31 ppb		94
58) 1,2-EDB	9.25	107	725	2.31 ppb		94
59) Tetrachloroethene	8.86	166	531	1.77 ppb	#	83
60) 1-Chlorohexane	9.81	91	493	2.92 ppb	#	83
61) 1,1,1,2-Tetrachloroethane	9.91	131	846	2.12 ppb		80
62) m&p-Xylene	10.07	91	3413	4.66 ppb		99
63) o-Xylene	10.50	91	1849	2.51 ppb		96
64) Styrene	10.52	104	1113	2.78 ppb		88
66) 1,3-Dichloropropane	8.90	76	913	1.82 ppb		97
67) Dibromochloromethane	9.14	129	829	2.06 ppb		97
68) Chlorobenzene	9.80	112	2045	1.99 ppb		90
69) Ethylbenzene	9.94	91	1288	1.58 ppb		98
70) Bromoform	10.70	173	586	2.98 ppb	#	73
72) Isopropylbenzene	10.92	105	2133	1.70 ppb	#	87
73) 1,1,2,2-Tetrachloroethane	11.24	83	880	2.07 ppb		84
74) 1,2,3-Trichloropropane	11.29	110	234	2.06 ppb		87
76) Bromobenzene	11.23	158	884	2.03 ppb		93
77) n-Propylbenzene	11.37	91	2324	1.61 ppb		87
78) 4-Ethyltoluene	11.50	105	1661	2.25 ppb		97
79) 2-Chlorotoluene	11.44	91	1794	1.72 ppb		95
80) 1,3,5-Trimethylbenzene	11.57	105	1758	1.51 ppb		87
81) 4-Chlorotoluene	11.57	91	1833	1.60 ppb		91

(#) = qualifier out of range (m) = manual integration

Quantitation Report (Not Reviewed)

Data File : M:\LOKI\DATA\211129\1129L09.D Vial: 7
Acq On : 29 Nov 21 16:34 Operator:
Sample : 2ug/L VOC STD 11/29/21 Inst : Loki
Misc : IS&S: 9/1/21 Multiplr: 1.00

Quant Time: Nov 30 9:58 2021 Quant Results File: L1129W.RES

Quant Method : M:\LOKI\DATA\211129\L1129W.M (RTE Integrator)
Title : METHOD 8260B
Last Update : Tue Nov 30 09:57:34 2021
Response via : Initial Calibration
DataAcq Meth : L8260

Compound	R.T.	QIon	Response	Conc Unit		Qvalue
82) Tert-Butylbenzene	11.93	119	1548	1.60 ppb	#	76
83) 1,2,4-Trimethylbenzene	11.98	105	1790	2.57 ppb		98
84) Sec-Butylbenzene	12.18	105	2079	1.57 ppb		100
85) p-Isopropyltoluene	12.35	119	1805	2.40 ppb	#	83
86) Benzyl Chloride	12.54	91	40	0.14 ppb	#	42
87) 1,3-DCB	12.28	146	1549	1.80 ppb		96
88) 1,4-DCB	12.38	146	1789	2.07 ppb		97
89) n-Butylbenzene	12.80	91	1323	2.67 ppb		88
90) 1,2-DCB	12.80	146	1725	2.34 ppb	#	86
91) Hexachloroethane	13.08	117	599	2.40 ppb		82
92) 1,2-Dibromo-3-chloropropan	13.67	157	39	3.91 ppb	#	15
93) 1,2,4-Trichlorobenzene	14.60	180	424	3.88 ppb		73
94) Hexachlorobutadiene	14.81	225	283	2.20 ppb		92
95) Naphthalene	14.88	128	376	1.70 ppb	#	80
96) 1,2,3-Trichlorobenzene	15.15	182	261	3.06 ppb		92

(#) = qualifier out of range (m) = manual integration

1129L09.D L1129W.M Tue Nov 30 13:12:29 2021

Quantitation Report

Data File : M:\LOKI\DATA\211129\1129L09.D Vial: 7
Acq On : 29 Nov 21 16:34 Operator:
Sample : 2ug/L VOC STD 11/29/21 Inst : Loki
Misc : IS&S: 9/1/21 Multiplr: 1.00

Quant Time: Nov 30 9:58 2021 Quant Results File: L1129W.RES

Method : M:\LOKI\DATA\211129\L1129W.M (RTE Integrator)
Title : METHOD 8260B
Last Update : Tue Nov 30 10:12:54 2021
Response via : Initial Calibration



Quantitation Report (Not Reviewed)

Data File : M:\LOKI\DATA\211129\1129L10.D Vial: 8
Acq On : 29 Nov 21 17:02 Operator:
Sample : 5ug/L VOC STD 11/29/21 Inst : Loki
Misc : IS&S: 9/1/21 Multiplr: 1.00

Quant Time: Nov 30 9:58 2021 Quant Results File: L1129W.RES

Quant Method : M:\LOKI\DATA\211129\L1129W.M (RTE Integrator)
Title : METHOD 8260B
Last Update : Tue Nov 30 09:57:34 2021
Response via : Initial Calibration
DataAcq Meth : L8260

Internal Standards	R.T.	QIon	Response	Conc Units	Dev(Min)
1) Fluorobenzene (IS)	6.30	96	61476	25.00 ppb	0.00
56) Chlorobenzene-D5 (IS)	9.77	117	55788	25.00 ppb	0.00
71) 1,4-Dichlorobenzene-D4 (IS	12.36	152	36826	25.00 ppb	0.00
System Monitoring Compounds					
32) Dibromofluoromethane(S)	5.45	113	19012	24.52 ppb	0.00
Spiked Amount 25.000			Recovery	= 98.092%	
37) 1,2-DCA-D4(S)	5.87	65	20121	24.15 ppb	0.00
Spiked Amount 25.000			Recovery	= 96.604%	
57) Toluene-D8(S)	8.17	98	61199	23.33 ppb	0.00
Spiked Amount 25.000			Recovery	= 93.312%	
65) 4-Bromofluorobenzene(S)	11.07	174	23387	23.77 ppb	0.00
Spiked Amount 25.000			Recovery	= 95.084%	

Target Compounds						Qvalue
2) Dichlorodifluoromethane	1.08	85	1786	5.13 ppb		100
3) Freon 114	1.18	85	1248	5.51 ppb		91
4) Chloromethane	1.22	50	2129	6.00 ppb		97
5) Vinyl chloride	1.31	62	1546	4.64 ppb		93
6) Bromomethane	1.56	96	2115	3.99 ppb	#	75
7) Chloroethane	1.65	64	1001	4.65 ppb		98
8) Dichlorofluoromethane	1.84	67	3273	5.49 ppb		96
9) Trichlorofluoromethane	1.88	101	2102	4.98 ppb		86
10) Acrolein	2.28	56	2761	91.13 ppb		94
11) Acetone	2.45	43	3596	37.99 ppb		100
12) Freon-113	2.40	101	1512	5.23 ppb		92
13) 1,1-DCE	2.37	61	2206	5.55 ppb		98
14) t-Butanol	3.16	59	763	33.05 ppb	#	45
15) Acetonitrile	2.75	41	4084	103.55 ppb		92
16) Methyl Acetate	2.84	43	1137	5.22 ppb		92
17) Iodomethane	2.51	142	782	6.27 ppb		96
18) Acrylonitrile	3.25	53	451	5.31 ppb	#	65
19) Methylene chloride	2.92	84	1819	4.68 ppb		92
20) Carbon disulfide	2.57	76	2810	6.22 ppb	#	94
21) Methyl t-butyl ether (MtBE	3.30	73	315	0.52 ppb		100
22) Trans-1,2-DCE	3.26	61	1787	4.90 ppb		87
23) Diisopropyl Ether	4.08	45	2725	4.38 ppb		94
24) 1,1-DCA	3.87	63	2465	5.00 ppb		100
25) Vinyl Acetate	4.07	43	719	4.55 ppb		100
27) MEK (2-Butanone)	4.85	43	3345	32.94 ppb	#	84
28) Cis-1,2-DCE	4.76	61	1971	5.05 ppb		95
29) 2,2-Dichloropropane	4.75	77	1837	4.54 ppb		99

(#) = qualifier out of range (m) = manual integration
1129L10.D L1129W.M Tue Nov 30 13:12:30 2021 Page 1

Quantitation Report (Not Reviewed)

Data File : M:\LOKI\DATA\211129\1129L10.D Vial: 8
Acq On : 29 Nov 21 17:02 Operator:
Sample : 5ug/L VOC STD 11/29/21 Inst : Loki
Misc : IS&S: 9/1/21 Multiplr: 1.00

Quant Time: Nov 30 9:58 2021 Quant Results File: L1129W.RES

Quant Method : M:\LOKI\DATA\211129\L1129W.M (RTE Integrator)
Title : METHOD 8260B
Last Update : Tue Nov 30 09:57:34 2021
Response via : Initial Calibration
DataAcq Meth : L8260

	Compound	R.T.	QIon	Response	Conc Unit		Qvalue
30)	Chloroform	5.24	83	2808	4.86 ppb		93
31)	Bromochloromethane	5.09	130	1435	5.41 ppb		98
33)	1,1,1-TCA	5.44	97	2757	5.05 ppb		99
34)	Cyclohexane	5.50	56	1283	5.21 ppb	#	81
35)	1,1-Dichloropropene	5.67	75	1372	4.74 ppb		95
36)	2,2,4-Trimethylpentane	6.08	57	1158	4.64 ppb		99
38)	Carbon Tetrachloride	5.66	119	2537	5.50 ppb	#	80
39)	Tert Amyl Methyl Ether	6.30	73	766	11.49 ppb		100
40)	1,2-DCA	5.97	62	2449	5.25 ppb		99
41)	Benzene	5.93	78	5374	4.56 ppb		97
42)	TCE	6.75	130	2052	5.39 ppb		95
43)	2-Pentanone	7.03	43	13950	83.79 ppb		100
44)	1,2-Dichloropropane	7.02	63	1455	4.56 ppb		98
45)	Bromodichloromethane	7.36	83	2334	4.86 ppb		93
46)	Methyl Cyclohexane	6.97	98	773	6.00 ppb		83
47)	Dibromomethane	7.15	174	1788	6.04 ppb		92
49)	MIBK (methyl isobutyl ket	8.10	43	6845	34.08 ppb		97
50)	1-Bromo-2-chloroethane	7.69	63	1071	4.54 ppb		98
51)	Cis-1,3-Dichloropropene	7.88	75	2049	4.66 ppb		88
52)	Toluene	8.25	91	6544	4.71 ppb		98
53)	Trans-1,3-Dichloropropene	8.53	75	1011	3.84 ppb		92
54)	1,1,2-TCA	8.72	97	1771	4.82 ppb		97
55)	2-Hexanone	9.03	43	3662	30.18 ppb	#	75
58)	1,2-EDB	9.25	107	1728	4.78 ppb		89
59)	Tetrachloroethene	8.86	166	1451	4.75 ppb		92
60)	1-Chlorohexane	9.81	91	1418	5.41 ppb		93
61)	1,1,1,2-Tetrachloroethane	9.91	131	2080	5.12 ppb		88
62)	m&p-Xylene	10.07	91	9506	8.88 ppb		97
63)	o-Xylene	10.51	91	4407	4.23 ppb		89
64)	Styrene	10.52	104	3422	4.62 ppb		96
66)	1,3-Dichloropropane	8.90	76	2424	4.74 ppb		91
67)	Dibromochloromethane	9.14	129	2207	5.37 ppb		100
68)	Chlorobenzene	9.80	112	5299	5.06 ppb		88
69)	Ethylbenzene	9.94	91	3530	4.25 ppb		95
70)	Bromoform	10.70	173	1605	5.78 ppb		86
72)	Isopropylbenzene	10.91	105	5874	4.05 ppb		99
73)	1,1,2,2-Tetrachloroethane	11.24	83	2421	4.92 ppb		87
74)	1,2,3-Trichloropropane	11.29	110	852	5.34 ppb	#	64
75)	t-1,4-Dichloro-2-Butene	11.30	53	46	4.98 ppb	#	15
76)	Bromobenzene	11.22	158	2339	4.64 ppb		77
77)	n-Propylbenzene	11.37	91	7084	4.24 ppb		89
78)	4-Ethyltoluene	11.50	105	5520	4.35 ppb		98

(#) = qualifier out of range (m) = manual integration

Quantitation Report (Not Reviewed)

Data File : M:\LOKI\DATA\211129\1129L10.D Vial: 8
Acq On : 29 Nov 21 17:02 Operator:
Sample : 5ug/L VOC STD 11/29/21 Inst : Loki
Misc : IS&S: 9/1/21 Multiplr: 1.00

Quant Time: Nov 30 9:58 2021 Quant Results File: L1129W.RES

Quant Method : M:\LOKI\DATA\211129\L1129W.M (RTE Integrator)
Title : METHOD 8260B
Last Update : Tue Nov 30 09:57:34 2021
Response via : Initial Calibration
DataAcq Meth : L8260

	Compound	R.T.	QIon	Response	Conc Unit		Qvalue
79)	2-Chlorotoluene	11.45	91	5127	4.23 ppb		97
80)	1,3,5-Trimethylbenzene	11.57	105	5402	4.00 ppb		85
81)	4-Chlorotoluene	11.57	91	5482	4.12 ppb		94
82)	Tert-Butylbenzene	11.93	119	4651	4.14 ppb		91
83)	1,2,4-Trimethylbenzene	11.98	105	4951	4.37 ppb		94
84)	Sec-Butylbenzene	12.17	105	6356	4.14 ppb		94
85)	p-Isopropyltoluene	12.34	119	5055	4.13 ppb		91
86)	Benzyl Chloride	12.55	91	570	1.77 ppb	#	42
87)	1,3-DCB	12.28	146	4636	4.65 ppb		96
88)	1,4-DCB	12.38	146	4841	4.84 ppb		95
89)	n-Butylbenzene	12.80	91	4010	4.42 ppb		98
90)	1,2-DCB	12.79	146	4340	4.61 ppb		93
91)	Hexachloroethane	13.09	117	1449	5.39 ppb		83
92)	1,2-Dibromo-3-chloropropan	13.67	157	338	6.28 ppb	#	81
93)	1,2,4-Trichlorobenzene	14.61	180	1018	5.41 ppb		95
94)	Hexachlorobutadiene	14.81	225	773	5.18 ppb		90
95)	Naphthalene	14.88	128	924	2.98 ppb	#	80
96)	1,2,3-Trichlorobenzene	15.15	182	863	4.90 ppb		86

(#) = qualifier out of range (m) = manual integration

Quantitation Report

Data File : M:\LOKI\DATA\211129\1129L10.D Vial: 8
Acq On : 29 Nov 21 17:02 Operator:
Sample : 5ug/L VOC STD 11/29/21 Inst : Loki
Misc : IS&S: 9/1/21 Multiplr: 1.00

Quant Time: Nov 30 9:58 2021 Quant Results File: L1129W.RES

Method : M:\LOKI\DATA\211129\L1129W.M (RTE Integrator)
Title : METHOD 8260B
Last Update : Tue Nov 30 10:12:54 2021
Response via : Initial Calibration



Quantitation Report (Not Reviewed)

Data File : M:\LOKI\DATA\211129\1129L11.D Vial: 9
Acq On : 29 Nov 21 17:30 Operator:
Sample : 10ug/L VOC STD 11/29/21 Inst : Loki
Misc : IS&S: 9/1/21 Multiplr: 1.00

Quant Time: Nov 30 9:58 2021 Quant Results File: L1129W.RES

Quant Method : M:\LOKI\DATA\211129\L1129W.M (RTE Integrator)
Title : METHOD 8260B
Last Update : Tue Nov 30 09:57:34 2021
Response via : Initial Calibration
DataAcq Meth : L8260

Internal Standards	R.T.	QIon	Response	Conc Units	Dev(Min)
1) Fluorobenzene (IS)	6.30	96	63065	25.00 ppb	0.00
56) Chlorobenzene-D5 (IS)	9.78	117	55999	25.00 ppb	0.00
71) 1,4-Dichlorobenzene-D4 (IS	12.36	152	38835	25.00 ppb	0.00
System Monitoring Compounds					
32) Dibromofluoromethane(S)	5.45	113	19414	24.41 ppb	0.00
Spiked Amount 25.000			Recovery	= 97.644%	
37) 1,2-DCA-D4(S)	5.87	65	20363	23.83 ppb	0.00
Spiked Amount 25.000			Recovery	= 95.304%	
57) Toluene-D8(S)	8.18	98	62355	23.68 ppb	0.00
Spiked Amount 25.000			Recovery	= 94.716%	
65) 4-Bromofluorobenzene(S)	11.07	174	24933	25.25 ppb	0.00
Spiked Amount 25.000			Recovery	= 100.988%	
Target Compounds					Qvalue
2) Dichlorodifluoromethane	1.08	85	4095	11.46 ppb	100
3) Freon 114	1.18	85	2825	12.15 ppb	100
4) Chloromethane	1.22	50	4376	12.03 ppb	100
5) Vinyl chloride	1.31	62	3400	9.95 ppb	100
6) Bromomethane	1.56	96	3747	6.91 ppb	100
7) Chloroethane	1.65	64	2275	10.31 ppb	100
8) Dichlorofluoromethane	1.84	67	6419	10.49 ppb	100
9) Trichlorofluoromethane	1.88	101	4226	9.75 ppb	100
10) Acrolein	2.28	56	3286	105.72 ppb	100
11) Acetone	2.45	43	4608	47.46 ppb	100
12) Freon-113	2.39	101	3569	12.41 ppb	100
13) 1,1-DCE	2.37	61	4502	11.05 ppb	100
14) t-Butanol	3.17	59	1314	55.49 ppb	100
15) Acetonitrile	2.75	41	5364	132.57 ppb	100
16) Methyl Acetate	2.83	43	2260	10.30 ppb	100
17) Iodomethane	2.51	142	2018	10.38 ppb	100
18) Acrylonitrile	3.25	53	829	8.58 ppb	100
19) Methylene chloride	2.92	84	3845	10.61 ppb	100
20) Carbon disulfide	2.57	76	5376	11.61 ppb	100
21) Methyl t-butyl ether (MtBE	3.31	73	994	1.60 ppb	100
22) Trans-1,2-DCE	3.26	61	3873	10.36 ppb	100
23) Diisopropyl Ether	4.07	45	5838	9.16 ppb	100
24) 1,1-DCA	3.87	63	5084	10.05 ppb	100
25) Vinyl Acetate	4.08	43	1430	8.82 ppb	100
27) MEK (2-Butanone)	4.85	43	4547	43.64 ppb	100
28) Cis-1,2-DCE	4.76	61	3976	9.93 ppb	100
29) 2,2-Dichloropropane	4.75	77	3841	9.26 ppb	100

(#) = qualifier out of range (m) = manual integration
1129L11.D L1129W.M Tue Nov 30 13:15:22 2021 Page 1

Quantitation Report (Not Reviewed)

Data File : M:\LOKI\DATA\211129\1129L11.D Vial: 9
Acq On : 29 Nov 21 17:30 Operator:
Sample : 10ug/L VOC STD 11/29/21 Inst : Loki
Misc : IS&S: 9/1/21 Multiplr: 1.00

Quant Time: Nov 30 9:58 2021 Quant Results File: L1129W.RES

Quant Method : M:\LOKI\DATA\211129\L1129W.M (RTE Integrator)
Title : METHOD 8260B
Last Update : Tue Nov 30 09:57:34 2021
Response via : Initial Calibration
DataAcq Meth : L8260

Compound	R.T.	QIon	Response	Conc Unit	Qvalue
30) Chloroform	5.24	83	6120	10.33 ppb	100
31) Bromochloromethane	5.09	130	2724	10.38 ppb	100
33) 1,1,1-TCA	5.44	97	6138	10.96 ppb	100
34) Cyclohexane	5.50	56	2728	9.08 ppb	100
35) 1,1-Dichloropropene	5.67	75	3160	9.24 ppb	100
36) 2,2,4-Trimethylpentane	6.07	57	2480	9.69 ppb	100
38) Carbon Tetrachloride	5.66	119	5301	10.91 ppb	100
39) Tert Amyl Methyl Ether	6.31	73	684	10.00 ppb	100
40) 1,2-DCA	5.97	62	5032	10.51 ppb	100
41) Benzene	5.93	78	11730	9.71 ppb	100
42) TCE	6.76	130	4328	11.08 ppb	100
43) 2-Pentanone	7.03	43	19134	112.03 ppb	100
44) 1,2-Dichloropropane	7.02	63	3124	9.54 ppb	100
45) Bromodichloromethane	7.36	83	4871	9.89 ppb	100
46) Methyl Cyclohexane	6.97	98	1845	10.33 ppb	100
47) Dibromomethane	7.14	174	3412	11.24 ppb	100
49) MIBK (methyl isobutyl ket	8.10	43	9083	44.09 ppb	100
50) 1-Bromo-2-chloroethane	7.69	63	2277	9.40 ppb	100
51) Cis-1,3-Dichloropropene	7.88	75	3937	8.73 ppb	100
52) Toluene	8.25	91	13621	9.55 ppb	100
53) Trans-1,3-Dichloropropene	8.52	75	2234	8.28 ppb	100
54) 1,1,2-TCA	8.72	97	3504	9.30 ppb	100
55) 2-Hexanone	9.03	43	4990	40.09 ppb	100
58) 1,2-EDB	9.25	107	3673	9.62 ppb	100
59) Tetrachloroethene	8.86	166	2691	8.77 ppb	100
60) 1-Chlorohexane	9.81	91	3202	10.23 ppb	100
61) 1,1,1,2-Tetrachloroethane	9.90	131	4504	11.04 ppb	100
62) m&p-Xylene	10.07	91	22117	17.65 ppb	100
63) o-Xylene	10.50	91	11445	8.99 ppb	100
64) Styrene	10.52	104	8533	8.73 ppb	100
66) 1,3-Dichloropropane	8.90	76	5046	9.82 ppb	100
67) Dibromochloromethane	9.14	129	4337	10.52 ppb	100
68) Chlorobenzene	9.81	112	10641	10.11 ppb	100
69) Ethylbenzene	9.94	91	7758	9.31 ppb	100
70) Bromoform	10.71	173	3449	10.88 ppb	100
72) Isopropylbenzene	10.92	105	13412	8.76 ppb	100
73) 1,1,2,2-Tetrachloroethane	11.24	83	5063	9.75 ppb	100
74) 1,2,3-Trichloropropane	11.28	110	1788	10.09 ppb	100
75) t-1,4-Dichloro-2-Butene	11.31	53	330	8.49 ppb	100
76) Bromobenzene	11.23	158	5129	9.65 ppb	100
77) n-Propylbenzene	11.37	91	15824	8.99 ppb	100
78) 4-Ethyltoluene	11.50	105	13207	8.45 ppb	100

(#) = qualifier out of range (m) = manual integration

Quantitation Report (Not Reviewed)

Data File : M:\LOKI\DATA\211129\1129L11.D Vial: 9
Acq On : 29 Nov 21 17:30 Operator:
Sample : 10ug/L VOC STD 11/29/21 Inst : Loki
Misc : IS&S: 9/1/21 Multiplr: 1.00

Quant Time: Nov 30 9:58 2021 Quant Results File: L1129W.RES

Quant Method : M:\LOKI\DATA\211129\L1129W.M (RTE Integrator)
Title : METHOD 8260B
Last Update : Tue Nov 30 09:57:34 2021
Response via : Initial Calibration
DataAcq Meth : L8260

Compound	R.T.	QIon	Response	Conc Unit	Qvalue
79) 2-Chlorotoluene	11.45	91	11139	8.72 ppb	100
80) 1,3,5-Trimethylbenzene	11.57	105	12644	8.88 ppb	100
81) 4-Chlorotoluene	11.57	91	13649	9.72 ppb	100
82) Tert-Butylbenzene	11.93	119	11512	9.71 ppb	100
83) 1,2,4-Trimethylbenzene	11.98	105	12181	8.50 ppb	100
84) Sec-Butylbenzene	12.17	105	14384	8.89 ppb	100
85) p-Isopropyltoluene	12.34	119	12954	8.36 ppb	100
86) Benzyl Chloride	12.54	91	1434	4.22 ppb	100
87) 1,3-DCB	12.28	146	10545	10.03 ppb	100
88) 1,4-DCB	12.38	146	11054	10.47 ppb	100
89) n-Butylbenzene	12.80	91	9797	8.13 ppb	100
90) 1,2-DCB	12.79	146	10278	9.87 ppb	100
91) Hexachloroethane	13.08	117	3294	12.02 ppb	100
92) 1,2-Dibromo-3-chloropropan	13.67	157	1010	11.27 ppb	100
93) 1,2,4-Trichlorobenzene	14.61	180	2371	8.99 ppb	100
94) Hexachlorobutadiene	14.82	225	1564	9.94 ppb	100
95) Naphthalene	14.87	128	3150	8.11 ppb	100
96) 1,2,3-Trichlorobenzene	15.15	182	2108	8.63 ppb	100

(#) = qualifier out of range (m) = manual integration
1129L11.D L1129W.M Tue Nov 30 13:15:22 2021

Quantitation Report

Data File : M:\LOKI\DATA\211129\1129L11.D Vial: 9
Acq On : 29 Nov 21 17:30 Operator:
Sample : 10ug/L VOC STD 11/29/21 Inst : Loki
Misc : IS&S: 9/1/21 Multiplr: 1.00

Quant Time: Nov 30 9:58 2021 Quant Results File: L1129W.RES

Method : M:\LOKI\DATA\211129\L1129W.M (RTE Integrator)
Title : METHOD 8260B
Last Update : Tue Nov 30 10:12:54 2021
Response via : Initial Calibration



Quantitation Report (Not Reviewed)

Data File : M:\LOKI\DATA\211129\1129L12.D
Acq On : 29 Nov 21 17:57
Sample : 20ug/L VOC STD 11/29/21
Misc : IS&S: 9/1/21

Vial: 10
Operator:
Inst : Loki
Multiplr: 1.00

Quant Time: Nov 30 9:58 2021

Quant Results File: L1129W.RES

Quant Method : M:\LOKI\DATA\211129\L1129W.M (RTE Integrator)
Title : METHOD 8260B
Last Update : Tue Nov 30 09:57:34 2021
Response via : Initial Calibration
DataAcq Meth : L8260

Internal Standards	R.T.	QIon	Response	Conc Units	Dev(Min)
1) Fluorobenzene (IS)	6.30	96	70045	25.00 ppb	0.00
56) Chlorobenzene-D5 (IS)	9.77	117	60915	25.00 ppb	0.00
71) 1,4-Dichlorobenzene-D4 (IS	12.36	152	44236	25.00 ppb	0.00
System Monitoring Compounds					
32) Dibromofluoromethane(S)	5.45	113	41670	47.17 ppb	0.00
Spiked Amount 25.000			Recovery	= 188.692%	
37) 1,2-DCA-D4(S)	5.87	65	42579	44.86 ppb	0.00
Spiked Amount 25.000			Recovery	= 179.420%	
57) Toluene-D8(S)	8.18	98	141241	49.31 ppb	0.00
Spiked Amount 25.000			Recovery	= 197.224%	
65) 4-Bromofluorobenzene(S)	11.07	174	57671	53.68 ppb	0.00
Spiked Amount 25.000			Recovery	= 214.740%	

Target Compounds						Qvalue
2) Dichlorodifluoromethane	1.08	85	8950	22.55 ppb		99
3) Freon 114	1.18	85	6200	24.02 ppb		98
4) Chloromethane	1.22	50	8213	20.33 ppb		95
5) Vinyl chloride	1.31	62	7029	18.53 ppb		98
6) Bromomethane	1.56	96	14201	23.64 ppb		85
7) Chloroethane	1.65	64	4418	18.03 ppb		99
8) Dichlorofluoromethane	1.84	67	13003	19.14 ppb		99
9) Trichlorofluoromethane	1.88	101	8576	17.81 ppb		95
10) Acrolein	2.28	56	4165	120.65 ppb		97
11) Acetone	2.45	43	5784	53.64 ppb		94
12) Freon-113	2.39	101	6692	21.14 ppb		95
13) 1,1-DCE	2.37	61	9530	21.05 ppb		97
14) t-Butanol	3.16	59	2058	78.24 ppb		91
15) Acetonitrile	2.75	41	6155	136.96 ppb		92
16) Methyl Acetate	2.83	43	4777	19.79 ppb		99
17) Iodomethane	2.51	142	4971	18.68 ppb		99
18) Acrylonitrile	3.25	53	2100	18.06 ppb	#	94
19) Methylene chloride	2.92	84	7502	19.32 ppb		97
20) Carbon disulfide	2.57	76	10602	20.61 ppb		99
21) Methyl t-butyl ether (MtBE	3.30	73	2222	3.23 ppb	#	100
22) Trans-1,2-DCE	3.26	61	7911	19.05 ppb		95
23) Diisopropyl Ether	4.07	45	13586	19.18 ppb		98
24) 1,1-DCA	3.87	63	10686	19.02 ppb		98
25) Vinyl Acetate	4.08	43	2863	15.91 ppb		100
27) MEK (2-Butanone)	4.85	43	6200	53.58 ppb		89
28) Cis-1,2-DCE	4.76	61	8204	18.45 ppb		94
29) 2,2-Dichloropropane	4.75	77	8132	17.64 ppb		98

(#) = qualifier out of range (m) = manual integration

Quantitation Report (Not Reviewed)

Data File : M:\LOKI\DATA\211129\1129L12.D Vial: 10
Acq On : 29 Nov 21 17:57 Operator:
Sample : 20ug/L VOC STD 11/29/21 Inst : Loki
Misc : IS&S: 9/1/21 Multiplr: 1.00

Quant Time: Nov 30 9:58 2021 Quant Results File: L1129W.RES

Quant Method : M:\LOKI\DATA\211129\L1129W.M (RTE Integrator)
Title : METHOD 8260B
Last Update : Tue Nov 30 09:57:34 2021
Response via : Initial Calibration
DataAcq Meth : L8260

Compound	R.T.	QIon	Response	Conc Unit	Qvalue
30) Chloroform	5.24	83	13408	20.37 ppb	96
31) Bromochloromethane	5.09	130	5971	20.92 ppb	92
33) 1,1,1-TCA	5.44	97	11916	19.16 ppb	100
34) Cyclohexane	5.50	56	6815	18.41 ppb	92
35) 1,1-Dichloropropene	5.67	75	7310	18.05 ppb	90
36) 2,2,4-Trimethylpentane	6.08	57	5758	20.26 ppb	98
38) Carbon Tetrachloride	5.66	119	11219	20.53 ppb	96
39) Tert Amyl Methyl Ether	6.31	73	819	10.78 ppb	100
40) 1,2-DCA	5.97	62	10173	19.14 ppb	91
41) Benzene	5.93	78	25118	18.72 ppb	97
42) TCE	6.75	130	8853	20.41 ppb	82
43) 2-Pentanone	7.03	43	25732	135.64 ppb	100
44) 1,2-Dichloropropane	7.01	63	6048	16.64 ppb	97
45) Bromodichloromethane	7.36	83	10209	18.66 ppb	98
46) Methyl Cyclohexane	6.97	98	4267	18.56 ppb	94
47) Dibromomethane	7.15	174	7252	21.50 ppb	93
49) MIBK (methyl isobutyl ket	8.10	43	11780	51.48 ppb	97
50) 1-Bromo-2-chloroethane	7.70	63	4543	16.89 ppb	99
51) Cis-1,3-Dichloropropene	7.88	75	9183	18.33 ppb	93
52) Toluene	8.25	91	29974	18.93 ppb	94
53) Trans-1,3-Dichloropropene	8.52	75	4862	16.22 ppb	95
54) 1,1,2-TCA	8.71	97	7534	18.00 ppb	94
55) 2-Hexanone	9.03	43	6891	49.85 ppb	93
58) 1,2-EDB	9.25	107	7956	18.71 ppb	95
59) Tetrachloroethene	8.86	166	5868	17.59 ppb	92
60) 1-Chlorohexane	9.81	91	6778	18.45 ppb	97
61) 1,1,1,2-Tetrachloroethane	9.90	131	9224	20.79 ppb	92
62) m&p-Xylene	10.07	91	51586	35.29 ppb	97
63) o-Xylene	10.50	91	25580	17.17 ppb	96
64) Styrene	10.52	104	19675	16.41 ppb	93
66) 1,3-Dichloropropane	8.90	76	10694	19.14 ppb	98
67) Dibromochloromethane	9.14	129	9395	20.94 ppb	96
68) Chlorobenzene	9.80	112	23476	20.51 ppb	97
69) Ethylbenzene	9.94	91	17696	19.53 ppb	99
70) Bromoform	10.70	173	7382	20.14 ppb	96
72) Isopropylbenzene	10.91	105	30996	17.77 ppb	93
73) 1,1,2,2-Tetrachloroethane	11.25	83	10251	17.34 ppb	98
74) 1,2,3-Trichloropropane	11.28	110	3956	19.10 ppb	87
75) t-1,4-Dichloro-2-Butene	11.31	53	831	13.46 ppb	97
76) Bromobenzene	11.23	158	11407	18.83 ppb	97
77) n-Propylbenzene	11.36	91	37043	18.47 ppb	98
78) 4-Ethyltoluene	11.50	105	32808	17.10 ppb	99

(#) = qualifier out of range (m) = manual integration

Quantitation Report (Not Reviewed)

Data File : M:\LOKI\DATA\211129\1129L12.D
Acq On : 29 Nov 21 17:57
Sample : 20ug/L VOC STD 11/29/21
Misc : IS&S: 9/1/21

Vial: 10
Operator:
Inst : Loki
Multiplr: 1.00

Quant Time: Nov 30 9:58 2021

Quant Results File: L1129W.RES

Quant Method : M:\LOKI\DATA\211129\L1129W.M (RTE Integrator)
Title : METHOD 8260B
Last Update : Tue Nov 30 09:57:34 2021
Response via : Initial Calibration
DataAcq Meth : L8260

Compound	R.T.	QIon	Response	Conc Unit		Qvalue
79) 2-Chlorotoluene	11.44	91	31316	21.53 ppb		92
80) 1,3,5-Trimethylbenzene	11.57	105	31055	19.15 ppb		94
81) 4-Chlorotoluene	11.57	91	32115	20.08 ppb		97
82) Tert-Butylbenzene	11.93	119	25260	18.70 ppb		88
83) 1,2,4-Trimethylbenzene	11.98	105	30455	17.15 ppb		95
84) Sec-Butylbenzene	12.17	105	35823	19.43 ppb		99
85) p-Isopropyltoluene	12.34	119	30981	16.26 ppb		95
86) Benzyl Chloride	12.54	91	3416	8.83 ppb	#	80
87) 1,3-DCB	12.28	146	23340	19.49 ppb		96
88) 1,4-DCB	12.38	146	24417	20.31 ppb		96
89) n-Butylbenzene	12.80	91	23491	15.36 ppb		95
90) 1,2-DCB	12.80	146	23861	19.71 ppb		96
91) Hexachloroethane	13.08	117	7148	23.21 ppb		98
92) 1,2-Dibromo-3-chloropropan	13.68	157	2601	21.01 ppb		92
93) 1,2,4-Trichlorobenzene	14.60	180	5907	16.75 ppb		98
94) Hexachlorobutadiene	14.81	225	3193	17.81 ppb		90
95) Naphthalene	14.88	128	7755	15.88 ppb		95
96) 1,2,3-Trichlorobenzene	15.16	182	5078	15.94 ppb		89

(#) = qualifier out of range (m) = manual integration

Quantitation Report

Data File : M:\LOKI\DATA\211129\1129L12.D Vial: 10
Acq On : 29 Nov 21 17:57 Operator:
Sample : 20ug/L VOC STD 11/29/21 Inst : Loki
Misc : IS&S: 9/1/21 Multiplr: 1.00

Quant Time: Nov 30 9:58 2021 Quant Results File: L1129W.RES

Method : M:\LOKI\DATA\211129\L1129W.M (RTE Integrator)
Title : METHOD 8260B
Last Update : Tue Nov 30 10:12:54 2021
Response via : Initial Calibration



1129L12.D L1129W.M Tue Nov 30 12:15:25 2021

Quantitation Report (Not Reviewed)

Data File : M:\LOKI\DATA\211129\1129L13.D
Acq On : 29 Nov 21 18:25
Sample : 40ug/L VOC STD 11/29/21
Misc : IS&S: 9/1/21

Vial: 11
Operator:
Inst : Loki
Multiplr: 1.00

Quant Time: Nov 30 9:58 2021

Quant Results File: L1129W.RES

Quant Method : M:\LOKI\DATA\211129\L1129W.M (RTE Integrator)
Title : METHOD 8260B
Last Update : Tue Nov 30 09:57:34 2021
Response via : Initial Calibration
DataAcq Meth : L8260

Internal Standards	R.T.	QIon	Response	Conc Units	Dev(Min)
1) Fluorobenzene (IS)	6.30	96	71155	25.00 ppb	0.00
56) Chlorobenzene-D5 (IS)	9.78	117	62470	25.00 ppb	0.00
71) 1,4-Dichlorobenzene-D4 (IS	12.36	152	44449	25.00 ppb	0.00
System Monitoring Compounds					
32) Dibromofluoromethane(S)	5.45	113	41752	46.53 ppb	0.00
Spiked Amount 25.000			Recovery	= 186.116%	
37) 1,2-DCA-D4(S)	5.87	65	42955	44.55 ppb	0.00
Spiked Amount 25.000			Recovery	= 178.180%	
57) Toluene-D8(S)	8.18	98	147548	50.23 ppb	0.00
Spiked Amount 25.000			Recovery	= 200.904%	
65) 4-Bromofluorobenzene(S)	11.07	174	60504	54.92 ppb	0.00
Spiked Amount 25.000			Recovery	= 219.680%	
Target Compounds					Qvalue
2) Dichlorodifluoromethane	1.08	85	17428	43.22 ppb	96
3) Freon 114	1.18	85	11452	43.67 ppb	94
4) Chloromethane	1.22	50	16962	41.33 ppb	93
5) Vinyl chloride	1.31	62	14040	36.43 ppb	98
6) Bromomethane	1.56	96	27622	45.30 ppb	85
7) Chloroethane	1.65	64	9133	36.69 ppb	99
8) Dichlorofluoromethane	1.84	67	26538	38.44 ppb	100
9) Trichlorofluoromethane	1.88	101	17096	34.96 ppb	98
10) Acrolein	2.29	56	4934	140.69 ppb	97
11) Acetone	2.45	43	7887	72.00 ppb	93
12) Freon-113	2.39	101	13743	43.02 ppb	97
13) 1,1-DCE	2.37	61	18106	39.37 ppb	97
14) t-Butanol	3.18	59	4122	154.27 ppb	93
15) Acetonitrile	2.75	41	7527	164.88 ppb	95
16) Methyl Acetate	2.83	43	9986	40.95 ppb	97
17) Iodomethane	2.51	142	11340	37.51 ppb	94
18) Acrylonitrile	3.24	53	4257	34.86 ppb	91
19) Methylene chloride	2.92	84	15252	39.56 ppb	96
20) Carbon disulfide	2.57	76	21560	41.26 ppb	97
21) Methyl t-butyl ether (MtBE	3.31	73	5168	7.39 ppb #	100
22) Trans-1,2-DCE	3.26	61	16066	38.07 ppb	98
23) Diisopropyl Ether	4.07	45	28434	39.52 ppb	94
24) 1,1-DCA	3.87	63	21252	37.24 ppb	98
25) Vinyl Acetate	4.07	43	6070	33.20 ppb	100
26) Ethyl tert Butyl Ether	4.76	59	264	0.51 ppb #	41
27) MEK (2-Butanone)	4.85	43	9091	77.34 ppb	96
28) Cis-1,2-DCE	4.76	61	17494	38.73 ppb	98

(#) = qualifier out of range (m) = manual integration
1129L13.D L1129W.M Tue Nov 30 ...

Quantitation Report (Not Reviewed)

Data File : M:\LOKI\DATA\211129\1129L13.D Vial: 11
Acq On : 29 Nov 21 18:25 Operator:
Sample : 40ug/L VOC STD 11/29/21 Inst : Loki
Misc : IS&S: 9/1/21 Multiplr: 1.00

Quant Time: Nov 30 9:58 2021 Quant Results File: L1129W.RES

Quant Method : M:\LOKI\DATA\211129\L1129W.M (RTE Integrator)
Title : METHOD 8260B
Last Update : Tue Nov 30 09:57:34 2021
Response via : Initial Calibration
DataAcq Meth : L8260

Compound	R.T.	QIon	Response	Conc Unit	Qvalue
29) 2,2-Dichloropropane	4.75	77	16808	35.90 ppb	98
30) Chloroform	5.24	83	26883	40.20 ppb	97
31) Bromochloromethane	5.09	130	11408	39.73 ppb	94
33) 1,1,1-TCA	5.44	97	24344	38.53 ppb	100
34) Cyclohexane	5.50	56	15113	38.29 ppb	91
35) 1,1-Dichloropropene	5.67	75	16027	37.66 ppb	91
36) 2,2,4-Trimethylpentane	6.08	57	12491	43.26 ppb	96
38) Carbon Tetrachloride	5.66	119	21716	38.87 ppb	92
39) Tert Amyl Methyl Ether	6.30	73	891	11.55 ppb	100
40) 1,2-DCA	5.97	62	20480	37.93 ppb	95
41) Benzene	5.93	78	52766	38.71 ppb	98
42) TCE	6.75	130	18179	41.25 ppb	95
43) 2-Pentanone	7.04	43	32270	167.46 ppb	95
44) 1,2-Dichloropropane	7.01	63	13595	36.81 ppb	92
45) Bromodichloromethane	7.36	83	21720	39.08 ppb	92
46) Methyl Cyclohexane	6.96	98	9964	39.12 ppb	86
47) Dibromomethane	7.15	174	15204	44.37 ppb	94
49) MIBK (methyl isobutyl ket	8.10	43	17701	76.15 ppb	98
50) 1-Bromo-2-chloroethane	7.69	63	9553	34.96 ppb	97
51) Cis-1,3-Dichloropropene	7.88	75	19528	38.37 ppb	95
52) Toluene	8.25	91	64547	40.12 ppb	97
53) Trans-1,3-Dichloropropene	8.52	75	9949	32.68 ppb	99
54) 1,1,2-TCA	8.72	97	15271	35.91 ppb	95
55) 2-Hexanone	9.03	43	10249	72.98 ppb	97
58) 1,2-EDB	9.25	107	16928	38.34 ppb	96
59) Tetrachloroethene	8.86	166	12769	37.32 ppb	87
60) 1-Chlorohexane	9.81	91	14767	37.45 ppb	95
61) 1,1,1,2-Tetrachloroethane	9.90	131	18278	40.16 ppb	93
62) m&p-Xylene	10.07	91	115643	74.52 ppb	97
63) o-Xylene	10.50	91	56865	35.78 ppb	97
64) Styrene	10.52	104	46678	35.53 ppb	97
66) 1,3-Dichloropropane	8.90	76	22796	39.78 ppb	99
67) Dibromochloromethane	9.14	129	19712	42.85 ppb	92
68) Chlorobenzene	9.80	112	47548	40.52 ppb	97
69) Ethylbenzene	9.94	91	41632	44.79 ppb	99
70) Bromoform	10.71	173	15288	39.34 ppb	98
72) Isopropylbenzene	10.92	105	68574	39.14 ppb	97
73) 1,1,2,2-Tetrachloroethane	11.25	83	21060	35.45 ppb	93
74) 1,2,3-Trichloropropane	11.28	110	7596	36.01 ppb	79
75) t-1,4-Dichloro-2-Butene	11.31	53	2077	26.97 ppb	98
76) Bromobenzene	11.23	158	22724	37.34 ppb	93
77) n-Propylbenzene	11.37	91	82280	40.83 ppb	94

(#) = qualifier out of range (m) = manual integration

Quantitation Report (Not Reviewed)

Data File : M:\LOKI\DATA\211129\1129L13.D
Acq On : 29 Nov 21 18:25
Sample : 40ug/L VOC STD 11/29/21
Misc : IS&S: 9/1/21

Vial: 11
Operator:
Inst : Loki
Multiplr: 1.00

Quant Time: Nov 30 9:58 2021

Quant Results File: L1129W.RES

Quant Method : M:\LOKI\DATA\211129\L1129W.M (RTE Integrator)
Title : METHOD 8260B
Last Update : Tue Nov 30 09:57:34 2021
Response via : Initial Calibration
DataAcq Meth : L8260

Compound	R.T.	QIon	Response	Conc	Unit		Qvalue
78) 4-Ethyltoluene	11.50	105	74690	37.33	ppb		97
79) 2-Chlorotoluene	11.45	91	63936	43.74	ppb		95
80) 1,3,5-Trimethylbenzene	11.57	105	67984	41.72	ppb		94
81) 4-Chlorotoluene	11.57	91	66636	41.47	ppb		98
82) Tert-Butylbenzene	11.93	119	56811	41.85	ppb		95
83) 1,2,4-Trimethylbenzene	11.98	105	68561	36.84	ppb		95
84) Sec-Butylbenzene	12.18	105	80166	43.28	ppb		97
85) p-Isopropyltoluene	12.34	119	70368	35.26	ppb		96
86) Benzyl Chloride	12.54	91	7909	20.34	ppb	#	81
87) 1,3-DCB	12.28	146	48384	40.22	ppb		99
88) 1,4-DCB	12.38	146	48176	39.88	ppb		95
89) n-Butylbenzene	12.80	91	56612	34.62	ppb		98
90) 1,2-DCB	12.80	146	47387	38.58	ppb		95
91) Hexachloroethane	13.08	117	14324	46.63	ppb		98
92) 1,2-Dibromo-3-chloropropan	13.67	157	5092	37.58	ppb	#	84
93) 1,2,4-Trichlorobenzene	14.61	180	13317	34.54	ppb		100
94) Hexachlorobutadiene	14.81	225	7285	40.44	ppb		89
95) Naphthalene	14.88	128	21488	36.70	ppb		95
96) 1,2,3-Trichlorobenzene	15.16	182	12446	35.91	ppb		90

(#) = qualifier out of range (m) = manual integration

Quantitation Report

Data File : M:\LOKI\DATA\211129\1129L13.D Vial: 11
Acq On : 29 Nov 21 18:25 Operator:
Sample : 40ug/L VOC STD 11/29/21 Inst : Loki
Misc : IS&S: 9/1/21 Multiplr: 1.00

Quant Time: Nov 30 9:58 2021 Quant Results File: L1129W.RES

Method : M:\LOKI\DATA\211129\L1129W.M (RTE Integrator)
Title : METHOD 8260B
Last Update : Tue Nov 30 10:12:54 2021
Response via : Initial Calibration



Quantitation Report (Not Reviewed)

Data File : M:\LOKI\DATA\211129\1129L14.D Vial: 12
Acq On : 29 Nov 21 18:53 Operator:
Sample : 100ug/L VOC STD 11/29/21 Inst : Loki
Misc : IS&S: 9/1/21 Multiplr: 1.00

Quant Time: Nov 30 9:58 2021 Quant Results File: L1129W.RES

Quant Method : M:\LOKI\DATA\211129\L1129W.M (RTE Integrator)
Title : METHOD 8260B
Last Update : Tue Nov 30 09:57:34 2021
Response via : Initial Calibration
DataAcq Meth : L8260

Internal Standards	R.T.	QIon	Response	Conc Units	Dev(Min)
1) Fluorobenzene (IS)	6.30	96	74637	25.00 ppb	0.00
56) Chlorobenzene-D5 (IS)	9.78	117	70009	25.00 ppb	0.00
71) 1,4-Dichlorobenzene-D4 (IS	12.36	152	51004	25.00 ppb	0.00
System Monitoring Compounds					
32) Dibromofluoromethane(S)	5.45	113	80251	85.26 ppb	0.00
Spiked Amount 25.000			Recovery	= 341.040%	
37) 1,2-DCA-D4(S)	5.87	65	80562	79.65 ppb	0.00
Spiked Amount 25.000			Recovery	= 318.588%	
57) Toluene-D8(S)	8.17	98	296195	89.97 ppb	0.00
Spiked Amount 25.000			Recovery	= 359.872%	
65) 4-Bromofluorobenzene(S)	11.07	174	135366	109.64 ppb	0.00
Spiked Amount 25.000			Recovery	= 438.564%	
Target Compounds					Qvalue
2) Dichlorodifluoromethane	1.08	85	45306	107.11 ppb	97
3) Freon 114	1.18	85	31055	112.90 ppb	99
4) Chloromethane	1.22	50	41712	96.90 ppb	97
5) Vinyl chloride	1.31	62	35179	87.02 ppb	98
6) Bromomethane	1.56	96	68129	106.56 ppb	85
7) Chloroethane	1.64	64	25363	97.13 ppb	96
8) Dichlorofluoromethane	1.84	67	65227	90.08 ppb	99
9) Trichlorofluoromethane	1.88	101	43288	84.39 ppb	97
10) Acrolein	2.28	56	5773	156.94 ppb	89
11) Acetone	2.45	43	9741	84.77 ppb	93
12) Freon-113	2.39	101	34595	103.64 ppb	96
13) 1,1-DCE	2.37	61	48382	100.31 ppb	96
14) t-Butanol	3.20	59	11484	409.74 ppb	94
15) Acetonitrile	2.75	41	9382	195.93 ppb	95
16) Methyl Acetate	2.83	43	25795	101.13 ppb	100
17) Iodomethane	2.51	142	34177	101.12 ppb	99
18) Acrylonitrile	3.25	53	11663	89.15 ppb	92
19) Methylene chloride	2.92	84	39288	98.47 ppb	94
20) Carbon disulfide	2.57	76	56344	102.80 ppb	99
21) Methyl t-butyl ether (MtBE	3.31	73	16017	21.84 ppb #	100
22) Trans-1,2-DCE	3.26	61	42217	95.38 ppb	95
23) Diisopropyl Ether	4.07	45	82228	108.97 ppb	97
24) 1,1-DCA	3.87	63	54166	90.50 ppb	100
25) Vinyl Acetate	4.07	43	16424	85.64 ppb #	100
26) Ethyl tert Butyl Ether	4.63	59	1336	2.44 ppb	97
27) MEK (2-Butanone)	4.85	43	11452	92.88 ppb	90
28) Cis-1,2-DCE	4.76	61	47013	99.22 ppb	97

(#) = qualifier out of range (m) = manual integration

Quantitation Report (Not Reviewed)

Data File : M:\LOKI\DATA\211129\1129L14.D
Acq On : 29 Nov 21 18:53
Sample : 100ug/L VOC STD 11/29/21
Misc : IS&S: 9/1/21

Vial: 12
Operator:
Inst : Loki
Multiplr: 1.00

Quant Time: Nov 30 9:58 2021

Quant Results File: L1129W.RES

Quant Method : M:\LOKI\DATA\211129\L1129W.M (RTE Integrator)
Title : METHOD 8260B
Last Update : Tue Nov 30 09:57:34 2021
Response via : Initial Calibration
DataAcq Meth : L8260

	Compound	R.T.	QIon	Response	Conc	Unit		Qvalue
29)	2,2-Dichloropropane	4.75	77	43979	89.55	ppb		97
30)	Chloroform	5.24	83	68711	97.97	ppb		98
31)	Bromochloromethane	5.09	130	28695	95.87	ppb		91
33)	1,1,1-TCA	5.44	97	63466	95.76	ppb		98
34)	Cyclohexane	5.50	56	44408	104.38	ppb		91
35)	1,1-Dichloropropene	5.67	75	43711	96.14	ppb		93
36)	2,2,4-Trimethylpentane	6.07	57	35176	116.15	ppb		96
38)	Carbon Tetrachloride	5.65	119	59082	100.35	ppb		96
39)	Tert Amyl Methyl Ether	6.31	73	1048	12.95	ppb		100
40)	1,2-DCA	5.97	62	52189	92.14	ppb		95
41)	Benzene	5.93	78	136261	95.29	ppb		100
42)	TCE	6.75	130	48212	104.30	ppb		92
43)	2-Pentanone	7.03	43	39415	194.99	ppb		99
44)	1,2-Dichloropropane	7.01	63	35628	91.97	ppb		92
45)	Bromodichloromethane	7.36	83	57093	97.93	ppb		97
46)	Methyl Cyclohexane	6.96	98	28803	103.03	ppb		85
47)	Dibromomethane	7.15	174	39522	109.97	ppb		92
49)	MIBK (methyl isobutyl ket	8.10	43	25433	104.31	ppb	#	96
50)	1-Bromo-2-chloroethane	7.69	63	25744	89.81	ppb		99
51)	Cis-1,3-Dichloropropene	7.88	75	56653	106.12	ppb		95
52)	Toluene	8.25	91	173389	102.75	ppb		98
53)	Trans-1,3-Dichloropropene	8.52	75	30640	95.94	ppb		96
54)	1,1,2-TCA	8.72	97	42205	94.61	ppb		96
55)	2-Hexanone	9.03	43	15550	105.56	ppb		97
58)	1,2-EDB	9.25	107	46370	93.05	ppb		99
59)	Tetrachloroethene	8.86	166	37280	97.22	ppb		91
60)	1-Chlorohexane	9.81	91	47981	105.65	ppb		86
61)	1,1,1,2-Tetrachloroethane	9.90	131	55036	107.91	ppb		90
62)	m&p-Xylene	10.07	91	337826	190.67	ppb		98
63)	o-Xylene	10.51	91	173342	95.21	ppb		95
64)	Styrene	10.52	104	142264	93.43	ppb		97
66)	1,3-Dichloropropane	8.90	76	65219	101.56	ppb		96
67)	Dibromochloromethane	9.14	129	56769	110.11	ppb		96
68)	Chlorobenzene	9.80	112	137164	104.29	ppb		98
69)	Ethylbenzene	9.94	91	123408	118.48	ppb		98
70)	Bromoform	10.70	173	45236	101.72	ppb		99
72)	Isopropylbenzene	10.92	105	214594	106.73	ppb		96
73)	1,1,2,2-Tetrachloroethane	11.25	83	59881	87.83	ppb		99
74)	1,2,3-Trichloropropane	11.28	110	22038	90.23	ppb	#	78
75)	t-1,4-Dichloro-2-Butene	11.31	53	7075	71.44	ppb		96
76)	Bromobenzene	11.23	158	68463	98.04	ppb		97
77)	n-Propylbenzene	11.37	91	247317	106.95	ppb		98

(#) = qualifier out of range (m) = manual integration

Quantitation Report (Not Reviewed)

Data File : M:\LOKI\DATA\211129\1129L14.D
Acq On : 29 Nov 21 18:53
Sample : 100ug/L VOC STD 11/29/21
Misc : IS&S: 9/1/21

Vial: 12
Operator:
Inst : Loki
Multiplr: 1.00

Quant Time: Nov 30 9:58 2021

Quant Results File: L1129W.RES

Quant Method : M:\LOKI\DATA\211129\L1129W.M (RTE Integrator)
Title : METHOD 8260B
Last Update : Tue Nov 30 09:57:34 2021
Response via : Initial Calibration
DataAcq Meth : L8260

	Compound	R.T.	QIon	Response	Conc Unit		Qvalue
78)	4-Ethyltoluene	11.50	105	221176	94.56 ppb		95
79)	2-Chlorotoluene	11.45	91	153277	91.39 ppb		97
80)	1,3,5-Trimethylbenzene	11.57	105	196153	104.90 ppb		94
81)	4-Chlorotoluene	11.57	91	185312	100.50 ppb		97
82)	Tert-Butylbenzene	11.93	119	174269	111.88 ppb		94
83)	1,2,4-Trimethylbenzene	11.98	105	201365	92.30 ppb		97
84)	Sec-Butylbenzene	12.18	105	238502	112.22 ppb		99
85)	p-Isopropyltoluene	12.35	119	215132	91.98 ppb		94
86)	Benzyl Chloride	12.54	91	27201	60.98 ppb		87
87)	1,3-DCB	12.28	146	139174	100.82 ppb		96
88)	1,4-DCB	12.38	146	142663	102.92 ppb		96
89)	n-Butylbenzene	12.80	91	171161	88.63 ppb		95
90)	1,2-DCB	12.80	146	142897	100.75 ppb		96
91)	Hexachloroethane	13.09	117	40734	116.06 ppb		88
92)	1,2-Dibromo-3-chloropropan	13.68	157	13773	83.76 ppb	#	89
93)	1,2,4-Trichlorobenzene	14.61	180	39864	86.16 ppb		99
94)	Hexachlorobutadiene	14.81	225	20592	99.62 ppb		94
95)	Naphthalene	14.88	128	73360	82.14 ppb		95
96)	1,2,3-Trichlorobenzene	15.16	182	34616	84.09 ppb		93

(#) = qualifier out of range (m) = manual integration

Quantitation Report

Data File : M:\LOKI\DATA\211129\1129L14.D Vial: 12
Acq On : 29 Nov 21 18:53 Operator:
Sample : 100ug/L VOC STD 11/29/21 Inst : Loki
Misc : IS&S: 9/1/21 Multiplr: 1.00

Quant Time: Nov 30 9:58 2021 Quant Results File: L1129W.RES

Method : M:\LOKI\DATA\211129\L1129W.M (RTE Integrator)
Title : METHOD 8260B
Last Update : Tue Nov 30 10:12:54 2021
Response via : Initial Calibration

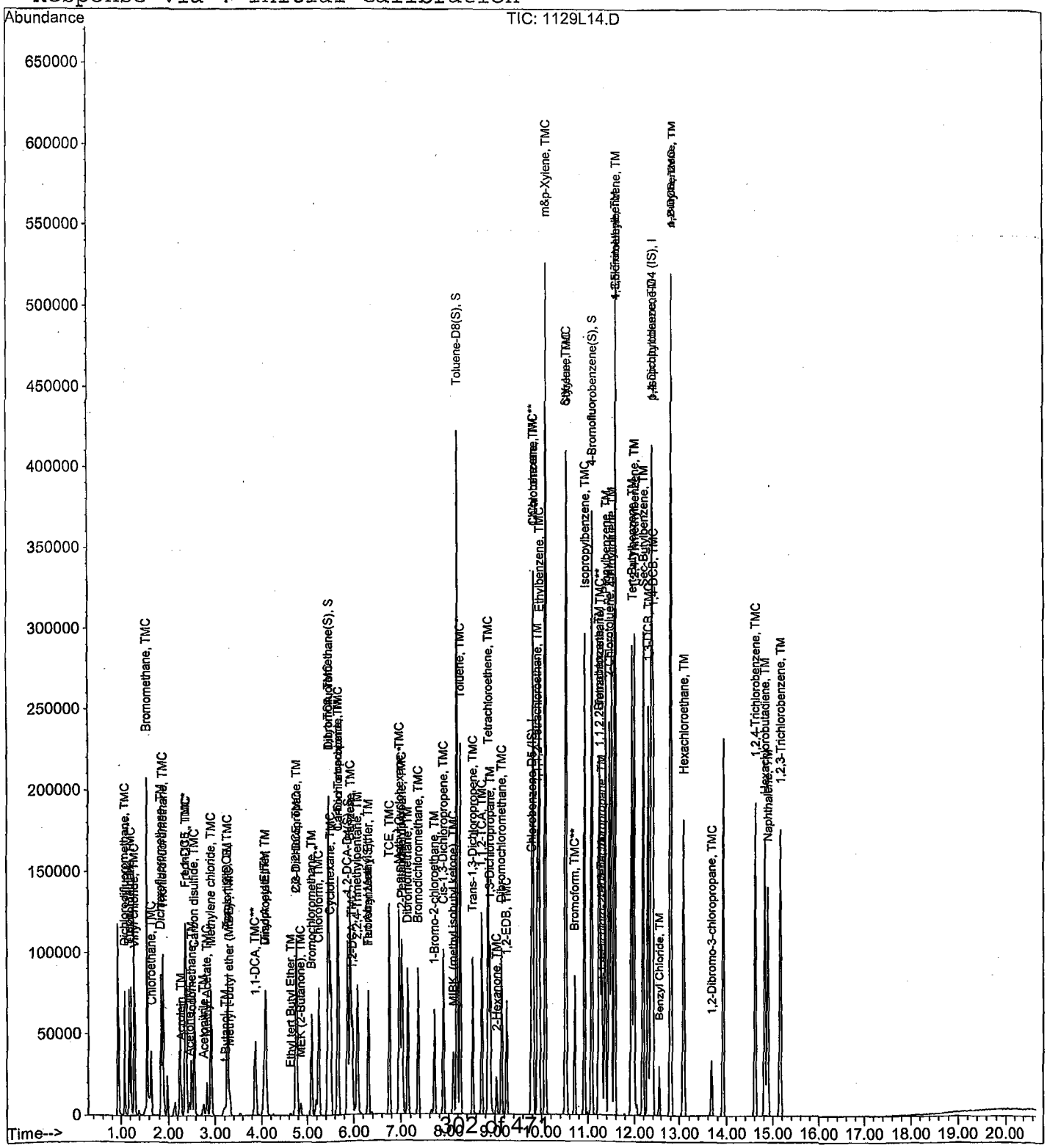

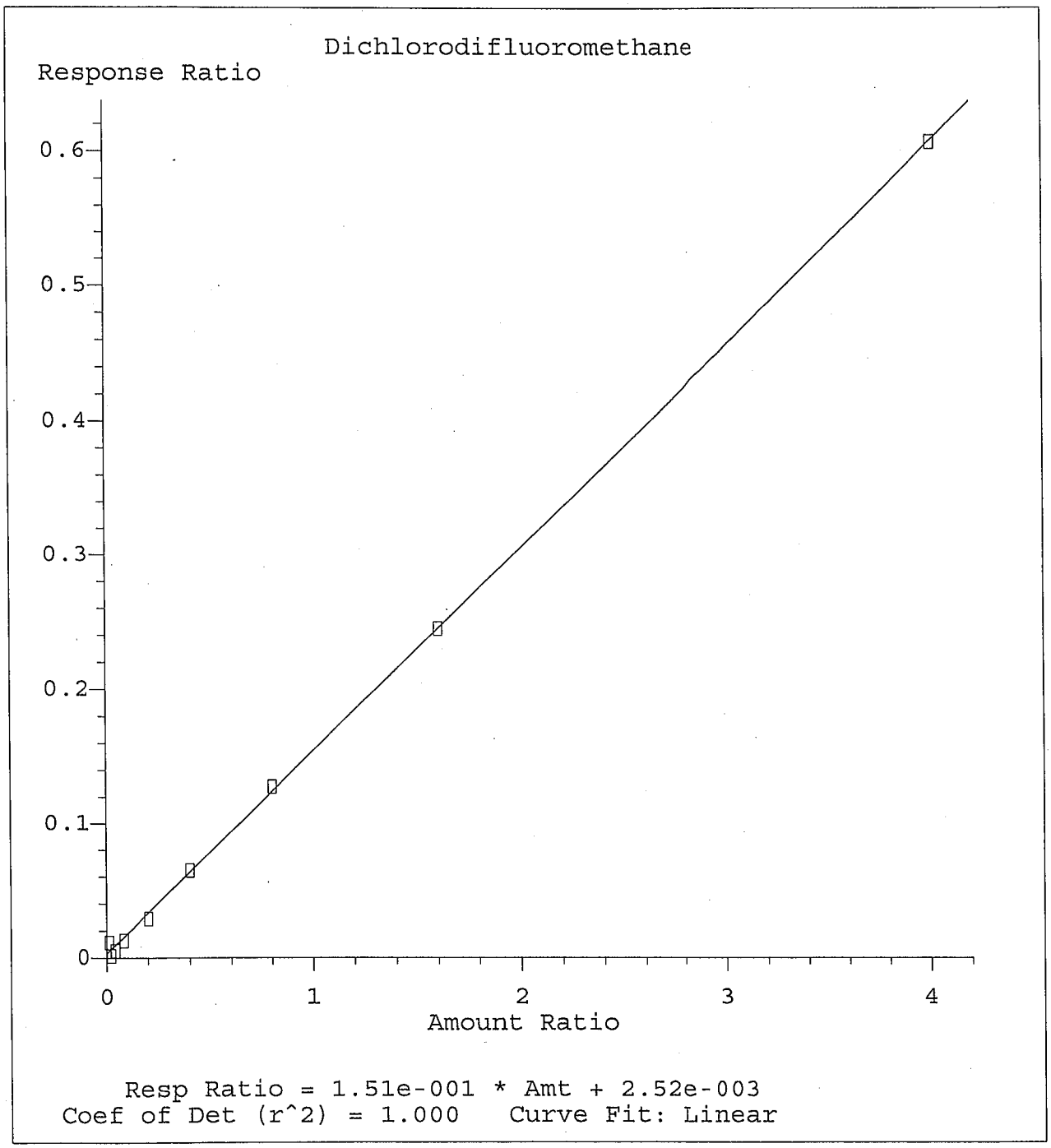

Method Name: M:\LOKI\DATA\211129\L1129W.M
Calibration Table Last Updated: Tue Nov 30 10:12:54 2021

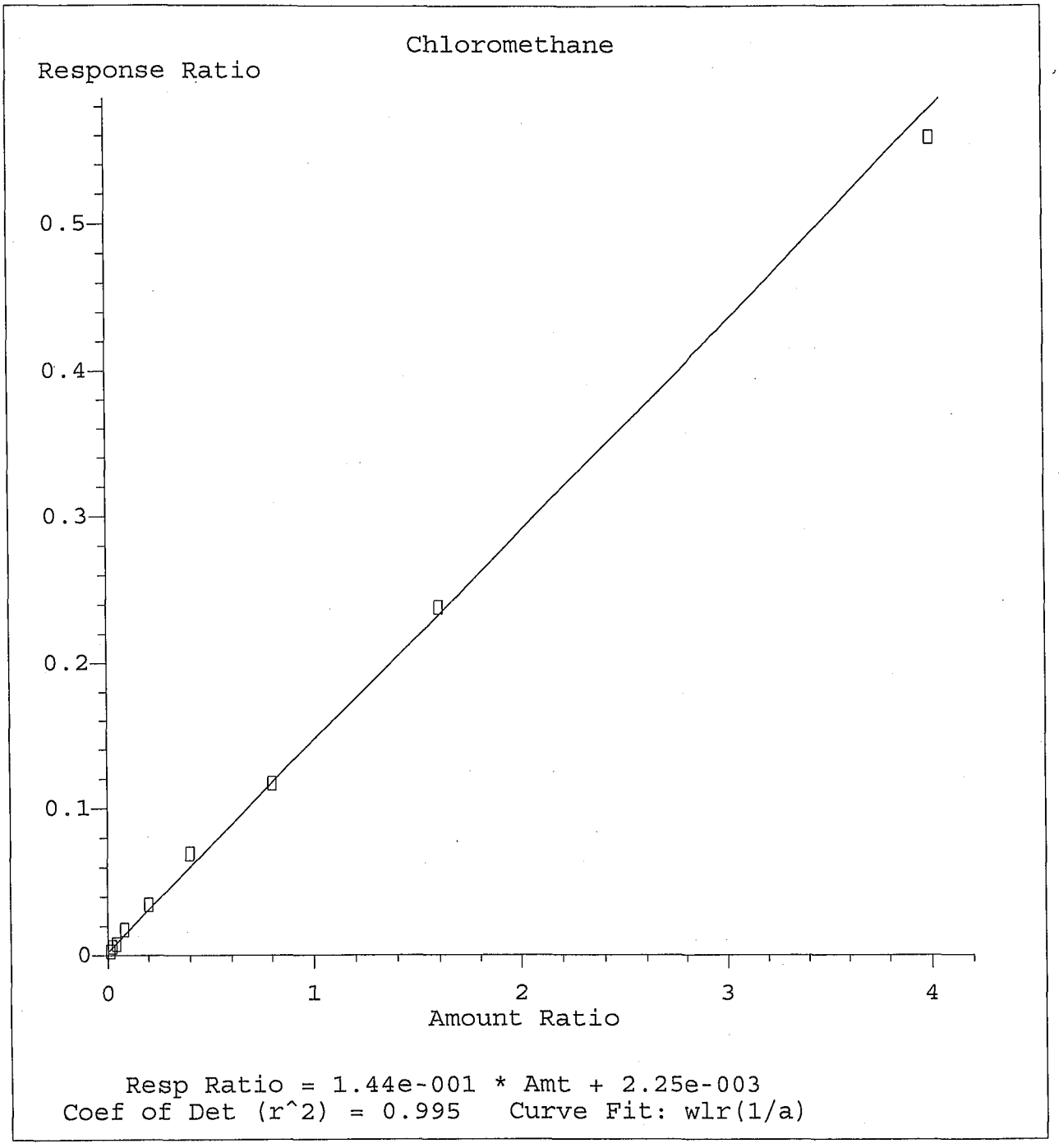

Method Name: M:\LOKI\DATA\211129\L1129W.M
Calibration Table Last Updated: Tue Nov 30 10:12:54 2021

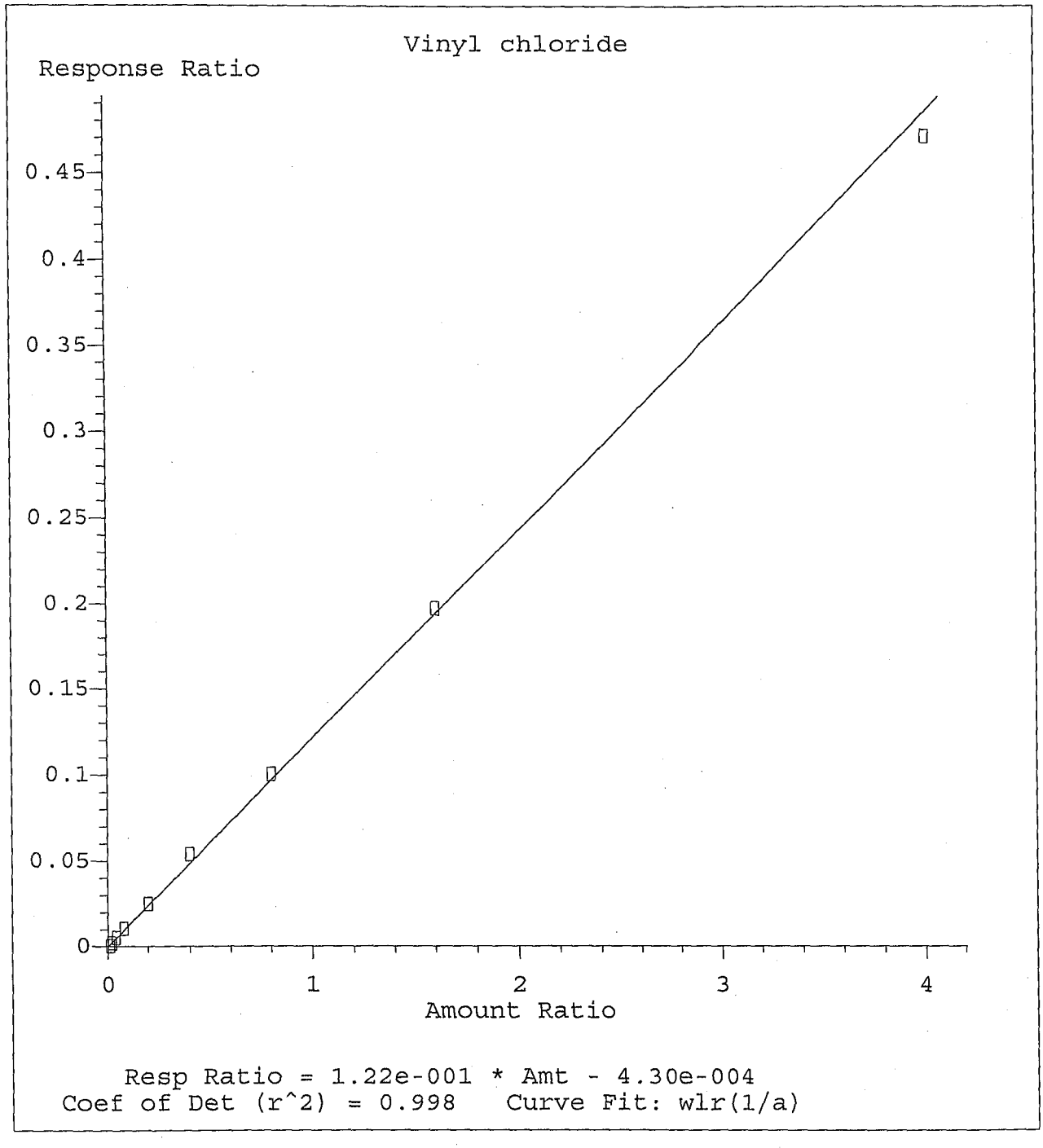

Method Name: M:\LOKI\DATA\211129\L1129W.M
Calibration Table Last Updated: Tue Nov 30 10:12:54 2021

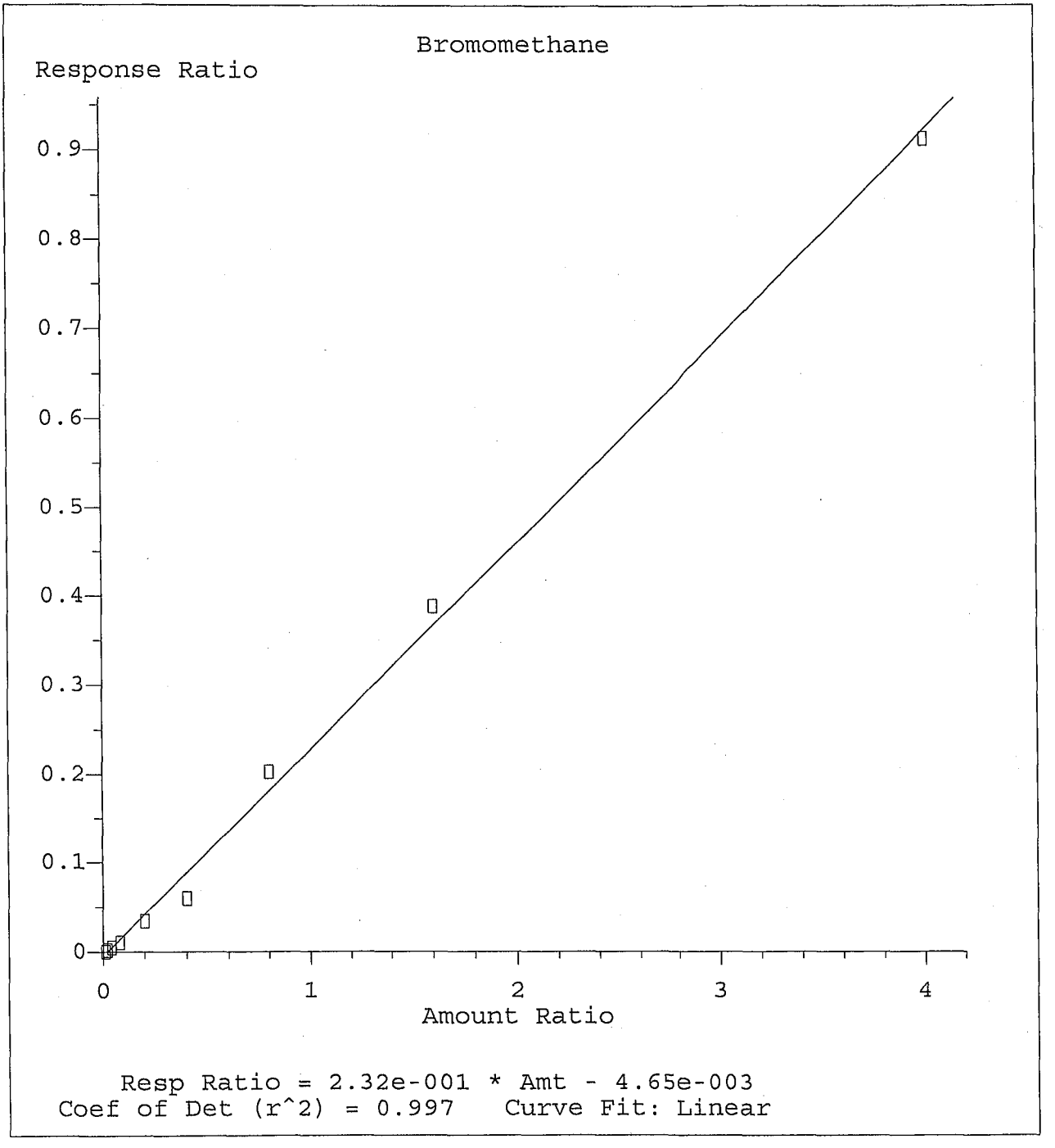

Method Name: M:\LOKI\DATA\211129\L1129W.M
Calibration Table Last Updated: Tue Nov 30 10:12:54 2021

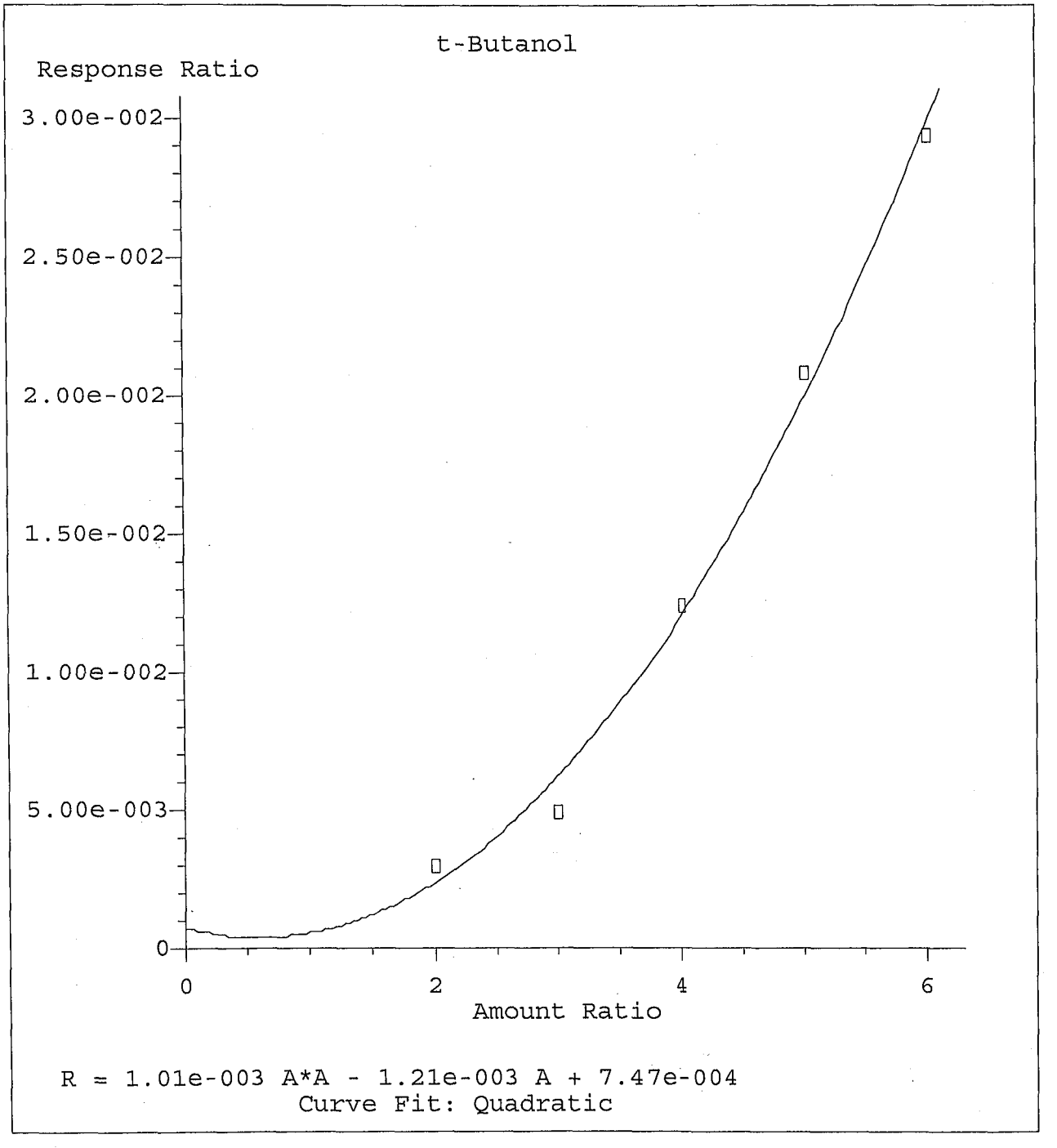

Method Name: M:\LOKI\DATA\211129\L1129W.M
Calibration Table Last Updated: Tue Nov 30 10:12:54 2021

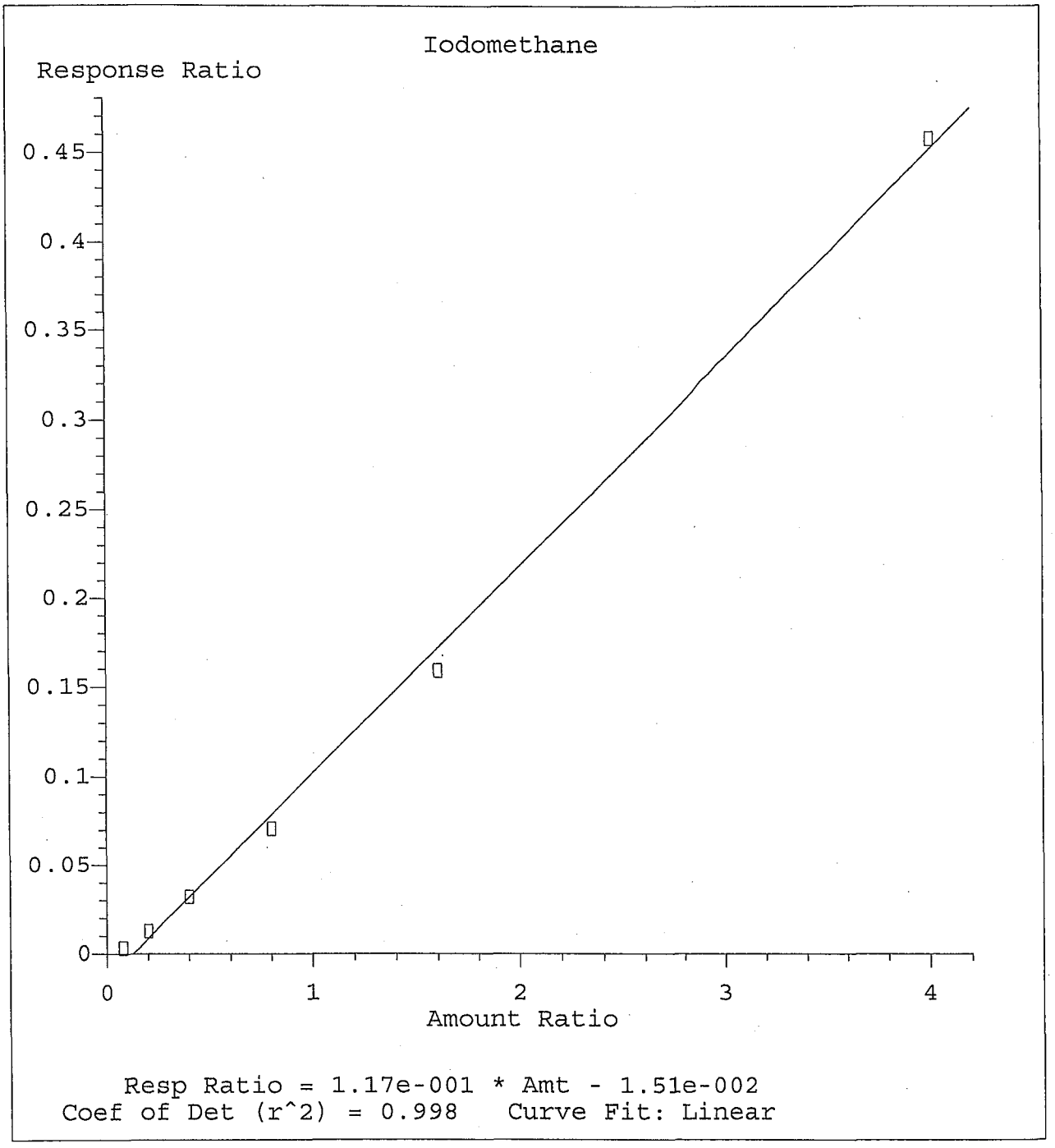

Method Name: M:\LOKI\DATA\211129\L1129W.M
Calibration Table Last Updated: Tue Nov 30 10:12:54 2021

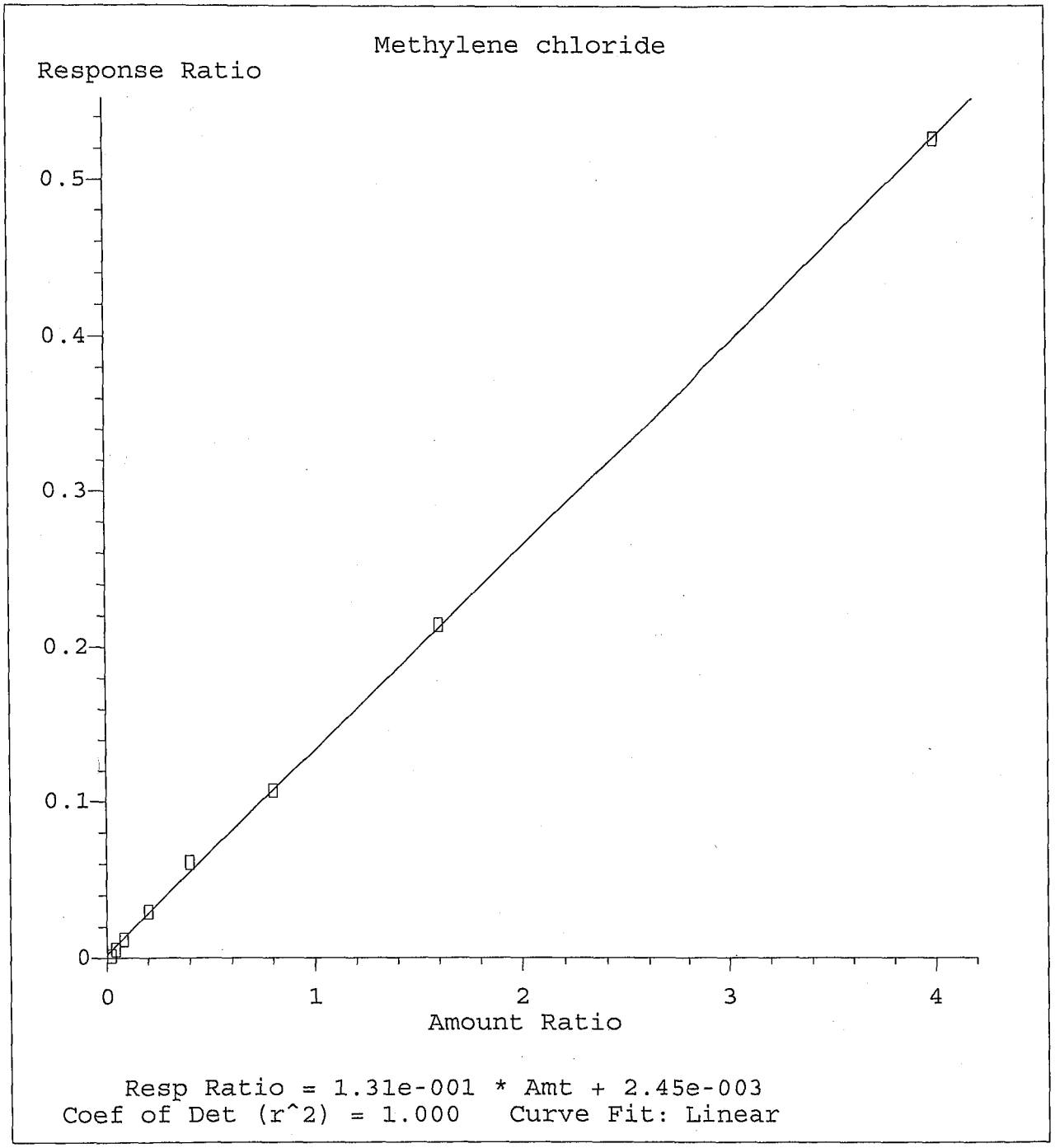

Method Name: M:\LOKI\DATA\211129\L1129W.M
Calibration Table Last Updated: Tue Nov 30 10:12:54 2021

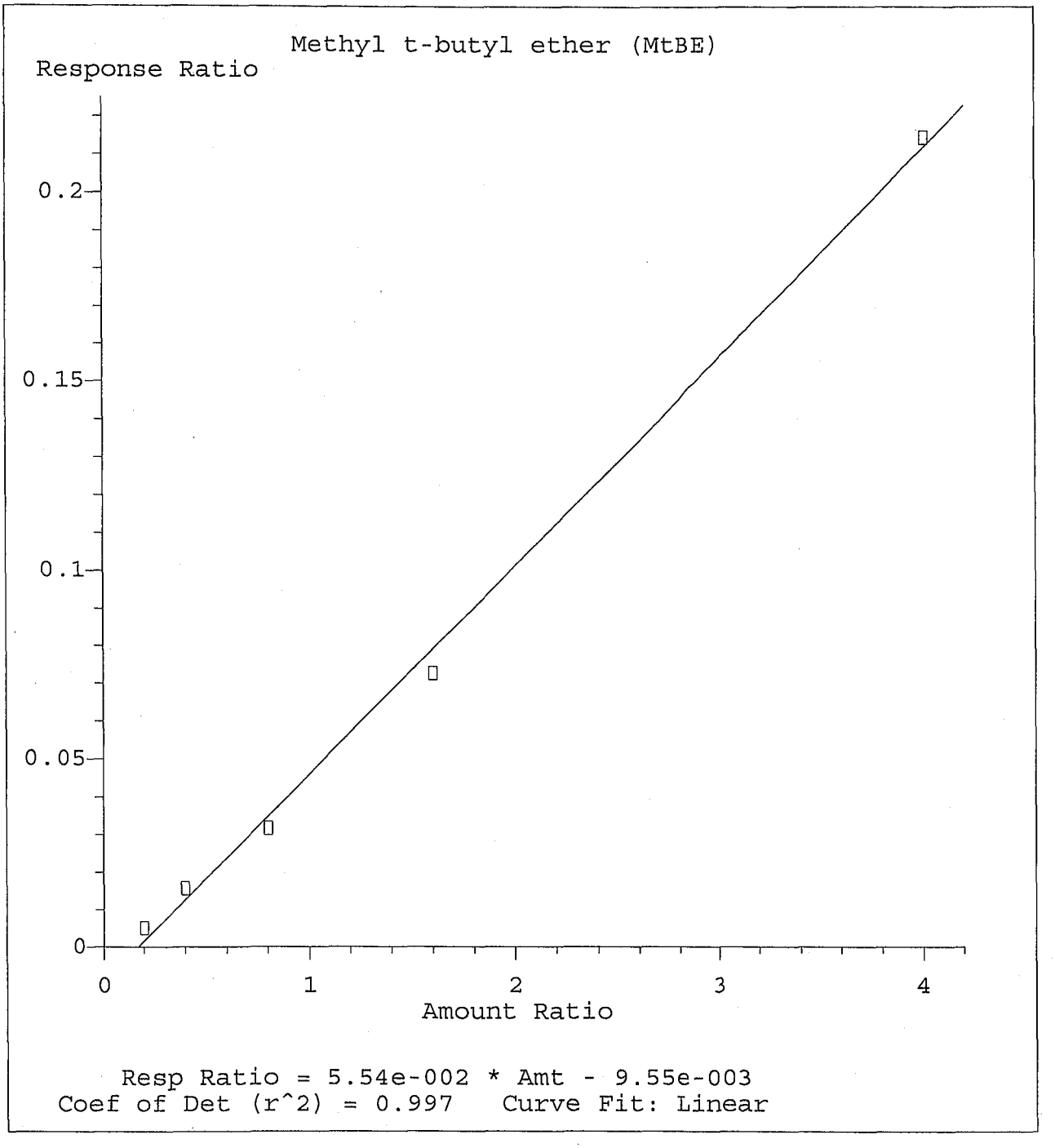

Method Name: M:\LOKI\DATA\211129\L1129W.M
Calibration Table Last Updated: Tue Nov 30 10:12:54 2021

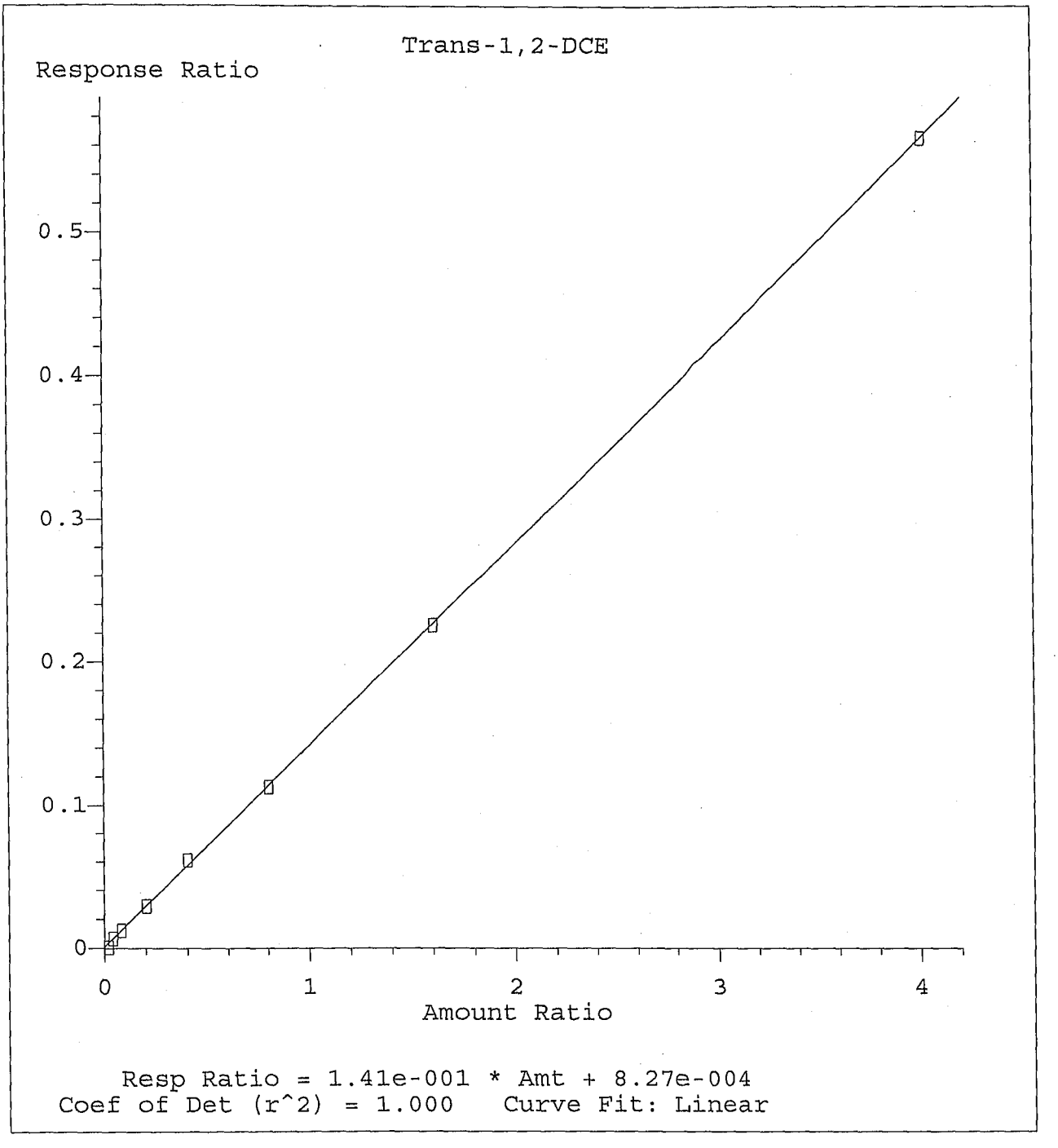

Method Name: M:\LOKI\DATA\211129\L1129W.M
Calibration Table Last Updated: Tue Nov 30 10:12:54 2021

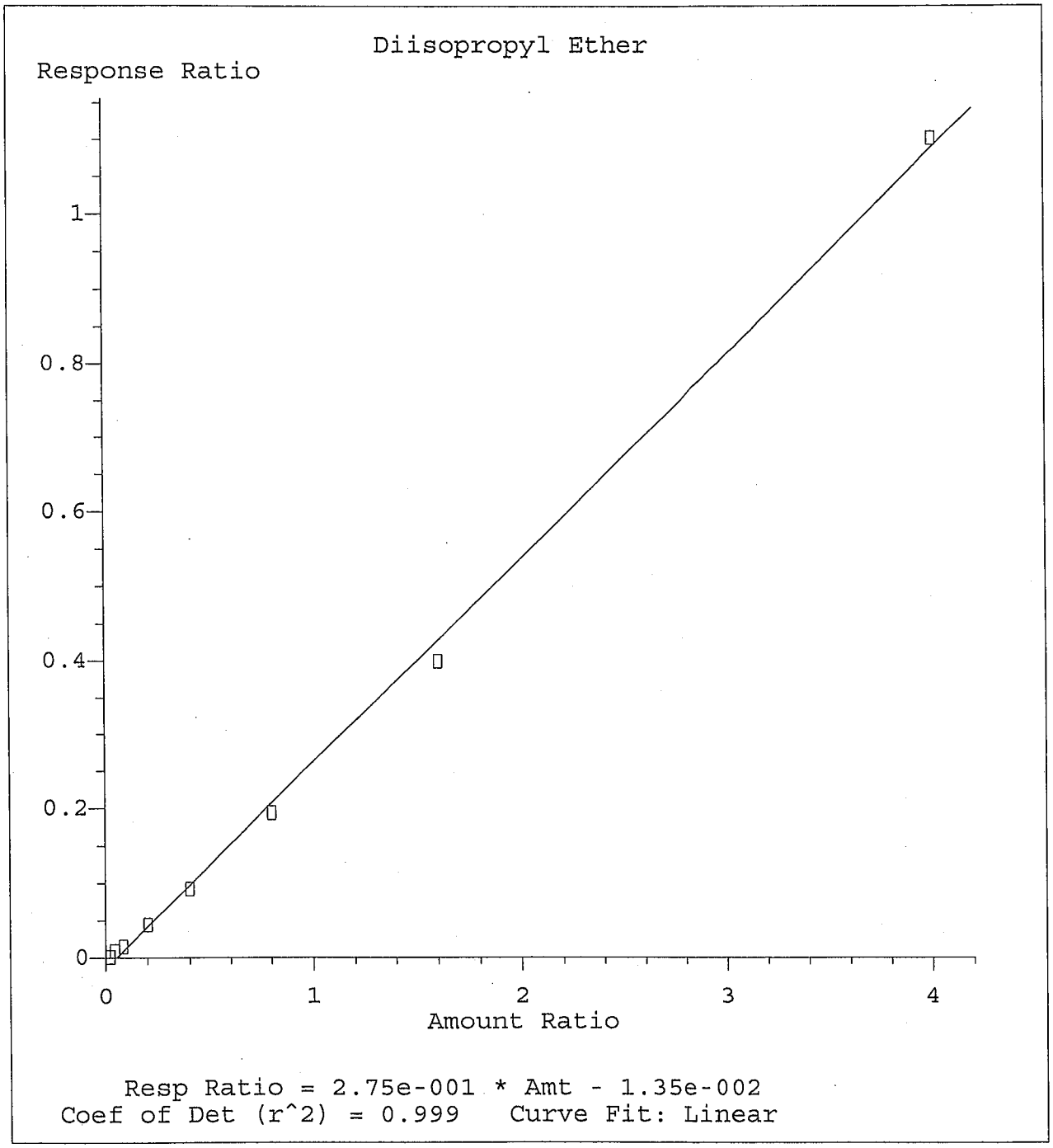

Method Name: M:\LOKI\DATA\211129\L1129W.M
Calibration Table Last Updated: Tue Nov 30 10:12:54 2021

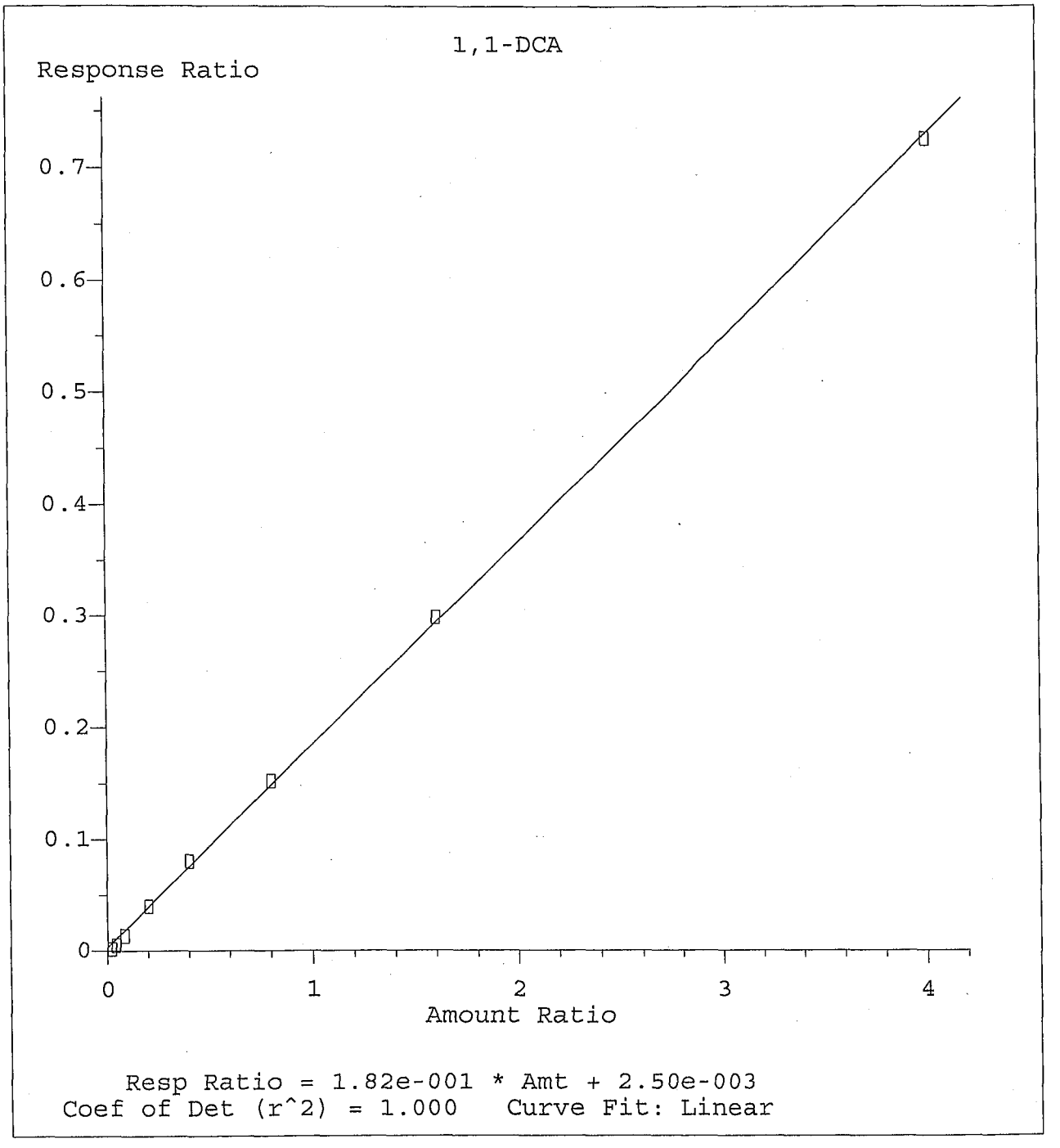

Method Name: M:\LOKI\DATA\211129\L1129W.M
Calibration Table Last Updated: Tue Nov 30 10:12:54 2021

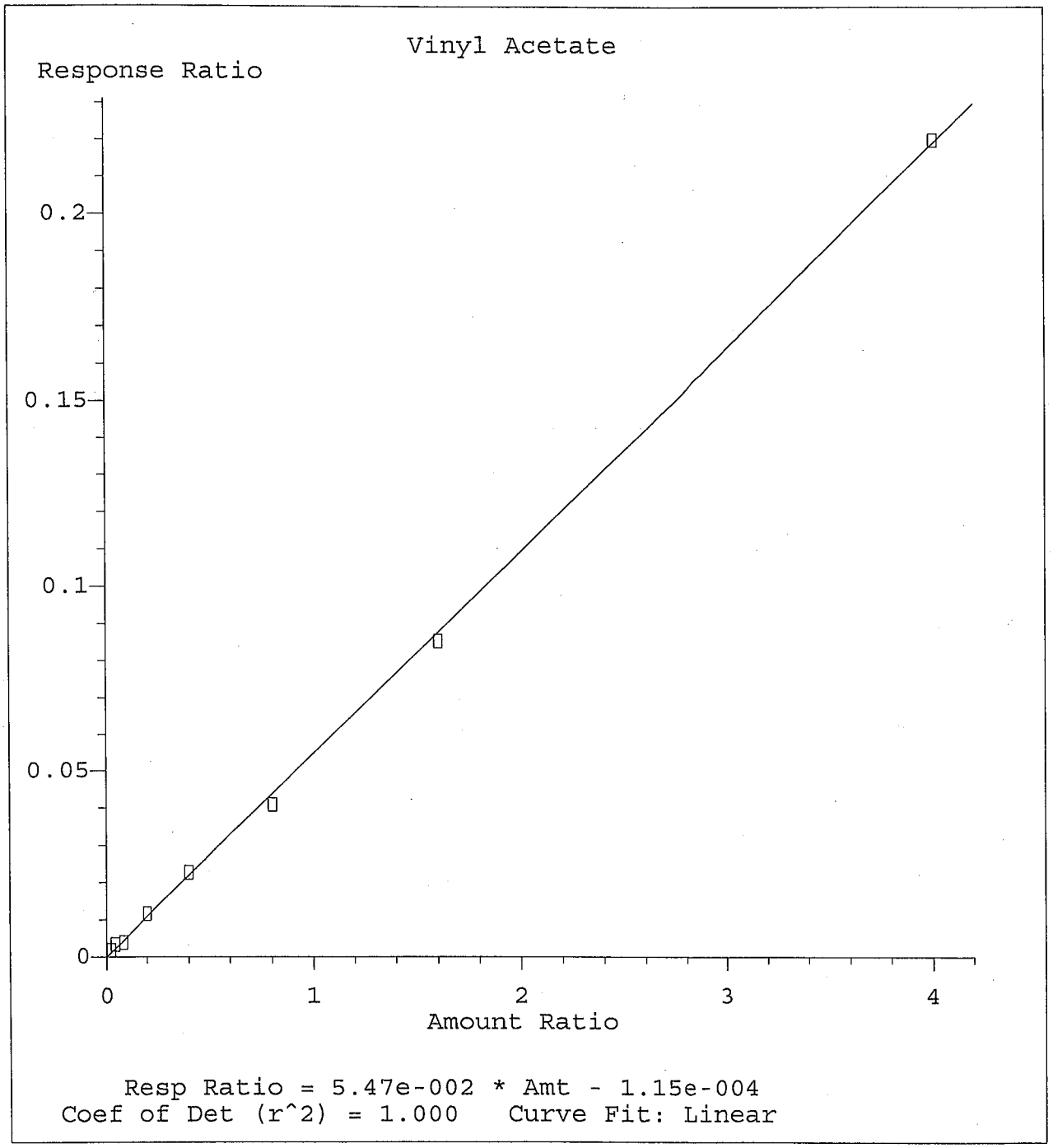

Method Name: M:\LOKI\DATA\211129\L1129W.M
Calibration Table Last Updated: Tue Nov 30 10:12:54 2021

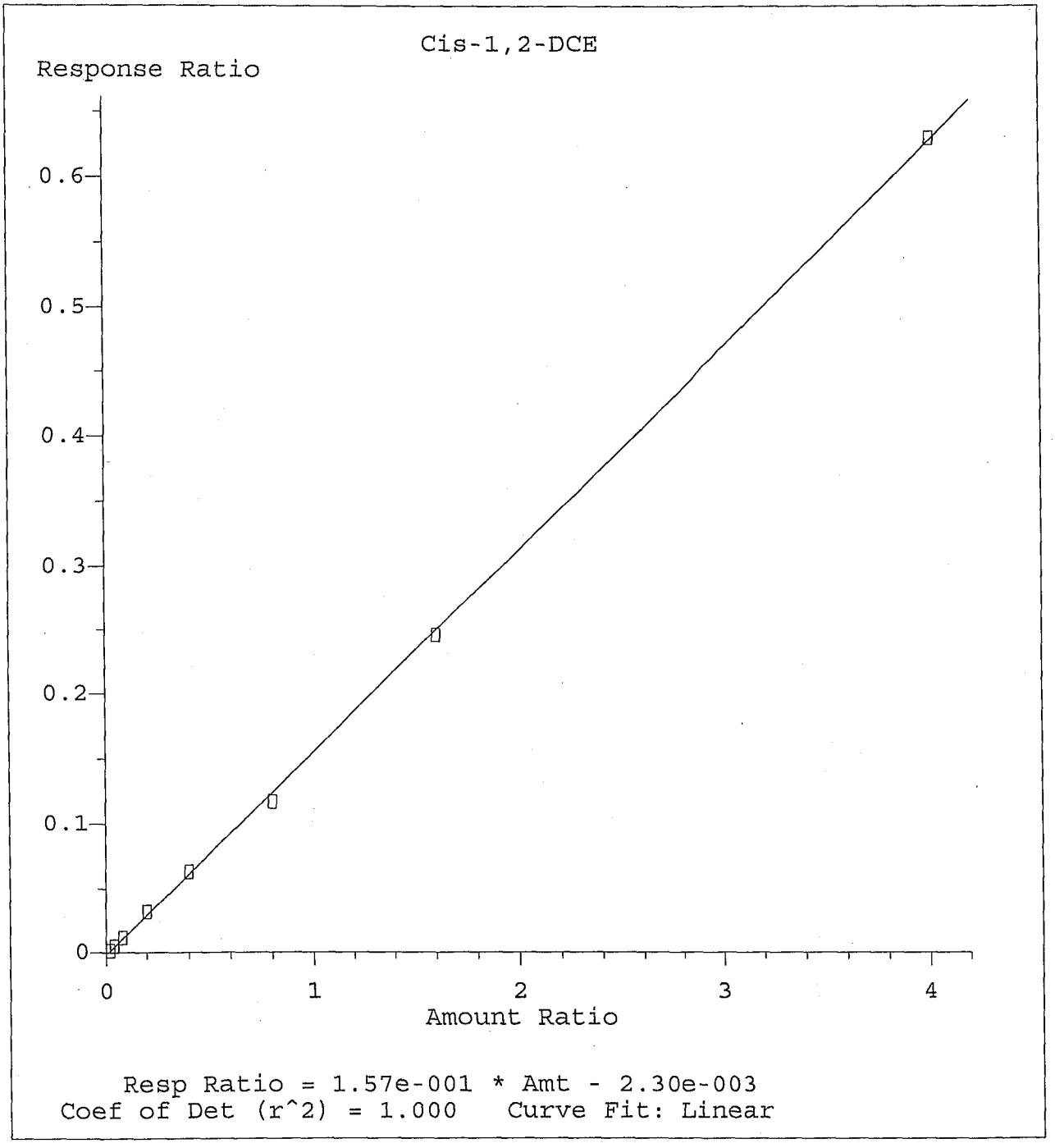

Method Name: M:\LOKI\DATA\211129\L1129W.M
Calibration Table Last Updated: Tue Nov 30 10:12:54 2021

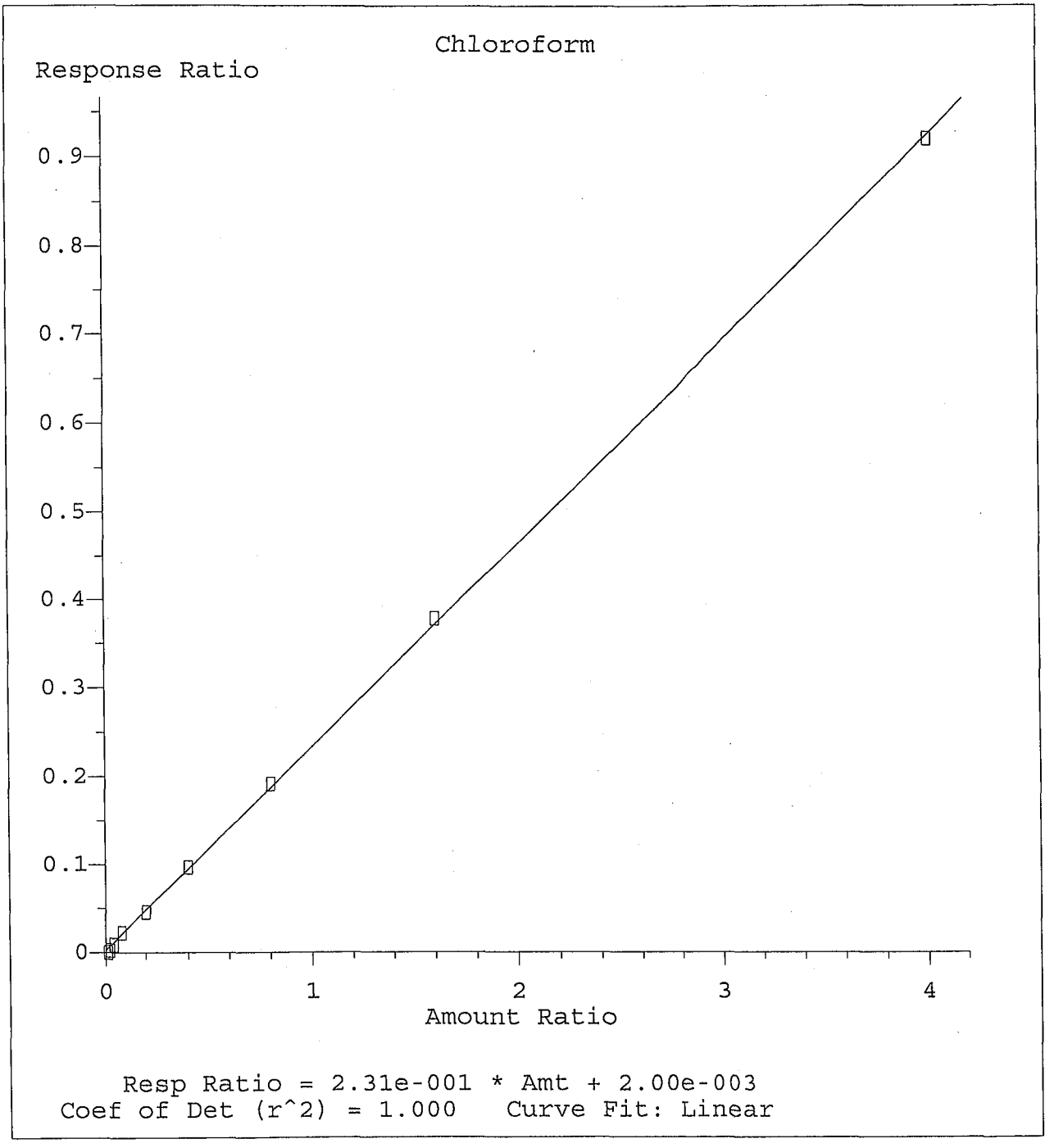

Method Name: M:\LOKI\DATA\211129\L1129W.M
Calibration Table Last Updated: Tue Nov 30 10:12:54 2021

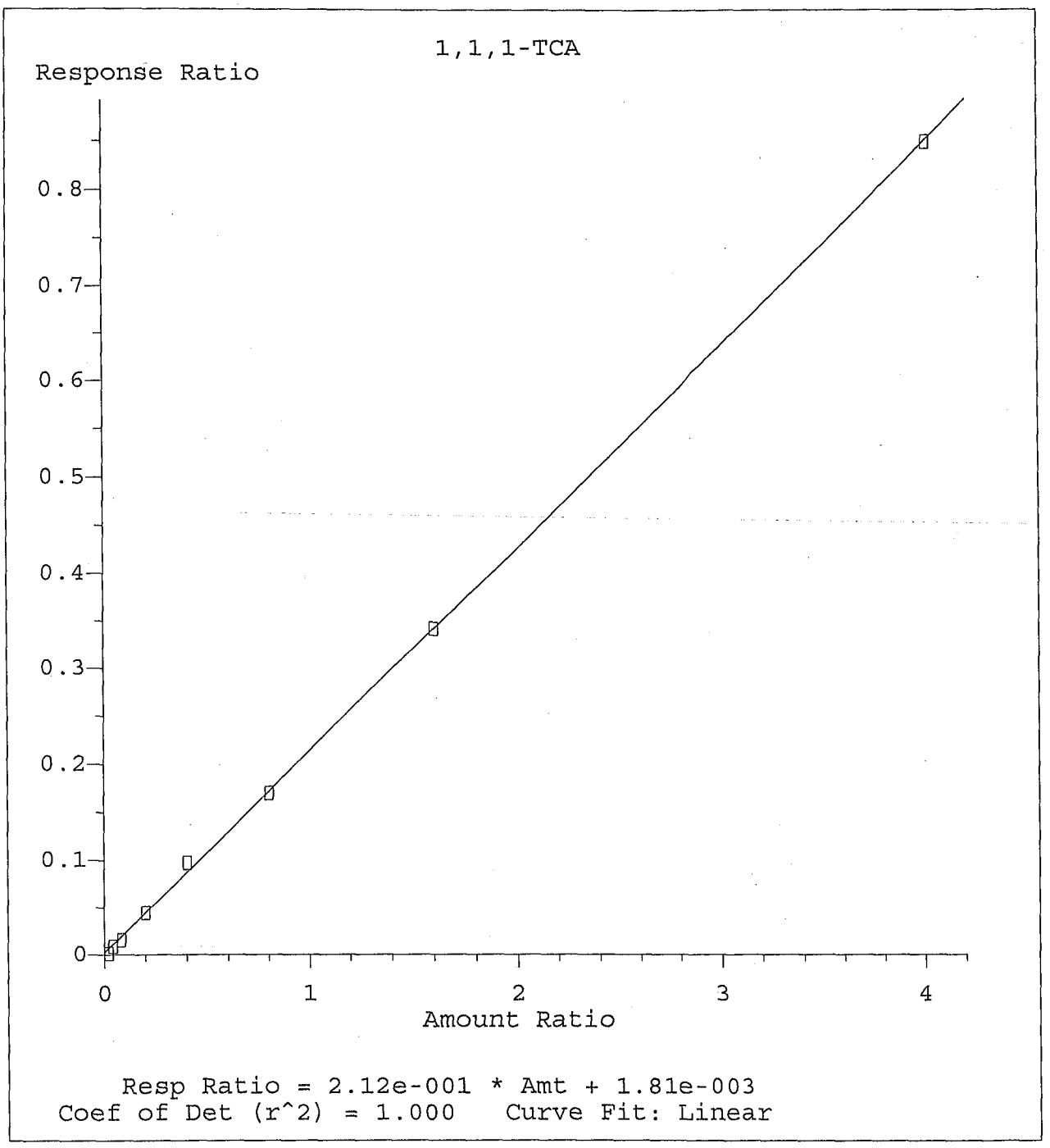

Method Name: M:\LOKI\DATA\211129\L1129W.M
Calibration Table Last Updated: Tue Nov 30 10:12:54 2021

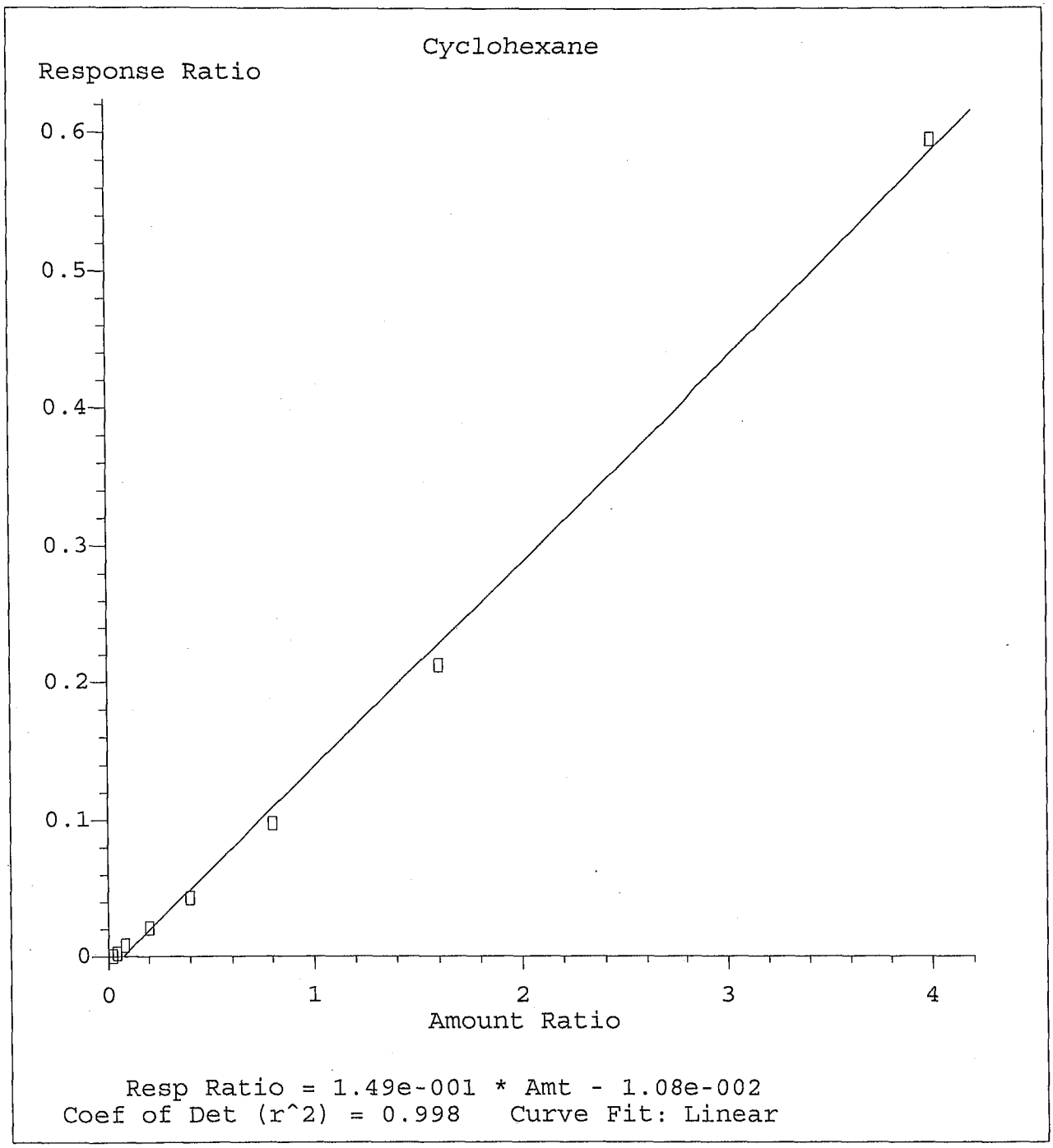

Method Name: M:\LOKI\DATA\211129\L1129W.M
Calibration Table Last Updated: Tue Nov 30 10:12:54 2021

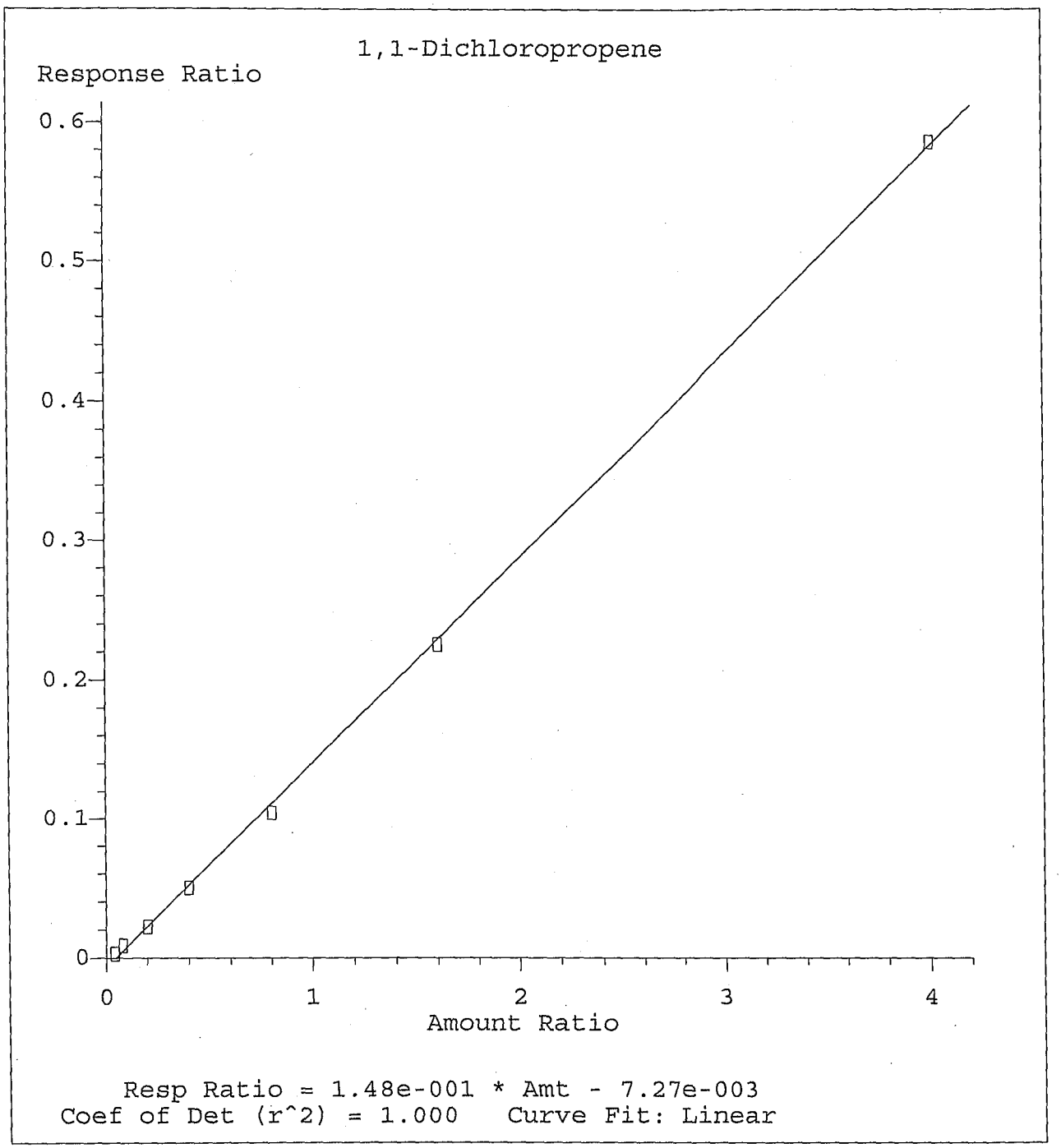

Method Name: M:\LOKI\DATA\211129\L1129W.M
Calibration Table Last Updated: Tue Nov 30 10:12:54 2021

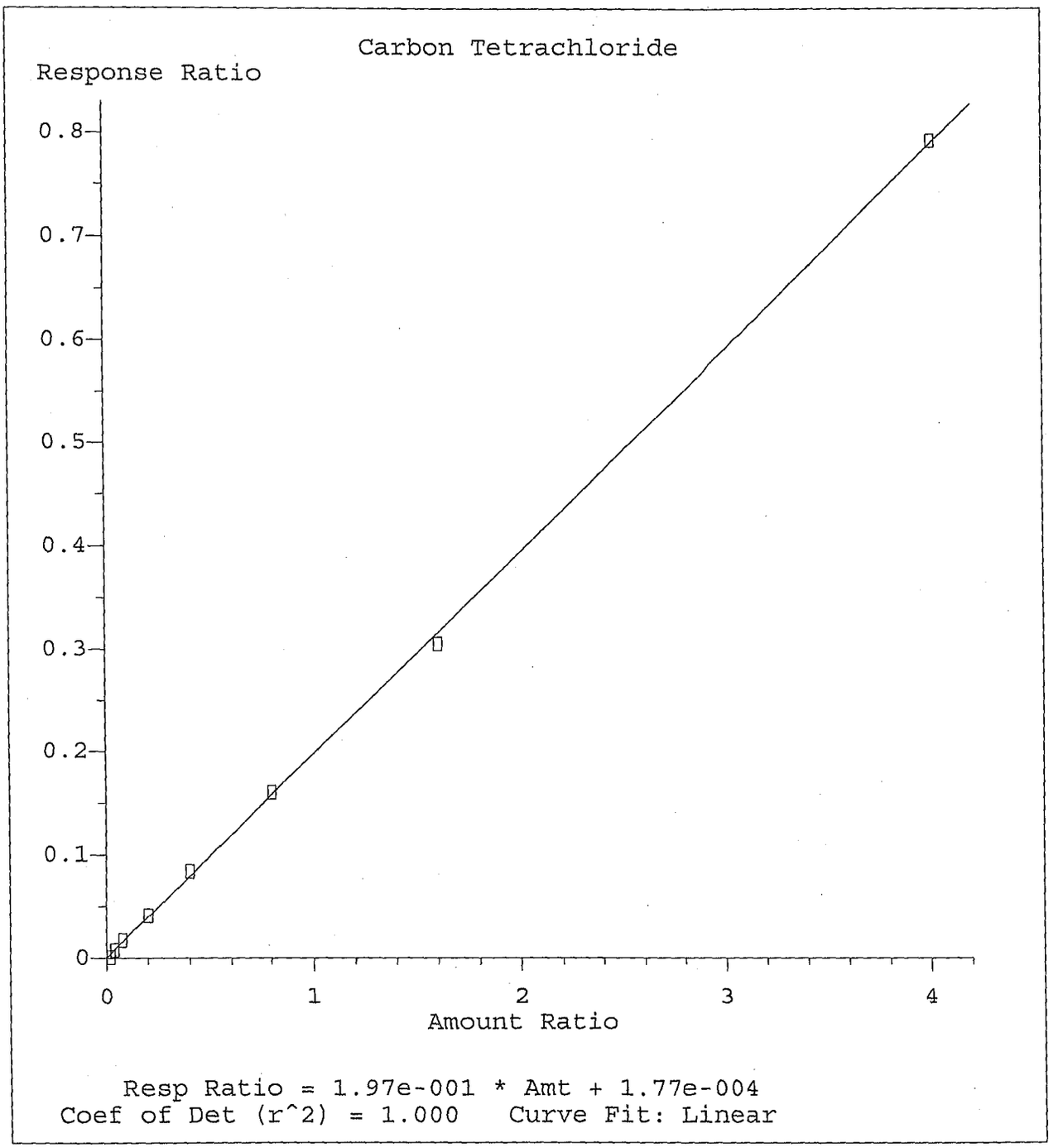

Method Name: M:\LOKI\DATA\211129\L1129W.M
Calibration Table Last Updated: Tue Nov 30 10:12:54 2021

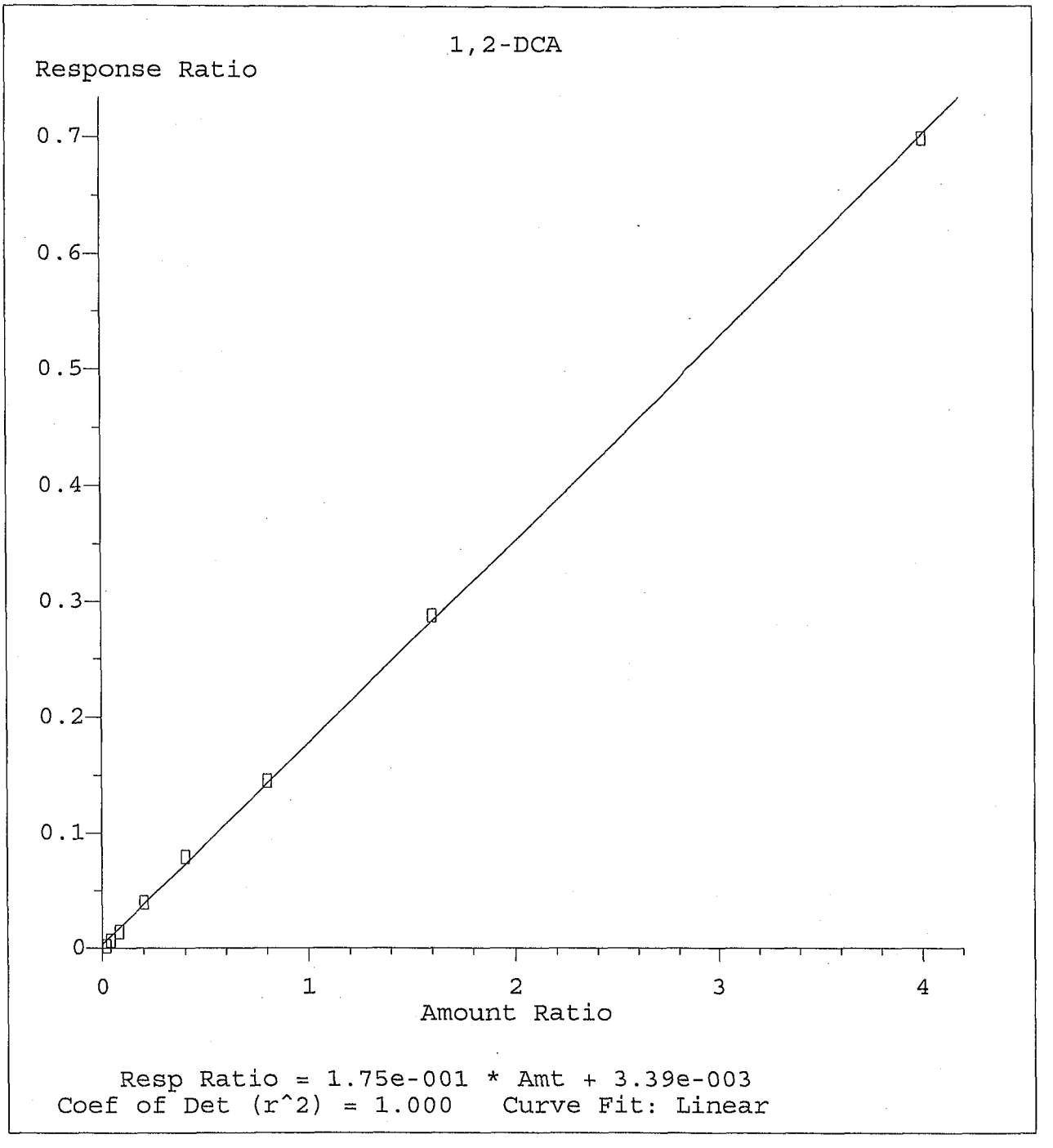

Method Name: M:\LOKI\DATA\211129\L1129W.M
Calibration Table Last Updated: Tue Nov 30 10:12:54 2021

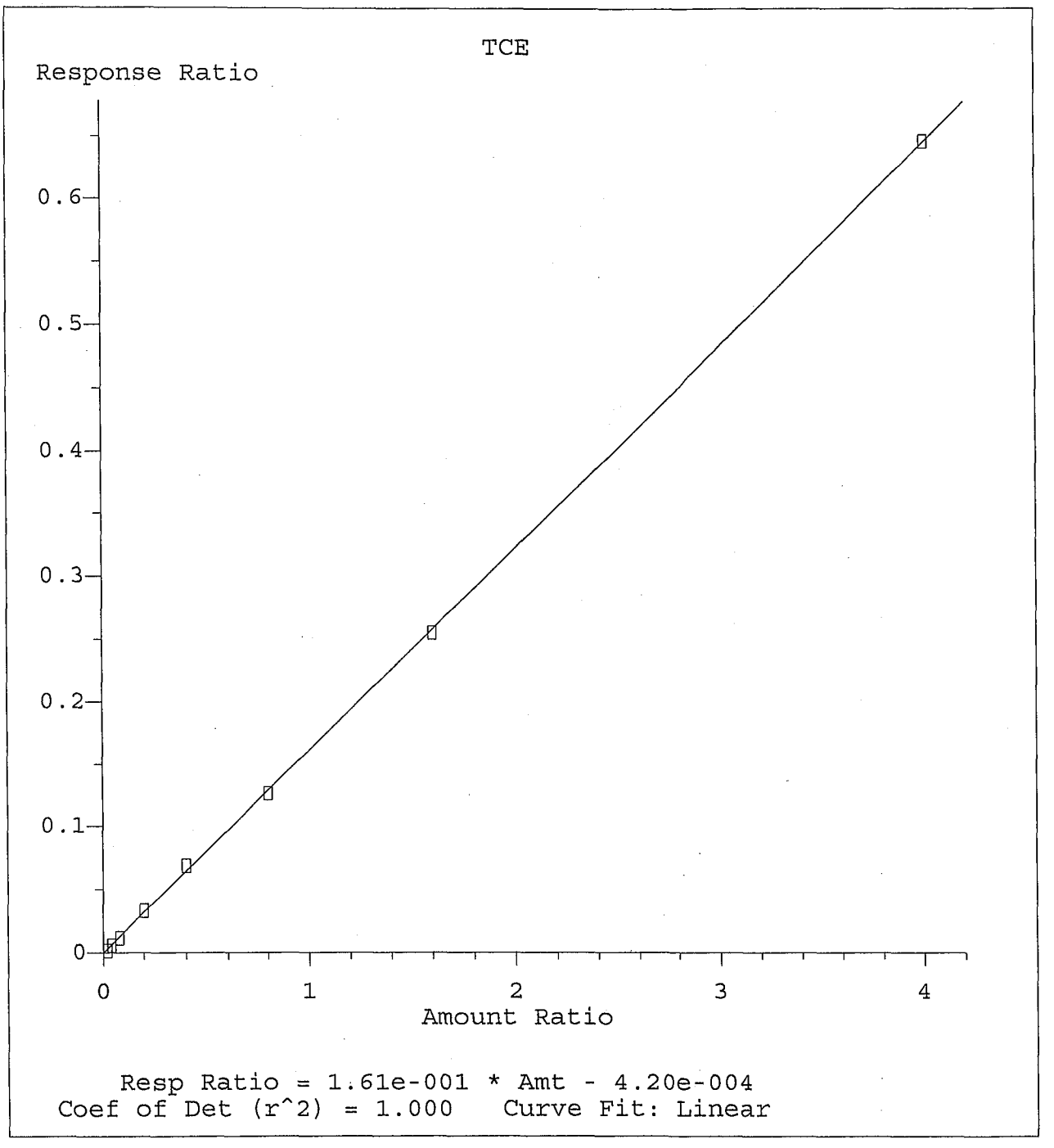

Method Name: M:\LOKI\DATA\211129\L1129W.M
Calibration Table Last Updated: Tue Nov 30 10:12:54 2021

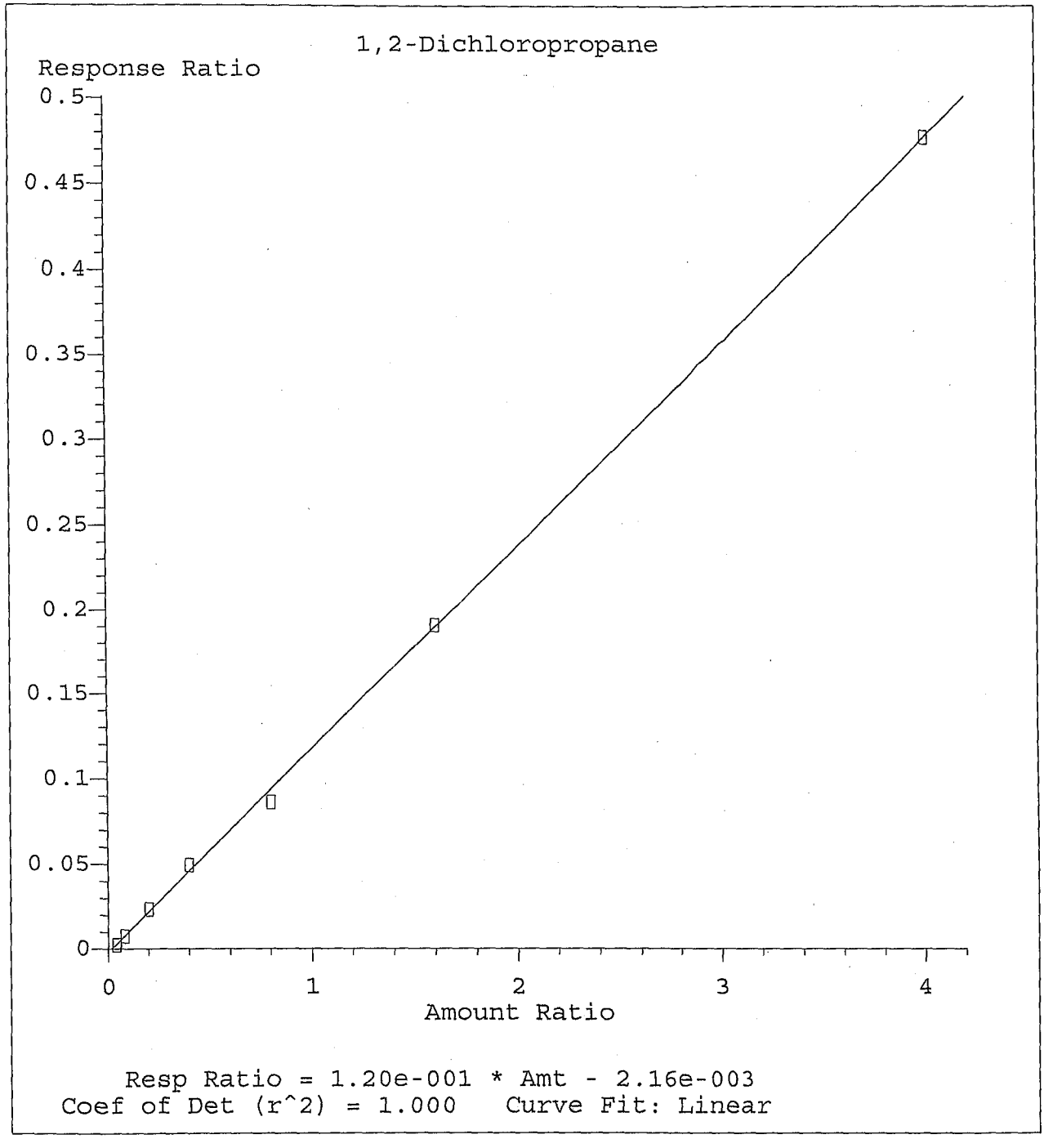

Method Name: M:\LOKI\DATA\211129\L1129W.M
Calibration Table Last Updated: Tue Nov 30 10:12:54 2021

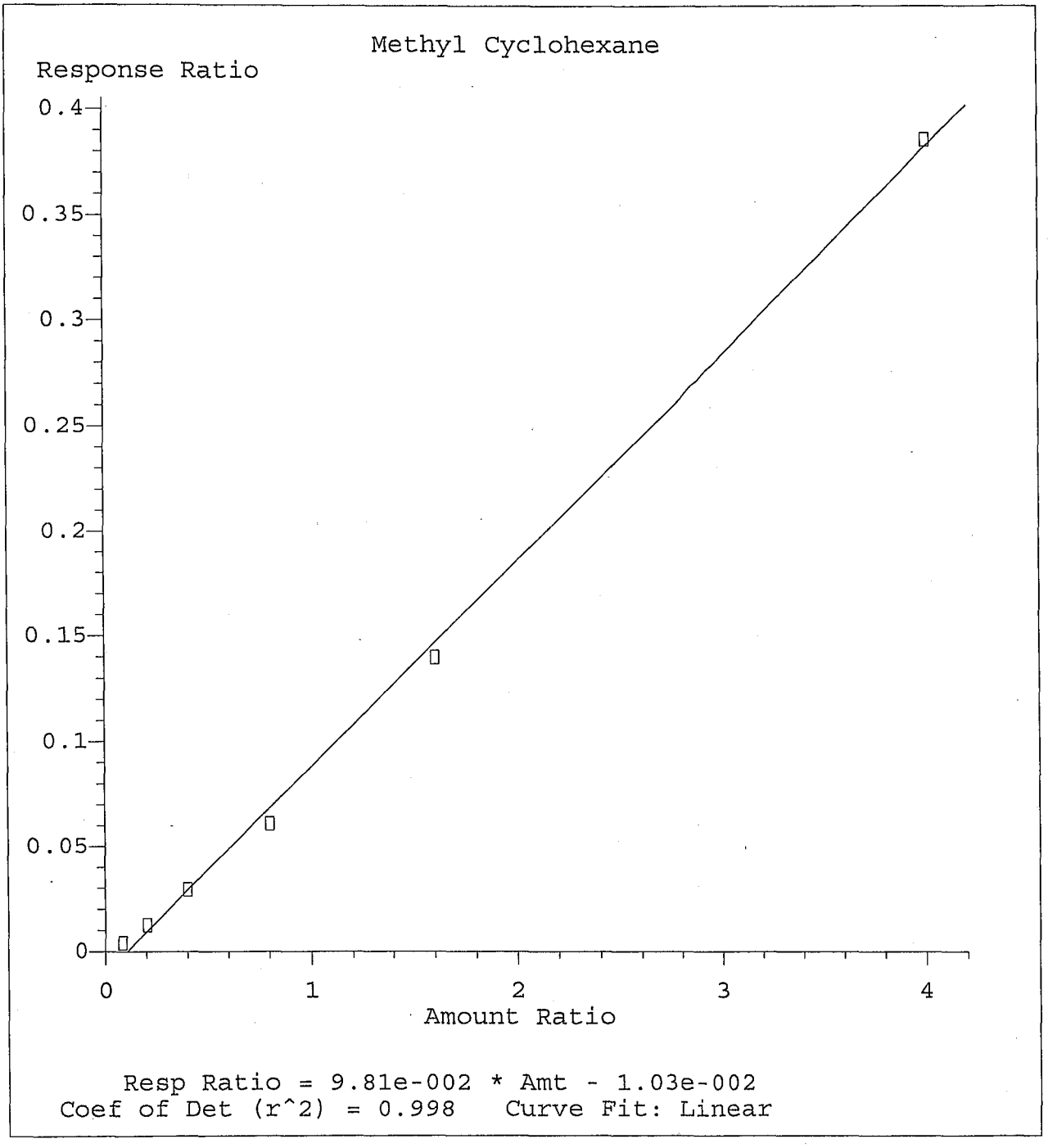

Method Name: M:\LOKI\DATA\211129\L1129W.M
Calibration Table Last Updated: Tue Nov 30 10:12:54 2021

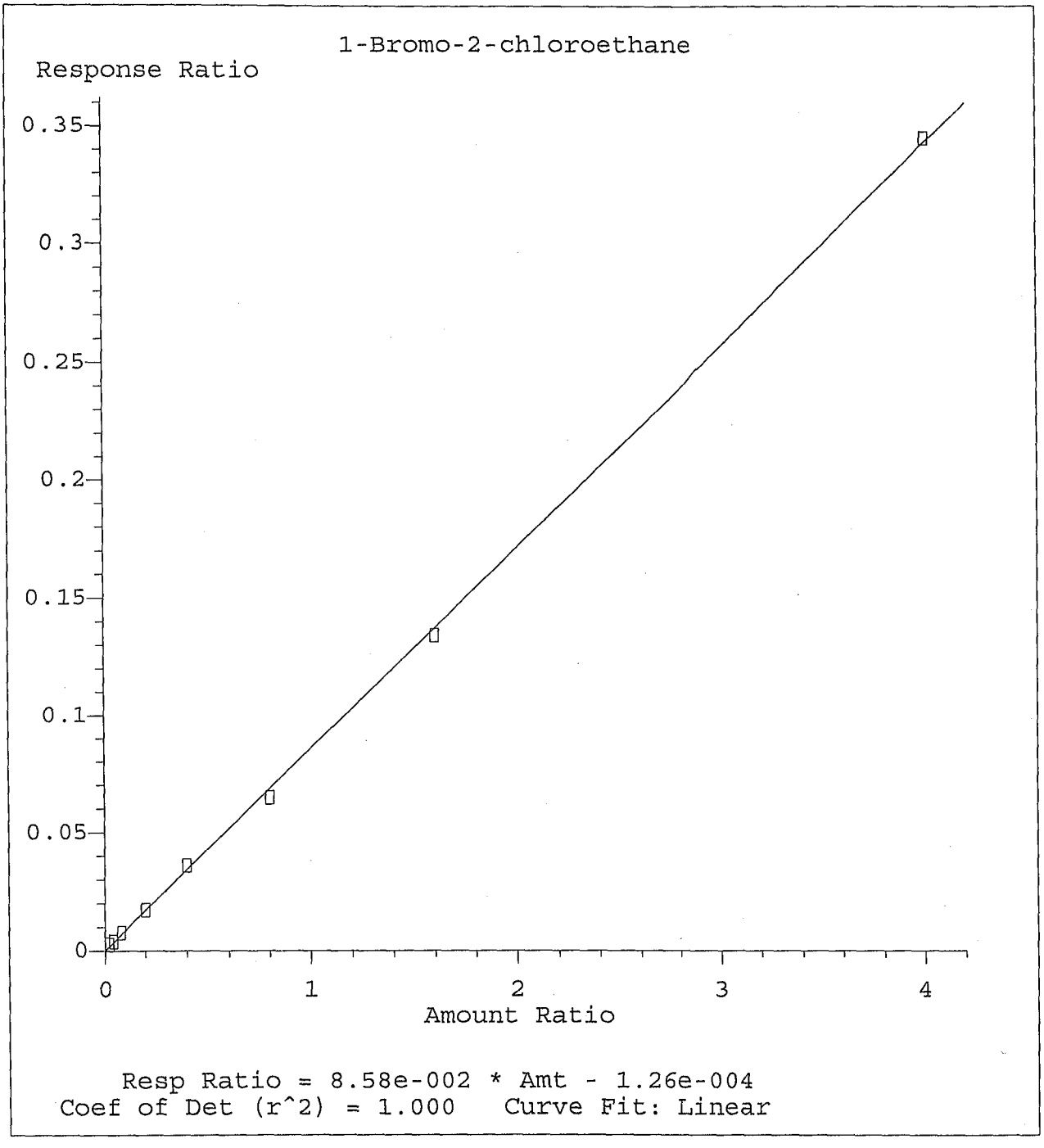

Method Name: M:\LOKI\DATA\211129\L1129W.M
Calibration Table Last Updated: Tue Nov 30 10:12:54 2021

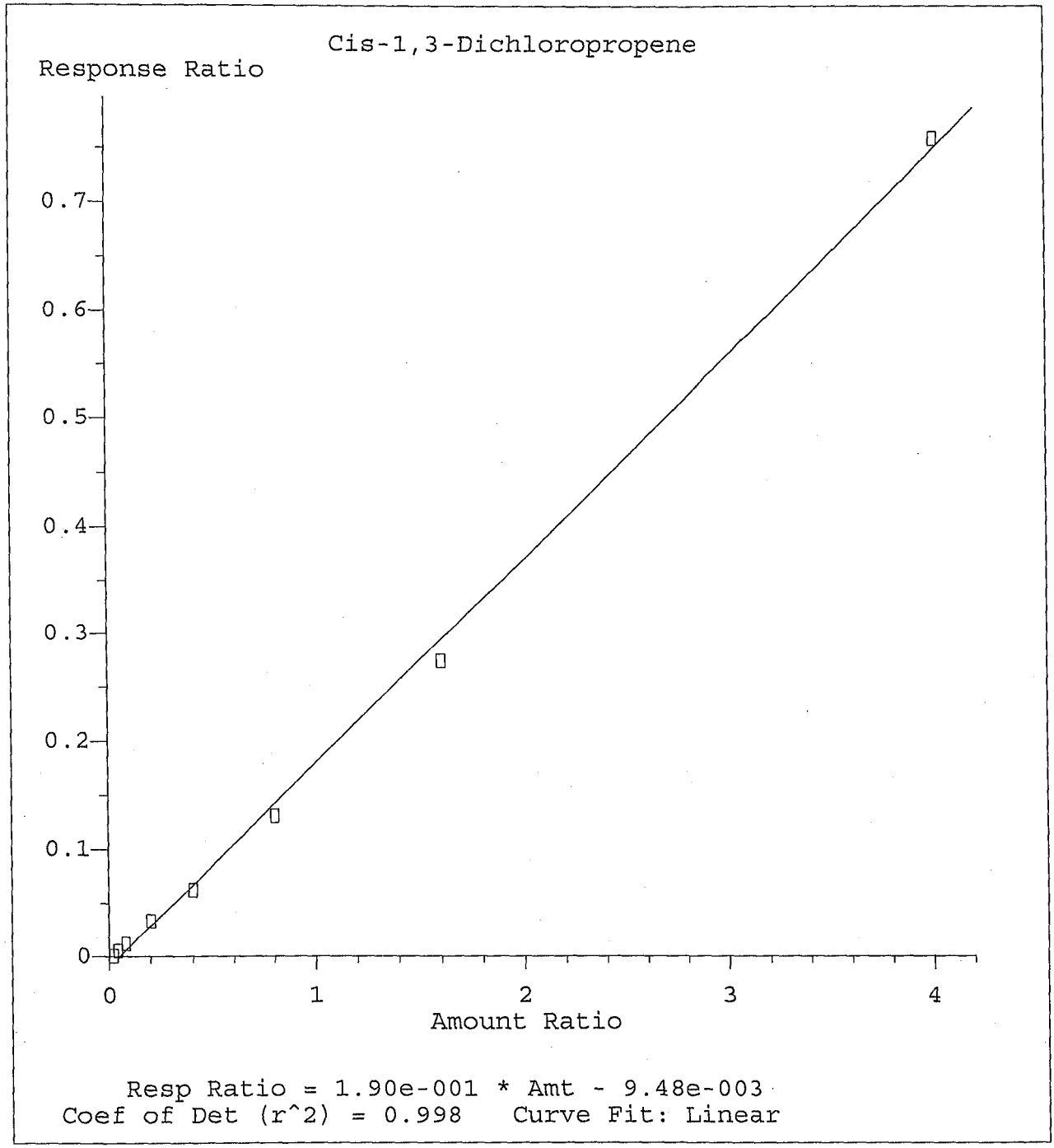

Method Name: M:\LOKI\DATA\211129\L1129W.M
Calibration Table Last Updated: Tue Nov 30 10:12:54 2021

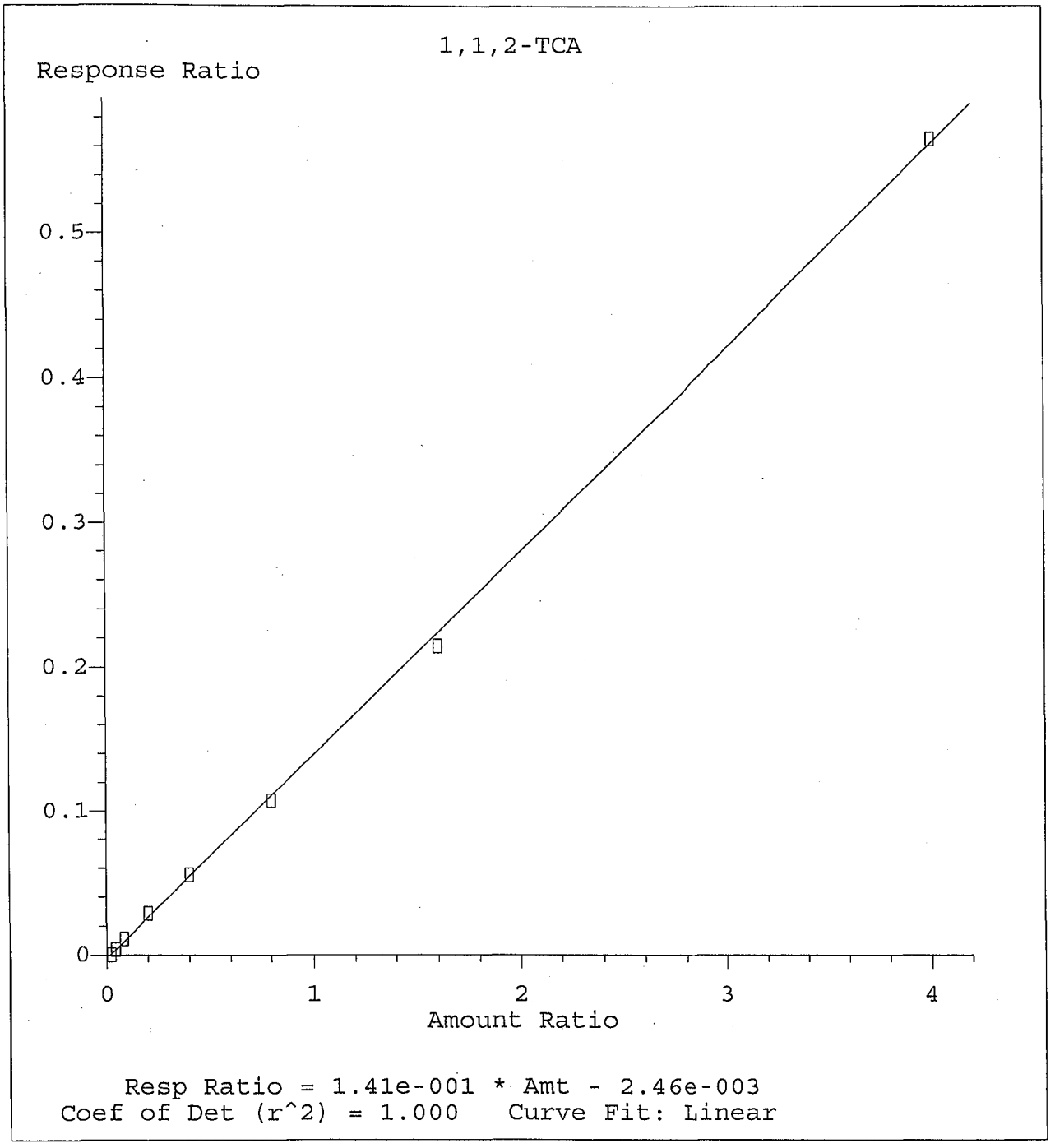

Method Name: M:\LOKI\DATA\211129\L1129W.M
Calibration Table Last Updated: Tue Nov 30 10:12:54 2021

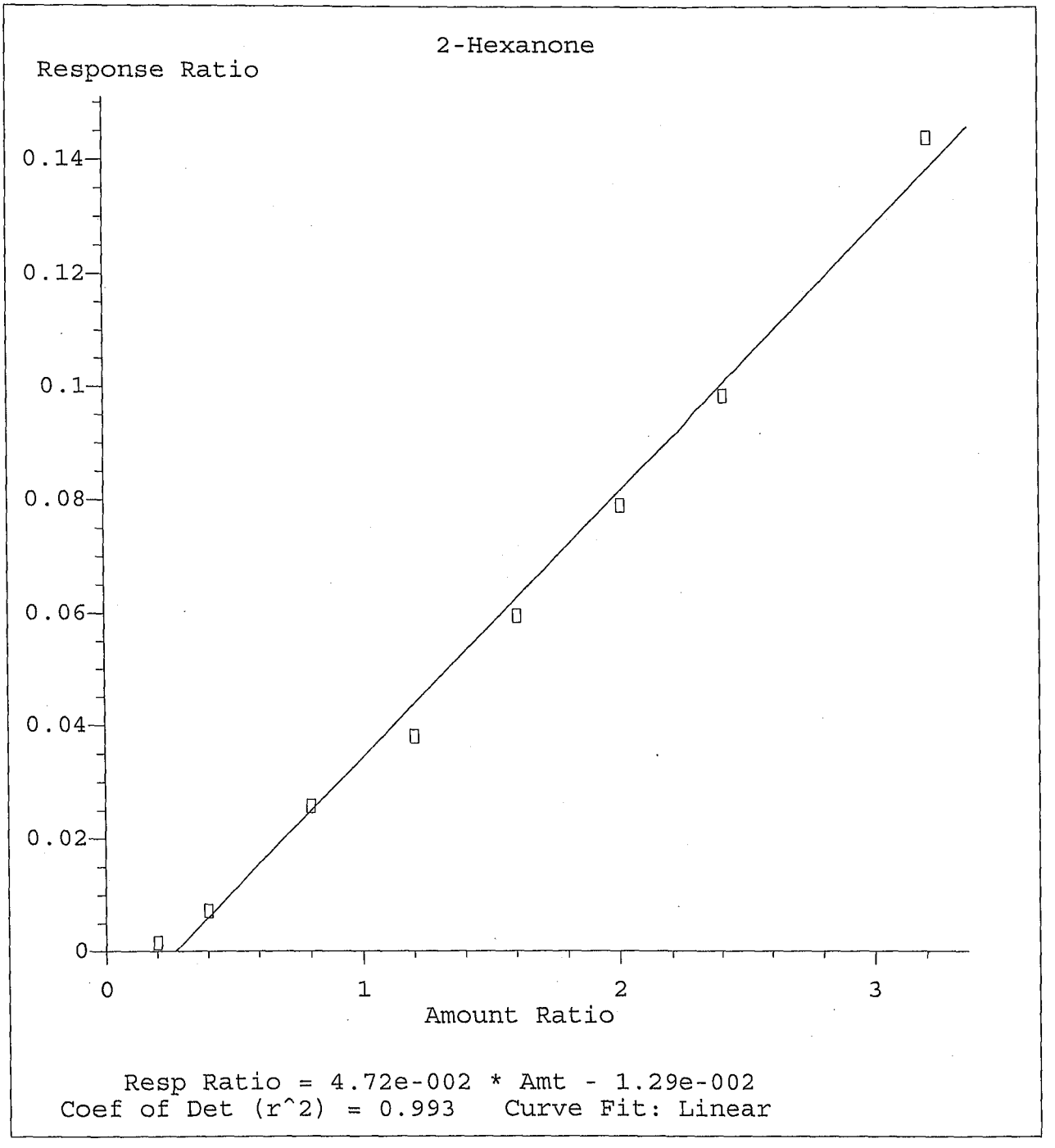

Method Name: M:\LOKI\DATA\211129\L1129W.M
Calibration Table Last Updated: Tue Nov 30 10:12:54 2021

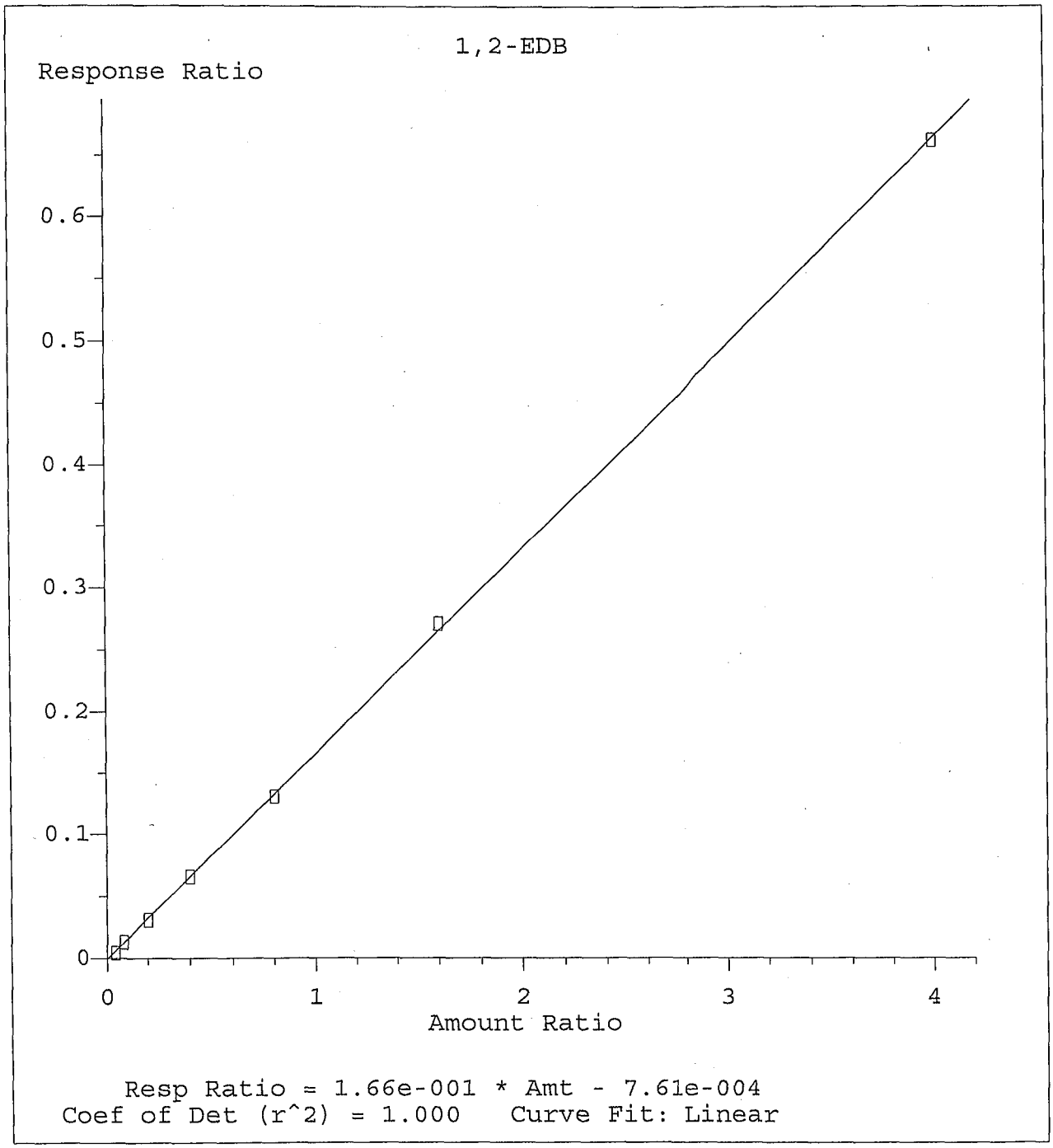

Method Name: M:\LOKI\DATA\211129\L1129W.M
Calibration Table Last Updated: Tue Nov 30 10:12:54 2021

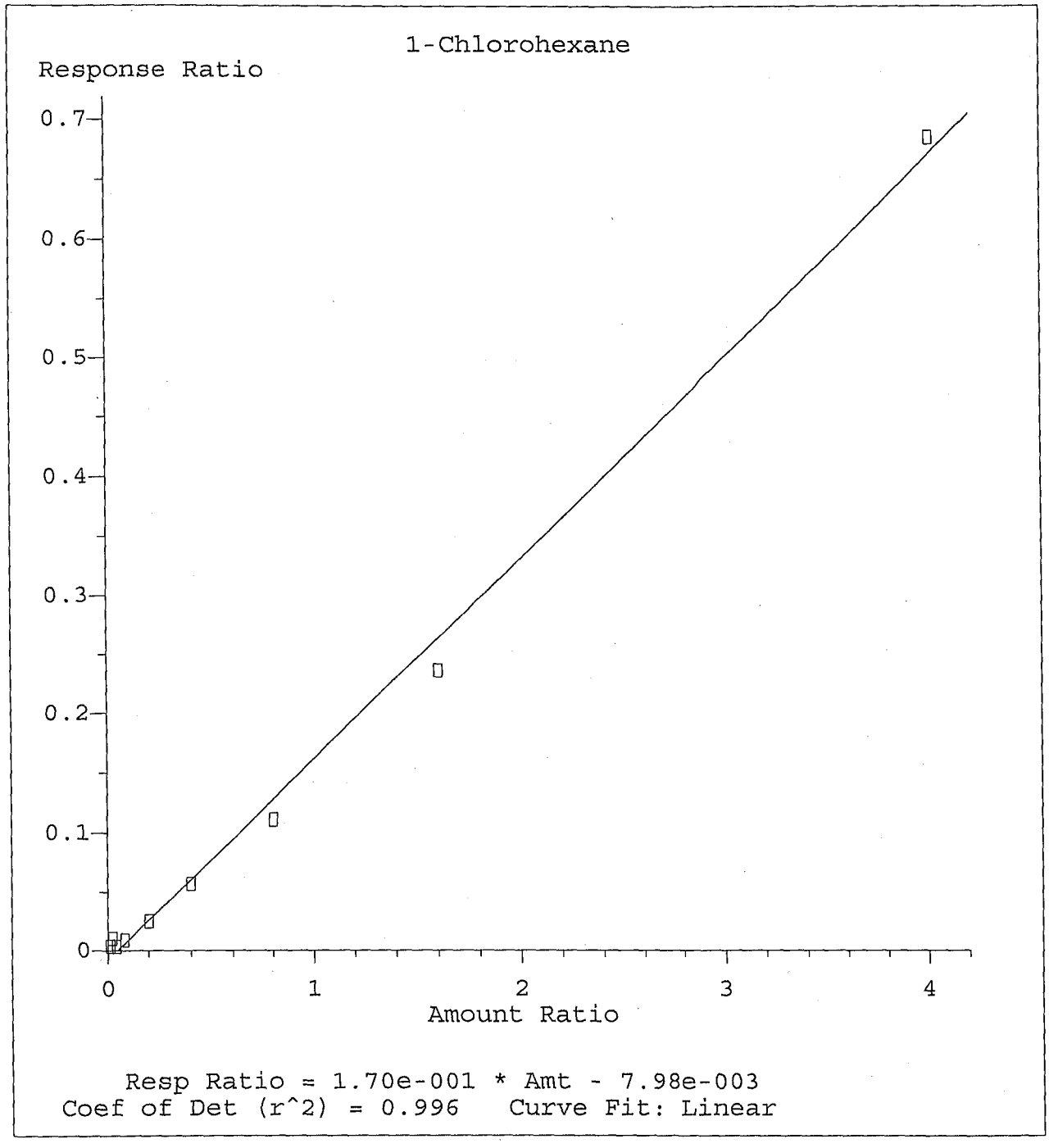

Method Name: M:\LOKI\DATA\211129\L1129W.M
Calibration Table Last Updated: Tue Nov 30 10:12:54 2021

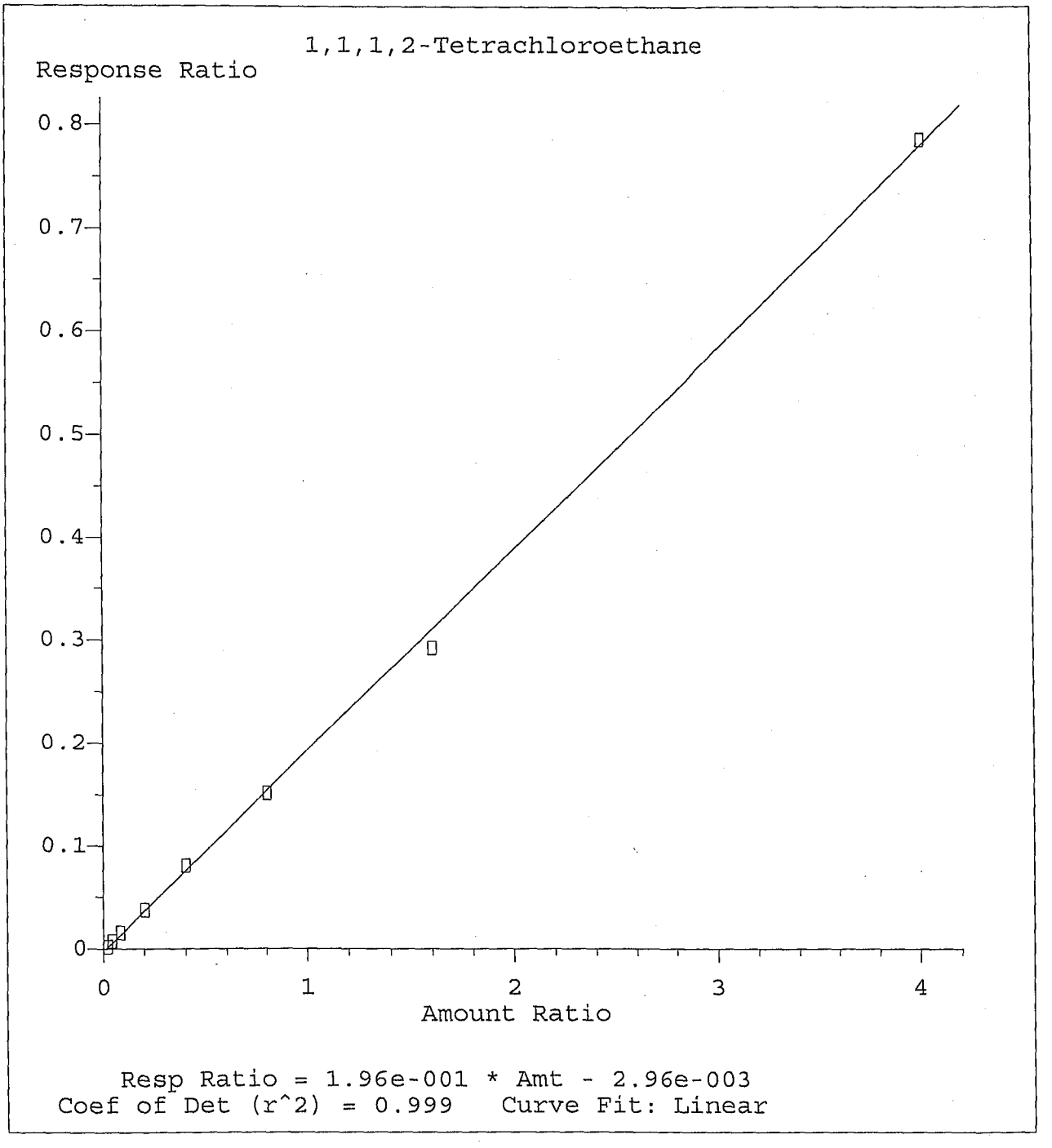

Method Name: M:\LOKI\DATA\211129\L1129W.M
Calibration Table Last Updated: Tue Nov 30 10:12:54 2021

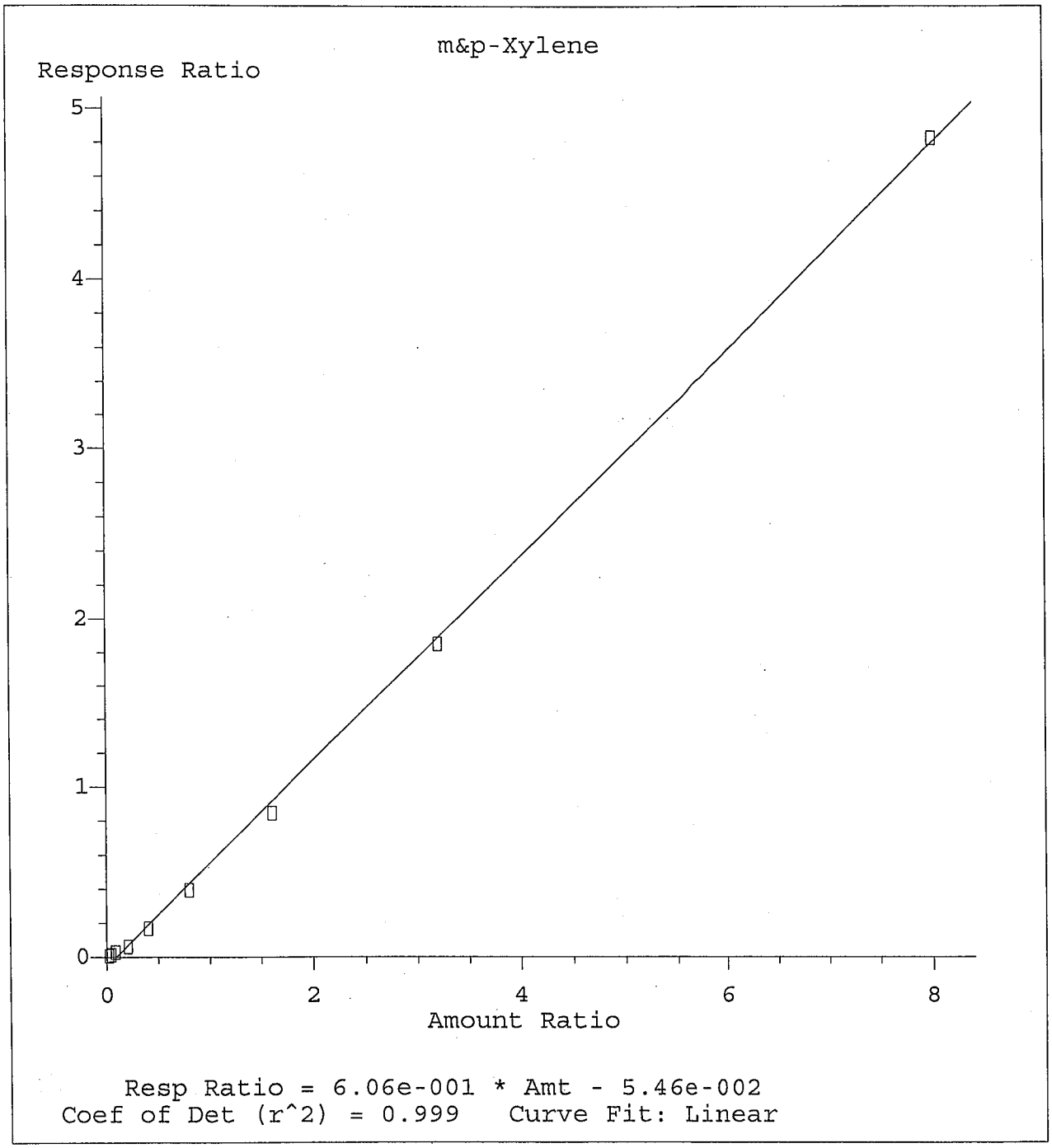

Method Name: M:\LOKI\DATA\211129\L1129W.M
Calibration Table Last Updated: Tue Nov 30 10:12:54 2021

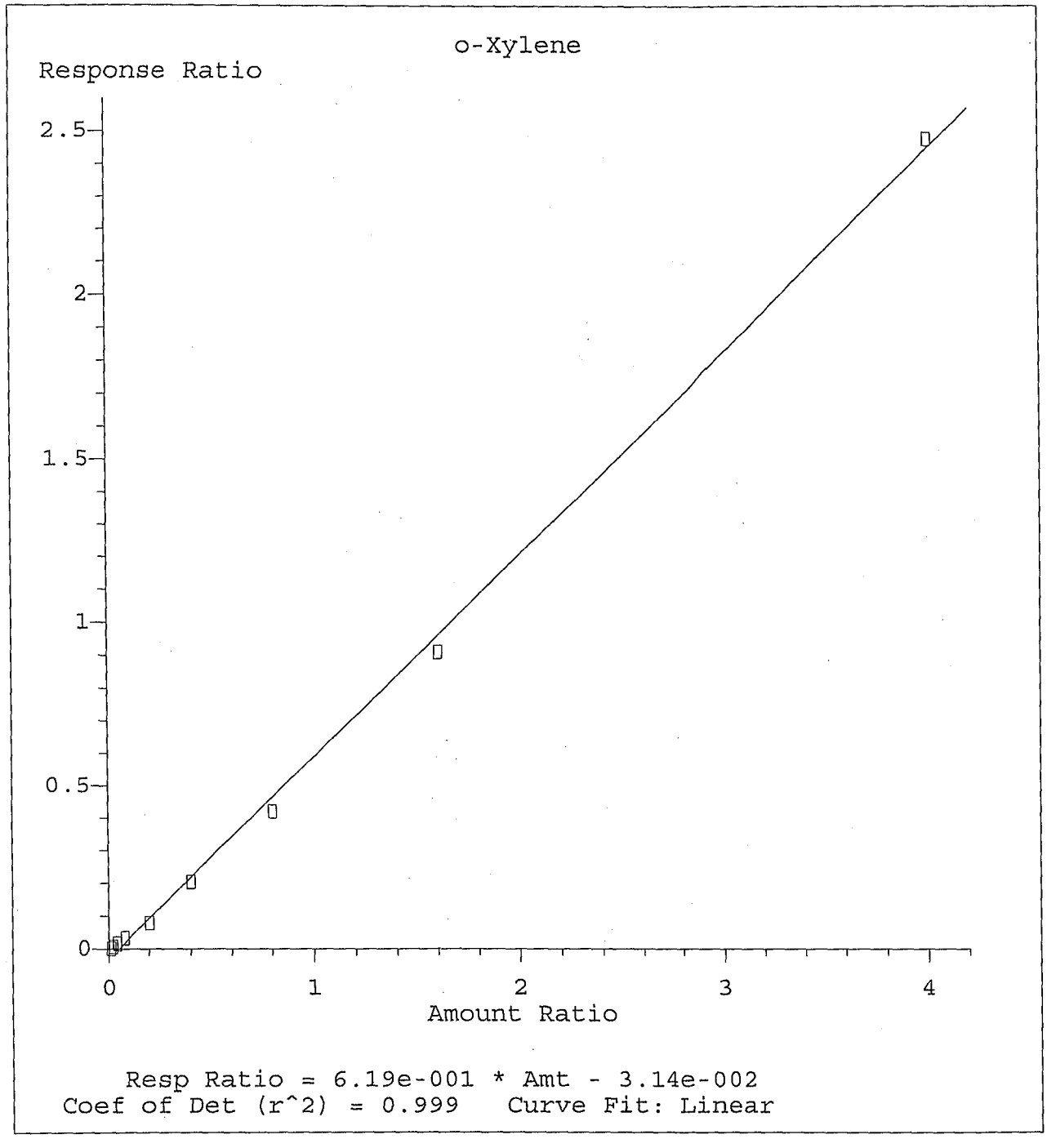

Method Name: M:\LOKI\DATA\211129\L1129W.M
Calibration Table Last Updated: Tue Nov 30 10:12:54 2021

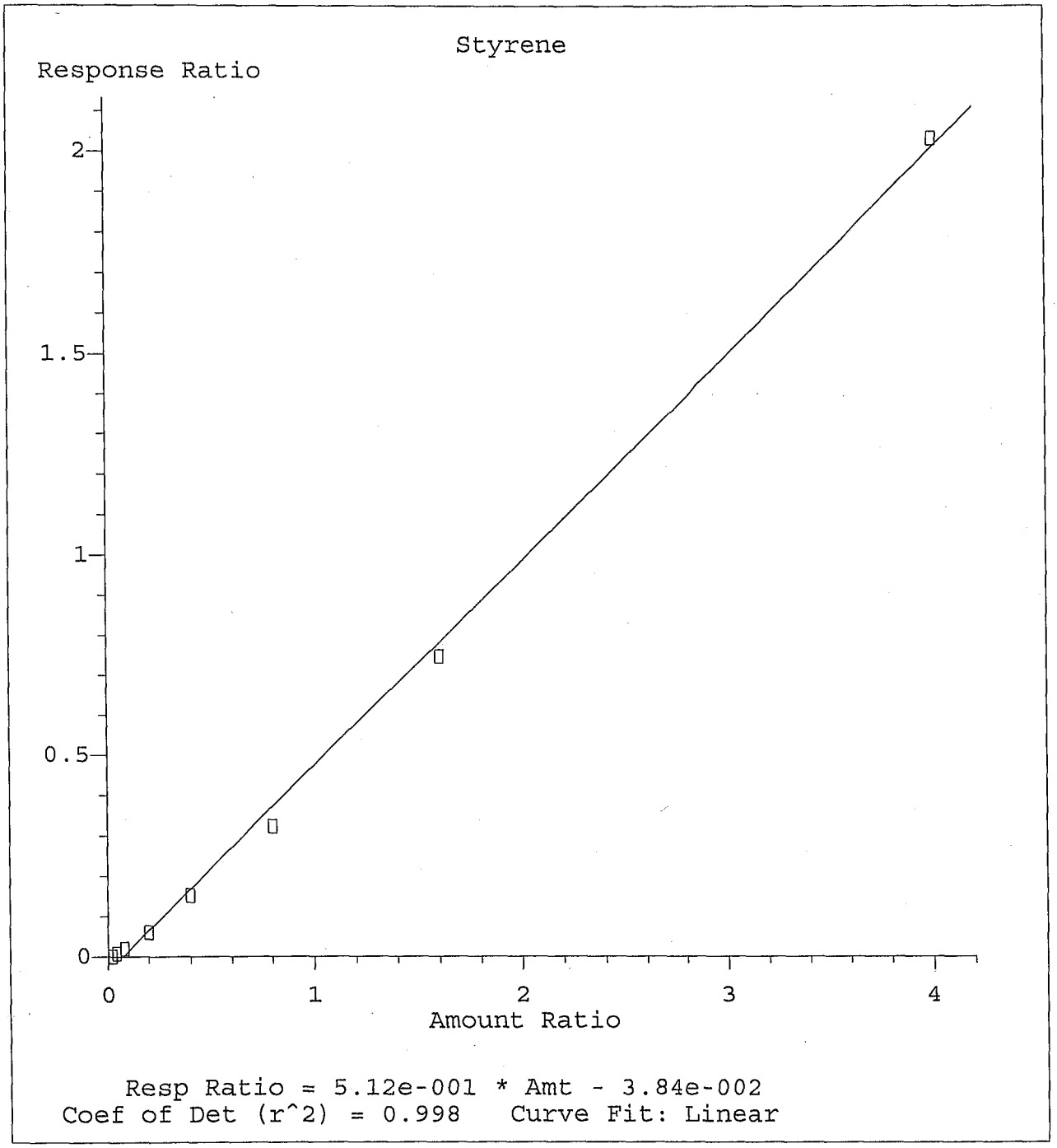

Method Name: M:\LOKI\DATA\211129\L1129W.M
Calibration Table Last Updated: Tue Nov 30 10:12:54 2021

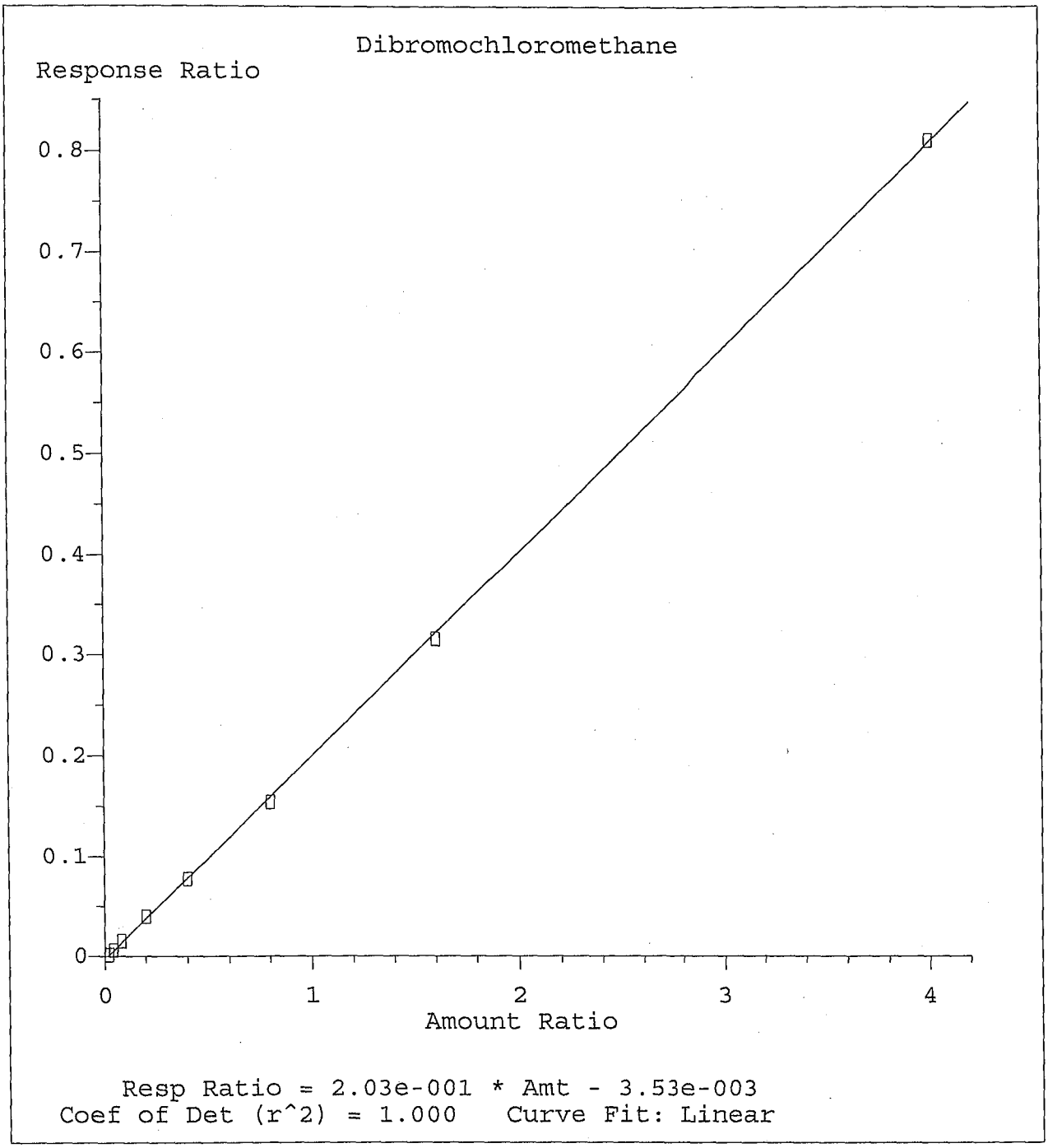

Method Name: M:\LOKI\DATA\211129\L1129W.M
Calibration Table Last Updated: Tue Nov 30 10:12:54 2021

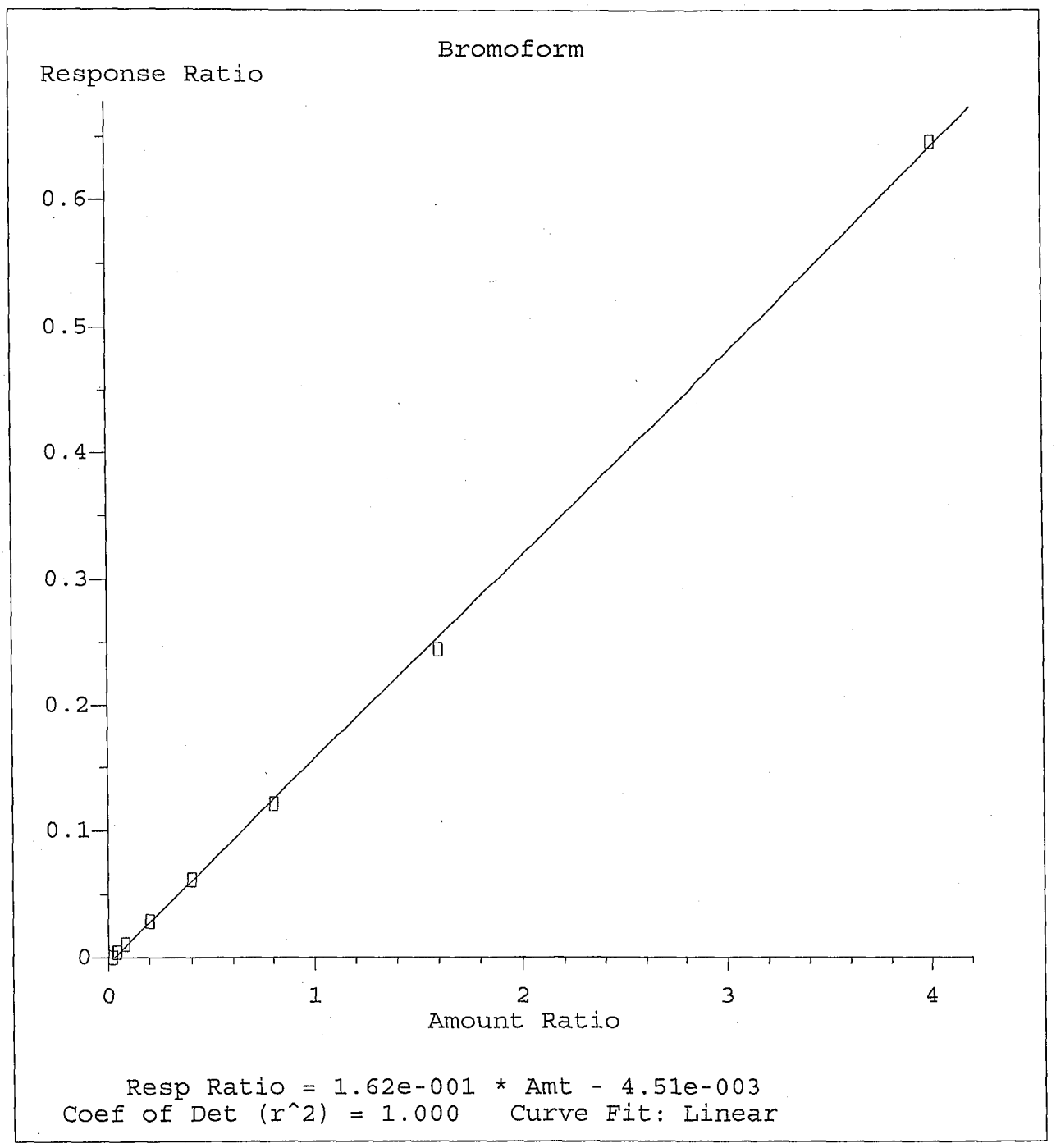

Method Name: M:\LOKI\DATA\211129\L1129W.M
Calibration Table Last Updated: Tue Nov 30 10:12:54 2021

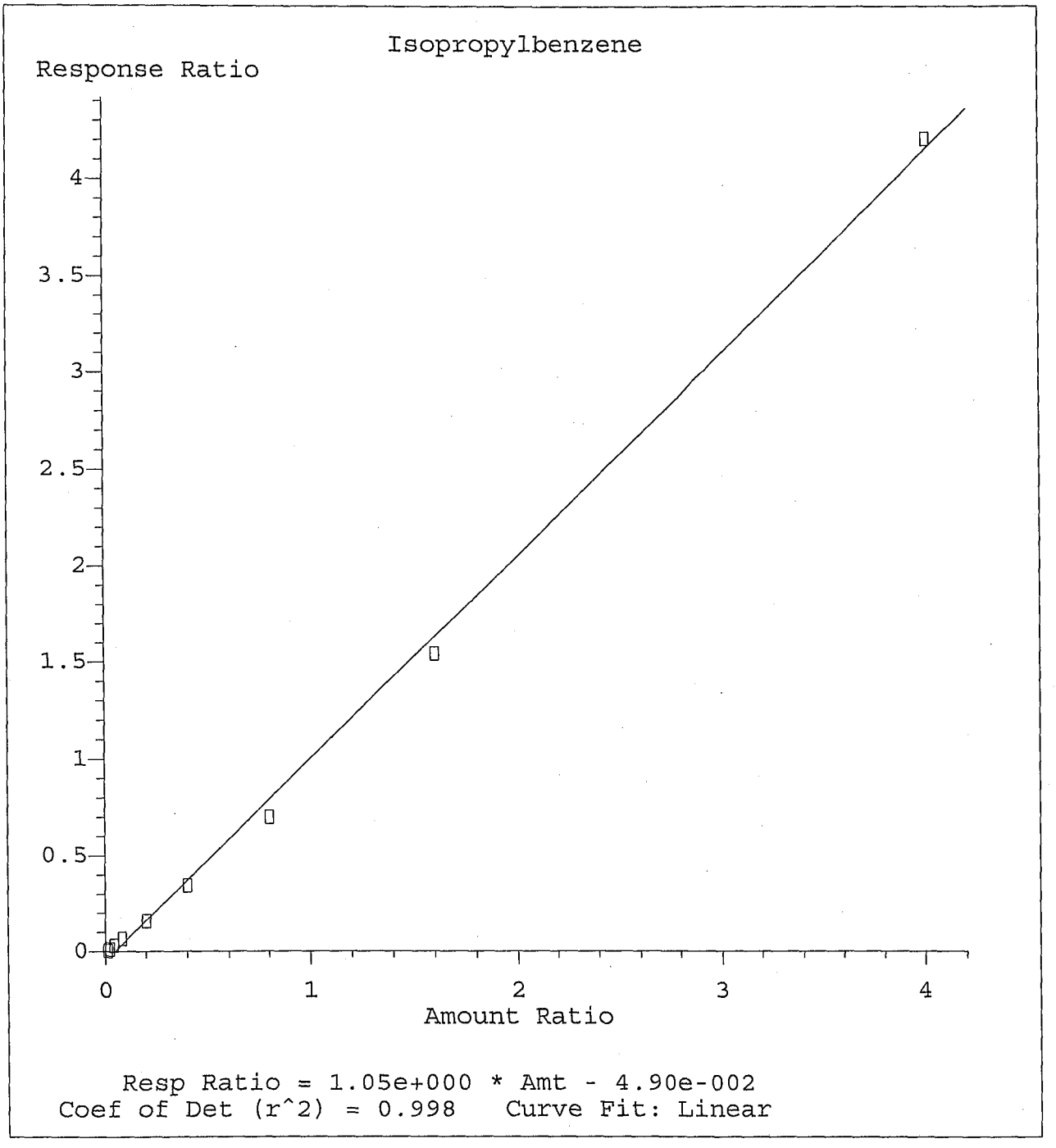

Method Name: M:\LOKI\DATA\211129\L1129W.M
Calibration Table Last Updated: Tue Nov 30 10:12:54 2021

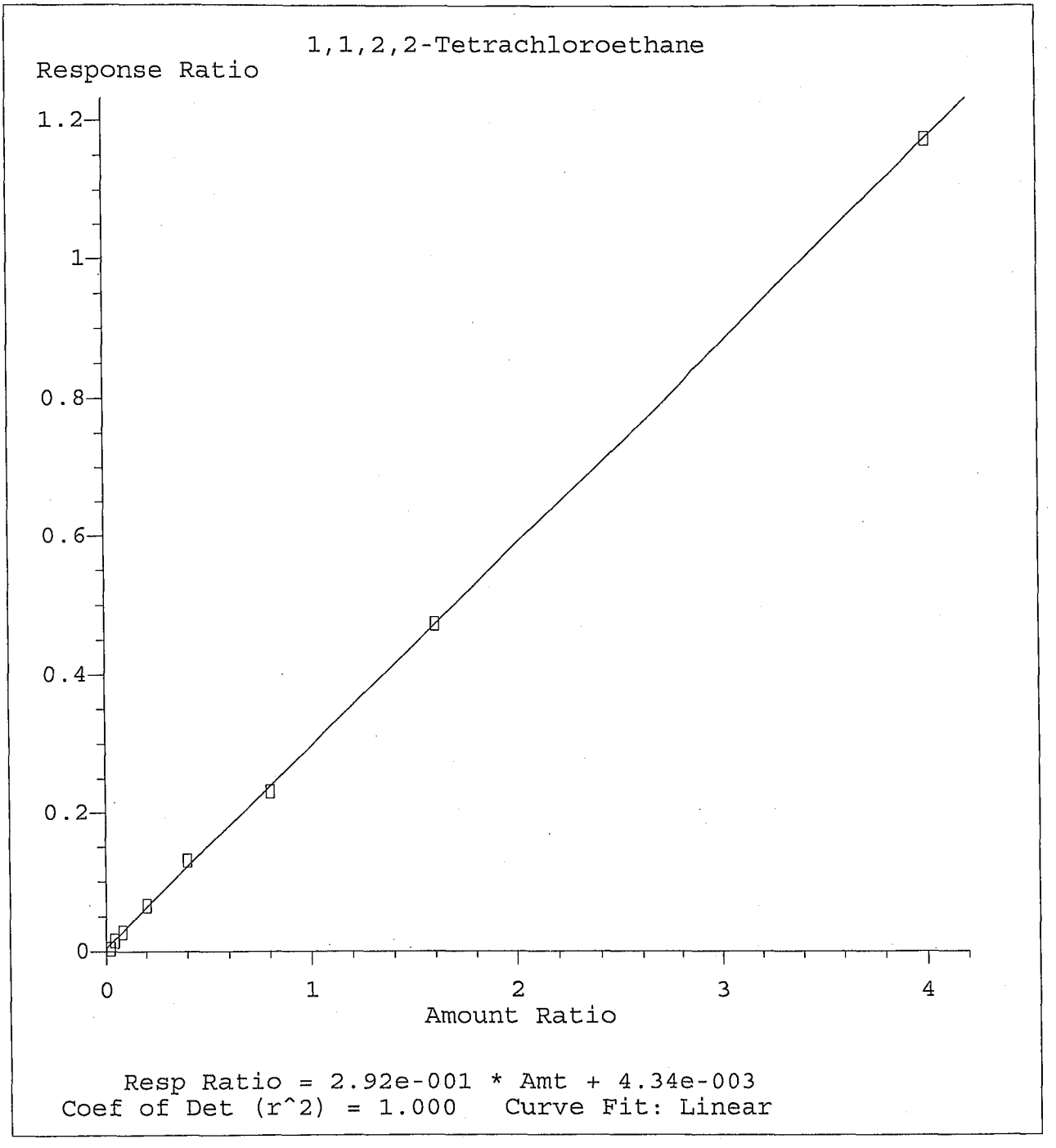

Method Name: M:\LOKI\DATA\211129\L1129W.M
Calibration Table Last Updated: Tue Nov 30 10:12:54 2021

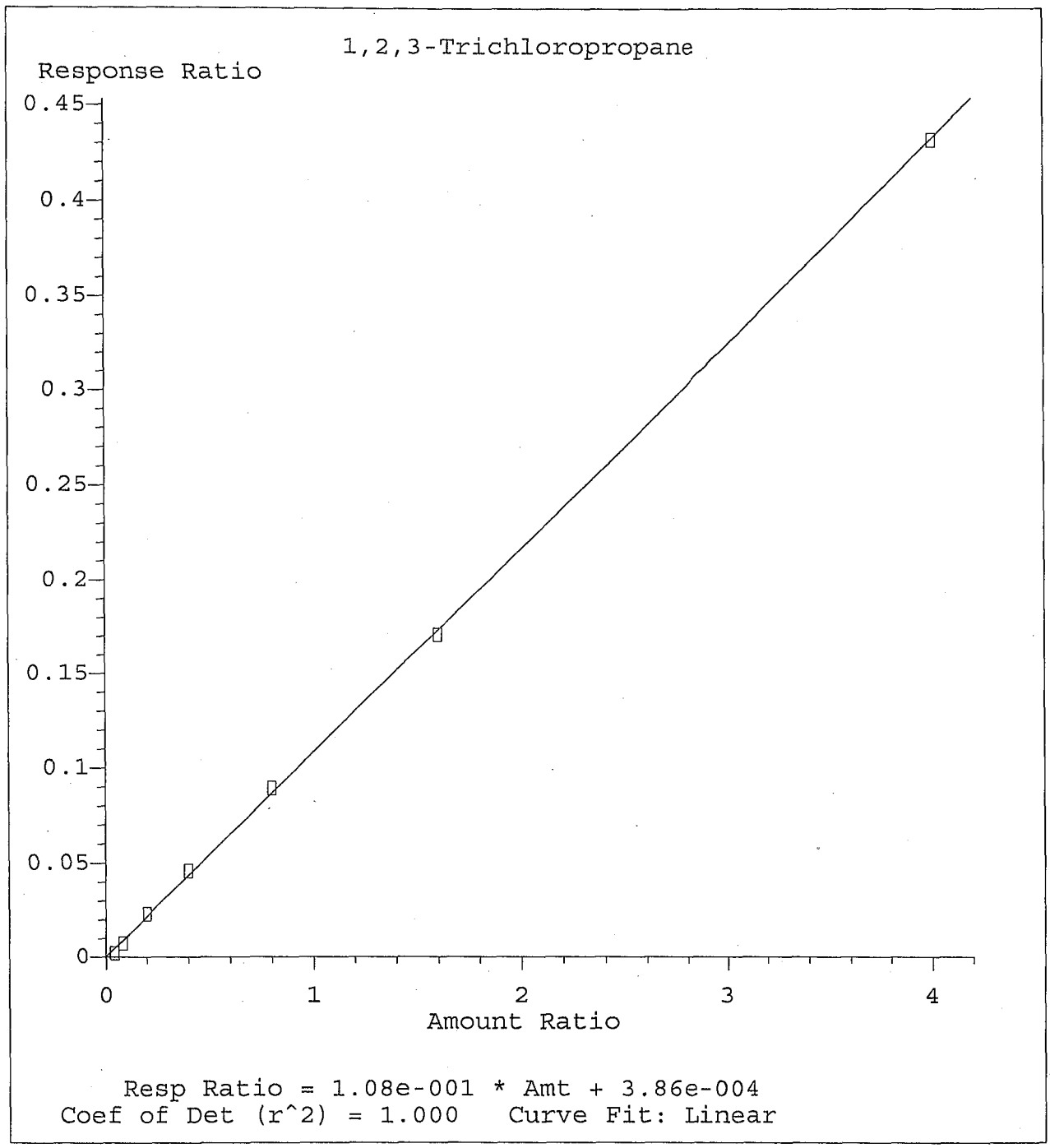

Method Name: M:\LOKI\DATA\211129\L1129W.M
Calibration Table Last Updated: Tue Nov 30 10:12:54 2021

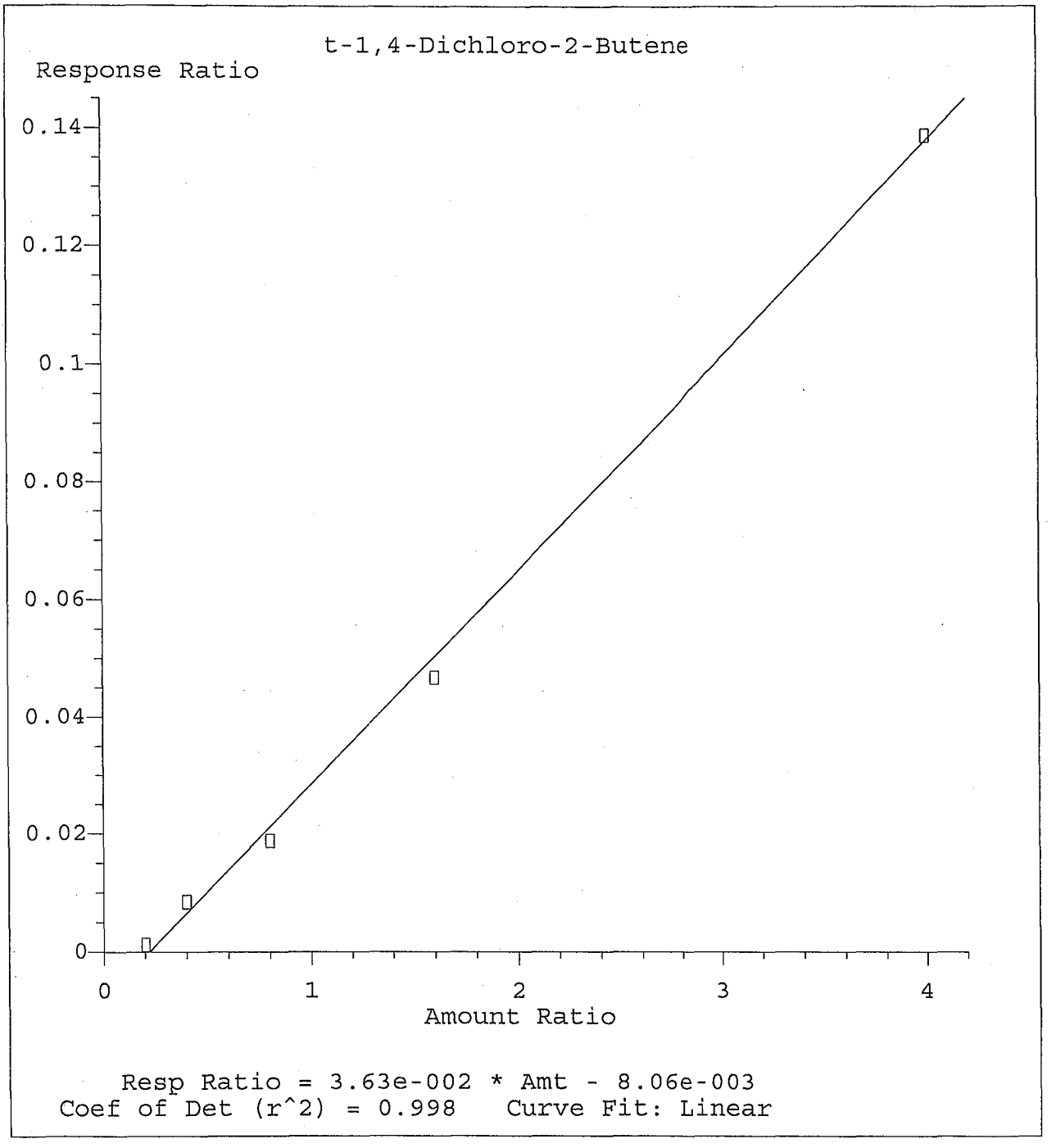

Method Name: M:\LOKI\DATA\211129\L1129W.M
Calibration Table Last Updated: Tue Nov 30 10:12:54 2021

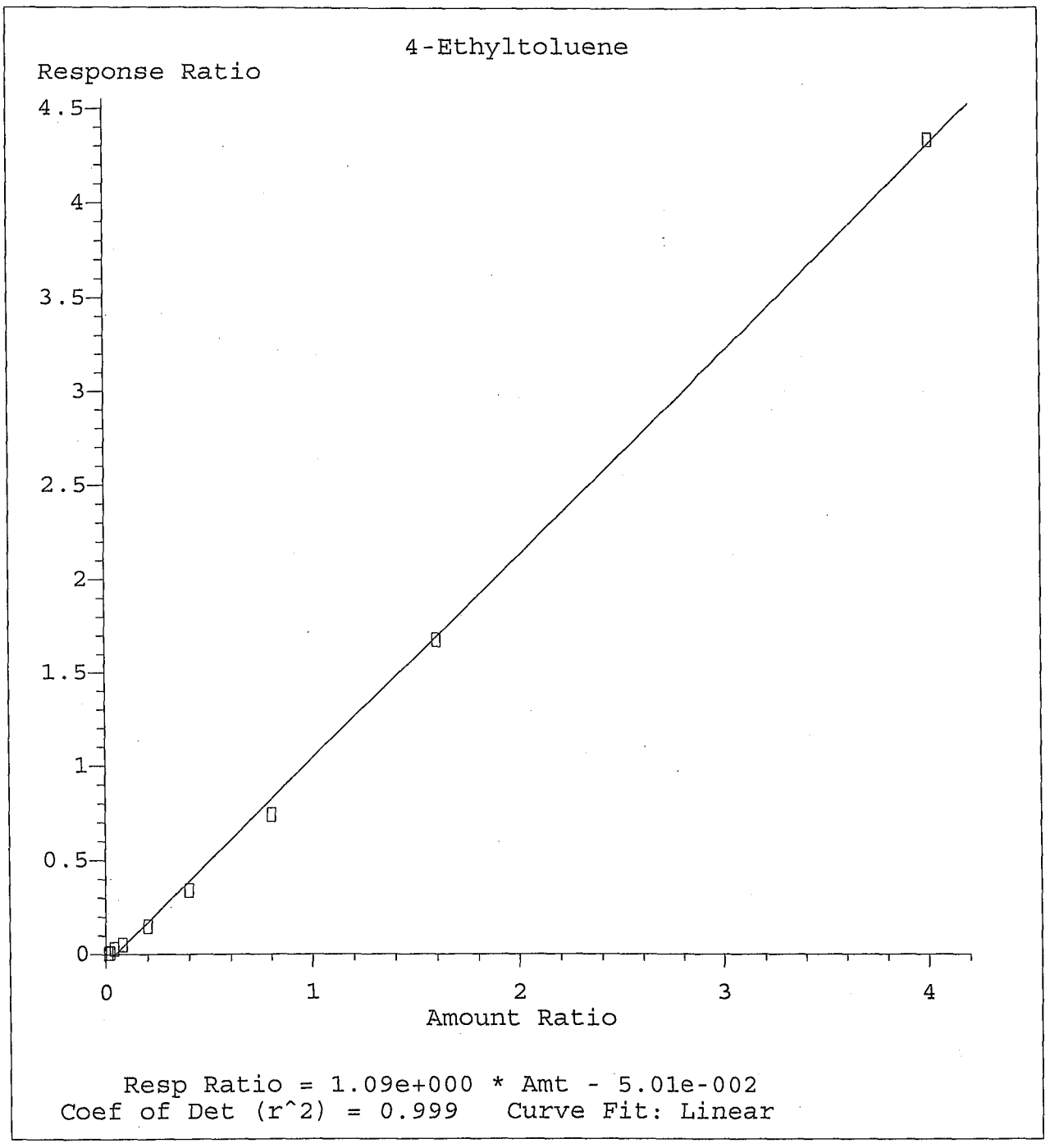

Method Name: M:\LOKI\DATA\211129\L1129W.M
Calibration Table Last Updated: Tue Nov 30 10:12:54 2021

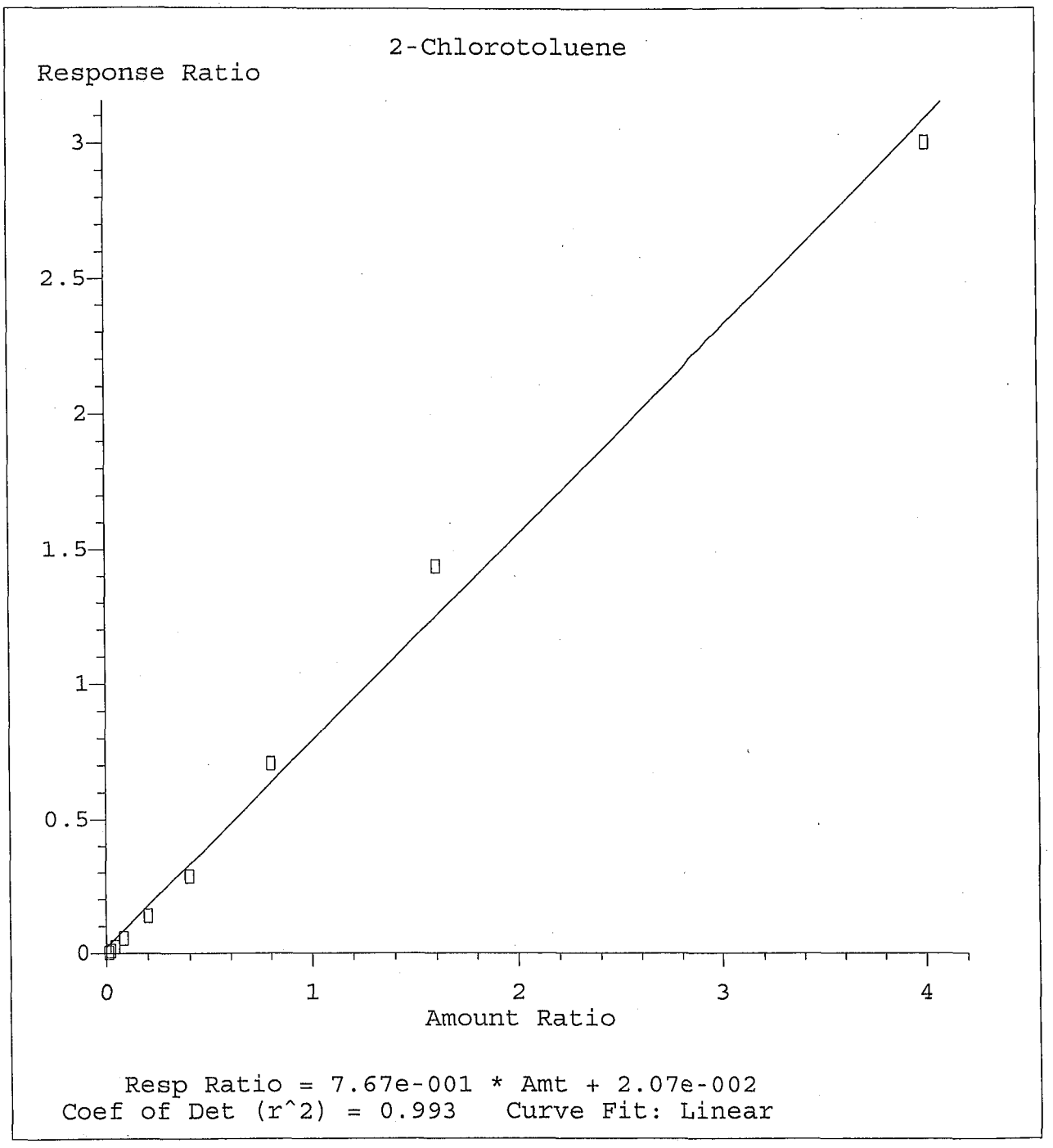

Method Name: M:\LOKI\DATA\211129\L1129W.M
Calibration Table Last Updated: Tue Nov 30 10:12:54 2021

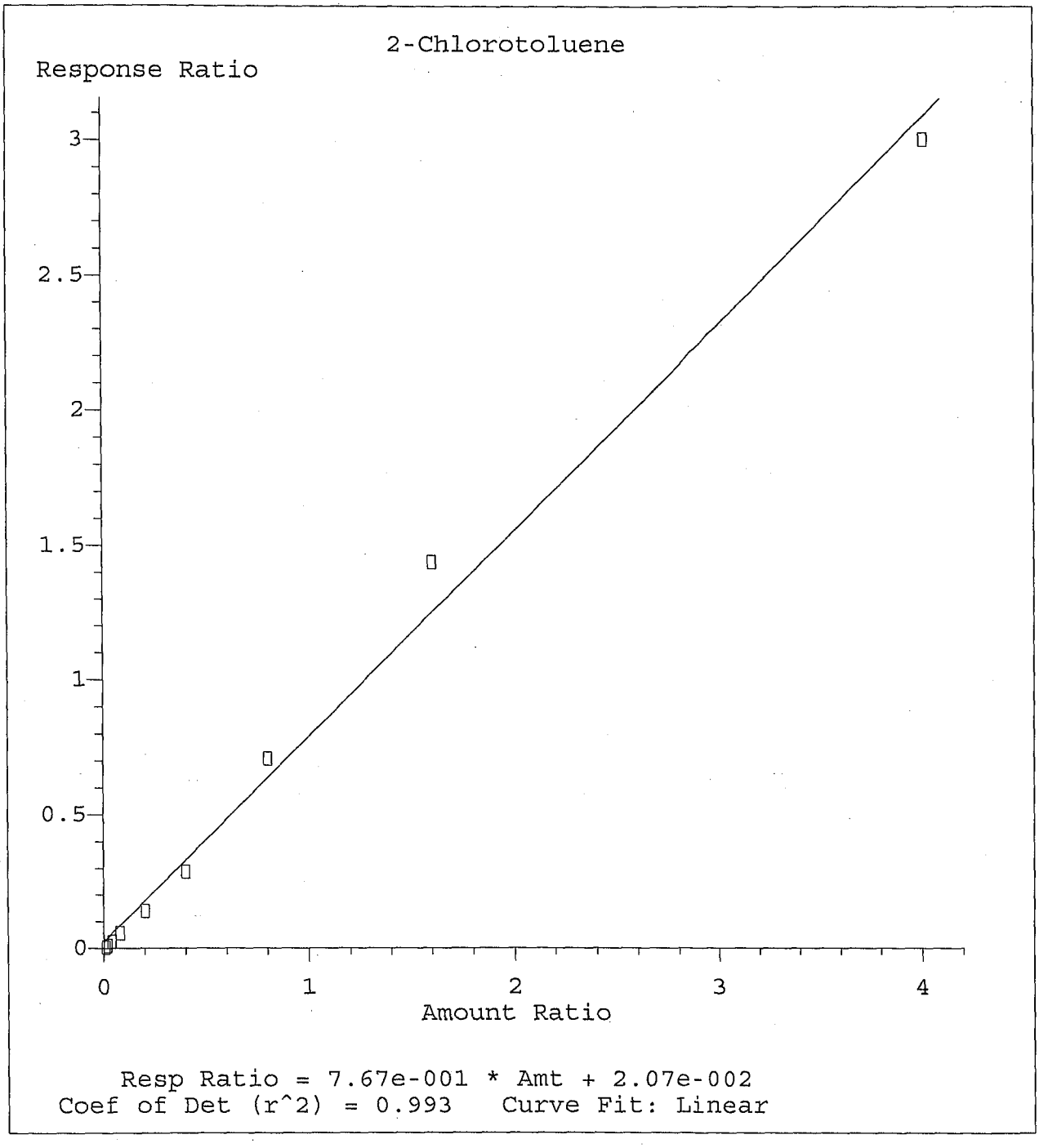

Method Name: M:\LOKI\DATA\211129\L1129W.M
Calibration Table Last Updated: Tue Nov 30 10:12:54 2021

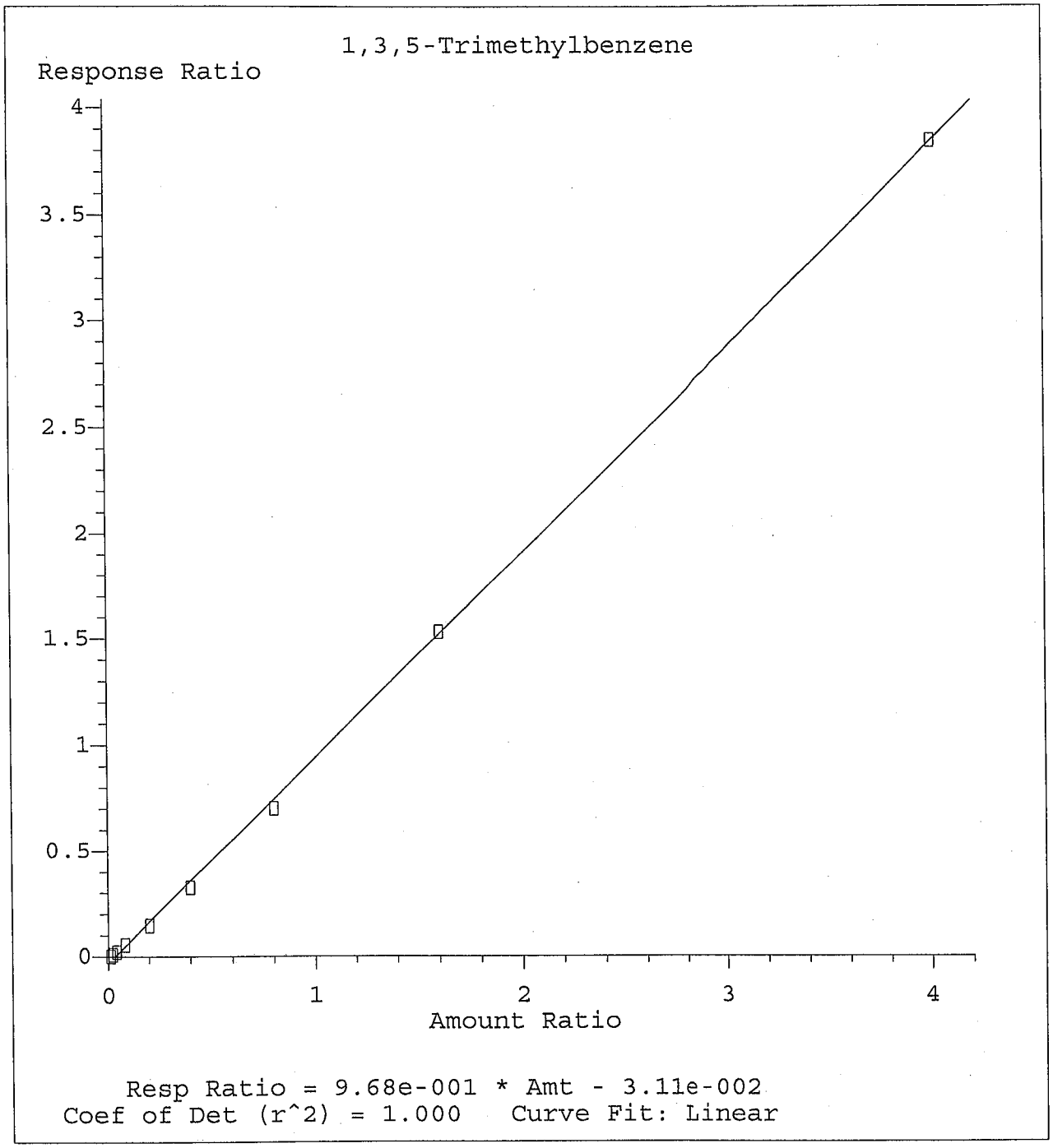

Method Name: M:\LOKI\DATA\211129\L1129W.M
Calibration Table Last Updated: Tue Nov 30 10:12:54 2021

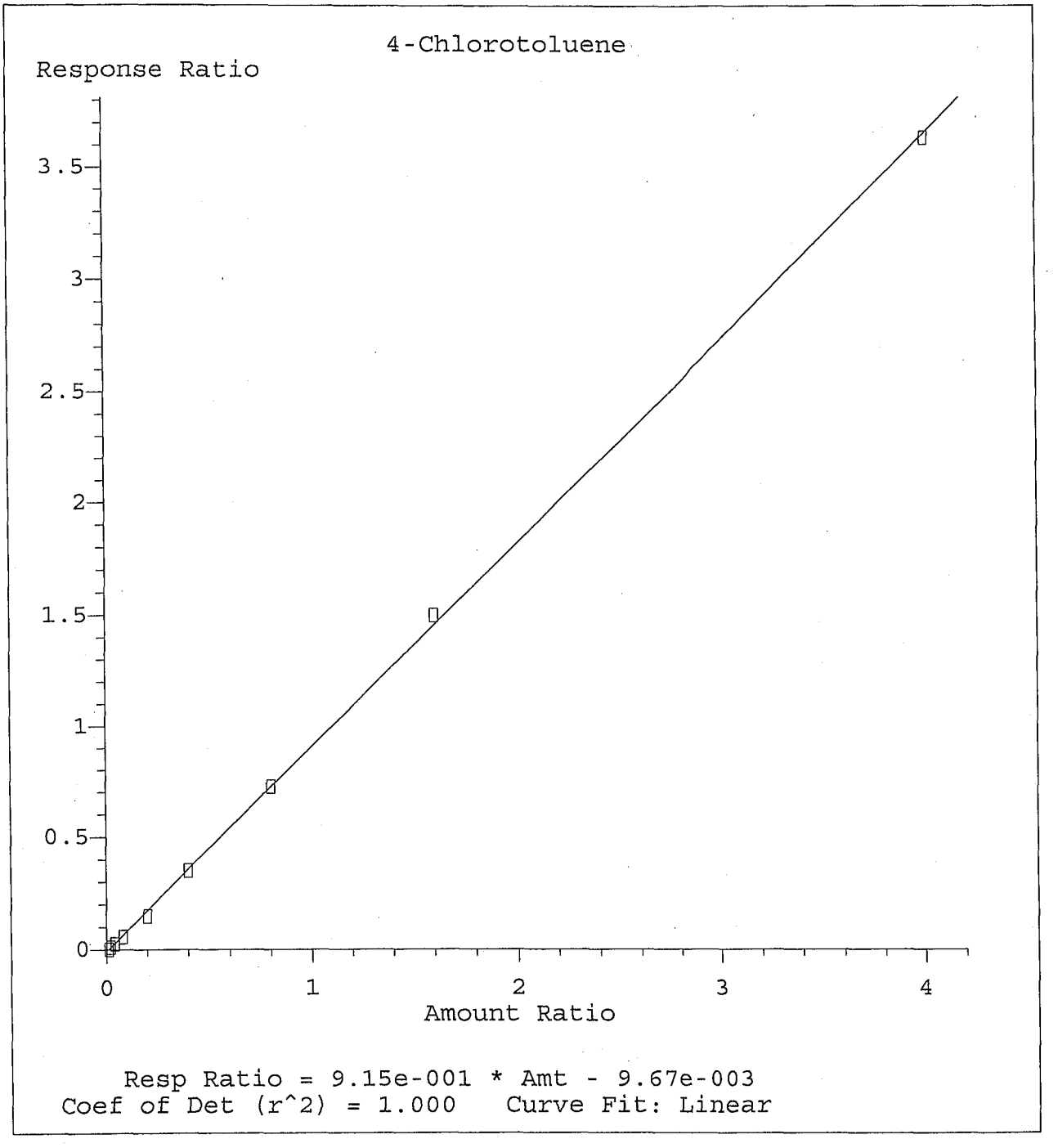

Method Name: M:\LOKI\DATA\211129\L1129W.M
Calibration Table Last Updated: Tue Nov 30 10:12:54 2021

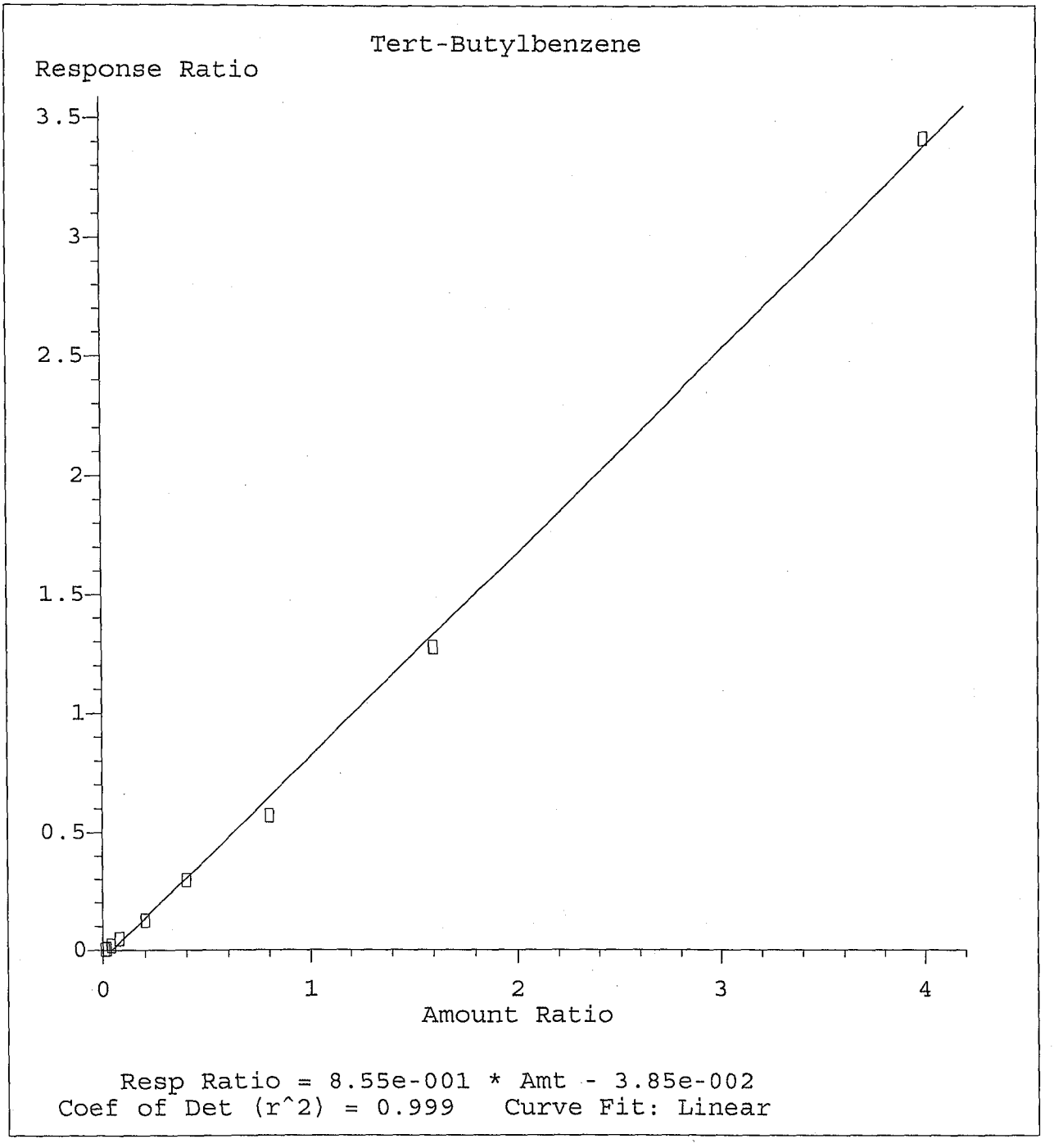

Method Name: M:\LOKI\DATA\211129\L1129W.M
Calibration Table Last Updated: Tue Nov 30 10:12:54 2021

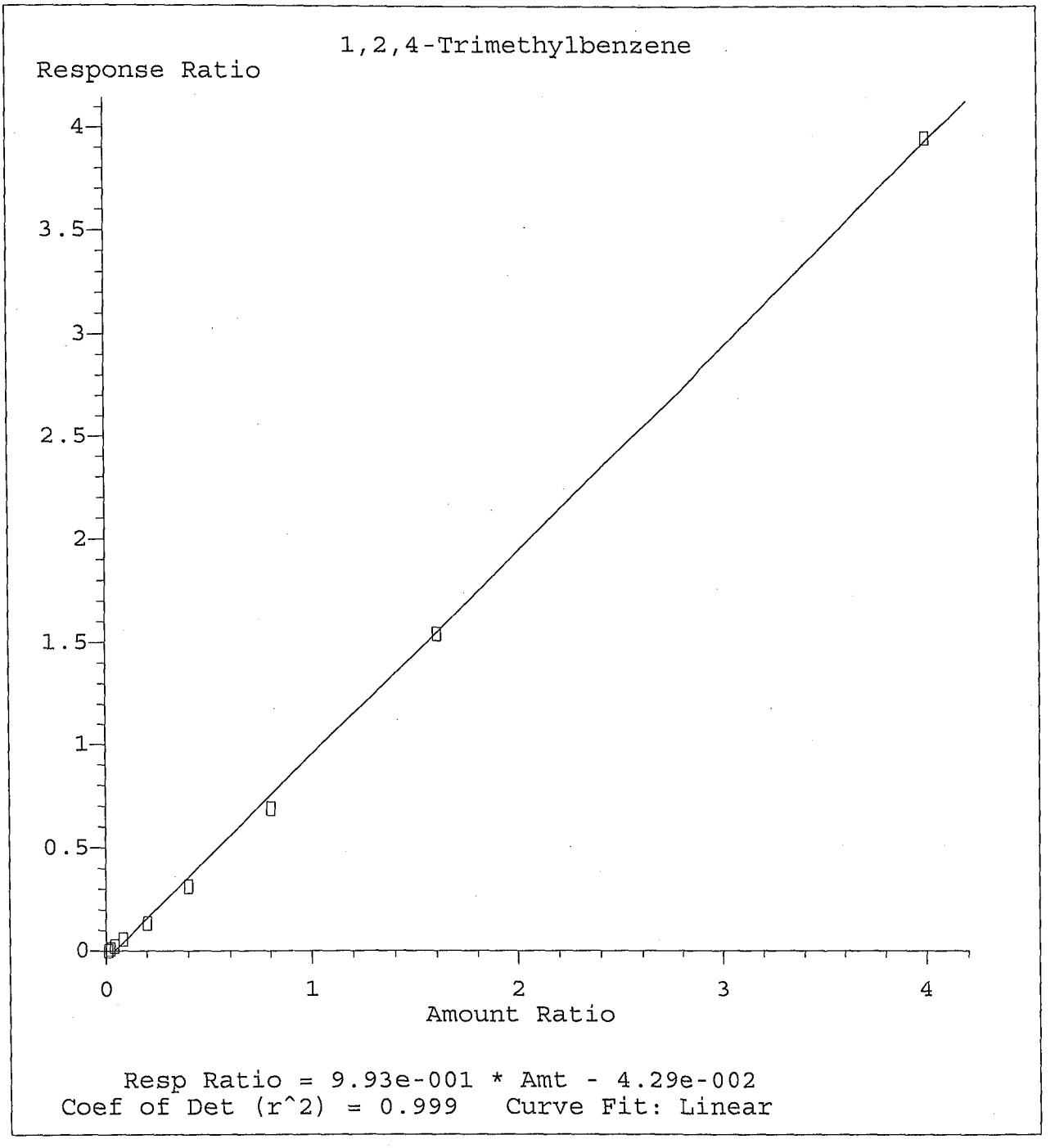

Method Name: M:\LOKI\DATA\211129\L1129W.M
Calibration Table Last Updated: Tue Nov 30 10:12:54 2021

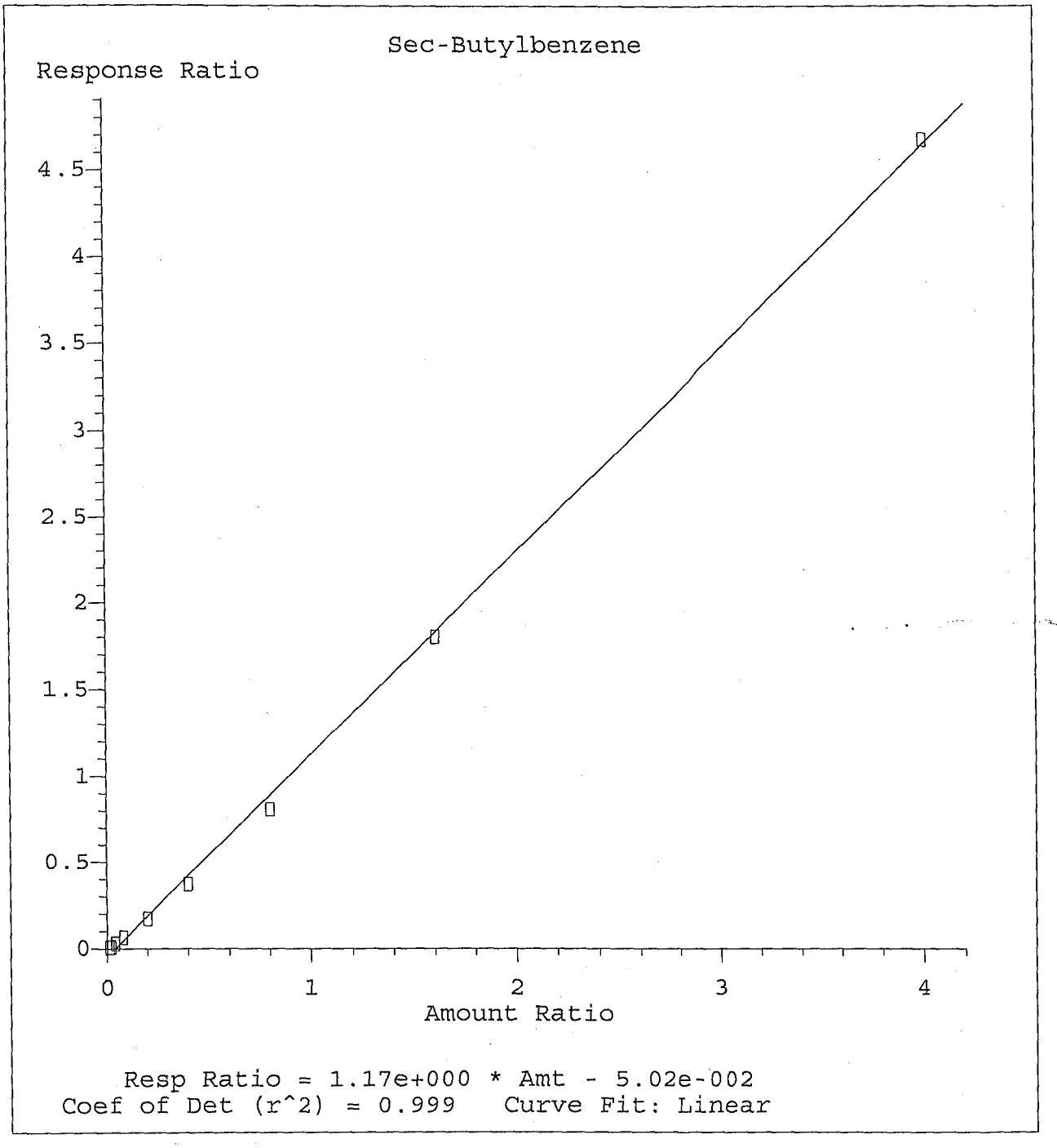

Method Name: M:\LOKI\DATA\211129\L1129W.M
Calibration Table Last Updated: Tue Nov 30 10:12:54 2021

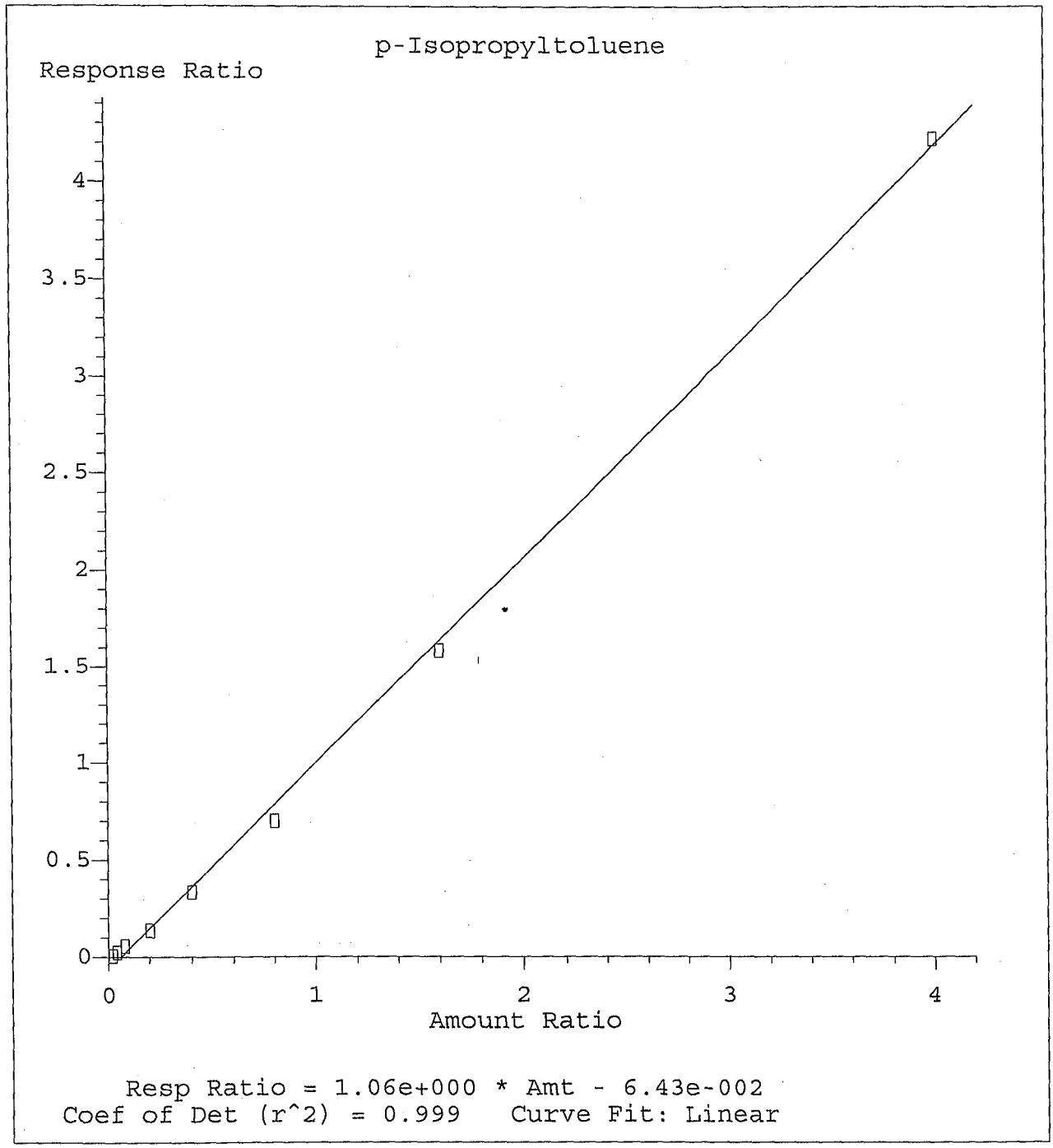

Method Name: M:\LOKI\DATA\211129\L1129W.M
Calibration Table Last Updated: Tue Nov 30 10:12:54 2021

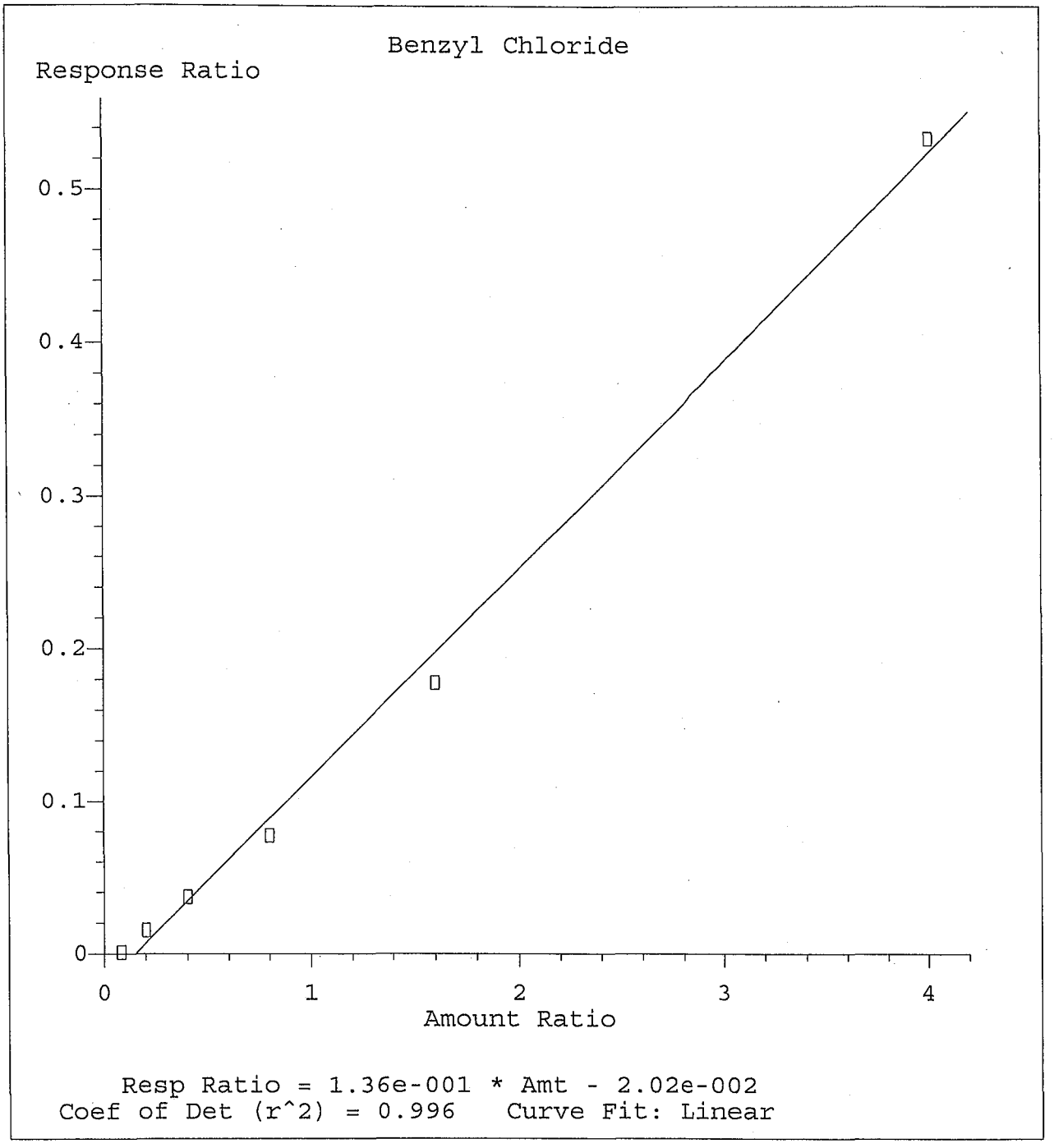

Method Name: M:\LOKI\DATA\211129\L1129W.M
Calibration Table Last Updated: Tue Nov 30 10:12:54 2021

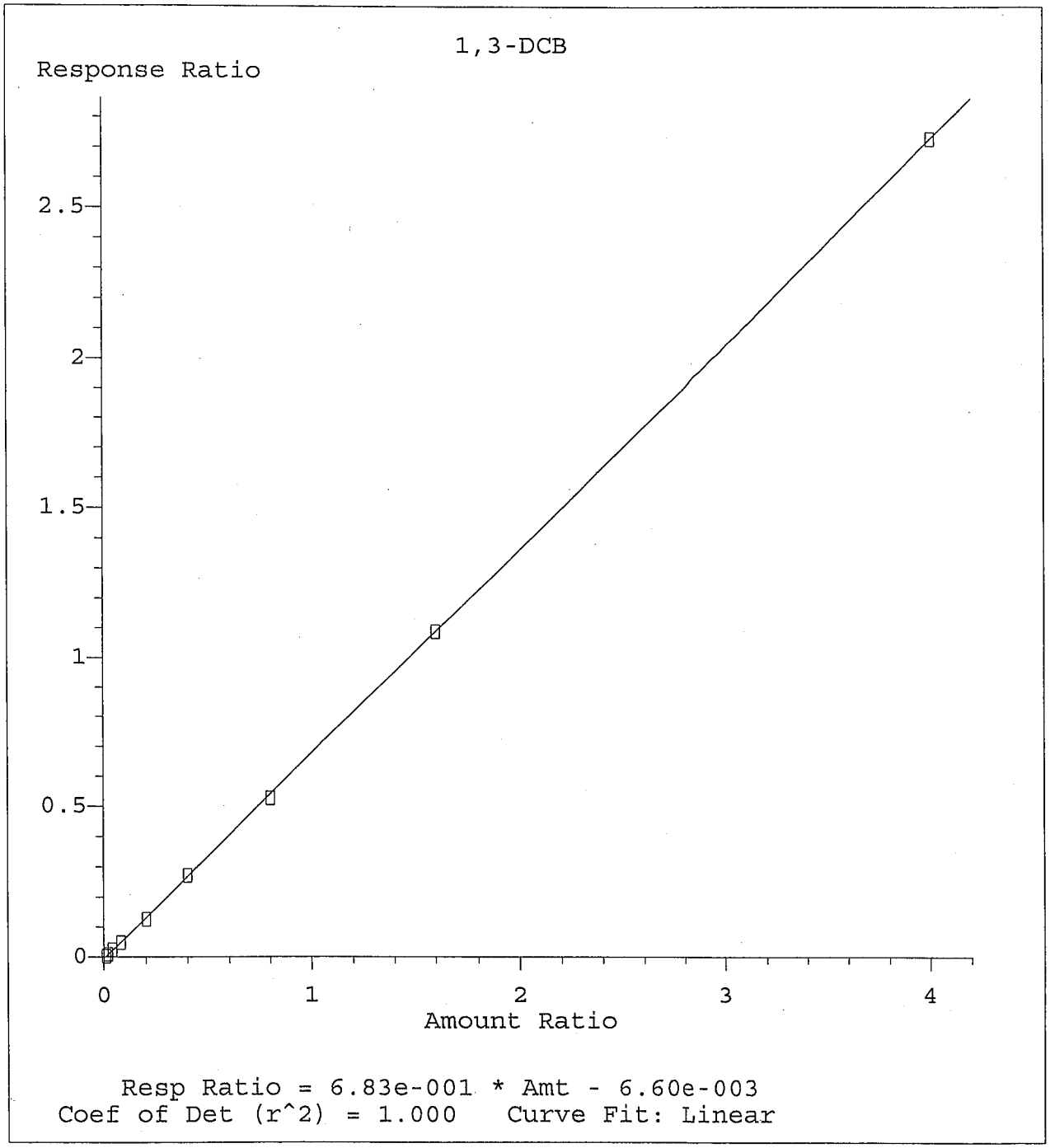

Method Name: M:\LOKI\DATA\211129\L1129W.M
Calibration Table Last Updated: Tue Nov 30 10:12:54 2021

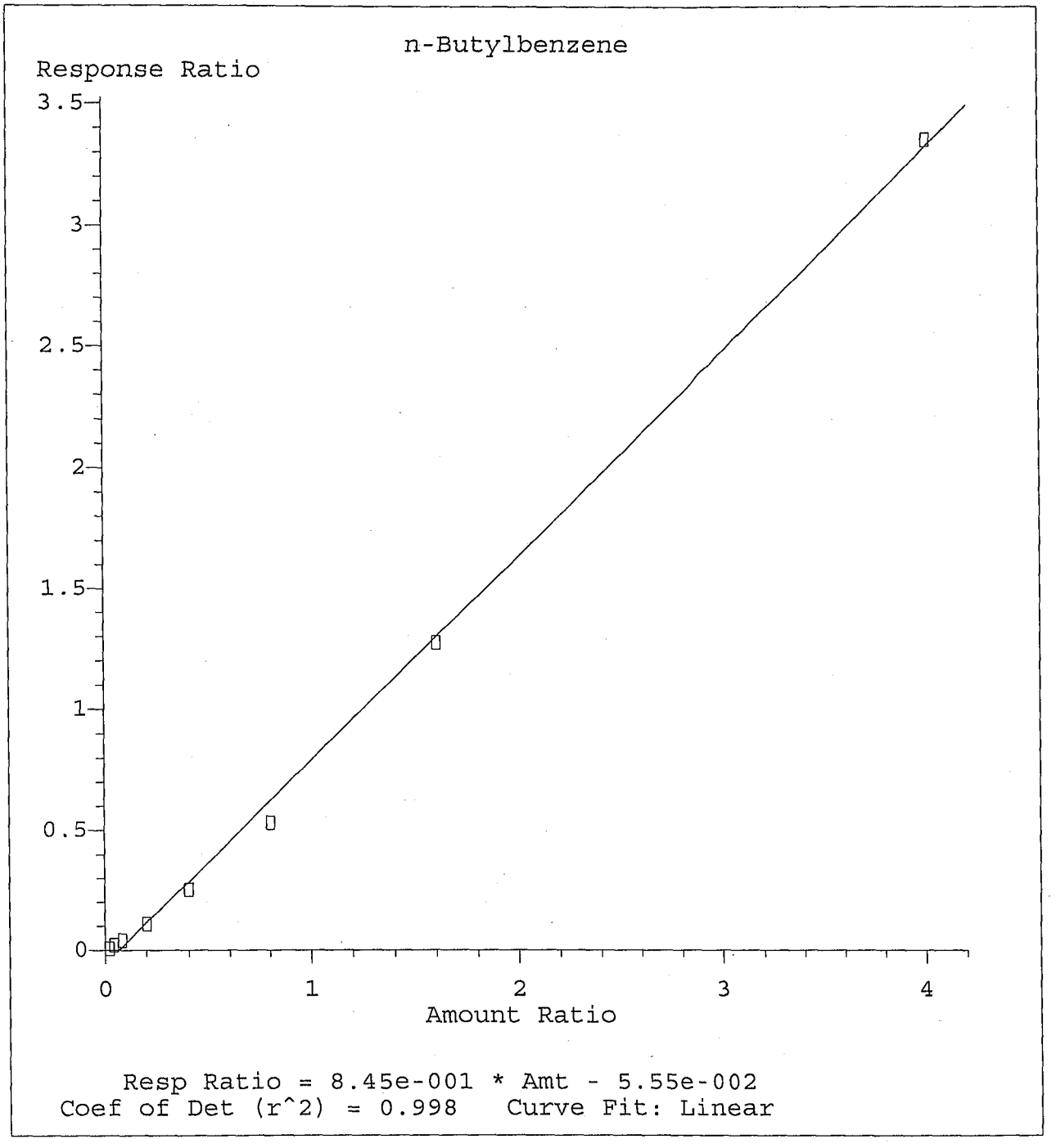

Method Name: M:\LOKI\DATA\211129\L1129W.M
Calibration Table Last Updated: Tue Nov 30 10:12:54 2021

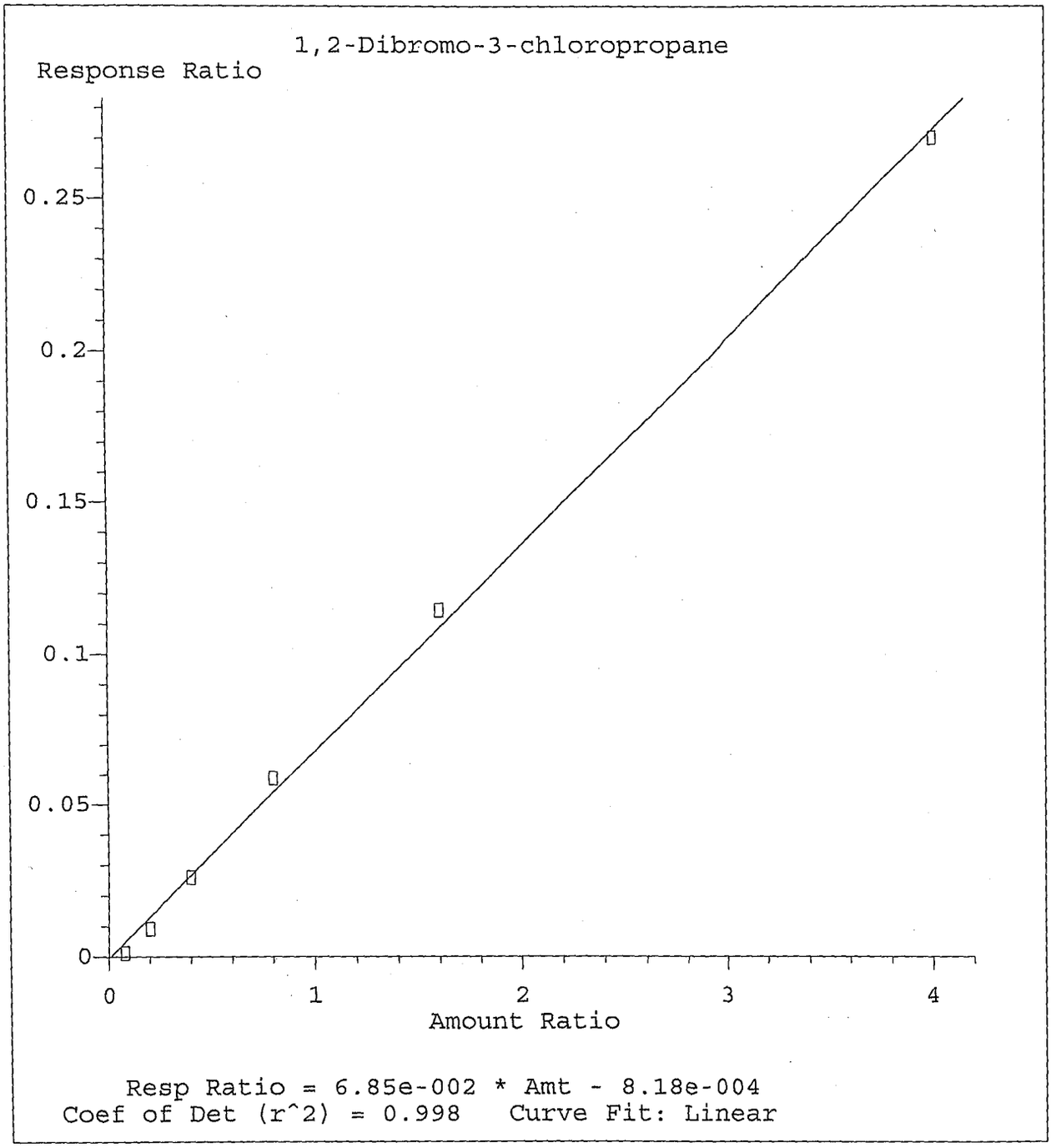

Method Name: M:\LOKI\DATA\211129\L1129W.M
Calibration Table Last Updated: Tue Nov 30 10:12:54 2021

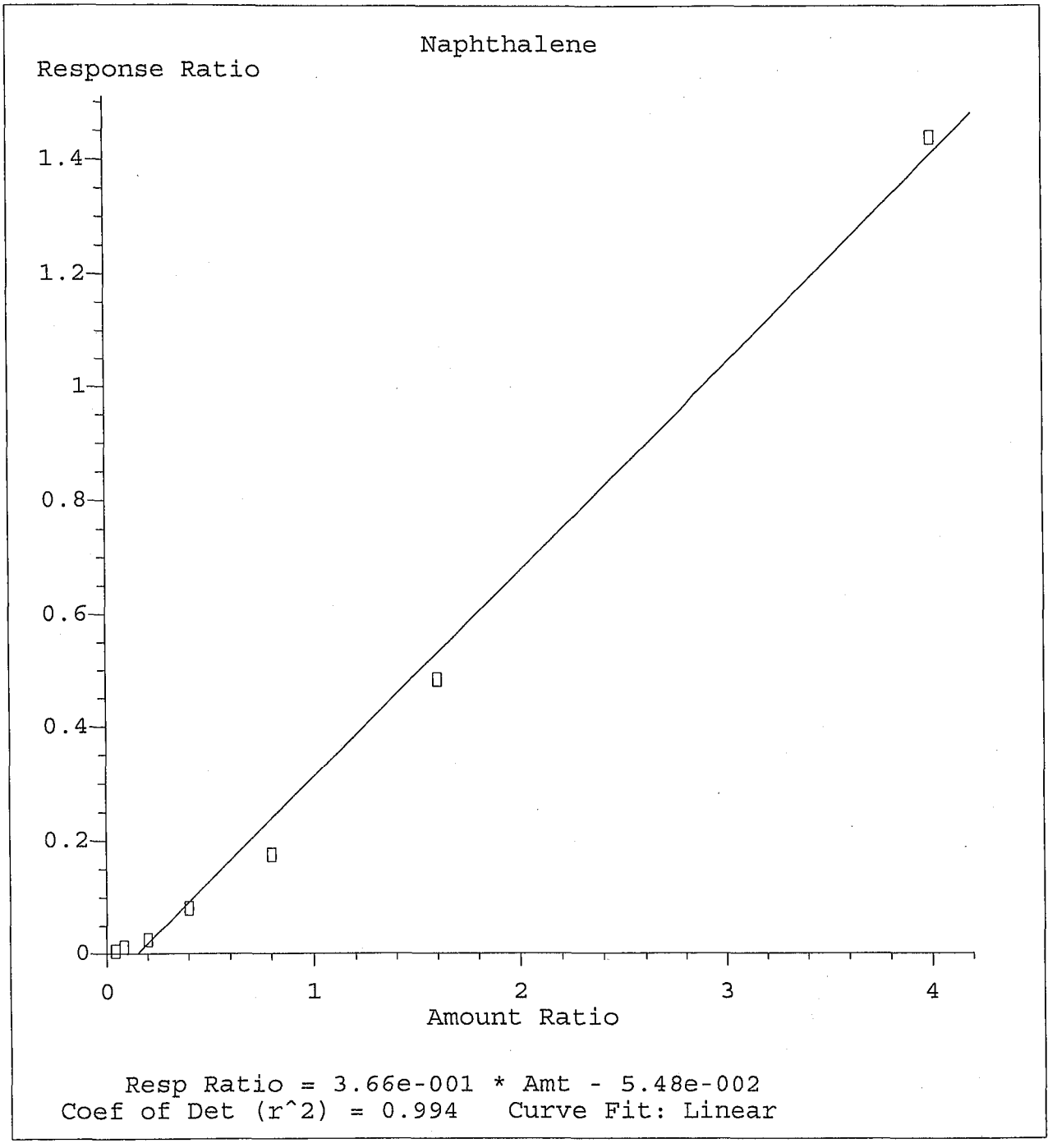

Method Name: M:\LOKI\DATA\211129\L1129W.M
Calibration Table Last Updated: Tue Nov 30 10:12:54 2021

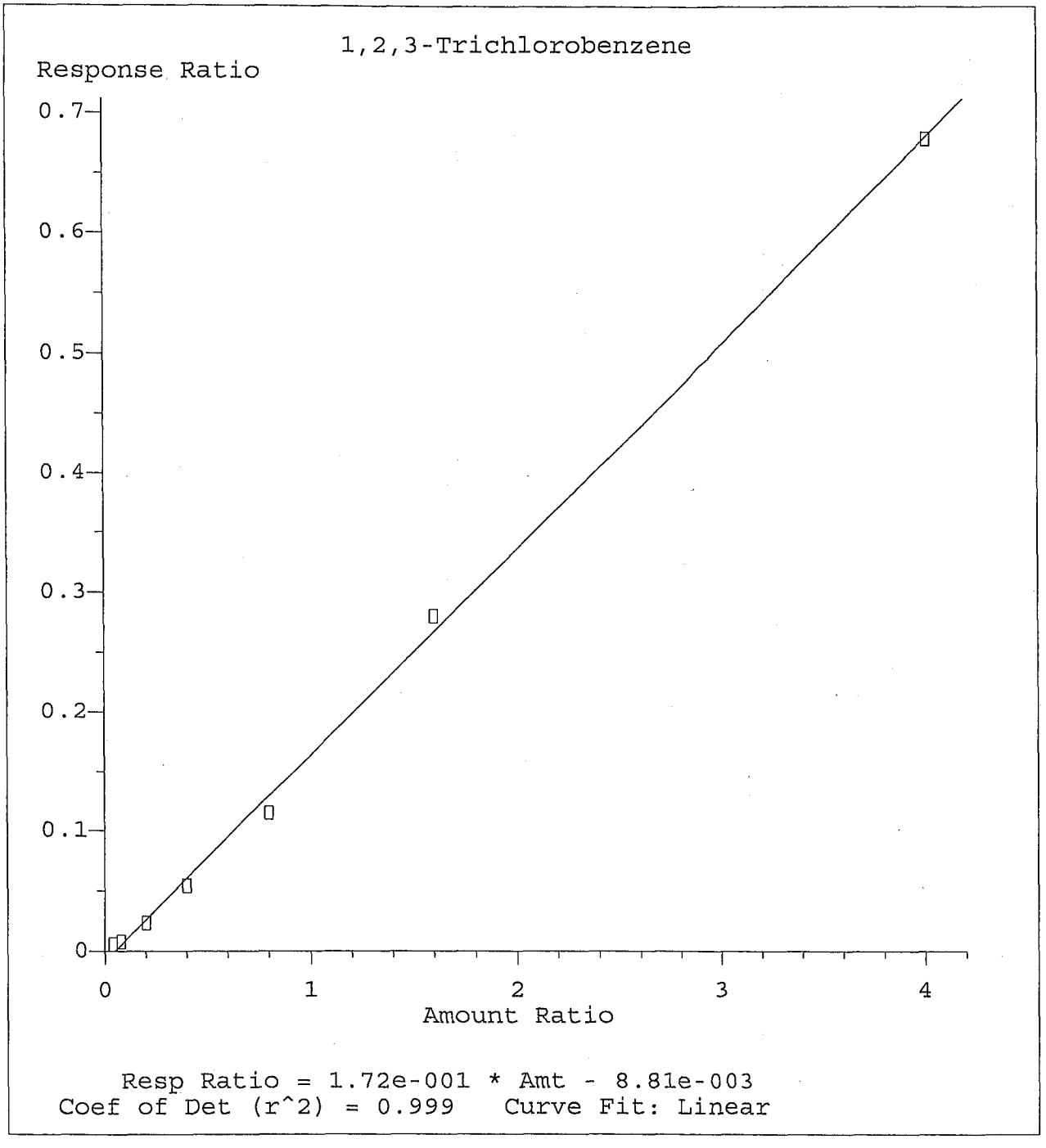

Method Name: M:\LOKI\DATA\211129\L1129W.M
Calibration Table Last Updated: Tue Nov 30 10:12:54 2021

VOLATILE ORGANIC ANALYSIS
VOLATILE ORGANIC COMPOUNDS

Form 7

Second Source Calibration

Lab Name: APPL, Inc.
Case No:
Matrix: Water

SDG No:
Date Analyzed: 11/29/2021
Instrument: Loki
Initial Cal. Date: 11/29/2021
Data File: 1129L16.D

		Compound	MEAN	CCRF	%D		%Drift	
1	TMCL	Dichlorodifluoromethane	0.2334	0.1572	33	TMCL	0.28	
2	TM	Freon 114	0.1011	0.1146	13	TM		
3	TMC**	Chloromethane	0.1894	0.1415	25	TMC**L	5.8	
4	TMC*L	Vinyl chloride	0.1130	0.1233	9.1	TMC*L	2.2	
5	TMCL	Bromomethane	0.1642	0.1683	2.5	TMCL	22	*NT
6	TMC	Chloroethane	0.0819	0.0754	8.0	TMC		
7	TM	Dichlorofluoromethane	0.2396	0.2207	7.9	TM		
8	TMC	Trichlorofluoromethane	0.1730	0.1536	11	TMC		
9	TM	Acrolein	0.0102	0.0083	19	TM		
10	TMC	Acetone	0.0365	0.0313	14	TMC		
11	TMC	Freon-113	0.1182	0.1154	2.3	TMC		
12	TMC*	1,1-DCE	0.1710	0.1651	3.5	TMC*		
13	TMQ	t-Butanol	0.0031	0.0036	17	TMQ	4.6	
14	TM	Acetonitrile	0.0158	0.0142	10	TM		
15	TMC	Methyl Acetate	0.0882	0.0791	10	TMC		
16	TML	Iodomethane	0.0811	0.0832	2.7	TML	3.6	
17	TM	Acrylonitrile	0.0367	0.0365	0.45	TM		
18	TMCL	Methylene chloride	0.1315	0.1430	8.7	TMCL	4.2	
19	TMC	Carbon disulfide	0.2065	0.2043	1.1	TMC		
20	TMCL	Methyl t-butyl ether (MtBE)	0.0407	0.0390	4.3	TMCL	14	
21	TMCL	Trans-1,2-DCE	0.1351	0.1452	7.5	TMCL	1.4	
22	TML	Diisopropyl Ether	0.2153	0.2322	7.8	TML	3.4	
23	TMC**	1,1-DCA	0.1658	0.1885	14	TMC**L	0.32	
24	TML	Vinyl Acetate	0.0627	0.0514	18	TML	5.6	
25	TMC	MEK (2-Butanone)	0.0346	0.0336	3.1	TMC		
26	TMCL	Cis-1,2-DCE	0.1388	0.1460	5.2	TMCL	3.6	
27	TM	2,2-Dichloropropane	0.1416	0.1443	1.9	TM		
28	TMC*L	Chloroform	0.2093	0.2370	13	TMC*L	0.58	
29	TM	Bromochloromethane	0.1016	0.1052	3.6	TM		
30	TMCL	1,1,1-TCA	0.1986	0.2167	9.1	TMCL	0.08	
31	TMCL	Cyclohexane	0.0988	0.1136	15	TMCL	5.9	
32	TML	1,1-Dichloropropene	0.1204	0.1349	12	TML	3.8	
33	TM	2,2,4-Trimethylpentane	0.1014	0.0897	12	TM		
34	TMCL	Carbon Tetrachloride	0.1841	0.1906	3.5	TMCL	3.5	
35	TML	Tert Amyl Methyl Ether	0.0000	0.0345	0.00	TML		
36	TMCL	1,2-DCA	0.1711	0.1861	8.8	TMCL	1.7	
37	TMC	Benzene	0.4277	0.4641	8.5	TMC		
38	TMCL	TCE	0.1485	0.1744	17	TMCL	8.7	
39	TM	2-Pentanone	0.0560	0.0573	2.3	TM		
40	TMC*L	1,2-Dichloropropane	0.1057	0.1178	11	TMC*L	2.8	
		Average			9.4			

VOLATILE ORGANIC ANALYSIS
VOLATILE ORGANIC COMPOUNDS

Form 7

Second Source Calibration

Lab Name: APPL, Inc.
Case No:
Matrix: Water

SDG No:
Date Analyzed: 11/29/2021
Instrument: Loki
Cal. Date: 11/29/2021
Data File: 1129L16.D

		Compound	MEAN	CCRF	%D		%Drift
41	TMC	Bromodichloromethane	0.1815	0.1888	4.0	TMC	
42	TMCL	Methyl Cyclohexane	0.0745	0.0787	5.5	TMCL	6.4
43	TM	Dibromomethane	0.1290	0.1298	0.60	TM	
44	TMC	MIBK (methyl isobutyl ketone)	0.0657	0.0687	4.6	TMC	
45	TML	1-Bromo-2-chloroethane	0.0947	0.0846	11	TML	1.1
46	TMCL	Cis-1,3-Dichloropropene	0.1452	0.1609	11	TMCL	2.7
47	TMC*	Toluene	0.4988	0.5301	6.3	TMC*	
48	TMC	Trans-1,3-Dichloropropene	0.0906	0.0856	5.6	TMC	
49	TMCL	1,1,2-TCA	0.1186	0.1382	16	TMCL	2.3
50	TMCL	2-Hexanone	0.0316	0.0353	12	TMCL	12
51	TMCL	1,2-EDB	0.1568	0.1591	1.5	TMCL	3.2
52	TMC	Tetrachloroethene	0.1253	0.1240	1.0	TMC	
53	TML	1-Chlorohexane	0.1967	0.1257	36	TML	14
54	TML	1,1,1,2-Tetrachloroethane	0.1800	0.1855	3.0	TML	1.4
55	TMCL	m&p-Xylene	0.4444	0.4952	11	TMCL	7.0
56	TMCL	o-Xylene	0.4314	0.4969	15	TMCL	7.1
57	TMCL	Styrene	0.3268	0.3837	17	TMCL	6.2
58	TM	1,3-Dichloropropane	0.2148	0.2246	4.6	TM	
59	TMCL	Dibromochloromethane	0.1745	0.1869	7.1	TMCL	3.5
60	TMC**	Chlorobenzene	0.4633	0.4730	2.1	TMC**	
61	TMC*	Ethylbenzene	0.3467	0.3546	2.3	TMC*	
62	TMC**	Bromoform	0.1282	0.1412	10	TMC**L	5.7
63	TMCL	Isopropylbenzene	0.8012	0.9035	13	TMCL	2.3
64	TMC**	1,1,2,2-Tetrachloroethane	0.3096	0.2700	13	TMC**L	11
65	TML	1,2,3-Trichloropropane	0.1001	0.1024	2.3	TML	6.0
66	TML	t-1,4-Dichloro-2-Butene	0.0230	0.0236	2.6	TML	20
67	TM	Bromobenzene	0.3184	0.3437	7.9	TM	
68	TM	n-Propylbenzene	0.8952	1.042	16	TM	
69	TML	4-Ethyltoluene	0.7866	0.8813	12	TML	7.7
70	TML	2-Chlorotoluene	0.6786	0.7472	10	TML	9.3
71	TML	1,3,5-Trimethylbenzene	0.7007	0.8500	21	TML	4.1
72	TML	4-Chlorotoluene	0.7285	0.9094	25	TML	2.0
73	TML	Tert-Butylbenzene	0.6111	0.7228	18	TML	4.2
74	TML	1,2,4-Trimethylbenzene	0.6794	0.8689	28	TML	1.7
75	TML	Sec-Butylbenzene	0.8602	1.006	17	TML	3.6
76	TML	p-Isopropyltoluene	0.7648	0.8894	16	TML	1.0
77	TML	Benzyl Chloride	0.0878	0.0911	3.8	TML	4.1
78	TMCL	1,3-DCB	0.5907	0.7151	21	TMCL	7.0
79	TMC	1,4-DCB	0.6606	0.7285	10	TMC	
80	TML	n-Butylbenzene	0.6141	0.7272	18	TML	2.4
		Average			11.0		

VOLATILE ORGANIC ANALYSIS
VOLATILE ORGANIC COMPOUNDS

Form 7

Second Source Calibration

Lab Name: APPL, Inc.
Case No:
Matrix: Water

SDG No:
Date Analyzed: 11/29/2021
Instrument: Loki
Cal. Date: 11/29/2021
Data File: 1129L16.D

		Compound	MEAN	CCRF	%D		%Drift	
81	TMC	1,2-DCB	0.6230	0.6664	7.0	TMC		
82	TM	Hexachloroethane	0.2151	0.1936	10	TM		
83	TMCL	1,2-Dibromo-3-chloropropane	0.0565	0.0650	15	TMCL	2.1	
84	TMC	1,2,4-Trichlorobenzene	0.1658	0.2046	23	TMC		*NT
85	TM	Hexachlorobutadiene	0.1033	0.1035	0.18	TM		
86	TML	Naphthalene	0.2101	0.3349	59	TML	29	*NT
87	TML	1,2,3-Trichlorobenzene	0.1417	0.1648	16	TML	8.4	
88								
89								
90								
91								
92								
93								
94								
95								
96								
97								
98								
99								
100								
101								
102								
103								
104								
105								
106								
107								
108								
109								
110								
111								
112								
113								
114								
115								
116								
117								
118								
119								
120								
		Average			18.6			

Quantitation Report (Not Reviewed)

Data File : M:\LOKI\DATA\211129\1129L16.D Vial: 14
Acq On : 29 Nov 21 19:48 Operator:
Sample : (SS) 10ug/L VOC STD 11/29/21 Inst : Loki
Misc : IS&S: 9/1/21 Multiplr: 1.00

Quant Time: Nov 30 10:13 2021 Quant Results File: L1129W.RES

Quant Method : M:\LOKI\DATA\211129\L1129W.M (RTE Integrator)
Title : METHOD 8260B
Last Update : Tue Nov 30 10:12:54 2021
Response via : Initial Calibration
DataAcq Meth : L8260

Internal Standards	R.T.	QIon	Response	Conc Units	Dev(Min)
1) Fluorobenzene (IS)	6.31	96	68711	25.00 ppb	0.00
56) Chlorobenzene-D5 (IS)	9.78	117	60026	25.00 ppb	0.00
71) 1,4-Dichlorobenzene-D4 (IS	12.36	152	41914	25.00 ppb	0.00
System Monitoring Compounds					
32) Dibromofluoromethane(S)	5.45	113	20224	23.69 ppb	0.00
Spiked Amount 25.000			Recovery	= 94.780%	
37) 1,2-DCA-D4(S)	5.87	65	21123	23.85 ppb	0.00
Spiked Amount 25.000			Recovery	= 95.416%	
57) Toluene-D8(S)	8.18	98	67992	26.06 ppb	0.00
Spiked Amount 25.000			Recovery	= 104.248%	
65) 4-Bromofluorobenzene(S)	11.07	174	26990	25.96 ppb	0.00
Spiked Amount 25.000			Recovery	= 103.840%	

Target Compounds						Qvalue
2) Dichlorodifluoromethane	1.08	85	4321	9.97 ppb		99
3) Freon 114	1.18	85	3150	11.34 ppb		96
4) Chloromethane	1.22	50	3888	9.42 ppb		96
5) Vinyl chloride	1.31	62	3389	10.22 ppb		93
6) Bromomethane	1.56	96	4626	7.76 ppb		82
7) Chloroethane	1.65	64	2071	9.20 ppb		93
8) Dichlorofluoromethane	1.84	67	6065	9.21 ppb		94
9) Trichlorofluoromethane	1.88	101	4221	8.88 ppb		87
10) Acrolein	2.28	56	2847	101.27 ppb		92
11) Acetone	2.45	43	4298	42.89 ppb	#	80
12) Freon-113	2.39	101	3173	9.77 ppb		93
13) 1,1-DCE	2.37	61	4537	9.65 ppb		96
14) t-Butanol	3.16	59	1234	119.21 ppb		93
15) Acetonitrile	2.75	41	4882	112.44 ppb		98
16) Methyl Acetate	2.84	43	2175	8.97 ppb		99
17) Iodomethane	2.51	142	2288	10.36 ppb		96
18) Acrylonitrile	3.25	53	1004	9.95 ppb		96
19) Methylene chloride	2.92	84	3930	10.42 ppb		97
20) Carbon disulfide	2.57	76	5614	9.89 ppb		99
21) Methyl t-butyl ether (MtBE	3.32	73	1072	11.36 ppb		100
22) Trans-1,2-DCE	3.26	61	3990	10.14 ppb		97
23) Diisopropyl Ether	4.07	45	6381	9.66 ppb		98
24) 1,1-DCA	3.87	63	5182	10.03 ppb		98
25) Vinyl Acetate	4.07	43	1412	9.44 ppb		100
27) MEK (2-Butanone)	4.85	43	4611	48.47 ppb		96
28) Cis-1,2-DCE	4.77	61	4013	9.64 ppb		95
29) 2,2-Dichloropropane	4.74	77	3966	10.19 ppb		89

(#) = qualifier out of range (m) = manual integration

Quantitation Report (Not Reviewed)

Data File : M:\LOKI\DATA\211129\1129L16.D
Acq On : 29 Nov 21 19:48
Sample : (SS) 10ug/L VOC STD 11/29/21
Misc : IS&S: 9/1/21

Vial: 14
Operator:
Inst : Loki
Multiplr: 1.00

Quant Time: Nov 30 10:13 2021

Quant Results File: L1129W.RES

Quant Method : M:\LOKI\DATA\211129\L1129W.M (RTE Integrator)
Title : METHOD 8260B
Last Update : Tue Nov 30 10:12:54 2021
Response via : Initial Calibration
DataAcq Meth : L8260

Compound	R.T.	QIon	Response	Conc Unit		Qvalue
30) Chloroform	5.24	83	6513	10.06 ppb		97
31) Bromochloromethane	5.09	130	2891	10.36 ppb		91
33) 1,1,1-TCA	5.44	97	5956	9.99 ppb		98
34) Cyclohexane	5.50	56	3122	9.41 ppb	#	83
35) 1,1-Dichloropropene	5.67	75	3709	10.38 ppb		88
36) 2,2,4-Trimethylpentane	6.07	57	2466	8.85 ppb		93
38) Carbon Tetrachloride	5.66	119	5238	9.65 ppb		95
40) 1,2-DCA	5.97	62	5115	10.17 ppb		98
41) Benzene	5.93	78	12756	10.85 ppb		95
42) TCE	6.75	130	4794	10.87 ppb		94
43) 2-Pentanone	7.03	43	19672	127.88 ppb		99
44) 1,2-Dichloropropane	7.02	63	3237	10.28 ppb		94
45) Bromodichloromethane	7.36	83	5189	10.40 ppb		98
46) Methyl Cyclohexane	6.97	98	2162	10.64 ppb		81
47) Dibromomethane	7.15	174	3567	10.06 ppb		96
49) MIBK (methyl isobutyl ket	8.10	43	9444	52.31 ppb		95
50) 1-Bromo-2-chloroethane	7.70	63	2324	9.89 ppb		95
51) Cis-1,3-Dichloropropene	7.88	75	4421	9.73 ppb		96
52) Toluene	8.25	91	14570	10.63 ppb		98
53) Trans-1,3-Dichloropropene	8.52	75	2352	9.44 ppb		97
54) 1,1,2-TCA	8.72	97	3797	10.23 ppb		88
55) 2-Hexanone	9.04	43	4845	44.18 ppb		97
58) 1,2-EDB	9.25	107	3820	9.68 ppb		88
59) Tetrachloroethene	8.86	166	2978	9.90 ppb		92
60) 1-Chlorohexane	9.81	91	3017	8.58 ppb		93
61) 1,1,1,2-Tetrachloroethane	9.90	131	4453	9.86 ppb		76
62) m&p-Xylene	10.07	91	23780	18.59 ppb		97
63) o-Xylene	10.51	91	11930	9.29 ppb		99
64) Styrene	10.52	104	9214	9.38 ppb		96
66) 1,3-Dichloropropane	8.90	76	5392	10.46 ppb		94
67) Dibromochloromethane	9.14	129	4487	9.65 ppb		97
68) Chlorobenzene	9.80	112	11357	10.21 ppb		98
69) Ethylbenzene	9.94	91	8514	10.23 ppb		100
70) Bromoform	10.71	173	3390	9.43 ppb		99
72) Isopropylbenzene	10.92	105	15147	9.77 ppb		100
73) 1,1,2,2-Tetrachloroethane	11.24	83	4527	8.86 ppb		87
74) 1,2,3-Trichloropropane	11.28	110	1717	9.40 ppb		86
75) t-1,4-Dichloro-2-Butene	11.31	53	395	12.03 ppb		79
76) Bromobenzene	11.23	158	5763	10.79 ppb		94
77) n-Propylbenzene	11.37	91	17473	11.64 ppb		96
78) 4-Ethyltoluene	11.50	105	14775	9.23 ppb		98
79) 2-Chlorotoluene	11.45	91	12528	9.07 ppb		94

(#) = qualifier out of range (m) = manual integration

Quantitation Report (Not Reviewed)

Data File : M:\LOKI\DATA\211129\1129L16.D Vial: 14
Acq On : 29 Nov 21 19:48 Operator:
Sample : (SS) 10ug/L VOC STD 11/29/21 Inst : Loki
Misc : IS&S: 9/1/21 Multiplr: 1.00

Quant Time: Nov 30 10:13 2021 Quant Results File: L1129W.RES

Quant Method : M:\LOKI\DATA\211129\L1129W.M (RTE Integrator)
Title : METHOD 8260B
Last Update : Tue Nov 30 10:12:54 2021
Response via : Initial Calibration
DataAcq Meth : L8260

Compound	R.T.	QIon	Response	Conc Unit		Qvalue
80) 1,3,5-Trimethylbenzene	11.57	105	14250	9.59 ppb		92
81) 4-Chlorotoluene	11.57	91	15246	10.20 ppb		99
82) Tert-Butylbenzene	11.93	119	12118	9.58 ppb		98
83) 1,2,4-Trimethylbenzene	11.98	105	14568	9.83 ppb		93
84) Sec-Butylbenzene	12.18	105	16861	9.64 ppb		100
85) p-Isopropyltoluene	12.35	119	14911	9.90 ppb		90
86) Benzyl Chloride	12.54	91	1527	10.41 ppb	#	73
87) 1,3-DCB	12.28	146	11989	10.70 ppb		96
88) 1,4-DCB	12.39	146	12213	11.03 ppb		96
89) n-Butylbenzene	12.80	91	12192	10.24 ppb		97
90) 1,2-DCB	12.80	146	11173	10.70 ppb		92
91) Hexachloroethane	13.09	117	3245	9.00 ppb		98
92) 1,2-Dibromo-3-chloropropan	13.68	157	1089	9.79 ppb		93
93) 1,2,4-Trichlorobenzene	14.61	180	3430	12.34 ppb		98
94) Hexachlorobutadiene	14.82	225	1735	10.02 ppb		88
95) Naphthalene	14.88	128	5615	12.91 ppb		95
96) 1,2,3-Trichlorobenzene	15.15	182	2763	10.84 ppb		96

(#) = qualifier out of range (m) = manual integration

Quantitation Report

Data File : M:\LOKI\DATA\211129\1129L16.D Vial: 14
Acq On : 29 Nov 21 19:48 Operator:
Sample : (SS) 10ug/L VOC STD 11/29/21 Inst : Loki
Misc : IS&S: 9/1/21 Multiplr: 1.00

Quant Time: Nov 30 10:13 2021 Quant Results File: L1129W.RES

Method : M:\LOKI\DATA\211129\L1129W.M (RTE Integrator)
Title : METHOD 8260B
Last Update : Tue Nov 30 10:12:54 2021
Response via : Initial Calibration

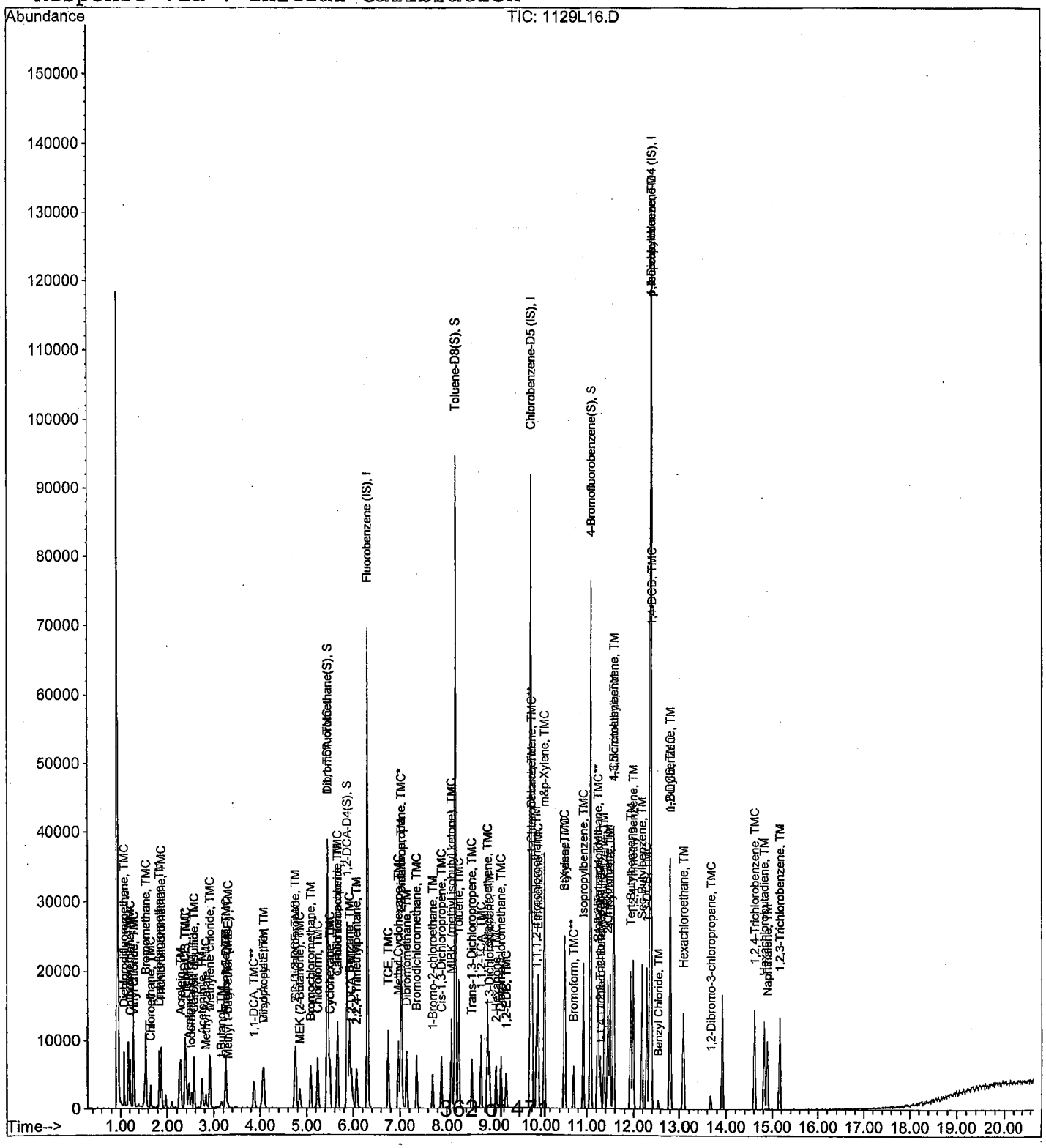

VOLATILE ORGANIC ANALYSIS
VOLATILE ORGANIC COMPOUNDS

Form 7

Continuing Calibration

Lab Name: APPL, Inc.
Case No:
Matrix: Water

SDG No:
Date Analyzed: 11/30/2021
Instrument: Loki
Initial Cal. Date: 11/29/2021
Data File: 1129L26.D

		Compound	MEAN	CCRF	%D		%Drift	
1	I	Fluorobenzene (IS)	ISTD			I		
2	TMCL	Dichlorodifluoromethane	0.2334	0.1562	33	TMCL	0.96	
3	TM	Freon 114	0.1011	0.1080	6.9	TM		
4	TMC**	Chloromethane	0.1894	0.1444	24	TMC**L	3.8	
5	TMC*L	Vinyl chloride	0.1130	0.1293	14	TMC*L	7.2	
6	TMCL	Bromomethane	0.1642	0.1366	17	TMCL	36	*NT
7	TMC	Chloroethane	0.0819	0.0738	9.9	TMC		
8	TM	Dichlorofluoromethane	0.2396	0.2330	2.8	TM		
9	TMC	Trichlorofluoromethane	0.1730	0.1617	6.5	TMC		
10	TM	Acrolein	0.0102	0.0080	21	TM		*NT
11	TMC	Acetone	0.0365	0.0288	21	TMC		*NT
12	TMC	Freon-113	0.1182	0.1198	1.3	TMC		
13	TMC*	1,1-DCE	0.1710	0.1624	5.0	TMC*		
14	TMQ	t-Butanol	0.0031	0.0028	7.2	TMQ	14	
15	TM	Acetonitrile	0.0158	0.0127	19	TM		
16	TMC	Methyl Acetate	0.0882	0.0727	18	TMC		
17	TML	Iodomethane	0.0811	0.0576	29	TML	18	
18	TM	Acrylonitrile	0.0367	0.0345	5.9	TM		
19	TMCL	Methylene chloride	0.1315	0.1295	1.5	TMCL	6.0	
20	TMC	Carbon disulfide	0.2065	0.1853	10	TMC		
21	TMCL	Methyl t-butyl ether (MtBE)	0.0407	0.0365	10	TMCL	9.1	
22	TMCL	Trans-1,2-DCE	0.1351	0.1486	10.0	TMCL	3.8	
23	TML	Diisopropyl Ether	0.2153	0.2397	11	TML	0.69	
24	TMC**	1,1-DCA	0.1658	0.1894	14	TMC**L	0.78	
25	TML	Vinyl Acetate	0.0627	0.0495	21	TML	9.0	
26	TMC	MEK (2-Butanone)	0.0346	0.0315	9.1	TMC		
27	TMCL	Cis-1,2-DCE	0.1388	0.1478	6.5	TMCL	2.5	
28	TM	2,2-Dichloropropane	0.1416	0.1340	5.4	TM		
29	TMC*L	Chloroform	0.2093	0.2412	15	TMC*L	2.4	
30	TM	Bromochloromethane	0.1016	0.1021	0.49	TM		
31	S	Dibromofluoromethane(S)	0.3105	0.2924	5.9	S		
32	TMCL	1,1,1-TCA	0.1986	0.2269	14	TMCL	4.7	
33	TMCL	Cyclohexane	0.0988	0.1162	18	TMCL	4.1	
34	TML	1,1-Dichloropropene	0.1204	0.1312	8.9	TML	1.2	
35	TM	2,2,4-Trimethylpentane	0.1014	0.0882	13	TM		
36	S	1,2-DCA-D4(S)	0.3222	0.3075	4.6	S		
37	TMCL	Carbon Tetrachloride	0.1841	0.1960	6.4	TMCL	0.80	
38	TML	Tert Amyl Methyl Ether	0.0000	0.0284	0.00	TML		
39	TMCL	1,2-DCA	0.1711	0.1786	4.4	TMCL	2.6	
40	TMC	Benzene	0.4277	0.4576	7.0	TMC		
		Average			11.2			

VOLATILE ORGANIC ANALYSIS
VOLATILE ORGANIC COMPOUNDS

Form 7

Continuing Calibration

Lab Name: APPL, Inc.
Case No:
Matrix: Water

SDG No:
Date Analyzed: 11/30/2021
Instrument: Loki
Cal. Date: 11/29/2021
Data File: 1129L26.D

		Compound	MEAN	CCRF	%D		%Drift	
41	TMCL	TCE	0.1485	0.1656	12	TMCL	3.3	
42	TM	2-Pentanone	0.0560	0.0509	9.1	TM		
43	TMC*L	1,2-Dichloropropane	0.1057	0.1158	9.6	TMC*L	1.2	
44	TMC	Bromodichloromethane	0.1815	0.1868	2.9	TMC		
45	TMCL	Methyl Cyclohexane	0.0745	0.0748	0.40	TMCL	2.5	
46	TM	Dibromomethane	0.1290	0.1278	0.95	TM		
47	TMC	MIBK (methyl isobutyl ketone)	0.0657	0.0613	6.7	TMC		
48	TML	1-Bromo-2-chloroethane	0.0947	0.0812	14	TML	5.0	
49	TMCL	Cis-1,3-Dichloropropene	0.1452	0.1626	12	TMCL	1.8	
50	TMC*	Toluene	0.4988	0.5336	7.0	TMC*		
51	TMC	Trans-1,3-Dichloropropene	0.0906	0.0825	9.0	TMC		
52	TMCL	1,1,2-TCA	0.1186	0.1322	11	TMCL	1.9	
53	TMCL	2-Hexanone	0.0316	0.0290	8.2	TMCL	25	*NT
54	I	Chlorobenzene-D5 (IS)	ISTD			I		
55	S	Toluene-D8(S)	1.087	1.125	3.5	S		
56	TMCL	1,2-EDB	0.1568	0.1530	2.4	TMCL	6.8	
57	TMC	Tetrachloroethene	0.1253	0.1207	3.7	TMC		
58	TML	1-Chlorohexane	0.1967	0.1315	33	TML	11	
59	TML	1,1,1,2-Tetrachloroethane	0.1800	0.1843	2.4	TML	2.0	
60	TMCL	m&p-Xylene	0.4444	0.4916	11	TMCL	7.6	
61	TMCL	o-Xylene	0.4314	0.4931	14	TMCL	7.7	
62	TMCL	Styrene	0.3268	0.3677	13	TMCL	9.4	
63	S	4-Bromofluorobenzene(S)	0.4330	0.4434	2.4	S		
64	TM	1,3-Dichloropropane	0.2148	0.2195	2.2	TM		
65	TMCL	Dibromochloromethane	0.1745	0.1865	6.9	TMCL	3.7	
66	TMC**	Chlorobenzene	0.4633	0.4675	0.91	TMC**		
67	TMC*	Ethylbenzene	0.3467	0.3677	6.0	TMC*		
68	TMC**	Bromoform	0.1282	0.1359	6.0	TMC**L	8.9	
69	I	1,4-Dichlorobenzene-D4 (IS)	ISTD			I		
70	TMCL	Isopropylbenzene	0.8012	0.9268	16	TMCL	0.11	
71	TMC**	1,1,2,2-Tetrachloroethane	0.3096	0.2660	14	TMC**L	13	
72	TML	1,2,3-Trichloropropane	0.1001	0.0950	5.2	TML	13	
73	TML	t-1,4-Dichloro-2-Butene	0.0230	0.0109	53	TML	15	
74	TM	Bromobenzene	0.3184	0.3144	1.3	TM		
75	TM	n-Propylbenzene	0.8952	1.031	15	TM		
76	TML	4-Ethyltoluene	0.7866	0.9007	15	TML	5.9	
77	TML	2-Chlorotoluene	0.6786	0.7074	4.2	TML	15	
78	TML	1,3,5-Trimethylbenzene	0.7007	0.8797	26	TML	1.0	
79	TML	4-Chlorotoluene	0.7285	0.8597	18	TML	3.4	
80	TML	Tert-Butylbenzene	0.6111	0.7323	20	TML	3.1	
		Average			10.5			

VOLATILE ORGANIC ANALYSIS
VOLATILE ORGANIC COMPOUNDS

Form 7

Continuing Calibration

Lab Name: APPL, Inc.
Case No:
Matrix: Water

SDG No:
Date Analyzed: 11/30/2021
Instrument: Loki
Cal. Date: 11/29/2021
Data File: 1129L26.D

		Compound	MEAN	CCRF	%D		%Drift	
81	TML	1,2,4-Trimethylbenzene	0.6794	0.8181	20	TML	6.8	
82	TML	Sec-Butylbenzene	0.8602	0.9763	13	TML	6.1	
83	TML	p-Isopropyltoluene	0.7648	0.8643	13	TML	3.4	
84	TML	Benzyl Chloride	0.0878	0.0723	18	TML	9.7	
85	TMCL	1,3-DCB	0.5907	0.6818	15	TMCL	2.2	
86	TMC	1,4-DCB	0.6606	0.6768	2.5	TMC		
87	TML	n-Butylbenzene	0.6141	0.6168	0.43	TML	11	
88	TMC	1,2-DCB	0.6230	0.6208	0.35	TMC		
89	TM	Hexachloroethane	0.2151	0.2043	5.0	TM		
90	TMCL	1,2-Dibromo-3-chloropropane	0.0565	0.0585	3.5	TMCL	12	
91	TMC	1,2,4-Trichlorobenzene	0.1658	0.1443	13	TMC		
92	TM	Hexachlorobutadiene	0.1033	0.1026	0.64	TM		
93	TML	Naphthalene	0.2101	0.1520	28	TML	21	*NT
94	TML	1,2,3-Trichlorobenzene	0.1417	0.1217	14	TML	17	
95								
96								
97								
98								
99								
100								
101								
102								
103								
104								
105								
106								
107								
108								
109								
110								
111								
112								
113								
114								
115								
116								
117								
118								
119								
120								
		Average			10.5			

Data File : M:\LOKI\DATA\211129\1129L26.D Vial: 24
Acq On : 30 Nov 21 00:24 Operator:
Sample : 211129A CCV 10ug/L Inst : Loki
Misc : IS&S: 9/1/21 Multiplr: 1.00

Quant Time: Nov 30 13:21 2021 Quant Results File: L1129W.RES

Quant Method : M:\LOKI\DATA\211129\L1129W.M (RTE Integrator)
Title : METHOD 8260B
Last Update : Tue Nov 30 10:12:54 2021
Response via : Initial Calibration
DataAcq Meth : L8260

Internal Standards	R.T.	QIon	Response	Conc Units	Dev(Min)
1) Fluorobenzene (IS)	6.31	96	68318	25.00 ppb	0.00
56) Chlorobenzene-D5 (IS)	9.77	117	59015	25.00 ppb	0.00
71) 1,4-Dichlorobenzene-D4 (IS	12.36	152	39777	25.00 ppb	0.00
System Monitoring Compounds					
32) Dibromofluoromethane(S)	5.45	113	19973	23.54 ppb	0.00
Spiked Amount 25.000			Recovery	= 94.140%	
37) 1,2-DCA-D4(S)	5.87	65	21007	23.86 ppb	0.00
Spiked Amount 25.000			Recovery	= 95.436%	
57) Toluene-D8(S)	8.18	98	66374	25.88 ppb	0.00
Spiked Amount 25.000			Recovery	= 103.512%	
65) 4-Bromofluorobenzene(S)	11.07	174	26170	25.60 ppb	0.00
Spiked Amount 25.000			Recovery	= 102.412%	

Target Compounds					Qvalue
2) Dichlorodifluoromethane	1.08	85	4268	9.90 ppb	93
3) Freon 114	1.18	85	2952	10.69 ppb	93
4) Chloromethane	1.22	50	3947	9.62 ppb	96
5) Vinyl chloride	1.31	62	3533	10.72 ppb	97
6) Bromomethane	1.56	96	3733	6.39 ppb	82
7) Chloroethane	1.66	64	2017	9.01 ppb	96
8) Dichlorofluoromethane	1.84	67	6367	9.72 ppb	98
9) Trichlorofluoromethane	1.88	101	4420	9.35 ppb	88
10) Acrolein	2.28	56	2749	98.35 ppb	98
11) Acetone	2.45	43	3933	39.48 ppb	91
12) Freon-113	2.40	101	3273	10.13 ppb	88
13) 1,1-DCE	2.37	61	4438	9.50 ppb	93
14) t-Butanol	3.15	59	969	107.33 ppb #	76
15) Acetonitrile	2.75	41	4346	100.67 ppb	97
16) Methyl Acetate	2.83	43	1988	8.25 ppb	99
17) Iodomethane	2.52	142	1573	8.16 ppb	95
18) Acrylonitrile	3.25	53	944	9.41 ppb	94
19) Methylene chloride	2.92	84	3539	9.40 ppb	92
20) Carbon disulfide	2.57	76	5065	8.98 ppb	95
21) Methyl t-butyl ether (MtBE	3.31	73	998	10.91 ppb	100
22) Trans-1,2-DCE	3.26	61	4061	10.38 ppb	98
23) Diisopropyl Ether	4.08	45	6551	9.93 ppb	100
24) 1,1-DCA	3.87	63	5175	10.08 ppb	97
25) Vinyl Acetate	4.07	43	1353	9.10 ppb	100
27) MEK (2-Butanone)	4.85	43	4299	45.45 ppb	96
28) Cis-1,2-DCE	4.76	61	4038	9.75 ppb	96
29) 2,2-Dichloropropane	4.75	77	3662	9.46 ppb	98

(#) = qualifier out of range (m) = manual integration

Data File : M:\LOKI\DATA\211129\1129L26.D Vial: 24
Acq On : 30 Nov 21 00:24 Operator:
Sample : 211129A CCV 10ug/L Inst : Loki
Misc : IS&S: 9/1/21 Multiplr: 1.00

Quant Time: Nov 30 13:21 2021 Quant Results File: L1129W.RES

Quant Method : M:\LOKI\DATA\211129\L1129W.M (RTE Integrator)
Title : METHOD 8260B
Last Update : Tue Nov 30 10:12:54 2021
Response via : Initial Calibration
DataAcq Meth : L8260

	Compound	R.T.	QIon	Response	Conc Unit		Qvalue
30)	Chloroform	5.24	83	6592	10.24 ppb		89
31)	Bromochloromethane	5.09	130	2789	10.05 ppb		91
33)	1,1,1-TCA	5.44	97	6200	10.47 ppb		98
34)	Cyclohexane	5.50	56	3175	9.59 ppb		90
35)	1,1-Dichloropropene	5.67	75	3584	10.12 ppb		92
36)	2,2,4-Trimethylpentane	6.08	57	2409	8.69 ppb		92
38)	Carbon Tetrachloride	5.66	119	5355	9.92 ppb		89
40)	1,2-DCA	5.97	62	4881	9.74 ppb		92
41)	Benzene	5.93	78	12504	10.70 ppb		97
42)	TCE	6.75	130	4525	10.33 ppb		95
43)	2-Pentanone	7.03	43	17380	113.63 ppb		98
44)	1,2-Dichloropropane	7.01	63	3165	10.12 ppb		96
45)	Bromodichloromethane	7.36	83	5104	10.29 ppb		98
46)	Methyl Cyclohexane	6.97	98	2045	10.25 ppb		88
47)	Dibromomethane	7.15	174	3492	9.91 ppb		94
49)	MIBK (methyl isobutyl ket	8.10	43	8370	46.63 ppb		95
50)	1-Bromo-2-chloroethane	7.69	63	2220	9.50 ppb		96
51)	Cis-1,3-Dichloropropene	7.88	75	4444	9.82 ppb		95
52)	Toluene	8.25	91	14583	10.70 ppb		99
53)	Trans-1,3-Dichloropropene	8.52	75	2254	9.10 ppb		98
54)	1,1,2-TCA	8.72	97	3613	9.81 ppb		90
55)	2-Hexanone	9.03	43	3958	37.52 ppb		97
58)	1,2-EDB	9.25	107	3612	9.32 ppb		98
59)	Tetrachloroethene	8.86	166	2850	9.63 ppb		94
60)	1-Chlorohexane	9.81	91	3105	8.92 ppb		99
61)	1,1,1,2-Tetrachloroethane	9.90	131	4351	9.80 ppb		89
62)	m&p-Xylene	10.07	91	23208	18.47 ppb		96
63)	o-Xylene	10.50	91	11640	9.23 ppb		96
64)	Styrene	10.52	104	8681	9.06 ppb		97
66)	1,3-Dichloropropane	8.90	76	5181	10.22 ppb		94
67)	Dibromochloromethane	9.14	129	4402	9.63 ppb		98
68)	Chlorobenzene	9.80	112	11036	10.09 ppb		95
69)	Ethylbenzene	9.94	91	8679	10.60 ppb		95
70)	Bromoform	10.71	173	3208	9.11 ppb		87
72)	Isopropylbenzene	10.91	105	14746	9.99 ppb		98
73)	1,1,2,2-Tetrachloroethane	11.25	83	4232	8.72 ppb		96
74)	1,2,3-Trichloropropane	11.28	110	1511	8.71 ppb	#	57
75)	t-1,4-Dichloro-2-Butene	11.30	53	173	8.54 ppb	#	15
76)	Bromobenzene	11.23	158	5002	9.87 ppb		97
77)	n-Propylbenzene	11.37	91	16407	11.52 ppb		97
78)	4-Ethyltoluene	11.50	105	14331	9.41 ppb		95
79)	2-Chlorotoluene	11.45	91	11255	8.55 ppb		98

(#) = qualifier out of range (m) = manual integration

Data File : M:\LOKI\DATA\211129\1129L26.D Vial: 24
Acq On : 30 Nov 21 00:24 Operator:
Sample : 211129A CCV 10ug/L Inst : Loki
Misc : IS&S: 9/1/21 Multiplr: 1.00

Quant Time: Nov 30 13:21 2021 Quant Results File: L1129W.RES

Quant Method : M:\LOKI\DATA\211129\L1129W.M (RTE Integrator)
Title : METHOD 8260B
Last Update : Tue Nov 30 10:12:54 2021
Response via : Initial Calibration
DataAcq Meth : L8260

	Compound	R.T.	QIon	Response	Conc	Unit		Qvalue
80)	1,3,5-Trimethylbenzene	11.57	105	13996	9.90	ppb		96
81)	4-Chlorotoluene	11.57	91	13678	9.66	ppb		95
82)	Tert-Butylbenzene	11.93	119	11651	9.69	ppb		85
83)	1,2,4-Trimethylbenzene	11.98	105	13016	9.32	ppb		86
84)	Sec-Butylbenzene	12.18	105	15533	9.39	ppb		98
85)	p-Isopropyltoluene	12.35	119	13751	9.66	ppb		94
86)	Benzyl Chloride	12.54	91	1150	9.03	ppb	#	76
87)	1,3-DCB	12.28	146	10848	10.22	ppb		94
88)	1,4-DCB	12.39	146	10769	10.25	ppb		94
89)	n-Butylbenzene	12.80	91	9813	8.94	ppb		99
90)	1,2-DCB	12.80	146	9878	9.96	ppb		91
91)	Hexachloroethane	13.08	117	3250	9.50	ppb		93
92)	1,2-Dibromo-3-chloropropan	13.68	157	930	8.84	ppb		96
93)	1,2,4-Trichlorobenzene	14.61	180	2296	8.70	ppb		99
94)	Hexachlorobutadiene	14.82	225	1633	9.94	ppb		95
95)	Naphthalene	14.89	128	2419	7.90	ppb		99
96)	1,2,3-Trichlorobenzene	15.16	182	1937	8.34	ppb		96

(#) = qualifier out of range (m) = manual integration

Data File : M:\LOKI\DATA\211129\1129L26.D Vial: 24
Acq On : 30 Nov 21 00:24 Operator:
Sample : 211129A CCV 10ug/L Inst : Loki
Misc : IS&S: 9/1/21 Multiplr: 1.00

Quant Time: Nov 30 13:21 2021 Quant Results File: L1129W.RES

Method : M:\LOKI\DATA\211129\L1129W.M (RTE Integrator)
Title : METHOD 8260B
Last Update : Tue Nov 30 10:12:54 2021
Response via : Initial Calibration

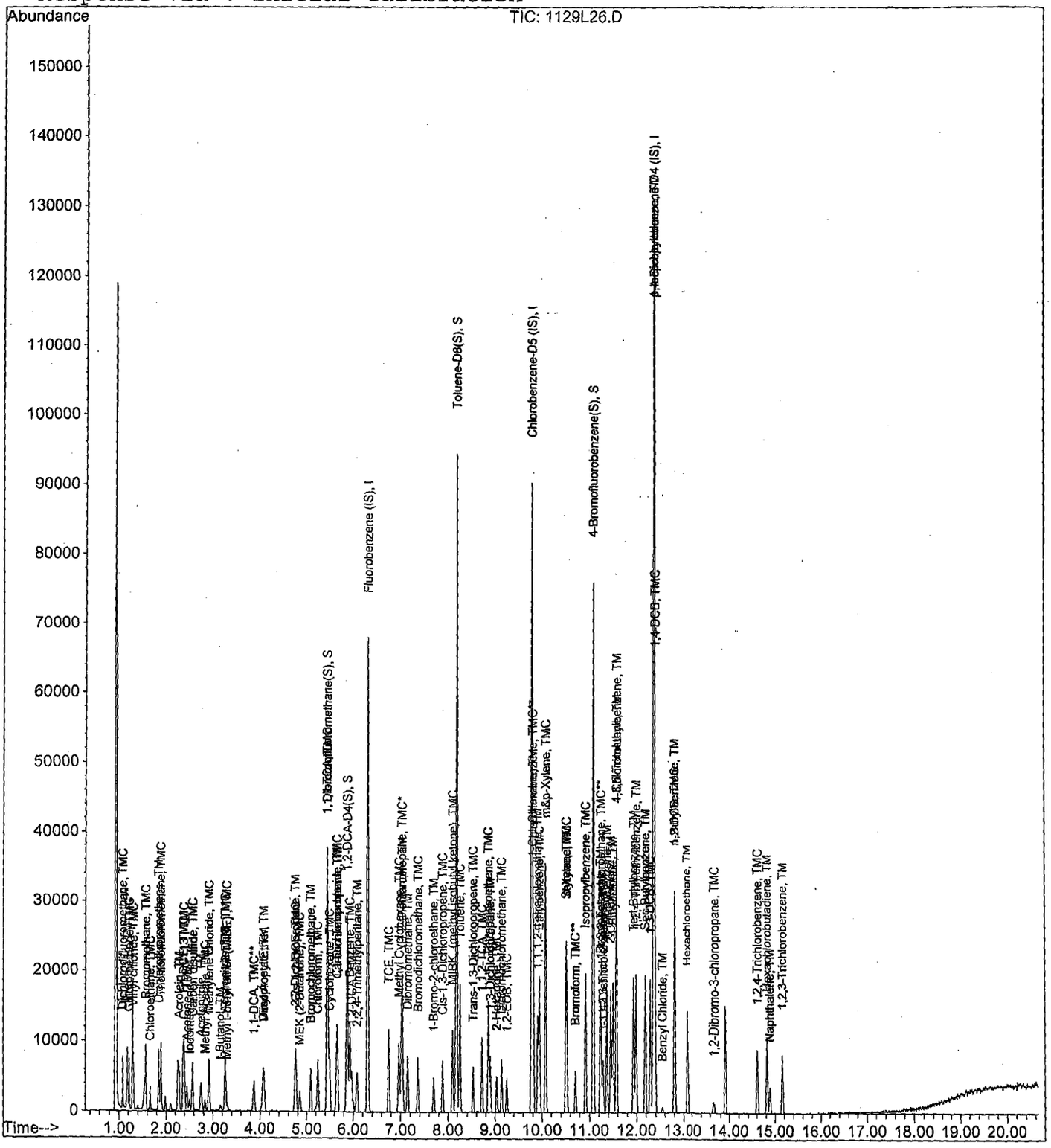

VOLATILE ORGANIC ANALYSIS
VOLATILE ORGANIC COMPOUNDS

Form 7

Ending Continuing Calibration

Lab Name: APPL, Inc.
Case No:
Matrix: Water

SDG No:
Date Analyzed: 11/30/2021
Instrument: Loki
Initial Cal. Date: 11/29/2021
Data File: 1129L45.D

		Compound	MEAN	CCRF	%D		%Drift
1	I	Fluorobenzene (IS)	ISTD			I	
2	TMCL	Dichlorodifluoromethane	0.2334	0.1615	31	TMCL	2.6
3	TM	Freon 114	0.1011	0.1009	0.13	TM	
4	TMC**	Chloromethane	0.1894	0.1451	23	TMC**L	3.3
5	TMC*L	Vinyl chloride	0.1130	0.1236	9.4	TMC*L	2.5
6	TMCL	Bromomethane	0.1642	0.1344	18	TMCL	37
7	TMC	Chloroethane	0.0819	0.0789	3.7	TMC	
8	TM	Dichlorofluoromethane	0.2396	0.2354	1.8	TM	
9	TMC	Trichlorofluoromethane	0.1730	0.1545	11	TMC	
10	TM	Acrolein	0.0102	0.0076	26	TM	
11	TMC	Acetone	0.0365	0.0314	14	TMC	
12	TMC	Freon-113	0.1182	0.1226	3.7	TMC	
13	TMC*	1,1-DCE	0.1710	0.1669	2.4	TMC*	
14	TMQ	t-Butanol	0.0031	0.0041	33	TMQ	0.73
15	TM	Acetonitrile	0.0158	0.0140	12	TM	
16	TMC	Methyl Acetate	0.0882	0.0827	6.3	TMC	
17	TML	Iodomethane	0.0811	0.0643	21	TML	13
18	TM	Acrylonitrile	0.0367	0.0352	4.0	TM	
19	TMCL	Methylene chloride	0.1315	0.1516	15	TMCL	11
20	TMC	Carbon disulfide	0.2065	0.1898	8.1	TMC	
21	TMCL	Methyl t-butyl ether (MtBE)	0.0407	0.0591	45	TMCL	50
22	TMCL	Trans-1,2-DCE	0.1351	0.1542	14	TMCL	7.7
23	TML	Diisopropyl Ether	0.2153	0.2501	16	TML	3.1
24	TMC**	1,1-DCA	0.1658	0.2042	23	TMC**L	8.9
25	TML	Vinyl Acetate	0.0627	0.0530	16	TML	2.7
26	TMC	MEK (2-Butanone)	0.0346	0.0337	2.6	TMC	
27	TMCL	Cis-1,2-DCE	0.1388	0.1492	7.5	TMCL	1.6
28	TM	2,2-Dichloropropane	0.1416	0.1179	17	TM	
29	TMC*L	Chloroform	0.2093	0.2535	21	TMC*L	7.8
30	TM	Bromochloromethane	0.1016	0.1082	6.5	TM	
31	S	Dibromofluoromethane(S)	0.3105	0.2965	4.5	S	
32	TMCL	1,1,1-TCA	0.1986	0.2237	13	TMCL	3.2
33	TMCL	Cyclohexane	0.0988	0.1289	30	TMCL	4.4
34	TML	1,1-Dichloropropene	0.1204	0.1368	14	TML	5.1
35	TM	2,2,4-Trimethylpentane	0.1014	0.0845	17	TM	
36	S	1,2-DCA-D4(S)	0.3222	0.3076	4.5	S	
37	TMCL	Carbon Tetrachloride	0.1841	0.2072	13	TMCL	4.9
38	TML	Tert Amyl Methyl Ether	0.0000	0.0319	0.00	TML	
39	TMCL	1,2-DCA	0.1711	0.2035	19	TMCL	12
40	TMC	Benzene	0.4277	0.4768	11	TMC	
		Average			13.8		

VOLATILE ORGANIC ANALYSIS
VOLATILE ORGANIC COMPOUNDS

Form 7

Ending Continuing Calibration

Lab Name: APPL, Inc.
Case No:
Matrix: Water

SDG No:
Date Analyzed: 11/30/2021
Instrument: Loki
Cal. Date: 11/29/2021
Data File: 1129L45.D

		Compound	MEAN	CCRF	%D		%Drift
41	TMCL	TCE	0.1485	0.1799	21	TMCL	12
42	TM	2-Pentanone	0.0560	0.0555	0.93	TM	
43	TMC*L	1,2-Dichloropropane	0.1057	0.1210	15	TMC*L	5.5
44	TMC	Bromodichloromethane	0.1815	0.1969	8.5	TMC	
45	TMCL	Methyl Cyclohexane	0.0745	0.0787	5.6	TMCL	6.5
46	TM	Dibromomethane	0.1290	0.1415	9.7	TM	
47	TMC	MIBK (methyl isobutyl ketone)	0.0657	0.0698	6.3	TMC	
48	TML	1-Bromo-2-chloroethane	0.0947	0.0880	7.1	TML	2.8
49	TMCL	Cis-1,3-Dichloropropene	0.1452	0.1527	5.1	TMCL	7.0
50	TMC*	Toluene	0.4988	0.5431	8.9	TMC*	
51	TMC	Trans-1,3-Dichloropropene	0.0906	0.0842	7.1	TMC	
52	TMCL	1,1,2-TCA	0.1186	0.1317	11	TMCL	2.3
53	TMCL	2-Hexanone	0.0316	0.0328	4.0	TMCL	17
54	I	Chlorobenzene-D5 (IS)	ISTD			I	
55	S	Toluene-D8(S)	1.087	1.152	6.0	S	
56	TMCL	1,2-EDB	0.1568	0.1738	11	TMCL	5.7
57	TMC	Tetrachloroethene	0.1253	0.1275	1.8	TMC	
58	TML	1-Chlorohexane	0.1967	0.1350	31	TML	8.7
59	TML	1,1,1,2-Tetrachloroethane	0.1800	0.1944	8.0	TML	3.2
60	TMCL	m&p-Xylene	0.4444	0.5027	13	TMCL	5.8
61	TMCL	o-Xylene	0.4314	0.5299	23	TMCL	1.8
62	TMCL	Styrene	0.3268	0.3790	16	TMCL	7.2
63	S	4-Bromofluorobenzene(S)	0.4330	0.4647	7.3	S	
64	TM	1,3-Dichloropropane	0.2148	0.2404	12	TM	
65	TMCL	Dibromochloromethane	0.1745	0.1958	12	TMCL	0.85
66	TMC**	Chlorobenzene	0.4633	0.4962	7.1	TMC**	
67	TMC*	Ethylbenzene	0.3467	0.3702	6.8	TMC*	
68	TMC**	Bromoform	0.1282	0.1372	7.0	TMC**L	8.1
69	I	1,4-Dichlorobenzene-D4 (IS)	ISTD			I	
70	TMCL	Isopropylbenzene	0.8012	0.9070	13	TMCL	2.0
71	TMC**	1,1,2,2-Tetrachloroethane	0.3096	0.2659	14	TMC**L	13
72	TML	1,2,3-Trichloropropane	0.1001	0.1178	18	TML	8.3
73	TML	t-1,4-Dichloro-2-Butene	0.0230	0.0160	30	TML	0.38
74	TM	Bromobenzene	0.3184	0.3268	2.6	TM	
75	TM	n-Propylbenzene	0.8952	1.040	16	TM	
76	TML	4-Ethyltoluene	0.7866	0.9387	19	TML	2.4
77	TML	2-Chlorotoluene	0.6786	0.8832	30	TML	8.4
78	TML	1,3,5-Trimethylbenzene	0.7007	0.8588	23	TML	3.2
79	TML	4-Chlorotoluene	0.7285	0.9155	26	TML	2.7
80	TML	Tert-Butylbenzene	0.6111	0.7560	24	TML	0.32
		Average			12.8		

VOLATILE ORGANIC ANALYSIS
VOLATILE ORGANIC COMPOUNDS

Form 7

Ending Continuing Calibration

Lab Name: APPL, Inc.
Case No:
Matrix: Water

SDG No:
Date Analyzed: 11/30/2021
Instrument: Loki
Cal. Date: 11/29/2021
Data File: 1129L45.D

		Compound	MEAN	CCRF	%D		%Drift	
81	TML	1,2,4-Trimethylbenzene	0.6794	0.8406	24	TML	4.6	
82	TML	Sec-Butylbenzene	0.8602	1.020	19	TML	2.5	
83	TML	p-Isopropyltoluene	0.7648	0.8578	12	TML	4.0	
84	TML	Benzyl Chloride	0.0878	0.0700	20	TML	11	
85	TMCL	1,3-DCB	0.5907	0.6624	12	TMCL	0.67	
86	TMC	1,4-DCB	0.6606	0.6981	5.7	TMC		
87	TML	n-Butylbenzene	0.6141	0.6622	7.8	TML	5.3	
88	TMC	1,2-DCB	0.6230	0.6651	6.7	TMC		
89	TM	Hexachloroethane	0.2151	0.1959	8.9	TM		
90	TMCL	1,2-Dibromo-3-chloropropane	0.0565	0.0605	7.2	TMCL	8.6	
91	TMC	1,2,4-Trichlorobenzene	0.1658	0.1662	0.20	TMC		
92	TM	Hexachlorobutadiene	0.1033	0.1009	2.3	TM		
93	TML	Naphthalene	0.2101	0.6731	220	TML	122	*NT
94	TML	1,2,3-Trichlorobenzene	0.1417	0.1565	10	TML	3.6	
95								
96								
97								
98								
99								
100								
101								
102								
103								
104								
105								
106								
107								
108								
109								
110								
111								
112								
113								
114								
115								
116								
117								
118								
119								
120								
		Average			25.4			

Data File : M:\LOKI\DATA\211129\1129L45.D Vial: 43
Acq On : 30 Nov 21 9:09 Operator:
Sample : Ending CCV 10ug/L 11/29/21 Inst : Loki
Misc : IS&S: 9/1/21 Multiplr: 1.00

Quant Time: Nov 30 13:22 2021 Quant Results File: L1129W.RES

Quant Method : M:\LOKI\DATA\211129\L1129W.M (RTE Integrator)
Title : METHOD 8260B
Last Update : Tue Nov 30 10:12:54 2021
Response via : Initial Calibration
DataAcq Meth : L8260

Internal Standards	R.T.	QIon	Response	Conc Units	Dev(Min)
1) Fluorobenzene (IS)	6.31	96	67272	25.00 ppb	0.00
56) Chlorobenzene-D5 (IS)	9.78	117	58246	25.00 ppb	0.00
71) 1,4-Dichlorobenzene-D4 (IS	12.36	152	39767	25.00 ppb	0.00
System Monitoring Compounds					
32) Dibromofluoromethane(S)	5.46	113	19944	23.87 ppb	0.00
Spiked Amount 25.000			Recovery	= 95.468%	
37) 1,2-DCA-D4(S)	5.87	65	20693	23.87 ppb	0.00
Spiked Amount 25.000			Recovery	= 95.472%	
57) Toluene-D8(S)	8.18	98	67110	26.51 ppb	0.00
Spiked Amount 25.000			Recovery	= 106.040%	
65) 4-Bromofluorobenzene(S)	11.07	174	27069	26.83 ppb	0.00
Spiked Amount 25.000			Recovery	= 107.328%	
Target Compounds					Qvalue
2) Dichlorodifluoromethane	1.08	85	4346	10.26 ppb	90
3) Freon 114	1.18	85	2716	9.99 ppb	91
4) Chloromethane	1.22	50	3904	9.67 ppb	96
5) Vinyl chloride	1.31	62	3326	10.25 ppb	92
6) Bromomethane	1.56	96	3616	6.30 ppb	89
7) Chloroethane	1.66	64	2123	9.63 ppb	97
8) Dichlorofluoromethane	1.84	67	6333	9.82 ppb	89
9) Trichlorofluoromethane	1.88	101	4158	8.93 ppb	95
10) Acrolein	2.29	56	2542	92.36 ppb	89
11) Acetone	2.45	43	4229	43.11 ppb	87
12) Freon-113	2.40	101	3298	10.37 ppb	89
13) 1,1-DCE	2.37	61	4492	9.76 ppb #	88
14) t-Butanol	3.16	59	1365	125.91 ppb	93
15) Acetonitrile	2.75	41	4693	110.40 ppb	98
16) Methyl Acetate	2.84	43	2225	9.37 ppb	100
17) Iodomethane	2.52	142	1730	8.73 ppb	95
18) Acrylonitrile	3.25	53	948	9.60 ppb	98
19) Methylene chloride	2.92	84	4079	11.08 ppb	98
20) Carbon disulfide	2.57	76	5107	9.19 ppb #	94
21) Methyl t-butyl ether (MtBE	3.31	73	1591	14.99 ppb #	100
22) Trans-1,2-DCE	3.27	61	4148	10.77 ppb	98
23) Diisopropyl Ether	4.08	45	6731	10.31 ppb	95
24) 1,1-DCA	3.87	63	5495	10.89 ppb	94
25) Vinyl Acetate	4.07	43	1425	9.73 ppb	100
27) MEK (2-Butanone)	4.85	43	4537	48.71 ppb	98
28) Cis-1,2-DCE	4.77	61	4016	9.84 ppb	97
29) 2,2-Dichloropropane	4.75	77	3173	8.33 ppb #	34

(#) = qualifier out of range (m) = manual integration

Data File : M:\LOKI\DATA\211129\1129L45.D Vial: 43
Acq On : 30 Nov 21 9:09 Operator:
Sample : Ending CCV 10ug/L 11/29/21 Inst : Loki
Misc : IS&S: 9/1/21 Multiplr: 1.00

Quant Time: Nov 30 13:22 2021 Quant Results File: L1129W.RES

Quant Method : M:\LOKI\DATA\211129\L1129W.M (RTE Integrator)
Title : METHOD 8260B
Last Update : Tue Nov 30 10:12:54 2021
Response via : Initial Calibration
DataAcq Meth : L8260

Compound	R.T.	QIon	Response	Conc Unit	Qvalue
30) Chloroform	5.24	83	6822	10.78 ppb	95
31) Bromochloromethane	5.09	130	2912	10.65 ppb	88
33) 1,1,1-TCA	5.44	97	6020	10.32 ppb	98
34) Cyclohexane	5.51	56	3468	10.44 ppb	84
35) 1,1-Dichloropropene	5.67	75	3682	10.51 ppb	95
36) 2,2,4-Trimethylpentane	6.07	57	2273	8.33 ppb	94
38) Carbon Tetrachloride	5.66	119	5576	10.49 ppb	97
40) 1,2-DCA	5.97	62	5475	11.16 ppb	98
41) Benzene	5.93	78	12829	11.15 ppb	99
42) TCE	6.75	130	4840	11.21 ppb	93
43) 2-Pentanone	7.03	43	18652	123.84 ppb	98
44) 1,2-Dichloropropane	7.02	63	3257	10.55 ppb	89
45) Bromodichloromethane	7.36	83	5298	10.85 ppb	98
46) Methyl Cyclohexane	6.97	98	2118	10.65 ppb	80
47) Dibromomethane	7.15	174	3807	10.97 ppb	94
49) MIBK (methyl isobutyl ket	8.10	43	9392	53.14 ppb	97
50) 1-Bromo-2-chloroethane	7.70	63	2367	10.28 ppb	99
51) Cis-1,3-Dichloropropene	7.89	75	4108	9.30 ppb	97
52) Toluene	8.25	91	14613	10.89 ppb	94
53) Trans-1,3-Dichloropropene	8.52	75	2265	9.29 ppb	95
54) 1,1,2-TCA	8.72	97	3545	9.77 ppb	90
55) 2-Hexanone	9.03	43	4417	41.61 ppb	96
58) 1,2-EDB	9.25	107	4049	10.57 ppb	92
59) Tetrachloroethene	8.86	166	2971	10.18 ppb	95
60) 1-Chlorohexane	9.81	91	3145	9.13 ppb	86
61) 1,1,1,2-Tetrachloroethane	9.91	131	4530	10.32 ppb	79
62) m&p-Xylene	10.07	91	23422	18.84 ppb	99
63) o-Xylene	10.50	91	12345	9.82 ppb	100
64) Styrene	10.52	104	8830	9.28 ppb	97
66) 1,3-Dichloropropane	8.90	76	5601	11.19 ppb	93
67) Dibromochloromethane	9.14	129	4561	10.08 ppb	95
68) Chlorobenzene	9.81	112	11561	10.71 ppb	94
69) Ethylbenzene	9.94	91	8626	10.68 ppb	98
70) Bromoform	10.70	173	3196	9.19 ppb	95
72) Isopropylbenzene	10.91	105	14427	9.80 ppb	97
73) 1,1,2,2-Tetrachloroethane	11.24	83	4229	8.72 ppb	99
74) 1,2,3-Trichloropropane	11.28	110	1874	10.83 ppb	86
75) t-1,4-Dichloro-2-Butene	11.31	53	255	9.96 ppb	91
76) Bromobenzene	11.23	158	5198	10.26 ppb	86
77) n-Propylbenzene	11.36	91	16547	11.62 ppb	98
78) 4-Ethyltoluene	11.50	105	14931	9.76 ppb	91
79) 2-Chlorotoluene	11.45	91	14049	10.84 ppb	94

(#) = qualifier out of range (m) = manual integration

Data File : M:\LOKI\DATA\211129\1129L45.D Vial: 43
Acq On : 30 Nov 21 9:09 Operator:
Sample : Ending CCV 10ug/L 11/29/21 Inst : Loki
Misc : IS&S: 9/1/21 Multiplr: 1.00

Quant Time: Nov 30 13:22 2021 Quant Results File: L1129W.RES

Quant Method : M:\LOKI\DATA\211129\L1129W.M (RTE Integrator)
Title : METHOD 8260B
Last Update : Tue Nov 30 10:12:54 2021
Response via : Initial Calibration
DataAcq Meth : L8260

	Compound	R.T.	QIon	Response	Conc	Unit		Qvalue
80)	1,3,5-Trimethylbenzene	11.57	105	13660	9.68	ppb		90
81)	4-Chlorotoluene	11.57	91	14563	10.27	ppb		99
82)	Tert-Butylbenzene	11.93	119	12026	9.97	ppb		92
83)	1,2,4-Trimethylbenzene	11.98	105	13372	9.54	ppb		100
84)	Sec-Butylbenzene	12.18	105	16219	9.75	ppb		98
85)	p-Isopropyltoluene	12.35	119	13645	9.60	ppb		88
86)	Benzyl Chloride	12.54	91	1114	8.86	ppb		91
87)	1,3-DCB	12.28	146	10536	9.93	ppb		98
88)	1,4-DCB	12.39	146	11105	10.57	ppb		97
89)	n-Butylbenzene	12.81	91	10533	9.47	ppb		99
90)	1,2-DCB	12.80	146	10579	10.67	ppb		98
91)	Hexachloroethane	13.09	117	3116	9.11	ppb		99
92)	1,2-Dibromo-3-chloropropan	13.68	157	963	9.14	ppb	#	84
93)	1,2,4-Trichlorobenzene	14.61	180	2643	10.02	ppb		98
94)	Hexachlorobutadiene	14.82	225	1605	9.77	ppb		97
95)	Naphthalene	14.88	128	10707	22.16	ppb		95
96)	1,2,3-Trichlorobenzene	15.16	182	2489	10.36	ppb		100

(#) = qualifier out of range (m) = manual integration

Data File : M:\LOKI\DATA\211129\1129L45.D Vial: 43
Acq On : 30 Nov 21 9:09 Operator:
Sample : Ending CCV 10ug/L 11/29/21 Inst : Loki
Misc : IS&S: 9/1/21 Multiplr: 1.00

Quant Time: Nov 30 13:22 2021 Quant Results File: L1129W.RES

Method : M:\LOKI\DATA\211129\L1129W.M (RTE Integrator)
Title : METHOD 8260B
Last Update : Tue Nov 30 10:12:54 2021
Response via : Initial Calibration

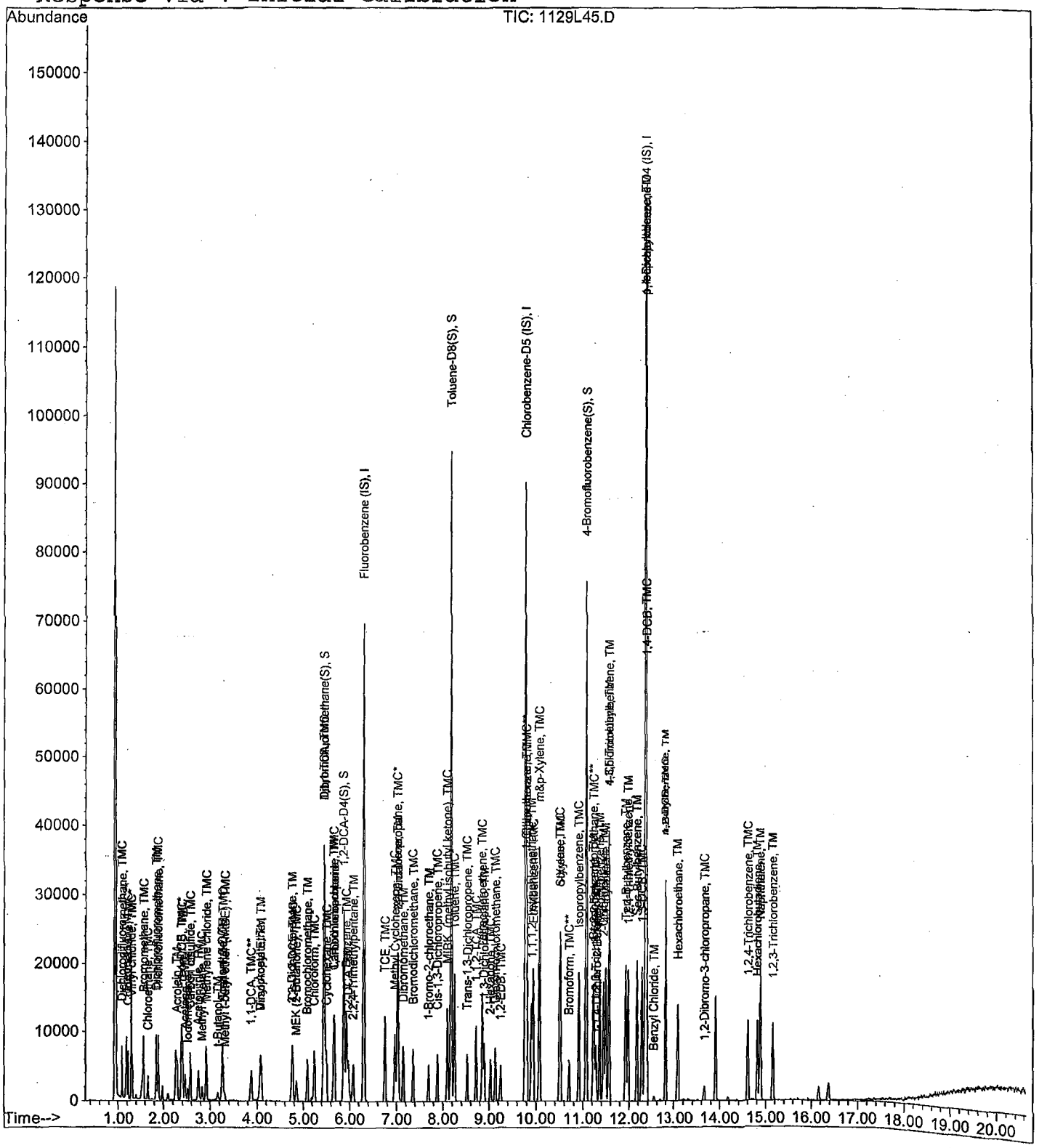

1129L45.D L1129W.M Wed Dec 01 15:28:50 2021

ORGANICS
Raw Data

Quantitation Report (QT Reviewed)

Data File : M:\LOKI\DATA\211129\1129L35.D Vial: 33
Acq On : 30 Nov 21 4:33 Operator:
Sample : BA46713W01 Inst : Loki
Misc : IS&S: 9/1/21 Multiplr: 1.00

Quant Time: Dec 1 15:32 2021 Quant Results File: L1129W.RES

Quant Method : M:\LOKI\DATA\211129\L1129W.M (RTE Integrator)
Title : METHOD 8260B
Last Update : Tue Nov 30 10:12:54 2021
Response via : Initial Calibration
DataAcq Meth : L8260

Internal Standards	R.T.	QIon	Response	Conc Units	Dev(Min)
1) Fluorobenzene (IS)	6.31	96	58630	25.00 ppb	0.00
56) Chlorobenzene-D5 (IS)	9.78	117	51881	25.00 ppb	0.00
71) 1,4-Dichlorobenzene-D4 (IS	12.36	152	29651	25.00 ppb	0.00
System Monitoring Compounds					
32) Dibromofluoromethane(S)	5.46	113	18111	24.87 ppb	0.00
Spiked Amount 25.000			Recovery = 99.472%		
37) 1,2-DCA-D4(S)	5.87	65	19062	25.23 ppb	0.00
Spiked Amount 25.000			Recovery = 100.912%		
57) Toluene-D8(S)	8.18	98	53706	23.82 ppb	0.00
Spiked Amount 25.000			Recovery = 95.272%		
65) 4-Bromofluorobenzene(S)	11.07	174	19645	21.86 ppb	0.00
Spiked Amount 25.000			Recovery = 87.448%		

Target Compounds Qvalue

(#) = qualifier out of range (m) = manual integration

Quantitation Report

Data File : M:\LOKI\DATA\211129\1129L35.D
Acq On : 30 Nov 21 4:33
Sample : BA46713W01
Misc : IS&S: 9/1/21

Vial: 33
Operator:
Inst : Loki
Multiplr: 1.00

Quant Time: Dec 1 15:32 2021

Quant Results File: L1129W.RES

Method : M:\LOKI\DATA\211129\L1129W.M (RTE Integrator)
Title : METHOD 8260B
Last Update : Tue Nov 30 10:12:54 2021
Response via : Initial Calibration



Quantitation Report (QT Reviewed)

Data File : M:\LOKI\DATA\211129\1129L36.D Vial: 34
Acq On : 30 Nov 21 5:00 Operator:
Sample : BA46714W01 Inst : Loki
Misc : IS&S: 9/1/21 Multiplr: 5.00

Quant Time: Dec 4 5:51 2021 Quant Results File: L1129W.RES

Quant Method : M:\LOKI\DATA\211129\L1129W.M (RTE Integrator)
Title : METHOD 8260B
Last Update : Tue Nov 30 10:12:54 2021
Response via : Initial Calibration
DataAcq Meth : L8260

Internal Standards	R.T.	QIon	Response	Conc Units	Dev(Min)
1) Fluorobenzene (IS)	6.30	96	58913	25.000 ppb	0.00
56) Chlorobenzene-D5 (IS)	9.78	117	52215	25.000 ppb	0.00
71) 1,4-Dichlorobenzene-D4 (IS	12.36	152	29863	25.000 ppb	0.00
System Monitoring Compounds					
32) Dibromofluoromethane(S)	5.45	113	18202	24.873 ppb	0.00
Spiked Amount 25.000			Recovery	= 99.492%	
37) 1,2-DCA-D4(S)	5.87	65	19396	25.546 ppb	0.00
Spiked Amount 25.000			Recovery	= 102.184%	
57) Toluene-D8(S)	8.18	98	54881	24.183 ppb	0.00
Spiked Amount 25.000			Recovery	= 96.732%	
65) 4-Bromofluorobenzene(S)	11.07	174	20371	22.525 ppb	0.00
Spiked Amount 25.000			Recovery	= 90.100%	

Target Compounds Qvalue

(#) = qualifier out of range (m) = manual integration

Quantitation Report

Data File : M:\LOKI\DATA\211129\1129L36.D Vial: 34
Acq On : 30 Nov 21 5:00 Operator:
Sample : BA46714W01 Inst : Loki
Misc : IS&S: 9/1/21 Multiplr: 5.00

Quant Time: Dec 4 5:51 2021 Quant Results File: L1129W.RES

Method : M:\LOKI\DATA\211129\L1129W.M (RTE Integrator)
Title : METHOD 8260B
Last Update : Tue Nov 30 10:12:54 2021
Response via : Initial Calibration



Data File : M:\LOKI\DATA\211129\1129L31.D Vial: 29
Acq On : 30 Nov 21 2:42 Operator:
Sample : 211129A BLK Inst : Loki
Misc : IS&S: 9/1/21 Multiplr: 1.00

Quant Time: Dec 1 15:27 2021 Quant Results File: L1129W.RES

Quant Method : M:\LOKI\DATA\211129\L1129W.M (RTE Integrator)
Title : METHOD 8260B
Last Update : Tue Nov 30 10:12:54 2021
Response via : Initial Calibration
DataAcq Meth : L8260

Internal Standards	R.T.	QIon	Response	Conc Units	Dev(Min)
1) Fluorobenzene (IS)	6.30	96	62893	25.00 ppb	0.00
56) Chlorobenzene-D5 (IS)	9.78	117	54621	25.00 ppb	0.00
71) 1,4-Dichlorobenzene-D4 (IS	12.36	152	33012	25.00 ppb	0.00
System Monitoring Compounds					
32) Dibromofluoromethane(S)	5.45	113	19514	24.98 ppb	0.00
Spiked Amount 25.000			Recovery	= 99.912%	
37) 1,2-DCA-D4(S)	5.87	65	19619	24.20 ppb	0.00
Spiked Amount 25.000			Recovery	= 96.820%	
57) Toluene-D8(S)	8.18	98	57369	24.17 ppb	0.00
Spiked Amount 25.000			Recovery	= 96.664%	
65) 4-Bromofluorobenzene(S)	11.07	174	21530	22.76 ppb	0.00
Spiked Amount 25.000			Recovery	= 91.032%	

Target Compounds Qvalue

(#) = qualifier out of range (m) = manual integration
1129L31.D L1129W.M Wed Dec 01 15:27:39 2021 Page 1

Data File : M:\LOKI\DATA\211129\1129L31.D
Acq On : 30 Nov 21 2:42
Sample : 211129A BLK
Misc : IS&S: 9/1/21

Vial: 29
Operator:
Inst : Loki
Multiplr: 1.00

Quant Time: Dec 1 15:27 2021

Quant Results File: L1129W.RES

Method : M:\LOKI\DATA\211129\L1129W.M (RTE Integrator)
Title : METHOD 8260B
Last Update : Tue Nov 30 10:12:54 2021
Response via : Initial Calibration



1129L31.D L1129W.M Wed Dec 01 15:27:40 2021

Data File : M:\LOKI\DATA\211129\1129L27.D Vial: 25
Acq On : 30 Nov 21 00:52 Operator:
Sample : 211129A LCS 10ug/L Inst : Loki
Misc : IS&S: 9/1/21 Multiplr: 1.00

Quant Time: Nov 30 13:21 2021 Quant Results File: L1129W.RES

Quant Method : M:\LOKI\DATA\211129\L1129W.M (RTE Integrator)
Title : METHOD 8260B
Last Update : Tue Nov 30 10:12:54 2021
Response via : Initial Calibration
DataAcq Meth : L8260

Internal Standards	R.T.	QIon	Response	Conc Units	Dev(Min)
1) Fluorobenzene (IS)	6.30	96	67505	25.00 ppb	0.00
56) Chlorobenzene-D5 (IS)	9.78	117	57729	25.00 ppb	0.00
71) 1,4-Dichlorobenzene-D4 (IS	12.36	152	40104	25.00 ppb	0.00
System Monitoring Compounds					
32) Dibromofluoromethane(S)	5.45	113	19689	23.48 ppb	0.00
Spiked Amount 25.000			Recovery =	93.920%	
37) 1,2-DCA-D4(S)	5.87	65	20494	23.56 ppb	0.00
Spiked Amount 25.000			Recovery =	94.228%	
57) Toluene-D8(S)	8.18	98	66909	26.67 ppb	0.00
Spiked Amount 25.000			Recovery =	106.668%	
65) 4-Bromofluorobenzene(S)	11.07	174	25688	25.69 ppb	0.00
Spiked Amount 25.000			Recovery =	102.764%	
Target Compounds					Qvalue
2) Dichlorodifluoromethane	1.08	85	4404	10.36 ppb	96
3) Freon 114	1.18	85	2793	10.24 ppb	100
4) Chloromethane	1.22	50	3785	9.33 ppb	98
5) Vinyl chloride	1.31	62	3510	10.77 ppb	97
6) Bromomethane	1.56	96	3979	6.86 ppb	84
7) Chloroethane	1.66	64	2159	9.76 ppb	92
8) Dichlorofluoromethane	1.84	67	6337	9.79 ppb	97
9) Trichlorofluoromethane	1.88	101	4201	8.99 ppb	96
10) Acrolein	2.28	56	2809	101.71 ppb	93
11) Acetone	2.45	43	4017	40.81 ppb	88
12) Freon-113	2.39	101	3293	10.32 ppb	93
13) 1,1-DCE	2.37	61	4530	9.81 ppb	94
14) t-Butanol	3.16	59	1037	111.19 ppb	93
15) Acetonitrile	2.75	41	4223	99.00 ppb	92
16) Methyl Acetate	2.83	43	2278	9.56 ppb	97
17) Iodomethane	2.51	142	1839	9.06 ppb	89
18) Acrylonitrile	3.25	53	1011	10.20 ppb #	86
19) Methylene chloride	2.92	84	3858	10.42 ppb	94
20) Carbon disulfide	2.57	76	5138	9.21 ppb	96
21) Methyl t-butyl ether (MtBE	3.30	73	1334	13.23 ppb #	100
22) Trans-1,2-DCE	3.26	61	4126	10.68 ppb	91
23) Diisopropyl Ether	4.07	45	6480	9.94 ppb	97
24) 1,1-DCA	3.87	63	5336	10.53 ppb	99
25) Vinyl Acetate	4.07	43	1559	10.60 ppb	100
27) MEK (2-Butanone)	4.85	43	4418	47.27 ppb	91
28) Cis-1,2-DCE	4.76	61	4058	9.91 ppb	97
29) 2,2-Dichloropropane	4.75	77	3500	9.15 ppb	96

(#) = qualifier out of range (m) = manual integration

Data File : M:\LOKI\DATA\211129\1129L27.D Vial: 25
Acq On : 30 Nov 21 00:52 Operator:
Sample : 211129A LCS 10ug/L Inst : Loki
Misc : IS&S: 9/1/21 Multiplr: 1.00

Quant Time: Nov 30 13:21 2021 Quant Results File: L1129W.RES

Quant Method : M:\LOKI\DATA\211129\L1129W.M (RTE Integrator)
Title : METHOD 8260B
Last Update : Tue Nov 30 10:12:54 2021
Response via : Initial Calibration
DataAcq Meth : L8260

	Compound	R.T.	QIon	Response	Conc Unit	Qvalue
30)	Chloroform	5.24	83	6521	10.25 ppb	96
31)	Bromochloromethane	5.09	130	2894	10.55 ppb	88
33)	1,1,1-TCA	5.44	97	6172	10.55 ppb	92
34)	Cyclohexane	5.50	56	3183	9.70 ppb	95
35)	1,1-Dichloropropene	5.67	75	3372	9.70 ppb	98
36)	2,2,4-Trimethylpentane	6.08	57	2543	9.29 ppb	96
38)	Carbon Tetrachloride	5.66	119	5262	9.87 ppb	91
40)	1,2-DCA	5.97	62	5012	10.14 ppb	99
41)	Benzene	5.93	78	12447	10.78 ppb	93
42)	TCE	6.75	130	4490	10.37 ppb	90
43)	2-Pentanone	7.03	43	18200	120.42 ppb	98
44)	1,2-Dichloropropane	7.02	63	3234	10.45 ppb	91
45)	Bromodichloromethane	7.36	83	5358	10.93 ppb	99
46)	Methyl Cyclohexane	6.96	98	2278	11.23 ppb	89
47)	Dibromomethane	7.15	174	3717	10.67 ppb	98
49)	MIBK (methyl isobutyl ket	8.10	43	8773	49.46 ppb	98
50)	1-Bromo-2-chloroethane	7.70	63	2207	9.56 ppb	97
51)	Cis-1,3-Dichloropropene	7.88	75	4384	9.81 ppb	94
52)	Toluene	8.25	91	14757	10.96 ppb	98
53)	Trans-1,3-Dichloropropene	8.52	75	2293	9.37 ppb	98
54)	1,1,2-TCA	8.72	97	3604	9.90 ppb	98
55)	2-Hexanone	9.04	43	4442	41.69 ppb	88
58)	1,2-EDB	9.25	107	3762	9.91 ppb	91
59)	Tetrachloroethene	8.86	166	2997	10.36 ppb	92
60)	1-Chlorohexane	9.81	91	3299	9.59 ppb	95
61)	1,1,1,2-Tetrachloroethane	9.90	131	4380	10.08 ppb	87
62)	m&p-Xylene	10.07	91	24027	19.42 ppb	99
63)	o-Xylene	10.50	91	12027	9.67 ppb	93
64)	Styrene	10.52	104	8921	9.43 ppb	93
66)	1,3-Dichloropropane	8.89	76	5194	10.47 ppb	97
67)	Dibromochloromethane	9.14	129	4365	9.75 ppb	94
68)	Chlorobenzene	9.80	112	11367	10.63 ppb	94
69)	Ethylbenzene	9.94	91	8424	10.52 ppb	97
70)	Bromoform	10.71	173	3213	9.31 ppb	88
72)	Isopropylbenzene	10.92	105	14297	9.65 ppb	98
73)	1,1,2,2-Tetrachloroethane	11.25	83	4316	8.83 ppb	94
74)	1,2,3-Trichloropropane	11.29	110	1642	9.40 ppb	86
75)	t-1,4-Dichloro-2-Butene	11.31	53	310	10.87 ppb	81
76)	Bromobenzene	11.23	158	5482	10.73 ppb	91
77)	n-Propylbenzene	11.37	91	16774	11.68 ppb	99
78)	4-Ethyltoluene	11.50	105	14561	9.48 ppb	98
79)	2-Chlorotoluene	11.45	91	12054	9.12 ppb	95

(#) = qualifier out of range (m) = manual integration

Data File : M:\LOKI\DATA\211129\1129L27.D Vial: 25
Acq On : 30 Nov 21 00:52 Operator:
Sample : 211129A LCS 10ug/L Inst : Loki
Misc : IS&S: 9/1/21 Multiplr: 1.00

Quant Time: Nov 30 13:21 2021 Quant Results File: L1129W.RES

Quant Method : M:\LOKI\DATA\211129\L1129W.M (RTE Integrator)
Title : METHOD 8260B
Last Update : Tue Nov 30 10:12:54 2021
Response via : Initial Calibration
DataAcq Meth : L8260

Compound	R.T.	QIon	Response	Conc	Unit		Qvalue
80) 1,3,5-Trimethylbenzene	11.57	105	14582	10.20	ppb		84
81) 4-Chlorotoluene	11.57	91	14306	10.01	ppb		96
82) Tert-Butylbenzene	11.93	119	12164	9.99	ppb		97
83) 1,2,4-Trimethylbenzene	11.98	105	13608	9.62	ppb		97
84) Sec-Butylbenzene	12.18	105	15957	9.54	ppb		100
85) p-Isopropyltoluene	12.35	119	14455	10.01	ppb		95
86) Benzyl Chloride	12.54	91	1463	10.42	ppb	#	80
87) 1,3-DCB	12.28	146	11226	10.48	ppb		97
88) 1,4-DCB	12.38	146	11339	10.70	ppb		92
89) n-Butylbenzene	12.81	91	11157	9.87	ppb		99
90) 1,2-DCB	12.80	146	10851	10.86	ppb		95
91) Hexachloroethane	13.08	117	3008	8.72	ppb		96
92) 1,2-Dibromo-3-chloropropan	13.68	157	878	8.29	ppb	#	75
93) 1,2,4-Trichlorobenzene	14.61	180	2832	10.65	ppb		89
94) Hexachlorobutadiene	14.82	225	1577	9.52	ppb		98
95) Naphthalene	14.88	128	3416	9.57	ppb	#	91
96) 1,2,3-Trichlorobenzene	15.15	182	2223	9.32	ppb		99

(#) = qualifier out of range (m) = manual integration

Data File : M:\LOKI\DATA\211129\1129L27.D Vial: 25
Acq On : 30 Nov 21 00:52 Operator:
Sample : 211129A LCS 10ug/L Inst : Loki
Misc : IS&S: 9/1/21 Multiplr: 1.00

Quant Time: Nov 30 13:21 2021 Quant Results File: L1129W.RES

Method : M:\LOKI\DATA\211129\L1129W.M (RTE Integrator)
Title : METHOD 8260B
Last Update : Tue Nov 30 10:12:54 2021
Response via : Initial Calibration

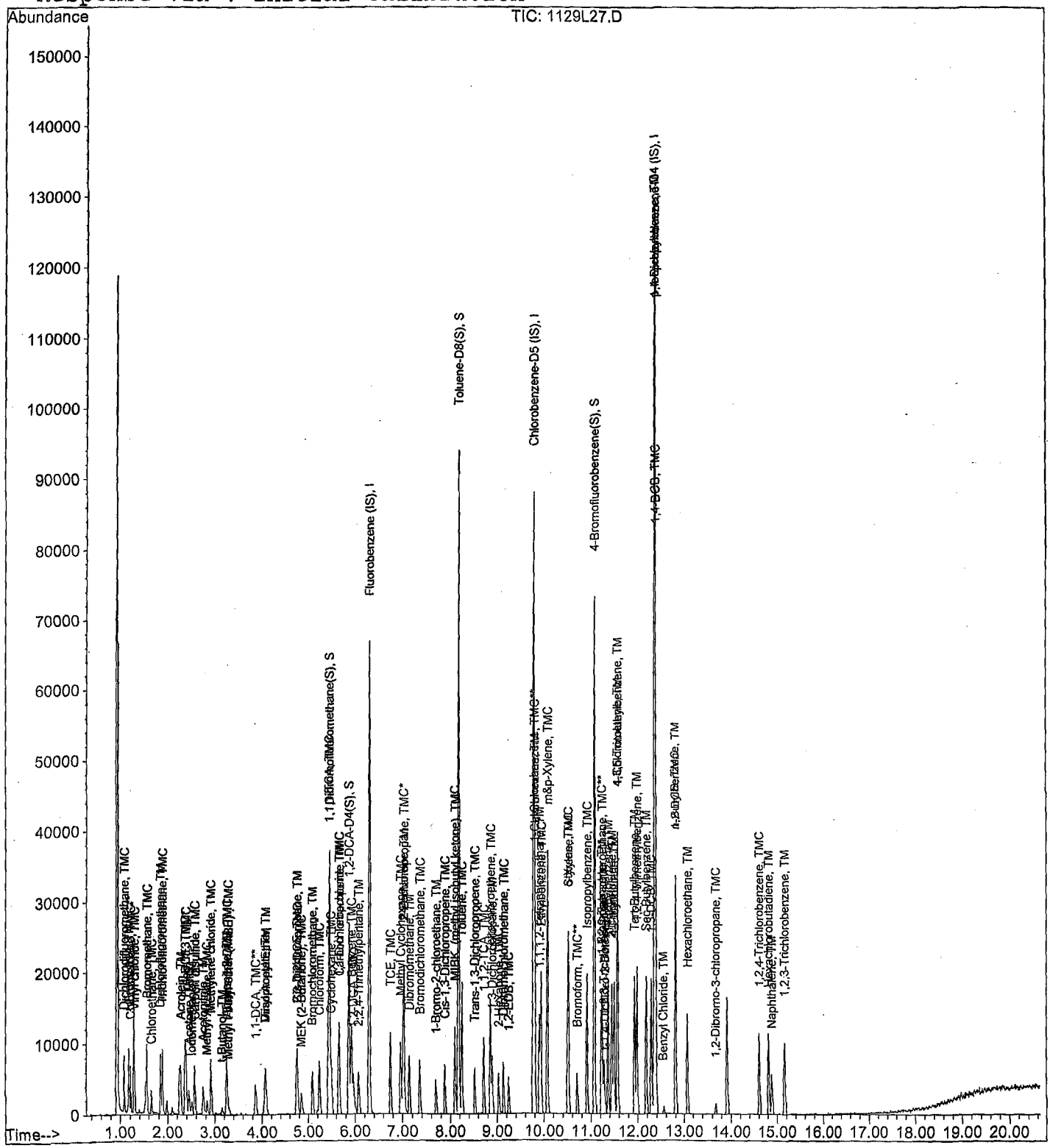

Data File : M:\LOKI\DATA\211129\1129L28.D Vial: 26
Acq On : 30 Nov 21 1:20 Operator:
Sample : 211129A LCSD 10ug/L Inst : Loki
Misc : IS&S: 9/1/21 Multiplr: 1.00

Quant Time: Nov 30 13:22 2021 Quant Results File: L1129W.RES

Quant Method : M:\LOKI\DATA\211129\L1129W.M (RTE Integrator)
Title : METHOD 8260B
Last Update : Tue Nov 30 10:12:54 2021
Response via : Initial Calibration
DataAcq Meth : L8260

Internal Standards	R.T.	QIon	Response	Conc Units	Dev(Min)
1) Fluorobenzene (IS)	6.30	96	68608	25.00 ppb	0.00
56) Chlorobenzene-D5 (IS)	9.78	117	60251	25.00 ppb	0.00
71) 1,4-Dichlorobenzene-D4 (IS	12.36	152	40852	25.00 ppb	0.00
System Monitoring Compounds					
32) Dibromofluoromethane(S)	5.45	113	19900	23.35 ppb	0.00
Spiked Amount 25.000			Recovery	= 93.400%	
37) 1,2-DCA-D4(S)	5.87	65	20675	23.38 ppb	0.00
Spiked Amount 25.000			Recovery	= 93.532%	
57) Toluene-D8(S)	8.18	98	66794	25.51 ppb	0.00
Spiked Amount 25.000			Recovery	= 102.028%	
65) 4-Bromofluorobenzene(S)	11.07	174	25808	24.73 ppb	0.00
Spiked Amount 25.000			Recovery	= 98.924%	
Target Compounds					Qvalue
2) Dichlorodifluoromethane	1.08	85	4145	9.56 ppb	89
3) Freon 114	1.18	85	2948	10.63 ppb	100
4) Chloromethane	1.22	50	4001	9.72 ppb	92
5) Vinyl chloride	1.31	62	3380	10.21 ppb	90
6) Bromomethane	1.56	96	4028	6.83 ppb	80
7) Chloroethane	1.66	64	2119	9.42 ppb	93
8) Dichlorofluoromethane	1.84	67	6581	10.01 ppb	99
9) Trichlorofluoromethane	1.88	101	4452	9.38 ppb	98
10) Acrolein	2.28	56	2724	97.04 ppb	97
11) Acetone	2.45	43	4255	42.53 ppb	93
12) Freon-113	2.40	101	3326	10.26 ppb	91
13) 1,1-DCE	2.37	61	4499	9.59 ppb	94
14) t-Butanol	3.15	59	1283	121.38 ppb	95
15) Acetonitrile	2.75	41	4240	97.80 ppb	93
16) Methyl Acetate	2.83	43	2008	8.29 ppb	94
17) Iodomethane	2.51	142	1967	9.37 ppb	81
18) Acrylonitrile	3.24	53	953	9.46 ppb #	92
19) Methylene chloride	2.92	84	3845	10.20 ppb	92
20) Carbon disulfide	2.57	76	5023	8.86 ppb	96
21) Methyl t-butyl ether (MtBE	3.31	73	1167	11.99 ppb #	100
22) Trans-1,2-DCE	3.26	61	4274	10.89 ppb	95
23) Diisopropyl Ether	4.07	45	6890	10.34 ppb	97
24) 1,1-DCA	3.87	63	5373	10.43 ppb	99
25) Vinyl Acetate	4.07	43	1405	9.41 ppb	100
27) MEK (2-Butanone)	4.85	43	4462	46.97 ppb	100
28) Cis-1,2-DCE	4.76	61	4151	9.97 ppb	95
29) 2,2-Dichloropropane	4.75	77	4069	10.47 ppb #	82

(#) = qualifier out of range (m) = manual integration

Data File : M:\LOKI\DATA\211129\1129L28.D Vial: 26
Acq On : 30 Nov 21 1:20 Operator:
Sample : 211129A LCSD 10ug/L Inst : Loki
Misc : IS&S: 9/1/21 Multiplr: 1.00

Quant Time: Nov 30 13:22 2021 Quant Results File: L1129W.RES

Quant Method : M:\LOKI\DATA\211129\L1129W.M (RTE Integrator)
Title : METHOD 8260B
Last Update : Tue Nov 30 10:12:54 2021
Response via : Initial Calibration
DataAcq Meth : L8260

	Compound	R.T.	QIon	Response	Conc	Unit	Qvalue
30)	Chloroform	5.24	83	6769	10.48	ppb	96
31)	Bromochloromethane	5.09	130	2930	10.51	ppb	90
33)	1,1,1-TCA	5.44	97	6092	10.24	ppb	98
34)	Cyclohexane	5.50	56	3404	10.11	ppb	92
35)	1,1-Dichloropropene	5.67	75	3633	10.20	ppb	97
36)	2,2,4-Trimethylpentane	6.08	57	2353	8.45	ppb	91
38)	Carbon Tetrachloride	5.66	119	5297	9.77	ppb	95
40)	1,2-DCA	5.97	62	5208	10.38	ppb	93
41)	Benzene	5.93	78	12946	11.03	ppb	98
42)	TCE	6.75	130	4788	10.88	ppb	97
43)	2-Pentanone	7.03	43	18230	118.68	ppb	97
44)	1,2-Dichloropropane	7.02	63	3251	10.34	ppb	94
45)	Bromodichloromethane	7.36	83	5305	10.65	ppb	98
46)	Methyl Cyclohexane	6.97	98	2070	10.31	ppb	82
47)	Dibromomethane	7.15	174	3669	10.36	ppb	85
49)	MIBK (methyl isobutyl ket	8.10	43	9004	49.95	ppb	95
50)	1-Bromo-2-chloroethane	7.69	63	2334	9.94	ppb	98
51)	Cis-1,3-Dichloropropene	7.88	75	4362	9.63	ppb	94
52)	Toluene	8.25	91	15210	11.11	ppb	95
53)	Trans-1,3-Dichloropropene	8.52	75	2205	8.86	ppb	98
54)	1,1,2-TCA	8.72	97	3755	10.14	ppb	87
55)	2-Hexanone	9.03	43	4443	41.13	ppb	95
58)	1,2-EDB	9.25	107	3792	9.58	ppb	97
59)	Tetrachloroethene	8.86	166	2843	9.41	ppb	95
60)	1-Chlorohexane	9.81	91	3301	9.24	ppb	94
61)	1,1,1,2-Tetrachloroethane	9.90	131	4448	9.81	ppb	79
62)	m&p-Xylene	10.07	91	23565	18.38	ppb	95
63)	o-Xylene	10.51	91	12282	9.49	ppb	96
64)	Styrene	10.52	104	9059	9.22	ppb	97
66)	1,3-Dichloropropane	8.90	76	5120	9.89	ppb	97
67)	Dibromochloromethane	9.14	129	4358	9.35	ppb	99
68)	Chlorobenzene	9.80	112	11178	10.01	ppb	96
69)	Ethylbenzene	9.94	91	9150	10.95	ppb	100
70)	Bromoform	10.71	173	3174	8.85	ppb	87
72)	Isopropylbenzene	10.92	105	14943	9.87	ppb	97
73)	1,1,2,2-Tetrachloroethane	11.24	83	4446	8.93	ppb	99
74)	1,2,3-Trichloropropane	11.29	110	1655	9.30	ppb	90
75)	t-1,4-Dichloro-2-Butene	11.31	53	334	11.18	ppb	83
76)	Bromobenzene	11.23	158	5612	10.78	ppb	95
77)	n-Propylbenzene	11.37	91	17536	11.99	ppb	98
78)	4-Ethyltoluene	11.50	105	15398	9.79	ppb	97
79)	2-Chlorotoluene	11.45	91	13784	10.32	ppb	91

(#) = qualifier out of range (m) = manual integration

Data File : M:\LOKI\DATA\211129\1129L28.D
Acq On : 30 Nov 21 1:20
Sample : 211129A LCSD 10ug/L
Misc : IS&S: 9/1/21

Vial: 26
Operator:
Inst : Loki
Multiplr: 1.00

Quant Time: Nov 30 13:22 2021

Quant Results File: L1129W.RES

Quant Method : M:\LOKI\DATA\211129\L1129W.M (RTE Integrator)
Title : METHOD 8260B
Last Update : Tue Nov 30 10:12:54 2021
Response via : Initial Calibration
DataAcq Meth : L8260

	Compound	R.T.	QIon	Response	Conc Unit		Qvalue
80)	1,3,5-Trimethylbenzene	11.57	105	14563	10.01 ppb		95
81)	4-Chlorotoluene	11.57	91	15385	10.55 ppb		97
82)	Tert-Butylbenzene	11.93	119	12397	10.00 ppb		99
83)	1,2,4-Trimethylbenzene	11.99	105	13835	9.60 ppb		92
84)	Sec-Butylbenzene	12.18	105	16930	9.89 ppb		99
85)	p-Isopropyltoluene	12.35	119	14379	9.81 ppb		90
86)	Benzyl Chloride	12.54	91	1328	9.69 ppb		88
87)	1,3-DCB	12.29	146	11363	10.42 ppb		92
88)	1,4-DCB	12.39	146	11643	10.79 ppb		94
89)	n-Butylbenzene	12.80	91	11665	10.08 ppb		96
90)	1,2-DCB	12.80	146	10652	10.46 ppb		96
91)	Hexachloroethane	13.09	117	3196	9.09 ppb		84
92)	1,2-Dibromo-3-chloropropan	13.68	157	917	8.50 ppb		93
93)	1,2,4-Trichlorobenzene	14.61	180	3118	11.51 ppb		88
94)	Hexachlorobutadiene	14.82	225	1577	9.34 ppb		92
95)	Naphthalene	14.89	128	3270	9.22 ppb	#	91
96)	1,2,3-Trichlorobenzene	15.16	182	2500	10.16 ppb		96

(#) = qualifier out of range (m) = manual integration

Data File : M:\LOKI\DATA\211129\1129L28.D Vial: 26
Acq On : 30 Nov 21 1:20 Operator:
Sample : 211129A LCSD 10ug/L Inst : Loki
Misc : IS&S: 9/1/21 Multiplr: 1.00

Quant Time: Nov 30 13:22 2021 Quant Results File: L1129W.RES

Method : M:\LOKI\DATA\211129\L1129W.M (RTE Integrator)
Title : METHOD 8260B
Last Update : Tue Nov 30 10:12:54 2021
Response via : Initial Calibration

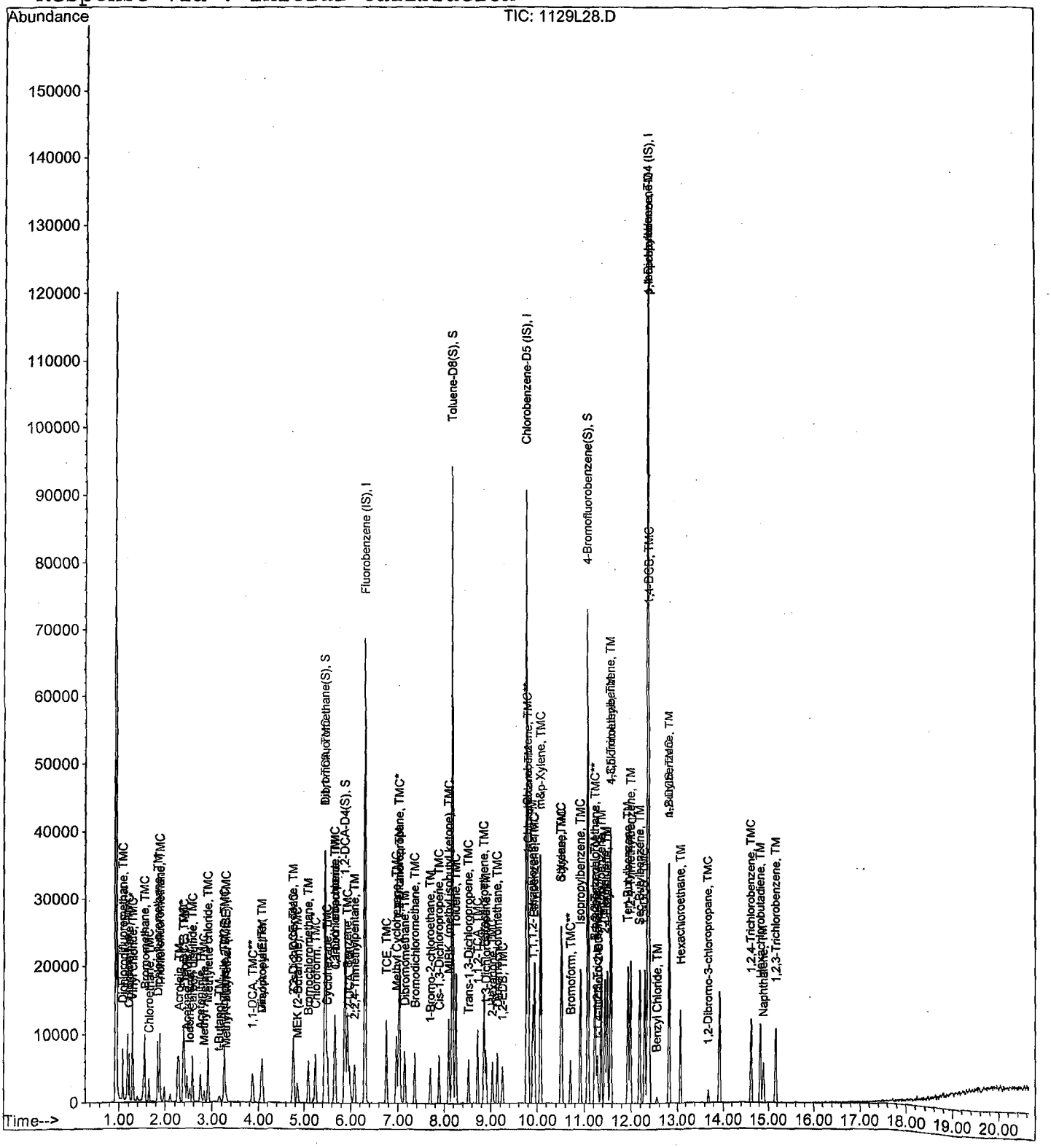
Abundance
TIC: 1129L28.D
Time-->
Fluorobenzene (IS), I
Toluene-D8(S), S
Chlorobenzene-D5 (IS), I
4-Bromofluorobenzene(S), S
1,4-DCB, TMC
Benzyl Chloride, TM
Hexachloroethane, TM
1,2-Dibromo-3-chloropropane, TMC
1,2,4-Trichlorobenzene, TMC
Naphthalene, TM
1,2,3-Trichlorobenzene, TM
Bromoform, TMC**
Isopropylbenzene, TMC
TCE, TMC
1,1-DCA, TMC**
1,2-DCA-D4(S), S
Trans-1,3-Dichloropropene, TMC
Cis-1,3-Dichloropropene, TMC
1-Bromo-2-chloroethane, TM
Bromodichloromethane, TMC
Dibromomethane, TMC
Chloroform, TMC
Bromochloromethane, TM
MEK (2-Butanone), TMC
Methyl Iodide, TMC
Acrolein, TMC
Chloroethane, TMC
Methylene Chloride, TMC
1-Butanol, TM
Methyl Acrylonitrile, TMC
Dichlorodifluoromethane, TMC
Chloromethane, TMC
Vinyl Chloride, TMC
Bromomethane, TMC
Chloroethane, TMC
Dichlorodifluoromethane, TMC
Acetone, TMC
Carbon Disulfide, TMC
Methyl Acetate, TMC
Methyl Tert Butyl Ether, TMC
Diisopropyl Ether, TMC
Ethyl Tert Butyl Ether, TMC
Tert-Amyl Methyl Ether, TMC
Tert-Butyl Alcohol, TMC
Ethanol, TMC
Tert-Amyl Alcohol, TMC
Ethyl Acetate, TMC
Methyl Ethyl Ketone, TMC
Methyl Methacrylate, TMC
Methyl Acrylate, TMC
Methyl Methacrylate, TMC
Methyl Acrylate, TMC
Methyl Methacrylate, TMC
Methyl Acrylate

BFB

Data File : M:\LOKI\DATA\211129\1129L05.D
Acq On : 29 Nov 21 14:43
Sample : BLK
Misc : IS&S: 9/1/21

Vial: 3
Operator:
Inst : Loki
Multiplr: 1.00

Method : M:\LOKI\DATA\211129\L1129W.M (RTE Integrator)
Title : METHOD 8260B

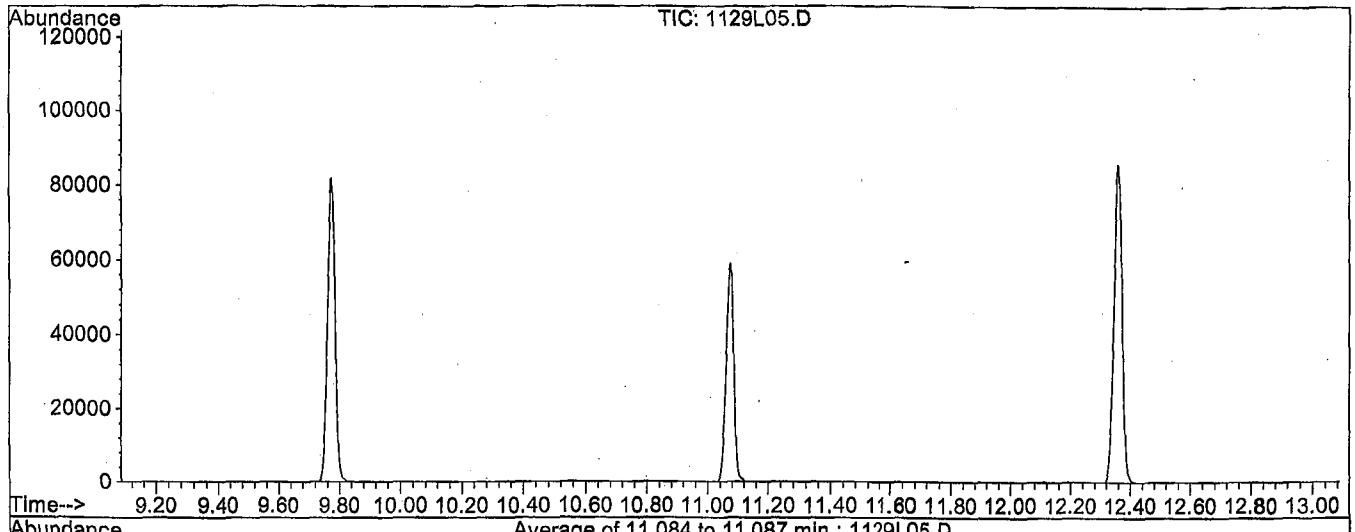

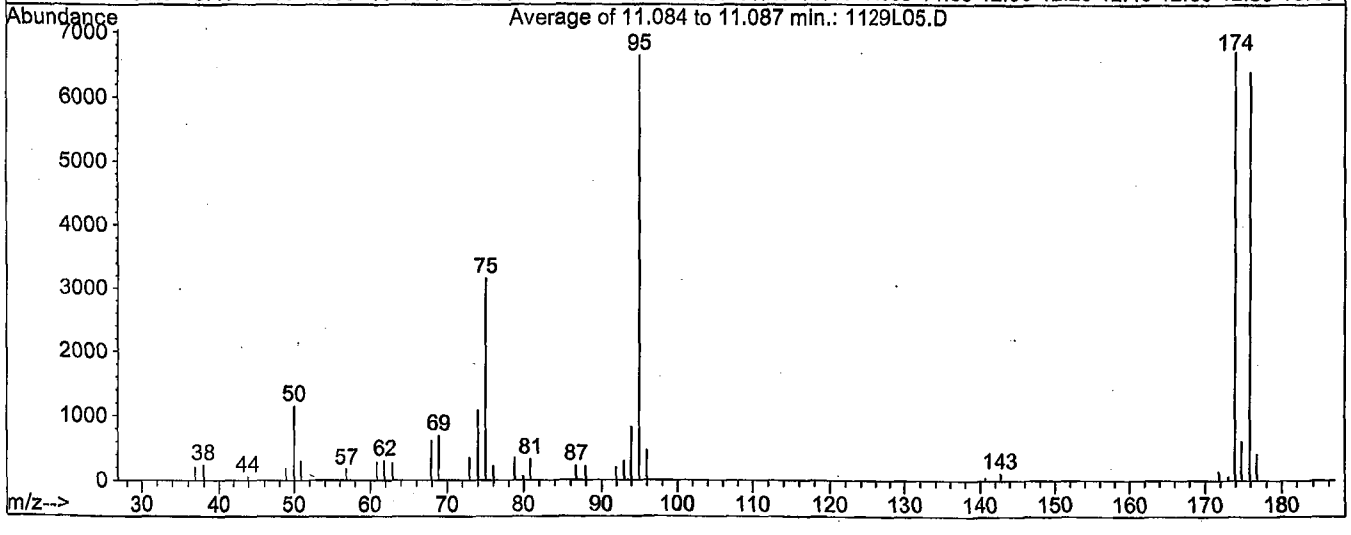

Spectrum Information: Average of 11.084 to 11.087 min.

Target Mass	Rel. to Mass	Lower Limit%	Upper Limit%	Rel. Abn%	Raw Abn	Result Pass/Fail
50	95	15	40	17.4	1155	PASS
75	95	30	60	47.6	3162	PASS
95	95	100	100	100.0	6637	PASS
96	95	5	9	7.0	466	PASS
173	174	0.00	2	1.0	64	PASS
174	95	50	200	101.0	6701	PASS
175	174	5	9	9.1	607	PASS
176	174	95	100	95.3	6386	PASS
177	176	5	9	6.5	415	PASS

Data File : M:\LOKI\DATA\211129\1129L24.D
Acq On : 29 Nov 21 23:29
Sample : 25ug/L BFB STD 10/29/21
Misc : IS&S: 9/1/21

Vial: 22
Operator:
Inst : Loki
Multiplr: 1.00

Method : M:\LOKI\DATA\211129\L1129W.M (RTE Integrator)
Title : METHOD 8260B

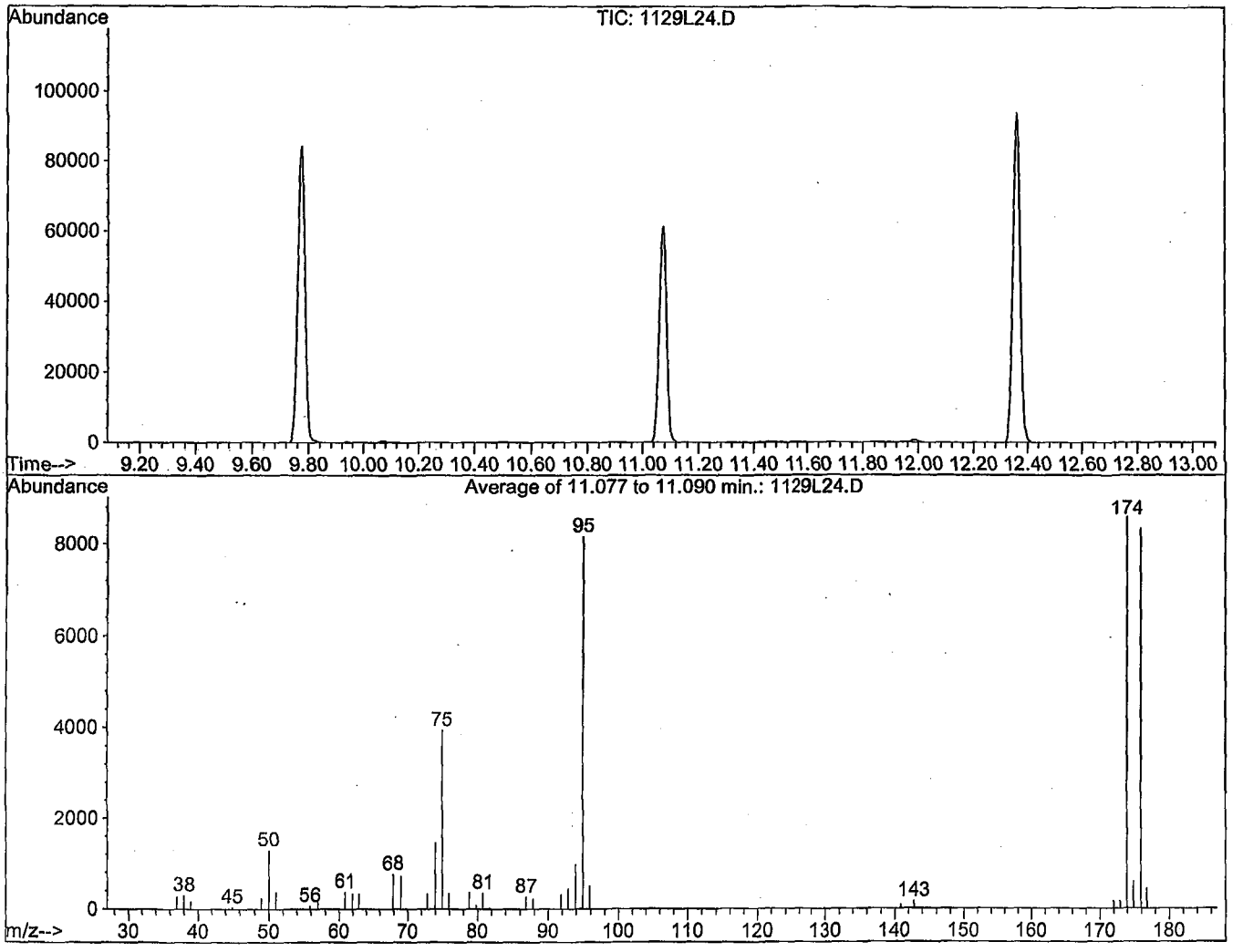

Spectrum Information: Average of 11.077 to 11.090 min.

Target Mass	Rel. to Mass	Lower Limit%	Upper Limit%	Rel. Abn%	Raw Abn	Result Pass/Fail
50	95	15	40	15.8	1288	PASS
75	95	30	60	48.3	3937	PASS
95	95	100	100	100.0	8157	PASS
96	95	5	9	6.1	500	PASS
173	174	0.00	2	1.9	167	PASS
174	95	50	200	105.4	8597	PASS
175	174	5	9	6.8	586	PASS
176	174	95	100	97.1	8346	PASS
177	176	5	9	5.3	439	PASS

1129L24.D L1129W.M Wed Dec 01 15:25:52 2021

LOKI 8260 Standard Prep

LOKI 8260 Water Calibration Curve

Prepared By (Initials): CH

0.3ug/L

Prepared: 11/29/2021

Expires: 12/15/2021

Initial Standard Information							Final Standard Information			
Name of Initial Standard (QAU Label)	Supplier	APPL Mix Name	Conc. (ug/mL)	Reference To APPL Prep Date	Exp. Date	Exp. Date (Manufacturers)	Aliquot From Stock	Final Volume	Solvent	Final Standard Conc. (ug/L)
VOA STD. 9	Various	0.3ug/L	5	Prepared 11/29/21	1/28/2022	N/A	3uL	50mL	P&T Water	0.3
VOA STD. 1	Absolute		50	Prepared 11/29/21	1/28/2022	N/A	5uL			5
VOA STD. 2	Phenova		100	Prepared 11/29/21	1/28/2022	N/A	2.5uL			5
VOA STD. TBA	Various		250	Prepared 11/29/21	12/15/2021	N/A	2uL			10

0.5ug/L

Prepared: 11/29/2021

Expires: 12/15/2021

Initial Standard Information							Final Standard Information			
Name of Initial Standard (QAU Label)	Supplier	APPL Mix Name	Conc. (ug/mL)	Reference To APPL Prep Date	Exp. Date	Exp. Date (Manufacturers)	Aliquot From Stock	Final Volume	Solvent	Final Standard Conc. (ug/L)
VOA STD. 9	Various	0.5ug/L	5	Prepared 11/29/21	1/28/2022	N/A	5uL	50mL	P&T Water	0.5
VOA STD. 1	Absolute		50	Prepared 11/29/21	1/28/2022	N/A	10uL			10
VOA STD. 2	Phenova		100	Prepared 11/29/21	1/28/2022	N/A	5uL			10
VOA STD. TBA	Various		250	Prepared 11/29/21	12/15/2021	N/A	5uL			25

1.0ug/L

Prepared: 11/29/2021

Expires: 12/15/2021

Initial Standard Information							Final Standard Information			
Name of Initial Standard (QAU Label)	Supplier	APPL Mix Name	Conc. (ug/mL)	Reference To APPL Prep Date	Exp. Date	Exp. Date (Manufacturers)	Aliquot From Stock	Final Volume	Solvent	Final Standard Conc. (ug/L)
VOA STD. 9	Various	1.0ug/L	5	Prepared 11/29/21	1/28/2022	N/A	10uL	50mL	P&T Water	1
VOA STD. 1	Absolute		50	Prepared 11/29/21	1/28/2022	N/A	20uL			20
VOA STD. 2	Phenova		100	Prepared 11/29/21	1/28/2022	N/A	10uL			20
VOA STD. TBA	Various		250	Prepared 11/29/21	12/15/2021	N/A	10uL			50

2.0ug/L

Prepared: 11/29/2021

Expires: 12/15/2021

Initial Standard Information							Final Standard Information			
Name of Initial Standard (QAU Label)	Supplier	APPL Mix Name	Conc. (ug/mL)	Reference To APPL Prep Date	Exp. Date	Exp. Date (Manufacturers)	Aliquot From Stock	Final Volume	Solvent	Final Standard Conc. (ug/L)
VOA STD. 9	Various	2.0ug/L	5	Prepared 11/29/21	1/28/2022	N/A	20uL	50mL	P&T Water	2
VOA STD. 1	Absolute		50	Prepared 11/29/21	1/28/2022	N/A	30uL			30
VOA STD. 2	Phenova		100	Prepared 11/29/21	1/28/2022	N/A	15uL			30
VOA STD. TBA	Various		250	Prepared 11/29/21	12/15/2021	N/A	15uL			75

5ug/L

Prepared: 11/29/2021

Expires: 12/15/2021

Initial Standard Information							Final Standard Information			
Name of Initial Standard (QAU Label)	Supplier	APPL Mix Name	Conc. (ug/mL)	Reference To APPL Prep Date	Exp. Date	Exp. Date (Manufacturers)	Aliquot From Stock	Final Volume	Solvent	Final Standard Conc. (ug/L)
VOA STD. 7	Various	5ug/L	50	Prepared 11/29/21	1/28/2022	N/A	5uL	50mL	P&T Water	5
VOA STD. 8	Phenova		50	Prepared 11/29/21	12/15/2021	N/A	5uL			5
VOA STD. 1	Absolute		50	Prepared 11/29/21	1/28/2022	N/A	40uL			40
VOA STD. 2	Phenova		100	Prepared 11/29/21	1/28/2022	N/A	20uL			20
VOA STD. TBA	Various		250	Prepared 11/29/21	12/15/2021	N/A	20uL			100

10ug/L

Prepared: 11/29/2021

Expires: 12/15/2021

Initial Standard Information							Final Standard Information			
Name of Initial Standard (QAU Label)	Supplier	APPL Mix Name	Conc. (ug/mL)	Reference To APPL Prep Date	Exp. Date	Exp. Date (Manufacturers)	Aliquot From Stock	Final Volume	Solvent	Final Standard Conc. (ug/L)
VOA STD. 7	Various	10ug/L	50	Prepared 11/29/21	1/28/2022	N/A	10uL	50mL	P&T Water	10
VOA STD. 8	Phenova		50	Prepared 11/29/21	12/15/2021	N/A	10uL			10
VOA STD. 1	Absolute		50	Prepared 11/29/21	1/28/2022	N/A	50uL			50
VOA STD. 2	Phenova		100	Prepared 11/29/21	1/28/2022	N/A	25uL			50
VOA STD. TBA	Various		250	Prepared 11/29/21	12/15/2021	N/A	25uL			125

20ug/L

Prepared: 11/29/2021

Expires: 12/15/2021

Initial Standard Information							Final Standard Information			
Name of Initial Standard (QAU Label)	Supplier	APPL Mix Name	Conc. (ug/mL)	Reference To APPL Prep Date	Exp. Date	Exp. Date (Manufacturers)	Aliquot From Stock	Final Volume	Solvent	Final Standard Conc. (ug/L)
VOA STD. 7	Various	20ug/L	50	Prepared 11/29/21	1/28/2022	N/A	20uL	50mL	P&T Water	20
VOA STD. 8	Phenova		50	Prepared 11/29/21	12/15/2021	N/A	20uL			20
VOA STD. 1	Absolute		50	Prepared 11/29/21	1/28/2022	N/A	60uL			60
VOA STD. 2	Phenova		100	Prepared 11/29/21	1/28/2022	N/A	30uL			60
VOA STD. TBA	Various		250	Prepared 11/29/21	12/15/2021	N/A	30uL			150

40ug/L

Prepared: 11/29/2021

Expires: 12/15/2021

Initial Standard Information							Final Standard Information			
Name of Initial Standard (QAU Label)	Supplier	APPL Mix Name	Conc. (ug/mL)	Reference To APPL Prep Date	Exp. Date	Exp. Date (Manufacturers)	Aliquot From Stock	Final Volume	Solvent	Final Standard Conc. (ug/L)
VOA STD. 7	Various	40ug/L	50	Prepared 11/29/21	1/28/2022	N/A	40uL	50mL	P&T Water	40
VOA STD. 8	Phenova		50	Prepared 11/29/21	12/15/2021	N/A	40uL			40
VOA STD. 1	Absolute		50	Prepared 11/29/21	1/28/2022	N/A	80uL			80
VOA STD. 2	Phenova		100	Prepared 11/29/21	1/28/2022	N/A	40uL			80
VOA STD. TBA	Various		250	Prepared 11/29/21	12/15/2021	N/A	35uL			175

100ug/L

Prepared: 11/29/2021

Expires: 12/15/2021

Initial Standard Information							Final Standard Information			
Name of Initial Standard (QAU Label)	Supplier	APPL Mix Name	Conc. (ug/mL)	Reference To APPL Prep Date	Exp. Date	Exp. Date (Manufacturers)	Aliquot From Stock	Final Volume	Solvent	Final Standard Conc. (ug/L)
VOA STD. 7	Various	100ug/L	50	Prepared 11/29/21	1/28/2022	N/A	100uL	50mL	P&T Water	100
VOA STD. 8	Phenova		50	Prepared 11/29/21	12/15/2021	N/A	100uL			100
VOA STD. 1	Absolute		50	Prepared 11/29/21	1/28/2022	N/A	100uL			100
~~VOA STD. 2~~	~~Phenova~~		~~100~~	~~Prepared 11/29/21~~	~~1/28/2022~~	~~N/A~~	~~50uL~~			~~100~~
VOA STD. TBA	Various		250	Prepared 11/29/21	12/15/2021	N/A	40uL			200

LOKI 8260 Water Second Source (SS)

Prepared: 11/29/2021

Expires: 12/15/2021

Prepared By (Initials): CH

Initial Standard Information							Final Standard Information			
Name of Initial Standard (QAU Label)	Supplier	APPL Mix Name	Conc. (ug/mL)	Reference To APPL Prep Date	Exp. Date	Exp. Date (Manufacturers)	Aliquot From Stock	Final Volume	Solvent	Final Standard Conc. (ug/L)
VOA STD. 3	Phenova	8260 Water SS	100	Prepared 11/29/21	1/28/2022	N/A	25uL	50mL	P&T Water	50
VOA STD. GASES	Phenova	8260 Water SS	50	Prepared 11/29/21	1/28/2022	N/A	10uL			10
VOA STD. 0	Phenova	8260 Water SS	50	Prepared 11/29/21	1/28/2022	N/A	10uL			10
VOA STD. 2-CEVE	Absolute	8260 Water SS	50	Prepared 11/29/21	11/29/2021	N/A	50uL			50
VOA STD. 6	Various	8260 Water SS	50	Prepared 11/29/21	12/15/2021	N/A	10uL			10
Voa STD. TBA	Various	8260 Water SS	250	Prepared 11/29/21	12/15/2021	N/A	25uL			250

8260 Water Continuing Calibrations (CCV)/ Lab Control Spikes (LCS)

Prepared: 11/29/2021

Expires: 11/30/2021

Prepared By (Initials): CH

Initial Standard Information							Final Standard Information			
Name of Initial Standard (QAU Label)	Supplier	APPL Mix Name	Conc. (ug/mL)	Reference To APPL Prep Date	Exp. Date	Exp. Date (Manufacturers)	Aliquot From Stock	Final Volume	Solvent	Final Standard Conc. (ug/L)
VOA STD. 7	Various	CCV/ LCS	50	Prepared 11/29/21	1/28/2022	N/A	10uL	50mL	P&T Water	10
VOA STD. 8	Phenova	CCV/ LCS	50	Prepared 11/29/21	12/15/2021	N/A	10uL			10
VOA STD. 1	Absolute	CCV/ LCS	50	Prepared 11/29/21	1/28/2022	N/A	50uL			50
VOA STD. 2	Phenova	CCV/ LCS	100	Prepared 11/29/21	1/28/2022	N/A	25uL			50
VOA STD. TBA	Various	CCV/ LCS	250	Prepared 11/29/21	12/15/2021	N/A	25uL			250

Injection Log

Directory: M:\LOKI\DATA\211129\

Line	Vial	FileName	Multiplier	SampleName	Misc Info	Injected
1	3	1129L05.D	1	25ug/L BFB STD 10/29/21	IS&S: 9/1/21	29 Nov 21 14:43
2	4	1129L06.D	1	0.3ug/L VOC STD 11/29/21	IS&S: 9/1/21	29 Nov 21 15:11
3	5	1129L07.D	1	0.5ug/L VOC STD 11/29/21	IS&S: 9/1/21	29 Nov 21 15:39
4	6	1129L08.D	1	1ug/L VOC STD 11/29/21	IS&S: 9/1/21	29 Nov 21 16:07
5	7	1129L09.D	1	2ug/L VOC STD 11/29/21	IS&S: 9/1/21	29 Nov 21 16:34
6	8	1129L10.D	1	5ug/L VOC STD 11/29/21	IS&S: 9/1/21	29 Nov 21 17:02
7	9	1129L11.D	1	10ug/L VOC STD 11/29/21	IS&S: 9/1/21	29 Nov 21 17:30
8	10	1129L12.D	1	20ug/L VOC STD 11/29/21	IS&S: 9/1/21	29 Nov 21 17:57
9	11	1129L13.D	1	40ug/L VOC STD 11/29/21	IS&S: 9/1/21	29 Nov 21 18:25
10	12	1129L14.D	1	100ug/L VOC STD 11/29/21	IS&S: 9/1/21	29 Nov 21 18:53
11	14	1129L16.D	1	(SS) 10ug/L VOC STD 11/29/21	IS&S: 9/1/21	29 Nov 21 19:48
12	22	1129L24.D	1	25ug/L BFB STD 10/29/21	IS&S: 9/1/21	29 Nov 21 23:29
13	24	1129L26.D	1	211129A CCV 10ug/L	IS&S: 9/1/21	30 Nov 21 00:24
14	25	1129L27.D	1	211129A LCS 10ug/L	IS&S: 9/1/21	30 Nov 21 00:52
15	26	1129L28.D	1	211129A LCSD 10ug/L	IS&S: 9/1/21	30 Nov 21 1:20
16	29	1129L31.D	1	211129A BLK	IS&S: 9/1/21	30 Nov 21 2:42
17	33	1129L35.D	1	BA46713W01	IS&S: 9/1/21	30 Nov 21 4:33
18	34	1129L36.D	5	BA46714W01	IS&S: 9/1/21	30 Nov 21 5:00
19	43	1129L45.D	1	Ending CCV 10ug/L 11/29/21	IS&S: 9/1/21	30 Nov 21 9:09

ORGANICS
Calibration Data

VOLATILE ORGANIC ANALYSIS
VOLATILE ORGANIC COMPOUNDS

Form 6
Initial Calibration

Lab Name: APPL, Inc.
Case No:
Matrix: Water

SDG No:
Initial Cal. Date: 11/29/2021
Instrument: Loki

Initials: EO

		Compound	1	2	3	4	5	6	7				Avg	%RSD	Type	r^2	Q	MRF
			1129L17.D	1129L18.D	1129L19.D	1129L20.D	1129L21.D	1129L22.D	1129L23.D									
1	I	Fluorobenzene (IS)																
2	TMHBL	Gasoline C6-C10	5.351	2.187	1.143	0.4792	0.3164	0.2907	0.2749				1.4	130	TMHB	0.992		
3	I	Chlorobenzene-D5 (IS)																
4	I	1,4-Dichlorobenzene-D (IS)																
5																		
6																		
7																		
8																		
9																		
10																		
11																		
12																		
13																		
14																		
15																		
16																		
17																		
18																		
19																		
20																		
21																		
22																		
23																		
24																		
25																		
26																		
27																		
28																		
29																		
30																		
31																		
32																		
33																		
34																		
35																		

Data : M:\LOKI\DATA\211129\1129L17.D Vial: 15
Acq On : 29 Nov 21 20:16 Operator:
Sample : 20ug/L GAS STD 11/29/21 Inst : Loki
Misc : IS&S: 9/1/21 Multiplr: 1.00

Quant Time: Dec 1 11:44 2021 Quant Results File: LGAS1129.RE

Quant Method : M:\LOKI\DATA\211129\LGAS1129.M (RTE Integrator)
Title : METHOD 8260B
Last Update : Wed Dec 01 11:44:00 2021
Response via : Initial Calibration
DataAcq Meth : L8260

Internal Standards	R.T.	QIon	Response	Conc Units	Dev(Min)
1) Fluorobenzene (IS)	6.31	TIC	126669	25.00 ppb	0.00
3) Chlorobenzene-D5 (IS)	12.36	TIC	183070	25.00 ppb	0.00
4) 1,4-Dichlorobenzene-D (IS)	0.00	TIC	0	0.00 ppb	-12.54

System Monitoring Compounds

Target Compounds					Qvalue
2) Gasoline C6-C10	8.18	TIC	542259m	-0.58 ppb	100

(#) = qualifier out of range (m) = manual integration
1129L17.D LGAS1129.M Wed Dec 01 11:51:12 2021 Page 1

Data File : M:\LOKI\DATA\211129\1129L17.D Vial: 15
Acq On : 29 Nov 21 20:16 Operator:
Sample : 20ug/L GAS STD 11/29/21 Inst : Loki
Misc : IS&S: 9/1/21 Multiplr: 1.00

Quant Time: Dec 1 11:44 2021 Quant Results File: LGAS1129.RE

Method : M:\LOKI\DATA\211129\LGAS1129.M (RTE Integrator)
Title : METHOD 8260B
Last Update : Wed Dec 01 11:45:27 2021
Response via : Initial Calibration



Data File : M:\LOKI\DATA\211129\1129L18.D Vial: 16
Acq On : 29 Nov 21 20:44 Operator:
Sample : 50ug/L GAS STD 11/29/21 Inst : Loki
Misc : IS&S: 9/1/21 Multiplr: 1.00

Quant Time: Dec 1 11:44 2021 Quant Results File: LGAS1129.RE

Quant Method : M:\LOKI\DATA\211129\LGAS1129.M (RTE Integrator)
Title : METHOD 8260B
Last Update : Wed Dec 01 11:44:00 2021
Response via : Initial Calibration
DataAcq Meth : L8260

Internal Standards	R.T.	QIon	Response	Conc Units	Dev(Min)
1) Fluorobenzene (IS)	6.30	TIC	124451	25.00 ppb	0.00
3) Chlorobenzene-D5 (IS)	12.36	TIC	178072	25.00 ppb	0.00
4) 1,4-Dichlorobenzene-D (IS)	0.00	TIC	0	0.00 ppb	-12.54

System Monitoring Compounds

Target Compounds					Qvalue
2) Gasoline C6-C10	8.18	TIC	544304m	9.06 ppb	100

(#) = qualifier out of range (m) = manual integration
1129L18.D LGAS1129.M Wed Dec 01 11:51:13 2021 Page 1

Data File : M:\LOKI\DATA\211129\1129L18.D Vial: 16
Acq On : 29 Nov 21 20:44 Operator:
Sample : 50ug/L GAS STD 11/29/21 Inst : Loki
Misc : IS&S: 9/1/21 Multiplr: 1.00

Quant Time: Dec 1 11:44 2021 Quant Results File: LGAS1129.R

Method : M:\LOKI\DATA\211129\LGAS1129.M (RTE Integrator)
Title : METHOD 8260B
Last Update : Wed Dec 01 11:45:27 2021
Response via : Initial Calibration



Data File : M:\LOKI\DATA\211129\1129L19.D Vial: 17
Acq On : 29 Nov 21 21:11 Operator:
Sample : 100ug/L GAS STD 11/29/21 Inst : Loki
Misc : IS&S: 9/1/21 Multiplr: 1.00

Quant Time: Dec 1 11:44 2021 Quant Results File: LGAS1129.R

Quant Method : M:\LOKI\DATA\211129\LGAS1129.M (RTE Integrator)
Title : METHOD 8260B
Last Update : Wed Dec 01 11:44:00 2021
Response via : Initial Calibration
DataAcq Meth : L8260

Internal Standards	R.T.	QIon	Response	Conc Units	Dev(Min)
1) Fluorobenzene (IS)	6.30	TIC	125351	25.00 ppb	0.00
3) Chlorobenzene-D5 (IS)	12.36	TIC	179277	25.00 ppb	0.00
4) 1,4-Dichlorobenzene-D (IS)	0.00	TIC	0	0.00 ppb	-12.54

System Monitoring Compounds

Target Compounds					Qvalue
2) Gasoline C6-C10	8.18	TIC	573031m	29.60 ppb	100

(#) = qualifier out of range (m) = manual integration

Data File : M:\LOKI\DATA\211129\1129L19.D Vial: 17
Acq On : 29 Nov 21 21:11 Operator:
Sample : 100ug/L GAS STD 11/29/21 Inst : Loki
Misc : IS&S: 9/1/21 Multiplr: 1.00

Quant Time: Dec 1 11:44 2021 Quant Results File: LGAS1129.RE

Method : M:\LOKI\DATA\211129\LGAS1129.M (RTE Integrator)
Title : METHOD 8260B
Last Update : Wed Dec 01 11:45:27 2021
Response via : Initial Calibration

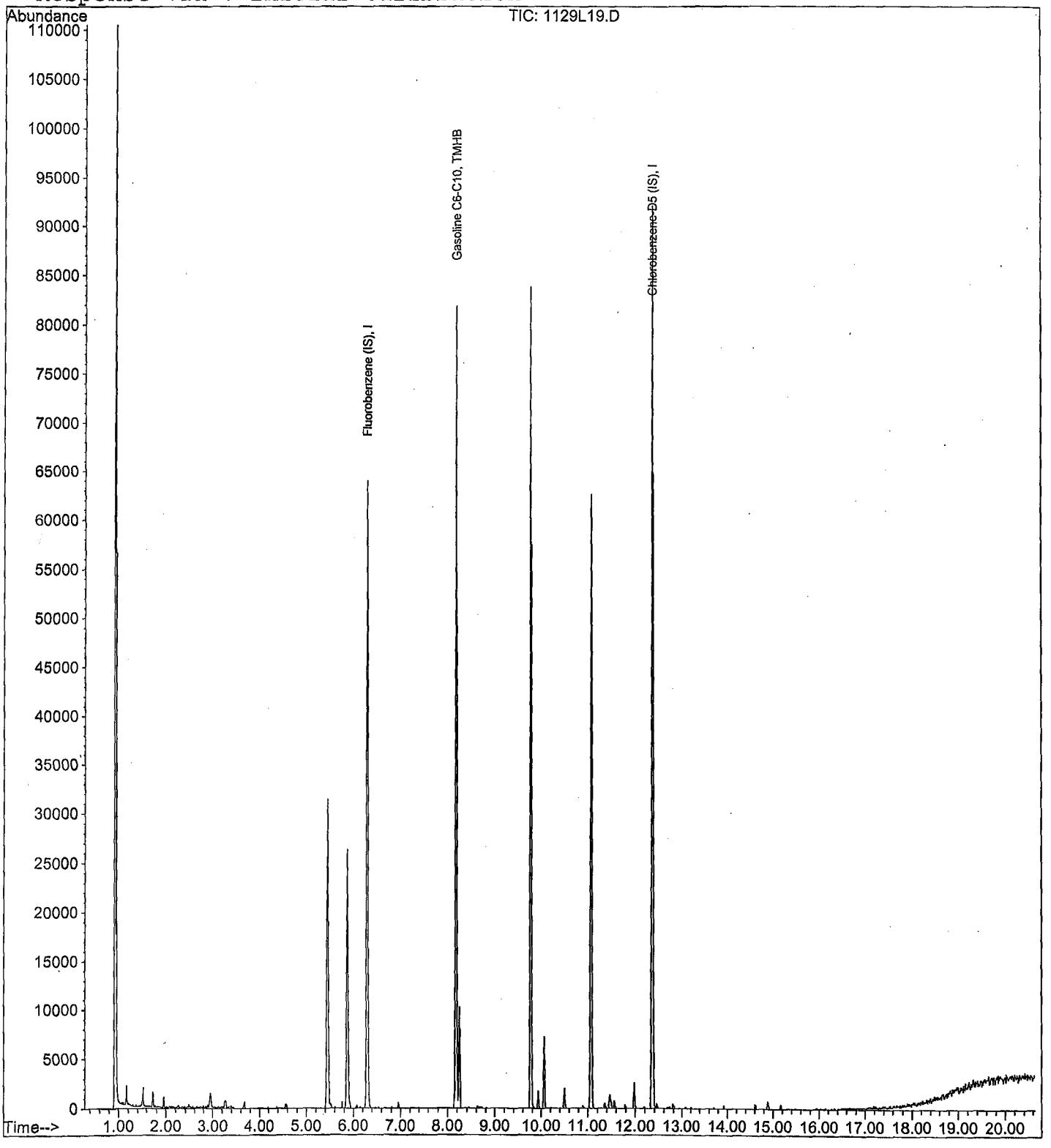

Data File : M:\LOKI\DATA\211129\1129L20.D Vial: 18
Acq On : 29 Nov 21 21:39 Operator:
Sample : 300ug/L GAS STD 11/29/21 Inst : Loki
Misc : IS&S: 9/1/21 Multiplr: 1.00

Quant Time: Dec 1 11:44 2021 Quant Results File: LGAS1129.RE

Quant Method : M:\LOKI\DATA\211129\LGAS1129.M (RTE Integrator)
Title : METHOD 8260B
Last Update : Wed Dec 01 11:44:00 2021
Response via : Initial Calibration
DataAcq Meth : L8260

Internal Standards	R.T.	QIon	Response	Conc Units	Dev(Min)
1) Fluorobenzene (IS)	6.31	TIC	134100	25.00 ppb	0.00
3) Chlorobenzene-D5 (IS)	12.36	TIC	192872	25.00 ppb	0.00
4) 1,4-Dichlorobenzene-D (IS)	0.00	TIC	0	0.00 ppb	-12.54

System Monitoring Compounds

Target Compounds					Qvalue
2) Gasoline C6-C10	8.18	TIC	771084m	152.06 ppb	100

(#) = qualifier out of range (m) = manual integration

Data File : M:\LOKI\DATA\211129\1129L20.D Vial: 18
Acq On : 29 Nov 21 21:39 Operator:
Sample : 300ug/L GAS STD 11/29/21 Inst : Loki
Misc : IS&S: 9/1/21 Multiplr: 1.00

Quant Time: Dec 1 11:44 2021 Quant Results File: LGAS1129.RE

Method : M:\LOKI\DATA\211129\LGAS1129.M (RTE Integrator)
Title : METHOD 8260B
Last Update : Wed Dec 01 11:45:27 2021
Response via : Initial Calibration

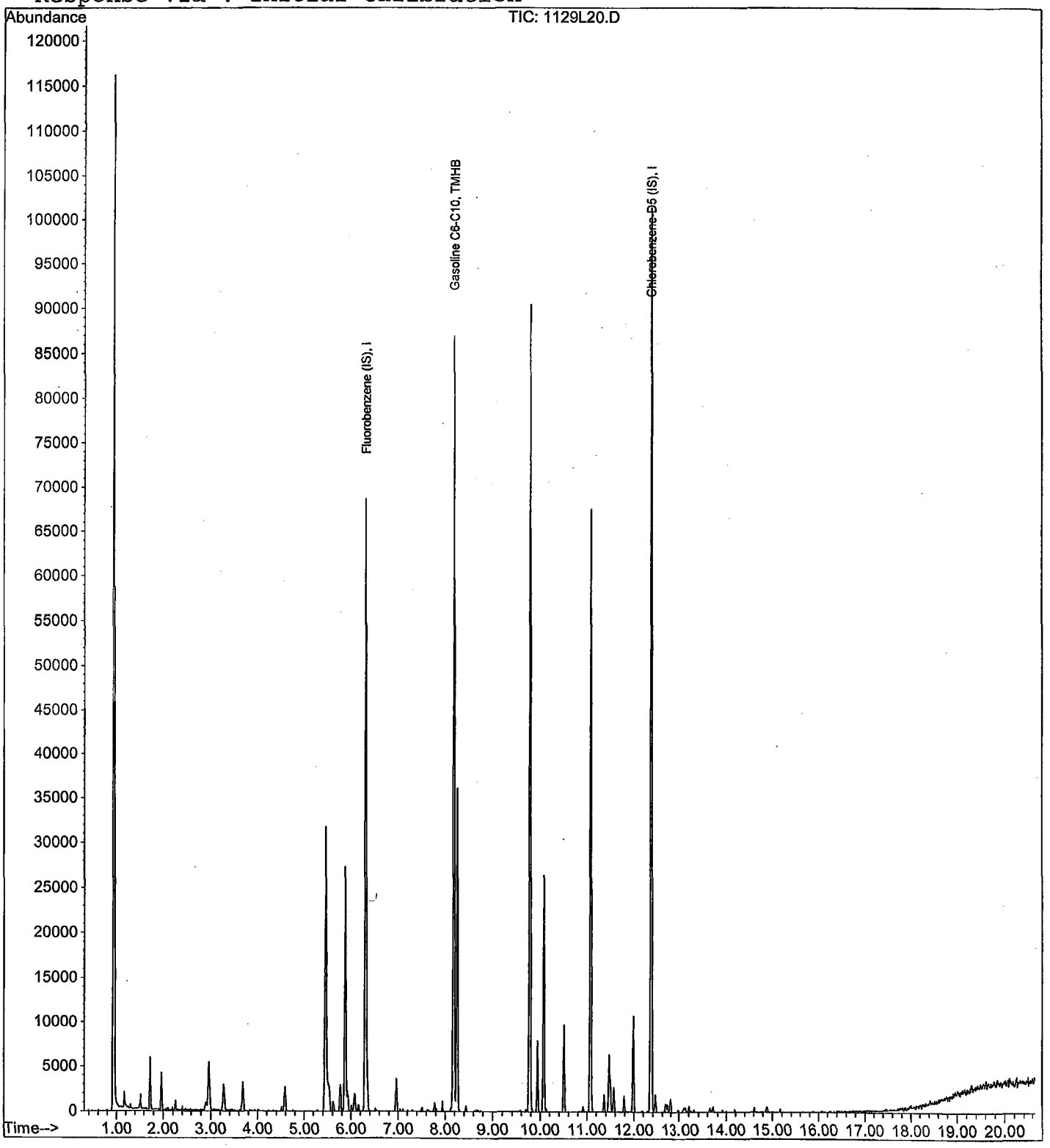

Data File : M:\LOKI\DATA\211129\1129L21.D Vial: 19
Acq On : 29 Nov 21 22:06 Operator:
Sample : 600ug/L GAS STD 11/29/21 Inst : Loki
Misc : IS&S: 9/1/21 Multiplr: 1.00

Quant Time: Dec 1 11:44 2021 Quant Results File: LGAS1129.RE

Quant Method : M:\LOKI\DATA\211129\LGAS1129.M (RTE Integrator)
Title : METHOD 8260B
Last Update : Wed Dec 01 11:44:00 2021
Response via : Initial Calibration
DataAcq Meth : L8260

Internal Standards	R.T.	QIon	Response	Conc Units	Dev(Min)
1) Fluorobenzene (IS)	6.30	TIC	126608	25.00 ppb	0.00
3) Chlorobenzene-D5 (IS)	12.36	TIC	191863	25.00 ppb	0.00
4) 1,4-Dichlorobenzene-D (IS)	0.00	TIC	0	0.00 ppb	-12.54

System Monitoring Compounds

Target Compounds					Qvalue
2) Gasoline C6-C10	8.18	TIC	961409m	343.60 ppb	100

(#) = qualifier out of range (m) = manual integration

Data File : M:\LOKI\DATA\211129\1129L21.D Vial: 19
Acq On : 29 Nov 21 22:06 Operator:
Sample : 600ug/L GAS STD 11/29/21 Inst : Loki
Misc : IS&S: 9/1/21 Multiplr: 1.00

Quant Time: Dec 1 11:44 2021 Quant Results File: LGAS1129.RE

Method : M:\LOKI\DATA\211129\LGAS1129.M (RTE Integrator)
Title : METHOD 8260B
Last Update : Wed Dec 01 11:45:27 2021
Response via : Initial Calibration

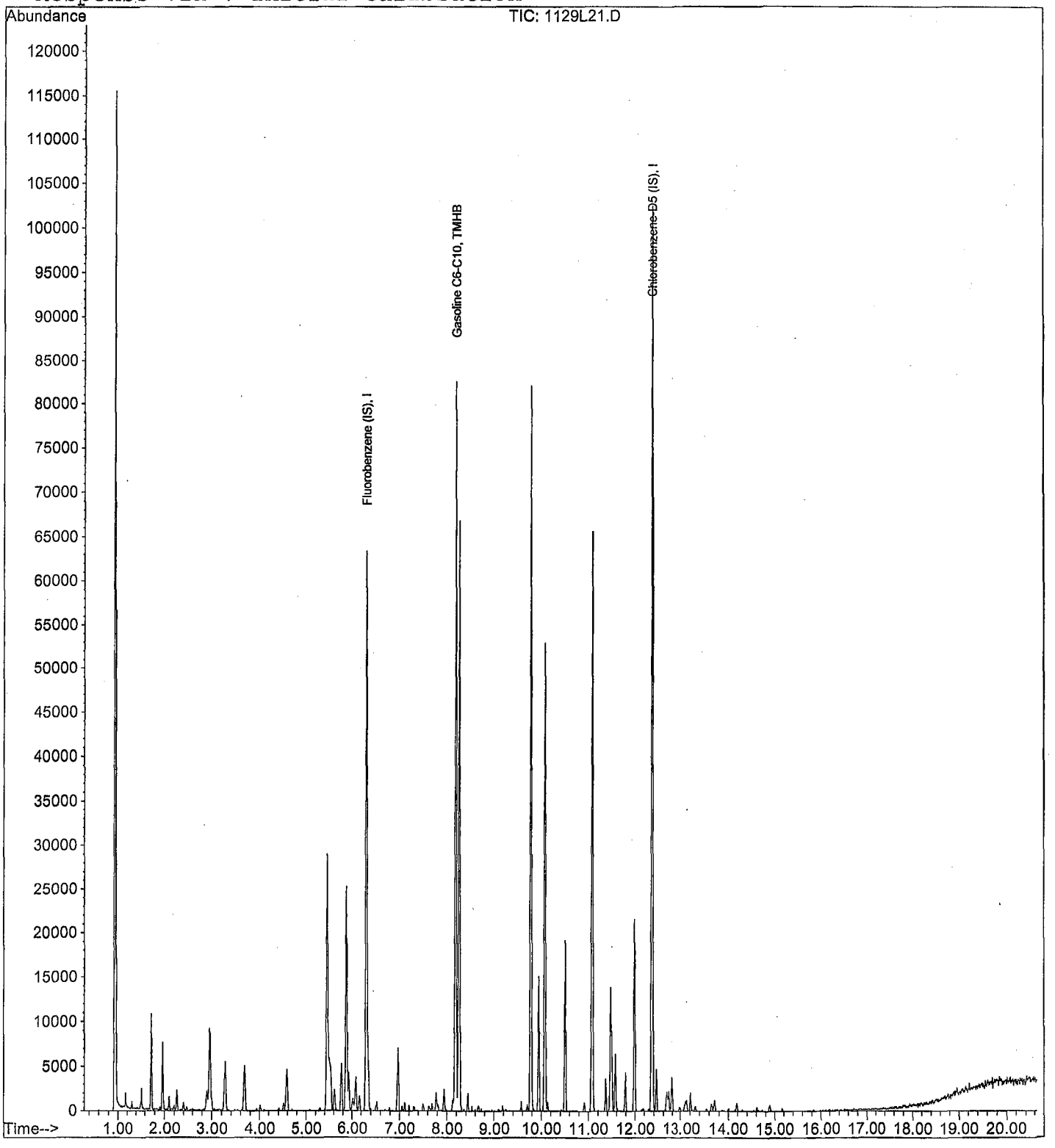

Data File : M:\LOKI\DATA\211129\1129L22.D Vial: 20
Acq On : 29 Nov 21 22:34 Operator:
Sample : 800ug/L GAS STD 11/29/21 Inst : Loki
Misc : IS&S: 9/1/21 Multiplr: 1.00

Quant Time: Dec 1 11:44 2021 Quant Results File: LGAS1129.RE

Quant Method : M:\LOKI\DATA\211129\LGAS1129.M (RTE Integrator)
Title : METHOD 8260B
Last Update : Wed Dec 01 11:44:00 2021
Response via : Initial Calibration
DataAcq Meth : L8260

Internal Standards	R.T.	QIon	Response	Conc Units	Dev(Min)
1) Fluorobenzene (IS)	6.31	TIC	136911	25.00 ppb	0.00
3) Chlorobenzene-D5 (IS)	12.36	TIC	197472	25.00 ppb	0.00
4) 1,4-Dichlorobenzene-D (IS)	0.00	TIC	0	0.00 ppb	-12.54

System Monitoring Compounds

Target Compounds					Qvalue
2) Gasoline C6-C10	8.18	TIC	1273581m	521.12 ppb	100

(#) = qualifier out of range (m) = manual integration

Data File : M:\LOKI\DATA\211129\1129L22.D Vial: 20
Acq On : 29 Nov 21 22:34 Operator:
Sample : 800ug/L GAS STD 11/29/21 Inst : Loki
Misc : IS&S: 9/1/21 Multiplr: 1.00

Quant Time: Dec 1 11:44 2021 Quant Results File: LGAS1129.RE

Method : M:\LOKI\DATA\211129\LGAS1129.M (RTE Integrator)
Title : METHOD 8260B
Last Update : Wed Dec 01 11:45:27 2021
Response via : Initial Calibration

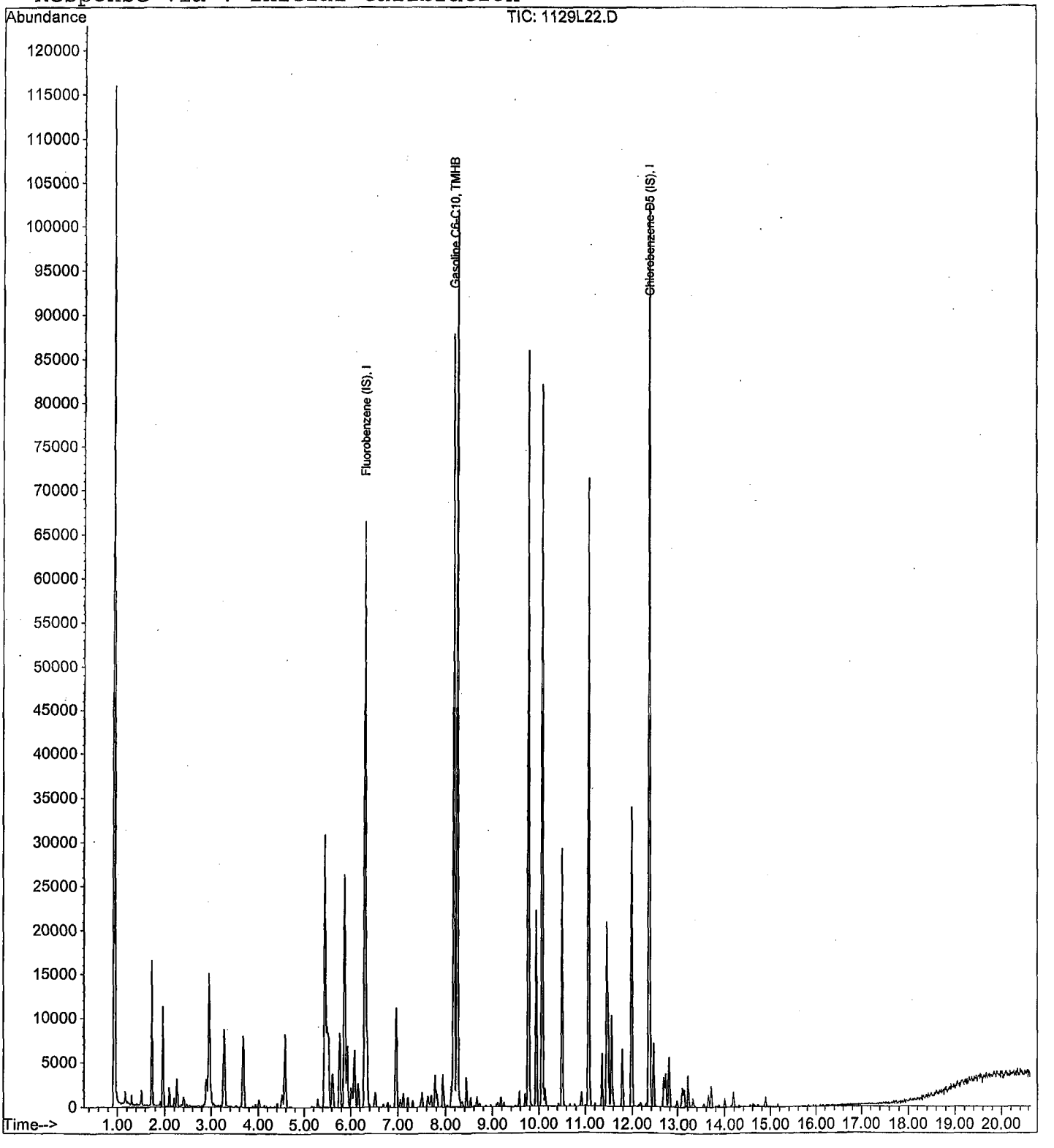

Data File : M:\LOKI\DATA\211129\1129L23.D Vial: 21
Acq On : 29 Nov 21 23:02 Operator:
Sample : 1000ug/L GAS STD 11/29/21 Inst : Loki
Misc : IS&S: 9/1/21 Multiplr: 1.00

Quant Time: Dec 1 11:44 2021 Quant Results File: LGAS1129.RE

Quant Method : M:\LOKI\DATA\211129\LGAS1129.M (RTE Integrator)
Title : METHOD 8260B
Last Update : Wed Dec 01 11:44:00 2021
Response via : Initial Calibration
DataAcq Meth : L8260

Internal Standards	R.T.	QIon	Response	Conc Units	Dev(Min)
1) Fluorobenzene (IS)	6.31	TIC	142235	25.00 ppb	0.00
3) Chlorobenzene-D5 (IS)	12.36	TIC	206539	25.00 ppb	0.00
4) 1,4-Dichlorobenzene-D (IS)	0.00	TIC	0	0.00 ppb	-12.54

System Monitoring Compounds

Target Compounds					Qvalue
2) Gasoline C6-C10	8.18	TIC	1564213m	697.24 ppb	100

(#) = qualifier out of range (m) = manual integration
1129L23.D LGAS1129.M Wed Dec 01 11:51:16 2021 Page 1

Data File : M:\LOKI\DATA\211129\1129L23.D Vial: 21
Acq On : 29 Nov 21 23:02 Operator:
Sample : 1000ug/L GAS STD 11/29/21 Inst : Loki
Misc : IS&S: 9/1/21 Multiplr: 1.00

Quant Time: Dec 1 11:44 2021 Quant Results File: LGAS1129.RES

Method : M:\LOKI\DATA\211129\LGAS1129.M (RTE Integrator)
Title : METHOD 8260B
Last Update : Wed Dec 01 11:45:27 2021
Response via : Initial Calibration

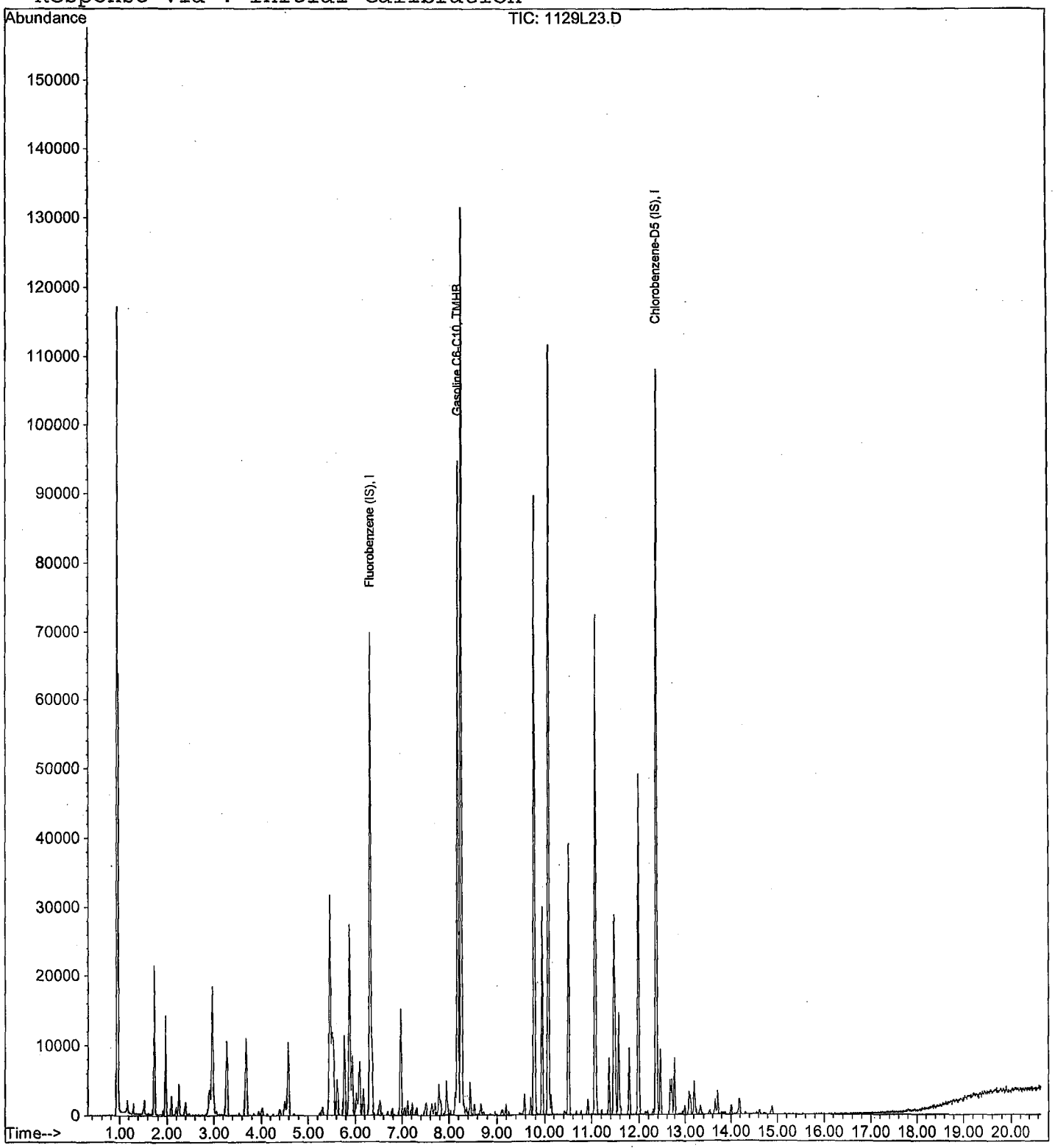

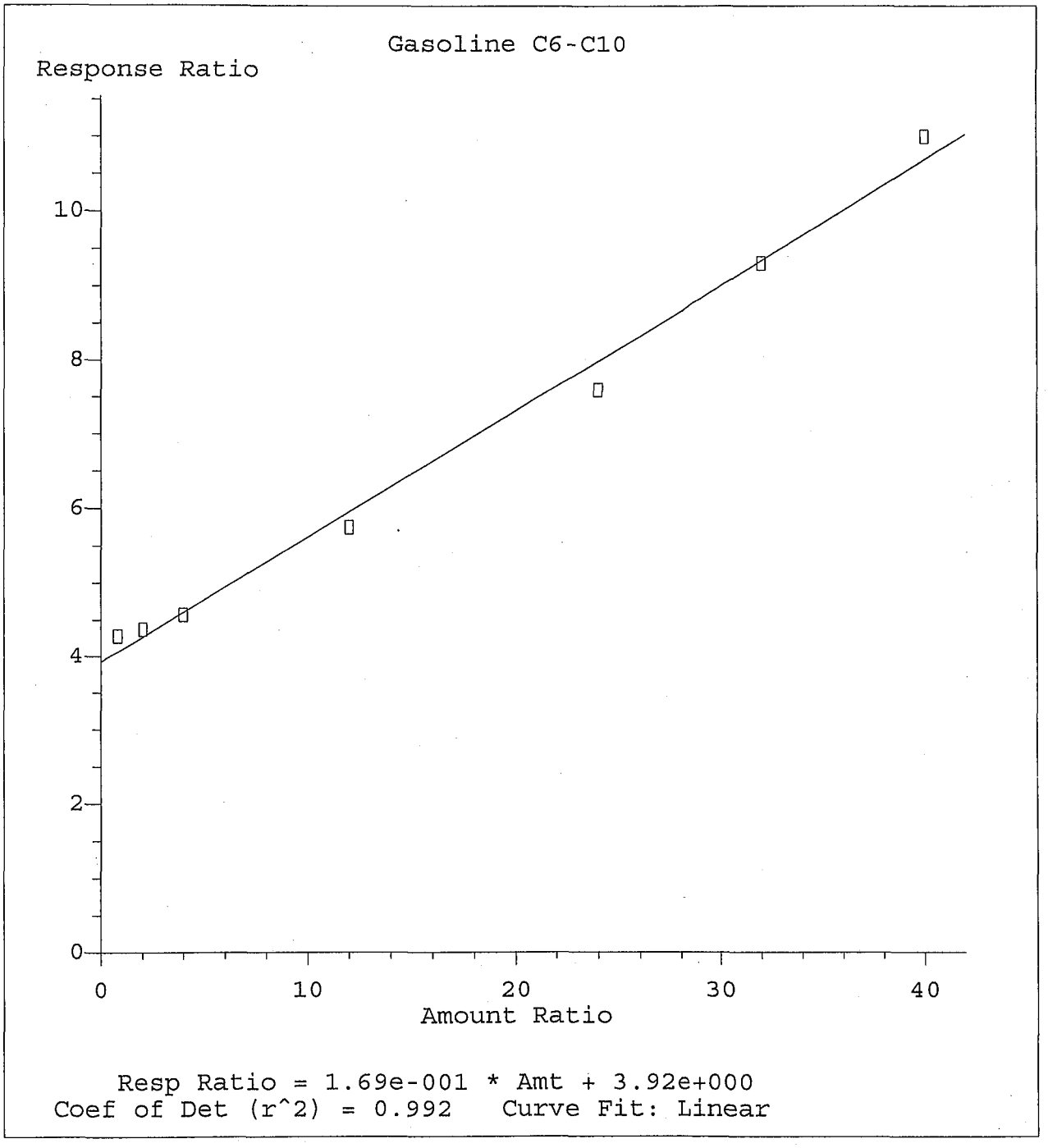

Method Name: M:\LOKI\DATA\211129\LGAS1129.M
Calibration Table Last Updated: Wed Dec 01 11:45:27 2021

VOLATILE ORGANIC ANALYSIS
VOLATILE ORGANIC COMPOUNDS

Form 7

Second Source Calibration

Lab Name: APPL, Inc.
Case No:
Matrix: Water

SDG No:
Date Analyzed: 11/29/2021
Instrument: Loki
Initial Cal. Date: 11/29/2021
Data File: 1129L25.D

		Compound	MEAN	CCRF	%D		%Drift
1	TMHB	Gasoline C6-C10	1.435	0.4881	66	TMHBL	4.6
2							
3							
4							
5							
6							
7							
8							
9							
10							
11							
12							
13							
14							
15							
16							
17							
18							
19							
20							
21							
22							
23							
24							
25							
26							
27							
28							
29							
30							
31							
32							
33							
34							
35							
36							
37							
38							
39							
40							
		Average			66.0		

Data File : M:\LOKI\DATA\211129\1129L25.D Vial: 23
Acq On : 29 Nov 21 23:57 Operator:
Sample : (SS) 300ug/L GAS STD 11/29/21 Inst : Loki
Misc : IS&S: 9/1/21 Multiplr: 1.00

Quant Time: Dec 1 11:46 2021 Quant Results File: LGAS1129.RES

Quant Method : M:\LOKI\DATA\211129\LGAS1129.M (RTE Integrator)
Title : METHOD 8260B
Last Update : Wed Dec 01 11:45:27 2021
Response via : Initial Calibration
DataAcq Meth : L8260

Internal Standards	R.T.	QIon	Response	Conc Units	Dev(Min)
1) Fluorobenzene (IS)	6.30	TIC	127574	25.00 ppb	0.00
3) Chlorobenzene-D5 (IS)	12.36	TIC	181033	25.00 ppb	0.00
4) 1,4-Dichlorobenzene-D (IS)	0.00	TIC	0	0.00 ppb	-12.54

System Monitoring Compounds

Target Compounds					Qvalue
2) Gasoline C6-C10	9.77	TIC	747241m	286.08 ppb	100

(#) = qualifier out of range (m) = manual integration

Data File : M:\LOKI\DATA\211129\1129L25.D Vial: 23
Acq On : 29 Nov 21 23:57 Operator:
Sample : (SS) 300ug/L GAS STD 11/29/21 Inst : Loki
Misc : IS&S: 9/1/21 Multiplr: 1.00

Quant Time: Dec 1 11:46 2021 Quant Results File: LGAS1129.RES

Method : M:\LOKI\DATA\211129\LGAS1129.M (RTE Integrator)
Title : METHOD 8260B
Last Update : Wed Dec 01 11:45:27 2021
Response via : Initial Calibration

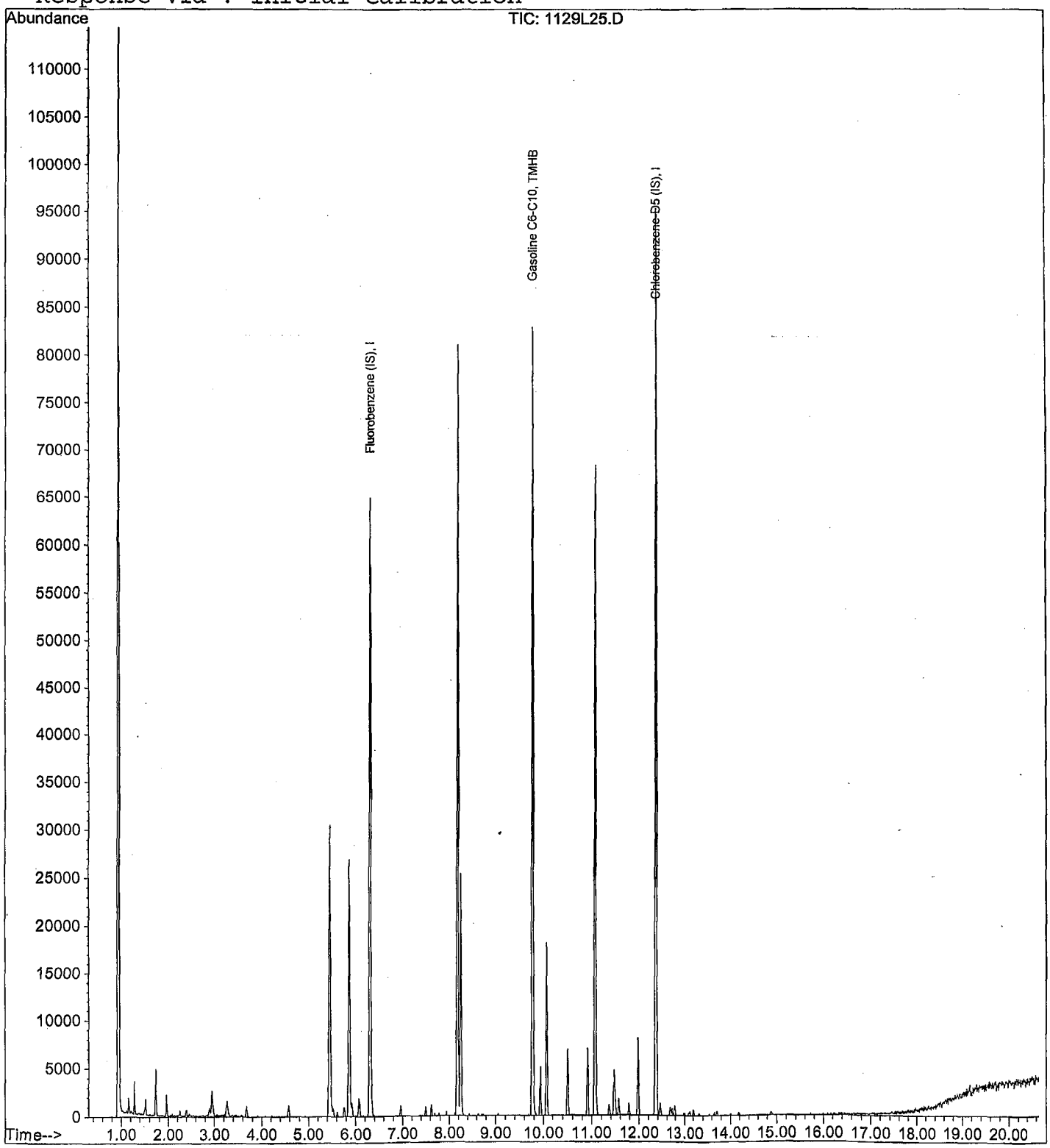

VOLATILE ORGANIC ANALYSIS
VOLATILE ORGANIC COMPOUNDS

Form 6
Initial Calibration

Lab Name: APPL, Inc. SDG No:
Case No: Initial Cal. Date: 11/29/2021
Matrix: Water Instrument: Loki Initials: EO

		Compound	1129L06.D 1	1129L07.D 2	1129L08.D 3	1129L09.D 4	1129L10.D 5	1129L11.D 6	1129L12.D 7	1129L13.D 8	1129L14.D 9		Avg	%RSD	Type	r^2	Q	MI
1	I	Fluorobenzene (IS)																
2	S	Dibromofluoromethane(S)	0.3810	0.3408	0.2991	0.2973	0.3093	0.3078	0.2975	0.2934	0.2688		0.31	10	S			
3	S	1,2-DCA-D4(S)	0.3827	0.3619	0.3201	0.3092	0.3273	0.3229	0.3039	0.3018	0.2698		0.32	10	S			
4	I	Chlorobenzene-D5 (IS)																
5	S	Toluene-D8(S)	1.099	1.130	0.9590	0.9826	1.097	1.114	1.159	1.181	1.058		1.1	6.9	S			
6	S	4-Bromofluorobenzene(S)	0.4590	0.4110	0.3756	0.3460	0.4192	0.4452	0.4734	0.4843	0.4834		0.43	11	S			
7	I	1,4-Dichlorobenzene-D4 (IS)																
8																		
9																		
10																		
11																		
12																		
13																		
14																		
15																		
16																		
17																		
18																		
19																		
20																		
21																		
22																		
23																		
24																		
25																		
26																		
27																		
28																		
29																		
30																		
31																		
32																		
33																		
34																		
35																		

Data File : M:\LOKI\DATA\211129\1129L06.D Vial: 4
Acq On : 29 Nov 21 15:11 Operator:
Sample : 0.3ug/L VOC STD 11/29/21 Inst : Loki
Misc : IS&S: 9/1/21 Multiplr: 1.00

Quant Time: Dec 1 16:24 2021 Quant Results File: LSUR1129.RE

Quant Method : M:\LOKI\DATA\211129\LSUR1129.M (RTE Integrator)
Title : METHOD 8260B
Last Update : Wed Dec 01 11:59:30 2021
Response via : Initial Calibration
DataAcq Meth : L8260

Internal Standards	R.T.	QIon	Response	Conc Units	Dev(Min)
1) Fluorobenzene (IS)	6.30	96	57920	25.00 ppb	0.00
4) Chlorobenzene-D5 (IS)	9.77	117	51918	25.00 ppb	0.00
7) 1,4-Dichlorobenzene-D4 (IS	12.36	152	28603	25.00 ppb	0.00
System Monitoring Compounds					
2) Dibromofluoromethane(S)	5.45	113	4413	6.13 ppb	0.00
Spiked Amount 25.000			Recovery	= 24.536%	
3) 1,2-DCA-D4(S)	5.87	65	4433	5.94 ppb	0.00
Spiked Amount 25.000			Recovery	= 23.756%	
5) Toluene-D8(S)	8.18	98	11410	5.06 ppb	0.00
Spiked Amount 25.000			Recovery	= 20.228%	
6) 4-Bromofluorobenzene(S)	11.07	174	4766	5.30 ppb	0.00
Spiked Amount 25.000			Recovery	= 21.200%	

Target Compounds Qvalue

(#) = qualifier out of range (m) = manual integration

Data File : M:\LOKI\DATA\211129\1129L06.D Vial: 4
Acq On : 29 Nov 21 15:11 Operator:
Sample : 0.3ug/L VOC STD 11/29/21 Inst : Loki
Misc : IS&S: 9/1/21 Multiplr: 1.00

Quant Time: Dec 1 16:24 2021 Quant Results File: LSUR1129.RE

Method : M:\LOKI\DATA\211129\LSUR1129.M (RTE Integrator)
Title : METHOD 8260B
Last Update : Wed Dec 01 11:59:30 2021
Response via : Initial Calibration

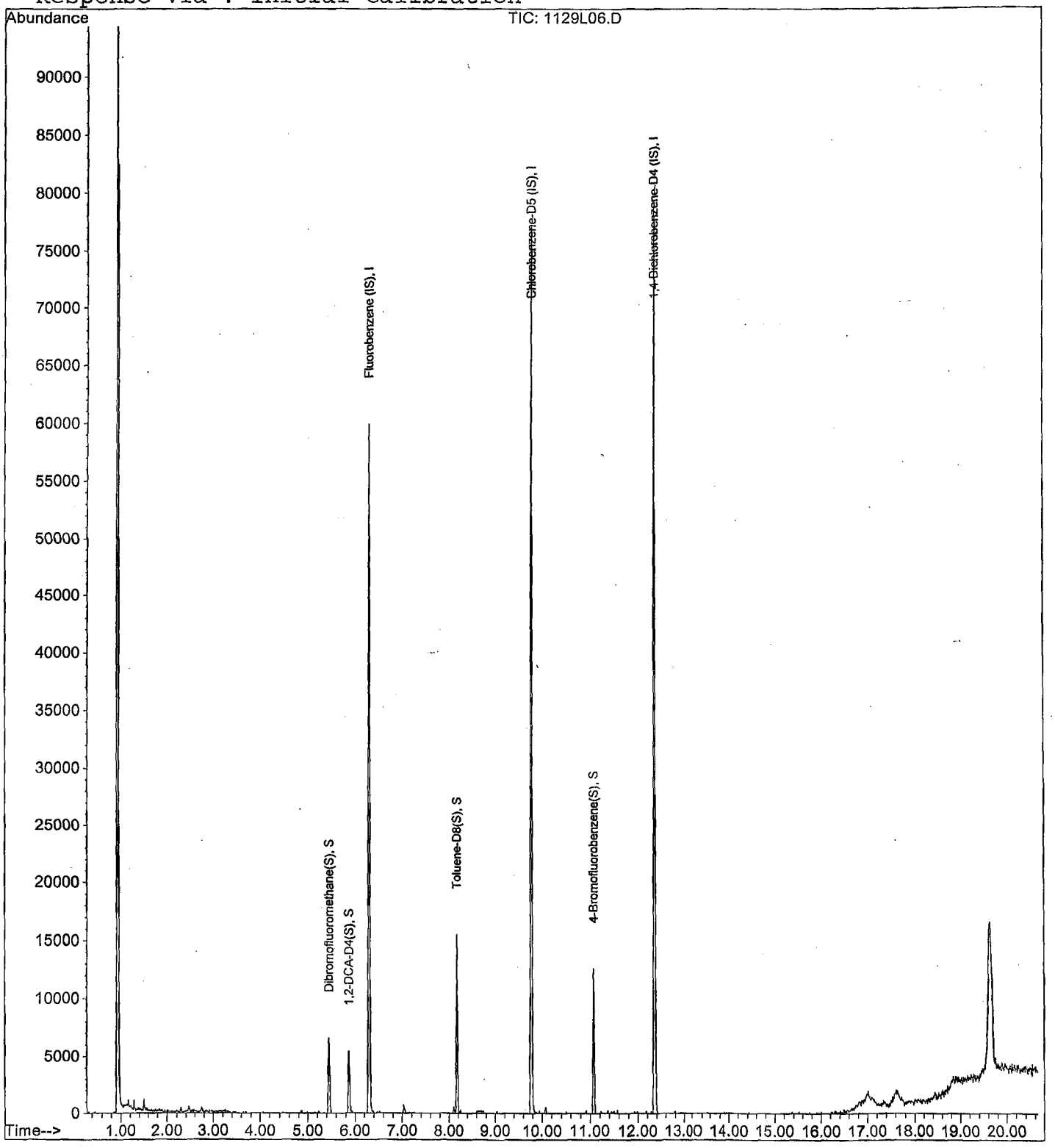

Data File : M:\LOKI\DATA\211129\1129L07.D Vial: 5
Acq On : 29 Nov 21 15:39 Operator:
Sample : 0.5ug/L VOC STD 11/29/21 Inst : Loki
Misc : IS&S: 9/1/21 Multiplr: 1.00

Quant Time: Dec 1 16:24 2021 Quant Results File: LSUR1129.RE

Quant Method : M:\LOKI\DATA\211129\LSUR1129.M (RTE Integrator)
Title : METHOD 8260B
Last Update : Wed Dec 01 11:59:30 2021
Response via : Initial Calibration
DataAcq Meth : L8260

Internal Standards	R.T.	QIon	Response	Conc Units	Dev(Min)
1) Fluorobenzene (IS)	6.30	96	60232	25.00 ppb	0.00
4) Chlorobenzene-D5 (IS)	9.78	117	52563	25.00 ppb	0.00
7) 1,4-Dichlorobenzene-D4 (IS	12.36	152	29762	25.00 ppb	0.00
System Monitoring Compounds					
2) Dibromofluoromethane(S)	5.45	113	4105	5.49 ppb	0.00
Spiked Amount 25.000			Recovery	= 21.948%	
3) 1,2-DCA-D4(S)	5.87	65	4359	5.62 ppb	0.00
Spiked Amount 25.000			Recovery	= 22.464%	
5) Toluene-D8(S)	8.18	98	11880	5.20 ppb	0.00
Spiked Amount 25.000			Recovery	= 20.800%	
6) 4-Bromofluorobenzene(S)	11.07	174	4321	4.75 ppb	0.00
Spiked Amount 25.000			Recovery	= 18.984%	

Target Compounds Qvalue

(#) = qualifier out of range (m) = manual integration
1129L07.D LSUR1129.M Wed Dec 01 16:27:23 2021 Page 1

Data File : M:\LOKI\DATA\211129\1129L07.D Vial: 5
Acq On : 29 Nov 21 15:39 Operator:
Sample : 0.5ug/L VOC STD 11/29/21 Inst : Loki
Misc : IS&S: 9/1/21 Multiplr: 1.00

Quant Time: Dec 1 16:24 2021 Quant Results File: LSUR1129.RE

Method : M:\LOKI\DATA\211129\LSUR1129.M (RTE Integrator)
Title : METHOD 8260B
Last Update : Wed Dec 01 11:59:30 2021
Response via : Initial Calibration

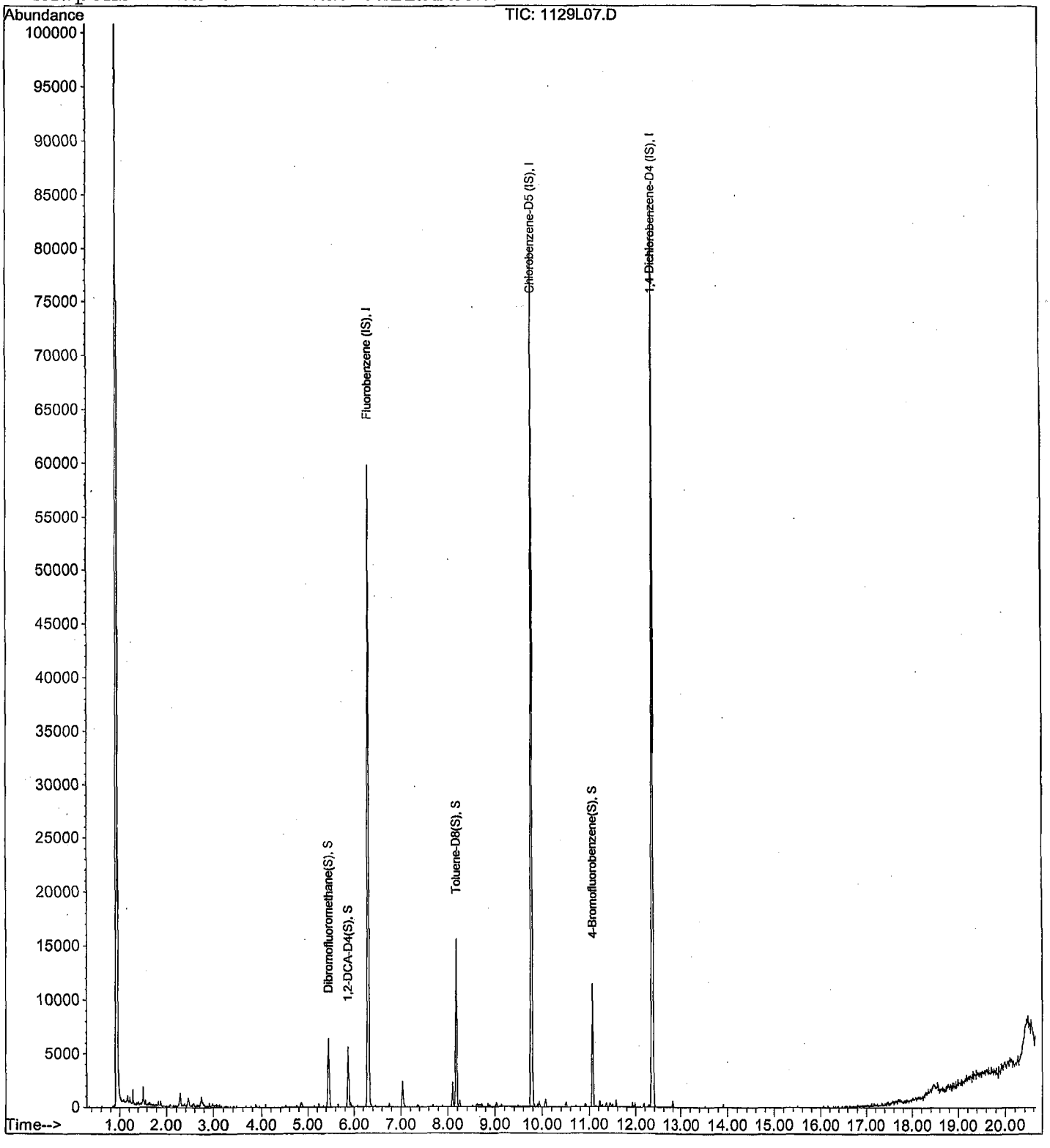

Data File : M:\LOKI\DATA\211129\1129L08.D Vial: 6
Acq On : 29 Nov 21 16:07 Operator:
Sample : 1ug/L VOC STD 11/29/21 Inst : Loki
Misc : IS&S: 9/1/21 Multiplr: 1.00

Quant Time: Dec 1 16:25 2021 Quant Results File: LSUR1129.RE

Quant Method : M:\LOKI\DATA\211129\LSUR1129.M (RTE Integrator)
Title : METHOD 8260B
Last Update : Wed Dec 01 11:59:30 2021
Response via : Initial Calibration
DataAcq Meth : L8260

Internal Standards	R.T.	QIon	Response	Conc Units	Dev(Min)
1) Fluorobenzene (IS)	6.31	96	59195	25.00 ppb	0.00
4) Chlorobenzene-D5 (IS)	9.78	117	52852	25.00 ppb	0.00
7) 1,4-Dichlorobenzene-D4 (IS	12.36	152	31101	25.00 ppb	0.00
System Monitoring Compounds					
2) Dibromofluoromethane(S)	5.45	113	7083	9.63 ppb	0.00
Spiked Amount 25.000			Recovery	= 38.532%	
3) 1,2-DCA-D4(S)	5.87	65	7580	9.94 ppb	0.00
Spiked Amount 25.000			Recovery	= 39.744%	
5) Toluene-D8(S)	8.17	98	20275	8.83 ppb	0.00
Spiked Amount 25.000			Recovery	= 35.304%	
6) 4-Bromofluorobenzene(S)	11.07	174	7940	8.67 ppb	0.00
Spiked Amount 25.000			Recovery	= 34.696%	

Target Compounds Qvalue

(#) = qualifier out of range (m) = manual integration
1129L08.D LSUR1129.M Wed Dec 01 16:27:24 2021 Page 1

Data File : M:\LOKI\DATA\211129\1129L08.D Vial: 6
Acq On : 29 Nov 21 16:07 Operator:
Sample : 1ug/L VOC STD 11/29/21 Inst : Loki
Misc : IS&S: 9/1/21 Multiplr: 1.00

Quant Time: Dec 1 16:25 2021 Quant Results File: LSUR1129.RE

Method : M:\LOKI\DATA\211129\LSUR1129.M (RTE Integrator)
Title : METHOD 8260B
Last Update : Wed Dec 01 11:59:30 2021
Response via : Initial Calibration

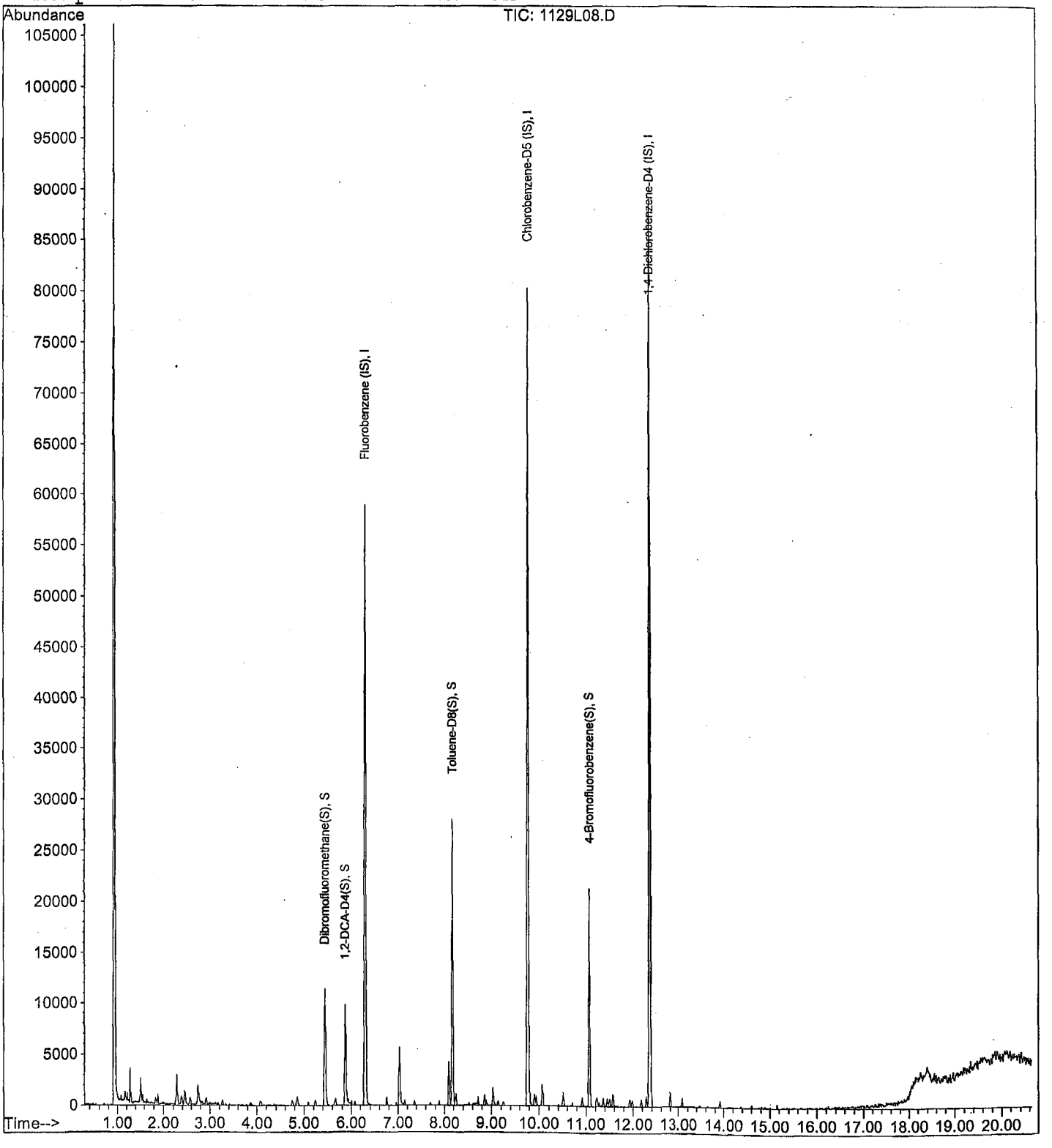

Data File : M:\LOKI\DATA\211129\1129L09.D Vial: 7
Acq On : 29 Nov 21 16:34 Operator:
Sample : 2ug/L VOC STD 11/29/21 Inst : Loki
Misc : IS&S: 9/1/21 Multiplr: 1.00

Quant Time: Dec 1 16:25 2021 Quant Results File: LSUR1129.RE

Quant Method : M:\LOKI\DATA\211129\LSUR1129.M (RTE Integrator)
Title : METHOD 8260B
Last Update : Wed Dec 01 11:59:30 2021
Response via : Initial Calibration
DataAcq Meth : L8260

Internal Standards	R.T.	QIon	Response	Conc Units	Dev(Min)
1) Fluorobenzene (IS)	6.31	96	60708	25.00 ppb	0.00
4) Chlorobenzene-D5 (IS)	9.78	117	54676	25.00 ppb	0.00
7) 1,4-Dichlorobenzene-D4 (IS	12.36	152	31774	25.00 ppb	0.00
System Monitoring Compounds					
2) Dibromofluoromethane(S)	5.45	113	7220	9.57 ppb	0.00
Spiked Amount 25.000			Recovery	= 38.296%	
3) 1,2-DCA-D4(S)	5.87	65	7509	9.60 ppb	0.00
Spiked Amount 25.000			Recovery	= 38.392%	
5) Toluene-D8(S)	8.17	98	21489	9.04 ppb	0.00
Spiked Amount 25.000			Recovery	= 36.172%	
6) 4-Bromofluorobenzene(S)	11.07	174	7567	7.99 ppb	0.00
Spiked Amount 25.000			Recovery	= 31.960%	

Target Compounds Qvalue

(#) = qualifier out of range (m) = manual integration

Data File : M:\LOKI\DATA\211129\1129L09.D Vial: 7
Acq On : 29 Nov 21 16:34 Operator:
Sample : 2ug/L VOC STD 11/29/21 Inst : Loki
Misc : IS&S: 9/1/21 Multiplr: 1.00

Quant Time: Dec 1 16:25 2021 Quant Results File: LSUR1129.RE

Method : M:\LOKI\DATA\211129\LSUR1129.M (RTE Integrator)
Title : METHOD 8260B
Last Update : Wed Dec 01 11:59:30 2021
Response via : Initial Calibration

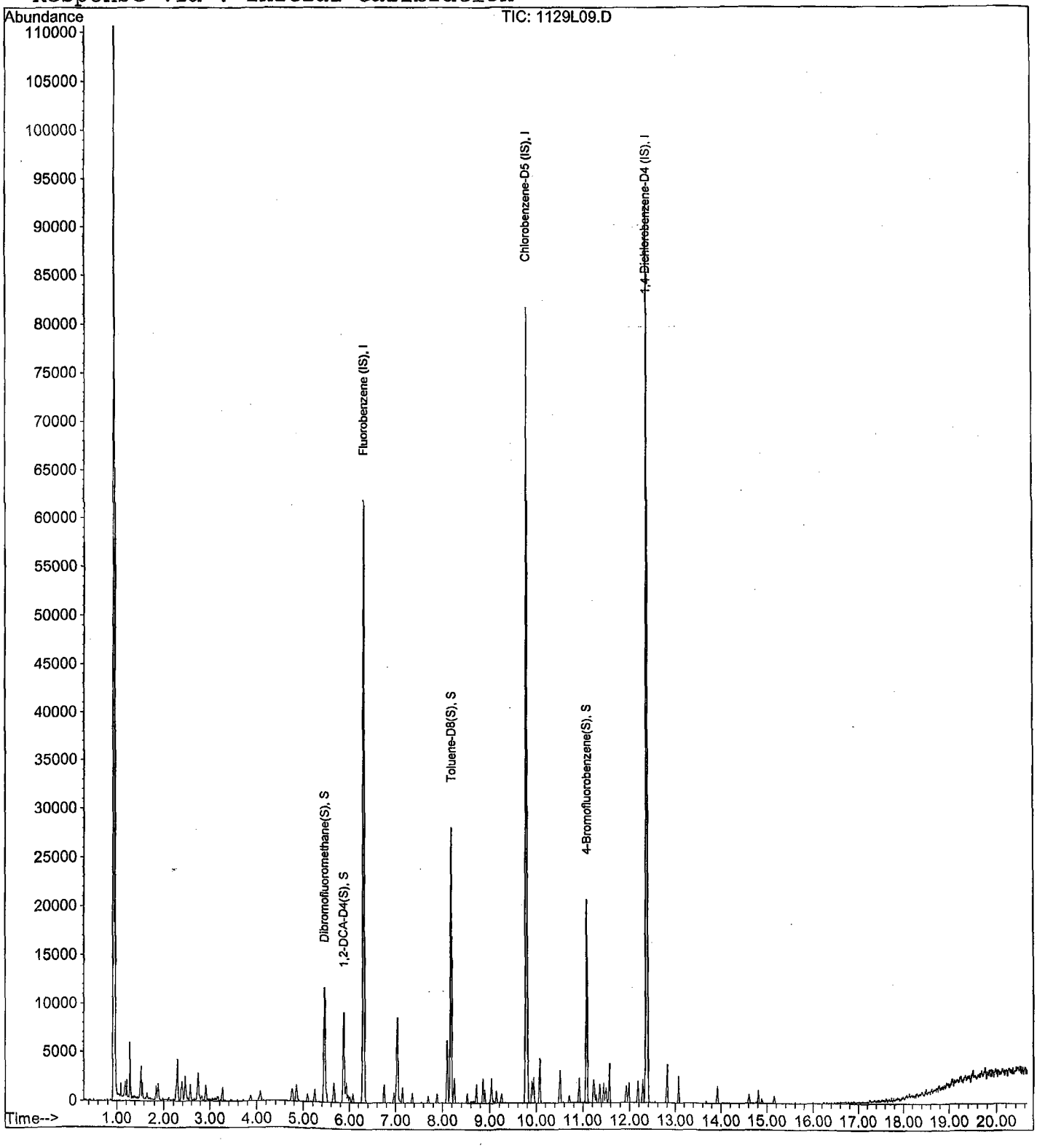

Data File : M:\LOKI\DATA\211129\1129L10.D Vial: 8
Acq On : 29 Nov 21 17:02 Operator:
Sample : 5ug/L VOC STD 11/29/21 Inst : Loki
Misc : IS&S: 9/1/21 Multiplr: 1.00

Quant Time: Dec 1 16:25 2021 Quant Results File: LSUR1129.RE

Quant Method : M:\LOKI\DATA\211129\LSUR1129.M (RTE Integrator)
Title : METHOD 8260B
Last Update : Wed Dec 01 11:59:30 2021
Response via : Initial Calibration
DataAcq Meth : L8260

Internal Standards	R.T.	QIon	Response	Conc Units	Dev(Min)
1) Fluorobenzene (IS)	6.30	96	61476	25.00 ppb	0.00
4) Chlorobenzene-D5 (IS)	9.77	117	55788	25.00 ppb	0.00
7) 1,4-Dichlorobenzene-D4 (IS	12.36	152	36826	25.00 ppb	0.00
System Monitoring Compounds					
2) Dibromofluoromethane(S)	5.45	113	19012	24.90 ppb	0.00
Spiked Amount 25.000			Recovery =	99.584%	
3) 1,2-DCA-D4(S)	5.87	65	20121	25.40 ppb	0.00
Spiked Amount 25.000			Recovery =	101.584%	
5) Toluene-D8(S)	8.17	98	61199	25.24 ppb	0.00
Spiked Amount 25.000			Recovery =	100.960%	
6) 4-Bromofluorobenzene(S)	11.07	174	23387	24.20 ppb	0.00
Spiked Amount 25.000			Recovery =	96.812%	

Target Compounds Qvalue

(#) = qualifier out of range (m) = manual integration

Data File : M:\LOKI\DATA\211129\1129L10.D Vial: 8
Acq On : 29 Nov 21 17:02 Operator:
Sample : 5ug/L VOC STD 11/29/21 Inst : Loki
Misc : IS&S: 9/1/21 Multiplr: 1.00

Quant Time: Dec 1 16:25 2021 Quant Results File: LSUR1129.RE

Method : M:\LOKI\DATA\211129\LSUR1129.M (RTE Integrator)
Title : METHOD 8260B
Last Update : Wed Dec 01 11:59:30 2021
Response via : Initial Calibration

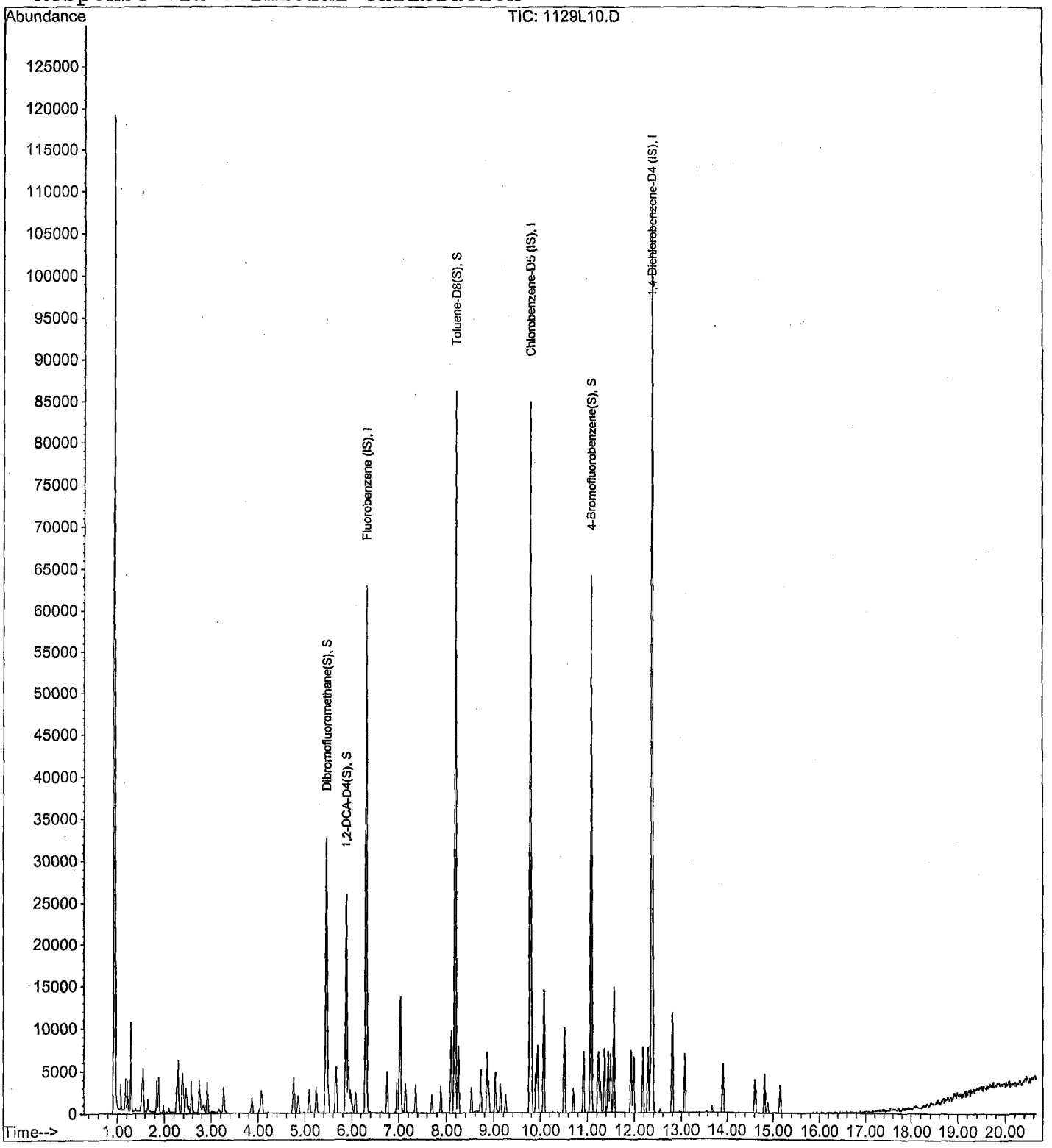

Data File : M:\LOKI\DATA\211129\1129L11.D Vial: 9
Acq On : 29 Nov 21 17:30 Operator:
Sample : 10ug/L VOC STD 11/29/21 Inst : Loki
Misc : IS&S: 9/1/21 Multiplr: 1.00

Quant Time: Dec 1 16:25 2021 Quant Results File: LSUR1129.RE

Quant Method : M:\LOKI\DATA\211129\LSUR1129.M (RTE Integrator)
Title : METHOD 8260B
Last Update : Wed Dec 01 11:59:30 2021
Response via : Initial Calibration
DataAcq Meth : L8260

Internal Standards	R.T.	QIon	Response	Conc Units	Dev(Min)
1) Fluorobenzene (IS)	6.30	96	63065	25.00 ppb	0.00
4) Chlorobenzene-D5 (IS)	9.78	117	55999	25.00 ppb	0.00
7) 1,4-Dichlorobenzene-D4 (IS	12.36	152	38835	25.00 ppb	0.00
System Monitoring Compounds					
2) Dibromofluoromethane(S)	5.45	113	19414	24.78 ppb	0.00
Spiked Amount 25.000			Recovery	= 99.128%	
3) 1,2-DCA-D4(S)	5.87	65	20363	25.05 ppb	0.00
Spiked Amount 25.000			Recovery	= 100.216%	
5) Toluene-D8(S)	8.18	98	62355	25.62 ppb	0.00
Spiked Amount 25.000			Recovery	= 102.480%	
6) 4-Bromofluorobenzene(S)	11.07	174	24933	25.71 ppb	0.00
Spiked Amount 25.000			Recovery	= 102.824%	

Target Compounds Qvalue

(#) = qualifier out of range (m) = manual integration
1129L11.D LSUR1129.M Wed Dec 01 16:27:26 2021 Page 1

Data File : M:\LOKI\DATA\211129\1129L11.D Vial: 9
Acq On : 29 Nov 21 17:30 Operator:
Sample : 10ug/L VOC STD 11/29/21 Inst : Loki
Misc : IS&S: 9/1/21 Multiplr: 1.00

Quant Time: Dec 1 16:25 2021 Quant Results File: LSUR1129.RE

Method : M:\LOKI\DATA\211129\LSUR1129.M (RTE Integrator)
Title : METHOD 8260B
Last Update : Wed Dec 01 11:59:30 2021
Response via : Initial Calibration

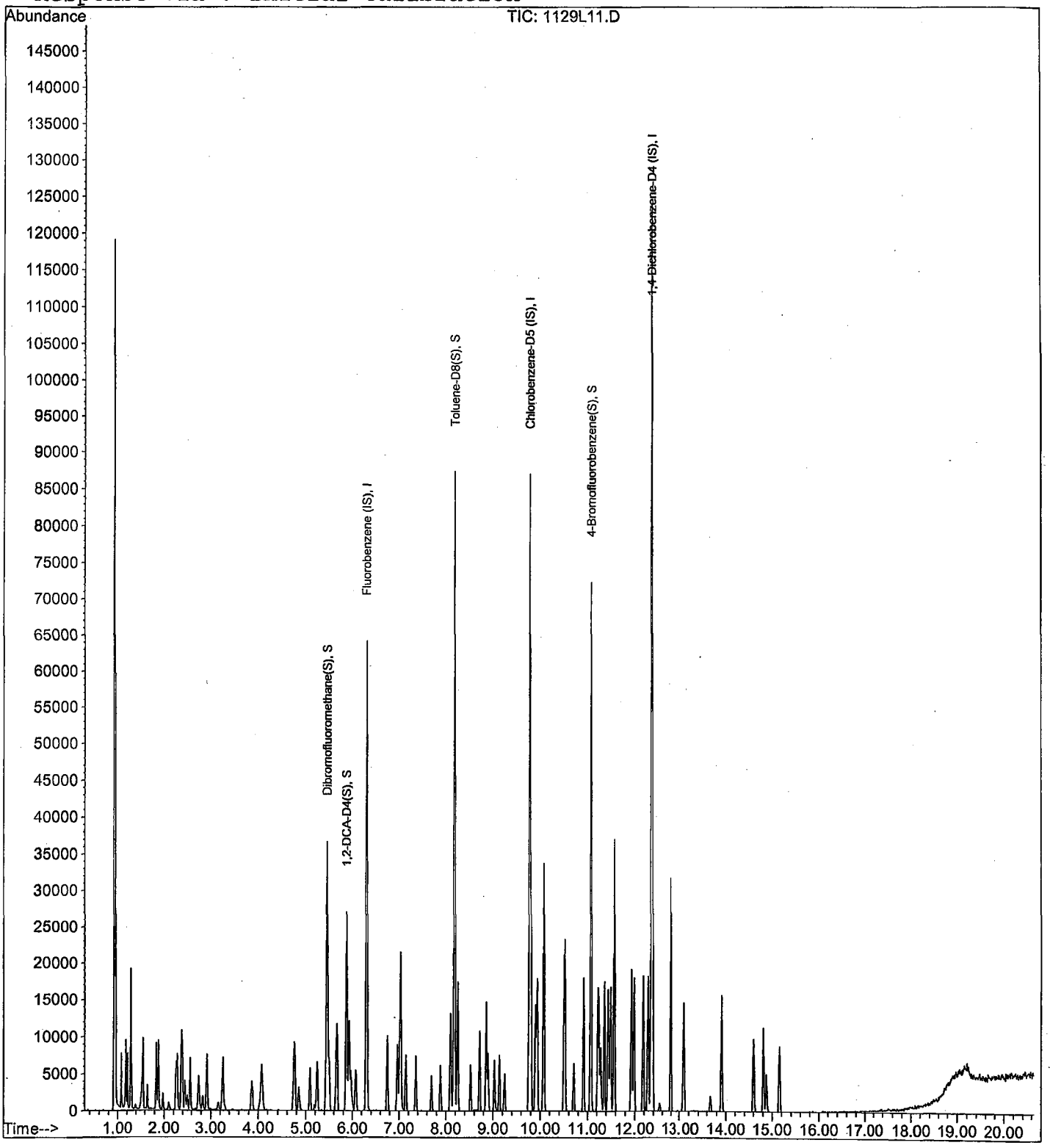

Data File : M:\LOKI\DATA\211129\1129L11.D Vial: 9
Acq On : 29 Nov 21 17:30 Operator:
Sample : 10ug/L VOC STD 11/29/21 Inst : Loki
Misc : IS&S: 9/1/21 Multiplr: 1.00

Quant Time: Dec 1 16:25 2021 Quant Results File: LSUR1129.RE

Method : M:\LOKI\DATA\211129\LSUR1129.M (RTE Integrator)
Title : METHOD 8260B
Last Update : Wed Dec 01 11:59:30 2021
Response via : Initial Calibration

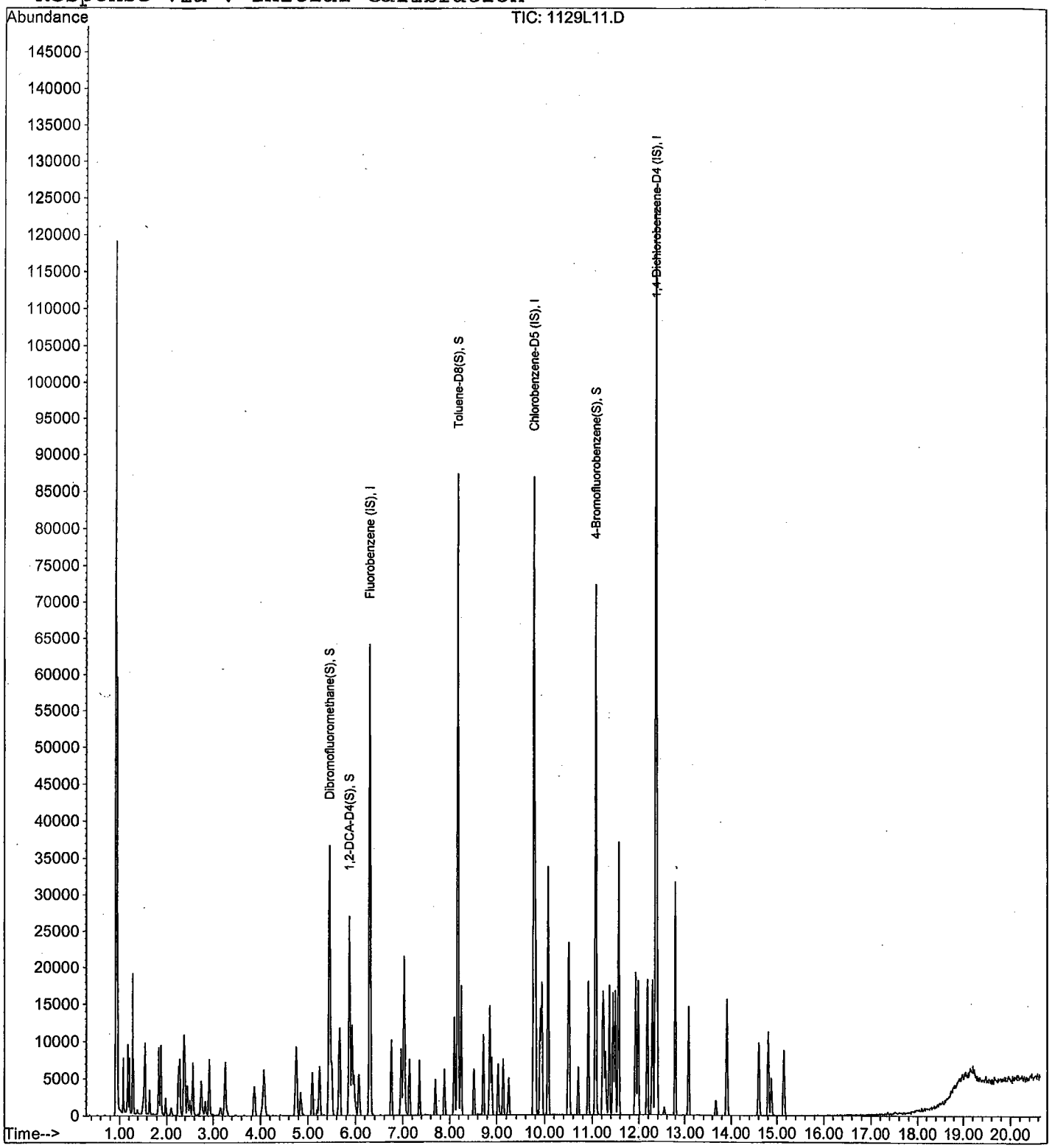

Acq On : 29 Nov 21 17:57 Operator:
Sample : 20ug/L VOC STD 11/29/21 Inst : Loki
Misc : IS&S: 9/1/21 Multiplr: 1.00

Quant Time: Dec 1 16:25 2021 Quant Results File: LSUR1129.RF

Quant Method : M:\LOKI\DATA\211129\LSUR1129.M (RTE Integrator)
Title : METHOD 8260B
Last Update : Wed Dec 01 11:59:30 2021
Response via : Initial Calibration
DataAcq Meth : L8260

Internal Standards	R.T.	QIon	Response	Conc Units	Dev(Min)
1) Fluorobenzene (IS)	6.30	96	70045	25.00 ppb	0.00
4) Chlorobenzene-D5 (IS)	9.77	117	60915	25.00 ppb	0.00
7) 1,4-Dichlorobenzene-D4 (IS	12.36	152	44236	25.00 ppb	0.00
System Monitoring Compounds					
2) Dibromofluoromethane(S)	5.45	113	41670	47.89 ppb	0.00
Spiked Amount 25.000			Recovery	= 191.564%	
3) 1,2-DCA-D4(S)	5.87	65	42579	47.17 ppb	0.00
Spiked Amount 25.000			Recovery	= 188.672%	
5) Toluene-D8(S)	8.18	98	141241	53.35 ppb	0.00
Spiked Amount 25.000			Recovery	= 213.396%	
6) 4-Bromofluorobenzene(S)	11.07	174	57671	54.66 ppb	0.00
Spiked Amount 25.000			Recovery	= 218.644%	

Target Compounds Qvalue

(#) = qualifier out of range (m) = manual integration
1129L12.D LSUR1129.M Wed Dec 01 16:27:27 2021 Page 1

M:\LOKI\DATA\211129\1129L12.D

Acq On : 29 Nov 21 17:57
Sample : 20ug/L VOC STD 11/29/21
Misc : IS&S: 9/1/21

Vial: 10
Operator:
Inst : Loki
Multiplr: 1.00

Quant Time: Dec 1 16:25 2021

Quant Results File: LSUR1129.RI

Method : M:\LOKI\DATA\211129\LSUR1129.M (RTE Integrator)
Title : METHOD 8260B
Last Update : Wed Dec 01 11:59:30 2021
Response via : Initial Calibration

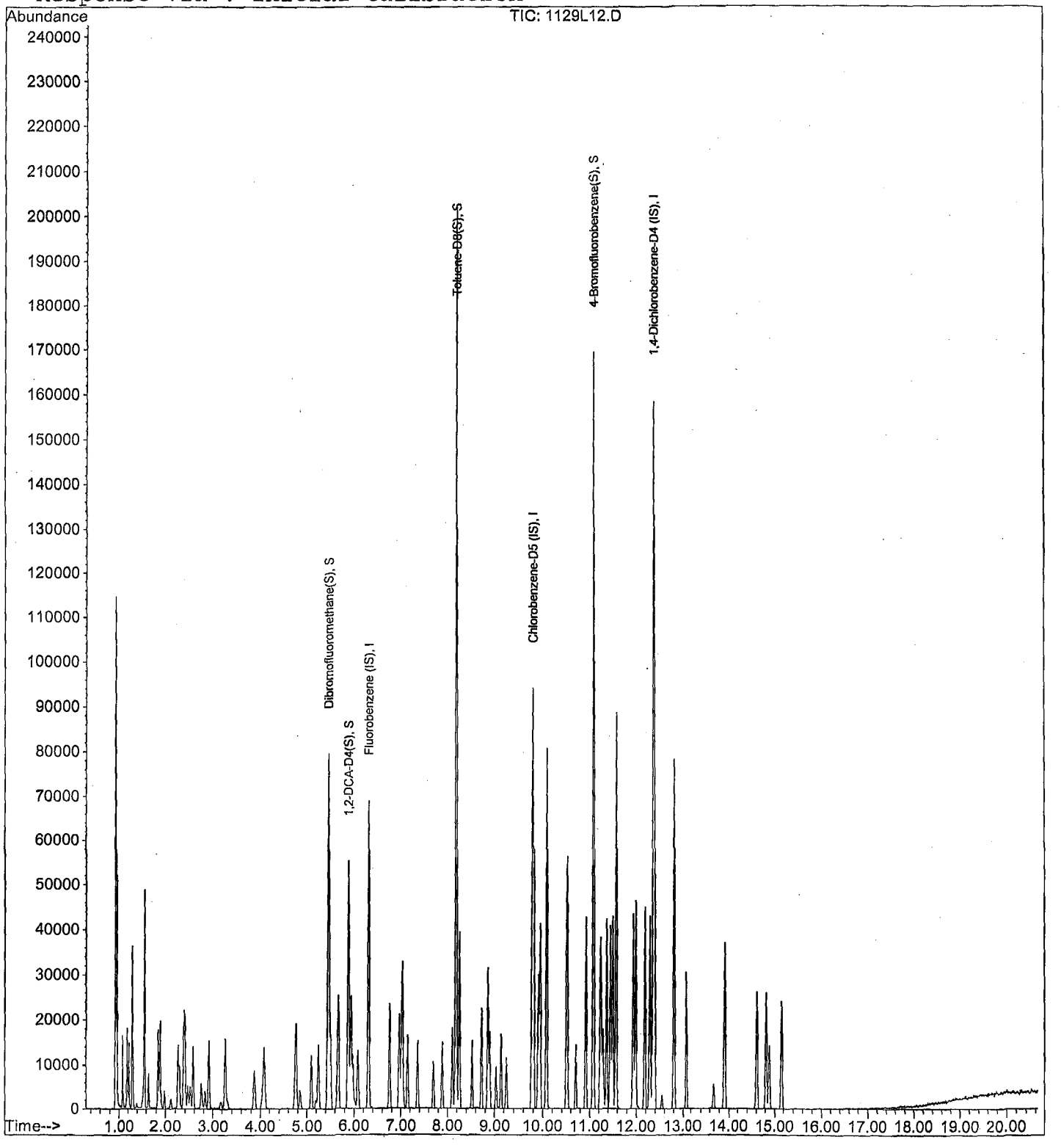

Acq On : 29 Nov 21 18:25 Operator:
Sample : 40ug/L VOC STD 11/29/21 Inst : Loki
Misc : IS&S: 9/1/21 Multiplr: 1.00

Quant Time: Dec 1 16:25 2021 Quant Results File: LSUR1129.RF

Quant Method : M:\LOKI\DATA\211129\LSUR1129.M (RTE Integrator)
Title : METHOD 8260B
Last Update : Wed Dec 01 11:59:30 2021
Response via : Initial Calibration
DataAcq Meth : L8260

Internal Standards	R.T.	QIon	Response	Conc Units	Dev(Min)
1) Fluorobenzene (IS)	6.30	96	71155	25.00 ppb	0.00
4) Chlorobenzene-D5 (IS)	9.78	117	62470	25.00 ppb	0.00
7) 1,4-Dichlorobenzene-D4 (IS	12.36	152	44449	25.00 ppb	0.00
System Monitoring Compounds					
2) Dibromofluoromethane(S)	5.45	113	41752	47.24 ppb	0.00
Spiked Amount 25.000			Recovery	= 188.948%	
3) 1,2-DCA-D4(S)	5.87	65	42955	46.84 ppb	0.00
Spiked Amount 25.000			Recovery	= 187.368%	
5) Toluene-D8(S)	8.18	98	147548	54.34 ppb	0.00
Spiked Amount 25.000			Recovery	= 217.376%	
6) 4-Bromofluorobenzene(S)	11.07	174	60504	55.92 ppb	0.00
Spiked Amount 25.000			Recovery	= 223.676%	

Target Compounds Qvalue

(#) = qualifier out of range (m) = manual integration
1129L13.D LSUR1129.M Wed Dec 01 16:27:28 2021 Page 1

Vial: 11

Acq On : 29 Nov 21 18:25 Operator:
Sample : 40ug/L VOC STD 11/29/21 Inst : Loki
Misc : IS&S: 9/1/21 Multiplr: 1.00

Quant Time: Dec 1 16:25 2021 Quant Results File: LSUR1129.RI

Method : M:\LOKI\DATA\211129\LSUR1129.M (RTE Integrator)
Title : METHOD 8260B
Last Update : Wed Dec 01 11:59:30 2021
Response via : Initial Calibration

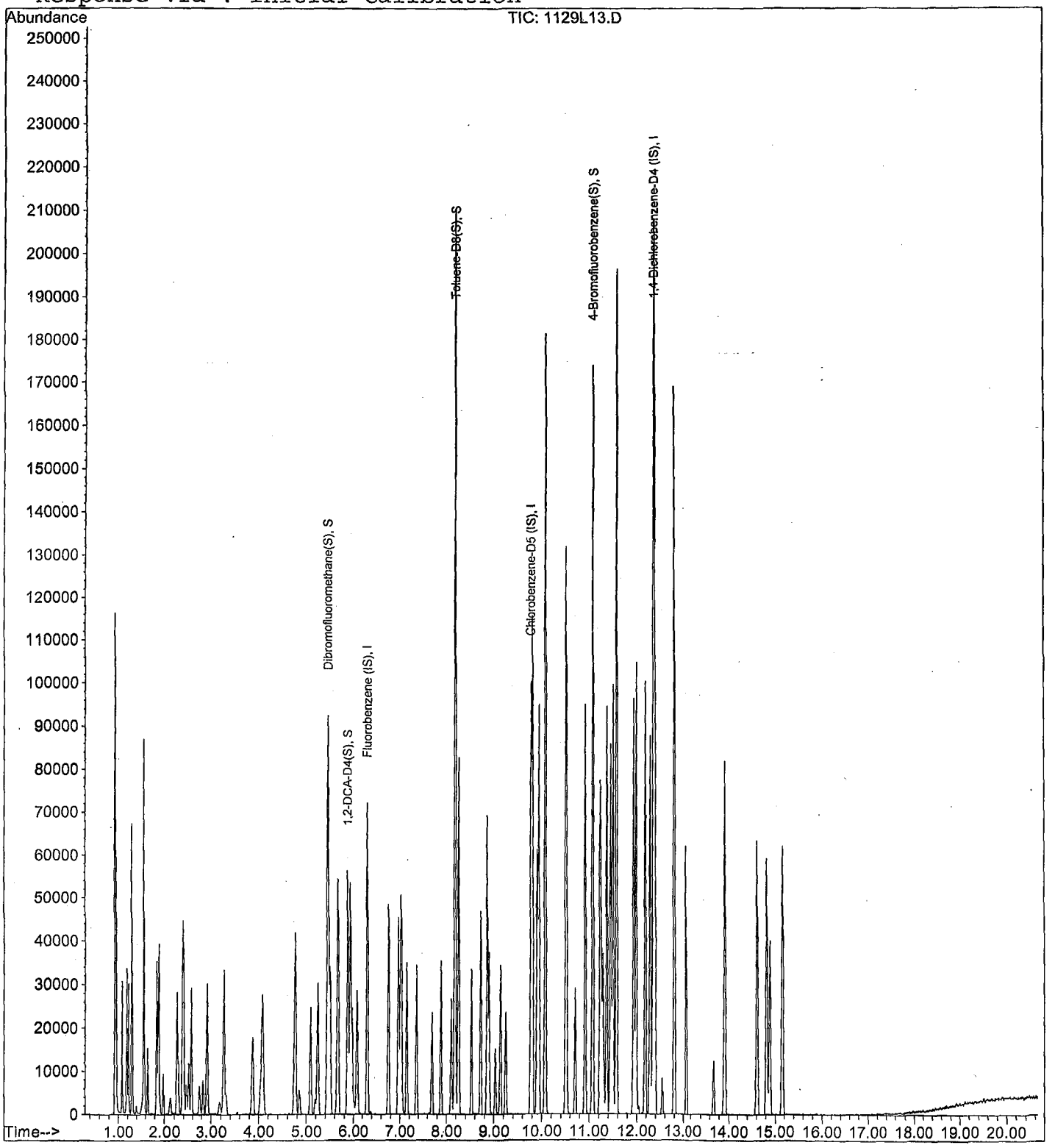

Acq On : 29 Nov 21 18:53 Operator:
Sample : 100ug/L VOC STD 11/29/21 Inst : Loki
Misc : IS&S: 9/1/21 Multiplr: 1.00

Quant Time: Dec 1 16:25 2021 Quant Results File: LSUR1129.RE

Quant Method : M:\LOKI\DATA\211129\LSUR1129.M (RTE Integrator)
Title : METHOD 8260B
Last Update : Wed Dec 01 11:59:30 2021
Response via : Initial Calibration
DataAcq Meth : L8260

Internal Standards	R.T.	QIon	Response	Conc Units	Dev(Min)
1) Fluorobenzene (IS)	6.30	96	74637	25.00 ppb	0.00
4) Chlorobenzene-D5 (IS)	9.78	117	70009	25.00 ppb	0.00
7) 1,4-Dichlorobenzene-D4 (IS	12.36	152	51004	25.00 ppb	0.00
System Monitoring Compounds					
2) Dibromofluoromethane(S)	5.45	113	80251	86.56 ppb	0.00
Spiked Amount 25.000			Recovery	= 346.232%	
3) 1,2-DCA-D4(S)	5.87	65	80562	83.75 ppb	0.00
Spiked Amount 25.000			Recovery	= 335.016%	
5) Toluene-D8(S)	8.17	98	296195	97.34 ppb	0.00
Spiked Amount 25.000			Recovery	= 389.380%	
6) 4-Bromofluorobenzene(S)	11.07	174	135366	111.63 ppb	0.00
Spiked Amount 25.000			Recovery	= 446.540%	

Target Compounds Qvalue

(#) = qualifier out of range (m) = manual integration
1129L14.D LSUR1129.M Wed Dec 01 16:27:29 2021 Page 1

Vial: 12

Acq On : 29 Nov 21 18:53 Operator:
Sample : 100ug/L VOC STD 11/29/21 Inst : Loki
Misc : IS&S: 9/1/21 Multiplr: 1.00

Quant Time: Dec 1 16:25 2021 Quant Results File: LSUR1129.R

Method : M:\LOKI\DATA\211129\LSUR1129.M (RTE Integrator)
Title : METHOD 8260B
Last Update : Wed Dec 01 11:59:30 2021
Response via : Initial Calibration

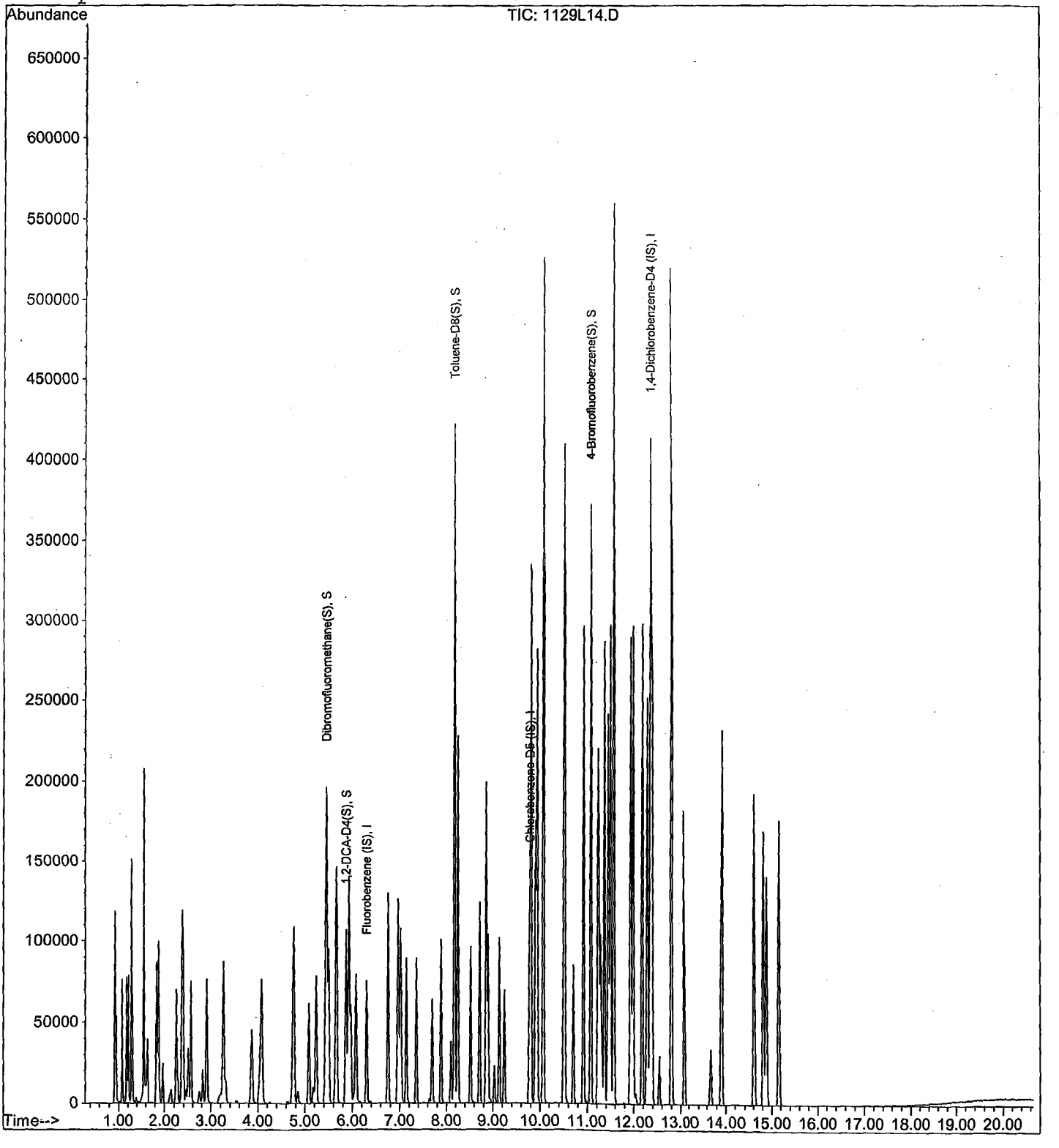

VOLATILE ORGANIC ANALYSIS
VOLATILE ORGANIC COMPOUNDS

Form 7

Continuing Calibration

Lab Name: APPL, Inc.
Case No:
Matrix: Water

SDG No:
Date Analyzed: 11/29/2021
Instrument: Loki
Initial Cal. Date: 11/29/2021
Data File: 1129L25.D

		Compound	MEAN	CCRF	%D		%Drift
1	I	Fluorobenzene (IS)	ISTD			I	
2	S	Dibromofluoromethane(S)	0.3105	0.3028	2.5	S	
3	S	1,2-DCA-D4(S)	0.3222	0.3171	1.6	S	
4	I	Chlorobenzene-D5 (IS)	ISTD			I	
5	S	Toluene-D8(S)	1.087	1.054	3.0	S	
6	S	4-Bromofluorobenzene(S)	0.4330	0.4243	2.0	S	
7	I	1,4-Dichlorobenzene-D4 (IS)	ISTD			I	
8							
9							
10							
11							
12							
13							
14							
15							
16							
17							
18							
19							
20							
21							
22							
23							
24							
25							
26							
27							
28							
29							
30							
31							
32							
33							
34							
35							
36							
37							
38							
39							
40							
		Average			2.3		

Quantitation Report (Not Reviewed)

Data File : M:\LOKI\DATA\211129\1129L25.D Vial: 23
Acq On : 29 Nov 21 23:57 Operator:
Sample : (SS) 300ug/L GAS STD 11/29/21 Inst : Loki
Misc : IS&S: 9/1/21 Multiplr: 1.00

Quant Time: Dec 1 12:04 2021 Quant Results File: LSUR1129.RES

Quant Method : M:\LOKI\DATA\211129\LSUR1129.M (RTE Integrator)
Title : METHOD 8260B
Last Update : Wed Dec 01 11:59:30 2021
Response via : Initial Calibration
DataAcq Meth : L8260

Internal Standards	R.T.	QIon	Response	Conc Units	Dev(Min)
1) Fluorobenzene (IS)	6.30	96	64746	25.00 ppb	0.00
4) Chlorobenzene-D5 (IS)	9.77	117	55062	25.00 ppb	0.00
7) 1,4-Dichlorobenzene-D4 (IS	12.36	152	33727	25.00 ppb	0.00
System Monitoring Compounds					
2) Dibromofluoromethane(S)	5.45	113	19608	24.38 ppb	0.00
Spiked Amount 25.000			Recovery =	97.520%	
3) 1,2-DCA-D4(S)	5.87	65	20528	24.60 ppb	0.00
Spiked Amount 25.000			Recovery =	98.408%	
5) Toluene-D8(S)	8.18	98	58056	24.26 ppb	0.00
Spiked Amount 25.000			Recovery =	97.040%	
6) 4-Bromofluorobenzene(S)	11.07	174	23364	24.50 ppb	0.00
Spiked Amount 25.000			Recovery =	97.992%	

Target Compounds Qvalue

(#) = qualifier out of range (m) = manual integration

Quantitation Report

Data File : M:\LOKI\DATA\211129\1129L25.D Vial: 23
Acq On : 29 Nov 21 23:57 Operator:
Sample : (SS) 300ug/L GAS STD 11/29/21 Inst : Loki
Misc : IS&S: 9/1/21 Multiplr: 1.00

Quant Time: Dec 1 12:04 2021 Quant Results File: LSUR1129.RES

Method : M:\LOKI\DATA\211129\LSUR1129.M (RTE Integrator)
Title : METHOD 8260B
Last Update : Wed Dec 01 11:59:30 2021
Response via : Initial Calibration



VOLATILE ORGANIC ANALYSIS
VOLATILE ORGANIC COMPOUNDS

Form 7

Ending Continuing Calibration

Lab Name: APPL, Inc.
Case No:
Matrix: Water

SDG No:
Date Analyzed: 11/30/2021
Instrument: Loki
Initial Cal. Date: 11/29/2021
Data File: 1129L46.D

		Compound	MEAN	CCRF	%D	%Drift	
1	I	Fluorobenzene (IS)	ISTD			I	
2	TMHB	Gasoline C6-C10	1.435	0.5190	64	TMHBL	14
3	I	Chlorobenzene-D5 (IS)	ISTD			I	
4							
5							
6							
7							
8							
9							
10							
11							
12							
13							
14							
15							
16							
17							
18							
19							
20							
21							
22							
23							
24							
25							
26							
27							
28							
29							
30							
31							
32							
33							
34							
35							
36							
37							
38							
39							
40							
		Average			64.0		

Quantitation Report (QT Reviewed)

Data File : M:\LOKI\DATA\211129\1129L46.D Vial: 44
Acq On : 30 Nov 21 9:37 Operator:
Sample : Ending CCV 300ug/L 11/29/21 Inst : Loki
Misc : IS&S: 9/1/21 Multiplr: 1.00

Quant Time: Dec 1 12:12 2021 Quant Results File: LGAS1129.RES

Quant Method : M:\LOKI\DATA\211129\LGAS1129.M (RTE Integrator)
Title : METHOD 8260B
Last Update : Wed Dec 01 11:45:27 2021
Response via : Initial Calibration
DataAcq Meth : L8260

Internal Standards	R.T.	QIon	Response	Conc Units	Dev(Min)
1) Fluorobenzene (IS)	6.31	TIC	122888	25.00 ppb	0.00
3) Chlorobenzene-D5 (IS)	12.36	TIC	177009	25.00 ppb	0.00
4) 1,4-Dichlorobenzene-D (IS)	0.00	TIC	0	0.00 ppb	-12.54

System Monitoring Compounds

Target Compounds					Qvalue
2) Gasoline C6-C10	8.18	TIC	765345m	340.87 ppb	100

(#) = qualifier out of range (m) = manual integration

Quantitation Report

Data File : M:\LOKI\DATA\211129\1129L46.D
Acq On : 30 Nov 21 9:37
Sample : Ending CCV 300ug/L 11/29/21
Misc : IS&S: 9/1/21

Vial: 44
Operator:
Inst : Loki
Multiplr: 1.00

Quant Time: Dec 1 12:12 2021

Quant Results File: LGAS1129.RES

Method : M:\LOKI\DATA\211129\LGAS1129.M (RTE Integrator)
Title : METHOD 8260B
Last Update : Wed Dec 01 11:45:27 2021
Response via : Initial Calibration

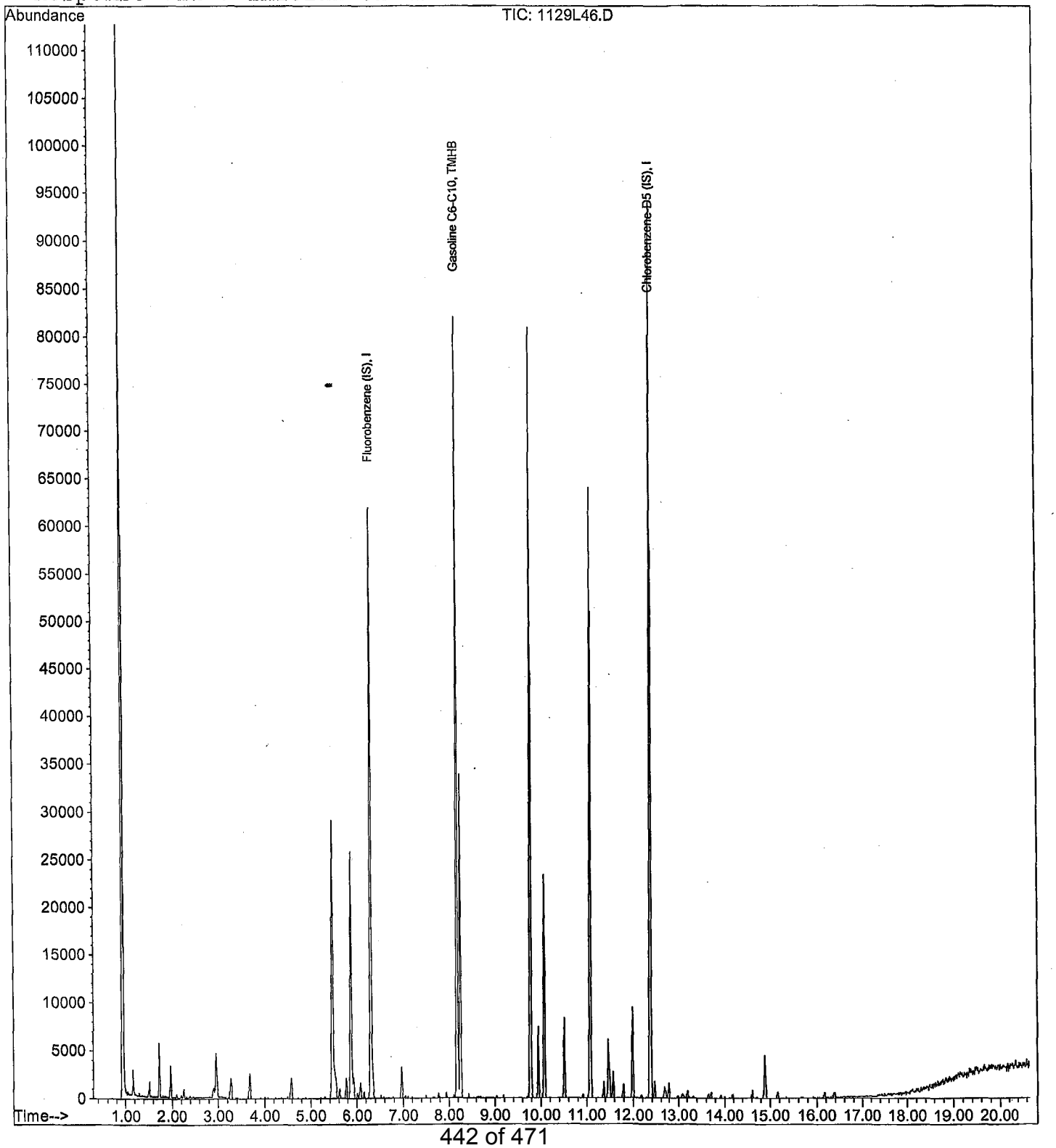

VOLATILE ORGANIC ANALYSIS
VOLATILE ORGANIC COMPOUNDS

Form 7

Ending Continuing Calibration

Lab Name: APPL, Inc.
Case No:
Matrix: Water

SDG No:
Date Analyzed: 11/30/2021
Instrument: Loki
Initial Cal. Date: 11/29/2021
Data File: 1129L46.D

		Compound	MEAN	CCRF	%D		%Drift
1	I	Fluorobenzene (IS)	ISTD			I	
2	S	Dibromofluoromethane(S)	0.3105	0.2999	3.4	S	
3	S	1,2-DCA-D4(S)	0.3222	0.3167	1.7	S	
4	I	Chlorobenzene-D5 (IS)	ISTD			I	
5	S	Toluene-D8(S)	1.087	1.065	2.0	S	
6	S	4-Bromofluorobenzene(S)	0.4330	0.4211	2.7	S	
7	I	1,4-Dichlorobenzene-D4 (IS)	ISTD			I	
8							
9							
10							
11							
12							
13							
14							
15							
16							
17							
18							
19							
20							
21							
22							
23							
24							
25							
26							
27							
28							
29							
30							
31							
32							
33							
34							
35							
36							
37							
38							
39							
40							
		Average			2.5		

Quantitation Report (Not Reviewed)

Data File : M:\LOKI\DATA\211129\1129L46.D Vial: 44
Acq On : 30 Nov 21 9:37 Operator:
Sample : Ending CCV 300ug/L 11/29/21 Inst : Loki
Misc : IS&S: 9/1/21 Multiplr: 1.00

Quant Time: Dec 1 12:13 2021 Quant Results File: LSUR1129.RES

Quant Method : M:\LOKI\DATA\211129\LSUR1129.M (RTE Integrator)
Title : METHOD 8260B
Last Update : Wed Dec 01 11:59:30 2021
Response via : Initial Calibration
DataAcq Meth : L8260

Internal Standards	R.T.	QIon	Response	Conc Units	Dev(Min)
1) Fluorobenzene (IS)	6.31	96	61750	25.00 ppb	0.00
4) Chlorobenzene-D5 (IS)	9.77	117	53487	25.00 ppb	0.00
7) 1,4-Dichlorobenzene-D4 (IS	12.36	152	32381	25.00 ppb	0.00
System Monitoring Compounds					
2) Dibromofluoromethane(S)	5.45	113	18516	24.14 ppb	0.00
Spiked Amount 25.000			Recovery	= 96.556%	
3) 1,2-DCA-D4(S)	5.87	65	19555	24.57 ppb	0.00
Spiked Amount 25.000			Recovery	= 98.292%	
5) Toluene-D8(S)	8.18	98	56983	24.51 ppb	0.00
Spiked Amount 25.000			Recovery	= 98.048%	
6) 4-Bromofluorobenzene(S)	11.07	174	22524	24.31 ppb	0.00
Spiked Amount 25.000			Recovery	= 97.252%	

Target Compounds Qvalue

(#) = qualifier out of range (m) = manual integration

Quantitation Report

Data File : M:\LOKI\DATA\211129\1129L46.D
Acq On : 30 Nov 21 9:37
Sample : Ending CCV 300ug/L 11/29/21
Misc : IS&S: 9/1/21

Vial: 44
Operator:
Inst : Loki
Multiplr: 1.00

Quant Time: Dec 1 12:13 2021

Quant Results File: LSUR1129.RES

Method : M:\LOKI\DATA\211129\LSUR1129.M (RTE Integrator)
Title : METHOD 8260B
Last Update : Wed Dec 01 11:59:30 2021
Response via : Initial Calibration

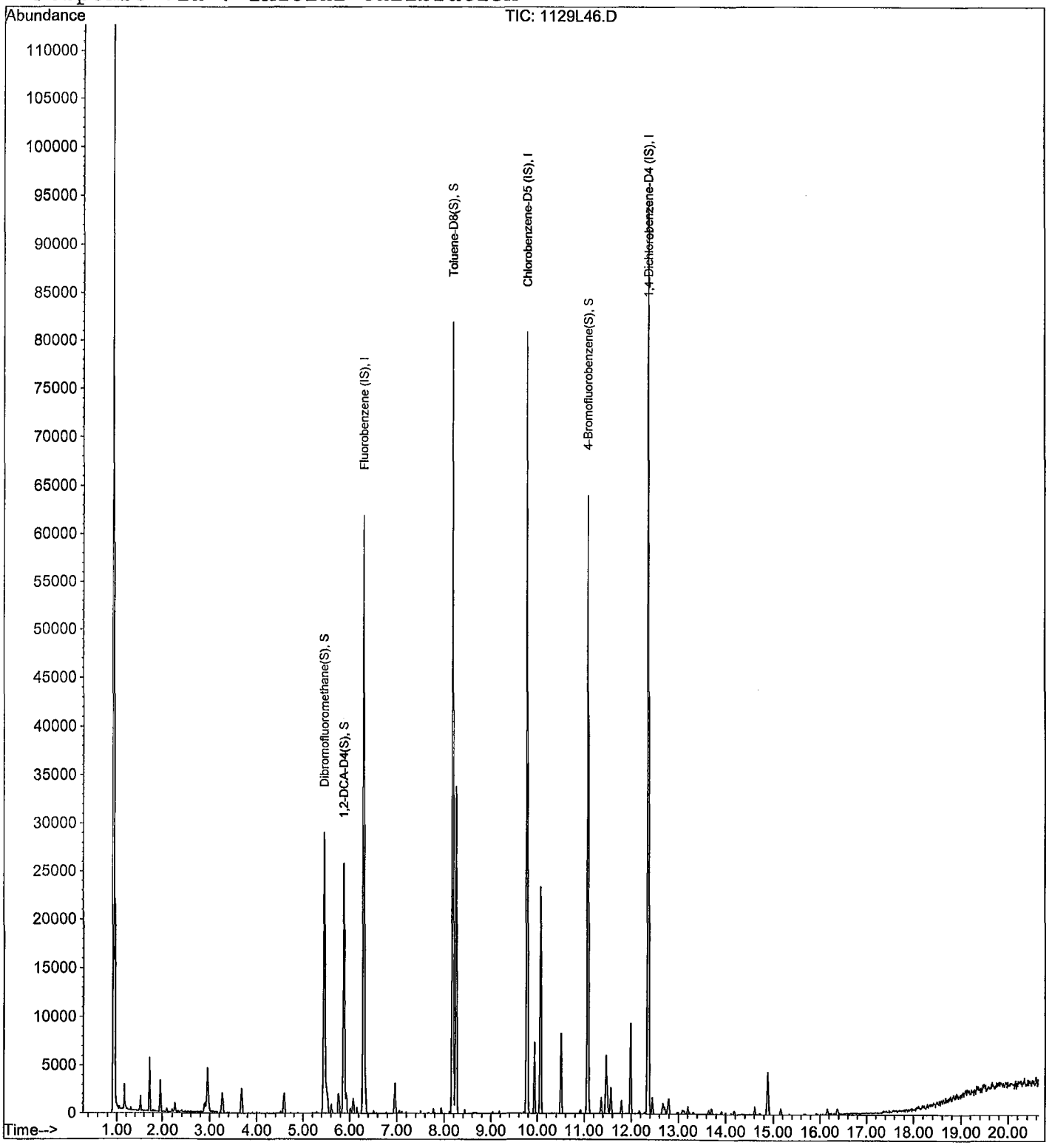

ORGANICS
Raw Data

Quantitation Report (QT Reviewed)

Data File : M:\LOKI\DATA\211129\1129L35.D Vial: 33
Acq On : 30 Nov 21 4:33 Operator:
Sample : BA46713W01 Inst : Loki
Misc : IS&S: 9/1/21 Multiplr: 1.00

Quant Time: Dec 1 12:16 2021 Quant Results File: LGAS1129.RES

Quant Method : M:\LOKI\DATA\211129\LGAS1129.M (RTE Integrator)
Title : METHOD 8260B
Last Update : Wed Dec 01 11:45:27 2021
Response via : Initial Calibration
DataAcq Meth : L8260

Internal Standards	R.T.	QIon	Response	Conc Units	Dev(Min)
1) Fluorobenzene (IS)	6.31	TIC	116554	25.00 ppb	0.00
3) Chlorobenzene-D5 (IS)	12.36	TIC	156903	25.00 ppb	0.00
4) 1,4-Dichlorobenzene-D (IS)	0.00	TIC	0	0.00 ppb	-12.54

System Monitoring Compounds

Target Compounds Qvalue

(#) = qualifier out of range (m) = manual integration

Quantitation Report

Data File : M:\LOKI\DATA\211129\1129L35.D
Acq On : 30 Nov 21 4:33
Sample : BA46713W01
Misc : IS&S: 9/1/21

Vial: 33
Operator:
Inst : Loki
Multiplr: 1.00

Quant Time: Dec 1 12:16 2021

Quant Results File: LGAS1129.RES

Method : M:\LOKI\DATA\211129\LGAS1129.M (RTE Integrator)
Title : METHOD 8260B
Last Update : Wed Dec 01 11:45:27 2021
Response via : Initial Calibration



Quantitation Report (Not Reviewed)

Data File : M:\LOKI\DATA\211129\1129L35.D Vial: 33
Acq On : 30 Nov 21 4:33 Operator:
Sample : BA46713W01 Inst : Loki
Misc : IS&S: 9/1/21 Multiplr: 1.00

Quant Time: Dec 1 12:22 2021 Quant Results File: LSUR1129.RES

Quant Method : M:\LOKI\DATA\211129\LSUR1129.M (RTE Integrator)
Title : METHOD 8260B
Last Update : Wed Dec 01 11:59:30 2021
Response via : Initial Calibration
DataAcq Meth : L8260

Internal Standards	R.T.	QIon	Response	Conc Units	Dev(Min)
1) Fluorobenzene (IS)	6.31	96	58630	25.00 ppb	0.00
4) Chlorobenzene-D5 (IS)	9.78	117	51881	25.00 ppb	0.00
7) 1,4-Dichlorobenzene-D4 (IS	12.36	152	29651	25.00 ppb	0.00
System Monitoring Compounds					
2) Dibromofluoromethane(S)	5.46	113	18111	24.87 ppb	0.00
Spiked Amount 25.000			Recovery	= 99.472%	
3) 1,2-DCA-D4(S)	5.87	65	19062	25.23 ppb	0.00
Spiked Amount 25.000			Recovery	= 100.912%	
5) Toluene-D8(S)	8.18	98	53706	23.82 ppb	0.00
Spiked Amount 25.000			Recovery	= 95.272%	
6) 4-Bromofluorobenzene(S)	11.07	174	19645	21.86 ppb	0.00
Spiked Amount 25.000			Recovery	= 87.448%	

Target Compounds Qvalue

(#) = qualifier out of range (m) = manual integration

Quantitation Report (QT Reviewed)

Data File : M:\LOKI\DATA\211129\1129L36.D Vial: 34
Acq On : 30 Nov 21 5:00 Operator:
Sample : BA46714W01 Inst : Loki
Misc : IS&S: 9/1/21 Multiplr: 5.00

Quant Time: Dec 1 12:17 2021 Quant Results File: LGAS1129.RES

Quant Method : M:\LOKI\DATA\211129\LGAS1129.M (RTE Integrator)
Title : METHOD 8260B
Last Update : Wed Dec 01 11:45:27 2021
Response via : Initial Calibration
DataAcq Meth : L8260

Internal Standards	R.T.	QIon	Response	Conc Units	Dev(Min)
1) Fluorobenzene (IS)	6.30	TIC	114838	25.00 ppb	0.00
3) Chlorobenzene-D5 (IS)	12.36	TIC	159451	25.00 ppb	0.00
4) 1,4-Dichlorobenzene-D (IS)	0.00	TIC	0	0.00 ppb	-12.54

System Monitoring Compounds

Target Compounds Qvalue

(#) = qualifier out of range (m) = manual integration

Quantitation Report

Data File : M:\LOKI\DATA\211129\1129L36.D
Acq On : 30 Nov 21 5:00
Sample : BA46714W01
Misc : IS&S: 9/1/21

Vial: 34
Operator:
Inst : Loki
Multiplr: 5.00

Quant Time: Dec 1 12:17 2021

Quant Results File: LGAS1129.RES

Method : M:\LOKI\DATA\211129\LGAS1129.M (RTE Integrator)
Title : METHOD 8260B
Last Update : Wed Dec 01 11:45:27 2021
Response via : Initial Calibration



Quantitation Report (Not Reviewed)

Data File : M:\LOKI\DATA\211129\1129L36.D Vial: 34
Acq On : 30 Nov 21 5:00 Operator:
Sample : BA46714W01 Inst : Loki
Misc : IS&S: 9/1/21 Multiplr: 5.00

Quant Time: Dec 1 12:22 2021 Quant Results File: LSUR1129.RES

Quant Method : M:\LOKI\DATA\211129\LSUR1129.M (RTE Integrator)
Title : METHOD 8260B
Last Update : Wed Dec 01 11:59:30 2021
Response via : Initial Calibration
DataAcq Meth : L8260

Internal Standards	R.T.	QIon	Response	Conc Units	Dev(Min)
1) Fluorobenzene (IS)	6.30	96	58913	25.00 ppb	0.00
4) Chlorobenzene-D5 (IS)	9.78	117	52215	25.00 ppb	0.00
7) 1,4-Dichlorobenzene-D4 (IS	12.36	152	29863	25.00 ppb	0.00
System Monitoring Compounds					
2) Dibromofluoromethane(S)	5.45	113	18202	24.87 ppb	0.00
Spiked Amount 25.000			Recovery	= 99.492%	
3) 1,2-DCA-D4(S)	5.87	65	19396	25.55 ppb	0.00
Spiked Amount 25.000			Recovery	= 102.184%	
5) Toluene-D8(S)	8.18	98	54881	24.18 ppb	0.00
Spiked Amount 25.000			Recovery	= 96.732%	
6) 4-Bromofluorobenzene(S)	11.07	174	20371	22.52 ppb	0.00
Spiked Amount 25.000			Recovery	= 90.100%	

Target Compounds Qvalue

(#) = qualifier out of range (m) = manual integration

Quantitation Report (QT Reviewed)

Data File : M:\LOKI\DATA\211129\1129L31.D Vial: 29
Acq On : 30 Nov 21 2:42 Operator:
Sample : 211129A BLK Inst : Loki
Misc : IS&S: 9/1/21 Multiplr: 1.00

Quant Time: Dec 1 12:09 2021 Quant Results File: LGAS1129.RES

Quant Method : M:\LOKI\DATA\211129\LGAS1129.M (RTE Integrator)
Title : METHOD 8260B
Last Update : Wed Dec 01 11:45:27 2021
Response via : Initial Calibration
DataAcq Meth : L8260

Internal Standards	R.T.	QIon	Response	Conc Units	Dev(Min)
1) Fluorobenzene (IS)	6.30	TIC	123859	25.00 ppb	0.00
3) Chlorobenzene-D5 (IS)	12.36	TIC	173765	25.00 ppb	0.00
4) 1,4-Dichlorobenzene-D (IS)	0.00	TIC	0	0.00 ppb	-12.54

System Monitoring Compounds

Target Compounds Qvalue

(#) = qualifier out of range (m) = manual integration

Quantitation Report

Data File : M:\LOKI\DATA\211129\1129L31.D
Acq On : 30 Nov 21 2:42
Sample : 211129A BLK
Misc : IS&S: 9/1/21

Vial: 29
Operator:
Inst : Loki
Multiplr: 1.00

Quant Time: Dec 1 12:09 2021

Quant Results File: LGAS1129.RES

Method : M:\LOKI\DATA\211129\LGAS1129.M (RTE Integrator)
Title : METHOD 8260B
Last Update : Wed Dec 01 11:45:27 2021
Response via : Initial Calibration



Quantitation Report (Not Reviewed)

Data File : M:\LOKI\DATA\211129\1129L31.D Vial: 29
Acq On : 30 Nov 21 2:42 Operator:
Sample : 211129A BLK Inst : Loki
Misc : IS&S: 9/1/21 Multiplr: 1.00

Quant Time: Dec 1 12:10 2021 Quant Results File: LSUR1129.RES

Quant Method : M:\LOKI\DATA\211129\LSUR1129.M (RTE Integrator)
Title : METHOD 8260B
Last Update : Wed Dec 01 11:59:30 2021
Response via : Initial Calibration
DataAcq Meth : L8260

Internal Standards	R.T.	QIon	Response	Conc Units	Dev(Min)
1) Fluorobenzene (IS)	6.30	96	62893	25.00 ppb	0.00
4) Chlorobenzene-D5 (IS)	9.78	117	54621	25.00 ppb	0.00
7) 1,4-Dichlorobenzene-D4 (IS	12.36	152	33012	25.00 ppb	0.00
System Monitoring Compounds					
2) Dibromofluoromethane(S)	5.45	113	19514	24.98 ppb	0.00
Spiked Amount 25.000			Recovery	= 99.912%	
3) 1,2-DCA-D4(S)	5.87	65	19619	24.20 ppb	0.00
Spiked Amount 25.000			Recovery	= 96.820%	
5) Toluene-D8(S)	8.18	98	57369	24.17 ppb	0.00
Spiked Amount 25.000			Recovery	= 96.664%	
6) 4-Bromofluorobenzene(S)	11.07	174	21530	22.76 ppb	0.00
Spiked Amount 25.000			Recovery	= 91.032%	

Target Compounds Qvalue

(#) = qualifier out of range (m) = manual integration

Quantitation Report

Data File : M:\LOKI\DATA\211129\1129L31.D
Acq On : 30 Nov 21 2:42
Sample : 211129A BLK
Misc : IS&S: 9/1/21

Vial: 29
Operator:
Inst : Loki
Multiplr: 1.00

Quant Time: Dec 1 12:10 2021

Quant Results File: LSUR1129.RES

Method : M:\LOKI\DATA\211129\LSUR1129.M (RTE Integrator)
Title : METHOD 8260B
Last Update : Wed Dec 01 11:59:30 2021
Response via : Initial Calibration



Quantitation Report (QT Reviewed)

Data File : M:\LOKI\DATA\211129\1129L29.D
Acq On : 30 Nov 21 1:47
Sample : 211129A LCS 300ug/L
Misc : IS&S: 9/1/21

Vial: 27
Operator:
Inst : Loki
Multiplr: 1.00

Quant Time: Dec 1 11:47 2021

Quant Results File: LGAS1129.RES

Quant Method : M:\LOKI\DATA\211129\LGAS1129.M (RTE Integrator)
Title : METHOD 8260B
Last Update : Wed Dec 01 11:45:27 2021
Response via : Initial Calibration
DataAcq Meth : L8260

Internal Standards	R.T.	QIon	Response	Conc Units	Dev(Min)
1) Fluorobenzene (IS)	6.31	TIC	135486	25.00 ppb	0.00
3) Chlorobenzene-D5 (IS)	12.36	TIC	194370	25.00 ppb	0.00
4) 1,4-Dichlorobenzene-D (IS)	0.00	TIC	0	0.00 ppb	-12.54

System Monitoring Compounds

Target Compounds					Qvalue
2) Gasoline C6-C10	9.78	TIC	828979m	324.70 ppb	100

(#) = qualifier out of range (m) = manual integration

Quantitation Report

Data File : M:\LOKI\DATA\211129\1129L29.D
Acq On : 30 Nov 21 1:47
Sample : 211129A LCS 300ug/L
Misc : IS&S: 9/1/21

Vial: 27
Operator:
Inst : Loki
Multiplr: 1.00

Quant Time: Dec 1 11:47 2021

Quant Results File: LGAS1129.RES

Method : M:\LOKI\DATA\211129\LGAS1129.M (RTE Integrator)
Title : METHOD 8260B
Last Update : Wed Dec 01 11:45:27 2021
Response via : Initial Calibration

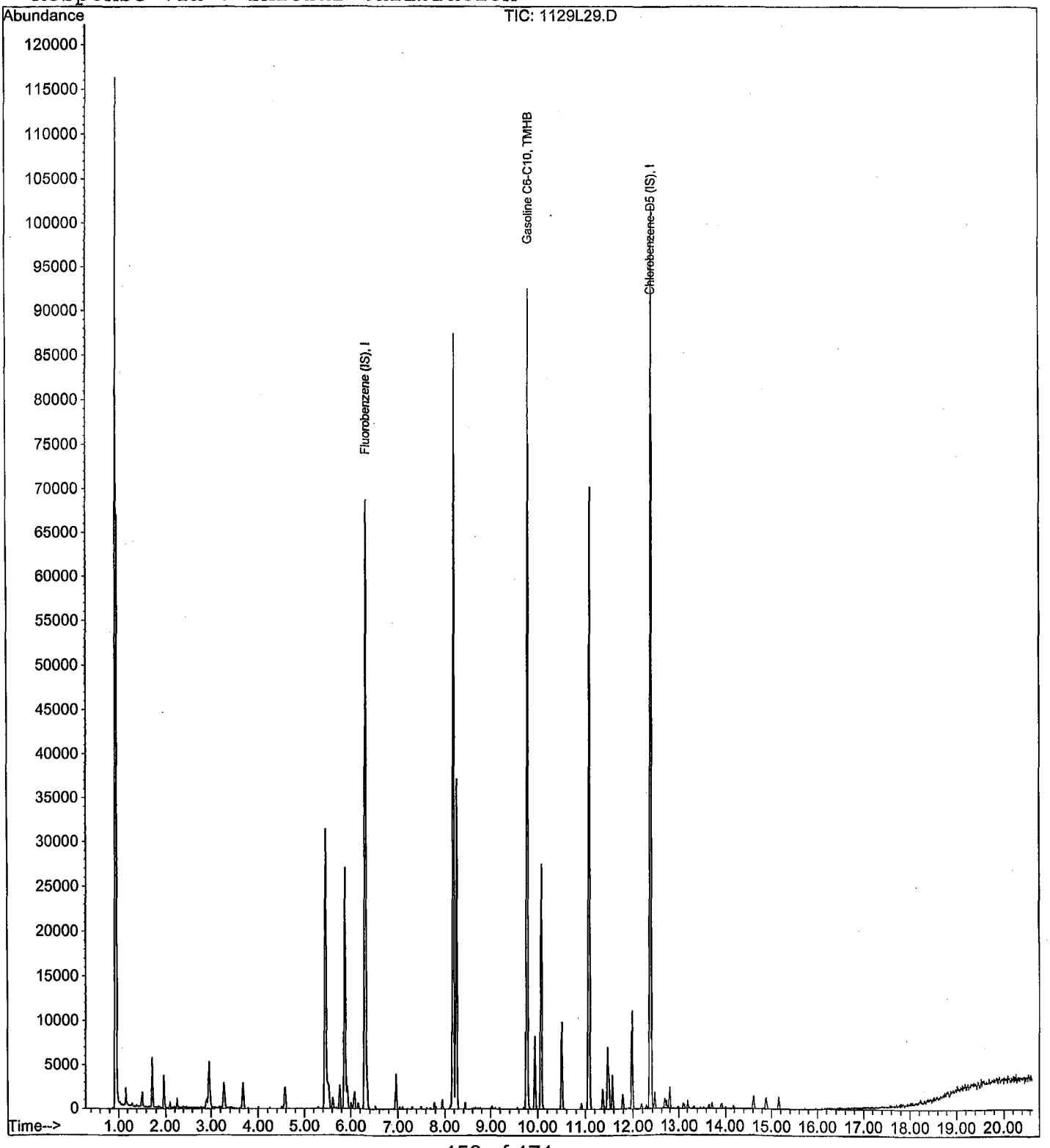

Quantitation Report (Not Reviewed)

Data File : M:\LOKI\DATA\211129\1129L29.D Vial: 27
Acq On : 30 Nov 21 1:47 Operator:
Sample : 211129A LCS 300ug/L Inst : Loki
Misc : IS&S: 9/1/21 Multiplr: 1.00

Quant Time: Dec 1 12:04 2021 Quant Results File: LSUR1129.RES

Quant Method : M:\LOKI\DATA\211129\LSUR1129.M (RTE Integrator)
Title : METHOD 8260B
Last Update : Wed Dec 01 11:59:30 2021
Response via : Initial Calibration
DataAcq Meth : L8260

Internal Standards	R.T.	QIon	Response	Conc Units	Dev(Min)
1) Fluorobenzene (IS)	6.31	96	68190	25.00 ppb	0.00
4) Chlorobenzene-D5 (IS)	9.78	117	58685	25.00 ppb	0.00
7) 1,4-Dichlorobenzene-D4 (IS	12.36	152	36960	25.00 ppb	0.00
System Monitoring Compounds					
2) Dibromofluoromethane(S)	5.46	113	19828	23.41 ppb	0.00
Spiked Amount 25.000			Recovery	= 93.632%	
3) 1,2-DCA-D4(S)	5.87	65	20608	23.45 ppb	0.00
Spiked Amount 25.000			Recovery	= 93.800%	
5) Toluene-D8(S)	8.18	98	62862	24.65 ppb	0.00
Spiked Amount 25.000			Recovery	= 98.584%	
6) 4-Bromofluorobenzene(S)	11.07	174	25000	24.60 ppb	0.00
Spiked Amount 25.000			Recovery	= 98.384%	

Target Compounds Qvalue

(#) = qualifier out of range (m) = manual integration

Quantitation Report

Data File : M:\LOKI\DATA\211129\1129L29.D
Acq On : 30 Nov 21 1:47
Sample : 211129A LCS 300ug/L
Misc : IS&S: 9/1/21

Vial: 27
Operator:
Inst : Loki
Multiplr: 1.00

Quant Time: Dec 1 12:04 2021

Quant Results File: LSUR1129.RES

Method : M:\LOKI\DATA\211129\LSUR1129.M (RTE Integrator)
Title : METHOD 8260B
Last Update : Wed Dec 01 11:59:30 2021
Response via : Initial Calibration



Quantitation Report (QT Reviewed)

Data File : M:\LOKI\DATA\211129\1129L30.D Vial: 28
Acq On : 30 Nov 21 2:15 Operator:
Sample : 211129A LCSD 300ug/L Inst : Loki
Misc : IS&S: 9/1/21 Multiplr: 1.00

Quant Time: Dec 1 11:47 2021 Quant Results File: LGAS1129.RE

Quant Method : M:\LOKI\DATA\211129\LGAS1129.M (RTE Integrator)
Title : METHOD 8260B
Last Update : Wed Dec 01 11:45:27 2021
Response via : Initial Calibration
DataAcq Meth : L8260

Internal Standards	R.T.	QIon	Response	Conc Units	Dev(Min)
1) Fluorobenzene (IS)	6.31	TIC	127667	25.00 ppb	0.00
3) Chlorobenzene-D5 (IS)	12.36	TIC	184062	25.00 ppb	0.00
4) 1,4-Dichlorobenzene-D (IS)	0.00	TIC	0	0.00 ppb	-12.54

System Monitoring Compounds

Target Compounds					Qvalue
2) Gasoline C6-C10	8.18	TIC	754242m	293.55 ppb	100

(#) = qualifier out of range (m) = manual integration

Quantitation Report

Data File : M:\LOKI\DATA\211129\1129L30.D Vial: 28
Acq On : 30 Nov 21 2:15 Operator:
Sample : 211129A LCSD 300ug/L Inst : Loki
Misc : IS&S: 9/1/21 Multiplr: 1.00

Quant Time: Dec 1 11:47 2021 Quant Results File: LGAS1129.RES

Method : M:\LOKI\DATA\211129\LGAS1129.M (RTE Integrator)
Title : METHOD 8260B
Last Update : Wed Dec 01 11:45:27 2021
Response via : Initial Calibration

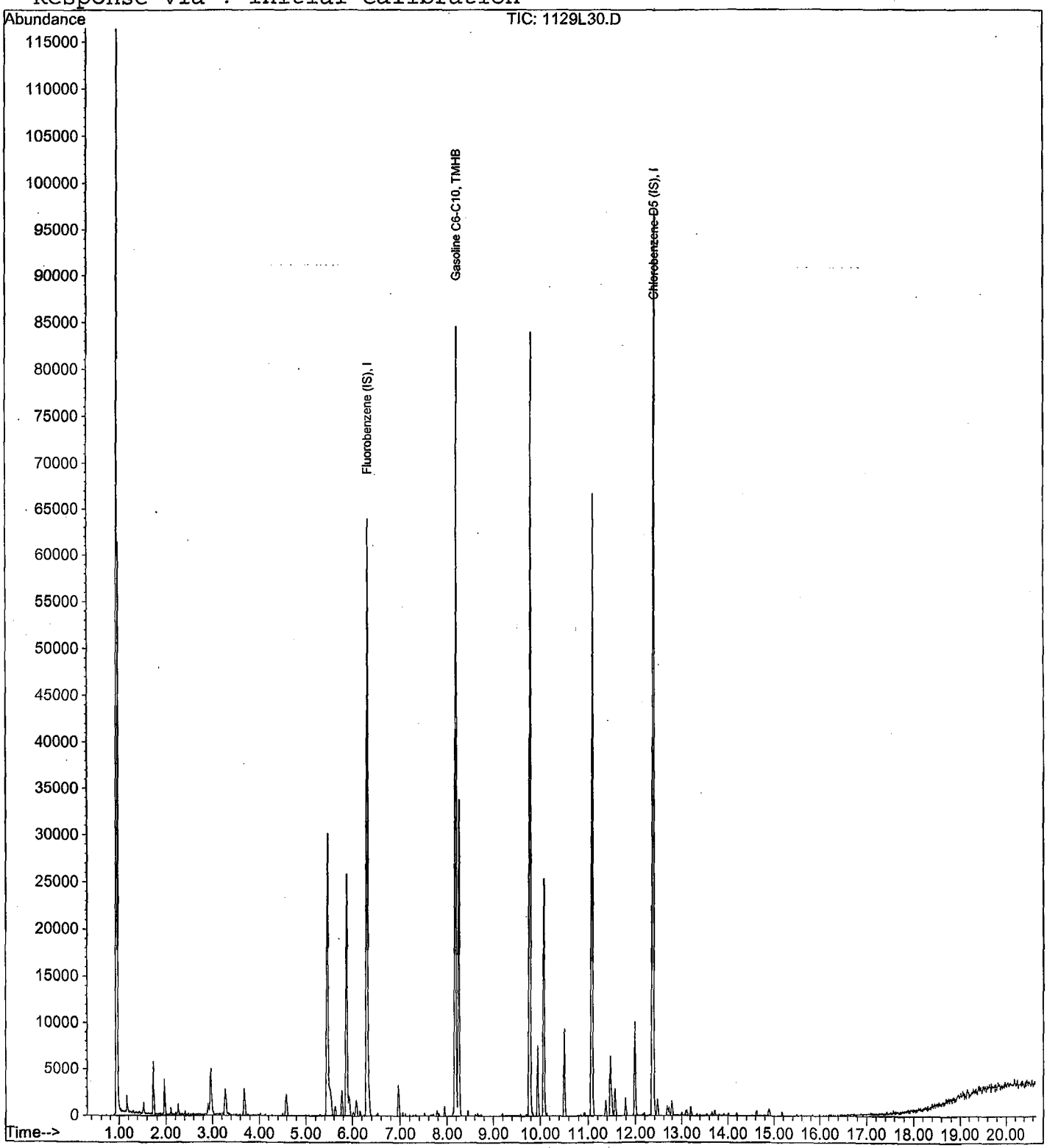

Quantitation Report (Not Reviewed)

Data File : M:\LOKI\DATA\211129\1129L30.D Vial: 28
Acq On : 30 Nov 21 2:15 Operator:
Sample : 211129A LCSD 300ug/L Inst : Loki
Misc : IS&S: 9/1/21 Multiplr: 1.00

Quant Time: Dec 1 12:04 2021 Quant Results File: LSUR1129.RES

Quant Method : M:\LOKI\DATA\211129\LSUR1129.M (RTE Integrator)
Title : METHOD 8260B
Last Update : Wed Dec 01 11:59:30 2021
Response via : Initial Calibration
DataAcq Meth : L8260

Internal Standards	R.T.	QIon	Response	Conc Units	Dev(Min)
1) Fluorobenzene (IS)	6.31	96	64044	25.00 ppb	0.00
4) Chlorobenzene-D5 (IS)	9.78	117	55482	25.00 ppb	0.00
7) 1,4-Dichlorobenzene-D4 (IS	12.36	152	34300	25.00 ppb	0.00
System Monitoring Compounds					
2) Dibromofluoromethane(S)	5.45	113	19062	23.96 ppb	0.00
Spiked Amount 25.000			Recovery =	95.844%	
3) 1,2-DCA-D4(S)	5.87	65	19815	24.01 ppb	0.00
Spiked Amount 25.000			Recovery =	96.028%	
5) Toluene-D8(S)	8.18	98	60177	24.96 ppb	0.00
Spiked Amount 25.000			Recovery =	99.824%	
6) 4-Bromofluorobenzene(S)	11.07	174	23692	24.65 ppb	0.00
Spiked Amount 25.000			Recovery =	98.616%	

Target Compounds Qvalue

(#) = qualifier out of range (m) = manual integration

Quantitation Report

Data File : M:\LOKI\DATA\211129\1129L30.D
Acq On : 30 Nov 21 2:15
Sample : 211129A LCSD 300ug/L
Misc : IS&S: 9/1/21

Vial: 28
Operator:
Inst : Loki
Multiplr: 1.00

Quant Time: Dec 1 12:04 2021

Quant Results File: LSUR1129.RES

Method : M:\LOKI\DATA\211129\LSUR1129.M (RTE Integrator)
Title : METHOD 8260B
Last Update : Wed Dec 01 11:59:30 2021
Response via : Initial Calibration

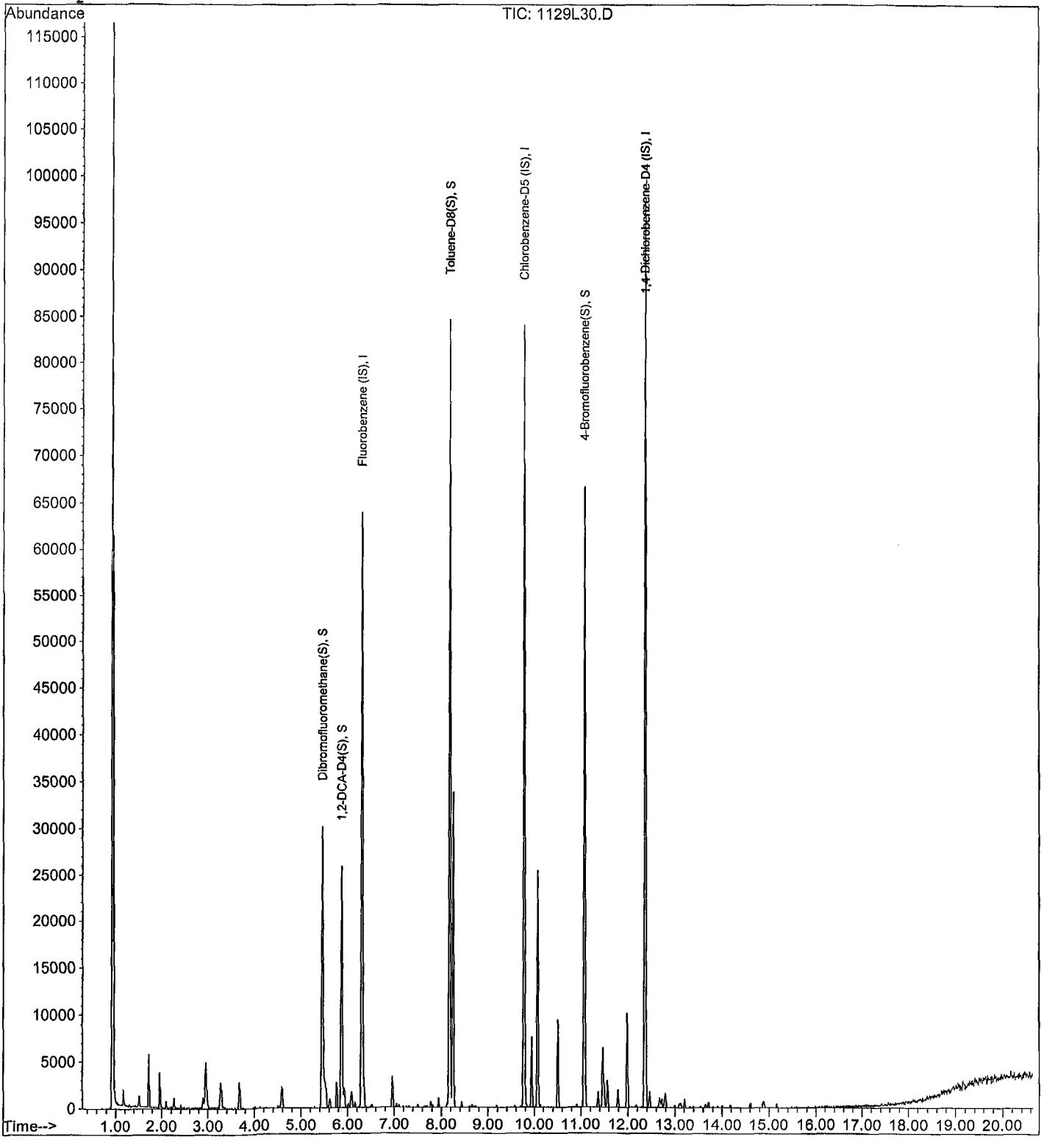

LOKI 8260 Standard Prep

LOKI 8260 Water Calibration Curve

Prepared By (Initials): CH

0.3ug/L

Prepared: 11/29/2021

Expires: 12/15/2021

Initial Standard Information							Final Standard Information			
Name of Initial Standard (QAU Label)	Supplier	APPL Mix Name	Conc. (ug/mL)	Reference To APPL Prep Date	Exp. Date	Exp. Date (Manufacturers)	Aliquot From Stock	Final Volume	Solvent	Final Standard Conc. (ug/L)
VOA STD. 9	Various	0.3ug/L	5	Prepared 11/29/21	1/28/2022	N/A	3uL	50mL	P&T Water	0.3
VOA STD. 1	Absolute		50	Prepared 11/29/21	1/28/2022	N/A	5uL			5
VOA STD. 2	Phenova		100	Prepared 11/29/21	1/28/2022	N/A	2.5uL			5
VOA STD. TBA	Various		250	Prepared 11/29/21	12/15/2021	N/A	2uL			10

0.5ug/L

Prepared: 11/29/2021

Expires: 12/15/2021

Initial Standard Information							Final Standard Information			
Name of Initial Standard (QAU Label)	Supplier	APPL Mix Name	Conc. (ug/mL)	Reference To APPL Prep Date	Exp. Date	Exp. Date (Manufacturers)	Aliquot From Stock	Final Volume	Solvent	Final Standard Conc. (ug/L)
VOA STD. 9	Various	0.5ug/L	5	Prepared 11/29/21	1/28/2022	N/A	5uL	50mL	P&T Water	0.5
VOA STD. 1	Absolute		50	Prepared 11/29/21	1/28/2022	N/A	10uL			10
VOA STD. 2	Phenova		100	Prepared 11/29/21	1/28/2022	N/A	5uL			10
VOA STD. TBA	Various		250	Prepared 11/29/21	12/15/2021	N/A	5uL			25

1.0ug/L

Prepared: 11/29/2021

Expires: 12/15/2021

Initial Standard Information							Final Standard Information			
Name of Initial Standard (QAU Label)	Supplier	APPL Mix Name	Conc. (ug/mL)	Reference To APPL Prep Date	Exp. Date	Exp. Date (Manufacturers)	Aliquot From Stock	Final Volume	Solvent	Final Standard Conc. (ug/L)
VOA STD. 9	Various	1.0ug/L	5	Prepared 11/29/21	1/28/2022	N/A	10uL	50mL	P&T Water	1
VOA STD. 1	Absolute		50	Prepared 11/29/21	1/28/2022	N/A	20uL			20
VOA STD. 2	Phenova		100	Prepared 11/29/21	1/28/2022	N/A	10uL			20
VOA STD. TBA	Various		250	Prepared 11/29/21	12/15/2021	N/A	10uL			50

2.0ug/L

Prepared: 11/29/2021

Expires: 12/15/2021

Initial Standard Information							Final Standard Information			
Name of Initial Standard (QAU Label)	Supplier	APPL Mix Name	Conc. (ug/mL)	Reference To APPL Prep Date	Exp. Date	Exp. Date (Manufacturers)	Aliquot From Stock	Final Volume	Solvent	Final Standard Conc. (ug/L)
VOA STD. 9	Various	2.0ug/L	5	Prepared 11/29/21	1/28/2022	N/A	20uL	50mL	P&T Water	2
VOA STD. 1	Absolute		50	Prepared 11/29/21	1/28/2022	N/A	30uL			30
VOA STD. 2	Phenova		100	Prepared 11/29/21	1/28/2022	N/A	15uL			30
VOA STD. TBA	Various		250	Prepared 11/29/21	12/15/2021	N/A	15uL			75

5ug/L

Prepared: 11/29/2021

Expires: 12/15/2021

Initial Standard Information							Final Standard Information			
Name of Initial Standard (QAU Label)	Supplier	APPL Mix Name	Conc. (ug/mL)	Reference To APPL Prep Date	Exp. Date	Exp. Date (Manufacturers)	Aliquot From Stock	Final Volume	Solvent	Final Standard Conc. (ug/L)
VOA STD. 7	Various	5ug/L	50	Prepared 11/29/21	1/28/2022	N/A	5uL	50mL	P&T Water	5
VOA STD. 8	Phenova		50	Prepared 11/29/21	12/15/2021	N/A	5uL			5
VOA STD. 1	Absolute		50	Prepared 11/29/21	1/28/2022	N/A	40uL			40
VOA STD. 2	Phenova		100	Prepared 11/29/21	1/28/2022	N/A	20uL			20
VOA STD. TBA	Various		250	Prepared 11/29/21	12/15/2021	N/A	20uL			100

10ug/L

Prepared: 11/29/2021

Expires: 12/15/2021

Initial Standard Information							Final Standard Information			
Name of Initial Standard (QAU Label)	Supplier	APPL Mix Name	Conc. (ug/mL)	Reference To APPL Prep Date	Exp. Date	Exp. Date (Manufacturers)	Aliquot From Stock	Final Volume	Solvent	Final Standard Conc. (ug/L)
VOA STD. 7	Various	10ug/L	50	Prepared 11/29/21	1/28/2022	N/A	10uL	50mL	P&T Water	10
VOA STD. 8	Phenova		50	Prepared 11/29/21	12/15/2021	N/A	10uL			10
VOA STD. 1	Absolute		50	Prepared 11/29/21	1/28/2022	N/A	50uL			50
VOA STD. 2	Phenova		100	Prepared 11/29/21	1/28/2022	N/A	25uL			50
VOA STD. TBA	Various		250	Prepared 11/29/21	12/15/2021	N/A	25uL			125

20ug/L

Prepared: 11/29/2021

Expires: 12/15/2021

Initial Standard Information							Final Standard Information			
Name of Initial Standard (QAU Label)	Supplier	APPL Mix Name	Conc. (ug/mL)	Reference To APPL Prep Date	Exp. Date	Exp. Date (Manufacturers)	Aliquot From Stock	Final Volume	Solvent	Final Standard Conc. (ug/L)
VOA STD. 7	Various	20ug/L	50	Prepared 11/29/21	1/28/2022	N/A	20uL	50mL	P&T Water	20
VOA STD. 8	Phenova		50	Prepared 11/29/21	12/15/2021	N/A	20uL			20
VOA STD. 1	Absolute		50	Prepared 11/29/21	1/28/2022	N/A	60uL			60
VOA STD. 2	Phenova		100	Prepared 11/29/21	1/28/2022	N/A	30uL			60
VOA STD. TBA	Various		250	Prepared 11/29/21	12/15/2021	N/A	30uL			150

40ug/L

Prepared: 11/29/2021

Expires: 12/15/2021

Initial Standard Information							Final Standard Information			
Name of Initial Standard (QAU Label)	Supplier	APPL Mix Name	Conc. (ug/mL)	Reference To APPL Prep Date	Exp. Date	Exp. Date (Manufacturers)	Aliquot From Stock	Final Volume	Solvent	Final Standard Conc. (ug/L)
VOA STD. 7	Various	40ug/L	50	Prepared 11/29/21	1/28/2022	N/A	40uL	50mL	P&T Water	40
VOA STD. 8	Phenova		50	Prepared 11/29/21	12/15/2021	N/A	40uL			40
VOA STD. 1	Absolute		50	Prepared 11/29/21	1/28/2022	N/A	80uL			80
VOA STD. 2	Phenova		100	Prepared 11/29/21	1/28/2022	N/A	40uL			80
VOA STD. TBA	Various		250	Prepared 11/29/21	12/15/2021	N/A	35uL			175

100ug/L

Prepared: 11/29/2021

Expires: 12/15/2021

Initial Standard Information							Final Standard Information			
Name of Initial Standard (QAU Label)	Supplier	APPL Mix Name	Conc. (ug/mL)	Reference To APPL Prep Date	Exp. Date	Exp. Date (Manufacturers)	Aliquot From Stock	Final Volume	Solvent	Final Standard Conc. (ug/L)
VOA STD. 7	Various	100ug/L	50	Prepared 11/29/21	1/28/2022	N/A	100uL	50mL	P&T Water	100
VOA STD. 8	Phenova		50	Prepared 11/29/21	12/15/2021	N/A	100uL			100
VOA STD. 1	Absolute		50	Prepared 11/29/21	1/28/2022	N/A	100uL			100
VOA STD. 2	Phenova		100	Prepared 11/29/21	1/28/2022	N/A	50uL			100
VOA STD. TBA	Various		250	Prepared 11/29/21	12/15/2021	N/A	40uL			200

LOKI 8260 Water Second Source (SS)

Prepared: 11/29/2021

Expires: 12/15/2021

Prepared By (Initials): CH

Initial Standard Information							Final Standard Information			
Name of Initial Standard (QAU Label)	Supplier	APPL Mix Name	Conc. (ug/mL)	Reference To APPL Prep Date	Exp. Date	Exp. Date (Manufacturers)	Aliquot From Stock	Final Volume	Solvent	Final Standard Conc. (ug/L)
VOA STD. 3	Phenova	8260 Water SS	100	Prepared 11/29/21	1/28/2022	N/A	25uL	50mL	P&T Water	50
VOA STD. GASES	Phenova	8260 Water SS	50	Prepared 11/29/21	1/28/2022	N/A	10uL			10
VOA STD. 0	Phenova	8260 Water SS	50	Prepared 11/29/21	1/28/2022	N/A	10uL			10
VOA STD. 2-CEVE	Absolute	8260 Water SS	50	Prepared 11/29/21	11/29/2021	N/A	50uL			50
VOA STD. 6	Various	8260 Water SS	50	Prepared 11/29/21	12/15/2021	N/A	10uL			10
Voa STD. TBA	Various	8260 Water SS	250	Prepared 11/29/21	12/15/2021	N/A	25uL			250

8260 Water Continuing Calibrations (CCV)/ Lab Control Spikes (LCS)

Prepared: 11/29/2021

Expires: 11/30/2021

Prepared By (Initials): CH

Initial Standard Information							Final Standard Information			
Name of Initial Standard (QAU Label)	Supplier	APPL Mix Name	Conc. (ug/mL)	Reference To APPL Prep Date	Exp. Date	Exp. Date (Manufacturers)	Aliquot From Stock	Final Volume	Solvent	Final Standard Conc. (ug/L)
VOA STD. 7	Various	CCV/ LCS	50	Prepared 11/29/21	1/28/2022	N/A	10uL	50mL	P&T Water	10
VOA STD. 8	Phenova	CCV/ LCS	50	Prepared 11/29/21	12/15/2021	N/A	10uL			10
VOA STD. 1	Absolute	CCV/ LCS	50	Prepared 11/29/21	1/28/2022	N/A	50uL			50
VOA STD. 2	Phenova	CCV/ LCS	100	Prepared 11/29/21	1/28/2022	N/A	25uL			50
VOA STD. TBA	Various	CCV/ LCS	250	Prepared 11/29/21	12/15/2021	N/A	25uL			250

THOR Gas Standard Prep

Gas Primary Working Standard

Prepared: 8/6/2021 | **Prepared By (Initials): CH**

Expires: 1/4/2022

Methanol Lot No.

Initial Standard Information							Final Standard Information			
Name of Initial Standard (QAU Label)	Supplier	Supplier P/N#	Conc. (ug/mL)	Lot Number - QA Number	Exp. Date (1 yr)	Exp. Date (Manufacturers)	Aliquot From Stock	Final Volume	Solvent	Final Standard Conc. (ug/mL)
50,000ug/mL Gas STD	Restek	30205	50,000	A0132443	1/4/2022	12/31/2024	80uL	2mL	Methanol	2,000

Gas Second Source (SS) Working Standard

Prepared: 3/31/2021 | **Prepared By (Initials): CH**

Expires: 1/31/1930

Methanol Lot No.

Initial Standard Information							Final Standard Information			
Name of Initial Standard (QAU Label)	Supplier	Supplier P/N#	Conc. (ug/mL)	Lot Number - QA Number	Exp. Date (1 yr)	Exp. Date (Manufacturers)	Aliquot From Stock	Final Volume	Solvent	Final Standard Conc. (ug/mL)
Gasoline (50,000ppm)	Phenova	ALO-101543	50,000	CL14915-51175	1/4/2022	1/31/1930	80uL	2mL	Methanol	2,000

LOKI Gas Calibration Curve

Prepared: 11/29/2021 | **Prepared By (Initials): CH**

Expires: 1/28/2022

Initial Standard Information							Final Standard Information			
Name of Initial Standard (QAU Label)	Supplier	APPL Mix Name	Conc. (ug/mL)	Reference To APPL Prep Date	Exp. Date	Exp. Date (Manufacturers)	Aliquot From Stock	Final Volume	Solvent	Final Standard Conc. (ug/L)
VOA Gasses Standards	Phenova	20ug/L	2,000	Prepared 08/06/21	1/4/2022	N/A	1uL	100mL	P&T Water	20
VOA Gasses Standards	Phenova	50ug/L	2,000	Prepared 08/06/21	1/4/2022	N/A	2.5uL	100mL	P&T Water	50
VOA Gasses Standards	Phenova	100ug/L	2,000	Prepared 08/06/21	1/4/2022	N/A	5uL	100mL	P&T Water	100
VOA Gasses Standards	Phenova	300ug/L	2,000	Prepared 08/06/21	1/4/2022	N/A	15uL	100mL	P&T Water	300
VOA Gasses Standards	Phenova	600ug/L	2,000	Prepared 08/06/21	1/4/2022	N/A	30uL	100mL	P&T Water	600
VOA Gasses Standards	Phenova	800ug/L	2,000	Prepared 08/06/21	1/4/2022	N/A	40uL	100mL	P&T Water	800
VOA Gasses Standards	Phenova	1,000ug/L	2,000	Prepared 08/06/21	1/4/2022	N/A	50uL	100mL	P&T Water	1,000

Zeus Gas Second Source

Prepared: 11/29/2021 | **Prepared By (Initials): CH**

Expires: 1/28/2022

Initial Standard Information							Final Standard Information			
Name of Initial Standard (QAU Label)	Supplier	APPL Mix Name	Conc. (ug/mL)	Reference To APPL Prep Date	Exp. Date	Exp. Date (Manufacturers)	Aliquot From Stock	Final Volume	Solvent	Final Standard Conc. (ug/L)
50,000ug/mL Gas STD	Phenova	SS 300ug/L	2,000	Prepared 03/31/21	1/31/1930	N/A	15uL	100mL	P&T Water	300

THOR Gas Continuing Calibrations/Lab Control Spikes

Prepared: 11/29/2021 | **Prepared By (Initials): CH**

Expires: 11/30/2021

Initial Standard Information							Final Standard Information			
Name of Initial Standard (QAU Label)	Supplier	Supplier P/N#	Conc. (ug/mL)	Lot Number - QA Number	Exp. Date (1 yr)	Exp. Date (Manufacturers)	Aliquot From Stock	Final Volume	Solvent	Final Standard Conc. (ug/mL)
VOA Gasses Standards	Phenova	300ug/L	2,000	Prepared 08/06/21	1/4/2022	N/A	15uL	100mL	P&T Water	300

Injection Log

Directory: M:\LOKI\DATA\211129\

Line	Vial	FileName	Multiplier	SampleName	Misc Info	Injected
1	4	1129L06.D	1	0.3ug/L VOC STD 11/29/21	IS&S: 9/1/21	29 Nov 21 15:11
2	5	1129L07.D	1	0.5ug/L VOC STD 11/29/21	IS&S: 9/1/21	29 Nov 21 15:39
3	6	1129L08.D	1	1ug/L VOC STD 11/29/21	IS&S: 9/1/21	29 Nov 21 16:07
4	7	1129L09.D	1	2ug/L VOC STD 11/29/21	IS&S: 9/1/21	29 Nov 21 16:34
5	8	1129L10.D	1	5ug/L VOC STD 11/29/21	IS&S: 9/1/21	29 Nov 21 17:02
6	9	1129L11.D	1	10ug/L VOC STD 11/29/21	IS&S: 9/1/21	29 Nov 21 17:30
7	10	1129L12.D	1	20ug/L VOC STD 11/29/21	IS&S: 9/1/21	29 Nov 21 17:57
8	11	1129L13.D	1	40ug/L VOC STD 11/29/21	IS&S: 9/1/21	29 Nov 21 18:25
9	12	1129L14.D	1	100ug/L VOC STD 11/29/21	IS&S: 9/1/21	29 Nov 21 18:53
10	15	1129L17.D	1	20ug/L GAS STD 11/29/21	IS&S: 9/1/21	29 Nov 21 20:16
11	16	1129L18.D	1	50ug/L GAS STD 11/29/21	IS&S: 9/1/21	29 Nov 21 20:44
12	17	1129L19.D	1	100ug/L GAS STD 11/29/21	IS&S: 9/1/21	29 Nov 21 21:11
13	18	1129L20.D	1	300ug/L GAS STD 11/29/21	IS&S: 9/1/21	29 Nov 21 21:39
14	19	1129L21.D	1	600ug/L GAS STD 11/29/21	IS&S: 9/1/21	29 Nov 21 22:06
15	20	1129L22.D	1	800ug/L GAS STD 11/29/21	IS&S: 9/1/21	29 Nov 21 22:34
16	21	1129L23.D	1	1000ug/L GAS STD 11/29/21	IS&S: 9/1/21	29 Nov 21 23:02
17	23	1129L25.D	1	(SS) 300ug/L GAS STD 11/29/21	IS&S: 9/1/21	29 Nov 21 23:57
18	27	1129L29.D	1	211129A LCS 300ug/L	IS&S: 9/1/21	30 Nov 21 1:47
19	28	1129L30.D	1	211129A LCSD 300ug/L	IS&S: 9/1/21	30 Nov 21 2:15
20	29	1129L31.D	1	211129A BLK	IS&S: 9/1/21	30 Nov 21 2:42
21	33	1129L35.D	1	BA46713W01	IS&S: 9/1/21	30 Nov 21 4:33
22	34	1129L36.D	5	BA46714W01	IS&S: 9/1/21	30 Nov 21 5:00
23	44	1129L46.D	1	Ending CCV 300ug/L 11/29/21	IS&S: 9/1/21	30 Nov 21 9:37

INORGANIC ANALYSIS
Calibration and Raw Data

TOTAL ORGANIC CARBON

Method: WetChem | Units mg/L | Instrument: Tic Toc

Analyte: TOC | QCG: 211129A

Analyist: EA | Final Volume: 40mL

Date	Time	Appl ID	[TOC]	Raw	% Recovery
11/27/2021	13:37	QC blank	0.00	872	
11/27/2021	16:18	Ical 1	0.50	7728	
11/27/2021	16:58	Ical 2	2.00	26223	
11/27/2021	17:38	Ical 3	5.00	65575	
11/27/2021	18:19	Ical 4	10.00	129337	
11/27/2021	19:00	Ical 5	20.00	256854	
11/27/2021	19:41	ICB	0.05	1142	
11/27/2021	20:21	ICV	9.90	127224	99.0%

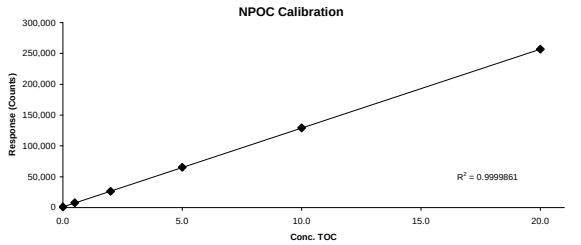

Date	Time	Appl ID	DF	Raw Result	SubSample Amount	Filter Blank Subtract	Calc Conc	Result	Range (mg/L)	QC True	% Recovery
2021-11-29	03:12 PM	CCB Prime	1	945	40mL	0.000	0	0.00	0.00		
2021-11-29	03:53 PM	QCB	1	845	40mL	0.000	0	0.00	0.00		
2021-11-29	04:34 PM	211129A CCV/LCS 1	1	63576	40mL	0.000	4.902	4.90	0.30	5.00	98.0%
2021-11-29	05:15 PM	211129A CCB/Blk 1	1	950	40mL	0.000	0.01	0.01	0.02		
2021-11-29	05:56 PM	BA46714W05	1	2207	40mL	0.000	0.134	0.13	0.04		
2021-11-29	06:36 PM	BA46721W01	1	5894	40mL	0.000	0.422	0.42	0.25		
2021-11-29	07:16 PM	BA39645W06	1	42814	40mL	0.000	3.307	3.31	0.03		
2021-11-29	07:57 PM	BA46927W02	1	25700	40mL	0.000	1.969	1.97	1.30		
2021-11-29	08:37 PM	BA46973W05	1	2966	40mL	0.000	0.193	0.19	0.37		
2021-11-29	09:17 PM	BA46971W06	1	2023	40mL	0.000	0.119	0.12	0.05		
2021-11-29	09:57 PM	BA38713W02	1	30844	40mL	0.000	2.371	2.37	2.29		
2021-11-29	10:37 PM	BA39648W06	1	62050	40mL	0.000	4.809	4.81	0.07		
2021-11-29	11:17 PM	BA39641W06	1	66891	40mL	0.000	5.188	5.19	0.36		
2021-11-29	11:58 PM	BA39647W06	1	54734	40mL	0.000	4.238	4.24	0.18		
2021-11-30	12:39 AM	211129A CCV/LCSD	1	64047	40mL	0.000	4.938	4.94	0.01	5.00	98.8%
2021-11-30	01:20 AM	211129A CCB 2	1	1305	40mL	0.000	0.036	0.04	0.05		
2021-11-30	02:01 AM	BA39123W01	1	57517	40mL	0.000	4.455	4.46	0.05		
2021-11-30	02:41 AM	BA46829W06	1	33099	40mL	0.000	2.548	2.55	0.90		
2021-11-30	03:21 AM	BA46823W06	1	7673	40mL	0.000	0.561	0.56	0.33		
2021-11-30	04:01 AM	BA46821W05	1	29307	40mL	0.000	2.251	2.25	1.02		
2021-11-30	04:41 AM	BA46827W05	1	18269	40mL	0.000	1.389	1.39	0.07		
2021-11-30	05:21 AM	BA46716W05	1	2637	40mL	0.000	0.167	0.17	0.22		
2021-11-30	06:02 AM	BA46983W05	1	20433	40mL	0.000	1.558	1.56	0.36		
2021-11-30	06:42 AM	BA46985W06	1	27259	40mL	0.000	2.091	2.09	1.31		
2021-11-30	07:24 AM	BA46981W05	1	30062	40mL	0.000	2.31	2.31	0.72		
2021-11-30	08:05 AM	BA46979W05	1	5187	40mL	0.000	0.367	0.37	0.33		
2021-11-30	08:45 AM	CCV	1	64283	40mL	0.000	4.957	4.96	0.01	5.00	99.1%
2021-11-30	09:26 AM	CCB	1	1179	40mL	0.000	0.026	0.03	0.04		
						0.000					
						0.000					
						0.000					

Name of Final Standard TOC Calibration Curve
Prep Date 11/27/2021
Exp Date 11/27/2022
Prep'd By (Initials) EA

Initial Standard Information						Final Standard Information			
Name of Initial Standard (from contianer Label)	Supplier	Supplier P/N# (or APPL Mix Name)	Conc.(range)	Lot # with QA # (or reference to APPL prep date)	Exp Date	Aliquot from Stock	Final Volume	Final Solvent + Lot# (or APPL Prep Date)	Final Standard Conc (range)
Total Organic Carbon (TOC) Standard Cal 1	Agilent	IQC-106-5	1000 mg/L	0006588597-51848	3/31/2023	20 uL	40 mL	DI Water	0.5 ppm
Total Organic Carbon (TOC) Standard Cal 2	Agilent	IQC-106-5	1000 mg/L	0006588597-51848	3/31/2023	80 uL	40 mL	DI Water	2 ppm
Total Organic Carbon (TOC) Standard Cal 3	Agilent	IQC-106-5	1000 mg/L	0006588597-51848	3/31/2023	200 uL	40 mL	DI Water	5 ppm
Total Organic Carbon (TOC) Standard Cal 4	Agilent	IQC-106-5	1000 mg/L	0006588597-51848	3/31/2023	400 uL	40 mL	DI Water	10 ppm
Total Organic Carbon (TOC) Standard Cal 5	Agilent	IQC-106-5	1000 mg/L	0006588597-51848	3/31/2023	800 uL	40 mL	DI Water	20 ppm

Name of Final Standard ICV (TOC)
Prep Date 11/27/2021
Exp Date 11/27/2022
Prep'd By (Initials) EA

Initial Standard Information						Final Standard Information			
Name of Initial Standard (from contianer Label)	Supplier	Supplier P/N# (or APPL Mix Name)	Conc.(range)	Lot # with QA # (or reference to APPL prep date)	Exp Date	Aliquot from Stock	Final Volume	Final Solvent + Lot# (or APPL Prep Date)	Final Standard Conc (range)
1000 PPM ICV TOC Intermediate	APPL Inc.	IQC-106-5	1000 mg/L	0006465171-49409	6/30/2021	400 uL	40mL	DI Water	10 ppm

ICV recertified against the non-expired calibration

Name of Final Standard CCV (TOC)
Prep Date See Data
Exp Date 1 year
Prep'd By (Initials) EA

Initial Standard Information						Final Standard Information			
Name of Initial Standard (from contianer Label)	Supplier	Supplier P/N# (or APPL Mix Name)	Conc.(range)	Lot # with QA # (or reference to APPL prep date)	Exp Date	Aliquot from Stock	Final Volume	Final Solvent + Lot# (or APPL Prep Date)	Final Standard Conc (range)
Total Organic Carbon (TOC) Standard	Agilent	IQC-1 06-5	1000 mg/L	0006588597-51848	3/31/2023	200 uL	40 mL	DI Water	5 ppm

Name of Final Standard TOC LCS/LCSD
Prep Date See Data
Exp Date 1 year
Prep'd By (Initials) EA

Initial Standard Information						Final Standard Information			
Name of Initial Standard (from contianer Label)	Supplier	Supplier P/N# (or APPL Mix Name)	Conc.(range)	Lot # with QA # (or reference to APPL prep date)	Exp Date	Aliquot from Stock	Final Volume	Final Solvent + Lot# (or APPL Prep Date)	Final Standard Conc (range)
Total Organic Carbon (TOC) Standard	Agilent	IQC-106-5	1000 mg/L	0006588597-51848	3/31/2023	200 uL	40 mL	DI Water	5 ppm

Name of Final Standard TOC MS/MSD
Prep Date See Data
Exp Date 1 year
Prep'd By (Initials) EA

Initial Standard Information						Final Standard Information			
Name of Initial Standard (from contianer Label)	Supplier	Supplier P/N# (or APPL Mix Name)	Conc.(range)	Lot # with QA # (or reference to APPL prep date)	Exp Date	Aliquot from Stock	Final Volume	Final Solvent + Lot# (or APPL Prep Date)	Final Standard Conc (range)
Total Organic Carbon (TOC) Standard	Agilent	IQC-106-5	1000 mg/L	0006588597-51848	3/31/2023	200 uL	40 mL	sample	5 ppm

908 North Temperance Ave. ∇ Clovis, CA 93611 ∇ Phone 559-275-2175 ∇ Fax 559-275-4422

Certification Number: CA1312
NELAP Certification number: CA00046
DoD-ELAP Certificate number: 4064.01

Data Validatable Report

March 21, 2022

AECOM
1001 Bishop Street, Suite 1600
Honolulu, Hawaii 96813

Attn: Alethea Ramos

Title: Report of Data: Case 98566-rev4

Project: 60571032 CV18F0126 Red Hill Fuel Storage, HI

Contract #: Prime contract # for DoD: NAVY CLEAN N62742-17-F-1800, CV18F0126
Subcontract: 18S-22209-HI27

Dear Ms. Ramos:

One biphasic water sample was received December 23, 2021. Revised written results for the requested analyses are being provided on this March 21, 2022.

Revision: This revision has the correct units for 2MEE.

Revision 2: The location IDs for samples ERH2273 and ERH2274 were revised to reflect the revised COC and notes on the samples have been added.

Revision 3: The COC was replaced.

Revision 4: The COC was replaced with the correct COC. There is no sample location ID change from the original report.

Results in this report apply to the samples analyzed in accordance with the chain of custody document. This analytical report must be reproduced in its entirety.

If you have any questions or require further information, please contact your APPL Project Manager, Libby Cheeseborough, libby@applinc.com, at your convenience. Thank you for choosing APPL, Inc.

I certify that this data package is in compliance with the terms and conditions of the contract, both technically and for completeness, for other than the conditions detailed above. These test results meet all requirements of NELAC and DoD QSM. Release of the hard copy has been authorized by the Laboratory Manager or his designee, as verified by the following signature.

Loren Portwood, Laboratory Director
APPL, Inc.

LP/lac
Enclosure
cc: File

Data Validation Package
for
60571032 CV18F0126 Red Hill Fuel Storage
APPL SDG 98566
TABLE OF CONTENTS

LABORATORY NAME: *APPL, Inc.*

Case Narrative	3
Sample Management Records	7
Sample Results	12
QC Forms	15
APPL SOP ANA2MEE Calibration Data	30
APPL SOP ANA2MEE Raw Data	60

CASE NARRATIVE

Case Narrative

ARF: 98566

Project: 60571032 CV18F0126 Red Hill Fuel Storage. HI

Sample Receipt Information:

One biphasic water sample was received December 23, 2021, at –3.7°C. The sample group was assigned Analytical Request Form (ARF) number 98566.

Sample Preparation and Analysis Information:

For the APPL SOP ANA2MEE product sample, the product phase of the sample was diluted and injected on the instrument

For the APPL SOP ANA2MEE water analysis, the water phase of the sample was extracted according to 2MEE SPE Method.

Only the portion of the injection log relative to these samples is included. A full sequence log is available upon request. Measurement uncertainty can be reported upon request.

Analytical Exceptions, Deviations and Abnormalities.

APPL SOP ANA2MEE: In the 211223A LCS, 2MEE recovered above the upper control limit. 2MEE was not detected in the associated sample.

The product sample contained an extremely high level of hydrocarbon and required a dilution prior to injection, which diluted 2MEE below ½ the LOD.

The majority of 2MEE transferred into the water layer of the sample, as 2MEE is hydrophilic.

Revised 04/04/22: A revised COC with an updated collection date was provided by the client.

SDG	Received	Client ID	APPL ID	Collected DateTime	Matrix	Method	Method Description
98566	12/23/2021	ERH2273	BA48188	12/21/2021 1:20:00 AM	MISC	EPA 8270D	EPA 8270D MODIFIED WATER
98566	12/23/2021	ERH2274	BA48198	12/21/2021 1:10:00 AM	WATER	EPA 8270D	EPA 8270D MODIFIED WATER

APPL Inc.
Abbreviations and Flags

FLAG	DESCRIPTION
#	Recovery or RPD outside control limits
*	Recovery or RPD outside control limits
B	Analyte detected in associated method blank
C1	Reason for correction: wrote incorrect response
C2	Reason for correction: calculated incorrectly
C3	Reason for correction: needs to be rechecked
C4	Reason for correction: data not usable
DO	Diluted out
E	Exceeds linear range
F	Estimated value
G1	Includes a wide range of hydrocarbons which does not match our gasoline standard
G10	Includes a match to hydrocarbon profiles within the range of mineral spirits
G11	Includes a match to hydrocarbon profiles within the range of JP-4
G12	Pattern does not match the gasoline standard; the carbon range for this sample is consistent with JP8
G13	Closely resembles the hydrocarbon profile of aviation gasoline
G14	Analyte concentration may be biased due to carry over
G2	Closely resembles the boiling point hydrocarbon profile consistent with weathered gasoline
G3	Includes higher boiling hydrocarbons
G4	Includes dominant peak(s) not indicative of petroleum hydrocarbons
G5	Is mainly dominant peak(s) not indicative of petroleum hydrocarbons
G6	Contains recognizable contaminant peak(s) which has been removed from quantitation
G7	Is mainly a match to hydrocarbons within the range of gasoline
G8	Closely resembles the boiling point hydrocarbon profile consistent with weathered gasoline
G9	Includes hydrocarbons within the range of kerosene
J	Estimated value
M	Matrix effect
MI1	Manual integration: integration does not follow baseline
MI2	Manual integration: non-target peak interference
MI3	Manual integration: to split a peak that was integrated as one peak by the computer.
MI4	Manual integration: to integrate a split peak
MI5	Manual integration: the whole peak or part of the peak was not integrated
MI6	Manual integration: computer integrated wrong peak
MI7	Manual integration: other – (See case narrative)
MDL	Method detection limit
ND	Not detected
NT	Non-target
Q	Acceptance criteria not met
T1 I	Includes wide range of hydrocarbons not indicative of diesel
T1 M	Is mainly wide range of hydrocarbons not necessarily indicative of diesel
T2 I	Includes lower boiling hydrocarbons, e.g. mineral spirits, kerosene, stoddard solvent, white gas
T2 M	Is mainly lower boiling hydrocarbons, e.g. mineral spirits, kerosene, stoddard solvent, white gas
T3 I	Includes higher boiling hydrocarbons, e.g. asphaltene, waste oil, motor oil, or weathered diesel fuel
T3 M	Is mainly higher boiling hydrocarbons, e.g. asphaltene, waste oil, motor oil, or weathered diesel fuel
T4 I	Includes dominant peak(s) not indicative of hydrocarbons
T4 M	Is mainly dominant peak(s) not indicative of hydrocarbons
T5	Contains recognizable contaminant peak(s) which has been removed from quantitation
T6	Is mainly a match to hydrocarbons within range of diesel fuel
T7	Closely resembles the boiling point hydrocarbon profile consistent with diesel fuel
T8	Includes a match to hydrocarbon profiles within range of diesel and kerosene fuel
T9 I	Includes non-diesel hydrocarbons within boiling point range of diesel fuel
T9 M	Is mainly non-diesel hydrocarbons within boiling point range of diesel fuel
U	Not detected
Y	Percent difference between primary and confirmation column > 40%

SAMPLE RECORDS MANAGEMENT

CHAIN OF CUSTODY,

ARF, CRF, AND

CLIENT COMMUNICATION

APPL - Analysis Request Form 98566

Client: **AECOM**
Address: **1001 Bishop Street, Suite 1600**
Honolulu, HI 96813
Attn: **Alethea Ramos**
Phone: **808-954-4536** Fax: **808-523-8950**
Job: **60571032 CV18F0126 Red Hill Fuel Storage**
PO #: **18S-22209-HI27 PO# 102604**
Chain of Custody (Y/N): **Y** # **12222021-7**
RAD Screen (Y/N): **Y** pH (Y/N): **N**
Turn Around Type: **24 HOURS**

Received by: **MSA**
Date Received: **12/23/21** Time: **11:40**
Delivered by: **FEDEX**
Shuttle Custody Seals (Y/N): **Y** Time Zone: **-10**
Chest Temp(s): **℃**
Color: **A-Green**
Samples Chilled until Placed in Refrig/Freezer: **Y**
Project Manager: **Libby Cheesebor**
QC Report Type: **DVP4DOD/EQUIS/HI**
Due Date: **12/24/21**

Comments:
PM: login and F1s to Margie.Pascua@aecom.com & alethea.ramos@aecom.com
PM: For Drinking Water DOC, use $5310CD.
AN: 7 day TAT for Form 1s; 21 day TAT for PKG STYLE 1; DOD v5.1; DOD Forms: LOD database
Report MS/MSD/DUPs when AECOM sample used
Wetlab: EPA 300 (NO3, Br,F,CL,SO4). EPA 353.2 (TOXN).
8260: BTEX & TPH-G only; 8270 SIM: 1-methylnaphthalene, 2-methylnaphthalene & naphthalene only.
TPH-D/O both with and w/o SGC, reverse surrog for SGC; analyze SGC if detections. DO NOT Q-DELETE.
RSK: Methane only; 8011: EDB only; $87DC53W5: report phenol + TICs
FR: email ftp info to Margie, alethea.ramos@aecom.com, Stella, trommelfanger@lab-data.com & jcanlas

Sample Distribution:
GC: 1-$87DMEEW5MG, 1-$87DMEEW5
Extractions: 2-_MWE2MEE

Charges:

Invoice To:
ACCOUNTS PAYABLE
1001 Bishop Street, Ste 1600
USAPImaging@aecom.com
mary.basano@aecom.com

	Client ID	APPL ID	Sampled		Analyses Requested
1.	ERH2273	BA48188M LCSD	12/21/21	01:20	$87DMEEW5MG -- See Comments
2.	ERH2274	BA48198W LCSD	12/21/21	01:10	$87DMEEW5 -- See Comments

Note: All times, excluding sample collection times, are Pacific Time Zone unless noted otherwise. Collection times are in: -10 UTC

APPL Sample Receipt Form

ARF# **98566**

Sample	Container Type	Count	p
BA48188	15 VOAs - NP	1	NA
	40 500mL Amber, unprsrvd	1	NA
BA48198	15 VOAs - NP	1	NA
	40 500mL Amber, unprsrvd	1	NA

Sample	Container Type	Count	p

985660

APPL LABS

APPL, Inc.
908 N Temperance Ave
Clovis, CA 93611
www.applinc.com

Phone: (559) 275-2175
Fax: (559) 275-4422
coc@applinc.com

CHAIN OF CUSTODY RECORD

C.O.C. 12222021-7

Report to: PLEASE PRINT

Company Name: AECOM Phone: 808-356-5373

Address: 1001 Bishop St, Suite 1600
Honolulu, HI 96813 Fax: 808-523-8950

Attn: Alethea Ramos/Margie Pascua

Email: alethea.ramos@aecom.com; margie.pascua@aecom.com

Invoice to: PLEASE PRINT

Company Name: AECOM Phone: 808-529-7249

Address: 1001 Bishop St, Suite 1600
Honolulu, HI 96813 Fax: 808-523-8950

Attn: Sheree Smith

Email: sheree.smith@aecom.com; usapimaging@aecom.com

Project Name/Number: CV18F0126 / 60571032

Purchase Order Number: 102604

Sampler (Print): JACK KRONEN

Sampler (Signature):

Date Shipped:

Carrier: FedEx

Waybill No.:

Comments:

Sample Identification	Location	Date Collected	Time Collected	Time Zone	No. of Containers	Matrix: Aq	Sed.	Soil	product	8260C BTEX,TPH-g	8260C DCA 8011 EDB	8015C TPH-d/o	3630/8015C TPH-d/o w/ SGT	8270D SIM PAHs short list	8270D Phenol	8270D 2-(2-methoxy ethoxy)-ethanol	RSK175M Methane	SM3500-Fe Ferrous Iron	353.2 Nitrate-Nitrite N	SM2320B Alkalinity 300.0 Nitrate,Sulfate,Chloride	300.0 Bromide/Fluoride 6010 Total Ca,Mg,Mn,K,Na SM4500 Total & Dissolved Silica	9060A TOC	9060A DOC	
ERH2273	sump	12 DEC 2021 11/21/21	0120	HST					X							X								ALL LEVEL
ERH2274	sump	12 DEC 2021 11/21/21	0110	HST		X										X								USE H_2O (aq.) phase for analysis BOTTOM

EV 12/22/21

Shuttle Temperature: IRB 0.0°C -3.7°C

Turnaround Requested: Check one
☐ Standard 2-3 wk ☐ One week ☐ 3 days ☒ 24/48 Hrs. ☐ Other:

Sample Disposal:
☐ Return to client ☒ Disposal by Lab (30-day retention)

Relinquished by sampler: AECOM	Date	Time	Received by:	Relinquished by:	Date	Time	Received by:
JK	12/22/21	0445	FEDEX				
Relinquished by:	**Date**	**Time**	**Received by:**	**Relinquished by:**	**Date**	**Time**	**Received at lab by:**
					12/23/21	11:40	CH

See page 2 for Container Preservative and Sampling Information

COOLER RECEIPT FORM **ARF: 98566**

1) Project: 60571032 CV18F0126 Red Hill Fuel Storage Date Received: 12/23/2021

2) Coolers: Number of Coolers: 1

3) YES Were custody seals present and intact?
How many? 2 Name/Date on seal? SEE BELOW

4) YES Was there a shipping slip? Carrier name: FEDEX

5) Type of packing in cooler: X bubble wrap __ popcorn __ foam X plastic bags __ other
X wet ice __ dry ice __ no ice __ gel ice

6) YES Were cooler temperatures acceptable?

7) Serial number of calibrated thermometer used: IRB CF:-3.7°C

8) Cooler temp(s): In °C. Thermometer Temp / Corrected Temp
1: 0.0/-3.7 2: ____ 3: ____ 4: ____ 5: ____ 6: ____
7: ____ 8: ____ 9: ____ 10: ____ 11: ____ 12: ____

Chain of custody:

9) YES Was a chain of custody received?

10) YES Were the custody papers complete/signed in the appropriate places?

Sample Labels:

11) YES Were all sample labels complete (sample ID, date/time of sampling, etc.)?

12) YES Did all container labels agree with custody papers?

Sample Containers:

13) YES Were all containers sealed in separate bags?

14) YES Did all containers arrive in good condition:(unbroken, no leakage, no cracked/broken lids)?

15) YES Were correct containers and preservatives used for the tests indicated?

16) YES Was a sufficient amount of sample sent for tests indicated?

17) Yes Were bubbles present in volatile samples?
If yes, the following were received with air bubbles:
Larger than a pea: BA48188W W01
Smaller than a pea: ____

Preservation Hold time:

18) Yes Was a sufficient amount of holding time remaining to analyze the samples?

19) NA Was the pH taken of all non-VOA preserved samples and written on the sample container?

20) NA Was the pH of acid preserved non-VOA samples < 2?

21) NA Was the pH of the "basic" preserved samples for Cyanide > 12, Sulfide >9, Hexchrom >9?

22) NO Were unpreserved VOA Vials received for VOA Dept analysis?

23) NA If "yes", are the unpreserved VOA vials noted in the ADD TEST FIELD on the ARF?
pH strip lot number: ____
Lab notified if pH was not adequate: ____

Notes/Deficiencies:

CUSTODY SEAL
AECOM (808) 521-3051
Initials TN Date 12/22/21

Personnel receiving samples: CH Second reviewer: ____
Personnel labeling samples: CH
Project manager notified: CH Date/Time of notification 12/23/2021
Name of client notified: ____ Date/Time of notification ____

Revision: 22, November 5, 2013

SAMPLE RESULTS

EPA 8270D MODIFIED WATER

AECOM
1001 Bishop Street, Suite 1600
Honolulu, HI 96813

APPL Inc.
908 North Temperance Avenue
Clovis, CA 93611

Attn: Alethea Ramos

Project: 60571032 CV18F0126 Red Hill Fuel Storage

ARF: 98566

Sample ID: ERH2273

APPL ID: BA48188

Sample Collection Date: 12/21/21

QCG: #87DME-211223A1-272565

Method	Analyte	Result	LOQ	LOD	DL	Units	Extraction Date	Analysis Date
EPA 8270D	2-(2-METHOXYETHOXY)-ETHANOL	80.0 U	100	80.0	40.0	ug/mL	12/23/21	12/23/21

Quant Method:	MEE1222P.M
Run #:	1110Y156
Instrument:	Yoda
Sequence:	Y211110M
Dilution Factor:	1
Initials:	MA

Printed: 1/13/2022 4:09:08 PM

APPL-F1-SC-NoMC-REG MDLs-DOD

EPA 8270D MODIFIED WATER

AECOM
1001 Bishop Street, Suite 1600
Honolulu, HI 96813

APPL Inc.
908 North Temperance Avenue
Clovis, CA 93611

Attn: Alethea Ramos
Project: 60571032 CV18F0126 Red Hill Fuel Storage
Sample ID: ERH2274
Sample Collection Date: 12/21/21

ARF: 98566
APPL ID: BA48198
QCG: #87DME-211227A-271946

Method	Analyte	Result	LOQ	LOD	DL	Units	Extraction Date	Analysis Date
EPA 8270D	2-(2-METHOXYETHOXY)-ETHANOL	32000	100	80.0	40.0	ug/L	12/27/21	12/27/21

Quant Method:	MEE1222P.M
Run #:	1110Y169
Instrument:	Yoda
Sequence:	Y211110M
Dilution Factor:	1
Initials:	MA

Printed: 1/13/2022 4:09:08 PM
APPL-F1-SC-NoMC-REG MDLs-DOD

QC FORMS

EPA 8270D

Form 4

Blank Summary

Lab Name:	APPL, Inc.	SDG No:	98566
Case No:	98566	Date Analyzed:	12/23/2021
Matrix:	MISC	Instrument:	Yoda
Blank ID:	211223A1-BLK	Time Analyzed:	1211

APPL ID.	Client Sample No.	File ID.	Date Analyzed	
211223A1-BLK	Blank	1110Y153	12/23/2021	1211
211223A1-LCS	Lab Control Spike	1110Y154	12/23/2021	1234
211223A1-LCSD	Lab Control SpikeD	1110Y155	12/23/2021	1258
BA48188	ERH2273	1110Y156	12/23/2021	1511
211223A1-MS	Matrix Spike	1110Y162	12/27/2021	1201
211223A1-MSD	Matrix SpikeD	1110Y163	12/27/2021	1224

Comments: Batch: #87DME-211223A1

EPA 8270D

Form 4

Blank Summary

Lab Name:	APPL, Inc.	SDG No:	98566
Case No:	98566	Date Analyzed:	12/27/2021
Matrix:	WATER	Instrument:	Yoda
Blank ID:	211227A-BLK	Time Analyzed:	1436

APPL ID.	Client Sample No.	File ID.	Date Analyzed	
211227A-BLK	Blank	1110Y165	12/27/2021	1436
211227A-LCS	Lab Control Spike	1110Y166	12/27/2021	1459
211227A-LCSD	Lab Control SpikeD	1110Y167	12/27/2021	1522
BA48198	ERH2274	1110Y169	12/27/2021	1632

Comments: Batch: #87DME-211227A

Method Blank

EPA 8270D MODIFIED WATER

APPL Inc.
908 North Temperance Avenu
Clovis, CA 93611

Blank Name/QCG: **211227W-48198 - 271946**
Batch ID: #87DME-211227A

Sample Type	Analyte	Result	LOQ	LOD	DL	Units	Extraction Date	Analysis Date
BLANK	2-(2-METHOXYETHOXY)-ETHAN	80.0 U	100	80.0	40.0	ug/L	12/27/2021	12/27/2021

Quant Method: MEE1222P.M
Run #: 1110Y165
Instrument: Yoda
Sequence: Y211110M
Initials: MA

GC SC-Blank-REG MDLs-DOD
Printed: 1/13/2022 4:09:20 PM

Method Blank

EPA 8270D MODIFIED WATER

APPL Inc.
908 North Temperance Avenu
Clovis, CA 93611

Blank Name/QCG: **211223S-48188 - 272565**
Batch ID: #87DME-211223A1

Sample Type	Analyte	Result	LOQ	LOD	DL	Units	Extraction Date	Analysis Date
BLANK	2-(2-METHOXYETHOXY)-ETHAN	80.0 U	100	80.0	40.0	ug/mL	12/23/2021	12/23/2021

Quant Method: MEE1222P.M
Run #: 1110Y153
Instrument: Yoda
Sequence: Y211110M
Initials: MA

GC SC-Blank-REG MDLs-DOD
Printed: 1/13/2022 4:09:20 PM

EPA 8270D

Form 4

LCS Summary

Lab Name:	APPL, Inc.	SDG No:	98566
Case No:	98566	Date Analyzed:	12/23/2021
Matrix:	MISC	Instrument:	Yoda
LCS ID:	211223A1-LCS	Time Analyzed:	1234

APPL ID.	Client Sample No.	File ID.	Date Analyzed	
211223A1-BLK	Blank	1110Y153	12/23/2021	1211
211223A1-LCS	Lab Control Spike	1110Y154	12/23/2021	1234
211223A1-LCSD	Lab Control SpikeD	1110Y155	12/23/2021	1258
BA48188	ERH2273	1110Y156	12/23/2021	1511
211223A1-MS	Matrix Spike	1110Y162	12/27/2021	1201
211223A1-MSD	Matrix SpikeD	1110Y163	12/27/2021	1224

Comments: Batch: #87DME-211223A1

EPA 8270D

Form 4

LCS Summary

Lab Name:	APPL, Inc.	SDG No:	98566
Case No:	98566	Date Analyzed:	12/27/2021
Matrix:	WATER	Instrument:	Yoda
LCS ID:	211227A-LCS	Time Analyzed:	1459

APPL ID.	Client Sample No.	File ID.	Date Analyzed	
211227A-BLK	Blank	1110Y165	12/27/2021	1436
211227A-LCS	Lab Control Spike	1110Y166	12/27/2021	1459
211227A-LCSD	Lab Control SpikeD	1110Y167	12/27/2021	1522
BA48198	ERH2274	1110Y169	12/27/2021	1632

Comments: Batch: #87DME-211227A

Laboratory Control Spike Recoveries

EPA 8270D MODIFIED WATER

APPL ID: **211223S-48188 LCS - 272565**
Batch ID: #87DME-211223A1

APPL Inc.
908 North Temperance Avenue
Clovis, CA 93611

Compound Name	Spike Lvl ug/mL	SPK Result ug/mL	DUP Result ug/mL	SPK % Recovery	DUP % Recovery	Recovery Limits	RPD %	RPD Limits
2-(2-METHOXYETHOXY)-ETHANOL	80.0	114	96.7	143 #	121	30-130	16.4	20

= Recovery is outside QC limits.

Comments:

Primary	SPK	DUP
Quant Method :	MEE1222P.M	MEE1222P.M
Extraction Date :	12/23/2021	12/23/2021
Analysis Date :	12/23/2021	12/23/2021
Instrument :	Yoda	Yoda
Run :	1110Y154	1110Y155
Initials :	MA	

Laboratory Control Spike Recoveries

EPA 8270D MODIFIED WATER

APPL ID: **211227W-48198 LCS - 271946**
Batch ID: #87DME-211227A

APPL Inc.
908 North Temperance Avenue
Clovis, CA 93611

Compound Name	Spike Lvl ug/L	SPK Result ug/L	DUP Result ug/L	SPK % Recovery	DUP % Recovery	Recovery Limits	RPD %	RPD Limits
2-(2-METHOXYETHOXY)-ETHANOL	80.0	69.3	65.4	86.6	81.8	30-130	5.8	20

Comments:

Primary	SPK	DUP
Quant Method :	MEE1222P.M	MEE1222P.M
Extraction Date :	12/27/2021	12/27/2021
Analysis Date :	12/27/2021	12/27/2021
Instrument :	Yoda	Yoda
Run :	1110Y166	1110Y167
Initials :	MA	

Matrix Spike Recoveries

EPA 8270D MODIFIED WATER

APPL ID: **211223S-48188 MS - 272565**
Batch ID: #87DME-211223A1
Sample ID: BA48188
Client ID: ERH2273

APPL Inc.
908 North Temperance Avenue
Clovis, CA 93611

Compound Name	Spike Lvl ug/mL	Matrix Result ug/mL	SPK Result ug/mL	DUP Result ug/mL	SPK % Recovery	DUP % Recovery	Recovery Limits	RPD %	RPD Limits
2-(2-METHOXYETHOXY)-ETHANOL	10000	ND	9170	9790	91.7	97.9	30-130	6.5	20

Comments:

Primary	SPK	DUP
Quant Method :	MEE1222P.M	MEE1222P.M
Extraction Date :	12/23/2021	12/23/2021
Analysis Date :	12/27/2021	12/27/2021
Instrument :	Yoda	Yoda
Run :	1110Y162	1110Y163
Initials :	MA	

Printed: 1/13/2022 4:11:29 PM
APPL MSD SCII

Form 5
Tune Summary

Lab Name: APPL Inc.
Case No:
Matrix: Water
ID: 1110Y131.D

SDG No:
Date Analyzed: 12/22/2021
Instrument: Yoda
Time Analyzed: 11:54

	Client Sample No.	APPL ID.	File ID.	Date Analyzed
1		1ug/ml MEE 12/22/21	1110Y141.D	12/22/2021 20:00
2		10ug/ml MEE 12/22/21	1110Y142.D	12/22/2021 20:24
3		50ug/ml MEE 11/08/21	1110Y143.D	12/22/2021 20:47
4		100ug/ml MEE 11/08/2	1110Y144.D	12/22/2021 21:10
5		200ug/ml MEE 11/08/2	1110Y145.D	12/22/2021 21:33
6		500ug/ml MEE 11/08/2	1110Y146.D	12/22/2021 21:56
7		800ug/ml MEE 11/08/2	1110Y147.D	12/22/2021 22:19
8		1000ug/ml MEE 11/08/	1110Y148.D	12/22/2021 22:42
9				
10				
11				
12				
13				
14				
15				
16				
17				
18				
19				
20				
21				
22				

m/e		
51	9.95 - 80.04% of mass 198	31.3
68	0 - 2.04% of mass 69	0.0
70	0 - 2.04% of mass 69	0.0
127	10 - 80% of mass 198	47.8
197	0 - 2% of mass 198	0.0
198	100 - 100% of mass 198.05	100.0
199	5 - 9% of mass 198	6.8
275	10 - 60% of mass 198	29.1
365	1 - 100% of mass 198	3.4
441	0.01 - 24% of mass 442	16.3
442	50 - 500% of mass 198.05	96.1
443	15 - 24% of mass 442	19.7

Form 5
Tune Summary

Lab Name: APPL Inc.
Case No:
Matrix: Water
ID: 1110Y151.D

SDG No:
Date Analyzed: 12/23/2021
Instrument: Yoda
Time Analyzed: 11:29

	Client Sample No.	APPL ID.	File ID.	Date Analyzed
1		SS 500ug/ml MEE 11/0	1110Y152.D	12/23/2021 11:44
2	Blank	211223A BLK	1110Y153.D	12/23/2021 12:11
3	Lab Control Spike	211223A LCS-1	1110Y154.D	12/23/2021 12:34
4	Lab Control SpikeD	211223A LCSD-1	1110Y155.D	12/23/2021 12:58
5		BA48188 df100	1110Y156.D	12/23/2021 15:11
6		500ug/ml (2) MEE 11/	1110Y157.D	12/23/2021 15:34
7				
8				
9				
10				
11				
12				
13				
14				
15				
16				
17				
18				
19				
20				
21				
22				

m/e		
51	9.95 - 80.04% of mass 198	31.1
68	0 - 2.04% of mass 69	0.0
70	0 - 2.04% of mass 69	0.7
127	10 - 80% of mass 198	46.5
197	0 - 2% of mass 198	0.0
198	100 - 100% of mass 198	100.0
199	5 - 9% of mass 198	6.6
275	10 - 60% of mass 198	28.6
365	1 - 100% of mass 198	3.4
441	0.01 - 24% of mass 442	16.3
442	50 - 500% of mass 198	100.1
443	15 - 24% of mass 442	19.4

Form 5
Tune Summary

Lab Name: APPL Inc.
Case No:
Matrix: Water
ID: 1110Y160.D

SDG No:
Date Analyzed: 12/27/2021
Instrument: Yoda
Time Analyzed: 10:29

	Client Sample No.	APPL ID.	File ID.	Date Analyzed
1		500ug/ml (1) MEE 11/	1110Y161.D	12/27/2021 10:44
2		BA48188 df100 MS-1 1	1110Y162.D	12/27/2021 12:01
3		BA48188 df100 MSD-1	1110Y163.D	12/27/2021 12:24
4	Blank	211227A BLK 2/500	1110Y165.D	12/27/2021 14:36
5	Lab Control Spike	211227A LCS-1 2/500	1110Y166.D	12/27/2021 14:59
6	Lab Control SpikeD	211227A LCSD-1 2/500	1110Y167.D	12/27/2021 15:22
7		BA48198M02 2/500 df1	1110Y169.D	12/27/2021 16:32
8		500ug/ml (1) MEE 11/	1110Y170.D	12/27/2021 16:55
9				
10				
11				
12				
13				
14				
15				
16				
17				
18				
19				
20				
21				
22				

m/e		
51	9.95 - 80.04% of mass 198	34.9
68	0 - 2.04% of mass 69	0.0
70	0 - 2.04% of mass 69	0.6
127	10 - 80% of mass 198	49.3
197	0 - 2% of mass 198	0.0
198	100 - 100% of mass 198.05	100.0
199	5 - 9% of mass 198	6.6
275	10 - 60% of mass 198	28.4
365	1 - 100% of mass 198	3.2
441	0.01 - 24% of mass 442	15.9
442	50 - 500% of mass 198.05	90.4
443	15 - 24% of mass 442	19.5

8A
INTERNAL STANDARD AREA AND RT SUMMARY

Lab Name: APPL Inc. Contract: _____

Lab Code: _____ SDG No.: _____

Lab File ID (Standard): 1110Y152.D Date Analyzed: 12/23/21

Instrument ID: Yoda Time Analyzed: 11:44

GC Column: _____ ID: Heated Purge: (Y/N) _____

	1,4-dichlorobenzene-D4(IS)											
		AREA	#	RT	#	AREA	#	RT	#	AREA	#	RT	#
	12 HOUR STD	872999		4.94									
	UPPER LIMIT	1745998		5.11									
	LOWER LIMIT	436500		4.77									
	SAMPLE NO.												
01	211223A BLK	522389		4.94									
02	211223A LCS-1	566021		4.93									
03	211223A LCSD-1	642500		4.93									
04	BA48188 df100	713884		4.94									
05	500ug/ml (2) MEE 11/08	746785		4.95									
06													
07													
08													
09													
10													
11													
12													
13													
14													
15													
16													
17													
18													
19													
20													
21													
22													

AREA UPPER LIMIT = +100% of internal standard area.
AREA LOWER LIMIT = -50% of internal standard area.
RT UPPER LIMIT = +0.17 minutes of internal standard RT
RT LOWER LIMIT = -0.17 minutes of internal standard RT

Column used to flag values outside QC limits with an asterisk.
* Values outside of QC limits.

8A

INTERNAL STANDARD AREA AND RT SUMMARY

Lab Name: APPL Inc. Contract: _____

Lab Code: _____ SDG No.: _____

Lab File ID (Standard): 1110Y161.D Date Analyzed: 12/27/21

Instrument ID: Yoda Time Analyzed: 10:44

GC Column: _____ ID: Heated Purge: (Y/N) _____

	1,4-dichlorobenzene-D4(IS)											
		AREA	#	RT	#	AREA	#	RT	#	AREA	#	RT	#
	12 HOUR STD	623984		4.94									
	UPPER LIMIT	1247968		5.11									
	LOWER LIMIT	311992		4.77									
	SAMPLE NO.												
01	BA48188 df100 MS-1 10	750739		4.94									
02	BA48188 df100 MSD-1	763948		4.94									
03	211227A BLK 2/500	897319		4.93									
04	211227A LCS-1 2/500	855553		4.92									
05	211227A LCSD-1 2/500	995972		4.93									
06	BA48198M02 2/500 df10	1002870		4.94									
07	500ug/ml (1) MEE 11/08	691528		4.94									
08													
09													
10													
11													
12													
13													
14													
15													
16													
17													
18													
19													
20													
21													
22													

AREA UPPER LIMIT = +100% of internal standard area.
AREA LOWER LIMIT = -50% of internal standard area.
RT UPPER LIMIT = +0.17 minutes of internal standard RT
RT LOWER LIMIT = -0.17 minutes of internal standard RT

Column used to flag values outside QC limits with an asterisk.
* Values outside of QC limits.

ORGANICS
Calibration Data

2MEE
EPA 8270

Form 6
Initial Calibration

Lab Name: APPL, Inc.
Case No:
Matrix:

SDG No:
Initial Cal. Date: 12/22/2021
Instrument: Yoda

Initials: LP

		Compound	1	2	3	4	5	6	7	8			Avg	%RSD	Type	r^2	Q	MRF
			1110Y141.D	1110Y142.D	1110Y143.D	1110Y144.D	1110Y145.D	1110Y146.D	1110Y147.D	1110Y148.D								
1	I	1,4-dichlorobenzene-D4(IS)																
2	TML	2-(2-Methoxyethoxy)ethanol	1.083	0.3229	0.1576	0.1873	0.1918	0.2088	0.2130	0.2123			0.32	97	TM	1.000		
3																		
4																		
5																		
6																		
7																		
8																		
9																		
10																		
11																		
12																		
13																		
14																		
15																		
16																		
17																		
18																		
19																		
20																		
21																		
22																		
23																		
24																		
25																		
26																		
27																		
28																		
29																		
30																		
31																		
32																		
33																		
34																		
35																		

Quantitation Report (Not Reviewed)

Data File : M:\YODA\DATA\Y211110M\1110Y141.D Vial: 41
Acq On : 22 Dec 21 20:00 Operator: MA,SS
Sample : 1ug/ml MEE 12/22/21 Inst : Yoda
Misc : Water Multiplr: 1.00

Quant Time: Dec 23 6:03 2021 Quant Results File: MEE1222P.RES

Quant Method : M:\YODA\DATA\Y211110M\MEE1222P.M (RTE Integrator)
Title : EPA 8270C
Last Update : Thu Dec 23 06:01:34 2021
Response via : Initial Calibration
DataAcq Meth : GED

Internal Standards	R.T.	QIon	Response	Conc Units	Dev(Min)
1) 1,4-dichlorobenzene-D4(IS)	4.93	152	832943	40.000 ppb	0.00

System Monitoring Compounds

Target Compounds					Qvalue
2) 2-(2-Methoxyethoxy)ethanol	4.14	45	22547	5.886 ppb	97

(#) = qualifier out of range (m) = manual integration

Quantitation Report

Data File : M:\YODA\DATA\Y211110M\1110Y141.D Vial: 41
Acq On : 22 Dec 21 20:00 Operator: MA,SS
Sample : 1ug/ml MEE 12/22/21 Inst : Yoda
Misc : Water Multiplr: 1.00

Quant Time: Dec 23 6:03 2021 Quant Results File: MEE1222P.RES

Method : M:\YODA\DATA\Y211110M\MEE1222P.M (RTE Integrator)
Title : EPA 8270C
Last Update : Thu Dec 23 06:01:34 2021
Response via : Initial Calibration



Quantitation Report (Not Reviewed)

Data File : M:\YODA\DATA\Y211110M\1110Y142.D
Vial: 42
Acq On : 22 Dec 21 20:24
Operator: MA,SS
Sample : 10ug/ml MEE 12/22/21
Inst : Yoda
Misc : Water
Multiplr: 1.00

Quant Time: Dec 23 6:03 2021
Quant Results File: MEE1222P.RES

Quant Method : M:\YODA\DATA\Y211110M\MEE1222P.M (RTE Integrator)
Title : EPA 8270C
Last Update : Thu Dec 23 06:01:34 2021
Response via : Initial Calibration
DataAcq Meth : GED

Internal Standards	R.T.	QIon	Response	Conc Units	Dev(Min)
1) 1,4-dichlorobenzene-D4(IS)	4.94	152	815021	40.000 ppb	0.00

System Monitoring Compounds

Target Compounds					Qvalue
2) 2-(2-Methoxyethoxy)ethanol	4.12	45	65788	17.551 ppb	94

(#) = qualifier out of range (m) = manual integration

Quantitation Report

Data File : M:\YODA\DATA\Y211110M\1110Y142.D
Acq On : 22 Dec 21 20:24
Sample : 10ug/ml MEE 12/22/21
Misc : Water

Vial: 42
Operator: MA,SS
Inst : Yoda
Multiplr: 1.00

Quant Time: Dec 23 6:03 2021

Quant Results File: MEE1222P.RES

Method : M:\YODA\DATA\Y211110M\MEE1222P.M (RTE Integrator)
Title : EPA 8270C
Last Update : Thu Dec 23 06:01:34 2021
Response via : Initial Calibration



Quantitation Report (Not Reviewed)

Data File : M:\YODA\DATA\Y211110M\1110Y143.D Vial: 43
Acq On : 22 Dec 21 20:47 Operator: MA,SS
Sample : 50ug/ml MEE 11/08/21 Inst : Yoda
Misc : Water Multiplr: 1.00

Quant Time: Dec 23 6:03 2021 Quant Results File: MEE1222P.RES

Quant Method : M:\YODA\DATA\Y211110M\MEE1222P.M (RTE Integrator)
Title : EPA 8270C
Last Update : Thu Dec 23 06:01:34 2021
Response via : Initial Calibration
DataAcq Meth : GED

Internal Standards	R.T.	QIon	Response	Conc Units	Dev(Min)
1) 1,4-dichlorobenzene-D4(IS)	4.94	152	658028	40.000 ppb	0.00

System Monitoring Compounds

Target Compounds					Qvalue
2) 2-(2-Methoxyethoxy)ethanol	4.11	45	129645	42.838 ppb	100

(#) = qualifier out of range (m) = manual integration

Quantitation Report

Data File : M:\YODA\DATA\Y211110M\1110Y143.D Vial: 43
Acq On : 22 Dec 21 20:47 Operator: MA,SS
Sample : 50ug/ml MEE 11/08/21 Inst : Yoda
Misc : Water Multiplr: 1.00

Quant Time: Dec 23 6:03 2021 Quant Results File: MEE1222P.RES

Method : M:\YODA\DATA\Y211110M\MEE1222P.M (RTE Integrator)
Title : EPA 8270C
Last Update : Thu Dec 23 06:01:34 2021
Response via : Initial Calibration



Quantitation Report (Not Reviewed)

Data File : M:\YODA\DATA\Y211110M\1110Y144.D Vial: 44
Acq On : 22 Dec 21 21:10 Operator: MA,SS
Sample : 100ug/ml MEE 11/08/21 Inst : Yoda
Misc : Water Multiplr: 1.00

Quant Time: Dec 23 6:03 2021 Quant Results File: MEE1222P.RES

Quant Method : M:\YODA\DATA\Y211110M\MEE1222P.M (RTE Integrator)
Title : EPA 8270C
Last Update : Thu Dec 23 06:01:34 2021
Response via : Initial Calibration
DataAcq Meth : GED

Internal Standards	R.T.	QIon	Response	Conc Units	Dev(Min)
1) 1,4-dichlorobenzene-D4(IS)	4.94	152	795521	40.000 ppb	0.00

System Monitoring Compounds

Target Compounds					Qvalue
2) 2-(2-Methoxyethoxy)ethanol	4.12	45	372561	101.826 ppb	97

(#) = qualifier out of range (m) = manual integration
1110Y144.D MEE1222P.M Thu Dec 23 06:04:13 2021

Quantitation Report

Data File : M:\YODA\DATA\Y211110M\1110Y144.D
Acq On : 22 Dec 21 21:10
Sample : 100ug/ml MEE 11/08/21
Misc : Water

Vial: 44
Operator: MA,SS
Inst : Yoda
Multiplr: 1.00

Quant Time: Dec 23 6:03 2021

Quant Results File: MEE1222P.RES

Method : M:\YODA\DATA\Y211110M\MEE1222P.M (RTE Integrator)
Title : EPA 8270C
Last Update : Thu Dec 23 06:01:34 2021
Response via : Initial Calibration



Quantitation Report (Not Reviewed)

Data File : M:\YODA\DATA\Y211110M\1110Y145.D
Acq On : 22 Dec 21 21:33
Sample : 200ug/ml MEE 11/08/21
Misc : Water

Vial: 45
Operator: MA,SS
Inst : Yoda
Multiplr: 1.00

Quant Time: Dec 23 6:03 2021 Quant Results File: MEE1222P.RES

Quant Method : M:\YODA\DATA\Y211110M\MEE1222P.M (RTE Integrator)
Title : EPA 8270C
Last Update : Thu Dec 23 06:01:34 2021
Response via : Initial Calibration
DataAcq Meth : GED

Internal Standards	R.T.	QIon	Response	Conc Units	Dev(Min)
1) 1,4-dichlorobenzene-D4(IS)	4.94	152	804123	40.000 ppb	0.00

System Monitoring Compounds

Target Compounds					Qvalue
2) 2-(2-Methoxyethoxy)ethanol	4.13	45	771106	208.500 ppb	99

(#) = qualifier out of range (m) = manual integration
1110Y145.D MEE1222P.M Thu Dec 23 06:04:44 2021

Quantitation Report

Data File : M:\YODA\DATA\Y211110M\1110Y145.D
Acq On : 22 Dec 21 21:33
Sample : 200ug/ml MEE 11/08/21
Misc : Water

Vial: 45
Operator: MA,SS
Inst : Yoda
Multiplr: 1.00

Quant Time: Dec 23 6:03 2021 Quant Results File: MEE1222P.RES

Method : M:\YODA\DATA\Y211110M\MEE1222P.M (RTE Integrator)
Title : EPA 8270C
Last Update : Thu Dec 23 06:01:34 2021
Response via : Initial Calibration



Quantitation Report (Not Reviewed)

Data File : M:\YODA\DATA\Y211110M\1110Y146.D
Acq On : 22 Dec 21 21:56
Sample : 500ug/ml MEE 11/08/21
Misc : Water

Vial: 46
Operator: MA,SS
Inst : Yoda
Multiplr: 1.00

Quant Time: Dec 23 6:03 2021 Quant Results File: MEE1222P.RES

Quant Method : M:\YODA\DATA\Y211110M\MEE1222P.M (RTE Integrator)
Title : EPA 8270C
Last Update : Thu Dec 23 06:01:34 2021
Response via : Initial Calibration
DataAcq Meth : GED

Internal Standards	R.T.	QIon	Response	Conc Units	Dev(Min)
1) 1,4-dichlorobenzene-D4(IS)	4.93	152	793881	40.000 ppb	0.00

System Monitoring Compounds

Target Compounds					Qvalue
2) 2-(2-Methoxyethoxy)ethanol	4.17	45	2071955	567.465 ppb	99

(#) = qualifier out of range (m) = manual integration

Quantitation Report

Data File : M:\YODA\DATA\Y211110M\1110Y146.D
Acq On : 22 Dec 21 21:56
Sample : 500ug/ml MEE 11/08/21
Misc : Water

Vial: 46
Operator: MA,SS
Inst : Yoda
Multiplr: 1.00

Quant Time: Dec 23 6:03 2021

Quant Results File: MEE1222P.RES

Method : M:\YODA\DATA\Y211110M\MEE1222P.M (RTE Integrator)
Title : EPA 8270C
Last Update : Thu Dec 23 06:01:34 2021
Response via : Initial Calibration



Quantitation Report (Not Reviewed)

Data File : M:\YODA\DATA\Y211110M\1110Y147.D Vial: 47
Acq On : 22 Dec 21 22:19 Operator: MA,SS
Sample : 800ug/ml MEE 11/08/21 Inst : Yoda
Misc : Water Multiplr: 1.00

Quant Time: Dec 23 6:07 2021 Quant Results File: MEE1222P.RES

Quant Method : M:\YODA\DATA\Y211110M\MEE1222P.M (RTE Integrator)
Title : EPA 8270C
Last Update : Thu Dec 23 06:07:01 2021
Response via : Initial Calibration
DataAcq Meth : GED

Internal Standards	R.T.	QIon	Response	Conc Units	Dev(Min)
1) 1,4-dichlorobenzene-D4(IS)	4.93	152	781673	40.000 ppb	-0.01

System Monitoring Compounds

Target Compounds					Qvalue
2) 2-(2-Methoxyethoxy)ethanol	4.22	45	3330247	926.330 ppb	100

(#) = qualifier out of range (m) = manual integration

Quantitation Report

Data File : M:\YODA\DATA\Y211110M\1110Y147.D
Acq On : 22 Dec 21 22:19
Sample : 800ug/ml MEE 11/08/21
Misc : Water

Vial: 47
Operator: MA,SS
Inst : Yoda
Multiplr: 1.00

Quant Time: Dec 23 6:07 2021

Quant Results File: MEE1222P.RES

Method : M:\YODA\DATA\Y211110M\MEE1222P.M (RTE Integrator)
Title : EPA 8270C
Last Update : Thu Dec 23 06:07:01 2021
Response via : Initial Calibration



Quantitation Report (Not Reviewed)

Data File : M:\YODA\DATA\Y211110M\1110Y148.D
Acq On : 22 Dec 21 22:42
Sample : 1000ug/ml MEE 11/08/21
Misc : Water

Vial: 48
Operator: MA,SS
Inst : Yoda
Multiplr: 1.00

Quant Time: Dec 23 6:07 2021 Quant Results File: MEE1222P.RES

Quant Method : M:\YODA\DATA\Y211110M\MEE1222P.M (RTE Integrator)
Title : EPA 8270C
Last Update : Thu Dec 23 06:07:01 2021
Response via : Initial Calibration
DataAcq Meth : GED

Internal Standards	R.T.	QIon	Response	Conc Units	Dev(Min)
1) 1,4-dichlorobenzene-D4(IS)	4.93	152	762290	40.000 ppb	0.00

System Monitoring Compounds

Target Compounds					Qvalue
2) 2-(2-Methoxyethoxy)ethanol	4.26	45	4046239	1154.106 ppb	100

(#) = qualifier out of range (m) = manual integration
1110Y148.D MEE1222P.M Thu Dec 23 06:07:23 2021

Quantitation Report

Data File : M:\YODA\DATA\Y211110M\1110Y148.D
Acq On : 22 Dec 21 22:42
Sample : 1000ug/ml MEE 11/08/21
Misc : Water

Vial: 48
Operator: MA,SS
Inst : Yoda
Multiplr: 1.00

Quant Time: Dec 23 6:07 2021 Quant Results File: MEE1222P.RES

Method : M:\YODA\DATA\Y211110M\MEE1222P.M (RTE Integrator)
Title : EPA 8270C
Last Update : Thu Dec 23 06:07:01 2021
Response via : Initial Calibration



2MEE
EPA 8270

Form 7

Second Source Calibration

Lab Name: APPL, Inc.
Case No:
Matrix:

SDG No:
Date Analyzed: 12/23/2021
Instrument: Yoda
Initial Cal. Date: 12/22/2021
Data File: 1110Y152.D

		Compound	MEAN	CCRF	%D	%Drift	
1	TML	2-(2-Methoxyethoxy)ethanol	0.3221	0.2228	31	TML	5.7
2							
3							
4							
5							
6							
7							
8							
9							
10							
11							
12							
13							
14							
15							
16							
17							
18							
19							
20							
21							
22							
23							
24							
25							
26							
27							
28							
29							
30							
31							
32							
33							
34							
35							
36							
37							
38							
39							
40							
		Average			31.0		

Quantitation Report (Not Reviewed)

Data File : M:\YODA\DATA\Y211110M\1110Y152.D Vial: 52
Acq On : 23 Dec 21 11:44 Operator: MA,SS
Sample : SS 500ug/ml MEE 11/08/21 Inst : Yoda
Misc : Water Multiplr: 1.00

Quant Time: Dec 23 10:38 2021 Quant Results File: MEE1222P.RES

Quant Method : M:\YODA\DATA\Y211110M\MEE1222P.M (RTE Integrator)
Title : EPA 8270C
Last Update : Thu Dec 23 06:19:42 2021
Response via : Initial Calibration
DataAcq Meth : GED

Internal Standards	R.T.	QIon	Response	Conc Units	Dev(Min)
1) 1,4-dichlorobenzene-D4(IS)	4.94	152	872999	40.000 ppb	0.00

System Monitoring Compounds

Target Compounds					Qvalue
2) 2-(2-Methoxyethoxy)ethanol	4.18	45	2431601	528.722 ppb	100

(#) = qualifier out of range (m) = manual integration
1110Y152.D MEE1222P.M Thu Dec 23 11:07:32 2021 Page 1

Quantitation Report

Data File : M:\YODA\DATA\Y211110M\1110Y152.D
Acq On : 23 Dec 21 11:44
Sample : SS 500ug/ml MEE 11/08/21
Misc : Water

Vial: 52
Operator: MA,SS
Inst : Yoda
Multiplr: 1.00

Quant Time: Dec 23 10:38 2021

Quant Results File: MEE1222P.RES

Method : M:\YODA\DATA\Y211110M\MEE1222P.M (RTE Integrator)
Title : EPA 8270C
Last Update : Thu Dec 23 06:19:42 2021
Response via : Initial Calibration



2MEE
EPA 8270

Form 7

Continuing Calibration

Lab Name: APPL, Inc.
Case No:
Matrix:

SDG No:
Date Analyzed: 12/23/2021
Instrument: Yoda
Initial Cal. Date: 12/22/2021
Data File: 1110Y157.D

		Compound	MEAN	CCRF	%D		%Drift
1	I	1,4-dichlorobenzene-D4(IS)	ISTD			I	
2	TML	2-(2-Methoxyethoxy)ethanol	0.3221	0.2254	30	TML	6.9
3							
4							
5							
6							
7							
8							
9							
10							
11							
12							
13							
14							
15							
16							
17							
18							
19							
20							
21							
22							
23							
24							
25							
26							
27							
28							
29							
30							
31							
32							
33							
34							
35							
36							
37							
38							
39							
40							
		Average			30.0		

Quantitation Report (Not Reviewed)

Data File : M:\YODA\DATA\Y211110M\1110Y157.D
Acq On : 23 Dec 21 15:34
Sample : 500ug/ml (2) MEE 11/08/21
Misc :

Vial: 57
Operator: MA,SS
Inst : Yoda
Multiplr: 1.00

Quant Time: Dec 24 5:07 2021

Quant Results File: MEE1222P.RES

Quant Method : M:\YODA\DATA\Y211110M\MEE1222P.M (RTE Integrator)
Title : EPA 8270C
Last Update : Fri Dec 24 05:04:48 2021
Response via : Initial Calibration
DataAcq Meth : GED

Internal Standards	R.T.	QIon	Response	Conc Units	Dev(Min)
1) 1,4-dichlorobenzene-D4(IS)	4.95	152	746785	40.000 ppb	0.01

System Monitoring Compounds

Target Compounds					Qvalue
2) 2-(2-Methoxyethoxy)ethanol	4.20	45	2103943	534.717 ppb	99

(#) = qualifier out of range (m) = manual integration

Quantitation Report

Data File : M:\YODA\DATA\Y211110M\1110Y157.D
Acq On : 23 Dec 21 15:34
Sample : 500ug/ml (2) MEE 11/08/21
Misc :

Vial: 57
Operator: MA,SS
Inst : Yoda
Multiplr: 1.00

Quant Time: Dec 24 5:07 2021

Quant Results File: MEE1222P.RES

Method : M:\YODA\DATA\Y211110M\MEE1222P.M (RTE Integrator)
Title : EPA 8270C
Last Update : Fri Dec 24 05:04:48 2021
Response via : Initial Calibration



2MEE
EPA 8270

Form 7

Continuing Calibration

Lab Name: APPL, Inc.
Case No:
Matrix:

SDG No:
Date Analyzed: 12/27/2021
Instrument: Yoda
Initial Cal. Date: 12/22/2021
Data File: 1110Y161.D

		Compound	MEAN	CCRF	%D	%Drift	
1	I	1,4-dichlorobenzene-D4(IS)	ISTD			I	
2	TML	2-(2-Methoxyethoxy)ethanol	0.3221	0.2224	31	TML	5.5
3							
4							
5							
6							
7							
8							
9							
10							
11							
12							
13							
14							
15							
16							
17							
18							
19							
20							
21							
22							
23							
24							
25							
26							
27							
28							
29							
30							
31							
32							
33							
34							
35							
36							
37							
38							
39							
40							
		Average			31.0		

Quantitation Report (Not Reviewed)

Data File : M:\YODA\DATA\Y211110M\1110Y161.D
Acq On : 27 Dec 21 10:44
Sample : 500ug/ml (1) MEE 11/08/21
Misc :

Vial: 61
Operator: MA,SS
Inst : Yoda
Multiplr: 1.00

Quant Time: Dec 27 9:40 2021

Quant Results File: MEE1222P.RES

Quant Method : M:\YODA\DATA\Y211110M\MEE1222P.M (RTE Integrator)
Title : EPA 8270C
Last Update : Thu Dec 23 06:19:42 2021
Response via : Initial Calibration
DataAcq Meth : GED

Internal Standards	R.T.	QIon	Response	Conc Units	Dev(Min)
1) 1,4-dichlorobenzene-D4(IS)	4.94	152	623984	40.000 ppb	0.00

System Monitoring Compounds

Target Compounds					Qvalue
2) 2-(2-Methoxyethoxy)ethanol	4.17	45	1734409	527.641 ppb	98

(#) = qualifier out of range (m) = manual integration

Quantitation Report

Data File : M:\YODA\DATA\Y211110M\1110Y161.D
Acq On : 27 Dec 21 10:44
Sample : 500ug/ml (1) MEE 11/08/21
Misc :

Vial: 61
Operator: MA,SS
Inst : Yoda
Multiplr: 1.00

Quant Time: Dec 27 9:40 2021

Quant Results File: MEE1222P.RES

Method : M:\YODA\DATA\Y211110M\MEE1222P.M (RTE Integrator)
Title : EPA 8270C
Last Update : Fri Dec 24 05:04:48 2021
Response via : Initial Calibration



2MEE
EPA 8270

Form 7

Continuing Calibration

Lab Name: APPL, Inc.
Case No:
Matrix:

SDG No:
Date Analyzed: 12/27/2021
Instrument: Yoda
Initial Cal. Date: 12/22/2021
Data File: 1110Y170.D

		Compound	MEAN	CCRF	%D		%Drift
1	I	1,4-dichlorobenzene-D4(IS)	ISTD			I	
2	TML	2-(2-Methoxyethoxy)ethanol	0.3221	0.2221	31	TML	5.4
3							
4							
5							
6							
7							
8							
9							
10							
11							
12							
13							
14							
15							
16							
17							
18							
19							
20							
21							
22							
23							
24							
25							
26							
27							
28							
29							
30							
31							
32							
33							
34							
35							
36							
37							
38							
39							
40							
		Average			31.0		

Quantitation Report (Not Reviewed)

Data File : M:\YODA\DATA\Y211110M\1110Y170.D
Acq On : 27 Dec 21 16:55
Sample : 500ug/ml (1) MEE 11/08/21
Misc :

Vial: 70
Operator: MA,SS
Inst : Yoda
Multiplr: 1.00

Quant Time: Dec 27 15:50 2021

Quant Results File: MEE1222P.RES

Quant Method : M:\YODA\DATA\Y211110M\MEE1222P.M (RTE Integrator)
Title : EPA 8270C
Last Update : Mon Dec 27 15:25:15 2021
Response via : Initial Calibration
DataAcq Meth : GED

Internal Standards	R.T.	QIon	Response	Conc Units	Dev(Min)
1) 1,4-dichlorobenzene-D4(IS)	4.94	152	691528	40.000 ppb	0.00

System Monitoring Compounds

Target Compounds					Qvalue
2) 2-(2-Methoxyethoxy)ethanol	4.17	45	1919453	526.910 ppb	100

(#) = qualifier out of range (m) = manual integration

Quantitation Report

Data File : M:\YODA\DATA\Y211110M\1110Y170.D
Acq On : 27 Dec 21 16:55
Sample : 500ug/ml (1) MEE 11/08/21
Misc :

Vial: 70
Operator: MA,SS
Inst : Yoda
Multiplr: 1.00

Quant Time: Dec 27 15:50 2021

Quant Results File: MEE1222P.RES

Method : M:\YODA\DATA\Y211110M\MEE1222P.M (RTE Integrator)
Title : EPA 8270C
Last Update : Mon Dec 27 15:25:15 2021
Response via : Initial Calibration



ORGANICS
Raw Data

Quantitation Report (QT Reviewed)

Data File : M:\YODA\DATA\Y211110M\1110Y156.D
Acq On : 23 Dec 21 15:11
Sample : BA48188 df100
Misc : Water

Vial: 56
Operator: MA,SS
Inst : Yoda
Multiplr: 1.00

Quant Time: Dec 24 5:06 2021 Quant Results File: MEE1222P.RES

Quant Method : M:\YODA\DATA\Y211110M\MEE1222P.M (RTE Integrator)
Title : EPA 8270C
Last Update : Fri Dec 24 05:04:48 2021
Response via : Initial Calibration
DataAcq Meth : GED

Internal Standards	R.T.	QIon	Response	Conc Units	Dev(Min)
1) 1,4-dichlorobenzene-D4(IS)	4.94	152	713884	40.000 ppb	0.00

System Monitoring Compounds

Target Compounds Qvalue

(#) = qualifier out of range (m) = manual integration

Quantitation Report

Data File : M:\YODA\DATA\Y211110M\1110Y156.D
Acq On : 23 Dec 21 15:11
Sample : BA48188 df100
Misc : Water

Vial: 56
Operator: MA,SS
Inst : Yoda
Multiplr: 1.00

Quant Time: Dec 24 5:06 2021

Quant Results File: MEE1222P.RES

Method : M:\YODA\DATA\Y211110M\MEE1222P.M (RTE Integrator)
Title : EPA 8270C
Last Update : Mon Dec 27 15:25:15 2021
Response via : Initial Calibration

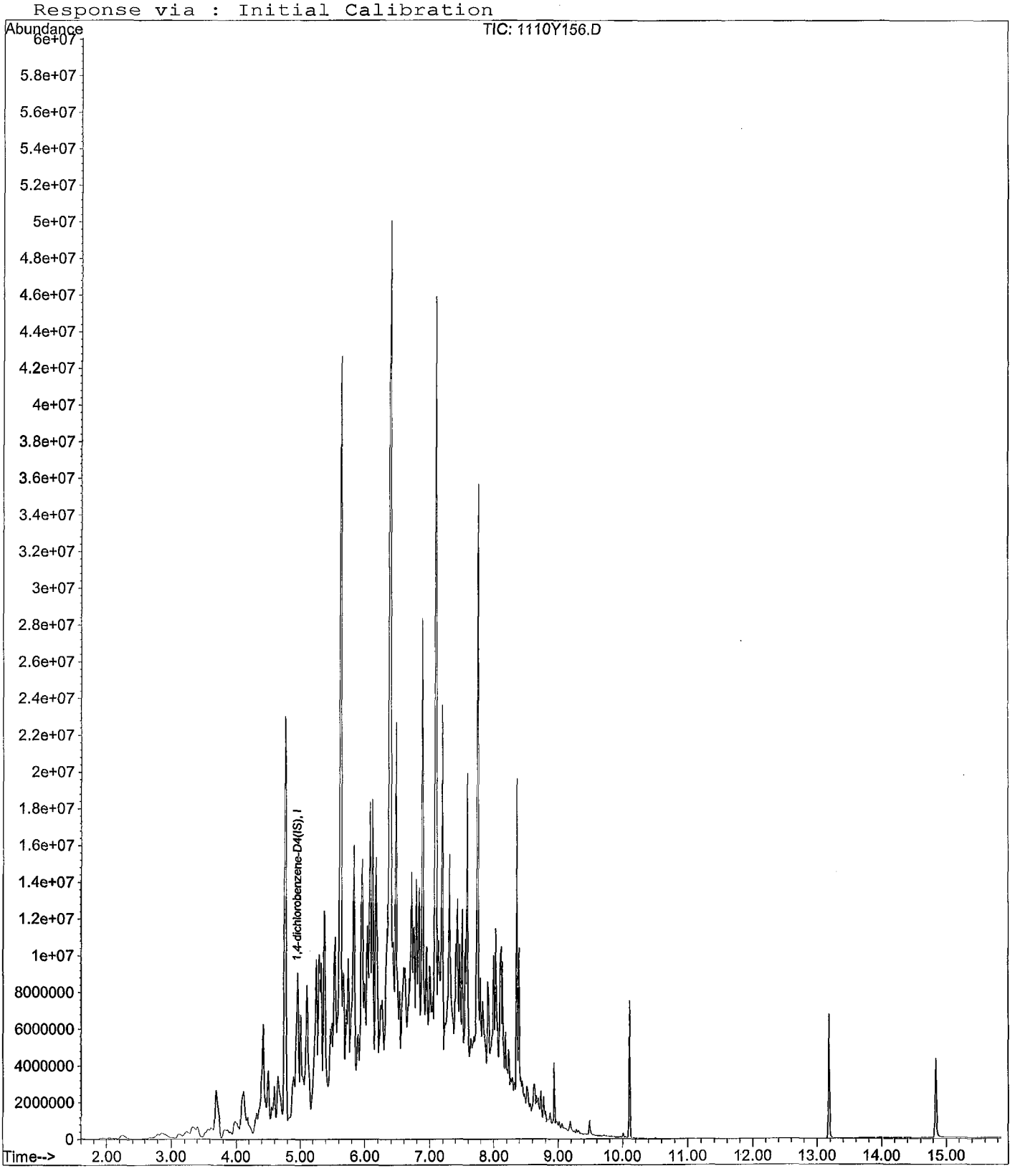

Quantitation Report (Not Reviewed)

Data File : M:\YODA\DATA\Y211110M\1110Y169.D
Acq On : 27 Dec 21 16:32
Sample : BA48198M02 2/500 df100
Misc :

Vial: 69
Operator: MA,SS
Inst : Yoda
Multiplr: 100.00

Quant Time: Dec 27 15:25 2021

Quant Results File: MEE1222P.RES

Quant Method : M:\YODA\DATA\Y211110M\MEE1222P.M (RTE Integrator)
Title : EPA 8270C
Last Update : Mon Dec 27 15:25:15 2021
Response via : Initial Calibration
DataAcq Meth : GED

Internal Standards	R.T.	QIon	Response	Conc Units	Dev(Min)
1) 1,4-dichlorobenzene-D4(IS)	4.94	152	1002872	40.000 ppb	0.00

System Monitoring Compounds

Target Compounds					Qvalue
2) 2-(2-Methoxyethoxy)ethanol	4.12	45	1687235	32205.772 ppb	100

(#) = qualifier out of range (m) = manual integration

Quantitation Report

Data File : M:\YODA\DATA\Y211110M\1110Y169.D
Acq On : 27 Dec 21 16:32
Sample : BA48198M02 2/500 df100
Misc :

Vial: 69
Operator: MA,SS
Inst : Yoda
Multiplr: 100.00

Quant Time: Dec 27 15:25 2021

Quant Results File: MEE1222P.RES

Method : M:\YODA\DATA\Y211110M\MEE1222P.M (RTE Integrator)
Title : EPA 8270C
Last Update : Mon Dec 27 15:25:15 2021
Response via : Initial Calibration



Quantitation Report (Not Reviewed)

Data File : M:\YODA\DATA\Y211110M\1110Y171.D
Vial: 71
Acq On : 27 Dec 21 17:53
Operator: MA,SS
Sample : QC
Inst : Yoda
Misc :
Multiplr: 1.00000
MS Integration Params: rteint.p
Quant Time: Dec 27 17:01 2021
Quant Results File: MEE1222P.RES

Quant Method : M:\YODA\DATA\Y211110M\MEE1222P.M (RTE Integrator)
Title : EPA 8270C
Last Update : Mon Dec 27 15:25:15 2021
Response via : Initial Calibration
DataAcq Meth : GED

Internal Standards	R.T.	QIon	Response	Conc Units	Dev(Min)
1) 1,4-dichlorobenzene-D4(IS)	4.93	152	549126	40.000 ppb	0.00

System Monitoring Compounds

Target Compounds					Qvalue
2) 2-(2-Methoxyethoxy)ethanol	4.17	45	2270017	781.405 ppb	98

(#) = qualifier out of range (m) = manual integration
1110Y171.D MEE1222P.M Mon Dec 27 17:01:41 2021

Quantitation Report (QT Reviewed)

Data File : M:\YODA\DATA\Y211110M\1110Y153.D
Acq On : 23 Dec 21 12:11
Sample : 211223A BLK
Misc : Water

Vial: 53
Operator: MA,SS
Inst : Yoda
Multiplr: 1.00

Quant Time: Dec 24 5:02 2021

Quant Results File: MEE1222P.RES

Quant Method : M:\YODA\DATA\Y211110M\MEE1222P.M (RTE Integrator)
Title : EPA 8270C
Last Update : Thu Dec 23 06:19:42 2021
Response via : Initial Calibration
DataAcq Meth : GED

Internal Standards	R.T.	QIon	Response	Conc Units	Dev(Min)
1) 1,4-dichlorobenzene-D4(IS)	4.94	152	522389	40.000 ppb	0.00

System Monitoring Compounds

Target Compounds Qvalue

(#) = qualifier out of range (m) = manual integration

Quantitation Report

Data File : M:\YODA\DATA\Y211110M\1110Y153.D
Acq On : 23 Dec 21 12:11
Sample : 211223A BLK
Misc : Water

Vial: 53
Operator: MA,SS
Inst : Yoda
Multiplr: 1.00

Quant Time: Dec 24 5:02 2021

Quant Results File: MEE1222P.RES

Method : M:\YODA\DATA\Y211110M\MEE1222P.M (RTE Integrator)
Title : EPA 8270C
Last Update : Mon Dec 27 15:25:15 2021
Response via : Initial Calibration



Quantitation Report (QT Reviewed)

Data File : M:\YODA\DATA\Y211110M\1110Y165.D
Acq On : 27 Dec 21 14:36
Sample : 211227A BLK 2/500
Misc :

Vial: 65
Operator: MA,SS
Inst : Yoda
Multiplr: 1.00

Quant Time: Dec 27 13:54 2021 Quant Results File: MEE1222P.RES

Quant Method : M:\YODA\DATA\Y211110M\MEE1222P.M (RTE Integrator)
Title : EPA 8270C
Last Update : Mon Dec 27 12:03:27 2021
Response via : Initial Calibration
DataAcq Meth : GED

Internal Standards	R.T.	QIon	Response	Conc Units	Dev(Min)
1) 1,4-dichlorobenzene-D4(IS)	4.93	152	897319	40.000 ppb	-0.01

System Monitoring Compounds

Target Compounds Qvalue

(#) = qualifier out of range (m) = manual integration

Quantitation Report

Data File : M:\YODA\DATA\Y211110M\1110Y165.D
Acq On : 27 Dec 21 14:36
Sample : 211227A BLK 2/500
Misc :

Vial: 65
Operator: MA,SS
Inst : Yoda
Multiplr: 1.00

Quant Time: Dec 27 13:54 2021

Quant Results File: MEE1222P.RES

Method : M:\YODA\DATA\Y211110M\MEE1222P.M (RTE Integrator)
Title : EPA 8270C
Last Update : Mon Dec 27 15:25:15 2021
Response via : Initial Calibration



Quantitation Report (Not Reviewed)

Data File : M:\YODA\DATA\Y211110M\1110Y154.D
Acq On : 23 Dec 21 12:34
Sample : 211223A LCS-1
Misc : Water

Vial: 54
Operator: MA,SS
Inst : Yoda
Multiplr: 1.00

Quant Time: Dec 24 5:04 2021

Quant Results File: MEE1222P.RES

Quant Method : M:\YODA\DATA\Y211110M\MEE1222P.M (RTE Integrator)
Title : EPA 8270C
Last Update : Fri Dec 24 05:04:48 2021
Response via : Initial Calibration
DataAcq Meth : GED

Internal Standards	R.T.	QIon	Response	Conc Units	Dev(Min)
1) 1,4-dichlorobenzene-D4(IS)	4.93	152	566021	40.000 ppb	0.00

System Monitoring Compounds

Target Compounds					Qvalue
2) 2-(2-Methoxyethoxy)ethanol	4.27	45	324173	114.130 ppb	100

(#) = qualifier out of range (m) = manual integration

Quantitation Report

Data File : M:\YODA\DATA\Y211110M\1110Y154.D
Acq On : 23 Dec 21 12:34
Sample : 211223A LCS-1
Misc : Water

Vial: 54
Operator: MA,SS
Inst : Yoda
Multiplr: 1.00

Quant Time: Dec 24 5:04 2021

Quant Results File: MEE1222P.RES

Method : M:\YODA\DATA\Y211110M\MEE1222P.M (RTE Integrator)
Title : EPA 8270C
Last Update : Mon Dec 27 15:25:15 2021
Response via : Initial Calibration



Quantitation Report (Not Reviewed)

Data File : M:\YODA\DATA\Y211110M\1110Y155.D Vial: 55
Acq On : 23 Dec 21 12:58 Operator: MA,SS
Sample : 211223A LCSD-1 Inst : Yoda
Misc : Water Multiplr: 1.00

Quant Time: Dec 24 5:05 2021 Quant Results File: MEE1222P.RES

Quant Method : M:\YODA\DATA\Y211110M\MEE1222P.M (RTE Integrator)
Title : EPA 8270C
Last Update : Fri Dec 24 05:04:48 2021
Response via : Initial Calibration
DataAcq Meth : GED

Internal Standards	R.T.	QIon	Response	Conc Units	Dev(Min)
1) 1,4-dichlorobenzene-D4(IS)	4.93	152	642500	40.000 ppb	-0.01

System Monitoring Compounds

Target Compounds					Qvalue
2) 2-(2-Methoxyethoxy)ethanol	4.27	45	308179	96.691 ppb	99

(#) = qualifier out of range (m) = manual integration
1110Y155.D MEE1222P.M Mon Dec 27 10:23:38 2021 Page 1

Quantitation Report

Data File : M:\YODA\DATA\Y211110M\1110Y155.D Vial: 55
Acq On : 23 Dec 21 12:58 Operator: MA,SS
Sample : 211223A LCSD-1 Inst : Yoda
Misc : Water Multiplr: 1.00

Quant Time: Dec 24 5:05 2021 Quant Results File: MEE1222P.RES

Method : M:\YODA\DATA\Y211110M\MEE1222P.M (RTE Integrator)
Title : EPA 8270C
Last Update : Mon Dec 27 15:25:15 2021
Response via : Initial Calibration



Quantitation Report (Not Reviewed)

Data File : M:\YODA\DATA\Y211110M\1110Y166.D
Vial: 66
Acq On : 27 Dec 21 14:59
Operator: MA,SS
Sample : 211227A LCS-1 2/500
Inst : Yoda
Misc :
Multiplr: 1.00

Quant Time: Dec 27 13:59 2021
Quant Results File: MEE1222P.RES

Quant Method : M:\YODA\DATA\Y211110M\MEE1222P.M (RTE Integrator)
Title : EPA 8270C
Last Update : Mon Dec 27 13:59:16 2021
Response via : Initial Calibration
DataAcq Meth : GED

Internal Standards	R.T.	QIon	Response	Conc Units	Dev(Min)
1) 1,4-dichlorobenzene-D4(IS)	4.92	152	855553	40.000 ppb	-0.02

System Monitoring Compounds

Target Compounds					Qvalue
2) 2-(2-Methoxyethoxy)ethanol	4.29	45	285465	69.335 ppb	100

(#) = qualifier out of range (m) = manual integration

Quantitation Report

Data File : M:\YODA\DATA\Y211110M\1110Y166.D
Acq On : 27 Dec 21 14:59
Sample : 211227A LCS-1 2/500
Misc :

Vial: 66
Operator: MA,SS
Inst : Yoda
Multiplr: 1.00

Quant Time: Dec 27 13:59 2021

Quant Results File: MEE1222P.RES

Method : M:\YODA\DATA\Y211110M\MEE1222P.M (RTE Integrator)
Title : EPA 8270C
Last Update : Mon Dec 27 15:25:15 2021
Response via : Initial Calibration



Quantitation Report (Not Reviewed)

Data File : M:\YODA\DATA\Y211110M\1110Y167.D
Acq On : 27 Dec 21 15:22
Sample : 211227A LCSD-1 2/500
Misc :

Vial: 67
Operator: MA,SS
Inst : Yoda
Multiplr: 1.00

Quant Time: Dec 27 14:15 2021 Quant Results File: MEE1222P.RES

Quant Method : M:\YODA\DATA\Y211110M\MEE1222P.M (RTE Integrator)
Title : EPA 8270C
Last Update : Mon Dec 27 13:59:16 2021
Response via : Initial Calibration
DataAcq Meth : GED

Internal Standards	R.T.	QIon	Response	Conc Units	Dev(Min)
1) 1,4-dichlorobenzene-D4(IS)	4.93	152	995972	40.000 ppb	0.00

System Monitoring Compounds

Target Compounds					Qvalue
2) 2-(2-Methoxyethoxy)ethanol	4.27	45	311222	65.367 ppb	94

(#) = qualifier out of range (m) = manual integration

Quantitation Report

Data File : M:\YODA\DATA\Y211110M\1110Y167.D
Acq On : 27 Dec 21 15:22
Sample : 211227A LCSD-1 2/500
Misc :

Vial: 67
Operator: MA,SS
Inst : Yoda
Multiplr: 1.00

Quant Time: Dec 27 14:15 2021

Quant Results File: MEE1222P.RES

Method : M:\YODA\DATA\Y211110M\MEE1222P.M (RTE Integrator)
Title : EPA 8270C
Last Update : Mon Dec 27 15:25:15 2021
Response via : Initial Calibration



Quantitation Report (QT Reviewed)

Data File : M:\YODA\DATA\Y211110M\1110Y162.D
Acq On : 27 Dec 21 12:01
Sample : BA48188 df100 MS-1 10000ug/L
Misc :

Vial: 62
Operator: MA,SS
Inst : Yoda
Multiplr: 100.00

Quant Time: Dec 27 11:14 2021 Quant Results File: MEE1222P.RES

Quant Method : M:\YODA\DATA\Y211110M\MEE1222P.M (RTE Integrator)
Title : EPA 8270C
Last Update : Fri Dec 24 05:04:48 2021
Response via : Initial Calibration
DataAcq Meth : GED

Internal Standards	R.T.	QIon	Response	Conc Units	Dev(Min)
1) 1,4-dichlorobenzene-D4(IS)	4.94	152	750739	40.000 ppb	0.00

System Monitoring Compounds

Target Compounds					Qvalue
2) 2-(2-Methoxyethoxy)ethanol	4.12	45	340015m	9167.925 ppb	0

(#) = qualifier out of range (m) = manual integration

Quantitation Report

Data File : M:\YODA\DATA\Y211110M\1110Y162.D
Acq On : 27 Dec 21 12:01
Sample : BA48188 df100 MS-1 10000ug/L
Misc :

Vial: 62
Operator: MA,SS
Inst : Yoda
Multiplr: 100.00

Quant Time: Dec 27 11:14 2021

Quant Results File: MEE1222P.RES

Method : M:\YODA\DATA\Y211110M\MEE1222P.M (RTE Integrator)
Title : EPA 8270C
Last Update : Mon Dec 27 15:25:15 2021
Response via : Initial Calibration

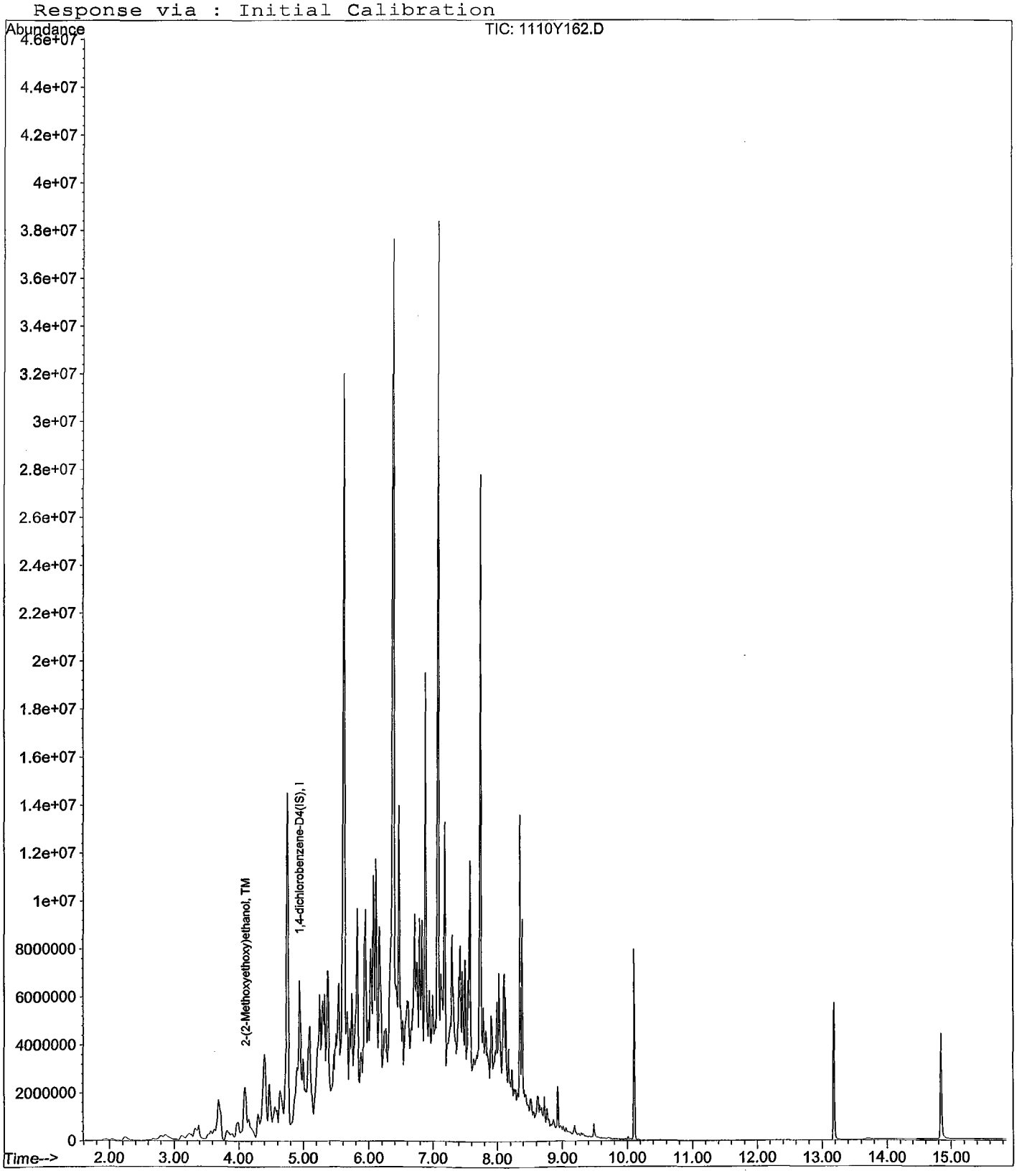

Quantitation Report (Not Reviewed)

Data File : M:\YODA\DATA\Y211110M\1110Y163.D
Acq On : 27 Dec 21 12:24
Sample : BA48188 df100 MSD-1 10000ug/L
Misc :

Vial: 63
Operator: MA,SS
Inst : Yoda
Multiplr: 100.00

Quant Time: Dec 27 11:25 2021 Quant Results File: MEE1222P.RES

Quant Method : M:\YODA\DATA\Y211110M\MEE1222P.M (RTE Integrator)
Title : EPA 8270C
Last Update : Mon Dec 27 11:25:30 2021
Response via : Initial Calibration
DataAcq Meth : GED

Internal Standards	R.T.	QIon	Response	Conc Units	Dev(Min)
1) 1,4-dichlorobenzene-D4(IS)	4.94	152	763948	40.000 ppb	0.00

System Monitoring Compounds

Target Compounds					Qvalue
2) 2-(2-Methoxyethoxy)ethanol	4.11	45	371330	9789.265 ppb	100

(#) = qualifier out of range (m) = manual integration

Quantitation Report

Data File : M:\YODA\DATA\Y211110M\1110Y163.D
Acq On : 27 Dec 21 12:24
Sample : BA48188 df100 MSD-1 10000ug/L
Misc :

Vial: 63
Operator: MA,SS
Inst : Yoda
Multiplr: 100.00

Quant Time: Dec 27 11:25 2021

Quant Results File: MEE1222P.RES

Method : M:\YODA\DATA\Y211110M\MEE1222P.M (RTE Integrator)
Title : EPA 8270C
Last Update : Mon Dec 27 15:25:15 2021
Response via : Initial Calibration

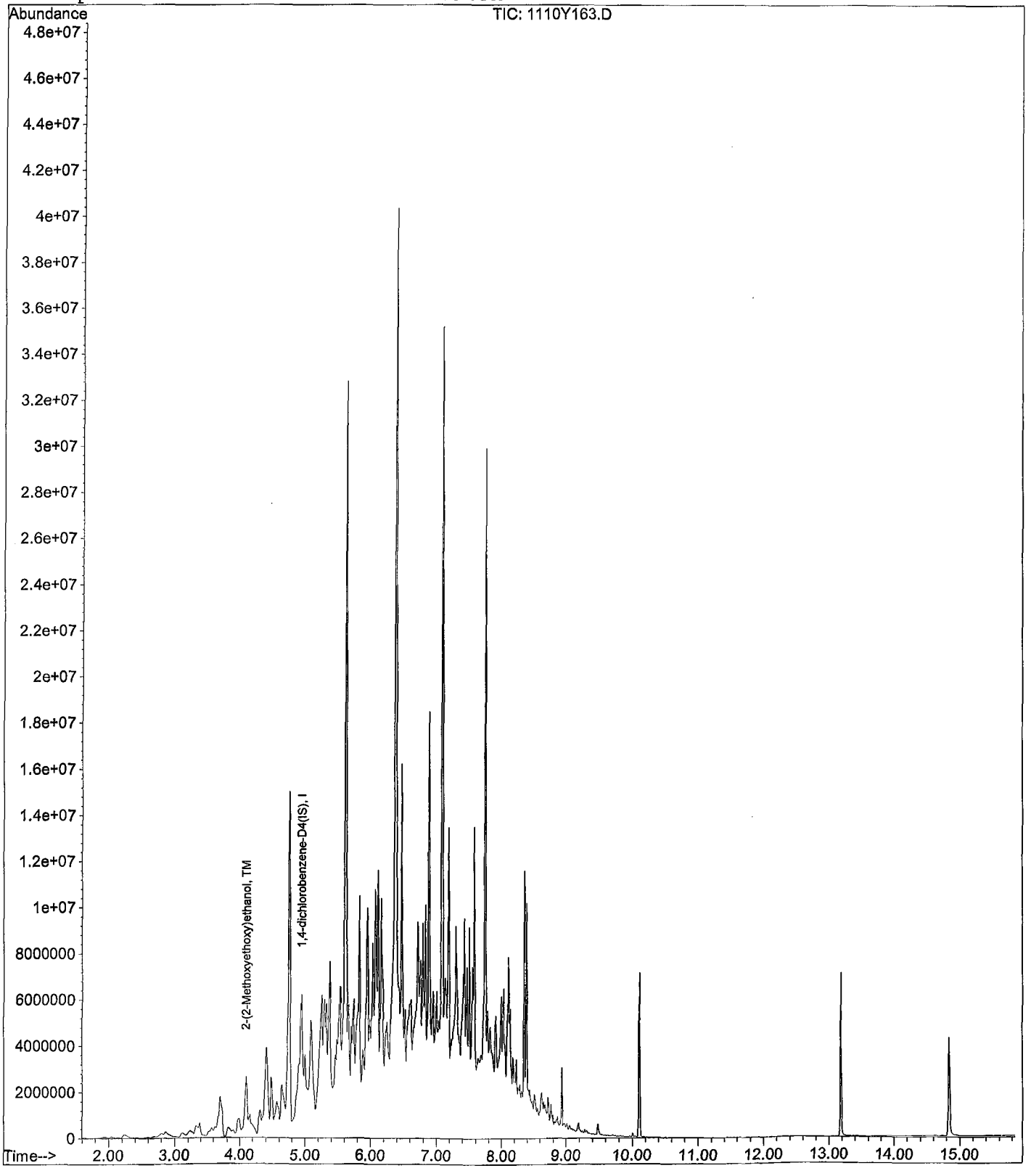

DFTPP

Data File : M:\YODA\DATA\Y211110M\1110Y131.D
Acq On : 22 Dec 21 11:54
Sample : SV TUNE 7/2/21
Misc : Water

Vial: 31
Operator: MA,SS
Inst : Yoda
Multiplr: 1.00

Method : M:\YODA\DATA\Y211110M\MEE1222P.M (RTE Integrator)
Title : EPA 8270C

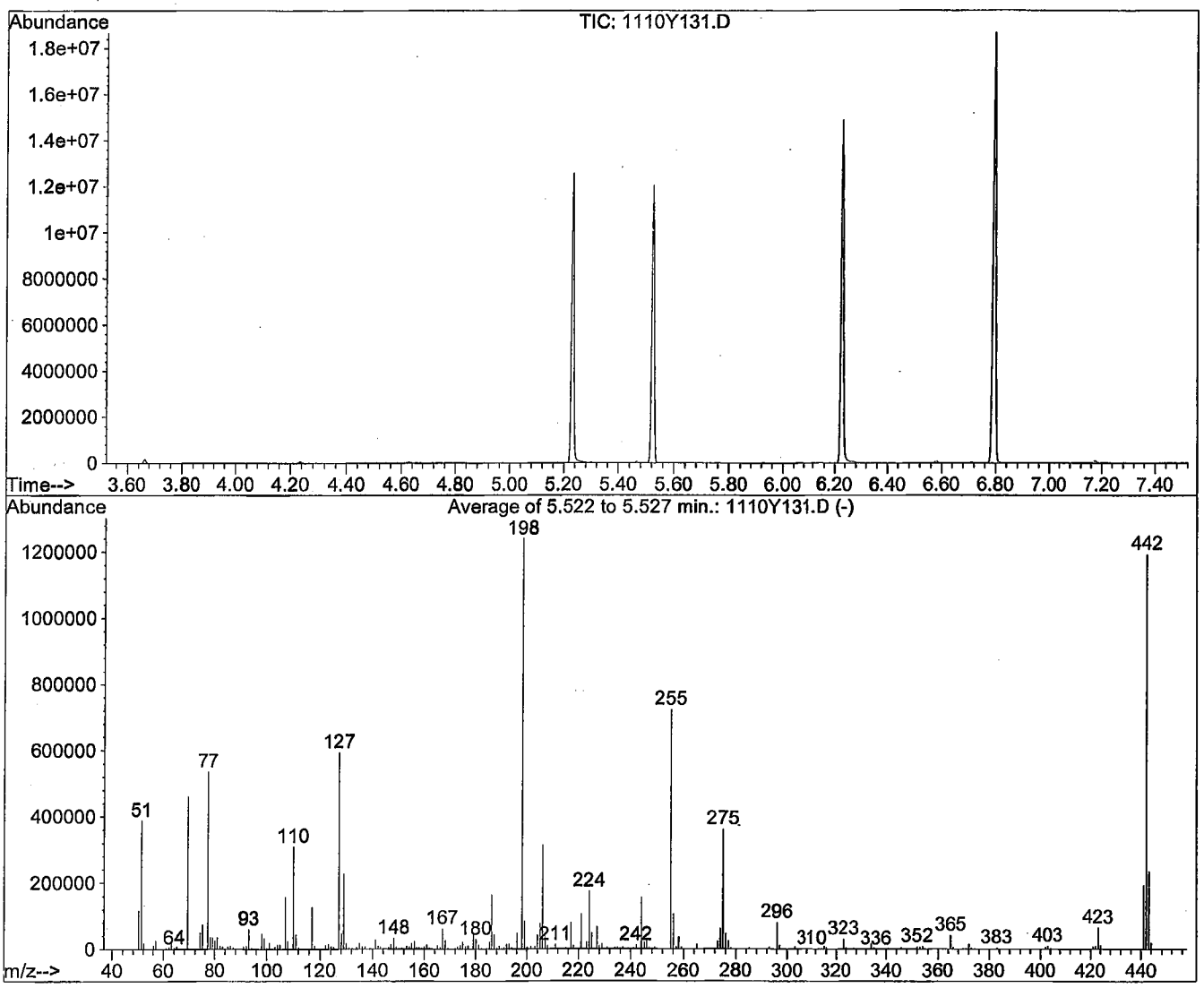

AutoFind: Scans 775, 776, 777; Background Corrected with Scan 766

Target Mass	Rel. to Mass	Lower Limit%	Upper Limit%	Rel. Abn%	Raw Abn	Result Pass/Fail
51	198	10	80	31.3	388676	PASS
68	69	0.00	2	0.0	0	PASS
70	69	0.00	2	0.0	0	PASS
127	198	10	80	47.8	594112	PASS
197	198	0.00	2	0.0	0	PASS
198	198	100	100	100.0	1242453	PASS
199	198	5	9	6.8	84880	PASS
275	198	10	60	29.1	362112	PASS
365	198	1	100	3.4	41949	PASS
441	442	0.01	24	16.3	194283	PASS
442	198	50	500	96.1	1194411	PASS
443	442	15	24	19.7	235499	PASS

Data File Name:	**1110Y131.D**
Data File Path:	**M:\YODA\DATA\Y211110M**
Operator:	**MA,SS**
Date Acquired:	**22 Dec 2021 11:54**
Method File:	**DFTPP2.M**
Sample Name:	**SV TUNE 7/2/21**
Vial Number:	**31**
Instrument Name:	**Yoda**

#	Name	Ret Time	Target Response
1)	DDT	6.79	131760000
2)	DDD	6.58	666890
3)	DDE	6.40	0
		Breakdown	**0.50**

Data File : M:\YODA\DATA\Y211110M\1110Y131.D
Acq On : 22 Dec 21 11:54
Sample : SV TUNE 7/2/21
Misc : Water
Quant Time: Dec 22 12:47 2021

Vial: 31
Operator: MA,SS
Inst : Yoda
Multiplr: 1.00
Quant Results File: temp.res

Method : M:\YODA\DATA\Y211110M\DFTPP2.M (Chemstation Integrator)
Title :
Last Update : Wed Dec 22 12:47:47 2021
Response via : Single Level Calibration

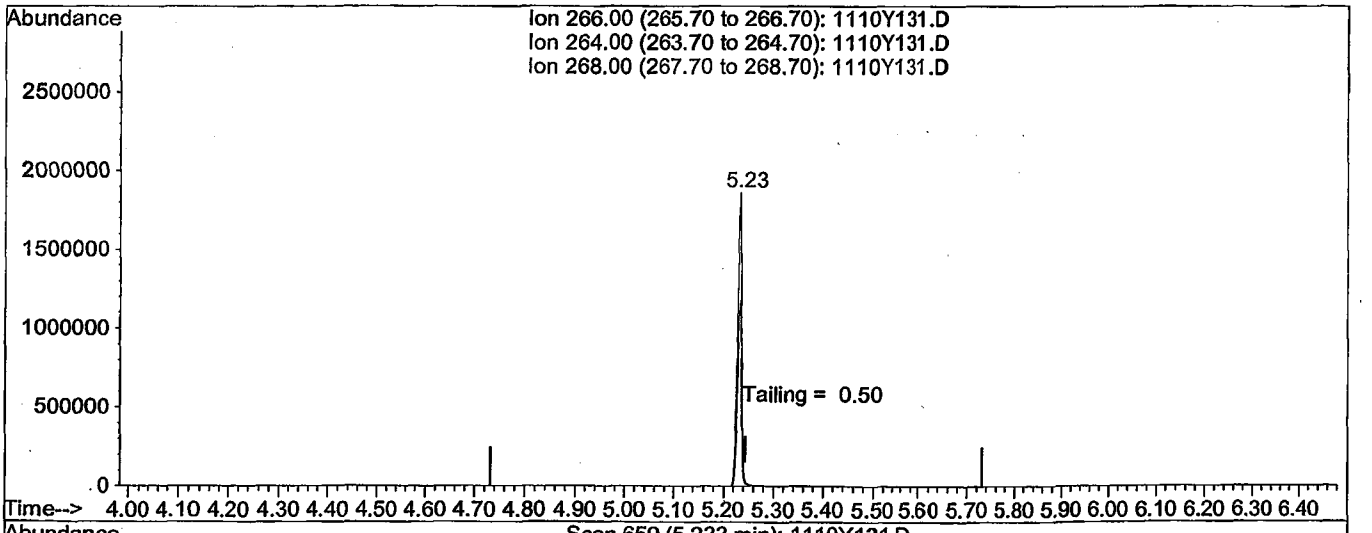

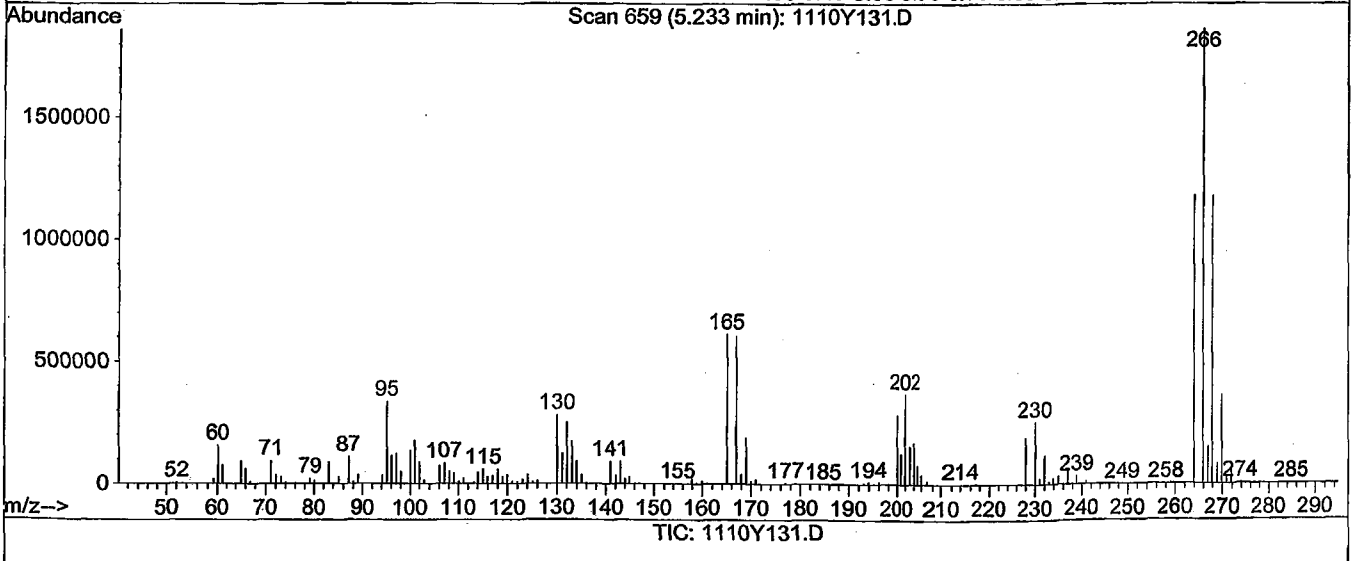

(5) Pentachlorophenol

5.23min 0.0000

response 10753567

Ion	Exp%	Act%
266.00	100	100
264.00	63.50	63.15
268.00	63.40	63.85
0.00	0.00	0.00

Quantitation Report

Data File : M:\YODA\DATA\Y211110M\1110Y131.D
Acq On : 22 Dec 21 11:54
Sample : SV TUNE 7/2/21
Misc : Water
Quant Time: Dec 22 12:47 2021

Vial: 31
Operator: MA,SS
Inst : Yoda
Multiplr: 1.00
Quant Results File: temp.res

Method : M:\YODA\DATA\Y211110M\DFTPP2.M (Chemstation Integrator)
Title :
Last Update : Wed Dec 22 12:47:47 2021
Response via : Single Level Calibration

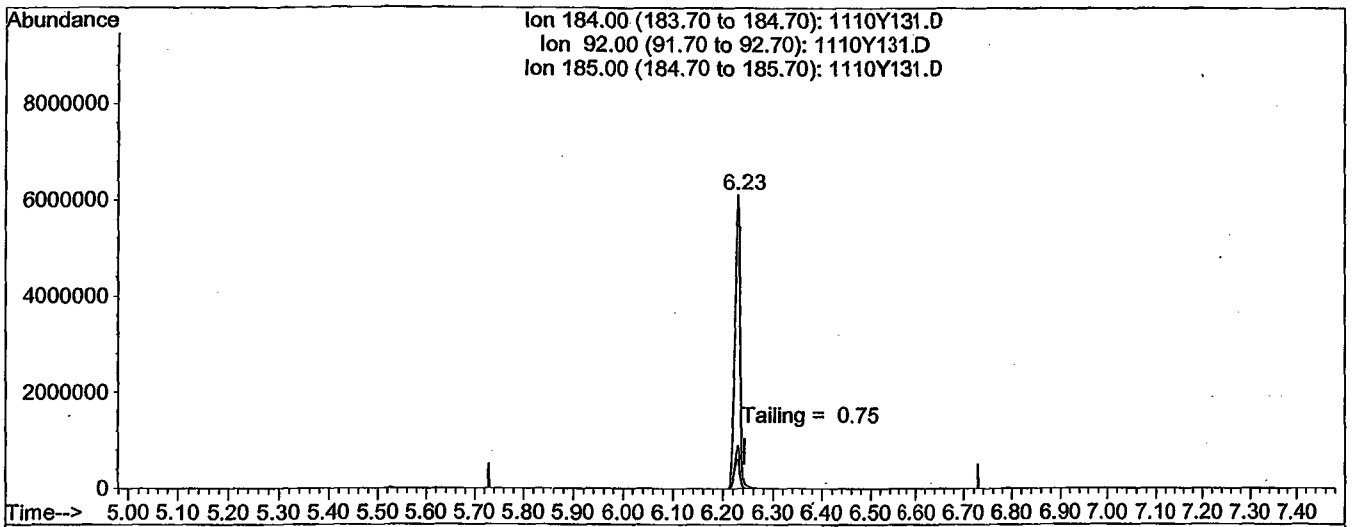

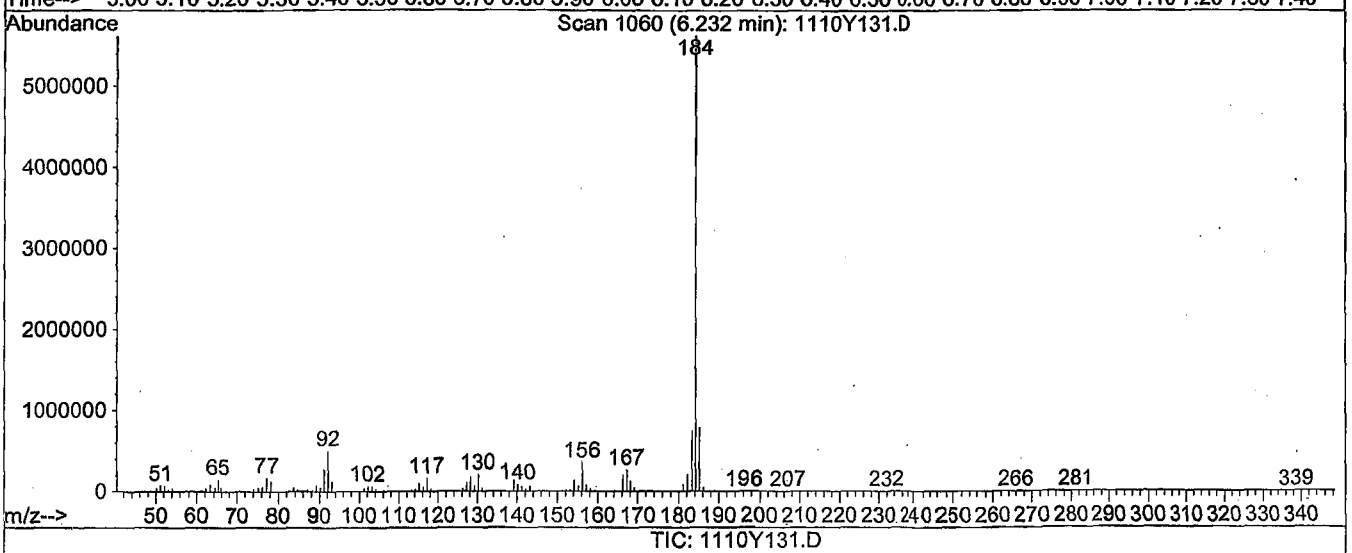

(6) Benzidine

6.23min 0.0000

response 42805769

Ion	Exp%	Act%
184.00	100	100
92.00	10.20	10.18
185.00	14.80	14.33
0.00	0.00	0.00

DFTPP

Data File : M:\YODA\DATA\Y211110M\1110Y151.D Vial: 51
Acq On : 23 Dec 21 11:29 Operator: MA,SS
Sample : SV TUNE 7/2/21 Inst : Yoda
Misc : Water Multiplr: 1.00

Method : M:\YODA\DATA\Y211110M\MEE1222P.M (RTE Integrator)
Title : EPA 8270C

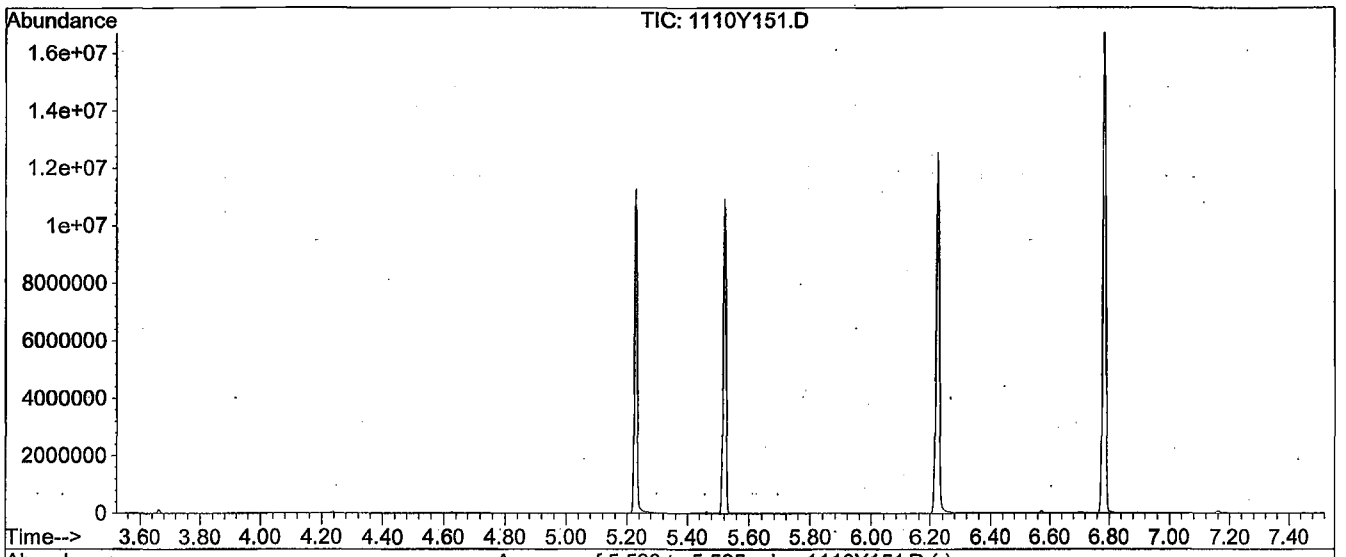

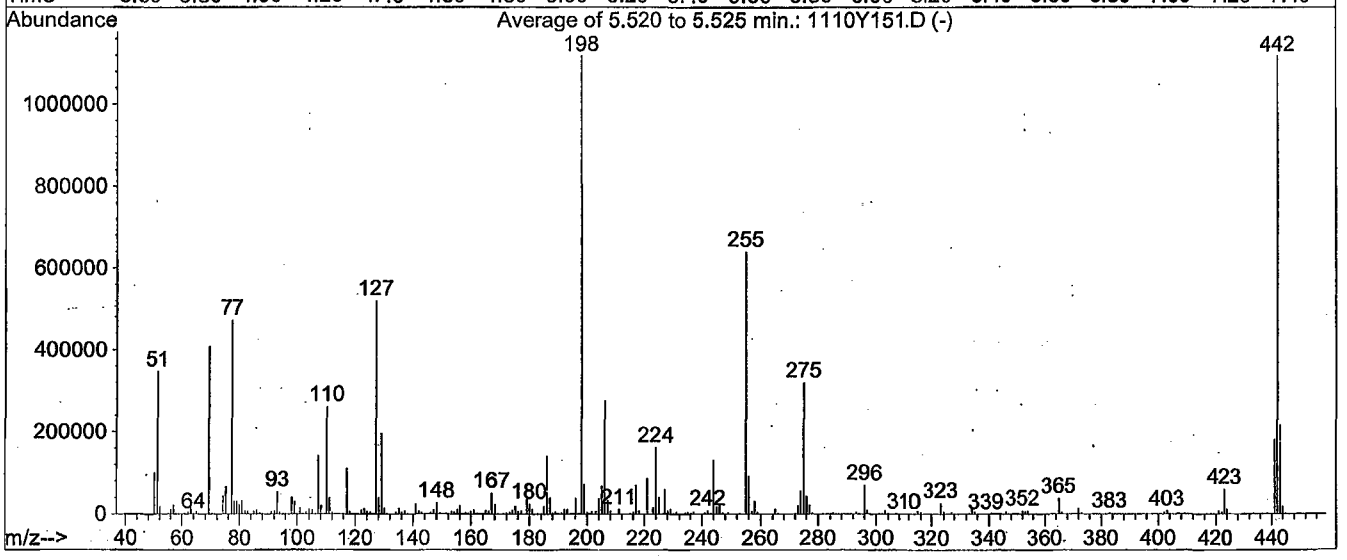

AutoFind: Scans 774, 775, 776; Background Corrected with Scan 765

Target Mass	Rel. to Mass	Lower Limit%	Upper Limit%	Rel. Abn%	Raw Abn	Result Pass/Fail
51	198	10	80	31.1	348185	PASS
68	69	0.00	2	0.0	0	PASS
70	69	0.00	2	0.7	2700	PASS
127	198	10	80	46.5	520832	PASS
197	198	0.00	2	0.0	0	PASS
198	198	100	100	100.0	1119339	PASS
199	198	5	9	6.6	73757	PASS
275	198	10	60	28.6	320661	PASS
365	198	1	100	3.4	38320	PASS
441	442	0.01	24	16.3	182763	PASS
442	198	50	500	100.1	1120789	PASS
443	442	15	24	19.4	217600	PASS

Data File Name:	**1110Y151.D**
Data File Path:	**M:\YODA\DATA\Y211110M**
Operator:	**MA,SS**
Date Acquired:	**23 Dec 2021 11:29**
Method File:	**DFTPP2.M**
Sample Name:	**SV TUNE 7/2/21**
Vial Number:	**51**
Instrument Name:	**Yoda**

#	Name	Ret Time	Target Response
1)	DDT	6.79	119061000
2)	DDD	6.58	532036
3)	DDE	6.40	0

Breakdown **0.44**

Quantitation Report

Data File : M:\YODA\DATA\Y211110M\1110Y151.D Vial: 51
Acq On : 23 Dec 21 11:29 Operator: MA,SS
Sample : SV TUNE 7/2/21 Inst : Yoda
Misc : Water Multiplr: 1.00
Quant Time: Dec 23 10:23 2021 Quant Results File: temp.res

Method : M:\YODA\DATA\Y211110M\DFTPP2.M (Chemstation Integrator)
Title :
Last Update : Wed Dec 22 12:47:47 2021
Response via : Single Level Calibration

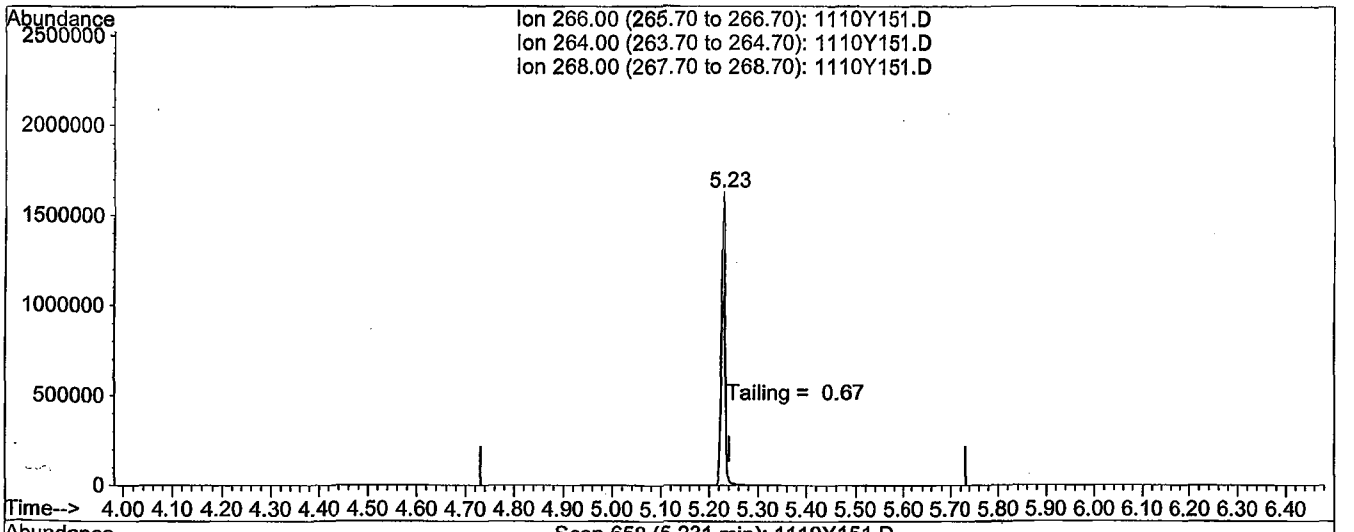

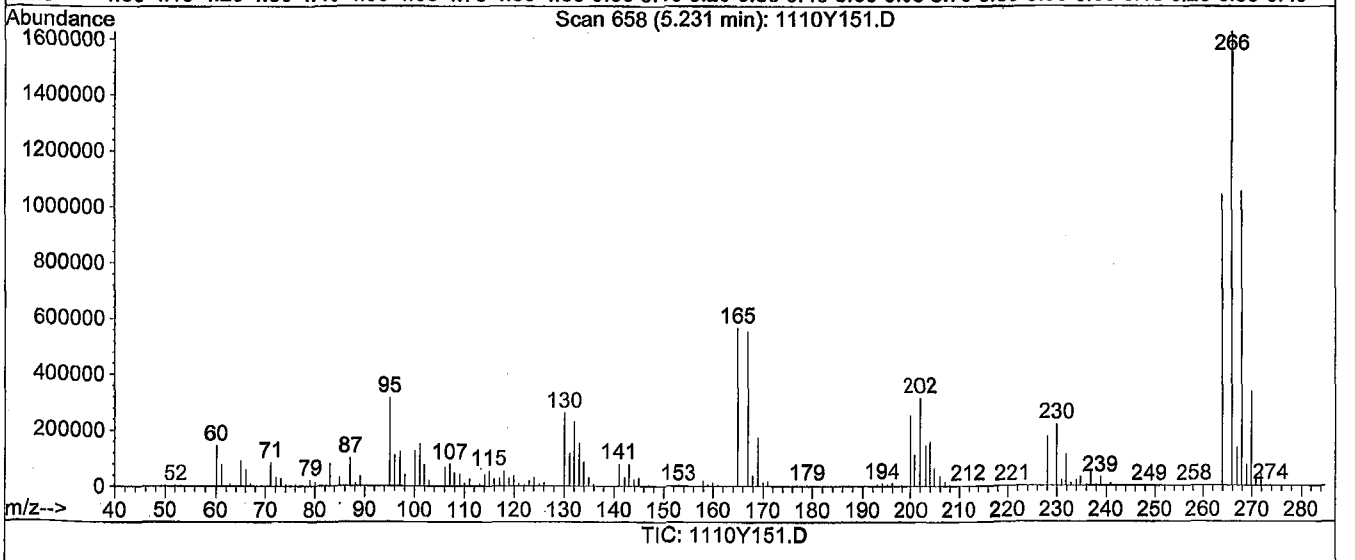

TIC: 1110Y151.D

(5) Pentachlorophenol

5.23min 0.0000

response 9252419

Ion	Exp%	Act%
266.00	100	100
264.00	63.50	64.28
268.00	63.40	64.07
0.00	0.00	0.00

Quantitation Report

Data File : M:\YODA\DATA\Y211110M\1110Y151.D
Acq On : 23 Dec 21 11:29
Sample : SV TUNE 7/2/21
Misc : Water
Quant Time: Dec 23 10:23 2021

Vial: 51
Operator: MA,SS
Inst : Yoda
Multiplr: 1.00
Quant Results File: temp.res

Method : M:\YODA\DATA\Y211110M\DFTPP2.M (Chemstation Integrator)
Title :
Last Update : Wed Dec 22 12:47:47 2021
Response via : Single Level Calibration

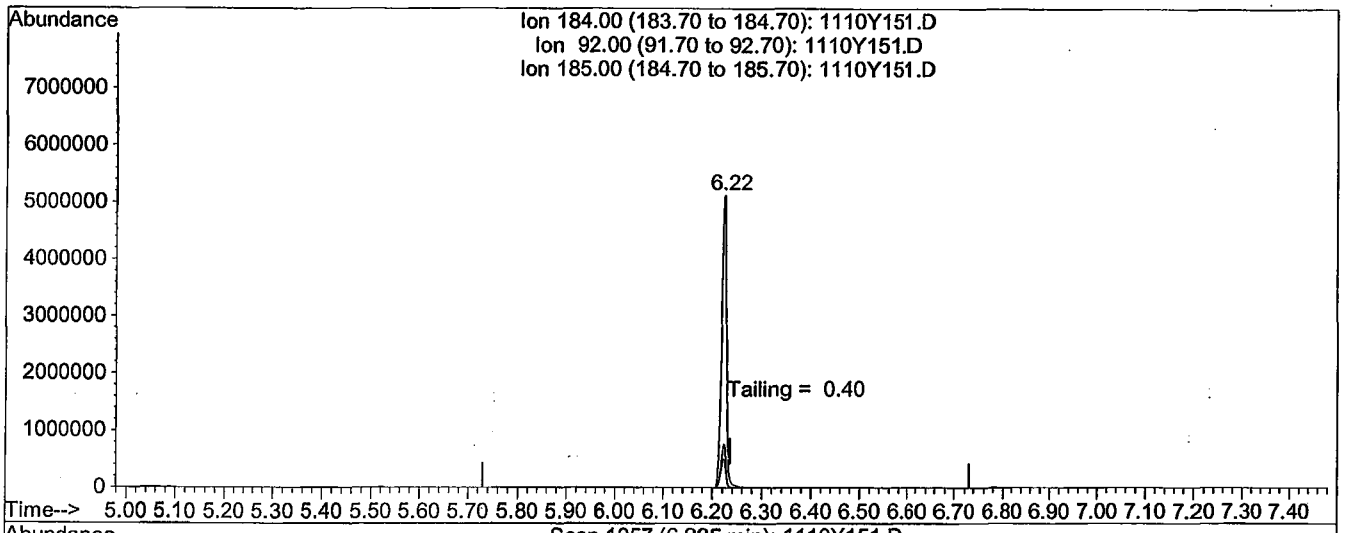

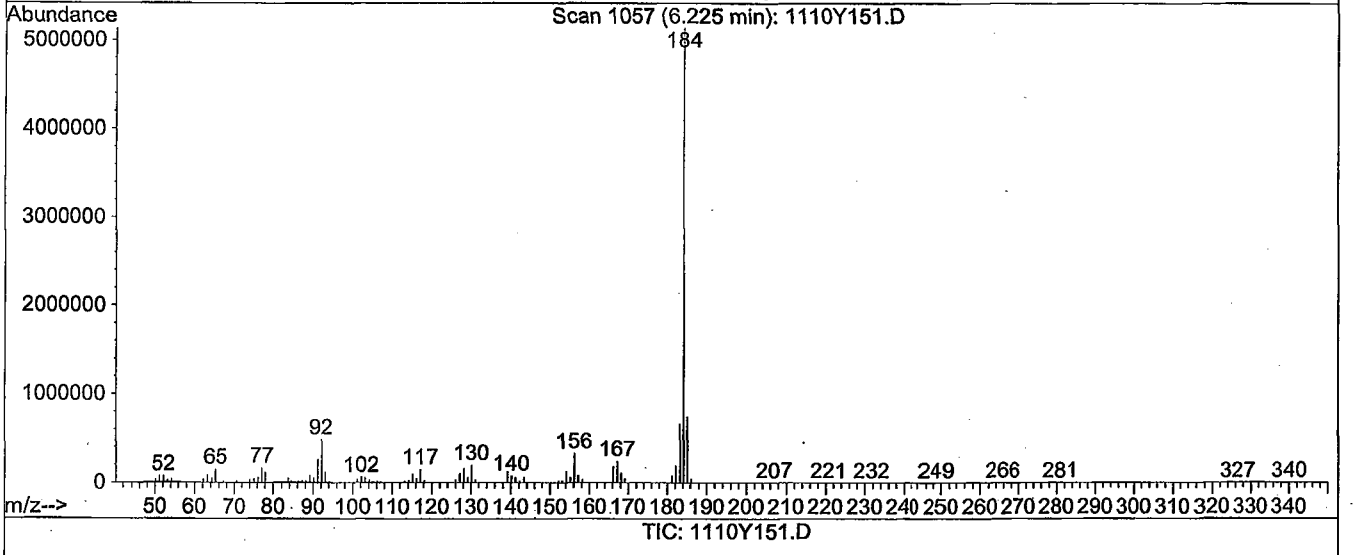

TIC: 1110Y151.D

(6) Benzidine

6.22min 0.0000

response 35910089

Ion	Exp%	Act%
184.00	100	100
92.00	10.20	10.00
185.00	14.80	14.82
0.00	0.00	0.00

DFTPP

Data File : M:\YODA\DATA\Y211110M\1110Y160.D Vial: 60
Acq On : 27 Dec 21 10:29 Operator: MA,SS
Sample : SV TUNE 7/2/21 Inst : Yoda
Misc : Multiplr: 1.00

Method : M:\YODA\DATA\Y211110M\MEE1222P.M (RTE Integrator)
Title : EPA 8270C

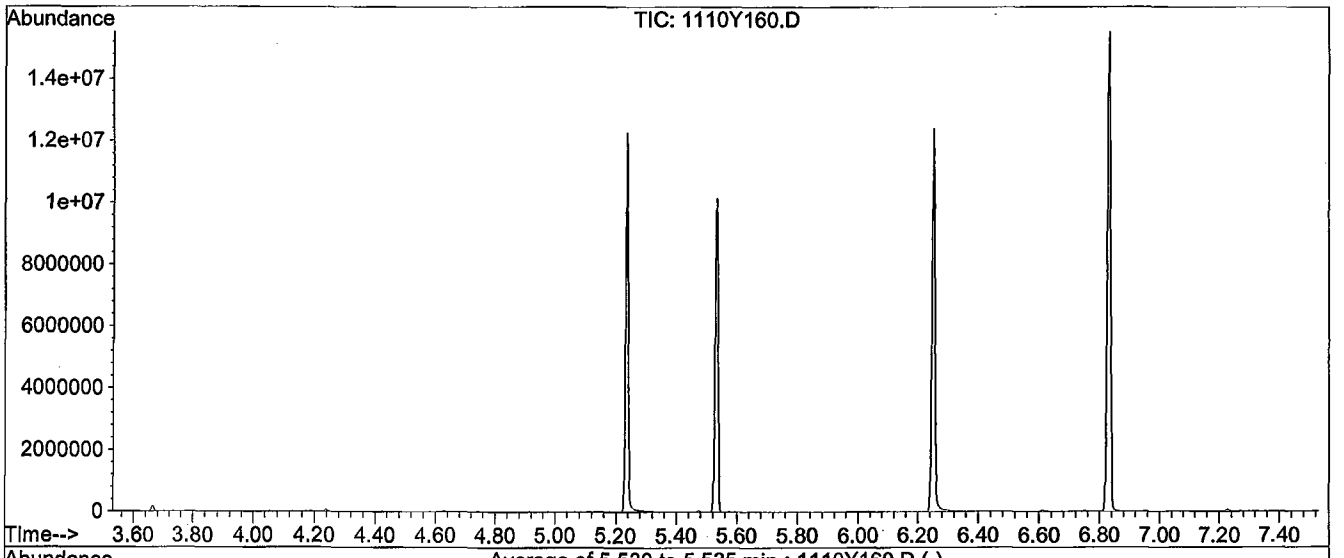

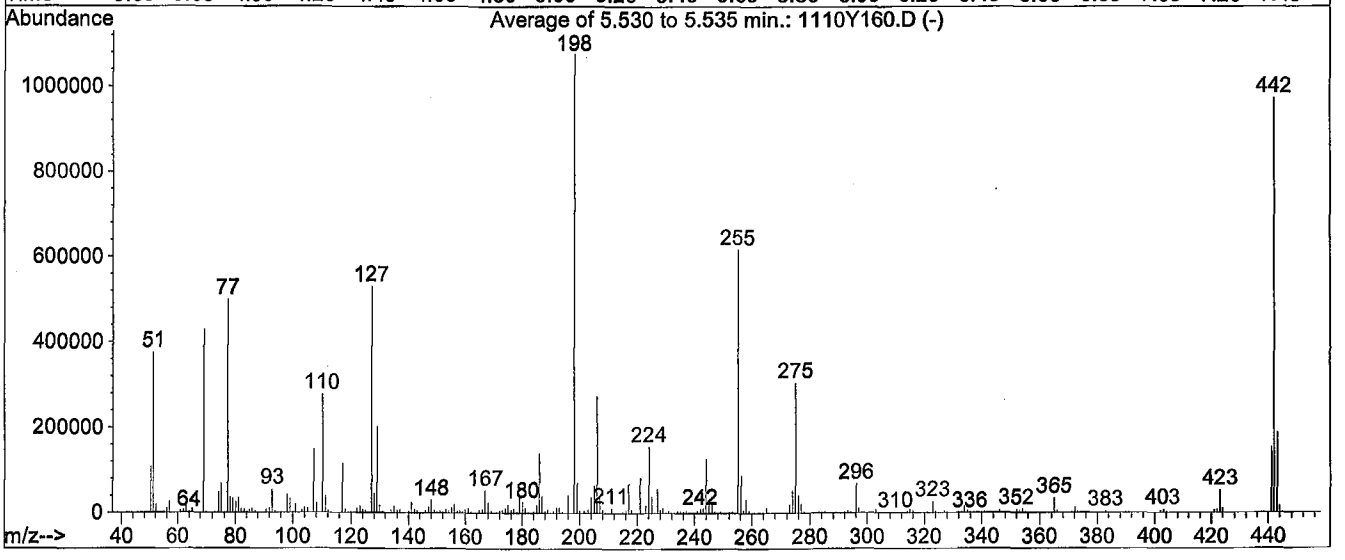

AutoFind: Scans 777, 778, 779; Background Corrected with Scan 768

Target Mass	Rel. to Mass	Lower Limit%	Upper Limit%	Rel. Abn%	Raw Abn	Result Pass/Fail
51	198	10	80	34.9	375490	PASS
68	69	0.00	2	0.0	0	PASS
70	69	0.00	2	0.6	2606	PASS
127	198	10	80	49.3	530432	PASS
197	198	0.00	2	0.0	0	PASS
198	198	100	100	100.0	1076267	PASS
199	198	5	9	6.6	71195	PASS
275	198	10	60	28.4	305408	PASS
365	198	1	100	3.2	34157	PASS
441	442	0.01	24	15.9	154595	PASS
442	198	50	500	90.4	973232	PASS
443	442	15	24	19.5	189824	PASS

Data File Name:	**1110Y160.D**
Data File Path:	**M:\YODA\DATA\Y211110M**
Operator:	**MA,SS**
Date Acquired:	**27 Dec 2021 10:29**
Method File:	**DFTPP2.M**
Sample Name:	**SV TUNE 7/2/21**
Vial Number:	**60**
Instrument Name:	**Yoda**

#	Name	Ret Time	Target Response
1)	DDT	6.79	117595000
2)	DDD	6.58	368987
3)	DDE	6.40	135280

Breakdown **0.43**

Quantitation Report

Data File : M:\YODA\DATA\Y211110M\1110Y160.D
Acq On : 27 Dec 21 10:29
Sample : SV TUNE 7/2/21
Misc :
Quant Time: Dec 27 9:55 2021

Vial: 60
Operator: MA,SS
Inst : Yoda
Multiplr: 1.00
Quant Results File: temp.res

Method : M:\YODA\DATA\Y211110M\DFTPP2.M (Chemstation Integrator)
Title :
Last Update : Wed Dec 22 12:47:47 2021
Response via : Single Level Calibration

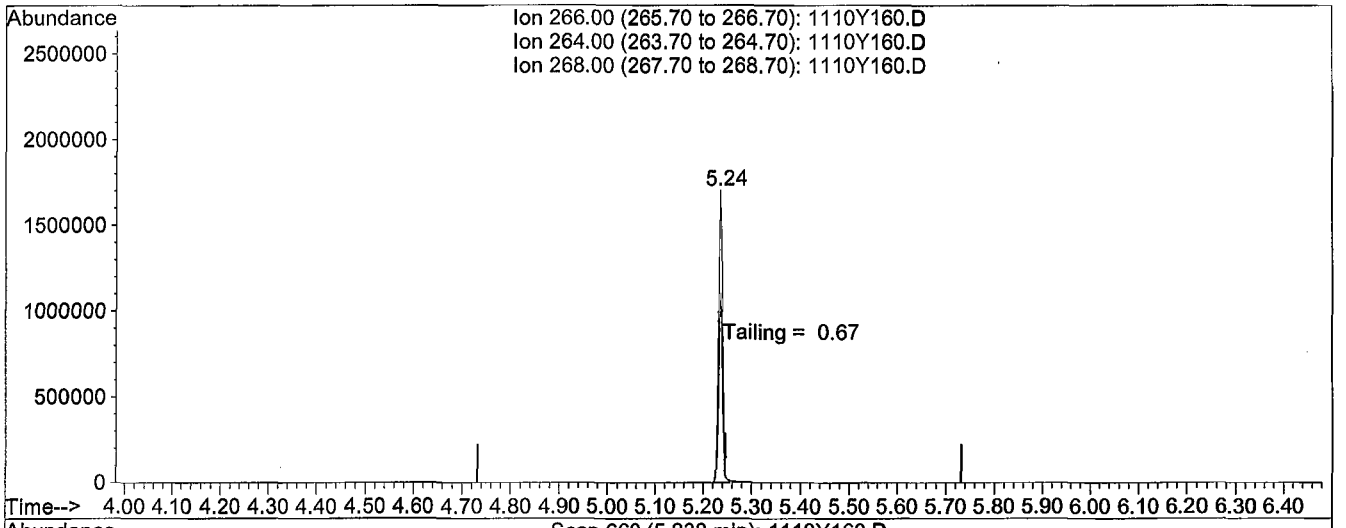

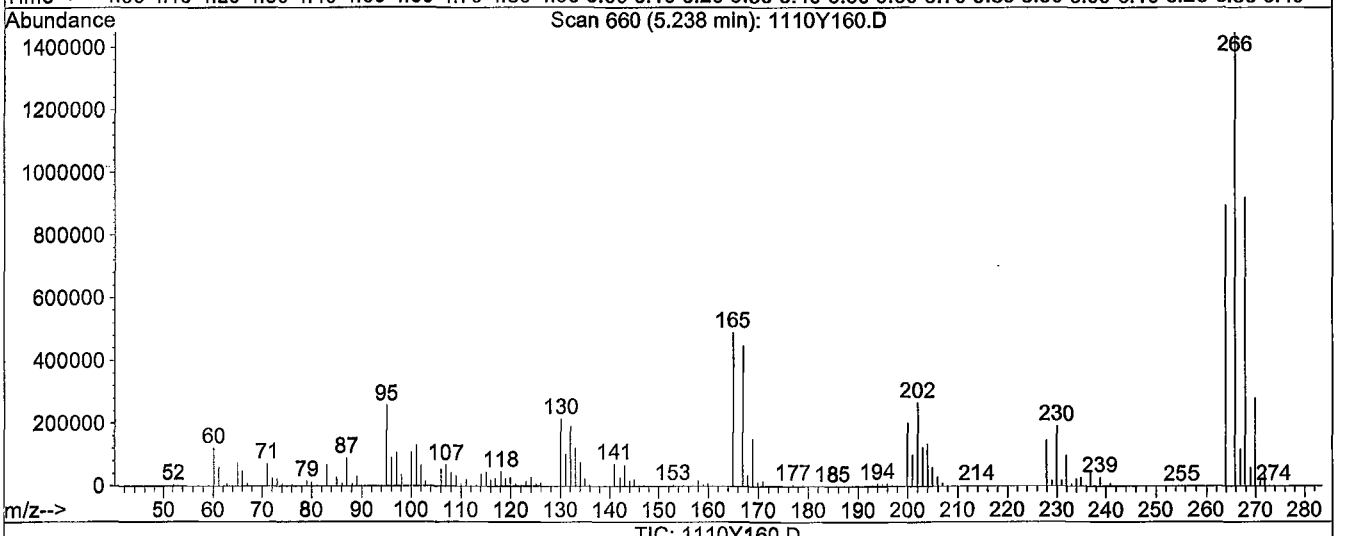

(5) Pentachlorophenol

5.24min 0.0000

response 9620406

Ion	Exp%	Act%
266.00	100	100
264.00	63.50	62.71
268.00	63.40	63.58
0.00	0.00	0.00

Quantitation Report

Data File : M:\YODA\DATA\Y211110M\1110Y160.D
Acq On : 27 Dec 21 10:29
Sample : SV TUNE 7/2/21
Misc :
Quant Time: Dec 27 9:55 2021

Vial: 60
Operator: MA,SS
Inst : Yoda
Multiplr: 1.00
Quant Results File: temp.res

Method : M:\YODA\DATA\Y211110M\DFTPP2.M (Chemstation Integrator)
Title :
Last Update : Wed Dec 22 12:47:47 2021
Response via : Single Level Calibration

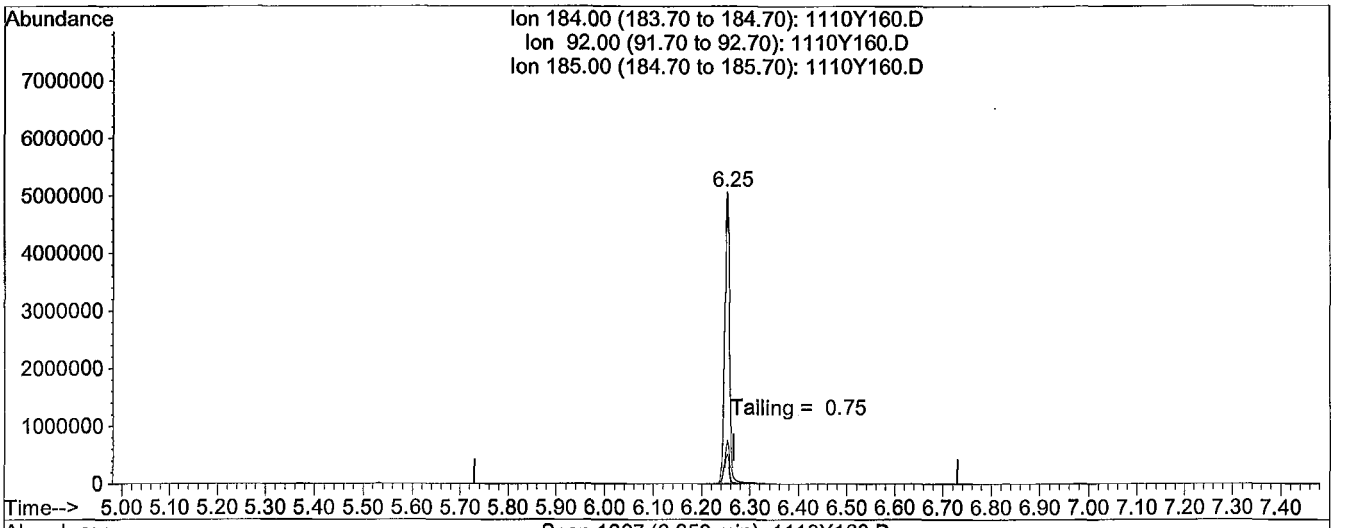

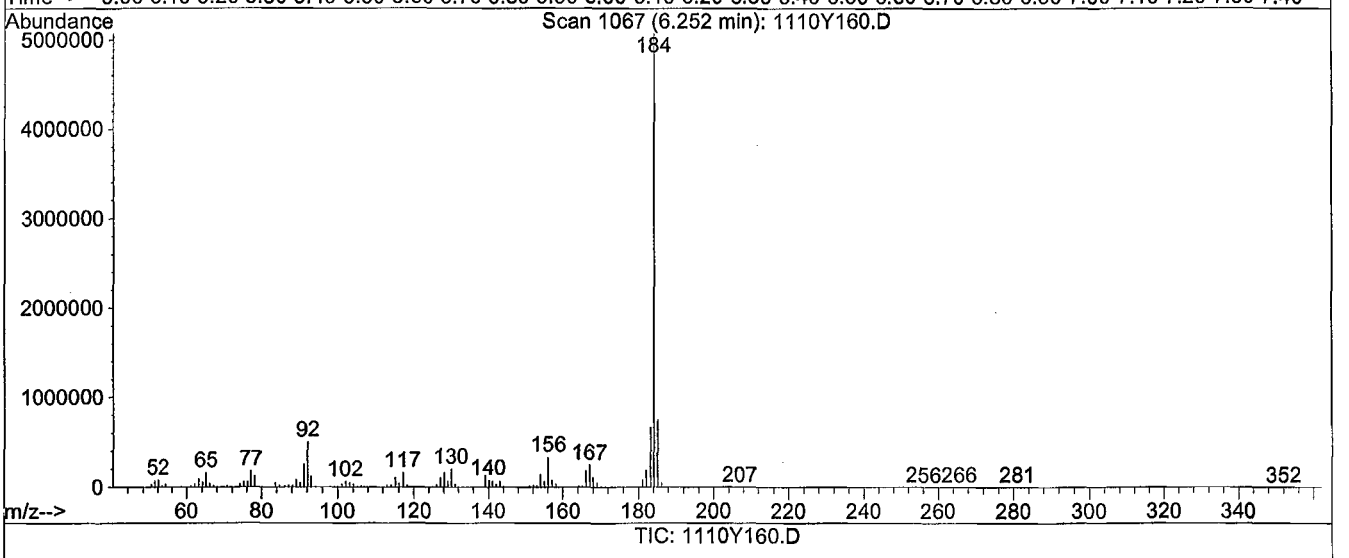

(6) Benzidine

6.25min 0.0000

response 34578587

Ion	Exp%	Act%
184.00	100	100
92.00	10.20	10.11
185.00	14.80	14.83
0.00	0.00	0.00

Injection Log

Directory: M:\YODA\DATA\Y211110M\

Vial	FileName	Multiplier	SampleName	Misc Info	Injected
31	1110Y131.D	1	SV TUNE 7/2/21	Water	22 Dec 21 11:54
41	1110Y141.D	1	1ug/ml MEE 12/22/21	Water	22 Dec 21 20:00
42	1110Y142.D	1	10ug/ml MEE 12/22/21	Water	22 Dec 21 20:24
43	1110Y143.D	1	50ug/ml MEE 11/08/21	Water	22 Dec 21 20:47
44	1110Y144.D	1	100ug/ml MEE 11/08/21	Water	22 Dec 21 21:10
45	1110Y145.D	1	200ug/ml MEE 11/08/21	Water	22 Dec 21 21:33
46	1110Y146.D	1	500ug/ml MEE 11/08/21	Water	22 Dec 21 21:56
47	1110Y147.D	1	800ug/ml MEE 11/08/21	Water	22 Dec 21 22:19
48	1110Y148.D	1	1000ug/ml MEE 11/08/21	Water	22 Dec 21 22:42
51	1110Y151.D	1	SV TUNE 7/2/21	Water	23 Dec 21 11:29
52	1110Y152.D	1	SS 500ug/ml MEE 11/08/21	Water	23 Dec 21 11:44
53	1110Y153.D	1	211223A BLK	Water	23 Dec 21 12:11
54	1110Y154.D	1	211223A LCS-1	Water	23 Dec 21 12:34
55	1110Y155.D	1	211223A LCSD-1	Water	23 Dec 21 12:58
56	1110Y156.D	1	BA48188 df100	Water	23 Dec 21 15:11
57	1110Y157.D	1	500ug/ml (2) MEE 11/08/21		23 Dec 21 15:34
60	1110Y160.D	1	SV TUNE 7/2/21		27 Dec 21 10:29
61	1110Y161.D	1	500ug/ml (1) MEE 11/08/21		27 Dec 21 10:44
65	1110Y165.D	1	211227A BLK 2/500		27 Dec 21 14:36
66	1110Y166.D	1	211227A LCS-1 2/500		27 Dec 21 14:59
67	1110Y167.D	1	211227A LCSD-1 2/500		27 Dec 21 15:22
69	1110Y169.D	100	BA48198M02 2/500 df100		27 Dec 21 16:32
70	1110Y170.D	1	500ug/ml (1) MEE 11/08/21		27 Dec 21 16:55

Name of Final Standard	**2MEE Curve**	**Prep'd By (Initials)**	**LS**
Prep Date	**12/22/2021**		
Exp Date	**9/23/2022**		

Initial Standard Information						Final Standard Information			
Name of Initial Standard (from container Label)	Supplier	Supplier P/N# (or APPL Mix Name)	Conc.(range)	Lot # with QA # (or reference to APPL prep date)	Exp Date	Aliquot from Stock	Final Volume	Final Solvent + Lot# (or APPL Prep Date)	Final Standard Conc.(range)
10 ug/mL 2MEE	APPL		2000 ug/mL	12/22/2021	11/2/2022	10 uL	100uL	Methanol 90uL Lot# 60303	1 ug/mL
SV Internal Standard	APPL	8270 Internal Standard	2000 ug/mL	9/23/2021	9/23/2022	2 uL	"	"	"
MEE M STD Stock	APPL		2000 ug/mL	12/22/2021	11/2/2022	1 uL	200uL	Methanol 199uL Lot# 60303	10 ug/mL
SV Internal Standard	APPL	8270 Internal Standard	2000 ug/mL	9/23/2021	9/23/2022	4 uL	"	"	"
MEE M STD Stock	APPL		2000 ug/mL	11/2/2021	11/2/2022	5 uL	200uL	Methanol 195uL Lot# 60303	50 ug/mL
SV Internal Standard	APPL	8270 Internal Standard	2000 ug/mL	9/23/2021	9/23/2022	4 uL	"	"	"
MEE M STD Stock	APPL		2000 ug/mL	11/2/2021	11/2/2022	5 uL	100uL	Methanol 95uL Lot# 60303	100 ug/mL
SV Internal Standard	APPL	8270 Internal Standard	2000 ug/mL	9/23/2021	9/23/2022	2 uL	"	"	"
MEE M STD Stock	APPL		2000 ug/mL	11/2/2021	11/2/2022	10 uL	100uL	Methanol 90uL Lot# 60303	200 ug/mL
SV Internal Standard	APPL	8270 Internal Standard	2000 ug/mL	9/23/2021	9/23/2022	2 uL	"	"	"
MEE M STD Stock	APPL		2000 ug/mL	11/2/2021	11/2/2022	50 uL	200 uL	Methanol 150 uL Lot# 60303	500 ug/mL
SV Internal Standard	APPL	8270 Internal Standard	2000 ug/mL	9/23/2021	9/23/2022	4 uL	"	"	"
MEE M STD Stock	APPL		2000 ug/mL	11/2/2021	11/2/2022	40 uL	100uL	Methanol 60 uL Lot# 60303	800 ug/mL
SV Internal Standard	APPL	8270 Internal Standard	2000 ug/mL	9/23/2021	9/23/2022	2 uL	"	"	"
MEE M STD Stock	APPL		2000 ug/mL	11/2/2021	11/2/2022	50 uL	100uL	Methanol 50uL Lot# 60303	1000 ug/mL
SV Internal Standard	APPL	8270 Internal Standard	2000 ug/mL	9/23/2021	9/23/2022	2 uL	"	"	"

Name of Final Standard	**2MEE Second Source**	**Prep'd By (Initials)**	**LS**
Prep Date	**12/22/2021**		
Exp Date	**7/31/2022**		

Initial Standard Information						Final Standard Information			
Name of Initial Standard (from container Label)	Supplier	Supplier P/N# (or APPL Mix Name)	Conc.(range)	Lot # with QA # (or reference to APPL prep date)	Exp Date	Aliquot from Stock	Final Volume	Final Solvent + Lot# (or APPL Prep Date)	Final Standard Conc.(range)
MEE SS (w/o extract)	APPL		2000 ug/mL	11/3/2021	7/31/2022	50 uL	200uL	Methanol 150uL Lot# 60303	500 ug/mL
SV Internal Standard	APPL	8270 Internal Standard	2000 ug/mL	9/23/2021	9/23/2022	4 uL	"	"	"

Name of Final Standard	2MEE Curve	**Prep'd By (Initials)**	LS
Prep Date	11/8/2021		
Exp Date	9/23/2022		

Initial Standard Information						Final Standard Information			
Name of Initial Standard (from container Label)	Supplier	Supplier P/N# (or APPL Mix Name)	Conc.(range)	Lot # with QA # (or reference to APPL prep date)	Exp Date	Aliquot from Stock	Final Volume	Final Solvent + Lot# (or APPL Prep Date)	Final Standard Conc (range)
MEE M STD Stock	APPL		2000 ug/mL	11/2/2021	11/2/2022	5 uL	200uL	Methanol 195uL Lot# 60303	50 ug/mL
SV Internal Standard	APPL	8270 Internal Standard	2000 ug/mL	9/23/2021	9/23/2022	4 uL	*	*	*
MEE M STD Stock	APPL		2000 ug/mL	11/2/2021	11/2/2022	5 uL	100uL	Methanol 95uL Lot# 60303	100 ug/mL
SV Internal Standard	APPL	8270 Internal Standard	2000 ug/mL	9/23/2021	9/23/2022	2 uL	*	*	*
MEE M STD Stock	APPL		2000 ug/mL	11/2/2021	11/2/2022	10 uL	100uL	Methanol 90uL Lot# 60303	200 ug/mL
SV Internal Standard	APPL	8270 Internal Standard	2000 ug/mL	9/23/2021	9/23/2022	2 uL	*	*	*
MEE M STD Stock	APPL		2000 ug/mL	11/2/2021	11/2/2022	20 uL	100uL	Methanol 80 uL Lot# 60303	400 ug/mL
SV Internal Standard	APPL	8270 Internal Standard	2000 ug/mL	9/23/2021	9/23/2022	2 uL	*	*	*
MEE M STD Stock	APPL		2000 ug/mL	11/2/2021	11/2/2022	50 uL	200 uL	Methanol 150 uL Lot# 60303	500 ug/mL
SV Internal Standard	APPL	8270 Internal Standard	2000 ug/mL	9/23/2021	9/23/2022	4 uL	*	*	*
MEE M STD Stock	APPL		2000 ug/mL	11/2/2021	11/2/2022	30 uL	100uL	Methanol 70 uL Lot# 60303	600 ug/mL
SV Internal Standard	APPL	8270 Internal Standard	2000 ug/mL	9/23/2021	9/23/2022	2 uL	*	*	*
MEE M STD Stock	APPL		2000 ug/mL	11/2/2021	11/2/2022	40 uL	100uL	Methanol 60 uL Lot# 60303	800 ug/mL
SV Internal Standard	APPL	8270 Internal Standard	2000 ug/mL	9/23/2021	9/23/2022	2 uL	*	*	*
MEE M STD Stock	APPL		2000 ug/mL	11/2/2021	11/2/2022	50 uL	100uL	Methanol 50uL Lot# 60303	1000 ug/mL
SV Internal Standard	APPL	8270 Internal Standard	2000 ug/mL	9/23/2021	9/23/2022	2 uL	*	*	*

Name of Final Standard	2MEE Second Source	**Prep'd By (Initials)**	LS
Prep Date	11/8/2021		
Exp Date	7/31/2022		

Initial Standard Information						Final Standard Information			
Name of Initial Standard (from container Label)	Supplier	Supplier P/N# (or APPL Mix Name)	Conc.(range)	Lot # with QA # (or reference to APPL prep date)	Exp Date	Aliquot from Stock	Final Volume	Final Solvent + Lot# (or APPL Prep Date)	Final Standard Conc (range)
MEE SS	APPL		2000 ug/mL	11/3/2021	7/31/2022	50 uL	200uL	Methanol 150uL Lot# 60303	500 ug/mL
SV Internal Standard	APPL	8270 Internal Standard	2000 ug/mL	9/23/2021	9/23/2022	4 uL	*	*	*

Name of Final Standard	**2MEE Second Source**	**Prep'd By (Initials)**	**LS**
Prep Date	**11/8/2021**		
Exp Date	**7/31/2022**		

Initial Standard Information						Final Standard Information			
Name of Initial Standard (from container Label)	Supplier	Supplier P/N# (or APPL Mix Name)	Conc.(range)	Lot # with QA # (or reference to APPL prep date)	Exp Date	Aliquot from Stock	Final Volume	Final Solvent + Lot# (or APPL Prep Date)	Final Standard Conc (range)
MEE SS	APPL		2000 ug/mL	**11/3/2021**	**7/31/2022**	50 uL	200uL	**Methanol 150uL Lot# 60303**	500 ug/mL
SV Internal Standard	APPL	8270 Internal Standard	2000 ug/mL	**9/23/2021**	**9/23/2022**	4 uL	*	*	*

Name of Final Standard	**2MEE STOCK (Diethylene Glycol)**
Prep Date	**11/2/2021**
Exp Date	**11/2/2022**

Prep'd By (Initials) **IC**

Initial Standard Information						Final Standard Information			
Name of Initial Standard (from contianer Label)	Supplier	Supplier P/N# (or APPL Mix Name)	Conc.(range)	Lot # with QA # (or reference to APPL prep date)	Exp Date	Aliquot from Stock	Final Volume	Final Solvent + Lot# (or APPL Prep Date)	Final Standard Conc (range)
Diethylene glycol methyl ether	*AccuStand* ard	S-72273	2000 ug/mL	***218101558-01-51172,51173***	**12/23/2022**	2.0 mL	4 mL	**Methanol #60303**	*1000 ug/mL*

Given to Extraction to be extracted to do **MEE M STD Stock** (used for ICAL) Final concentration 2000ug/mL

Name of Final Standard	**2MEE Second Source Stock**	**Prep'd By (Initials)**	**LS**
Prep Date	**12/22/2021**		
Exp Date	**7/31/2022**		

Initial Standard Information						Final Standard Information			
Name of Initial Standard (from contianer Label)	Supplier	Supplier P/N# (or APPL Mix Name)	Conc.(range)	Lot # with QA # (or reference to APPL prep date)	Exp Date	Aliquot from Stock	Final Volume	Final Solvent + Lot# (or APPL Prep Date)	Final Standard Conc.(range)
Methoxyethanol-Neat	Chem Service	N-12404-1G	Neat 99.5%	**10417700-51771**	**7/31/2022**	0.010 mL	10 mL	Methanol #60303	1000 ug/mL

Was not extracted and was diluted into a clear 2mL vial to make the final concentration 500 ug/mL

_MWE2MEE

Organic Extraction Worksheet

Method	Solid Phase Extraction of 2MEE in Water	Extraction Set	211227A	Extraction Method	MWE2MEE	Units	mL

Spiked ID 1	2MEEE Stock 11-2-21 11-2-22		Surrogate ID 1		
Spiked ID 2			Surrogate ID 2		
Spiked ID 3			Surrogate ID 3		
Spiked ID 4			Surrogate ID 4		
Spiked ID 5			Surrogate ID 5		
Spiked ID 6			Sufficient Vol for Matrix QC:	NO	
Spiked ID 7			Ext. Start Time:	12/27/21 8:26	
Spiked ID 8			Ext. End Time:	12/27/21 12:48	
			GC Requires Extract By:		

pH1			Water Bath Temp 1 °C	
pH2			Water Bath Temp 2 °C	
pH3			Water Bath Temp 3 °C	

Spiked By: SR **Date** 12/27/2021 **Witnessed By:** CG **Date** 12/27/2021

	Sample	Sample Container	Spike Amount	Spike ID	Surrogate Amount	Surrogate ID	Extract Amount	Final Volume	pH	Extract Date/Time	Comments
1	211227A Blk				NA	NA equip	500	2	7	12/27/21 8:26	
2	211227A LCS-1		0.040	1	NA	NA equip	500	2	7	12/27/21 8:26	
3	211227A LCSD-1		0.040	1	NA	NA equip	500	2	7	12/27/21 8:26	
4	BA48198	BA48198M02			NA	NA equip	500	2	7	12/27/21 8:26	98566oil on top layer of water color yellow

Solvent and Lot#	
pH Strip Lot	HC160347
CarbonCartridge2000mgLot#	031077-EX
Dicholormethane (DCM)	61117
Methanol (MeOH)	61231
Di Water	12-27-21
80%MeOH:20%DCM	12-27-21

Extraction COC Transfer	
Extraction lab employee Initials	KY
GC analyst's initials	LS
Date	12/27/21
Time	12:56
Refrigerator	6C_e

	Technician's Initials
Scanned By	SR
Sample Preparation	SR
Extraction	SR,KY
Concentration	KY

Modified	12/27/2021 2:44:27 PM

Reviewed By: KY **Date** 12/27/2021

Injection Log

Directory: M:\YODA\DATA\Y211110M\

Vial	FileName	Multiplier	SampleName	Misc Info	Injected
31	1110Y131.D	1	SV TUNE 7/2/21	Water	22 Dec 21 11:54
41	1110Y141.D	1	1ug/ml MEE 12/22/21	Water	22 Dec 21 20:00
42	1110Y142.D	1	10ug/ml MEE 12/22/21	Water	22 Dec 21 20:24
43	1110Y143.D	1	50ug/ml MEE 11/08/21	Water	22 Dec 21 20:47
44	1110Y144.D	1	100ug/ml MEE 11/08/21	Water	22 Dec 21 21:10
45	1110Y145.D	1	200ug/ml MEE 11/08/21	Water	22 Dec 21 21:33
46	1110Y146.D	1	500ug/ml MEE 11/08/21	Water	22 Dec 21 21:56
47	1110Y147.D	1	800ug/ml MEE 11/08/21	Water	22 Dec 21 22:19
48	1110Y148.D	1	1000ug/ml MEE 11/08/21	Water	22 Dec 21 22:42
51	1110Y151.D	1	SV TUNE 7/2/21	Water	23 Dec 21 11:29
52	1110Y152.D	1	SS 500ug/ml MEE 11/08/21	Water	23 Dec 21 11:44
53	1110Y153.D	1	211223A BLK	Water	23 Dec 21 12:11
54	1110Y154.D	1	211223A LCS-1	Water	23 Dec 21 12:34
55	1110Y155.D	1	211223A LCSD-1	Water	23 Dec 21 12:58
56	1110Y156.D	1	BA48188M01 df100	Water	23 Dec 21 15:11
57	1110Y157.D	1	500ug/ml (2) MEE 11/08/21		23 Dec 21 15:34
60	1110Y160.D	1	SV TUNE 7/2/21		27 Dec 21 10:29
61	1110Y161.D	1	500ug/ml (1) MEE 11/08/21		27 Dec 21 10:44
62	1110Y162.D	100	BA48188M01 df100 MS-1 10000ug/L		27 Dec 21 12:01
63	1110Y163.D	100	BA48188M01 df100 MSD-1 10000ug/L		27 Dec 21 12:24
65	1110Y165.D	1	211227A BLK 2/500		27 Dec 21 14:36
66	1110Y166.D	1	211227A LCS-1 2/500		27 Dec 21 14:59
67	1110Y167.D	1	211227A LCSD-1 2/500		27 Dec 21 15:22
69	1110Y169.D	100	BA48198M02 2/500 df100		27 Dec 21 16:32
70	1110Y170.D	1	500ug/ml (1) MEE 11/08/21		27 Dec 21 16:55

ANALYTICAL SUMMARY REPORT

December 03, 2021

AECOM - Honolulu
1001 Bishop Street, Suite 1600
Honolulu HI, 96813-3698

Work Order: B21110057 Quote ID: 5912

Project Name: CV_18F0126/60571032.02.20.01

Energy Laboratories Inc Billings MT received the following 7 samples from AECOM - Honolulu on 10/30/2021 for analysis.

Lab ID	Client Sample ID	Collect Date	Received Date	Matrix	Test
B21110057-001	ERH1845 (RHMW01R)	10/27/21 13:50	10/30/2021	Ground Water	DRO-Liquid-Liquid Extraction SW3520C Diesel Range Organics SW8015C
B21110057-002	ERH1848 (RHMW02)	10/27/21 14:45	10/30/2021	Ground Water	Same As Above
B21110057-003	ERH1851 (RHMW03)	10/27/21 15:35	10/30/2021	Ground Water	Same As Above
B21110057-004	ERH1854 (RHMW05)	10/27/21 12:50	10/30/2021	Ground Water	Same As Above
B21110057-005	ERH1857 (RHMW2254-01)	10/26/21 13:05	10/30/2021	Ground Water	Same As Above
B21110057-006	ERH1860 (RHSF)	10/26/21 12:50	10/30/2021	Drinking Water	Same As Above
B21110057-007	ERH1862 (RHSF)	10/26/21 12:50	10/30/2021	Drinking Water	Same As Above

The analyses presented in this report were performed by Energy Laboratories, Inc., 1120 S 27th St., Billings, MT 59101, unless otherwise noted. Any exceptions or problems with the analyses are noted in the report package. Any issues encountered during sample receipt are documented in the Work Order Receipt Checklist.

The results as reported relate only to the item(s) submitted for testing. This report shall be used or copied only in its entirety. Energy Laboratories, Inc. is not responsible for the consequences arising from the use of a partial report.

If you have any questions regarding these test results, please contact your Project Manager.

Report Approved By:

Quality Assurance Manager

Digitally signed by
Leigh Ann. Wise
Date: 2021.12.03 12:46:44 -07:00

CLIENT: AECOM - Honolulu
Project: CV_18F0126/60571032.02.20.01
Work Order: B21110057

Report Date: 12/3/2021

CASE NARRATIVE

General Comments:

For any question please contact your Project Manager at (406) 252-6325 or billingspm@energylab.com.

All analyses have been performed in accordance with DOD QSM Version 5.3 unless otherwise noted below. The specific methodologies used in obtaining the enclosed analytical results are indicated on the Analytical Summary Report and the Laboratory Analytical Report. The samples were received at the appropriate temperature and in accordance with the chain of custody unless otherwise noted in the Work Order Receipt Checklist.

The tests listed below are accredited and meet the requirements of DoD QSM Version 5.3 as verified by ANSI-ASQ National Accreditation Board (ANAB) certificate number ADE-2588. Exceptions to this require client authorization and records documenting this approval are attached in the Sample Management Records. Accreditation may not be offered or required for all methods and analytes reported in this package. Refer to the certificate and scope of accreditation located at https://www.energylab.com/whyus/certifications-quality-control/ or contact your project manager.

Project specific matrix quality control samples may not be reported if site specific samples were not submitted. Matrix quality control samples were performed on project samples where adequate volume was available. All quality control measures met criteria unless otherwise noted in the Analytical QC Exceptions report and in the Analysis Specific Comments below. Where available, sample management records are attached.

The Level IV Validation Package includes data reports for all analyses associated with the instrument calibration, quality control (QC) sample analysis, and sample analysis. All analytical data is within method specifications except as noted in the Analytical QC Exceptions report or the Analysis Specific Comments below. The analytical report identifies preparation batch and analytical run IDs associated with each result for a sample. Only the raw data associated with the parameters listed on this report should be validated.

Analysis Specific Comments:

An Analytical QC Exceptions Report has been attached, summarizing all qualified QC results. All quality control measures met criteria; therefore there were no analytical QC exceptions on this report.

Corrective actions regarding Semi-Volatile Petroleum Hydrocarbons by SW8015C analysis are summarized below.

Method SW8015C:
Sample: CV_18F0126/60571032.02.20.01, B21110057-002

Due to low surrogate recovery of o-Terphenyl after silica gel treatment, the sample was re-extracted and re-analyzed. Re-analysis of the sample produced similar results. The result of the re-analysis is included in the Analytical Report with the original results.

ENERGY LABORATORIES
Trust our People. Trust our Data.

Chain of Custody & Analytical Request Record 202110-18

DoD Samples

www.energylab.com

COC# NOI

Page 1 of 3

Account Information (Billing information)

Company/Name	AECOM
Contact	Alethea Ramos / Margie Pascua
Phone	808-529-7283 / 808-356-5373
Mailing Address	1001 Bishop St., Suite 1600
City, State, Zip	Honolulu, Hawaii 96813
Email	alethea.ramos@aecom.com / margie.pascua@aecom.com
Receive Invoice	☐Hard Copy ☒Email
Receive Report	☐Hard Copy ☒Email
Purchase Order	N/A
Quote	N/A
Bottle Order	N/A

Report Information (if different than Account Information)

Company/Name	AECOM
Contact	see Account Information
Phone	
Mailing Address	
City, State, Zip	
Email	USAPImaging@aecom.com
Receive Report	☐Hard Copy ☐Email

Special Report/Formats: ☒ LEVEL IV ☐NELAC ☐ EDD/EDT (contact laboratory) ☐ Other_____

Comments

1. Project performed under DoD QSM.
2. TPH-DRO/RRO needs 3520 extraction.
3. Preliminary data (or Level 1) in 1-2-business days; Level IV report in 10 working days.
4. Note "non-PO" on invoice.
5. Note: NOI log in separate from other COCs

Project Information

Project Name, PWSID, Permit, etc.	CV18F0126/60571032.02.20.01
Sampler Name KL, MM, NL, CF	Sampler Phone 808-636-3319
Sample Origin State Hawaii	EPA/State Compliance ☐ Yes ☒ No

URANIUM MINING CLIENTS MUST indicate sample type
☐ Unprocessed Ore
☐ Processed Ore (Ground or Refined) **CALL BEFORE SENDING
☐ 11(e)2 Byproduct Material (Can ONLY be Submitted to ELI Casper Location)

Matrix Codes

A -	Air
W-	Water
S -	Soils/ Solids
V -	Vegetation
B -	Bioassay
O -	Oil
DW -	Drinking Water

All turnaround times are standard unless marked as RUSH.
Energy Laboratories MUST be contacted prior to RUSH sample submittal for charges and scheduling – See Instructions Page

	Sample Identification (Name, Location, Interval, etc.)	Collection Date	Collection Time	Number of Containers	Matrix (See Codes Above)	EPA 8015 TPH-DRO/RRO w/ SGC	EPA 8015 TPH-DRO/ RRO								See Attached	RUSH TAT	ELI LAB ID (Laboratory Use Only)
1	ERH1845 (RHMW01R)	10/27/2021	9:50 am	2	GW	✓	✓									X	B2111057
2	ERH1848 (RHMW02)	10/27/2021	10:45 am	2	GW	✓	✓									X	
3	ERH1851 (RHMW03)	10/27/2021	11:35 am	2	GW	✓	✓									X	
4	ERH1854 (RHMW05)	10/27/2021	8:50 am	0	GW	✓	✓									X	
5	ERH1857 (RHMW2254-01)	10/26/2021	9:05 am	0	GW	✓	✓									X	
6	ERH1860 (RHSF)	10/26/2021	8:50 am	0	DW	✓	✓									X	
7	ERH1862 (RHSF)	10/26/2021	8:50 am	0	DW	✓	✓									X	
8		10/28/21															
9																	

ELI is REQUIRED to provide preservative traceability. If the preservatives supplied with the bottle order were NOT used, please attach your preservative information with this COC.

Custody Record MUST be signed	Relinquished by (print)	Date/Time	Signature	Received by (print)	Date/Time	Signature
	Tianzhen Nie	10/28/21 13:00				
	Relinquished by (print)	Date/Time	Signature	Received by Laboratory (print)	Date/Time	Signature
					10/28/21 1220	

LABORATORY USE ONLY

Shipped By	Cooler ID(s)	Custody Seals Y N C B	Intact Y N	Receipt Temp °C	Temp Blank Y N	Ice Y N	Payment Type CC Cash Check_____	Amount $	Receipt Number (cash/check only)
	#1			0.0					

In certain circumstances, samples submitted to Energy Laboratories, Inc. may be subcontracted to other certified laboratories in order to complete the analysis requested. This serves as notice of this possibility. All subcontracted data will be clearly notated on your analytical report.

ENERGY LABORATORIES
Trust our People. Trust our Data.

Chain of Custody & Analytical Request Record 202110-19

DoD Samples

www.energylab.com

COC# NOI

Account Information (Billing information)

Company/Name	AECOM
Contact	Alethea Ramos / Margie Pascua
Phone	808-529-7283 / 808-356-5373
Mailing Address	1001 Bishop St., Suite 1600
City, State, Zip	Honolulu, Hawaii 96813
Email	alethea.ramos@aecom.com / margie.pascua@aecom.com
Receive Invoice	☐Hard Copy ☒Email
Receive Report	☐Hard Copy ☒Email
Purchase Order	N/A
Quote	N/A
Bottle Order	N/A

Report Information (if different than Account Information)

Company/Name	AECOM
Contact	see Account Information
Phone	
Mailing Address	
City, State, Zip	
Email	USAPImaging@aecom.com
Receive Report	☐Hard Copy ☐Email
Special Report/Formats:	☒ LEVEL IV ☐NELAC ☐EDD/EDT (contact laboratory) ☐ Other_____

Comments

1. Project performed under DoD QSM.
2. TPH-DRO/RRO needs 3520 extraction.
3. Preliminary data (or Level 1) in 1-2-business days; Level IV report in 10 working days.
4. Note "non-PO" on invoice.
5. Note: NOI log in separate from other COCs

Project Information

Project Name, PWSID, Permit, etc.	CV18F0126/60571032 02.20.01
Sampler Name KL, MM, NL, CF	Sampler Phone 808-636-3319
Sample Origin State Hawaii	EPA/State Compliance ☐ Yes ☒ No

URANIUM MINING CLIENTS MUST indicate sample type
☐ Unprocessed Ore
☐ Processed Ore (Ground or Refined) **CALL BEFORE SENDING
☐ 11(e)2 Byproduct Material (Can ONLY be Submitted to ELI Casper Location)

Matrix Codes
A - Air
W - Water
S - Soils/Solids
V - Vegetation
B - Bioassay
O - Oil
DW - Drinking Water

All turnaround times are standard unless marked as RUSH
Energy Laboratories MUST be contacted prior to RUSH sample submittal for charges and scheduling – See Instructions Page

	Sample Identification (Name, Location, Interval, etc.)	Collection Date	Collection Time	Number of Containers	Matrix (See Codes Above)	EPA 8015 TPH-DRO/RRO w/ SGC	EPA 8015 TPH-DRO/RRO								See Attached	RUSH TAT	ELI LAB ID (Laboratory Use Only)
1	ERH1845 (RHMW01R)	10/27/2021	9:50 am	0	GW	✔	✔									X	B211100S7.
2	ERH1848 (RHMW02)	10/27/2021	10:45 am	0	GW	✔	✔									X	
3	ERH1851 (RHMW03)	10/27/2021	11:35 am	0	GW	✔	✔									X	
4	ERH1854 (RHMW05)	10/27/2021	8:50 am	2	GW	✔	✔									X	
5	ERH1857 (RHMW2254-01)	10/26/2021	9:05 am	0	GW	✔	✔									X	
6	ERH1860 (RHSF)	10/26/2021	8:50 am	0	DW	✔	✔									X	
7	ERH1862 (RHSF)	10/26/2021	8:50 am	0	DW	✔	✔									X	
8																	
9																	

ELI is REQUIRED to provide preservative traceability. If the preservatives supplied with the bottle order were **NOT** used, please attach your preservative information with this COC.

Custody Record MUST be signed	Relinquished by (print)	Date/Time	Signature	Received by (print)	Date/Time	Signature
	Tianzhen Nie	10/28/21 13:00				
	Relinquished by (print)	Date/Time	Signature	Received by Laboratory (print)	Date/Time	Signature
					10/30/21 1220	

LABORATORY USE ONLY

Shipped By	Cooler ID(s)	Custody Seals	Intact	Receipt Temp	Temp Blank	On Ice	Payment Type	Amount	Receipt Number (cash/check only)
	#2	Y N C B	Y N	0.0 °C	Y N	Y N	CC Cash Check_____	$	

In certain circumstances, samples submitted to Energy Laboratories, Inc. may be subcontracted to other certified laboratories in order to complete the analysis requested. This serves as notice of this possibility. All subcontracted data will be clearly notated on your analytical report.

ENERGY LABORATORIES
Trust our People. Trust our Data.

Chain of Custody & Analytical Request Record 202110-20

DoD Samples

www.energylab.com

COC# NOI

Page 3 of 3

Account Information (Billing information)

Company/Name	AECOM
Contact	Alethea Ramos / Margie Pascua
Phone	808-529-7283 / 808-356-5373
Mailing Address	1001 Bishop St., Suite 1600
City, State, Zip	Honolulu, Hawaii 96813
Email	alethea.ramos@aecom.com / margie.pascua@aecom.com
Receive Invoice	☐Hard Copy ☒Email
Receive Report	☐Hard Copy ☒Email
Purchase Order	N/A
Quote	N/A
Bottle Order	N/A

Report Information (if different than Account Information)

Company/Name	AECOM
Contact	see Account Information
Phone	
Mailing Address	
City, State, Zip	
Email	USAPImaging@aecom.com
Receive Report	☐Hard Copy ☐Email
Special Report/Formats:	☒ LEVEL IV ☐NELAC ☐ DOD/EDT (contact laboratory) ☐ Other_____

Comments

1. Project performed under DoD QSM.
2. TPH-DRO/RRO needs 3520 extraction.
3. Preliminary data (or Level 1) in 1-2-business days; Level IV report in 10 working days
4. Note "non-PO" on invoice.
5. Note. NOI log in separate from other COCs

Project Information

Project Name, PWSID, Permit, etc.	CV18F0126/60571032.02.20.01
Sampler Name KL, MM, NL, CF	Sampler Phone 808-636-3319
Sample Origin State Hawaii	EPA/State Compliance ☐ Yes ☒ No

URANIUM MINING CLIENTS MUST indicate sample type
☐ Unprocessed Ore
☐ Processed Ore (Ground or Refined) **CALL BEFORE SENDING
☐ 11(e)2 Byproduct Material (Can ONLY be Submitted to ELI Casper Location)

Matrix Codes
A - Air
W - Water
S - Soils/Solids
V - Vegetation
B - Bioassay
O - Oil
DW - Drinking Water

All turnaround times are standard unless marked as RUSH
Energy Laboratories MUST be contacted prior to RUSH sample submittal for charges and scheduling – See Instructions Page

	Sample Identification (Name, Location, Interval, etc.)	Collection Date	Collection Time	Number of Containers	Matrix (See Codes Above)	EPA 8015 TPH-DRO/RRO w/ SGC	EPA 8015 TPH-DRO/RRO								See Attached	RUSH TAT	ELI LAB ID (Laboratory Use Only)
1	ERH1845 (RHMW01R)	10/27/2021	9:50 am	0	GW	✓	✓									X	B211100 57
2	ERH1848 (RHMW02)	10/27/2021	10:45 am	0	GW	✓	✓									X	
3	ERH1851 (RHMW03)	10/27/2021	11:35 am	0	GW	✓	✓									X	
4	ERH1854 (RHMW05)	10/27/2021	8:50 am	0	GW	✓	✓									X	
5	ERH1857 (RHMW2254-01)	10/26/2021	9:05 am	2	GW	✓	✓									X	
6	ERH1860 (RHSF)	10/26/2021	8:50 am	2	DW	✓	✓									X	
7	ERH1862 (RHSF)	10/26/2021	8:50 am	2	DW	✓	✓									X	
8																	
9																	

10/28/21

ELI Is REQUIRED to provide preservative traceability. If the preservatives supplied with the bottle order were **NOT** used, please attach your preservative information with this COC.

Custody Record MUST be signed	Relinquished by (print)	Date/Time	Signature	Received by (print)	Date/Time	Signature
	Tianzhen Nie	10/28/21 13:00				
	Relinquished by (print)	Date/Time	Signature	Received by Laboratory (print)	Date/Time	Signature
					10/30/21 1220	

LABORATORY USE ONLY

Shipped By	Cooler ID(s)	Custody Seals	Intact	Receipt Temp	Temp Blank	Ice	Payment Type	Amount	Receipt Number (cash/check only)
	#3	Y N C B	Y N	0.0 °C	Y N	Y N	CC Cash Check_____	$	

In certain circumstances, samples submitted to Energy Laboratories, Inc. may be subcontracted to other certified laboratories in order to complete the analysis requested. This serves as notice of this possibility. All subcontracted data will be clearly notated on your analytical report.

Work Order Receipt Checklist

AECOM - Honolulu

B21110057

Login completed by:	Leslie S. Cadreau	Date Received:	10/30/2021
Reviewed by:	BL2000\gmccartney	Received by:	leb
Reviewed Date:	11/2/2021	Carrier name:	FedEx

Shipping container/cooler in good condition?	Yes ☑	No ☐	Not Present ☐
Custody seals intact on all shipping container(s)/cooler(s)?	Yes ☑	No ☐	Not Present ☐
Custody seals intact on all sample bottles?	Yes ☑	No ☐	Not Present ☐
Chain of custody present?	Yes ☑	No ☐	
Chain of custody signed when relinquished and received?	Yes ☑	No ☐	
Chain of custody agrees with sample labels?	Yes ☑	No ☐	
Samples in proper container/bottle?	Yes ☑	No ☐	
Sample containers intact?	Yes ☑	No ☐	
Sufficient sample volume for indicated test?	Yes ☑	No ☐	
All samples received within holding time? (Exclude analyses that are considered field parameters such as pH, DO, Res Cl, Sulfite, Ferrous Iron, etc.)	Yes ☑	No ☐	
Temp Blank received in all shipping container(s)/cooler(s)?	Yes ☑	No ☐	Not Applicable ☐
Container/Temp Blank temperature:	°C On Ice		
Water - VOA vials have zero headspace?	Yes ☐	No ☐	Not Applicable ☑
Water - pH acceptable upon receipt?	Yes ☑	No ☐	Not Applicable ☐

Standard Reporting Procedures:

Lab measurement of analytes considered field parameters that require analysis within 15 minutes of sampling such as pH, Dissolved Oxygen and Residual Chlorine, are qualified as being analyzed outside of recommended holding time.

Solid/soil samples are reported on a wet weight basis (as received) unless specifically indicated. If moisture corrected, data units are typically noted as –dry. For agricultural and mining soil parameters/characteristics, all samples are dried and ground prior to sample analysis.

Contact and Corrective Action Comments:

The Temperature Blank temperature for shipping container 1 was 0.0°C (Chain of Custody 1 of 3), shipping container 2 was 0.0°C (Chain of Custody 2 of 3) and shipping container 3 was 0.0°C (Chain of Custody 3 of 3).

The collection time indicated on the Chain of Custody for all samples is in Hawaii-Aleutian Standard Time. The collection time has been converted (+4 Hours) to Mountain Daylight Time.

Qualifiers and Abbreviations

Qualifier	Qualifier Description
##	Limit of Quantitation (LOQ) for this analyte exceeds the Maximum Contaminant Level (MCL)
*	Result exceeds the Maximum Contaminant Level (MCL)
A	The analyte level was greater than four times the spike level - in accordance with the method, percent recovery is not calculated
B	Analyte detected in the method blank
C	Continuing calibration verification was outside of the quality control advisory limits
D	Limit of Quantitation (LOQ) increased due to sample matrix
E	Estimated value - result exceeds the instrument upper quantitation limit
H	Analysis performed past the method holding time
J	The reported result is an estimated value
L	Lowest Limit of Quantitation (LOQ) available for the analytical method used
N	Analyte concentration was not sufficiently high to calculate a Relative Percent Difference (RPD) for the serial dilution test
O	Diluted out
P	Poor method performance - method validations have shown no recoveries at low concentrations or method performance was erratic
Q	Values reported below the Limit of Quantitation (LOQ) are statistically invalid
R	Relative Percent Difference (RPD) exceeds advisory limit
S	Spike recovery outside of advisory limits
T	Analyte detected in the associated trip blank
U	Not detected at the Limit of Detection (LOD)
V	The RPD value for this duplicate represents the RER value and the RPDLimit of 2 is the RER upper limit.

Qualifiers and Abbreviations

Abbreviation

Reporting	Explanation of Abbreviation
DF	Dilution Factor
DL	Detection Limit
LOD	Limit of Detection
LOQ	Limit of Quantitation
MCL	Maximum Contaminant Level
MDC	Minimum Detectable Concentration
ND	Not detected at the Limit of Quantitaton (LOQ)
RBSL	Risk-Based Screening Levels
REC	Recovery
RER	Relative Error Ratio
RPD	Relative Percent Difference
SPK	Spike

Sample Types	Explanation of Abbreviation
CCB	Continuing Calibration Blank
CCV	Continuing Calibration Verification Standard
DUP	Sample Duplicate
ICSA	Interference Check Sample A
ICSAB	Interference Check Sample AB
ICV	Initial Calibration Verification Standard
LCS	Laboratory Control Sample
LCSD	Laboratory Control Sample Duplicate
LFB	Laboratory Fortified Blank
LRB	Laboratory Reagent Blank
MBLK	Method Blank
MS	Sample Matrix Spike
MSD	Sample Matrix Spike Duplicate
PDS	Post Digestion/Distillation Spike
QCS	Quality Control Sample
SD	Serial Dilution
SRM	Standard Reference Material

LABORATORY ANALYTICAL REPORT

Prepared by Billings, MT Branch

Client: AECOM - Honolulu
Client Sample ID: ERH1845 (RHMW01R)
Project: CV_18F0126/60571032.02.20.01
Matrix: Ground Water

Lab ID: B21110057-001
Collection Date: 10/27/2021 13:50
Date Received: 10/30/2021
Report Date: 12/03/2021

Analyses	Result	Units	DF	Qual	LOQ	LOD	DL	MCL	Method	Analysis Date / By	RunID : Run Order	BatchID
PETROLEUM HYDROCARBONS-SEMI-VOLATILE												
Diesel Range Organics (C10 to C24)	0.40	mg/L	1		0.31	0.15	0.040		SW8015C	11/3/2021 21:24/amn	GCFID-HP5-B_211103A : 12	160878
Diesel Range Organics (SGT-C10 to C24)	0.078	mg/L	1	J	0.31	0.12	0.040		SW8015C	11/5/2021 01:22/amn	GCFID-HP5-B_211103B : 8	160878
Oil Range Hydrocarbons (C24 to C40)	0.23	mg/L	1	J	0.31	0.15	0.090		SW8015C	11/3/2021 21:24/amn	GCFID-HP5-B_211103A : 12	160878
Oil Range Hydrocarbons (SGT-C24 to C40)	ND	mg/L	1	U	0.31	0.15	0.090		SW8015C	11/5/2021 01:22/amn	GCFID-HP5-B_211103B : 8	160878
Total Extractable Hydrocarbons	0.70	mg/L	1		0.31	0.15	0.076		SW8015C	11/3/2021 21:24/amn	GCFID-HP5-B_211103A : 12	160878
Total Extractable Hydrocarbons (SGT)	0.088	mg/L	1	J	0.31	0.12	0.034		SW8015C	11/5/2021 01:22/amn	GCFID-HP5-B_211103B : 8	160878
Surr: o-Terphenyl	77.0	%REC	1		56-125				SW8015C	11/3/2021 21:24/amn	GCFID-HP5-B_211103A : 12	160878
Surr: o-Terphenyl (SGT)	63.0	%REC	1		56-125				SW8015C	11/5/2021 01:22/amn	GCFID-HP5-B_211103B : 8	160878
Surr: n-Triacontane	92.0	%REC	1		50-150				SW8015C	11/3/2021 21:24/amn	GCFID-HP5-B_211103A : 12	160878
Surr: n-Triacontane (SGT)	72.0	%REC	1		50-150				SW8015C	11/5/2021 01:22/amn	GCFID-HP5-B_211103B : 8	160878

- Note: Total Extractable Hydrocarbons are defined as the total hydrocarbon responses regardless of elution time.

LABORATORY ANALYTICAL REPORT

Prepared by Billings, MT Branch

Client: AECOM - Honolulu
Client Sample ID: ERH1848 (RHMW02)
Project: CV_18F0126/60571032.02.20.01
Matrix: Ground Water

Lab ID: B21110057-002
Collection Date: 10/27/2021 14:45
Date Received: 10/30/2021
Report Date: 12/03/2021

Analyses	Result	Units	DF	Qual	LOQ	LOD	DL	MCL	Method	Analysis Date / By	RunID : Run Order	BatchID
PETROLEUM HYDROCARBONS-SEMI-VOLATILE												
Diesel Range Organics (C10 to C24)	3.6	mg/L	1		0.31	0.15	0.040		SW8015C	11/11/2021 19:04/amn	GCFID-HP5-B_211111A : 16	161122
Diesel Range Organics (C10 to C24)	3.3	mg/L	1		0.30	0.15	0.038		SW8015C	11/3/2021 20:41/amn	GCFID-HP5-B_211103A : 11	160878
Diesel Range Organics (SGT-C10 to C24)	0.68	mg/L	1		0.31	0.12	0.040		SW8015C	11/12/2021 16:22/amn	GCFID-HP5-B_211111B : 13	161122
Diesel Range Organics (SGT-C10 to C24)	0.76	mg/L	1		0.30	0.12	0.038		SW8015C	11/5/2021 02:05/amn	GCFID-HP5-B_211103B : 9	160878
Oil Range Hydrocarbons (C24 to C40)	0.47	mg/L	1		0.31	0.15	0.091		SW8015C	11/11/2021 19:04/amn	GCFID-HP5-B_211111A : 16	161122
Oil Range Hydrocarbons (C24 to C40)	0.39	mg/L	1		0.30	0.15	0.086		SW8015C	11/3/2021 20:41/amn	GCFID-HP5-B_211103A : 11	160878
Oil Range Hydrocarbons (SGT-C24 to C40)	0.11	mg/L	1	J	0.31	0.15	0.091		SW8015C	11/12/2021 16:22/amn	GCFID-HP5-B_211111B : 13	161122
Oil Range Hydrocarbons (SGT-C24 to C40)	0.10	mg/L	1	J	0.30	0.15	0.086		SW8015C	11/5/2021 02:05/amn	GCFID-HP5-B_211103B : 9	160878
Total Extractable Hydrocarbons	4.2	mg/L	1		0.31	0.15	0.077		SW8015C	11/11/2021 19:04/amn	GCFID-HP5-B_211111A : 16	161122
Total Extractable Hydrocarbons	3.7	mg/L	1		0.30	0.15	0.073		SW8015C	11/3/2021 20:41/amn	GCFID-HP5-B_211103A : 11	160878
Total Extractable Hydrocarbons (SGT)	0.80	mg/L	1		0.31	0.12	0.034		SW8015C	11/12/2021 16:22/amn	GCFID-HP5-B_211111B : 13	161122
Total Extractable Hydrocarbons (SGT)	0.89	mg/L	1		0.30	0.12	0.032		SW8015C	11/5/2021 02:05/amn	GCFID-HP5-B_211103B : 9	160878
Surr: o-Terphenyl	69.0	%REC	1		56-125				SW8015C	11/11/2021 19:04/amn	GCFID-HP5-B_211111A : 16	161122
Surr: o-Terphenyl	58.0	%REC	1		56-125				SW8015C	11/3/2021 20:41/amn	GCFID-HP5-B_211103A : 11	160878
Surr: o-Terphenyl (SGT)	56.0	%REC	1		56-125				SW8015C	11/12/2021 16:22/amn	GCFID-HP5-B_211111B : 13	161122
Surr: o-Terphenyl (SGT)	45.0	%REC	1	S	56-125				SW8015C	11/5/2021 02:05/amn	GCFID-HP5-B_211103B : 9	160878
Surr: n-Triacontane	93.0	%REC	1		50-150				SW8015C	11/11/2021 19:04/amn	GCFID-HP5-B_211111A : 16	161122
Surr: n-Triacontane	86.0	%REC	1		50-150				SW8015C	11/3/2021 20:41/amn	GCFID-HP5-B_211103A : 11	160878
Surr: n-Triacontane (SGT)	79.0	%REC	1		50-150				SW8015C	11/12/2021 16:22/amn	GCFID-HP5-B_211111B : 13	161122
Surr: n-Triacontane (SGT)	63.0	%REC	1		50-150				SW8015C	11/5/2021 02:05/amn	GCFID-HP5-B_211103B : 9	160878

- Due to low surrogate recovery of o-Terphenyl after silica gel treatment, the sample was re-extracted and re-analyzed. Re-analysis of the sample produced similar results.
- Note: Total Extractable Hydrocarbons are defined as the total hydrocarbon responses regardless of elution time.

LABORATORY ANALYTICAL REPORT

Prepared by Billings, MT Branch

Client: AECOM - Honolulu
Client Sample ID: ERH1851 (RHMW03)
Project: CV_18F0126/60571032.02.20.01
Matrix: Ground Water

Lab ID: B21110057-003
Collection Date: 10/27/2021 15:35
Date Received: 10/30/2021
Report Date: 12/03/2021

Analyses	Result	Units	DF	Qual	LOQ	LOD	DL	MCL	Method	Analysis Date / By	RunID : Run Order	BatchID
PETROLEUM HYDROCARBONS-SEMI-VOLATILE												
Diesel Range Organics (C10 to C24)	0.16	mg/L	1	J	0.30	0.15	0.039		SW8015C	11/3/2021 19:58/amn	GCFID-HP5-B_211103A : 10	160878
Diesel Range Organics (SGT-C10 to C24)	ND	mg/L	1	U	0.30	0.12	0.039		SW8015C	11/5/2021 00:39/amn	GCFID-HP5-B_211103B : 7	160878
Oil Range Hydrocarbons (C24 to C40)	0.37	mg/L	1		0.30	0.15	0.089		SW8015C	11/3/2021 19:58/amn	GCFID-HP5-B_211103A : 10	160878
Oil Range Hydrocarbons (SGT-C24 to C40)	ND	mg/L	1	U	0.30	0.15	0.089		SW8015C	11/5/2021 00:39/amn	GCFID-HP5-B_211103B : 7	160878
Total Extractable Hydrocarbons	0.58	mg/L	1		0.30	0.15	0.076		SW8015C	11/3/2021 19:58/amn	GCFID-HP5-B_211103A : 10	160878
Total Extractable Hydrocarbons (SGT)	ND	mg/L	1	U	0.30	0.12	0.033		SW8015C	11/5/2021 00:39/amn	GCFID-HP5-B_211103B : 7	160878
Surr: o-Terphenyl	90.0	%REC	1		56-125				SW8015C	11/3/2021 19:58/amn	GCFID-HP5-B_211103A : 10	160878
Surr: o-Terphenyl (SGT)	76.0	%REC	1		56-125				SW8015C	11/5/2021 00:39/amn	GCFID-HP5-B_211103B : 7	160878
Surr: n-Triacontane	86.0	%REC	1		50-150				SW8015C	11/3/2021 19:58/amn	GCFID-HP5-B_211103A : 10	160878
Surr: n-Triacontane (SGT)	69.0	%REC	1		50-150				SW8015C	11/5/2021 00:39/amn	GCFID-HP5-B_211103B : 7	160878

- Note: Total Extractable Hydrocarbons are defined as the total hydrocarbon responses regardless of elution time.

LABORATORY ANALYTICAL REPORT

Prepared by Billings, MT Branch

Client: AECOM - Honolulu
Client Sample ID: ERH1854 (RHMW05)
Project: CV_18F0126/60571032.02.20.01
Matrix: Ground Water

Lab ID: B21110057-004
Collection Date: 10/27/2021 12:50
Date Received: 10/30/2021
Report Date: 12/03/2021

Analyses	Result	Units	DF	Qual	LOQ	LOD	DL	MCL	Method	Analysis Date / By	RunID : Run Order	BatchID
PETROLEUM HYDROCARBONS-SEMI-VOLATILE												
Diesel Range Organics (C10 to C24)	0.084	mg/L	1	J	0.30	0.15	0.038		SW8015C	11/3/2021 19:14/amn	GCFID-HP5-B_211103A : 9	160878
Diesel Range Organics (SGT-C10 to C24)	ND	mg/L	1	U	0.30	0.12	0.038		SW8015C	11/4/2021 23:56/amn	GCFID-HP5-B_211103B : 6	160878
Oil Range Hydrocarbons (C24 to C40)	0.13	mg/L	1	J	0.30	0.15	0.085		SW8015C	11/3/2021 19:14/amn	GCFID-HP5-B_211103A : 9	160878
Oil Range Hydrocarbons (SGT-C24 to C40)	ND	mg/L	1	U	0.30	0.15	0.085		SW8015C	11/4/2021 23:56/amn	GCFID-HP5-B_211103B : 6	160878
Total Extractable Hydrocarbons	0.26	mg/L	1	J	0.30	0.15	0.073		SW8015C	11/3/2021 19:14/amn	GCFID-HP5-B_211103A : 9	160878
Total Extractable Hydrocarbons (SGT)	ND	mg/L	1	U	0.30	0.12	0.032		SW8015C	11/4/2021 23:56/amn	GCFID-HP5-B_211103B : 6	160878
Surr: o-Terphenyl	89.0	%REC	1		56-125				SW8015C	11/3/2021 19:14/amn	GCFID-HP5-B_211103A : 9	160878
Surr: o-Terphenyl (SGT)	69.0	%REC	1		56-125				SW8015C	11/4/2021 23:56/amn	GCFID-HP5-B_211103B : 6	160878
Surr: n-Triacontane	94.0	%REC	1		50-150				SW8015C	11/3/2021 19:14/amn	GCFID-HP5-B_211103A : 9	160878
Surr: n-Triacontane (SGT)	68.0	%REC	1		50-150				SW8015C	11/4/2021 23:56/amn	GCFID-HP5-B_211103B : 6	160878

- Note: Total Extractable Hydrocarbons are defined as the total hydrocarbon responses regardless of elution time.

LABORATORY ANALYTICAL REPORT

Prepared by Billings, MT Branch

Client: AECOM - Honolulu
Client Sample ID: ERH1857 (RHMW2254-01)
Project: CV_18F0126/60571032.02.20.01
Matrix: Ground Water

Lab ID: B21110057-005
Collection Date: 10/26/2021 13:05
Date Received: 10/30/2021
Report Date: 12/03/2021

Analyses	Result	Units	DF	Qual	LOQ	LOD	DL	MCL	Method	Analysis Date / By	RunID : Run Order	BatchID
PETROLEUM HYDROCARBONS-SEMI-VOLATILE												
Diesel Range Organics (C10 to C24)	ND	mg/L	1	U	0.30	0.15	0.038		SW8015C	11/3/2021 17:48/amn	GCFID-HP5-B_211103A : 7	160878
Oil Range Hydrocarbons (C24 to C40)	ND	mg/L	1	U	0.30	0.15	0.085		SW8015C	11/3/2021 17:48/amn	GCFID-HP5-B_211103A : 7	160878
Total Extractable Hydrocarbons	ND	mg/L	1	U	0.30	0.15	0.073		SW8015C	11/3/2021 17:48/amn	GCFID-HP5-B_211103A : 7	160878
Surr: o-Terphenyl	93.0	%REC	1		56-125				SW8015C	11/3/2021 17:48/amn	GCFID-HP5-B_211103A : 7	160878
Surr: n-Triacontane	87.0	%REC	1		50-150				SW8015C	11/3/2021 17:48/amn	GCFID-HP5-B_211103A : 7	160878

- Note: Total Extractable Hydrocarbons are defined as the total hydrocarbon responses regardless of elution time.
- Since there were no detectable hydrocarbons, Silica Gel Treatment (SGT) results are equivalent to non-SGT results.

LABORATORY ANALYTICAL REPORT

Prepared by Billings, MT Branch

Client: AECOM - Honolulu
Client Sample ID: ERH1860 (RHSF)
Project: CV_18F0126/60571032.02.20.01
Matrix: Drinking Water

Lab ID: B21110057-006
Collection Date: 10/26/2021 12:50
Date Received: 10/30/2021
Report Date: 12/03/2021

Analyses	Result	Units	DF	Qual	LOQ	LOD	DL	MCL	Method	Analysis Date / By	RunID : Run Order	BatchID
PETROLEUM HYDROCARBONS-SEMI-VOLATILE												
Diesel Range Organics (C10 to C24)	ND	mg/L	1	U	0.30	0.15	0.038		SW8015C	11/3/2021 18:31/amn	GCFID-HP5-B_211103A : 8	160878
Oil Range Hydrocarbons (C24 to C40)	ND	mg/L	1	U	0.30	0.15	0.086		SW8015C	11/3/2021 18:31/amn	GCFID-HP5-B_211103A : 8	160878
Total Extractable Hydrocarbons	ND	mg/L	1	U	0.30	0.15	0.073		SW8015C	11/3/2021 18:31/amn	GCFID-HP5-B_211103A : 8	160878
Surr: o-Terphenyl	93.0	%REC	1		56-125				SW8015C	11/3/2021 18:31/amn	GCFID-HP5-B_211103A : 8	160878
Surr: n-Triacontane	88.0	%REC	1		50-150				SW8015C	11/3/2021 18:31/amn	GCFID-HP5-B_211103A : 8	160878

- Note: Total Extractable Hydrocarbons are defined as the total hydrocarbon responses regardless of elution time.
- Since there were no detectable hydrocarbons, Silica Gel Treatment (SGT) results are equivalent to non-SGT results.

LABORATORY ANALYTICAL REPORT

Prepared by Billings, MT Branch

Client: AECOM - Honolulu
Client Sample ID: ERH1862 (RHSF)
Project: CV_18F0126/60571032.02.20.01
Matrix: Drinking Water

Lab ID: B21110057-007
Collection Date: 10/26/2021 12:50
Date Received: 10/30/2021
Report Date: 12/03/2021

Analyses	Result	Units	DF	Qual	LOQ	LOD	DL	MCL	Method	Analysis Date / By	RunID : Run Order	BatchID
PETROLEUM HYDROCARBONS-SEMI-VOLATILE												
Diesel Range Organics (C10 to C24)	ND	mg/L	1	U	0.30	0.14	0.037		SW8015C	11/3/2021 16:21/amn	GCFID-HP5-B_211103A : 6	160878
Oil Range Hydrocarbons (C24 to C40)	ND	mg/L	1	U	0.30	0.14	0.084		SW8015C	11/3/2021 16:21/amn	GCFID-HP5-B_211103A : 6	160878
Total Extractable Hydrocarbons	ND	mg/L	1	U	0.30	0.14	0.071		SW8015C	11/3/2021 16:21/amn	GCFID-HP5-B_211103A : 6	160878
Surr: o-Terphenyl	89.0	%REC	1		56-125				SW8015C	11/3/2021 16:21/amn	GCFID-HP5-B_211103A : 6	160878
Surr: n-Triacontane	82.0	%REC	1		50-150				SW8015C	11/3/2021 16:21/amn	GCFID-HP5-B_211103A : 6	160878

- Note: Total Extractable Hydrocarbons are defined as the total hydrocarbon responses regardless of elution time.
- Since there were no detectable hydrocarbons, Silica Gel Treatment (SGT) results are equivalent to non-SGT results.

Analytical QC Summary Report

Prepared by Billings, MT Branch

Client: AECOM - Honolulu
Workorder: B21110057
Project: CV_18F0126/60571032.02.20.01
Report Date: 12/03/2021

Run ID: Run Order: GCFID-HP5-B_211103A: 5 **SampType:** Method Blank **Batch ID:** 160878
Method: SW8015C **Analysis Date:** 11/03/2021 15:38 **Prep Date:** 11/01/2021 12:22
Lab ID: MB-160878 **Units:** mg/L **Prep Method:** SW3520C

Analytes	Result	LOQ	Spk value	Spk RefVal	%REC	LowLimit	HighLimit	RPD RefVal	%RPD	RPDLimit	Qual
Diesel Range Organics (C10 to C24)	ND	0.15									
Oil Range Hydrocarbons (C24 to C40)	ND	0.15									
Total Extractable Hydrocarbons	ND	0.15									
Surr: o-Terphenyl	0.18	0.0020	0.20		91.0	56	125				
Surr: n-Triacontane	0.083	0.0020	0.10		83.0	50	150				

Associated Samples: **B21110057-001A, B21110057-002A, B21110057-003A, B21110057-004A, B21110057-005A, B21110057-006A, B21110057-007A**

Run ID: Run Order: GCFID-HP5-B_211103B: 5 **SampType:** Method Blank **Batch ID:** 160878
Method: SW8015C **Analysis Date:** 11/04/2021 23:13 **Prep Date:** 11/01/2021 12:22
Lab ID: MB-160878 **Units:** mg/L **Prep Method:** SW3520C

Analytes	Result	LOQ	Spk value	Spk RefVal	%REC	LowLimit	HighLimit	RPD RefVal	%RPD	RPDLimit	Qual
Diesel Range Organics (SGT-C10 to C24)	ND	0.15									
Oil Range Hydrocarbons (SGT-C24 to C40)	ND	0.15									
Total Extractable Hydrocarbons (SGT)	ND	0.15									
Surr: o-Terphenyl (SGT)	0.16	0.0020	0.20		82.0	56	125				
Surr: n-Triacontane (SGT)	0.071	0.0020	0.10		71.0	50	150				

Associated Samples: **B21110057-001A, B21110057-002A, B21110057-003A, B21110057-004A, B21110057-005A, B21110057-006A, B21110057-007A**

Analytical QC Summary Report

Prepared by Billings, MT Branch

Client: AECOM - Honolulu
Workorder: B21110057
Project: CV_18F0126/60571032.02.20.01
Report Date: 12/03/2021

Run ID: Run Order: GCFID-HP5-B_211103A: 4 **SampType:** Laboratory Control Sample **Batch ID:** 160878
Method: SW8015C **Analysis Date:** 11/03/2021 14:55 **Prep Date:** 11/01/2021 12:22
Lab ID: LCS-160878 **Units:** mg/L **Prep Method:** SW3520C

Analytes	Result	LOQ	Spk value	Spk RefVal	%REC	LowLimit	HighLimit	RPD RefVal	%RPD	RPDLimit	Qual
Diesel Range Organics (C10 to C24)	12	0.30	15		83.0	36	132				
Total Extractable Hydrocarbons	13	0.30	15		89.0	60	132				
Surr: o-Terphenyl	0.20	0.0020	0.20		100.0	56	125				

Associated Samples: **B21110057-001A, B21110057-002A, B21110057-003A, B21110057-004A, B21110057-005A, B21110057-006A, B21110057-007A**

Run ID: Run Order: GCFID-HP5-B_211103A: 21 **SampType:** Laboratory Control Sample **Batch ID:** 160878
Method: SW8015C **Analysis Date:** 11/04/2021 07:25 **Prep Date:** 11/01/2021 12:23
Lab ID: LCS-160878-RRO **Units:** mg/L **Prep Method:** SW3520C

Analytes	Result	LOQ	Spk value	Spk RefVal	%REC	LowLimit	HighLimit	RPD RefVal	%RPD	RPDLimit	Qual
TEH(Oil Range)	4.5	0.30	5.0		89.0	41	113				
Surr: n-Triacontane	0.085	0.0020	0.10		85.0	50	150				

Associated Samples: **B21110057-001A, B21110057-002A, B21110057-003A, B21110057-004A, B21110057-005A, B21110057-006A, B21110057-007A**

Run ID: Run Order: GCFID-HP5-B_211103B: 4 **SampType:** Laboratory Control Sample **Batch ID:** 160878
Method: SW8015C **Analysis Date:** 11/04/2021 22:30 **Prep Date:** 11/01/2021 12:22
Lab ID: LCS-160878 **Units:** mg/L **Prep Method:** SW3520C

Analytes	Result	LOQ	Spk value	Spk RefVal	%REC	LowLimit	HighLimit	RPD RefVal	%RPD	RPDLimit	Qual
Diesel Range Organics (SGT-C10 to C24)	11	0.30	15		74.0	36	132				
Total Extractable Hydrocarbons (SGT)	12	0.30	15		79.0	60	132				
Surr: o-Terphenyl (SGT)	0.19	0.0020	0.20		93.0	56	125				

Associated Samples: **B21110057-001A, B21110057-002A, B21110057-003A, B21110057-004A, B21110057-005A, B21110057-006A, B21110057-007A**

Analytical QC Summary Report

Prepared by Billings, MT Branch

Client: AECOM - Honolulu
Workorder: B21110057
Project: CV_18F0126/60571032.02.20.01
Report Date: 12/03/2021

Run ID: Run Order: GCFID-HP5-B_211103B: 22 **SampType:** Laboratory Control Sample **Batch ID:** 160878
Method: SW8015C **Analysis Date:** 11/05/2021 16:55 **Prep Date:** 11/01/2021 12:23
Lab ID: LCS-160878-RRO **Units:** mg/L **Prep Method:** SW3520C

Analytes	Result	LOQ	Spk value	Spk RefVal	%REC	LowLimit	HighLimit	RPD RefVal	%RPD	RPDLimit	Qual
TEH (SGT-Oil Range)	4.4	0.30	5.0		87.0	41	113				
Surr: n-Triacontane (SGT)	0.078	0.0020	0.10		78.0	50	150				

Associated Samples: **B21110057-001A, B21110057-002A, B21110057-003A, B21110057-004A, B21110057-005A, B21110057-006A, B21110057-007A**

Run ID: Run Order: GCFID-HP5-B_211103A: 17 **SampType:** Sample Matrix Spike **Batch ID:** 160878
Method: SW8015C **Analysis Date:** 11/04/2021 02:25 **Prep Date:** 11/01/2021 17:52
Lab ID: B21110079-001BMS **Units:** mg/L **Prep Method:** SW3520C

Analytes	Result	LOQ	Spk value	Spk RefVal	%REC	LowLimit	HighLimit	RPD RefVal	%RPD	RPDLimit	Qual
Diesel Range Organics (C10 to C24)	13	0.30	14	0.0	89.0	36	132				
Total Extractable Hydrocarbons	14	0.30	14	0.0	98.0	60	132				
Surr: o-Terphenyl	0.21	0.0020	0.19	0.0	107.0	56	125				

Associated Samples: **B21110057-001A, B21110057-002A, B21110057-003A, B21110057-004A, B21110057-005A, B21110057-006A, B21110057-007A**

Run ID: Run Order: GCFID-HP5-B_211103A: 18 **SampType:** Sample Matrix Spike Duplicate **Batch ID:** 160878
Method: SW8015C **Analysis Date:** 11/04/2021 03:07 **Prep Date:** 11/01/2021 17:52
Lab ID: B21110079-001BMSD **Units:** mg/L **Prep Method:** SW3520C

Analytes	Result	LOQ	Spk value	Spk RefVal	%REC	LowLimit	HighLimit	RPD RefVal	%RPD	RPDLimit	Qual
Diesel Range Organics (C10 to C24)	13	0.30	15	0.0	86.0	36	132	13	2.6	20.0	
Total Extractable Hydrocarbons	14	0.30	15	0.0	92.0	60	132	14	3.9	20.0	
Surr: o-Terphenyl	0.20	0.0020	0.20	0.0	100.0	56	125	0.0			

Associated Samples: **B21110057-001A, B21110057-002A, B21110057-003A, B21110057-004A, B21110057-005A, B21110057-006A, B21110057-007A**

Analytical QC Summary Report

Prepared by Billings, MT Branch

Client: AECOM - Honolulu
Workorder: B21110057
Project: CV_18F0126/60571032.02.20.01
Report Date: 12/03/2021

Run ID: Run Order: GCFID-HP5-B_211103A: 19 **SampType:** Sample Matrix Spike **Batch ID:** 160878
Method: SW8015C **Analysis Date:** 11/04/2021 04:33 **Prep Date:** 11/01/2021 17:53
Lab ID: B21110079-001BMS-RRO **Units:** mg/L **Prep Method:** SW3520C

Analytes	Result	LOQ	Spk value	Spk RefVal	%REC	LowLimit	HighLimit	RPD RefVal	%RPD	RPDLimit	Qual
TEH(Oil Range)	4.4	0.30	4.8	0.0	93.0	41	113				
Surr: n-Triacontane	0.086	0.0020	0.095	0.0	90.0	50	150				

Associated Samples: **B21110057-001A, B21110057-002A, B21110057-003A, B21110057-004A, B21110057-005A, B21110057-006A, B21110057-007A**

Run ID: Run Order: GCFID-HP5-B_211103A: 20 **SampType:** Sample Matrix Spike Duplicate **Batch ID:** 160878
Method: SW8015C **Analysis Date:** 11/04/2021 05:59 **Prep Date:** 11/01/2021 17:53
Lab ID: B21110079-001BMSD-RRO **Units:** mg/L **Prep Method:** SW3520C

Analytes	Result	LOQ	Spk value	Spk RefVal	%REC	LowLimit	HighLimit	RPD RefVal	%RPD	RPDLimit	Qual
TEH(Oil Range)	4.4	0.30	4.7	0.0	94.0	41	113	4.4	0.5	20.0	
Surr: n-Triacontane	0.086	0.0020	0.094	0.0	92.0	50	150	0.0			

Associated Samples: **B21110057-001A, B21110057-002A, B21110057-003A, B21110057-004A, B21110057-005A, B21110057-006A, B21110057-007A**

Run ID: Run Order: GCFID-HP5-B_211103B: 11 **SampType:** Sample Matrix Spike **Batch ID:** 160878
Method: SW8015C **Analysis Date:** 11/05/2021 04:14 **Prep Date:** 11/01/2021 17:52
Lab ID: B21110079-001BMS **Units:** mg/L **Prep Method:** SW3520C

Analytes	Result	LOQ	Spk value	Spk RefVal	%REC	LowLimit	HighLimit	RPD RefVal	%RPD	RPDLimit	Qual
Diesel Range Organics (SGT-C10 to C24)	12	0.30	14	0.0	86.0	36	132				
Total Extractable Hydrocarbons (SGT)	13	0.30	14	0.0	92.0	60	132				
Surr: o-Terphenyl (SGT)	0.20	0.0020	0.19	0.0	105.0	56	125				

Associated Samples: **B21110057-001A, B21110057-002A, B21110057-003A, B21110057-004A, B21110057-005A, B21110057-006A, B21110057-007A**

Analytical QC Summary Report

Prepared by Billings, MT Branch

Client: AECOM - Honolulu
Workorder: B21110057
Project: CV_18F0126/60571032.02.20.01
Report Date: 12/03/2021

Run ID: Run Order: GCFID-HP5-B_211103B: 19 **SampType:** Sample Matrix Spike Duplicate **Batch ID:** 160878
Method: SW8015C **Analysis Date:** 11/05/2021 13:21 **Prep Date:** 11/01/2021 17:52
Lab ID: B21110079-001BMSD **Units:** mg/L **Prep Method:** SW3520C

Analytes	Result	LOQ	Spk value	Spk RefVal	%REC	LowLimit	HighLimit	RPD RefVal	%RPD	RPDLimit	Qual
Diesel Range Organics (SGT-C10 to C24)	13	0.30	15	0.0	89.0	36	132	12	5.1	20.0	
Total Extractable Hydrocarbons (SGT)	14	0.30	15	0.0	95.0	60	132	13	4.6	20.0	
Surr: o-Terphenyl (SGT)	0.21	0.0020	0.20	0.0	107.0	56	125	0.0			

Associated Samples: **B21110057-001A, B21110057-002A, B21110057-003A, B21110057-004A, B21110057-005A, B21110057-006A, B21110057-007A**

Run ID: Run Order: GCFID-HP5-B_211103B: 20 **SampType:** Sample Matrix Spike **Batch ID:** 160878
Method: SW8015C **Analysis Date:** 11/05/2021 14:04 **Prep Date:** 11/01/2021 17:53
Lab ID: B21110079-001BMS-RRO **Units:** mg/L **Prep Method:** SW3520C

Analytes	Result	LOQ	Spk value	Spk RefVal	%REC	LowLimit	HighLimit	RPD RefVal	%RPD	RPDLimit	Qual
TEH (SGT-Oil Range)	4.4	0.30	4.8	0.0	92.0	41	113				
Surr: n-Triacontane (SGT)	0.081	0.0020	0.095	0.0	85.0	50	150				

Associated Samples: **B21110057-001A, B21110057-002A, B21110057-003A, B21110057-004A, B21110057-005A, B21110057-006A, B21110057-007A**

Run ID: Run Order: GCFID-HP5-B_211103B: 21 **SampType:** Sample Matrix Spike Duplicate **Batch ID:** 160878
Method: SW8015C **Analysis Date:** 11/05/2021 15:29 **Prep Date:** 11/01/2021 17:53
Lab ID: B21110079-001BMSD-RRO **Units:** mg/L **Prep Method:** SW3520C

Analytes	Result	LOQ	Spk value	Spk RefVal	%REC	LowLimit	HighLimit	RPD RefVal	%RPD	RPDLimit	Qual
TEH (SGT-Oil Range)	4.1	0.30	4.7	0.0	88.0	41	113	4.4	5.7	20.0	
Surr: n-Triacontane (SGT)	0.074	0.0020	0.094	0.0	78.0	50	150	0.0			

Associated Samples: **B21110057-001A, B21110057-002A, B21110057-003A, B21110057-004A, B21110057-005A, B21110057-006A, B21110057-007A**

Analytical QC Summary Report

Prepared by Billings, MT Branch

Client: AECOM - Honolulu
Workorder: B21110057
Project: CV_18F0126/60571032.02.20.01
Report Date: 12/03/2021

Run ID: Run Order: GCFID-HP5-B_211111A: 6 **SampType:** Method Blank **Batch ID:** 161122
Method: SW8015C **Analysis Date:** 11/11/2021 09:48 **Prep Date:** 11/08/2021 15:08
Lab ID: MB-161122 **Units:** mg/L **Prep Method:** SW3520C

Analytes	Result	LOQ	Spk value	Spk RefVal	%REC	LowLimit	HighLimit	RPD RefVal	%RPD	RPDLimit	Qual
Diesel Range Organics (C10 to C24)	ND	0.15									
Oil Range Hydrocarbons (C24 to C40)	ND	0.15									
Total Extractable Hydrocarbons	ND	0.15									
Surr: o-Terphenyl	0.19	0.0020	0.20		96.0	56	125				
Surr: n-Triacontane	0.087	0.0020	0.10		87.0	50	150				

Associated Samples: **B21110057-002A**

Run ID: Run Order: GCFID-HP5-B_211111B: 6 **SampType:** Method Blank **Batch ID:** 161122
Method: SW8015C **Analysis Date:** 11/12/2021 09:12 **Prep Date:** 11/08/2021 15:08
Lab ID: MB-161122 **Units:** mg/L **Prep Method:** SW3520C

Analytes	Result	LOQ	Spk value	Spk RefVal	%REC	LowLimit	HighLimit	RPD RefVal	%RPD	RPDLimit	Qual
Diesel Range Organics (SGT-C10 to C24)	ND	0.15									
Oil Range Hydrocarbons (SGT-C24 to C40)	ND	0.15									
Total Extractable Hydrocarbons (SGT)	ND	0.15									
Surr: o-Terphenyl (SGT)	0.13	0.0020	0.20		67.0	56	125				
Surr: n-Triacontane (SGT)	0.063	0.0020	0.10		63.0	50	150				

Associated Samples: **B21110057-002A**

Analytical QC Summary Report

Prepared by Billings, MT Branch

Client: AECOM - Honolulu
Workorder: B21110057
Project: CV_18F0126/60571032.02.20.01
Report Date: 12/03/2021

Run ID: Run Order: GCFID-HP5-B_211111A: 4 **SampType:** Laboratory Control Sample **Batch ID:** 161122
Method: SW8015C **Analysis Date:** 11/11/2021 08:22 **Prep Date:** 11/08/2021 15:08
Lab ID: LCS-161122 **Units:** mg/L **Prep Method:** SW3520C

Analytes	Result	LOQ	Spk value	Spk RefVal	%REC	LowLimit	HighLimit	RPD RefVal	%RPD	RPDLimit	Qual
Diesel Range Organics (C10 to C24)	13	0.30	15		89.0	36	132				
Total Extractable Hydrocarbons	14	0.30	15		95.0	60	132				
Surr: o-Terphenyl	0.21	0.0020	0.20		105.0	56	125				

Associated Samples: **B21110057-002A**

Run ID: Run Order: GCFID-HP5-B_211111A: 5 **SampType:** Laboratory Control Sample Duplicate **Batch ID:** 161122
Method: SW8015C **Analysis Date:** 11/11/2021 09:05 **Prep Date:** 11/08/2021 15:10
Lab ID: LCSD-161122 **Units:** mg/L **Prep Method:** SW3520C

Analytes	Result	LOQ	Spk value	Spk RefVal	%REC	LowLimit	HighLimit	RPD RefVal	%RPD	RPDLimit	Qual
Diesel Range Organics (C10 to C24)	13	0.30	15		85.0	36	132	13	4.6	20.0	
Total Extractable Hydrocarbons	14	0.30	15		91.0	60	132	14	4.4	20.0	
Surr: o-Terphenyl	0.20	0.0020	0.20		101.0	56	125	0.0			

Associated Samples: **B21110057-002A**

Run ID: Run Order: GCFID-HP5-B_211111A: 19 **SampType:** Laboratory Control Sample **Batch ID:** 161122
Method: SW8015C **Analysis Date:** 11/11/2021 21:55 **Prep Date:** 11/08/2021 15:50
Lab ID: LCS-161122-RRO **Units:** mg/L **Prep Method:** SW3520C

Analytes	Result	LOQ	Spk value	Spk RefVal	%REC	LowLimit	HighLimit	RPD RefVal	%RPD	RPDLimit	Qual
TEH(Oil Range)	4.8	0.30	5.0		95.0	41	113				
Surr: n-Triacontane	0.090	0.0020	0.10		90.0	50	150				

Associated Samples: **B21110057-002A**

Analytical QC Summary Report

Prepared by Billings, MT Branch

Client: AECOM - Honolulu
Workorder: B21110057
Project: CV_18F0126/60571032.02.20.01
Report Date: 12/03/2021

Run ID: Run Order: GCFID-HP5-B_211111A: 20 **SampType:** Laboratory Control Sample Duplicate **Batch ID:** 161122
Method: SW8015C **Analysis Date:** 11/11/2021 23:21 **Prep Date:** 11/08/2021 15:10
Lab ID: LCSD-161122-RRO **Units:** mg/L **Prep Method:** SW3520C

Analytes	Result	LOQ	Spk value	Spk RefVal	%REC	LowLimit	HighLimit	RPD RefVal	%RPD	RPDLimit	Qual
TEH(Oil Range)	4.4	0.30	5.0		88.0	41	113	4.8	7.4	20.0	
Surr: n-Triacontane	0.084	0.0020	0.10		84.0	50	150	0.0			

Associated Samples: **B21110057-002A**

Run ID: Run Order: GCFID-HP5-B_211111B: 4 **SampType:** Laboratory Control Sample **Batch ID:** 161122
Method: SW8015C **Analysis Date:** 11/12/2021 07:46 **Prep Date:** 11/08/2021 15:08
Lab ID: LCS-161122 **Units:** mg/L **Prep Method:** SW3520C

Analytes	Result	LOQ	Spk value	Spk RefVal	%REC	LowLimit	HighLimit	RPD RefVal	%RPD	RPDLimit	Qual
Diesel Range Organics (SGT-C10 to C24)	9.8	0.30	15		65.0	36	132				
Total Extractable Hydrocarbons (SGT)	10	0.30	15		70.0	60	132				
Surr: o-Terphenyl (SGT)	0.16	0.0020	0.20		82.0	56	125				

Associated Samples: **B21110057-002A**

Run ID: Run Order: GCFID-HP5-B_211111B: 5 **SampType:** Laboratory Control Sample Duplicate **Batch ID:** 161122
Method: SW8015C **Analysis Date:** 11/12/2021 08:29 **Prep Date:** 11/08/2021 15:10
Lab ID: LCSD-161122 **Units:** mg/L **Prep Method:** SW3520C

Analytes	Result	LOQ	Spk value	Spk RefVal	%REC	LowLimit	HighLimit	RPD RefVal	%RPD	RPDLimit	Qual
Diesel Range Organics (SGT-C10 to C24)	9.9	0.30	15		66.0	36	132	9.8	0.4	20.0	
Total Extractable Hydrocarbons (SGT)	11	0.30	15		70.0	60	132	10	0.2	20.0	
Surr: o-Terphenyl (SGT)	0.17	0.0020	0.20		83.0	56	125	0.0			

Associated Samples: **B21110057-002A**

Analytical QC Summary Report

Prepared by Billings, MT Branch

Client: AECOM - Honolulu
Workorder: B21110057
Project: CV_18F0126/60571032.02.20.01
Report Date: 12/03/2021

Run ID: Run Order: GCFID-HP5-B_211111B: 16 **SampType:** Laboratory Control Sample **Batch ID:** 161122
Method: SW8015C **Analysis Date:** 11/12/2021 19:14 **Prep Date:** 11/08/2021 15:50
Lab ID: LCS-161122-RRO **Units:** mg/L **Prep Method:** SW3520C

Analytes	Result	LOQ	Spk value	Spk RefVal	%REC	LowLimit	HighLimit	RPD RefVal	%RPD	RPDLimit	Qual
TEH (SGT-Oil Range)	4.2	0.30	5.0		83.0	41	113				
Surr: n-Triacontane (SGT)	0.076	0.0020	0.10		76.0	50	150				

Associated Samples: **B21110057-002A**

Run ID: Run Order: GCFID-HP5-B_211111B: 17 **SampType:** Laboratory Control Sample Duplicate **Batch ID:** 161122
Method: SW8015C **Analysis Date:** 11/12/2021 20:40 **Prep Date:** 11/08/2021 15:10
Lab ID: LCSD-161122-RRO **Units:** mg/L **Prep Method:** SW3520C

Analytes	Result	LOQ	Spk value	Spk RefVal	%REC	LowLimit	HighLimit	RPD RefVal	%RPD	RPDLimit	Qual
TEH (SGT-Oil Range)	3.9	0.30	5.0		78.0	41	113	4.2	7.3	20.0	
Surr: n-Triacontane (SGT)	0.068	0.0020	0.10		68.0	50	150	0.0			

Associated Samples: **B21110057-002A**

Run ID: Run Order: GCFID-HP5-B_211111A: 18 **SampType:** Sample Matrix Spike **Batch ID:** 161122
Method: SW8015C **Analysis Date:** 11/11/2021 20:29 **Prep Date:** 11/08/2021 15:10
Lab ID: B21110712-001AMS **Units:** mg/L **Prep Method:** SW3520C

Analytes	Result	LOQ	Spk value	Spk RefVal	%REC	LowLimit	HighLimit	RPD RefVal	%RPD	RPDLimit	Qual
Diesel Range Organics (C10 to C24)	13	0.30	15	0.47	84.0	36	132				
Total Extractable Hydrocarbons	14	0.30	15	0.90	90.0	60	132				
Surr: o-Terphenyl	0.19	0.0020	0.20	0.0	97.0	56	125				

Associated Samples: **B21110057-002A**

Analytical QC Summary Report

Prepared by Billings, MT Branch

Client: AECOM - Honolulu
Workorder: B21110057
Project: CV_18F0126/60571032.02.20.01
Report Date: 12/03/2021

Run ID: Run Order: GCFID-HP5-B_211111A: 21 **SampType:** Sample Matrix Spike **Batch ID:** 161122
Method: SW8015C **Analysis Date:** 11/12/2021 00:46 **Prep Date:** 11/08/2021 15:10
Lab ID: B21110712-002AMS-RRO **Units:** mg/L **Prep Method:** SW3520C

Analytes	Result	LOQ	Spk value	Spk RefVal	%REC	LowLimit	HighLimit	RPD RefVal	%RPD	RPDLimit	Qual
TEH(Oil Range)	4.7	0.30	4.7	1.0	78.0	41	113				
Surr: n-Triacontane	0.083	0.0020	0.095	0.0	88.0	50	150				

Associated Samples: **B21110057-002A**

Run ID: Run Order: GCFID-HP5-B_211111B: 15 **SampType:** Sample Matrix Spike **Batch ID:** 161122
Method: SW8015C **Analysis Date:** 11/12/2021 17:48 **Prep Date:** 11/08/2021 15:10
Lab ID: B21110712-001AMS **Units:** mg/L **Prep Method:** SW3520C

Analytes	Result	LOQ	Spk value	Spk RefVal	%REC	LowLimit	HighLimit	RPD RefVal	%RPD	RPDLimit	Qual
Diesel Range Organics (SGT-C10 to C24)	12	0.30	15	0.078	82.0	36	132				
Total Extractable Hydrocarbons (SGT)	13	0.30	15	0.087	87.0	60	132				
Surr: o-Terphenyl (SGT)	0.19	0.0020	0.20	0.0	96.0	56	125				

Associated Samples: **B21110057-002A**

Run ID: Run Order: GCFID-HP5-B_211111B: 18 **SampType:** Sample Matrix Spike **Batch ID:** 161122
Method: SW8015C **Analysis Date:** 11/12/2021 22:06 **Prep Date:** 11/08/2021 15:10
Lab ID: B21110712-002AMS-RRO **Units:** mg/L **Prep Method:** SW3520C

Analytes	Result	LOQ	Spk value	Spk RefVal	%REC	LowLimit	HighLimit	RPD RefVal	%RPD	RPDLimit	Qual
TEH (SGT-Oil Range)	3.8	0.30	4.7	0.0	81.0	41	113				
Surr: n-Triacontane (SGT)	0.068	0.0020	0.095	0.0	72.0	50	150				

Associated Samples: **B21110057-002A**

Analytical QC Summary Report

Prepared by Billings, MT Branch

Client: AECOM - Honolulu
Workorder: B21110057
Project: CV_18F0126/60571032.02.20.01
Report Date: 12/03/2021

Run ID: Run Order: GCFID-HP5-B_211103A: 2 **SampType:** Continuing Calibration Verification Standard **Batch ID:** R369766
Method: SW8015C **Analysis Date:** 11/03/2021 11:59 **Prep Date:**
Lab ID: CCV_1103HP505r-W **Units:** mg/L **Prep Method:**

Analytes	Result	LOQ	Spk value	Spk RefVal	%REC	LowLimit	HighLimit	RPD RefVal	%RPD	RPDLimit	Qual
TEH(Oil Range)	4.8	0.30	5.0		96.0	80	120				
Surr: n-Triacontane	0.20	0.0020	0.20		99.0	80	120				

Associated Samples: **B21110057-001A, B21110057-002A, B21110057-003A, B21110057-004A, B21110057-005A, B21110057-006A, B21110057-007A**

Run ID: Run Order: GCFID-HP5-B_211103A: 3 **SampType:** Continuing Calibration Verification Standard **Batch ID:** R369766
Method: SW8015C **Analysis Date:** 11/03/2021 13:28 **Prep Date:**
Lab ID: CCV_1103HP506r **Units:** mg/L **Prep Method:**

Analytes	Result	LOQ	Spk value	Spk RefVal	%REC	LowLimit	HighLimit	RPD RefVal	%RPD	RPDLimit	Qual
Diesel Range Organics (C10 to C24)	14	0.30	15		91.0	80	120				
Total Extractable Hydrocarbons	14	0.30	15		95.0	80	120				
Surr: o-Terphenyl	0.24	0.0020	0.20		118.0	80	120				

Associated Samples: **B21110057-001A, B21110057-002A, B21110057-003A, B21110057-004A, B21110057-005A, B21110057-006A, B21110057-007A**

Run ID: Run Order: GCFID-HP5-B_211103A: 14 **SampType:** Continuing Calibration Verification Standard **Batch ID:** R369766
Method: SW8015C **Analysis Date:** 11/03/2021 23:33 **Prep Date:**
Lab ID: CCV_1103HP520r-W **Units:** mg/L **Prep Method:**

Analytes	Result	LOQ	Spk value	Spk RefVal	%REC	LowLimit	HighLimit	RPD RefVal	%RPD	RPDLimit	Qual
TEH(Oil Range)	4.8	0.30	5.0		97.0	80	120				
Surr: n-Triacontane	0.20	0.0020	0.20		98.0	80	120				

Associated Samples: **B21110057-001A, B21110057-002A, B21110057-003A, B21110057-004A, B21110057-005A, B21110057-006A, B21110057-007A**

Analytical QC Summary Report

Prepared by Billings, MT Branch

Client: AECOM - Honolulu
Workorder: B21110057
Project: CV_18F0126/60571032.02.20.01 **Report Date:** 12/03/2021

Run ID: Run Order: GCFID-HP5-B_211103A: 15 **SampType:** Continuing Calibration Verification Standard **Batch ID:** R369766
Method: SW8015C **Analysis Date:** 11/04/2021 00:16 **Prep Date:**
Lab ID: CCV_1103HP521r **Units:** mg/L **Prep Method:**

Analytes	Result	LOQ	Spk value	Spk RefVal	%REC	LowLimit	HighLimit	RPD RefVal	%RPD	RPDLimit	Qual
Diesel Range Organics (C10 to C24)	14	0.30	15		94.0	80	120				
Total Extractable Hydrocarbons	15	0.30	15		98.0	80	120				
Surr: o-Terphenyl	0.19	0.0020	0.20		97.0	80	120				

Associated Samples: **B21110057-001A, B21110057-002A, B21110057-003A, B21110057-004A, B21110057-005A, B21110057-006A, B21110057-007A**

Run ID: Run Order: GCFID-HP5-B_211103B: 2 **SampType:** Continuing Calibration Verification Standard **Batch ID:** R369846
Method: SW8015C **Analysis Date:** 11/04/2021 20:21 **Prep Date:**
Lab ID: CCV_1103HP549r-W **Units:** mg/L **Prep Method:**

Analytes	Result	LOQ	Spk value	Spk RefVal	%REC	LowLimit	HighLimit	RPD RefVal	%RPD	RPDLimit	Qual
TEH(Oil Range)	4.8	0.30	5.0		96.0	80	120				
Surr: n-Triacontane	0.19	0.0020	0.20		97.0	80	120				

Associated Samples: **B21110057-001A, B21110057-002A, B21110057-003A, B21110057-004A**

Run ID: Run Order: GCFID-HP5-B_211103B: 3 **SampType:** Continuing Calibration Verification Standard **Batch ID:** R369846
Method: SW8015C **Analysis Date:** 11/04/2021 21:04 **Prep Date:**
Lab ID: CCV_1103HP550r **Units:** mg/L **Prep Method:**

Analytes	Result	LOQ	Spk value	Spk RefVal	%REC	LowLimit	HighLimit	RPD RefVal	%RPD	RPDLimit	Qual
Diesel Range Organics (C10 to C24)	14	0.30	15		93.0	80	120				
Total Extractable Hydrocarbons	14	0.30	15		96.0	80	120				
Surr: o-Terphenyl	0.19	0.0020	0.20		95.0	80	120				

Associated Samples: **B21110057-001A, B21110057-002A, B21110057-003A, B21110057-004A**

Analytical QC Summary Report

Prepared by Billings, MT Branch

Client: AECOM - Honolulu
Workorder: B21110057
Project: CV_18F0126/60571032.02.20.01
Report Date: 12/03/2021

Run ID: Run Order: GCFID-HP5-B_211103B: 13 **SampType:** Continuing Calibration Verification Standard **Batch ID:** R369846
Method: SW8015C **Analysis Date:** 11/05/2021 08:21 **Prep Date:**
Lab ID: CCV_1103HP564r-W **Units:** mg/L **Prep Method:**

Analytes	Result	LOQ	Spk value	Spk RefVal	%REC	LowLimit	HighLimit	RPD RefVal	%RPD	RPDLimit	Qual
TEH(Oil Range)	4.9	0.30	5.0		97.0	80	120				
Surr: n-Triacontane	0.20	0.0020	0.20		98.0	80	120				

Associated Samples: **B21110057-001A, B21110057-002A, B21110057-003A, B21110057-004A**

Run ID: Run Order: GCFID-HP5-B_211103B: 14 **SampType:** Continuing Calibration Verification Standard **Batch ID:** R369846
Method: SW8015C **Analysis Date:** 11/05/2021 09:03 **Prep Date:**
Lab ID: CCV_1103HP565r **Units:** mg/L **Prep Method:**

Analytes	Result	LOQ	Spk value	Spk RefVal	%REC	LowLimit	HighLimit	RPD RefVal	%RPD	RPDLimit	Qual
Diesel Range Organics (C10 to C24)	15	0.30	15		97.0	80	120				
Total Extractable Hydrocarbons	15	0.30	15		100.0	80	120				
Surr: o-Terphenyl	0.20	0.0020	0.20		98.0	80	120				

Associated Samples: **B21110057-001A, B21110057-002A, B21110057-003A, B21110057-004A**

Run ID: Run Order: GCFID-HP5-B_211111A: 14 **SampType:** Continuing Calibration Verification Standard **Batch ID:** R370204
Method: SW8015C **Analysis Date:** 11/11/2021 16:55 **Prep Date:**
Lab ID: CCV_1111HP519r-W **Units:** mg/L **Prep Method:**

Analytes	Result	LOQ	Spk value	Spk RefVal	%REC	LowLimit	HighLimit	RPD RefVal	%RPD	RPDLimit	Qual
TEH(Oil Range)	4.6	0.30	5.0		92.0	80	120				
Surr: n-Triacontane	0.19	0.0020	0.20		96.0	80	120				

Associated Samples: **B21110057-002A**

Analytical QC Summary Report

Prepared by Billings, MT Branch

Client: AECOM - Honolulu
Workorder: B21110057
Project: CV_18F0126/60571032.02.20.01
Report Date: 12/03/2021

Run ID: Run Order: GCFID-HP5-B_211111A: 15 **SampType:** Continuing Calibration Verification Standard **Batch ID:** R370204
Method: SW8015C **Analysis Date:** 11/11/2021 17:38 **Prep Date:**
Lab ID: CCV_1111HP520r **Units:** mg/L **Prep Method:**

Analytes	Result	LOQ	Spk value	Spk RefVal	%REC	LowLimit	HighLimit	RPD RefVal	%RPD	RPDLimit	Qual
Diesel Range Organics (C10 to C24)	14	0.30	15		96.0	80	120				
Total Extractable Hydrocarbons	15	0.30	15		99.0	80	120				
Surr: o-Terphenyl	0.20	0.0020	0.20		98.0	80	120				

Associated Samples: **B21110057-002A**

Run ID: Run Order: GCFID-HP5-B_211111A: 23 **SampType:** Continuing Calibration Verification Standard **Batch ID:** R370204
Method: SW8015C **Analysis Date:** 11/12/2021 02:55 **Prep Date:**
Lab ID: CCV_1111HP532r-W **Units:** mg/L **Prep Method:**

Analytes	Result	LOQ	Spk value	Spk RefVal	%REC	LowLimit	HighLimit	RPD RefVal	%RPD	RPDLimit	Qual
TEH(Oil Range)	4.9	0.30	5.0		97.0	80	120				
Surr: n-Triacontane	0.20	0.0020	0.20		101.0	80	120				

Associated Samples: **B21110057-002A**

Run ID: Run Order: GCFID-HP5-B_211111A: 24 **SampType:** Continuing Calibration Verification Standard **Batch ID:** R370204
Method: SW8015C **Analysis Date:** 11/12/2021 03:38 **Prep Date:**
Lab ID: CCV_1111HP533r **Units:** mg/L **Prep Method:**

Analytes	Result	LOQ	Spk value	Spk RefVal	%REC	LowLimit	HighLimit	RPD RefVal	%RPD	RPDLimit	Qual
Diesel Range Organics (C10 to C24)	15	0.30	15		99.0	80	120				
Total Extractable Hydrocarbons	15	0.30	15		103.0	80	120				
Surr: o-Terphenyl	0.20	0.0020	0.20		101.0	80	120				

Associated Samples: **B21110057-002A**

Analytical QC Summary Report

Prepared by Billings, MT Branch

Client: AECOM - Honolulu
Workorder: B21110057
Project: CV_18F0126/60571032.02.20.01 **Report Date:** 12/03/2021

Run ID: Run Order: GCFID-HP5-B_211111B: 11 **SampType:** Continuing Calibration Verification Standard **Batch ID:** R370291
Method: SW8015C **Analysis Date:** 11/12/2021 14:14 **Prep Date:**
Lab ID: CCV_1111HP545r-W **Units:** mg/L **Prep Method:**

Analytes	Result	LOQ	Spk value	Spk RefVal	%REC	LowLimit	HighLimit	RPD RefVal	%RPD	RPDLimit	Qual
TEH(Oil Range)	4.5	0.30	5.0		90.0	80	120				
Surr: n-Triacontane	0.19	0.0020	0.20		95.0	80	120				

Associated Samples: **B21110057-002A**

Run ID: Run Order: GCFID-HP5-B_211111B: 12 **SampType:** Continuing Calibration Verification Standard **Batch ID:** R370291
Method: SW8015C **Analysis Date:** 11/12/2021 14:57 **Prep Date:**
Lab ID: CCV_1111HP546r **Units:** mg/L **Prep Method:**

Analytes	Result	LOQ	Spk value	Spk RefVal	%REC	LowLimit	HighLimit	RPD RefVal	%RPD	RPDLimit	Qual
Diesel Range Organics (C10 to C24)	15	0.30	15		100.0	80	120				
Total Extractable Hydrocarbons	15	0.30	15		103.0	80	120				
Surr: o-Terphenyl	0.20	0.0020	0.20		101.0	80	120				

Associated Samples: **B21110057-002A**

Run ID: Run Order: GCFID-HP5-B_211111B: 20 **SampType:** Continuing Calibration Verification Standard **Batch ID:** R370291
Method: SW8015C **Analysis Date:** 11/13/2021 00:16 **Prep Date:**
Lab ID: CCV_1111HP559r-W **Units:** mg/L **Prep Method:**

Analytes	Result	LOQ	Spk value	Spk RefVal	%REC	LowLimit	HighLimit	RPD RefVal	%RPD	RPDLimit	Qual
TEH(Oil Range)	4.7	0.30	5.0		93.0	80	120				
Surr: n-Triacontane	0.19	0.0020	0.20		96.0	80	120				

Associated Samples: **B21110057-002A**

Analytical QC Summary Report

Prepared by Billings, MT Branch

Client: AECOM - Honolulu
Workorder: B21110057
Project: CV_18F0126/60571032.02.20.01
Report Date: 12/03/2021

Run ID: Run Order: GCFID-HP5-B_211111B: 21
SampType: Continuing Calibration Verification Standard
Batch ID: R370291
Method: SW8015C
Analysis Date: 11/13/2021 00:59
Prep Date:
Lab ID: CCV_1111HP560r
Units: mg/L
Prep Method:

Analytes	Result	LOQ	Spk value	Spk RefVal	%REC	LowLimit	HighLimit	RPD RefVal	%RPD	RPDLimit	Qual
Diesel Range Organics (C10 to C24)	15	0.30	15		101.0	80	120				
Total Extractable Hydrocarbons	16	0.30	15		104.0	80	120				
Surr: o-Terphenyl	0.20	0.0020	0.20		102.0	80	120				

Associated Samples: **B21110057-002A**

Analytical QC Exceptions Report

Prepared by Billings, MT Branch

Client: AECOM - Honolulu
Workorder: B21110057
Project: CV_18F0126/60571032.02.20.01

Report Date: 12/03/2021

All quality control measures met criteria; there were no Analytical QC Exceptions.

Preparation and Analysis Dates Report

Work Order: B21110057
Client: AECOM - Honolulu
Project Name: CV_18F0126/60571032.02.20.01
Report Date: 12/03/2021

Lab ID	Client Sample ID	Collection Date	Matrix	Test Name	TCLP Date	Prep Method	Prep Date	Prep Batch	Analysis Method	Analysis Date
001A	ERH1845 (RHMW01R)	10/27/2021 13:50	Ground Water	Diesel Range Organics		SW3520C	11/01/2021 15:47	160878	SW8015C	11/03/2021 21:24
						SW3520C	11/01/2021 15:47	160878	SW8015C	11/05/2021 01:22
002A	ERH1848 (RHMW02)	10/27/2021 14:45	Ground Water	Diesel Range Organics		SW3520C	11/01/2021 15:47	160878	SW8015C	11/03/2021 20:41
						SW3520C	11/01/2021 15:47	160878	SW8015C	11/05/2021 02:05
						SW3520C	11/08/2021 15:49	161122	SW8015C	11/11/2021 19:04
						SW3520C	11/08/2021 15:49	161122	SW8015C	11/12/2021 16:22
003A	ERH1851 (RHMW03)	10/27/2021 15:35	Ground Water	Diesel Range Organics		SW3520C	11/01/2021 15:47	160878	SW8015C	11/03/2021 19:58
						SW3520C	11/01/2021 15:47	160878	SW8015C	11/05/2021 00:39
004A	ERH1854 (RHMW05)	10/27/2021 12:50	Ground Water	Diesel Range Organics		SW3520C	11/01/2021 15:47	160878	SW8015C	11/03/2021 19:14
						SW3520C	11/01/2021 15:47	160878	SW8015C	11/04/2021 23:56
005A	ERH1857 (RHMW2254-01)	10/26/2021 13:05	Ground Water	Diesel Range Organics		SW3520C	11/01/2021 15:47	160878	SW8015C	11/03/2021 17:48
006A	ERH1860 (RHSF)	10/26/2021 12:50	Drinking Water	Diesel Range Organics		SW3520C	11/01/2021 15:47	160878	SW8015C	11/03/2021 18:31
007A	ERH1862 (RHSF)	10/26/2021 12:50	Drinking Water	Diesel Range Organics		SW3520C	11/01/2021 15:47	160878	SW8015C	11/03/2021 16:21

Chemical Abstracts Service (CAS) Registry Numbers

Prepared by Billings, MT Branch

Client: AECOM - Honolulu
Workorder: B21110057
Project: CV_18F0126/60571032.02.20.01 **Report Date:** 12/03/2021

Analyses	CAS No
PETROLEUM HYDROCARBONS-SEMI-VOLATILE	
Diesel Range Organics (C10 to C24)	
Diesel Range Organics (SGT-C10 to C24)	
Oil Range Hydrocarbons (C24 to C40)	
Oil Range Hydrocarbons (SGT-C24 to C40)	
Total Extractable Hydrocarbons	
Total Extractable Hydrocarbons (SGT)	

ERH1845 (RHMW01R) Batch ID: 160878

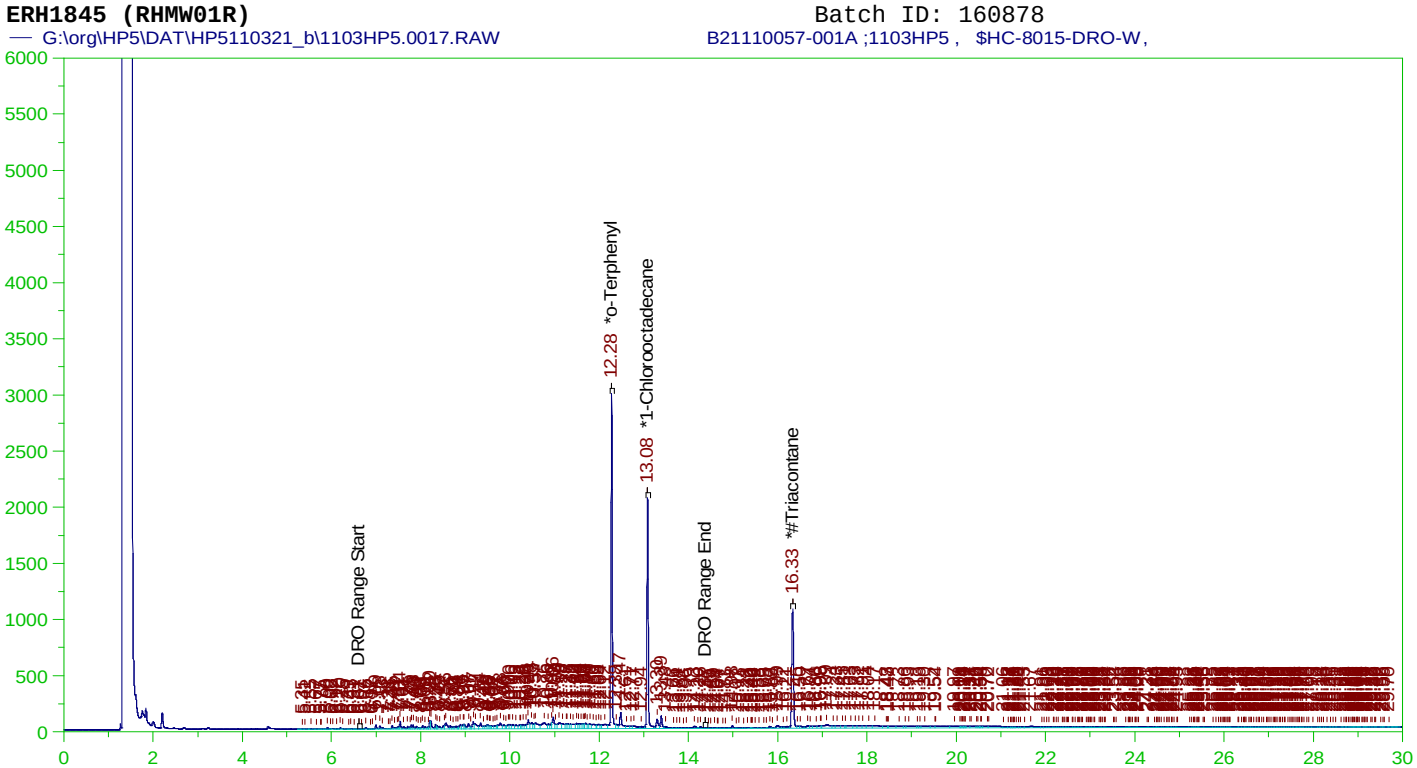

DIESEL RANGE ORGANICS CHROMATOGRAM REPORT

Sample Name: B21110057-001A ;1103HP5 , $HC-8015-DRO-W,
Raw File: G:\org\HP5\DAT\HP5110321_b\1103HP5.0017.RAW
Date & Time Acquired: 11/3/2021 9:24:23 PM
Method File: G:\Org\HP5\Methods\D3_8015-110317-C24T-IA-L%.met
Calibration File: G:\Org\HP5\Cals\SW8015C_DRO211102IA-24-Tri.CAL
Sample Weight: 980 Dilution: 1 S.A.: 1

Mean RF for TEH: 31353.19
Rt range for Diesel Range Organics: 6.59 to 14.43

SURROGATE COMPOUND	RT	ACTUAL	MEASURED	%REC	
*o-Terphenyl	12.276	.204	.167	81.98	-
*1-Chlorooctadecane	13.079	.204	.129	63.13	-
*#Triacontane	16.331	.204	.099	48.64	-

DRO Area:1.244405E+07 DRO Amount: 0.4049989
TEH Area:2.160833E+07 TEH Amount: 0.703256

ERH1845 (RHMW01R) Batch ID: 160878

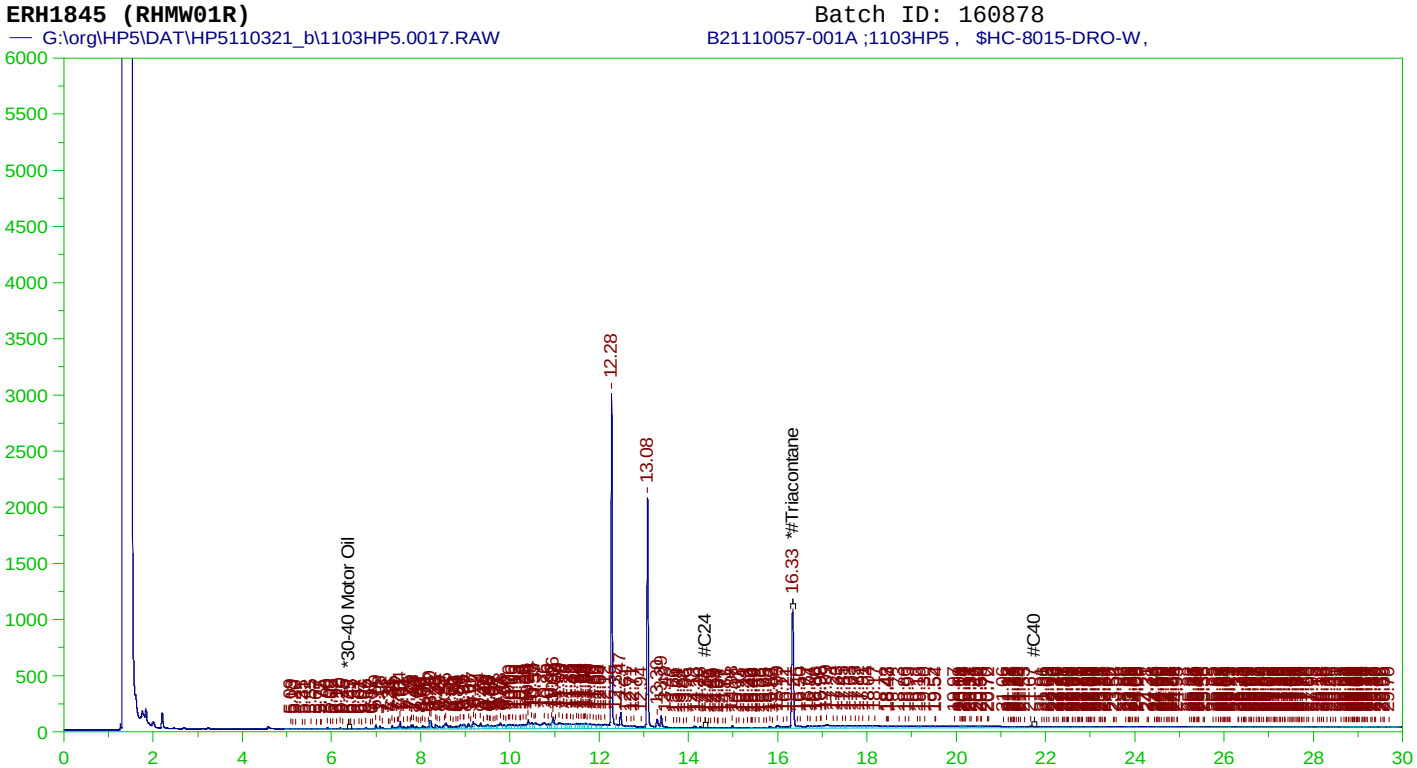

RESIDUAL RANGE ORGANICS CHROMATOGRAM

Sample Name: B21110057-001A ;1103HP5 , $HC-8015-DRO-W,
Raw File: G:\org\HP5\DAT\HP5110321_b\1103HP5.0017.RAW
Date & Time Acquired: 11/3/2021 9:24:23 PM
Method File: G:\Org\HP5\Methods\D3_OROS-110317-AC-L%.MET
Calibration File: G:\Org\HP5\Cals\SW8015C_ORO211017AC-SAMP.CAL
Sample Weight: 980 Dilution: 1 S.A.: 1

Mean RF for for Residual Range Organics Calculations: 28542.41
Rt range for Residual Range Organics: 14.33 to 21.8

SURROGATE COMPOUND	RT	ACTUAL	MEASURED	%REC	
*#Triacontane	16.331	.51	.099	19.46	-

RRO Area:6538442 RRO AMOUNT: 0.2337532

ERH1845 (RHMW01R) Batch ID: 160878

— G:\org\HP5\DAT\HP5110321_b\1103HP5.0056.RAW B21110057-001A ;1103HP5 , $HC-8015-DRO-W, SGT

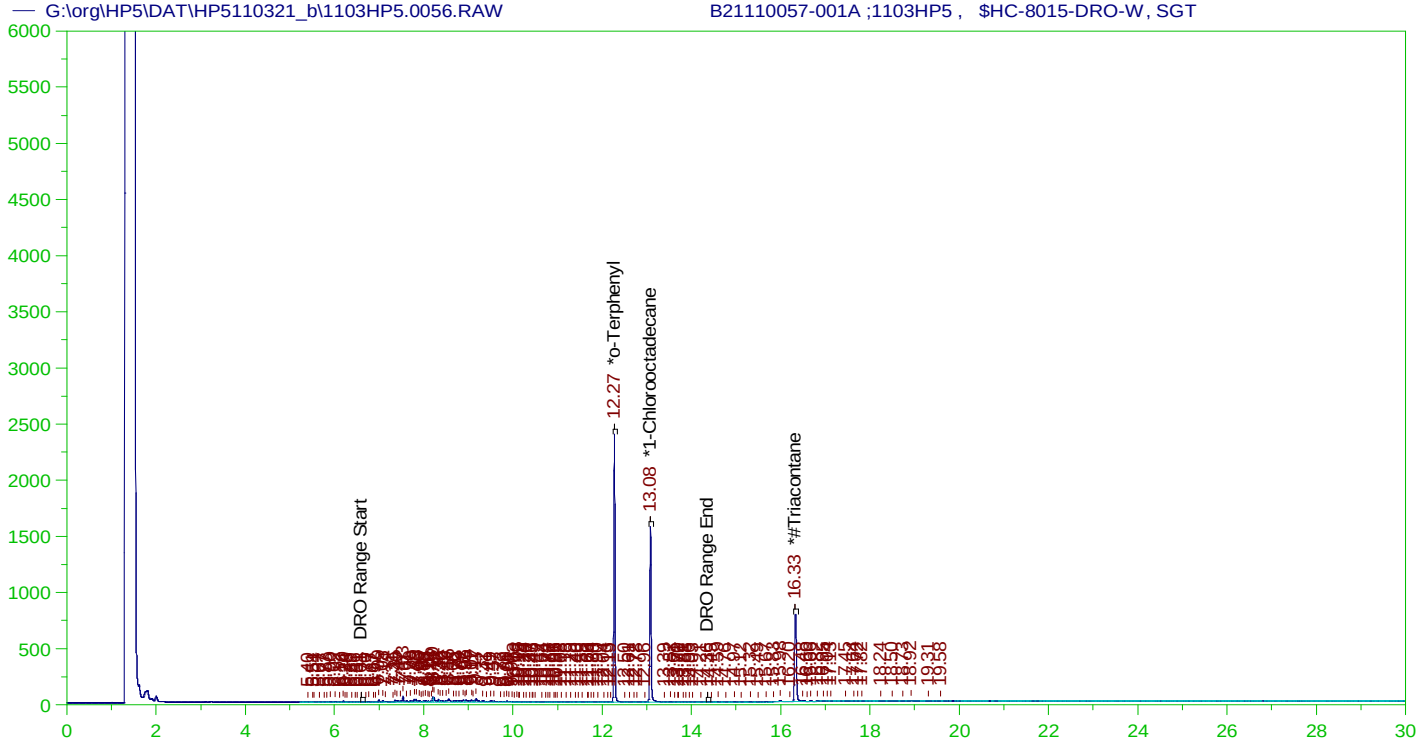

DIESEL RANGE ORGANICS CHROMATOGRAM REPORT

Sample Name: B21110057-001A ;1103HP5 , $HC-8015-DRO-W, SGT
Raw File: G:\org\HP5\DAT\HP5110321_b\1103HP5.0056.RAW
Date & Time Acquired: 11/5/2021 1:22:14 AM
Method File: G:\Org\HP5\Methods\DR_8015-C24T-IA-L%.met
Calibration File: G:\Org\HP5\Cals\SW8015C_DRO211102IA-24-Tri.CAL
Sample Weight: 980 Dilution: 1 S.A.: 1

Mean RF for TEH: 31353.19
Rt range for Diesel Range Organics: 6.59 to 14.43

SURROGATE COMPOUND	RT	ACTUAL	MEASURED	%REC	
*o-Terphenyl	12.272	.204	.129	63.31	-
*1-Chlorooctadecane	13.076	.204	.101	49.35	-
*#Triacontane	16.328	.204	.074	36.19	-

DRO Area:2405104 DRO Amount: 7.827552E-02
TEH Area:2718371 TEH Amount: 8.847097E-02

ERH1845 (RHMW01R) Batch ID: 160878

— G:\org\HP5\DAT\HP5110321_b\1103HP5.0056.RAW B21110057-001A ;1103HP5 , $HC-8015-DRO-W, SGT

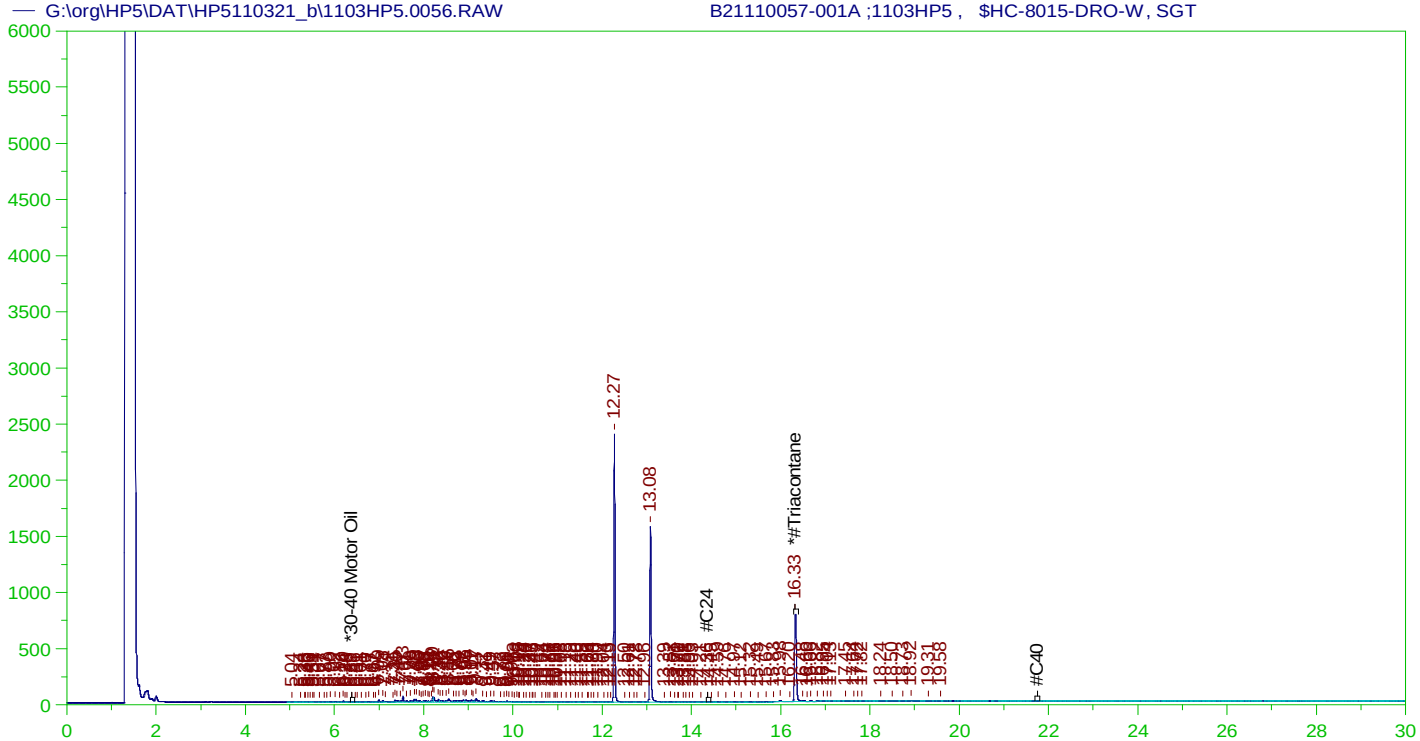

RESIDUAL RANGE ORGANICS CHROMATOGRAM

Sample Name: B21110057-001A ;1103HP5 , $HC-8015-DRO-W, SGT
Raw File: G:\org\HP5\DAT\HP5110321_b\1103HP5.0056.RAW
Date & Time Acquired: 11/5/2021 1:22:14 AM
Method File: G:\Org\HP5\Methods\DR_OROSb-AC-L%.MET
Calibration File: G:\Org\HP5\Cals\SW8015C_ORO211017AC-SAMP.CAL
Sample Weight: 980 Dilution: 1 S.A.: 1

Mean RF for for Residual Range Organics Calculations: 28542.41
Rt range for Residual Range Organics: 14.33 to 21.8

SURROGATE COMPOUND	RT	ACTUAL	MEASURED	%REC	
*#Triacontane	16.328	.51	.074	14.48	-

RRO Area:199145 RRO AMOUNT: 7.119553E-03

ERH1848 (RHMW02) Batch ID: 160878

G:\org\HP5\DAT\HP5110321_b\1103HP5.0016.RAW B21110057-002A ;1103HP5 , $HC-8015-DRO-W,

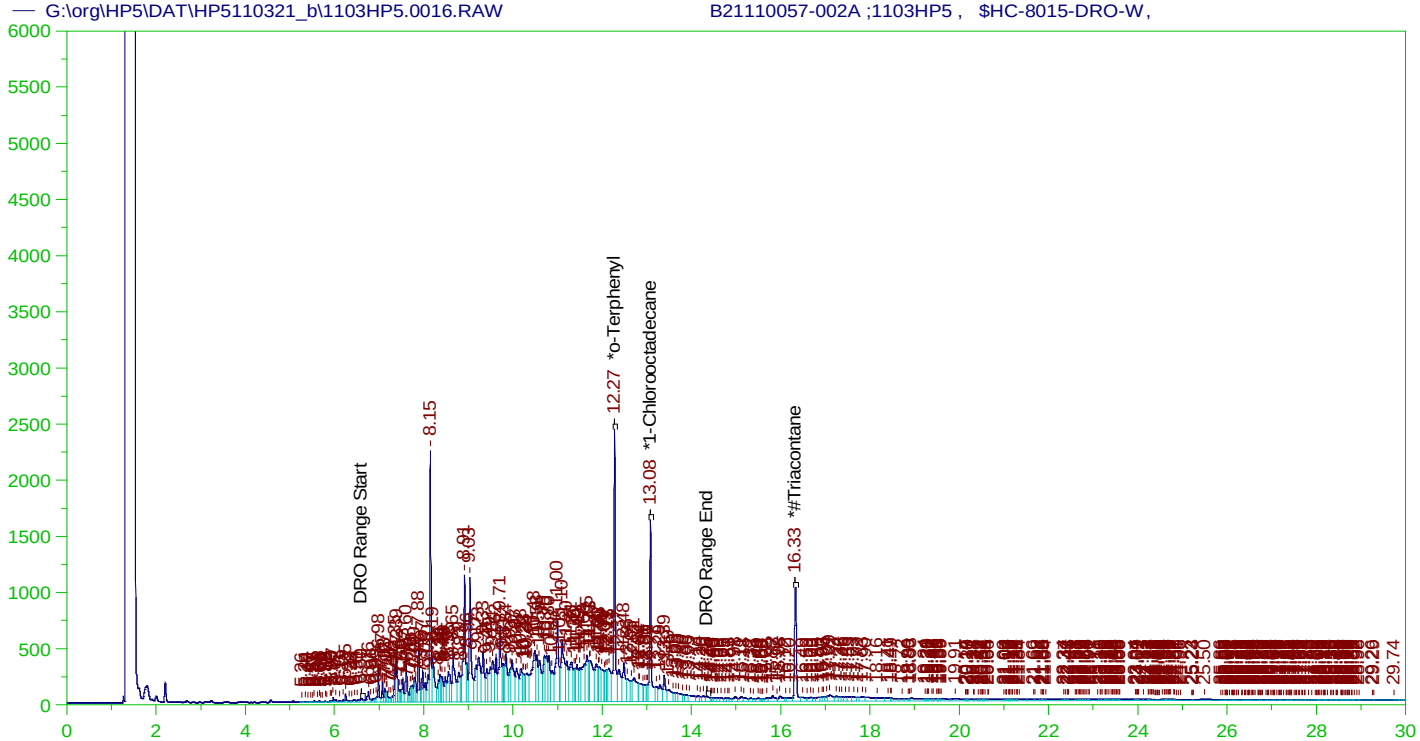

DIESEL RANGE ORGANICS CHROMATOGRAM REPORT

Sample Name: B21110057-002A ;1103HP5 , $HC-8015-DRO-W,
Raw File: G:\org\HP5\DAT\HP5110321_b\1103HP5.0016.RAW
Date & Time Acquired: 11/3/2021 8:41:15 PM
Method File: G:\Org\HP5\Methods\D3_8015-C24T-IA-L%.met
Calibration File: G:\Org\HP5\Cals\SW8015C_DRO211102IA-24-Tri.CAL
Sample Weight: 1020 Dilution: 1 S.A.: 1

Mean RF for TEH: 31353.19
Rt range for Diesel Range Organics: 6.59 to 14.43

SURROGATE COMPOUND	RT	ACTUAL	MEASURED	%REC	
*o-Terphenyl	12.275	.196	.163	83.34	-
*1-Chlorooctadecane	13.075	.196	.117	59.83	-
*#Triacontane	16.327	.196	.096	49.05	-

DRO Area:1.041868E+08 DRO Amount: 3.257849
TEH Area:1.192822E+08 TEH Amount: 3.72987

ERH1848 (RHMW02) Batch ID: 160878

G:\org\HP5\DAT\HP5110321_b\1103HP5.0016.RAW B21110057-002A ;1103HP5 , $HC-8015-DRO-W,

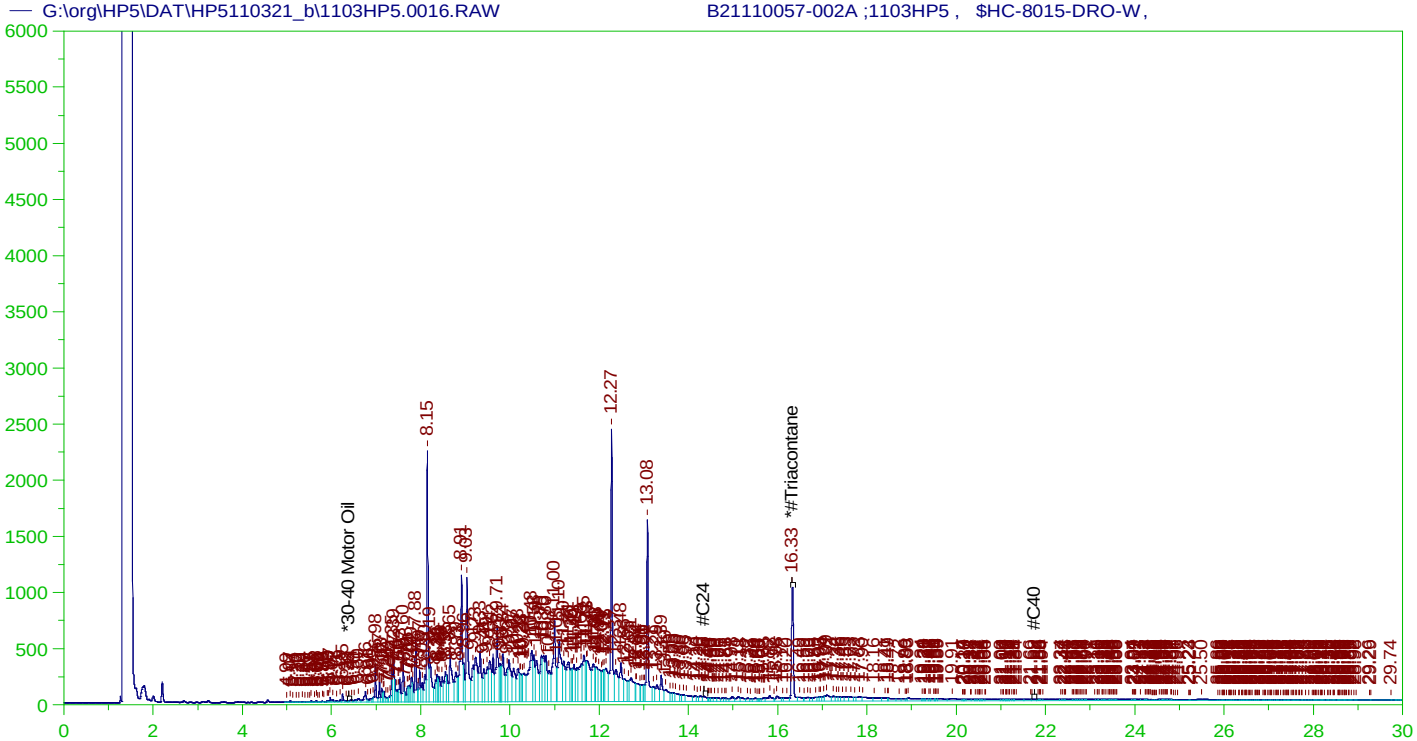

RESIDUAL RANGE ORGANICS CHROMATOGRAM

Sample Name: B21110057-002A ;1103HP5 , $HC-8015-DRO-W,
Raw File: G:\org\HP5\DAT\HP5110321_b\1103HP5.0016.RAW
Date & Time Acquired: 11/3/2021 8:41:15 PM
Method File: G:\Org\HP5\Methods\D3_OROS-AC-L%.MET
Calibration File: G:\Org\HP5\Cals\SW8015C_ORO211017AC-SAMP.CAL
Sample Weight: 1020 Dilution: 1 S.A.: 1

Mean RF for for Residual Range Organics Calculations: 28542.41
Rt range for Residual Range Organics: 14.33 to 21.8

SURROGATE COMPOUND	RT	ACTUAL	MEASURED	%REC	
*#Triacontane	16.327	.49	.096	19.63	-

RRO Area:1.137174E+07 RRO AMOUNT: 0.3906036

ERH1848 (RHMW02) Batch ID: 160878

G:\org\HP5\DAT\HP5110321_b\1103HP5.0057.RAW B21110057-002A ;1103HP5 , $HC-8015-DRO-W, SGT

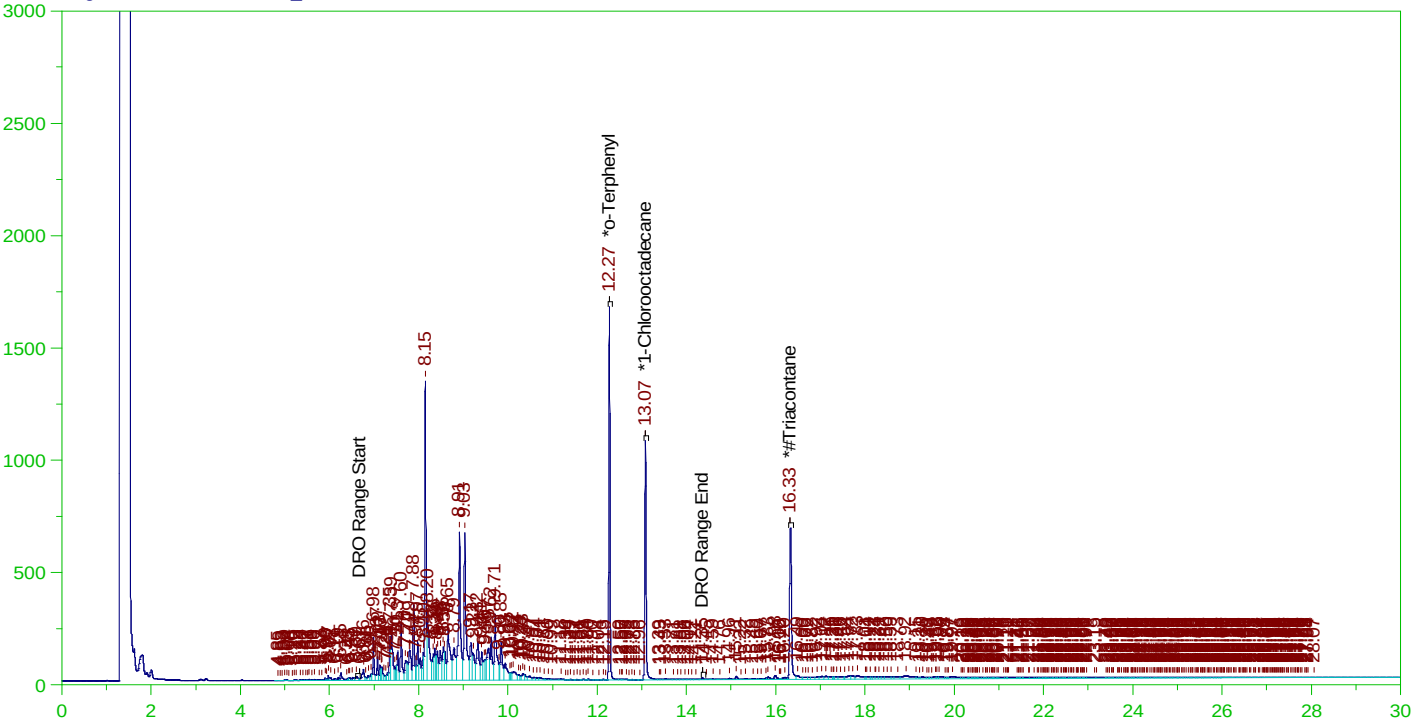

DIESEL RANGE ORGANICS CHROMATOGRAM REPORT

Sample Name: B21110057-002A ;1103HP5 , $HC-8015-DRO-W, SGT
Raw File: G:\org\HP5\DAT\HP5110321_b\1103HP5.0057.RAW
Date & Time Acquired: 11/5/2021 2:05:12 AM
Method File: G:\Org\HP5\Methods\D3_8015-110357-C24T-IA-L%.met
Calibration File: G:\Org\HP5\Cals\SW8015C_DRO211102IA-24-Tri.CAL
Sample Weight: 1020 Dilution: 1 S.A.: 1

Mean RF for TEH: 31353.19
Rt range for Diesel Range Organics: 6.59 to 14.43

SURROGATE COMPOUND	RT	ACTUAL	MEASURED	%REC	
*o-Terphenyl	12.271	.196	.088	44.91	-
*1-Chlorooctadecane	13.075	.196	.066	33.67	-
*#Triacontane	16.328	.196	.064	32.77	-

DRO Area:2.415433E+07 DRO Amount: 0.7552887
TEH Area:2.854957E+07 TEH Amount: 0.8927249

ERH1848 (RHMW02) Batch ID: 160878

G:\org\HP5\DAT\HP5110321_b\1103HP5.0057.RAW B21110057-002A ;1103HP5 , $HC-8015-DRO-W, SGT

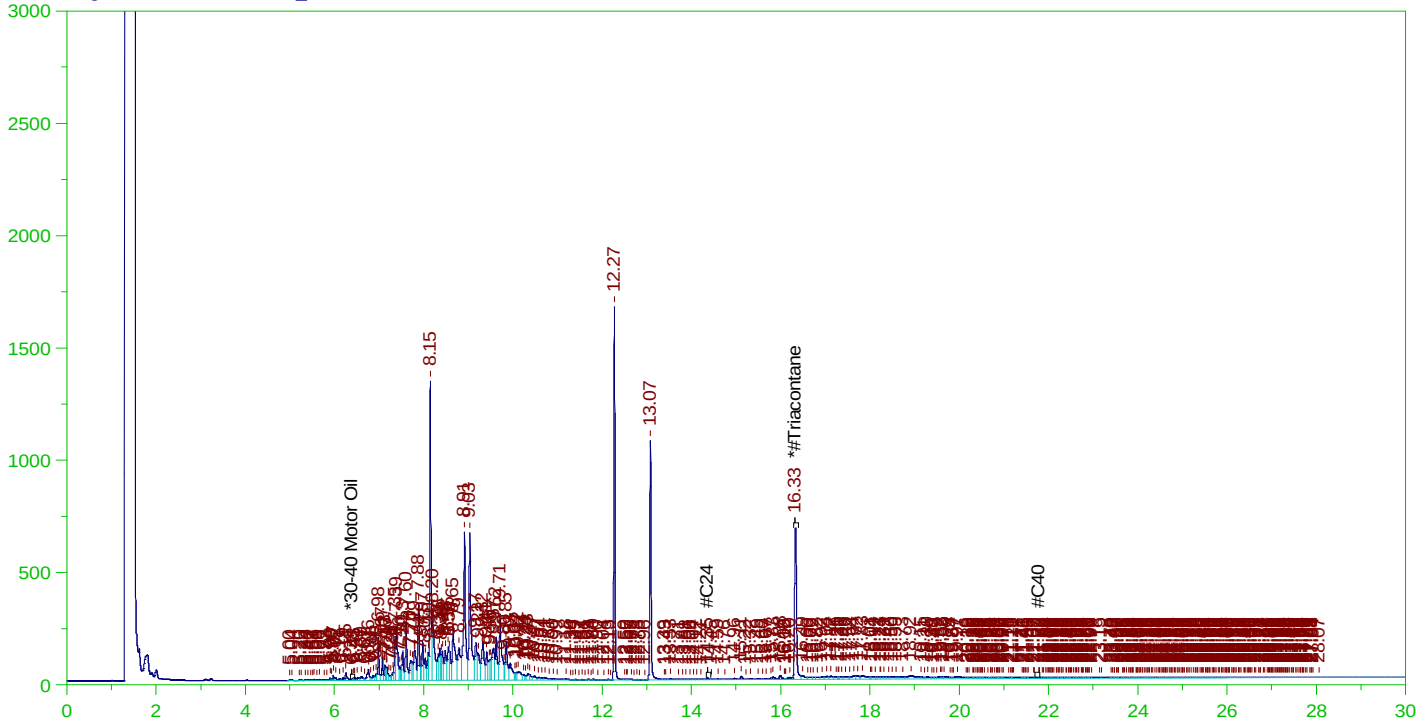

RESIDUAL RANGE ORGANICS CHROMATOGRAM

Sample Name: B21110057-002A ;1103HP5 , $HC-8015-DRO-W, SGT
Raw File: G:\org\HP5\DAT\HP5110321_b\1103HP5.0057.RAW
Date & Time Acquired: 11/5/2021 2:05:12 AM
Method File: G:\Org\HP5\Methods\D3_OROSb-110357-AC-L%.MET
Calibration File: G:\Org\HP5\Cals\SW8015C_ORO211017AC-SAMP.CAL
Sample Weight: 1020 Dilution: 1 S.A.: 1

Mean RF for for Residual Range Organics Calculations: 28542.41
Rt range for Residual Range Organics: 14.33 to 21.8

SURROGATE COMPOUND	RT	ACTUAL	MEASURED	%REC	
*#Triacontane	16.328	.49	.064	13.11	-

RRO Area:3005375 RRO AMOUNT: 0.1032304

ERH1848 (RHMW02) Batch ID: 160878

— G:\org\HP5\DAT\HP5111121_b\1111HP5.0021.RAW B21110057-002A ;1111HP5 , $HC-8015-DRO-W, RX

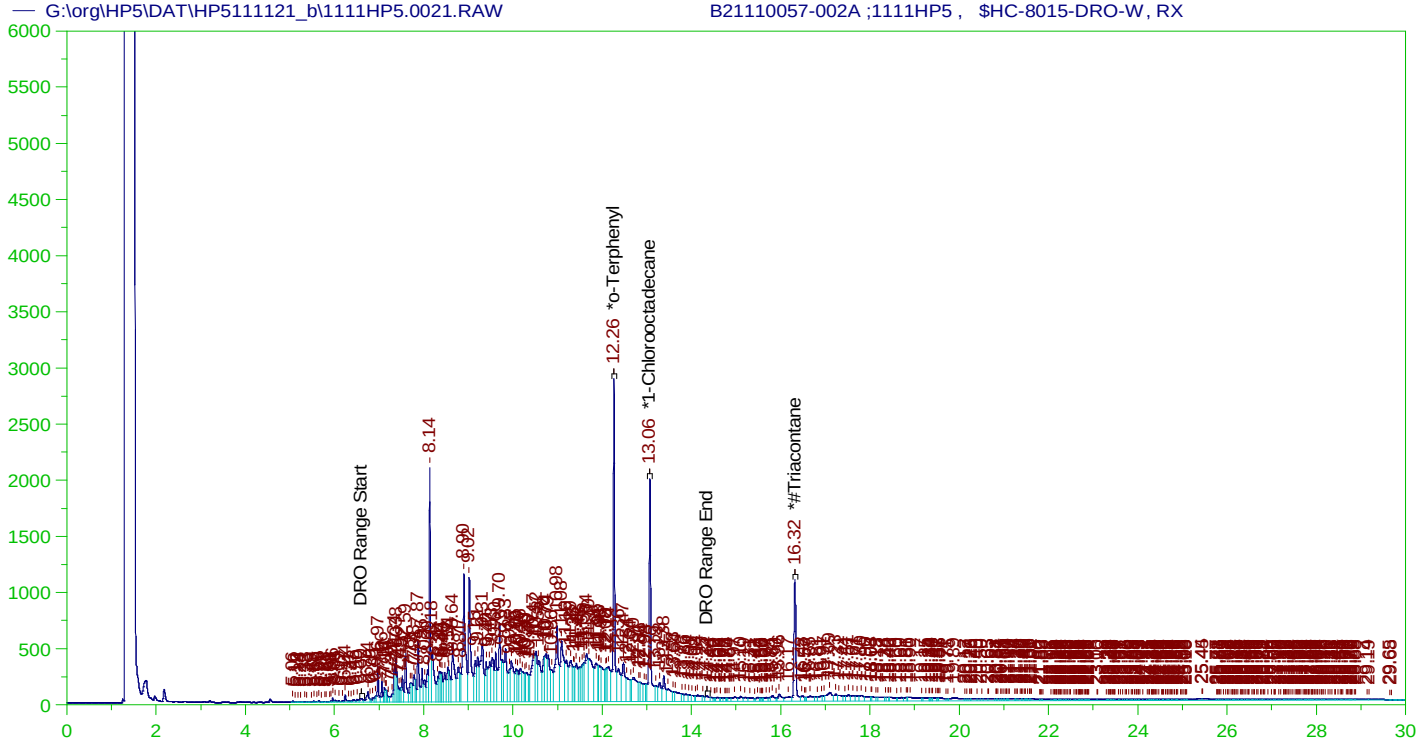

DIESEL RANGE ORGANICS CHROMATOGRAM REPORT

Sample Name: B21110057-002A ;1111HP5 , $HC-8015-DRO-W, RX
Raw File: G:\org\HP5\DAT\HP5111121_b\1111HP5.0021.RAW
Date & Time Acquired: 11/11/2021 7:04:23 PM
Method File: G:\Org\HP5\Methods\D3_8015-C24T-IB-L%.met
Calibration File: G:\Org\HP5\Cals\SW8015C_DRO211102IB-24-Tri.CAL
Sample Weight: 975 Dilution: 1 S.A.: 1

Mean RF for TEH: 31353.19
Rt range for Diesel Range Organics: 6.57 to 14.42

SURROGATE COMPOUND	RT	ACTUAL	MEASURED	%REC	
*o-Terphenyl	12.262	.205	.2	97.56	-
*1-Chlorooctadecane	13.064	.205	.156	76.12	-
*#Triacontane	16.315	.205	.11	53.75	-

DRO Area:1.113514E+08 DRO Amount: 3.642582
TEH Area:1.283149E+08 TEH Amount: 4.197502

ERH1848 (RHMW02) Batch ID: 160878

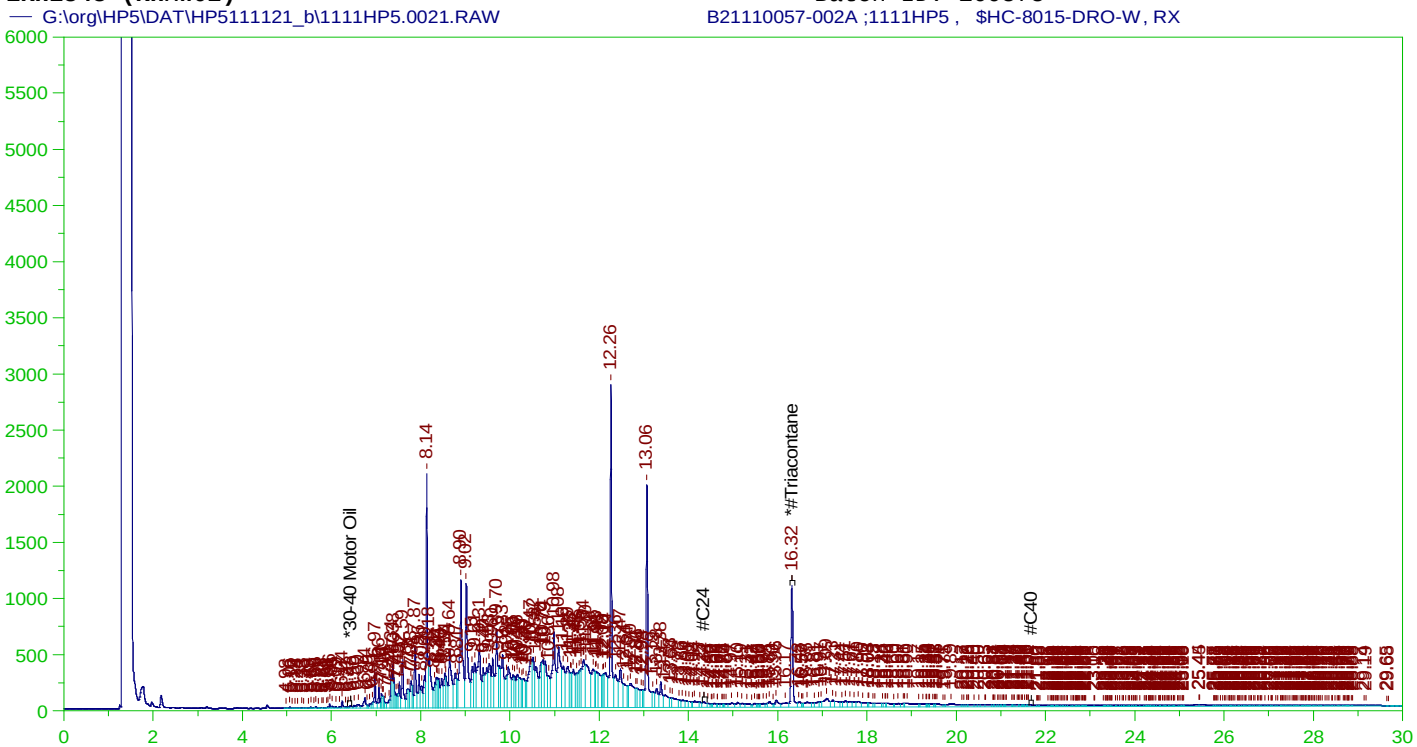

RESIDUAL RANGE ORGANICS CHROMATOGRAM

Sample Name: B21110057-002A ;1111HP5 , $HC-8015-DRO-W, RX
Raw File: G:\org\HP5\DAT\HP5111121_b\1111HP5.0021.RAW
Date & Time Acquired: 11/11/2021 7:04:23 PM
Method File: G:\Org\HP5\Methods\D3_OROS-AD-L%.MET
Calibration File: G:\Org\HP5\Cals\SW8015C_ORO211017AD-SAMP.CAL
Sample Weight: 975 Dilution: 1 S.A.: 1

Mean RF for for Residual Range Organics Calculations: 28542.41
Rt range for Residual Range Organics: 14.32 to 21.73

SURROGATE COMPOUND	RT	ACTUAL	MEASURED	%REC	
*#Triacontane	16.315	.513	.11	21.51	-

RRO Area:1.298301E+07 RRO AMOUNT: 0.4665307

ERH1848 (RHMW02) Batch ID: 160878

G:\org\HP5\DAT\HP5111121_b\1111HP5.0048.RAW B21110057-002A ;1111HP5 , $HC-8015-DRO-W, RX-SGT

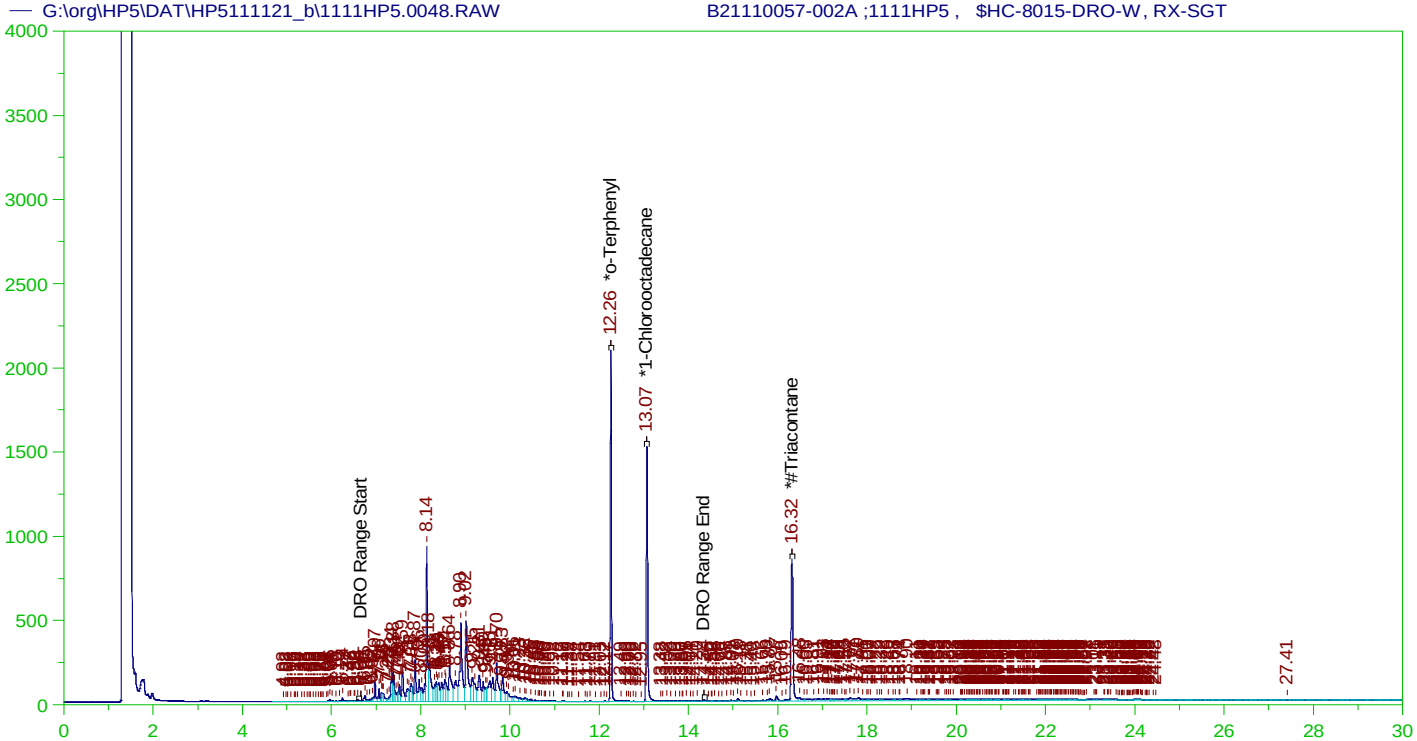

DIESEL RANGE ORGANICS CHROMATOGRAM REPORT

Sample Name: B21110057-002A ;1111HP5 , $HC-8015-DRO-W, RX-SGT
Raw File: G:\org\HP5\DAT\HP5111121_b\1111HP5.0048.RAW
Date & Time Acquired: 11/12/2021 4:22:15 PM
Method File: G:\Org\HP5\Methods\DR_8015-111148-IB-L%.met
Calibration File: G:\Org\HP5\Cals\SW8015C_DRO211102IB-24-Tri.CAL
Sample Weight: 975 Dilution: 1 S.A.: 1

Mean RF for TEH: 31353.19
Rt range for Diesel Range Organics: 6.57 to 14.42

SURROGATE COMPOUND	RT	ACTUAL	MEASURED	%REC	
*o-Terphenyl	12.26	.205	.116	56.33	-
*1-Chlorooctadecane	13.065	.205	.1	48.65	-
*#Triacontane	16.317	.205	.085	41.24	-

DRO Area:2.079589E+07 DRO Amount: 0.6802855
TEH Area:2.453008E+07 TEH Amount: 0.8024402

ERH1848 (RHMW02) Batch ID: 160878

G:\org\HP5\DAT\HP5111121_b\1111HP5.0048.RAW B21110057-002A ;1111HP5 , $HC-8015-DRO-W, RX-SGT

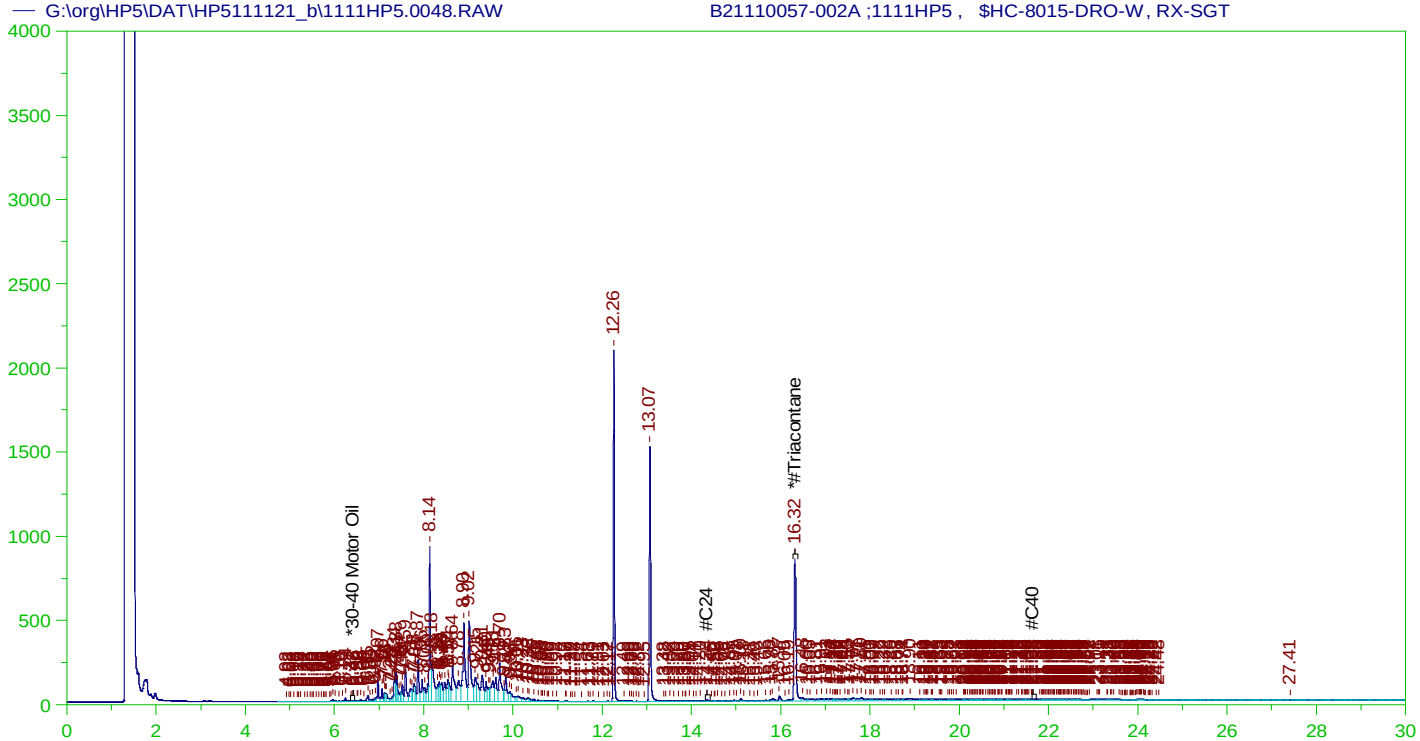

RESIDUAL RANGE ORGANICS CHROMATOGRAM

Sample Name: B21110057-002A ;1111HP5 , $HC-8015-DRO-W, RX-SGT
Raw File: G:\org\HP5\DAT\HP5111121_b\1111HP5.0048.RAW
Date & Time Acquired: 11/12/2021 4:22:15 PM
Method File: G:\Org\HP5\Methods\DR_OROS-111148-AD-L%.MET
Calibration File: G:\Org\HP5\Cals\SW8015C_ORO211017AD-SAMP.CAL
Sample Weight: 975 Dilution: 1 S.A.: 1

Mean RF for for Residual Range Organics Calculations: 28542.41
Rt range for Residual Range Organics: 14.32 to 21.73

SURROGATE COMPOUND	RT	ACTUAL	MEASURED	%REC	
*#Triacontane	16.317	.513	.085	16.5	-

RRO Area:3128920 RRO AMOUNT: 0.1124344

ERH1851 (RHMW03) Batch ID: 160878

G:\org\HP5\DAT\HP5110321_b\1103HP5.0015.RAW B21110057-003A ;1103HP5 , $HC-8015-DRO-W,

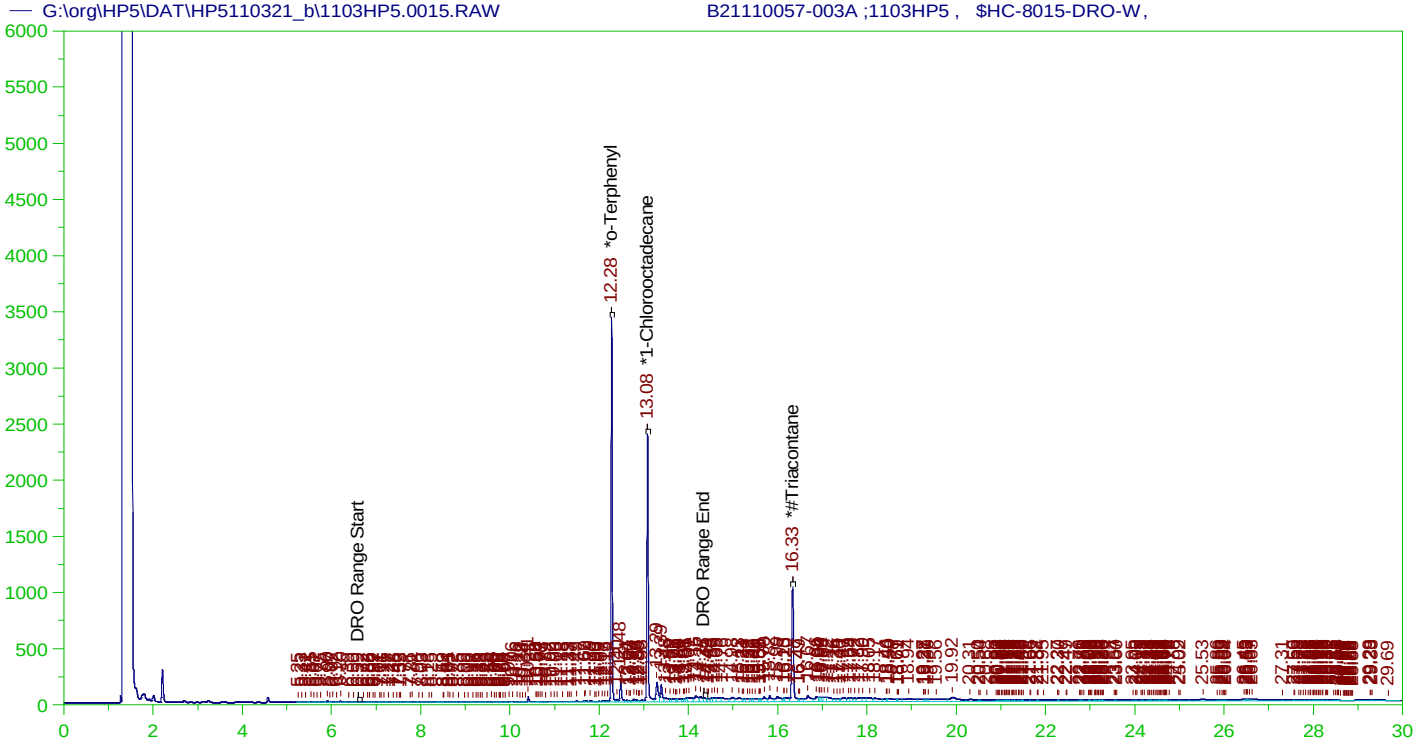

DIESEL RANGE ORGANICS CHROMATOGRAM REPORT

Sample Name: B21110057-003A ;1103HP5 , $HC-8015-DRO-W,
Raw File: G:\org\HP5\DAT\HP5110321_b\1103HP5.0015.RAW
Date & Time Acquired: 11/3/2021 7:58:08 PM
Method File: G:\Org\HP5\Methods\D3_8015-C24T-IA-L%.met
Calibration File: G:\Org\HP5\Cals\SW8015C_DRO211102IA-24-Tri.CAL
Sample Weight: 990 Dilution: 1 S.A.: 1

Mean RF for TEH: 31353.19
Rt range for Diesel Range Organics: 6.59 to 14.43

SURROGATE COMPOUND	RT	ACTUAL	MEASURED	%REC	
*o-Terphenyl	12.277	.202	.185	91.56	-
*1-Chlorooctadecane	13.079	.202	.147	72.89	-
*#Triacontane	16.33	.202	.098	48.61	-

DRO Area:4853354 DRO Amount: 0.1563598
TEH Area:1.813485E+07 TEH Amount: 0.5842478

ERH1851 (RHMW03) Batch ID: 160878

G:\org\HP5\DAT\HP5110321_b\1103HP5.0015.RAW B21110057-003A ;1103HP5 , $HC-8015-DRO-W,

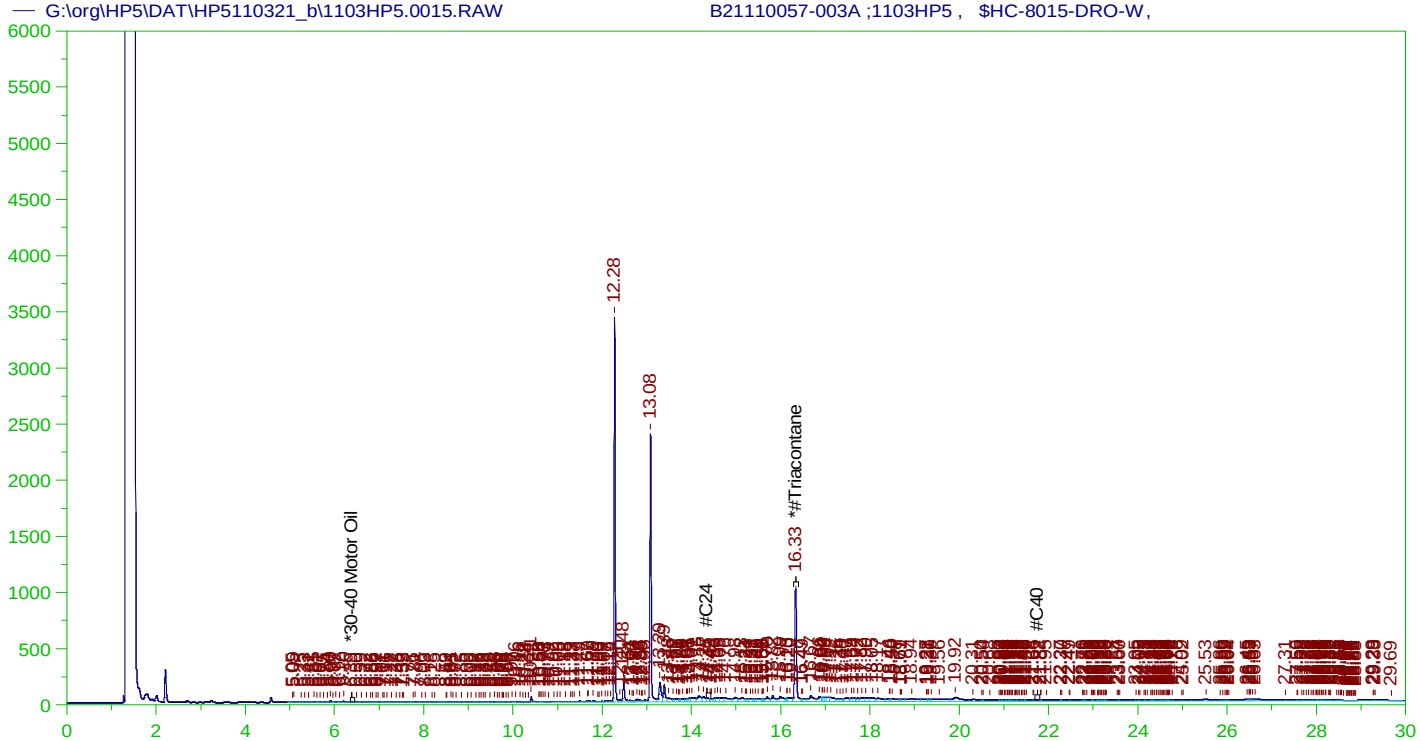

RESIDUAL RANGE ORGANICS CHROMATOGRAM

Sample Name: B21110057-003A ;1103HP5 , $HC-8015-DRO-W,
Raw File: G:\org\HP5\DAT\HP5110321_b\1103HP5.0015.RAW
Date & Time Acquired: 11/3/2021 7:58:08 PM
Method File: G:\Org\HP5\Methods\D3_OROS-AC-L%.MET
Calibration File: G:\Org\HP5\Cals\SW8015C_ORO211017AC-SAMP.CAL
Sample Weight: 990 Dilution: 1 S.A.: 1

Mean RF for for Residual Range Organics Calculations: 28542.41
Rt range for Residual Range Organics: 14.33 to 21.8

SURROGATE COMPOUND	RT	ACTUAL	MEASURED	%REC	
*#Triacontane	16.33	.505	.098	19.44	-

RRO Area:1.034768E+07 RRO AMOUNT: 0.3661989

ERH1851 (RHMW03) Batch ID: 160878

— G:\org\HP5\DAT\HP5110321_b\1103HP5.0055.RAW B21110057-003A ;1103HP5 , $HC-8015-DRO-W, SGT

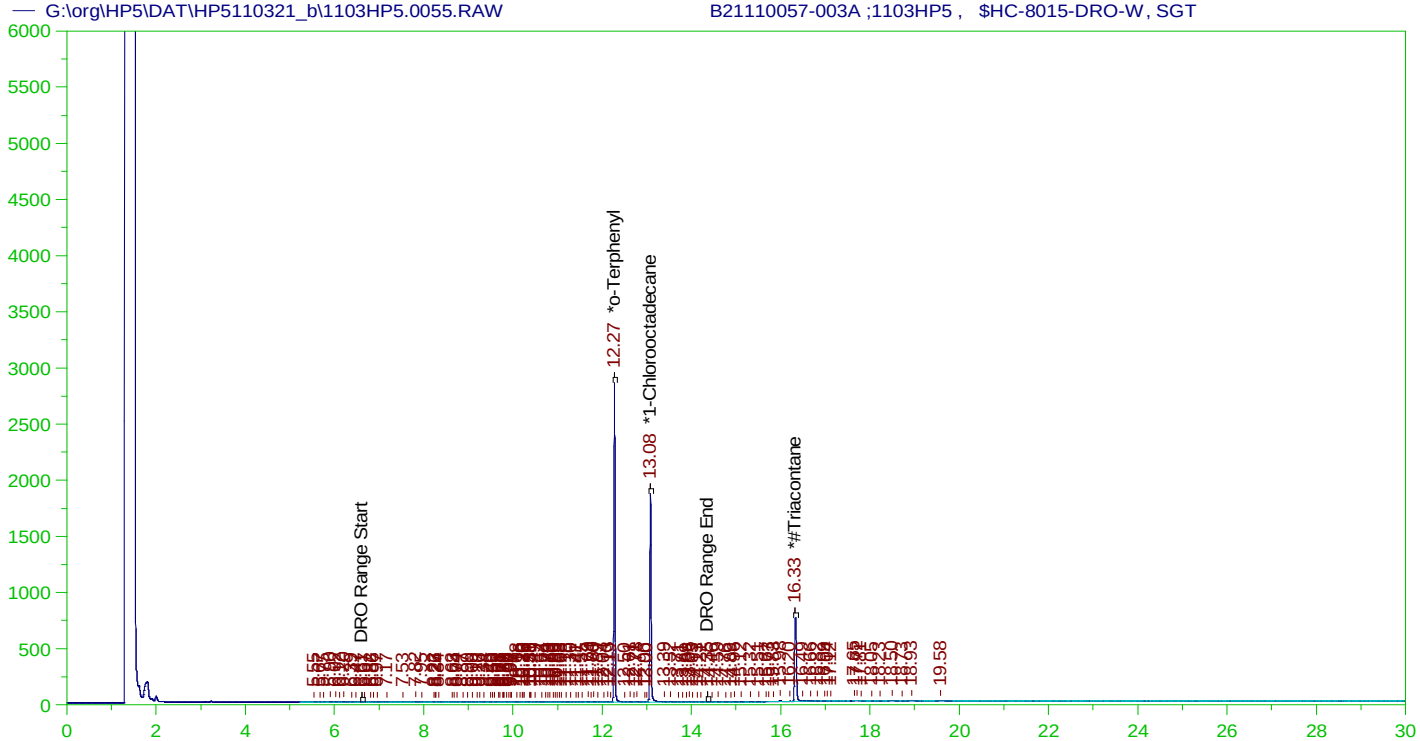

DIESEL RANGE ORGANICS CHROMATOGRAM REPORT

Sample Name: B21110057-003A ;1103HP5 , $HC-8015-DRO-W, SGT
Raw File: G:\org\HP5\DAT\HP5110321_b\1103HP5.0055.RAW
Date & Time Acquired: 11/5/2021 12:39:08 AM
Method File: G:\Org\HP5\Methods\DR_8015-C24T-IA-L%.met
Calibration File: G:\Org\HP5\Cals\SW8015C_DRO211102IA-24-Tri.CAL
Sample Weight: 990 Dilution: 1 S.A.: 1

Mean RF for TEH: 31353.19
Rt range for Diesel Range Organics: 6.59 to 14.43

SURROGATE COMPOUND	RT	ACTUAL	MEASURED	%REC	
*o-Terphenyl	12.273	.202	.154	76.15	-
*1-Chlorooctadecane	13.076	.202	.117	57.94	-
*#Triacontane	16.328	.202	.07	34.45	-

DRO Area:346511.5 DRO Amount: 1.116351E-02
TEH Area:711102.8 TEH Amount: 2.290949E-02

ERH1851 (RHMW03) Batch ID: 160878

— G:\org\HP5\DAT\HP5110321_b\1103HP5.0055.RAW B21110057-003A ;1103HP5 , $HC-8015-DRO-W, SGT

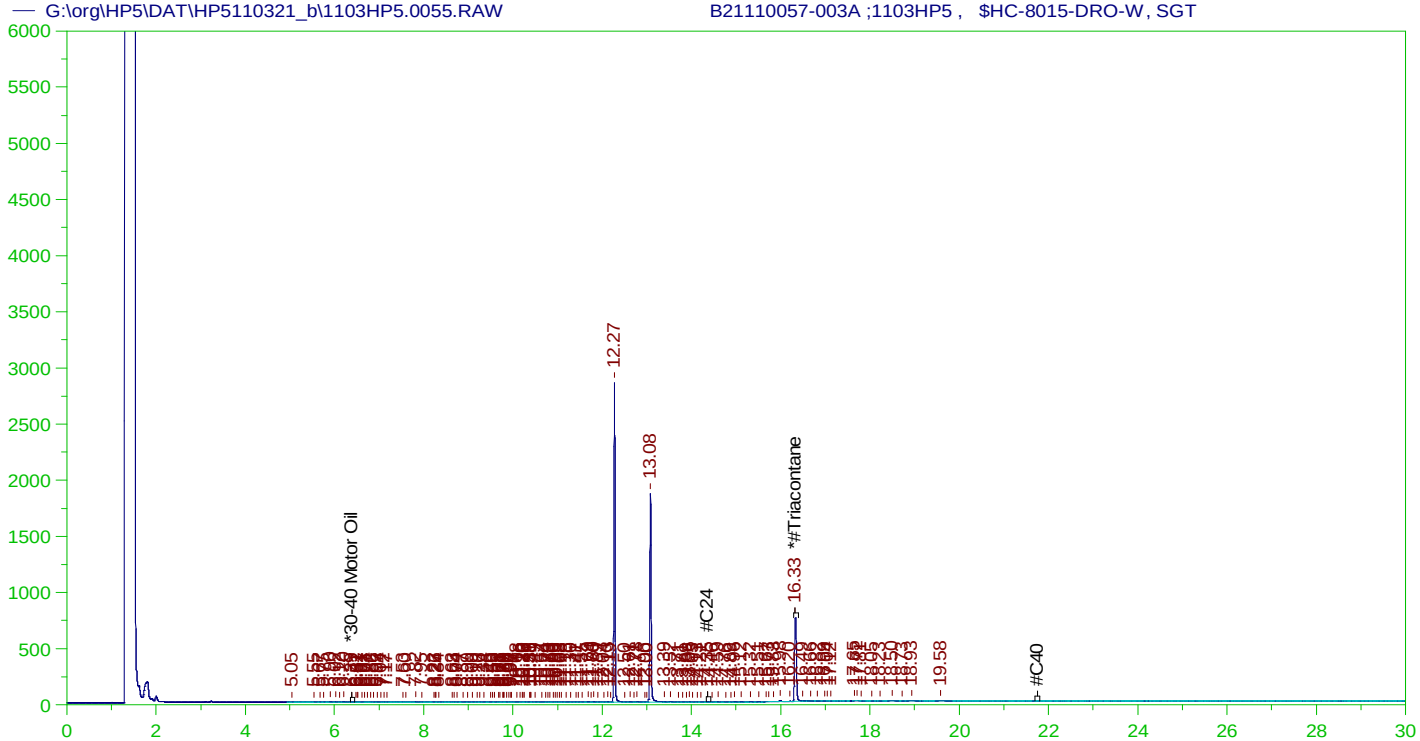

RESIDUAL RANGE ORGANICS CHROMATOGRAM

Sample Name: B21110057-003A ;1103HP5 , $HC-8015-DRO-W, SGT
Raw File: G:\org\HP5\DAT\HP5110321_b\1103HP5.0055.RAW
Date & Time Acquired: 11/5/2021 12:39:08 AM
Method File: G:\Org\HP5\Methods\DR_OROSb-AC-L%.MET
Calibration File: G:\Org\HP5\Cals\SW8015C_ORO211017AC-SAMP.CAL
Sample Weight: 990 Dilution: 1 S.A.: 1

Mean RF for for Residual Range Organics Calculations: 28542.41
Rt range for Residual Range Organics: 14.33 to 21.8

SURROGATE COMPOUND	RT	ACTUAL	MEASURED	%REC	
*#Triacontane	16.328	.505	.07	13.77	-

RRO Area:272478.9 RRO AMOUNT: 9.642886E-03

ERH1854 (RHMW05) Batch ID: 160878

— G:\org\HP5\DAT\HP5110321_b\1103HP5.0014.RAW B21110057-004A ;1103HP5 , $HC-8015-DRO-W,

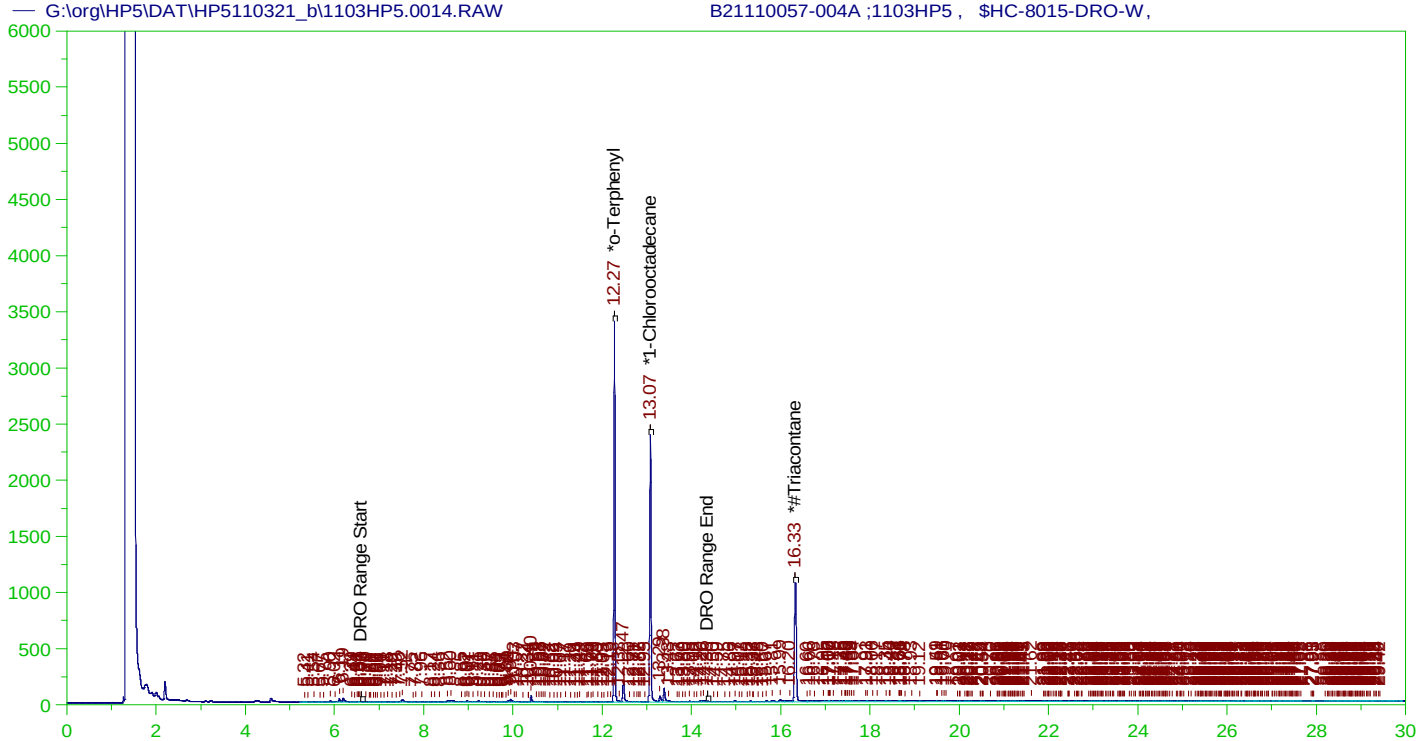

DIESEL RANGE ORGANICS CHROMATOGRAM REPORT

Sample Name: B21110057-004A ;1103HP5 , $HC-8015-DRO-W,
Raw File: G:\org\HP5\DAT\HP5110321_b\1103HP5.0014.RAW
Date & Time Acquired: 11/3/2021 7:14:53 PM
Method File: G:\Org\HP5\Methods\D3_8015-C24T-IA-L%.met
Calibration File: G:\Org\HP5\Cals\SW8015C_DRO211102IA-24-Tri.CAL
Sample Weight: 1030 Dilution: 1 S.A.: 1

Mean RF for TEH: 31353.19
Rt range for Diesel Range Organics: 6.59 to 14.43

SURROGATE COMPOUND	RT	ACTUAL	MEASURED	%REC	
*o-Terphenyl	12.273	.194	.174	89.77	-
*1-Chlorooctadecane	13.075	.194	.14	72.16	-
*#Triacontane	16.325	.194	.097	50.13	-

DRO Area:2718301 DRO Amount: 8.417411E-02
TEH Area:8338602 TEH Amount: 0.2582107

ERH1854 (RHMW05) Batch ID: 160878

G:\org\HP5\DAT\HP5110321_b\1103HP5.0014.RAW B21110057-004A ;1103HP5 , $HC-8015-DRO-W,

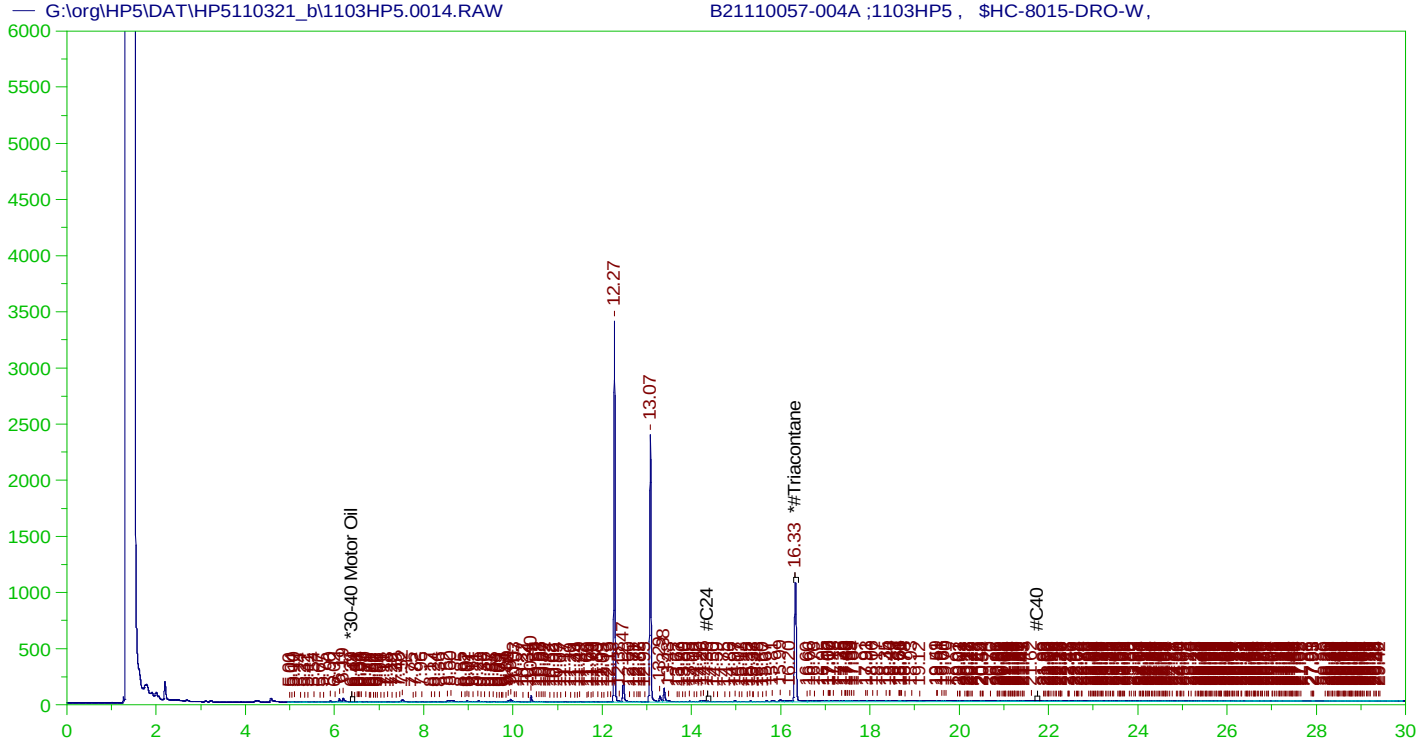

RESIDUAL RANGE ORGANICS CHROMATOGRAM

Sample Name: B21110057-004A ;1103HP5 , $HC-8015-DRO-W,
Raw File: G:\org\HP5\DAT\HP5110321_b\1103HP5.0014.RAW
Date & Time Acquired: 11/3/2021 7:14:53 PM
Method File: G:\Org\HP5\Methods\D3_OROS-AC-L%.MET
Calibration File: G:\Org\HP5\Cals\SW8015C_ORO211017AC-SAMP.CAL
Sample Weight: 1030 Dilution: 1 S.A.: 1

Mean RF for for Residual Range Organics Calculations: 28542.41
Rt range for Residual Range Organics: 14.33 to 21.8

SURROGATE COMPOUND	RT	ACTUAL	MEASURED	%REC	
*#Triacontane	16.325	.485	.097	20.05	-

RRO Area:3829353 RRO AMOUNT: 0.1302559

ERH1854 (RHMW05) Batch ID: 160878

G:\org\HP5\DAT\HP5110321_b\1103HP5.0054.RAW B21110057-004A ;1103HP5 , $HC-8015-DRO-W, SGT

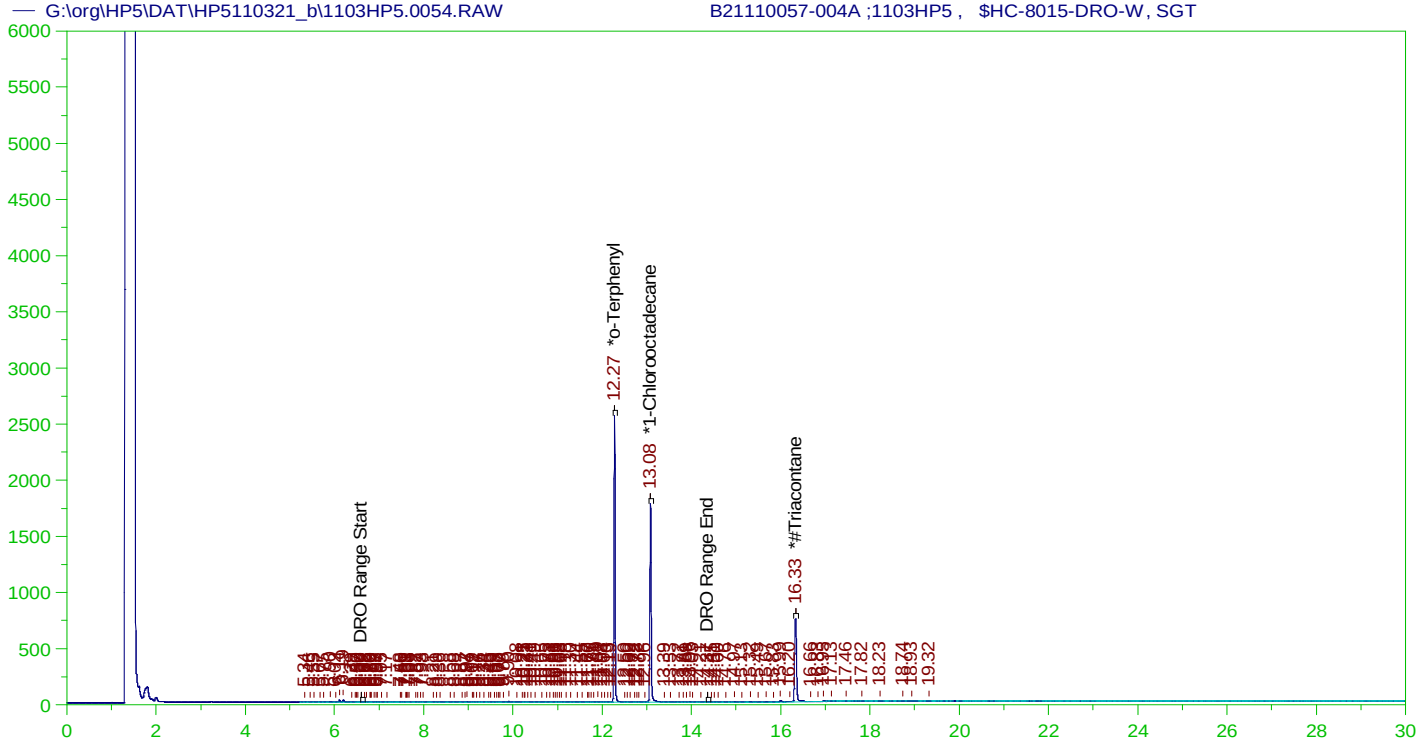

DIESEL RANGE ORGANICS CHROMATOGRAM REPORT

Sample Name: B21110057-004A ;1103HP5 , $HC-8015-DRO-W, SGT
Raw File: G:\org\HP5\DAT\HP5110321_b\1103HP5.0054.RAW
Date & Time Acquired: 11/4/2021 11:56:04 PM
Method File: G:\Org\HP5\Methods\DR_8015-C24T-IA-L%.met
Calibration File: G:\Org\HP5\Cals\SW8015C_DRO211102IA-24-Tri.CAL
Sample Weight: 1030 Dilution: 1 S.A.: 1

Mean RF for TEH: 31353.19
Rt range for Diesel Range Organics: 6.59 to 14.43

SURROGATE COMPOUND	RT	ACTUAL	MEASURED	%REC	
*o-Terphenyl	12.274	.194	.135	69.52	-
*1-Chlorooctadecane	13.078	.194	.108	55.5	-
*#Triacontane	16.329	.194	.067	34.57	-

DRO Area:394119.2 DRO Amount: 1.220418E-02
TEH Area:718141 TEH Amount: 2.223774E-02

ERH1854 (RHMW05) Batch ID: 160878

— G:\org\HP5\DAT\HP5110321_b\1103HP5.0054.RAW B21110057-004A ;1103HP5 , $HC-8015-DRO-W, SGT

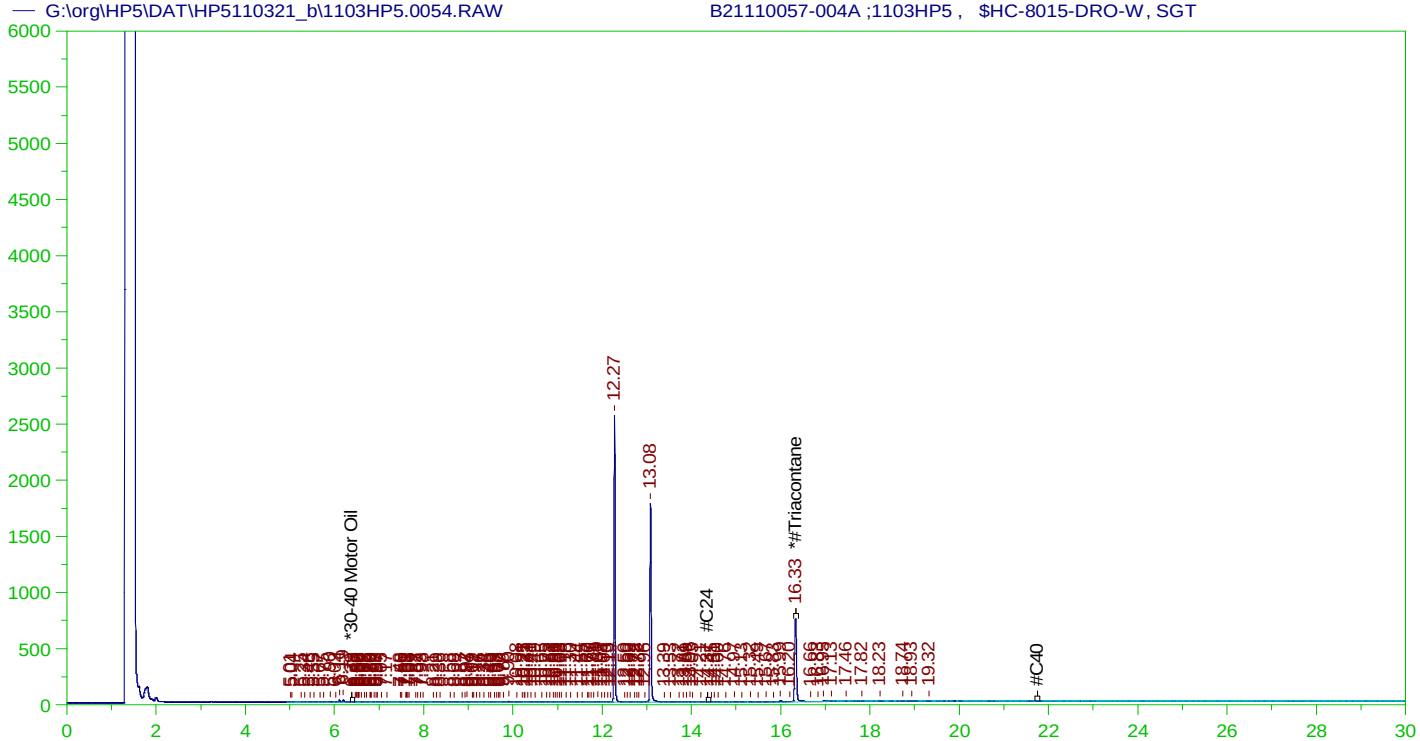

RESIDUAL RANGE ORGANICS CHROMATOGRAM

Sample Name: B21110057-004A ;1103HP5 , $HC-8015-DRO-W, SGT
Raw File: G:\org\HP5\DAT\HP5110321_b\1103HP5.0054.RAW
Date & Time Acquired: 11/4/2021 11:56:04 PM
Method File: G:\Org\HP5\Methods\DR_OROSb-AC-L%.MET
Calibration File: G:\Org\HP5\Cals\SW8015C_ORO211017AC-SAMP.CAL
Sample Weight: 1030 Dilution: 1 S.A.: 1

Mean RF for for Residual Range Organics Calculations: 28542.41
Rt range for Residual Range Organics: 14.33 to 21.8

SURROGATE COMPOUND	RT	ACTUAL	MEASURED	%REC	
*#Triacontane	16.329	.485	.067	13.83	-

RRO Area:136034.3 RRO AMOUNT: 4.627223E-03

ERH1857 (RHMW2254-01) Batch ID: 160878

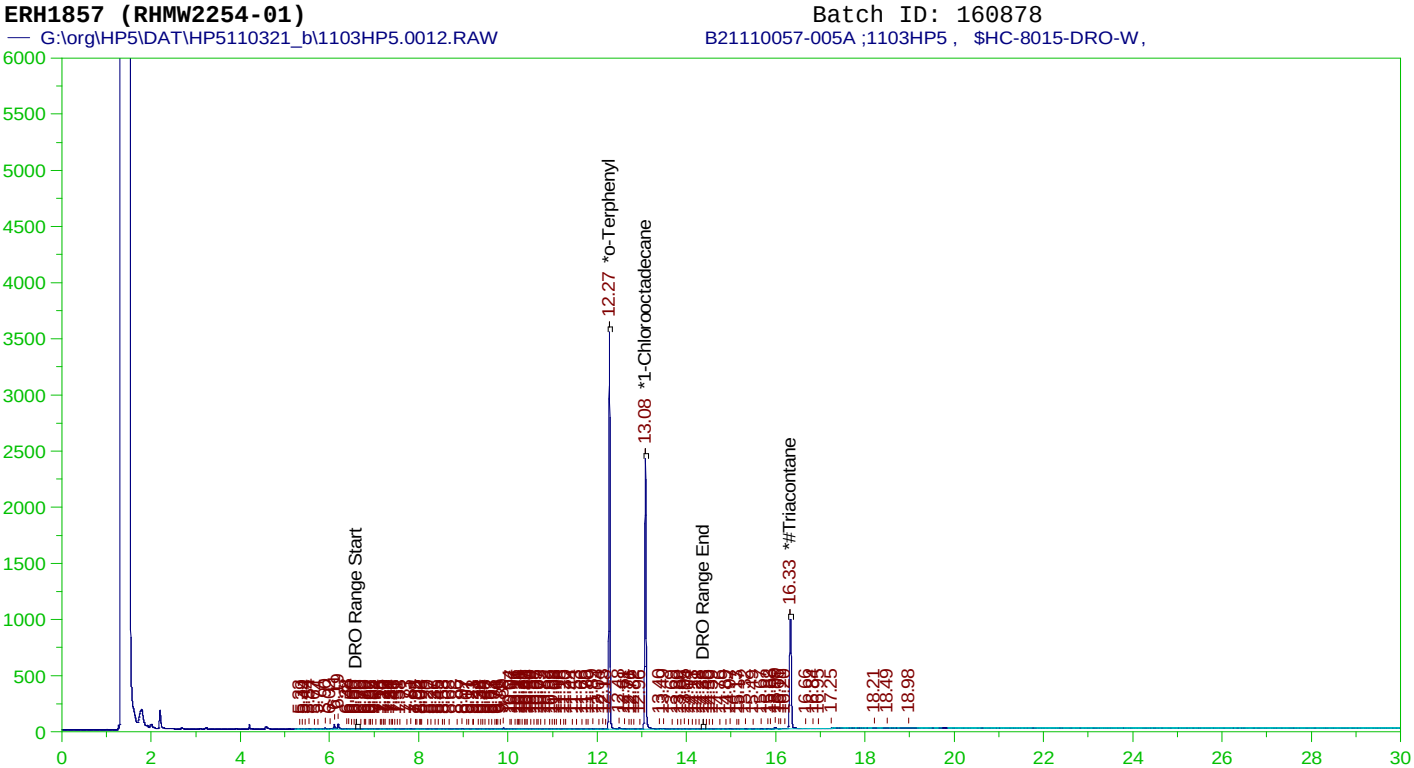

DIESEL RANGE ORGANICS CHROMATOGRAM REPORT

Sample Name: B21110057-005A ;1103HP5 , $HC-8015-DRO-W,
Raw File: G:\org\HP5\DAT\HP5110321_b\1103HP5.0012.RAW
Date & Time Acquired: 11/3/2021 5:48:25 PM
Method File: G:\Org\HP5\Methods\DR_8015-C24T-IA-L%.met
Calibration File: G:\Org\HP5\Cals\SW8015C_DRO211102IA-24-Tri.CAL
Sample Weight: 1030 Dilution: 1 S.A.: 1

Mean RF for TEH: 31353.19
Rt range for Diesel Range Organics: 6.59 to 14.43

SURROGATE COMPOUND	RT	ACTUAL	MEASURED	%REC	
*o-Terphenyl	12.272	.194	.182	93.57	-
*1-Chlorooctadecane	13.075	.194	.142	73.15	-
*#Triacontane	16.326	.194	.086	44.04	-

DRO Area:613615.8 DRO Amount: 1.900105E-02
TEH Area:1136423 TEH Amount: 3.519015E-02

ERH1857 (RHMW2254-01) Batch ID: 160878

G:\org\HP5\DAT\HP5110321_b\1103HP5.0012.RAW B21110057-005A ;1103HP5 , $HC-8015-DRO-W,

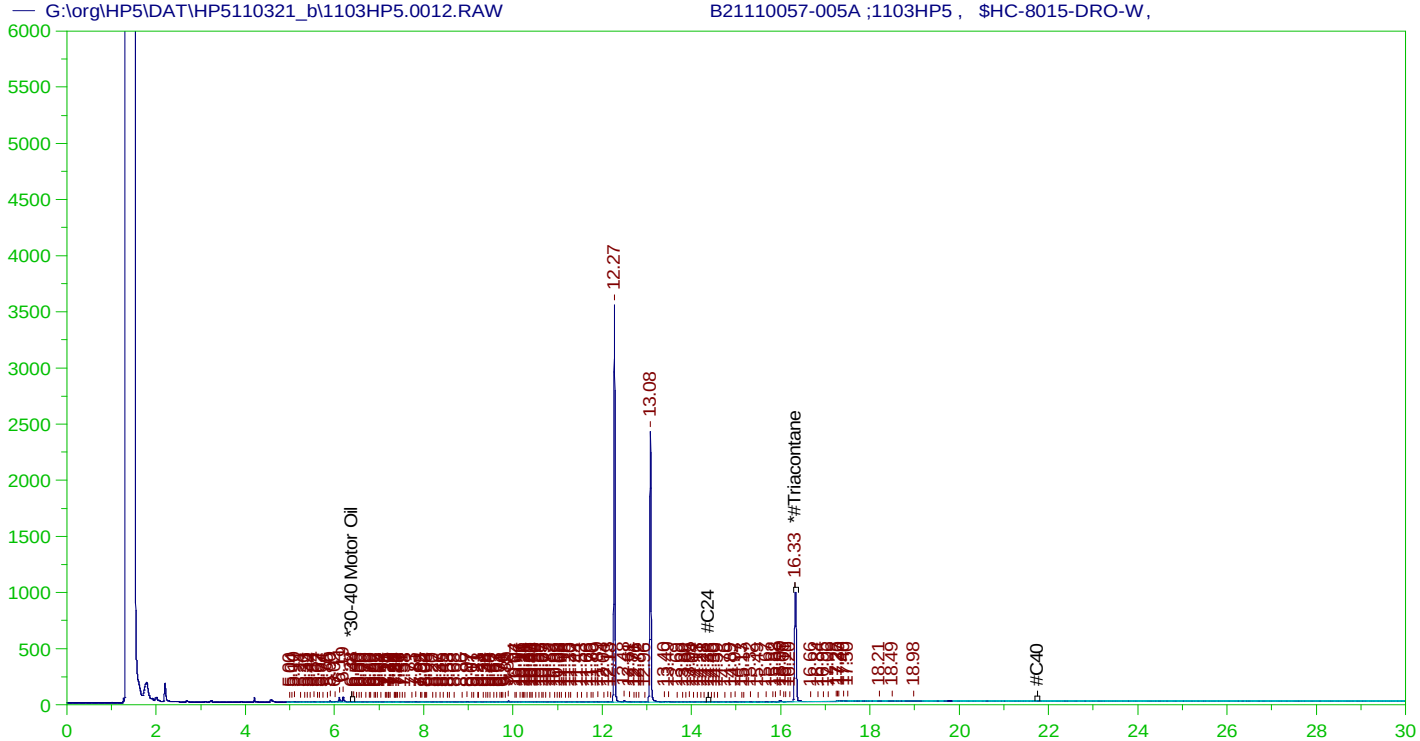

RESIDUAL RANGE ORGANICS CHROMATOGRAM

Sample Name: B21110057-005A ;1103HP5 , $HC-8015-DRO-W,
Raw File: G:\org\HP5\DAT\HP5110321_b\1103HP5.0012.RAW
Date & Time Acquired: 11/3/2021 5:48:25 PM
Method File: G:\Org\HP5\Methods\DR_OROS-AC-L%.MET
Calibration File: G:\Org\HP5\Cals\SW8015C_ORO211017AC-SAMP.CAL
Sample Weight: 1030 Dilution: 1 S.A.: 1

Mean RF for for Residual Range Organics Calculations: 28542.41
Rt range for Residual Range Organics: 14.33 to 21.8

SURROGATE COMPOUND	RT	ACTUAL	MEASURED	%REC	
*#Triacontane	16.326	.485	.086	17.62	-

RRO Area:183228.9 RRO AMOUNT: 6.232555E-03

ERH1860 (RHSF) Batch ID: 160878

G:\org\HP5\DAT\HP5110321_b\1103HP5.0013.RAW B21110057-006A ;1103HP5 , $HC-8015-DRO-W, RR

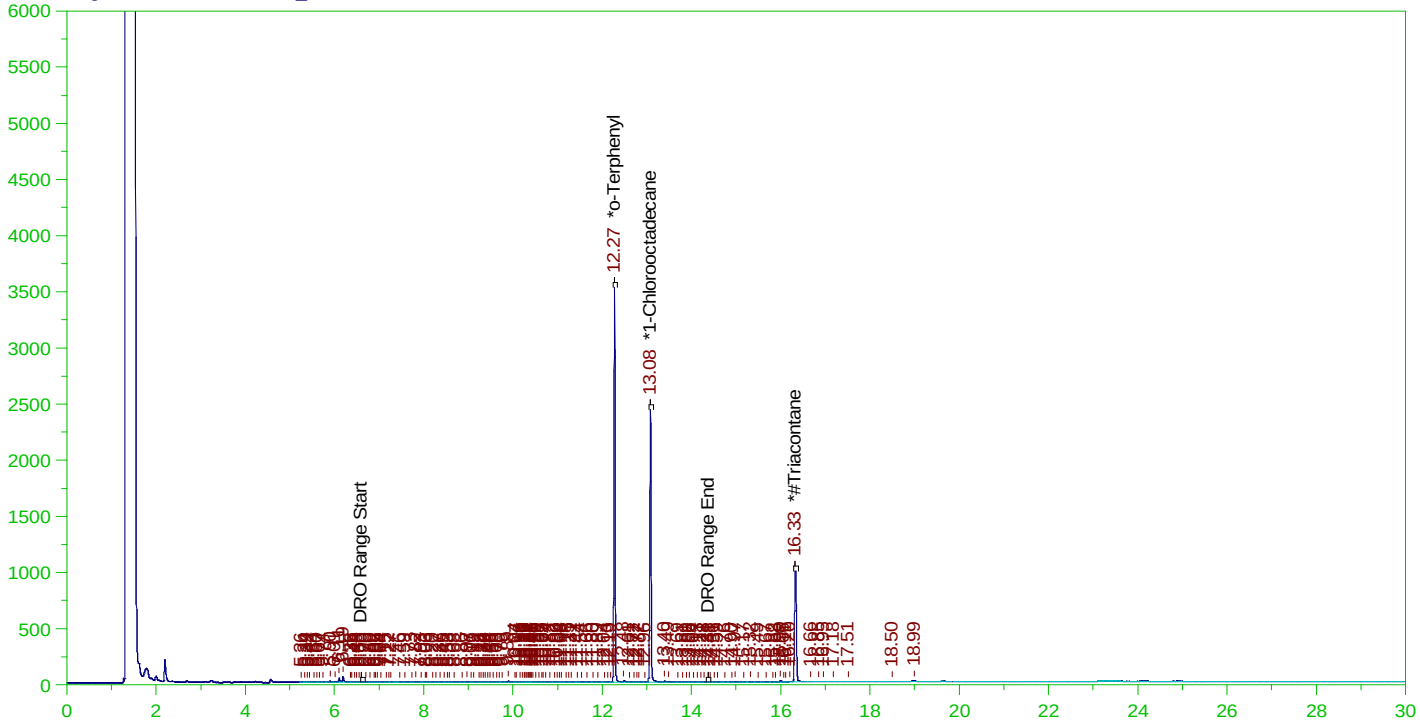

DIESEL RANGE ORGANICS CHROMATOGRAM REPORT

Sample Name: B21110057-006A ;1103HP5 , $HC-8015-DRO-W, RR
Raw File: G:\org\HP5\DAT\HP5110321_b\1103HP5.0013.RAW
Date & Time Acquired: 11/3/2021 6:31:41 PM
Method File: G:\Org\HP5\Methods\DR_8015-C24T-IA-L%.met
Calibration File: G:\Org\HP5\Cals\SW8015C_DRO211102IA-24-Tri.CAL
Sample Weight: 1020 Dilution: 1 S.A.: 1

Mean RF for TEH: 31353.19
Rt range for Diesel Range Organics: 6.59 to 14.43

SURROGATE COMPOUND	RT	ACTUAL	MEASURED	%REC	
*o-Terphenyl	12.274	.196	.184	93.79	-
*1-Chlorooctadecane	13.077	.196	.144	73.44	-
*#Triacontane	16.327	.196	.087	44.29	-

DRO Area:622825.4 DRO Amount: 1.947531E-02
TEH Area:1136072 TEH Amount: 3.552417E-02

ERH1860 (RHSF) Batch ID: 160878

G:\org\HP5\DAT\HP5110321_b\1103HP5.0013.RAW B21110057-006A ;1103HP5 , $HC-8015-DRO-W, RR

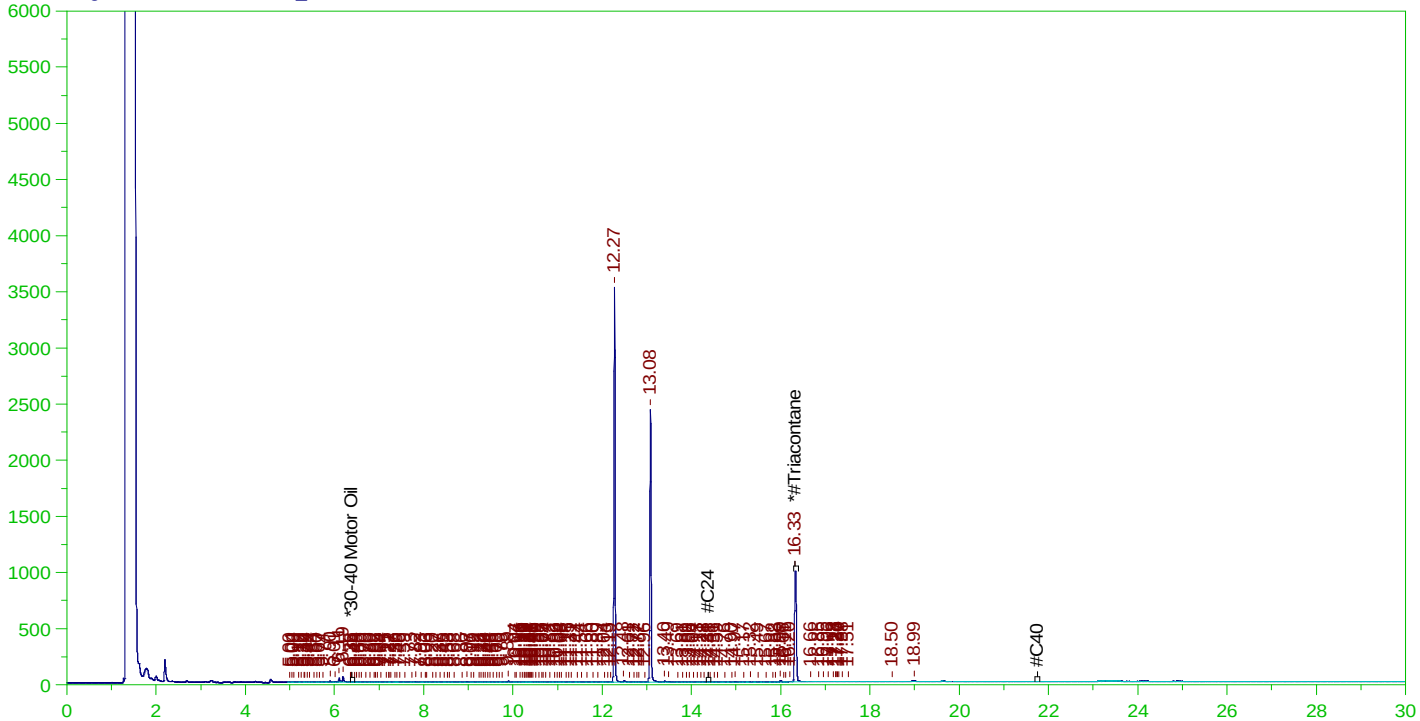

RESIDUAL RANGE ORGANICS CHROMATOGRAM

Sample Name: B21110057-006A ;1103HP5 , $HC-8015-DRO-W, RR
Raw File: G:\org\HP5\DAT\HP5110321_b\1103HP5.0013.RAW
Date & Time Acquired: 11/3/2021 6:31:41 PM
Method File: G:\Org\HP5\Methods\DR_OROS-AC-L%.MET
Calibration File: G:\Org\HP5\Cals\SW8015C_ORO211017AC-SAMP.CAL
Sample Weight: 1020 Dilution: 1 S.A.: 1

Mean RF for for Residual Range Organics Calculations: 28542.41
Rt range for Residual Range Organics: 14.33 to 21.8

SURROGATE COMPOUND	RT	ACTUAL	MEASURED	%REC	
*#Triacontane	16.327	.49	.087	17.72	-

RRO Area:175005.2 RRO AMOUNT: 6.011184E-03

ERH1862 (RHSF) Batch ID: 160878

G:\org\HP5\DAT\HP5110321_b\1103HP5.0010.RAW B21110057-007A ;1103HP5 , $HC-8015-DRO-W,

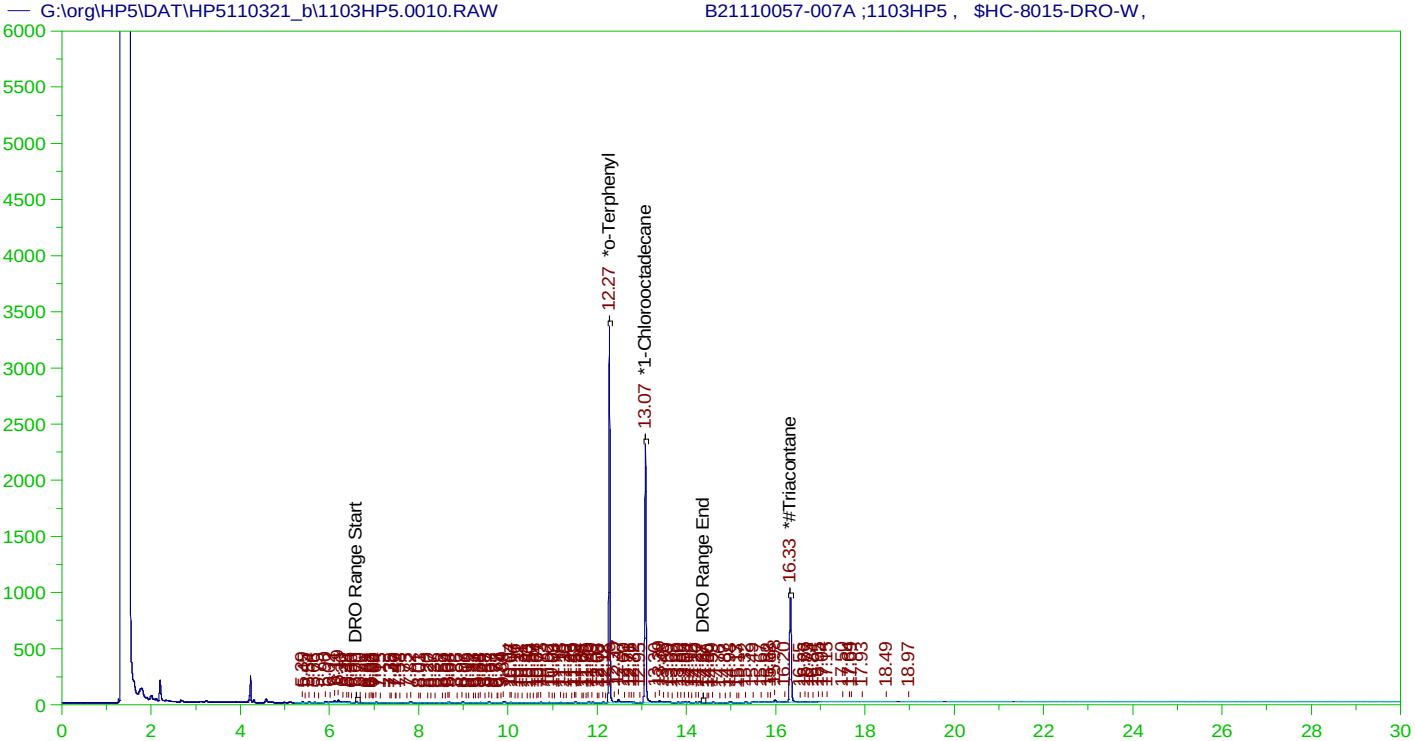

DIESEL RANGE ORGANICS CHROMATOGRAM REPORT

Sample Name: B21110057-007A ;1103HP5 , $HC-8015-DRO-W,
Raw File: G:\org\HP5\DAT\HP5110321_b\1103HP5.0010.RAW
Date & Time Acquired: 11/3/2021 4:21:37 PM
Method File: G:\Org\HP5\Methods\DR_8015-C24T-IA-L%.met
Calibration File: G:\Org\HP5\Cals\SW8015C_DRO211102IA-24-Tri.CAL
Sample Weight: 1050 Dilution: 1 S.A.: 1

Mean RF for TEH: 31353.19
Rt range for Diesel Range Organics: 6.59 to 14.43

SURROGATE COMPOUND	RT	ACTUAL	MEASURED	%REC	
*o-Terphenyl	12.271	.19	.17	89.3	-
*1-Chlorooctadecane	13.075	.19	.133	70.06	-
*#Triacontane	16.326	.19	.079	41.57	-

DRO Area:687323.1 DRO Amount: 2.087805E-02
TEH Area:1145988 TEH Amount: 3.481039E-02

ERH1862 (RHSF) Batch ID: 160878

G:\org\HP5\DAT\HP5110321_b\1103HP5.0010.RAW B21110057-007A ;1103HP5 , $HC-8015-DRO-W,

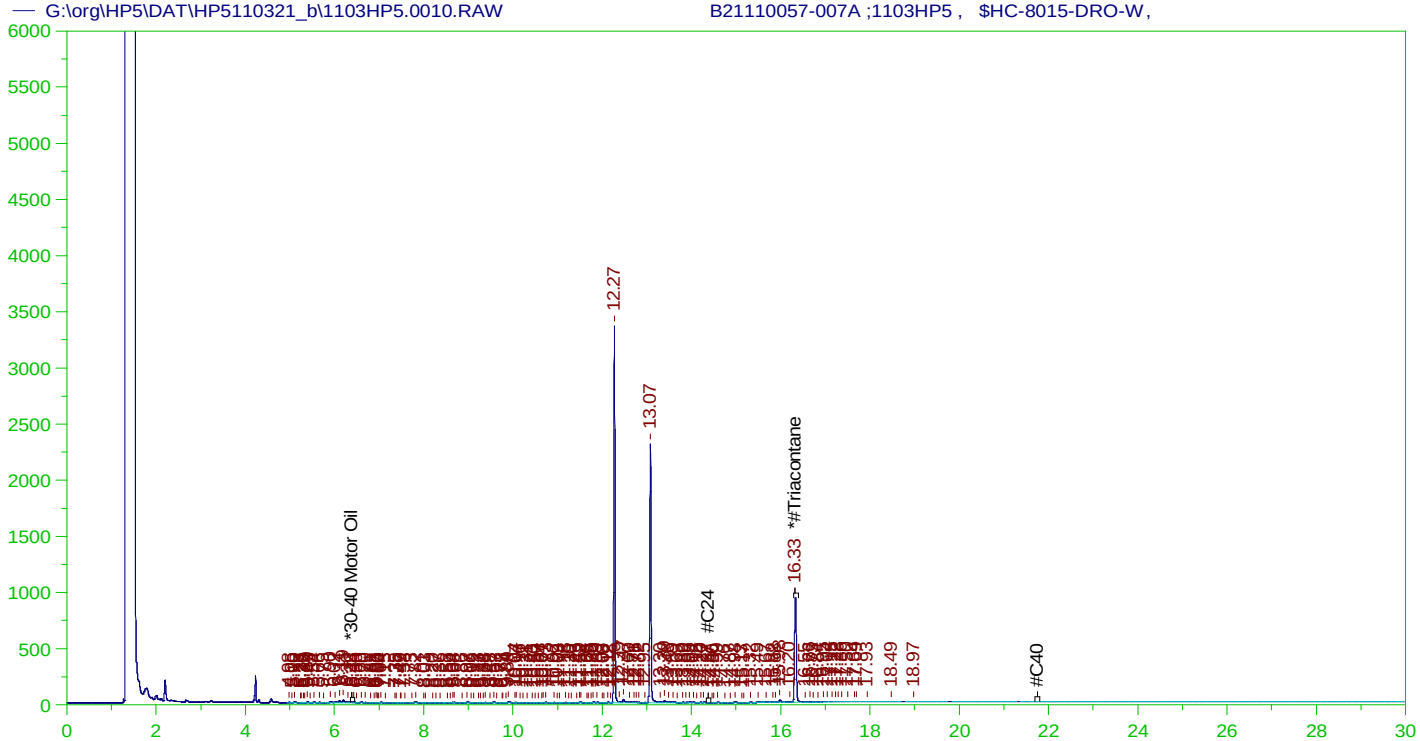

RESIDUAL RANGE ORGANICS CHROMATOGRAM

Sample Name: B21110057-007A ;1103HP5 , $HC-8015-DRO-W,
Raw File: G:\org\HP5\DAT\HP5110321_b\1103HP5.0010.RAW
Date & Time Acquired: 11/3/2021 4:21:37 PM
Method File: G:\Org\HP5\Methods\DR_OROS-AC-L%.MET
Calibration File: G:\Org\HP5\Cals\SW8015C_ORO211017AC-SAMP.CAL
Sample Weight: 1050 Dilution: 1 S.A.: 1

Mean RF for for Residual Range Organics Calculations: 28542.41
Rt range for Residual Range Organics: 14.33 to 21.8

SURROGATE COMPOUND	RT	ACTUAL	MEASURED	%REC	
*#Triacontane	16.326	.476	.079	16.63	-

RRO Area:230885 RRO AMOUNT: 7.703993E-03

Energy Laboratories Inc

ANALYTICAL RUN Summary

03-Nov-21

Run ID GCFID-HP5-B_211102A

Run Start Date:	11/2/2021
Analyst:	Ann Nebel
Ical:	
Column ID:	
Comments:	ICAL for 8015C_DRO211002IA

Std ID	Std Name	Std Amount	Std Units	Samp Amount	Samp Units	SampType	Expiration Date
DRO211012A	Diesel Fuel #2 50,000 ug/mL in DCM					CAL-DIESE	4/30/2023
DRO211012B	#2 Diesel in Acetone 150,000 ug/mL					SECOND S	11/5/2023
DRO211025A	ALI CCV Mix-200ug/mL					MARKER	5/31/2022
DRO211101A	OTP-4000 ug/mL DCM					CAL-SURR	9/30/2024

Seq No	Lab ID	Test Code	Sample Typ	File ID	Analysis Date	DF	Batch ID	Prep Date	SPKref	RPDref	pmoist
14822192	CCV_1102HP50	HC-8015-DRO-	CCV		11/2/2021 8:31:3	1	R369667		0	0	

Analyte	T	Units	RAW	Final	Text	Spike	SPKref	RPDref	MDL	PQL	UQL	%REC	LOW	HIGH	%RPD	Q
Total Extractable Hydrocarbons	A	mg/L		3.665751		15	0	0	0.0749	0.3	50	24%	80	120	0%	S
o-Terphenyl	S	mg/L		0.2015393		0.2	0	0	0.000429	0.002	0	101%	80	120	0%	

Seq No	Lab ID	Test Code	Sample Typ	File ID	Analysis Date	DF	Batch ID	Prep Date	SPKref	RPDref	pmoist
14822193	CCV_1102HP50	HC-8015-DRO-	CAL1		11/2/2021 9:57:0	1	R369667		0	0	

Analyte	T	Units	RAW	Final	Text	Spike	SPKref	RPDref	MDL	PQL	UQL	%REC	LOW	HIGH	%RPD	Q
o-Terphenyl	S	mg/L		0.00195342		0.002	0	0	0.000429	0.002	0	98%	80	120	0%	

Seq No	Lab ID	Test Code	Sample Typ	File ID	Analysis Date	DF	Batch ID	Prep Date	SPKref	RPDref	pmoist
14822194	CCV_1102HP50	HC-8015-DRO-	CAL2		11/2/2021 10:39:	1	R369667		0	0	

Analyte	T	Units	RAW	Final	Text	Spike	SPKref	RPDref	MDL	PQL	UQL	%REC	LOW	HIGH	%RPD	Q
o-Terphenyl	S	mg/L		0.04992196		0.05	0	0	0.000429	0.002	0	100%	80	120	0%	

Seq No	Lab ID	Test Code	Sample Typ	File ID	Analysis Date	DF	Batch ID	Prep Date	SPKref	RPDref	pmoist
14822195	CCV_1102HP50	HC-8015-DRO-	CAL3		11/2/2021 11:22:	1	R369667		0	0	

Analyte	T	Units	RAW	Final	Text	Spike	SPKref	RPDref	MDL	PQL	UQL	%REC	LOW	HIGH	%RPD	Q
o-Terphenyl	S	mg/L		0.1939565		0.2	0	0	0.000429	0.002	0	97%	80	120	0%	

Seq No	Lab ID	Test Code	Sample Typ	File ID	Analysis Date	DF	Batch ID	Prep Date	SPKref	RPDref	pmoist
14822196	CCV_1102HP50	HC-8015-DRO-	CAL4		11/2/2021 12:05:	1	R369667		0	0	

Analyte	T	Units	RAW	Final	Text	Spike	SPKref	RPDref	MDL	PQL	UQL	%REC	LOW	HIGH	%RPD	Q
o-Terphenyl	S	mg/L		0.5113316		0.5	0	0	0.000429	0.002	0	102%	80	120	0%	

Seq No	Lab ID	Test Code	Sample Typ	File ID	Analysis Date	DF	Batch ID	Prep Date	SPKref	RPDref	pmoist
14822197	CCV_1102HP50	HC-8015-DRO-	CAL5		11/2/2021 12:49:	1	R369667		0	0	

Analyte	T	Units	RAW	Final	Text	Spike	SPKref	RPDref	MDL	PQL	UQL	%REC	LOW	HIGH	%RPD	Q
o-Terphenyl	S	mg/L		1.032406		1	0	0	0.000429	0.002	0	103%	80	120	0%	

Seq No	Lab ID	Test Code	Sample Typ	File ID	Analysis Date	DF	Batch ID	Prep Date	SPKref	RPDref	pmoist
14822198	CCV_1102HP51	HC-8015-DRO-	CAL1		11/2/2021 1:32:0	1	R369667		0	0	

Analyte	T	Units	RAW	Final	Text	Spike	SPKref	RPDref	MDL	PQL	UQL	%REC	LOW	HIGH	%RPD	Q
Total Extractable Hydrocarbons	A	mg/L		0.1551854		0.15	0	0	0.0749	0.3	50	103%	80	120	0%	

Seq No	Lab ID	Test Code	Sample Typ	File ID	Analysis Date	DF	Batch ID	Prep Date	SPKref	RPDref	pmoist
14822199	CCV_1102HP51	HC-8015-DRO-	CAL2		11/2/2021 2:15:0	1	R369667		0	0	

Analyte	T	Units	RAW	Final	Text	Spike	SPKref	RPDref	MDL	PQL	UQL	%REC	LOW	HIGH	%RPD	Q
Total Extractable Hydrocarbons	A	mg/L		3.698073		3.75	0	0	0.0749	0.3	50	99%	80	120	0%	

Seq No	Lab ID	Test Code	Sample Typ	File ID	Analysis Date	DF	Batch ID	Prep Date	SPKref	RPDref	pmoist
14822200	CCV_1102HP51	HC-8015-DRO-	CAL3		11/2/2021 2:58:2	1	R369667		0	0	

Analyte	T	Units	RAW	Final	Text	Spike	SPKref	RPDref	MDL	PQL	UQL	%REC	LOW	HIGH	%RPD	Q
Total Extractable Hydrocarbons	A	mg/L		15.26249		15	0	0	0.0749	0.3	50	102%	80	120	0%	

Seq No	Lab ID	Test Code	Sample Typ	File ID	Analysis Date	DF	Batch ID	Prep Date	SPKref	RPDref	pmoist
14822201	CCV_1102HP51	HC-8015-DRO-	CAL4		11/2/2021 3:41:3	1	R369667		0	0	

Analyte	T	Units	RAW	Final	Text	Spike	SPKref	RPDref	MDL	PQL	UQL	%REC	LOW	HIGH	%RPD	Q
Total Extractable Hydrocarbons	A	mg/L		36.59341		37.5	0	0	0.0749	0.3	50	98%	80	120	0%	

Seq No	Lab ID	Test Code	Sample Typ	File ID	Analysis Date	DF	Batch ID	Prep Date	SPKref	RPDref	pmoist
14822202	CCV_1102HP51	HC-8015-DRO-	CAL5		11/2/2021 4:24:5	1	R369667		0	0	

Analyte	T	Units	RAW	Final	Text	Spike	SPKref	RPDref	MDL	PQL	UQL	%REC	LOW	HIGH	%RPD	Q
Total Extractable Hydrocarbons	A	mg/L		49.2977		50	0	0	0.0749	0.3	50	99%	80	120	0%	

Seq No	Lab ID	Test Code	Sample Typ	File ID	Analysis Date	DF	Batch ID	Prep Date	SPKref	RPDref	pmoist
14822203	CCV_1102HP51	HC-8015-DRO-	ICV		11/2/2021 5:51:3	1	R369667		0	0	

Analyte	T	Units	RAW	Final	Text	Spike	SPKref	RPDref	MDL	PQL	UQL	%REC	LOW	HIGH	%RPD	Q
Total Extractable Hydrocarbons	A	mg/L		14.98994		15	0	0	0.0749	0.3	50	100%	80	120	0%	

Write Sequence Data File	Insert Entries(Have the first cell for entries selecte Sample Name	Method	Weight	Dil Factor	Amt Inj.	IS	Cal ID
:\org\HP5\DAT\HP5110221_b\1102HP5.03r	CCV_1102HP508r, DRO ;1102HP5 , DRO211025A	G:\Org\HP5\Methods\DC_8015-IA-L%.met	1	1	1	1	0
:\org\HP5\DAT\HP5110221_b\1102HP5.04r	DCM-Baseline Check-V04	G:\Org\HP5\Methods\DR_8015-HP-LEXP.met	1	1	1	1	0
:\org\HP5\DAT\HP5110221_b\1102HP5.05r	CCV_1102HP505r, CAL1 ;1102HP5 , 2 ug per mL OTP (10 uL of Cal3 + 990 uL DCM(14408)	G:\Org\HP5\Methods\DS_8015-IA-L#.met	1	1	1	1	0
:\org\HP5\DAT\HP5110221_b\1102HP5.06r	CCV_1102HP506r, CAL2 ;1102HP5 , 50 ug per mL OTP (100 uL Cal4 + 900 uL of DCM(14408)	G:\Org\HP5\Methods\DS_8015-IA-L#.met	1	1	1	1	0
:\org\HP5\DAT\HP5110221_b\1102HP5.07r	CCV_1102HP507r, CAL3 ;1102HP5 , 200 ug per mL OTP (100uL of Cal5 + 400 uL DCM(14408)	G:\Org\HP5\Methods\DS_8015-IA-L#.met	1	1	1	1	0
:\org\HP5\DAT\HP5110221_b\1102HP5.08r	CCV_1102HP508r, CAL4 ;1102HP5 , 500 ug per mL OTP (250uL of Cal5 + 250 uL DCM(14408)	G:\Org\HP5\Methods\DS_8015-IA-L#.met	1	1	1	1	0
:\org\HP5\DAT\HP5110221_b\1102HP5.09r	CCV_1102HP509r, CAL5 ;1102HP5 , 1000 ug per mL OTP (250 uL 4000 ug/mL OTP DRO211101A + 750 DCM(14408)	G:\Org\HP5\Methods\DS_8015-IA-L#.met	1	1	1	1	0
:\org\HP5\DAT\HP5110221_b\1102HP5.10r	CCV_1102HP510r, CAL1 ;1102HP5 , 150 ug per mL Diesel (10 uL of Cal3 + 990 uL DCM(14408),	G:\Org\HP5\Methods\DC_8015-IA-L%.met	1	1	1	1	0
:\org\HP5\DAT\HP5110221_b\1102HP5.11r	CCV_1102HP511r, CAL2 ;1102HP5 , 3750 ug per mL Diesel (100 uL Cal4 + 900 uL of DCM(14408)	G:\Org\HP5\Methods\DC_8015-IA-L%.met	1	1	1	1	0
:\org\HP5\DAT\HP5110221_b\1102HP5.12r	CCV_1102HP512r, CAL3 ;1102HP5 , 15000 ug per mL Diesel (300 uL of DRO211012A + 700 uL DCM(14408)	G:\Org\HP5\Methods\DC_8015-IA-L%.met	1	1	1	1	0
:\org\HP5\DAT\HP5110221_b\1102HP5.13r	CCV_1102HP513r, CAL4 ;1102HP5 , 37500ug per mL Diesel (750 uL of DRO211012A + 250 uL DCM(14408)	G:\Org\HP5\Methods\DC_8015-IA-L%.met	1	1	1	1	0
:\org\HP5\DAT\HP5110221_b\1102HP5.14r	CCV_1102HP514r, CAL5 ;1102HP5 , 50000 ug per mL Diesel (200 uL of DRO211012A)	G:\Org\HP5\Methods\DC_8015-IA-L%.met	1	1	1	1	0
:\org\HP5\DAT\HP5110221_b\1102HP5.15r	DCM-Baseline Check-V15	G:\Org\HP5\Methods\DR_8015-HP-LEXP.met	1	1	1	1	0
:\org\HP5\DAT\HP5110221_b\1102HP5.16r	CCV_1102HP516r, Second Source ;1102HP5 , 15000 ug per mL (100uL of DRO211012B + 900uL DCM(14408)	G:\Org\HP5\Methods\DC_8015-IA-L%.met	1	1	1	1	0

File Name: G:\Org\HP5\Cals\SW8015C_DRO211102IA.CAL
Version: 14

Creator: AMN 11/02/2021
Description: 8015C-DRO. New ICal Per 1102HP5 (2021)-2 uL Inj.; COD added using OTP RFs
Reason for change:

External standard calibration
Standard injection volume: 1
Standard sample weight: 1
Area reject threshold: 500
Reference peak area reject threshold: 500
Amount units: nanograms
No default component

Method of calculating data point averages: Equal weight for all updates
No calibration update report

All levels are normal data points.

1 DRO Range Start

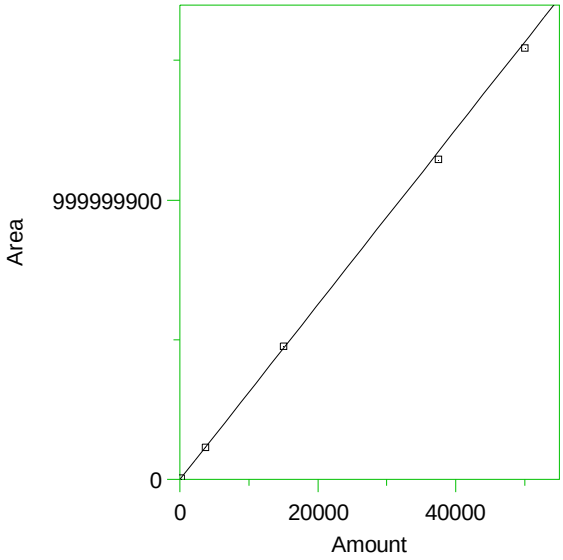

Expected retention time:	6.64 minutes
Search window:	0.05 minutes
No retention time reference component	
Group number:	0
High alarm limit:	0
Low alarm limit:	0
Component constant:	0

Single peak quantification by area

Y = 31353.19 X + 0

Average CF fit with equal weighting, forced to origin

Coefficient of determination:	0.9992341
Average error:	2.083%
Average CF:	31353.19
RSD:	2.487%

Level	Amount	Response	Cal Factor	Error, %	Source	Date and time
1	150	4865557	32437.05	3.457	Manual	11/3/2021 6:44:55 AM
2	3750	1.159464E+08	30919.04	-1.385	Manual	11/3/2021 6:45:31 AM
3	15000	4.785279E+08	31901.86	1.750	Manual	11/3/2021 6:46:08 AM
4	37500	1.14732E+09	30595.2	-2.418	Manual	11/3/2021 6:45:45 AM
5	50000	1.54564E+09	30912.8	-1.405	Manual	11/3/2021 6:45:18 AM

2 *o-Terphenyl

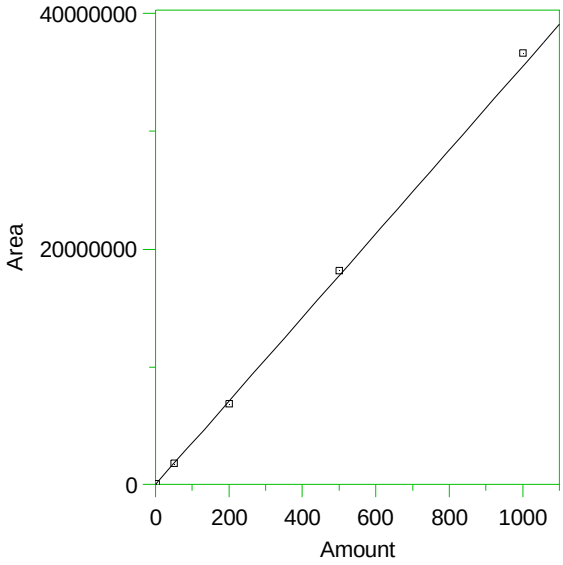

Expected retention time:	12.29 minutes
Search window:	0.05 minutes
No retention time reference component	
Group number:	0
High alarm limit:	0
Low alarm limit:	0
Component constant:	0

Single peak quantification by area

Y = 35509.21 X + 0

Average CF fit with equal weighting, forced to origin

Coefficient of determination:	0.9983284
Average error:	2.203%
Average CF:	35509.21
RSD:	2.749%

Level	Amount	Response	Cal Factor	Error, %	Source	Date and time
1	2	69364.34	34682.17	-2.329	G:\Org\HP5\DAT\HP5110221_b\1102HP5.0005.BND	11/2/2021 2:21:29 PM
2	50	1772689	35453.78	-0.156	G:\Org\HP5\DAT\HP5110221_b\1102HP5.0006.BND	11/2/2021 2:21:35 PM
3	200	6887244	34436.22	-3.022	G:\Org\HP5\DAT\HP5110221_b\1102HP5.0007.BND	11/2/2021 2:21:41 PM
4	500	1.815698E+07	36313.96	2.266	G:\Org\HP5\DAT\HP5110221_b\1102HP5.0008.BND	11/2/2021 2:21:47 PM
5	1000	3.665993E+07	36659.93	3.241	G:\Org\HP5\DAT\HP5110221_b\1102HP5.0009.BND	11/2/2021 2:21:52 PM

3 *1-Chlorooctadecane

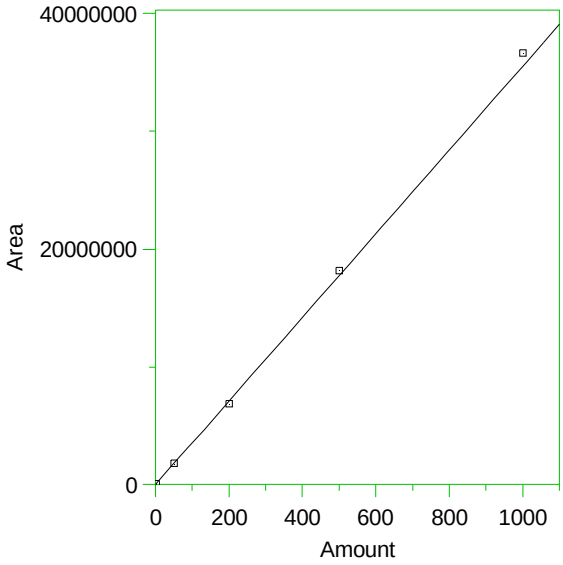

Expected retention time:	13.1 minutes
Search window:	0.05 minutes
No retention time reference component	
Group number:	0
High alarm limit:	0
Low alarm limit:	0
Component constant:	0

Single peak quantification by area

Y = 35509.21 X + 0

Average CF fit with equal weighting, forced to origin

Coefficient of determination:	0.9983284
Average error:	2.203%
Average CF:	35509.21
RSD:	2.749%

Level	Amount	Response	Cal Factor	Error, %	Source	Date and time
1	2	69364.34	34682.17	-2.329	Manual	11/2/2021 2:21:57 PM
2	50	1772689	35453.78	-0.156	Manual	11/2/2021 2:21:58 PM
3	200	6887244	34436.22	-3.022	Manual	11/2/2021 2:22:00 PM
4	500	1.815698E+07	36313.96	2.266	Manual	11/2/2021 2:22:02 PM
5	1000	3.665993E+07	36659.93	3.241	Manual	11/2/2021 2:22:04 PM

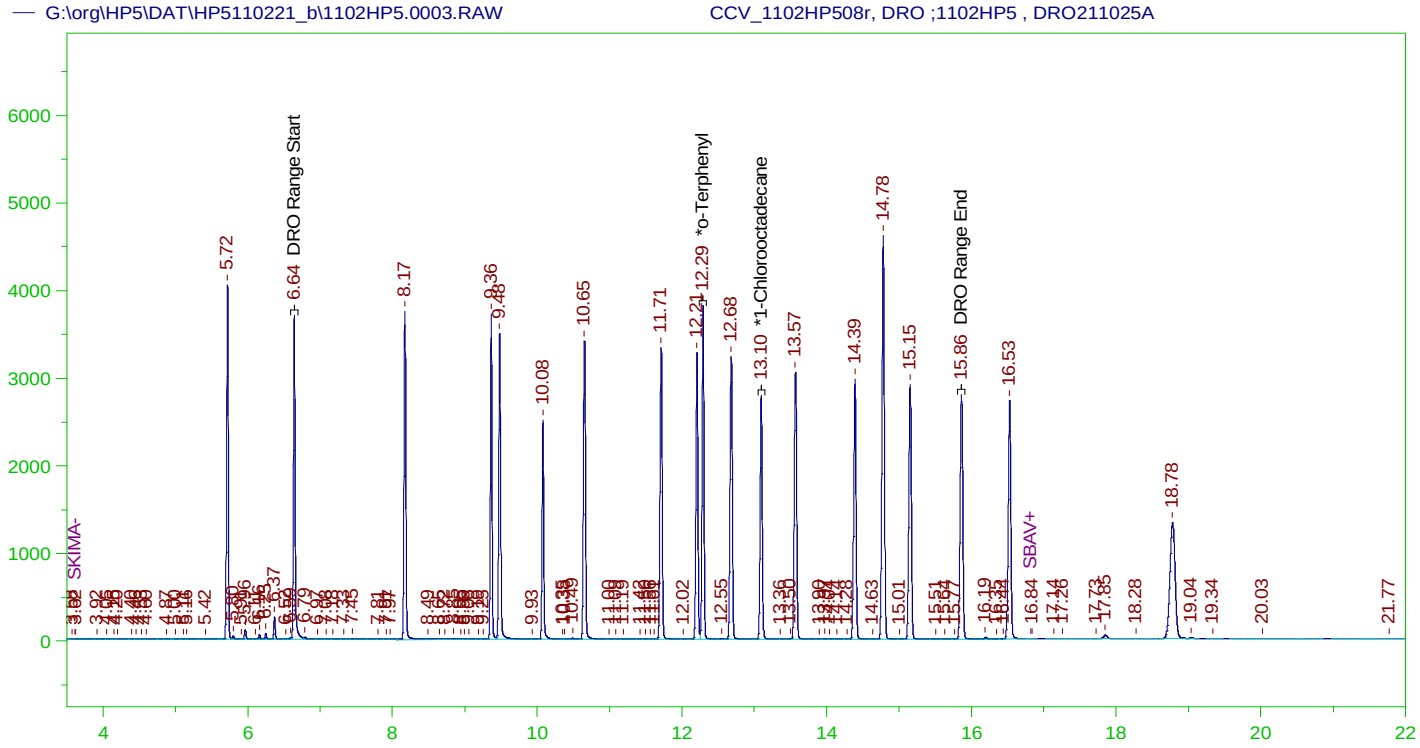

DIESEL RANGE ORGANICS CHROMATOGRAM REPORT
Sample Name: CCV_1102HP508r, DRO ;1102HP5 , DRO211025A
Raw File: G:\org\HP5\DAT\HP5110221_b\1102HP5.0003.RAW
Date & Time Acquired: 11/2/2021 8:31:35 AM
Method File: G:\Org\HP5\Methods\DC_8015-IA-L%.met
Calibration File: G:\Org\HP5\Cals\SW8015C_DRO211102IA.CAL
Sample Weight: 1 Dilution: 1 S.A.: 1

Mean RF for TEH: 31353.19
Rt range for Diesel Range Organics: 6.59 to 15.91

SURROGATE COMPOUND	RT	ACTUAL	MEASURED	%REC	
*o-Terphenyl	12.292	200.	201.539	100.77	-
*1-Chlorooctadecane	13.095	200.	163.573	81.79	-

DRO Area:9.38791E+07 DRO Amount: 2994.244
TEH Area:1.14933E+08 TEH Amount: 3665.75

CONTINUING CALIBRATION REPORT: G:\org\HP5\DAT\HP5110221_b\1102HP5.0003.RAW

COMPOUND	ACTUAL(NG)	MEASURED(NG)	%RECOVERY	LIMITS
TOTAL DRO	15000.	3665.75	24.44	85-115

SURROGATE COMPOUND	RT	ACTUAL	MEASURED	%REC	LIMITS
*o-Terphenyl	12.292	200.	201.539	100.77	85-115
*1-Chlorooctadecane	13.095	200.	163.573	81.79	85-115

G:\org\HP5\dat\HP5110221_b\Review\003_CCV_1102HP508r_DC_8015-IA-L%.xls

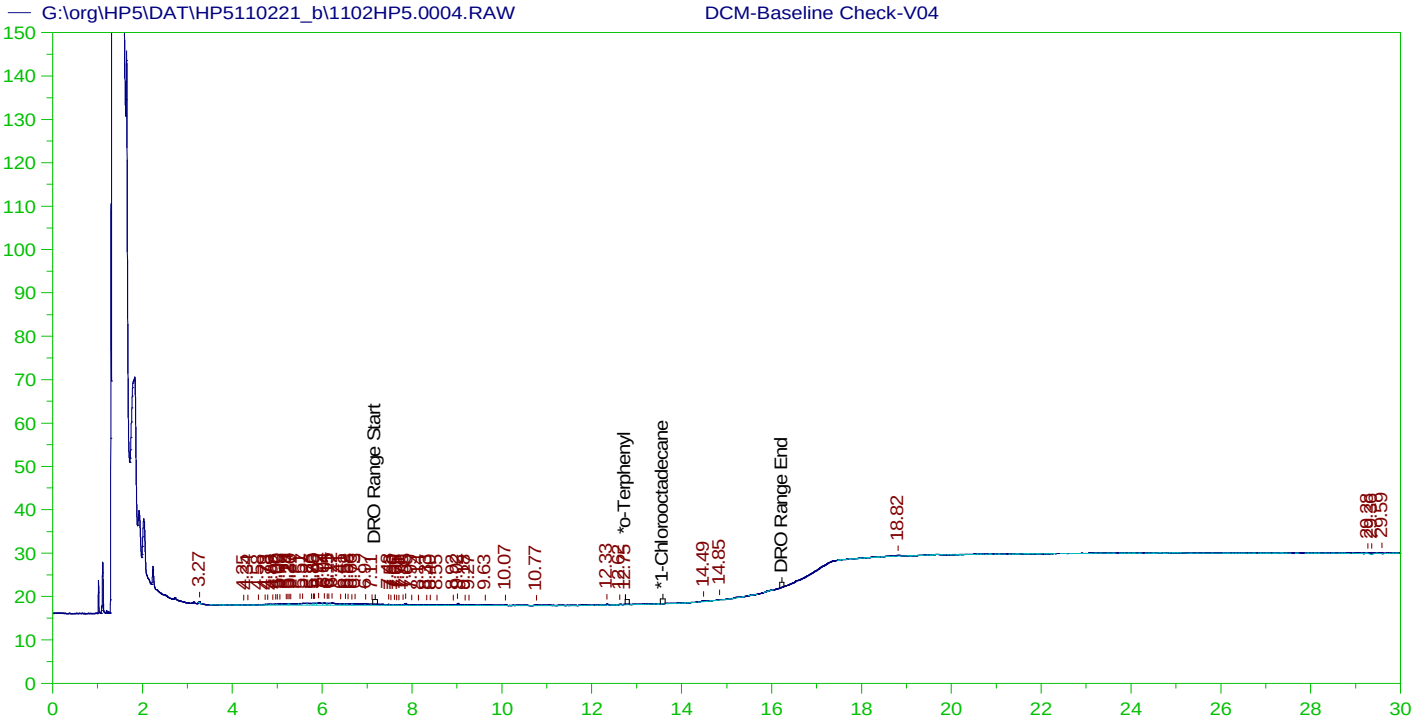

DIESEL RANGE ORGANICS CHROMATOGRAM REPORT

Sample Name: DCM-Baseline Check-V04
Raw File: G:\org\HP5\DAT\HP5110221_b\1102HP5.0004.RAW
Date & Time Acquired: 11/2/2021 9:14:27 AM
Method File: G:\Org\HP5\Methods\DR_8015-HP-LEXP.met
Calibration File: G:\Org\HP5\Cals\SW8015C_DRO210108HP.CAL
Sample Weight: 1 Dilution: 1 S.A.: 1

Mean RF for TEH: 29457.33
Rt range for Diesel Range Organics: 7.125 to 16.28

SURROGATE COMPOUND	RT	ACTUAL	MEASURED	%REC	
*o-Terphenyl	12.746	200.	.026	.01	-
*1-Chlorooctadecane	29.929	200.	.	.	-

DRO Area:35138 DRO Amount: 1.192844
TEH Area:110269.4 TEH Amount: 3.74336

G:\org\HP5\dat\HP5110221_b\Review\004_DCM-Baseline Chec_DR_8015-HP-LEXP.xls

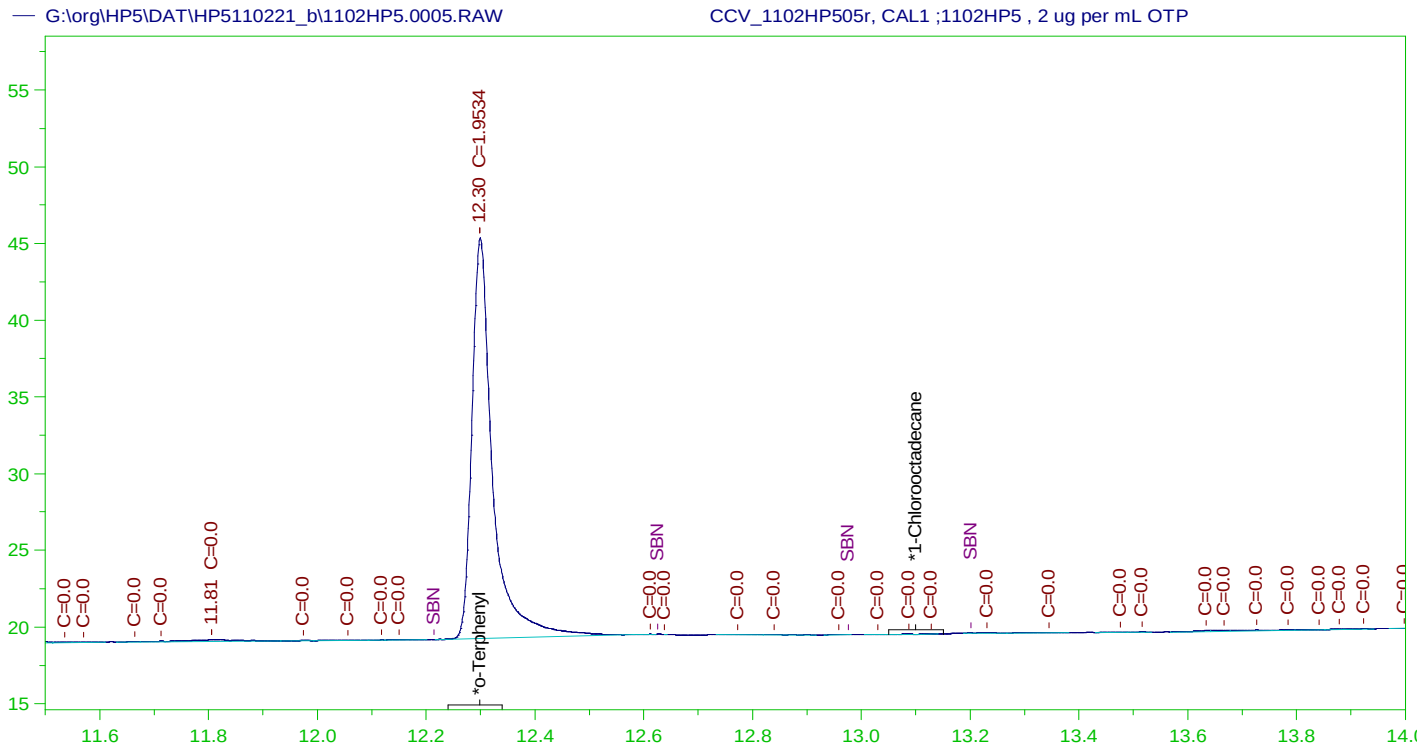

DIESEL RANGE ORGANICS CHROMATOGRAM REPORT

Sample Name: CCV_1102HP505r, CAL1 ;1102HP5 , 2 ug per mL OTP
Raw File: G:\org\HP5\DAT\HP5110221_b\1102HP5.0005.RAW
Date & Time Acquired: 11/2/2021 9:57:01 AM
Method File: G:\Org\HP5\Methods\DS_8015-IA-L#.met
Calibration File: G:\Org\HP5\Cals\SW8015C_DRO211102IA.CAL
Sample Weight: 1 Dilution: 1 S.A.: 1

Mean RF for TEH: 31353.19
Rt range for Diesel Range Organics: 6.59 to 15.91

SURROGATE COMPOUND	RT	ACTUAL	MEASURED	%REC	
*o-Terphenyl	12.299	200.	1.953	.98	-
*1-Chlorooctadecane	15.561	200.	.	.	-

DRO Area:37026.36 DRO Amount: 1.180944
TEH Area:88429.33 TEH Amount: 2.820425

CONTINUING CALIBRATION REPORT: G:\org\HP5\DAT\HP5110221_b\1102HP5.0005.RAW

COMPOUND	ACTUAL(NG)	MEASURED(NG)	%RECOVERY	LIMITS
TOTAL DRO	15000.	.	.	85-115

SURROGATE COMPOUND	RT	ACTUAL	MEASURED	%REC	LIMITS
*o-Terphenyl	12.299	200.	1.953	.98	85-115
*1-Chlorooctadecane	15.561	200.	.	.	85-115

G:\org\HP5\dat\HP5110221_b\Review\005_CCV_1102HP505r_DS_8015-IA-L#.xls

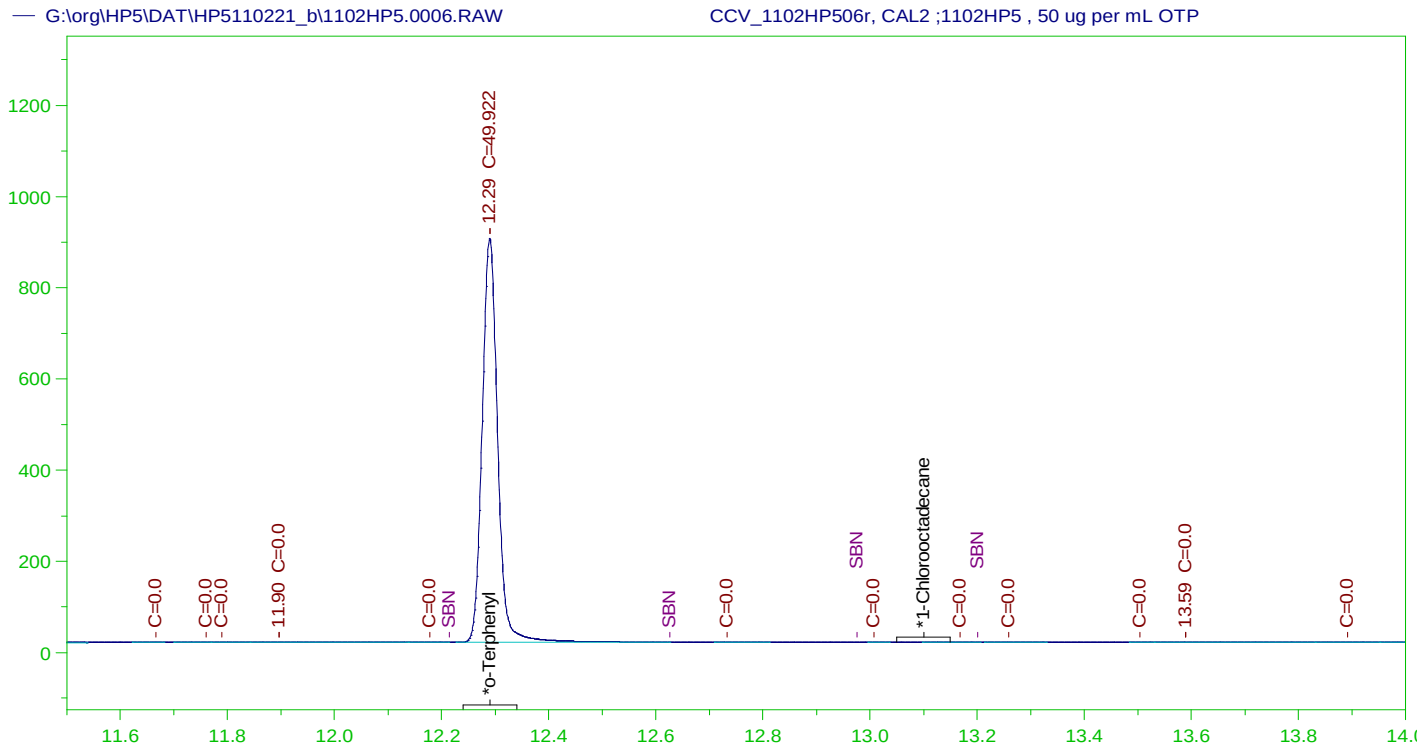

DIESEL RANGE ORGANICS CHROMATOGRAM REPORT
Sample Name: CCV_1102HP506r, CAL2 ;1102HP5 , 50 ug per mL OTP
Raw File: G:\org\HP5\DAT\HP5110221_b\1102HP5.0006.RAW
Date & Time Acquired: 11/2/2021 10:39:43 AM
Method File: G:\Org\HP5\Methods\DS_8015-IA-L#.met
Calibration File: G:\Org\HP5\Cals\SW8015C_DRO211102IA.CAL
Sample Weight: 1 Dilution: 1 S.A.: 1

Mean RF for TEH: 31353.19
Rt range for Diesel Range Organics: 6.59 to 15.91

SURROGATE COMPOUND	RT	ACTUAL	MEASURED	%REC	
*o-Terphenyl	12.29	200.	49.922	24.96	-
*1-Chlorooctadecane	15.697	200.	.	.	-

DRO Area:141449.5 DRO Amount: 4.511485
TEH Area:310030.7 TEH Amount: 9.88833

CONTINUING CALIBRATION REPORT: G:\org\HP5\DAT\HP5110221_b\1102HP5.0006.RAW

COMPOUND	ACTUAL(NG)	MEASURED(NG)	%RECOVERY	LIMITS
TOTAL DRO	15000.	.	.	85-115

SURROGATE COMPOUND	RT	ACTUAL	MEASURED	%REC	LIMITS
*o-Terphenyl	12.29	200.	49.922	24.96	85-115
*1-Chlorooctadecane	15.697	200.	.	.	85-115

G:\org\HP5\dat\HP5110221_b\Review\006_CCV_1102HP506r_DS_8015-IA-L#.xls

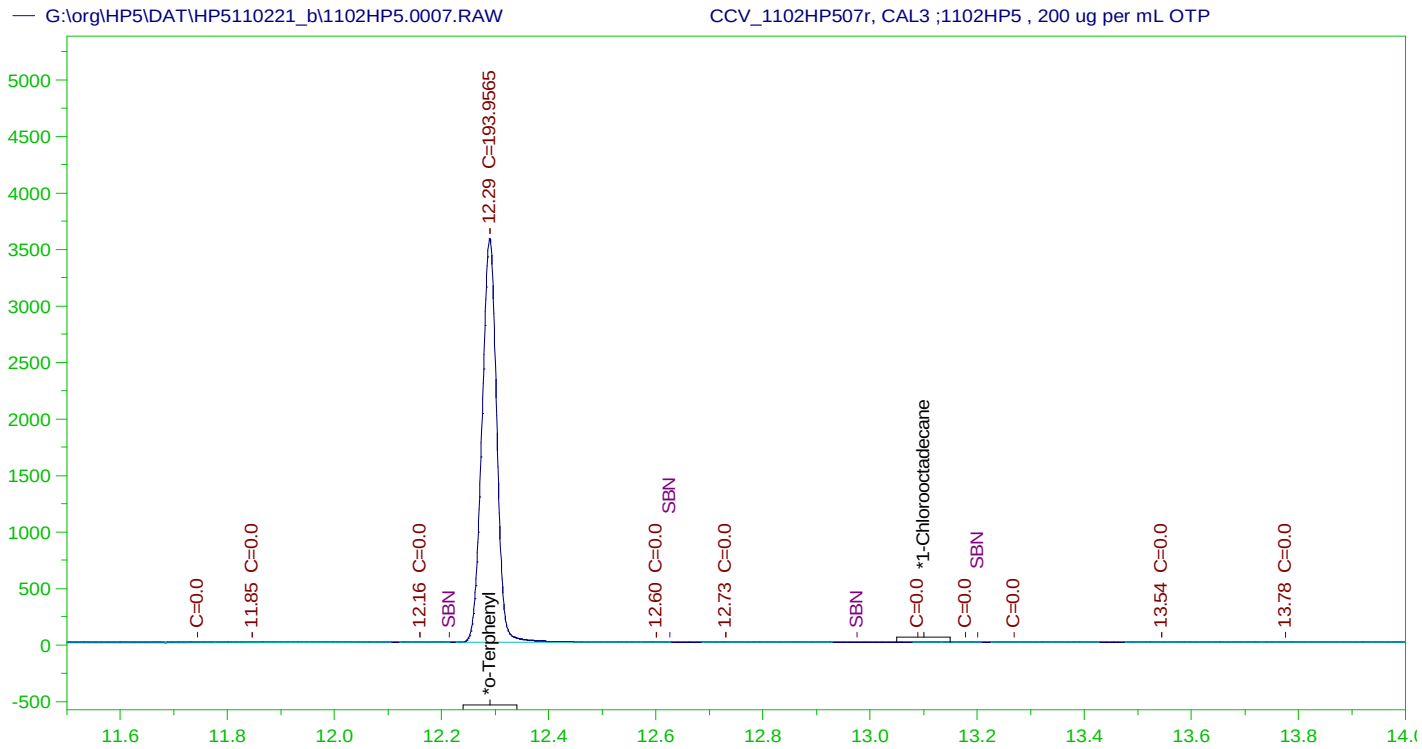

DIESEL RANGE ORGANICS CHROMATOGRAM REPORT

Sample Name: CCV_1102HP507r, CAL3 ;1102HP5 , 200 ug per mL OTP
Raw File: G:\org\HP5\DAT\HP5110221_b\1102HP5.0007.RAW
Date & Time Acquired: 11/2/2021 11:22:37 AM
Method File: G:\Org\HP5\Methods\DS_8015-IA-L#.met
Calibration File: G:\Org\HP5\Cals\SW8015C_DRO211102IA.CAL
Sample Weight: 1 Dilution: 1 S.A.: 1

Mean RF for TEH: 31353.19
Rt range for Diesel Range Organics: 6.59 to 15.91

SURROGATE COMPOUND	RT	ACTUAL	MEASURED	%REC	
*o-Terphenyl	12.29	200.	193.957	96.98	-
*1-Chlorooctadecane	15.779	200.	.	.	-

DRO Area:338082.7 DRO Amount: 10.78304
TEH Area:638415.8 TEH Amount: 20.36207

CONTINUING CALIBRATION REPORT: G:\org\HP5\DAT\HP5110221_b\1102HP5.0007.RAW

COMPOUND	ACTUAL(NG)	MEASURED(NG)	%RECOVERY	LIMITS
TOTAL DRO	15000.	20.36	.14	85-115

SURROGATE COMPOUND	RT	ACTUAL	MEASURED	%REC	LIMITS
*o-Terphenyl	12.29	200.	193.957	96.98	85-115
*1-Chlorooctadecane	15.779	200.	.	.	85-115

G:\org\HP5\dat\HP5110221_b\Review\007_CCV_1102HP507r_DS_8015-IA-L#.xls

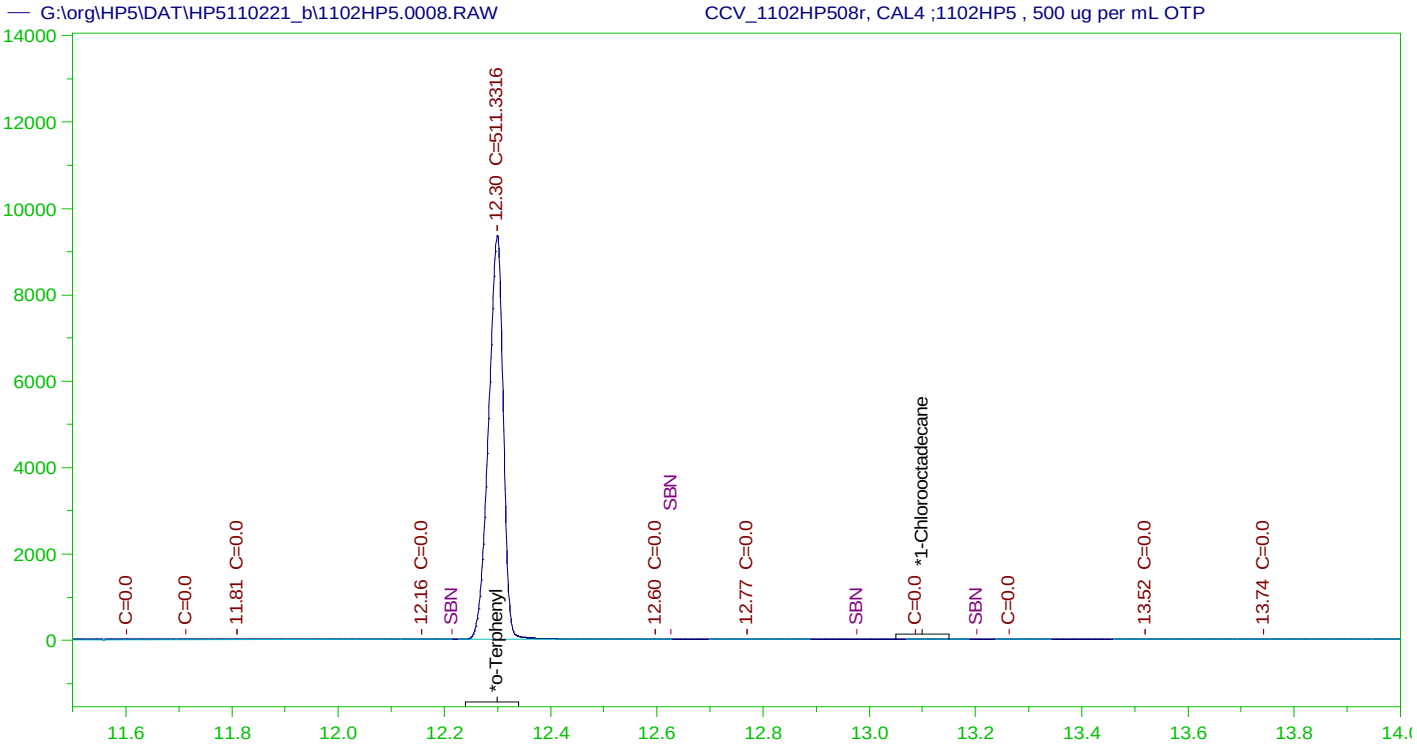

DIESEL RANGE ORGANICS CHROMATOGRAM REPORT

Sample Name: CCV_1102HP508r, CAL4 ;1102HP5 , 500 ug per mL OTP
Raw File: G:\org\HP5\DAT\HP5110221_b\1102HP5.0008.RAW
Date & Time Acquired: 11/2/2021 12:05:44 PM
Method File: G:\Org\HP5\Methods\DS_8015-IA-L#.met
Calibration File: G:\Org\HP5\Cals\SW8015C_DRO211102IA.CAL
Sample Weight: 1 Dilution: 1 S.A.: 1

Mean RF for TEH: 31353.19
Rt range for Diesel Range Organics: 6.59 to 15.91

SURROGATE COMPOUND	RT	ACTUAL	MEASURED	%REC	
*o-Terphenyl	12.3	200.	511.332	255.67	-
*1-Chlorooctadecane	15.798	200.	.	.	-

DRO Area:456992 DRO Amount: 14.57561
TEH Area:825752.1 TEH Amount: 26.3371

CONTINUING CALIBRATION REPORT: G:\org\HP5\DAT\HP5110221_b\1102HP5.0008.RAW

COMPOUND	ACTUAL(NG)	MEASURED(NG)	%RECOVERY	LIMITS
TOTAL DRO	15000.	26.34	.18	85-115

SURROGATE COMPOUND	RT	ACTUAL	MEASURED	%REC	LIMITS
*o-Terphenyl	12.3	200.	511.332	255.67	85-115
*1-Chlorooctadecane	15.798	200.	.	.	85-115

G:\org\HP5\dat\HP5110221_b\Review\008_CCV_1102HP508r_DS_8015-IA-L#.xls

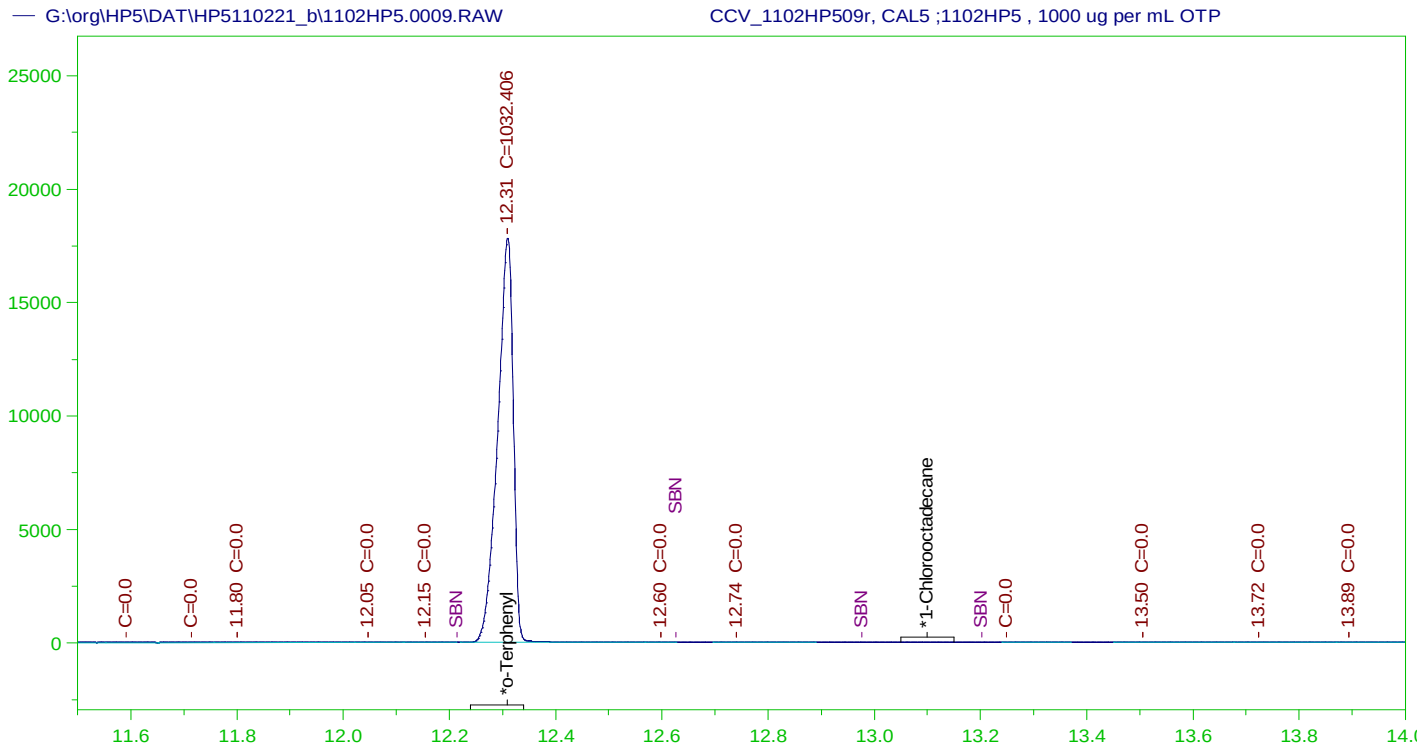

DIESEL RANGE ORGANICS CHROMATOGRAM REPORT

Sample Name: CCV_1102HP509r, CAL5 ;1102HP5 , 1000 ug per mL OTP
Raw File: G:\org\HP5\DAT\HP5110221_b\1102HP5.0009.RAW
Date & Time Acquired: 11/2/2021 12:49:02 PM
Method File: G:\Org\HP5\Methods\DS_8015-IA-L#.met
Calibration File: G:\Org\HP5\Cals\SW8015C_DRO211102IA.CAL
Sample Weight: 1 Dilution: 1 S.A.: 1

Mean RF for TEH: 31353.19
Rt range for Diesel Range Organics: 6.59 to 15.91

SURROGATE COMPOUND	RT	ACTUAL	MEASURED	%REC	
*o-Terphenyl	12.31	200.	1032.406	516.2	-
*1-Chlorooctadecane	15.803	200.	.	.	-

DRO Area:461032.4 DRO Amount: 14.70448
TEH Area:724020.4 TEH Amount: 23.0924

CONTINUING CALIBRATION REPORT: G:\org\HP5\DAT\HP5110221_b\1102HP5.0009.RAW

COMPOUND	ACTUAL(NG)	MEASURED(NG)	%RECOVERY	LIMITS
TOTAL DRO	15000.	23.09	.15	85-115

SURROGATE COMPOUND	RT	ACTUAL	MEASURED	%REC	LIMITS
*o-Terphenyl	12.31	200.	1032.406	516.2	85-115
*1-Chlorooctadecane	15.803	200.	.	.	85-115

G:\org\HP5\dat\HP5110221_b\Review\009_CCV_1102HP509r_DS_8015-IA-L#.xls

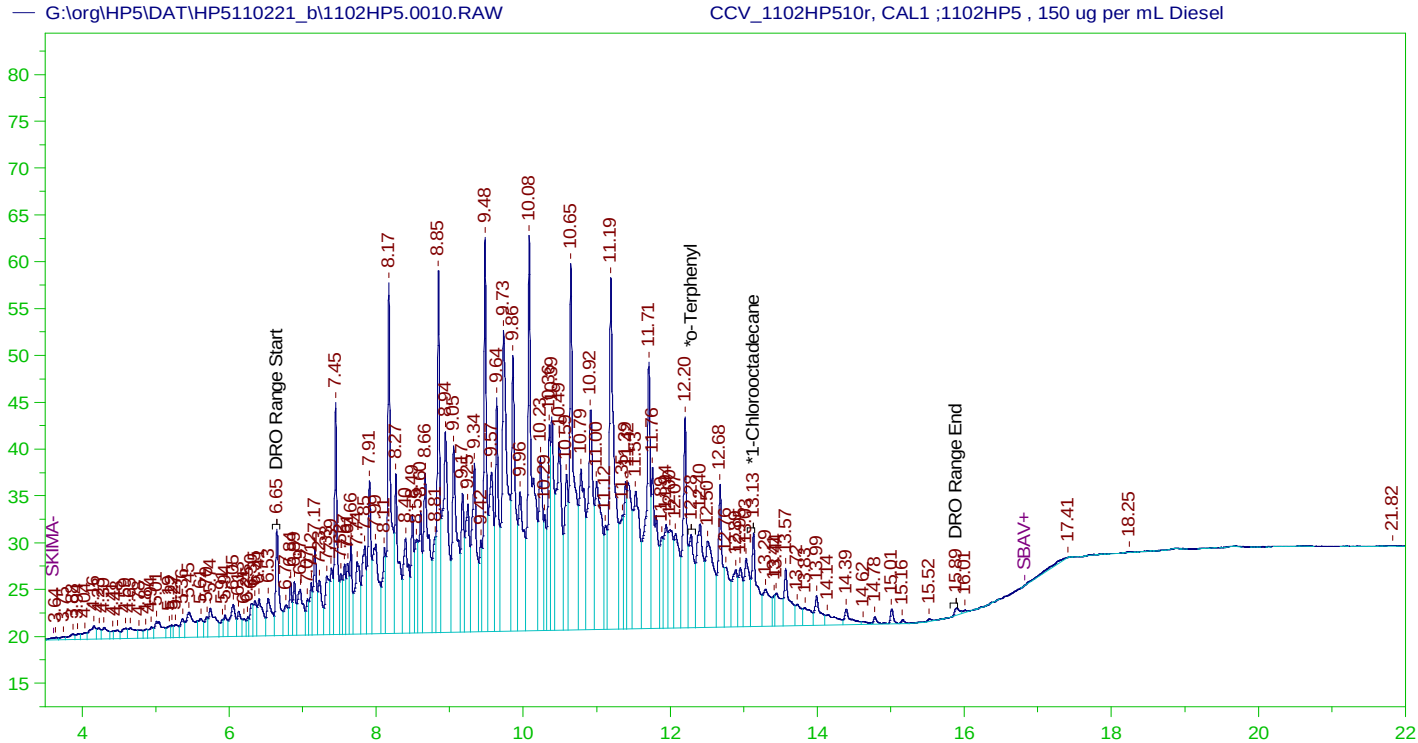

DIESEL RANGE ORGANICS CHROMATOGRAM REPORT

Sample Name: CCV_1102HP510r, CAL1 ;1102HP5 , 150 ug per mL Diesel
Raw File: G:\org\HP5\DAT\HP5110221_b\1102HP5.0010.RAW
Date & Time Acquired: 11/2/2021 1:32:06 PM
Method File: G:\Org\HP5\Methods\DC_8015-IA-L%.met
Calibration File: G:\Org\HP5\Cals\SW8015C_DRO211102IA.CAL
Sample Weight: 1 Dilution: 1 S.A.: 1

Mean RF for TEH: 31353.19
Rt range for Diesel Range Organics: 6.59 to 15.91

SURROGATE COMPOUND	RT	ACTUAL	MEASURED	%REC	
*o-Terphenyl	12.285	200.	1.416	.71	-
*1-Chlorooctadecane	13.13	200.	1.44	.72	-

DRO Area:4571415 DRO Amount: 145.8038
TEH Area:4865557 TEH Amount: 155.1854

CONTINUING CALIBRATION REPORT: G:\org\HP5\DAT\HP5110221_b\1102HP5.0010.RAW

COMPOUND	ACTUAL(NG)	MEASURED(NG)	%RECOVERY	LIMITS
TOTAL DRO	15000.	155.19	1.03	85-115

SURROGATE COMPOUND	RT	ACTUAL	MEASURED	%REC	LIMITS
*o-Terphenyl	12.285	200.	1.416	.71	85-115
*1-Chlorooctadecane	13.13	200.	1.44	.72	85-115

G:\org\HP5\dat\HP5110221_b\Review\010_CCV_1102HP510r_DC_8015-IA-L%.xls

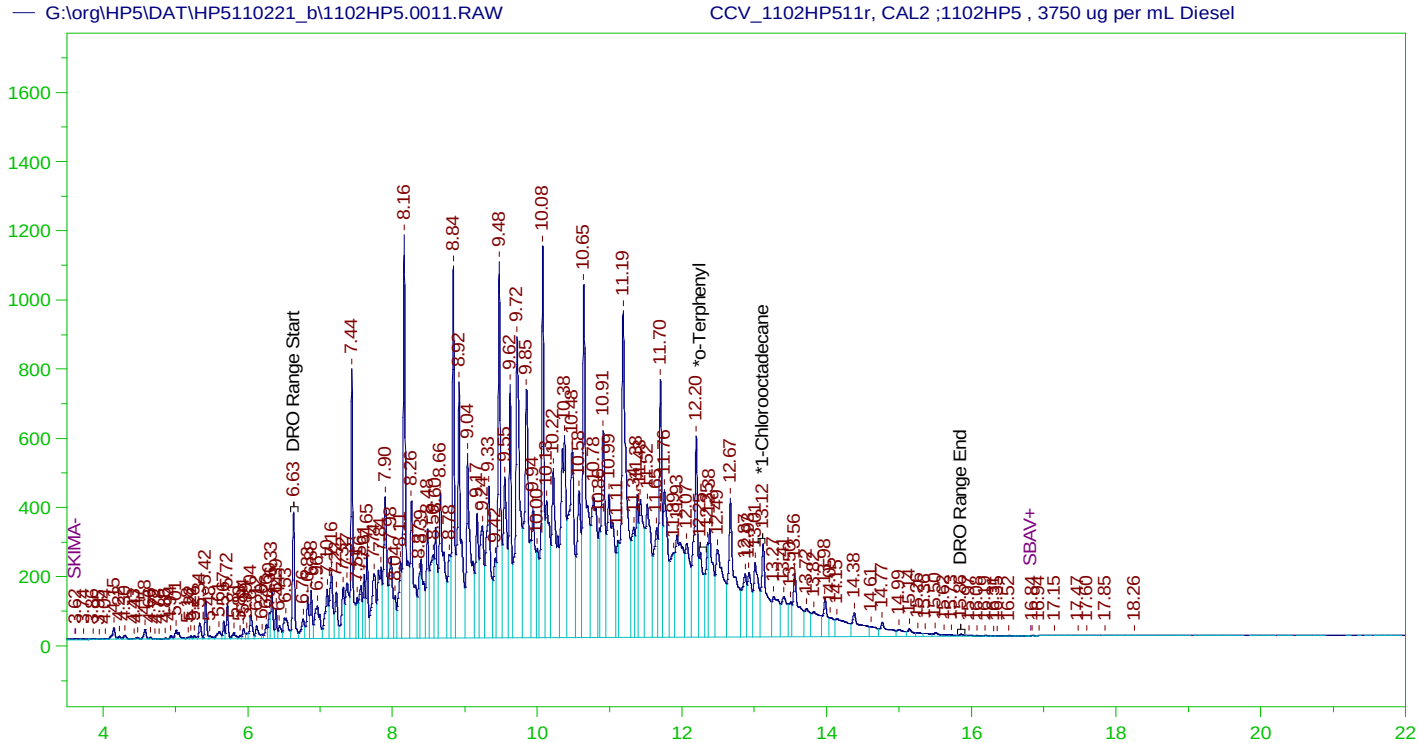

DIESEL RANGE ORGANICS CHROMATOGRAM REPORT
Sample Name: CCV_1102HP511r, CAL2 ;1102HP5 , 3750 ug per mL Diesel
Raw File: G:\org\HP5\DAT\HP5110221_b\1102HP5.0011.RAW
Date & Time Acquired: 11/2/2021 2:15:08 PM
Method File: G:\Org\HP5\Methods\DC_8015-IA-L%.met
Calibration File: G:\Org\HP5\Cals\SW8015C_DRO211102IA.CAL
Sample Weight: 1 Dilution: 1 S.A.: 1

Mean RF for TEH: 31353.19
Rt range for Diesel Range Organics: 6.59 to 15.91

SURROGATE COMPOUND	RT	ACTUAL	MEASURED	%REC	
*o-Terphenyl	12.252	200.	28.988	14.49	-
*1-Chlorooctadecane	13.122	200.	39.19	19.59	-

DRO Area:1.131291E+08 DRO Amount: 3608.216
TEH Area:1.159464E+08 TEH Amount: 3698.073

CONTINUING CALIBRATION REPORT: G:\org\HP5\DAT\HP5110221_b\1102HP5.0011.RAW

COMPOUND	ACTUAL(NG)	MEASURED(NG)	%RECOVERY	LIMITS
TOTAL DRO	15000.	3698.07	24.65	85-115

SURROGATE COMPOUND	RT	ACTUAL	MEASURED	%REC	LIMITS
*o-Terphenyl	12.252	200.	28.988	14.49	85-115
*1-Chlorooctadecane	13.122	200.	39.19	19.59	85-115

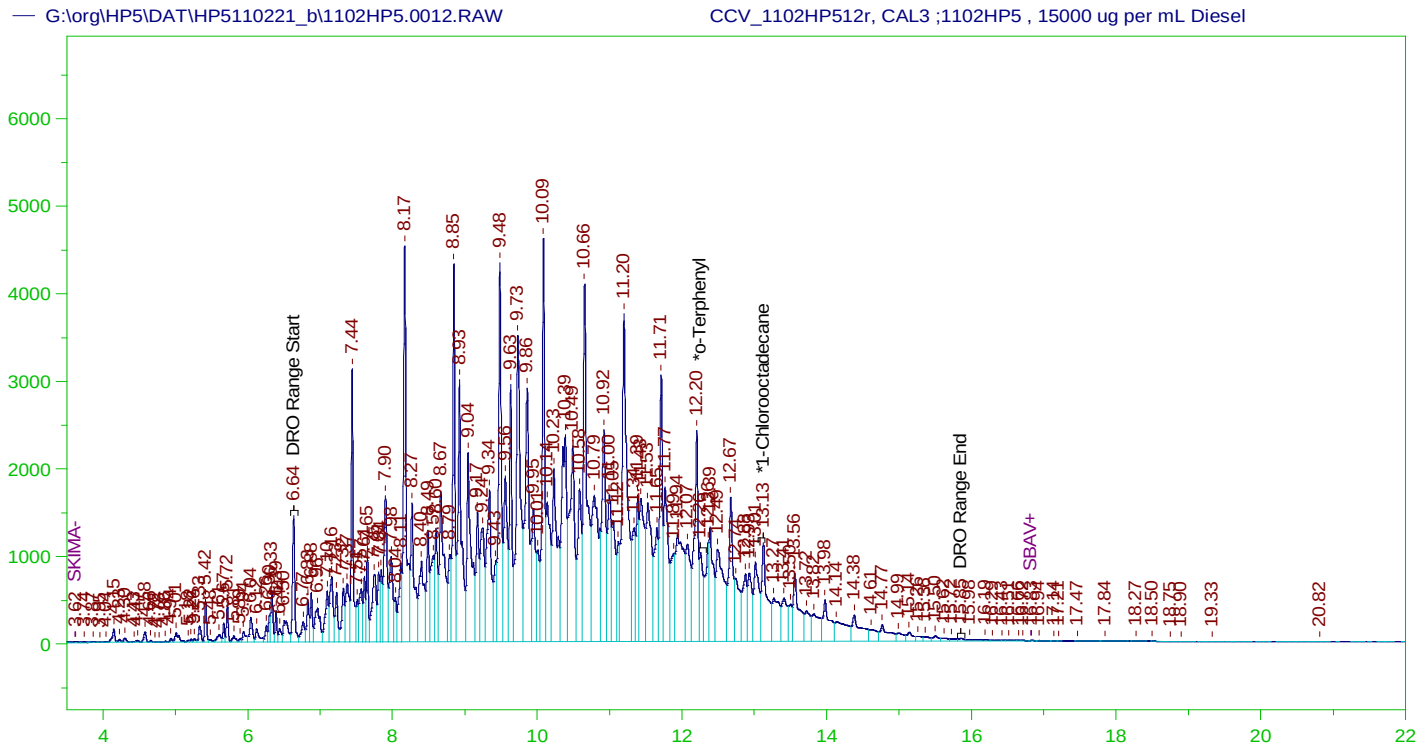

DIESEL RANGE ORGANICS CHROMATOGRAM REPORT

Sample Name: CCV_1102HP512r, CAL3 ;1102HP5 , 15000 ug per mL Diesel
Raw File: G:\org\HP5\DAT\HP5110221_b\1102HP5.0012.RAW
Date & Time Acquired: 11/2/2021 2:58:26 PM
Method File: G:\Org\HP5\Methods\DC_8015-IA-L%.met
Calibration File: G:\Org\HP5\Cals\SW8015C_DRO211102IA.CAL
Sample Weight: 1 Dilution: 1 S.A.: 1

Mean RF for TEH: 31353.19
Rt range for Diesel Range Organics: 6.59 to 15.91

SURROGATE COMPOUND	RT	ACTUAL	MEASURED	%REC	
*o-Terphenyl	12.257	200.	92.35	46.18	-
*1-Chlorooctadecane	13.125	200.	158.994	79.5	-

DRO Area:4.667999E+08 DRO Amount: 14888.43
TEH Area:4.785279E+08 TEH Amount: 15262.49

CONTINUING CALIBRATION REPORT: G:\org\HP5\DAT\HP5110221_b\1102HP5.0012.RAW

COMPOUND	ACTUAL(NG)	MEASURED(NG)	%RECOVERY	LIMITS
TOTAL DRO	15000.	15262.49	101.75	85-115

SURROGATE COMPOUND	RT	ACTUAL	MEASURED	%REC	LIMITS
*o-Terphenyl	12.257	200.	92.35	46.18	85-115
*1-Chlorooctadecane	13.125	200.	158.994	79.5	85-115

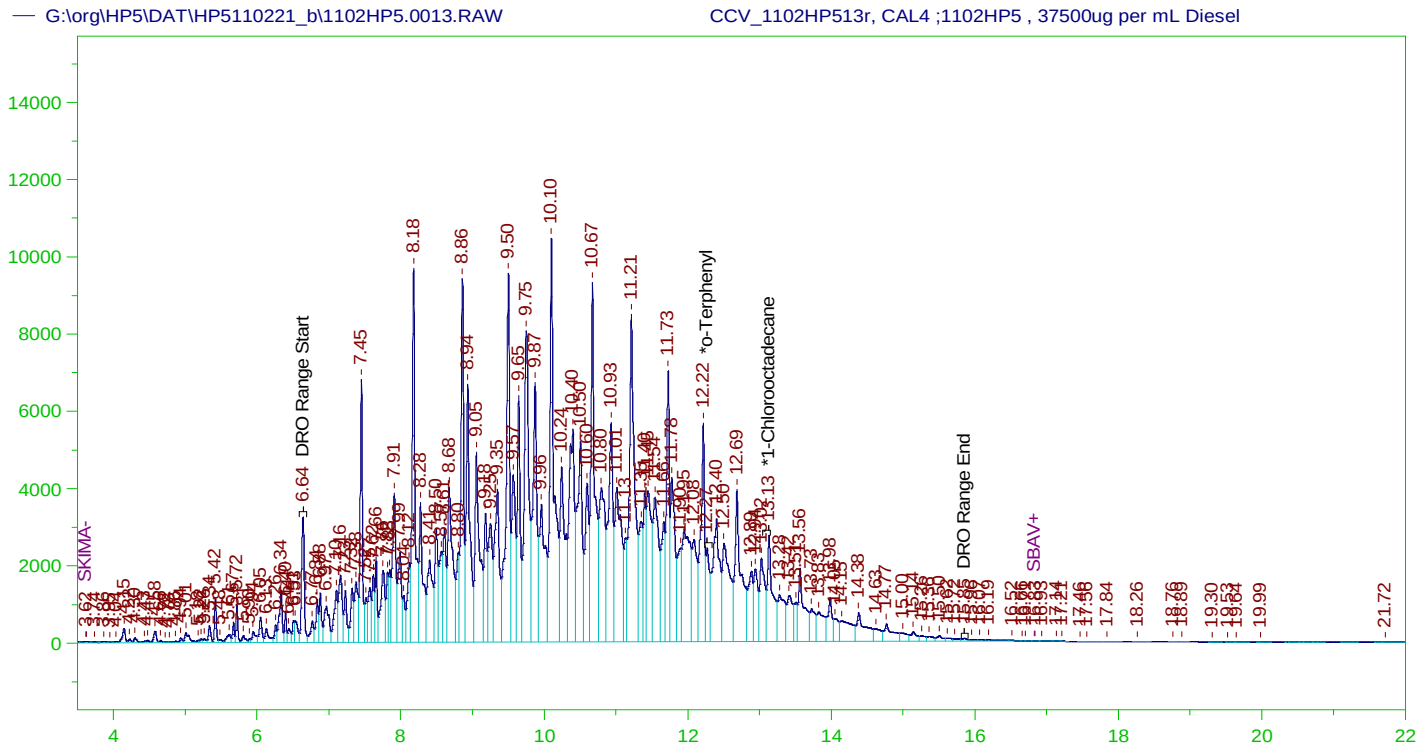

DIESEL RANGE ORGANICS CHROMATOGRAM REPORT

Sample Name: CCV_1102HP513r, CAL4 ;1102HP5 , 37500ug per mL Diesel
Raw File: G:\org\HP5\DAT\HP5110221_b\1102HP5.0013.RAW
Date & Time Acquired: 11/2/2021 3:41:37 PM
Method File: G:\Org\HP5\Methods\DC_8015-IA-L%.met
Calibration File: G:\Org\HP5\Cals\SW8015C_DRO211102IA.CAL
Sample Weight: 1 Dilution: 1 S.A.: 1

Mean RF for TEH: 31353.19
Rt range for Diesel Range Organics: 6.59 to 15.91

SURROGATE COMPOUND	RT	ACTUAL	MEASURED	%REC	
*o-Terphenyl	12.268	200.	238.956	119.48	-
*1-Chlorooctadecane	13.133	200.	386.008	193.	-

DRO Area:1.118993E+09 DRO Amount: 35689.91
TEH Area:1.14732E+09 TEH Amount: 36593.41

CONTINUING CALIBRATION REPORT: G:\org\HP5\DAT\HP5110221_b\1102HP5.0013.RAW

COMPOUND	ACTUAL(NG)	MEASURED(NG)	%RECOVERY	LIMITS
TOTAL DRO	15000.	36593.41	243.96	85-115

SURROGATE COMPOUND	RT	ACTUAL	MEASURED	%REC	LIMITS
*o-Terphenyl	12.268	200.	238.956	119.48	85-115
*1-Chlorooctadecane	13.133	200.	386.008	193.	85-115

G:\org\HP5\dat\HP5110221_b\Review\013_CCV_1102HP513r_DC_8015-IA-L%.xls

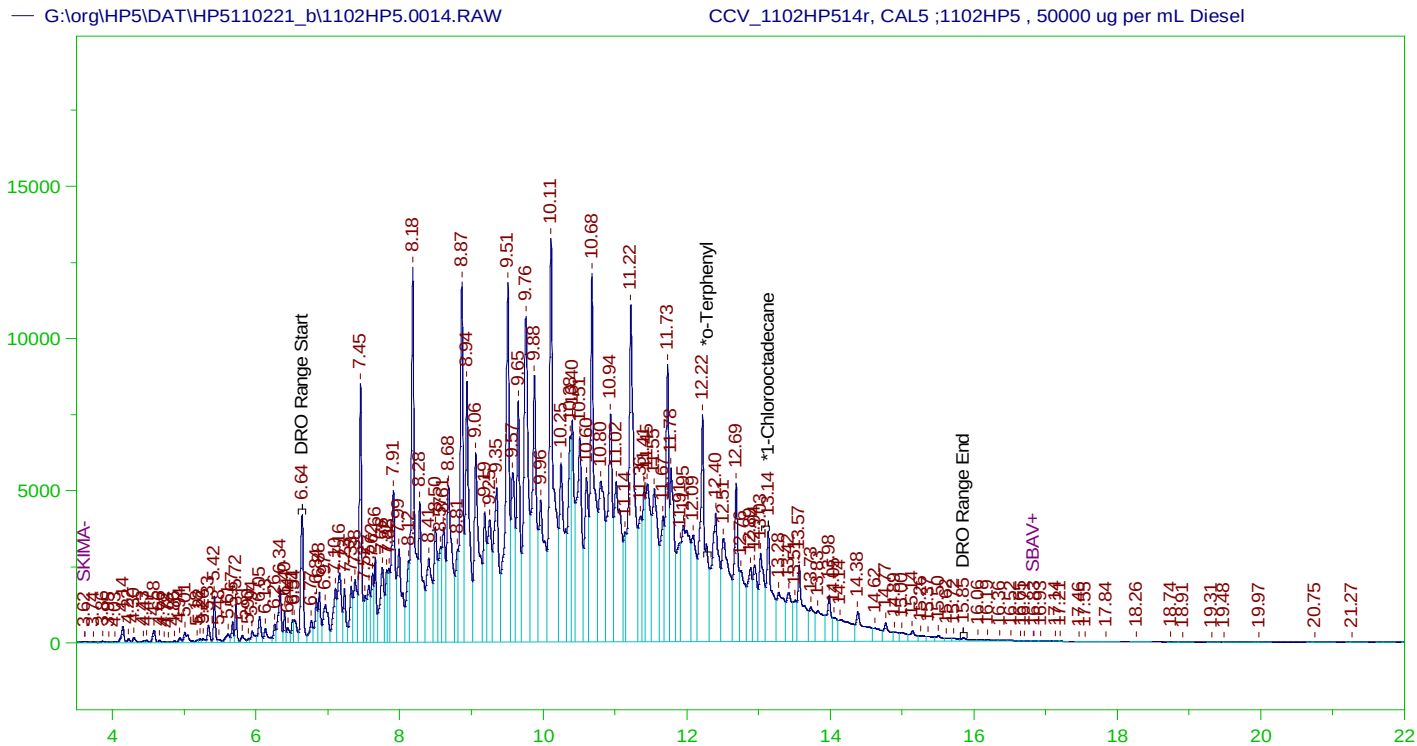

DIESEL RANGE ORGANICS CHROMATOGRAM REPORT

Sample Name: CCV_1102HP514r, CAL5 ;1102HP5 , 50000 ug per mL Diesel
Raw File: G:\org\HP5\DAT\HP5110221_b\1102HP5.0014.RAW
Date & Time Acquired: 11/2/2021 4:24:53 PM
Method File: G:\Org\HP5\Methods\DC_8015-IA-L%.met
Calibration File: G:\Org\HP5\Cals\SW8015C_DRO211102IA.CAL
Sample Weight: 1 Dilution: 1 S.A.: 1

Mean RF for TEH: 31353.19
Rt range for Diesel Range Organics: 6.59 to 15.91

SURROGATE COMPOUND	RT	ACTUAL	MEASURED	%REC
*o-Terphenyl	29.921	200.	.	. -
*1-Chlorooctadecane	13.135	200.	512.63	256.31 -

DRO Area:1.507978E+09 DRO Amount: 48096.49
TEH Area:1.54564E+09 TEH Amount: 49297.7

CONTINUING CALIBRATION REPORT: G:\org\HP5\DAT\HP5110221_b\1102HP5.0014.RAW

COMPOUND	ACTUAL(NG)	MEASURED(NG)	%RECOVERY	LIMITS
TOTAL DRO	15000.	49297.7	328.65	85-115

SURROGATE COMPOUND	RT	ACTUAL	MEASURED	%REC	LIMITS
*o-Terphenyl	29.921	200.	.	.	85-115
*1-Chlorooctadecane	13.135	200.	512.63	256.31	85-115

G:\org\HP5\dat\HP5110221_b\Review\014_CCV_1102HP514r_DC_8015-IA-L%.xls

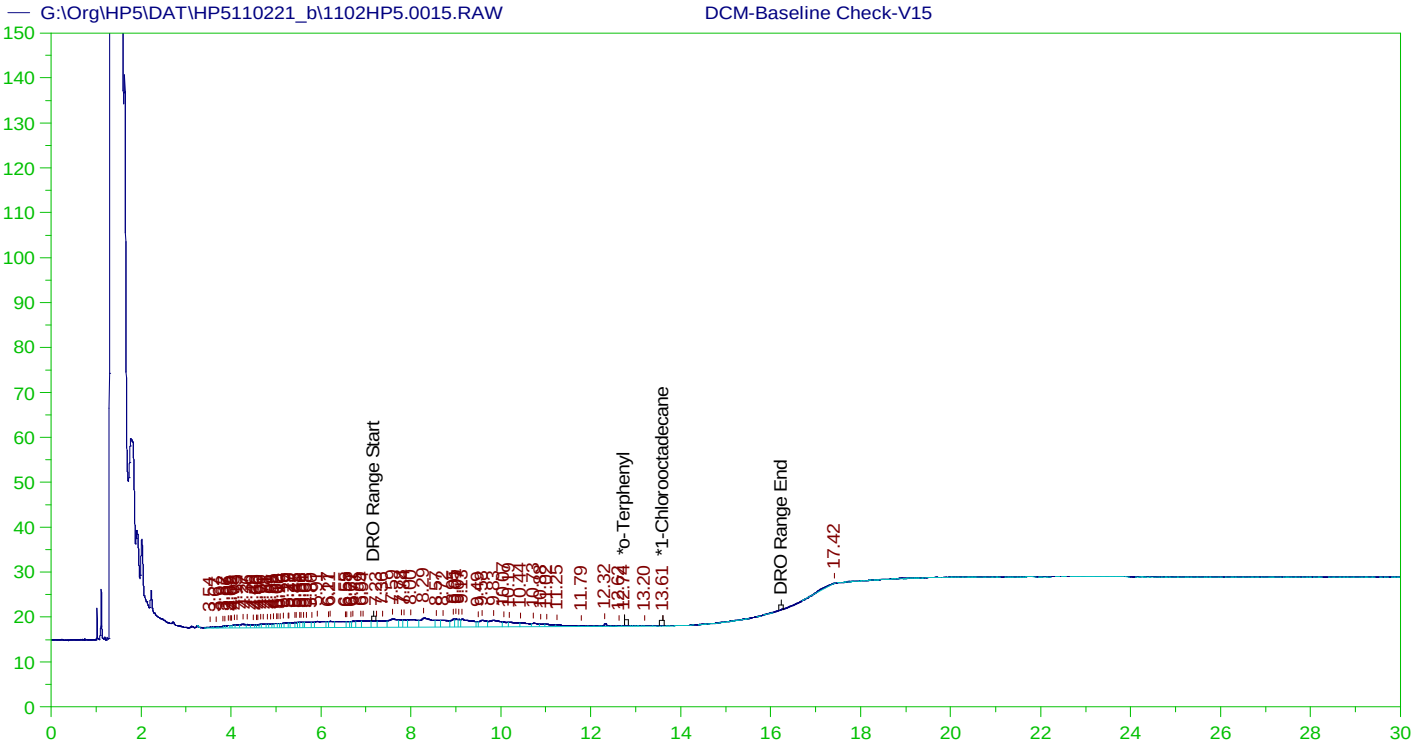

DIESEL RANGE ORGANICS CHROMATOGRAM REPORT

Sample Name: DCM-Baseline Check-V15
Raw File: G:\Org\HP5\DAT\HP5110221_b\1102HP5.0015.RAW
Date & Time Acquired: 11/2/2021 5:08:11 PM
Method File: G:\Org\HP5\Methods\DR_8015-HP-LEXP.met
Calibration File: G:\Org\HP5\Cals\SW8015C_DRO210108HP.CAL
Sample Weight: 1 Dilution: 1 S.A.: 1

Mean RF for TEH: 29457.33
Rt range for Diesel Range Organics: 7.125 to 16.28

SURROGATE COMPOUND	RT	ACTUAL	MEASURED	%REC	
*o-Terphenyl	12.744	200.	.041	.02	-
*1-Chlorooctadecane	13.606	200.	.017	.01	-

DRO Area:305831.5 DRO Amount: 10.38219
TEH Area:517467.1 TEH Amount: 17.56667

G:\org\HP5\dat\HP5110221_b\Review\015_DCM-Baseline Chec_DR_8015-HP-LEXP.xls

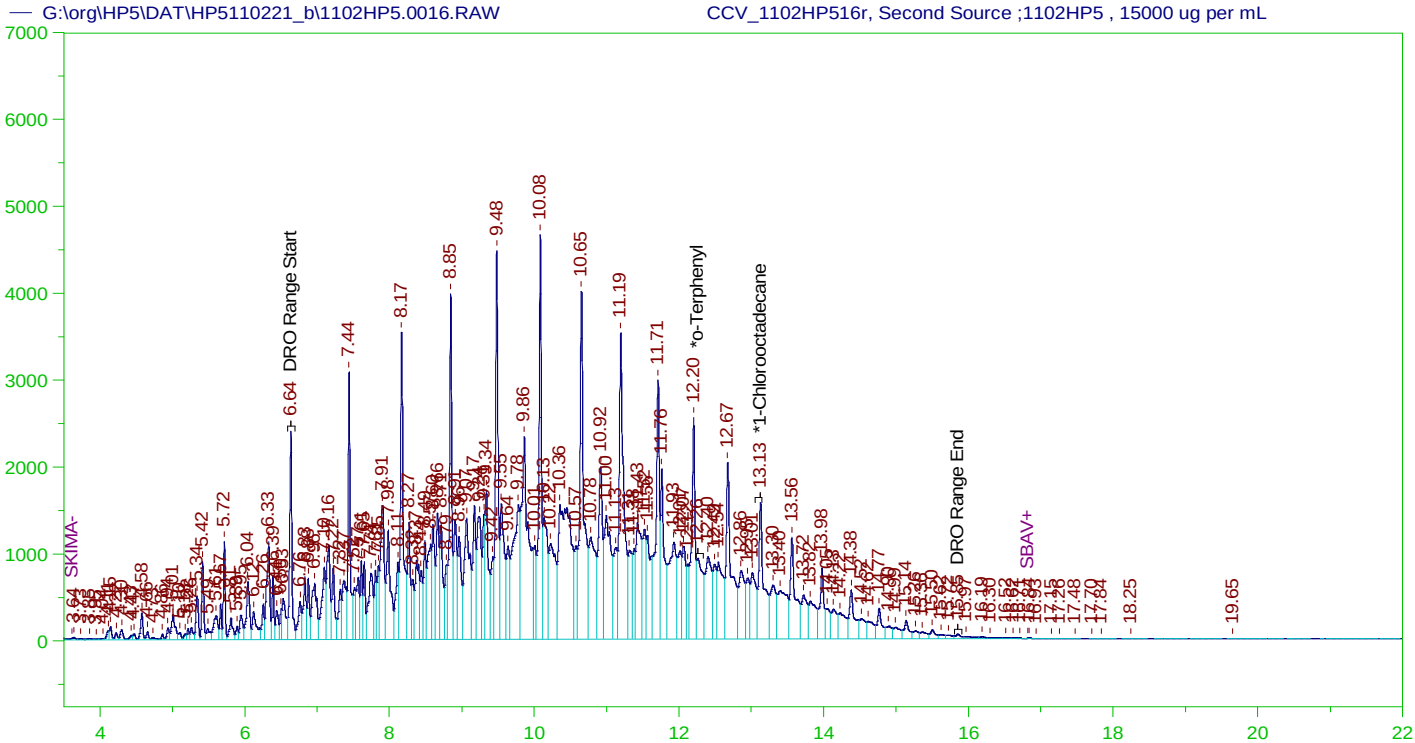

DIESEL RANGE ORGANICS CHROMATOGRAM REPORT

Sample Name: CCV_1102HP516r, Second Source ;1102HP5 , 15000 ug per mL
Raw File: G:\org\HP5\DAT\HP5110221_b\1102HP5.0016.RAW
Date & Time Acquired: 11/2/2021 5:51:31 PM
Method File: G:\Org\HP5\Methods\DC_8015-IA-L%.met
Calibration File: G:\Org\HP5\Cals\SW8015C_DRO211102IA.CAL
Sample Weight: 1 Dilution: 1 S.A.: 1

Mean RF for TEH: 31353.19
Rt range for Diesel Range Organics: 6.59 to 15.91

SURROGATE COMPOUND	RT	ACTUAL	MEASURED	%REC	
*o-Terphenyl	12.261	200.	146.398	73.2	-
*1-Chlorooctadecane	13.127	200.	209.876	104.94	-

DRO Area:4.432555E+08 DRO Amount: 14137.49
TEH Area:4.699825E+08 TEH Amount: 14989.94

CONTINUING CALIBRATION REPORT: G:\org\HP5\DAT\HP5110221_b\1102HP5.0016.RAW

COMPOUND	ACTUAL(NG)	MEASURED(NG)	%RECOVERY	LIMITS
TOTAL DRO	15000.	14989.94	99.93	85-115

SURROGATE COMPOUND	RT	ACTUAL	MEASURED	%REC	LIMITS
*o-Terphenyl	12.261	200.	146.398	73.2	85-115
*1-Chlorooctadecane	13.127	200.	209.876	104.94	85-115

G:\org\HP5\dat\HP5110221_b\Review\016_CCV_1102HP516r_DC_8015-IA-L%.xls

Write Sequence Data File	Insert Entries(Have the first cell for entries selecte Sample Name	Method	Weight	Dil Factor	Amt Inj.	IS	Cal ID	Manul Integrations
G:\org\HP5\DAT\HP5110221_b\1102HP5.03r	CCV_1102HP508r, DRO ;1102HP5 , DRO211025A	G:\Org\HP5\Methods\DC_8015-IA-L%.met	1	1	1	1	0	No integrations
G:\org\HP5\DAT\HP5110221_b\1102HP5.04r	DCM-Baseline Check-V04	G:\Org\HP5\Methods\DR_8015-HP-LEXP.met	1	1	1	1	0	No integrations
G:\org\HP5\DAT\HP5110221_b\1102HP5.05r	CCV_1102HP505r, CAL1 ;1102HP5 , 2 ug per mL OTP (10 uL of Cal3 + 990 uL DCM(14408)	G:\Org\HP5\Methods\DS_8015-IA-L#.met	1	1	1	1	0	Surrogates are integrated using a valley to valley integration using Set Basline Now placed slight before at 12.21 and slightly after the surrogate peak at 12.63 and scaling showing surrogate peak from 11.5-14.
G:\org\HP5\DAT\HP5110221_b\1102HP5.06r	CCV_1102HP506r, CAL2 ;1102HP5 , 50 ug per mL OTP (100 uL Cal4 + 900 uL of DCM(14408)	G:\Org\HP5\Methods\DS_8015-IA-L#.met	1	1	1	1	0	Surrogates are integrated using a valley to valley integration using Set Basline Now placed slight before at 12.21 and slightly after the surrogate peak at 12.63 and scaling showing surrogate peak from 11.5-14.
G:\org\HP5\DAT\HP5110221_b\1102HP5.07r	CCV_1102HP507r, CAL3 ;1102HP5 , 200 ug per mL OTP (100uL of Cal5 + 400 uL DCM(14408)	G:\Org\HP5\Methods\DS_8015-IA-L#.met	1	1	1	1	0	Surrogates are integrated using a valley to valley integration using Set Basline Now placed slight before at 12.21 and slightly after the surrogate peak at 12.63 and scaling showing surrogate peak from 11.5-14.
G:\org\HP5\DAT\HP5110221_b\1102HP5.08r	CCV_1102HP508r, CAL4 ;1102HP5 , 500 ug per mL OTP (250uL of Cal5 + 250 uL DCM(14408)	G:\Org\HP5\Methods\DS_8015-IA-L#.met	1	1	1	1	0	Surrogates are integrated using a valley to valley integration using Set Basline Now placed slight before at 12.21 and slightly after the surrogate peak at 12.63 and scaling showing surrogate peak from 11.5-14.
G:\org\HP5\DAT\HP5110221_b\1102HP5.09r	CCV_1102HP509r, CAL5 ;1102HP5 , 1000 ug per mL OTP (250 uL 4000 ug/mL OTP DRO211101A + 750 DCM(14408)	G:\Org\HP5\Methods\DS_8015-IA-L#.met	1	1	1	1	0	Surrogates are integrated using a valley to valley integration using Set Basline Now placed slight before at 12.21 and slightly after the surrogate peak at 12.63 and scaling showing surrogate peak from 11.5-14.
G:\org\HP5\DAT\HP5110221_b\1102HP5.10r	CCV_1102HP510r, CAL1 ;1102HP5 , 150 ug per mL Diesel (10 uL of Cal3 + 990 uL DCM(14408),	G:\Org\HP5\Methods\DC_8015-IA-L%.met	1	1	1	1	0	The integration of Diesel Range Organics and Total Extractable Hydrocarbons is the hydrocarbon response with reference to the basline. Assigned Set Baseline All Valley on at 16.83
G:\org\HP5\DAT\HP5110221_b\1102HP5.11r	CCV_1102HP511r, CAL2 ;1102HP5 , 3750 ug per mL Diesel (100 uL Cal4 + 900 uL of DCM(14408)	G:\Org\HP5\Methods\DC_8015-IA-L%.met	1	1	1	1	0	The integration of Diesel Range Organics and Total Extractable Hydrocarbons is the hydrocarbon response with reference to the basline. Assigned Set Baseline All Valley on at 17.5
G:\org\HP5\DAT\HP5110221_b\1102HP5.12r	CCV_1102HP512r, CAL3 ;1102HP5 , 15000 ug per mL Diesel (300 uL of DRO211012A + 700 uL DCM(14408)	G:\Org\HP5\Methods\DC_8015-IA-L%.met	1	1	1	1	0	The integration of Diesel Range Organics and Total Extractable Hydrocarbons is the hydrocarbon response with reference to the basline. Assigned Set Baseline All Valley on at 17.5
G:\org\HP5\DAT\HP5110221_b\1102HP5.13r	CCV_1102HP513r, CAL4 ;1102HP5 , 37500ug per mL Diesel (750 uL of DRO211012A + 250 uL DCM(14408)	G:\Org\HP5\Methods\DC_8015-IA-L%.met	1	1	1	1	0	The integration of Diesel Range Organics and Total Extractable Hydrocarbons is the hydrocarbon response with reference to the basline. Assigned Set Baseline All Valley on at 17.5
G:\org\HP5\DAT\HP5110221_b\1102HP5.14r	CCV_1102HP514r, CAL5 ;1102HP5 , 50000 ug per mL Diesel (200 uL of DRO211012A)	G:\Org\HP5\Methods\DC_8015-IA-L%.met	1	1	1	1	0	The integration of Diesel Range Organics and Total Extractable Hydrocarbons is the hydrocarbon response with reference to the basline. Assigned Set Baseline All Valley on at 17.5
G:\org\HP5\DAT\HP5110221_b\1102HP5.15r	DCM-Baseline Check-V15	G:\Org\HP5\Methods\DR_8015-HP-LEXP.met	1	1	1	1	0	No integrations
G:\org\HP5\DAT\HP5110221_b\1102HP5.16r	CCV_1102HP516r, Second Source ;1102HP5 , 15000 ug per mL (100uL of DRO211012B + 900uL DCM(14408)	G:\Org\HP5\Methods\DC_8015-IA-L%.met	1	1	1	1	0	The integration of Diesel Range Organics and Total Extractable Hydrocarbons is the hydrocarbon response with reference to the basline. Assigned Set Baseline All Valley on at 17.5

Ann Nebel

Digitally signed by
Ann Nebel
Date: 2021.11.09 12:32:44 -07:00

Energy Laboratories Inc

ANALYTICAL RUN Summary

31-Mar-21

Run ID GCFID-HP5-B_210218B

Run Start Date:	2/18/2021
Analyst:	Ann Nebel
Ical:	
Column ID:	
Comments:	8015 OIL range calibration SW8015_OIL210218

Std ID	Std Name	Std Amount	Std Units	Samp Amount	Samp Units	SampType	Expiration Date
DRO180918C	50,000 ug/mL Oil Std For AK103 RRO-In DCM					CAL	8/31/2025
DRO210204A	Carbon Scan STD					MARKER	3/5/2028
DRO210217A	20,000 ug/mL Oil Std For AK103 RRO-In DCM					ICV	8/23/2021

Seq No	Lab ID	Test Code	Sample Typ	File ID	Analysis Date	DF	Batch ID	Prep Date	SPKref	RPDref	pmoist
14282665	CCV_0218HP50	HC-8015-DRO-	CAL1		2/18/2021 12:03:	1	R356533		0	0	

Analyte	T	Units	RAW	Final	Text	Spike	SPKref	RPDref	MDL	PQL	UQL	%REC	LOW	HIGH	%RPD	Q
TEH(Oil Range)	A	mg/L		0.1468323		0.15	0	0	0	0.3	0	98%	80	120	0%	

Seq No	Lab ID	Test Code	Sample Typ	File ID	Analysis Date	DF	Batch ID	Prep Date	SPKref	RPDref	pmoist
14282666	CCV_0218HP50	HC-8015-DRO-	CAL2		2/18/2021 1:27:3	1	R356533		0	0	

Analyte	T	Units	RAW	Final	Text	Spike	SPKref	RPDref	MDL	PQL	UQL	%REC	LOW	HIGH	%RPD	Q
TEH(Oil Range)	A	mg/L		1.062811		1	0	0	0.15	0.3	0	106%	80	120	0%	

Seq No	Lab ID	Test Code	Sample Typ	File ID	Analysis Date	DF	Batch ID	Prep Date	SPKref	RPDref	pmoist
14282667	CCV_0218HP50	HC-8015-DRO-	CAL3		2/18/2021 2:51:0	1	R356533		0	0	

Analyte	T	Units	RAW	Final	Text	Spike	SPKref	RPDref	MDL	PQL	UQL	%REC	LOW	HIGH	%RPD	Q
TEH(Oil Range)	A	mg/L		5.035713		5	0	0	0.15	0.3	0	101%	80	120	0%	

Seq No	Lab ID	Test Code	Sample Typ	File ID	Analysis Date	DF	Batch ID	Prep Date	SPKref	RPDref	pmoist
14282668	CCV_0218HP50	HC-8015-DRO-	CAL4		2/18/2021 4:14:3	1	R356533		0	0	

Analyte	T	Units	RAW	Final	Text	Spike	SPKref	RPDref	MDL	PQL	UQL	%REC	LOW	HIGH	%RPD	Q
TEH(Oil Range)	A	mg/L		14.69295		15	0	0	0.15	0.3	0	98%	80	120	0%	

Seq No	Lab ID	Test Code	Sample Typ	File ID	Analysis Date	DF	Batch ID	Prep Date	SPKref	RPDref	pmoist
14282669	CCV_0218HP51	HC-8015-DRO-	CAL5		2/18/2021 5:38:3	1	R356533		0	0	

Analyte	T	Units	RAW	Final	Text	Spike	SPKref	RPDref	MDL	PQL	UQL	%REC	LOW	HIGH	%RPD	Q
TEH(Oil Range)	A	mg/L		28.20769		30	0	0	0.15	0.3	0	94%	80	120	0%	

Seq No	Lab ID	Test Code	Sample Typ	File ID	Analysis Date	DF	Batch ID	Prep Date	SPKref	RPDref	pmoist
14282670	CCV_0218HP51	HC-8015-DRO-	ICV		2/18/2021 8:27:3	1	R356533		0	0	

Analyte	T	Units	RAW	Final	Text	Spike	SPKref	RPDref	MDL	PQL	UQL	%REC	LOW	HIGH	%RPD	Q
TEH(Oil Range)	A	mg/L		5.474465		5	0	0	0.15	0.3	0	109%	80	120	0%	

Write Sequence	Data File	Sample Nam	Insert Entries(Have the first cell for entries selecte	Method	Weight	Dil Factor	Amt Inj.	IS	Cal ID
	:\org\HP5\DAT\HP5021821_b\0218HP5.01r	Marker_0218HP501r, DRO C40 ;0218HP5 , DRO210204A		g:\org\HP5\Methods\\CSC210212.met	1	1	1	1	0
	:\org\HP5\DAT\HP5021821_b\0218HP5.02r	DCM-Baseline Check-V02		G:\Org\HP5\Methods\DR_8015-HE-LEXP.met	1	1	1	1	0
	:\org\HP5\DAT\HP5021821_b\0218HP5.03r	CCV_0218HP503r, CAL1 ;0218HP5 , 150 ug per mLOil (10 uL of Cal4 + 990 uL DCM(13510)		G:\Org\HP5\Methods\DR_OIL-021803-AA-L0.MET	1	1	1	1	0
	:\org\HP5\DAT\HP5021821_b\0218HP5.04r	DCM-Baseline Check-V04		G:\Org\HP5\Methods\DR_8015-HE-LEXP.met	1	1	1	1	0
	:\org\HP5\DAT\HP5021821_b\0218HP5.05r	CCV_0218HP505r, CAL2 ;0218HP5 , 1000 ug per mL Oil (200 uL of Cal 3 +800 uL DCM(13510)		G:\Org\HP5\Methods\DR_OIL-021805-AA-L0.MET	1	1	1	1	0
	:\org\HP5\DAT\HP5021821_b\0218HP5.06r	DCM-Baseline Check-V06		G:\Org\HP5\Methods\DR_8015-HE-LEXP.met	1	1	1	1	0
	:\org\HP5\DAT\HP5021821_b\0218HP5.07r	CCV_0218HP507r, CAL3 ;0218HP5 , 5000 ug per mL Oil (100 uL of DRO180918C + 900 uL DCM(13510)		G:\Org\HP5\Methods\DR_OIL-021807-AA-L0.MET	1	1	1	1	0
	:\org\HP5\DAT\HP5021821_b\0218HP5.08r	DCM-Baseline Check-V08		G:\Org\HP5\Methods\DR_8015-HE-LEXP.met	1	1	1	1	0
	:\org\HP5\DAT\HP5021821_b\0218HP5.09r	CCV_0218HP509r, CAL4 ;0218HP5 , 15000 ug per mL Oil (200 uL of CAL5 + 200 uL DCM(13510)		G:\Org\HP5\Methods\DR_OIL-021807-AA-L0.MET	1	1	1	1	0
	:\org\HP5\DAT\HP5021821_b\0218HP5.10r	DCM-Baseline Check-V10		G:\Org\HP5\Methods\DR_8015-HE-LEXP.met	1	1	1	1	0
	:\org\HP5\DAT\HP5021821_b\0218HP5.11r	CCV_0218HP511r, CAL5 ;0218HP5 , 30000 ug per mL Oil (600 uL of DRO180918C + 400 uL of DCM)		G:\Org\HP5\Methods\DR_OIL-021811-AA-L0.MET	1	1	1	1	0
	:\org\HP5\DAT\HP5021821_b\0218HP5.12r	DCM-Baseline Check-V12		G:\Org\HP5\Methods\DR_8015-HE-LEXP.met	1	1	1	1	0
	:\org\HP5\DAT\HP5021821_b\0218HP5.13r	DCM-Baseline Check-V13		G:\Org\HP5\Methods\DR_8015-HE-LEXP.met	1	1	1	1	0
	:\org\HP5\DAT\HP5021821_b\0218HP5.14r	DCM-Baseline Check-V14		G:\Org\HP5\Methods\DR_8015-HE-LEXP.met	1	1	1	1	0
	:\org\HP5\DAT\HP5021821_b\0218HP5.15r	CCV_0218HP515r, Second Source ;0218HP5 , 5000 ug per mL (100uL of DRO210217A + 300uL DCM(13510)		G:\Org\HP5\Methods\DR_OIL-021811-AA-L0.MET	1	1	1	1	0

File Name: G:\Org\HP5\Cals\SW8015C_OIL210218AA.CAL
Version: 4

Creator: AMN 3/31/2021
Description: DRO-8015-Oil range. New ICal Per 0218HP5 (2021)-2 uL Inj.; COD added using OTP RFs
Reason for change:

External standard calibration
Standard injection volume: 1
Standard sample weight: 1
Area reject threshold: 500
Reference peak area reject threshold: 500
Amount units: nanograms
No default component

Method of calculating data point averages: Equal weight for all updates
No calibration update report

All levels are normal data points.

1 DRO Range Start

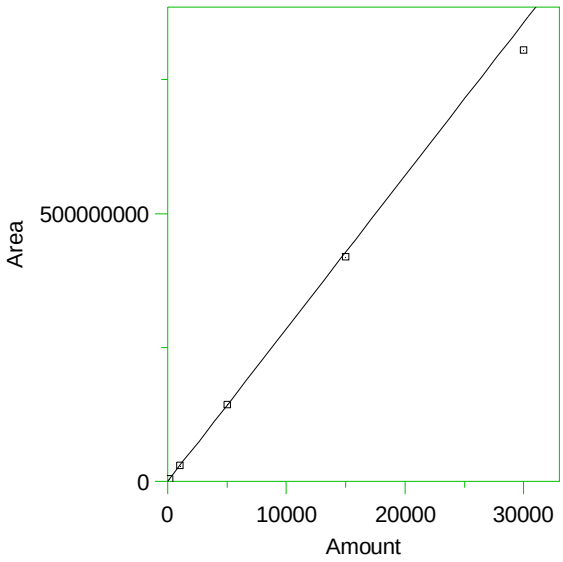

Expected retention time:	6.54 minutes
Search window:	0.05 minutes
No retention time reference component	
Group number:	0
High alarm limit:	0
Low alarm limit:	0
Component constant:	0

Single peak quantification by area

Y = 28542.41 X + 0

Average CF fit with equal weighting, forced to origin

Coefficient of determination:	0.9940317
Average error:	3.209%
Average CF:	28542.41
RSD:	4.497%

Level	Amount	Response	Cal Factor	Error, %	Source	Date and time
1	150	4325287	28835.25	1.026	Manual	3/30/2021 11:50:57 AM
2	1000	3.03352E+07	30335.2	6.281	Manual	3/30/2021 11:51:41 AM
3	5000	1.437314E+08	28746.28	0.714	Manual	3/30/2021 11:52:00 AM
4	15000	4.193721E+08	27958.14	-2.047	Manual	3/30/2021 11:52:55 AM
5	30000	8.051155E+08	26837.18	-5.974	Manual	3/30/2021 11:52:32 AM

2 *o-Terphenyl

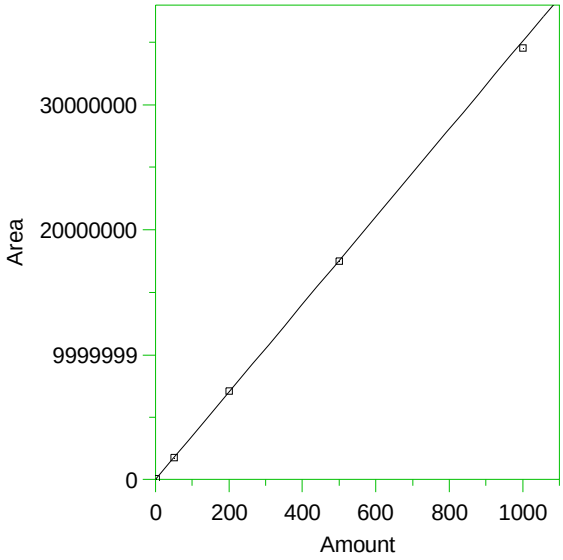

Expected retention time:	12.14 minutes
Search window:	0.05 minutes
No retention time reference component	
Group number:	0
High alarm limit:	0
Low alarm limit:	0
Component constant:	0

Single peak quantification by area

Y = 35071.26 X + 0

Average CF fit with equal weighting, forced to origin

Coefficient of determination:	0.9996535
Average error:	0.838%
Average CF:	35071.26
RSD:	1.097%

Level	Amount	Response	Cal Factor	Error, %	Source	Date and time
1	2	70648.41	35324.2	0.721	G:\Org\HP5\DAT\HP5010821_b\0108HP5.0011.BND	1/11/2021 9:44:43 AM
2	50	1746406	34928.12	-0.408	G:\Org\HP5\DAT\HP5010821_b\0108HP5.0012.BND	1/11/2021 9:44:50 AM
3	200	7110604	35553.02	1.374	G:\Org\HP5\DAT\HP5010821_b\0108HP5.0013.BND	1/11/2021 9:44:58 AM
4	500	1.749965E+07	34999.3	-0.205	G:\Org\HP5\DAT\HP5010821_b\0108HP5.0014.BND	1/11/2021 9:45:02 AM
5	1000	3.455164E+07	34551.64	-1.482	G:\Org\HP5\DAT\HP5010821_b\0108HP5.0015.BND	1/11/2021 9:45:07 AM

3 *1-Chlorooctadecane

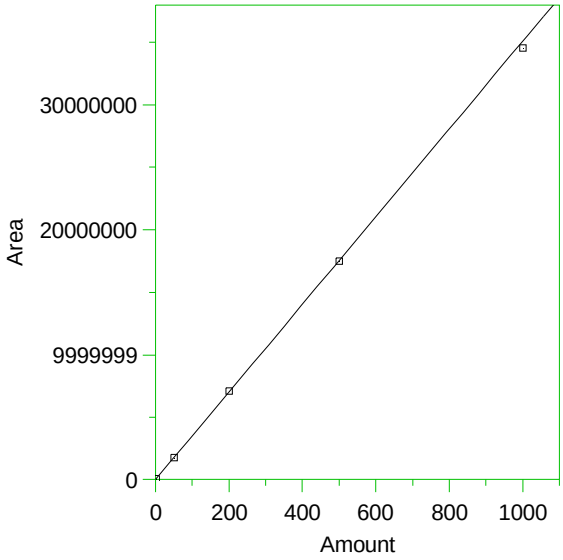

Expected retention time: 12.95 minutes
Search window: 0.05 minutes
No retention time reference component
Group number: 0

High alarm limit: 0
Low alarm limit: 0
Component constant: 0

Single peak quantification by area

Y = 35071.26 X + 0

Average CF fit with equal weighting, forced to origin
Coefficient of determination: 0.9996535
Average error: 0.838%
Average CF: 35071.26
RSD: 1.097%

Level	Amount	Response	Cal Factor	Error, %	Source	Date and time
1	2	70648.41	35324.2	0.721	Manual	1/11/2021 9:45:13 AM
2	50	1746406	34928.12	-0.408	Manual	1/11/2021 9:45:15 AM
3	200	7110604	35553.02	1.374	Manual	1/11/2021 9:45:17 AM
4	500	1.749965E+07	34999.3	-0.205	Manual	1/11/2021 9:45:19 AM
5	1000	3.455164E+07	34551.64	-1.482	Manual	1/11/2021 9:45:21 AM


G:\org\HP5\DAT\HP5021821_b\0218HP5.0001.RAW
Marker_0218HP501r, DRO C40 ;0218HP5 , DRO210204A
1.18 c-5
1.71 c-6
2.81 c-7
4.44 c-8
5.60 c-9
6.53 c-10
7.33 c-11
8.73 c-13
9.36 c-14
9.95 c-15
10.52 c-16
11.05 c-17
11.57 c-18
12.06 c-19
12.53 c-20
12.98 c-21
13.41 c-22
13.83 c-23
14.22 c-24
14.61 c-25
14.98 c-26
15.34 c-27
15.69 c-28
16.02 c-29
16.35 c-30
16.97 c-32
17.61 c-34
18.43 c-36
19.56 c-38
21.12 c-40

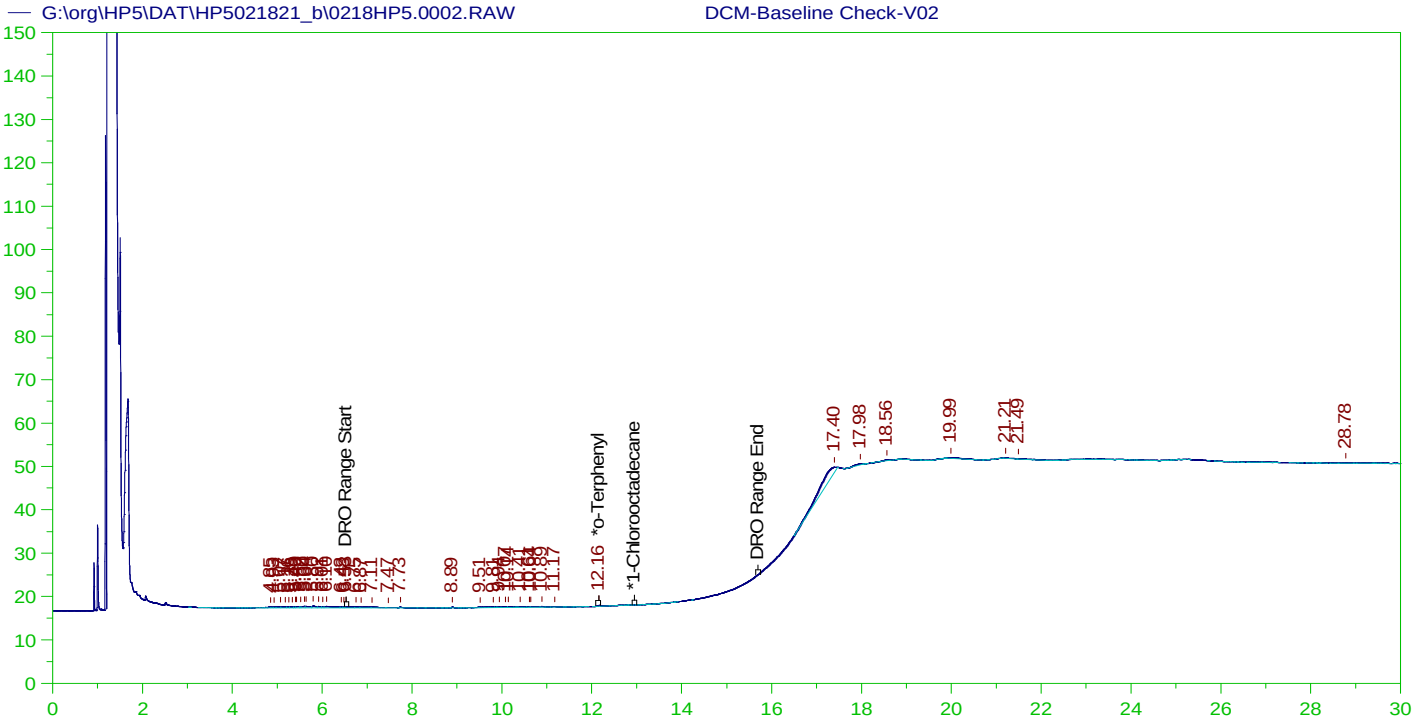

DIESEL RANGE ORGANICS CHROMATOGRAM REPORT

Sample Name: DCM-Baseline Check-V02
Raw File: G:\org\HP5\DAT\HP5021821_b\0218HP5.0002.RAW
Date & Time Acquired: 2/18/2021 11:21:40 AM
Method File: G:\Org\HP5\Methods\DR_8015-HE-LEXP.met
Calibration File: G:\Org\HP5\Cals\SW8015C_DRO210108HE.CAL
Sample Weight: 1 Dilution: 1 S.A.: 1

Mean RF for TEH: 29457.33
Rt range for Diesel Range Organics: 6.49 to 15.75

SURROGATE COMPOUND	RT	ACTUAL	MEASURED	%REC
*o-Terphenyl	12.158	200.	.034	.02 -
*1-Chlorooctadecane	29.927	200.	.	. -

DRO Area:29553.31 DRO Amount: 1.003258
TEH Area:144057.3 TEH Amount: 4.890373

G:\org\HP5\dat\HP5021821_b\Review\002_DCM-Baseline Chec_DR_8015-HE-LEXP.xls

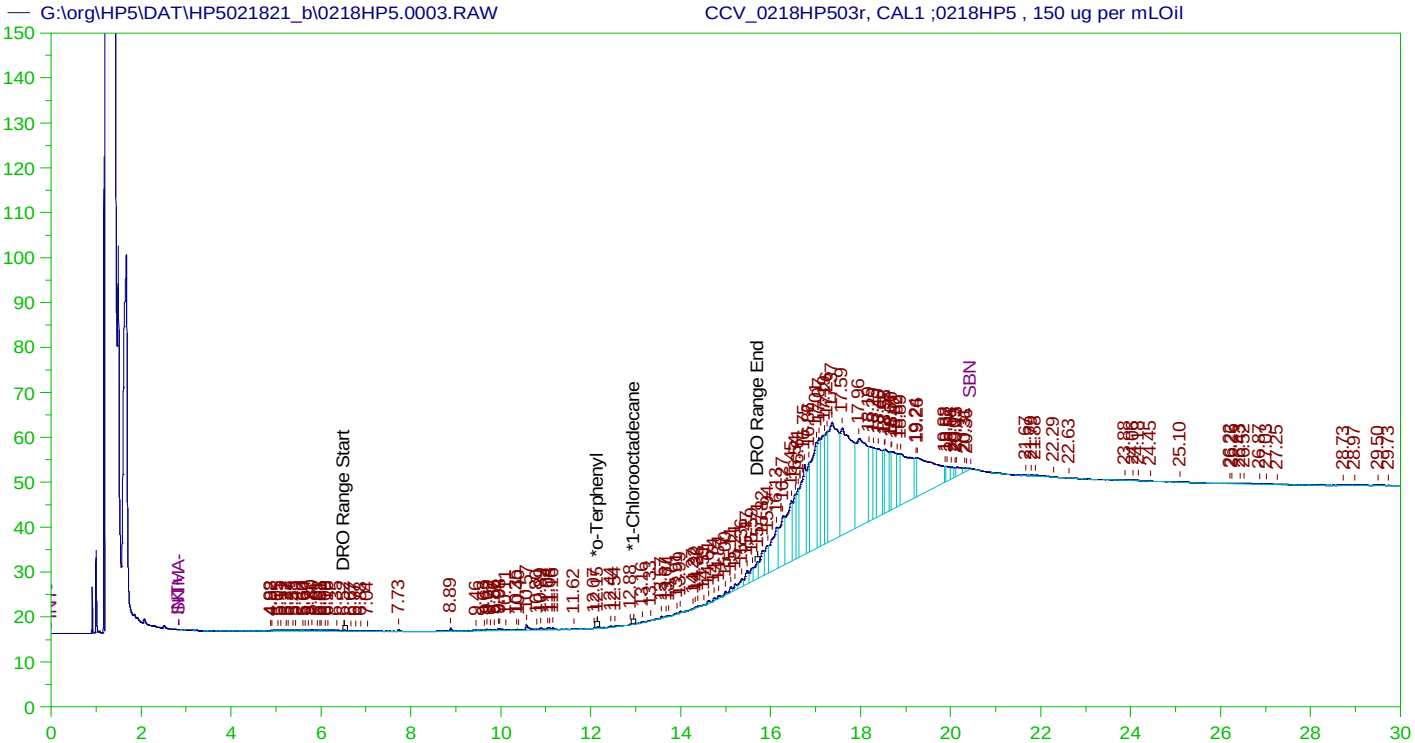

DIESEL RANGE ORGANICS CHROMATOGRAM REPORT
Sample Name: CCV_0218HP503r, CAL1 ;0218HP5 , 150 ug per mLOil
Raw File: G:\org\HP5\DAT\HP5021821_b\0218HP5.0003.RAW
Date & Time Acquired: 2/18/2021 12:03:33 PM
Method File: G:\ORG\HP5\METHODS\DR_OIL-021803-AA-L0.MET
Calibration File: G:\Org\HP5\Cals\SW8015C_OIL210218AA.CAL
Sample Weight: 1 Dilution: 1 S.A.: 1

Mean RF for TEH: 28542.41
Rt range for Diesel Range Organics: 6.49 to 15.75

SURROGATE COMPOUND	RT	ACTUAL	MEASURED	%REC	
*o-Terphenyl	12.146	200.	.02	.01	-
*1-Chlorooctadecane	29.979	200.	.	.	-

DRO Area:141843.8 DRO Amount: 4.969579
TEH Area:3766485 TEH Amount: 131.961

CONTINUING CALIBRATION REPORT: G:\org\HP5\DAT\HP5021821_b\0218HP5.0003.RAW

COMPOUND	ACTUAL(NG)	MEASURED(NG)	%RECOVERY	LIMITS
TOTAL DRO	5000.	131.96	2.64	85-115

SURROGATE COMPOUND	RT	ACTUAL	MEASURED	%REC	LIMITS
*o-Terphenyl	12.146	200.	.02	.01	85-115
*1-Chlorooctadecane	29.979	200.	.	.	85-115

G:\org\HP5\dat\HP5021821_b\Review\003_CCV_0218HP503r_DR_OIL-021803-AA-L0.xls

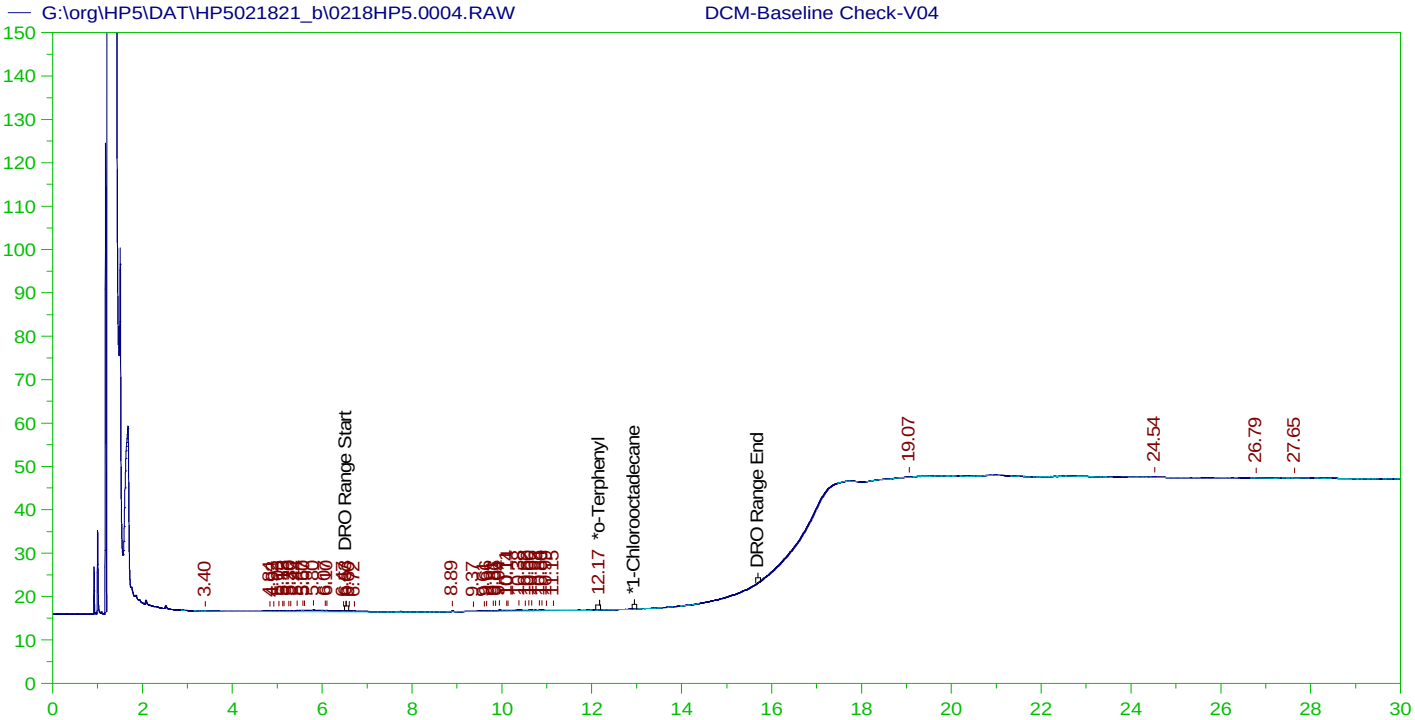

DIESEL RANGE ORGANICS CHROMATOGRAM REPORT
Sample Name: DCM-Baseline Check-V04
Raw File: G:\org\HP5\DAT\HP5021821_b\0218HP5.0004.RAW
Date & Time Acquired: 2/18/2021 12:45:36 PM
Method File: G:\Org\HP5\Methods\DR_8015-HE-LEXP.met
Calibration File: G:\Org\HP5\Cals\SW8015C_DRO210108HE.CAL
Sample Weight: 1 Dilution: 1 S.A.: 1

Mean RF for TEH: 29457.33
Rt range for Diesel Range Organics: 6.49 to 15.75

SURROGATE COMPOUND	RT	ACTUAL	MEASURED	%REC	
*o-Terphenyl	12.171	200.	.017	.01	-
*1-Chlorooctadecane	29.958	200.	.	.	-

DRO Area:27245.38 DRO Amount: 0.9249101
TEH Area:63574.01 TEH Amount: 2.158173

G:\org\HP5\dat\HP5021821_b\Review\004_DCM-Baseline Chec_DR_8015-HE-LEXP.xls

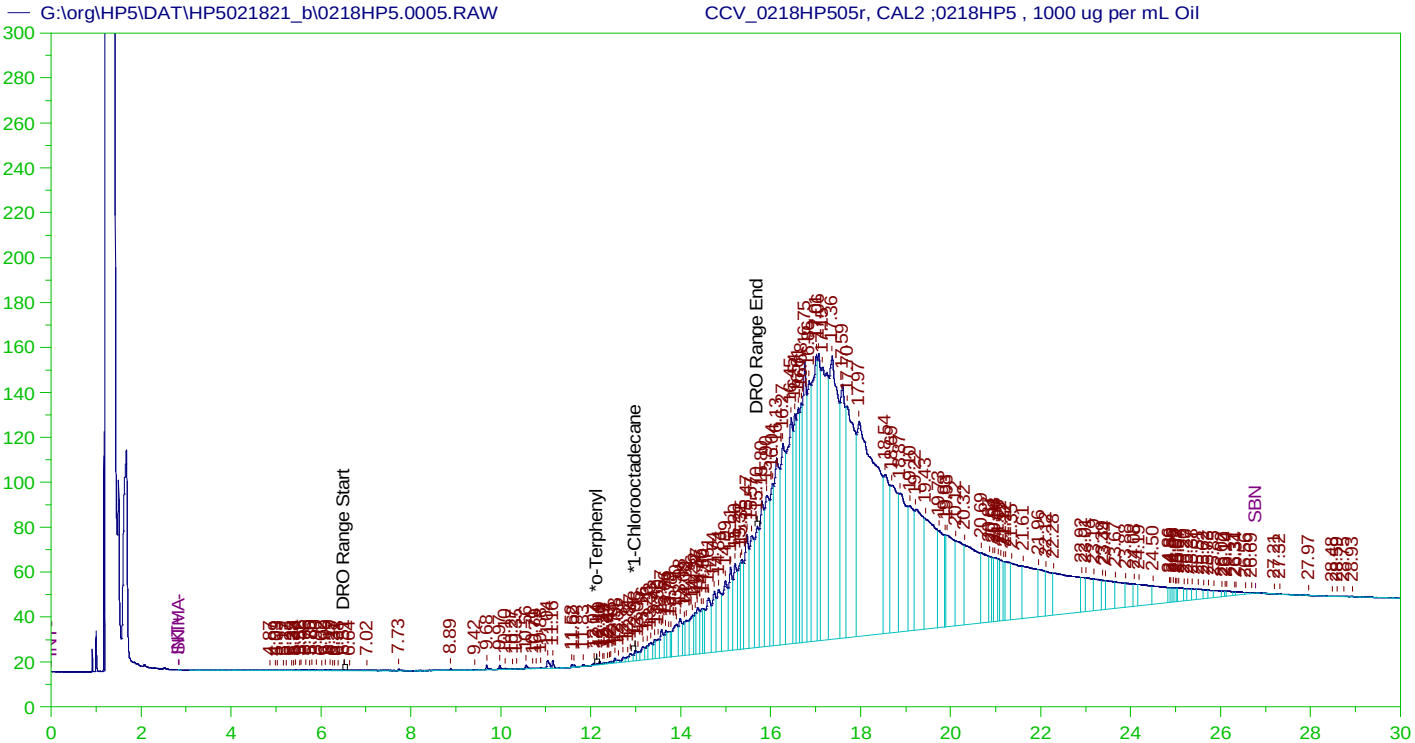

DIESEL RANGE ORGANICS CHROMATOGRAM REPORT
Sample Name: CCV_0218HP505r, CAL2 ;0218HP5 , 1000 ug per mL Oil
Raw File: G:\org\HP5\DAT\HP5021821_b\0218HP5.0005.RAW
Date & Time Acquired: 2/18/2021 1:27:30 PM
Method File: G:\ORG\HP5\METHODS\DR_OIL-021805-AA-L0.MET
Calibration File: G:\Org\HP5\Cals\SW8015C_OIL210218AA.CAL
Sample Weight: 1 Dilution: 1 S.A.: 1

Mean RF for TEH: 28542.41
Rt range for Diesel Range Organics: 6.49 to 15.75

SURROGATE COMPOUND	RT	ACTUAL	MEASURED	%REC	
*o-Terphenyl	12.136	200.	.034	.02	-
*1-Chlorooctadecane	12.983	200.	.496	.25	-

DRO Area:3721460 DRO Amount: 130.3835
TEH Area:3.03352E+07 TEH Amount: 1062.811

CONTINUING CALIBRATION REPORT: G:\org\HP5\DAT\HP5021821_b\0218HP5.0005.RAW

COMPOUND	ACTUAL(NG)	MEASURED(NG)	%RECOVERY	LIMITS
TOTAL DRO	5000.	1062.81	21.26	85-115

SURROGATE COMPOUND	RT	ACTUAL	MEASURED	%REC	LIMITS
*o-Terphenyl	12.136	200.	.034	.02	85-115
*1-Chlorooctadecane	12.983	200.	.496	.25	85-115

G:\org\HP5\dat\HP5021821_b\Review\005_CCV_0218HP505r_DR_OIL-021805-AA-L0.xls

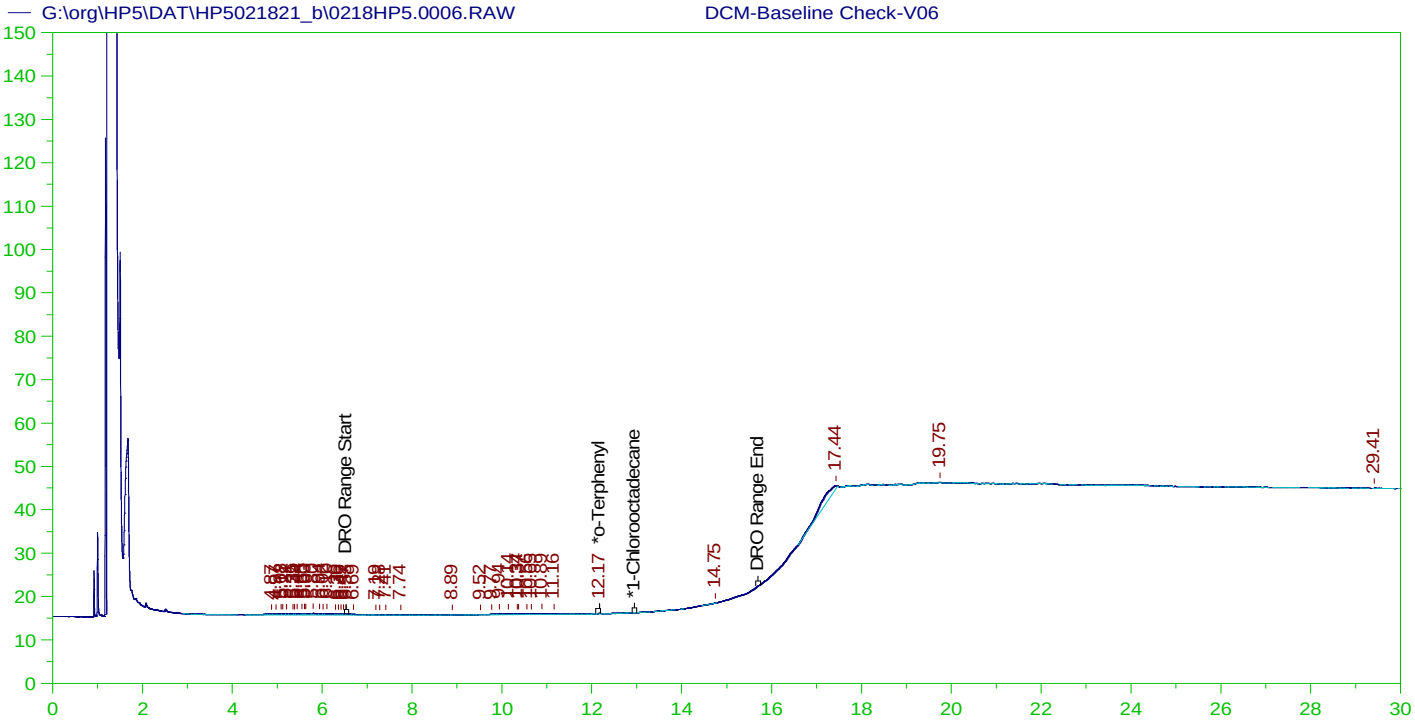

DIESEL RANGE ORGANICS CHROMATOGRAM REPORT

Sample Name: DCM-Baseline Check-V06
Raw File: G:\org\HP5\DAT\HP5021821_b\0218HP5.0006.RAW
Date & Time Acquired: 2/18/2021 2:09:12 PM
Method File: G:\Org\HP5\Methods\DR_8015-HE-LEXP.met
Calibration File: G:\Org\HP5\Cals\SW8015C_DRO210108HE.CAL
Sample Weight: 1 Dilution: 1 S.A.: 1

Mean RF for TEH: 29457.33
Rt range for Diesel Range Organics: 6.49 to 15.75

SURROGATE COMPOUND	RT	ACTUAL	MEASURED	%REC	
*o-Terphenyl	12.17	200.	.017	.01	-
*1-Chlorooctadecane	29.977	200.	.	.	-

DRO Area:29249.25 DRO Amount: 0.9929362
TEH Area:123949.1 TEH Amount: 4.20775

G:\org\HP5\dat\HP5021821_b\Review\006_DCM-Baseline Chec_DR_8015-HE-LEXP.xls

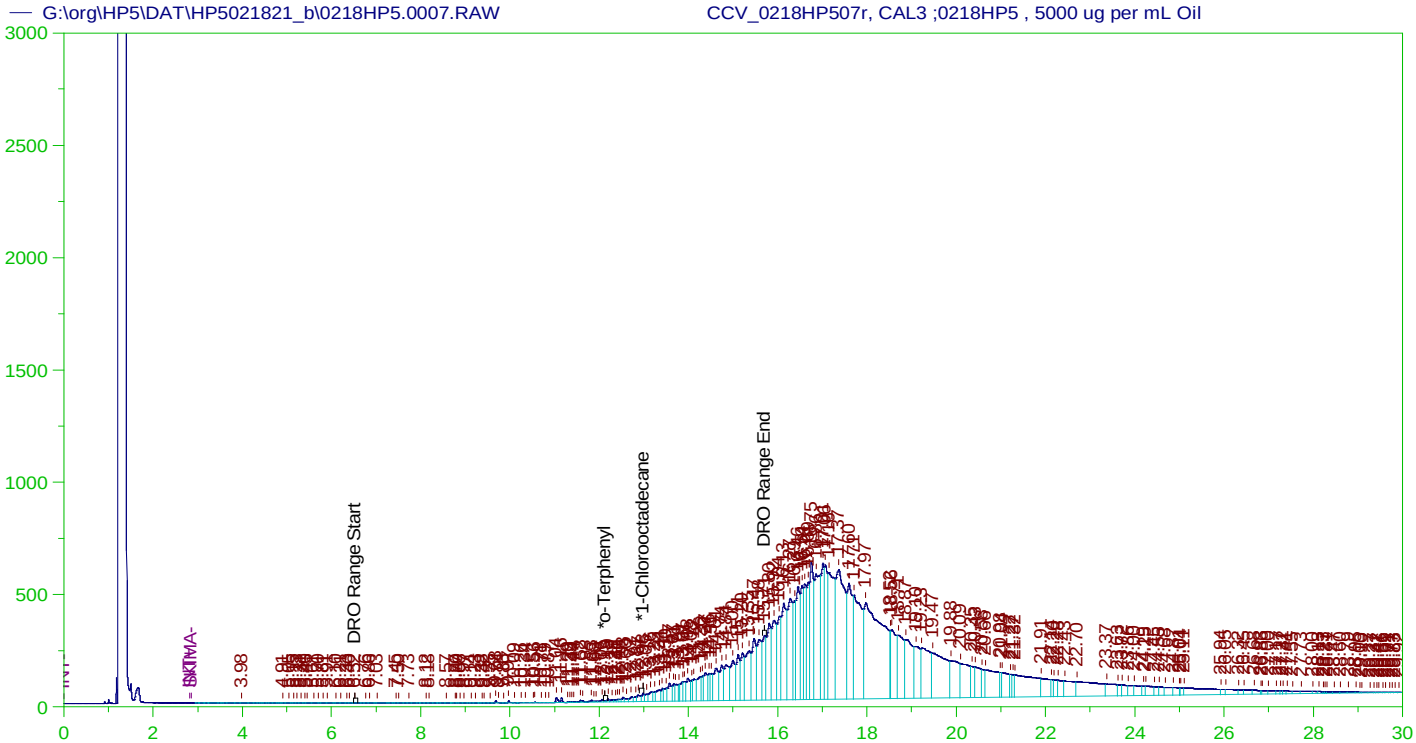

DIESEL RANGE ORGANICS CHROMATOGRAM REPORT

Sample Name: CCV_0218HP507r, CAL3 ;0218HP5 , 5000 ug per mL Oil
Raw File: G:\org\HP5\DAT\HP5021821_b\0218HP5.0007.RAW
Date & Time Acquired: 2/18/2021 2:51:00 PM
Method File: G:\ORG\HP5\METHODS\DR_OIL-021807-AA-L0.MET
Calibration File: G:\Org\HP5\Cals\SW8015C_OIL210218AA.CAL
Sample Weight: 1 Dilution: 1 S.A.: 1

Mean RF for TEH: 28542.41
Rt range for Diesel Range Organics: 6.49 to 15.75

SURROGATE COMPOUND	RT	ACTUAL	MEASURED	%REC	
*o-Terphenyl	12.129	200.	.538	.27	-
*1-Chlorooctadecane	12.981	200.	4.244	2.12	-

DRO Area:2.19239E+07 DRO Amount: 768.1166
TEH Area:1.437314E+08 TEH Amount: 5035.713

CONTINUING CALIBRATION REPORT: G:\org\HP5\DAT\HP5021821_b\0218HP5.0007.RAW

COMPOUND	ACTUAL(NG)	MEASURED(NG)	%RECOVERY	LIMITS
TOTAL DRO	5000.	5035.71	100.71	85-115

SURROGATE COMPOUND	RT	ACTUAL	MEASURED	%REC	LIMITS
*o-Terphenyl	12.129	200.	.538	.27	85-115
*1-Chlorooctadecane	12.981	200.	4.244	2.12	85-115

G:\org\HP5\dat\HP5021821_b\Review\007_CCV_0218HP507r_DR_OIL-021807-AA-L0.xls

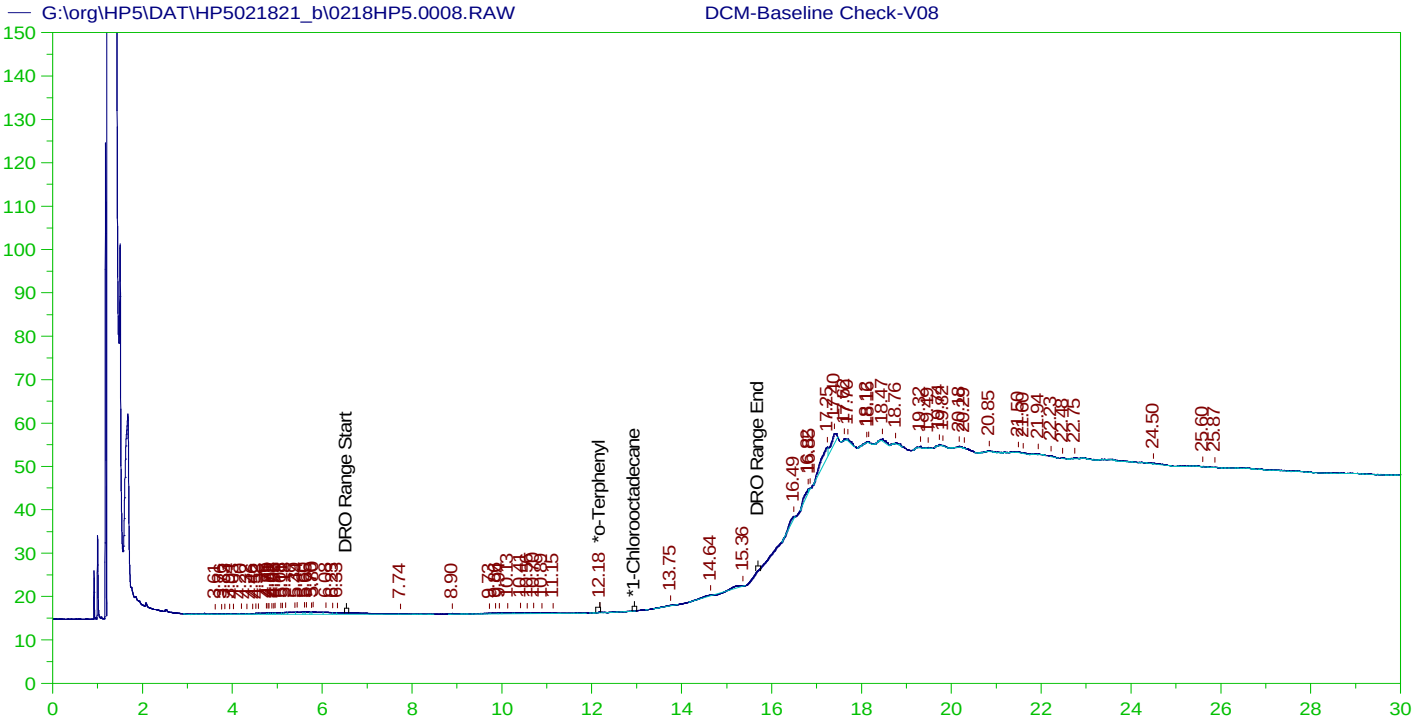

DIESEL RANGE ORGANICS CHROMATOGRAM REPORT

Sample Name: DCM-Baseline Check-V08
Raw File: G:\org\HP5\DAT\HP5021821_b\0218HP5.0008.RAW
Date & Time Acquired: 2/18/2021 3:32:46 PM
Method File: G:\Org\HP5\Methods\DR_8015-HE-LEXP.met
Calibration File: G:\Org\HP5\Cals\SW8015C_DRO210108HE.CAL
Sample Weight: 1 Dilution: 1 S.A.: 1

Mean RF for TEH: 29457.33
Rt range for Diesel Range Organics: 6.49 to 15.75

SURROGATE COMPOUND	RT	ACTUAL	MEASURED	%REC
*o-Terphenyl	12.176	200.	.026	.01 -
*1-Chlorooctadecane	29.982	200.	.	. -

DRO Area:30717.07 DRO Amount: 1.042765
TEH Area:223672.8 TEH Amount: 7.593112

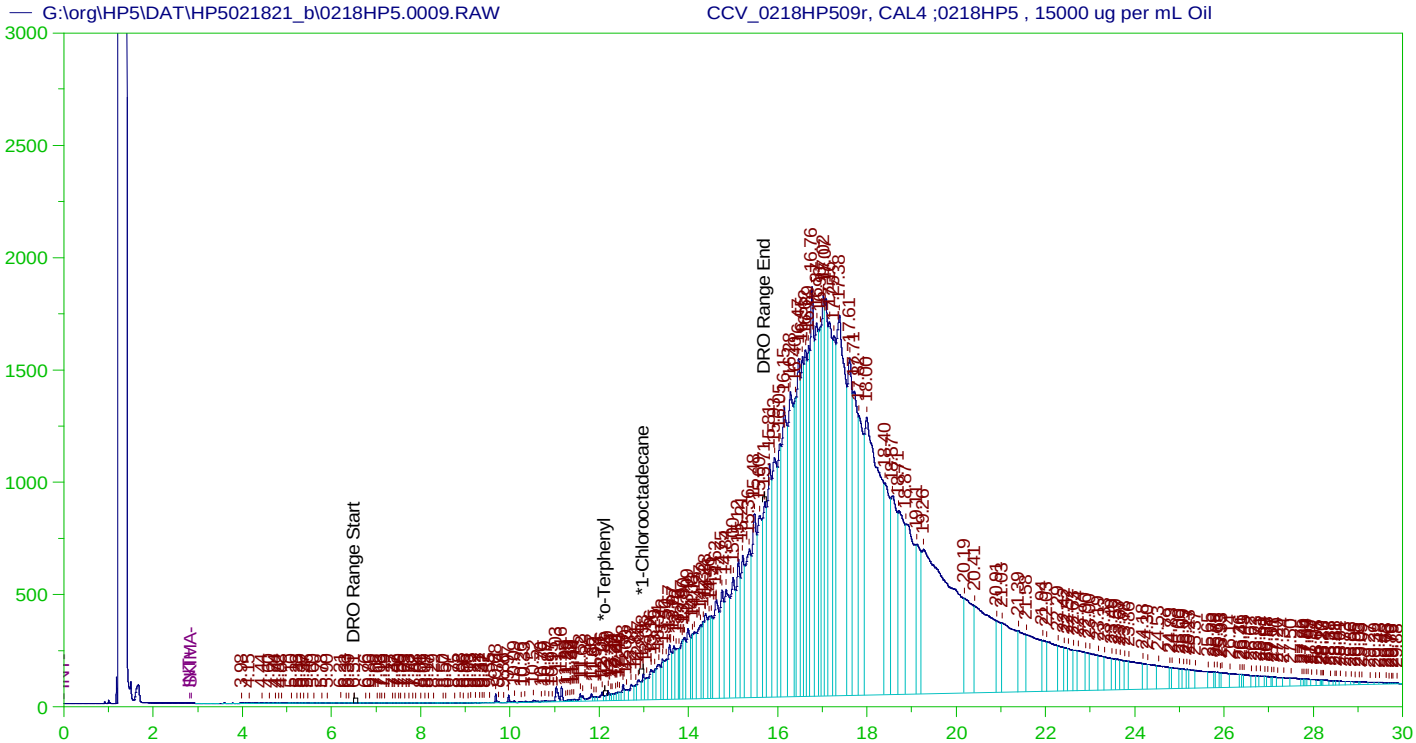

DIESEL RANGE ORGANICS CHROMATOGRAM REPORT

Sample Name: CCV_0218HP509r, CAL4 ;0218HP5 , 15000 ug per mL Oil
Raw File: G:\org\HP5\DAT\HP5021821_b\0218HP5.0009.RAW
Date & Time Acquired: 2/18/2021 4:14:34 PM
Method File: G:\ORG\HP5\METHODS\DR_OIL-021807-AA-L0.MET
Calibration File: G:\Org\HP5\Cals\SW8015C_OIL210218AA.CAL
Sample Weight: 1 Dilution: 1 S.A.: 1

Mean RF for TEH: 28542.41
Rt range for Diesel Range Organics: 6.49 to 15.75

SURROGATE COMPOUND	RT	ACTUAL	MEASURED	%REC	
*o-Terphenyl	12.124	200.	1.888	.94	-
*1-Chlorooctadecane	12.984	200.	13.129	6.56	-

DRO Area:6.73131E+07 DRO Amount: 2358.354
TEH Area:4.193721E+08 TEH Amount: 14692.95

CONTINUING CALIBRATION REPORT: G:\org\HP5\DAT\HP5021821_b\0218HP5.0009.RAW

COMPOUND	ACTUAL(NG)	MEASURED(NG)	%RECOVERY	LIMITS
TOTAL DRO	5000.	14692.95	293.86	85-115

SURROGATE COMPOUND	RT	ACTUAL	MEASURED	%REC	LIMITS
*o-Terphenyl	12.124	200.	1.888	.94	85-115
*1-Chlorooctadecane	12.984	200.	13.129	6.56	85-115

G:\org\HP5\dat\HP5021821_b\Review\009_CCV_0218HP509r_DR_OIL-021807-AA-L0.xls

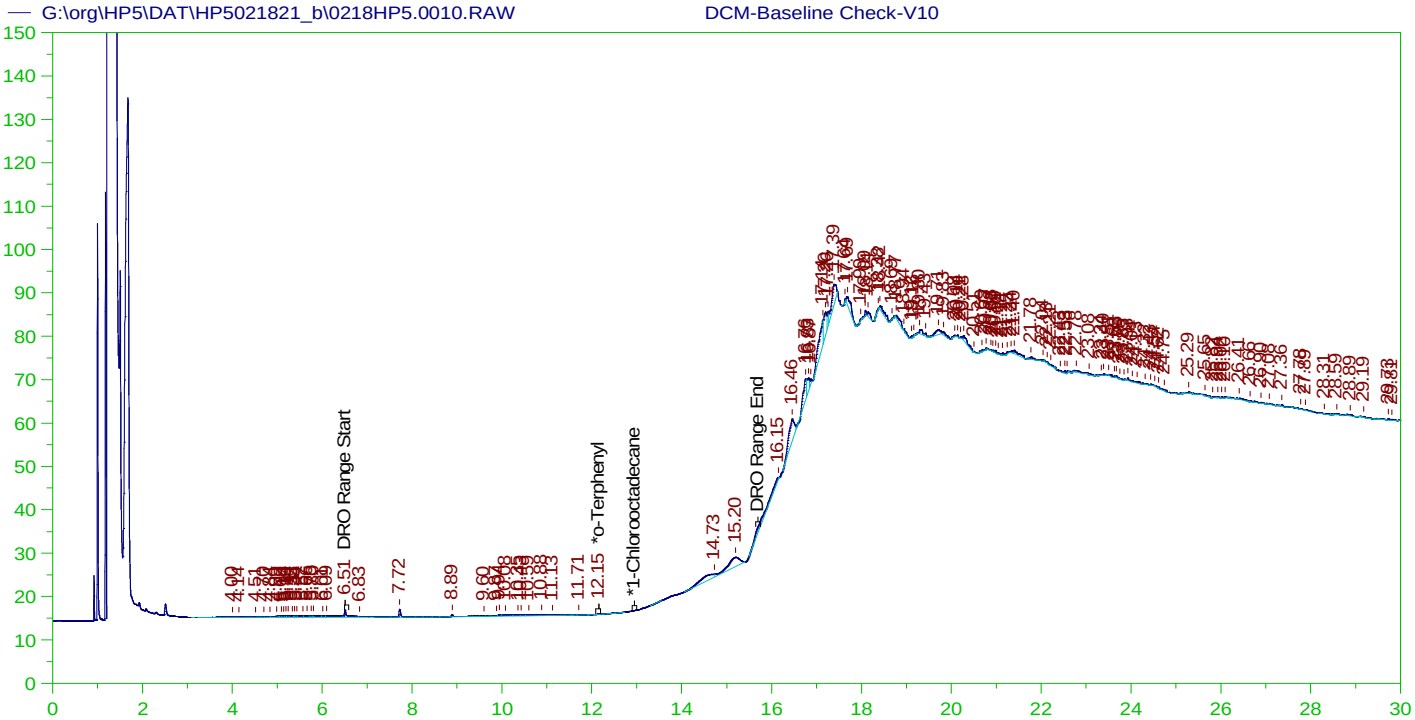

DIESEL RANGE ORGANICS CHROMATOGRAM REPORT

Sample Name: DCM-Baseline Check-V10
Raw File: G:\org\HP5\DAT\HP5021821_b\0218HP5.0010.RAW
Date & Time Acquired: 2/18/2021 4:56:16 PM
Method File: G:\Org\HP5\Methods\DR_8015-HE-LEXP.met
Calibration File: G:\Org\HP5\Cals\SW8015C_DRO210108HE.CAL
Sample Weight: 1 Dilution: 1 S.A.: 1

Mean RF for TEH: 29457.33
Rt range for Diesel Range Organics: 6.49 to 15.75

SURROGATE COMPOUND	RT	ACTUAL	MEASURED	%REC
*o-Terphenyl	12.153	200.	.023	.01 -
*1-Chlorooctadecane	29.957	200.	.	. -

DRO Area:108629.1 DRO Amount: 3.687675
TEH Area:543425.7 TEH Amount: 18.44789

G:\org\HP5\dat\HP5021821_b\Review\010_DCM-Baseline Chec_DR_8015-HE-LEXP.xls

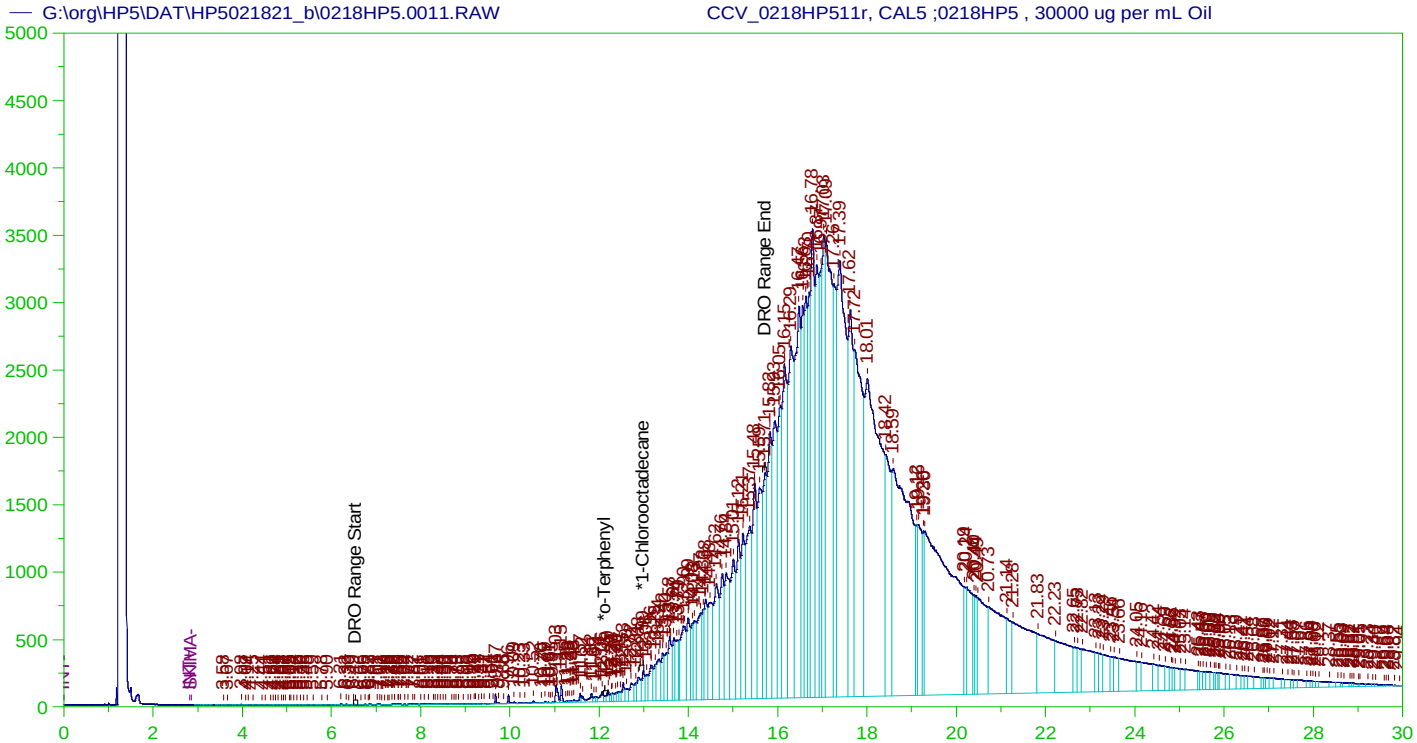

DIESEL RANGE ORGANICS CHROMATOGRAM REPORT

Sample Name: CCV_0218HP511r, CAL5 ;0218HP5 , 30000 ug per mL Oil
Raw File: G:\org\HP5\DAT\HP5021821_b\0218HP5.0011.RAW
Date & Time Acquired: 2/18/2021 5:38:33 PM
Method File: G:\ORG\HP5\METHODS\DR_OIL-021811-AA-L0.MET
Calibration File: G:\Org\HP5\Cals\SW8015C_OIL210218AA.CAL
Sample Weight: 1 Dilution: 1 S.A.: 1

Mean RF for TEH: 28542.41
Rt range for Diesel Range Organics: 6.49 to 15.75

SURROGATE COMPOUND	RT	ACTUAL	MEASURED	%REC	
*o-Terphenyl	12.128	200.	3.828	1.91	-
*1-Chlorooctadecane	12.985	200.	28.22	14.11	-

DRO Area:1.319327E+08 DRO Amount: 4622.338
TEH Area:8.051155E+08 TEH Amount: 28207.69

CONTINUING CALIBRATION REPORT: G:\org\HP5\DAT\HP5021821_b\0218HP5.0011.RAW

COMPOUND	ACTUAL(NG)	MEASURED(NG)	%RECOVERY	LIMITS
TOTAL DRO	5000.	28207.69	564.15	85-115

SURROGATE COMPOUND	RT	ACTUAL	MEASURED	%REC	LIMITS
*o-Terphenyl	12.128	200.	3.828	1.91	85-115
*1-Chlorooctadecane	12.985	200.	28.22	14.11	85-115

G:\org\HP5\dat\HP5021821_b\Review\011_CCV_0218HP511r_DR_OIL-021811-AA-L0.xls

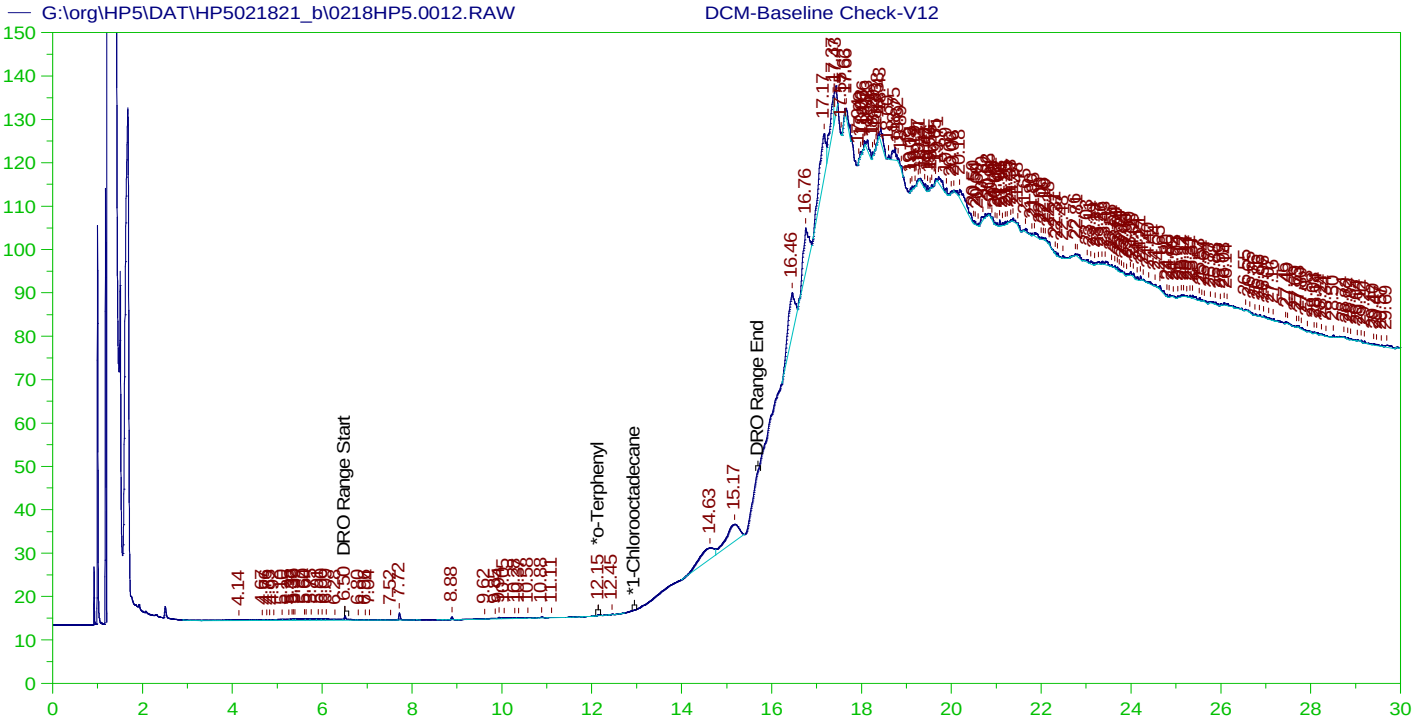

DIESEL RANGE ORGANICS CHROMATOGRAM REPORT

Sample Name: DCM-Baseline Check-V12
Raw File: G:\org\HP5\DAT\HP5021821_b\0218HP5.0012.RAW
Date & Time Acquired: 2/18/2021 6:20:48 PM
Method File: G:\Org\HP5\Methods\DR_8015-HE-LEXP.met
Calibration File: G:\Org\HP5\Cals\SW8015C_DRO210108HE.CAL
Sample Weight: 1 Dilution: 1 S.A.: 1

Mean RF for TEH: 29457.33
Rt range for Diesel Range Organics: 6.49 to 15.75

SURROGATE COMPOUND	RT	ACTUAL	MEASURED	%REC	
*o-Terphenyl	12.146	200.	.024	.01	-
*1-Chlorooctadecane	29.981	200.	.	.	-

DRO Area:186033.1 DRO Amount: 6.31534
TEH Area:888262.2 TEH Amount: 30.1542

G:\org\HP5\dat\HP5021821_b\Review\012_DCM-Baseline Chec_DR_8015-HE-LEXP.xls

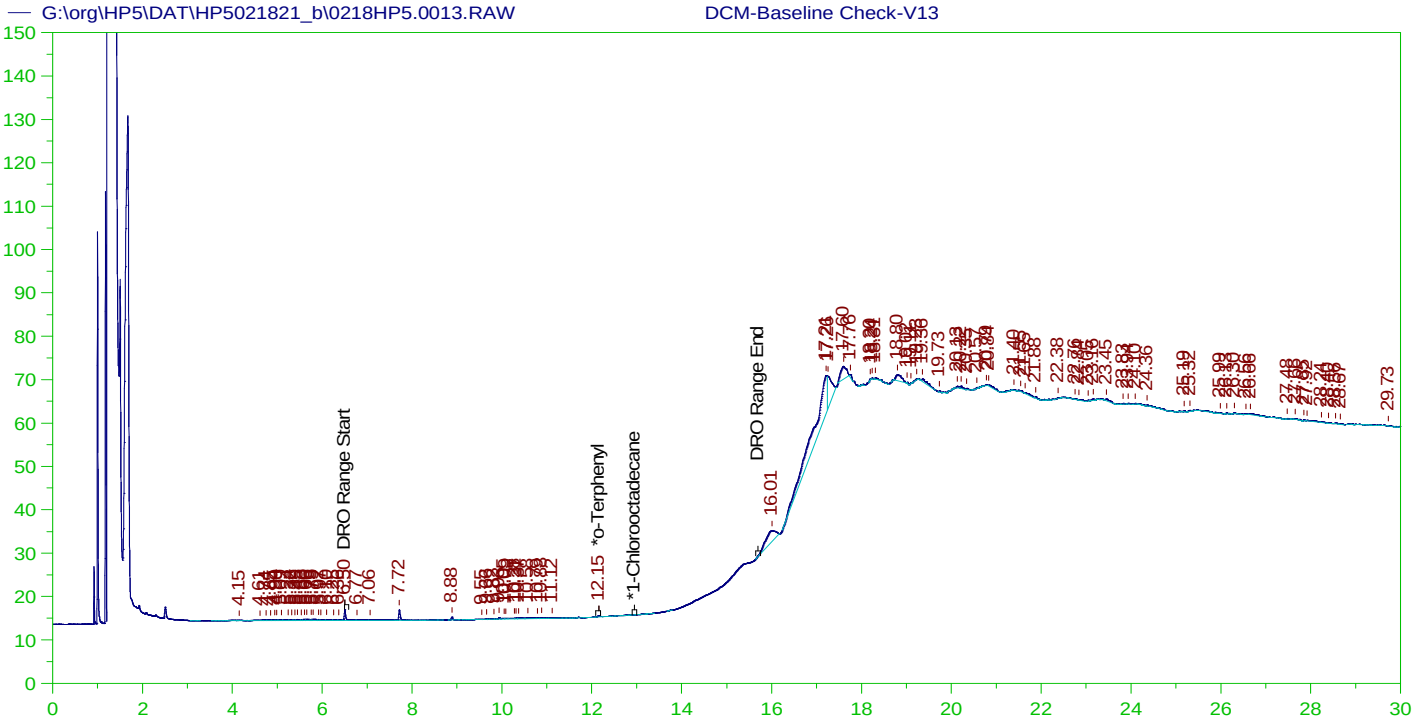

DIESEL RANGE ORGANICS CHROMATOGRAM REPORT

Sample Name: DCM-Baseline Check-V13
Raw File: G:\org\HP5\DAT\HP5021821_b\0218HP5.0013.RAW
Date & Time Acquired: 2/18/2021 7:03:01 PM
Method File: G:\Org\HP5\Methods\DR_8015-HE-LEXP.met
Calibration File: G:\Org\HP5\Cals\SW8015C_DRO210108HE.CAL
Sample Weight: 1 Dilution: 1 S.A.: 1

Mean RF for TEH: 29457.33
Rt range for Diesel Range Organics: 6.49 to 15.75

SURROGATE COMPOUND	RT	ACTUAL	MEASURED	%REC	
*o-Terphenyl	12.152	200.	.033	.02	-
*1-Chlorooctadecane	29.967	200.	.	.	-

DRO Area:40824.55 DRO Amount: 1.385888
TEH Area:476705.3 TEH Amount: 16.18291

G:\org\HP5\dat\HP5021821_b\Review\013_DCM-Baseline Chec_DR_8015-HE-LEXP.xls

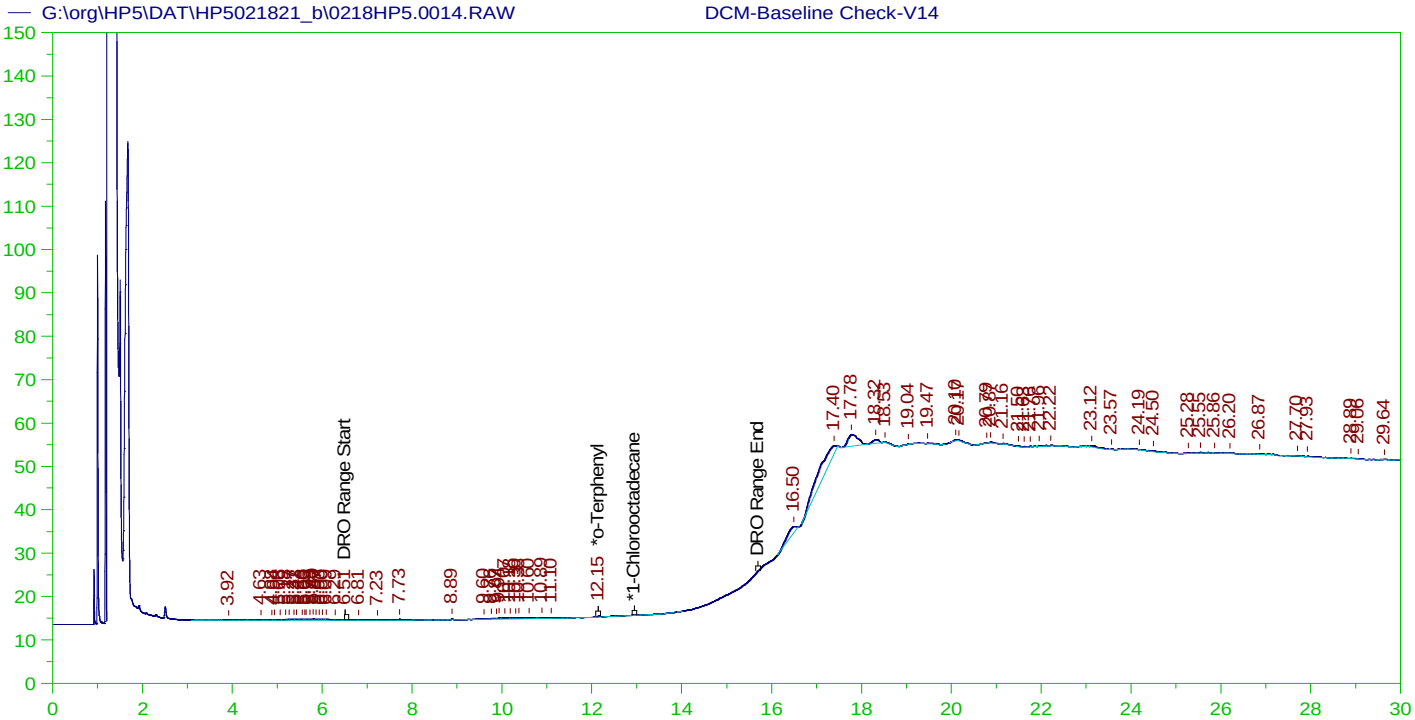

DIESEL RANGE ORGANICS CHROMATOGRAM REPORT
Sample Name: DCM-Baseline Check-V14
Raw File: G:\org\HP5\DAT\HP5021821_b\0218HP5.0014.RAW
Date & Time Acquired: 2/18/2021 7:45:21 PM
Method File: G:\Org\HP5\Methods\DR_8015-HE-LEXP.met
Calibration File: G:\Org\HP5\Cals\SW8015C_DRO210108HE.CAL
Sample Weight: 1 Dilution: 1 S.A.: 1

Mean RF for TEH: 29457.33
Rt range for Diesel Range Organics: 6.49 to 15.75

SURROGATE COMPOUND	RT	ACTUAL	MEASURED	%REC
*o-Terphenyl	12.148	200.	.03	.01 -
*1-Chlorooctadecane	29.949	200.	.	. -

DRO Area:30445.24 DRO Amount: 1.033537
TEH Area:297634.4 TEH Amount: 10.10392

G:\org\HP5\dat\HP5021821_b\Review\014_DCM-Baseline Chec_DR_8015-HE-LEXP.xls

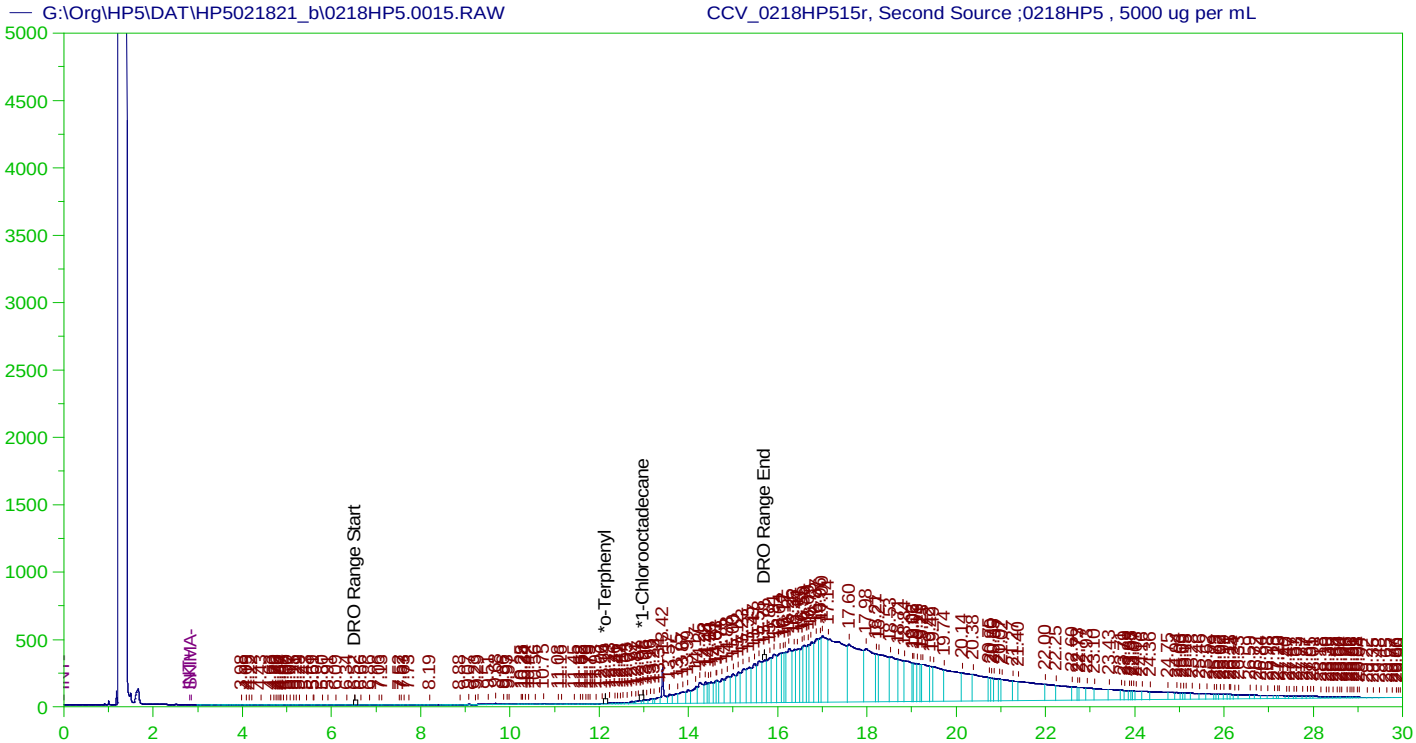

DIESEL RANGE ORGANICS CHROMATOGRAM REPORT
Sample Name: CCV_0218HP515r, Second Source ;0218HP5 , 5000 ug per mL
Raw File: G:\Org\HP5\DAT\HP5021821_b\0218HP5.0015.RAW
Date & Time Acquired: 2/18/2021 8:27:37 PM
Method File: G:\ORG\HP5\METHODS\DR_OIL-021811-AA-L0.MET
Calibration File: G:\Org\HP5\Cals\SW8015C_OIL210218AA.CAL
Sample Weight: 1000 Dilution: 1 S.A.: 1

Mean RF for TEH: 28542.41
Rt range for Diesel Range Organics: 6.49 to 15.75

SURROGATE COMPOUND	RT	ACTUAL	MEASURED	%REC
*o-Terphenyl	12.137	.2	.19	-
*1-Chlorooctadecane	12.984	.2	.003	1.62 -

DRO Area:2.558549E+07 DRO Amount: 0.8964027
TEH Area:1.562544E+08 TEH Amount: 5.474465

CONTINUING CALIBRATION REPORT: G:\Org\HP5\DAT\HP5021821_b\0218HP5.0015.RAW

COMPOUND	ACTUAL(NG)	MEASURED(NG)	%RECOVERY	LIMITS
TOTAL DRO	5000.	5.47	.11	85-115

SURROGATE COMPOUND	RT	ACTUAL	MEASURED	%REC	LIMITS
*o-Terphenyl	12.137	.2	.19		85-115
*1-Chlorooctadecane	12.984	.2	.003	1.62	85-115

G:\org\HP5\dat\HP5021821_b\Review\015_CCV_0218HP515r_DR_OIL-021811-AA-L0.xls

Write Sequence Data File	Sample Nan Insert Entries(Have the first cell for entries selecte	Method	Weight	Dil Factor	Amt Inj.	IS	Cal ID	Manual Integration
:\org\HP5\DAT\HP5021821_b\0218HP5.01r	Marker_0218HP501r, DRO C40 ;0218HP5 , DRO210204A	g:\org\HP5\Methods\\CSC210212.met	1	1	1	1	0	No Integration
:\org\HP5\DAT\HP5021821_b\0218HP5.02r	DCM-Baseline Check-V02	G:\Org\HP5\Methods\DR_8015-HE-LEXP.met	1	1	1	1	0	No Integration
:\org\HP5\DAT\HP5021821_b\0218HP5.03r	CCV_0218HP503r, CAL1 ;0218HP5 , 150 ug per mLOil (10 uL of Cal4 + 990 uL DCM(13510)	G:\Org\HP5\Methods\DR_OIL-021803-AA-L0.MET	1	1	1	1	0	The integration of Total Extractable Hydrocarbons (OIL) is the hydrocarbon response with reference to the basline. Assigned Set Baseline All Valley on at 20.91 changed peak width and scale was set at 150 for the Yaxis.
:\org\HP5\DAT\HP5021821_b\0218HP5.04r	DCM-Baseline Check-V04	G:\Org\HP5\Methods\DR_8015-HE-LEXP.met	1	1	1	1	0	No Integration
:\org\HP5\DAT\HP5021821_b\0218HP5.05r	CCV_0218HP505r, CAL2 ;0218HP5 , 1000 ug per mL Oil (200 uL of Cal 3 +800 uL DCM(13510)	G:\Org\HP5\Methods\DR_OIL-021805-AA-L0.MET	1	1	1	1	0	The integration of Total Extractable Hydrocarbons (OIL) is the hydrocarbon response with reference to the basline. Assigned Set Baseline All Valley on at 26.79 changed peak width and scale was set at 300 for the Yaxis.
:\org\HP5\DAT\HP5021821_b\0218HP5.06r	DCM-Baseline Check-V06	G:\Org\HP5\Methods\DR_8015-HE-LEXP.met	1	1	1	1	0	No Integration
:\org\HP5\DAT\HP5021821_b\0218HP5.07r	CCV_0218HP507r, CAL3 ;0218HP5 , 5000 ug per mL Oil (100 uL of DRO180918C + 900 uL DCM(13510)	G:\Org\HP5\Methods\DR_OIL-021807-AA-L0.MET	1	1	1	1	0	The integration of Total Extractable Hydrocarbons (OIL) is the hydrocarbon response with reference to the basline. Scale was set at 3000 for the Yaxis.
:\org\HP5\DAT\HP5021821_b\0218HP5.08r	DCM-Baseline Check-V08	G:\Org\HP5\Methods\DR_8015-HE-LEXP.met	1	1	1	1	0	No Integration
:\org\HP5\DAT\HP5021821_b\0218HP5.09r	CCV_0218HP509r, CAL4 ;0218HP5 , 15000 ug per mL Oil (200 uL of CAL5 + 200 uL DCM(13510)	G:\Org\HP5\Methods\DR_OIL-021807-AA-L0.MET	1	1	1	1	0	The integration of Total Extractable Hydrocarbons (OIL) is the hydrocarbon response with reference to the basline. Scale was set at 3000 for the Yaxis.
:\org\HP5\DAT\HP5021821_b\0218HP5.10r	DCM-Baseline Check-V10	G:\Org\HP5\Methods\DR_8015-HE-LEXP.met	1	1	1	1	0	No Integration
:\org\HP5\DAT\HP5021821_b\0218HP5.11r	CCV_0218HP511r, CAL5 ;0218HP5 , 30000 ug per mL Oil (600 uL of DRO180918C + 400 uL of DCM)	G:\Org\HP5\Methods\DR_OIL-021811-AA-L0.MET	1	1	1	1	0	The integration of Total Extractable Hydrocarbons (OIL) is the hydrocarbon response with reference to the basline. Scale was set at 5000 for the Yaxis.
:\org\HP5\DAT\HP5021821_b\0218HP5.12r	DCM-Baseline Check-V12	G:\Org\HP5\Methods\DR_8015-HE-LEXP.met	1	1	1	1	0	No Integration
:\org\HP5\DAT\HP5021821_b\0218HP5.13r	DCM-Baseline Check-V13	G:\Org\HP5\Methods\DR_8015-HE-LEXP.met	1	1	1	1	0	No Integration
:\org\HP5\DAT\HP5021821_b\0218HP5.14r	DCM-Baseline Check-V14	G:\Org\HP5\Methods\DR_8015-HE-LEXP.met	1	1	1	1	0	No Integration
:\org\HP5\DAT\HP5021821_b\0218HP5.15r	CCV_0218HP515r, Second Source ;0218HP5 , 5000 ug per mL (100uL of DRO210217A + 300uL DCM(13510)	G:\Org\HP5\Methods\DR_OIL-021811-AA-L0.MET	1	1	1	1	0	The integration of Total Extractable Hydrocarbons (OIL) is the hydrocarbon response with reference to the basline. Scale was set at 5000 for the Yaxis.

Ann Nebel

Digitally signed by
Ann Nebel
Date: 2021.10.29 12:03:40 -06:00

Energy Laboratories Inc

ANALYTICAL RUN Summary

25-Oct-21

Run ID GCFID-HP5-B_211017A

Run Start Date:	10/17/2021
Analyst:	Ann Nebel
Ical:	
Column ID:	
Comments:	Triacontane ICAL

Std ID	Std Name	Std Amount	Std Units	Samp Amount	Samp Units	SampType	Expiration Date
DRO211006A	Triacontane SURR 2000 ug/mL					SURR	4/6/2026

Seq No	Lab ID	Test Code	Sample Typ	File ID	Analysis Date	DF	Batch ID	Prep Date	SPKref	RPDref	pmoist
14777567	CCV_1017HP50	HC-8015-DRO-	CAL1		10/17/2021 3:30:	1	R368813		0	0	

Analyte	T	Units	RAW	Final	Text	Spike	SPKref	RPDref	MDL	PQL	UQL	%REC	LOW	HIGH	%RPD	Q
n-Triacontane	S	mg/L		0.00202757		0.002	0	0	0.002	0.002	0	101%	80	120	0%	

Seq No	Lab ID	Test Code	Sample Typ	File ID	Analysis Date	DF	Batch ID	Prep Date	SPKref	RPDref	pmoist
14777568	CCV_1017HP50	HC-8015-DRO-	CAL2		10/17/2021 4:12:	1	R368813		0	0	

Analyte	T	Units	RAW	Final	Text	Spike	SPKref	RPDref	MDL	PQL	UQL	%REC	LOW	HIGH	%RPD	Q
n-Triacontane	S	mg/L		0.04817772		0.05	0	0	0.002	0.002	0	96%	80	120	0%	

Seq No	Lab ID	Test Code	Sample Typ	File ID	Analysis Date	DF	Batch ID	Prep Date	SPKref	RPDref	pmoist
14777569	CCV_1017HP50	HC-8015-DRO-	CAL3		10/17/2021 4:55:	1	R368813		0	0	

Analyte	T	Units	RAW	Final	Text	Spike	SPKref	RPDref	MDL	PQL	UQL	%REC	LOW	HIGH	%RPD	Q
n-Triacontane	S	mg/L		0.2231112		0.2	0	0	0.002	0.002	0	112%	80	120	0%	

Seq No	Lab ID	Test Code	Sample Typ	File ID	Analysis Date	DF	Batch ID	Prep Date	SPKref	RPDref	pmoist
14777570	CCV_1017HP50	HC-8015-DRO-	CAL4		10/17/2021 5:38:	1	R368813		0	0	

Analyte	T	Units	RAW	Final	Text	Spike	SPKref	RPDref	MDL	PQL	UQL	%REC	LOW	HIGH	%RPD	Q
n-Triacontane	S	mg/L		0.4700634		0.5	0	0	0.002	0.002	0	94%	80	120	0%	

Seq No	Lab ID	Test Code	Sample Typ	File ID	Analysis Date	DF	Batch ID	Prep Date	SPKref	RPDref	pmoist
14777571	CCV_1017HP50	HC-8015-DRO-	CAL5		10/17/2021 6:20:	1	R368813		0	0	

Analyte	T	Units	RAW	Final	Text	Spike	SPKref	RPDref	MDL	PQL	UQL	%REC	LOW	HIGH	%RPD	Q
n-Triacontane	S	mg/L		0.9372648		1	0	0	0.002	0.002	0	94%	80	120	0%	

2

Write Sequence Data File	Insert Entries(Have the first cell for entries selecte Sample Name	Method	Weight	Dil Factor	Amt Inj.	IS	Cal ID
G:\org\HP5\DAT\HP5101721_b\1017HP5.01r	DCM-Baseline Check-V01	G:\Org\HP5\Methods\DR_8015-HS-LEXP.met	1	1	1	1	0
G:\org\HP5\DAT\HP5101721_b\1017HP5.02r	DCM-Baseline Check-V02	G:\Org\HP5\Methods\DR_8015-HS-LEXP.met	1	1	1	1	0
G:\org\HP5\DAT\HP5101721_b\1017HP5.03r	CCV_1017HP503r, DRO ;1017HP5 , DRO210708A	G:\Org\HP5\Methods\DR_8015-HS-LEXP.met	1	1	1	1	0
G:\org\HP5\DAT\HP5101721_b\1017HP5.04r	DCM-Baseline Check-V04	G:\Org\HP5\Methods\DR_8015-HS-LEXP.met	1	1	1	1	0
G:\org\HP5\DAT\HP5101721_b\1017HP5.05r	CCV_1017HP505r, CAL1 ;1017HP5 , 2 ug per mL Triacontane (10 uL of Cal3 + 990 uL DCM(14354)	G:\Org\HP5\Methods\DS_ORO-AA-L0.met	1	1	1	1	0
G:\org\HP5\DAT\HP5101721_b\1017HP5.06r	CCV_1017HP506r, CAL2 ;1017HP5 , 50 ug per mL Triacontane (100 uL Cal4 + 900 uL of DCM(14354)	G:\Org\HP5\Methods\DS_ORO-AA-L0.met	1	1	1	1	0
G:\org\HP5\DAT\HP5101721_b\1017HP5.07r	CCV_1017HP507r, CAL3 ;1017HP5 , 200 ug per mL Triacontane (100uL of Cal5 + 400 uL DCM(14354)	G:\Org\HP5\Methods\DS_ORO-AA-L0.met	1	1	1	1	0
G:\org\HP5\DAT\HP5101721_b\1017HP5.08r	CCV_1017HP508r, CAL4 ;1017HP5 , 500 ug per mL Triacontane (250uL of Cal5 + 250 uL DCM(14354)	G:\Org\HP5\Methods\DS_ORO-AA-L0.met	1	1	1	1	0
G:\org\HP5\DAT\HP5101721_b\1017HP5.09r	CCV_1017HP509r, CAL5 ;1017HP5 , 1000 ug per mL Triacontane (500 uL 2000 ug/mL Triacontane DRO211006A + 500 DCM(14354)	G:\Org\HP5\Methods\DS_ORO-AA-L0.met	1	1	1	1	0

File Name: G:\Org\HP5\Cals\SW8015C_ORO211017AA.CAL
Version: 9

Creator: AMN
Description: 8015C-Oil Range. New ICal Per 1017HP5 (2021)-2 uL Inj.; RRO copied from 8015 cal for Oil
Reason for change:

External standard calibration
Standard injection volume: 1
Standard sample weight: 1
Area reject threshold: 500
Reference peak area reject threshold: 500
Amount units: nanograms
No default component

Method of calculating data point averages: Equal weight for all updates
No calibration update report

All levels are normal data points.

1 *30-40 Motor Oil

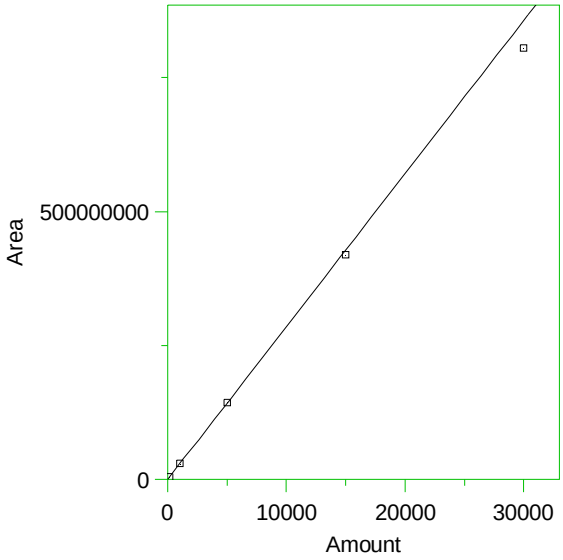

Expected retention time:	6.4 minutes
Search window:	0.05 minutes
No retention time reference component	
Group number:	0
High alarm limit:	0
Low alarm limit:	0
Component constant:	0

Single peak quantification by area

Y = 28542.41 X + 0

Average CF fit with equal weighting, forced to origin

Coefficient of determination:	0.9940317
Average error:	3.209%
Average CF:	28542.41
RSD:	4.497%

Level	Amount	Response	Cal Factor	Error, %	Source	Date and time
1	150	4325287	28835.25	1.026	Manual	10/18/2021 2:26:35 PM
2	1000	3.03352E+07	30335.2	6.281	Manual	10/18/2021 2:26:39 PM
3	5000	1.437314E+08	28746.28	0.714	Manual	10/18/2021 2:26:42 PM
4	15000	4.193721E+08	27958.14	-2.047	Manual	10/18/2021 2:26:45 PM
5	30000	8.051155E+08	26837.18	-5.974	Manual	10/18/2021 2:26:47 PM

2 #C20

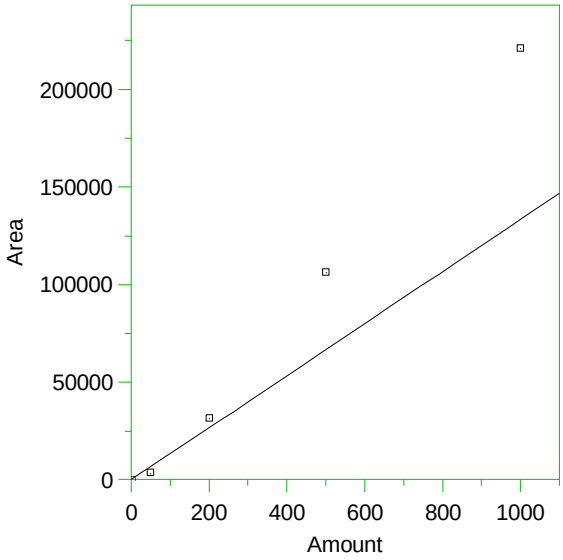

Expected retention time:	12.58 minutes
Search window:	0.05 minutes
No retention time reference component	
Group number:	0
High alarm limit:	0
Low alarm limit:	0
Component constant:	0

Single peak quantification by area

Y = 133.4216 X + 0

Average CF fit with equal weighting, forced to origin

Coefficient of determination:	0.7328007
Average error:	57.882%
Average CF:	133.4216
RSD:	71.145%

Level	Amount	Response	Cal Factor	Error, %	Source	Date and time
1	2	0	0	-100.000	G:\Org\HP4\DAT\HP4100621_b\1006HP4.0013.BND	10/7/2021 12:46:56 PM
2	50	3688.771	73.77542	-44.705	G:\Org\HP4\DAT\HP4100621_b\1006HP4.0015.BND	10/7/2021 12:47:26 PM
3	200	31862.25	159.3112	19.404	G:\Org\HP4\DAT\HP4100621_b\1006HP4.0017.BND	10/7/2021 12:47:56 PM
4	500	106338.4	212.6768	59.402	G:\Org\HP4\DAT\HP4100621_b\1006HP4.0019.BND	10/7/2021 12:48:04 PM
5	1000	221344.3	221.3443	65.898	G:\Org\HP4\DAT\HP4100621_b\1006HP4.0021.BND	10/7/2021 12:48:11 PM

3 *#Triacontane

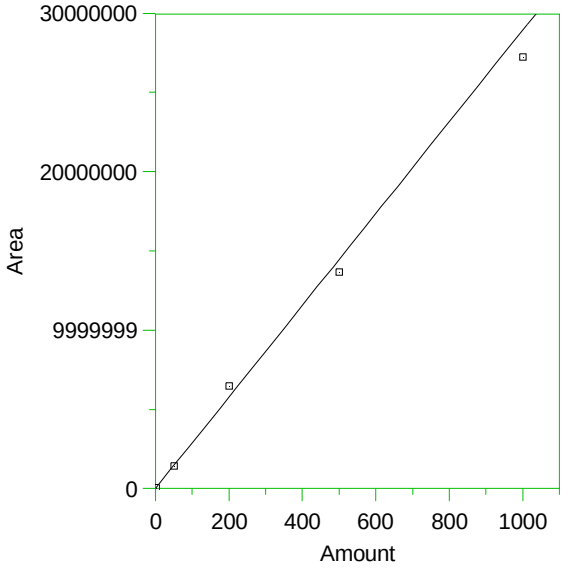

Expected retention time:	16.26 minutes
Search window:	0.05 minutes
No retention time reference component	
Group number:	0
High alarm limit:	0
Low alarm limit:	0
Component constant:	0

Single peak quantification by area

Y = 28930.14 X + 0

Average CF fit with equal weighting, forced to origin

Coefficient of determination:	0.9919451
Average error:	5.737%
Average CF:	28930.14
RSD:	7.577%

Level	Amount	Response	Cal Factor	Error, %	Source	Date and time
1	2	59020.1	29510.05	2.005	Manual	10/18/2021 2:42:38 PM
2	50	1403134	28062.68	-2.998	G:\Org\HP4\DAT\HP4100621_b\1006HP4.0015.BND	10/7/2021 12:47:26 PM
3	200	6499949	32499.74	12.339	G:\Org\HP4\DAT\HP4100621_b\1006HP4.0017.BND	10/7/2021 12:47:56 PM
4	500	1.366713E+07	27334.26	-5.516	Manual	10/18/2021 2:44:43 PM
5	1000	2.724398E+07	27243.98	-5.828	Manual	10/18/2021 2:43:45 PM

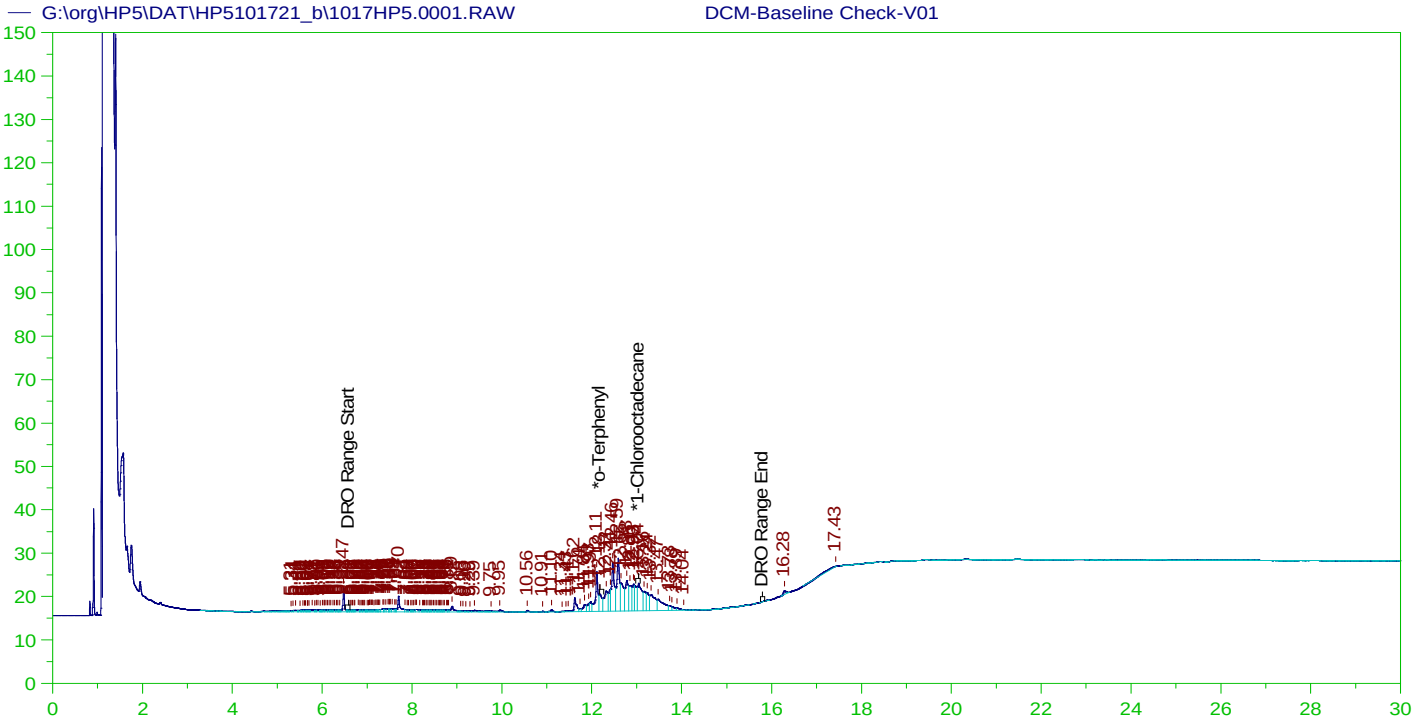

DIESEL RANGE ORGANICS CHROMATOGRAM REPORT
Sample Name: DCM-Baseline Check-V01
Raw File: G:\org\HP5\DAT\HP5101721_b\1017HP5.0001.RAW
Date & Time Acquired: 10/17/2021 12:40:02 PM
Method File: G:\Org\HP5\Methods\DR_8015-HS-LEXP.met
Calibration File: G:\Org\HP5\Cals\SW8015C_DRO210108Hs.CAL
Sample Weight: 1 Dilution: 1 S.A.: 1

Mean RF for TEH: 29457.33
Rt range for Diesel Range Organics: 6.51 to 15.85

SURROGATE COMPOUND	RT	ACTUAL	MEASURED	%REC	
*o-Terphenyl	12.178	200.	.522	.26	-
*1-Chlorooctadecane	13.04	200.	1.235	.62	-

DRO Area:571771.5 DRO Amount: 19.41016
TEH Area:639555.1 TEH Amount: 21.71124

G:\org\HP5\dat\HP5101721_b\Review\001_DCM-Baseline Chec_DR_8015-HS-LEXP.xls

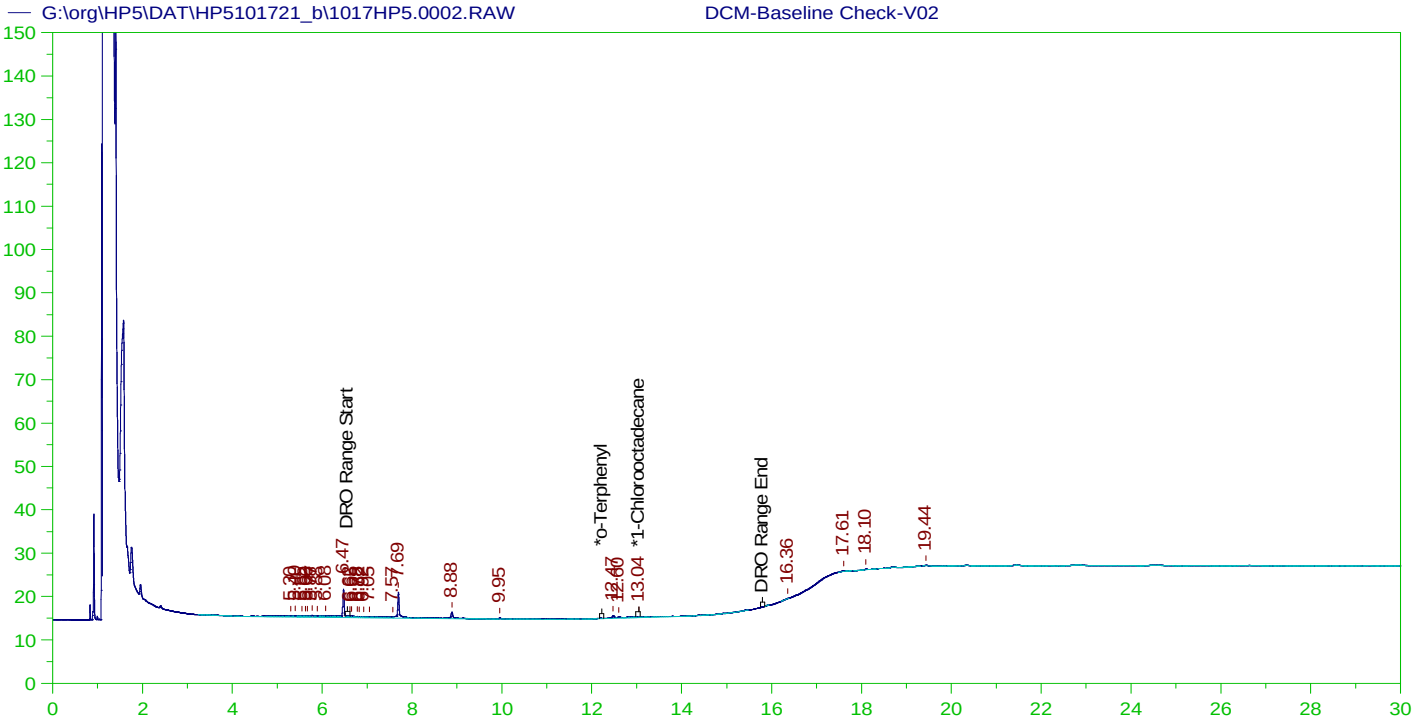

DIESEL RANGE ORGANICS CHROMATOGRAM REPORT

Sample Name: DCM-Baseline Check-V02
Raw File: G:\org\HP5\DAT\HP5101721_b\1017HP5.0002.RAW
Date & Time Acquired: 10/17/2021 1:22:21 PM
Method File: G:\Org\HP5\Methods\DR_8015-HS-LEXP.met
Calibration File: G:\Org\HP5\Cals\SW8015C_DRO210108Hs.CAL
Sample Weight: 1 Dilution: 1 S.A.: 1

Mean RF for TEH: 29457.33
Rt range for Diesel Range Organics: 6.51 to 15.85

SURROGATE COMPOUND	RT	ACTUAL	MEASURED	%REC
*o-Terphenyl_____	29.973	200.	.	. -
*1-Chlorooctadecane_____	13.043	200.	.018	.01 -

DRO Area:58862.56 DRO Amount: 1.998231
TEH Area:105899.4 TEH Amount: 3.595009

G:\org\HP5\dat\HP5101721_b\Review\002_DCM-Baseline Chec_DR_8015-HS-LEXP.xls

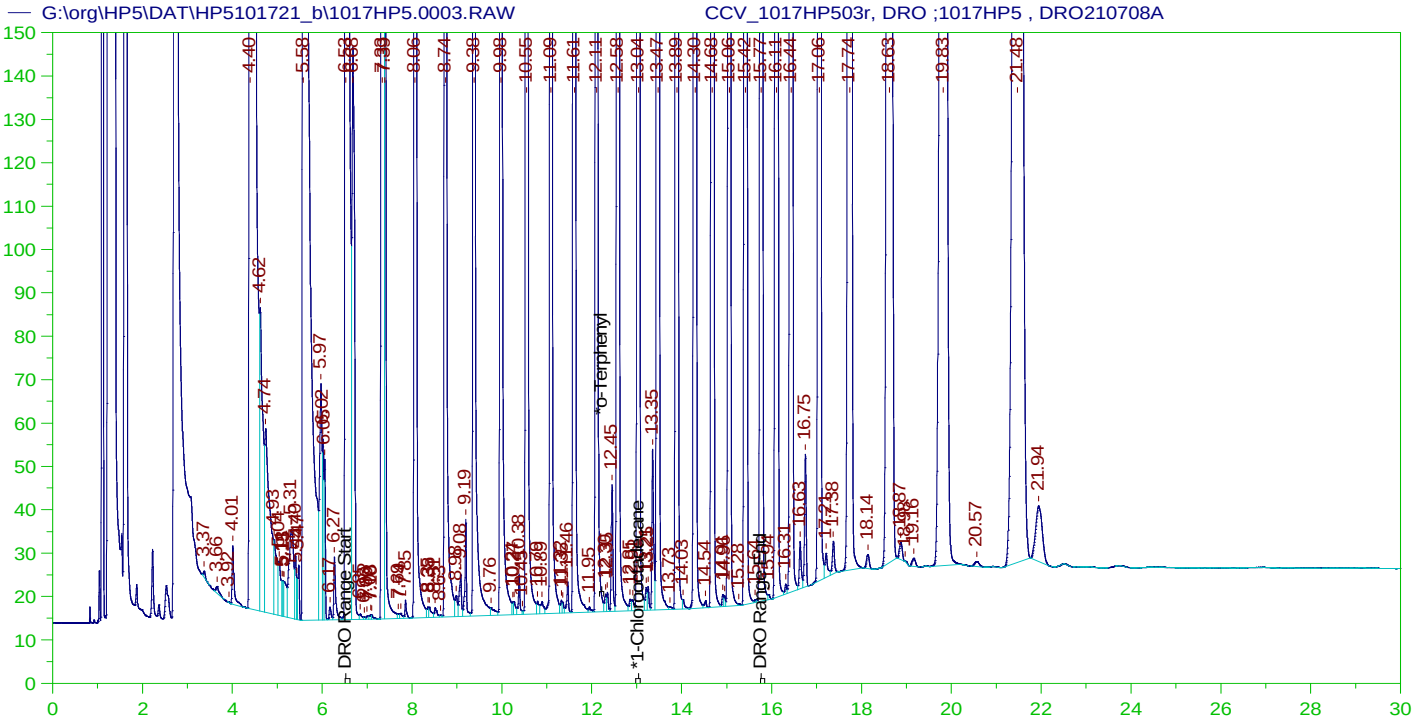

DIESEL RANGE ORGANICS CHROMATOGRAM REPORT

Sample Name: CCV_1017HP503r, DRO ;1017HP5 , DRO210708A
Raw File: G:\org\HP5\DAT\HP5101721_b\1017HP5.0003.RAW
Date & Time Acquired: 10/17/2021 2:04:53 PM
Method File: G:\Org\HP5\Methods\DR_8015-HS-LEXP.met
Calibration File: G:\Org\HP5\Cals\SW8015C_DRO210108Hs.CAL
Sample Weight: 1 Dilution: 1 S.A.: 1

Mean RF for TEH: 29457.33
Rt range for Diesel Range Organics: 6.51 to 15.85

SURROGATE COMPOUND	RT	ACTUAL	MEASURED	%REC
*o-Terphenyl	29.982	200.	.	. -
*1-Chlorooctadecane	13.037	200.	255.634	127.82 -

DRO Area:1.592713E+08 DRO Amount: 5406.847
TEH Area:2.370861E+08 TEH Amount: 8048.458

CONTINUING CALIBRATION REPORT: G:\org\HP5\DAT\HP5101721_b\1017HP5.0003.RAW

COMPOUND	ACTUAL(NG)	MEASURED(NG)	%RECOVERY	LIMITS
TOTAL DRO	15000.	8048.46	53.66	85-115

SURROGATE COMPOUND	RT	ACTUAL	MEASURED	%REC	LIMITS
*o-Terphenyl	29.982	200.	.	.	85-115
*1-Chlorooctadecane	13.037	200.	255.634	127.82	85-115

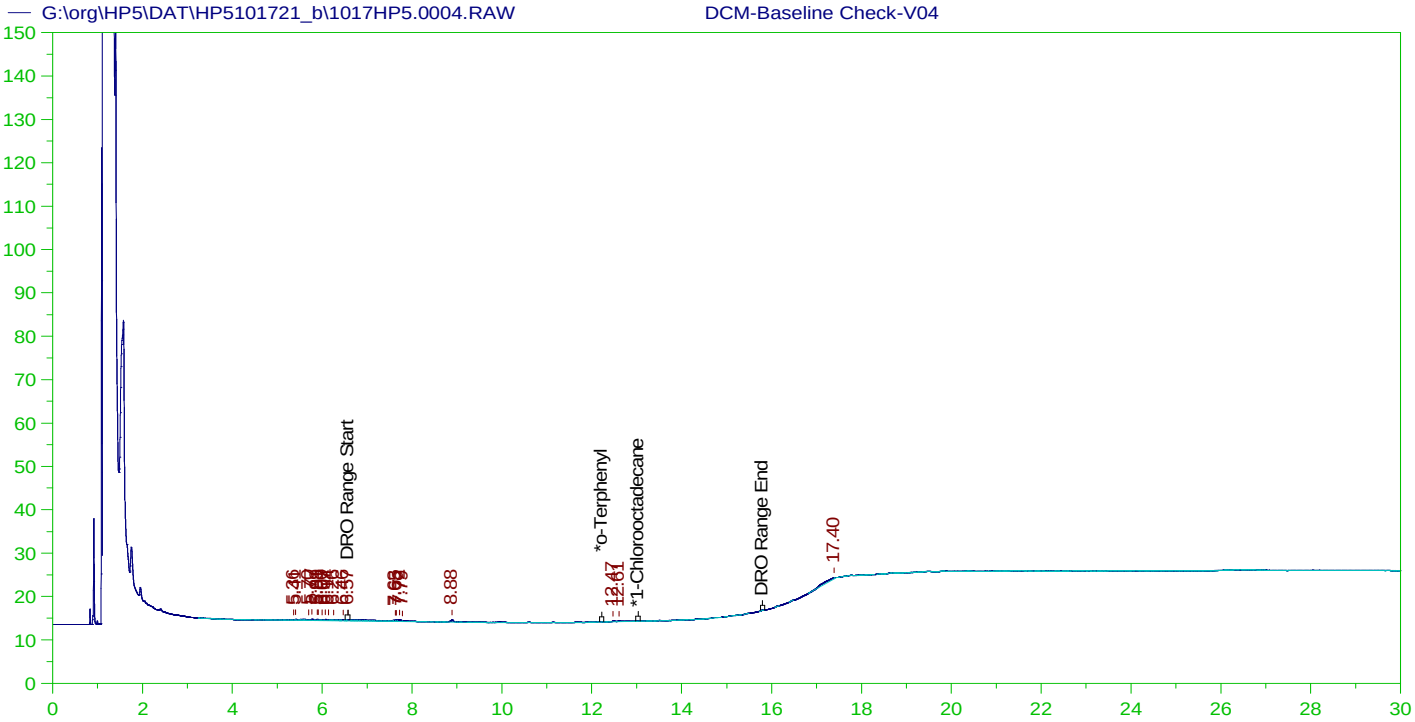

DIESEL RANGE ORGANICS CHROMATOGRAM REPORT
Sample Name: DCM-Baseline Check-V04
Raw File: G:\org\HP5\DAT\HP5101721_b\1017HP5.0004.RAW
Date & Time Acquired: 10/17/2021 2:47:29 PM
Method File: G:\Org\HP5\Methods\DR_8015-HS-LEXP.met
Calibration File: G:\Org\HP5\Cals\SW8015C_DRO210108Hs.CAL
Sample Weight: 1 Dilution: 1 S.A.: 1

Mean RF for TEH: 29457.33
Rt range for Diesel Range Organics: 6.51 to 15.85

SURROGATE COMPOUND	RT	ACTUAL	MEASURED		%REC
*o-Terphenyl	29.987	200.	.	.	-
*1-Chlorooctadecane	29.987	200.	.	.	-

DRO Area:32637.46 DRO Amount: 1.107957
TEH Area:75218.02 TEH Amount: 2.553457

G:\org\HP5\dat\HP5101721_b\Review\004_DCM-Baseline Chec_DR_8015-HS-LEXP.xls

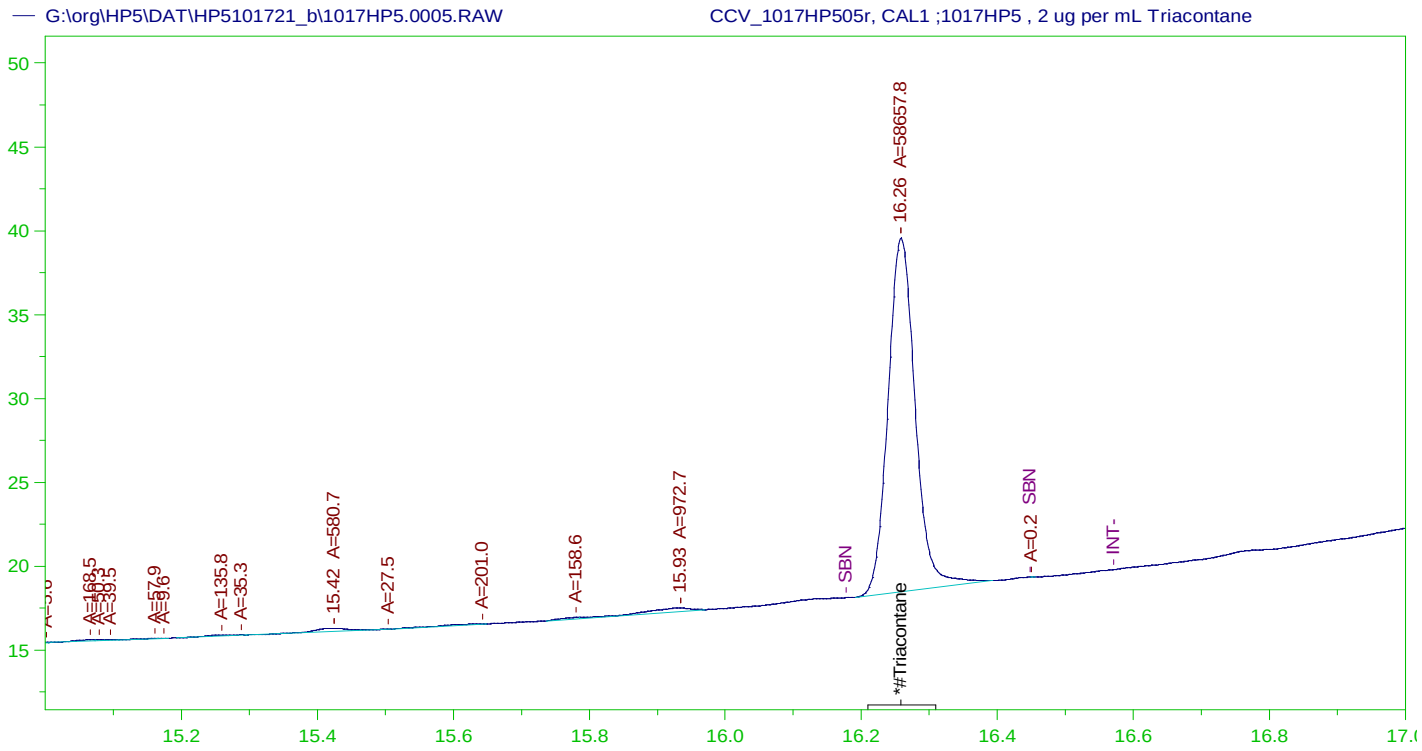

RESIDUAL RANGE ORGANICS CHROMATOGRAM
Sample Name: CCV_1017HP505r, CAL1 ;1017HP5 , 2 ug per mL Triacontane
Raw File: G:\org\HP5\DAT\HP5101721_b\1017HP5.0005.RAW
Date & Time Acquired: 10/17/2021 3:30:16 PM
Method File: G:\Org\HP5\Methods\DS_ORO-AA-L0.met
Calibration File: G:\Org\HP5\Cals\SW8015C_ORO211017AA.CAL
Sample Weight: 1 Dilution: 1 S.A.: 1

Mean RF for for Residual Range Organics Calculations: 28542.41
Rt range for Residual Range Organics: 12.53 to 30.05

SURROGATE COMPOUND	RT	ACTUAL	MEASURED	%REC	
*#Triacontane	16.258	500.	2.028	.41	-

RRO Area:2747.039 RRO AMOUNT: 9.624412E-02

CONTINUING CALIBRATION REPORT: G:\org\HP5\DAT\HP5101721_b\1017HP5.0005.RAW

COMPOUND	ACTUAL(NG)	MEASURED(NG)	%RECOVERY	LIMITS
*30-40 Motor Oil	5000.	.	.	75-125

SURROGATE COMPOUND	RT	ACTUAL	MEASURED	%REC	LIMITS
*#Triacontane	16.258	200.	2.028	1.01	75-125

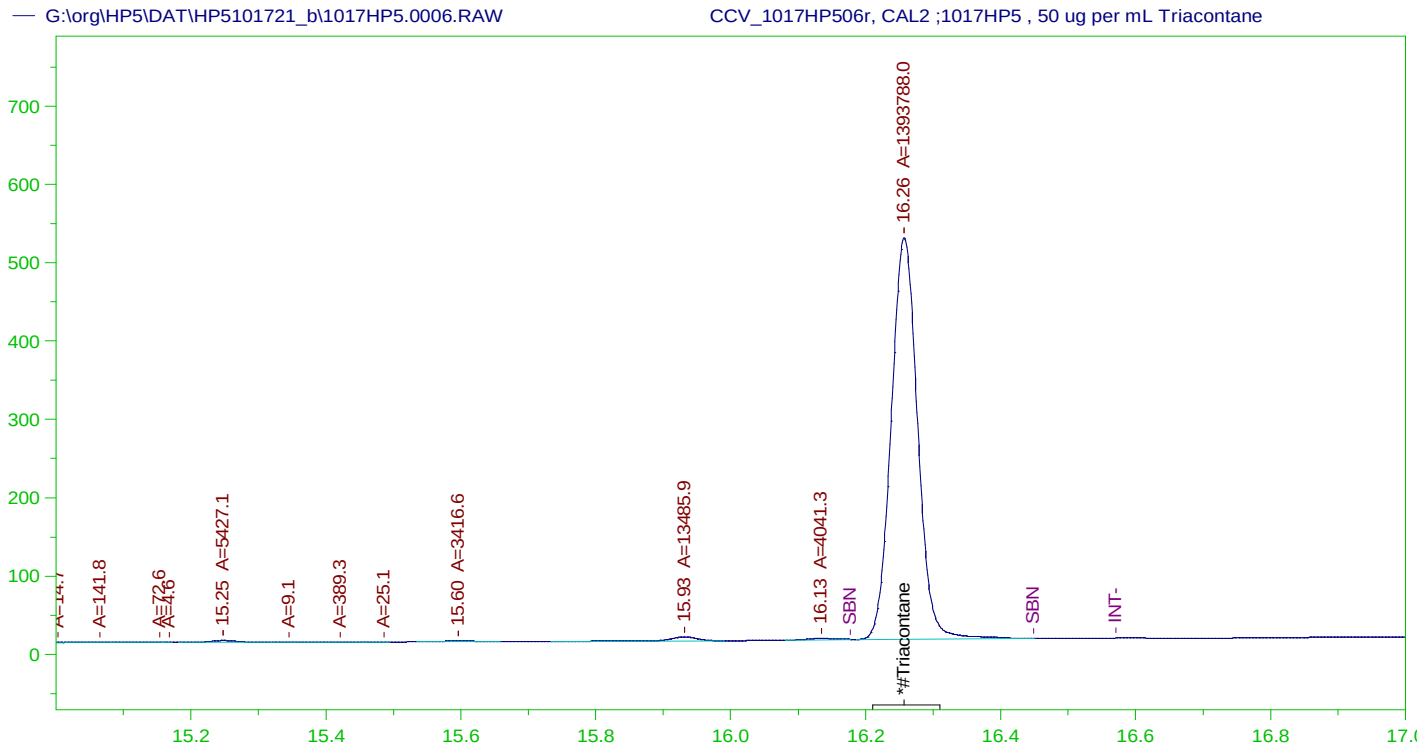

RESIDUAL RANGE ORGANICS CHROMATOGRAM
Sample Name: CCV_1017HP506r, CAL2 ;1017HP5 , 50 ug per mL Triacontane
Raw File: G:\org\HP5\DAT\HP5101721_b\1017HP5.0006.RAW
Date & Time Acquired: 10/17/2021 4:12:57 PM
Method File: G:\Org\HP5\Methods\DS_ORO-AA-L0.met
Calibration File: G:\Org\HP5\Cals\SW8015C_ORO211017AA.CAL
Sample Weight: 1 Dilution: 1 S.A.: 1

Mean RF for for Residual Range Organics Calculations: 28542.41
Rt range for Residual Range Organics: 12.53 to 30.05

SURROGATE COMPOUND	RT	ACTUAL	MEASURED	%REC	
*#Triacontane_____	16.257	500.	48.178	9.64	-

RRO Area:45902.25 RRO AMOUNT: 1.608212
_
CONTINUING CALIBRATION REPORT: G:\org\HP5\DAT\HP5101721_b\1017HP5.0006.RAW

COMPOUND	ACTUAL(NG)	MEASURED(NG)	%RECOVERY	LIMITS
*30-40 Motor Oil_____	5000.	.	.	75-125

SURROGATE COMPOUND	RT	ACTUAL	MEASURED	%REC	LIMITS
*#Triacontane_____	16.257	200.	48.178	24.09	75-125

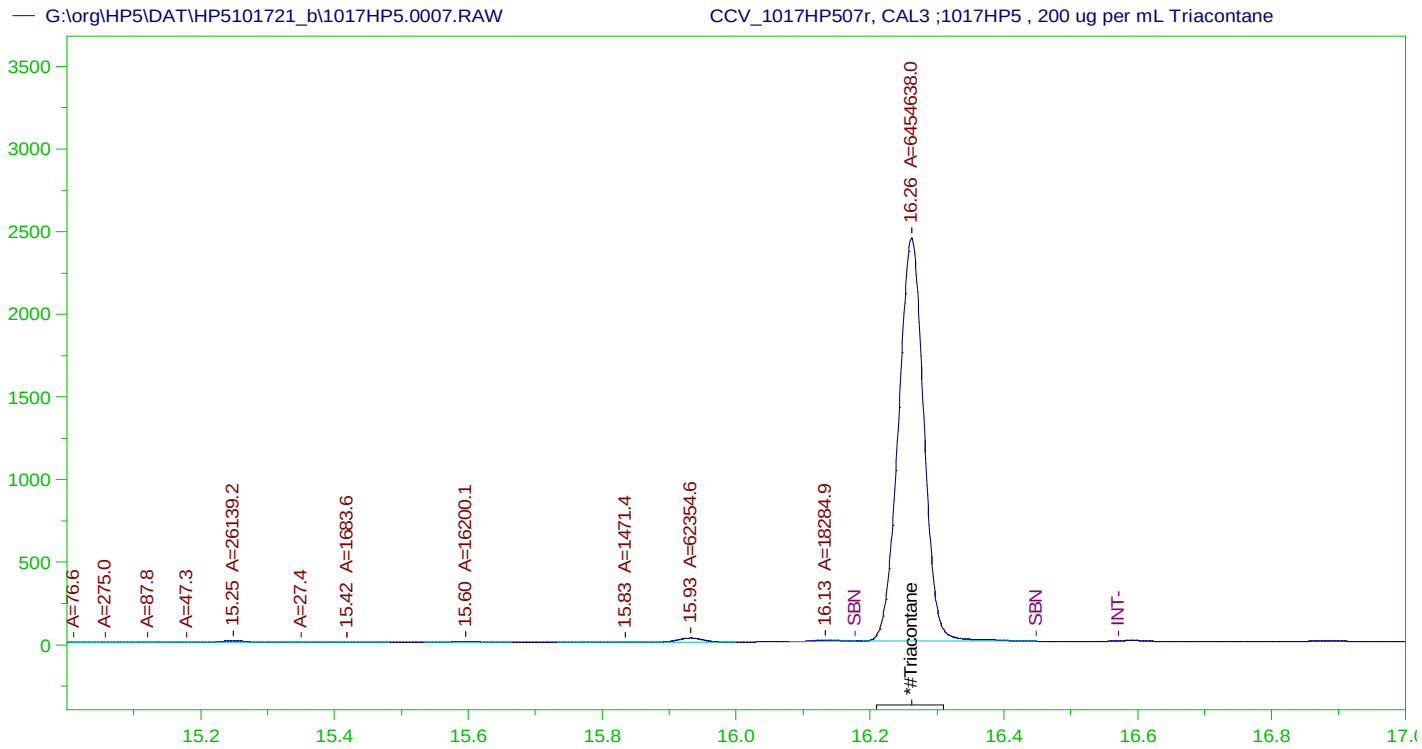

RESIDUAL RANGE ORGANICS CHROMATOGRAM

Sample Name: CCV_1017HP507r, CAL3 ;1017HP5 , 200 ug per mL Triacontane
Raw File: G:\org\HP5\DAT\HP5101721_b\1017HP5.0007.RAW
Date & Time Acquired: 10/17/2021 4:55:33 PM
Method File: G:\Org\HP5\Methods\DS_ORO-AA-L0.met
Calibration File: G:\Org\HP5\Cals\SW8015C_ORO211017AA.CAL
Sample Weight: 1 Dilution: 1 S.A.: 1

Mean RF for for Residual Range Organics Calculations: 28542.41
Rt range for Residual Range Organics: 12.53 to 30.05

SURROGATE COMPOUND	RT	ACTUAL	MEASURED	%REC	
*#Triacontane	16.262	500.	223.111	44.62	-

RRO Area:219754.5 RRO AMOUNT: 7.699227

CONTINUING CALIBRATION REPORT: G:\org\HP5\DAT\HP5101721_b\1017HP5.0007.RAW

COMPOUND	ACTUAL(NG)	MEASURED(NG)	%RECOVERY	LIMITS
*30-40 Motor Oil	5000.	.	.	75-125

SURROGATE COMPOUND	RT	ACTUAL	MEASURED	%REC	LIMITS
*#Triacontane	16.262	200.	223.111	111.56	75-125

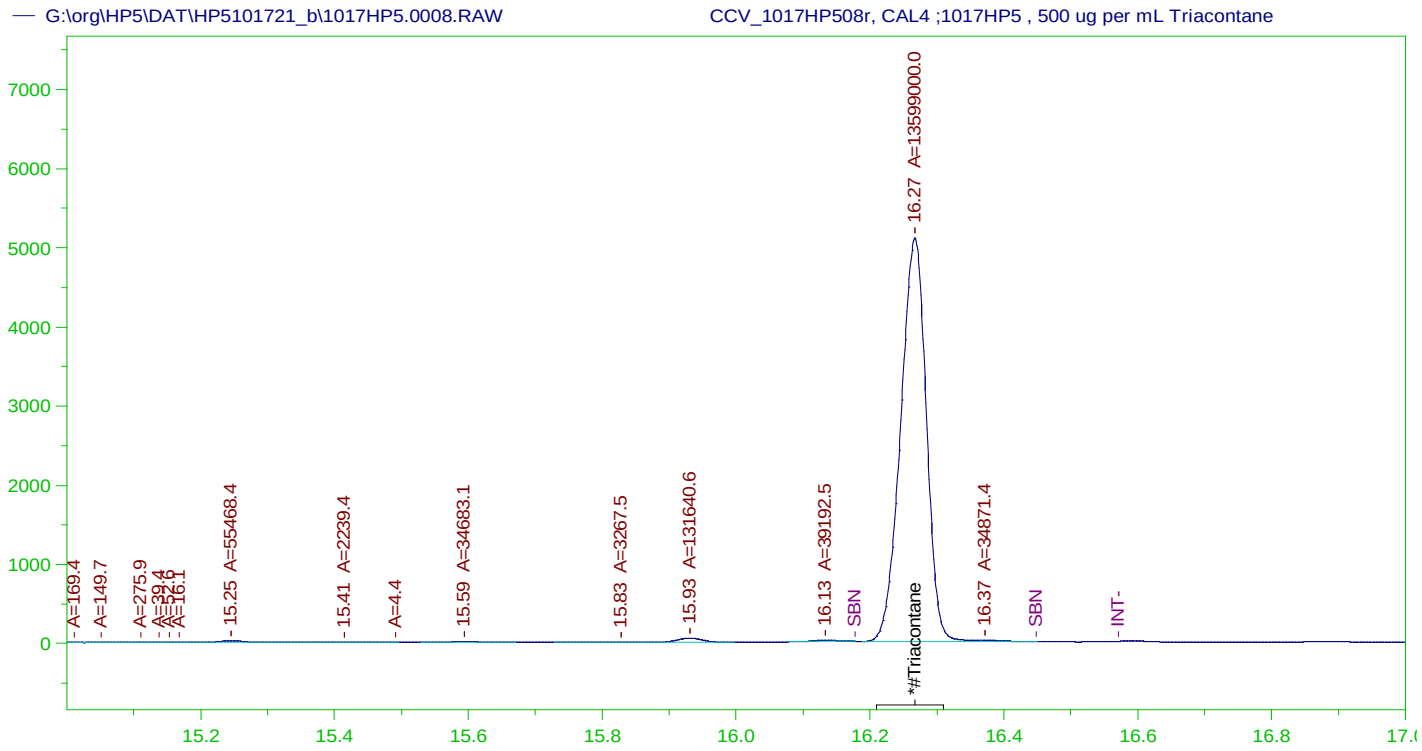

RESIDUAL RANGE ORGANICS CHROMATOGRAM

Sample Name: CCV_1017HP508r, CAL4 ;1017HP5 , 500 ug per mL Triacontane
Raw File: G:\org\HP5\DAT\HP5101721_b\1017HP5.0008.RAW
Date & Time Acquired: 10/17/2021 5:38:10 PM
Method File: G:\Org\HP5\Methods\DS_ORO-AA-L0.met
Calibration File: G:\Org\HP5\Cals\SW8015C_ORO211017AA.CAL
Sample Weight: 1 Dilution: 1 S.A.: 1

Mean RF for for Residual Range Organics Calculations: 28542.41
Rt range for Residual Range Organics: 12.53 to 30.05

SURROGATE COMPOUND	RT	ACTUAL	MEASURED	%REC	
*#Triacontane	16.267	500.	470.063	94.01	-

RRO Area:496538.4 RRO AMOUNT: 17.39651

CONTINUING CALIBRATION REPORT: G:\org\HP5\DAT\HP5101721_b\1017HP5.0008.RAW

COMPOUND	ACTUAL(NG)	MEASURED(NG)	%RECOVERY	LIMITS
*30-40 Motor Oil	5000.	.	.	75-125

SURROGATE COMPOUND	RT	ACTUAL	MEASURED	%REC	LIMITS
*#Triacontane	16.267	200.	470.063	235.03	75-125

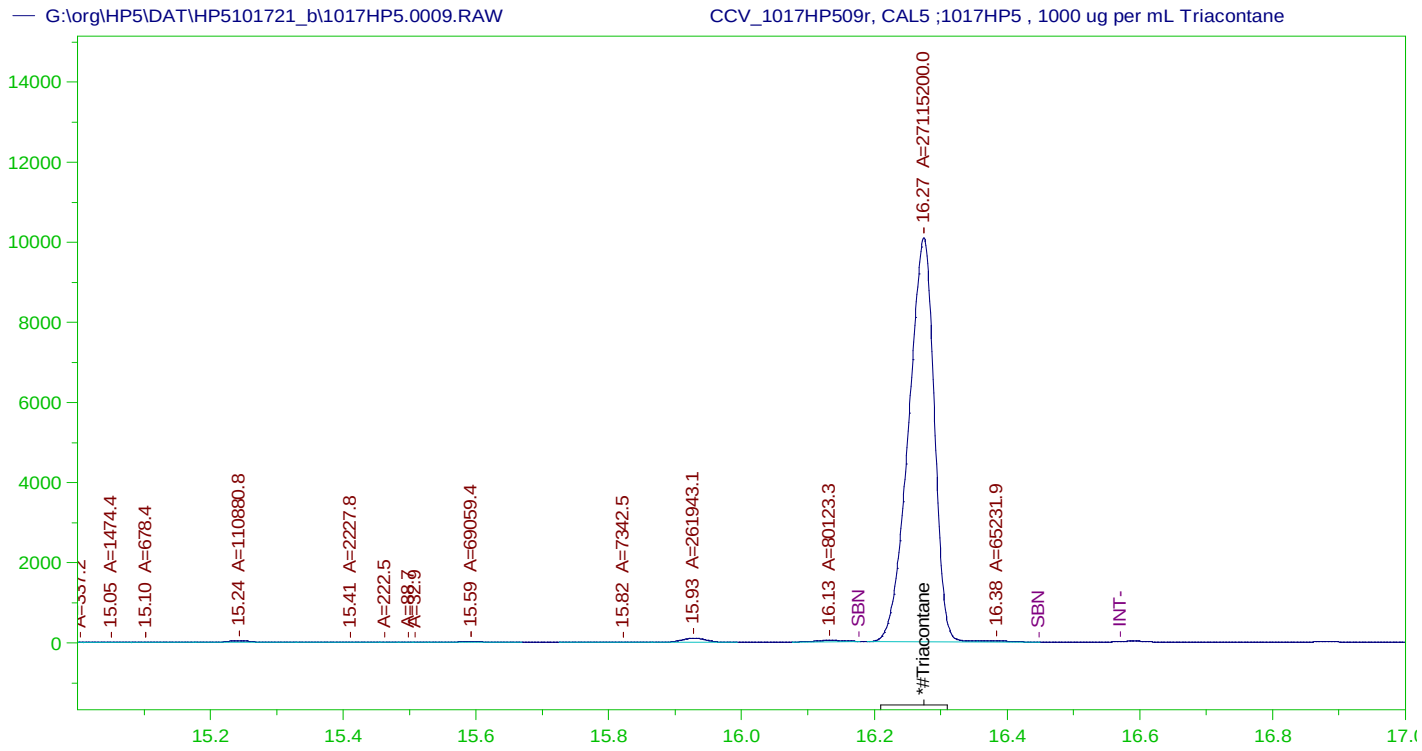

RESIDUAL RANGE ORGANICS CHROMATOGRAM

Sample Name: CCV_1017HP509r, CAL5 ;1017HP5 , 1000 ug per mL Triacontane
Raw File: G:\org\HP5\DAT\HP5101721_b\1017HP5.0009.RAW
Date & Time Acquired: 10/17/2021 6:20:57 PM
Method File: G:\Org\HP5\Methods\DS_ORO-AA-L0.met
Calibration File: G:\Org\HP5\Cals\SW8015C_ORO211017AA.CAL
Sample Weight: 1 Dilution: 1 S.A.: 1

Mean RF for for Residual Range Organics Calculations: 28542.41
Rt range for Residual Range Organics: 12.53 to 30.05

SURROGATE COMPOUND	RT	ACTUAL	MEASURED	%REC	
*#Triacontane	16.275	500.	937.265	187.45	-

RRO Area:979213.9 RRO AMOUNT: 34.30733

CONTINUING CALIBRATION REPORT: G:\org\HP5\DAT\HP5101721_b\1017HP5.0009.RAW

COMPOUND	ACTUAL(NG)	MEASURED(NG)	%RECOVERY	LIMITS
*30-40 Motor Oil	5000.	.	.	75-125

SURROGATE COMPOUND	RT	ACTUAL	MEASURED	%REC	LIMITS
*#Triacontane	16.275	200.	937.265	468.63	75-125

G:\org\HP5\dat\HP5101721_b\Review\009_CCV_1017HP509r_DS_ORO-AA-L0.xls

Write Sequence Data File	Insert Entries(Have the first cell for entries selecte Sample Name	Method	Weight	Dil Factor	Amt Inj.	IS	Cal ID	Manual Integration
G:\org\HP5\DAT\HP5101721_b\1017HP5.01r	DCM-Baseline Check-V01	G:\Org\HP5\Methods\DR_8015-HS-LEXP.met	1	1	1	1	0	No integration
G:\org\HP5\DAT\HP5101721_b\1017HP5.02r	DCM-Baseline Check-V02	G:\Org\HP5\Methods\DR_8015-HS-LEXP.met	1	1	1	1	0	No integration
G:\org\HP5\DAT\HP5101721_b\1017HP5.03r	CCV_1017HP503r, DRO ;1017HP5 , DRO210708A	G:\Org\HP5\Methods\DR_8015-HS-LEXP.met	1	1	1	1	0	No integration
G:\org\HP5\DAT\HP5101721_b\1017HP5.04r	DCM-Baseline Check-V04	G:\Org\HP5\Methods\DR_8015-HS-LEXP.met	1	1	1	1	0	No integration
G:\org\HP5\DAT\HP5101721_b\1017HP5.05r	CCV_1017HP505r, CAL1 ;1017HP5 , 2 ug per mL Triacontane (10 uL of Cal3 + 990 uL DCM(14354)	G:\Org\HP5\Methods\DS_ORO-AA-L0.met	1	1	1	1	0	Surrogates are integrated using a valley to valley integration using Set Basline Now placed slight before at 16.18 and slightly after the surrogate peak at 16.45 and scaling showing surrogate peak from 15.0-17.0
G:\org\HP5\DAT\HP5101721_b\1017HP5.06r	CCV_1017HP506r, CAL2 ;1017HP5 , 50 ug per mL Triacontane (100 uL Cal4 + 900 uL of DCM(14354)	G:\Org\HP5\Methods\DS_ORO-AA-L0.met	1	1	1	1	0	Surrogates are integrated using a valley to valley integration using Set Basline Now placed slight before at 16.18 and slightly after the surrogate peak at 16.45 and scaling showing surrogate peak from 15.0-17.0
G:\org\HP5\DAT\HP5101721_b\1017HP5.07r	CCV_1017HP507r, CAL3 ;1017HP5 , 200 ug per mL Triacontane (100uL of Cal5 + 400 uL DCM(14354)	G:\Org\HP5\Methods\DS_ORO-AA-L0.met	1	1	1	1	0	Surrogates are integrated using a valley to valley integration using Set Basline Now placed slight before at 16.18 and slightly after the surrogate peak at 16.45 and scaling showing surrogate peak from 15.0-17.0
G:\org\HP5\DAT\HP5101721_b\1017HP5.08r	CCV_1017HP508r, CAL4 ;1017HP5 , 500 ug per mL Triacontane (250uL of Cal5 + 250 uL DCM(14354)	G:\Org\HP5\Methods\DS_ORO-AA-L0.met	1	1	1	1	0	Surrogates are integrated using a valley to valley integration using Set Basline Now placed slight before at 16.18 and slightly after the surrogate peak at 16.45 and scaling showing surrogate peak from 15.0-17.0
G:\org\HP5\DAT\HP5101721_b\1017HP5.09r	CCV_1017HP509r, CAL5 ;1017HP5 , 1000 ug per mL Triacontane (500 uL 2000 ug/mL Triacontane DRO211006A + 500 DCM(14354)	G:\Org\HP5\Methods\DS_ORO-AA-L0.met	1	1	1	1	0	Surrogates are integrated using a valley to valley integration using Set Basline Now placed slight before at 16.18 and slightly after the surrogate peak at 16.45 and scaling showing surrogate peak from 15.0-17.0

Ann Nebel

Digitally signed by
Ann Nebel
Date: 2021.10.25 17:42:58 -06:00

PREP BATCH REPORT

Prep Code: **HC-3520-DRO** Technician: **Jillian L Bostwick** Prep Start Date: **11/1/2021 12:22:50 P**

Prep Batch **160878** Prep Temp **NA °C** Batch Units: **ML** Prep End Date: **11/3/2021 4:06:00 PM**

Sample ID	Matrix	pH	Initial Samp Amt	Sol Added	Sol Recovered	Final Vol (mL)	Factor	Balance	Prep Start Date	Prep End Date
MB-160878			1000	0	0	1.00	0.001		11/1/2021	11/2/2021
Lines 1-7 Start time: 12:20 PM, 11/1/2021. End time: 11/2/2021 at 6:20 AM. SGT was carried out on the remaining 0.9 mL of sample by ALN on 11/4/2021.										
LCS-160878			1000	0	0	1.00	0.001		11/1/2021	11/2/2021
SGT was carried out on the remaining 0.9 mL of sample by ALN on 11/4/2021.										
LCS-160878-RRO			1000	0	0	1.00	0.001		11/1/2021	11/2/2021
All bottles were completely used and disposed of. SGT was carried out on the remaining 0.9 mL of sample by ALN on 11/4/2021.										
B21110015-001Bx	Ground Water	2	1000	0	0	1.00	0.000952		11/1/2021	11/2/2021
Bottle 1/2. Clear. Possible double triacontane surrogated. Sample was lost at prepping										
B21110021-001B	Ground Water	2	1060	0	0	1.00	0.000948		11/1/2021	11/2/2021
Bottle 1/2. Clear.										
B21110030-001B	Ground Water	2	1030	0	0	1.00	0.000971		11/1/2021	11/2/2021
Bottle 1/2. Clear. SGT was carried out on the remaining 0.9 mL of sample by ALN on 11/5/2021.										
B21110030-002B	Ground Water	2	1030	0	0	1.00	0.000971		11/1/2021	11/2/2021
Bottle 1/2. Clear. SGT was carried out on the remaining 0.9 mL of sample by ALN on 11/5/2021.										
B21110045-001B	Ground Water	2	1040	0	0	1.00	0.000962		11/1/2021	11/2/2021
Bottle 1/2. Clear. Start time: 4:25 PM, 11/1/2021. End time: 11/2/2021 at 10:25 AM.										
B21110057-001A	Ground Water	2	980	0	0	1.00	0.00102		11/1/2021	11/2/2021
Bottle 1/2. Clear, light sediment. Lines 9-16 Start time: 4:00 PM, 11/1/2021. End time: 11/2/2021 at 10:00 AM. SGT was carried out on the remaining 0.9 mL of sample by ALN on 11/4/2021.										
B21110057-002A	Ground Water	2	1020	0	0	1.00	0.00098		11/1/2021	11/2/2021
Bottle 1/2. Clear, light sediment. SGT was carried out on the remaining 0.9 mL of sample by ALN on 11/4/2021.										
B21110057-003A	Ground Water	2	990	0	0	1.00	0.00101		11/1/2021	11/2/2021
Bottle 1/2. Clear, light sediment. SGT was carried out on the remaining 0.9 mL of sample by ALN on 11/4/2021.										
B21110057-004A	Ground Water	2	1030	0	0	1.00	0.000971		11/1/2021	11/2/2021
Bottle 1/2. Clear, light sediment. SGT was carried out on the remaining 0.9 mL of sample by ALN on 11/4/2021.										
B21110057-005A	Ground Water	2	1030	0	0	1.00	0.000971		11/1/2021	11/2/2021
Bottle 1/2. Clear. SGT was carried out on the remaining 0.9 mL of sample by ALN on 11/4/2021.										

Number	Reagent Name	Exp Date
11	Carbon Filter Water	1/1/2023
13379	PTFE Boiling Stones 27463755	12/30/2025
13925	pH-indicator Strips 0-14 HC155968	3/31/2025
14181	4ML, Amber Vial, 24166704	8/17/2026
14408	Dichloromethane EC328	8/19/2023
14448	Dichloromethane EC344	8/26/2023

Spk ID	Spike Name	SampType	AmtAdd	Exp Date
FP211019 14244	DCM RINSED FILTER PAPER	all	1	4/6/2026
Sulfate 10/27/21 (	Baked Sodium Sulfate	all	Varies	10/5/2026
DRO211012J	OTP/COD SURR 2000 ug/mL	All except RRO-L	100 uL	9/30/2024
DRO211012B	#2 Diesel in Acetone 150,000 ug/mL	LCS, MS, MSD	100 uL	11/5/2023
DRO210902A	50,000 ug/mL Oil Std for RRO-In D	LCS-RRO, MS-R	100 uL	9/1/2026
DRO211101B	Triacontane SURR 1000 ug/mL	Line 8, Lines 17-2	100 uL	4/6/2026
DRO211009A	Triacontane SURR 1000 ug/mL	Lines 1-7, 9-16 ex	100 uL	4/6/2026
SG211103(13376)	Baked Silica Gel	SGT's	5g	2/28/2030

PREP BATCH REPORT

Prep Code: **HC-3520-DRO** Technician: **Jillian L Bostwick** Prep Start Date: **11/1/2021 12:22:50 P**

Prep Batch **160878** Prep Temp **NA °C** Batch Units: **ML** Prep End Date: **11/3/2021 4:06:00 PM**

Sample ID	Matrix	pH	Initial Samp Amt	Sol Added	Sol Recovered	Final Vol (mL)	Factor	Balance	Prep Start Date	Prep End Date
B21110057-006A	Drinking Water	2	1020	0	0	1.00	0.00098		11/1/2021	11/2/2021
Bottle 1/2. Clear. SGT was carried out on the remaining 0.9 mL of sample by ALN on 11/4/2021.										
B21110057-007A	Drinking Water	2	1050	0	0	1.00	0.000952		11/1/2021	11/2/2021
Bottle 1/2. Clear. SGT was carried out on the remaining 0.9 mL of sample by ALN on 11/4/2021.										
B21110015-001B	Ground Water	2	1050	0	0	1.00	0.000952		11/1/2021	11/2/2021
Bottle 2/2. Clear. SGT was carried out on the remaining 0.9 mL of sample by ALN on 11/5/2021.										
B21110079-001B	Ground Water	2	1020	0	0	1.00	0.00098		11/1/2021	11/2/2021
Bottle 1/2. Clear. Lines 17-21 Start time: 5:50 PM, 11/1/2021. End time: 11/2/2021 at 11:50 AM. SGT was carried out on the remaining 0.9 mL of sample by ALN on 11/4/2021.										
B21110079-001BMS	Ground Water	2	1040	0	0	1.00	0.000962		11/1/2021	11/2/2021
Bottle 2/2. Clear. SGT was carried out on the remaining 0.9 mL of sample by ALN on 11/4/2021.										
B21110079-001BMSD	Ground Water	2	1020	0	0	1.00	0.00098		11/1/2021	11/2/2021
Bottle 3/2. Clear. SGT was carried out on the remaining 0.9 mL of sample by ALN on 11/4/2021.										
B21110079-001BMS-RRO	Ground Water	2	1050	0	0	1.00	0.000952		11/1/2021	11/2/2021
Bottle 4/2. Clear. SGT was carried out on the remaining 0.9 mL of sample by ALN on 11/4/2021.										
B21110079-001BMSD-RRO	Ground Water	2	1060	0	0	1.00	0.000943		11/1/2021	11/2/2021
Bottle 5/2. Clear. SGT was carried out on the remaining 0.9 mL of sample by ALN on 11/4/2021.										
B21110062-001B	Ground Water	2	1050	0	0	1.00	0.000952		11/1/2021	11/2/2021
Bottle 1/2. Clear. SGT was carried out on the remaining 0.9 mL of sample by ALN on 11/5/2021.										
B21110062-002B	Ground Water	2	1060	0	0	1.00	0.000943		11/2/2021	11/3/2021
Bottle 1/2. Clear. Lines 23-25 Start time: 11:35 AM, 11/2/2021. End time: 11/3/2021 at 6:30 AM. SGT was carried out on the remaining 0.9 mL of sample by ALN on 11/5/2021.										
B21110079-002B	Ground Water	2	1000	0	0	1.00	0.001		11/2/2021	11/3/2021
Bottle 1/2. Clear.										
B21110079-003B	Ground Water	2	1010	0	0	1.00	0.00099		11/2/2021	11/3/2021
Bottle 1/2. Clear.										

Number	Reagent Name	Exp Date
11	Carbon Filter Water	1/1/2023
13379	PTFE Boiling Stones 27463755	12/30/2025
13925	pH-indicator Strips 0-14 HC155968	3/31/2025
14181	4ML, Amber Vial, 24166704	8/17/2026
14408	Dichloromethane EC328	8/19/2023
14448	Dichloromethane EC344	8/26/2023

Spk ID	Spike Name	SampType	AmtAdd	Exp Date
FP211019 14244	DCM RINSED FILTER PAPER	all	1	4/6/2026
Sulfate 10/27/21 (	Baked Sodium Sulfate	all	Varies	10/5/2026
DRO211012J	OTP/COD SURR 2000 ug/mL	All except RRO-L	100 uL	9/30/2024
DRO211012B	#2 Diesel in Acetone 150,000 ug/mL	LCS, MS, MSD	100 uL	11/5/2023
DRO210902A	50,000 ug/mL Oil Std for RRO-In D	LCS-RRO, MS-R	100 uL	9/1/2026
DRO211101B	Triacontane SURR 1000 ug/mL	Line 8, Lines 17-2	100 uL	4/6/2026
DRO211009A	Triacontane SURR 1000 ug/mL	Lines 1-7, 9-16 ex	100 uL	4/6/2026
SG211103(13376)	Baked Silica Gel	SGT's	5g	2/28/2030

Energy Laboratories Inc

ANALYTICAL RUN Summary

09-Nov-21

Run ID GCFID-HP5-B_211103A

Run Start Date: 11/3/2021
Analyst: Ann Nebel
Ical:
Column ID:
Comments: DRO-8015-ICAL information is in Index GCFID-HP5-B_211102A 8015C OIL range calibration GCFID-HP5-B_210218B

Std ID	Std Name	Std Amount	Std Units	Samp Amount	Samp Units	SampType	Expiration Date
DRO210708A	Carbon Scan STD-Marker					MARKER-C	3/5/2028
DRO211008A	5,000 ug/mL RRO CCV 200 ug/mL Triacontane					CCV-OIL	4/6/2026
DRO211012I	ALASKA MARKER-200ug/mL					MARKER	5/31/2022
DRO211103A	8015 CCV-15,000ug/mL + 200 OTP					CCV-DRO	4/30/2023

Seq No	Lab ID	Test Code	Sample Typ	File ID	Analysis Date	DF	Batch ID	Prep Date	SPKref	RPDref	pmoist
14828185	MARKER_1103	HC-8015-DRO-	SAMP		11/3/2021 11:16:	1	R369766		0	0	

Analyte	T	Units	RAW	Final	Text	Spike	SPKref	RPDref	MDL	PQL	UQL	%REC	LOW	HIGH	%RPD	Q
Diesel Range Organics (DRO)	A	mg/L		2.432412		0	0	0	0.0389	0.3	50	0%	0	0	0%	
Total Extractable Hydrocarbons	A	mg/L		4.001791		0	0	0	0.0749	0.3	50	0%	0	0	0%	
o-Terphenyl	S	mg/L		0.2217221		0.2	0	0	0.000429	0.002	0	111%	50	150	0%	
Diesel Range Organics (C10 to C24)	X	mg/L		2.432412		0	0	0	0.0389	0.3	0	0%	0	0	0%	

Seq No	Lab ID	Test Code	Sample Typ	File ID	Analysis Date	DF	Batch ID	Prep Date	SPKref	RPDref	pmoist
14828186	CCV_1103HP50	HC-8015-DRO-	CCV		11/3/2021 11:59:	1	R369766		0	0	

Analyte	T	Units	RAW	Final	Text	Spike	SPKref	RPDref	MDL	PQL	UQL	%REC	LOW	HIGH	%RPD	Q
TEH(Oil Range)	A	mg/L		4.81059912		5	0	0	0.0879	0.3	0	96%	80	120	0%	
n-Triacontane	S	mg/L		0.1974342		0.2	0	0	0.000336	0.002	0	99%	80	120	0%	

Seq No	Lab ID	Test Code	Sample Typ	File ID	Analysis Date	DF	Batch ID	Prep Date	SPKref	RPDref	pmoist
14828187	CCV_1103HP50	HC-8015-DRO-	CCV		11/3/2021 1:28:5	1	R369766		0	0	

Analyte	T	Units	RAW	Final	Text	Spike	SPKref	RPDref	MDL	PQL	UQL	%REC	LOW	HIGH	%RPD	Q
Diesel Range Organics (C10 to C24)	A	mg/L		13.66143		15	0	0	0.0389	0.3	0	91%	80	120	0%	
Total Extractable Hydrocarbons	A	mg/L		14.19274		15	0	0	0.0749	0.3	50	95%	80	120	0%	
o-Terphenyl	S	mg/L		0.2356746		0.2	0	0	0.000429	0.002	0	118%	80	120	0%	

Seq No	Lab ID	Test Code	Sample Typ	File ID	Analysis Date	DF	Batch ID	Prep Date	SPKref	RPDref	pmoist
14828188	LCS-160878	HC-8015-DRO-	LCS-DOD		11/3/2021 2:55:0	1	160878	11/1/2021 1	0	0	

Analyte	T	Units	RAW	Final	Text	Spike	SPKref	RPDref	MDL	PQL	UQL	%REC	LOW	HIGH	%RPD	Q
Diesel Range Organics (C10 to C24)	A	mg/L		12.45741		15	0	0	0.0389	0.3	0	83%	36	132	0%	
Total Extractable Hydrocarbons	A	mg/L		13.3204		15	0	0	0.0749	0.3	50	89%	60	132	0%	
o-Terphenyl	S	mg/L		0.2006184		0.2	0	0	0.000429	0.002	0	100%	56	125	0%	

Seq No	Lab ID	Test Code	Sample Typ	File ID	Analysis Date	DF	Batch ID	Prep Date	SPKref	RPDref	pmoist
14828189	MB-160878	HC-8015-DRO-	MBLK		11/3/2021 3:38:1	1	160878	11/1/2021 1	0	0	

Analyte	T	Units	RAW	Final	Text	Spike	SPKref	RPDref	MDL	PQL	UQL	%REC	LOW	HIGH	%RPD	Q
Diesel Range Organics (C10 to C24)	A	mg/L		0		0	0	0	0.0389	0.15	0	0%	0	0	0%	
Oil Range Hydrocarbons (C24 to C40	A	mg/L		0		0	0	0	0.0879	0.15	0	0%	0	0	0%	
Total Extractable Hydrocarbons	A	mg/L		0		0	0	0	0.0749	0.15	50	0%	0	0	0%	
n-Triacontane	S	mg/L		0.083		0.1	0	0	0.000336	0.002	0	83%	50	150	0%	
o-Terphenyl	S	mg/L		0.182482		0.2	0	0	0.000429	0.002	0	91%	56	125	0%	

Seq No	Lab ID	Test Code	Sample Typ	File ID	Analysis Date	DF	Batch ID	Prep Date	SPKref	RPDref	pmoist
14828190	B21110057-007	HC-8015-DRO-	SAMP		11/3/2021 4:21:3	1	160878	11/1/2021 3:	0	0	

Analyte	T	Units	RAW	Final	Text	Spike	SPKref	RPDref	MDL	PQL	UQL	%REC	LOW	HIGH	%RPD	Q
Diesel Range Organics (C10 to C24)	A	mg/L		0		0	0	0	0.0370328	0.3	0	0%	0	0	0%	U
Oil Range Hydrocarbons (C24 to C40	A	mg/L		0		0	0	0	0.0836808	0.3	0	0%	0	0	0%	U
Total Extractable Hydrocarbons	A	mg/L		0		0	0	0	0.0713048	0.3	50	0%	0	0	0%	U
n-Triacontane	S	mg/L		0.0783		0.0952	0	0	0.0003199	0.001904	0	82%	50	150	0%	
o-Terphenyl	S	mg/L		0.1691316		0.1904	0	0	0.0004084	0.002	0	89%	56	125	0%	

Seq No	Lab ID	Test Code	Sample Typ	File ID	Analysis Date	DF	Batch ID	Prep Date	SPKref	RPDref	pmoist
14828191	B21110057-005	HC-8015-DRO-	SAMP		11/3/2021 5:48:2	1	160878	11/1/2021 3:	0	0	

Analyte	T	Units	RAW	Final	Text	Spike	SPKref	RPDref	MDL	PQL	UQL	%REC	LOW	HIGH	%RPD	Q
Diesel Range Organics (C10 to C24)	A	mg/L		0		0	0	0	0.0377719	0.3	0	0%	0	0	0%	U
Oil Range Hydrocarbons (C24 to C40	A	mg/L		0		0	0	0	0.0853509	0.3	0	0%	0	0	0%	U
Total Extractable Hydrocarbons	A	mg/L		0		0	0	0	0.0727279	0.3	50	0%	0	0	0%	U
n-Triacontane	S	mg/L		0.0845		0.0971	0	0	0.0003263	0.001942	0	87%	50	150	0%	
o-Terphenyl	S	mg/L		0.1804866		0.1942	0	0	0.0004166	0.002	0	93%	56	125	0%	

Seq No	Lab ID	Test Code	Sample Typ	File ID	Analysis Date	DF	Batch ID	Prep Date	SPKref	RPDref	pmoist
14828192	B21110057-006	HC-8015-DRO-	SAMP		11/3/2021 6:31:4	1	160878	11/1/2021 3:	0	0	

Analyte	T	Units	RAW	Final	Text	Spike	SPKref	RPDref	MDL	PQL	UQL	%REC	LOW	HIGH	%RPD	Q
Diesel Range Organics (C10 to C24)	A	mg/L		0		0	0	0	0.038122	0.3	0	0%	0	0	0%	U
Oil Range Hydrocarbons (C24 to C40	A	mg/L		0		0	0	0	0.086142	0.3	0	0%	0	0	0%	U
Total Extractable Hydrocarbons	A	mg/L		0		0	0	0	0.073402	0.3	50	0%	0	0	0%	U
n-Triacontane	S	mg/L		0.0858		0.098	0	0	0.0003293	0.00196	0	88%	50	150	0%	
o-Terphenyl	S	mg/L		0.1826174		0.196	0	0	0.0004204	0.002	0	93%	56	125	0%	

Seq No	Lab ID	Test Code	Sample Typ	File ID	Analysis Date	DF	Batch ID	Prep Date	SPKref	RPDref	pmoist
14828193	B21110057-004	HC-8015-DRO-	SAMP		11/3/2021 7:14:5	1	160878	11/1/2021 3:	0	0	

Analyte	T	Units	RAW	Final	Text	Spike	SPKref	RPDref	MDL	PQL	UQL	%REC	LOW	HIGH	%RPD	Q
Diesel Range Organics (C10 to C24)	A	mg/L		0.08417411		0	0	0	0.0377719	0.3	0	0%	0	0	0%	J
Oil Range Hydrocarbons (C24 to C40	A	mg/L		0.13025594		0	0	0	0.0853509	0.3	0	0%	0	0	0%	J
Total Extractable Hydrocarbons	A	mg/L		0.2582107		0	0	0	0.0727279	0.3	50	0%	0	0	0%	J
n-Triacontane	S	mg/L		0.0911		0.0971	0	0	0.0003263	0.001942	0	94%	50	150	0%	
o-Terphenyl	S	mg/L		0.1733239		0.1942	0	0	0.0004166	0.002	0	89%	56	125	0%	

Seq No	Lab ID	Test Code	Sample Typ	File ID	Analysis Date	DF	Batch ID	Prep Date	SPKref	RPDref	pmoist
14828194	B21110057-003	HC-8015-DRO-	SAMP		11/3/2021 7:58:0	1	160878	11/1/2021 3:	0	0	

Analyte	T	Units	RAW	Final	Text	Spike	SPKref	RPDref	MDL	PQL	UQL	%REC	LOW	HIGH	%RPD	Q
Diesel Range Organics (C10 to C24)	A	mg/L		0.1563598		0	0	0	0.039289	0.303	0	0%	0	0	0%	J
Oil Range Hydrocarbons (C24 to C40	A	mg/L		0.36619887		0	0	0	0.088779	0.303	0	0%	0	0	0%	
Total Extractable Hydrocarbons	A	mg/L		0.5842478		0	0	0	0.075649	0.303	50	0%	0	0	0%	
n-Triacontane	S	mg/L		0.0873		0.101	0	0	0.0003394	0.00202	0	86%	50	150	0%	

Seq No	Lab ID	Test Code	Sample Typ	File ID	Analysis Date	DF	Batch ID	Prep Date	SPKref	RPDref	pmoist
14828194	B21110057-003	HC-8015-DRO-	SAMP		11/3/2021 7:58:0	1	160878	11/1/2021 3:	0	0	

Analyte	T	Units	RAW	Final	Text	Spike	SPKref	RPDref	MDL	PQL	UQL	%REC	LOW	HIGH	%RPD	Q
o-Terphenyl	S	mg/L		0.1818993		0.202	0	0	0.0004333	0.00202	0	90%	56	125	0%	

Seq No	Lab ID	Test Code	Sample Typ	File ID	Analysis Date	DF	Batch ID	Prep Date	SPKref	RPDref	pmoist
14828195	B21110057-002	HC-8015-DRO-	SAMP		11/3/2021 8:41:1	1	160878	11/1/2021 3:	0	0	

Analyte	T	Units	RAW	Final	Text	Spike	SPKref	RPDref	MDL	PQL	UQL	%REC	LOW	HIGH	%RPD	Q
Diesel Range Organics (C10 to C24)	A	mg/L		3.257849		0	0	0	0.038122	0.3	0	0%	0	0	0%	
Oil Range Hydrocarbons (C24 to C40	A	mg/L		0.39060360		0	0	0	0.086142	0.3	0	0%	0	0	0%	
Total Extractable Hydrocarbons	A	mg/L		3.72987		0	0	0	0.073402	0.3	50	0%	0	0	0%	
n-Triacontane	S	mg/L		0.0842		0.098	0	0	0.0003293	0.00196	0	86%	50	150	0%	
o-Terphenyl	S	mg/L		0.113187		0.196	0	0	0.0004204	0.002	0	58%	56	125	0%	

Seq No	Lab ID	Test Code	Sample Typ	File ID	Analysis Date	DF	Batch ID	Prep Date	SPKref	RPDref	pmoist
14828196	B21110057-001	HC-8015-DRO-	SAMP		11/3/2021 9:24:2	1	160878	11/1/2021 3:	0	0	

Analyte	T	Units	RAW	Final	Text	Spike	SPKref	RPDref	MDL	PQL	UQL	%REC	LOW	HIGH	%RPD	Q
Diesel Range Organics (C10 to C24)	A	mg/L		0.4049989		0	0	0	0.039678	0.306	0	0%	0	0	0%	
Oil Range Hydrocarbons (C24 to C40	A	mg/L		0.23375319		0	0	0	0.089658	0.306	0	0%	0	0	0%	J
Total Extractable Hydrocarbons	A	mg/L		0.703256		0	0	0	0.076398	0.306	50	0%	0	0	0%	
n-Triacontane	S	mg/L		0.0939		0.102	0	0	0.0003427	0.00204	0	92%	50	150	0%	
o-Terphenyl	S	mg/L		0.1578105		0.204	0	0	0.0004376	0.00204	0	77%	56	125	0%	

Seq No	Lab ID	Test Code	Sample Typ	File ID	Analysis Date	DF	Batch ID	Prep Date	SPKref	RPDref	pmoist
14828197	MARKER_1103	HC-8015-DRO-	SAMP		11/3/2021 10:50:	1	R369766		0	0	

Analyte	T	Units	RAW	Final	Text	Spike	SPKref	RPDref	MDL	PQL	UQL	%REC	LOW	HIGH	%RPD	Q
Diesel Range Organics (DRO)	A	mg/L		2.406325		0	0	0	0.0389	0.3	50	0%	0	0	0%	
Total Extractable Hydrocarbons	A	mg/L		3.967354		0	0	0	0.0749	0.3	50	0%	0	0	0%	
o-Terphenyl	S	mg/L		0.2186205		0.2	0	0	0.000429	0.002	0	109%	50	150	0%	
Diesel Range Organics (C10 to C24)	X	mg/L		2.406325		0	0	0	0.0389	0.3	0	0%	0	0	0%	

Seq No	Lab ID	Test Code	Sample Typ	File ID	Analysis Date	DF	Batch ID	Prep Date	SPKref	RPDref	pmoist
14828198	CCV_1103HP52	HC-8015-DRO-	CCV		11/3/2021 11:33:	1	R369766		0	0	

Analyte	T	Units	RAW	Final	Text	Spike	SPKref	RPDref	MDL	PQL	UQL	%REC	LOW	HIGH	%RPD	Q
TEH(Oil Range)	A	mg/L		4.83841211		5	0	0	0.0879	0.3	0	97%	80	120	0%	
n-Triacontane	S	mg/L		0.195096		0.2	0	0	0.000336	0.002	0	98%	80	120	0%	

Seq No	Lab ID	Test Code	Sample Typ	File ID	Analysis Date	DF	Batch ID	Prep Date	SPKref	RPDref	pmoist
14828199	CCV_1103HP52	HC-8015-DRO-	CCV		11/4/2021 12:16:	1	R369766		0	0	

Analyte	T	Units	RAW	Final	Text	Spike	SPKref	RPDref	MDL	PQL	UQL	%REC	LOW	HIGH	%RPD	Q
Diesel Range Organics (C10 to C24)	A	mg/L		14.15237		15	0	0	0.0389	0.3	0	94%	80	120	0%	
Total Extractable Hydrocarbons	A	mg/L		14.64221		15	0	0	0.0749	0.3	50	98%	80	120	0%	
o-Terphenyl	S	mg/L		0.1930389		0.2	0	0	0.000429	0.002	0	97%	80	120	0%	

Seq No	Lab ID	Test Code	Sample Typ	File ID	Analysis Date	DF	Batch ID	Prep Date	SPKref	RPDref	pmoist
14828200	B21110079-001	HC-8015-DRO-	SAMP		11/4/2021 1:41:5	1	160878	11/1/2021 5:	0	0	

Analyte	T	Units	RAW	Final	Text	Spike	SPKref	RPDref	MDL	PQL	UQL	%REC	LOW	HIGH	%RPD	Q
Diesel Range Organics (C10 to C24)	A	mg/L		0		0	0	0	0.038122	0.3	0	0%	0	0	0%	U
Oil Range Hydrocarbons (C24 to C40	A	mg/L		0		0	0	0	0.086142	0.3	0	0%	0	0	0%	U
Total Extractable Hydrocarbons	A	mg/L		0		0	0	0	0.073402	0.3	50	0%	0	0	0%	U
n-Triacontane	S	mg/L		0.0846		0.098	0	0	0.0003293	0.00196	0	86%	50	150	0%	
o-Terphenyl	S	mg/L		0.1841939		0.196	0	0	0.0004204	0.002	0	94%	56	125	0%	

Seq No	Lab ID	Test Code	Sample Typ	File ID	Analysis Date	DF	Batch ID	Prep Date	SPKref	RPDref	pmoist
14828201	B21110079-001	HC-8015-DRO-	MS-DOD		11/4/2021 2:25:0	1	160878	11/1/2021 5:	1E+07	0	

Analyte	T	Units	RAW	Final	Text	Spike	SPKref	RPDref	MDL	PQL	UQL	%REC	LOW	HIGH	%RPD	Q
Diesel Range Organics (C10 to C24)	A	mg/L		12.90534		14.43	0	0	0.0374218	0.3	0	89%	36	132	0%	
Total Extractable Hydrocarbons	A	mg/L		14.1004		14.43	0	0	0.0720538	0.3	50	98%	60	132	0%	
o-Terphenyl	S	mg/L		0.2058578		0.1924	0	0	0.0004127	0.002	0	107%	56	125	0%	

Seq No	Lab ID	Test Code	Sample Typ	File ID	Analysis Date	DF	Batch ID	Prep Date	SPKref	RPDref	pmoist
14828202	B21110079-001	HC-8015-DRO-	MSD-DOD		11/4/2021 3:07:5	1	160878	11/1/2021 5:	1E+07	1E+07	

Analyte	T	Units	RAW	Final	Text	Spike	SPKref	RPDref	MDL	PQL	UQL	%REC	LOW	HIGH	%RPD	Q

Seq No	Lab ID	Test Code	Sample Typ	File ID	Analysis Date	DF	Batch ID	Prep Date	SPKref	RPDref	pmoist
14828202	B21110079-001	HC-8015-DRO-	MSD-DOD		11/4/2021 3:07:5	1	160878	11/1/2021 5:	1E+07	1E+07	

Analyte	T	Units	RAW	Final	Text	Spike	SPKref	RPDref	MDL	PQL	UQL	%REC	LOW	HIGH	%RPD	Q
Diesel Range Organics (C10 to C24)	A	mg/L		12.57155		14.7	0	12.90534	0.038122	0.3	0	86%	36	132	3%	
Total Extractable Hydrocarbons	A	mg/L		13.55491		14.7	0	14.1004	0.073402	0.3	50	92%	60	132	4%	
o-Terphenyl	S	mg/L		0.1958355		0.196	0	0	0.0004204	0.002	0	100%	56	125	0%	

Seq No	Lab ID	Test Code	Sample Typ	File ID	Analysis Date	DF	Batch ID	Prep Date	SPKref	RPDref	pmoist
14828203	B21110079-001	HC-8015-DRO-	MS-DOD		11/4/2021 4:33:4	1	160878	11/1/2021 5:	1E+07	0	

Analyte	T	Units	RAW	Final	Text	Spike	SPKref	RPDref	MDL	PQL	UQL	%REC	LOW	HIGH	%RPD	Q
TEH(Oil Range)	A	mg/L		4.40406084		4.76	0	0	0.0836808	0.3	0	93%	41	113	0%	
n-Triacontane	S	mg/L		0.086		0.0952	0	0	0.0003199	0.002	0	90%	50	150	0%	

Seq No	Lab ID	Test Code	Sample Typ	File ID	Analysis Date	DF	Batch ID	Prep Date	SPKref	RPDref	pmoist
14828204	B21110079-001	HC-8015-DRO-	MSD-DOD		11/4/2021 5:59:2	1	160878	11/1/2021 5:	1E+07	1E+07	

Analyte	T	Units	RAW	Final	Text	Spike	SPKref	RPDref	MDL	PQL	UQL	%REC	LOW	HIGH	%RPD	Q
TEH(Oil Range)	A	mg/L		4.42646694		4.715	0	4.4040608	0.0828897	0.3	0	94%	41	113	1%	
n-Triacontane	S	mg/L		0.0863		0.0943	0	0	0.0003168	0.002	0	92%	50	150	0%	

Seq No	Lab ID	Test Code	Sample Typ	File ID	Analysis Date	DF	Batch ID	Prep Date	SPKref	RPDref	pmoist
14828205	LCS-160878-RR	HC-8015-DRO-	LCS-DOD		11/4/2021 7:25:1	1	160878	11/1/2021 1	0	0	

Analyte	T	Units	RAW	Final	Text	Spike	SPKref	RPDref	MDL	PQL	UQL	%REC	LOW	HIGH	%RPD	Q
TEH(Oil Range)	A	mg/L		4.46963310		5	0	0	0.0879	0.3	0	89%	41	113	0%	
n-Triacontane	S	mg/L		0.0854		0.1	0	0	0.000336	0.002	0	85%	50	150	0%	

Seq No	Lab ID	Test Code	Sample Typ	File ID	Analysis Date	DF	Batch ID	Prep Date	SPKref	RPDref	pmoist
14828206	MARKER_1103	HC-8015-DRO-	SAMP		11/4/2021 8:51:0	1	R369766		0	0	

Analyte	T	Units	RAW	Final	Text	Spike	SPKref	RPDref	MDL	PQL	UQL	%REC	LOW	HIGH	%RPD	Q
Diesel Range Organics (DRO)	A	mg/L		2.469987		0	0	0	0.0389	0.3	50	0%	0	0	0%	
Total Extractable Hydrocarbons	A	mg/L		4.069911		0	0	0	0.0749	0.3	50	0%	0	0	0%	
o-Terphenyl	S	mg/L		0.2240276		0.2	0	0	0.000429	0.002	0	112%	50	150	0%	
Diesel Range Organics (C10 to C24)	X	mg/L		2.469987		0	0	0	0.0389	0.3	0	0%	0	0	0%	

Seq No	Lab ID	Test Code	Sample Typ	File ID	Analysis Date	DF	Batch ID	Prep Date	SPKref	RPDref	pmoist
14828207	CCV_1103HP53	HC-8015-DRO-	CCV		11/4/2021 9:34:1	1	R369766		0	0	

Analyte	T	Units	RAW	Final	Text	Spike	SPKref	RPDref	MDL	PQL	UQL	%REC	LOW	HIGH	%RPD	Q
TEH(Oil Range)	A	mg/L		4.78835205		5	0	0	0.0879	0.3	0	96%	80	120	0%	
n-Triacontane	S	mg/L		0.1948729		0.2	0	0	0.000336	0.002	0	97%	80	120	0%	

Seq No	Lab ID	Test Code	Sample Typ	File ID	Analysis Date	DF	Batch ID	Prep Date	SPKref	RPDref	pmoist
14828208	CCV_1103HP53	HC-8015-DRO-	CCV		11/4/2021 10:17:	1	R369766		0	0	

Analyte	T	Units	RAW	Final	Text	Spike	SPKref	RPDref	MDL	PQL	UQL	%REC	LOW	HIGH	%RPD	Q
Diesel Range Organics (C10 to C24)	A	mg/L		13.95392		15	0	0	0.0389	0.3	0	93%	80	120	0%	
Total Extractable Hydrocarbons	A	mg/L		14.44337		15	0	0	0.0749	0.3	50	96%	80	120	0%	
o-Terphenyl	S	mg/L		0.1884347		0.2	0	0	0.000429	0.002	0	94%	80	120	0%	

Seq No	Lab ID	Test Code	Sample Typ	File ID	Analysis Date	DF	Batch ID	Prep Date	SPKref	RPDref	pmoist
14832314	B21110045-001	HC-8015-DRO-	SAMP		11/4/2021 12:27:	1	160878	11/1/2021 3:	0	0	

Analyte	T	Units	RAW	Final	Text	Spike	SPKref	RPDref	MDL	PQL	UQL	%REC	LOW	HIGH	%RPD	Q
Diesel Range Organics (C10 to C24)	A	mg/L		0		0	0	0	0.0374218	0.3	0	0%	0	0	0%	U
Oil Range Hydrocarbons (C24 to C40	A	mg/L		0		0	0	0	0.0845598	0.3	0	0%	0	0	0%	U
Total Extractable Hydrocarbons	A	mg/L		0		0	0	0	0.0720538	0.3	50	0%	0	0	0%	U
n-Triacontane	S	mg/L		0.0859		0.0962	0	0	0.0003232	0.001924	0	89%	50	150	0%	
o-Terphenyl	S	mg/L		0.1861844		0.1924	0	0	0.0004127	0.002	0	97%	56	125	0%	

Seq No	Lab ID	Test Code	Sample Typ	File ID	Analysis Date	DF	Batch ID	Prep Date	SPKref	RPDref	pmoist
14832315	B21110015-001	HC-8015-DRO-	SAMP		11/4/2021 1:10:3	1	160878	11/1/2021 3:	0	0	

Analyte	T	Units	RAW	Final	Text	Spike	SPKref	RPDref	MDL	PQL	UQL	%REC	LOW	HIGH	%RPD	Q
Diesel Range Organics (C10 to C24)	A	mg/L		0.03988812		0	0	0	0.0370328	0.3	0	0%	0	0	0%	J
Oil Range Hydrocarbons (C24 to C40	A	mg/L		0		0	0	0	0.0836808	0.3	0	0%	0	0	0%	U
Total Extractable Hydrocarbons	A	mg/L		0		0	0	0	0.0713048	0.3	50	0%	0	0	0%	U
n-Triacontane	S	mg/L		0.0839		0.0952	0	0	0.0003199	0.001904	0	88%	50	150	0%	
o-Terphenyl	S	mg/L		0.1738726		0.1904	0	0	0.0004084	0.002	0	91%	56	125	0%	

Seq No	Lab ID	Test Code	Sample Typ	File ID	Analysis Date	DF	Batch ID	Prep Date	SPKref	RPDref	pmoist
14832316	B21110021-001	HC-8015-DRO-	SAMP		11/4/2021 1:54:1	1	160878	11/1/2021 1	0	0	

Analyte	T	Units	RAW	Final	Text	Spike	SPKref	RPDref	MDL	PQL	UQL	%REC	LOW	HIGH	%RPD	Q
Diesel Range Organics (C10 to C24)	A	mg/L		0		0	0	0	0.0368772	0.3	0	0%	0	0	0%	U
Oil Range Hydrocarbons (C24 to C40	A	mg/L		0		0	0	0	0.0833292	0.3	0	0%	0	0	0%	U
Total Extractable Hydrocarbons	A	mg/L		0		0	0	0	0.0710052	0.3	50	0%	0	0	0%	U
n-Triacontane	S	mg/L		0.0849		0.0948	0	0	0.0003185	0.001896	0	90%	50	150	0%	
o-Terphenyl	S	mg/L		0.1821353		0.1896	0	0	0.0004067	0.002	0	96%	56	125	0%	

Seq No	Lab ID	Test Code	Sample Typ	File ID	Analysis Date	DF	Batch ID	Prep Date	SPKref	RPDref	pmoist
14832317	B21110030-001	HC-8015-DRO-	SAMP		11/4/2021 2:37:5	1	160878	11/1/2021 1	0	0	

Analyte	T	Units	RAW	Final	Text	Spike	SPKref	RPDref	MDL	PQL	UQL	%REC	LOW	HIGH	%RPD	Q
Diesel Range Organics (C10 to C24)	A	mg/L		0.1000221		0	0	0	0.0377719	0.3	0	0%	0	0	0%	J
Oil Range Hydrocarbons (C24 to C40	A	mg/L		0		0	0	0	0.0853509	0.3	0	0%	0	0	0%	U
Total Extractable Hydrocarbons	A	mg/L		0.1201103		0	0	0	0.0727279	0.3	50	0%	0	0	0%	J
n-Triacontane	S	mg/L		0.0857		0.0971	0	0	0.0003263	0.001942	0	88%	50	150	0%	
o-Terphenyl	S	mg/L		0.1874665		0.1942	0	0	0.0004166	0.002	0	97%	56	125	0%	

Seq No	Lab ID	Test Code	Sample Typ	File ID	Analysis Date	DF	Batch ID	Prep Date	SPKref	RPDref	pmoist
14832318	B21110030-002	HC-8015-DRO-	SAMP		11/4/2021 3:20:5	1	160878	11/1/2021 1	0	0	

Analyte	T	Units	RAW	Final	Text	Spike	SPKref	RPDref	MDL	PQL	UQL	%REC	LOW	HIGH	%RPD	Q
Diesel Range Organics (C10 to C24)	A	mg/L		0.2239267		0	0	0	0.0377719	0.3	0	0%	0	0	0%	J
Oil Range Hydrocarbons (C24 to C40	A	mg/L		0		0	0	0	0.0853509	0.3	0	0%	0	0	0%	U
Total Extractable Hydrocarbons	A	mg/L		0.2438249		0	0	0	0.0727279	0.3	50	0%	0	0	0%	J
n-Triacontane	S	mg/L		0.0894		0.0971	0	0	0.0003263	0.001942	0	92%	50	150	0%	
o-Terphenyl	S	mg/L		0.1945003		0.1942	0	0	0.0004166	0.002	0	100%	56	125	0%	

Seq No	Lab ID	Test Code	Sample Typ	File ID	Analysis Date	DF	Batch ID	Prep Date	SPKref	RPDref	pmoist
14832319	B21110062-001	HC-8015-DRO-	SAMP		11/4/2021 4:03:5	1	160878	11/1/2021 3:	0	0	

Analyte	T	Units	RAW	Final	Text	Spike	SPKref	RPDref	MDL	PQL	UQL	%REC	LOW	HIGH	%RPD	Q
Diesel Range Organics (C10 to C24)	A	mg/L		2.476295		0	0	0	0.0370328	0.3	0	0%	0	0	0%	
Oil Range Hydrocarbons (C24 to C40	A	mg/L		0.20616500		0	0	0	0.0836808	0.3	0	0%	0	0	0%	J
Total Extractable Hydrocarbons	A	mg/L		2.719286		0	0	0	0.0713048	0.3	50	0%	0	0	0%	
n-Triacontane	S	mg/L		0.0816		0.0952	0	0	0.0003199	0.001904	0	86%	50	150	0%	

Seq No	Lab ID	Test Code	Sample Typ	File ID	Analysis Date	DF	Batch ID	Prep Date	SPKref	RPDref	pmoist
14832319	B21110062-001	HC-8015-DRO-	SAMP		11/4/2021 4:03:5	1	160878	11/1/2021 3:	0	0	

Analyte	T	Units	RAW	Final	Text	Spike	SPKref	RPDref	MDL	PQL	UQL	%REC	LOW	HIGH	%RPD	Q
o-Terphenyl	S	mg/L		0.1619028		0.1904	0	0	0.0004084	0.002	0	85%	56	125	0%	

Seq No	Lab ID	Test Code	Sample Typ	File ID	Analysis Date	DF	Batch ID	Prep Date	SPKref	RPDref	pmoist
14832320	B21110062-002	HC-8015-DRO-	SAMP		11/4/2021 4:46:4	1	160878	11/2/2021 1	0	0	

Analyte	T	Units	RAW	Final	Text	Spike	SPKref	RPDref	MDL	PQL	UQL	%REC	LOW	HIGH	%RPD	Q
Diesel Range Organics (C10 to C24)	A	mg/L		2.84983		0	0	0	0.0366827	0.3	0	0%	0	0	0%	
Oil Range Hydrocarbons (C24 to C40	A	mg/L		0.24455552		0	0	0	0.0828897	0.3	0	0%	0	0	0%	J
Total Extractable Hydrocarbons	A	mg/L		3.142054		0	0	0	0.0706307	0.3	50	0%	0	0	0%	
n-Triacontane	S	mg/L		0.0883		0.0943	0	0	0.0003168	0.001886	0	94%	50	150	0%	
o-Terphenyl	S	mg/L		0.1795835		0.1886	0	0	0.0004045	0.002	0	95%	56	125	0%	

Seq No	Lab ID	Test Code	Sample Typ	File ID	Analysis Date	DF	Batch ID	Prep Date	SPKref	RPDref	pmoist
14832321	B21110079-002	HC-8015-DRO-	SAMP		11/4/2021 5:29:4	1	160878	11/2/2021 1	0	0	

Analyte	T	Units	RAW	Final	Text	Spike	SPKref	RPDref	MDL	PQL	UQL	%REC	LOW	HIGH	%RPD	Q
Diesel Range Organics (C10 to C24)	A	mg/L		0		0	0	0	0.0389	0.3	0	0%	0	0	0%	U
Oil Range Hydrocarbons (C24 to C40	A	mg/L		0		0	0	0	0.0879	0.3	0	0%	0	0	0%	U
Total Extractable Hydrocarbons	A	mg/L		0		0	0	0	0.0749	0.3	50	0%	0	0	0%	U
n-Triacontane	S	mg/L		0.0884		0.1	0	0	0.000336	0.002	0	88%	50	150	0%	
o-Terphenyl	S	mg/L		0.193376		0.2	0	0	0.000429	0.002	0	97%	56	125	0%	

Seq No	Lab ID	Test Code	Sample Typ	File ID	Analysis Date	DF	Batch ID	Prep Date	SPKref	RPDref	pmoist
14832322	B21110079-003	HC-8015-DRO-	SAMP		11/4/2021 6:12:3	1	160878	11/2/2021 1	0	0	

Analyte	T	Units	RAW	Final	Text	Spike	SPKref	RPDref	MDL	PQL	UQL	%REC	LOW	HIGH	%RPD	Q
Diesel Range Organics (C10 to C24)	A	mg/L		0		0	0	0	0.038511	0.3	0	0%	0	0	0%	U
Oil Range Hydrocarbons (C24 to C40	A	mg/L		0		0	0	0	0.087021	0.3	0	0%	0	0	0%	U
Total Extractable Hydrocarbons	A	mg/L		0		0	0	0	0.074151	0.3	50	0%	0	0	0%	U
n-Triacontane	S	mg/L		0.0891		0.099	0	0	0.0003326	0.00198	0	90%	50	150	0%	
o-Terphenyl	S	mg/L		0.1934343		0.198	0	0	0.0004247	0.002	0	98%	56	125	0%	

Seq No	Lab ID	Test Code	Sample Typ	File ID	Analysis Date	DF	Batch ID	Prep Date	SPKref	RPDref	pmoist
14832323	MARKER_1103	HC-8015-DRO-	SAMP		11/4/2021 7:38:3	1	R369766		0	0	

Analyte	T	Units	RAW	Final	Text	Spike	SPKref	RPDref	MDL	PQL	UQL	%REC	LOW	HIGH	%RPD	Q
Diesel Range Organics (DRO)	A	mg/L		2.212548		0	0	0	0.0389	0.3	50	0%	0	0	0%	
Total Extractable Hydrocarbons	A	mg/L		3.576255		0	0	0	0.0749	0.3	50	0%	0	0	0%	
o-Terphenyl	S	mg/L		0.2050939		0.2	0	0	0.000429	0.002	0	103%	50	150	0%	
Diesel Range Organics (C10 to C24)	X	mg/L		2.212548		0	0	0	0.0389	0.3	0	0%	0	0	0%	

Seq No	Lab ID	Test Code	Sample Typ	File ID	Analysis Date	DF	Batch ID	Prep Date	SPKref	RPDref	pmoist
14832324	CCV_1103HP54	HC-8015-DRO-	CCV		11/4/2021 8:21:2	1	R369766		0	0	

Analyte	T	Units	RAW	Final	Text	Spike	SPKref	RPDref	MDL	PQL	UQL	%REC	LOW	HIGH	%RPD	Q
TEH(Oil Range)	A	mg/L		4.78445215		5	0	0	0.0879	0.3	0	96%	80	120	0%	
n-Triacontane	S	mg/L		0.1948261		0.2	0	0	0.000336	0.002	0	97%	80	120	0%	

Seq No	Lab ID	Test Code	Sample Typ	File ID	Analysis Date	DF	Batch ID	Prep Date	SPKref	RPDref	pmoist
14832325	CCV_1103HP55	HC-8015-DRO-	CCV		11/4/2021 9:04:1	1	R369766		0	0	

Analyte	T	Units	RAW	Final	Text	Spike	SPKref	RPDref	MDL	PQL	UQL	%REC	LOW	HIGH	%RPD	Q
Diesel Range Organics (C10 to C24)	A	mg/L		13.95328		15	0	0	0.0389	0.3	0	93%	80	120	0%	
Total Extractable Hydrocarbons	A	mg/L		14.43997		15	0	0	0.0749	0.3	50	96%	80	120	0%	
o-Terphenyl	S	mg/L		0.1898868		0.2	0	0	0.000429	0.002	0	95%	80	120	0%	

Energy Laboratories Inc

ANALYTICAL RUN Summary

09-Nov-21

Run ID GCFID-HP5-B_211103B

Run Start Date: 11/3/2021
Analyst: Ann Nebel
Ical:
Column ID:
Comments: DRO-8015-ICAL information is in Index GCFID-HP5-B_211102A 8015C OIL range calibration GCFID-HP5-B_210218B

Std ID	Std Name	Std Amount	Std Units	Samp Amount	Samp Units	SampType	Expiration Date
DRO210708A	Carbon Scan STD-Marker					MARKER-C	3/5/2028
DRO211008A	5,000 ug/mL RRO CCV 200 ug/mL Triacontane					CCV-OIL	4/6/2026
DRO211012I	ALASKA MARKER-200ug/mL					MARKER	5/31/2022
DRO211103A	8015 CCV-15,000ug/mL + 200 OTP					CCV-DRO	4/30/2023

Seq No	Lab ID	Test Code	Sample Typ	File ID	Analysis Date	DF	Batch ID	Prep Date	SPKref	RPDref	pmoist
14833123	MARKER_1103	HC-8015-DRO-	SAMP		11/4/2021 7:38:3	1	R369846		0	0	

Analyte	T	Units	RAW	Final	Text	Spike	SPKref	RPDref	MDL	PQL	UQL	%REC	LOW	HIGH	%RPD	Q
Diesel Range Organics (DRO)	A	mg/L		2.212548		0	0	0	0.0389	0.3	50	0%	0	0	0%	
Total Extractable Hydrocarbons	A	mg/L		3.576255		0	0	0	0.0749	0.3	50	0%	0	0	0%	
o-Terphenyl	S	mg/L		0.2050939		0.2	0	0	0.000429	0.002	0	103%	50	150	0%	
Diesel Range Organics (C10 to C24)	X	mg/L		2.212548		0	0	0	0.0389	0.3	0	0%	0	0	0%	

Seq No	Lab ID	Test Code	Sample Typ	File ID	Analysis Date	DF	Batch ID	Prep Date	SPKref	RPDref	pmoist
14833124	CCV_1103HP54	HC-8015-DRO-	CCV		11/4/2021 8:21:2	1	R369846		0	0	

Analyte	T	Units	RAW	Final	Text	Spike	SPKref	RPDref	MDL	PQL	UQL	%REC	LOW	HIGH	%RPD	Q
TEH(Oil Range)	A	mg/L		4.78445215		5	0	0	0.0879	0.3	0	96%	80	120	0%	
n-Triacontane	S	mg/L		0.1948261		0.2	0	0	0.000336	0.002	0	97%	80	120	0%	

Seq No	Lab ID	Test Code	Sample Typ	File ID	Analysis Date	DF	Batch ID	Prep Date	SPKref	RPDref	pmoist
14833125	CCV_1103HP55	HC-8015-DRO-	CCV		11/4/2021 9:04:1	1	R369846		0	0	

Analyte	T	Units	RAW	Final	Text	Spike	SPKref	RPDref	MDL	PQL	UQL	%REC	LOW	HIGH	%RPD	Q
Diesel Range Organics (C10 to C24)	A	mg/L		13.95328		15	0	0	0.0389	0.3	0	93%	80	120	0%	
Total Extractable Hydrocarbons	A	mg/L		14.43997		15	0	0	0.0749	0.3	50	96%	80	120	0%	
o-Terphenyl	S	mg/L		0.1898868		0.2	0	0	0.000429	0.002	0	95%	80	120	0%	

Seq No	Lab ID	Test Code	Sample Typ	File ID	Analysis Date	DF	Batch ID	Prep Date	SPKref	RPDref	pmoist
14833126	LCS-160878	HC-8015-DRO-	LCS-DOD		11/4/2021 10:30:	1	160878	11/1/2021 1	0	0	

Analyte	T	Units	RAW	Final	Text	Spike	SPKref	RPDref	MDL	PQL	UQL	%REC	LOW	HIGH	%RPD	Q
Diesel Range Organics (SGT-C10 to	A	mg/L		11.12116		15	0	0	0.0389	0.3	0	74%	36	132	0%	
Total Extractable Hydrocarbons (SGT	A	mg/L		11.82348		15	0	0	0.0329	0.3	0	79%	60	132	0%	
o-Terphenyl (SGT)	S	mg/L		0.1861294		0.2	0	0	0.000429	0.002	0	93%	56	125	0%	

Seq No	Lab ID	Test Code	Sample Typ	File ID	Analysis Date	DF	Batch ID	Prep Date	SPKref	RPDref	pmoist
14833127	MB-160878	HC-8015-DRO-	MBLK		11/4/2021 11:13:	1	160878	11/1/2021 1	0	0	

Analyte	T	Units	RAW	Final	Text	Spike	SPKref	RPDref	MDL	PQL	UQL	%REC	LOW	HIGH	%RPD	Q
Diesel Range Organics (SGT-C10 to	A	mg/L		0		0	0	0	0.0389	0.15	0	0%	0	0	0%	
Oil Range Hydrocarbons (SGT-C24 t	A	mg/L		0		0	0	0	0.0879	0.15	0	0%	0	0	0%	
Total Extractable Hydrocarbons (SGT	A	mg/L		0		0	0	0	0.0329	0.15	0	0%	0	0	0%	
n-Triacontane (SGT)	S	mg/L		0.071		0.1	0	0	0.000336	0.002	0	71%	50	150	0%	
o-Terphenyl (SGT)	S	mg/L		0.1634955		0.2	0	0	0.000429	0.002	0	82%	56	125	0%	

Seq No	Lab ID	Test Code	Sample Typ	File ID	Analysis Date	DF	Batch ID	Prep Date	SPKref	RPDref	pmoist
14833128	B21110057-004	HC-8015-DRO-	SAMP		11/4/2021 11:56:	1	160878	11/1/2021 3:	0	0	

Analyte	T	Units	RAW	Final	Text	Spike	SPKref	RPDref	MDL	PQL	UQL	%REC	LOW	HIGH	%RPD	Q
Diesel Range Organics (SGT-C10 to	A	mg/L		0		0	0	0	0.0377719	0.3	0	0%	0	0	0%	U
Oil Range Hydrocarbons (SGT-C24 t	A	mg/L		0		0	0	0	0.0853509	0.3	0	0%	0	0	0%	U
Total Extractable Hydrocarbons (SGT	A	mg/L		0		0	0	0	0.0319459	0.3	0	0%	0	0	0%	U
n-Triacontane (SGT)	S	mg/L		0.0665		0.0971	0	0	0.0003263	0.001942	0	68%	50	150	0%	
o-Terphenyl (SGT)	S	mg/L		0.1344774		0.1942	0	0	0.0004166	0.001942	0	69%	56	125	0%	

Seq No	Lab ID	Test Code	Sample Typ	File ID	Analysis Date	DF	Batch ID	Prep Date	SPKref	RPDref	pmoist
14833129	B21110057-003	HC-8015-DRO-	SAMP		11/5/2021 12:39:	1	160878	11/1/2021 3:	0	0	

Analyte	T	Units	RAW	Final	Text	Spike	SPKref	RPDref	MDL	PQL	UQL	%REC	LOW	HIGH	%RPD	Q
Diesel Range Organics (SGT-C10 to	A	mg/L		0		0	0	0	0.039289	0.303	0	0%	0	0	0%	U
Oil Range Hydrocarbons (SGT-C24 t	A	mg/L		0		0	0	0	0.088779	0.303	0	0%	0	0	0%	U
Total Extractable Hydrocarbons (SGT	A	mg/L		0		0	0	0	0.033229	0.303	0	0%	0	0	0%	U
n-Triacontane (SGT)	S	mg/L		0.0692		0.101	0	0	0.0003394	0.00202	0	69%	50	150	0%	
o-Terphenyl (SGT)	S	mg/L		0.1533163		0.202	0	0	0.0004333	0.00202	0	76%	56	125	0%	

Seq No	Lab ID	Test Code	Sample Typ	File ID	Analysis Date	DF	Batch ID	Prep Date	SPKref	RPDref	pmoist
14833130	B21110057-001	HC-8015-DRO-	SAMP		11/5/2021 1:22:1	1	160878	11/1/2021 3:	0	0	

Analyte	T	Units	RAW	Final	Text	Spike	SPKref	RPDref	MDL	PQL	UQL	%REC	LOW	HIGH	%RPD	Q
Diesel Range Organics (SGT-C10 to	A	mg/L		0.07827552		0	0	0	0.039678	0.306	0	0%	0	0	0%	J
Oil Range Hydrocarbons (SGT-C24 t	A	mg/L		0		0	0	0	0.089658	0.306	0	0%	0	0	0%	U
Total Extractable Hydrocarbons (SGT	A	mg/L		0.08847097		0	0	0	0.033558	0.306	0	0%	0	0	0%	J
n-Triacontane (SGT)	S	mg/L		0.0734		0.102	0	0	0.0003427	0.00204	0	72%	50	150	0%	
o-Terphenyl (SGT)	S	mg/L		0.1287887		0.204	0	0	0.0004376	0.00204	0	63%	56	125	0%	

Seq No	Lab ID	Test Code	Sample Typ	File ID	Analysis Date	DF	Batch ID	Prep Date	SPKref	RPDref	pmoist
14833131	B21110057-002	HC-8015-DRO-	SAMP		11/5/2021 2:05:1	1	160878	11/1/2021 3:	0	0	

Analyte	T	Units	RAW	Final	Text	Spike	SPKref	RPDref	MDL	PQL	UQL	%REC	LOW	HIGH	%RPD	Q
Diesel Range Organics (SGT-C10 to	A	mg/L		0.7552887		0	0	0	0.038122	0.3	0	0%	0	0	0%	
Oil Range Hydrocarbons (SGT-C24 t	A	mg/L		0.10323045		0	0	0	0.086142	0.3	0	0%	0	0	0%	J
Total Extractable Hydrocarbons (SGT	A	mg/L		0.8927249		0	0	0	0.032242	0.3	0	0%	0	0	0%	
n-Triacontane (SGT)	S	mg/L		0.0618		0.098	0	0	0.0003293	0.00196	0	63%	50	150	0%	
o-Terphenyl (SGT)	S	mg/L		0.08774652		0.196	0	0	0.0004204	0.00196	0	45%	56	125	0%	S

Seq No	Lab ID	Test Code	Sample Typ	File ID	Analysis Date	DF	Batch ID	Prep Date	SPKref	RPDref	pmoist
14833132	B21110079-001	HC-8015-DRO-	SAMP		11/5/2021 3:31:1	1	160878	11/1/2021 5:	0	0	

Analyte	T	Units	RAW	Final	Text	Spike	SPKref	RPDref	MDL	PQL	UQL	%REC	LOW	HIGH	%RPD	Q
Diesel Range Organics (SGT-C10 to	A	mg/L		0		0	0	0	0.038122	0.3	0	0%	0	0	0%	U
Oil Range Hydrocarbons (SGT-C24 t	A	mg/L		0		0	0	0	0.086142	0.3	0	0%	0	0	0%	U
Total Extractable Hydrocarbons (SGT	A	mg/L		0		0	0	0	0.032242	0.3	0	0%	0	0	0%	U
n-Triacontane (SGT)	S	mg/L		0.0828		0.098	0	0	0.0003293	0.00196	0	84%	50	150	0%	

Seq No	Lab ID	Test Code	Sample Typ	File ID	Analysis Date	DF	Batch ID	Prep Date	SPKref	RPDref	pmoist
14833132	B21110079-001	HC-8015-DRO-	SAMP		11/5/2021 3:31:1	1	160878	11/1/2021 5:	0	0	

Analyte	T	Units	RAW	Final	Text	Spike	SPKref	RPDref	MDL	PQL	UQL	%REC	LOW	HIGH	%RPD	Q
o-Terphenyl (SGT)	S	mg/L		0.1900155		0.196	0	0	0.0004204	0.00196	0	97%	56	125	0%	

Seq No	Lab ID	Test Code	Sample Typ	File ID	Analysis Date	DF	Batch ID	Prep Date	SPKref	RPDref	pmoist
14833133	B21110079-001	HC-8015-DRO-	MS-DOD		11/5/2021 4:14:0	1	160878	11/1/2021 5:	1E+07	0	

Analyte	T	Units	RAW	Final	Text	Spike	SPKref	RPDref	MDL	PQL	UQL	%REC	LOW	HIGH	%RPD	Q
Diesel Range Organics (SGT-C10 to	A	mg/L		12.44621		14.43	0	0	0.0374218	0.3	0	86%	36	132	0%	
Total Extractable Hydrocarbons (SGT	A	mg/L		13.27891		14.43	0	0	0.0316498	0.3	0	92%	60	132	0%	
o-Terphenyl (SGT)	S	mg/L		0.2022598		0.1924	0	0	0.0004127	0.002	0	105%	56	125	0%	

Seq No	Lab ID	Test Code	Sample Typ	File ID	Analysis Date	DF	Batch ID	Prep Date	SPKref	RPDref	pmoist
14833134	MARKER_1103	HC-8015-DRO-	SAMP		11/5/2021 7:38:2	1	R369846		0	0	

Analyte	T	Units	RAW	Final	Text	Spike	SPKref	RPDref	MDL	PQL	UQL	%REC	LOW	HIGH	%RPD	Q
Diesel Range Organics (DRO)	A	mg/L		2.243647		0	0	0	0.0389	0.3	50	0%	0	0	0%	
Total Extractable Hydrocarbons	A	mg/L		3.625418		0	0	0	0.0749	0.3	50	0%	0	0	0%	
o-Terphenyl	S	mg/L		0.2086293		0.2	0	0	0.000429	0.002	0	104%	50	150	0%	
Diesel Range Organics (C10 to C24)	X	mg/L		2.243647		0	0	0	0.0389	0.3	0	0%	0	0	0%	

Seq No	Lab ID	Test Code	Sample Typ	File ID	Analysis Date	DF	Batch ID	Prep Date	SPKref	RPDref	pmoist
14833151	CCV_1103HP56	HC-8015-DRO-	CCV		11/5/2021 8:21:0	1	R369846		0	0	

Analyte	T	Units	RAW	Final	Text	Spike	SPKref	RPDref	MDL	PQL	UQL	%REC	LOW	HIGH	%RPD	Q
TEH(Oil Range)	A	mg/L		4.85861230		5	0	0	0.0879	0.3	0	97%	80	120	0%	
n-Triacontane	S	mg/L		0.195553		0.2	0	0	0.000336	0.002	0	98%	80	120	0%	

Seq No	Lab ID	Test Code	Sample Typ	File ID	Analysis Date	DF	Batch ID	Prep Date	SPKref	RPDref	pmoist
14833152	CCV_1103HP56	HC-8015-DRO-	CCV		11/5/2021 9:03:4	1	R369846		0	0	

Analyte	T	Units	RAW	Final	Text	Spike	SPKref	RPDref	MDL	PQL	UQL	%REC	LOW	HIGH	%RPD	Q
Diesel Range Organics (C10 to C24)	A	mg/L		14.55531		15	0	0	0.0389	0.3	0	97%	80	120	0%	
Total Extractable Hydrocarbons	A	mg/L		15.06001		15	0	0	0.0749	0.3	50	100%	80	120	0%	
o-Terphenyl	S	mg/L		0.1964225		0.2	0	0	0.000429	0.002	0	98%	80	120	0%	

Seq No	Lab ID	Test Code	Sample Typ	File ID	Analysis Date	DF	Batch ID	Prep Date	SPKref	RPDref	pmoist
14837858	B21110030-001	HC-8015-DRO-	SAMP		11/5/2021 10:30:	1	160878	11/1/2021 1	0	0	

Analyte	T	Units	RAW	Final	Text	Spike	SPKref	RPDref	MDL	PQL	UQL	%REC	LOW	HIGH	%RPD	Q
Diesel Range Organics (SGT-C10 to	A	mg/L		0		0	0	0	0.0377719	0.3	0	0%	0	0	0%	U
Oil Range Hydrocarbons (SGT-C24 t	A	mg/L		0		0	0	0	0.0853509	0.3	0	0%	0	0	0%	U
Total Extractable Hydrocarbons (SGT	A	mg/L		0		0	0	0	0.0319459	0.3	0	0%	0	0	0%	U
n-Triacontane (SGT)	S	mg/L		0.0772		0.0971	0	0	0.0003263	0.001942	0	80%	50	150	0%	
o-Terphenyl (SGT)	S	mg/L		0.1767227		0.1942	0	0	0.0004166	0.001942	0	91%	56	125	0%	

Seq No	Lab ID	Test Code	Sample Typ	File ID	Analysis Date	DF	Batch ID	Prep Date	SPKref	RPDref	pmoist
14837859	B21110030-002	HC-8015-DRO-	SAMP		11/5/2021 11:12:	1	160878	11/1/2021 1	0	0	

Analyte	T	Units	RAW	Final	Text	Spike	SPKref	RPDref	MDL	PQL	UQL	%REC	LOW	HIGH	%RPD	Q
Diesel Range Organics (SGT-C10 to	A	mg/L		0.05478325		0	0	0	0.0377719	0.3	0	0%	0	0	0%	J
Oil Range Hydrocarbons (SGT-C24 t	A	mg/L		0		0	0	0	0.0853509	0.3	0	0%	0	0	0%	U
Total Extractable Hydrocarbons (SGT	A	mg/L		0.06965601		0	0	0	0.0319459	0.3	0	0%	0	0	0%	J
n-Triacontane (SGT)	S	mg/L		0.0777		0.0971	0	0	0.0003263	0.001942	0	80%	50	150	0%	
o-Terphenyl (SGT)	S	mg/L		0.1781837		0.1942	0	0	0.0004166	0.001942	0	92%	56	125	0%	

Seq No	Lab ID	Test Code	Sample Typ	File ID	Analysis Date	DF	Batch ID	Prep Date	SPKref	RPDref	pmoist
14837860	B21110062-001	HC-8015-DRO-	SAMP		11/5/2021 11:55:	1	160878	11/1/2021 3:	0	0	

Analyte	T	Units	RAW	Final	Text	Spike	SPKref	RPDref	MDL	PQL	UQL	%REC	LOW	HIGH	%RPD	Q
Diesel Range Organics (SGT-C10 to	A	mg/L		0.5382241		0	0	0	0.0370328	0.3	0	0%	0	0	0%	
Oil Range Hydrocarbons (SGT-C24 t	A	mg/L		0		0	0	0	0.0836808	0.3	0	0%	0	0	0%	U
Total Extractable Hydrocarbons (SGT	A	mg/L		0.5551806		0	0	0	0.0313208	0.3	0	0%	0	0	0%	
n-Triacontane (SGT)	S	mg/L		0.0681		0.0952	0	0	0.0003199	0.001904	0	72%	50	150	0%	
o-Terphenyl (SGT)	S	mg/L		0.1401301		0.1904	0	0	0.0004084	0.001904	0	74%	56	125	0%	

Seq No	Lab ID	Test Code	Sample Typ	File ID	Analysis Date	DF	Batch ID	Prep Date	SPKref	RPDref	pmoist
14837861	B21110062-002	HC-8015-DRO-	SAMP		11/5/2021 12:38:	1	160878	11/2/2021 1	0	0	

Analyte	T	Units	RAW	Final	Text	Spike	SPKref	RPDref	MDL	PQL	UQL	%REC	LOW	HIGH	%RPD	Q
Diesel Range Organics (SGT-C10 to	A	mg/L		0.6245953		0	0	0	0.0366827	0.3	0	0%	0	0	0%	
Oil Range Hydrocarbons (SGT-C24 t	A	mg/L		0		0	0	0	0.0828897	0.3	0	0%	0	0	0%	U
Total Extractable Hydrocarbons (SGT	A	mg/L		0.6411715		0	0	0	0.0310247	0.3	0	0%	0	0	0%	
n-Triacontane (SGT)	S	mg/L		0.0686		0.0943	0	0	0.0003168	0.001886	0	73%	50	150	0%	

Seq No	Lab ID	Test Code	Sample Typ	File ID	Analysis Date	DF	Batch ID	Prep Date	SPKref	RPDref	pmoist
14837861	B21110062-002	HC-8015-DRO-	SAMP		11/5/2021 12:38:	1	160878	11/2/2021 1	0	0	

Analyte	T	Units	RAW	Final	Text	Spike	SPKref	RPDref	MDL	PQL	UQL	%REC	LOW	HIGH	%RPD	Q
o-Terphenyl (SGT)	S	mg/L		0.1471582		0.1886	0	0	0.0004045	0.001886	0	78%	56	125	0%	

Seq No	Lab ID	Test Code	Sample Typ	File ID	Analysis Date	DF	Batch ID	Prep Date	SPKref	RPDref	pmoist
14837862	B21110079-001	HC-8015-DRO-	MSD-DOD		11/5/2021 1:21:1	1	160878	11/1/2021 5:	1E+07	1E+07	

Analyte	T	Units	RAW	Final	Text	Spike	SPKref	RPDref	MDL	PQL	UQL	%REC	LOW	HIGH	%RPD	Q
Diesel Range Organics (SGT-C10 to	A	mg/L		13.09413		14.7	0	12.44621	0.038122	0.3	0	89%	36	132	5%	
Total Extractable Hydrocarbons (SGT	A	mg/L		13.90817		14.7	0	13.27891	0.032242	0.3	0	95%	60	132	5%	
o-Terphenyl (SGT)	S	mg/L		0.2101898		0.196	0	0	0.0004204	0.002	0	107%	56	125	0%	

Seq No	Lab ID	Test Code	Sample Typ	File ID	Analysis Date	DF	Batch ID	Prep Date	SPKref	RPDref	pmoist
14837863	B21110079-001	HC-8015-DRO-	MS-DOD		11/5/2021 2:04:0	1	160878	11/1/2021 5:	1E+07	0	

Analyte	T	Units	RAW	Final	Text	Spike	SPKref	RPDref	MDL	PQL	UQL	%REC	LOW	HIGH	%RPD	Q
TEH (SGT-Oil Range)	A	mg/L		4.38410044		4.76	0	0	0.0836808	0.3	0	92%	41	113	0%	
n-Triacontane (SGT)	S	mg/L		0.0813		0.0952	0	0	0.0003199	0.002	0	85%	50	150	0%	

Seq No	Lab ID	Test Code	Sample Typ	File ID	Analysis Date	DF	Batch ID	Prep Date	SPKref	RPDref	pmoist
14837864	B21110079-001	HC-8015-DRO-	MSD-DOD		11/5/2021 3:29:2	1	160878	11/1/2021 5:	1E+07	1E+07	

Analyte	T	Units	RAW	Final	Text	Spike	SPKref	RPDref	MDL	PQL	UQL	%REC	LOW	HIGH	%RPD	Q
TEH (SGT-Oil Range)	A	mg/L		4.13950920		4.715	0	4.3841004	0.0828897	0.3	0	88%	41	113	6%	
n-Triacontane (SGT)	S	mg/L		0.0739		0.0943	0	0	0.0003168	0.002	0	78%	50	150	0%	

Seq No	Lab ID	Test Code	Sample Typ	File ID	Analysis Date	DF	Batch ID	Prep Date	SPKref	RPDref	pmoist
14837865	LCS-160878-RR	HC-8015-DRO-	LCS-DOD		11/5/2021 4:55:0	1	160878	11/1/2021 1	0	0	

Analyte	T	Units	RAW	Final	Text	Spike	SPKref	RPDref	MDL	PQL	UQL	%REC	LOW	HIGH	%RPD	Q
TEH (SGT-Oil Range)	A	mg/L		4.36826944		5	0	0	0.0879	0.3	0	87%	41	113	0%	
n-Triacontane (SGT)	S	mg/L		0.0784		0.1	0	0	0.000336	0.002	0	78%	50	150	0%	

Seq No	Lab ID	Test Code	Sample Typ	File ID	Analysis Date	DF	Batch ID	Prep Date	SPKref	RPDref	pmoist
14837866	MARKER_1103	HC-8015-DRO-	SAMP		11/5/2021 6:20:2	1	R369846		0	0	

Analyte	T	Units	RAW	Final	Text	Spike	SPKref	RPDref	MDL	PQL	UQL	%REC	LOW	HIGH	%RPD	Q
Diesel Range Organics (DRO)	A	mg/L		2.358505		0	0	0	0.0389	0.3	50	0%	0	0	0%	
Total Extractable Hydrocarbons	A	mg/L		3.810924		0	0	0	0.0749	0.3	50	0%	0	0	0%	
o-Terphenyl	S	mg/L		0.2190288		0.2	0	0	0.000429	0.002	0	110%	50	150	0%	
Diesel Range Organics (C10 to C24)	X	mg/L		2.358505		0	0	0	0.0389	0.3	0	0%	0	0	0%	

Seq No	Lab ID	Test Code	Sample Typ	File ID	Analysis Date	DF	Batch ID	Prep Date	SPKref	RPDref	pmoist
14837867	CCV_1103HP57	HC-8015-DRO-	CCV		11/5/2021 7:03:0	1	R369846		0	0	

Analyte	T	Units	RAW	Final	Text	Spike	SPKref	RPDref	MDL	PQL	UQL	%REC	LOW	HIGH	%RPD	Q
TEH(Oil Range)	A	mg/L		5.03779785		5	0	0	0.0879	0.3	0	101%	80	120	0%	
n-Triacontane	S	mg/L		0.2026929		0.2	0	0	0.000336	0.002	0	101%	80	120	0%	

Seq No	Lab ID	Test Code	Sample Typ	File ID	Analysis Date	DF	Batch ID	Prep Date	SPKref	RPDref	pmoist
14837868	CCV_1103HP57	HC-8015-DRO-	CCV		11/5/2021 7:46:0	1	R369846		0	0	

Analyte	T	Units	RAW	Final	Text	Spike	SPKref	RPDref	MDL	PQL	UQL	%REC	LOW	HIGH	%RPD	Q
Diesel Range Organics (C10 to C24)	A	mg/L		14.14374		15	0	0	0.0389	0.3	0	94%	80	120	0%	
Total Extractable Hydrocarbons	A	mg/L		14.6334		15	0	0	0.0749	0.3	50	98%	80	120	0%	
o-Terphenyl	S	mg/L		0.1914056		0.2	0	0	0.000429	0.002	0	96%	80	120	0%	

Seq No	Lab ID	Test Code	Sample Typ	File ID	Analysis Date	DF	Batch ID	Prep Date	SPKref	RPDref	pmoist
14837869	B21110015-001	HC-8015-DRO-	SAMP		11/5/2021 11:21:	1	160878	11/1/2021 3:	0	0	

Analyte	T	Units	RAW	Final	Text	Spike	SPKref	RPDref	MDL	PQL	UQL	%REC	LOW	HIGH	%RPD	Q
Diesel Range Organics (SGT-C10 to	A	mg/L		0		0	0	0	0.0370328	0.3	0	0%	0	0	0%	U
Oil Range Hydrocarbons (SGT-C24 t	A	mg/L		0		0	0	0	0.0836808	0.3	0	0%	0	0	0%	U
Total Extractable Hydrocarbons (SGT	A	mg/L		0		0	0	0	0.0313208	0.3	0	0%	0	0	0%	U
n-Triacontane (SGT)	S	mg/L		0.0635		0.0952	0	0	0.0003199	0.001904	0	67%	50	150	0%	
o-Terphenyl (SGT)	S	mg/L		0.1494748		0.1904	0	0	0.0004084	0.001904	0	79%	56	150	0%	

Seq No	Lab ID	Test Code	Sample Typ	File ID	Analysis Date	DF	Batch ID	Prep Date	SPKref	RPDref	pmoist
14837870	MARKER_1103	HC-8015-DRO-	SAMP		11/6/2021 5:07:4	1	R369846		0	0	

Analyte	T	Units	RAW	Final	Text	Spike	SPKref	RPDref	MDL	PQL	UQL	%REC	LOW	HIGH	%RPD	Q

Seq No	Lab ID	Test Code	Sample Typ	File ID	Analysis Date	DF	Batch ID	Prep Date	SPKref	RPDref	pmoist
14837870	MARKER_1103	HC-8015-DRO-	SAMP		11/6/2021 5:07:4	1	R369846		0	0	

Analyte	T	Units	RAW	Final	Text	Spike	SPKref	RPDref	MDL	PQL	UQL	%REC	LOW	HIGH	%RPD	Q
Diesel Range Organics (DRO)	A	mg/L		2324.288		0	0	0	0.0389	0.3	50	0%	0	0	0%	
Total Extractable Hydrocarbons	A	mg/L		3755.426		0	0	0	0.0749	0.3	50	0%	0	0	0%	
o-Terphenyl	S	mg/L		215.7336		0.2	0	0	0.000429	0.002	0	107867%	50	150	0%	S
Diesel Range Organics (C10 to C24)	X	mg/L		2324.288		0	0	0	0.0389	0.3	0	0%	0	0	0%	

Seq No	Lab ID	Test Code	Sample Typ	File ID	Analysis Date	DF	Batch ID	Prep Date	SPKref	RPDref	pmoist
14837871	CCV_1103HP59	HC-8015-DRO-	CCV		11/6/2021 5:50:4	1	R369846		0	0	

Analyte	T	Units	RAW	Final	Text	Spike	SPKref	RPDref	MDL	PQL	UQL	%REC	LOW	HIGH	%RPD	Q
TEH(Oil Range)	A	mg/L		5.05575098		5	0	0	0.0879	0.3	0	101%	80	120	0%	
n-Triacontane	S	mg/L		0.2052348		0.2	0	0	0.000336	0.002	0	103%	80	120	0%	

Seq No	Lab ID	Test Code	Sample Typ	File ID	Analysis Date	DF	Batch ID	Prep Date	SPKref	RPDref	pmoist
14837872	CCV_1103HP59	HC-8015-DRO-	CCV		11/6/2021 6:34:0	1	R369846		0	0	

Analyte	T	Units	RAW	Final	Text	Spike	SPKref	RPDref	MDL	PQL	UQL	%REC	LOW	HIGH	%RPD	Q
Diesel Range Organics (C10 to C24)	A	mg/L		14.51818		15	0	0	0.0389	0.3	0	97%	80	120	0%	
Total Extractable Hydrocarbons	A	mg/L		15.0165		15	0	0	0.0749	0.3	50	100%	80	120	0%	
o-Terphenyl	S	mg/L		0.1981343		0.2	0	0	0.000429	0.002	0	99%	80	120	0%	

Write Sequence | Insert Entries(Have the first cell for entries selecte

Data File	Sample Name	Method	Weight	Dil Factor	Amt Inj.	IS	Cal ID
G:\org\HP5\DAT\HP5110321_b\1103HP5.01r	DCM-Baseline Check-V01	G:\Org\HP5\Methods\DR_8015-IA-LEXP.met	1	1	1	1	0
G:\org\HP5\DAT\HP5110321_b\1103HP5.02r	DCM-Baseline Check-V02	G:\Org\HP5\Methods\DR_8015-IA-LEXP.met	1	1	1	1	0
G:\org\HP5\DAT\HP5110321_b\1103HP5.03r	MARKER_1103HP503r, DRO ;1103HP5 , DRO210708A	g:\org\HP5\Methods\\CSC211103.met	1	1	1	1	0
G:\org\HP5\DAT\HP5110321_b\1103HP5.04r	MARKER_1103HP504r, DRO ;1103HP5 , DRO211012I	G:\Org\HP5\Methods\DC_8015-24-IA-L%.met	1000	1	1	1	0
G:\org\HP5\DAT\HP5110321_b\1103HP5.05r	CCV_1103HP505r, RRO ;1103HP5 , DRO211008A	G:\Org\HP5\Methods\DC_ORO-AC-L%.MET G:\Org\HP5\Methods\DS_ORO-AC-L#.MET	1	1	1	1	0
G:\org\HP5\DAT\HP5110321_b\1103HP5.06r	CCV_1103HP506r, DRO ;1103HP5 , DRO211103A	G:\Org\HP5\Methods\DC_8015-24-IA-L%.met G:\Org\HP5\Methods\DS_8015-24-IA-L#.met	1	1	1	1	0
G:\org\HP5\DAT\HP5110321_b\1103HP5.07r	DCM-Baseline Check-V07	G:\Org\HP5\Methods\DR_8015-IA-LEXP.met	1	1	1	1	0
G:\org\HP5\DAT\HP5110321_b\1103HP5.08r	LCS-160878 ;1103HP5 ,	G:\Org\HP5\Methods\D3_8015-24-IA-L%.met G:\Org\HP5\Methods\DS_8015-24-IA-L#.met	1000	1	1	1	0
G:\org\HP5\DAT\HP5110321_b\1103HP5.09r	MB-160878 ;1103HP5 ,	G:\Org\HP5\Methods\DR_8015-C24T-IA-L%.met G:\Org\HP5\Methods\DR_OROS-AC-L%.MET G:\Org\HP5\Methods\DS_8015-C24T-IA-L#.MET	1000	1	1	1	0
G:\org\HP5\DAT\HP5110321_b\1103HP5.10r	B21110057-007A ;1103HP5 , $HC-8015-DRO-W,	G:\Org\HP5\Methods\DR_8015-C24T-IA-L%.met G:\Org\HP5\Methods\DR_OROS-AC-L%.MET G:\Org\HP5\Methods\DS_8015-C24T-IA-L#.MET	1050	1	1	1	0
G:\org\HP5\DAT\HP5110321_b\1103HP5.11r	B21110057-006A ;1103HP5 , $HC-8015-DRO-W, don't use	G:\Org\HP5\Methods\DR_8015-C24T-IA-L0.met	1020	1	1	1	0
G:\org\HP5\DAT\HP5110321_b\1103HP5.12r	B21110057-005A ;1103HP5 , $HC-8015-DRO-W,	G:\Org\HP5\Methods\DR_8015-C24T-IA-L%.met G:\Org\HP5\Methods\DR_OROS-AC-L%.MET G:\Org\HP5\Methods\DS_8015-C24T-IA-L#.MET	1030	1	1	1	0
G:\org\HP5\DAT\HP5110321_b\1103HP5.13r	B21110057-006A ;1103HP5 , $HC-8015-DRO-W, RR to verify	G:\Org\HP5\Methods\DR_8015-C24T-IA-L%.met G:\Org\HP5\Methods\DR_OROS-AC-L%.MET G:\Org\HP5\Methods\DS_8015-C24T-IA-L#.MET	1020	1	1	1	0
G:\org\HP5\DAT\HP5110321_b\1103HP5.14r	B21110057-004A ;1103HP5 , $HC-8015-DRO-W,	G:\Org\HP5\Methods\D3_8015-C24T-IA-L%.met G:\Org\HP5\Methods\D3_OROS-AC-L%.MET G:\Org\HP5\Methods\DS_8015-C24T-IA-L#.MET	1030	1	1	1	0
G:\org\HP5\DAT\HP5110321_b\1103HP5.15r	B21110057-003A ;1103HP5 , $HC-8015-DRO-W,	G:\Org\HP5\Methods\D3_8015-C24T-IA-L%.met G:\Org\HP5\Methods\D3_OROS-AC-L%.MET G:\Org\HP5\Methods\DS_8015-C24T-IA-L#.MET	990	1	1	1	0
G:\org\HP5\DAT\HP5110321_b\1103HP5.16r	B21110057-002A ;1103HP5 , $HC-8015-DRO-W,	G:\Org\HP5\Methods\D3_8015-C24T-IA-L%.met G:\Org\HP5\Methods\D3_OROS-AC-L%.MET G:\Org\HP5\Methods\DS_8015-C24T-IA-L#.MET	1020	1	1	1	0
G:\org\HP5\DAT\HP5110321_b\1103HP5.17r	B21110057-001A ;1103HP5 , $HC-8015-DRO-W,	G:\Org\HP5\Methods\D3_8015-110317-C24T-IA-L%.met G:\Org\HP5\Methods\D3_OROS-110317-AC-L%.MET G:\Org\HP5\Methods\DS_8015-C24T-IA-L#.MET	980	1	1	1	0
G:\org\HP5\DAT\HP5110321_b\1103HP5.18r	MARKER_1103HP518r, DRO ;1103HP5 , DRO210708A	g:\org\HP5\Methods\\CSC211103.met	1	1	1	1	0
G:\org\HP5\DAT\HP5110321_b\1103HP5.19r	MARKER_1103HP519r, DRO ;1103HP5 , DRO211012I	G:\Org\HP5\Methods\DC_8015-24-IA-L%.met	1000	1	1	1	0
G:\org\HP5\DAT\HP5110321_b\1103HP5.20r	CCV_1103HP520r, RRO ;1103HP5 , DRO211008A	G:\Org\HP5\Methods\DC_ORO-AC-L%.MET G:\Org\HP5\Methods\DS_ORO-AC-L#.MET	1	1	1	1	0
G:\org\HP5\DAT\HP5110321_b\1103HP5.21r	CCV_1103HP521r, DRO ;1103HP5 , DRO211103A	G:\Org\HP5\Methods\DC_8015-24-IA-L%.met G:\Org\HP5\Methods\DS_8015-24-IA-L#.met	1	1	1	1	0
G:\org\HP5\DAT\HP5110321_b\1103HP5.22r	DCM-Baseline Check-V22	G:\Org\HP5\Methods\DR_8015-IA-LEXP.met	1	1	1	1	0
G:\org\HP5\DAT\HP5110321_b\1103HP5.23r	B21110079-001B ;1103HP5 , $HC-8015-DRO-W,	G:\Org\HP5\Methods\DR_8015-C24T-IA-L%.met G:\Org\HP5\Methods\DR_OROS-AC-L%.MET G:\Org\HP5\Methods\DS_8015-C24T-IA-L#.MET	1020	1	1	1	0
G:\org\HP5\DAT\HP5110321_b\1103HP5.24r	B21110079-001BMS ;1103HP5 ,	G:\Org\HP5\Methods\D3_8015-110324-24-IA-L%.met G:\Org\HP5\Methods\DS_8015-24-IA-L#.met	1040	1	1	1	0
G:\org\HP5\DAT\HP5110321_b\1103HP5.25r	B21110079-001BMSD ;1103HP5 ,	G:\Org\HP5\Methods\D3_8015-24-IA-L%.met G:\Org\HP5\Methods\DS_8015-24-IA-L#.met	1020	1	1	1	0
G:\org\HP5\DAT\HP5110321_b\1103HP5.26r	DCM-Baseline Check-V26	G:\Org\HP5\Methods\DR_8015-IA-LEXP.met	1	1	1	1	0
G:\org\HP5\DAT\HP5110321_b\1103HP5.27r	B21110079-001BMS-RRO ;1103HP5 ,	G:\Org\HP5\Methods\D3_ORO-AC-L%.MET G:\Org\HP5\Methods\DS_ORO-AC-L#.MET	1050	1	1	1	0
G:\org\HP5\DAT\HP5110321_b\1103HP5.28r	DCM-Baseline Check-V28	G:\Org\HP5\Methods\DR_8015-IA-LEXP.met	1	1	1	1	0
G:\org\HP5\DAT\HP5110321_b\1103HP5.29r	B21110079-001BMSD-RRO ;1103HP5 ,	G:\Org\HP5\Methods\D3_ORO-AC-L%.MET G:\Org\HP5\Methods\DS_ORO-AC-L#.MET	1060	1	1	1	0
G:\org\HP5\DAT\HP5110321_b\1103HP5.30r	DCM-Baseline Check-V30	G:\Org\HP5\Methods\DR_8015-IA-LEXP.met	1	1	1	1	0
G:\org\HP5\DAT\HP5110321_b\1103HP5.31r	LCS-160878-RRO ;1103HP5 ,	G:\Org\HP5\Methods\D3_ORO-AC-L%.MET G:\Org\HP5\Methods\DS_ORO-AC-L#.MET	1000	1	1	1	0
G:\org\HP5\DAT\HP5110321_b\1103HP5.32r	MARKER_1103HP532r, DRO ;1103HP5 , DRO210708A	g:\org\HP5\Methods\\CSC211103.met	1	1	1	1	0
G:\org\HP5\DAT\HP5110321_b\1103HP5.33r	MARKER_1103HP533r, DRO ;1103HP5 , DRO211012I	G:\Org\HP5\Methods\DC_8015-24-IA-L%.met	1000	1	1	1	0
G:\org\HP5\DAT\HP5110321_b\1103HP5.34r	CCV_1103HP534r, RRO ;1103HP5 , DRO211008A	G:\Org\HP5\Methods\DC_ORO-AC-L%.MET G:\Org\HP5\Methods\DS_ORO-AC-L#.MET	1	1	1	1	0
G:\org\HP5\DAT\HP5110321_b\1103HP5.35r	CCV_1103HP535r, DRO ;1103HP5 , DRO211103A	G:\Org\HP5\Methods\DC_8015-24-IA-L%.met G:\Org\HP5\Methods\DS_8015-24-IA-L#.met	1	1	1	1	0
G:\org\HP5\DAT\HP5110321_b\1103HP5.36r	DCM-Baseline Check-V36	G:\Org\HP5\Methods\DR_8015-IA-LEXP.met	1	1	1	1	0
G:\org\HP5\DAT\HP5110321_b\1103HP5.37r	DCM-Baseline Check-V37	G:\Org\HP5\Methods\DR_8015-IA-LEXP.met	1	1	1	1	0
G:\org\HP5\DAT\HP5110321_b\1103HP5.38r	B21110045-001B ;1103HP5 , $HC-8015-DRO-W,	G:\Org\HP5\Methods\DR_8015-C24T-IA-L%.met G:\Org\HP5\Methods\DR_OROSb-AC-L%.MET G:\Org\HP5\Methods\DS_8015-C24Tb-IA-L#.MET	1040	1	1	1	0
G:\org\HP5\DAT\HP5110321_b\1103HP5.39r	B21110015-001B ;1103HP5 , $HC-8015-DRO-W,	G:\Org\HP5\Methods\DR_8015-C24T-IA-L%.met G:\Org\HP5\Methods\DR_OROSb-AC-L%.MET G:\Org\HP5\Methods\DS_8015-C24Tb-IA-L#.MET	1050	1	1	1	0
G:\org\HP5\DAT\HP5110321_b\1103HP5.40r	B21110021-001B ;1103HP5 , $HC-8015-DRO-W,	G:\Org\HP5\Methods\DR_8015-C24T-IA-L%.met G:\Org\HP5\Methods\DR_OROSb-AC-L%.MET G:\Org\HP5\Methods\DS_8015-C24Tb-IA-L#.MET	1055	1	1	1	0
G:\org\HP5\DAT\HP5110321_b\1103HP5.41r	B21110030-001B ;1103HP5 , $HC-8015-DRO-W,	G:\Org\HP5\Methods\DR_8015-C24T-IA-L%.met G:\Org\HP5\Methods\DR_OROSb-AC-L%.MET G:\Org\HP5\Methods\DS_8015-C24Tb-IA-L#.MET	1030	1	1	1	0
G:\org\HP5\DAT\HP5110321_b\1103HP5.42r	B21110030-002B ;1103HP5 , $HC-8015-DRO-W,	G:\Org\HP5\Methods\DR_8015-C24T-IA-L%.met G:\Org\HP5\Methods\DR_OROSb-AC-L%.MET G:\Org\HP5\Methods\DS_8015-C24Tb-IA-L#.MET	1030	1	1	1	0
G:\org\HP5\DAT\HP5110321_b\1103HP5.43r	B21110062-001B ;1103HP5 , $HC-8015-DRO-W,	G:\Org\HP5\Methods\D3_8015-C24T-IA-L%.met G:\Org\HP5\Methods\D3_OROS-AC-L%.MET G:\Org\HP5\Methods\DS_8015-110342-IA-L#.MET	1050	1	1	1	0
G:\org\HP5\DAT\HP5110321_b\1103HP5.44r	B21110062-002B ;1103HP5 , $HC-8015-DRO-W,	G:\Org\HP5\Methods\D3_8015-C24T-IA-L%.met G:\Org\HP5\Methods\D3_OROS-AC-L%.MET G:\Org\HP5\Methods\DS_8015-110342-IA-L#.MET	1060	1	1	1	0
G:\org\HP5\DAT\HP5110321_b\1103HP5.45r	B21110079-002B ;1103HP5 , $HC-8015-DRO-W,	G:\Org\HP5\Methods\DR_8015-C24T-IA-L%.met G:\Org\HP5\Methods\DR_OROSb-AC-L%.MET G:\Org\HP5\Methods\DS_8015-C24Tb-IA-L#.MET	1000	1	1	1	0
G:\org\HP5\DAT\HP5110321_b\1103HP5.46r	B21110079-003B ;1103HP5 , $HC-8015-DRO-W,	G:\Org\HP5\Methods\DR_8015-C24T-IA-L%.met G:\Org\HP5\Methods\DR_OROSb-AC-L%.MET G:\Org\HP5\Methods\DS_8015-C24Tb-IA-L#.MET	1010	1	1	1	0
G:\org\HP5\DAT\HP5110321_b\1103HP5.47r	MARKER_1103HP547r, DRO ;1103HP5 , DRO210708A	g:\org\HP5\Methods\\CSC211103.met	1	1	1	1	0
G:\org\HP5\DAT\HP5110321_b\1103HP5.48r	MARKER_1103HP548r, DRO ;1103HP5 , DRO211012I	G:\Org\HP5\Methods\DC_8015-24-IA-L%.met	1	1	1	1	0
G:\org\HP5\DAT\HP5110321_b\1103HP5.49r	CCV_1103HP549r, RRO ;1103HP5 , DRO211008A	G:\Org\HP5\Methods\DC_ORO-AC-L%.MET G:\Org\HP5\Methods\DS_ORO-AC-L#.MET	1	1	1	1	0
G:\org\HP5\DAT\HP5110321_b\1103HP5.50r	CCV_1103HP550r, DRO ;1103HP5 , DRO211103A	G:\Org\HP5\Methods\DC_8015-24-IA-L%.met G:\Org\HP5\Methods\DS_8015-24-IA-L#.met	1	1	1	1	0

Write Sequence Data File	Insert Entries(Have the first cell for entries selecte Sample Name	Method	Weight	Dil Factor	Amt Inj.	IS	Cal ID
G:\org\HP5\DAT\HP5110321_b\1103HP5.47r	MARKER_1103HP547r, DRO ;1103HP5 , DRO210708A	g:\org\HP5\Methods\\CSC211103.met	1	1	1	1	0
G:\org\HP5\DAT\HP5110321_b\1103HP5.48r	MARKER_1103HP548r, DRO ;1103HP5 , DRO211012I	G:\Org\HP5\Methods\DC_8015-24-IA-L%.met	1	1	1	1	0
G:\org\HP5\DAT\HP5110321_b\1103HP5.49r	CCV_1103HP549r, RRO ;1103HP5 , DRO211008A	G:\Org\HP5\Methods\DC_ORO-AC-L%.MET G:\Org\HP5\Methods\DS_ORO-AC-L#.MET	1	1	1	1	0
G:\org\HP5\DAT\HP5110321_b\1103HP5.50r	CCV_1103HP550r, DRO ;1103HP5 , DRO211103A	G:\Org\HP5\Methods\DC_8015-24-IA-L%.met G:\Org\HP5\Methods\DS_8015-24-IA-L#.met	1	1	1	1	0
G:\org\HP5\DAT\HP5110321_b\1103HP5.51r	DCM-Baseline Check-V51	G:\Org\HP5\Methods\DR_8015-IA-LEXP.met	1	1	1	1	0
G:\org\HP5\DAT\HP5110321_b\1103HP5.52r	LCS-160878 ;1103HP5 , SGT	G:\Org\HP5\Methods\D3_8015-24-IA-L%.met G:\Org\HP5\Methods\DS_8015-24-IA-L#.met	1000	1	1	1	0
G:\org\HP5\DAT\HP5110321_b\1103HP5.53r	MB-160878 ;1103HP5 , SGT	G:\Org\HP5\Methods\DR_8015-C24T-IA-L%.met G:\Org\HP5\Methods\DR_OROSb-AC-L%.MET G:\Org\HP5\Methods\DS_8015-C24Tb-IA-L#.MET	1000	1	1	1	0
G:\org\HP5\DAT\HP5110321_b\1103HP5.54r	B21110057-004A ;1103HP5 , $HC-8015-DRO-W, SGT	G:\Org\HP5\Methods\DR_8015-C24T-IA-L%.met G:\Org\HP5\Methods\DR_OROSb-AC-L%.MET G:\Org\HP5\Methods\DS_8015-C24Tb-IA-L#.MET	1030	1	1	1	0
G:\org\HP5\DAT\HP5110321_b\1103HP5.55r	B21110057-003A ;1103HP5 , $HC-8015-DRO-W, SGT	G:\Org\HP5\Methods\DR_8015-C24T-IA-L%.met G:\Org\HP5\Methods\DR_OROSb-AC-L%.MET G:\Org\HP5\Methods\DS_8015-C24Tb-IA-L#.MET	990	1	1	1	0
G:\org\HP5\DAT\HP5110321_b\1103HP5.56r	B21110057-001A ;1103HP5 , $HC-8015-DRO-W, SGT	G:\Org\HP5\Methods\DR_8015-C24T-IA-L%.met G:\Org\HP5\Methods\DR_OROSb-AC-L%.MET G:\Org\HP5\Methods\DS_8015-C24Tb-IA-L#.MET	980	1	1	1	0
G:\org\HP5\DAT\HP5110321_b\1103HP5.57r	B21110057-002A ;1103HP5 , $HC-8015-DRO-W, SGT	G:\Org\HP5\Methods\D3_8015-110357-C24T-IA-L%.met G:\Org\HP5\Methods\D3_OROSb-110357-AC-L%.MET G:\Org\HP5\Methods\DS_8015-C24Tb-IA-L#.MET	1020	1	1	1	0
G:\org\HP5\DAT\HP5110321_b\1103HP5.58r	DCM-Baseline Check-V58	G:\Org\HP5\Methods\DR_8015-IA-LEXP.met	1	1	1	1	0
G:\org\HP5\DAT\HP5110321_b\1103HP5.59r	B21110079-001B ;1103HP5 , $HC-8015-DRO-W, SGT	G:\Org\HP5\Methods\DR_8015-C24T-IA-L%.met G:\Org\HP5\Methods\DR_OROSb-AC-L%.MET G:\Org\HP5\Methods\DS_8015-C24Tb-IA-L#.MET	1020	1	1	1	0
G:\org\HP5\DAT\HP5110321_b\1103HP5.60r	B21110079-001BMS ;1103HP5 , SGT	G:\Org\HP5\Methods\D3_8015-24-IA-L%.met G:\Org\HP5\Methods\DS_8015-24-IA-L#.met	1040	1	1	1	0
G:\org\HP5\DAT\HP5110321_b\1103HP5.61r	MARKER_1103HP562r, DRO ;1103HP5 , DRO210708A	g:\org\HP5\Methods\\CSC211103.met	1	1	1	1	0
G:\org\HP5\DAT\HP5110321_b\1103HP5.62r	MARKER_1103HP563r, DRO ;1103HP5 , DRO211012I	G:\Org\HP5\Methods\DC_8015-24-IA-L%.met	1	1	1	1	0
G:\org\HP5\DAT\HP5110321_b\1103HP5.63r	CCV_1103HP564r, RRO ;1103HP5 , DRO211008A	G:\Org\HP5\Methods\DC_ORO-AC-L%.MET G:\Org\HP5\Methods\DS_ORO-AC-L#.MET	1	1	1	1	0
G:\org\HP5\DAT\HP5110321_b\1103HP5.64r	CCV_1103HP565r, DRO ;1103HP5 , DRO211103A	G:\Org\HP5\Methods\DC_8015-24-IA-L%.met G:\Org\HP5\Methods\DS_8015-24-IA-L#.met	1	1	1	1	0
G:\org\HP5\DAT\HP5110321_b\1103HP5.65r	DCM-Baseline Check-V65	G:\Org\HP5\Methods\DR_8015-IA-LEXP.met	1	1	1	1	0
G:\org\HP5\DAT\HP5110321_b\1103HP5.66r	B21110030-001B ;1103HP5 , $HC-8015-DRO-W, SGT	G:\Org\HP5\Methods\DR_8015-C24T-IA-L%.met G:\Org\HP5\Methods\DR_OROSb-AC-L%.MET G:\Org\HP5\Methods\DS_8015-C24Tb-IA-L#.MET	1030	1	1	1	0
G:\org\HP5\DAT\HP5110321_b\1103HP5.67r	B21110030-002B ;1103HP5 , $HC-8015-DRO-W, SGT	G:\Org\HP5\Methods\DR_8015-C24T-IA-L%.met G:\Org\HP5\Methods\DR_OROSb-AC-L%.MET G:\Org\HP5\Methods\DS_8015-C24Tb-IA-L#.MET	1030	1	1	1	0
G:\org\HP5\DAT\HP5110321_b\1103HP5.68r	B21110062-001B ;1103HP5 , $HC-8015-DRO-W, SGT	G:\Org\HP5\Methods\DR_8015-68-C24T-IA-L%.met G:\Org\HP5\Methods\DR_OROSb-AC-L%.MET G:\Org\HP5\Methods\DS_8015-C24Tb-IA-L#.MET	1050	1	1	1	0
G:\org\HP5\DAT\HP5110321_b\1103HP5.69r	B21110062-002B ;1103HP5 , $HC-8015-DRO-W, SGT	G:\Org\HP5\Methods\DR_8015-68-C24T-IA-L%.met G:\Org\HP5\Methods\DR_OROSb-AC-L%.MET G:\Org\HP5\Methods\DS_8015-C24Tb-IA-L#.MET	1060	1	1	1	0
G:\org\HP5\DAT\HP5110321_b\1103HP5.70r	B21110079-001BMSD ;1103HP5 , SGT	G:\Org\HP5\Methods\D3_8015-70-24-IA-L%.met G:\Org\HP5\Methods\DS_8015-24-IA-L#.met	1020	1	1	1	0
G:\org\HP5\DAT\HP5110321_b\1103HP5.71r	B21110079-001BMS-RRO ;1103HP5 , SGT	G:\Org\HP5\Methods\D3_ORO-AC-L%.MET G:\Org\HP5\Methods\DS_ORO-AC-L#.MET	1050	1	1	1	0
G:\org\HP5\DAT\HP5110321_b\1103HP5.72r	DCM-Baseline Check-V72	G:\Org\HP5\Methods\DR_8015-IA-LEXP.met	1	1	1	1	0
G:\org\HP5\DAT\HP5110321_b\1103HP5.73r	B21110079-001BMSD-RRO ;1103HP5 , SGT	G:\Org\HP5\Methods\D3_ORO-AC-L%.MET G:\Org\HP5\Methods\DS_ORO-AC-L#.MET	1060	1	1	1	0
G:\org\HP5\DAT\HP5110321_b\1103HP5.74r	DCM-Baseline Check-V74	G:\Org\HP5\Methods\DR_8015-IA-LEXP.met	1	1	1	1	0
G:\org\HP5\DAT\HP5110321_b\1103HP5.75r	LCS-160878-RRO ;1103HP5 , SGT	G:\Org\HP5\Methods\D3_ORO-AC-L%.MET G:\Org\HP5\Methods\DS_ORO-AC-L#.MET	1000	1	1	1	0
G:\org\HP5\DAT\HP5110321_b\1103HP5.76r	MARKER_1103HP576r, DRO ;1103HP5 , DRO210708A	g:\org\HP5\Methods\\CSC211103.met	1	1	1	1	0
G:\org\HP5\DAT\HP5110321_b\1103HP5.77r	MARKER_1103HP577r, DRO ;1103HP5 , DRO211012I	G:\Org\HP5\Methods\DC_8015-24-IA-L%.met	1	1	1	1	0
G:\org\HP5\DAT\HP5110321_b\1103HP5.78r	CCV_1103HP578r, RRO ;1103HP5 , DRO211008A	G:\Org\HP5\Methods\DC_ORO-AC-L%.MET G:\Org\HP5\Methods\DS_ORO-AC-L#.MET	1	1	1	1	0
G:\org\HP5\DAT\HP5110321_b\1103HP5.79r	CCV_1103HP579r, DRO ;1103HP5 , DRO211103A	G:\Org\HP5\Methods\DC_8015-24-IA-L%.met G:\Org\HP5\Methods\DS_8015-24-IA-L#.met	1	1	1	1	0
G:\org\HP5\DAT\HP5110321_b\1103HP5.80r	DCM-Baseline Check-V80	G:\Org\HP5\Methods\DR_8015-IA-LEXP.met	1	1	1	1	0
G:\org\HP5\DAT\HP5110321_b\1103HP5.84r	B21110015-001B ;1103HP5 , $HC-8015-DRO-W, SGT	G:\Org\HP5\Methods\DR_8015-C24T-IA-L%.met G:\Org\HP5\Methods\DR_OROSb-AC-L%.MET G:\Org\HP5\Methods\DS_8015-C24Tb-IA-L#.MET	1050	1	1	1	0
G:\org\HP5\DAT\HP5110321_b\1103HP5.91r	MARKER_1103HP591r, DRO ;1103HP5 , DRO210708A	g:\org\HP5\Methods\\CSC211103.met	1	1	1	1	0
G:\org\HP5\DAT\HP5110321_b\1103HP5.92r	MARKER_1103HP592r, DRO ;1103HP5 , DRO211012I	G:\Org\HP5\Methods\DC_8015-24-IA-L%.met	1	1	1	1	0
G:\org\HP5\DAT\HP5110321_b\1103HP5.93r	CCV_1103HP593r, RRO ;1103HP5 , DRO211008A	G:\Org\HP5\Methods\DC_ORO-AC-L%.MET G:\Org\HP5\Methods\DS_ORO-AC-L#.MET	1	1	1	1	0
G:\org\HP5\DAT\HP5110321_b\1103HP5.94r	CCV_1103HP594r, DRO ;1103HP5 , DRO211103A	G:\Org\HP5\Methods\DC_8015-24-IA-L%.met G:\Org\HP5\Methods\DS_8015-24-IA-L#.met	1	1	1	1	0

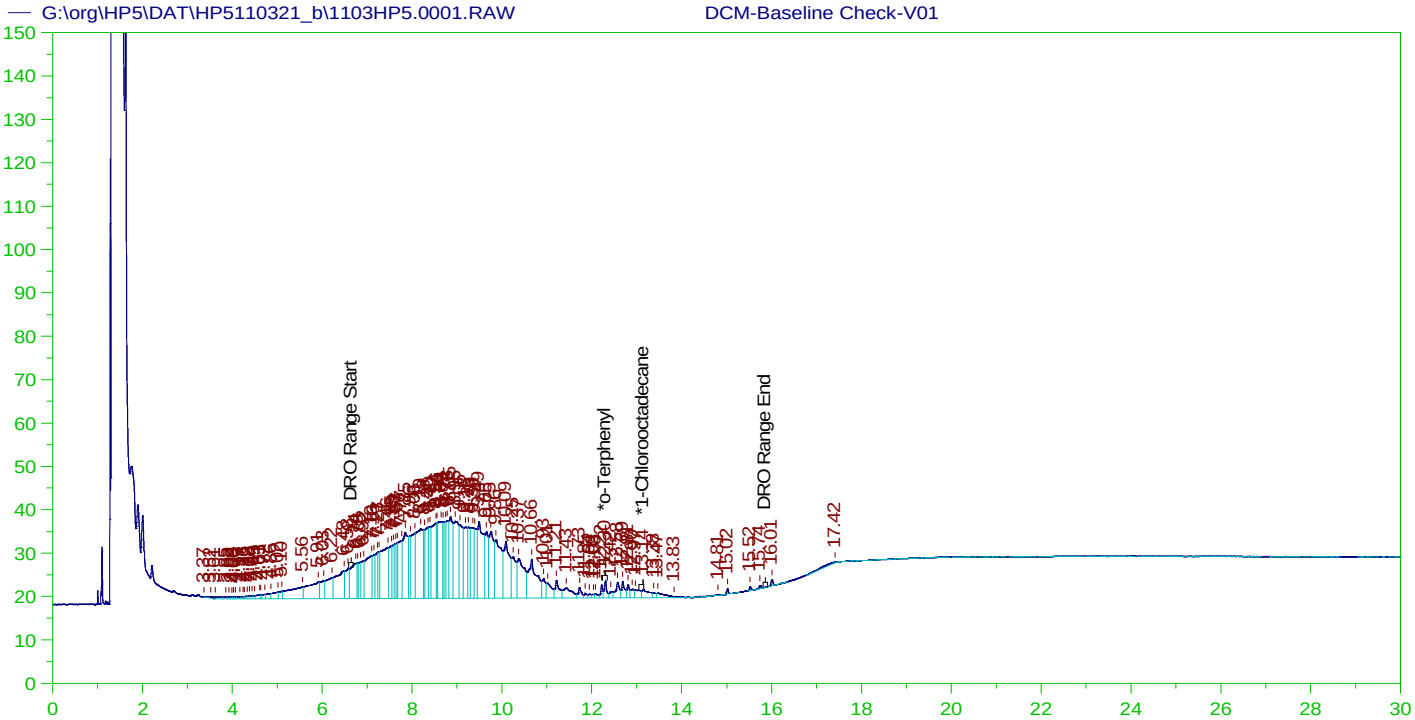

DIESEL RANGE ORGANICS CHROMATOGRAM REPORT

Sample Name: DCM-Baseline Check-V01
Raw File: G:\org\HP5\DAT\HP5110321_b\1103HP5.0001.RAW
Date & Time Acquired: 11/3/2021 9:07:29 AM
Method File: G:\Org\HP5\Methods\DR_8015-IA-LEXP.met
Calibration File: G:\Org\HP5\Cals\SW8015C_DRO211102IA.CAL
Sample Weight: 1 Dilution: 1 S.A.: 1

Mean RF for TEH: 31353.19
Rt range for Diesel Range Organics: 6.59 to 15.91

SURROGATE COMPOUND	RT	ACTUAL	MEASURED	%REC	
*o-Terphenyl	12.3	200.	.436	.22	-
*1-Chlorooctadecane	13.145	200.	.572	.29	-

DRO Area:3515296 DRO Amount: 112.1192
TEH Area:3939116 TEH Amount: 125.6368

G:\org\HP5\dat\HP5110321_b\Review\acquired\001_DCM-Baseline Chec_DR_8015-IA-LEXP.xls

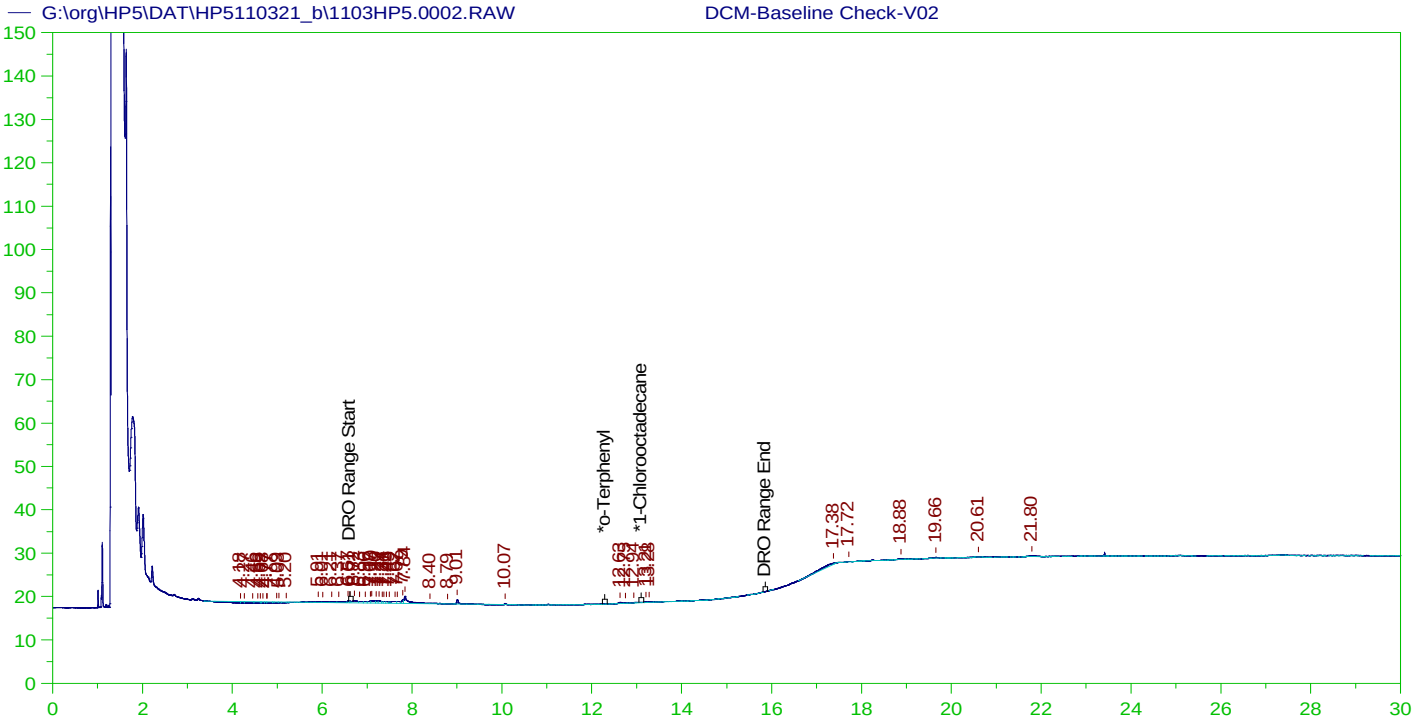

DIESEL RANGE ORGANICS CHROMATOGRAM REPORT

Sample Name: DCM-Baseline Check-V02
Raw File: G:\org\HP5\DAT\HP5110321_b\1103HP5.0002.RAW
Date & Time Acquired: 11/3/2021 9:50:18 AM
Method File: G:\Org\HP5\Methods\DR_8015-IA-LEXP.met
Calibration File: G:\Org\HP5\Cals\SW8015C_DRO211102IA.CAL
Sample Weight: 1 Dilution: 1 S.A.: 1

Mean RF for TEH: 31353.19
Rt range for Diesel Range Organics: 6.59 to 15.91

SURROGATE COMPOUND	RT	ACTUAL	MEASURED		%REC
*o-Terphenyl	29.967	200.	.	.	-
*1-Chlorooctadecane	29.967	200.	.	.	-

DRO Area:58991.95 DRO Amount: 1.881529
TEH Area:116751.5 TEH Amount: 3.723751

G:\org\HP5\dat\HP5110321_b\Review\002_DCM-Baseline Chec_DR_8015-IA-LEXP.xls

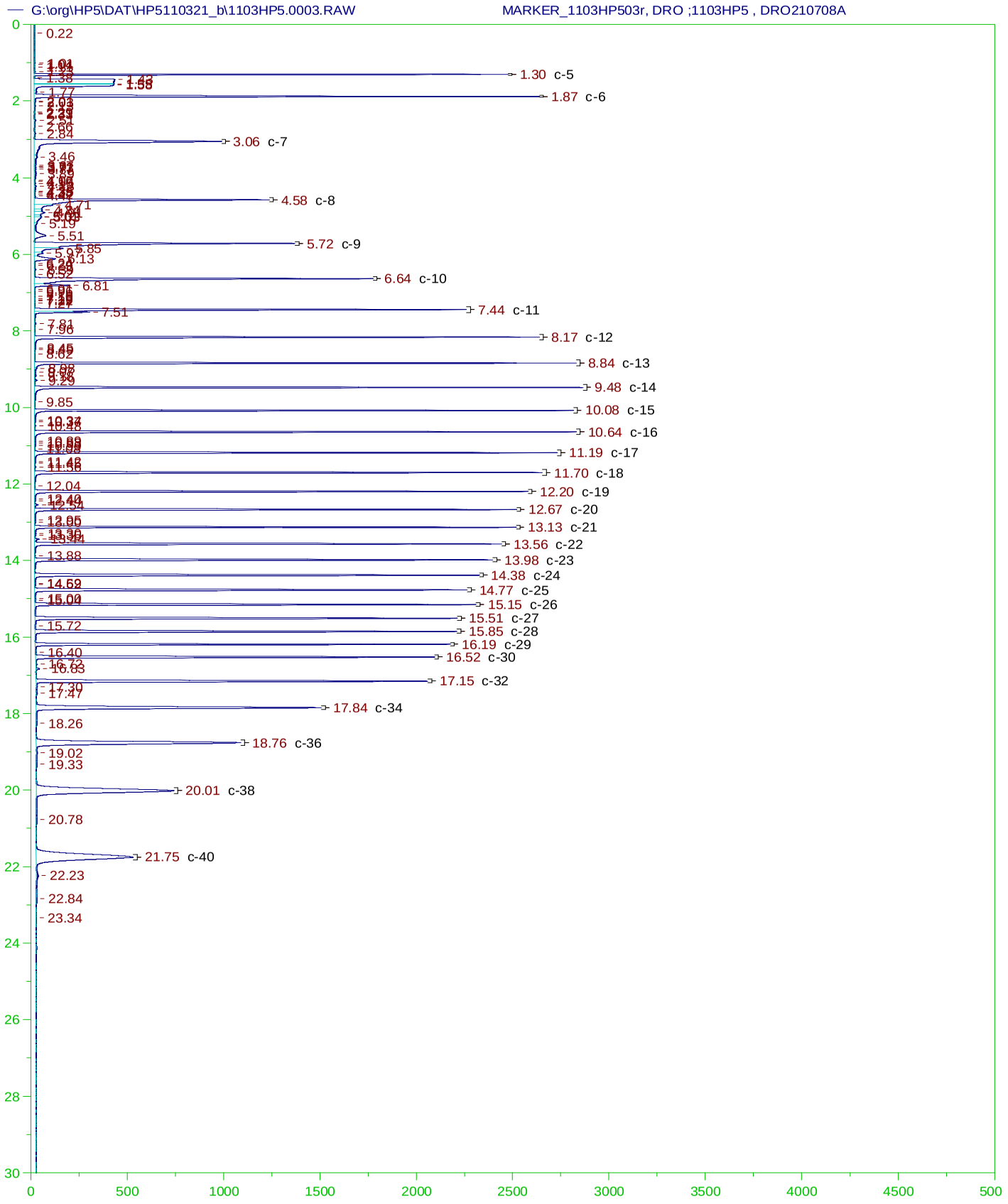

G:\org\HP5\dat\HP5110321_b\Review\003_MARKER_1103HP503r_CSC211103.xls

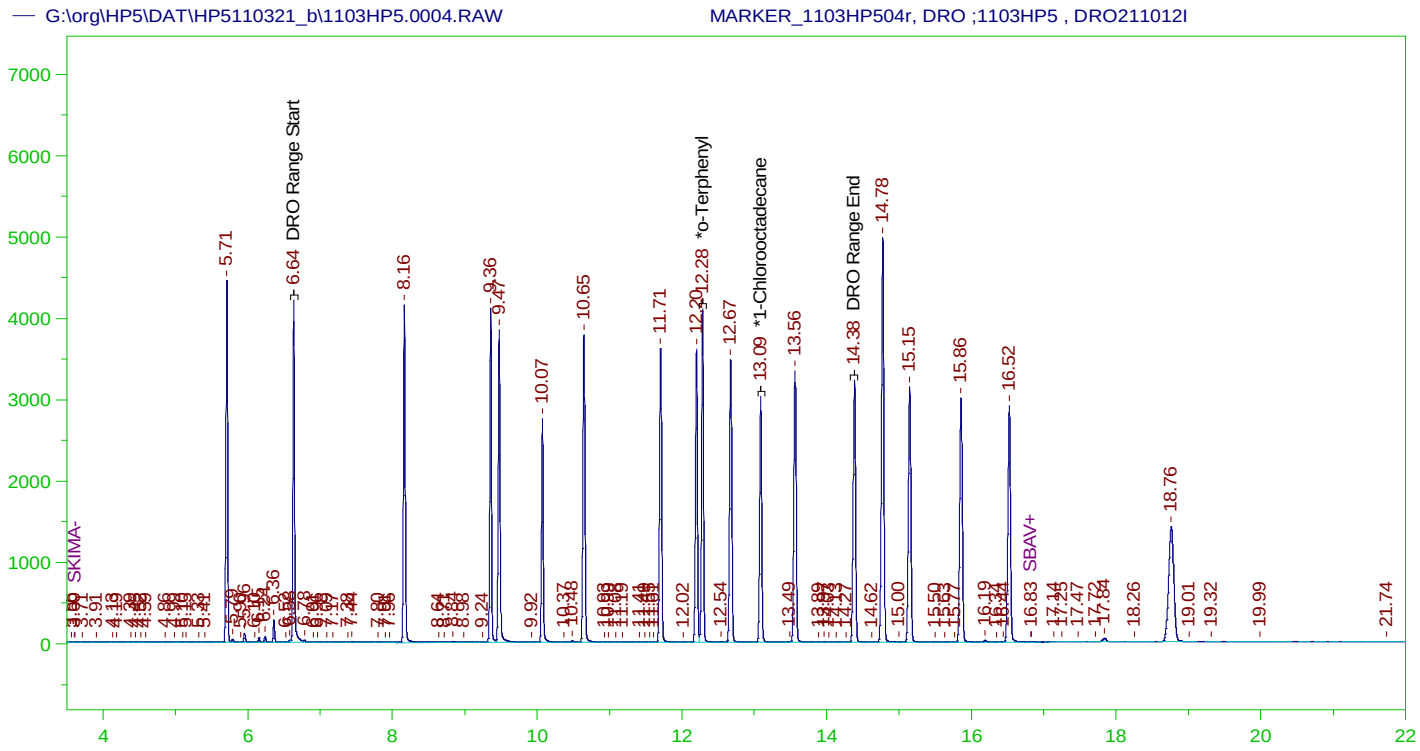

DIESEL RANGE ORGANICS CHROMATOGRAM REPORT

Sample Name: MARKER_1103HP504r, DRO ;1103HP5 , DRO211012I
Raw File: G:\org\HP5\DAT\HP5110321_b\1103HP5.0004.RAW
Date & Time Acquired: 11/3/2021 11:16:07 AM
Method File: G:\Org\HP5\Methods\DC_8015-24-IA-L%.met
Calibration File: G:\Org\HP5\Cals\SW8015C_DRO211102IA-24.CAL
Sample Weight: 1000 Dilution: 1 S.A.: 1

Mean RF for TEH: 31353.19
Rt range for Diesel Range Organics: 6.59 to 14.43

SURROGATE COMPOUND	RT	ACTUAL	MEASURED	%REC	
*o-Terphenyl	12.285	.2	.222	110.86	-
*1-Chlorooctadecane	13.088	.2	.179	89.39	-

DRO Area:7.626389E+07 DRO Amount: 2.432412
TEH Area:1.254689E+08 TEH Amount: 4.001791

G:\org\HP5\dat\HP5110321_b\Review\004_MARKER_1103HP504r_DC_8015-24-IA-L%.xls

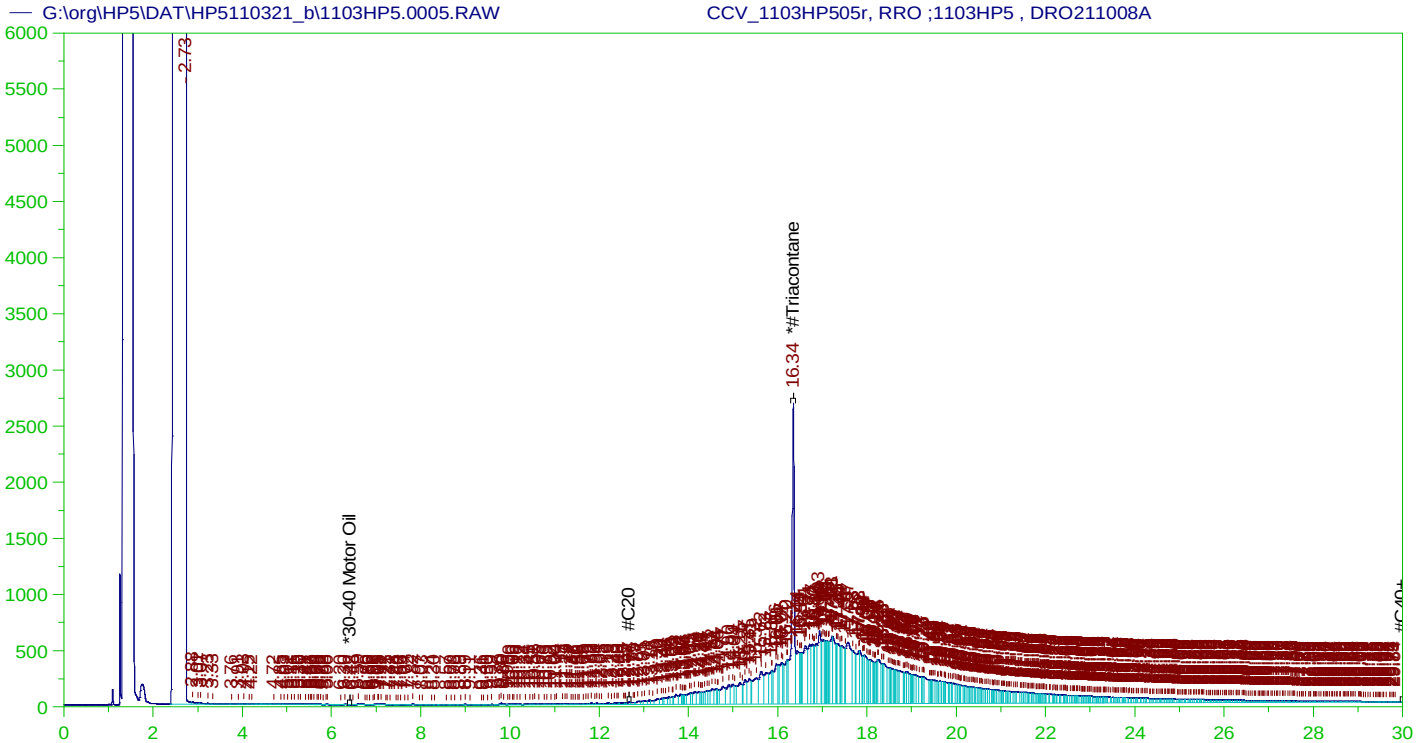

RESIDUAL RANGE ORGANICS CHROMATOGRAM
Sample Name: CCV_1103HP505r, RRO ;1103HP5 , DRO211008A
Raw File: G:\org\HP5\DAT\HP5110321_b\1103HP5.0005.RAW
Date & Time Acquired: 11/3/2021 11:59:06 AM
Method File: G:\Org\HP5\Methods\DC_ORO-AC-L%.MET
Calibration File: G:\Org\HP5\Cals\SW8015C_ORO211017AC.CAL
Sample Weight: 1 Dilution: 1 S.A.: 1

Mean RF for for ~~Residual~~ TEH (Oil Range) Organics Calculations: 28542.41
Rt range for ~~Residual~~ TEH (Oil Range) Organics: 12.62 to 30.05

SURROGATE COMPOUND	RT	ACTUAL	MEASURED	%REC	
*#Triacontane	16.345	500.	343.071	68.61	-

~~RRO~~ TEH (Oil Range) Area:1.373061E+08 ~~RRO~~ TEH (Oil Range) AMOUNT: 4810.599

CONTINUING CALIBRATION REPORT: G:\org\HP5\DAT\HP5110321_b\1103HP5.0005.RAW

COMPOUND	ACTUAL(NG)	MEASURED(NG)	%RECOVERY	LIMITS
*30-40 Motor Oil	5000.	.051	.	75-125

SURROGATE COMPOUND	RT	ACTUAL	MEASURED	%REC	LIMITS
*#Triacontane	16.345	200.	343.071	171.54	75-125

AMN 11/16/2021

G:\org\HP5\dat\HP5110321_b\Review\005_CCV_1103HP505r_DC_ORO-AC-L%.xls

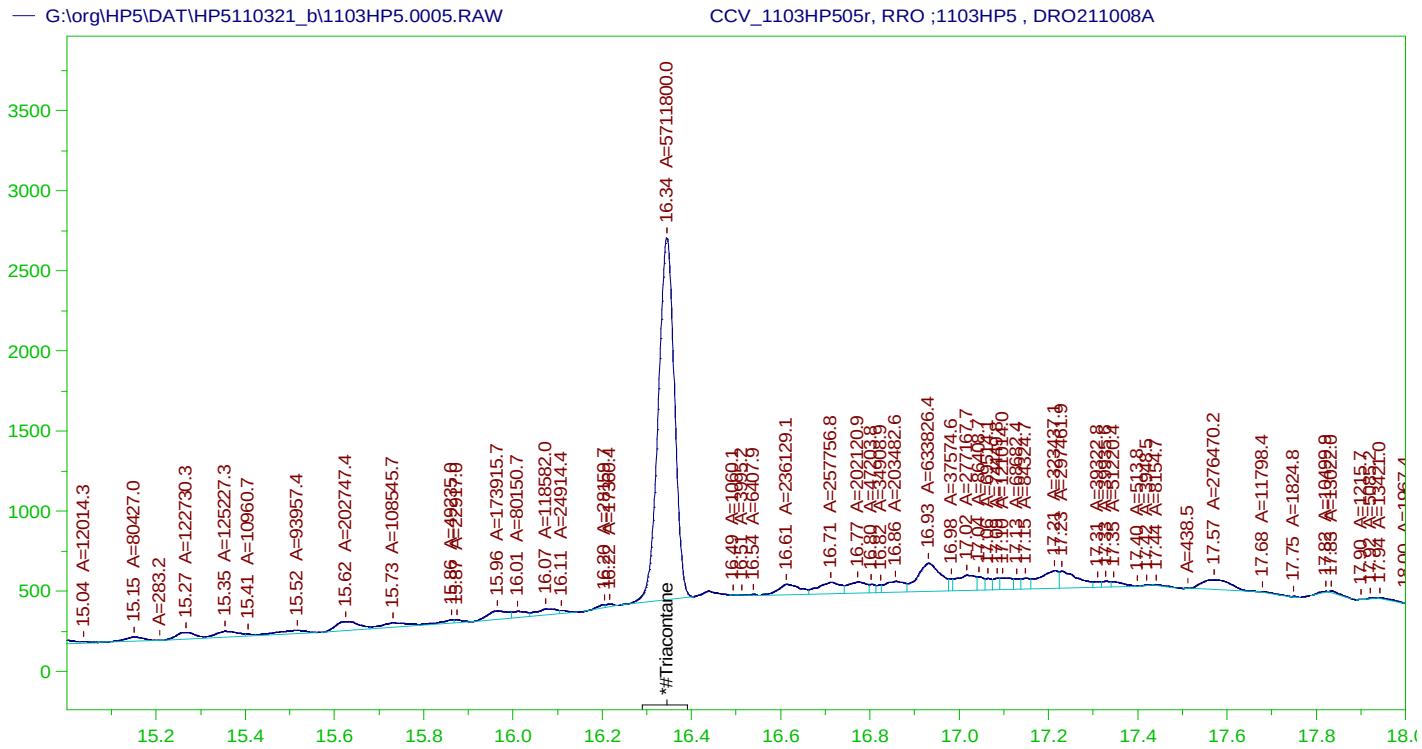

RESIDUAL RANGE ORGANICS CHROMATOGRAM
Sample Name: CCV_1103HP505r, RRO ;1103HP5 , DRO211008A
Raw File: G:\org\HP5\DAT\HP5110321_b\1103HP5.0005.RAW
Date & Time Acquired: 11/3/2021 11:59:06 AM
Method File: G:\Org\HP5\Methods\DS_ORO-AC-L#.MET
Calibration File: G:\Org\HP5\Cals\SW8015C_ORO211017AC.CAL
Sample Weight: 1 Dilution: 1 S.A.: 1

Mean RF for for Residual Range Organics Calculations: 28542.41
Rt range for Residual Range Organics: 12.62 to 30.05

SURROGATE COMPOUND	RT	ACTUAL	MEASURED	%REC	
*#Triacontane	16.345	500.	197.434	39.49	-

RRO Area:6071197 RRO AMOUNT: 212.7079

CONTINUING CALIBRATION REPORT: G:\org\HP5\DAT\HP5110321_b\1103HP5.0005.RAW

COMPOUND	ACTUAL(NG)	MEASURED(NG)	%RECOVERY	LIMITS
*30-40 Motor Oil	5000.	.051	.	75-125

SURROGATE COMPOUND	RT	ACTUAL	MEASURED	%REC	LIMITS
*#Triacontane	16.345	200.	197.434	98.72	75-125

G:\org\HP5\dat\HP5110321_b\Review\005_CCV_1103HP505r_DS_ORO-AC-L#.xls

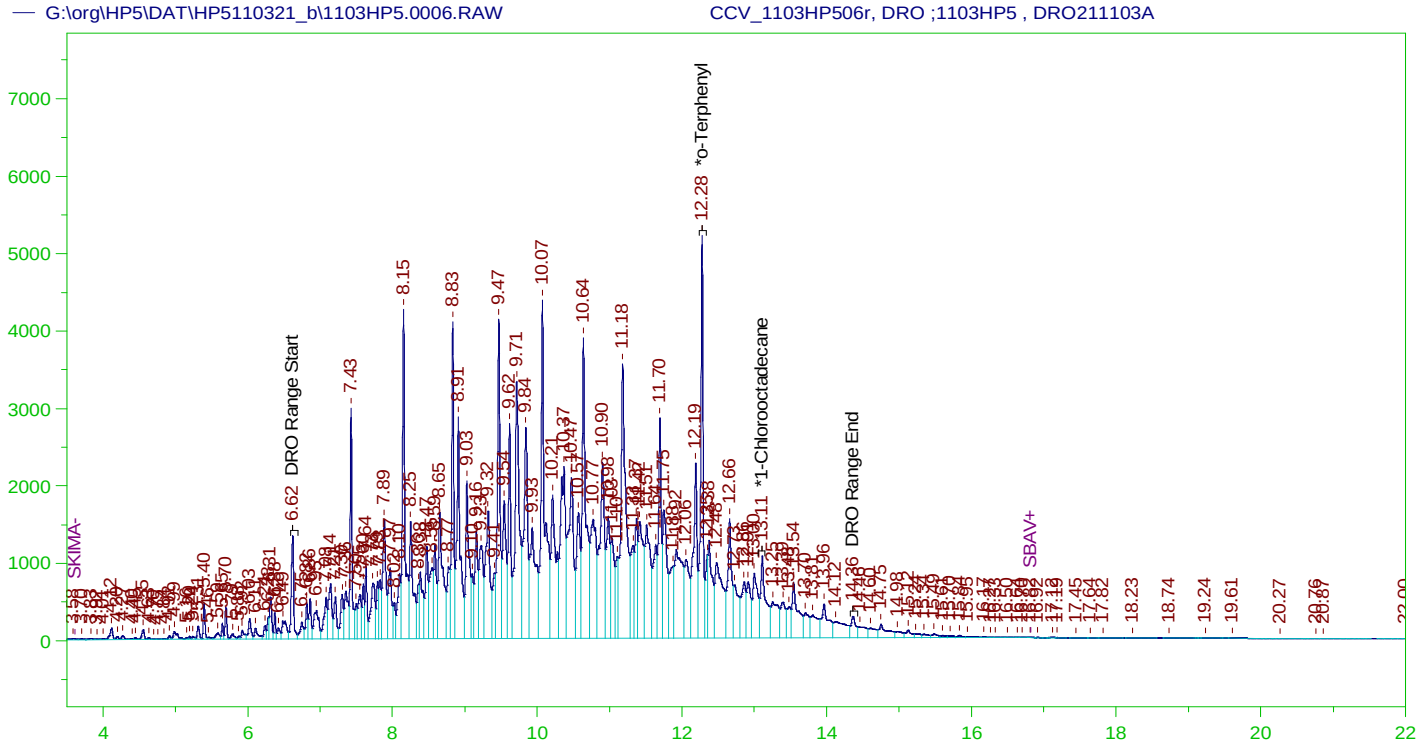

DIESEL RANGE ORGANICS CHROMATOGRAM REPORT
Sample Name: CCV_1103HP506r, DRO ;1103HP5 , DRO211103A
Raw File: G:\org\HP5\DAT\HP5110321_b\1103HP5.0006.RAW
Date & Time Acquired: 11/3/2021 1:28:58 PM
Method File: G:\Org\HP5\Methods\DC_8015-24-IA-L%.met
Calibration File: G:\Org\HP5\Cals\SW8015C_DRO211102IA-24.CAL
Sample Weight: 1 Dilution: 1 S.A.: 1

Mean RF for TEH: 31353.19
Rt range for Diesel Range Organics: 6.59 to 14.43

SURROGATE COMPOUND	RT	ACTUAL	MEASURED	%REC	
*o-Terphenyl	12.277	200.	361.079	180.54	-
*1-Chlorooctadecane	13.111	200.	150.051	75.03	-

DRO Area:4.283294E+08 DRO Amount: 13661.43
TEH Area:4.449878E+08 TEH Amount: 14192.74

CONTINUING CALIBRATION REPORT: G:\org\HP5\DAT\HP5110321_b\1103HP5.0006.RAW

COMPOUND	ACTUAL(NG)	MEASURED(NG)	%RECOVERY	LIMITS
TOTAL DRO	15000.	14192.74	94.62	85-115

SURROGATE COMPOUND	RT	ACTUAL	MEASURED	%REC	LIMITS
*o-Terphenyl	12.277	200.	361.079	180.54	85-115
*1-Chlorooctadecane	13.111	200.	150.051	75.03	85-115

G:\org\HP5\dat\HP5110321_b\Review\006_CCV_1103HP506r_DC_8015-24-IA-L%.xls

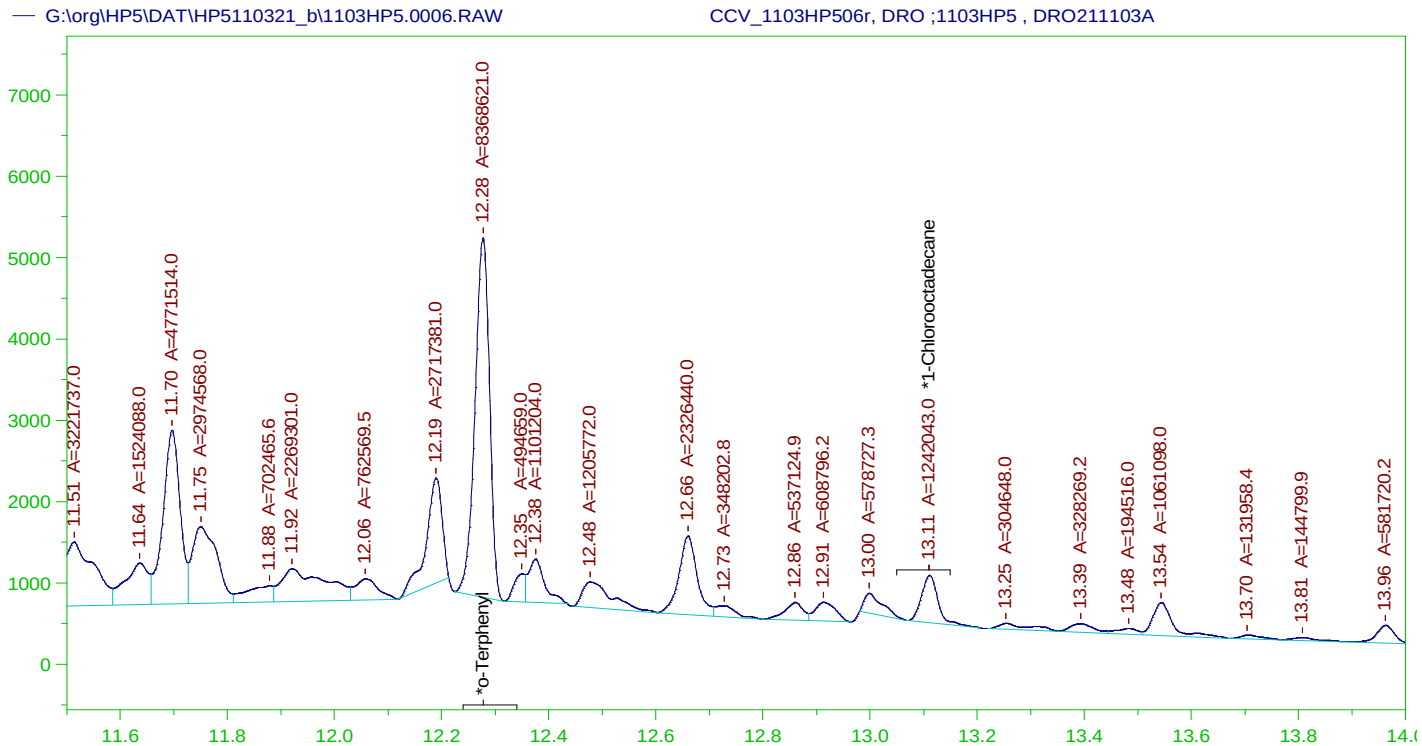

DIESEL RANGE ORGANICS CHROMATOGRAM REPORT

Sample Name: CCV_1103HP506r, DRO ;1103HP5 , DRO211103A
Raw File: G:\org\HP5\DAT\HP5110321_b\1103HP5.0006.RAW
Date & Time Acquired: 11/3/2021 1:28:58 PM
Method File: G:\Org\HP5\Methods\DS_8015-24-IA-L#.met
Calibration File: G:\Org\HP5\Cals\SW8015C_DRO211102IA-24.CAL
Sample Weight: 1 Dilution: 1 S.A.: 1

Mean RF for TEH: 31353.19
Rt range for Diesel Range Organics: 6.59 to 14.43

SURROGATE COMPOUND	RT	ACTUAL	MEASURED	%REC	
*o-Terphenyl	12.277	200.	235.675	117.84	-
*1-Chlorooctadecane	13.111	200.	34.978	17.49	-

DRO Area:2.429398E+08 DRO Amount: 7748.487
TEH Area:2.529251E+08 TEH Amount: 8066.965

CONTINUING CALIBRATION REPORT: G:\org\HP5\DAT\HP5110321_b\1103HP5.0006.RAW

COMPOUND	ACTUAL(NG)	MEASURED(NG)	%RECOVERY	LIMITS
TOTAL DRO	15000.	8066.97	53.78	85-115

SURROGATE COMPOUND	RT	ACTUAL	MEASURED	%REC	LIMITS
*o-Terphenyl	12.277	200.	235.675	117.84	85-115
*1-Chlorooctadecane	13.111	200.	34.978	17.49	85-115

G:\org\HP5\dat\HP5110321_b\Review\006_CCV_1103HP506r_DS_8015-24-IA-L#.xls

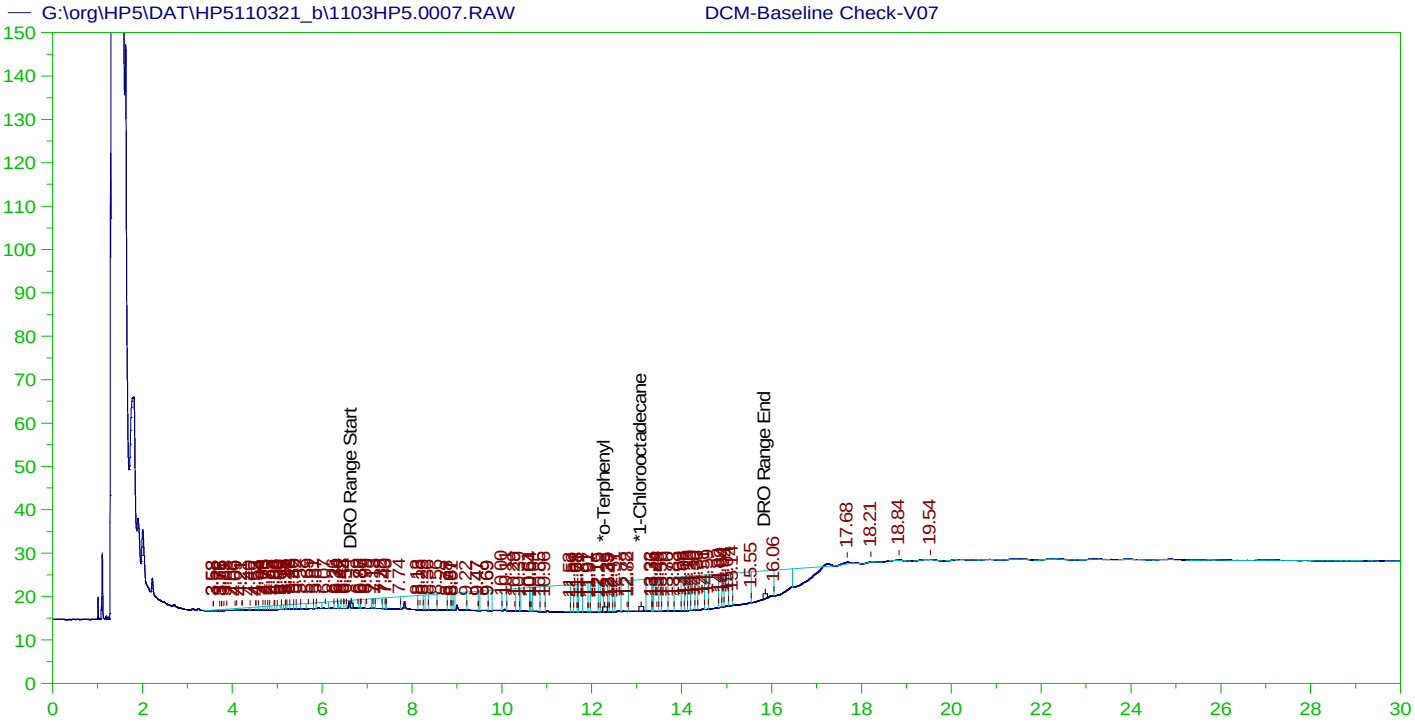

DIESEL RANGE ORGANICS CHROMATOGRAM REPORT

Sample Name: DCM-Baseline Check-V07
Raw File: G:\org\HP5\DAT\HP5110321_b\1103HP5.0007.RAW
Date & Time Acquired: 11/3/2021 2:12:01 PM
Method File: G:\Org\HP5\Methods\DR_8015-IA-LEXP.met
Calibration File: G:\Org\HP5\Cals\SW8015C_DRO211102IA.CAL
Sample Weight: 1 Dilution: 1 S.A.: 1

Mean RF for TEH: 31353.19
Rt range for Diesel Range Organics: 6.59 to 15.91

SURROGATE COMPOUND	RT	ACTUAL	MEASURED		%REC
*o-Terphenyl	29.972	200.	.	.	-
*1-Chlorooctadecane	29.972	200.	.	.	-

DRO Area:3152285 DRO Amount: 100.5411
TEH Area:3372766 TEH Amount: 107.5733

Batch ID: 160878

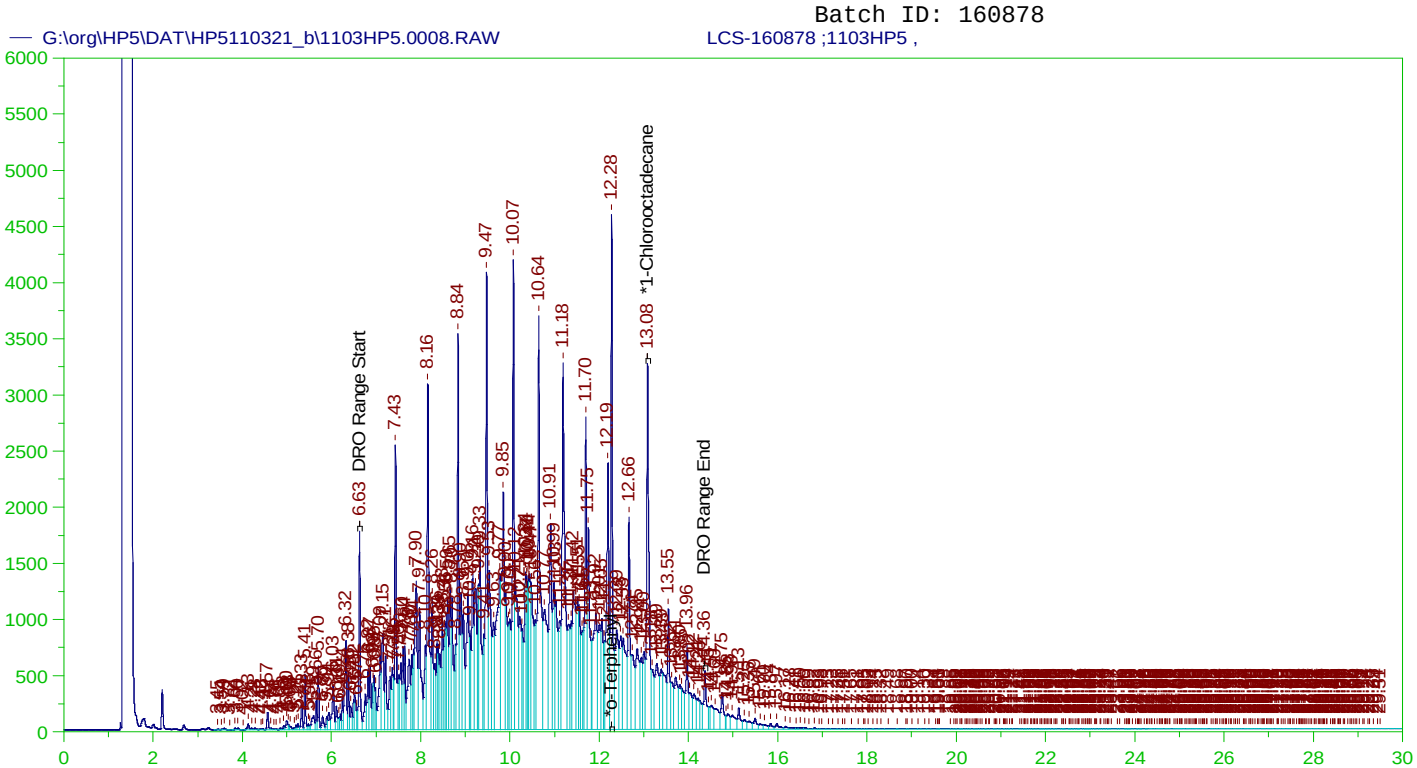

DIESEL RANGE ORGANICS CHROMATOGRAM REPORT

Sample Name: LCS-160878 ;1103HP5 ,
Raw File: G:\org\HP5\DAT\HP5110321_b\1103HP5.0008.RAW
Date & Time Acquired: 11/3/2021 2:55:01 PM
Method File: G:\Org\HP5\Methods\D3_8015-24-IA-L%.met
Calibration File: G:\Org\HP5\Cals\SW8015C_DRO211102IA-24.CAL
Sample Weight: 1000 Dilution: 1 S.A.: 1

Mean RF for TEH: 31353.19
Rt range for Diesel Range Organics: 6.59 to 14.43

SURROGATE COMPOUND	RT	ACTUAL	MEASURED	%REC	
*o-Terphenyl	12.277	.2	.337	168.46	-
*1-Chlorooctadecane	13.079	.2	.337	168.66	-

DRO Area:3.905796E+08 DRO Amount: 12.45741
TEH Area:4.176371E+08 TEH Amount: 13.3204

G:\org\HP5\dat\HP5110321_b\Review\008_LCS-160878_D3_8015-24-IA-L%.xls

Batch ID: 160878

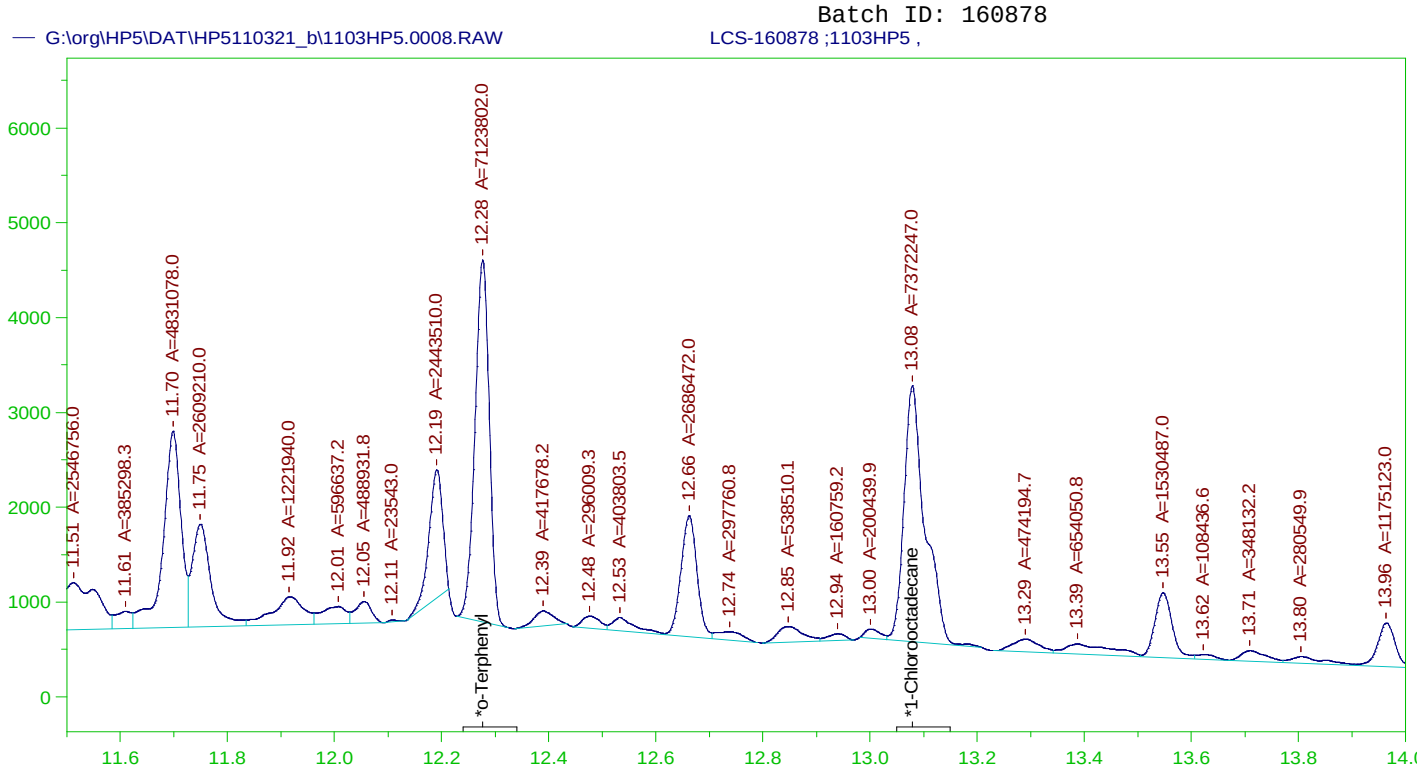

DIESEL RANGE ORGANICS CHROMATOGRAM REPORT

Sample Name: LCS-160878 ;1103HP5 ,
Raw File: G:\org\HP5\DAT\HP5110321_b\1103HP5.0008.RAW
Date & Time Acquired: 11/3/2021 2:55:01 PM
Method File: G:\Org\HP5\Methods\DS_8015-24-IA-L#.met
Calibration File: G:\Org\HP5\Cals\SW8015C_DRO211102IA-24.CAL
Sample Weight: 1000 Dilution: 1 S.A.: 1

Mean RF for TEH: 31353.19
Rt range for Diesel Range Organics: 6.59 to 14.43

SURROGATE COMPOUND	RT	ACTUAL	MEASURED	%REC	
*o-Terphenyl	12.277	.2	.201	100.31	-
*1-Chlorooctadecane	13.079	.2	.208	103.81	-

DRO Area:1.959787E+08 DRO Amount: 6.250676
TEH Area:2.096025E+08 TEH Amount: 6.685205

G:\org\HP5\dat\HP5110321_b\Review\008_LCS-160878_DS_8015-24-IA-L#.xls

Batch ID: 160878

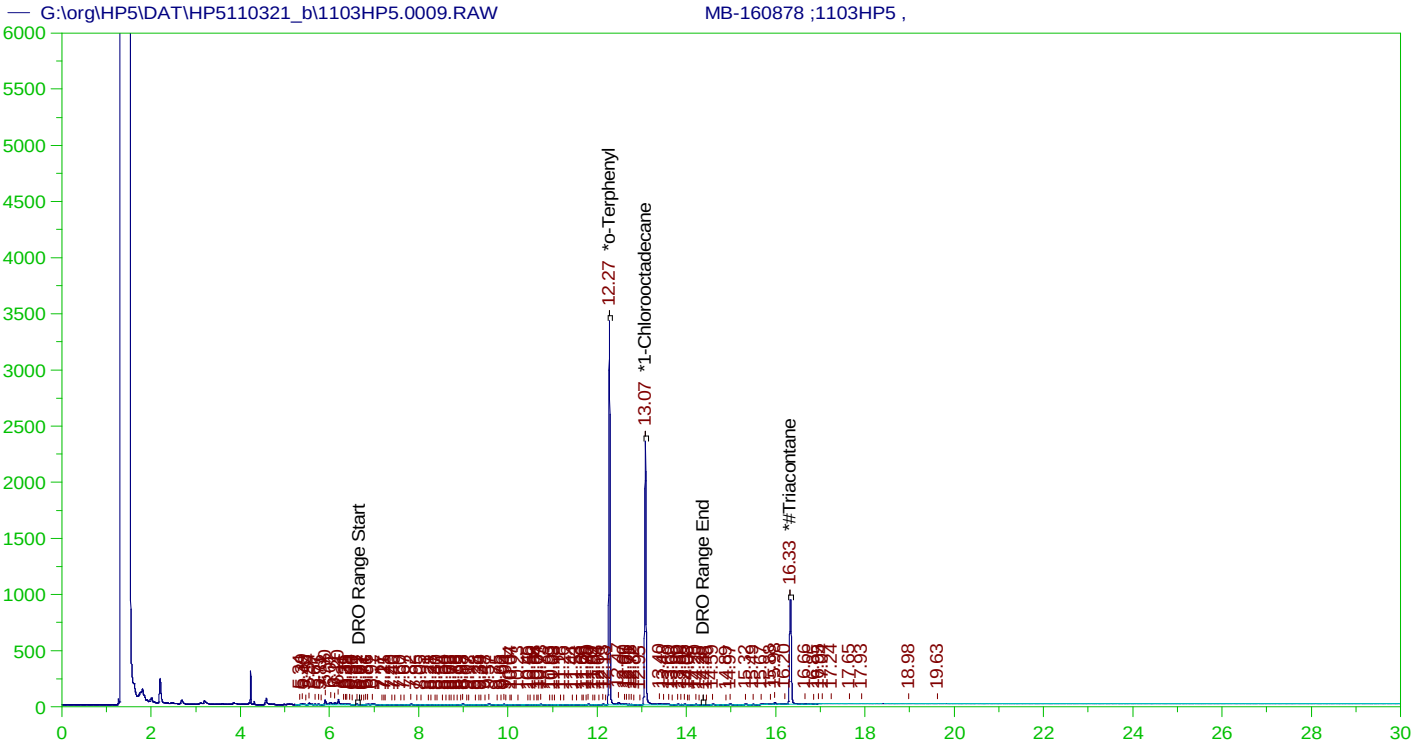

DIESEL RANGE ORGANICS CHROMATOGRAM REPORT
Sample Name: MB-160878 ;1103HP5 ,
Raw File: G:\org\HP5\DAT\HP5110321_b\1103HP5.0009.RAW
Date & Time Acquired: 11/3/2021 3:38:14 PM
Method File: G:\Org\HP5\Methods\DR_8015-C24T-IA-L%.met
Calibration File: G:\Org\HP5\Cals\SW8015C_DRO211102IA-24-Tri.CAL
Sample Weight: 1000 Dilution: 1 S.A.: 1

Mean RF for TEH: 31353.19
Rt range for Diesel Range Organics: 6.59 to 14.43

SURROGATE COMPOUND	RT	ACTUAL	MEASURED	%REC	
*o-Terphenyl	12.272	.2	.184	91.91	-
*1-Chlorooctadecane	13.074	.2	.145	72.38	-
*#Triacontane	16.326	.2	.084	42.04	-

DRO Area:509292.7 DRO Amount: 1.624373E-02
TEH Area:1112490 TEH Amount: 3.548251E-02

G:\org\HP5\dat\HP5110321_b\Review\009_MB-160878_DR_8015-C24T-IA-L%.xls

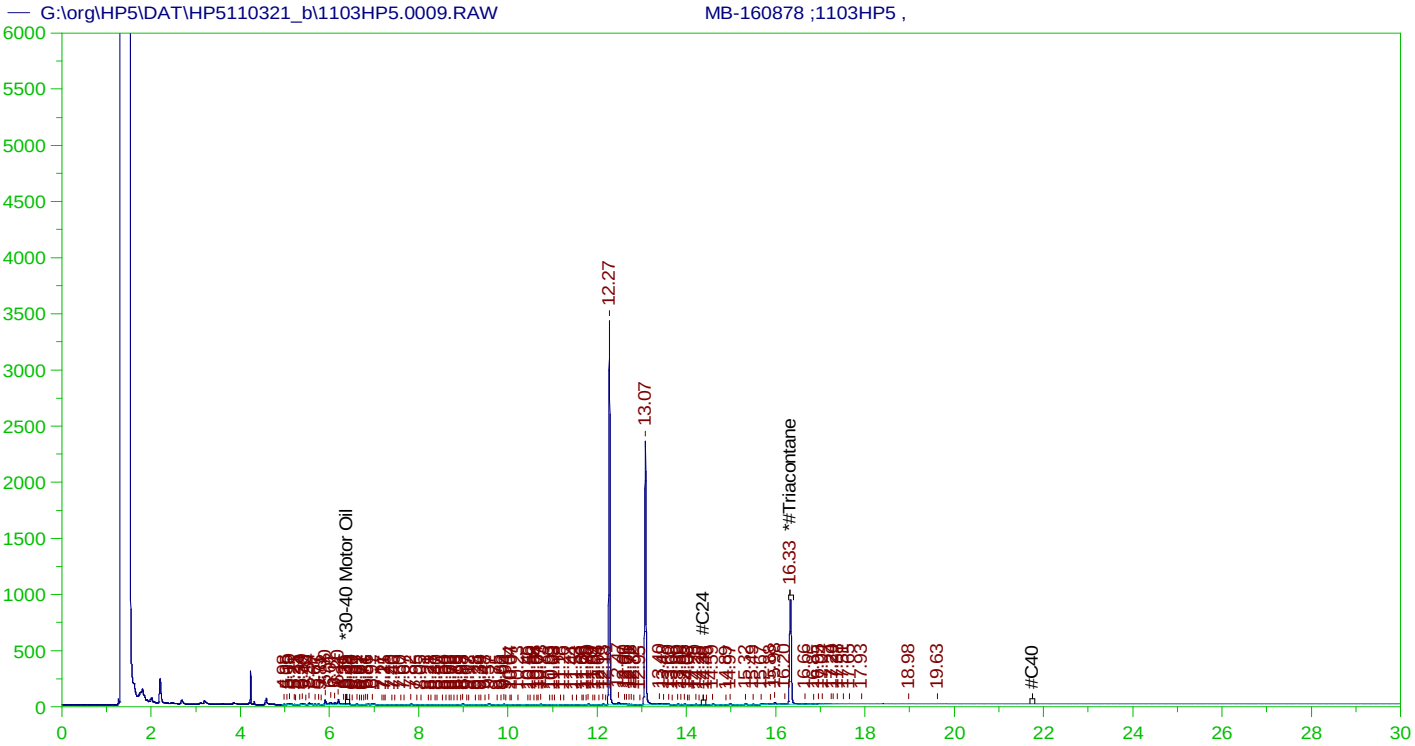

RESIDUAL RANGE ORGANICS CHROMATOGRAM
Sample Name: MB-160878 ;1103HP5 ,
Raw File: G:\org\HP5\DAT\HP5110321_b\1103HP5.0009.RAW
Date & Time Acquired: 11/3/2021 3:38:14 PM
Method File: G:\Org\HP5\Methods\DR_OROS-AC-L%.MET
Calibration File: G:\Org\HP5\Cals\SW8015C_ORO211017AC-SAMP.CAL
Sample Weight: 1000 Dilution: 1 S.A.: 1

Mean RF for for Residual Range Organics Calculations: 28542.41
Rt range for Residual Range Organics: 14.33 to 21.8

SURROGATE COMPOUND	RT	ACTUAL	MEASURED	%REC	
*#Triacontane	16.326	.5	.084	16.81	-

RRO Area:183333 RRO AMOUNT: 6.42318E-03

G:\org\HP5\dat\HP5110321_b\Review\009_MB-160878_DR_OROS-AC-L%.xls

Batch ID: 160878

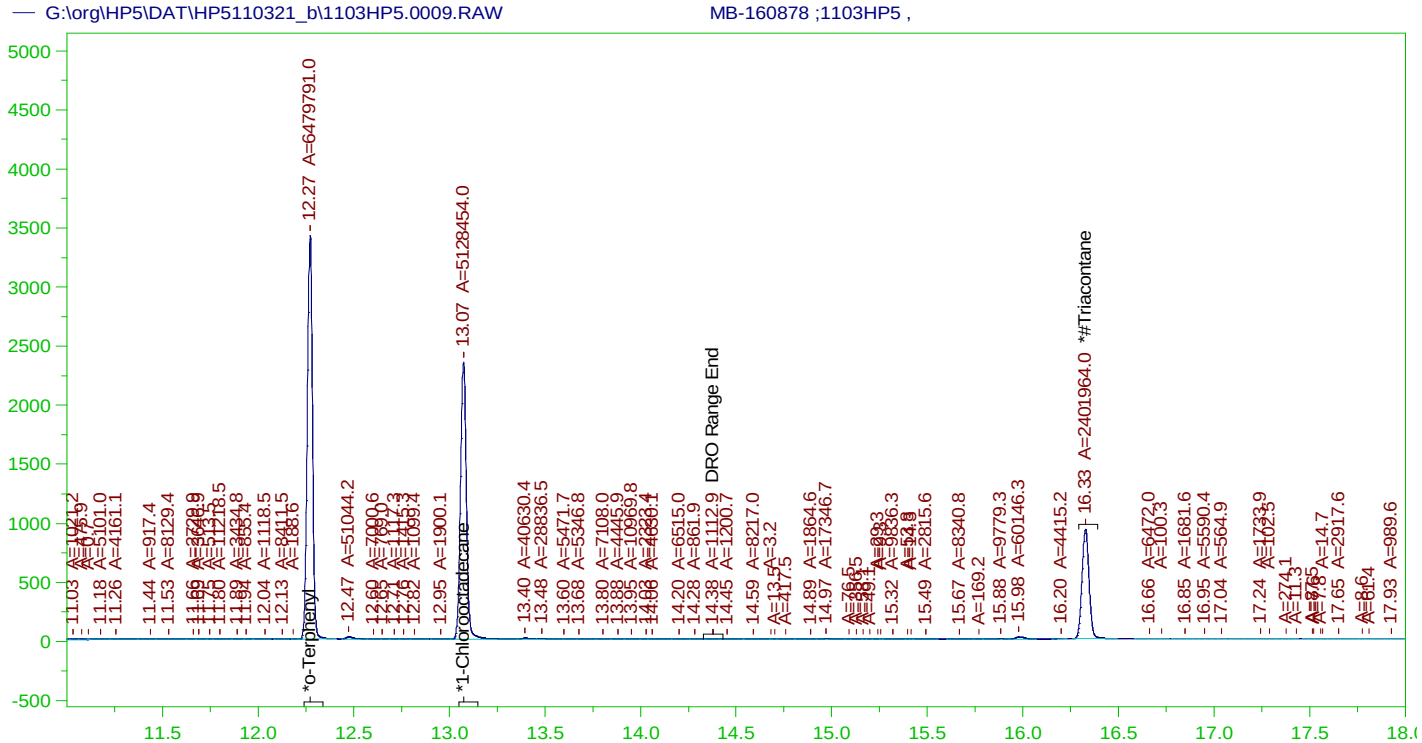

DIESEL RANGE ORGANICS CHROMATOGRAM REPORT
Sample Name: MB-160878 ;1103HP5 ,
Raw File: G:\org\HP5\DAT\HP5110321_b\1103HP5.0009.RAW
Date & Time Acquired: 11/3/2021 3:38:14 PM
Method File: G:\Org\HP5\Methods\DS_8015-C24T-IA-L#.MET
Calibration File: G:\Org\HP5\Cals\SW8015C_DRO211102IA-24-Tri.CAL
Sample Weight: 1000 Dilution: 1 S.A.: 1

Mean RF for TEH: 31353.19
Rt range for Diesel Range Organics: 6.59 to 14.43

SURROGATE COMPOUND	RT	ACTUAL	MEASURED	%REC	
*o-Terphenyl	12.272	.2	.182	91.24	-
*1-Chlorooctadecane	13.074	.2	.144	72.21	-
*#Triacontane	16.326	.2	.083	41.51	-

DRO Area:536125.6 DRO Amount: 1.709955E-02
TEH Area:1952211 TEH Amount: 6.226513E-02

ERH1862 (RHSF) Batch ID: 160878

G:\org\HP5\DAT\HP5110321_b\1103HP5.0010.RAW B21110057-007A ;1103HP5 , $HC-8015-DRO-W,

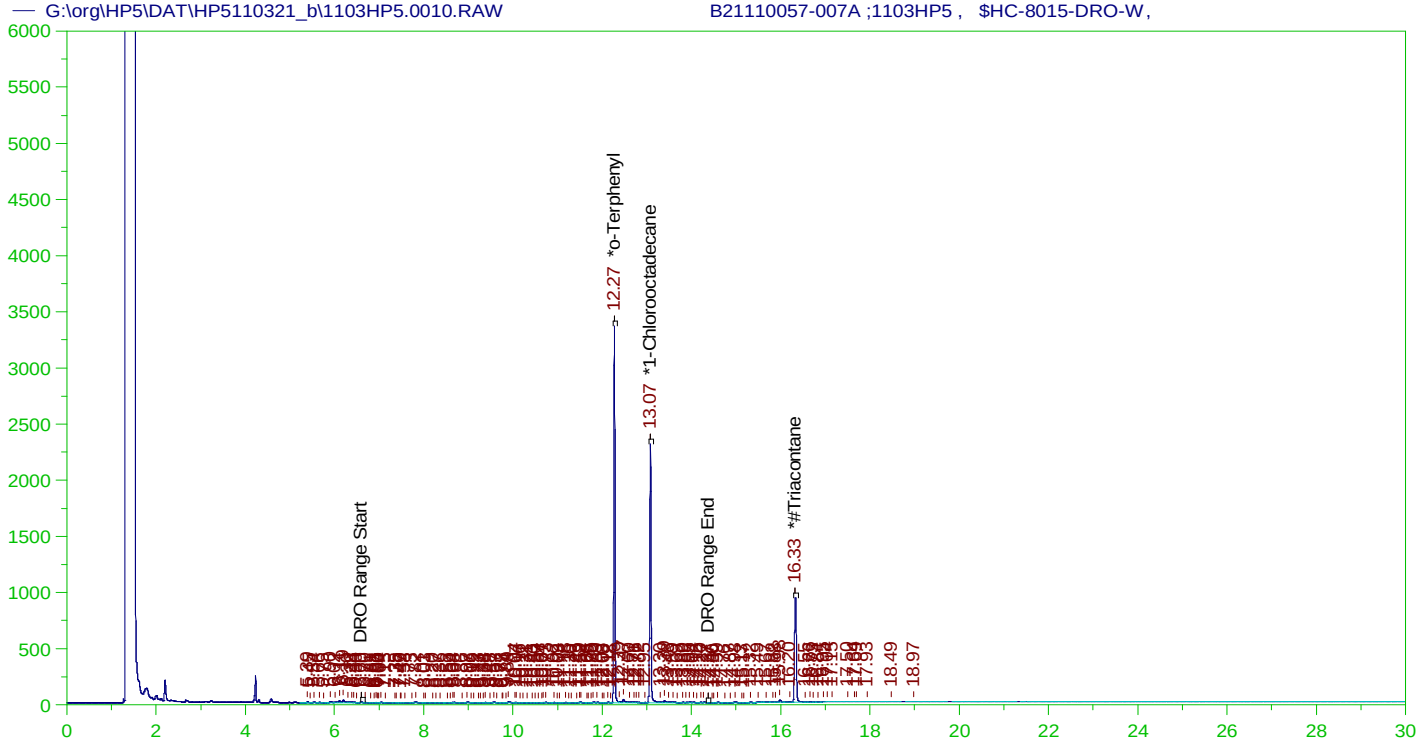

DIESEL RANGE ORGANICS CHROMATOGRAM REPORT

Sample Name: B21110057-007A ;1103HP5 , $HC-8015-DRO-W,
Raw File: G:\org\HP5\DAT\HP5110321_b\1103HP5.0010.RAW
Date & Time Acquired: 11/3/2021 4:21:37 PM
Method File: G:\Org\HP5\Methods\DR_8015-C24T-IA-L%.met
Calibration File: G:\Org\HP5\Cals\SW8015C_DRO211102IA-24-Tri.CAL
Sample Weight: 1050 Dilution: 1 S.A.: 1

Mean RF for TEH: 31353.19
Rt range for Diesel Range Organics: 6.59 to 14.43

SURROGATE COMPOUND	RT	ACTUAL	MEASURED	%REC	
*o-Terphenyl	12.271	.19	.17	89.3	-
*1-Chlorooctadecane	13.075	.19	.133	70.06	-
*#Triacontane	16.326	.19	.079	41.57	-

DRO Area:687323.1 DRO Amount: 2.087805E-02
TEH Area:1145988 TEH Amount: 3.481039E-02

G:\org\HP5\dat\HP5110321_b\Review\010_B21110057-007A_DR_8015-C24T-IA-L%.xls

ERH1862 (RHSF) Batch ID: 160878

— G:\org\HP5\DAT\HP5110321_b\1103HP5.0010.RAW B21110057-007A ;1103HP5 , $HC-8015-DRO-W,

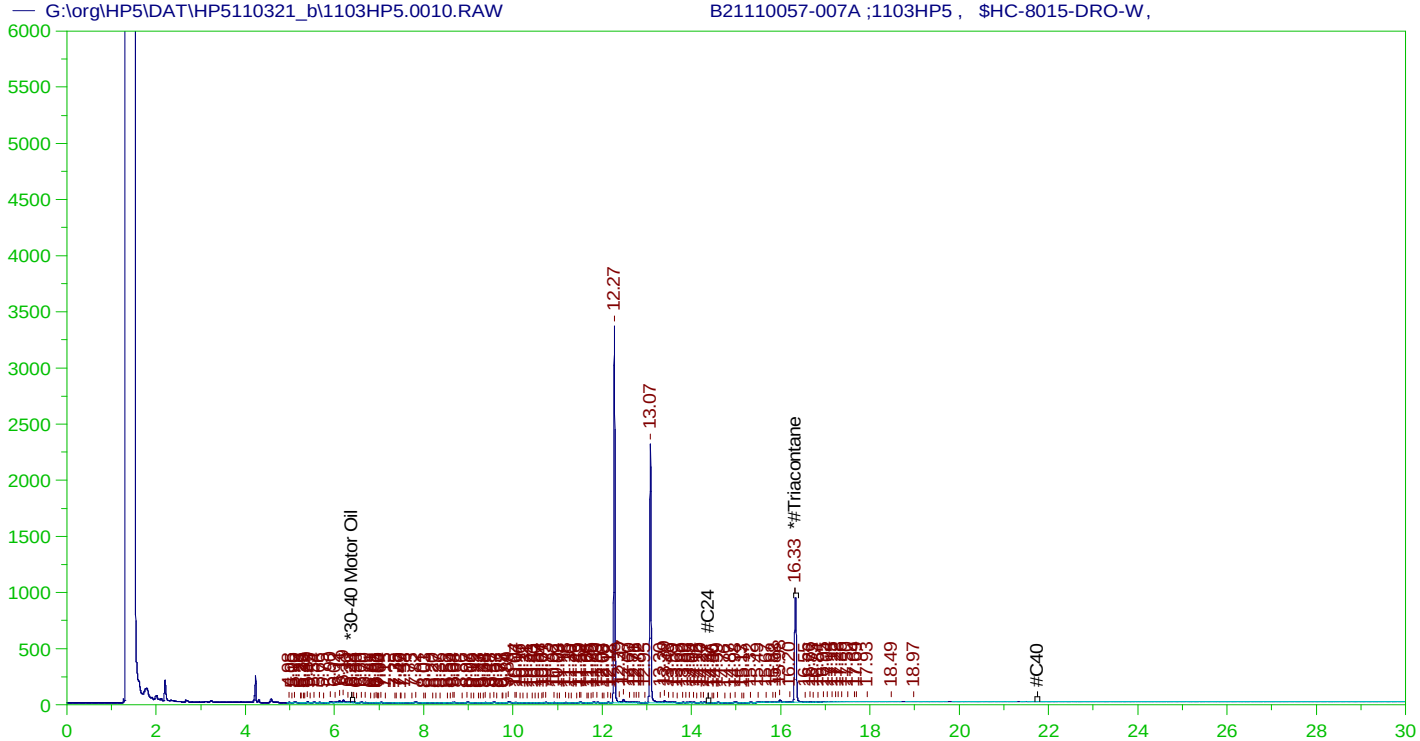

RESIDUAL RANGE ORGANICS CHROMATOGRAM

Sample Name: B21110057-007A ;1103HP5 , $HC-8015-DRO-W,
Raw File: G:\org\HP5\DAT\HP5110321_b\1103HP5.0010.RAW
Date & Time Acquired: 11/3/2021 4:21:37 PM
Method File: G:\Org\HP5\Methods\DR_OROS-AC-L%.MET
Calibration File: G:\Org\HP5\Cals\SW8015C_ORO211017AC-SAMP.CAL
Sample Weight: 1050 Dilution: 1 S.A.: 1

Mean RF for for Residual Range Organics Calculations: 28542.41
Rt range for Residual Range Organics: 14.33 to 21.8

SURROGATE COMPOUND	RT	ACTUAL	MEASURED	%REC	
*#Triacontane	16.326	.476	.079	16.63	-

RRO Area:230885 RRO AMOUNT: 7.703993E-03

G:\org\HP5\dat\HP5110321_b\Review\010_B21110057-007A_DR_OROS-AC-L%.xls

ERH1862 (RHSF) Batch ID: 160878

G:\org\HP5\DAT\HP5110321_b\1103HP5.0010.RAW B21110057-007A ;1103HP5 , $HC-8015-DRO-W,

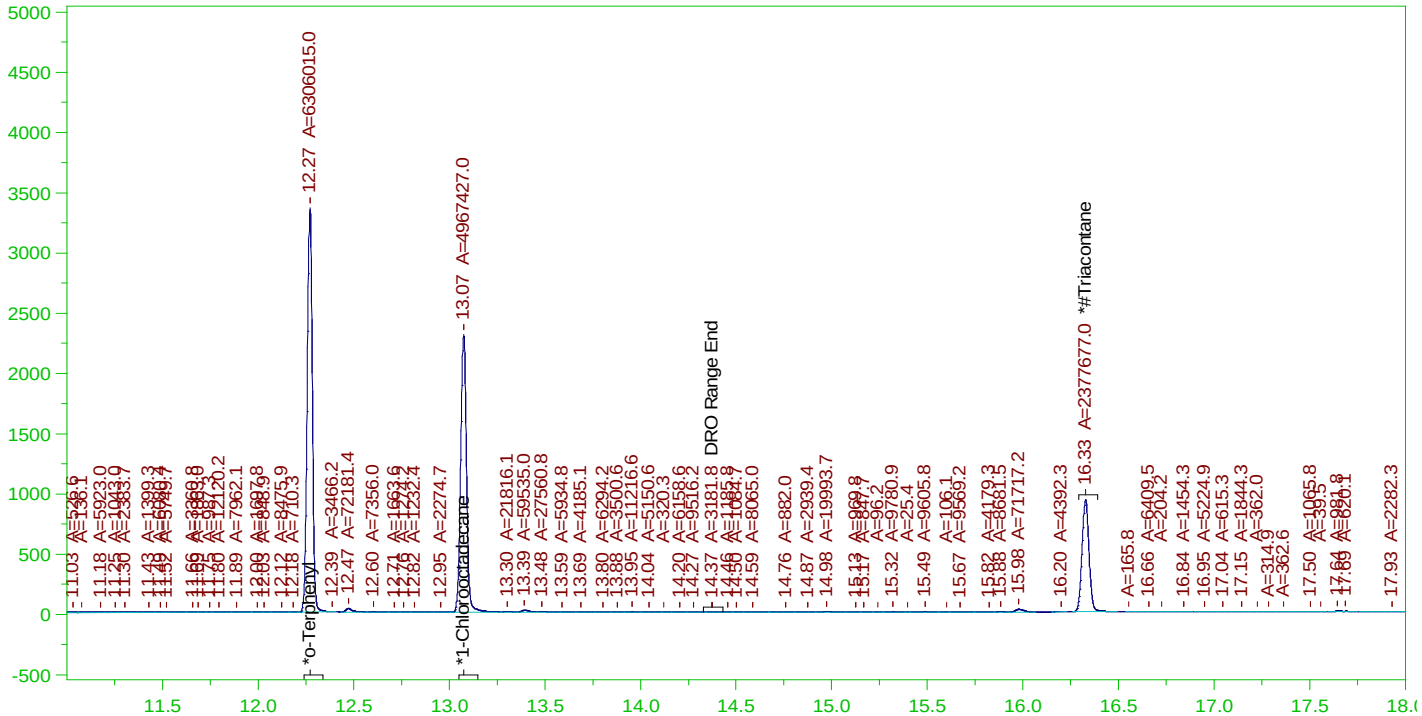

DIESEL RANGE ORGANICS CHROMATOGRAM REPORT

Sample Name: B21110057-007A ;1103HP5 , $HC-8015-DRO-W,
Raw File: G:\org\HP5\DAT\HP5110321_b\1103HP5.0010.RAW
Date & Time Acquired: 11/3/2021 4:21:37 PM
Method File: G:\Org\HP5\Methods\DS_8015-C24T-IA-L#.MET
Calibration File: G:\Org\HP5\Cals\SW8015C_DRO211102IA-24-Tri.CAL
Sample Weight: 1050 Dilution: 1 S.A.: 1

Mean RF for TEH: 31353.19
Rt range for Diesel Range Organics: 6.59 to 14.43

SURROGATE COMPOUND	RT	ACTUAL	MEASURED	%REC	
*o-Terphenyl	12.271	.19	.169	88.79	-
*1-Chlorooctadecane	13.075	.19	.133	69.95	-
*#Triacontane	16.326	.19	.078	41.09	-

DRO Area:648218.7 DRO Amount: 1.969022E-02
TEH Area:1935409 TEH Amount: 5.878977E-02

G:\org\HP5\dat\HP5110321_b\Review\010_B21110057-007A_DS_8015-C24T-IA-L#.xls

ERH1860 (RHSF) Batch ID: 160878

— G:\org\HP5\DAT\HP5110321_b\1103HP5.0011.RAW B21110057-006A ;1103HP5 , $HC-8015-DRO-W,

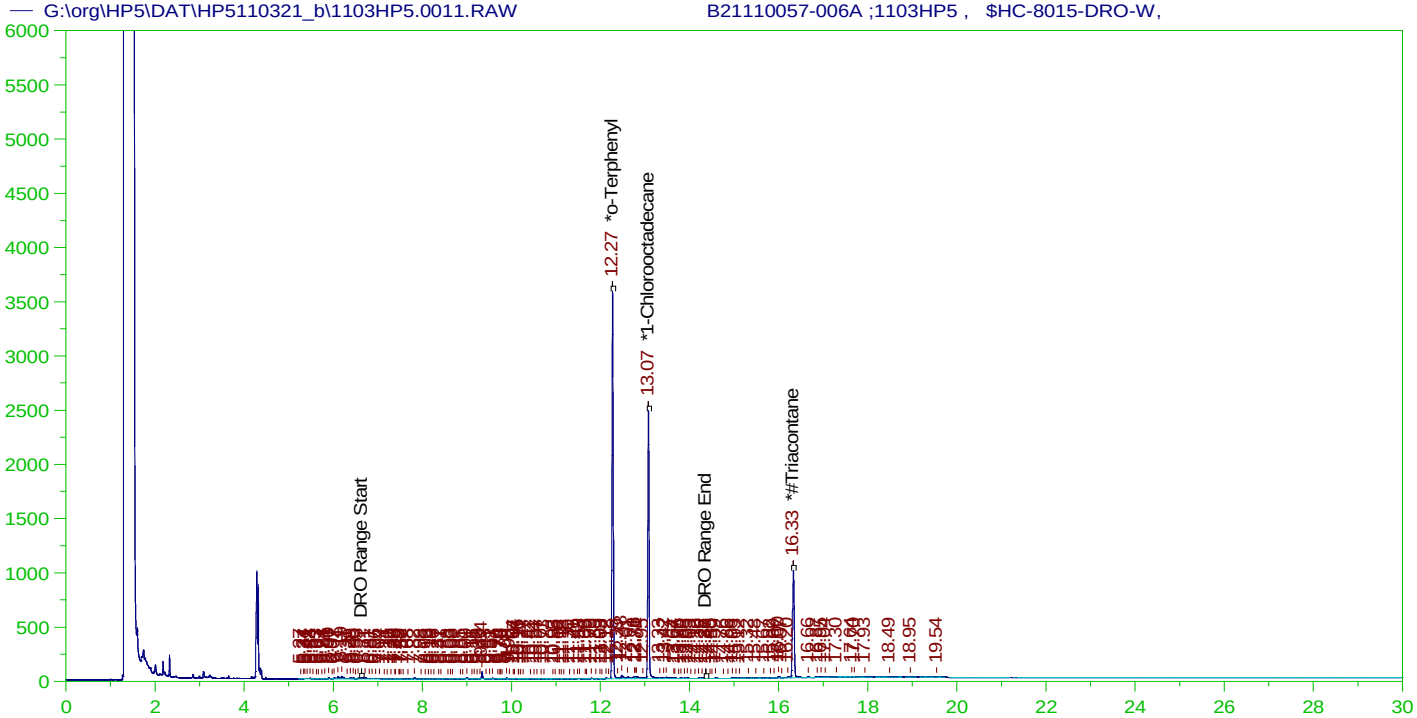

DIESEL RANGE ORGANICS CHROMATOGRAM REPORT

Sample Name: B21110057-006A ;1103HP5 , $HC-8015-DRO-W,
Raw File: G:\org\HP5\DAT\HP5110321_b\1103HP5.0011.RAW
Date & Time Acquired: 11/3/2021 5:05:00 PM
Method File: G:\Org\HP5\Methods\DR_8015-C24T-IA-L0.met
Calibration File: G:\Org\HP5\Cals\SW8015C_DRO211102IA-24-Tri.CAL
Sample Weight: 1020 Dilution: 1 S.A.: 1

Mean RF for TEH: 31353.19
Rt range for Diesel Range Organics: 6.59 to 14.43

SURROGATE COMPOUND	RT	ACTUAL	MEASURED	%REC	
*o-Terphenyl	12.272	.196	.184	94.08	-
*1-Chlorooctadecane	13.074	.196	.147	75.21	-
*#Triacontane	16.325	.196	.086	44.02	-

DRO Area:1202342 DRO Amount: 3.759639E-02
TEH Area:1711864 TEH Amount: 5.352878E-02

G:\org\HP5\dat\HP5110321_b\Review\acquired\011_B21110057-006A_DR_8015-C24T-IA-L0.xls

ERH1857 (RHMW2254-01) Batch ID: 160878

— G:\org\HP5\DAT\HP5110321_b\1103HP5.0012.RAW B21110057-005A ;1103HP5 , $HC-8015-DRO-W,

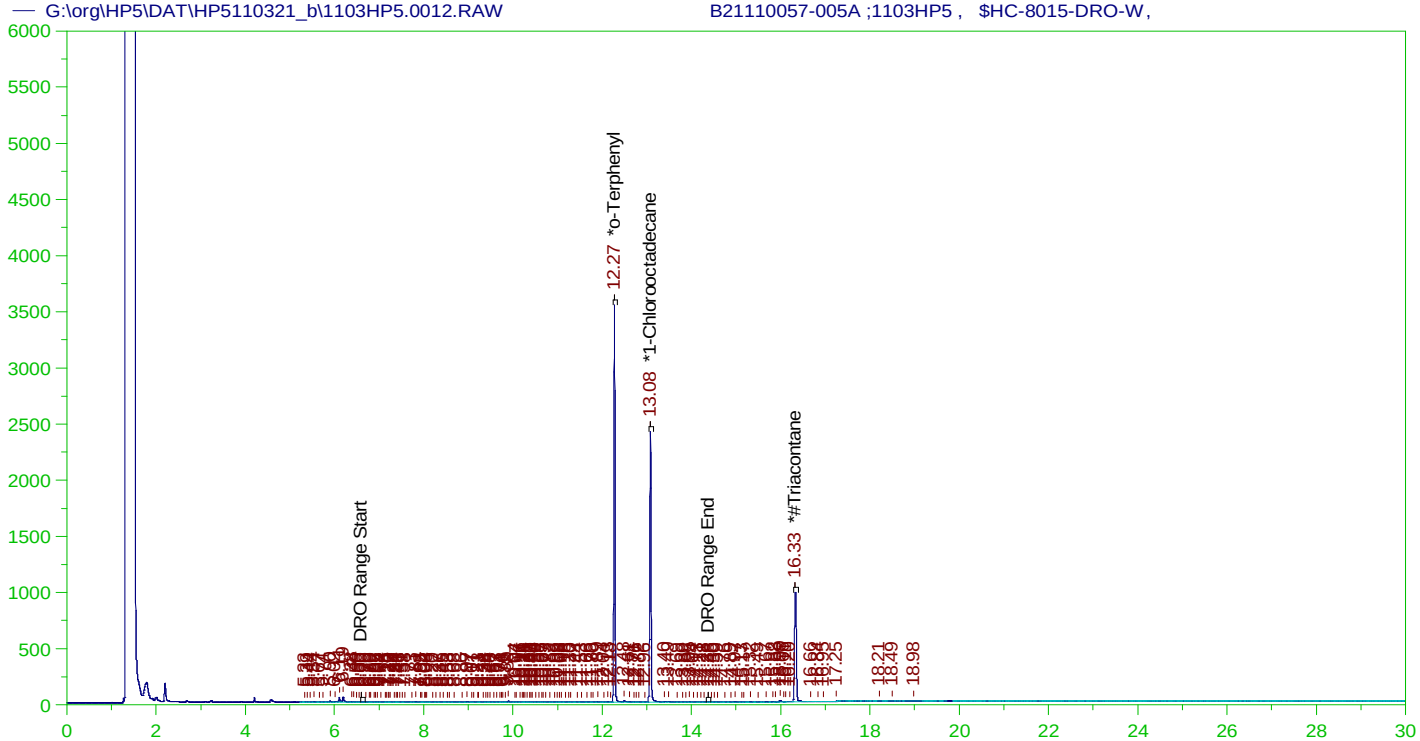

DIESEL RANGE ORGANICS CHROMATOGRAM REPORT

Sample Name: B21110057-005A ;1103HP5 , $HC-8015-DRO-W,
Raw File: G:\org\HP5\DAT\HP5110321_b\1103HP5.0012.RAW
Date & Time Acquired: 11/3/2021 5:48:25 PM
Method File: G:\Org\HP5\Methods\DR_8015-C24T-IA-L%.met
Calibration File: G:\Org\HP5\Cals\SW8015C_DRO211102IA-24-Tri.CAL
Sample Weight: 1030 Dilution: 1 S.A.: 1

Mean RF for TEH: 31353.19
Rt range for Diesel Range Organics: 6.59 to 14.43

SURROGATE COMPOUND	RT	ACTUAL	MEASURED	%REC	
*o-Terphenyl	12.272	.194	.182	93.57	-
*1-Chlorooctadecane	13.075	.194	.142	73.15	-
*#Triacontane	16.326	.194	.086	44.04	-

DRO Area:613615.8 DRO Amount: 1.900105E-02
TEH Area:1136423 TEH Amount: 3.519015E-02

G:\org\HP5\dat\HP5110321_b\Review\012_B21110057-005A_DR_8015-C24T-IA-L%.xls

ERH1857 (RHMW2254-01) Batch ID: 160878

G:\org\HP5\DAT\HP5110321_b\1103HP5.0012.RAW B21110057-005A ;1103HP5 , $HC-8015-DRO-W,

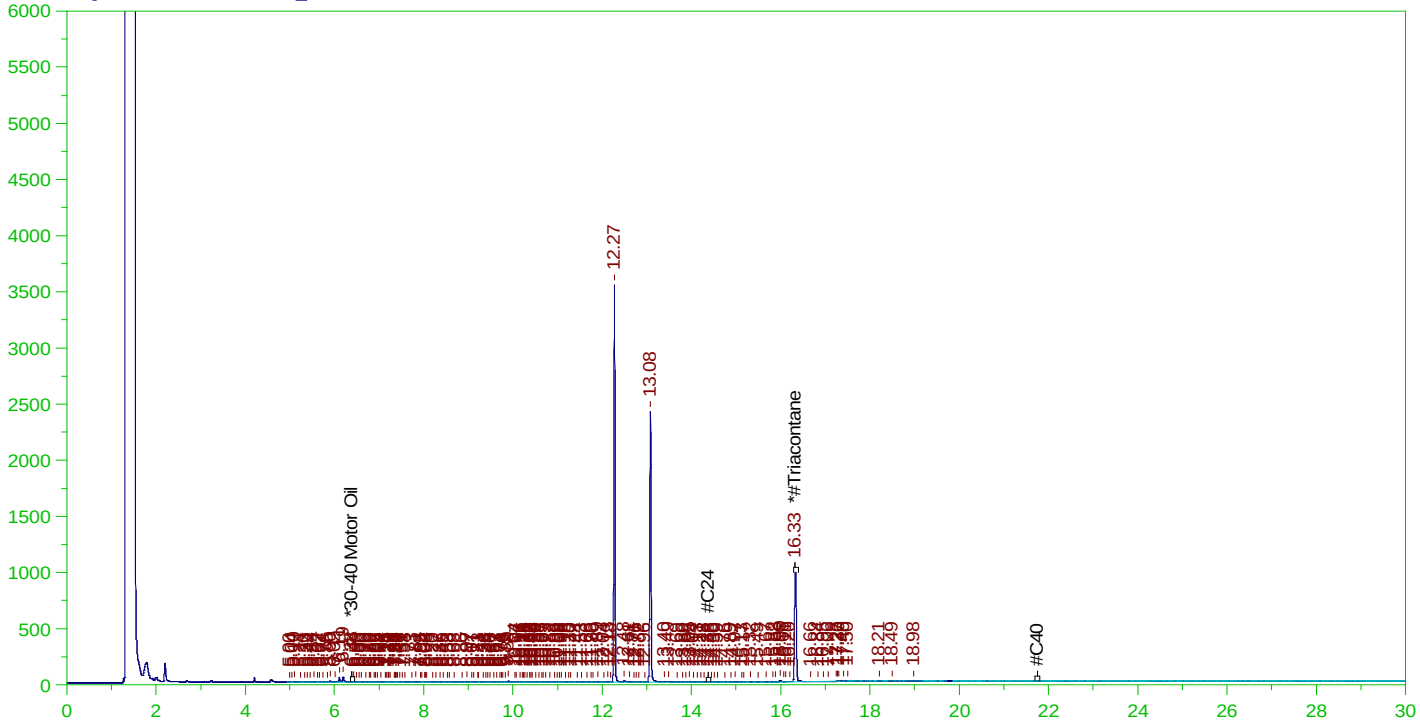

RESIDUAL RANGE ORGANICS CHROMATOGRAM

Sample Name: B21110057-005A ;1103HP5 , $HC-8015-DRO-W,
Raw File: G:\org\HP5\DAT\HP5110321_b\1103HP5.0012.RAW
Date & Time Acquired: 11/3/2021 5:48:25 PM
Method File: G:\Org\HP5\Methods\DR_OROS-AC-L%.MET
Calibration File: G:\Org\HP5\Cals\SW8015C_ORO211017AC-SAMP.CAL
Sample Weight: 1030 Dilution: 1 S.A.: 1

Mean RF for for Residual Range Organics Calculations: 28542.41
Rt range for Residual Range Organics: 14.33 to 21.8

SURROGATE COMPOUND	RT	ACTUAL	MEASURED	%REC	
*#Triacontane	16.326	.485	.086	17.62	-

RRO Area:183228.9 RRO AMOUNT: 6.232555E-03

G:\org\HP5\dat\HP5110321_b\Review\012_B21110057-005A_DR_OROS-AC-L%.xls

ERH1857 (RHMW2254-01) Batch ID: 160878

G:\org\HP5\DAT\HP5110321_b\1103HP5.0012.RAW B21110057-005A ;1103HP5 , $HC-8015-DRO-W,

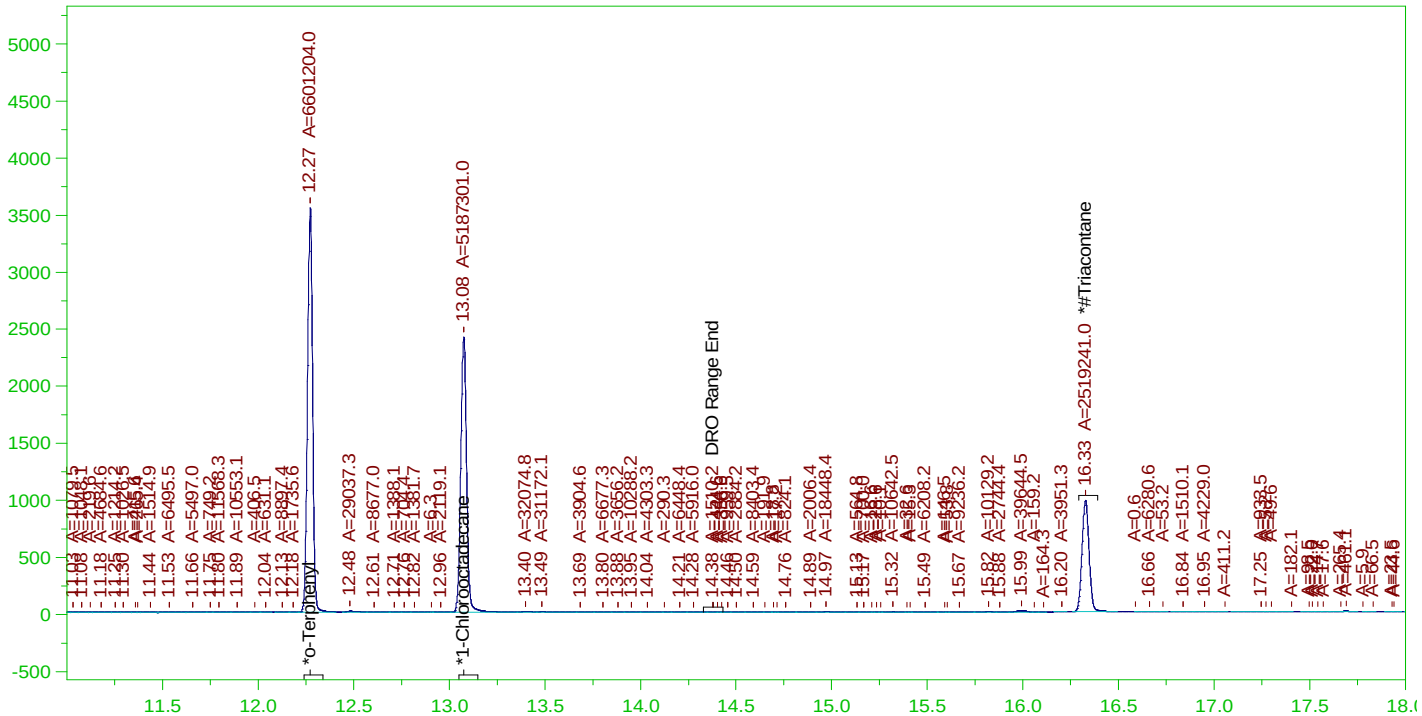

DIESEL RANGE ORGANICS CHROMATOGRAM REPORT

Sample Name: B21110057-005A ;1103HP5 , $HC-8015-DRO-W,
Raw File: G:\org\HP5\DAT\HP5110321_b\1103HP5.0012.RAW
Date & Time Acquired: 11/3/2021 5:48:25 PM
Method File: G:\Org\HP5\Methods\DS_8015-C24T-IA-L#.MET
Calibration File: G:\Org\HP5\Cals\SW8015C_DRO211102IA-24-Tri.CAL
Sample Weight: 1030 Dilution: 1 S.A.: 1

Mean RF for TEH: 31353.19
Rt range for Diesel Range Organics: 6.59 to 14.43

SURROGATE COMPOUND	RT	ACTUAL	MEASURED	%REC	
*o-Terphenyl	12.272	.194	.18	92.95	-
*1-Chlorooctadecane	13.075	.194	.142	73.04	-
*#Triacontane	16.326	.194	.085	43.54	-

DRO Area:726857.6 DRO Amount: 2.250766E-02
TEH Area:1689407 TEH Amount: 5.231367E-02

G:\org\HP5\dat\HP5110321_b\Review\012_B21110057-005A_DS_8015-C24T-IA-L#.xls

ERH1860 (RHSF) Batch ID: 160878

— G:\org\HP5\DAT\HP5110321_b\1103HP5.0013.RAW B21110057-006A ;1103HP5 , $HC-8015-DRO-W, RR

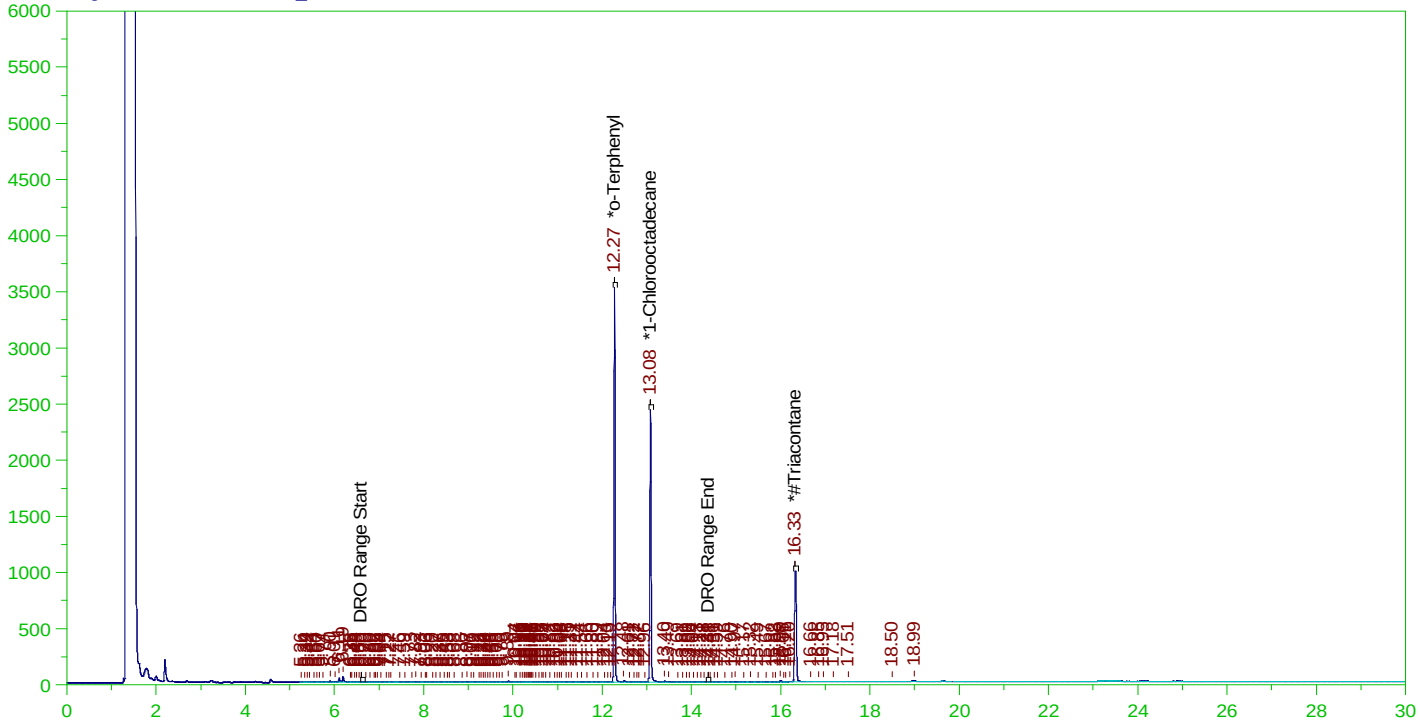

DIESEL RANGE ORGANICS CHROMATOGRAM REPORT

Sample Name: B21110057-006A ;1103HP5 , $HC-8015-DRO-W, RR
Raw File: G:\org\HP5\DAT\HP5110321_b\1103HP5.0013.RAW
Date & Time Acquired: 11/3/2021 6:31:41 PM
Method File: G:\Org\HP5\Methods\DR_8015-C24T-IA-L%.met
Calibration File: G:\Org\HP5\Cals\SW8015C_DRO211102IA-24-Tri.CAL
Sample Weight: 1020 Dilution: 1 S.A.: 1

Mean RF for TEH: 31353.19
Rt range for Diesel Range Organics: 6.59 to 14.43

SURROGATE COMPOUND	RT	ACTUAL	MEASURED	%REC	
*o-Terphenyl	12.274	.196	.184	93.79	-
*1-Chlorooctadecane	13.077	.196	.144	73.44	-
*#Triacontane	16.327	.196	.087	44.29	-

DRO Area:622825.4 DRO Amount: 1.947531E-02
TEH Area:1136072 TEH Amount: 3.552417E-02

G:\org\HP5\dat\HP5110321_b\Review\013_B21110057-006A_DR_8015-C24T-IA-L%.xls

ERH1860 (RHSF) Batch ID: 160878

G:\org\HP5\DAT\HP5110321_b\1103HP5.0013.RAW B21110057-006A ;1103HP5 , $HC-8015-DRO-W, RR

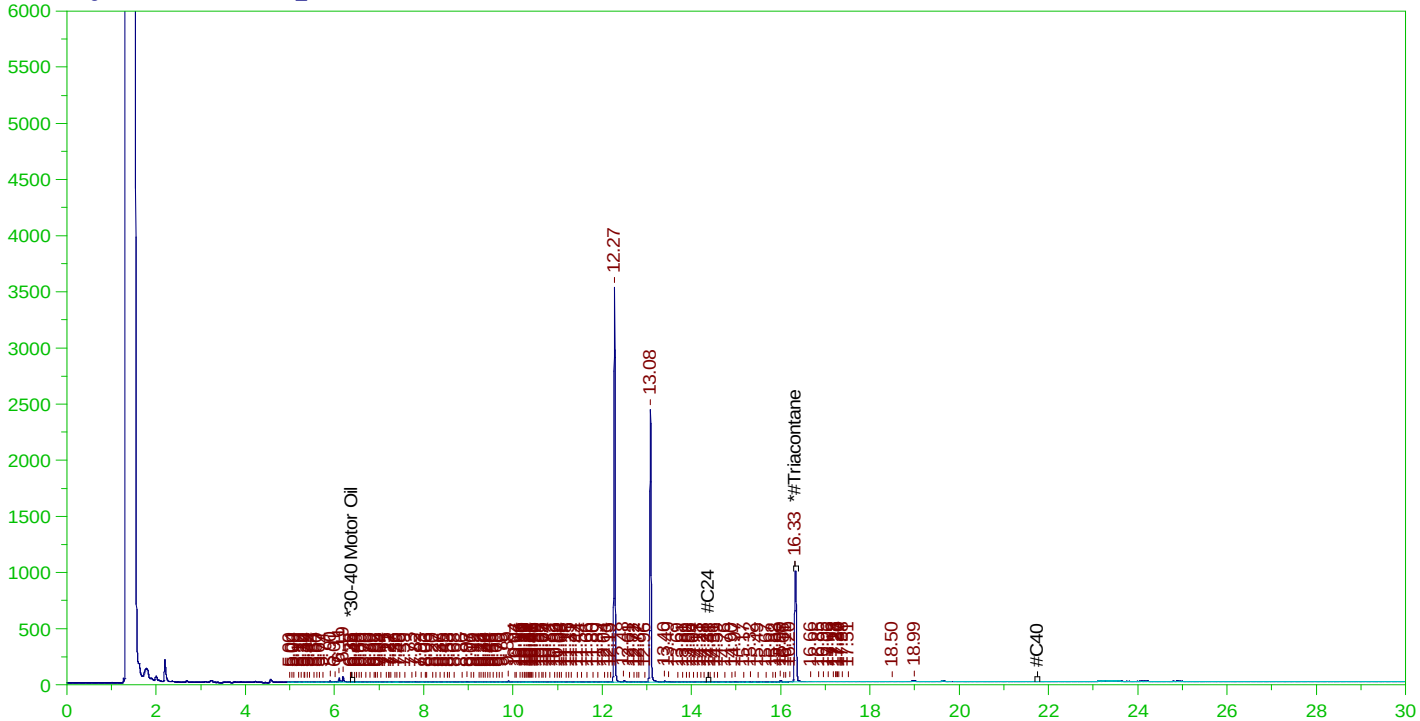

RESIDUAL RANGE ORGANICS CHROMATOGRAM

Sample Name: B21110057-006A ;1103HP5 , $HC-8015-DRO-W, RR
Raw File: G:\org\HP5\DAT\HP5110321_b\1103HP5.0013.RAW
Date & Time Acquired: 11/3/2021 6:31:41 PM
Method File: G:\Org\HP5\Methods\DR_OROS-AC-L%.MET
Calibration File: G:\Org\HP5\Cals\SW8015C_ORO211017AC-SAMP.CAL
Sample Weight: 1020 Dilution: 1 S.A.: 1

Mean RF for for Residual Range Organics Calculations: 28542.41
Rt range for Residual Range Organics: 14.33 to 21.8

SURROGATE COMPOUND	RT	ACTUAL	MEASURED	%REC	
*#Triacontane	16.327	.49	.087	17.72	-

RRO Area:175005.2 RRO AMOUNT: 6.011184E-03

G:\org\HP5\dat\HP5110321_b\Review\013_B21110057-006A_DR_OROS-AC-L%.xls

ERH1860 (RHSF) Batch ID: 160878

— G:\org\HP5\DAT\HP5110321_b\1103HP5.0013.RAW B21110057-006A ;1103HP5 , $HC-8015-DRO-W, RR

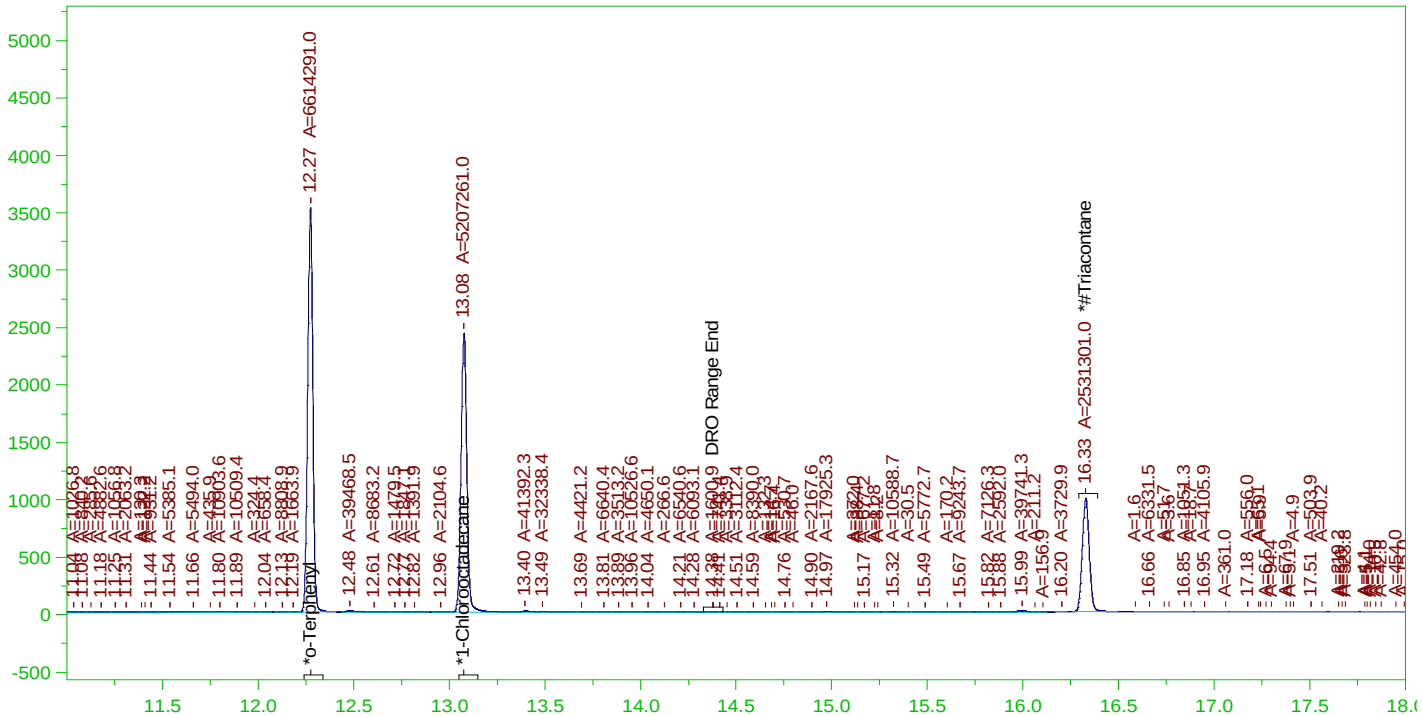

DIESEL RANGE ORGANICS CHROMATOGRAM REPORT

Sample Name: B21110057-006A ;1103HP5 , $HC-8015-DRO-W, RR
Raw File: G:\org\HP5\DAT\HP5110321_b\1103HP5.0013.RAW
Date & Time Acquired: 11/3/2021 6:31:41 PM
Method File: G:\Org\HP5\Methods\DS_8015-C24T-IA-L#.MET
Calibration File: G:\Org\HP5\Cals\SW8015C_DRO211102IA-24-Tri.CAL
Sample Weight: 1020 Dilution: 1 S.A.: 1

Mean RF for TEH: 31353.19
Rt range for Diesel Range Organics: 6.59 to 14.43

SURROGATE COMPOUND	RT	ACTUAL	MEASURED	%REC	
*o-Terphenyl	12.274	.196	.183	93.13	-
*1-Chlorooctadecane	13.077	.196	.144	73.32	-
*#Triacontane	16.327	.196	.086	43.75	-

DRO Area:684504.3 DRO Amount: 2.140397E-02
TEH Area:1585519 TEH Amount: 4.957806E-02

ERH1854 (RHMW05) Batch ID: 160878

— G:\org\HP5\DAT\HP5110321_b\1103HP5.0014.RAW B21110057-004A ;1103HP5 , $HC-8015-DRO-W,

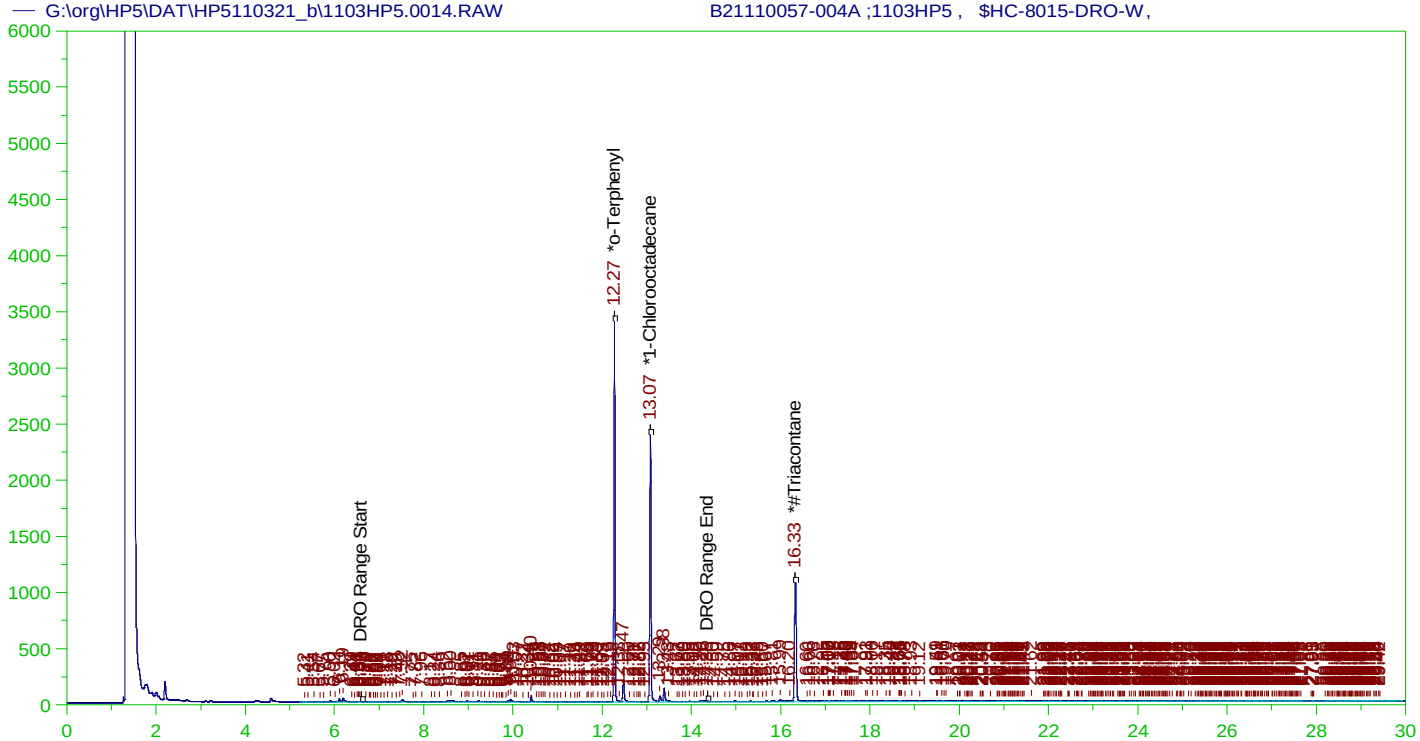

DIESEL RANGE ORGANICS CHROMATOGRAM REPORT

Sample Name: B21110057-004A ;1103HP5 , $HC-8015-DRO-W,
Raw File: G:\org\HP5\DAT\HP5110321_b\1103HP5.0014.RAW
Date & Time Acquired: 11/3/2021 7:14:53 PM
Method File: G:\Org\HP5\Methods\D3_8015-C24T-IA-L%.met
Calibration File: G:\Org\HP5\Cals\SW8015C_DRO211102IA-24-Tri.CAL
Sample Weight: 1030 Dilution: 1 S.A.: 1

Mean RF for TEH: 31353.19
Rt range for Diesel Range Organics: 6.59 to 14.43

SURROGATE COMPOUND	RT	ACTUAL	MEASURED	%REC	
*o-Terphenyl	12.273	.194	.174	89.77	-
*1-Chlorooctadecane	13.075	.194	.14	72.16	-
*#Triacontane	16.325	.194	.097	50.13	-

DRO Area:2718301 DRO Amount: 8.417411E-02
TEH Area:8338602 TEH Amount: 0.2582107

G:\org\HP5\dat\HP5110321_b\Review\014_B21110057-004A_D3_8015-C24T-IA-L%.xls

ERH1854 (RHMW05) Batch ID: 160878

G:\org\HP5\DAT\HP5110321_b\1103HP5.0014.RAW B21110057-004A ;1103HP5 , $HC-8015-DRO-W,

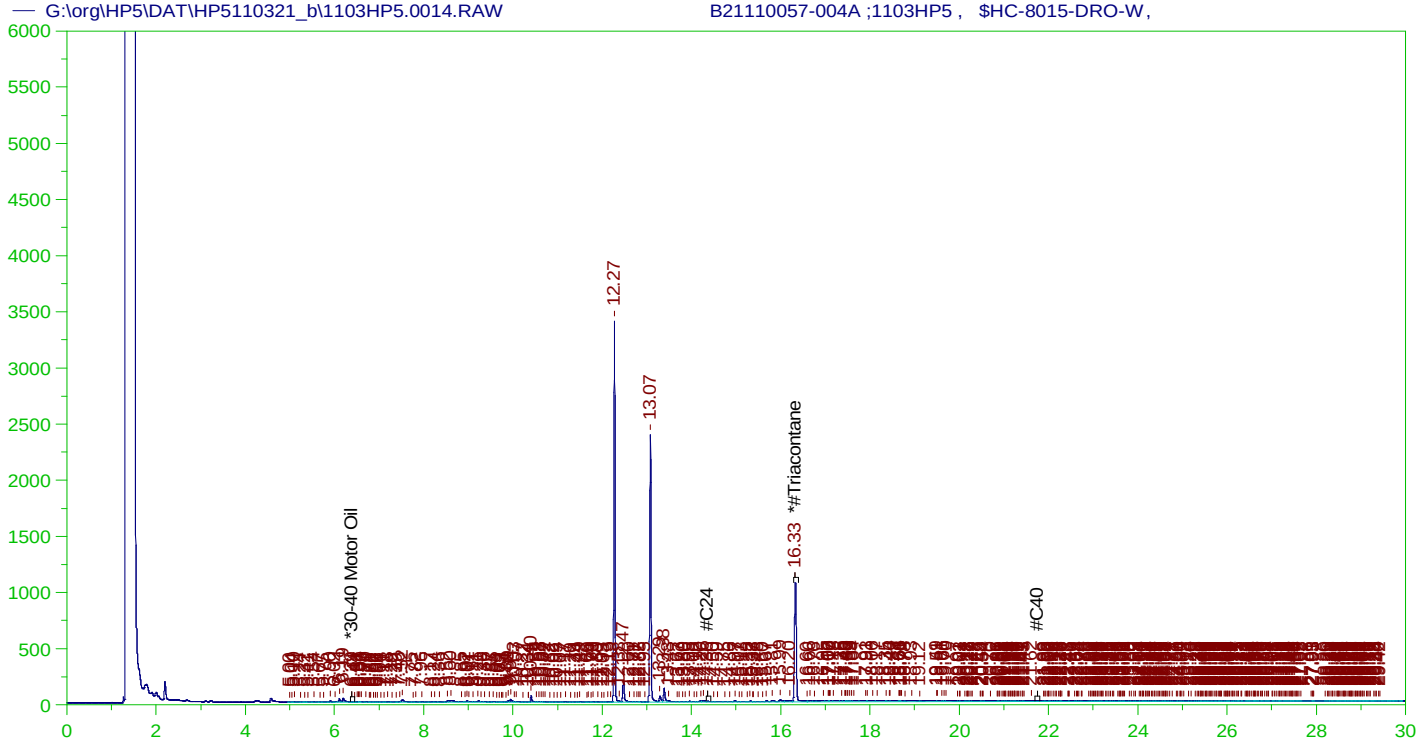

RESIDUAL RANGE ORGANICS CHROMATOGRAM

Sample Name: B21110057-004A ;1103HP5 , $HC-8015-DRO-W,
Raw File: G:\org\HP5\DAT\HP5110321_b\1103HP5.0014.RAW
Date & Time Acquired: 11/3/2021 7:14:53 PM
Method File: G:\Org\HP5\Methods\D3_OROS-AC-L%.MET
Calibration File: G:\Org\HP5\Cals\SW8015C_ORO211017AC-SAMP.CAL
Sample Weight: 1030 Dilution: 1 S.A.: 1

Mean RF for for Residual Range Organics Calculations: 28542.41
Rt range for Residual Range Organics: 14.33 to 21.8

SURROGATE COMPOUND	RT	ACTUAL	MEASURED	%REC	
*#Triacontane	16.325	.485	.097	20.05	-

RRO Area:3829353 RRO AMOUNT: 0.1302559

G:\org\HP5\dat\HP5110321_b\Review\014_B21110057-004A_D3_OROS-AC-L%.xls

ERH1854 (RHMW05) Batch ID: 160878

— G:\org\HP5\DAT\HP5110321_b\1103HP5.0014.RAW B21110057-004A ;1103HP5 , $HC-8015-DRO-W,

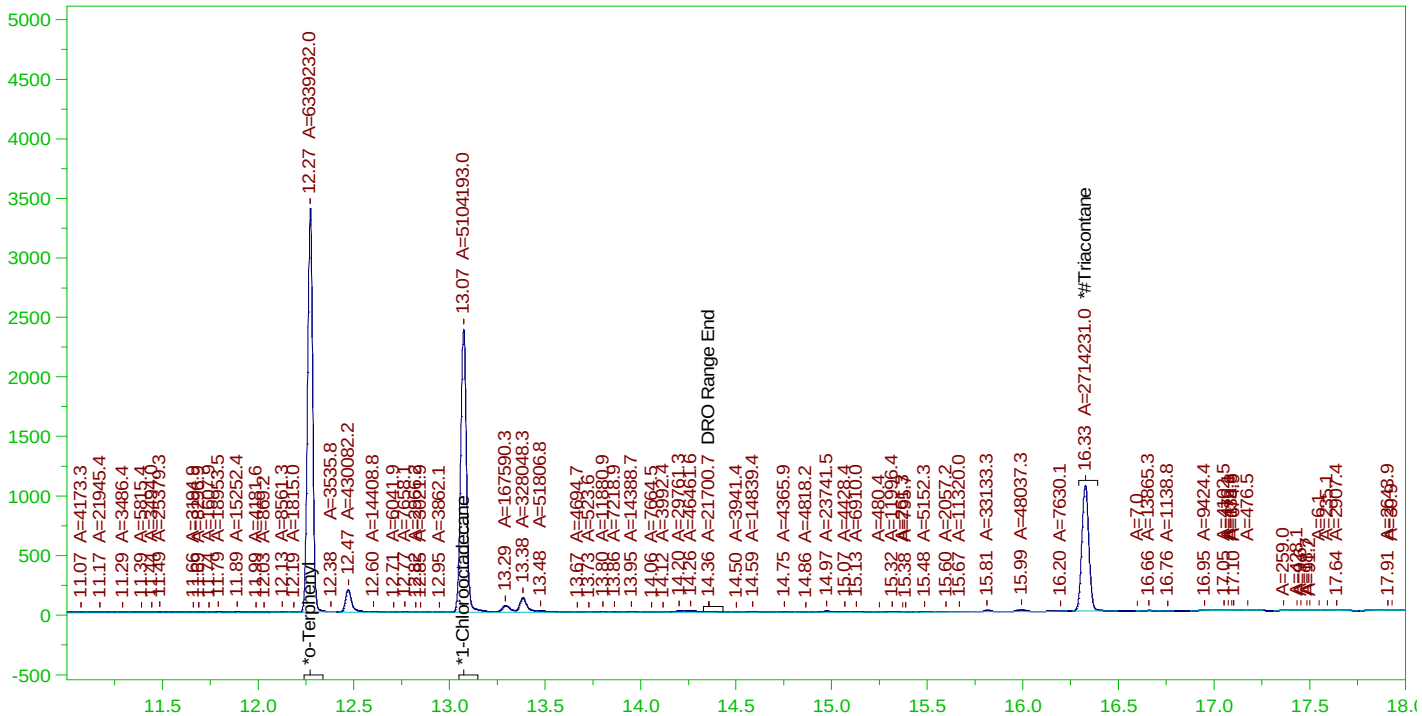

DIESEL RANGE ORGANICS CHROMATOGRAM REPORT

Sample Name: B21110057-004A ;1103HP5 , $HC-8015-DRO-W,
Raw File: G:\org\HP5\DAT\HP5110321_b\1103HP5.0014.RAW
Date & Time Acquired: 11/3/2021 7:14:53 PM
Method File: G:\Org\HP5\Methods\DS_8015-C24T-IA-L#.MET
Calibration File: G:\Org\HP5\Cals\SW8015C_DRO211102IA-24-Tri.CAL
Sample Weight: 1030 Dilution: 1 S.A.: 1

Mean RF for TEH: 31353.19
Rt range for Diesel Range Organics: 6.59 to 14.43

SURROGATE COMPOUND	RT	ACTUAL	MEASURED	%REC	
*o-Terphenyl	12.273	.194	.173	89.26	-
*1-Chlorooctadecane	13.075	.194	.14	71.87	-
*#Triacontane	16.325	.194	.091	46.91	-

DRO Area:2713605 DRO Amount: 8.402869E-02
TEH Area:3939811 TEH Amount: 0.121999

G:\org\HP5\dat\HP5110321_b\Review\014_B21110057-004A_DS_8015-C24T-IA-L#.xls

ERH1851 (RHMW03) Batch ID: 160878

— G:\org\HP5\DAT\HP5110321_b\1103HP5.0015.RAW B21110057-003A ;1103HP5 , $HC-8015-DRO-W,

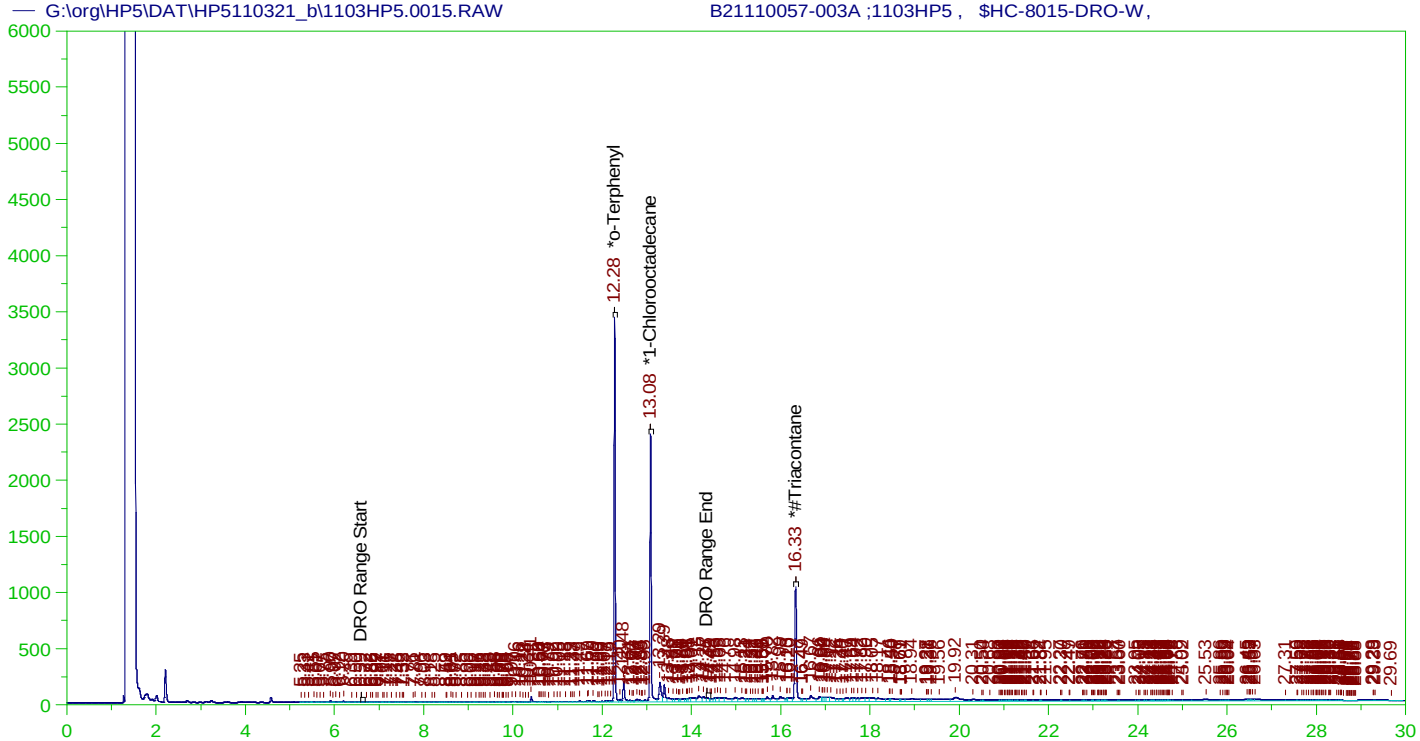

DIESEL RANGE ORGANICS CHROMATOGRAM REPORT

Sample Name: B21110057-003A ;1103HP5 , $HC-8015-DRO-W,
Raw File: G:\org\HP5\DAT\HP5110321_b\1103HP5.0015.RAW
Date & Time Acquired: 11/3/2021 7:58:08 PM
Method File: G:\Org\HP5\Methods\D3_8015-C24T-IA-L%.met
Calibration File: G:\Org\HP5\Cals\SW8015C_DRO211102IA-24-Tri.CAL
Sample Weight: 990 Dilution: 1 S.A.: 1

Mean RF for TEH: 31353.19
Rt range for Diesel Range Organics: 6.59 to 14.43

SURROGATE COMPOUND	RT	ACTUAL	MEASURED	%REC	
*o-Terphenyl	12.277	.202	.185	91.56	-
*1-Chlorooctadecane	13.079	.202	.147	72.89	-
*#Triacontane	16.33	.202	.098	48.61	-

DRO Area:4853354 DRO Amount: 0.1563598
TEH Area:1.813485E+07 TEH Amount: 0.5842478

G:\org\HP5\dat\HP5110321_b\Review\015_B21110057-003A_D3_8015-C24T-IA-L%.xls

ERH1851 (RHMW03) Batch ID: 160878

— G:\org\HP5\DAT\HP5110321_b\1103HP5.0015.RAW B21110057-003A ;1103HP5 , $HC-8015-DRO-W,

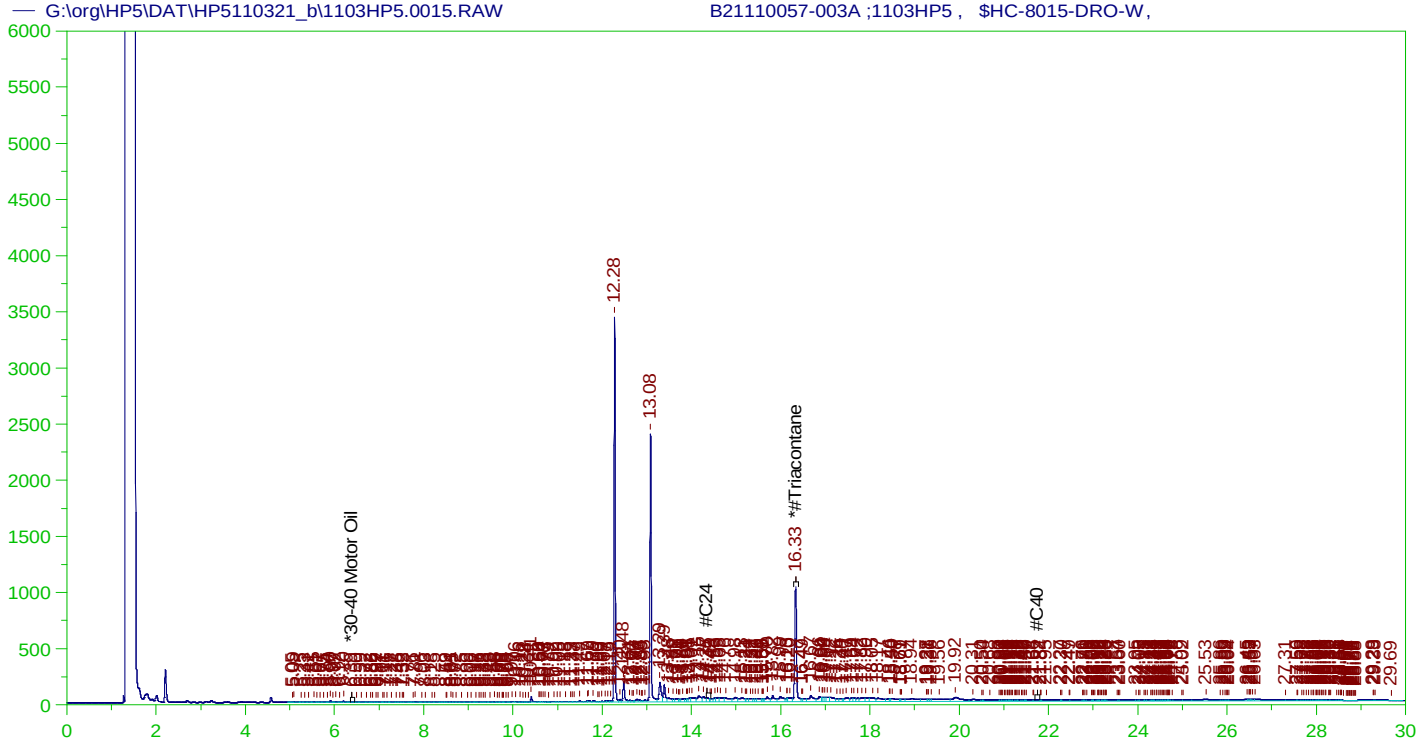

RESIDUAL RANGE ORGANICS CHROMATOGRAM

Sample Name: B21110057-003A ;1103HP5 , $HC-8015-DRO-W,
Raw File: G:\org\HP5\DAT\HP5110321_b\1103HP5.0015.RAW
Date & Time Acquired: 11/3/2021 7:58:08 PM
Method File: G:\Org\HP5\Methods\D3_OROS-AC-L%.MET
Calibration File: G:\Org\HP5\Cals\SW8015C_ORO211017AC-SAMP.CAL
Sample Weight: 990 Dilution: 1 S.A.: 1

Mean RF for for Residual Range Organics Calculations: 28542.41
Rt range for Residual Range Organics: 14.33 to 21.8

SURROGATE COMPOUND	RT	ACTUAL	MEASURED	%REC	
*#Triacontane	16.33	.505	.098	19.44	-

RRO Area:1.034768E+07 RRO AMOUNT: 0.3661989

G:\org\HP5\dat\HP5110321_b\Review\015_B21110057-003A_D3_OROS-AC-L%.xls

ERH1851 (RHMW03) Batch ID: 160878

— G:\org\HP5\DAT\HP5110321_b\1103HP5.0015.RAW B21110057-003A ;1103HP5 , $HC-8015-DRO-W,

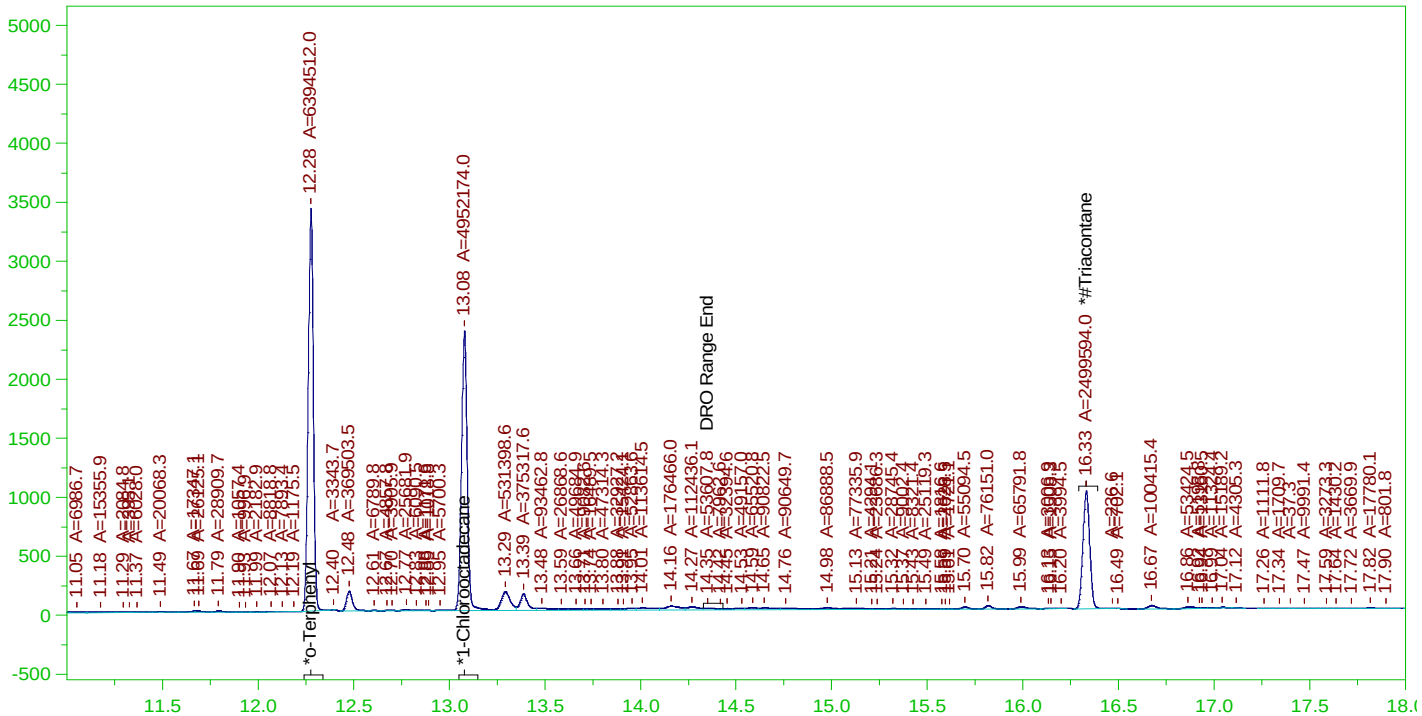

DIESEL RANGE ORGANICS CHROMATOGRAM REPORT

Sample Name: B21110057-003A ;1103HP5 , $HC-8015-DRO-W,
Raw File: G:\org\HP5\DAT\HP5110321_b\1103HP5.0015.RAW
Date & Time Acquired: 11/3/2021 7:58:08 PM
Method File: G:\Org\HP5\Methods\DS_8015-C24T-IA-L#.MET
Calibration File: G:\Org\HP5\Cals\SW8015C_DRO211102IA-24-Tri.CAL
Sample Weight: 990 Dilution: 1 S.A.: 1

Mean RF for TEH: 31353.19
Rt range for Diesel Range Organics: 6.59 to 14.43

SURROGATE COMPOUND	RT	ACTUAL	MEASURED	%REC	
*o-Terphenyl	12.277	.202	.182	90.04	-
*1-Chlorooctadecane	13.079	.202	.141	69.73	-
*#Triacontane	16.33	.202	.087	43.2	-

DRO Area:2712144 DRO Amount: 8.737671E-02
TEH Area:4709326 TEH Amount: 0.1517196

G:\org\HP5\dat\HP5110321_b\Review\015_B21110057-003A_DS_8015-C24T-IA-L#.xls

ERH1848 (RHMW02) Batch ID: 160878

— G:\org\HP5\DAT\HP5110321_b\1103HP5.0016.RAW B21110057-002A ;1103HP5 , $HC-8015-DRO-W,

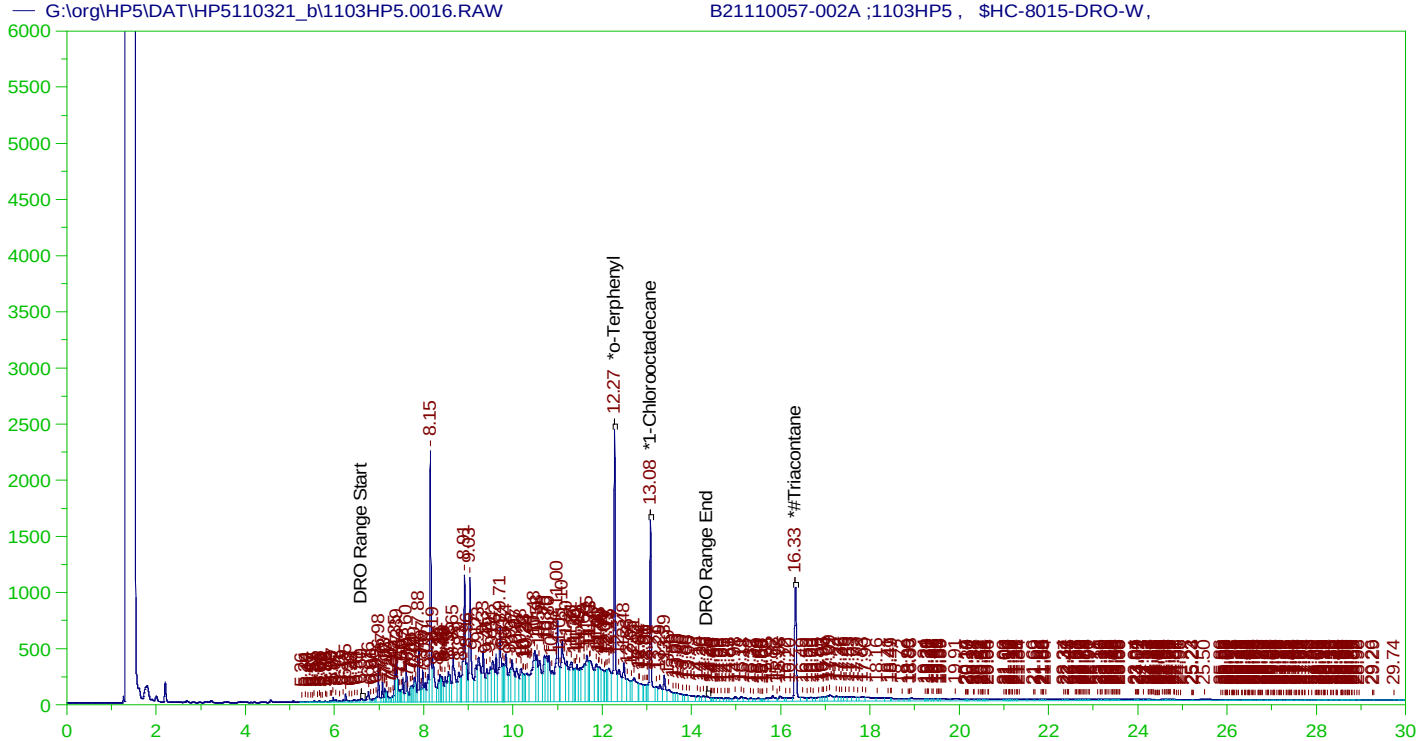

DIESEL RANGE ORGANICS CHROMATOGRAM REPORT

Sample Name: B21110057-002A ;1103HP5 , $HC-8015-DRO-W,
Raw File: G:\org\HP5\DAT\HP5110321_b\1103HP5.0016.RAW
Date & Time Acquired: 11/3/2021 8:41:15 PM
Method File: G:\Org\HP5\Methods\D3_8015-C24T-IA-L%.met
Calibration File: G:\Org\HP5\Cals\SW8015C_DRO211102IA-24-Tri.CAL
Sample Weight: 1020 Dilution: 1 S.A.: 1

Mean RF for TEH: 31353.19
Rt range for Diesel Range Organics: 6.59 to 14.43

SURROGATE COMPOUND	RT	ACTUAL	MEASURED	%REC	
*o-Terphenyl	12.275	.196	.163	83.34	-
*1-Chlorooctadecane	13.075	.196	.117	59.83	-
*#Triacontane	16.327	.196	.096	49.05	-

DRO Area:1.041868E+08 DRO Amount: 3.257849
TEH Area:1.192822E+08 TEH Amount: 3.72987

G:\org\HP5\dat\HP5110321_b\Review\016_B21110057-002A_D3_8015-C24T-IA-L%.xls

ERH1848 (RHMW02) Batch ID: 160878

G:\org\HP5\DAT\HP5110321_b\1103HP5.0016.RAW B21110057-002A ;1103HP5 , $HC-8015-DRO-W,

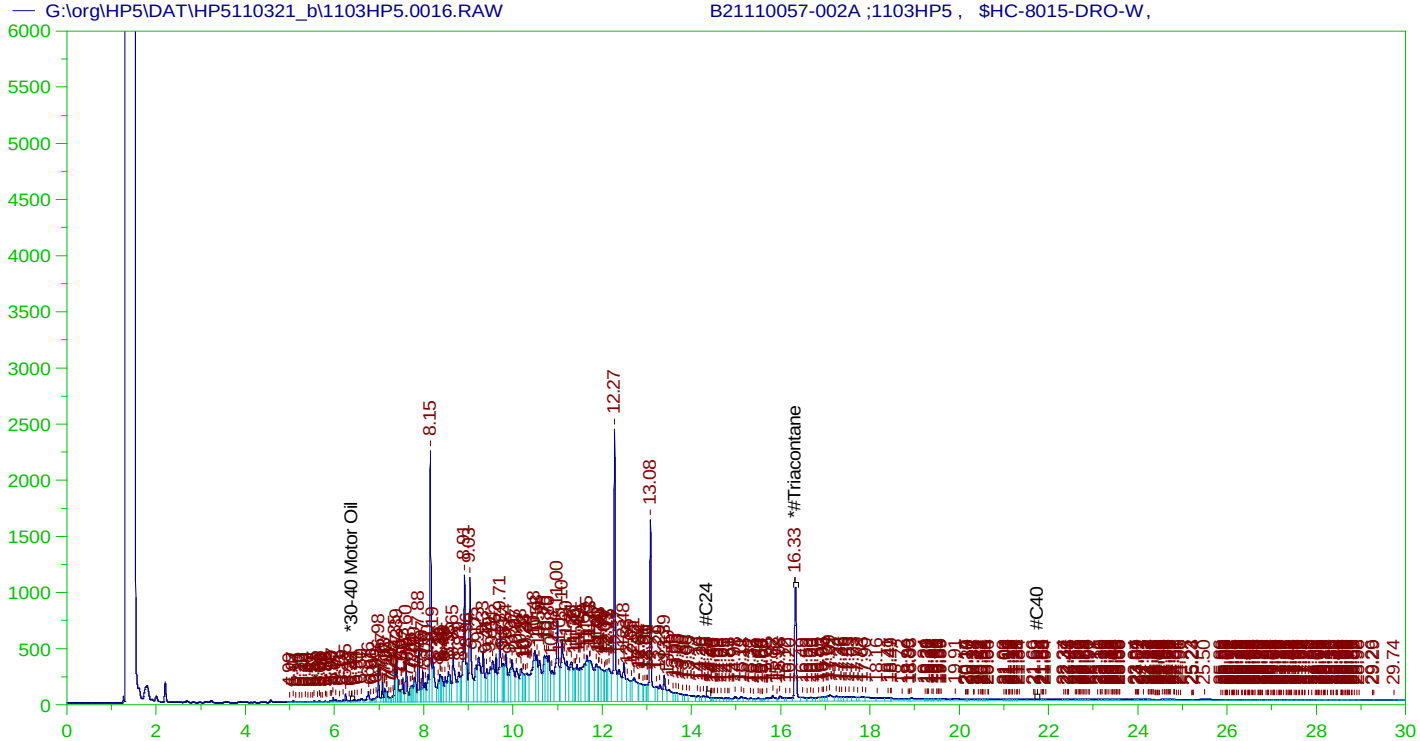

RESIDUAL RANGE ORGANICS CHROMATOGRAM

Sample Name: B21110057-002A ;1103HP5 , $HC-8015-DRO-W,
Raw File: G:\org\HP5\DAT\HP5110321_b\1103HP5.0016.RAW
Date & Time Acquired: 11/3/2021 8:41:15 PM
Method File: G:\Org\HP5\Methods\D3_OROS-AC-L%.MET
Calibration File: G:\Org\HP5\Cals\SW8015C_ORO211017AC-SAMP.CAL
Sample Weight: 1020 Dilution: 1 S.A.: 1

Mean RF for for Residual Range Organics Calculations: 28542.41
Rt range for Residual Range Organics: 14.33 to 21.8

SURROGATE COMPOUND	RT	ACTUAL	MEASURED	%REC	
*#Triacontane	16.327	.49	.096	19.63	-

RRO Area:1.137174E+07 RRO AMOUNT: 0.3906036

G:\org\HP5\dat\HP5110321_b\Review\016_B21110057-002A_D3_OROS-AC-L%.xls

ERH1848 (RHMW02) Batch ID: 160878

— G:\org\HP5\DAT\HP5110321_b\1103HP5.0016.RAW B21110057-002A ;1103HP5 , $HC-8015-DRO-W,

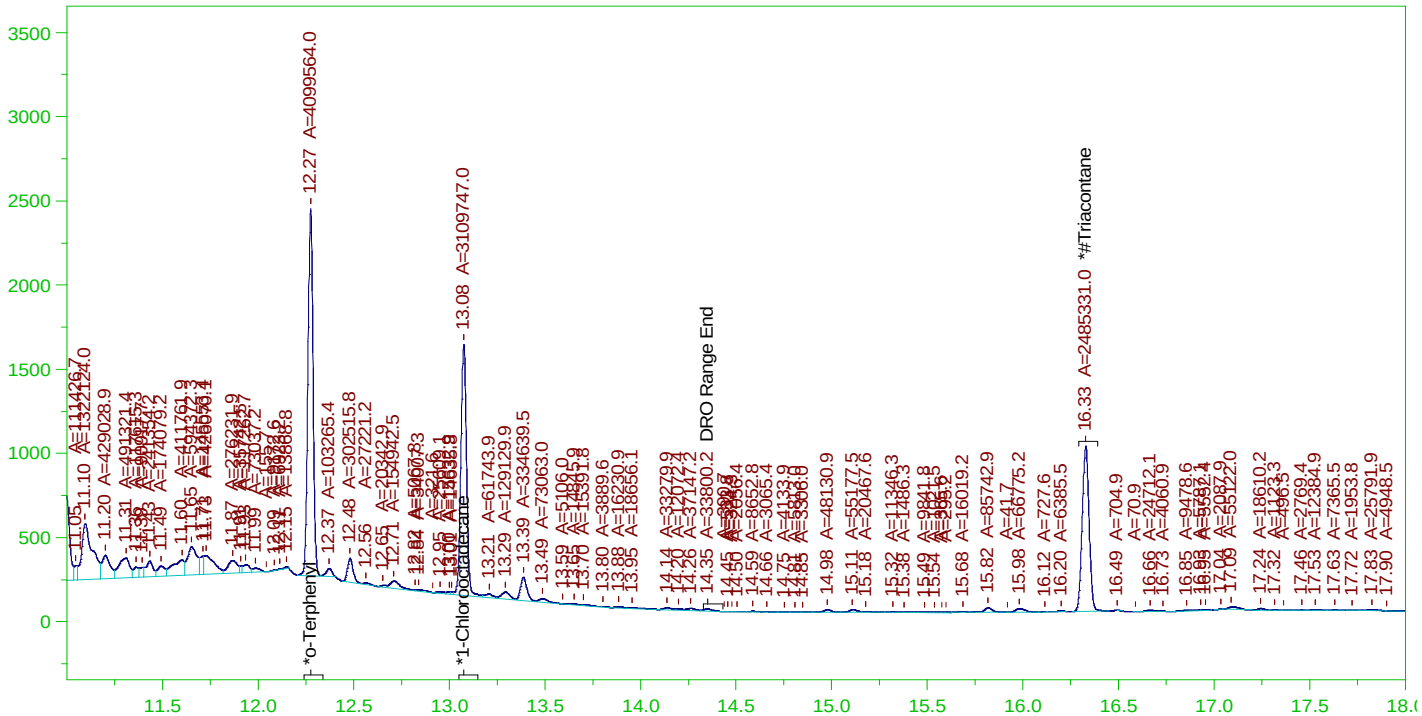

DIESEL RANGE ORGANICS CHROMATOGRAM REPORT

Sample Name: B21110057-002A ;1103HP5 , $HC-8015-DRO-W,
Raw File: G:\org\HP5\DAT\HP5110321_b\1103HP5.0016.RAW
Date & Time Acquired: 11/3/2021 8:41:15 PM
Method File: G:\Org\HP5\Methods\DS_8015-C24T-IA-L#.MET
Calibration File: G:\Org\HP5\Cals\SW8015C_DRO211102IA-24-Tri.CAL
Sample Weight: 1020 Dilution: 1 S.A.: 1

Mean RF for TEH: 31353.19
Rt range for Diesel Range Organics: 6.59 to 14.43

SURROGATE COMPOUND	RT	ACTUAL	MEASURED	%REC	
*o-Terphenyl	12.275	.196	.113	57.73	-
*1-Chlorooctadecane	13.075	.196	.086	43.79	-
*#Triacontane	16.327	.196	.084	42.95	-

DRO Area:4.416523E+07 DRO Amount: 1.381016
TEH Area:4.568161E+07 TEH Amount: 1.428432

G:\org\HP5\dat\HP5110321_b\Review\016_B21110057-002A_DS_8015-C24T-IA-L#.xls

ERH1845 (RHMW01R) Batch ID: 160878

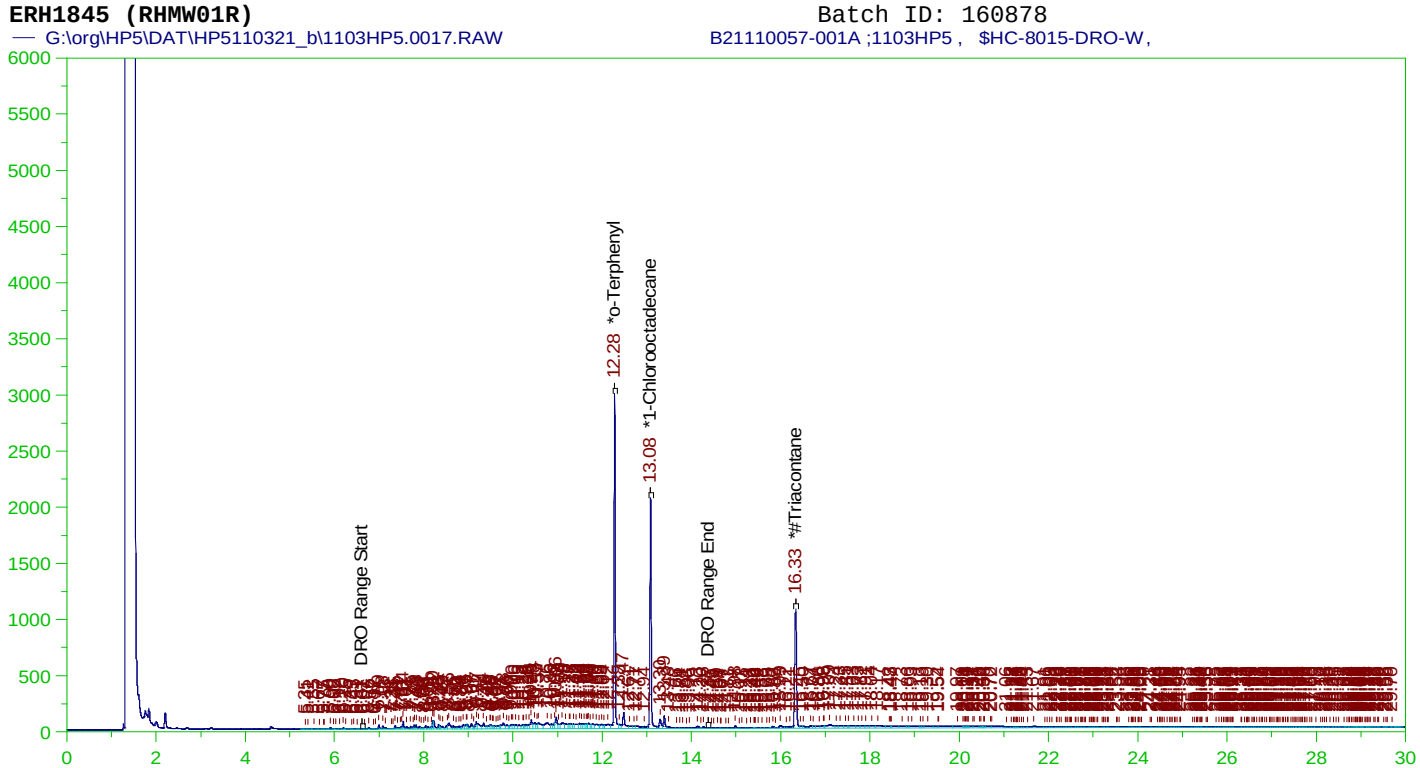

DIESEL RANGE ORGANICS CHROMATOGRAM REPORT

Sample Name: B21110057-001A ;1103HP5 , $HC-8015-DRO-W,
Raw File: G:\org\HP5\DAT\HP5110321_b\1103HP5.0017.RAW
Date & Time Acquired: 11/3/2021 9:24:23 PM
Method File: G:\Org\HP5\Methods\D3_8015-110317-C24T-IA-L%.met
Calibration File: G:\Org\HP5\Cals\SW8015C_DRO211102IA-24-Tri.CAL
Sample Weight: 980 Dilution: 1 S.A.: 1

Mean RF for TEH: 31353.19
Rt range for Diesel Range Organics: 6.59 to 14.43

SURROGATE COMPOUND	RT	ACTUAL	MEASURED	%REC	
*o-Terphenyl	12.276	.204	.167	81.98	-
*1-Chlorooctadecane	13.079	.204	.129	63.13	-
*#Triacontane	16.331	.204	.099	48.64	-

DRO Area:1.244405E+07 DRO Amount: 0.4049989
TEH Area:2.160833E+07 TEH Amount: 0.703256

G:\org\HP5\dat\HP5110321_b\Review\017_B21110057-001A_D3_8015-110317-C24T-IA-L%.xls

ERH1845 (RHMW01R) Batch ID: 160878

— G:\org\HP5\DAT\HP5110321_b\1103HP5.0017.RAW B21110057-001A ;1103HP5 , $HC-8015-DRO-W,

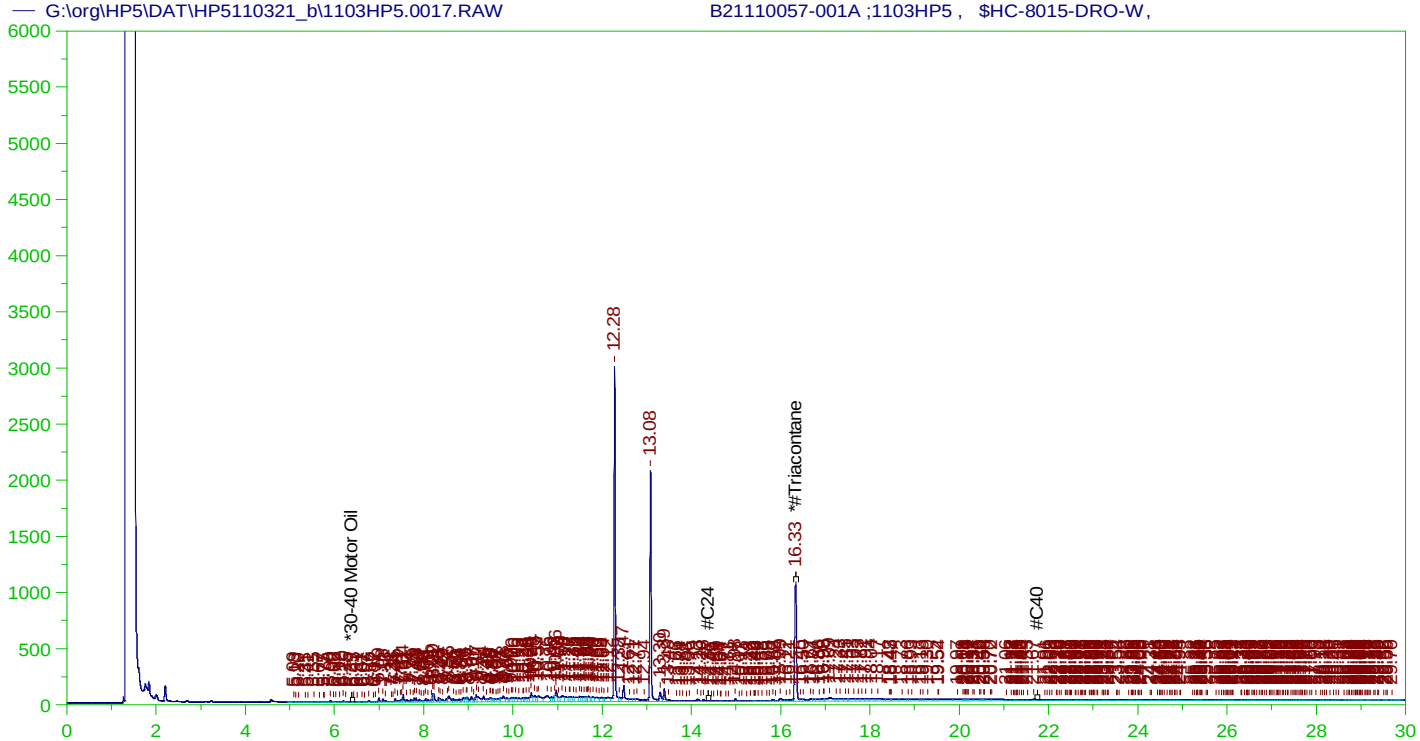

RESIDUAL RANGE ORGANICS CHROMATOGRAM

Sample Name: B21110057-001A ;1103HP5 , $HC-8015-DRO-W,
Raw File: G:\org\HP5\DAT\HP5110321_b\1103HP5.0017.RAW
Date & Time Acquired: 11/3/2021 9:24:23 PM
Method File: G:\Org\HP5\Methods\D3_OROS-110317-AC-L%.MET
Calibration File: G:\Org\HP5\Cals\SW8015C_ORO211017AC-SAMP.CAL
Sample Weight: 980 Dilution: 1 S.A.: 1

Mean RF for for Residual Range Organics Calculations: 28542.41
Rt range for Residual Range Organics: 14.33 to 21.8

SURROGATE COMPOUND	RT	ACTUAL	MEASURED	%REC	
*#Triacontane	16.331	.51	.099	19.46	-

RRO Area:6538442 RRO AMOUNT: 0.2337532

G:\org\HP5\dat\HP5110321_b\Review\017_B21110057-001A_D3_OROS-110317-AC-L%.xls

ERH1845 (RHMW01R) Batch ID: 160878

G:\org\HP5\DAT\HP5110321_b\1103HP5.0017.RAW B21110057-001A ;1103HP5 , $HC-8015-DRO-W,

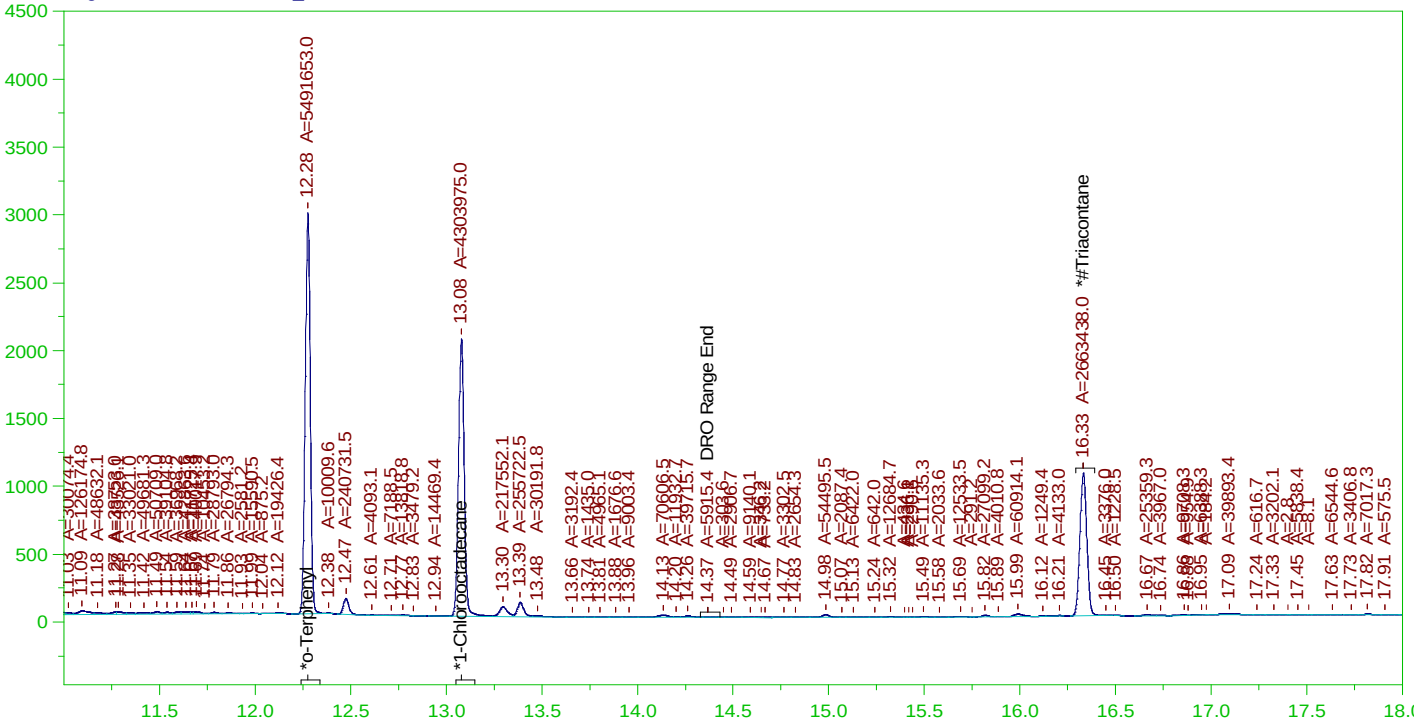

DIESEL RANGE ORGANICS CHROMATOGRAM REPORT

Sample Name: B21110057-001A ;1103HP5 , $HC-8015-DRO-W,
Raw File: G:\org\HP5\DAT\HP5110321_b\1103HP5.0017.RAW
Date & Time Acquired: 11/3/2021 9:24:23 PM
Method File: G:\Org\HP5\Methods\DS_8015-C24T-IA-L#.MET
Calibration File: G:\Org\HP5\Cals\SW8015C_DRO211102IA-24-Tri.CAL
Sample Weight: 980 Dilution: 1 S.A.: 1

Mean RF for TEH: 31353.19
Rt range for Diesel Range Organics: 6.59 to 14.43

SURROGATE COMPOUND	RT	ACTUAL	MEASURED	%REC	
*o-Terphenyl	12.276	.204	.158	77.33	-
*1-Chlorooctadecane	13.079	.204	.124	60.6	-
*#Triacontane	16.331	.204	.094	46.03	-

DRO Area:5610730 DRO Amount: 0.1826045
TEH Area:6483052 TEH Amount: 0.2109948

G:\org\HP5\dat\HP5110321_b\Review\017_B21110057-001A_DS_8015-C24T-IA-L#.xls

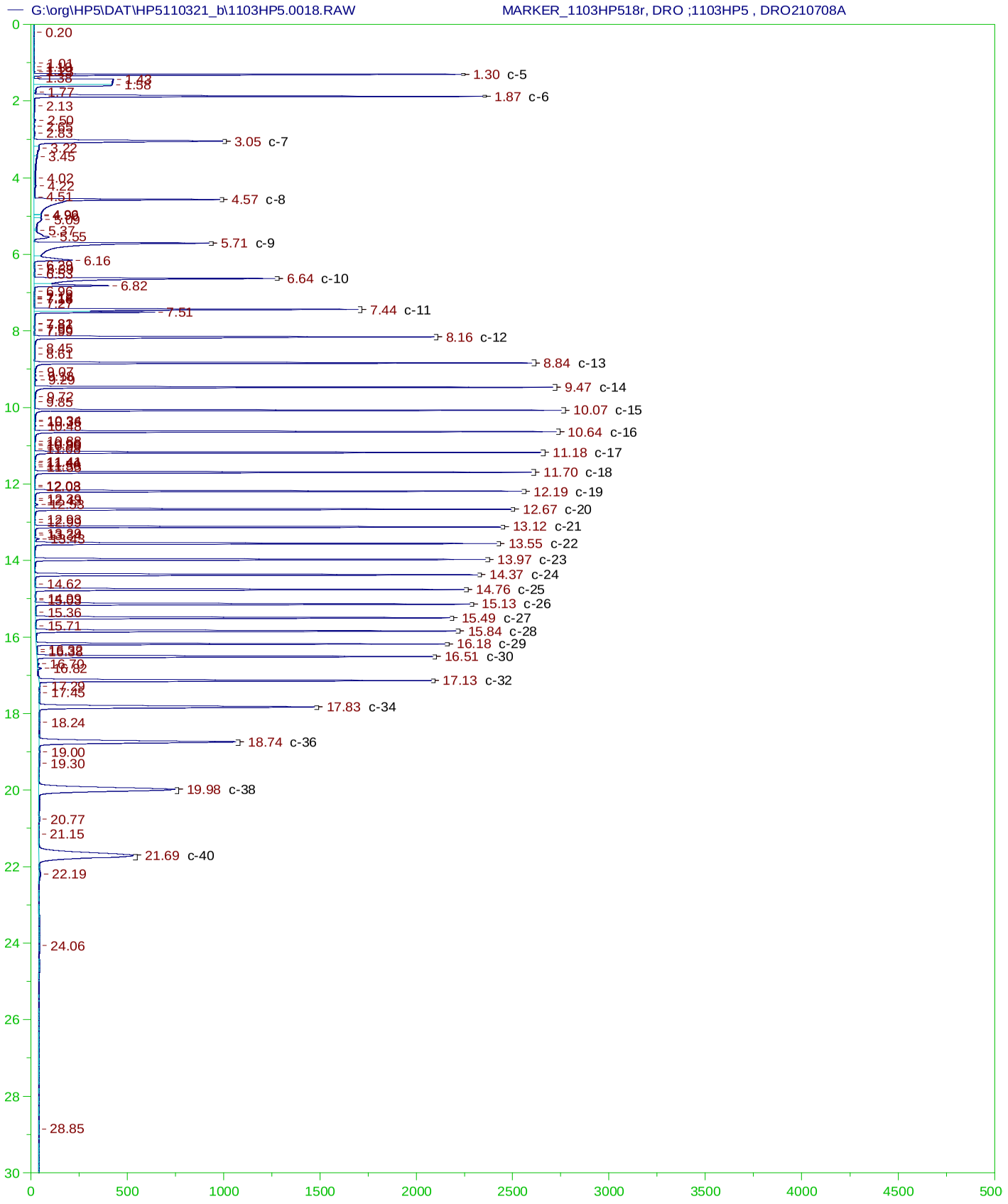

G:\org\HP5\dat\HP5110321_b\Review\018_MARKER_1103HP518r_CSC211103.xls

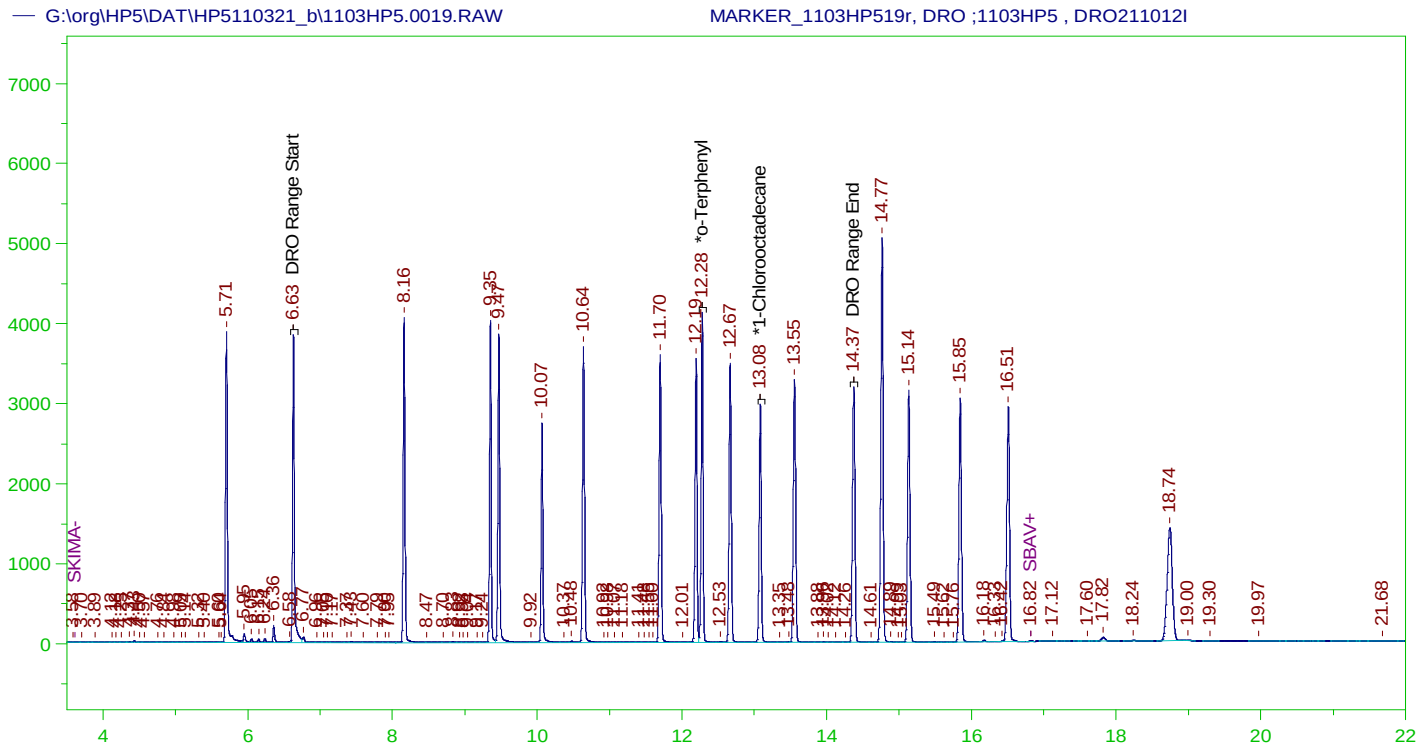

DIESEL RANGE ORGANICS CHROMATOGRAM REPORT

Sample Name: MARKER_1103HP519r, DRO ;1103HP5 , DRO211012I
Raw File: G:\org\HP5\DAT\HP5110321_b\1103HP5.0019.RAW
Date & Time Acquired: 11/3/2021 10:50:20 PM
Method File: G:\Org\HP5\Methods\DC_8015-24-IA-L%.met
Calibration File: G:\Org\HP5\Cals\SW8015C_DRO211102IA-24.CAL
Sample Weight: 1000 Dilution: 1 S.A.: 1

Mean RF for TEH: 31353.19
Rt range for Diesel Range Organics: 6.59 to 14.43

SURROGATE COMPOUND	RT	ACTUAL	MEASURED	%REC	
*o-Terphenyl	12.279	.2	.219	109.31	-
*1-Chlorooctadecane	13.081	.2	.177	88.45	-

DRO Area:7.544598E+07 DRO Amount: 2.406325
TEH Area:1.243892E+08 TEH Amount: 3.967354

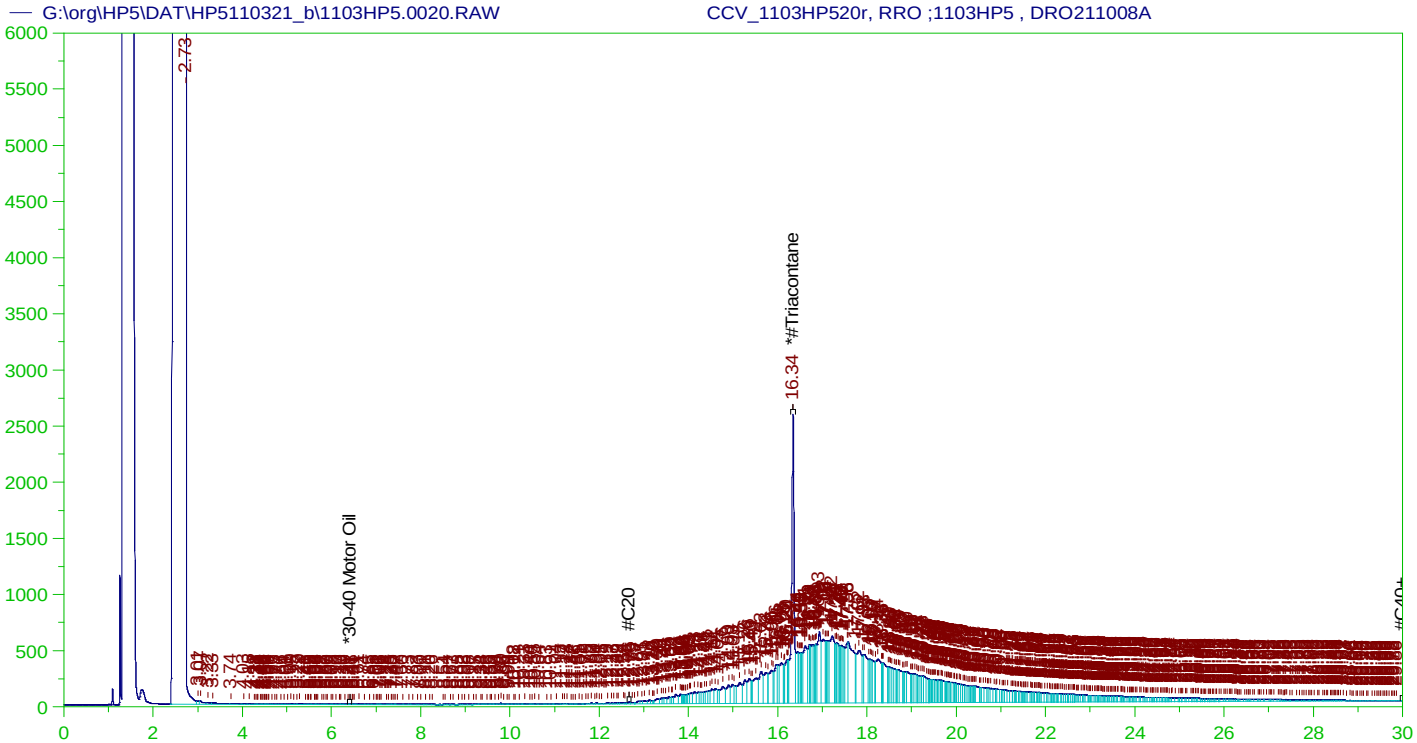

RESIDUAL RANGE ORGANICS CHROMATOGRAM
Sample Name: CCV_1103HP520r, RRO ;1103HP5 , DRO211008A
Raw File: G:\org\HP5\DAT\HP5110321_b\1103HP5.0020.RAW
Date & Time Acquired: 11/3/2021 11:33:11 PM
Method File: G:\Org\HP5\Methods\DC_ORO-AC-L%.MET
Calibration File: G:\Org\HP5\Cals\SW8015C_ORO211017AC.CAL
Sample Weight: 1 Dilution: 1 S.A.: 1

Mean RF for for ~~Residual~~ TEH (Oil Range) Organics Calculations: 28542.41
Rt range for ~~Residual~~ TEH (Oil Range) Organics: 12.62 to 30.05

SURROGATE COMPOUND	RT	ACTUAL	MEASURED	%REC	
*#Triacontane	16.339	500.	332.661	66.53	-

~~RRO~~ TEH (Oil Range) Area:1.380999E+08 ~~RRO~~ TEH (Oil Range) AMOUNT: 4838.412

CONTINUING CALIBRATION REPORT: G:\org\HP5\DAT\HP5110321_b\1103HP5.0020.RAW

COMPOUND	ACTUAL(NG)	MEASURED(NG)	%RECOVERY	LIMITS
*30-40 Motor Oil	5000.	.31	.	75-125

SURROGATE COMPOUND	RT	ACTUAL	MEASURED	%REC	LIMITS
*#Triacontane	16.339	200.	332.661	166.33	75-125

AMN 11/16/2021

G:\org\HP5\dat\HP5110321_b\Review\020_CCV_1103HP520r_DC_ORO-AC-L%.xls

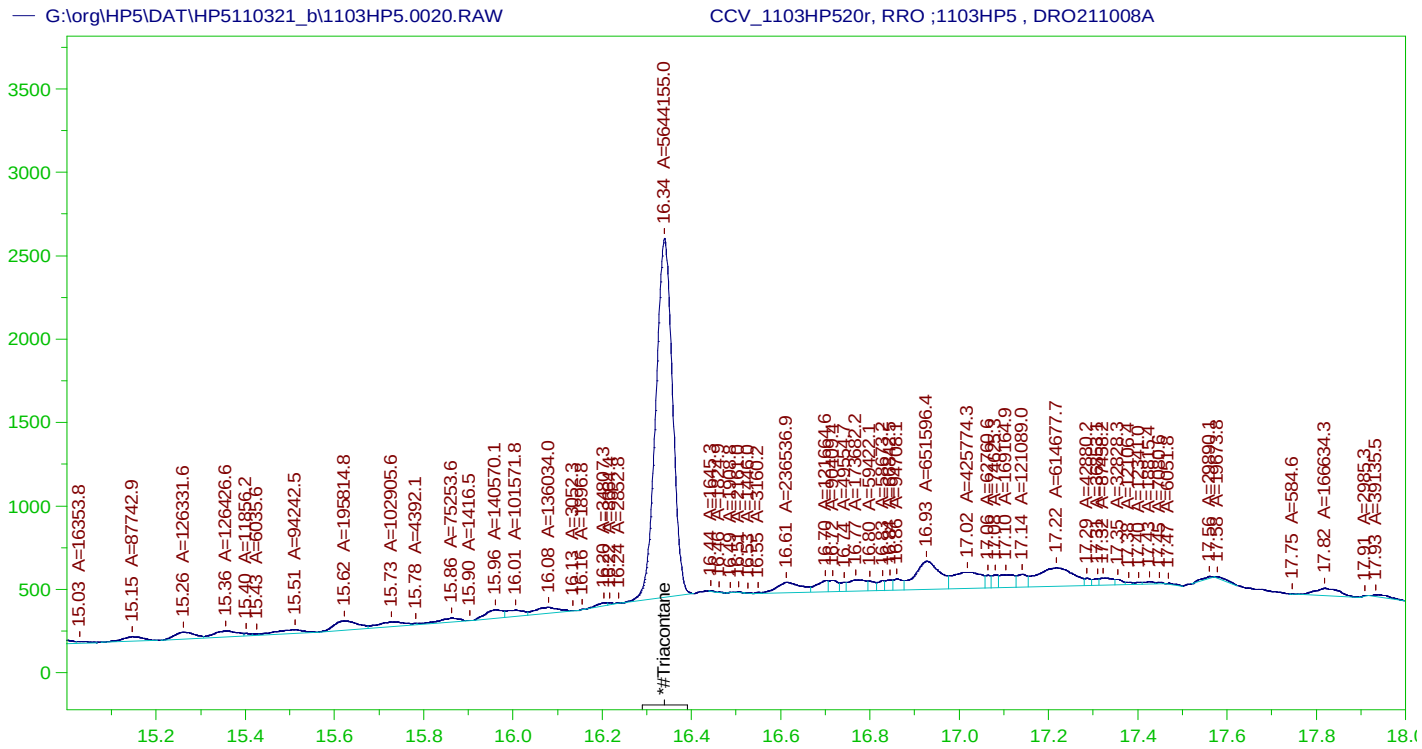

RESIDUAL RANGE ORGANICS CHROMATOGRAM
Sample Name: CCV_1103HP520r, RRO ;1103HP5 , DRO211008A
Raw File: G:\org\HP5\DAT\HP5110321_b\1103HP5.0020.RAW
Date & Time Acquired: 11/3/2021 11:33:11 PM
Method File: G:\Org\HP5\Methods\DS_ORO-AC-L#.MET
Calibration File: G:\Org\HP5\Cals\SW8015C_ORO211017AC.CAL
Sample Weight: 1 Dilution: 1 S.A.: 1

Mean RF for for Residual Range Organics Calculations: 28542.41
Rt range for Residual Range Organics: 12.62 to 30.05

SURROGATE COMPOUND	RT	ACTUAL	MEASURED	%REC	
*#Triacontane	16.339	500.	195.096	39.02	-

RRO Area:6246524 RRO AMOUNT: 218.8506

CONTINUING CALIBRATION REPORT: G:\org\HP5\DAT\HP5110321_b\1103HP5.0020.RAW

COMPOUND	ACTUAL(NG)	MEASURED(NG)	%RECOVERY	LIMITS
*30-40 Motor Oil	5000.	.31	.	75-125

SURROGATE COMPOUND	RT	ACTUAL	MEASURED	%REC	LIMITS
*#Triacontane	16.339	200.	195.096	97.55	75-125

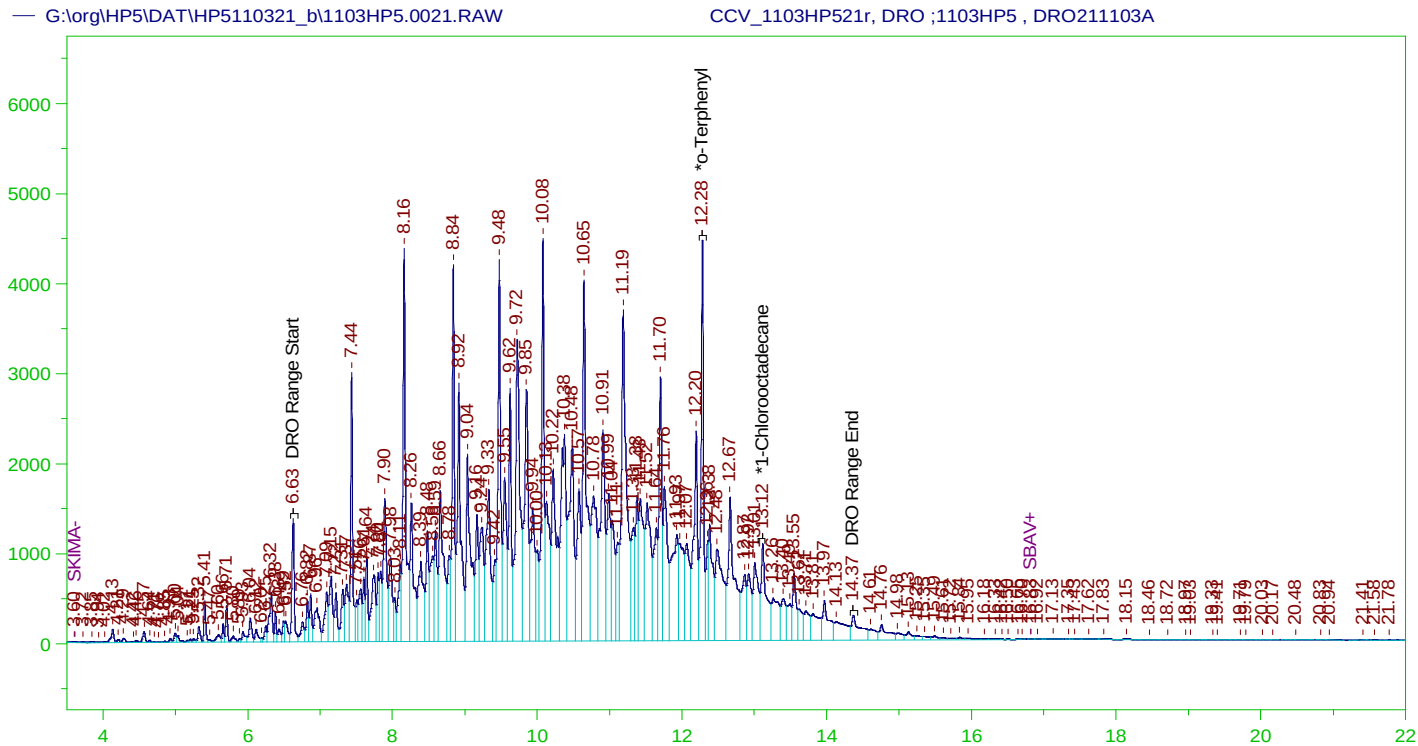

DIESEL RANGE ORGANICS CHROMATOGRAM REPORT
Sample Name: CCV_1103HP521r, DRO ;1103HP5 , DRO211103A
Raw File: G:\org\HP5\DAT\HP5110321_b\1103HP5.0021.RAW
Date & Time Acquired: 11/4/2021 12:16:13 AM
Method File: G:\Org\HP5\Methods\DC_8015-24-IA-L%.met
Calibration File: G:\Org\HP5\Cals\SW8015C_DRO211102IA-24.CAL
Sample Weight: 1 Dilution: 1 S.A.: 1

Mean RF for TEH: 31353.19
Rt range for Diesel Range Organics: 6.59 to 14.43

SURROGATE COMPOUND	RT	ACTUAL	MEASURED	%REC	
*o-Terphenyl	12.283	200.	321.376	160.69	-
*1-Chlorooctadecane	13.118	200.	151.706	75.85	-

DRO Area:4.437219E+08 DRO Amount: 14152.37
TEH Area:4.5908E+08 TEH Amount: 14642.21

CONTINUING CALIBRATION REPORT: G:\org\HP5\DAT\HP5110321_b\1103HP5.0021.RAW

COMPOUND	ACTUAL(NG)	MEASURED(NG)	%RECOVERY	LIMITS
TOTAL DRO	15000.	14642.21	97.61	85-115

SURROGATE COMPOUND	RT	ACTUAL	MEASURED	%REC	LIMITS
*o-Terphenyl	12.283	200.	321.376	160.69	85-115
*1-Chlorooctadecane	13.118	200.	151.706	75.85	85-115

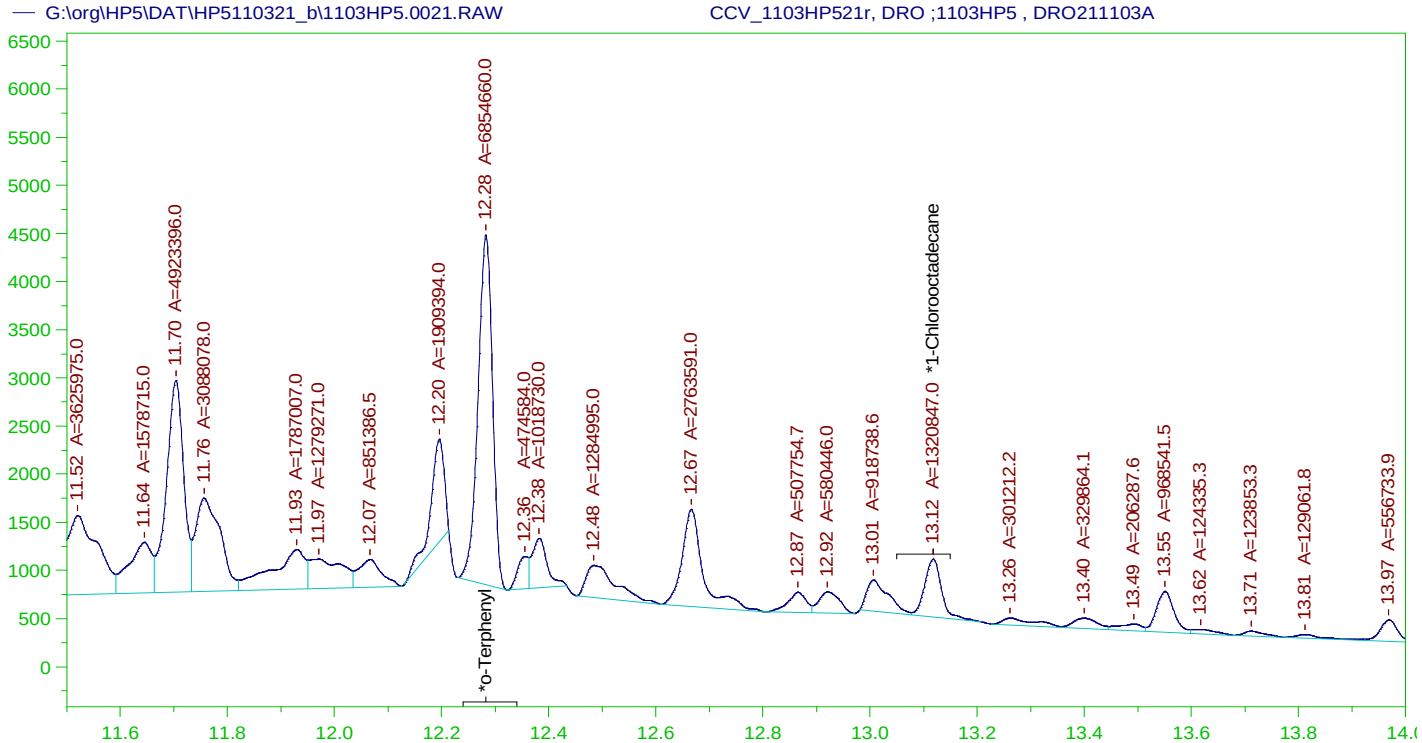

DIESEL RANGE ORGANICS CHROMATOGRAM REPORT

Sample Name: CCV_1103HP521r, DRO ;1103HP5 , DRO211103A
Raw File: G:\org\HP5\DAT\HP5110321_b\1103HP5.0021.RAW
Date & Time Acquired: 11/4/2021 12:16:13 AM
Method File: G:\Org\HP5\Methods\DS_8015-24-IA-L#.met
Calibration File: G:\Org\HP5\Cals\SW8015C_DRO211102IA-24.CAL
Sample Weight: 1 Dilution: 1 S.A.: 1

Mean RF for TEH: 31353.19
Rt range for Diesel Range Organics: 6.59 to 14.43

SURROGATE COMPOUND	RT	ACTUAL	MEASURED	%REC	
*o-Terphenyl	12.283	200.	193.039	96.52	-
*1-Chlorooctadecane	13.118	200.	37.197	18.6	-

DRO Area:2.508547E+08 DRO Amount: 8000.931
TEH Area:2.610248E+08 TEH Amount: 8325.301

CONTINUING CALIBRATION REPORT: G:\org\HP5\DAT\HP5110321_b\1103HP5.0021.RAW

COMPOUND	ACTUAL(NG)	MEASURED(NG)	%RECOVERY	LIMITS
TOTAL DRO	15000.	8325.3	55.5	85-115

SURROGATE COMPOUND	RT	ACTUAL	MEASURED	%REC	LIMITS
*o-Terphenyl	12.283	200.	193.039	96.52	85-115
*1-Chlorooctadecane	13.118	200.	37.197	18.6	85-115

G:\org\HP5\dat\HP5110321_b\Review\021_CCV_1103HP521r_DS_8015-24-IA-L#.xls

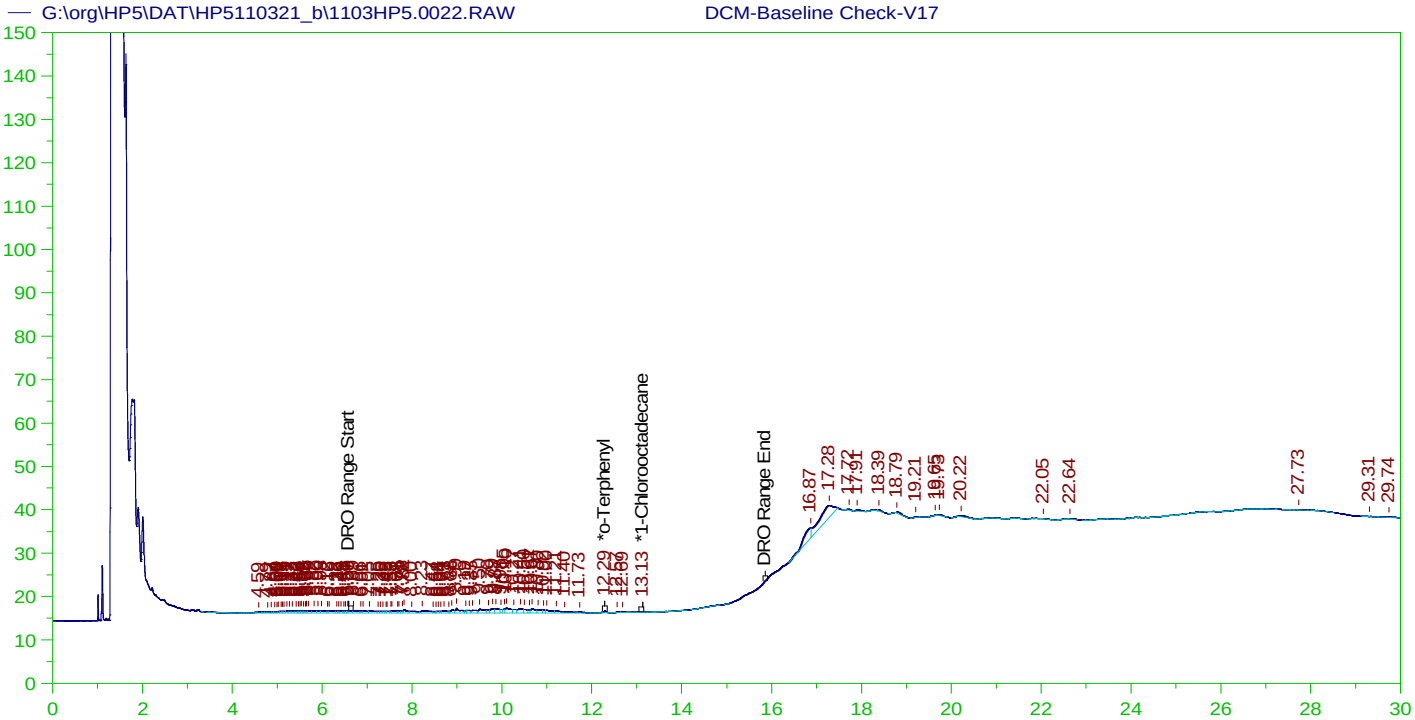

DIESEL RANGE ORGANICS CHROMATOGRAM REPORT

Sample Name: DCM-Baseline Check-V17
Raw File: G:\org\HP5\DAT\HP5110321_b\1103HP5.0022.RAW
Date & Time Acquired: 11/4/2021 12:59:05 AM
Method File: G:\Org\HP5\Methods\DR_8015-IA-LEXP.met
Calibration File: G:\Org\HP5\Cals\SW8015C_DRO211102IA.CAL
Sample Weight: 1 Dilution: 1 S.A.: 1

Mean RF for TEH: 31353.19
Rt range for Diesel Range Organics: 6.59 to 15.91

SURROGATE COMPOUND	RT	ACTUAL	MEASURED	%REC	
*o-Terphenyl	12.29	200.	.041	.02	-
*1-Chlorooctadecane	13.134	200.	.016	.01	-

DRO Area:160667.6 DRO Amount: 5.124442
TEH Area:342548.1 TEH Amount: 10.92546

G:\org\HP5\dat\HP5110321_b\Review\022_DCM-Baseline Chec_DR_8015-IA-LEXP.xls

ERH1680 (RHMW2254-01) Batch ID: 160878

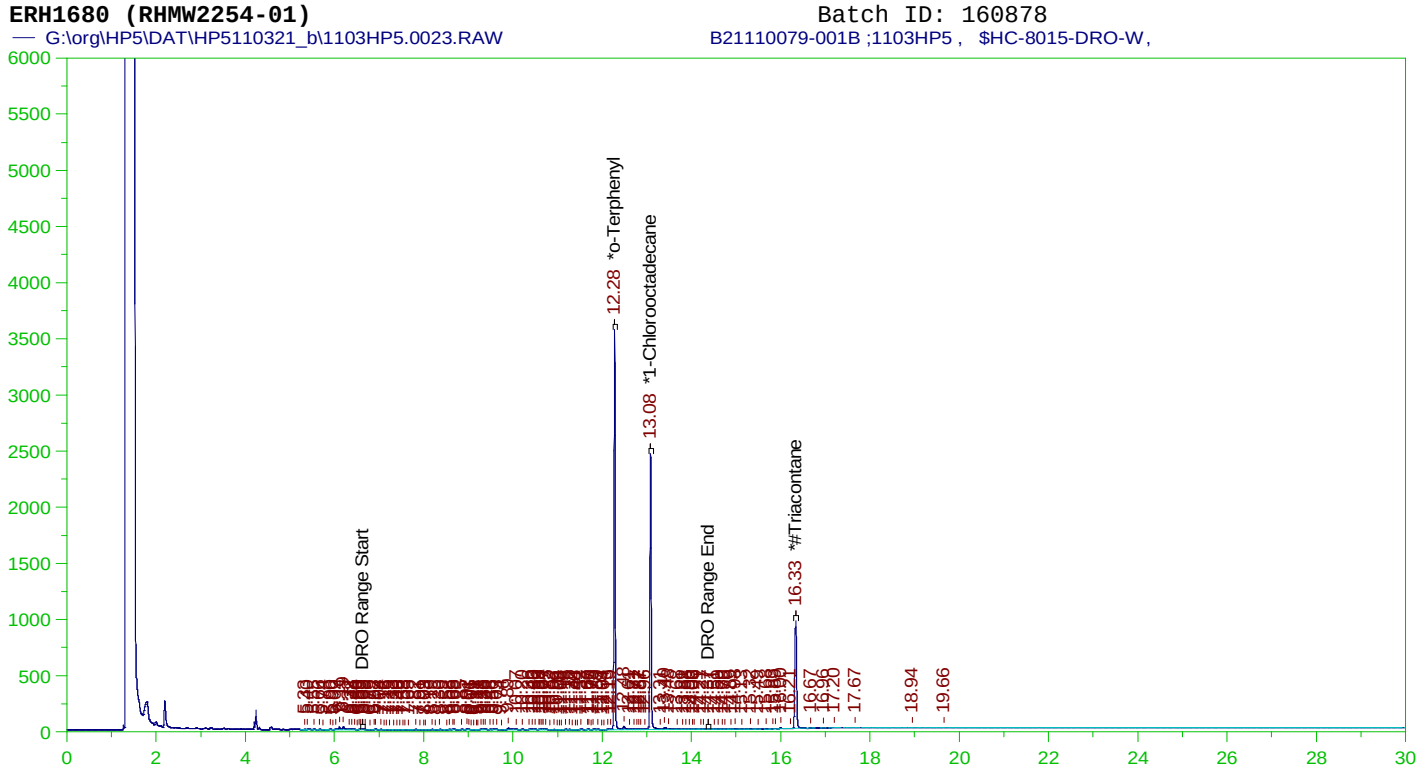

DIESEL RANGE ORGANICS CHROMATOGRAM REPORT

Sample Name: B21110079-001B ;1103HP5 , $HC-8015-DRO-W,
Raw File: G:\org\HP5\DAT\HP5110321_b\1103HP5.0023.RAW
Date & Time Acquired: 11/4/2021 1:41:58 AM
Method File: G:\Org\HP5\Methods\DR_8015-C24T-IA-L%.met
Calibration File: G:\Org\HP5\Cals\SW8015C_DRO211102IA-24-Tri.CAL
Sample Weight: 1020 Dilution: 1 S.A.: 1

Mean RF for TEH: 31353.19
Rt range for Diesel Range Organics: 6.59 to 14.43

SURROGATE COMPOUND	RT	ACTUAL	MEASURED	%REC	
*o-Terphenyl	12.276	.196	.185	94.58	-
*1-Chlorooctadecane	13.078	.196	.146	74.53	-
*#Triacontane	16.332	.196	.086	43.87	-

DRO Area:716207.6 DRO Amount: 2.239531E-02
TEH Area:1088499 TEH Amount: 3.403658E-02

G:\org\HP5\dat\HP5110321_b\Review\023_B21110079-001B_DR_8015-C24T-IA-L%.xls

ERH1680 (RHMW2254-01) Batch ID: 160878

G:\org\HP5\DAT\HP5110321_b\1103HP5.0023.RAW B21110079-001B ;1103HP5 , $HC-8015-DRO-W,

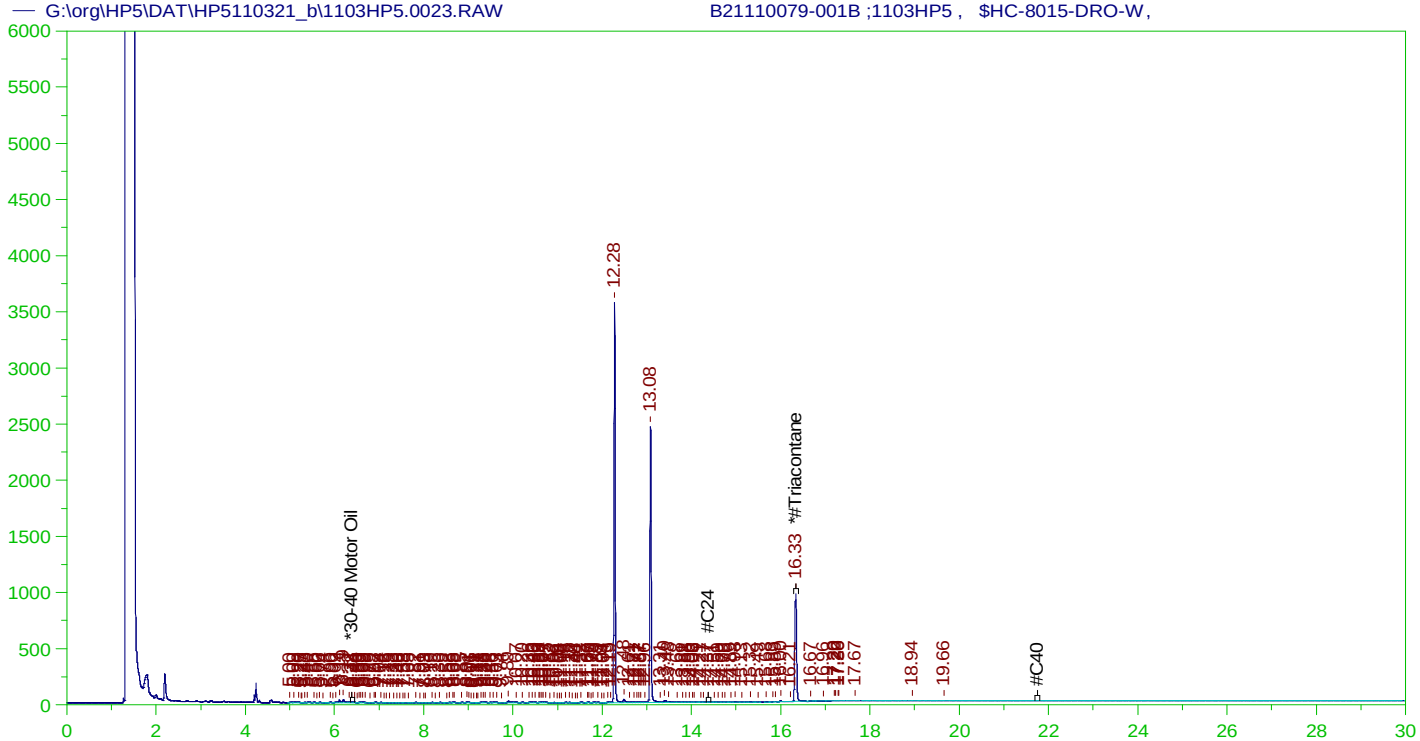

RESIDUAL RANGE ORGANICS CHROMATOGRAM

Sample Name: B21110079-001B ;1103HP5 , $HC-8015-DRO-W,
Raw File: G:\org\HP5\DAT\HP5110321_b\1103HP5.0023.RAW
Date & Time Acquired: 11/4/2021 1:41:58 AM
Method File: G:\Org\HP5\Methods\DR_OROS-AC-L%.MET
Calibration File: G:\Org\HP5\Cals\SW8015C_ORO211017AC-SAMP.CAL
Sample Weight: 1020 Dilution: 1 S.A.: 1

Mean RF for for Residual Range Organics Calculations: 28542.41
Rt range for Residual Range Organics: 14.33 to 21.8

SURROGATE COMPOUND	RT	ACTUAL	MEASURED	%REC	
*#Triacontane	16.332	.49	.086	17.55	-

RRO Area:185816 RRO AMOUNT: 6.382523E-03

G:\org\HP5\dat\HP5110321_b\Review\023_B21110079-001B_DR_OROS-AC-L%.xls

ERH1680 (RHMW2254-01) Batch ID: 160878

— G:\org\HP5\DAT\HP5110321_b\1103HP5.0023.RAW B21110079-001B ;1103HP5 , $HC-8015-DRO-W,

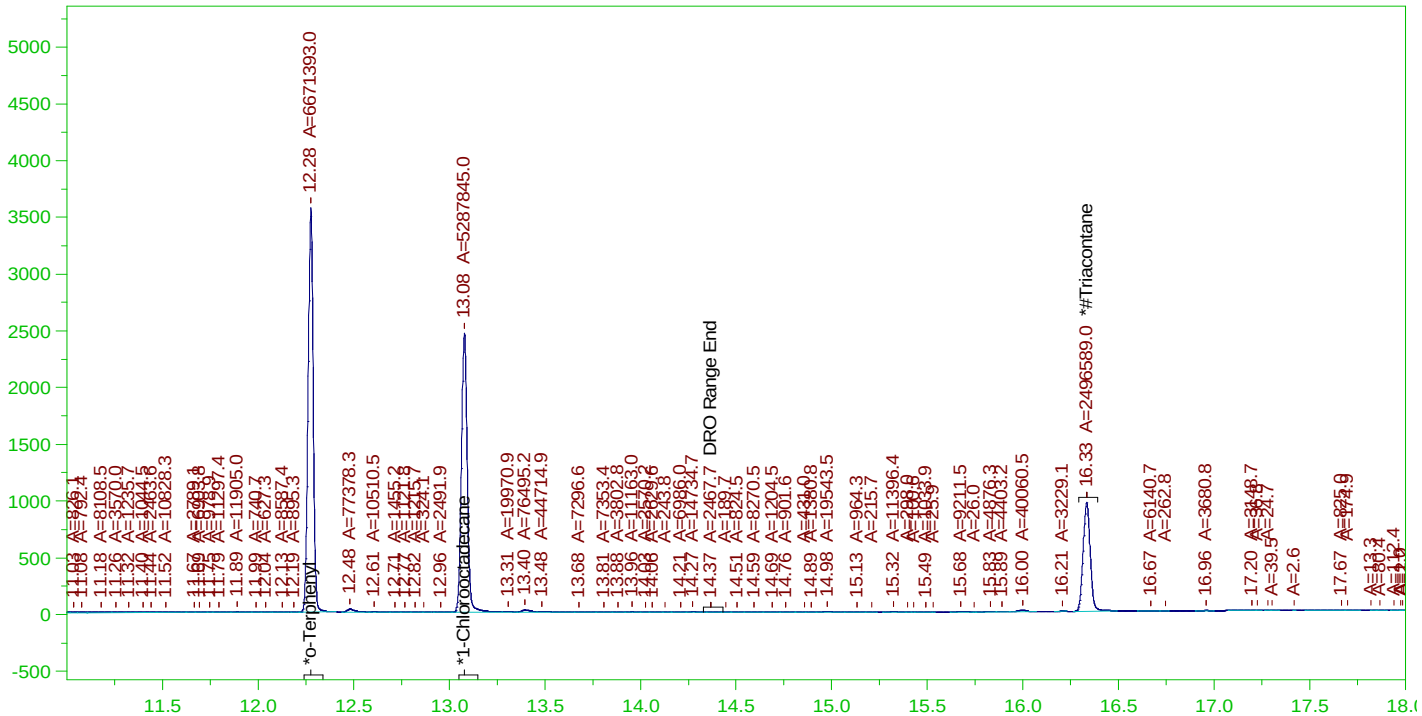

DIESEL RANGE ORGANICS CHROMATOGRAM REPORT

Sample Name: B21110079-001B ;1103HP5 , $HC-8015-DRO-W,
Raw File: G:\org\HP5\DAT\HP5110321_b\1103HP5.0023.RAW
Date & Time Acquired: 11/4/2021 1:41:58 AM
Method File: G:\Org\HP5\Methods\DS_8015-C24T-IA-L#.MET
Calibration File: G:\Org\HP5\Cals\SW8015C_DRO211102IA-24-Tri.CAL
Sample Weight: 1020 Dilution: 1 S.A.: 1

Mean RF for TEH: 31353.19
Rt range for Diesel Range Organics: 6.59 to 14.43

SURROGATE COMPOUND	RT	ACTUAL	MEASURED	%REC	
*o-Terphenyl	12.276	.196	.184	93.94	-
*1-Chlorooctadecane	13.078	.196	.146	74.46	-
*#Triacontane	16.332	.196	.085	43.15	-

DRO Area:698510.8 DRO Amount: 2.184194E-02
TEH Area:1816511 TEH Amount: 5.680101E-02

G:\org\HP5\dat\HP5110321_b\Review\023_B21110079-001B_DS_8015-C24T-IA-L#.xls

Batch ID: 160878

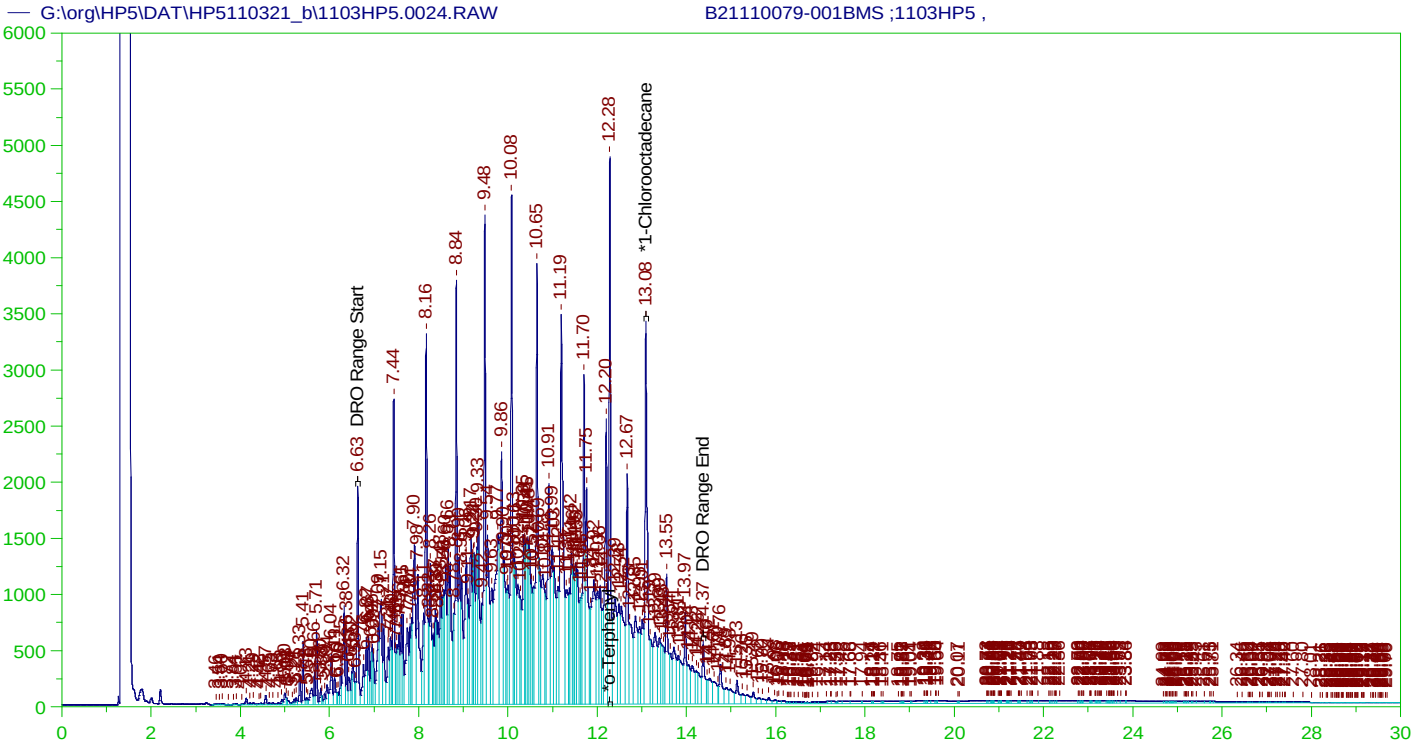

DIESEL RANGE ORGANICS CHROMATOGRAM REPORT

Sample Name: B21110079-001BMS ;1103HP5 ,
Raw File: G:\org\HP5\DAT\HP5110321_b\1103HP5.0024.RAW
Date & Time Acquired: 11/4/2021 2:25:00 AM
Method File: G:\Org\HP5\Methods\D3_8015-110324-24-IA-L%.met
Calibration File: G:\Org\HP5\Cals\SW8015C_DRO211102IA-24.CAL
Sample Weight: 1040 Dilution: 1 S.A.: 1

Mean RF for TEH: 31353.19
Rt range for Diesel Range Organics: 6.59 to 14.43

SURROGATE COMPOUND	RT	ACTUAL	MEASURED	%REC	
*o-Terphenyl	12.282	.192	.345	179.48	-
*1-Chlorooctadecane	13.085	.192	.342	177.59	-

DRO Area:4.208087E+08 DRO Amount: 12.90534
TEH Area:4.597761E+08 TEH Amount: 14.1004

G:\org\HP5\dat\HP5110321_b\Review\024_B21110079-001BMS_D3_8015-110324-24-IA-L%.xls

Batch ID: 160878

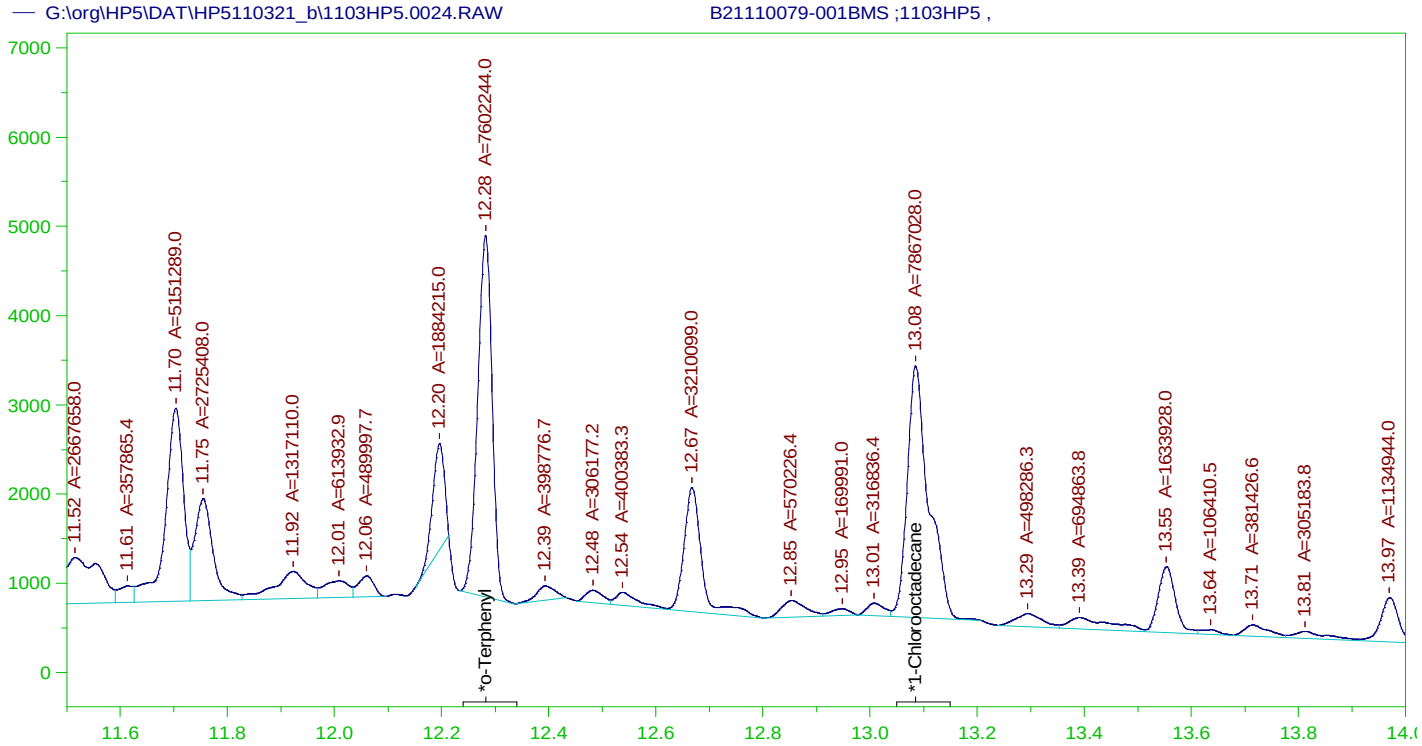

DIESEL RANGE ORGANICS CHROMATOGRAM REPORT

Sample Name: B21110079-001BMS ;1103HP5 ,
Raw File: G:\org\HP5\DAT\HP5110321_b\1103HP5.0024.RAW
Date & Time Acquired: 11/4/2021 2:25:00 AM
Method File: G:\Org\HP5\Methods\DS_8015-24-IA-L#.met
Calibration File: G:\Org\HP5\Cals\SW8015C_DRO211102IA-24.CAL
Sample Weight: 1040 Dilution: 1 S.A.: 1

Mean RF for TEH: 31353.19
Rt range for Diesel Range Organics: 6.59 to 14.43

SURROGATE COMPOUND	RT	ACTUAL	MEASURED	%REC	
*o-Terphenyl	12.282	.192	.206	107.05	-
*1-Chlorooctadecane	13.085	.192	.213	110.77	-

DRO Area:2.089805E+08 DRO Amount: 6.409008
TEH Area:2.241277E+08 TEH Amount: 6.873541

G:\org\HP5\dat\HP5110321_b\Review\024_B21110079-001BMS_DS_8015-24-IA-L#.xls

Batch ID: 160878

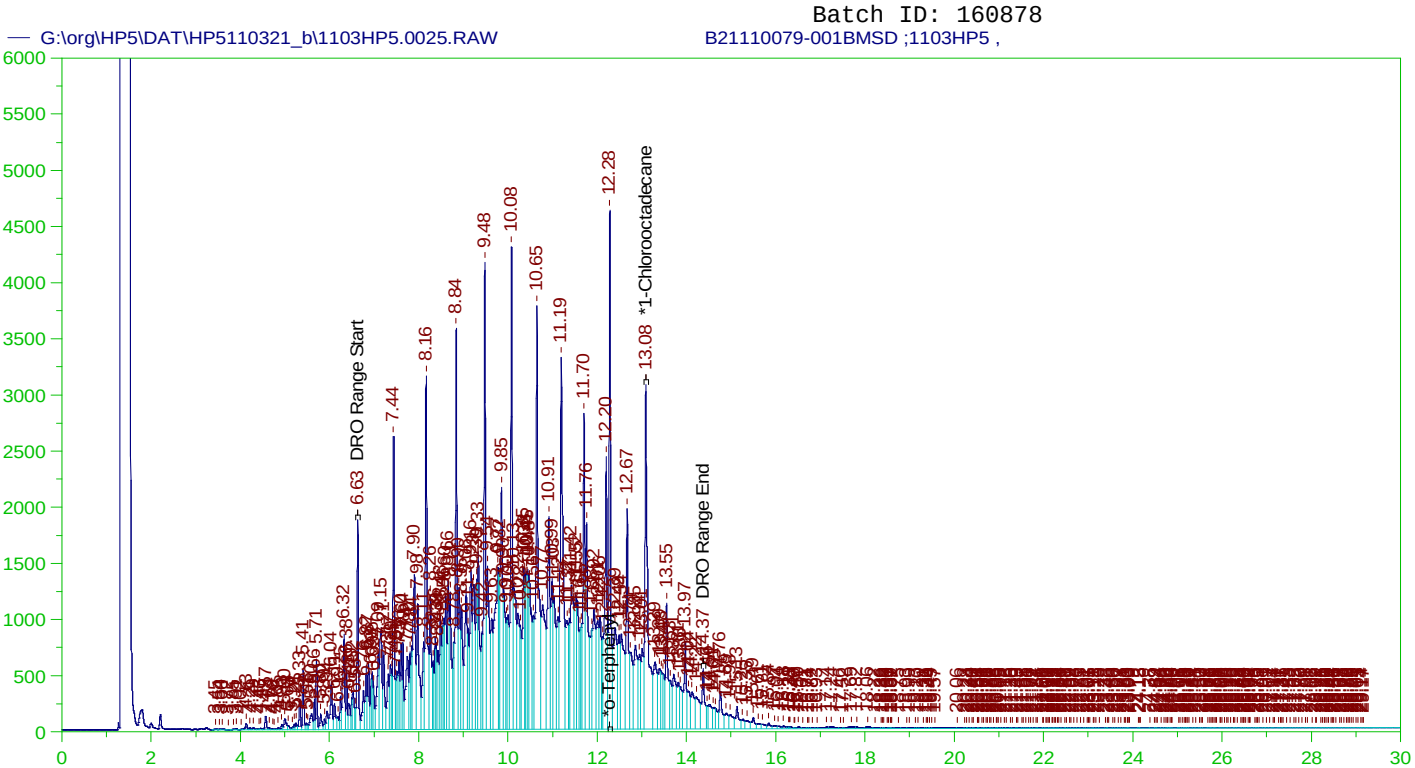

DIESEL RANGE ORGANICS CHROMATOGRAM REPORT
Sample Name: B21110079-001BMSD ;1103HP5 ,
Raw File: G:\org\HP5\DAT\HP5110321_b\1103HP5.0025.RAW
Date & Time Acquired: 11/4/2021 3:07:51 AM
Method File: G:\Org\HP5\Methods\D3_8015-24-IA-L%.met
Calibration File: G:\Org\HP5\Cals\SW8015C_DRO211102IA-24.CAL
Sample Weight: 1020 Dilution: 1 S.A.: 1

Mean RF for TEH: 31353.19
Rt range for Diesel Range Organics: 6.59 to 14.43

SURROGATE COMPOUND	RT	ACTUAL	MEASURED	%REC	
*o-Terphenyl	12.282	.196	.336	171.37	-
*1-Chlorooctadecane	13.084	.196	.377	192.51	-

DRO Area:4.020414E+08 DRO Amount: 12.57155
TEH Area:4.334896E+08 TEH Amount: 13.55491

G:\org\HP5\dat\HP5110321_b\Review\025_B21110079-001BMSD_D3_8015-24-IA-L%.xls

Batch ID: 160878

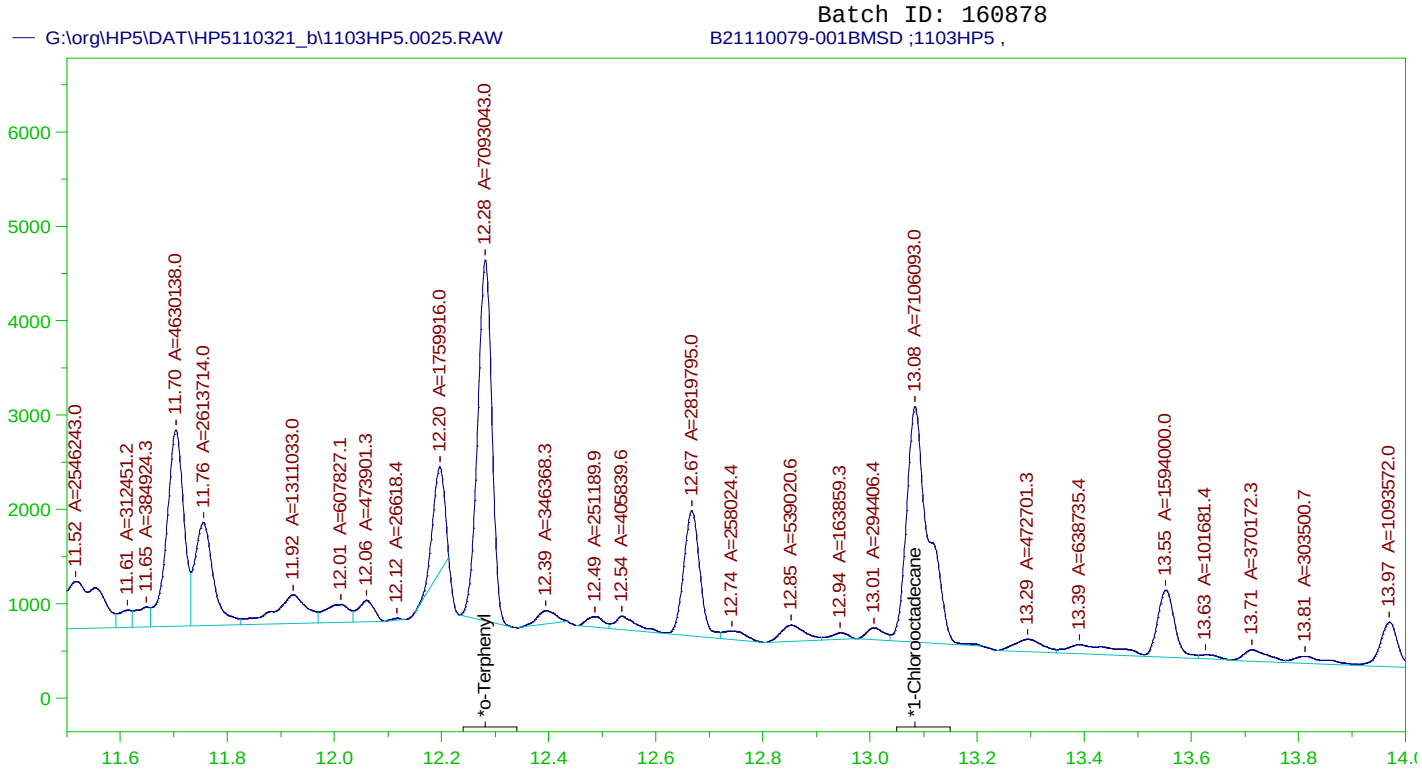

DIESEL RANGE ORGANICS CHROMATOGRAM REPORT

Sample Name: B21110079-001BMSD ;1103HP5 ,
Raw File: G:\org\HP5\DAT\HP5110321_b\1103HP5.0025.RAW
Date & Time Acquired: 11/4/2021 3:07:51 AM
Method File: G:\Org\HP5\Methods\DS_8015-24-IA-L#.met
Calibration File: G:\Org\HP5\Cals\SW8015C_DRO211102IA-24.CAL
Sample Weight: 1020 Dilution: 1 S.A.: 1

Mean RF for TEH: 31353.19
Rt range for Diesel Range Organics: 6.59 to 14.43

SURROGATE COMPOUND	RT	ACTUAL	MEASURED	%REC	
*o-Terphenyl	12.282	.196	.196	99.88	-
*1-Chlorooctadecane	13.084	.196	.196	100.06	-

DRO Area:2.010483E+08 DRO Amount: 6.286637
TEH Area:2.155515E+08 TEH Amount: 6.740143

G:\org\HP5\dat\HP5110321_b\Review\025_B21110079-001BMSD_DS_8015-24-IA-L#.xls

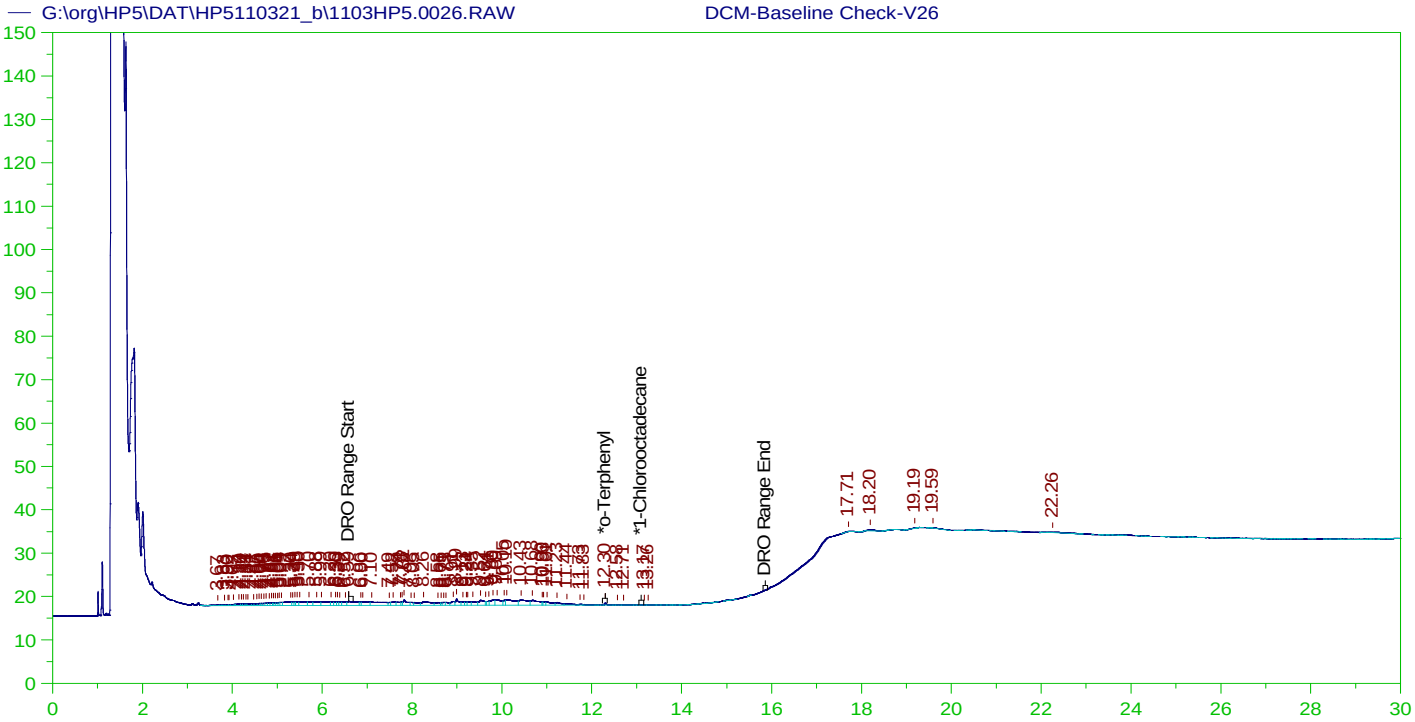

DIESEL RANGE ORGANICS CHROMATOGRAM REPORT
Sample Name: DCM-Baseline Check-V26
Raw File: G:\org\HP5\DAT\HP5110321_b\1103HP5.0026.RAW
Date & Time Acquired: 11/4/2021 3:50:44 AM
Method File: G:\Org\HP5\Methods\DR_8015-IA-LEXP.met
Calibration File: G:\Org\HP5\Cals\SW8015C_DRO211102IA.CAL
Sample Weight: 1 Dilution: 1 S.A.: 1

Mean RF for TEH: 31353.19
Rt range for Diesel Range Organics: 6.59 to 15.91

SURROGATE COMPOUND	RT	ACTUAL	MEASURED	%REC
*o-Terphenyl	12.295	200.	.06	.03 -
*1-Chlorooctadecane	29.982	200.	.	. -

DRO Area:257805.4 DRO Amount: 8.222619
TEH Area:383643 TEH Amount: 12.23617

G:\org\HP5\dat\HP5110321_b\Review\026_DCM-Baseline Chec_DR_8015-IA-LEXP.xls

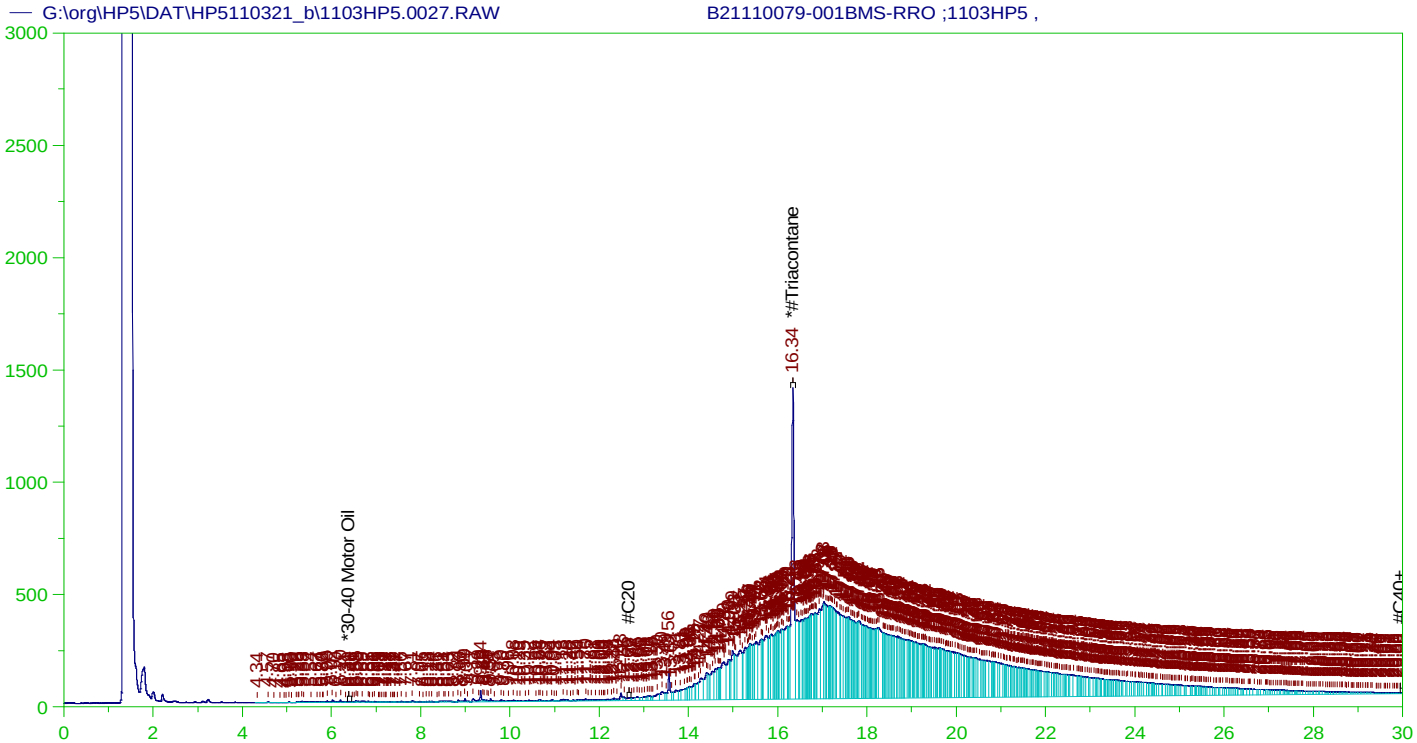

RESIDUAL RANGE ORGANICS CHROMATOGRAM
Sample Name: B21110079-001BMS-RRO ;1103HP5 ,
Raw File: G:\org\HP5\DAT\HP5110321_b\1103HP5.0027.RAW
Date & Time Acquired: 11/4/2021 4:33:41 AM
Method File: G:\Org\HP5\Methods\D3_ORO-AC-L%.MET
Calibration File: G:\Org\HP5\Cals\SW8015C_ORO211017AC.CAL
Sample Weight: 1050 Dilution: 1 S.A.: 1

Mean RF for for ~~Residual~~ TEH (Oil Range) Organics Calculations: 28542.41
Rt range for ~~Residual~~ TEH (Oil Range) Organics: 12.62 to 30.05

SURROGATE COMPOUND	RT	ACTUAL	MEASURED	%REC	
*#Triacontane	16.336	.476	.167	34.99	-

~~RRO~~ TEH (Oil Range) Area:1.319876E+08 ~~RRO~~ TEH (Oil Range) AMOUNT: 4.404061

AMN 11/16/2021

G:\org\HP5\dat\HP5110321_b\Review\027_B21110079-001BMS-RRO_D3_ORO-AC-L%.xls

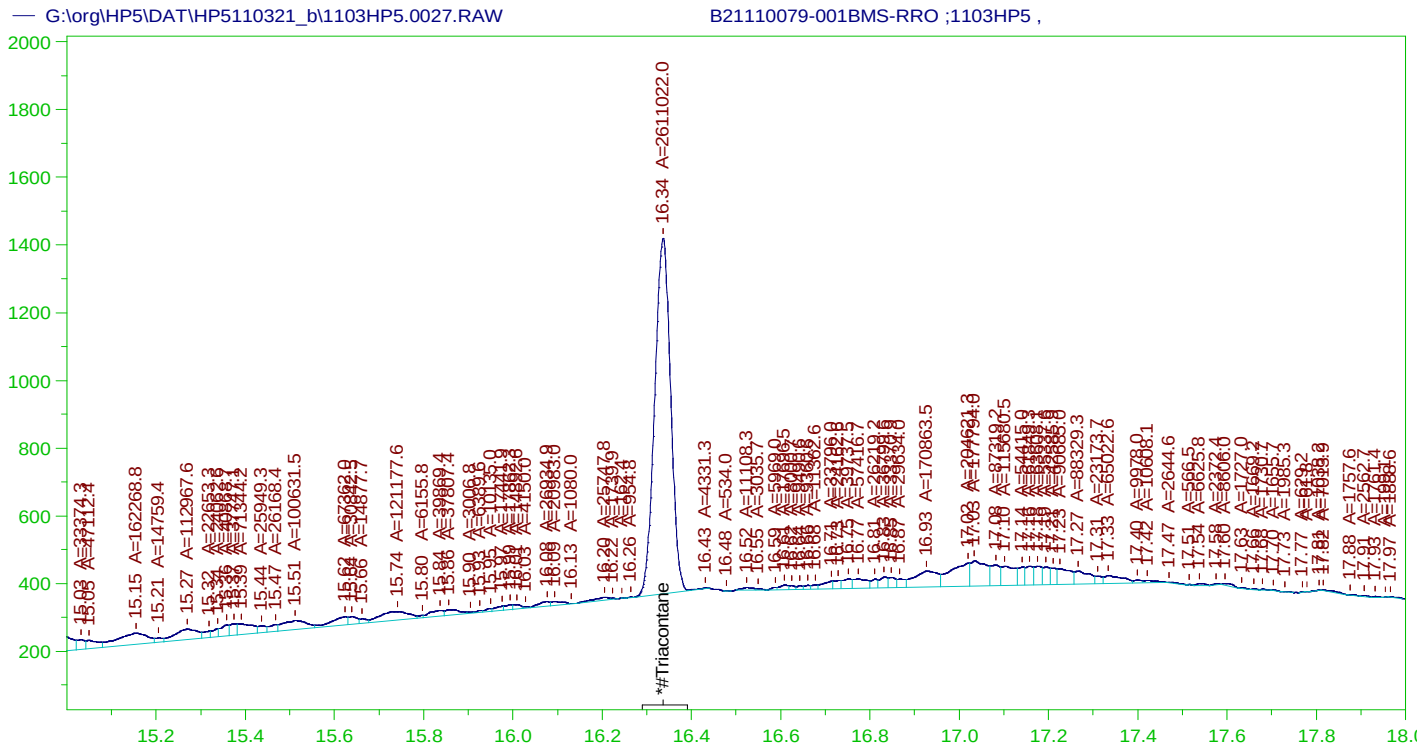

RESIDUAL RANGE ORGANICS CHROMATOGRAM

Sample Name: B21110079-001BMS-RRO ;1103HP5 ,
Raw File: G:\org\HP5\DAT\HP5110321_b\1103HP5.0027.RAW
Date & Time Acquired: 11/4/2021 4:33:41 AM
Method File: G:\Org\HP5\Methods\DS_ORO-AC-L#.MET
Calibration File: G:\Org\HP5\Cals\SW8015C_ORO211017AC.CAL
Sample Weight: 1050 Dilution: 1 S.A.: 1

Mean RF for for Residual Range Organics Calculations: 28542.41
Rt range for Residual Range Organics: 12.62 to 30.05

SURROGATE COMPOUND	RT	ACTUAL	MEASURED	%REC	
*#Triacontane	16.336	.476	.086	18.05	-

RRO Area:4405623 RRO AMOUNT: 0.1470034

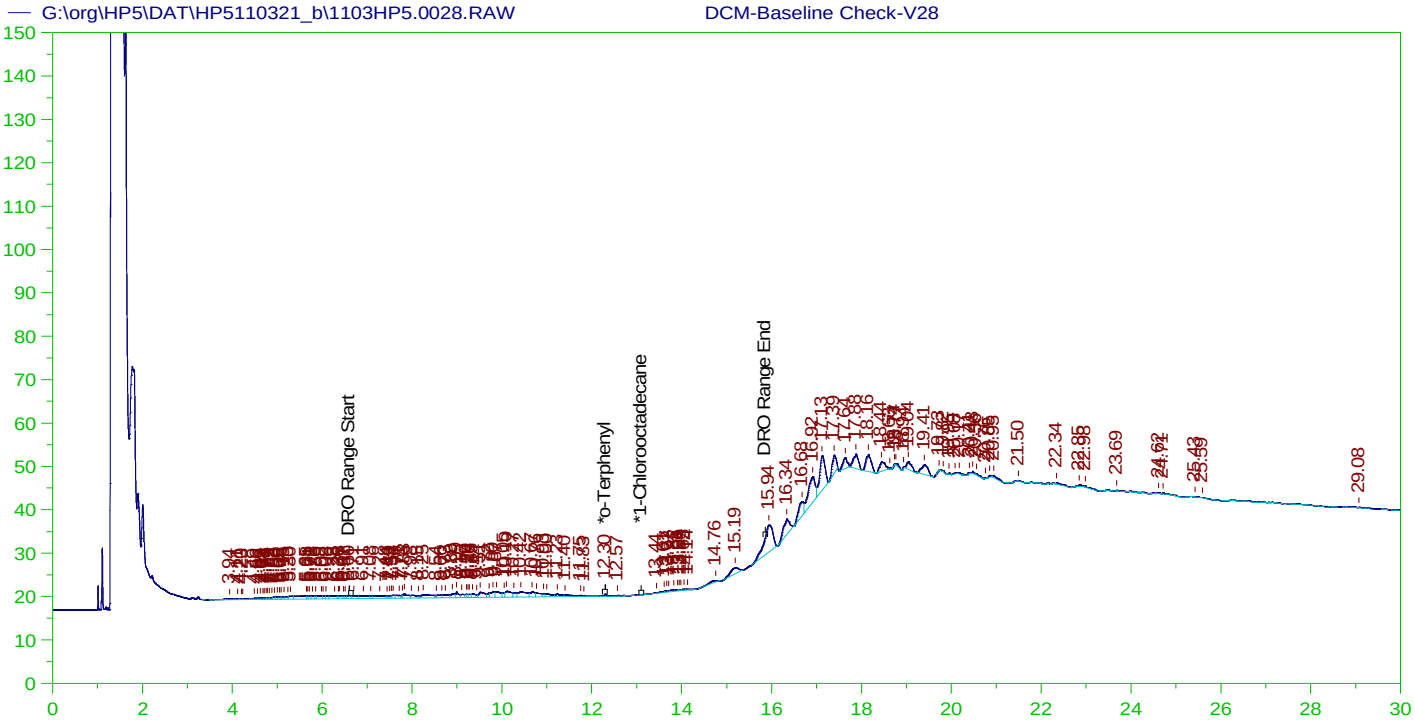

DIESEL RANGE ORGANICS CHROMATOGRAM REPORT
Sample Name: DCM-Baseline Check-V28
Raw File: G:\org\HP5\DAT\HP5110321_b\1103HP5.0028.RAW
Date & Time Acquired: 11/4/2021 5:16:28 AM
Method File: G:\Org\HP5\Methods\DR_8015-IA-LEXP.met
Calibration File: G:\Org\HP5\Cals\SW8015C_DRO211102IA.CAL
Sample Weight: 1 Dilution: 1 S.A.: 1

Mean RF for TEH: 31353.19
Rt range for Diesel Range Organics: 6.59 to 15.91

SURROGATE COMPOUND	RT	ACTUAL	MEASURED	%REC	
*o-Terphenyl	12.296	200.	.055	.03	-
*1-Chlorooctadecane	29.921	200.	.	.	-

DRO Area:257911.5 DRO Amount: 8.226006
TEH Area:824858.4 TEH Amount: 26.3086

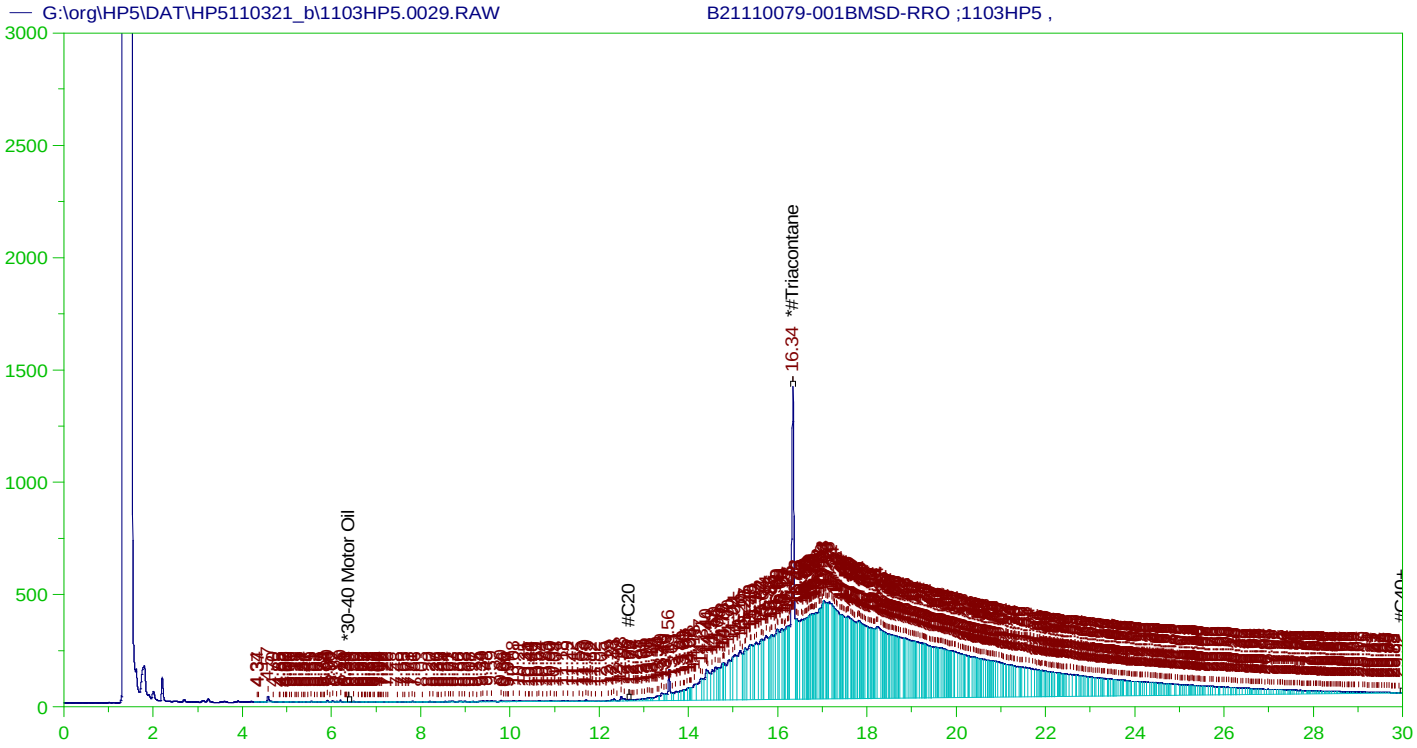

RESIDUAL RANGE ORGANICS CHROMATOGRAM
Sample Name: B21110079-001BMSD-RRO ;1103HP5 ,
Raw File: G:\org\HP5\DAT\HP5110321_b\1103HP5.0029.RAW
Date & Time Acquired: 11/4/2021 5:59:27 AM
Method File: G:\Org\HP5\Methods\D3_ORO-AC-L%.MET
Calibration File: G:\Org\HP5\Cals\SW8015C_ORO211017AC.CAL
Sample Weight: 1060 Dilution: 1 S.A.: 1

Mean RF for for ~~Residual~~ TEH (Oil Range) Organics Calculations: 28542.41
Rt range for ~~Residual~~ TEH (Oil Range) Organics: 12.62 to 30.05

SURROGATE COMPOUND	RT	ACTUAL	MEASURED	%REC	
*#Triacontane	16.336	.472	.177	37.54	-

~~RRO~~ TEH (Oil Range) Area:1.339226E+08 ~~RRO~~ TEH (Oil Range) AMOUNT: 4.426467

AMN 11/16/2021

G:\org\HP5\dat\HP5110321_b\Review\029_B21110079-001BMSD-RRO_D3_ORO-AC-L%.xls

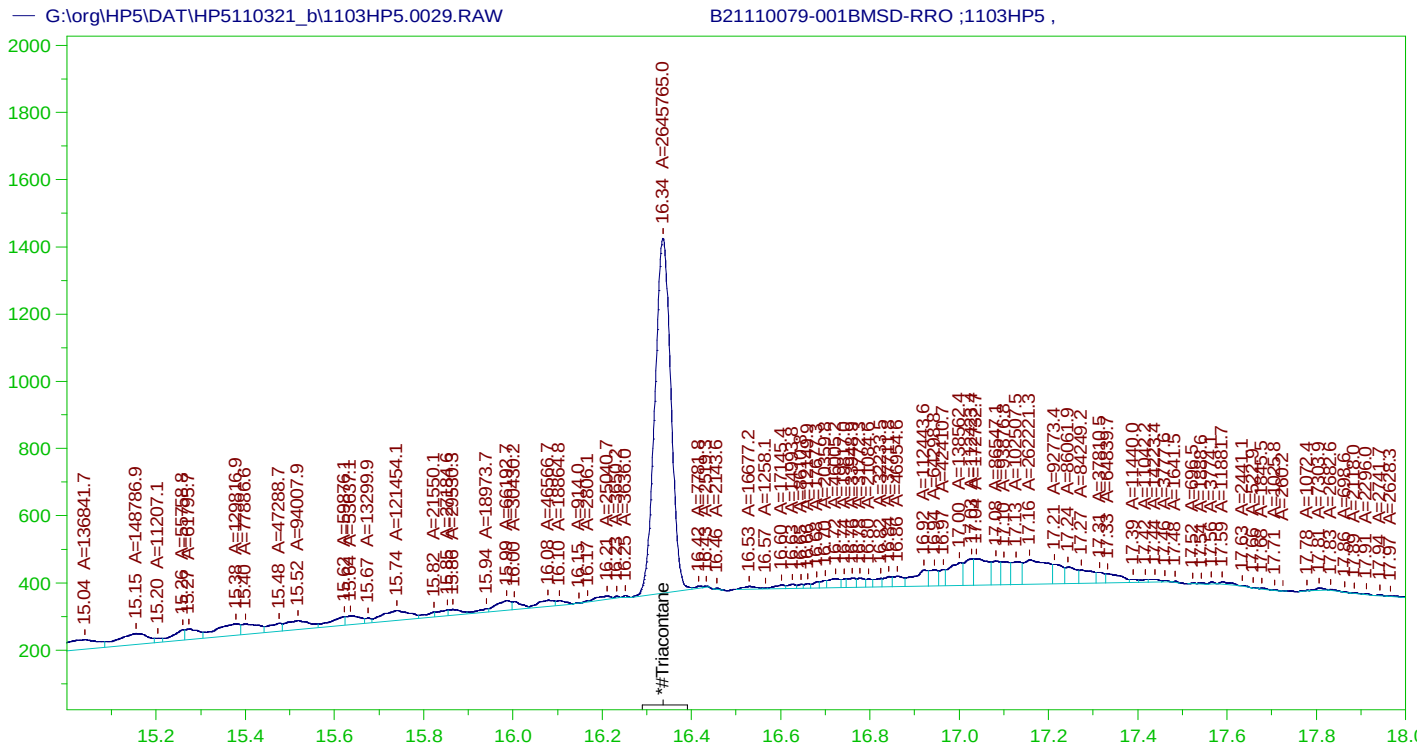

RESIDUAL RANGE ORGANICS CHROMATOGRAM

Sample Name: B21110079-001BMSD-RRO ;1103HP5 ,
Raw File: G:\org\HP5\DAT\HP5110321_b\1103HP5.0029.RAW
Date & Time Acquired: 11/4/2021 5:59:27 AM
Method File: G:\Org\HP5\Methods\DS_ORO-AC-L#.MET
Calibration File: G:\Org\HP5\Cals\SW8015C_ORO211017AC.CAL
Sample Weight: 1060 Dilution: 1 S.A.: 1

Mean RF for for Residual Range Organics Calculations: 28542.41
Rt range for Residual Range Organics: 12.62 to 30.05

SURROGATE COMPOUND	RT	ACTUAL	MEASURED	%REC	
*#Triacontane	16.336	.472	.086	18.29	-

RRO Area:4903399 RRO AMOUNT: 0.1620693

G:\org\HP5\dat\HP5110321_b\Review\029_B21110079-001BMSD-RRO_DS_ORO-AC-L#.xls

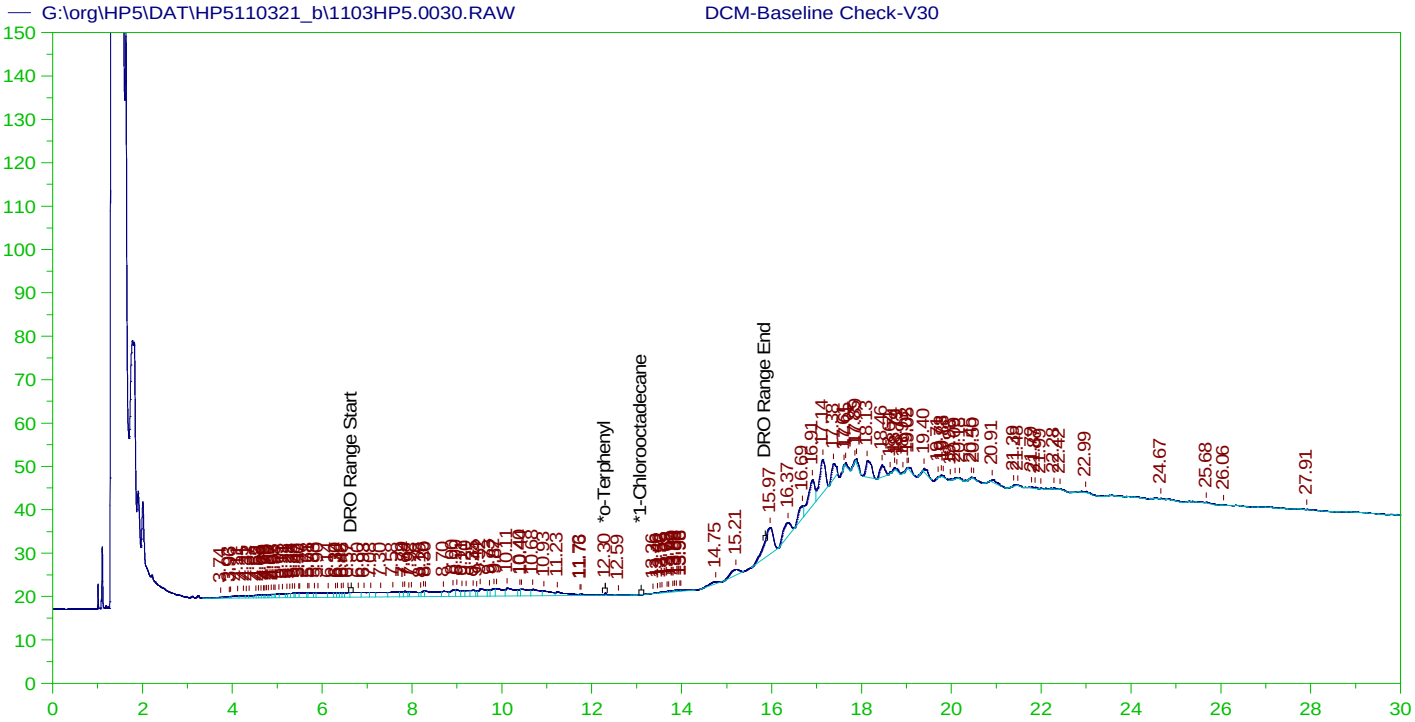

DIESEL RANGE ORGANICS CHROMATOGRAM REPORT

Sample Name: DCM-Baseline Check-V30
Raw File: G:\org\HP5\DAT\HP5110321_b\1103HP5.0030.RAW
Date & Time Acquired: 11/4/2021 6:42:18 AM
Method File: G:\Org\HP5\Methods\DR_8015-IA-LEXP.met
Calibration File: G:\Org\HP5\Cals\SW8015C_DRO211102IA.CAL
Sample Weight: 1 Dilution: 1 S.A.: 1

Mean RF for TEH: 31353.19
Rt range for Diesel Range Organics: 6.59 to 15.91

SURROGATE COMPOUND	RT	ACTUAL	MEASURED	%REC	
*o-Terphenyl	12.298	200.	.071	.04	-
*1-Chlorooctadecane	29.924	200.	.	.	-

DRO Area:402986.2 DRO Amount: 12.85312
TEH Area:988165.9 TEH Amount: 31.51724

G:\org\HP5\dat\HP5110321_b\Review\030_DCM-Baseline Chec_DR_8015-IA-LEXP.xls

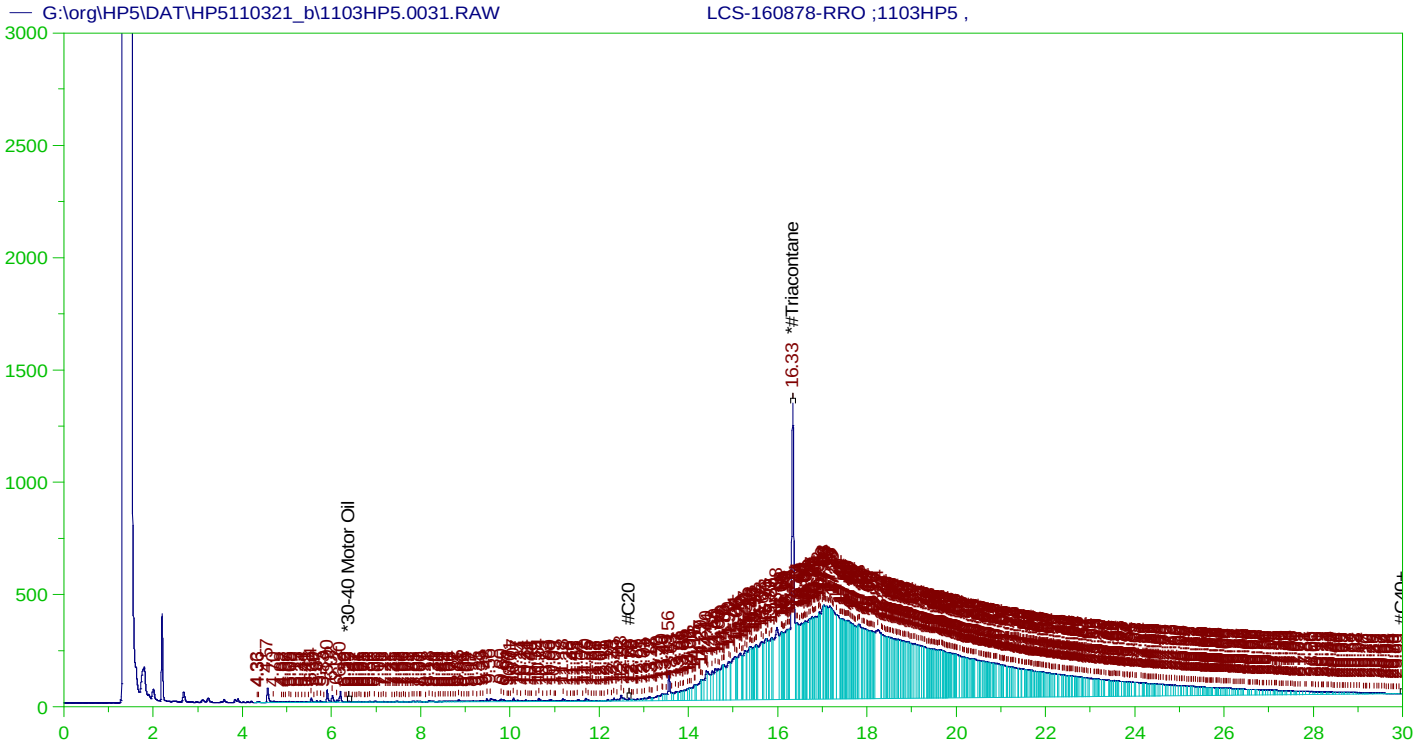

RESIDUAL RANGE ORGANICS CHROMATOGRAM
Sample Name: LCS-160878-RRO ;1103HP5 ,
Raw File: G:\org\HP5\DAT\HP5110321_b\1103HP5.0031.RAW
Date & Time Acquired: 11/4/2021 7:25:14 AM
Method File: G:\Org\HP5\Methods\D3_ORO-AC-L%.MET
Calibration File: G:\Org\HP5\Cals\SW8015C_ORO211017AC.CAL
Sample Weight: 1000 Dilution: 1 S.A.: 1

Mean RF for for ~~Residual~~TEH (Oil Range) Organics Calculations: 28542.41
Rt range for ~~Residual~~ TEH (Oil Range) Organics: 12.62 to 30.05

SURROGATE COMPOUND	RT	ACTUAL	MEASURED	%REC	
*#Triacontane	16.334	.5	.174	34.84	-

~~RRO~~ TEH (Oil Range) Area:1.275741E+08 ~~RRO~~ TEH (Oil Range) AMOUNT: 4.469633

AMN 11/16/2021

G:\org\HP5\dat\HP5110321_b\Review\031_LCS-160878-RRO_D3_ORO-AC-L%.xls

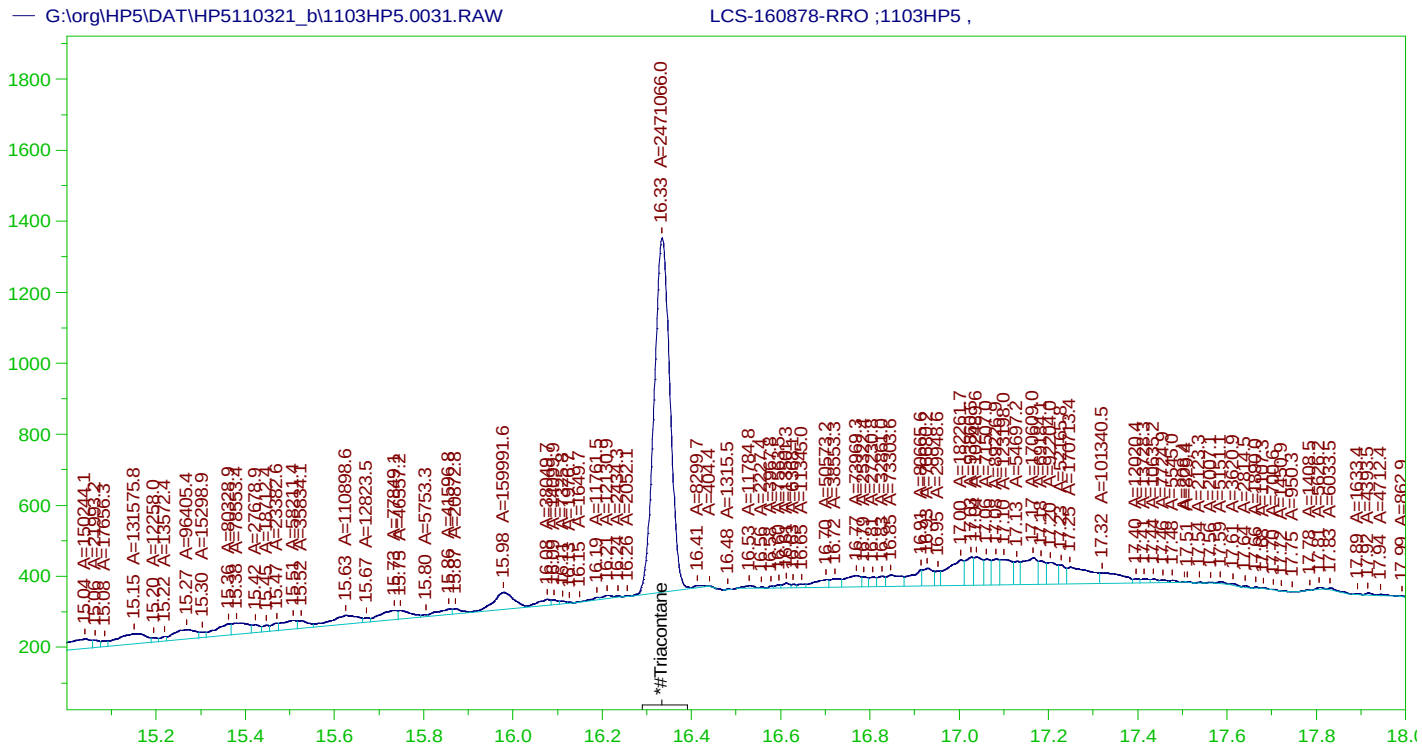

RESIDUAL RANGE ORGANICS CHROMATOGRAM

Sample Name: LCS-160878-RRO ;1103HP5 ,
Raw File: G:\org\HP5\DAT\HP5110321_b\1103HP5.0031.RAW
Date & Time Acquired: 11/4/2021 7:25:14 AM
Method File: G:\Org\HP5\Methods\DS_ORO-AC-L#.MET
Calibration File: G:\Org\HP5\Cals\SW8015C_ORO211017AC.CAL
Sample Weight: 1000 Dilution: 1 S.A.: 1

Mean RF for for Residual Range Organics Calculations: 28542.41
Rt range for Residual Range Organics: 12.62 to 30.05

SURROGATE COMPOUND	RT	ACTUAL	MEASURED	%REC	
*#Triacontane	16.334	.5	.085	17.08	-

RRO Area:4875617 RRO AMOUNT: 0.1708201

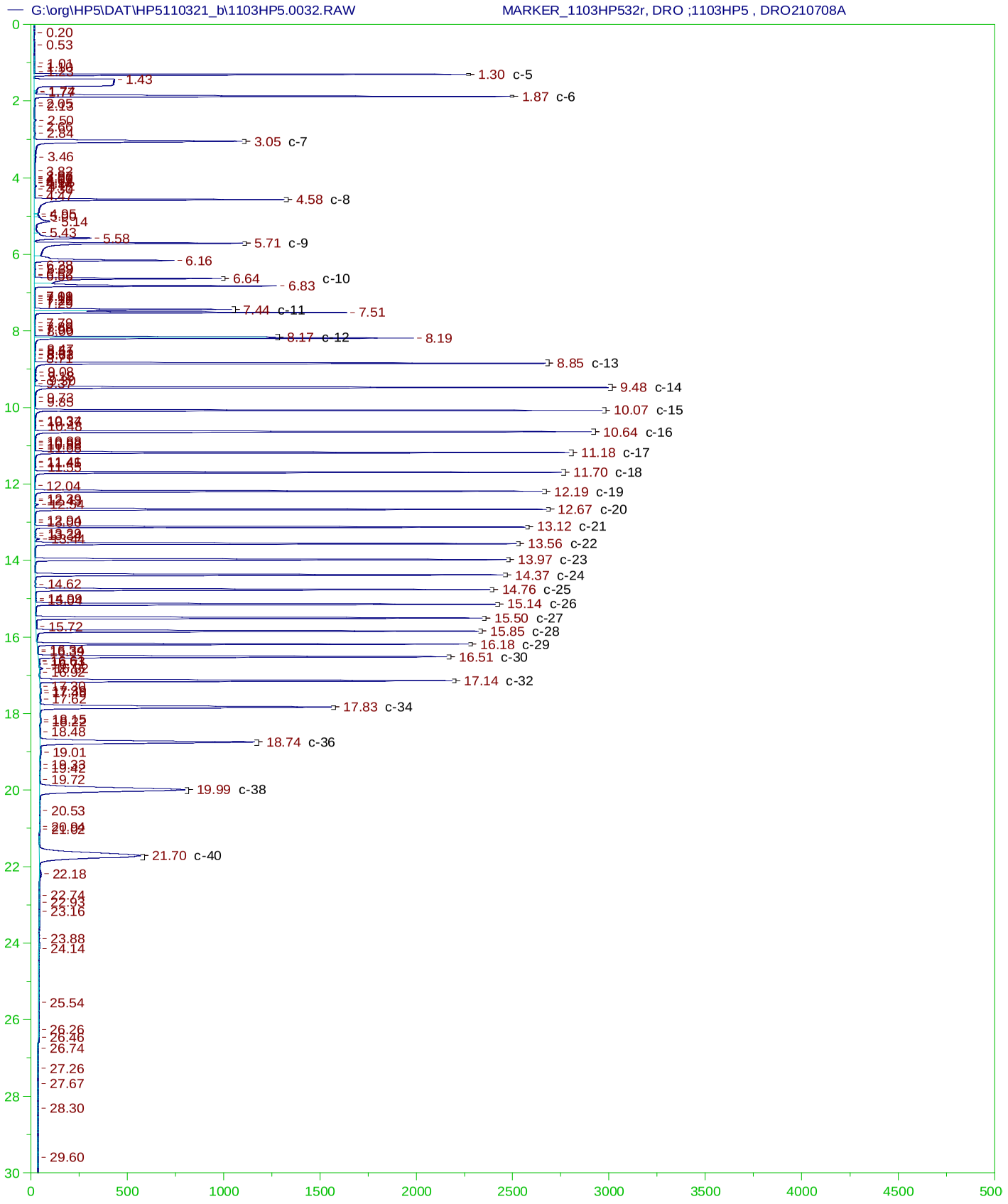
G:\org\HP5\DAT\HP5110321_b\1103HP5.0032.RAW
MARKER_1103HP532r, DRO ;1103HP5 , DRO210708A
1.30 c-5
1.87 c-6
3.05 c-7
4.58 c-8
5.71 c-9
6.64 c-10
7.44 c-11
8.17 c-12
8.85 c-13
9.48 c-14
10.07 c-15
10.64 c-16
11.18 c-17
11.70 c-18
12.19 c-19
12.67 c-20
13.12 c-21
13.56 c-22
13.97 c-23
14.37 c-24
14.76 c-25
15.14 c-26
15.50 c-27
15.85 c-28
16.18 c-29
16.51 c-30
17.14 c-32
17.83 c-34
18.74 c-36
19.99 c-38
21.70 c-40
G:\org\HP5\dat\HP5110321_b\Review\032_MARKER_1103HP532r_CSC211103.xls

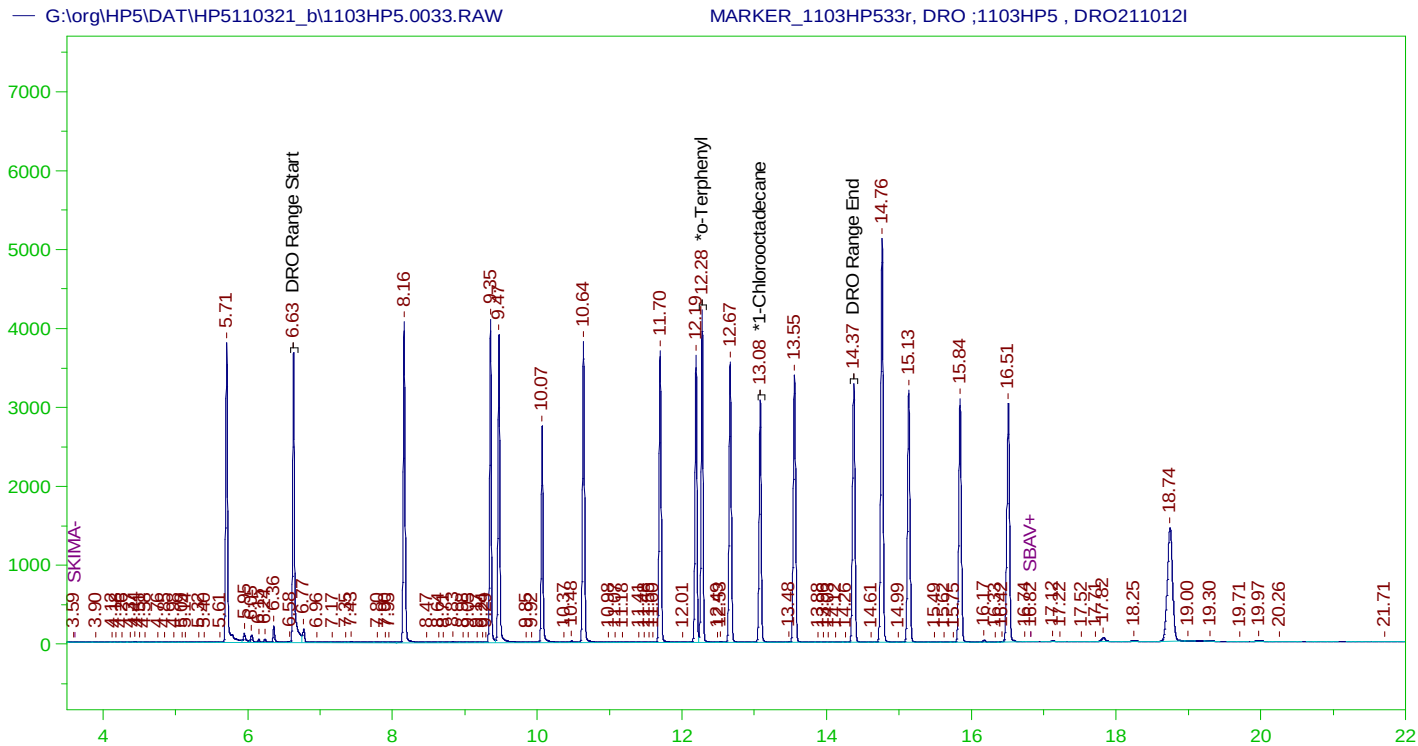

DIESEL RANGE ORGANICS CHROMATOGRAM REPORT

Sample Name: MARKER_1103HP533r, DRO ;1103HP5 , DRO211012I
Raw File: G:\org\HP5\DAT\HP5110321_b\1103HP5.0033.RAW
Date & Time Acquired: 11/4/2021 8:51:08 AM
Method File: G:\Org\HP5\Methods\DC_8015-24-IA-L%.met
Calibration File: G:\Org\HP5\Cals\SW8015C_DRO211102IA-24.CAL
Sample Weight: 1000 Dilution: 1 S.A.: 1

Mean RF for TEH: 31353.19
Rt range for Diesel Range Organics: 6.59 to 14.43

SURROGATE COMPOUND	RT	ACTUAL	MEASURED	%REC	
*o-Terphenyl	12.279	.2	.224	112.01	-
*1-Chlorooctadecane	13.081	.2	.181	90.66	-

DRO Area:7.744196E+07 DRO Amount: 2.469987
TEH Area:1.276047E+08 TEH Amount: 4.069911

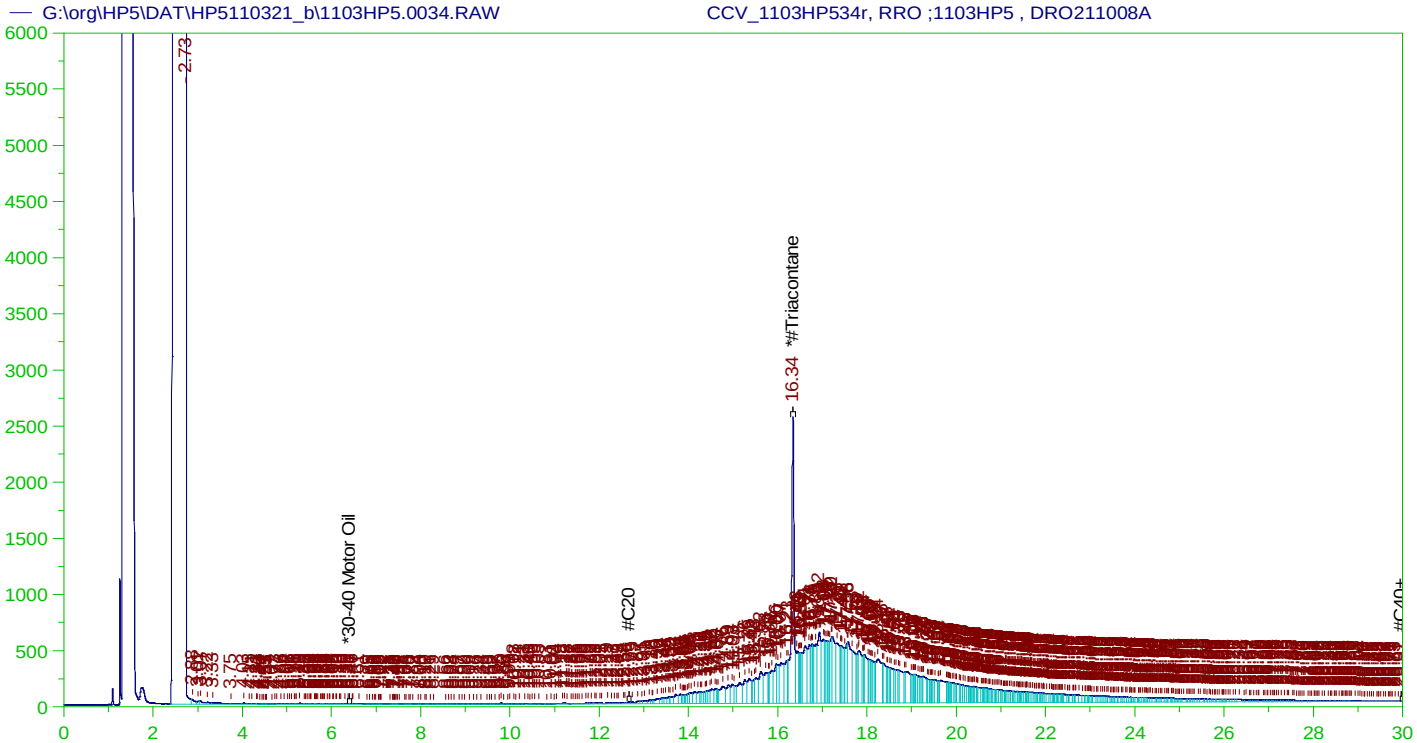

RESIDUAL RANGE ORGANICS CHROMATOGRAM
Sample Name: CCV_1103HP534r, RRO ;1103HP5 , DRO211008A
Raw File: G:\org\HP5\DAT\HP5110321_b\1103HP5.0034.RAW
Date & Time Acquired: 11/4/2021 9:34:10 AM
Method File: G:\Org\HP5\Methods\DC_ORO-AC-L%.MET
Calibration File: G:\Org\HP5\Cals\SW8015C_ORO211017AC.CAL
Sample Weight: 1 Dilution: 1 S.A.: 1

Mean RF for for ~~Residual~~ TEH (Oil Range) Organics Calculations: 28542.41
Rt range for ~~Residual~~ TEH (Oil Range) Organics: 12.62 to 30.05

SURROGATE COMPOUND	RT	ACTUAL	MEASURED	%REC	
*#Triacontane	16.338	500.	334.838	66.97	-

~~RRO~~ TEH (Oil Range) Area:1.366711E+08 ~~RRO~~ TEH (Oil Range) AMOUNT: 4788.352

CONTINUING CALIBRATION REPORT: G:\org\HP5\DAT\HP5110321_b\1103HP5.0034.RAW

COMPOUND	ACTUAL(NG)	MEASURED(NG)	%RECOVERY	LIMITS
*30-40 Motor Oil	5000.	.395	.	75-125

SURROGATE COMPOUND	RT	ACTUAL	MEASURED	%REC	LIMITS
*#Triacontane	16.338	200.	334.838	167.42	75-125

AMN 11/16/2021

G:\org\HP5\dat\HP5110321_b\Review\034_CCV_1103HP534r_DC_ORO-AC-L%.xls

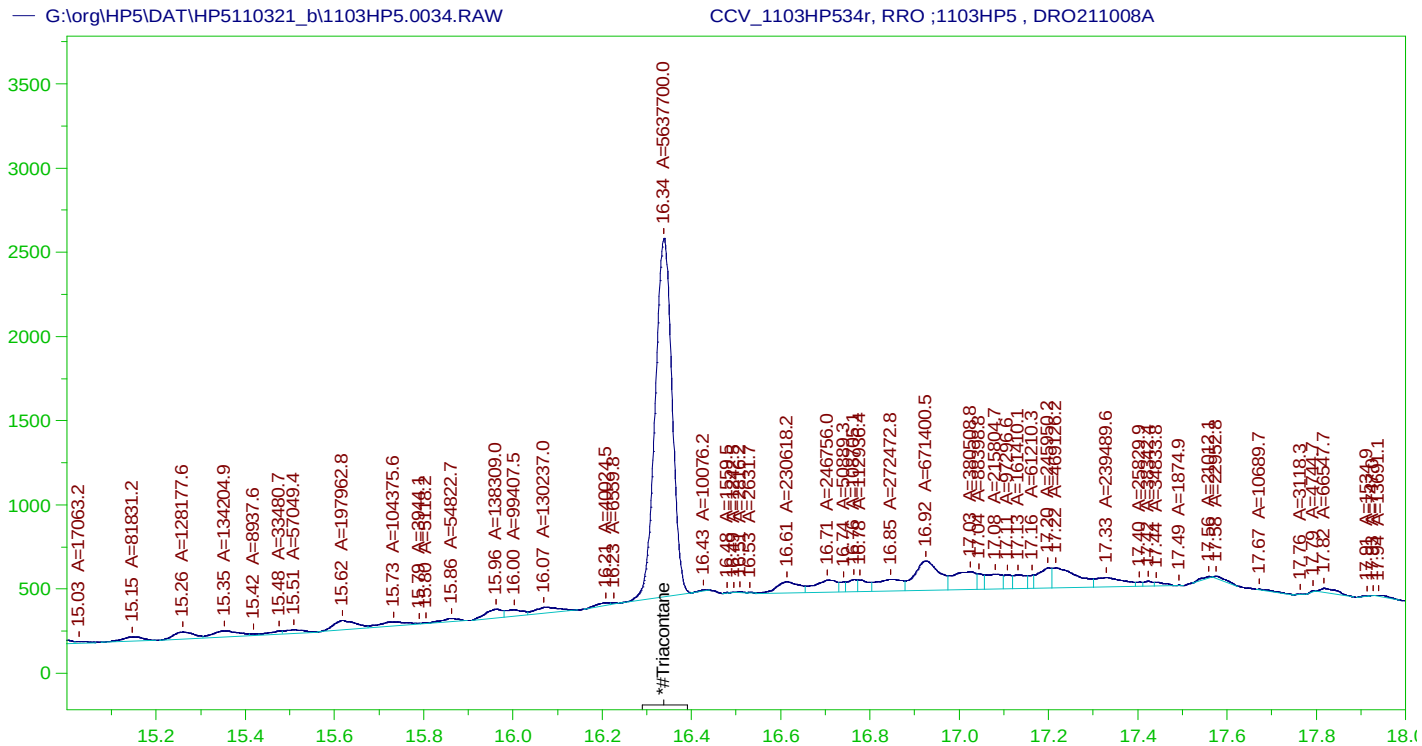

RESIDUAL RANGE ORGANICS CHROMATOGRAM
Sample Name: CCV_1103HP534r, RRO ;1103HP5 , DRO211008A
Raw File: G:\org\HP5\DAT\HP5110321_b\1103HP5.0034.RAW
Date & Time Acquired: 11/4/2021 9:34:10 AM
Method File: G:\Org\HP5\Methods\DS_ORO-AC-L#.MET
Calibration File: G:\Org\HP5\Cals\SW8015C_ORO211017AC.CAL
Sample Weight: 1 Dilution: 1 S.A.: 1

Mean RF for for Residual Range Organics Calculations: 28542.41
Rt range for Residual Range Organics: 12.62 to 30.05

SURROGATE COMPOUND	RT	ACTUAL	MEASURED	%REC	
*#Triacontane	16.338	500.	194.873	38.97	-

RRO Area:6534123 RRO AMOUNT: 228.9268
_
CONTINUING CALIBRATION REPORT: G:\org\HP5\DAT\HP5110321_b\1103HP5.0034.RAW

COMPOUND	ACTUAL(NG)	MEASURED(NG)	%RECOVERY	LIMITS
*30-40 Motor Oil	5000.	.395	.	75-125

SURROGATE COMPOUND	RT	ACTUAL	MEASURED	%REC	LIMITS
*#Triacontane	16.338	200.	194.873	97.44	75-125

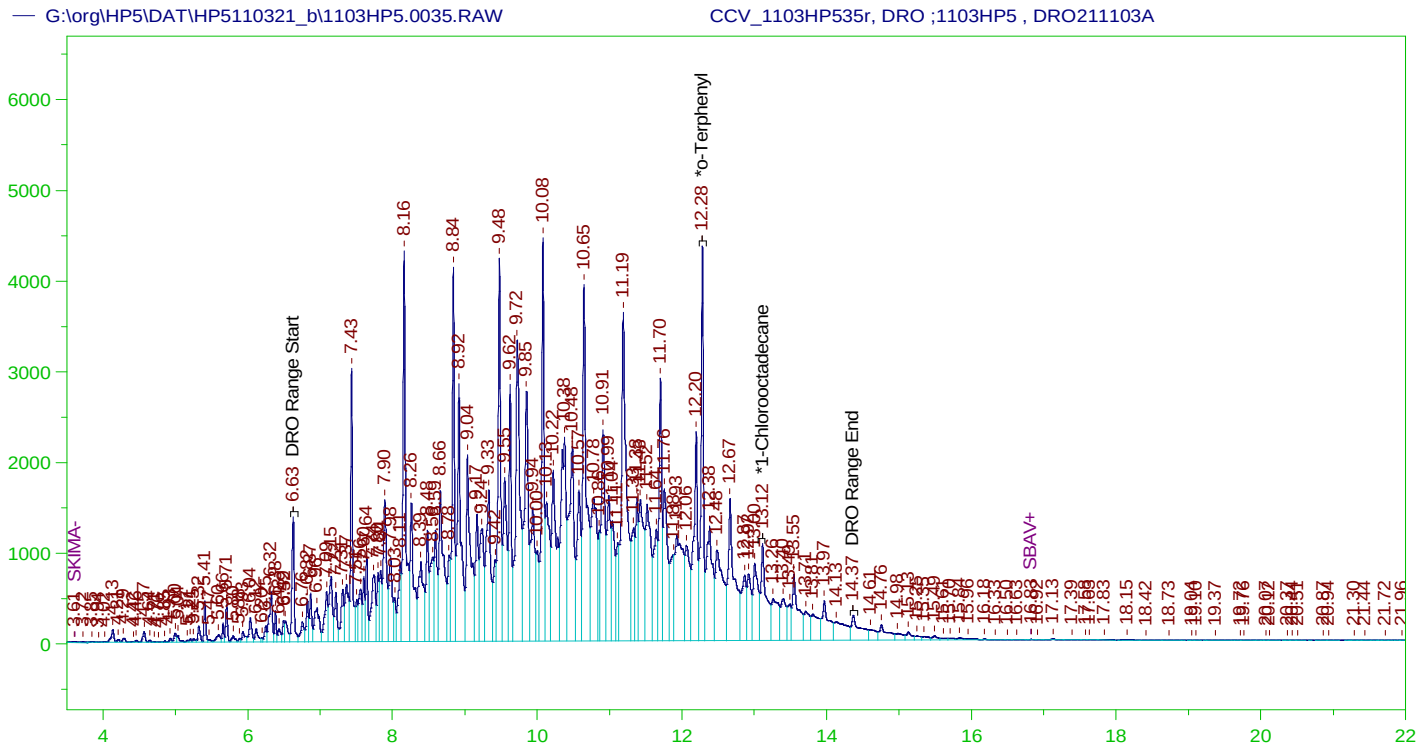

DIESEL RANGE ORGANICS CHROMATOGRAM REPORT
Sample Name: CCV_1103HP535r, DRO ;1103HP5 , DRO211103A
Raw File: G:\org\HP5\DAT\HP5110321_b\1103HP5.0035.RAW
Date & Time Acquired: 11/4/2021 10:17:15 AM
Method File: G:\Org\HP5\Methods\DC_8015-24-IA-L%.met
Calibration File: G:\Org\HP5\Cals\SW8015C_DRO211102IA-24.CAL
Sample Weight: 1 Dilution: 1 S.A.: 1

Mean RF for TEH: 31353.19
Rt range for Diesel Range Organics: 6.59 to 14.43

SURROGATE COMPOUND	RT	ACTUAL	MEASURED	%REC	
*o-Terphenyl	12.282	200.	314.379	157.19	-
*1-Chlorooctadecane	13.115	200.	150.295	75.15	-

DRO Area:4.374999E+08 DRO Amount: 13953.92
TEH Area:4.528458E+08 TEH Amount: 14443.37

CONTINUING CALIBRATION REPORT: G:\org\HP5\DAT\HP5110321_b\1103HP5.0035.RAW

COMPOUND	ACTUAL(NG)	MEASURED(NG)	%RECOVERY	LIMITS
TOTAL DRO	15000.	14443.37	96.29	85-115

SURROGATE COMPOUND	RT	ACTUAL	MEASURED	%REC	LIMITS
*o-Terphenyl	12.282	200.	314.379	157.19	85-115
*1-Chlorooctadecane	13.115	200.	150.295	75.15	85-115

G:\org\HP5\dat\HP5110321_b\Review\035_CCV_1103HP535r_DC_8015-24-IA-L%.xls

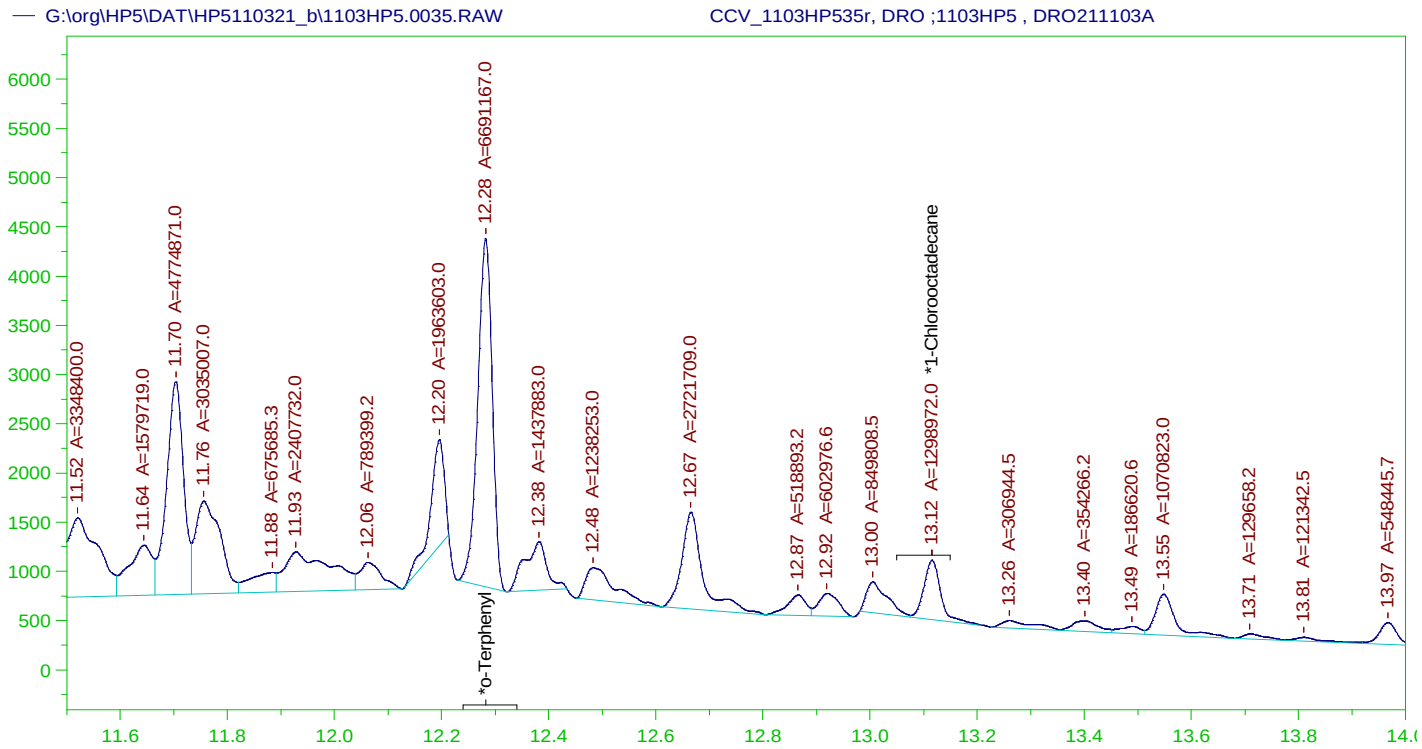

DIESEL RANGE ORGANICS CHROMATOGRAM REPORT

Sample Name: CCV_1103HP535r, DRO ;1103HP5 , DRO211103A
Raw File: G:\org\HP5\DAT\HP5110321_b\1103HP5.0035.RAW
Date & Time Acquired: 11/4/2021 10:17:15 AM
Method File: G:\Org\HP5\Methods\DS_8015-24-IA-L#.met
Calibration File: G:\Org\HP5\Cals\SW8015C_DRO211102IA-24.CAL
Sample Weight: 1 Dilution: 1 S.A.: 1

Mean RF for TEH: 31353.19
Rt range for Diesel Range Organics: 6.59 to 14.43

SURROGATE COMPOUND	RT	ACTUAL	MEASURED	%REC	
*o-Terphenyl	12.282	200.	188.435	94.22	-
*1-Chlorooctadecane	13.115	200.	36.581	18.29	-

DRO Area:2.475181E+08 DRO Amount: 7894.51
TEH Area:2.576077E+08 TEH Amount: 8216.313

CONTINUING CALIBRATION REPORT: G:\org\HP5\DAT\HP5110321_b\1103HP5.0035.RAW

COMPOUND	ACTUAL(NG)	MEASURED(NG)	%RECOVERY	LIMITS
TOTAL DRO	15000.	8216.31	54.78	85-115

SURROGATE COMPOUND	RT	ACTUAL	MEASURED	%REC	LIMITS
*o-Terphenyl	12.282	200.	188.435	94.22	85-115
*1-Chlorooctadecane	13.115	200.	36.581	18.29	85-115

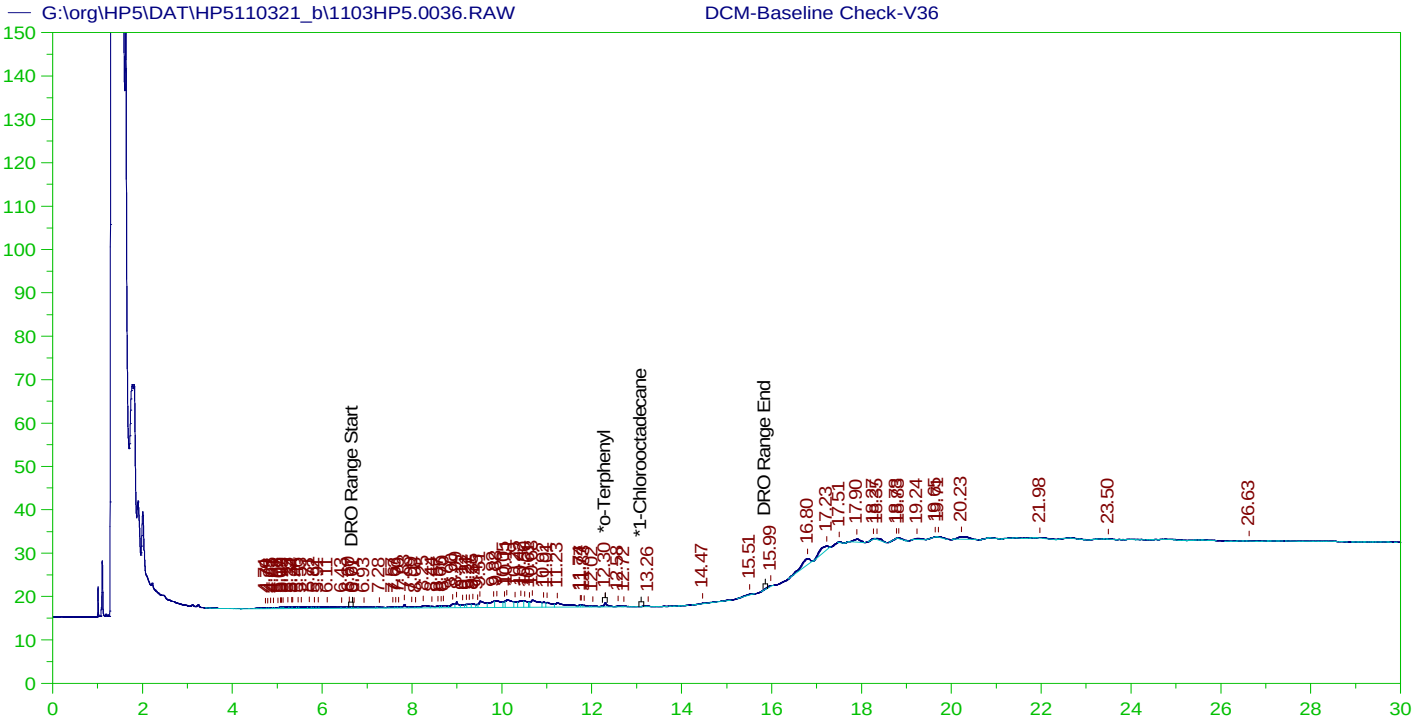

DIESEL RANGE ORGANICS CHROMATOGRAM REPORT
Sample Name: DCM-Baseline Check-V36
Raw File: G:\org\HP5\DAT\HP5110321_b\1103HP5.0036.RAW
Date & Time Acquired: 11/4/2021 11:00:26 AM
Method File: G:\Org\HP5\Methods\DR_8015-IA-LEXP.met
Calibration File: G:\Org\HP5\Cals\SW8015C_DRO211102IA.CAL
Sample Weight: 1 Dilution: 1 S.A.: 1

Mean RF for TEH: 31353.19
Rt range for Diesel Range Organics: 6.59 to 15.91

SURROGATE COMPOUND	RT	ACTUAL	MEASURED	%REC	
*o-Terphenyl	12.295	200.	.136	.07	-
*1-Chlorooctadecane	29.886	200.	.	.	-

DRO Area:224617.8 DRO Amount: 7.164114
TEH Area:339377.3 TEH Amount: 10.82433

G:\org\HP5\dat\HP5110321_b\Review\036_DCM-Baseline Chec_DR_8015-IA-LEXP.xls

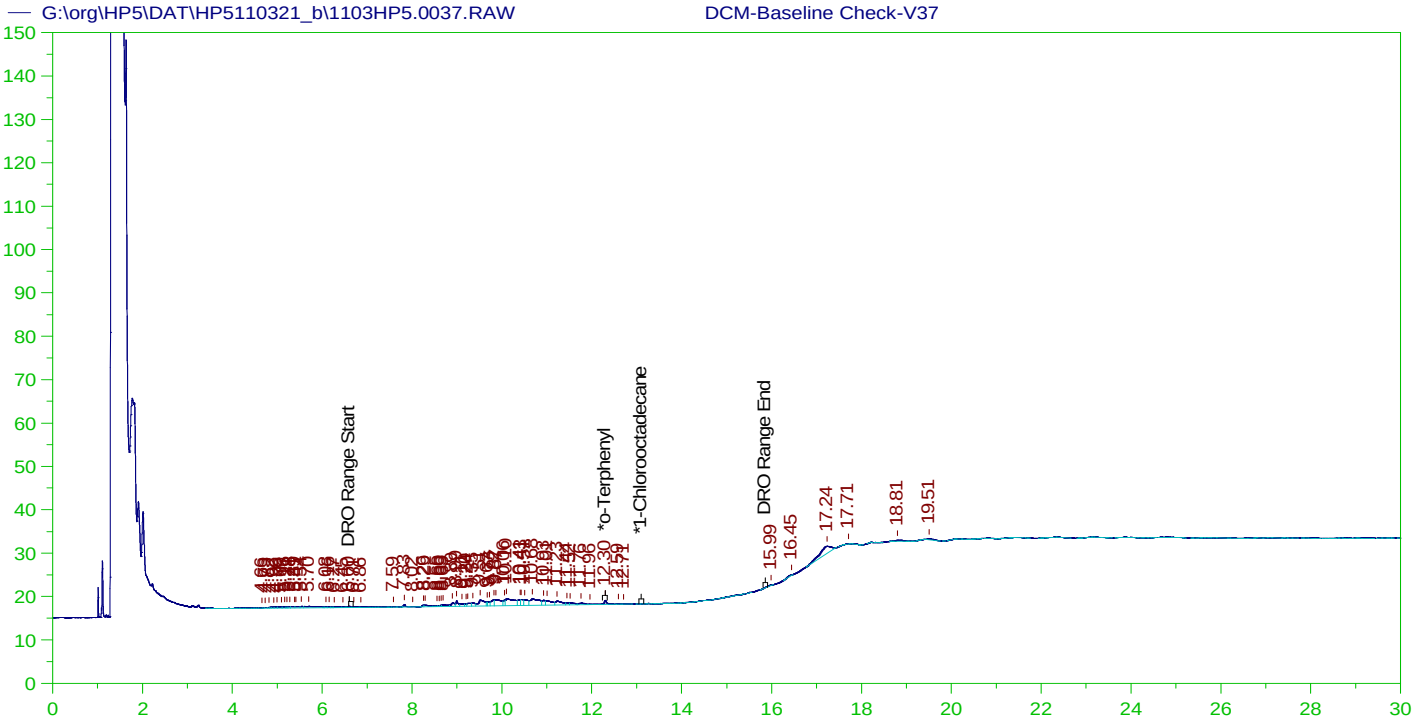

DIESEL RANGE ORGANICS CHROMATOGRAM REPORT
Sample Name: DCM-Baseline Check-V37
Raw File: G:\org\HP5\DAT\HP5110321_b\1103HP5.0037.RAW
Date & Time Acquired: 11/4/2021 11:44:06 AM
Method File: G:\Org\HP5\Methods\DR_8015-IA-LEXP.met
Calibration File: G:\Org\HP5\Cals\SW8015C_DRO211102IA.CAL
Sample Weight: 1 Dilution: 1 S.A.: 1

Mean RF for TEH: 31353.19
Rt range for Diesel Range Organics: 6.59 to 15.91

SURROGATE COMPOUND	RT	ACTUAL	MEASURED	%REC	
*o-Terphenyl	12.295	200.	.128	.06	-
*1-Chlorooctadecane	29.962	200.	.	.	-

DRO Area:188616 DRO Amount: 6.015849
TEH Area:267892.8 TEH Amount: 8.544356

G:\org\HP5\dat\HP5110321_b\Review\037_DCM-Baseline Chec_DR_8015-IA-LEXP.xls

ERH1704 (RHMW10) Batch ID: 160878

— G:\org\HP5\DAT\HP5110321_b\1103HP5.0038.RAW B21110045-001B ;1103HP5 , $HC-8015-DRO-W,

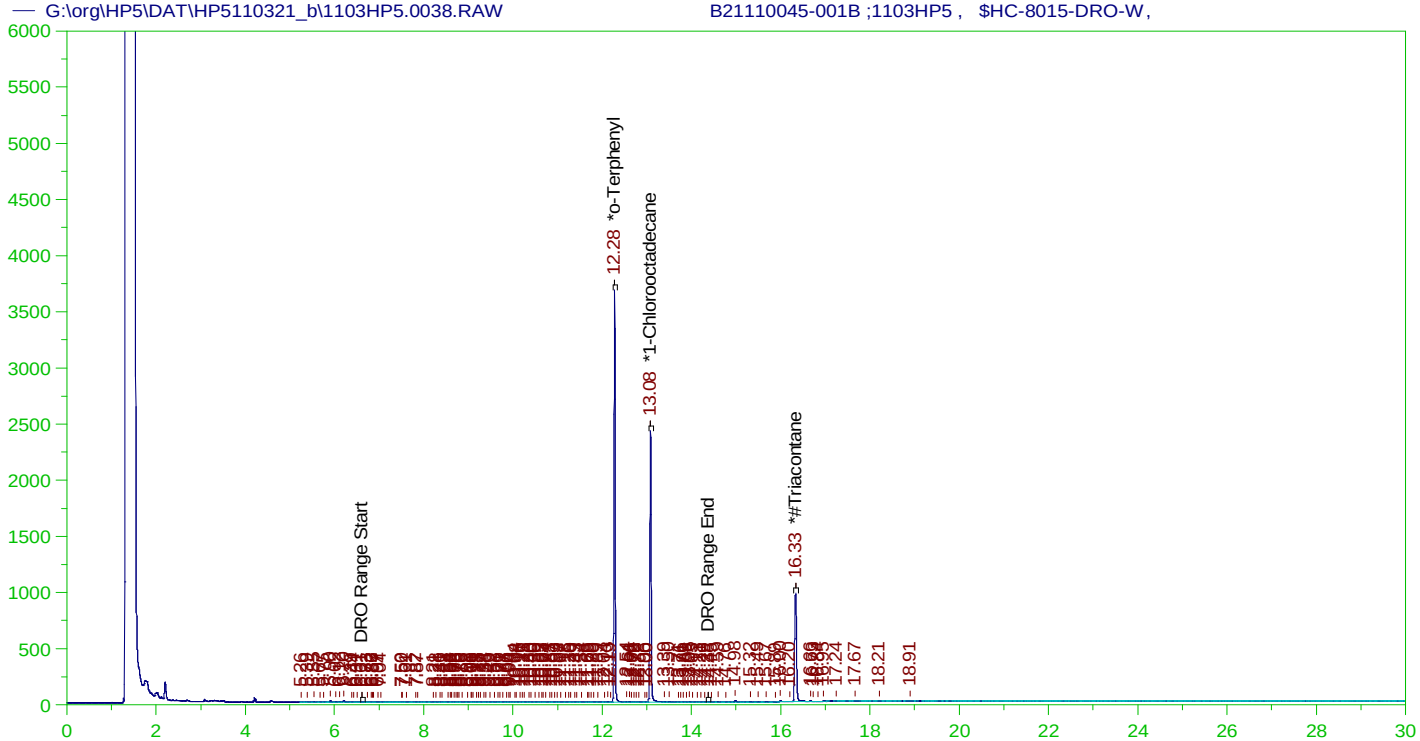

DIESEL RANGE ORGANICS CHROMATOGRAM REPORT

Sample Name: B21110045-001B ;1103HP5 , $HC-8015-DRO-W,
Raw File: G:\org\HP5\DAT\HP5110321_b\1103HP5.0038.RAW
Date & Time Acquired: 11/4/2021 12:27:16 PM
Method File: G:\Org\HP5\Methods\DR_8015-C24T-IA-L%.met
Calibration File: G:\Org\HP5\Cals\SW8015C_DRO211102IA-24-Tri.CAL
Sample Weight: 1040 Dilution: 1 S.A.: 1

Mean RF for TEH: 31353.19
Rt range for Diesel Range Organics: 6.59 to 14.43

SURROGATE COMPOUND	RT	ACTUAL	MEASURED	%REC	
*o-Terphenyl	12.276	.192	.187	97.15	-
*1-Chlorooctadecane	13.078	.192	.143	74.23	-
*#Triacontane	16.33	.192	.087	45.17	-

DRO Area:494721.3 DRO Amount: 1.517209E-02
TEH Area:815705.7 TEH Amount: 2.501603E-02

G:\org\HP5\dat\HP5110321_b\Review\038_B21110045-001B_DR_8015-C24T-IA-L%.xls

ERH1704 (RHMW10) Batch ID: 160878

— G:\org\HP5\DAT\HP5110321_b\1103HP5.0038.RAW B21110045-001B ;1103HP5 , $HC-8015-DRO-W,

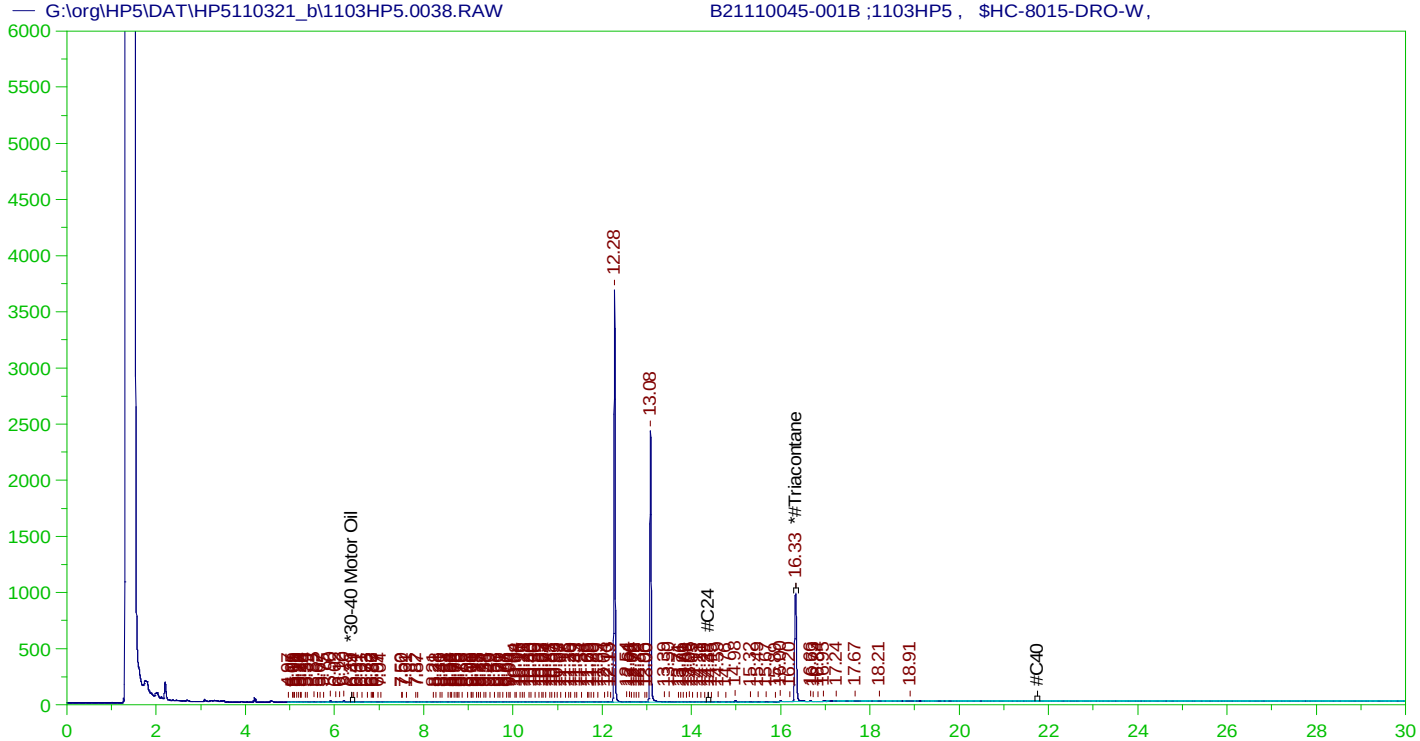

RESIDUAL RANGE ORGANICS CHROMATOGRAM

Sample Name: B21110045-001B ;1103HP5 , $HC-8015-DRO-W,
Raw File: G:\org\HP5\DAT\HP5110321_b\1103HP5.0038.RAW
Date & Time Acquired: 11/4/2021 12:27:16 PM
Method File: G:\Org\HP5\Methods\DR_OROSb-AC-L%.MET
Calibration File: G:\Org\HP5\Cals\SW8015C_ORO211017AC-SAMP.CAL
Sample Weight: 1040 Dilution: 1 S.A.: 1

Mean RF for for Residual Range Organics Calculations: 28542.41
Rt range for Residual Range Organics: 14.33 to 21.8

SURROGATE COMPOUND	RT	ACTUAL	MEASURED	%REC	
*#Triacontane	16.33	.481	.087	18.05	-

RRO Area:161508.5 RRO AMOUNT: 5.440907E-03

ERH1704 (RHMW10) Batch ID: 160878

— G:\org\HP5\DAT\HP5110321_b\1103HP5.0038.RAW B21110045-001B ;1103HP5 , $HC-8015-DRO-W,

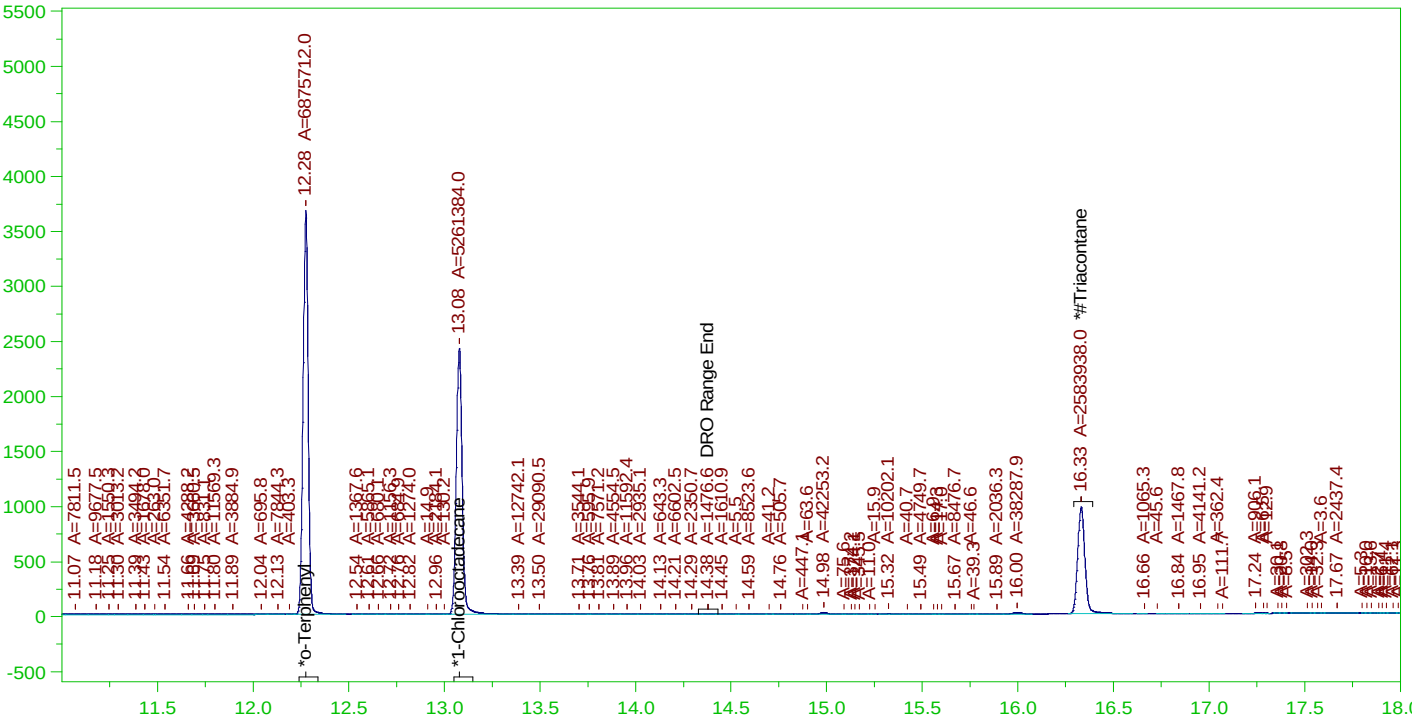

DIESEL RANGE ORGANICS CHROMATOGRAM REPORT

Sample Name: B21110045-001B ;1103HP5 , $HC-8015-DRO-W,
Raw File: G:\org\HP5\DAT\HP5110321_b\1103HP5.0038.RAW
Date & Time Acquired: 11/4/2021 12:27:16 PM
Method File: G:\Org\HP5\Methods\DS_8015-C24Tb-IA-L#.MET
Calibration File: G:\Org\HP5\Cals\SW8015C_DRO211102IA-24-Tri.CAL
Sample Weight: 1040 Dilution: 1 S.A.: 1

Mean RF for TEH: 31353.19
Rt range for Diesel Range Organics: 6.59 to 14.43

SURROGATE COMPOUND	RT	ACTUAL	MEASURED	%REC	
*o-Terphenyl	12.276	.192	.186	96.82	-
*1-Chlorooctadecane	13.078	.192	.142	74.08	-
*#Triacontane	16.33	.192	.086	44.66	-

DRO Area:513247.9 DRO Amount: 1.574027E-02
TEH Area:1304427 TEH Amount: 0.0400041

G:\org\HP5\dat\HP5110321_b\Review\038_B21110045-001B_DS_8015-C24Tb-IA-L#.xls

ERH1706 (RMHW12A) Batch ID: 160878

— G:\org\HP5\DAT\HP5110321_b\1103HP5.0039.RAW B21110015-001B ;1103HP5 , $HC-8015-DRO-W,

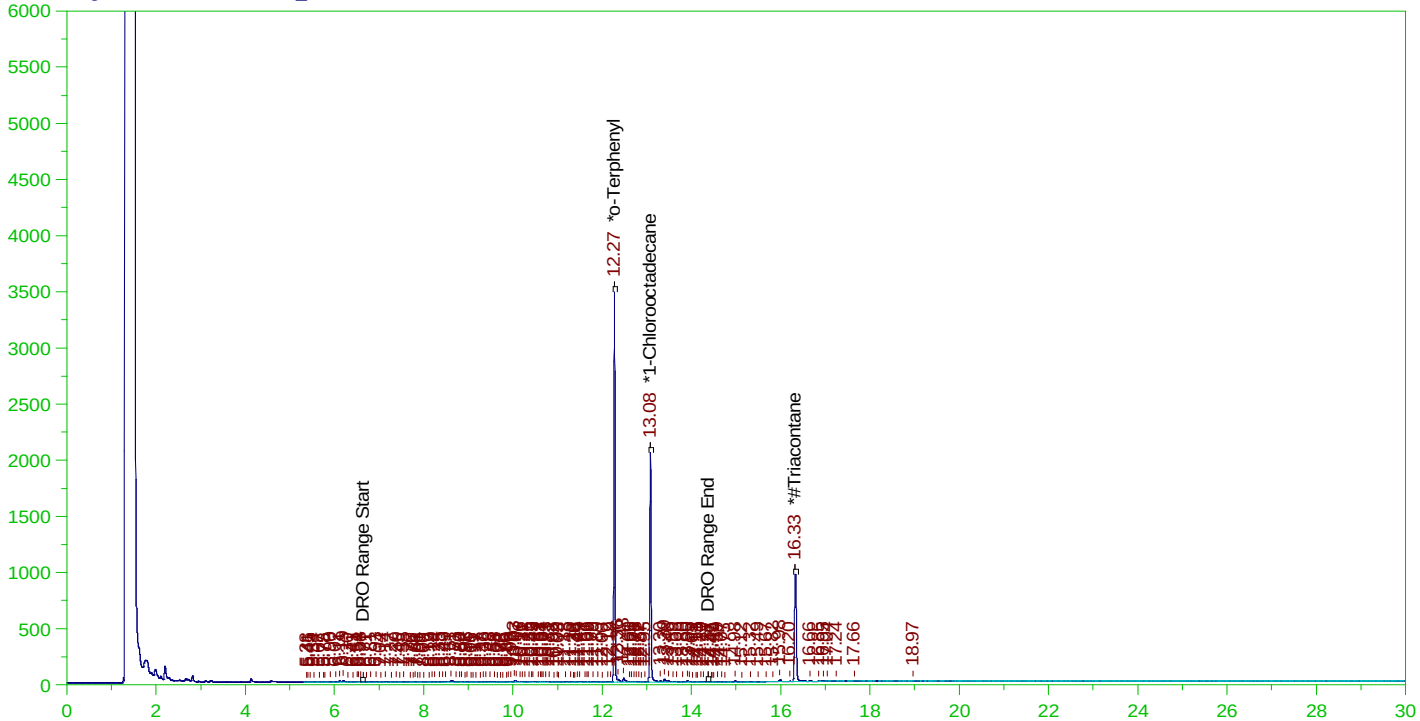

DIESEL RANGE ORGANICS CHROMATOGRAM REPORT

Sample Name: B21110015-001B ;1103HP5 , $HC-8015-DRO-W,
Raw File: G:\org\HP5\DAT\HP5110321_b\1103HP5.0039.RAW
Date & Time Acquired: 11/4/2021 1:10:35 PM
Method File: G:\Org\HP5\Methods\DR_8015-C24T-IA-L%.met
Calibration File: G:\Org\HP5\Cals\SW8015C_DRO211102IA-24-Tri.CAL
Sample Weight: 1050 Dilution: 1 S.A.: 1

Mean RF for TEH: 31353.19
Rt range for Diesel Range Organics: 6.59 to 14.43

SURROGATE COMPOUND	RT	ACTUAL	MEASURED	%REC	
*o-Terphenyl	12.273	.19	.174	91.53	-
*1-Chlorooctadecane	13.075	.19	.119	62.3	-
*#Triacontane	16.327	.19	.085	44.45	-

DRO Area:1313151 DRO Amount: 3.988812E-02
TEH Area:1690746 TEH Amount: 5.135791E-02

G:\org\HP5\dat\HP5110321_b\Review\039_B21110015-001B_DR_8015-C24T-IA-L%.xls

ERH1706 (RMHW12A) Batch ID: 160878

— G:\org\HP5\DAT\HP5110321_b\1103HP5.0039.RAW B21110015-001B ;1103HP5 , $HC-8015-DRO-W,

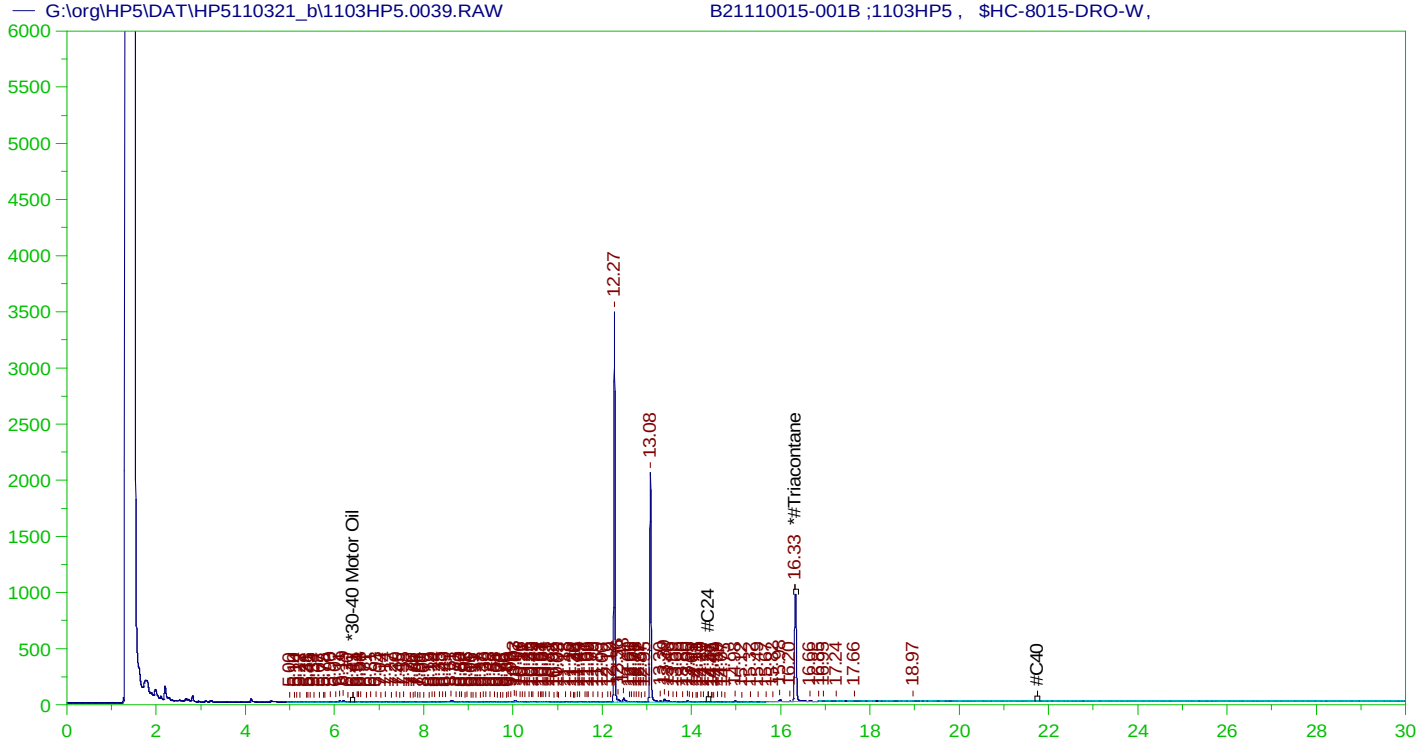

RESIDUAL RANGE ORGANICS CHROMATOGRAM

Sample Name: B21110015-001B ;1103HP5 , $HC-8015-DRO-W,
Raw File: G:\org\HP5\DAT\HP5110321_b\1103HP5.0039.RAW
Date & Time Acquired: 11/4/2021 1:10:35 PM
Method File: G:\Org\HP5\Methods\DR_OROSb-AC-L%.MET
Calibration File: G:\Org\HP5\Cals\SW8015C_ORO211017AC-SAMP.CAL
Sample Weight: 1050 Dilution: 1 S.A.: 1

Mean RF for for Residual Range Organics Calculations: 28542.41
Rt range for Residual Range Organics: 14.33 to 21.8

SURROGATE COMPOUND	RT	ACTUAL	MEASURED	%REC	
*#Triacontane	16.327	.476	.085	17.78	-

RRO Area:194349.7 RRO AMOUNT: 6.484909E-03

G:\org\HP5\dat\HP5110321_b\Review\039_B21110015-001B_DR_OROSb-AC-L%.xls

ERH1706 (RMHW12A) Batch ID: 160878

— G:\org\HP5\DAT\HP5110321_b\1103HP5.0039.RAW B21110015-001B ;1103HP5 , $HC-8015-DRO-W,

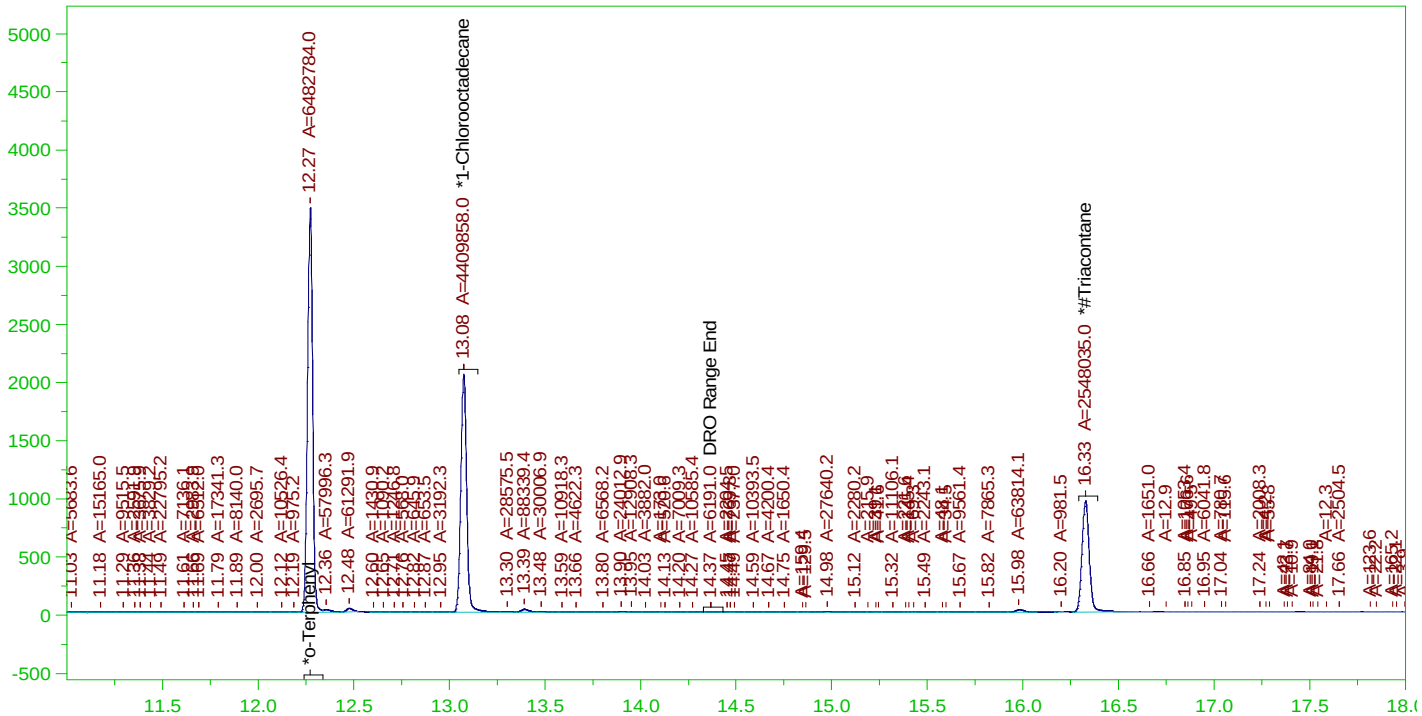

DIESEL RANGE ORGANICS CHROMATOGRAM REPORT

Sample Name: B21110015-001B ;1103HP5 , $HC-8015-DRO-W,
Raw File: G:\org\HP5\DAT\HP5110321_b\1103HP5.0039.RAW
Date & Time Acquired: 11/4/2021 1:10:35 PM
Method File: G:\Org\HP5\Methods\DS_8015-C24Tb-IA-L#.MET
Calibration File: G:\Org\HP5\Cals\SW8015C_DRO211102IA-24-Tri.CAL
Sample Weight: 1050 Dilution: 1 S.A.: 1

Mean RF for TEH: 31353.19
Rt range for Diesel Range Organics: 6.59 to 14.43

SURROGATE COMPOUND	RT	ACTUAL	MEASURED	%REC	
*o-Terphenyl	12.273	.19	.174	91.28	-
*1-Chlorooctadecane	13.075	.19	.118	62.09	-
*#Triacontane	16.327	.19	.084	44.04	-

DRO Area:1199447 DRO Amount: 3.643426E-02
TEH Area:1965320 TEH Amount: 5.969832E-02

G:\org\HP5\dat\HP5110321_b\Review\039_B21110015-001B_DS_8015-C24Tb-IA-L#.xls

ERH1712 (RHMW19) Batch ID: 160878

— G:\org\HP5\DAT\HP5110321_b\1103HP5.0040.RAW B21110021-001B ;1103HP5 , $HC-8015-DRO-W,

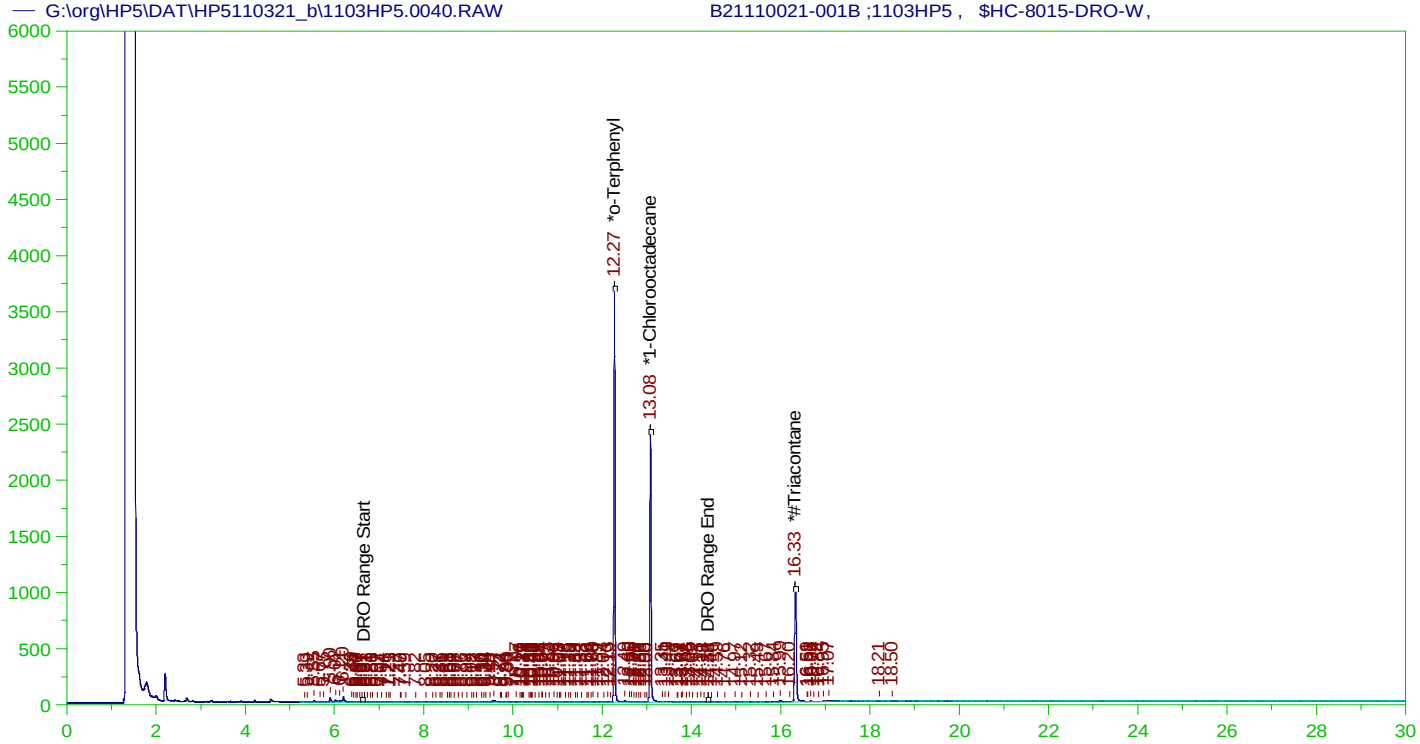

DIESEL RANGE ORGANICS CHROMATOGRAM REPORT

Sample Name: B21110021-001B ;1103HP5 , $HC-8015-DRO-W,
Raw File: G:\org\HP5\DAT\HP5110321_b\1103HP5.0040.RAW
Date & Time Acquired: 11/4/2021 1:54:15 PM
Method File: G:\Org\HP5\Methods\DR_8015-C24T-IA-L%.met
Calibration File: G:\Org\HP5\Cals\SW8015C_DRO211102IA-24-Tri.CAL
Sample Weight: 1055 Dilution: 1 S.A.: 1

Mean RF for TEH: 31353.19
Rt range for Diesel Range Organics: 6.59 to 14.43

SURROGATE COMPOUND	RT	ACTUAL	MEASURED	%REC	
*o-Terphenyl	12.273	.19	.183	96.5	-
*1-Chlorooctadecane	13.076	.19	.14	73.69	-
*#Triacontane	16.328	.19	.086	45.2	-

DRO Area:735504.2 DRO Amount: 2.223571E-02
TEH Area:1399585 TEH Amount: 4.231215E-02

G:\org\HP5\dat\HP5110321_b\Review\040_B21110021-001B_DR_8015-C24T-IA-L%.xls

ERH1712 (RHMW19) Batch ID: 160878

— G:\org\HP5\DAT\HP5110321_b\1103HP5.0040.RAW B21110021-001B ;1103HP5 , $HC-8015-DRO-W,

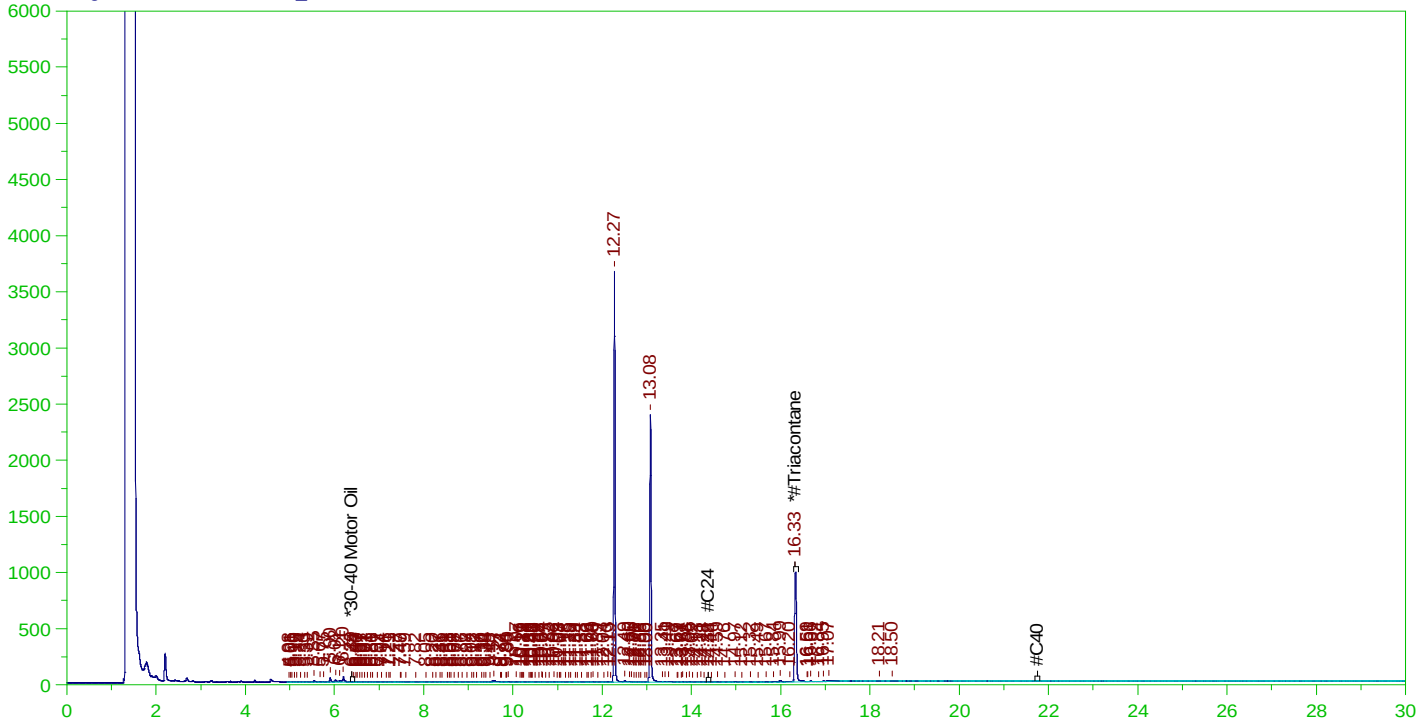

RESIDUAL RANGE ORGANICS CHROMATOGRAM

Sample Name: B21110021-001B ;1103HP5 , $HC-8015-DRO-W,
Raw File: G:\org\HP5\DAT\HP5110321_b\1103HP5.0040.RAW
Date & Time Acquired: 11/4/2021 1:54:15 PM
Method File: G:\Org\HP5\Methods\DR_OROSb-AC-L%.MET
Calibration File: G:\Org\HP5\Cals\SW8015C_ORO211017AC-SAMP.CAL
Sample Weight: 1055 Dilution: 1 S.A.: 1

Mean RF for for Residual Range Organics Calculations: 28542.41
Rt range for Residual Range Organics: 14.33 to 21.8

SURROGATE COMPOUND	RT	ACTUAL	MEASURED	%REC	
*#Triacontane	16.328	.474	.086	18.07	-

RRO Area:206901 RRO AMOUNT: 6.870992E-03

G:\org\HP5\dat\HP5110321_b\Review\040_B21110021-001B_DR_OROSb-AC-L%.xls

ERH1712 (RHMW19) Batch ID: 160878

— G:\org\HP5\DAT\HP5110321_b\1103HP5.0040.RAW B21110021-001B ;1103HP5 , $HC-8015-DRO-W,

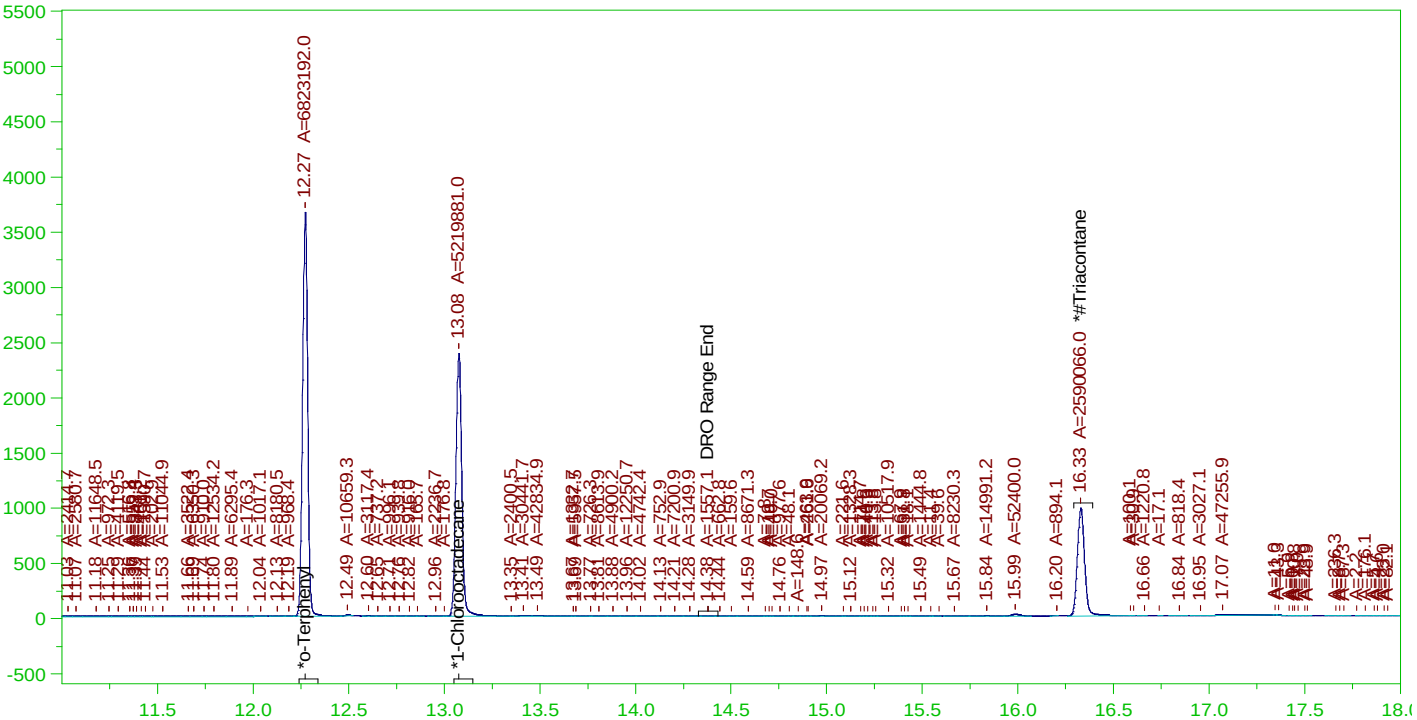

DIESEL RANGE ORGANICS CHROMATOGRAM REPORT

Sample Name: B21110021-001B ;1103HP5 , $HC-8015-DRO-W,
Raw File: G:\org\HP5\DAT\HP5110321_b\1103HP5.0040.RAW
Date & Time Acquired: 11/4/2021 1:54:15 PM
Method File: G:\Org\HP5\Methods\DS_8015-C24Tb-IA-L#.MET
Calibration File: G:\Org\HP5\Cals\SW8015C_DRO211102IA-24-Tri.CAL
Sample Weight: 1055 Dilution: 1 S.A.: 1

Mean RF for TEH: 31353.19
Rt range for Diesel Range Organics: 6.59 to 14.43

SURROGATE COMPOUND	RT	ACTUAL	MEASURED	%REC	
*o-Terphenyl	12.273	.19	.182	96.08	-
*1-Chlorooctadecane	13.076	.19	.139	73.5	-
*#Triacontane	16.328	.19	.085	44.76	-

DRO Area:731833.1 DRO Amount: 2.212472E-02
TEH Area:1889637 TEH Amount: 5.712735E-02

ERH1683 (RHMW01) Batch ID: 160878

— G:\org\HP5\DAT\HP5110321_b\1103HP5.0041.RAW B21110030-001B ;1103HP5 , $HC-8015-DRO-W,

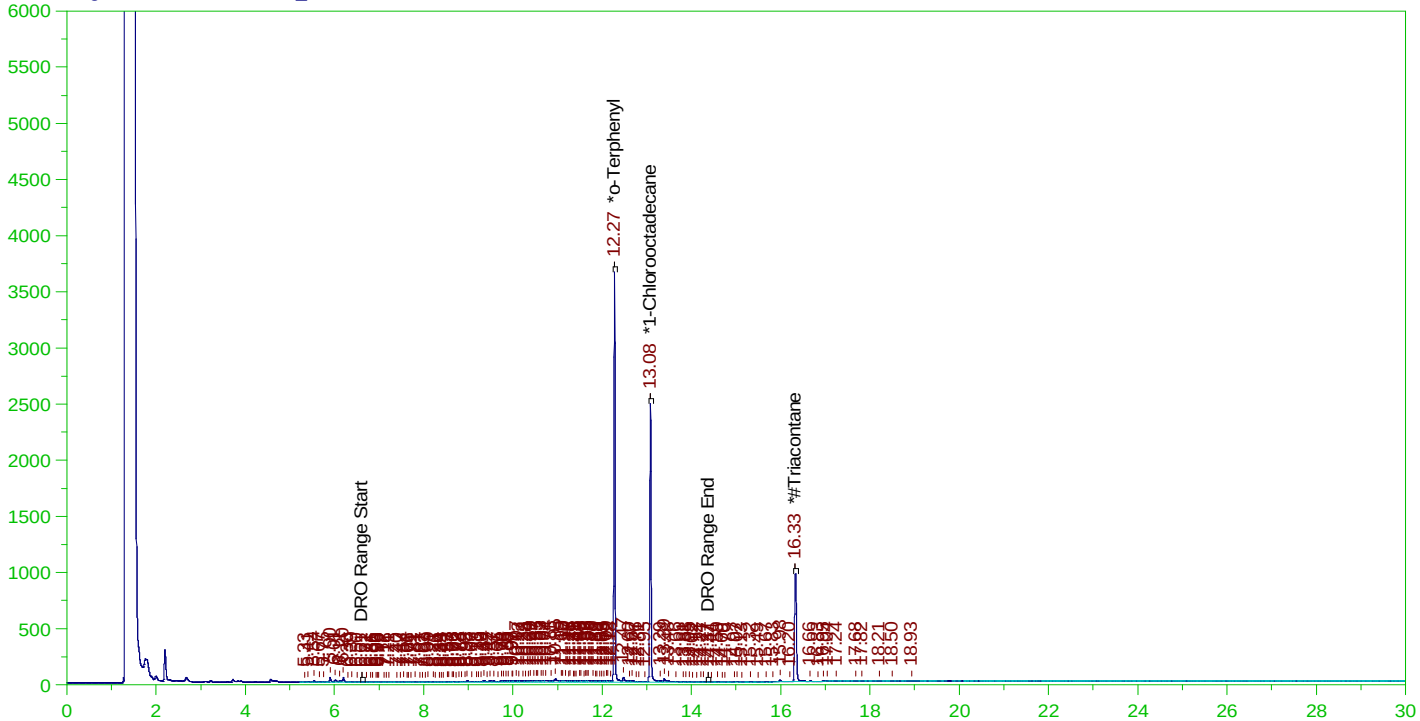

DIESEL RANGE ORGANICS CHROMATOGRAM REPORT

Sample Name: B21110030-001B ;1103HP5 , $HC-8015-DRO-W,
Raw File: G:\org\HP5\DAT\HP5110321_b\1103HP5.0041.RAW
Date & Time Acquired: 11/4/2021 2:37:58 PM
Method File: G:\Org\HP5\Methods\DR_8015-C24T-IA-L%.met
Calibration File: G:\Org\HP5\Cals\SW8015C_DRO211102IA-24-Tri.CAL
Sample Weight: 1030 Dilution: 1 S.A.: 1

Mean RF for TEH: 31353.19
Rt range for Diesel Range Organics: 6.59 to 14.43

SURROGATE COMPOUND	RT	ACTUAL	MEASURED	%REC	
*o-Terphenyl	12.274	.194	.191	98.45	-
*1-Chlorooctadecane	13.076	.194	.147	75.46	-
*#Triacontane	16.328	.194	.087	44.57	-

DRO Area:3230091 DRO Amount: 0.1000221
TEH Area:3878815 TEH Amount: 0.1201103

G:\org\HP5\dat\HP5110321_b\Review\041_B21110030-001B_DR_8015-C24T-IA-L%.xls

ERH1683 (RHMW01) Batch ID: 160878

— G:\org\HP5\DAT\HP5110321_b\1103HP5.0041.RAW B21110030-001B ;1103HP5 , $HC-8015-DRO-W,

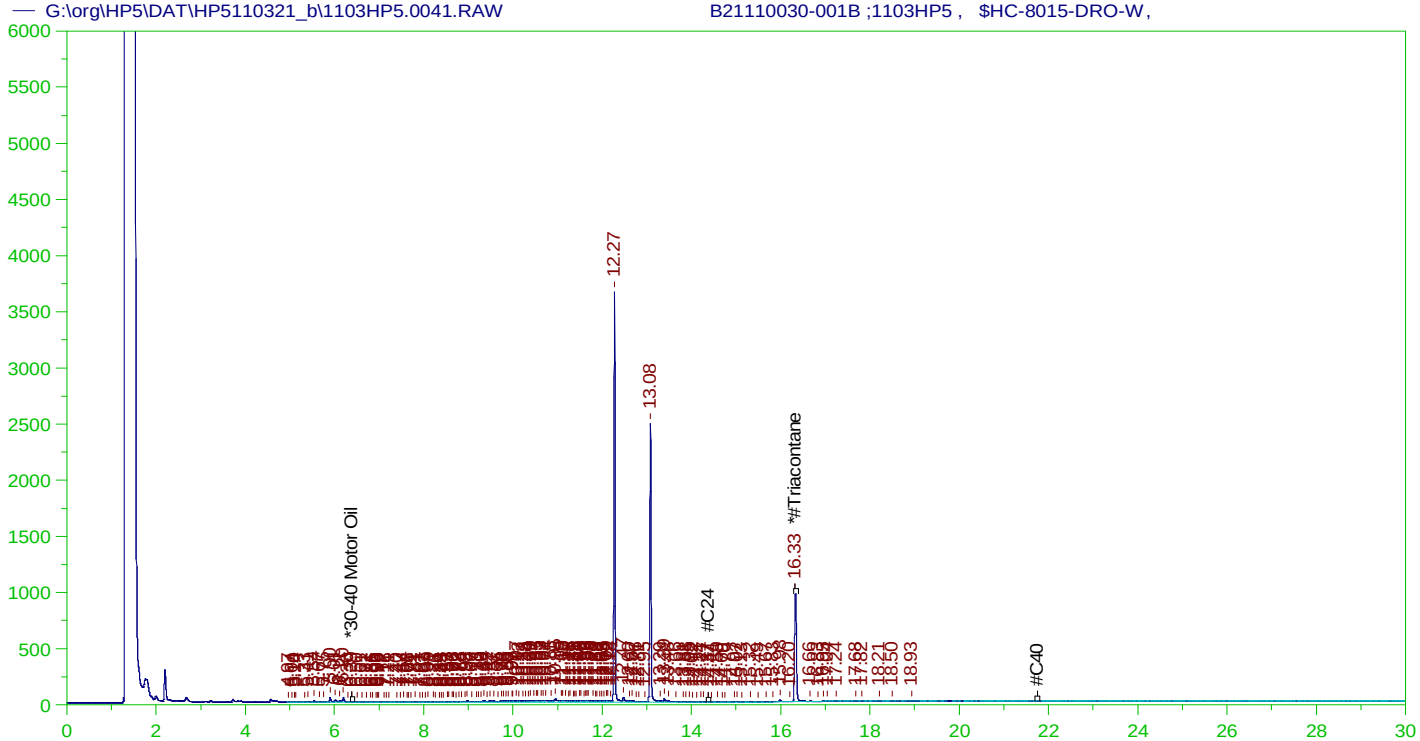

RESIDUAL RANGE ORGANICS CHROMATOGRAM

Sample Name: B21110030-001B ;1103HP5 , $HC-8015-DRO-W,
Raw File: G:\org\HP5\DAT\HP5110321_b\1103HP5.0041.RAW
Date & Time Acquired: 11/4/2021 2:37:58 PM
Method File: G:\Org\HP5\Methods\DR_OROSb-AC-L%.MET
Calibration File: G:\Org\HP5\Cals\SW8015C_ORO211017AC-SAMP.CAL
Sample Weight: 1030 Dilution: 1 S.A.: 1

Mean RF for for Residual Range Organics Calculations: 28542.41
Rt range for Residual Range Organics: 14.33 to 21.8

SURROGATE COMPOUND	RT	ACTUAL	MEASURED	%REC	
*#Triacontane	16.328	.485	.087	17.82	-

RRO Area:187962.4 RRO AMOUNT: 6.393567E-03

G:\org\HP5\dat\HP5110321_b\Review\041_B21110030-001B_DR_OROSb-AC-L%.xls

ERH1683 (RHMW01) Batch ID: 160878

G:\org\HP5\DAT\HP5110321_b\1103HP5.0041.RAW B21110030-001B ;1103HP5 , $HC-8015-DRO-W,

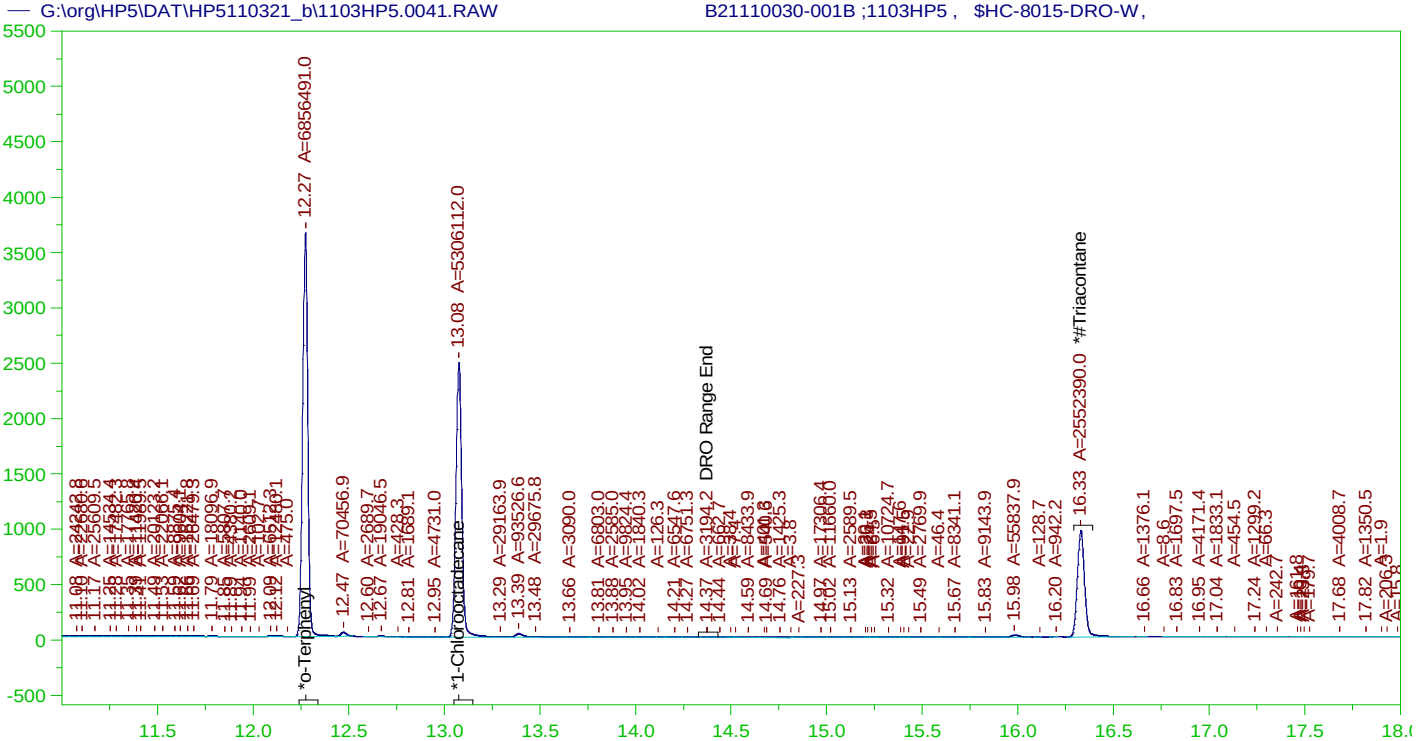

DIESEL RANGE ORGANICS CHROMATOGRAM REPORT

Sample Name: B21110030-001B ;1103HP5 , $HC-8015-DRO-W,
Raw File: G:\org\HP5\DAT\HP5110321_b\1103HP5.0041.RAW
Date & Time Acquired: 11/4/2021 2:37:58 PM
Method File: G:\Org\HP5\Methods\DS_8015-C24Tb-IA-L#.MET
Calibration File: G:\Org\HP5\Cals\SW8015C_DRO211102IA-24-Tri.CAL
Sample Weight: 1030 Dilution: 1 S.A.: 1

Mean RF for TEH: 31353.19
Rt range for Diesel Range Organics: 6.59 to 14.43

SURROGATE COMPOUND	RT	ACTUAL	MEASURED	%REC	
*o-Terphenyl	12.274	.194	.187	96.55	-
*1-Chlorooctadecane	13.076	.194	.145	74.71	-
*#Triacontane	16.328	.194	.086	44.11	-

DRO Area:1555406 DRO Amount: 4.816424E-02
TEH Area:2775014 TEH Amount: 8.593026E-02

ERH1685 (RHMW01R) Batch ID: 160878

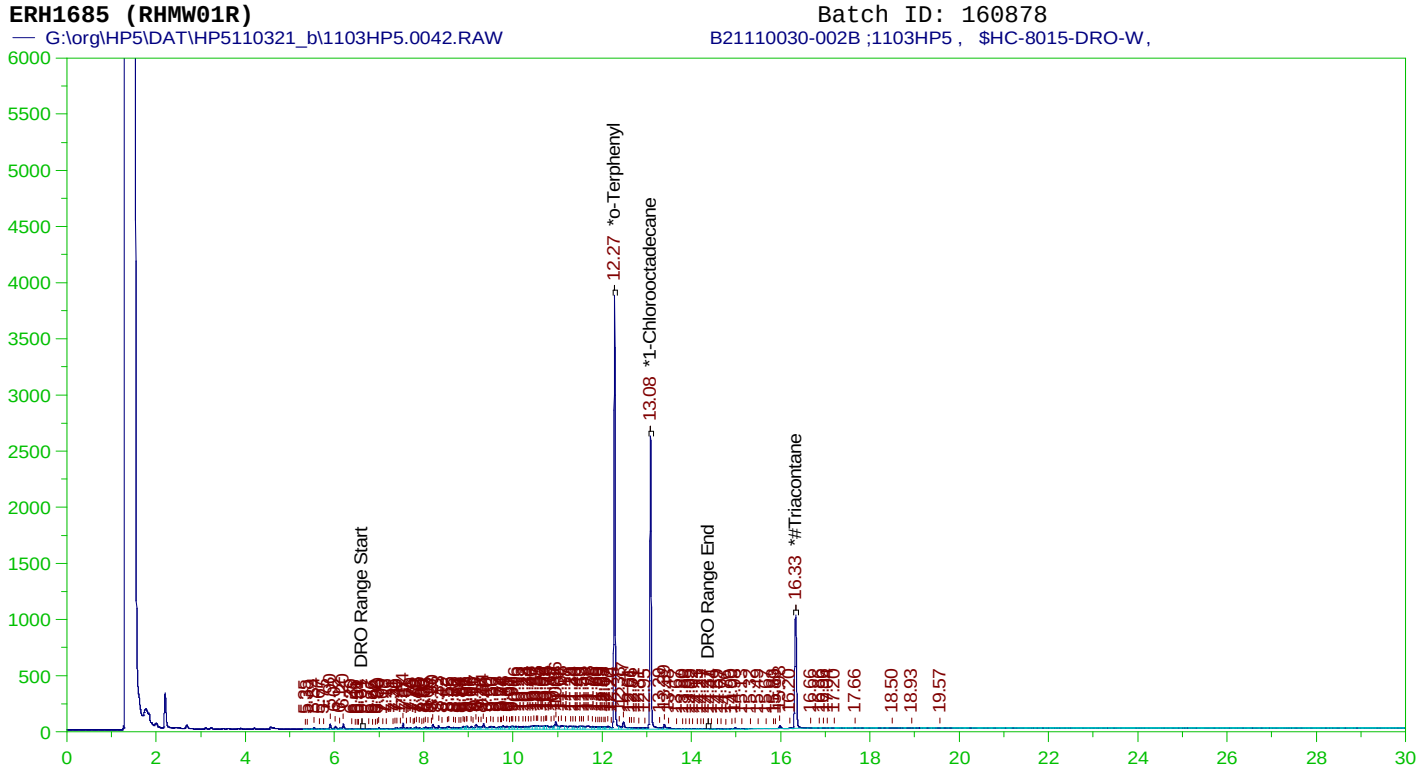

DIESEL RANGE ORGANICS CHROMATOGRAM REPORT

Sample Name: B21110030-002B ;1103HP5 , $HC-8015-DRO-W,
Raw File: G:\org\HP5\DAT\HP5110321_b\1103HP5.0042.RAW
Date & Time Acquired: 11/4/2021 3:20:53 PM
Method File: G:\Org\HP5\Methods\DR_8015-C24T-IA-L%.met
Calibration File: G:\Org\HP5\Cals\SW8015C_DRO211102IA-24-Tri.CAL
Sample Weight: 1030 Dilution: 1 S.A.: 1

Mean RF for TEH: 31353.19
Rt range for Diesel Range Organics: 6.59 to 14.43

SURROGATE COMPOUND	RT	ACTUAL	MEASURED	%REC	
*o-Terphenyl	12.275	.194	.2	102.9	-
*1-Chlorooctadecane	13.078	.194	.155	80.08	-
*#Triacontane	16.33	.194	.09	46.46	-

DRO Area:7231442 DRO Amount: 0.2239267
TEH Area:7874030 TEH Amount: 0.2438249

G:\org\HP5\dat\HP5110321_b\Review\042_B21110030-002B_DR_8015-C24T-IA-L%.xls

ERH1685 (RHMW01R) Batch ID: 160878

G:\org\HP5\DAT\HP5110321_b\1103HP5.0042.RAW B21110030-002B ;1103HP5 , $HC-8015-DRO-W,

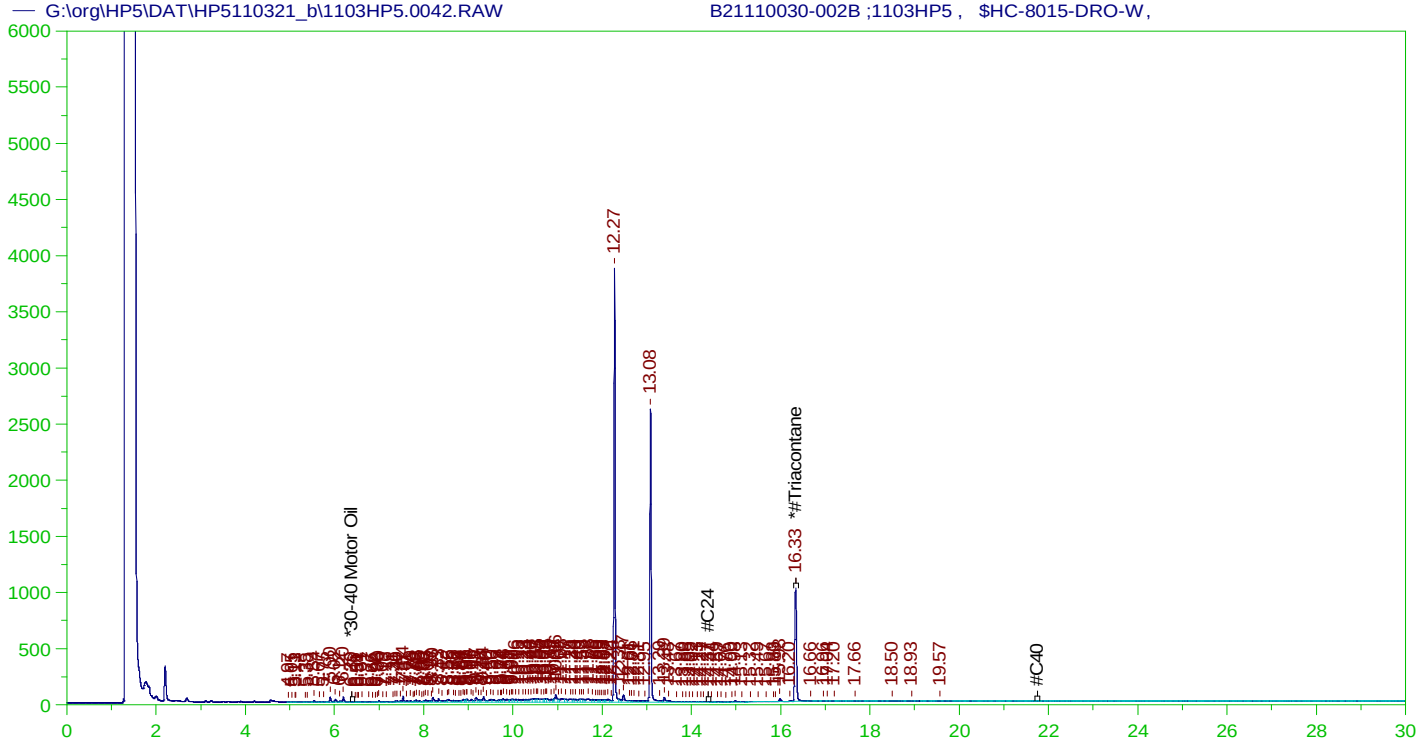

RESIDUAL RANGE ORGANICS CHROMATOGRAM

Sample Name: B21110030-002B ;1103HP5 , $HC-8015-DRO-W,
Raw File: G:\org\HP5\DAT\HP5110321_b\1103HP5.0042.RAW
Date & Time Acquired: 11/4/2021 3:20:53 PM
Method File: G:\Org\HP5\Methods\DR_OROSb-AC-L%.MET
Calibration File: G:\Org\HP5\Cals\SW8015C_ORO211017AC-SAMP.CAL
Sample Weight: 1030 Dilution: 1 S.A.: 1

Mean RF for for Residual Range Organics Calculations: 28542.41
Rt range for Residual Range Organics: 14.33 to 21.8

SURROGATE COMPOUND	RT	ACTUAL	MEASURED	%REC	
*#Triacontane	16.33	.485	.09	18.58	-

RRO Area:200562.2 RRO AMOUNT: 6.822148E-03

G:\org\HP5\dat\HP5110321_b\Review\042_B21110030-002B_DR_OROSb-AC-L%.xls

ERH1685 (RHMW01R) Batch ID: 160878

— G:\org\HP5\DAT\HP5110321_b\1103HP5.0042.RAW B21110030-002B ;1103HP5 , $HC-8015-DRO-W,

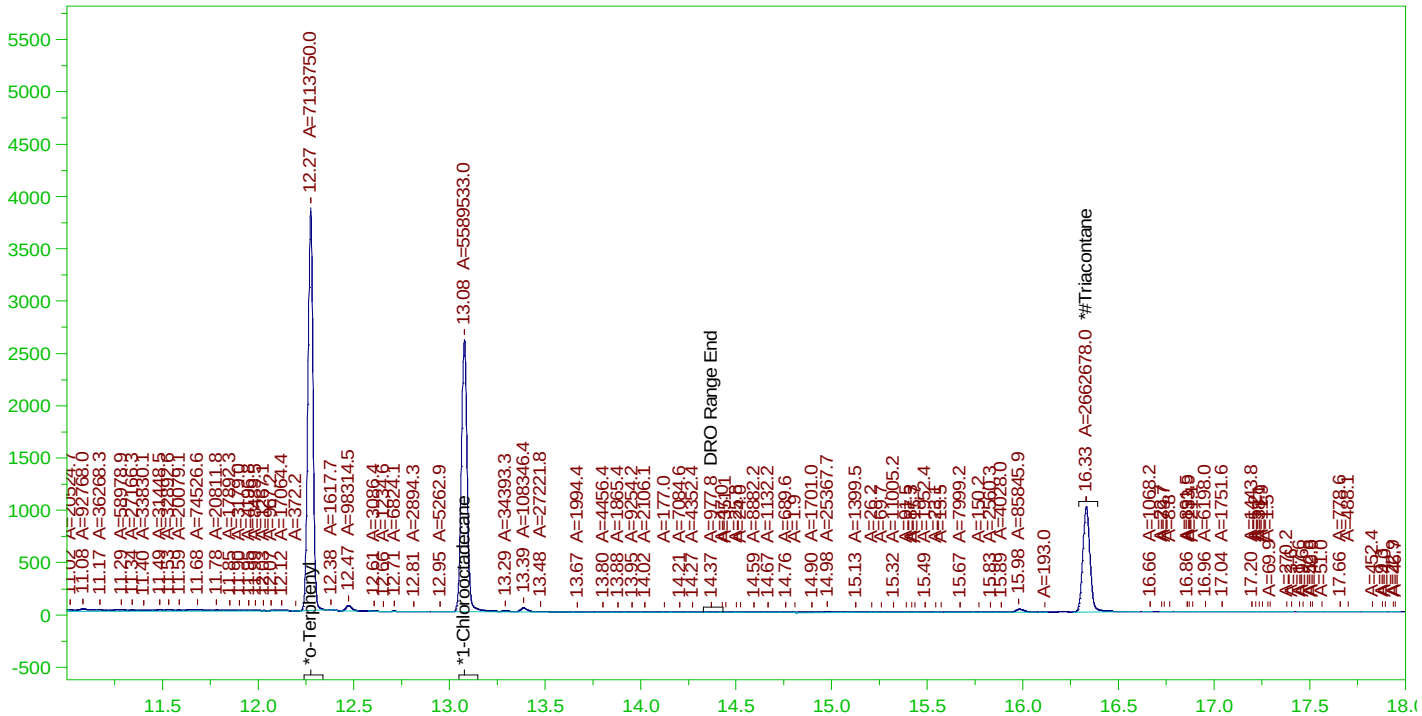

DIESEL RANGE ORGANICS CHROMATOGRAM REPORT

Sample Name: B21110030-002B ;1103HP5 , $HC-8015-DRO-W,
Raw File: G:\org\HP5\DAT\HP5110321_b\1103HP5.0042.RAW
Date & Time Acquired: 11/4/2021 3:20:53 PM
Method File: G:\Org\HP5\Methods\DS_8015-110342-IA-L#.MET
Calibration File: G:\Org\HP5\Cals\SW8015C_DRO211102IA-24-Tri.CAL
Sample Weight: 1030 Dilution: 1 S.A.: 1

Mean RF for TEH: 31353.19
Rt range for Diesel Range Organics: 6.59 to 14.43

SURROGATE COMPOUND	RT	ACTUAL	MEASURED	%REC	
*o-Terphenyl	12.275	.194	.195	100.17	-
*1-Chlorooctadecane	13.078	.194	.153	78.71	-
*#Triacontane	16.33	.194	.089	46.02	-

DRO Area:3581558 DRO Amount: 0.1109055
TEH Area:4639660 TEH Amount: 0.1436704

ERH1687 (RHMW02) Batch ID: 160878

— G:\org\HP5\DAT\HP5110321_b\1103HP5.0043.RAW B21110062-001B ;1103HP5 , $HC-8015-DRO-W,

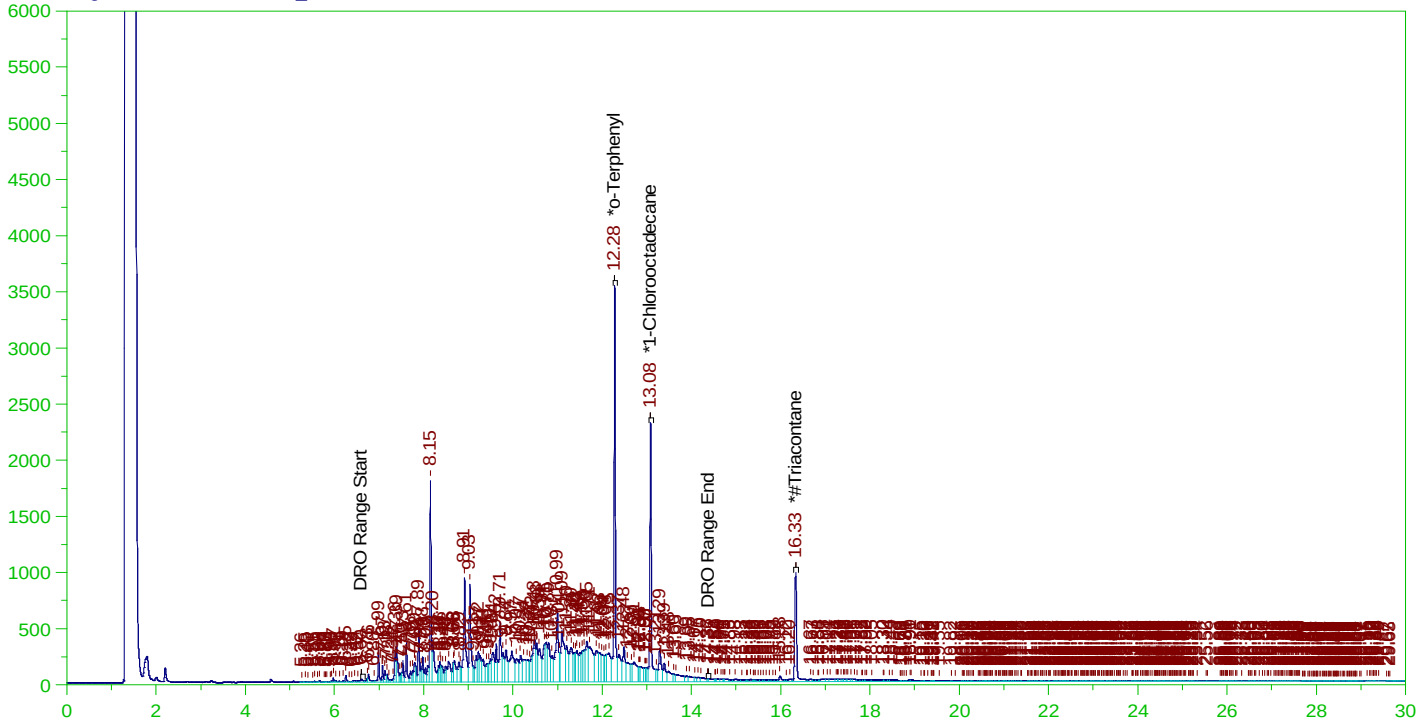

DIESEL RANGE ORGANICS CHROMATOGRAM REPORT

Sample Name: B21110062-001B ;1103HP5 , $HC-8015-DRO-W,
Raw File: G:\org\HP5\DAT\HP5110321_b\1103HP5.0043.RAW
Date & Time Acquired: 11/4/2021 4:03:51 PM
Method File: G:\Org\HP5\Methods\D3_8015-C24T-IA-L%.met
Calibration File: G:\Org\HP5\Cals\SW8015C_DRO211102IA-24-Tri.CAL
Sample Weight: 1050 Dilution: 1 S.A.: 1

Mean RF for TEH: 31353.19
Rt range for Diesel Range Organics: 6.59 to 14.43

SURROGATE COMPOUND	RT	ACTUAL	MEASURED	%REC	
*o-Terphenyl	12.279	.19	.206	108.29	-
*1-Chlorooctadecane	13.08	.19	.152	80.05	-
*#Triacontane	16.331	.19	.094	49.15	-

DRO Area:8.152174E+07 DRO Amount: 2.476295
TEH Area:8.952121E+07 TEH Amount: 2.719286

G:\org\HP5\dat\HP5110321_b\Review\043_B21110062-001B_D3_8015-C24T-IA-L%.xls

ERH1687 (RHMW02) Batch ID: 160878

G:\org\HP5\DAT\HP5110321_b\1103HP5.0043.RAW B21110062-001B ;1103HP5 , $HC-8015-DRO-W,

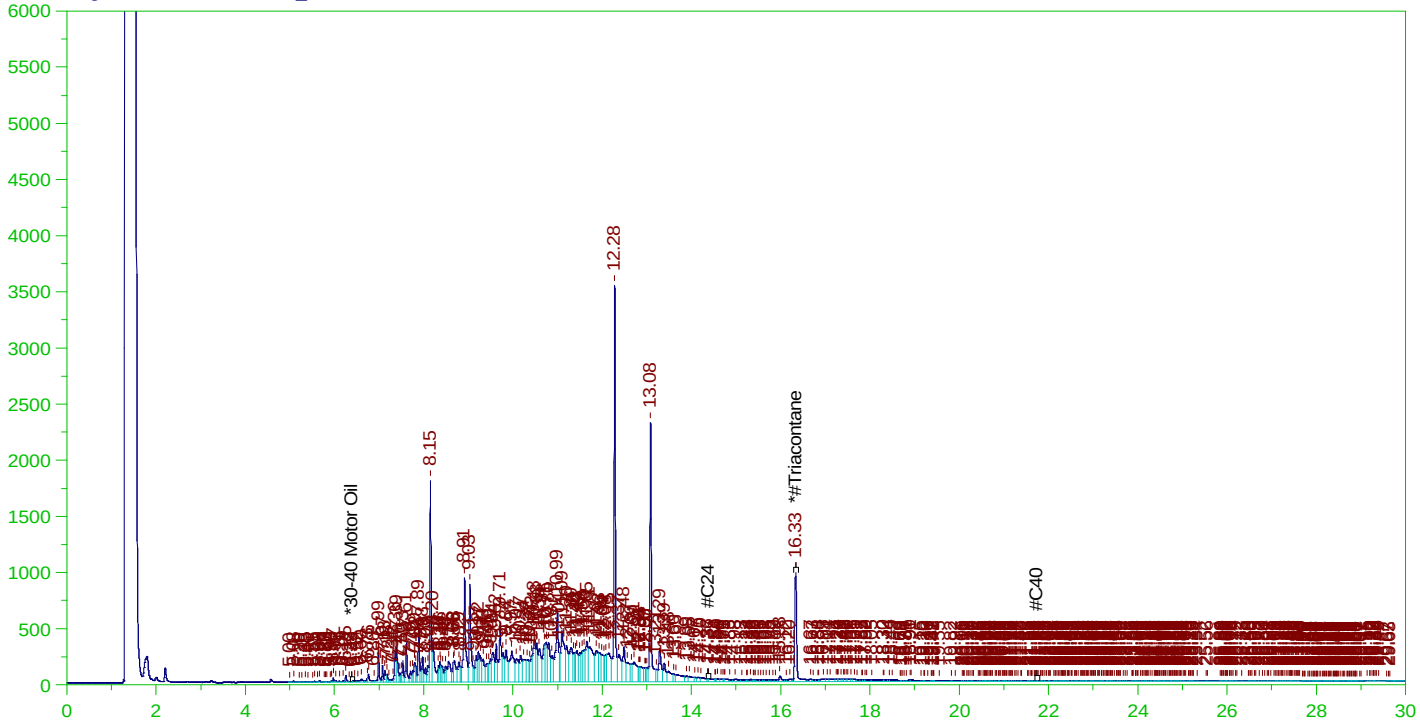

RESIDUAL RANGE ORGANICS CHROMATOGRAM

Sample Name: B21110062-001B ;1103HP5 , $HC-8015-DRO-W,
Raw File: G:\org\HP5\DAT\HP5110321_b\1103HP5.0043.RAW
Date & Time Acquired: 11/4/2021 4:03:51 PM
Method File: G:\Org\HP5\Methods\D3_OROS-AC-L%.MET
Calibration File: G:\Org\HP5\Cals\SW8015C_ORO211017AC-SAMP.CAL
Sample Weight: 1050 Dilution: 1 S.A.: 1

Mean RF for for Residual Range Organics Calculations: 28542.41
Rt range for Residual Range Organics: 14.33 to 21.8

SURROGATE COMPOUND	RT	ACTUAL	MEASURED	%REC	
*#Triacontane	16.331	.476	.094	19.67	-

RRO Area:6178669 RRO AMOUNT: 0.206165

G:\org\HP5\dat\HP5110321_b\Review\043_B21110062-001B_D3_OROS-AC-L%.xls

ERH1687 (RHMW02) Batch ID: 160878

— G:\org\HP5\DAT\HP5110321_b\1103HP5.0043.RAW B21110062-001B ;1103HP5 , $HC-8015-DRO-W,

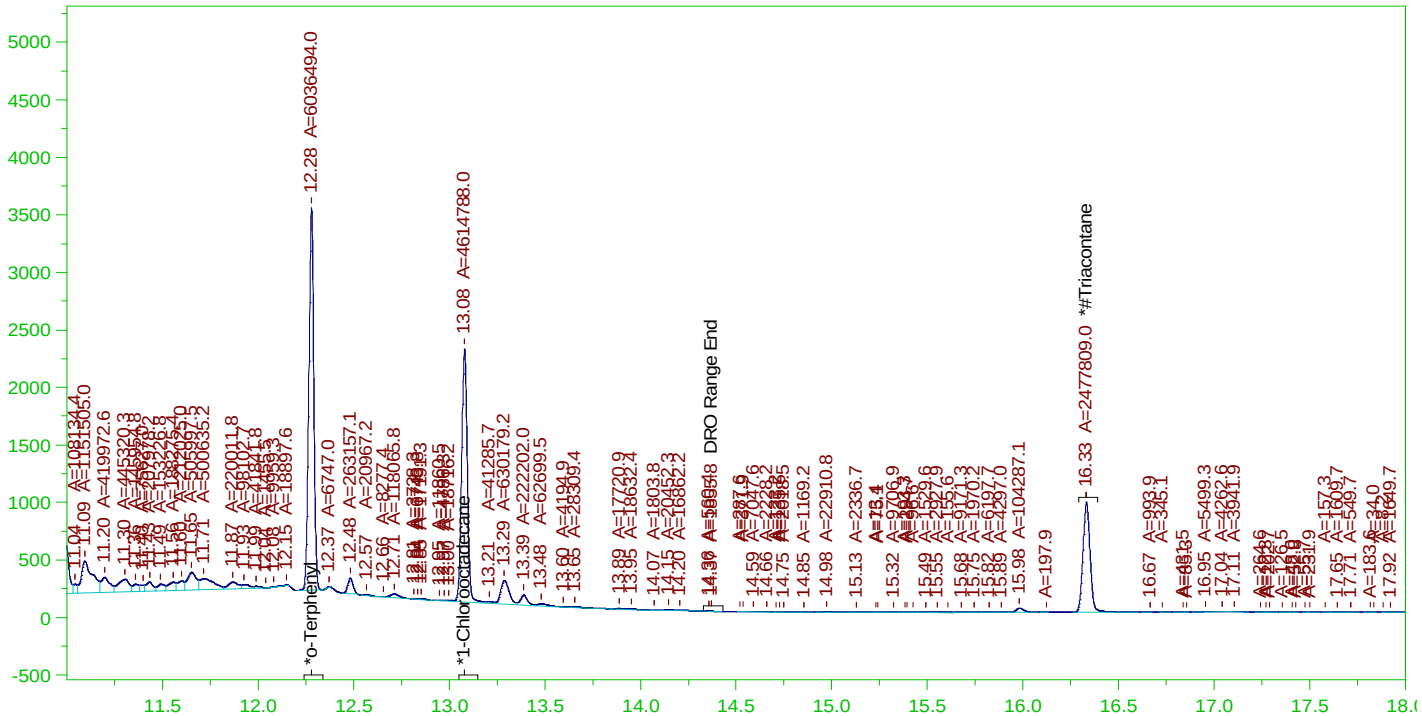

DIESEL RANGE ORGANICS CHROMATOGRAM REPORT

Sample Name: B21110062-001B ;1103HP5 , $HC-8015-DRO-W,
Raw File: G:\org\HP5\DAT\HP5110321_b\1103HP5.0043.RAW
Date & Time Acquired: 11/4/2021 4:03:51 PM
Method File: G:\Org\HP5\Methods\DS_8015-110342-IA-L#.MET
Calibration File: G:\Org\HP5\Cals\SW8015C_DRO211102IA-24-Tri.CAL
Sample Weight: 1050 Dilution: 1 S.A.: 1

Mean RF for TEH: 31353.19
Rt range for Diesel Range Organics: 6.59 to 14.43

SURROGATE COMPOUND	RT	ACTUAL	MEASURED	%REC	
*o-Terphenyl	12.279	.19	.162	85.	-
*1-Chlorooctadecane	13.08	.19	.124	64.98	-
*#Triacontane	16.331	.19	.082	42.82	-

DRO Area:3.330544E+07 DRO Amount: 1.011682
TEH Area:3.420377E+07 TEH Amount: 1.03897

G:\org\HP5\dat\HP5110321_b\Review\043_B21110062-001B_DS_8015-110342-IA-L#.xls

ERH1688 (RHMW02) Batch ID: 160878

— G:\org\HP5\DAT\HP5110321_b\1103HP5.0044.RAW B21110062-002B ;1103HP5 , $HC-8015-DRO-W,

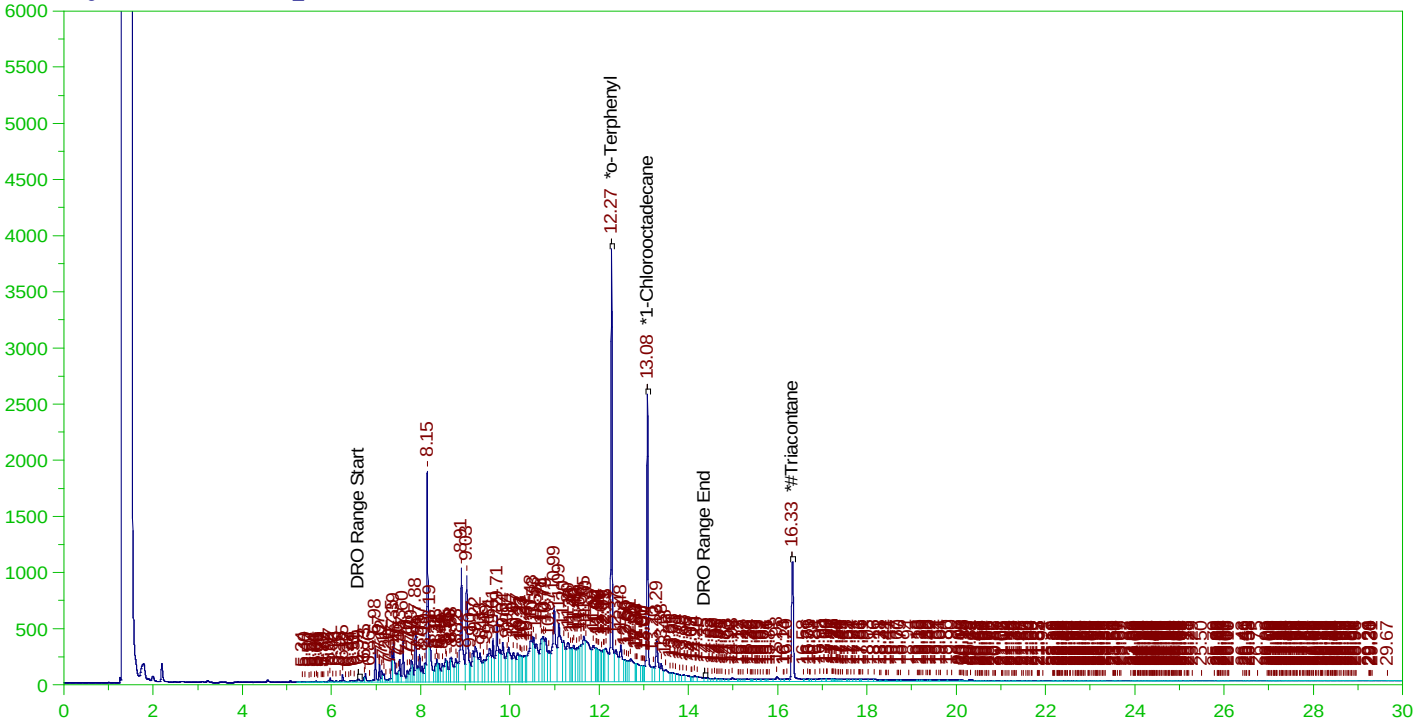

DIESEL RANGE ORGANICS CHROMATOGRAM REPORT

Sample Name: B21110062-002B ;1103HP5 , $HC-8015-DRO-W,
Raw File: G:\org\HP5\DAT\HP5110321_b\1103HP5.0044.RAW
Date & Time Acquired: 11/4/2021 4:46:40 PM
Method File: G:\Org\HP5\Methods\D3_8015-C24T-IA-L%.met
Calibration File: G:\Org\HP5\Cals\SW8015C_DRO211102IA-24-Tri.CAL
Sample Weight: 1060 Dilution: 1 S.A.: 1

Mean RF for TEH: 31353.19
Rt range for Diesel Range Organics: 6.59 to 14.43

SURROGATE COMPOUND	RT	ACTUAL	MEASURED	%REC	
*o-Terphenyl	12.274	.189	.227	120.27	-
*1-Chlorooctadecane	13.076	.189	.167	88.32	-
*#Triacontane	16.328	.189	.102	54.	-

DRO Area:9.471235E+07 DRO Amount: 2.84983
TEH Area:1.044242E+08 TEH Amount: 3.142054

G:\org\HP5\dat\HP5110321_b\Review\044_B21110062-002B_D3_8015-C24T-IA-L%.xls

ERH1688 (RHMW02) Batch ID: 160878

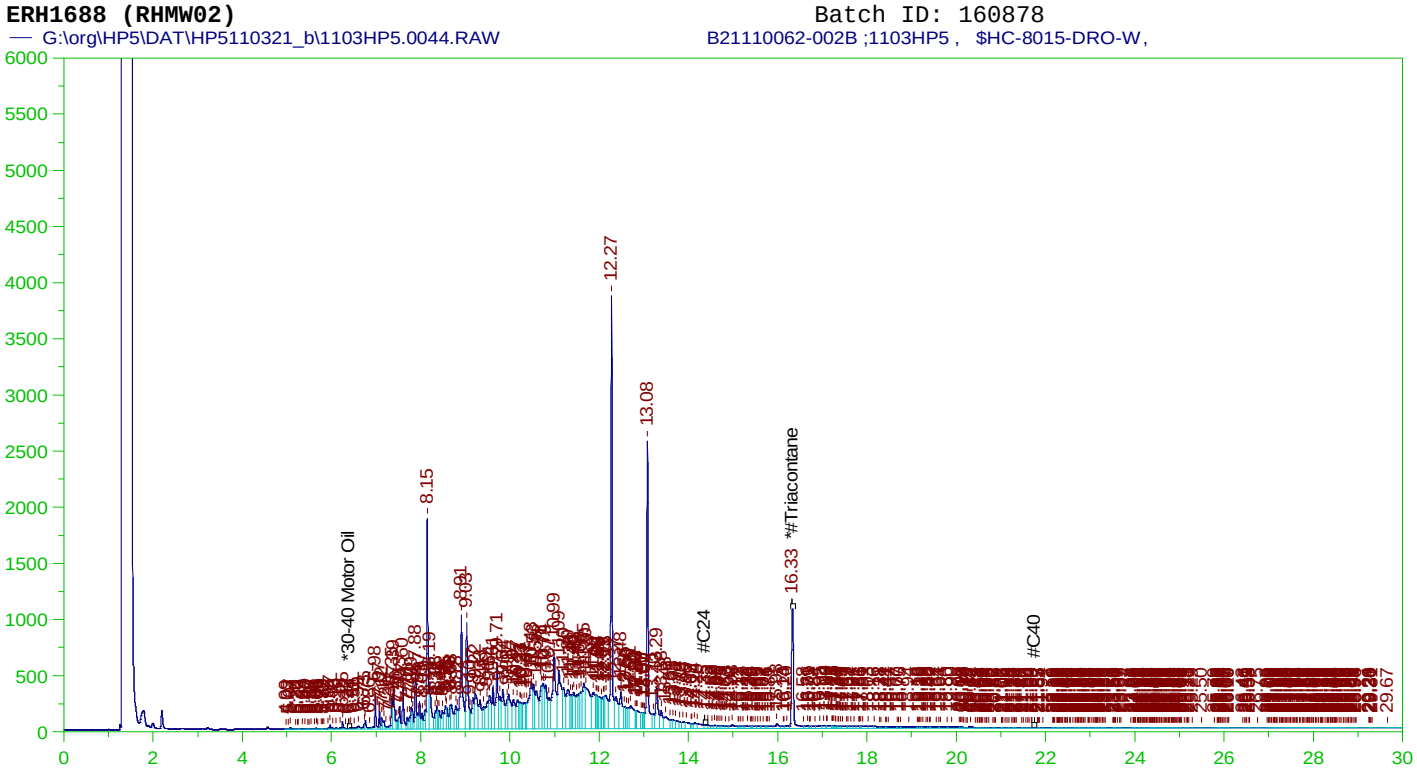

RESIDUAL RANGE ORGANICS CHROMATOGRAM

Sample Name: B21110062-002B ;1103HP5 , $HC-8015-DRO-W,
Raw File: G:\org\HP5\DAT\HP5110321_b\1103HP5.0044.RAW
Date & Time Acquired: 11/4/2021 4:46:40 PM
Method File: G:\Org\HP5\Methods\D3_OROS-AC-L%.MET
Calibration File: G:\Org\HP5\Cals\SW8015C_ORO211017AC-SAMP.CAL
Sample Weight: 1060 Dilution: 1 S.A.: 1

Mean RF for for Residual Range Organics Calculations: 28542.41
Rt range for Residual Range Organics: 14.33 to 21.8

SURROGATE COMPOUND	RT	ACTUAL	MEASURED	%REC	
*#Triacontane	16.328	.472	.102	21.61	-

RRO Area:7399017 RRO AMOUNT: 0.2445555

G:\org\HP5\dat\HP5110321_b\Review\044_B21110062-002B_D3_OROS-AC-L%.xls

ERH1688 (RHMW02) Batch ID: 160878

— G:\org\HP5\DAT\HP5110321_b\1103HP5.0044.RAW B21110062-002B ;1103HP5 , $HC-8015-DRO-W,

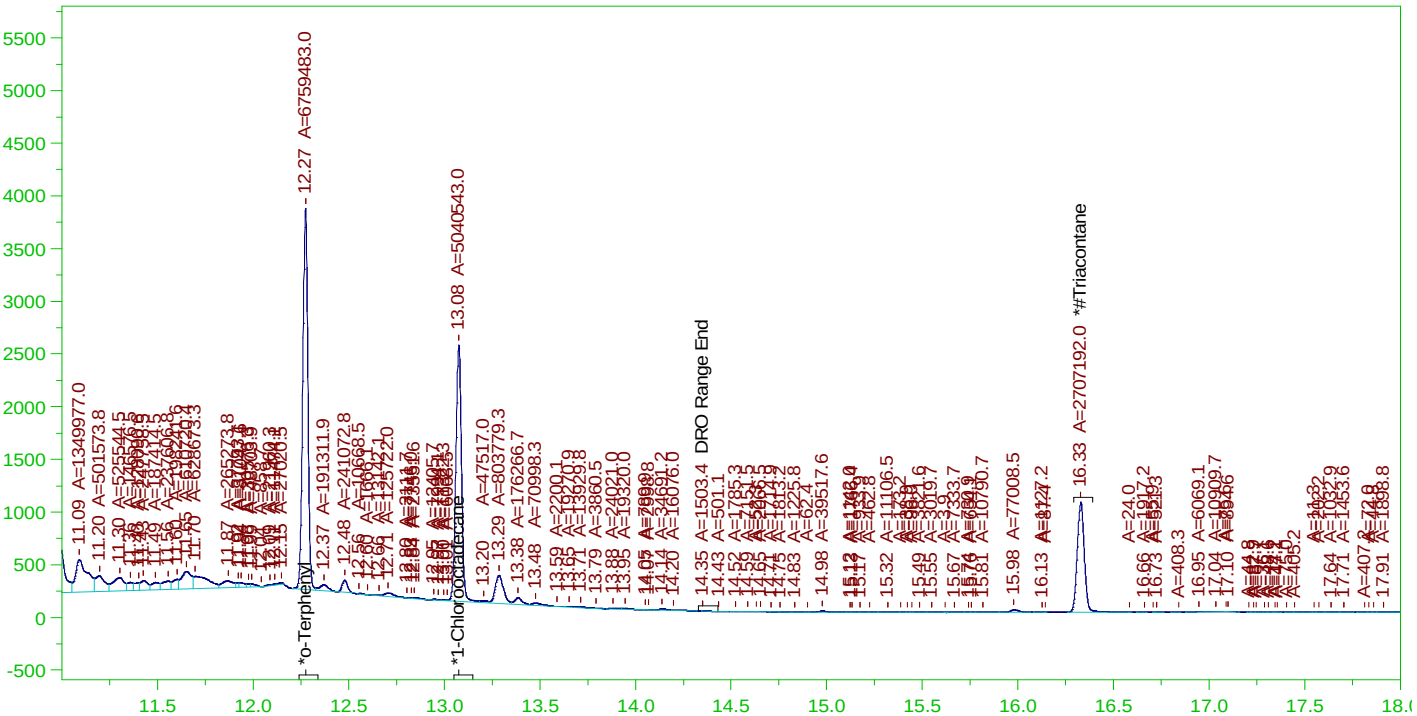

DIESEL RANGE ORGANICS CHROMATOGRAM REPORT

Sample Name: B21110062-002B ;1103HP5 , $HC-8015-DRO-W,
Raw File: G:\org\HP5\DAT\HP5110321_b\1103HP5.0044.RAW
Date & Time Acquired: 11/4/2021 4:46:40 PM
Method File: G:\Org\HP5\Methods\DS_8015-C24Tb-IA-L#.MET
Calibration File: G:\Org\HP5\Cals\SW8015C_DRO211102IA-24-Tri.CAL
Sample Weight: 1060 Dilution: 1 S.A.: 1

Mean RF for TEH: 31353.19
Rt range for Diesel Range Organics: 6.59 to 14.43

SURROGATE COMPOUND	RT	ACTUAL	MEASURED	%REC	
*o-Terphenyl	12.274	.189	.18	95.18	-
*1-Chlorooctadecane	13.076	.189	.134	70.98	-
*#Triacontane	16.328	.189	.088	46.79	-

DRO Area:3.873392E+07 DRO Amount: 1.165477
TEH Area:3.969889E+07 TEH Amount: 1.194513

ERH1681 (RHMW2254-01) Batch ID: 160878

— G:\org\HP5\DAT\HP5110321_b\1103HP5.0045.RAW B21110079-002B ;1103HP5 , $HC-8015-DRO-W,

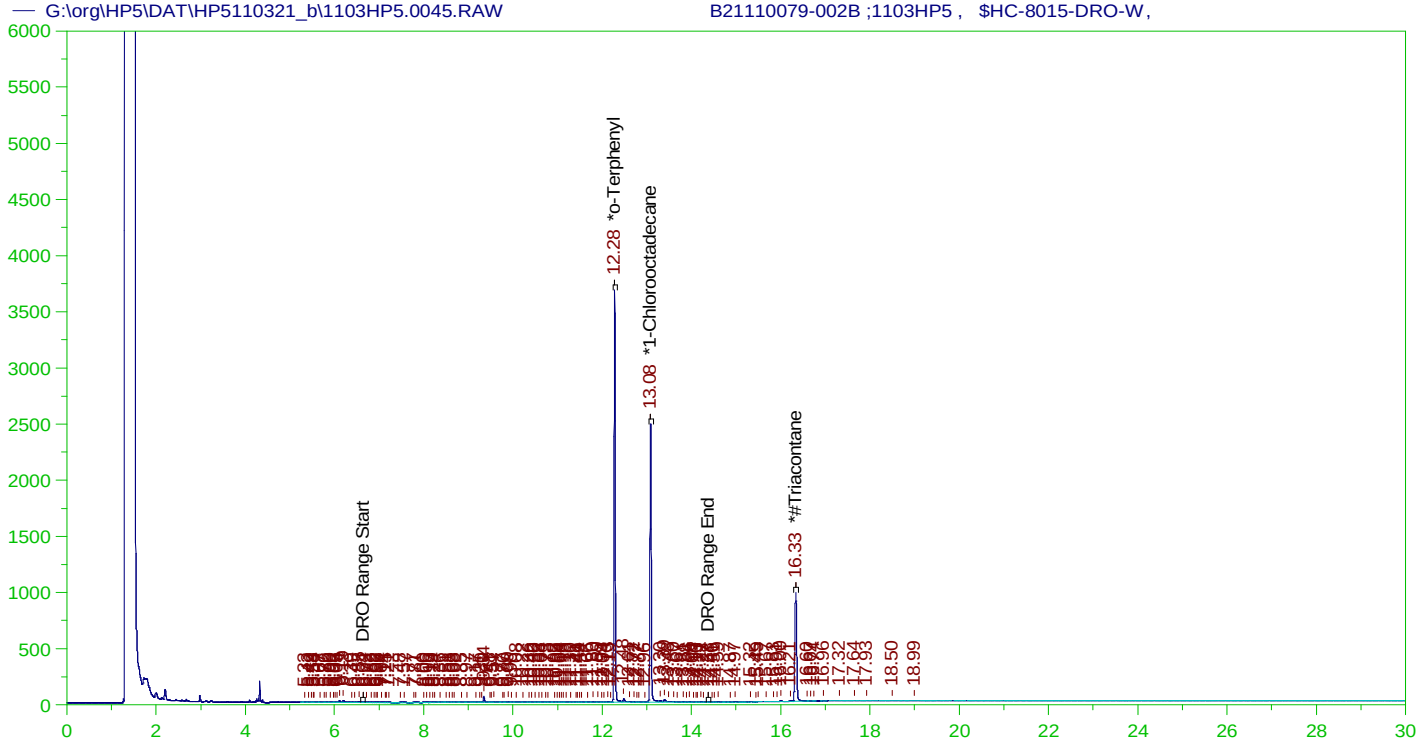

DIESEL RANGE ORGANICS CHROMATOGRAM REPORT

Sample Name: B21110079-002B ;1103HP5 , $HC-8015-DRO-W,
Raw File: G:\org\HP5\DAT\HP5110321_b\1103HP5.0045.RAW
Date & Time Acquired: 11/4/2021 5:29:41 PM
Method File: G:\Org\HP5\Methods\DR_8015-C24T-IA-L%.met
Calibration File: G:\Org\HP5\Cals\SW8015C_DRO211102IA-24-Tri.CAL
Sample Weight: 1000 Dilution: 1 S.A.: 1

Mean RF for TEH: 31353.19
Rt range for Diesel Range Organics: 6.59 to 14.43

SURROGATE COMPOUND	RT	ACTUAL	MEASURED	%REC	
*o-Terphenyl	12.277	.2	.194	97.24	-
*1-Chlorooctadecane	13.08	.2	.153	76.62	-
*#Triacontane	16.334	.2	.089	44.49	-

DRO Area:767239.4 DRO Amount: 2.447085E-02
TEH Area:1132117 TEH Amount: 0.0361085

G:\org\HP5\dat\HP5110321_b\Review\045_B21110079-002B_DR_8015-C24T-IA-L%.xls

ERH1681 (RHMW2254-01) Batch ID: 160878

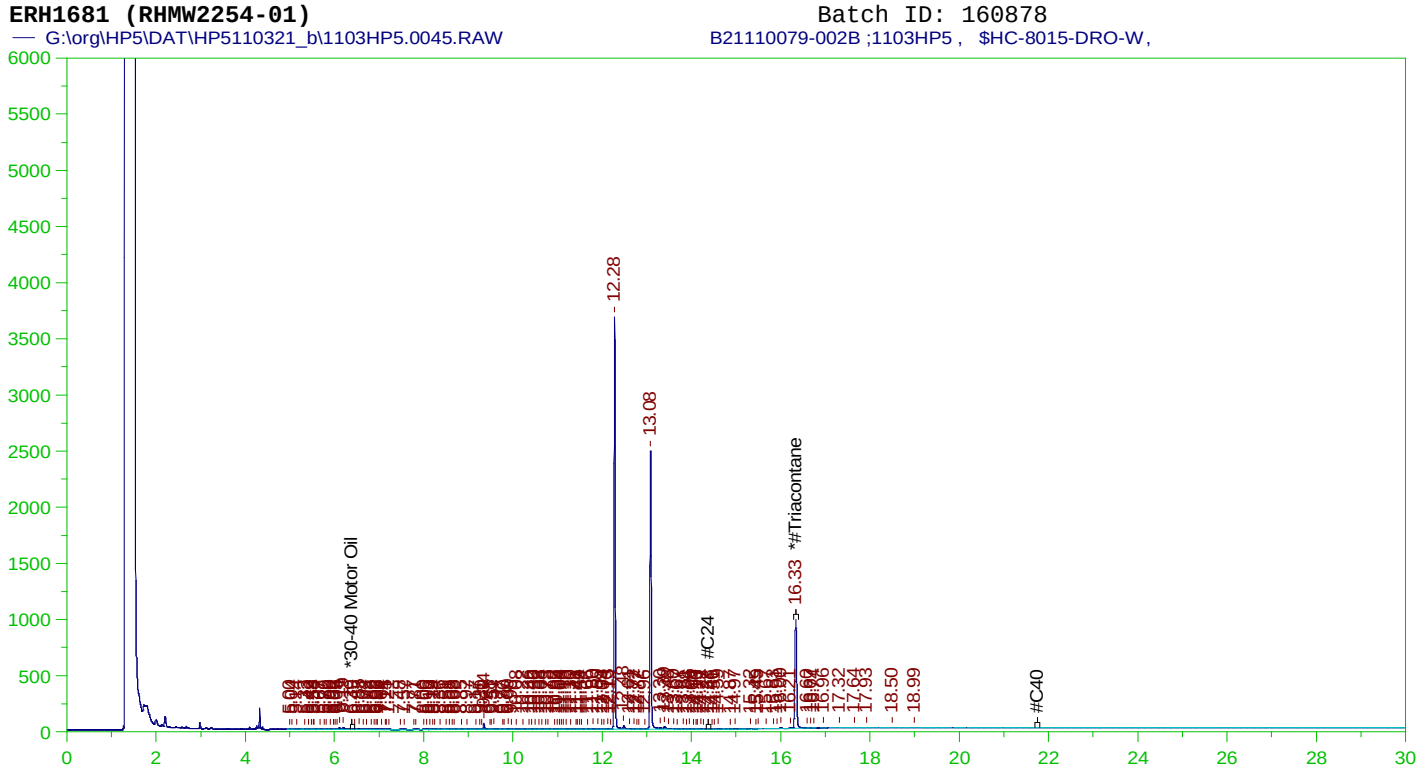

RESIDUAL RANGE ORGANICS CHROMATOGRAM

Sample Name: B21110079-002B ;1103HP5 , $HC-8015-DRO-W,
Raw File: G:\org\HP5\DAT\HP5110321_b\1103HP5.0045.RAW
Date & Time Acquired: 11/4/2021 5:29:41 PM
Method File: G:\Org\HP5\Methods\DR_OROSb-AC-L%.MET
Calibration File: G:\Org\HP5\Cals\SW8015C_ORO211017AC-SAMP.CAL
Sample Weight: 1000 Dilution: 1 S.A.: 1

Mean RF for for Residual Range Organics Calculations: 28542.41
Rt range for Residual Range Organics: 14.33 to 21.8

SURROGATE COMPOUND	RT	ACTUAL	MEASURED	%REC	
*#Triacontane	16.334	.5	.089	17.8	-

RRO Area:137076.8 RRO AMOUNT: 4.802566E-03

G:\org\HP5\dat\HP5110321_b\Review\045_B21110079-002B_DR_OROSb-AC-L%.xls

ERH1681 (RHMW2254-01) Batch ID: 160878

— G:\org\HP5\DAT\HP5110321_b\1103HP5.0045.RAW B21110079-002B ;1103HP5 , $HC-8015-DRO-W,

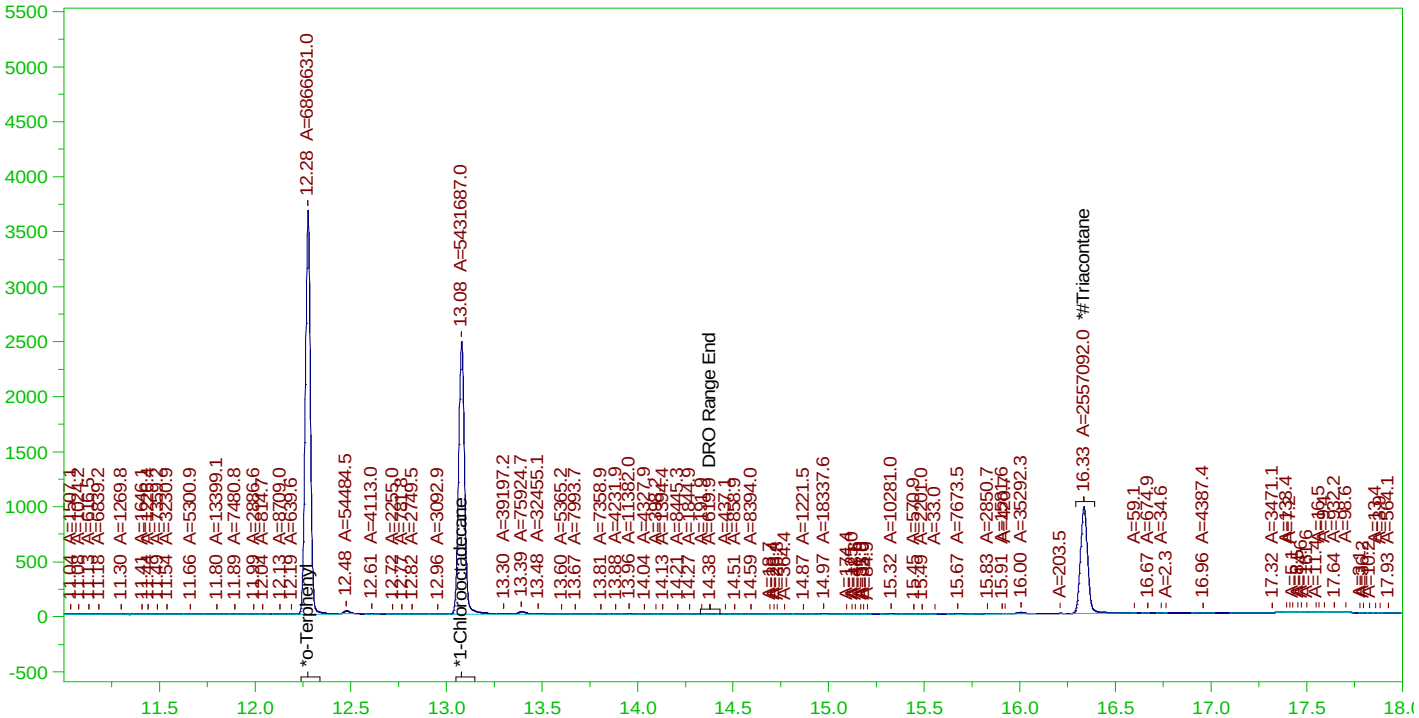

DIESEL RANGE ORGANICS CHROMATOGRAM REPORT

Sample Name: B21110079-002B ;1103HP5 , $HC-8015-DRO-W,
Raw File: G:\org\HP5\DAT\HP5110321_b\1103HP5.0045.RAW
Date & Time Acquired: 11/4/2021 5:29:41 PM
Method File: G:\Org\HP5\Methods\DS_8015-C24Tb-IA-L#.MET
Calibration File: G:\Org\HP5\Cals\SW8015C_DRO211102IA-24-Tri.CAL
Sample Weight: 1000 Dilution: 1 S.A.: 1

Mean RF for TEH: 31353.19
Rt range for Diesel Range Organics: 6.59 to 14.43

SURROGATE COMPOUND	RT	ACTUAL	MEASURED	%REC	
*o-Terphenyl	12.277	.2	.193	96.69	-
*1-Chlorooctadecane	13.08	.2	.153	76.48	-
*#Triacontane	16.334	.2	.088	44.19	-

DRO Area:648196.6 DRO Amount: 2.067402E-02
TEH Area:1584399 TEH Amount: 5.053389E-02

G:\org\HP5\dat\HP5110321_b\Review\045_B21110079-002B_DS_8015-C24Tb-IA-L#.xls

ERH1694 (RHMW05) Batch ID: 160878

— G:\org\HP5\DAT\HP5110321_b\1103HP5.0046.RAW B21110079-003B ;1103HP5 , $HC-8015-DRO-W,

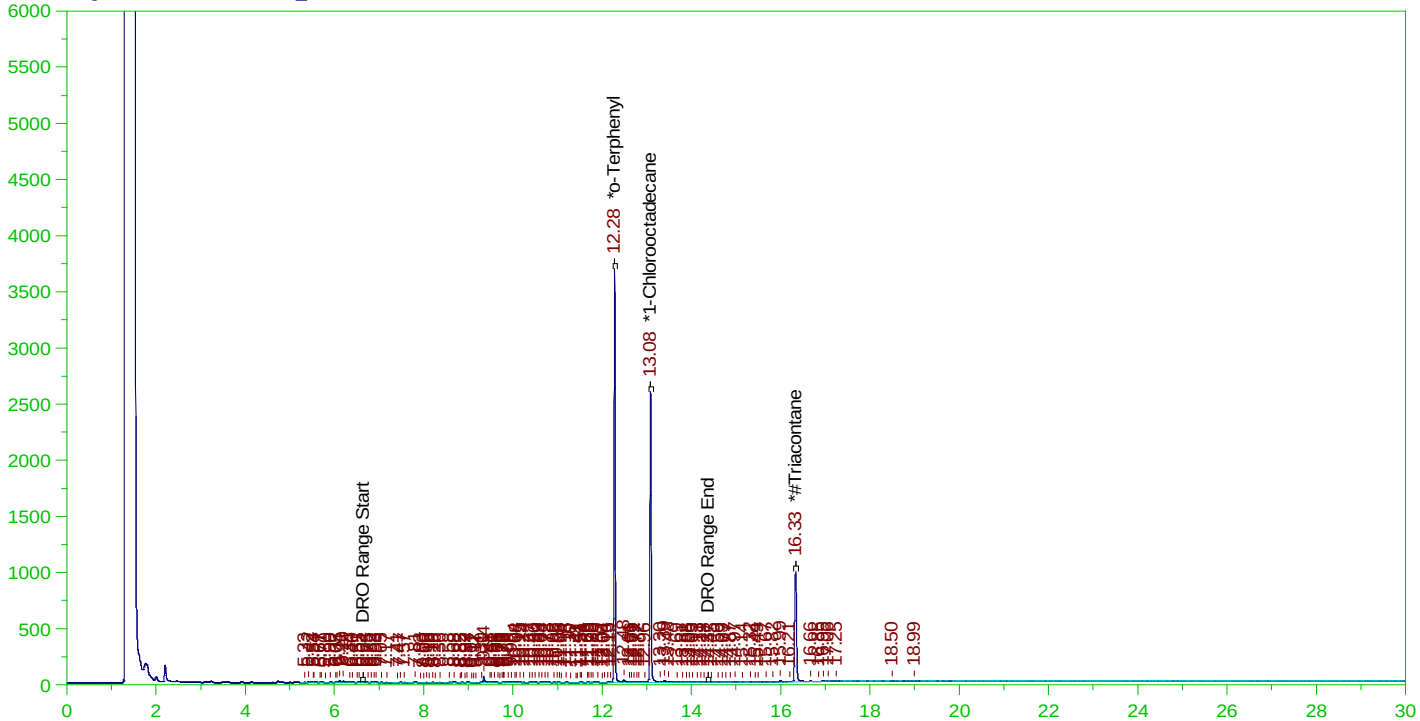

DIESEL RANGE ORGANICS CHROMATOGRAM REPORT

Sample Name: B21110079-003B ;1103HP5 , $HC-8015-DRO-W,
Raw File: G:\org\HP5\DAT\HP5110321_b\1103HP5.0046.RAW
Date & Time Acquired: 11/4/2021 6:12:30 PM
Method File: G:\Org\HP5\Methods\DR_8015-C24T-IA-L%.met
Calibration File: G:\Org\HP5\Cals\SW8015C_DRO211102IA-24-Tri.CAL
Sample Weight: 1010 Dilution: 1 S.A.: 1

Mean RF for TEH: 31353.19
Rt range for Diesel Range Organics: 6.59 to 14.43

SURROGATE COMPOUND	RT	ACTUAL	MEASURED	%REC	
*o-Terphenyl	12.277	.198	.194	98.11	-
*1-Chlorooctadecane	13.079	.198	.155	78.12	-
*#Triacontane	16.33	.198	.09	45.37	-

DRO Area:777861.9 DRO Amount: 2.456402E-02
TEH Area:1124082 TEH Amount: 3.549726E-02

G:\org\HP5\dat\HP5110321_b\Review\046_B21110079-003B_DR_8015-C24T-IA-L%.xls

ERH1694 (RHMW05) Batch ID: 160878

G:\org\HP5\DAT\HP5110321_b\1103HP5.0046.RAW B21110079-003B ;1103HP5 , $HC-8015-DRO-W,

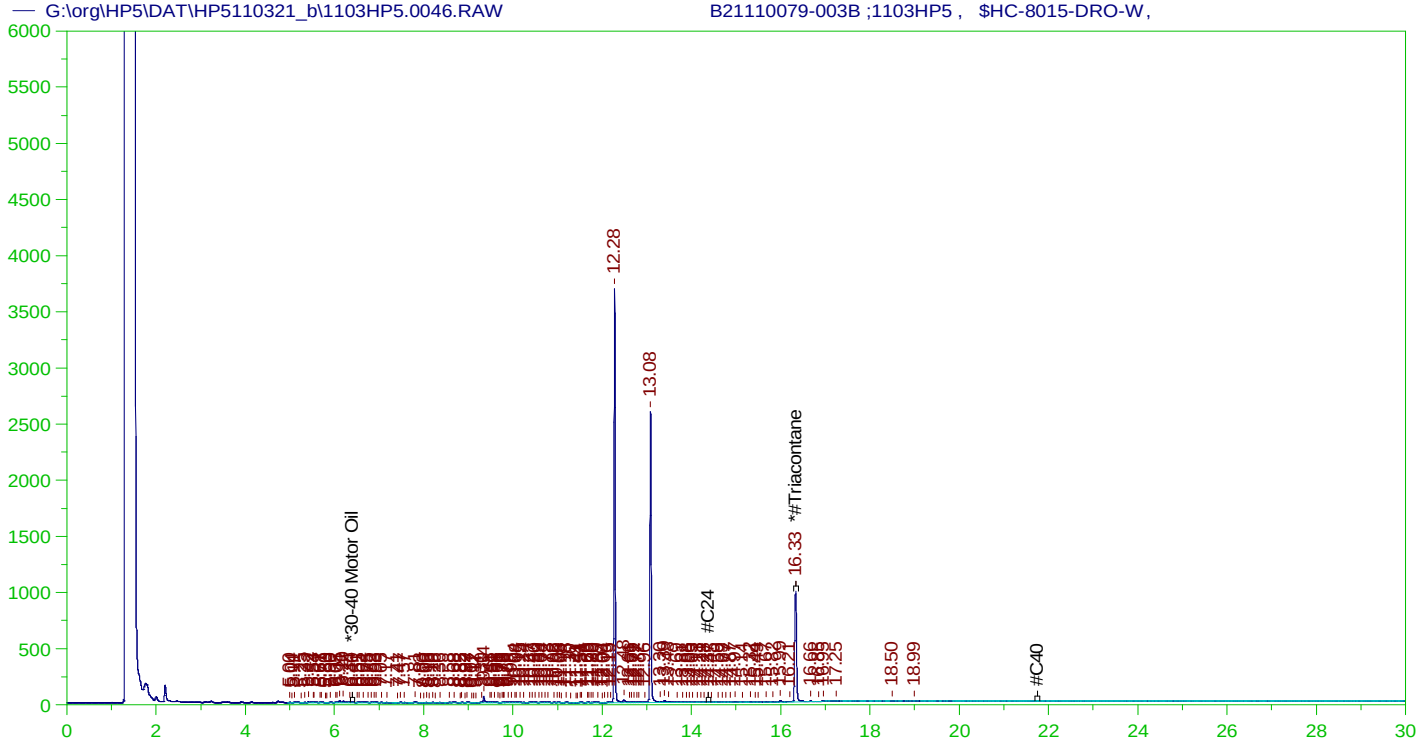

RESIDUAL RANGE ORGANICS CHROMATOGRAM

Sample Name: B21110079-003B ;1103HP5 , $HC-8015-DRO-W,
Raw File: G:\org\HP5\DAT\HP5110321_b\1103HP5.0046.RAW
Date & Time Acquired: 11/4/2021 6:12:30 PM
Method File: G:\Org\HP5\Methods\DR_OROSb-AC-L%.MET
Calibration File: G:\Org\HP5\Cals\SW8015C_ORO211017AC-SAMP.CAL
Sample Weight: 1010 Dilution: 1 S.A.: 1

Mean RF for for Residual Range Organics Calculations: 28542.41
Rt range for Residual Range Organics: 14.33 to 21.8

SURROGATE COMPOUND	RT	ACTUAL	MEASURED	%REC	
*#Triacontane	16.33	.495	.09	18.15	-

RRO Area:146476.7 RRO AMOUNT: 5.081084E-03

G:\org\HP5\dat\HP5110321_b\Review\046_B21110079-003B_DR_OROSb-AC-L%.xls

ERH1694 (RHMW05) Batch ID: 160878

— G:\org\HP5\DAT\HP5110321_b\1103HP5.0046.RAW B21110079-003B ;1103HP5 , $HC-8015-DRO-W,

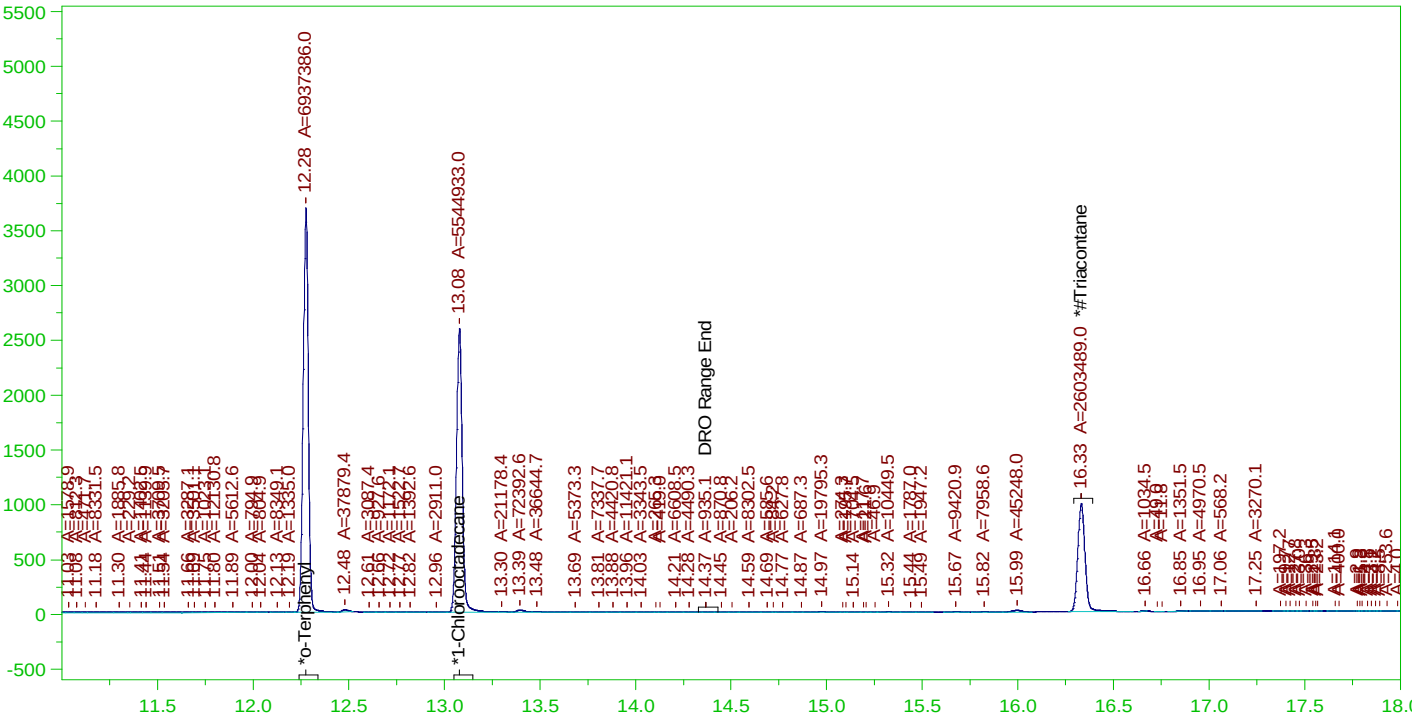

DIESEL RANGE ORGANICS CHROMATOGRAM REPORT

Sample Name: B21110079-003B ;1103HP5 , $HC-8015-DRO-W,
Raw File: G:\org\HP5\DAT\HP5110321_b\1103HP5.0046.RAW
Date & Time Acquired: 11/4/2021 6:12:30 PM
Method File: G:\Org\HP5\Methods\DS_8015-C24Tb-IA-L#.MET
Calibration File: G:\Org\HP5\Cals\SW8015C_DRO211102IA-24-Tri.CAL
Sample Weight: 1010 Dilution: 1 S.A.: 1

Mean RF for TEH: 31353.19
Rt range for Diesel Range Organics: 6.59 to 14.43

SURROGATE COMPOUND	RT	ACTUAL	MEASURED	%REC	
*o-Terphenyl	12.277	.198	.193	97.68	-
*1-Chlorooctadecane	13.079	.198	.155	78.08	-
*#Triacontane	16.33	.198	.089	45.	-

DRO Area:734639.3 DRO Amount: 2.319909E-02
TEH Area:1330396 TEH Amount: 4.201242E-02

G:\org\HP5\dat\HP5110321_b\Review\046_B21110079-003B_DS_8015-C24Tb-IA-L#.xls

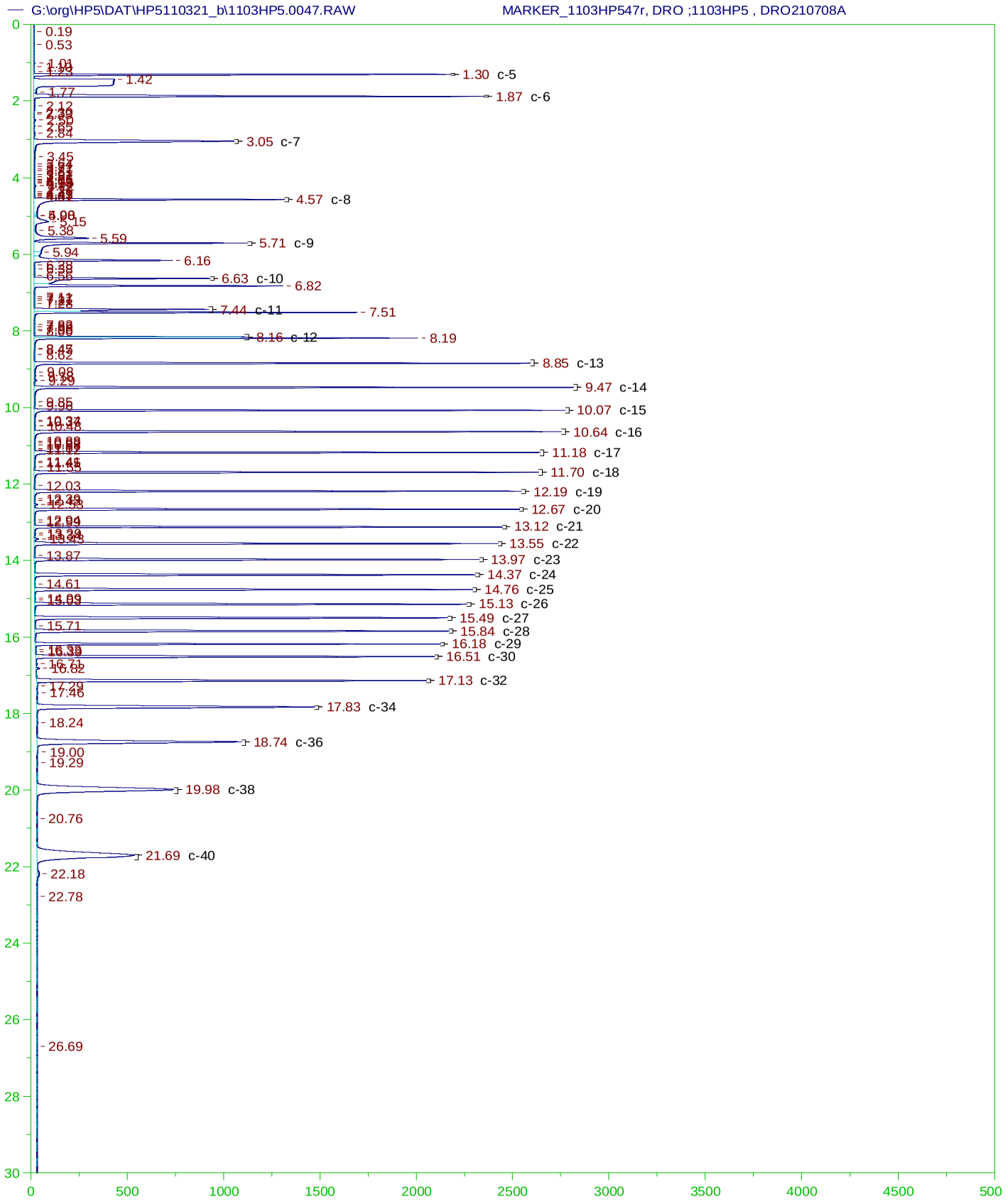

G:\org\HP5\dat\HP5110321_b\Review\047_MARKER_1103HP547r_CSC211103.xls

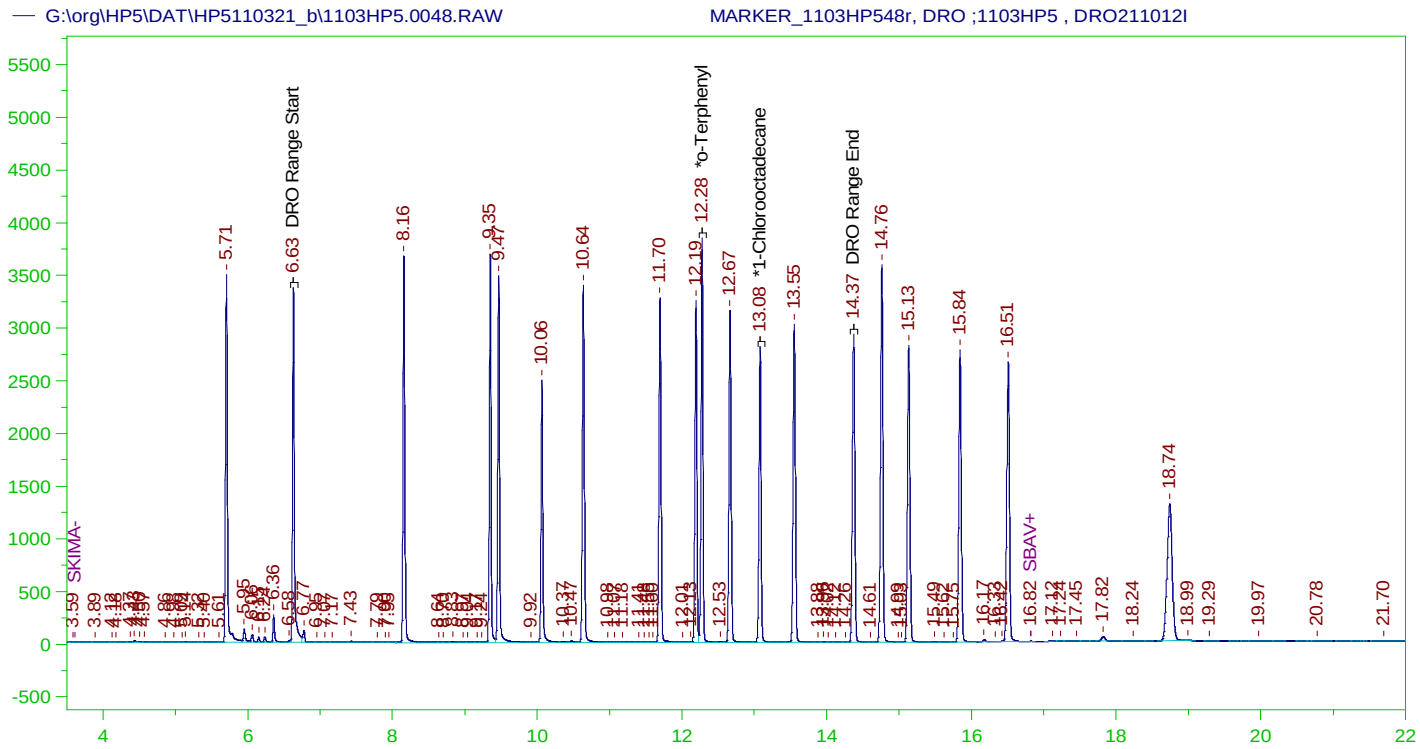

DIESEL RANGE ORGANICS CHROMATOGRAM REPORT

Sample Name: MARKER_1103HP548r, DRO ;1103HP5 , DRO211012I
Raw File: G:\org\HP5\DAT\HP5110321_b\1103HP5.0048.RAW
Date & Time Acquired: 11/4/2021 7:38:32 PM
Method File: G:\Org\HP5\Methods\DC_8015-24-IA-L%.met
Calibration File: G:\Org\HP5\Cals\SW8015C_DRO211102IA-24.CAL
Sample Weight: 1000 Dilution: 1 S.A.: 1

Mean RF for TEH: 31353.19
Rt range for Diesel Range Organics: 6.59 to 14.43

SURROGATE COMPOUND	RT	ACTUAL	MEASURED	%REC	
*o-Terphenyl	12.277	.2	.205	102.55	-
*1-Chlorooctadecane	13.079	.2	.166	82.82	-

DRO Area:6.937046E+07 DRO Amount: 2.212548
TEH Area:1.12127E+08 TEH Amount: 3.576255

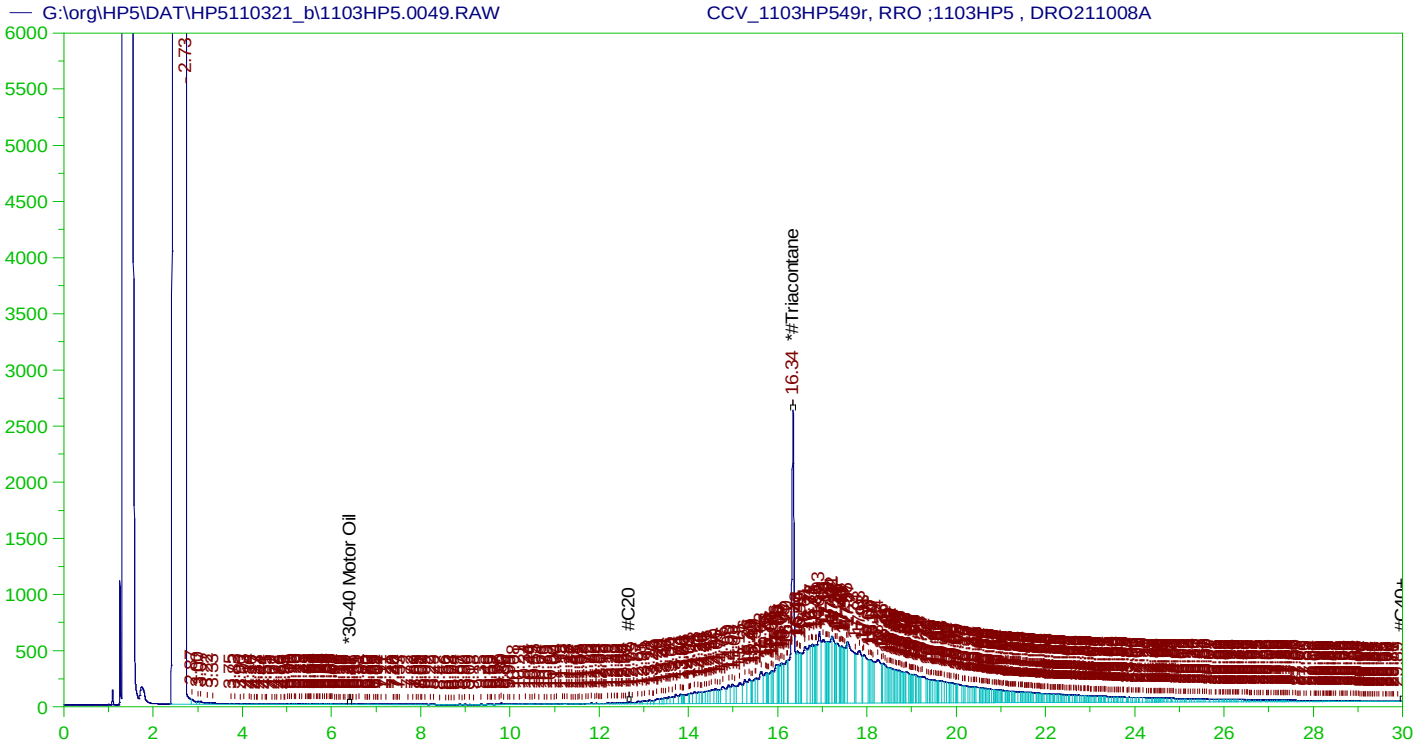

RESIDUAL RANGE ORGANICS CHROMATOGRAM
Sample Name: CCV_1103HP549r, RRO ;1103HP5 , DRO211008A
Raw File: G:\org\HP5\DAT\HP5110321_b\1103HP5.0049.RAW
Date & Time Acquired: 11/4/2021 8:21:23 PM
Method File: G:\Org\HP5\Methods\DC_ORO-AC-L%.MET
Calibration File: G:\Org\HP5\Cals\SW8015C_ORO211017AC.CAL
Sample Weight: 1 Dilution: 1 S.A.: 1

Mean RF for for ~~Residual~~ TEH (Oil Range) Organics Calculations: 28542.41
Rt range for ~~Residual~~ TEH (Oil Range) Organics: 12.62 to 30.05

SURROGATE COMPOUND	RT	ACTUAL	MEASURED	%REC	
*#Triacontane	16.339	500.	342.288	68.46	-

~~RRO~~ TEH (Oil Range) Area:1.365598E+08 ~~RRO~~ TEH (Oil Range) AMOUNT: 4784.452

CONTINUING CALIBRATION REPORT: G:\org\HP5\DAT\HP5110321_b\1103HP5.0049.RAW

COMPOUND	ACTUAL(NG)	MEASURED(NG)	%RECOVERY	LIMITS
*30-40 Motor Oil	5000.	.245	.	75-125

SURROGATE COMPOUND	RT	ACTUAL	MEASURED	%REC	LIMITS
*#Triacontane	16.339	200.	342.288	171.14	75-125

AMN 11/16/2021

G:\org\HP5\dat\HP5110321_b\Review\049_CCV_1103HP549r_DC_ORO-AC-L%.xls

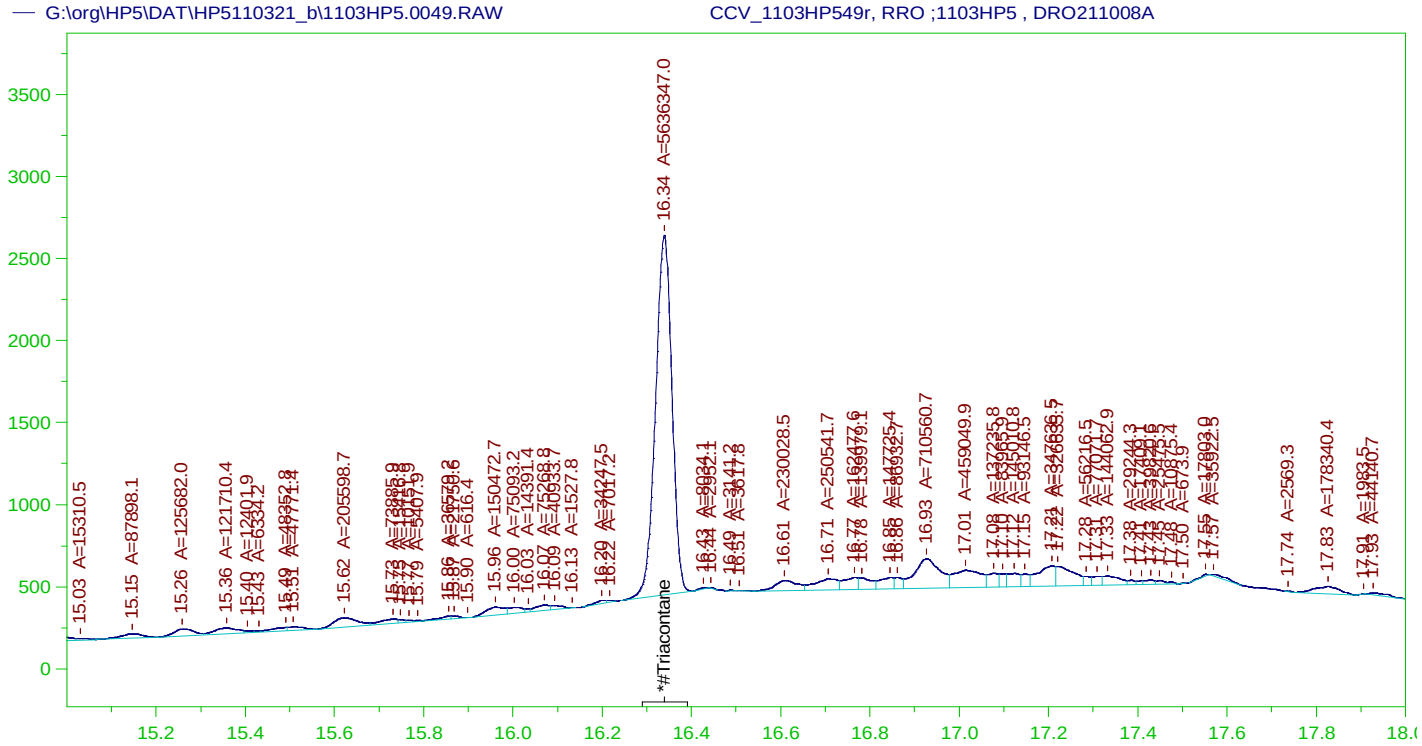

RESIDUAL RANGE ORGANICS CHROMATOGRAM
Sample Name: CCV_1103HP549r, RRO ;1103HP5 , DRO211008A
Raw File: G:\org\HP5\DAT\HP5110321_b\1103HP5.0049.RAW
Date & Time Acquired: 11/4/2021 8:21:23 PM
Method File: G:\Org\HP5\Methods\DS_ORO-AC-L#.MET
Calibration File: G:\Org\HP5\Cals\SW8015C_ORO211017AC.CAL
Sample Weight: 1 Dilution: 1 S.A.: 1

Mean RF for for Residual Range Organics Calculations: 28542.41
Rt range for Residual Range Organics: 12.62 to 30.05

SURROGATE COMPOUND	RT	ACTUAL	MEASURED	%REC	
*#Triacontane	16.339	500.	194.826	38.97	-

RRO Area:6684371 RRO AMOUNT: 234.1908

CONTINUING CALIBRATION REPORT: G:\org\HP5\DAT\HP5110321_b\1103HP5.0049.RAW

COMPOUND	ACTUAL(NG)	MEASURED(NG)	%RECOVERY	LIMITS
*30-40 Motor Oil	5000.	.245	.	75-125

SURROGATE COMPOUND	RT	ACTUAL	MEASURED	%REC	LIMITS
*#Triacontane	16.339	200.	194.826	97.41	75-125

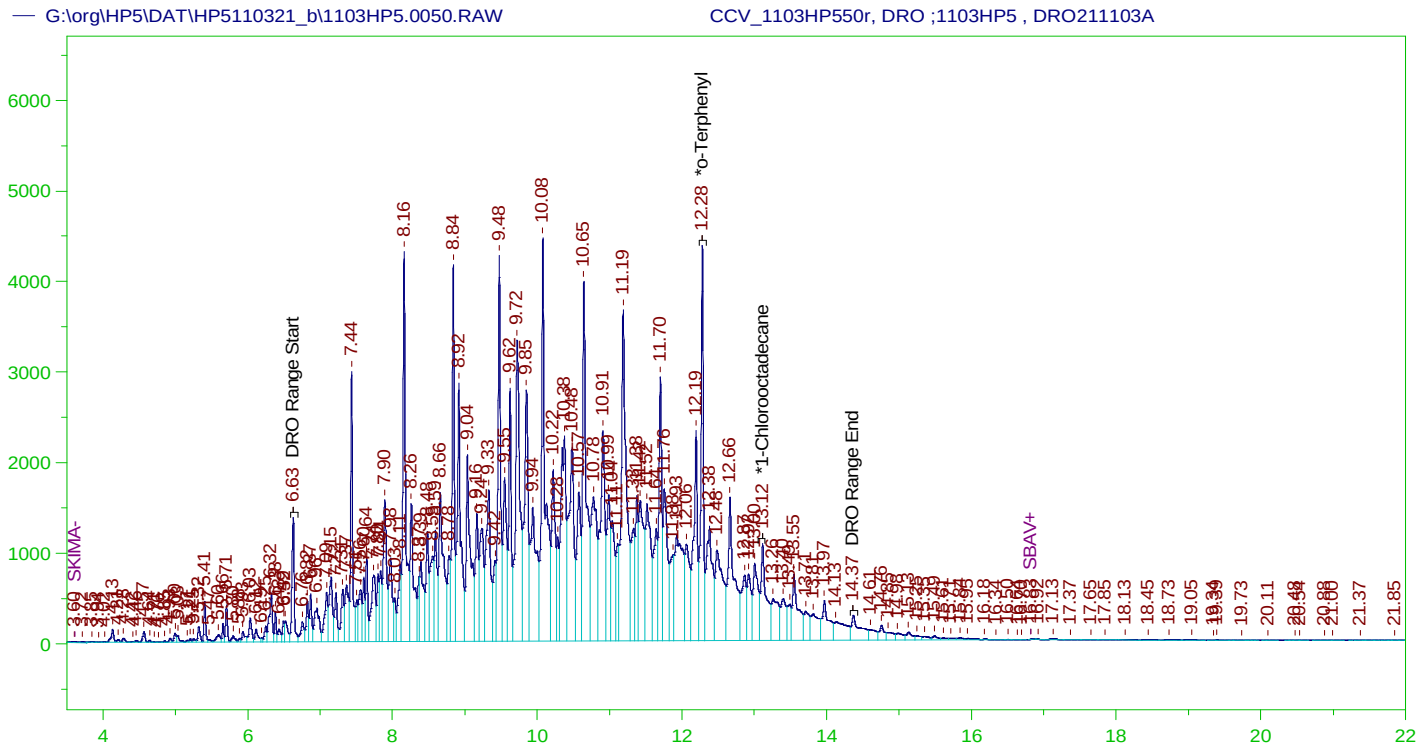

DIESEL RANGE ORGANICS CHROMATOGRAM REPORT
Sample Name: CCV_1103HP550r, DRO ;1103HP5 , DRO211103A
Raw File: G:\org\HP5\DAT\HP5110321_b\1103HP5.0050.RAW
Date & Time Acquired: 11/4/2021 9:04:14 PM
Method File: G:\Org\HP5\Methods\DC_8015-24-IA-L%.met
Calibration File: G:\Org\HP5\Cals\SW8015C_DRO211102IA-24.CAL
Sample Weight: 1 Dilution: 1 S.A.: 1

Mean RF for TEH: 31353.19
Rt range for Diesel Range Organics: 6.59 to 14.43

SURROGATE COMPOUND	RT	ACTUAL	MEASURED	%REC	
*o-Terphenyl	12.281	200.	314.974	157.49	-
*1-Chlorooctadecane	13.116	200.	151.159	75.58	-

DRO Area:4.3748E+08 DRO Amount: 13953.28
TEH Area:4.52739E+08 TEH Amount: 14439.97

CONTINUING CALIBRATION REPORT: G:\org\HP5\DAT\HP5110321_b\1103HP5.0050.RAW

COMPOUND	ACTUAL(NG)	MEASURED(NG)	%RECOVERY	LIMITS
TOTAL DRO	15000.	14439.97	96.27	85-115

SURROGATE COMPOUND	RT	ACTUAL	MEASURED	%REC	LIMITS
*o-Terphenyl	12.281	200.	314.974	157.49	85-115
*1-Chlorooctadecane	13.116	200.	151.159	75.58	85-115

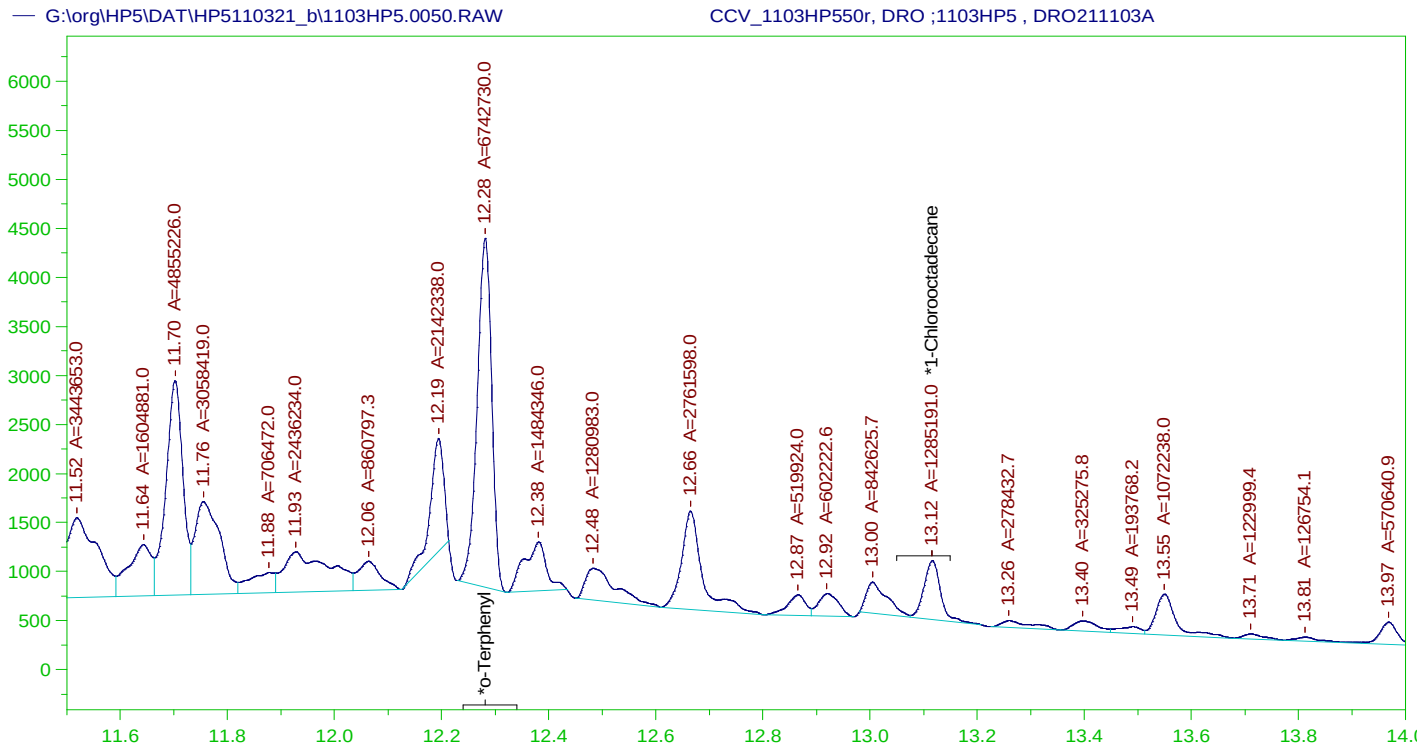

DIESEL RANGE ORGANICS CHROMATOGRAM REPORT

Sample Name: CCV_1103HP550r, DRO ;1103HP5 , DRO211103A
Raw File: G:\org\HP5\DAT\HP5110321_b\1103HP5.0050.RAW
Date & Time Acquired: 11/4/2021 9:04:14 PM
Method File: G:\Org\HP5\Methods\DS_8015-24-IA-L#.met
Calibration File: G:\Org\HP5\Cals\SW8015C_DRO211102IA-24.CAL
Sample Weight: 1 Dilution: 1 S.A.: 1

Mean RF for TEH: 31353.19
Rt range for Diesel Range Organics: 6.59 to 14.43

SURROGATE COMPOUND	RT	ACTUAL	MEASURED	%REC	
*o-Terphenyl	12.281	200.	189.887	94.94	-
*1-Chlorooctadecane	13.116	200.	36.193	18.1	-

DRO Area:2.488818E+08 DRO Amount: 7938.006
TEH Area:2.589092E+08 TEH Amount: 8257.827

CONTINUING CALIBRATION REPORT: G:\org\HP5\DAT\HP5110321_b\1103HP5.0050.RAW

COMPOUND	ACTUAL(NG)	MEASURED(NG)	%RECOVERY	LIMITS
TOTAL DRO	15000.	8257.83	55.05	85-115

SURROGATE COMPOUND	RT	ACTUAL	MEASURED	%REC	LIMITS
*o-Terphenyl	12.281	200.	189.887	94.94	85-115
*1-Chlorooctadecane	13.116	200.	36.193	18.1	85-115

G:\org\HP5\dat\HP5110321_b\Review\050_CCV_1103HP550r_DS_8015-24-IA-L#.xls

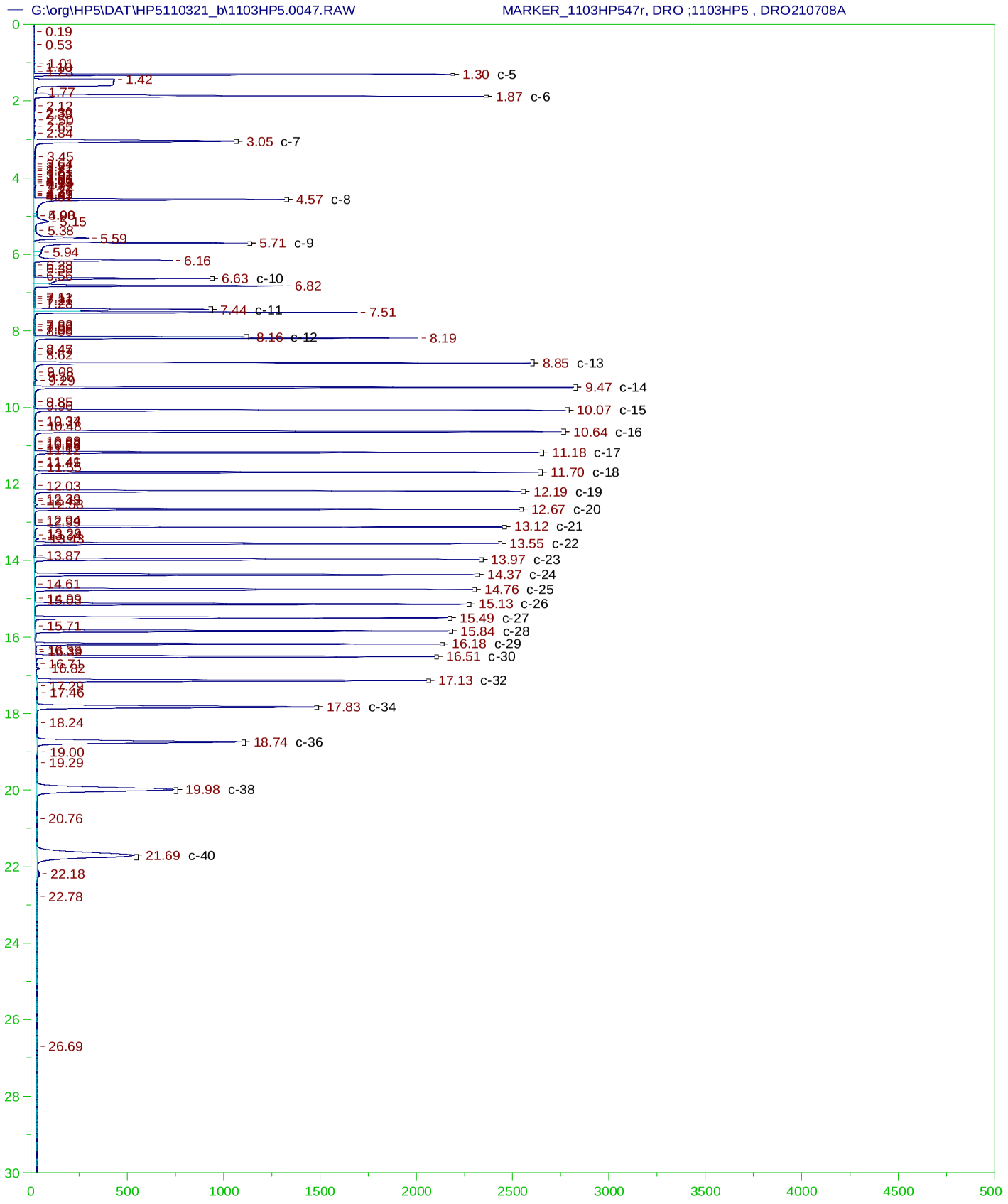

G:\org\HP5\dat\HP5110321_b\Review\047_MARKER_1103HP547r_CSC211103.xls

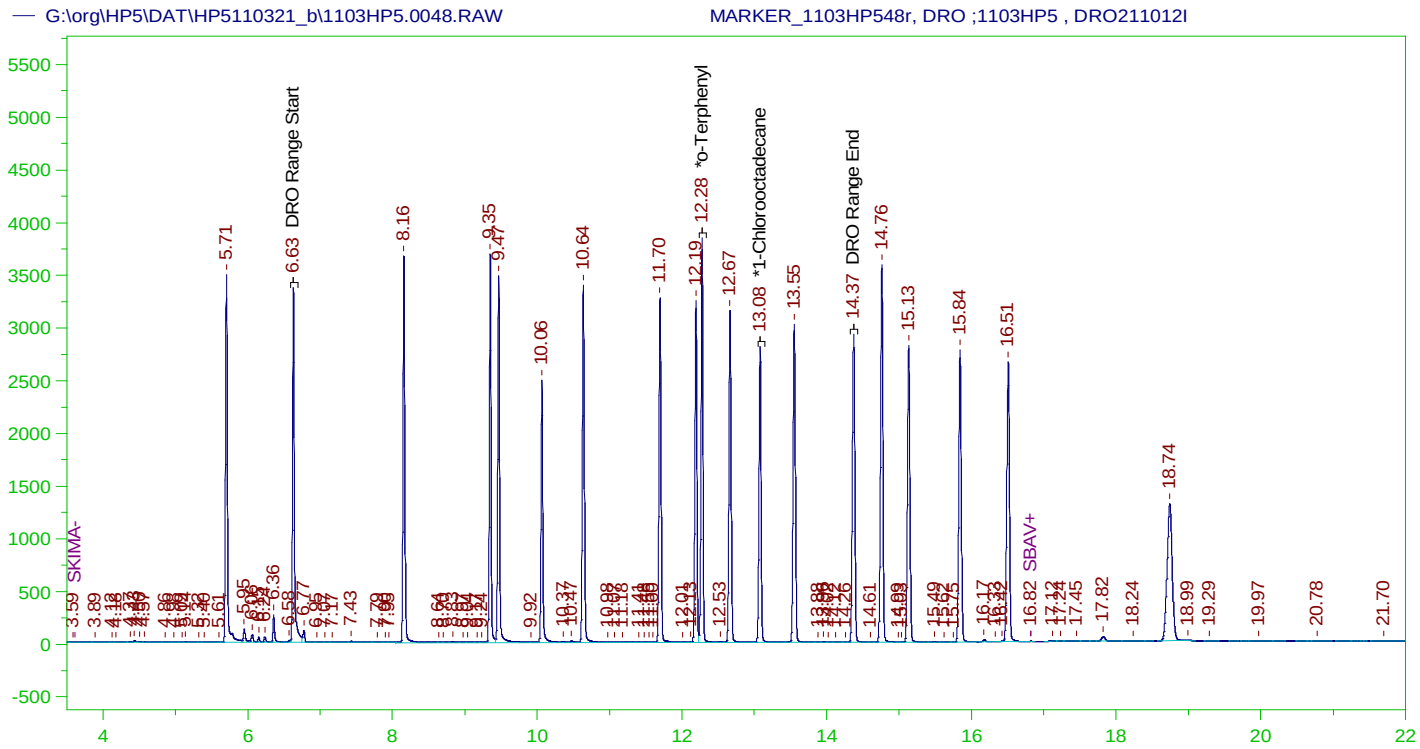

DIESEL RANGE ORGANICS CHROMATOGRAM REPORT

Sample Name: MARKER_1103HP548r, DRO ;1103HP5 , DRO211012I
Raw File: G:\org\HP5\DAT\HP5110321_b\1103HP5.0048.RAW
Date & Time Acquired: 11/4/2021 7:38:32 PM
Method File: G:\Org\HP5\Methods\DC_8015-24-IA-L%.met
Calibration File: G:\Org\HP5\Cals\SW8015C_DRO211102IA-24.CAL
Sample Weight: 1000 Dilution: 1 S.A.: 1

Mean RF for TEH: 31353.19
Rt range for Diesel Range Organics: 6.59 to 14.43

SURROGATE COMPOUND	RT	ACTUAL	MEASURED	%REC	
*o-Terphenyl	12.277	.2	.205	102.55	-
*1-Chlorooctadecane	13.079	.2	.166	82.82	-

DRO Area:6.937046E+07 DRO Amount: 2.212548
TEH Area:1.12127E+08 TEH Amount: 3.576255

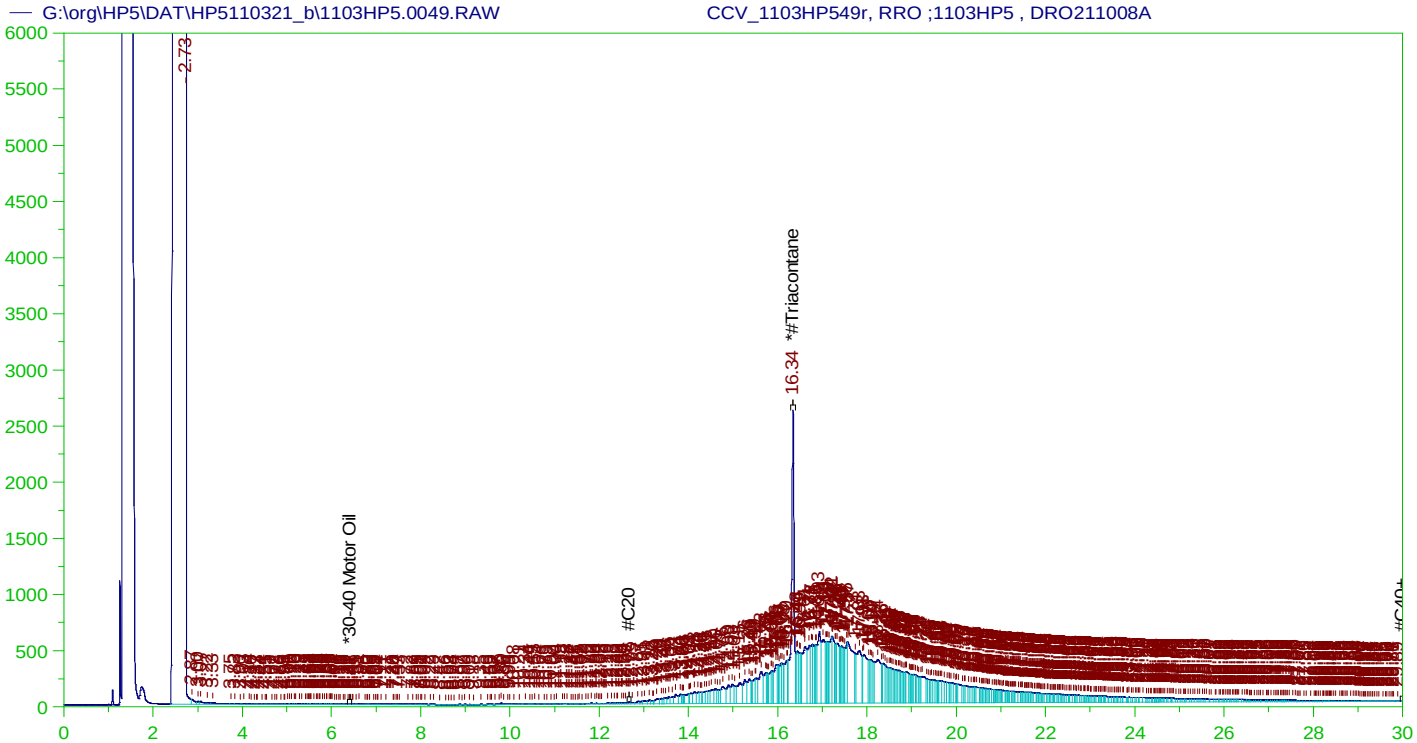

RESIDUAL RANGE ORGANICS CHROMATOGRAM
Sample Name: CCV_1103HP549r, RRO ;1103HP5 , DRO211008A
Raw File: G:\org\HP5\DAT\HP5110321_b\1103HP5.0049.RAW
Date & Time Acquired: 11/4/2021 8:21:23 PM
Method File: G:\Org\HP5\Methods\DC_ORO-AC-L%.MET
Calibration File: G:\Org\HP5\Cals\SW8015C_ORO211017AC.CAL
Sample Weight: 1 Dilution: 1 S.A.: 1

Mean RF for for ~~Residual~~ TEH (Oil Range) Organics Calculations: 28542.41
Rt range for ~~Residual~~ TEH (Oil Range) Organics: 12.62 to 30.05

SURROGATE COMPOUND	RT	ACTUAL	MEASURED	%REC	
*#Triacontane	16.339	500.	342.288	68.46	-

~~RRO~~ TEH (Oil Range) Area:1.365598E+08 ~~RRO~~ TEH (Oil Range) AMOUNT: 4784.452

CONTINUING CALIBRATION REPORT: G:\org\HP5\DAT\HP5110321_b\1103HP5.0049.RAW

COMPOUND	ACTUAL(NG)	MEASURED(NG)	%RECOVERY	LIMITS
*30-40 Motor Oil	5000.	.245	.	75-125

SURROGATE COMPOUND	RT	ACTUAL	MEASURED	%REC	LIMITS
*#Triacontane	16.339	200.	342.288	171.14	75-125

AMN 11/16/2021

G:\org\HP5\dat\HP5110321_b\Review\049_CCV_1103HP549r_DC_ORO-AC-L%.xls

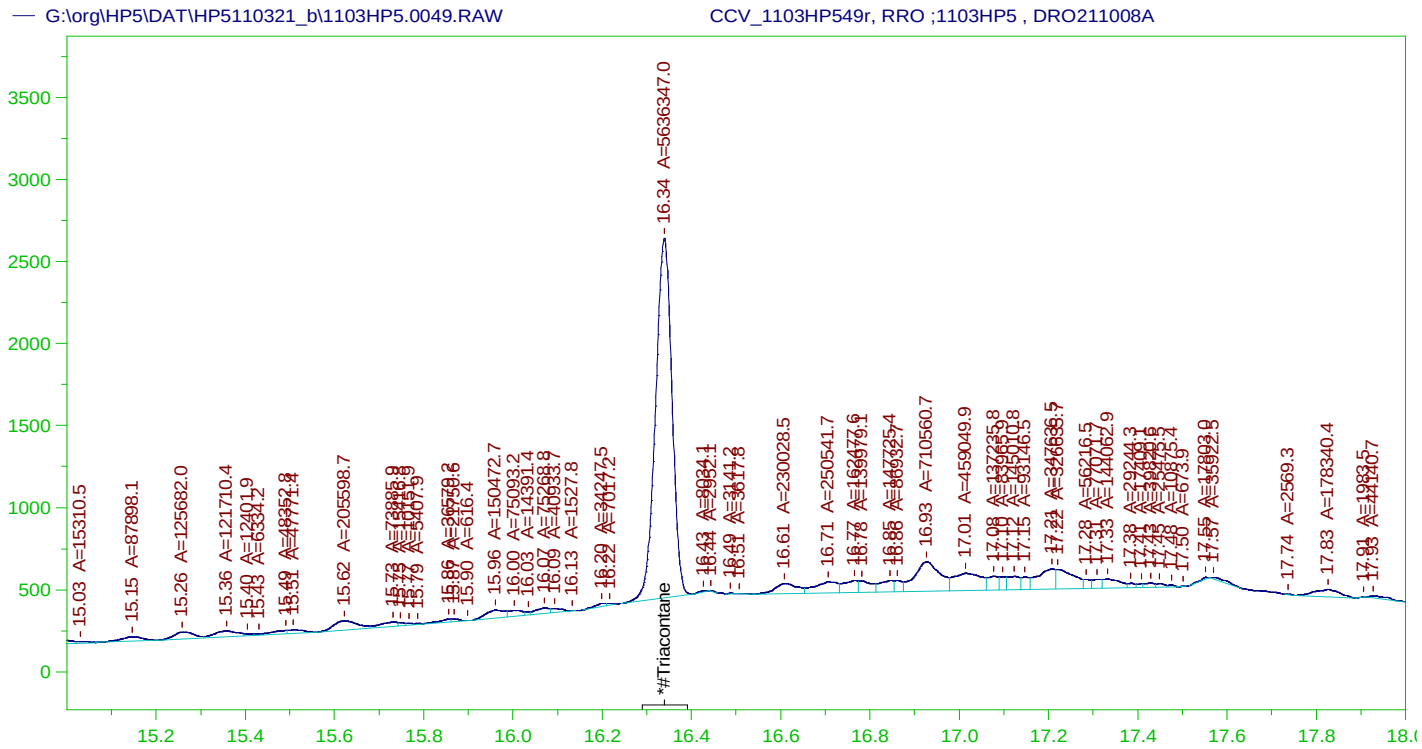

RESIDUAL RANGE ORGANICS CHROMATOGRAM
Sample Name: CCV_1103HP549r, RRO ;1103HP5 , DRO211008A
Raw File: G:\org\HP5\DAT\HP5110321_b\1103HP5.0049.RAW
Date & Time Acquired: 11/4/2021 8:21:23 PM
Method File: G:\Org\HP5\Methods\DS_ORO-AC-L#.MET
Calibration File: G:\Org\HP5\Cals\SW8015C_ORO211017AC.CAL
Sample Weight: 1 Dilution: 1 S.A.: 1

Mean RF for for Residual Range Organics Calculations: 28542.41
Rt range for Residual Range Organics: 12.62 to 30.05

SURROGATE COMPOUND	RT	ACTUAL	MEASURED	%REC	
*#Triacontane	16.339	500.	194.826	38.97	-

RRO Area:6684371 RRO AMOUNT: 234.1908

CONTINUING CALIBRATION REPORT: G:\org\HP5\DAT\HP5110321_b\1103HP5.0049.RAW

COMPOUND	ACTUAL(NG)	MEASURED(NG)	%RECOVERY	LIMITS
*30-40 Motor Oil	5000.	.245	.	75-125

SURROGATE COMPOUND	RT	ACTUAL	MEASURED	%REC	LIMITS
*#Triacontane	16.339	200.	194.826	97.41	75-125

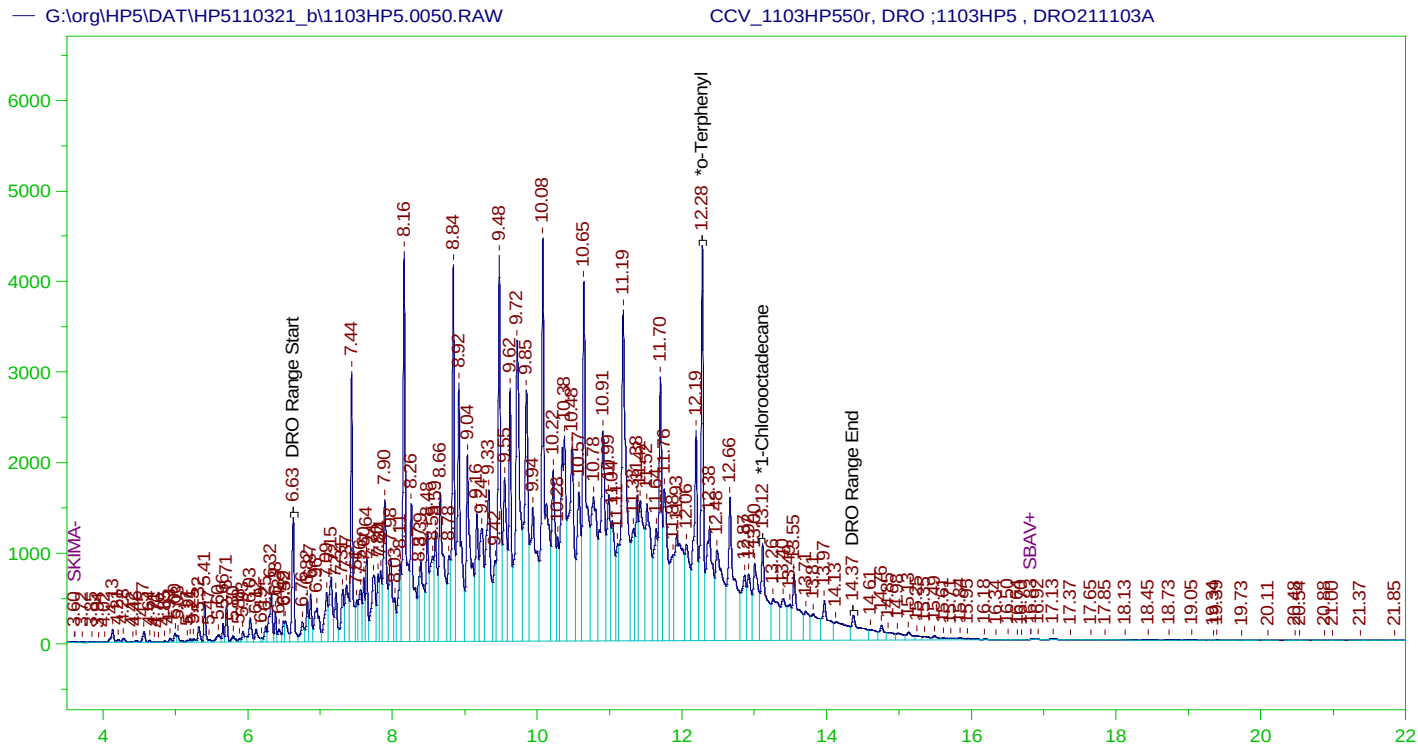

DIESEL RANGE ORGANICS CHROMATOGRAM REPORT
Sample Name: CCV_1103HP550r, DRO ;1103HP5 , DRO211103A
Raw File: G:\org\HP5\DAT\HP5110321_b\1103HP5.0050.RAW
Date & Time Acquired: 11/4/2021 9:04:14 PM
Method File: G:\Org\HP5\Methods\DC_8015-24-IA-L%.met
Calibration File: G:\Org\HP5\Cals\SW8015C_DRO211102IA-24.CAL
Sample Weight: 1 Dilution: 1 S.A.: 1

Mean RF for TEH: 31353.19
Rt range for Diesel Range Organics: 6.59 to 14.43

SURROGATE COMPOUND	RT	ACTUAL	MEASURED	%REC	
*o-Terphenyl	12.281	200.	314.974	157.49	-
*1-Chlorooctadecane	13.116	200.	151.159	75.58	-

DRO Area:4.3748E+08 DRO Amount: 13953.28
TEH Area:4.52739E+08 TEH Amount: 14439.97

CONTINUING CALIBRATION REPORT: G:\org\HP5\DAT\HP5110321_b\1103HP5.0050.RAW

COMPOUND	ACTUAL(NG)	MEASURED(NG)	%RECOVERY	LIMITS
TOTAL DRO	15000.	14439.97	96.27	85-115

SURROGATE COMPOUND	RT	ACTUAL	MEASURED	%REC	LIMITS
*o-Terphenyl	12.281	200.	314.974	157.49	85-115
*1-Chlorooctadecane	13.116	200.	151.159	75.58	85-115

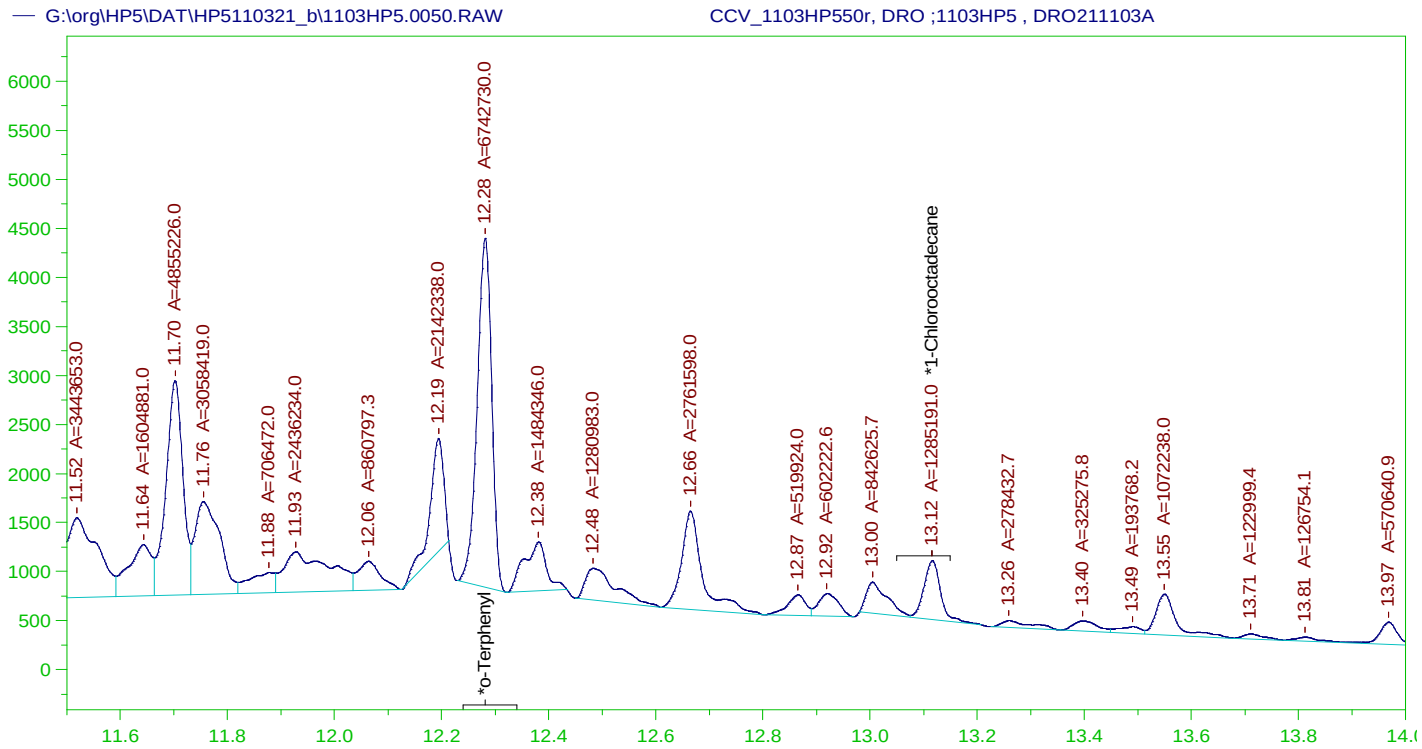

DIESEL RANGE ORGANICS CHROMATOGRAM REPORT

Sample Name: CCV_1103HP550r, DRO ;1103HP5 , DRO211103A
Raw File: G:\org\HP5\DAT\HP5110321_b\1103HP5.0050.RAW
Date & Time Acquired: 11/4/2021 9:04:14 PM
Method File: G:\Org\HP5\Methods\DS_8015-24-IA-L#.met
Calibration File: G:\Org\HP5\Cals\SW8015C_DRO211102IA-24.CAL
Sample Weight: 1 Dilution: 1 S.A.: 1

Mean RF for TEH: 31353.19
Rt range for Diesel Range Organics: 6.59 to 14.43

SURROGATE COMPOUND	RT	ACTUAL	MEASURED	%REC	
*o-Terphenyl	12.281	200.	189.887	94.94	-
*1-Chlorooctadecane	13.116	200.	36.193	18.1	-

DRO Area:2.488818E+08 DRO Amount: 7938.006
TEH Area:2.589092E+08 TEH Amount: 8257.827

CONTINUING CALIBRATION REPORT: G:\org\HP5\DAT\HP5110321_b\1103HP5.0050.RAW

COMPOUND	ACTUAL(NG)	MEASURED(NG)	%RECOVERY	LIMITS
TOTAL DRO	15000.	8257.83	55.05	85-115

SURROGATE COMPOUND	RT	ACTUAL	MEASURED	%REC	LIMITS
*o-Terphenyl	12.281	200.	189.887	94.94	85-115
*1-Chlorooctadecane	13.116	200.	36.193	18.1	85-115

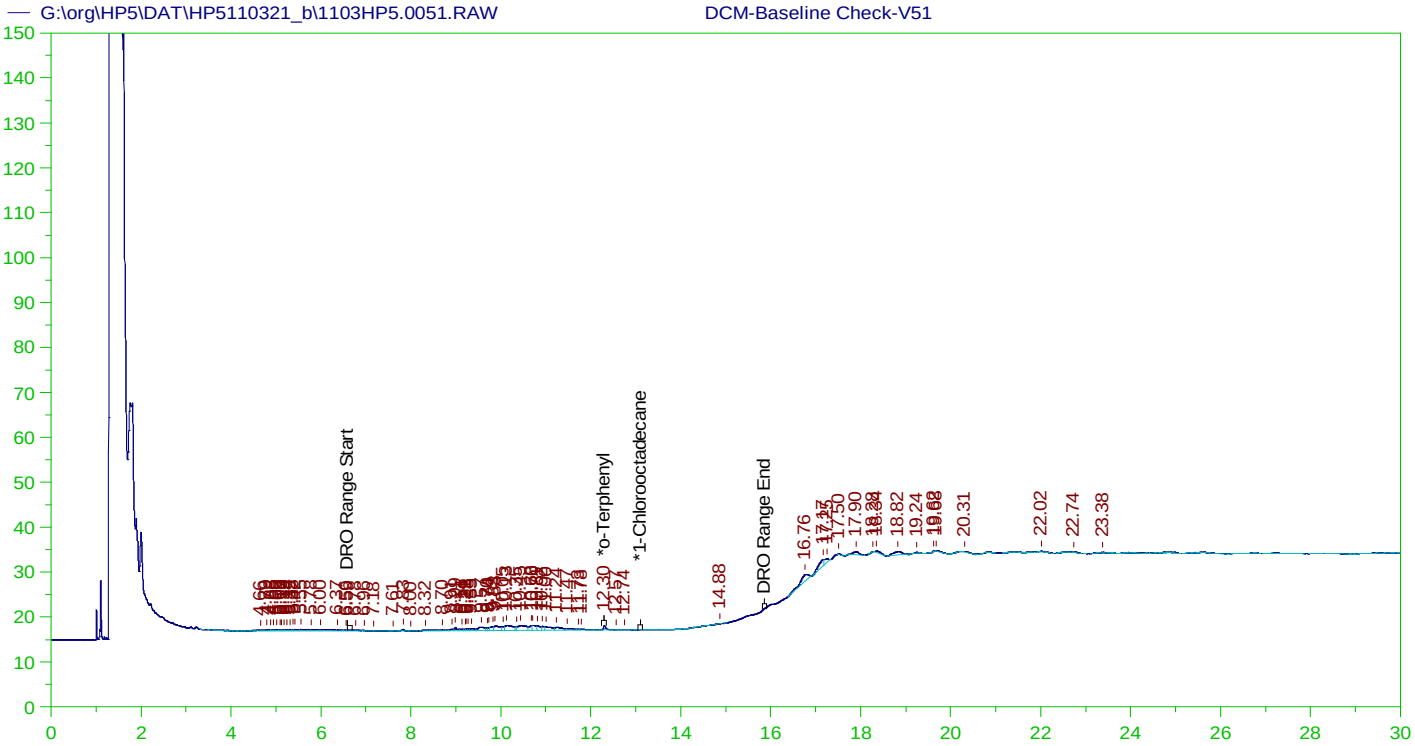

DIESEL RANGE ORGANICS CHROMATOGRAM REPORT

Sample Name: DCM-Baseline Check-V51
Raw File: G:\org\HP5\DAT\HP5110321_b\1103HP5.0051.RAW
Date & Time Acquired: 11/4/2021 9:47:13 PM
Method File: G:\Org\HP5\Methods\DR_8015-IA-LEXP.met
Calibration File: G:\Org\HP5\Cals\SW8015C_DRO211102IA.CAL
Sample Weight: 1 Dilution: 1 S.A.: 1

Mean RF for TEH: 31353.19
Rt range for Diesel Range Organics: 6.59 to 15.91

SURROGATE COMPOUND	RT	ACTUAL	MEASURED	%REC	
*o-Terphenyl	12.299	200.	.155	.08	-
*1-Chlorooctadecane	29.976	200.	.	.	-

DRO Area:148839.8 DRO Amount: 4.747198
TEH Area:261379.2 TEH Amount: 8.336607

G:\org\HP5\dat\HP5110321_b\Review\051_DCM-Baseline Chec_DR_8015-IA-LEXP.xls

Batch ID: 160878

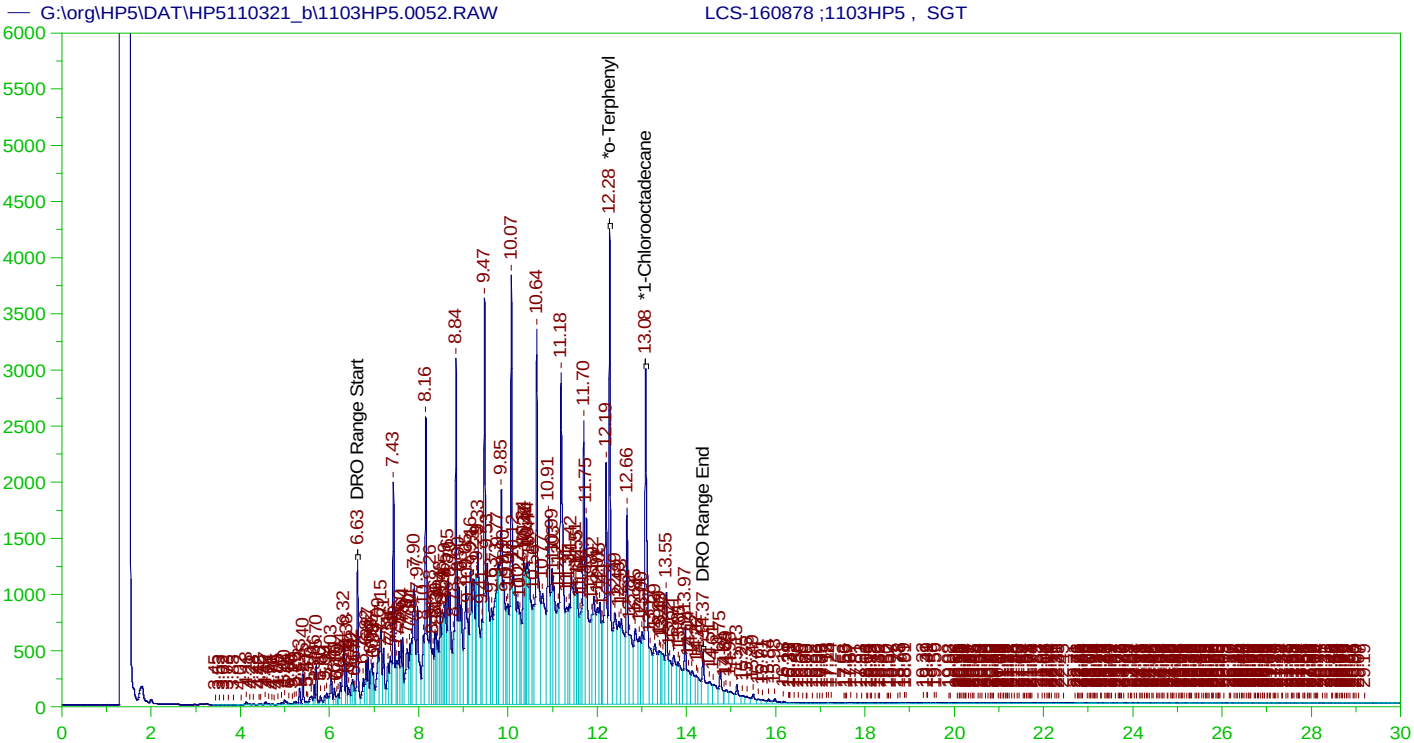

DIESEL RANGE ORGANICS CHROMATOGRAM REPORT

Sample Name: LCS-160878 ;1103HP5 , SGT
Raw File: G:\org\HP5\DAT\HP5110321_b\1103HP5.0052.RAW
Date & Time Acquired: 11/4/2021 10:30:08 PM
Method File: G:\Org\HP5\Methods\D3_8015-24-IA-L%.met
Calibration File: G:\Org\HP5\Cals\SW8015C_DRO211102IA-24.CAL
Sample Weight: 1000 Dilution: 1 S.A.: 1

Mean RF for TEH: 31353.19
Rt range for Diesel Range Organics: 6.59 to 14.43

SURROGATE COMPOUND	RT	ACTUAL	MEASURED	%REC	
*o-Terphenyl	12.278	.2	.309	154.31	-
*1-Chlorooctadecane	13.081	.2	.303	151.66	-

DRO Area:3.486839E+08 DRO Amount: 11.12116
TEH Area:3.707037E+08 TEH Amount: 11.82348

G:\org\HP5\dat\HP5110321_b\Review\052_LCS-160878_D3_8015-24-IA-L%.xls

Batch ID: 160878

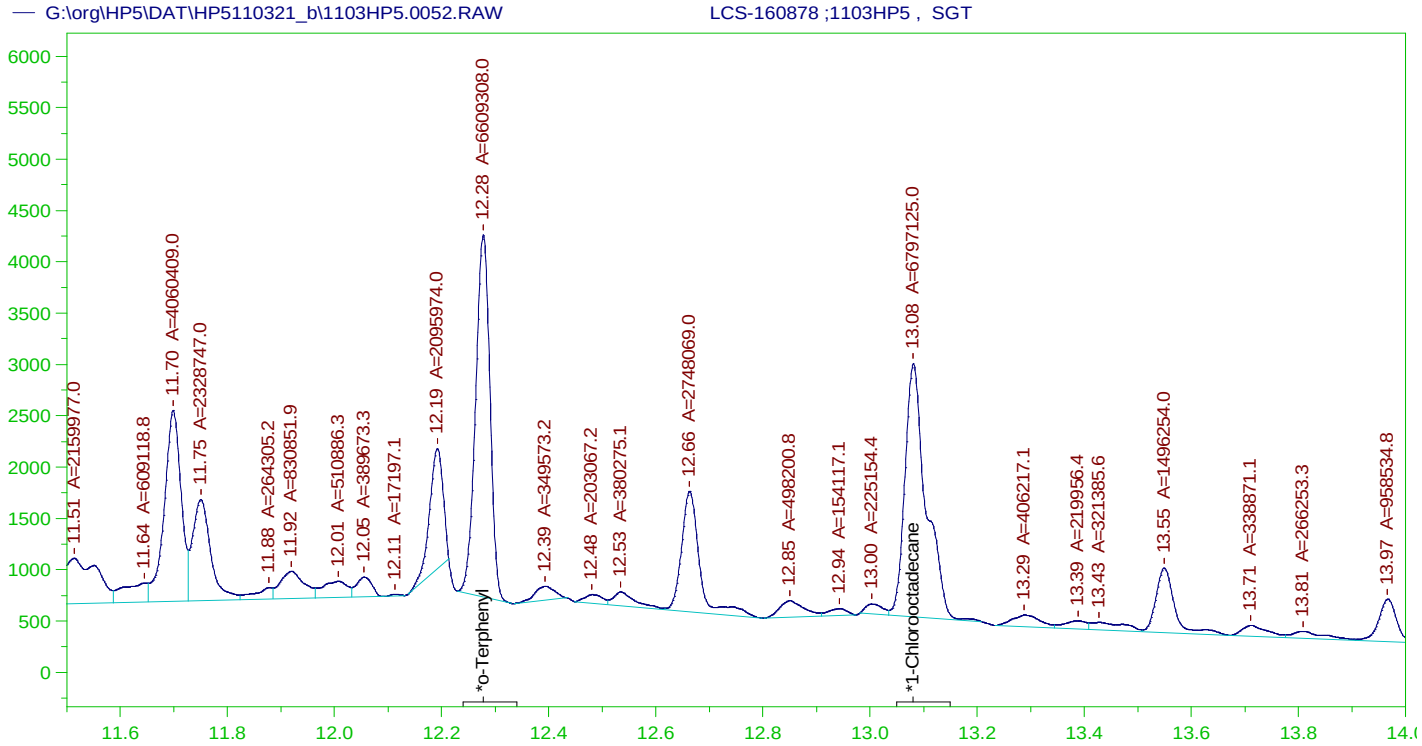

DIESEL RANGE ORGANICS CHROMATOGRAM REPORT

Sample Name: LCS-160878 ;1103HP5 , SGT
Raw File: G:\org\HP5\DAT\HP5110321_b\1103HP5.0052.RAW
Date & Time Acquired: 11/4/2021 10:30:08 PM
Method File: G:\Org\HP5\Methods\DS_8015-24-IA-L#.met
Calibration File: G:\Org\HP5\Cals\SW8015C_DRO211102IA-24.CAL
Sample Weight: 1000 Dilution: 1 S.A.: 1

Mean RF for TEH: 31353.19
Rt range for Diesel Range Organics: 6.59 to 14.43

SURROGATE COMPOUND	RT	ACTUAL	MEASURED	%REC	
*o-Terphenyl	12.278	.2	.186	93.06	-
*1-Chlorooctadecane	13.081	.2	.191	95.71	-

DRO Area:1.67548E+08 DRO Amount: 5.343891
TEH Area:1.765692E+08 TEH Amount: 5.631617

G:\org\HP5\dat\HP5110321_b\Review\052_LCS-160878_DS_8015-24-IA-L#.xls

Batch ID: 160878

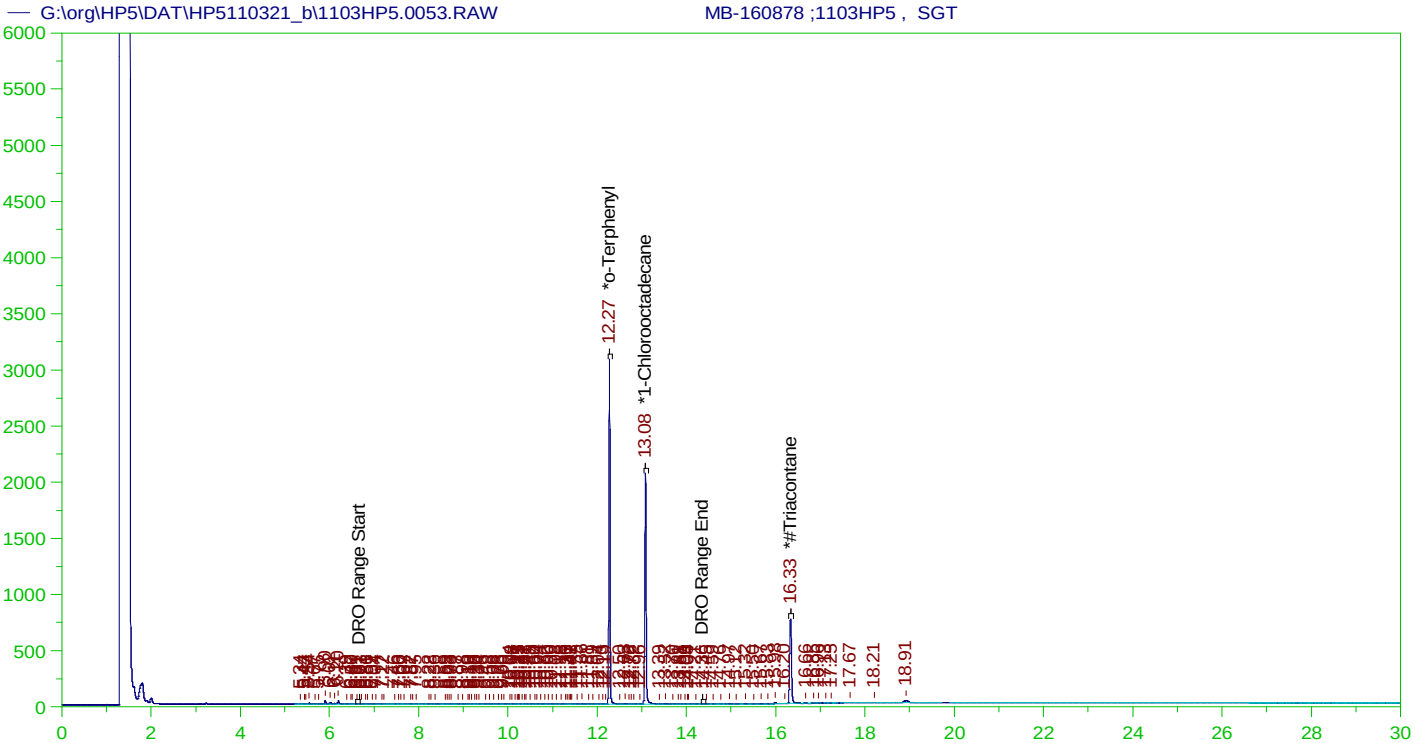

DIESEL RANGE ORGANICS CHROMATOGRAM REPORT
Sample Name: MB-160878 ;1103HP5 , SGT
Raw File: G:\org\HP5\DAT\HP5110321_b\1103HP5.0053.RAW
Date & Time Acquired: 11/4/2021 11:13:06 PM
Method File: G:\Org\HP5\Methods\DR_8015-C24T-IA-L%.met
Calibration File: G:\Org\HP5\Cals\SW8015C_DRO211102IA-24-Tri.CAL
Sample Weight: 1000 Dilution: 1 S.A.: 1

Mean RF for TEH: 31353.19
Rt range for Diesel Range Organics: 6.59 to 14.43

SURROGATE COMPOUND	RT	ACTUAL	MEASURED	%REC	
*o-Terphenyl	12.273	.2	.164	82.01	-
*1-Chlorooctadecane	13.076	.2	.13	64.99	-
*#Triacontane	16.33	.2	.072	35.89	-

DRO Area:410465.4 DRO Amount: 1.309166E-02
TEH Area:990583.9 TEH Amount: 3.159435E-02

G:\org\HP5\dat\HP5110321_b\Review\053_MB-160878_DR_8015-C24T-IA-L%.xls

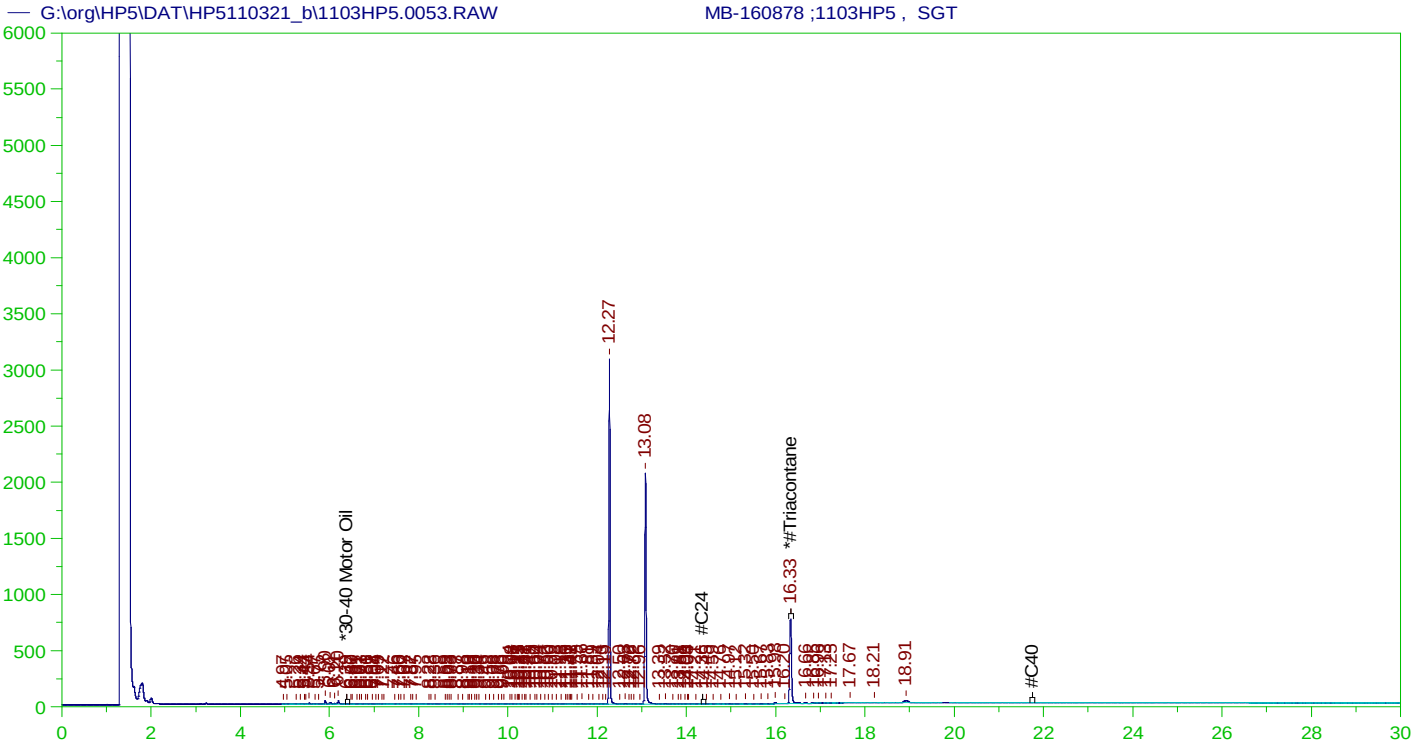

RESIDUAL RANGE ORGANICS CHROMATOGRAM

Sample Name: MB-160878 ;1103HP5 , SGT
Raw File: G:\org\HP5\DAT\HP5110321_b\1103HP5.0053.RAW
Date & Time Acquired: 11/4/2021 11:13:06 PM
Method File: G:\Org\HP5\Methods\DR_OROSb-AC-L%.MET
Calibration File: G:\Org\HP5\Cals\SW8015C_ORO211017AC-SAMP.CAL
Sample Weight: 1000 Dilution: 1 S.A.: 1

Mean RF for for Residual Range Organics Calculations: 28542.41
Rt range for Residual Range Organics: 14.33 to 21.8

SURROGATE COMPOUND	RT	ACTUAL	MEASURED	%REC	
*#Triacontane	16.33	.5	.072	14.35	-

RRO Area:269935.9 RRO AMOUNT: 9.457363E-03

G:\org\HP5\dat\HP5110321_b\Review\053_MB-160878_DR_OROSb-AC-L%.xls

Batch ID: 160878

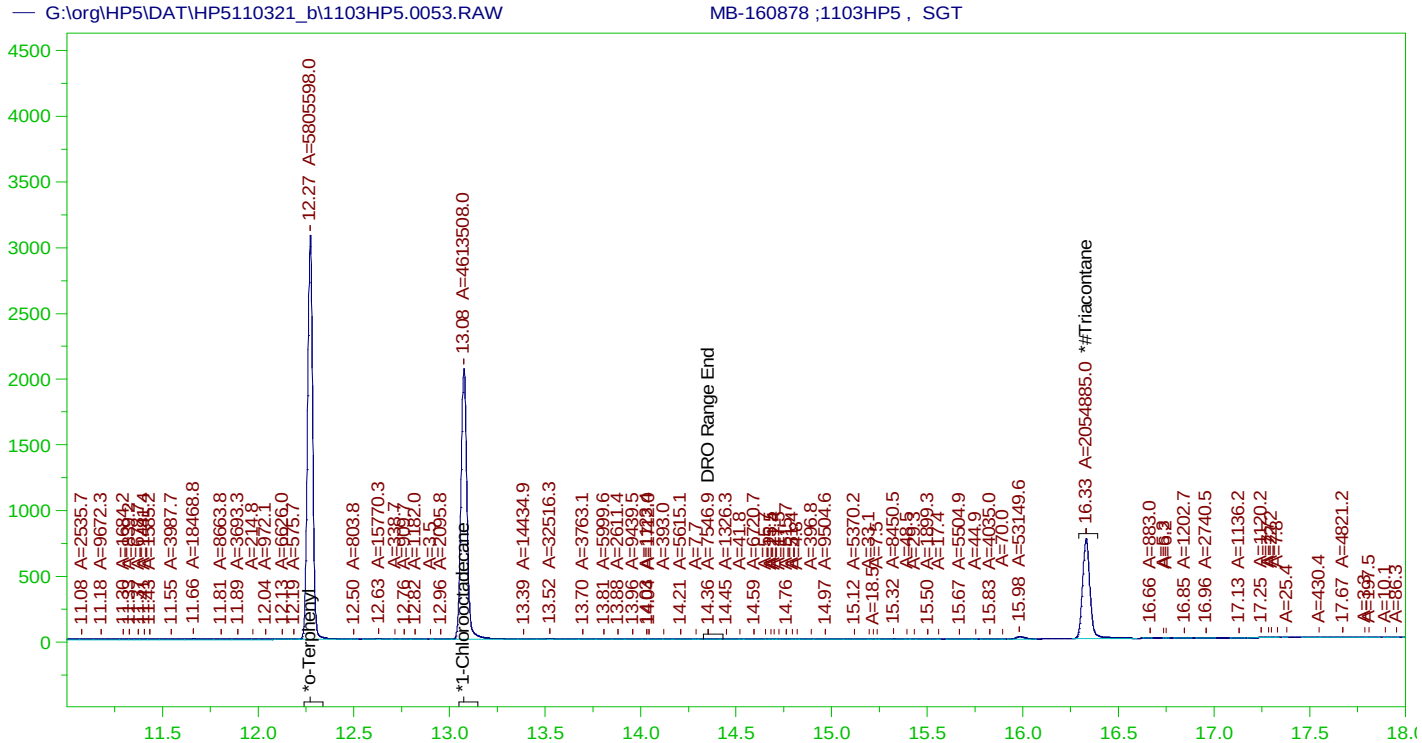

DIESEL RANGE ORGANICS CHROMATOGRAM REPORT

Sample Name: MB-160878 ;1103HP5 , SGT
Raw File: G:\org\HP5\DAT\HP5110321_b\1103HP5.0053.RAW
Date & Time Acquired: 11/4/2021 11:13:06 PM
Method File: G:\Org\HP5\Methods\DS_8015-C24Tb-IA-L#.MET
Calibration File: G:\Org\HP5\Cals\SW8015C_DRO211102IA-24-Tri.CAL
Sample Weight: 1000 Dilution: 1 S.A.: 1

Mean RF for TEH: 31353.19
Rt range for Diesel Range Organics: 6.59 to 14.43

SURROGATE COMPOUND	RT	ACTUAL	MEASURED	%REC	
*o-Terphenyl	12.273	.2	.163	81.75	-
*1-Chlorooctadecane	13.076	.2	.13	64.96	-
*#Triacontane	16.33	.2	.071	35.51	-

DRO Area:439247.3 DRO Amount: 1.400965E-02
TEH Area:1101199 TEH Amount: 0.0351224

G:\org\HP5\dat\HP5110321_b\Review\053_MB-160878_DS_8015-C24Tb-IA-L#.xls

ERH1854 (RHMW05) Batch ID: 160878

— G:\org\HP5\DAT\HP5110321_b\1103HP5.0054.RAW B21110057-004A ;1103HP5 , $HC-8015-DRO-W, SGT

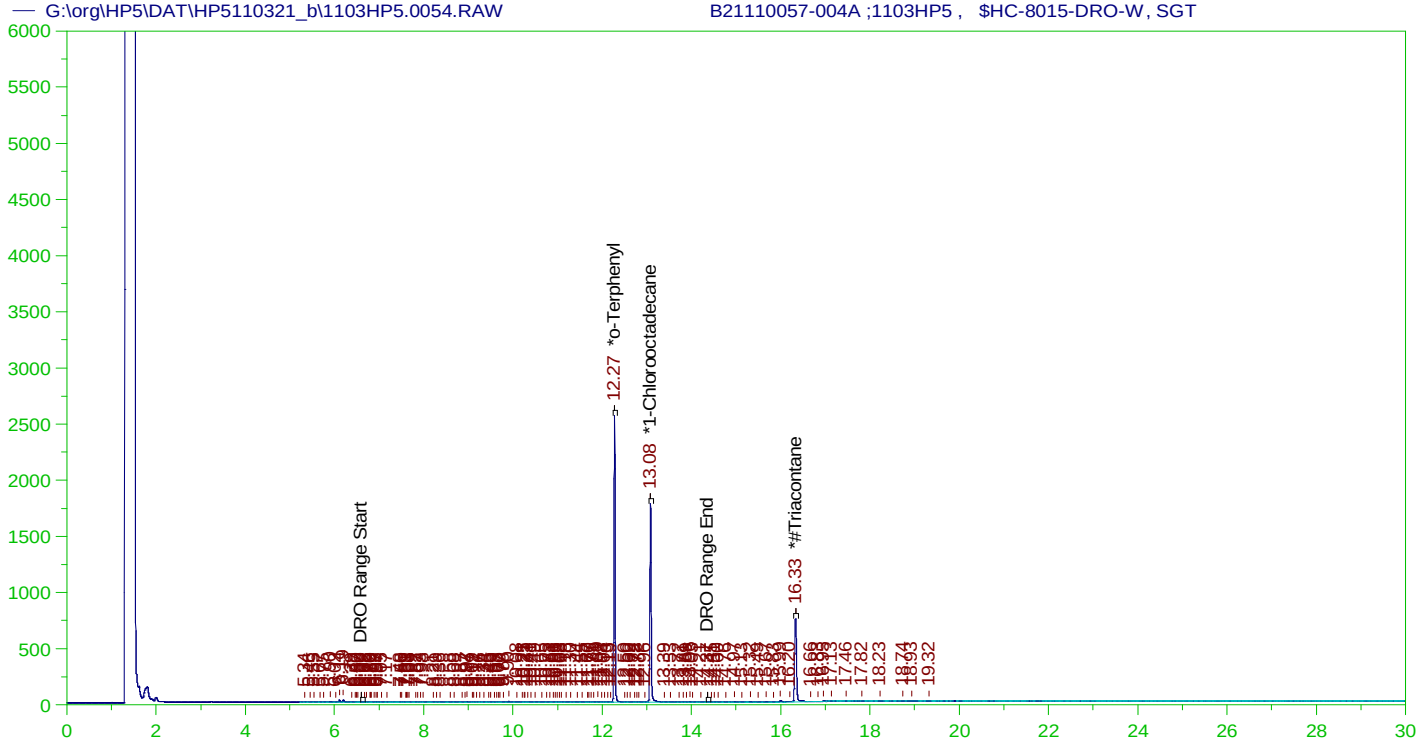

DIESEL RANGE ORGANICS CHROMATOGRAM REPORT

Sample Name: B21110057-004A ;1103HP5 , $HC-8015-DRO-W, SGT
Raw File: G:\org\HP5\DAT\HP5110321_b\1103HP5.0054.RAW
Date & Time Acquired: 11/4/2021 11:56:04 PM
Method File: G:\Org\HP5\Methods\DR_8015-C24T-IA-L%.met
Calibration File: G:\Org\HP5\Cals\SW8015C_DRO211102IA-24-Tri.CAL
Sample Weight: 1030 Dilution: 1 S.A.: 1

Mean RF for TEH: 31353.19
Rt range for Diesel Range Organics: 6.59 to 14.43

SURROGATE COMPOUND	RT	ACTUAL	MEASURED	%REC	
*o-Terphenyl	12.274	.194	.135	69.52	-
*1-Chlorooctadecane	13.078	.194	.108	55.5	-
*#Triacontane	16.329	.194	.067	34.57	-

DRO Area:394119.2 DRO Amount: 1.220418E-02
TEH Area:718141 TEH Amount: 2.223774E-02

G:\org\HP5\dat\HP5110321_b\Review\054_B21110057-004A_DR_8015-C24T-IA-L%.xls

ERH1854 (RHMW05) Batch ID: 160878

— G:\org\HP5\DAT\HP5110321_b\1103HP5.0054.RAW B21110057-004A ;1103HP5 , $HC-8015-DRO-W, SGT

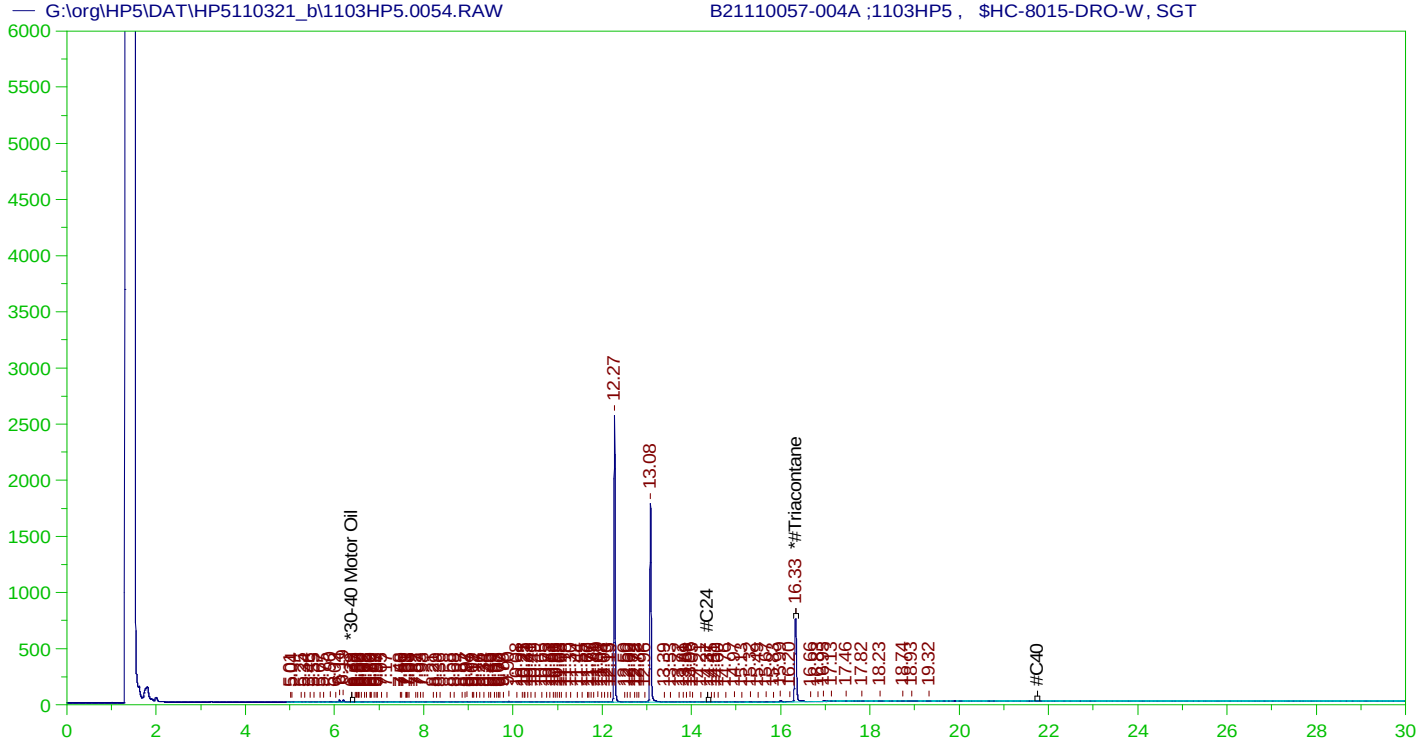

RESIDUAL RANGE ORGANICS CHROMATOGRAM

Sample Name: B21110057-004A ;1103HP5 , $HC-8015-DRO-W, SGT
Raw File: G:\org\HP5\DAT\HP5110321_b\1103HP5.0054.RAW
Date & Time Acquired: 11/4/2021 11:56:04 PM
Method File: G:\Org\HP5\Methods\DR_OROSb-AC-L%.MET
Calibration File: G:\Org\HP5\Cals\SW8015C_ORO211017AC-SAMP.CAL
Sample Weight: 1030 Dilution: 1 S.A.: 1

Mean RF for for Residual Range Organics Calculations: 28542.41
Rt range for Residual Range Organics: 14.33 to 21.8

SURROGATE COMPOUND	RT	ACTUAL	MEASURED	%REC	
*#Triacontane	16.329	.485	.067	13.83	-

RRO Area:136034.3 RRO AMOUNT: 4.627223E-03

G:\org\HP5\dat\HP5110321_b\Review\054_B21110057-004A_DR_OROSb-AC-L%.xls

ERH1854 (RHMW05) Batch ID: 160878

— G:\org\HP5\DAT\HP5110321_b\1103HP5.0054.RAW B21110057-004A ;1103HP5 , $HC-8015-DRO-W, SGT

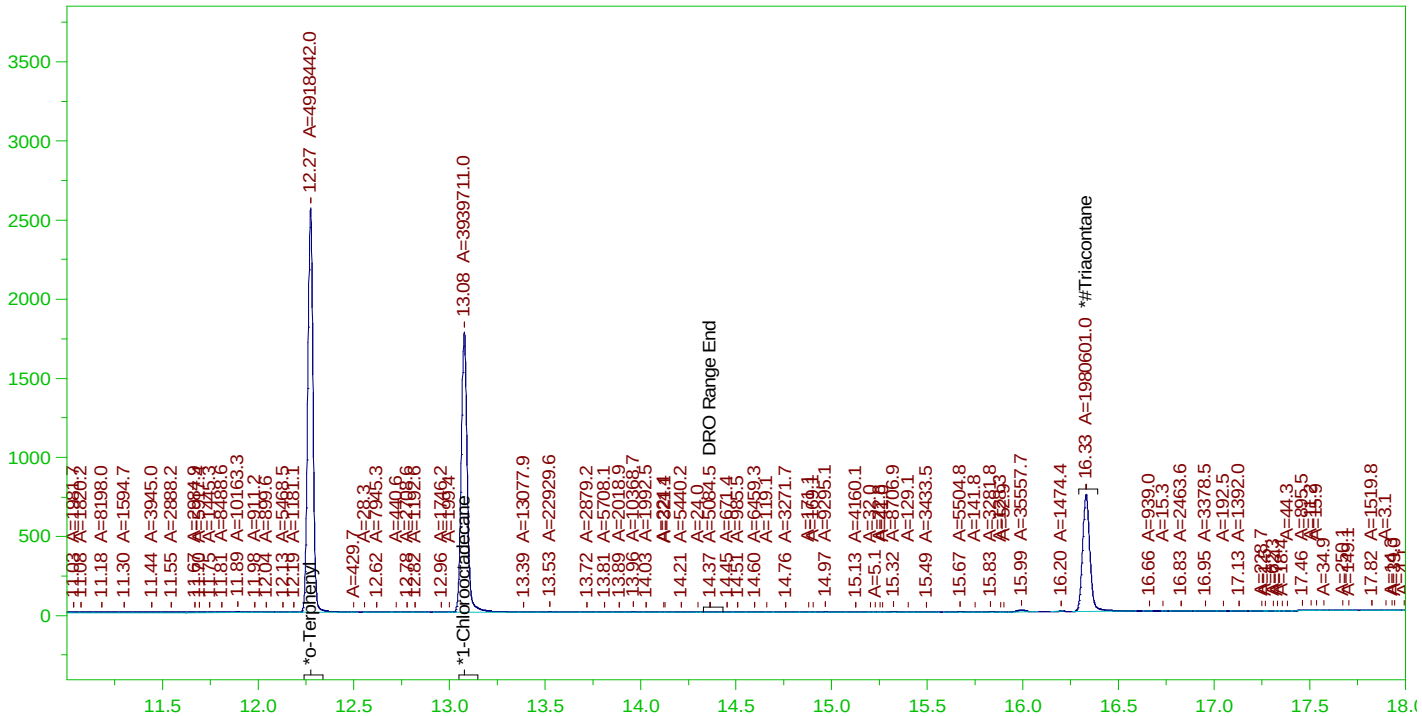

DIESEL RANGE ORGANICS CHROMATOGRAM REPORT

Sample Name: B21110057-004A ;1103HP5 , $HC-8015-DRO-W, SGT
Raw File: G:\org\HP5\DAT\HP5110321_b\1103HP5.0054.RAW
Date & Time Acquired: 11/4/2021 11:56:04 PM
Method File: G:\Org\HP5\Methods\DS_8015-C24Tb-IA-L#.MET
Calibration File: G:\Org\HP5\Cals\SW8015C_DRO211102IA-24-Tri.CAL
Sample Weight: 1030 Dilution: 1 S.A.: 1

Mean RF for TEH: 31353.19
Rt range for Diesel Range Organics: 6.59 to 14.43

SURROGATE COMPOUND	RT	ACTUAL	MEASURED	%REC	
*o-Terphenyl	12.274	.194	.134	69.26	-
*1-Chlorooctadecane	13.078	.194	.108	55.47	-
*#Triacontane	16.329	.194	.066	34.23	-

DRO Area:392573.8 DRO Amount: 1.215633E-02
TEH Area:775964.1 TEH Amount: 2.402828E-02

ERH1851 (RHMW03) Batch ID: 160878

— G:\org\HP5\DAT\HP5110321_b\1103HP5.0055.RAW B21110057-003A ;1103HP5 , $HC-8015-DRO-W, SGT

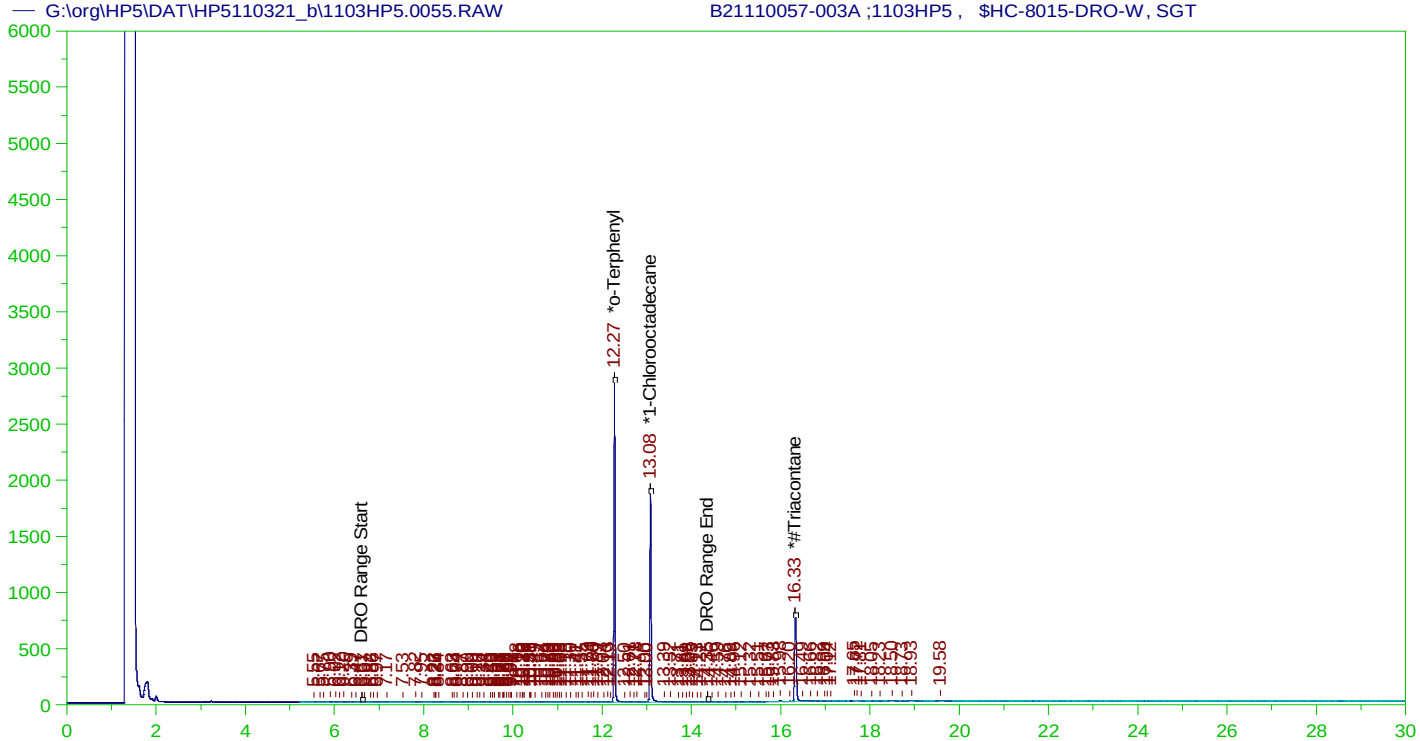

DIESEL RANGE ORGANICS CHROMATOGRAM REPORT

Sample Name: B21110057-003A ;1103HP5 , $HC-8015-DRO-W, SGT
Raw File: G:\org\HP5\DAT\HP5110321_b\1103HP5.0055.RAW
Date & Time Acquired: 11/5/2021 12:39:08 AM
Method File: G:\Org\HP5\Methods\DR_8015-C24T-IA-L%.met
Calibration File: G:\Org\HP5\Cals\SW8015C_DRO211102IA-24-Tri.CAL
Sample Weight: 990 Dilution: 1 S.A.: 1

Mean RF for TEH: 31353.19
Rt range for Diesel Range Organics: 6.59 to 14.43

SURROGATE COMPOUND	RT	ACTUAL	MEASURED	%REC	
*o-Terphenyl	12.273	.202	.154	76.15	-
*1-Chlorooctadecane	13.076	.202	.117	57.94	-
*#Triacontane	16.328	.202	.07	34.45	-

DRO Area:346511.5 DRO Amount: 1.116351E-02
TEH Area:711102.8 TEH Amount: 2.290949E-02

G:\org\HP5\dat\HP5110321_b\Review\055_B21110057-003A_DR_8015-C24T-IA-L%.xls

ERH1851 (RHMW03) Batch ID: 160878

— G:\org\HP5\DAT\HP5110321_b\1103HP5.0055.RAW B21110057-003A ;1103HP5 , $HC-8015-DRO-W, SGT

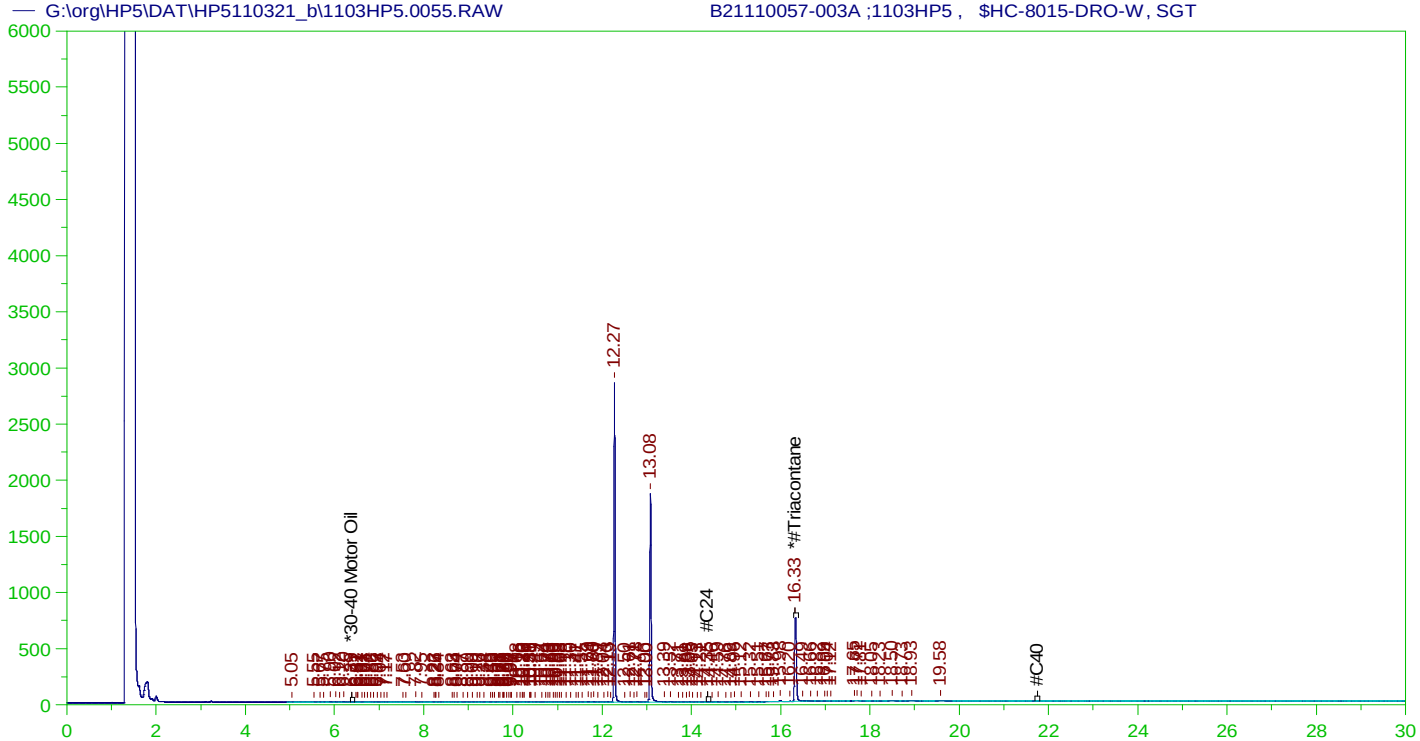

RESIDUAL RANGE ORGANICS CHROMATOGRAM

Sample Name: B21110057-003A ;1103HP5 , $HC-8015-DRO-W, SGT
Raw File: G:\org\HP5\DAT\HP5110321_b\1103HP5.0055.RAW
Date & Time Acquired: 11/5/2021 12:39:08 AM
Method File: G:\Org\HP5\Methods\DR_OROSb-AC-L%.MET
Calibration File: G:\Org\HP5\Cals\SW8015C_ORO211017AC-SAMP.CAL
Sample Weight: 990 Dilution: 1 S.A.: 1

Mean RF for for Residual Range Organics Calculations: 28542.41
Rt range for Residual Range Organics: 14.33 to 21.8

SURROGATE COMPOUND	RT	ACTUAL	MEASURED	%REC	
*#Triacontane	16.328	.505	.07	13.77	-

RRO Area:272478.9 RRO AMOUNT: 9.642886E-03

G:\org\HP5\dat\HP5110321_b\Review\055_B21110057-003A_DR_OROSb-AC-L%.xls

ERH1851 (RHMW03) Batch ID: 160878

— G:\org\HP5\DAT\HP5110321_b\1103HP5.0055.RAW B21110057-003A ;1103HP5 , $HC-8015-DRO-W, SGT

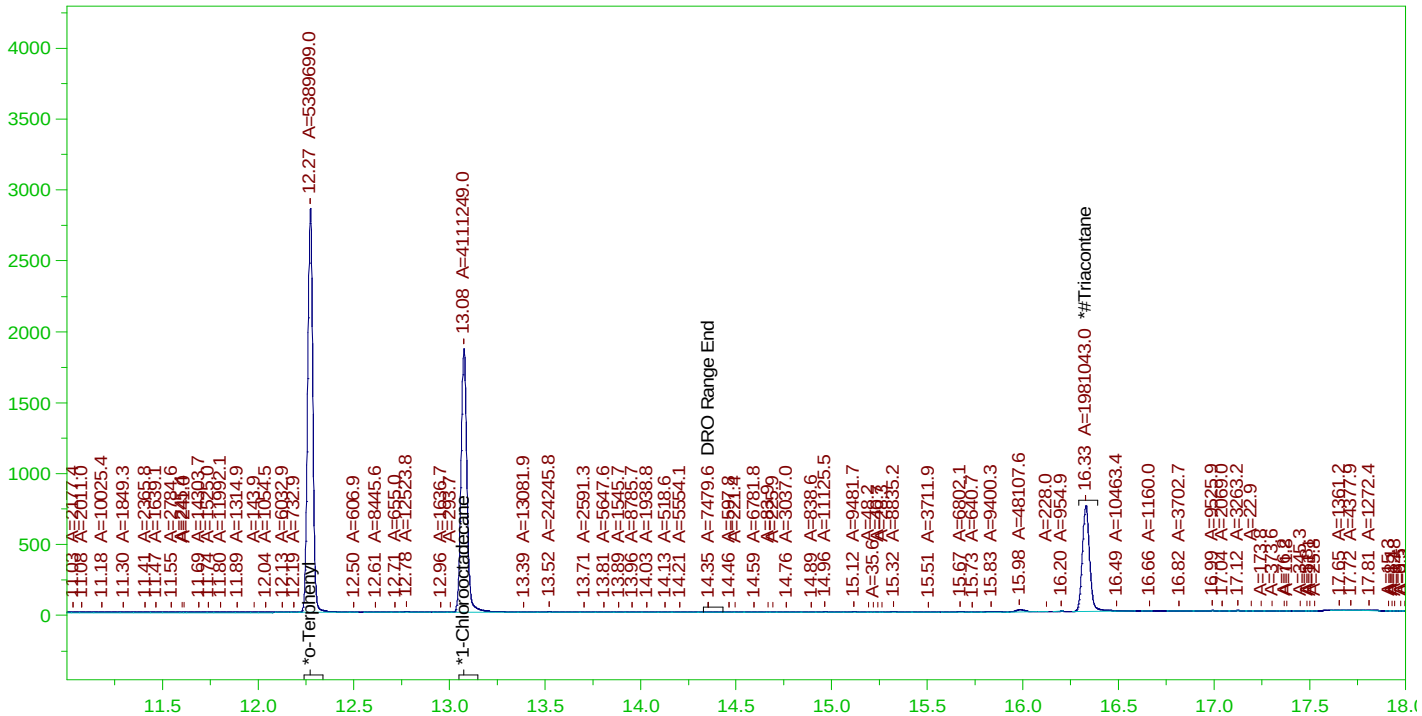

DIESEL RANGE ORGANICS CHROMATOGRAM REPORT

Sample Name: B21110057-003A ;1103HP5 , $HC-8015-DRO-W, SGT
Raw File: G:\org\HP5\DAT\HP5110321_b\1103HP5.0055.RAW
Date & Time Acquired: 11/5/2021 12:39:08 AM
Method File: G:\Org\HP5\Methods\DS_8015-C24Tb-IA-L#.MET
Calibration File: G:\Org\HP5\Cals\SW8015C_DRO211102IA-24-Tri.CAL
Sample Weight: 990 Dilution: 1 S.A.: 1

Mean RF for TEH: 31353.19
Rt range for Diesel Range Organics: 6.59 to 14.43

SURROGATE COMPOUND	RT	ACTUAL	MEASURED	%REC	
*o-Terphenyl	12.273	.202	.153	75.89	-
*1-Chlorooctadecane	13.076	.202	.117	57.89	-
*#Triacontane	16.328	.202	.069	34.24	-

DRO Area:327660.9 DRO Amount: 0.0105562
TEH Area:748814.1 TEH Amount: 2.412443E-02

ERH1845 (RHMW01R) Batch ID: 160878

G:\org\HP5\DAT\HP5110321_b\1103HP5.0056.RAW B21110057-001A ;1103HP5 , $HC-8015-DRO-W, SGT

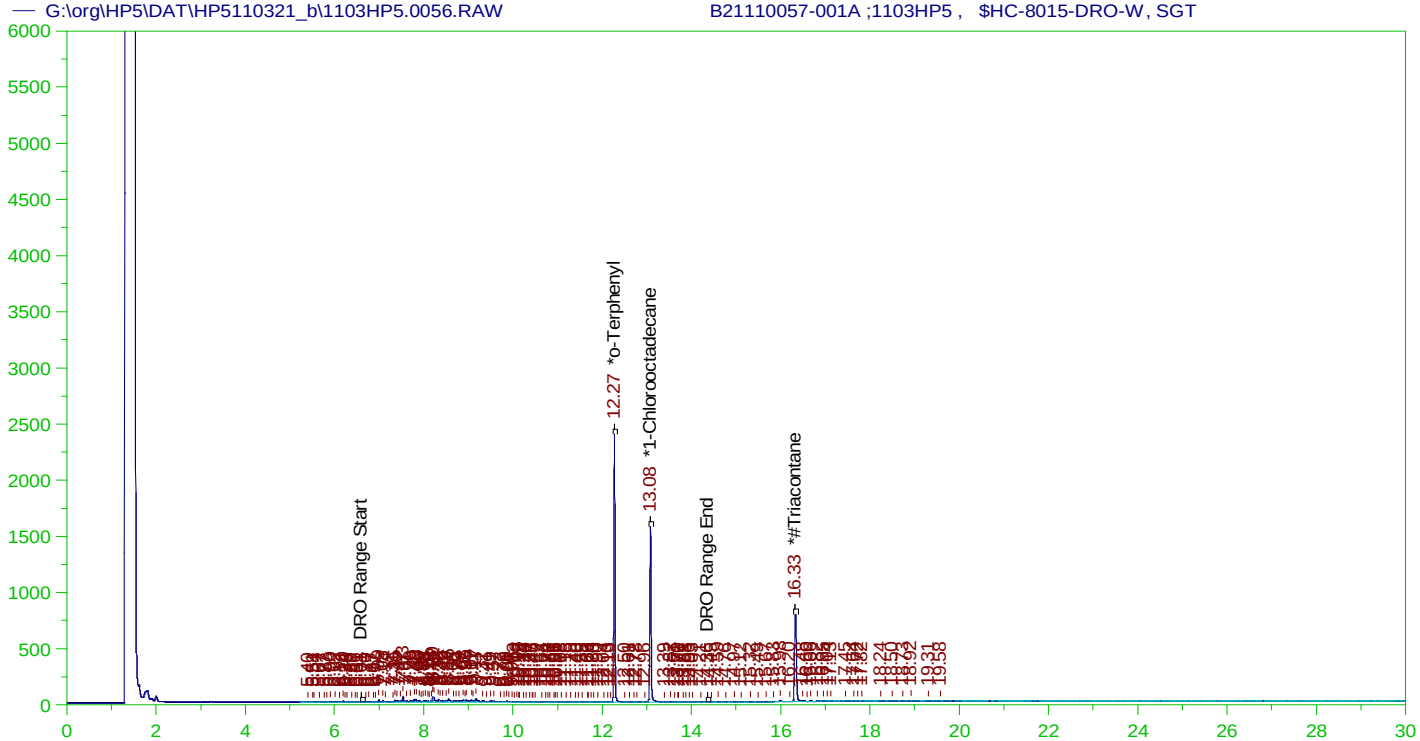

DIESEL RANGE ORGANICS CHROMATOGRAM REPORT

Sample Name: B21110057-001A ;1103HP5 , $HC-8015-DRO-W, SGT
Raw File: G:\org\HP5\DAT\HP5110321_b\1103HP5.0056.RAW
Date & Time Acquired: 11/5/2021 1:22:14 AM
Method File: G:\Org\HP5\Methods\DR_8015-C24T-IA-L%.met
Calibration File: G:\Org\HP5\Cals\SW8015C_DRO211102IA-24-Tri.CAL
Sample Weight: 980 Dilution: 1 S.A.: 1

Mean RF for TEH: 31353.19
Rt range for Diesel Range Organics: 6.59 to 14.43

SURROGATE COMPOUND	RT	ACTUAL	MEASURED	%REC	
*o-Terphenyl	12.272	.204	.129	63.31	-
*1-Chlorooctadecane	13.076	.204	.101	49.35	-
*#Triacontane	16.328	.204	.074	36.19	-

DRO Area:2405104 DRO Amount: 7.827552E-02
TEH Area:2718371 TEH Amount: 8.847097E-02

G:\org\HP5\dat\HP5110321_b\Review\056_B21110057-001A_DR_8015-C24T-IA-L%.xls

ERH1845 (RHMW01R) Batch ID: 160878

— G:\org\HP5\DAT\HP5110321_b\1103HP5.0056.RAW B21110057-001A ;1103HP5 , $HC-8015-DRO-W, SGT

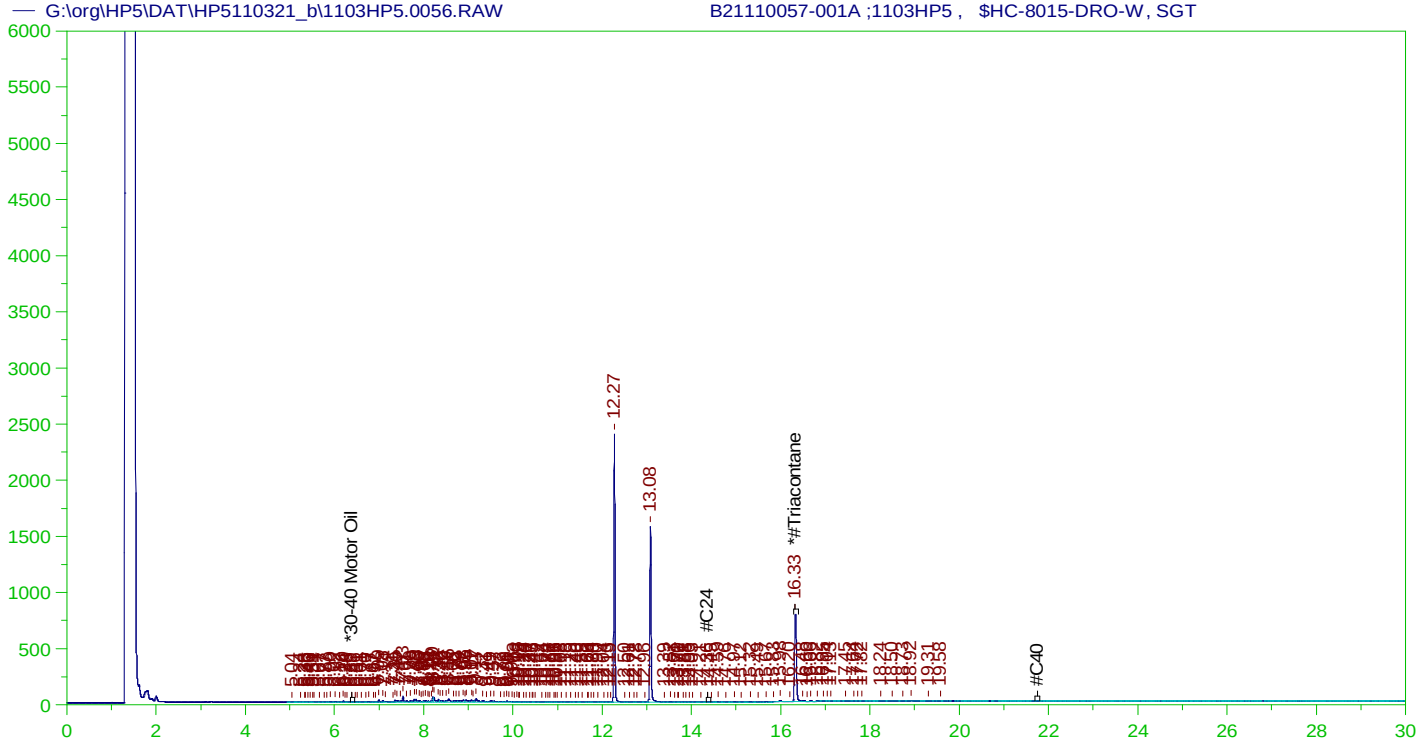

RESIDUAL RANGE ORGANICS CHROMATOGRAM

Sample Name: B21110057-001A ;1103HP5 , $HC-8015-DRO-W, SGT
Raw File: G:\org\HP5\DAT\HP5110321_b\1103HP5.0056.RAW
Date & Time Acquired: 11/5/2021 1:22:14 AM
Method File: G:\Org\HP5\Methods\DR_OROSb-AC-L%.MET
Calibration File: G:\Org\HP5\Cals\SW8015C_ORO211017AC-SAMP.CAL
Sample Weight: 980 Dilution: 1 S.A.: 1

Mean RF for for Residual Range Organics Calculations: 28542.41
Rt range for Residual Range Organics: 14.33 to 21.8

SURROGATE COMPOUND	RT	ACTUAL	MEASURED	%REC	
*#Triacontane	16.328	.51	.074	14.48	-

RRO Area:199145 RRO AMOUNT: 7.119553E-03

G:\org\HP5\dat\HP5110321_b\Review\056_B21110057-001A_DR_OROSb-AC-L%.xls

ERH1845 (RHMW01R) Batch ID: 160878

— G:\org\HP5\DAT\HP5110321_b\1103HP5.0056.RAW B21110057-001A ;1103HP5 , $HC-8015-DRO-W, SGT

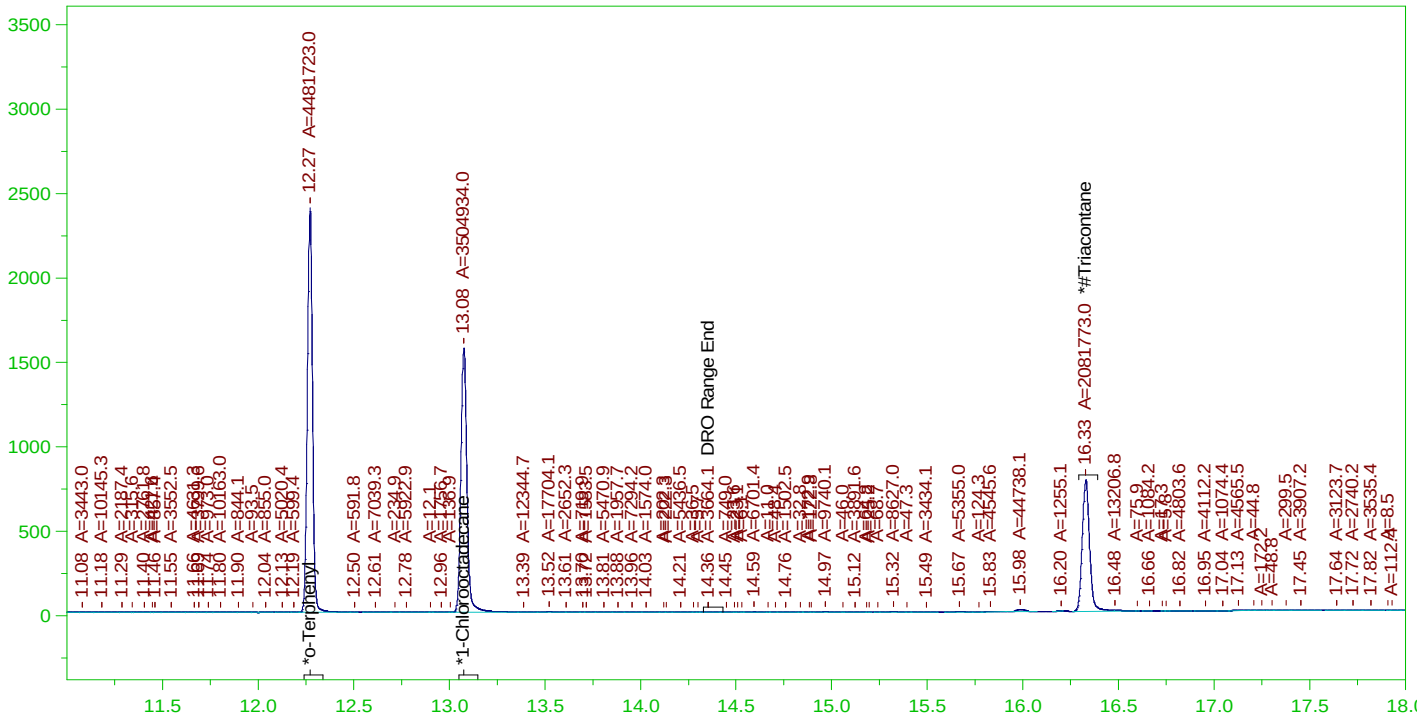

DIESEL RANGE ORGANICS CHROMATOGRAM REPORT

Sample Name: B21110057-001A ;1103HP5 , $HC-8015-DRO-W, SGT
Raw File: G:\org\HP5\DAT\HP5110321_b\1103HP5.0056.RAW
Date & Time Acquired: 11/5/2021 1:22:14 AM
Method File: G:\Org\HP5\Methods\DS_8015-C24Tb-IA-L#.MET
Calibration File: G:\Org\HP5\Cals\SW8015C_DRO211102IA-24-Tri.CAL
Sample Weight: 980 Dilution: 1 S.A.: 1

Mean RF for TEH: 31353.19
Rt range for Diesel Range Organics: 6.59 to 14.43

SURROGATE COMPOUND	RT	ACTUAL	MEASURED	%REC	
*o-Terphenyl	12.272	.204	.129	63.11	-
*1-Chlorooctadecane	13.076	.204	.101	49.35	-
*#Triacontane	16.328	.204	.073	35.98	-

DRO Area:2511994 DRO Amount: 8.175433E-02
TEH Area:2923325 TEH Amount: 9.514133E-02

G:\org\HP5\dat\HP5110321_b\Review\056_B21110057-001A_DS_8015-C24Tb-IA-L#.xls

ERH1848 (RHMW02) Batch ID: 160878

— G:\org\HP5\DAT\HP5110321_b\1103HP5.0057.RAW B21110057-002A ;1103HP5 , $HC-8015-DRO-W, SGT

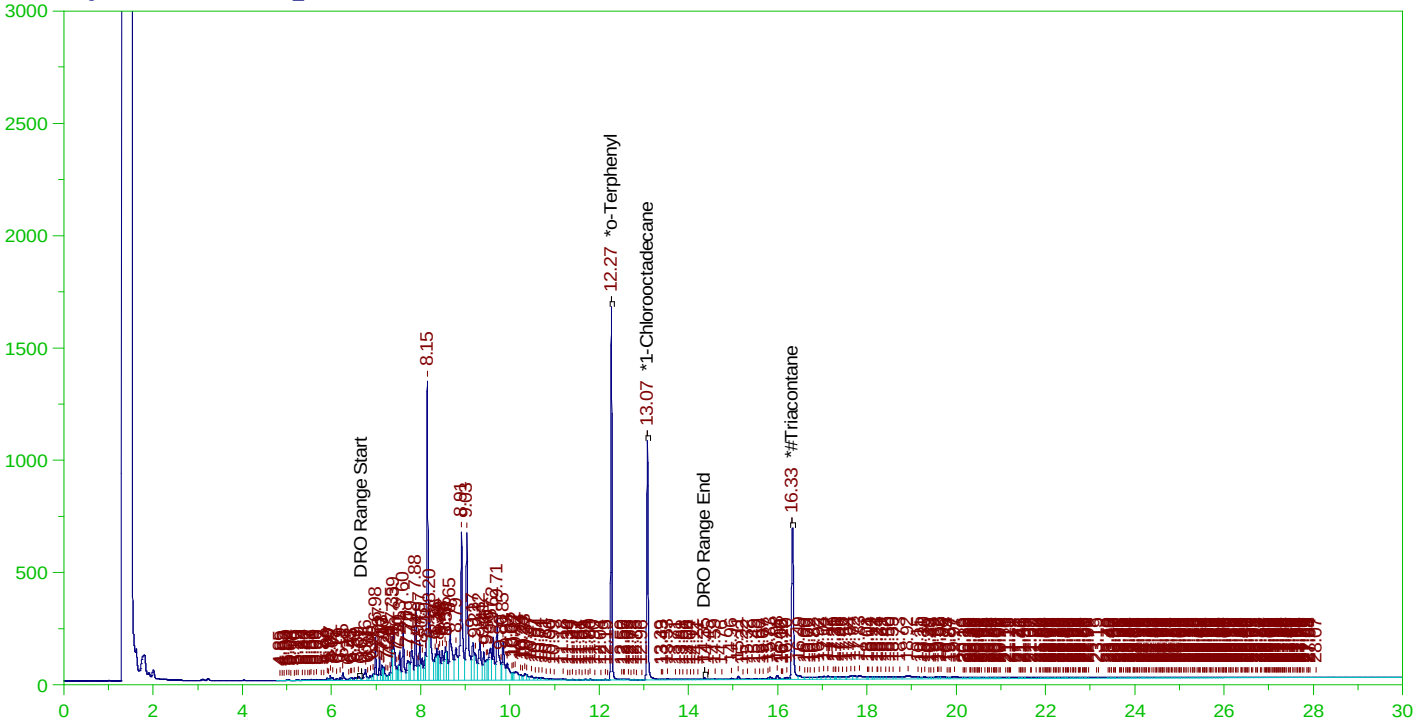

DIESEL RANGE ORGANICS CHROMATOGRAM REPORT

Sample Name: B21110057-002A ;1103HP5 , $HC-8015-DRO-W, SGT
Raw File: G:\org\HP5\DAT\HP5110321_b\1103HP5.0057.RAW
Date & Time Acquired: 11/5/2021 2:05:12 AM
Method File: G:\Org\HP5\Methods\D3_8015-110357-C24T-IA-L%.met
Calibration File: G:\Org\HP5\Cals\SW8015C_DRO211102IA-24-Tri.CAL
Sample Weight: 1020 Dilution: 1 S.A.: 1

Mean RF for TEH: 31353.19
Rt range for Diesel Range Organics: 6.59 to 14.43

SURROGATE COMPOUND	RT	ACTUAL	MEASURED	%REC	
*o-Terphenyl	12.271	.196	.088	44.91	-
*1-Chlorooctadecane	13.075	.196	.066	33.67	-
*#Triacontane	16.328	.196	.064	32.77	-

DRO Area:2.415433E+07 DRO Amount: 0.7552887
TEH Area:2.854957E+07 TEH Amount: 0.8927249

G:\org\HP5\dat\HP5110321_b\Review\057_B21110057-002A_D3_8015-110357-C24T-IA-L%.xls

ERH1848 (RHMW02) Batch ID: 160878

— G:\org\HP5\DAT\HP5110321_b\1103HP5.0057.RAW B21110057-002A ;1103HP5 , $HC-8015-DRO-W, SGT

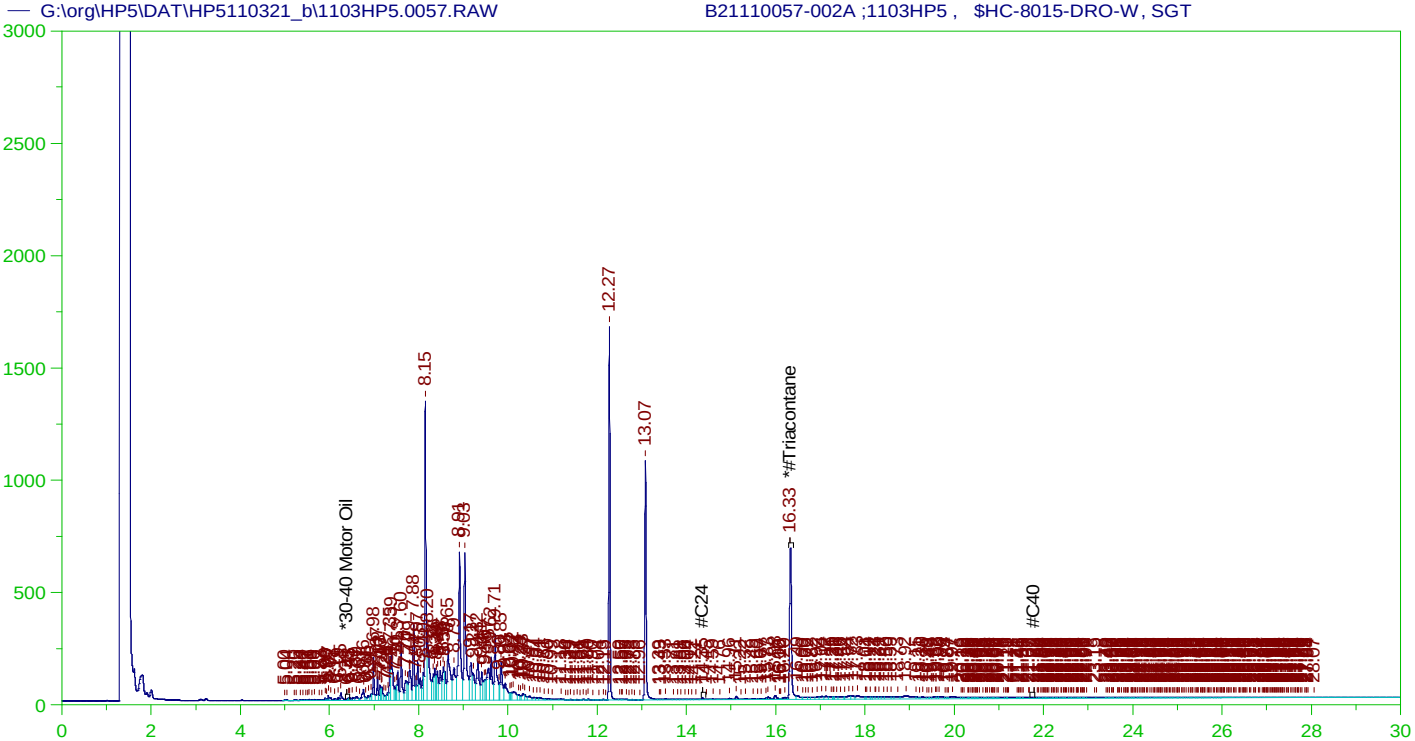

RESIDUAL RANGE ORGANICS CHROMATOGRAM

Sample Name: B21110057-002A ;1103HP5 , $HC-8015-DRO-W, SGT
Raw File: G:\org\HP5\DAT\HP5110321_b\1103HP5.0057.RAW
Date & Time Acquired: 11/5/2021 2:05:12 AM
Method File: G:\Org\HP5\Methods\D3_OROSb-110357-AC-L%.MET
Calibration File: G:\Org\HP5\Cals\SW8015C_ORO211017AC-SAMP.CAL
Sample Weight: 1020 Dilution: 1 S.A.: 1

Mean RF for for Residual Range Organics Calculations: 28542.41
Rt range for Residual Range Organics: 14.33 to 21.8

SURROGATE COMPOUND	RT	ACTUAL	MEASURED	%REC	
*#Triacontane	16.328	.49	.064	13.11	-

RRO Area:3005375 RRO AMOUNT: 0.1032304

G:\org\HP5\dat\HP5110321_b\Review\057_B21110057-002A_D3_OROSb-110357-AC-L%.xls

ERH1848 (RHMW02) Batch ID: 160878

G:\org\HP5\DAT\HP5110321_b\1103HP5.0057.RAW B21110057-002A ;1103HP5 , $HC-8015-DRO-W, SGT

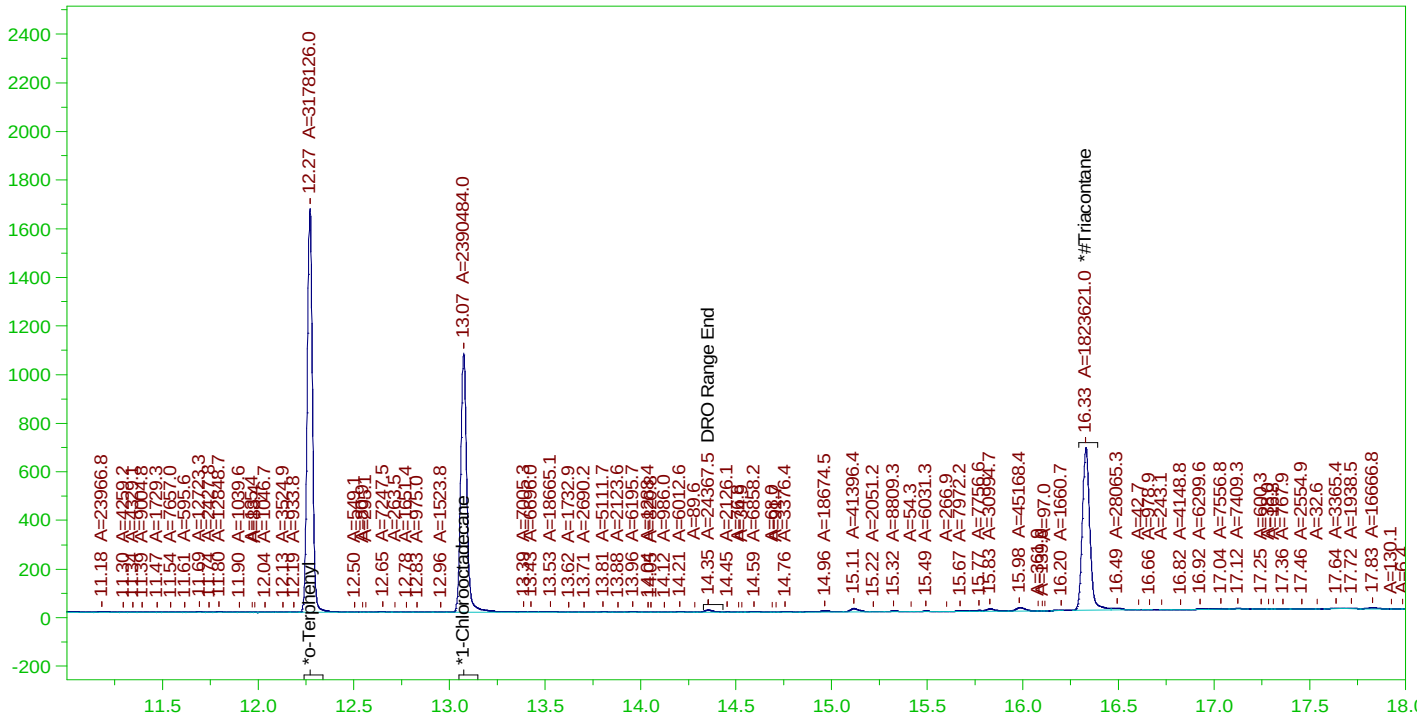

DIESEL RANGE ORGANICS CHROMATOGRAM REPORT

Sample Name: B21110057-002A ;1103HP5 , $HC-8015-DRO-W, SGT
Raw File: G:\org\HP5\DAT\HP5110321_b\1103HP5.0057.RAW
Date & Time Acquired: 11/5/2021 2:05:12 AM
Method File: G:\Org\HP5\Methods\DS_8015-C24Tb-IA-L#.MET
Calibration File: G:\Org\HP5\Cals\SW8015C_DRO211102IA-24-Tri.CAL
Sample Weight: 1020 Dilution: 1 S.A.: 1

Mean RF for TEH: 31353.19
Rt range for Diesel Range Organics: 6.59 to 14.43

SURROGATE COMPOUND	RT	ACTUAL	MEASURED	%REC	
*o-Terphenyl	12.271	.196	.088	44.75	-
*1-Chlorooctadecane	13.075	.196	.066	33.66	-
*#Triacontane	16.328	.196	.062	31.52	-

DRO Area:2.41604E+07 DRO Amount: 0.7554786
TEH Area:2.493598E+07 TEH Amount: 0.7797304

G:\org\HP5\dat\HP5110321_b\Review\057_B21110057-002A_DS_8015-C24Tb-IA-L#.xls

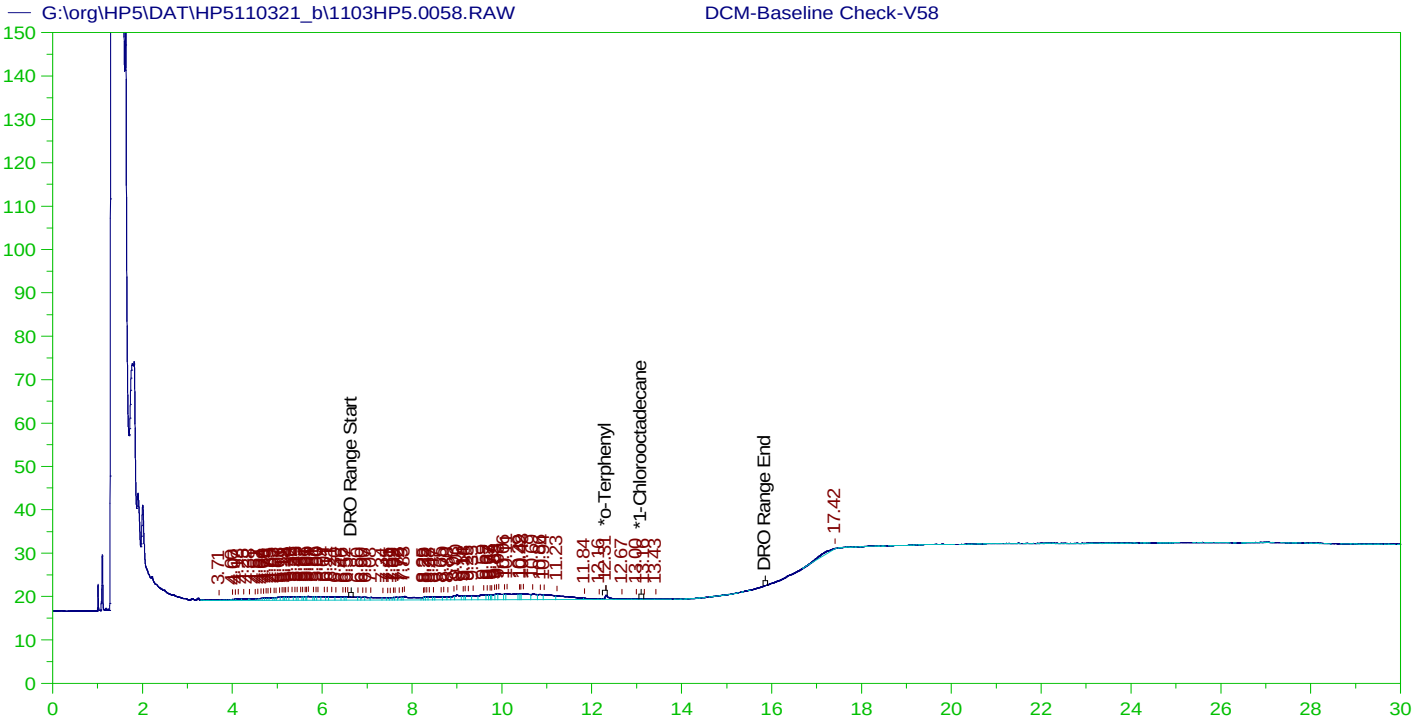

DIESEL RANGE ORGANICS CHROMATOGRAM REPORT

Sample Name: DCM-Baseline Check-V58
Raw File: G:\org\HP5\DAT\HP5110321_b\1103HP5.0058.RAW
Date & Time Acquired: 11/5/2021 2:48:15 AM
Method File: G:\Org\HP5\Methods\DR_8015-IA-LEXP.met
Calibration File: G:\Org\HP5\Cals\SW8015C_DRO211102IA.CAL
Sample Weight: 1 Dilution: 1 S.A.: 1

Mean RF for TEH: 31353.19
Rt range for Diesel Range Organics: 6.59 to 15.91

SURROGATE COMPOUND	RT	ACTUAL	MEASURED	%REC
*o-Terphenyl	12.311	200.	.175	.09 -
*1-Chlorooctadecane	29.981	200.	.	. -

DRO Area:264457.1 DRO Amount: 8.434775
TEH Area:400300.1 TEH Amount: 12.76744

G:\org\HP5\dat\HP5110321_b\Review\058_DCM-Baseline Chec_DR_8015-IA-LEXP.xls

ERH1680 (RHMW2254-01) Batch ID: 160878

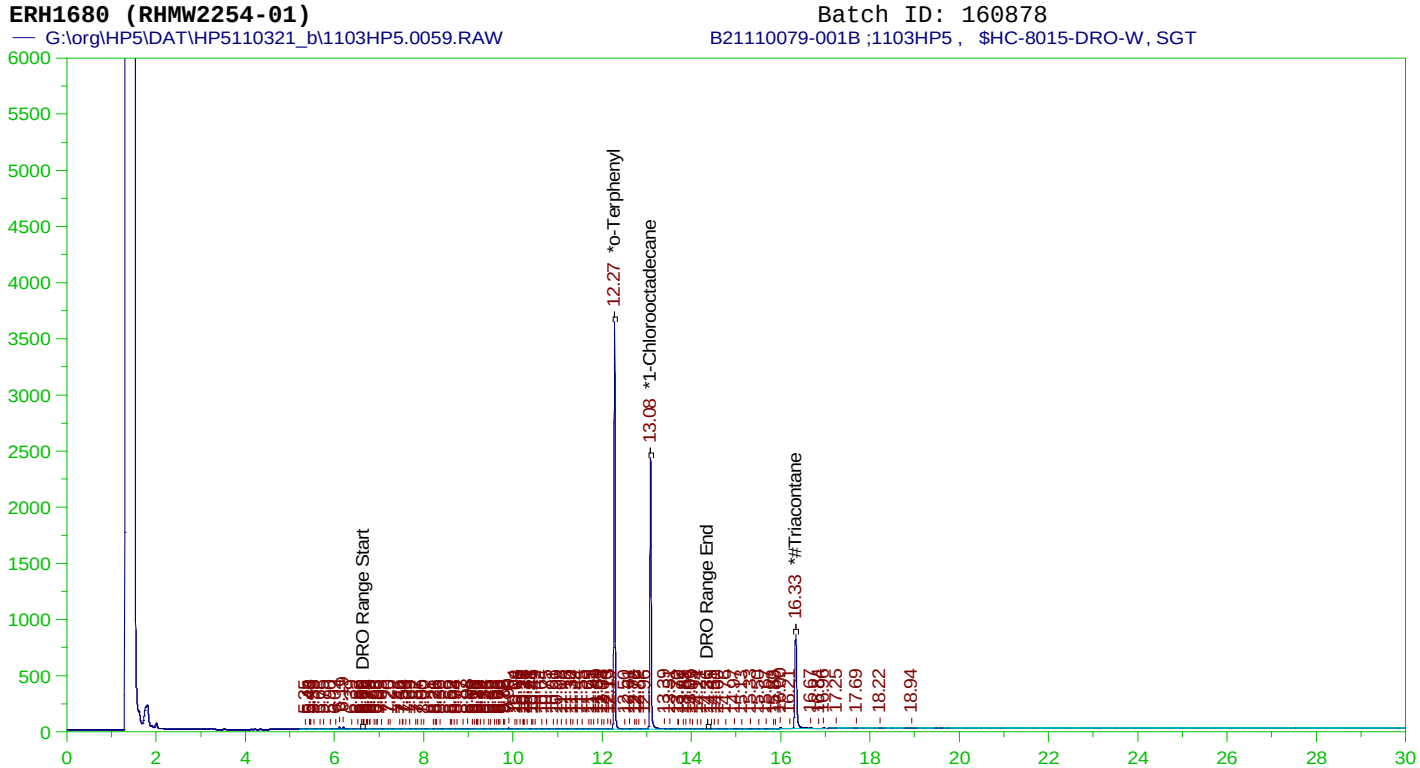

DIESEL RANGE ORGANICS CHROMATOGRAM REPORT

Sample Name: B21110079-001B ;1103HP5 , $HC-8015-DRO-W, SGT
Raw File: G:\org\HP5\DAT\HP5110321_b\1103HP5.0059.RAW
Date & Time Acquired: 11/5/2021 3:31:14 AM
Method File: G:\Org\HP5\Methods\DR_8015-C24T-IA-L%.met
Calibration File: G:\Org\HP5\Cals\SW8015C_DRO211102IA-24-Tri.CAL
Sample Weight: 1020 Dilution: 1 S.A.: 1

Mean RF for TEH: 31353.19
Rt range for Diesel Range Organics: 6.59 to 14.43

SURROGATE COMPOUND	RT	ACTUAL	MEASURED	%REC	
*o-Terphenyl	12.275	.196	.191	97.24	-
*1-Chlorooctadecane	13.079	.196	.15	76.35	-
*#Triacontane	16.332	.196	.084	42.88	-

DRO Area:455222.2 DRO Amount: 1.423448E-02
TEH Area:773047.8 TEH Amount: 2.417266E-02

G:\org\HP5\dat\HP5110321_b\Review\059_B21110079-001B_DR_8015-C24T-IA-L%.xls

ERH1680 (RHMW2254-01) Batch ID: 160878

— G:\org\HP5\DAT\HP5110321_b\1103HP5.0059.RAW B21110079-001B ;1103HP5 , $HC-8015-DRO-W, SGT

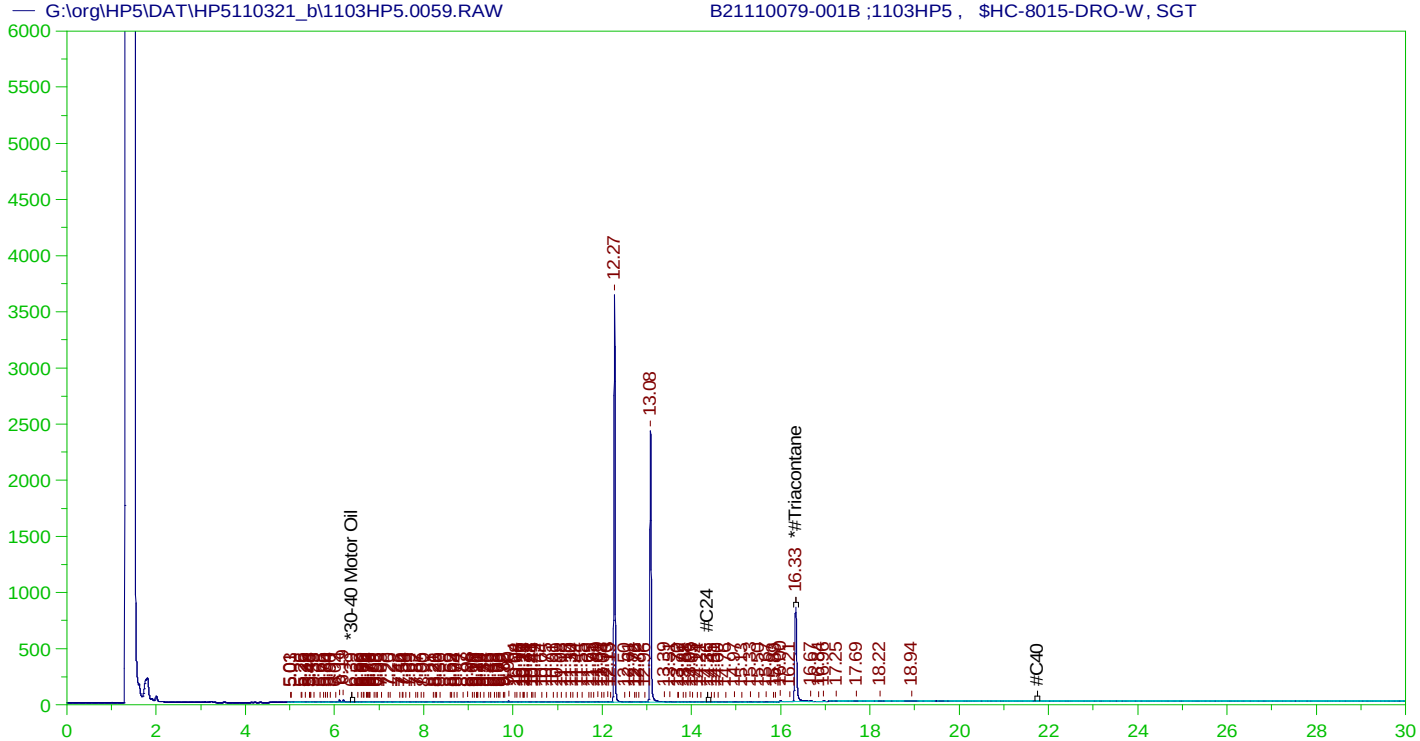

RESIDUAL RANGE ORGANICS CHROMATOGRAM

Sample Name: B21110079-001B ;1103HP5 , $HC-8015-DRO-W, SGT
Raw File: G:\org\HP5\DAT\HP5110321_b\1103HP5.0059.RAW
Date & Time Acquired: 11/5/2021 3:31:14 AM
Method File: G:\Org\HP5\Methods\DR_OROSb-AC-L%.MET
Calibration File: G:\Org\HP5\Cals\SW8015C_ORO211017AC-SAMP.CAL
Sample Weight: 1020 Dilution: 1 S.A.: 1

Mean RF for for Residual Range Organics Calculations: 28542.41
Rt range for Residual Range Organics: 14.33 to 21.8

SURROGATE COMPOUND	RT	ACTUAL	MEASURED	%REC	
*#Triacontane	16.332	.49	.083	16.91	-

RRO Area:114973.4 RRO AMOUNT: 3.949177E-03

G:\org\HP5\dat\HP5110321_b\Review\059_B21110079-001B_DR_OROSb-AC-L%.xls

ERH1680 (RHMW2254-01) Batch ID: 160878

G:\org\HP5\DAT\HP5110321_b\1103HP5.0059.RAW B21110079-001B ;1103HP5 , $HC-8015-DRO-W, SGT

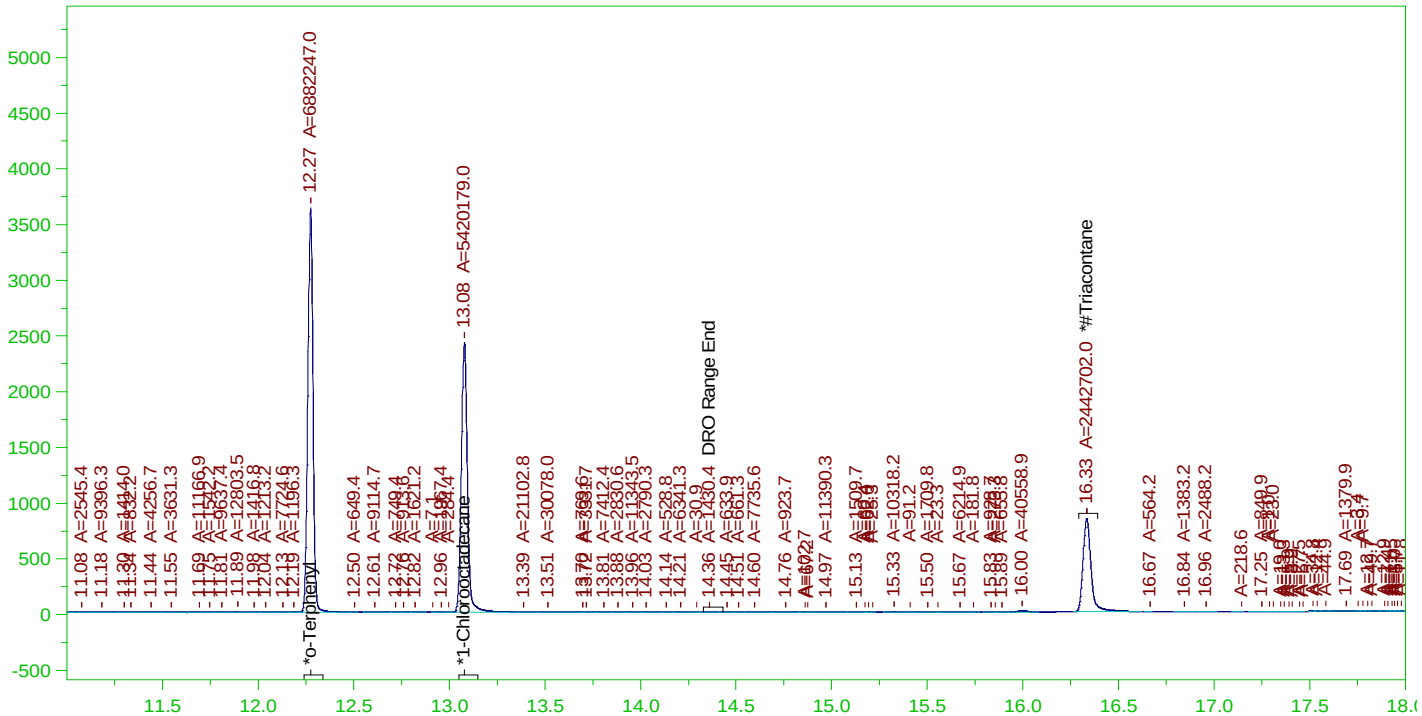

DIESEL RANGE ORGANICS CHROMATOGRAM REPORT

Sample Name: B21110079-001B ;1103HP5 , $HC-8015-DRO-W, SGT
Raw File: G:\org\HP5\DAT\HP5110321_b\1103HP5.0059.RAW
Date & Time Acquired: 11/5/2021 3:31:14 AM
Method File: G:\Org\HP5\Methods\DS_8015-C24Tb-IA-L#.MET
Calibration File: G:\Org\HP5\Cals\SW8015C_DRO211102IA-24-Tri.CAL
Sample Weight: 1020 Dilution: 1 S.A.: 1

Mean RF for TEH: 31353.19
Rt range for Diesel Range Organics: 6.59 to 14.43

SURROGATE COMPOUND	RT	ACTUAL	MEASURED	%REC	
*o-Terphenyl	12.275	.196	.19	96.91	-
*1-Chlorooctadecane	13.079	.196	.15	76.32	-
*#Triacontane	16.332	.196	.083	42.22	-

DRO Area:445339.8 DRO Amount: 1.392546E-02
TEH Area:803055.6 TEH Amount: 2.511098E-02

G:\org\HP5\dat\HP5110321_b\Review\059_B21110079-001B_DS_8015-C24Tb-IA-L#.xls

Batch ID: 160878

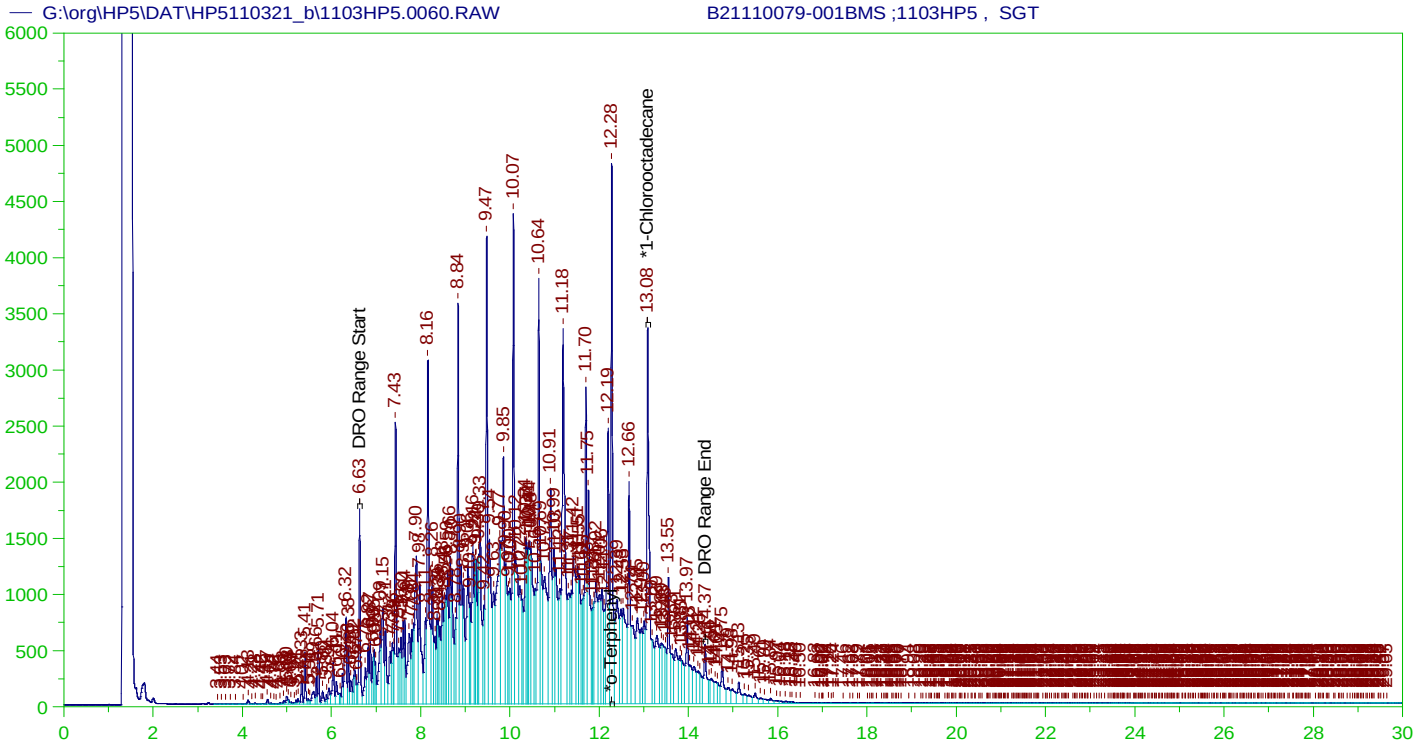

DIESEL RANGE ORGANICS CHROMATOGRAM REPORT

Sample Name: B21110079-001BMS ;1103HP5 , SGT
Raw File: G:\org\HP5\DAT\HP5110321_b\1103HP5.0060.RAW
Date & Time Acquired: 11/5/2021 4:14:07 AM
Method File: G:\Org\HP5\Methods\D3_8015-24-IA-L%.met
Calibration File: G:\Org\HP5\Cals\SW8015C_DRO211102IA-24.CAL
Sample Weight: 1040 Dilution: 1 S.A.: 1

Mean RF for TEH: 31353.19
Rt range for Diesel Range Organics: 6.59 to 14.43

SURROGATE COMPOUND	RT	ACTUAL	MEASURED	%REC	
*o-Terphenyl	12.279	.192	.342	177.78	-
*1-Chlorooctadecane	13.082	.192	.337	175.49	-

DRO Area:4.058377E+08 DRO Amount: 12.44621
TEH Area:4.329898E+08 TEH Amount: 13.27891

G:\org\HP5\dat\HP5110321_b\Review\060_B21110079-001BMS_D3_8015-24-IA-L%.xls

Batch ID: 160878

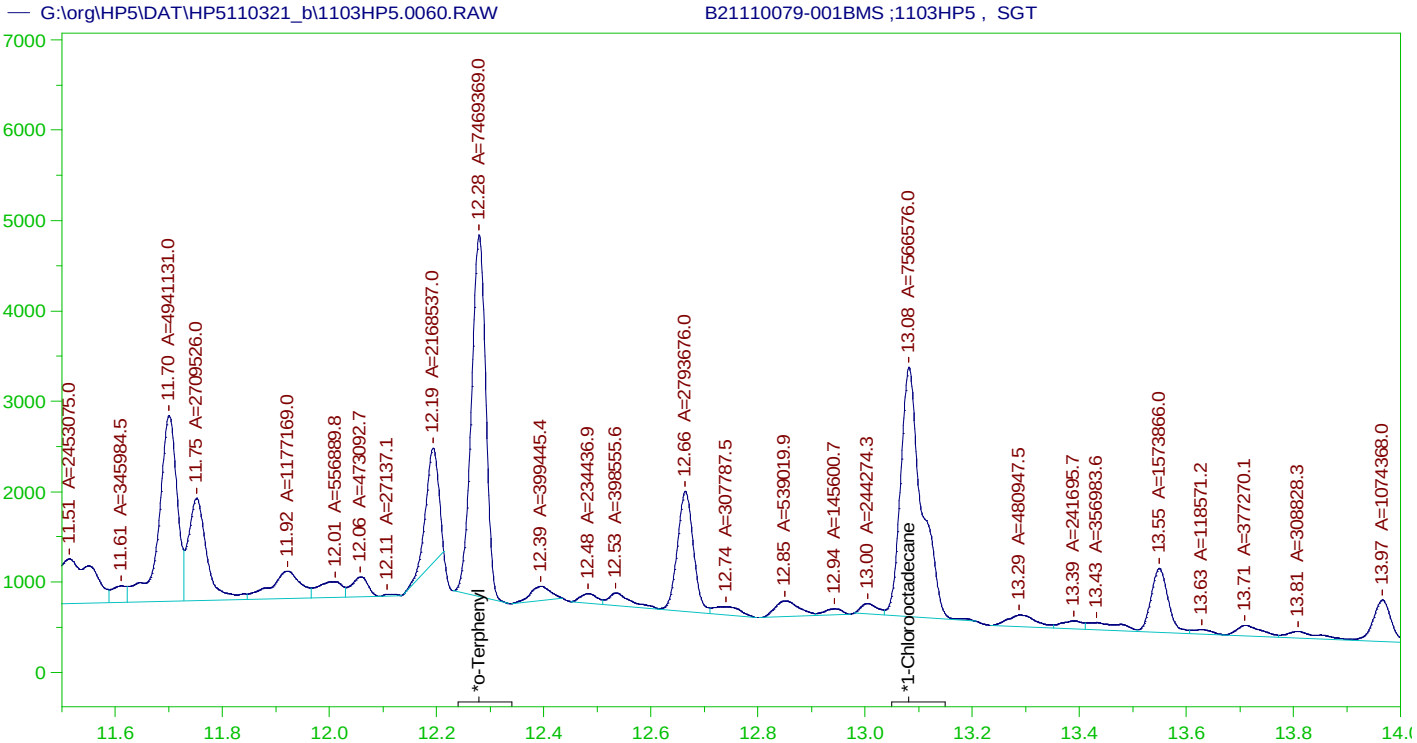

DIESEL RANGE ORGANICS CHROMATOGRAM REPORT

Sample Name: B21110079-001BMS ;1103HP5 , SGT
Raw File: G:\org\HP5\DAT\HP5110321_b\1103HP5.0060.RAW
Date & Time Acquired: 11/5/2021 4:14:07 AM
Method File: G:\Org\HP5\Methods\DS_8015-24-IA-L#.met
Calibration File: G:\Org\HP5\Cals\SW8015C_DRO211102IA-24.CAL
Sample Weight: 1040 Dilution: 1 S.A.: 1

Mean RF for TEH: 31353.19
Rt range for Diesel Range Organics: 6.59 to 14.43

SURROGATE COMPOUND	RT	ACTUAL	MEASURED	%REC	
*o-Terphenyl	12.279	.192	.202	105.18	-
*1-Chlorooctadecane	13.082	.192	.205	106.54	-

DRO Area:1.978065E+08 DRO Amount: 6.066321
TEH Area:2.102317E+08 TEH Amount: 6.447377

G:\org\HP5\dat\HP5110321_b\Review\060_B21110079-001BMS_DS_8015-24-IA-L#.xls

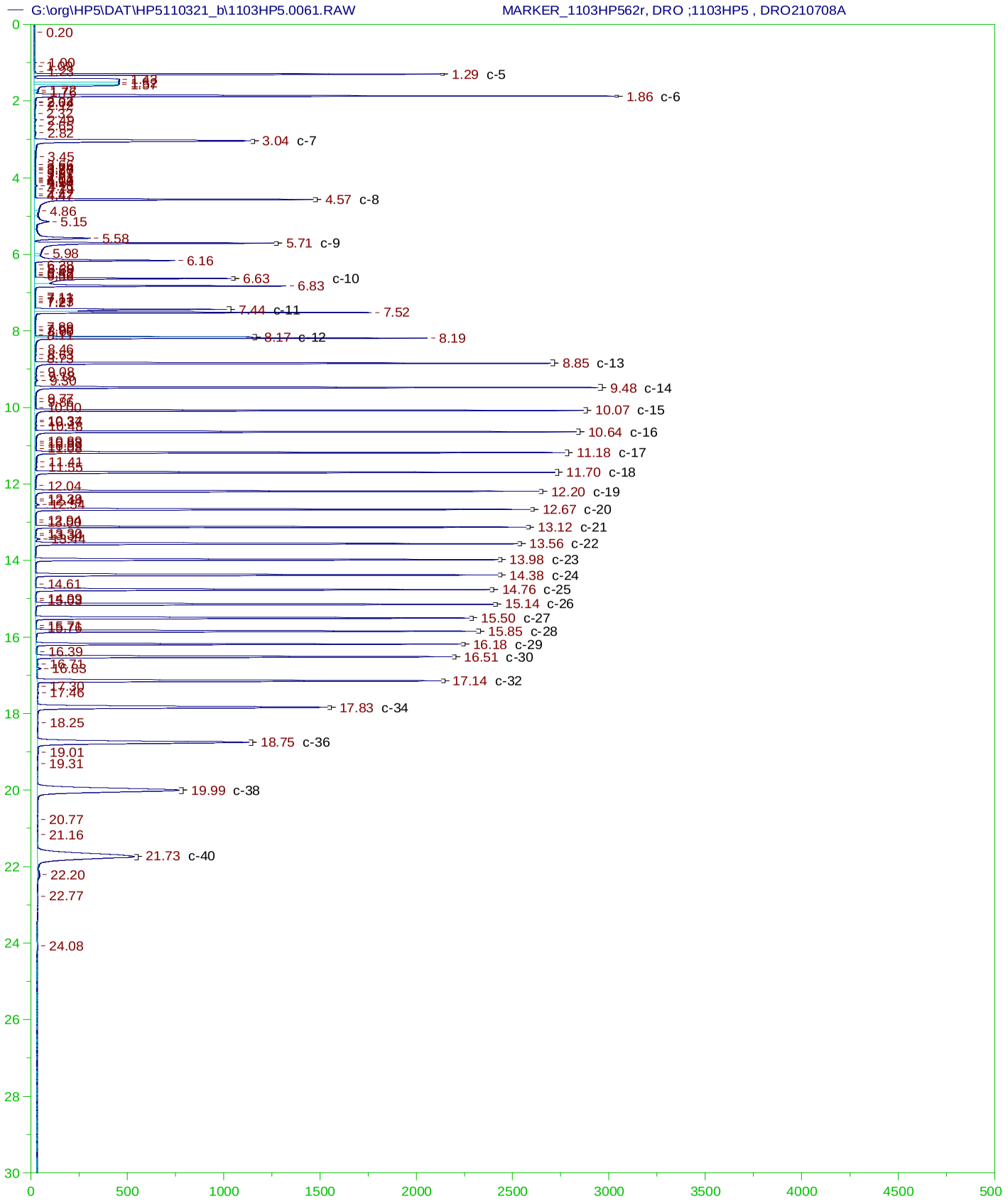

G:\org\HP5\dat\HP5110321_b\Review\061_MARKER_1103HP562r_CSC211103.xls

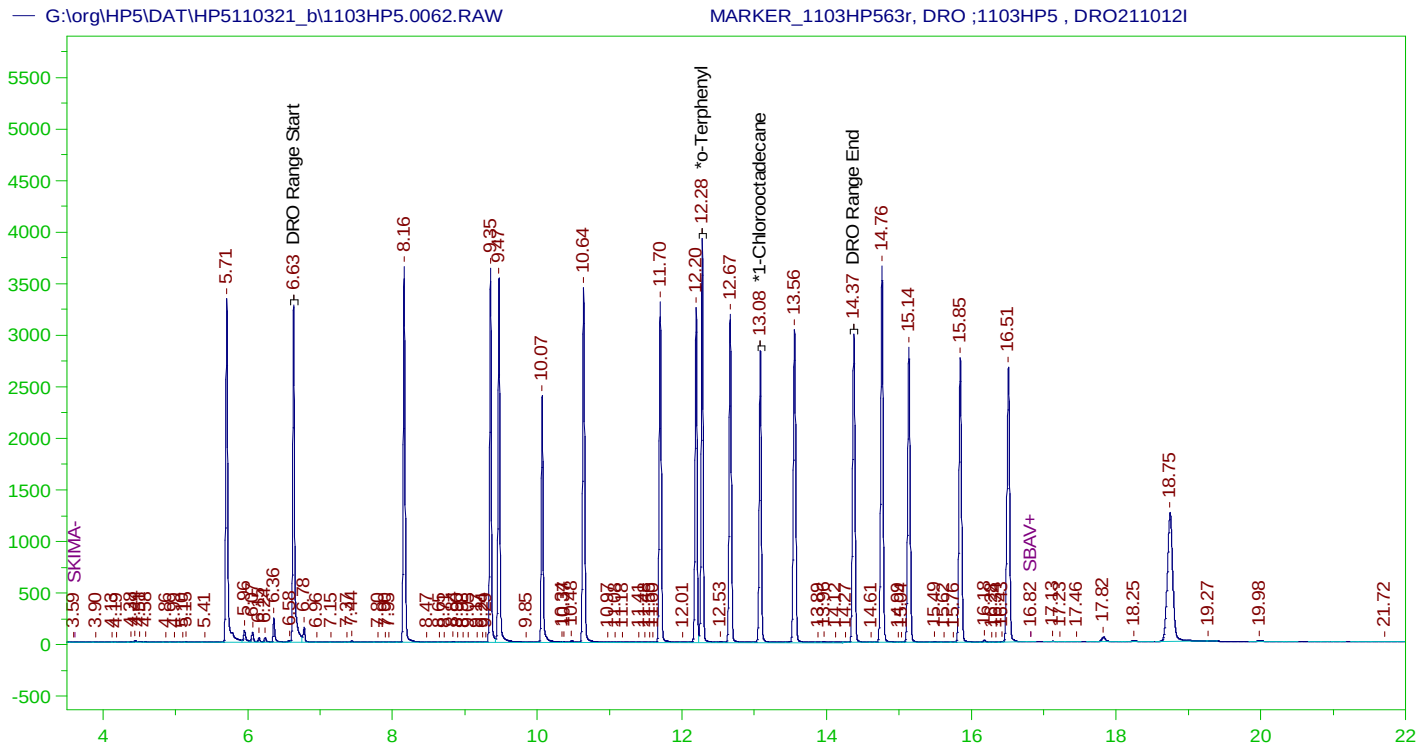

DIESEL RANGE ORGANICS CHROMATOGRAM REPORT

Sample Name: MARKER_1103HP563r, DRO ;1103HP5 , DRO211012I
Raw File: G:\org\HP5\DAT\HP5110321_b\1103HP5.0062.RAW
Date & Time Acquired: 11/5/2021 7:38:28 AM
Method File: G:\Org\HP5\Methods\DC_8015-24-IA-L%.met
Calibration File: G:\Org\HP5\Cals\SW8015C_DRO211102IA-24.CAL
Sample Weight: 1000 Dilution: 1 S.A.: 1

Mean RF for TEH: 31353.19
Rt range for Diesel Range Organics: 6.59 to 14.43

SURROGATE COMPOUND	RT	ACTUAL	MEASURED	%REC	
*o-Terphenyl	12.28	.2	.209	104.31	-
*1-Chlorooctadecane	13.082	.2	.168	84.	-

DRO Area:7.03455E+07 DRO Amount: 2.243647
TEH Area:1.136684E+08 TEH Amount: 3.625418

G:\org\HP5\dat\HP5110321_b\Review\062_MARKER_1103HP563r_DC_8015-24-IA-L%.xls

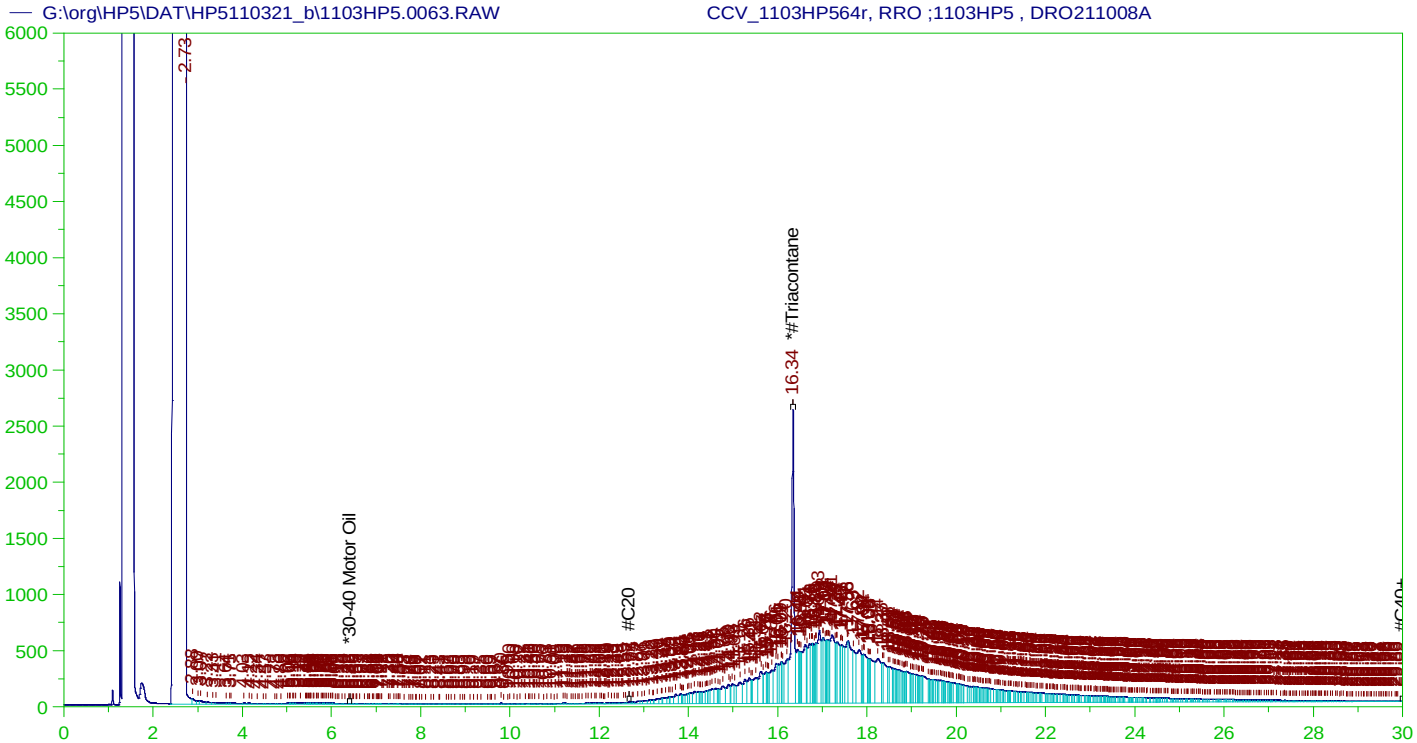

RESIDUAL RANGE ORGANICS CHROMATOGRAM
Sample Name: CCV_1103HP564r, RRO ;1103HP5 , DRO211008A
Raw File: G:\org\HP5\DAT\HP5110321_b\1103HP5.0063.RAW
Date & Time Acquired: 11/5/2021 8:21:07 AM
Method File: G:\Org\HP5\Methods\DC_ORO-AC-L%.MET
Calibration File: G:\Org\HP5\Cals\SW8015C_ORO211017AC.CAL
Sample Weight: 1 Dilution: 1 S.A.: 1

Mean RF for for ~~Residual~~ TEH (Oil Range) Organics Calculations: 28542.41
Rt range for ~~Residual~~ TEH (Oil Range) Organics: 12.62 to 30.05

SURROGATE COMPOUND	RT	ACTUAL	MEASURED	%REC	
*#Triacontane	16.34	500.	340.323	68.06	-

~~RRO~~ TEH (Oil Range)Area:1.386765E+08 ~~RRO~~ TEH (Oil Range) AMOUNT: 4858.612
_
CONTINUING CALIBRATION REPORT: G:\org\HP5\DAT\HP5110321_b\1103HP5.0063.RAW

COMPOUND	ACTUAL(NG)	MEASURED(NG)	%RECOVERY	LIMITS
*30-40 Motor Oil	5000.	.577	.	75-125

SURROGATE COMPOUND	RT	ACTUAL	MEASURED	%REC	LIMITS
*#Triacontane	16.34	200.	340.323	170.16	75-125

AMN 11/16/2021

G:\org\HP5\dat\HP5110321_b\Review\063_CCV_1103HP564r_DC_ORO-AC-L%.xls

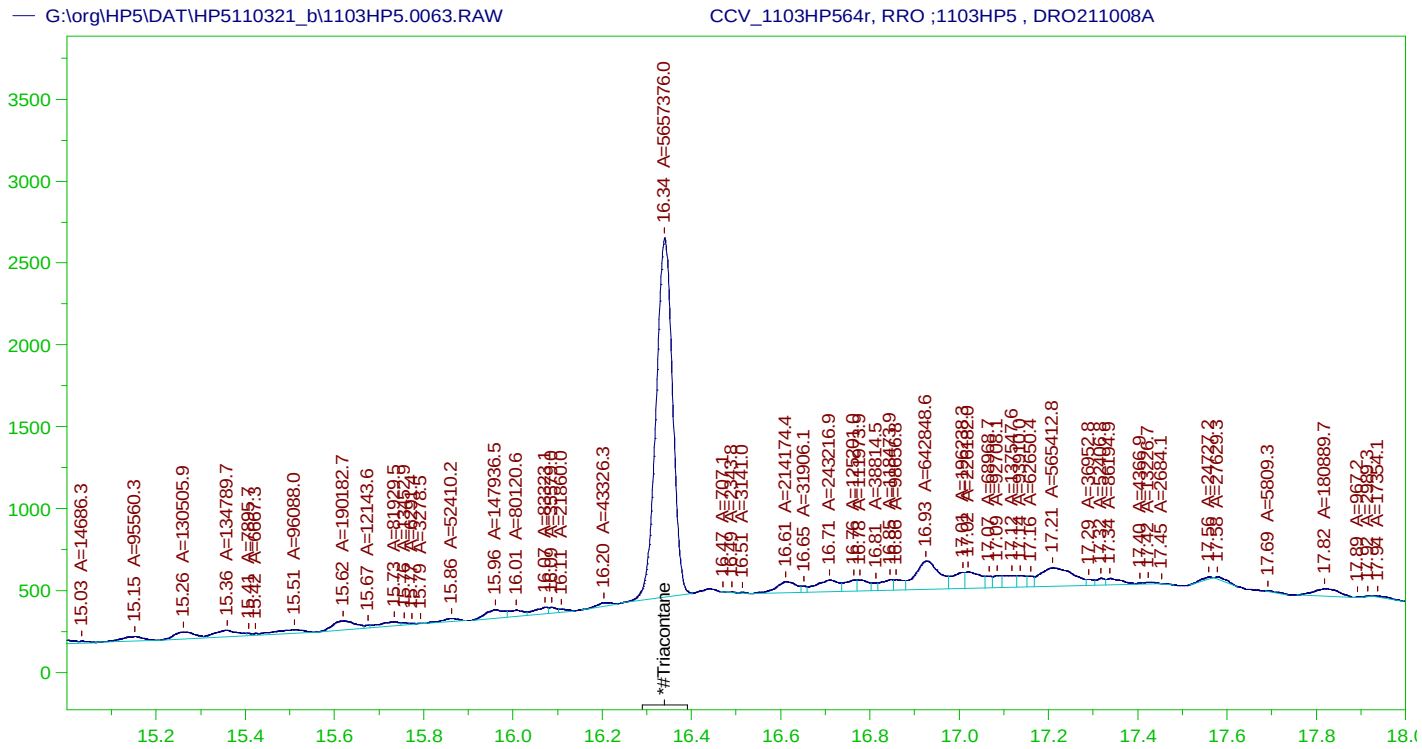

RESIDUAL RANGE ORGANICS CHROMATOGRAM
Sample Name: CCV_1103HP564r, RRO ;1103HP5 , DRO211008A
Raw File: G:\org\HP5\DAT\HP5110321_b\1103HP5.0063.RAW
Date & Time Acquired: 11/5/2021 8:21:07 AM
Method File: G:\Org\HP5\Methods\DS_ORO-AC-L#.MET
Calibration File: G:\Org\HP5\Cals\SW8015C_ORO211017AC.CAL
Sample Weight: 1 Dilution: 1 S.A.: 1

Mean RF for for Residual Range Organics Calculations: 28542.41
Rt range for Residual Range Organics: 12.62 to 30.05

SURROGATE COMPOUND	RT	ACTUAL	MEASURED	%REC	
*#Triacontane	16.34	500.	195.553	39.11	-

RRO Area:6209704 RRO AMOUNT: 217.5606

CONTINUING CALIBRATION REPORT: G:\org\HP5\DAT\HP5110321_b\1103HP5.0063.RAW

COMPOUND	ACTUAL(NG)	MEASURED(NG)	%RECOVERY	LIMITS
*30-40 Motor Oil	5000.	.577	.	75-125

SURROGATE COMPOUND	RT	ACTUAL	MEASURED	%REC	LIMITS
*#Triacontane	16.34	200.	195.553	97.78	75-125

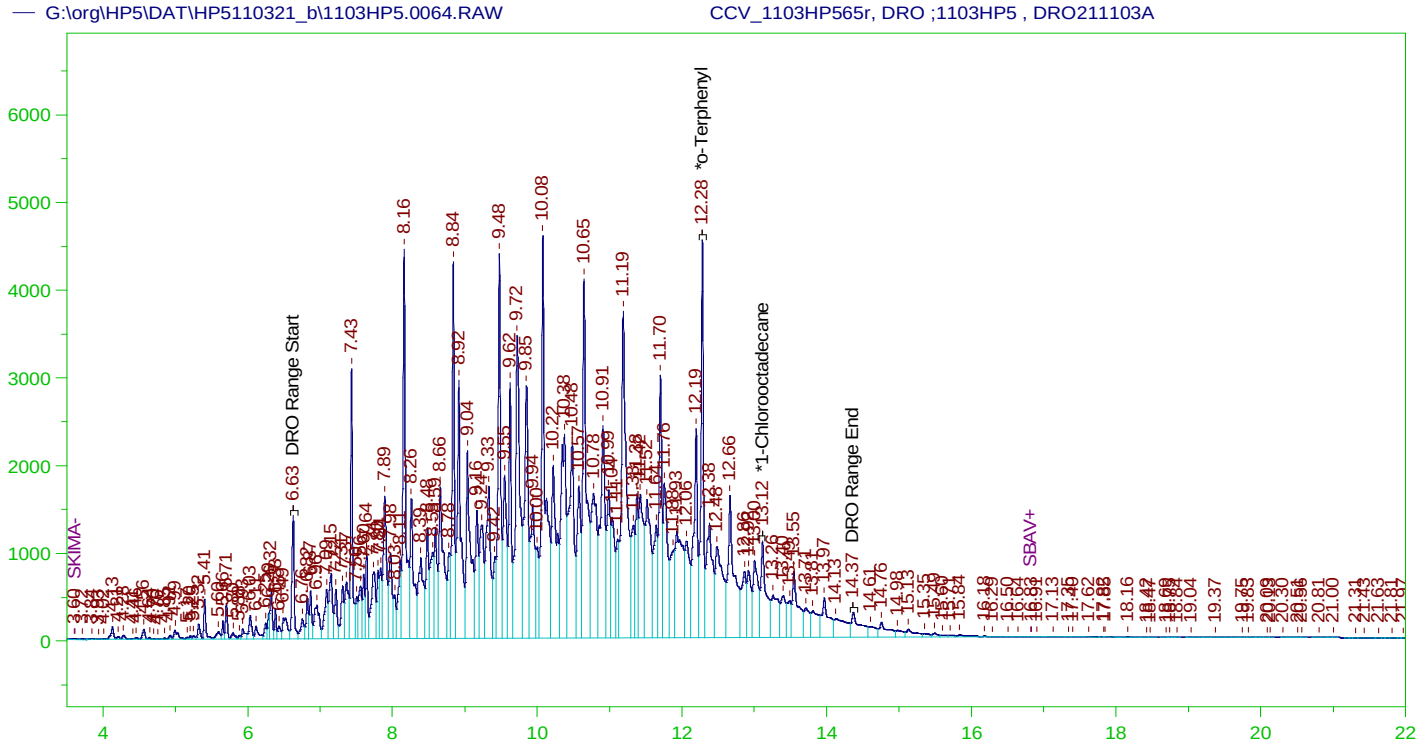

DIESEL RANGE ORGANICS CHROMATOGRAM REPORT
Sample Name: CCV_1103HP565r, DRO ;1103HP5 , DRO211103A
Raw File: G:\org\HP5\DAT\HP5110321_b\1103HP5.0064.RAW
Date & Time Acquired: 11/5/2021 9:03:48 AM
Method File: G:\Org\HP5\Methods\DC_8015-24-IA-L%.met
Calibration File: G:\Org\HP5\Cals\SW8015C_DRO211102IA-24.CAL
Sample Weight: 1 Dilution: 1 S.A.: 1

Mean RF for TEH: 31353.19
Rt range for Diesel Range Organics: 6.59 to 14.43

SURROGATE COMPOUND	RT	ACTUAL	MEASURED	%REC	
*o-Terphenyl	12.282	200.	328.144	164.07	-
*1-Chlorooctadecane	13.115	200.	156.112	78.06	-

DRO Area:4.563555E+08 DRO Amount: 14555.31
TEH Area:4.721792E+08 TEH Amount: 15060.01

CONTINUING CALIBRATION REPORT: G:\org\HP5\DAT\HP5110321_b\1103HP5.0064.RAW

COMPOUND	ACTUAL(NG)	MEASURED(NG)	%RECOVERY	LIMITS
TOTAL DRO	15000.	15060.01	100.4	85-115

SURROGATE COMPOUND	RT	ACTUAL	MEASURED	%REC	LIMITS
*o-Terphenyl	12.282	200.	328.144	164.07	85-115
*1-Chlorooctadecane	13.115	200.	156.112	78.06	85-115

G:\org\HP5\dat\HP5110321_b\Review\064_CCV_1103HP565r_DC_8015-24-IA-L%.xls

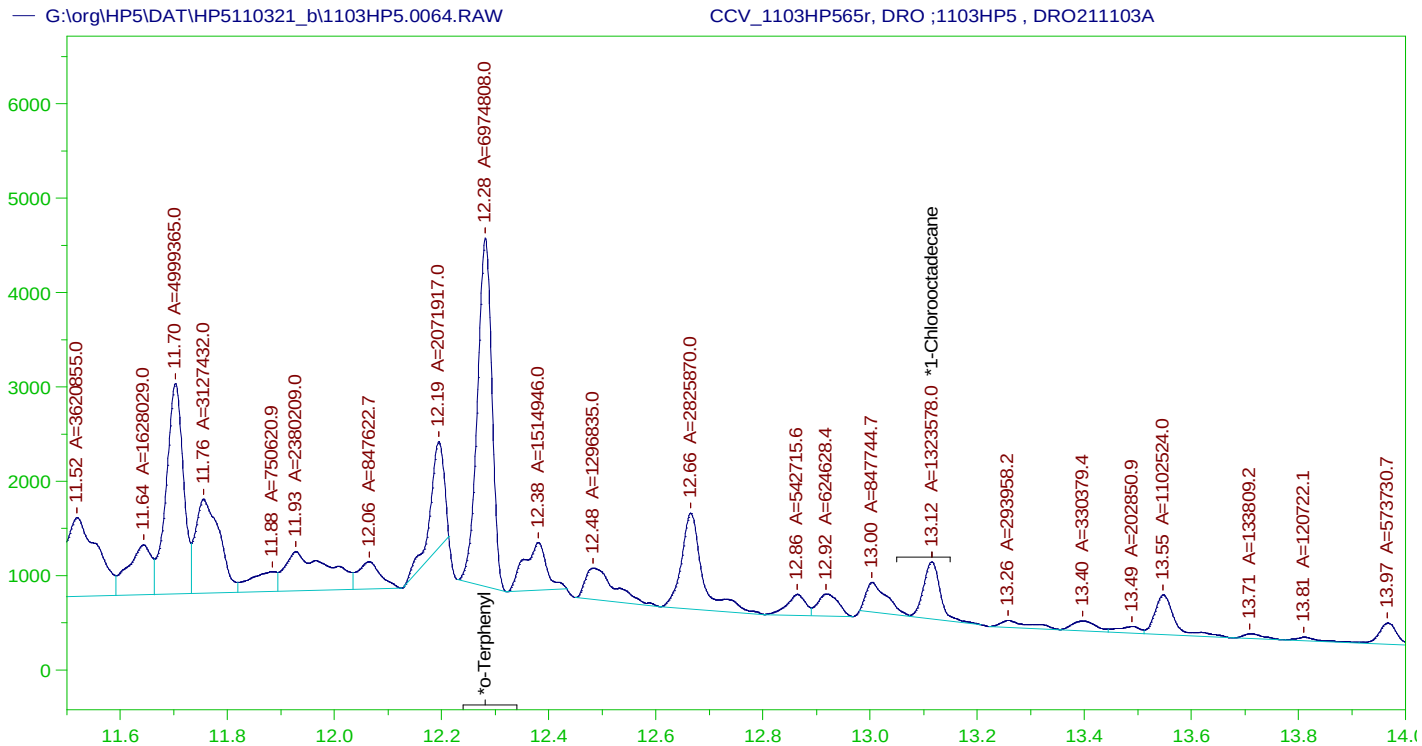

DIESEL RANGE ORGANICS CHROMATOGRAM REPORT
Sample Name: CCV_1103HP565r, DRO ;1103HP5 , DRO211103A
Raw File: G:\org\HP5\DAT\HP5110321_b\1103HP5.0064.RAW
Date & Time Acquired: 11/5/2021 9:03:48 AM
Method File: G:\Org\HP5\Methods\DS_8015-24-IA-L#.met
Calibration File: G:\Org\HP5\Cals\SW8015C_DRO211102IA-24.CAL
Sample Weight: 1 Dilution: 1 S.A.: 1

Mean RF for TEH: 31353.19
Rt range for Diesel Range Organics: 6.59 to 14.43

SURROGATE COMPOUND	RT	ACTUAL	MEASURED	%REC	
*o-Terphenyl	12.282	200.	196.423	98.21	-
*1-Chlorooctadecane	13.115	200.	37.274	18.64	-

DRO Area:2.570388E+08 DRO Amount: 8198.169
TEH Area:2.672153E+08 TEH Amount: 8522.747

CONTINUING CALIBRATION REPORT: G:\org\HP5\DAT\HP5110321_b\1103HP5.0064.RAW

COMPOUND	ACTUAL(NG)	MEASURED(NG)	%RECOVERY	LIMITS
TOTAL DRO	15000.	8522.75	56.82	85-115

SURROGATE COMPOUND	RT	ACTUAL	MEASURED	%REC	LIMITS
*o-Terphenyl	12.282	200.	196.423	98.21	85-115
*1-Chlorooctadecane	13.115	200.	37.274	18.64	85-115

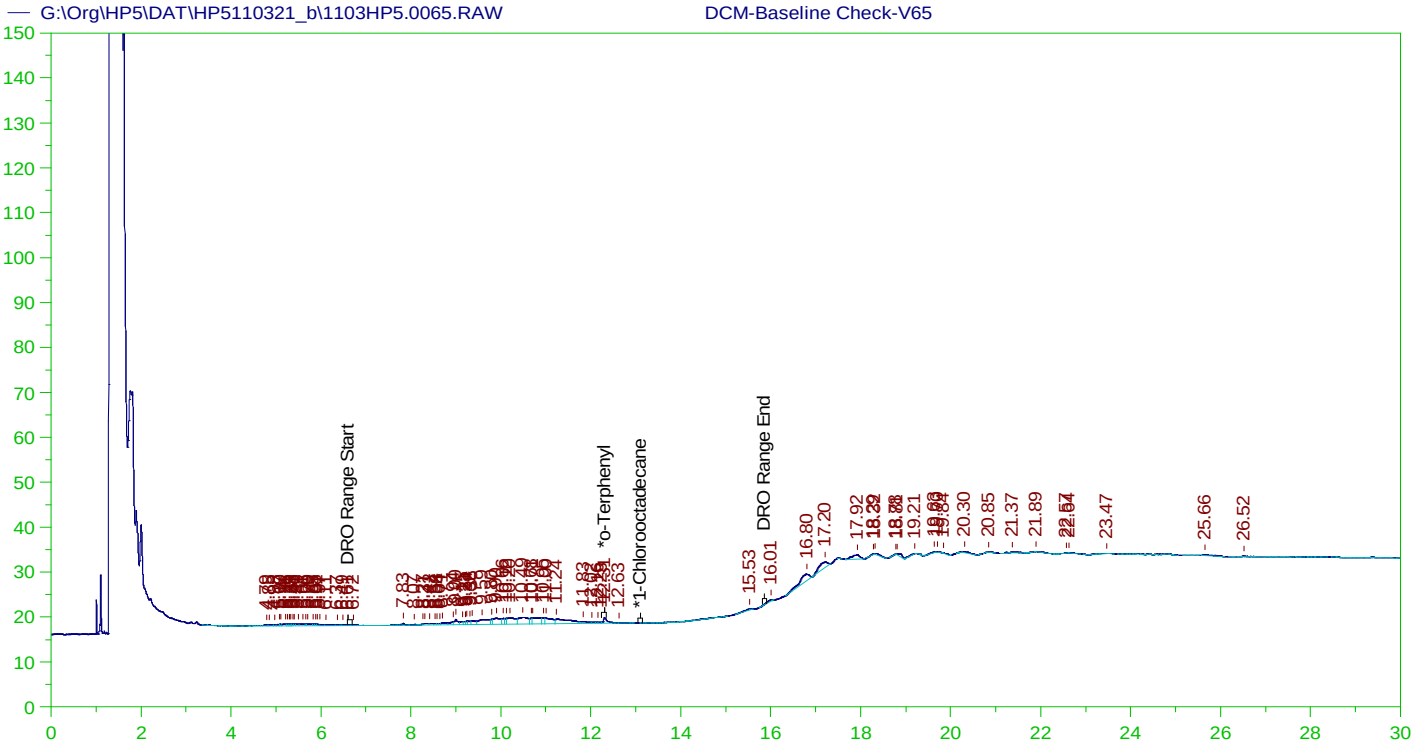

DIESEL RANGE ORGANICS CHROMATOGRAM REPORT
Sample Name: DCM-Baseline Check-V65
Raw File: G:\Org\HP5\DAT\HP5110321_b\1103HP5.0065.RAW
Date & Time Acquired: 11/5/2021 9:46:44 AM
Method File: G:\Org\HP5\Methods\DR_8015-IA-LEXP.met
Calibration File: G:\Org\HP5\Cals\SW8015C_DRO211102IA.CAL
Sample Weight: 1 Dilution: 1 S.A.: 1

Mean RF for TEH: 31353.19
Rt range for Diesel Range Organics: 6.59 to 15.91

SURROGATE COMPOUND	RT	ACTUAL	MEASURED	%REC	
*o-Terphenyl	12.306	200.	.226	.11	-
*1-Chlorooctadecane	29.94	200.	.	.	-

DRO Area:215344.1 DRO Amount: 6.868331
TEH Area:340870.6 TEH Amount: 10.87196

ERH1683 (RHMW01) Batch ID: 160878

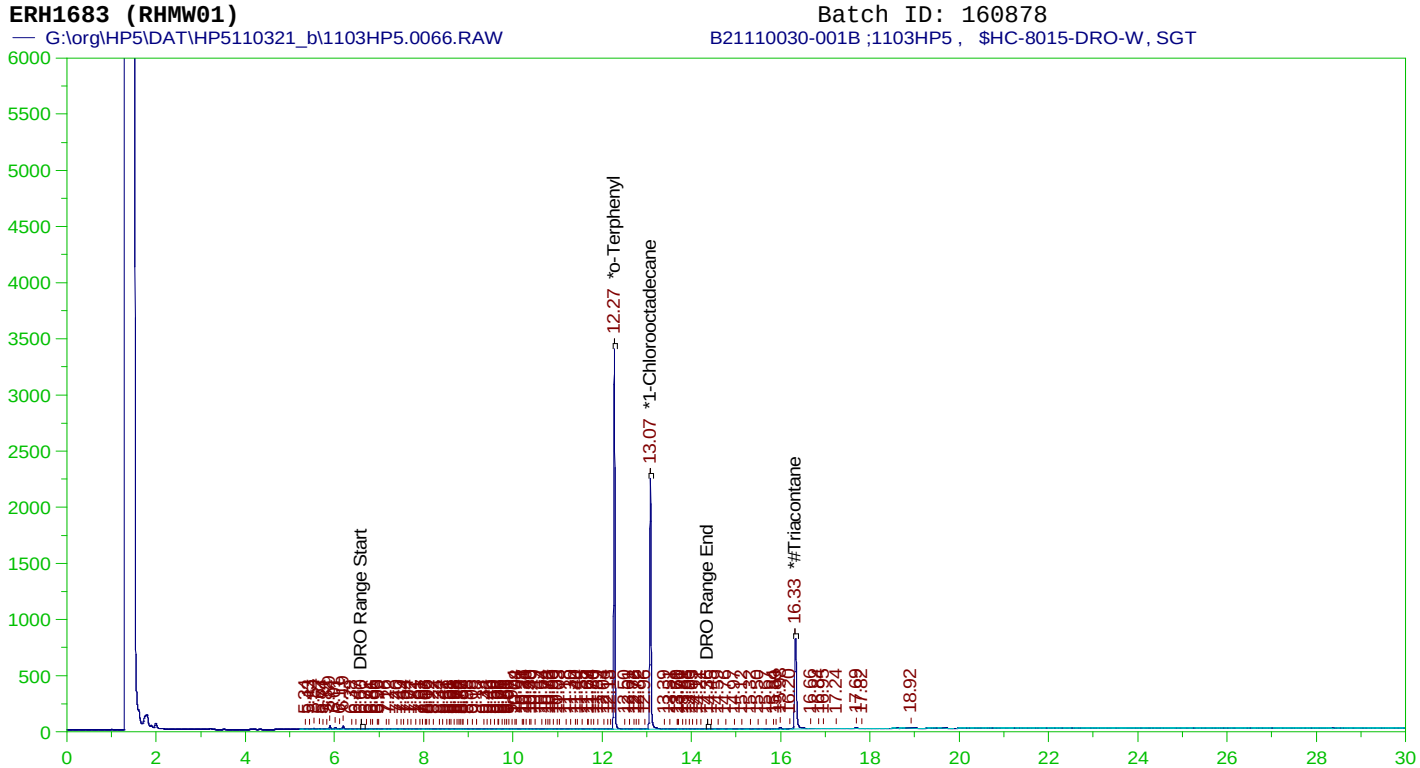

DIESEL RANGE ORGANICS CHROMATOGRAM REPORT

Sample Name: B21110030-001B ;1103HP5 , $HC-8015-DRO-W, SGT
Raw File: G:\org\HP5\DAT\HP5110321_b\1103HP5.0066.RAW
Date & Time Acquired: 11/5/2021 10:30:09 AM
Method File: G:\Org\HP5\Methods\DR_8015-C24T-IA-L%.met
Calibration File: G:\Org\HP5\Cals\SW8015C_DRO211102IA-24-Tri.CAL
Sample Weight: 1030 Dilution: 1 S.A.: 1

Mean RF for TEH: 31353.19
Rt range for Diesel Range Organics: 6.59 to 14.43

SURROGATE COMPOUND	RT	ACTUAL	MEASURED	%REC	
*o-Terphenyl	12.271	.194	.177	91.28	-
*1-Chlorooctadecane	13.075	.194	.137	70.72	-
*#Triacontane	16.328	.194	.078	40.3	-

DRO Area:509033.5 DRO Amount: 1.576258E-02
TEH Area:1009659 TEH Amount: 3.126481E-02

G:\org\HP5\dat\HP5110321_b\Review\066_B21110030-001B_DR_8015-C24T-IA-L%.xls

ERH1683 (RHMW01) Batch ID: 160878

— G:\org\HP5\DAT\HP5110321_b\1103HP5.0066.RAW B21110030-001B ;1103HP5 , $HC-8015-DRO-W, SGT

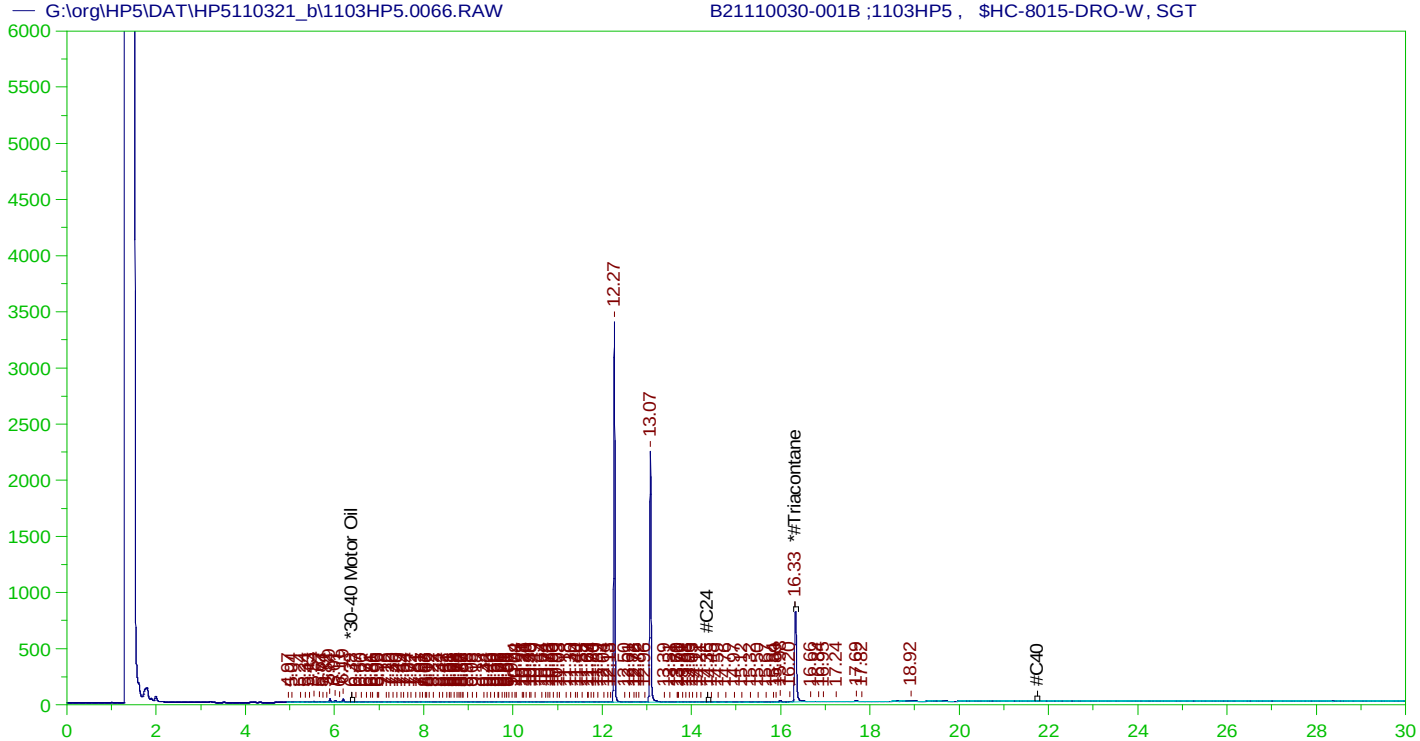

RESIDUAL RANGE ORGANICS CHROMATOGRAM

Sample Name: B21110030-001B ;1103HP5 , $HC-8015-DRO-W, SGT
Raw File: G:\org\HP5\DAT\HP5110321_b\1103HP5.0066.RAW
Date & Time Acquired: 11/5/2021 10:30:09 AM
Method File: G:\Org\HP5\Methods\DR_OROSb-AC-L%.MET
Calibration File: G:\Org\HP5\Cals\SW8015C_ORO211017AC-SAMP.CAL
Sample Weight: 1030 Dilution: 1 S.A.: 1

Mean RF for for Residual Range Organics Calculations: 28542.41
Rt range for Residual Range Organics: 14.33 to 21.8

SURROGATE COMPOUND	RT	ACTUAL	MEASURED	%REC	
*#Triacontane	16.328	.485	.077	15.92	-

RRO Area:134297.6 RRO AMOUNT: 4.568149E-03

G:\org\HP5\dat\HP5110321_b\Review\066_B21110030-001B_DR_OROSb-AC-L%.xls

ERH1683 (RHMW01) Batch ID: 160878

— G:\org\HP5\DAT\HP5110321_b\1103HP5.0066.RAW B21110030-001B ;1103HP5 , $HC-8015-DRO-W, SGT

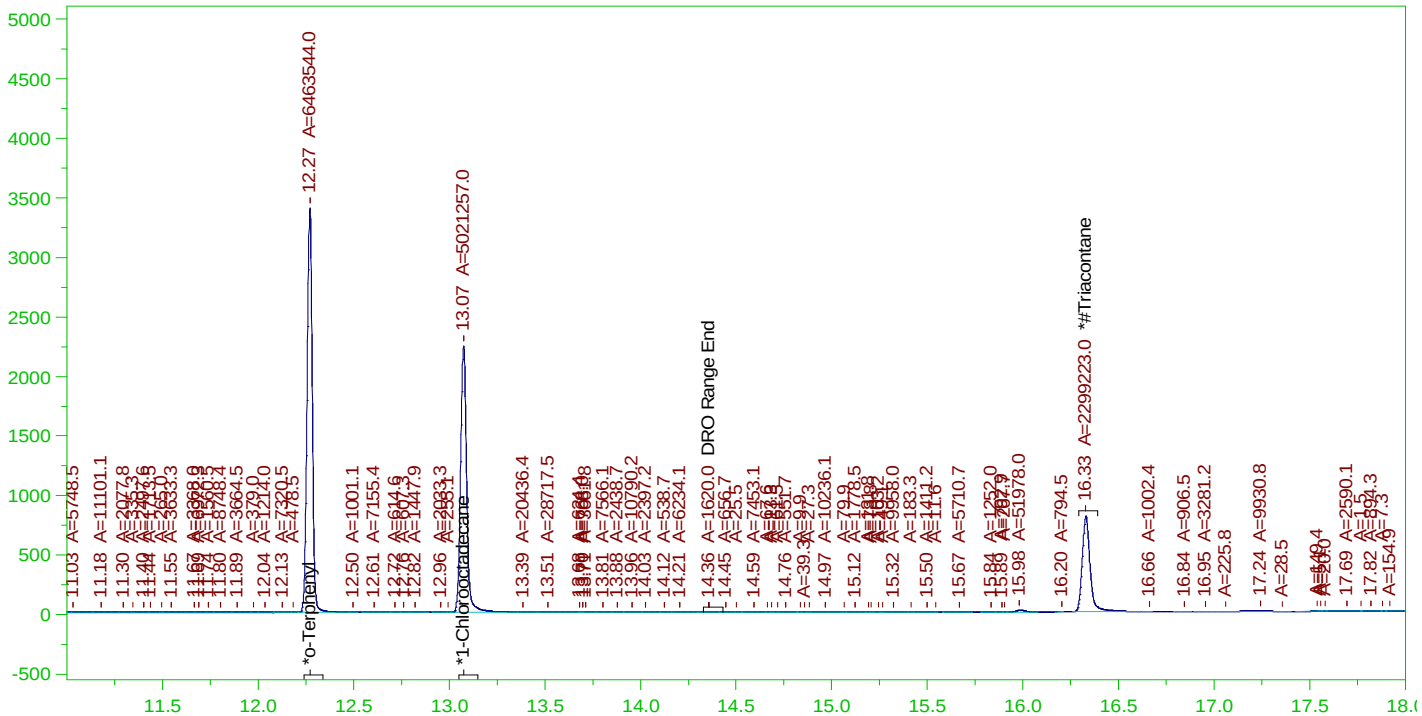

DIESEL RANGE ORGANICS CHROMATOGRAM REPORT

Sample Name: B21110030-001B ;1103HP5 , $HC-8015-DRO-W, SGT
Raw File: G:\org\HP5\DAT\HP5110321_b\1103HP5.0066.RAW
Date & Time Acquired: 11/5/2021 10:30:09 AM
Method File: G:\Org\HP5\Methods\DS_8015-C24Tb-IA-L#.MET
Calibration File: G:\Org\HP5\Cals\SW8015C_DRO211102IA-24-Tri.CAL
Sample Weight: 1030 Dilution: 1 S.A.: 1

Mean RF for TEH: 31353.19
Rt range for Diesel Range Organics: 6.59 to 14.43

SURROGATE COMPOUND	RT	ACTUAL	MEASURED	%REC	
*o-Terphenyl	12.271	.194	.177	91.01	-
*1-Chlorooctadecane	13.075	.194	.137	70.7	-
*#Triacontane	16.328	.194	.077	39.74	-

DRO Area:558587.1 DRO Amount: 1.729705E-02
TEH Area:1133926 TEH Amount: 3.511282E-02

G:\org\HP5\dat\HP5110321_b\Review\066_B21110030-001B_DS_8015-C24Tb-IA-L#.xls

ERH1685 (RHMW01R) Batch ID: 160878

— G:\org\HP5\DAT\HP5110321_b\1103HP5.0067.RAW B21110030-002B ;1103HP5 , $HC-8015-DRO-W, SGT

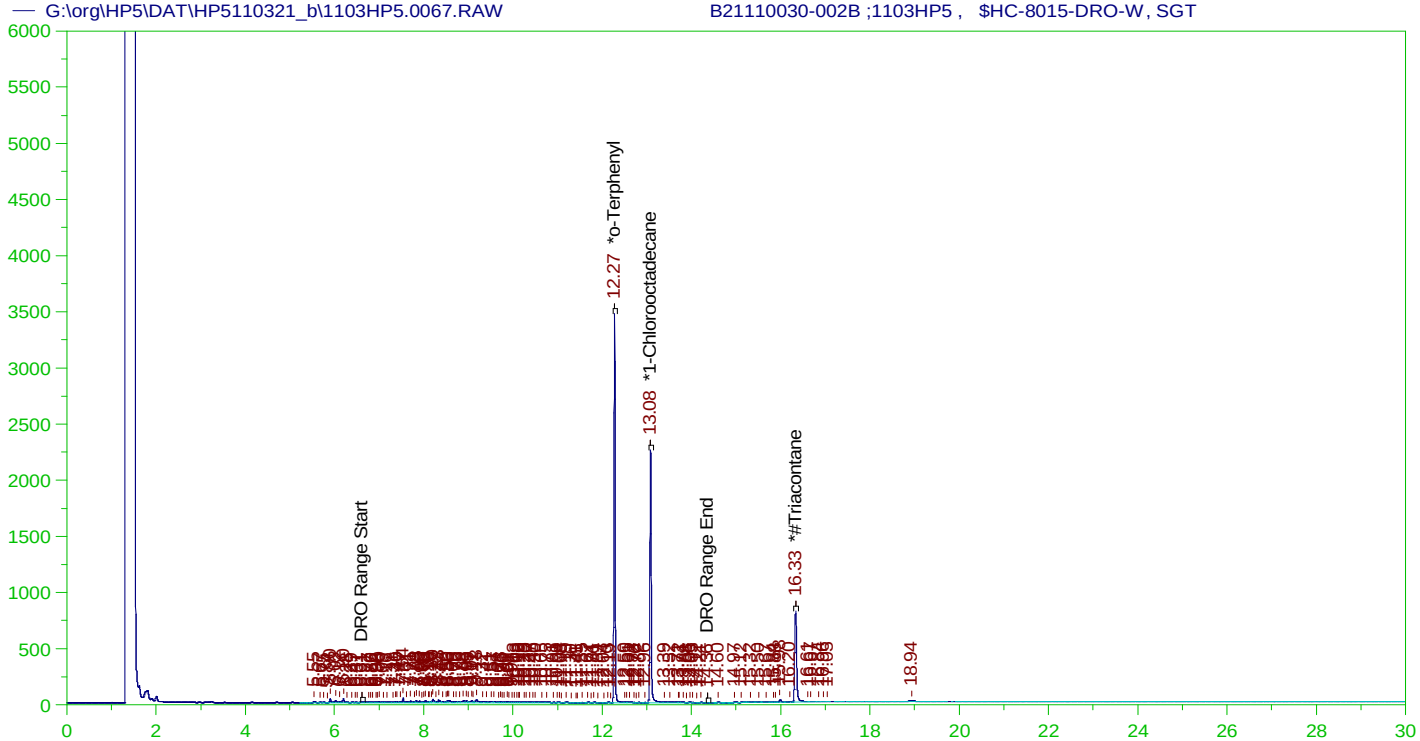

DIESEL RANGE ORGANICS CHROMATOGRAM REPORT

Sample Name: B21110030-002B ;1103HP5 , $HC-8015-DRO-W, SGT
Raw File: G:\org\HP5\DAT\HP5110321_b\1103HP5.0067.RAW
Date & Time Acquired: 11/5/2021 11:12:59 AM
Method File: G:\Org\HP5\Methods\DR_8015-C24T-IA-L%.met
Calibration File: G:\Org\HP5\Cals\SW8015C_DRO211102IA-24-Tri.CAL
Sample Weight: 1030 Dilution: 1 S.A.: 1

Mean RF for TEH: 31353.19
Rt range for Diesel Range Organics: 6.59 to 14.43

SURROGATE COMPOUND	RT	ACTUAL	MEASURED	%REC	
*o-Terphenyl	12.275	.194	.179	92.03	-
*1-Chlorooctadecane	13.079	.194	.139	71.82	-
*#Triacontane	16.331	.194	.079	40.6	-

DRO Area:1769159 DRO Amount: 5.478325E-02
TEH Area:2249456 TEH Amount: 6.965601E-02

G:\org\HP5\dat\HP5110321_b\Review\067_B21110030-002B_DR_8015-C24T-IA-L%.xls

ERH1685 (RHMW01R) Batch ID: 160878

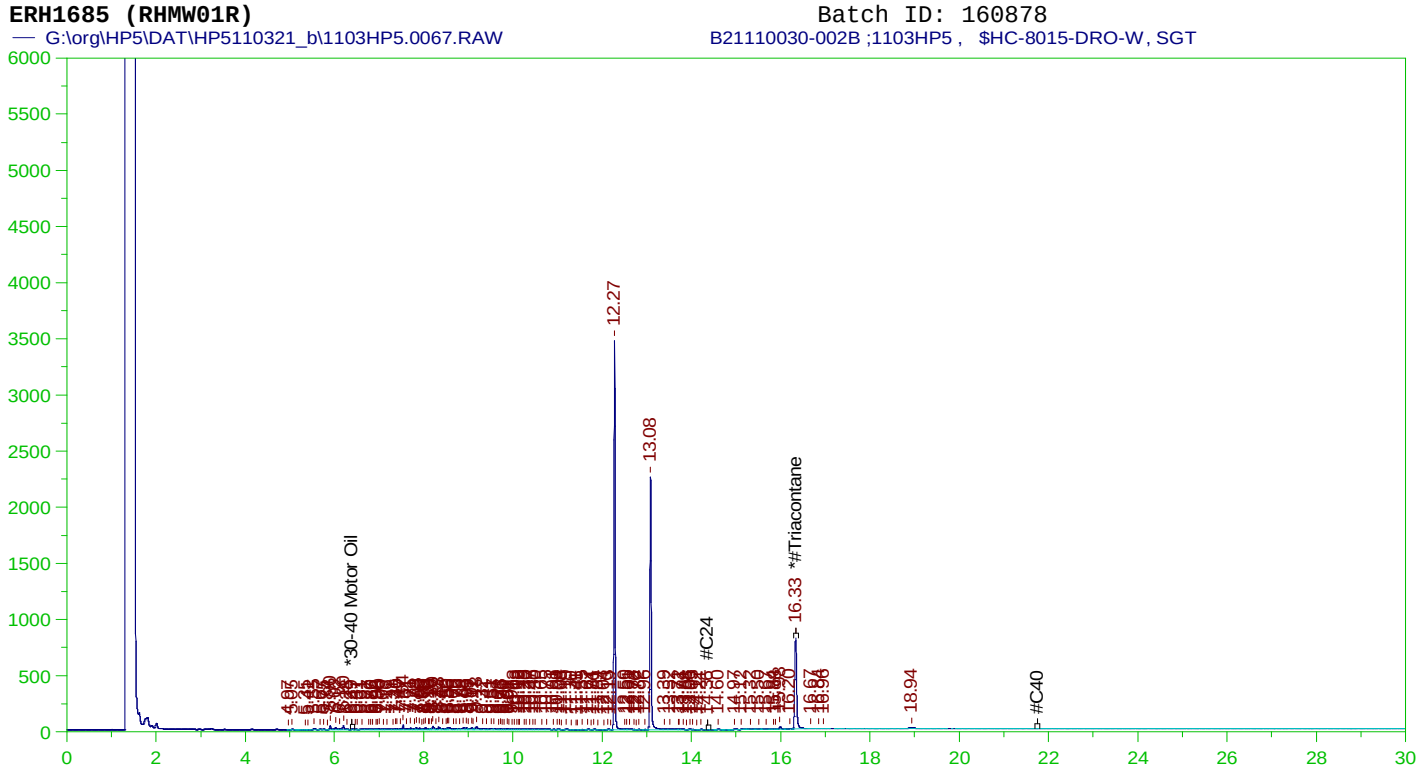

RESIDUAL RANGE ORGANICS CHROMATOGRAM

Sample Name: B21110030-002B ;1103HP5 , $HC-8015-DRO-W, SGT
Raw File: G:\org\HP5\DAT\HP5110321_b\1103HP5.0067.RAW
Date & Time Acquired: 11/5/2021 11:12:59 AM
Method File: G:\Org\HP5\Methods\DR_OROSb-AC-L%.MET
Calibration File: G:\Org\HP5\Cals\SW8015C_ORO211017AC-SAMP.CAL
Sample Weight: 1030 Dilution: 1 S.A.: 1

Mean RF for for Residual Range Organics Calculations: 28542.41
Rt range for Residual Range Organics: 14.33 to 21.8

SURROGATE COMPOUND	RT	ACTUAL	MEASURED	%REC	
*#Triacontane	16.331	.485	.078	16.04	-

RRO Area:149680.1 RRO AMOUNT: 5.091387E-03

G:\org\HP5\dat\HP5110321_b\Review\067_B21110030-002B_DR_OROSb-AC-L%.xls

ERH1685 (RHMW01R) Batch ID: 160878

— G:\org\HP5\DAT\HP5110321_b\1103HP5.0067.RAW B21110030-002B ;1103HP5 , $HC-8015-DRO-W, SGT

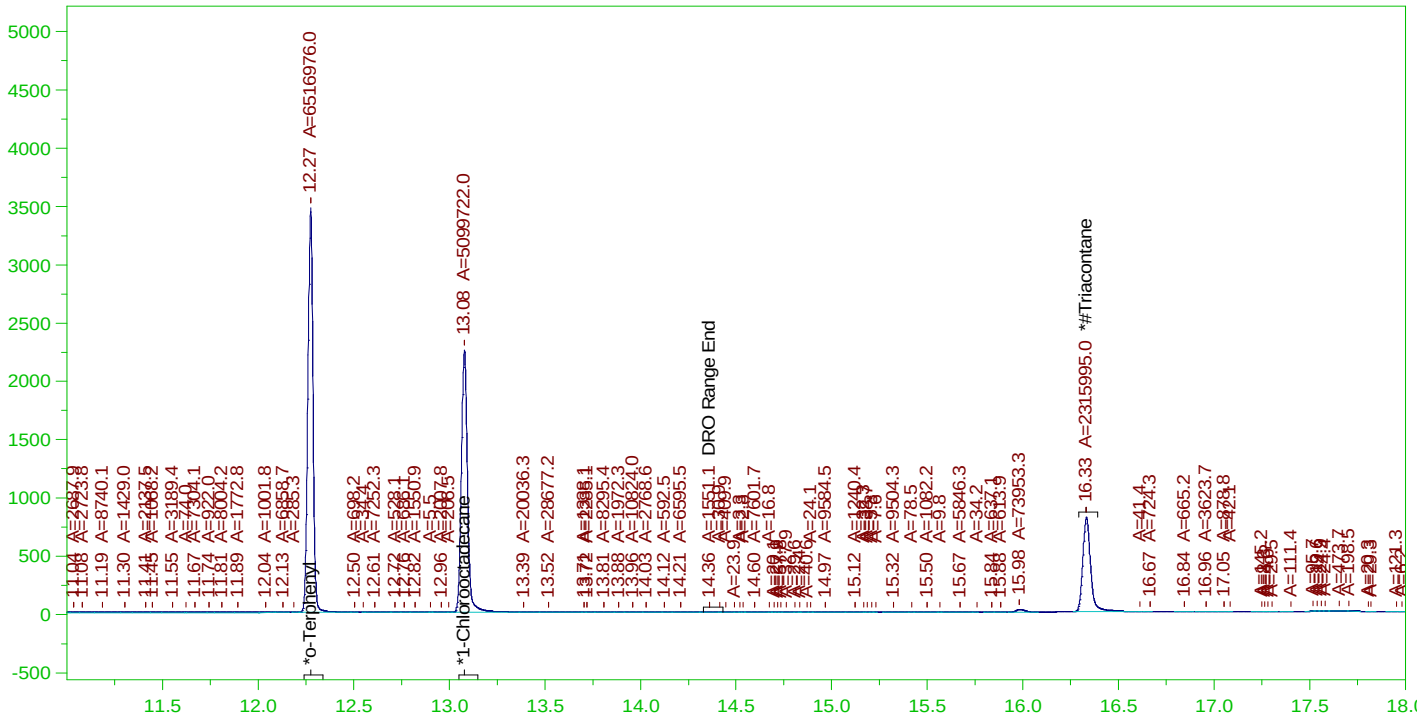

DIESEL RANGE ORGANICS CHROMATOGRAM REPORT

Sample Name: B21110030-002B ;1103HP5 , $HC-8015-DRO-W, SGT
Raw File: G:\org\HP5\DAT\HP5110321_b\1103HP5.0067.RAW
Date & Time Acquired: 11/5/2021 11:12:59 AM
Method File: G:\Org\HP5\Methods\DS_8015-C24Tb-IA-L#.MET
Calibration File: G:\Org\HP5\Cals\SW8015C_DRO211102IA-24-Tri.CAL
Sample Weight: 1030 Dilution: 1 S.A.: 1

Mean RF for TEH: 31353.19
Rt range for Diesel Range Organics: 6.59 to 14.43

SURROGATE COMPOUND	RT	ACTUAL	MEASURED	%REC	
*o-Terphenyl	12.275	.194	.178	91.76	-
*1-Chlorooctadecane	13.079	.194	.139	71.81	-
*#Triacontane	16.331	.194	.078	40.03	-

DRO Area:1815543 DRO Amount: 5.621958E-02
TEH Area:2354911 TEH Amount: 7.292149E-02

G:\org\HP5\dat\HP5110321_b\Review\067_B21110030-002B_DS_8015-C24Tb-IA-L#.xls

ERH1687 (RHMW02) Batch ID: 160878

— G:\org\HP5\DAT\HP5110321_b\1103HP5.0068.RAW B21110062-001B ;1103HP5 , $HC-8015-DRO-W, SGT

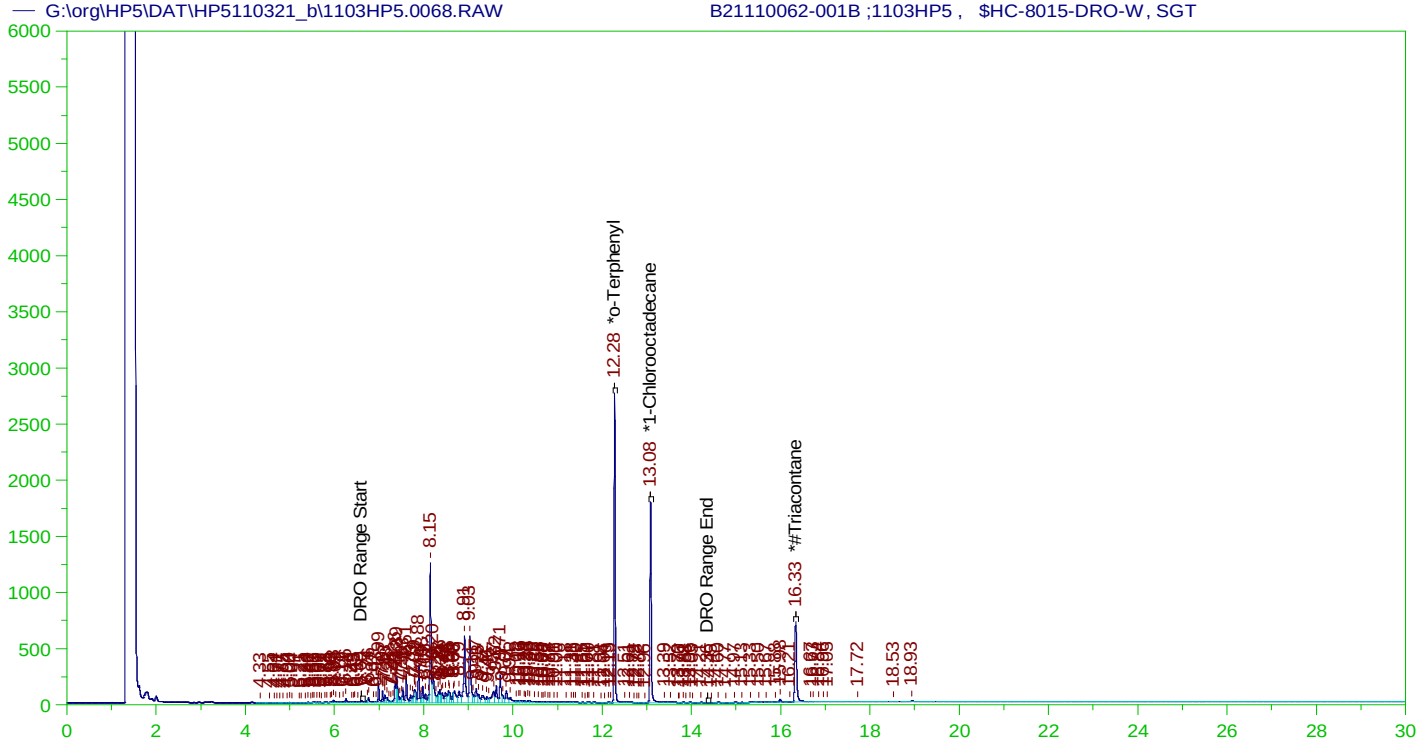

DIESEL RANGE ORGANICS CHROMATOGRAM REPORT

Sample Name: B21110062-001B ;1103HP5 , $HC-8015-DRO-W, SGT
Raw File: G:\org\HP5\DAT\HP5110321_b\1103HP5.0068.RAW
Date & Time Acquired: 11/5/2021 11:55:35 AM
Method File: G:\Org\HP5\Methods\DR_8015-68-C24T-IA-L%.met
Calibration File: G:\Org\HP5\Cals\SW8015C_DRO211102IA-24-Tri.CAL
Sample Weight: 1050 Dilution: 1 S.A.: 1

Mean RF for TEH: 31353.19
Rt range for Diesel Range Organics: 6.59 to 14.43

SURROGATE COMPOUND	RT	ACTUAL	MEASURED	%REC	
*o-Terphenyl	12.276	.19	.141	73.85	-
*1-Chlorooctadecane	13.079	.19	.109	57.06	-
*#Triacontane	16.332	.19	.069	36.2	-

DRO Area:1.77188E+07 DRO Amount: 0.5382241
TEH Area:1.827702E+07 TEH Amount: 0.5551806

G:\org\HP5\dat\HP5110321_b\Review\068_B21110062-001B_DR_8015-68-C24T-IA-L%.xls

ERH1687 (RHMW02) Batch ID: 160878

— G:\org\HP5\DAT\HP5110321_b\1103HP5.0068.RAW B21110062-001B ;1103HP5 , $HC-8015-DRO-W, SGT

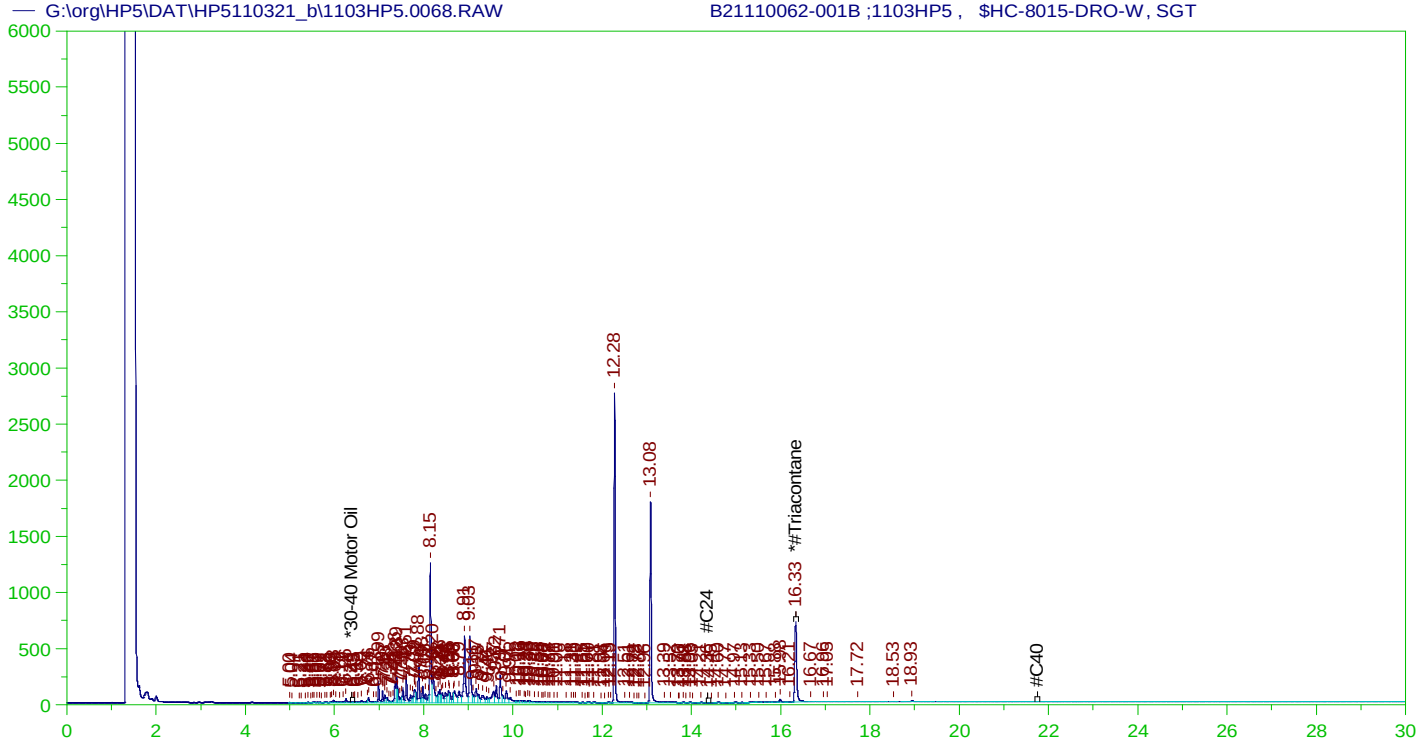

RESIDUAL RANGE ORGANICS CHROMATOGRAM

Sample Name: B21110062-001B ;1103HP5 , $HC-8015-DRO-W, SGT
Raw File: G:\org\HP5\DAT\HP5110321_b\1103HP5.0068.RAW
Date & Time Acquired: 11/5/2021 11:55:35 AM
Method File: G:\Org\HP5\Methods\DR_OROSb-AC-L%.MET
Calibration File: G:\Org\HP5\Cals\SW8015C_ORO211017AC-SAMP.CAL
Sample Weight: 1050 Dilution: 1 S.A.: 1

Mean RF for for Residual Range Organics Calculations: 28542.41
Rt range for Residual Range Organics: 14.33 to 21.8

SURROGATE COMPOUND	RT	ACTUAL	MEASURED	%REC	
*#Triacontane	16.332	.476	.069	14.43	-

RRO Area:162368.6 RRO AMOUNT: 5.41779E-03

G:\org\HP5\dat\HP5110321_b\Review\068_B21110062-001B_DR_OROSb-AC-L%.xls

ERH1687 (RHMW02) Batch ID: 160878

— G:\org\HP5\DAT\HP5110321_b\1103HP5.0068.RAW B21110062-001B ;1103HP5 , $HC-8015-DRO-W, SGT

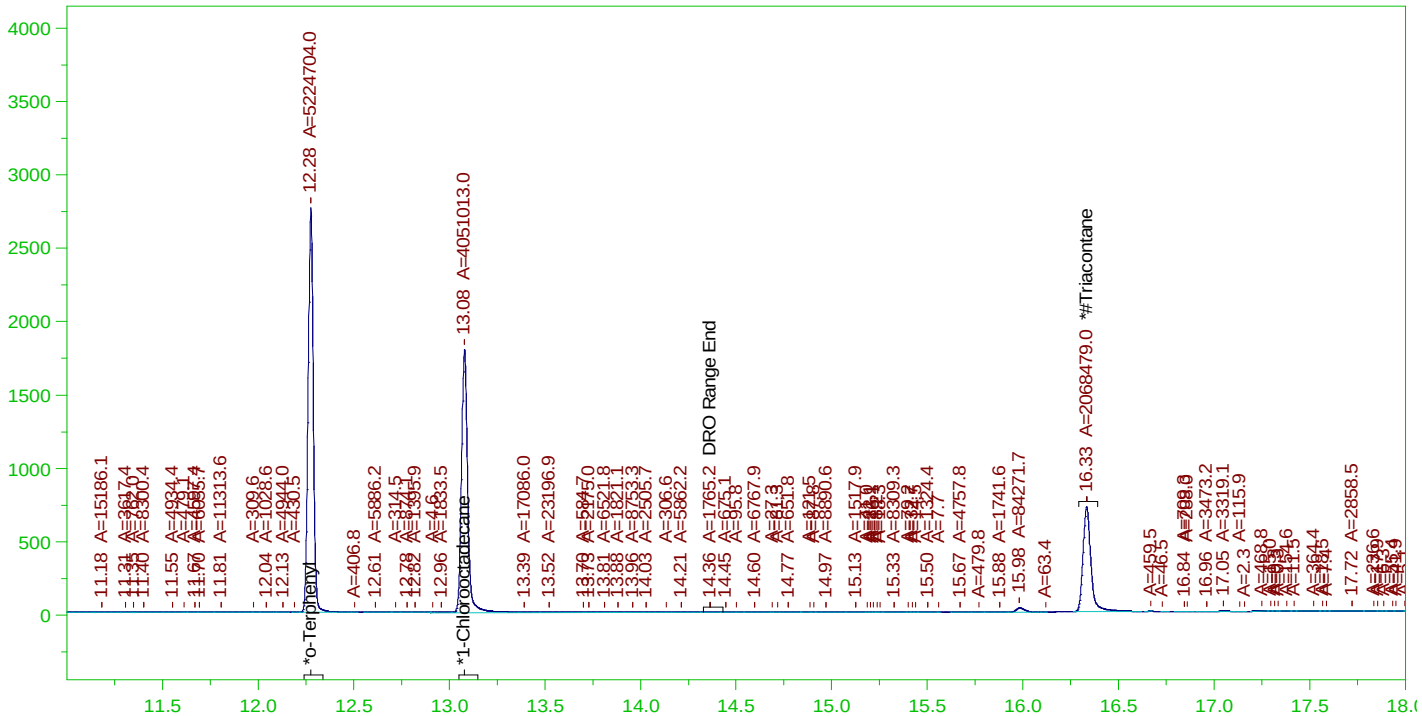

DIESEL RANGE ORGANICS CHROMATOGRAM REPORT

Sample Name: B21110062-001B ;1103HP5 , $HC-8015-DRO-W, SGT
Raw File: G:\org\HP5\DAT\HP5110321_b\1103HP5.0068.RAW
Date & Time Acquired: 11/5/2021 11:55:35 AM
Method File: G:\Org\HP5\Methods\DS_8015-C24Tb-IA-L#.MET
Calibration File: G:\Org\HP5\Cals\SW8015C_DRO211102IA-24-Tri.CAL
Sample Weight: 1050 Dilution: 1 S.A.: 1

Mean RF for TEH: 31353.19
Rt range for Diesel Range Organics: 6.59 to 14.43

SURROGATE COMPOUND	RT	ACTUAL	MEASURED	%REC	
*o-Terphenyl	12.276	.19	.14	73.57	-
*1-Chlorooctadecane	13.079	.19	.109	57.04	-
*#Triacontane	16.332	.19	.068	35.75	-

DRO Area:1.765064E+07 DRO Amount: 0.5361538
TEH Area:1.820839E+07 TEH Amount: 0.5530959

G:\org\HP5\dat\HP5110321_b\Review\068_B21110062-001B_DS_8015-C24Tb-IA-L#.xls

ERH1688 (RHMW02) Batch ID: 160878

— G:\org\HP5\DAT\HP5110321_b\1103HP5.0069.RAW B21110062-002B ;1103HP5 , $HC-8015-DRO-W, SGT

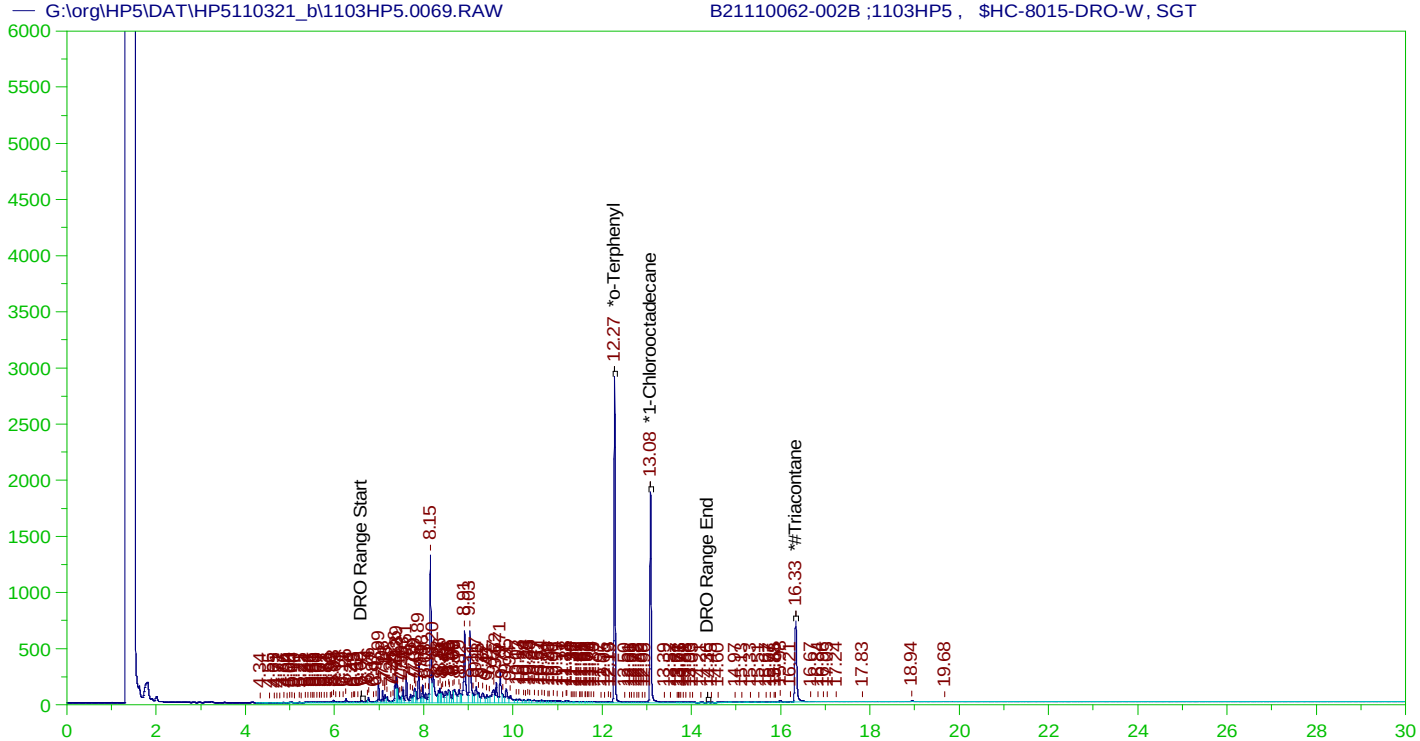

DIESEL RANGE ORGANICS CHROMATOGRAM REPORT

Sample Name: B21110062-002B ;1103HP5 , $HC-8015-DRO-W, SGT
Raw File: G:\org\HP5\DAT\HP5110321_b\1103HP5.0069.RAW
Date & Time Acquired: 11/5/2021 12:38:16 PM
Method File: G:\Org\HP5\Methods\DR_8015-68-C24T-IA-L%.met
Calibration File: G:\Org\HP5\Cals\SW8015C_DRO211102IA-24-Tri.CAL
Sample Weight: 1060 Dilution: 1 S.A.: 1

Mean RF for TEH: 31353.19
Rt range for Diesel Range Organics: 6.59 to 14.43

SURROGATE COMPOUND	RT	ACTUAL	MEASURED	%REC	
*o-Terphenyl	12.275	.189	.149	78.77	-
*1-Chlorooctadecane	13.078	.189	.112	59.27	-
*#Triacontane	16.333	.189	.07	36.93	-

DRO Area:2.075804E+07 DRO Amount: 0.6245953
TEH Area:2.130894E+07 TEH Amount: 0.6411715

G:\org\HP5\dat\HP5110321_b\Review\069_B21110062-002B_DR_8015-68-C24T-IA-L%.xls

ERH1688 (RHMW02) Batch ID: 160878

— G:\org\HP5\DAT\HP5110321_b\1103HP5.0069.RAW B21110062-002B ;1103HP5 , $HC-8015-DRO-W, SGT

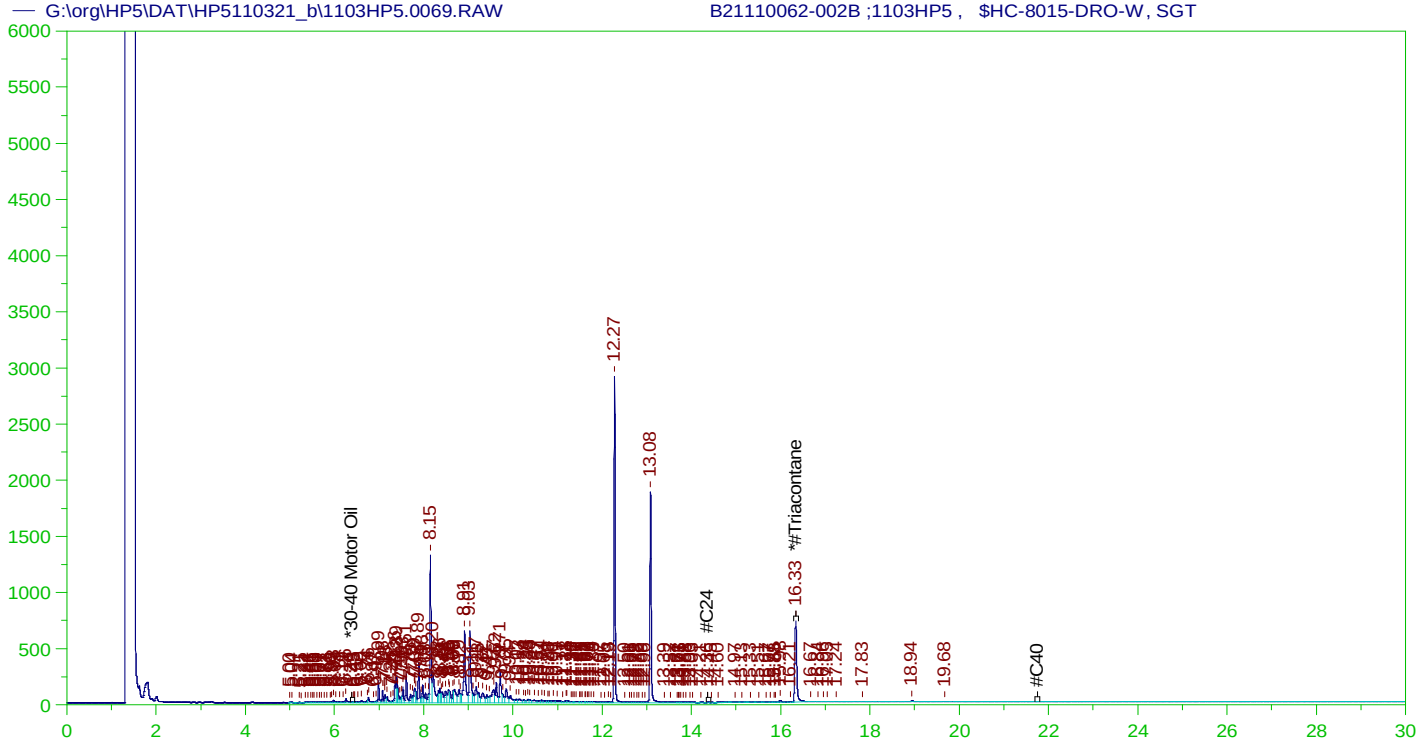

RESIDUAL RANGE ORGANICS CHROMATOGRAM

Sample Name: B21110062-002B ;1103HP5 , $HC-8015-DRO-W, SGT
Raw File: G:\org\HP5\DAT\HP5110321_b\1103HP5.0069.RAW
Date & Time Acquired: 11/5/2021 12:38:16 PM
Method File: G:\Org\HP5\Methods\DR_OROSb-AC-L%.MET
Calibration File: G:\Org\HP5\Cals\SW8015C_ORO211017AC-SAMP.CAL
Sample Weight: 1060 Dilution: 1 S.A.: 1

Mean RF for for Residual Range Organics Calculations: 28542.41
Rt range for Residual Range Organics: 14.33 to 21.8

SURROGATE COMPOUND	RT	ACTUAL	MEASURED	%REC	
*#Triacontane	16.333	.472	.069	14.55	-

RRO Area:123208.5 RRO AMOUNT: 4.07234E-03

G:\org\HP5\dat\HP5110321_b\Review\069_B21110062-002B_DR_OROSb-AC-L%.xls

ERH1688 (RHMW02) Batch ID: 160878

G:\org\HP5\DAT\HP5110321_b\1103HP5.0069.RAW B21110062-002B ;1103HP5 , $HC-8015-DRO-W, SGT

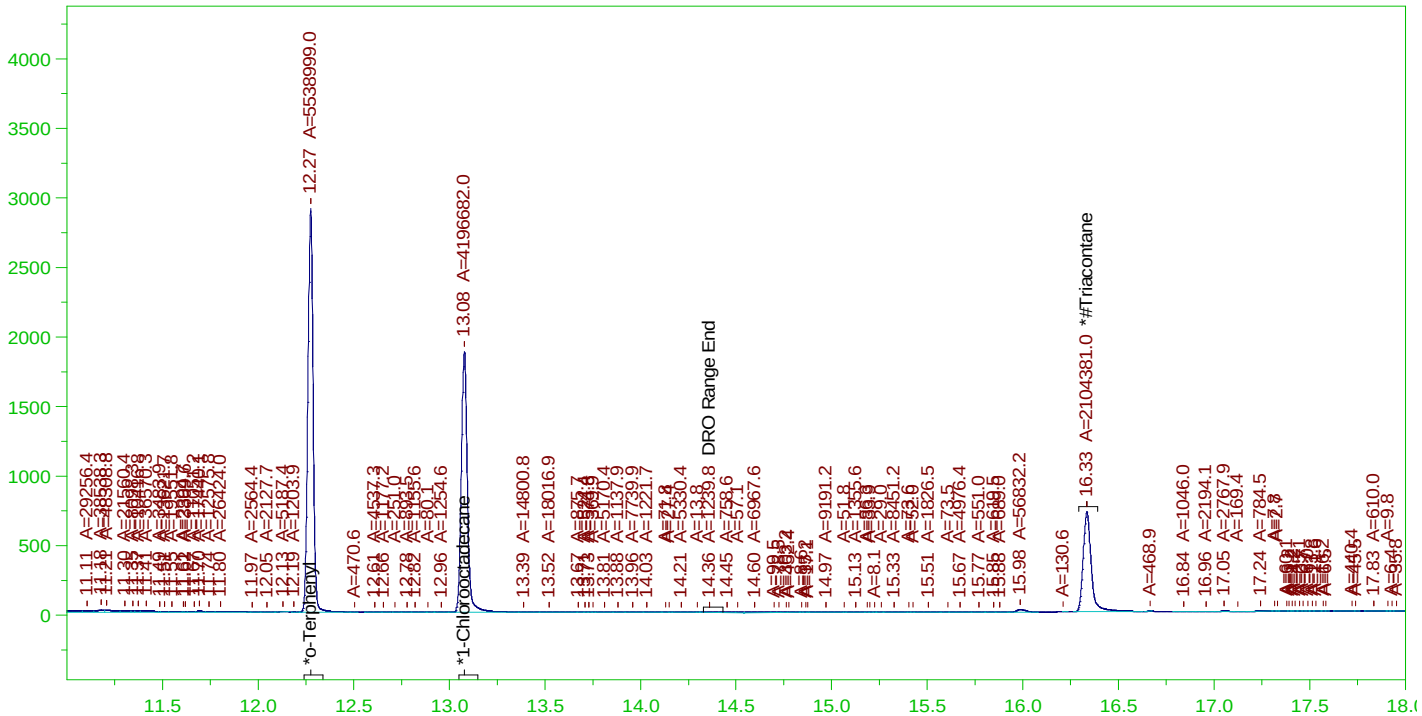

DIESEL RANGE ORGANICS CHROMATOGRAM REPORT

Sample Name: B21110062-002B ;1103HP5 , $HC-8015-DRO-W, SGT
Raw File: G:\org\HP5\DAT\HP5110321_b\1103HP5.0069.RAW
Date & Time Acquired: 11/5/2021 12:38:16 PM
Method File: G:\Org\HP5\Methods\DS_8015-C24Tb-IA-L#.MET
Calibration File: G:\Org\HP5\Cals\SW8015C_DRO211102IA-24-Tri.CAL
Sample Weight: 1060 Dilution: 1 S.A.: 1

Mean RF for TEH: 31353.19
Rt range for Diesel Range Organics: 6.59 to 14.43

SURROGATE COMPOUND	RT	ACTUAL	MEASURED	%REC	
*o-Terphenyl	12.275	.189	.147	77.99	-
*1-Chlorooctadecane	13.078	.189	.111	59.09	-
*#Triacontane	16.333	.189	.069	36.37	-

DRO Area:1.988429E+07 DRO Amount: 0.5983048
TEH Area:2.036401E+07 TEH Amount: 0.6127391

G:\org\HP5\dat\HP5110321_b\Review\069_B21110062-002B_DS_8015-C24Tb-IA-L#.xls

Batch ID: 160878

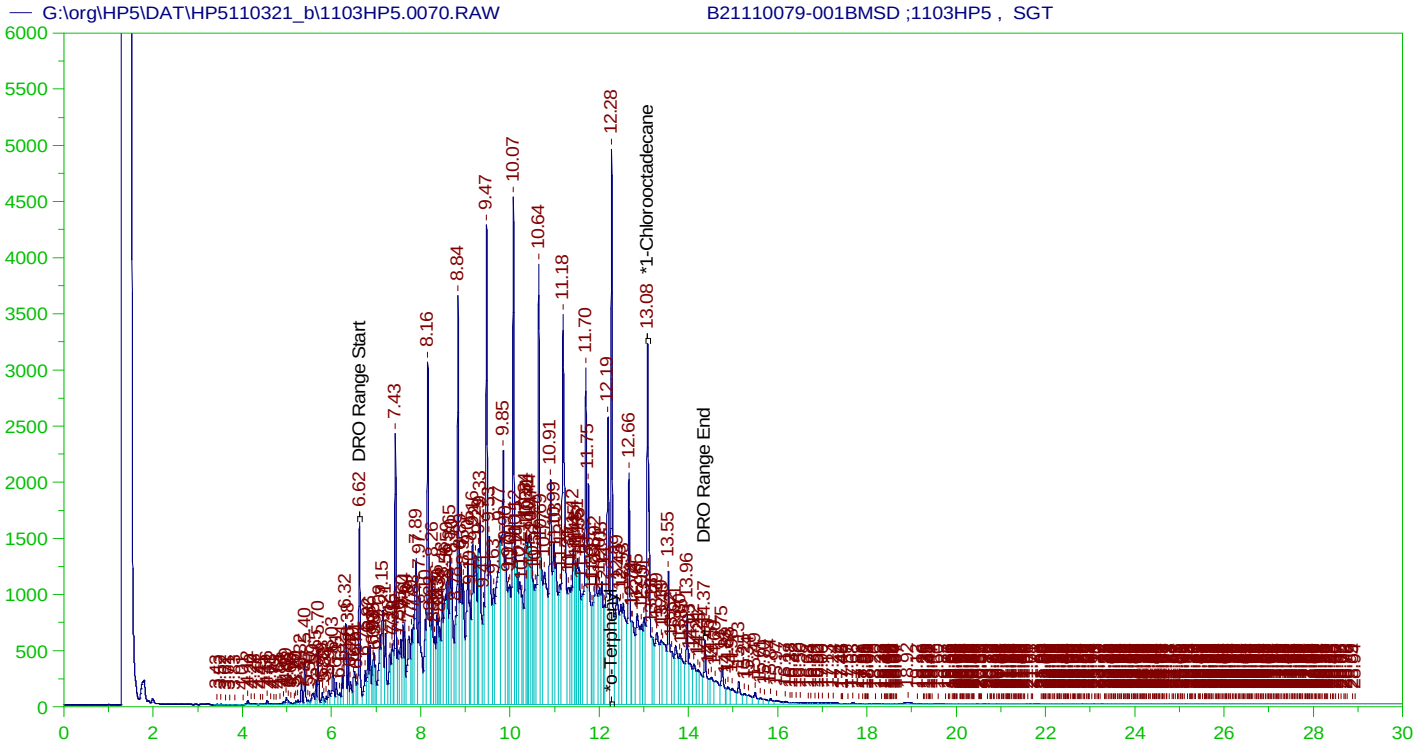

DIESEL RANGE ORGANICS CHROMATOGRAM REPORT

Sample Name: B21110079-001BMSD ;1103HP5 , SGT
Raw File: G:\org\HP5\DAT\HP5110321_b\1103HP5.0070.RAW
Date & Time Acquired: 11/5/2021 1:21:10 PM
Method File: G:\Org\HP5\Methods\D3_8015-70-24-IA-L%.met
Calibration File: G:\Org\HP5\Cals\SW8015C_DRO211102IA-24.CAL
Sample Weight: 1020 Dilution: 1 S.A.: 1

Mean RF for TEH: 31353.19
Rt range for Diesel Range Organics: 6.59 to 14.43

SURROGATE COMPOUND	RT	ACTUAL	MEASURED	%REC	
*o-Terphenyl	12.277	.196	.358	182.51	-
*1-Chlorooctadecane	13.08	.196	.347	177.12	-

DRO Area:4.187537E+08 DRO Amount: 13.09413
TEH Area:4.447868E+08 TEH Amount: 13.90817

G:\org\HP5\dat\HP5110321_b\Review\070_B21110079-001BMSD_D3_8015-70-24-IA-L%.xls

Batch ID: 160878

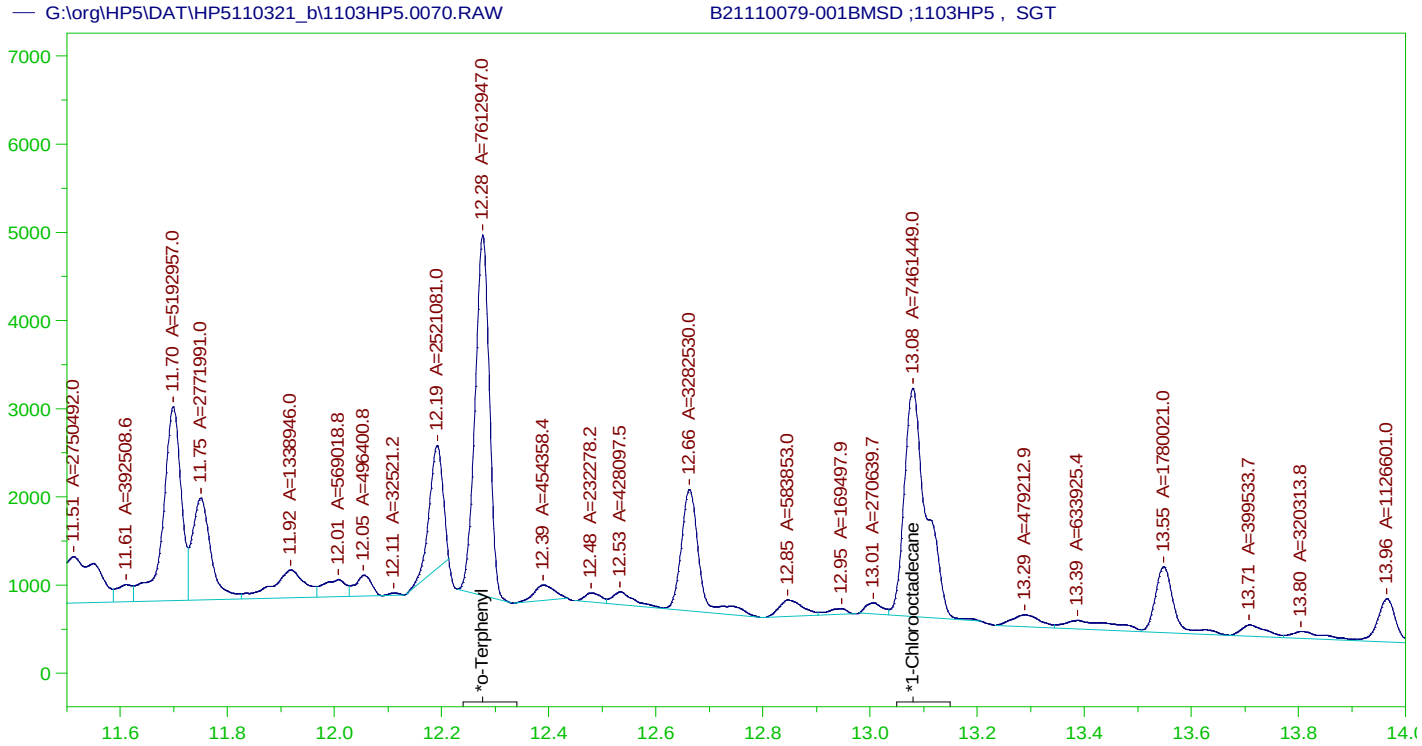

DIESEL RANGE ORGANICS CHROMATOGRAM REPORT

Sample Name: B21110079-001BMSD ;1103HP5 , SGT
Raw File: G:\org\HP5\DAT\HP5110321_b\1103HP5.0070.RAW
Date & Time Acquired: 11/5/2021 1:21:10 PM
Method File: G:\Org\HP5\Methods\DS_8015-24-IA-L#.met
Calibration File: G:\Org\HP5\Cals\SW8015C_DRO211102IA-24.CAL
Sample Weight: 1020 Dilution: 1 S.A.: 1

Mean RF for TEH: 31353.19
Rt range for Diesel Range Organics: 6.59 to 14.43

SURROGATE COMPOUND	RT	ACTUAL	MEASURED	%REC	
*o-Terphenyl	12.277	.196	.21	107.2	-
*1-Chlorooctadecane	13.08	.196	.206	105.06	-

DRO Area:2.015365E+08 DRO Amount: 6.301903
TEH Area:2.1304E+08 TEH Amount: 6.661609

G:\org\HP5\dat\HP5110321_b\Review\070_B21110079-001BMSD_DS_8015-24-IA-L#.xls

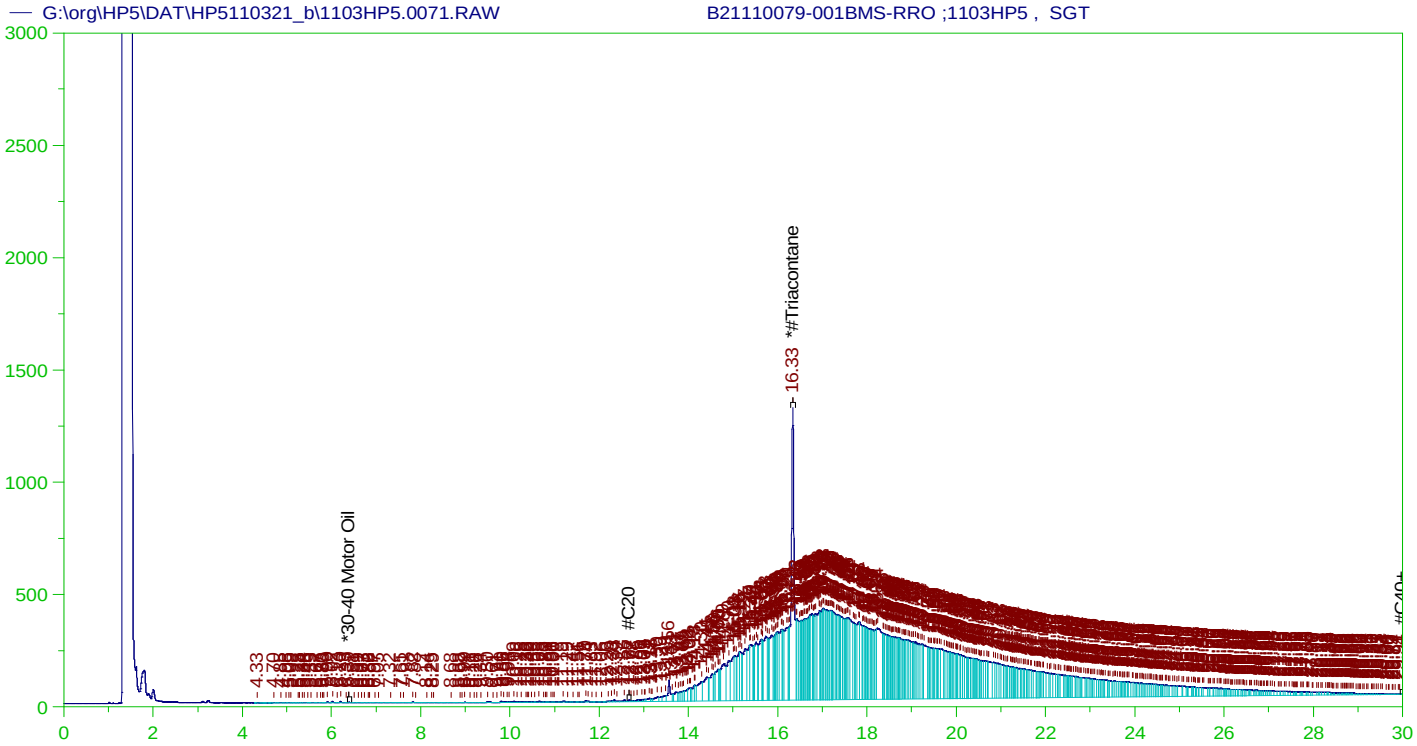

RESIDUAL RANGE ORGANICS CHROMATOGRAM

Sample Name: B21110079-001BMS-RRO ;1103HP5 , SGT
Raw File: G:\org\HP5\DAT\HP5110321_b\1103HP5.0071.RAW
Date & Time Acquired: 11/5/2021 2:04:00 PM
Method File: G:\Org\HP5\Methods\D3_ORO-AC-L%.MET
Calibration File: G:\Org\HP5\Cals\SW8015C_ORO211017AC.CAL
Sample Weight: 1050 Dilution: 1 S.A.: 1

Mean RF for for ~~Residual~~ TEH (Oil Range) Organics Calculations: 28542.41
Rt range for ~~Residual~~ TEH (Oil Range) Organics: 12.62 to 30.05

SURROGATE COMPOUND	RT	ACTUAL	MEASURED	%REC	
*#Triacontane	16.334	.476	.179	37.56	-

~~RRO~~ TEH (Oil Range) Area:1.313894E+08 ~~RRO~~ TEH (Oil Range) AMOUNT: 4.3841

AMN 11/16/2021

G:\org\HP5\dat\HP5110321_b\Review\071_B21110079-001BMS-RRO_D3_ORO-AC-L%.xls

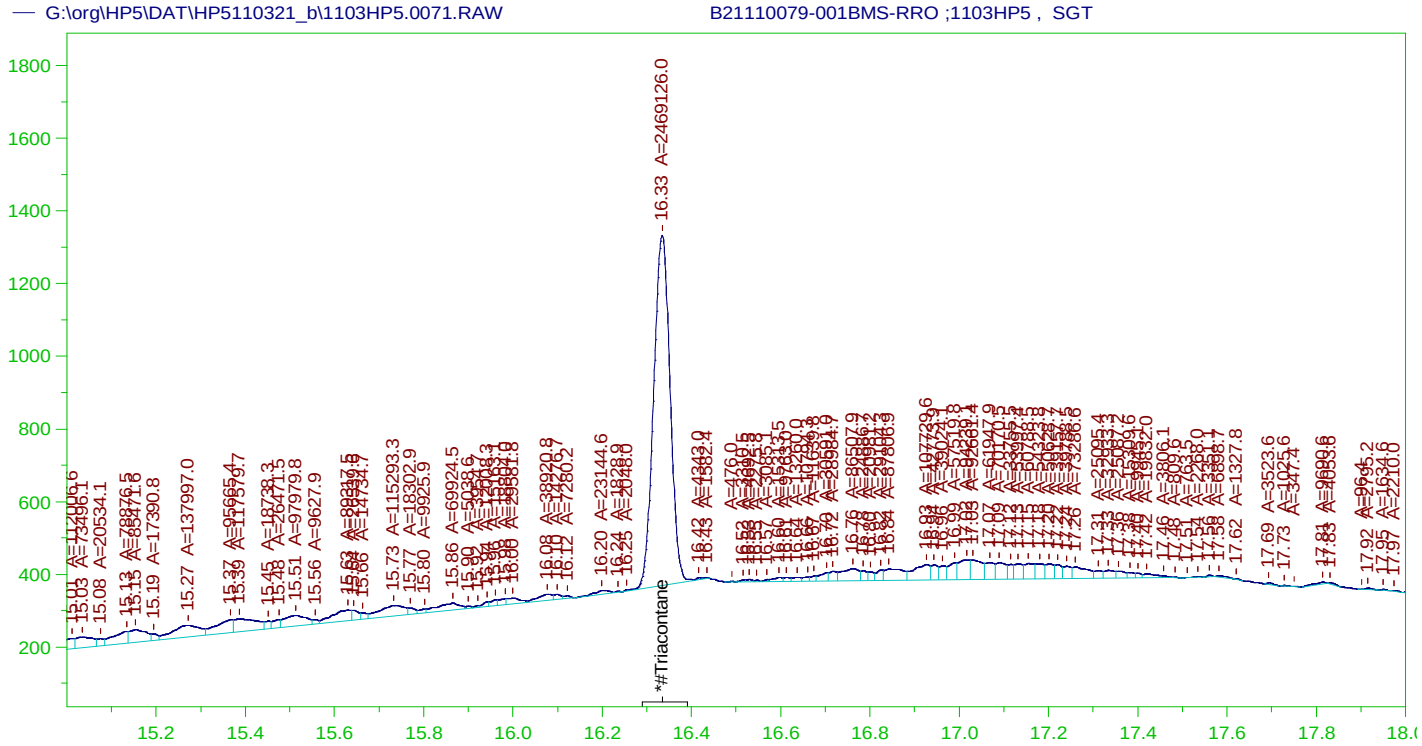

RESIDUAL RANGE ORGANICS CHROMATOGRAM

Sample Name: B21110079-001BMS-RRO ;1103HP5 , SGT
Raw File: G:\org\HP5\DAT\HP5110321_b\1103HP5.0071.RAW
Date & Time Acquired: 11/5/2021 2:04:00 PM
Method File: G:\Org\HP5\Methods\DS_ORO-AC-L#.MET
Calibration File: G:\Org\HP5\Cals\SW8015C_ORO211017AC.CAL
Sample Weight: 1050 Dilution: 1 S.A.: 1

Mean RF for for Residual Range Organics Calculations: 28542.41
Rt range for Residual Range Organics: 12.62 to 30.05

SURROGATE COMPOUND	RT	ACTUAL	MEASURED	%REC	
*#Triacontane	16.334	.476	.081	17.07	-

RRO Area:4086396 RRO AMOUNT: 0.1363517

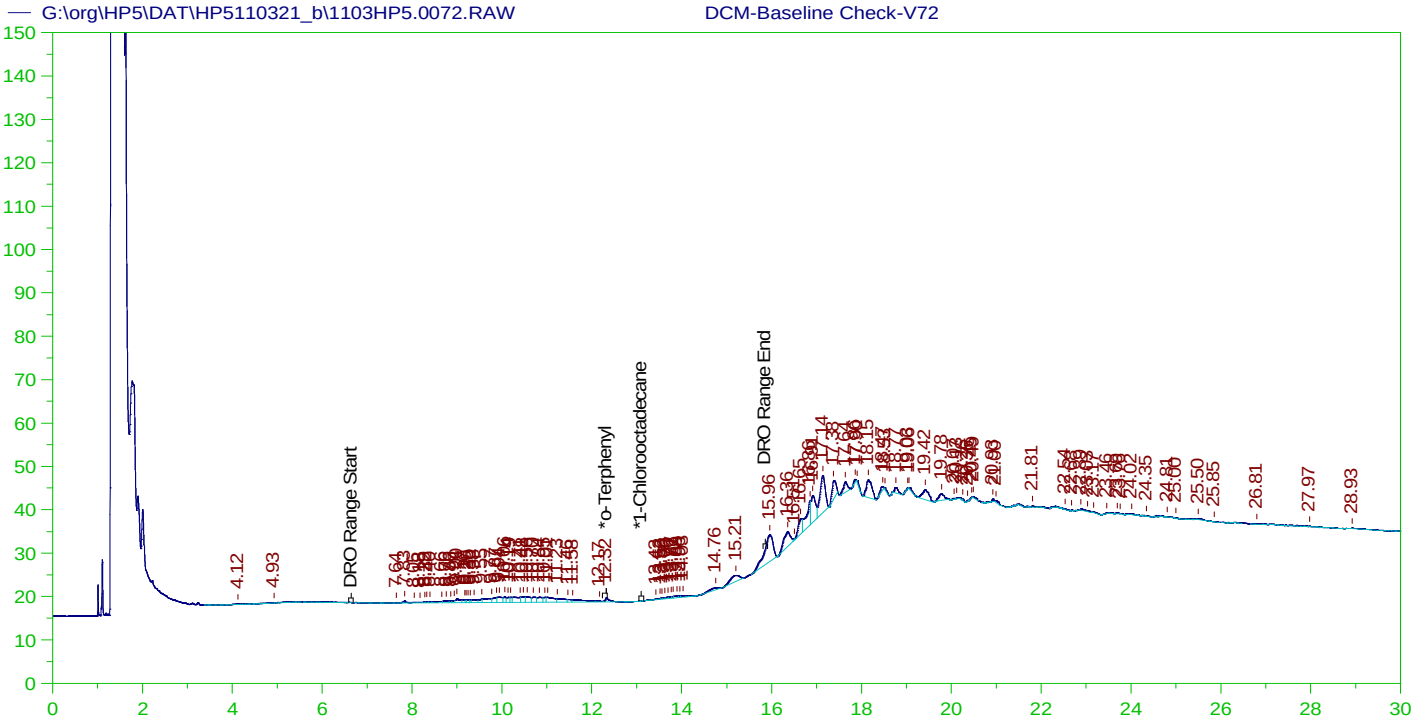

DIESEL RANGE ORGANICS CHROMATOGRAM REPORT

Sample Name: DCM-Baseline Check-V72
Raw File: G:\org\HP5\DAT\HP5110321_b\1103HP5.0072.RAW
Date & Time Acquired: 11/5/2021 2:46:48 PM
Method File: G:\Org\HP5\Methods\DR_8015-IA-LEXP.met
Calibration File: G:\Org\HP5\Cals\SW8015C_DRO211102IA.CAL
Sample Weight: 1 Dilution: 1 S.A.: 1

Mean RF for TEH: 31353.19
Rt range for Diesel Range Organics: 6.59 to 15.91

SURROGATE COMPOUND	RT	ACTUAL	MEASURED	%REC	
*o-Terphenyl	12.319	200.	.161	.08	-
*1-Chlorooctadecane	29.914	200.	.	.	-

DRO Area:220049.9 DRO Amount: 7.018421
TEH Area:720011.3 TEH Amount: 22.96453

G:\org\HP5\dat\HP5110321_b\Review\072_DCM-Baseline Chec_DR_8015-IA-LEXP.xls

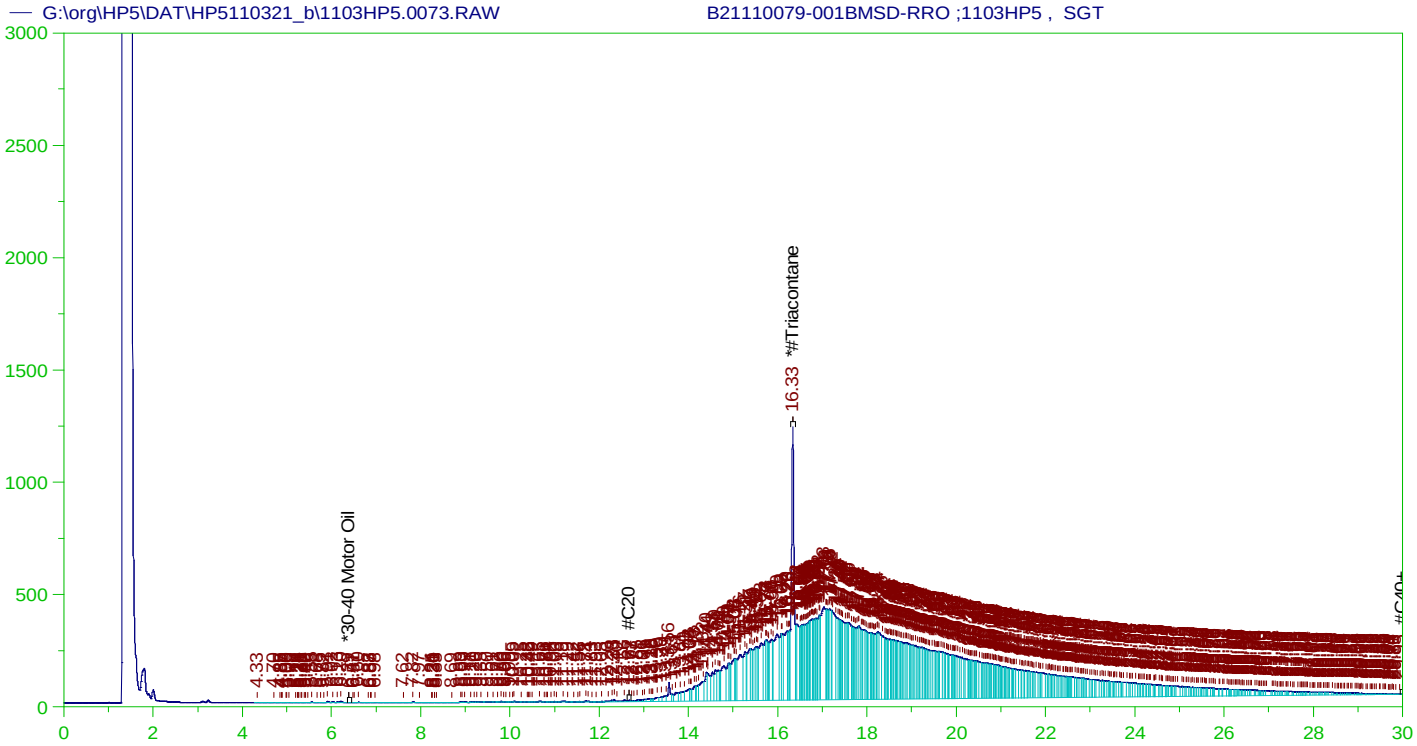

RESIDUAL RANGE ORGANICS CHROMATOGRAM
Sample Name: B21110079-001BMSD-RRO ;1103HP5 , SGT
Raw File: G:\org\HP5\DAT\HP5110321_b\1103HP5.0073.RAW
Date & Time Acquired: 11/5/2021 3:29:27 PM
Method File: G:\Org\HP5\Methods\D3_ORO-AC-L%.MET
Calibration File: G:\Org\HP5\Cals\SW8015C_ORO211017AC.CAL
Sample Weight: 1060 Dilution: 1 S.A.: 1

Mean RF for for ~~Residual~~ TEH (Oil Range) Organics Calculations: 28542.41
Rt range for ~~Residual~~ TEH (Oil Range) Organics: 12.62 to 30.05

SURROGATE COMPOUND	RT	ACTUAL	MEASURED	%REC	
*#Triacontane	16.333	.472	.152	32.14	-

~~RRO~~ TEH (Oil Range) Area:1.252407E+08 ~~RRO~~ TEH (Oil Range) AMOUNT: 4.139509

AMN 11/16/2021

G:\org\HP5\dat\HP5110321_b\Review\073_B21110079-001BMSD-RRO_D3_ORO-AC-L%.xls

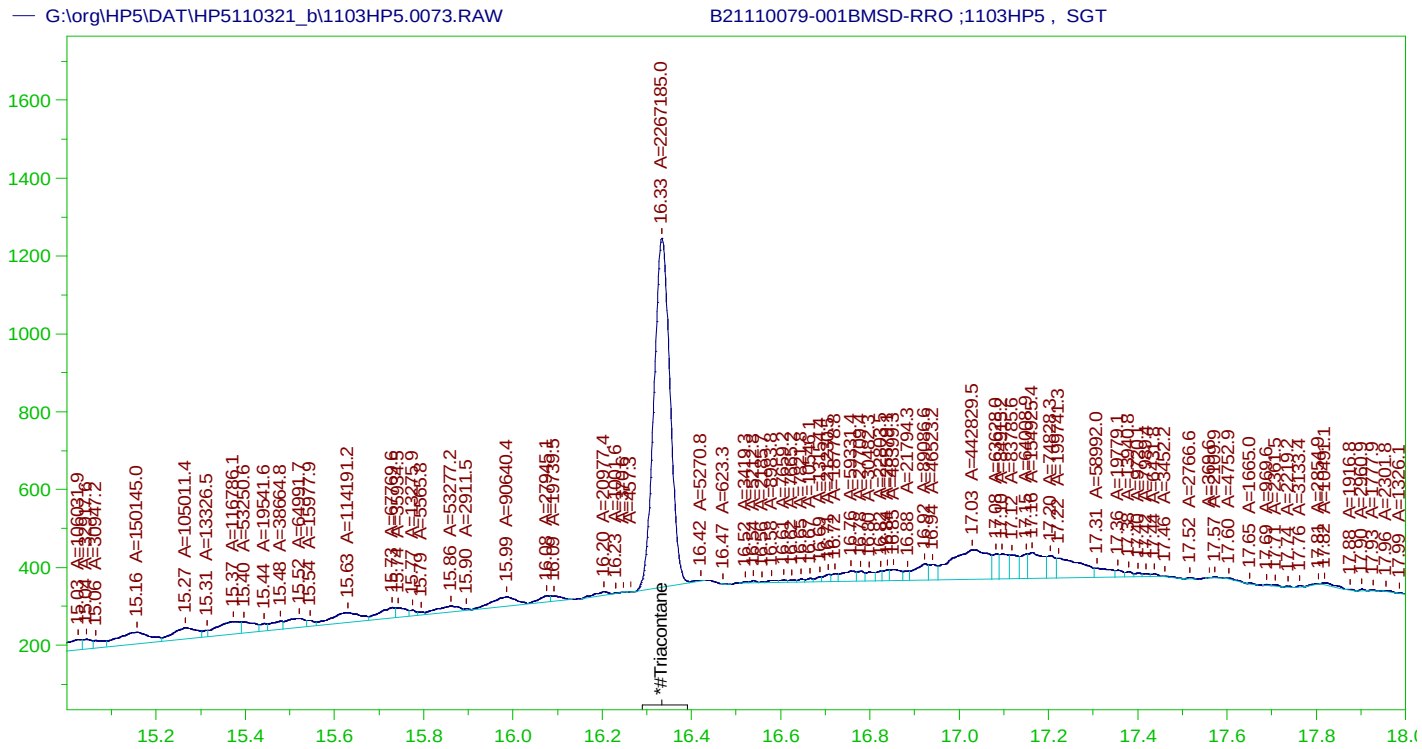

RESIDUAL RANGE ORGANICS CHROMATOGRAM

Sample Name: B21110079-001BMSD-RRO ;1103HP5 , SGT
Raw File: G:\org\HP5\DAT\HP5110321_b\1103HP5.0073.RAW
Date & Time Acquired: 11/5/2021 3:29:27 PM
Method File: G:\Org\HP5\Methods\DS_ORO-AC-L#.MET
Calibration File: G:\Org\HP5\Cals\SW8015C_ORO211017AC.CAL
Sample Weight: 1060 Dilution: 1 S.A.: 1

Mean RF for for Residual Range Organics Calculations: 28542.41
Rt range for Residual Range Organics: 12.62 to 30.05

SURROGATE COMPOUND	RT	ACTUAL	MEASURED	%REC	
*#Triacontane	16.333	.472	.074	15.67	-

RRO Area:4239055 RRO AMOUNT: 0.1401111

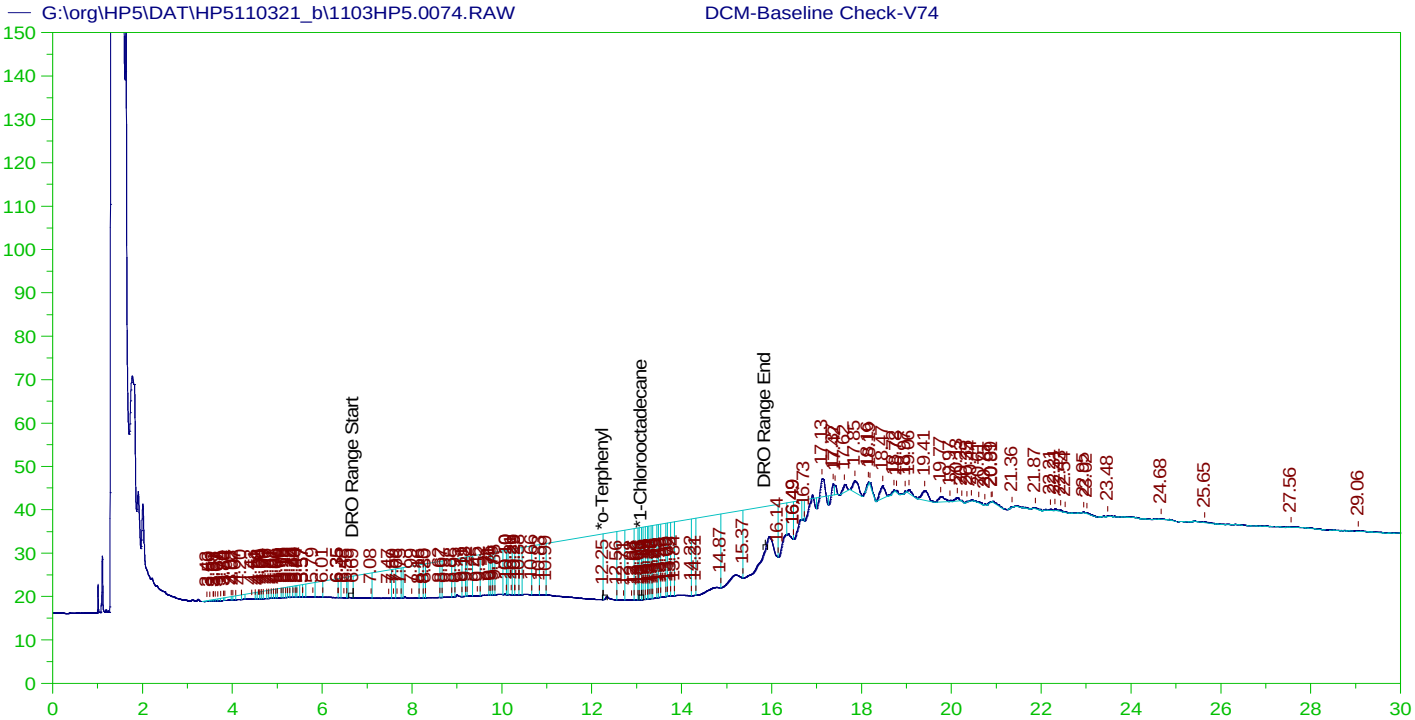

DIESEL RANGE ORGANICS CHROMATOGRAM REPORT

Sample Name: DCM-Baseline Check-V74
Raw File: G:\org\HP5\DAT\HP5110321_b\1103HP5.0074.RAW
Date & Time Acquired: 11/5/2021 4:12:20 PM
Method File: G:\Org\HP5\Methods\DR_8015-IA-LEXP.met
Calibration File: G:\Org\HP5\Cals\SW8015C_DRO211102IA.CAL
Sample Weight: 1 Dilution: 1 S.A.: 1

Mean RF for TEH: 31353.19
Rt range for Diesel Range Organics: 6.59 to 15.91

SURROGATE COMPOUND	RT	ACTUAL	MEASURED	%REC	
*o-Terphenyl	12.249	200.	28.953	14.48	-
*1-Chlorooctadecane	13.107	200.	1.008	.5	-

DRO Area:5840158 DRO Amount: 186.27
TEH Area:6674053 TEH Amount: 212.8668

G:\org\HP5\dat\HP5110321_b\Review\074_DCM-Baseline Chec_DR_8015-IA-LEXP.xls

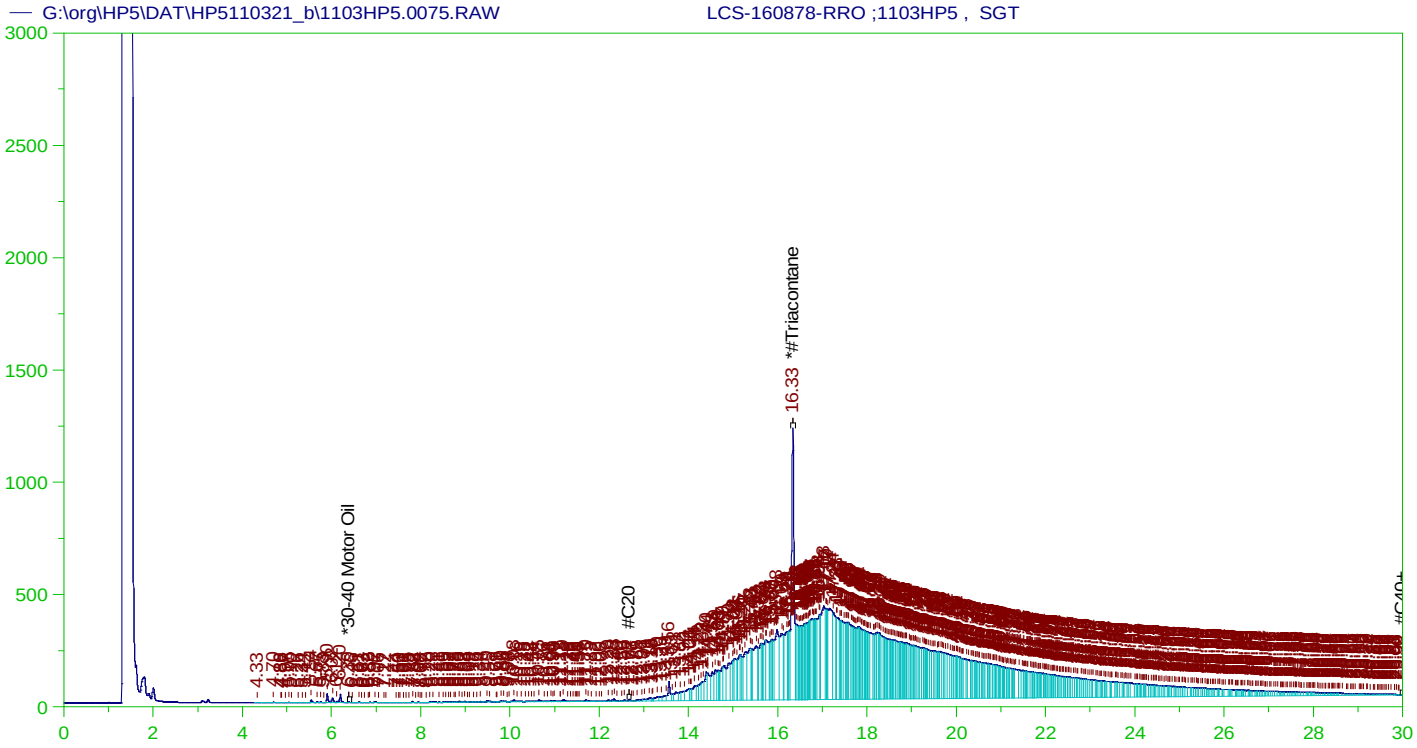

RESIDUAL RANGE ORGANICS CHROMATOGRAM
Sample Name: LCS-160878-RRO ;1103HP5 , SGT
Raw File: G:\org\HP5\DAT\HP5110321_b\1103HP5.0075.RAW
Date & Time Acquired: 11/5/2021 4:55:02 PM
Method File: G:\Org\HP5\Methods\D3_ORO-AC-L%.MET
Calibration File: G:\Org\HP5\Cals\SW8015C_ORO211017AC.CAL
Sample Weight: 1000 Dilution: 1 S.A.: 1

Mean RF for for ~~Residual~~ TEH (Oil Range) Organics Calculations: 28542.41
Rt range for ~~Residual~~ TEH (Oil Range) Organics: 12.62 to 30.05

SURROGATE COMPOUND	RT	ACTUAL	MEASURED	%REC
*#Triacontane	16.334	.5	.164	32.73 -

~~RRO~~ TEH (Oil Range) Area:1.246809E+08 ~~RRO~~ TEH (Oil Range)AMOUNT: 4.368269

AMN 11/16/2021

G:\org\HP5\dat\HP5110321_b\Review\075_LCS-160878-RRO_D3_ORO-AC-L%.xls

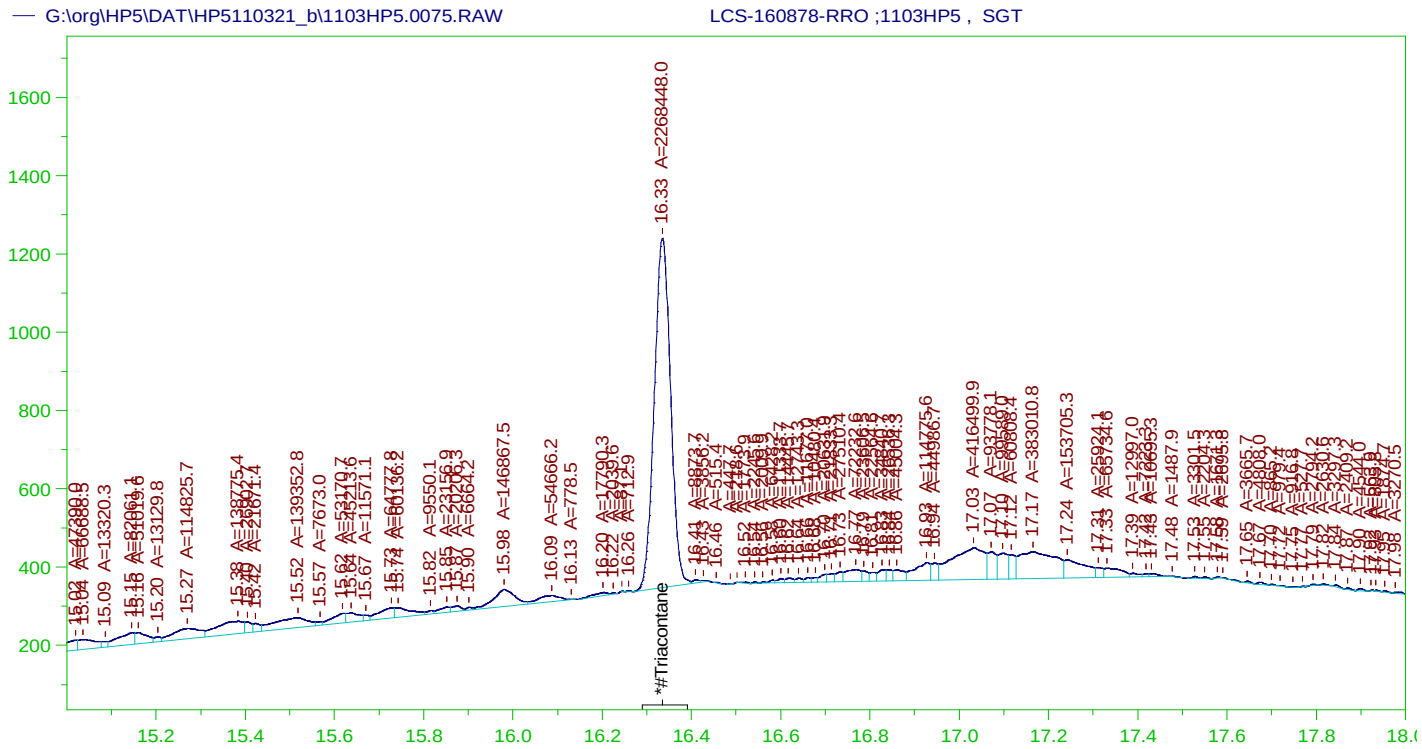

RESIDUAL RANGE ORGANICS CHROMATOGRAM

Sample Name: LCS-160878-RRO ;1103HP5 , SGT
Raw File: G:\org\HP5\DAT\HP5110321_b\1103HP5.0075.RAW
Date & Time Acquired: 11/5/2021 4:55:02 PM
Method File: G:\Org\HP5\Methods\DS_ORO-AC-L#.MET
Calibration File: G:\Org\HP5\Cals\SW8015C_ORO211017AC.CAL
Sample Weight: 1000 Dilution: 1 S.A.: 1

Mean RF for for Residual Range Organics Calculations: 28542.41
Rt range for Residual Range Organics: 12.62 to 30.05

SURROGATE COMPOUND	RT	ACTUAL	MEASURED	%REC	
*#Triacontane	16.334	.5	.078	15.68	-

RRO Area:4447338 RRO AMOUNT: 0.1558151



G:\org\HP5\dat\HP5110321_b\Review\076_MARKER_1103HP576r_CSC211103.xls

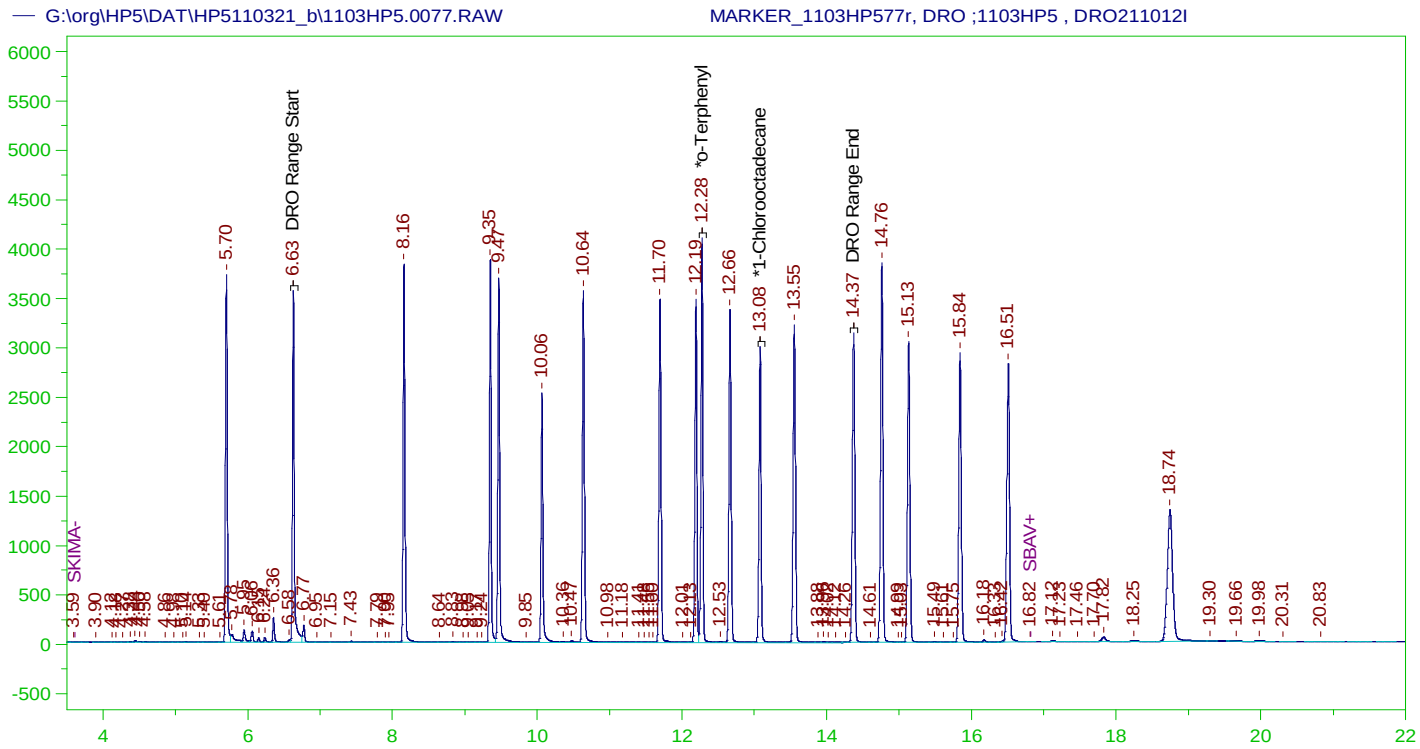

DIESEL RANGE ORGANICS CHROMATOGRAM REPORT

Sample Name: MARKER_1103HP577r, DRO ;1103HP5 , DRO211012I
Raw File: G:\org\HP5\DAT\HP5110321_b\1103HP5.0077.RAW
Date & Time Acquired: 11/5/2021 6:20:20 PM
Method File: G:\Org\HP5\Methods\DC_8015-24-IA-L%.met
Calibration File: G:\Org\HP5\Cals\SW8015C_DRO211102IA-24.CAL
Sample Weight: 1000 Dilution: 1 S.A.: 1

Mean RF for TEH: 31353.19
Rt range for Diesel Range Organics: 6.59 to 14.43

SURROGATE COMPOUND	RT	ACTUAL	MEASURED	%REC	
*o-Terphenyl	12.276	.2	.219	109.51	-
*1-Chlorooctadecane	13.079	.2	.176	88.12	-

DRO Area:7.394667E+07 DRO Amount: 2.358505
TEH Area:1.194846E+08 TEH Amount: 3.810924

G:\org\HP5\dat\HP5110321_b\Review\077_MARKER_1103HP577r_DC_8015-24-IA-L%.xls

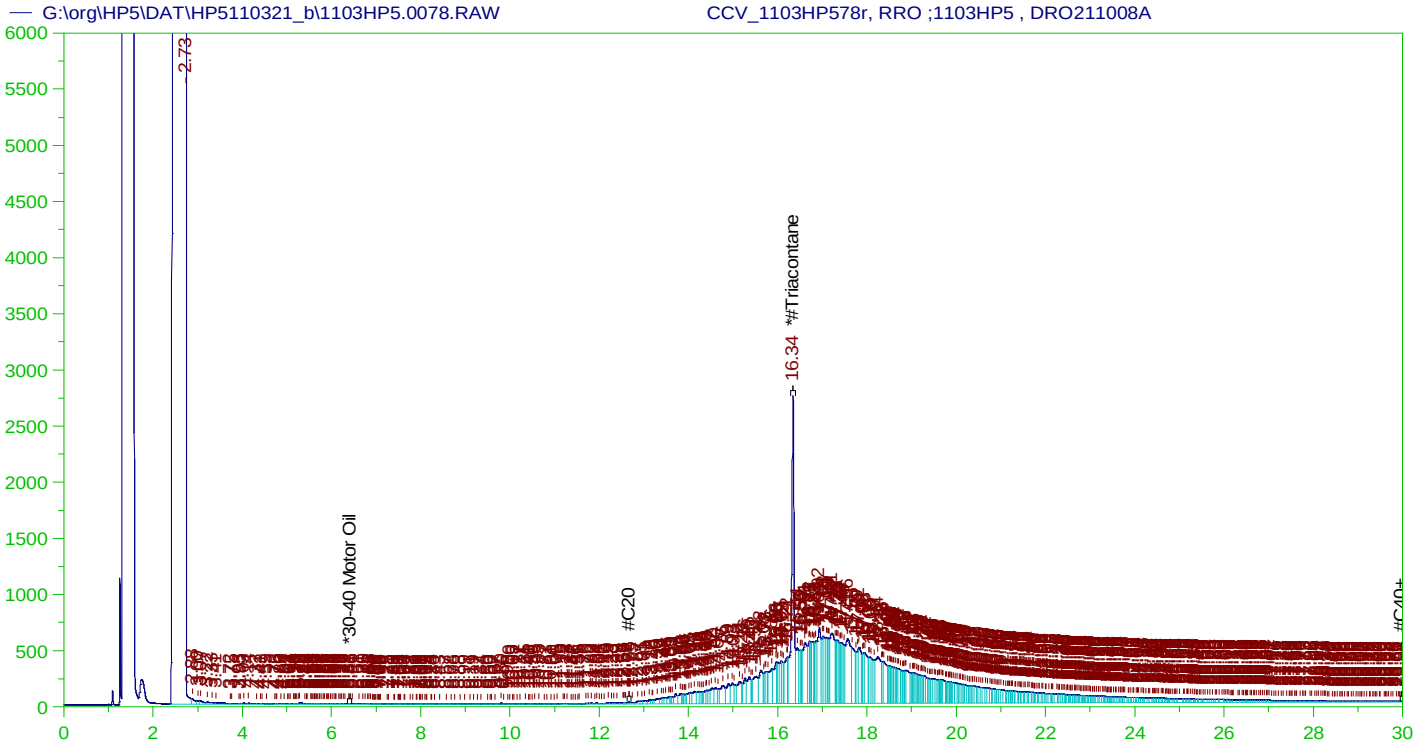

RESIDUAL RANGE ORGANICS CHROMATOGRAM
Sample Name: CCV_1103HP578r, RRO ;1103HP5 , DRO211008A
Raw File: G:\org\HP5\DAT\HP5110321_b\1103HP5.0078.RAW
Date & Time Acquired: 11/5/2021 7:03:05 PM
Method File: G:\Org\HP5\Methods\DC_ORO-AC-L%.MET
Calibration File: G:\Org\HP5\Cals\SW8015C_ORO211017AC.CAL
Sample Weight: 1 Dilution: 1 S.A.: 1

Mean RF for for ~~Residual~~ TEH (Oil Range) Organics Calculations: 28542.41
Rt range for ~~Residual~~ TEH (Oil Range) Organics: 12.62 to 30.05

SURROGATE COMPOUND	RT	ACTUAL	MEASURED	%REC	
*#Triacontane	16.338	500.	352.62	70.52	-

~~RRO~~ TEH (Oil Range) Area:1.437909E+08 ~~RRO~~ TEH (Oil Range) AMOUNT: 5037.798

CONTINUING CALIBRATION REPORT: G:\org\HP5\DAT\HP5110321_b\1103HP5.0078.RAW

COMPOUND	ACTUAL(NG)	MEASURED(NG)	%RECOVERY	LIMITS
*30-40 Motor Oil	5000.	.618	.	75-125

SURROGATE COMPOUND	RT	ACTUAL	MEASURED	%REC	LIMITS
*#Triacontane	16.338	200.	352.62	176.31	75-125

AMN 11/16/2021

G:\org\HP5\dat\HP5110321_b\Review\078_CCV_1103HP578r_DC_ORO-AC-L%.xls

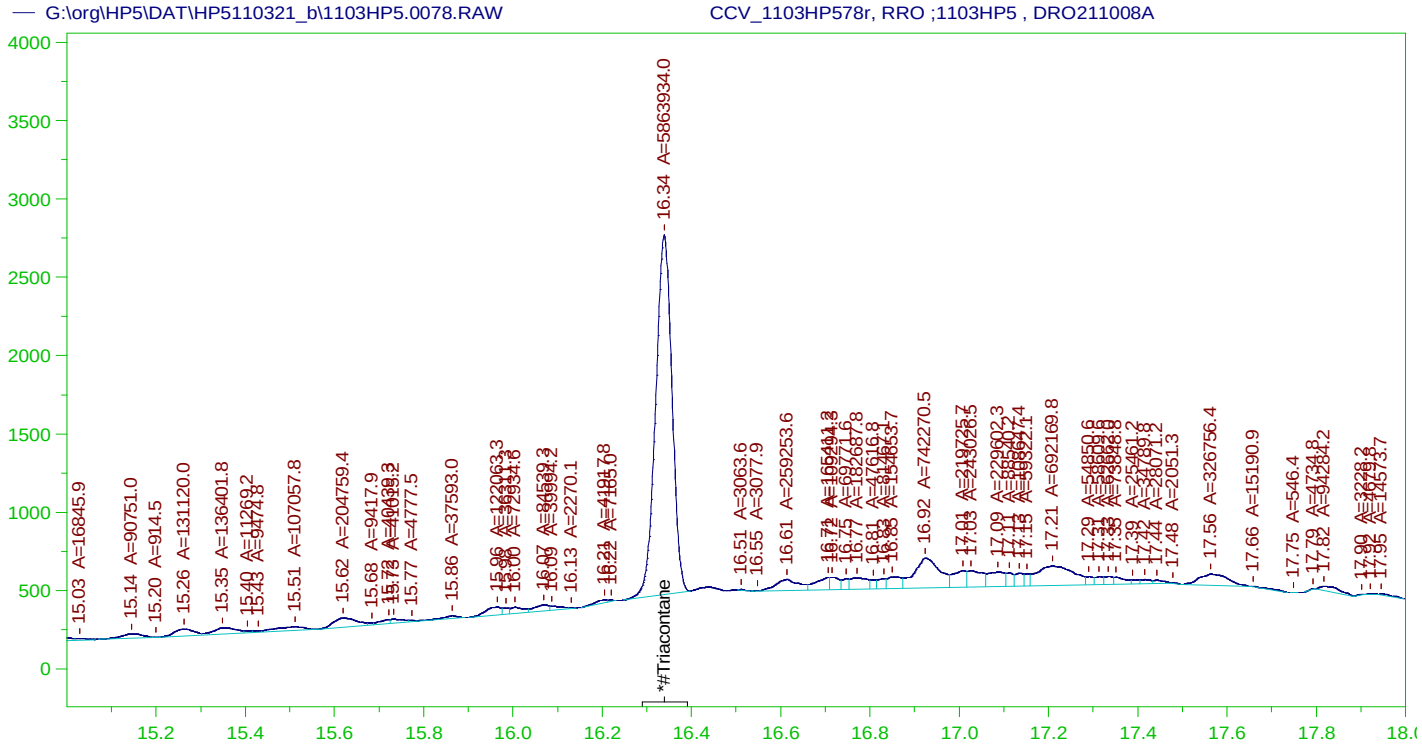

RESIDUAL RANGE ORGANICS CHROMATOGRAM
Sample Name: CCV_1103HP578r, RRO ;1103HP5 , DRO211008A
Raw File: G:\org\HP5\DAT\HP5110321_b\1103HP5.0078.RAW
Date & Time Acquired: 11/5/2021 7:03:05 PM
Method File: G:\Org\HP5\Methods\DS_ORO-AC-L#.MET
Calibration File: G:\Org\HP5\Cals\SW8015C_ORO211017AC.CAL
Sample Weight: 1 Dilution: 1 S.A.: 1

Mean RF for for Residual Range Organics Calculations: 28542.41
Rt range for Residual Range Organics: 12.62 to 30.05

SURROGATE COMPOUND	RT	ACTUAL	MEASURED	%REC	
*#Triacontane	16.338	500.	202.693	40.54	-

RRO Area:7008446 RRO AMOUNT: 245.545

CONTINUING CALIBRATION REPORT: G:\org\HP5\DAT\HP5110321_b\1103HP5.0078.RAW

COMPOUND	ACTUAL(NG)	MEASURED(NG)	%RECOVERY	LIMITS
*30-40 Motor Oil	5000.	.618	.	75-125

SURROGATE COMPOUND	RT	ACTUAL	MEASURED	%REC	LIMITS
*#Triacontane	16.338	200.	202.693	101.35	75-125

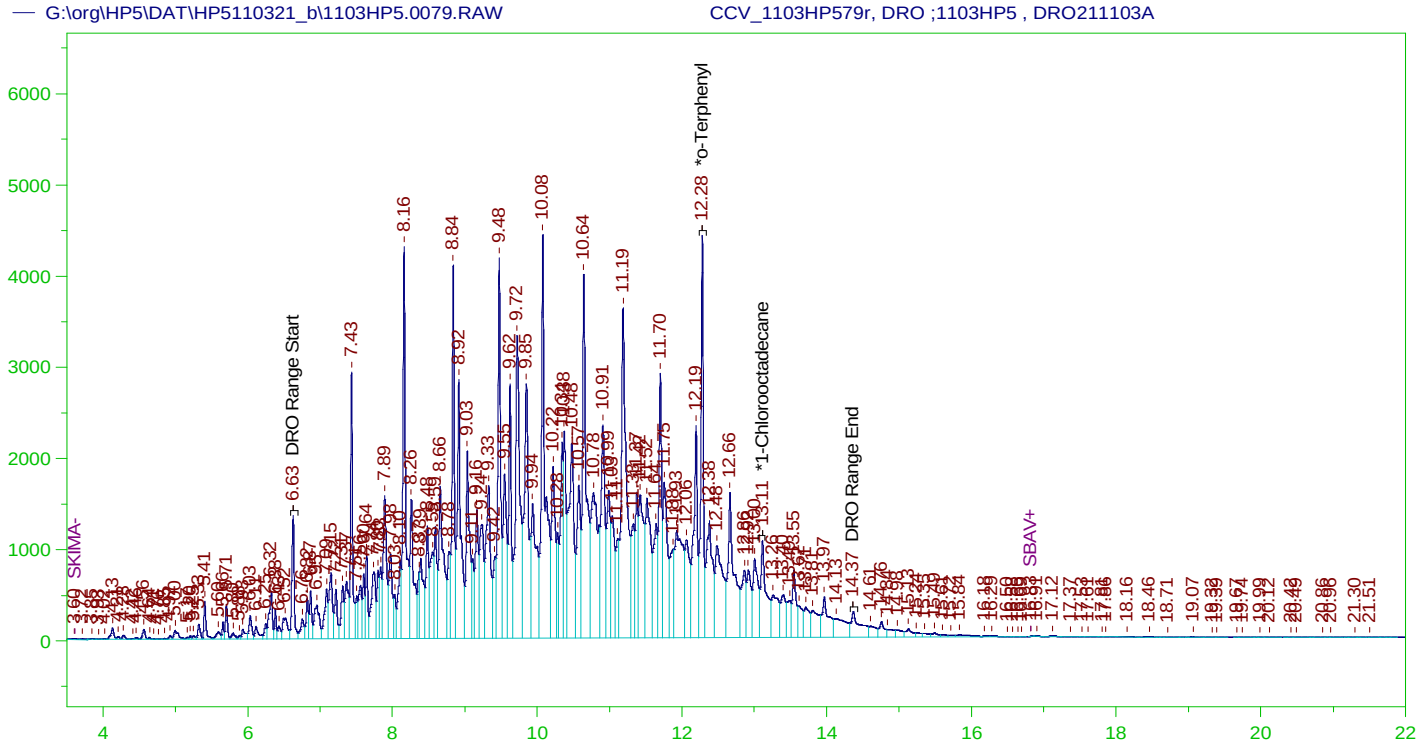

DIESEL RANGE ORGANICS CHROMATOGRAM REPORT
Sample Name: CCV_1103HP579r, DRO ;1103HP5 , DRO211103A
Raw File: G:\org\HP5\DAT\HP5110321_b\1103HP5.0079.RAW
Date & Time Acquired: 11/5/2021 7:46:09 PM
Method File: G:\Org\HP5\Methods\DC_8015-24-IA-L%.met
Calibration File: G:\Org\HP5\Cals\SW8015C_DRO211102IA-24.CAL
Sample Weight: 1 Dilution: 1 S.A.: 1

Mean RF for TEH: 31353.19
Rt range for Diesel Range Organics: 6.59 to 14.43

SURROGATE COMPOUND	RT	ACTUAL	MEASURED	%REC	
*o-Terphenyl	12.281	200.	318.276	159.14	-
*1-Chlorooctadecane	13.114	200.	154.275	77.14	-

DRO Area:4.434514E+08 DRO Amount: 14143.74
TEH Area:4.588037E+08 TEH Amount: 14633.4

CONTINUING CALIBRATION REPORT: G:\org\HP5\DAT\HP5110321_b\1103HP5.0079.RAW

COMPOUND	ACTUAL(NG)	MEASURED(NG)	%RECOVERY	LIMITS
TOTAL DRO	15000.	14633.4	97.56	85-115

SURROGATE COMPOUND	RT	ACTUAL	MEASURED	%REC	LIMITS
*o-Terphenyl	12.281	200.	318.276	159.14	85-115
*1-Chlorooctadecane	13.114	200.	154.275	77.14	85-115

G:\org\HP5\dat\HP5110321_b\Review\079_CCV_1103HP579r_DC_8015-24-IA-L%.xls

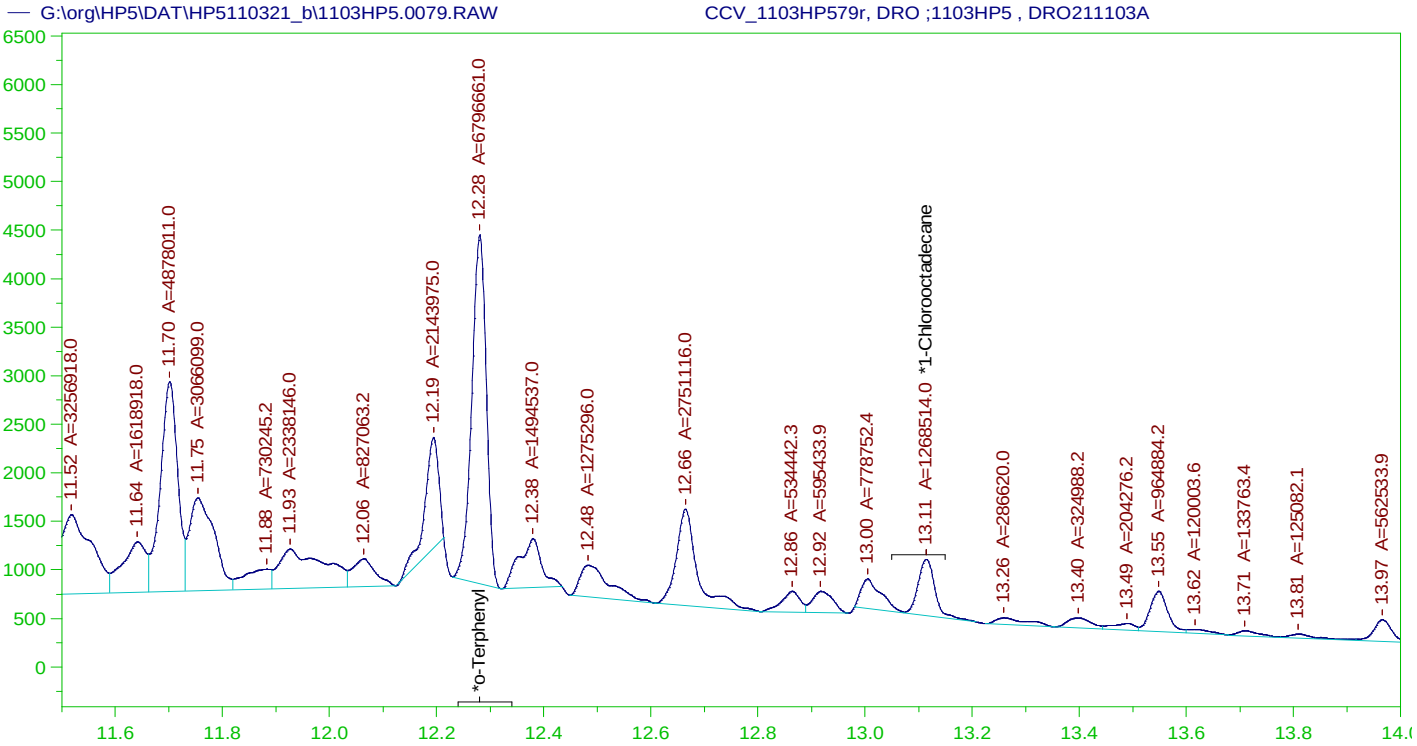

DIESEL RANGE ORGANICS CHROMATOGRAM REPORT

Sample Name: CCV_1103HP579r, DRO ;1103HP5 , DRO211103A
Raw File: G:\org\HP5\DAT\HP5110321_b\1103HP5.0079.RAW
Date & Time Acquired: 11/5/2021 7:46:09 PM
Method File: G:\Org\HP5\Methods\DS_8015-24-IA-L#.met
Calibration File: G:\Org\HP5\Cals\SW8015C_DRO211102IA-24.CAL
Sample Weight: 1 Dilution: 1 S.A.: 1

Mean RF for TEH: 31353.19
Rt range for Diesel Range Organics: 6.59 to 14.43

SURROGATE COMPOUND	RT	ACTUAL	MEASURED	%REC	
*o-Terphenyl	12.281	200.	191.406	95.7	-
*1-Chlorooctadecane	13.114	200.	35.724	17.86	-

DRO Area:2.4969E+08 DRO Amount: 7963.783
TEH Area:2.594477E+08 TEH Amount: 8275.001

CONTINUING CALIBRATION REPORT: G:\org\HP5\DAT\HP5110321_b\1103HP5.0079.RAW

COMPOUND	ACTUAL(NG)	MEASURED(NG)	%RECOVERY	LIMITS
TOTAL DRO	15000.	8275.	55.17	85-115

SURROGATE COMPOUND	RT	ACTUAL	MEASURED	%REC	LIMITS
*o-Terphenyl	12.281	200.	191.406	95.7	85-115
*1-Chlorooctadecane	13.114	200.	35.724	17.86	85-115

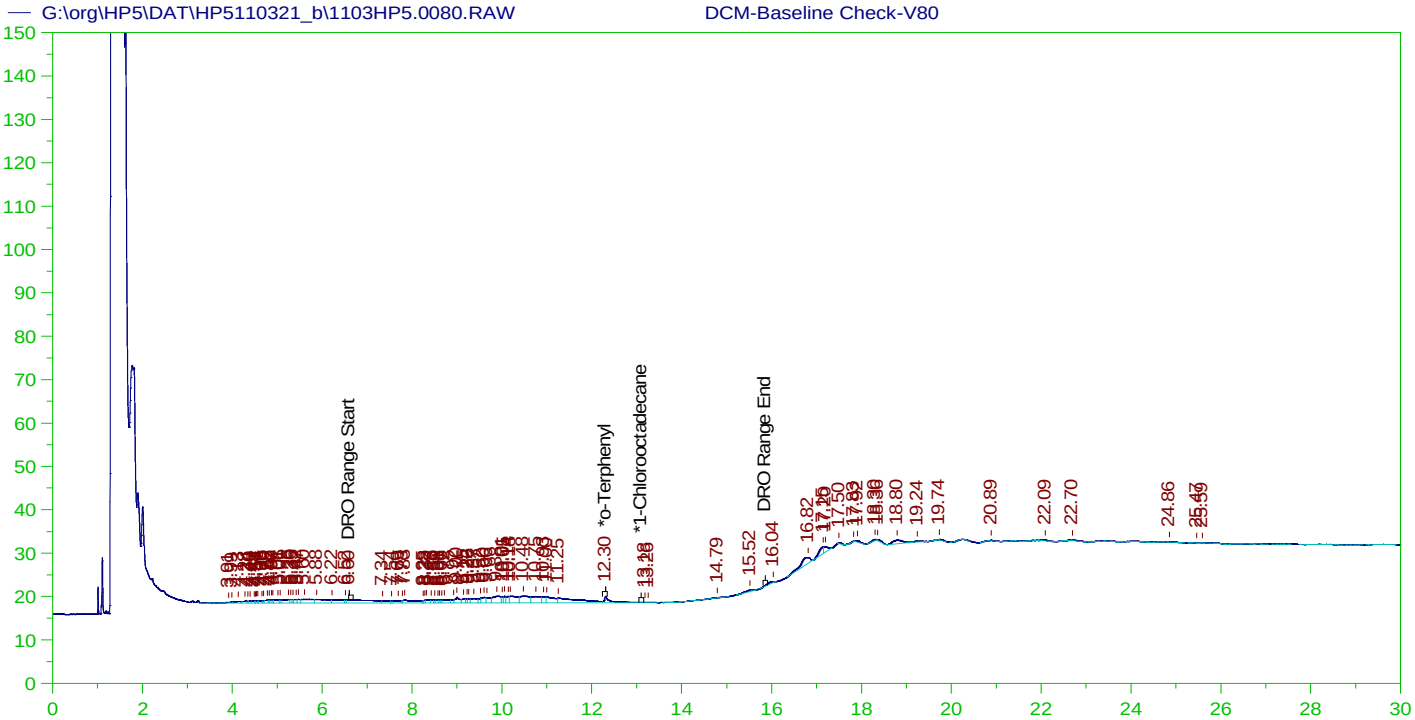

DIESEL RANGE ORGANICS CHROMATOGRAM REPORT

Sample Name: DCM-Baseline Check-V80
Raw File: G:\org\HP5\DAT\HP5110321_b\1103HP5.0080.RAW
Date & Time Acquired: 11/5/2021 8:29:10 PM
Method File: G:\Org\HP5\Methods\DR_8015-IA-LEXP.met
Calibration File: G:\Org\HP5\Cals\SW8015C_DRO211102IA.CAL
Sample Weight: 1 Dilution: 1 S.A.: 1

Mean RF for TEH: 31353.19
Rt range for Diesel Range Organics: 6.59 to 15.91

SURROGATE COMPOUND	RT	ACTUAL	MEASURED	%REC	
*o-Terphenyl	12.304	200.	.352	.18	-
*1-Chlorooctadecane	29.841	200.	.	.	-

DRO Area:291521.6 DRO Amount: 9.297989
TEH Area:486209.2 TEH Amount: 15.50749

ERH1706 (RMHW12A) Batch ID: 160878

— G:\org\HP5\DAT\HP5110321_b\1103HP5.0084.RAW B21110015-001B ;1103HP5 , $HC-8015-DRO-W, SGT

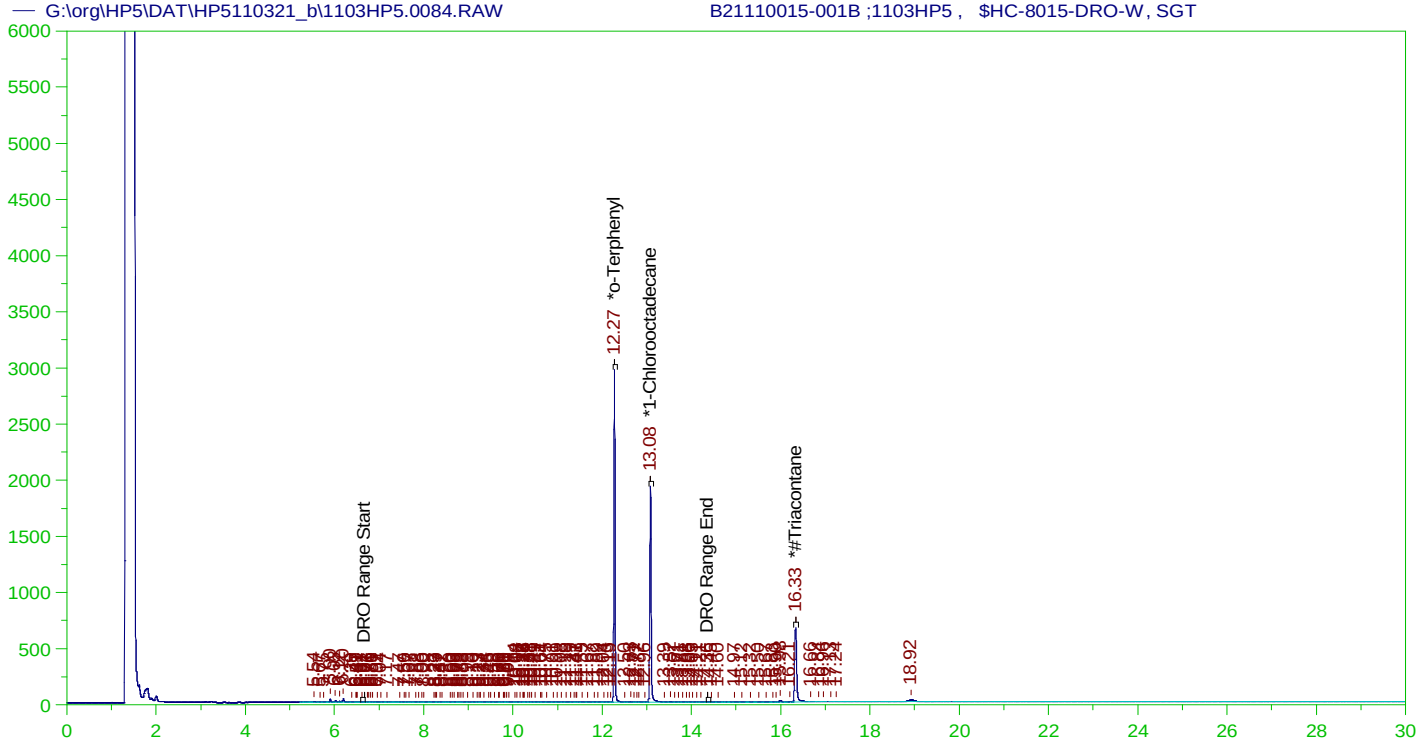

DIESEL RANGE ORGANICS CHROMATOGRAM REPORT

Sample Name: B21110015-001B ;1103HP5 , $HC-8015-DRO-W, SGT
Raw File: G:\org\HP5\DAT\HP5110321_b\1103HP5.0084.RAW
Date & Time Acquired: 11/5/2021 11:21:54 PM
Method File: G:\Org\HP5\Methods\DR_8015-C24T-IA-L%.met
Calibration File: G:\Org\HP5\Cals\SW8015C_DRO211102IA-24-Tri.CAL
Sample Weight: 1050 Dilution: 1 S.A.: 1

Mean RF for TEH: 31353.19
Rt range for Diesel Range Organics: 6.59 to 14.43

SURROGATE COMPOUND	RT	ACTUAL	MEASURED	%REC	
*o-Terphenyl	12.273	.19	.15	78.73	-
*1-Chlorooctadecane	13.076	.19	.118	61.92	-
*#Triacontane	16.331	.19	.064	33.84	-

DRO Area:447940.3 DRO Amount: 1.360658E-02
TEH Area:985107 TEH Amount: 0.0299235

G:\org\HP5\dat\HP5110321_b\Review\084_B21110015-001B_DR_8015-C24T-IA-L%.xls

ERH1706 (RMHW12A) Batch ID: 160878

— G:\org\HP5\DAT\HP5110321_b\1103HP5.0084.RAW B21110015-001B ;1103HP5 , $HC-8015-DRO-W, SGT

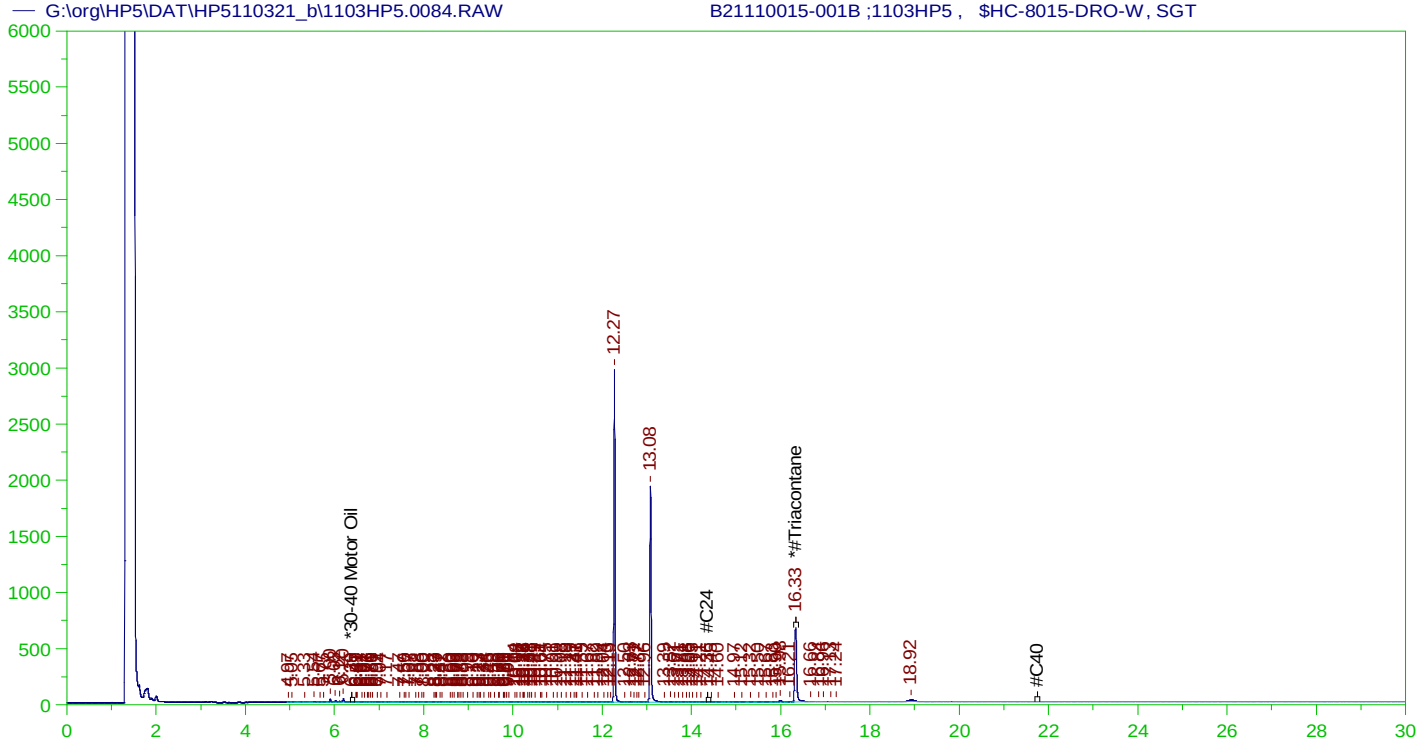

RESIDUAL RANGE ORGANICS CHROMATOGRAM

Sample Name: B21110015-001B ;1103HP5 , $HC-8015-DRO-W, SGT
Raw File: G:\org\HP5\DAT\HP5110321_b\1103HP5.0084.RAW
Date & Time Acquired: 11/5/2021 11:21:54 PM
Method File: G:\Org\HP5\Methods\DR_OROSb-AC-L%.MET
Calibration File: G:\Org\HP5\Cals\SW8015C_ORO211017AC-SAMP.CAL
Sample Weight: 1050 Dilution: 1 S.A.: 1

Mean RF for for Residual Range Organics Calculations: 28542.41
Rt range for Residual Range Organics: 14.33 to 21.8

SURROGATE COMPOUND	RT	ACTUAL	MEASURED	%REC	
*#Triacontane	16.331	.476	.064	13.51	-

RRO Area:245654.1 RRO AMOUNT: 8.196793E-03

G:\org\HP5\dat\HP5110321_b\Review\084_B21110015-001B_DR_OROSb-AC-L%.xls

ERH1706 (RMHW12A) Batch ID: 160878

— G:\org\HP5\DAT\HP5110321_b\1103HP5.0084.RAW B21110015-001B ;1103HP5 , $HC-8015-DRO-W, SGT

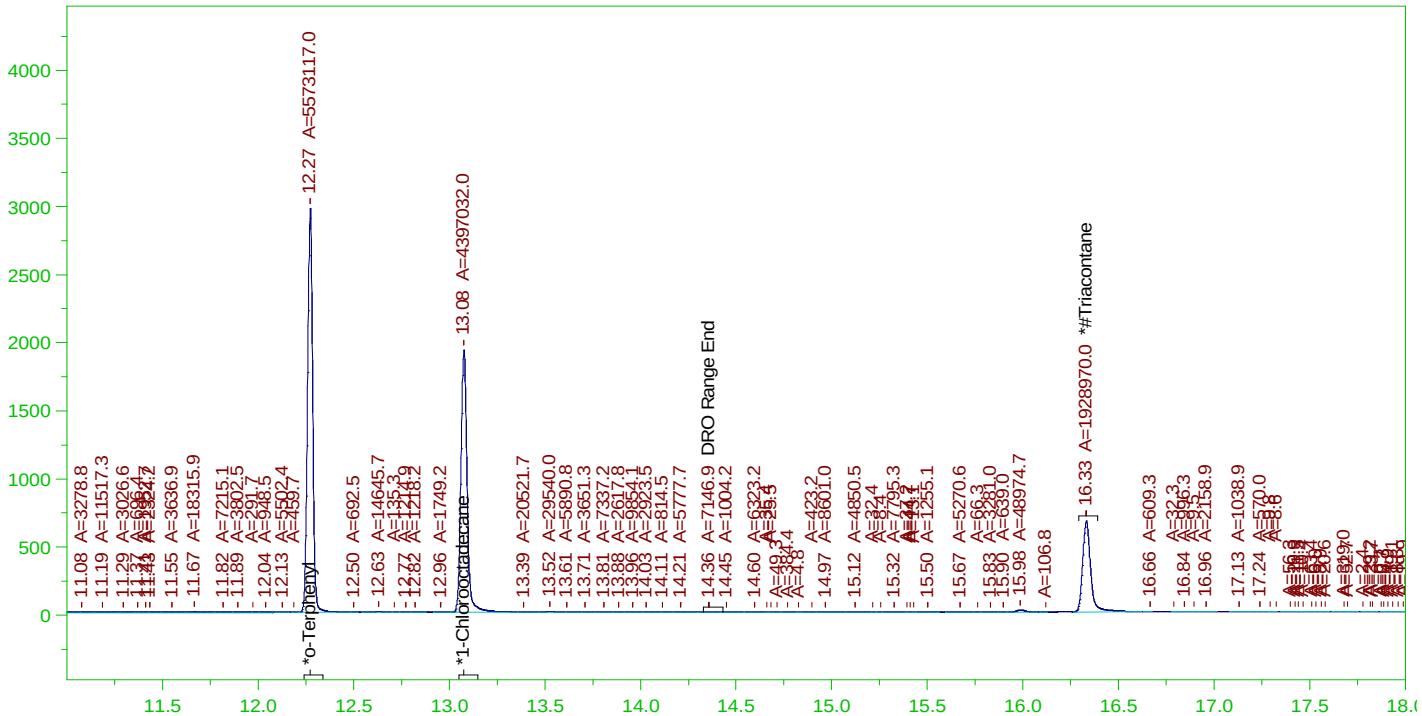

DIESEL RANGE ORGANICS CHROMATOGRAM REPORT

Sample Name: B21110015-001B ;1103HP5 , $HC-8015-DRO-W, SGT
Raw File: G:\org\HP5\DAT\HP5110321_b\1103HP5.0084.RAW
Date & Time Acquired: 11/5/2021 11:21:54 PM
Method File: G:\Org\HP5\Methods\DS_8015-C24Tb-IA-L#.MET
Calibration File: G:\Org\HP5\Cals\SW8015C_DRO211102IA-24-Tri.CAL
Sample Weight: 1050 Dilution: 1 S.A.: 1

Mean RF for TEH: 31353.19
Rt range for Diesel Range Organics: 6.59 to 14.43

SURROGATE COMPOUND	RT	ACTUAL	MEASURED	%REC	
*o-Terphenyl	12.273	.19	.149	78.47	-
*1-Chlorooctadecane	13.076	.19	.118	61.91	-
*#Triacontane	16.331	.19	.064	33.34	-

DRO Area:489753.4 DRO Amount: 1.487669E-02
TEH Area:1092056 TEH Amount: 3.317218E-02

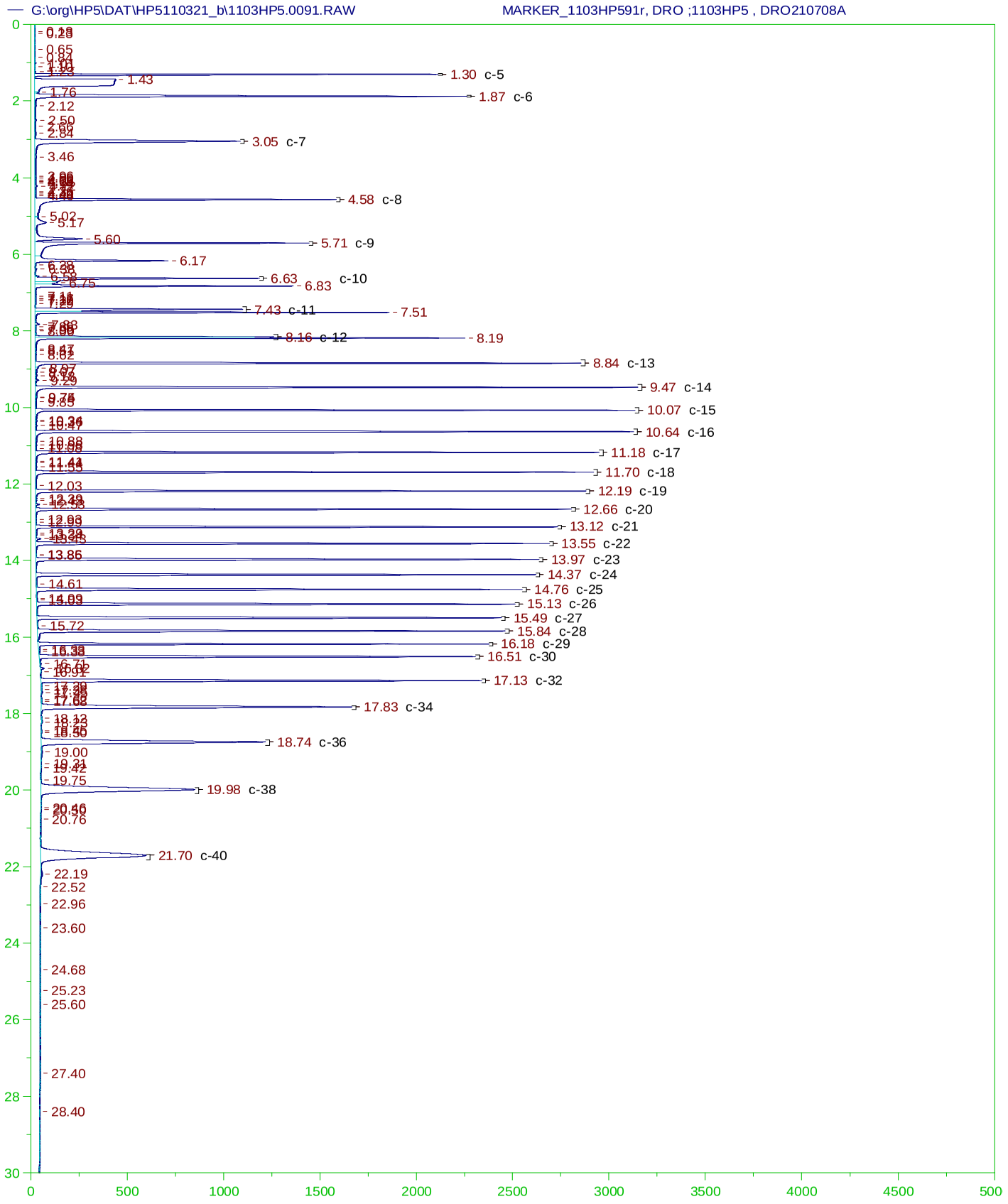

G:\org\HP5\dat\HP5110321_b\Review\091_MARKER_1103HP591r_CSC211103.xls

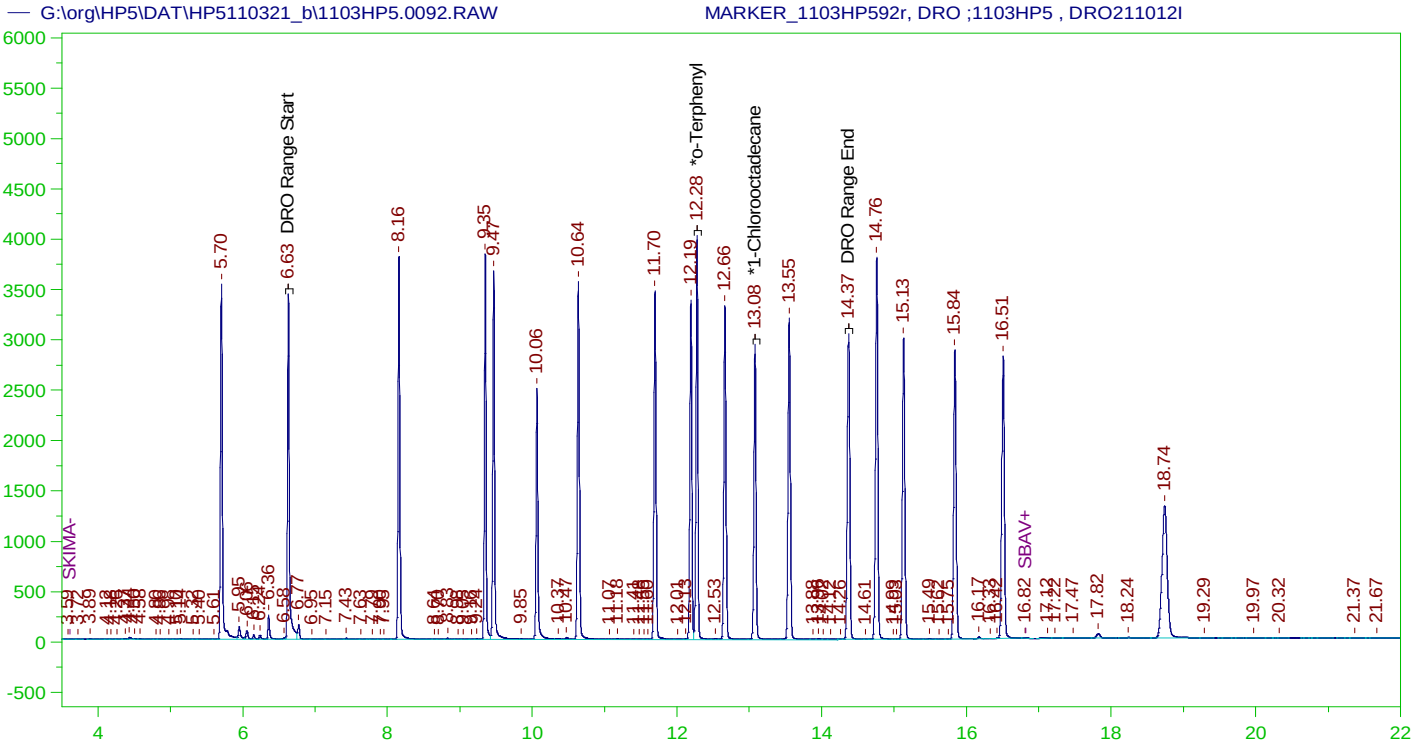

DIESEL RANGE ORGANICS CHROMATOGRAM REPORT

Sample Name: MARKER_1103HP592r, DRO ;1103HP5 , DRO211012I
Raw File: G:\org\HP5\DAT\HP5110321_b\1103HP5.0092.RAW
Date & Time Acquired: 11/6/2021 5:07:42 AM
Method File: G:\Org\HP5\Methods\DC_8015-24-IA-L%.met
Calibration File: G:\Org\HP5\Cals\SW8015C_DRO211102IA-24.CAL
Sample Weight: 1 Dilution: 1 S.A.: 1

Mean RF for TEH: 31353.19
Rt range for Diesel Range Organics: 6.59 to 14.43

SURROGATE COMPOUND	RT	ACTUAL	MEASURED	%REC	
*o-Terphenyl	12.276	200.	215.734	107.87	-
*1-Chlorooctadecane	13.078	200.	173.913	86.96	-

DRO Area:7.287383E+07 DRO Amount: 2324.288
TEH Area:1.177446E+08 TEH Amount: 3755.426

G:\org\HP5\dat\HP5110321_b\Review\092_MARKER_1103HP592r_DC_8015-24-IA-L%.xls

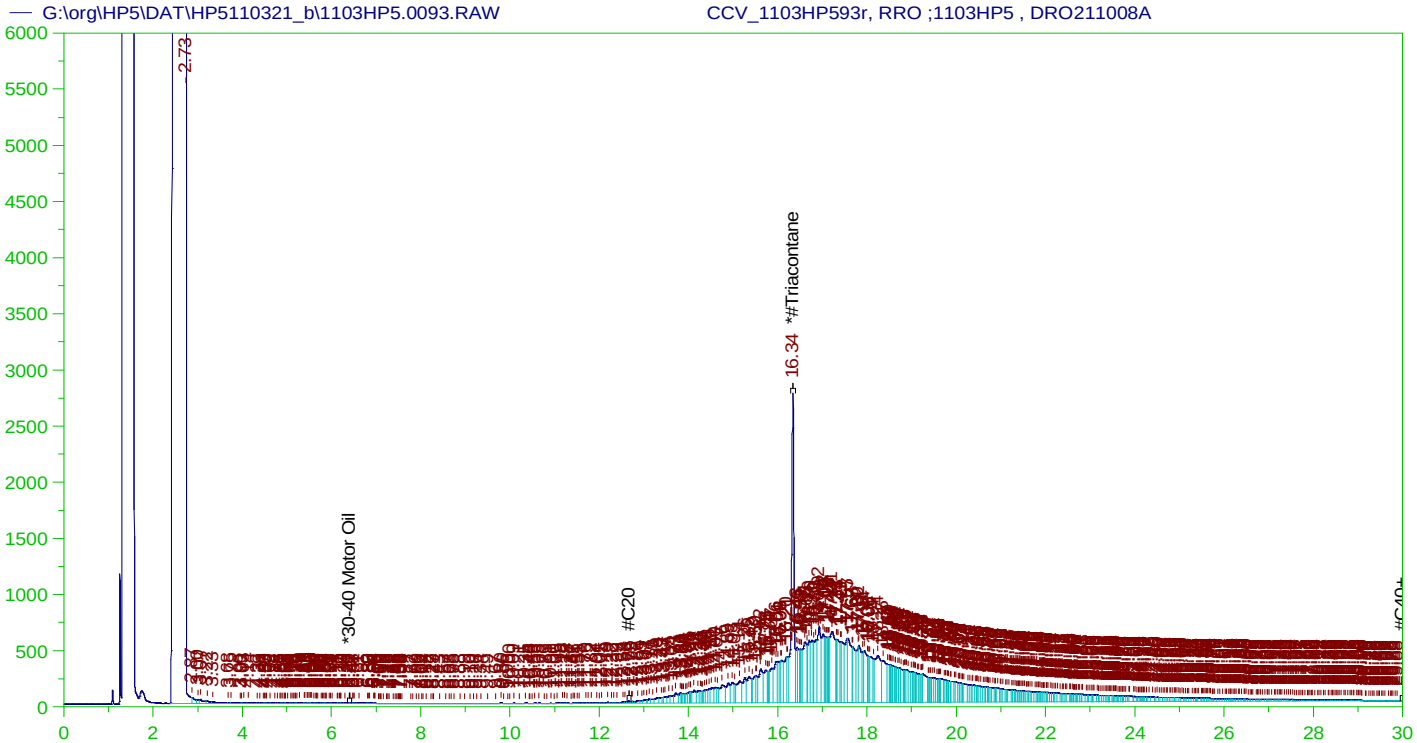

RESIDUAL RANGE ORGANICS CHROMATOGRAM
Sample Name: CCV_1103HP593r, RRO ;1103HP5 , DRO211008A
Raw File: G:\org\HP5\DAT\HP5110321_b\1103HP5.0093.RAW
Date & Time Acquired: 11/6/2021 5:50:47 AM
Method File: G:\Org\HP5\Methods\DC_ORO-AC-L%.MET
Calibration File: G:\Org\HP5\Cals\SW8015C_ORO211017AC.CAL
Sample Weight: 1 Dilution: 1 S.A.: 1

Mean RF for for ~~Residual~~ TEH (Oil Range) Organics Calculations: 28542.41
Rt range for ~~Residual~~ TEH (Oil Range) Organics: 12.62 to 30.05

SURROGATE COMPOUND	RT	ACTUAL	MEASURED	%REC	
*#Triacontane	16.336	500.	346.236	69.25	-

~~RRO~~ TEH (Oil Range) Area:1.443033E+08 ~~RRO~~ TEH (Oil Range) AMOUNT: 5055.751

CONTINUING CALIBRATION REPORT: G:\org\HP5\DAT\HP5110321_b\1103HP5.0093.RAW

COMPOUND	ACTUAL(NG)	MEASURED(NG)	%RECOVERY	LIMITS
*30-40 Motor Oil	5000.	.173	.	75-125

SURROGATE COMPOUND	RT	ACTUAL	MEASURED	%REC	LIMITS
*#Triacontane	16.336	200.	346.236	173.12	75-125

AMN 11/16/2021

G:\org\HP5\dat\HP5110321_b\Review\093_CCV_1103HP593r_DC_ORO-AC-L%.xls

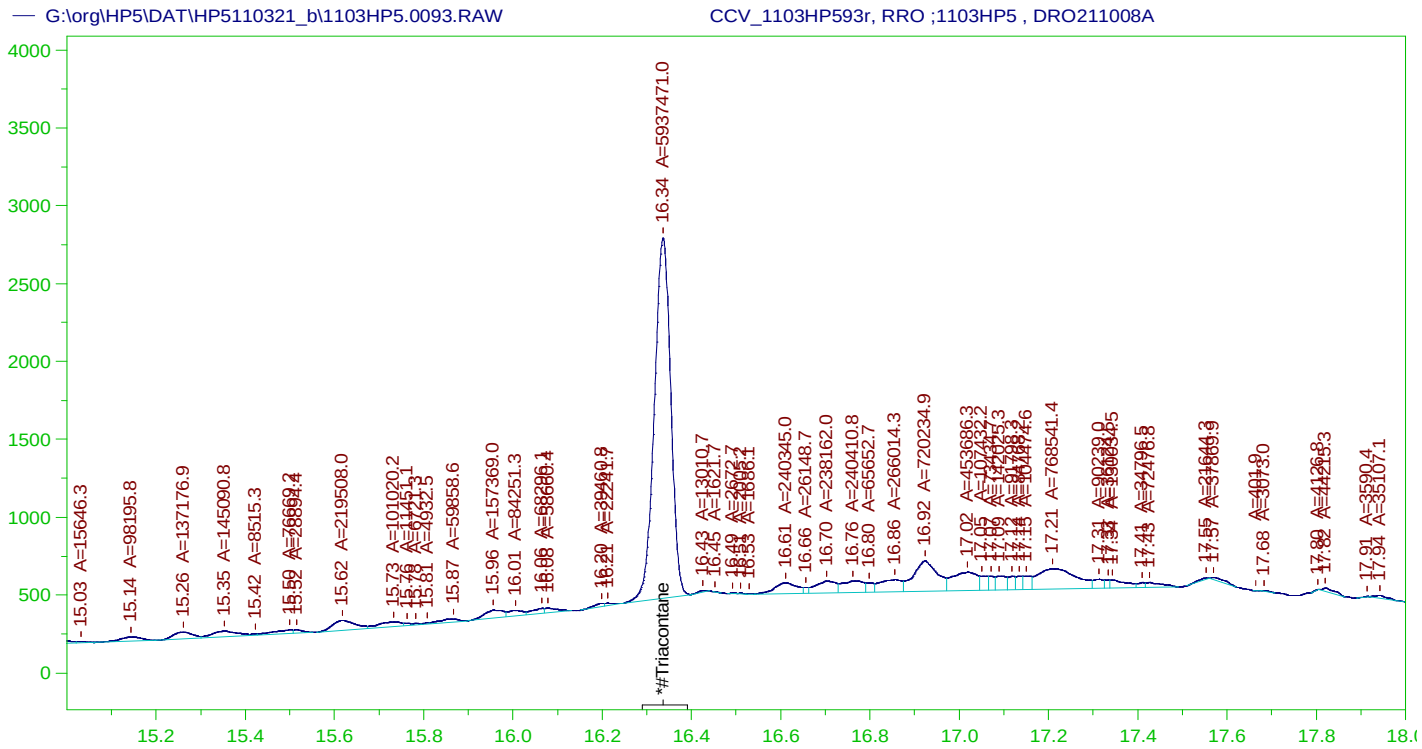

RESIDUAL RANGE ORGANICS CHROMATOGRAM
Sample Name: CCV_1103HP593r, RRO ;1103HP5 , DRO211008A
Raw File: G:\org\HP5\DAT\HP5110321_b\1103HP5.0093.RAW
Date & Time Acquired: 11/6/2021 5:50:47 AM
Method File: G:\Org\HP5\Methods\DS_ORO-AC-L#.MET
Calibration File: G:\Org\HP5\Cals\SW8015C_ORO211017AC.CAL
Sample Weight: 1 Dilution: 1 S.A.: 1

Mean RF for for Residual Range Organics Calculations: 28542.41
Rt range for Residual Range Organics: 12.62 to 30.05

SURROGATE COMPOUND	RT	ACTUAL	MEASURED	%REC	
*#Triacontane	16.336	500.	205.235	41.05	-

RRO Area:7007192 RRO AMOUNT: 245.501

CONTINUING CALIBRATION REPORT: G:\org\HP5\DAT\HP5110321_b\1103HP5.0093.RAW

COMPOUND	ACTUAL(NG)	MEASURED(NG)	%RECOVERY	LIMITS
*30-40 Motor Oil	5000.	.173	.	75-125

SURROGATE COMPOUND	RT	ACTUAL	MEASURED	%REC	LIMITS
*#Triacontane	16.336	200.	205.235	102.62	75-125

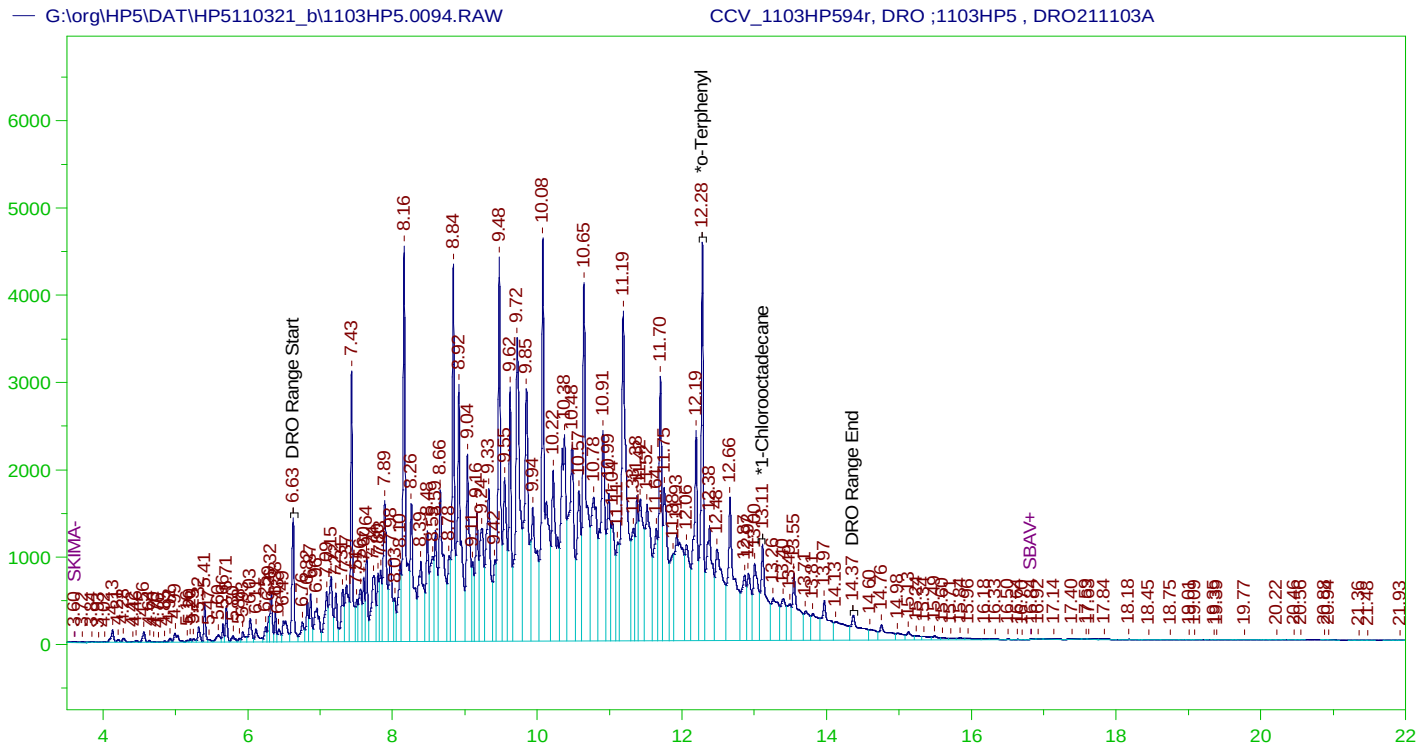

DIESEL RANGE ORGANICS CHROMATOGRAM REPORT
Sample Name: CCV_1103HP594r, DRO ;1103HP5 , DRO211103A
Raw File: G:\org\HP5\DAT\HP5110321_b\1103HP5.0094.RAW
Date & Time Acquired: 11/6/2021 6:34:04 AM
Method File: G:\Org\HP5\Methods\DC_8015-24-IA-L%.met
Calibration File: G:\Org\HP5\Cals\SW8015C_DRO211102IA-24.CAL
Sample Weight: 1 Dilution: 1 S.A.: 1

Mean RF for TEH: 31353.19
Rt range for Diesel Range Organics: 6.59 to 14.43

SURROGATE COMPOUND	RT	ACTUAL	MEASURED	%REC	
*o-Terphenyl	12.282	200.	328.447	164.22	-
*1-Chlorooctadecane	13.115	200.	154.887	77.44	-

DRO Area:4.551911E+08 DRO Amount: 14518.18
TEH Area:4.708152E+08 TEH Amount: 15016.5

CONTINUING CALIBRATION REPORT: G:\org\HP5\DAT\HP5110321_b\1103HP5.0094.RAW

COMPOUND	ACTUAL(NG)	MEASURED(NG)	%RECOVERY	LIMITS
TOTAL DRO	15000.	15016.5	100.11	85-115

SURROGATE COMPOUND	RT	ACTUAL	MEASURED	%REC	LIMITS
*o-Terphenyl	12.282	200.	328.447	164.22	85-115
*1-Chlorooctadecane	13.115	200.	154.887	77.44	85-115

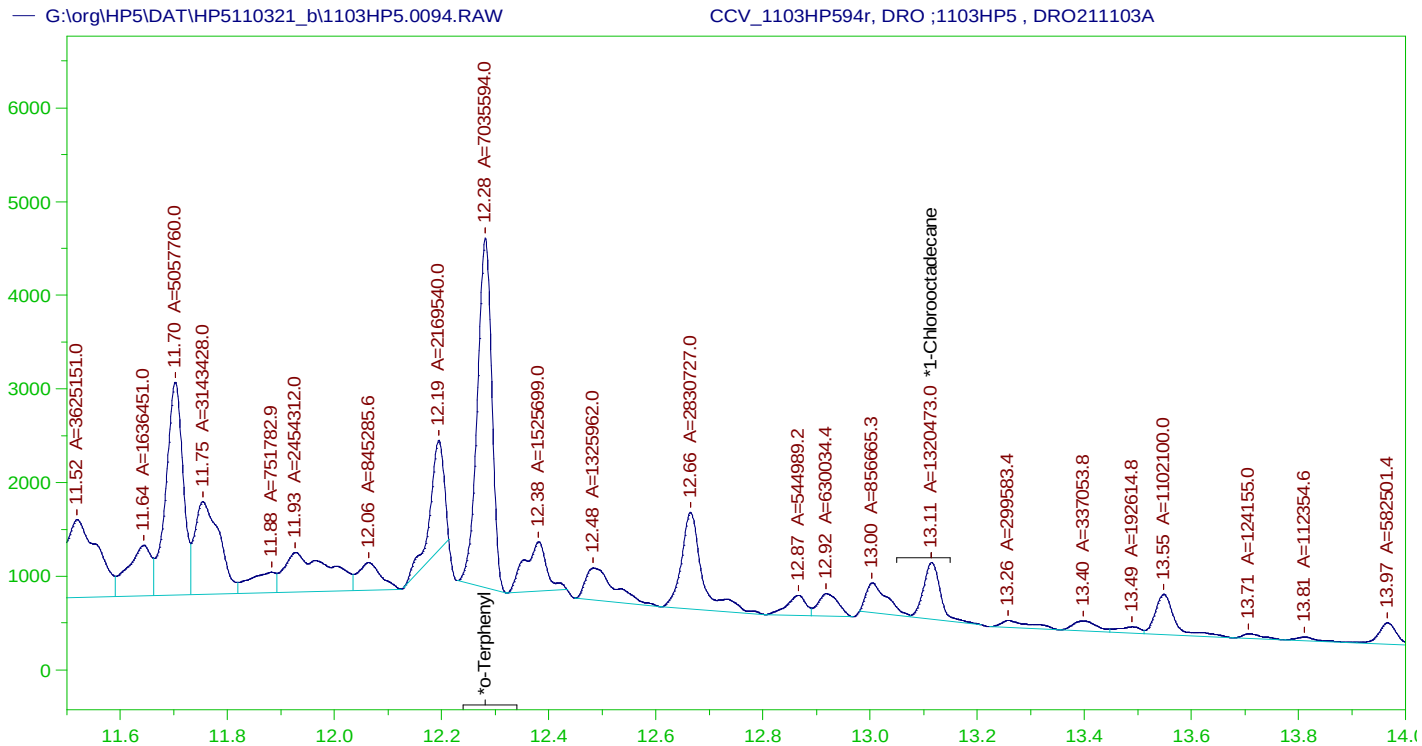

DIESEL RANGE ORGANICS CHROMATOGRAM REPORT

Sample Name: CCV_1103HP594r, DRO ;1103HP5 , DRO211103A
Raw File: G:\org\HP5\DAT\HP5110321_b\1103HP5.0094.RAW
Date & Time Acquired: 11/6/2021 6:34:04 AM
Method File: G:\Org\HP5\Methods\DS_8015-24-IA-L#.met
Calibration File: G:\Org\HP5\Cals\SW8015C_DRO211102IA-24.CAL
Sample Weight: 1 Dilution: 1 S.A.: 1

Mean RF for TEH: 31353.19
Rt range for Diesel Range Organics: 6.59 to 14.43

SURROGATE COMPOUND	RT	ACTUAL	MEASURED	%REC	
*o-Terphenyl	12.282	200.	198.134	99.07	-
*1-Chlorooctadecane	13.115	200.	37.187	18.59	-

DRO Area:2.570712E+08 DRO Amount: 8199.204
TEH Area:2.672163E+08 TEH Amount: 8522.778

CONTINUING CALIBRATION REPORT: G:\org\HP5\DAT\HP5110321_b\1103HP5.0094.RAW

COMPOUND	ACTUAL(NG)	MEASURED(NG)	%RECOVERY	LIMITS
TOTAL DRO	15000.	8522.78	56.82	85-115

SURROGATE COMPOUND	RT	ACTUAL	MEASURED	%REC	LIMITS
*o-Terphenyl	12.282	200.	198.134	99.07	85-115
*1-Chlorooctadecane	13.115	200.	37.187	18.59	85-115

Write Sequence Data File	Insert Entries(Have the first cell for entries selecte Sample Name	Method	Weight	Dil Factor	Amt Inj.	IS	Cal ID	Manual Integrations
G:\org\HP5\DAT\HP5110321_b\1103HP5.01r	DCM-Baseline Check-V01	G:\Org\HP5\Methods\DR_8015-IA-LEXP.met	1	1	1	1	0	No integrations.
G:\org\HP5\DAT\HP5110321_b\1103HP5.02r	DCM-Baseline Check-V02	G:\Org\HP5\Methods\DR_8015-IA-LEXP.met	1	1	1	1	0	No integrations.
G:\org\HP5\DAT\HP5110321_b\1103HP5.03r	MARKER_1103HP503r, DRO ;1103HP5 , DRO210708A	g:\org\HP5\Methods\\CSC211103.met	1	1	1	1	0	No integrations.
G:\org\HP5\DAT\HP5110321_b\1103HP5.04r	MARKER_1103HP504r, DRO ;1103HP5 , DRO211012I	G:\Org\HP5\Methods\DC_8015-24-IA-L%.met	1000	1	1	1	0	No integrations.
G:\org\HP5\DAT\HP5110321_b\1103HP5.05r	CCV_1103HP505r, RRO ;1103HP5 , DRO211008A	G:\Org\HP5\Methods\DC_ORO-AC-L%.MET G:\Org\HP5\Methods\DS_ORO-AC-L#.MET	1	1	1	1	0	The integration of Oil Range hydrocarbon is the hydrocarbon response with reference to the basline. Surrogates are integrated using a valley to valley integration using Set Basline Now placed slight before at 16.24 minutes slightly after the surrogate peak at 16.44 minutes and X-axis scaling showing surrogate peak from 15-18 minutes.
G:\org\HP5\DAT\HP5110321_b\1103HP5.06r	CCV_1103HP506r, DRO ;1103HP5 , DRO211103A	G:\Org\HP5\Methods\DC_8015-24-IA-L%.met G:\Org\HP5\Methods\DS_8015-24-IA-L#.met	1	1	1	1	0	The integration of Diesel Range Organics (C10-C24) and Total Extractable Hydrocarbons is the hydrocarbon response with reference to the basline. Assigned Set Baseline All Valley on at 16.83 minutes. Surrogates are integrated using a valley to valley integration using Set Basline Now placed slight before at 12.21 minutes and slightly after the surrogate peak at 12.43 minutes and X-axis scaling showing surrogate peak from 11.5-14 minutes.
G:\org\HP5\DAT\HP5110321_b\1103HP5.07r	DCM-Baseline Check-V07	G:\Org\HP5\Methods\DR_8015-IA-LEXP.met	1	1	1	1	0	No integrations.
G:\org\HP5\DAT\HP5110321_b\1103HP5.08r	LCS-160878 ;1103HP5 ,	G:\Org\HP5\Methods\D3_8015-24-IA-L%.met G:\Org\HP5\Methods\DS_8015-24-IA-L#.met	1000	1	1	1	0	The integration of Diesel Range Organics (C10-C24) and Total Extractable Hydrocarbons is the hydrocarbon response with reference to the basline. Surrogates are integrated using a valley to valley integration using Set Basline Now placed slight before at 12.21 minutes and slightly after the surrogate peak at 12.43 minutes and X-axis scaling showing surrogate peak from 11.5-14 minutes.
G:\org\HP5\DAT\HP5110321_b\1103HP5.09r	MB-160878 ;1103HP5 ,	G:\Org\HP5\Methods\DR_8015-C24T-IA-L%.met G:\Org\HP5\Methods\DR_OROS-AC-L%.MET G:\Org\HP5\Methods\DS_8015-C24T-IA-L#.MET	1000	1	1	1	0	The integration of Diesel Range Organics (C10-C24), C24-C40, and Total Extractable Hydrocarbons (TEH) is the hydrocarbon response with reference to the basline. Assigned Set Baseline All Valley on at 17.12 minutes for C10-C24 and TEH and Assigned Set Baseline All Valley on at 17.56 minutes for C24-C40. Surrogates are integrated using a valley to valley integration using Set Basline Now placed slight before at 12.16 minutes and 16.23 minutes and slightly after the surrogate peaks at 12.4 and 16.49 minutes. X-axis scaling showing surrogate peak from 11-18 minutes.
G:\org\HP5\DAT\HP5110321_b\1103HP5.10r	B21110057-007A ;1103HP5 , $HC-8015-DRO-W,	G:\Org\HP5\Methods\DR_8015-C24T-IA-L%.met G:\Org\HP5\Methods\DR_OROS-AC-L%.MET G:\Org\HP5\Methods\DS_8015-C24T-IA-L#.MET	1050	1	1	1	0	The integration of Diesel Range Organics (C10-C24), C24-C40, and Total Extractable Hydrocarbons (TEH) is the hydrocarbon response with reference to the basline. Assigned Set Baseline All Valley on at 17.12 minutes for C10-C24 and TEH and Assigned Set Baseline All Valley on at 17.56 minutes for C24-C40. Surrogates are integrated using a valley to valley integration using Set Basline Now placed slight before at 12.16 minutes and 16.23 minutes and slightly after the surrogate peaks at 12.4 and 16.49 minutes. X-axis scaling showing surrogate peak from 11-18 minutes.
G:\org\HP5\DAT\HP5110321_b\1103HP5.11r	B21110057-006A ;1103HP5 , $HC-8015-DRO-W, don't use	G:\Org\HP5\Methods\DR_8015-C24T-IA-L0.met	1020	1	1	1	0	No integrations.
G:\org\HP5\DAT\HP5110321_b\1103HP5.12r	B21110057-005A ;1103HP5 , $HC-8015-DRO-W,	G:\Org\HP5\Methods\DR_8015-C24T-IA-L%.met G:\Org\HP5\Methods\DR_OROS-AC-L%.MET G:\Org\HP5\Methods\DS_8015-C24T-IA-L#.MET	1030	1	1	1	0	The integration of Diesel Range Organics (C10-C24), C24-C40, and Total Extractable Hydrocarbons (TEH) is the hydrocarbon response with reference to the basline. Assigned Set Baseline All Valley on at 17.12 minutes for C10-C24 and TEH and Assigned Set Baseline All Valley on at 17.56 minutes for C24-C40. Surrogates are integrated using a valley to valley integration using Set Basline Now placed slight before at 12.16 minutes and 16.23 minutes and slightly after the surrogate peaks at 12.4 and 16.49 minutes. X-axis scaling showing surrogate peak from 11-18 minutes.
G:\org\HP5\DAT\HP5110321_b\1103HP5.13r	B21110057-006A ;1103HP5 , $HC-8015-DRO-W, RR to verify	G:\Org\HP5\Methods\DR_8015-C24T-IA-L%.met G:\Org\HP5\Methods\DR_OROS-AC-L%.MET G:\Org\HP5\Methods\DS_8015-C24T-IA-L#.MET	1020	1	1	1	0	The integration of Diesel Range Organics (C10-C24), C24-C40, and Total Extractable Hydrocarbons (TEH) is the hydrocarbon response with reference to the basline. Assigned Set Baseline All Valley on at 17.12 minutes for C10-C24 and TEH and Assigned Set Baseline All Valley on at 17.56 minutes for C24-C40. Surrogates are integrated using a valley to valley integration using Set Basline Now placed slight before at 12.16 minutes and 16.23 minutes and slightly after the surrogate peaks at 12.4 and 16.49 minutes. X-axis scaling showing surrogate peak from 11-18 minutes.
G:\org\HP5\DAT\HP5110321_b\1103HP5.14r	B21110057-004A ;1103HP5 , $HC-8015-DRO-W,	G:\Org\HP5\Methods\D3_8015-C24T-IA-L%.met G:\Org\HP5\Methods\D3_OROS-AC-L%.MET G:\Org\HP5\Methods\DS_8015-C24T-IA-L#.MET	1030	1	1	1	0	The integration of Diesel Range Organics (C10-C24), C24-C40, and Total Extractable Hydrocarbons (TEH) is the hydrocarbon response with reference to the basline. Surrogates are integrated using a valley to valley integration using Set Basline Now placed slight before at 12.16 minutes and 16.23 minutes and slightly after the surrogate peaks at 12.4 and 16.49 minutes. X-axis scaling showing surrogate peak from 11-18 minutes.
G:\org\HP5\DAT\HP5110321_b\1103HP5.15r	B21110057-003A ;1103HP5 , $HC-8015-DRO-W,	G:\Org\HP5\Methods\D3_8015-C24T-IA-L%.met G:\Org\HP5\Methods\D3_OROS-AC-L%.MET G:\Org\HP5\Methods\DS_8015-C24T-IA-L#.MET	990	1	1	1	0	The integration of Diesel Range Organics (C10-C24), C24-C40, and Total Extractable Hydrocarbons (TEH) is the hydrocarbon response with reference to the basline. Surrogates are integrated using a valley to valley integration using Set Basline Now placed slight before at 12.16 minutes and 16.23 minutes and slightly after the surrogate peaks at 12.4 and 16.49 minutes. X-axis scaling showing surrogate peak from 11-18 minutes.
G:\org\HP5\DAT\HP5110321_b\1103HP5.16r	B21110057-002A ;1103HP5 , $HC-8015-DRO-W,	G:\Org\HP5\Methods\D3_8015-C24T-IA-L%.met G:\Org\HP5\Methods\D3_OROS-AC-L%.MET G:\Org\HP5\Methods\DS_8015-C24T-IA-L#.MET	1020	1	1	1	0	The integration of Diesel Range Organics (C10-C24), C24-C40, and Total Extractable Hydrocarbons (TEH) is the hydrocarbon response with reference to the basline. Surrogates are integrated using a valley to valley integration using Set Basline Now placed slight before at 12.16 minutes and 16.23 minutes and slightly after the surrogate peaks at 12.4 and 16.49 minutes. X-axis scaling showing surrogate peak from 11-18 minutes.
G:\org\HP5\DAT\HP5110321_b\1103HP5.17r	B21110057-001A ;1103HP5 , $HC-8015-DRO-W,	G:\Org\HP5\Methods\D3_8015-110317-C24T-IA-L%.met G:\Org\HP5\Methods\D3_OROS-110317-AC-L%.MET G:\Org\HP5\Methods\DS_8015-C24T-IA-L#.MET	980	1	1	1	0	The integration of Diesel Range Organics (C10-C24), C24-C40, and Total Extractable Hydrocarbons (TEH) is the hydrocarbon response with reference to the basline with peak width adjusted. Surrogates are integrated using a valley to valley integration using Set Basline Now placed slight before at 12.16 minutes and 16.23 minutes and slightly after the surrogate peaks at 12.4 and 16.49 minutes. X-axis scaling showing surrogate peak from 11-18 minutes.
G:\org\HP5\DAT\HP5110321_b\1103HP5.18r	MARKER_1103HP518r, DRO ;1103HP5 , DRO210708A	g:\org\HP5\Methods\\CSC211103.met	1	1	1	1	0	No integrations.
G:\org\HP5\DAT\HP5110321_b\1103HP5.19r	MARKER_1103HP519r, DRO ;1103HP5 , DRO211012I	G:\Org\HP5\Methods\DC_8015-24-IA-L%.met	1000	1	1	1	0	No integrations.

Digitally signed by
Ann Nebel
Date: 2021.11.16 13:58:48 -07:00

G:\org\HP5\DAT\HP5110321_b\1103HP5.20r	CCV_1103HP520r, RRO ;1103HP5 , DRO211008A	G:\Org\HP5\Methods\DC_ORO-AC-L%.MET G:\Org\HP5\Methods\DS_ORO-AC-L#.MET	1	1	1	1	0	The integration of Oil Range hydrocarbon is the hydrocarbon response with reference to the basline. Surrogates are integrated using a valley to valley integration using Set Basline Now placed slight before at 16.24 minutes slightly after the surrogate peak at 16.44 minutes and X-axis scaling showing surrogate peak from 15-18 minutes.
G:\org\HP5\DAT\HP5110321_b\1103HP5.21r	CCV_1103HP521r, DRO ;1103HP5 , DRO211103A	G:\Org\HP5\Methods\DC_8015-24-IA-L%.met G:\Org\HP5\Methods\DS_8015-24-IA-L#.met	1	1	1	1	0	The integration of Diesel Range Organics (C10-C24) and Total Extractable Hydrocarbons is the hydrocarbon response with reference to the basline. Assigned Set Baseline All Valley on at 16.83 minutes. Surrogates are integrated using a valley to valley integration using Set Basline Now placed slight before at 12.21 minutes and slightly after the surrogate peak at 12.43 minutes and X-axis scaling showing surrogate peak from 11.5-14 minutes.
G:\org\HP5\DAT\HP5110321_b\1103HP5.22r	DCM-Baseline Check-V22	G:\Org\HP5\Methods\DR_8015-IA-LEXP.met	1	1	1	1	0	No integrations.
G:\org\HP5\DAT\HP5110321_b\1103HP5.23r	B21110079-001B ;1103HP5 , $HC-8015-DRO-W,	G:\Org\HP5\Methods\DR_8015-C24T-IA-L%.met G:\Org\HP5\Methods\DR_OROS-AC-L%.MET G:\Org\HP5\Methods\DS_8015-C24T-IA-L#.MET	1020	1	1	1	0	The integration of Diesel Range Organics (C10-C24), C24-C40, and Total Extractable Hydrocarbons (TEH) is the hydrocarbon response with reference to the basline. Assigned Set Baseline All Valley on at 17.12 minutes for C10-C24 and TEH and Assigned Set Baseline All Valley on at 17.56 minutes for C24-C40. Surrogates are integrated using a valley to valley integration using Set Basline Now placed slight before at 12.16 minutes and 16.23 minutes and slightly after the surrogate peaks at 12.4 and 16.49 minutes. X-axis scaling showing surrogate peak from 11-18 minutes.
G:\org\HP5\DAT\HP5110321_b\1103HP5.24r	B21110079-001BMS ;1103HP5 ,	G:\Org\HP5\Methods\D3_8015-110324-24-IA-L%.met G:\Org\HP5\Methods\DS_8015-24-IA-L#.met	1040	1	1	1	0	The integration of Diesel Range Organics (C10-C24) and Total Extractable Hydrocarbons is the hydrocarbon response with reference to the basline with peak width adjusted. Surrogates are integrated using a valley to valley integration using Set Basline Now placed slight before at 12.21 minutes and slightly after the surrogate peak at 12.43 minutes and X-axis scaling showing surrogate peak from 11.5-14 minutes.
G:\org\HP5\DAT\HP5110321_b\1103HP5.25r	B21110079-001BMSD ;1103HP5 ,	G:\Org\HP5\Methods\D3_8015-24-IA-L%.met G:\Org\HP5\Methods\DS_8015-24-IA-L#.met	1020	1	1	1	0	The integration of Diesel Range Organics (C10-C24) and Total Extractable Hydrocarbons is the hydrocarbon response with reference to the basline. Surrogates are integrated using a valley to valley integration using Set Basline Now placed slight before at 12.21 minutes and slightly after the surrogate peak at 12.43 minutes and X-axis scaling showing surrogate peak from 11.5-14 minutes.
G:\org\HP5\DAT\HP5110321_b\1103HP5.26r	DCM-Baseline Check-V26	G:\Org\HP5\Methods\DR_8015-IA-LEXP.met	1	1	1	1	0	No integrations.
G:\org\HP5\DAT\HP5110321_b\1103HP5.27r	B21110079-001BMS-RRO ;1103HP5 ,	G:\Org\HP5\Methods\D3_ORO-AC-L%.MET G:\Org\HP5\Methods\DS_ORO-AC-L#.MET	1050	1	1	1	0	The integration of Oil Range hydrocarbon (C24-C40) hydrocarbon response with reference to the basline. Surrogates are integrated using a valley to valley integration using Set Basline Now placed slight before at 16.24 minutes slightly after the surrogate peak at 16.44 minutes and X-axis scaling showing surrogate peak from 15-18 minutes.
G:\org\HP5\DAT\HP5110321_b\1103HP5.28r	DCM-Baseline Check-V28	G:\Org\HP5\Methods\DR_8015-IA-LEXP.met	1	1	1	1	0	No integrations.
G:\org\HP5\DAT\HP5110321_b\1103HP5.29r	B21110079-001BMSD-RRO ;1103HP5 ,	G:\Org\HP5\Methods\D3_ORO-AC-L%.MET G:\Org\HP5\Methods\DS_ORO-AC-L#.MET	1060	1	1	1	0	The integration of Oil Range hydrocarbon (C24-C40) hydrocarbon response with reference to the basline. Surrogates are integrated using a valley to valley integration using Set Basline Now placed slight before at 16.24 minutes slightly after the surrogate peak at 16.44 minutes and X-axis scaling showing surrogate peak from 15-18 minutes.
G:\org\HP5\DAT\HP5110321_b\1103HP5.30r	DCM-Baseline Check-V30	G:\Org\HP5\Methods\DR_8015-IA-LEXP.met	1	1	1	1	0	No integrations.
G:\org\HP5\DAT\HP5110321_b\1103HP5.31r	LCS-160878-RRO ;1103HP5 ,	G:\Org\HP5\Methods\D3_ORO-AC-L%.MET G:\Org\HP5\Methods\DS_ORO-AC-L#.MET	1000	1	1	1	0	The integration of Oil Range hydrocarbon (C24-C40) hydrocarbon response with reference to the basline. Surrogates are integrated using a valley to valley integration using Set Basline Now placed slight before at 16.24 minutes slightly after the surrogate peak at 16.44 minutes and X-axis scaling showing surrogate peak from 15-18 minutes.
G:\org\HP5\DAT\HP5110321_b\1103HP5.32r	MARKER_1103HP532r, DRO ;1103HP5 , DRO210708A	g:\org\HP5\Methods\\CSC211103.met	1	1	1	1	0	No integrations.
G:\org\HP5\DAT\HP5110321_b\1103HP5.33r	MARKER_1103HP533r, DRO ;1103HP5 , DRO211012I	G:\Org\HP5\Methods\DC_8015-24-IA-L%.met	1000	1	1	1	0	No integrations.
G:\org\HP5\DAT\HP5110321_b\1103HP5.34r	CCV_1103HP534r, RRO ;1103HP5 , DRO211008A	G:\Org\HP5\Methods\DC_ORO-AC-L%.MET G:\Org\HP5\Methods\DS_ORO-AC-L#.MET	1	1	1	1	0	The integration of Oil Range hydrocarbon is the hydrocarbon response with reference to the basline. Surrogates are integrated using a valley to valley integration using Set Basline Now placed slight before at 16.24 minutes slightly after the surrogate peak at 16.44 minutes and X-axis scaling showing surrogate peak from 15-18 minutes.
G:\org\HP5\DAT\HP5110321_b\1103HP5.35r	CCV_1103HP535r, DRO ;1103HP5 , DRO211103A	G:\Org\HP5\Methods\DC_8015-24-IA-L%.met G:\Org\HP5\Methods\DS_8015-24-IA-L#.met	1	1	1	1	0	The integration of Diesel Range Organics (C10-C24) and Total Extractable Hydrocarbons is the hydrocarbon response with reference to the basline. Assigned Set Baseline All Valley on at 16.83 minutes. Surrogates are integrated using a valley to valley integration using Set Basline Now placed slight before at 12.21 minutes and slightly after the surrogate peak at 12.43 minutes and X-axis scaling showing surrogate peak from 11.5-14 minutes.
G:\org\HP5\DAT\HP5110321_b\1103HP5.36r	DCM-Baseline Check-V36	G:\Org\HP5\Methods\DR_8015-IA-LEXP.met	1	1	1	1	0	No integrations.
G:\org\HP5\DAT\HP5110321_b\1103HP5.37r	DCM-Baseline Check-V37	G:\Org\HP5\Methods\DR_8015-IA-LEXP.met	1	1	1	1	0	No integrations.
G:\org\HP5\DAT\HP5110321_b\1103HP5.38r	B21110045-001B ;1103HP5 , $HC-8015-DRO-W,	G:\Org\HP5\Methods\DR_8015-C24T-IA-L%.met G:\Org\HP5\Methods\DR_OROSb-AC-L%.MET G:\Org\HP5\Methods\DS_8015-C24Tb-IA-L#.MET	1040	1	1	1	0	The integration of Diesel Range Organics (C10-C24), C24-C40, and Total Extractable Hydrocarbons (TEH) is the hydrocarbon response with reference to the basline. Assigned Set Baseline All Valley on at 17.12 minutes for C10-C24 and TEH and Assigned Set Baseline All Valley on at 16.79 minutes for C24-C40. Surrogates are integrated using a valley to valley integration using Set Basline Now placed slight before at 12.16 minutes and 16.21 minutes and slightly after the surrogate peaks at 12.52 and 16.68 minutes. X-axis scaling showing surrogate peak from 11-18 minutes.
G:\org\HP5\DAT\HP5110321_b\1103HP5.39r	B21110015-001B ;1103HP5 , $HC-8015-DRO-W,	G:\Org\HP5\Methods\DR_8015-C24T-IA-L%.met G:\Org\HP5\Methods\DR_OROSb-AC-L%.MET G:\Org\HP5\Methods\DS_8015-C24Tb-IA-L#.MET	1050	1	1	1	0	The integration of Diesel Range Organics (C10-C24), C24-C40, and Total Extractable Hydrocarbons (TEH) is the hydrocarbon response with reference to the basline. Assigned Set Baseline All Valley on at 17.12 minutes for C10-C24 and TEH and Assigned Set Baseline All Valley on at 16.79 minutes for C24-C40. Surrogates are integrated using a valley to valley integration using Set Basline Now placed slight before at 12.16 minutes and 16.21 minutes and slightly after the surrogate peaks at 12.52 and 16.68 minutes. X-axis scaling showing surrogate peak from 11-18 minutes.

G:\org\HP5\DAT\HP5110321_b\1103HP5.40r	B21110021-001B ;1103HP5 , $HC-8015-DRO-W,	G:\Org\HP5\Methods\DR_8015-C24T-IA-L%.met G:\Org\HP5\Methods\DR_OROSb-AC-L%.MET G:\Org\HP5\Methods\DS_8015-C24Tb-IA-L#.MET	1055	1	1	1	0	The integration of Diesel Range Organics (C10-C24), C24-C40, and Total Extractable Hydrocarbons (TEH) is the hydrocarbon response with reference to the basline. Assigned Set Baseline All Valley on at 17.12 minutes for C10-C24 and TEH and Assigned Set Baseline All Valley on at 16.79 minutes for C24-C40. Surrogates are integrated using a valley to valley integration using Set Basline Now placed slight before at 12.16 minutes and 16.21 minutes and slightly after the surrogate peaks at 12.52 and 16.68 minutes. X-axis scaling showing surrogate peak from 11-18 minutes.
G:\org\HP5\DAT\HP5110321_b\1103HP5.41r	B21110030-001B ;1103HP5 , $HC-8015-DRO-W,	G:\Org\HP5\Methods\DR_8015-C24T-IA-L%.met G:\Org\HP5\Methods\DR_OROSb-AC-L%.MET G:\Org\HP5\Methods\DS_8015-C24Tb-IA-L#.MET	1030	1	1	1	0	The integration of Diesel Range Organics (C10-C24), C24-C40, and Total Extractable Hydrocarbons (TEH) is the hydrocarbon response with reference to the basline. Assigned Set Baseline All Valley on at 17.12 minutes for C10-C24 and TEH and Assigned Set Baseline All Valley on at 16.79 minutes for C24-C40. Surrogates are integrated using a valley to valley integration using Set Basline Now placed slight before at 12.16 minutes and 16.21 minutes and slightly after the surrogate peaks at 12.52 and 16.68 minutes. X-axis scaling showing surrogate peak from 11-18 minutes.
G:\org\HP5\DAT\HP5110321_b\1103HP5.42r	B21110030-002B ;1103HP5 , $HC-8015-DRO-W,	G:\Org\HP5\Methods\DR_8015-C24T-IA-L%.met G:\Org\HP5\Methods\DR_OROSb-AC-L%.MET G:\Org\HP5\Methods\DS_8015-C24Tb-IA-L#.MET	1030	1	1	1	0	The integration of Diesel Range Organics (C10-C24), C24-C40, and Total Extractable Hydrocarbons (TEH) is the hydrocarbon response with reference to the basline. Assigned Set Baseline All Valley on at 17.12 minutes for C10-C24 and TEH and Assigned Set Baseline All Valley on at 16.79 minutes for C24-C40. Surrogates are integrated using a valley to valley integration using Set Basline Now placed slight before at 12.16 minutes and 16.21 minutes and slightly after the surrogate peaks at 12.52 and 16.68 minutes. X-axis scaling showing surrogate peak from 11-18 minutes.
G:\org\HP5\DAT\HP5110321_b\1103HP5.43r	B21110062-001B ;1103HP5 , $HC-8015-DRO-W,	G:\Org\HP5\Methods\D3_8015-C24T-IA-L%.met G:\Org\HP5\Methods\D3_OROS-AC-L%.MET G:\Org\HP5\Methods\DS_8015-110342-IA-L#.MET	1050	1	1	1	0	The integration of Diesel Range Organics (C10-C24), C24-C40, and Total Extractable Hydrocarbons (TEH) is the hydrocarbon response with reference to the basline. Surrogates are integrated using a valley to valley integration using Set Basline Now placed slight before at 12.16 minutes and 16.21 minutes and slightly after the surrogate peaks at 12.52 and 16.68 minutes. X-axis scaling showing surrogate peak from 11-18 minutes..
G:\org\HP5\DAT\HP5110321_b\1103HP5.44r	B21110062-002B ;1103HP5 , $HC-8015-DRO-W,	G:\Org\HP5\Methods\D3_8015-C24T-IA-L%.met G:\Org\HP5\Methods\D3_OROS-AC-L%.MET G:\Org\HP5\Methods\DS_8015-110342-IA-L#.MET	1060	1	1	1	0	The integration of Diesel Range Organics (C10-C24), C24-C40, and Total Extractable Hydrocarbons (TEH) is the hydrocarbon response with reference to the basline. Surrogates are integrated using a valley to valley integration using Set Basline Now placed slight before at 12.16 minutes and 16.21 minutes and slightly after the surrogate peaks at 12.52 and 16.68 minutes. X-axis scaling showing surrogate peak from 11-18 minutes..
G:\org\HP5\DAT\HP5110321_b\1103HP5.45r	B21110079-002B ;1103HP5 , $HC-8015-DRO-W,	G:\Org\HP5\Methods\DR_8015-C24T-IA-L%.met G:\Org\HP5\Methods\DR_OROSb-AC-L%.MET G:\Org\HP5\Methods\DS_8015-C24Tb-IA-L#.MET	1000	1	1	1	0	The integration of Diesel Range Organics (C10-C24), C24-C40, and Total Extractable Hydrocarbons (TEH) is the hydrocarbon response with reference to the basline. Assigned Set Baseline All Valley on at 17.12 minutes for C10-C24 and TEH and Assigned Set Baseline All Valley on at 16.79 minutes for C24-C40. Surrogates are integrated using a valley to valley integration using Set Basline Now placed slight before at 12.16 minutes and 16.21 minutes and slightly after the surrogate peaks at 12.52 and 16.68 minutes. X-axis scaling showing surrogate peak from 11-18 minutes.
G:\org\HP5\DAT\HP5110321_b\1103HP5.46r	B21110079-003B ;1103HP5 , $HC-8015-DRO-W,	G:\Org\HP5\Methods\DR_8015-C24T-IA-L%.met G:\Org\HP5\Methods\DR_OROSb-AC-L%.MET G:\Org\HP5\Methods\DS_8015-C24Tb-IA-L#.MET	1010	1	1	1	0	The integration of Diesel Range Organics (C10-C24), C24-C40, and Total Extractable Hydrocarbons (TEH) is the hydrocarbon response with reference to the basline. Assigned Set Baseline All Valley on at 17.12 minutes for C10-C24 and TEH and Assigned Set Baseline All Valley on at 16.79 minutes for C24-C40. Surrogates are integrated using a valley to valley integration using Set Basline Now placed slight before at 12.16 minutes and 16.21 minutes and slightly after the surrogate peaks at 12.52 and 16.68 minutes. X-axis scaling showing surrogate peak from 11-18 minutes.
G:\org\HP5\DAT\HP5110321_b\1103HP5.47r	MARKER_1103HP547r, DRO ;1103HP5 , DRO210708A	g:\org\HP5\Methods\\CSC211103.met	1	1	1	1	0	No integrations.
G:\org\HP5\DAT\HP5110321_b\1103HP5.48r	MARKER_1103HP548r, DRO ;1103HP5 , DRO211012l	G:\Org\HP5\Methods\DC_8015-24-IA-L%.met	1	1	1	1	0	No integrations.
G:\org\HP5\DAT\HP5110321_b\1103HP5.49r	CCV_1103HP549r, RRO ;1103HP5 , DRO211008A	G:\Org\HP5\Methods\DC_ORO-AC-L%.MET G:\Org\HP5\Methods\DS_ORO-AC-L#.MET	1	1	1	1	0	The integration of Oil Range hydrocarbon is the hydrocarbon response with reference to the basline. Surrogates are integrated using a valley to valley integration using Set Basline Now placed slight before at 16.24 minutes slightly after the surrogate peak at 16.44 minutes and X-axis scaling showing surrogate peak from 15-18 minutes.
G:\org\HP5\DAT\HP5110321_b\1103HP5.50r	CCV_1103HP550r, DRO ;1103HP5 , DRO211103A	G:\Org\HP5\Methods\DC_8015-24-IA-L%.met G:\Org\HP5\Methods\DS_8015-24-IA-L#.met	1	1	1	1	0	The integration of Diesel Range Organics (C10-C24) and Total Extractable Hydrocarbons is the hydrocarbon response with reference to the basline. Assigned Set Baseline All Valley on at 16.83 minutes. Surrogates are integrated using a valley to valley integration using Set Basline Now placed slight before at 12.21 minutes and slightly after the surrogate peak at 12.43 minutes and X-axis scaling showing surrogate peak from 11.5-14 minutes.

Ann Nebel

Digitally signed by
Ann Nebel
Date: 2021.11.16 13:59:35 -07:00

Write Sequence | Insert Entries(Have the first cell for entries selecte

Data File	Sample Name	Method	Weight	Dil Factor	Amt Inj.	IS	Cal ID	Manual Integrations
G:\org\HP5\DAT\HP5110321_b\1103HP5.47r	MARKER_1103HP547r, DRO ;1103HP5 , DRO210708A	g:\org\HP5\Methods\\CSC211103.met	1	1	1	1	0	No integrations.
G:\org\HP5\DAT\HP5110321_b\1103HP5.48r	MARKER_1103HP548r, DRO ;1103HP5 , DRO211012I	G:\Org\HP5\Methods\DC_8015-24-IA-L%.met	1	1	1	1	0	No integrations.
G:\org\HP5\DAT\HP5110321_b\1103HP5.49r	CCV_1103HP549r, RRO ;1103HP5 , DRO211008A	G:\Org\HP5\Methods\DC_ORO-AC-L%.MET G:\Org\HP5\Methods\DS_ORO-AC-L#.MET	1	1	1	1	0	The integration of Oil Range hydrocarbon is the hydrocarbon response with reference to the basline. Surrogates are integrated using a valley to valley integration using Set Basline Now placed slight before at 16.24 minutes slightly after the surrogate peak at 16.44 minutes and X-axis scaling showing surrogate peak from 15-18 minutes.
G:\org\HP5\DAT\HP5110321_b\1103HP5.50r	CCV_1103HP550r, DRO ;1103HP5 , DRO211103A	G:\Org\HP5\Methods\DC_8015-24-IA-L%.met G:\Org\HP5\Methods\DS_8015-24-IA-L#.met	1	1	1	1	0	The integration of Diesel Range Organics (C10-C24) and Total Extractable Hydrocarbons is the hydrocarbon response with reference to the basline. Assigned Set Baseline All Valley on at 16.83 minutes. Surrogates are integrated using a valley to valley integration using Set Basline Now placed slight before at 12.21 minutes and slightly after the surrogate peak at 12.43 minutes and X-axis scaling showing surrogate peak from 11.5-14 minutes.
G:\org\HP5\DAT\HP5110321_b\1103HP5.51r	DCM-Baseline Check-V51	G:\Org\HP5\Methods\DR_8015-IA-LEXP.met	1	1	1	1	0	No integrations.
G:\org\HP5\DAT\HP5110321_b\1103HP5.52r	LCS-160878 ;1103HP5 , SGT	G:\Org\HP5\Methods\D3_8015-24-IA-L%.met G:\Org\HP5\Methods\DS_8015-24-IA-L#.met	1000	1	1	1	0	The integration of Diesel Range Organics (C10-C24) and Total Extractable Hydrocarbons is the hydrocarbon response with reference to the basline. Surrogates are integrated using a valley to valley integration using Set Basline Now placed slight before at 12.21 minutes and slightly after the surrogate peak at 12.43 minutes and X-axis scaling showing surrogate peak from 11.5-14 minutes.
G:\org\HP5\DAT\HP5110321_b\1103HP5.53r	MB-160878 ;1103HP5 , SGT	G:\Org\HP5\Methods\DR_8015-C24T-IA-L%.met G:\Org\HP5\Methods\DR_OROSb-AC-L%.MET G:\Org\HP5\Methods\DS_8015-C24Tb-IA-L#.MET	1000	1	1	1	0	The integration of Diesel Range Organics (C10-C24), C24-C40, and Total Extractable Hydrocarbons (TEH) is the hydrocarbon response with reference to the basline. Assigned Set Baseline All Valley on at 17.12 minutes for C10-C24 and TEH and Assigned Set Baseline All Valley on at 16.79 minutes for C24-C40. Surrogates are integrated using a valley to valley integration using Set Basline Now placed slight before at 12.16 minutes and 16.21 minutes and slightly after the surrogate peaks at 12.52 and 16.68 minutes. X-axis scaling showing surrogate peak from 11-18 minutes.
G:\org\HP5\DAT\HP5110321_b\1103HP5.54r	B21110057-004A ;1103HP5 , $HC-8015-DRO-W, SGT	G:\Org\HP5\Methods\DR_8015-C24T-IA-L%.met G:\Org\HP5\Methods\DR_OROSb-AC-L%.MET G:\Org\HP5\Methods\DS_8015-C24Tb-IA-L#.MET	1030	1	1	1	0	The integration of Diesel Range Organics (C10-C24), C24-C40, and Total Extractable Hydrocarbons (TEH) is the hydrocarbon response with reference to the basline. Assigned Set Baseline All Valley on at 17.12 minutes for C10-C24 and TEH and Assigned Set Baseline All Valley on at 16.79 minutes for C24-C40. Surrogates are integrated using a valley to valley integration using Set Basline Now placed slight before at 12.16 minutes and 16.21 minutes and slightly after the surrogate peaks at 12.52 and 16.68 minutes. X-axis scaling showing surrogate peak from 11-18 minutes.
G:\org\HP5\DAT\HP5110321_b\1103HP5.55r	B21110057-003A ;1103HP5 , $HC-8015-DRO-W, SGT	G:\Org\HP5\Methods\DR_8015-C24T-IA-L%.met G:\Org\HP5\Methods\DR_OROSb-AC-L%.MET G:\Org\HP5\Methods\DS_8015-C24Tb-IA-L#.MET	990	1	1	1	0	The integration of Diesel Range Organics (C10-C24), C24-C40, and Total Extractable Hydrocarbons (TEH) is the hydrocarbon response with reference to the basline. Assigned Set Baseline All Valley on at 17.12 minutes for C10-C24 and TEH and Assigned Set Baseline All Valley on at 16.79 minutes for C24-C40. Surrogates are integrated using a valley to valley integration using Set Basline Now placed slight before at 12.16 minutes and 16.21 minutes and slightly after the surrogate peaks at 12.52 and 16.68 minutes. X-axis scaling showing surrogate peak from 11-18 minutes.
G:\org\HP5\DAT\HP5110321_b\1103HP5.56r	B21110057-001A ;1103HP5 , $HC-8015-DRO-W, SGT	G:\Org\HP5\Methods\DR_8015-C24T-IA-L%.met G:\Org\HP5\Methods\DR_OROSb-AC-L%.MET G:\Org\HP5\Methods\DS_8015-C24Tb-IA-L#.MET	980	1	1	1	0	The integration of Diesel Range Organics (C10-C24), C24-C40, and Total Extractable Hydrocarbons (TEH) is the hydrocarbon response with reference to the basline. Assigned Set Baseline All Valley on at 17.12 minutes for C10-C24 and TEH and Assigned Set Baseline All Valley on at 16.79 minutes for C24-C40. Surrogates are integrated using a valley to valley integration using Set Basline Now placed slight before at 12.16 minutes and 16.21 minutes and slightly after the surrogate peaks at 12.52 and 16.68 minutes. X-axis scaling showing surrogate peak from 11-18 minutes.
G:\org\HP5\DAT\HP5110321_b\1103HP5.57r	B21110057-002A ;1103HP5 , $HC-8015-DRO-W, SGT	G:\Org\HP5\Methods\D3_8015-110357-C24T-IA-L%.met G:\Org\HP5\Methods\D3_OROSb-110357-AC-L%.MET G:\Org\HP5\Methods\DS_8015-C24Tb-IA-L#.MET	1020	1	1	1	0	The integration of Diesel Range Organics (C10-C24), C24-C40, and Total Extractable Hydrocarbons (TEH) is the hydrocarbon response with reference to the basline. Assigned Set Baseline All Valley on at 28.45 minutes. Surrogates are integrated using a valley to valley integration using Set Basline Now placed slight before at 12.16 minutes and 16.21 minutes and slightly after the surrogate peaks at 12.52 and 16.68 minutes. X-axis scaling showing surrogate peak from 11-18 minutes.
G:\org\HP5\DAT\HP5110321_b\1103HP5.58r	DCM-Baseline Check-V58	G:\Org\HP5\Methods\DR_8015-IA-LEXP.met	1	1	1	1	0	No integrations.
G:\org\HP5\DAT\HP5110321_b\1103HP5.59r	B21110079-001B ;1103HP5 , $HC-8015-DRO-W, SGT	G:\Org\HP5\Methods\DR_8015-C24T-IA-L%.met G:\Org\HP5\Methods\DR_OROSb-AC-L%.MET G:\Org\HP5\Methods\DS_8015-C24Tb-IA-L#.MET	1020	1	1	1	0	The integration of Diesel Range Organics (C10-C24), C24-C40, and Total Extractable Hydrocarbons (TEH) is the hydrocarbon response with reference to the basline. Assigned Set Baseline All Valley on at 17.12 minutes for C10-C24 and TEH and Assigned Set Baseline All Valley on at 16.79 minutes for C24-C40. Surrogates are integrated using a valley to valley integration using Set Basline Now placed slight before at 12.16 minutes and 16.21 minutes and slightly after the surrogate peaks at 12.52 and 16.68 minutes. X-axis scaling showing surrogate peak from 11-18 minutes.
G:\org\HP5\DAT\HP5110321_b\1103HP5.60r	B21110079-001BMS ;1103HP5 , SGT	G:\Org\HP5\Methods\D3_8015-24-IA-L%.met G:\Org\HP5\Methods\DS_8015-24-IA-L#.met	1040	1	1	1	0	The integration of Diesel Range Organics (C10-C24) and Total Extractable Hydrocarbons is the hydrocarbon response with reference to the basline. Surrogates are integrated using a valley to valley integration using Set Basline Now placed slight before at 12.21 minutes and slightly after the surrogate peak at 12.43 minutes and X-axis scaling showing surrogate peak from 11.5-14 minutes.
G:\org\HP5\DAT\HP5110321_b\1103HP5.61r	MARKER_1103HP562r, DRO ;1103HP5 , DRO210708A	g:\org\HP5\Methods\\CSC211103.met	1	1	1	1	0	No integrations.
G:\org\HP5\DAT\HP5110321_b\1103HP5.62r	MARKER_1103HP563r, DRO ;1103HP5 , DRO211012I	G:\Org\HP5\Methods\DC_8015-24-IA-L%.met	1	1	1	1	0	No integrations.
G:\org\HP5\DAT\HP5110321_b\1103HP5.63r	CCV_1103HP564r, RRO ;1103HP5 , DRO211008A	G:\Org\HP5\Methods\DC_ORO-AC-L%.MET G:\Org\HP5\Methods\DS_ORO-AC-L#.MET	1	1	1	1	0	The integration of Oil Range hydrocarbon is the hydrocarbon response with reference to the basline. Surrogates are integrated using a valley to valley integration using Set Basline Now placed slight before at 16.24 minutes slightly after the surrogate peak at 16.44 minutes and X-axis scaling showing surrogate peak from 15-18 minutes.

G:\org\HP5\DAT\HP5110321_b\1103HP5.64r	CCV_1103HP565r, DRO ;1103HP5 , DRO211103A	G:\Org\HP5\Methods\DC_8015-24-IA-L%.met G:\Org\HP5\Methods\DS_8015-24-IA-L#.met	1	1	1	1	0	The integration of Diesel Range Organics (C10-C24) and Total Extractable Hydrocarbons is the hydrocarbon response with reference to the basline. Assigned Set Baseline All Valley on at 16.83 minutes. Surrogates are integrated using a valley to valley integration using Set Basline Now placed slight before at 12.21 minutes and slightly after the surrogate peak at 12.43 minutes and X-axis scaling showing surrogate peak from 11.5-14 minutes.
G:\org\HP5\DAT\HP5110321_b\1103HP5.65r	DCM-Baseline Check-V65	G:\Org\HP5\Methods\DR_8015-IA-LEXP.met	1	1	1	1	0	No integrations.
G:\org\HP5\DAT\HP5110321_b\1103HP5.66r	B21110030-001B ;1103HP5 , $HC-8015-DRO-W, SGT	G:\Org\HP5\Methods\DR_8015-C24T-IA-L%.met G:\Org\HP5\Methods\DR_OROSb-AC-L%.MET G:\Org\HP5\Methods\DS_8015-C24Tb-IA-L#.MET	1030	1	1	1	0	The integration of Diesel Range Organics (C10-C24), C24-C40, and Total Extractable Hydrocarbons (TEH) is the hydrocarbon response with reference to the basline. Assigned Set Baseline All Valley on at 17.12 minutes for C10-C24 and TEH and Assigned Set Baseline All Valley on at 16.79 minutes for C24-C40. Surrogates are integrated using a valley to valley integration using Set Basline Now placed slight before at 12.16 minutes and 16.21 minutes and slightly after the surrogate peaks at 12.52 and 16.68 minutes. X-axis scaling showing surrogate peak from 11-18 minutes.
G:\org\HP5\DAT\HP5110321_b\1103HP5.67r	B21110030-002B ;1103HP5 , $HC-8015-DRO-W, SGT	G:\Org\HP5\Methods\DR_8015-C24T-IA-L%.met G:\Org\HP5\Methods\DR_OROSb-AC-L%.MET G:\Org\HP5\Methods\DS_8015-C24Tb-IA-L#.MET	1030	1	1	1	0	The integration of Diesel Range Organics (C10-C24), C24-C40, and Total Extractable Hydrocarbons (TEH) is the hydrocarbon response with reference to the basline. Assigned Set Baseline All Valley on at 17.12 minutes for C10-C24 and TEH and Assigned Set Baseline All Valley on at 16.79 minutes for C24-C40. Surrogates are integrated using a valley to valley integration using Set Basline Now placed slight before at 12.16 minutes and 16.21 minutes and slightly after the surrogate peaks at 12.52 and 16.68 minutes. X-axis scaling showing surrogate peak from 11-18 minutes.
G:\org\HP5\DAT\HP5110321_b\1103HP5.68r	B21110062-001B ;1103HP5 , $HC-8015-DRO-W, SGT	G:\Org\HP5\Methods\DR_8015-68-C24T-IA-L%.met G:\Org\HP5\Methods\DR_OROSb-AC-L%.MET G:\Org\HP5\Methods\DS_8015-C24Tb-IA-L#.MET	1050	1	1	1	0	The integration of Diesel Range Organics (C10-C24), C24-C40, and Total Extractable Hydrocarbons (TEH) is the hydrocarbon response with reference to the basline. Assigned Set Baseline All Valley on at 17.12 minutes and peak width adjusted for C10-C24 and TEH and Assigned Set Baseline All Valley on at 16.79 minutes for C24-C40. Surrogates are integrated using a valley to valley integration using Set Basline Now placed slight before at 12.16 minutes and 16.21 minutes and slightly after the surrogate peaks at 12.52 and 16.68 minutes. X-axis scaling showing surrogate peak from 11-18 minutes.
G:\org\HP5\DAT\HP5110321_b\1103HP5.69r	B21110062-002B ;1103HP5 , $HC-8015-DRO-W, SGT	G:\Org\HP5\Methods\DR_8015-68-C24T-IA-L%.met G:\Org\HP5\Methods\DR_OROSb-AC-L%.MET G:\Org\HP5\Methods\DS_8015-C24Tb-IA-L#.MET	1060	1	1	1	0	The integration of Diesel Range Organics (C10-C24), C24-C40, and Total Extractable Hydrocarbons (TEH) is the hydrocarbon response with reference to the basline. Assigned Set Baseline All Valley on at 17.12 minutes and peak width adjusted for C10-C24 and TEH and Assigned Set Baseline All Valley on at 16.79 minutes for C24-C40. Surrogates are integrated using a valley to valley integration using Set Basline Now placed slight before at 12.16 minutes and 16.21 minutes and slightly after the surrogate peaks at 12.52 and 16.68 minutes. X-axis scaling showing surrogate peak from 11-18 minutes.
G:\org\HP5\DAT\HP5110321_b\1103HP5.70r	B21110079-001BMSD ;1103HP5 , SGT	G:\Org\HP5\Methods\D3_8015-70-24-IA-L%.met G:\Org\HP5\Methods\DS_8015-24-IA-L#.met	1020	1	1	1	0	The integration of Diesel Range Organics (C10-C24) and Total Extractable Hydrocarbons is the hydrocarbon response with reference to the basline with peak width adjusted. Surrogates are integrated using a valley to valley integration using Set Basline Now placed slight before at 12.21 minutes and slightly after the surrogate peak at 12.43 minutes and X-axis scaling showing surrogate peak from 11.5-14 minutes.
G:\org\HP5\DAT\HP5110321_b\1103HP5.71r	B21110079-001BMS-RRO ;1103HP5 , SGT	G:\Org\HP5\Methods\D3_ORO-AC-L%.MET G:\Org\HP5\Methods\DS_ORO-AC-L#.MET	1050	1	1	1	0	The integration of Oil Range hydrocarbon (C24-C40) hydrocarbon response with reference to the basline. Surrogates are integrated using a valley to valley integration using Set Basline Now placed slight before at 16.24 minutes slightly after the surrogate peak at 16.44 minutes and X-axis scaling showing surrogate peak from 15-18 minutes.
G:\org\HP5\DAT\HP5110321_b\1103HP5.72r	DCM-Baseline Check-V72	G:\Org\HP5\Methods\DR_8015-IA-LEXP.met	1	1	1	1	0	No integrations.
G:\org\HP5\DAT\HP5110321_b\1103HP5.73r	B21110079-001BMSD-RRO ;1103HP5 , SGT	G:\Org\HP5\Methods\D3_ORO-AC-L%.MET G:\Org\HP5\Methods\DS_ORO-AC-L#.MET	1060	1	1	1	0	The integration of Oil Range hydrocarbon (C24-C40) hydrocarbon response with reference to the basline. Surrogates are integrated using a valley to valley integration using Set Basline Now placed slight before at 16.24 minutes slightly after the surrogate peak at 16.44 minutes and X-axis scaling showing surrogate peak from 15-18 minutes.
G:\org\HP5\DAT\HP5110321_b\1103HP5.74r	DCM-Baseline Check-V74	G:\Org\HP5\Methods\DR_8015-IA-LEXP.met	1	1	1	1	0	No integrations.
G:\org\HP5\DAT\HP5110321_b\1103HP5.75r	LCS-160878-RRO ;1103HP5 , SGT	G:\Org\HP5\Methods\D3_ORO-AC-L%.MET G:\Org\HP5\Methods\DS_ORO-AC-L#.MET	1000	1	1	1	0	The integration of Oil Range hydrocarbon (C24-C40) hydrocarbon response with reference to the basline. Surrogates are integrated using a valley to valley integration using Set Basline Now placed slight before at 16.24 minutes slightly after the surrogate peak at 16.44 minutes and X-axis scaling showing surrogate peak from 15-18 minutes.
G:\org\HP5\DAT\HP5110321_b\1103HP5.76r	MARKER_1103HP576r, DRO ;1103HP5 , DRO210708A	g:\org\HP5\Methods\\CSC211103.met	1	1	1	1	0	No integrations.
G:\org\HP5\DAT\HP5110321_b\1103HP5.77r	MARKER_1103HP577r, DRO ;1103HP5 , DRO211012I	G:\Org\HP5\Methods\DC_8015-24-IA-L%.met	1	1	1	1	0	No integrations.
G:\org\HP5\DAT\HP5110321_b\1103HP5.78r	CCV_1103HP578r, RRO ;1103HP5 , DRO211008A	G:\Org\HP5\Methods\DC_ORO-AC-L%.MET G:\Org\HP5\Methods\DS_ORO-AC-L#.MET	1	1	1	1	0	The integration of Oil Range hydrocarbon is the hydrocarbon response with reference to the basline. Surrogates are integrated using a valley to valley integration using Set Basline Now placed slight before at 16.24 minutes slightly after the surrogate peak at 16.44 minutes and X-axis scaling showing surrogate peak from 15-18 minutes.
G:\org\HP5\DAT\HP5110321_b\1103HP5.79r	CCV_1103HP579r, DRO ;1103HP5 , DRO211103A	G:\Org\HP5\Methods\DC_8015-24-IA-L%.met G:\Org\HP5\Methods\DS_8015-24-IA-L#.met	1	1	1	1	0	The integration of Diesel Range Organics (C10-C24) and Total Extractable Hydrocarbons is the hydrocarbon response with reference to the basline. Assigned Set Baseline All Valley on at 16.83 minutes. Surrogates are integrated using a valley to valley integration using Set Basline Now placed slight before at 12.21 minutes and slightly after the surrogate peak at 12.43 minutes and X-axis scaling showing surrogate peak from 11.5-14 minutes.
G:\org\HP5\DAT\HP5110321_b\1103HP5.80r	DCM-Baseline Check-V80	G:\Org\HP5\Methods\DR_8015-IA-LEXP.met	1	1	1	1	0	No integrations.
G:\org\HP5\DAT\HP5110321_b\1103HP5.84r	B21110015-001B ;1103HP5 , $HC-8015-DRO-W, SGT	G:\Org\HP5\Methods\DR_8015-C24T-IA-L%.met G:\Org\HP5\Methods\DR_OROSb-AC-L%.MET G:\Org\HP5\Methods\DS_8015-C24Tb-IA-L#.MET	1050	1	1	1	0	The integration of Diesel Range Organics (C10-C24), C24-C40, and Total Extractable Hydrocarbons (TEH) is the hydrocarbon response with reference to the basline. Assigned Set Baseline All Valley on at 17.12 minutes for C10-C24 and TEH and Assigned Set Baseline All Valley on at 16.79 minutes for C24-C40. Surrogates are integrated using a valley to valley integration using Set Basline Now placed slight before at 12.16 minutes and 16.21 minutes and slightly after the surrogate peaks at 12.52 and 16.68 minutes. X-axis scaling showing surrogate peak from 11-18 minutes.
G:\org\HP5\DAT\HP5110321_b\1103HP5.91r	MARKER_1103HP591r, DRO ;1103HP5 , DRO210708A	g:\org\HP5\Methods\\CSC211103.met	1	1	1	1	0	No integrations.
G:\org\HP5\DAT\HP5110321_b\1103HP5.92r	MARKER_1103HP592r, DRO ;1103HP5 , DRO211012I	G:\Org\HP5\Methods\DC_8015-24-IA-L%.met	1	1	1	1	0	No integrations.

G:\org\HP5\DAT\HP5110321_b\1103HP5.93r	CCV_1103HP593r, RRO ;1103HP5 , DRO211008A	G:\Org\HP5\Methods\DC_ORO-AC-L%.MET G:\Org\HP5\Methods\DS_ORO-AC-L#.MET	1	1	1	1	0	The integration of Oil Range hydrocarbon is the hydrocarbon response with reference to the basline. Surrogates are integrated using a valley to valley integration using Set Basline Now placed slight before at 16.24 minutes slightly after the surrogate peak at 16.44 minutes and X-axis scaling showing surrogate peak from 15-18 minutes.
G:\org\HP5\DAT\HP5110321_b\1103HP5.94r	CCV_1103HP594r, DRO ;1103HP5 , DRO211103A	G:\Org\HP5\Methods\DC_8015-24-IA-L%.met G:\Org\HP5\Methods\DS_8015-24-IA-L#.met	1	1	1	1	0	The integration of Diesel Range Organics (C10-C24) and Total Extractable Hydrocarbons is the hydrocarbon response with reference to the basline. Assigned Set Baseline All Valley on at 16.83 minutes. Surrogates are integrated using a valley to valley integration using Set Basline Now placed slight before at 12.21 minutes and slightly after the surrogate peak at 12.43 minutes and X-axis scaling showing surrogate peak from 11.5-14 minutes.

Energy Laboratories Inc

Spike LOG

Standard ID:	DRO211101A		
Standard Name	OTP-4000 ug/mL DCM	Type:	Secondary
Date Prepared	11/1/2021	BY:	Ann Nebel
Date Expires:	9/30/2024		
Department	dropr	Status:	Open
Vendor:			
Lot Number:			
Balance ID:	BAL-DRO		
Comments:	Used to Prep DRO-8015 ICAL and CCV Solutions		

Chemical / Solvent Used	BottleNo	Amt	Units	Exp
Dichloromethane EC328	14408	25	mL	8/19/

Final Volume: 25 mL

Stock Source		Base Units	Amount Added
DRO200430B	O-Terphenyl	ug/mL	0.1012 g

Analytes		CAS	Conc: ug/mL
A	O-Terphenyl	84-15-1	4000

Page:*1 of 1*

Energy Laboratories Inc

Standard LOG

Standard ID:	DRO200430B		
Standard Name	O-Terphenyl	Type:	Neat
Date Prepared	4/30/2020	BY:	Ann Nebel
Date Expires:	9/30/2024		
Department	dropr	Status:	New
Vendor:	Chemservice		
Lot Number:	9972100		
Balance ID:			
Comments:	ID#: 6271		

Chemical / Solvent Used	BottleNo	Amt	Units	Exp
o-Terphenyl	12650	500	mg	9/30/

Final Volume: mL

Stock Source	**Base Units**	**Amount Added**

Analytes		**CAS**	Conc:	**ug/mL**
A	O-Terphenyl	84-15-1		1

Page:*1 of 1*

Ana

CHEM SERVICE INC

660 Tower Lane • P.O. Box 599 • West Chester, PA 19381-0599
1-800-452-9994 • 1-610-692-3026 • Fax 1-610-692-8729
info@chemservice.com • www.chemservice.com

CERTIFICATE OF ANALYSIS

o-Terphenyl

CATALOG NUMBER	N-12693-500MG
LOT NUMBER	9972100
DATE CERTIFIED	09/23/19
EXPIRATION DATE	09/30/24
CAS NUMBER	84-15-1
MOLECULAR FORMULA	C18H14
MOLECULAR WEIGHT	230.32
STORAGE	Store in a cool dry place.
HANDLING	See Safety Data Sheet
INTENDED USE	For laboratory use only.

Analytical Test	Value
FT-IR SPECTROSCOPY	CONFORMS TO STRUCTURE
GC/MS SPECTRA ID	MATCHES NIST DATABASE
MELTING POINT (°C)	57.1
% PURITY (GC/FID)	99.5

Chem Service, Inc. guarantees the purity to be +/- 0.5% deviation prior to the expiration date shown on the label and exclusive of any customer contamination.

Certified By:

Mary Beth O'Donnell

Mary Beth O'Donnell
CSM/TC

ID #: 12650
Opened:
o-Terphenyl
Expires: 9/30/2024
Rec'd: 4/30/2020
Energy Laboratories Inc 1120 So. 27th Street
Billings MT 59107

Chem Service is accredited to ISO 17034:2016, ISO/IEC 17025:2017 and certified to ISO 9001:2015

COA Form
Revision 3 (3/2015)

660 Tower Lane • P.O. Box 599 • West Chester, PA 19381-0599
1-800-452-9994 • 1-610-692-3026 • Fax 1-610-692-8729
info@chemservice.com • www.chemservice.com

CERTIFICATE OF ANALYSIS

Analysis Method:

Catalog Number:	N-12693-500MG
Description:	o-Terphenyl
Lot Number:	9972100
Expiration Date:	09/30/24

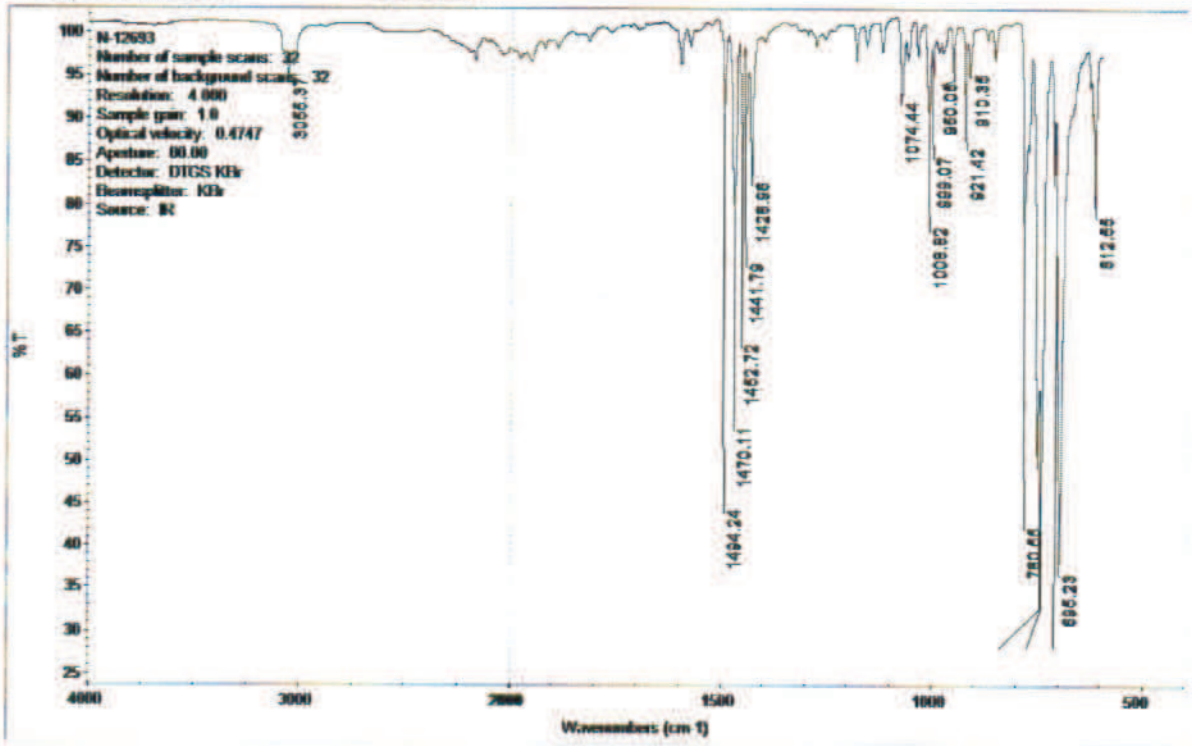

Chem Service is accredited to ISO 17034:2016, ISO/IEC 17025:2017 and certified to ISO 9001:2015

660 Tower Lane • P.O. Box 599 • West Chester, PA 19381-0599
1-800-452-9994 • 1-610-692-3026 • Fax 1-610-692-8729
info@chemservice.com • www.chemservice.com

CERTIFICATE OF ANALYSIS

Analysis Method:

Catalog Number:	N-12693-500MG
Description:	o-Terphenyl
Lot Number:	9972100
Expiration Date:	09/30/24

Chem Service Inc Area Percent Report

```
Data File: D:\msdchem\2019 DATA\0919\0923-01.D
Acq On     : 23 Sep 2019  10:40
Operator   :
Sample     : n-12693
Misc       :
ALS Vial   : 95

Integration Parameters: autoint1.e
Integrator: ChemStation

DataAcq Meth:SCREEN.M
Method     : D:\msdchem\2019 DATA\0919\0903-09.D\ERIN.M

Signal     : TIC: 0923-01.D\data.ms
```

peak #	R.T. min	first scan	max scan	last scan	PK TY	peak height	corr. area	corr. % max.	% of total
1	11.844	1597	1606	1613	BB	32038221	432253484	100.00%	100.000%

Sum of corrected areas: 432253484

ERIN.M Mon Sep 23 10:55:51 2019

Chem Service is accredited to ISO 17034:2016, ISO/IEC 17025:2017 and certified to ISO 9001:2015

660 Tower Lane • P.O. Box 599 • West Chester, PA 19381-0599
1-800-452-9994 • 1-610-692-3026 • Fax 1-610-692-8729
info@chemservice.com • www.chemservice.com

CERTIFICATE OF ANALYSIS

Analysis Method:

Catalog Number:	N-12693-500MG
Description:	o-Terphenyl
Lot Number:	9972100
Expiration Date:	09/30/24



Chem Service is accredited to ISO 17034:2016, ISO/IEC 17025:2017 and certified to ISO 9001:2015

660 Tower Lane • P.O. Box 599 • West Chester, PA 19381-0599
1-800-452-9994 • 1-610-692-3026 • Fax 1-610-692-8729
info@chemservice.com • www.chemservice.com

CERTIFICATE OF ANALYSIS

Analysis Method:

Catalog Number:	N-12693-500MG
Description:	o-Terphenyl
Lot Number:	9972100
Expiration Date:	09/30/24

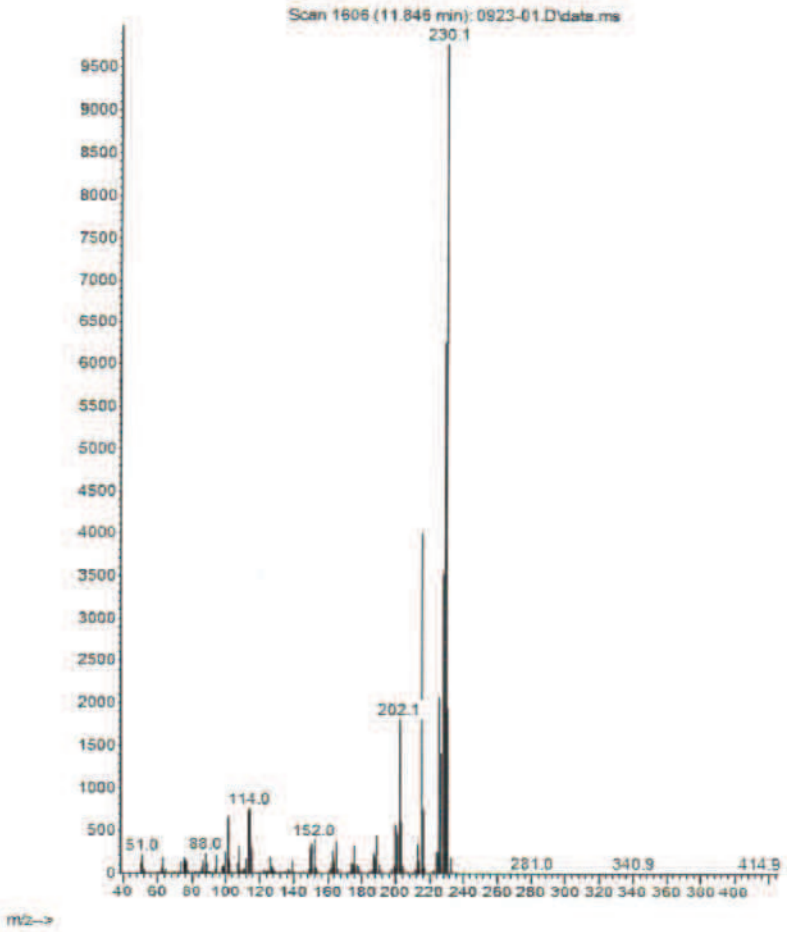

Chem Service is accredited to ISO 17034:2016, ISO/IEC 17025:2017 and certified to ISO 9001:2015

660 Tower Lane • P.O. Box 599 • West Chester, PA 19381-0599
1-800-452-9994 • 1-610-692-3026 • Fax 1-610-692-8729
info@chemservice.com • www.chemservice.com

CERTIFICATE OF ANALYSIS

Analysis Method:

Catalog Number:	N-12693-500MG
Description:	o-Terphenyl
Lot Number:	9972100
Expiration Date:	09/30/24

Chem Service is accredited to ISO 17034:2016, ISO/IEC 17025:2017 and certified to ISO 9001:2015

660 Tower Lane • P.O. Box 599 • West Chester, PA 19381-0599
1-800-452-9994 • 1-610-692-3026 • Fax 1-610-692-8729
info@chemservice.com • www.chemservice.com

Gas

CERTIFICATE OF ANALYSIS

Data file:	C:\CHEM3\		
Sample name:	N-12693		
Instrument:	GC 2	**Sample type:**	Sample
Injection date:	9/23/2019 9:56:34 AM	**Location:**	Vial 141
Acq. method:	SCREEN.M	**Injection volume:**	1.0uL
Column name:	HP-5		

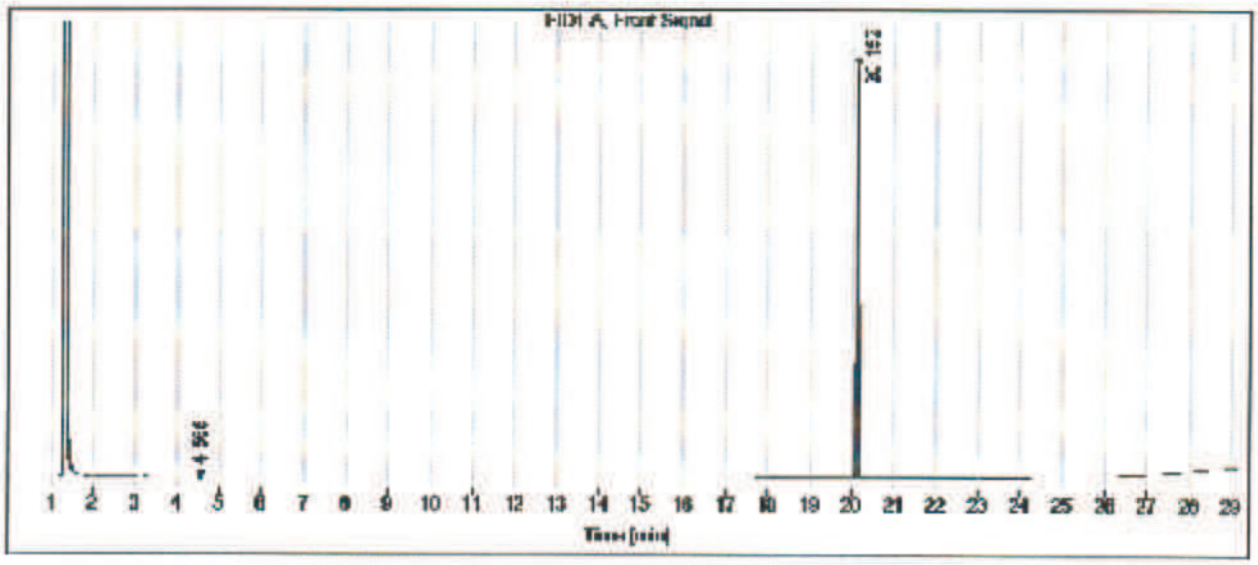

Signal: FID1 A, Front Signal

RT [min]	Type	Width [min]	Area	Height	Area%
4.565	BB	0.0305	1.2408	0.5122	0.11
20.152	BB	0.0391	1171.9556	439.4599	99.89
		Sum	1173.1963		

Chem Service is accredited to ISO 17034:2016, ISO/IEC 17025:2017 and certified to ISO 9001:2015

Energy Laboratories Inc

Standard LOG

Standard ID:	DRO211012A		
Standard Name	Diesel Fuel #2 50,000 ug/mL in DCM	Type:	Primary
Date Prepared	10/12/2021	BY:	Ann Nebel
Date Expires:	4/30/2023		
Department	dropr	Status:	New
Vendor:	Sigma-Aldrich		
Lot Number:	LRAC6316		
Balance ID:			
Comments:	Diesel Fuel #2 For CCVs.		

Chemical / Solvent Used	BottleNo	Amt	Units	Exp
Diesel Fuel No. 2	14376	1	mL	4/30/

Final Volume: mL

Stock Source	**Base Units**	**Amount Added**
Analytes	**CAS**	Conc: **ug/mL**
Diesel Fuel #2		0

Page:*1 of 1*

Certificate of Analysis

Diesel Fuel No. 2

Certified Reference Material

Description

Product ID UST148
Lot **LRAC6316**
Expiration Date April 2023
Manufacturing Date April 2020
Storage Conditions Room Temperature
Solvent/Matrix DICHLOROMETHANE

ID #: 14376
Opened:
Diesel Fuel No. 2
Expires: 4/30/2023
Rec'd: 10/12/2021
Energy Laboratories Inc 1120 So. 27th Street
Billings MT 59107

Certified Values

Analyte	*Certified Value* [1,4]	*Units*	*Raw Material Purity,%*	*Raw Material Lot*	*CAS*
NO.2 FUEL OIL	50001 ± 2770	µg/mL	100.0	LA80505	68476-34-6

Informational Values

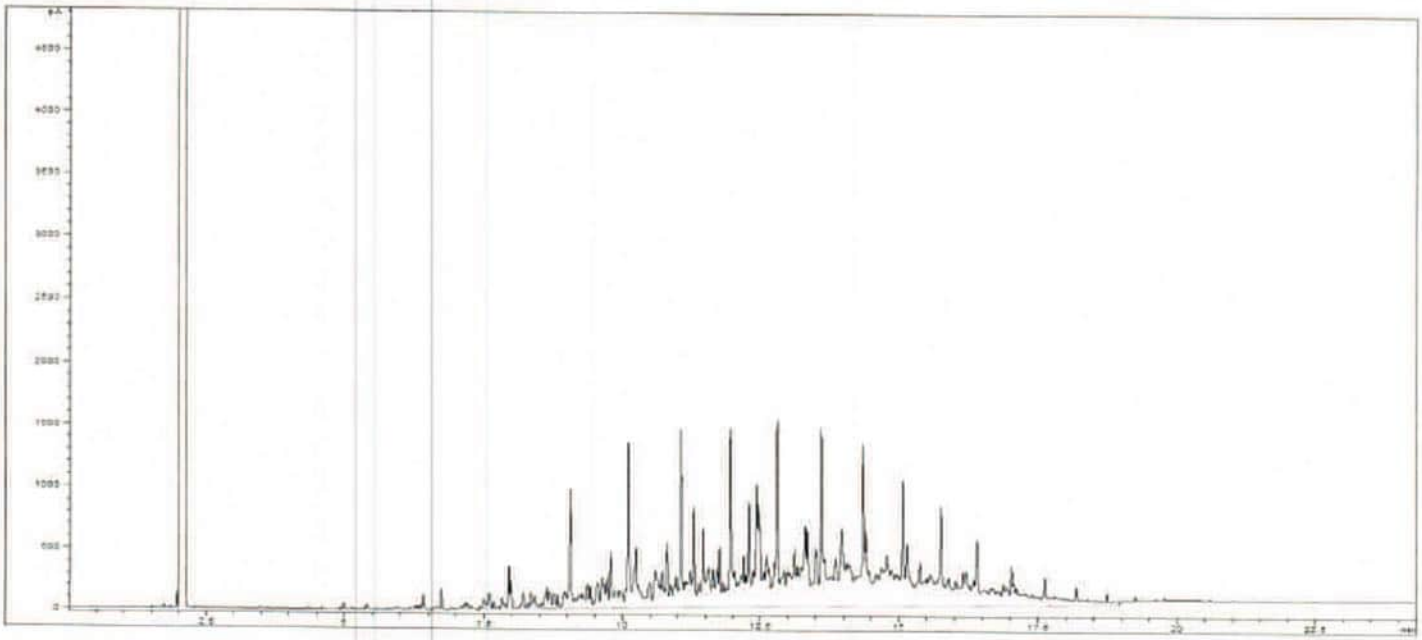

Additional Information:

Analytical Method Parameters:
Column: SPB-5, 30 m × 0.53 mm I.D., 1.5 µm film thickness (Column #214)
Carrier Gas: H2, Flow: 4.0 mL/min
Inlet Temperature: 250 °C, Injection Volume: 1.0 µL
Injection Mode: Split, Split Ratio: 10: 1
Temperature Program: 40 °C (Hold 2 min) @ 15 °C/min to 300 °C (Hold 5 min)
Detector: FID
Detector Temperature: 300 °C

ANAB ACCREDITED REFERENCE MATERIAL PRODUCER

SIGMA-ALDRICH
2931 Soldier Springs Rd. Laramie, Wyoming 82070 USA
800-325-5832
TechService@milliporesigma.com www.sigma-aldrich.com

Description

Lot	**LRAC6316**
Expiration Date	April 2023
Manufacturing Date	April 2020
Storage Conditions	Room Temperature
Solvent/Matrix	DICHLOROMETHANE

1 **Metrological traceability:** Traceable to the SI and higher order standards from NIST through an unbroken chain of comparisons. The balance used to weigh raw materials is accurate to +/-0.0001 g and calibrated regularly using mass standards traceable to NIST. All dilutions were performed gravimetrically. Additionally, individual analytes are traceable to NIST SRMs where available and specified above.
4 Ucrm - Uncertainty values in this document are expressed as Expanded Uncertainty (Ucrm) corresponding to the 95% confidence interval. Ucrm is derived from the combined standard uncertainty multiplied by the coverage factor k, which is obtained from a *t*-distribution and degrees of freedom. The components of combined standard uncertainty include the uncertainties due to characterization, homogeneity, long term stability, and short term stability (transport). The components due to stability are generally considered to be negligible unless otherwise indicated by stability studies. The mathematical representation of the Ucrm calculation is as follows:

$$u_{CRM} = \sqrt{u^2_{char} + u^2_{homogeneity} + u^2_{stability}}$$

k: Coverage factor derived from a t-distribution table, based on the degrees of freedom of the data set. Assume 2.0 for a **Confidence interval = 95%**

6 Analytical Value- For QC verification of the certified value only- not to be used in calculations. Represents the analytical data obtained by comparison to a standard as analyzed by the method described in the CoA or another acceptable method. The result may differ from the certified value and UCRM based on method uncertainty as well as the uncertainty associated with the standard used for comparison.

Traceability: The standard was manufactured under an ISO/IEC 17025:2017 certified quality system. The balance used to weigh raw materials is accurate to +/- 0.0001g and calibrated regularly using mass standards traceable to NIST. All dilutions were preformed gravimetrically. Additionally, individual analytes are traceable to NIST SRMs where available and specified above.

Homogeneity: Homogeneity was assessed in accordance with ISO 17034:2016. Completed units were sampled using a random stratified sampling protocol. The results of chemical analysis were then compared using a one-way analysis of variance approach as described by TNI EL-V3-2009 Appendix A.2. See Instructions for minimum sub-sample size.

Expiration is at end of month given on certificate and label.

MSDS reports for components comprising greater than 1.0% of the solution or 0.1% for components known to be carcinogens are available upon request.

THIS PRODUCT WAS DESIGNED, PRODUCED AND VERIFIED FOR ACCURACY AND STABILITY IN ACCORDANCE WITH **ISO/IEC 17025:2017 (ANAB Cert AT-1467)** and **ISO 17034:2016 (ANAB Cert AR-1470).**

Andy Ommen - QC Manager

Mark Pooler - QA Supervisor

Certification Date	April 30, 2020
Version	0-4302020

ANAB ACCREDITED REFERENCE MATERIAL PRODUCER

Energy Laboratories Inc

Standard LOG

Standard ID:	DRO180918C		
Standard Name	50,000 ug/mL Oil Std For AK103 RRO-In DC	Type:	Primary
Date Prepared	9/18/2018	BY:	Ann Nebel
Date Expires:	8/31/2025		
Department	dropr	Status:	Open
Vendor:	Restek		
Lot Number:	A0140080		
Balance ID:	Sartorius 4 place balance		

Comments:

Chemical / Solvent Used	BottleNo	Amt	Units	Exp
Residual Range Cailbration Standard	10787	1	mL	8/31/

Final Volume: 1 mL

Stock Source	**Base Units**	**Amount Added**
Analytes	**CAS**	Conc: **ug/mL**

Page:*1 of 1*

110 Benner Circle
Bellefonte, PA 16823-8812
Tel: (800)356-1688
Fax: (814)353-1309

www.restek.com

CERTIFIED REFERENCE MATERIAL

Certificate of Analysis

ACCREDITED
ISO 17034 Accredited
Reference Material Producer
Certificate #3222.01

ACCREDITED
ISO/IEC 17025 Accredited
Testing Laboratory
Certificate #3222.02

FOR LABORATORY USE ONLY-READ SDS PRIOR TO USE.

This Reference Material is intended for Laboratory Use Only as a standard for the qualitative and/or quantitative determination of the analyte(s) listed.

Catalog No. : 31817 **Lot No.:** A0140080

Description : Residual Range Calibration Standard (RCS)

Residual Range Calib Std (RCS) 50,000µg/mL, Methylene Chloride, 1mL/ampul

Container Size : 2 mL **Pkg Amt:** > 1 mL

Expiration Date : August 31, 2025 **Storage:** 25°C nominal

CERTIFIED VALUES

Elution Order	Compound	Grav. Conc. (weight/volume)	Expanded Uncertainty (95% C.L.; K=2)	
1	Motor Oil SAE30 & SAE40 Blend (Pennzoil)	50,113.0 µg/mL	+/- 293.4226 µg/mL	Gravimetric
	CAS # 64742-65-0.F (Lot A0126386)		+/- 1,492.4284 µg/mL	Unstressed
	Purity ----%		+/- 1,591.6738 µg/mL	Stressed

Solvent: Methylene chloride
CAS # 75-09-2
Purity 99%

ID #: 10787
Opened:
Residual Range Calibration Standard
Expires: 8/31/2025
Rec'd: 9/18/2018
Energy Laboratories Inc 1120 So. 27th Street
Billings MT 59107

Column:
30m x 0.25mm x 0.25µm
Rtx-5 (cat.#10223)

Carrier Gas:
hydrogen-constant pressure 10 psi.

Temp. Program:
40°C (hold 2 min.) to 330°C
@ 10°C/min. (hold 10 min.)

Inj. Temp:
250°C

Det. Temp:
330°C

Det. Type:
FID

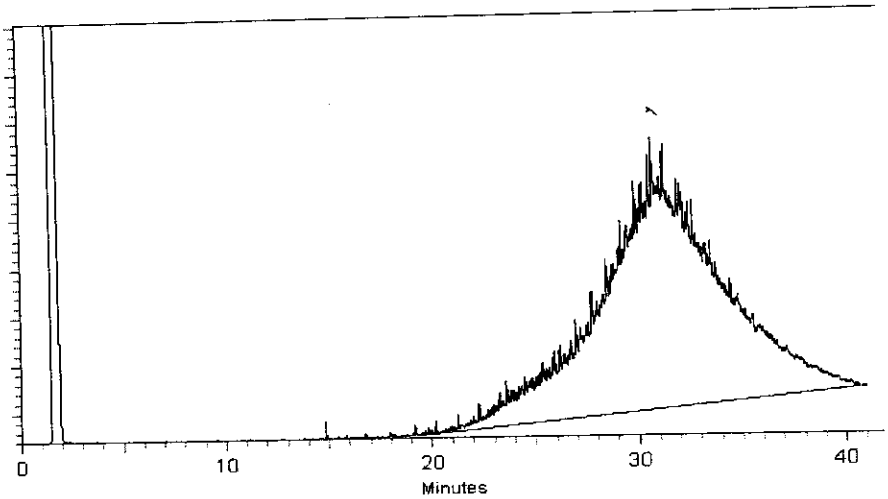

This chromatogram represents a general set of testing conditions chosen for product acceptance. For optimal results in your lab, conditions should be adjusted for your specific instrument, method, and application.

Brandon Reish - Mix Technician

Date Mixed: 28-Jul-2018 **Balance:** B345965662

Diane Shaffer - Operations Tech-ARM QC

Date Passed: 30-Jul-2018

Manufactured under Restek's ISO 9001:2015 Registered Quality System Certificate #FM 80397

Energy Laboratories Inc

Standard LOG

Standard ID:	DRO211006A		
Standard Name	Triacontane SURR 2000 ug/mL	Type:	Secondary
Date Prepared	10/6/2021	BY:	Jillian L Bostwick
Date Expires:	4/6/2026		
Department	dropr	Status:	New
Vendor:			
Lot Number:			
Balance ID:	BAL-DRO		
Comments:	Triacontane SURR 2000 ug/mL		

Chemical / Solvent Used	BottleNo	Amt	Units	Exp
Acetone DZ509	13553	50	mL	7/22/

Final Volume: 50 mL

Stock Source		Base Units	Amount Added
DRO210406A	Triacontane-d62 Surr For AK103 RRO	ug/mL	0.1001 g

Analytes		CAS	Conc:	ug/mL
A	Triacontane-d62			2000

Page:*1 of 1*

Energy Laboratories Inc

Standard LOG

Standard ID:	DRO210406A		
Standard Name	Triacontane-d62 Surr For AK103 RRO	Type:	Neat
Date Prepared	4/6/2021	BY:	Ann Nebel
Date Expires:	4/6/2026		
Department	dropr	Status:	New
Vendor:	Sigma-Aldrich		
Lot Number:	MBBC4347		
Balance ID:			
Comments:	Alaska surr [for AK103 RRO]		

Chemical / Solvent Used	BottleNo	Amt	Units	Exp
Triacontane-d62-98 atom % D	13736		mL	4/6/2

Final Volume: mL

Stock Source	**Base Units**	**Amount Added**
Analytes	**CAS**	Conc: **ug/mL**
A Triacontane-d62		1

Page:*1 of 1*

SIGMA-ALDRICH

sigma-aldrich.com

3050 Spruce Street, Saint Louis, MO 63103, USA
Website: www.sigmaaldrich.com
Email USA: techserv@sial.com
Outside USA: eurtechserv@sial.com

Certificate of Analysis

Product Name:
Triacontane-d62 - 98 atom % D

Product Number:	**451789**
Batch Number:	**MBBC4347**
Brand:	ALDRICH
CAS Number:	93952-07-9
MDL Number:	MFCD00209794
Formula:	C30D62
Formula Weight:	485.20 g/mol
Quality Release Date:	27 APR 2018

$CD_3(CD_2)_{28}CD_3$

ID #: 13736
Opened:
Triacontane-d62-98 atom % D
Expires: 4/6/2026
Rec'd: 4/6/2021
Energy Laboratories Inc 1120 So 27th Street
Billings MT 59107

Test	Specification	Result
Purity (HPLC)	≥ 99.0 %	99.0 %
Proton NMR Spectrum	Conforms to Structure	Conforms
D Enrichment	≥ 98.0 %	99.0 %
Initial Melting Point		60.0 °C
Final Melting Point		62.0 °C

Greg Abernathy, Supervisor
Quality Control
Miamisburg, Ohio US

Sigma-Aldrich warrants, that at the time of the quality release or subsequent retest date this product conformed to the information contained in this publication. The current Specification sheet may be available at Sigma-Aldrich.com. For further inquiries, please contact Technical Service. Purchaser must determine the suitability of the product for its particular use. See reverse side of invoice or packing slip for additional terms and conditions of sale.

Version Number: 1

Energy Laboratories Inc

Standard LOG

Standard ID:	DRO211012B		
Standard Name	#2 Diesel in Acetone 150,000 ug/mL	Type:	Secondary
Date Prepared	10/12/2021	BY:	Ann Nebel
Date Expires:	11/5/2023		
Department	dropr	Status:	New
Vendor:			
Lot Number:			
Balance ID:	BAL-DRO		
Comments:	#2 Diesel in Acetone 150,000 ug/mL.		

Chemical / Solvent Used	BottleNo	Amt	Units	Exp
Acetone EA662	14050	25	mL	1/7/2

Final Volume: 25 mL

Stock Source		Base Units	Amount Added
DRO181105A	#2 Diesel (NEAT)	ug/mL	3.7507 g

Analytes		CAS	Conc: ug/mL
A	#2 Diesel	68476-34-6	150000

Page:*1 of 1*

Energy Laboratories Inc

Standard LOG

Standard ID:	DRO181105A		
Standard Name	#2 Diesel (NEAT)	Type:	Neat
Date Prepared	11/5/2018	BY:	Ann Nebel
Date Expires:	11/5/2023		
Department	dropr	Status:	New
Vendor:	conoco		
Lot Number:			
Balance ID:			
Comments:	-18 Cloud peak. (Conoco Gas Sation 1240 S. 27th Billings, MT) 2nd Source		

Final Volume: 250 mL

Stock Source		**Base Units**		**Amount Added**
Analytes		**CAS**	Conc:	**ug/mL**
A	#2 Diesel	68476-34-6		1

Page:*1 of 1*

Energy Laboratories Inc

Standard LOG

Standard ID:	DRO210217A		
Standard Name	20,000 ug/mL Oil Std For AK103 RRO-In DC	Type:	Secondary
Date Prepared	2/17/2021	BY:	Ann Nebel
Date Expires:	8/23/2021		
Department	dropr	Status:	Expired
Vendor:			
Lot Number:			
Balance ID:	Sartorius 4 place balance		

Comments:

Chemical / Solvent Used	BottleNo	Amt	Units	Exp
Dichloromethane EA342	13510	25	mL	11/17

Final Volume: 25 mL

Stock Source		Base Units	Amount Added
DRO160823C	30W Motor Oil-Valvoline	ug/mL	0.2501 g
DRO160823D	40W Motor Oil-Valvoline	ug/mL	0.2527 g

Analytes		CAS	Conc:	ug/mL
A	30W Motor Oil			10000
A	30W-Motor oil			0
A	40W Motor Oil			10000
A	40W-Motor oil			0

Page:*1 of 1*

Energy Laboratories Inc

Standard LOG

Standard ID:	DRO160823C		
Standard Name	30W Motor Oil-Valvoline	Type:	Primary
Date Prepared	8/23/2016	BY:	Todd C Cooper
Date Expires:	8/23/2021		
Department	dropr	Status:	Expired
Vendor:			
Lot Number:			
Balance ID:			

Comments: Used to make 2nd Source Standard for AK103 method.

Chemical / Solvent Used	BottleNo	Amt	Units	Exp
Valvoline SAE 30 Motor Oil	8637		mL	8/23/

Final Volume: mL

Stock Source **Base Units** **Amount Added**

Analytes **CAS** Conc: **ug/mL**

A 30W-Motor oil 1

Page:*1 of 1*

Energy Laboratories Inc

Standard LOG

Standard ID:	DRO160823D		
Standard Name	40W Motor Oil-Valvoline	Type:	Primary
Date Prepared	8/23/2016	BY:	Todd C Cooper
Date Expires:	8/23/2021		
Department	dropr	Status:	Expired
Vendor:			
Lot Number:			
Balance ID:			

Comments: Used to Make 2nd Source Standards For Alaska AK103 RRO Method

Chemical / Solvent Used	BottleNo	Amt	Units	Exp
Valvoline SAE 40 Motor Oil	8638		mL	8/23/

Final Volume: mL

Stock Source **Base Units** **Amount Added**

Analytes **CAS** Conc: **ug/mL**

A 40W-Motor oil 1

Page:*1 of 1*

Energy Laboratories Inc

Standard LOG

Standard ID:	DRO211103A		
Standard Name	8015 CCV-15,000ug/mL + 200 OTP	Type:	Secondary
Date Prepared	11/3/2021	BY:	Ann Nebel
Date Expires:	4/30/2023		
Department	dropr	Status:	Open
Vendor:			
Lot Number:			
Balance ID:			

Comments: 8015DRO CCV MIX-15,000ug/mL +200 OTP #2 Diesel

Chemical / Solvent Used	BottleNo	Amt	Units	Exp
Dichloromethane EC344	14448	2.6	mL	8/26/

Final Volume: 4 mL

Stock Source		Base Units	Amount Added
DRO211101A	OTP-4000 ug/mL DCM	ug/mL	0.2 mL
DRO211012A	Diesel Fuel #2 50,000 ug/mL in DCM	ug/mL	1.2 mL

Analytes		CAS	Conc: ug/mL
A	#2 Diesel		15000
A	O-Terphenyl	84-15-1	200

Page:*1 of 1*

Energy Laboratories Inc

Spike LOG

Standard ID:	DRO211101A		
Standard Name	OTP-4000 ug/mL DCM	Type:	Secondary
Date Prepared	11/1/2021	BY:	Ann Nebel
Date Expires:	9/30/2024		
Department	dropr	Status:	Open
Vendor:			
Lot Number:			
Balance ID:	BAL-DRO		
Comments:	Used to Prep DRO-8015 ICAL and CCV Solutions		

Chemical / Solvent Used	BottleNo	Amt	Units	Exp
Dichloromethane EC328	14408	25	mL	8/19/

Final Volume: 25 mL

Stock Source		Base Units	Amount Added
DRO200430B	O-Terphenyl	ug/mL	0.1012 g

Analytes		CAS	Conc: ug/mL
A	O-Terphenyl	84-15-1	4000

Page:*1 of 1*

Energy Laboratories Inc

Standard LOG

Standard ID:	DRO200430B		
Standard Name	O-Terphenyl	Type:	Neat
Date Prepared	4/30/2020	BY:	Ann Nebel
Date Expires:	9/30/2024		
Department	dropr	Status:	New
Vendor:	Chemservice		
Lot Number:	9972100		
Balance ID:			
Comments:	ID#: 6271		

Chemical / Solvent Used	BottleNo	Amt	Units	Exp
o-Terphenyl	12650	500	mg	9/30/

Final Volume: mL

Stock Source	**Base Units**	**Amount Added**

Analytes		**CAS**	Conc:	**ug/mL**
A	O-Terphenyl	84-15-1		1

Page:*1 of 1*

Ana

CHEM SERVICE INC

660 Tower Lane • P.O. Box 599 • West Chester, PA 19381-0599
1-800-452-9994 • 1-610-692-3026 • Fax 1-610-692-8729
info@chemservice.com • www.chemservice.com

CERTIFICATE OF ANALYSIS

o-Terphenyl

CATALOG NUMBER	N-12693-500MG
LOT NUMBER	9972100
DATE CERTIFIED	09/23/19
EXPIRATION DATE	09/30/24
CAS NUMBER	84-15-1
MOLECULAR FORMULA	C18H14
MOLECULAR WEIGHT	230.32
STORAGE	Store in a cool dry place.
HANDLING	See Safety Data Sheet
INTENDED USE	For laboratory use only.

Analytical Test	Value
FT-IR SPECTROSCOPY	CONFORMS TO STRUCTURE
GC/MS SPECTRA ID	MATCHES NIST DATABASE
MELTING POINT (°C)	57.1
% PURITY (GC/FID)	99.5

Chem Service, Inc. guarantees the purity to be +/- 0.5% deviation prior to the expiration date shown on the label and exclusive of any customer contamination.

Certified By:

Mary Beth O'Donnell

Mary Beth O'Donnell
CSM/TC

ID #: 12650
Opened:
o-Terphenyl
Expires: 9/30/2024
Rec'd: 4/30/2020
Energy Laboratories Inc 1120 So. 27th Street
Billings MT 59107

Chem Service is accredited to ISO 17034:2016, ISO/IEC 17025:2017 and certified to ISO 9001:2015

COA Form
Revision 3 (3/2015)

660 Tower Lane • P.O. Box 599 • West Chester, PA 19381-0599
1-800-452-9994 • 1-610-692-3026 • Fax 1-610-692-8729
info@chemservice.com • www.chemservice.com

CERTIFICATE OF ANALYSIS

Analysis Method:

Catalog Number:	N-12693-500MG
Description:	o-Terphenyl
Lot Number:	9972100
Expiration Date:	09/30/24

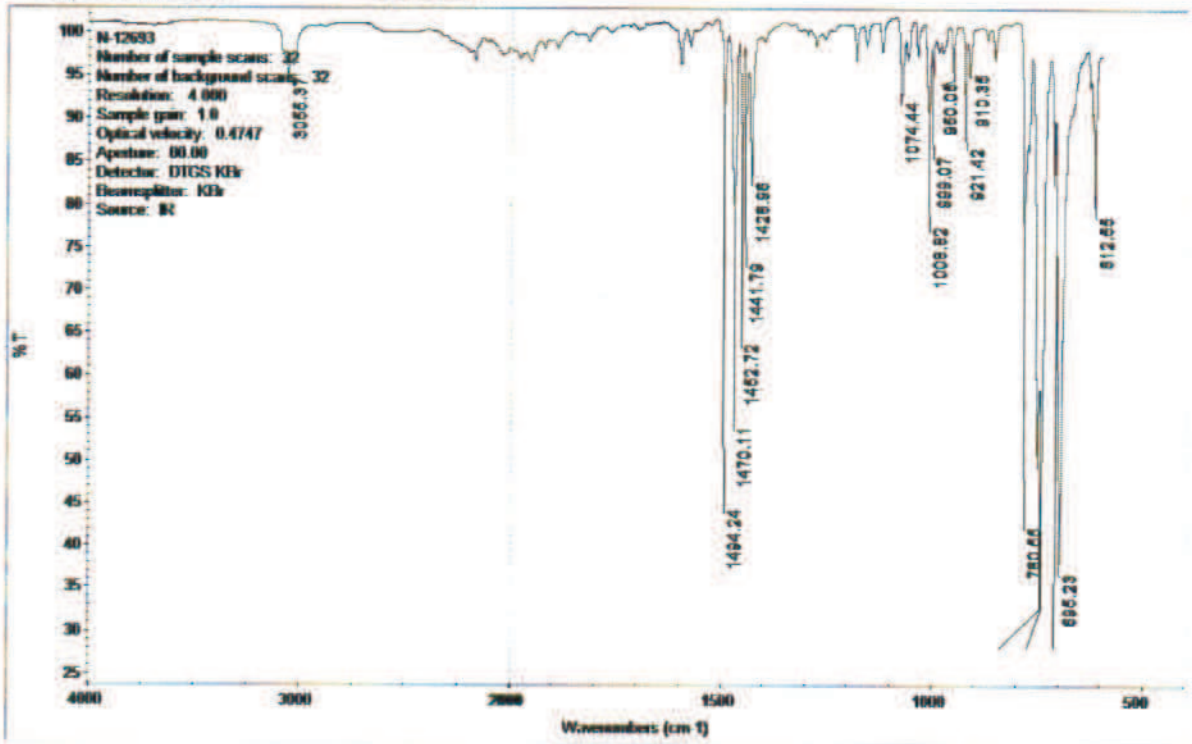

Chem Service is accredited to ISO 17034:2016, ISO/IEC 17025:2017 and certified to ISO 9001:2015

660 Tower Lane • P.O. Box 599 • West Chester, PA 19381-0599
1-800-452-9994 • 1-610-692-3026 • Fax 1-610-692-8729
info@chemservice.com • www.chemservice.com

CERTIFICATE OF ANALYSIS

Analysis Method:

Catalog Number:	N-12693-500MG
Description:	o-Terphenyl
Lot Number:	9972100
Expiration Date:	09/30/24

Chem Service Inc Area Percent Report

```
Data File: D:\msdchem\2019 DATA\0919\0923-01.D
Acq On     : 23 Sep 2019  10:40
Operator   :
Sample     : n-12693
Misc       :
ALS Vial   : 95

Integration Parameters: autoint1.e
Integrator: ChemStation

DataAcq Meth:SCREEN.M
Method     : D:\msdchem\2019 DATA\0919\0903-09.D\ERIN.M

Signal     : TIC: 0923-01.D\data.ms
```

peak #	R.T. min	first scan	max scan	last scan	PK TY	peak height	corr. area	corr. % max.	% of total
1	11.844	1597	1606	1613	BB	32038221	432253484	100.00%	100.000%

Sum of corrected areas: 432253484

ERIN.M Mon Sep 23 10:55:51 2019

Chem Service is accredited to ISO 17034:2016, ISO/IEC 17025:2017 and certified to ISO 9001:2015

660 Tower Lane • P.O. Box 599 • West Chester, PA 19381-0599
1-800-452-9994 • 1-610-692-3026 • Fax 1-610-692-8729
info@chemservice.com • www.chemservice.com

CERTIFICATE OF ANALYSIS

Analysis Method:

Catalog Number:	N-12693-500MG
Description:	o-Terphenyl
Lot Number:	9972100
Expiration Date:	09/30/24



Chem Service is accredited to ISO 17034:2016, ISO/IEC 17025:2017 and certified to ISO 9001:2015

660 Tower Lane • P.O. Box 599 • West Chester, PA 19381-0599
1-800-452-9994 • 1-610-692-3026 • Fax 1-610-692-8729
info@chemservice.com • www.chemservice.com

CERTIFICATE OF ANALYSIS

Analysis Method:

Catalog Number:	N-12693-500MG
Description:	o-Terphenyl
Lot Number:	9972100
Expiration Date:	09/30/24

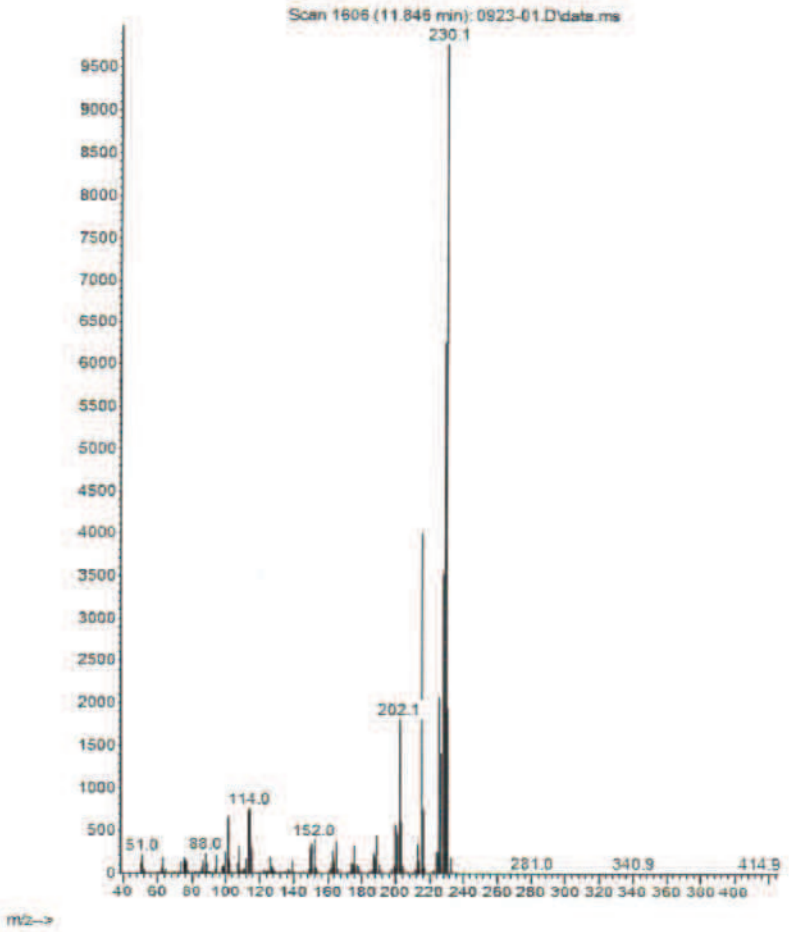

Chem Service is accredited to ISO 17034:2016, ISO/IEC 17025:2017 and certified to ISO 9001:2015

660 Tower Lane • P.O. Box 599 • West Chester, PA 19381-0599
1-800-452-9994 • 1-610-692-3026 • Fax 1-610-692-8729
info@chemservice.com • www.chemservice.com

CERTIFICATE OF ANALYSIS

Analysis Method:

Catalog Number:	N-12693-500MG
Description:	o-Terphenyl
Lot Number:	9972100
Expiration Date:	09/30/24

Chem Service is accredited to ISO 17034:2016, ISO/IEC 17025:2017 and certified to ISO 9001:2015

660 Tower Lane • P.O. Box 599 • West Chester, PA 19381-0599
1-800-452-9994 • 1-610-692-3026 • Fax 1-610-692-8729
info@chemservice.com • www.chemservice.com

Gas

CERTIFICATE OF ANALYSIS

Data file:	C:\CHEM3\		
Sample name:	N-12693		
Instrument:	GC 2	**Sample type:**	Sample
Injection date:	9/23/2019 9:56:34 AM	**Location:**	Vial 141
Acq. method:	SCREEN.M	**Injection volume:**	1.0uL
Column name:	HP-5		

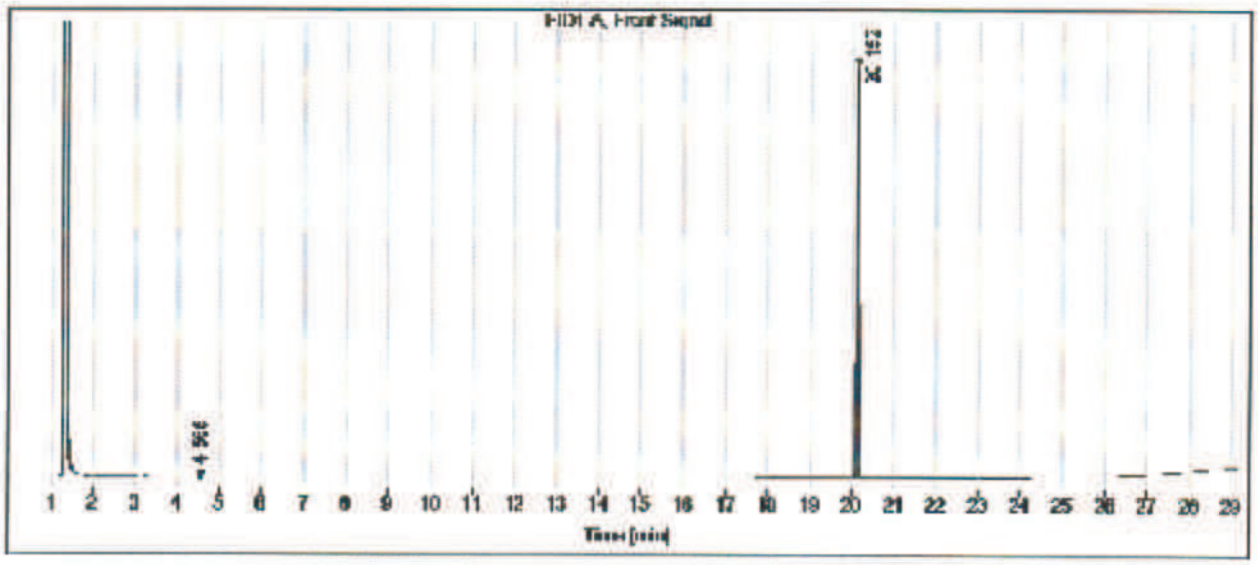

Signal: FID1 A, Front Signal

RT [min]	Type	Width [min]	Area	Height	Area%
4.565	BB	0.0305	1.2408	0.5122	0.11
20.152	BB	0.0391	1171.9556	439.4599	99.89
		Sum	1173.1963		

Chem Service is accredited to ISO 17034:2016, ISO/IEC 17025:2017 and certified to ISO 9001:2015

Energy Laboratories Inc

Standard LOG

Standard ID:	DRO211012A		
Standard Name	Diesel Fuel #2 50,000 ug/mL in DCM	Type:	Primary
Date Prepared	10/12/2021	BY:	Ann Nebel
Date Expires:	4/30/2023		
Department	dropr	Status:	New
Vendor:	Sigma-Aldrich		
Lot Number:	LRAC6316		
Balance ID:			
Comments:	Diesel Fuel #2 For CCVs.		

Chemical / Solvent Used	BottleNo	Amt	Units	Exp
Diesel Fuel No. 2	14376	1	mL	4/30/

Final Volume: mL

Stock Source **Base Units** **Amount Added**

Analytes **CAS** Conc: **ug/mL**

Diesel Fuel #2 0

Page:*1 of 1*

Certificate of Analysis

Diesel Fuel No. 2

Certified Reference Material

Description

Product ID UST148
Lot **LRAC6316**
Expiration Date April 2023
Manufacturing Date April 2020
Storage Conditions Room Temperature
Solvent/Matrix DICHLOROMETHANE

ID #: 14376
Opened:
Diesel Fuel No. 2
Expires: 4/30/2023
Rec'd: 10/12/2021
Energy Laboratories Inc 1120 So. 27th Street
Billings MT 59107

Certified Values

Analyte	*Certified Value* [1,4]	*Units*	*Raw Material Purity,%*	*Raw Material Lot*	*CAS*
NO.2 FUEL OIL	50001 ± 2770	µg/mL	100.0	LA80505	68476-34-6

Informational Values

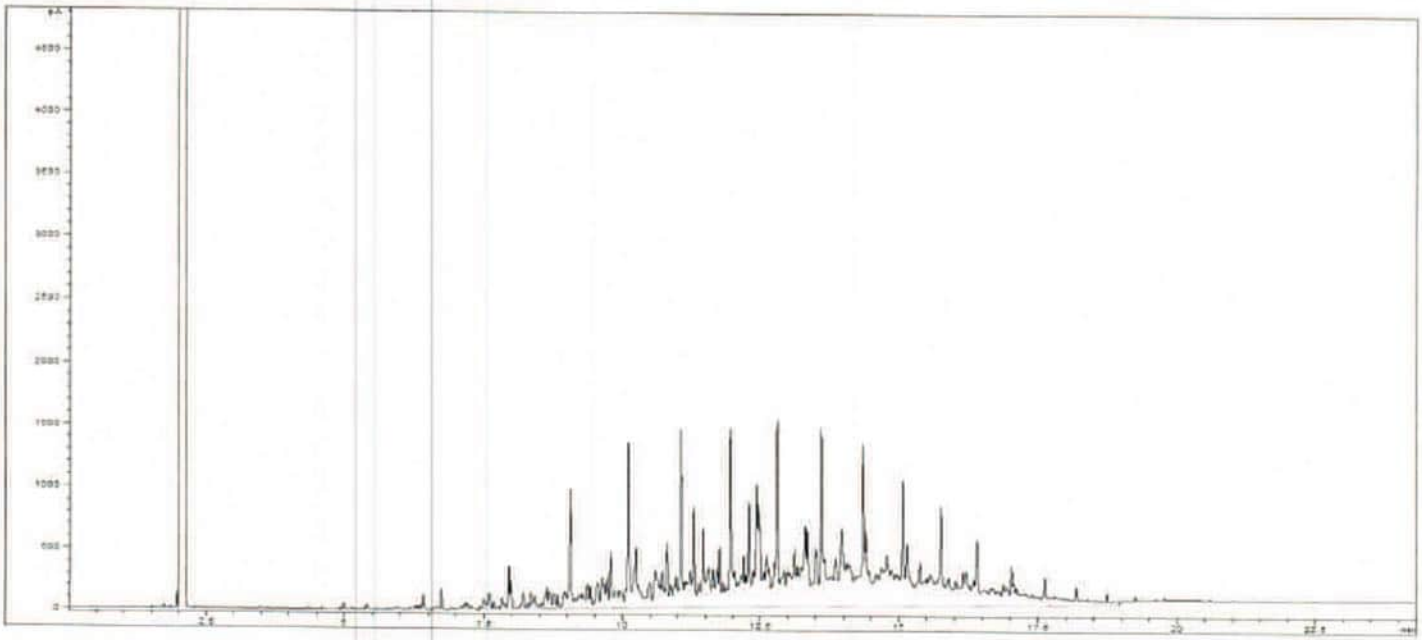

Additional Information:

Analytical Method Parameters:
Column: SPB-5, 30 m × 0.53 mm I.D., 1.5 µm film thickness (Column #214)
Carrier Gas: H2, Flow: 4.0 mL/min
Inlet Temperature: 250 °C, Injection Volume: 1.0 µL
Injection Mode: Split, Split Ratio: 10: 1
Temperature Program: 40 °C (Hold 2 min) @ 15 °C/min to 300 °C (Hold 5 min)
Detector: FID
Detector Temperature: 300 °C

ANAB ACCREDITED REFERENCE MATERIAL PRODUCER

SIGMA-ALDRICH
2931 Soldier Springs Rd. Laramie, Wyoming 82070 USA
800-325-5832
TechService@milliporesigma.com www.sigma-aldrich.com

Description

Lot **LRAC6316**
Expiration Date April 2023
Manufacturing Date April 2020
Storage Conditions Room Temperature
Solvent/Matrix DICHLOROMETHANE

1 **Metrological traceability:** Traceable to the SI and higher order standards from NIST through an unbroken chain of comparisons. The balance used to weigh raw materials is accurate to +/-0.0001 g and calibrated regularly using mass standards traceable to NIST. All dilutions were performed gravimetrically. Additionally, individual analytes are traceable to NIST SRMs where available and specified above.
4 Ucrm - Uncertainty values in this document are expressed as Expanded Uncertainty (Ucrm) corresponding to the 95% confidence interval. Ucrm is derived from the combined standard uncertainty multiplied by the coverage factor k, which is obtained from a *t*-distribution and degrees of freedom. The components of combined standard uncertainty include the uncertainties due to characterization, homogeneity, long term stability, and short term stability (transport). The components due to stability are generally considered to be negligible unless otherwise indicated by stability studies. The mathematical representation of the Ucrm calculation is as follows:

$$u_{CRM} = \sqrt{u^2_{char} + u^2_{homogeneity} + u^2_{stability}}$$

k: Coverage factor derived from a t-distribution table, based on the degrees of freedom of the data set. Assume 2.0 for a **Confidence interval = 95%**

6 Analytical Value- For QC verification of the certified value only- not to be used in calculations. Represents the analytical data obtained by comparison to a standard as analyzed by the method described in the CoA or another acceptable method. The result may differ from the certified value and UCRM based on method uncertainty as well as the uncertainty associated with the standard used for comparison.

Traceability: The standard was manufactured under an ISO/IEC 17025:2017 certified quality system. The balance used to weigh raw materials is accurate to +/- 0.0001g and calibrated regularly using mass standards traceable to NIST. All dilutions were preformed gravimetrically. Additionally, individual analytes are traceable to NIST SRMs where available and specified above.

Homogeneity: Homogeneity was assessed in accordance with ISO 17034:2016. Completed units were sampled using a random stratified sampling protocol. The results of chemical analysis were then compared using a one-way analysis of variance approach as described by TNI EL-V3-2009 Appendix A.2. See Instructions for minimum sub-sample size.

Expiration is at end of month given on certificate and label.

MSDS reports for components comprising greater than 1.0% of the solution or 0.1% for components known to be carcinogens are available upon request.

THIS PRODUCT WAS DESIGNED, PRODUCED AND VERIFIED FOR ACCURACY AND STABILITY IN ACCORDANCE WITH **ISO/IEC 17025:2017 (ANAB Cert AT-1467)** and **ISO 17034:2016 (ANAB Cert AR-1470).**

Andy Ommen - QC Manager

Mark Pooler - QA Supervisor

Certification Date April 30, 2020
Version 0-4302020

Energy Laboratories Inc

Standard LOG

Standard ID:	DRO211008A		
Standard Name	5,000 ug/mL RRO CCV 200 ug/mL Triaconta	Type:	Secondary
Date Prepared	10/8/2021	BY:	Ann Nebel
Date Expires:	4/6/2026		
Department	dropr	Status:	New
Vendor:			
Lot Number:			
Balance ID:	Sartorius 4 place balance		
Comments:	CCV for AK102 and 8015C RRO.		

Chemical / Solvent Used	BottleNo	Amt	Units	Exp
Dichloromethane EC119	14354	2.8	mL	8/3/2

Final Volume: 4 mL

Stock Source		Base Units	Amount Added
DRO210401B	50,000 ug/mL Oil Std For AK103 RRO-I	ug/mL	400 µL
DRO211006A	Triacontane SURR 2000 ug/mL	ug/mL	800 µL

Analytes		CAS	Conc:	ug/mL
A	Oil			5000
A	Triacontane-d62			200

Page:*1 of 1*

Energy Laboratories Inc

Standard LOG

Standard ID:	DRO210401B		
Standard Name	50,000 ug/mL Oil Std For AK103 RRO-In DC	Type:	Primary
Date Prepared	4/1/2021	BY:	Ann Nebel
Date Expires:	1/31/2028		
Department	dropr	Status:	Open
Vendor:	Restek		
Lot Number:	A0166827		
Balance ID:	Sartorius 4 place balance		

Comments:

Chemical / Solvent Used	BottleNo	Amt	Units	Exp
Residual Range Calibration Standard (	13714	1	mL	1/31/

Final Volume: 1 mL

Stock Source	**Base Units**	**Amount Added**
Analytes	**CAS**	Conc: **ug/mL**

Page:*1 of 1*

RESTEK® CERTIFIED REFERENCE MATERIAL

110 Benner Circle
Bellefonte, PA 16823-8812
Tel: (800)356-1688
Fax: (814)353-1309

www.restek.com

ACCREDITED
ISO 17034 Accredited
Reference Material Producer
Certificate #3222.01

ilac-MRA

ACCREDITED
ISO/IEC 17025 Accredited
Testing Laboratory
Certificate #3222.02

Certificate of Analysis

FOR LABORATORY USE ONLY-READ SDS PRIOR TO USE.

This Reference Material is intended for Laboratory Use Only as a standard for the qualitative and/or quantitative determination of the analyte(s) listed.

Catalog No. : 31817 **Lot No.:** A0166827

Description : Residual Range Calibration Standard (RCS)

Residual Range Calib Std (RCS) 50,000µg/mL, Methylene Chloride, 1mL/ampul

Container Size : 2 mL **Pkg Amt:** > 1 mL

Expiration Date : January 31, 2028 **Storage:** 25°C nominal

Ship: Ambient

CERTIFIED VALUES

Elution Order	Compound	Grav. Conc. (weight/volume)	Expanded Uncertainty (95% C.L.; K=2)	
1	Motor Oil SAE30 & SAE40 Blend (Pennzoil) **CAS #** 64742-65-0.F (Lot A0126386) **Purity** ----%	50,056.0 µg/mL	+/- 293.0889 µg/mL	Gravimetric
			+/- 1,490.7309 µg/mL	Unstressed
			+/- 1,589.8634 µg/mL	Stressed

Solvent: Methylene chloride
CAS # 75-09-2
Purity 99%

ID #: 13714
Opened:
Residual Range Calibration Standard (RCS)
Expires: 1/31/2028
Rec'd: 4/1/2021
Energy Laboratories Inc 1120 So. 27th Street
Billings MT 59107

Column:
30m x 0.25mm x 0.25µm
Rtx-5 (cat.#10223)

Carrier Gas:
hydrogen-constant pressure 10 psi.

Temp. Program:
40°C (hold 2 min.) to 330°C
@ 10°C/min. (hold 10 min.)

Inj. Temp:
250°C

Det. Temp:
330°C

Det. Type:
FID

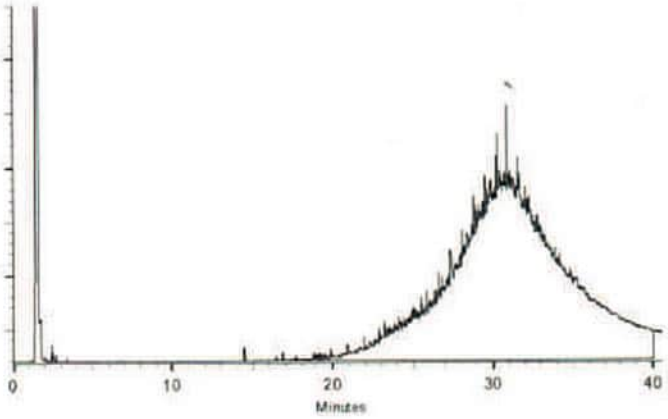

This chromatogram represents a general set of testing conditions chosen for product acceptance. For optimal results in your lab, conditions should be adjusted for your specific instrument, method, and application.

Kylie Stroble - Operations Technician I

Date Mixed: 02-Dec-2020 **Balance:** 1128353505

Jordine Albertson - Operations Tech-ARM QC

Date Passed: 07-Dec-2020

Manufactured under Restek's ISO 9001:2015
Registered Quality System
Certificate #FM 80397

General Certified Reference Material Notes

Expiration Notes:

- Expiration date valid for unopened ampul stored in compliance with the recommended conditions.
- Uncertainty, concentration, and expiration of the CRM are based on the unopened product being stored according to the recommended condition found in the storage field.

Purity Notes:

- Purity and/or chemical identity are determined by one or more of the following techniques: GC/FID, HPLC, GC/µECD, GC/MS, LC/MS, RI, and/or melting point.
- Compounds with a listed purity of less than 99% have been weight corrected to compensate for impurities and/or salts. A correction factor is used to calculate the amount of compound necessary to achieve the desired concentration of the parent compound in solution.
- Purity of isomeric compounds is reported as the sum of the isomers.
- Purity values are rounded to the nearest whole number.

Certified Uncertainty Value Notes:

- The uncertainties are determined in accordance with ISO 17034 and Guide 35. The certified combined stressed uncertainty value (includes gravimetric uncertainty, homogeneity between-ampul uncertainty, storage stability uncertainty and shipping stability uncertainty and were combined using the following formula:

$$U_{combined\ stressed} = k\sqrt{U^2_{gravimetric} + U^2_{homogeneity} + U^2_{storage\ stability} + U^2_{shipping\ stability}}$$

  k is a coverage factor of 2, which gives a level of confidence of approximately 95%.
- It is important to note that the shipping stability uncertainty was obtained under temperature extremes for specific time intervals; therefore, the certified combined stressed uncertainty value should only be applied to the product if it was stored at non-standard temperature conditions up to and including 7 days. Contact Restek Technical Service at www.restek.com/Contact-Us for use recommendations if your shipment was in-transit for more than 7 days at non-standard temperature conditions.
- Apply the certified combined unstressed uncertainty value if the product was received under standard shipping conditions. Apply the certified combined stressed uncertainty value if the product was received under non-standard conditions as specified below.

Label Conditions	Standard Conditions	Non-Standard Conditions
25°C Nominal (Room Temperature)	< 60°C	≥ 60°C up to 7 days
10°C or colder (Refrigerate)	< 40°C	≥ 40°C up to 7 days
0°C or colder (Freezer) -20°C or colder (Deep Freezer)	< 25°C	≥ 25°C up to 7 days

- Separate (not combined) uncertainty values for gravimetric uncertainty are also displayed on the certificate, if needed, separate homogeneity between-ampul uncertainty, storage stability uncertainty and shipping stability uncertainty values are available by contacting Restek Technical Service at www.restek.com/Contact-Us.
- The packaged amount is the minimum sample size for which uncertainty is valid. The ampules are over-filled to ensure that the minimum packaged amount can be sufficiently transferred.

Manufacturing Notes:

- Concentration is based upon gravimetric preparation using either a balance whose calibration has been verified daily using NIST traceable weights, and/or dilutions with Class A glassware.

Handling Notes:

- Stability of the unopened product, when stored in compliance with the recommended conditions, is guaranteed through the expiration displayed on the product label and certificate. Contact Restek for additional opened product stability information, with the knowledge/understanding that open product stability is subject to the specific handling and environmental conditions to which the product is exposed. For your convenience Restek supplies deactivated vials with most standards packed in 2mL ampules. Larger volume deactivated vials are available through Restek as a custom ordered item. Additionally, Restek sells DMDCS for the purpose of glassware deactivation as catalog number 31861, which includes complete instructions.

Energy Laboratories Inc

Standard LOG

Standard ID:	DRO211006A		
Standard Name	Triacontane SURR 2000 ug/mL	Type:	Secondary
Date Prepared	10/6/2021	BY:	Jillian L Bostwick
Date Expires:	4/6/2026		
Department	dropr	Status:	New
Vendor:			
Lot Number:			
Balance ID:	BAL-DRO		
Comments:	Triacontane SURR 2000 ug/mL		

Chemical / Solvent Used	BottleNo	Amt	Units	Exp
Acetone DZ509	13553	50	mL	7/22/

Final Volume: 50 mL

Stock Source		Base Units	Amount Added
DRO210406A	Triacontane-d62 Surr For AK103 RRO	ug/mL	0.1001 g

Analytes		CAS	Conc:	ug/mL
A	Triacontane-d62			2000

Page:*1 of 1*

Energy Laboratories Inc

Standard LOG

Standard ID:	DRO210406A		
Standard Name	Triacontane-d62 Surr For AK103 RRO	Type:	Neat
Date Prepared	4/6/2021	BY:	Ann Nebel
Date Expires:	4/6/2026		
Department	dropr	Status:	New
Vendor:	Sigma-Aldrich		
Lot Number:	MBBC4347		
Balance ID:			
Comments:	Alaska surr [for AK103 RRO]		

Chemical / Solvent Used	BottleNo	Amt	Units	Exp
Triacontane-d62-98 atom % D	13736		mL	4/6/2

Final Volume: mL

Stock Source **Base Units** **Amount Added**

Analytes **CAS** Conc: **ug/mL**

A Triacontane-d62

Page:*1 of 1*

SIGMA-ALDRICH

sigma-aldrich.com

3050 Spruce Street, Saint Louis, MO 63103, USA
Website: www.sigmaaldrich.com
Email USA: techserv@sial.com
Outside USA: eurtechserv@sial.com

Certificate of Analysis

Product Name:
Triacontane-d_{62} - 98 atom % D

Product Number:	**451789**
Batch Number:	**MBBC4347**
Brand:	ALDRICH
CAS Number:	93952-07-9
MDL Number:	MFCD00209794
Formula:	C30D62
Formula Weight:	485.20 g/mol
Quality Release Date:	27 APR 2018

$CD_3(CD_2)_{28}CD_3$

ID #: 13736
Opened:
Triacontane-d62-98 atom % D
Expires: 4/6/2026
Rec'd: 4/6/2021
Energy Laboratories Inc 1120 So 27th Street
Billings MT 59107

Test	Specification	Result
Purity (HPLC)	≥ 99.0 %	99.0 %
Proton NMR Spectrum	Conforms to Structure	Conforms
D Enrichment	≥ 98.0 %	99.0 %
Initial Melting Point		60.0 °C
Final Melting Point		62.0 °C

Greg Abernathy, Supervisor
Quality Control
Miamisburg, Ohio US

Sigma-Aldrich warrants, that at the time of the quality release or subsequent retest date this product conformed to the information contained in this publication. The current Specification sheet may be available at Sigma-Aldrich.com. For further inquiries, please contact Technical Service. Purchaser must determine the suitability of the product for its particular use. See reverse side of invoice or packing slip for additional terms and conditions of sale.

Version Number: 1

Energy Laboratories Inc

Standard LOG

Standard ID:	DRO210902A		
Standard Name	50,000 ug/mL Oil Std for RRO-In DCM	Type:	Secondary
Date Prepared	9/2/2021	BY:	Jillian L Bostwick
Date Expires:	9/1/2026		
Department	dropr	Status:	New
Vendor:			
Lot Number:			
Balance ID:	BAL-DRO		
Comments:	.625 g of 30W and 40 W each LCS for Oil range		

Chemical / Solvent Used	BottleNo	Amt	Units	Exp
Dichloromethane EB867	14196	25	mL	6/18/

Final Volume: 25 mL

Stock Source		Base Units	Amount Added
DRO210901B	40W Motor Oil-Valvoline	ug/mL	0.6261 g
DRO210901A	30W Motor Oil-Valvoline	ug/mL	0.6254 g

Analytes		CAS	Conc:	ug/mL
A	30W Motor Oil			10000
A	30W-Motor oil			0
A	40W Motor Oil			10000
A	40W-Motor oil			0

Page:*1 of 1*

Energy Laboratories Inc

Standard LOG

Standard ID:	DRO210901B		
Standard Name	40W Motor Oil-Valvoline	Type:	Primary
Date Prepared	9/1/2021	BY:	Jillian L Bostwick
Date Expires:	9/1/2026		
Department	dropr	Status:	New
Vendor:			
Lot Number:			
Balance ID:			

Comments: Used to Make 2nd Source Standards For Alaska AK103 RRO Method and Oil

Chemical / Solvent Used	BottleNo	Amt	Units	Exp
Valvoline SAE 40 Motor Oil	14231		mL	9/1/2

Final Volume: mL

Stock Source **Base Units** **Amount Added**

Analytes **CAS** Conc: **ug/mL**

A 40W-Motor oil 1

Page:*1 of 1*

Energy Laboratories Inc

Standard LOG

Standard ID:	DRO210901A		
Standard Name	30W Motor Oil-Valvoline	Type:	Primary
Date Prepared	9/1/2021	BY:	Jillian L Bostwick
Date Expires:	9/1/2026		
Department	dropr	Status:	New
Vendor:			
Lot Number:			
Balance ID:			

Comments: Used to make 2nd Source Standard for AK103 method.

Chemical / Solvent Used	BottleNo	Amt	Units	Exp
Valvoline SAE 30 Motor Oil	14232		mL	9/1/2

Final Volume: mL

Stock Source **Base Units** **Amount Added**

Analytes **CAS** Conc: **ug/mL**

A 30W-Motor oil 1

Page:*1 of 1*

Energy Laboratories Inc

Standard LOG

Standard ID:	DRO211012J		
Standard Name	OTP/COD SURR 2000 ug/mL	Type:	Secondary
Date Prepared	10/12/2021	BY:	Ann Nebel
Date Expires:	9/30/2024		
Department	dropr	Status:	New
Vendor:			
Lot Number:			
Balance ID:	BAL-DRO		
Comments:	OTP/COD SURR 2000 ug/mL		

Chemical / Solvent Used	BottleNo	Amt	Units	Exp
Acetone EA662	14050	100	mL	1/7/2

Final Volume: 100 mL

Stock Source		Base Units	Amount Added
DRO201014C	1-Chlorooctadecane	ug/mL	0.2002 g
DRO201014B	O-Terphenyl	ug/mL	0.2009 g

Analytes		CAS	Conc:	ug/mL
A	1-Chlorooctadecane	3386-33-2		2000
A	O-Terphenyl	84-15-1		2000

Page:*1 of 1*

Energy Laboratories Inc

Standard LOG

Standard ID:	DRO201014B		
Standard Name	O-Terphenyl	Type:	Neat
Date Prepared	10/14/2020	BY:	Ann Nebel
Date Expires:	9/30/2024		
Department	dropr	Status:	New
Vendor:	Chemservice		
Lot Number:	10029300		
Balance ID:			
Comments:	ID#: 6271		

Chemical / Solvent Used	BottleNo	Amt	Units	Exp
o-Terphenyl	13191	500	mg	9/30/

Final Volume: mL

Stock Source	**Base Units**	**Amount Added**

Analytes		**CAS**	Conc:	**ug/mL**
A	O-Terphenyl	84-15-1		1

Page:*1 of 1*

Am

CHEM SERVICE INC

660 Tower Lane • P.O. Box 599 • West Chester, PA 19381-0599
1-800-452-9994 • 1-610-692-3026 • Fax 1-610-692-8729
info@chemservice.com • www.chemservice.com

CERTIFICATE OF ANALYSIS

o-Terphenyl

CATALOG NUMBER	N-12693-500MG
LOT NUMBER	10029300
DATE CERTIFIED	09/23/19
EXPIRATION DATE	09/30/24
CAS NUMBER	84-15-1
MOLECULAR FORMULA	C18H14
MOLECULAR WEIGHT	230.32
STORAGE	Store at room temperature (20 - 25 °C).
HANDLING	See Safety Data Sheet
INTENDED USE	For laboratory use only.

Analytical Test	Value
FT-IR SPECTROSCOPY	CONFORMS TO STRUCTURE
GC/MS SPECTRA ID	MATCHES NIST DATABASE
MELTING POINT (°C)	57.1
% PURITY (GC/FID)	99.5

Chem Service, Inc. guarantees the purity to be +/- 0.5% deviation prior to the expiration date shown on the label and exclusive of any customer contamination.

ID #: 13191
Opened:
o-Terphenyl
Expires: 9/30/2024
Rec'd: 10/14/2020
Energy Laboratories Inc 1120 So. 27th Street
Billings MT 59107

Certified By:

Mary Beth O'Donnell

Mary Beth O'Donnell
CSM/TC

Chem Service is accredited to ISO 17034:2016, ISO/IEC 17025:2017 and certified to ISO 9001:2015

PJLA Reference Material Producer

PJLA Testing

COA Form
Revision 3 (3/2015)

660 Tower Lane • P.O. Box 599 • West Chester, PA 19381-0599
1-800-452-9994 • 1-610-692-3026 • Fax 1-610-692-8729
info@chemservice.com • www.chemservice.com

CERTIFICATE OF ANALYSIS

Analysis Method:

Catalog Number:	N-12693-500MG
Description:	o-Terphenyl
Lot Number:	10029300
Expiration Date:	09/30/24

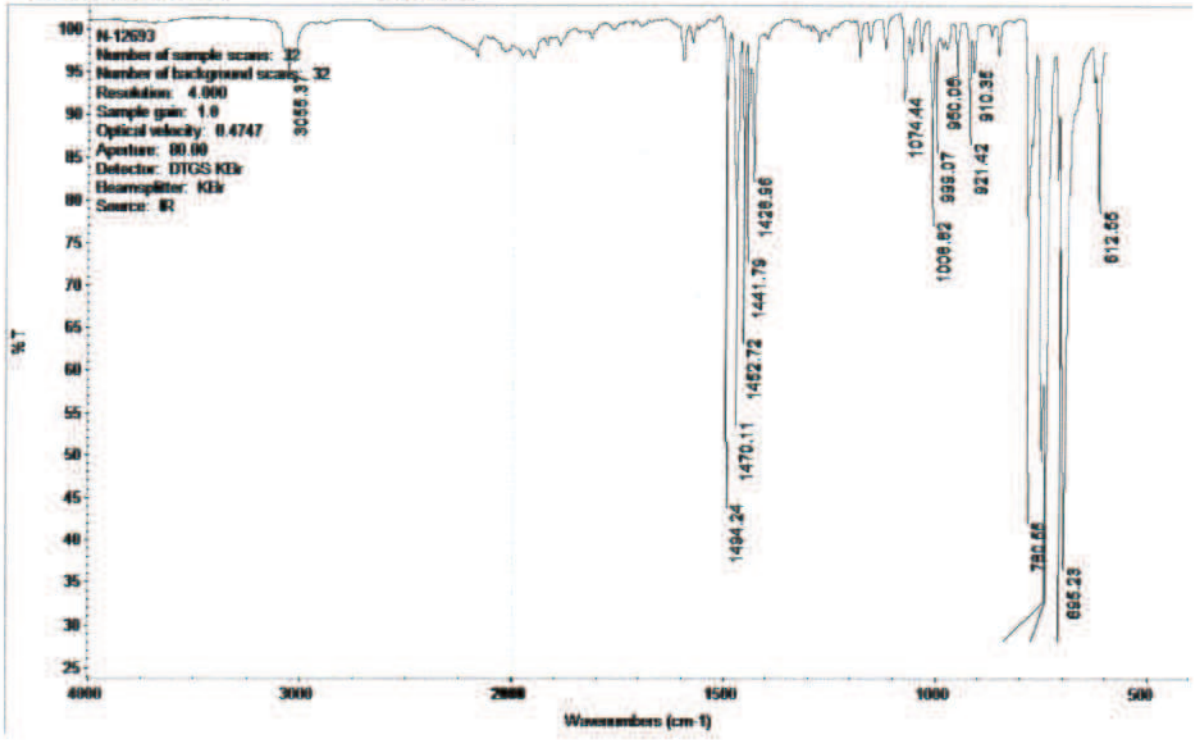

Chem Service is accredited to ISO 17034:2016, ISO/IEC 17025:2017 and certified to ISO 9001:2015

CHEM SERVICE INC

660 Tower Lane • P.O. Box 599 • West Chester, PA 19381-0599
1-800-452-9994 • 1-610-692-3026 • Fax 1-610-692-8729
info@chemservice.com • www.chemservice.com

CERTIFICATE OF ANALYSIS

Analysis Method:

Catalog Number:	N-12693-500MG
Description:	o-Terphenyl
Lot Number:	10029300
Expiration Date:	09/30/24

Chem Service Inc Area Percent Report

```
Data File: D:\msdchem\2019 DATA\0919\0923-01.D
Acq On     : 23 Sep 2019  10:40
Operator   :
Sample     : n-12693
Misc       :
ALS Vial   : 95

Integration Parameters: autoint1.e
Integrator: ChemStation

DataAcq Meth:SCREEN.M
Method     : D:\msdchem\2019 DATA\0919\0903-09.D\ERIN.M

Signal      : TIC: 0923-01.D\data.ms
```

peak #	R.T. min	first scan	max scan	last scan	PK TY	peak height	corr. area	corr. % max.	% of total
1	11.844	1597	1606	1613	BB	32038221	432253484	100.00%	100.000%

Sum of corrected areas: 432253484

ERIN.M Mon Sep 23 10:55:51 2019

Chem Service is accredited to ISO 17034:2016, ISO/IEC 17025:2017 and certified to ISO 9001:2015

660 Tower Lane • P.O. Box 599 • West Chester, PA 19381-0599
1-800-452-9994 • 1-610-692-3026 • Fax 1-610-692-8729
info@chemservice.com • www.chemservice.com

CERTIFICATE OF ANALYSIS

Analysis Method:

Catalog Number:	N-12693-500MG
Description:	o-Terphenyl
Lot Number:	10029300
Expiration Date:	09/30/24

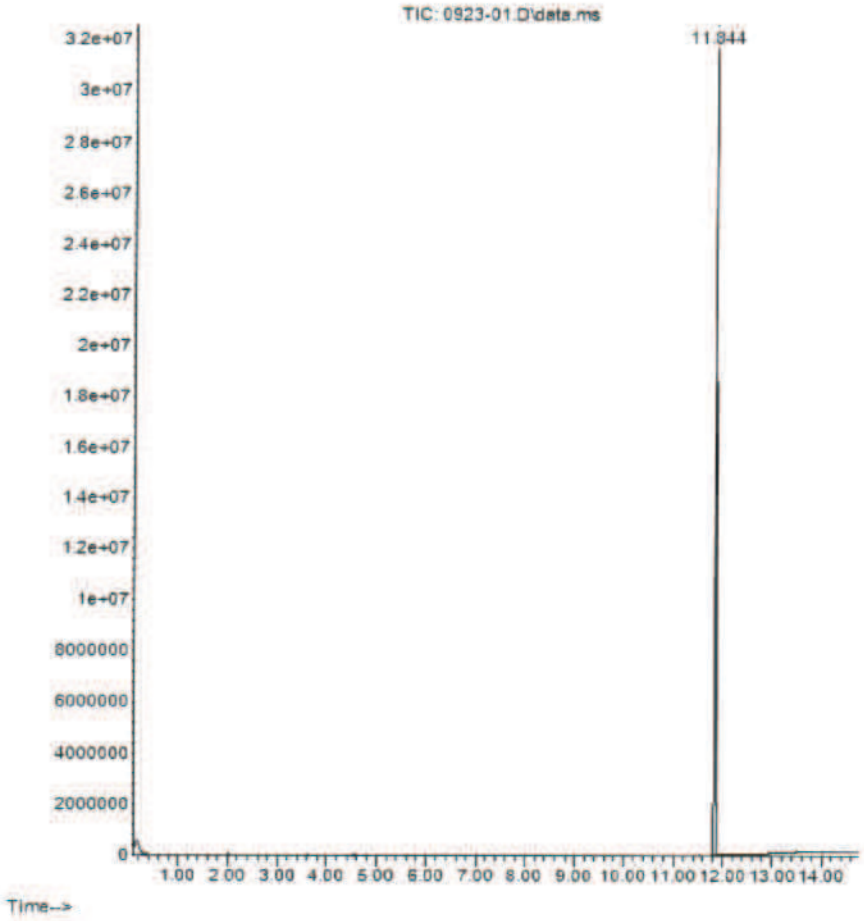

Chem Service is accredited to ISO 17034:2016, ISO/IEC 17025:2017 and certified to ISO 9001:2015

660 Tower Lane • P.O. Box 599 • West Chester, PA 19381-0599
1-800-452-9994 • 1-610-692-3026 • Fax 1-610-692-8729
info@chemservice.com • www.chemservice.com

CERTIFICATE OF ANALYSIS

Analysis Method:

Catalog Number:	N-12693-500MG
Description:	o-Terphenyl
Lot Number:	10029300
Expiration Date:	09/30/24

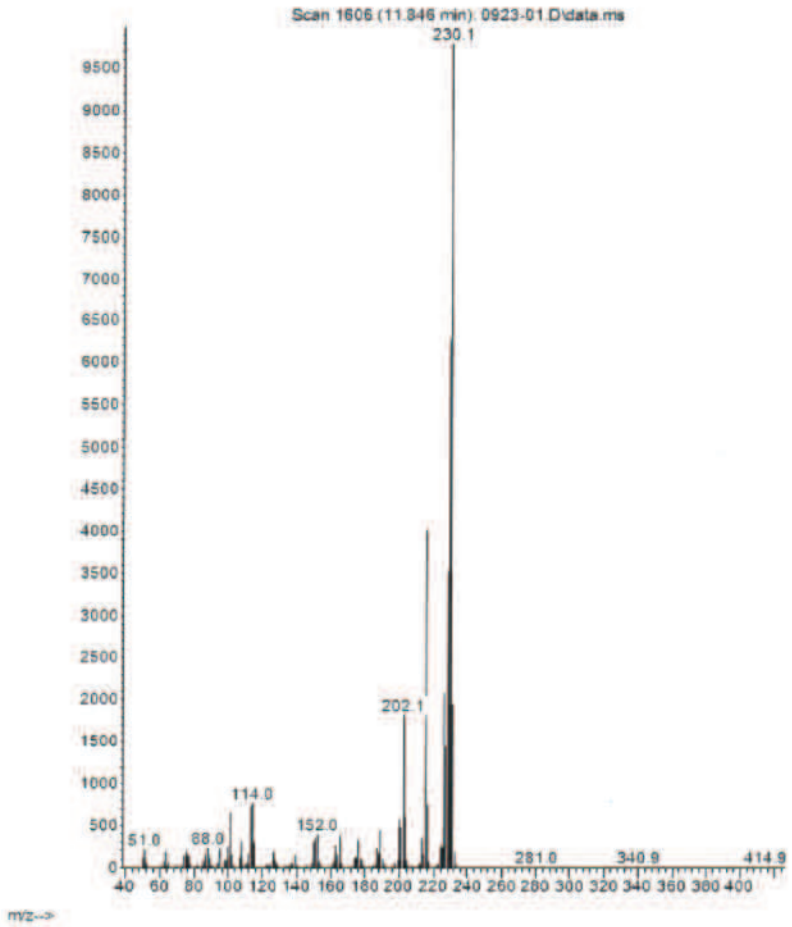

Chem Service is accredited to ISO 17034:2016, ISO/IEC 17025:2017 and certified to ISO 9001:2015

660 Tower Lane • P.O. Box 599 • West Chester, PA 19381-0599
1-800-452-9994 • 1-610-692-3026 • Fax 1-610-692-8729
info@chemservice.com • www.chemservice.com

CERTIFICATE OF ANALYSIS

Analysis Method:

Catalog Number:	N-12693-500MG
Description:	o-Terphenyl
Lot Number:	10029300
Expiration Date:	09/30/24

Chem Service is accredited to ISO 17034:2016, ISO/IEC 17025:2017 and certified to ISO 9001:2015

660 Tower Lane • P.O. Box 599 • West Chester, PA 19381-0599
1-800-452-9994 • 1-610-692-3026 • Fax 1-610-692-8729
info@chemservice.com • www.chemservice.com

Gas

CERTIFICATE OF ANALYSIS

Data file:	C:\CHEM3\		
Sample name:	N-12893		
Instrument:	GC 2	**Sample type:**	Sample
Injection date:	9/23/2019 9:56:34 AM	**Location:**	Vial 141
Acq. method:	SCREEN.M	**Injection volume:**	1.0uL
Column name:	HP-5		

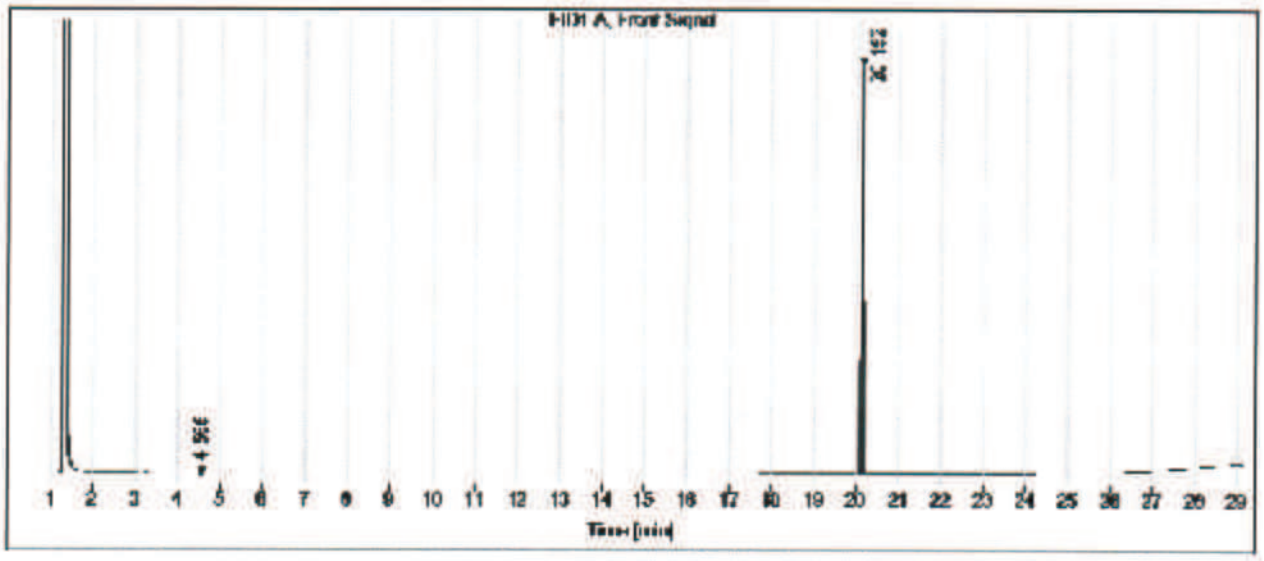

Signal: FID1 A, Front Signal

RT [min]	Type	Width [min]	Area	Height	Area%
4.565	BB	0.0305	1.2408	0.5122	0.11
20.152	BB	0.0391	1171.9556	439.4599	99.89
		Sum	1173.1963		

Chem Service is accredited to ISO 17034:2016, ISO/IEC 17025:2017 and certified to ISO 9001:2015

Energy Laboratories Inc

Standard LOG

Standard ID:	DRO211101B		
Standard Name	Triacontane SURR 1000 ug/mL	Type:	Secondary
Date Prepared	11/1/2021	BY:	Jillian L Bostwick
Date Expires:	4/6/2026		
Department	dropr	Status:	New
Vendor:			
Lot Number:			
Balance ID:	BAL-DRO		
Comments:	2X dilution of Triacontane SURR 2000 ug/mL		

Chemical / Solvent Used	BottleNo	Amt	Units	Exp
Dichloromethane EC344	14448	2	mL	8/26/

Final Volume: 4 mL

Stock Source		Base Units	Amount Added
DRO211006A	Triacontane SURR 2000 ug/mL	ug/mL	2 mL

Analytes		CAS	Conc: ug/mL
A	Triacontane-d62		1000

Page:*1 of 1*

Energy Laboratories Inc

Standard LOG

Standard ID:	DRO211006A		
Standard Name	Triacontane SURR 2000 ug/mL	Type:	Secondary
Date Prepared	10/6/2021	BY:	Jillian L Bostwick
Date Expires:	4/6/2026		
Department	dropr	Status:	New
Vendor:			
Lot Number:			
Balance ID:	BAL-DRO		
Comments:	Triacontane SURR 2000 ug/mL		

Chemical / Solvent Used	BottleNo	Amt	Units	Exp
Acetone DZ509	13553	50	mL	7/22/

Final Volume: 50 mL

Stock Source		Base Units	Amount Added
DRO210406A	Triacontane-d62 Surr For AK103 RRO	ug/mL	0.1001 g

Analytes		CAS	Conc:	ug/mL
A	Triacontane-d62			2000

Page:*1 of 1*

Energy Laboratories Inc

Standard LOG

Standard ID:	DRO210406A		
Standard Name	Triacontane-d62 Surr For AK103 RRO	Type:	Neat
Date Prepared	4/6/2021	BY:	Ann Nebel
Date Expires:	4/6/2026		
Department	dropr	Status:	New
Vendor:	Sigma-Aldrich		
Lot Number:	MBBC4347		
Balance ID:			
Comments:	Alaska surr [for AK103 RRO]		

Chemical / Solvent Used	BottleNo	Amt	Units	Exp
Triacontane-d62-98 atom % D	13736		mL	4/6/2

Final Volume: mL

Stock Source	**Base Units**	**Amount Added**

Analytes		**CAS**	Conc:	**ug/mL**
A	Triacontane-d62			1

Page:*1 of 1*

SIGMA-ALDRICH

sigma-aldrich.com

3050 Spruce Street, Saint Louis, MO 63103, USA
Website: www.sigmaaldrich.com
Email USA: techserv@sial.com
Outside USA: eurtechserv@sial.com

Certificate of Analysis

Product Name:
Triacontane-d62 - 98 atom % D

Product Number:	**451789**
Batch Number:	**MBBC4347**
Brand:	ALDRICH
CAS Number:	93952-07-9
MDL Number:	MFCD00209794
Formula:	C30D62
Formula Weight:	485.20 g/mol
Quality Release Date:	27 APR 2018

$CD_3(CD_2)_{28}CD_3$

ID #: 13736
Opened:
Triacontane-d62-98 atom % D
Expires: 4/6/2026
Rec'd: 4/6/2021
Energy Laboratories Inc 1120 So 27th Street
Billings MT 59107

Test	Specification	Result
Purity (HPLC)	≥ 99.0 %	99.0 %
Proton NMR Spectrum	Conforms to Structure	Conforms
D Enrichment	≥ 98.0 %	99.0 %
Initial Melting Point		60.0 °C
Final Melting Point		62.0 °C

Greg Abernathy, Supervisor
Quality Control
Miamisburg, Ohio US

Sigma-Aldrich warrants, that at the time of the quality release or subsequent retest date this product conformed to the information contained in this publication. The current Specification sheet may be available at Sigma-Aldrich.com. For further inquiries, please contact Technical Service. Purchaser must determine the suitability of the product for its particular use. See reverse side of invoice or packing slip for additional terms and conditions of sale.

Version Number: 1

Energy Laboratories Inc

ANALYTICAL RUN Summary

03-Nov-21

Run ID GCFID-HP5-B_211102A

Run Start Date: 11/2/2021
Analyst: Ann Nebel
Ical:
Column ID:
Comments: ICAL for 8015C_DRO211002IA

Std ID	Std Name	Std Amount	Std Units	Samp Amount	Samp Units	SampType	Expiration Date
DRO211012A	Diesel Fuel #2 50,000 ug/mL in DCM					CAL-DIESE	4/30/2023
DRO211012B	#2 Diesel in Acetone 150,000 ug/mL					SECOND S	11/5/2023
DRO211025A	ALI CCV Mix-200ug/mL					MARKER	5/31/2022
DRO211101A	OTP-4000 ug/mL DCM					CAL-SURR	9/30/2024

Seq No	Lab ID	Test Code	Sample Typ	File ID	Analysis Date	DF	Batch ID	Prep Date	SPKref	RPDref	pmoist
14822192	CCV_1102HP50	HC-8015-DRO-	CCV		11/2/2021 8:31:3	1	R369667		0	0	

Analyte	T	Units	RAW	Final	Text	Spike	SPKref	RPDref	MDL	PQL	UQL	%REC	LOW	HIGH	%RPD	Q
Total Extractable Hydrocarbons	A	mg/L		3.665751		15	0	0	0.0749	0.3	50	24%	80	120	0%	S
o-Terphenyl	S	mg/L		0.2015393		0.2	0	0	0.000429	0.002	0	101%	80	120	0%	

Seq No	Lab ID	Test Code	Sample Typ	File ID	Analysis Date	DF	Batch ID	Prep Date	SPKref	RPDref	pmoist
14822193	CCV_1102HP50	HC-8015-DRO-	CAL1		11/2/2021 9:57:0	1	R369667		0	0	

Analyte	T	Units	RAW	Final	Text	Spike	SPKref	RPDref	MDL	PQL	UQL	%REC	LOW	HIGH	%RPD	Q
o-Terphenyl	S	mg/L		0.00195342		0.002	0	0	0.000429	0.002	0	98%	80	120	0%	

Seq No	Lab ID	Test Code	Sample Typ	File ID	Analysis Date	DF	Batch ID	Prep Date	SPKref	RPDref	pmoist
14822194	CCV_1102HP50	HC-8015-DRO-	CAL2		11/2/2021 10:39:	1	R369667		0	0	

Analyte	T	Units	RAW	Final	Text	Spike	SPKref	RPDref	MDL	PQL	UQL	%REC	LOW	HIGH	%RPD	Q
o-Terphenyl	S	mg/L		0.04992196		0.05	0	0	0.000429	0.002	0	100%	80	120	0%	

Seq No	Lab ID	Test Code	Sample Typ	File ID	Analysis Date	DF	Batch ID	Prep Date	SPKref	RPDref	pmoist
14822195	CCV_1102HP50	HC-8015-DRO-	CAL3		11/2/2021 11:22:	1	R369667		0	0	

Analyte	T	Units	RAW	Final	Text	Spike	SPKref	RPDref	MDL	PQL	UQL	%REC	LOW	HIGH	%RPD	Q
o-Terphenyl	S	mg/L		0.1939565		0.2	0	0	0.000429	0.002	0	97%	80	120	0%	

Seq No	Lab ID	Test Code	Sample Typ	File ID	Analysis Date	DF	Batch ID	Prep Date	SPKref	RPDref	pmoist
14822196	CCV_1102HP50	HC-8015-DRO-	CAL4		11/2/2021 12:05:	1	R369667		0	0	

Analyte	T	Units	RAW	Final	Text	Spike	SPKref	RPDref	MDL	PQL	UQL	%REC	LOW	HIGH	%RPD	Q
o-Terphenyl	S	mg/L		0.5113316		0.5	0	0	0.000429	0.002	0	102%	80	120	0%	

Seq No	Lab ID	Test Code	Sample Typ	File ID	Analysis Date	DF	Batch ID	Prep Date	SPKref	RPDref	pmoist
14822197	CCV_1102HP50	HC-8015-DRO-	CAL5		11/2/2021 12:49:	1	R369667		0	0	

Analyte	T	Units	RAW	Final	Text	Spike	SPKref	RPDref	MDL	PQL	UQL	%REC	LOW	HIGH	%RPD	Q
o-Terphenyl	S	mg/L		1.032406		1	0	0	0.000429	0.002	0	103%	80	120	0%	

Seq No	Lab ID	Test Code	Sample Typ	File ID	Analysis Date	DF	Batch ID	Prep Date	SPKref	RPDref	pmoist
14822198	CCV_1102HP51	HC-8015-DRO-	CAL1		11/2/2021 1:32:0	1	R369667		0	0	

Analyte	T	Units	RAW	Final	Text	Spike	SPKref	RPDref	MDL	PQL	UQL	%REC	LOW	HIGH	%RPD	Q
Total Extractable Hydrocarbons	A	mg/L		0.1551854		0.15	0	0	0.0749	0.3	50	103%	80	120	0%	

Seq No	Lab ID	Test Code	Sample Typ	File ID	Analysis Date	DF	Batch ID	Prep Date	SPKref	RPDref	pmoist
14822199	CCV_1102HP51	HC-8015-DRO-	CAL2		11/2/2021 2:15:0	1	R369667		0	0	

Analyte	T	Units	RAW	Final	Text	Spike	SPKref	RPDref	MDL	PQL	UQL	%REC	LOW	HIGH	%RPD	Q
Total Extractable Hydrocarbons	A	mg/L		3.698073		3.75	0	0	0.0749	0.3	50	99%	80	120	0%	

Seq No	Lab ID	Test Code	Sample Typ	File ID	Analysis Date	DF	Batch ID	Prep Date	SPKref	RPDref	pmoist
14822200	CCV_1102HP51	HC-8015-DRO-	CAL3		11/2/2021 2:58:2	1	R369667		0	0	

Analyte	T	Units	RAW	Final	Text	Spike	SPKref	RPDref	MDL	PQL	UQL	%REC	LOW	HIGH	%RPD	Q
Total Extractable Hydrocarbons	A	mg/L		15.26249		15	0	0	0.0749	0.3	50	102%	80	120	0%	

Seq No	Lab ID	Test Code	Sample Typ	File ID	Analysis Date	DF	Batch ID	Prep Date	SPKref	RPDref	pmoist
14822201	CCV_1102HP51	HC-8015-DRO-	CAL4		11/2/2021 3:41:3	1	R369667		0	0	

Analyte	T	Units	RAW	Final	Text	Spike	SPKref	RPDref	MDL	PQL	UQL	%REC	LOW	HIGH	%RPD	Q
Total Extractable Hydrocarbons	A	mg/L		36.59341		37.5	0	0	0.0749	0.3	50	98%	80	120	0%	

Seq No	Lab ID	Test Code	Sample Typ	File ID	Analysis Date	DF	Batch ID	Prep Date	SPKref	RPDref	pmoist
14822202	CCV_1102HP51	HC-8015-DRO-	CAL5		11/2/2021 4:24:5	1	R369667		0	0	

Analyte	T	Units	RAW	Final	Text	Spike	SPKref	RPDref	MDL	PQL	UQL	%REC	LOW	HIGH	%RPD	Q
Total Extractable Hydrocarbons	A	mg/L		49.2977		50	0	0	0.0749	0.3	50	99%	80	120	0%	

Seq No	Lab ID	Test Code	Sample Typ	File ID	Analysis Date	DF	Batch ID	Prep Date	SPKref	RPDref	pmoist
14822203	CCV_1102HP51	HC-8015-DRO-	ICV		11/2/2021 5:51:3	1	R369667		0	0	

Analyte	T	Units	RAW	Final	Text	Spike	SPKref	RPDref	MDL	PQL	UQL	%REC	LOW	HIGH	%RPD	Q
Total Extractable Hydrocarbons	A	mg/L		14.98994		15	0	0	0.0749	0.3	50	100%	80	120	0%	

Write Sequence Data File	Insert Entries(Have the first cell for entries selecte Sample Name	Method	Weight	Dil Factor	Amt Inj.	IS	Cal ID
:\org\HP5\DAT\HP5110221_b\1102HP5.03r	CCV_1102HP508r, DRO ;1102HP5 , DRO211025A	G:\Org\HP5\Methods\DC_8015-IA-L%.met	1	1	1	1	0
:\org\HP5\DAT\HP5110221_b\1102HP5.04r	DCM-Baseline Check-V04	G:\Org\HP5\Methods\DR_8015-HP-LEXP.met	1	1	1	1	0
:\org\HP5\DAT\HP5110221_b\1102HP5.05r	CCV_1102HP505r, CAL1 ;1102HP5 , 2 ug per mL OTP (10 uL of Cal3 + 990 uL DCM(14408)	G:\Org\HP5\Methods\DS_8015-IA-L#.met	1	1	1	1	0
:\org\HP5\DAT\HP5110221_b\1102HP5.06r	CCV_1102HP506r, CAL2 ;1102HP5 , 50 ug per mL OTP (100 uL Cal4 + 900 uL of DCM(14408)	G:\Org\HP5\Methods\DS_8015-IA-L#.met	1	1	1	1	0
:\org\HP5\DAT\HP5110221_b\1102HP5.07r	CCV_1102HP507r, CAL3 ;1102HP5 , 200 ug per mL OTP (100uL of Cal5 + 400 uL DCM(14408)	G:\Org\HP5\Methods\DS_8015-IA-L#.met	1	1	1	1	0
:\org\HP5\DAT\HP5110221_b\1102HP5.08r	CCV_1102HP508r, CAL4 ;1102HP5 , 500 ug per mL OTP (250uL of Cal5 + 250 uL DCM(14408)	G:\Org\HP5\Methods\DS_8015-IA-L#.met	1	1	1	1	0
:\org\HP5\DAT\HP5110221_b\1102HP5.09r	CCV_1102HP509r, CAL5 ;1102HP5 , 1000 ug per mL OTP (250 uL 4000 ug/mL OTP DRO211101A + 750 DCM(14408)	G:\Org\HP5\Methods\DS_8015-IA-L#.met	1	1	1	1	0
:\org\HP5\DAT\HP5110221_b\1102HP5.10r	CCV_1102HP510r, CAL1 ;1102HP5 , 150 ug per mL Diesel (10 uL of Cal3 + 990 uL DCM(14408),	G:\Org\HP5\Methods\DC_8015-IA-L%.met	1	1	1	1	0
:\org\HP5\DAT\HP5110221_b\1102HP5.11r	CCV_1102HP511r, CAL2 ;1102HP5 , 3750 ug per mL Diesel (100 uL Cal4 + 900 uL of DCM(14408)	G:\Org\HP5\Methods\DC_8015-IA-L%.met	1	1	1	1	0
:\org\HP5\DAT\HP5110221_b\1102HP5.12r	CCV_1102HP512r, CAL3 ;1102HP5 , 15000 ug per mL Diesel (300 uL of DRO211012A + 700 uL DCM(14408)	G:\Org\HP5\Methods\DC_8015-IA-L%.met	1	1	1	1	0
:\org\HP5\DAT\HP5110221_b\1102HP5.13r	CCV_1102HP513r, CAL4 ;1102HP5 , 37500ug per mL Diesel (750 uL of DRO211012A + 250 uL DCM(14408)	G:\Org\HP5\Methods\DC_8015-IA-L%.met	1	1	1	1	0
:\org\HP5\DAT\HP5110221_b\1102HP5.14r	CCV_1102HP514r, CAL5 ;1102HP5 , 50000 ug per mL Diesel (200 uL of DRO211012A)	G:\Org\HP5\Methods\DC_8015-IA-L%.met	1	1	1	1	0
:\org\HP5\DAT\HP5110221_b\1102HP5.15r	DCM-Baseline Check-V15	G:\Org\HP5\Methods\DR_8015-HP-LEXP.met	1	1	1	1	0
:\org\HP5\DAT\HP5110221_b\1102HP5.16r	CCV_1102HP516r, Second Source ;1102HP5 , 15000 ug per mL (100uL of DRO211012B + 900uL DCM(14408)	G:\Org\HP5\Methods\DC_8015-IA-L%.met	1	1	1	1	0

File Name: G:\Org\HP5\Cals\SW8015C_DRO211102IA.CAL
Version: 14

Creator: AMN 11/02/2021
Description: 8015C-DRO. New ICal Per 1102HP5 (2021)-2 uL Inj.; COD added using OTP RFs
Reason for change:

External standard calibration
Standard injection volume: 1
Standard sample weight: 1
Area reject threshold: 500
Reference peak area reject threshold: 500
Amount units: nanograms
No default component

Method of calculating data point averages: Equal weight for all updates
No calibration update report

All levels are normal data points.

1 DRO Range Start

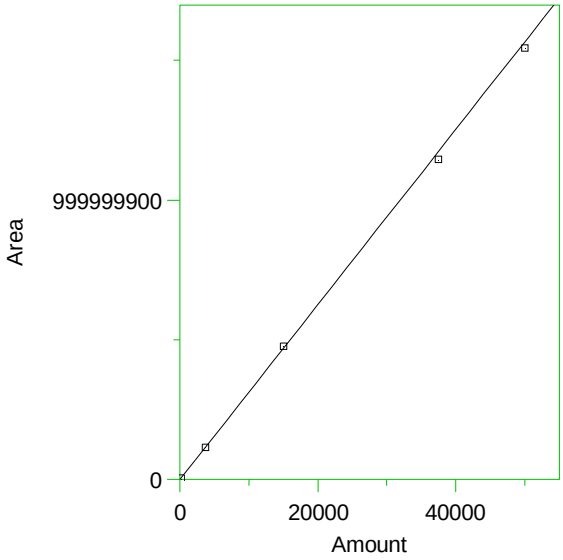

Expected retention time:	6.64 minutes
Search window:	0.05 minutes
No retention time reference component	
Group number:	0
High alarm limit:	0
Low alarm limit:	0
Component constant:	0

Single peak quantification by area

Y = 31353.19 X + 0

Average CF fit with equal weighting, forced to origin

Coefficient of determination:	0.9992341
Average error:	2.083%
Average CF:	31353.19
RSD:	2.487%

Level	Amount	Response	Cal Factor	Error, %	Source	Date and time
1	150	4865557	32437.05	3.457	Manual	11/3/2021 6:44:55 AM
2	3750	1.159464E+08	30919.04	-1.385	Manual	11/3/2021 6:45:31 AM
3	15000	4.785279E+08	31901.86	1.750	Manual	11/3/2021 6:46:08 AM
4	37500	1.14732E+09	30595.2	-2.418	Manual	11/3/2021 6:45:45 AM
5	50000	1.54564E+09	30912.8	-1.405	Manual	11/3/2021 6:45:18 AM

2 *o-Terphenyl

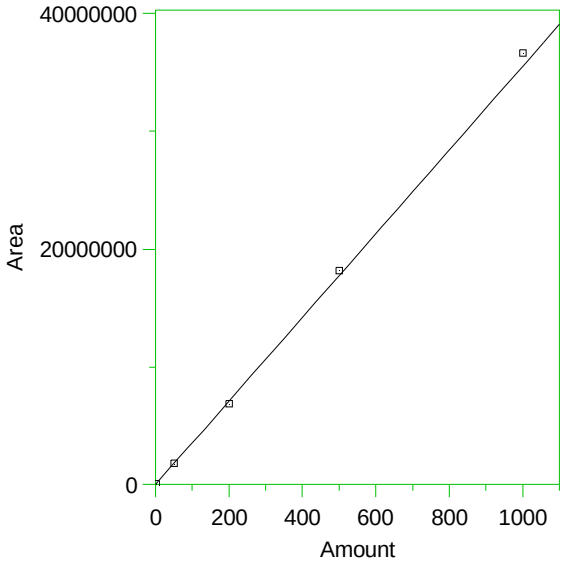

Expected retention time:	12.29 minutes
Search window:	0.05 minutes
No retention time reference component	
Group number:	0
High alarm limit:	0
Low alarm limit:	0
Component constant:	0

Single peak quantification by area

Y = 35509.21 X + 0

Average CF fit with equal weighting, forced to origin

Coefficient of determination:	0.9983284
Average error:	2.203%
Average CF:	35509.21
RSD:	2.749%

Level	Amount	Response	Cal Factor	Error, %	Source	Date and time
1	2	69364.34	34682.17	-2.329	G:\Org\HP5\DAT\HP5110221_b\1102HP5.0005.BND	11/2/2021 2:21:29 PM
2	50	1772689	35453.78	-0.156	G:\Org\HP5\DAT\HP5110221_b\1102HP5.0006.BND	11/2/2021 2:21:35 PM
3	200	6887244	34436.22	-3.022	G:\Org\HP5\DAT\HP5110221_b\1102HP5.0007.BND	11/2/2021 2:21:41 PM
4	500	1.815698E+07	36313.96	2.266	G:\Org\HP5\DAT\HP5110221_b\1102HP5.0008.BND	11/2/2021 2:21:47 PM
5	1000	3.665993E+07	36659.93	3.241	G:\Org\HP5\DAT\HP5110221_b\1102HP5.0009.BND	11/2/2021 2:21:52 PM

3 *1-Chlorooctadecane

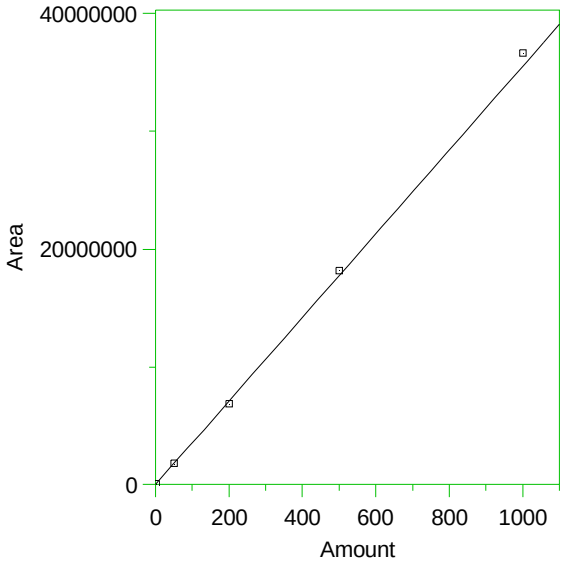

Expected retention time:	13.1 minutes
Search window:	0.05 minutes
No retention time reference component	
Group number:	0
High alarm limit:	0
Low alarm limit:	0
Component constant:	0

Single peak quantification by area

Y = 35509.21 X + 0

Average CF fit with equal weighting, forced to origin

Coefficient of determination:	0.9983284
Average error:	2.203%
Average CF:	35509.21
RSD:	2.749%

Level	Amount	Response	Cal Factor	Error, %	Source	Date and time
1	2	69364.34	34682.17	-2.329	Manual	11/2/2021 2:21:57 PM
2	50	1772689	35453.78	-0.156	Manual	11/2/2021 2:21:58 PM
3	200	6887244	34436.22	-3.022	Manual	11/2/2021 2:22:00 PM
4	500	1.815698E+07	36313.96	2.266	Manual	11/2/2021 2:22:02 PM
5	1000	3.665993E+07	36659.93	3.241	Manual	11/2/2021 2:22:04 PM

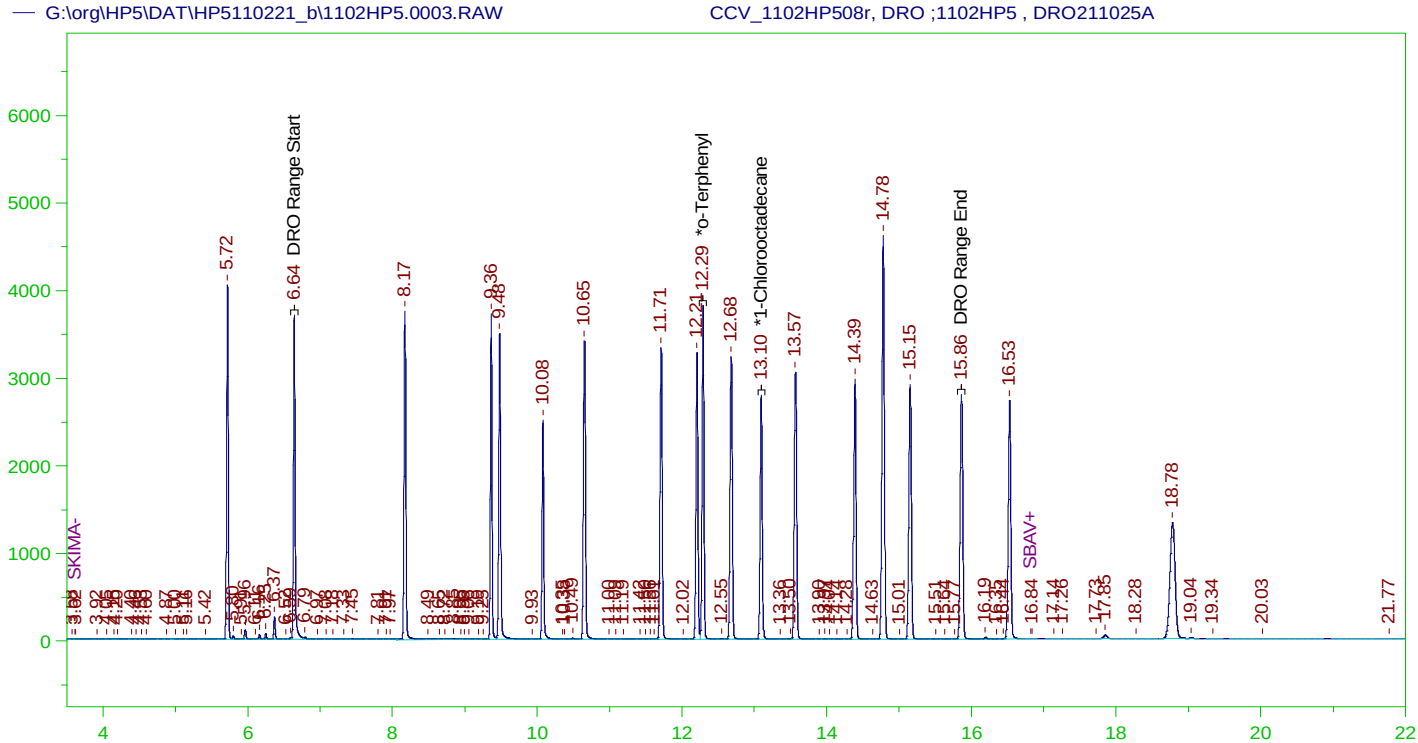

DIESEL RANGE ORGANICS CHROMATOGRAM REPORT
Sample Name: CCV_1102HP508r, DRO ;1102HP5 , DRO211025A
Raw File: G:\org\HP5\DAT\HP5110221_b\1102HP5.0003.RAW
Date & Time Acquired: 11/2/2021 8:31:35 AM
Method File: G:\Org\HP5\Methods\DC_8015-IA-L%.met
Calibration File: G:\Org\HP5\Cals\SW8015C_DRO211102IA.CAL
Sample Weight: 1 Dilution: 1 S.A.: 1

Mean RF for TEH: 31353.19
Rt range for Diesel Range Organics: 6.59 to 15.91

SURROGATE COMPOUND	RT	ACTUAL	MEASURED	%REC	
*o-Terphenyl	12.292	200.	201.539	100.77	-
*1-Chlorooctadecane	13.095	200.	163.573	81.79	-

DRO Area:9.38791E+07 DRO Amount: 2994.244
TEH Area:1.14933E+08 TEH Amount: 3665.75

CONTINUING CALIBRATION REPORT: G:\org\HP5\DAT\HP5110221_b\1102HP5.0003.RAW

COMPOUND	ACTUAL(NG)	MEASURED(NG)	%RECOVERY	LIMITS
TOTAL DRO	15000.	3665.75	24.44	85-115

SURROGATE COMPOUND	RT	ACTUAL	MEASURED	%REC	LIMITS
*o-Terphenyl	12.292	200.	201.539	100.77	85-115
*1-Chlorooctadecane	13.095	200.	163.573	81.79	85-115

G:\org\HP5\dat\HP5110221_b\Review\003_CCV_1102HP508r_DC_8015-IA-L%.xls

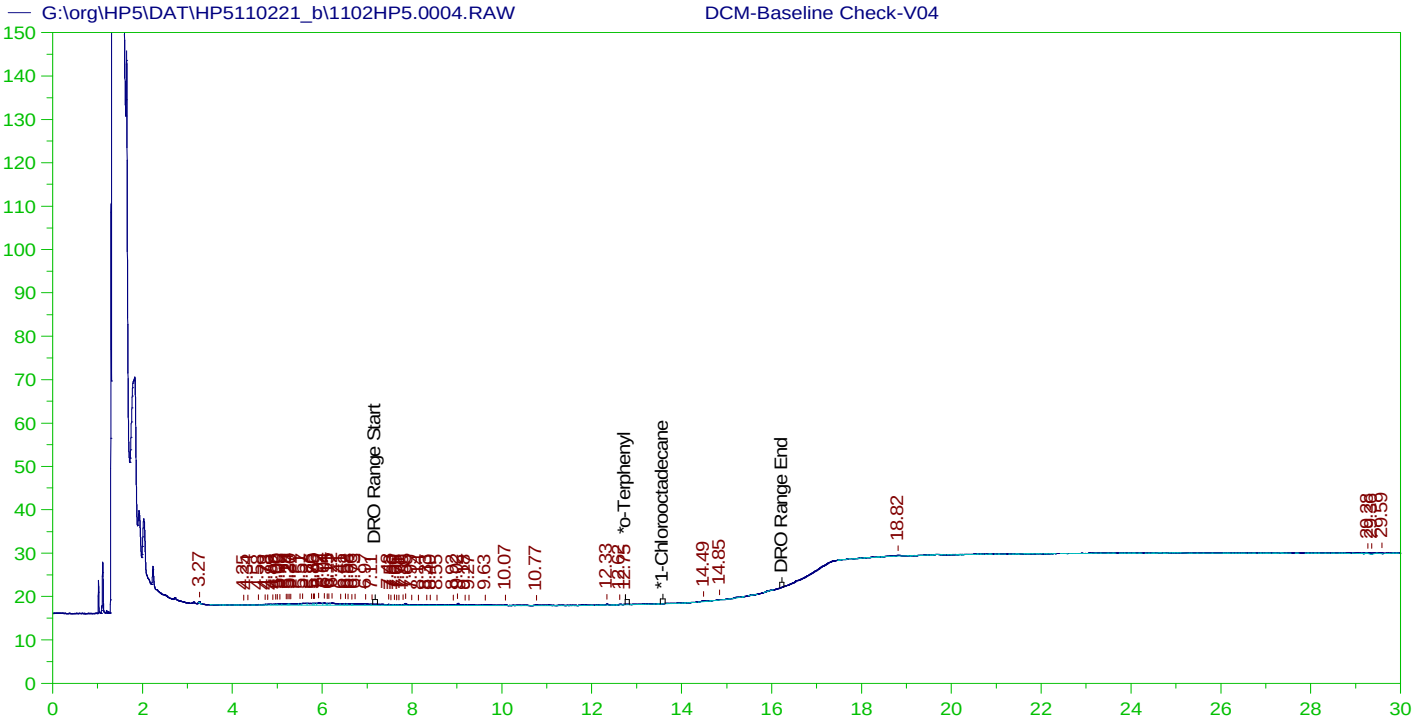

DIESEL RANGE ORGANICS CHROMATOGRAM REPORT

Sample Name: DCM-Baseline Check-V04
Raw File: G:\org\HP5\DAT\HP5110221_b\1102HP5.0004.RAW
Date & Time Acquired: 11/2/2021 9:14:27 AM
Method File: G:\Org\HP5\Methods\DR_8015-HP-LEXP.met
Calibration File: G:\Org\HP5\Cals\SW8015C_DRO210108HP.CAL
Sample Weight: 1 Dilution: 1 S.A.: 1

Mean RF for TEH: 29457.33
Rt range for Diesel Range Organics: 7.125 to 16.28

SURROGATE COMPOUND	RT	ACTUAL	MEASURED	%REC	
*o-Terphenyl	12.746	200.	.026	.01	-
*1-Chlorooctadecane	29.929	200.	.	.	-

DRO Area:35138 DRO Amount: 1.192844
TEH Area:110269.4 TEH Amount: 3.74336

G:\org\HP5\dat\HP5110221_b\Review\004_DCM-Baseline Chec_DR_8015-HP-LEXP.xls

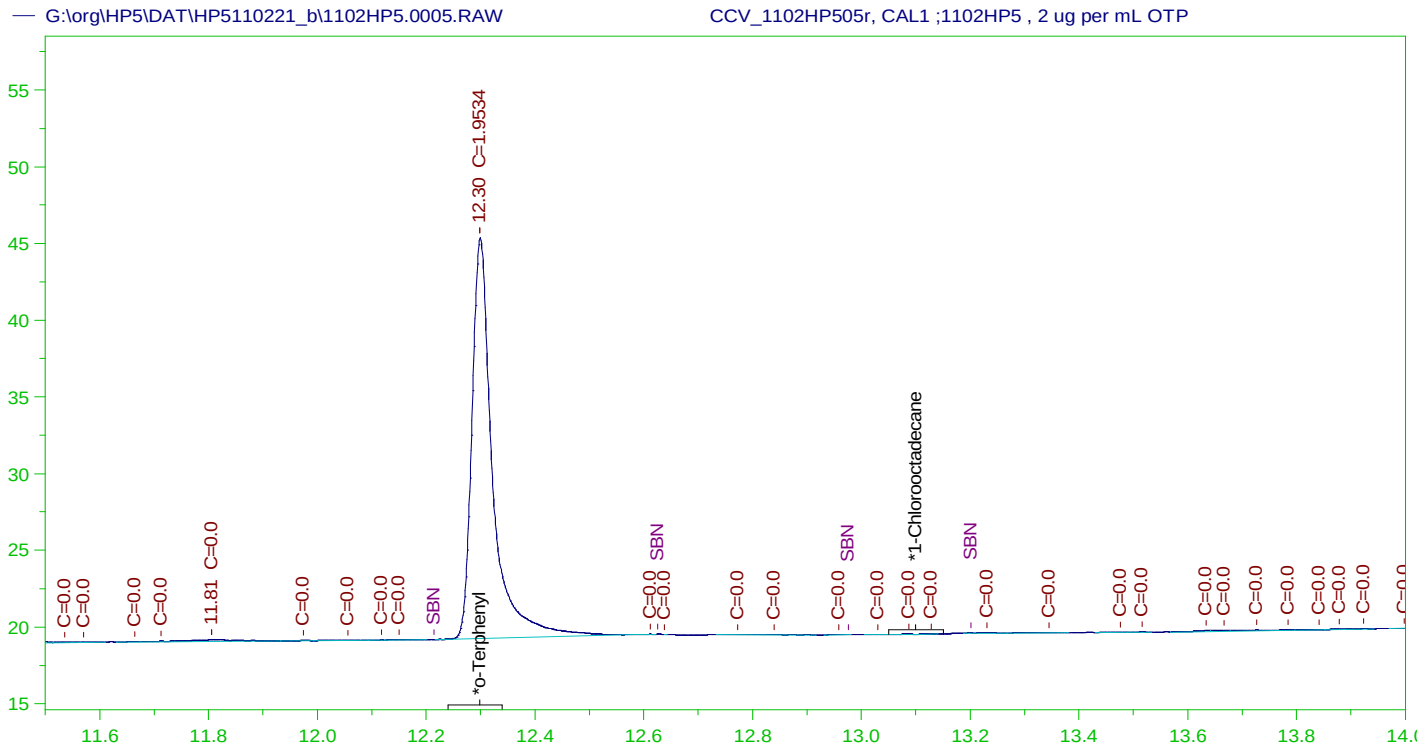

DIESEL RANGE ORGANICS CHROMATOGRAM REPORT

Sample Name: CCV_1102HP505r, CAL1 ;1102HP5 , 2 ug per mL OTP
Raw File: G:\org\HP5\DAT\HP5110221_b\1102HP5.0005.RAW
Date & Time Acquired: 11/2/2021 9:57:01 AM
Method File: G:\Org\HP5\Methods\DS_8015-IA-L#.met
Calibration File: G:\Org\HP5\Cals\SW8015C_DRO211102IA.CAL
Sample Weight: 1 Dilution: 1 S.A.: 1

Mean RF for TEH: 31353.19
Rt range for Diesel Range Organics: 6.59 to 15.91

SURROGATE COMPOUND	RT	ACTUAL	MEASURED	%REC	
*o-Terphenyl	12.299	200.	1.953	.98	-
*1-Chlorooctadecane	15.561	200.	.	.	-

DRO Area:37026.36 DRO Amount: 1.180944
TEH Area:88429.33 TEH Amount: 2.820425

CONTINUING CALIBRATION REPORT: G:\org\HP5\DAT\HP5110221_b\1102HP5.0005.RAW

COMPOUND	ACTUAL(NG)	MEASURED(NG)	%RECOVERY	LIMITS
TOTAL DRO	15000.	.	.	85-115

SURROGATE COMPOUND	RT	ACTUAL	MEASURED	%REC	LIMITS
*o-Terphenyl	12.299	200.	1.953	.98	85-115
*1-Chlorooctadecane	15.561	200.	.	.	85-115

G:\org\HP5\dat\HP5110221_b\Review\005_CCV_1102HP505r_DS_8015-IA-L#.xls

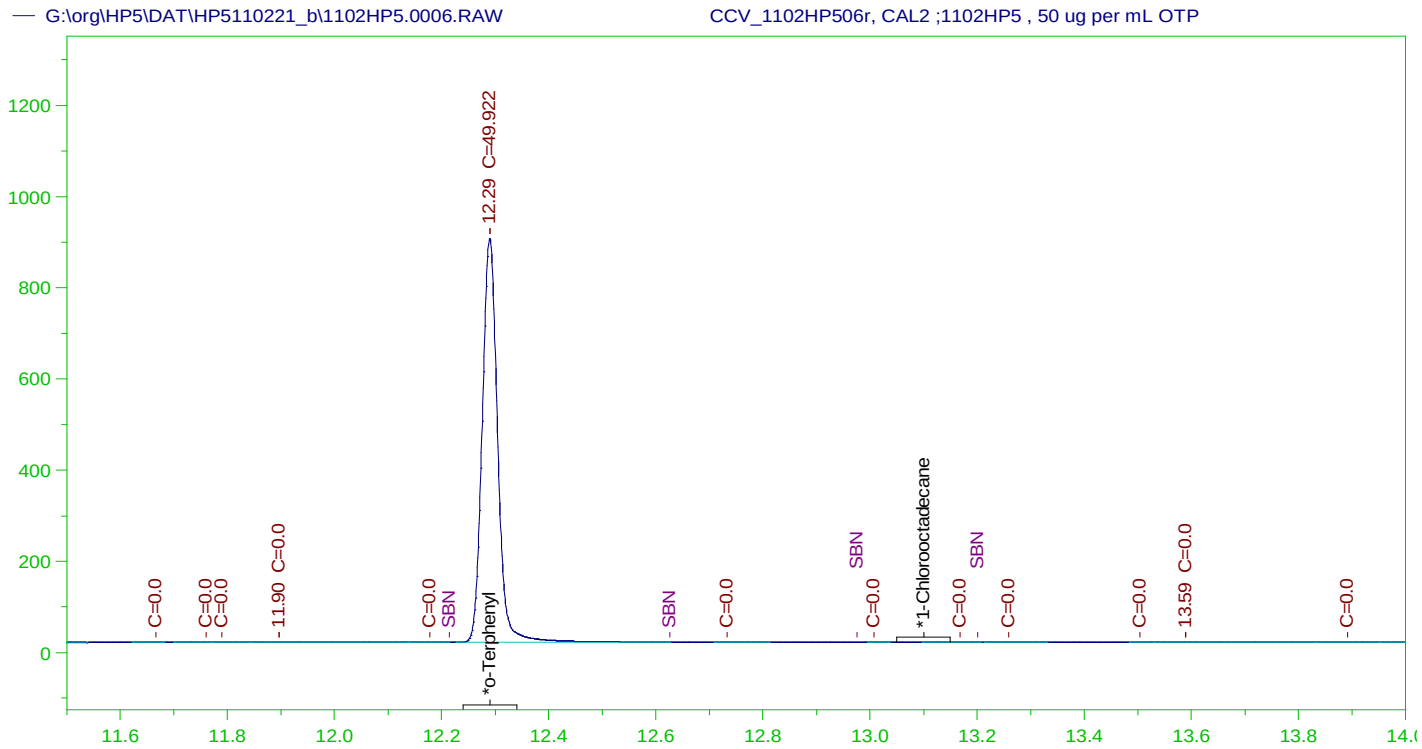

DIESEL RANGE ORGANICS CHROMATOGRAM REPORT
Sample Name: CCV_1102HP506r, CAL2 ;1102HP5 , 50 ug per mL OTP
Raw File: G:\org\HP5\DAT\HP5110221_b\1102HP5.0006.RAW
Date & Time Acquired: 11/2/2021 10:39:43 AM
Method File: G:\Org\HP5\Methods\DS_8015-IA-L#.met
Calibration File: G:\Org\HP5\Cals\SW8015C_DRO211102IA.CAL
Sample Weight: 1 Dilution: 1 S.A.: 1

Mean RF for TEH: 31353.19
Rt range for Diesel Range Organics: 6.59 to 15.91

SURROGATE COMPOUND	RT	ACTUAL	MEASURED	%REC	
*o-Terphenyl	12.29	200.	49.922	24.96	-
*1-Chlorooctadecane	15.697	200.	.	.	-

DRO Area:141449.5 DRO Amount: 4.511485
TEH Area:310030.7 TEH Amount: 9.88833

CONTINUING CALIBRATION REPORT: G:\org\HP5\DAT\HP5110221_b\1102HP5.0006.RAW

COMPOUND	ACTUAL(NG)	MEASURED(NG)	%RECOVERY	LIMITS
TOTAL DRO	15000.	.	.	85-115

SURROGATE COMPOUND	RT	ACTUAL	MEASURED	%REC	LIMITS
*o-Terphenyl	12.29	200.	49.922	24.96	85-115
*1-Chlorooctadecane	15.697	200.	.	.	85-115

G:\org\HP5\dat\HP5110221_b\Review\006_CCV_1102HP506r_DS_8015-IA-L#.xls

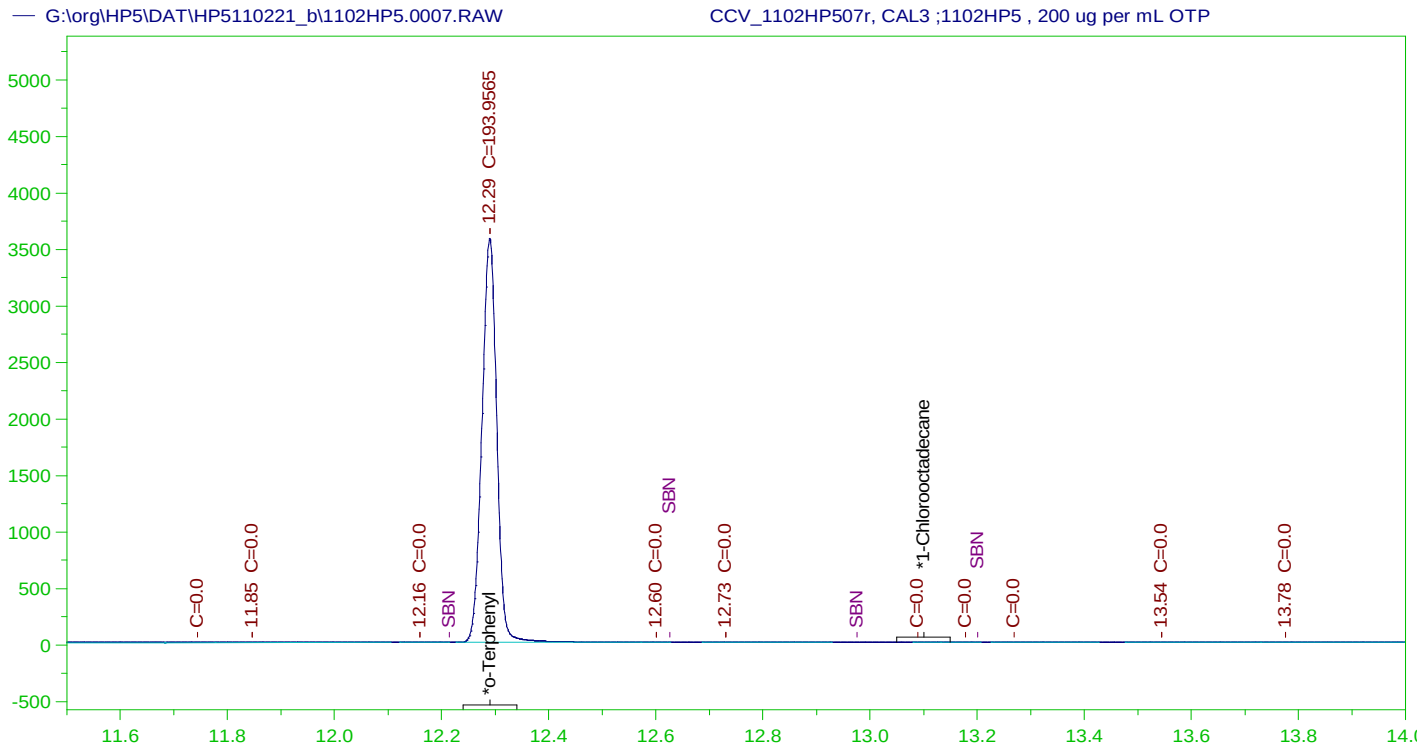

DIESEL RANGE ORGANICS CHROMATOGRAM REPORT
Sample Name: CCV_1102HP507r, CAL3 ;1102HP5 , 200 ug per mL OTP
Raw File: G:\org\HP5\DAT\HP5110221_b\1102HP5.0007.RAW
Date & Time Acquired: 11/2/2021 11:22:37 AM
Method File: G:\Org\HP5\Methods\DS_8015-IA-L#.met
Calibration File: G:\Org\HP5\Cals\SW8015C_DRO211102IA.CAL
Sample Weight: 1 Dilution: 1 S.A.: 1

Mean RF for TEH: 31353.19
Rt range for Diesel Range Organics: 6.59 to 15.91

SURROGATE COMPOUND	RT	ACTUAL	MEASURED	%REC	
*o-Terphenyl	12.29	200.	193.957	96.98	-
*1-Chlorooctadecane	15.779	200.	.	.	-

DRO Area:338082.7 DRO Amount: 10.78304
TEH Area:638415.8 TEH Amount: 20.36207

CONTINUING CALIBRATION REPORT: G:\org\HP5\DAT\HP5110221_b\1102HP5.0007.RAW

COMPOUND	ACTUAL(NG)	MEASURED(NG)	%RECOVERY	LIMITS
TOTAL DRO	15000.	20.36	.14	85-115

SURROGATE COMPOUND	RT	ACTUAL	MEASURED	%REC	LIMITS
*o-Terphenyl	12.29	200.	193.957	96.98	85-115
*1-Chlorooctadecane	15.779	200.	.	.	85-115

G:\org\HP5\dat\HP5110221_b\Review\007_CCV_1102HP507r_DS_8015-IA-L#.xls

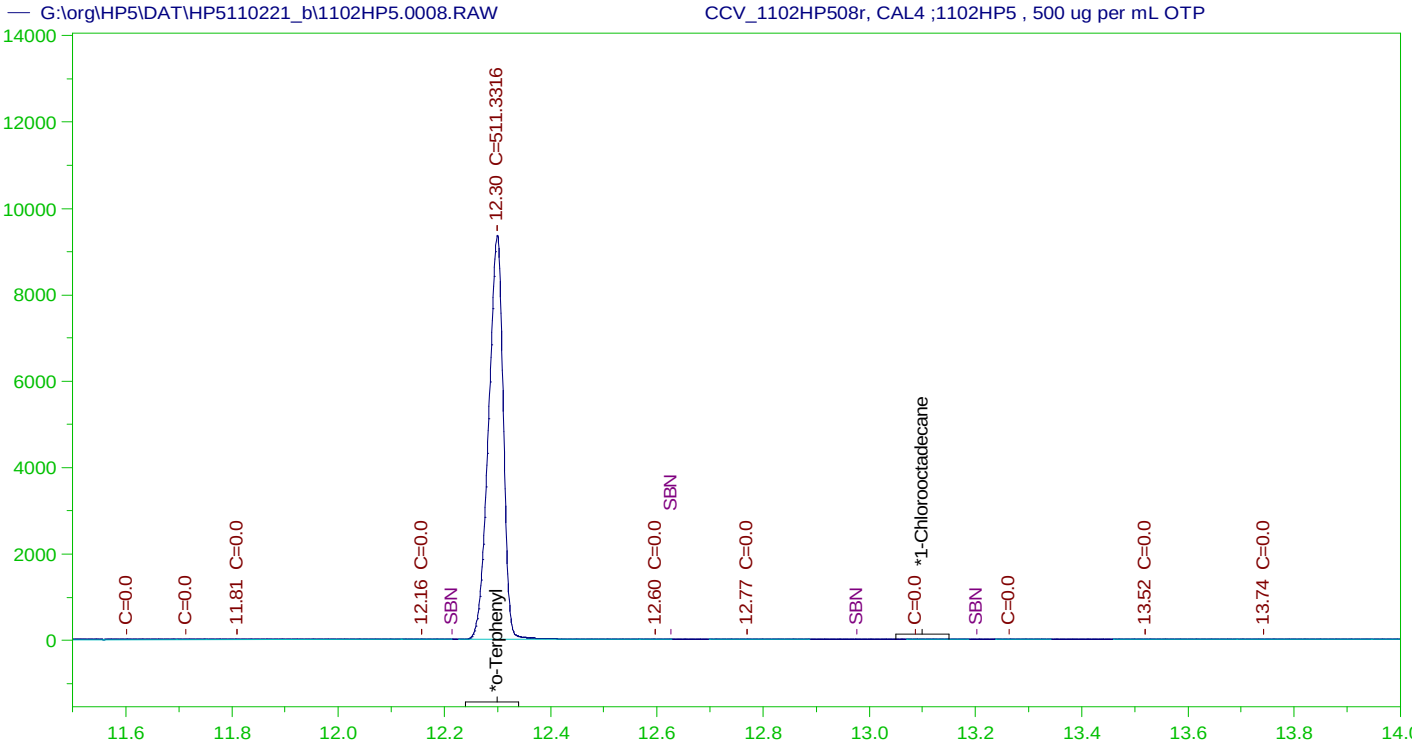

DIESEL RANGE ORGANICS CHROMATOGRAM REPORT

Sample Name: CCV_1102HP508r, CAL4 ;1102HP5 , 500 ug per mL OTP
Raw File: G:\org\HP5\DAT\HP5110221_b\1102HP5.0008.RAW
Date & Time Acquired: 11/2/2021 12:05:44 PM
Method File: G:\Org\HP5\Methods\DS_8015-IA-L#.met
Calibration File: G:\Org\HP5\Cals\SW8015C_DRO211102IA.CAL
Sample Weight: 1 Dilution: 1 S.A.: 1

Mean RF for TEH: 31353.19
Rt range for Diesel Range Organics: 6.59 to 15.91

SURROGATE COMPOUND	RT	ACTUAL	MEASURED	%REC	
*o-Terphenyl	12.3	200.	511.332	255.67	-
*1-Chlorooctadecane	15.798	200.	.	.	-

DRO Area:456992 DRO Amount: 14.57561
TEH Area:825752.1 TEH Amount: 26.3371

CONTINUING CALIBRATION REPORT: G:\org\HP5\DAT\HP5110221_b\1102HP5.0008.RAW

COMPOUND	ACTUAL(NG)	MEASURED(NG)	%RECOVERY	LIMITS
TOTAL DRO	15000.	26.34	.18	85-115

SURROGATE COMPOUND	RT	ACTUAL	MEASURED	%REC	LIMITS
*o-Terphenyl	12.3	200.	511.332	255.67	85-115
*1-Chlorooctadecane	15.798	200.	.	.	85-115

G:\org\HP5\dat\HP5110221_b\Review\008_CCV_1102HP508r_DS_8015-IA-L#.xls

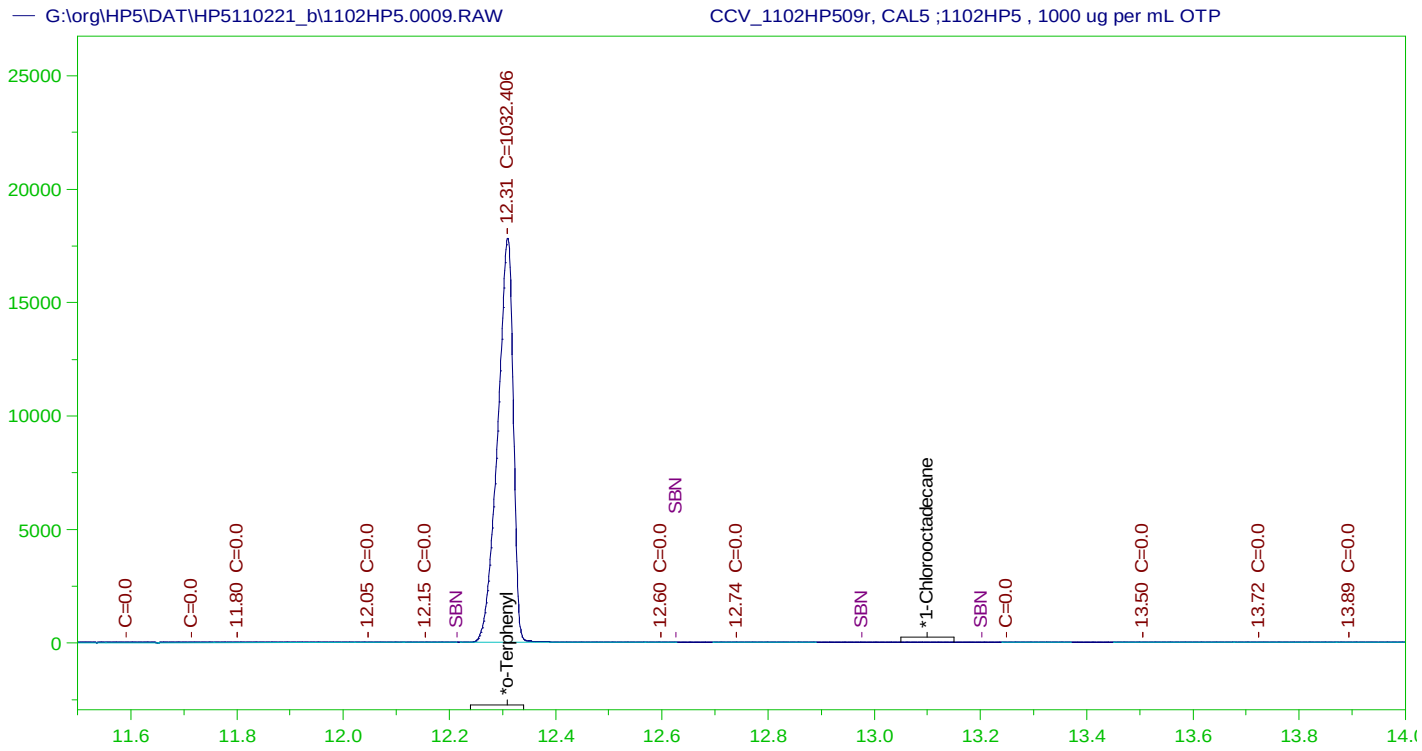

DIESEL RANGE ORGANICS CHROMATOGRAM REPORT
Sample Name: CCV_1102HP509r, CAL5 ;1102HP5 , 1000 ug per mL OTP
Raw File: G:\org\HP5\DAT\HP5110221_b\1102HP5.0009.RAW
Date & Time Acquired: 11/2/2021 12:49:02 PM
Method File: G:\Org\HP5\Methods\DS_8015-IA-L#.met
Calibration File: G:\Org\HP5\Cals\SW8015C_DRO211102IA.CAL
Sample Weight: 1 Dilution: 1 S.A.: 1

Mean RF for TEH: 31353.19
Rt range for Diesel Range Organics: 6.59 to 15.91

SURROGATE COMPOUND	RT	ACTUAL	MEASURED	%REC	
*o-Terphenyl	12.31	200.	1032.406	516.2	-
*1-Chlorooctadecane	15.803	200.	.	.	-

DRO Area:461032.4 DRO Amount: 14.70448
TEH Area:724020.4 TEH Amount: 23.0924
_
CONTINUING CALIBRATION REPORT: G:\org\HP5\DAT\HP5110221_b\1102HP5.0009.RAW

COMPOUND	ACTUAL(NG)	MEASURED(NG)	%RECOVERY	LIMITS
TOTAL DRO	15000.	23.09	.15	85-115

SURROGATE COMPOUND	RT	ACTUAL	MEASURED	%REC	LIMITS
*o-Terphenyl	12.31	200.	1032.406	516.2	85-115
*1-Chlorooctadecane	15.803	200.	.	.	85-115

G:\org\HP5\dat\HP5110221_b\Review\009_CCV_1102HP509r_DS_8015-IA-L#.xls

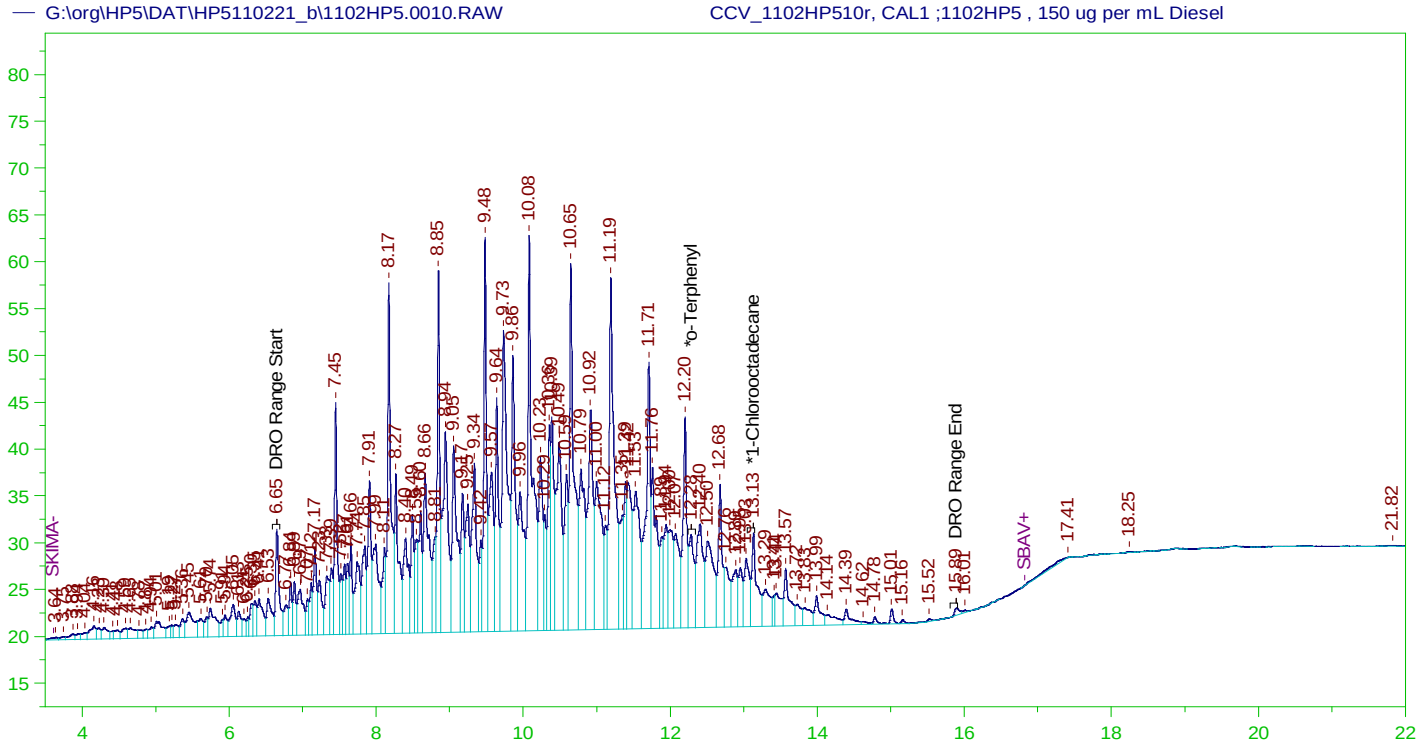

DIESEL RANGE ORGANICS CHROMATOGRAM REPORT

Sample Name: CCV_1102HP510r, CAL1 ;1102HP5 , 150 ug per mL Diesel
Raw File: G:\org\HP5\DAT\HP5110221_b\1102HP5.0010.RAW
Date & Time Acquired: 11/2/2021 1:32:06 PM
Method File: G:\Org\HP5\Methods\DC_8015-IA-L%.met
Calibration File: G:\Org\HP5\Cals\SW8015C_DRO211102IA.CAL
Sample Weight: 1 Dilution: 1 S.A.: 1

Mean RF for TEH: 31353.19
Rt range for Diesel Range Organics: 6.59 to 15.91

SURROGATE COMPOUND	RT	ACTUAL	MEASURED	%REC	
*o-Terphenyl	12.285	200.	1.416	.71	-
*1-Chlorooctadecane	13.13	200.	1.44	.72	-

DRO Area:4571415 DRO Amount: 145.8038
TEH Area:4865557 TEH Amount: 155.1854

CONTINUING CALIBRATION REPORT: G:\org\HP5\DAT\HP5110221_b\1102HP5.0010.RAW

COMPOUND	ACTUAL(NG)	MEASURED(NG)	%RECOVERY	LIMITS
TOTAL DRO	15000.	155.19	1.03	85-115

SURROGATE COMPOUND	RT	ACTUAL	MEASURED	%REC	LIMITS
*o-Terphenyl	12.285	200.	1.416	.71	85-115
*1-Chlorooctadecane	13.13	200.	1.44	.72	85-115

G:\org\HP5\dat\HP5110221_b\Review\010_CCV_1102HP510r_DC_8015-IA-L%.xls

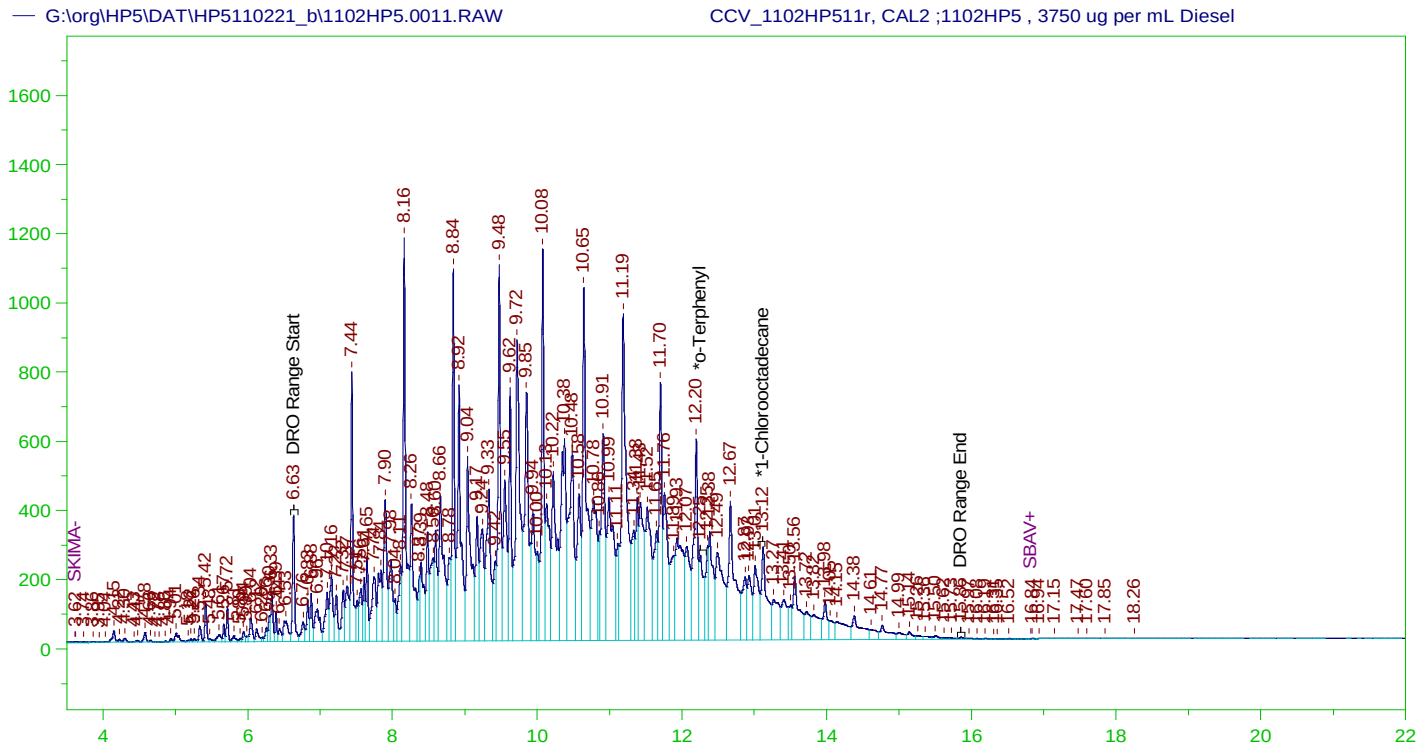

DIESEL RANGE ORGANICS CHROMATOGRAM REPORT
Sample Name: CCV_1102HP511r, CAL2 ;1102HP5 , 3750 ug per mL Diesel
Raw File: G:\org\HP5\DAT\HP5110221_b\1102HP5.0011.RAW
Date & Time Acquired: 11/2/2021 2:15:08 PM
Method File: G:\Org\HP5\Methods\DC_8015-IA-L%.met
Calibration File: G:\Org\HP5\Cals\SW8015C_DRO211102IA.CAL
Sample Weight: 1 Dilution: 1 S.A.: 1

Mean RF for TEH: 31353.19
Rt range for Diesel Range Organics: 6.59 to 15.91

SURROGATE COMPOUND	RT	ACTUAL	MEASURED	%REC	
*o-Terphenyl	12.252	200.	28.988	14.49	-
*1-Chlorooctadecane	13.122	200.	39.19	19.59	-

DRO Area:1.131291E+08 DRO Amount: 3608.216
TEH Area:1.159464E+08 TEH Amount: 3698.073

CONTINUING CALIBRATION REPORT: G:\org\HP5\DAT\HP5110221_b\1102HP5.0011.RAW

COMPOUND	ACTUAL(NG)	MEASURED(NG)	%RECOVERY	LIMITS
TOTAL DRO	15000.	3698.07	24.65	85-115

SURROGATE COMPOUND	RT	ACTUAL	MEASURED	%REC	LIMITS
*o-Terphenyl	12.252	200.	28.988	14.49	85-115
*1-Chlorooctadecane	13.122	200.	39.19	19.59	85-115

G:\org\HP5\dat\HP5110221_b\Review\011_CCV_1102HP511r_DC_8015-IA-L%.xls

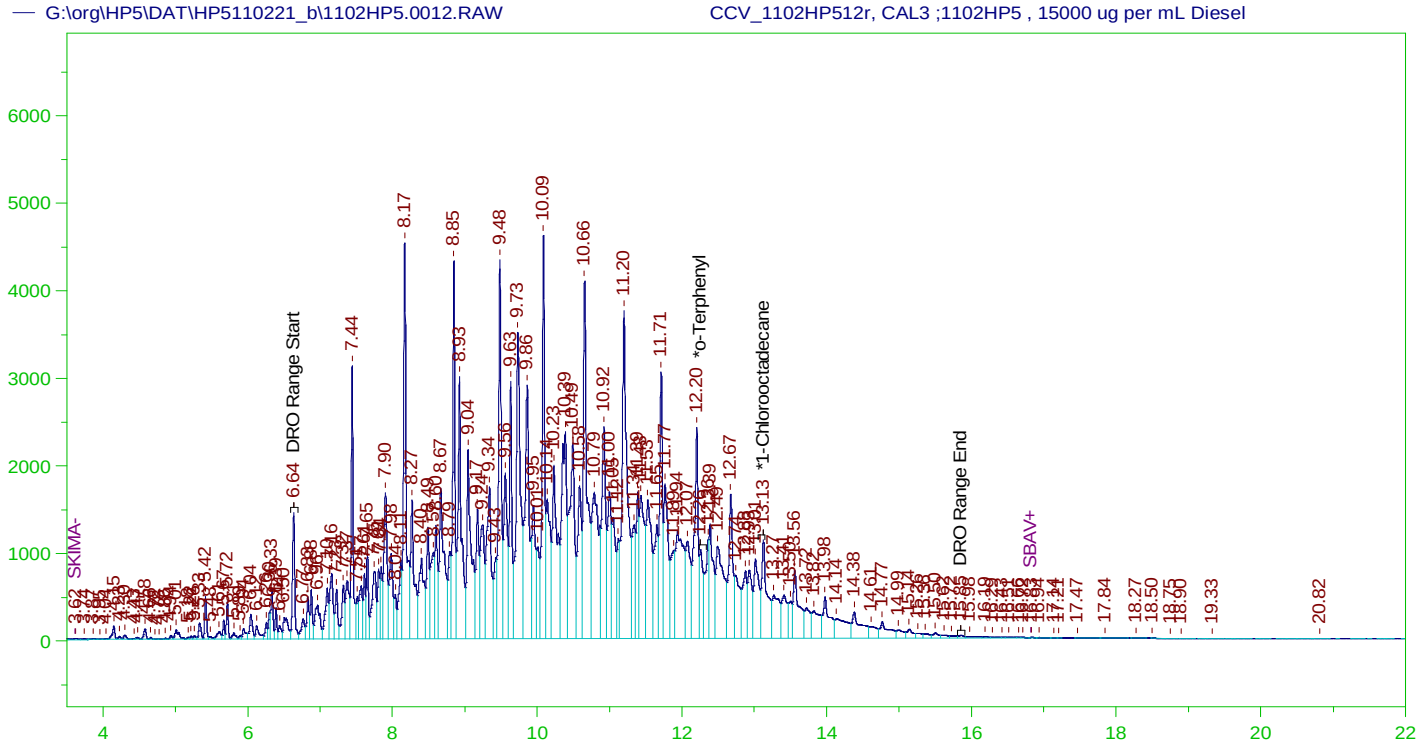

DIESEL RANGE ORGANICS CHROMATOGRAM REPORT

Sample Name: CCV_1102HP512r, CAL3 ;1102HP5 , 15000 ug per mL Diesel
Raw File: G:\org\HP5\DAT\HP5110221_b\1102HP5.0012.RAW
Date & Time Acquired: 11/2/2021 2:58:26 PM
Method File: G:\Org\HP5\Methods\DC_8015-IA-L%.met
Calibration File: G:\Org\HP5\Cals\SW8015C_DRO211102IA.CAL
Sample Weight: 1 Dilution: 1 S.A.: 1

Mean RF for TEH: 31353.19
Rt range for Diesel Range Organics: 6.59 to 15.91

SURROGATE COMPOUND	RT	ACTUAL	MEASURED	%REC	
*o-Terphenyl	12.257	200.	92.35	46.18	-
*1-Chlorooctadecane	13.125	200.	158.994	79.5	-

DRO Area:4.667999E+08 DRO Amount: 14888.43
TEH Area:4.785279E+08 TEH Amount: 15262.49

CONTINUING CALIBRATION REPORT: G:\org\HP5\DAT\HP5110221_b\1102HP5.0012.RAW

COMPOUND	ACTUAL(NG)	MEASURED(NG)	%RECOVERY	LIMITS
TOTAL DRO	15000.	15262.49	101.75	85-115

SURROGATE COMPOUND	RT	ACTUAL	MEASURED	%REC	LIMITS
*o-Terphenyl	12.257	200.	92.35	46.18	85-115
*1-Chlorooctadecane	13.125	200.	158.994	79.5	85-115

G:\org\HP5\dat\HP5110221_b\Review\012_CCV_1102HP512r_DC_8015-IA-L%.xls

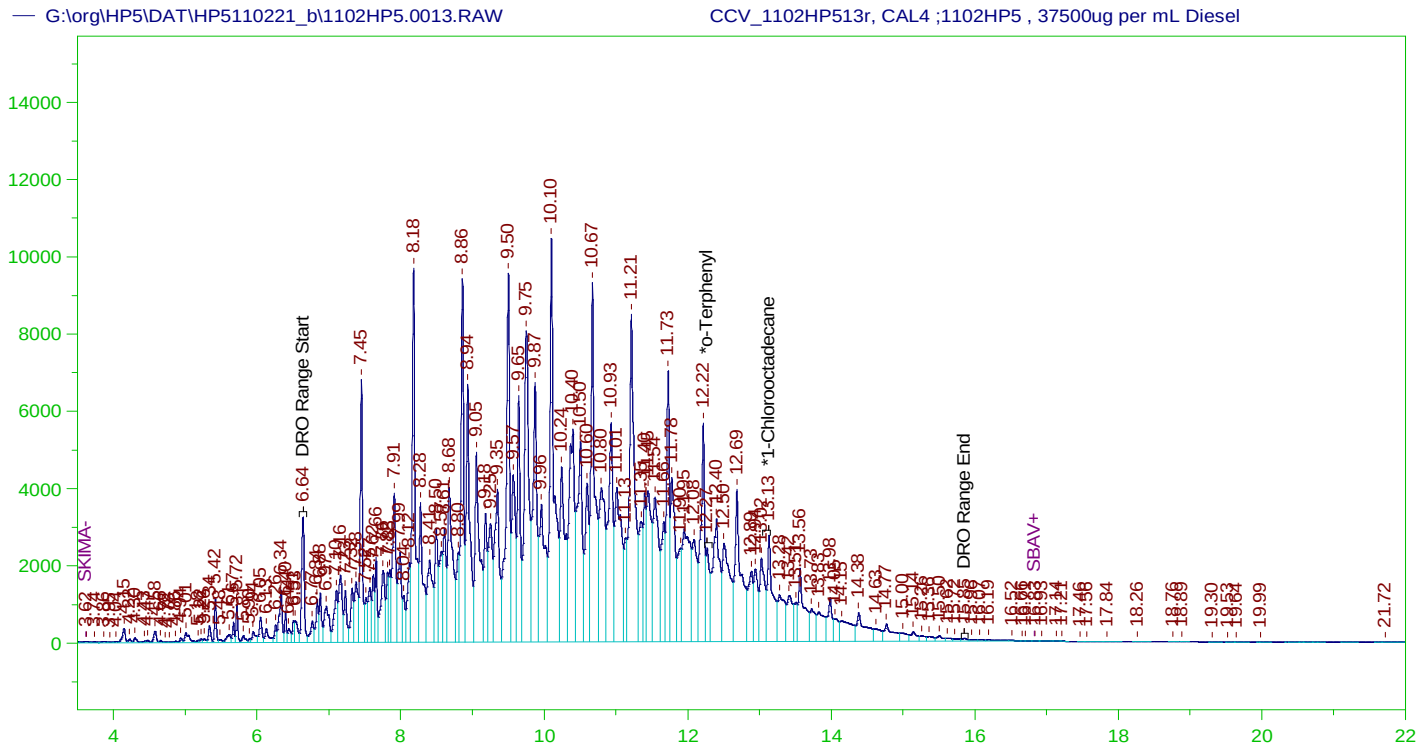

DIESEL RANGE ORGANICS CHROMATOGRAM REPORT

Sample Name: CCV_1102HP513r, CAL4 ;1102HP5 , 37500ug per mL Diesel
Raw File: G:\org\HP5\DAT\HP5110221_b\1102HP5.0013.RAW
Date & Time Acquired: 11/2/2021 3:41:37 PM
Method File: G:\Org\HP5\Methods\DC_8015-IA-L%.met
Calibration File: G:\Org\HP5\Cals\SW8015C_DRO211102IA.CAL
Sample Weight: 1 Dilution: 1 S.A.: 1

Mean RF for TEH: 31353.19
Rt range for Diesel Range Organics: 6.59 to 15.91

SURROGATE COMPOUND	RT	ACTUAL	MEASURED	%REC	
*o-Terphenyl	12.268	200.	238.956	119.48	-
*1-Chlorooctadecane	13.133	200.	386.008	193.	-

DRO Area:1.118993E+09 DRO Amount: 35689.91
TEH Area:1.14732E+09 TEH Amount: 36593.41

CONTINUING CALIBRATION REPORT: G:\org\HP5\DAT\HP5110221_b\1102HP5.0013.RAW

COMPOUND	ACTUAL(NG)	MEASURED(NG)	%RECOVERY	LIMITS
TOTAL DRO	15000.	36593.41	243.96	85-115

SURROGATE COMPOUND	RT	ACTUAL	MEASURED	%REC	LIMITS
*o-Terphenyl	12.268	200.	238.956	119.48	85-115
*1-Chlorooctadecane	13.133	200.	386.008	193.	85-115

G:\org\HP5\dat\HP5110221_b\Review\013_CCV_1102HP513r_DC_8015-IA-L%.xls

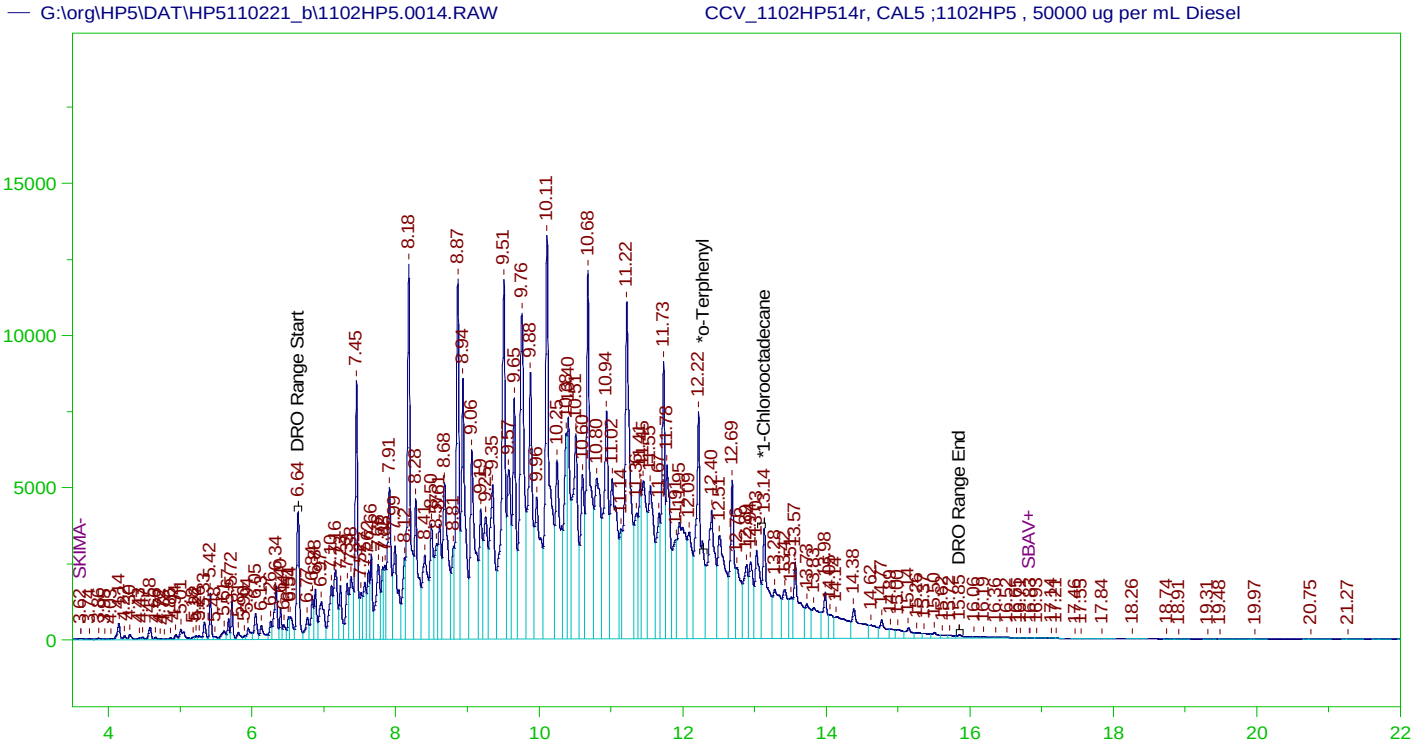

DIESEL RANGE ORGANICS CHROMATOGRAM REPORT

Sample Name: CCV_1102HP514r, CAL5 ;1102HP5 , 50000 ug per mL Diesel
Raw File: G:\org\HP5\DAT\HP5110221_b\1102HP5.0014.RAW
Date & Time Acquired: 11/2/2021 4:24:53 PM
Method File: G:\Org\HP5\Methods\DC_8015-IA-L%.met
Calibration File: G:\Org\HP5\Cals\SW8015C_DRO211102IA.CAL
Sample Weight: 1 Dilution: 1 S.A.: 1

Mean RF for TEH: 31353.19
Rt range for Diesel Range Organics: 6.59 to 15.91

SURROGATE COMPOUND	RT	ACTUAL	MEASURED	%REC
*o-Terphenyl	29.921	200.	.	. -
*1-Chlorooctadecane	13.135	200.	512.63	256.31 -

DRO Area:1.507978E+09 DRO Amount: 48096.49
TEH Area:1.54564E+09 TEH Amount: 49297.7

CONTINUING CALIBRATION REPORT: G:\org\HP5\DAT\HP5110221_b\1102HP5.0014.RAW

COMPOUND	ACTUAL(NG)	MEASURED(NG)	%RECOVERY	LIMITS
TOTAL DRO	15000.	49297.7	328.65	85-115

SURROGATE COMPOUND	RT	ACTUAL	MEASURED	%REC	LIMITS
*o-Terphenyl	29.921	200.	.	.	85-115
*1-Chlorooctadecane	13.135	200.	512.63	256.31	85-115

G:\org\HP5\dat\HP5110221_b\Review\014_CCV_1102HP514r_DC_8015-IA-L%.xls

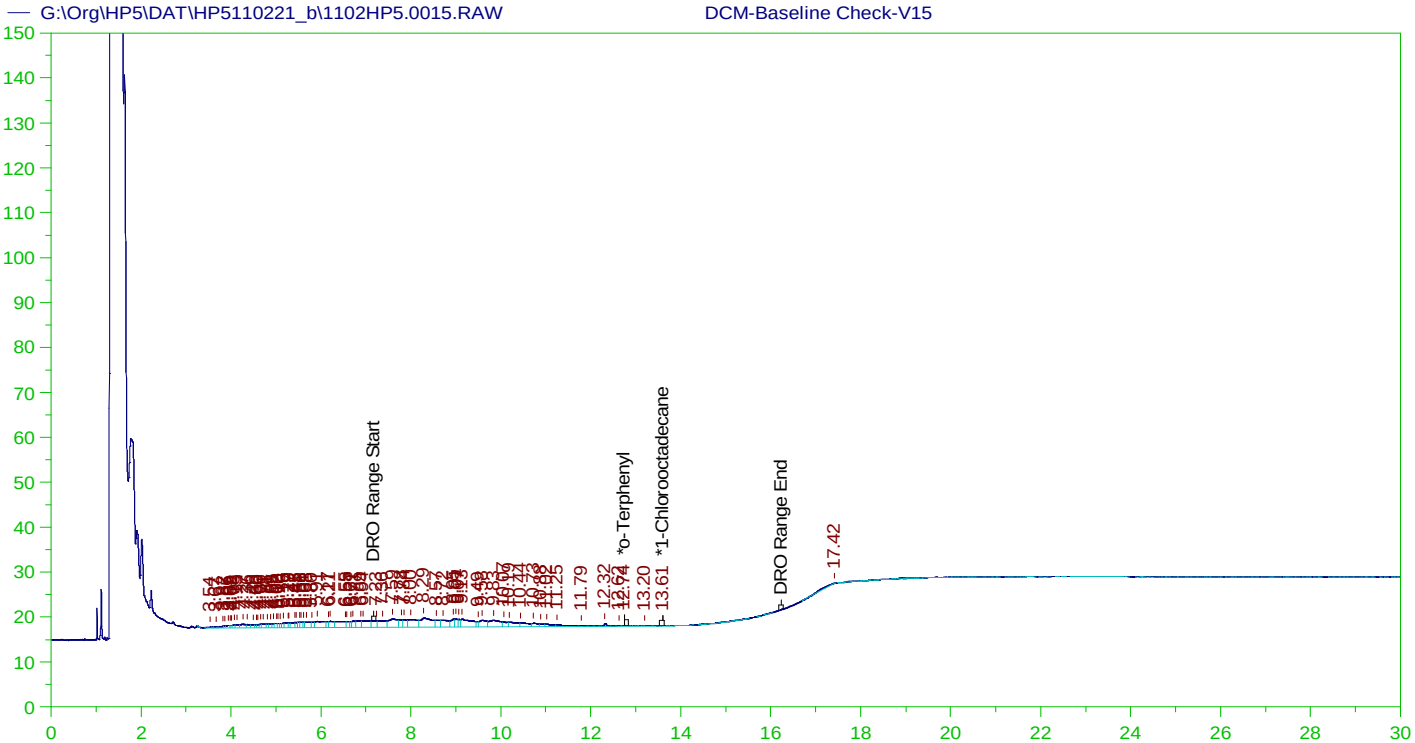

DIESEL RANGE ORGANICS CHROMATOGRAM REPORT
Sample Name: DCM-Baseline Check-V15
Raw File: G:\Org\HP5\DAT\HP5110221_b\1102HP5.0015.RAW
Date & Time Acquired: 11/2/2021 5:08:11 PM
Method File: G:\Org\HP5\Methods\DR_8015-HP-LEXP.met
Calibration File: G:\Org\HP5\Cals\SW8015C_DRO210108HP.CAL
Sample Weight: 1 Dilution: 1 S.A.: 1

Mean RF for TEH: 29457.33
Rt range for Diesel Range Organics: 7.125 to 16.28

SURROGATE COMPOUND	RT	ACTUAL	MEASURED	%REC	
*o-Terphenyl	12.744	200.	.041	.02	-
*1-Chlorooctadecane	13.606	200.	.017	.01	-

DRO Area:305831.5 DRO Amount: 10.38219
TEH Area:517467.1 TEH Amount: 17.56667

G:\org\HP5\dat\HP5110221_b\Review\015_DCM-Baseline Chec_DR_8015-HP-LEXP.xls

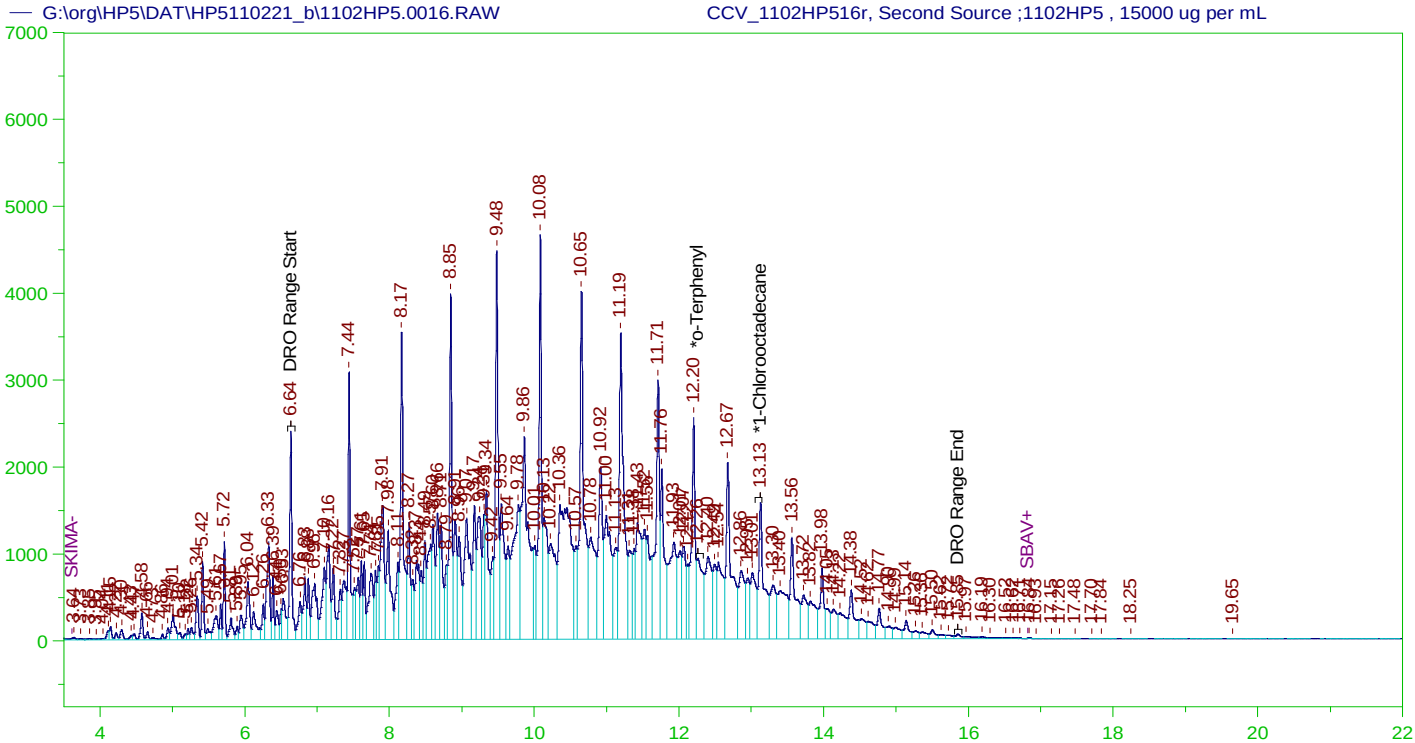

DIESEL RANGE ORGANICS CHROMATOGRAM REPORT

Sample Name: CCV_1102HP516r, Second Source ;1102HP5 , 15000 ug per mL
Raw File: G:\org\HP5\DAT\HP5110221_b\1102HP5.0016.RAW
Date & Time Acquired: 11/2/2021 5:51:31 PM
Method File: G:\Org\HP5\Methods\DC_8015-IA-L%.met
Calibration File: G:\Org\HP5\Cals\SW8015C_DRO211102IA.CAL
Sample Weight: 1 Dilution: 1 S.A.: 1

Mean RF for TEH: 31353.19
Rt range for Diesel Range Organics: 6.59 to 15.91

SURROGATE COMPOUND	RT	ACTUAL	MEASURED	%REC	
*o-Terphenyl	12.261	200.	146.398	73.2	-
*1-Chlorooctadecane	13.127	200.	209.876	104.94	-

DRO Area:4.432555E+08 DRO Amount: 14137.49
TEH Area:4.699825E+08 TEH Amount: 14989.94

CONTINUING CALIBRATION REPORT: G:\org\HP5\DAT\HP5110221_b\1102HP5.0016.RAW

COMPOUND	ACTUAL(NG)	MEASURED(NG)	%RECOVERY	LIMITS
TOTAL DRO	15000.	14989.94	99.93	85-115

SURROGATE COMPOUND	RT	ACTUAL	MEASURED	%REC	LIMITS
*o-Terphenyl	12.261	200.	146.398	73.2	85-115
*1-Chlorooctadecane	13.127	200.	209.876	104.94	85-115

G:\org\HP5\dat\HP5110221_b\Review\016_CCV_1102HP516r_DC_8015-IA-L%.xls

Write Sequence Data File	Insert Entries(Have the first cell for entries selecte Sample Name	Method	Weight	Dil Factor	Amt Inj.	IS	Cal ID	Manul Integrations
G:\org\HP5\DAT\HP5110221_b\1102HP5.03r	CCV_1102HP508r, DRO ;1102HP5 , DRO211025A	G:\Org\HP5\Methods\DC_8015-IA-L%.met	1	1	1	1	0	No integrations
G:\org\HP5\DAT\HP5110221_b\1102HP5.04r	DCM-Baseline Check-V04	G:\Org\HP5\Methods\DR_8015-HP-LEXP.met	1	1	1	1	0	No integrations
G:\org\HP5\DAT\HP5110221_b\1102HP5.05r	CCV_1102HP505r, CAL1 ;1102HP5 , 2 ug per mL OTP (10 uL of Cal3 + 990 uL DCM(14408)	G:\Org\HP5\Methods\DS_8015-IA-L#.met	1	1	1	1	0	Surrogates are integrated using a valley to valley integration using Set Basline Now placed slight before at 12.21 and slightly after the surrogate peak at 12.63 and scaling showing surrogate peak from 11.5-14.
G:\org\HP5\DAT\HP5110221_b\1102HP5.06r	CCV_1102HP506r, CAL2 ;1102HP5 , 50 ug per mL OTP (100 uL Cal4 + 900 uL of DCM(14408)	G:\Org\HP5\Methods\DS_8015-IA-L#.met	1	1	1	1	0	Surrogates are integrated using a valley to valley integration using Set Basline Now placed slight before at 12.21 and slightly after the surrogate peak at 12.63 and scaling showing surrogate peak from 11.5-14.
G:\org\HP5\DAT\HP5110221_b\1102HP5.07r	CCV_1102HP507r, CAL3 ;1102HP5 , 200 ug per mL OTP (100uL of Cal5 + 400 uL DCM(14408)	G:\Org\HP5\Methods\DS_8015-IA-L#.met	1	1	1	1	0	Surrogates are integrated using a valley to valley integration using Set Basline Now placed slight before at 12.21 and slightly after the surrogate peak at 12.63 and scaling showing surrogate peak from 11.5-14.
G:\org\HP5\DAT\HP5110221_b\1102HP5.08r	CCV_1102HP508r, CAL4 ;1102HP5 , 500 ug per mL OTP (250uL of Cal5 + 250 uL DCM(14408)	G:\Org\HP5\Methods\DS_8015-IA-L#.met	1	1	1	1	0	Surrogates are integrated using a valley to valley integration using Set Basline Now placed slight before at 12.21 and slightly after the surrogate peak at 12.63 and scaling showing surrogate peak from 11.5-14.
G:\org\HP5\DAT\HP5110221_b\1102HP5.09r	CCV_1102HP509r, CAL5 ;1102HP5 , 1000 ug per mL OTP (250 uL 4000 ug/mL OTP DRO211101A + 750 DCM(14408)	G:\Org\HP5\Methods\DS_8015-IA-L#.met	1	1	1	1	0	Surrogates are integrated using a valley to valley integration using Set Basline Now placed slight before at 12.21 and slightly after the surrogate peak at 12.63 and scaling showing surrogate peak from 11.5-14.
G:\org\HP5\DAT\HP5110221_b\1102HP5.10r	CCV_1102HP510r, CAL1 ;1102HP5 , 150 ug per mL Diesel (10 uL of Cal3 + 990 uL DCM(14408),	G:\Org\HP5\Methods\DC_8015-IA-L%.met	1	1	1	1	0	The integration of Diesel Range Organics and Total Extractable Hydrocarbons is the hydrocarbon response with reference to the basline. Assigned Set Baseline All Valley on at 16.83
G:\org\HP5\DAT\HP5110221_b\1102HP5.11r	CCV_1102HP511r, CAL2 ;1102HP5 , 3750 ug per mL Diesel (100 uL Cal4 + 900 uL of DCM(14408)	G:\Org\HP5\Methods\DC_8015-IA-L%.met	1	1	1	1	0	The integration of Diesel Range Organics and Total Extractable Hydrocarbons is the hydrocarbon response with reference to the basline. Assigned Set Baseline All Valley on at 17.5
G:\org\HP5\DAT\HP5110221_b\1102HP5.12r	CCV_1102HP512r, CAL3 ;1102HP5 , 15000 ug per mL Diesel (300 uL of DRO211012A + 700 uL DCM(14408)	G:\Org\HP5\Methods\DC_8015-IA-L%.met	1	1	1	1	0	The integration of Diesel Range Organics and Total Extractable Hydrocarbons is the hydrocarbon response with reference to the basline. Assigned Set Baseline All Valley on at 17.5
G:\org\HP5\DAT\HP5110221_b\1102HP5.13r	CCV_1102HP513r, CAL4 ;1102HP5 , 37500ug per mL Diesel (750 uL of DRO211012A + 250 uL DCM(14408)	G:\Org\HP5\Methods\DC_8015-IA-L%.met	1	1	1	1	0	The integration of Diesel Range Organics and Total Extractable Hydrocarbons is the hydrocarbon response with reference to the basline. Assigned Set Baseline All Valley on at 17.5
G:\org\HP5\DAT\HP5110221_b\1102HP5.14r	CCV_1102HP514r, CAL5 ;1102HP5 , 50000 ug per mL Diesel (200 uL of DRO211012A)	G:\Org\HP5\Methods\DC_8015-IA-L%.met	1	1	1	1	0	The integration of Diesel Range Organics and Total Extractable Hydrocarbons is the hydrocarbon response with reference to the basline. Assigned Set Baseline All Valley on at 17.5
G:\org\HP5\DAT\HP5110221_b\1102HP5.15r	DCM-Baseline Check-V15	G:\Org\HP5\Methods\DR_8015-HP-LEXP.met	1	1	1	1	0	No integrations
G:\org\HP5\DAT\HP5110221_b\1102HP5.16r	CCV_1102HP516r, Second Source ;1102HP5 , 15000 ug per mL (100uL of DRO211012B + 900uL DCM(14408)	G:\Org\HP5\Methods\DC_8015-IA-L%.met	1	1	1	1	0	The integration of Diesel Range Organics and Total Extractable Hydrocarbons is the hydrocarbon response with reference to the basline. Assigned Set Baseline All Valley on at 17.5

Ann Nebel

Digitally signed by
Ann Nebel
Date: 2021.11.09 12:32:44 -07:00

Energy Laboratories Inc

ANALYTICAL RUN Summary

31-Mar-21

Run ID GCFID-HP5-B_210218B

Run Start Date:	2/18/2021
Analyst:	Ann Nebel
Ical:	
Column ID:	
Comments:	8015 OIL range calibration SW8015_OIL210218

Std ID	Std Name	Std Amount	Std Units	Samp Amount	Samp Units	SampType	Expiration Date
DRO180918C	50,000 ug/mL Oil Std For AK103 RRO-In DCM					CAL	8/31/2025
DRO210204A	Carbon Scan STD					MARKER	3/5/2028
DRO210217A	20,000 ug/mL Oil Std For AK103 RRO-In DCM					ICV	8/23/2021

Seq No	Lab ID	Test Code	Sample Typ	File ID	Analysis Date	DF	Batch ID	Prep Date	SPKref	RPDref	pmoist
14282665	CCV_0218HP50	HC-8015-DRO-	CAL1		2/18/2021 12:03:	1	R356533		0	0	

Analyte	T	Units	RAW	Final	Text	Spike	SPKref	RPDref	MDL	PQL	UQL	%REC	LOW	HIGH	%RPD	Q
TEH(Oil Range)	A	mg/L		0.1468323		0.15	0	0	0	0.3	0	98%	80	120	0%	

Seq No	Lab ID	Test Code	Sample Typ	File ID	Analysis Date	DF	Batch ID	Prep Date	SPKref	RPDref	pmoist
14282666	CCV_0218HP50	HC-8015-DRO-	CAL2		2/18/2021 1:27:3	1	R356533		0	0	

Analyte	T	Units	RAW	Final	Text	Spike	SPKref	RPDref	MDL	PQL	UQL	%REC	LOW	HIGH	%RPD	Q
TEH(Oil Range)	A	mg/L		1.062811		1	0	0	0.15	0.3	0	106%	80	120	0%	

Seq No	Lab ID	Test Code	Sample Typ	File ID	Analysis Date	DF	Batch ID	Prep Date	SPKref	RPDref	pmoist
14282667	CCV_0218HP50	HC-8015-DRO-	CAL3		2/18/2021 2:51:0	1	R356533		0	0	

Analyte	T	Units	RAW	Final	Text	Spike	SPKref	RPDref	MDL	PQL	UQL	%REC	LOW	HIGH	%RPD	Q
TEH(Oil Range)	A	mg/L		5.035713		5	0	0	0.15	0.3	0	101%	80	120	0%	

Seq No	Lab ID	Test Code	Sample Typ	File ID	Analysis Date	DF	Batch ID	Prep Date	SPKref	RPDref	pmoist
14282668	CCV_0218HP50	HC-8015-DRO-	CAL4		2/18/2021 4:14:3	1	R356533		0	0	

Analyte	T	Units	RAW	Final	Text	Spike	SPKref	RPDref	MDL	PQL	UQL	%REC	LOW	HIGH	%RPD	Q
TEH(Oil Range)	A	mg/L		14.69295		15	0	0	0.15	0.3	0	98%	80	120	0%	

Seq No	Lab ID	Test Code	Sample Typ	File ID	Analysis Date	DF	Batch ID	Prep Date	SPKref	RPDref	pmoist
14282669	CCV_0218HP51	HC-8015-DRO-	CAL5		2/18/2021 5:38:3	1	R356533		0	0	

Analyte	T	Units	RAW	Final	Text	Spike	SPKref	RPDref	MDL	PQL	UQL	%REC	LOW	HIGH	%RPD	Q
TEH(Oil Range)	A	mg/L		28.20769		30	0	0	0.15	0.3	0	94%	80	120	0%	

Seq No	Lab ID	Test Code	Sample Typ	File ID	Analysis Date	DF	Batch ID	Prep Date	SPKref	RPDref	pmoist
14282670	CCV_0218HP51	HC-8015-DRO-	ICV		2/18/2021 8:27:3	1	R356533		0	0	

Analyte	T	Units	RAW	Final	Text	Spike	SPKref	RPDref	MDL	PQL	UQL	%REC	LOW	HIGH	%RPD	Q
TEH(Oil Range)	A	mg/L		5.474465		5	0	0	0.15	0.3	0	109%	80	120	0%	

Write Sequence	Data File	Sample Nam	Insert Entries(Have the first cell for entries selecte	Method	Weight	Dil Factor	Amt Inj.	IS	Cal ID
	:\org\HP5\DAT\HP5021821_b\0218HP5.01r	Marker_0218HP501r, DRO C40 ;0218HP5 , DRO210204A		g:\org\HP5\Methods\\CSC210212.met	1	1	1	1	0
	:\org\HP5\DAT\HP5021821_b\0218HP5.02r	DCM-Baseline Check-V02		G:\Org\HP5\Methods\DR_8015-HE-LEXP.met	1	1	1	1	0
	:\org\HP5\DAT\HP5021821_b\0218HP5.03r	CCV_0218HP503r, CAL1 ;0218HP5 , 150 ug per mLOil (10 uL of Cal4 + 990 uL DCM(13510)		G:\Org\HP5\Methods\DR_OIL-021803-AA-L0.MET	1	1	1	1	0
	:\org\HP5\DAT\HP5021821_b\0218HP5.04r	DCM-Baseline Check-V04		G:\Org\HP5\Methods\DR_8015-HE-LEXP.met	1	1	1	1	0
	:\org\HP5\DAT\HP5021821_b\0218HP5.05r	CCV_0218HP505r, CAL2 ;0218HP5 , 1000 ug per mL Oil (200 uL of Cal 3 +800 uL DCM(13510)		G:\Org\HP5\Methods\DR_OIL-021805-AA-L0.MET	1	1	1	1	0
	:\org\HP5\DAT\HP5021821_b\0218HP5.06r	DCM-Baseline Check-V06		G:\Org\HP5\Methods\DR_8015-HE-LEXP.met	1	1	1	1	0
	:\org\HP5\DAT\HP5021821_b\0218HP5.07r	CCV_0218HP507r, CAL3 ;0218HP5 , 5000 ug per mL Oil (100 uL of DRO180918C + 900 uL DCM(13510)		G:\Org\HP5\Methods\DR_OIL-021807-AA-L0.MET	1	1	1	1	0
	:\org\HP5\DAT\HP5021821_b\0218HP5.08r	DCM-Baseline Check-V08		G:\Org\HP5\Methods\DR_8015-HE-LEXP.met	1	1	1	1	0
	:\org\HP5\DAT\HP5021821_b\0218HP5.09r	CCV_0218HP509r, CAL4 ;0218HP5 , 15000 ug per mL Oil (200 uL of CAL5 + 200 uL DCM(13510)		G:\Org\HP5\Methods\DR_OIL-021807-AA-L0.MET	1	1	1	1	0
	:\org\HP5\DAT\HP5021821_b\0218HP5.10r	DCM-Baseline Check-V10		G:\Org\HP5\Methods\DR_8015-HE-LEXP.met	1	1	1	1	0
	:\org\HP5\DAT\HP5021821_b\0218HP5.11r	CCV_0218HP511r, CAL5 ;0218HP5 , 30000 ug per mL Oil (600 uL of DRO180918C + 400 uL of DCM)		G:\Org\HP5\Methods\DR_OIL-021811-AA-L0.MET	1	1	1	1	0
	:\org\HP5\DAT\HP5021821_b\0218HP5.12r	DCM-Baseline Check-V12		G:\Org\HP5\Methods\DR_8015-HE-LEXP.met	1	1	1	1	0
	:\org\HP5\DAT\HP5021821_b\0218HP5.13r	DCM-Baseline Check-V13		G:\Org\HP5\Methods\DR_8015-HE-LEXP.met	1	1	1	1	0
	:\org\HP5\DAT\HP5021821_b\0218HP5.14r	DCM-Baseline Check-V14		G:\Org\HP5\Methods\DR_8015-HE-LEXP.met	1	1	1	1	0
	:\org\HP5\DAT\HP5021821_b\0218HP5.15r	CCV_0218HP515r, Second Source ;0218HP5 , 5000 ug per mL (100uL of DRO210217A + 300uL DCM(13510)		G:\Org\HP5\Methods\DR_OIL-021811-AA-L0.MET	1	1	1	1	0

File Name: G:\Org\HP5\Cals\SW8015C_OIL210218AA.CAL
Version: 4

Creator: AMN 3/31/2021
Description: DRO-8015-Oil range. New ICal Per 0218HP5 (2021)-2 uL Inj.; COD added using OTP RFs
Reason for change:

External standard calibration
Standard injection volume: 1
Standard sample weight: 1
Area reject threshold: 500
Reference peak area reject threshold: 500
Amount units: nanograms
No default component

Method of calculating data point averages: Equal weight for all updates
No calibration update report

All levels are normal data points.

1 DRO Range Start

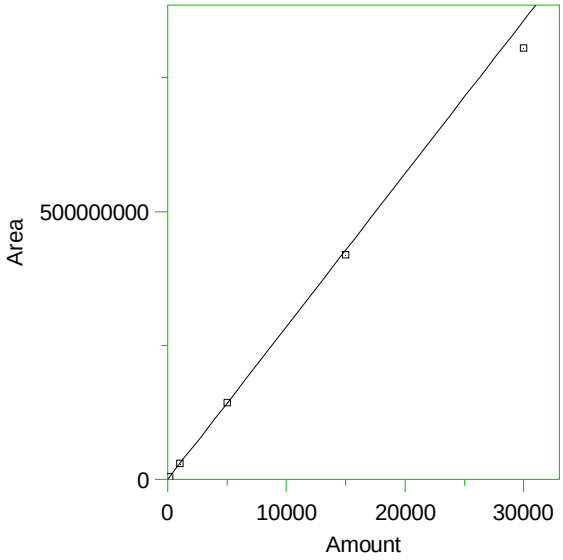

Expected retention time:	6.54 minutes
Search window:	0.05 minutes
No retention time reference component	
Group number:	0
High alarm limit:	0
Low alarm limit:	0
Component constant:	0

Single peak quantification by area

Y = 28542.41 X + 0

Average CF fit with equal weighting, forced to origin

Coefficient of determination:	0.9940317
Average error:	3.209%
Average CF:	28542.41
RSD:	4.497%

Level	Amount	Response	Cal Factor	Error, %	Source	Date and time
1	150	4325287	28835.25	1.026	Manual	3/30/2021 11:50:57 AM
2	1000	3.03352E+07	30335.2	6.281	Manual	3/30/2021 11:51:41 AM
3	5000	1.437314E+08	28746.28	0.714	Manual	3/30/2021 11:52:00 AM
4	15000	4.193721E+08	27958.14	-2.047	Manual	3/30/2021 11:52:55 AM
5	30000	8.051155E+08	26837.18	-5.974	Manual	3/30/2021 11:52:32 AM

2 *o-Terphenyl

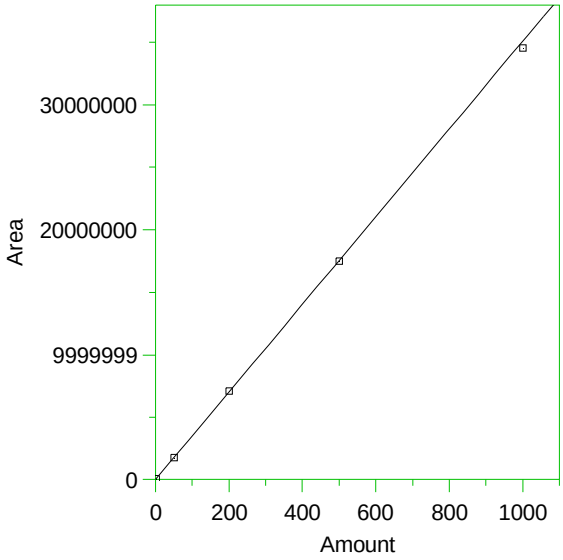

Expected retention time:	12.14 minutes
Search window:	0.05 minutes
No retention time reference component	
Group number:	0
High alarm limit:	0
Low alarm limit:	0
Component constant:	0

Single peak quantification by area

Y = 35071.26 X + 0

Average CF fit with equal weighting, forced to origin

Coefficient of determination:	0.9996535
Average error:	0.838%
Average CF:	35071.26
RSD:	1.097%

Level	Amount	Response	Cal Factor	Error, %	Source	Date and time
1	2	70648.41	35324.2	0.721	G:\Org\HP5\DAT\HP5010821_b\0108HP5.0011.BND	1/11/2021 9:44:43 AM
2	50	1746406	34928.12	-0.408	G:\Org\HP5\DAT\HP5010821_b\0108HP5.0012.BND	1/11/2021 9:44:50 AM
3	200	7110604	35553.02	1.374	G:\Org\HP5\DAT\HP5010821_b\0108HP5.0013.BND	1/11/2021 9:44:58 AM
4	500	1.749965E+07	34999.3	-0.205	G:\Org\HP5\DAT\HP5010821_b\0108HP5.0014.BND	1/11/2021 9:45:02 AM
5	1000	3.455164E+07	34551.64	-1.482	G:\Org\HP5\DAT\HP5010821_b\0108HP5.0015.BND	1/11/2021 9:45:07 AM

3 *1-Chlorooctadecane

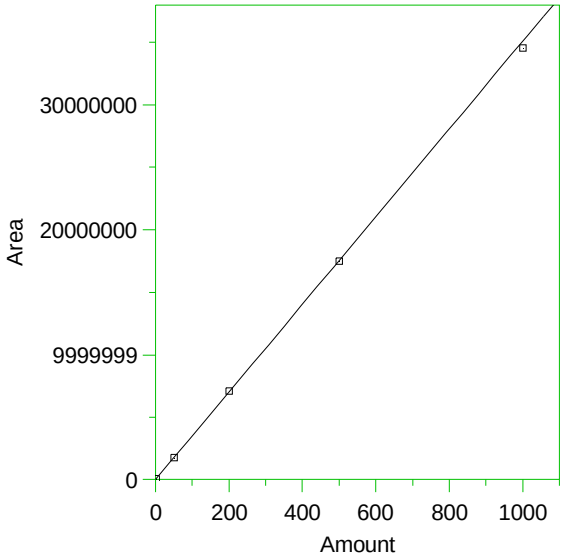

Expected retention time:	12.95 minutes
Search window:	0.05 minutes
No retention time reference component	
Group number:	0
High alarm limit:	0
Low alarm limit:	0
Component constant:	0

Single peak quantification by area

Y = 35071.26 X + 0

Average CF fit with equal weighting, forced to origin

Coefficient of determination:	0.9996535
Average error:	0.838%
Average CF:	35071.26
RSD:	1.097%

Level	Amount	Response	Cal Factor	Error, %	Source	Date and time
1	2	70648.41	35324.2	0.721	Manual	1/11/2021 9:45:13 AM
2	50	1746406	34928.12	-0.408	Manual	1/11/2021 9:45:15 AM
3	200	7110604	35553.02	1.374	Manual	1/11/2021 9:45:17 AM
4	500	1.749965E+07	34999.3	-0.205	Manual	1/11/2021 9:45:19 AM
5	1000	3.455164E+07	34551.64	-1.482	Manual	1/11/2021 9:45:21 AM


G:\org\HP5\DAT\HP5021821_b\0218HP5.0001.RAW
Marker_0218HP501r, DRO C40 ;0218HP5 , DRO210204A
1.18 c-5
1.71 c-6
2.81 c-7
4.44 c-8
5.60 c-9
6.53 c-10
7.33 c-11
8.73 c-13
9.36 c-14
9.95 c-15
10.52 c-16
11.05 c-17
11.57 c-18
12.06 c-19
12.53 c-20
12.98 c-21
13.41 c-22
13.83 c-23
14.22 c-24
14.61 c-25
14.98 c-26
15.34 c-27
15.69 c-28
16.02 c-29
16.35 c-30
16.97 c-32
17.61 c-34
18.43 c-36
19.56 c-38
21.12 c-40

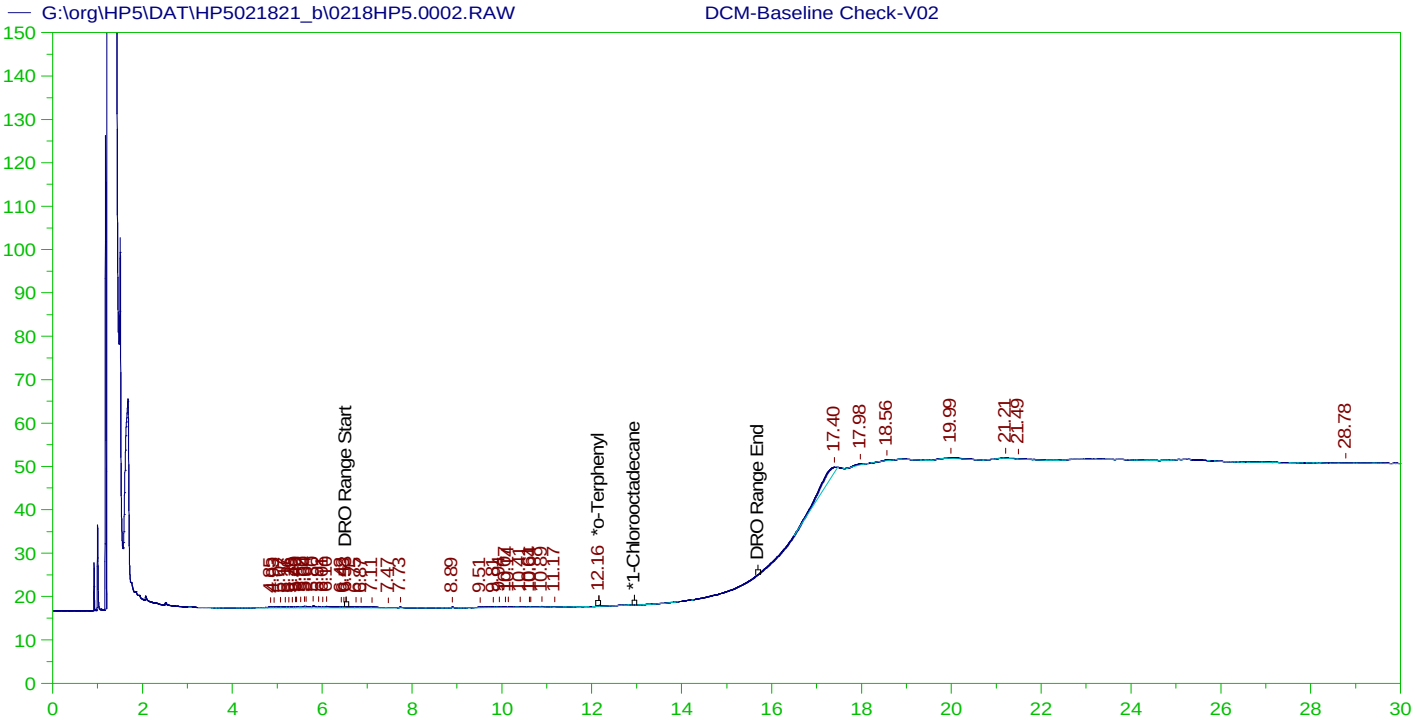

DIESEL RANGE ORGANICS CHROMATOGRAM REPORT

Sample Name: DCM-Baseline Check-V02
Raw File: G:\org\HP5\DAT\HP5021821_b\0218HP5.0002.RAW
Date & Time Acquired: 2/18/2021 11:21:40 AM
Method File: G:\Org\HP5\Methods\DR_8015-HE-LEXP.met
Calibration File: G:\Org\HP5\Cals\SW8015C_DRO210108HE.CAL
Sample Weight: 1 Dilution: 1 S.A.: 1

Mean RF for TEH: 29457.33
Rt range for Diesel Range Organics: 6.49 to 15.75

SURROGATE COMPOUND	RT	ACTUAL	MEASURED	%REC
*o-Terphenyl	12.158	200.	.034	.02 -
*1-Chlorooctadecane	29.927	200.	.	. -

DRO Area:29553.31 DRO Amount: 1.003258
TEH Area:144057.3 TEH Amount: 4.890373

G:\org\HP5\dat\HP5021821_b\Review\002_DCM-Baseline Chec_DR_8015-HE-LEXP.xls

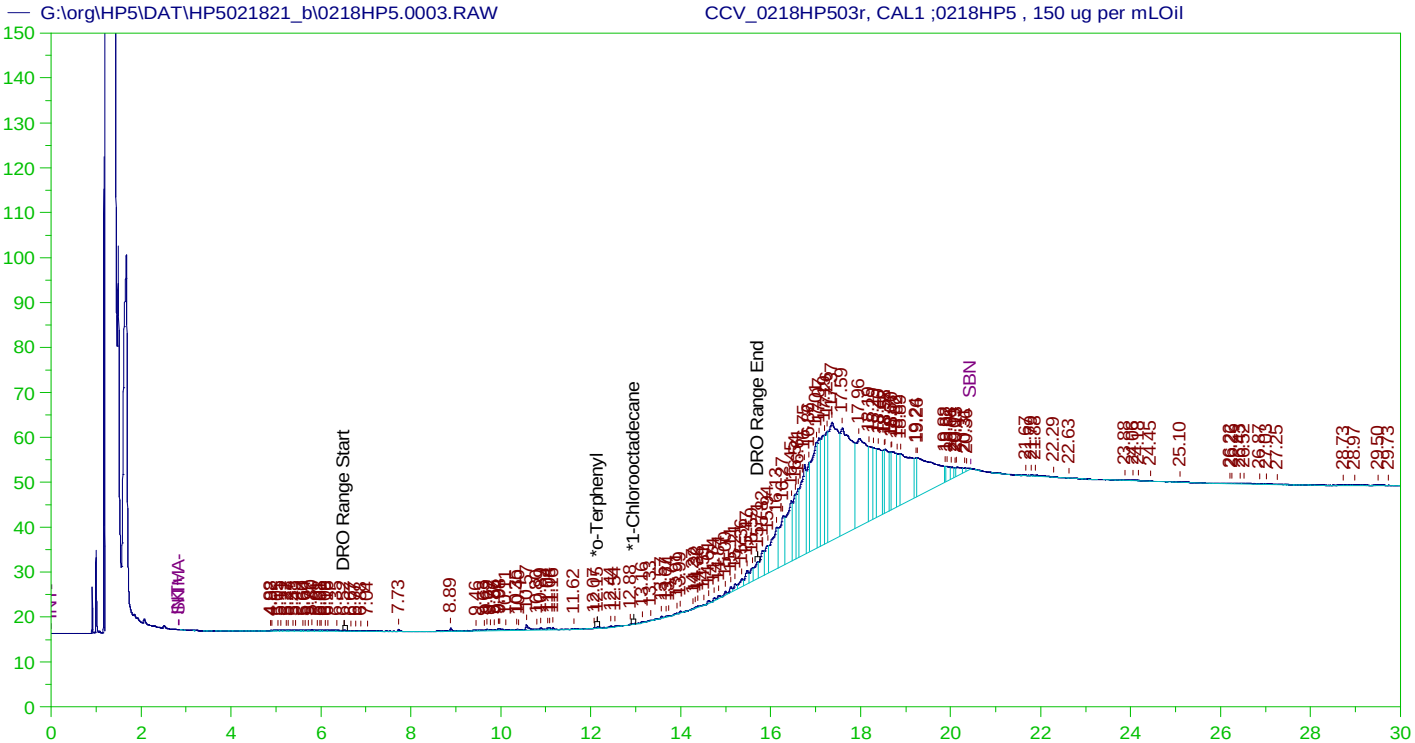

DIESEL RANGE ORGANICS CHROMATOGRAM REPORT
Sample Name: CCV_0218HP503r, CAL1 ;0218HP5 , 150 ug per mLOil
Raw File: G:\org\HP5\DAT\HP5021821_b\0218HP5.0003.RAW
Date & Time Acquired: 2/18/2021 12:03:33 PM
Method File: G:\ORG\HP5\METHODS\DR_OIL-021803-AA-L0.MET
Calibration File: G:\Org\HP5\Cals\SW8015C_OIL210218AA.CAL
Sample Weight: 1 Dilution: 1 S.A.: 1

Mean RF for TEH: 28542.41
Rt range for Diesel Range Organics: 6.49 to 15.75

SURROGATE COMPOUND	RT	ACTUAL	MEASURED	%REC	
*o-Terphenyl	12.146	200.	.02	.01	-
*1-Chlorooctadecane	29.979	200.	.	.	-

DRO Area:141843.8 DRO Amount: 4.969579
TEH Area:3766485 TEH Amount: 131.961

CONTINUING CALIBRATION REPORT: G:\org\HP5\DAT\HP5021821_b\0218HP5.0003.RAW

COMPOUND	ACTUAL(NG)	MEASURED(NG)	%RECOVERY	LIMITS
TOTAL DRO	5000.	131.96	2.64	85-115

SURROGATE COMPOUND	RT	ACTUAL	MEASURED	%REC	LIMITS
*o-Terphenyl	12.146	200.	.02	.01	85-115
*1-Chlorooctadecane	29.979	200.	.	.	85-115

G:\org\HP5\dat\HP5021821_b\Review\003_CCV_0218HP503r_DR_OIL-021803-AA-L0.xls

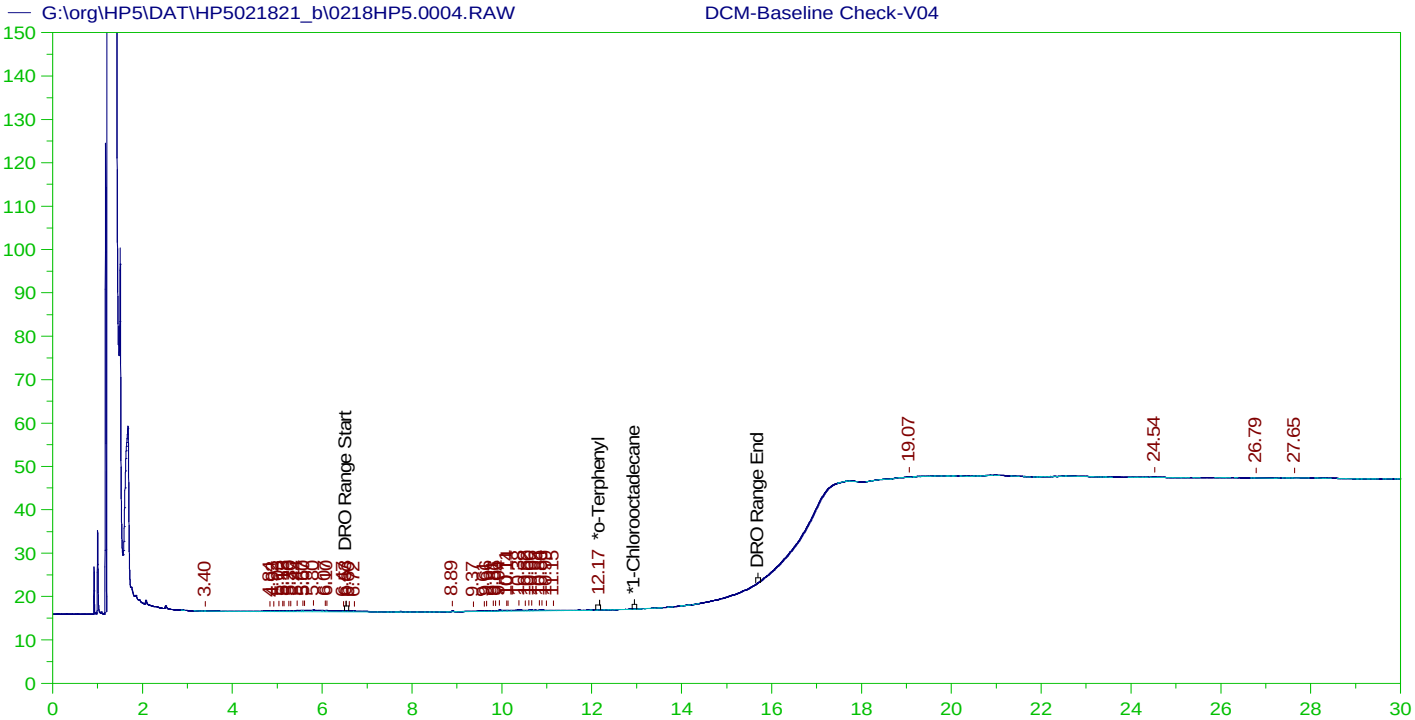

DIESEL RANGE ORGANICS CHROMATOGRAM REPORT
Sample Name: DCM-Baseline Check-V04
Raw File: G:\org\HP5\DAT\HP5021821_b\0218HP5.0004.RAW
Date & Time Acquired: 2/18/2021 12:45:36 PM
Method File: G:\Org\HP5\Methods\DR_8015-HE-LEXP.met
Calibration File: G:\Org\HP5\Cals\SW8015C_DRO210108HE.CAL
Sample Weight: 1 Dilution: 1 S.A.: 1

Mean RF for TEH: 29457.33
Rt range for Diesel Range Organics: 6.49 to 15.75

SURROGATE COMPOUND	RT	ACTUAL	MEASURED	%REC	
*o-Terphenyl_____	12.171	200.	.017	.01	-
*1-Chlorooctadecane_____	29.958	200.	.	.	-

DRO Area:27245.38 DRO Amount: 0.9249101
TEH Area:63574.01 TEH Amount: 2.158173

G:\org\HP5\dat\HP5021821_b\Review\004_DCM-Baseline Chec_DR_8015-HE-LEXP.xls

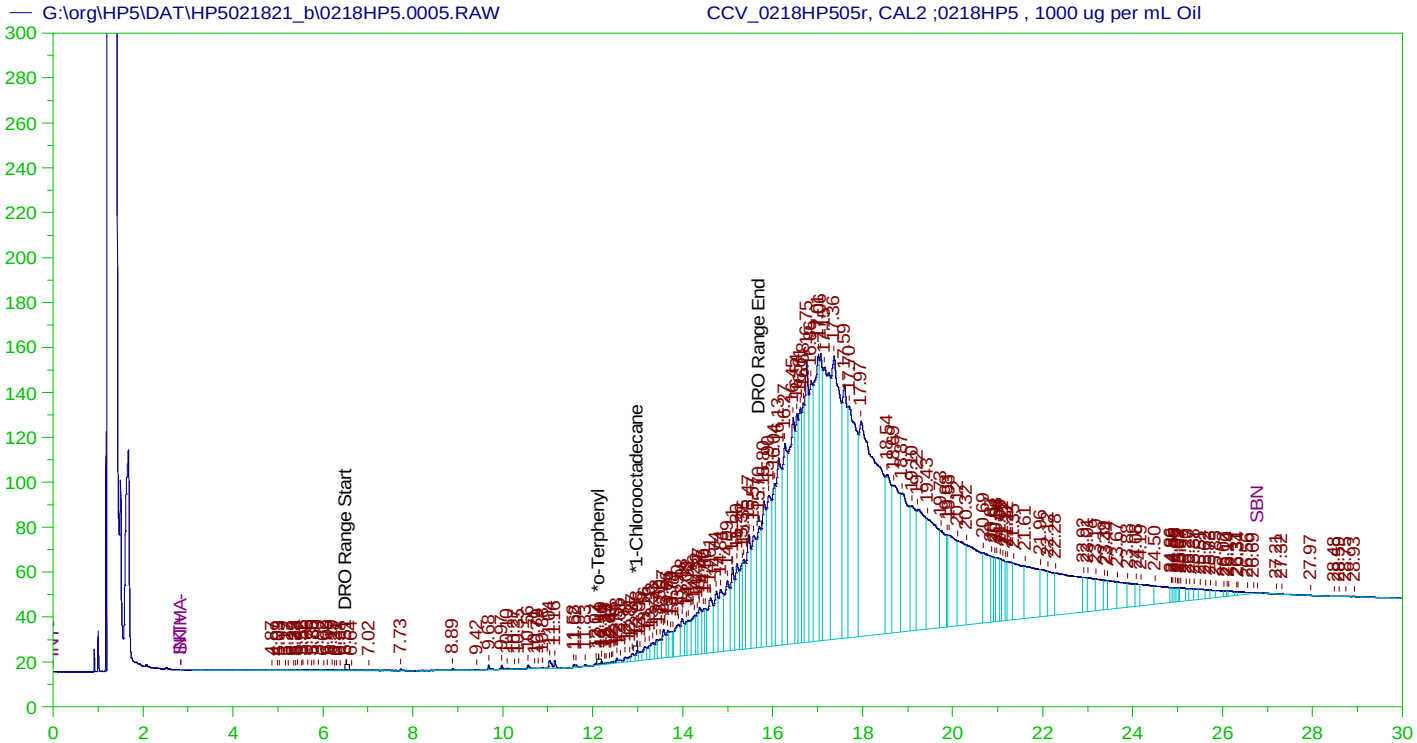

DIESEL RANGE ORGANICS CHROMATOGRAM REPORT

Sample Name: CCV_0218HP505r, CAL2 ;0218HP5 , 1000 ug per mL Oil
Raw File: G:\org\HP5\DAT\HP5021821_b\0218HP5.0005.RAW
Date & Time Acquired: 2/18/2021 1:27:30 PM
Method File: G:\ORG\HP5\METHODS\DR_OIL-021805-AA-L0.MET
Calibration File: G:\Org\HP5\Cals\SW8015C_OIL210218AA.CAL
Sample Weight: 1 Dilution: 1 S.A.: 1

Mean RF for TEH: 28542.41
Rt range for Diesel Range Organics: 6.49 to 15.75

SURROGATE COMPOUND	RT	ACTUAL	MEASURED	%REC	
*o-Terphenyl	12.136	200.	.034	.02	-
*1-Chlorooctadecane	12.983	200.	.496	.25	-

DRO Area:3721460 DRO Amount: 130.3835
TEH Area:3.03352E+07 TEH Amount: 1062.811

CONTINUING CALIBRATION REPORT: G:\org\HP5\DAT\HP5021821_b\0218HP5.0005.RAW

COMPOUND	ACTUAL(NG)	MEASURED(NG)	%RECOVERY	LIMITS
TOTAL DRO	5000.	1062.81	21.26	85-115

SURROGATE COMPOUND	RT	ACTUAL	MEASURED	%REC	LIMITS
*o-Terphenyl	12.136	200.	.034	.02	85-115
*1-Chlorooctadecane	12.983	200.	.496	.25	85-115

G:\org\HP5\dat\HP5021821_b\Review\005_CCV_0218HP505r_DR_OIL-021805-AA-L0.xls

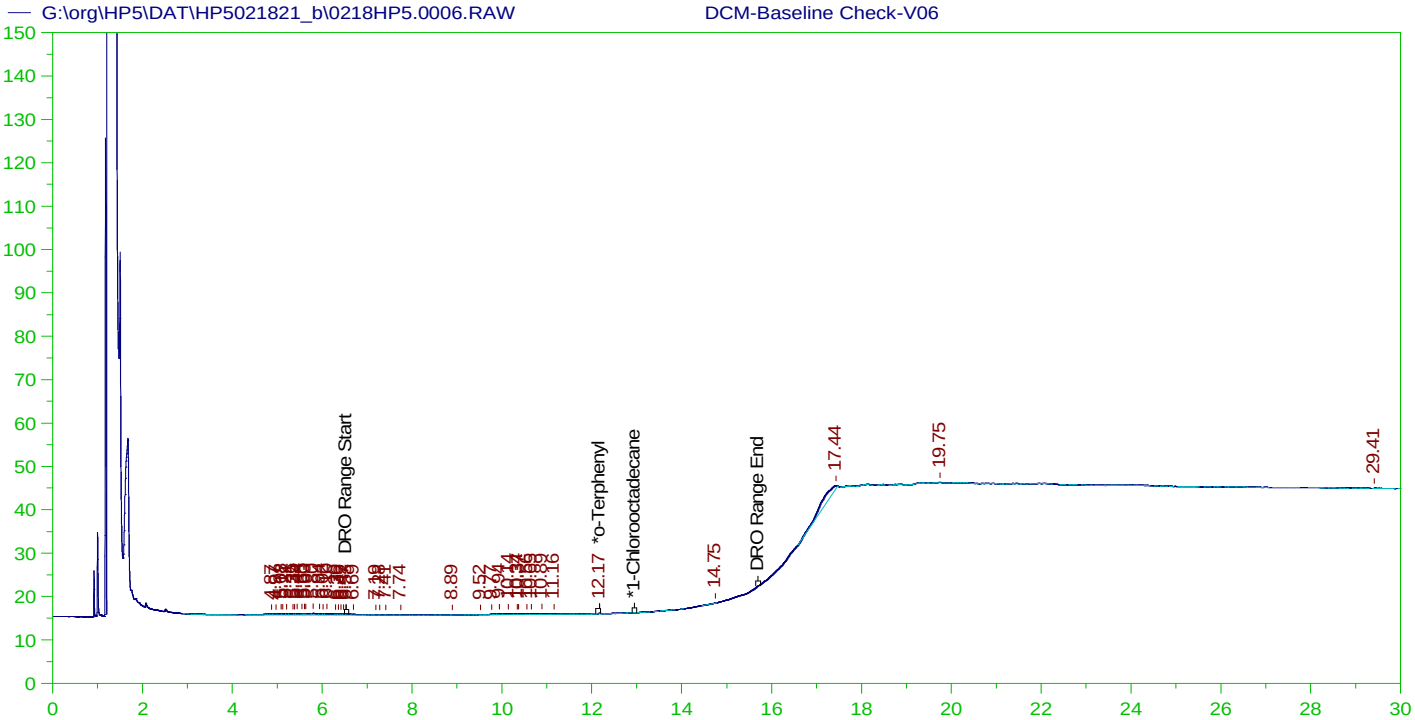

DIESEL RANGE ORGANICS CHROMATOGRAM REPORT

Sample Name: DCM-Baseline Check-V06
Raw File: G:\org\HP5\DAT\HP5021821_b\0218HP5.0006.RAW
Date & Time Acquired: 2/18/2021 2:09:12 PM
Method File: G:\Org\HP5\Methods\DR_8015-HE-LEXP.met
Calibration File: G:\Org\HP5\Cals\SW8015C_DRO210108HE.CAL
Sample Weight: 1 Dilution: 1 S.A.: 1

Mean RF for TEH: 29457.33
Rt range for Diesel Range Organics: 6.49 to 15.75

SURROGATE COMPOUND	RT	ACTUAL	MEASURED	%REC	
*o-Terphenyl	12.17	200.	.017	.01	-
*1-Chlorooctadecane	29.977	200.	.	.	-

DRO Area:29249.25 DRO Amount: 0.9929362
TEH Area:123949.1 TEH Amount: 4.20775

G:\org\HP5\dat\HP5021821_b\Review\006_DCM-Baseline Chec_DR_8015-HE-LEXP.xls

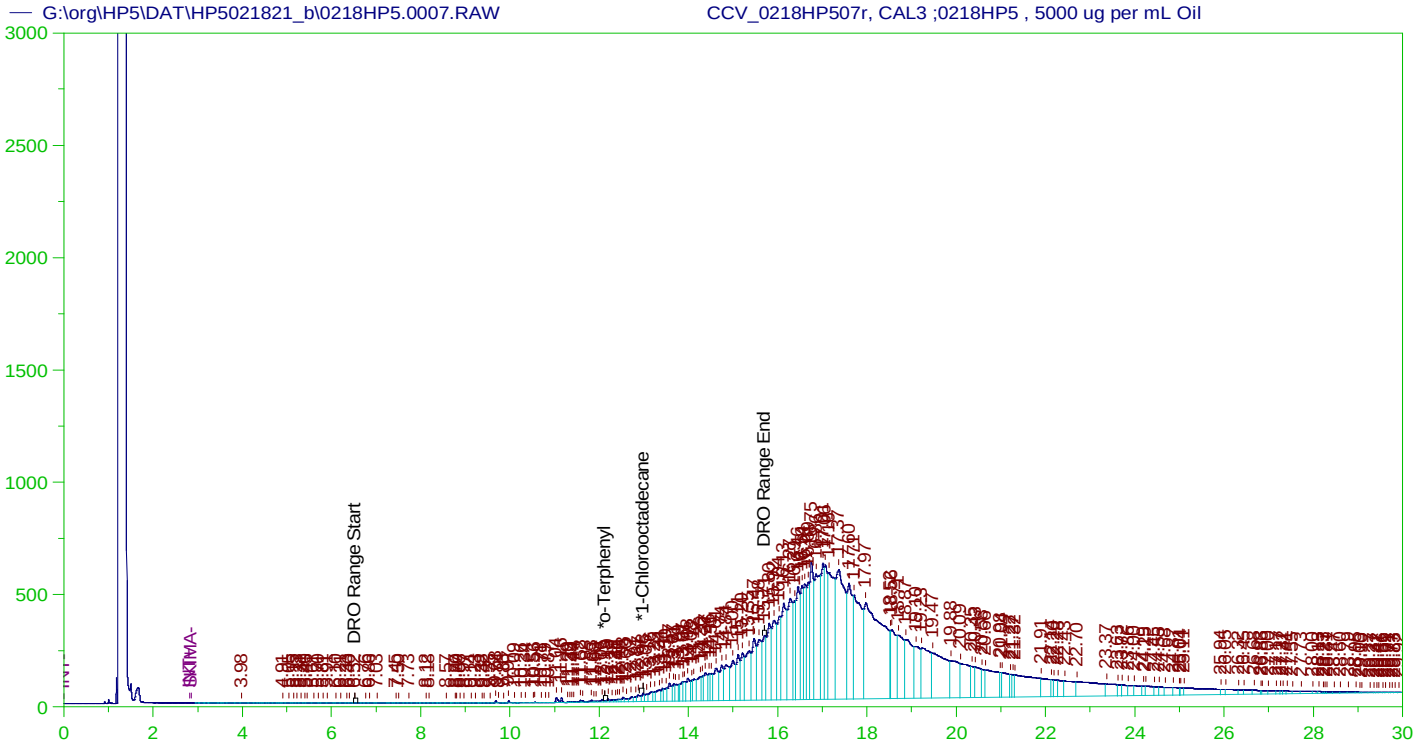

DIESEL RANGE ORGANICS CHROMATOGRAM REPORT

Sample Name: CCV_0218HP507r, CAL3 ;0218HP5 , 5000 ug per mL Oil
Raw File: G:\org\HP5\DAT\HP5021821_b\0218HP5.0007.RAW
Date & Time Acquired: 2/18/2021 2:51:00 PM
Method File: G:\ORG\HP5\METHODS\DR_OIL-021807-AA-L0.MET
Calibration File: G:\Org\HP5\Cals\SW8015C_OIL210218AA.CAL
Sample Weight: 1 Dilution: 1 S.A.: 1

Mean RF for TEH: 28542.41
Rt range for Diesel Range Organics: 6.49 to 15.75

SURROGATE COMPOUND	RT	ACTUAL	MEASURED	%REC	
*o-Terphenyl	12.129	200.	.538	.27	-
*1-Chlorooctadecane	12.981	200.	4.244	2.12	-

DRO Area:2.19239E+07 DRO Amount: 768.1166
TEH Area:1.437314E+08 TEH Amount: 5035.713

CONTINUING CALIBRATION REPORT: G:\org\HP5\DAT\HP5021821_b\0218HP5.0007.RAW

COMPOUND	ACTUAL(NG)	MEASURED(NG)	%RECOVERY	LIMITS
TOTAL DRO	5000.	5035.71	100.71	85-115

SURROGATE COMPOUND	RT	ACTUAL	MEASURED	%REC	LIMITS
*o-Terphenyl	12.129	200.	.538	.27	85-115
*1-Chlorooctadecane	12.981	200.	4.244	2.12	85-115

G:\org\HP5\dat\HP5021821_b\Review\007_CCV_0218HP507r_DR_OIL-021807-AA-L0.xls

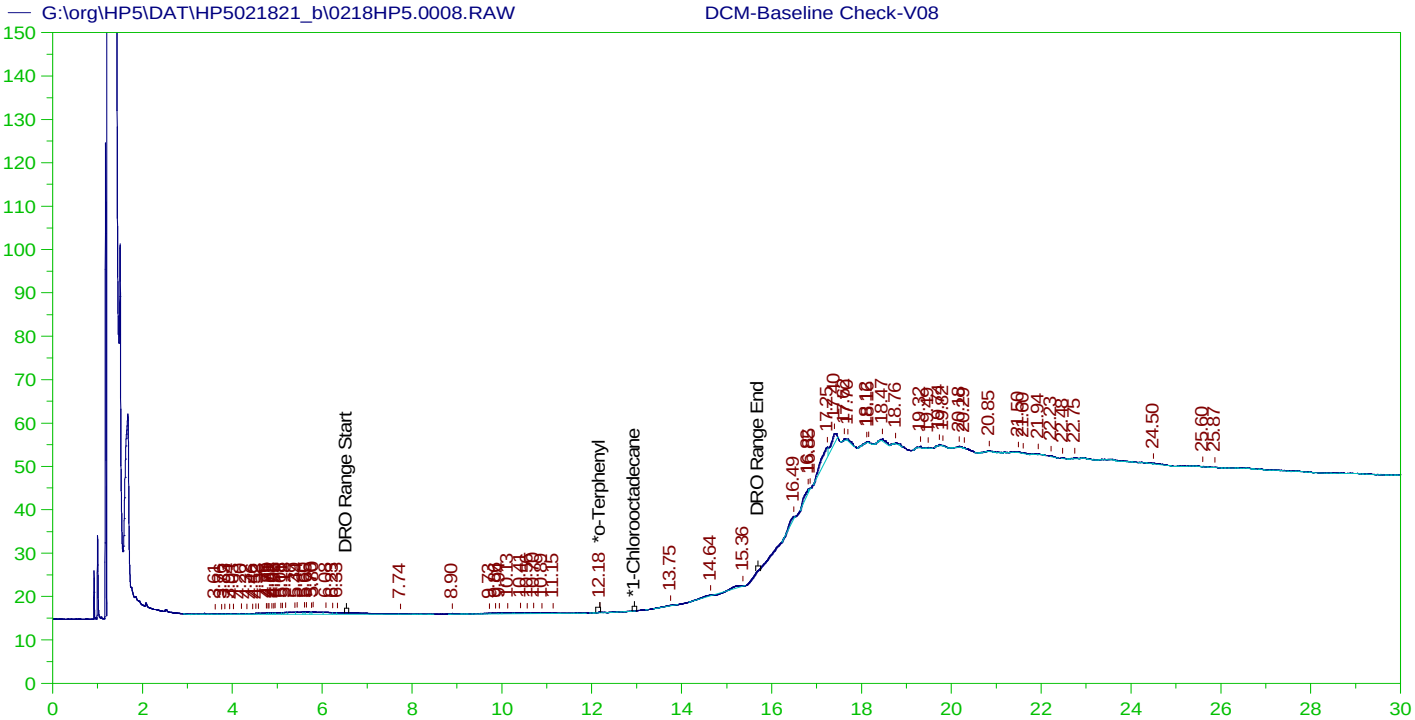

DIESEL RANGE ORGANICS CHROMATOGRAM REPORT

Sample Name: DCM-Baseline Check-V08
Raw File: G:\org\HP5\DAT\HP5021821_b\0218HP5.0008.RAW
Date & Time Acquired: 2/18/2021 3:32:46 PM
Method File: G:\Org\HP5\Methods\DR_8015-HE-LEXP.met
Calibration File: G:\Org\HP5\Cals\SW8015C_DRO210108HE.CAL
Sample Weight: 1 Dilution: 1 S.A.: 1

Mean RF for TEH: 29457.33
Rt range for Diesel Range Organics: 6.49 to 15.75

SURROGATE COMPOUND	RT	ACTUAL	MEASURED	%REC
*o-Terphenyl	12.176	200.	.026	.01 -
*1-Chlorooctadecane	29.982	200.	.	. -

DRO Area:30717.07 DRO Amount: 1.042765
TEH Area:223672.8 TEH Amount: 7.593112

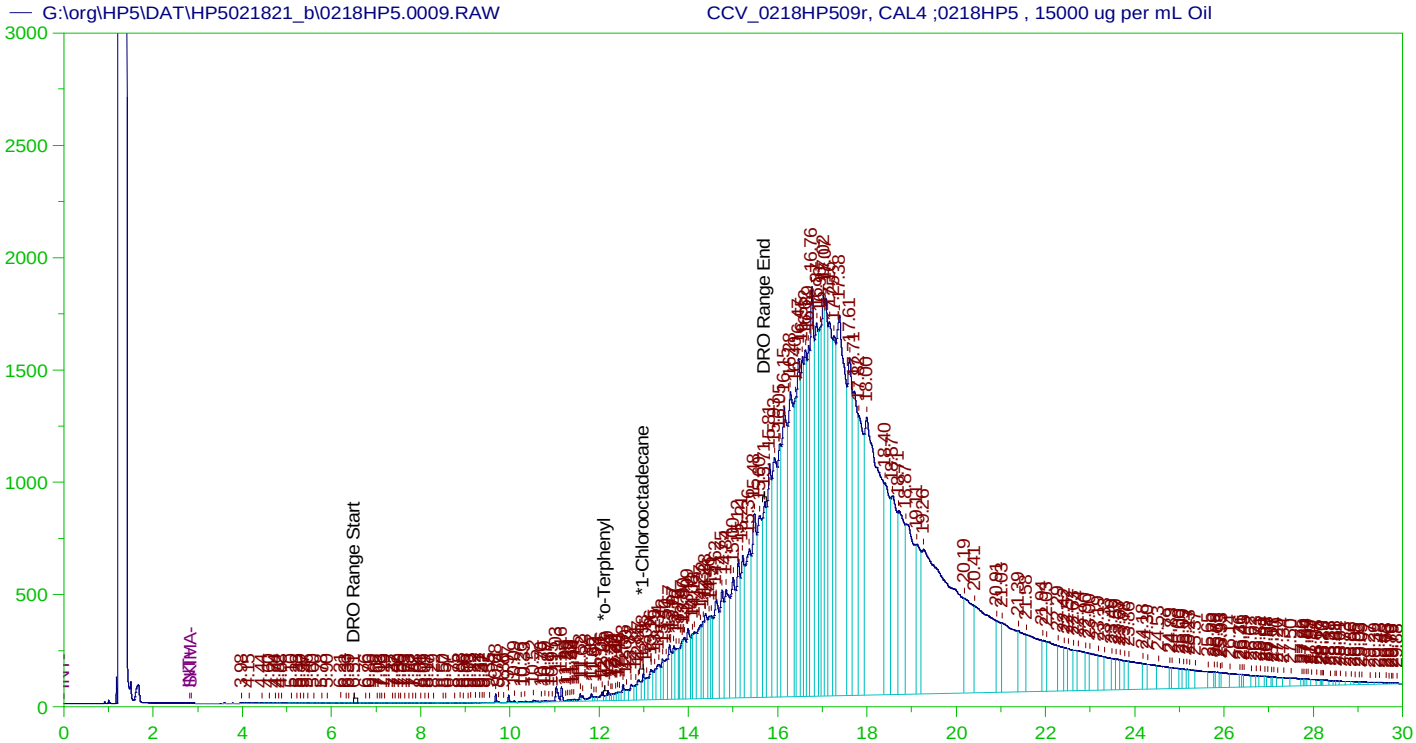

DIESEL RANGE ORGANICS CHROMATOGRAM REPORT

Sample Name: CCV_0218HP509r, CAL4 ;0218HP5 , 15000 ug per mL Oil
Raw File: G:\org\HP5\DAT\HP5021821_b\0218HP5.0009.RAW
Date & Time Acquired: 2/18/2021 4:14:34 PM
Method File: G:\ORG\HP5\METHODS\DR_OIL-021807-AA-L0.MET
Calibration File: G:\Org\HP5\Cals\SW8015C_OIL210218AA.CAL
Sample Weight: 1 Dilution: 1 S.A.: 1

Mean RF for TEH: 28542.41
Rt range for Diesel Range Organics: 6.49 to 15.75

SURROGATE COMPOUND	RT	ACTUAL	MEASURED	%REC	
*o-Terphenyl	12.124	200.	1.888	.94	-
*1-Chlorooctadecane	12.984	200.	13.129	6.56	-

DRO Area:6.73131E+07 DRO Amount: 2358.354
TEH Area:4.193721E+08 TEH Amount: 14692.95

CONTINUING CALIBRATION REPORT: G:\org\HP5\DAT\HP5021821_b\0218HP5.0009.RAW

COMPOUND	ACTUAL(NG)	MEASURED(NG)	%RECOVERY	LIMITS
TOTAL DRO	5000.	14692.95	293.86	85-115

SURROGATE COMPOUND	RT	ACTUAL	MEASURED	%REC	LIMITS
*o-Terphenyl	12.124	200.	1.888	.94	85-115
*1-Chlorooctadecane	12.984	200.	13.129	6.56	85-115

G:\org\HP5\dat\HP5021821_b\Review\009_CCV_0218HP509r_DR_OIL-021807-AA-L0.xls

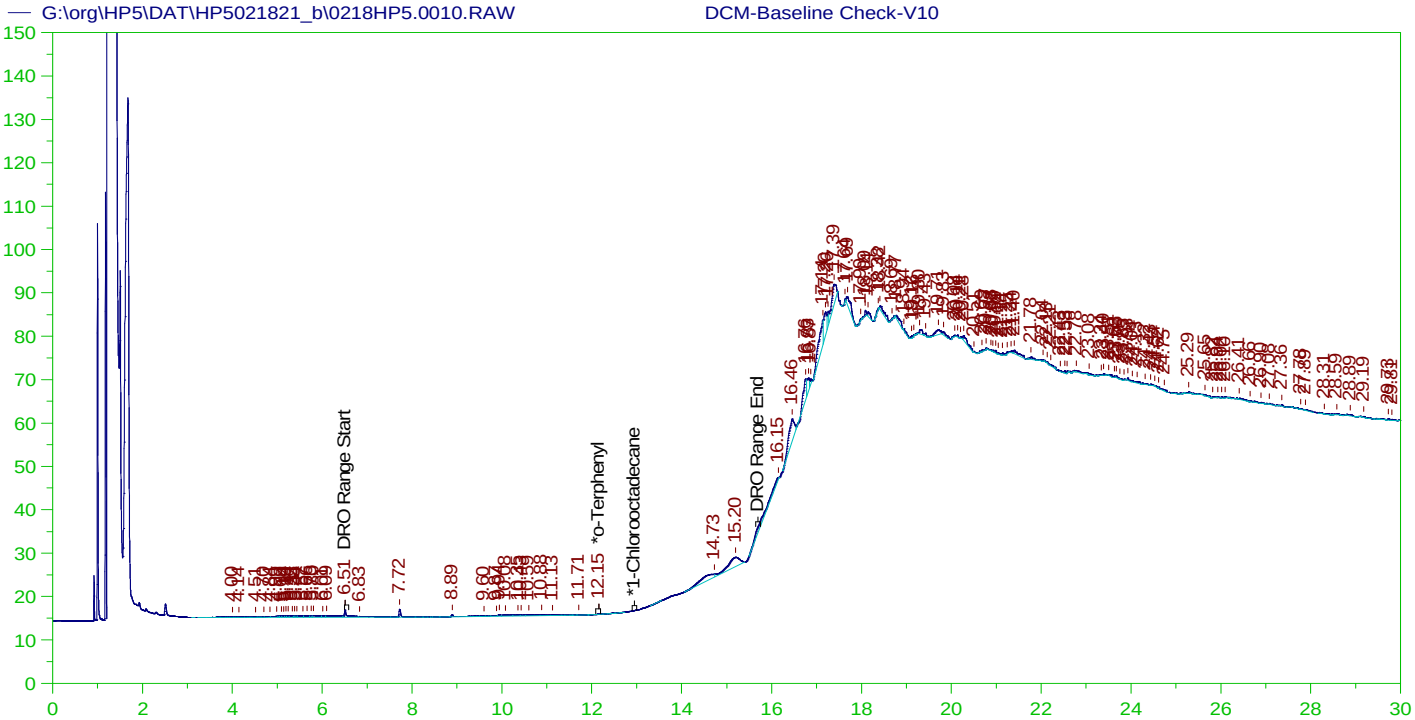

DIESEL RANGE ORGANICS CHROMATOGRAM REPORT
Sample Name: DCM-Baseline Check-V10
Raw File: G:\org\HP5\DAT\HP5021821_b\0218HP5.0010.RAW
Date & Time Acquired: 2/18/2021 4:56:16 PM
Method File: G:\Org\HP5\Methods\DR_8015-HE-LEXP.met
Calibration File: G:\Org\HP5\Cals\SW8015C_DRO210108HE.CAL
Sample Weight: 1 Dilution: 1 S.A.: 1

Mean RF for TEH: 29457.33
Rt range for Diesel Range Organics: 6.49 to 15.75

SURROGATE COMPOUND	RT	ACTUAL	MEASURED	%REC	
*o-Terphenyl	12.153	200.	.023	.01	-
*1-Chlorooctadecane	29.957	200.	.	.	-

DRO Area:108629.1 DRO Amount: 3.687675
TEH Area:543425.7 TEH Amount: 18.44789

G:\org\HP5\dat\HP5021821_b\Review\010_DCM-Baseline Chec_DR_8015-HE-LEXP.xls

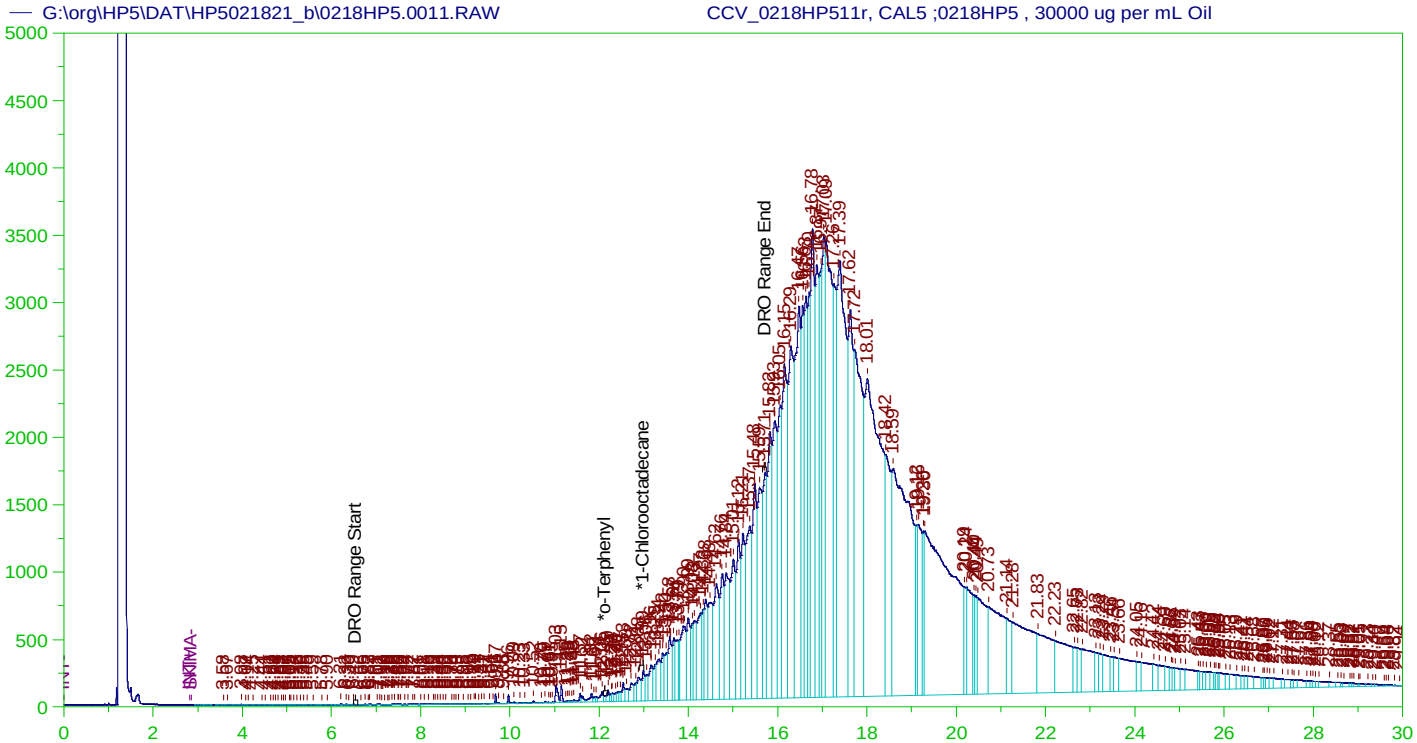

DIESEL RANGE ORGANICS CHROMATOGRAM REPORT
Sample Name: CCV_0218HP511r, CAL5 ;0218HP5 , 30000 ug per mL Oil
Raw File: G:\org\HP5\DAT\HP5021821_b\0218HP5.0011.RAW
Date & Time Acquired: 2/18/2021 5:38:33 PM
Method File: G:\ORG\HP5\METHODS\DR_OIL-021811-AA-L0.MET
Calibration File: G:\Org\HP5\Cals\SW8015C_OIL210218AA.CAL
Sample Weight: 1 Dilution: 1 S.A.: 1

Mean RF for TEH: 28542.41
Rt range for Diesel Range Organics: 6.49 to 15.75

SURROGATE COMPOUND	RT	ACTUAL	MEASURED	%REC	
*o-Terphenyl	12.128	200.	3.828	1.91	-
*1-Chlorooctadecane	12.985	200.	28.22	14.11	-

DRO Area:1.319327E+08 DRO Amount: 4622.338
TEH Area:8.051155E+08 TEH Amount: 28207.69

CONTINUING CALIBRATION REPORT: G:\org\HP5\DAT\HP5021821_b\0218HP5.0011.RAW

COMPOUND	ACTUAL(NG)	MEASURED(NG)	%RECOVERY	LIMITS
TOTAL DRO	5000.	28207.69	564.15	85-115

SURROGATE COMPOUND	RT	ACTUAL	MEASURED	%REC	LIMITS
*o-Terphenyl	12.128	200.	3.828	1.91	85-115
*1-Chlorooctadecane	12.985	200.	28.22	14.11	85-115

G:\org\HP5\dat\HP5021821_b\Review\011_CCV_0218HP511r_DR_OIL-021811-AA-L0.xls

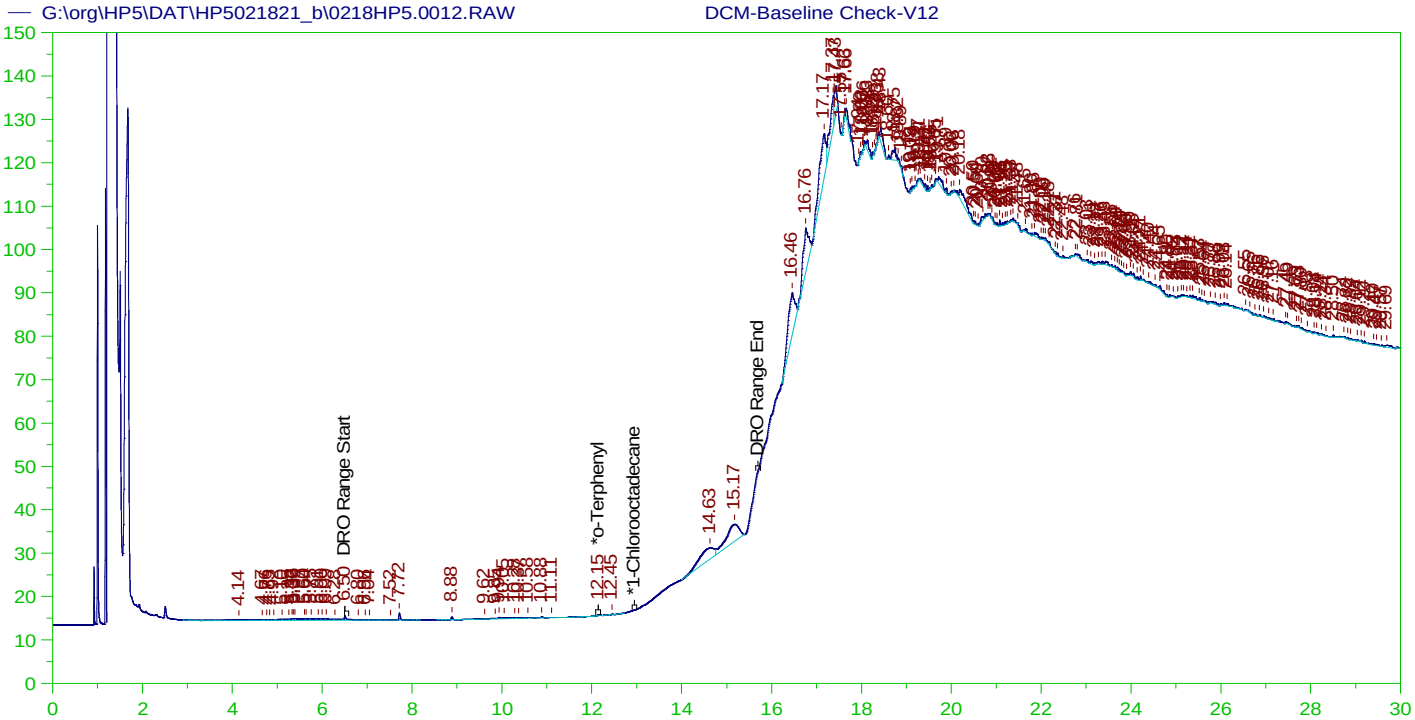

DIESEL RANGE ORGANICS CHROMATOGRAM REPORT

Sample Name: DCM-Baseline Check-V12
Raw File: G:\org\HP5\DAT\HP5021821_b\0218HP5.0012.RAW
Date & Time Acquired: 2/18/2021 6:20:48 PM
Method File: G:\Org\HP5\Methods\DR_8015-HE-LEXP.met
Calibration File: G:\Org\HP5\Cals\SW8015C_DRO210108HE.CAL
Sample Weight: 1 Dilution: 1 S.A.: 1

Mean RF for TEH: 29457.33
Rt range for Diesel Range Organics: 6.49 to 15.75

SURROGATE COMPOUND	RT	ACTUAL	MEASURED	%REC	
*o-Terphenyl	12.146	200.	.024	.01	-
*1-Chlorooctadecane	29.981	200.	.	.	-

DRO Area:186033.1 DRO Amount: 6.31534
TEH Area:888262.2 TEH Amount: 30.1542

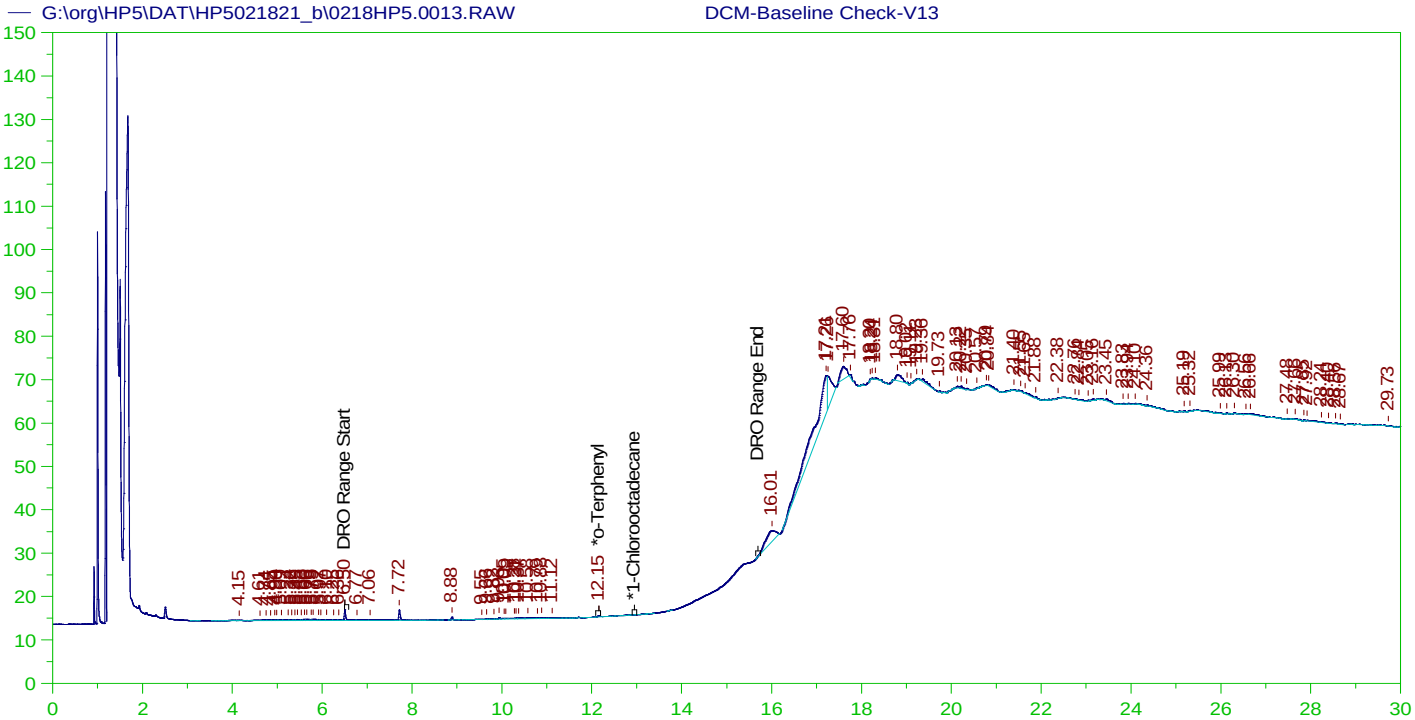

DIESEL RANGE ORGANICS CHROMATOGRAM REPORT

Sample Name: DCM-Baseline Check-V13
Raw File: G:\org\HP5\DAT\HP5021821_b\0218HP5.0013.RAW
Date & Time Acquired: 2/18/2021 7:03:01 PM
Method File: G:\Org\HP5\Methods\DR_8015-HE-LEXP.met
Calibration File: G:\Org\HP5\Cals\SW8015C_DRO210108HE.CAL
Sample Weight: 1 Dilution: 1 S.A.: 1

Mean RF for TEH: 29457.33
Rt range for Diesel Range Organics: 6.49 to 15.75

SURROGATE COMPOUND	RT	ACTUAL	MEASURED	%REC	
*o-Terphenyl	12.152	200.	.033	.02	-
*1-Chlorooctadecane	29.967	200.	.	.	-

DRO Area:40824.55 DRO Amount: 1.385888
TEH Area:476705.3 TEH Amount: 16.18291

G:\org\HP5\dat\HP5021821_b\Review\013_DCM-Baseline Chec_DR_8015-HE-LEXP.xls

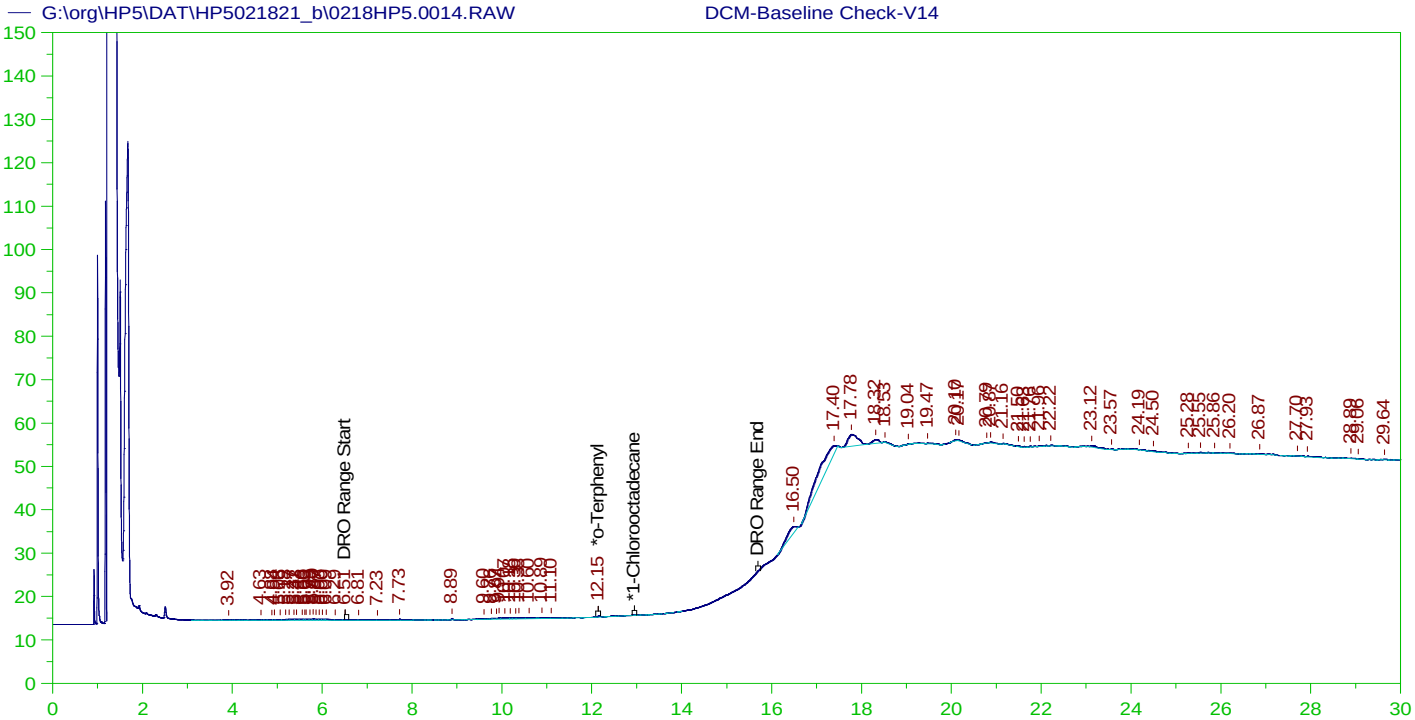

DIESEL RANGE ORGANICS CHROMATOGRAM REPORT
Sample Name: DCM-Baseline Check-V14
Raw File: G:\org\HP5\DAT\HP5021821_b\0218HP5.0014.RAW
Date & Time Acquired: 2/18/2021 7:45:21 PM
Method File: G:\Org\HP5\Methods\DR_8015-HE-LEXP.met
Calibration File: G:\Org\HP5\Cals\SW8015C_DRO210108HE.CAL
Sample Weight: 1 Dilution: 1 S.A.: 1

Mean RF for TEH: 29457.33
Rt range for Diesel Range Organics: 6.49 to 15.75

SURROGATE COMPOUND	RT	ACTUAL	MEASURED	%REC	
*o-Terphenyl	12.148	200.	.03	.01	-
*1-Chlorooctadecane	29.949	200.	.	.	-

DRO Area:30445.24 DRO Amount: 1.033537
TEH Area:297634.4 TEH Amount: 10.10392

G:\org\HP5\dat\HP5021821_b\Review\014_DCM-Baseline Chec_DR_8015-HE-LEXP.xls

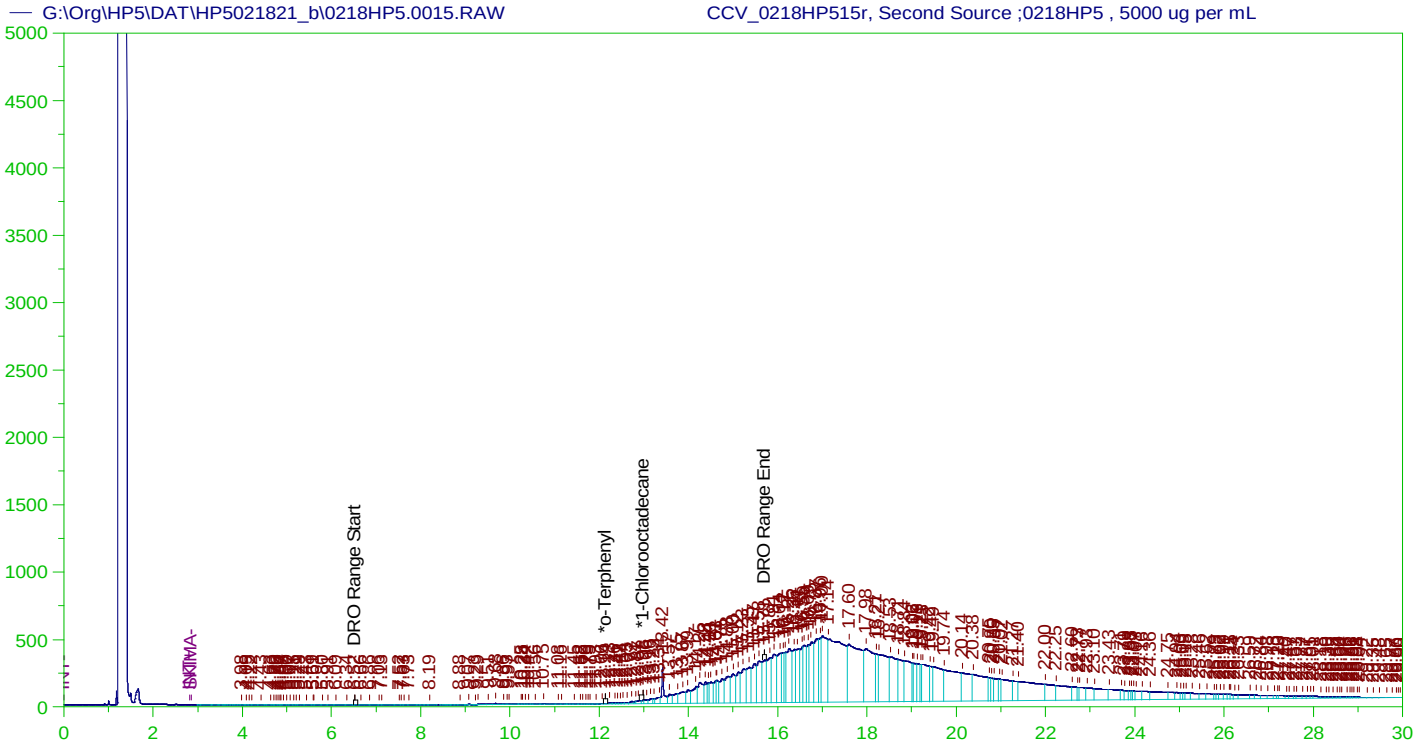

DIESEL RANGE ORGANICS CHROMATOGRAM REPORT

Sample Name: CCV_0218HP515r, Second Source ;0218HP5 , 5000 ug per mL
Raw File: G:\Org\HP5\DAT\HP5021821_b\0218HP5.0015.RAW
Date & Time Acquired: 2/18/2021 8:27:37 PM
Method File: G:\ORG\HP5\METHODS\DR_OIL-021811-AA-L0.MET
Calibration File: G:\Org\HP5\Cals\SW8015C_OIL210218AA.CAL
Sample Weight: 1000 Dilution: 1 S.A.: 1

Mean RF for TEH: 28542.41
Rt range for Diesel Range Organics: 6.49 to 15.75

SURROGATE COMPOUND	RT	ACTUAL	MEASURED	%REC
*o-Terphenyl	12.137	.2	.19	-
*1-Chlorooctadecane	12.984	.2	.003	1.62 -

DRO Area:2.558549E+07 DRO Amount: 0.8964027
TEH Area:1.562544E+08 TEH Amount: 5.474465

CONTINUING CALIBRATION REPORT: G:\Org\HP5\DAT\HP5021821_b\0218HP5.0015.RAW

COMPOUND	ACTUAL(NG)	MEASURED(NG)	%RECOVERY	LIMITS
TOTAL DRO	5000.	5.47	.11	85-115

SURROGATE COMPOUND	RT	ACTUAL	MEASURED	%REC	LIMITS
*o-Terphenyl	12.137	.2	.19		85-115
*1-Chlorooctadecane	12.984	.2	.003	1.62	85-115

G:\org\HP5\dat\HP5021821_b\Review\015_CCV_0218HP515r_DR_OIL-021811-AA-L0.xls

Write Sequence Data File	Sample Nan Insert Entries(Have the first cell for entries selecte	Method	Weight	Dil Factor	Amt Inj.	IS	Cal ID	Manual Integration
:\org\HP5\DAT\HP5021821_b\0218HP5.01r	Marker_0218HP501r, DRO C40 ;0218HP5 , DRO210204A	g:\org\HP5\Methods\\CSC210212.met	1	1	1	1	0	No Integration
:\org\HP5\DAT\HP5021821_b\0218HP5.02r	DCM-Baseline Check-V02	G:\Org\HP5\Methods\DR_8015-HE-LEXP.met	1	1	1	1	0	No Integration
:\org\HP5\DAT\HP5021821_b\0218HP5.03r	CCV_0218HP503r, CAL1 ;0218HP5 , 150 ug per mLOil (10 uL of Cal4 + 990 uL DCM(13510)	G:\Org\HP5\Methods\DR_OIL-021803-AA-L0.MET	1	1	1	1	0	The integration of Total Extractable Hydrocarbons (OIL) is the hydrocarbon response with reference to the basline. Assigned Set Baseline All Valley on at 20.91 changed peak width and scale was set at 150 for the Yaxis.
:\org\HP5\DAT\HP5021821_b\0218HP5.04r	DCM-Baseline Check-V04	G:\Org\HP5\Methods\DR_8015-HE-LEXP.met	1	1	1	1	0	No Integration
:\org\HP5\DAT\HP5021821_b\0218HP5.05r	CCV_0218HP505r, CAL2 ;0218HP5 , 1000 ug per mL Oil (200 uL of Cal 3 +800 uL DCM(13510)	G:\Org\HP5\Methods\DR_OIL-021805-AA-L0.MET	1	1	1	1	0	The integration of Total Extractable Hydrocarbons (OIL) is the hydrocarbon response with reference to the basline. Assigned Set Baseline All Valley on at 26.79 changed peak width and scale was set at 300 for the Yaxis.
:\org\HP5\DAT\HP5021821_b\0218HP5.06r	DCM-Baseline Check-V06	G:\Org\HP5\Methods\DR_8015-HE-LEXP.met	1	1	1	1	0	No Integration
:\org\HP5\DAT\HP5021821_b\0218HP5.07r	CCV_0218HP507r, CAL3 ;0218HP5 , 5000 ug per mL Oil (100 uL of DRO180918C + 900 uL DCM(13510)	G:\Org\HP5\Methods\DR_OIL-021807-AA-L0.MET	1	1	1	1	0	The integration of Total Extractable Hydrocarbons (OIL) is the hydrocarbon response with reference to the basline. Scale was set at 3000 for the Yaxis.
:\org\HP5\DAT\HP5021821_b\0218HP5.08r	DCM-Baseline Check-V08	G:\Org\HP5\Methods\DR_8015-HE-LEXP.met	1	1	1	1	0	No Integration
:\org\HP5\DAT\HP5021821_b\0218HP5.09r	CCV_0218HP509r, CAL4 ;0218HP5 , 15000 ug per mL Oil (200 uL of CAL5 + 200 uL DCM(13510)	G:\Org\HP5\Methods\DR_OIL-021807-AA-L0.MET	1	1	1	1	0	The integration of Total Extractable Hydrocarbons (OIL) is the hydrocarbon response with reference to the basline. Scale was set at 3000 for the Yaxis.
:\org\HP5\DAT\HP5021821_b\0218HP5.10r	DCM-Baseline Check-V10	G:\Org\HP5\Methods\DR_8015-HE-LEXP.met	1	1	1	1	0	No Integration
:\org\HP5\DAT\HP5021821_b\0218HP5.11r	CCV_0218HP511r, CAL5 ;0218HP5 , 30000 ug per mL Oil (600 uL of DRO180918C + 400 uL of DCM)	G:\Org\HP5\Methods\DR_OIL-021811-AA-L0.MET	1	1	1	1	0	The integration of Total Extractable Hydrocarbons (OIL) is the hydrocarbon response with reference to the basline. Scale was set at 5000 for the Yaxis.
:\org\HP5\DAT\HP5021821_b\0218HP5.12r	DCM-Baseline Check-V12	G:\Org\HP5\Methods\DR_8015-HE-LEXP.met	1	1	1	1	0	No Integration
:\org\HP5\DAT\HP5021821_b\0218HP5.13r	DCM-Baseline Check-V13	G:\Org\HP5\Methods\DR_8015-HE-LEXP.met	1	1	1	1	0	No Integration
:\org\HP5\DAT\HP5021821_b\0218HP5.14r	DCM-Baseline Check-V14	G:\Org\HP5\Methods\DR_8015-HE-LEXP.met	1	1	1	1	0	No Integration
:\org\HP5\DAT\HP5021821_b\0218HP5.15r	CCV_0218HP515r, Second Source ;0218HP5 , 5000 ug per mL (100uL of DRO210217A + 300uL DCM(13510)	G:\Org\HP5\Methods\DR_OIL-021811-AA-L0.MET	1	1	1	1	0	The integration of Total Extractable Hydrocarbons (OIL) is the hydrocarbon response with reference to the basline. Scale was set at 5000 for the Yaxis.

Ann Nebel

Digitally signed by
Ann Nebel
Date: 2021.10.29 12:03:40 -06:00

Energy Laboratories Inc

ANALYTICAL RUN Summary

25-Oct-21

Run ID GCFID-HP5-B_211017A

Run Start Date:	10/17/2021
Analyst:	Ann Nebel
Ical:	
Column ID:	
Comments:	Triacontane ICAL

Std ID	Std Name	Std Amount	Std Units	Samp Amount	Samp Units	SampType	Expiration Date
DRO211006A	Triacontane SURR 2000 ug/mL					SURR	4/6/2026

Seq No	Lab ID	Test Code	Sample Typ	File ID	Analysis Date	DF	Batch ID	Prep Date	SPKref	RPDref	pmoist
14777567	CCV_1017HP50	HC-8015-DRO-	CAL1		10/17/2021 3:30:	1	R368813		0	0	

Analyte	T	Units	RAW	Final	Text	Spike	SPKref	RPDref	MDL	PQL	UQL	%REC	LOW	HIGH	%RPD	Q
n-Triacontane	S	mg/L		0.00202757		0.002	0	0	0.002	0.002	0	101%	80	120	0%	

Seq No	Lab ID	Test Code	Sample Typ	File ID	Analysis Date	DF	Batch ID	Prep Date	SPKref	RPDref	pmoist
14777568	CCV_1017HP50	HC-8015-DRO-	CAL2		10/17/2021 4:12:	1	R368813		0	0	

Analyte	T	Units	RAW	Final	Text	Spike	SPKref	RPDref	MDL	PQL	UQL	%REC	LOW	HIGH	%RPD	Q
n-Triacontane	S	mg/L		0.04817772		0.05	0	0	0.002	0.002	0	96%	80	120	0%	

Seq No	Lab ID	Test Code	Sample Typ	File ID	Analysis Date	DF	Batch ID	Prep Date	SPKref	RPDref	pmoist
14777569	CCV_1017HP50	HC-8015-DRO-	CAL3		10/17/2021 4:55:	1	R368813		0	0	

Analyte	T	Units	RAW	Final	Text	Spike	SPKref	RPDref	MDL	PQL	UQL	%REC	LOW	HIGH	%RPD	Q
n-Triacontane	S	mg/L		0.2231112		0.2	0	0	0.002	0.002	0	112%	80	120	0%	

Seq No	Lab ID	Test Code	Sample Typ	File ID	Analysis Date	DF	Batch ID	Prep Date	SPKref	RPDref	pmoist
14777570	CCV_1017HP50	HC-8015-DRO-	CAL4		10/17/2021 5:38:	1	R368813		0	0	

Analyte	T	Units	RAW	Final	Text	Spike	SPKref	RPDref	MDL	PQL	UQL	%REC	LOW	HIGH	%RPD	Q
n-Triacontane	S	mg/L		0.4700634		0.5	0	0	0.002	0.002	0	94%	80	120	0%	

Seq No	Lab ID	Test Code	Sample Typ	File ID	Analysis Date	DF	Batch ID	Prep Date	SPKref	RPDref	pmoist
14777571	CCV_1017HP50	HC-8015-DRO-	CAL5		10/17/2021 6:20:	1	R368813		0	0	

Analyte	T	Units	RAW	Final	Text	Spike	SPKref	RPDref	MDL	PQL	UQL	%REC	LOW	HIGH	%RPD	Q
n-Triacontane	S	mg/L		0.9372648		1	0	0	0.002	0.002	0	94%	80	120	0%	

2

Write Sequence Data File	Insert Entries(Have the first cell for entries selecte Sample Name	Method	Weight	Dil Factor	Amt Inj.	IS	Cal ID
G:\org\HP5\DAT\HP5101721_b\1017HP5.01r	DCM-Baseline Check-V01	G:\Org\HP5\Methods\DR_8015-HS-LEXP.met	1	1	1	1	0
G:\org\HP5\DAT\HP5101721_b\1017HP5.02r	DCM-Baseline Check-V02	G:\Org\HP5\Methods\DR_8015-HS-LEXP.met	1	1	1	1	0
G:\org\HP5\DAT\HP5101721_b\1017HP5.03r	CCV_1017HP503r, DRO ;1017HP5 , DRO210708A	G:\Org\HP5\Methods\DR_8015-HS-LEXP.met	1	1	1	1	0
G:\org\HP5\DAT\HP5101721_b\1017HP5.04r	DCM-Baseline Check-V04	G:\Org\HP5\Methods\DR_8015-HS-LEXP.met	1	1	1	1	0
G:\org\HP5\DAT\HP5101721_b\1017HP5.05r	CCV_1017HP505r, CAL1 ;1017HP5 , 2 ug per mL Triacontane (10 uL of Cal3 + 990 uL DCM(14354)	G:\Org\HP5\Methods\DS_ORO-AA-L0.met	1	1	1	1	0
G:\org\HP5\DAT\HP5101721_b\1017HP5.06r	CCV_1017HP506r, CAL2 ;1017HP5 , 50 ug per mL Triacontane (100 uL Cal4 + 900 uL of DCM(14354)	G:\Org\HP5\Methods\DS_ORO-AA-L0.met	1	1	1	1	0
G:\org\HP5\DAT\HP5101721_b\1017HP5.07r	CCV_1017HP507r, CAL3 ;1017HP5 , 200 ug per mL Triacontane (100uL of Cal5 + 400 uL DCM(14354)	G:\Org\HP5\Methods\DS_ORO-AA-L0.met	1	1	1	1	0
G:\org\HP5\DAT\HP5101721_b\1017HP5.08r	CCV_1017HP508r, CAL4 ;1017HP5 , 500 ug per mL Triacontane (250uL of Cal5 + 250 uL DCM(14354)	G:\Org\HP5\Methods\DS_ORO-AA-L0.met	1	1	1	1	0
G:\org\HP5\DAT\HP5101721_b\1017HP5.09r	CCV_1017HP509r, CAL5 ;1017HP5 , 1000 ug per mL Triacontane (500 uL 2000 ug/mL Triacontane DRO211006A + 500 DCM(14354)	G:\Org\HP5\Methods\DS_ORO-AA-L0.met	1	1	1	1	0

File Name: G:\Org\HP5\Cals\SW8015C_ORO211017AA.CAL
Version: 9

Creator: AMN
Description: 8015C-Oil Range. New ICal Per 1017HP5 (2021)-2 uL Inj.; RRO copied from 8015 cal for Oil
Reason for change:

External standard calibration
Standard injection volume: 1
Standard sample weight: 1
Area reject threshold: 500
Reference peak area reject threshold: 500
Amount units: nanograms
No default component

Method of calculating data point averages: Equal weight for all updates
No calibration update report

All levels are normal data points.

1 *30-40 Motor Oil

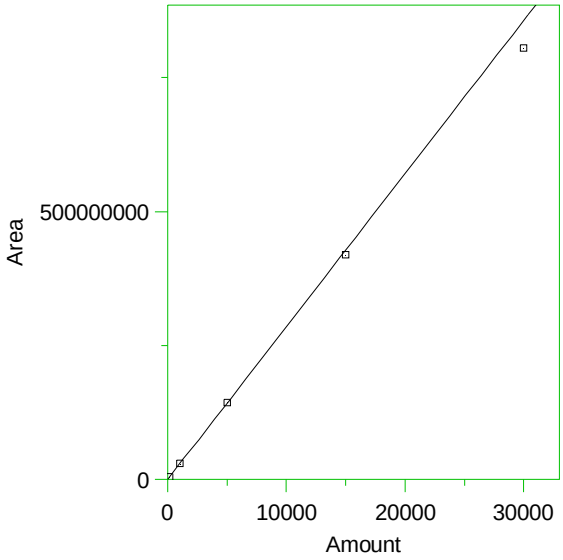

Expected retention time:	6.4 minutes
Search window:	0.05 minutes
No retention time reference component	
Group number:	0
High alarm limit:	0
Low alarm limit:	0
Component constant:	0

Single peak quantification by area

Y = 28542.41 X + 0

Average CF fit with equal weighting, forced to origin

Coefficient of determination:	0.9940317
Average error:	3.209%
Average CF:	28542.41
RSD:	4.497%

Level	Amount	Response	Cal Factor	Error, %	Source	Date and time
1	150	4325287	28835.25	1.026	Manual	10/18/2021 2:26:35 PM
2	1000	3.03352E+07	30335.2	6.281	Manual	10/18/2021 2:26:39 PM
3	5000	1.437314E+08	28746.28	0.714	Manual	10/18/2021 2:26:42 PM
4	15000	4.193721E+08	27958.14	-2.047	Manual	10/18/2021 2:26:45 PM
5	30000	8.051155E+08	26837.18	-5.974	Manual	10/18/2021 2:26:47 PM

2 #C20

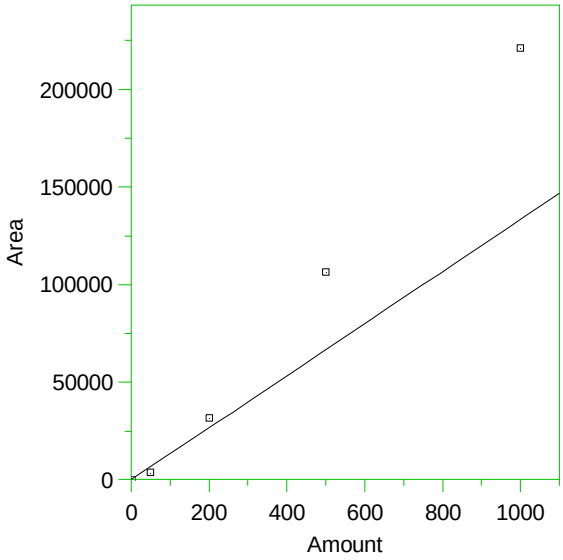

Expected retention time:	12.58 minutes
Search window:	0.05 minutes
No retention time reference component	
Group number:	0
High alarm limit:	0
Low alarm limit:	0
Component constant:	0

Single peak quantification by area

Y = 133.4216 X + 0

Average CF fit with equal weighting, forced to origin

Coefficient of determination:	0.7328007
Average error:	57.882%
Average CF:	133.4216
RSD:	71.145%

Level	Amount	Response	Cal Factor	Error, %	Source	Date and time
1	2	0	0	-100.000	G:\Org\HP4\DAT\HP4100621_b\1006HP4.0013.BND	10/7/2021 12:46:56 PM
2	50	3688.771	73.77542	-44.705	G:\Org\HP4\DAT\HP4100621_b\1006HP4.0015.BND	10/7/2021 12:47:26 PM
3	200	31862.25	159.3112	19.404	G:\Org\HP4\DAT\HP4100621_b\1006HP4.0017.BND	10/7/2021 12:47:56 PM
4	500	106338.4	212.6768	59.402	G:\Org\HP4\DAT\HP4100621_b\1006HP4.0019.BND	10/7/2021 12:48:04 PM
5	1000	221344.3	221.3443	65.898	G:\Org\HP4\DAT\HP4100621_b\1006HP4.0021.BND	10/7/2021 12:48:11 PM

3 *#Triacontane

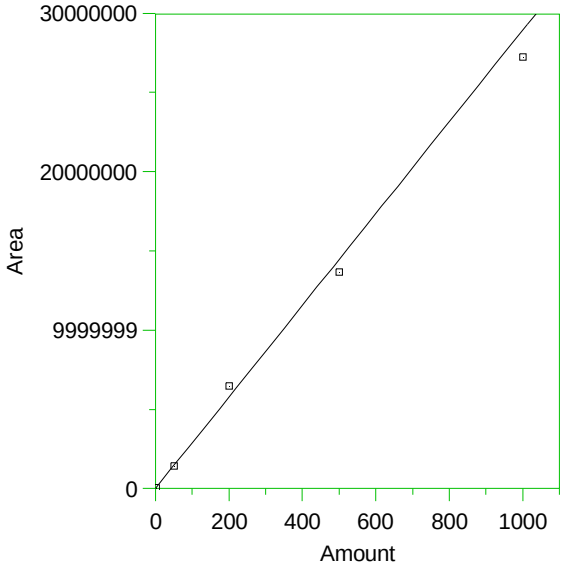

Expected retention time:	16.26 minutes
Search window:	0.05 minutes
No retention time reference component	
Group number:	0
High alarm limit:	0
Low alarm limit:	0
Component constant:	0

Single peak quantification by area

Y = 28930.14 X + 0

Average CF fit with equal weighting, forced to origin

Coefficient of determination:	0.9919451
Average error:	5.737%
Average CF:	28930.14
RSD:	7.577%

Level	Amount	Response	Cal Factor	Error, %	Source	Date and time
1	2	59020.1	29510.05	2.005	Manual	10/18/2021 2:42:38 PM
2	50	1403134	28062.68	-2.998	G:\Org\HP4\DAT\HP4100621_b\1006HP4.0015.BND	10/7/2021 12:47:26 PM
3	200	6499949	32499.74	12.339	G:\Org\HP4\DAT\HP4100621_b\1006HP4.0017.BND	10/7/2021 12:47:56 PM
4	500	1.366713E+07	27334.26	-5.516	Manual	10/18/2021 2:44:43 PM
5	1000	2.724398E+07	27243.98	-5.828	Manual	10/18/2021 2:43:45 PM

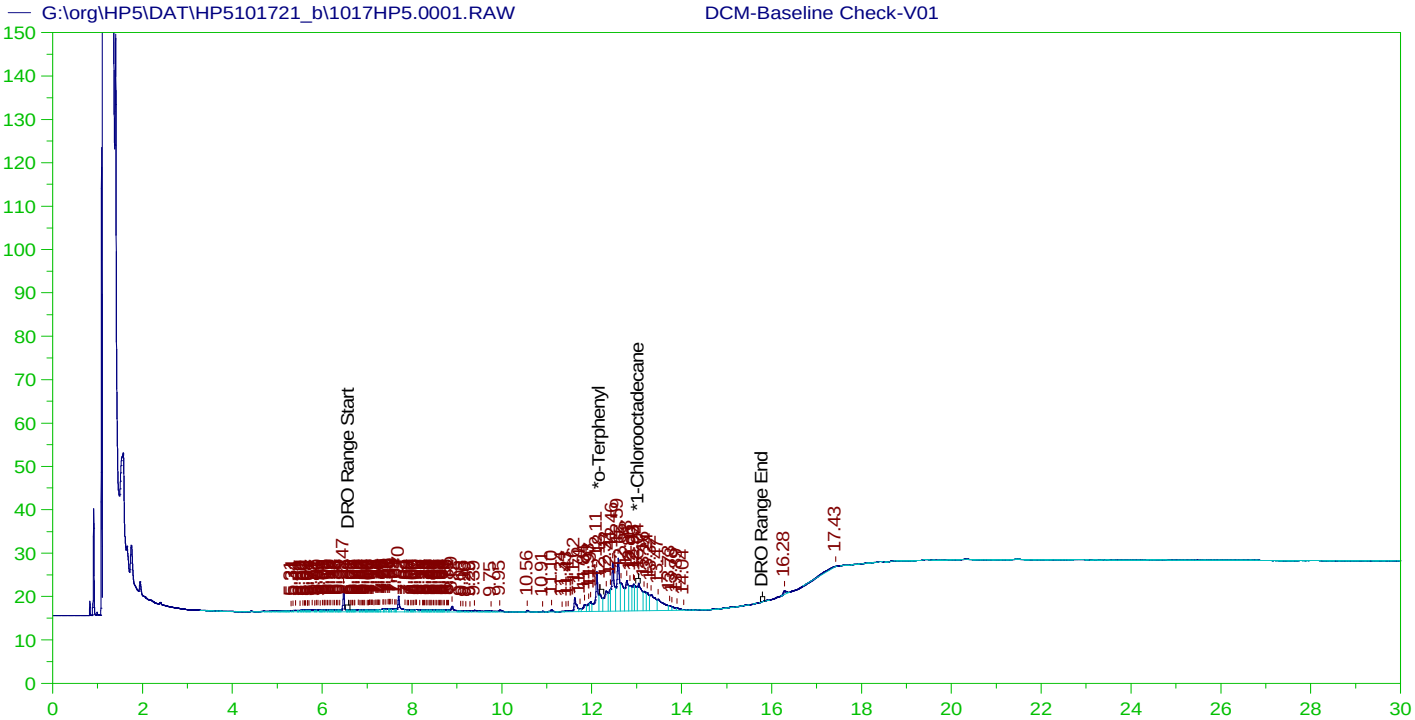

DIESEL RANGE ORGANICS CHROMATOGRAM REPORT
Sample Name: DCM-Baseline Check-V01
Raw File: G:\org\HP5\DAT\HP5101721_b\1017HP5.0001.RAW
Date & Time Acquired: 10/17/2021 12:40:02 PM
Method File: G:\Org\HP5\Methods\DR_8015-HS-LEXP.met
Calibration File: G:\Org\HP5\Cals\SW8015C_DRO210108Hs.CAL
Sample Weight: 1 Dilution: 1 S.A.: 1

Mean RF for TEH: 29457.33
Rt range for Diesel Range Organics: 6.51 to 15.85

SURROGATE COMPOUND	RT	ACTUAL	MEASURED	%REC	
*o-Terphenyl	12.178	200.	.522	.26	-
*1-Chlorooctadecane	13.04	200.	1.235	.62	-

DRO Area:571771.5 DRO Amount: 19.41016
TEH Area:639555.1 TEH Amount: 21.71124

G:\org\HP5\dat\HP5101721_b\Review\001_DCM-Baseline Chec_DR_8015-HS-LEXP.xls

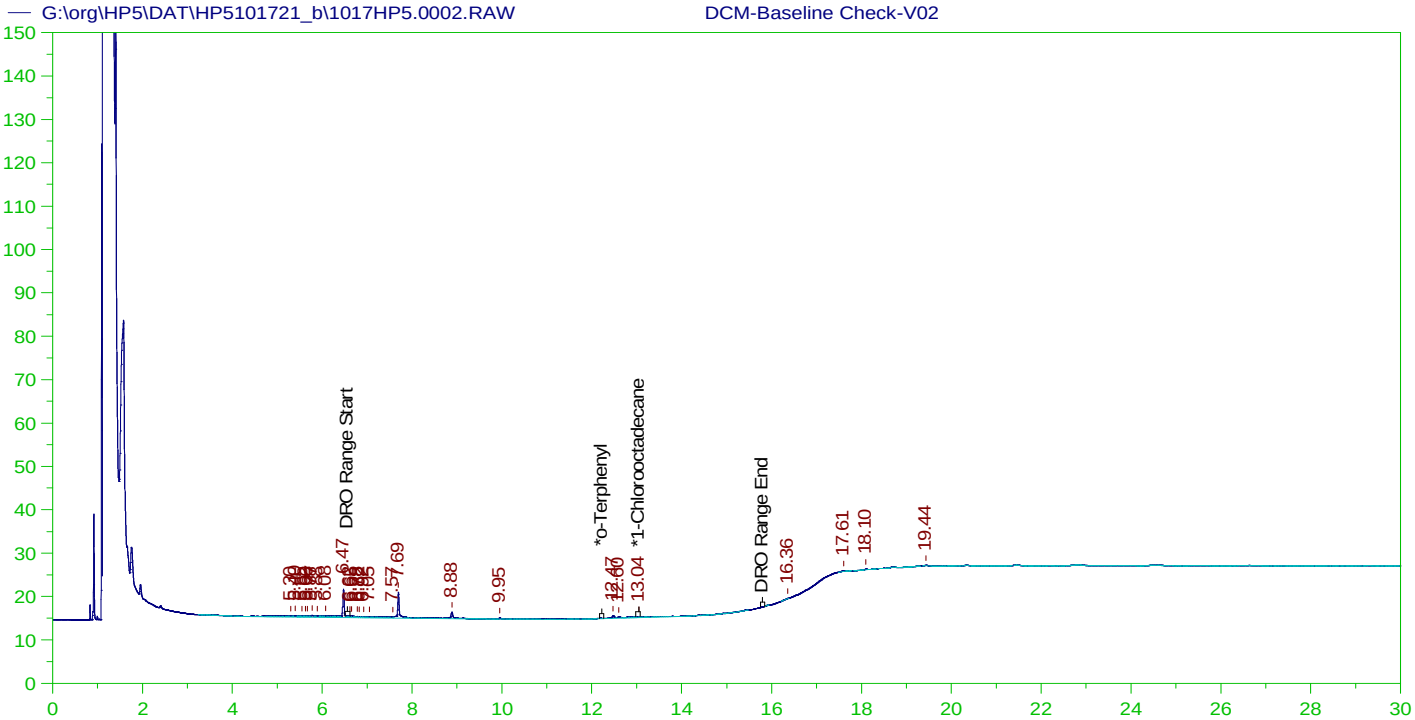

DIESEL RANGE ORGANICS CHROMATOGRAM REPORT

Sample Name: DCM-Baseline Check-V02
Raw File: G:\org\HP5\DAT\HP5101721_b\1017HP5.0002.RAW
Date & Time Acquired: 10/17/2021 1:22:21 PM
Method File: G:\Org\HP5\Methods\DR_8015-HS-LEXP.met
Calibration File: G:\Org\HP5\Cals\SW8015C_DRO210108Hs.CAL
Sample Weight: 1 Dilution: 1 S.A.: 1

Mean RF for TEH: 29457.33
Rt range for Diesel Range Organics: 6.51 to 15.85

SURROGATE COMPOUND	RT	ACTUAL	MEASURED	%REC
*o-Terphenyl	29.973	200.	.	. -
*1-Chlorooctadecane	13.043	200.	.018	.01 -

DRO Area:58862.56 DRO Amount: 1.998231
TEH Area:105899.4 TEH Amount: 3.595009

G:\org\HP5\dat\HP5101721_b\Review\002_DCM-Baseline Chec_DR_8015-HS-LEXP.xls

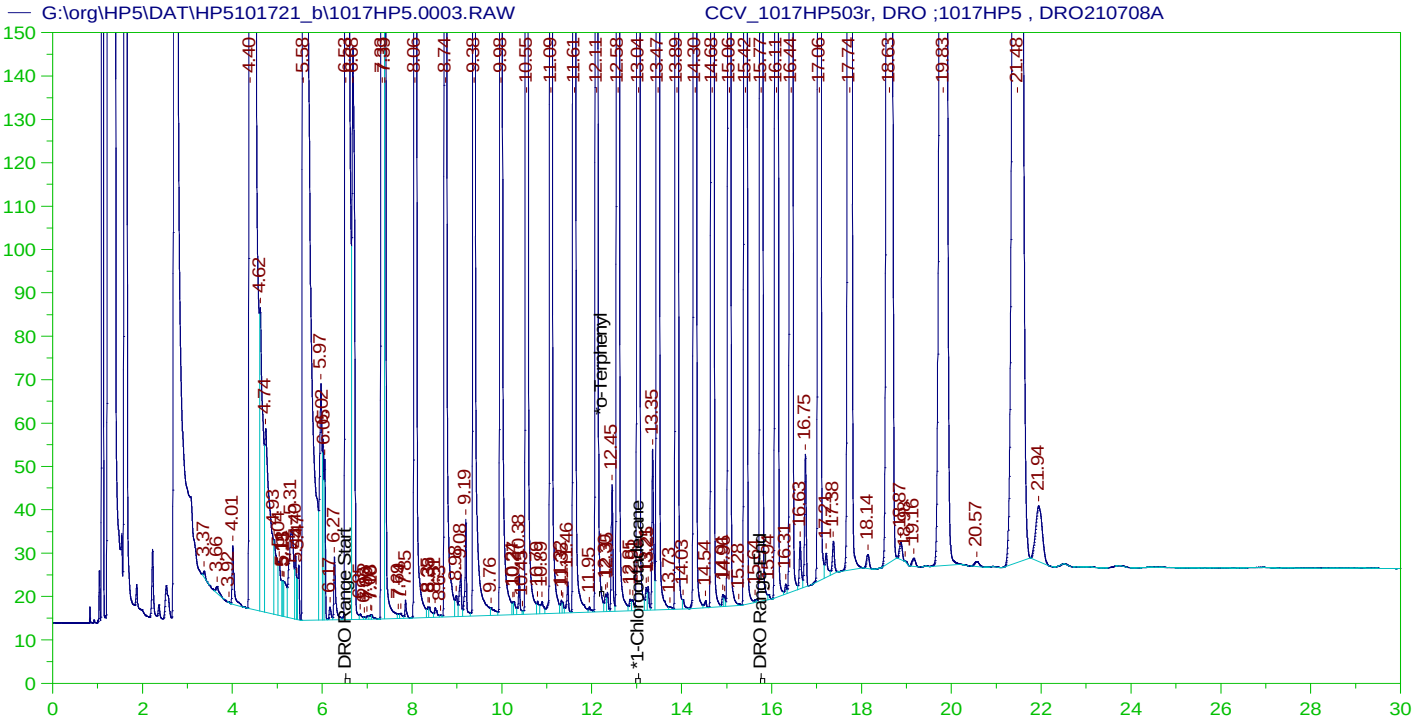

DIESEL RANGE ORGANICS CHROMATOGRAM REPORT
Sample Name: CCV_1017HP503r, DRO ;1017HP5 , DRO210708A
Raw File: G:\org\HP5\DAT\HP5101721_b\1017HP5.0003.RAW
Date & Time Acquired: 10/17/2021 2:04:53 PM
Method File: G:\Org\HP5\Methods\DR_8015-HS-LEXP.met
Calibration File: G:\Org\HP5\Cals\SW8015C_DRO210108Hs.CAL
Sample Weight: 1 Dilution: 1 S.A.: 1

Mean RF for TEH: 29457.33
Rt range for Diesel Range Organics: 6.51 to 15.85

SURROGATE COMPOUND	RT	ACTUAL	MEASURED	%REC
*o-Terphenyl	29.982	200.	.	. -
*1-Chlorooctadecane	13.037	200.	255.634	127.82 -

DRO Area:1.592713E+08 DRO Amount: 5406.847
TEH Area:2.370861E+08 TEH Amount: 8048.458

CONTINUING CALIBRATION REPORT: G:\org\HP5\DAT\HP5101721_b\1017HP5.0003.RAW

COMPOUND	ACTUAL(NG)	MEASURED(NG)	%RECOVERY	LIMITS
TOTAL DRO	15000.	8048.46	53.66	85-115

SURROGATE COMPOUND	RT	ACTUAL	MEASURED	%REC	LIMITS
*o-Terphenyl	29.982	200.	.	.	85-115
*1-Chlorooctadecane	13.037	200.	255.634	127.82	85-115

G:\org\HP5\dat\HP5101721_b\Review\003_CCV_1017HP503r_DR_8015-HS-LEXP.xls

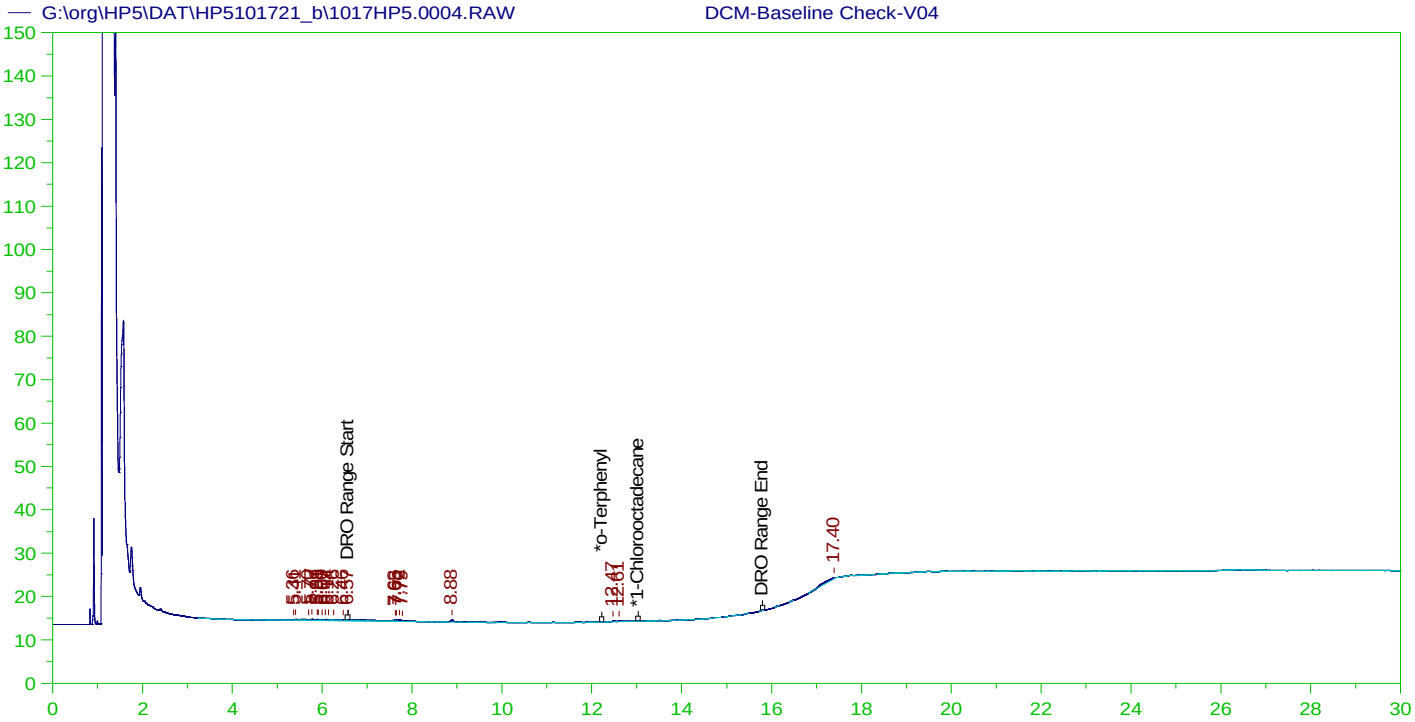

DIESEL RANGE ORGANICS CHROMATOGRAM REPORT
Sample Name: DCM-Baseline Check-V04
Raw File: G:\org\HP5\DAT\HP5101721_b\1017HP5.0004.RAW
Date & Time Acquired: 10/17/2021 2:47:29 PM
Method File: G:\Org\HP5\Methods\DR_8015-HS-LEXP.met
Calibration File: G:\Org\HP5\Cals\SW8015C_DRO210108Hs.CAL
Sample Weight: 1 Dilution: 1 S.A.: 1

Mean RF for TEH: 29457.33
Rt range for Diesel Range Organics: 6.51 to 15.85

SURROGATE COMPOUND	RT	ACTUAL	MEASURED		%REC
*o-Terphenyl	29.987	200.	.	.	-
*1-Chlorooctadecane	29.987	200.	.	.	-

DRO Area:32637.46 DRO Amount: 1.107957
TEH Area:75218.02 TEH Amount: 2.553457

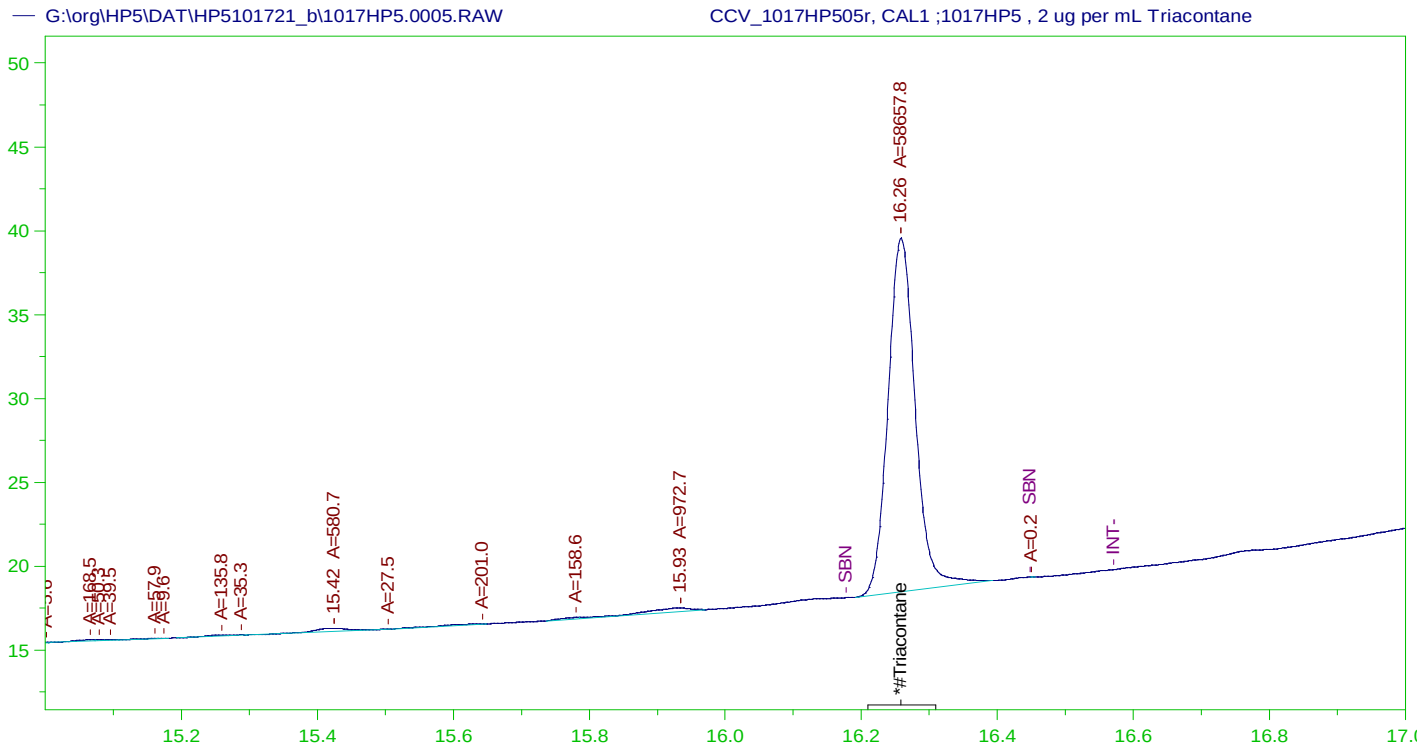

RESIDUAL RANGE ORGANICS CHROMATOGRAM
Sample Name: CCV_1017HP505r, CAL1 ;1017HP5 , 2 ug per mL Triacontane
Raw File: G:\org\HP5\DAT\HP5101721_b\1017HP5.0005.RAW
Date & Time Acquired: 10/17/2021 3:30:16 PM
Method File: G:\Org\HP5\Methods\DS_ORO-AA-L0.met
Calibration File: G:\Org\HP5\Cals\SW8015C_ORO211017AA.CAL
Sample Weight: 1 Dilution: 1 S.A.: 1

Mean RF for for Residual Range Organics Calculations: 28542.41
Rt range for Residual Range Organics: 12.53 to 30.05

SURROGATE COMPOUND	RT	ACTUAL	MEASURED	%REC	
*#Triacontane	16.258	500.	2.028	.41	-

RRO Area:2747.039 RRO AMOUNT: 9.624412E-02

CONTINUING CALIBRATION REPORT: G:\org\HP5\DAT\HP5101721_b\1017HP5.0005.RAW

COMPOUND	ACTUAL(NG)	MEASURED(NG)	%RECOVERY	LIMITS
*30-40 Motor Oil	5000.	.	.	75-125

SURROGATE COMPOUND	RT	ACTUAL	MEASURED	%REC	LIMITS
*#Triacontane	16.258	200.	2.028	1.01	75-125

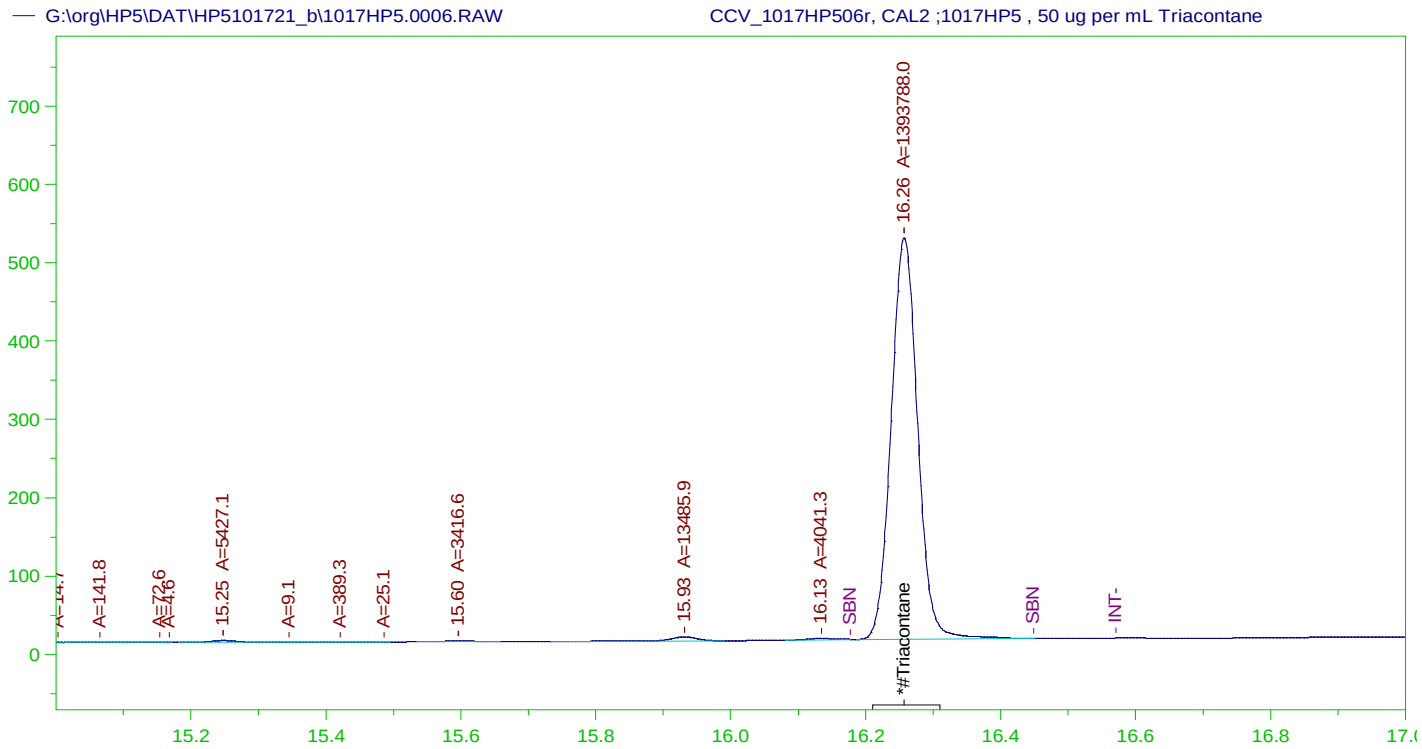

RESIDUAL RANGE ORGANICS CHROMATOGRAM
Sample Name: CCV_1017HP506r, CAL2 ;1017HP5 , 50 ug per mL Triacontane
Raw File: G:\org\HP5\DAT\HP5101721_b\1017HP5.0006.RAW
Date & Time Acquired: 10/17/2021 4:12:57 PM
Method File: G:\Org\HP5\Methods\DS_ORO-AA-L0.met
Calibration File: G:\Org\HP5\Cals\SW8015C_ORO211017AA.CAL
Sample Weight: 1 Dilution: 1 S.A.: 1

Mean RF for for Residual Range Organics Calculations: 28542.41
Rt range for Residual Range Organics: 12.53 to 30.05

SURROGATE COMPOUND	RT	ACTUAL	MEASURED	%REC	
*#Triacontane	16.257	500.	48.178	9.64	-

RRO Area:45902.25 RRO AMOUNT: 1.608212

CONTINUING CALIBRATION REPORT: G:\org\HP5\DAT\HP5101721_b\1017HP5.0006.RAW

COMPOUND	ACTUAL(NG)	MEASURED(NG)	%RECOVERY	LIMITS
*30-40 Motor Oil	5000.	.	.	75-125

SURROGATE COMPOUND	RT	ACTUAL	MEASURED	%REC	LIMITS
*#Triacontane	16.257	200.	48.178	24.09	75-125

G:\org\HP5\dat\HP5101721_b\Review\006_CCV_1017HP506r_DS_ORO-AA-L0.xls

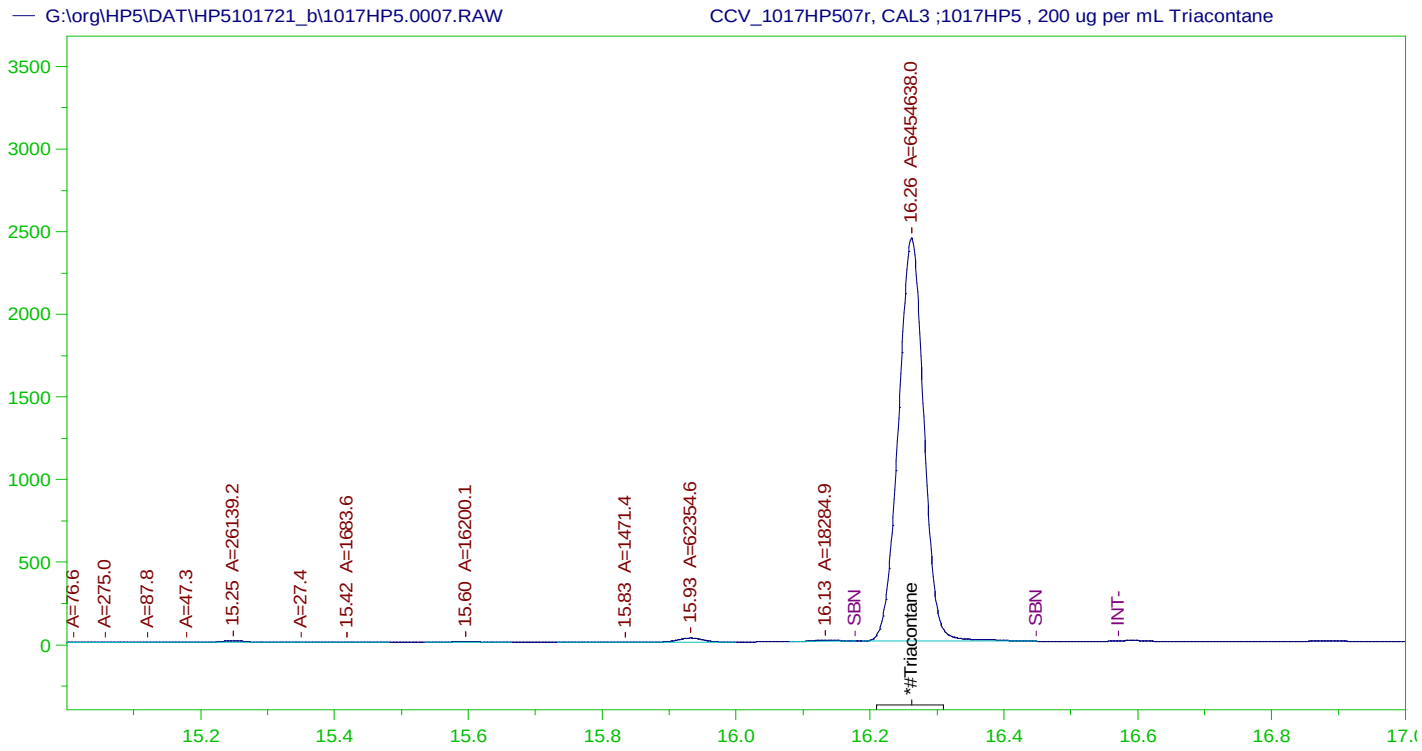

RESIDUAL RANGE ORGANICS CHROMATOGRAM

Sample Name: CCV_1017HP507r, CAL3 ;1017HP5 , 200 ug per mL Triacontane
Raw File: G:\org\HP5\DAT\HP5101721_b\1017HP5.0007.RAW
Date & Time Acquired: 10/17/2021 4:55:33 PM
Method File: G:\Org\HP5\Methods\DS_ORO-AA-L0.met
Calibration File: G:\Org\HP5\Cals\SW8015C_ORO211017AA.CAL
Sample Weight: 1 Dilution: 1 S.A.: 1

Mean RF for for Residual Range Organics Calculations: 28542.41
Rt range for Residual Range Organics: 12.53 to 30.05

SURROGATE COMPOUND	RT	ACTUAL	MEASURED	%REC	
*#Triacontane	16.262	500.	223.111	44.62	-

RRO Area:219754.5 RRO AMOUNT: 7.699227

CONTINUING CALIBRATION REPORT: G:\org\HP5\DAT\HP5101721_b\1017HP5.0007.RAW

COMPOUND	ACTUAL(NG)	MEASURED(NG)	%RECOVERY	LIMITS
*30-40 Motor Oil	5000.	.	.	75-125

SURROGATE COMPOUND	RT	ACTUAL	MEASURED	%REC	LIMITS
*#Triacontane	16.262	200.	223.111	111.56	75-125

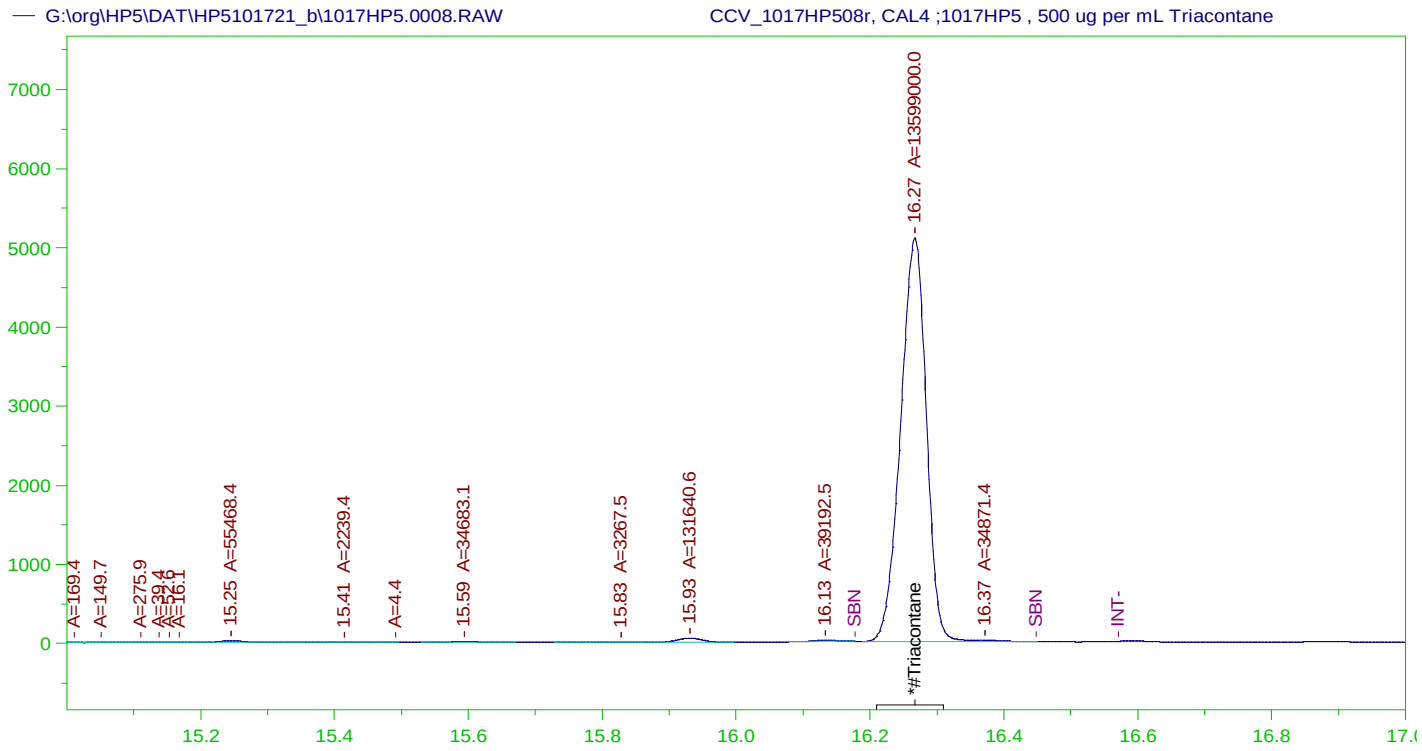

RESIDUAL RANGE ORGANICS CHROMATOGRAM

Sample Name: CCV_1017HP508r, CAL4 ;1017HP5 , 500 ug per mL Triacontane
Raw File: G:\org\HP5\DAT\HP5101721_b\1017HP5.0008.RAW
Date & Time Acquired: 10/17/2021 5:38:10 PM
Method File: G:\Org\HP5\Methods\DS_ORO-AA-L0.met
Calibration File: G:\Org\HP5\Cals\SW8015C_ORO211017AA.CAL
Sample Weight: 1 Dilution: 1 S.A.: 1

Mean RF for for Residual Range Organics Calculations: 28542.41
Rt range for Residual Range Organics: 12.53 to 30.05

SURROGATE COMPOUND	RT	ACTUAL	MEASURED	%REC	
*#Triacontane	16.267	500.	470.063	94.01	-

RRO Area:496538.4 RRO AMOUNT: 17.39651

CONTINUING CALIBRATION REPORT: G:\org\HP5\DAT\HP5101721_b\1017HP5.0008.RAW

COMPOUND	ACTUAL(NG)	MEASURED(NG)	%RECOVERY	LIMITS
*30-40 Motor Oil	5000.	.	.	75-125

SURROGATE COMPOUND	RT	ACTUAL	MEASURED	%REC	LIMITS
*#Triacontane	16.267	200.	470.063	235.03	75-125

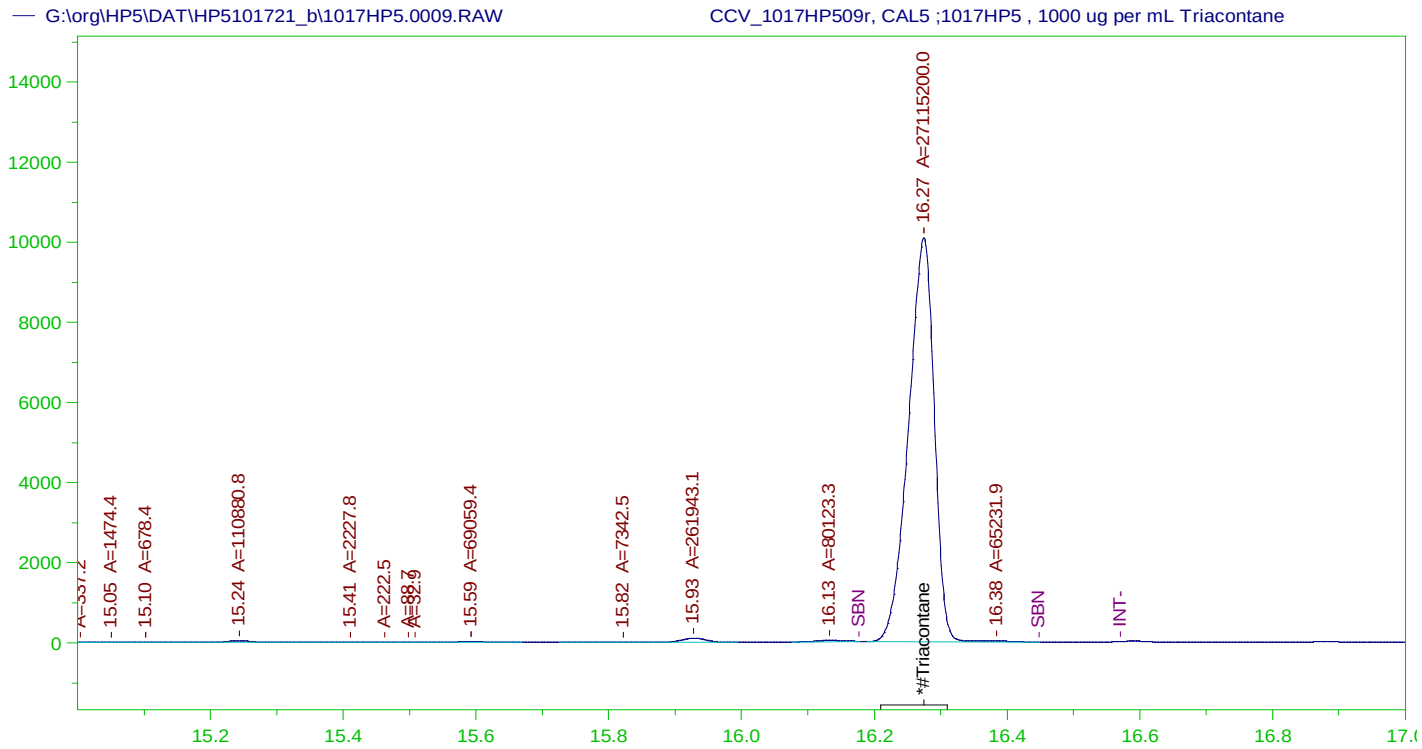

RESIDUAL RANGE ORGANICS CHROMATOGRAM

Sample Name: CCV_1017HP509r, CAL5 ;1017HP5 , 1000 ug per mL Triacontane
Raw File: G:\org\HP5\DAT\HP5101721_b\1017HP5.0009.RAW
Date & Time Acquired: 10/17/2021 6:20:57 PM
Method File: G:\Org\HP5\Methods\DS_ORO-AA-L0.met
Calibration File: G:\Org\HP5\Cals\SW8015C_ORO211017AA.CAL
Sample Weight: 1 Dilution: 1 S.A.: 1

Mean RF for for Residual Range Organics Calculations: 28542.41
Rt range for Residual Range Organics: 12.53 to 30.05

SURROGATE COMPOUND	RT	ACTUAL	MEASURED	%REC	
*#Triacontane	16.275	500.	937.265	187.45	-

RRO Area:979213.9 RRO AMOUNT: 34.30733

CONTINUING CALIBRATION REPORT: G:\org\HP5\DAT\HP5101721_b\1017HP5.0009.RAW

COMPOUND	ACTUAL(NG)	MEASURED(NG)	%RECOVERY	LIMITS
*30-40 Motor Oil	5000.	.	.	75-125

SURROGATE COMPOUND	RT	ACTUAL	MEASURED	%REC	LIMITS
*#Triacontane	16.275	200.	937.265	468.63	75-125

G:\org\HP5\dat\HP5101721_b\Review\009_CCV_1017HP509r_DS_ORO-AA-L0.xls

Write Sequence Data File	Insert Entries(Have the first cell for entries selecte Sample Name	Method	Weight	Dil Factor	Amt Inj.	IS	Cal ID	Manual Integration
G:\org\HP5\DAT\HP5101721_b\1017HP5.01r	DCM-Baseline Check-V01	G:\Org\HP5\Methods\DR_8015-HS-LEXP.met	1	1	1	1	0	No integration
G:\org\HP5\DAT\HP5101721_b\1017HP5.02r	DCM-Baseline Check-V02	G:\Org\HP5\Methods\DR_8015-HS-LEXP.met	1	1	1	1	0	No integration
G:\org\HP5\DAT\HP5101721_b\1017HP5.03r	CCV_1017HP503r, DRO ;1017HP5 , DRO210708A	G:\Org\HP5\Methods\DR_8015-HS-LEXP.met	1	1	1	1	0	No integration
G:\org\HP5\DAT\HP5101721_b\1017HP5.04r	DCM-Baseline Check-V04	G:\Org\HP5\Methods\DR_8015-HS-LEXP.met	1	1	1	1	0	No integration
G:\org\HP5\DAT\HP5101721_b\1017HP5.05r	CCV_1017HP505r, CAL1 ;1017HP5 , 2 ug per mL Triacontane (10 uL of Cal3 + 990 uL DCM(14354)	G:\Org\HP5\Methods\DS_ORO-AA-L0.met	1	1	1	1	0	Surrogates are integrated using a valley to valley integration using Set Basline Now placed slight before at 16.18 and slightly after the surrogate peak at 16.45 and scaling showing surrogate peak from 15.0-17.0
G:\org\HP5\DAT\HP5101721_b\1017HP5.06r	CCV_1017HP506r, CAL2 ;1017HP5 , 50 ug per mL Triacontane (100 uL Cal4 + 900 uL of DCM(14354)	G:\Org\HP5\Methods\DS_ORO-AA-L0.met	1	1	1	1	0	Surrogates are integrated using a valley to valley integration using Set Basline Now placed slight before at 16.18 and slightly after the surrogate peak at 16.45 and scaling showing surrogate peak from 15.0-17.0
G:\org\HP5\DAT\HP5101721_b\1017HP5.07r	CCV_1017HP507r, CAL3 ;1017HP5 , 200 ug per mL Triacontane (100uL of Cal5 + 400 uL DCM(14354)	G:\Org\HP5\Methods\DS_ORO-AA-L0.met	1	1	1	1	0	Surrogates are integrated using a valley to valley integration using Set Basline Now placed slight before at 16.18 and slightly after the surrogate peak at 16.45 and scaling showing surrogate peak from 15.0-17.0
G:\org\HP5\DAT\HP5101721_b\1017HP5.08r	CCV_1017HP508r, CAL4 ;1017HP5 , 500 ug per mL Triacontane (250uL of Cal5 + 250 uL DCM(14354)	G:\Org\HP5\Methods\DS_ORO-AA-L0.met	1	1	1	1	0	Surrogates are integrated using a valley to valley integration using Set Basline Now placed slight before at 16.18 and slightly after the surrogate peak at 16.45 and scaling showing surrogate peak from 15.0-17.0
G:\org\HP5\DAT\HP5101721_b\1017HP5.09r	CCV_1017HP509r, CAL5 ;1017HP5 , 1000 ug per mL Triacontane (500 uL 2000 ug/mL Triacontane DRO211006A + 500 DCM(14354)	G:\Org\HP5\Methods\DS_ORO-AA-L0.met	1	1	1	1	0	Surrogates are integrated using a valley to valley integration using Set Basline Now placed slight before at 16.18 and slightly after the surrogate peak at 16.45 and scaling showing surrogate peak from 15.0-17.0

Ann Nebel

Digitally signed by
Ann Nebel
Date: 2021.10.25 17:42:58 -06:00

PREP BATCH REPORT

Prep Code: **HC-3520-DRO** Technician: **Jillian L Bostwick** Prep Start Date: **11/8/2021 3:08:49 PM**

Prep Batch **161122** Prep Temp **NA °C** Batch Units: **ML** Prep End Date: **11/9/2021 1:37:00 PM**

Sample ID	Matrix	pH	Initial Samp Amt	Sol Added	Sol Recovered	Final Vol (mL)	Factor	Balance	Prep Start Date	Prep End Date
MB-161122			1000	0	0	1.00	0.001		11/8/2021	11/9/2021
Start time: 3:05 PM, 11/8/2021. End time: 11/9/2021 at 9:10 AM. Sample was SGT with remaining 0.7 mL on 11/12/2021. AMN										
LCS-161122			1000	0	0	1.00	0.001		11/8/2021	11/9/2021
All bottles were completely used, defaced and disposed of on 11/08/2021. Sample was SGT with remaining 0.7 mL on 11/12/2021. AMN										
LCSD-161122			1000	0	0	1.00	0.001		11/8/2021	11/9/2021
Sample was SGT with remaining 0.7 mL on 11/12/2021. AMN										
LCS-161122-RROx			1000	0	0	1.00	0.001		11/8/2021	11/9/2021
Sample not cycling correctly.										
LCSD-161122-RRO			1000	0	0	1.00	0.001		11/8/2021	11/9/2021
Sample was SGT with remaining 0.7 mL on 11/12/2021. AMN										
B21110712-001A	Ground Water	2	1030	0	0	1.00	0.000971		11/8/2021	11/9/2021
Bottle 1/2. Clear. Sample was SGT with remaining 0.7 mL on 11/12/2021. AMN										
B21110712-001AMS	Ground Water	2	1000	0	0	1.00	0.001		11/8/2021	11/9/2021
Bottle 2/2. Clear. Sample was SGT with remaining 0.7 mL on 11/12/2021. AMN										
B21110712-002A	Ground Water	2	1060	0	0	1.00	0.000943		11/8/2021	11/9/2021
Bottle 1/2. Clear. Sample was SGT with remaining 0.7 mL on 11/12/2021. AMN										
B21110712-002AMS-RRO	Ground Water	2	1060	0	0	1.00	0.000948		11/8/2021	11/9/2021
Bottle 2/2. Clear. Sample was SGT with remaining 0.7 mL on 11/12/2021. AMN										
B21110712-003A	Ground Water	2	1020	0	0	1.00	0.00098		11/8/2021	11/9/2021
Bottle 1/2. Clear. Sample was SGT with remaining 0.7 mL on 11/12/2021. AMN										
B21110712-004A	Ground Water	2	1060	0	0	1.00	0.000948		11/8/2021	11/9/2021
Bottle 1/2. Clear, sediment. Sample was SGT with remaining 0.7 mL on 11/12/2021. AMN										
B21110712-005A	Ground Water	2	1020	0	0	1.00	0.00098		11/8/2021	11/9/2021
Bottle 1/2. Clear.										
B21110712-006A	Ground Water	2	1050	0	0	1.00	0.000952		11/8/2021	11/9/2021
Bottle 1/2. Clear.										
B21110712-007A	Ground Water	2	1030	0	0	1.00	0.000971		11/8/2021	11/9/2021
Bottle 1/2. Clear.										

Number	Reagent Name	Exp Date	
11	Carbon Filter Water	1/1/2023	
13379	PTFE Boiling Stones 27463755	12/30/2025	
14181	4ML, Amber Vial, 24166704	8/17/2026	
14206	pH-indicator Strips 0-14 HC160347	8/26/2026	
14448	Dichloromethane EC344	8/26/2023	

Spk ID	Spike Name	SampType	AmtAdd	Exp Date
FP211103 14244	DCM RINSED FILTER PAPER	all	1	4/6/2026
Sulfate 11/01/21 (	Baked Sodium Sulfate	all	Varies	10/5/2026
DRO211101B	Triacontane SURR 1000 ug/mL	all except LCS, M	100 uL	4/6/2026
DRO211012J	OTP/COD SURR 2000 ug/mL	All except RRO-L	100 uL	9/30/2024
SG211103(13376)	Baked Silica Gel	all-SGT samples	5g	2/28/2030
DRO211012B	#2 Diesel in Acetone 150,000 ug/mL	LCS, MS	100 uL	11/5/2023
DRO210902A	50,000 ug/mL Oil Std for RRO-In D	LCS-RRO, MS-R	100 uL	9/1/2026

PREP BATCH REPORT

Prep Code: **HC-3520-DRO** Technician: **Jillian L Bostwick** Prep Start Date: **11/8/2021 3:08:49 PM**

Prep Batch **161122** Prep Temp **NA °C** Batch Units: **ML** Prep End Date: **11/9/2021 1:37:00 PM**

Sample ID	Matrix	pH	Initial Samp Amt	Sol Added	Sol Recovered	Final Vol (mL)	Factor	Balance	Prep Start Date	Prep End Date
B21110057-002A	Ground Water	2	975	0	0	1.00	0.00103		11/8/2021	11/9/2021
Bottle 2/2. Clear, sediment. Lines 15-16 Start time: 3:45 PM, 11/8/2021. End time: 11/9/2021 at 9:45 AM. Sample was SGT with remaining 0.7 mL on 11/12/2021. AMN										
LCS-161122-RRO			1000	0	0	1.00	0.001		11/8/2021	11/9/2021
Sample was SGT with remaining 0.7 mL on 11/12/2021. AMN										

Number	Reagent Name	Exp Date	A
11	Carbon Filter Water	1/1/2023	
13379	PTFE Boiling Stones 27463755	12/30/2025	
14181	4ML, Amber Vial, 24166704	8/17/2026	
14206	pH-indicator Strips 0-14 HC160347	8/26/2026	
14448	Dichloromethane EC344	8/26/2023	

Spk ID	Spike Name	SampType	AmtAdd	Exp Date
FP211103 14244	DCM RINSED FILTER PAPER	all	1	4/6/2026
Sulfate 11/01/21 (	Baked Sodium Sulfate	all	Varies	10/5/2026
DRO211101B	Triacontane SURR 1000 ug/mL	all except LCS, M	100 uL	4/6/2026
DRO211012J	OTP/COD SURR 2000 ug/mL	All except RRO-L	100 uL	9/30/2024
SG211103(13376)	Baked Silica Gel	all-SGT samples	5g	2/28/2030
DRO211012B	#2 Diesel in Acetone 150,000 ug/mL	LCS, MS	100 uL	11/5/2023
DRO210902A	50,000 ug/mL Oil Std for RRO-In D	LCS-RRO, MS-R	100 uL	9/1/2026

Energy Laboratories Inc

ANALYTICAL RUN Summary

02-Dec-21

Run ID GCFID-HP5-B_211111A

Run Start Date: 11/11/2021
Analyst: Ann Nebel
Ical:
Column ID:
Comments: DRO-8015-ICAL information is in Index GCFID-HP5-B_211102A 8015C OIL range calibration GCFID-HP5-B_210218B

Std ID	Std Name	Std Amount	Std Units	Samp Amount	Samp Units	SampType	Expiration Date
DRO210708A	Carbon Scan STD-Marker					MARKER-C	3/5/2028
DRO211008A	5,000 ug/mL RRO CCV 200 ug/mL Triacontane					CCV-OIL	4/6/2026
DRO211012I	ALASKA MARKER-200ug/mL					MARKER	5/31/2022
DRO211103A	8015 CCV-15,000ug/mL + 200 OTP					CCV-DRO	4/30/2023

Seq No	Lab ID	Test Code	Sample Typ	File ID	Analysis Date	DF	Batch ID	Prep Date	SPKref	RPDref	pmoist
14852550	MARKER_1111	HC-8015-DRO-	SAMP		11/11/2021 5:24:	1	R370204		0	0	

Analyte	T	Units	RAW	Final	Text	Spike	SPKref	RPDref	MDL	PQL	UQL	%REC	LOW	HIGH	%RPD	Q
Diesel Range Organics (DRO)	A	mg/L		2.246886		0	0	0	0.0389	0.3	50	0%	0	0	0%	
Total Extractable Hydrocarbons	A	mg/L		3.632901		0	0	0	0.0749	0.3	50	0%	0	0	0%	
o-Terphenyl	S	mg/L		0.2083438		0.2	0	0	0.000429	0.002	0	104%	50	150	0%	

Seq No	Lab ID	Test Code	Sample Typ	File ID	Analysis Date	DF	Batch ID	Prep Date	SPKref	RPDref	pmoist
14852551	CCV_1111HP50	HC-8015-DRO-	CCV		11/11/2021 6:07:	1	R370204		0	0	

Analyte	T	Units	RAW	Final	Text	Spike	SPKref	RPDref	MDL	PQL	UQL	%REC	LOW	HIGH	%RPD	Q
TEH(Oil Range)	A	mg/L		4.72484668		5	0	0	0.0879	0.3	0	94%	80	120	0%	
n-Triacontane	S	mg/L		0.1968096		0.2	0	0	0.000336	0.002	0	98%	80	120	0%	

Seq No	Lab ID	Test Code	Sample Typ	File ID	Analysis Date	DF	Batch ID	Prep Date	SPKref	RPDref	pmoist
14852552	CCV_1111HP50	HC-8015-DRO-	CCV		11/11/2021 6:49:	1	R370204		0	0	

Analyte	T	Units	RAW	Final	Text	Spike	SPKref	RPDref	MDL	PQL	UQL	%REC	LOW	HIGH	%RPD	Q
Diesel Range Organics (C10 to C24)	A	mg/L		15.06205		15	0	0	0.0389	0.3	0	100%	80	120	0%	
Total Extractable Hydrocarbons	A	mg/L		15.58335		15	0	0	0.0749	0.3	50	104%	80	120	0%	
o-Terphenyl	S	mg/L		0.204158		0.2	0	0	0.000429	0.002	0	102%	80	120	0%	

Seq No	Lab ID	Test Code	Sample Typ	File ID	Analysis Date	DF	Batch ID	Prep Date	SPKref	RPDref	pmoist
14852553	LCS-161122	HC-8015-DRO-	LCS-DOD		11/11/2021 8:22:	1	161122	11/8/2021 3:	0	0	

Analyte	T	Units	RAW	Final	Text	Spike	SPKref	RPDref	MDL	PQL	UQL	%REC	LOW	HIGH	%RPD	Q
Diesel Range Organics (C10 to C24)	A	mg/L		13.3259		15	0	0	0.0389	0.3	0	89%	36	132	0%	
Total Extractable Hydrocarbons	A	mg/L		14.26814		15	0	0	0.0749	0.3	50	95%	60	132	0%	
o-Terphenyl	S	mg/L		0.2108702		0.2	0	0	0.000429	0.002	0	105%	56	125	0%	

Seq No	Lab ID	Test Code	Sample Typ	File ID	Analysis Date	DF	Batch ID	Prep Date	SPKref	RPDref	pmoist
14852554	LCSD-161122	HC-8015-DRO-	LCSD-DOD		11/11/2021 9:05:	1	161122	11/8/2021 3:	0	1E+07	

Analyte	T	Units	RAW	Final	Text	Spike	SPKref	RPDref	MDL	PQL	UQL	%REC	LOW	HIGH	%RPD	Q
Diesel Range Organics (C10 to C24)	A	mg/L		12.72302		15	0	13.3259	0.0389	0.3	0	85%	36	132	5%	
Total Extractable Hydrocarbons	A	mg/L		13.65493		15	0	14.26814	0.0749	0.3	50	91%	60	132	4%	
o-Terphenyl	S	mg/L		0.2013253		0.2	0	0	0.000429	0.002	0	101%	56	125	0%	

Seq No	Lab ID	Test Code	Sample Typ	File ID	Analysis Date	DF	Batch ID	Prep Date	SPKref	RPDref	pmoist
14852555	MB-161122	HC-8015-DRO-	MBLK		11/11/2021 9:48:	1	161122	11/8/2021 3:	0	0	

Analyte	T	Units	RAW	Final	Text	Spike	SPKref	RPDref	MDL	PQL	UQL	%REC	LOW	HIGH	%RPD	Q
Diesel Range Organics (C10 to C24)	A	mg/L		0		0	0	0	0.0389	0.15	0	0%	0	0	0%	
Oil Range Hydrocarbons (C24 to C40	A	mg/L		0		0	0	0	0.0879	0.15	0	0%	0	0	0%	
Total Extractable Hydrocarbons	A	mg/L		0		0	0	0	0.0749	0.15	50	0%	0	0	0%	
n-Triacontane	S	mg/L		0.0871		0.1	0	0	0.000336	0.002	0	87%	50	150	0%	
o-Terphenyl	S	mg/L		0.1916295		0.2	0	0	0.000429	0.002	0	96%	56	125	0%	

Seq No	Lab ID	Test Code	Sample Typ	File ID	Analysis Date	DF	Batch ID	Prep Date	SPKref	RPDref	pmoist
14852556	B21110712-007	HC-8015-DRO-	SAMP		11/11/2021 10:3	1	161122	11/8/2021 3:	0	0	

Analyte	T	Units	RAW	Final	Text	Spike	SPKref	RPDref	MDL	PQL	UQL	%REC	LOW	HIGH	%RPD	Q

Seq No	Lab ID	Test Code	Sample Typ	File ID	Analysis Date	DF	Batch ID	Prep Date	SPKref	RPDref	pmoist
14852556	B21110712-007	HC-8015-DRO-	SAMP		11/11/2021 10:3	1	161122	11/8/2021 3:	0	0	

Analyte	T	Units	RAW	Final	Text	Spike	SPKref	RPDref	MDL	PQL	UQL	%REC	LOW	HIGH	%RPD	Q
Diesel Range Organics (C10 to C24)	A	mg/L		0		0	0	0	0.0377719	0.3	0	0%	0	0	0%	U
Oil Range Hydrocarbons (C24 to C40	A	mg/L		0		0	0	0	0.0853509	0.3	0	0%	0	0	0%	U
Total Extractable Hydrocarbons	A	mg/L		0		0	0	0	0.0727279	0.3	50	0%	0	0	0%	U
n-Triacontane	S	mg/L		0.0905		0.0971	0	0	0.0003263	0.001942	0	93%	50	150	0%	
o-Terphenyl	S	mg/L		0.1907901		0.1942	0	0	0.0004166	0.002	0	98%	56	125	0%	

Seq No	Lab ID	Test Code	Sample Typ	File ID	Analysis Date	DF	Batch ID	Prep Date	SPKref	RPDref	pmoist
14852557	B21110712-006	HC-8015-DRO-	SAMP		11/11/2021 11:1	1	161122	11/8/2021 3:	0	0	

Analyte	T	Units	RAW	Final	Text	Spike	SPKref	RPDref	MDL	PQL	UQL	%REC	LOW	HIGH	%RPD	Q
Diesel Range Organics (C10 to C24)	A	mg/L		0		0	0	0	0.0370328	0.3	0	0%	0	0	0%	U
Oil Range Hydrocarbons (C24 to C40	A	mg/L		0		0	0	0	0.0836808	0.3	0	0%	0	0	0%	U
Total Extractable Hydrocarbons	A	mg/L		0		0	0	0	0.0713048	0.3	50	0%	0	0	0%	U
n-Triacontane	S	mg/L		0.0907		0.0952	0	0	0.0003199	0.001904	0	95%	50	150	0%	
o-Terphenyl	S	mg/L		0.1954708		0.1904	0	0	0.0004084	0.002	0	103%	56	125	0%	

Seq No	Lab ID	Test Code	Sample Typ	File ID	Analysis Date	DF	Batch ID	Prep Date	SPKref	RPDref	pmoist
14852558	B21110712-005	HC-8015-DRO-	SAMP		11/11/2021 11:5	1	161122	11/8/2021 3:	0	0	

Analyte	T	Units	RAW	Final	Text	Spike	SPKref	RPDref	MDL	PQL	UQL	%REC	LOW	HIGH	%RPD	Q
Diesel Range Organics (C10 to C24)	A	mg/L		0		0	0	0	0.038122	0.3	0	0%	0	0	0%	U
Oil Range Hydrocarbons (C24 to C40	A	mg/L		0		0	0	0	0.086142	0.3	0	0%	0	0	0%	U
Total Extractable Hydrocarbons	A	mg/L		0		0	0	0	0.073402	0.3	50	0%	0	0	0%	U
n-Triacontane	S	mg/L		0.0912		0.098	0	0	0.0003293	0.00196	0	93%	50	150	0%	
o-Terphenyl	S	mg/L		0.1941375		0.196	0	0	0.0004204	0.002	0	99%	56	125	0%	

Seq No	Lab ID	Test Code	Sample Typ	File ID	Analysis Date	DF	Batch ID	Prep Date	SPKref	RPDref	pmoist
14852559	B21110712-003	HC-8015-DRO-	SAMP		11/11/2021 12:3	1	161122	11/8/2021 3:	0	0	

Analyte	T	Units	RAW	Final	Text	Spike	SPKref	RPDref	MDL	PQL	UQL	%REC	LOW	HIGH	%RPD	Q
Diesel Range Organics (C10 to C24)	A	mg/L		0.1109254		0	0	0	0.038122	0.3	0	0%	0	0	0%	J
Oil Range Hydrocarbons (C24 to C40	A	mg/L		0.24991116		0	0	0	0.086142	0.3	0	0%	0	0	0%	J
Total Extractable Hydrocarbons	A	mg/L		0.3872505		0	0	0	0.073402	0.3	50	0%	0	0	0%	
n-Triacontane	S	mg/L		0.0933		0.098	0	0	0.0003293	0.00196	0	95%	50	150	0%	

Seq No	Lab ID	Test Code	Sample Typ	File ID	Analysis Date	DF	Batch ID	Prep Date	SPKref	RPDref	pmoist
14852559	B21110712-003	HC-8015-DRO-	SAMP		11/11/2021 12:3	1	161122	11/8/2021 3:	0	0	

Analyte	T	Units	RAW	Final	Text	Spike	SPKref	RPDref	MDL	PQL	UQL	%REC	LOW	HIGH	%RPD	Q
o-Terphenyl	S	mg/L		0.1402821		0.196	0	0	0.0004204	0.002	0	72%	56	125	0%	

Seq No	Lab ID	Test Code	Sample Typ	File ID	Analysis Date	DF	Batch ID	Prep Date	SPKref	RPDref	pmoist
14852560	B21110712-004	HC-8015-DRO-	SAMP		11/11/2021 1:22:	1	161122	11/8/2021 3:	0	0	

Analyte	T	Units	RAW	Final	Text	Spike	SPKref	RPDref	MDL	PQL	UQL	%REC	LOW	HIGH	%RPD	Q
Diesel Range Organics (C10 to C24)	A	mg/L		0.1263266		0	0	0	0.0368772	0.3	0	0%	0	0	0%	J
Oil Range Hydrocarbons (C24 to C40	A	mg/L		0.18479970		0	0	0	0.0833292	0.3	0	0%	0	0	0%	J
Total Extractable Hydrocarbons	A	mg/L		0.4551913		0	0	0	0.0710052	0.3	50	0%	0	0	0%	
n-Triacontane	S	mg/L		0.0889		0.0948	0	0	0.0003185	0.001896	0	94%	50	150	0%	
o-Terphenyl	S	mg/L		0.1408402		0.1896	0	0	0.0004067	0.002	0	74%	56	125	0%	

Seq No	Lab ID	Test Code	Sample Typ	File ID	Analysis Date	DF	Batch ID	Prep Date	SPKref	RPDref	pmoist
14852561	B21110712-002	HC-8015-DRO-	SAMP		11/11/2021 2:47:	1	161122	11/8/2021 3:	0	0	

Analyte	T	Units	RAW	Final	Text	Spike	SPKref	RPDref	MDL	PQL	UQL	%REC	LOW	HIGH	%RPD	Q
Diesel Range Organics (C10 to C24)	A	mg/L		2.793668		0	0	0	0.0366827	0.3	0	0%	0	0	0%	
Oil Range Hydrocarbons (C24 to C40	A	mg/L		0.34564838		0	0	0	0.0828897	0.3	0	0%	0	0	0%	
Total Extractable Hydrocarbons	A	mg/L		3.213031		0	0	0	0.0706307	0.3	50	0%	0	0	0%	
n-Triacontane	S	mg/L		0.087		0.0943	0	0	0.0003168	0.001886	0	92%	50	150	0%	
o-Terphenyl	S	mg/L		0.1847741		0.1886	0	0	0.0004045	0.002	0	98%	56	125	0%	
TEH(Oil Range)	X	mg/L		1.01427794		0	0	0	0.0828897	0.3	0	0%	0	0	0%	

Seq No	Lab ID	Test Code	Sample Typ	File ID	Analysis Date	DF	Batch ID	Prep Date	SPKref	RPDref	pmoist
14852562	MARKER_1111	HC-8015-DRO-	SAMP		11/11/2021 4:12:	1	R370204		0	0	

Analyte	T	Units	RAW	Final	Text	Spike	SPKref	RPDref	MDL	PQL	UQL	%REC	LOW	HIGH	%RPD	Q
Diesel Range Organics (DRO)	A	mg/L		2.267638		0	0	0	0.0389	0.3	50	0%	0	0	0%	
Total Extractable Hydrocarbons	A	mg/L		3.66542		0	0	0	0.0749	0.3	50	0%	0	0	0%	
o-Terphenyl	S	mg/L		0.2104698		0.2	0	0	0.000429	0.002	0	105%	50	150	0%	
Diesel Range Organics (C10 to C24)	X	mg/L		2.267638		0	0	0	0.0389	0.3	0	0%	0	0	0%	

Seq No	Lab ID	Test Code	Sample Typ	File ID	Analysis Date	DF	Batch ID	Prep Date	SPKref	RPDref	pmoist
14852563	CCV_1111HP51	HC-8015-DRO-	CCV		11/11/2021 4:55:	1	R370204		0	0	

Analyte	T	Units	RAW	Final	Text	Spike	SPKref	RPDref	MDL	PQL	UQL	%REC	LOW	HIGH	%RPD	Q
TEH(Oil Range)	A	mg/L		4.60550586		5	0	0	0.0879	0.3	0	92%	80	120	0%	
n-Triacontane	S	mg/L		0.191957		0.2	0	0	0.000336	0.002	0	96%	80	120	0%	

Seq No	Lab ID	Test Code	Sample Typ	File ID	Analysis Date	DF	Batch ID	Prep Date	SPKref	RPDref	pmoist
14852564	CCV_1111HP52	HC-8015-DRO-	CCV		11/11/2021 5:38:	1	R370204		0	0	

Analyte	T	Units	RAW	Final	Text	Spike	SPKref	RPDref	MDL	PQL	UQL	%REC	LOW	HIGH	%RPD	Q
Diesel Range Organics (C10 to C24)	A	mg/L		14.39426		15	0	0	0.0389	0.3	0	96%	80	120	0%	
Total Extractable Hydrocarbons	A	mg/L		14.89184		15	0	0	0.0749	0.3	50	99%	80	120	0%	
o-Terphenyl	S	mg/L		0.1953674		0.2	0	0	0.000429	0.002	0	98%	80	120	0%	

Seq No	Lab ID	Test Code	Sample Typ	File ID	Analysis Date	DF	Batch ID	Prep Date	SPKref	RPDref	pmoist
14852565	B21110057-002	HC-8015-DRO-	SAMP		11/11/2021 7:04:	1	161122	11/8/2021 3:	0	0	

Analyte	T	Units	RAW	Final	Text	Spike	SPKref	RPDref	MDL	PQL	UQL	%REC	LOW	HIGH	%RPD	Q
Diesel Range Organics (C10 to C24)	A	mg/L		3.642582		0	0	3.257849	0.040067	0.309	0	0%	0	0	0%	
Oil Range Hydrocarbons (C24 to C40	A	mg/L		0.46653065		0	0	0.3906036	0.090537	0.309	0	0%	0	0	0%	
Total Extractable Hydrocarbons	A	mg/L		4.197502		0	0	3.72987	0.077147	0.309	50	0%	0	0	0%	
n-Triacontane	S	mg/L		0.0961		0.103	0	0	0.0003461	0.00206	0	93%	50	150	0%	
o-Terphenyl	S	mg/L		0.1418308		0.206	0	0	0.0004419	0.00206	0	69%	56	125	0%	

Seq No	Lab ID	Test Code	Sample Typ	File ID	Analysis Date	DF	Batch ID	Prep Date	SPKref	RPDref	pmoist
14852566	B21110712-001	HC-8015-DRO-	SAMP		11/11/2021 7:47:	1	161122	11/8/2021 3:	0	0	

Analyte	T	Units	RAW	Final	Text	Spike	SPKref	RPDref	MDL	PQL	UQL	%REC	LOW	HIGH	%RPD	Q
Diesel Range Organics (C10 to C24)	A	mg/L		0.4700936		0	0	0	0.0377719	0.3	0	0%	0	0	0%	
Oil Range Hydrocarbons (C24 to C40	A	mg/L		0.21736164		0	0	0	0.0853509	0.3	0	0%	0	0	0%	J
Total Extractable Hydrocarbons	A	mg/L		0.899461		0	0	0	0.0727279	0.3	50	0%	0	0	0%	
n-Triacontane	S	mg/L		0.0855		0.0971	0	0	0.0003263	0.001942	0	88%	50	150	0%	
o-Terphenyl	S	mg/L		0.1455257		0.1942	0	0	0.0004166	0.002	0	75%	56	125	0%	

Seq No	Lab ID	Test Code	Sample Typ	File ID	Analysis Date	DF	Batch ID	Prep Date	SPKref	RPDref	pmoist
14852567	B21110712-001	HC-8015-DRO-	MS-DOD		11/11/2021 8:29:	1	161122	11/8/2021 3:	1E+07	0	

Analyte	T	Units	RAW	Final	Text	Spike	SPKref	RPDref	MDL	PQL	UQL	%REC	LOW	HIGH	%RPD	Q
Diesel Range Organics (C10 to C24)	A	mg/L		13.12767		15	0.4700936	0	0.0389	0.3	0	84%	36	132	0%	
Total Extractable Hydrocarbons	A	mg/L		14.32977		15	0.899461	0	0.0749	0.3	50	90%	60	132	0%	
o-Terphenyl	S	mg/L		0.1943999		0.2	0	0	0.000429	0.002	0	97%	56	125	0%	

Seq No	Lab ID	Test Code	Sample Typ	File ID	Analysis Date	DF	Batch ID	Prep Date	SPKref	RPDref	pmoist
14852568	LCS-161122-RR	HC-8015-DRO-	LCS-DOD		11/11/2021 9:55:	1	161122	11/8/2021 3:	0	0	

Analyte	T	Units	RAW	Final	Text	Spike	SPKref	RPDref	MDL	PQL	UQL	%REC	LOW	HIGH	%RPD	Q
TEH(Oil Range)	A	mg/L		4.75478601		5	0	0	0.0879	0.3	0	95%	41	113	0%	
n-Triacontane	S	mg/L		0.0901		0.1	0	0	0.000336	0.002	0	90%	50	150	0%	

Seq No	Lab ID	Test Code	Sample Typ	File ID	Analysis Date	DF	Batch ID	Prep Date	SPKref	RPDref	pmoist
14852569	LCSD-161122-R	HC-8015-DRO-	LCSD-DOD		11/11/2021 11:2	1	161122	11/8/2021 3:	0	1E+07	

Analyte	T	Units	RAW	Final	Text	Spike	SPKref	RPDref	MDL	PQL	UQL	%REC	LOW	HIGH	%RPD	Q
TEH(Oil Range)	A	mg/L		4.41584206		5	0	4.7547860	0.0879	0.3	0	88%	41	113	7%	
n-Triacontane	S	mg/L		0.0843		0.1	0	0	0.000336	0.002	0	84%	50	150	0%	

Seq No	Lab ID	Test Code	Sample Typ	File ID	Analysis Date	DF	Batch ID	Prep Date	SPKref	RPDref	pmoist
14852570	B21110712-002	HC-8015-DRO-	MS-DOD		11/12/2021 12:4	1	161122	11/8/2021 3:	1E+07	0	

Analyte	T	Units	RAW	Final	Text	Spike	SPKref	RPDref	MDL	PQL	UQL	%REC	LOW	HIGH	%RPD	Q
TEH(Oil Range)	A	mg/L		4.73254585		4.74	1.0142779	0	0.0833292	0.3	0	78%	41	113	0%	
n-Triacontane	S	mg/L		0.083		0.0948	0	0	0.0003185	0.002	0	88%	50	150	0%	

Seq No	Lab ID	Test Code	Sample Typ	File ID	Analysis Date	DF	Batch ID	Prep Date	SPKref	RPDref	pmoist
14852571	MARKER_1111	HC-8015-DRO-	SAMP		11/12/2021 2:12:	1	R370204		0	0	

Analyte	T	Units	RAW	Final	Text	Spike	SPKref	RPDref	MDL	PQL	UQL	%REC	LOW	HIGH	%RPD	Q
Diesel Range Organics (DRO)	A	mg/L		2.279169		0	0	0	0.0389	0.3	50	0%	0	0	0%	
Total Extractable Hydrocarbons	A	mg/L		3.677947		0	0	0	0.0749	0.3	50	0%	0	0	0%	
o-Terphenyl	S	mg/L		0.2115148		0.2	0	0	0.000429	0.002	0	106%	50	150	0%	
Diesel Range Organics (C10 to C24)	X	mg/L		2.279169		0	0	0	0.0389	0.3	0	0%	0	0	0%	

Seq No	Lab ID	Test Code	Sample Typ	File ID	Analysis Date	DF	Batch ID	Prep Date	SPKref	RPDref	pmoist
14852572	CCV_1111HP53	HC-8015-DRO-	CCV		11/12/2021 2:55:	1	R370204		0	0	

Analyte	T	Units	RAW	Final	Text	Spike	SPKref	RPDref	MDL	PQL	UQL	%REC	LOW	HIGH	%RPD	Q
TEH(Oil Range)	A	mg/L		4.86861377		5	0	0	0.0879	0.3	0	97%	80	120	0%	
n-Triacontane	S	mg/L		0.201752		0.2	0	0	0.000336	0.002	0	101%	80	120	0%	

Seq No	Lab ID	Test Code	Sample Typ	File ID	Analysis Date	DF	Batch ID	Prep Date	SPKref	RPDref	pmoist
14852573	CCV_1111HP53	HC-8015-DRO-	CCV		11/12/2021 3:38:	1	R370204		0	0	

Analyte	T	Units	RAW	Final	Text	Spike	SPKref	RPDref	MDL	PQL	UQL	%REC	LOW	HIGH	%RPD	Q
Diesel Range Organics (C10 to C24)	A	mg/L		14.89358		15	0	0	0.0389	0.3	0	99%	80	120	0%	
Total Extractable Hydrocarbons	A	mg/L		15.40571		15	0	0	0.0749	0.3	50	103%	80	120	0%	
o-Terphenyl	S	mg/L		0.2018117		0.2	0	0	0.000429	0.002	0	101%	80	120	0%	

Energy Laboratories Inc

ANALYTICAL RUN Summary

02-Dec-21

Run ID GCFID-HP5-B_211111B

Run Start Date: 11/11/2021
Analyst: Ann Nebel
Ical:
Column ID:
Comments: DRO-8015-ICAL information is in Index GCFID-HP5-B_211102A 8015C OIL range calibration GCFID-HP5-B_210218B

Std ID	Std Name	Std Amount	Std Units	Samp Amount	Samp Units	SampType	Expiration Date
DRO210708A	Carbon Scan STD-Marker					MARKER-C	3/5/2028
DRO211008A	5,000 ug/mL RRO CCV 200 ug/mL Triacontane					CCV-OIL	4/6/2026
DRO211012I	ALASKA MARKER-200ug/mL					MARKER	5/31/2022
DRO211103A	8015 CCV-15,000ug/mL + 200 OTP					CCV-DRO	4/30/2023

Seq No	Lab ID	Test Code	Sample Typ	File ID	Analysis Date	DF	Batch ID	Prep Date	SPKref	RPDref	pmoist
14859301	MARKER_1111	HC-8015-DRO-	SAMP		11/12/2021 2:12:	1	R370291		0	0	

Analyte	T	Units	RAW	Final	Text	Spike	SPKref	RPDref	MDL	PQL	UQL	%REC	LOW	HIGH	%RPD	Q
Diesel Range Organics (DRO)	A	mg/L		2.279169		0	0	0	0.0389	0.3	50	0%	0	0	0%	
Total Extractable Hydrocarbons	A	mg/L		3.677947		0	0	0	0.0749	0.3	50	0%	0	0	0%	
o-Terphenyl	S	mg/L		0.2115148		0.2	0	0	0.000429	0.002	0	106%	50	150	0%	
Diesel Range Organics (C10 to C24)	X	mg/L		2.279169		0	0	0	0.0389	0.3	0	0%	0	0	0%	

Seq No	Lab ID	Test Code	Sample Typ	File ID	Analysis Date	DF	Batch ID	Prep Date	SPKref	RPDref	pmoist
14859302	CCV_1111HP53	HC-8015-DRO-	CCV		11/12/2021 2:55:	1	R370291		0	0	

Analyte	T	Units	RAW	Final	Text	Spike	SPKref	RPDref	MDL	PQL	UQL	%REC	LOW	HIGH	%RPD	Q
TEH(Oil Range)	A	mg/L		4.86861377		5	0	0	0.0879	0.3	0	97%	80	120	0%	
n-Triacontane	S	mg/L		0.201752		0.2	0	0	0.000336	0.002	0	101%	80	120	0%	

Seq No	Lab ID	Test Code	Sample Typ	File ID	Analysis Date	DF	Batch ID	Prep Date	SPKref	RPDref	pmoist
14859303	CCV_1111HP53	HC-8015-DRO-	CCV		11/12/2021 3:38:	1	R370291		0	0	

Analyte	T	Units	RAW	Final	Text	Spike	SPKref	RPDref	MDL	PQL	UQL	%REC	LOW	HIGH	%RPD	Q
Diesel Range Organics (C10 to C24)	A	mg/L		14.89358		15	0	0	0.0389	0.3	0	99%	80	120	0%	
Total Extractable Hydrocarbons	A	mg/L		15.40571		15	0	0	0.0749	0.3	50	103%	80	120	0%	
o-Terphenyl	S	mg/L		0.2018117		0.2	0	0	0.000429	0.002	0	101%	80	120	0%	

Seq No	Lab ID	Test Code	Sample Typ	File ID	Analysis Date	DF	Batch ID	Prep Date	SPKref	RPDref	pmoist
14859304	LCS-161122	HC-8015-DRO-	LCS-DOD		11/12/2021 7:46:	1	161122	11/8/2021 3:	0	0	

Analyte	T	Units	RAW	Final	Text	Spike	SPKref	RPDref	MDL	PQL	UQL	%REC	LOW	HIGH	%RPD	Q
Diesel Range Organics (SGT-C10 to	A	mg/L		9.818629		15	0	0	0.0389	0.3	0	65%	36	132	0%	
Total Extractable Hydrocarbons (SGT	A	mg/L		10.48462		15	0	0	0.0329	0.3	0	70%	60	132	0%	
o-Terphenyl (SGT)	S	mg/L		0.1630385		0.2	0	0	0.000429	0.002	0	82%	56	125	0%	

Seq No	Lab ID	Test Code	Sample Typ	File ID	Analysis Date	DF	Batch ID	Prep Date	SPKref	RPDref	pmoist
14859305	LCSD-161122	HC-8015-DRO-	LCSD-DOD		11/12/2021 8:29:	1	161122	11/8/2021 3:	0	1E+07	

Analyte	T	Units	RAW	Final	Text	Spike	SPKref	RPDref	MDL	PQL	UQL	%REC	LOW	HIGH	%RPD	Q
Diesel Range Organics (SGT-C10 to	A	mg/L		9.856694		15	0	9.818629	0.0389	0.3	0	66%	36	132	0%	
Total Extractable Hydrocarbons (SGT	A	mg/L		10.50614		15	0	10.48462	0.0329	0.3	0	70%	60	132	0%	
o-Terphenyl (SGT)	S	mg/L		0.1656786		0.2	0	0	0.000429	0.002	0	83%	56	125	0%	

Seq No	Lab ID	Test Code	Sample Typ	File ID	Analysis Date	DF	Batch ID	Prep Date	SPKref	RPDref	pmoist
14859306	MB-161122	HC-8015-DRO-	MBLK		11/12/2021 9:12:	1	161122	11/8/2021 3:	0	0	

Analyte	T	Units	RAW	Final	Text	Spike	SPKref	RPDref	MDL	PQL	UQL	%REC	LOW	HIGH	%RPD	Q
Diesel Range Organics (SGT-C10 to	A	mg/L		0		0	0	0	0.0389	0.15	0	0%	0	0	0%	
Oil Range Hydrocarbons (SGT-C24 t	A	mg/L		0		0	0	0	0.0879	0.15	0	0%	0	0	0%	
Total Extractable Hydrocarbons (SGT	A	mg/L		0		0	0	0	0.0329	0.15	0	0%	0	0	0%	
n-Triacontane (SGT)	S	mg/L		0.0631		0.1	0	0	0.000336	0.002	0	63%	50	150	0%	
o-Terphenyl (SGT)	S	mg/L		0.1330931		0.2	0	0	0.000429	0.002	0	67%	56	125	0%	

Seq No	Lab ID	Test Code	Sample Typ	File ID	Analysis Date	DF	Batch ID	Prep Date	SPKref	RPDref	pmoist
14859307	B21110712-003	HC-8015-DRO-	SAMP		11/12/2021 9:55:	1	161122	11/8/2021 3:	0	0	

Analyte	T	Units	RAW	Final	Text	Spike	SPKref	RPDref	MDL	PQL	UQL	%REC	LOW	HIGH	%RPD	Q

Seq No	Lab ID	Test Code	Sample Typ	File ID	Analysis Date	DF	Batch ID	Prep Date	SPKref	RPDref	pmoist
14859307	B21110712-003	HC-8015-DRO-	SAMP		11/12/2021 9:55:	1	161122	11/8/2021 3:	0	0	

Analyte	T	Units	RAW	Final	Text	Spike	SPKref	RPDref	MDL	PQL	UQL	%REC	LOW	HIGH	%RPD	Q
Diesel Range Organics (SGT-C10 to	A	mg/L		0		0	0	0	0.038122	0.3	0	0%	0	0	0%	U
Oil Range Hydrocarbons (SGT-C24 t	A	mg/L		0		0	0	0	0.086142	0.3	0	0%	0	0	0%	U
Total Extractable Hydrocarbons (SGT	A	mg/L		0		0	0	0	0.032242	0.3	0	0%	0	0	0%	U
n-Triacontane (SGT)	S	mg/L		0.0658		0.098	0	0	0.0003293	0.00196	0	67%	50	150	0%	
o-Terphenyl (SGT)	S	mg/L		0.1122655		0.196	0	0	0.0004204	0.00196	0	57%	56	125	0%	

Seq No	Lab ID	Test Code	Sample Typ	File ID	Analysis Date	DF	Batch ID	Prep Date	SPKref	RPDref	pmoist
14859308	B21110712-001	HC-8015-DRO-	SAMP		11/12/2021 11:2	1	161122	11/8/2021 3:	0	0	

Analyte	T	Units	RAW	Final	Text	Spike	SPKref	RPDref	MDL	PQL	UQL	%REC	LOW	HIGH	%RPD	Q
Diesel Range Organics (SGT-C10 to	A	mg/L		0.07837881		0	0	0	0.0377719	0.3	0	0%	0	0	0%	J
Oil Range Hydrocarbons (SGT-C24 t	A	mg/L		0		0	0	0	0.0853509	0.3	0	0%	0	0	0%	U
Total Extractable Hydrocarbons (SGT	A	mg/L		0.08700512		0	0	0	0.0319459	0.3	0	0%	0	0	0%	J
n-Triacontane (SGT)	S	mg/L		0.0681		0.0971	0	0	0.0003263	0.001942	0	70%	50	150	0%	
o-Terphenyl (SGT)	S	mg/L		0.1426982		0.1942	0	0	0.0004166	0.001942	0	73%	56	125	0%	

Seq No	Lab ID	Test Code	Sample Typ	File ID	Analysis Date	DF	Batch ID	Prep Date	SPKref	RPDref	pmoist
14859309	B21110712-004	HC-8015-DRO-	SAMP		11/12/2021 12:0	1	161122	11/8/2021 3:	0	0	

Analyte	T	Units	RAW	Final	Text	Spike	SPKref	RPDref	MDL	PQL	UQL	%REC	LOW	HIGH	%RPD	Q
Diesel Range Organics (SGT-C10 to	A	mg/L		0		0	0	0	0.0368772	0.3	0	0%	0	0	0%	U
Oil Range Hydrocarbons (SGT-C24 t	A	mg/L		0		0	0	0	0.0833292	0.3	0	0%	0	0	0%	U
Total Extractable Hydrocarbons (SGT	A	mg/L		0		0	0	0	0.0311892	0.3	0	0%	0	0	0%	U
n-Triacontane (SGT)	S	mg/L		0.0641		0.0948	0	0	0.0003185	0.001896	0	68%	50	150	0%	
o-Terphenyl (SGT)	S	mg/L		0.124031		0.1896	0	0	0.0004067	0.001896	0	65%	56	125	0%	

Seq No	Lab ID	Test Code	Sample Typ	File ID	Analysis Date	DF	Batch ID	Prep Date	SPKref	RPDref	pmoist
14859310	MARKER_1111	HC-8015-DRO-	SAMP		11/12/2021 1:31:	1	R370291		0	0	

Analyte	T	Units	RAW	Final	Text	Spike	SPKref	RPDref	MDL	PQL	UQL	%REC	LOW	HIGH	%RPD	Q
Diesel Range Organics (DRO)	A	mg/L		2.243799		0	0	0	0.0389	0.3	50	0%	0	0	0%	
Total Extractable Hydrocarbons	A	mg/L		3.632517		0	0	0	0.0749	0.3	50	0%	0	0	0%	
o-Terphenyl	S	mg/L		0.208528		0.2	0	0	0.000429	0.002	0	104%	50	150	0%	
Diesel Range Organics (C10 to C24)	X	mg/L		2.243799		0	0	0	0.0389	0.3	0	0%	0	0	0%	

Seq No	Lab ID	Test Code	Sample Typ	File ID	Analysis Date	DF	Batch ID	Prep Date	SPKref	RPDref	pmoist
14859311	CCV_1111HP54	HC-8015-DRO-	CCV		11/12/2021 2:14:	1	R370291		0	0	

Analyte	T	Units	RAW	Final	Text	Spike	SPKref	RPDref	MDL	PQL	UQL	%REC	LOW	HIGH	%RPD	Q
TEH(Oil Range)	A	mg/L		4.52284912		5	0	0	0.0879	0.3	0	90%	80	120	0%	
n-Triacontane	S	mg/L		0.189718		0.2	0	0	0.000336	0.002	0	95%	80	120	0%	

Seq No	Lab ID	Test Code	Sample Typ	File ID	Analysis Date	DF	Batch ID	Prep Date	SPKref	RPDref	pmoist
14859312	CCV_1111HP54	HC-8015-DRO-	CCV		11/12/2021 2:57:	1	R370291		0	0	

Analyte	T	Units	RAW	Final	Text	Spike	SPKref	RPDref	MDL	PQL	UQL	%REC	LOW	HIGH	%RPD	Q
Diesel Range Organics (C10 to C24)	A	mg/L		14.93409		15	0	0	0.0389	0.3	0	100%	80	120	0%	
Total Extractable Hydrocarbons	A	mg/L		15.4509		15	0	0	0.0749	0.3	50	103%	80	120	0%	
o-Terphenyl	S	mg/L		0.2015956		0.2	0	0	0.000429	0.002	0	101%	80	120	0%	

Seq No	Lab ID	Test Code	Sample Typ	File ID	Analysis Date	DF	Batch ID	Prep Date	SPKref	RPDref	pmoist
14859313	B21110057-002	HC-8015-DRO-	SAMP		11/12/2021 4:22:	1	161122	11/8/2021 3:	0	0	

Analyte	T	Units	RAW	Final	Text	Spike	SPKref	RPDref	MDL	PQL	UQL	%REC	LOW	HIGH	%RPD	Q
Diesel Range Organics (SGT-C10 to	A	mg/L		0.6802855		0	0	0.7552887	0.040067	0.309	0	0%	0	0	0%	
Oil Range Hydrocarbons (SGT-C24 t	A	mg/L		0.11243441		0	0	0.1032304	0.090537	0.309	0	0%	0	0	0%	J
Total Extractable Hydrocarbons (SGT	A	mg/L		0.8024402		0	0	0.8927249	0.033887	0.309	0	0%	0	0	0%	
n-Triacontane (SGT)	S	mg/L		0.0815		0.103	0	0	0.0003461	0.00206	0	79%	50	150	0%	
o-Terphenyl (SGT)	S	mg/L		0.1149713		0.206	0	0	0.0004419	0.00206	0	56%	56	125	0%	

Seq No	Lab ID	Test Code	Sample Typ	File ID	Analysis Date	DF	Batch ID	Prep Date	SPKref	RPDref	pmoist
14859314	B21110712-002	HC-8015-DRO-	SAMP		11/12/2021 5:05:	1	161122	11/8/2021 3:	0	0	

Analyte	T	Units	RAW	Final	Text	Spike	SPKref	RPDref	MDL	PQL	UQL	%REC	LOW	HIGH	%RPD	Q
Diesel Range Organics (SGT-C10 to	A	mg/L		0.5233978		0	0	0	0.0366827	0.3	0	0%	0	0	0%	
Oil Range Hydrocarbons (SGT-C24 t	A	mg/L		0		0	0	0	0.0828897	0.3	0	0%	0	0	0%	U
Total Extractable Hydrocarbons (SGT	A	mg/L		0.5512023		0	0	0	0.0310247	0.3	0	0%	0	0	0%	
n-Triacontane (SGT)	S	mg/L		0.0772		0.0943	0	0	0.0003168	0.001886	0	82%	50	150	0%	
o-Terphenyl (SGT)	S	mg/L		0.1612341		0.1886	0	0	0.0004045	0.001886	0	85%	56	125	0%	
TEH(Oil Range)	X	mg/L		0		0	0	0	0.0828897	0.3	0	0%	0	0	0%	U

Seq No	Lab ID	Test Code	Sample Typ	File ID	Analysis Date	DF	Batch ID	Prep Date	SPKref	RPDref	pmoist
14859315	B21110712-001	HC-8015-DRO-	MS-DOD		11/12/2021 5:48:	1	161122	11/8/2021 3:	1E+07	0	

Analyte	T	Units	RAW	Final	Text	Spike	SPKref	RPDref	MDL	PQL	UQL	%REC	LOW	HIGH	%RPD	Q
Diesel Range Organics (SGT-C10 to	A	mg/L		12.38119		15	0.0783788	0	0.0389	0.3	0	82%	36	132	0%	
Total Extractable Hydrocarbons (SGT	A	mg/L		13.20009		15	0.0870051	0	0.0329	0.3	0	87%	60	132	0%	
o-Terphenyl (SGT)	S	mg/L		0.1926129		0.2	0	0	0.000429	0.002	0	96%	56	125	0%	

Seq No	Lab ID	Test Code	Sample Typ	File ID	Analysis Date	DF	Batch ID	Prep Date	SPKref	RPDref	pmoist
14859316	LCS-161122-RR	HC-8015-DRO-	LCS-DOD		11/12/2021 7:14:	1	161122	11/8/2021 3:	0	0	

Analyte	T	Units	RAW	Final	Text	Spike	SPKref	RPDref	MDL	PQL	UQL	%REC	LOW	HIGH	%RPD	Q
TEH (SGT-Oil Range)	A	mg/L		4.17166662		5	0	0	0.0879	0.3	0	83%	41	113	0%	
n-Triacontane (SGT)	S	mg/L		0.0759		0.1	0	0	0.000336	0.002	0	76%	50	150	0%	

Seq No	Lab ID	Test Code	Sample Typ	File ID	Analysis Date	DF	Batch ID	Prep Date	SPKref	RPDref	pmoist
14859317	LCSD-161122-R	HC-8015-DRO-	LCSD-DOD		11/12/2021 8:40:	1	161122	11/8/2021 3:	0	1E+07	

Analyte	T	Units	RAW	Final	Text	Spike	SPKref	RPDref	MDL	PQL	UQL	%REC	LOW	HIGH	%RPD	Q
TEH (SGT-Oil Range)	A	mg/L		3.87722039		5	0	4.1716666	0.0879	0.3	0	78%	41	113	7%	
n-Triacontane (SGT)	S	mg/L		0.0684		0.1	0	0	0.000336	0.002	0	68%	50	150	0%	

Seq No	Lab ID	Test Code	Sample Typ	File ID	Analysis Date	DF	Batch ID	Prep Date	SPKref	RPDref	pmoist
14859318	B21110712-002	HC-8015-DRO-	MS-DOD		11/12/2021 10:0	1	161122	11/8/2021 3:	1E+07	0	

Analyte	T	Units	RAW	Final	Text	Spike	SPKref	RPDref	MDL	PQL	UQL	%REC	LOW	HIGH	%RPD	Q
TEH (SGT-Oil Range)	A	mg/L		3.84098911		4.74	0	0	0.0833292	0.3	0	81%	41	113	0%	
n-Triacontane (SGT)	S	mg/L		0.0683		0.0948	0	0	0.0003185	0.002	0	72%	50	150	0%	

Seq No	Lab ID	Test Code	Sample Typ	File ID	Analysis Date	DF	Batch ID	Prep Date	SPKref	RPDref	pmoist
14859319	MARKER_1111	HC-8015-DRO-	SAMP		11/12/2021 11:3	1	R370291		0	0	

Analyte	T	Units	RAW	Final	Text	Spike	SPKref	RPDref	MDL	PQL	UQL	%REC	LOW	HIGH	%RPD	Q
Diesel Range Organics (DRO)	A	mg/L		2.310179		0	0	0	0.0389	0.3	50	0%	0	0	0%	
Total Extractable Hydrocarbons	A	mg/L		3.737043		0	0	0	0.0749	0.3	50	0%	0	0	0%	
o-Terphenyl	S	mg/L		0.2151303		0.2	0	0	0.000429	0.002	0	108%	50	150	0%	
Diesel Range Organics (C10 to C24)	X	mg/L		2.310179		0	0	0	0.0389	0.3	0	0%	0	0	0%	

Seq No	Lab ID	Test Code	Sample Typ	File ID	Analysis Date	DF	Batch ID	Prep Date	SPKref	RPDref	pmoist
14859320	CCV_1111HP55	HC-8015-DRO-	CCV		11/13/2021 12:1	1	R370291		0	0	

Analyte	T	Units	RAW	Final	Text	Spike	SPKref	RPDref	MDL	PQL	UQL	%REC	LOW	HIGH	%RPD	Q
TEH(Oil Range)	A	mg/L		4.65974072		5	0	0	0.0879	0.3	0	93%	80	120	0%	
n-Triacontane	S	mg/L		0.1927887		0.2	0	0	0.000336	0.002	0	96%	80	120	0%	

Seq No	Lab ID	Test Code	Sample Typ	File ID	Analysis Date	DF	Batch ID	Prep Date	SPKref	RPDref	pmoist
14859321	CCV_1111HP56	HC-8015-DRO-	CCV		11/13/2021 12:5	1	R370291		0	0	

Analyte	T	Units	RAW	Final	Text	Spike	SPKref	RPDref	MDL	PQL	UQL	%REC	LOW	HIGH	%RPD	Q
Diesel Range Organics (C10 to C24)	A	mg/L		15.11129		15	0	0	0.0389	0.3	0	101%	80	120	0%	
Total Extractable Hydrocarbons	A	mg/L		15.6321		15	0	0	0.0749	0.3	50	104%	80	120	0%	
o-Terphenyl	S	mg/L		0.204544		0.2	0	0	0.000429	0.002	0	102%	80	120	0%	

Write Sequence Data File	Insert Entries(Have the first cell for entries selecte Sample Name	Method	Weight	Dil Factor	Amt Inj.	IS	Cal ID
G:\org\HP5\DAT\HP5111121_b\1111HP5.01r	MARKER_1111HP501r, DRO ;1111HP5 , DRO210708A	g:\org\HP5\Methods\\CSC211108.met	1	1	1	1	0
G:\org\HP5\DAT\HP5111121_b\1111HP5.02r	MARKER_1111HP502r, DRO ;1111HP5 , DRO211012I	G:\Org\HP5\Methods\DC_8015-24-IB-L%.met	1	1	1	1	0
G:\org\HP5\DAT\HP5111121_b\1111HP5.03r	CCV_1111HP503r, RRO ;1111HP5 , DRO211108A	G:\Org\HP5\Methods\DC_ORO-AD-L%.MET G:\Org\HP5\Methods\DS_ORO-AD-L#.MET	1	1	1	1	0
G:\org\HP5\DAT\HP5111121_b\1111HP5.04r	CCV_1111HP504r, DRO ;1111HP5 , DRO211103A	G:\Org\HP5\Methods\DC_8015-24-IB-L%.met G:\Org\HP5\Methods\DS_8015-24-IB-L#.met	1	1	1	1	0
G:\org\HP5\DAT\HP5111121_b\1111HP5.05r	DCM-Baseline Check-V05	G:\Org\HP5\Methods\DR_8015-IA-LEXP.met	1	1	1	1	0
G:\org\HP5\DAT\HP5111121_b\1111HP5.06r	LCS-161122 ;1111HP5 ,	G:\Org\HP5\Methods\D3_8015-111106-24-IB-L%.met G:\Org\HP5\Methods\DS_8015-24-IB-L#.met	1000	1	1	1	0
G:\org\HP5\DAT\HP5111121_b\1111HP5.07r	LCSD-161122 ;1111HP5 ,	G:\Org\HP5\Methods\D3_8015-24-IB-L%.met G:\Org\HP5\Methods\DS_8015-24-IB-L#.met	1000	1	1	1	0
G:\org\HP5\DAT\HP5111121_b\1111HP5.08r	MB-161122 ;1111HP5 ,	G:\Org\HP5\Methods\DR_8015-C24T-IB-L%.met G:\Org\HP5\Methods\DR_OROS-AD-L%.MET G:\Org\HP5\Methods\DS_8015-C24T-IB-L#.MET	1000	1	1	1	0
G:\org\HP5\DAT\HP5111121_b\1111HP5.09r	B21110712-007A ;1111HP5 , $HC-8015-DRO-W,	G:\Org\HP5\Methods\DR_8015-C24T-IB-L%.met G:\Org\HP5\Methods\DR_OROS-AD-L%.MET G:\Org\HP5\Methods\DS_8015-C24T-IB-L#.MET	1030	1	1	1	0
G:\org\HP5\DAT\HP5111121_b\1111HP5.10r	B21110712-006A ;1111HP5 , $HC-8015-DRO-W,	G:\Org\HP5\Methods\DR_8015-C24T-IB-L%.met G:\Org\HP5\Methods\DR_OROS-AD-L%.MET G:\Org\HP5\Methods\DS_8015-C24T-IB-L#.MET	1050	1	1	1	0
G:\org\HP5\DAT\HP5111121_b\1111HP5.11r	B21110712-005A ;1111HP5 , $HC-8015-DRO-W,	G:\Org\HP5\Methods\DR_8015-C24T-IB-L%.met G:\Org\HP5\Methods\DR_OROS-AD-L%.MET G:\Org\HP5\Methods\DS_8015-C24T-IB-L#.MET	1020	1	1	1	0
G:\org\HP5\DAT\HP5111121_b\1111HP5.12r	B21110712-003A ;1111HP5 , $HC-8015-DRO-W,	G:\Org\HP5\Methods\D3_8015-C24T-IB-L%.met G:\Org\HP5\Methods\D3_OROS-AD-L%.MET G:\Org\HP5\Methods\DS_8015-C24T-IB-L#.MET	1020	1	1	1	0
G:\org\HP5\DAT\HP5111121_b\1111HP5.13r	B21110712-004A ;1111HP5 , $HC-8015-DRO-W,	G:\Org\HP5\Methods\D3_8015-C24T-IB-L%.met G:\Org\HP5\Methods\D3_OROS-AD-L%.MET G:\Org\HP5\Methods\DS_8015-C24T-IB-L#.MET	1055	1	1	1	0
G:\org\HP5\DAT\HP5111121_b\1111HP5.14r	DCM-Baseline Check-V14	G:\Org\HP5\Methods\DR_8015-IA-LEXP.met	1	1	1	1	0
G:\org\HP5\DAT\HP5111121_b\1111HP5.15r	B21110712-002A ;1111HP5 , $HC-8015-DRO-W,	G:\Org\HP5\Methods\D3_8015-111115-IB-L%.met G:\Org\HP5\Methods\D3_OROS-111115-AD-L%.MET G:\Org\HP5\Methods\DS_8015-111121-IB-L#.MET	1060	1	1	1	0
G:\org\HP5\DAT\HP5111121_b\1111HP5.16r	MARKER_1111HP517r, DRO ;1111HP5 , DRO210708A	g:\org\HP5\Methods\\CSC211108.met	1	1	1	1	0
G:\org\HP5\DAT\HP5111121_b\1111HP5.17r	MARKER_1111HP518r, DRO ;1111HP5 , DRO211012I	G:\Org\HP5\Methods\DC_8015-24-IB-L%.met	1	1	1	1	0
G:\org\HP5\DAT\HP5111121_b\1111HP5.18r	CCV_1111HP519r, RRO ;1111HP5 , DRO211108A	G:\Org\HP5\Methods\DC_ORO-AD-L%.MET G:\Org\HP5\Methods\DS_ORO-AD-L#.MET	1	1	1	1	0
G:\org\HP5\DAT\HP5111121_b\1111HP5.19r	CCV_1111HP520r, DRO ;1111HP5 , DRO211103A	G:\Org\HP5\Methods\DC_8015-24-IB-L%.met G:\Org\HP5\Methods\DS_8015-24-IB-L#.met	1	1	1	1	0
G:\org\HP5\DAT\HP5111121_b\1111HP5.20r	DCM-Baseline Check-V20	G:\Org\HP5\Methods\DR_8015-IA-LEXP.met	1	1	1	1	0
G:\org\HP5\DAT\HP5111121_b\1111HP5.21r	B21110057-002A ;1111HP5 , $HC-8015-DRO-W, RX	G:\Org\HP5\Methods\D3_8015-C24T-IB-L%.met G:\Org\HP5\Methods\D3_OROS-AD-L%.MET G:\Org\HP5\Methods\DS_8015-111121-IB-L#.MET	975	1	1	1	0
G:\org\HP5\DAT\HP5111121_b\1111HP5.22r	B21110712-001A ;1111HP5 , $HC-8015-DRO-W,	G:\Org\HP5\Methods\D3_8015-111115-IB-L%.met G:\Org\HP5\Methods\D3_OROS-111115-AD-L%.MET G:\Org\HP5\Methods\DS_8015-111121-IB-L#.MET	1030	1	1	1	0
G:\org\HP5\DAT\HP5111121_b\1111HP5.23r	B21110712-001AMS ;1111HP5 ,	G:\Org\HP5\Methods\D3_8015-24-IB-L%.met G:\Org\HP5\Methods\DS_8015-24-IB-L#.met	1000	1	1	1	0
G:\org\HP5\DAT\HP5111121_b\1111HP5.24r	DCM-Baseline Check-V24	G:\Org\HP5\Methods\DR_8015-IA-LEXP.met	1	1	1	1	0
G:\org\HP5\DAT\HP5111121_b\1111HP5.25r	LCS-161122-RRO ;1111HP5 ,	G:\Org\HP5\Methods\D3_ORO-AD-L%.MET G:\Org\HP5\Methods\DS_ORO-111125-AD-L#.MET	1000	1	1	1	0
G:\org\HP5\DAT\HP5111121_b\1111HP5.26r	DCM-Baseline Check-V26	G:\Org\HP5\Methods\DR_8015-IA-LEXP.met	1	1	1	1	0
G:\org\HP5\DAT\HP5111121_b\1111HP5.27r	LCSD-161122-RRO ;1111HP5 ,	G:\Org\HP5\Methods\D3_ORO-AD-L%.MET G:\Org\HP5\Methods\DS_ORO-111125-AD-L#.MET	1000	1	1	1	0
G:\org\HP5\DAT\HP5111121_b\1111HP5.28r	DCM-Baseline Check-V28	G:\Org\HP5\Methods\DR_8015-IA-LEXP.met	1	1	1	1	0
G:\org\HP5\DAT\HP5111121_b\1111HP5.29r	B21110712-002AMS-RRO ;1111HP5 ,	G:\Org\HP5\Methods\D3_ORO-AD-L%.MET G:\Org\HP5\Methods\DS_ORO-111125-AD-L#.MET	1055	1	1	1	0
G:\org\HP5\DAT\HP5111121_b\1111HP5.30r	MARKER_1111HP530r, DRO ;1111HP5 , DRO210708A	g:\org\HP5\Methods\\CSC211108.met	1	1	1	1	0
G:\org\HP5\DAT\HP5111121_b\1111HP5.31r	MARKER_1111HP531r, DRO ;1111HP5 , DRO211012I	G:\Org\HP5\Methods\DC_8015-24-IB-L%.met	1	1	1	1	0
G:\org\HP5\DAT\HP5111121_b\1111HP5.32r	CCV_1111HP532r, RRO ;1111HP5 , DRO211108A	G:\Org\HP5\Methods\DC_ORO-AD-L%.MET G:\Org\HP5\Methods\DS_ORO-AD-L#.MET	1	1	1	1	0
G:\org\HP5\DAT\HP5111121_b\1111HP5.33r	CCV_1111HP533r, DRO ;1111HP5 , DRO211103A	G:\Org\HP5\Methods\DC_8015-24-IB-L%.met G:\Org\HP5\Methods\DS_8015-24-IB-L#.met	1	1	1	1	0

Write Sequence Data File	Insert Entries(Have the first cell for entries selecte Sample Name	Method	Weight	Dil Factor	Amt Inj.	IS	Cal ID
G:\org\HP5\DAT\HP5111121_b\1111HP5.30r	MARKER_1111HP530r, DRO ;1111HP5 , DRO210708A	g:\org\HP5\Methods\\CSC211108.met	1	1	1	1	0
G:\org\HP5\DAT\HP5111121_b\1111HP5.31r	MARKER_1111HP531r, DRO ;1111HP5 , DRO211012I	G:\Org\HP5\Methods\DC_8015-24-IB-L%.met	1	1	1	1	0
G:\org\HP5\DAT\HP5111121_b\1111HP5.32r	CCV_1111HP532r, RRO ;1111HP5 , DRO211108A	G:\Org\HP5\Methods\DC_ORO-AD-L%.MET G:\Org\HP5\Methods\DS_ORO-AD-L#.MET	1	1	1	1	0
G:\org\HP5\DAT\HP5111121_b\1111HP5.33r	CCV_1111HP533r, DRO ;1111HP5 , DRO211103A	G:\Org\HP5\Methods\DC_8015-24-IB-L%.met G:\Org\HP5\Methods\DS_8015-24-IB-L#.met	1	1	1	1	0
G:\org\HP5\DAT\HP5111121_b\1111HP5.34r	DCM-Baseline Check-V34	G:\Org\HP5\Methods\DR_8015-IA-LEXP.met	1	1	1	1	0
G:\org\HP5\DAT\HP5111121_b\1111HP5.35r	DCM-Baseline Check-V35	G:\Org\HP5\Methods\DR_8015-IA-LEXP.met	1	1	1	1	0
G:\org\HP5\DAT\HP5111121_b\1111HP5.36r	LCS-161122 ;1111HP5 , SGT	G:\Org\HP5\Methods\D3_8015-111106-24-IB-L%.met G:\Org\HP5\Methods\DS_8015-24-IB-L#.met	1000	1	1	1	0
G:\org\HP5\DAT\HP5111121_b\1111HP5.37r	LCSD-161122 ;1111HP5 , SGT	G:\Org\HP5\Methods\D3_8015-24-IB-L%.met G:\Org\HP5\Methods\DS_8015-24-IB-L#.met	1000	1	1	1	0
G:\org\HP5\DAT\HP5111121_b\1111HP5.38r	MB-161122 ;1111HP5 , SGT	G:\Org\HP5\Methods\DR_8015-C24T-IB-L%.met G:\Org\HP5\Methods\DR_OROS-AD-L%.MET G:\Org\HP5\Methods\DS_8015-C24Tb-IB-L#.MET	1000	1	1	1	0
G:\org\HP5\DAT\HP5111121_b\1111HP5.39r	B21110712-003A ;1111HP5 , $HC-8015-DRO-W, SGT	G:\Org\HP5\Methods\DR_8015-C24T-IB-L%.met G:\Org\HP5\Methods\DR_OROS-AD-L%.MET G:\Org\HP5\Methods\DS_8015-C24Tb-IB-L#.MET	1020	1	1	1	0
G:\org\HP5\DAT\HP5111121_b\1111HP5.40r	B21110712-004A ;1111HP5 , $HC-8015-DRO-W, RR poked wrong vial	G:\Org\HP5\Methods\DR_8015-C24T-IB-L0.met	1055	1	1	1	0
G:\org\HP5\DAT\HP5111121_b\1111HP5.41r	B21110712-001A ;1111HP5 , $HC-8015-DRO-W, SGT	G:\Org\HP5\Methods\DR_8015-C24T-IB-L%.met G:\Org\HP5\Methods\DR_OROS-AD-L%.MET G:\Org\HP5\Methods\DS_8015-C24Tb-IB-L#.MET	1030	1	1	1	0
G:\org\HP5\DAT\HP5111121_b\1111HP5.42r	B21110712-004A ;1111HP5 , $HC-8015-DRO-W, SGT-RR	G:\Org\HP5\Methods\DR_8015-C24T-IB-L%.met G:\Org\HP5\Methods\DR_OROS-AD-L%.MET G:\Org\HP5\Methods\DS_8015-C24Tb-IB-L#.MET	1055	1	1	1	0
G:\org\HP5\DAT\HP5111121_b\1111HP5.43r	MARKER_1111HP543r, DRO ;1111HP5 , DRO210708A	g:\org\HP5\Methods\\CSC211108.met	1	1	1	1	0
G:\org\HP5\DAT\HP5111121_b\1111HP5.44r	MARKER_1111HP544r, DRO ;1111HP5 , DRO211012I	G:\Org\HP5\Methods\DC_8015-24-IB-L%.met	1	1	1	1	0
G:\org\HP5\DAT\HP5111121_b\1111HP5.45r	CCV_1111HP545r, RRO ;1111HP5 , DRO211108A	G:\Org\HP5\Methods\DC_ORO-AD-L%.MET G:\Org\HP5\Methods\DS_ORO-AD-L#.MET	1	1	1	1	0
G:\org\HP5\DAT\HP5111121_b\1111HP5.46r	CCV_1111HP546r, DRO ;1111HP5 , DRO211103A	G:\Org\HP5\Methods\DC_8015-24-IB-L%.met G:\Org\HP5\Methods\DS_8015-24-IB-L#.met	1	1	1	1	0
G:\org\HP5\DAT\HP5111121_b\1111HP5.47r	DCM-Baseline Check-V47	G:\Org\HP5\Methods\DR_8015-IA-LEXP.met	1	1	1	1	0
G:\org\HP5\DAT\HP5111121_b\1111HP5.48r	B21110057-002A ;1111HP5 , $HC-8015-DRO-W, RX-SGT	G:\Org\HP5\Methods\DR_8015-111148-IB-L%.met G:\Org\HP5\Methods\DR_OROS-111148-AD-L%.MET G:\Org\HP5\Methods\DS_8015-C24Tb-IB-L#.MET	975	1	1	1	0
G:\org\HP5\DAT\HP5111121_b\1111HP5.49r	B21110712-002A ;1111HP5 , $HC-8015-DRO-W, SGT	G:\Org\HP5\Methods\DR_8015-C24T-IB-L%.met G:\Org\HP5\Methods\DR_OROS-AD-L%.MET G:\Org\HP5\Methods\DS_8015-C24Tb-IB-L#.MET	1060	1	1	1	0
G:\org\HP5\DAT\HP5111121_b\1111HP5.50r	B21110712-001AMS ;1111HP5 , SGT	G:\Org\HP5\Methods\D3_8015-24-IB-L%.met G:\Org\HP5\Methods\DS_8015-24-IB-L#.met	1000	1	1	1	0
G:\org\HP5\DAT\HP5111121_b\1111HP5.51r	DCM-Baseline Check-V51	G:\Org\HP5\Methods\DR_8015-IA-LEXP.met	1	1	1	1	0
G:\org\HP5\DAT\HP5111121_b\1111HP5.52r	LCS-161122-RRO ;1111HP5 , SGT	G:\Org\HP5\Methods\D3_ORO-AD-L%.MET G:\Org\HP5\Methods\DS_ORO-111125-AD-L#.MET	1000	1	1	1	0
G:\org\HP5\DAT\HP5111121_b\1111HP5.53r	DCM-Baseline Check-V53	G:\Org\HP5\Methods\DR_8015-IA-LEXP.met	1	1	1	1	0
G:\org\HP5\DAT\HP5111121_b\1111HP5.54r	LCSD-161122-RRO ;1111HP5 , SGT	G:\Org\HP5\Methods\D3_ORO-AD-L%.MET G:\Org\HP5\Methods\DS_ORO-111125-AD-L#.MET	1000	1	1	1	0
G:\org\HP5\DAT\HP5111121_b\1111HP5.55r	DCM-Baseline Check-V55	G:\Org\HP5\Methods\DR_8015-IA-LEXP.met	1	1	1	1	0
G:\org\HP5\DAT\HP5111121_b\1111HP5.56r	B21110712-002AMS-RRO ;1111HP5 , SGT	G:\Org\HP5\Methods\D3_ORO-AD-L%.MET G:\Org\HP5\Methods\DS_ORO-111125-AD-L#.MET	1055	1	1	1	0
G:\org\HP5\DAT\HP5111121_b\1111HP5.57r	MARKER_1111HP557r, DRO ;1111HP5 , DRO210708A	g:\org\HP5\Methods\\CSC211108.met	1	1	1	1	0
G:\org\HP5\DAT\HP5111121_b\1111HP5.58r	MARKER_1111HP558r, DRO ;1111HP5 , DRO211012I	G:\Org\HP5\Methods\DC_8015-24-IB-L%.met	1	1	1	1	0
G:\org\HP5\DAT\HP5111121_b\1111HP5.59r	CCV_1111HP559r, RRO ;1111HP5 , DRO211108A	G:\Org\HP5\Methods\DC_ORO-AD-L%.MET G:\Org\HP5\Methods\DS_ORO-AD-L#.MET	1	1	1	1	0
G:\org\HP5\DAT\HP5111121_b\1111HP5.60r	CCV_1111HP560r, DRO ;1111HP5 , DRO211103A	G:\Org\HP5\Methods\DC_8015-24-IB-L%.met G:\Org\HP5\Methods\DS_8015-24-IB-L#.met	1	1	1	1	0

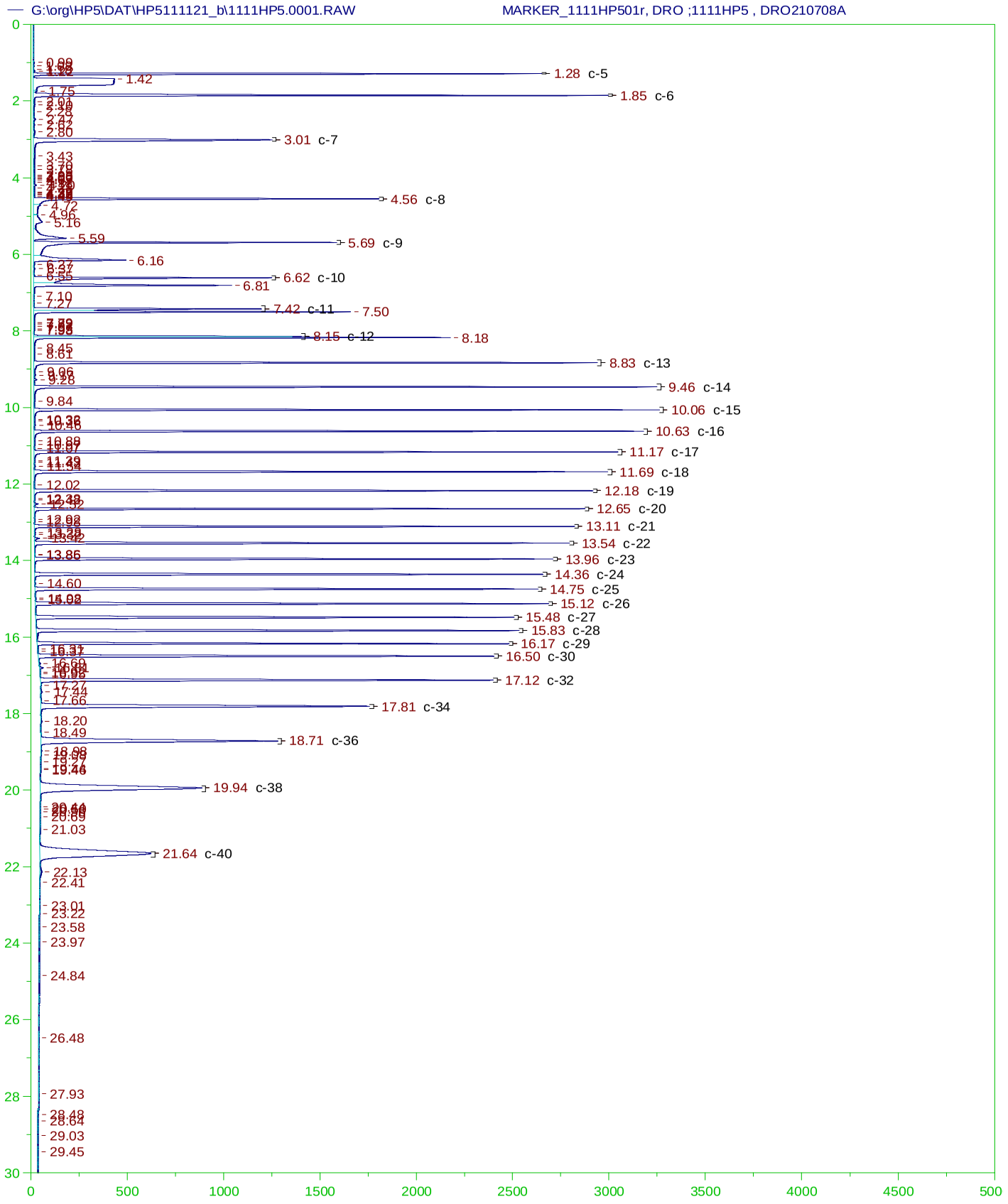

G:\org\HP5\dat\HP5111121_b\Review\001_MARKER_1111HP501r_CSC211108.xls

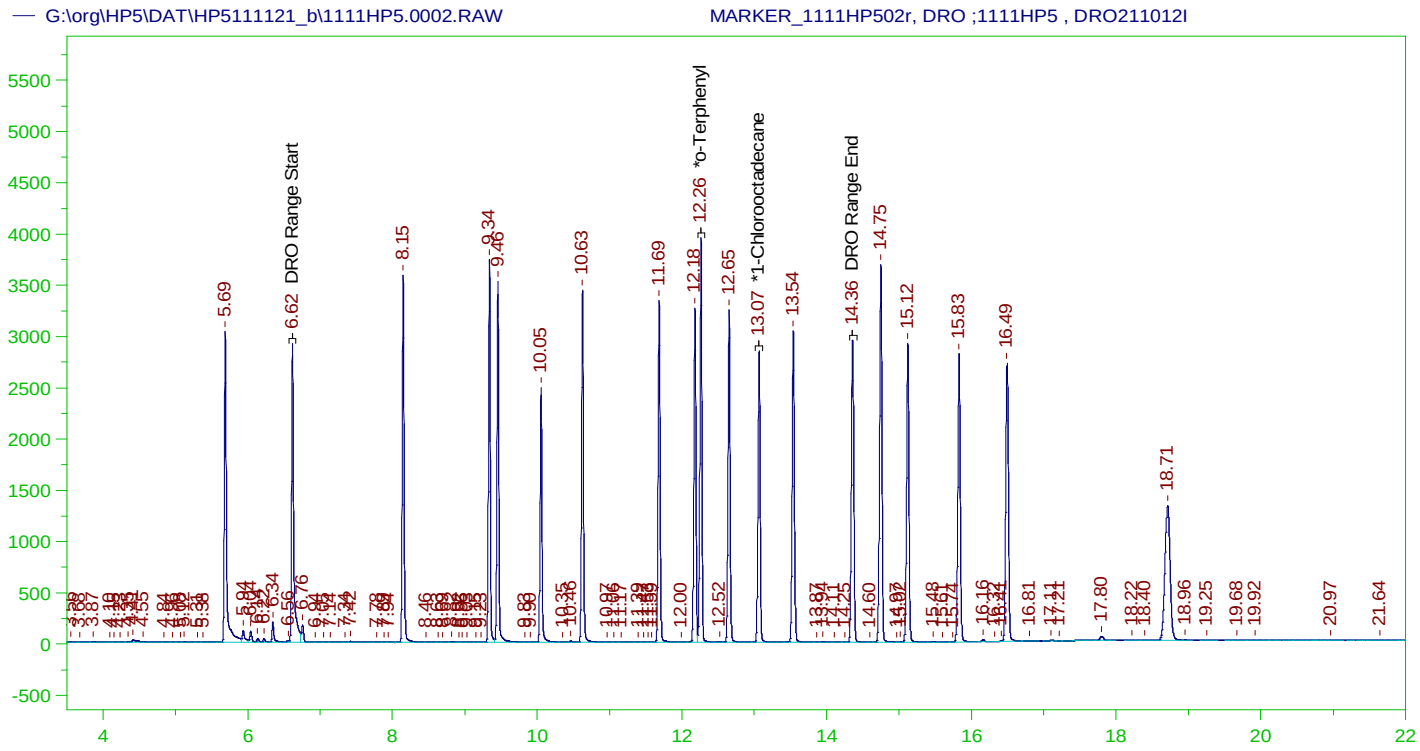

DIESEL RANGE ORGANICS CHROMATOGRAM REPORT

Sample Name: MARKER_1111HP502r, DRO ;1111HP5 , DRO211012I
Raw File: G:\org\HP5\DAT\HP5111121_b\1111HP5.0002.RAW
Date & Time Acquired: 11/11/2021 5:24:06 AM
Method File: G:\Org\HP5\Methods\DC_8015-24-IB-L%.met
Calibration File: G:\Org\HP5\Cals\SW8015C_DRO211102IB-24.CAL
Sample Weight: 1000 Dilution: 1 S.A.: 1

Mean RF for TEH: 31353.19
Rt range for Diesel Range Organics: 6.57 to 14.42

SURROGATE COMPOUND	RT	ACTUAL	MEASURED	%REC	
*o-Terphenyl	12.262	.2	.208	104.17	-
*1-Chlorooctadecane	13.066	.2	.168	84.24	-

DRO Area:7.044704E+07 DRO Amount: 2.246886
TEH Area:1.13903E+08 TEH Amount: 3.632901

G:\org\HP5\dat\HP5111121_b\Review\002_MARKER_1111HP502r_DC_8015-24-IB-L%.xls

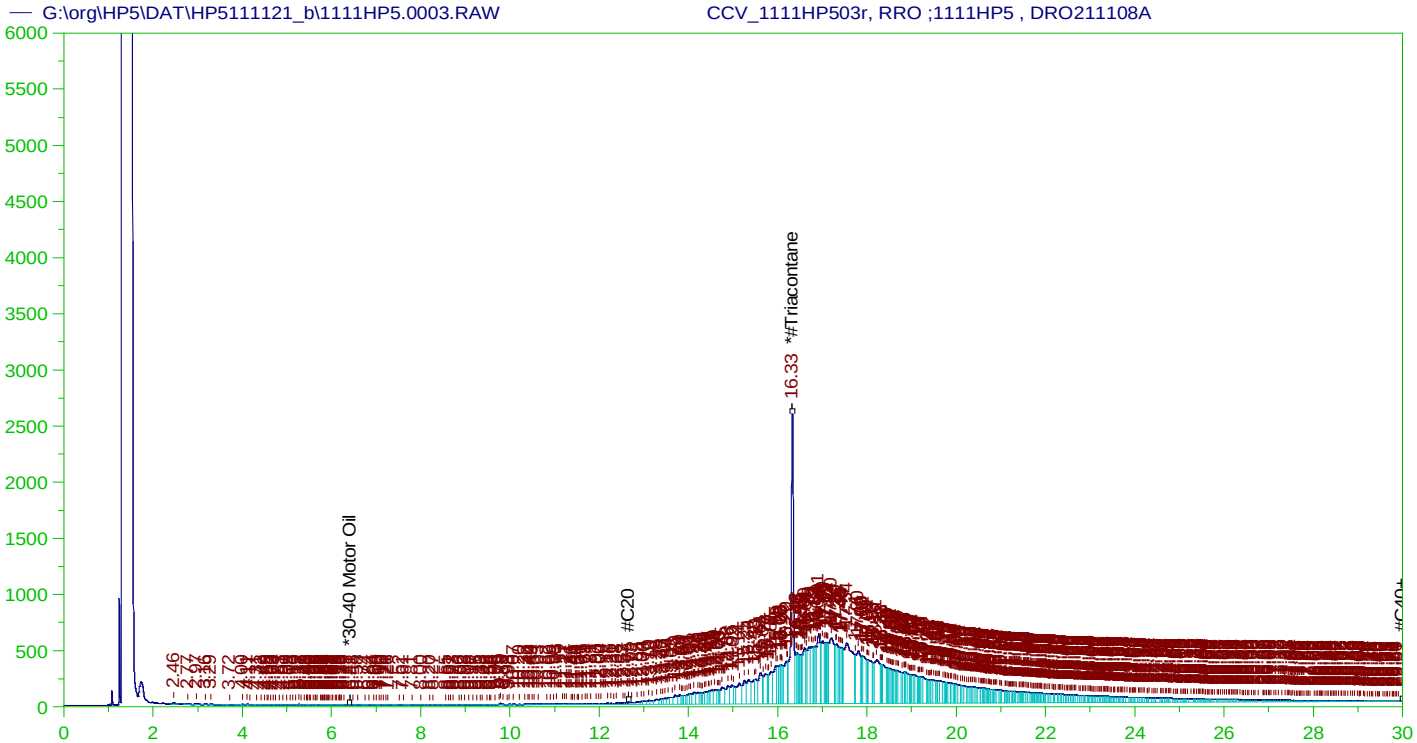

RESIDUAL RANGE ORGANICS CHROMATOGRAM
Sample Name: CCV_1111HP503r, RRO ;1111HP5 , DRO211108A
Raw File: G:\org\HP5\DAT\HP5111121_b\1111HP5.0003.RAW
Date & Time Acquired: 11/11/2021 6:07:04 AM
Method File: G:\Org\HP5\Methods\DC_ORO-AD-L%.MET
Calibration File: G:\Org\HP5\Cals\SW8015C_ORO211017AD.CAL
Sample Weight: 1 Dilution: 1 S.A.: 1

Mean RF for for ~~Residual~~ TEH(Oil Range) Organics Calculations: 28542.41
Rt range for ~~Residual~~ TEH(Oil Range) Organics: 12.61 to 30.05

SURROGATE COMPOUND	RT	ACTUAL	MEASURED	%REC	
*#Triacontane	16.325	500.	327.556	65.51	-

~~RRO~~ TEH(Oil Range)Area:1.348585E+08 ~~RRO~~ TEH(Oil Range)AMOUNT: 4724.847

CONTINUING CALIBRATION REPORT: G:\org\HP5\DAT\HP5111121_b\1111HP5.0003.RAW

COMPOUND	ACTUAL(NG)	MEASURED(NG)	%RECOVERY	LIMITS
*30-40 Motor Oil	5000.	.091	.	75-125

SURROGATE COMPOUND	RT	ACTUAL	MEASURED	%REC	LIMITS
*#Triacontane	16.325	200.	327.556	163.78	75-125

AMN 11/18/2021

G:\org\HP5\dat\HP5111121_b\Review\003_CCV_1111HP503r_DC_ORO-AD-L%.xls

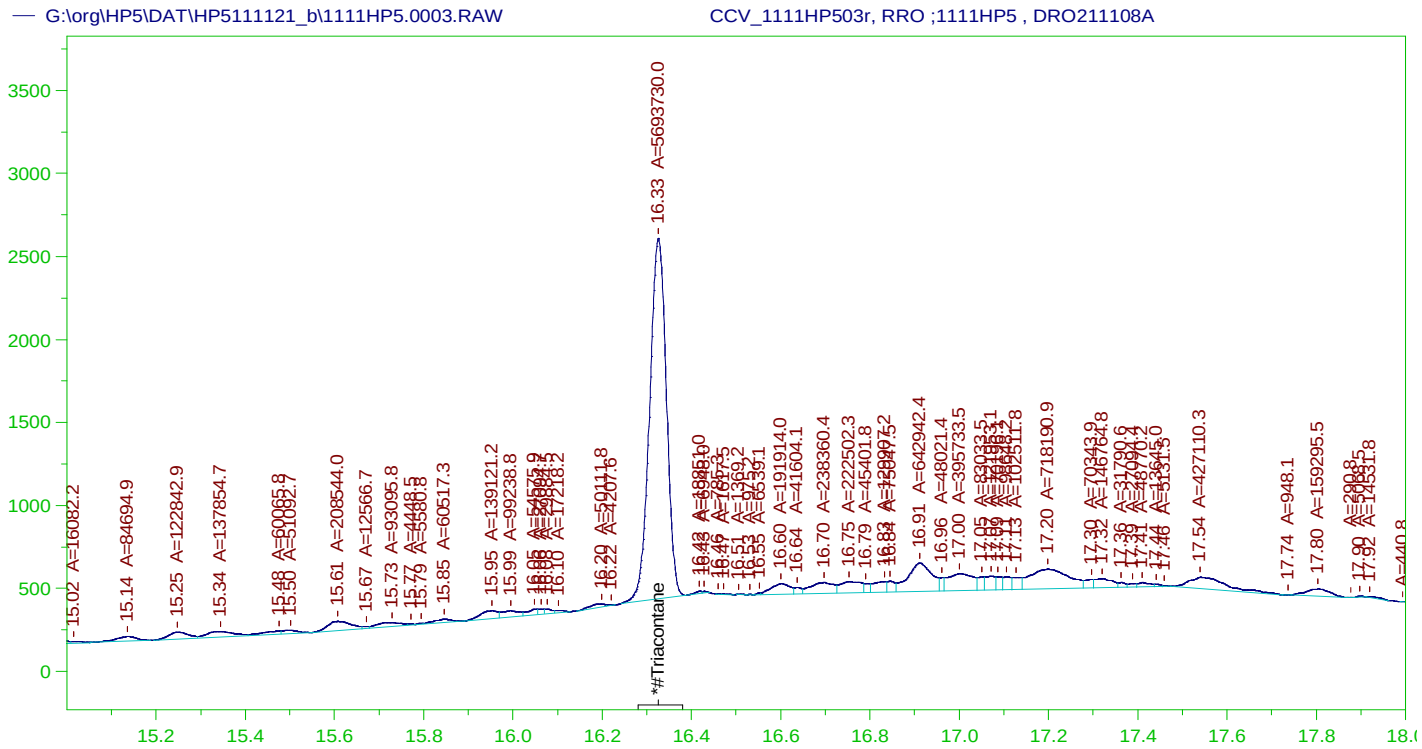

RESIDUAL RANGE ORGANICS CHROMATOGRAM
Sample Name: CCV_1111HP503r, RRO ;1111HP5 , DRO211108A
Raw File: G:\org\HP5\DAT\HP5111121_b\1111HP5.0003.RAW
Date & Time Acquired: 11/11/2021 6:07:04 AM
Method File: G:\Org\HP5\Methods\DS_ORO-AD-L#.MET
Calibration File: G:\Org\HP5\Cals\SW8015C_ORO211017AD.CAL
Sample Weight: 1 Dilution: 1 S.A.: 1

Mean RF for for Residual Range Organics Calculations: 28542.41
Rt range for Residual Range Organics: 12.61 to 30.05

SURROGATE COMPOUND	RT	ACTUAL	MEASURED	%REC	
*#Triacontane	16.325	500.	196.81	39.36	-

RRO Area:6806253 RRO AMOUNT: 238.461

CONTINUING CALIBRATION REPORT: G:\org\HP5\DAT\HP5111121_b\1111HP5.0003.RAW

COMPOUND	ACTUAL(NG)	MEASURED(NG)	%RECOVERY	LIMITS
*30-40 Motor Oil	5000.	.091	.	75-125

SURROGATE COMPOUND	RT	ACTUAL	MEASURED	%REC	LIMITS
*#Triacontane	16.325	200.	196.81	98.4	75-125

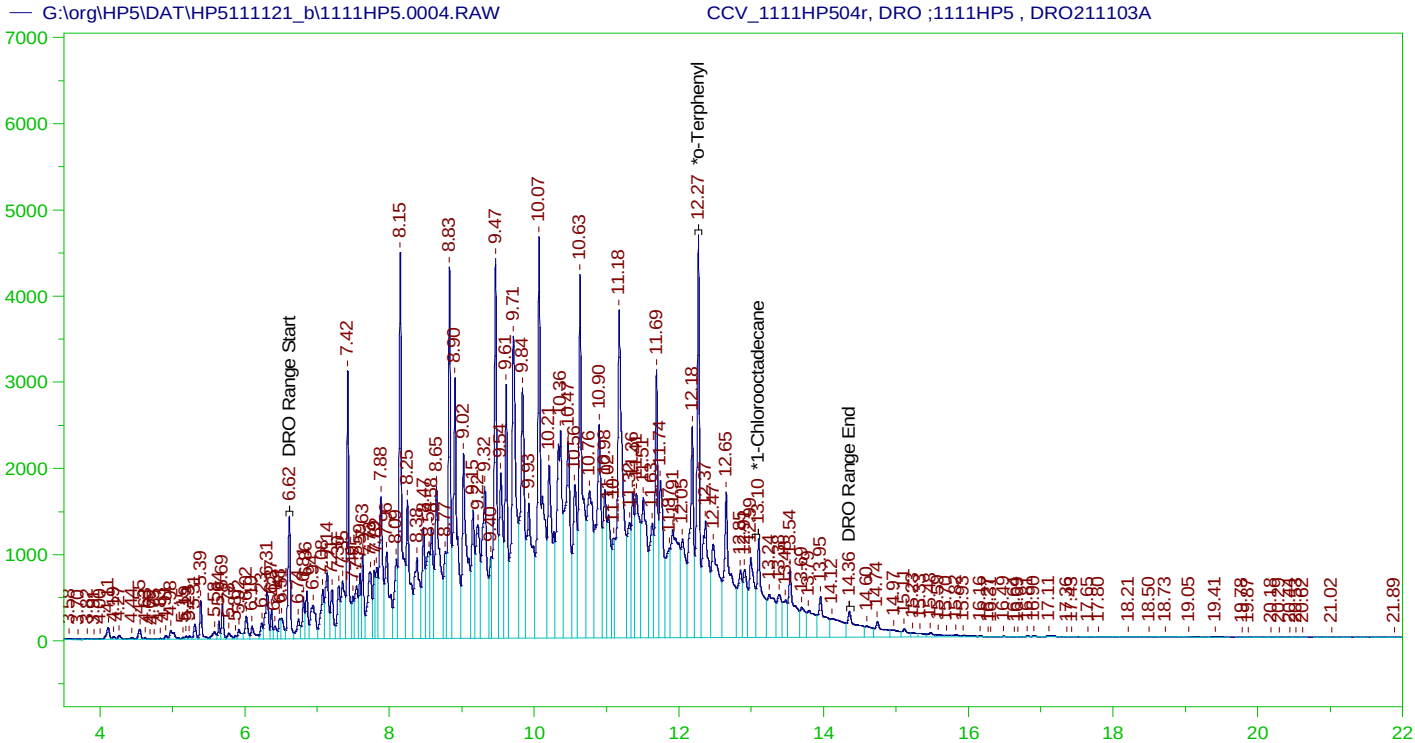

DIESEL RANGE ORGANICS CHROMATOGRAM REPORT
Sample Name: CCV_1111HP504r, DRO ;1111HP5 , DRO211103A
Raw File: G:\org\HP5\DAT\HP5111121_b\1111HP5.0004.RAW
Date & Time Acquired: 11/11/2021 6:49:56 AM
Method File: G:\Org\HP5\Methods\DC_8015-24-IB-L%.met
Calibration File: G:\Org\HP5\Cals\SW8015C_DRO211102IB-24.CAL
Sample Weight: 1 Dilution: 1 S.A.: 1

Mean RF for TEH: 31353.19
Rt range for Diesel Range Organics: 6.57 to 14.42

SURROGATE COMPOUND	RT	ACTUAL	MEASURED	%REC	
*o-Terphenyl	12.268	200.	336.938	168.47	-
*1-Chlorooctadecane	13.102	200.	162.232	81.12	-

DRO Area:4.722434E+08 DRO Amount: 15062.05
TEH Area:4.885879E+08 TEH Amount: 15583.35

CONTINUING CALIBRATION REPORT: G:\org\HP5\DAT\HP5111121_b\1111HP5.0004.RAW

COMPOUND	ACTUAL(NG)	MEASURED(NG)	%RECOVERY	LIMITS
TOTAL DRO	15000.	15583.35	103.89	85-115

SURROGATE COMPOUND	RT	ACTUAL	MEASURED	%REC	LIMITS
*o-Terphenyl	12.268	200.	336.938	168.47	85-115
*1-Chlorooctadecane	13.102	200.	162.232	81.12	85-115

G:\org\HP5\dat\HP5111121_b\Review\004_CCV_1111HP504r_DC_8015-24-IB-L%.xls

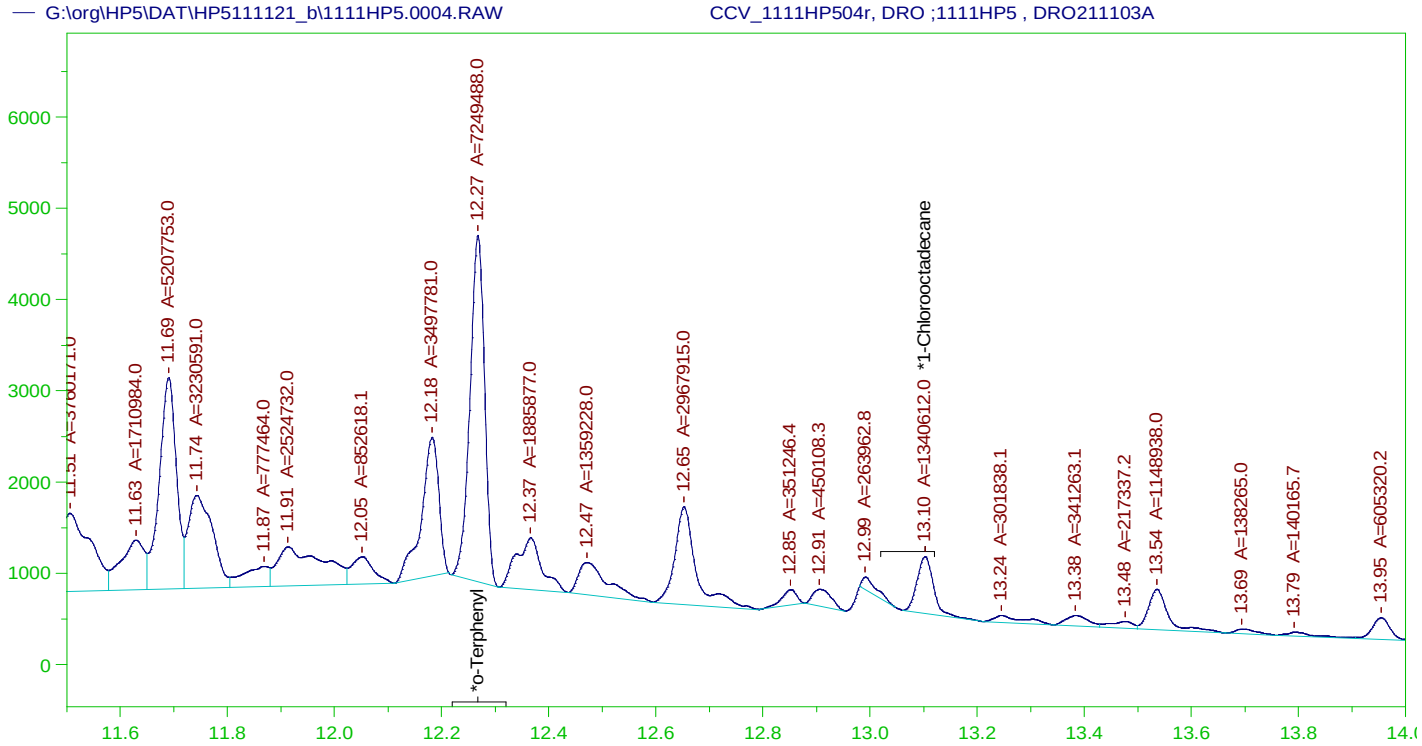

DIESEL RANGE ORGANICS CHROMATOGRAM REPORT

Sample Name: CCV_1111HP504r, DRO ;1111HP5 , DRO211103A
Raw File: G:\org\HP5\DAT\HP5111121_b\1111HP5.0004.RAW
Date & Time Acquired: 11/11/2021 6:49:56 AM
Method File: G:\Org\HP5\Methods\DS_8015-24-IB-L#.met
Calibration File: G:\Org\HP5\Cals\SW8015C_DRO211102IB-24.CAL
Sample Weight: 1 Dilution: 1 S.A.: 1

Mean RF for TEH: 31353.19
Rt range for Diesel Range Organics: 6.57 to 14.42

SURROGATE COMPOUND	RT	ACTUAL	MEASURED	%REC	
*o-Terphenyl	12.268	200.	204.158	102.08	-
*1-Chlorooctadecane	13.102	200.	37.754	18.88	-

DRO Area:2.664054E+08 DRO Amount: 8496.914
TEH Area:2.768401E+08 TEH Amount: 8829.726

CONTINUING CALIBRATION REPORT: G:\org\HP5\DAT\HP5111121_b\1111HP5.0004.RAW

COMPOUND	ACTUAL(NG)	MEASURED(NG)	%RECOVERY	LIMITS
TOTAL DRO	15000.	8829.73	58.86	85-115

SURROGATE COMPOUND	RT	ACTUAL	MEASURED	%REC	LIMITS
*o-Terphenyl	12.268	200.	204.158	102.08	85-115
*1-Chlorooctadecane	13.102	200.	37.754	18.88	85-115

G:\org\HP5\dat\HP5111121_b\Review\004_CCV_1111HP504r_DS_8015-24-IB-L#.xls

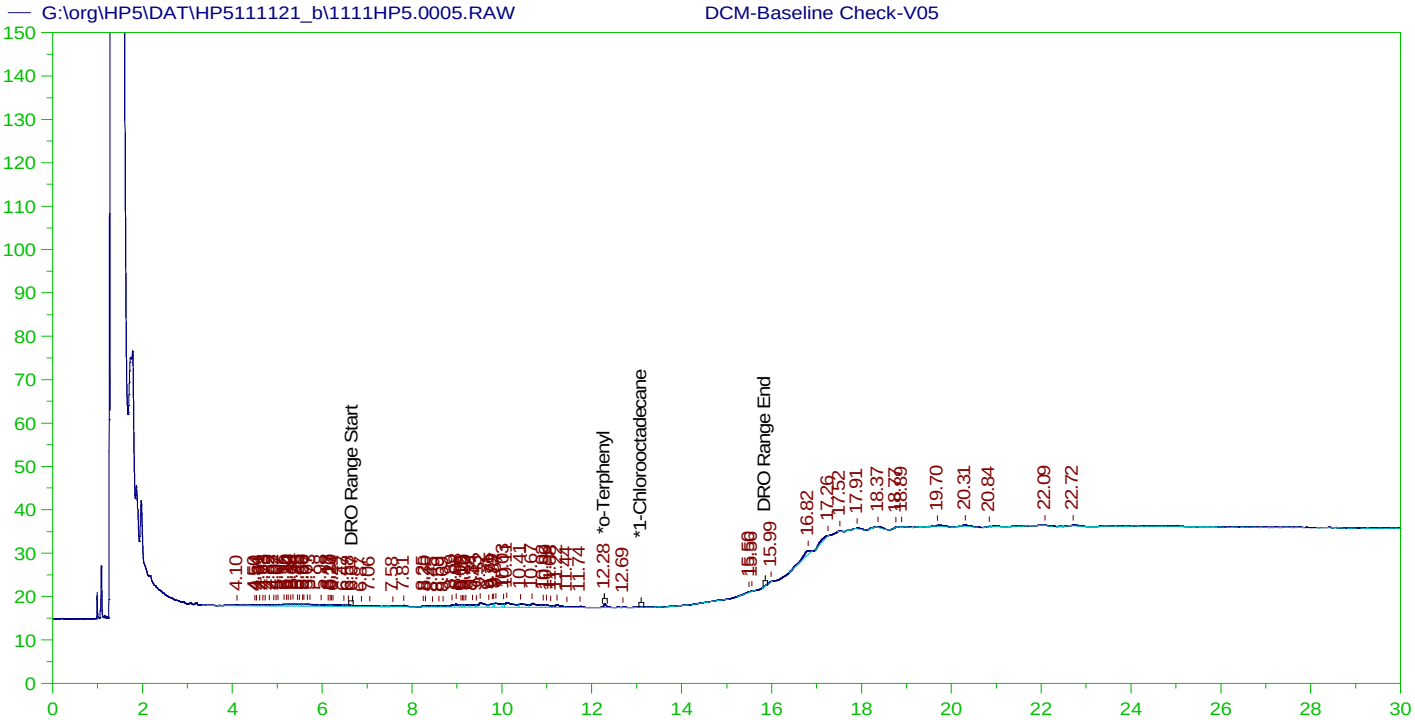

DIESEL RANGE ORGANICS CHROMATOGRAM REPORT

Sample Name: DCM-Baseline Check-V05
Raw File: G:\org\HP5\DAT\HP5111121_b\1111HP5.0005.RAW
Date & Time Acquired: 11/11/2021 7:40:05 AM
Method File: G:\Org\HP5\Methods\DR_8015-IA-LEXP.met
Calibration File: G:\Org\HP5\Cals\SW8015C_DRO211102IA.CAL
Sample Weight: 1 Dilution: 1 S.A.: 1

Mean RF for TEH: 31353.19
Rt range for Diesel Range Organics: 6.59 to 15.91

SURROGATE COMPOUND	RT	ACTUAL	MEASURED	%REC	
*o-Terphenyl	12.284	200.	.128	.06	-
*1-Chlorooctadecane	29.964	200.	.	.	-

DRO Area:122181.8 DRO Amount: 3.89695
TEH Area:227997.8 TEH Amount: 7.271917

G:\org\HP5\dat\HP5111121_b\Review\005_DCM-Baseline Chec_DR_8015-IA-LEXP.xls

Batch ID: 161122

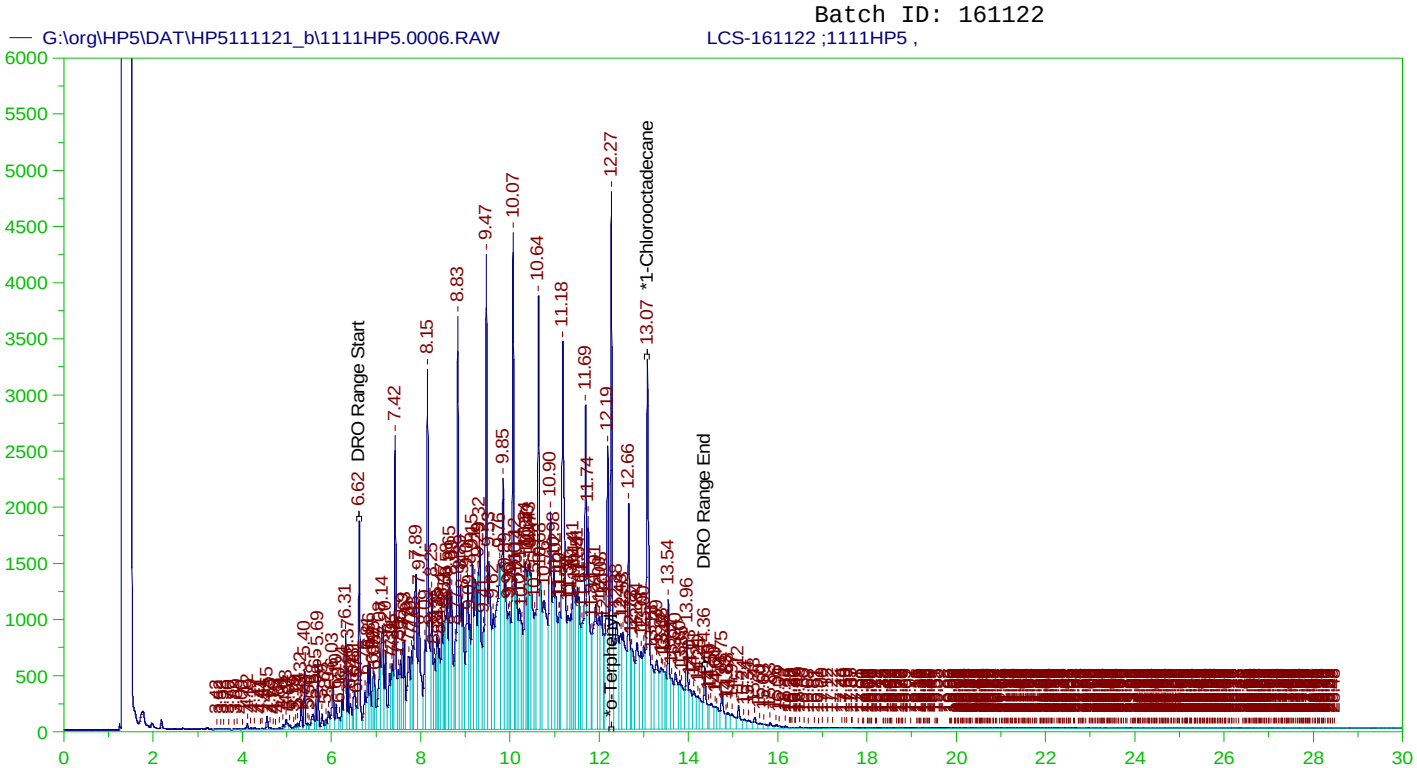

DIESEL RANGE ORGANICS CHROMATOGRAM REPORT

Sample Name: LCS-161122 ;1111HP5 ,
Raw File: G:\org\HP5\DAT\HP5111121_b\1111HP5.0006.RAW
Date & Time Acquired: 11/11/2021 8:22:48 AM
Method File: G:\Org\HP5\Methods\D3_8015-111106-24-IB-L%.met
Calibration File: G:\Org\HP5\Cals\SW8015C_DRO211102IB-24.CAL
Sample Weight: 1000 Dilution: 1 S.A.: 1

Mean RF for TEH: 31353.19
Rt range for Diesel Range Organics: 6.57 to 14.42

SURROGATE COMPOUND	RT	ACTUAL	MEASURED	%REC	
*o-Terphenyl	12.27	.2	.353	176.29	-
*1-Chlorooctadecane	13.074	.2	.348	174.19	-

DRO Area:4.178093E+08 DRO Amount: 13.3259
TEH Area:4.473517E+08 TEH Amount: 14.26814

G:\org\HP5\dat\HP5111121_b\Review\006_LCS-161122_D3_8015-111106-24-IB-L%.xls

Batch ID: 161122

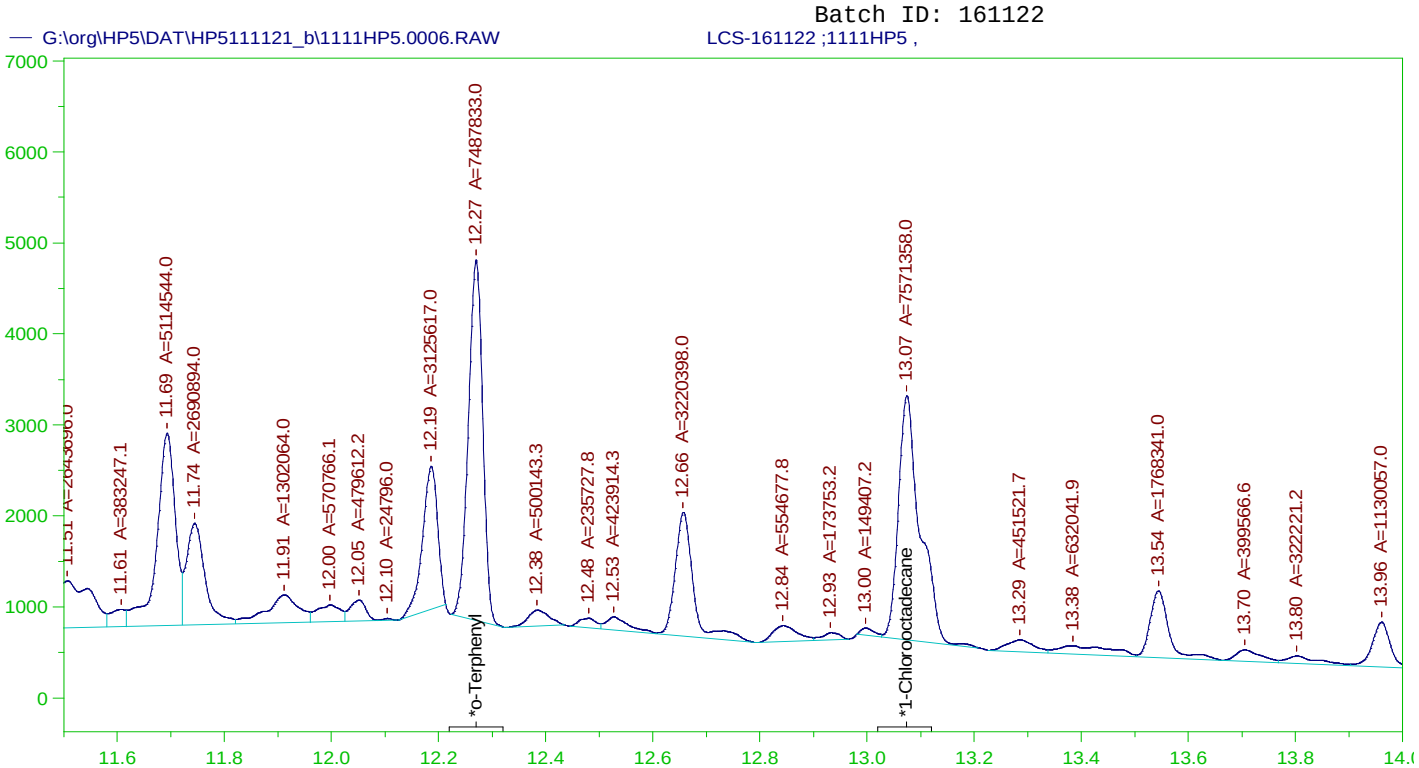

DIESEL RANGE ORGANICS CHROMATOGRAM REPORT

Sample Name: LCS-161122 ;1111HP5 ,
Raw File: G:\org\HP5\DAT\HP5111121_b\1111HP5.0006.RAW
Date & Time Acquired: 11/11/2021 8:22:48 AM
Method File: G:\Org\HP5\Methods\DS_8015-24-IB-L#.met
Calibration File: G:\Org\HP5\Cals\SW8015C_DRO211102IB-24.CAL
Sample Weight: 1000 Dilution: 1 S.A.: 1

Mean RF for TEH: 31353.19
Rt range for Diesel Range Organics: 6.57 to 14.42

SURROGATE COMPOUND	RT	ACTUAL	MEASURED	%REC	
*o-Terphenyl	12.27	.2	.211	105.44	-
*1-Chlorooctadecane	13.074	.2	.213	106.61	-

DRO Area:2.07453E+08 DRO Amount: 6.616645
TEH Area:2.217884E+08 TEH Amount: 7.07387

G:\org\HP5\dat\HP5111121_b\Review\006_LCS-161122_DS_8015-24-IB-L#.xls

Batch ID: 161122

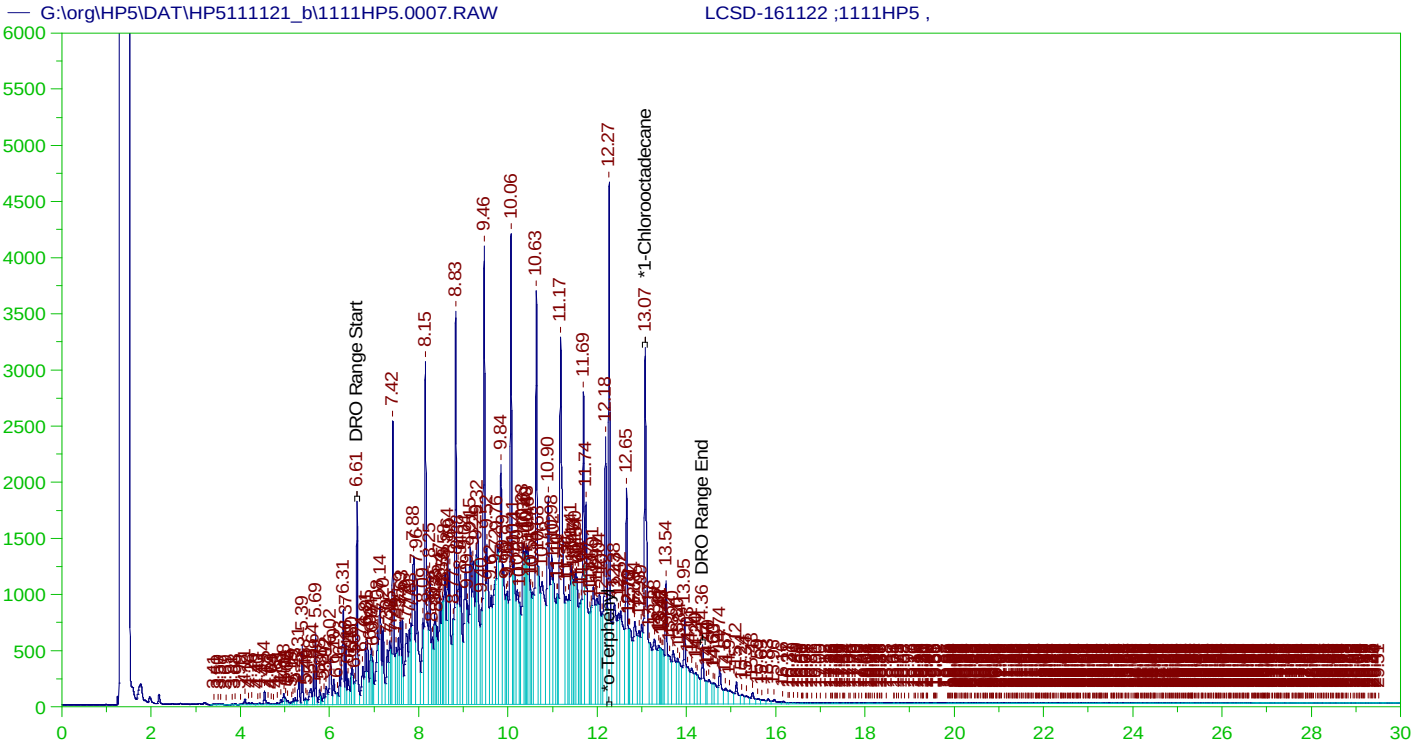

DIESEL RANGE ORGANICS CHROMATOGRAM REPORT

Sample Name: LCSD-161122 ;1111HP5 ,
Raw File: G:\org\HP5\DAT\HP5111121_b\1111HP5.0007.RAW
Date & Time Acquired: 11/11/2021 9:05:25 AM
Method File: G:\Org\HP5\Methods\D3_8015-24-IB-L%.met
Calibration File: G:\Org\HP5\Cals\SW8015C_DRO211102IB-24.CAL
Sample Weight: 1000 Dilution: 1 S.A.: 1

Mean RF for TEH: 31353.19
Rt range for Diesel Range Organics: 6.57 to 14.42

SURROGATE COMPOUND	RT	ACTUAL	MEASURED	%REC	
*o-Terphenyl	12.267	.2	.336	167.92	-
*1-Chlorooctadecane	13.069	.2	.336	167.84	-

DRO Area:3.989072E+08 DRO Amount: 12.72302
TEH Area:4.281257E+08 TEH Amount: 13.65493

G:\org\HP5\dat\HP5111121_b\Review\007_LCSD-161122_D3_8015-24-IB-L%.xls

Batch ID: 161122

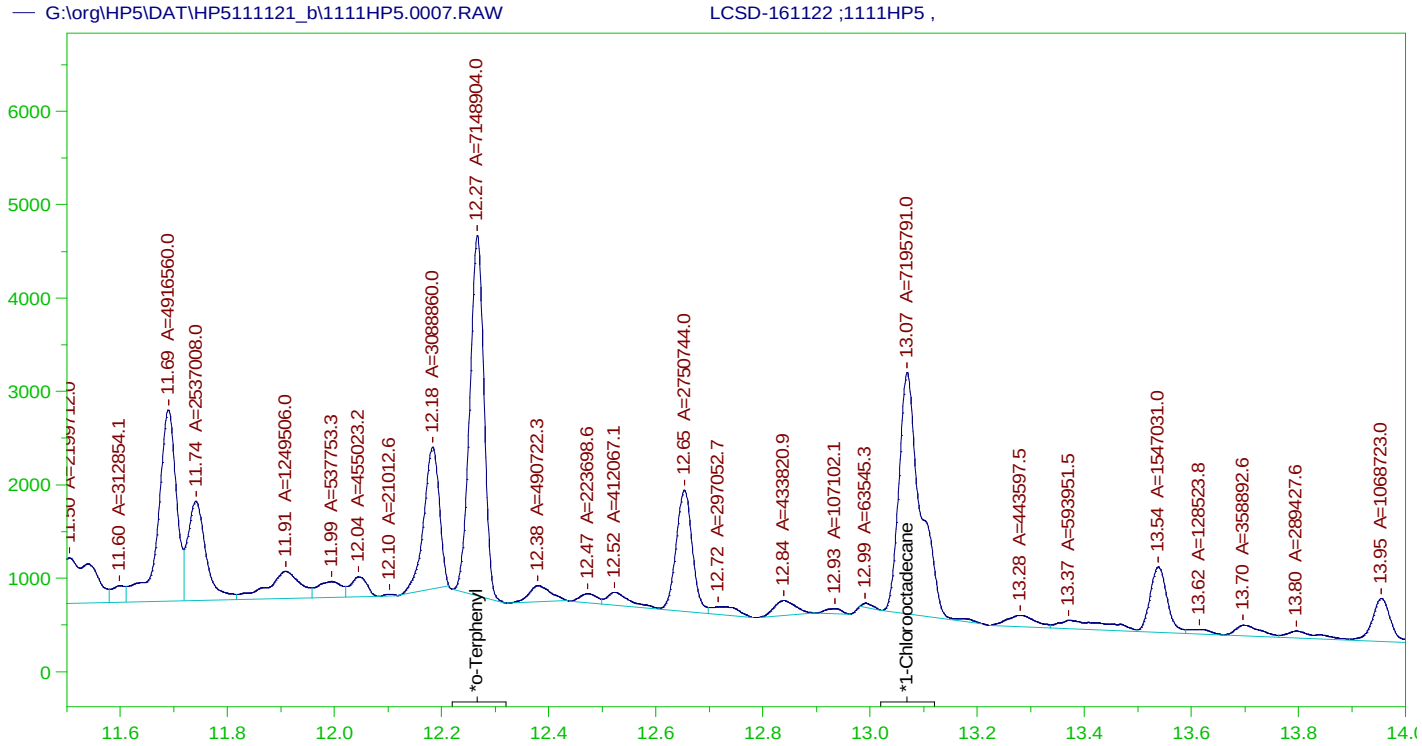

DIESEL RANGE ORGANICS CHROMATOGRAM REPORT

Sample Name: LCSD-161122 ;1111HP5 ,
Raw File: G:\org\HP5\DAT\HP5111121_b\1111HP5.0007.RAW
Date & Time Acquired: 11/11/2021 9:05:25 AM
Method File: G:\Org\HP5\Methods\DS_8015-24-IB-L#.met
Calibration File: G:\Org\HP5\Cals\SW8015C_DRO211102IB-24.CAL
Sample Weight: 1000 Dilution: 1 S.A.: 1

Mean RF for TEH: 31353.19
Rt range for Diesel Range Organics: 6.57 to 14.42

SURROGATE COMPOUND	RT	ACTUAL	MEASURED	%REC	
*o-Terphenyl	12.267	.2	.201	100.66	-
*1-Chlorooctadecane	13.069	.2	.203	101.32	-

DRO Area:1.985625E+08 DRO Amount: 6.333087
TEH Area:2.127811E+08 TEH Amount: 6.786585

G:\org\HP5\dat\HP5111121_b\Review\007_LCSD-161122_DS_8015-24-IB-L#.xls

Batch ID: 161122

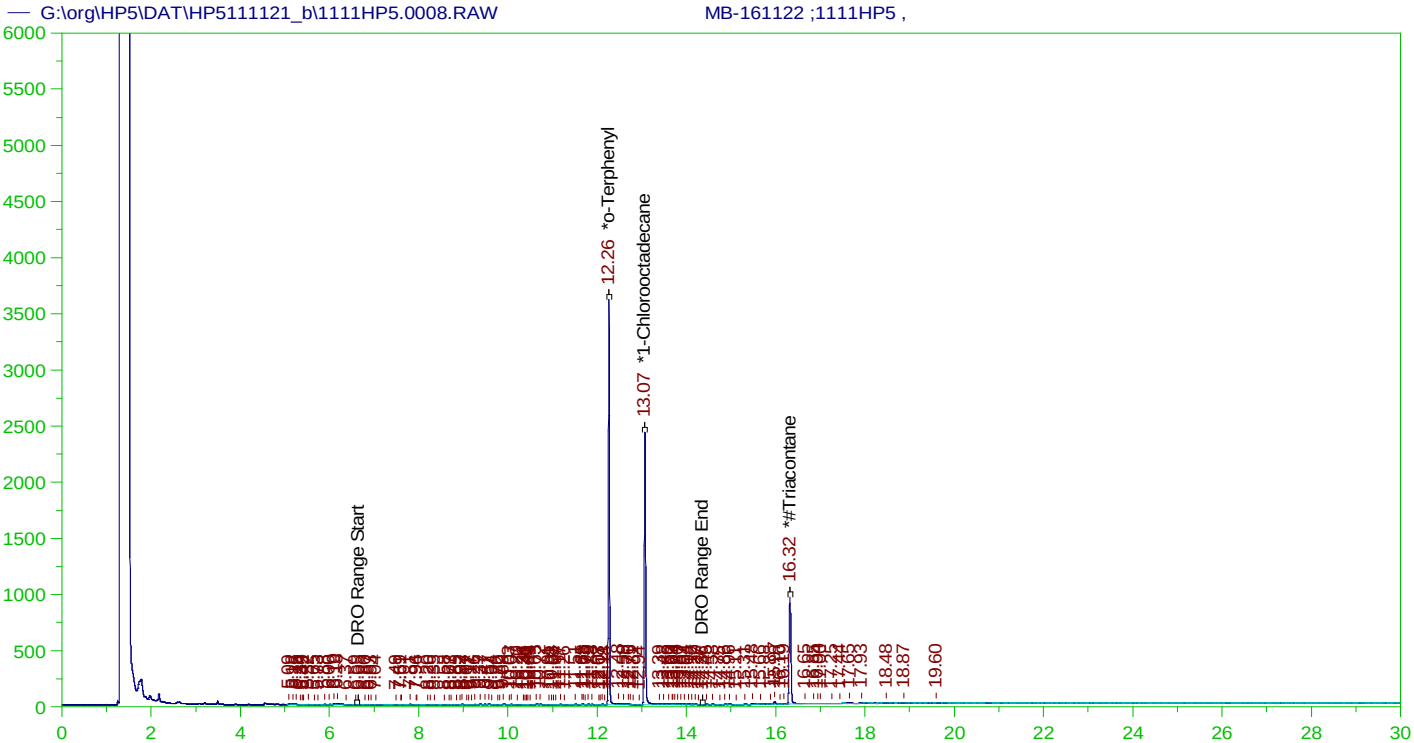

DIESEL RANGE ORGANICS CHROMATOGRAM REPORT
Sample Name: MB-161122 ;1111HP5 ,
Raw File: G:\org\HP5\DAT\HP5111121_b\1111HP5.0008.RAW
Date & Time Acquired: 11/11/2021 9:48:03 AM
Method File: G:\Org\HP5\Methods\DR_8015-C24T-IB-L%.met
Calibration File: G:\Org\HP5\Cals\SW8015C_DRO211102IB-24-Tri.CAL
Sample Weight: 1000 Dilution: 1 S.A.: 1

Mean RF for TEH: 31353.19
Rt range for Diesel Range Organics: 6.57 to 14.42

SURROGATE COMPOUND	RT	ACTUAL	MEASURED	%REC	
*o-Terphenyl	12.261	.2	.193	96.31	-
*1-Chlorooctadecane	13.065	.2	.151	75.53	-
*#Triacontane	16.317	.2	.088	43.99	-

DRO Area:552452.8 DRO Amount: 1.762031E-02
TEH Area:889357.9 TEH Amount: 2.836579E-02

G:\org\HP5\dat\HP5111121_b\Review\008_MB-161122_DR_8015-C24T-IB-L%.xls

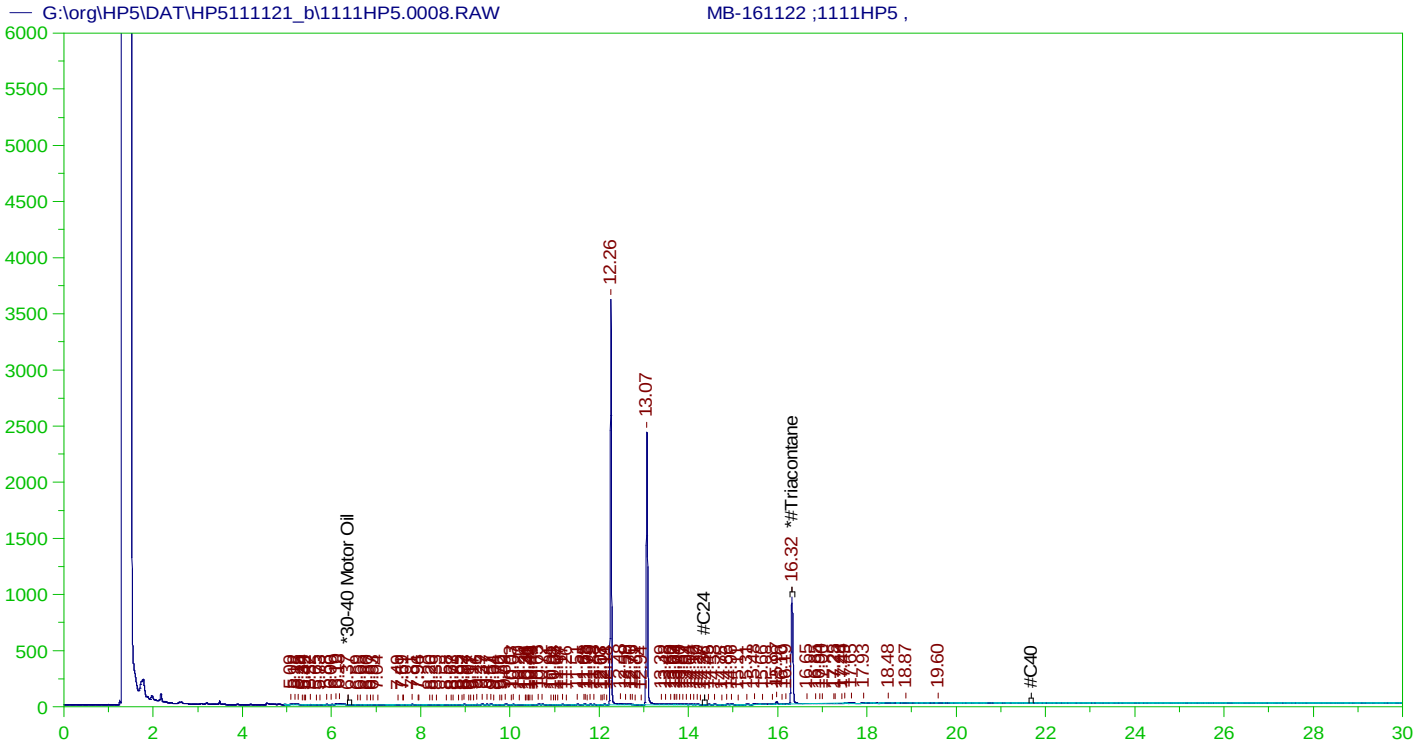

RESIDUAL RANGE ORGANICS CHROMATOGRAM

Sample Name: MB-161122 ;1111HP5 ,
Raw File: G:\org\HP5\DAT\HP5111121_b\1111HP5.0008.RAW
Date & Time Acquired: 11/11/2021 9:48:03 AM
Method File: G:\Org\HP5\Methods\DR_OROS-AD-L%.MET
Calibration File: G:\Org\HP5\Cals\SW8015C_ORO211017AD-SAMP.CAL
Sample Weight: 1000 Dilution: 1 S.A.: 1

Mean RF for for Residual Range Organics Calculations: 28542.41
Rt range for Residual Range Organics: 14.32 to 21.73

SURROGATE COMPOUND	RT	ACTUAL	MEASURED	%REC	
*#Triacontane	16.317	.5	.088	17.59	-

RRO Area:235690 RRO AMOUNT: 8.257538E-03

Batch ID: 161122

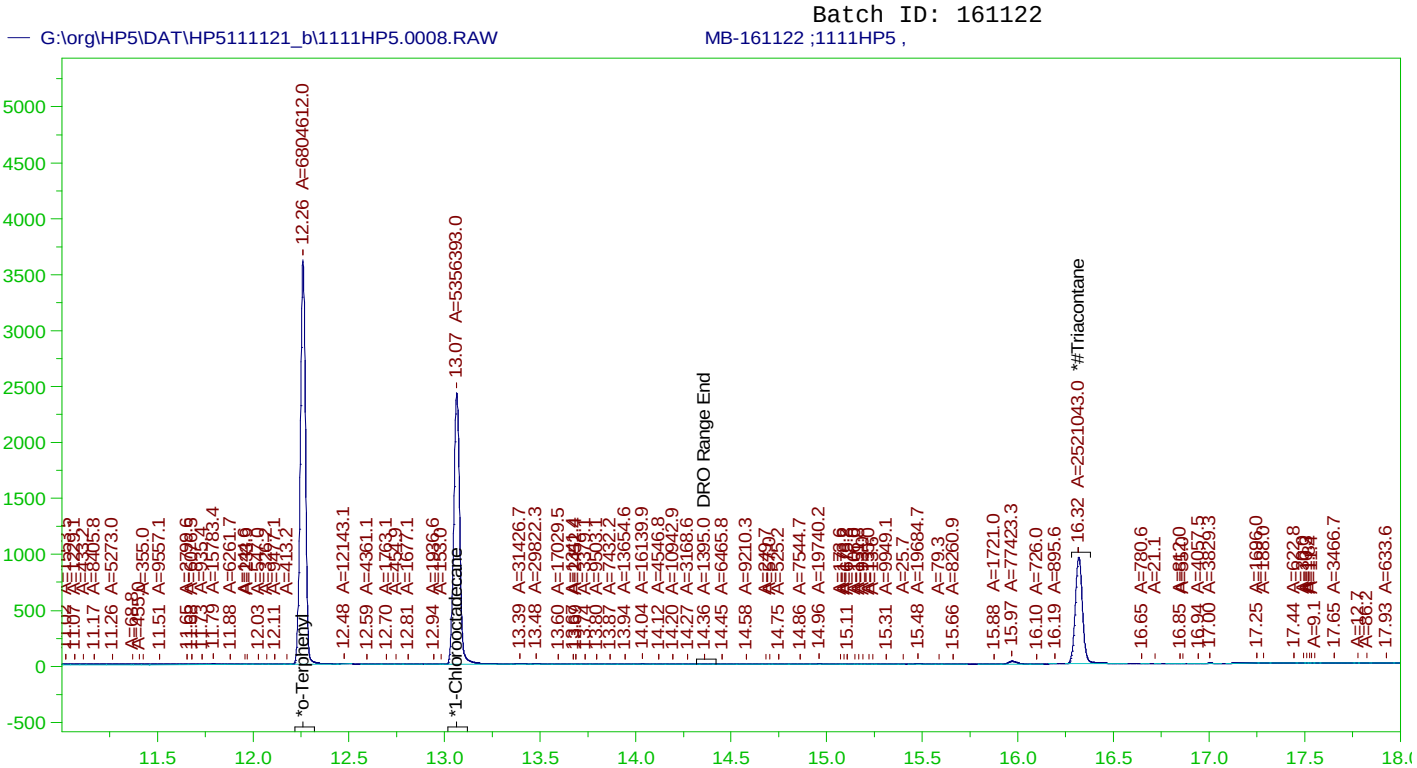

DIESEL RANGE ORGANICS CHROMATOGRAM REPORT
Sample Name: MB-161122 ;1111HP5 ,
Raw File: G:\org\HP5\DAT\HP5111121_b\1111HP5.0008.RAW
Date & Time Acquired: 11/11/2021 9:48:03 AM
Method File: G:\Org\HP5\Methods\DS_8015-C24T-IB-L#.MET
Calibration File: G:\Org\HP5\Cals\SW8015C_DRO211102IB-24-Tri.CAL
Sample Weight: 1000 Dilution: 1 S.A.: 1

Mean RF for TEH: 31353.19
Rt range for Diesel Range Organics: 6.57 to 14.42

SURROGATE COMPOUND	RT	ACTUAL	MEASURED	%REC	
*o-Terphenyl	12.261	.2	.192	95.81	-
*1-Chlorooctadecane	13.065	.2	.151	75.42	-
*#Triacontane	16.317	.2	.087	43.57	-

DRO Area:476140.9 DRO Amount: 1.518636E-02
TEH Area:1080033 TEH Amount: 3.444732E-02

ERH1890 (RHSF) Batch ID: 161122

G:\org\HP5\DAT\HP5111121_b\1111HP5.0009.RAW B21110712-007A ;1111HP5 , $HC-8015-DRO-W,

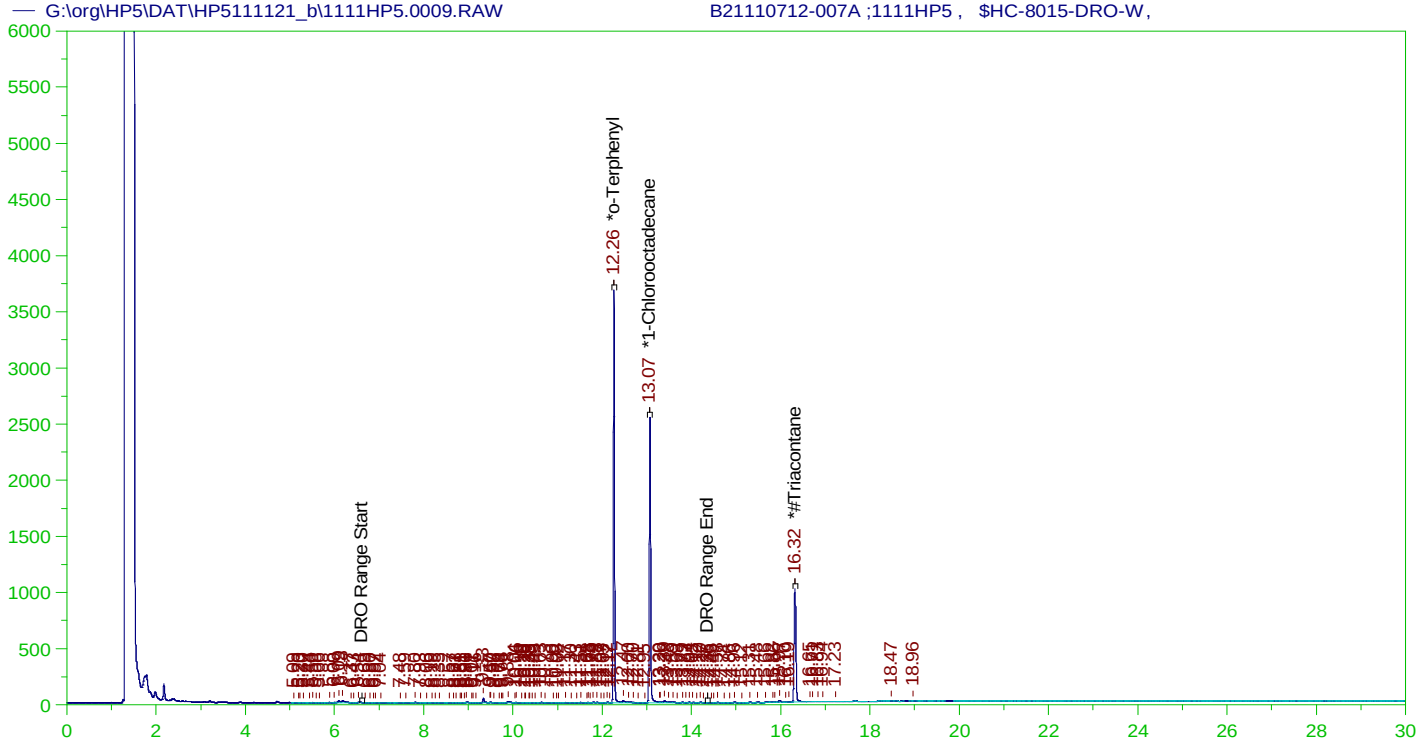

DIESEL RANGE ORGANICS CHROMATOGRAM REPORT

Sample Name: B21110712-007A ;1111HP5 , $HC-8015-DRO-W,
Raw File: G:\org\HP5\DAT\HP5111121_b\1111HP5.0009.RAW
Date & Time Acquired: 11/11/2021 10:31:07 AM
Method File: G:\Org\HP5\Methods\DR_8015-C24T-IB-L%.met
Calibration File: G:\Org\HP5\Cals\SW8015C_DRO211102IB-24-Tri.CAL
Sample Weight: 1030 Dilution: 1 S.A.: 1

Mean RF for TEH: 31353.19
Rt range for Diesel Range Organics: 6.57 to 14.42

SURROGATE COMPOUND	RT	ACTUAL	MEASURED	%REC	
*o-Terphenyl	12.262	.194	.192	98.68	-
*1-Chlorooctadecane	13.065	.194	.153	78.78	-
*#Triacontane	16.316	.194	.091	46.99	-

DRO Area:677380.7 DRO Amount: 2.097557E-02
TEH Area:1066758 TEH Amount: 3.303293E-02

G:\org\HP5\dat\HP5111121_b\Review\009_B21110712-007A_DR_8015-C24T-IB-L%.xls

ERH1890 (RHSF) Batch ID: 161122

— G:\org\HP5\DAT\HP5111121_b\1111HP5.0009.RAW B21110712-007A ;1111HP5 , $HC-8015-DRO-W,

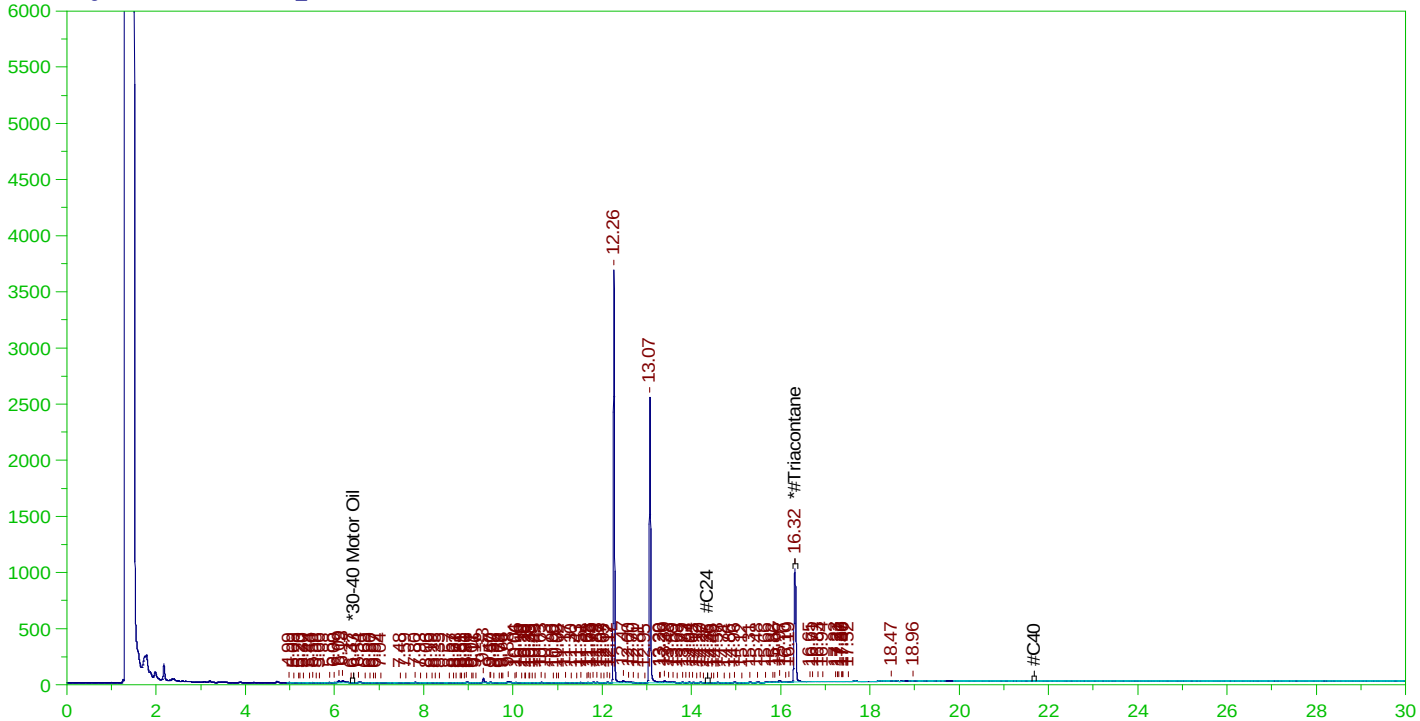

RESIDUAL RANGE ORGANICS CHROMATOGRAM

Sample Name: B21110712-007A ;1111HP5 , $HC-8015-DRO-W,
Raw File: G:\org\HP5\DAT\HP5111121_b\1111HP5.0009.RAW
Date & Time Acquired: 11/11/2021 10:31:07 AM
Method File: G:\Org\HP5\Methods\DR_OROS-AD-L%.MET
Calibration File: G:\Org\HP5\Cals\SW8015C_ORO211017AD-SAMP.CAL
Sample Weight: 1030 Dilution: 1 S.A.: 1

Mean RF for for Residual Range Organics Calculations: 28542.41
Rt range for Residual Range Organics: 14.32 to 21.73

SURROGATE COMPOUND	RT	ACTUAL	MEASURED	%REC	
*#Triacontane	16.316	.485	.091	18.79	-

RRO Area:189160.7 RRO AMOUNT: 6.434327E-03

G:\org\HP5\dat\HP5111121_b\Review\009_B21110712-007A_DR_OROS-AD-L%.xls

ERH1890 (RHSF) Batch ID: 161122

— G:\org\HP5\DAT\HP5111121_b\1111HP5.0009.RAW B21110712-007A ;1111HP5 , $HC-8015-DRO-W,

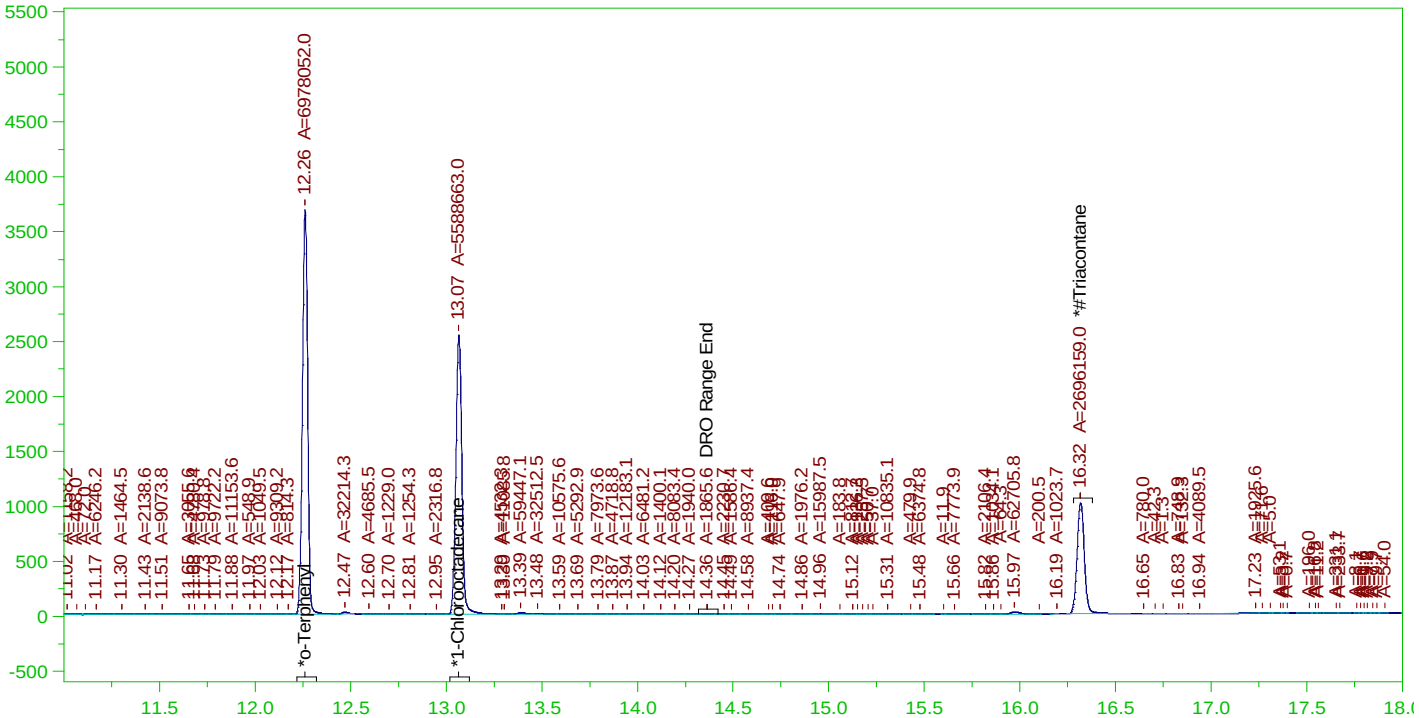

DIESEL RANGE ORGANICS CHROMATOGRAM REPORT

Sample Name: B21110712-007A ;1111HP5 , $HC-8015-DRO-W,
Raw File: G:\org\HP5\DAT\HP5111121_b\1111HP5.0009.RAW
Date & Time Acquired: 11/11/2021 10:31:07 AM
Method File: G:\Org\HP5\Methods\DS_8015-C24T-IB-L#.MET
Calibration File: G:\Org\HP5\Cals\SW8015C_DRO211102IB-24-Tri.CAL
Sample Weight: 1030 Dilution: 1 S.A.: 1

Mean RF for TEH: 31353.19
Rt range for Diesel Range Organics: 6.57 to 14.42

SURROGATE COMPOUND	RT	ACTUAL	MEASURED	%REC	
*o-Terphenyl	12.262	.194	.191	98.26	-
*1-Chlorooctadecane	13.065	.194	.153	78.69	-
*#Triacontane	16.316	.194	.09	46.6	-

DRO Area:584512.6 DRO Amount: 1.809985E-02
TEH Area:1155529 TEH Amount: 3.578176E-02

G:\org\HP5\dat\HP5111121_b\Review\009_B21110712-007A_DS_8015-C24T-IB-L#.xls

ERH1888 (RHSF) Batch ID: 161122

— G:\org\HP5\DAT\HP5111121_b\1111HP5.0010.RAW B21110712-006A ;1111HP5 , $HC-8015-DRO-W,

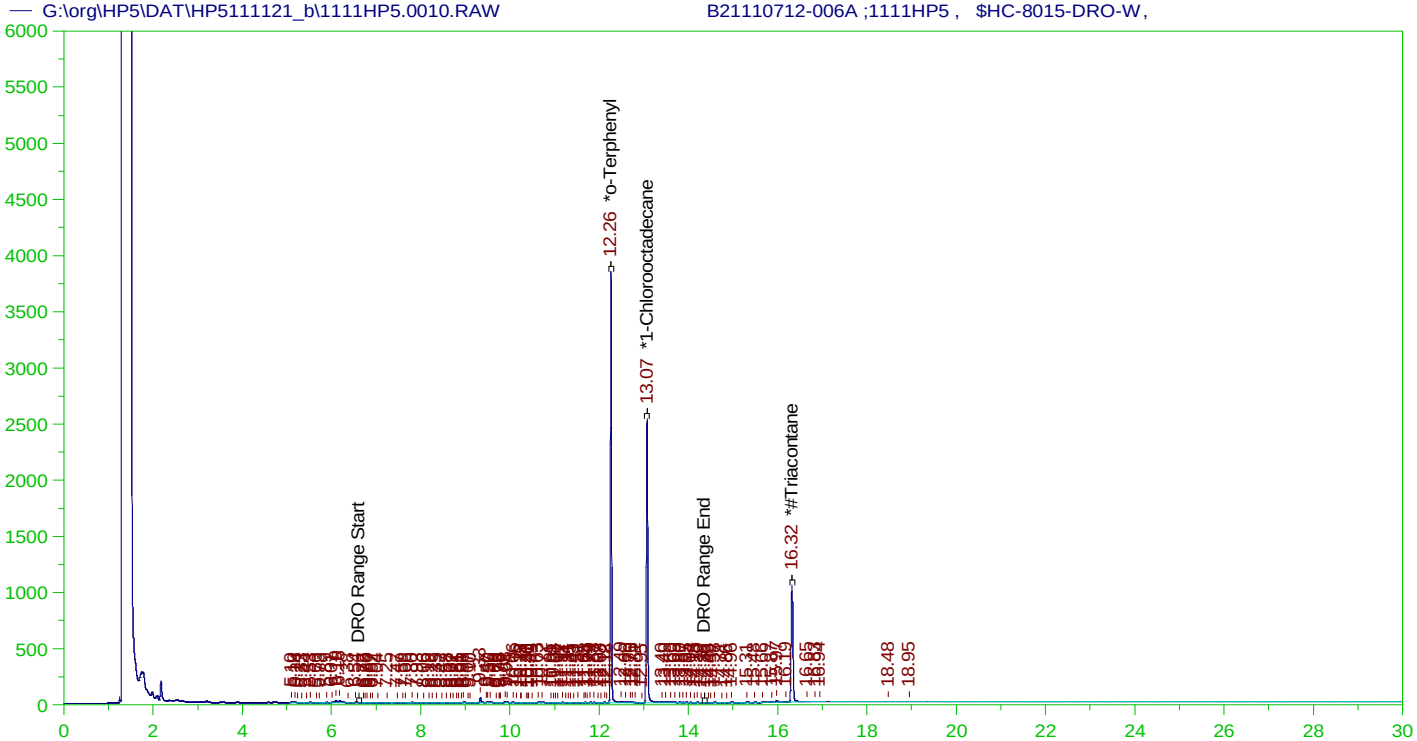

DIESEL RANGE ORGANICS CHROMATOGRAM REPORT

Sample Name: B21110712-006A ;1111HP5 , $HC-8015-DRO-W,
Raw File: G:\org\HP5\DAT\HP5111121_b\1111HP5.0010.RAW
Date & Time Acquired: 11/11/2021 11:13:55 AM
Method File: G:\Org\HP5\Methods\DR_8015-C24T-IB-L%.met
Calibration File: G:\Org\HP5\Cals\SW8015C_DRO211102IB-24-Tri.CAL
Sample Weight: 1050 Dilution: 1 S.A.: 1

Mean RF for TEH: 31353.19
Rt range for Diesel Range Organics: 6.57 to 14.42

SURROGATE COMPOUND	RT	ACTUAL	MEASURED	%REC	
*o-Terphenyl	12.263	.19	.196	103.04	-
*1-Chlorooctadecane	13.068	.19	.149	78.4	-
*#Triacontane	16.317	.19	.092	48.04	-

DRO Area:716120.9 DRO Amount: 2.175281E-02
TEH Area:1107045 TEH Amount: 3.362748E-02

G:\org\HP5\dat\HP5111121_b\Review\010_B21110712-006A_DR_8015-C24T-IB-L%.xls

ERH1888 (RHSF) Batch ID: 161122

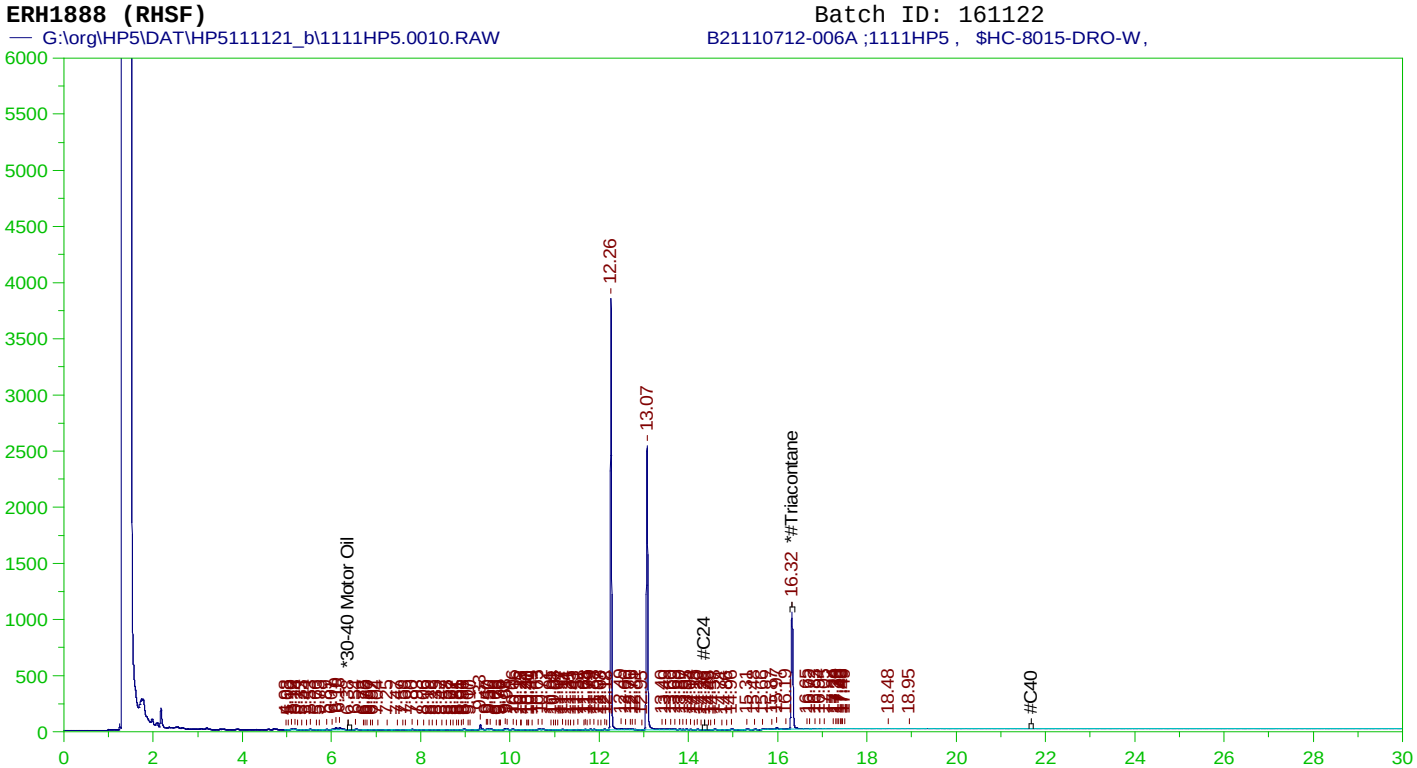

RESIDUAL RANGE ORGANICS CHROMATOGRAM

Sample Name: B21110712-006A ;1111HP5 , $HC-8015-DRO-W,
Raw File: G:\org\HP5\DAT\HP5111121_b\1111HP5.0010.RAW
Date & Time Acquired: 11/11/2021 11:13:55 AM
Method File: G:\Org\HP5\Methods\DR_OROS-AD-L%.MET
Calibration File: G:\Org\HP5\Cals\SW8015C_ORO211017AD-SAMP.CAL
Sample Weight: 1050 Dilution: 1 S.A.: 1

Mean RF for for Residual Range Organics Calculations: 28542.41
Rt range for Residual Range Organics: 14.32 to 21.73

SURROGATE COMPOUND	RT	ACTUAL	MEASURED	%REC	
*#Triacontane	16.317	.476	.092	19.24	-

RRO Area:200150.9 RRO AMOUNT: 6.67848E-03

G:\org\HP5\dat\HP5111121_b\Review\010_B21110712-006A_DR_OROS-AD-L%.xls

ERH1888 (RHSF) Batch ID: 161122

— G:\org\HP5\DAT\HP5111121_b\1111HP5.0010.RAW B21110712-006A ;1111HP5 , $HC-8015-DRO-W,

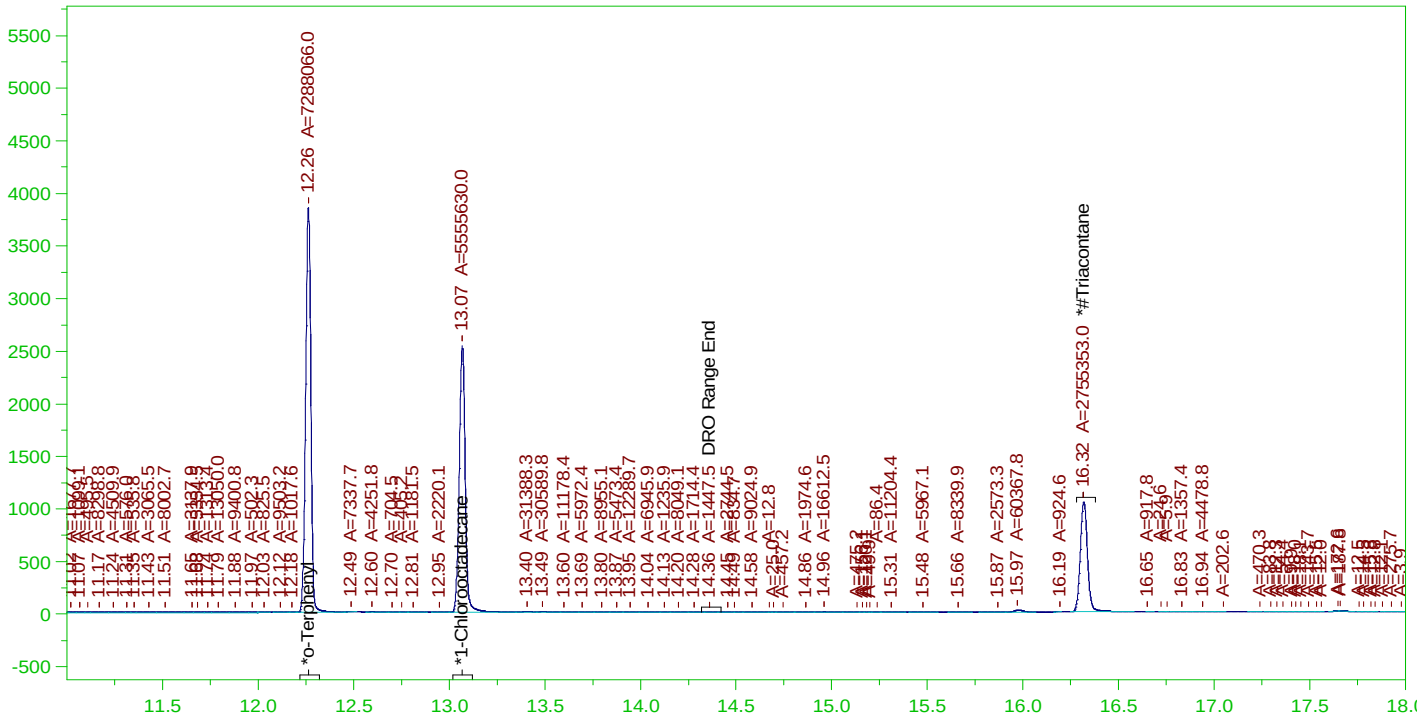

DIESEL RANGE ORGANICS CHROMATOGRAM REPORT

Sample Name: B21110712-006A ;1111HP5 , $HC-8015-DRO-W,
Raw File: G:\org\HP5\DAT\HP5111121_b\1111HP5.0010.RAW
Date & Time Acquired: 11/11/2021 11:13:55 AM
Method File: G:\Org\HP5\Methods\DS_8015-C24T-IB-L#.MET
Calibration File: G:\Org\HP5\Cals\SW8015C_DRO211102IB-24-Tri.CAL
Sample Weight: 1050 Dilution: 1 S.A.: 1

Mean RF for TEH: 31353.19
Rt range for Diesel Range Organics: 6.57 to 14.42

SURROGATE COMPOUND	RT	ACTUAL	MEASURED	%REC	
*o-Terphenyl	12.263	.19	.195	102.62	-
*1-Chlorooctadecane	13.068	.19	.149	78.23	-
*#Triacontane	16.317	.19	.091	47.62	-

DRO Area:605652.6 DRO Amount: 1.839723E-02
TEH Area:1170790 TEH Amount: 3.556378E-02

G:\org\HP5\dat\HP5111121_b\Review\010_B21110712-006A_DS_8015-C24T-IB-L#.xls

ERH1885 (RHMW2254-01) Batch ID: 161122

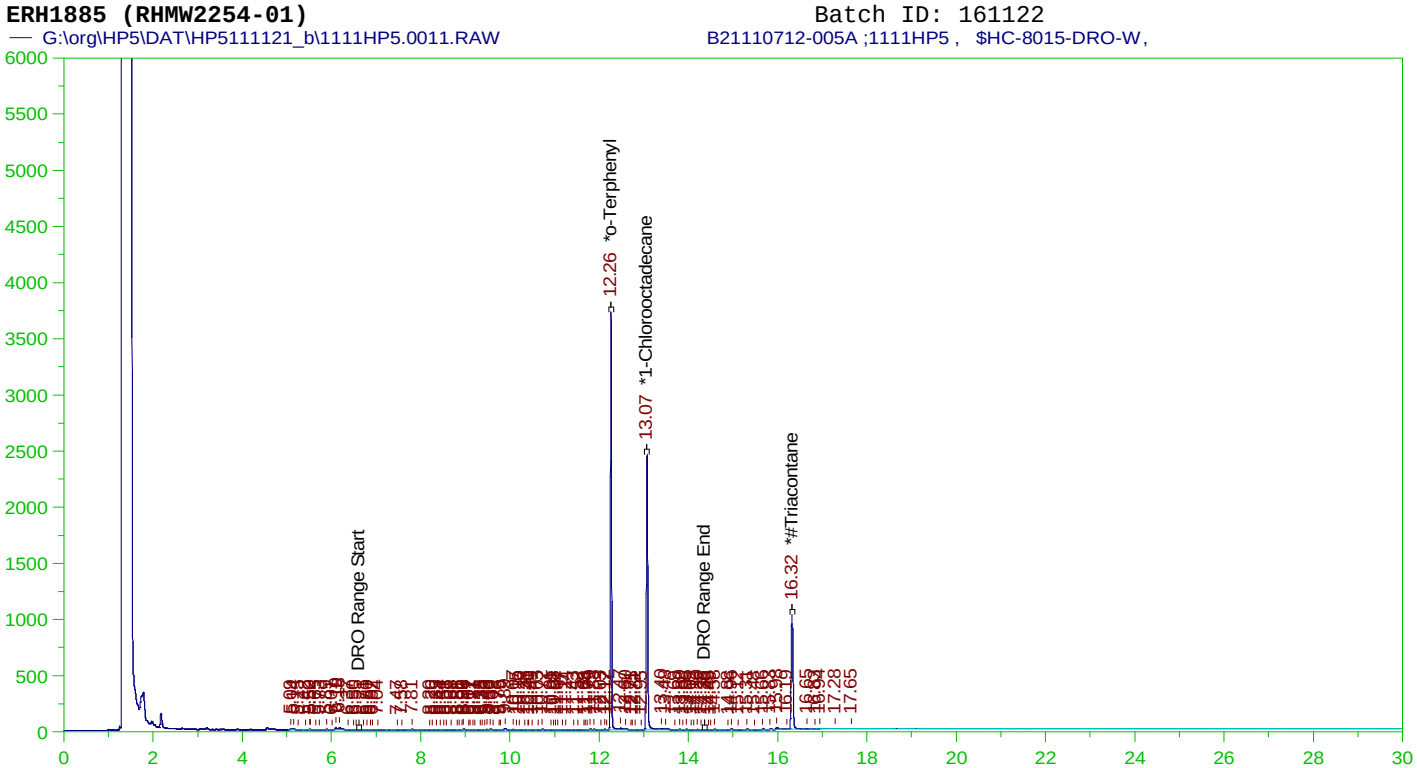

DIESEL RANGE ORGANICS CHROMATOGRAM REPORT

Sample Name: B21110712-005A ;1111HP5 , $HC-8015-DRO-W,
Raw File: G:\org\HP5\DAT\HP5111121_b\1111HP5.0011.RAW
Date & Time Acquired: 11/11/2021 11:56:31 AM
Method File: G:\Org\HP5\Methods\DR_8015-C24T-IB-L%.met
Calibration File: G:\Org\HP5\Cals\SW8015C_DRO211102IB-24-Tri.CAL
Sample Weight: 1020 Dilution: 1 S.A.: 1

Mean RF for TEH: 31353.19
Rt range for Diesel Range Organics: 6.57 to 14.42

SURROGATE COMPOUND	RT	ACTUAL	MEASURED	%REC	
*o-Terphenyl	12.263	.196	.195	99.41	-
*1-Chlorooctadecane	13.067	.196	.149	75.95	-
*#Triacontane	16.318	.196	.092	46.91	-

DRO Area:552610.3 DRO Amount: 1.727973E-02
TEH Area:914796.4 TEH Amount: 2.860504E-02

G:\org\HP5\dat\HP5111121_b\Review\011_B21110712-005A_DR_8015-C24T-IB-L%.xls

ERH1885 (RHMW2254-01) Batch ID: 161122

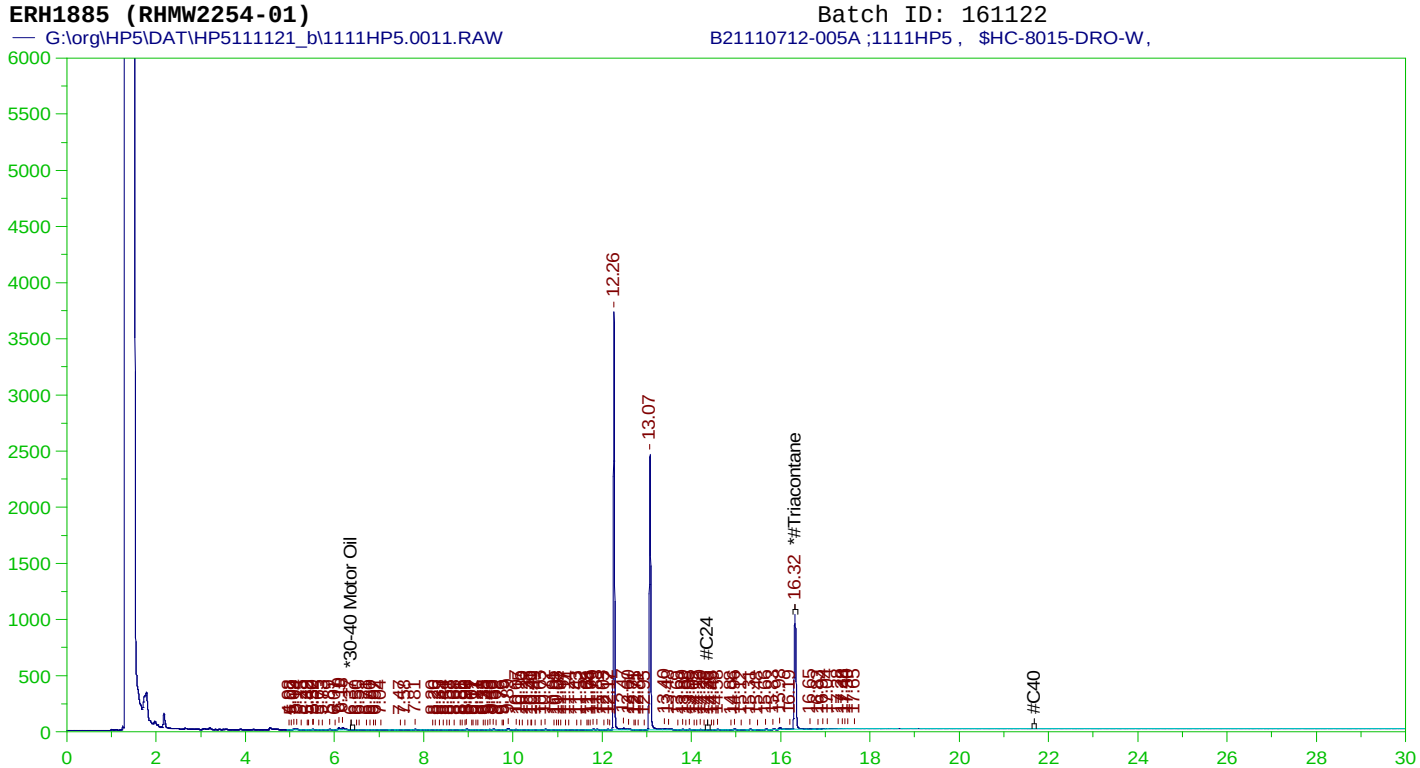

RESIDUAL RANGE ORGANICS CHROMATOGRAM

Sample Name: B21110712-005A ;1111HP5 , $HC-8015-DRO-W,
Raw File: G:\org\HP5\DAT\HP5111121_b\1111HP5.0011.RAW
Date & Time Acquired: 11/11/2021 11:56:31 AM
Method File: G:\Org\HP5\Methods\DR_OROS-AD-L%.MET
Calibration File: G:\Org\HP5\Cals\SW8015C_ORO211017AD-SAMP.CAL
Sample Weight: 1020 Dilution: 1 S.A.: 1

Mean RF for for Residual Range Organics Calculations: 28542.41
Rt range for Residual Range Organics: 14.32 to 21.73

SURROGATE COMPOUND	RT	ACTUAL	MEASURED	%REC	
*#Triacontane	16.318	.49	.092	18.76	-

RRO Area:162930.2 RRO AMOUNT: 5.596427E-03

G:\org\HP5\dat\HP5111121_b\Review\011_B21110712-005A_DR_OROS-AD-L%.xls

ERH1885 (RHMW2254-01) Batch ID: 161122

— G:\org\HP5\DAT\HP5111121_b\1111HP5.0011.RAW B21110712-005A ;1111HP5 , $HC-8015-DRO-W,

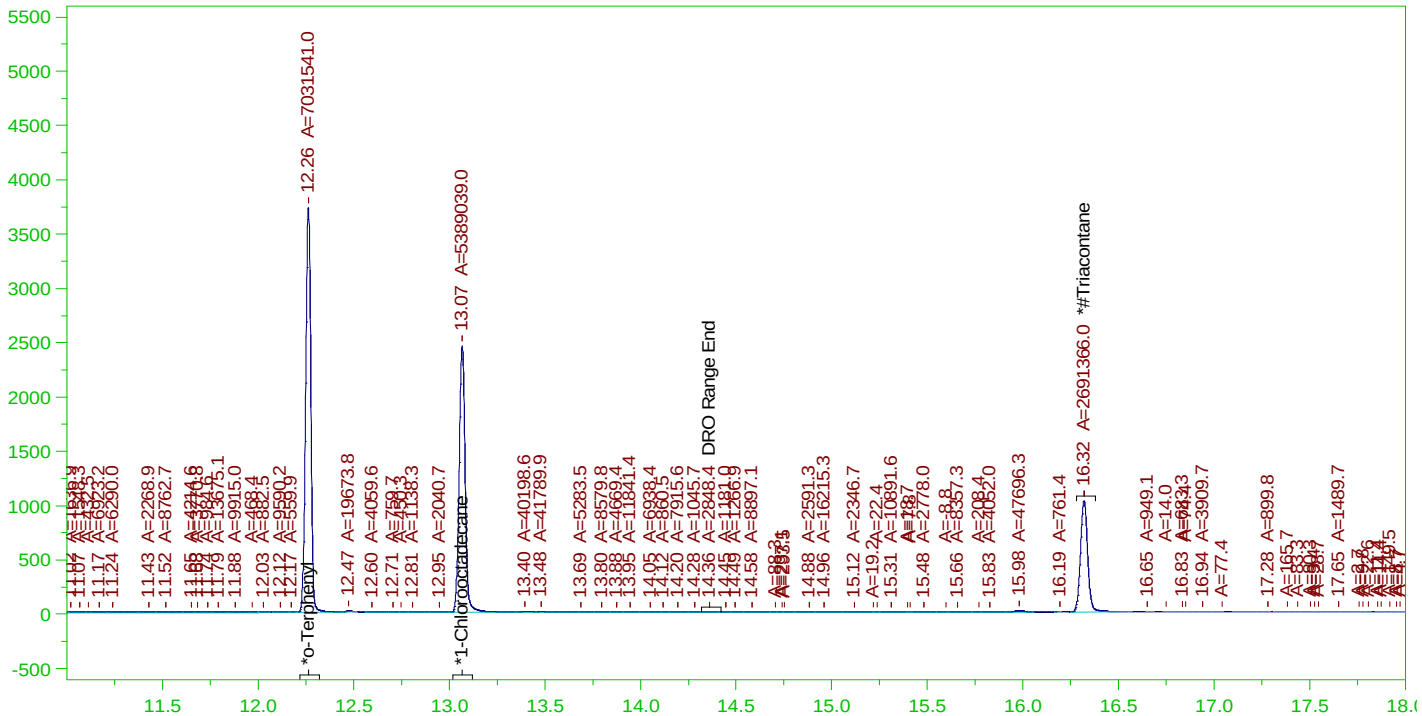

DIESEL RANGE ORGANICS CHROMATOGRAM REPORT

Sample Name: B21110712-005A ;1111HP5 , $HC-8015-DRO-W,
Raw File: G:\org\HP5\DAT\HP5111121_b\1111HP5.0011.RAW
Date & Time Acquired: 11/11/2021 11:56:31 AM
Method File: G:\Org\HP5\Methods\DS_8015-C24T-IB-L#.MET
Calibration File: G:\Org\HP5\Cals\SW8015C_DRO211102IB-24-Tri.CAL
Sample Weight: 1020 Dilution: 1 S.A.: 1

Mean RF for TEH: 31353.19
Rt range for Diesel Range Organics: 6.57 to 14.42

SURROGATE COMPOUND	RT	ACTUAL	MEASURED	%REC	
*o-Terphenyl	12.263	.196	.194	99.01	-
*1-Chlorooctadecane	13.067	.196	.149	75.88	-
*#Triacontane	16.318	.196	.091	46.51	-

DRO Area:486724.3 DRO Amount: 1.521953E-02
TEH Area:1093951 TEH Amount: 3.420706E-02

G:\org\HP5\dat\HP5111121_b\Review\011_B21110712-005A_DS_8015-C24T-IB-L#.xls

ERH1879 (RHMW03) Batch ID: 161122

— G:\org\HP5\DAT\HP5111121_b\1111HP5.0012.RAW B21110712-003A ;1111HP5 , $HC-8015-DRO-W,

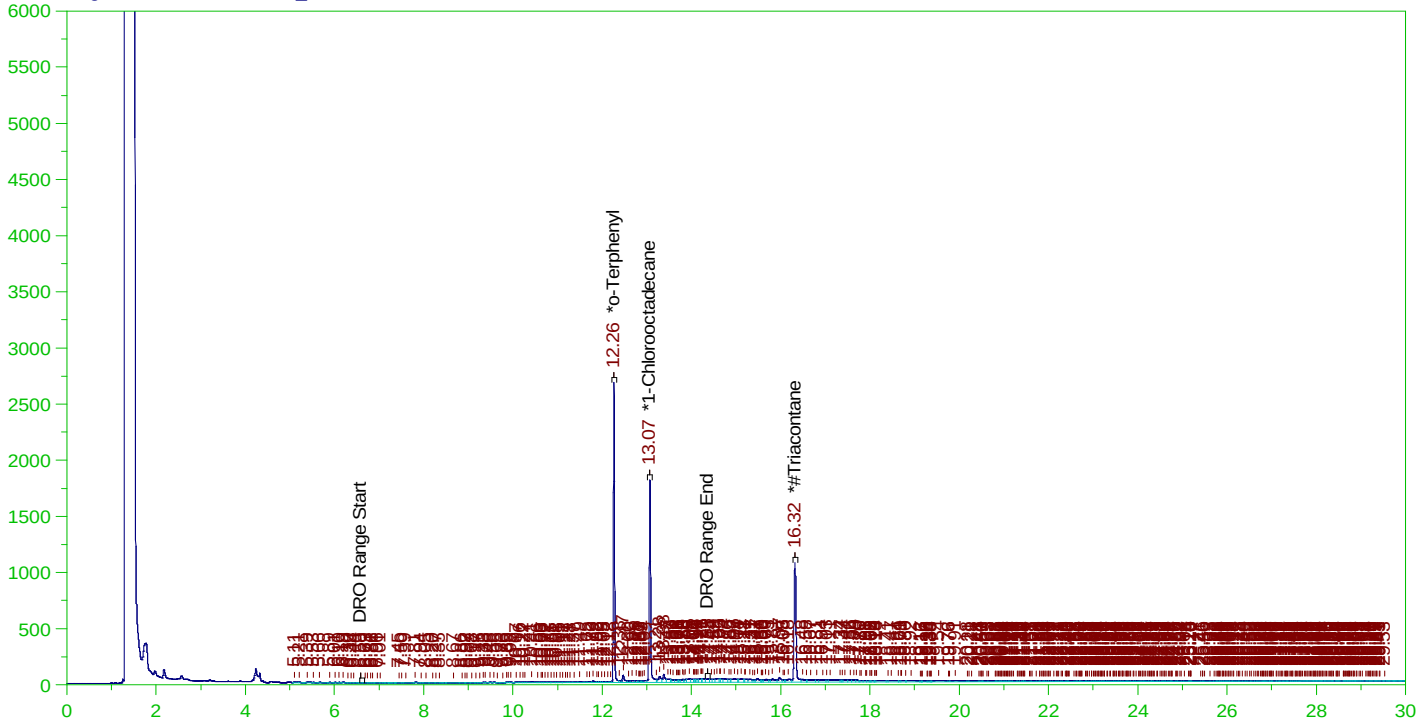

DIESEL RANGE ORGANICS CHROMATOGRAM REPORT

Sample Name: B21110712-003A ;1111HP5 , $HC-8015-DRO-W,
Raw File: G:\org\HP5\DAT\HP5111121_b\1111HP5.0012.RAW
Date & Time Acquired: 11/11/2021 12:39:26 PM
Method File: G:\Org\HP5\Methods\D3_8015-C24T-IB-L%.met
Calibration File: G:\Org\HP5\Cals\SW8015C_DRO211102IB-24-Tri.CAL
Sample Weight: 1020 Dilution: 1 S.A.: 1

Mean RF for TEH: 31353.19
Rt range for Diesel Range Organics: 6.57 to 14.42

SURROGATE COMPOUND	RT	ACTUAL	MEASURED	%REC	
*o-Terphenyl	12.262	.196	.143	72.92	-
*1-Chlorooctadecane	13.065	.196	.113	57.7	-
*#Triacontane	16.318	.196	.102	52.19	-

DRO Area:3547424 DRO Amount: 0.1109254
TEH Area:1.238437E+07 TEH Amount: 0.3872505

G:\org\HP5\dat\HP5111121_b\Review\012_B21110712-003A_D3_8015-C24T-IB-L%.xls

ERH1879 (RHMW03) Batch ID: 161122

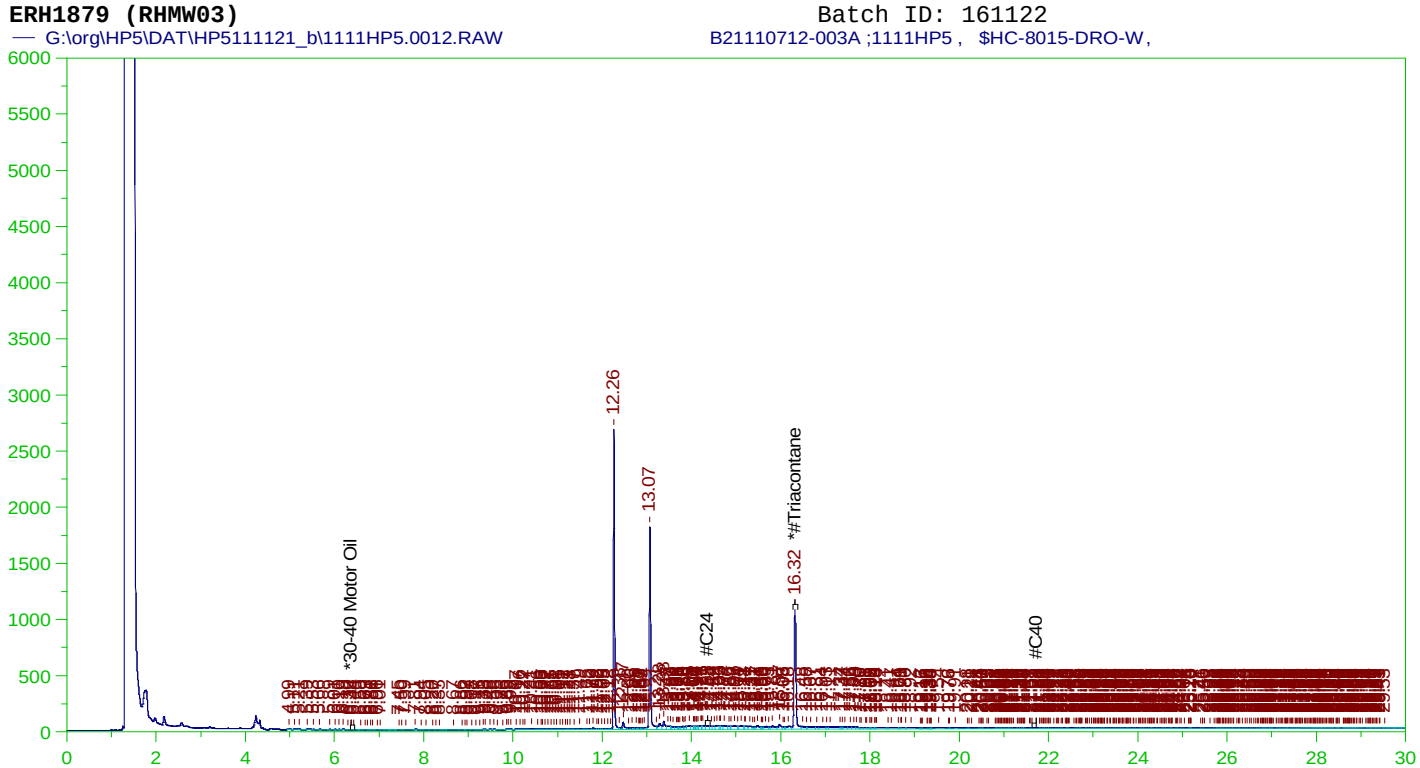

RESIDUAL RANGE ORGANICS CHROMATOGRAM

Sample Name: B21110712-003A ;1111HP5 , $HC-8015-DRO-W,
Raw File: G:\org\HP5\DAT\HP5111121_b\1111HP5.0012.RAW
Date & Time Acquired: 11/11/2021 12:39:26 PM
Method File: G:\Org\HP5\Methods\D3_OROS-AD-L%.MET
Calibration File: G:\Org\HP5\Cals\SW8015C_ORO211017AD-SAMP.CAL
Sample Weight: 1020 Dilution: 1 S.A.: 1

Mean RF for for Residual Range Organics Calculations: 28542.41
Rt range for Residual Range Organics: 14.32 to 21.73

SURROGATE COMPOUND	RT	ACTUAL	MEASURED	%REC	
*#Triacontane	16.318	.49	.102	20.87	-

RRO Area:7275728 RRO AMOUNT: 0.2499112

G:\org\HP5\dat\HP5111121_b\Review\012_B21110712-003A_D3_OROS-AD-L%.xls

ERH1879 (RHMW03) Batch ID: 161122

— G:\org\HP5\DAT\HP5111121_b\1111HP5.0012.RAW B21110712-003A ;1111HP5 , $HC-8015-DRO-W,

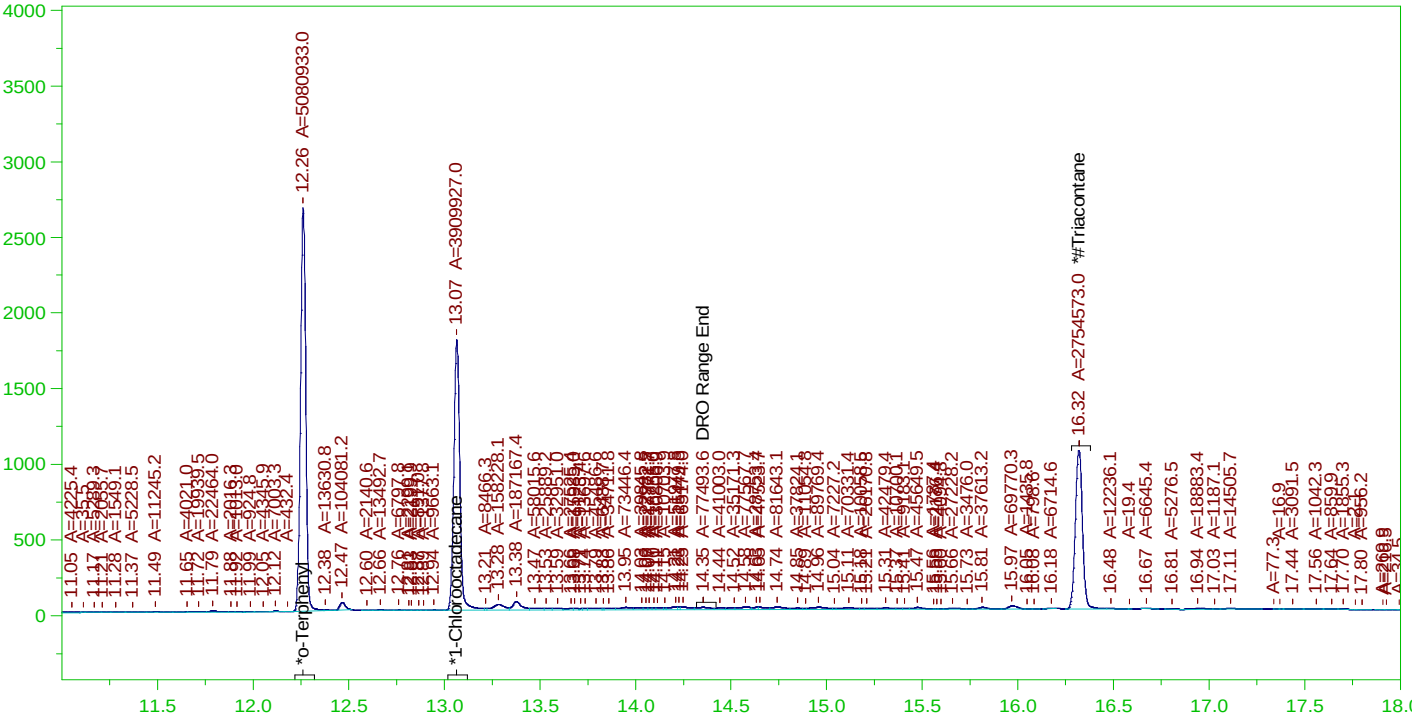

DIESEL RANGE ORGANICS CHROMATOGRAM REPORT

Sample Name: B21110712-003A ;1111HP5 , $HC-8015-DRO-W,
Raw File: G:\org\HP5\DAT\HP5111121_b\1111HP5.0012.RAW
Date & Time Acquired: 11/11/2021 12:39:26 PM
Method File: G:\Org\HP5\Methods\DS_8015-C24T-IB-L#.MET
Calibration File: G:\Org\HP5\Cals\SW8015C_DRO211102IB-24-Tri.CAL
Sample Weight: 1020 Dilution: 1 S.A.: 1

Mean RF for TEH: 31353.19
Rt range for Diesel Range Organics: 6.57 to 14.42

SURROGATE COMPOUND	RT	ACTUAL	MEASURED	%REC	
*o-Terphenyl	12.262	.196	.14	71.54	-
*1-Chlorooctadecane	13.065	.196	.108	55.06	-
*#Triacontane	16.318	.196	.093	47.61	-

DRO Area:1492417 DRO Amount: 4.666683E-02
TEH Area:3554143 TEH Amount: 0.1111355

ERH1882 (RHMW05) Batch ID: 161122

— G:\org\HP5\DAT\HP5111121_b\1111HP5.0013.RAW B21110712-004A ;1111HP5 , $HC-8015-DRO-W,

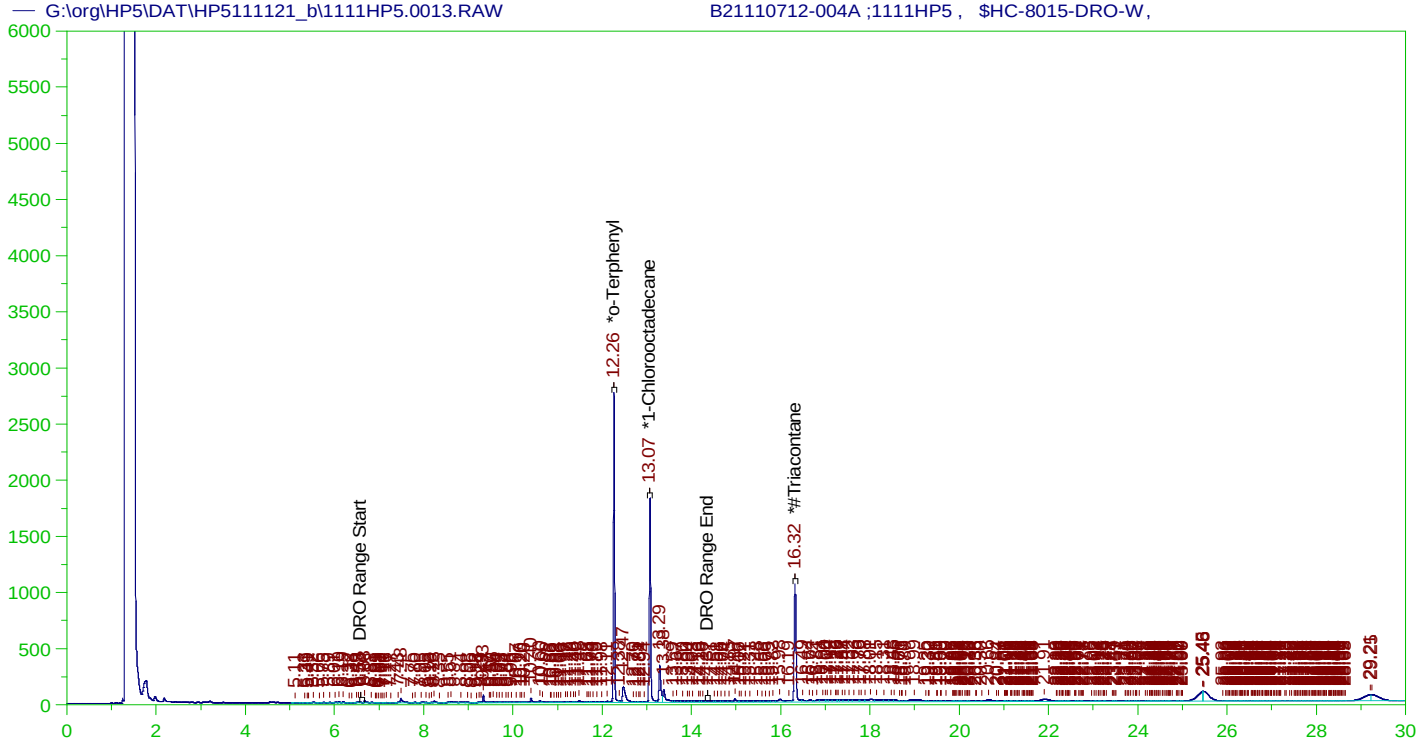

DIESEL RANGE ORGANICS CHROMATOGRAM REPORT

Sample Name: B21110712-004A ;1111HP5 , $HC-8015-DRO-W,
Raw File: G:\org\HP5\DAT\HP5111121_b\1111HP5.0013.RAW
Date & Time Acquired: 11/11/2021 1:22:14 PM
Method File: G:\Org\HP5\Methods\D3_8015-C24T-IB-L%.met
Calibration File: G:\Org\HP5\Cals\SW8015C_DRO211102IB-24-Tri.CAL
Sample Weight: 1055 Dilution: 1 S.A.: 1

Mean RF for TEH: 31353.19
Rt range for Diesel Range Organics: 6.57 to 14.42

SURROGATE COMPOUND	RT	ACTUAL	MEASURED	%REC	
*o-Terphenyl	12.264	.19	.143	75.44	-
*1-Chlorooctadecane	13.066	.19	.106	55.78	-
*#Triacontane	16.319	.19	.095	50.03	-

DRO Area:4178584 DRO Amount: 0.1263266
TEH Area:1.505665E+07 TEH Amount: 0.4551913

G:\org\HP5\dat\HP5111121_b\Review\013_B21110712-004A_D3_8015-C24T-IB-L%.xls

ERH1882 (RHMW05) Batch ID: 161122

— G:\org\HP5\DAT\HP5111121_b\1111HP5.0013.RAW B21110712-004A ;1111HP5 , $HC-8015-DRO-W,

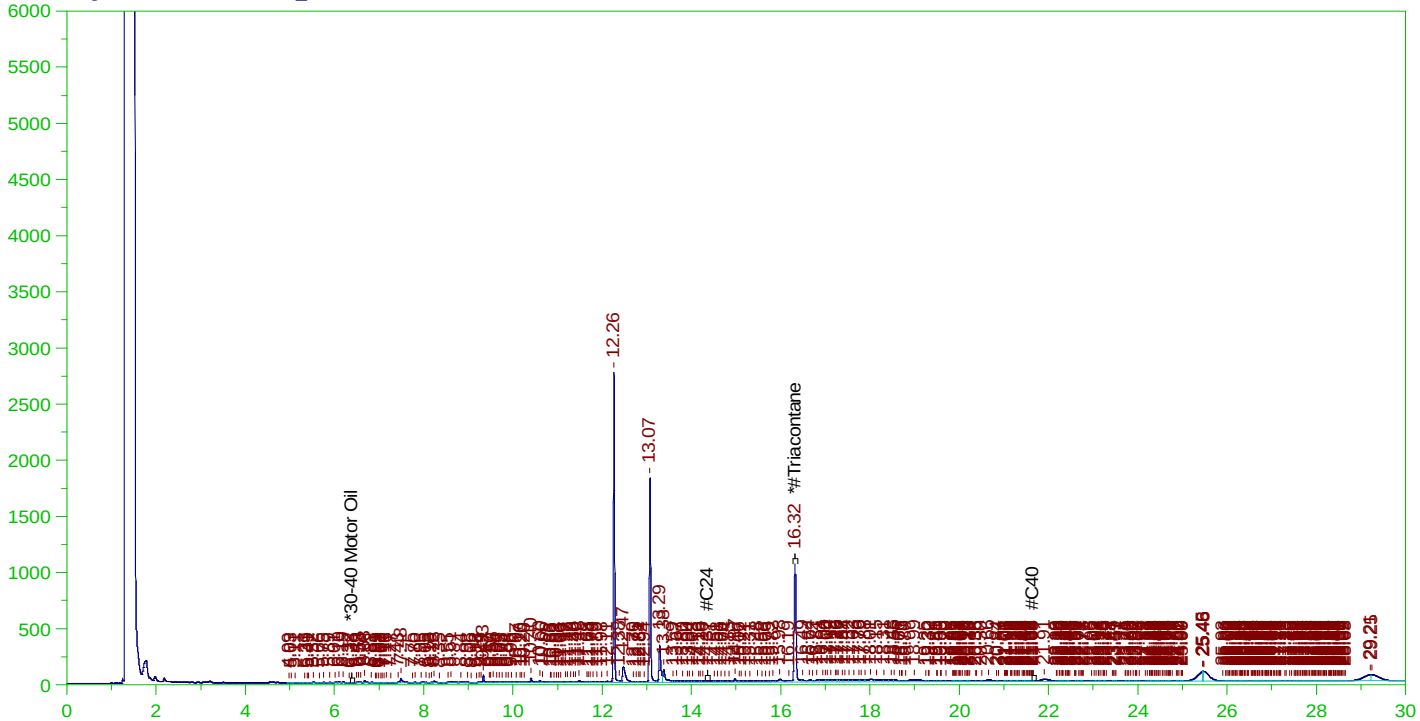

RESIDUAL RANGE ORGANICS CHROMATOGRAM

Sample Name: B21110712-004A ;1111HP5 , $HC-8015-DRO-W,
Raw File: G:\org\HP5\DAT\HP5111121_b\1111HP5.0013.RAW
Date & Time Acquired: 11/11/2021 1:22:14 PM
Method File: G:\Org\HP5\Methods\D3_OROS-AD-L%.MET
Calibration File: G:\Org\HP5\Cals\SW8015C_ORO211017AD-SAMP.CAL
Sample Weight: 1055 Dilution: 1 S.A.: 1

Mean RF for for Residual Range Organics Calculations: 28542.41
Rt range for Residual Range Organics: 14.32 to 21.73

SURROGATE COMPOUND	RT	ACTUAL	MEASURED	%REC	
*#Triacontane	16.319	.474	.095	20.01	-

RRO Area:5564734 RRO AMOUNT: 0.1847997

G:\org\HP5\dat\HP5111121_b\Review\013_B21110712-004A_D3_OROS-AD-L%.xls

ERH1882 (RHMW05) Batch ID: 161122

— G:\org\HP5\DAT\HP5111121_b\1111HP5.0013.RAW B21110712-004A ;1111HP5 , $HC-8015-DRO-W,

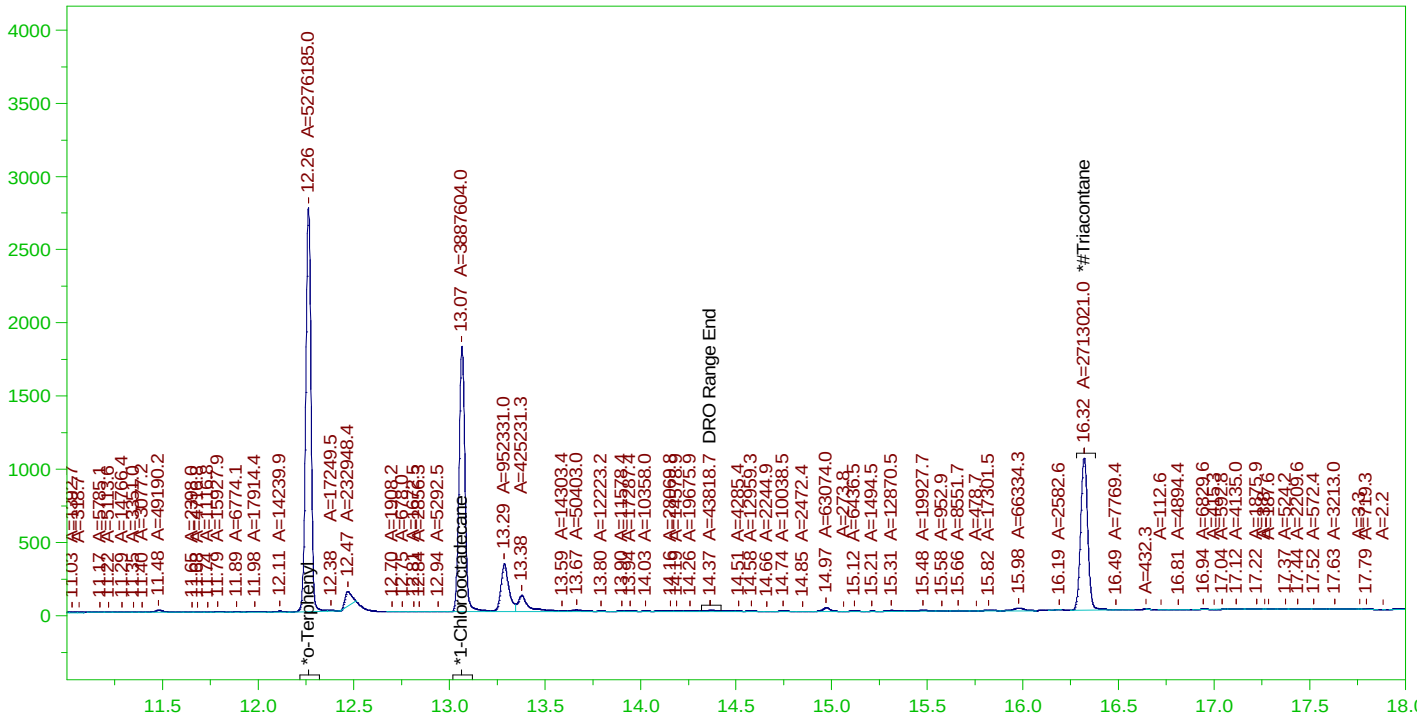

DIESEL RANGE ORGANICS CHROMATOGRAM REPORT

Sample Name: B21110712-004A ;1111HP5 , $HC-8015-DRO-W,
Raw File: G:\org\HP5\DAT\HP5111121_b\1111HP5.0013.RAW
Date & Time Acquired: 11/11/2021 1:22:14 PM
Method File: G:\Org\HP5\Methods\DS_8015-C24T-IB-L#.MET
Calibration File: G:\Org\HP5\Cals\SW8015C_DRO211102IB-24-Tri.CAL
Sample Weight: 1055 Dilution: 1 S.A.: 1

Mean RF for TEH: 31353.19
Rt range for Diesel Range Organics: 6.57 to 14.42

SURROGATE COMPOUND	RT	ACTUAL	MEASURED	%REC	
*o-Terphenyl	12.264	.19	.141	74.29	-
*1-Chlorooctadecane	13.066	.19	.104	54.74	-
*#Triacontane	16.319	.19	.089	46.89	-

DRO Area:2834632 DRO Amount: 8.569638E-02
TEH Area:3764761 TEH Amount: 0.113816

G:\org\HP5\dat\HP5111121_b\Review\013_B21110712-004A_DS_8015-C24T-IB-L#.xls

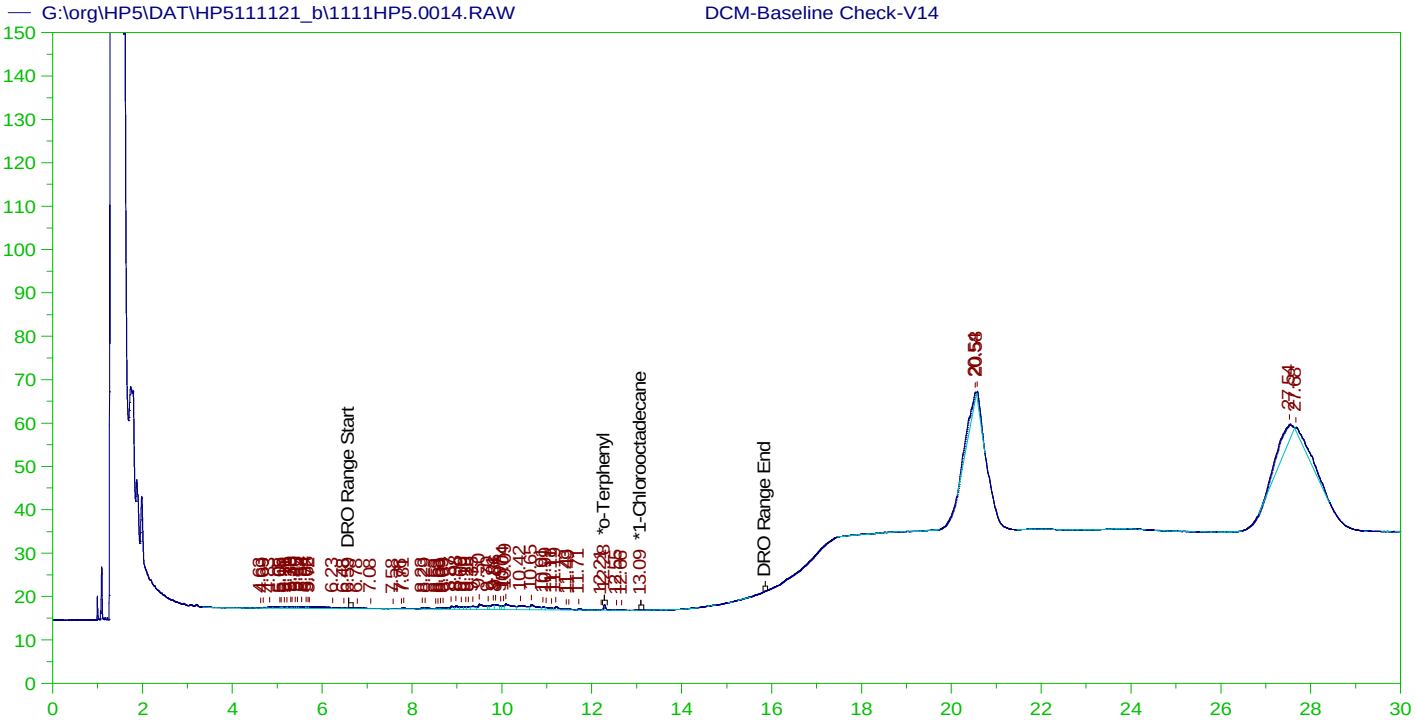

DIESEL RANGE ORGANICS CHROMATOGRAM REPORT
Sample Name: DCM-Baseline Check-V14
Raw File: G:\org\HP5\DAT\HP5111121_b\1111HP5.0014.RAW
Date & Time Acquired: 11/11/2021 2:04:43 PM
Method File: G:\Org\HP5\Methods\DR_8015-IA-LEXP.met
Calibration File: G:\Org\HP5\Cals\SW8015C_DRO211102IA.CAL
Sample Weight: 1 Dilution: 1 S.A.: 1

Mean RF for TEH: 31353.19
Rt range for Diesel Range Organics: 6.59 to 15.91

SURROGATE COMPOUND	RT	ACTUAL	MEASURED	%REC	
*o-Terphenyl	12.279	200.	.134	.07	-
*1-Chlorooctadecane	13.093	200.	.035	.02	-

DRO Area:143570 DRO Amount: 4.57912
TEH Area:434378.2 TEH Amount: 13.85435

G:\org\HP5\dat\HP5111121_b\Review\014_DCM-Baseline Chec_DR_8015-IA-LEXP.xls

ERH1876 (RHMW02) Batch ID: 161122

— G:\org\HP5\DAT\HP5111121_b\1111HP5.0015.RAW B21110712-002A ;1111HP5 , $HC-8015-DRO-W,

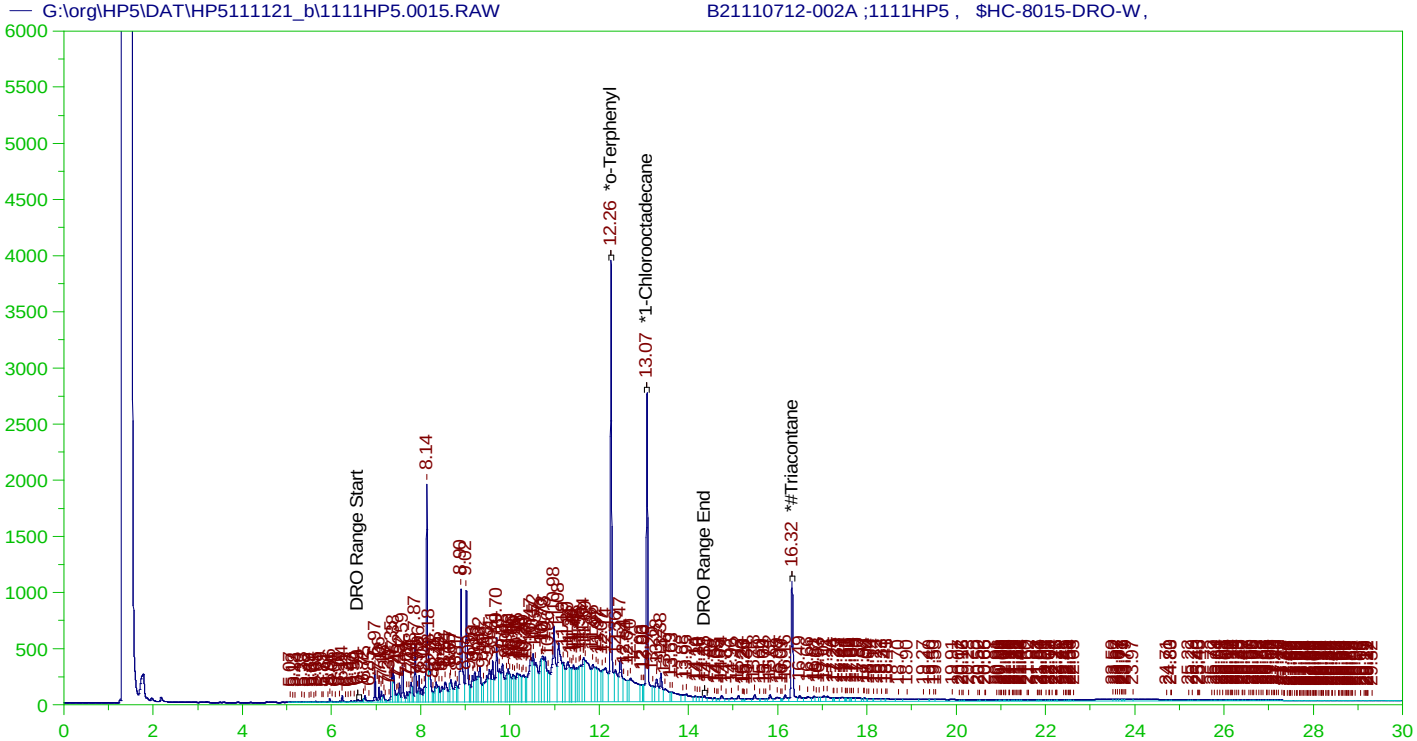

DIESEL RANGE ORGANICS CHROMATOGRAM REPORT

Sample Name: B21110712-002A ;1111HP5 , $HC-8015-DRO-W,
Raw File: G:\org\HP5\DAT\HP5111121_b\1111HP5.0015.RAW
Date & Time Acquired: 11/11/2021 2:47:24 PM
Method File: G:\Org\HP5\Methods\D3_8015-111115-IB-L%.met
Calibration File: G:\Org\HP5\Cals\SW8015C_DRO211102IB-24-Tri.CAL
Sample Weight: 1060 Dilution: 1 S.A.: 1

Mean RF for TEH: 31353.19
Rt range for Diesel Range Organics: 6.57 to 14.42

SURROGATE COMPOUND	RT	ACTUAL	MEASURED	%REC	
*o-Terphenyl	12.264	.189	.239	126.73	-
*1-Chlorooctadecane	13.066	.189	.183	97.1	-
*#Triacontane	16.318	.189	.099	52.69	-

DRO Area:9.284582E+07 DRO Amount: 2.793668
TEH Area:1.067831E+08 TEH Amount: 3.213031

G:\org\HP5\dat\HP5111121_b\Review\015_B21110712-002A_D3_8015-111115-IB-L%.xls

ERH1876 (RHMW02) Batch ID: 161122

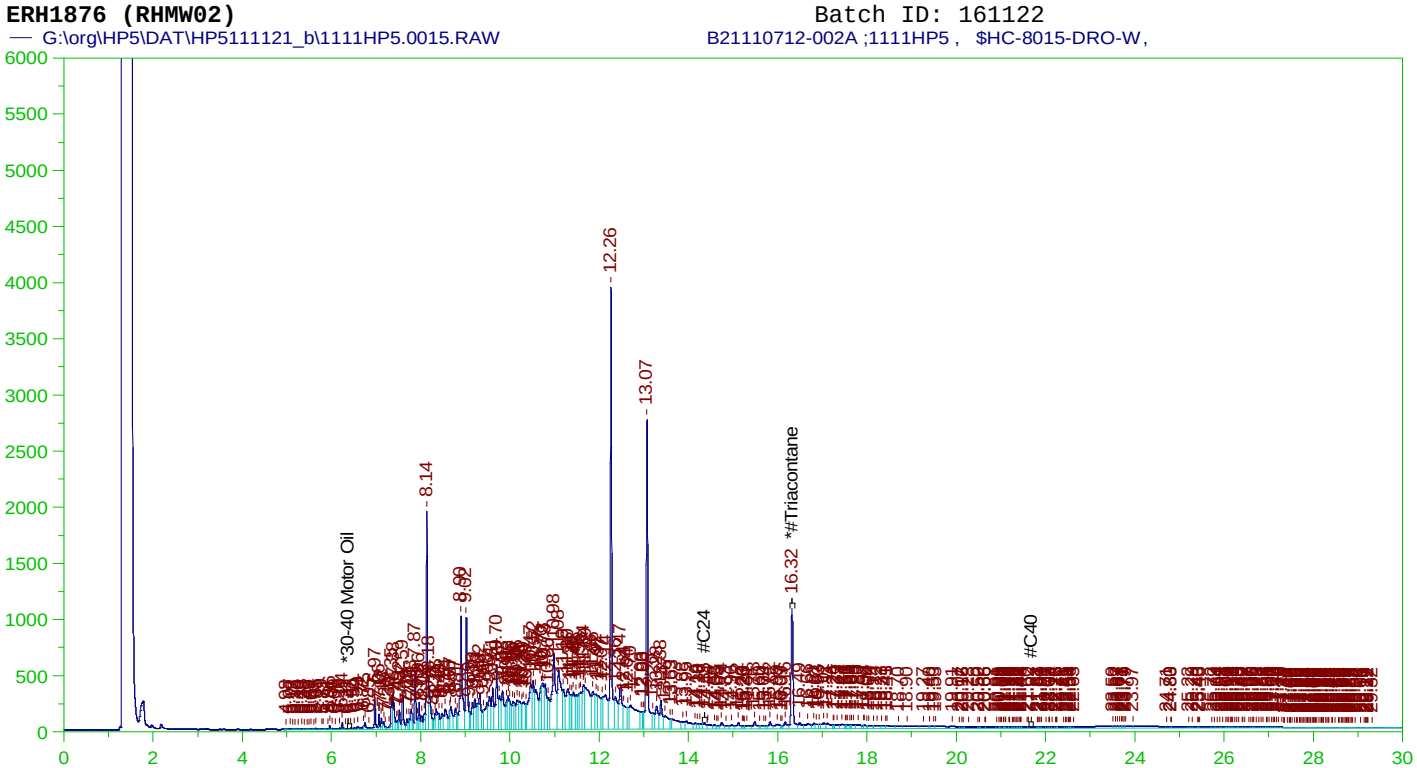

RESIDUAL RANGE ORGANICS CHROMATOGRAM

Sample Name: B21110712-002A ;1111HP5 , $HC-8015-DRO-W,
Raw File: G:\org\HP5\DAT\HP5111121_b\1111HP5.0015.RAW
Date & Time Acquired: 11/11/2021 2:47:24 PM
Method File: G:\Org\HP5\Methods\D3_OROS-111115-AD-L%.MET
Calibration File: G:\Org\HP5\Cals\SW8015C_ORO211017AD-SAMP.CAL
Sample Weight: 1060 Dilution: 1 S.A.: 1

Mean RF for for Residual Range Organics Calculations: 28542.41
Rt range for Residual Range Organics: 14.32 to 21.73

SURROGATE COMPOUND	RT	ACTUAL	MEASURED	%REC	
*#Triacontane	16.318	.472	.099	21.08	-

RRO Area:1.045758E+07 RRO AMOUNT: 0.3456484

G:\org\HP5\dat\HP5111121_b\Review\015_B21110712-002A_D3_OROS-111115-AD-L%.xls

ERH1876 (RHMW02) Batch ID: 161122

— G:\org\HP5\DAT\HP5111121_b\1111HP5.0015.RAW B21110712-002A ;1111HP5 , $HC-8015-DRO-W,

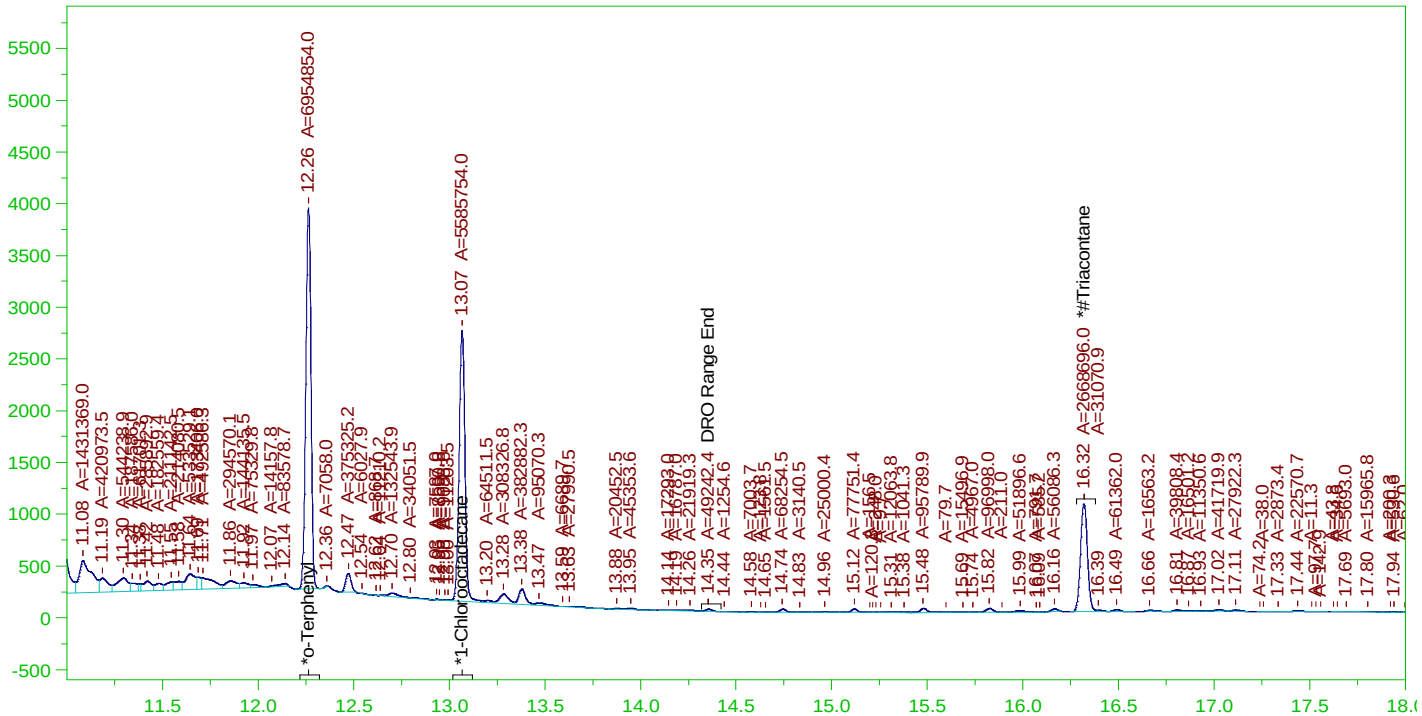

DIESEL RANGE ORGANICS CHROMATOGRAM REPORT

Sample Name: B21110712-002A ;1111HP5 , $HC-8015-DRO-W,
Raw File: G:\org\HP5\DAT\HP5111121_b\1111HP5.0015.RAW
Date & Time Acquired: 11/11/2021 2:47:24 PM
Method File: G:\Org\HP5\Methods\DS_8015-111121-IB-L#.MET
Calibration File: G:\Org\HP5\Cals\SW8015C_DRO211102IB-24-Tri.CAL
Sample Weight: 1060 Dilution: 1 S.A.: 1

Mean RF for TEH: 31353.19
Rt range for Diesel Range Organics: 6.57 to 14.42

SURROGATE COMPOUND	RT	ACTUAL	MEASURED	%REC	
*o-Terphenyl	12.264	.189	.185	97.93	-
*1-Chlorooctadecane	13.066	.189	.148	78.65	-
*#Triacontane	16.318	.189	.087	46.12	-

DRO Area:3.614701E+07 DRO Amount: 1.087639
TEH Area:3.75222E+07 TEH Amount: 1.129017

G:\org\HP5\dat\HP5111121_b\Review\015_B21110712-002A_DS_8015-111121-IB-L#.xls

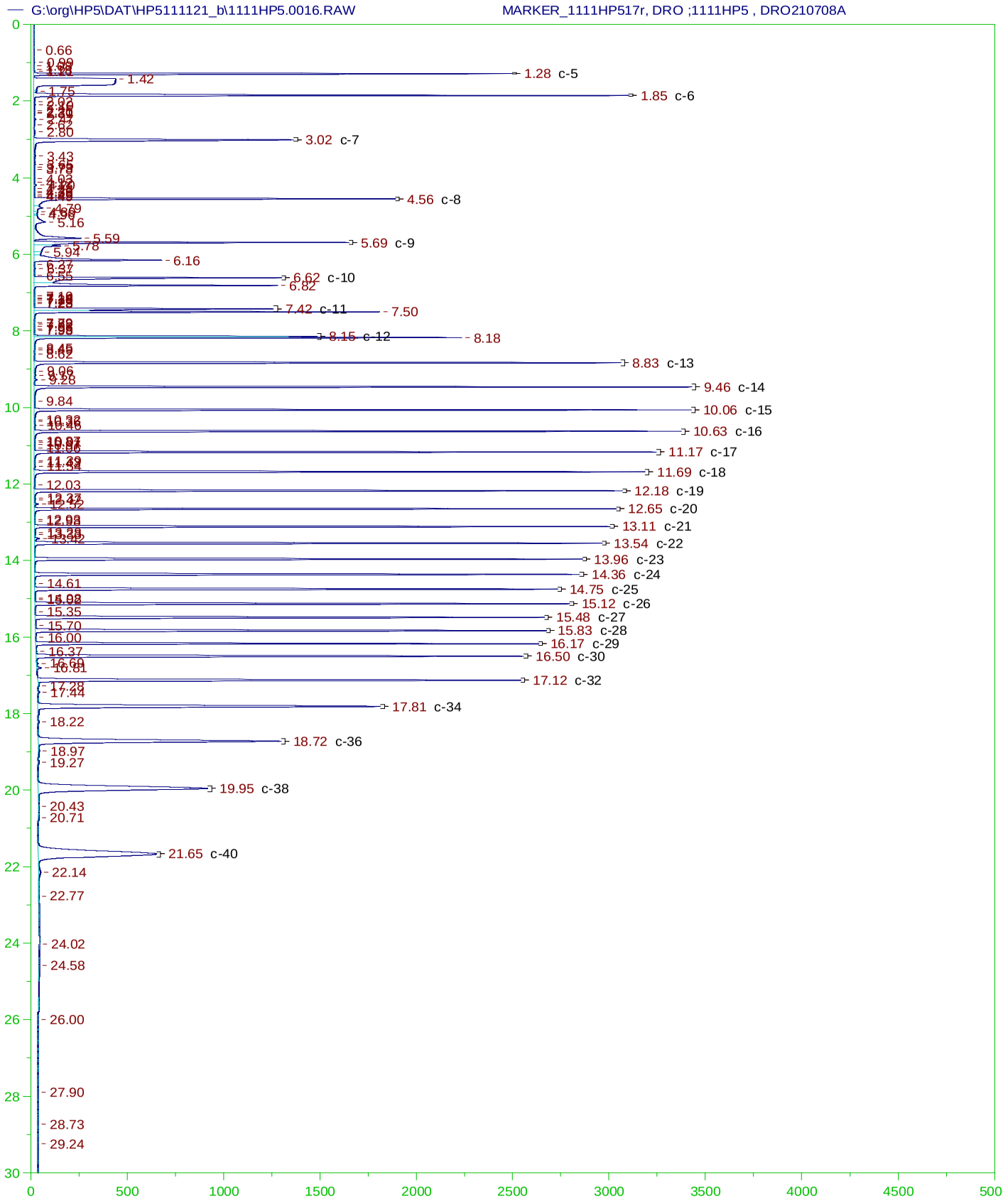
G:\org\HP5\DAT\HP5111121_b\1111HP5.0016.RAW
MARKER_1111HP517r, DRO ;1111HP5 , DRO210708A
0.66
1.28 c-5
1.42
1.75
1.85 c-6
2.80
3.02 c-7
3.43
4.56 c-8
5.16
5.59
5.69 c-9
5.78
5.94
6.16
6.55
6.62 c-10
6.82
7.42 c-11
7.50
8.15 c-12
8.18
8.83 c-13
9.28
9.46 c-14
9.84
10.06 c-15
10.63 c-16
11.17 c-17
11.69 c-18
12.03
12.18 c-19
12.65 c-20
13.11 c-21
13.54 c-22
13.96 c-23
14.36 c-24
14.61
14.75 c-25
15.12 c-26
15.35
15.48 c-27
15.70
15.83 c-28
16.00
16.17 c-29
16.37
16.50 c-30
16.69
16.81
17.12 c-32
17.28
17.44
17.81 c-34
18.22
18.72 c-36
18.97
19.27
19.95 c-38
20.43
20.71
21.65 c-40
22.14
22.77
24.02
24.58
26.00
27.90
28.73
29.24
0
500
1000
1500
2000
2500
3000
3500
4000
4500
500
G:\org\HP5\dat\HP5111121_b\Review\016_MARKER_1111HP517r_CSC211108.xls

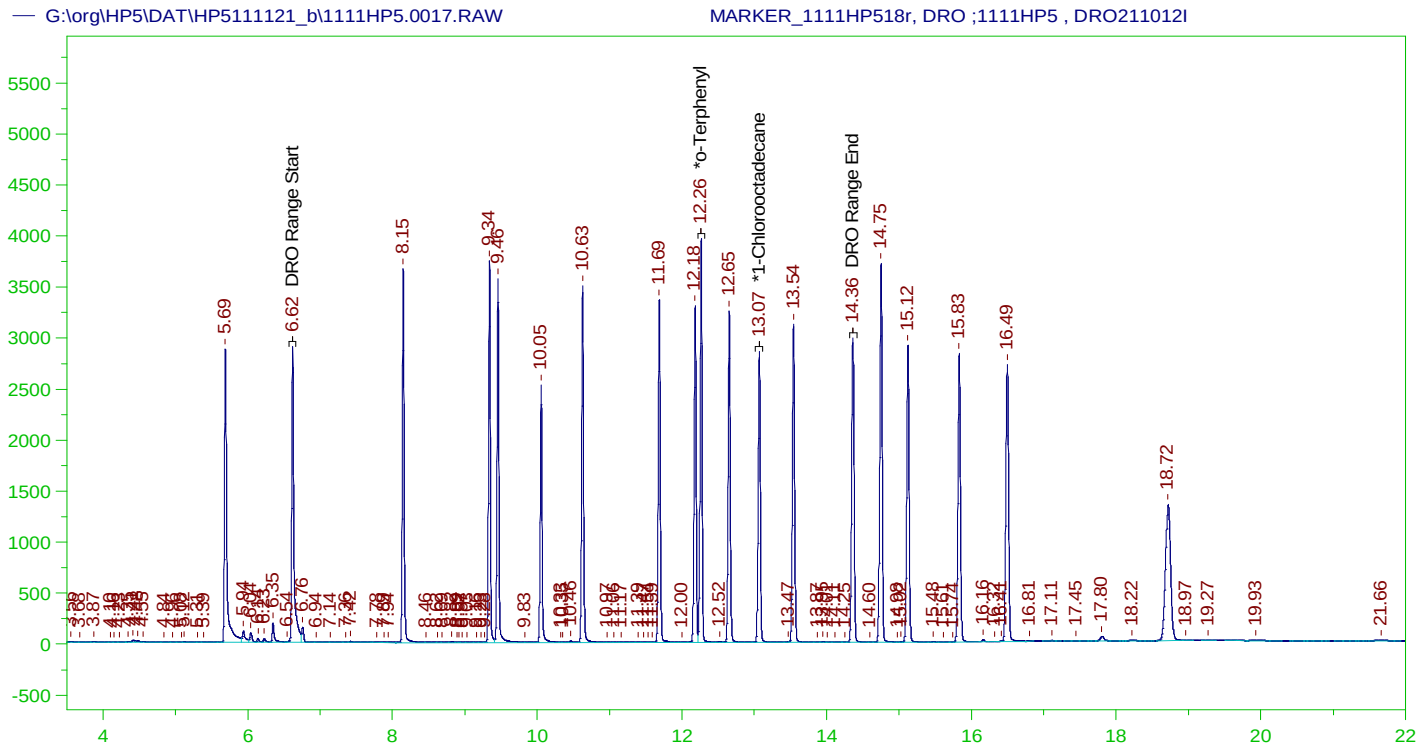

DIESEL RANGE ORGANICS CHROMATOGRAM REPORT

Sample Name: MARKER_1111HP518r, DRO ;1111HP5 , DRO211012I
Raw File: G:\org\HP5\DAT\HP5111121_b\1111HP5.0017.RAW
Date & Time Acquired: 11/11/2021 4:12:33 PM
Method File: G:\Org\HP5\Methods\DC_8015-24-IB-L%.met
Calibration File: G:\Org\HP5\Cals\SW8015C_DRO211102IB-24.CAL
Sample Weight: 1000 Dilution: 1 S.A.: 1

Mean RF for TEH: 31353.19
Rt range for Diesel Range Organics: 6.57 to 14.42

SURROGATE COMPOUND	RT	ACTUAL	MEASURED	%REC	
*o-Terphenyl	12.265	.2	.21	105.23	-
*1-Chlorooctadecane	13.068	.2	.17	84.94	-

DRO Area:7.10977E+07 DRO Amount: 2.267638
TEH Area:1.149226E+08 TEH Amount: 3.66542

G:\org\HP5\dat\HP5111121_b\Review\017_MARKER_1111HP518r_DC_8015-24-IB-L%.xls

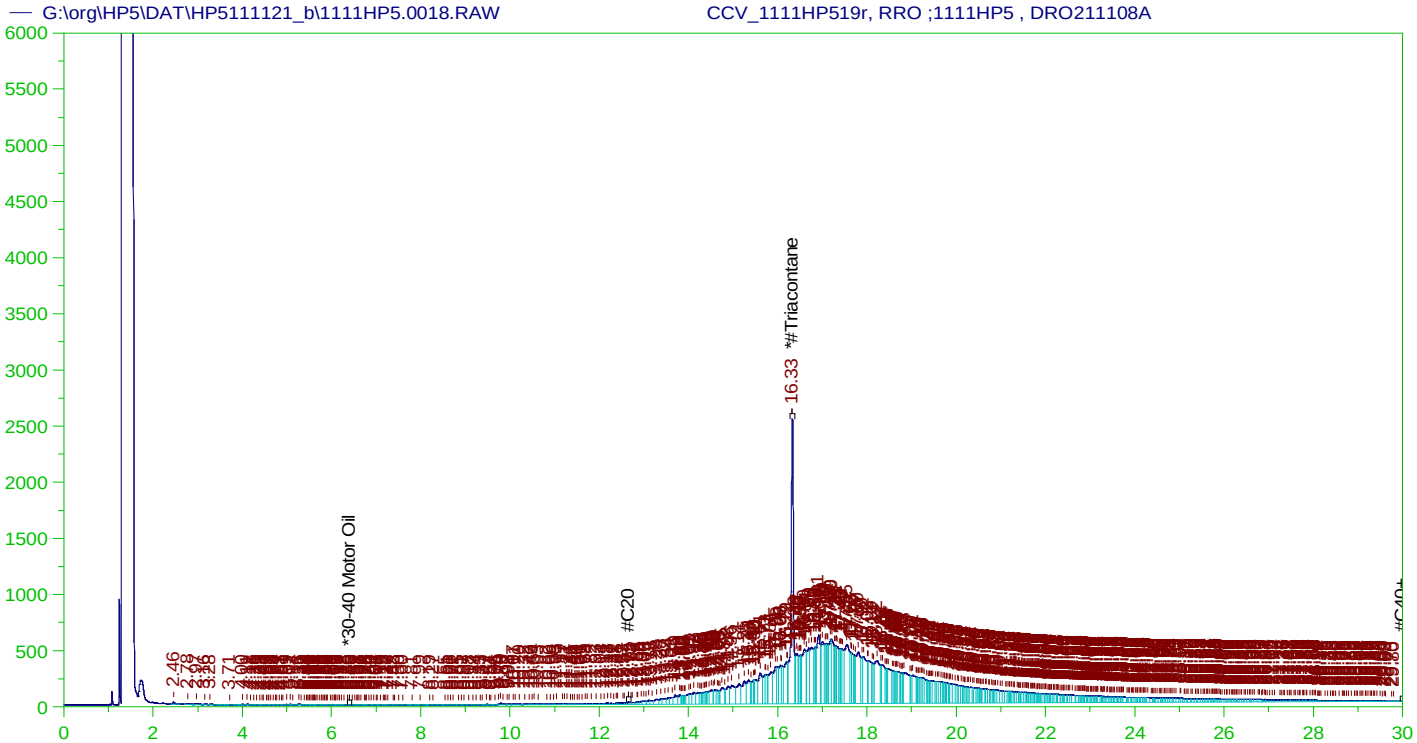

RESIDUAL RANGE ORGANICS CHROMATOGRAM
Sample Name: CCV_1111HP519r, RRO ;1111HP5 , DRO211108A
Raw File: G:\org\HP5\DAT\HP5111121_b\1111HP5.0018.RAW
Date & Time Acquired: 11/11/2021 4:55:11 PM
Method File: G:\Org\HP5\Methods\DC_ORO-AD-L%.MET
Calibration File: G:\Org\HP5\Cals\SW8015C_ORO211017AD.CAL
Sample Weight: 1 Dilution: 1 S.A.: 1

Mean RF for for ~~Residual~~ TEH(Oil Range) Organics Calculations: 28542.41
Rt range for ~~Residual~~ TEH(Oil Range) Organics: 12.61 to 30.05

SURROGATE COMPOUND	RT	ACTUAL	MEASURED	%REC	
*#Triacontane	16.325	500.	321.299	64.26	-

~~RRO~~ TEH(Oil Range)Area:1.314522E+08 ~~RRO~~ TEH(Oil Range)AMOUNT: 4605.506

CONTINUING CALIBRATION REPORT: G:\org\HP5\DAT\HP5111121_b\1111HP5.0018.RAW

COMPOUND	ACTUAL(NG)	MEASURED(NG)	%RECOVERY	LIMITS
*30-40 Motor Oil	5000.	.103	.	75-125

SURROGATE COMPOUND	RT	ACTUAL	MEASURED	%REC	LIMITS
*#Triacontane	16.325	200.	321.299	160.65	75-125

AMN 11/18/2021

G:\org\HP5\dat\HP5111121_b\Review\018_CCV_1111HP519r_DC_ORO-AD-L%.xls

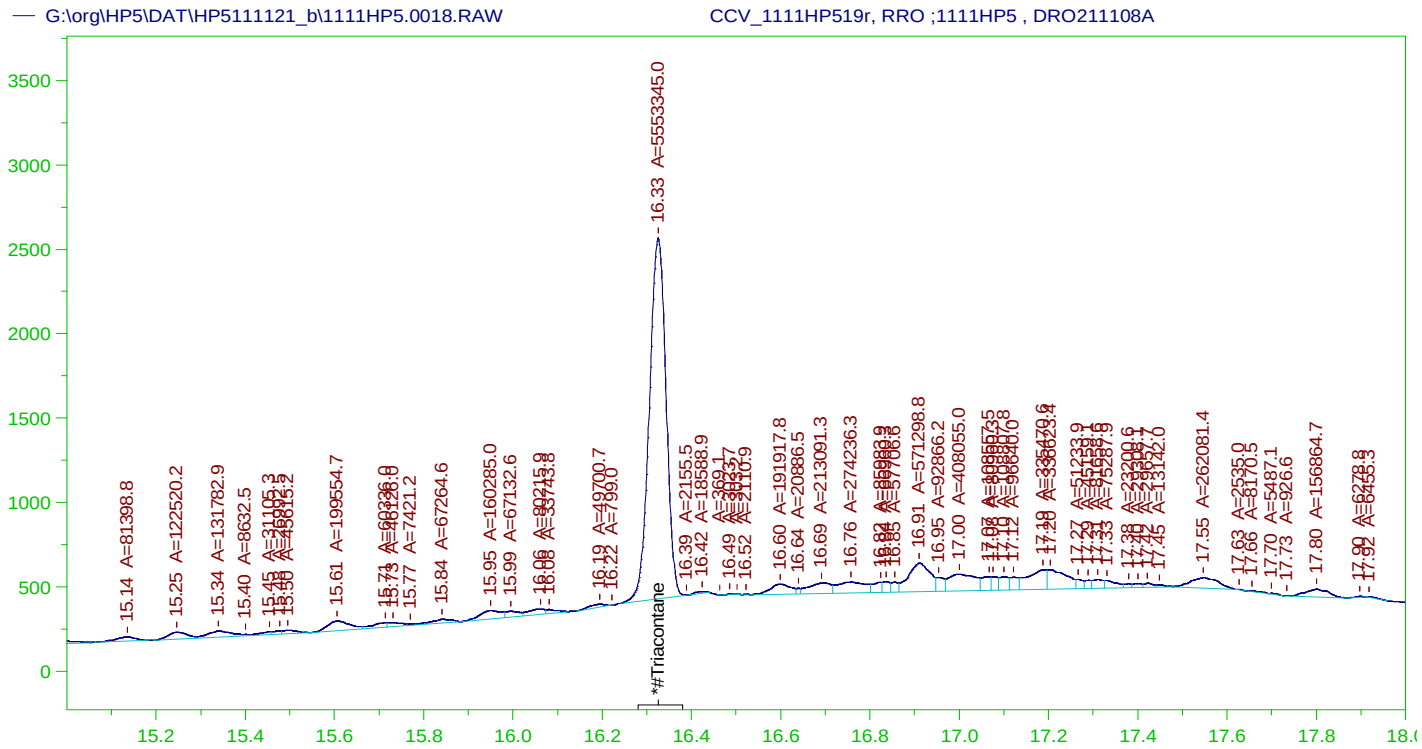

RESIDUAL RANGE ORGANICS CHROMATOGRAM
Sample Name: CCV_1111HP519r, RRO ;1111HP5 , DRO211108A
Raw File: G:\org\HP5\DAT\HP5111121_b\1111HP5.0018.RAW
Date & Time Acquired: 11/11/2021 4:55:11 PM
Method File: G:\Org\HP5\Methods\DS_ORO-AD-L#.MET
Calibration File: G:\Org\HP5\Cals\SW8015C_ORO211017AD.CAL
Sample Weight: 1 Dilution: 1 S.A.: 1

Mean RF for for Residual Range Organics Calculations: 28542.41
Rt range for Residual Range Organics: 12.61 to 30.05

SURROGATE COMPOUND	RT	ACTUAL	MEASURED	%REC	
*#Triacontane	16.325	500.	191.957	38.39	-

RRO Area:6437085 RRO AMOUNT: 225.527

CONTINUING CALIBRATION REPORT: G:\org\HP5\DAT\HP5111121_b\1111HP5.0018.RAW

COMPOUND	ACTUAL(NG)	MEASURED(NG)	%RECOVERY	LIMITS
*30-40 Motor Oil	5000.	.103	.	75-125

SURROGATE COMPOUND	RT	ACTUAL	MEASURED	%REC	LIMITS
*#Triacontane	16.325	200.	191.957	95.98	75-125

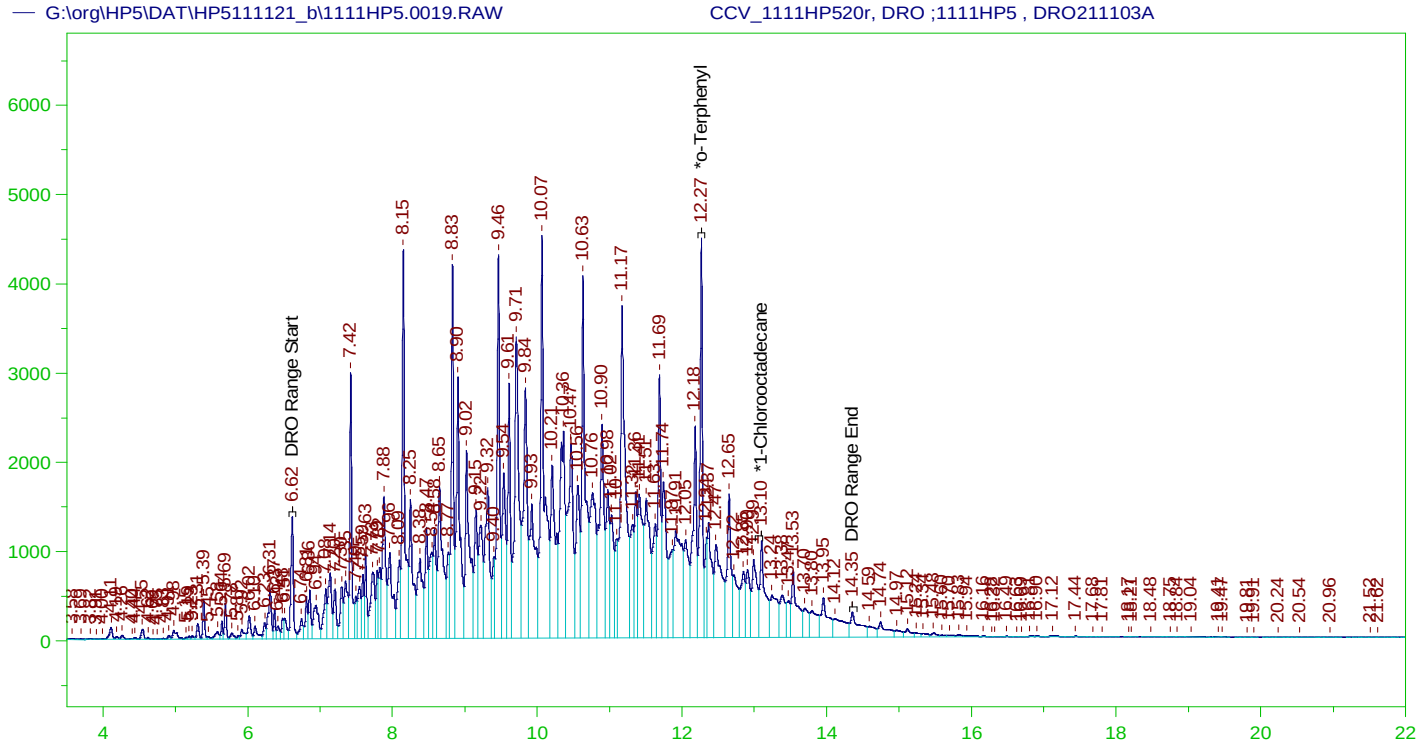

DIESEL RANGE ORGANICS CHROMATOGRAM REPORT
Sample Name: CCV_1111HP520r, DRO ;1111HP5 , DRO211103A
Raw File: G:\org\HP5\DAT\HP5111121_b\1111HP5.0019.RAW
Date & Time Acquired: 11/11/2021 5:38:24 PM
Method File: G:\Org\HP5\Methods\DC_8015-24-IB-L%.met
Calibration File: G:\Org\HP5\Cals\SW8015C_DRO211102IB-24.CAL
Sample Weight: 1 Dilution: 1 S.A.: 1

Mean RF for TEH: 31353.19
Rt range for Diesel Range Organics: 6.57 to 14.42

SURROGATE COMPOUND	RT	ACTUAL	MEASURED	%REC	
*o-Terphenyl	12.267	200.	325.034	162.52	-
*1-Chlorooctadecane	13.102	200.	157.508	78.75	-

DRO Area:4.51306E+08 DRO Amount: 14394.26
TEH Area:4.669066E+08 TEH Amount: 14891.83

CONTINUING CALIBRATION REPORT: G:\org\HP5\DAT\HP5111121_b\1111HP5.0019.RAW

COMPOUND	ACTUAL(NG)	MEASURED(NG)	%RECOVERY	LIMITS
TOTAL DRO	15000.	14891.83	99.28	85-115

SURROGATE COMPOUND	RT	ACTUAL	MEASURED	%REC	LIMITS
*o-Terphenyl	12.267	200.	325.034	162.52	85-115
*1-Chlorooctadecane	13.102	200.	157.508	78.75	85-115

G:\org\HP5\dat\HP5111121_b\Review\019_CCV_1111HP520r_DC_8015-24-IB-L%.xls

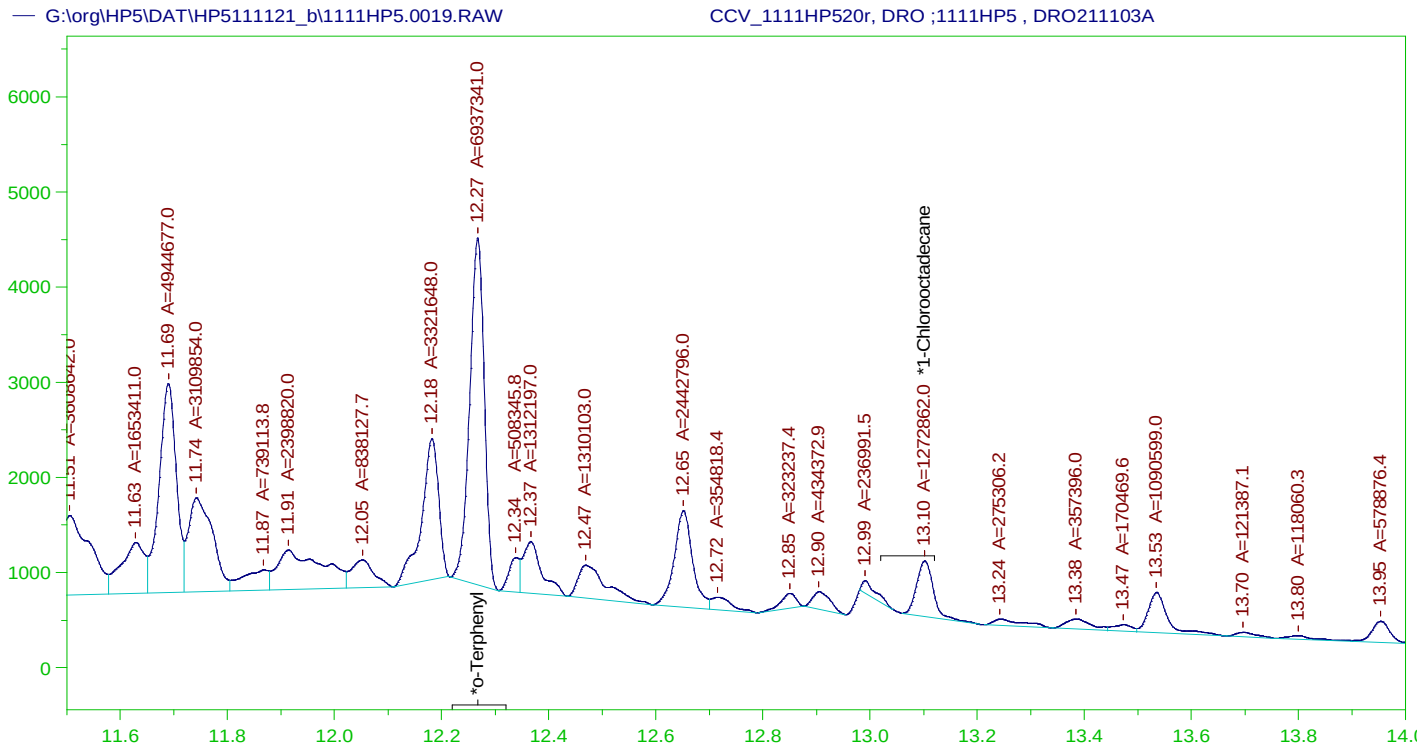

DIESEL RANGE ORGANICS CHROMATOGRAM REPORT

Sample Name: CCV_1111HP520r, DRO ;1111HP5 , DRO211103A
Raw File: G:\org\HP5\DAT\HP5111121_b\1111HP5.0019.RAW
Date & Time Acquired: 11/11/2021 5:38:24 PM
Method File: G:\Org\HP5\Methods\DS_8015-24-IB-L#.met
Calibration File: G:\Org\HP5\Cals\SW8015C_DRO211102IB-24.CAL
Sample Weight: 1 Dilution: 1 S.A.: 1

Mean RF for TEH: 31353.19
Rt range for Diesel Range Organics: 6.57 to 14.42

SURROGATE COMPOUND	RT	ACTUAL	MEASURED	%REC	
*o-Terphenyl	12.267	200.	195.367	97.68	-
*1-Chlorooctadecane	13.102	200.	35.846	17.92	-

DRO Area:2.554717E+08 DRO Amount: 8148.188
TEH Area:2.655945E+08 TEH Amount: 8471.053

CONTINUING CALIBRATION REPORT: G:\org\HP5\DAT\HP5111121_b\1111HP5.0019.RAW

COMPOUND	ACTUAL(NG)	MEASURED(NG)	%RECOVERY	LIMITS
TOTAL DRO	15000.	8471.05	56.47	85-115

SURROGATE COMPOUND	RT	ACTUAL	MEASURED	%REC	LIMITS
*o-Terphenyl	12.267	200.	195.367	97.68	85-115
*1-Chlorooctadecane	13.102	200.	35.846	17.92	85-115

G:\org\HP5\dat\HP5111121_b\Review\019_CCV_1111HP520r_DS_8015-24-IB-L#.xls

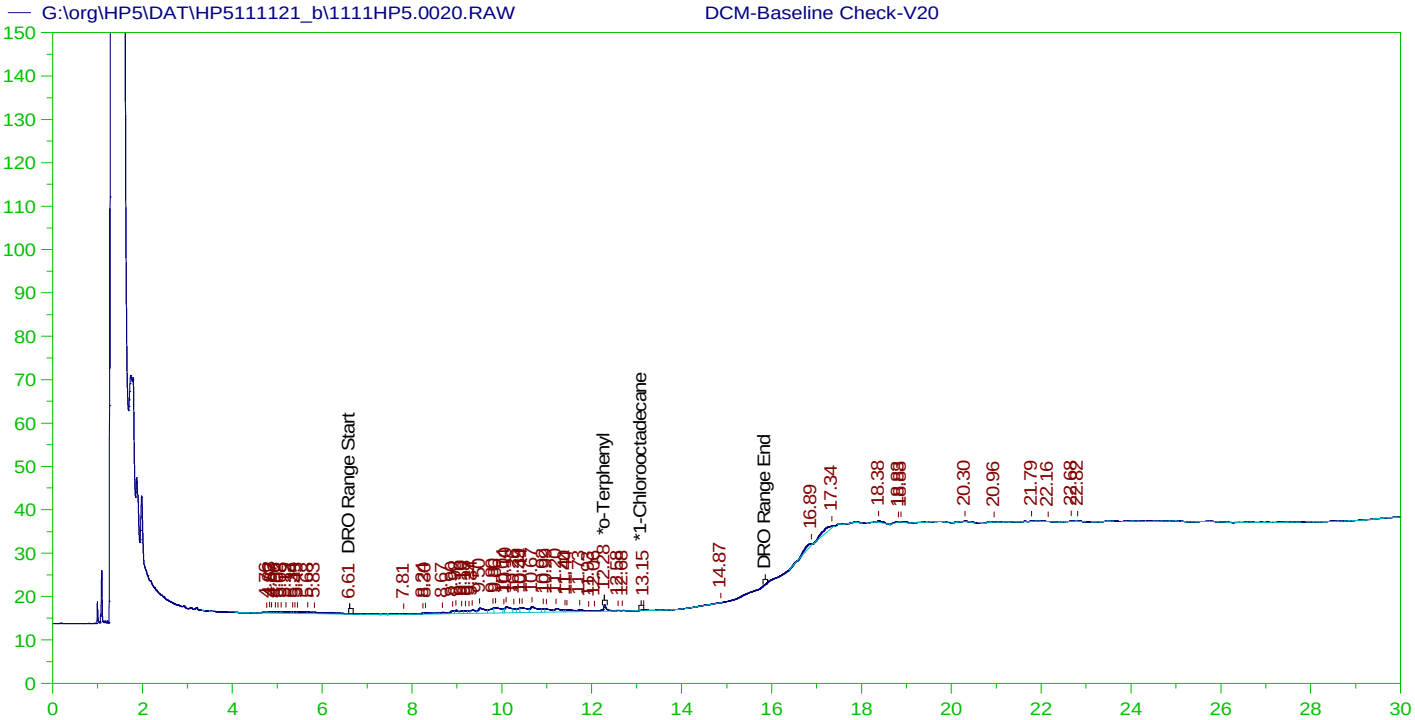

DIESEL RANGE ORGANICS CHROMATOGRAM REPORT
Sample Name: DCM-Baseline Check-V20
Raw File: G:\org\HP5\DAT\HP5111121_b\1111HP5.0020.RAW
Date & Time Acquired: 11/11/2021 6:21:35 PM
Method File: G:\Org\HP5\Methods\DR_8015-IA-LEXP.met
Calibration File: G:\Org\HP5\Cals\SW8015C_DRO211102IA.CAL
Sample Weight: 1 Dilution: 1 S.A.: 1

Mean RF for TEH: 31353.19
Rt range for Diesel Range Organics: 6.59 to 15.91

SURROGATE COMPOUND	RT	ACTUAL	MEASURED	%REC	
*o-Terphenyl	12.282	200.	.215	.11	-
*1-Chlorooctadecane	29.955	200.	.	.	-

DRO Area:151571.7 DRO Amount: 4.834331
TEH Area:235079.5 TEH Amount: 7.497785

ERH1848 (RHMW02) Batch ID: 160878

— G:\org\HP5\DAT\HP5111121_b\1111HP5.0021.RAW B21110057-002A ;1111HP5 , $HC-8015-DRO-W, RX

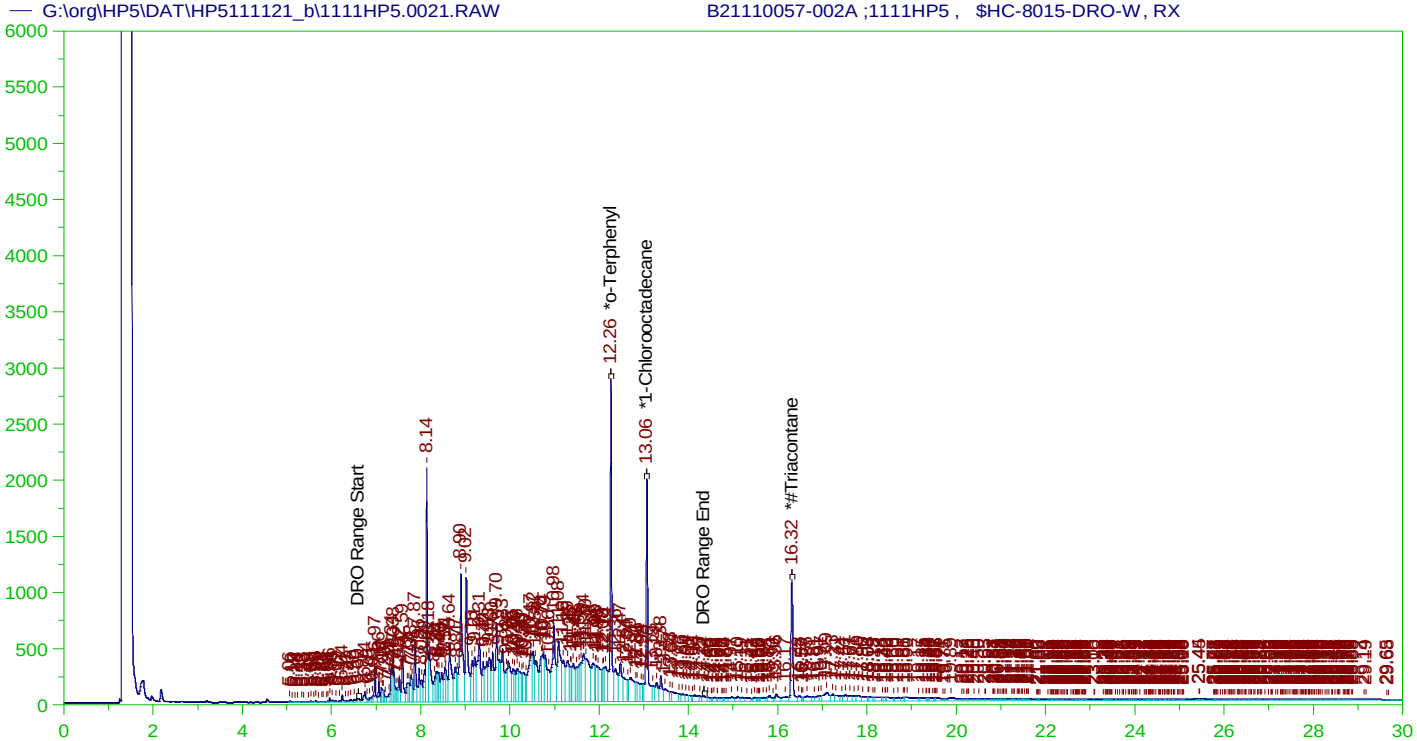

DIESEL RANGE ORGANICS CHROMATOGRAM REPORT

Sample Name: B21110057-002A ;1111HP5 , $HC-8015-DRO-W, RX
Raw File: G:\org\HP5\DAT\HP5111121_b\1111HP5.0021.RAW
Date & Time Acquired: 11/11/2021 7:04:23 PM
Method File: G:\Org\HP5\Methods\D3_8015-C24T-IB-L%.met
Calibration File: G:\Org\HP5\Cals\SW8015C_DRO211102IB-24-Tri.CAL
Sample Weight: 975 Dilution: 1 S.A.: 1

Mean RF for TEH: 31353.19
Rt range for Diesel Range Organics: 6.57 to 14.42

SURROGATE COMPOUND	RT	ACTUAL	MEASURED	%REC	
*o-Terphenyl	12.262	.205	.2	97.56	-
*1-Chlorooctadecane	13.064	.205	.156	76.12	-
*#Triacontane	16.315	.205	.11	53.75	-

DRO Area:1.113514E+08 DRO Amount: 3.642582
TEH Area:1.283149E+08 TEH Amount: 4.197502

G:\org\HP5\dat\HP5111121_b\Review\021_B21110057-002A_D3_8015-C24T-IB-L%.xls

ERH1848 (RHMW02) Batch ID: 160878

— G:\org\HP5\DAT\HP5111121_b\1111HP5.0021.RAW B21110057-002A ;1111HP5 , $HC-8015-DRO-W, RX

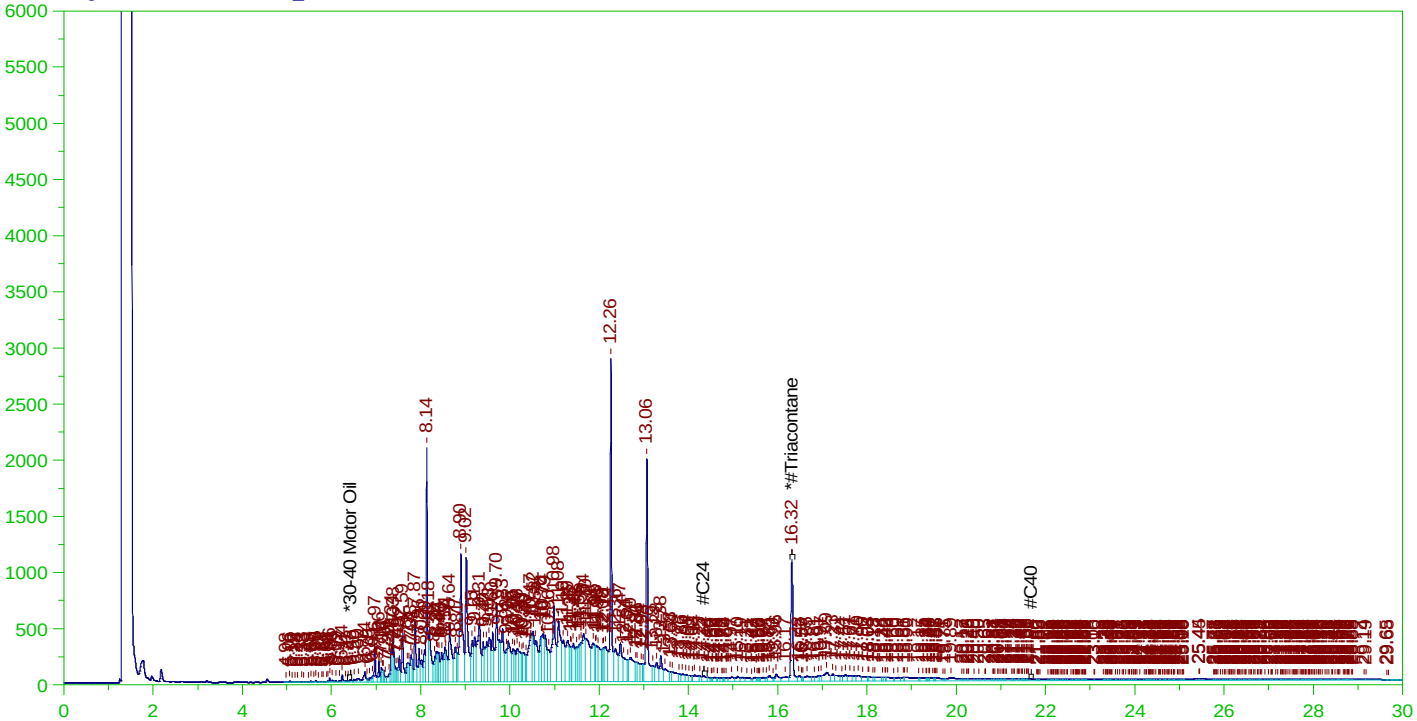

RESIDUAL RANGE ORGANICS CHROMATOGRAM

Sample Name: B21110057-002A ;1111HP5 , $HC-8015-DRO-W, RX
Raw File: G:\org\HP5\DAT\HP5111121_b\1111HP5.0021.RAW
Date & Time Acquired: 11/11/2021 7:04:23 PM
Method File: G:\Org\HP5\Methods\D3_OROS-AD-L%.MET
Calibration File: G:\Org\HP5\Cals\SW8015C_ORO211017AD-SAMP.CAL
Sample Weight: 975 Dilution: 1 S.A.: 1

Mean RF for for Residual Range Organics Calculations: 28542.41
Rt range for Residual Range Organics: 14.32 to 21.73

SURROGATE COMPOUND	RT	ACTUAL	MEASURED	%REC	
*#Triacontane	16.315	.513	.11	21.51	-

RRO Area:1.298301E+07 RRO AMOUNT: 0.4665307

G:\org\HP5\dat\HP5111121_b\Review\021_B21110057-002A_D3_OROS-AD-L%.xls

ERH1848 (RHMW02) Batch ID: 160878

— G:\org\HP5\DAT\HP5111121_b\1111HP5.0021.RAW B21110057-002A ;1111HP5 , $HC-8015-DRO-W, RX

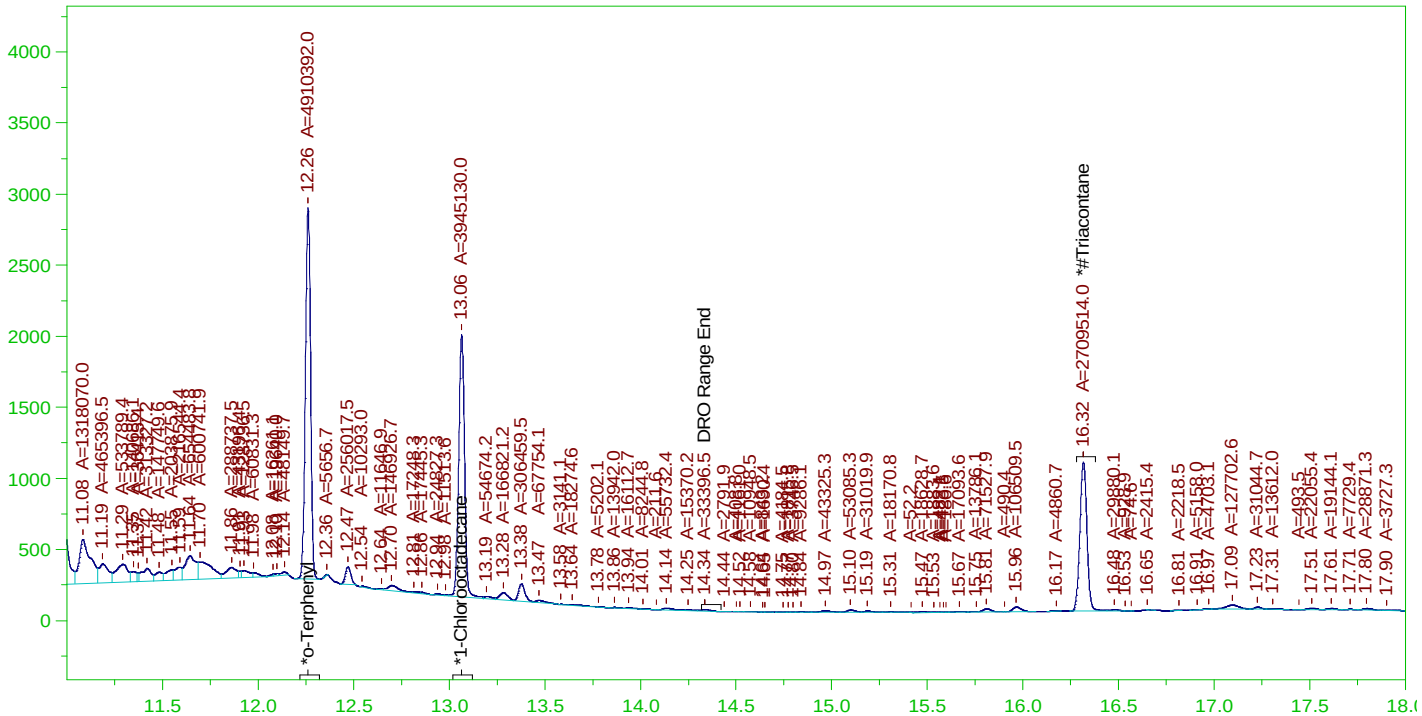

DIESEL RANGE ORGANICS CHROMATOGRAM REPORT

Sample Name: B21110057-002A ;1111HP5 , $HC-8015-DRO-W, RX
Raw File: G:\org\HP5\DAT\HP5111121_b\1111HP5.0021.RAW
Date & Time Acquired: 11/11/2021 7:04:23 PM
Method File: G:\Org\HP5\Methods\DS_8015-111121-IB-L#.MET
Calibration File: G:\Org\HP5\Cals\SW8015C_DRO211102IB-24-Tri.CAL
Sample Weight: 975 Dilution: 1 S.A.: 1

Mean RF for TEH: 31353.19
Rt range for Diesel Range Organics: 6.57 to 14.42

SURROGATE COMPOUND	RT	ACTUAL	MEASURED	%REC	
*o-Terphenyl	12.262	.205	.142	69.14	-
*1-Chlorooctadecane	13.064	.205	.114	55.55	-
*#Triacontane	16.315	.205	.096	46.83	-

DRO Area:4.832404E+07 DRO Amount: 1.5808
TEH Area:4.991934E+07 TEH Amount: 1.632986

G:\org\HP5\dat\HP5111121_b\Review\021_B21110057-002A_DS_8015-111121-IB-L#.xls

ERH1873 (RHMW01R) Batch ID: 161122

— G:\org\HP5\DAT\HP5111121_b\1111HP5.0022.RAW B21110712-001A ;1111HP5 , $HC-8015-DRO-W,

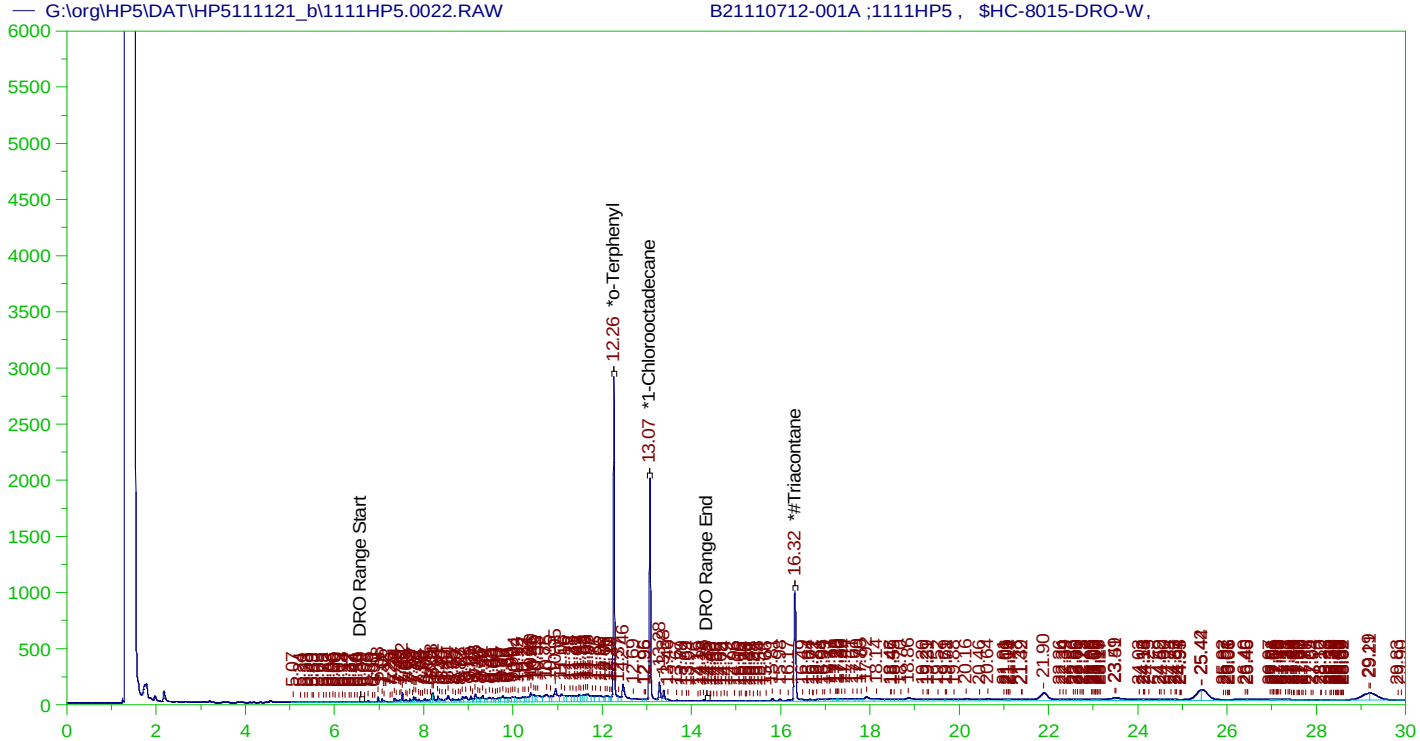

DIESEL RANGE ORGANICS CHROMATOGRAM REPORT

Sample Name: B21110712-001A ;1111HP5 , $HC-8015-DRO-W,
Raw File: G:\org\HP5\DAT\HP5111121_b\1111HP5.0022.RAW
Date & Time Acquired: 11/11/2021 7:47:10 PM
Method File: G:\Org\HP5\Methods\D3_8015-111115-IB-L%.met
Calibration File: G:\Org\HP5\Cals\SW8015C_DRO211102IB-24-Tri.CAL
Sample Weight: 1030 Dilution: 1 S.A.: 1

Mean RF for TEH: 31353.19
Rt range for Diesel Range Organics: 6.57 to 14.42

SURROGATE COMPOUND	RT	ACTUAL	MEASURED	%REC	
*o-Terphenyl	12.261	.194	.157	80.8	-
*1-Chlorooctadecane	13.065	.194	.122	62.95	-
*#Triacontane	16.316	.194	.091	46.72	-

DRO Area:1.51811E+07 DRO Amount: 0.4700936
TEH Area:2.9047E+07 TEH Amount: 0.899461

G:\org\HP5\dat\HP5111121_b\Review\022_B21110712-001A_D3_8015-111115-IB-L%.xls

ERH1873 (RHMW01R) Batch ID: 161122

— G:\org\HP5\DAT\HP5111121_b\1111HP5.0022.RAW B21110712-001A ;1111HP5 , $HC-8015-DRO-W,

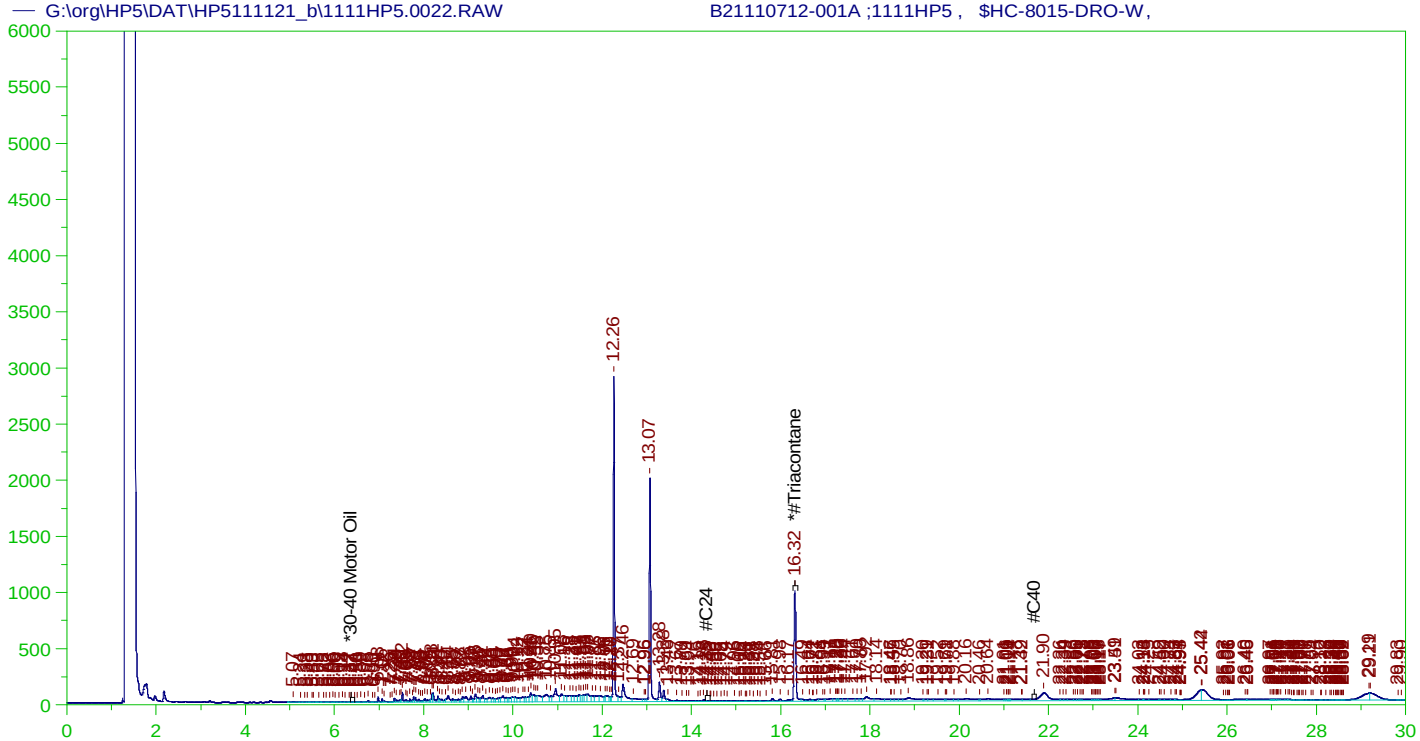

RESIDUAL RANGE ORGANICS CHROMATOGRAM

Sample Name: B21110712-001A ;1111HP5 , $HC-8015-DRO-W,
Raw File: G:\org\HP5\DAT\HP5111121_b\1111HP5.0022.RAW
Date & Time Acquired: 11/11/2021 7:47:10 PM
Method File: G:\Org\HP5\Methods\D3_OROS-111115-AD-L%.MET
Calibration File: G:\Org\HP5\Cals\SW8015C_ORO211017AD-SAMP.CAL
Sample Weight: 1030 Dilution: 1 S.A.: 1

Mean RF for for Residual Range Organics Calculations: 28542.41
Rt range for Residual Range Organics: 14.32 to 21.73

SURROGATE COMPOUND	RT	ACTUAL	MEASURED	%REC	
*#Triacontane	16.316	.485	.091	18.69	-

RRO Area:6390146 RRO AMOUNT: 0.2173616

G:\org\HP5\dat\HP5111121_b\Review\022_B21110712-001A_D3_OROS-111115-AD-L%.xls

ERH1873 (RHMW01R) Batch ID: 161122

— G:\org\HP5\DAT\HP5111121_b\1111HP5.0022.RAW B21110712-001A ;1111HP5 , $HC-8015-DRO-W,

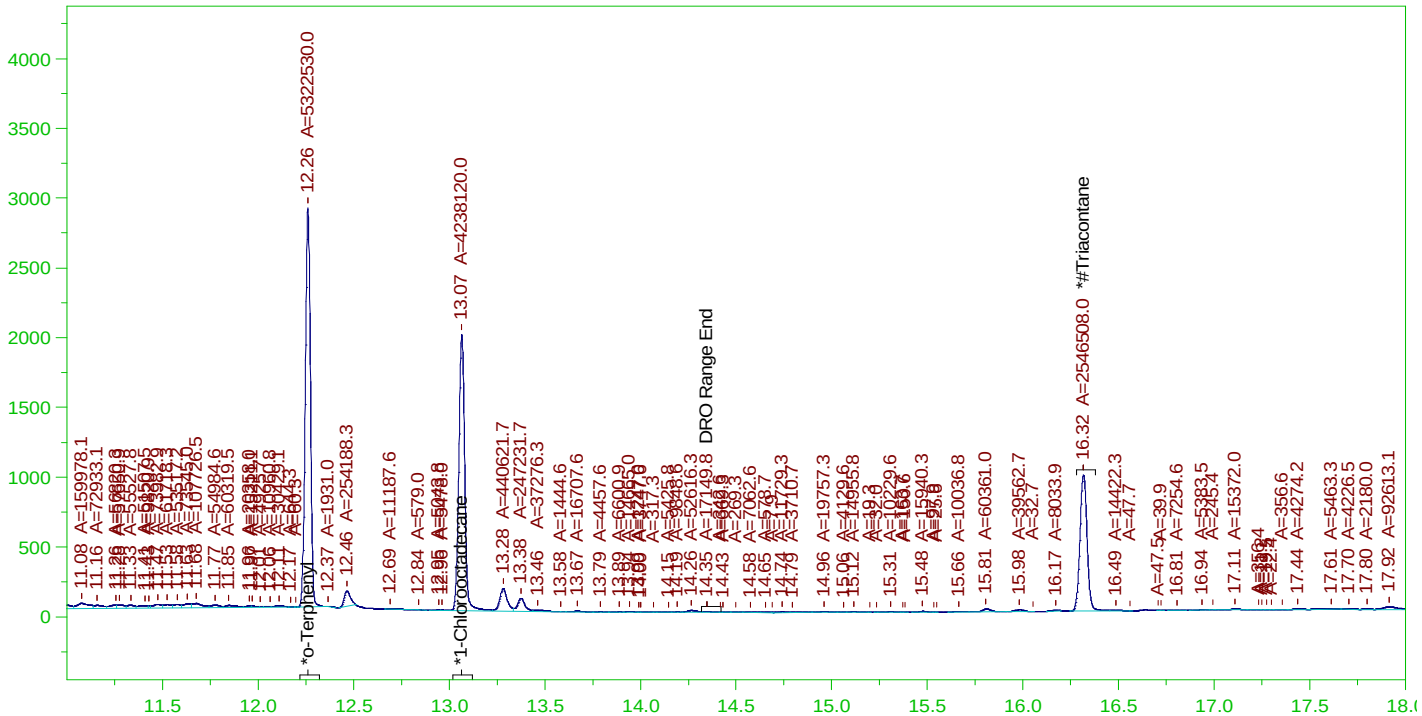

DIESEL RANGE ORGANICS CHROMATOGRAM REPORT

Sample Name: B21110712-001A ;1111HP5 , $HC-8015-DRO-W,
Raw File: G:\org\HP5\DAT\HP5111121_b\1111HP5.0022.RAW
Date & Time Acquired: 11/11/2021 7:47:10 PM
Method File: G:\Org\HP5\Methods\DS_8015-111121-IB-L#.MET
Calibration File: G:\Org\HP5\Cals\SW8015C_DRO211102IB-24-Tri.CAL
Sample Weight: 1030 Dilution: 1 S.A.: 1

Mean RF for TEH: 31353.19
Rt range for Diesel Range Organics: 6.57 to 14.42

SURROGATE COMPOUND	RT	ACTUAL	MEASURED	%REC	
*o-Terphenyl	12.261	.194	.146	74.95	-
*1-Chlorooctadecane	13.065	.194	.116	59.68	-
*#Triacontane	16.316	.194	.085	44.01	-

DRO Area:6591062 DRO Amount: 0.2040969
TEH Area:8307774 TEH Amount: 0.2572561

G:\org\HP5\dat\HP5111121_b\Review\022_B21110712-001A_DS_8015-111121-IB-L#.xls

Batch ID: 161122

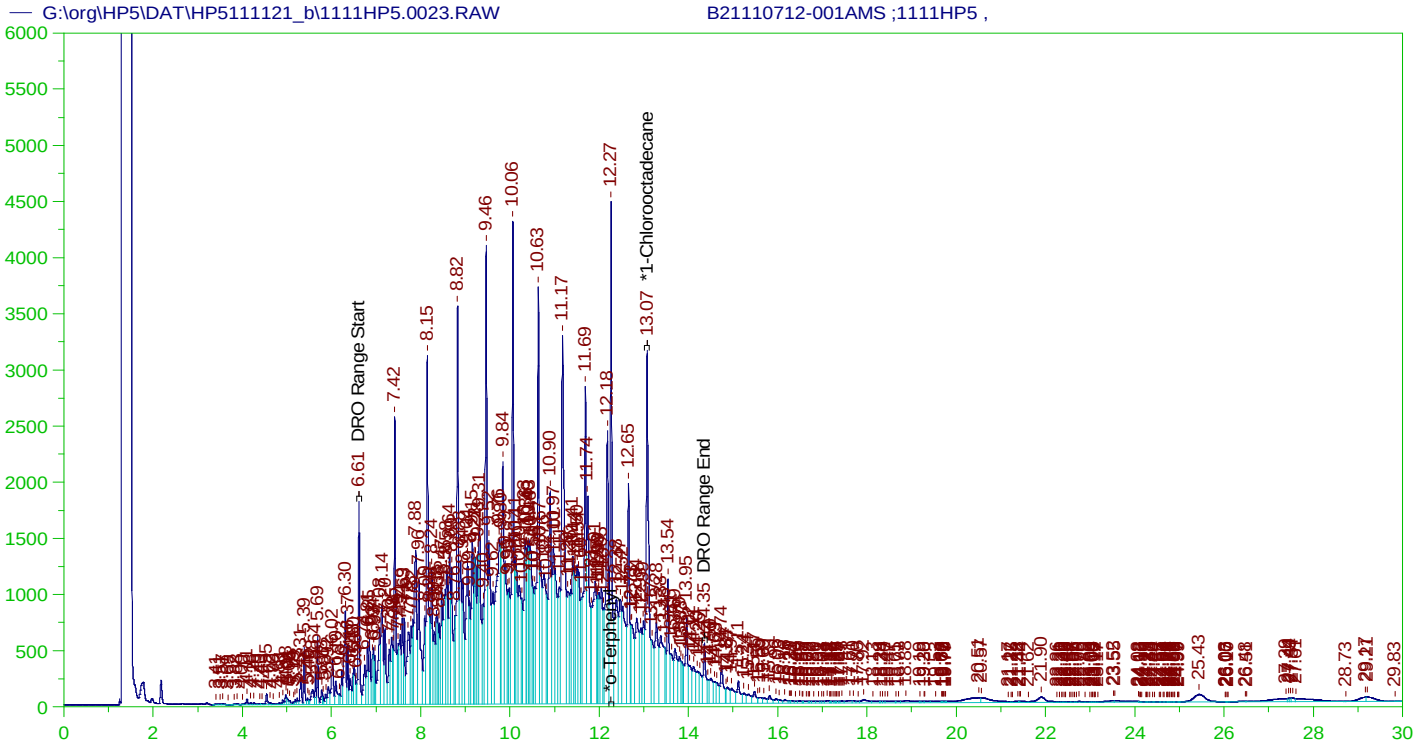

DIESEL RANGE ORGANICS CHROMATOGRAM REPORT
Sample Name: B21110712-001AMS ;1111HP5 ,
Raw File: G:\org\HP5\DAT\HP5111121_b\1111HP5.0023.RAW
Date & Time Acquired: 11/11/2021 8:29:53 PM
Method File: G:\Org\HP5\Methods\D3_8015-24-IB-L%.met
Calibration File: G:\Org\HP5\Cals\SW8015C_DRO211102IB-24.CAL
Sample Weight: 1000 Dilution: 1 S.A.: 1

Mean RF for TEH: 31353.19
Rt range for Diesel Range Organics: 6.57 to 14.42

SURROGATE COMPOUND	RT	ACTUAL	MEASURED	%REC	
*o-Terphenyl	12.265	.2	.34	169.83	-
*1-Chlorooctadecane	13.068	.2	.343	171.51	-

DRO Area:4.115943E+08 DRO Amount: 13.12767
TEH Area:4.492841E+08 TEH Amount: 14.32977

G:\org\HP5\dat\HP5111121_b\Review\023_B21110712-001AMS_D3_8015-24-IB-L%.xls

Batch ID: 161122

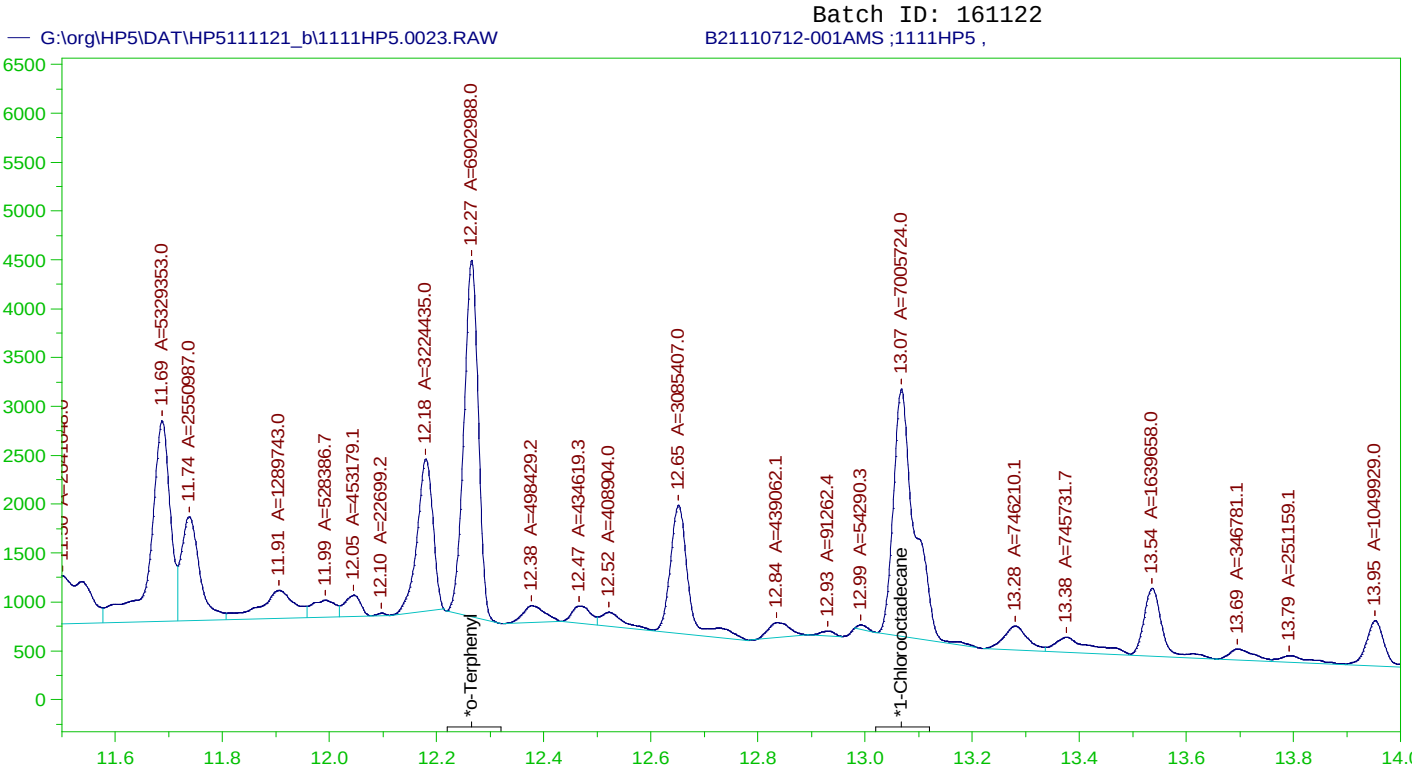

DIESEL RANGE ORGANICS CHROMATOGRAM REPORT

Sample Name: B21110712-001AMS ;1111HP5 ,
Raw File: G:\org\HP5\DAT\HP5111121_b\1111HP5.0023.RAW
Date & Time Acquired: 11/11/2021 8:29:53 PM
Method File: G:\Org\HP5\Methods\DS_8015-24-IB-L#.met
Calibration File: G:\Org\HP5\Cals\SW8015C_DRO211102IB-24.CAL
Sample Weight: 1000 Dilution: 1 S.A.: 1

Mean RF for TEH: 31353.19
Rt range for Diesel Range Organics: 6.57 to 14.42

SURROGATE COMPOUND	RT	ACTUAL	MEASURED	%REC	
*o-Terphenyl	12.265	.2	.194	97.2	-
*1-Chlorooctadecane	13.068	.2	.197	98.65	-

DRO Area:2.017733E+08 DRO Amount: 6.435494
TEH Area:2.155516E+08 TEH Amount: 6.87495

G:\org\HP5\dat\HP5111121_b\Review\023_B21110712-001AMS_DS_8015-24-IB-L#.xls

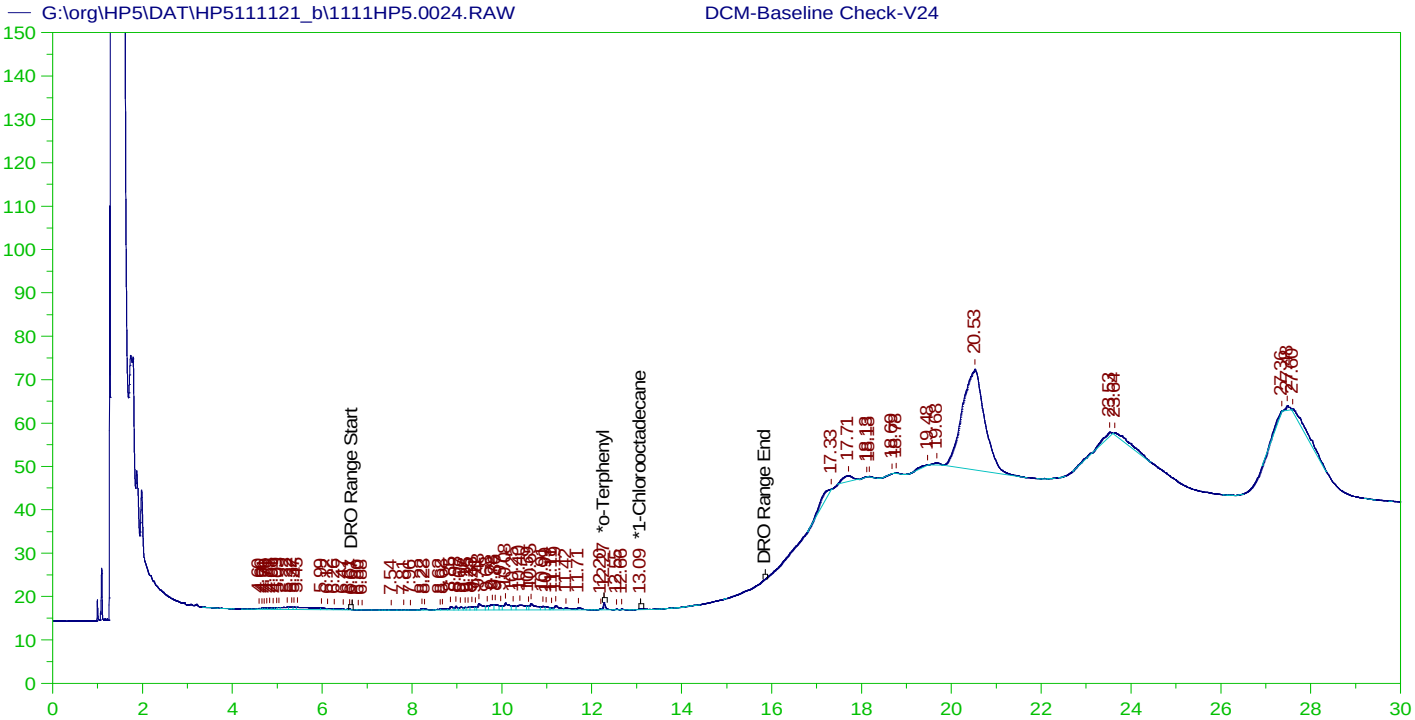

DIESEL RANGE ORGANICS CHROMATOGRAM REPORT
Sample Name: DCM-Baseline Check-V24
Raw File: G:\org\HP5\DAT\HP5111121_b\1111HP5.0024.RAW
Date & Time Acquired: 11/11/2021 9:12:36 PM
Method File: G:\Org\HP5\Methods\DR_8015-IA-LEXP.met
Calibration File: G:\Org\HP5\Cals\SW8015C_DRO211102IA.CAL
Sample Weight: 1 Dilution: 1 S.A.: 1

Mean RF for TEH: 31353.19
Rt range for Diesel Range Organics: 6.59 to 15.91

SURROGATE COMPOUND	RT	ACTUAL	MEASURED	%REC	
*o-Terphenyl	12.274	200.	.164	.08	-
*1-Chlorooctadecane	13.086	200.	.04	.02	-

DRO Area:157823 DRO Amount: 5.033716
TEH Area:1192523 TEH Amount: 38.03515

G:\org\HP5\dat\HP5111121_b\Review\024_DCM-Baseline Chec_DR_8015-IA-LEXP.xls

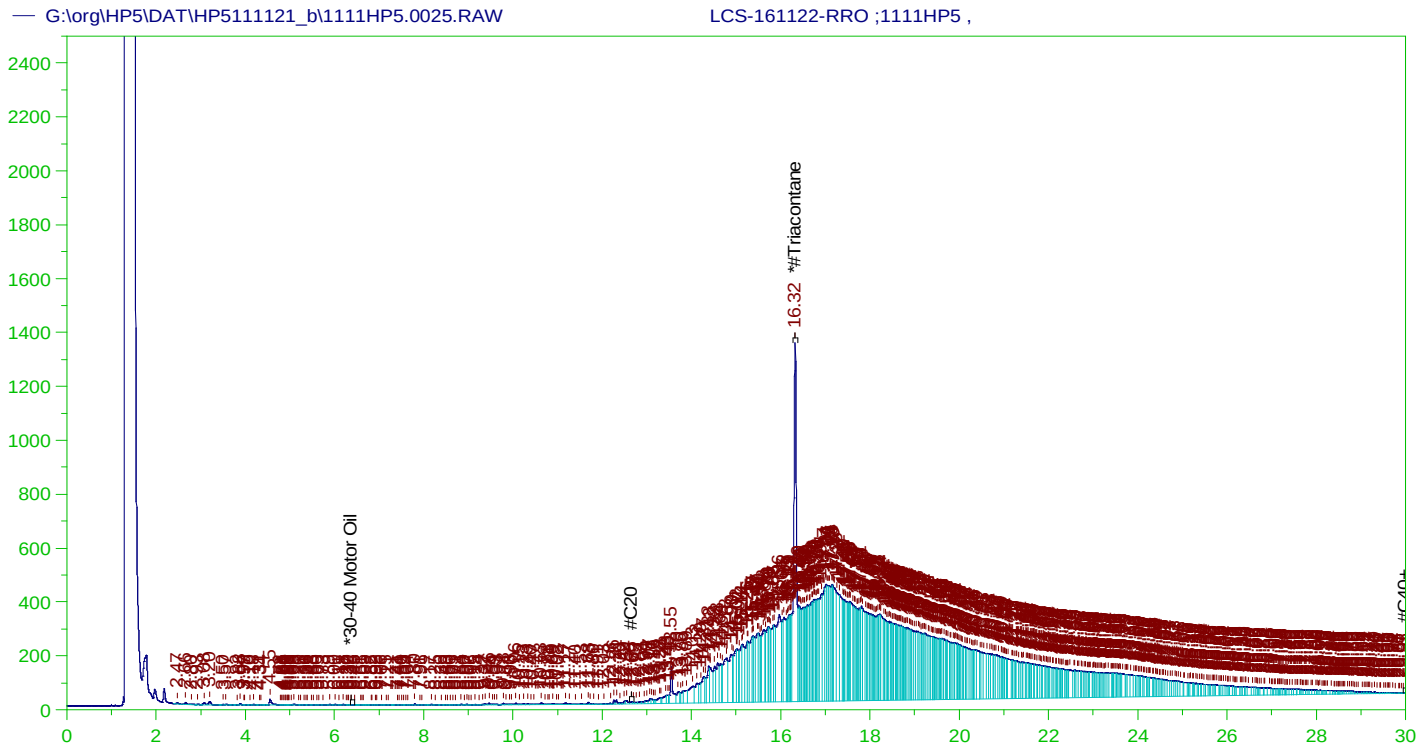

RESIDUAL RANGE ORGANICS CHROMATOGRAM
Sample Name: LCS-161122-RRO ;1111HP5 ,
Raw File: G:\org\HP5\DAT\HP5111121_b\1111HP5.0025.RAW
Date & Time Acquired: 11/11/2021 9:55:28 PM
Method File: G:\Org\HP5\Methods\D3_ORO-AD-L%.MET
Calibration File: G:\Org\HP5\Cals\SW8015C_ORO211017AD.CAL
Sample Weight: 1000 Dilution: 1 S.A.: 1

Mean RF for for ~~Residual~~ TEH(Oil Range) Organics Calculations: 28542.41
Rt range for ~~Residual~~ TEH(Oil Range) Organics: 12.61 to 30.05

SURROGATE COMPOUND	RT	ACTUAL	MEASURED	%REC	
*#Triacontane	16.32	.5	.19	38.01	-

~~RRO~~ TEH(Oil Range)Area:1.357131E+08 ~~RRO~~ TEH(Oil Range)AMOUNT: 4.754786

AMN 11/18/2021

G:\org\HP5\dat\HP5111121_b\Review\025_LCS-161122-RRO_D3_ORO-AD-L%.xls

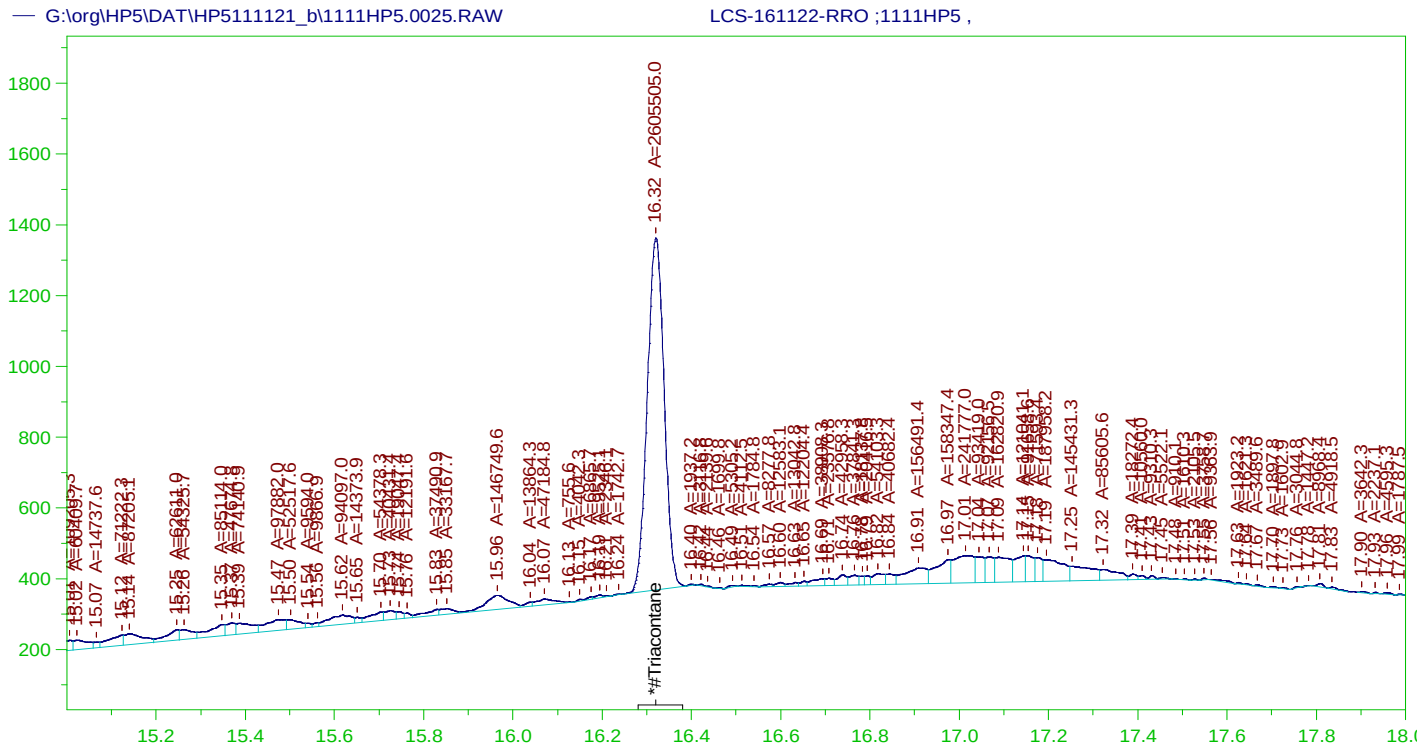

RESIDUAL RANGE ORGANICS CHROMATOGRAM

Sample Name: LCS-161122-RRO ;1111HP5 ,
Raw File: G:\org\HP5\DAT\HP5111121_b\1111HP5.0025.RAW
Date & Time Acquired: 11/11/2021 9:55:28 PM
Method File: G:\Org\HP5\Methods\DS_ORO-111125-AD-L#.MET
Calibration File: G:\Org\HP5\Cals\SW8015C_ORO211017AD.CAL
Sample Weight: 1000 Dilution: 1 S.A.: 1

Mean RF for for Residual Range Organics Calculations: 28542.41
Rt range for Residual Range Organics: 12.61 to 30.05

SURROGATE COMPOUND	RT	ACTUAL	MEASURED	%REC	
*#Triacontane	16.32	.5	.09	18.01	-

RRO Area:4937837 RRO AMOUNT: 0.173

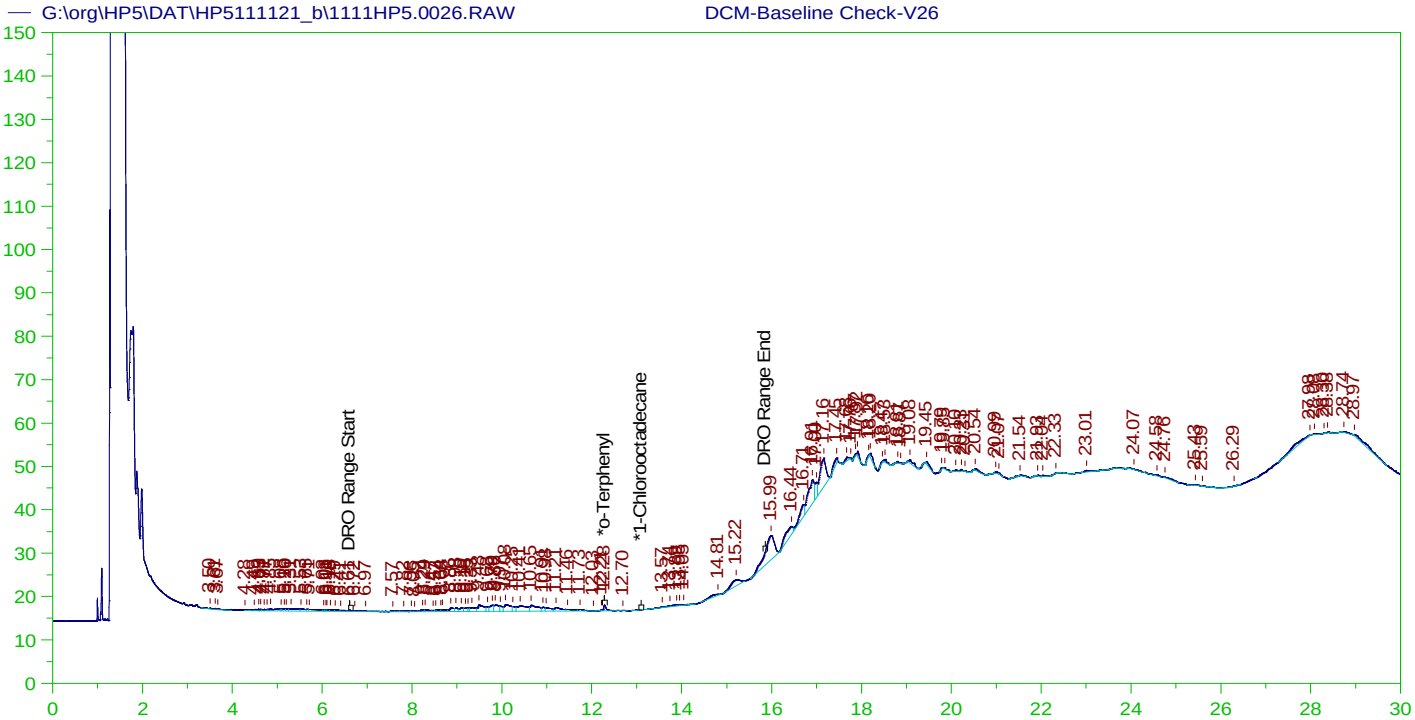

DIESEL RANGE ORGANICS CHROMATOGRAM REPORT
Sample Name: DCM-Baseline Check-V26
Raw File: G:\org\HP5\DAT\HP5111121_b\1111HP5.0026.RAW
Date & Time Acquired: 11/11/2021 10:38:26 PM
Method File: G:\Org\HP5\Methods\DR_8015-IA-LEXP.met
Calibration File: G:\Org\HP5\Cals\SW8015C_DRO211102IA.CAL
Sample Weight: 1 Dilution: 1 S.A.: 1

Mean RF for TEH: 31353.19
Rt range for Diesel Range Organics: 6.59 to 15.91

SURROGATE COMPOUND	RT	ACTUAL	MEASURED	%REC	
*o-Terphenyl	12.281	200.	.159	.08	-
*1-Chlorooctadecane	28.971	200.	.	.	-

DRO Area:216519.9 DRO Amount: 6.905833
TEH Area:656705.1 TEH Amount: 20.9454

G:\org\HP5\dat\HP5111121_b\Review\026_DCM-Baseline Chec_DR_8015-IA-LEXP.xls

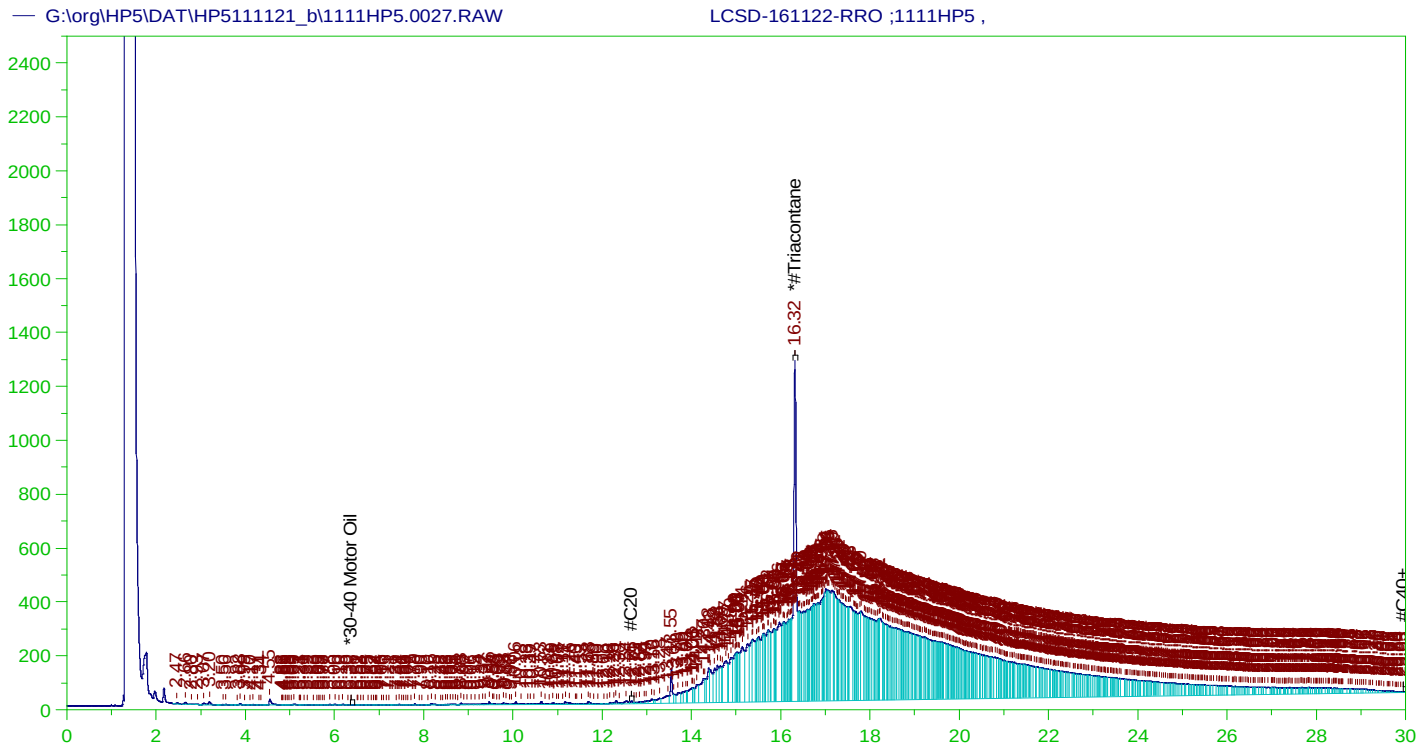

RESIDUAL RANGE ORGANICS CHROMATOGRAM
Sample Name: LCSD-161122-RRO ;1111HP5 ,
Raw File: G:\org\HP5\DAT\HP5111121_b\1111HP5.0027.RAW
Date & Time Acquired: 11/11/2021 11:21:12 PM
Method File: G:\Org\HP5\Methods\D3_ORO-AD-L%.MET
Calibration File: G:\Org\HP5\Cals\SW8015C_ORO211017AD.CAL
Sample Weight: 1000 Dilution: 1 S.A.: 1

Mean RF for for ~~Residual~~ TEH(Oil Range) Organics Calculations: 28542.41
Rt range for ~~Residual~~ TEH(Oil Range) Organics: 12.61 to 30.05

SURROGATE COMPOUND	RT	ACTUAL	MEASURED	%REC	
*#Triacontane	16.316	.5	.176	35.16	-

~~RRO~~ TEH(Oil Range)Area:1.260388E+08 ~~RRO~~ TEH(Oil Range)AMOUNT: 4.415842

AMN 11/18/2021

G:\org\HP5\dat\HP5111121_b\Review\027_LCSD-161122-RRO_D3_ORO-AD-L%.xls

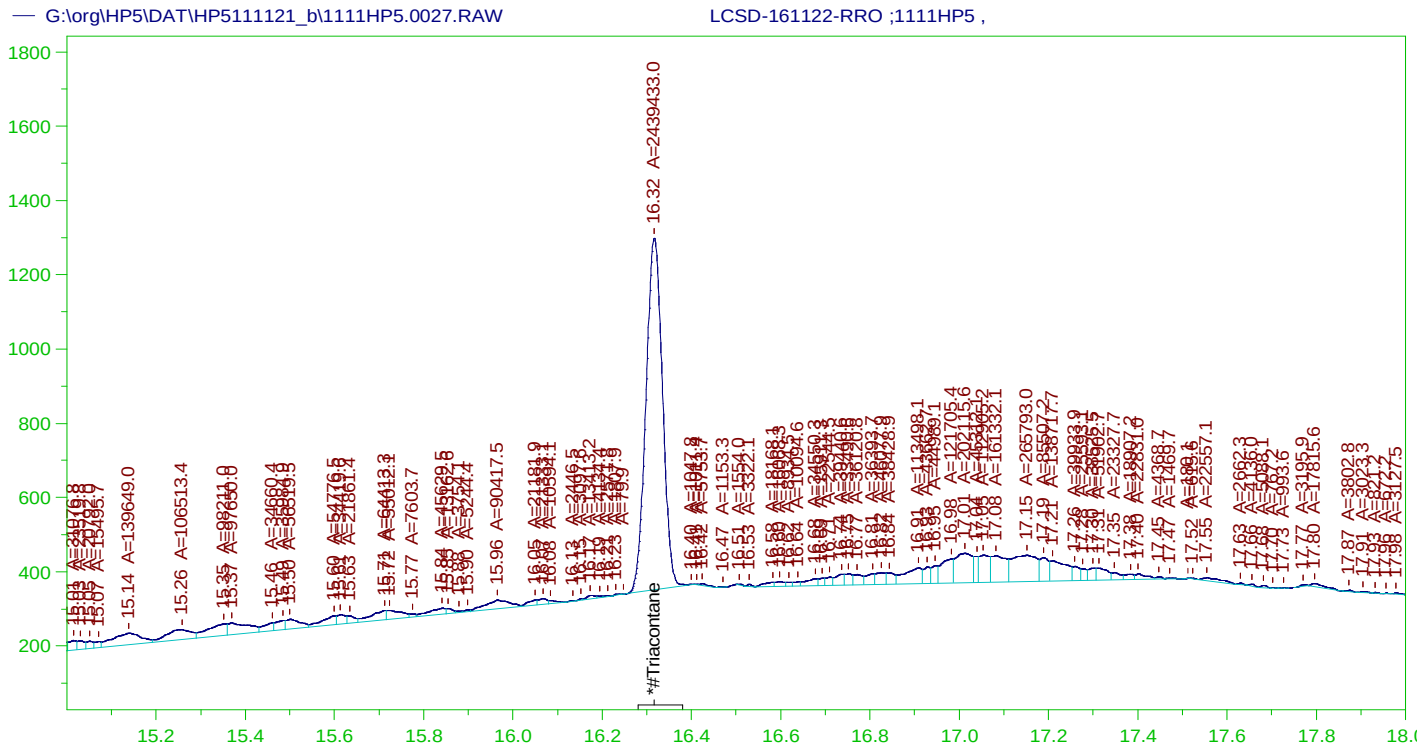

RESIDUAL RANGE ORGANICS CHROMATOGRAM

Sample Name: LCSD-161122-RRO ;1111HP5 ,
Raw File: G:\org\HP5\DAT\HP5111121_b\1111HP5.0027.RAW
Date & Time Acquired: 11/11/2021 11:21:12 PM
Method File: G:\Org\HP5\Methods\DS_ORO-111125-AD-L#.MET
Calibration File: G:\Org\HP5\Cals\SW8015C_ORO211017AD.CAL
Sample Weight: 1000 Dilution: 1 S.A.: 1

Mean RF for for Residual Range Organics Calculations: 28542.41
Rt range for Residual Range Organics: 12.61 to 30.05

SURROGATE COMPOUND	RT	ACTUAL	MEASURED	%REC	
*#Triacontane	16.316	.5	.084	16.86	-

RRO Area:4544538 RRO AMOUNT: 0.1592205

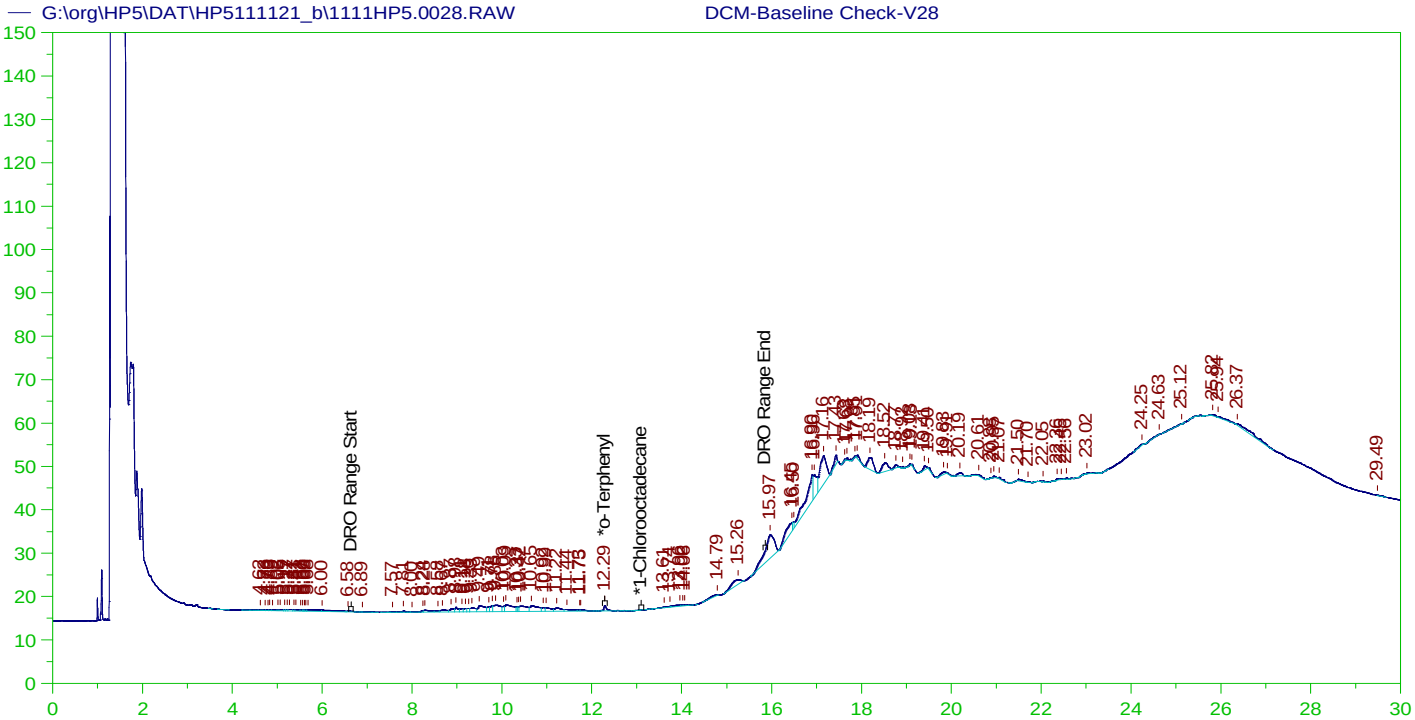

DIESEL RANGE ORGANICS CHROMATOGRAM REPORT
Sample Name: DCM-Baseline Check-V28
Raw File: G:\org\HP5\DAT\HP5111121_b\1111HP5.0028.RAW
Date & Time Acquired: 11/12/2021 12:04:02 AM
Method File: G:\Org\HP5\Methods\DR_8015-IA-LEXP.met
Calibration File: G:\Org\HP5\Cals\SW8015C_DRO211102IA.CAL
Sample Weight: 1 Dilution: 1 S.A.: 1

Mean RF for TEH: 31353.19
Rt range for Diesel Range Organics: 6.59 to 15.91

SURROGATE COMPOUND	RT	ACTUAL	MEASURED	%REC	
*o-Terphenyl	12.287	200.	.165	.08	-
*1-Chlorooctadecane	29.494	200.	.	.	-

DRO Area:212619.9 DRO Amount: 6.781444
TEH Area:675093.4 TEH Amount: 21.53189

G:\org\HP5\dat\HP5111121_b\Review\028_DCM-Baseline Chec_DR_8015-IA-LEXP.xls

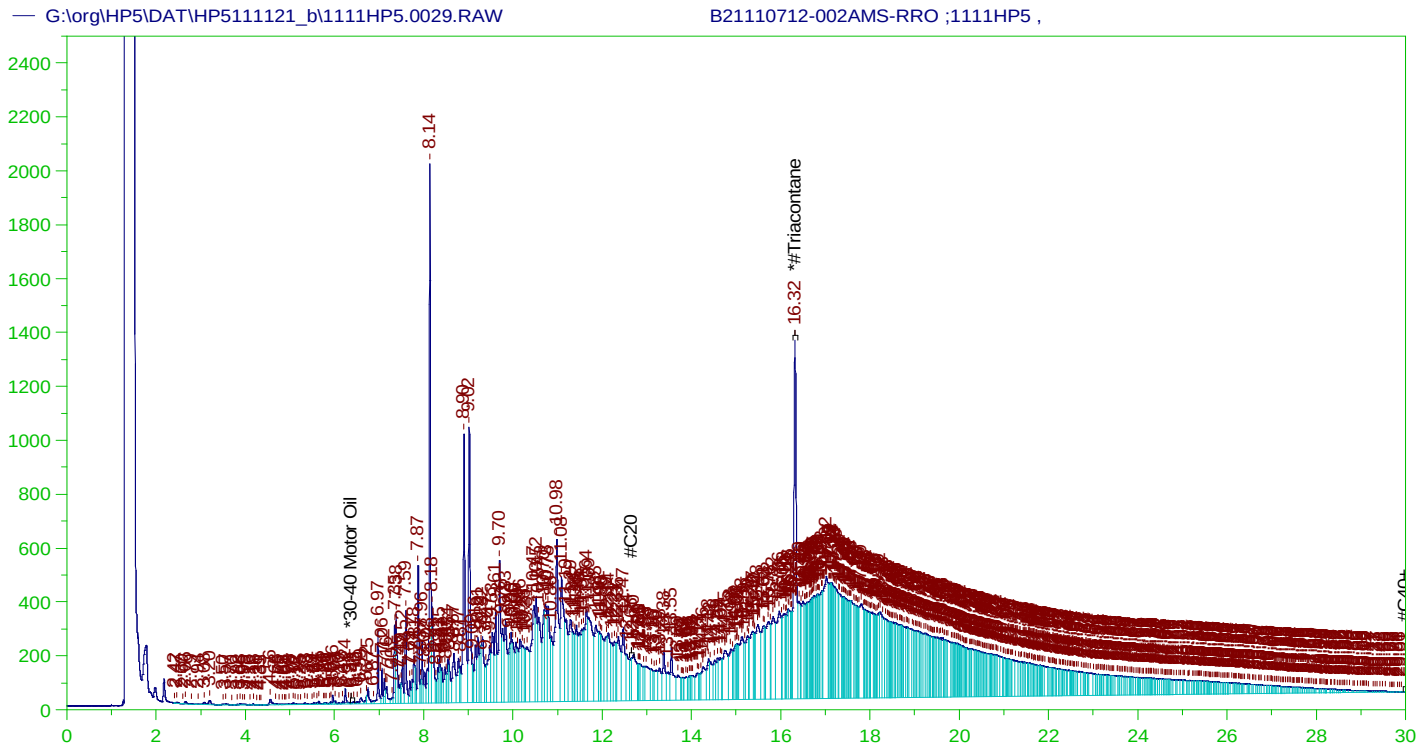

RESIDUAL RANGE ORGANICS CHROMATOGRAM
Sample Name: B21110712-002AMS-RRO ;1111HP5 ,
Raw File: G:\org\HP5\DAT\HP5111121_b\1111HP5.0029.RAW
Date & Time Acquired: 11/12/2021 12:46:59 AM
Method File: G:\Org\HP5\Methods\D3_ORO-AD-L%.MET
Calibration File: G:\Org\HP5\Cals\SW8015C_ORO211017AD.CAL
Sample Weight: 1055 Dilution: 1 S.A.: 1

Mean RF for for ~~Residual~~ TEH(Oil Range)Organics Calculations: 28542.41
Rt range for ~~Residual~~ TEH(Oil Range) Organics: 12.61 to 30.05

SURROGATE COMPOUND	RT	ACTUAL	MEASURED	%REC	
*#Triacontane	16.318	.474	.166	35.12	-

~~RRO~~ TEH(Oil Range)Area:1.425076E+08 ~~RRO~~ TEH(Oil Range)AMOUNT: 4.732546

AMN 11/18/2021

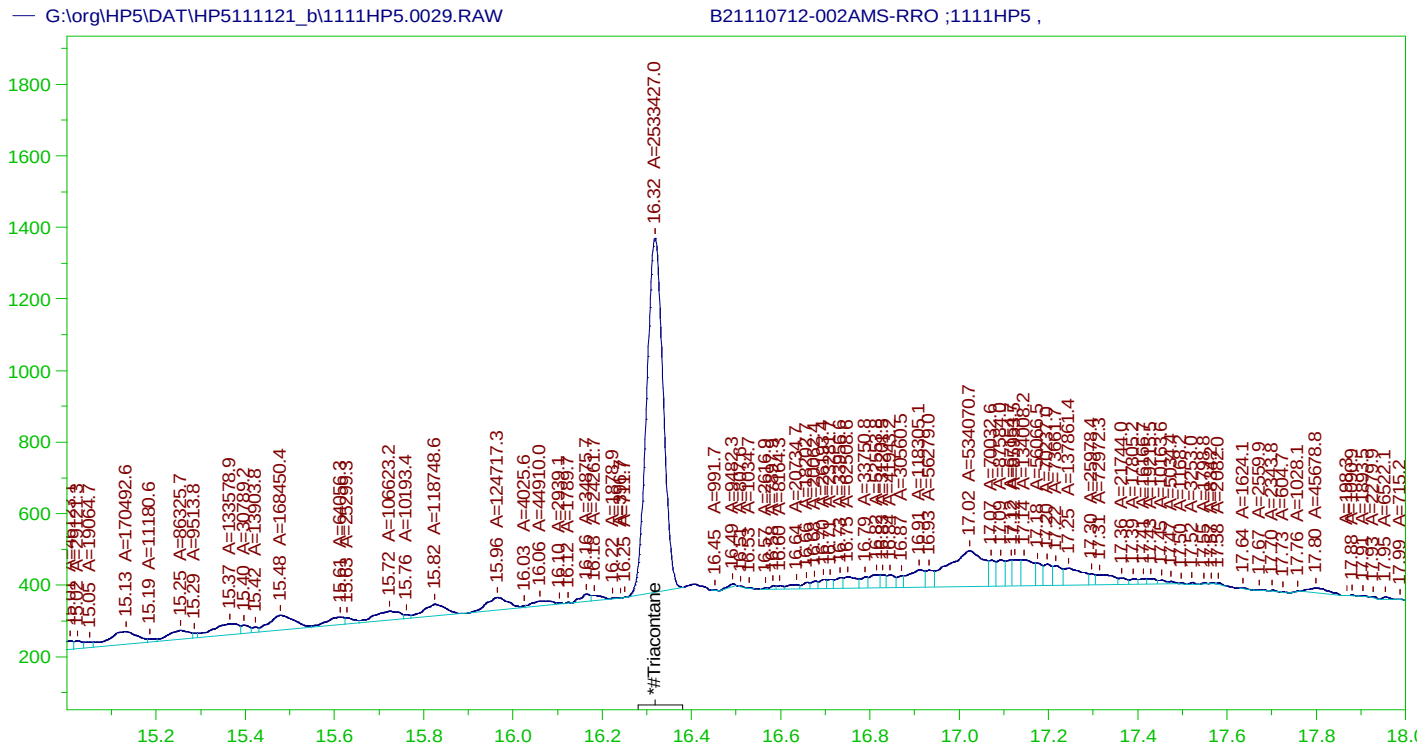

RESIDUAL RANGE ORGANICS CHROMATOGRAM

Sample Name: B21110712-002AMS-RRO ;1111HP5 ,
Raw File: G:\org\HP5\DAT\HP5111121_b\1111HP5.0029.RAW
Date & Time Acquired: 11/12/2021 12:46:59 AM
Method File: G:\Org\HP5\Methods\DS_ORO-111125-AD-L#.MET
Calibration File: G:\Org\HP5\Cals\SW8015C_ORO211017AD.CAL
Sample Weight: 1055 Dilution: 1 S.A.: 1

Mean RF for for Residual Range Organics Calculations: 28542.41
Rt range for Residual Range Organics: 12.61 to 30.05

SURROGATE COMPOUND	RT	ACTUAL	MEASURED	%REC	
*#Triacontane	16.318	.474	.083	17.51	-

RRO Area:5238871 RRO AMOUNT: 0.1739781

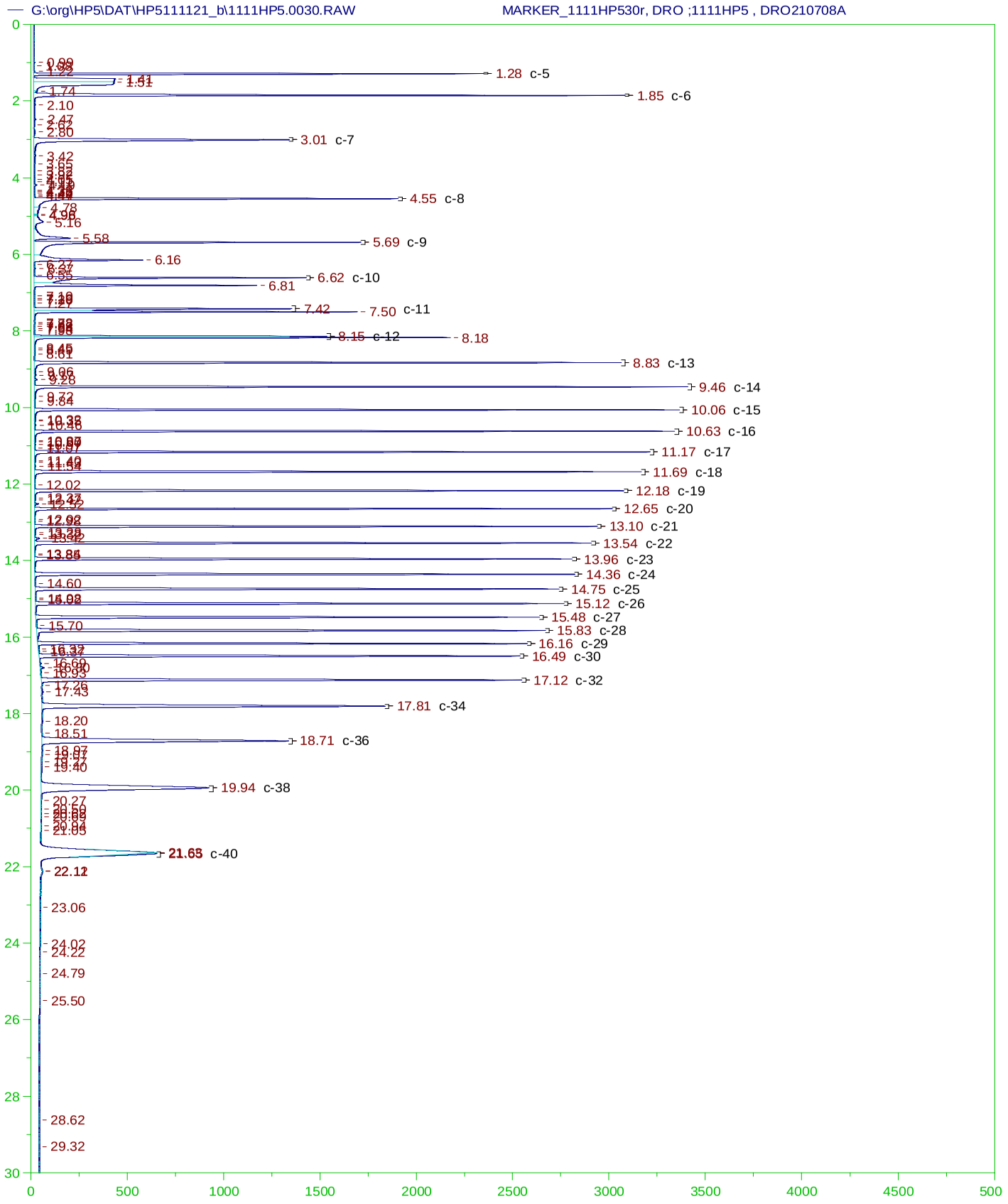
G:\org\HP5\DAT\HP5111121_b\1111HP5.0030.RAW
MARKER_1111HP530r, DRO ;1111HP5 , DRO210708A
1.28 c-5
1.85 c-6
3.01 c-7
4.55 c-8
5.69 c-9
6.62 c-10
7.42
7.50 c-11
8.15 c-12
8.18
8.83 c-13
9.46 c-14
10.06 c-15
10.63 c-16
11.17 c-17
11.69 c-18
12.18 c-19
12.65 c-20
13.10 c-21
13.54 c-22
13.96 c-23
14.36 c-24
14.75 c-25
15.12 c-26
15.48 c-27
15.83 c-28
16.16 c-29
16.49 c-30
17.12 c-32
17.81 c-34
18.71 c-36
19.94 c-38
21.63 c-40
0
500
1000
1500
2000
2500
3000
3500
4000
4500
500
G:\org\HP5\dat\HP5111121_b\Review\030_MARKER_1111HP530r_CSC211108.xls

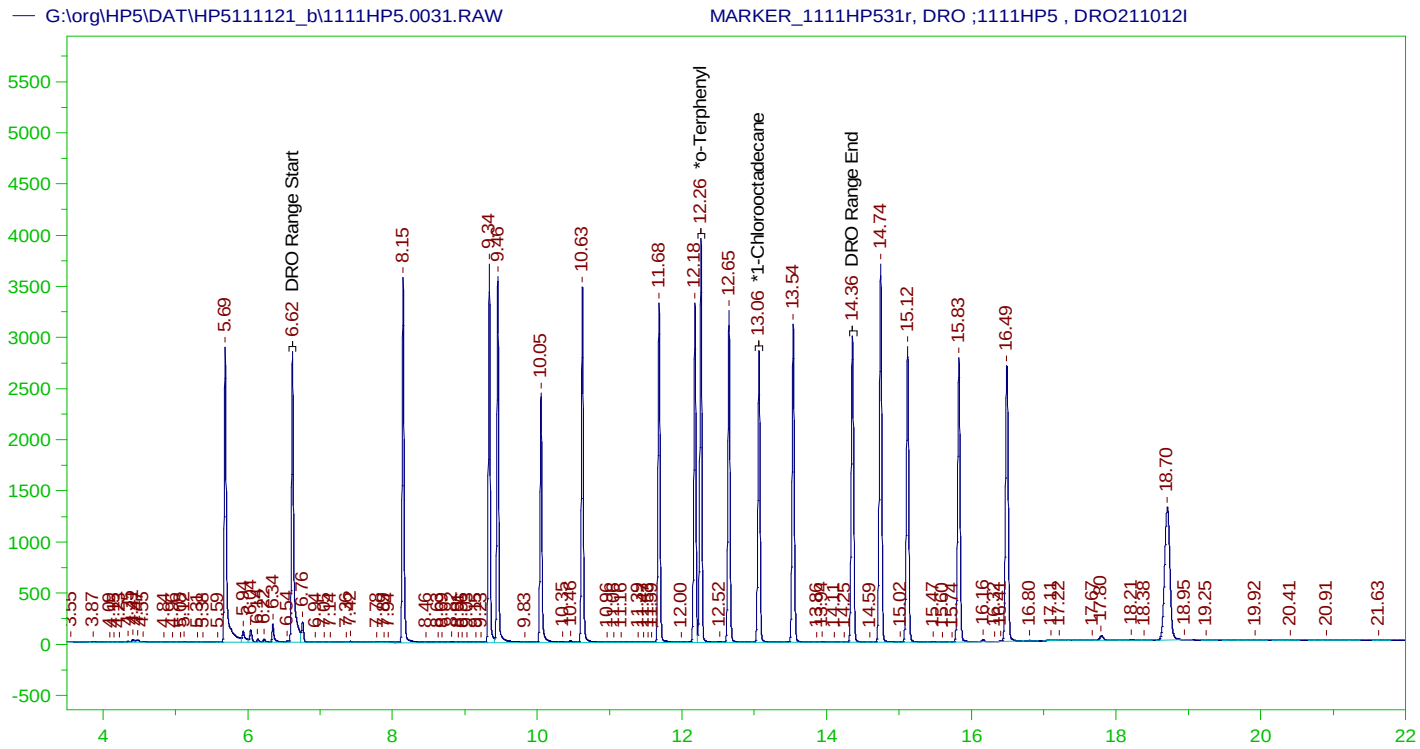

DIESEL RANGE ORGANICS CHROMATOGRAM REPORT

Sample Name: MARKER_1111HP531r, DRO ;1111HP5 , DRO211012I
Raw File: G:\org\HP5\DAT\HP5111121_b\1111HP5.0031.RAW
Date & Time Acquired: 11/12/2021 2:12:49 AM
Method File: G:\Org\HP5\Methods\DC_8015-24-IB-L%.met
Calibration File: G:\Org\HP5\Cals\SW8015C_DRO211102IB-24.CAL
Sample Weight: 1000 Dilution: 1 S.A.: 1

Mean RF for TEH: 31353.19
Rt range for Diesel Range Organics: 6.57 to 14.42

SURROGATE COMPOUND	RT	ACTUAL	MEASURED	%REC	
*o-Terphenyl	12.262	.2	.212	105.76	-
*1-Chlorooctadecane	13.064	.2	.17	85.21	-

DRO Area:7.145922E+07 DRO Amount: 2.279169
TEH Area:1.153154E+08 TEH Amount: 3.677947

G:\org\HP5\dat\HP5111121_b\Review\031_MARKER_1111HP531r_DC_8015-24-IB-L%.xls

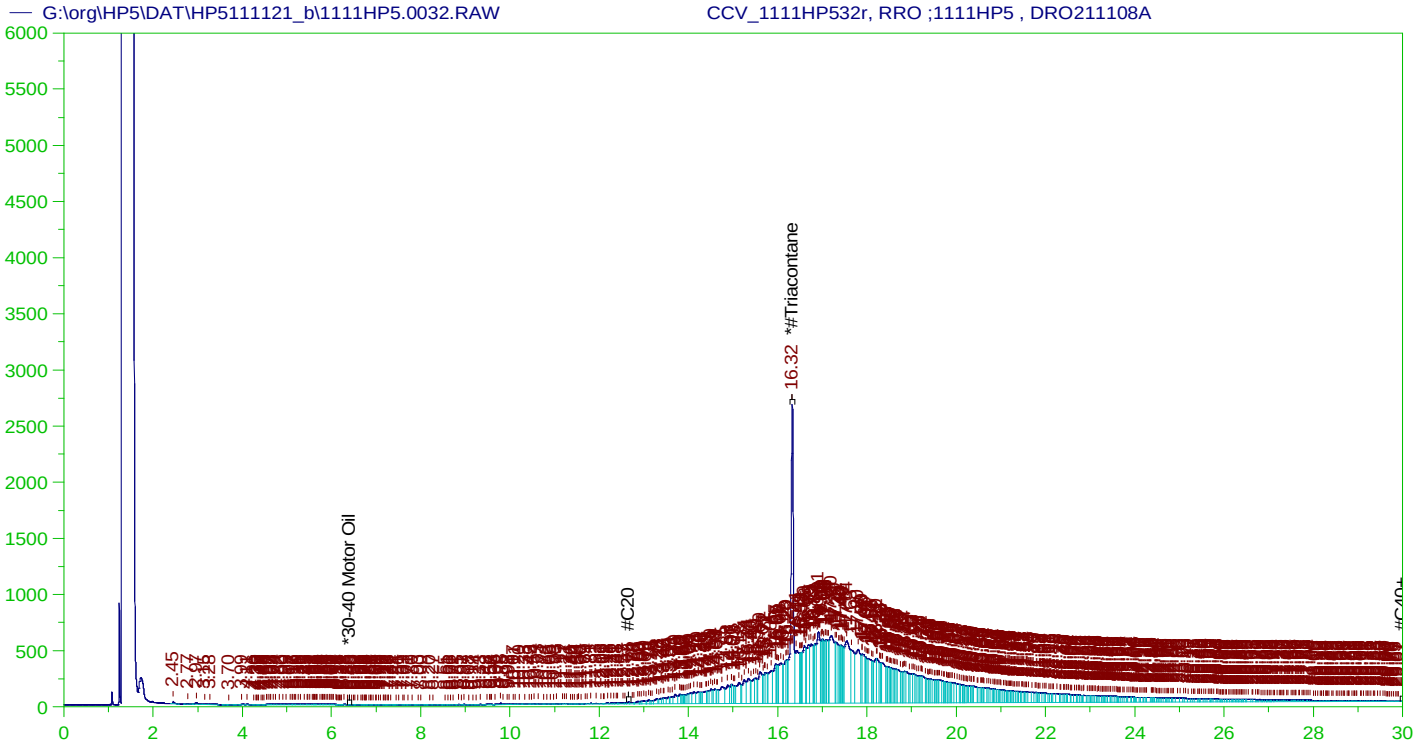

RESIDUAL RANGE ORGANICS CHROMATOGRAM
Sample Name: CCV_1111HP532r, RRO ;1111HP5 , DRO211108A
Raw File: G:\org\HP5\DAT\HP5111121_b\1111HP5.0032.RAW
Date & Time Acquired: 11/12/2021 2:55:35 AM
Method File: G:\Org\HP5\Methods\DC_ORO-AD-L%.MET
Calibration File: G:\Org\HP5\Cals\SW8015C_ORO211017AD.CAL
Sample Weight: 1 Dilution: 1 S.A.: 1

Mean RF for for ~~Residual~~ TEH(Oil Range) Organics Calculations: 28542.41
Rt range for ~~Residual~~ TEH(Oil Range) Organics: 12.61 to 30.05

SURROGATE COMPOUND	RT	ACTUAL	MEASURED	%REC	
*#Triacontane	16.323	500.	336.657	67.33	-

~~RRO~~ TEH(Oil Range)Area:1.38962E+08 ~~RRO~~ TEH(Oil Range)AMOUNT: 4868.614

CONTINUING CALIBRATION REPORT: G:\org\HP5\DAT\HP5111121_b\1111HP5.0032.RAW

COMPOUND	ACTUAL(NG)	MEASURED(NG)	%RECOVERY	LIMITS
*30-40 Motor Oil	5000.	.146	.	75-125

SURROGATE COMPOUND	RT	ACTUAL	MEASURED	%REC	LIMITS
*#Triacontane	16.323	200.	336.657	168.33	75-125

AMN 11/18/2021

G:\org\HP5\dat\HP5111121_b\Review\032_CCV_1111HP532r_DC_ORO-AD-L%.xls

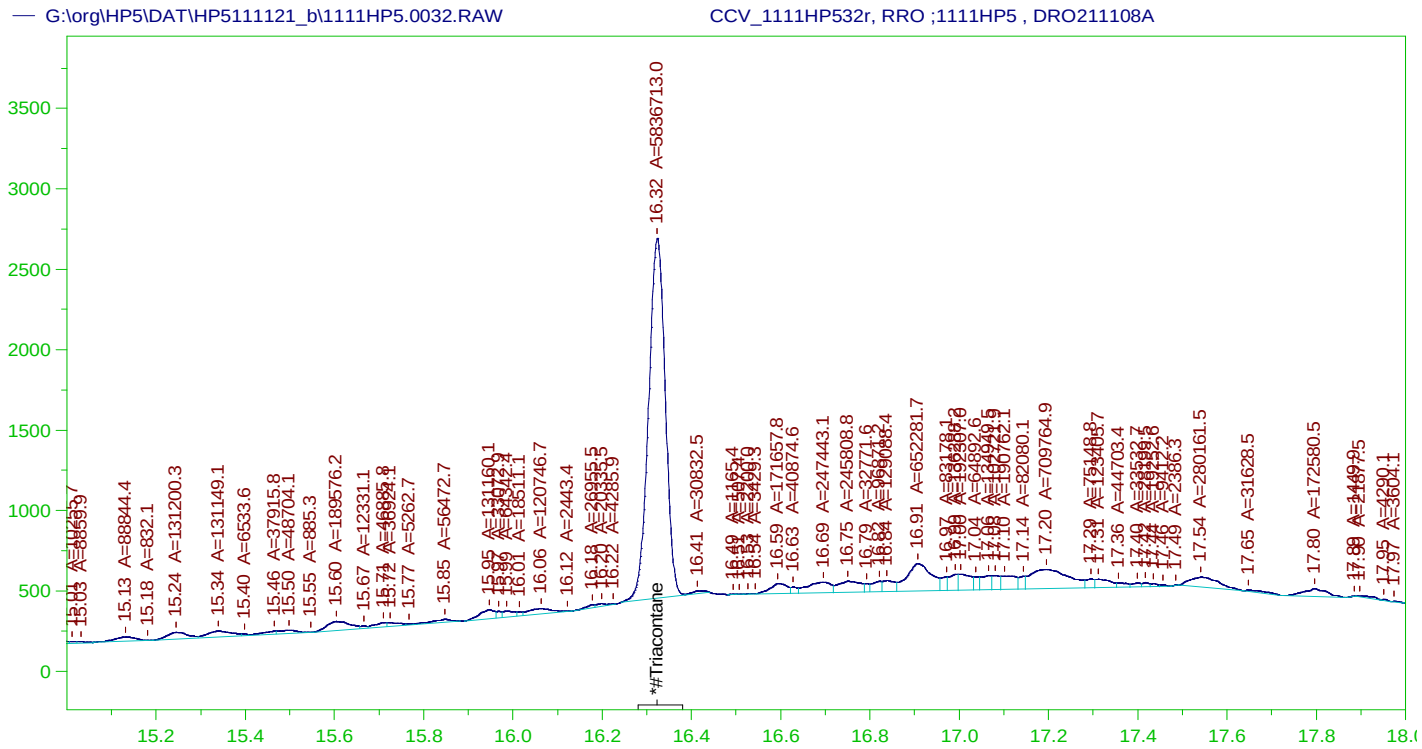

RESIDUAL RANGE ORGANICS CHROMATOGRAM
Sample Name: CCV_1111HP532r, RRO ;1111HP5 , DRO211108A
Raw File: G:\org\HP5\DAT\HP5111121_b\1111HP5.0032.RAW
Date & Time Acquired: 11/12/2021 2:55:35 AM
Method File: G:\Org\HP5\Methods\DS_ORO-AD-L#.MET
Calibration File: G:\Org\HP5\Cals\SW8015C_ORO211017AD.CAL
Sample Weight: 1 Dilution: 1 S.A.: 1

Mean RF for for Residual Range Organics Calculations: 28542.41
Rt range for Residual Range Organics: 12.61 to 30.05

SURROGATE COMPOUND	RT	ACTUAL	MEASURED	%REC	
*#Triacontane	16.323	500.	201.752	40.35	-

RRO Area:6739023 RRO AMOUNT: 236.1056

CONTINUING CALIBRATION REPORT: G:\org\HP5\DAT\HP5111121_b\1111HP5.0032.RAW

COMPOUND	ACTUAL(NG)	MEASURED(NG)	%RECOVERY	LIMITS
*30-40 Motor Oil	5000.	.146	.	75-125

SURROGATE COMPOUND	RT	ACTUAL	MEASURED	%REC	LIMITS
*#Triacontane	16.323	200.	201.752	100.88	75-125

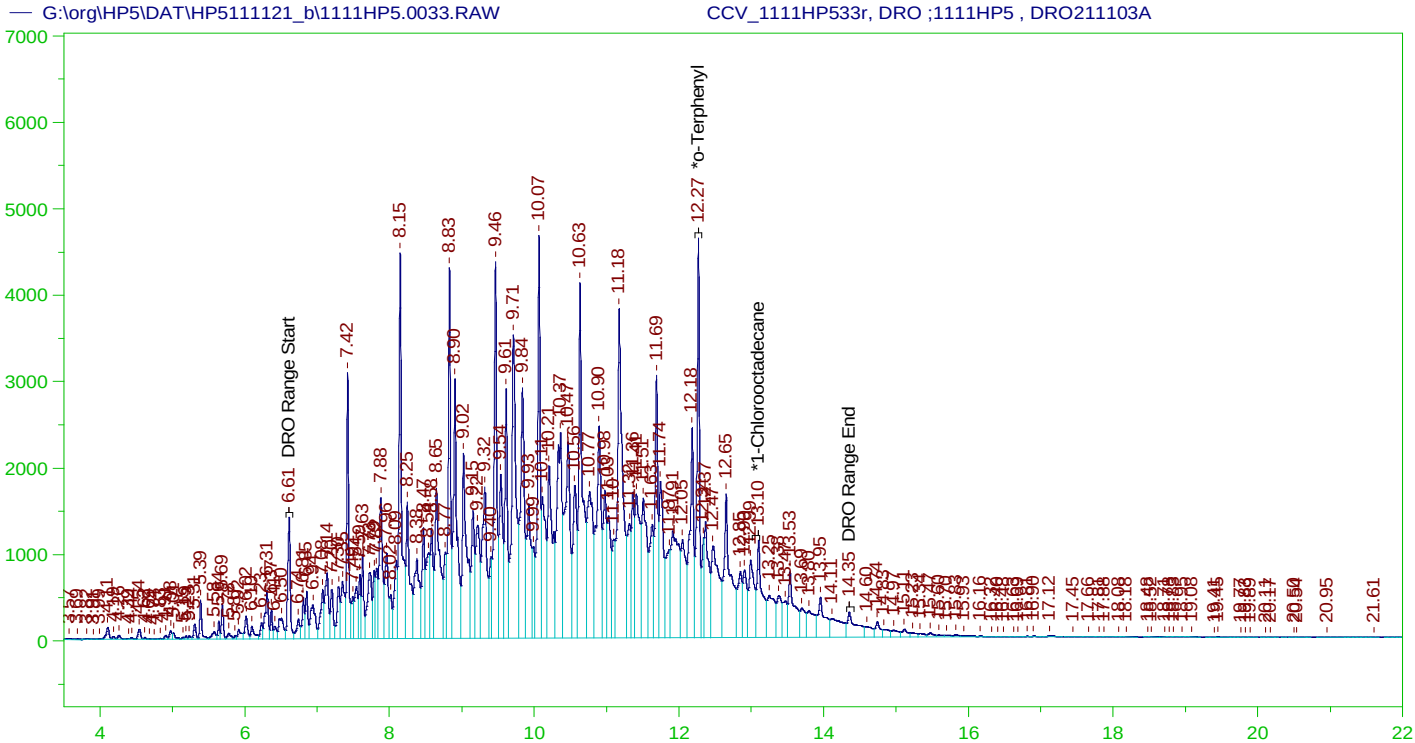

DIESEL RANGE ORGANICS CHROMATOGRAM REPORT
Sample Name: CCV_1111HP533r, DRO ;1111HP5 , DRO211103A
Raw File: G:\org\HP5\DAT\HP5111121_b\1111HP5.0033.RAW
Date & Time Acquired: 11/12/2021 3:38:25 AM
Method File: G:\Org\HP5\Methods\DC_8015-24-IB-L%.met
Calibration File: G:\Org\HP5\Cals\SW8015C_DRO211102IB-24.CAL
Sample Weight: 1 Dilution: 1 S.A.: 1

Mean RF for TEH: 31353.19
Rt range for Diesel Range Organics: 6.57 to 14.42

SURROGATE COMPOUND	RT	ACTUAL	MEASURED	%REC	
*o-Terphenyl	12.268	200.	332.873	166.44	-
*1-Chlorooctadecane	13.101	200.	160.497	80.25	-

DRO Area:4.669614E+08 DRO Amount: 14893.58
TEH Area:4.830182E+08 TEH Amount: 15405.71

CONTINUING CALIBRATION REPORT: G:\org\HP5\DAT\HP5111121_b\1111HP5.0033.RAW

COMPOUND	ACTUAL(NG)	MEASURED(NG)	%RECOVERY	LIMITS
TOTAL DRO	15000.	15405.71	102.7	85-115

SURROGATE COMPOUND	RT	ACTUAL	MEASURED	%REC	LIMITS
*o-Terphenyl	12.268	200.	332.873	166.44	85-115
*1-Chlorooctadecane	13.101	200.	160.497	80.25	85-115

G:\org\HP5\dat\HP5111121_b\Review\033_CCV_1111HP533r_DC_8015-24-IB-L%.xls

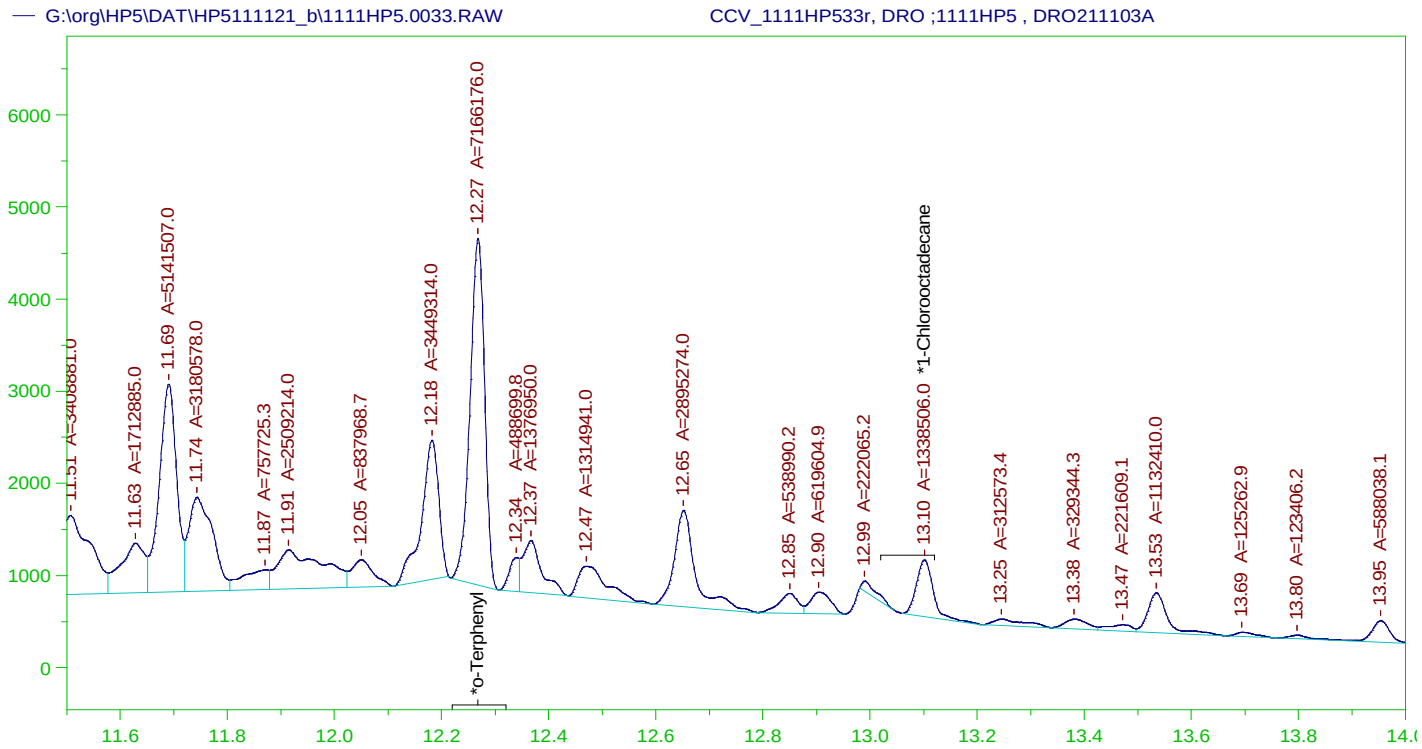

DIESEL RANGE ORGANICS CHROMATOGRAM REPORT
Sample Name: CCV_1111HP533r, DRO ;1111HP5 , DRO211103A
Raw File: G:\org\HP5\DAT\HP5111121_b\1111HP5.0033.RAW
Date & Time Acquired: 11/12/2021 3:38:25 AM
Method File: G:\Org\HP5\Methods\DS_8015-24-IB-L#.met
Calibration File: G:\Org\HP5\Cals\SW8015C_DRO211102IB-24.CAL
Sample Weight: 1 Dilution: 1 S.A.: 1

Mean RF for TEH: 31353.19
Rt range for Diesel Range Organics: 6.57 to 14.42

SURROGATE COMPOUND	RT	ACTUAL	MEASURED	%REC	
*o-Terphenyl	12.268	200.	201.812	100.91	-
*1-Chlorooctadecane	13.101	200.	37.695	18.85	-

DRO Area:2.638194E+08 DRO Amount: 8414.436
TEH Area:2.741373E+08 TEH Amount: 8743.522

CONTINUING CALIBRATION REPORT: G:\org\HP5\DAT\HP5111121_b\1111HP5.0033.RAW

COMPOUND	ACTUAL(NG)	MEASURED(NG)	%RECOVERY	LIMITS
TOTAL DRO	15000.	8743.52	58.29	85-115

SURROGATE COMPOUND	RT	ACTUAL	MEASURED	%REC	LIMITS
*o-Terphenyl	12.268	200.	201.812	100.91	85-115
*1-Chlorooctadecane	13.101	200.	37.695	18.85	85-115

G:\org\HP5\dat\HP5111121_b\Review\033_CCV_1111HP533r_DS_8015-24-IB-L#.xls

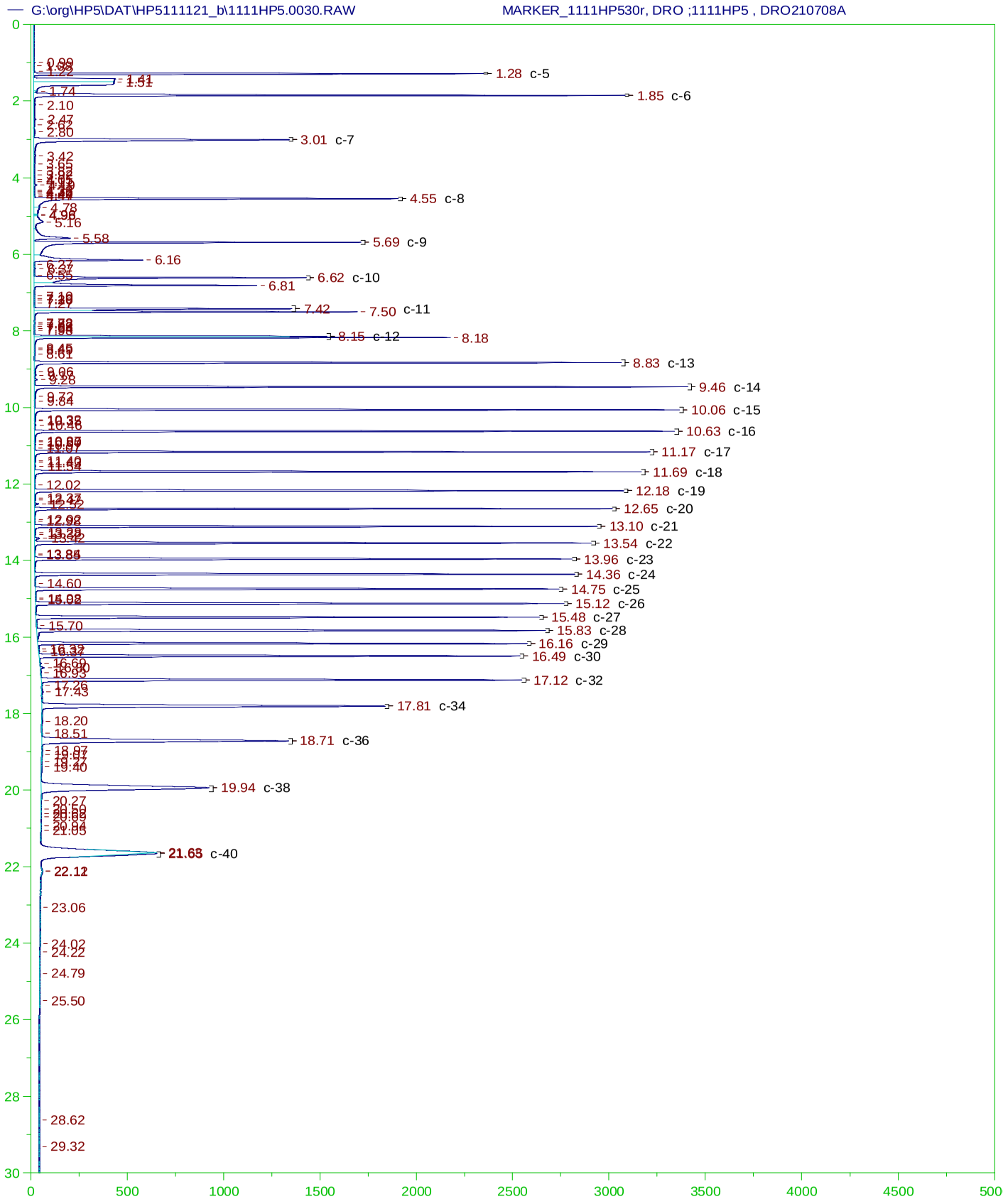
G:\org\HP5\DAT\HP5111121_b\1111HP5.0030.RAW
MARKER_1111HP530r, DRO ;1111HP5 , DRO210708A
1.28 c-5
1.85 c-6
3.01 c-7
4.55 c-8
5.69 c-9
6.62 c-10
7.42
7.50 c-11
8.15 c-12
8.18
8.83 c-13
9.46 c-14
10.06 c-15
10.63 c-16
11.17 c-17
11.69 c-18
12.18 c-19
12.65 c-20
13.10 c-21
13.54 c-22
13.96 c-23
14.36 c-24
14.75 c-25
15.12 c-26
15.48 c-27
15.83 c-28
16.16 c-29
16.49 c-30
17.12 c-32
17.81 c-34
18.71 c-36
19.94 c-38
21.63 c-40
0
500
1000
1500
2000
2500
3000
3500
4000
4500
500
G:\org\HP5\dat\HP5111121_b\Review\030_MARKER_1111HP530r_CSC211108.xls

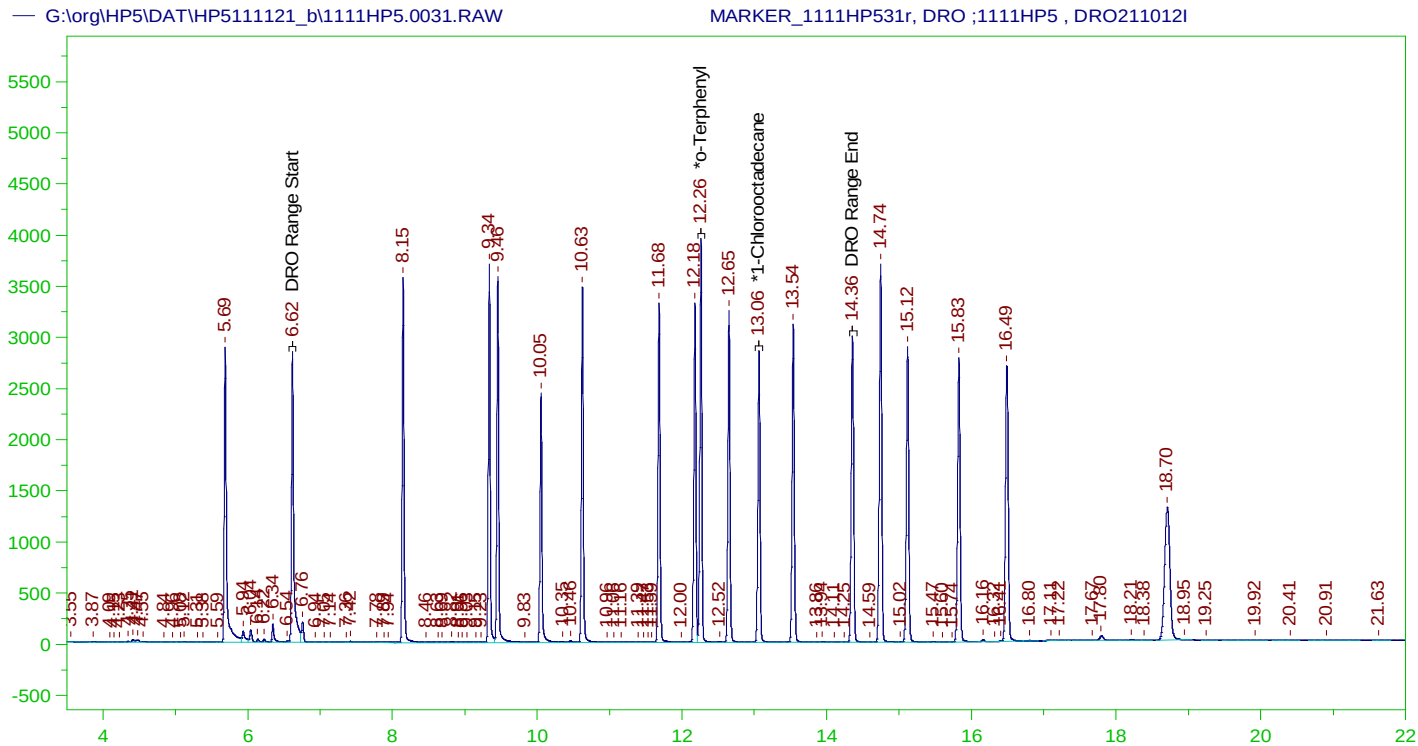

DIESEL RANGE ORGANICS CHROMATOGRAM REPORT

Sample Name: MARKER_1111HP531r, DRO ;1111HP5 , DRO211012I
Raw File: G:\org\HP5\DAT\HP5111121_b\1111HP5.0031.RAW
Date & Time Acquired: 11/12/2021 2:12:49 AM
Method File: G:\Org\HP5\Methods\DC_8015-24-IB-L%.met
Calibration File: G:\Org\HP5\Cals\SW8015C_DRO211102IB-24.CAL
Sample Weight: 1000 Dilution: 1 S.A.: 1

Mean RF for TEH: 31353.19
Rt range for Diesel Range Organics: 6.57 to 14.42

SURROGATE COMPOUND	RT	ACTUAL	MEASURED	%REC	
*o-Terphenyl	12.262	.2	.212	105.76	-
*1-Chlorooctadecane	13.064	.2	.17	85.21	-

DRO Area:7.145922E+07 DRO Amount: 2.279169
TEH Area:1.153154E+08 TEH Amount: 3.677947

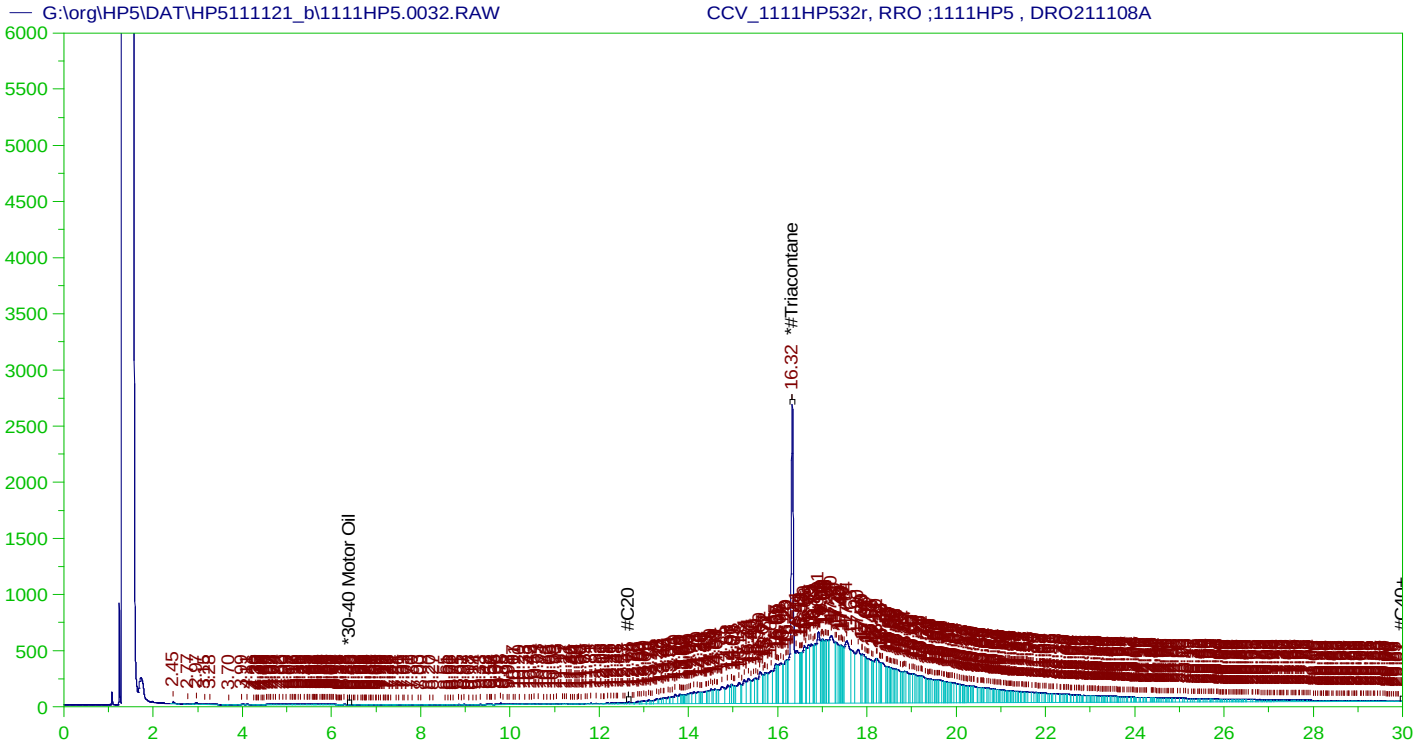

RESIDUAL RANGE ORGANICS CHROMATOGRAM
Sample Name: CCV_1111HP532r, RRO ;1111HP5 , DRO211108A
Raw File: G:\org\HP5\DAT\HP5111121_b\1111HP5.0032.RAW
Date & Time Acquired: 11/12/2021 2:55:35 AM
Method File: G:\Org\HP5\Methods\DC_ORO-AD-L%.MET
Calibration File: G:\Org\HP5\Cals\SW8015C_ORO211017AD.CAL
Sample Weight: 1 Dilution: 1 S.A.: 1

Mean RF for for ~~Residual~~ TEH(Oil Range) Organics Calculations: 28542.41
Rt range for ~~Residual~~ TEH(Oil Range) Organics: 12.61 to 30.05

SURROGATE COMPOUND	RT	ACTUAL	MEASURED	%REC	
*#Triacontane	16.323	500.	336.657	67.33	-

~~RRO~~ TEH(Oil Range)Area:1.38962E+08 ~~RRO~~ TEH(Oil Range)AMOUNT: 4868.614

CONTINUING CALIBRATION REPORT: G:\org\HP5\DAT\HP5111121_b\1111HP5.0032.RAW

COMPOUND	ACTUAL(NG)	MEASURED(NG)	%RECOVERY	LIMITS
*30-40 Motor Oil	5000.	.146	.	75-125

SURROGATE COMPOUND	RT	ACTUAL	MEASURED	%REC	LIMITS
*#Triacontane	16.323	200.	336.657	168.33	75-125

AMN 11/18/2021

G:\org\HP5\dat\HP5111121_b\Review\032_CCV_1111HP532r_DC_ORO-AD-L%.xls

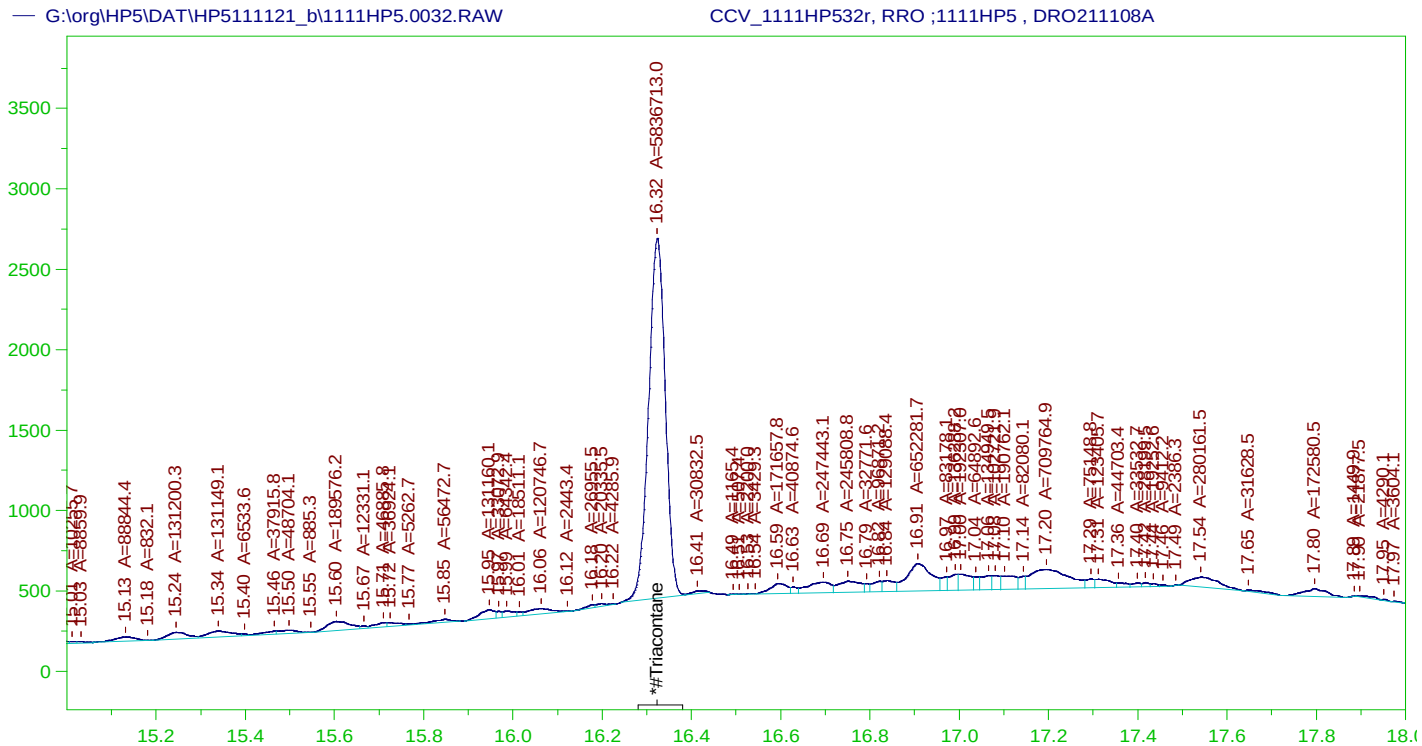

RESIDUAL RANGE ORGANICS CHROMATOGRAM
Sample Name: CCV_1111HP532r, RRO ;1111HP5 , DRO211108A
Raw File: G:\org\HP5\DAT\HP5111121_b\1111HP5.0032.RAW
Date & Time Acquired: 11/12/2021 2:55:35 AM
Method File: G:\Org\HP5\Methods\DS_ORO-AD-L#.MET
Calibration File: G:\Org\HP5\Cals\SW8015C_ORO211017AD.CAL
Sample Weight: 1 Dilution: 1 S.A.: 1

Mean RF for for Residual Range Organics Calculations: 28542.41
Rt range for Residual Range Organics: 12.61 to 30.05

SURROGATE COMPOUND	RT	ACTUAL	MEASURED	%REC	
*#Triacontane	16.323	500.	201.752	40.35	-

RRO Area:6739023 RRO AMOUNT: 236.1056

CONTINUING CALIBRATION REPORT: G:\org\HP5\DAT\HP5111121_b\1111HP5.0032.RAW

COMPOUND	ACTUAL(NG)	MEASURED(NG)	%RECOVERY	LIMITS
*30-40 Motor Oil	5000.	.146	.	75-125

SURROGATE COMPOUND	RT	ACTUAL	MEASURED	%REC	LIMITS
*#Triacontane	16.323	200.	201.752	100.88	75-125

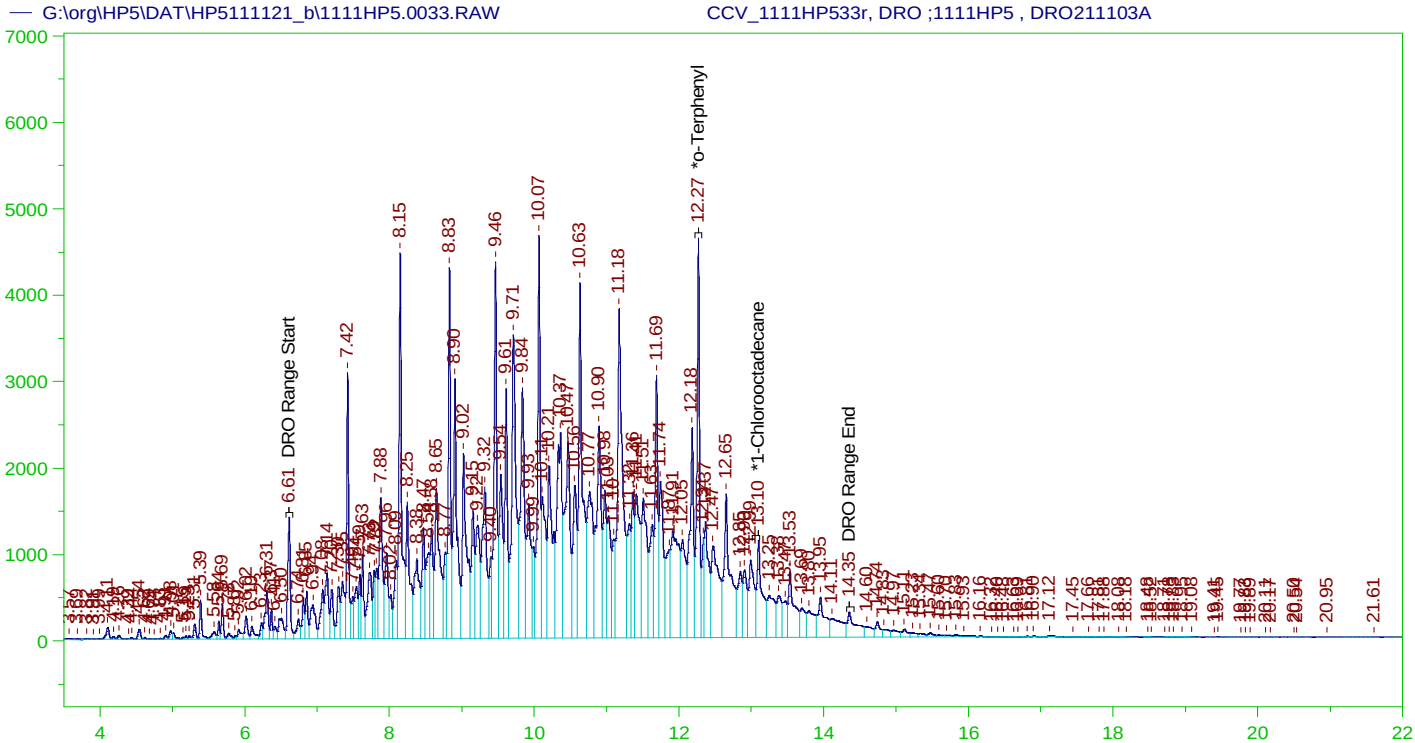

DIESEL RANGE ORGANICS CHROMATOGRAM REPORT
Sample Name: CCV_1111HP533r, DRO ;1111HP5 , DRO211103A
Raw File: G:\org\HP5\DAT\HP5111121_b\1111HP5.0033.RAW
Date & Time Acquired: 11/12/2021 3:38:25 AM
Method File: G:\Org\HP5\Methods\DC_8015-24-IB-L%.met
Calibration File: G:\Org\HP5\Cals\SW8015C_DRO211102IB-24.CAL
Sample Weight: 1 Dilution: 1 S.A.: 1

Mean RF for TEH: 31353.19
Rt range for Diesel Range Organics: 6.57 to 14.42

SURROGATE COMPOUND	RT	ACTUAL	MEASURED	%REC	
*o-Terphenyl	12.268	200.	332.873	166.44	-
*1-Chlorooctadecane	13.101	200.	160.497	80.25	-

DRO Area:4.669614E+08 DRO Amount: 14893.58
TEH Area:4.830182E+08 TEH Amount: 15405.71

CONTINUING CALIBRATION REPORT: G:\org\HP5\DAT\HP5111121_b\1111HP5.0033.RAW

COMPOUND	ACTUAL(NG)	MEASURED(NG)	%RECOVERY	LIMITS
TOTAL DRO	15000.	15405.71	102.7	85-115

SURROGATE COMPOUND	RT	ACTUAL	MEASURED	%REC	LIMITS
*o-Terphenyl	12.268	200.	332.873	166.44	85-115
*1-Chlorooctadecane	13.101	200.	160.497	80.25	85-115

G:\org\HP5\dat\HP5111121_b\Review\033_CCV_1111HP533r_DC_8015-24-IB-L%.xls

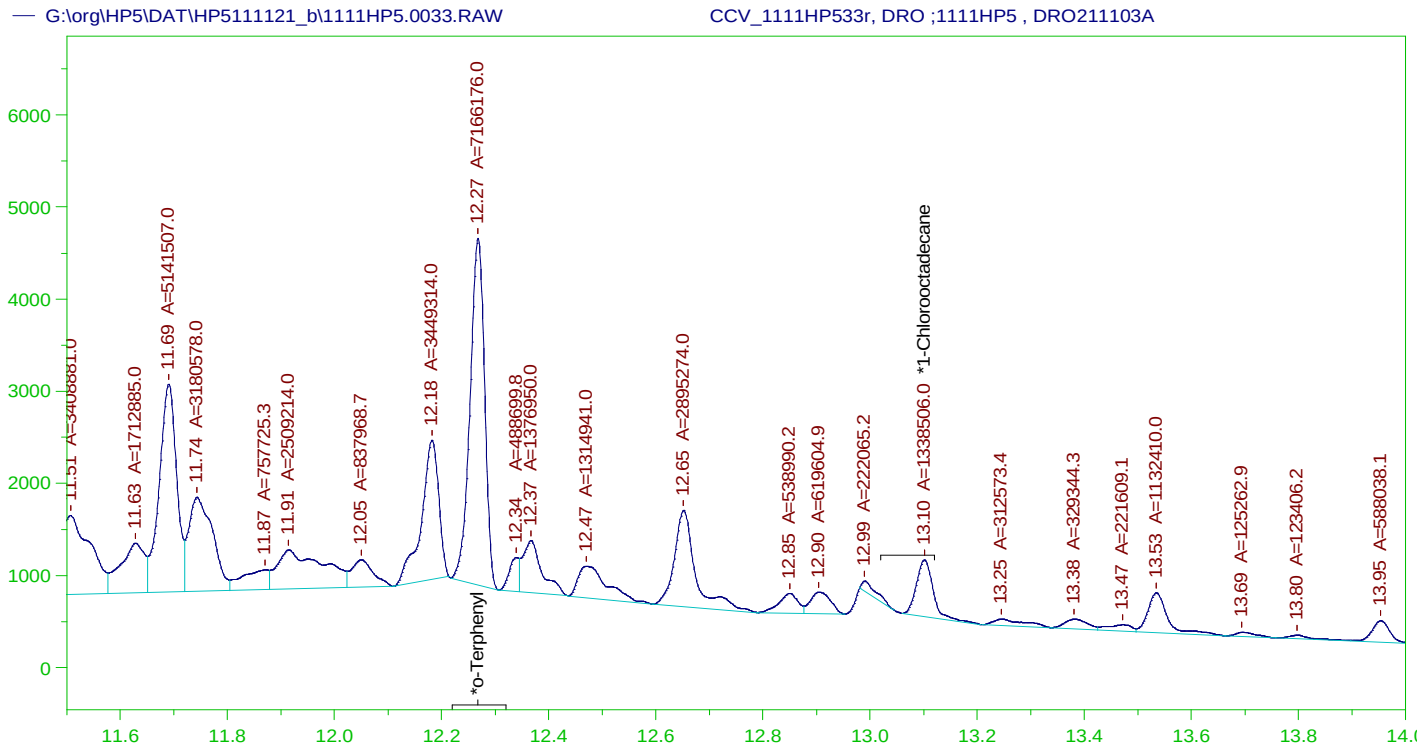

DIESEL RANGE ORGANICS CHROMATOGRAM REPORT
Sample Name: CCV_1111HP533r, DRO ;1111HP5 , DRO211103A
Raw File: G:\org\HP5\DAT\HP5111121_b\1111HP5.0033.RAW
Date & Time Acquired: 11/12/2021 3:38:25 AM
Method File: G:\Org\HP5\Methods\DS_8015-24-IB-L#.met
Calibration File: G:\Org\HP5\Cals\SW8015C_DRO211102IB-24.CAL
Sample Weight: 1 Dilution: 1 S.A.: 1

Mean RF for TEH: 31353.19
Rt range for Diesel Range Organics: 6.57 to 14.42

SURROGATE COMPOUND	RT	ACTUAL	MEASURED	%REC	
*o-Terphenyl	12.268	200.	201.812	100.91	-
*1-Chlorooctadecane	13.101	200.	37.695	18.85	-

DRO Area:2.638194E+08 DRO Amount: 8414.436
TEH Area:2.741373E+08 TEH Amount: 8743.522

CONTINUING CALIBRATION REPORT: G:\org\HP5\DAT\HP5111121_b\1111HP5.0033.RAW

COMPOUND	ACTUAL(NG)	MEASURED(NG)	%RECOVERY	LIMITS
TOTAL DRO	15000.	8743.52	58.29	85-115

SURROGATE COMPOUND	RT	ACTUAL	MEASURED	%REC	LIMITS
*o-Terphenyl	12.268	200.	201.812	100.91	85-115
*1-Chlorooctadecane	13.101	200.	37.695	18.85	85-115

G:\org\HP5\dat\HP5111121_b\Review\033_CCV_1111HP533r_DS_8015-24-IB-L#.xls

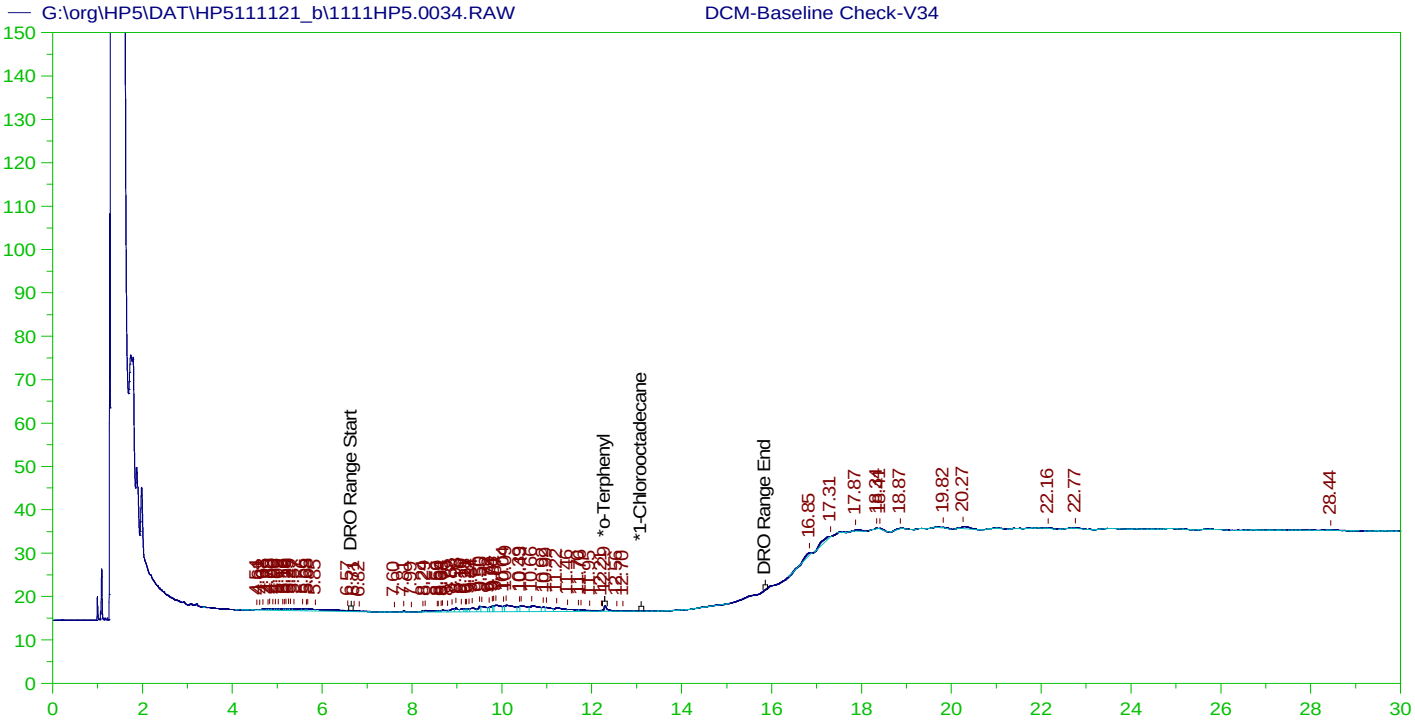

DIESEL RANGE ORGANICS CHROMATOGRAM REPORT
Sample Name: DCM-Baseline Check-V34
Raw File: G:\org\HP5\DAT\HP5111121_b\1111HP5.0034.RAW
Date & Time Acquired: 11/12/2021 4:21:20 AM
Method File: G:\Org\HP5\Methods\DR_8015-IA-LEXP.met
Calibration File: G:\Org\HP5\Cals\SW8015C_DRO211102IA.CAL
Sample Weight: 1 Dilution: 1 S.A.: 1

Mean RF for TEH: 31353.19
Rt range for Diesel Range Organics: 6.59 to 15.91

SURROGATE COMPOUND	RT	ACTUAL	MEASURED	%REC	
*o-Terphenyl	12.291	200.	.205	.1	-
*1-Chlorooctadecane	29.92	200.	.	.	-

DRO Area:187158.1 DRO Amount: 5.969349
TEH Area:282486.5 TEH Amount: 9.009817

G:\org\HP5\dat\HP5111121_b\Review\034_DCM-Baseline Chec_DR_8015-IA-LEXP.xls

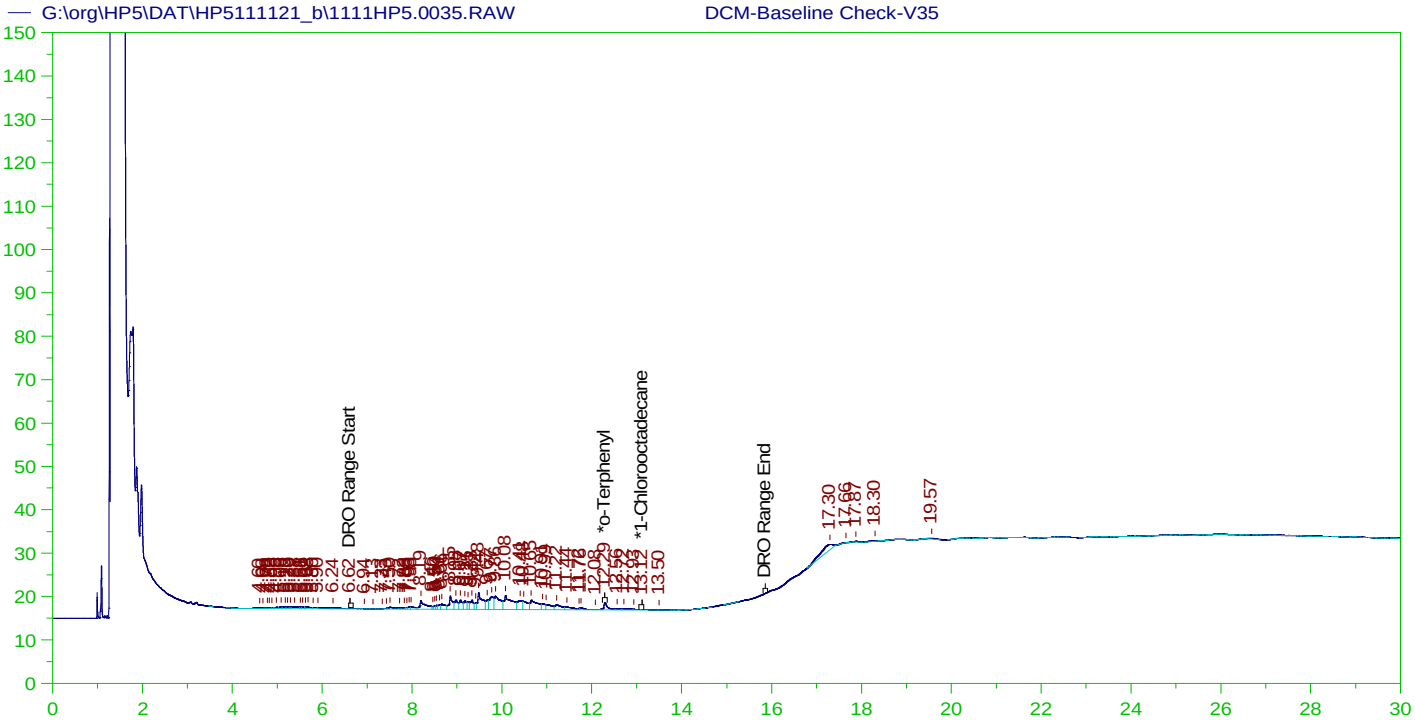

DIESEL RANGE ORGANICS CHROMATOGRAM REPORT
Sample Name: DCM-Baseline Check-V35
Raw File: G:\org\HP5\DAT\HP5111121_b\1111HP5.0035.RAW
Date & Time Acquired: 11/12/2021 7:03:33 AM
Method File: G:\Org\HP5\Methods\DR_8015-IA-LEXP.met
Calibration File: G:\Org\HP5\Cals\SW8015C_DRO211102IA.CAL
Sample Weight: 1 Dilution: 1 S.A.: 1

Mean RF for TEH: 31353.19
Rt range for Diesel Range Organics: 6.59 to 15.91

SURROGATE COMPOUND	RT	ACTUAL	MEASURED	%REC	
*o-Terphenyl	12.293	200.	.319	.16	-
*1-Chlorooctadecane	13.12	200.	.093	.05	-

DRO Area:360441.9 DRO Amount: 11.49618
TEH Area:438544.9 TEH Amount: 13.98725

G:\org\HP5\dat\HP5111121_b\Review\035_DCM-Baseline Chec_DR_8015-IA-LEXP.xls

Batch ID: 161122

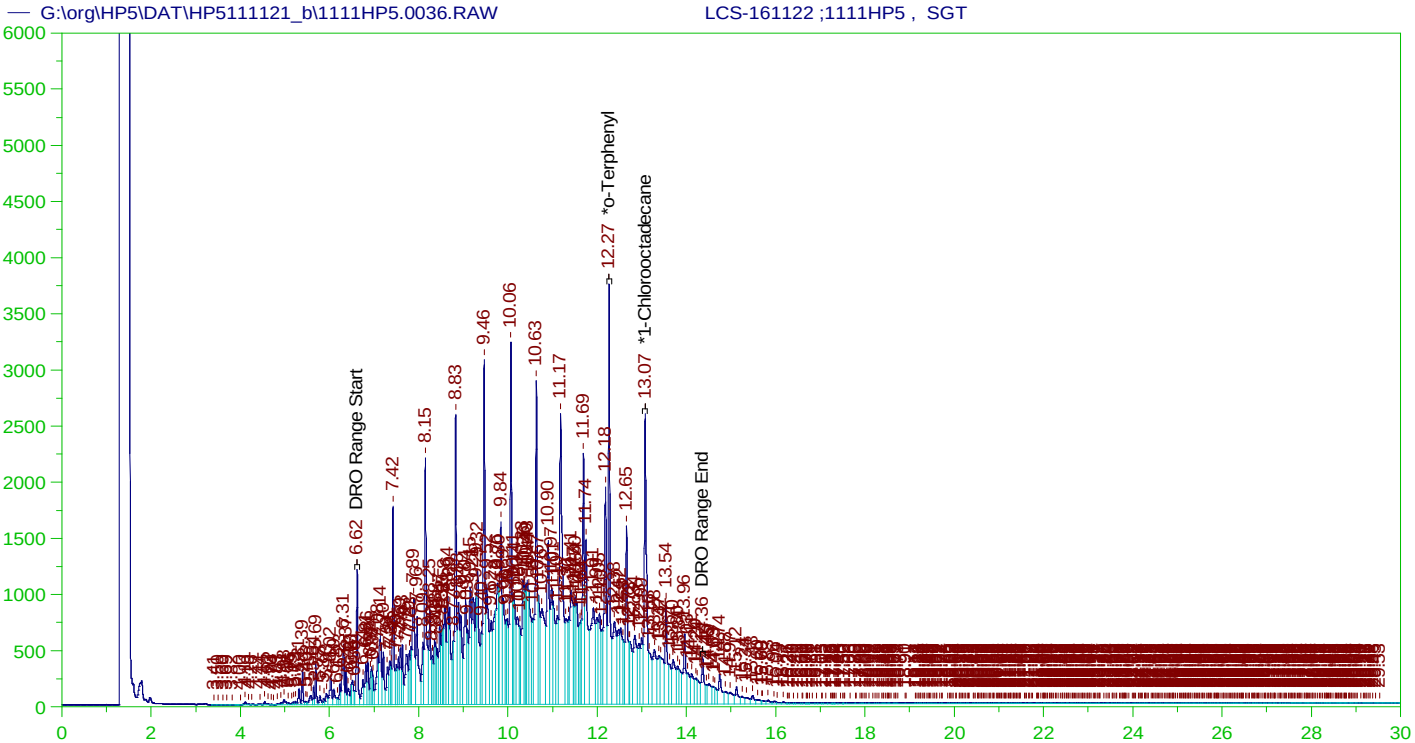

DIESEL RANGE ORGANICS CHROMATOGRAM REPORT
Sample Name: LCS-161122 ;1111HP5 , SGT
Raw File: G:\org\HP5\DAT\HP5111121_b\1111HP5.0036.RAW
Date & Time Acquired: 11/12/2021 7:46:16 AM
Method File: G:\Org\HP5\Methods\D3_8015-111106-24-IB-L%.met
Calibration File: G:\Org\HP5\Cals\SW8015C_DRO211102IB-24.CAL
Sample Weight: 1000 Dilution: 1 S.A.: 1

Mean RF for TEH: 31353.19
Rt range for Diesel Range Organics: 6.57 to 14.42

SURROGATE COMPOUND	RT	ACTUAL	MEASURED	%REC	
*o-Terphenyl	12.265	.2	.275	137.65	-
*1-Chlorooctadecane	13.069	.2	.27	135.22	-

DRO Area:3.078453E+08 DRO Amount: 9.818629
TEH Area:3.287263E+08 TEH Amount: 10.48462

G:\org\HP5\dat\HP5111121_b\Review\036_LCS-161122_D3_8015-111106-24-IB-L%.xls

Batch ID: 161122

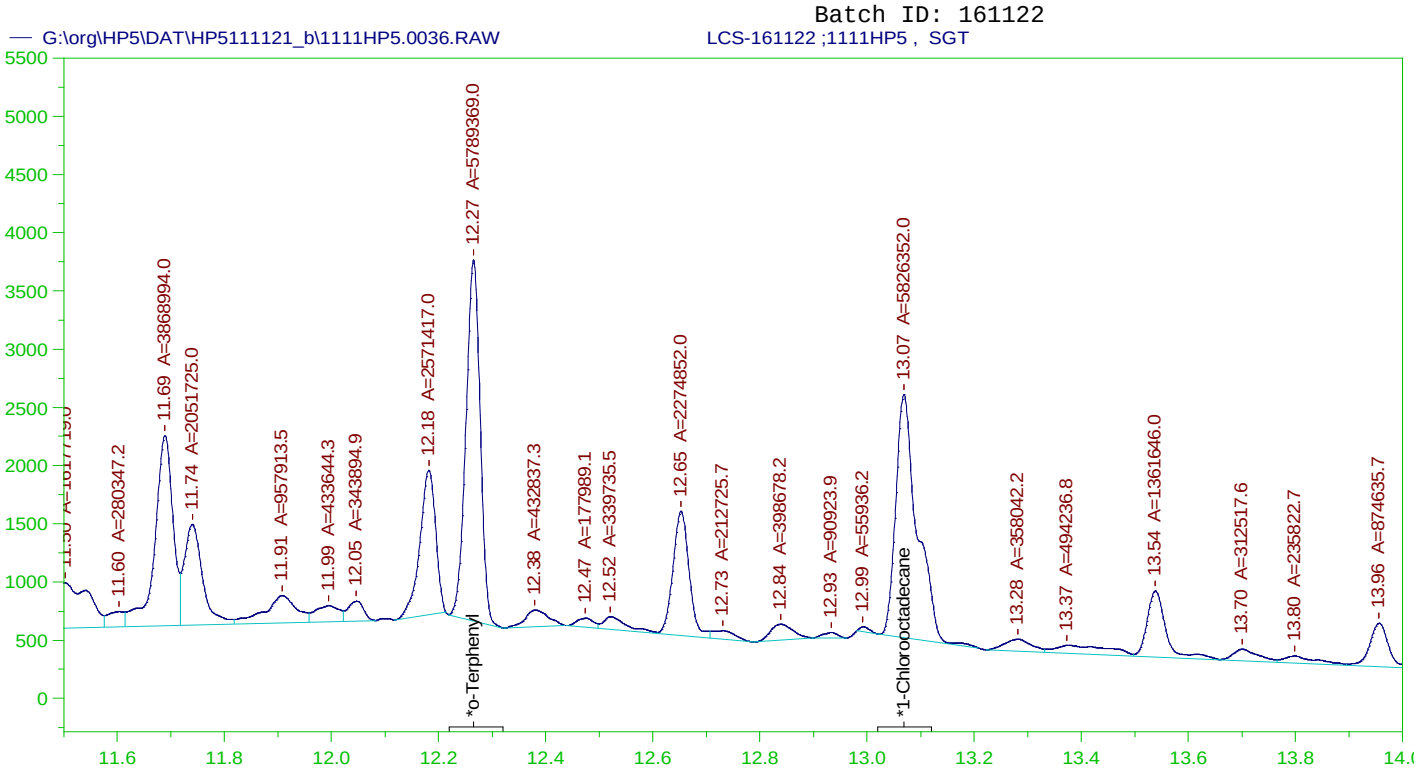

DIESEL RANGE ORGANICS CHROMATOGRAM REPORT
Sample Name: LCS-161122 ;1111HP5 , SGT
Raw File: G:\org\HP5\DAT\HP5111121_b\1111HP5.0036.RAW
Date & Time Acquired: 11/12/2021 7:46:16 AM
Method File: G:\Org\HP5\Methods\DS_8015-24-IB-L#.met
Calibration File: G:\Org\HP5\Cals\SW8015C_DRO211102IB-24.CAL
Sample Weight: 1000 Dilution: 1 S.A.: 1

Mean RF for TEH: 31353.19
Rt range for Diesel Range Organics: 6.57 to 14.42

SURROGATE COMPOUND	RT	ACTUAL	MEASURED	%REC	
*o-Terphenyl	12.265	.2	.163	81.52	-
*1-Chlorooctadecane	13.069	.2	.164	82.04	-

DRO Area:1.442439E+08 DRO Amount: 4.600613
TEH Area:1.528578E+08 TEH Amount: 4.87535

G:\org\HP5\dat\HP5111121_b\Review\036_LCS-161122_DS_8015-24-IB-L#.xls

Batch ID: 161122

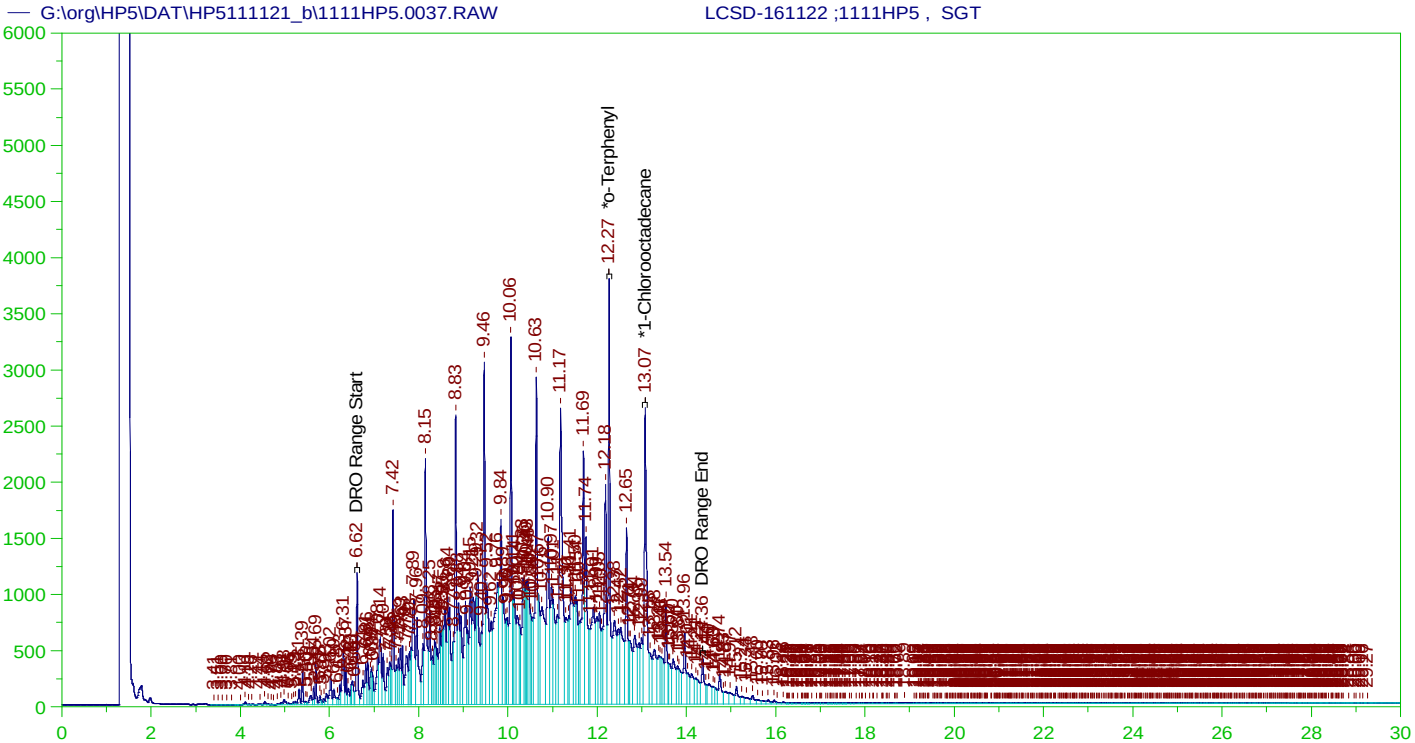

DIESEL RANGE ORGANICS CHROMATOGRAM REPORT

Sample Name: LCSD-161122 ;1111HP5 , SGT
Raw File: G:\org\HP5\DAT\HP5111121_b\1111HP5.0037.RAW
Date & Time Acquired: 11/12/2021 8:29:06 AM
Method File: G:\Org\HP5\Methods\D3_8015-24-IB-L%.met
Calibration File: G:\Org\HP5\Cals\SW8015C_DRO211102IB-24.CAL
Sample Weight: 1000 Dilution: 1 S.A.: 1

Mean RF for TEH: 31353.19
Rt range for Diesel Range Organics: 6.57 to 14.42

SURROGATE COMPOUND	RT	ACTUAL	MEASURED	%REC	
*o-Terphenyl	12.265	.2	.277	138.48	-
*1-Chlorooctadecane	13.069	.2	.285	142.46	-

DRO Area:3.090388E+08 DRO Amount: 9.856694
TEH Area:3.294011E+08 TEH Amount: 10.50614

G:\org\HP5\dat\HP5111121_b\Review\037_LCSD-161122_D3_8015-24-IB-L%.xls

Batch ID: 161122

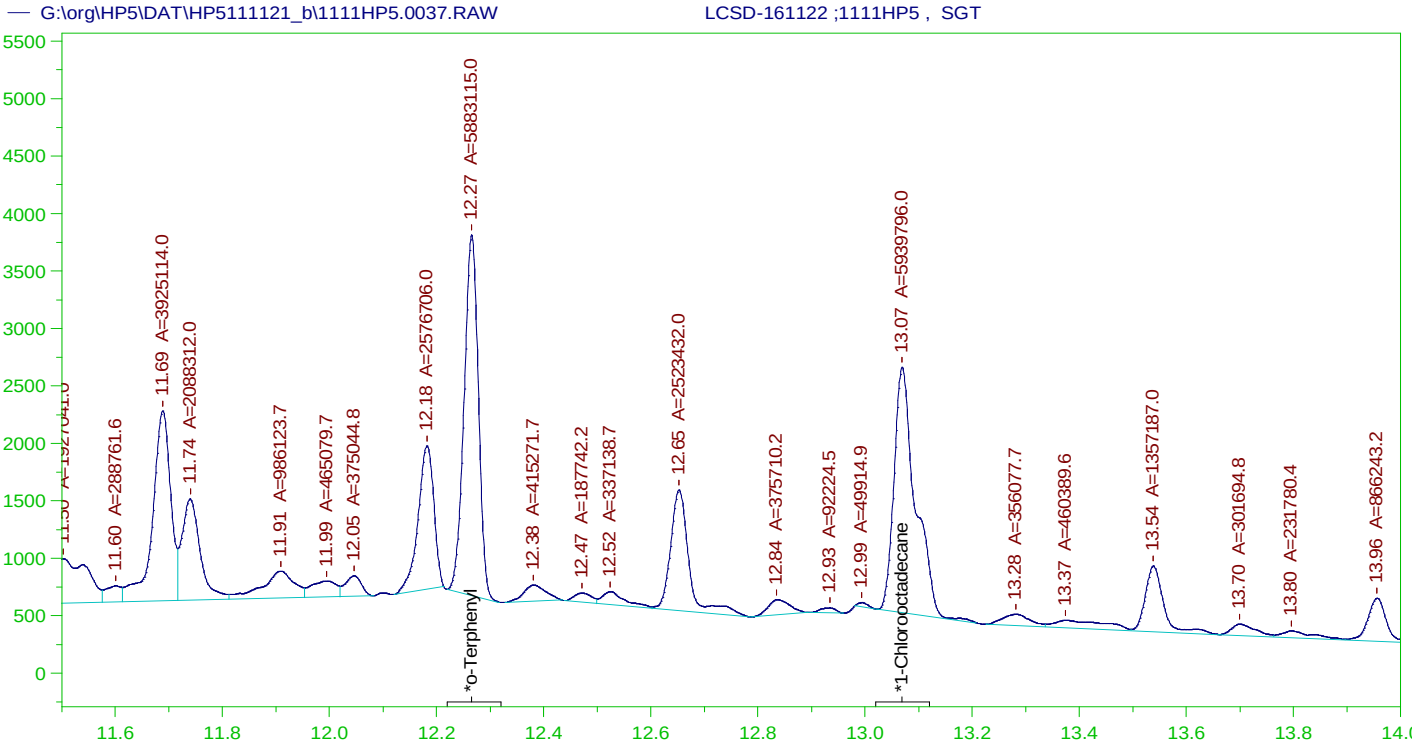

DIESEL RANGE ORGANICS CHROMATOGRAM REPORT

Sample Name: LCSD-161122 ;1111HP5 , SGT
Raw File: G:\org\HP5\DAT\HP5111121_b\1111HP5.0037.RAW
Date & Time Acquired: 11/12/2021 8:29:06 AM
Method File: G:\Org\HP5\Methods\DS_8015-24-IB-L#.met
Calibration File: G:\Org\HP5\Cals\SW8015C_DRO211102IB-24.CAL
Sample Weight: 1000 Dilution: 1 S.A.: 1

Mean RF for TEH: 31353.19
Rt range for Diesel Range Organics: 6.57 to 14.42

SURROGATE COMPOUND	RT	ACTUAL	MEASURED	%REC	
*o-Terphenyl	12.265	.2	.166	82.84	-
*1-Chlorooctadecane	13.069	.2	.167	83.64	-

DRO Area:1.449177E+08 DRO Amount: 4.622104
TEH Area:1.534838E+08 TEH Amount: 4.895315

G:\org\HP5\dat\HP5111121_b\Review\037_LCSD-161122_DS_8015-24-IB-L#.xls

Batch ID: 161122

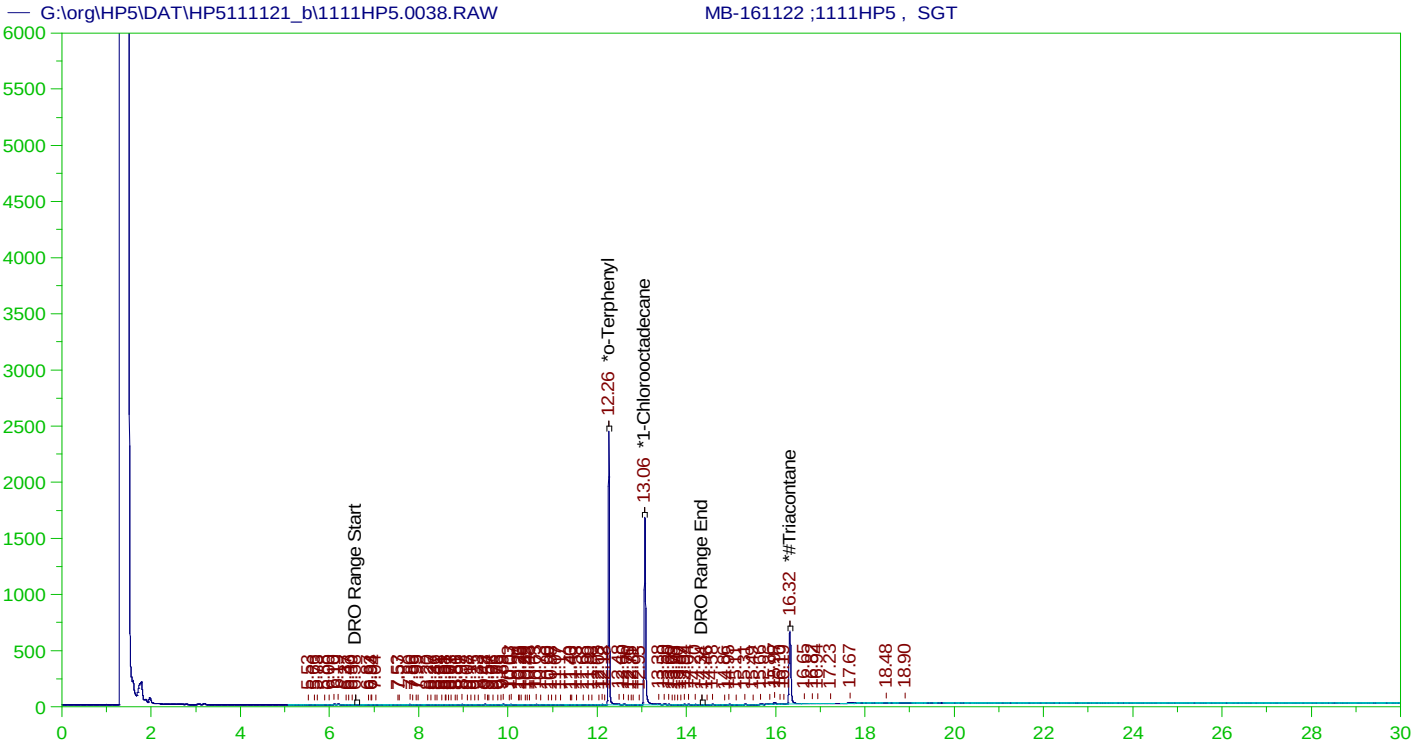

DIESEL RANGE ORGANICS CHROMATOGRAM REPORT
Sample Name: MB-161122 ;1111HP5 , SGT
Raw File: G:\org\HP5\DAT\HP5111121_b\1111HP5.0038.RAW
Date & Time Acquired: 11/12/2021 9:12:29 AM
Method File: G:\Org\HP5\Methods\DR_8015-C24T-IB-L%.met
Calibration File: G:\Org\HP5\Cals\SW8015C_DRO211102IB-24-Tri.CAL
Sample Weight: 1000 Dilution: 1 S.A.: 1

Mean RF for TEH: 31353.19
Rt range for Diesel Range Organics: 6.57 to 14.42

SURROGATE COMPOUND	RT	ACTUAL	MEASURED	%REC	
*o-Terphenyl	12.259	.2	.134	66.9	-
*1-Chlorooctadecane	13.064	.2	.11	55.16	-
*#Triacontane	16.316	.2	.064	31.85	-

DRO Area:382368.5 DRO Amount: 1.219552E-02
TEH Area:592304.1 TEH Amount: 1.889135E-02

G:\org\HP5\dat\HP5111121_b\Review\038_MB-161122_DR_8015-C24T-IB-L%.xls

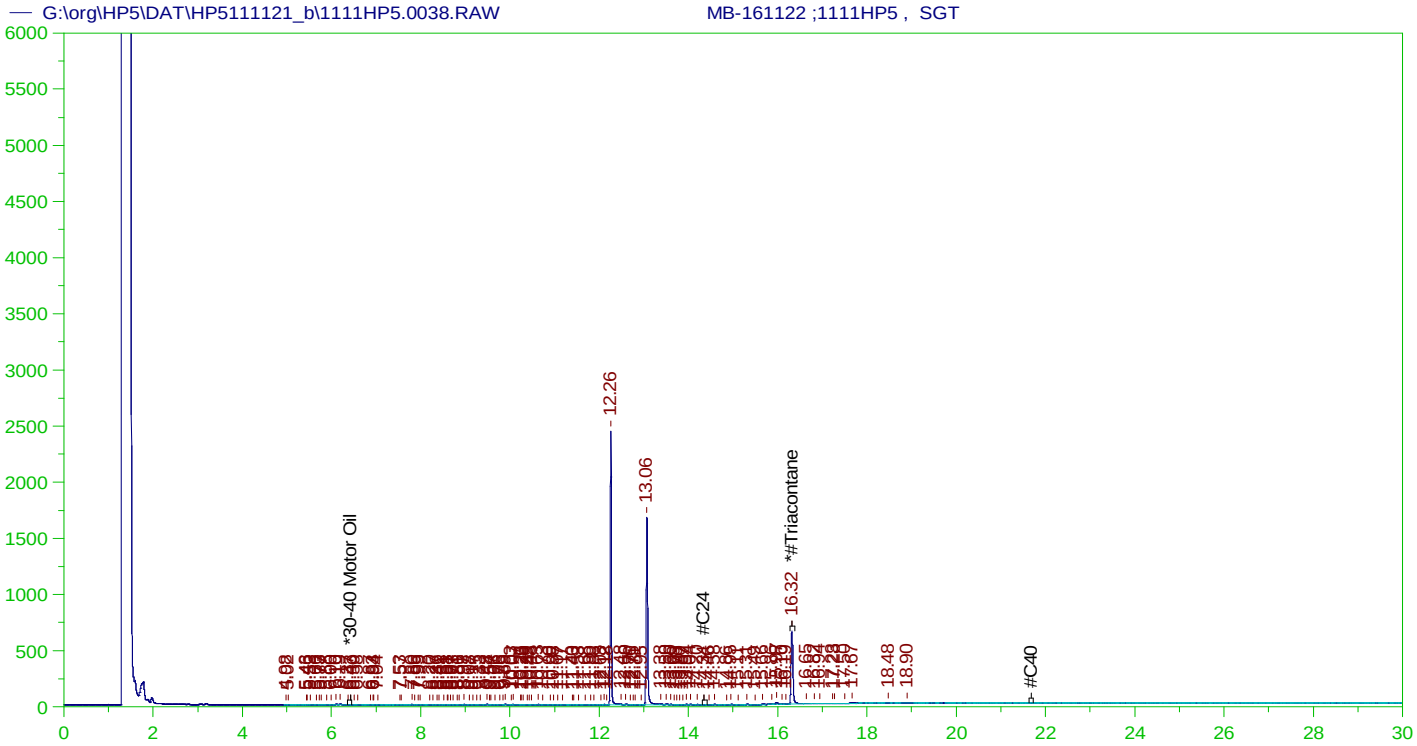

RESIDUAL RANGE ORGANICS CHROMATOGRAM

Sample Name: MB-161122 ;1111HP5 , SGT
Raw File: G:\org\HP5\DAT\HP5111121_b\1111HP5.0038.RAW
Date & Time Acquired: 11/12/2021 9:12:29 AM
Method File: G:\Org\HP5\Methods\DR_OROS-AD-L%.MET
Calibration File: G:\Org\HP5\Cals\SW8015C_ORO211017AD-SAMP.CAL
Sample Weight: 1000 Dilution: 1 S.A.: 1

Mean RF for for Residual Range Organics Calculations: 28542.41
Rt range for Residual Range Organics: 14.32 to 21.73

SURROGATE COMPOUND	RT	ACTUAL	MEASURED	%REC	
*#Triacontane	16.316	.5	.064	12.74	-

RRO Area:159269.8 RRO AMOUNT: 5.58011E-03

Batch ID: 161122

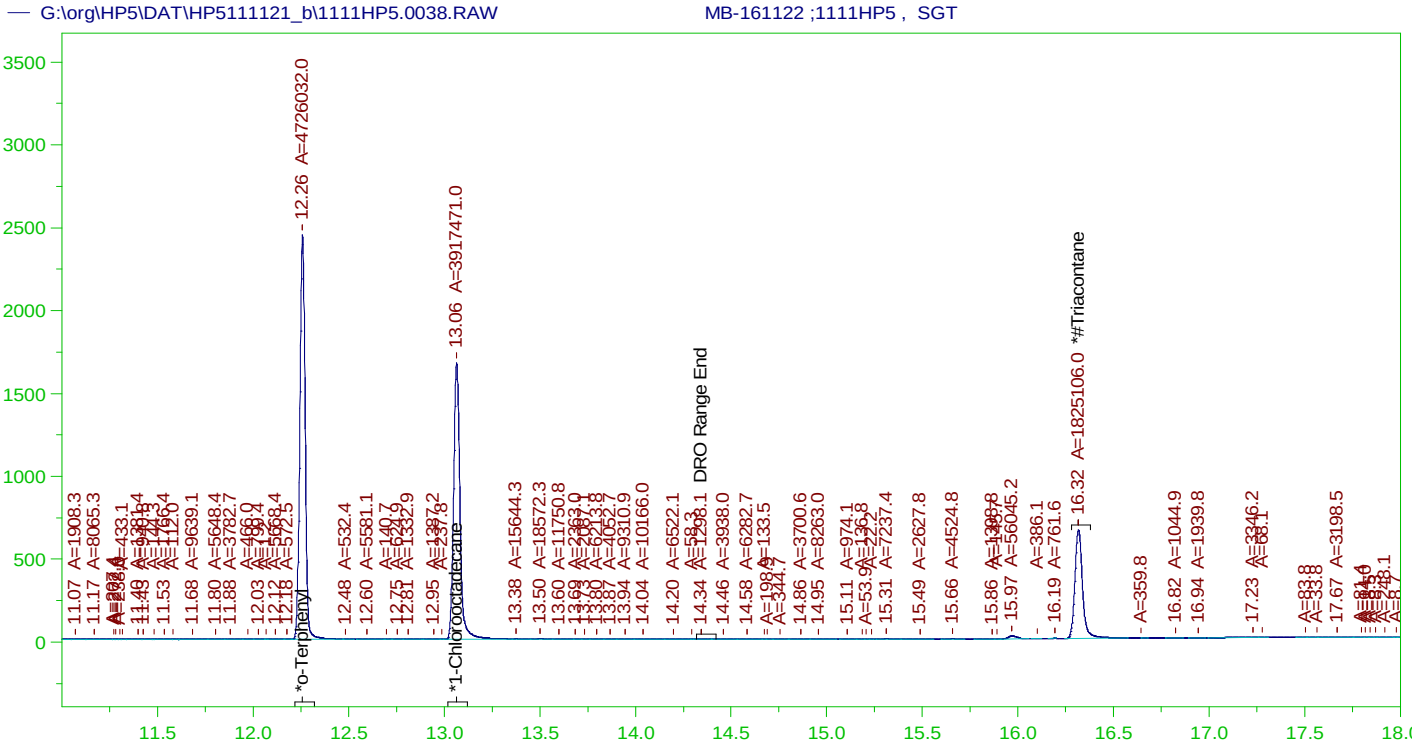

DIESEL RANGE ORGANICS CHROMATOGRAM REPORT

Sample Name: MB-161122 ;1111HP5 , SGT
Raw File: G:\org\HP5\DAT\HP5111121_b\1111HP5.0038.RAW
Date & Time Acquired: 11/12/2021 9:12:29 AM
Method File: G:\Org\HP5\Methods\DS_8015-C24Tb-IB-L#.MET
Calibration File: G:\Org\HP5\Cals\SW8015C_DRO211102IB-24-Tri.CAL
Sample Weight: 1000 Dilution: 1 S.A.: 1

Mean RF for TEH: 31353.19
Rt range for Diesel Range Organics: 6.57 to 14.42

SURROGATE COMPOUND	RT	ACTUAL	MEASURED	%REC	
*o-Terphenyl	12.259	.2	.133	66.55	-
*1-Chlorooctadecane	13.064	.2	.11	55.16	-
*#Triacontane	16.316	.2	.063	31.54	-

DRO Area:357509.8 DRO Amount: 1.140266E-02
TEH Area:597657 TEH Amount: 1.906208E-02

G:\org\HP5\dat\HP5111121_b\Review\038_MB-161122_DS_8015-C24Tb-IB-L#.xls

ERH1879 (RHMW03) Batch ID: 161122

— G:\org\HP5\DAT\HP5111121_b\1111HP5.0039.RAW B21110712-003A ;1111HP5 , $HC-8015-DRO-W, SGT

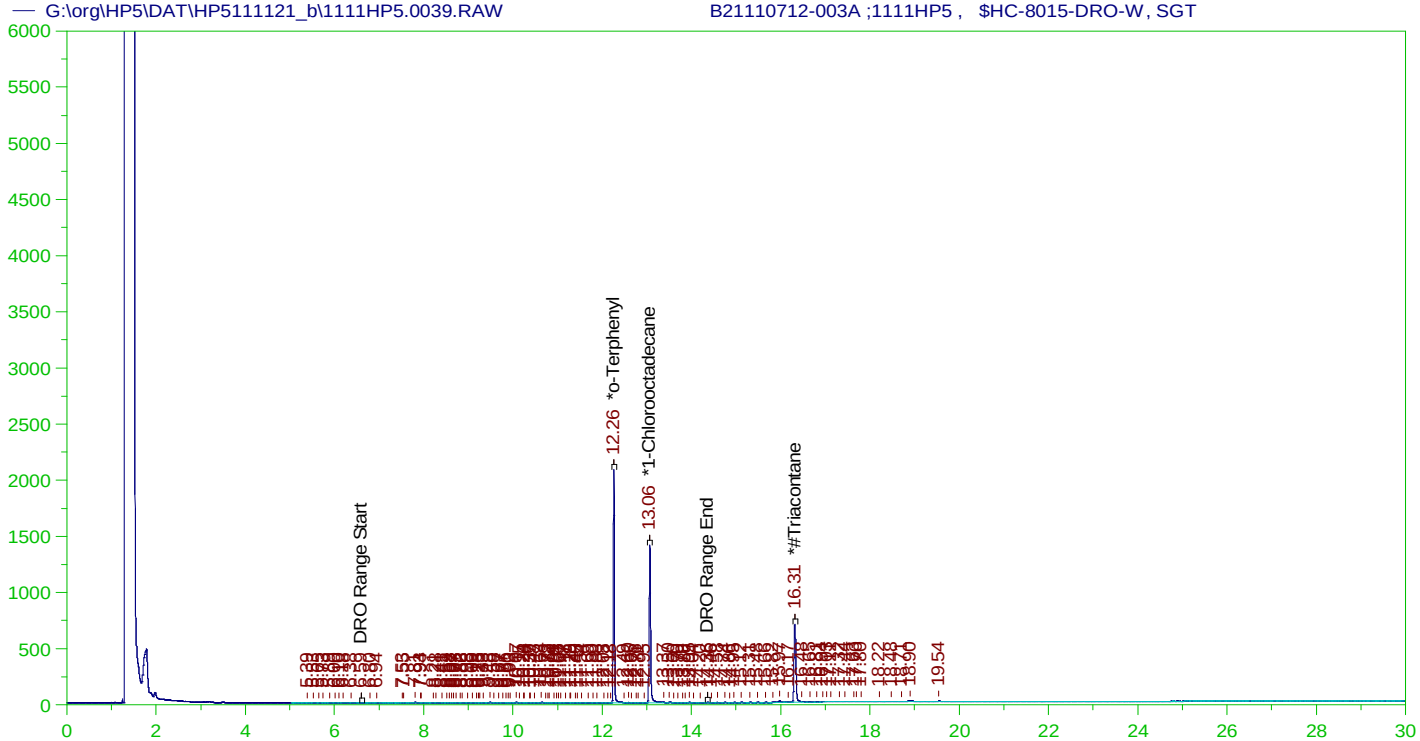

DIESEL RANGE ORGANICS CHROMATOGRAM REPORT

Sample Name: B21110712-003A ;1111HP5 , $HC-8015-DRO-W, SGT
Raw File: G:\org\HP5\DAT\HP5111121_b\1111HP5.0039.RAW
Date & Time Acquired: 11/12/2021 9:55:34 AM
Method File: G:\Org\HP5\Methods\DR_8015-C24T-IB-L%.met
Calibration File: G:\Org\HP5\Cals\SW8015C_DRO211102IB-24-Tri.CAL
Sample Weight: 1020 Dilution: 1 S.A.: 1

Mean RF for TEH: 31353.19
Rt range for Diesel Range Organics: 6.57 to 14.42

SURROGATE COMPOUND	RT	ACTUAL	MEASURED	%REC	
*o-Terphenyl	12.259	.196	.113	57.58	-
*1-Chlorooctadecane	13.063	.196	.09	46.14	-
*#Triacontane	16.314	.196	.066	33.75	-

DRO Area:409112.7 DRO Amount: 1.279267E-02
TEH Area:678725.6 TEH Amount: 2.122327E-02

G:\org\HP5\dat\HP5111121_b\Review\039_B21110712-003A_DR_8015-C24T-IB-L%.xls

ERH1879 (RHMW03) Batch ID: 161122

— G:\org\HP5\DAT\HP5111121_b\1111HP5.0039.RAW B21110712-003A ;1111HP5 , $HC-8015-DRO-W, SGT

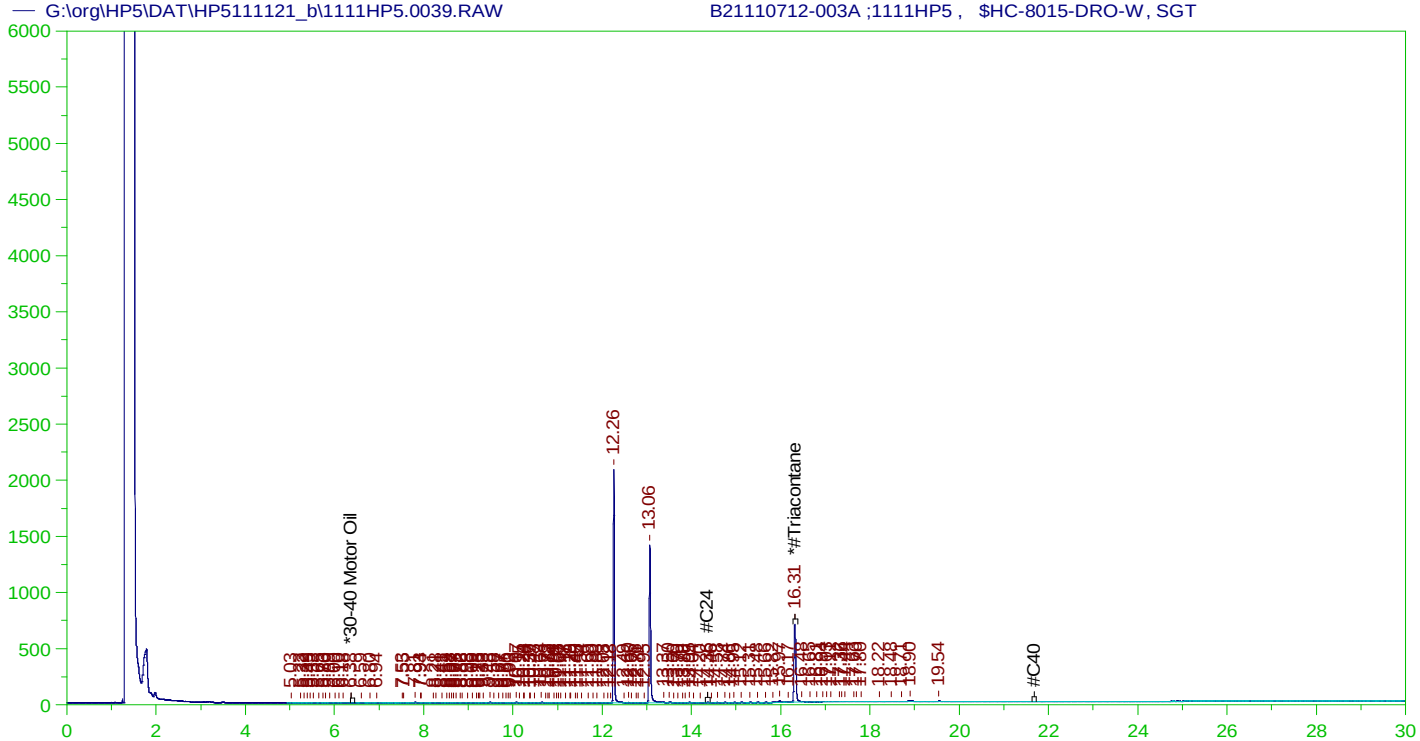

RESIDUAL RANGE ORGANICS CHROMATOGRAM

Sample Name: B21110712-003A ;1111HP5 , $HC-8015-DRO-W, SGT
Raw File: G:\org\HP5\DAT\HP5111121_b\1111HP5.0039.RAW
Date & Time Acquired: 11/12/2021 9:55:34 AM
Method File: G:\Org\HP5\Methods\DR_OROS-AD-L%.MET
Calibration File: G:\Org\HP5\Cals\SW8015C_ORO211017AD-SAMP.CAL
Sample Weight: 1020 Dilution: 1 S.A.: 1

Mean RF for for Residual Range Organics Calculations: 28542.41
Rt range for Residual Range Organics: 14.32 to 21.73

SURROGATE COMPOUND	RT	ACTUAL	MEASURED	%REC	
*#Triacontane	16.314	.49	.066	13.5	-

RRO Area:256613 RRO AMOUNT: 0.0088143

G:\org\HP5\dat\HP5111121_b\Review\039_B21110712-003A_DR_OROS-AD-L%.xls

ERH1879 (RHMW03) Batch ID: 161122

— G:\org\HP5\DAT\HP5111121_b\1111HP5.0039.RAW B21110712-003A ;1111HP5 , $HC-8015-DRO-W, SGT

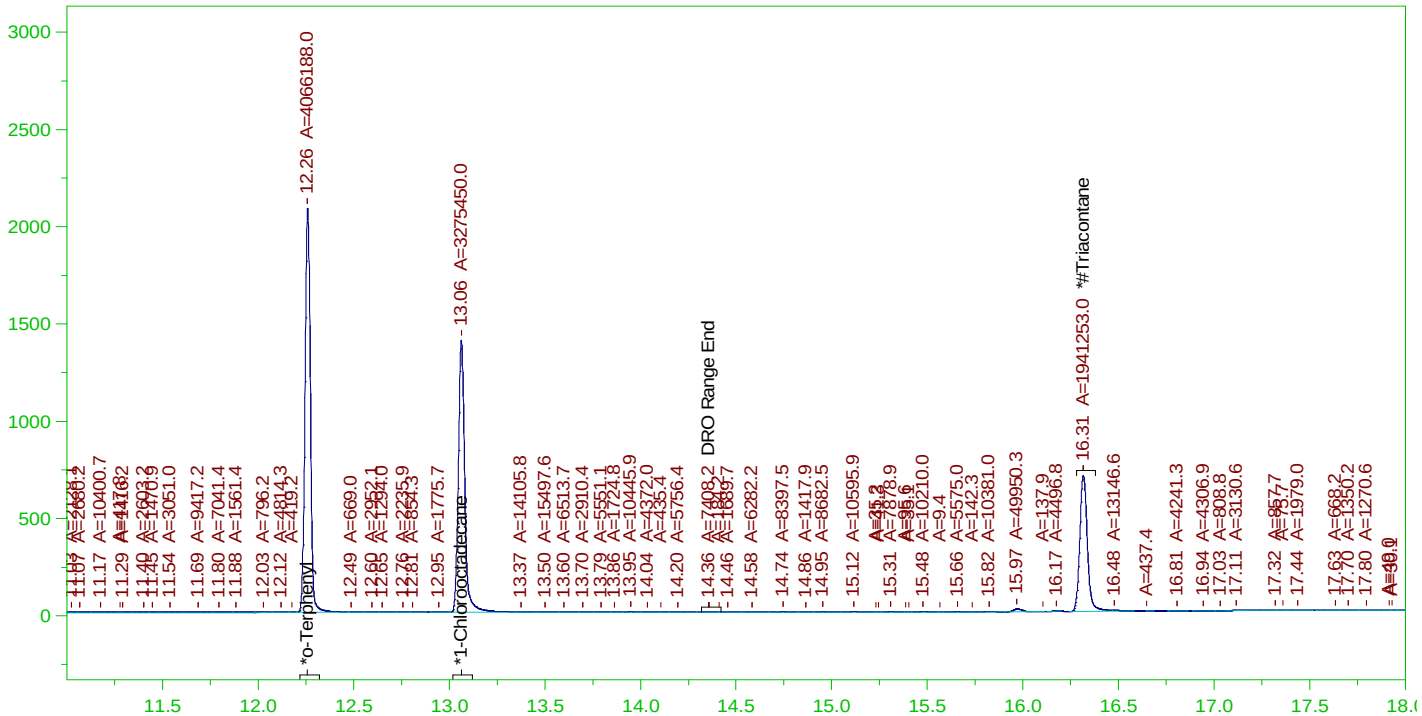

DIESEL RANGE ORGANICS CHROMATOGRAM REPORT

Sample Name: B21110712-003A ;1111HP5 , $HC-8015-DRO-W, SGT
Raw File: G:\org\HP5\DAT\HP5111121_b\1111HP5.0039.RAW
Date & Time Acquired: 11/12/2021 9:55:34 AM
Method File: G:\Org\HP5\Methods\DS_8015-C24Tb-IB-L#.MET
Calibration File: G:\Org\HP5\Cals\SW8015C_DRO211102IB-24-Tri.CAL
Sample Weight: 1020 Dilution: 1 S.A.: 1

Mean RF for TEH: 31353.19
Rt range for Diesel Range Organics: 6.57 to 14.42

SURROGATE COMPOUND	RT	ACTUAL	MEASURED	%REC	
*o-Terphenyl	12.259	.196	.112	57.26	-
*1-Chlorooctadecane	13.063	.196	.09	46.12	-
*#Triacontane	16.314	.196	.066	33.55	-

DRO Area:364700.3 DRO Amount: 1.140392E-02
TEH Area:671871.3 TEH Amount: 2.100894E-02

G:\org\HP5\dat\HP5111121_b\Review\039_B21110712-003A_DS_8015-C24Tb-IB-L#.xls

ERH1882 (RHMW05) Batch ID: 161122

— G:\Org\HP5\DAT\HP5111121_b\1111HP5.0040.RAW B21110712-004A ;1111HP5 , $HC-8015-DRO-W , RR poked wrong v

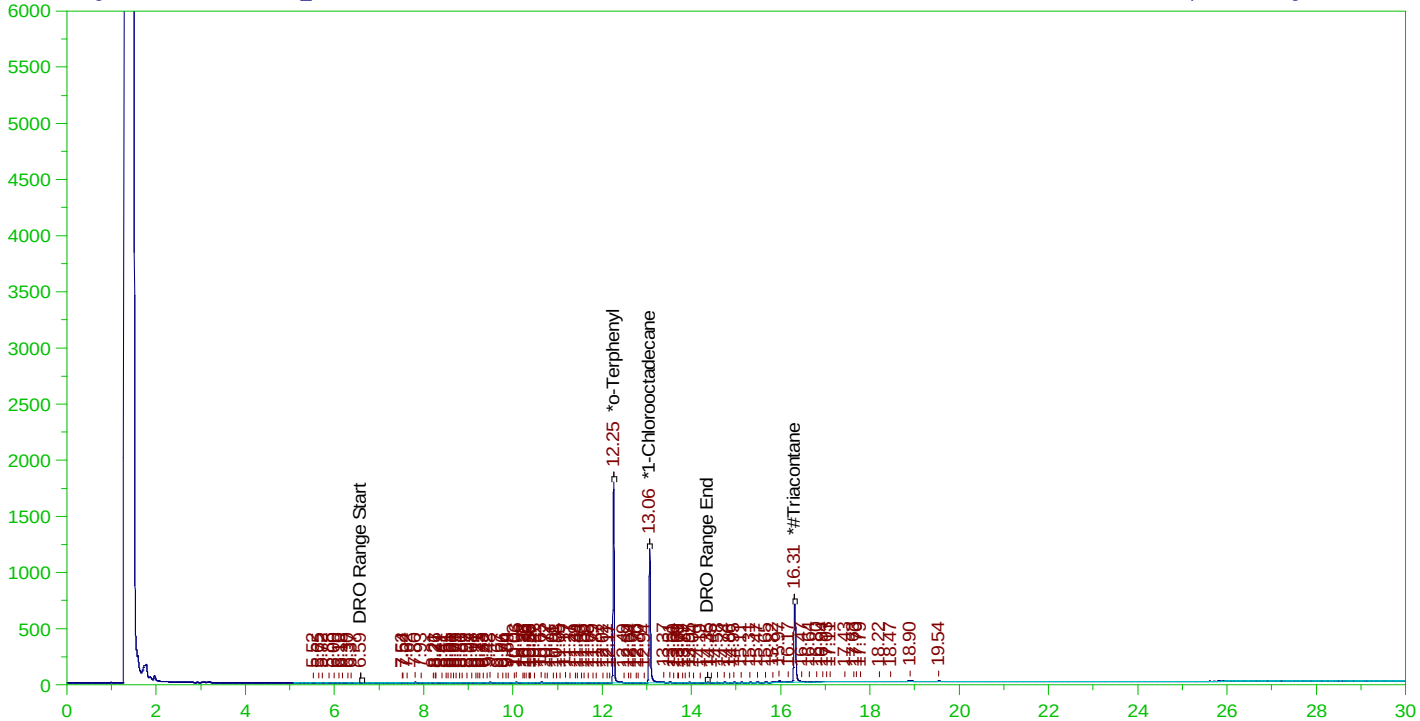

DIESEL RANGE ORGANICS CHROMATOGRAM REPORT

Sample Name: B21110712-004A ;1111HP5 , $HC-8015-DRO-W, RR poked wrong v
Raw File: G:\Org\HP5\DAT\HP5111121_b\1111HP5.0040.RAW
Date & Time Acquired: 11/12/2021 10:40:54 AM
Method File: G:\Org\HP5\Methods\DR_8015-C24T-IB-L0.met
Calibration File: G:\Org\HP5\Cals\SW8015C_DRO211102IB-24-Tri.CAL
Sample Weight: 1055 Dilution: 1 S.A.: 1

Mean RF for TEH: 31353.19
Rt range for Diesel Range Organics: 6.57 to 14.42

SURROGATE COMPOUND	RT	ACTUAL	MEASURED	%REC	
*o-Terphenyl	12.254	.19	.095	49.93	-
*1-Chlorooctadecane	13.06	.19	.076	40.04	-
*#Triacontane	16.312	.19	.064	33.74	-

DRO Area:401853.9 DRO Amount: 1.214882E-02
TEH Area:668148.9 TEH Amount: 2.019943E-02

G:\org\HP5\dat\HP5111121_b\Review\040_B21110712-004A_DR_8015-C24T-IB-L0.xls

ERH1873 (RHMW01R) Batch ID: 161122

— G:\org\HP5\DAT\HP5111121_b\1111HP5.0041.RAW B21110712-001A ;1111HP5 , $HC-8015-DRO-W, SGT

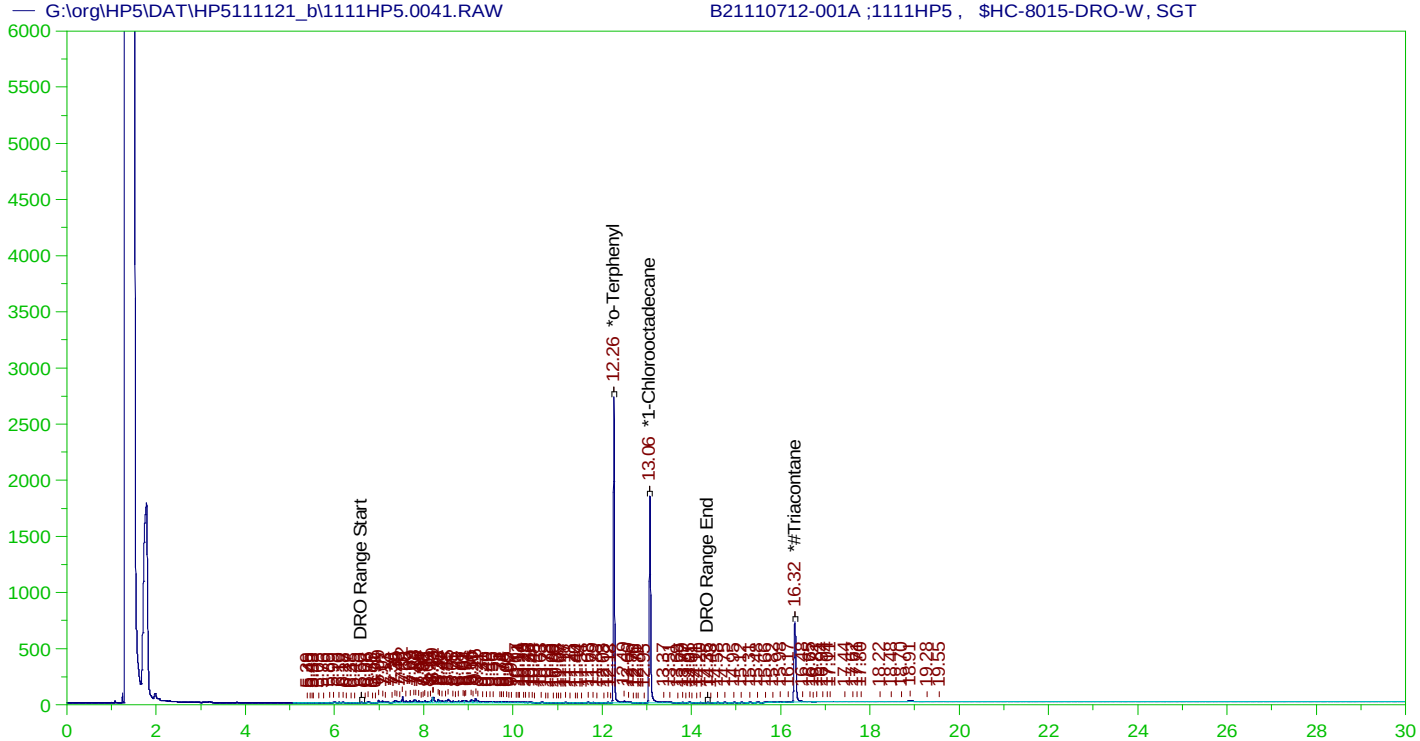

DIESEL RANGE ORGANICS CHROMATOGRAM REPORT

Sample Name: B21110712-001A ;1111HP5 , $HC-8015-DRO-W, SGT
Raw File: G:\org\HP5\DAT\HP5111121_b\1111HP5.0041.RAW
Date & Time Acquired: 11/12/2021 11:23:43 AM
Method File: G:\Org\HP5\Methods\DR_8015-C24T-IB-L%.met
Calibration File: G:\Org\HP5\Cals\SW8015C_DRO211102IB-24-Tri.CAL
Sample Weight: 1030 Dilution: 1 S.A.: 1

Mean RF for TEH: 31353.19
Rt range for Diesel Range Organics: 6.57 to 14.42

SURROGATE COMPOUND	RT	ACTUAL	MEASURED	%REC	
*o-Terphenyl	12.261	.194	.143	73.87	-
*1-Chlorooctadecane	13.065	.194	.118	60.51	-
*#Triacontane	16.315	.194	.069	35.33	-

DRO Area:2531149 DRO Amount: 7.837881E-02
TEH Area:2809725 TEH Amount: 8.700512E-02

G:\org\HP5\dat\HP5111121_b\Review\041_B21110712-001A_DR_8015-C24T-IB-L%.xls

ERH1873 (RHMW01R) Batch ID: 161122

— G:\org\HP5\DAT\HP5111121_b\1111HP5.0041.RAW B21110712-001A ;1111HP5 , $HC-8015-DRO-W, SGT

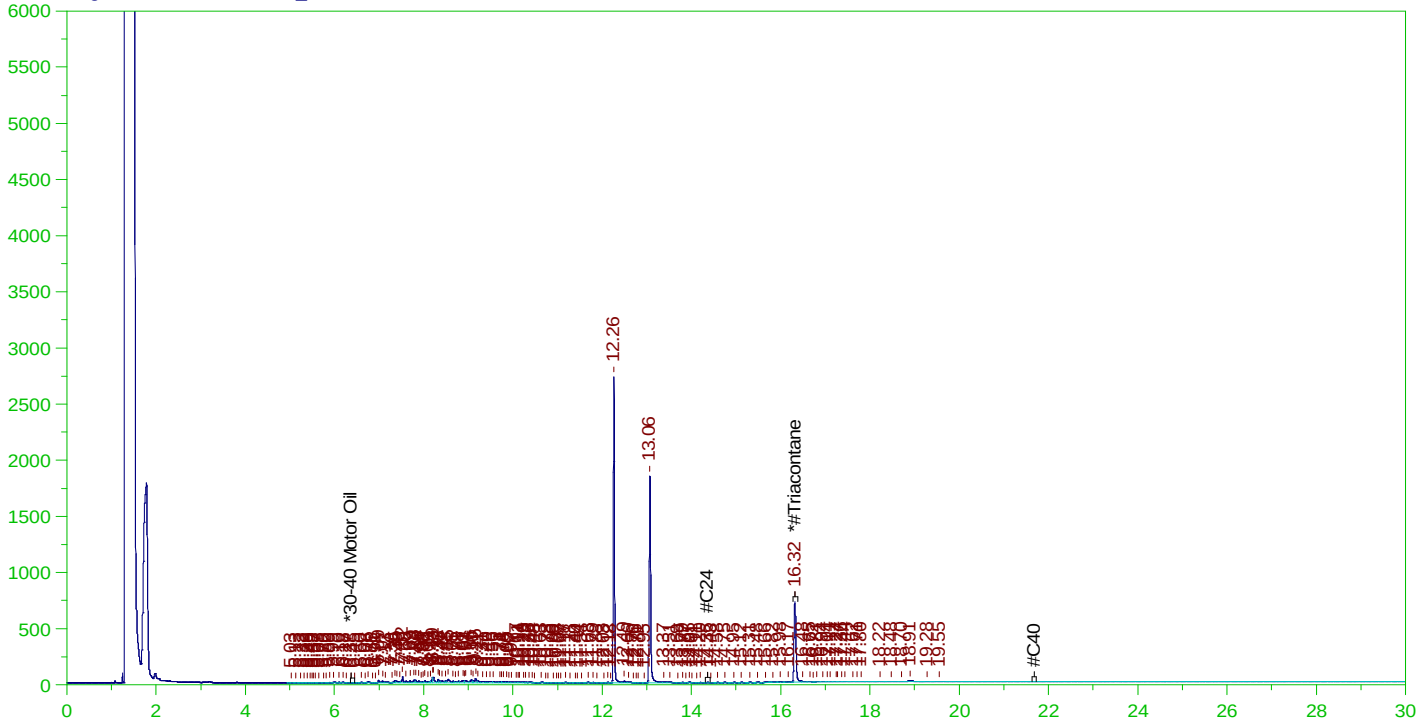

RESIDUAL RANGE ORGANICS CHROMATOGRAM

Sample Name: B21110712-001A ;1111HP5 , $HC-8015-DRO-W, SGT
Raw File: G:\org\HP5\DAT\HP5111121_b\1111HP5.0041.RAW
Date & Time Acquired: 11/12/2021 11:23:43 AM
Method File: G:\Org\HP5\Methods\DR_OROS-AD-L%.MET
Calibration File: G:\Org\HP5\Cals\SW8015C_ORO211017AD-SAMP.CAL
Sample Weight: 1030 Dilution: 1 S.A.: 1

Mean RF for for Residual Range Organics Calculations: 28542.41
Rt range for Residual Range Organics: 14.32 to 21.73

SURROGATE COMPOUND	RT	ACTUAL	MEASURED	%REC	
*#Triacontane	16.315	.485	.069	14.14	-

RRO Area:251162.3 RRO AMOUNT: 8.543318E-03

G:\org\HP5\dat\HP5111121_b\Review\041_B21110712-001A_DR_OROS-AD-L%.xls

ERH1873 (RHMW01R) Batch ID: 161122

— G:\org\HP5\DAT\HP5111121_b\1111HP5.0041.RAW B21110712-001A ;1111HP5 , $HC-8015-DRO-W, SGT

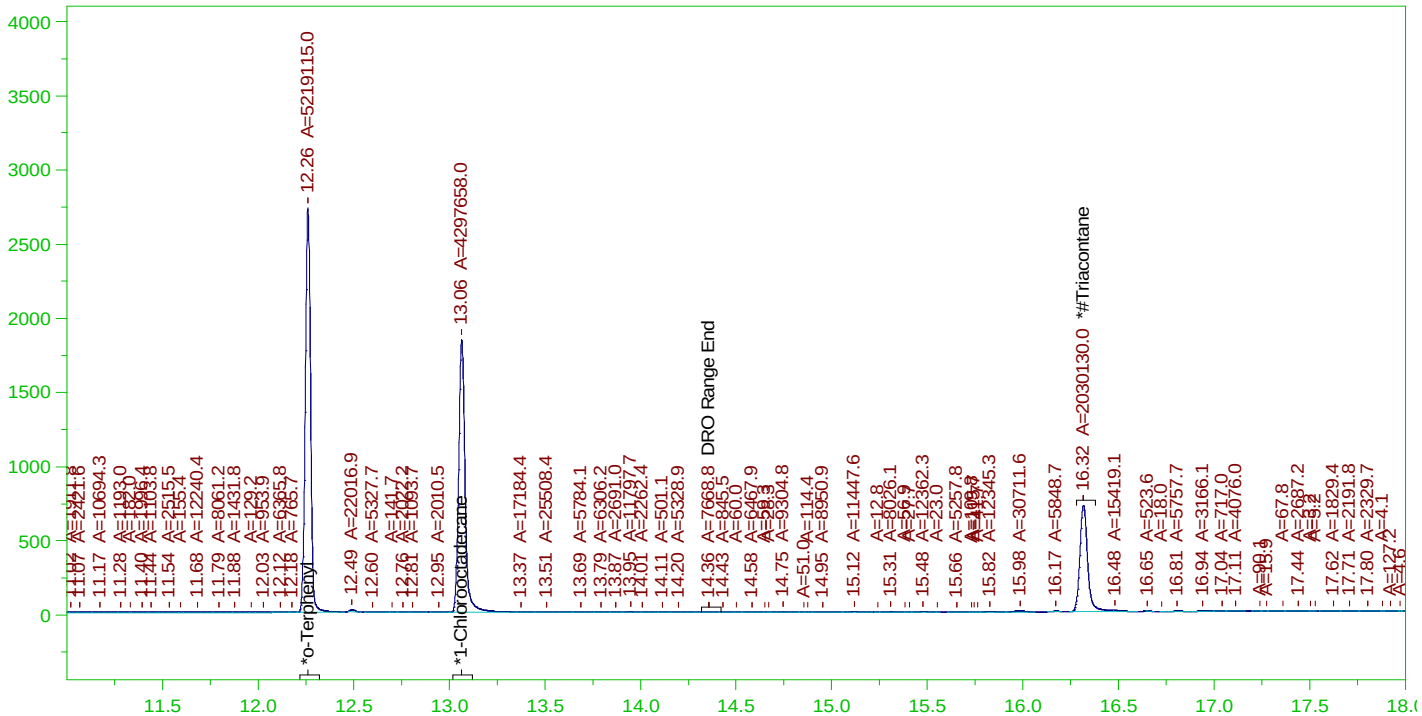

DIESEL RANGE ORGANICS CHROMATOGRAM REPORT

Sample Name: B21110712-001A ;1111HP5 , $HC-8015-DRO-W, SGT
Raw File: G:\org\HP5\DAT\HP5111121_b\1111HP5.0041.RAW
Date & Time Acquired: 11/12/2021 11:23:43 AM
Method File: G:\Org\HP5\Methods\DS_8015-C24Tb-IB-L#.MET
Calibration File: G:\Org\HP5\Cals\SW8015C_DRO211102IB-24-Tri.CAL
Sample Weight: 1030 Dilution: 1 S.A.: 1

Mean RF for TEH: 31353.19
Rt range for Diesel Range Organics: 6.57 to 14.42

SURROGATE COMPOUND	RT	ACTUAL	MEASURED	%REC	
*o-Terphenyl	12.261	.194	.143	73.49	-
*1-Chlorooctadecane	13.065	.194	.118	60.51	-
*#Triacontane	16.315	.194	.068	35.09	-

DRO Area:2549112 DRO Amount: 7.893504E-02
TEH Area:2873622 TEH Amount: 8.898374E-02

G:\org\HP5\dat\HP5111121_b\Review\041_B21110712-001A_DS_8015-C24Tb-IB-L#.xls

ERH1882 (RHMW05) Batch ID: 161122

— G:\org\HP5\DAT\HP5111121_b\1111HP5.0042.RAW B21110712-004A ;1111HP5 , $HC-8015-DRO-W, RR

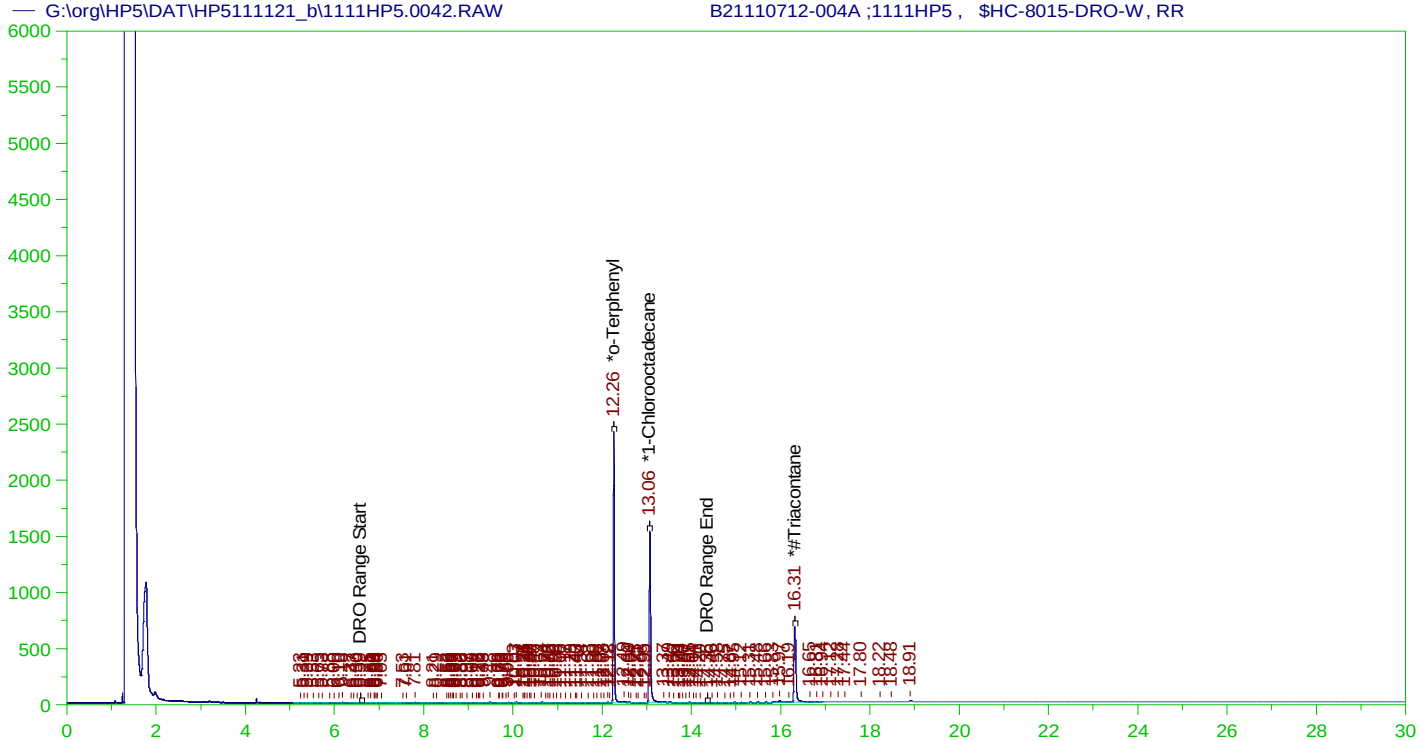

DIESEL RANGE ORGANICS CHROMATOGRAM REPORT

Sample Name: B21110712-004A ;1111HP5 , $HC-8015-DRO-W, RR
Raw File: G:\org\HP5\DAT\HP5111121_b\1111HP5.0042.RAW
Date & Time Acquired: 11/12/2021 12:06:23 PM
Method File: G:\Org\HP5\Methods\DR_8015-C24T-IB-L%.met
Calibration File: G:\Org\HP5\Cals\SW8015C_DRO211102IB-24-Tri.CAL
Sample Weight: 1055 Dilution: 1 S.A.: 1

Mean RF for TEH: 31353.19
Rt range for Diesel Range Organics: 6.57 to 14.42

SURROGATE COMPOUND	RT	ACTUAL	MEASURED	%REC	
*o-Terphenyl	12.259	.19	.125	65.85	-
*1-Chlorooctadecane	13.064	.19	.099	52.13	-
*#Triacontane	16.315	.19	.065	34.19	-

DRO Area:426995.4 DRO Amount: 1.290889E-02
TEH Area:637970.8 TEH Amount: 1.928708E-02

G:\org\HP5\dat\HP5111121_b\Review\042_B21110712-004A_DR_8015-C24T-IB-L%.xls

ERH1882 (RHMW05) Batch ID: 161122

— G:\org\HP5\DAT\HP5111121_b\1111HP5.0042.RAW B21110712-004A ;1111HP5 , $HC-8015-DRO-W, RR

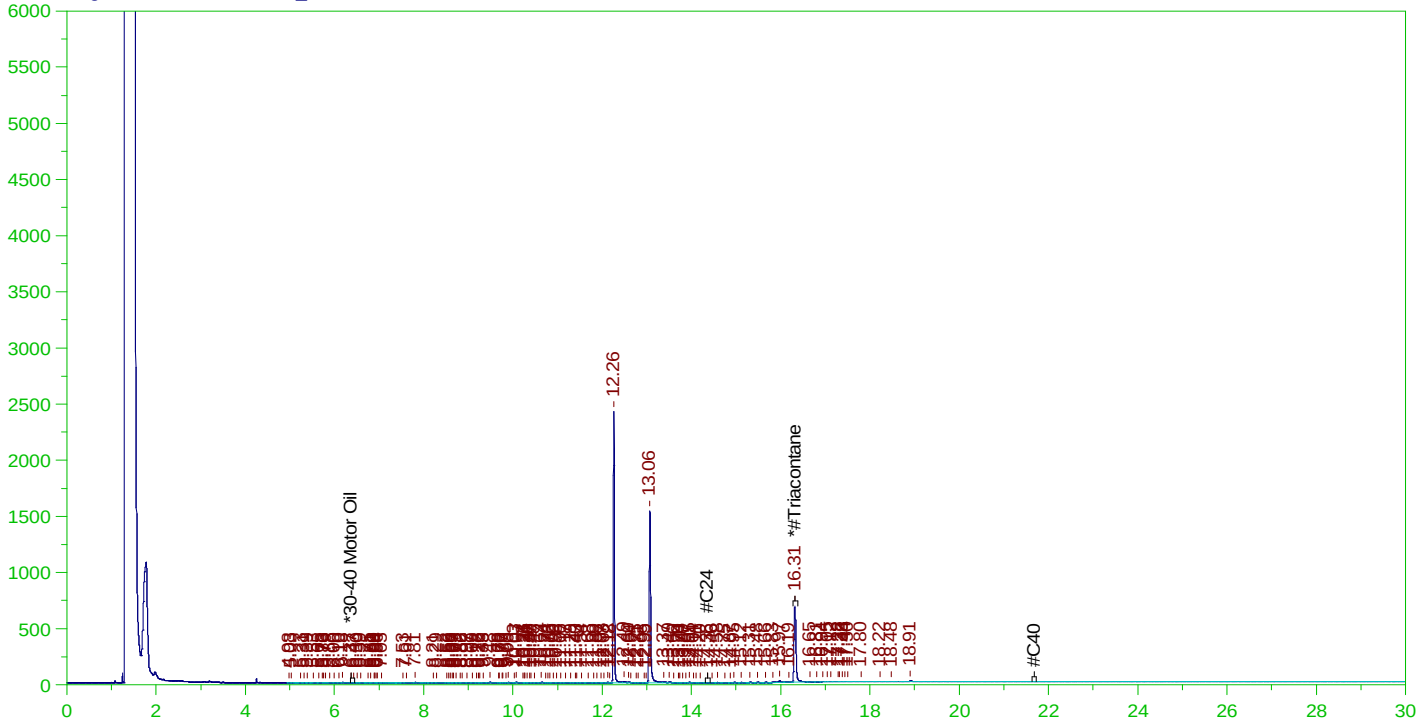

RESIDUAL RANGE ORGANICS CHROMATOGRAM

Sample Name: B21110712-004A ;1111HP5 , $HC-8015-DRO-W, RR
Raw File: G:\org\HP5\DAT\HP5111121_b\1111HP5.0042.RAW
Date & Time Acquired: 11/12/2021 12:06:23 PM
Method File: G:\Org\HP5\Methods\DR_OROS-AD-L%.MET
Calibration File: G:\Org\HP5\Cals\SW8015C_ORO211017AD-SAMP.CAL
Sample Weight: 1055 Dilution: 1 S.A.: 1

Mean RF for for Residual Range Organics Calculations: 28542.41
Rt range for Residual Range Organics: 14.32 to 21.73

SURROGATE COMPOUND	RT	ACTUAL	MEASURED	%REC	
*#Triacontane	16.315	.474	.065	13.68	-

RRO Area:182285.4 RRO AMOUNT: 6.05353E-03

G:\org\HP5\dat\HP5111121_b\Review\042_B21110712-004A_DR_OROS-AD-L%.xls

ERH1882 (RHMW05) Batch ID: 161122

— G:\org\HP5\DAT\HP5111121_b\1111HP5.0042.RAW B21110712-004A ;1111HP5 , $HC-8015-DRO-W, RR

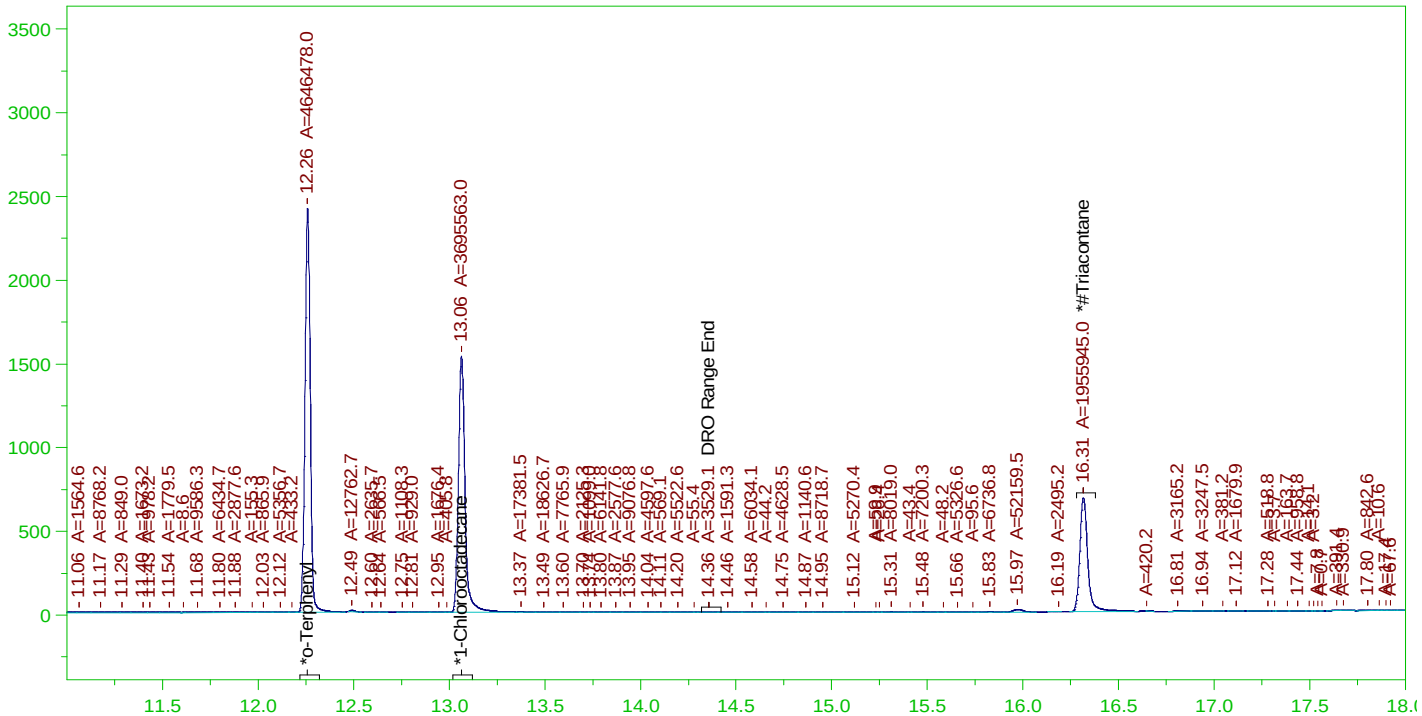

DIESEL RANGE ORGANICS CHROMATOGRAM REPORT

Sample Name: B21110712-004A ;1111HP5 , $HC-8015-DRO-W, RR
Raw File: G:\org\HP5\DAT\HP5111121_b\1111HP5.0042.RAW
Date & Time Acquired: 11/12/2021 12:06:23 PM
Method File: G:\Org\HP5\Methods\DS_8015-C24Tb-IB-L#.MET
Calibration File: G:\Org\HP5\Cals\SW8015C_DRO211102IB-24-Tri.CAL
Sample Weight: 1055 Dilution: 1 S.A.: 1

Mean RF for TEH: 31353.19
Rt range for Diesel Range Organics: 6.57 to 14.42

SURROGATE COMPOUND	RT	ACTUAL	MEASURED	%REC	
*o-Terphenyl	12.259	.19	.124	65.43	-
*1-Chlorooctadecane	13.064	.19	.099	52.04	-
*#Triacontane	16.315	.19	.064	33.8	-

DRO Area:347684.3 DRO Amount: 1.051116E-02
TEH Area:628657.3 TEH Amount: 1.900552E-02

G:\org\HP5\dat\HP5111121_b\Review\042_B21110712-004A_DS_8015-C24Tb-IB-L#.xls

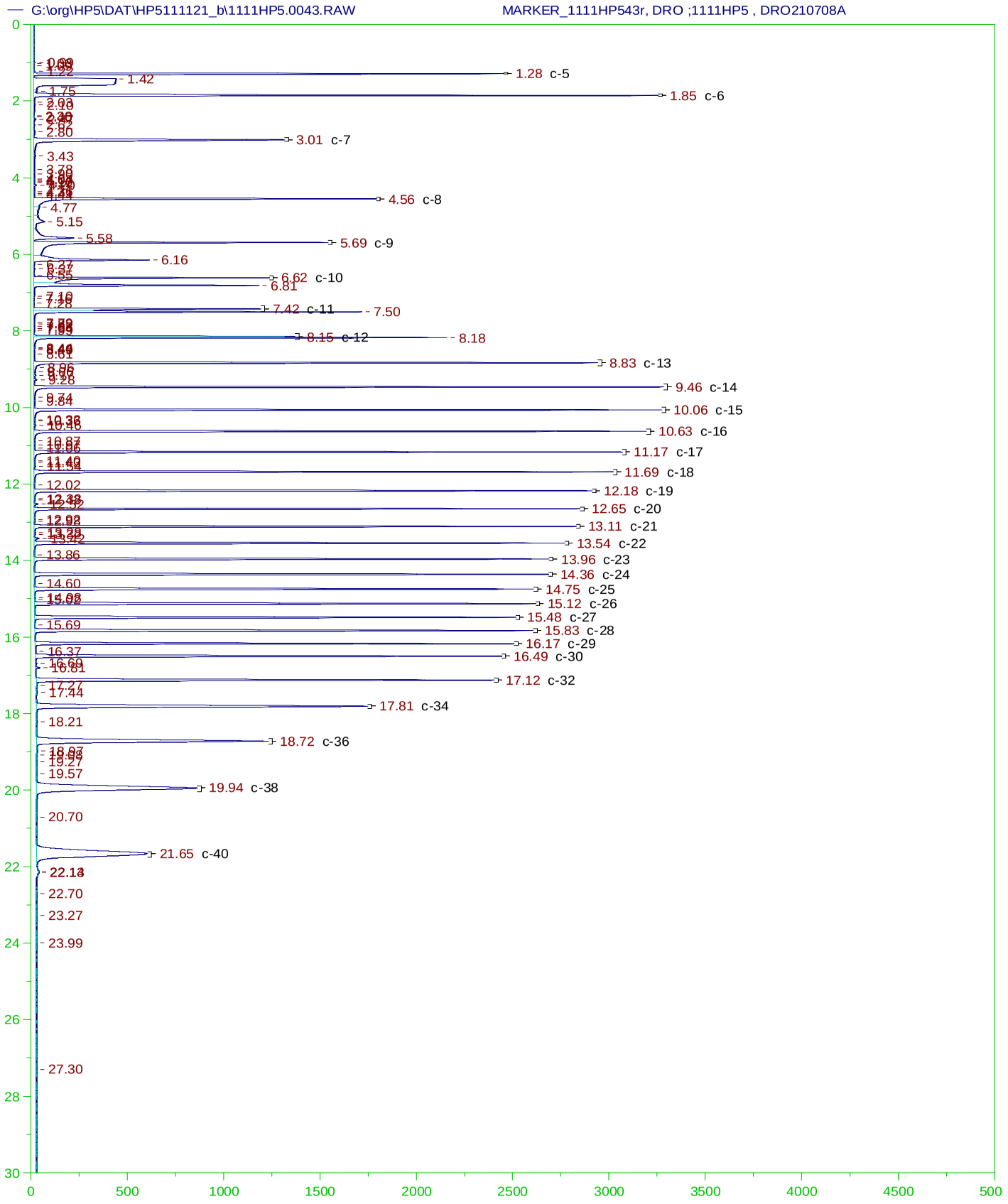

G:\org\HP5\dat\HP5111121_b\Review\043_MARKER_1111HP543r_CSC211108.xls

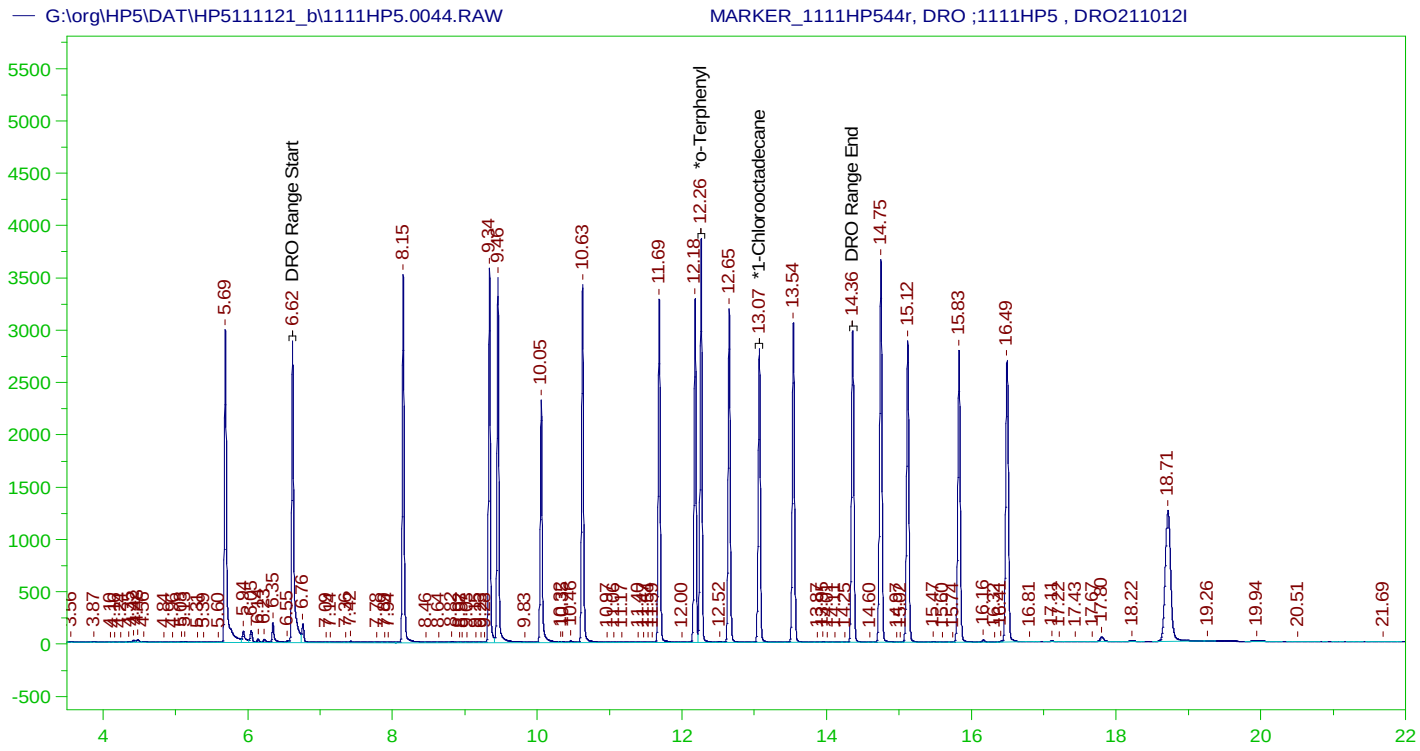

DIESEL RANGE ORGANICS CHROMATOGRAM REPORT

Sample Name: MARKER_1111HP544r, DRO ;1111HP5 , DRO211012I
Raw File: G:\org\HP5\DAT\HP5111121_b\1111HP5.0044.RAW
Date & Time Acquired: 11/12/2021 1:31:48 PM
Method File: G:\Org\HP5\Methods\DC_8015-24-IB-L%.met
Calibration File: G:\Org\HP5\Cals\SW8015C_DRO211102IB-24.CAL
Sample Weight: 1000 Dilution: 1 S.A.: 1

Mean RF for TEH: 31353.19
Rt range for Diesel Range Organics: 6.57 to 14.42

SURROGATE COMPOUND	RT	ACTUAL	MEASURED	%REC	
*o-Terphenyl	12.265	.2	.209	104.26	-
*1-Chlorooctadecane	13.068	.2	.168	84.	-

DRO Area:7.035027E+07 DRO Amount: 2.243799
TEH Area:1.13891E+08 TEH Amount: 3.632517

G:\org\HP5\dat\HP5111121_b\Review\044_MARKER_1111HP544r_DC_8015-24-IB-L%.xls

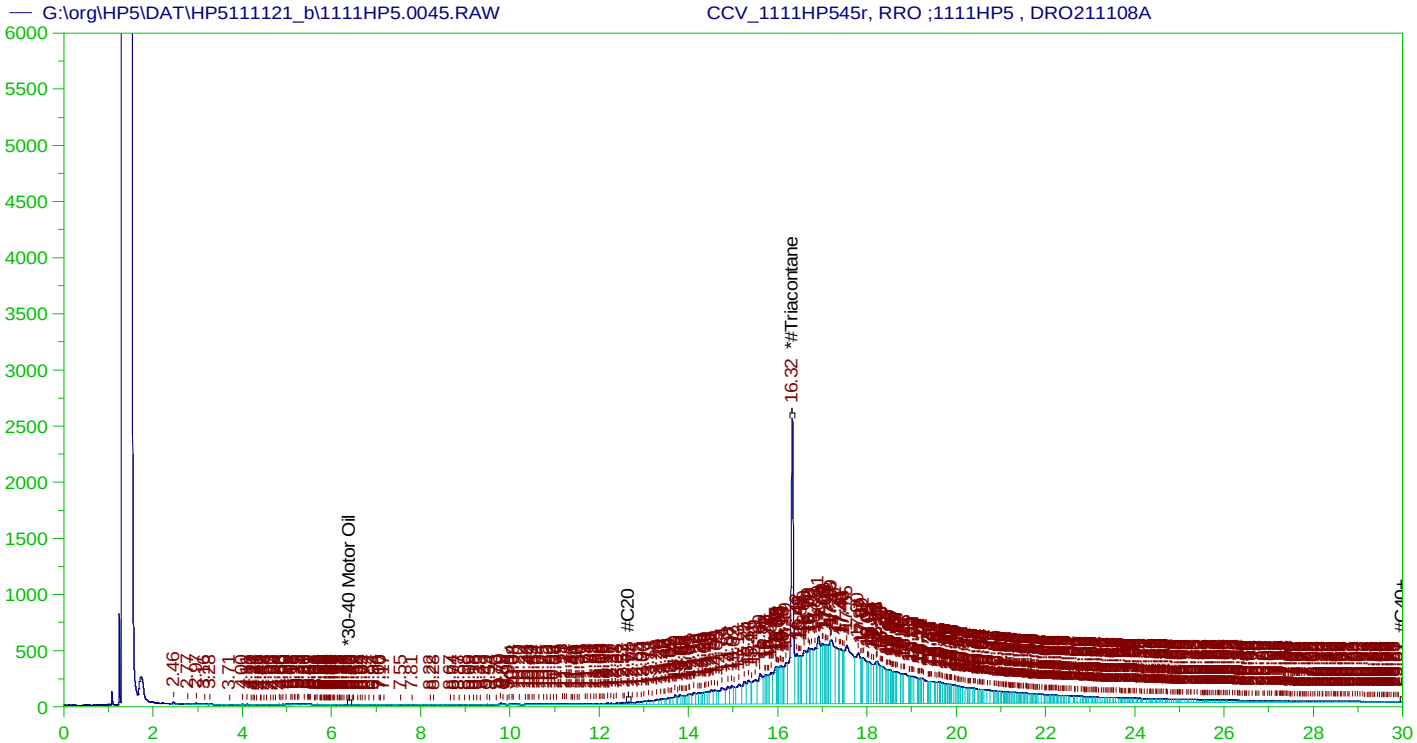

RESIDUAL RANGE ORGANICS CHROMATOGRAM
Sample Name: CCV_1111HP545r, RRO ;1111HP5 , DRO211108A
Raw File: G:\org\HP5\DAT\HP5111121_b\1111HP5.0045.RAW
Date & Time Acquired: 11/12/2021 2:14:16 PM
Method File: G:\Org\HP5\Methods\DC_ORO-AD-L%.MET
Calibration File: G:\Org\HP5\Cals\SW8015C_ORO211017AD.CAL
Sample Weight: 1 Dilution: 1 S.A.: 1

Mean RF for for ~~Residual~~ TEH(Oil Range) Organics Calculations: 28542.41
Rt range for ~~Residual~~ TEH(Oil Range) Organics: 12.61 to 30.05

SURROGATE COMPOUND	RT	ACTUAL	MEASURED	%REC	
*#Triacontane	16.324	500.	326.681	65.34	-

~~RRO~~ TEH(Oil Range) Area:1.29093E+08 ~~RRO~~ TEH(Oil Range) AMOUNT: 4522.849

CONTINUING CALIBRATION REPORT: G:\org\HP5\DAT\HP5111121_b\1111HP5.0045.RAW

COMPOUND	ACTUAL(NG)	MEASURED(NG)	%RECOVERY	LIMITS
*30-40 Motor Oil	5000.	.101	.	75-125

SURROGATE COMPOUND	RT	ACTUAL	MEASURED	%REC	LIMITS
*#Triacontane	16.324	200.	326.681	163.34	75-125

AMN 11/18/2021

G:\org\HP5\dat\HP5111121_b\Review\045_CCV_1111HP545r_DC_ORO-AD-L%.xls

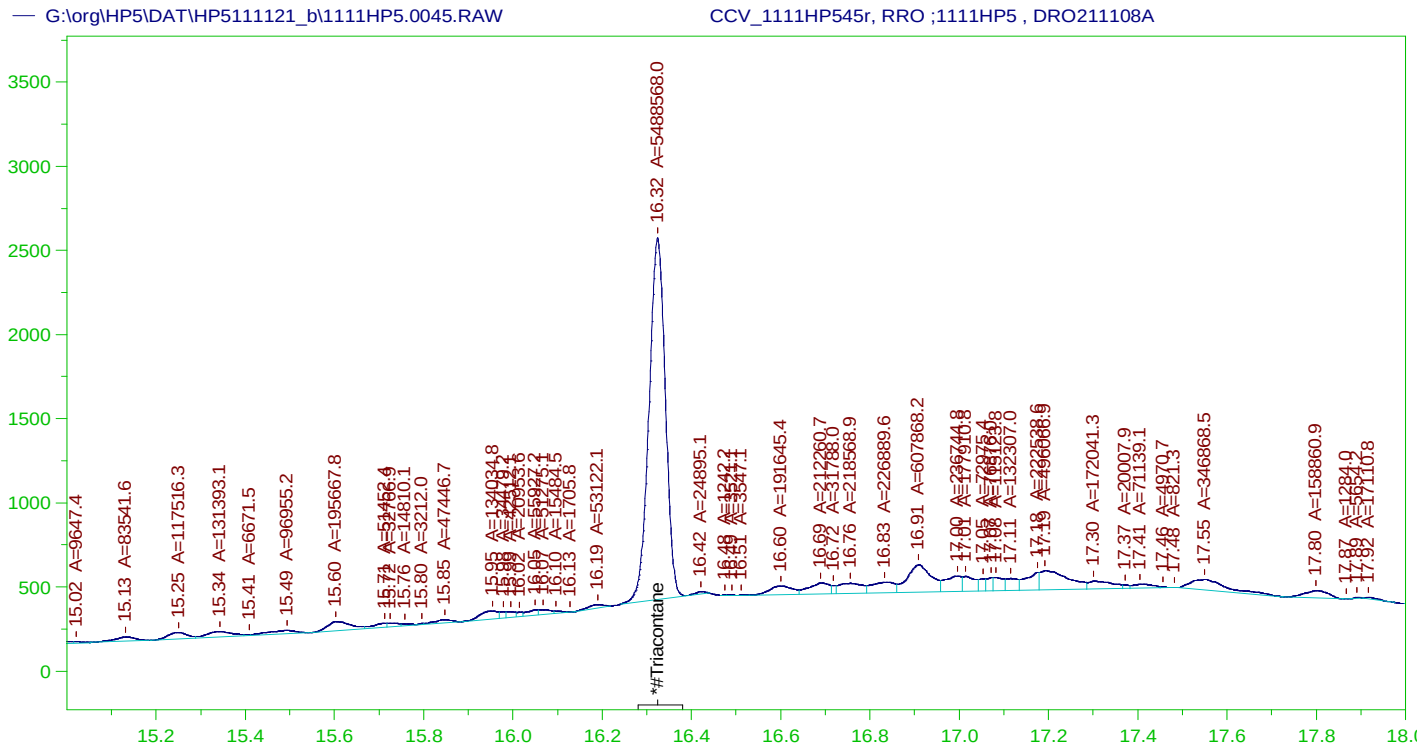

RESIDUAL RANGE ORGANICS CHROMATOGRAM
Sample Name: CCV_1111HP545r, RRO ;1111HP5 , DRO211108A
Raw File: G:\org\HP5\DAT\HP5111121_b\1111HP5.0045.RAW
Date & Time Acquired: 11/12/2021 2:14:16 PM
Method File: G:\Org\HP5\Methods\DS_ORO-AD-L#.MET
Calibration File: G:\Org\HP5\Cals\SW8015C_ORO211017AD.CAL
Sample Weight: 1 Dilution: 1 S.A.: 1

Mean RF for for Residual Range Organics Calculations: 28542.41
Rt range for Residual Range Organics: 12.61 to 30.05

SURROGATE COMPOUND	RT	ACTUAL	MEASURED	%REC	
*#Triacontane	16.324	500.	189.718	37.94	-

RRO Area:6249073 RRO AMOUNT: 218.9399

CONTINUING CALIBRATION REPORT: G:\org\HP5\DAT\HP5111121_b\1111HP5.0045.RAW

COMPOUND	ACTUAL(NG)	MEASURED(NG)	%RECOVERY	LIMITS
*30-40 Motor Oil	5000.	.101	.	75-125

SURROGATE COMPOUND	RT	ACTUAL	MEASURED	%REC	LIMITS
*#Triacontane	16.324	200.	189.718	94.86	75-125

G:\org\HP5\dat\HP5111121_b\Review\045_CCV_1111HP545r_DS_ORO-AD-L#.xls

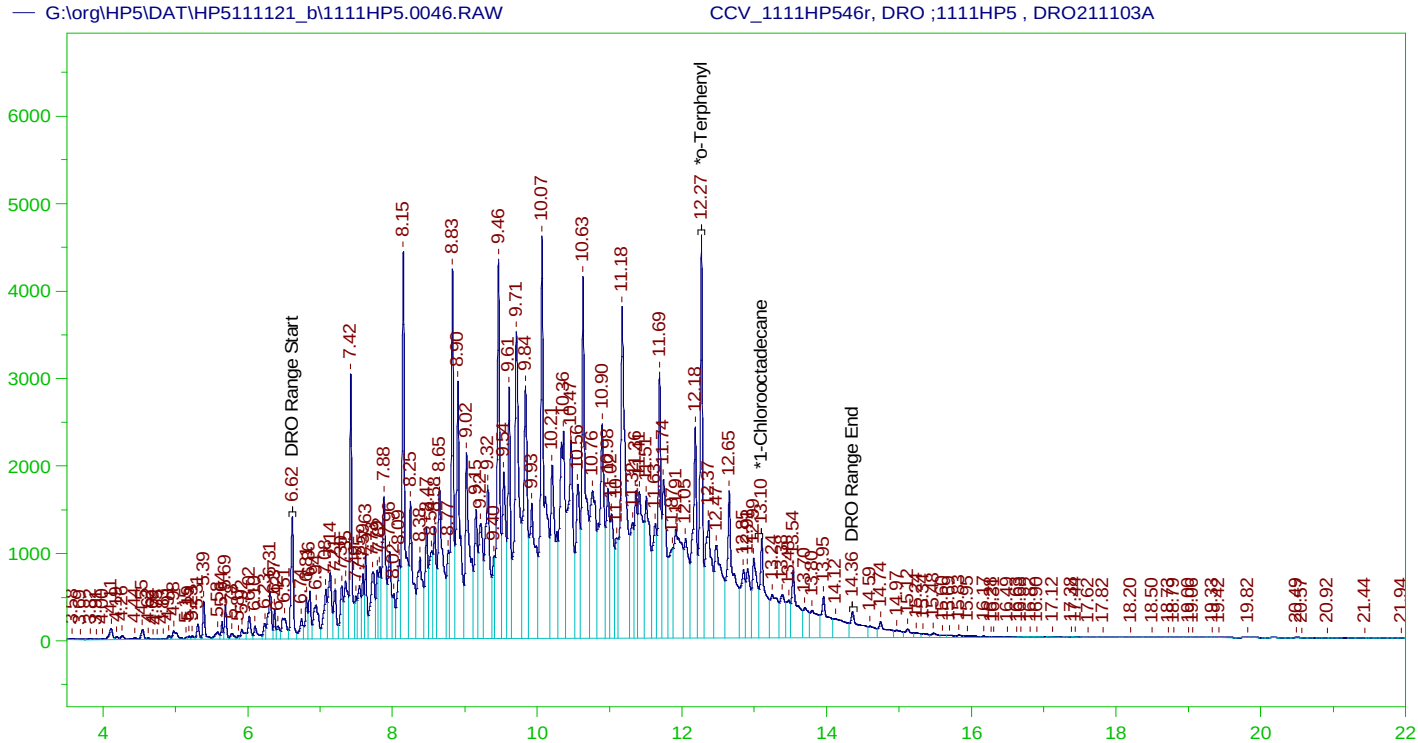

DIESEL RANGE ORGANICS CHROMATOGRAM REPORT
Sample Name: CCV_1111HP546r, DRO ;1111HP5 , DRO211103A
Raw File: G:\org\HP5\DAT\HP5111121_b\1111HP5.0046.RAW
Date & Time Acquired: 11/12/2021 2:57:11 PM
Method File: G:\Org\HP5\Methods\DC_8015-24-IB-L%.met
Calibration File: G:\Org\HP5\Cals\SW8015C_DRO211102IB-24.CAL
Sample Weight: 1 Dilution: 1 S.A.: 1

Mean RF for TEH: 31353.19
Rt range for Diesel Range Organics: 6.57 to 14.42

SURROGATE COMPOUND	RT	ACTUAL	MEASURED	%REC	
*o-Terphenyl	12.268	200.	336.285	168.14	-
*1-Chlorooctadecane	13.103	200.	162.187	81.09	-

DRO Area:4.682315E+08 DRO Amount: 14934.09
TEH Area:4.844349E+08 TEH Amount: 15450.9

CONTINUING CALIBRATION REPORT: G:\org\HP5\DAT\HP5111121_b\1111HP5.0046.RAW

COMPOUND	ACTUAL(NG)	MEASURED(NG)	%RECOVERY	LIMITS
TOTAL DRO	15000.	15450.9	103.01	85-115

SURROGATE COMPOUND	RT	ACTUAL	MEASURED	%REC	LIMITS
*o-Terphenyl	12.268	200.	336.285	168.14	85-115
*1-Chlorooctadecane	13.103	200.	162.187	81.09	85-115

G:\org\HP5\dat\HP5111121_b\Review\046_CCV_1111HP546r_DC_8015-24-IB-L%.xls

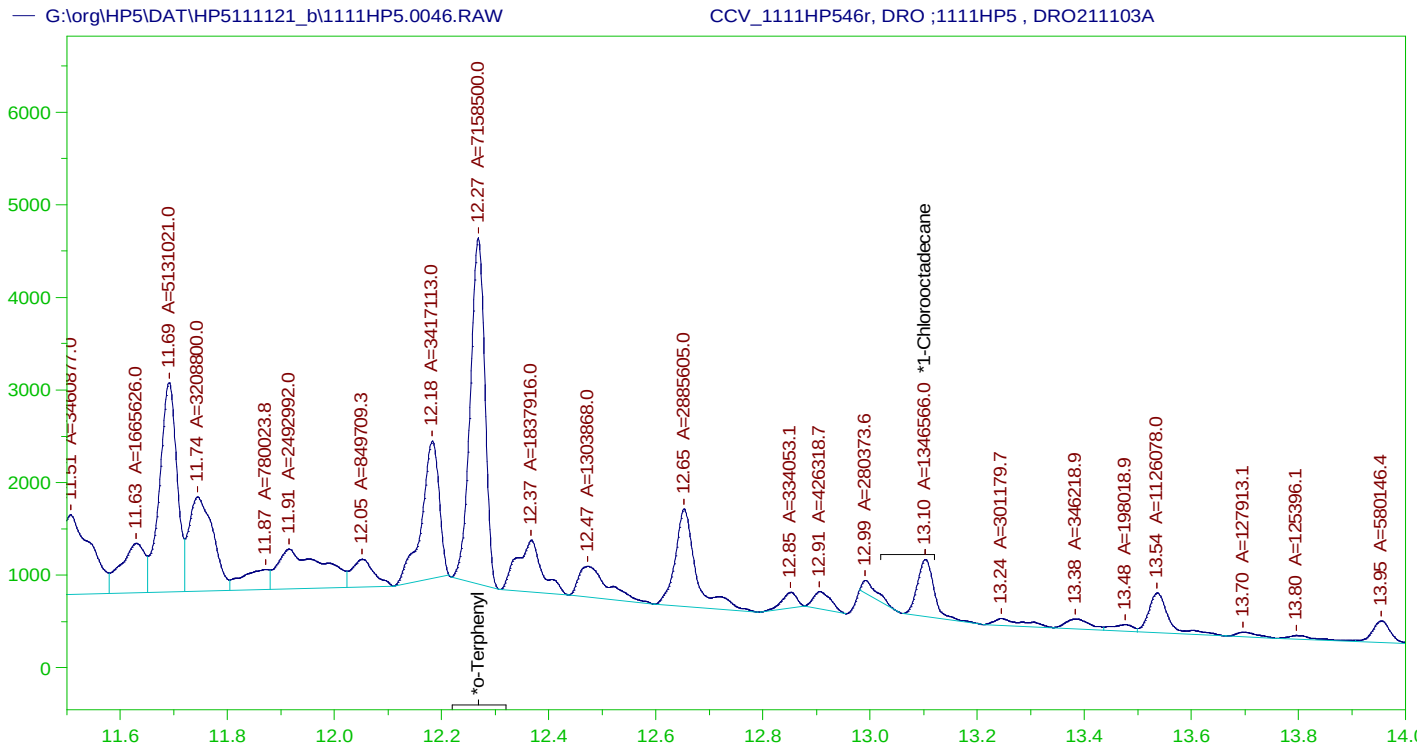

DIESEL RANGE ORGANICS CHROMATOGRAM REPORT

Sample Name: CCV_1111HP546r, DRO ;1111HP5 , DRO211103A
Raw File: G:\org\HP5\DAT\HP5111121_b\1111HP5.0046.RAW
Date & Time Acquired: 11/12/2021 2:57:11 PM
Method File: G:\Org\HP5\Methods\DS_8015-24-IB-L#.met
Calibration File: G:\Org\HP5\Cals\SW8015C_DRO211102IB-24.CAL
Sample Weight: 1 Dilution: 1 S.A.: 1

Mean RF for TEH: 31353.19
Rt range for Diesel Range Organics: 6.57 to 14.42

SURROGATE COMPOUND	RT	ACTUAL	MEASURED	%REC	
*o-Terphenyl	12.268	200.	201.596	100.8	-
*1-Chlorooctadecane	13.103	200.	37.922	18.96	-

DRO Area:2.634427E+08 DRO Amount: 8402.42
TEH Area:2.736353E+08 TEH Amount: 8727.511

CONTINUING CALIBRATION REPORT: G:\org\HP5\DAT\HP5111121_b\1111HP5.0046.RAW

COMPOUND	ACTUAL(NG)	MEASURED(NG)	%RECOVERY	LIMITS
TOTAL DRO	15000.	8727.51	58.18	85-115

SURROGATE COMPOUND	RT	ACTUAL	MEASURED	%REC	LIMITS
*o-Terphenyl	12.268	200.	201.596	100.8	85-115
*1-Chlorooctadecane	13.103	200.	37.922	18.96	85-115

G:\org\HP5\dat\HP5111121_b\Review\046_CCV_1111HP546r_DS_8015-24-IB-L#.xls

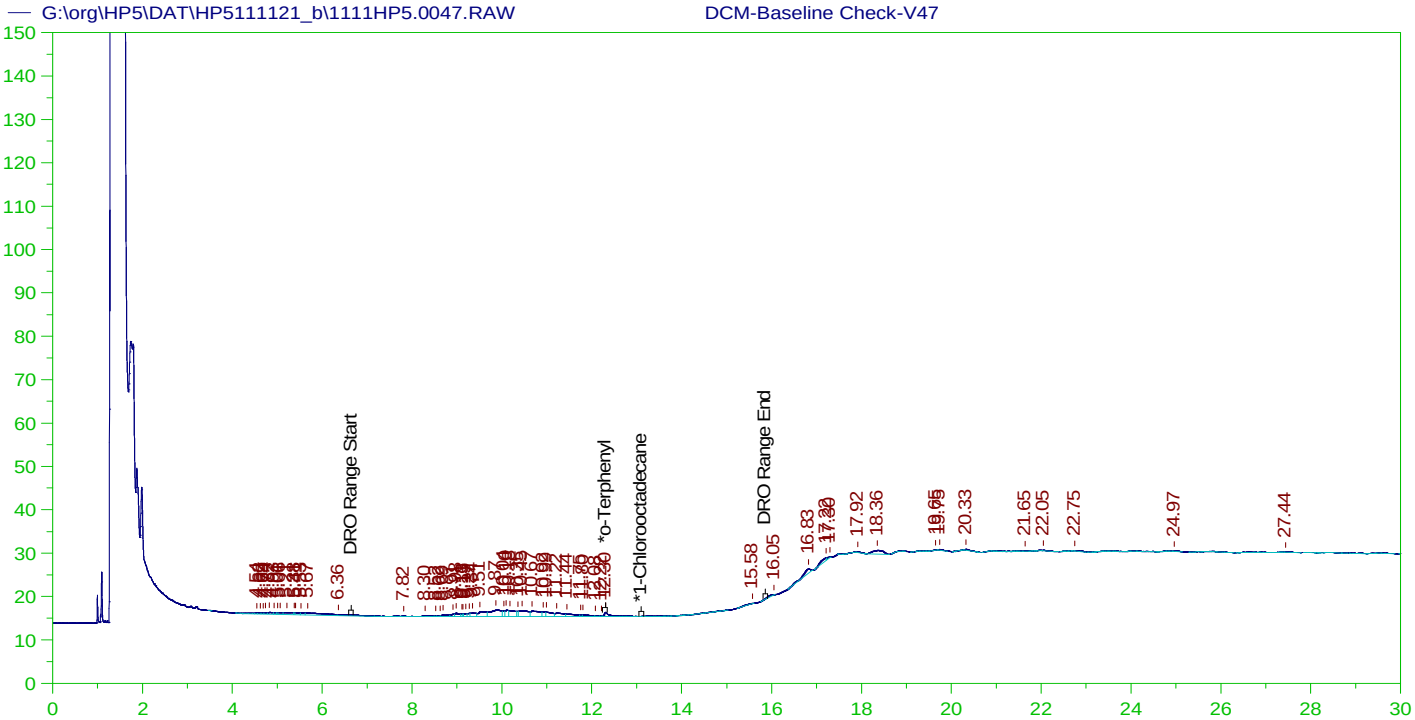

DIESEL RANGE ORGANICS CHROMATOGRAM REPORT
Sample Name: DCM-Baseline Check-V47
Raw File: G:\org\HP5\DAT\HP5111121_b\1111HP5.0047.RAW
Date & Time Acquired: 11/12/2021 3:39:43 PM
Method File: G:\Org\HP5\Methods\DR_8015-IA-LEXP.met
Calibration File: G:\Org\HP5\Cals\SW8015C_DRO211102IA.CAL
Sample Weight: 1 Dilution: 1 S.A.: 1

Mean RF for TEH: 31353.19
Rt range for Diesel Range Organics: 6.59 to 15.91

SURROGATE COMPOUND	RT	ACTUAL	MEASURED	%REC	
*o-Terphenyl	12.301	200.	.209	.1	-
*1-Chlorooctadecane	29.985	200.	.	.	-

DRO Area:184137.4 DRO Amount: 5.873004
TEH Area:290586.5 TEH Amount: 9.268165

ERH1848 (RHMW02) Batch ID: 160878

— G:\org\HP5\DAT\HP5111121_b\1111HP5.0048.RAW B21110057-002A ;1111HP5 , $HC-8015-DRO-W, RX-SGT

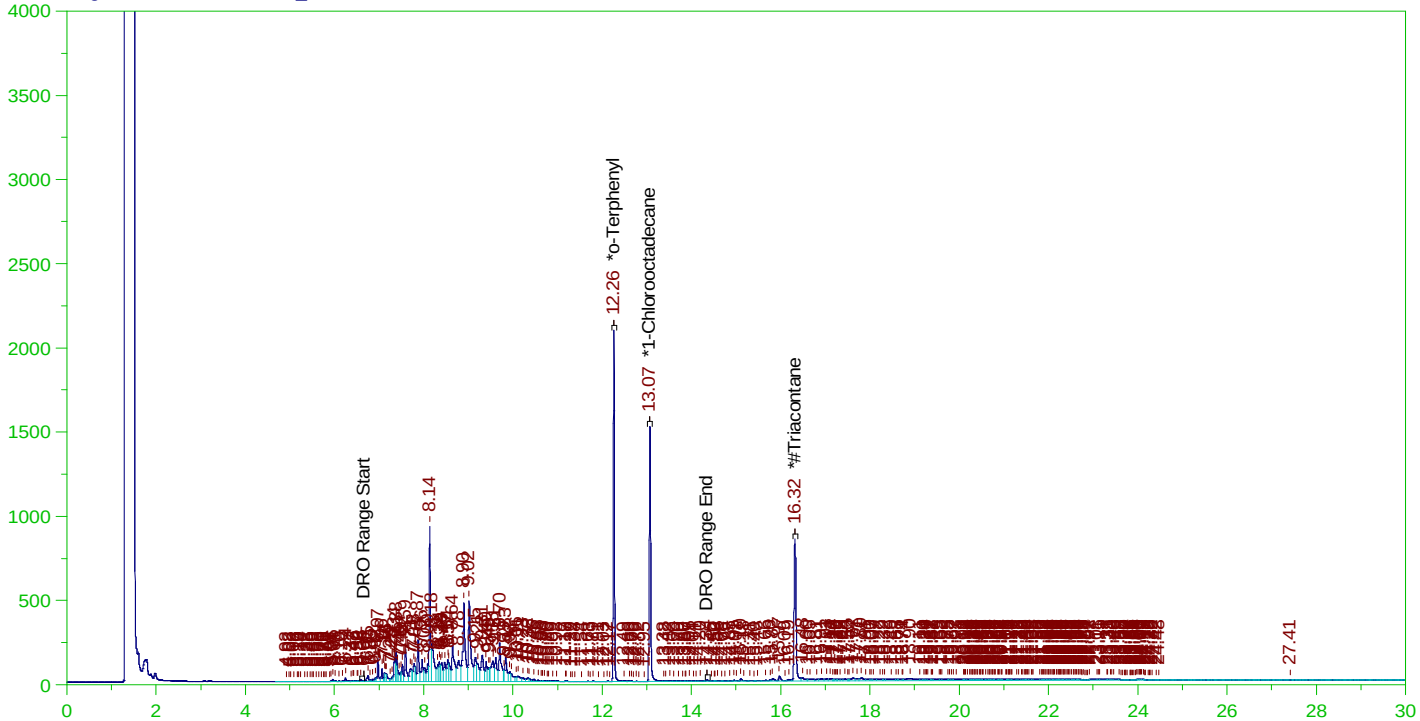

DIESEL RANGE ORGANICS CHROMATOGRAM REPORT

Sample Name: B21110057-002A ;1111HP5 , $HC-8015-DRO-W, RX-SGT
Raw File: G:\org\HP5\DAT\HP5111121_b\1111HP5.0048.RAW
Date & Time Acquired: 11/12/2021 4:22:15 PM
Method File: G:\Org\HP5\Methods\DR_8015-111148-IB-L%.met
Calibration File: G:\Org\HP5\Cals\SW8015C_DRO211102IB-24-Tri.CAL
Sample Weight: 975 Dilution: 1 S.A.: 1

Mean RF for TEH: 31353.19
Rt range for Diesel Range Organics: 6.57 to 14.42

SURROGATE COMPOUND	RT	ACTUAL	MEASURED	%REC	
*o-Terphenyl	12.26	.205	.116	56.33	-
*1-Chlorooctadecane	13.065	.205	.1	48.65	-
*#Triacontane	16.317	.205	.085	41.24	-

DRO Area:2.079589E+07 DRO Amount: 0.6802855
TEH Area:2.453008E+07 TEH Amount: 0.8024402

G:\org\HP5\dat\HP5111121_b\Review\048_B21110057-002A_DR_8015-111148-IB-L%.xls

ERH1848 (RHMW02) Batch ID: 160878

G:\org\HP5\DAT\HP5111121_b\1111HP5.0048.RAW B21110057-002A ;1111HP5 , $HC-8015-DRO-W, RX-SGT

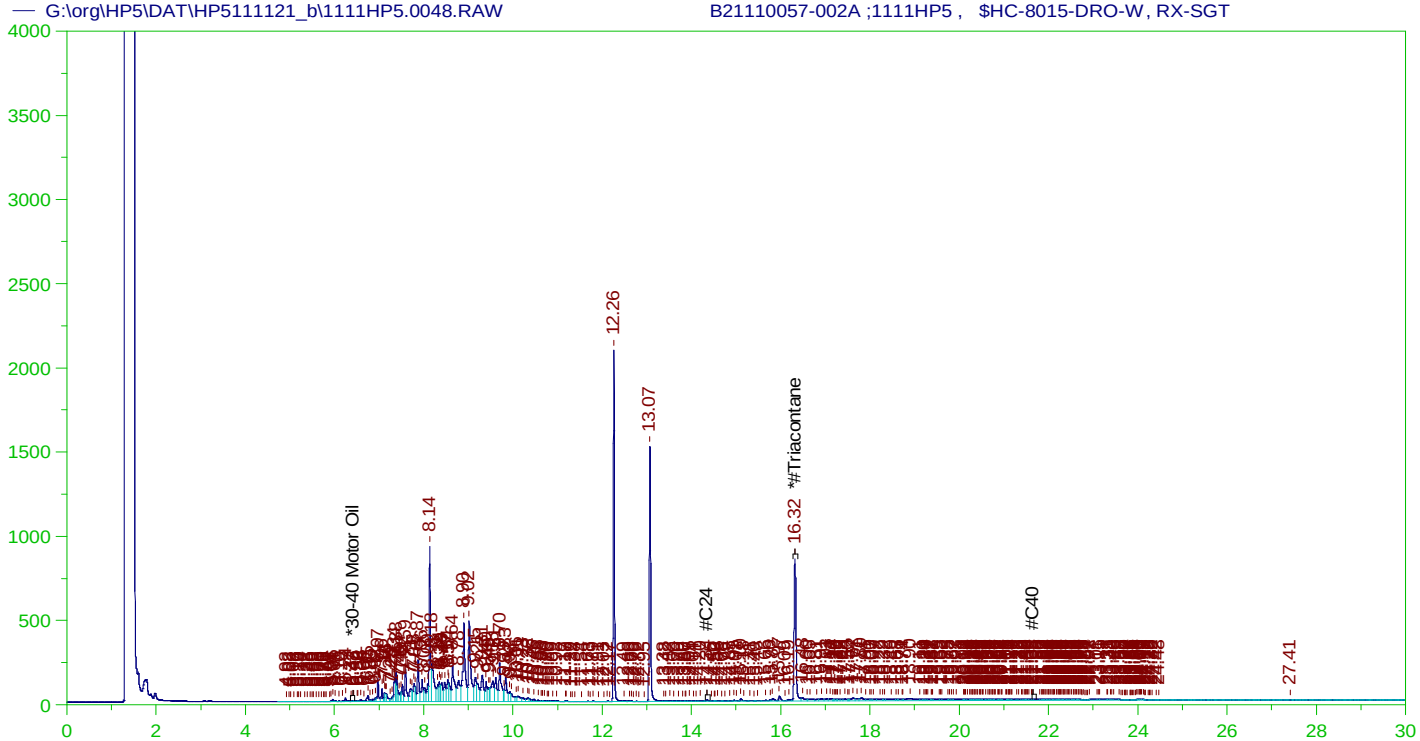

RESIDUAL RANGE ORGANICS CHROMATOGRAM

Sample Name: B21110057-002A ;1111HP5 , $HC-8015-DRO-W, RX-SGT
Raw File: G:\org\HP5\DAT\HP5111121_b\1111HP5.0048.RAW
Date & Time Acquired: 11/12/2021 4:22:15 PM
Method File: G:\Org\HP5\Methods\DR_OROS-111148-AD-L%.MET
Calibration File: G:\Org\HP5\Cals\SW8015C_ORO211017AD-SAMP.CAL
Sample Weight: 975 Dilution: 1 S.A.: 1

Mean RF for for Residual Range Organics Calculations: 28542.41
Rt range for Residual Range Organics: 14.32 to 21.73

SURROGATE COMPOUND	RT	ACTUAL	MEASURED	%REC	
*#Triacontane	16.317	.513	.085	16.5	-

RRO Area:3128920 RRO AMOUNT: 0.1124344

G:\org\HP5\dat\HP5111121_b\Review\048_B21110057-002A_DR_OROS-111148-AD-L%.xls

ERH1848 (RHMW02) Batch ID: 160878

G:\org\HP5\DAT\HP5111121_b\1111HP5.0048.RAW B21110057-002A ;1111HP5 , $HC-8015-DRO-W, RX-SGT

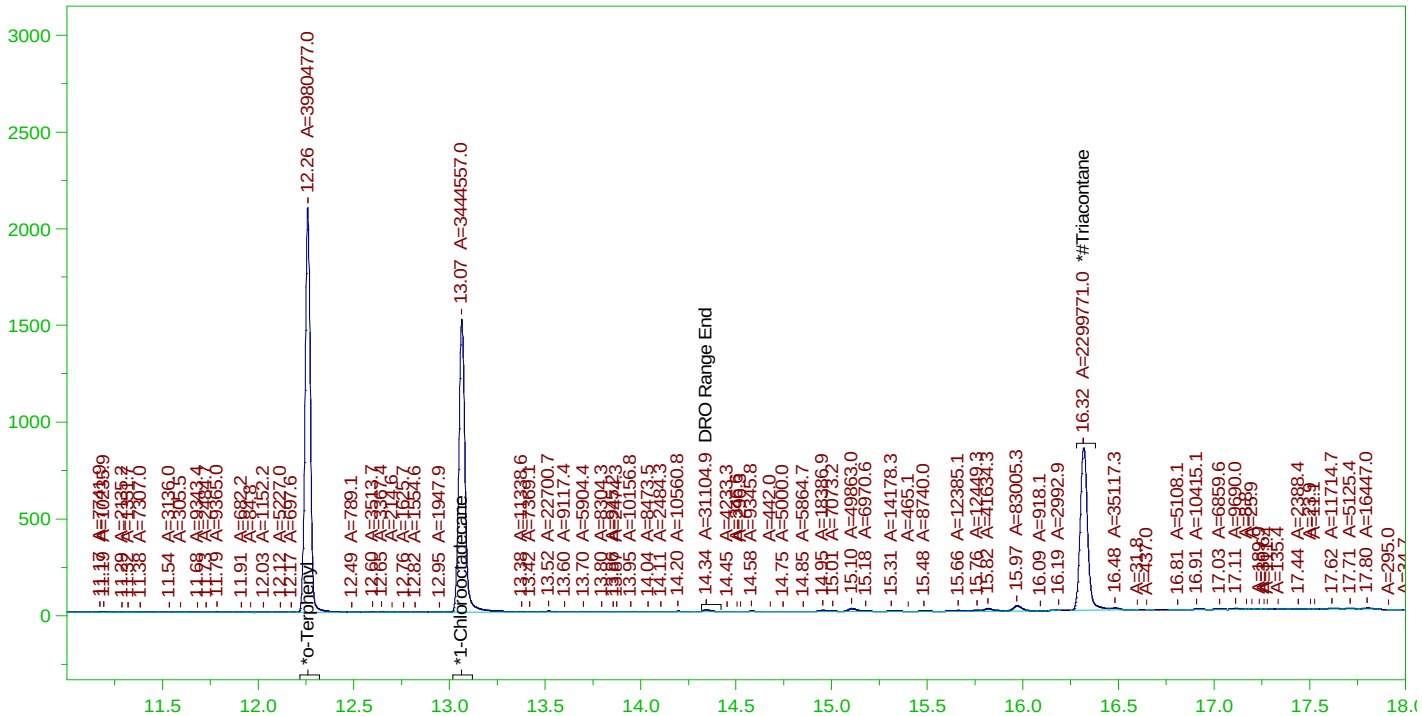

DIESEL RANGE ORGANICS CHROMATOGRAM REPORT

Sample Name: B21110057-002A ;1111HP5 , $HC-8015-DRO-W, RX-SGT
Raw File: G:\org\HP5\DAT\HP5111121_b\1111HP5.0048.RAW
Date & Time Acquired: 11/12/2021 4:22:15 PM
Method File: G:\Org\HP5\Methods\DS_8015-C24Tb-IB-L#.MET
Calibration File: G:\Org\HP5\Cals\SW8015C_DRO211102IB-24-Tri.CAL
Sample Weight: 975 Dilution: 1 S.A.: 1

Mean RF for TEH: 31353.19
Rt range for Diesel Range Organics: 6.57 to 14.42

SURROGATE COMPOUND	RT	ACTUAL	MEASURED	%REC	
*o-Terphenyl	12.26	.205	.115	56.05	-
*1-Chlorooctadecane	13.065	.205	.099	48.5	-
*#Triacontane	16.317	.205	.082	39.75	-

DRO Area:2.073979E+07 DRO Amount: 0.6784503
TEH Area:2.151215E+07 TEH Amount: 0.703716

G:\org\HP5\dat\HP5111121_b\Review\048_B21110057-002A_DS_8015-C24Tb-IB-L#.xls

ERH1876 (RHMW02) Batch ID: 161122

— G:\org\HP5\DAT\HP5111121_b\1111HP5.0049.RAW B21110712-002A ;1111HP5 , $HC-8015-DRO-W, SGT

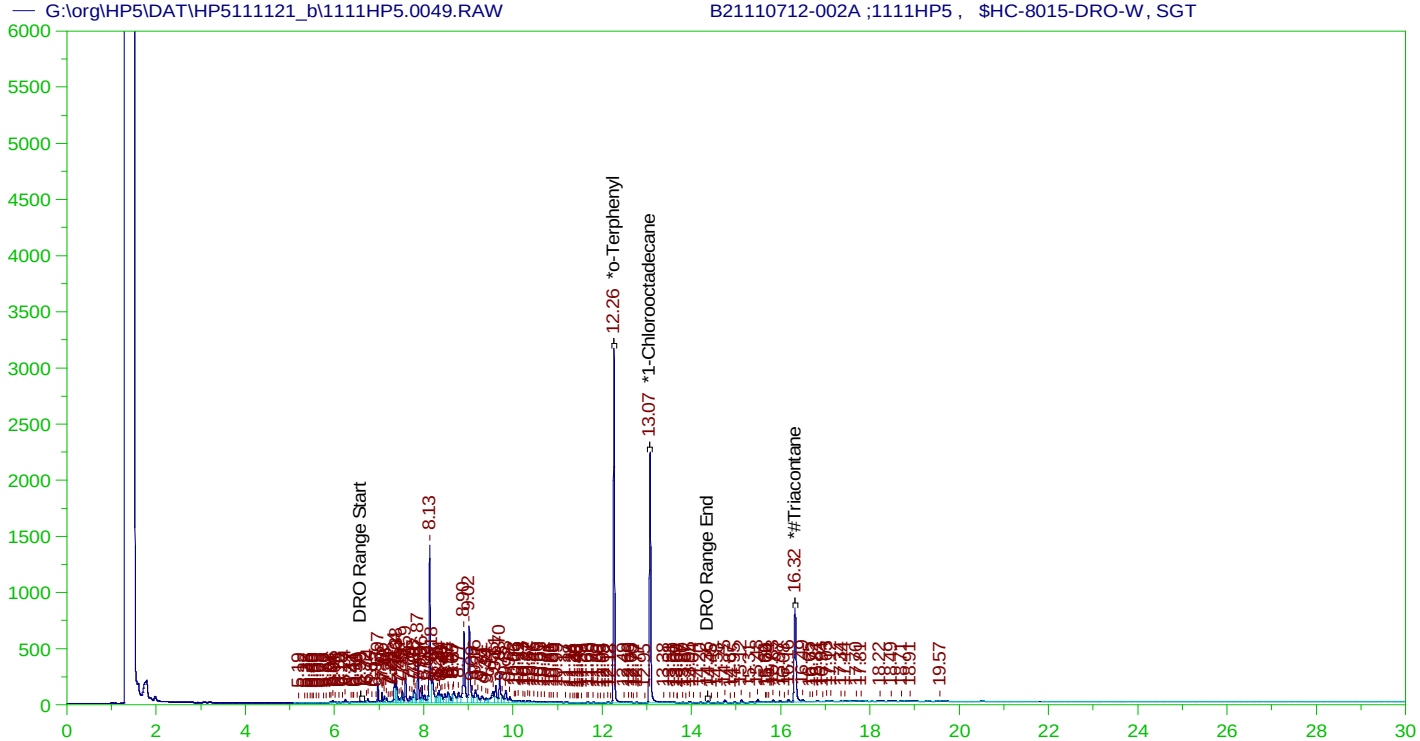

DIESEL RANGE ORGANICS CHROMATOGRAM REPORT

Sample Name: B21110712-002A ;1111HP5 , $HC-8015-DRO-W, SGT
Raw File: G:\org\HP5\DAT\HP5111121_b\1111HP5.0049.RAW
Date & Time Acquired: 11/12/2021 5:05:29 PM
Method File: G:\Org\HP5\Methods\DR_8015-C24T-IB-L%.met
Calibration File: G:\Org\HP5\Cals\SW8015C_DRO211102IB-24-Tri.CAL
Sample Weight: 1060 Dilution: 1 S.A.: 1

Mean RF for TEH: 31353.19
Rt range for Diesel Range Organics: 6.57 to 14.42

SURROGATE COMPOUND	RT	ACTUAL	MEASURED	%REC	
*o-Terphenyl	12.263	.189	.162	85.88	-
*1-Chlorooctadecane	13.067	.189	.136	71.9	-
*#Triacontane	16.318	.189	.078	41.16	-

DRO Area:1.73948E+07 DRO Amount: 0.5233978
TEH Area:1.831887E+07 TEH Amount: 0.5512023

G:\org\HP5\dat\HP5111121_b\Review\049_B21110712-002A_DR_8015-C24T-IB-L%.xls

ERH1876 (RHMW02) Batch ID: 161122

— G:\org\HP5\DAT\HP5111121_b\1111HP5.0049.RAW B21110712-002A ;1111HP5 , $HC-8015-DRO-W, SGT

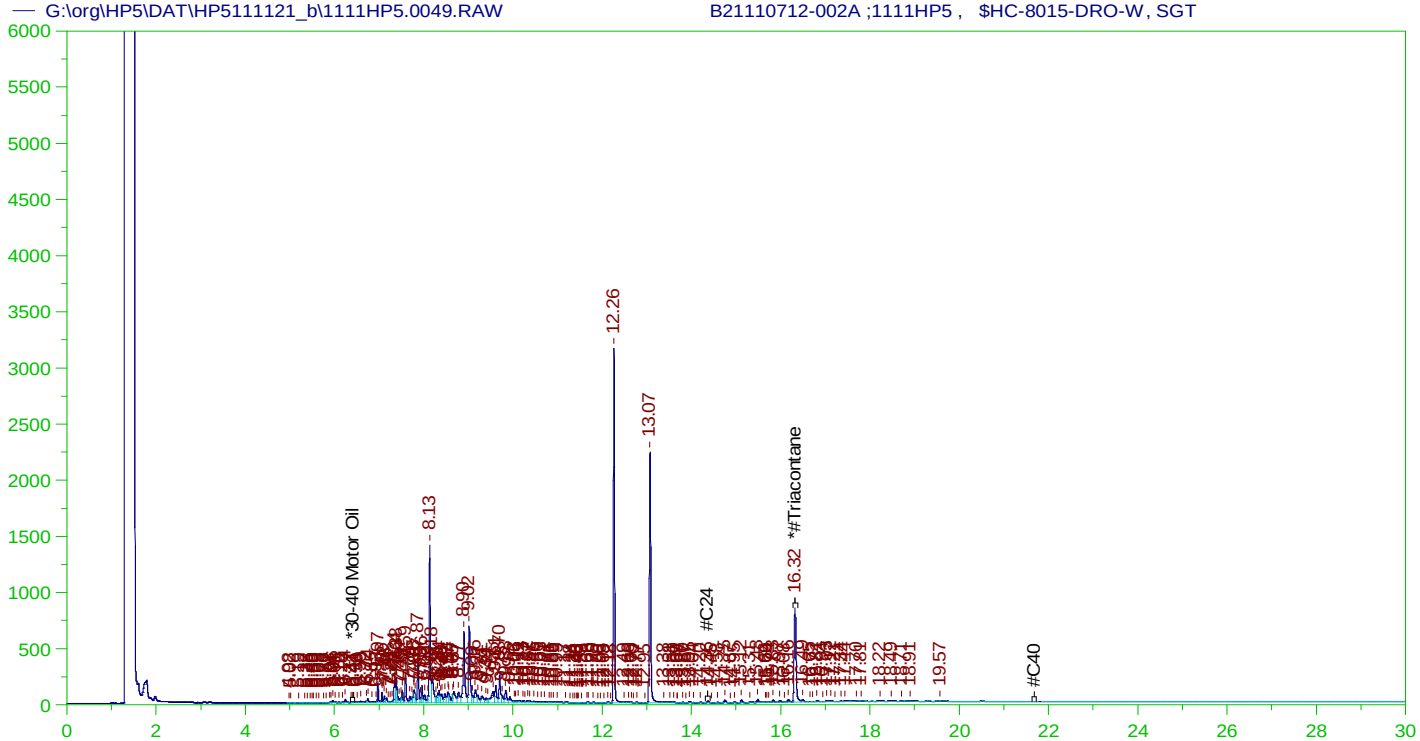

RESIDUAL RANGE ORGANICS CHROMATOGRAM

Sample Name: B21110712-002A ;1111HP5 , $HC-8015-DRO-W, SGT
Raw File: G:\org\HP5\DAT\HP5111121_b\1111HP5.0049.RAW
Date & Time Acquired: 11/12/2021 5:05:29 PM
Method File: G:\Org\HP5\Methods\DR_OROS-AD-L%.MET
Calibration File: G:\Org\HP5\Cals\SW8015C_ORO211017AD-SAMP.CAL
Sample Weight: 1060 Dilution: 1 S.A.: 1

Mean RF for for Residual Range Organics Calculations: 28542.41
Rt range for Residual Range Organics: 14.32 to 21.73

SURROGATE COMPOUND	RT	ACTUAL	MEASURED	%REC	
*#Triacontane	16.318	.472	.078	16.48	-

RRO Area:782253.7 RRO AMOUNT: 2.585539E-02

G:\org\HP5\dat\HP5111121_b\Review\049_B21110712-002A_DR_OROS-AD-L%.xls

ERH1876 (RHMW02) Batch ID: 161122

— G:\org\HP5\DAT\HP5111121_b\1111HP5.0049.RAW B21110712-002A ;1111HP5 , $HC-8015-DRO-W, SGT

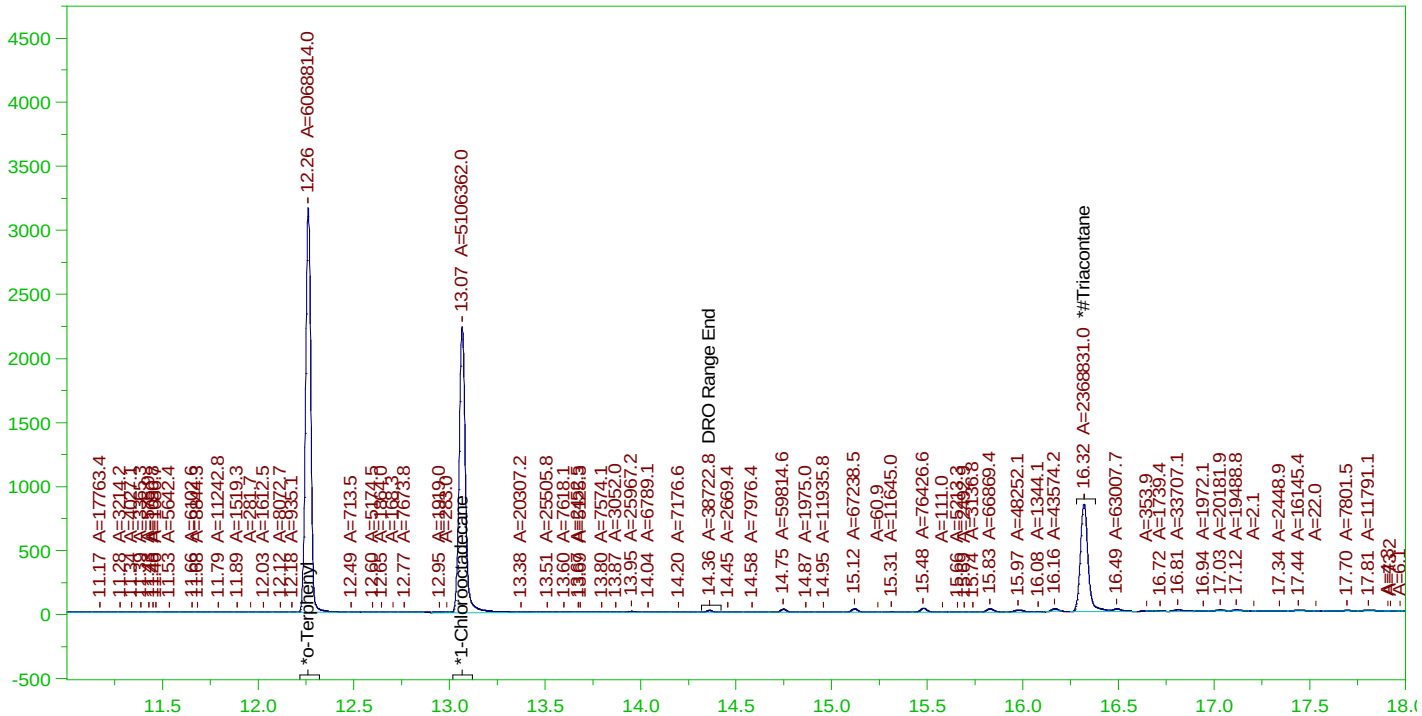

DIESEL RANGE ORGANICS CHROMATOGRAM REPORT

Sample Name: B21110712-002A ;1111HP5 , $HC-8015-DRO-W, SGT
Raw File: G:\org\HP5\DAT\HP5111121_b\1111HP5.0049.RAW
Date & Time Acquired: 11/12/2021 5:05:29 PM
Method File: G:\Org\HP5\Methods\DS_8015-C24Tb-IB-L#.MET
Calibration File: G:\Org\HP5\Cals\SW8015C_DRO211102IB-24-Tri.CAL
Sample Weight: 1060 Dilution: 1 S.A.: 1

Mean RF for TEH: 31353.19
Rt range for Diesel Range Organics: 6.57 to 14.42

SURROGATE COMPOUND	RT	ACTUAL	MEASURED	%REC	
*o-Terphenyl	12.263	.189	.161	85.45	-
*1-Chlorooctadecane	13.067	.189	.136	71.9	-
*#Triacontane	16.318	.189	.077	40.94	-

DRO Area:1.737423E+07 DRO Amount: 0.5227787
TEH Area:1.830159E+07 TEH Amount: 0.5506824

G:\org\HP5\dat\HP5111121_b\Review\049_B21110712-002A_DS_8015-C24Tb-IB-L#.xls

Batch ID: 161122

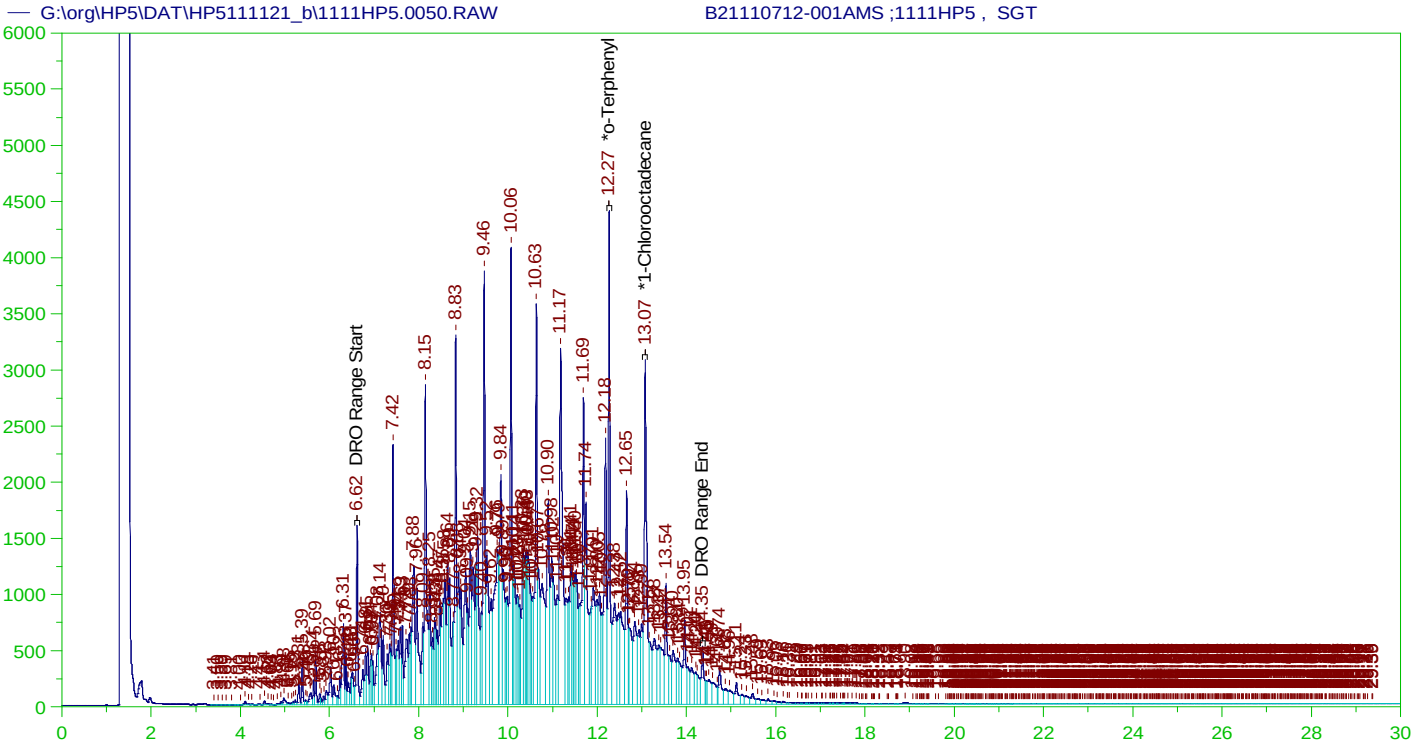

DIESEL RANGE ORGANICS CHROMATOGRAM REPORT

Sample Name: B21110712-001AMS ;1111HP5 , SGT
Raw File: G:\org\HP5\DAT\HP5111121_b\1111HP5.0050.RAW
Date & Time Acquired: 11/12/2021 5:48:37 PM
Method File: G:\Org\HP5\Methods\D3_8015-24-IB-L%.met
Calibration File: G:\Org\HP5\Cals\SW8015C_DRO211102IB-24.CAL
Sample Weight: 1000 Dilution: 1 S.A.: 1

Mean RF for TEH: 31353.19
Rt range for Diesel Range Organics: 6.57 to 14.42

SURROGATE COMPOUND	RT	ACTUAL	MEASURED	%REC	
*o-Terphenyl	12.266	.2	.331	165.51	-
*1-Chlorooctadecane	13.07	.2	.33	164.97	-

DRO Area:3.881899E+08 DRO Amount: 12.38119
TEH Area:4.138648E+08 TEH Amount: 13.20009

G:\org\HP5\dat\HP5111121_b\Review\050_B21110712-001AMS_D3_8015-24-IB-L%.xls

Batch ID: 161122

G:\org\HP5\DAT\HP5111121_b\1111HP5.0050.RAW B21110712-001AMS ;1111HP5 , SGT

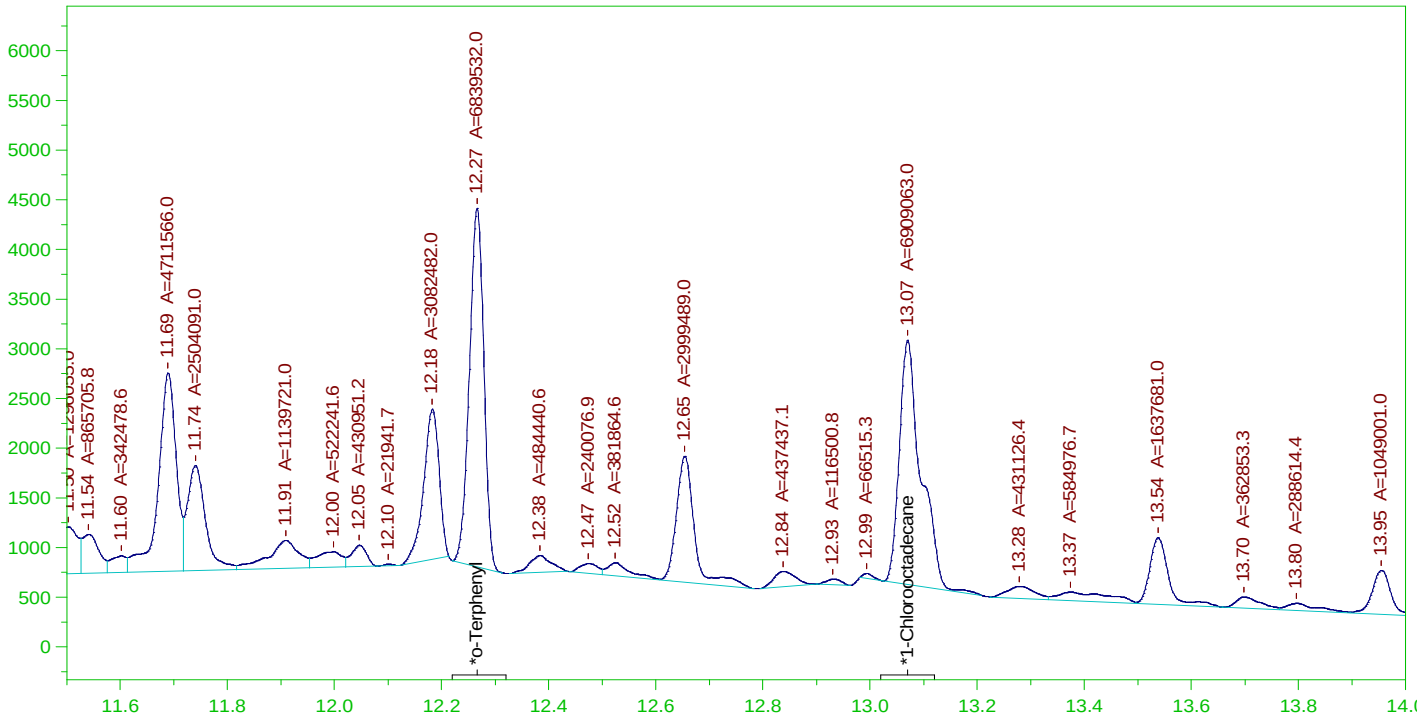

DIESEL RANGE ORGANICS CHROMATOGRAM REPORT

Sample Name: B21110712-001AMS ;1111HP5 , SGT
Raw File: G:\org\HP5\DAT\HP5111121_b\1111HP5.0050.RAW
Date & Time Acquired: 11/12/2021 5:48:37 PM
Method File: G:\Org\HP5\Methods\DS_8015-24-IB-L#.met
Calibration File: G:\Org\HP5\Cals\SW8015C_DRO211102IB-24.CAL
Sample Weight: 1000 Dilution: 1 S.A.: 1

Mean RF for TEH: 31353.19
Rt range for Diesel Range Organics: 6.57 to 14.42

SURROGATE COMPOUND	RT	ACTUAL	MEASURED	%REC	
*o-Terphenyl	12.266	.2	.193	96.31	-
*1-Chlorooctadecane	13.07	.2	.195	97.29	-

DRO Area:1.871222E+08 DRO Amount: 5.968204
TEH Area:1.983733E+08 TEH Amount: 6.327055

G:\org\HP5\dat\HP5111121_b\Review\050_B21110712-001AMS_DS_8015-24-IB-L#.xls

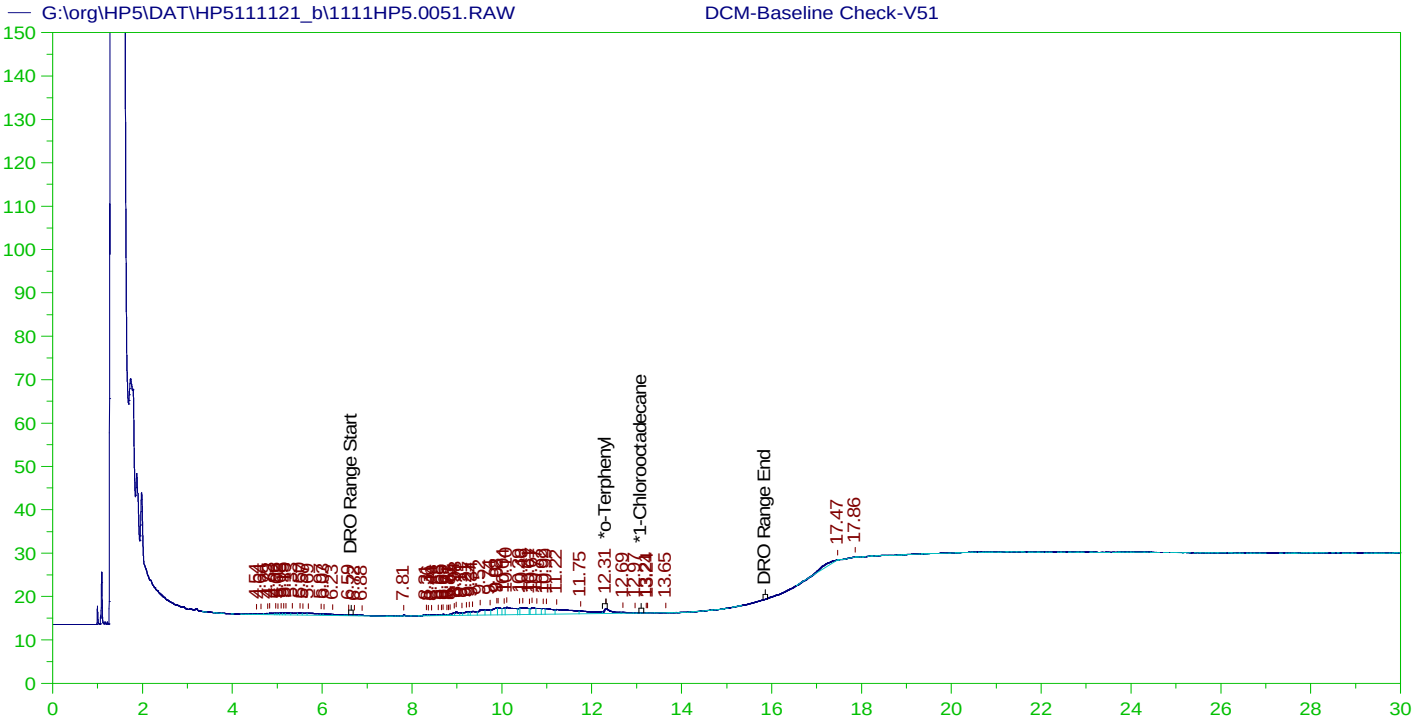

DIESEL RANGE ORGANICS CHROMATOGRAM REPORT
Sample Name: DCM-Baseline Check-V51
Raw File: G:\org\HP5\DAT\HP5111121_b\1111HP5.0051.RAW
Date & Time Acquired: 11/12/2021 6:31:48 PM
Method File: G:\Org\HP5\Methods\DR_8015-IA-LEXP.met
Calibration File: G:\Org\HP5\Cals\SW8015C_DRO211102IA.CAL
Sample Weight: 1 Dilution: 1 S.A.: 1

Mean RF for TEH: 31353.19
Rt range for Diesel Range Organics: 6.59 to 15.91

SURROGATE COMPOUND	RT	ACTUAL	MEASURED	%REC	
*o-Terphenyl	12.308	200.	.358	.18	-
*1-Chlorooctadecane	29.941	200.	.	.	-

DRO Area:230912.1 DRO Amount: 7.364866
TEH Area:298212.6 TEH Amount: 9.511395

G:\org\HP5\dat\HP5111121_b\Review\051_DCM-Baseline Chec_DR_8015-IA-LEXP.xls

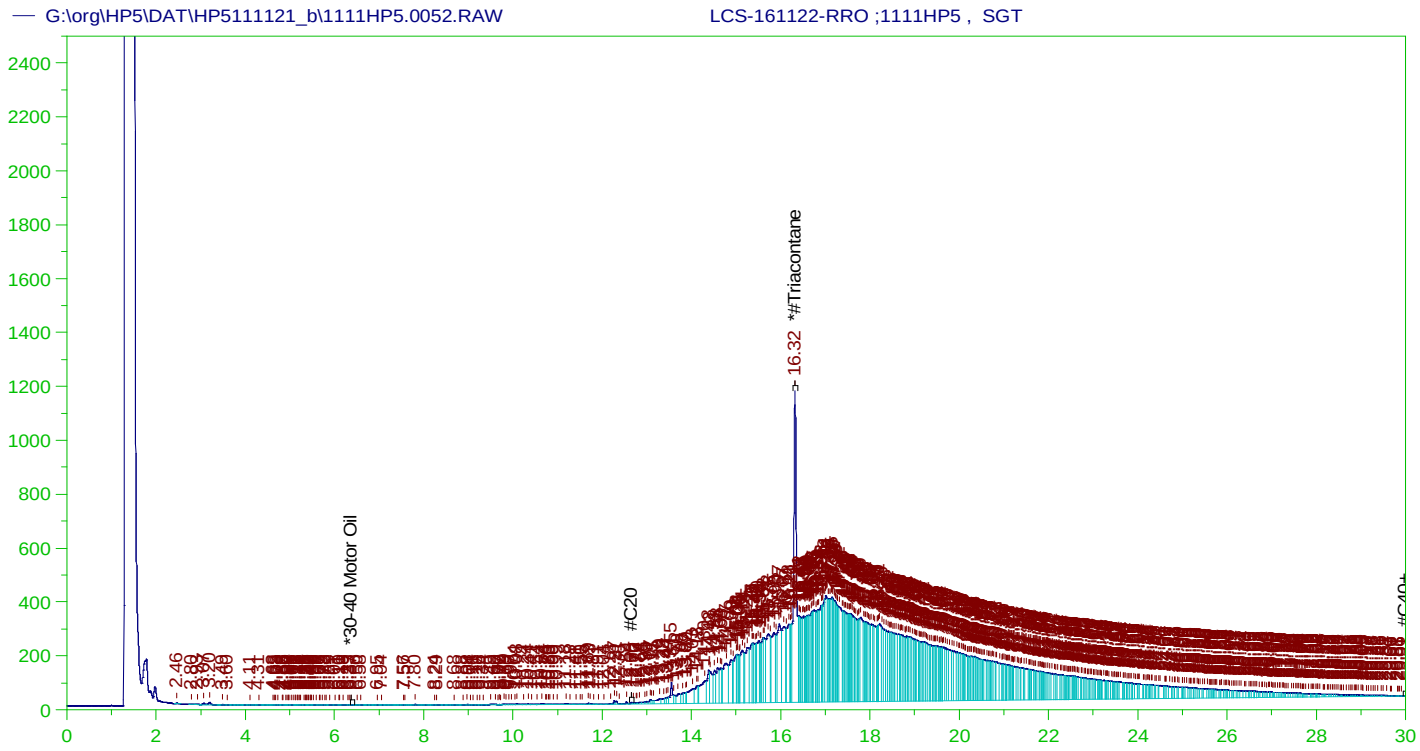

RESIDUAL RANGE ORGANICS CHROMATOGRAM
Sample Name: LCS-161122-RRO ;1111HP5 , SGT
Raw File: G:\org\HP5\DAT\HP5111121_b\1111HP5.0052.RAW
Date & Time Acquired: 11/12/2021 7:14:56 PM
Method File: G:\Org\HP5\Methods\D3_ORO-AD-L%.MET
Calibration File: G:\Org\HP5\Cals\SW8015C_ORO211017AD.CAL
Sample Weight: 1000 Dilution: 1 S.A.: 1

Mean RF for for ~~Residual~~ TEH(Oil Range) Organics Calculations: 28542.41
Rt range for ~~Residual~~ TEH(Oil Range) Organics: 12.61 to 30.05

SURROGATE COMPOUND	RT	ACTUAL	MEASURED	%REC	
*#Triacontane	16.318	.5	.163	32.53	-

~~RRO~~ TEH(Oil Range) Area:1.190694E+08 ~~RRO~~ TEH(Oil Range) AMOUNT: 4.171667

AMN 11/18/2021

G:\org\HP5\dat\HP5111121_b\Review\052_LCS-161122-RRO_D3_ORO-AD-L%.xls

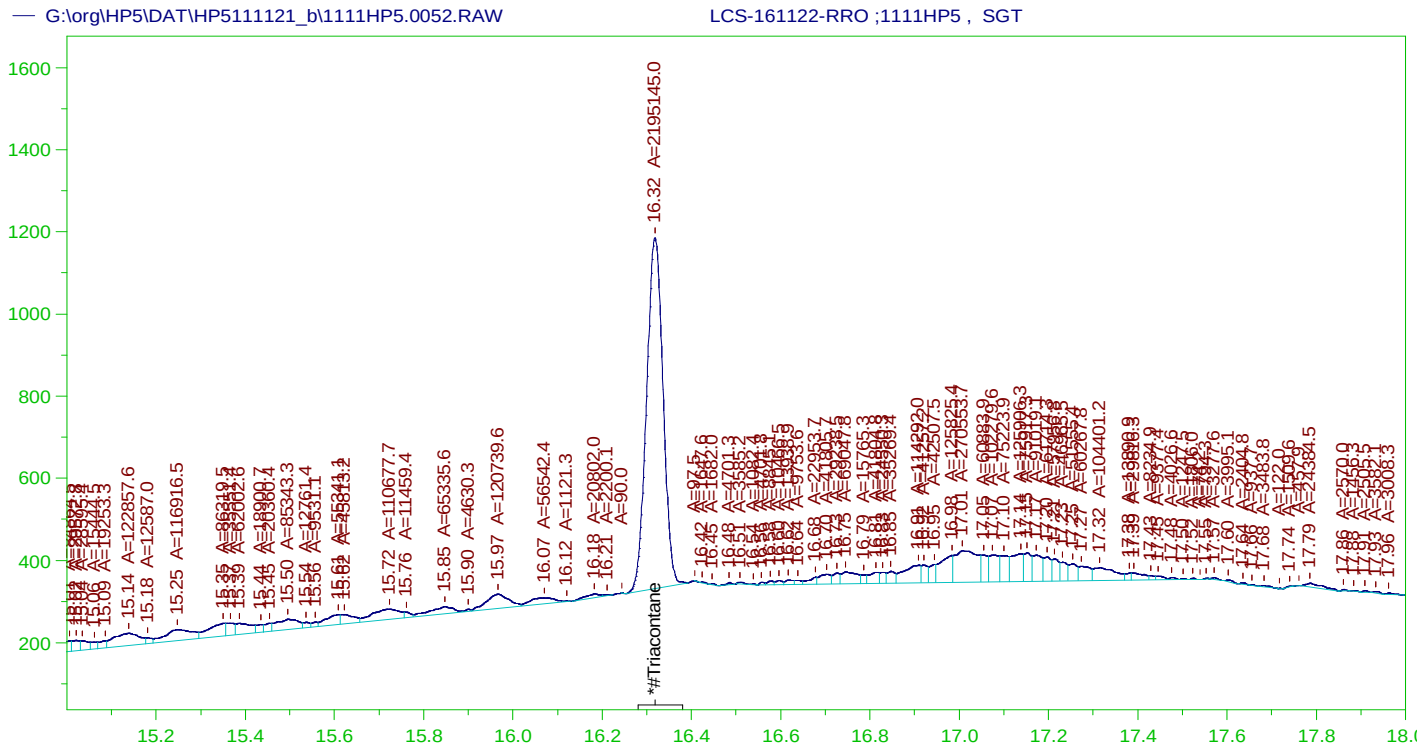

RESIDUAL RANGE ORGANICS CHROMATOGRAM

Sample Name: LCS-161122-RRO ;1111HP5 , SGT
Raw File: G:\org\HP5\DAT\HP5111121_b\1111HP5.0052.RAW
Date & Time Acquired: 11/12/2021 7:14:56 PM
Method File: G:\Org\HP5\Methods\DS_ORO-111125-AD-L#.MET
Calibration File: G:\Org\HP5\Cals\SW8015C_ORO211017AD.CAL
Sample Weight: 1000 Dilution: 1 S.A.: 1

Mean RF for for Residual Range Organics Calculations: 28542.41
Rt range for Residual Range Organics: 12.61 to 30.05

SURROGATE COMPOUND	RT	ACTUAL	MEASURED	%REC	
*#Triacontane	16.318	.5	.076	15.18	-

RRO Area:4414685 RRO AMOUNT: 0.1546711

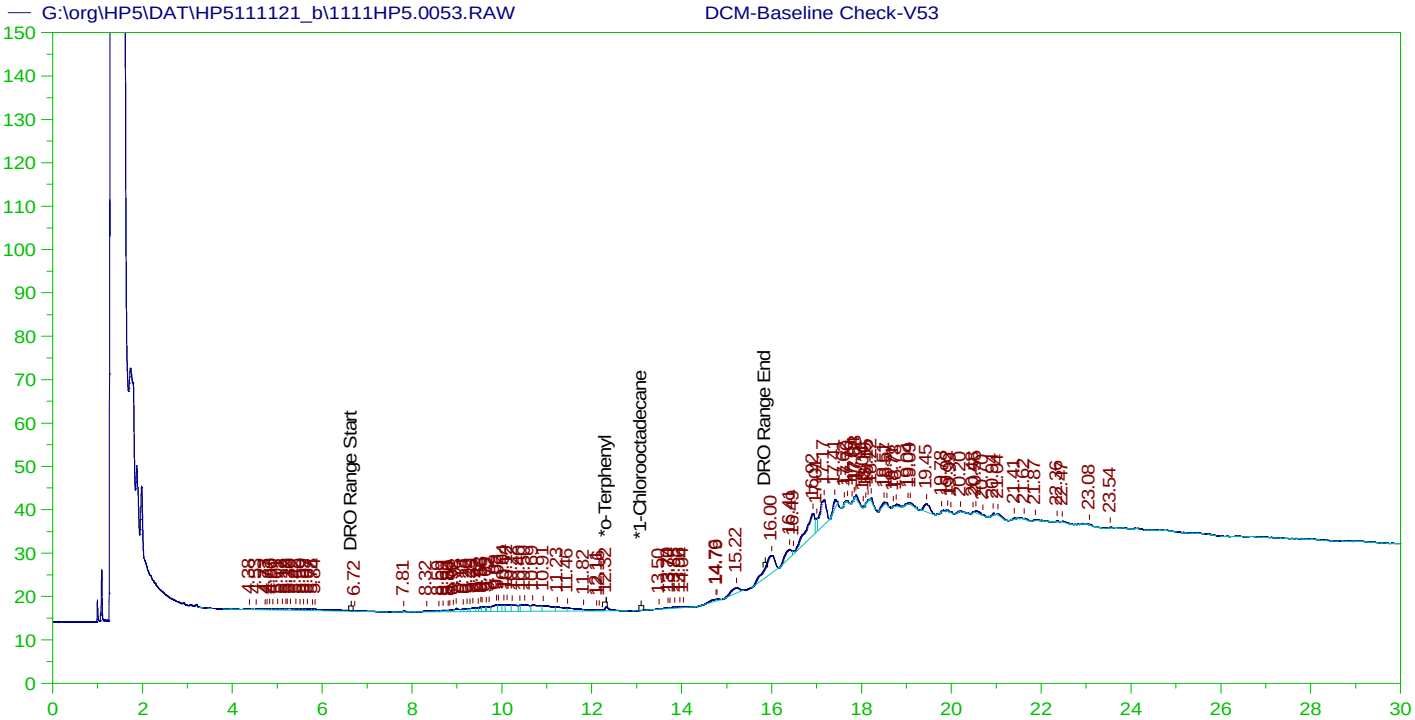

DIESEL RANGE ORGANICS CHROMATOGRAM REPORT
Sample Name: DCM-Baseline Check-V53
Raw File: G:\org\HP5\DAT\HP5111121_b\1111HP5.0053.RAW
Date & Time Acquired: 11/12/2021 7:57:50 PM
Method File: G:\Org\HP5\Methods\DR_8015-IA-LEXP.met
Calibration File: G:\Org\HP5\Cals\SW8015C_DRO211102IA.CAL
Sample Weight: 1 Dilution: 1 S.A.: 1

Mean RF for TEH: 31353.19
Rt range for Diesel Range Organics: 6.59 to 15.91

SURROGATE COMPOUND	RT	ACTUAL	MEASURED	%REC	
*o-Terphenyl	12.319	200.	.227	.11	-
*1-Chlorooctadecane	29.948	200.	.	.	-

DRO Area:235369 DRO Amount: 7.50702
TEH Area:605493.6 TEH Amount: 19.31202

G:\org\HP5\dat\HP5111121_b\Review\053_DCM-Baseline Chec_DR_8015-IA-LEXP.xls

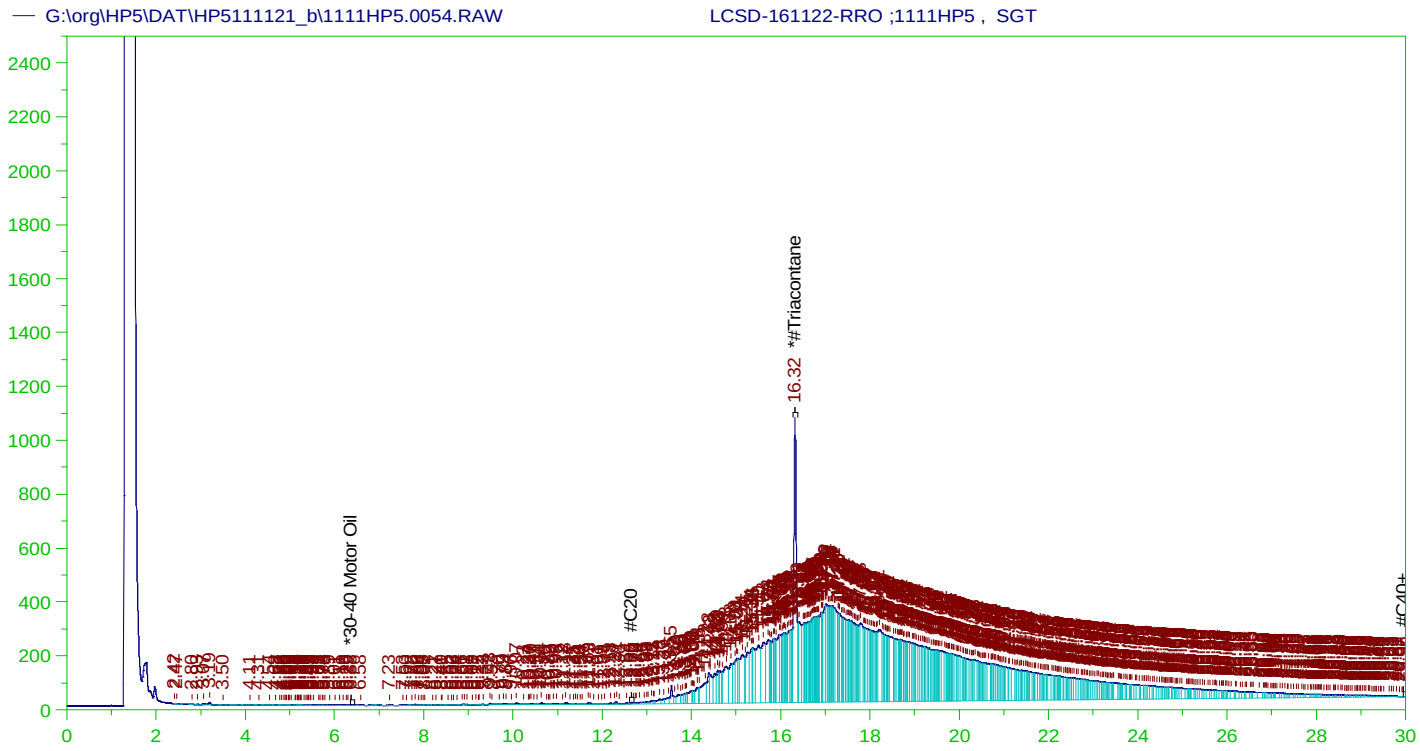

RESIDUAL RANGE ORGANICS CHROMATOGRAM
Sample Name: LCSD-161122-RRO ;1111HP5 , SGT
Raw File: G:\org\HP5\DAT\HP5111121_b\1111HP5.0054.RAW
Date & Time Acquired: 11/12/2021 8:40:46 PM
Method File: G:\Org\HP5\Methods\D3_ORO-AD-L%.MET
Calibration File: G:\Org\HP5\Cals\SW8015C_ORO211017AD.CAL
Sample Weight: 1000 Dilution: 1 S.A.: 1

Mean RF for for ~~Residual~~ TEH(Oil Range) Organics Calculations: 28542.41
Rt range for ~~Residual~~ TEH(Oil Range) Organics: 12.61 to 30.05

SURROGATE COMPOUND	RT	ACTUAL	MEASURED	%REC	
*#Triacontane	16.319	.5	.139	27.75	-

~~RRO~~ TEH(Oil Range) Area:1.106652E+08 ~~RRO~~ TEH(Oil Range) AMOUNT: 3.87722

AMN 11/18/2021

G:\org\HP5\dat\HP5111121_b\Review\054_LCSD-161122-RRO_D3_ORO-AD-L%.xls

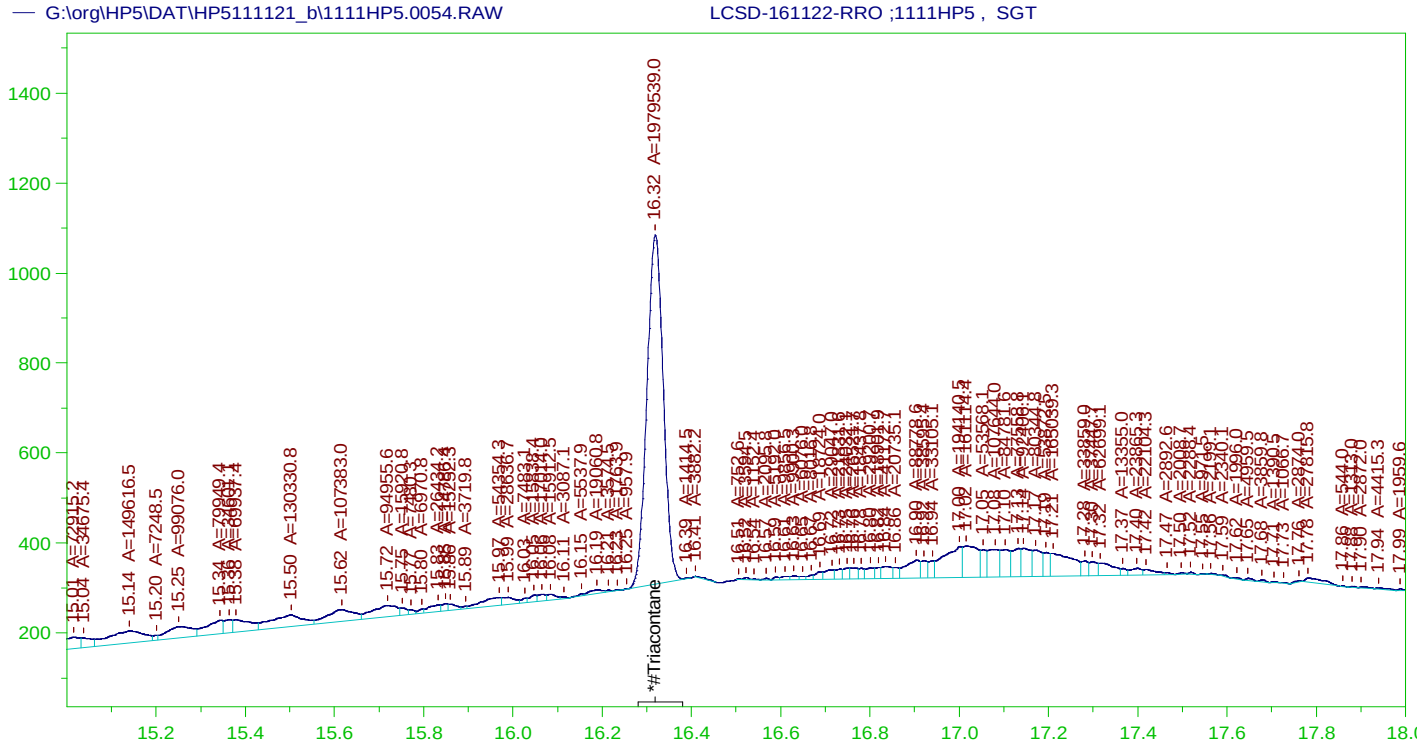

RESIDUAL RANGE ORGANICS CHROMATOGRAM

Sample Name: LCSD-161122-RRO ;1111HP5 , SGT
Raw File: G:\org\HP5\DAT\HP5111121_b\1111HP5.0054.RAW
Date & Time Acquired: 11/12/2021 8:40:46 PM
Method File: G:\Org\HP5\Methods\DS_ORO-111125-AD-L#.MET
Calibration File: G:\Org\HP5\Cals\SW8015C_ORO211017AD.CAL
Sample Weight: 1000 Dilution: 1 S.A.: 1

Mean RF for for Residual Range Organics Calculations: 28542.41
Rt range for Residual Range Organics: 12.61 to 30.05

SURROGATE COMPOUND	RT	ACTUAL	MEASURED	%REC	
*#Triacontane	16.319	.5	.068	13.68	-

RRO Area:4142425 RRO AMOUNT: 0.1451323

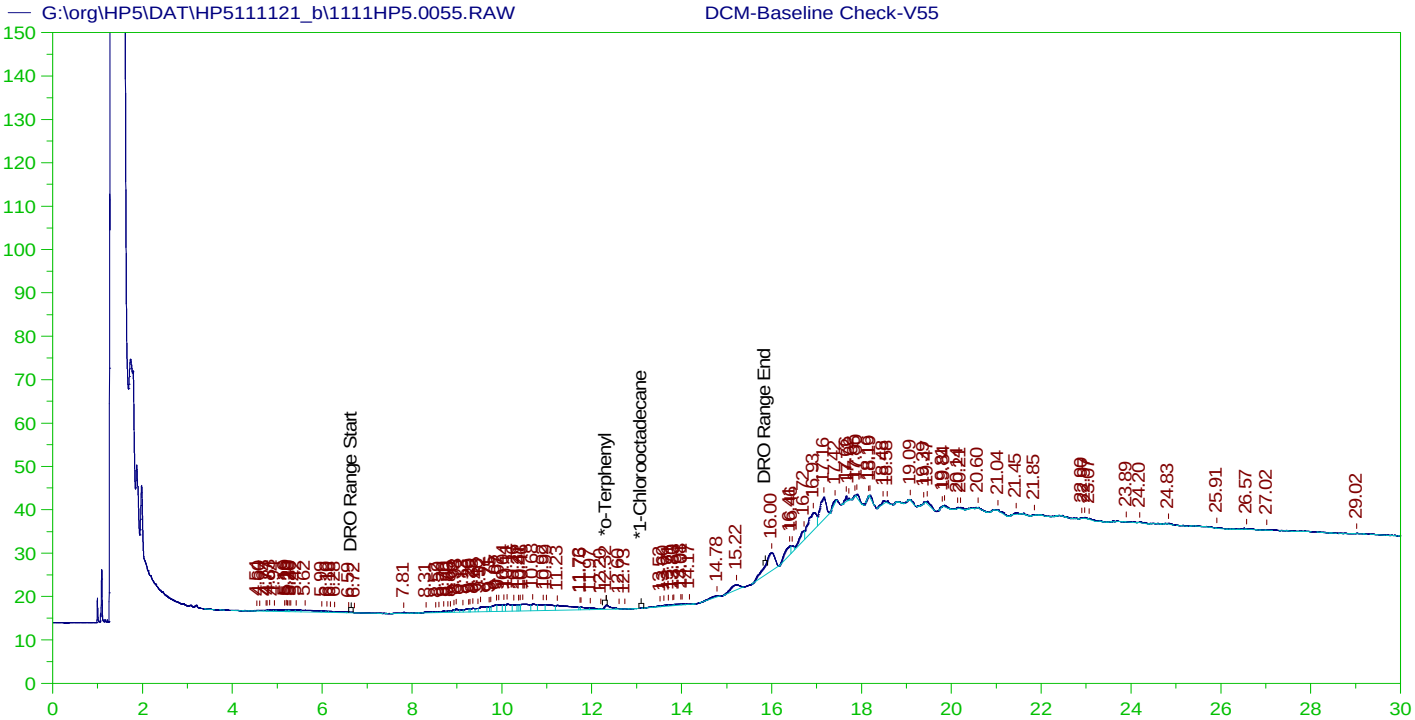

DIESEL RANGE ORGANICS CHROMATOGRAM REPORT

Sample Name: DCM-Baseline Check-V55
Raw File: G:\org\HP5\DAT\HP5111121_b\1111HP5.0055.RAW
Date & Time Acquired: 11/12/2021 9:23:40 PM
Method File: G:\Org\HP5\Methods\DR_8015-IA-LEXP.met
Calibration File: G:\Org\HP5\Cals\SW8015C_DRO211102IA.CAL
Sample Weight: 1 Dilution: 1 S.A.: 1

Mean RF for TEH: 31353.19
Rt range for Diesel Range Organics: 6.59 to 15.91

SURROGATE COMPOUND	RT	ACTUAL	MEASURED	%REC	
*o-Terphenyl	12.323	200.	.238	.12	-
*1-Chlorooctadecane	29.975	200.	.	.	-

DRO Area:247679.8 DRO Amount: 7.899669
TEH Area:575560.4 TEH Amount: 18.35731

G:\org\HP5\dat\HP5111121_b\Review\055_DCM-Baseline Chec_DR_8015-IA-LEXP.xls

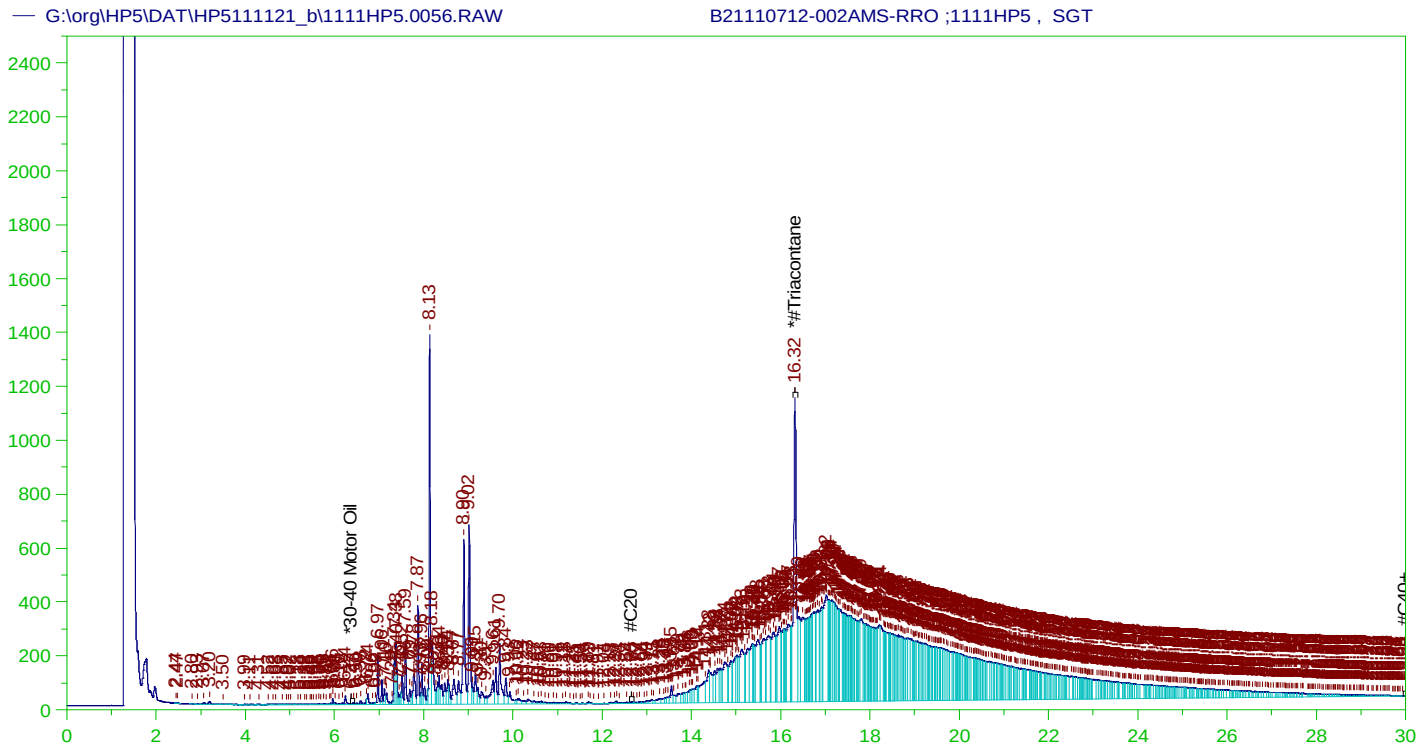

RESIDUAL RANGE ORGANICS CHROMATOGRAM
Sample Name: B21110712-002AMS-RRO ;1111HP5 , SGT
Raw File: G:\org\HP5\DAT\HP5111121_b\1111HP5.0056.RAW
Date & Time Acquired: 11/12/2021 10:06:43 PM
Method File: G:\Org\HP5\Methods\D3_ORO-AD-L%.MET
Calibration File: G:\Org\HP5\Cals\SW8015C_ORO211017AD.CAL
Sample Weight: 1055 Dilution: 1 S.A.: 1

Mean RF for for ~~Residual~~ TEH(Oil Range) Organics Calculations: 28542.41
Rt range for ~~Residual~~ TEH(Oil Range) Organics: 12.61 to 30.05

SURROGATE COMPOUND	RT	ACTUAL	MEASURED	%REC	
*#Triacontane	16.318	.474	.139	29.39	-

~~RRO~~ TEH(Oil Range) Area:1.156608E+08 ~~RRO~~ TEH(Oil Range) AMOUNT: 3.840989

AMN 11/18/2021

G:\org\HP5\dat\HP5111121_b\Review\056_B21110712-002AMS-RRO_D3_ORO-AD-L%.xls

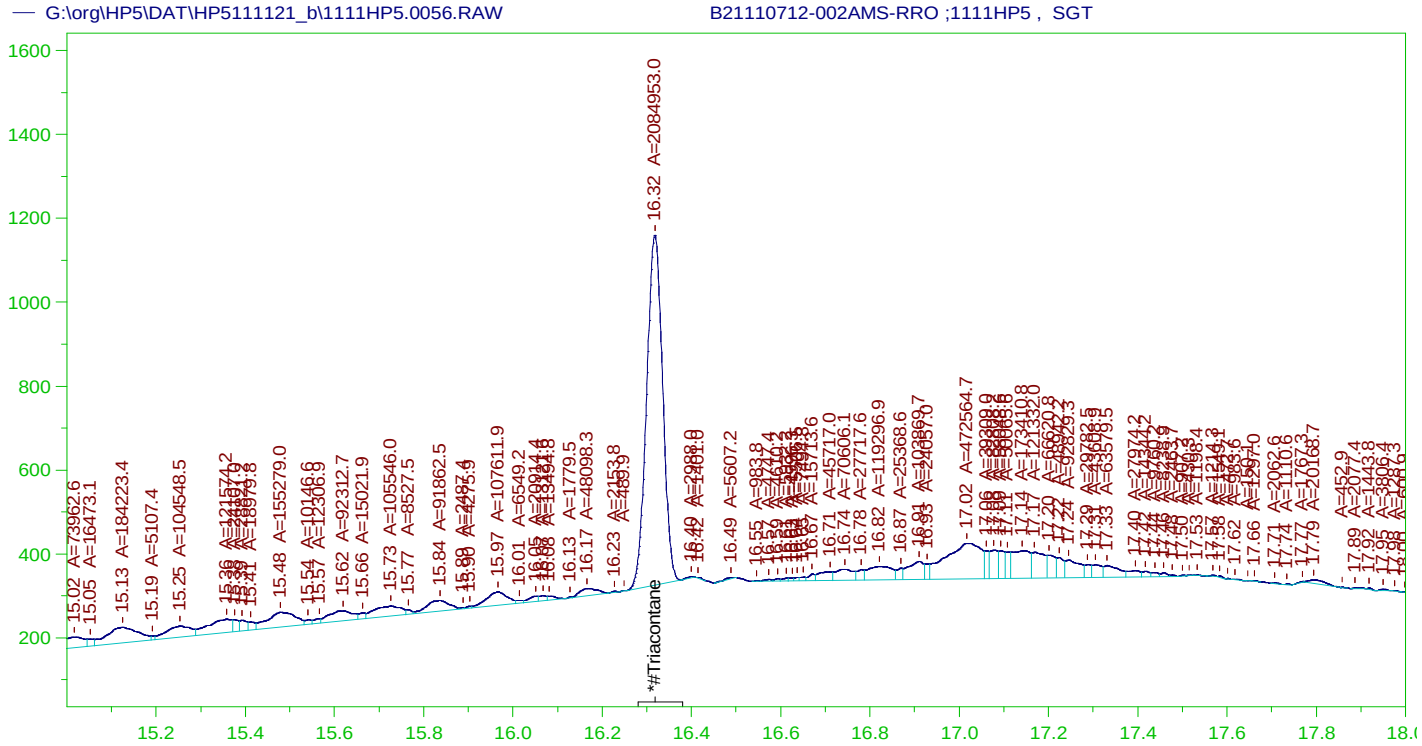

RESIDUAL RANGE ORGANICS CHROMATOGRAM

Sample Name: B21110712-002AMS-RRO ;1111HP5 , SGT
Raw File: G:\org\HP5\DAT\HP5111121_b\1111HP5.0056.RAW
Date & Time Acquired: 11/12/2021 10:06:43 PM
Method File: G:\Org\HP5\Methods\DS_ORO-111125-AD-L#.MET
Calibration File: G:\Org\HP5\Cals\SW8015C_ORO211017AD.CAL
Sample Weight: 1055 Dilution: 1 S.A.: 1

Mean RF for for Residual Range Organics Calculations: 28542.41
Rt range for Residual Range Organics: 12.61 to 30.05

SURROGATE COMPOUND	RT	ACTUAL	MEASURED	%REC	
*#Triacontane	16.318	.474	.068	14.41	-

RRO Area:4449085 RRO AMOUNT: 0.14775

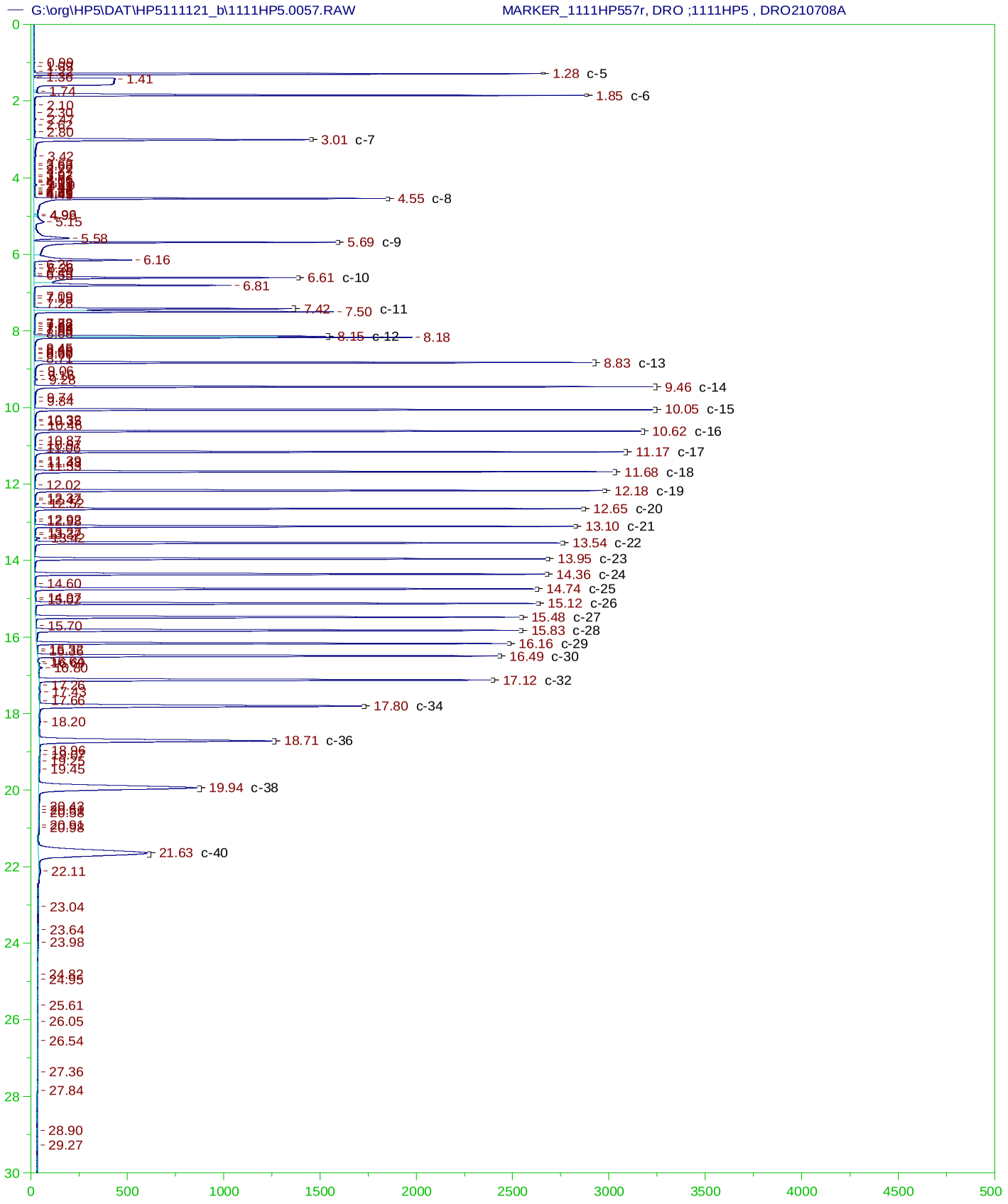
G:\org\HP5\DAT\HP5111121_b\1111HP5.0057.RAW
MARKER_1111HP557r, DRO ;1111HP5 , DRO210708A
1.28 c-5
1.41
1.74
1.85 c-6
2.10
2.30
2.47
2.67
2.80
3.01 c-7
3.42
4.55 c-8
4.90
5.15
5.58
5.69 c-9
6.16
6.61 c-10
6.81
7.09
7.28
7.42
7.50 c-11
8.15 c-12
8.18
8.83 c-13
9.06
9.28
9.46 c-14
9.74
9.84
10.05 c-15
10.32
10.46
10.62 c-16
10.87
11.17 c-17
11.49
11.68 c-18
12.02
12.18 c-19
12.37
12.65 c-20
12.93
13.10 c-21
13.37
13.54 c-22
13.95 c-23
14.36 c-24
14.60
14.74 c-25
15.12 c-26
15.48 c-27
15.70
15.83 c-28
16.16 c-29
16.49 c-30
16.80
17.12 c-32
17.26
17.43
17.66
17.80 c-34
18.20
18.71 c-36
18.96
19.25
19.45
19.94 c-38
20.43
20.55
20.91
20.98
21.63 c-40
22.11
23.04
23.64
23.98
24.82
24.95
25.61
26.05
26.54
27.36
27.84
28.90
29.27
0
500
1000
1500
2000
2500
3000
3500
4000
4500
500
G:\org\HP5\dat\HP5111121_b\Review\057_MARKER_1111HP557r_CSC211108.xls

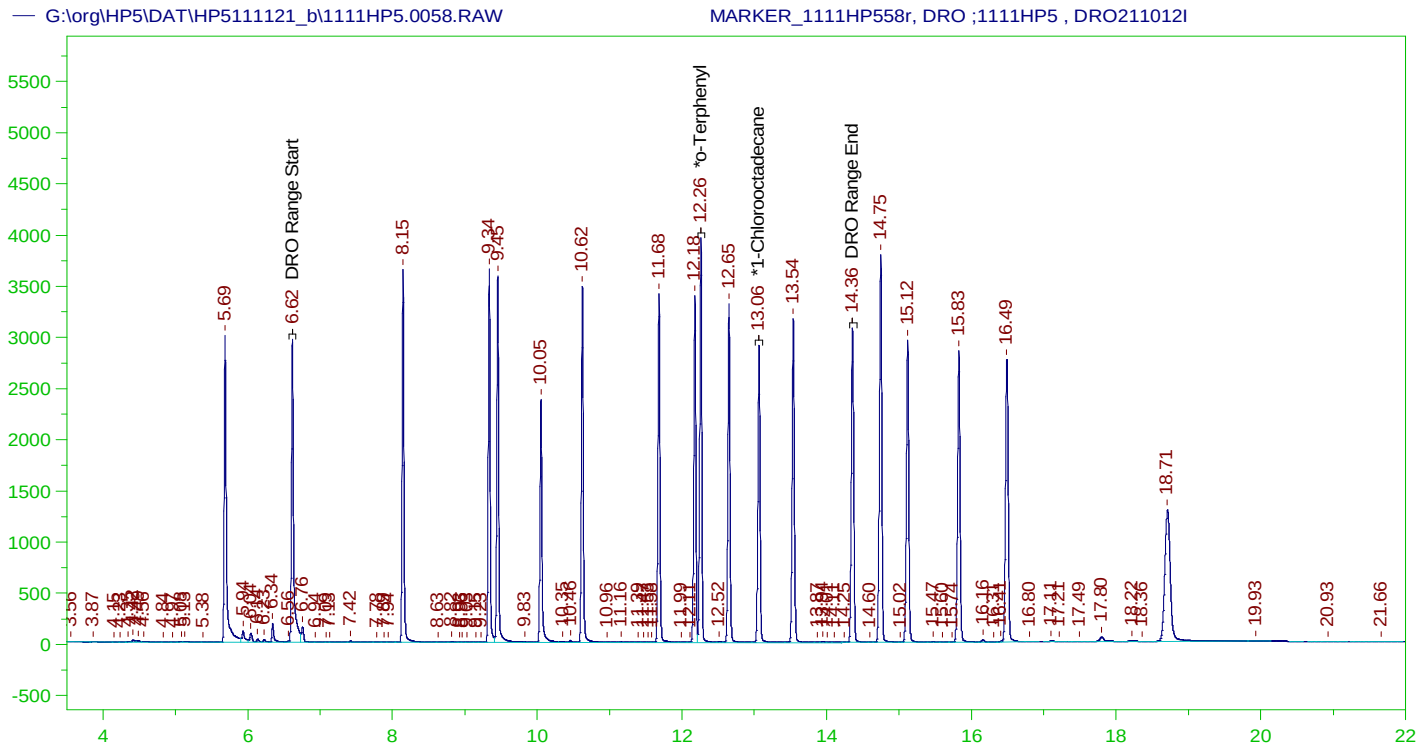

DIESEL RANGE ORGANICS CHROMATOGRAM REPORT

Sample Name: MARKER_1111HP558r, DRO ;1111HP5 , DRO211012I
Raw File: G:\org\HP5\DAT\HP5111121_b\1111HP5.0058.RAW
Date & Time Acquired: 11/12/2021 11:32:56 PM
Method File: G:\Org\HP5\Methods\DC_8015-24-IB-L%.met
Calibration File: G:\Org\HP5\Cals\SW8015C_DRO211102IB-24.CAL
Sample Weight: 1000 Dilution: 1 S.A.: 1

Mean RF for TEH: 31353.19
Rt range for Diesel Range Organics: 6.57 to 14.42

SURROGATE COMPOUND	RT	ACTUAL	MEASURED	%REC	
*o-Terphenyl	12.261	.2	.215	107.57	-
*1-Chlorooctadecane	13.064	.2	.173	86.42	-

DRO Area:7.243147E+07 DRO Amount: 2.310179
TEH Area:1.171682E+08 TEH Amount: 3.737043

G:\org\HP5\dat\HP5111121_b\Review\058_MARKER_1111HP558r_DC_8015-24-IB-L%.xls

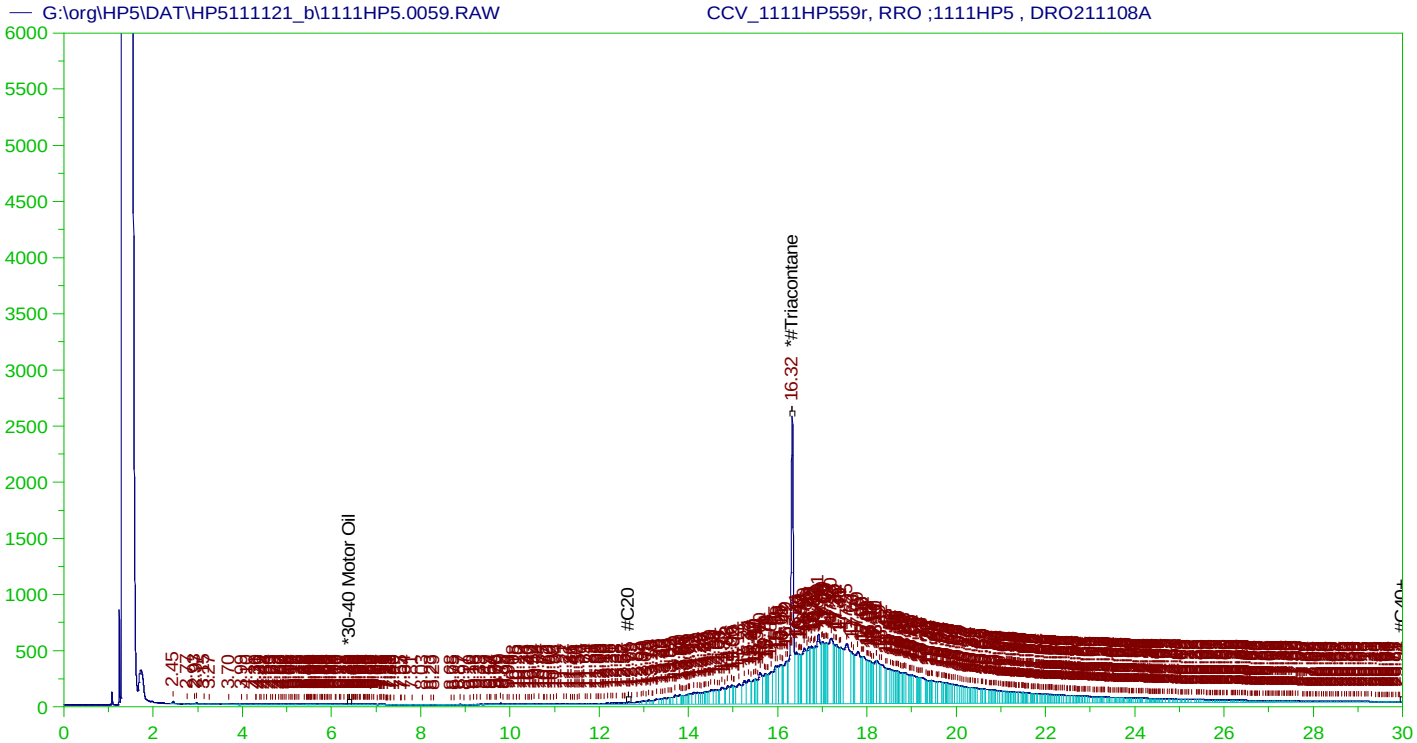

RESIDUAL RANGE ORGANICS CHROMATOGRAM
Sample Name: CCV_1111HP559r, RRO ;1111HP5 , DRO211108A
Raw File: G:\org\HP5\DAT\HP5111121_b\1111HP5.0059.RAW
Date & Time Acquired: 11/13/2021 12:16:06 AM
Method File: G:\Org\HP5\Methods\DC_ORO-AD-L%.MET
Calibration File: G:\Org\HP5\Cals\SW8015C_ORO211017AD.CAL
Sample Weight: 1 Dilution: 1 S.A.: 1

Mean RF for for ~~Residual~~ TEH(Oil Range) Organics Calculations: 28542.41
Rt range for ~~Residual~~ TEH(Oil Range) Organics: 12.61 to 30.05

SURROGATE COMPOUND	RT	ACTUAL	MEASURED	%REC	
*#Triacontane_____	16.322	500.	325.391	65.08	-

~~RRO~~ TEH(Oil Range) Area:1.330002E+08 ~~RRO~~ TEH(Oil Range) AMOUNT: 4659.741
_
CONTINUING CALIBRATION REPORT: G:\org\HP5\DAT\HP5111121_b\1111HP5.0059.RAW

COMPOUND	ACTUAL(NG)	MEASURED(NG)	%RECOVERY	LIMITS
*30-40 Motor Oil_____	5000.	.13	.	75-125

SURROGATE COMPOUND	RT	ACTUAL	MEASURED	%REC	LIMITS
*#Triacontane_____	16.322	200.	325.391	162.7	75-125

AMN 11/18/2021

G:\org\HP5\dat\HP5111121_b\Review\059_CCV_1111HP559r_DC_ORO-AD-L%.xls

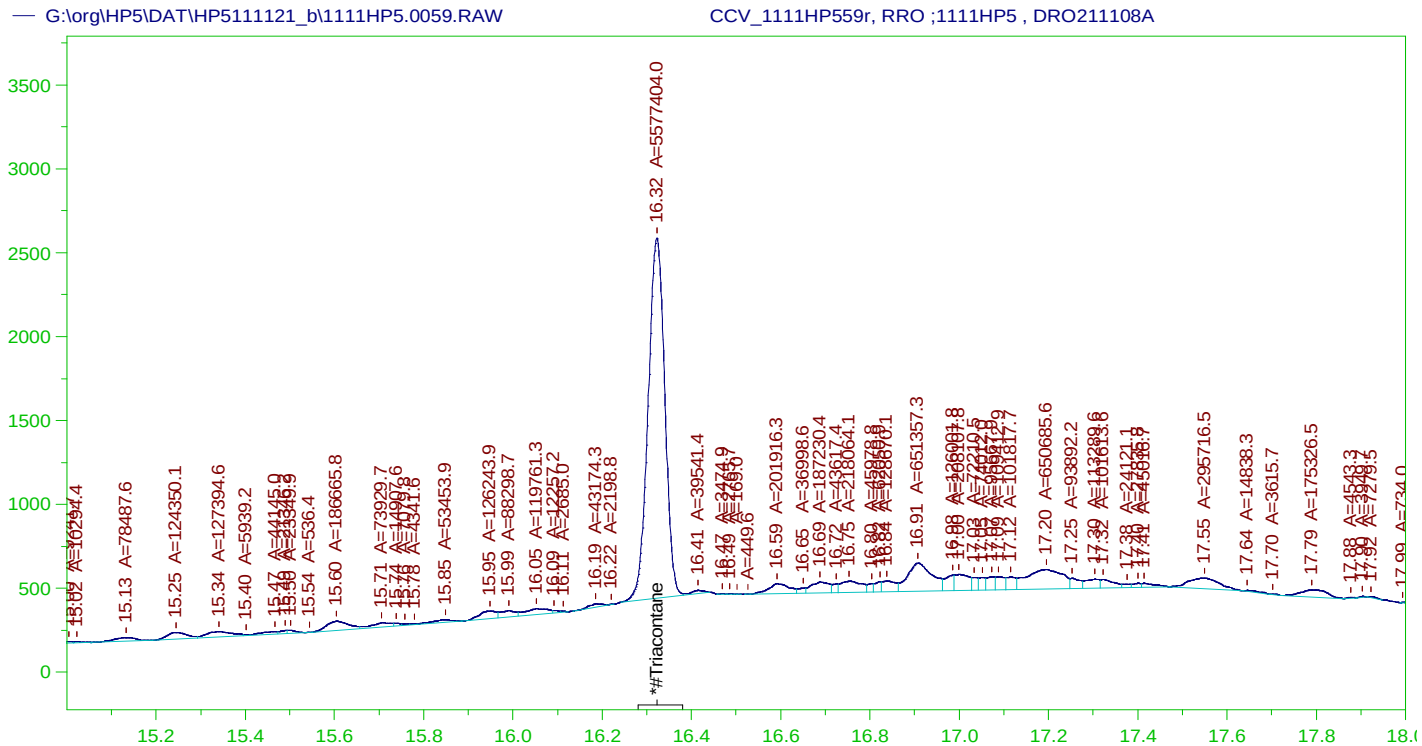

RESIDUAL RANGE ORGANICS CHROMATOGRAM
Sample Name: CCV_1111HP559r, RRO ;1111HP5 , DRO211108A
Raw File: G:\org\HP5\DAT\HP5111121_b\1111HP5.0059.RAW
Date & Time Acquired: 11/13/2021 12:16:06 AM
Method File: G:\Org\HP5\Methods\DS_ORO-AD-L#.MET
Calibration File: G:\Org\HP5\Cals\SW8015C_ORO211017AD.CAL
Sample Weight: 1 Dilution: 1 S.A.: 1

Mean RF for for Residual Range Organics Calculations: 28542.41
Rt range for Residual Range Organics: 12.61 to 30.05

SURROGATE COMPOUND	RT	ACTUAL	MEASURED	%REC	
*#Triacontane	16.322	500.	192.789	38.56	-

RRO Area:6366556 RRO AMOUNT: 223.056

CONTINUING CALIBRATION REPORT: G:\org\HP5\DAT\HP5111121_b\1111HP5.0059.RAW

COMPOUND	ACTUAL(NG)	MEASURED(NG)	%RECOVERY	LIMITS
*30-40 Motor Oil	5000.	.13	.	75-125

SURROGATE COMPOUND	RT	ACTUAL	MEASURED	%REC	LIMITS
*#Triacontane	16.322	200.	192.789	96.39	75-125

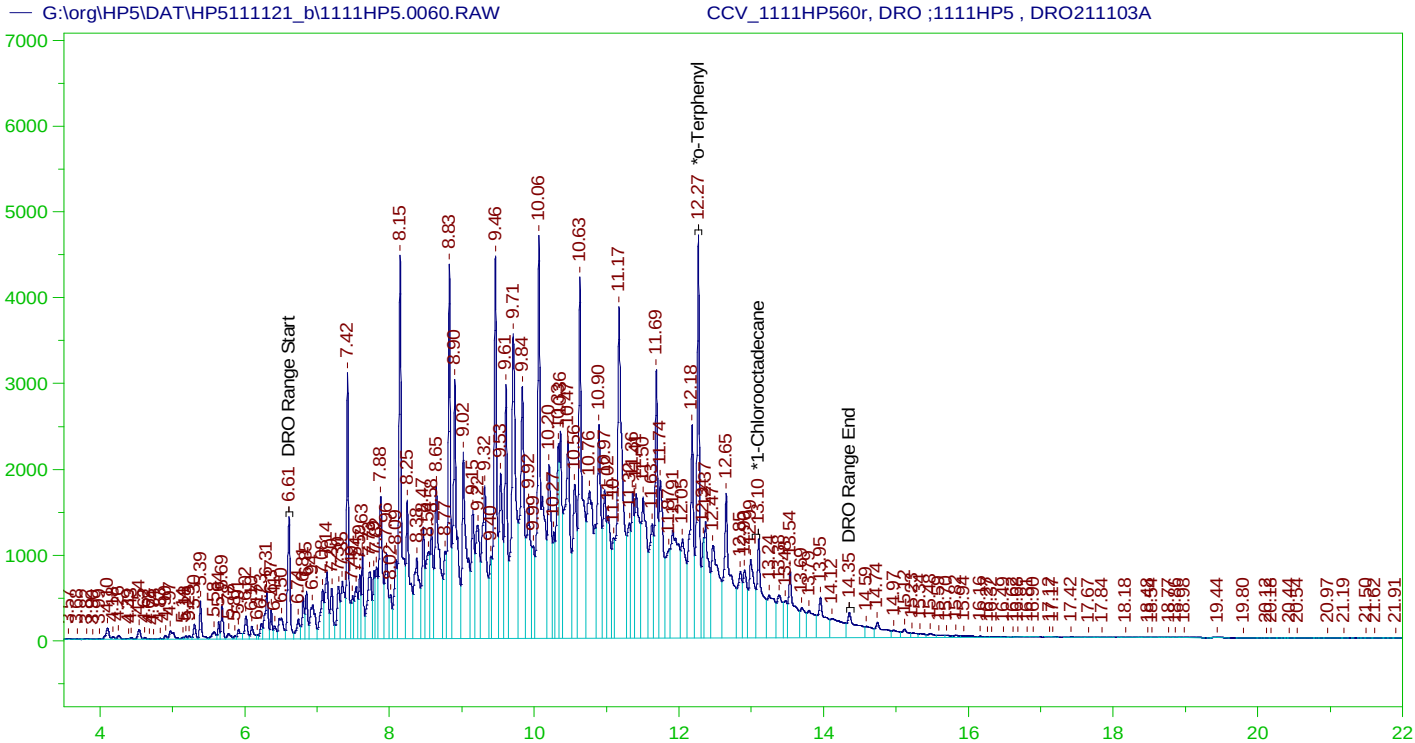

DIESEL RANGE ORGANICS CHROMATOGRAM REPORT
Sample Name: CCV_1111HP560r, DRO ;1111HP5 , DRO211103A
Raw File: G:\org\HP5\DAT\HP5111121_b\1111HP5.0060.RAW
Date & Time Acquired: 11/13/2021 12:59:14 AM
Method File: G:\Org\HP5\Methods\DC_8015-24-IB-L%.met
Calibration File: G:\Org\HP5\Cals\SW8015C_DRO211102IB-24.CAL
Sample Weight: 1 Dilution: 1 S.A.: 1

Mean RF for TEH: 31353.19
Rt range for Diesel Range Organics: 6.57 to 14.42

SURROGATE COMPOUND	RT	ACTUAL	MEASURED	%REC	
*o-Terphenyl	12.267	200.	340.402	170.2	-
*1-Chlorooctadecane	13.102	200.	162.806	81.4	-

DRO Area:4.73787E+08 DRO Amount: 15111.29
TEH Area:4.901163E+08 TEH Amount: 15632.1

CONTINUING CALIBRATION REPORT: G:\org\HP5\DAT\HP5111121_b\1111HP5.0060.RAW

COMPOUND	ACTUAL(NG)	MEASURED(NG)	%RECOVERY	LIMITS
TOTAL DRO	15000.	15632.1	104.21	85-115

SURROGATE COMPOUND	RT	ACTUAL	MEASURED	%REC	LIMITS
*o-Terphenyl	12.267	200.	340.402	170.2	85-115
*1-Chlorooctadecane	13.102	200.	162.806	81.4	85-115

G:\org\HP5\dat\HP5111121_b\Review\060_CCV_1111HP560r_DC_8015-24-IB-L%.xls

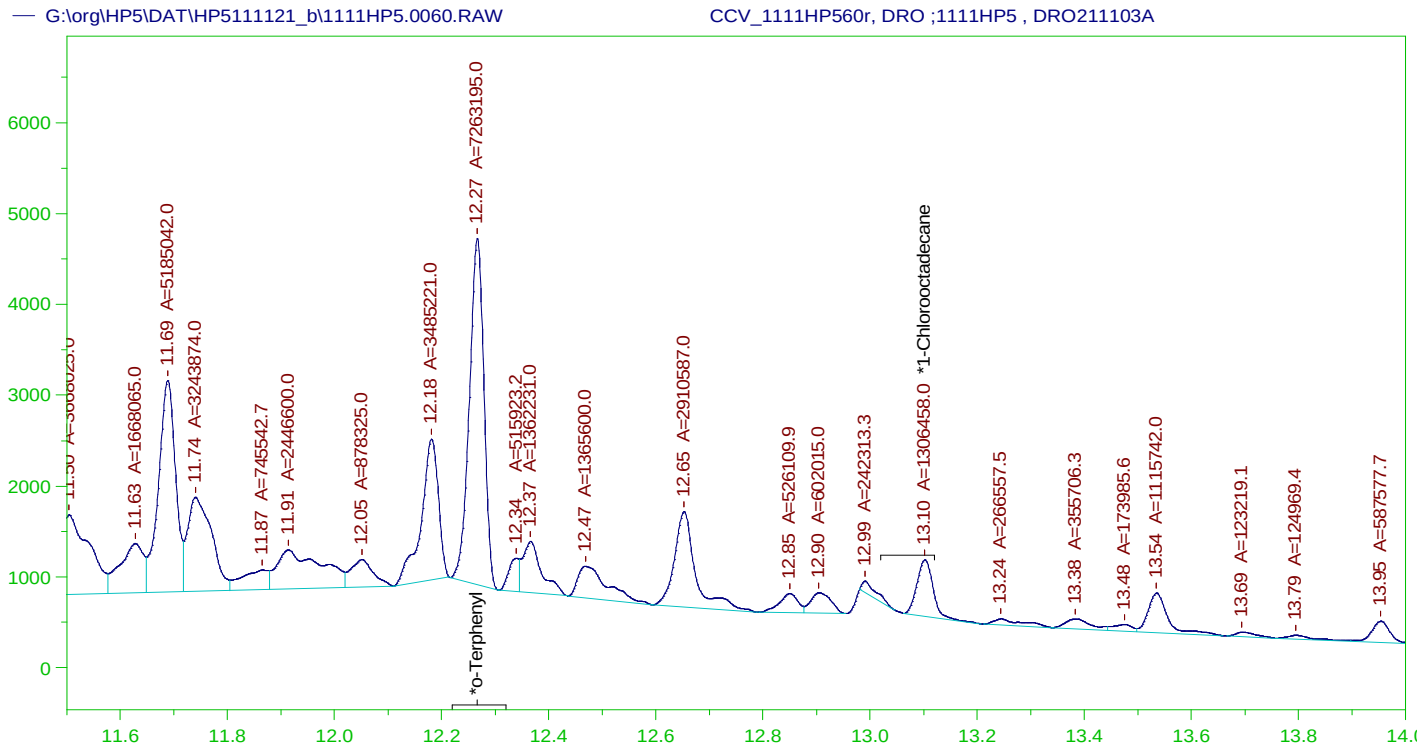

DIESEL RANGE ORGANICS CHROMATOGRAM REPORT

Sample Name: CCV_1111HP560r, DRO ;1111HP5 , DRO211103A
Raw File: G:\org\HP5\DAT\HP5111121_b\1111HP5.0060.RAW
Date & Time Acquired: 11/13/2021 12:59:14 AM
Method File: G:\Org\HP5\Methods\DS_8015-24-IB-L#.met
Calibration File: G:\Org\HP5\Cals\SW8015C_DRO211102IB-24.CAL
Sample Weight: 1 Dilution: 1 S.A.: 1

Mean RF for TEH: 31353.19
Rt range for Diesel Range Organics: 6.57 to 14.42

SURROGATE COMPOUND	RT	ACTUAL	MEASURED	%REC	
*o-Terphenyl	12.267	200.	204.544	102.27	-
*1-Chlorooctadecane	13.102	200.	36.792	18.4	-

DRO Area:2.663892E+08 DRO Amount: 8496.398
TEH Area:2.766704E+08 TEH Amount: 8824.313

CONTINUING CALIBRATION REPORT: G:\org\HP5\DAT\HP5111121_b\1111HP5.0060.RAW

COMPOUND	ACTUAL(NG)	MEASURED(NG)	%RECOVERY	LIMITS
TOTAL DRO	15000.	8824.31	58.83	85-115

SURROGATE COMPOUND	RT	ACTUAL	MEASURED	%REC	LIMITS
*o-Terphenyl	12.267	200.	204.544	102.27	85-115
*1-Chlorooctadecane	13.102	200.	36.792	18.4	85-115

G:\org\HP5\dat\HP5111121_b\Review\060_CCV_1111HP560r_DS_8015-24-IB-L#.xls

Write Sequence

Insert Entries(Have the first cell for entries selecte

Data File	Sample Name	Method	Weight	Dil Factor	Amt Inj.	IS	Cal ID	Manual Integrations
G:\org\HP5\DAT\HP5111121_b\1111HP5.01r	MARKER_1111HP501r, DRO ;1111HP5 , DRO210708A	g:\org\HP5\Methods\\CSC211108.met	1	1	1	1	0	No integrations.
G:\org\HP5\DAT\HP5111121_b\1111HP5.02r	MARKER_1111HP502r, DRO ;1111HP5 , DRO211012I	G:\Org\HP5\Methods\DC_8015-24-IB-L%.met	1	1	1	1	0	No integrations.
G:\org\HP5\DAT\HP5111121_b\1111HP5.03r	CCV_1111HP503r, RRO ;1111HP5 , DRO211108A	G:\Org\HP5\Methods\DC_ORO-AD-L%.MET G:\Org\HP5\Methods\DS_ORO-AD-L#.MET	1	1	1	1	0	The integration of Oil Range hydrocarbon is the hydrocarbon response with reference to the basline. Surrogates are integrated using a valley to valley integration using Set Basline Now placed slight before at 16.24 minutes slightly after the surrogate peak at 16.44 minutes and X-axis scaling showing surrogate peak from 15-18 minutes.
G:\org\HP5\DAT\HP5111121_b\1111HP5.04r	CCV_1111HP504r, DRO ;1111HP5 , DRO211103A	G:\Org\HP5\Methods\DC_8015-24-IB-L%.met G:\Org\HP5\Methods\DS_8015-24-IB-L#.met	1	1	1	1	0	The integration of Diesel Range Organics (C10-C24) and Total Extractable Hydrocarbons is the hydrocarbon response with reference to the basline. Assigned Set Baseline All Valley on at 16.83 minutes. Surrogates are integrated using a valley to valley integration using Set Basline Now placed slight before at 12.21 minutes and slightly after the surrogate peak at 12.43 minutes and X-axis scaling showing surrogate peak from 11.5-14 minutes.
G:\org\HP5\DAT\HP5111121_b\1111HP5.05r	DCM-Baseline Check-V05	G:\Org\HP5\Methods\DR_8015-IA-LEXP.met	1	1	1	1	0	No integrations.
G:\org\HP5\DAT\HP5111121_b\1111HP5.06r	LCS-161122 ;1111HP5 ,	G:\Org\HP5\Methods\D3_8015-111106-24-IB-L%.met G:\Org\HP5\Methods\DS_8015-24-IB-L#.met	1000	1	1	1	0	The integration of Diesel Range Organics (C10-C24) and Total Extractable Hydrocarbons is the hydrocarbon response with reference to the basline with peak width adjusted. Surrogates are integrated using a valley to valley integration using Set Basline Now placed slight before at 12.21 minutes and slightly after the surrogate peak at 12.43 minutes and X-axis scaling showing surrogate peak from 11.5-14 minutes.
G:\org\HP5\DAT\HP5111121_b\1111HP5.07r	LCSD-161122 ;1111HP5 ,	G:\Org\HP5\Methods\D3_8015-24-IB-L%.met G:\Org\HP5\Methods\DS_8015-24-IB-L#.met	1000	1	1	1	0	The integration of Diesel Range Organics (C10-C24) and Total Extractable Hydrocarbons is the hydrocarbon response with reference to the basline. Surrogates are integrated using a valley to valley integration using Set Basline Now placed slight before at 12.21 minutes and slightly after the surrogate peak at 12.43 minutes and X-axis scaling showing surrogate peak from 11.5-14 minutes.
G:\org\HP5\DAT\HP5111121_b\1111HP5.08r	MB-161122 ;1111HP5 ,	G:\Org\HP5\Methods\DR_8015-C24T-IB-L%.met G:\Org\HP5\Methods\DR_OROS-AD-L%.MET G:\Org\HP5\Methods\DS_8015-C24T-IB-L#.MET	1000	1	1	1	0	The integration of Diesel Range Organics (C10-C24), C24-C40, and Total Extractable Hydrocarbons (TEH) is the hydrocarbon response with reference to the basline. Assigned Set Baseline All Valley on at 17.12 minutes for C10-C24 and TEH and Assigned Set Baseline All Valley on at 17.56 minutes for C24-C40. Surrogates are integrated using a valley to valley integration using Set Basline Now placed slight before at 12.16 minutes and 16.21 minutes and slightly after the surrogate peaks at 12.52 and 16.64 minutes. X-axis scaling showing surrogate peak from 11-18 minutes.
G:\org\HP5\DAT\HP5111121_b\1111HP5.09r	B21110712-007A ;1111HP5 , $HC-8015-DRO-W,	G:\Org\HP5\Methods\DR_8015-C24T-IB-L%.met G:\Org\HP5\Methods\DR_OROS-AD-L%.MET G:\Org\HP5\Methods\DS_8015-C24T-IB-L#.MET	1030	1	1	1	0	The integration of Diesel Range Organics (C10-C24), C24-C40, and Total Extractable Hydrocarbons (TEH) is the hydrocarbon response with reference to the basline. Assigned Set Baseline All Valley on at 17.12 minutes for C10-C24 and TEH and Assigned Set Baseline All Valley on at 17.56 minutes for C24-C40. Surrogates are integrated using a valley to valley integration using Set Basline Now placed slight before at 12.16 minutes and 16.21 minutes and slightly after the surrogate peaks at 12.52 and 16.64 minutes. X-axis scaling showing surrogate peak from 11-18 minutes.
G:\org\HP5\DAT\HP5111121_b\1111HP5.10r	B21110712-006A ;1111HP5 , $HC-8015-DRO-W,	G:\Org\HP5\Methods\DR_8015-C24T-IB-L%.met G:\Org\HP5\Methods\DR_OROS-AD-L%.MET G:\Org\HP5\Methods\DS_8015-C24T-IB-L#.MET	1050	1	1	1	0	The integration of Diesel Range Organics (C10-C24), C24-C40, and Total Extractable Hydrocarbons (TEH) is the hydrocarbon response with reference to the basline. Assigned Set Baseline All Valley on at 17.12 minutes for C10-C24 and TEH and Assigned Set Baseline All Valley on at 17.56 minutes for C24-C40. Surrogates are integrated using a valley to valley integration using Set Basline Now placed slight before at 12.16 minutes and 16.21 minutes and slightly after the surrogate peaks at 12.52 and 16.64 minutes. X-axis scaling showing surrogate peak from 11-18 minutes.
G:\org\HP5\DAT\HP5111121_b\1111HP5.11r	B21110712-005A ;1111HP5 , $HC-8015-DRO-W,	G:\Org\HP5\Methods\DR_8015-C24T-IB-L%.met G:\Org\HP5\Methods\DR_OROS-AD-L%.MET G:\Org\HP5\Methods\DS_8015-C24T-IB-L#.MET	1020	1	1	1	0	The integration of Diesel Range Organics (C10-C24), C24-C40, and Total Extractable Hydrocarbons (TEH) is the hydrocarbon response with reference to the basline. Assigned Set Baseline All Valley on at 17.12 minutes for C10-C24 and TEH and Assigned Set Baseline All Valley on at 17.56 minutes for C24-C40. Surrogates are integrated using a valley to valley integration using Set Basline Now placed slight before at 12.16 minutes and 16.21 minutes and slightly after the surrogate peaks at 12.52 and 16.64 minutes. X-axis scaling showing surrogate peak from 11-18 minutes.
G:\org\HP5\DAT\HP5111121_b\1111HP5.12r	B21110712-003A ;1111HP5 , $HC-8015-DRO-W,	G:\Org\HP5\Methods\D3_8015-C24T-IB-L%.met G:\Org\HP5\Methods\D3_OROS-AD-L%.MET G:\Org\HP5\Methods\DS_8015-C24T-IB-L#.MET	1020	1	1	1	0	The integration of Diesel Range Organics (C10-C24), C24-C40, and Total Extractable Hydrocarbons (TEH) is the hydrocarbon response with reference to the basline. Surrogates are integrated using a valley to valley integration using Set Basline Now placed slight before at 12.16 minutes and 16.21 minutes and slightly after the surrogate peaks at 12.52 and 16.64 minutes. X-axis scaling showing surrogate peak from 11-18 minutes.
G:\org\HP5\DAT\HP5111121_b\1111HP5.13r	B21110712-004A ;1111HP5 , $HC-8015-DRO-W,	G:\Org\HP5\Methods\D3_8015-C24T-IB-L%.met G:\Org\HP5\Methods\D3_OROS-AD-L%.MET G:\Org\HP5\Methods\DS_8015-C24T-IB-L#.MET	1055	1	1	1	0	The integration of Diesel Range Organics (C10-C24), C24-C40, and Total Extractable Hydrocarbons (TEH) is the hydrocarbon response with reference to the basline. Surrogates are integrated using a valley to valley integration using Set Basline Now placed slight before at 12.16 minutes and 16.21 minutes and slightly after the surrogate peaks at 12.52 and 16.64 minutes. X-axis scaling showing surrogate peak from 11-18 minutes.
G:\org\HP5\DAT\HP5111121_b\1111HP5.14r	DCM-Baseline Check-V14	G:\Org\HP5\Methods\DR_8015-IA-LEXP.met	1	1	1	1	0	No integrations.
G:\org\HP5\DAT\HP5111121_b\1111HP5.15r	B21110712-002A ;1111HP5 , $HC-8015-DRO-W,	G:\Org\HP5\Methods\D3_8015-111115-IB-L%.met G:\Org\HP5\Methods\D3_OROS-111115-AD-L%.MET G:\Org\HP5\Methods\DS_8015-111121-IB-L#.MET	1060	1	1	1	0	The integration of Diesel Range Organics (C10-C24), C24-C40, and Total Extractable Hydrocarbons (TEH) is the hydrocarbon response with reference to the basline with peak width adjusted. Surrogates are integrated using a valley to valley integration using Set Basline Now placed slight before at 12.16 minutes and 16.21 minutes and slightly after the surrogate peaks at 12.36 and 16.64 minutes. X-axis scaling showing surrogate peak from 11-18 minutes.
G:\org\HP5\DAT\HP5111121_b\1111HP5.16r	MARKER_1111HP517r, DRO ;1111HP5 , DRO210708A	g:\org\HP5\Methods\\CSC211108.met	1	1	1	1	0	No integrations.
G:\org\HP5\DAT\HP5111121_b\1111HP5.17r	MARKER_1111HP518r, DRO ;1111HP5 , DRO211012I	G:\Org\HP5\Methods\DC_8015-24-IB-L%.met	1	1	1	1	0	No integrations.
G:\org\HP5\DAT\HP5111121_b\1111HP5.18r	CCV_1111HP519r, RRO ;1111HP5 , DRO211108A	G:\Org\HP5\Methods\DC_ORO-AD-L%.MET G:\Org\HP5\Methods\DS_ORO-AD-L#.MET	1	1	1	1	0	The integration of Oil Range hydrocarbon is the hydrocarbon response with reference to the basline. Surrogates are integrated using a valley to valley integration using Set Basline Now placed slight before at 16.24 minutes slightly after the surrogate peak at 16.44 minutes and X-axis scaling showing surrogate peak from 15-18 minutes.
G:\org\HP5\DAT\HP5111121_b\1111HP5.19r	CCV_1111HP520r, DRO ;1111HP5 , DRO211103A	G:\Org\HP5\Methods\DC_8015-24-IB-L%.met G:\Org\HP5\Methods\DS_8015-24-IB-L#.met	1	1	1	1	0	The integration of Diesel Range Organics (C10-C24) and Total Extractable Hydrocarbons is the hydrocarbon response with reference to the basline. Assigned Set Baseline All Valley on at 16.83 minutes. Surrogates are integrated using a valley to valley integration using Set Basline Now placed slight before at 12.21 minutes and slightly after the surrogate peak at 12.43 minutes and X-axis scaling showing surrogate peak from 11.5-14 minutes.
G:\org\HP5\DAT\HP5111121_b\1111HP5.20r	DCM-Baseline Check-V20	G:\Org\HP5\Methods\DR_8015-IA-LEXP.met	1	1	1	1	0	No integrations.
G:\org\HP5\DAT\HP5111121_b\1111HP5.21r	B21110057-002A ;1111HP5 , $HC-8015-DRO-W, RX	G:\Org\HP5\Methods\D3_8015-C24T-IB-L%.met G:\Org\HP5\Methods\D3_OROS-AD-L%.MET G:\Org\HP5\Methods\DS_8015-111121-IB-L#.MET	975	1	1	1	0	The integration of Diesel Range Organics (C10-C24), C24-C40, and Total Extractable Hydrocarbons (TEH) is the hydrocarbon response with reference to the basline. Surrogates are integrated using a valley to valley integration using Set Basline Now placed slight before at 12.16 minutes and 16.21 minutes and slightly after the surrogate peaks at 12.52 and 16.64 minutes. X-axis scaling showing surrogate peak from 11-18 minutes.

G:\org\HP5\DAT\HP5111121_b\1111HP5.22r	B21110712-001A ;1111HP5 , $HC-8015-DRO-W,	G:\Org\HP5\Methods\D3_8015-111115-IB-L%.met G:\Org\HP5\Methods\D3_OROS-111115-AD-L%.MET G:\Org\HP5\Methods\DS_8015-111121-IB-L#.MET	1030	1	1	1	0	The integration of Diesel Range Organics (C10-C24), C24-C40, and Total Extractable Hydrocarbons (TEH) is the hydrocarbon response with reference to the basline with peak width adjusted. Surrogates are integrated using a valley to valley integration using Set Basline Now placed slight before at 12.16 minutes and 16.21 minutes and slightly after the surrogate peaks at 12.52 and 16.64 minutes. X-axis scaling showing surrogate peak from 11-18 minutes.
G:\org\HP5\DAT\HP5111121_b\1111HP5.23r	B21110712-001AMS ;1111HP5 ,	G:\Org\HP5\Methods\D3_8015-24-IB-L%.met G:\Org\HP5\Methods\DS_8015-24-IB-L#.met	1000	1	1	1	0	The integration of Diesel Range Organics (C10-C24) and Total Extractable Hydrocarbons is the hydrocarbon response with reference to the basline. Surrogates are integrated using a valley to valley integration using Set Basline Now placed slight before at 12.21 minutes and slightly after the surrogate peak at 12.43 minutes and X-axis scaling showing surrogate peak from 11.5-14 minutes.
G:\org\HP5\DAT\HP5111121_b\1111HP5.24r	DCM-Baseline Check-V24	G:\Org\HP5\Methods\DR_8015-IA-LEXP.met	1	1	1	1	0	No integrations.
G:\org\HP5\DAT\HP5111121_b\1111HP5.25r	LCS-161122-RRO ;1111HP5 ,	G:\Org\HP5\Methods\D3_ORO-AD-L%.MET G:\Org\HP5\Methods\DS_ORO-111125-AD-L#.MET	1000	1	1	1	0	The integration of Oil Range hydrocarbon is the hydrocarbon response with reference to the basline. Surrogates are integrated using a valley to valley integration using Set Basline Now placed slight before at 16.24 minutes slightly after the surrogate peak at 16.41 minutes and X-axis scaling showing surrogate peak from 15-18 minutes.
G:\org\HP5\DAT\HP5111121_b\1111HP5.26r	DCM-Baseline Check-V26	G:\Org\HP5\Methods\DR_8015-IA-LEXP.met	1	1	1	1	0	No integrations.
G:\org\HP5\DAT\HP5111121_b\1111HP5.27r	LCSD-161122-RRO ;1111HP5 ,	G:\Org\HP5\Methods\D3_ORO-AD-L%.MET G:\Org\HP5\Methods\DS_ORO-111125-AD-L#.MET	1000	1	1	1	0	The integration of Oil Range hydrocarbon is the hydrocarbon response with reference to the basline. Surrogates are integrated using a valley to valley integration using Set Basline Now placed slight before at 16.24 minutes slightly after the surrogate peak at 16.41 minutes and X-axis scaling showing surrogate peak from 15-18 minutes.
G:\org\HP5\DAT\HP5111121_b\1111HP5.28r	DCM-Baseline Check-V28	G:\Org\HP5\Methods\DR_8015-IA-LEXP.met	1	1	1	1	0	No integrations.
G:\org\HP5\DAT\HP5111121_b\1111HP5.29r	B21110712-002AMS-RRO ;1111HP5 ,	G:\Org\HP5\Methods\D3_ORO-AD-L%.MET G:\Org\HP5\Methods\DS_ORO-111125-AD-L#.MET	1055	1	1	1	0	The integration of Oil Range hydrocarbon is the hydrocarbon response with reference to the basline. Surrogates are integrated using a valley to valley integration using Set Basline Now placed slight before at 16.24 minutes slightly after the surrogate peak at 16.41 minutes and X-axis scaling showing surrogate peak from 15-18 minutes.
G:\org\HP5\DAT\HP5111121_b\1111HP5.30r	MARKER_1111HP530r, DRO ;1111HP5 , DRO210708A	g:\org\HP5\Methods\\CSC211108.met	1	1	1	1	0	No integrations.
G:\org\HP5\DAT\HP5111121_b\1111HP5.31r	MARKER_1111HP531r, DRO ;1111HP5 , DRO211012I	G:\Org\HP5\Methods\DC_8015-24-IB-L%.met	1	1	1	1	0	No integrations.
G:\org\HP5\DAT\HP5111121_b\1111HP5.32r	CCV_1111HP532r, RRO ;1111HP5 , DRO211108A	G:\Org\HP5\Methods\DC_ORO-AD-L%.MET G:\Org\HP5\Methods\DS_ORO-AD-L#.MET	1	1	1	1	0	The integration of Oil Range hydrocarbon is the hydrocarbon response with reference to the basline. Surrogates are integrated using a valley to valley integration using Set Basline Now placed slight before at 16.24 minutes slightly after the surrogate peak at 16.44 minutes and X-axis scaling showing surrogate peak from 15-18 minutes.
G:\org\HP5\DAT\HP5111121_b\1111HP5.33r	CCV_1111HP533r, DRO ;1111HP5 , DRO211103A	G:\Org\HP5\Methods\DC_8015-24-IB-L%.met G:\Org\HP5\Methods\DS_8015-24-IB-L#.met	1	1	1	1	0	The integration of Diesel Range Organics (C10-C24) and Total Extractable Hydrocarbons is the hydrocarbon response with reference to the basline. Assigned Set Baseline All Valley on at 16.83 minutes. Surrogates are integrated using a valley to valley integration using Set Basline Now placed slight before at 12.21 minutes and slightly after the surrogate peak at 12.43 minutes and X-axis scaling showing surrogate peak from 11.5-14 minutes.

Ann Nebel

Digitally signed by
Ann Nebel
Date: 2021.11.18 15:55:35 -07:00

Write Sequence

Insert Entries(Have the first cell for entries selecte

Data File	Sample Name	Method	Weight	Dil Factor	Amt Inj.	IS	Cal ID	Manual Integrations
G:\org\HP5\DAT\HP5111121_b\1111HP5.34r	DCM-Baseline Check-V34	G:\Org\HP5\Methods\DR_8015-IA-LEXP.met	1	1	1	1	0	No integrations.
G:\org\HP5\DAT\HP5111121_b\1111HP5.35r	DCM-Baseline Check-V35	G:\Org\HP5\Methods\DR_8015-IA-LEXP.met	1	1	1	1	0	No integrations.
G:\org\HP5\DAT\HP5111121_b\1111HP5.36r	LCS-161122 ;1111HP5 , SGT	G:\Org\HP5\Methods\D3_8015-111106-24-IB-L%.met G:\Org\HP5\Methods\DS_8015-24-IB-L#.met	1000	1	1	1	0	The integration of Diesel Range Organics (C10-C24) and Total Extractable Hydrocarbons is the hydrocarbon response with reference to the basline with peak width adjusted. Surrogates are integrated using a valley to valley integration using Set Basline Now placed slight before at 12.21 minutes and slightly after the surrogate peak at 12.43 minutes and X-axis scaling showing surrogate peak from 11.5-14 minutes.
G:\org\HP5\DAT\HP5111121_b\1111HP5.37r	LCSD-161122 ;1111HP5 , SGT	G:\Org\HP5\Methods\D3_8015-24-IB-L%.met G:\Org\HP5\Methods\DS_8015-24-IB-L#.met	1000	1	1	1	0	The integration of Diesel Range Organics (C10-C24) and Total Extractable Hydrocarbons is the hydrocarbon response with reference to the basline. Surrogates are integrated using a valley to valley integration using Set Basline Now placed slight before at 12.21 minutes and slightly after the surrogate peak at 12.43 minutes and X-axis scaling showing surrogate peak from 11.5-14 minutes.
G:\org\HP5\DAT\HP5111121_b\1111HP5.38r	MB-161122 ;1111HP5 , SGT	G:\Org\HP5\Methods\DR_8015-C24T-IB-L%.met G:\Org\HP5\Methods\DR_OROS-AD-L%.MET G:\Org\HP5\Methods\DS_8015-C24Tb-IB-L#.MET	1000	1	1	1	0	The integration of Diesel Range Organics (C10-C24), C24-C40, and Total Extractable Hydrocarbons (TEH) is the hydrocarbon response with reference to the basline. Assigned Set Baseline All Valley on at 17.12 minutes for C10-C24 and TEH and Assigned Set Baseline All Valley on at 17.56 minutes for C24-C40. Surrogates are integrated using a valley to valley integration using Set Basline Now placed slight before at 12.16 minutes and 16.21 minutes and slightly after the surrogate peaks at 12.47 and 16.64 minutes. X-axis scaling showing surrogate peak from 11-18 minutes.
G:\org\HP5\DAT\HP5111121_b\1111HP5.39r	B21110712-003A ;1111HP5 , $HC-8015-DRO-W, SGT	G:\Org\HP5\Methods\DR_8015-C24T-IB-L%.met G:\Org\HP5\Methods\DR_OROS-AD-L%.MET G:\Org\HP5\Methods\DS_8015-C24Tb-IB-L#.MET	1020	1	1	1	0	The integration of Diesel Range Organics (C10-C24), C24-C40, and Total Extractable Hydrocarbons (TEH) is the hydrocarbon response with reference to the basline. Assigned Set Baseline All Valley on at 17.12 minutes for C10-C24 and TEH and Assigned Set Baseline All Valley on at 17.56 minutes for C24-C40. Surrogates are integrated using a valley to valley integration using Set Basline Now placed slight before at 12.16 minutes and 16.21 minutes and slightly after the surrogate peaks at 12.47 and 16.64 minutes. X-axis scaling showing surrogate peak from 11-18 minutes.
G:\org\HP5\DAT\HP5111121_b\1111HP5.40r	B21110712-004A ;1111HP5 , $HC-8015-DRO-W, RR poked wrong vial	G:\Org\HP5\Methods\DR_8015-C24T-IB-L0.met	1055	1	1	1	0	No integrations.
G:\org\HP5\DAT\HP5111121_b\1111HP5.41r	B21110712-001A ;1111HP5 , $HC-8015-DRO-W, SGT	G:\Org\HP5\Methods\DR_8015-C24T-IB-L%.met G:\Org\HP5\Methods\DR_OROS-AD-L%.MET G:\Org\HP5\Methods\DS_8015-C24Tb-IB-L#.MET	1030	1	1	1	0	The integration of Diesel Range Organics (C10-C24), C24-C40, and Total Extractable Hydrocarbons (TEH) is the hydrocarbon response with reference to the basline. Assigned Set Baseline All Valley on at 17.12 minutes for C10-C24 and TEH and Assigned Set Baseline All Valley on at 17.56 minutes for C24-C40. Surrogates are integrated using a valley to valley integration using Set Basline Now placed slight before at 12.16 minutes and 16.21 minutes and slightly after the surrogate peaks at 12.47 and 16.64 minutes. X-axis scaling showing surrogate peak from 11-18 minutes.
G:\org\HP5\DAT\HP5111121_b\1111HP5.42r	B21110712-004A ;1111HP5 , $HC-8015-DRO-W, RR	G:\Org\HP5\Methods\DR_8015-C24T-IB-L%.met G:\Org\HP5\Methods\DR_OROS-AD-L%.MET G:\Org\HP5\Methods\DS_8015-C24Tb-IB-L#.MET	1055	1	1	1	0	The integration of Diesel Range Organics (C10-C24), C24-C40, and Total Extractable Hydrocarbons (TEH) is the hydrocarbon response with reference to the basline. Assigned Set Baseline All Valley on at 17.12 minutes for C10-C24 and TEH and Assigned Set Baseline All Valley on at 17.56 minutes for C24-C40. Surrogates are integrated using a valley to valley integration using Set Basline Now placed slight before at 12.16 minutes and 16.21 minutes and slightly after the surrogate peaks at 12.47 and 16.64 minutes. X-axis scaling showing surrogate peak from 11-18 minutes.
G:\org\HP5\DAT\HP5111121_b\1111HP5.43r	MARKER_1111HP543r, DRO ;1111HP5 , DRO210708A	g:\org\HP5\Methods\\CSC211108.met	1	1	1	1	0	No integrations.
G:\org\HP5\DAT\HP5111121_b\1111HP5.44r	MARKER_1111HP544r, DRO ;1111HP5 , DRO211012I	G:\Org\HP5\Methods\DC_8015-24-IB-L%.met	1	1	1	1	0	No integrations.
G:\org\HP5\DAT\HP5111121_b\1111HP5.45r	CCV_1111HP545r, RRO ;1111HP5 , DRO211108A	G:\Org\HP5\Methods\DC_ORO-AD-L%.MET G:\Org\HP5\Methods\DS_ORO-AD-L#.MET	1	1	1	1	0	The integration of Oil Range hydrocarbon is the hydrocarbon response with reference to the basline. Surrogates are integrated using a valley to valley integration using Set Basline Now placed slight before at 16.24 minutes slightly after the surrogate peak at 16.44 minutes and X-axis scaling showing surrogate peak from 15-18 minutes.
G:\org\HP5\DAT\HP5111121_b\1111HP5.46r	CCV_1111HP546r, DRO ;1111HP5 , DRO211103A	G:\Org\HP5\Methods\DC_8015-24-IB-L%.met G:\Org\HP5\Methods\DS_8015-24-IB-L#.met	1	1	1	1	0	The integration of Diesel Range Organics (C10-C24) and Total Extractable Hydrocarbons is the hydrocarbon response with reference to the basline. Assigned Set Baseline All Valley on at 16.83 minutes. Surrogates are integrated using a valley to valley integration using Set Basline Now placed slight before at 12.21 minutes and slightly after the surrogate peak at 12.43 minutes and X-axis scaling showing surrogate peak from 11.5-14 minutes.
G:\org\HP5\DAT\HP5111121_b\1111HP5.47r	DCM-Baseline Check-V47	G:\Org\HP5\Methods\DR_8015-IA-LEXP.met	1	1	1	1	0	No integrations.
G:\org\HP5\DAT\HP5111121_b\1111HP5.48r	B21110057-002A ;1111HP5 , $HC-8015-DRO-W, RX-SGT	G:\Org\HP5\Methods\DR_8015-111148-IB-L%.met G:\Org\HP5\Methods\DR_OROS-111148-AD-L%.MET G:\Org\HP5\Methods\DS_8015-C24Tb-IB-L#.MET	975	1	1	1	0	The integration of Diesel Range Organics (C10-C24), C24-C40, and Total Extractable Hydrocarbons (TEH) is the hydrocarbon response with reference to the basline. Assigned Set Baseline All Valley on at 24.79 minutes . Surrogates are integrated using a valley to valley integration using Set Basline Now placed slight before at 12.16 minutes and 16.21 minutes and slightly after the surrogate peaks at 12.47 and 16.64 minutes. X-axis scaling showing surrogate peak from 11-18 minutes.
G:\org\HP5\DAT\HP5111121_b\1111HP5.49r	B21110712-002A ;1111HP5 , $HC-8015-DRO-W, SGT	G:\Org\HP5\Methods\DR_8015-C24T-IB-L%.met G:\Org\HP5\Methods\DR_OROS-AD-L%.MET G:\Org\HP5\Methods\DS_8015-C24Tb-IB-L#.MET	1060	1	1	1	0	The integration of Diesel Range Organics (C10-C24), C24-C40, and Total Extractable Hydrocarbons (TEH) is the hydrocarbon response with reference to the basline. Assigned Set Baseline All Valley on at 17.12 minutes for C10-C24 and TEH and Assigned Set Baseline All Valley on at 17.56 minutes for C24-C40. Surrogates are integrated using a valley to valley integration using Set Basline Now placed slight before at 12.16 minutes and 16.21 minutes and slightly after the surrogate peaks at 12.47 and 16.64 minutes. X-axis scaling showing surrogate peak from 11-18 minutes.
G:\org\HP5\DAT\HP5111121_b\1111HP5.50r	B21110712-001AMS ;1111HP5 , SGT	G:\Org\HP5\Methods\D3_8015-24-IB-L%.met G:\Org\HP5\Methods\DS_8015-24-IB-L#.met	1000	1	1	1	0	The integration of Diesel Range Organics (C10-C24) and Total Extractable Hydrocarbons is the hydrocarbon response with reference to the basline. Surrogates are integrated using a valley to valley integration using Set Basline Now placed slight before at 12.21 minutes and slightly after the surrogate peak at 12.43 minutes and X-axis scaling showing surrogate peak from 11.5-14 minutes.
G:\org\HP5\DAT\HP5111121_b\1111HP5.51r	DCM-Baseline Check-V51	G:\Org\HP5\Methods\DR_8015-IA-LEXP.met	1	1	1	1	0	No integrations.
G:\org\HP5\DAT\HP5111121_b\1111HP5.52r	LCS-161122-RRO ;1111HP5 , SGT	G:\Org\HP5\Methods\D3_ORO-AD-L%.MET G:\Org\HP5\Methods\DS_ORO-111125-AD-L#.MET	1000	1	1	1	0	The integration of Oil Range hydrocarbon is the hydrocarbon response with reference to the basline. Surrogates are integrated using a valley to valley integration using Set Basline Now placed slight before at 16.24 minutes slightly after the surrogate peak at 16.41 minutes and X-axis scaling showing surrogate peak from 15-18 minutes.
G:\org\HP5\DAT\HP5111121_b\1111HP5.53r	DCM-Baseline Check-V53	G:\Org\HP5\Methods\DR_8015-IA-LEXP.met	1	1	1	1	0	No integrations.
G:\org\HP5\DAT\HP5111121_b\1111HP5.54r	LCSD-161122-RRO ;1111HP5 , SGT	G:\Org\HP5\Methods\D3_ORO-AD-L%.MET G:\Org\HP5\Methods\DS_ORO-111125-AD-L#.MET	1000	1	1	1	0	The integration of Oil Range hydrocarbon is the hydrocarbon response with reference to the basline. Surrogates are integrated using a valley to valley integration using Set Basline Now placed slight before at 16.24 minutes slightly after the surrogate peak at 16.41 minutes and X-axis scaling showing surrogate peak from 15-18 minutes.
G:\org\HP5\DAT\HP5111121_b\1111HP5.55r	DCM-Baseline Check-V55	G:\Org\HP5\Methods\DR_8015-IA-LEXP.met	1	1	1	1	0	No integrations.
G:\org\HP5\DAT\HP5111121_b\1111HP5.56r	B21110712-002AMS-RRO ;1111HP5 , SGT	G:\Org\HP5\Methods\D3_ORO-AD-L%.MET G:\Org\HP5\Methods\DS_ORO-111125-AD-L#.MET	1055	1	1	1	0	The integration of Oil Range hydrocarbon is the hydrocarbon response with reference to the basline. Surrogates are integrated using a valley to valley integration using Set Basline Now placed slight before at 16.24 minutes slightly after the surrogate peak at 16.41 minutes and X-axis scaling showing surrogate peak from 15-18 minutes.
G:\org\HP5\DAT\HP5111121_b\1111HP5.57r	MARKER_1111HP557r, DRO ;1111HP5 , DRO210708A	g:\org\HP5\Methods\\CSC211108.met	1	1	1	1	0	No integrations.

G:\org\HP5\DAT\HP5111121_b\1111HP5.58r	MARKER_1111HP558r, DRO ;1111HP5 , DRO211012I	G:\Org\HP5\Methods\DC_8015-24-IB-L%.met	1	1	1	1	0	No integrations.
G:\org\HP5\DAT\HP5111121_b\1111HP5.59r	CCV_1111HP559r, RRO ;1111HP5 , DRO211108A	G:\Org\HP5\Methods\DC_ORO-AD-L%.MET G:\Org\HP5\Methods\DS_ORO-AD-L#.MET	1	1	1	1	0	The integration of Oil Range hydrocarbon is the hydrocarbon response with reference to the basline. Surrogates are integrated using a valley to valley integration using Set Basline Now placed slight before at 16.24 minutes slightly after the surrogate peak at 16.44 minutes and X-axis scaling showing surrogate peak from 15-18 minutes.
G:\org\HP5\DAT\HP5111121_b\1111HP5.60r	CCV_1111HP560r, DRO ;1111HP5 , DRO211103A	G:\Org\HP5\Methods\DC_8015-24-IB-L%.met G:\Org\HP5\Methods\DS_8015-24-IB-L#.met	1	1	1	1	0	The integration of Diesel Range Organics (C10-C24) and Total Extractable Hydrocarbons is the hydrocarbon response with reference to the basline. Assigned Set Baseline All Valley on at 16.83 minutes. Surrogates are integrated using a valley to valley integration using Set Basline Now placed slight before at 12.21 minutes and slightly after the surrogate peak at 12.43 minutes and X-axis scaling showing surrogate peak from 11.5-14 minutes.

Ann Nebel

Digitally signed by
Ann Nebel
Date: 2021.11.18 15:55:59 -07:00

Energy Laboratories Inc

Spike LOG

Standard ID:	DRO211101A		
Standard Name	OTP-4000 ug/mL DCM	Type:	Secondary
Date Prepared	11/1/2021	BY:	Ann Nebel
Date Expires:	9/30/2024		
Department	dropr	Status:	Open
Vendor:			
Lot Number:			
Balance ID:	BAL-DRO		
Comments:	Used to Prep DRO-8015 ICAL and CCV Solutions		

Chemical / Solvent Used	BottleNo	Amt	Units	Exp
Dichloromethane EC328	14408	25	mL	8/19/

Final Volume: 25 mL

Stock Source		Base Units	Amount Added
DRO200430B	O-Terphenyl	ug/mL	0.1012 g

Analytes		CAS	Conc: ug/mL
A	O-Terphenyl	84-15-1	4000

Page:*1 of 1*

Energy Laboratories Inc

Standard LOG

Standard ID:	DRO200430B		
Standard Name	O-Terphenyl	Type:	Neat
Date Prepared	4/30/2020	BY:	Ann Nebel
Date Expires:	9/30/2024		
Department	dropr	Status:	New
Vendor:	Chemservice		
Lot Number:	9972100		
Balance ID:			
Comments:	ID#: 6271		

Chemical / Solvent Used	BottleNo	Amt	Units	Exp
o-Terphenyl	12650	500	mg	9/30/

Final Volume: mL

Stock Source	**Base Units**	**Amount Added**

Analytes		**CAS**	Conc:	**ug/mL**
A	O-Terphenyl	84-15-1		1

Page:*1 of 1*

Ana

CHEM SERVICE INC

660 Tower Lane • P.O. Box 599 • West Chester, PA 19381-0599
1-800-452-9994 • 1-610-692-3026 • Fax 1-610-692-8729
info@chemservice.com • www.chemservice.com

CERTIFICATE OF ANALYSIS

o-Terphenyl

CATALOG NUMBER	N-12693-500MG
LOT NUMBER	9972100
DATE CERTIFIED	09/23/19
EXPIRATION DATE	09/30/24
CAS NUMBER	84-15-1
MOLECULAR FORMULA	C18H14
MOLECULAR WEIGHT	230.32
STORAGE	Store in a cool dry place.
HANDLING	See Safety Data Sheet
INTENDED USE	For laboratory use only.

Analytical Test	Value
FT-IR SPECTROSCOPY	CONFORMS TO STRUCTURE
GC/MS SPECTRA ID	MATCHES NIST DATABASE
MELTING POINT (°C)	57.1
% PURITY (GC/FID)	99.5

Chem Service, Inc. guarantees the purity to be +/- 0.5% deviation prior to the expiration date shown on the label and exclusive of any customer contamination.

Certified By:

Mary Beth O'Donnell

Mary Beth O'Donnell
CSM/TC

ID #: 12650
Opened:
o-Terphenyl
Expires: 9/30/2024
Rec'd: 4/30/2020
Energy Laboratories Inc 1120 So. 27th Street
Billings MT 59107

Chem Service is accredited to ISO 17034:2016, ISO/IEC 17025:2017 and certified to ISO 9001:2015

COA Form
Revision 3 (3/2015)

660 Tower Lane • P.O. Box 599 • West Chester, PA 19381-0599
1-800-452-9994 • 1-610-692-3026 • Fax 1-610-692-8729
info@chemservice.com • www.chemservice.com

CERTIFICATE OF ANALYSIS

Analysis Method:

Catalog Number:	N-12693-500MG
Description:	o-Terphenyl
Lot Number:	9972100
Expiration Date:	09/30/24

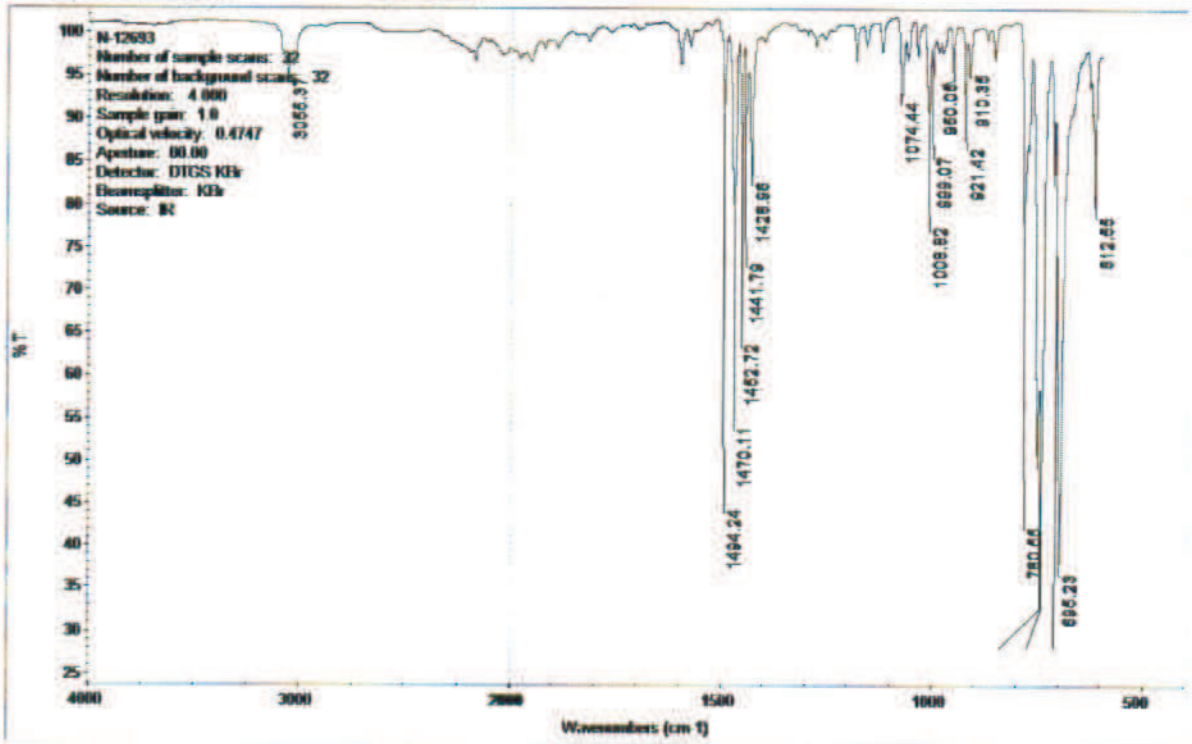

Chem Service is accredited to ISO 17034:2016, ISO/IEC 17025:2017 and certified to ISO 9001:2015

660 Tower Lane • P.O. Box 599 • West Chester, PA 19381-0599
1-800-452-9994 • 1-610-692-3026 • Fax 1-610-692-8729
info@chemservice.com • www.chemservice.com

CERTIFICATE OF ANALYSIS

Analysis Method:

Catalog Number:	N-12693-500MG
Description:	o-Terphenyl
Lot Number:	9972100
Expiration Date:	09/30/24

Chem Service Inc Area Percent Report

```
Data File: D:\msdchem\2019 DATA\0919\0923-01.D
Acq On     : 23 Sep 2019  10:40
Operator   :
Sample     : n-12693
Misc       :
ALS Vial   : 95

Integration Parameters: autoint1.e
Integrator: ChemStation

DataAcq Meth:SCREEN.M
Method     : D:\msdchem\2019 DATA\0919\0903-09.D\ERIN.M

Signal     : TIC: 0923-01.D\data.ms
```

peak #	R.T. min	first scan	max scan	last scan	PK TY	peak height	corr. area	corr. % max.	% of total
1	11.844	1597	1606	1613	BB	32038221	432253484	100.00%	100.000%

Sum of corrected areas: 432253484

ERIN.M Mon Sep 23 10:55:51 2019

Chem Service is accredited to ISO 17034:2016, ISO/IEC 17025:2017 and certified to ISO 9001:2015

660 Tower Lane • P.O. Box 599 • West Chester, PA 19381-0599
1-800-452-9994 • 1-610-692-3026 • Fax 1-610-692-8729
info@chemservice.com • www.chemservice.com

CERTIFICATE OF ANALYSIS

Analysis Method:

Catalog Number:	N-12693-500MG
Description:	o-Terphenyl
Lot Number:	9972100
Expiration Date:	09/30/24



Chem Service is accredited to ISO 17034:2016, ISO/IEC 17025:2017 and certified to ISO 9001:2015

660 Tower Lane • P.O. Box 599 • West Chester, PA 19381-0599
1-800-452-9994 • 1-610-692-3026 • Fax 1-610-692-8729
info@chemservice.com • www.chemservice.com

CERTIFICATE OF ANALYSIS

Analysis Method:

Catalog Number:	N-12693-500MG
Description:	o-Terphenyl
Lot Number:	9972100
Expiration Date:	09/30/24

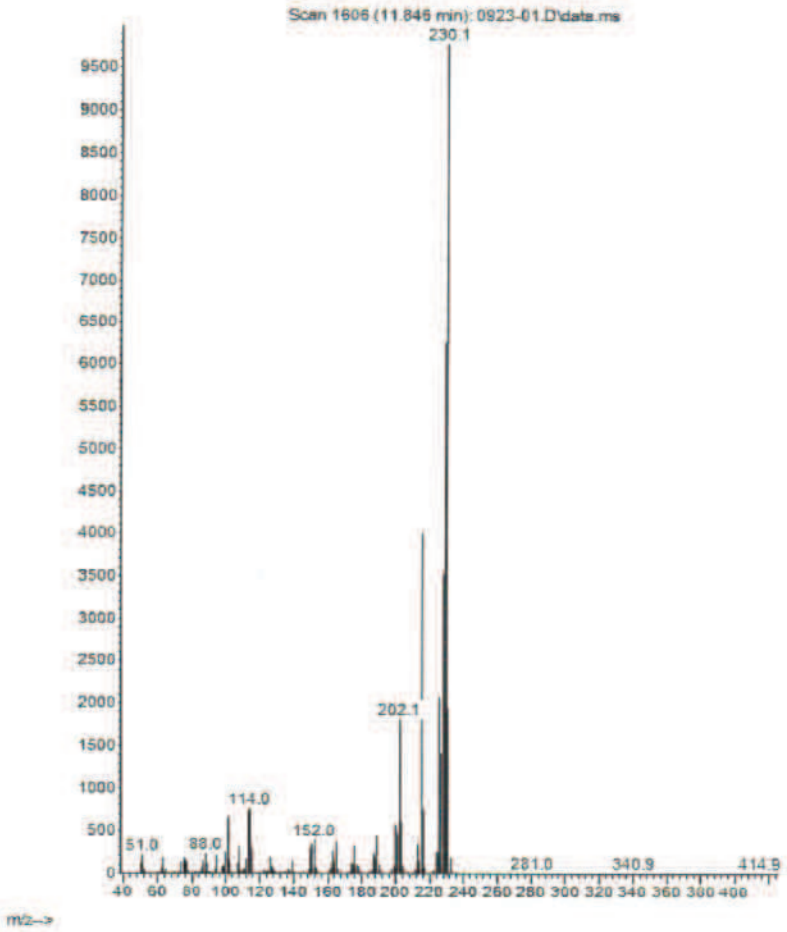

Chem Service is accredited to ISO 17034:2016, ISO/IEC 17025:2017 and certified to ISO 9001:2015

660 Tower Lane • P.O. Box 599 • West Chester, PA 19381-0599
1-800-452-9994 • 1-610-692-3026 • Fax 1-610-692-8729
info@chemservice.com • www.chemservice.com

CERTIFICATE OF ANALYSIS

Analysis Method:

Catalog Number:	N-12693-500MG
Description:	o-Terphenyl
Lot Number:	9972100
Expiration Date:	09/30/24

Chem Service is accredited to ISO 17034:2016, ISO/IEC 17025:2017 and certified to ISO 9001:2015

660 Tower Lane • P.O. Box 599 • West Chester, PA 19381-0599
1-800-452-9994 • 1-610-692-3026 • Fax 1-610-692-8729
info@chemservice.com • www.chemservice.com

Gas

CERTIFICATE OF ANALYSIS

Data file:	C:\CHEM3\		
Sample name:	N-12693		
Instrument:	GC 2	**Location:**	Vial 141
Injection date:	9/23/2019 9:56:34 AM	**Injection volume:**	1.0uL
Acq. method:	SCREEN.M		
Column name:	HP-5		

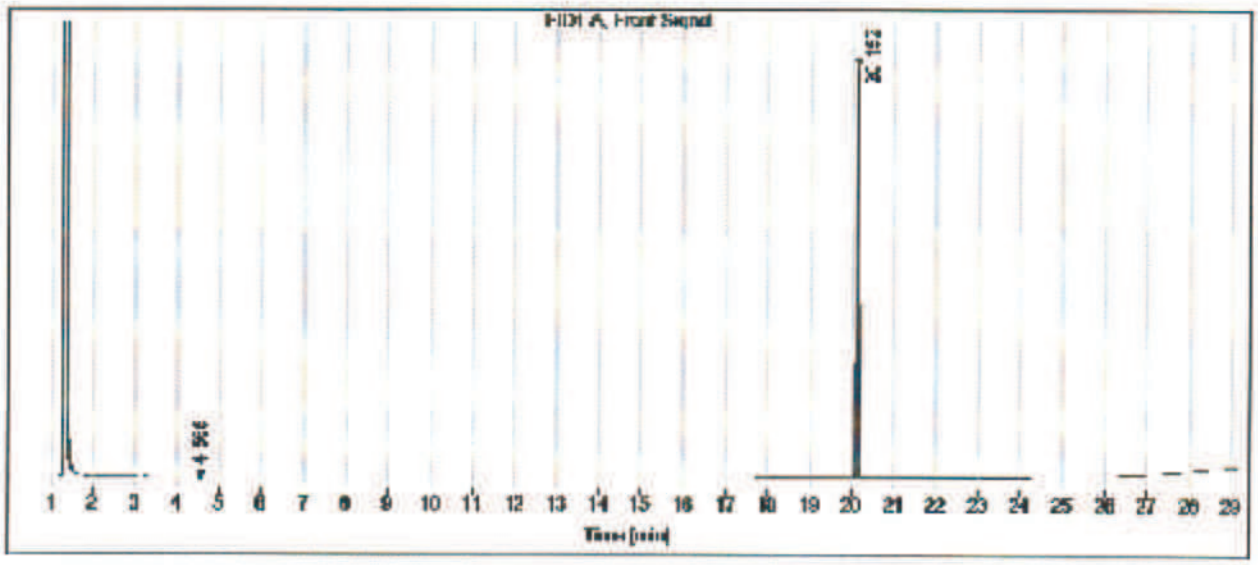

Signal: FID1 A, Front Signal

RT [min]	Type	Width [min]	Area	Height	Area%
4.565	BB	0.0305	1.2408	0.5122	0.11
20.152	BB	0.0391	1171.9556	439.4599	99.89
		Sum	1173.1963		

Chem Service is accredited to ISO 17034:2016, ISO/IEC 17025:2017 and certified to ISO 9001:2015

Energy Laboratories Inc

Standard LOG

Standard ID:	DRO211012A		
Standard Name	Diesel Fuel #2 50,000 ug/mL in DCM	Type:	Primary
Date Prepared	10/12/2021	BY:	Ann Nebel
Date Expires:	4/30/2023		
Department	dropr	Status:	New
Vendor:	Sigma-Aldrich		
Lot Number:	LRAC6316		
Balance ID:			
Comments:	Diesel Fuel #2 For CCVs.		

Chemical / Solvent Used	BottleNo	Amt	Units	Exp
Diesel Fuel No. 2	14376	1	mL	4/30/

Final Volume: mL

Stock Source	**Base Units**	**Amount Added**
Analytes	**CAS**	Conc: **ug/mL**
Diesel Fuel #2		0

Page:*1 of 1*

Certificate of Analysis

Diesel Fuel No. 2

Certified Reference Material

Description

Product ID UST148
Lot **LRAC6316**
Expiration Date April 2023
Manufacturing Date April 2020
Storage Conditions Room Temperature
Solvent/Matrix DICHLOROMETHANE

ID #: 14376
Opened:
Diesel Fuel No. 2
Expires: 4/30/2023
Rec'd: 10/12/2021
Energy Laboratories Inc 1120 So. 27th Street
Billings MT 59107

Certified Values

Analyte	*Certified Value* [1,4]	*Units*	*Raw Material Purity,%*	*Raw Material Lot*	*CAS*
NO.2 FUEL OIL	50001 ± 2770	µg/mL	100.0	LA80505	68476-34-6

Informational Values

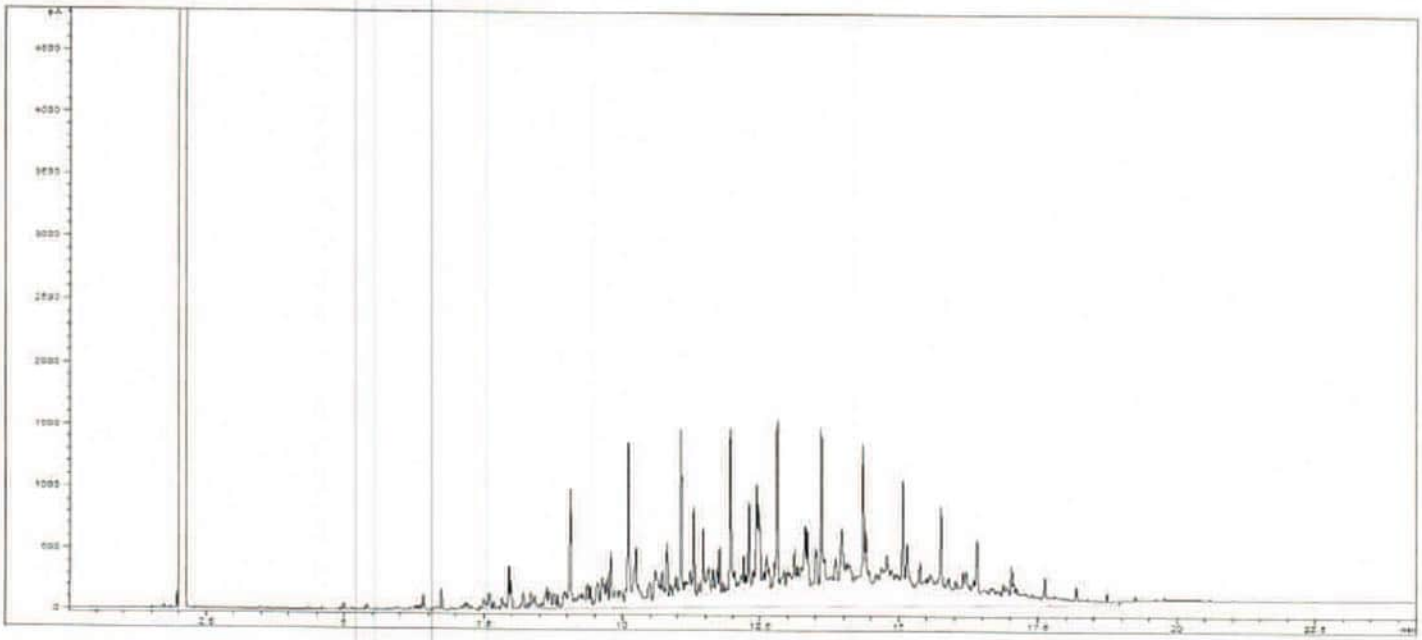

Additional Information:

Analytical Method Parameters:
Column: SPB-5, 30 m × 0.53 mm I.D., 1.5 µm film thickness (Column #214)
Carrier Gas: H2, Flow: 4.0 mL/min
Inlet Temperature: 250 °C, Injection Volume: 1.0 µL
Injection Mode: Split, Split Ratio: 10: 1
Temperature Program: 40 °C (Hold 2 min) @ 15 °C/min to 300 °C (Hold 5 min)
Detector: FID
Detector Temperature: 300 °C

ANAB ACCREDITED REFERENCE MATERIAL PRODUCER

SIGMA-ALDRICH
2931 Soldier Springs Rd. Laramie, Wyoming 82070 USA
800-325-5832
TechService@milliporesigma.com www.sigma-aldrich.com

Description

Lot LRAC6316
Expiration Date April 2023
Manufacturing Date April 2020
Storage Conditions Room Temperature
Solvent/Matrix DICHLOROMETHANE

1 **Metrological traceability:** Traceable to the SI and higher order standards from NIST through an unbroken chain of comparisons. The balance used to weigh raw materials is accurate to +/-0.0001 g and calibrated regularly using mass standards traceable to NIST. All dilutions were performed gravimetrically. Additionally, individual analytes are traceable to NIST SRMs where available and specified above.
4 Ucrm - Uncertainty values in this document are expressed as Expanded Uncertainty (Ucrm) corresponding to the 95% confidence interval. Ucrm is derived from the combined standard uncertainty multiplied by the coverage factor k, which is obtained from a *t*-distribution and degrees of freedom. The components of combined standard uncertainty include the uncertainties due to characterization, homogeneity, long term stability, and short term stability (transport). The components due to stability are generally considered to be negligible unless otherwise indicated by stability studies. The mathematical representation of the Ucrm calculation is as follows:

$$u_{CRM} = \sqrt{u^2_{char} + u^2_{homogeneity} + u^2_{stability}}$$

k: Coverage factor derived from a t-distribution table, based on the degrees of freedom of the data set. Assume 2.0 for a **Confidence interval = 95%**

6 Analytical Value- For QC verification of the certified value only- not to be used in calculations. Represents the analytical data obtained by comparison to a standard as analyzed by the method described in the CoA or another acceptable method. The result may differ from the certified value and UCRM based on method uncertainty as well as the uncertainty associated with the standard used for comparison.

Traceability: The standard was manufactured under an ISO/IEC 17025:2017 certified quality system. The balance used to weigh raw materials is accurate to +/- 0.0001g and calibrated regularly using mass standards traceable to NIST. All dilutions were preformed gravimetrically. Additionally, individual analytes are traceable to NIST SRMs where available and specified above.

Homogeneity: Homogeneity was assessed in accordance with ISO 17034:2016. Completed units were sampled using a random stratified sampling protocol. The results of chemical analysis were then compared using a one-way analysis of variance approach as described by TNI EL-V3-2009 Appendix A.2. See Instructions for minimum sub-sample size.

Expiration is at end of month given on certificate and label.

MSDS reports for components comprising greater than 1.0% of the solution or 0.1% for components known to be carcinogens are available upon request.

THIS PRODUCT WAS DESIGNED, PRODUCED AND VERIFIED FOR ACCURACY AND STABILITY IN ACCORDANCE WITH **ISO/IEC 17025:2017 (ANAB Cert AT-1467)** and **ISO 17034:2016 (ANAB Cert AR-1470).**

Andy Ommen - QC Manager

Mark Pooler - QA Supervisor

Certification Date April 30, 2020
Version 0-4302020

Energy Laboratories Inc

Standard LOG

Standard ID:	DRO180918C		
Standard Name	50,000 ug/mL Oil Std For AK103 RRO-In DC	Type:	Primary
Date Prepared	9/18/2018	BY:	Ann Nebel
Date Expires:	8/31/2025		
Department	dropr	Status:	Open
Vendor:	Restek		
Lot Number:	A0140080		
Balance ID:	Sartorius 4 place balance		

Comments:

Chemical / Solvent Used	BottleNo	Amt	Units	Exp
Residual Range Cailbration Standard	10787	1	mL	8/31/

Final Volume: 1 mL

Stock Source	**Base Units**	**Amount Added**
Analytes	**CAS**	Conc: **ug/mL**

Page:*1 of 1*

110 Benner Circle
Bellefonte, PA 16823-8812
Tel: (800)356-1688
Fax: (814)353-1309

www.restek.com

CERTIFIED REFERENCE MATERIAL

Certificate of Analysis

ACCREDITED
ISO 17034 Accredited
Reference Material Producer
Certificate #3222.01

ACCREDITED
ISO/IEC 17025 Accredited
Testing Laboratory
Certificate #3222.02

FOR LABORATORY USE ONLY-READ SDS PRIOR TO USE.

This Reference Material is intended for Laboratory Use Only as a standard for the qualitative and/or quantitative determination of the analyte(s) listed.

Catalog No. : 31817 **Lot No.:** A0140080

Description : Residual Range Calibration Standard (RCS)

Residual Range Calib Std (RCS) 50,000µg/mL, Methylene Chloride, 1mL/ampul

Container Size : 2 mL **Pkg Amt:** > 1 mL

Expiration Date : August 31, 2025 **Storage:** 25°C nominal

CERTIFIED VALUES

Elution Order	Compound	Grav. Conc. (weight/volume)	Expanded Uncertainty (95% C.L.; K=2)	
1	Motor Oil SAE30 & SAE40 Blend (Pennzoil) **CAS #** 64742-65-0.F (Lot A0126386) **Purity** ----%	50,113.0 µg/mL	+/- 293.4226 µg/mL +/- 1,492.4284 µg/mL +/- 1,591.6738 µg/mL	Gravimetric Unstressed Stressed

Solvent: Methylene chloride
CAS # 75-09-2
Purity 99%

ID #: 10787
Opened:
Residual Range Calibration Standard
Expires: 8/31/2025
Rec'd: 9/18/2018
Energy Laboratories Inc 1120 So. 27th Street
Billings MT 59107

Column:
30m x 0.25mm x 0.25µm
Rtx-5 (cat.#10223)

Carrier Gas:
hydrogen-constant pressure 10 psi.

Temp. Program:
40°C (hold 2 min.) to 330°C
@ 10°C/min. (hold 10 min.)

Inj. Temp:
250°C

Det. Temp:
330°C

Det. Type:
FID

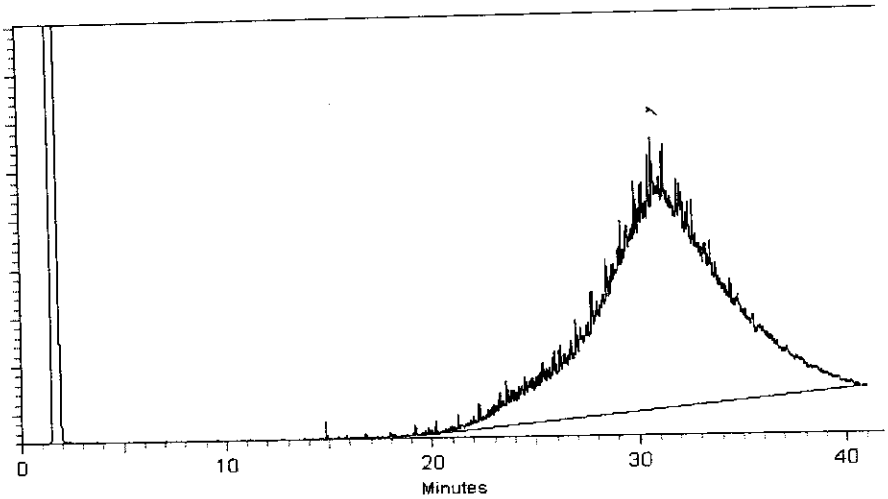

This chromatogram represents a general set of testing conditions chosen for product acceptance. For optimal results in your lab, conditions should be adjusted for your specific instrument, method, and application.

Brandon Reish - Mix Technician

Date Mixed: 28-Jul-2018 **Balance:** B345965662

Diane Shaffer - Operations Tech-ARM QC

Date Passed: 30-Jul-2018

Manufactured under Restek's ISO 9001:2015 Registered Quality System Certificate #FM 80397

Energy Laboratories Inc

Standard LOG

Standard ID:	DRO211006A		
Standard Name	Triacontane SURR 2000 ug/mL	Type:	Secondary
Date Prepared	10/6/2021	BY:	Jillian L Bostwick
Date Expires:	4/6/2026		
Department	dropr	Status:	New
Vendor:			
Lot Number:			
Balance ID:	BAL-DRO		
Comments:	Triacontane SURR 2000 ug/mL		

Chemical / Solvent Used	BottleNo	Amt	Units	Exp
Acetone DZ509	13553	50	mL	7/22/

Final Volume: 50 mL

Stock Source		Base Units	Amount Added
DRO210406A	Triacontane-d62 Surr For AK103 RRO	ug/mL	0.1001 g

Analytes		CAS	Conc:	ug/mL
A	Triacontane-d62			2000

Page:*1 of 1*

Energy Laboratories Inc

Standard LOG

Standard ID:	DRO210406A		
Standard Name	Triacontane-d62 Surr For AK103 RRO	Type:	Neat
Date Prepared	4/6/2021	BY:	Ann Nebel
Date Expires:	4/6/2026		
Department	dropr	Status:	New
Vendor:	Sigma-Aldrich		
Lot Number:	MBBC4347		
Balance ID:			
Comments:	Alaska surr [for AK103 RRO]		

Chemical / Solvent Used	BottleNo	Amt	Units	Exp
Triacontane-d62-98 atom % D	13736		mL	4/6/2

Final Volume: mL

Stock Source	**Base Units**	**Amount Added**

Analytes		**CAS**	Conc:	**ug/mL**
A	Triacontane-d62			1

Page:*1 of 1*

SIGMA-ALDRICH

sigma-aldrich.com

3050 Spruce Street, Saint Louis, MO 63103, USA
Website: www.sigmaaldrich.com
Email USA: techserv@sial.com
Outside USA: eurtechserv@sial.com

Certificate of Analysis

Product Name:
Triacontane-d62 - 98 atom % D

Product Number:	**451789**
Batch Number:	**MBBC4347**
Brand:	ALDRICH
CAS Number:	93952-07-9
MDL Number:	MFCD00209794
Formula:	C30D62
Formula Weight:	485.20 g/mol
Quality Release Date:	27 APR 2018

$CD_3(CD_2)_{28}CD_3$

ID #: 13736
Opened:
Triacontane-d62-98 atom % D
Expires: 4/6/2026
Rec'd: 4/6/2021
Energy Laboratories Inc 1120 So 27th Street
Billings MT 59107

Test	Specification	Result
Purity (HPLC)	≥ 99.0 %	99.0 %
Proton NMR Spectrum	Conforms to Structure	Conforms
D Enrichment	≥ 98.0 %	99.0 %
Initial Melting Point		60.0 °C
Final Melting Point		62.0 °C

Greg Abernathy, Supervisor
Quality Control
Miamisburg, Ohio US

Sigma-Aldrich warrants, that at the time of the quality release or subsequent retest date this product conformed to the information contained in this publication. The current Specification sheet may be available at Sigma-Aldrich.com. For further inquiries, please contact Technical Service. Purchaser must determine the suitability of the product for its particular use. See reverse side of invoice or packing slip for additional terms and conditions of sale.

Version Number: 1

Energy Laboratories Inc

Standard LOG

Standard ID:	DRO211012B		
Standard Name	#2 Diesel in Acetone 150,000 ug/mL	Type:	Secondary
Date Prepared	10/12/2021	BY:	Ann Nebel
Date Expires:	11/5/2023		
Department	dropr	Status:	New
Vendor:			
Lot Number:			
Balance ID:	BAL-DRO		
Comments:	#2 Diesel in Acetone 150,000 ug/mL.		

Chemical / Solvent Used	BottleNo	Amt	Units	Exp
Acetone EA662	14050	25	mL	1/7/2

Final Volume: 25 mL

Stock Source		Base Units	Amount Added
DRO181105A	#2 Diesel (NEAT)	ug/mL	3.7507 g

Analytes		CAS	Conc: ug/mL
A	#2 Diesel	68476-34-6	150000

Page:*1 of 1*

Energy Laboratories Inc

Standard LOG

Standard ID:	DRO181105A		
Standard Name	#2 Diesel (NEAT)	Type:	Neat
Date Prepared	11/5/2018	BY:	Ann Nebel
Date Expires:	11/5/2023		
Department	dropr	Status:	New
Vendor:	conoco		
Lot Number:			
Balance ID:			

Comments: -18 Cloud peak. (Conoco Gas Sation 1240 S. 27th Billings, MT) 2nd Source

Final Volume: 250 mL

Stock Source		**Base Units**		**Amount Added**
Analytes		**CAS**	Conc:	**ug/mL**
A	#2 Diesel	68476-34-6		1

Page:*1 of 1*

Energy Laboratories Inc

Standard LOG

Standard ID:	DRO210217A		
Standard Name	20,000 ug/mL Oil Std For AK103 RRO-In DC	Type:	Secondary
Date Prepared	2/17/2021	BY:	Ann Nebel
Date Expires:	8/23/2021		
Department	dropr	Status:	Expired
Vendor:			
Lot Number:			
Balance ID:	Sartorius 4 place balance		

Comments:

Chemical / Solvent Used	BottleNo	Amt	Units	Exp
Dichloromethane EA342	13510	25	mL	11/17

Final Volume: 25 mL

Stock Source		Base Units	Amount Added
DRO160823C	30W Motor Oil-Valvoline	ug/mL	0.2501 g
DRO160823D	40W Motor Oil-Valvoline	ug/mL	0.2527 g

Analytes		CAS	Conc:	ug/mL
A	30W Motor Oil			10000
A	30W-Motor oil			0
A	40W Motor Oil			10000
A	40W-Motor oil			0

Page:*1 of 1*

Energy Laboratories Inc

Standard LOG

Standard ID:	DRO160823C		
Standard Name	30W Motor Oil-Valvoline	Type:	Primary
Date Prepared	8/23/2016	BY:	Todd C Cooper
Date Expires:	8/23/2021		
Department	dropr	Status:	Expired
Vendor:			
Lot Number:			
Balance ID:			

Comments: Used to make 2nd Source Standard for AK103 method.

Chemical / Solvent Used	BottleNo	Amt	Units	Exp
Valvoline SAE 30 Motor Oil	8637		mL	8/23/

Final Volume: mL

Stock Source **Base Units** **Amount Added**

Analytes **CAS** Conc: **ug/mL**

A 30W-Motor oil 1

Page:*1 of 1*

Energy Laboratories Inc

Standard LOG

Standard ID:	DRO160823D		
Standard Name	40W Motor Oil-Valvoline	Type:	Primary
Date Prepared	8/23/2016	BY:	Todd C Cooper
Date Expires:	8/23/2021		
Department	dropr	Status:	Expired
Vendor:			
Lot Number:			
Balance ID:			

Comments: Used to Make 2nd Source Standards For Alaska AK103 RRO Method

Chemical / Solvent Used	BottleNo	Amt	Units	Exp
Valvoline SAE 40 Motor Oil	8638		mL	8/23/

Final Volume: mL

Stock Source **Base Units** **Amount Added**

Analytes **CAS** Conc: **ug/mL**

A 40W-Motor oil 1

Page:*1 of 1*

Energy Laboratories Inc

Standard LOG

Standard ID:	DRO211103A		
Standard Name	8015 CCV-15,000ug/mL + 200 OTP	Type:	Secondary
Date Prepared	11/3/2021	BY:	Ann Nebel
Date Expires:	4/30/2023		
Department	dropr	Status:	Open
Vendor:			
Lot Number:			
Balance ID:			
Comments:	8015DRO CCV MIX-15,000ug/mL +200 OTP #2 Diesel		

Chemical / Solvent Used	BottleNo	Amt	Units	Exp
Dichloromethane EC344	14448	2.6	mL	8/26/

Final Volume: 4 mL

Stock Source		Base Units	Amount Added
DRO211101A	OTP-4000 ug/mL DCM	ug/mL	0.2 mL
DRO211012A	Diesel Fuel #2 50,000 ug/mL in DCM	ug/mL	1.2 mL

Analytes		CAS	Conc: ug/mL
A	#2 Diesel		15000
A	O-Terphenyl	84-15-1	200

Page:*1 of 1*

Energy Laboratories Inc

Spike LOG

Standard ID:	DRO211101A		
Standard Name	OTP-4000 ug/mL DCM	Type:	Secondary
Date Prepared	11/1/2021	BY:	Ann Nebel
Date Expires:	9/30/2024		
Department	dropr	Status:	Open
Vendor:			
Lot Number:			
Balance ID:	BAL-DRO		
Comments:	Used to Prep DRO-8015 ICAL and CCV Solutions		

Chemical / Solvent Used	BottleNo	Amt	Units	Exp
Dichloromethane EC328	14408	25	mL	8/19/

Final Volume: 25 mL

Stock Source		Base Units	Amount Added
DRO200430B	O-Terphenyl	ug/mL	0.1012 g

Analytes		CAS	Conc: ug/mL
A	O-Terphenyl	84-15-1	4000

Page:*1 of 1*

Energy Laboratories Inc

Standard LOG

Standard ID:	DRO200430B		
Standard Name	O-Terphenyl	Type:	Neat
Date Prepared	4/30/2020	BY:	Ann Nebel
Date Expires:	9/30/2024		
Department	dropr	Status:	New
Vendor:	Chemservice		
Lot Number:	9972100		
Balance ID:			
Comments:	ID#: 6271		

Chemical / Solvent Used	BottleNo	Amt	Units	Exp
o-Terphenyl	12650	500	mg	9/30/

Final Volume: mL

Stock Source	**Base Units**	**Amount Added**

Analytes		**CAS**	Conc:	**ug/mL**
A	O-Terphenyl	84-15-1		1

Page:*1 of 1*

Ana

CHEM SERVICE INC

660 Tower Lane • P.O. Box 599 • West Chester, PA 19381-0599
1-800-452-9994 • 1-610-692-3026 • Fax 1-610-692-8729
info@chemservice.com • www.chemservice.com

CERTIFICATE OF ANALYSIS

o-Terphenyl

CATALOG NUMBER	N-12693-500MG
LOT NUMBER	9972100
DATE CERTIFIED	09/23/19
EXPIRATION DATE	09/30/24
CAS NUMBER	84-15-1
MOLECULAR FORMULA	C18H14
MOLECULAR WEIGHT	230.32
STORAGE	Store in a cool dry place.
HANDLING	See Safety Data Sheet
INTENDED USE	For laboratory use only.

Analytical Test	Value
FT-IR SPECTROSCOPY	CONFORMS TO STRUCTURE
GC/MS SPECTRA ID	MATCHES NIST DATABASE
MELTING POINT (°C)	57.1
% PURITY (GC/FID)	99.5

Chem Service, Inc. guarantees the purity to be +/- 0.5% deviation prior to the expiration date shown on the label and exclusive of any customer contamination.

Certified By:

Mary Beth O'Donnell

Mary Beth O'Donnell
CSM/TC

ID #: 12650
Opened:
o-Terphenyl
Expires: 9/30/2024
Rec'd: 4/30/2020
Energy Laboratories Inc 1120 So. 27th Street
Billings MT 59107

Chem Service is accredited to ISO 17034:2016, ISO/IEC 17025:2017 and certified to ISO 9001:2015

COA Form
Revision 3 (3/2015)

660 Tower Lane • P.O. Box 599 • West Chester, PA 19381-0599
1-800-452-9994 • 1-610-692-3026 • Fax 1-610-692-8729
info@chemservice.com • www.chemservice.com

CERTIFICATE OF ANALYSIS

Analysis Method:

Catalog Number:	N-12693-500MG
Description:	o-Terphenyl
Lot Number:	9972100
Expiration Date:	09/30/24

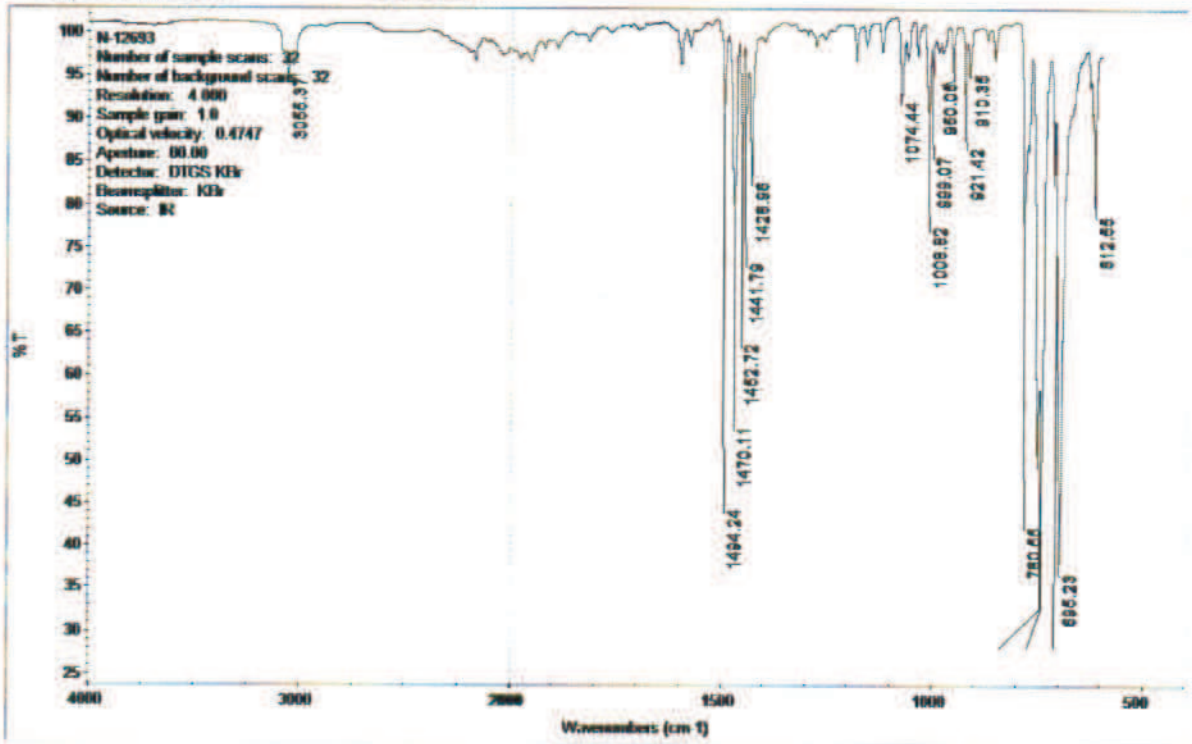

Chem Service is accredited to ISO 17034:2016, ISO/IEC 17025:2017 and certified to ISO 9001:2015

660 Tower Lane • P.O. Box 599 • West Chester, PA 19381-0599
1-800-452-9994 • 1-610-692-3026 • Fax 1-610-692-8729
info@chemservice.com • www.chemservice.com

CERTIFICATE OF ANALYSIS

Analysis Method:

Catalog Number:	N-12693-500MG
Description:	o-Terphenyl
Lot Number:	9972100
Expiration Date:	09/30/24

Chem Service Inc Area Percent Report

```
Data File: D:\msdchem\2019 DATA\0919\0923-01.D
Acq On     : 23 Sep 2019  10:40
Operator   :
Sample     : n-12693
Misc       :
ALS Vial   : 95

Integration Parameters: autoint1.e
Integrator: ChemStation

DataAcq Meth:SCREEN.M
Method     : D:\msdchem\2019 DATA\0919\0903-09.D\ERIN.M

Signal     : TIC: 0923-01.D\data.ms
```

peak #	R.T. min	first scan	max scan	last scan	PK TY	peak height	corr. area	corr. % max.	% of total
1	11.844	1597	1606	1613	BB	32038221	432253484	100.00%	100.000%

Sum of corrected areas: 432253484

ERIN.M Mon Sep 23 10:55:51 2019

Chem Service is accredited to ISO 17034:2016, ISO/IEC 17025:2017 and certified to ISO 9001:2015

660 Tower Lane • P.O. Box 599 • West Chester, PA 19381-0599
1-800-452-9994 • 1-610-692-3026 • Fax 1-610-692-8729
info@chemservice.com • www.chemservice.com

CERTIFICATE OF ANALYSIS

Analysis Method:

Catalog Number:	N-12693-500MG
Description:	o-Terphenyl
Lot Number:	9972100
Expiration Date:	09/30/24



Chem Service is accredited to ISO 17034:2016, ISO/IEC 17025:2017 and certified to ISO 9001:2015

660 Tower Lane • P.O. Box 599 • West Chester, PA 19381-0599
1-800-452-9994 • 1-610-692-3026 • Fax 1-610-692-8729
info@chemservice.com • www.chemservice.com

CERTIFICATE OF ANALYSIS

Analysis Method:

Catalog Number:	N-12693-500MG
Description:	o-Terphenyl
Lot Number:	9972100
Expiration Date:	09/30/24

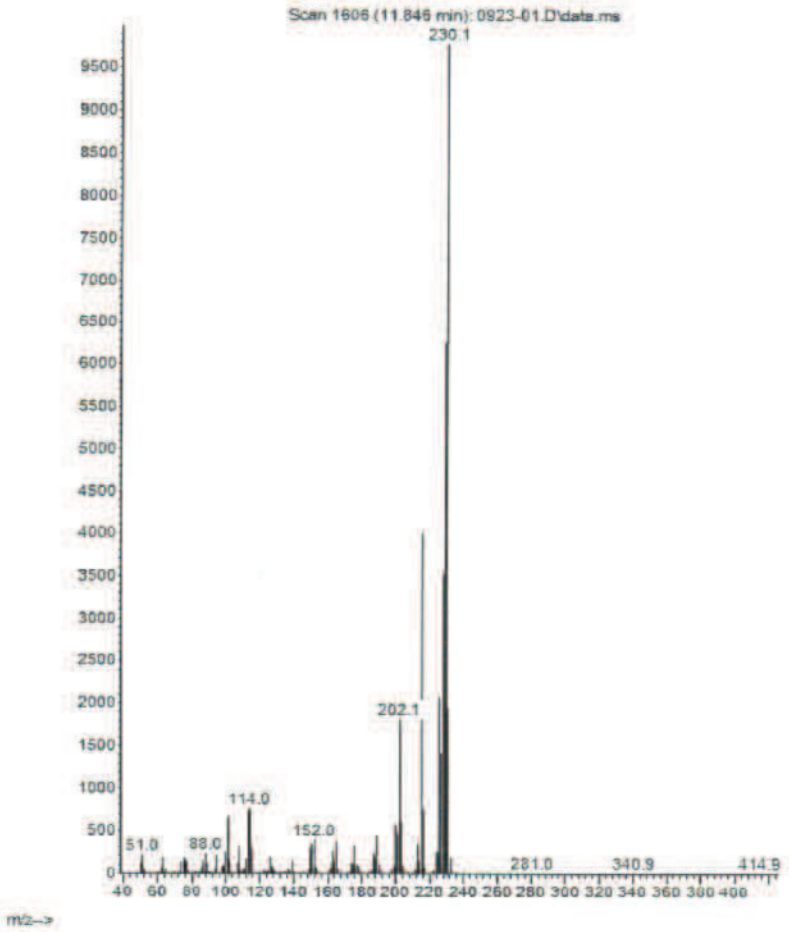

Chem Service is accredited to ISO 17034:2016, ISO/IEC 17025:2017 and certified to ISO 9001:2015

660 Tower Lane • P.O. Box 599 • West Chester, PA 19381-0599
1-800-452-9994 • 1-610-692-3026 • Fax 1-610-692-8729
info@chemservice.com • www.chemservice.com

CERTIFICATE OF ANALYSIS

Analysis Method:

Catalog Number:	N-12693-500MG
Description:	o-Terphenyl
Lot Number:	9972100
Expiration Date:	09/30/24

Chem Service is accredited to ISO 17034:2016, ISO/IEC 17025:2017 and certified to ISO 9001:2015

660 Tower Lane • P.O. Box 599 • West Chester, PA 19381-0599
1-800-452-9994 • 1-610-692-3026 • Fax 1-610-692-8729
info@chemservice.com • www.chemservice.com

Gas

CERTIFICATE OF ANALYSIS

Data file:	C:\CHEM3\		
Sample name:	N-12693		
Instrument:	GC 2	**Sample type:**	Sample
Injection date:	9/23/2019 9:56:34 AM	**Location:**	Vial 141
Acq. method:	SCREEN.M	**Injection volume:**	1.0uL
Column name:	HP-5		

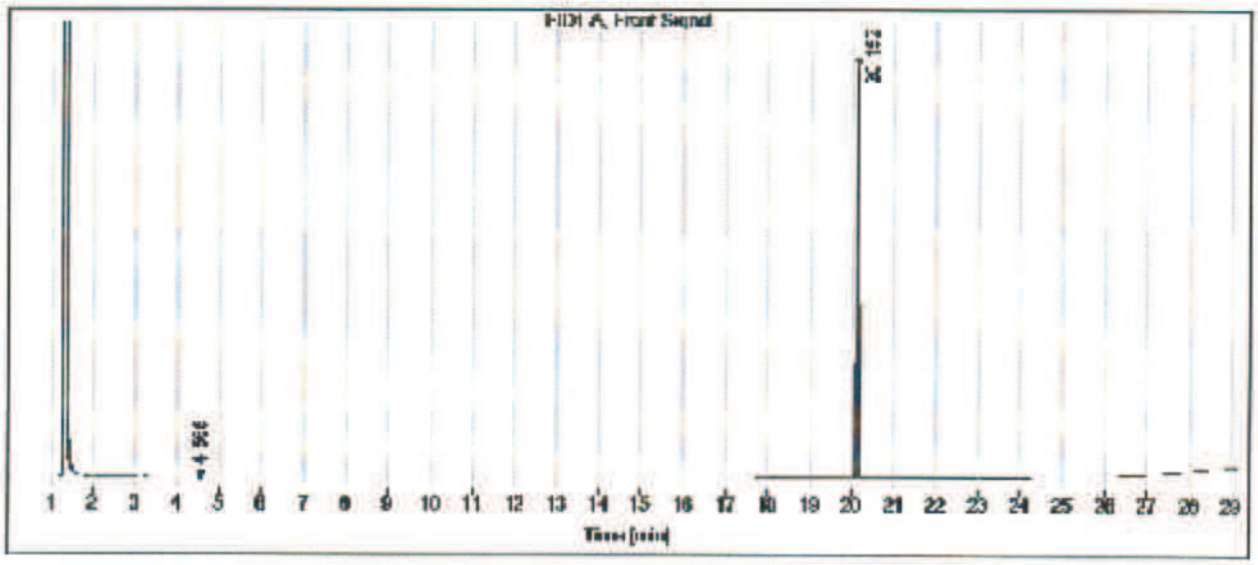

Signal: FID1 A, Front Signal

RT [min]	Type	Width [min]	Area	Height	Area%
4.565	BB	0.0305	1.2408	0.5122	0.11
20.152	BB	0.0391	1171.9556	439.4599	99.89
		Sum	1173.1963		

Chem Service is accredited to ISO 17034:2016, ISO/IEC 17025:2017 and certified to ISO 9001:2015

Energy Laboratories Inc

Standard LOG

Standard ID:	DRO211012A		
Standard Name	Diesel Fuel #2 50,000 ug/mL in DCM	Type:	Primary
Date Prepared	10/12/2021	BY:	Ann Nebel
Date Expires:	4/30/2023		
Department	dropr	Status:	New
Vendor:	Sigma-Aldrich		
Lot Number:	LRAC6316		
Balance ID:			
Comments:	Diesel Fuel #2 For CCVs.		

Chemical / Solvent Used	BottleNo	Amt	Units	Exp
Diesel Fuel No. 2	14376	1	mL	4/30/

Final Volume: mL

Stock Source	**Base Units**	**Amount Added**
Analytes	**CAS**	Conc: **ug/mL**
Diesel Fuel #2		0

Page:*1 of 1*

Certificate of Analysis

Diesel Fuel No. 2

Certified Reference Material

Description

Product ID UST148
Lot **LRAC6316**
Expiration Date April 2023
Manufacturing Date April 2020
Storage Conditions Room Temperature
Solvent/Matrix DICHLOROMETHANE

ID #: 14376
Opened:
Diesel Fuel No. 2
Expires: 4/30/2023
Rec'd: 10/12/2021
Energy Laboratories Inc 1120 So. 27th Street
Billings MT 59107

Certified Values

Analyte	*Certified Value* [1,4]	*Units*	*Raw Material Purity,%*	*Raw Material Lot*	*CAS*
NO.2 FUEL OIL	50001 ± 2770	µg/mL	100.0	LA80505	68476-34-6

Informational Values

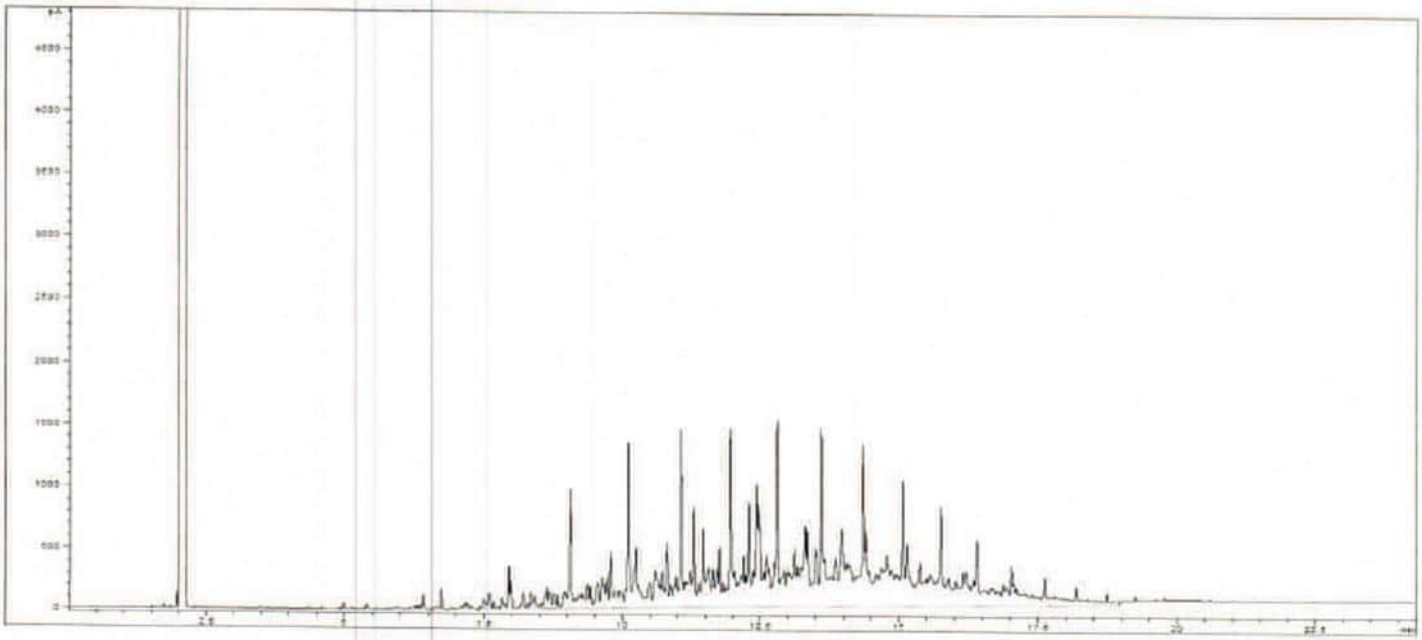

Additional Information:

Analytical Method Parameters:
Column: SPB-5, 30 m × 0.53 mm I.D., 1.5 µm film thickness (Column #214)
Carrier Gas: H2, Flow: 4.0 mL/min
Inlet Temperature: 250 °C, Injection Volume: 1.0 µL
Injection Mode: Split, Split Ratio: 10: 1
Temperature Program: 40 °C (Hold 2 min) @ 15 °C/min to 300 °C (Hold 5 min)
Detector: FID
Detector Temperature: 300 °C

ANAB ACCREDITED REFERENCE MATERIAL PRODUCER

SIGMA-ALDRICH
2931 Soldier Springs Rd. Laramie, Wyoming 82070 USA
800-325-5832
TechService@milliporesigma.com www.sigma-aldrich.com

Description

Lot	**LRAC6316**
Expiration Date	April 2023
Manufacturing Date	April 2020
Storage Conditions	Room Temperature
Solvent/Matrix	DICHLOROMETHANE

1 **Metrological traceability:** Traceable to the SI and higher order standards from NIST through an unbroken chain of comparisons. The balance used to weigh raw materials is accurate to +/-0.0001 g and calibrated regularly using mass standards traceable to NIST. All dilutions were performed gravimetrically. Additionally, individual analytes are traceable to NIST SRMs where available and specified above.
4 Ucrm - Uncertainty values in this document are expressed as Expanded Uncertainty (Ucrm) corresponding to the 95% confidence interval. Ucrm is derived from the combined standard uncertainty multiplied by the coverage factor k, which is obtained from a *t*-distribution and degrees of freedom. The components of combined standard uncertainty include the uncertainties due to characterization, homogeneity, long term stability, and short term stability (transport). The components due to stability are generally considered to be negligible unless otherwise indicated by stability studies. The mathematical representation of the Ucrm calculation is as follows:

$$u_{CRM} = \sqrt{u^2_{char} + u^2_{homogeneity} + u^2_{stability}}$$

k: Coverage factor derived from a t-distribution table, based on the degrees of freedom of the data set. Assume 2.0 for a **Confidence interval = 95%**

6 Analytical Value- For QC verification of the certified value only- not to be used in calculations. Represents the analytical data obtained by comparison to a standard as analyzed by the method described in the CoA or another acceptable method. The result may differ from the certified value and UCRM based on method uncertainty as well as the uncertainty associated with the standard used for comparison.

Traceability: The standard was manufactured under an ISO/IEC 17025:2017 certified quality system. The balance used to weigh raw materials is accurate to +/- 0.0001g and calibrated regularly using mass standards traceable to NIST. All dilutions were preformed gravimetrically. Additionally, individual analytes are traceable to NIST SRMs where available and specified above.

Homogeneity: Homogeneity was assessed in accordance with ISO 17034:2016. Completed units were sampled using a random stratified sampling protocol. The results of chemical analysis were then compared using a one-way analysis of variance approach as described by TNI EL-V3-2009 Appendix A.2. See Instructions for minimum sub-sample size.

Expiration is at end of month given on certificate and label.

MSDS reports for components comprising greater than 1.0% of the solution or 0.1% for components known to be carcinogens are available upon request.

THIS PRODUCT WAS DESIGNED, PRODUCED AND VERIFIED FOR ACCURACY AND STABILITY IN ACCORDANCE WITH **ISO/IEC 17025:2017 (ANAB Cert AT-1467)** and **ISO 17034:2016 (ANAB Cert AR-1470).**

Andy Ommen - QC Manager

Mark Pooler - QA Supervisor

Certification Date	April 30, 2020
Version	0-4302020

ANAB ACCREDITED REFERENCE MATERIAL PRODUCER

Energy Laboratories Inc

Standard LOG

Standard ID:	DRO211008A		
Standard Name	5,000 ug/mL RRO CCV 200 ug/mL Triaconta	Type:	Secondary
Date Prepared	10/8/2021	BY:	Ann Nebel
Date Expires:	4/6/2026		
Department	dropr	Status:	New
Vendor:			
Lot Number:			
Balance ID:	Sartorius 4 place balance		
Comments:	CCV for AK102 and 8015C RRO.		

Chemical / Solvent Used	BottleNo	Amt	Units	Exp
Dichloromethane EC119	14354	2.8	mL	8/3/2

Final Volume: 4 mL

Stock Source		Base Units	Amount Added
DRO210401B	50,000 ug/mL Oil Std For AK103 RRO-I	ug/mL	400 µL
DRO211006A	Triacontane SURR 2000 ug/mL	ug/mL	800 µL

Analytes		CAS	Conc:	ug/mL
A	Oil			5000
A	Triacontane-d62			200

Page:*1 of 1*

Energy Laboratories Inc

Standard LOG

Standard ID:	DRO210401B		
Standard Name	50,000 ug/mL Oil Std For AK103 RRO-In DC	Type:	Primary
Date Prepared	4/1/2021	BY:	Ann Nebel
Date Expires:	1/31/2028		
Department	dropr	Status:	Open
Vendor:	Restek		
Lot Number:	A0166827		
Balance ID:	Sartorius 4 place balance		

Comments:

Chemical / Solvent Used	BottleNo	Amt	Units	Exp
Residual Range Calibration Standard (	13714	1	mL	1/31/

Final Volume: 1 mL

Stock Source	**Base Units**	**Amount Added**
Analytes	**CAS**	Conc: **ug/mL**

Page:*1 of 1*

RESTEK® CERTIFIED REFERENCE MATERIAL

110 Benner Circle
Bellefonte, PA 16823-8812
Tel: (800)356-1688
Fax: (814)353-1309

www.restek.com

Certificate of Analysis

ACCREDITED
ISO 17034 Accredited
Reference Material Producer
Certificate #3222.01

ilac-MRA

ACCREDITED
ISO/IEC 17025 Accredited
Testing Laboratory
Certificate #3222.02

FOR LABORATORY USE ONLY-READ SDS PRIOR TO USE.

This Reference Material is intended for Laboratory Use Only as a standard for the qualitative and/or quantitative determination of the analyte(s) listed.

Catalog No. : 31817 **Lot No.:** A0166827

Description : Residual Range Calibration Standard (RCS)

Residual Range Calib Std (RCS) 50,000µg/mL, Methylene Chloride, 1mL/ampul

Container Size : 2 mL **Pkg Amt:** > 1 mL

Expiration Date : January 31, 2028 **Storage:** 25°C nominal

Ship: Ambient

CERTIFIED VALUES

Elution Order	Compound	Grav. Conc. (weight/volume)	Expanded Uncertainty (95% C.L.; K=2)	
1	Motor Oil SAE30 & SAE40 Blend (Pennzoil) **CAS #** 64742-65-0.F (Lot A0126386) **Purity** ----%	50,056.0 µg/mL	+/- 293.0889 µg/mL +/- 1,490.7309 µg/mL +/- 1,589.8634 µg/mL	Gravimetric Unstressed Stressed

Solvent: Methylene chloride
CAS # 75-09-2
Purity 99%

ID #: 13714
Opened:
Residual Range Calibration Standard (RCS)
Expires: 1/31/2028
Rec'd: 4/1/2021
Energy Laboratories Inc 1120 So. 27th Street
Billings MT 59107

Column:
30m x 0.25mm x 0.25µm
Rtx-5 (cat.#10223)

Carrier Gas:
hydrogen-constant pressure 10 psi.

Temp. Program:
40°C (hold 2 min.) to 330°C
@ 10°C/min. (hold 10 min.)

Inj. Temp:
250°C

Det. Temp:
330°C

Det. Type:
FID

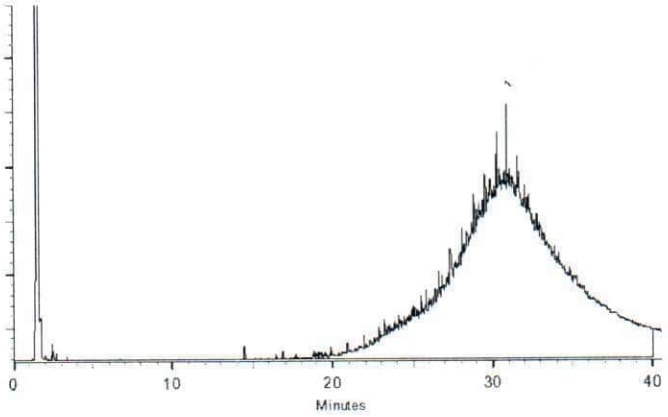

This chromatogram represents a general set of testing conditions chosen for product acceptance. For optimal results in your lab, conditions should be adjusted for your specific instrument, method, and application.

Kylie Struble - Operations Technician I

Date Mixed: 02-Dec-2020 **Balance:** 1128353505

Justine Albertson - Operations Tech-ARM QC

Date Passed: 07-Dec-2020

Manufactured under Restek's ISO 9001:2015
Registered Quality System
Certificate #FM 80397

General Certified Reference Material Notes

Expiration Notes:

- Expiration date valid for unopened ampul stored in compliance with the recommended conditions.
- Uncertainty, concentration, and expiration of the CRM are based on the unopened product being stored according to the recommended condition found in the storage field.

Purity Notes:

- Purity and/or chemical identity are determined by one or more of the following techniques: GC/FID, HPLC, GC/µECD, GC/MS, LC/MS, RI, and/or melting point.
- Compounds with a listed purity of less than 99% have been weight corrected to compensate for impurities and/or salts. A correction factor is used to calculate the amount of compound necessary to achieve the desired concentration of the parent compound in solution.
- Purity of isomeric compounds is reported as the sum of the isomers.
- Purity values are rounded to the nearest whole number.

Certified Uncertainty Value Notes:

- The uncertainties are determined in accordance with ISO 17034 and Guide 35. The certified combined stressed uncertainty value (includes gravimetric uncertainty, homogeneity between-ampul uncertainty, storage stability uncertainty and shipping stability uncertainty and were combined using the following formula:

$$U_{combined\ stressed} = k\sqrt{U^2_{gravimetric} + U^2_{homogeneity} + U^2_{storage\ stability} + U^2_{shipping\ stability}}$$

  k is a coverage factor of 2, which gives a level of confidence of approximately 95%.
- It is important to note that the shipping stability uncertainty was obtained under temperature extremes for specific time intervals; therefore, the certified combined stressed uncertainty value should only be applied to the product if it was stored at non-standard temperature conditions up to and including 7 days. Contact Restek Technical Service at www.restek.com/Contact-Us for use recommendations if your shipment was in-transit for more than 7 days at non-standard temperature conditions.
- Apply the certified combined unstressed uncertainty value if the product was received under standard shipping conditions. Apply the certified combined stressed uncertainty value if the product was received under non-standard conditions as specified below.

Label Conditions	Standard Conditions	Non-Standard Conditions
25°C Nominal (Room Temperature)	< 60°C	≥ 60°C up to 7 days
10°C or colder (Refrigerate)	< 40°C	≥ 40°C up to 7 days
0°C or colder (Freezer) -20°C or colder (Deep Freezer)	< 25°C	≥ 25°C up to 7 days

- Separate (not combined) uncertainty values for gravimetric uncertainty are also displayed on the certificate, if needed, separate homogeneity between-ampul uncertainty, storage stability uncertainty and shipping stability uncertainty values are available by contacting Restek Technical Service at www.restek.com/Contact-Us.
- The packaged amount is the minimum sample size for which uncertainty is valid. The ampules are over-filled to ensure that the minimum packaged amount can be sufficiently transferred.

Manufacturing Notes:

- Concentration is based upon gravimetric preparation using either a balance whose calibration has been verified daily using NIST traceable weights, and/or dilutions with Class A glassware.

Handling Notes:

- Stability of the unopened product, when stored in compliance with the recommended conditions, is guaranteed through the expiration displayed on the product label and certificate. Contact Restek for additional opened product stability information, with the knowledge/understanding that open product stability is subject to the specific handling and environmental conditions to which the product is exposed. For your convenience Restek supplies deactivated vials with most standards packed in 2mL ampules. Larger volume deactivated vials are available through Restek as a custom ordered item. Additionally, Restek sells DMDCS for the purpose of glassware deactivation as catalog number 31861, which includes complete instructions.

Energy Laboratories Inc

Standard LOG

Standard ID:	DRO211006A		
Standard Name	Triacontane SURR 2000 ug/mL	Type:	Secondary
Date Prepared	10/6/2021	BY:	Jillian L Bostwick
Date Expires:	4/6/2026		
Department	dropr	Status:	New
Vendor:			
Lot Number:			
Balance ID:	BAL-DRO		
Comments:	Triacontane SURR 2000 ug/mL		

Chemical / Solvent Used	BottleNo	Amt	Units	Exp
Acetone DZ509	13553	50	mL	7/22/

Final Volume: 50 mL

Stock Source		Base Units	Amount Added
DRO210406A	Triacontane-d62 Surr For AK103 RRO	ug/mL	0.1001 g

Analytes		CAS	Conc:	ug/mL
A	Triacontane-d62			2000

Page:*1 of 1*

Energy Laboratories Inc

Standard LOG

Standard ID:	DRO210406A		
Standard Name	Triacontane-d62 Surr For AK103 RRO	Type:	Neat
Date Prepared	4/6/2021	BY:	Ann Nebel
Date Expires:	4/6/2026		
Department	dropr	Status:	New
Vendor:	Sigma-Aldrich		
Lot Number:	MBBC4347		
Balance ID:			
Comments:	Alaska surr [for AK103 RRO]		

Chemical / Solvent Used	BottleNo	Amt	Units	Exp
Triacontane-d62-98 atom % D	13736		mL	4/6/2

Final Volume: mL

Stock Source **Base Units** **Amount Added**

Analytes **CAS** Conc: **ug/mL**

A Triacontane-d62

Page:*1 of 1*

SIGMA-ALDRICH

sigma-aldrich.com

3050 Spruce Street, Saint Louis, MO 63103, USA
Website: www.sigmaaldrich.com
Email USA: techserv@sial.com
Outside USA: eurtechserv@sial.com

Certificate of Analysis

Product Name:
Triacontane-d62 - 98 atom % D

Product Number:	**451789**
Batch Number:	**MBBC4347**
Brand:	ALDRICH
CAS Number:	93952-07-9
MDL Number:	MFCD00209794
Formula:	C30D62
Formula Weight:	485.20 g/mol
Quality Release Date:	27 APR 2018

$CD_3(CD_2)_{28}CD_3$

ID #: 13736
Opened:
Triacontane-d62-98 atom % D
Expires: 4/6/2026
Rec'd: 4/6/2021
Energy Laboratories Inc 1120 So. 27th Street
Billings MT 59107

Test	Specification	Result
Purity (HPLC)	≥ 99.0 %	99.0 %
Proton NMR Spectrum	Conforms to Structure	Conforms
D Enrichment	≥ 98.0 %	99.0 %
Initial Melting Point		60.0 ℃
Final Melting Point		62.0 ℃

Greg Abernathy, Supervisor
Quality Control
Miamisburg, Ohio US

Sigma-Aldrich warrants, that at the time of the quality release or subsequent retest date this product conformed to the information contained in this publication. The current Specification sheet may be available at Sigma-Aldrich.com. For further inquiries, please contact Technical Service. Purchaser must determine the suitability of the product for its particular use. See reverse side of invoice or packing slip for additional terms and conditions of sale.

Version Number: 1

Energy Laboratories Inc

Standard LOG

Standard ID:	DRO210902A		
Standard Name	50,000 ug/mL Oil Std for RRO-In DCM	Type:	Secondary
Date Prepared	9/2/2021	BY:	Jillian L Bostwick
Date Expires:	9/1/2026		
Department	dropr	Status:	New
Vendor:			
Lot Number:			
Balance ID:	BAL-DRO		
Comments:	.625 g of 30W and 40 W each LCS for Oil range		

Chemical / Solvent Used	BottleNo	Amt	Units	Exp
Dichloromethane EB867	14196	25	mL	6/18/

Final Volume: 25 mL

Stock Source		Base Units	Amount Added
DRO210901B	40W Motor Oil-Valvoline	ug/mL	0.6261 g
DRO210901A	30W Motor Oil-Valvoline	ug/mL	0.6254 g

Analytes		CAS	Conc:	ug/mL
A	30W Motor Oil			10000
A	30W-Motor oil			0
A	40W Motor Oil			10000
A	40W-Motor oil			0

Page:*1 of 1*

Energy Laboratories Inc

Standard LOG

Standard ID:	DRO210901B		
Standard Name	40W Motor Oil-Valvoline	Type:	Primary
Date Prepared	9/1/2021	BY:	Jillian L Bostwick
Date Expires:	9/1/2026		
Department	dropr	Status:	New
Vendor:			
Lot Number:			
Balance ID:			

Comments: Used to Make 2nd Source Standards For Alaska AK103 RRO Method and Oil

Chemical / Solvent Used	BottleNo	Amt	Units	Exp
Valvoline SAE 40 Motor Oil	14231		mL	9/1/2

Final Volume: mL

Stock Source **Base Units** **Amount Added**

Analytes **CAS** Conc: **ug/mL**

A 40W-Motor oil 1

Page:*1 of 1*

Energy Laboratories Inc

Standard LOG

Standard ID:	DRO210901A		
Standard Name	30W Motor Oil-Valvoline	Type:	Primary
Date Prepared	9/1/2021	BY:	Jillian L Bostwick
Date Expires:	9/1/2026		
Department	dropr	Status:	New
Vendor:			
Lot Number:			
Balance ID:			

Comments: Used to make 2nd Source Standard for AK103 method.

Chemical / Solvent Used	BottleNo	Amt	Units	Exp
Valvoline SAE 30 Motor Oil	14232		mL	9/1/2

Final Volume: mL

Stock Source **Base Units** **Amount Added**

Analytes **CAS** Conc: **ug/mL**

A 30W-Motor oil 1

Page:*1 of 1*

Energy Laboratories Inc

Standard LOG

Standard ID:	DRO211012J		
Standard Name	OTP/COD SURR 2000 ug/mL	Type:	Secondary
Date Prepared	10/12/2021	BY:	Ann Nebel
Date Expires:	9/30/2024		
Department	dropr	Status:	New
Vendor:			
Lot Number:			
Balance ID:	BAL-DRO		
Comments:	OTP/COD SURR 2000 ug/mL		

Chemical / Solvent Used	BottleNo	Amt	Units	Exp
Acetone EA662	14050	100	mL	1/7/2

Final Volume: 100 mL

Stock Source		Base Units	Amount Added
DRO201014C	1-Chlorooctadecane	ug/mL	0.2002 g
DRO201014B	O-Terphenyl	ug/mL	0.2009 g

Analytes		CAS	Conc:	ug/mL
A	1-Chlorooctadecane	3386-33-2		2000
A	O-Terphenyl	84-15-1		2000

Page:*1 of 1*

Energy Laboratories Inc

Standard LOG

Standard ID:	DRO201014B		
Standard Name	O-Terphenyl	Type:	Neat
Date Prepared	10/14/2020	BY:	Ann Nebel
Date Expires:	9/30/2024		
Department	dropr	Status:	New
Vendor:	Chemservice		
Lot Number:	10029300		
Balance ID:			
Comments:	ID#: 6271		

Chemical / Solvent Used	BottleNo	Amt	Units	Exp
o-Terphenyl	13191	500	mg	9/30/

Final Volume: mL

Stock Source	**Base Units**	**Amount Added**

Analytes		**CAS**	Conc:	**ug/mL**
A	O-Terphenyl	84-15-1		1

Page:*1 of 1*

Am

CHEM SERVICE INC

660 Tower Lane • P.O. Box 599 • West Chester, PA 19381-0599
1-800-452-9994 • 1-610-692-3026 • Fax 1-610-692-8729
info@chemservice.com • www.chemservice.com

CERTIFICATE OF ANALYSIS

o-Terphenyl

CATALOG NUMBER	N-12693-500MG
LOT NUMBER	10029300
DATE CERTIFIED	09/23/19
EXPIRATION DATE	09/30/24
CAS NUMBER	84-15-1
MOLECULAR FORMULA	C18H14
MOLECULAR WEIGHT	230.32
STORAGE	Store at room temperature (20 - 25 °C).
HANDLING	See Safety Data Sheet
INTENDED USE	For laboratory use only.

Analytical Test	Value
FT-IR SPECTROSCOPY	CONFORMS TO STRUCTURE
GC/MS SPECTRA ID	MATCHES NIST DATABASE
MELTING POINT (°C)	57.1
% PURITY (GC/FID)	99.5

Chem Service, Inc. guarantees the purity to be +/- 0.5% deviation prior to the expiration date shown on the label and exclusive of any customer contamination.

ID #: 13191
Opened:
o-Terphenyl
Expires: 9/30/2024
Rec'd: 10/14/2020
Energy Laboratories Inc 1120 So. 27th Street
Billings MT 59107

Certified By:

Mary Beth O'Donnell

Mary Beth O'Donnell
CSM/TC

Chem Service is accredited to ISO 17034:2016, ISO/IEC 17025:2017 and certified to ISO 9001:2015

PJLA Reference Material Producer

PJLA Testing

COA Form
Revision 3 (3/2015)

660 Tower Lane • P.O. Box 599 • West Chester, PA 19381-0599
1-800-452-9994 • 1-610-692-3026 • Fax 1-610-692-8729
info@chemservice.com • www.chemservice.com

CERTIFICATE OF ANALYSIS

Analysis Method:

Catalog Number:	N-12693-500MG
Description:	o-Terphenyl
Lot Number:	10029300
Expiration Date:	09/30/24

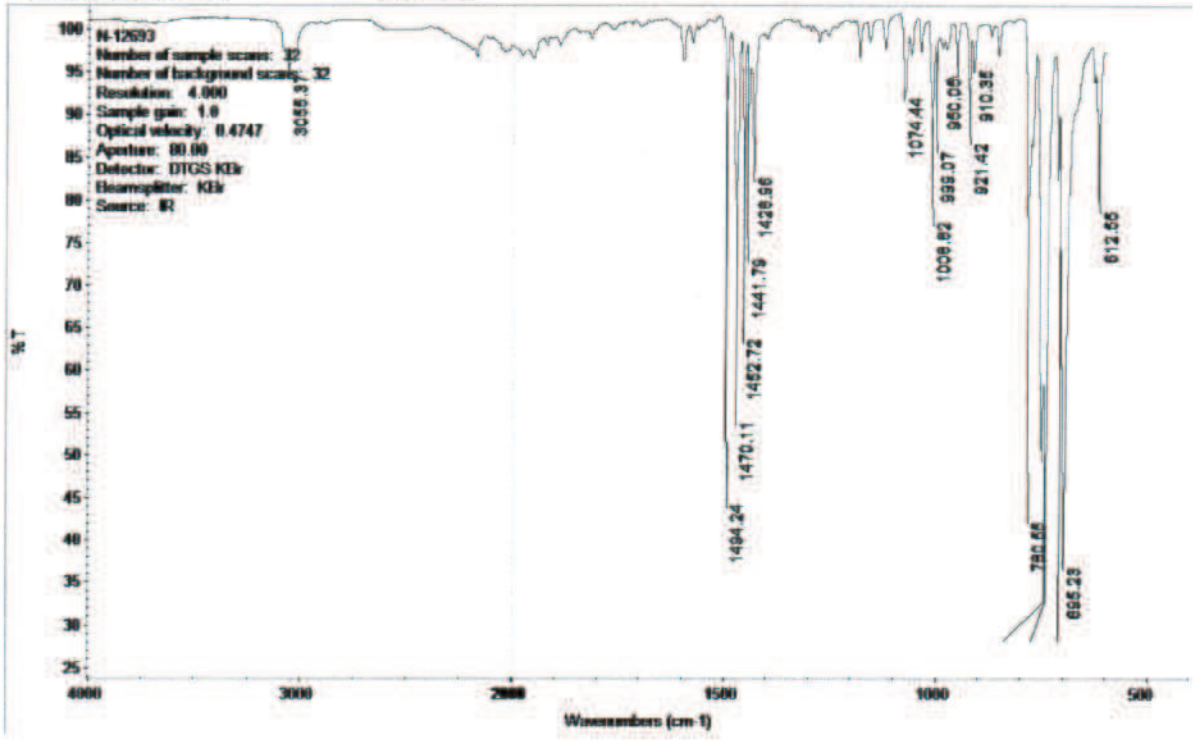

Chem Service is accredited to ISO 17034:2016, ISO/IEC 17025:2017 and certified to ISO 9001:2015

660 Tower Lane • P.O. Box 599 • West Chester, PA 19381-0599
1-800-452-9994 • 1-610-692-3026 • Fax 1-610-692-8729
info@chemservice.com • www.chemservice.com

CERTIFICATE OF ANALYSIS

Analysis Method:

Catalog Number:	N-12693-500MG
Description:	o-Terphenyl
Lot Number:	10029300
Expiration Date:	09/30/24

Chem Service Inc Area Percent Report

```
Data File: D:\msdchem\2019 DATA\0919\0923-01.D
Acq On     : 23 Sep 2019  10:40
Operator   :
Sample     : n-12693
Misc       :
ALS Vial   : 95

Integration Parameters: autoint1.e
Integrator: ChemStation

DataAcq Meth:SCREEN.M
Method     : D:\msdchem\2019 DATA\0919\0903-09.D\ERIN.M

Signal      : TIC: 0923-01.D\data.ms
```

peak #	R.T. min	first scan	max scan	last scan	PK TY	peak height	corr. area	corr. % max.	% of total
1	11.844	1597	1606	1613	BB	32038221	432253484	100.00%	100.000%

Sum of corrected areas: 432253484

ERIN.M Mon Sep 23 10:55:51 2019

Chem Service is accredited to ISO 17034:2016, ISO/IEC 17025:2017 and certified to ISO 9001:2015

660 Tower Lane • P.O. Box 599 • West Chester, PA 19381-0599
1-800-452-9994 • 1-610-692-3026 • Fax 1-610-692-8729
info@chemservice.com • www.chemservice.com

CERTIFICATE OF ANALYSIS

Analysis Method:

Catalog Number:	N-12693-500MG
Description:	o-Terphenyl
Lot Number:	10029300
Expiration Date:	09/30/24

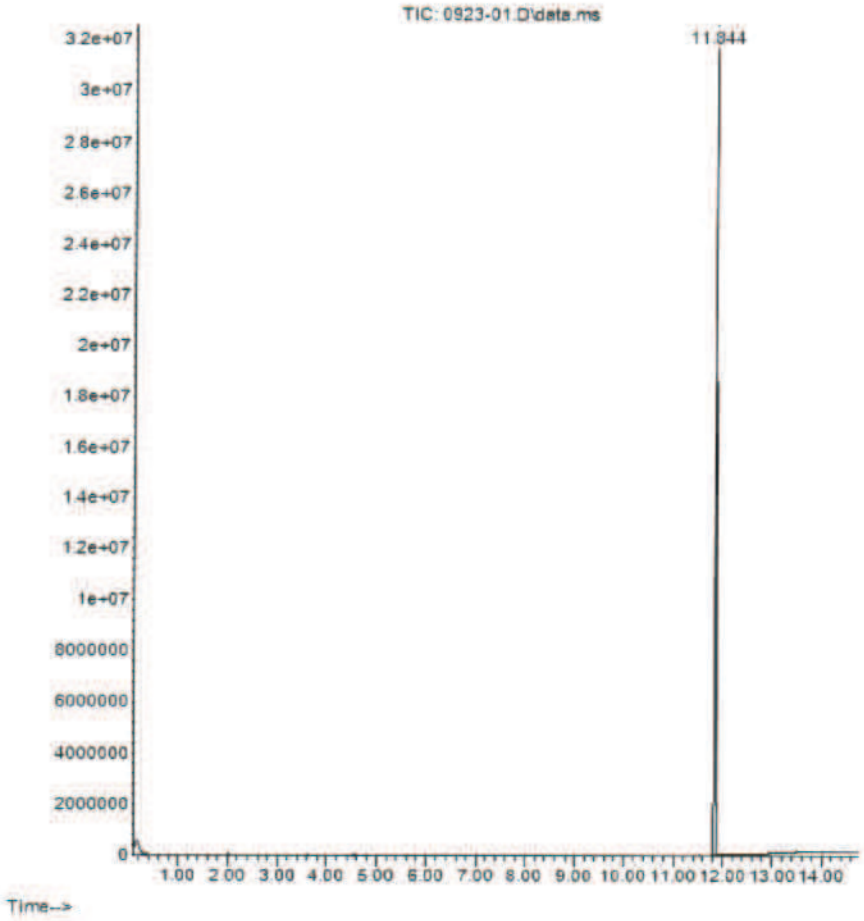

Chem Service is accredited to ISO 17034:2016, ISO/IEC 17025:2017 and certified to ISO 9001:2015

660 Tower Lane • P.O. Box 599 • West Chester, PA 19381-0599
1-800-452-9994 • 1-610-692-3026 • Fax 1-610-692-8729
info@chemservice.com • www.chemservice.com

CERTIFICATE OF ANALYSIS

Analysis Method:

Catalog Number:	N-12693-500MG
Description:	o-Terphenyl
Lot Number:	10029300
Expiration Date:	09/30/24

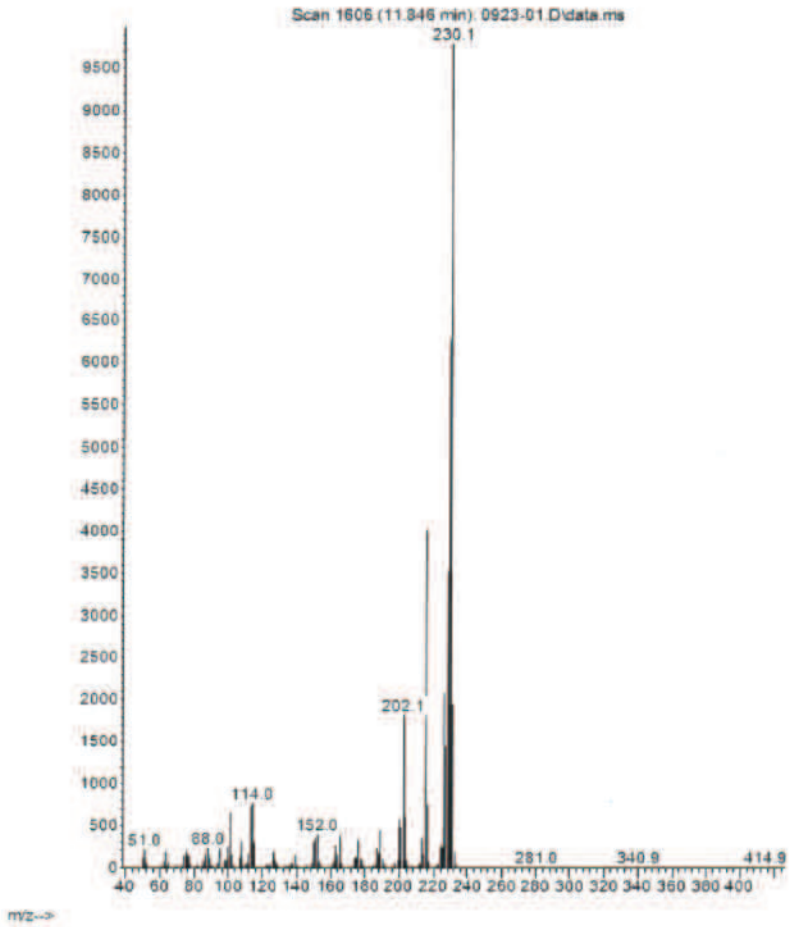

Chem Service is accredited to ISO 17034:2016, ISO/IEC 17025:2017 and certified to ISO 9001:2015

660 Tower Lane • P.O. Box 599 • West Chester, PA 19381-0599
1-800-452-9994 • 1-610-692-3026 • Fax 1-610-692-8729
info@chemservice.com • www.chemservice.com

CERTIFICATE OF ANALYSIS

Analysis Method:

Catalog Number:	N-12693-500MG
Description:	o-Terphenyl
Lot Number:	10029300
Expiration Date:	09/30/24

Chem Service is accredited to ISO 17034:2016, ISO/IEC 17025:2017 and certified to ISO 9001:2015

660 Tower Lane • P.O. Box 599 • West Chester, PA 19381-0599
1-800-452-9994 • 1-610-692-3026 • Fax 1-610-692-8729
info@chemservice.com • www.chemservice.com

Gas

CERTIFICATE OF ANALYSIS

Data file:	C:\CHEM3\		
Sample name:	N-12893		
Instrument:	GC 2	**Sample type:**	Sample
Injection date:	9/23/2019 9:56:34 AM	**Location:**	Vial 141
Acq. method:	SCREEN.M	**Injection volume:**	1.0uL
Column name:	HP-5		

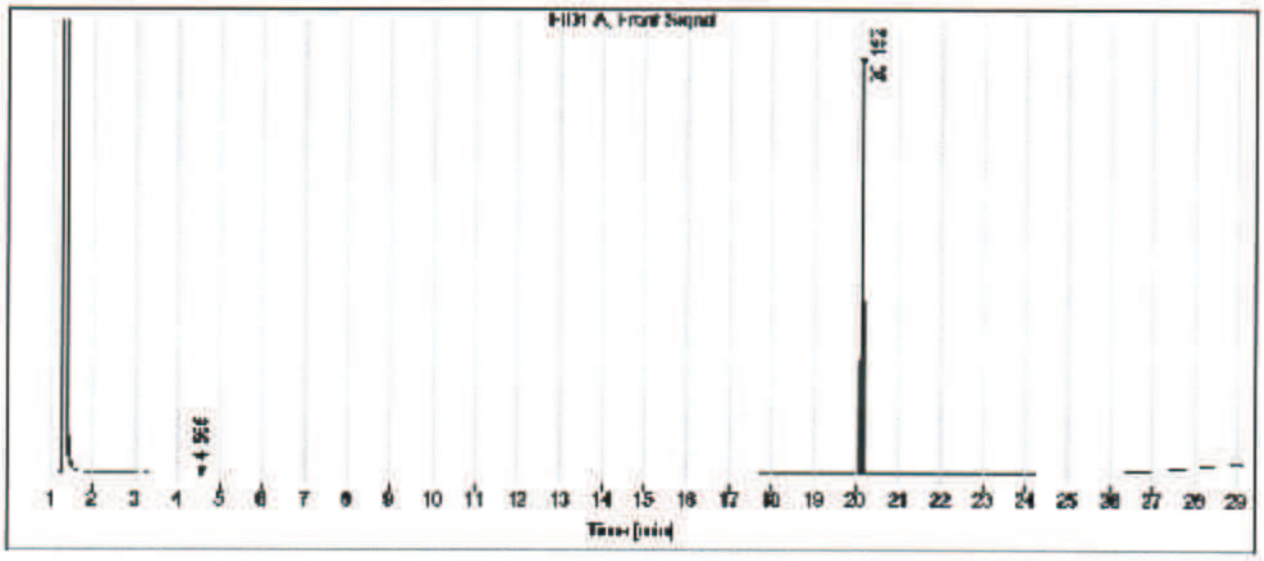

Signal: FID1 A, Front Signal

RT [min]	Type	Width [min]	Area	Height	Area%
4.565	BB	0.0305	1.2408	0.5122	0.11
20.152	BB	0.0391	1171.9556	439.4599	99.89
		Sum	1173.1963		

Chem Service is accredited to ISO 17034:2016, ISO/IEC 17025:2017 and certified to ISO 9001:2015

Energy Laboratories Inc

Standard LOG

Standard ID:	DRO211101B		
Standard Name	Triacontane SURR 1000 ug/mL	Type:	Secondary
Date Prepared	11/1/2021	BY:	Jillian L Bostwick
Date Expires:	4/6/2026		
Department	dropr	Status:	New
Vendor:			
Lot Number:			
Balance ID:	BAL-DRO		
Comments:	2X dilution of Triacontane SURR 2000 ug/mL		

Chemical / Solvent Used	BottleNo	Amt	Units	Exp
Dichloromethane EC344	14448	2	mL	8/26/

Final Volume: 4 mL

Stock Source		Base Units	Amount Added
DRO211006A	Triacontane SURR 2000 ug/mL	ug/mL	2 mL

Analytes		CAS	Conc: ug/mL
A	Triacontane-d62		1000

Page:*1 of 1*

Energy Laboratories Inc

Standard LOG

Standard ID:	DRO211006A		
Standard Name	Triacontane SURR 2000 ug/mL	Type:	Secondary
Date Prepared	10/6/2021	BY:	Jillian L Bostwick
Date Expires:	4/6/2026		
Department	dropr	Status:	New
Vendor:			
Lot Number:			
Balance ID:	BAL-DRO		
Comments:	Triacontane SURR 2000 ug/mL		

Chemical / Solvent Used	BottleNo	Amt	Units	Exp
Acetone DZ509	13553	50	mL	7/22/

Final Volume: 50 mL

Stock Source		Base Units	Amount Added
DRO210406A	Triacontane-d62 Surr For AK103 RRO	ug/mL	0.1001 g

Analytes		CAS	Conc:	ug/mL
A	Triacontane-d62			2000

Page:*1 of 1*

Energy Laboratories Inc

Standard LOG

Standard ID:	DRO210406A		
Standard Name	Triacontane-d62 Surr For AK103 RRO	Type:	Neat
Date Prepared	4/6/2021	BY:	Ann Nebel
Date Expires:	4/6/2026		
Department	dropr	Status:	New
Vendor:	Sigma-Aldrich		
Lot Number:	MBBC4347		
Balance ID:			
Comments:	Alaska surr [for AK103 RRO]		

Chemical / Solvent Used	BottleNo	Amt	Units	Exp
Triacontane-d62-98 atom % D	13736		mL	4/6/2

Final Volume: mL

Stock Source **Base Units** **Amount Added**

Analytes **CAS** Conc: **ug/mL**

A Triacontane-d62

Page:*1 of 1*

SIGMA-ALDRICH

sigma-aldrich.com

3050 Spruce Street, Saint Louis, MO 63103, USA
Website: www.sigmaaldrich.com
Email USA: techserv@sial.com
Outside USA: eurtechserv@sial.com

Certificate of Analysis

Product Name:
Triacontane-d62 - 98 atom % D

Product Number:	**451789**
Batch Number:	**MBBC4347**
Brand:	ALDRICH
CAS Number:	93952-07-9
MDL Number:	MFCD00209794
Formula:	C30D62
Formula Weight:	485.20 g/mol
Quality Release Date:	27 APR 2018

$CD_3(CD_2)_{28}CD_3$

ID #: 13736
Opened:
Triacontane-d62-98 atom % D
Expires: 4/6/2026
Rec'd: 4/6/2021
Energy Laboratories Inc 1120 So. 27th Street
Billings MT 59107

Test	Specification	Result
Purity (HPLC)	≥ 99.0 %	99.0 %
Proton NMR Spectrum	Conforms to Structure	Conforms
D Enrichment	≥ 98.0 %	99.0 %
Initial Melting Point		60.0 ℃
Final Melting Point		62.0 ℃

Greg Abernathy, Supervisor
Quality Control
Miamisburg, Ohio US

Sigma-Aldrich warrants, that at the time of the quality release or subsequent retest date this product conformed to the information contained in this publication. The current Specification sheet may be available at Sigma-Aldrich.com. For further inquiries, please contact Technical Service. Purchaser must determine the suitability of the product for its particular use. See reverse side of invoice or packing slip for additional terms and conditions of sale.

Version Number: 1

ANALYTICAL SUMMARY REPORT

March 01, 2022

AECOM - Honolulu
1001 Bishop Street, Suite 1600
Honolulu HI, 96813-3698

Work Order: B22011128 Quote ID: 5912

Project Name: CV18F0126/60571032.02.46.01

Energy Laboratories Inc Billings MT received the following 5 samples from AECOM - Honolulu on 1/19/2022 for analysis.

Lab ID	Client Sample ID	Collect Date	Received Date	Matrix	Test
B22011128-001	ERH2448 (OWDFMW04A)	01/16/22 16:40	01/19/2022	Ground Water	Metals Digestion by SW3010A DRO-Liquid-Liquid Extraction SW3520C Low Level PAH by 8270C SIM SW8270CSIM Separatory Funnel SW3510C Liquid-Liquid Ext. Carbon, Total Organic SW9060A Metals by ICP-MS, Dissolved SW6020 Metals by ICP-MS, Total SW6020 8260-Volatile Organic Compounds-Short List SW8260B EDB in Water by ECD SW8011 Gasoline Range Organics SW8015C Diesel Range Organics SW8015C Headspace Gas Analysis SW8015M Semi-Volatile Organic Compounds, Extended List SW8270C SW8011 Microextraction
B22011128-002	ERH2447 (Trip Blank)-14694	01/16/22 16:40	01/19/2022	Trip Blank	8260-Volatile Organic Compounds-Short List SW8260B
B22011128-003	ERH2447 (Trip Blank)-14733	01/16/22 16:40	01/19/2022	Trip Blank	Gasoline Range Organics SW8015C
B22011128-004	ERH2447 (Trip Blank)-14705	01/16/22 16:40	01/19/2022	Trip Blank	EDB in Water by ECD SW8011 SW8011 Microextraction

ANALYTICAL SUMMARY REPORT

B22011128-005	ERH2447 (Trip Blank)-14709	01/16/22 16:40	01/19/2022	Trip Blank	Headspace Gas Analysis SW8015M

The analyses presented in this report were performed by Energy Laboratories, Inc., 1120 S 27th St., Billings, MT 59101, unless otherwise noted. Any exceptions or problems with the analyses are noted in the report package. Any issues encountered during sample receipt are documented in the Work Order Receipt Checklist.

The results as reported relate only to the item(s) submitted for testing. This report shall be used or copied only in its entirety. Energy Laboratories, Inc. is not responsible for the consequences arising from the use of a partial report.

If you have any questions regarding these test results, please contact your Project Manager.

Report Approved By:

Quality Assurance Manager

Digitally signed by
Leigh Ann. Wise
Date: 2022.03.01 19:27:19 -07:00

CLIENT: AECOM - Honolulu
Project: CV18F0126/60571032.02.46.01
Work Order: B22011128

Report Date: 3/1/2022

CASE NARRATIVE

General Comments:

For any question please contact your Project Manager at (406) 252-6325 or billingspm@energylab.com.

All analyses have been performed in accordance with DOD QSM Version 5.3 unless otherwise noted below. The specific methodologies used in obtaining the enclosed analytical results are indicated on the Analytical Summary Report and the Laboratory Analytical Report. The samples were received at the appropriate temperature and in accordance with the chain of custody unless otherwise noted in the Work Order Receipt Checklist.

The tests listed below are accredited and meet the requirements of DoD QSM Version 5.3 as verified by ANSI-ASQ National Accreditation Board (ANAB) certificate number ADE-2588. Exceptions to this require client authorization and records documenting this approval are attached in the Sample Management Records. Accreditation may not be offered or required for all methods and analytes reported in this package. Refer to the certificate and scope of accreditation located at https://www.energylab.com/whyus/certifications-quality-control/ or contact your project manager.

Tests for Total Organic Carbon by SW9060A associated with analyst identified as ELI-CA were subcontracted to Energy Laboratories, PO Box 247, Casper, WY, EPA Number WY00002.

Project specific matrix quality control samples may not be reported if site specific samples were not submitted. Matrix quality control samples were performed on project samples where adequate volume was available. All quality control measures met criteria unless otherwise noted in the Analytical QC Exceptions report and in the Analysis Specific Comments below. Where available, sample management records are attached.

The Stage 4 Validation Package includes data reports for all analyses associated with the instrument calibration, quality control (QC) sample analysis, and sample analysis. All analytical data is within method specifications except as noted in the Analytical QC Exceptions report or the Analysis Specific Comments below. The analytical report identifies preparation batch and analytical run IDs associated with each result for a sample. Only the raw data associated with the parameters listed on this report should be validated.

Analysis Specific Comments:

An Analytical QC Exceptions Report has been attached, summarizing all qualified QC results. Where qualified, an analyte exceeded quality control limits, but was not detected in the associated sample(s).

ENERGY LABORATORIES
Trust our People. Trust our Data.

Chain of Custody & Analytical Request Record – DoD Project

www.energylab.com

COC#202201-68NOI Page 1 of 1

Account Information (Billing information)

Company/Name	AECOM
Contact	Alethea Ramos / Margie Pascua
Phone	808-529-7283 / 808-356-5373
Mailing Address	1001 Bishop St., Suite 1600
City, State, Zip	Honolulu, HI 96813
Email	alethea.ramos@aecom com / margie pascua@aecom.com
Receive Invoice	☐Hard Copy ☑Email
Receive Report	☐Hard Copy ☑Email
Purchase Order	N/A
Quote	N/A
Bottle Order	N/A

Report Information (if different than Account Information)

Company/Name	AECOM
Contact	see Account information
Phone	
Mailing Address	
City, State, Zip	
Email	USAPimaging@aecom com
Receive Report	☐Hard Copy ☐Email
Special Report/Formats:	☑LEVEL IV ☐NELAC ☑EDD/EDT (contact laboratory) ☐Other_____

Comments

1. Project performed under DoD QSM
2. TPH-d/o needs 3520 extraction
3. Preliminary data (or level 1) in 1-2 business days; Level IV report in 10 working days.
4. Note NOI log is separate from other COC's.
5. *SVOC/VOC (full suite), PAH SIM (naphthalene, 1-methylnaphthalene, 2-methylnaphthalene)

Project Information

Project Name, PWSID, Permit, etc.	CV18F0126, 60571032.02.46.01
Sampler Name	Marc Muraoka
Sampler Phone	714-261-4368
Sample Origin State	Hawaii
EPA/State Compliance	☐ Yes ☐ No

The following tests will be subcontracted to other certified laboratories as shown/ Signing this COC is authorization to subcontract the analyses as indicated/

Analysis	Subcontract Lab
TOC	Energy Laboratories Inc., Casper

Matrix Codes

A - Air
W - Water
S - Soils/ Solids
V - Vegetation
B - Bioassay
O - Other
DW - Drinking Water

All turnaround times are standard unless marked as RUSH.
Energy Laboratories MUST be contacted prior to RUSH sample submittal for charges and scheduling – See Instructions Page

	Sample Identification (Name, Location, Interval, etc.)	Collection Date	Collection Time	Number of Containers	Matrix (See Codes Above)	8260 VOC's (Full Suite) + DCA* [40ml VOA w/HCL]	8015 TPH-g [40ml VOA w/ HCL]	RSK175 Methane [40ml VOA w/H2SO4]	8011 EDB [40ml VOA w/HCL]	SVOCs (full suite+Nap, 1-2-Methylnap) by 8270DSIM*	EPA 3630/8015 TPH-d/o +SGC [1-L AG w/H2SO4]	EPA 9060 TOC [250ml AG w/ H3PO4]	EPA 6020 Total Lead [250ml HDPE w/HNO3]	EPA 6020 Diss. Lead [250ml HDPE w/HNO3] (field Filtered)	See Attached	RUSH TAT	ELI LAB ID Laboratory Use Only
1	ERH2448 (OWDFMW04A)	01/16/22	12:40	19	GW	X	X	X	X	X	X	X	X	X		✓	B2201128
2	ERH2447 (Trip Blank)	01/16/22	12:15	8	WQ	X	X	X	X							✓	
3																	
4	TB 14694 8260																
5	TB 14733 Cerro																
6	TB 14705 8011																
7	TB 14709 methane																
8																	
9																	
10																	

1/17/22

Custody Record MUST be signed	Relinquished by (print)	Date/Time	Signature	Received by (print)	Date/Time	Signature
	Tianzhen Nie	1/17/22 15:00		Jessica Johnson	1/19/22 11:15	
	Relinquished by (print)	Date/Time	Signature	Received by Laboratory (print)	Date/Time	Signature

LABORATORY USE ONLY

Shipped By	Cooler ID(s)	Custody Seals Y N C B	Intact Y N	Receipt Temp °C	Temp Blank Y N	On Ice Y N	Payment Type CC Cash Check_____	Amount $	Receipt Number (cash/check only)

Work Order Receipt Checklist

AECOM - Honolulu

B22011128

Login completed by:	Leslie S. Cadreau	Date Received:	1/19/2022
Reviewed by:	BL2000\gmccartney	Received by:	lsc
Reviewed Date:	1/22/2022	Carrier name:	FedEx

Shipping container/cooler in good condition?	Yes ☑	No ☐	Not Present ☐
Custody seals intact on all shipping container(s)/cooler(s)?	Yes ☑	No ☐	Not Present ☐
Custody seals intact on all sample bottles?	Yes ☑	No ☐	Not Present ☐
Chain of custody present?	Yes ☑	No ☐	
Chain of custody signed when relinquished and received?	Yes ☑	No ☐	
Chain of custody agrees with sample labels?	Yes ☑	No ☐	
Samples in proper container/bottle?	Yes ☑	No ☐	
Sample containers intact?	Yes ☑	No ☐	
Sufficient sample volume for indicated test?	Yes ☑	No ☐	
All samples received within holding time? (Exclude analyses that are considered field parameters such as pH, DO, Res Cl, Sulfite, Ferrous Iron, etc.)	Yes ☑	No ☐	
Temp Blank received in all shipping container(s)/cooler(s)?	Yes ☑	No ☐	Not Applicable ☐
Container/Temp Blank temperature:	0.4°C On Ice		
Water - VOA vials have zero headspace?	Yes ☑	No ☐	Not Applicable ☐
Water - pH acceptable upon receipt?	Yes ☑	No ☐	Not Applicable ☐

Standard Reporting Procedures:

Lab measurement of analytes considered field parameters that require analysis within 15 minutes of sampling such as pH, Dissolved Oxygen and Residual Chlorine, are qualified as being analyzed outside of recommended holding time.

Solid/soil samples are reported on a wet weight basis (as received) unless specifically indicated. If moisture corrected, data units are typically noted as –dry. For agricultural and mining soil parameters/characteristics, all samples are dried and ground prior to sample analysis.

Contact and Corrective Action Comments:

The collection time indicated on the Chain of Custody for all samples is in Hawaii-Aleutian Standard Time. The collection time has been converted (+4 Hours) to Mountain Standard Time.

Qualifiers and Abbreviations

Qualifier	Qualifier Description
##	Limit of Quantitation (LOQ) for this analyte exceeds the Maximum Contaminant Level (MCL)
*	Result exceeds the Maximum Contaminant Level (MCL)
A	The analyte level was greater than four times the spike level - in accordance with the method, percent recovery is not calculated
B	Analyte detected in the method blank
C	Continuing calibration verification was outside of the quality control advisory limits
D	Limit of Quantitation (LOQ) increased due to sample matrix
E	Estimated value - result exceeds the instrument upper quantitation limit
H	Analysis performed past the method holding time
J	The reported result is an estimated value
L	Lowest Limit of Quantitation (LOQ) available for the analytical method used
N	Analyte concentration was not sufficiently high to calculate a Relative Percent Difference (RPD) for the serial dilution test
O	Diluted out
P	Poor method performance - method validations have shown no recoveries at low concentrations or method performance was erratic
Q	Values reported below the Limit of Quantitation (LOQ) are statistically invalid
R	Relative Percent Difference (RPD) exceeds advisory limit
S	Spike recovery outside of advisory limits
T	Analyte detected in the associated trip blank
U	Not detected at the Limit of Detection (LOD)
V	The RPD value for this duplicate represents the RER value and the RPDLimit of 2 is the RER upper limit.

Qualifiers and Abbreviations

Abbreviation

Reporting	Explanation of Abbreviation
DF	Dilution Factor
DL	Detection Limit
LOD	Limit of Detection
LOQ	Limit of Quantitation
MCL	Maximum Contaminant Level
MDC	Minimum Detectable Concentration
ND	Not detected at the Limit of Quantitaton (LOQ)
RBSL	Risk-Based Screening Levels
REC	Recovery
RER	Relative Error Ratio
RPD	Relative Percent Difference
SPK	Spike

Sample Types	Explanation of Abbreviation
CCB	Continuing Calibration Blank
CCV	Continuing Calibration Verification Standard
DUP	Sample Duplicate
ICSA	Interference Check Sample A
ICSAB	Interference Check Sample AB
ICV	Initial Calibration Verification Standard
LCS	Laboratory Control Sample
LCSD	Laboratory Control Sample Duplicate
LFB	Laboratory Fortified Blank
LRB	Laboratory Reagent Blank
MBLK	Method Blank
MS	Sample Matrix Spike
MSD	Sample Matrix Spike Duplicate
PDS	Post Digestion/Distillation Spike
QCS	Quality Control Sample
SD	Serial Dilution
SRM	Standard Reference Material

LABORATORY ANALYTICAL REPORT

Prepared by Billings, MT Branch

Client: AECOM - Honolulu
Client Sample ID: ERH2448 (OWDFMW04A)
Project: CV18F0126/60571032.02.46.01
Matrix: Ground Water

Lab ID: B22011128-001
Collection Date: 01/16/2022 16:40
Date Received: 01/19/2022
Report Date: 03/01/2022

Analyses	Result	Units	DF	Qual	LOQ	LOD	DL	MCL	Method	Analysis Date / By	RunID : Run Order	BatchID
LOW LEVEL PAH BY 8270C SIM												
1-Methylnaphthalene	ND	ug/L	1	U	0.10	0.049	0.020		SW8270CSIM	01/27/2022 04:07/jph	SV5975.I_220126A : 23	163072
2-Methylnaphthalene	ND	ug/L	1	U	0.10	0.049	0.017		SW8270CSIM	01/27/2022 04:07/jph	SV5975.I_220126A : 23	163072
Acenaphthene	ND	ug/L	1	U	0.10	0.049	0.031		SW8270CSIM	01/27/2022 04:07/jph	SV5975.I_220126A : 23	163072
Acenaphthylene	ND	ug/L	1	U	0.10	0.049	0.024		SW8270CSIM	01/27/2022 04:07/jph	SV5975.I_220126A : 23	163072
Anthracene	ND	ug/L	1	U	0.10	0.049	0.028		SW8270CSIM	01/27/2022 04:07/jph	SV5975.I_220126A : 23	163072
Benzo(a)anthracene	ND	ug/L	1	U	0.10	0.049	0.027		SW8270CSIM	01/27/2022 04:07/jph	SV5975.I_220126A : 23	163072
Benzo(a)pyrene	ND	ug/L	1	U	0.10	0.049	0.034		SW8270CSIM	01/27/2022 04:07/jph	SV5975.I_220126A : 23	163072
Benzo(b)fluoranthene	ND	ug/L	1	U	0.10	0.049	0.022		SW8270CSIM	01/27/2022 04:07/jph	SV5975.I_220126A : 23	163072
Benzo(g,h,i)perylene	ND	ug/L	1	U	0.10	0.049	0.026		SW8270CSIM	01/27/2022 04:07/jph	SV5975.I_220126A : 23	163072
Benzo(k)fluoranthene	ND	ug/L	1	U	0.10	0.049	0.029		SW8270CSIM	01/27/2022 04:07/jph	SV5975.I_220126A : 23	163072
Chrysene	ND	ug/L	1	U	0.10	0.049	0.045		SW8270CSIM	01/27/2022 04:07/jph	SV5975.I_220126A : 23	163072
Dibenzo(a,h)anthracene	ND	ug/L	1	U	0.10	0.049	0.036		SW8270CSIM	01/27/2022 04:07/jph	SV5975.I_220126A : 23	163072
Fluoranthene	ND	ug/L	1	U	0.10	0.049	0.023		SW8270CSIM	01/27/2022 04:07/jph	SV5975.I_220126A : 23	163072
Fluorene	ND	ug/L	1	U	0.10	0.049	0.022		SW8270CSIM	01/27/2022 04:07/jph	SV5975.I_220126A : 23	163072
Indeno(1,2,3-cd)pyrene	ND	ug/L	1	U	0.10	0.049	0.048		SW8270CSIM	01/27/2022 04:07/jph	SV5975.I_220126A : 23	163072
Naphthalene	ND	ug/L	1	U	0.10	0.049	0.028		SW8270CSIM	01/27/2022 04:07/jph	SV5975.I_220126A : 23	163072
Phenanthrene	ND	ug/L	1	U	0.10	0.049	0.029		SW8270CSIM	01/27/2022 04:07/jph	SV5975.I_220126A : 23	163072
Pyrene	ND	ug/L	1	U	0.10	0.049	0.023		SW8270CSIM	01/27/2022 04:07/jph	SV5975.I_220126A : 23	163072
AGGREGATE ORGANICS												
Organic Carbon, Total (TOC) - TOC Range is 0.9 to 0.9	0.87	mg/L	1		0.50	0.50	0.17		SW9060A	01/20/2022 21:56/eli-ca	SUB-C278921 : 14	C_R278921
METALS, DISSOLVED												
Lead	ND	mg/L	1	U	0.001	0.0001	0.00006		SW6020	01/21/2022 22:29/car	ICPMS207-B_220121A : 62	R373694
METALS, TOTAL												
Lead	ND	mg/L	1	U	0.001	0.0001	0.00008		SW6020	01/21/2022 22:47/car	ICPMS207-B_220121A : 65	163063
VOLATILE ORGANIC COMPOUNDS												
Benzene	ND	ug/L	1	U	1.0	0.20	0.091		SW8260B	01/21/2022 14:20/msc	VOA5975C.I_220121A : 9	R373695
Bromobenzene	ND	ug/L	1	U	1.0	0.20	0.083		SW8260B	01/21/2022 14:20/msc	VOA5975C.I_220121A : 9	R373695
Bromochloromethane	ND	ug/L	1	U	1.0	0.50	0.14		SW8260B	01/21/2022 14:20/msc	VOA5975C.I_220121A : 9	R373695
Bromodichloromethane	ND	ug/L	1	U	1.0	0.25	0.12		SW8260B	01/21/2022 14:20/msc	VOA5975C.I_220121A : 9	R373695
Bromoform	ND	ug/L	1	U	1.0	0.25	0.12		SW8260B	01/21/2022 14:20/msc	VOA5975C.I_220121A : 9	R373695
Carbon tetrachloride	ND	ug/L	1	U	1.0	0.50	0.14		SW8260B	01/21/2022 14:20/msc	VOA5975C.I_220121A : 9	R373695
Chlorobenzene	ND	ug/L	1	U	1.0	0.20	0.091		SW8260B	01/21/2022 14:20/msc	VOA5975C.I_220121A : 9	R373695
Chlorodibromomethane	ND	ug/L	1	U	1.0	0.20	0.084		SW8260B	01/21/2022 14:20/msc	VOA5975C.I_220121A : 9	R373695
Chloroethane	ND	ug/L	1	U	1.0	0.50	0.17		SW8260B	01/21/2022 14:20/msc	VOA5975C.I_220121A : 9	R373695
Chloroform	2.1	ug/L	1		1.0	0.20	0.079		SW8260B	01/21/2022 14:20/msc	VOA5975C.I_220121A : 9	R373695
Chloromethane	ND	ug/L	1	U	1.0	0.50	0.16		SW8260B	01/21/2022 14:20/msc	VOA5975C.I_220121A : 9	R373695

LABORATORY ANALYTICAL REPORT

Prepared by Billings, MT Branch

Client: AECOM - Honolulu
Client Sample ID: ERH2448 (OWDFMW04A)
Project: CV18F0126/60571032.02.46.01
Matrix: Ground Water

Lab ID: B22011128-001
Collection Date: 01/16/2022 16:40
Date Received: 01/19/2022
Report Date: 03/01/2022

Analyses	Result	Units	DF	Qual	LOQ	LOD	DL	MCL	Method	Analysis Date / By	RunID : Run Order	BatchID
VOLATILE ORGANIC COMPOUNDS												
1,2-Dibromoethane	ND	ug/L	1	U	1.0	0.20	0.092		SW8260B	01/21/2022 14:20/msc	VOA5975C.I_220121A : 9	R373695
2-Chlorotoluene	ND	ug/L	1	U	1.0	0.20	0.088		SW8260B	01/21/2022 14:20/msc	VOA5975C.I_220121A : 9	R373695
4-Chlorotoluene	ND	ug/L	1	U	1.0	0.20	0.073		SW8260B	01/21/2022 14:20/msc	VOA5975C.I_220121A : 9	R373695
Dibromomethane	ND	ug/L	1	U	1.0	0.50	0.15		SW8260B	01/21/2022 14:20/msc	VOA5975C.I_220121A : 9	R373695
1,2-Dichlorobenzene	ND	ug/L	1	U	1.0	0.20	0.075		SW8260B	01/21/2022 14:20/msc	VOA5975C.I_220121A : 9	R373695
1,3-Dichlorobenzene	ND	ug/L	1	U	1.0	0.20	0.080		SW8260B	01/21/2022 14:20/msc	VOA5975C.I_220121A : 9	R373695
1,4-Dichlorobenzene	ND	ug/L	1	U	1.0	0.20	0.086		SW8260B	01/21/2022 14:20/msc	VOA5975C.I_220121A : 9	R373695
Dichlorodifluoromethane	ND	ug/L	1	U	1.0	0.50	0.18		SW8260B	01/21/2022 14:20/msc	VOA5975C.I_220121A : 9	R373695
1,1-Dichloroethane	ND	ug/L	1	U	1.0	0.50	0.14		SW8260B	01/21/2022 14:20/msc	VOA5975C.I_220121A : 9	R373695
1,2-Dichloroethane	ND	ug/L	1	U	1.0	0.25	0.12		SW8260B	01/21/2022 14:20/msc	VOA5975C.I_220121A : 9	R373695
1,1-Dichloroethene	ND	ug/L	1	U	1.0	0.50	0.14		SW8260B	01/21/2022 14:20/msc	VOA5975C.I_220121A : 9	R373695
cis-1,2-Dichloroethene	ND	ug/L	1	U	1.0	0.25	0.11		SW8260B	01/21/2022 14:20/msc	VOA5975C.I_220121A : 9	R373695
trans-1,2-Dichloroethene	ND	ug/L	1	U	1.0	0.25	0.12		SW8260B	01/21/2022 14:20/msc	VOA5975C.I_220121A : 9	R373695
1,2-Dichloropropane	ND	ug/L	1	U	1.0	0.20	0.085		SW8260B	01/21/2022 14:20/msc	VOA5975C.I_220121A : 9	R373695
1,3-Dichloropropane	ND	ug/L	1	U	1.0	0.20	0.079		SW8260B	01/21/2022 14:20/msc	VOA5975C.I_220121A : 9	R373695
2,2-Dichloropropane	ND	ug/L	1	U	1.0	0.50	0.19		SW8260B	01/21/2022 14:20/msc	VOA5975C.I_220121A : 9	R373695
1,1-Dichloropropene	ND	ug/L	1	U	1.0	0.20	0.083		SW8260B	01/21/2022 14:20/msc	VOA5975C.I_220121A : 9	R373695
cis-1,3-Dichloropropene	ND	ug/L	1	U	1.0	0.20	0.073		SW8260B	01/21/2022 14:20/msc	VOA5975C.I_220121A : 9	R373695
trans-1,3-Dichloropropene	ND	ug/L	1	U	1.0	0.20	0.085		SW8260B	01/21/2022 14:20/msc	VOA5975C.I_220121A : 9	R373695
Ethylbenzene	ND	ug/L	1	U	1.0	0.20	0.084		SW8260B	01/21/2022 14:20/msc	VOA5975C.I_220121A : 9	R373695
Methyl ethyl ketone	ND	ug/L	1	U	20	5.0	1.8		SW8260B	01/21/2022 14:20/msc	VOA5975C.I_220121A : 9	R373695
Methyl tert-butyl ether (MTBE)	ND	ug/L	1	U	1.0	0.25	0.10		SW8260B	01/21/2022 14:20/msc	VOA5975C.I_220121A : 9	R373695
Methylene chloride	ND	ug/L	1	U	1.0	0.50	0.34		SW8260B	01/21/2022 14:20/msc	VOA5975C.I_220121A : 9	R373695
Styrene	ND	ug/L	1	U	1.0	0.20	0.067		SW8260B	01/21/2022 14:20/msc	VOA5975C.I_220121A : 9	R373695
1,1,1,2-Tetrachloroethane	ND	ug/L	1	U	1.0	0.25	0.10		SW8260B	01/21/2022 14:20/msc	VOA5975C.I_220121A : 9	R373695
1,1,2,2-Tetrachloroethane	ND	ug/L	1	U	1.0	0.20	0.087		SW8260B	01/21/2022 14:20/msc	VOA5975C.I_220121A : 9	R373695
Tetrachloroethene	ND	ug/L	1	U	1.0	0.20	0.067		SW8260B	01/21/2022 14:20/msc	VOA5975C.I_220121A : 9	R373695
Toluene	ND	ug/L	1	UT	1.0	0.20	0.068		SW8260B	01/21/2022 14:20/msc	VOA5975C.I_220121A : 9	R373695
1,1,1-Trichloroethane	ND	ug/L	1	U	1.0	0.50	0.13		SW8260B	01/21/2022 14:20/msc	VOA5975C.I_220121A : 9	R373695
1,1,2-Trichloroethane	ND	ug/L	1	U	1.0	0.25	0.11		SW8260B	01/21/2022 14:20/msc	VOA5975C.I_220121A : 9	R373695
Trichloroethene	ND	ug/L	1	U	1.0	0.20	0.099		SW8260B	01/21/2022 14:20/msc	VOA5975C.I_220121A : 9	R373695
Trichlorofluoromethane	ND	ug/L	1	U	1.0	0.50	0.13		SW8260B	01/21/2022 14:20/msc	VOA5975C.I_220121A : 9	R373695
1,2,3-Trichloropropane	ND	ug/L	1	U	1.0	0.50	0.24		SW8260B	01/21/2022 14:20/msc	VOA5975C.I_220121A : 9	R373695
Vinyl chloride	ND	ug/L	1	U	1.0	0.50	0.15		SW8260B	01/21/2022 14:20/msc	VOA5975C.I_220121A : 9	R373695
m+p-Xylenes	ND	ug/L	1	U	1.0	0.50	0.15		SW8260B	01/21/2022 14:20/msc	VOA5975C.I_220121A : 9	R373695
o-Xylene	ND	ug/L	1	U	1.0	0.20	0.060		SW8260B	01/21/2022 14:20/msc	VOA5975C.I_220121A : 9	R373695
Xylenes, Total	ND	ug/L	1	U	1.0	0.20	0.060		SW8260B	01/21/2022 14:20/msc	VOA5975C.I_220121A : 9	R373695
Surr: Dibromofluoromethane	109.0	%REC	1		80-119				SW8260B	01/21/2022 14:20/msc	VOA5975C.I_220121A : 9	R373695
Surr: 1,2-Dichloroethane-d4	111.0	%REC	1		81-118				SW8260B	01/21/2022 14:20/msc	VOA5975C.I_220121A : 9	R373695

LABORATORY ANALYTICAL REPORT

Prepared by Billings, MT Branch

Client: AECOM - Honolulu
Client Sample ID: ERH2448 (OWDFMW04A)
Project: CV18F0126/60571032.02.46.01
Matrix: Ground Water

Lab ID: B22011128-001
Collection Date: 01/16/2022 16:40
Date Received: 01/19/2022
Report Date: 03/01/2022

Analyses	Result	Units	DF	Qual	LOQ	LOD	DL	MCL	Method	Analysis Date / By	RunID : Run Order	BatchID
VOLATILE ORGANIC COMPOUNDS												
Surr: Toluene-d8	104.0	%REC	1		89-112				SW8260B	01/21/2022 14:20/msc	VOA5975C.I_220121A : 9	R373695
Surr: p-Bromofluorobenzene	107.0	%REC	1		85-114				SW8260B	01/21/2022 14:20/msc	VOA5975C.I_220121A : 9	R373695
VOCS BY MICROEXTRACTION-ECD												
1,2-Dibromoethane	ND	ug/L	1	U	0.010	0.0049	0.0025		SW8011	01/22/2022 02:56/clt	GECD.I_220121A : 28	163128
Surr: 1,1,1,2-Tetrachloroethane	100.0	%REC	1		70-130				SW8011	01/22/2022 02:56/clt	GECD.I_220121A : 28	163128
PETROLEUM HYDROCARBONS-VOLATILE												
C6 to C10	ND	ug/L	1	U	20	8.7	2.3		SW8015C	01/21/2022 02:17/jp	PE 1_220120A : 24	R373498
Total Purgeable Hydrocarbons	ND	ug/L	1	U	20	10	3.6		SW8015C	01/21/2022 02:17/jp	PE 1_220120A : 24	R373498
Surr: Trifluorotoluene	79.0	%REC	1		70-130				SW8015C	01/21/2022 02:17/jp	PE 1_220120A : 24	R373498
- Note 1: C6 to C10 is defined as all hydrocarbons eluting between 2-Methylpentane and 1,2,4-Trimethylbenzene.												
- Note 2: Total Purgeable Hydrocarbons are defined as the total hydrocarbon response regardless of elution time.												
PETROLEUM HYDROCARBONS-SEMI-VOLATILE												
Diesel Range Organics (C10 to C24)	0.18	mg/L	1	J	0.30	0.15	0.038		SW8015C	01/23/2022 07:38/amn	GCFID-HP5-B_220122A : 20	163074
Diesel Range Organics (SGT-C10 to C24)	ND	mg/L	1	U	0.30	0.12	0.038		SW8015C	01/25/2022 19:23/amn	GCFID-HP5-B_220124B : 24	163074
Oil Range Hydrocarbons (C24 to C40)	0.41	mg/L	1		0.30	0.15	0.085		SW8015C	01/23/2022 07:38/amn	GCFID-HP5-B_220122A : 20	163074
Oil Range Hydrocarbons (SGT-C24 to C40)	ND	mg/L	1	U	0.30	0.15	0.085		SW8015C	01/25/2022 19:23/amn	GCFID-HP5-B_220124B : 24	163074
Total Extractable Hydrocarbons	0.60	mg/L	1		0.30	0.15	0.073		SW8015C	01/23/2022 07:38/amn	GCFID-HP5-B_220122A : 20	163074
Total Extractable Hydrocarbons (SGT)	ND	mg/L	1	U	0.30	0.12	0.032		SW8015C	01/25/2022 19:23/amn	GCFID-HP5-B_220124B : 24	163074
Surr: o-Terphenyl	96.0	%REC	1		56-125				SW8015C	01/23/2022 07:38/amn	GCFID-HP5-B_220122A : 20	163074
Surr: o-Terphenyl (SGT)	89.0	%REC	1		56-125				SW8015C	01/25/2022 19:23/amn	GCFID-HP5-B_220124B : 24	163074
Surr: n-Triacontane	100.0	%REC	1		50-150				SW8015C	01/23/2022 07:38/amn	GCFID-HP5-B_220122A : 20	163074
Surr: n-Triacontane (SGT)	84.0	%REC	1		50-150				SW8015C	01/25/2022 19:23/amn	GCFID-HP5-B_220124B : 24	163074
- Note: Total Extractable Hydrocarbons are defined as the total hydrocarbon responses regardless of elution time.												
ORGANIC CHARACTERISTICS												
Methane	ND	mg/L	1	U	0.0020	0.0012	0.00070		SW8015M	01/20/2022 11:41/jdw	FID-HEADSPACE_220120A : 14	R373491
SEMI-VOLATILE ORGANIC COMPOUNDS												
1,2,4-Trichlorobenzene	ND	ug/L	1	U	10	4.9	1.9		SW8270C	02/2/2022 02:30/dsm	SV5973N.I_220201A : 19	163072
1,2-Dichlorobenzene	ND	ug/L	1	U	10	4.9	1.9		SW8270C	02/2/2022 02:30/dsm	SV5973N.I_220201A : 19	163072
1,3-Dichlorobenzene	ND	ug/L	1	U	10	4.9	2.1		SW8270C	02/2/2022 02:30/dsm	SV5973N.I_220201A : 19	163072
1,4-Dichlorobenzene	ND	ug/L	1	U	10	4.9	2.0		SW8270C	02/2/2022 02:30/dsm	SV5973N.I_220201A : 19	163072
2,4,5-Trichlorophenol	ND	ug/L	1	U	10	4.9	2.2		SW8270C	02/2/2022 02:30/dsm	SV5973N.I_220201A : 19	163072
2,4,6-Trichlorophenol	ND	ug/L	1	U	10	4.9	2.6		SW8270C	02/2/2022 02:30/dsm	SV5973N.I_220201A : 19	163072
2,4-Dichlorophenol	ND	ug/L	1	U	10	4.9	1.7		SW8270C	02/2/2022 02:30/dsm	SV5973N.I_220201A : 19	163072
2,4-Dimethylphenol	ND	ug/L	1	U	10	4.9	1.7		SW8270C	02/2/2022 02:30/dsm	SV5973N.I_220201A : 19	163072
2,4-Dinitrophenol	ND	ug/L	1	U	10	9.8	4.2		SW8270C	02/2/2022 02:30/dsm	SV5973N.I_220201A : 19	163072
2,4-Dinitrotoluene	ND	ug/L	1	U	10	4.9	3.0		SW8270C	02/2/2022 02:30/dsm	SV5973N.I_220201A : 19	163072

LABORATORY ANALYTICAL REPORT

Prepared by Billings, MT Branch

Client: AECOM - Honolulu
Client Sample ID: ERH2448 (OWDFMW04A)
Project: CV18F0126/60571032.02.46.01
Matrix: Ground Water

Lab ID: B22011128-001
Collection Date: 01/16/2022 16:40
Date Received: 01/19/2022
Report Date: 03/01/2022

Analyses	Result	Units	DF	Qual	LOQ	LOD	DL	MCL	Method	Analysis Date / By	RunID : Run Order	BatchID
SEMI-VOLATILE ORGANIC COMPOUNDS												
2,6-Dinitrotoluene	ND	ug/L	1	U	10	4.9	3.1		SW8270C	02/2/2022 02:30/dsm	SV5973N.I_220201A : 19	163072
2-Chloronaphthalene	ND	ug/L	1	U	10	4.9	2.1		SW8270C	02/2/2022 02:30/dsm	SV5973N.I_220201A : 19	163072
2-Chlorophenol	ND	ug/L	1	U	10	4.9	2.4		SW8270C	02/2/2022 02:30/dsm	SV5973N.I_220201A : 19	163072
2-Nitrophenol	ND	ug/L	1	U	10	4.9	2.3		SW8270C	02/2/2022 02:30/dsm	SV5973N.I_220201A : 19	163072
3,3´-Dichlorobenzidine	ND	ug/L	1	U	10	4.9	2.1		SW8270C	02/2/2022 02:30/dsm	SV5973N.I_220201A : 19	163072
4,6-Dinitro-2-methylphenol	ND	ug/L	1	U	10	9.8	2.3		SW8270C	02/2/2022 02:30/dsm	SV5973N.I_220201A : 19	163072
4-Bromophenyl phenyl ether	ND	ug/L	1	U	10	4.9	1.7		SW8270C	02/2/2022 02:30/dsm	SV5973N.I_220201A : 19	163072
4-Chloro-3-methylphenol	ND	ug/L	1	U	10	4.9	1.4		SW8270C	02/2/2022 02:30/dsm	SV5973N.I_220201A : 19	163072
4-Chlorophenol	ND	ug/L	1	U	10	4.9	2.6		SW8270C	02/2/2022 02:30/dsm	SV5973N.I_220201A : 19	163072
4-Chlorophenyl phenyl ether	ND	ug/L	1	U	10	4.9	2.0		SW8270C	02/2/2022 02:30/dsm	SV5973N.I_220201A : 19	163072
4-Nitrophenol	ND	ug/L	1	U	10	9.8	2.4		SW8270C	02/2/2022 02:30/dsm	SV5973N.I_220201A : 19	163072
Azobenzene	ND	ug/L	1	U	10	4.9	1.1		SW8270C	02/2/2022 02:30/dsm	SV5973N.I_220201A : 19	163072
bis(-2-chloroethoxy)Methane	ND	ug/L	1	U	10	4.9	1.3		SW8270C	02/2/2022 02:30/dsm	SV5973N.I_220201A : 19	163072
bis(-2-chloroethyl)Ether	ND	ug/L	1	U	10	4.9	2.5		SW8270C	02/2/2022 02:30/dsm	SV5973N.I_220201A : 19	163072
bis(2-chloroisopropyl)Ether	ND	ug/L	1	U	10	4.9	1.5		SW8270C	02/2/2022 02:30/dsm	SV5973N.I_220201A : 19	163072
bis(2-ethylhexyl)Phthalate	ND	ug/L	1	U	10	4.9	1.9		SW8270C	02/2/2022 02:30/dsm	SV5973N.I_220201A : 19	163072
Butylbenzylphthalate	ND	ug/L	1	U	10	4.9	1.5		SW8270C	02/2/2022 02:30/dsm	SV5973N.I_220201A : 19	163072
Di-n-butyl phthalate	ND	ug/L	1	U	10	4.9	0.91		SW8270C	02/2/2022 02:30/dsm	SV5973N.I_220201A : 19	163072
Di-n-octyl phthalate	ND	ug/L	1	U	10	4.9	1.3		SW8270C	02/2/2022 02:30/dsm	SV5973N.I_220201A : 19	163072
Diethyl phthalate	ND	ug/L	1	U	10	4.9	2.1		SW8270C	02/2/2022 02:30/dsm	SV5973N.I_220201A : 19	163072
Dimethyl phthalate	ND	ug/L	1	U	10	4.9	1.7		SW8270C	02/2/2022 02:30/dsm	SV5973N.I_220201A : 19	163072
Hexachlorobenzene	ND	ug/L	1	U	10	4.9	1.3		SW8270C	02/2/2022 02:30/dsm	SV5973N.I_220201A : 19	163072
Hexachlorobutadiene	ND	ug/L	1	U	10	4.9	2.3		SW8270C	02/2/2022 02:30/dsm	SV5973N.I_220201A : 19	163072
Hexachlorocyclopentadiene	ND	ug/L	1	U	10	4.9	2.9		SW8270C	02/2/2022 02:30/dsm	SV5973N.I_220201A : 19	163072
Hexachloroethane	ND	ug/L	1	U	10	4.9	1.8		SW8270C	02/2/2022 02:30/dsm	SV5973N.I_220201A : 19	163072
Isophorone	ND	ug/L	1	U	10	4.9	1.6		SW8270C	02/2/2022 02:30/dsm	SV5973N.I_220201A : 19	163072
m+p-Cresols	ND	ug/L	1	U	10	4.9	1.7		SW8270C	02/2/2022 02:30/dsm	SV5973N.I_220201A : 19	163072
n-Nitroso-di-n-propylamine	ND	ug/L	1	U	10	4.9	1.5		SW8270C	02/2/2022 02:30/dsm	SV5973N.I_220201A : 19	163072
n-Nitrosodimethylamine	ND	ug/L	1	U	10	4.9	1.5		SW8270C	02/2/2022 02:30/dsm	SV5973N.I_220201A : 19	163072
n-Nitrosodiphenylamine	ND	ug/L	1	U	10	4.9	1.1		SW8270C	02/2/2022 02:30/dsm	SV5973N.I_220201A : 19	163072
Nitrobenzene	ND	ug/L	1	U	10	4.9	2.3		SW8270C	02/2/2022 02:30/dsm	SV5973N.I_220201A : 19	163072
o-Cresol	ND	ug/L	1	U	10	4.9	1.8		SW8270C	02/2/2022 02:30/dsm	SV5973N.I_220201A : 19	163072
Pentachlorophenol	ND	ug/L	1	U	10	9.8	4.2		SW8270C	02/2/2022 02:30/dsm	SV5973N.I_220201A : 19	163072
Phenol	ND	ug/L	1	U	10	4.9	1.4		SW8270C	02/2/2022 02:30/dsm	SV5973N.I_220201A : 19	163072
Pyridine	ND	ug/L	1	U	10	4.9	3.2		SW8270C	02/2/2022 02:30/dsm	SV5973N.I_220201A : 19	163072
Surr: 2,4,6-Tribromophenol	79.0	%REC	1		43-140				SW8270C	02/2/2022 02:30/dsm	SV5973N.I_220201A : 19	163072
Surr: 2-Fluorobiphenyl	51.0	%REC	1		44-119				SW8270C	02/2/2022 02:30/dsm	SV5973N.I_220201A : 19	163072
Surr: 2-Fluorophenol	36.0	%REC	1		19-119				SW8270C	02/2/2022 02:30/dsm	SV5973N.I_220201A : 19	163072
Surr: Nitrobenzene-d5	62.0	%REC	1		44-120				SW8270C	02/2/2022 02:30/dsm	SV5973N.I_220201A : 19	163072

LABORATORY ANALYTICAL REPORT

Prepared by Billings, MT Branch

Client: AECOM - Honolulu
Client Sample ID: ERH2448 (OWDFMW04A)
Project: CV18F0126/60571032.02.46.01
Matrix: Ground Water

Lab ID: B22011128-001
Collection Date: 01/16/2022 16:40
Date Received: 01/19/2022
Report Date: 03/01/2022

Analyses	Result	Units	DF	Qual	LOQ	LOD	DL	MCL	Method	Analysis Date / By	RunID : Run Order	BatchID
SEMI-VOLATILE ORGANIC COMPOUNDS												
Surr: Phenol-d5	34.0	%REC	1		10-65				SW8270C	02/2/2022 02:30/dsm	SV5973N.I_220201A : 19	163072
Surr: Terphenyl-d14	88.0	%REC	1		50-134				SW8270C	02/2/2022 02:30/dsm	SV5973N.I_220201A : 19	163072

LABORATORY ANALYTICAL REPORT

Prepared by Billings, MT Branch

Client: AECOM - Honolulu
Client Sample ID: ERH2447 (Trip Blank)-14694
Project: CV18F0126/60571032.02.46.01
Matrix: Trip Blank

Lab ID: B22011128-002
Collection Date: 01/16/2022 16:40
Date Received: 01/19/2022
Report Date: 03/01/2022

Analyses	Result	Units	DF	Qual	LOQ	LOD	DL	MCL	Method	Analysis Date / By	RunID : Run Order	BatchID
VOLATILE ORGANIC COMPOUNDS												
Benzene	ND	ug/L	1	U	1.0	0.20	0.091		SW8260B	01/21/2022 17:58/msc	VOA5975C.I_220121A : 16	R373695
Bromobenzene	ND	ug/L	1	U	1.0	0.20	0.083		SW8260B	01/21/2022 17:58/msc	VOA5975C.I_220121A : 16	R373695
Bromochloromethane	ND	ug/L	1	U	1.0	0.50	0.14		SW8260B	01/21/2022 17:58/msc	VOA5975C.I_220121A : 16	R373695
Bromodichloromethane	ND	ug/L	1	U	1.0	0.25	0.12		SW8260B	01/21/2022 17:58/msc	VOA5975C.I_220121A : 16	R373695
Bromoform	ND	ug/L	1	U	1.0	0.25	0.12		SW8260B	01/21/2022 17:58/msc	VOA5975C.I_220121A : 16	R373695
Carbon tetrachloride	ND	ug/L	1	U	1.0	0.50	0.14		SW8260B	01/21/2022 17:58/msc	VOA5975C.I_220121A : 16	R373695
Chlorobenzene	ND	ug/L	1	U	1.0	0.20	0.091		SW8260B	01/21/2022 17:58/msc	VOA5975C.I_220121A : 16	R373695
Chlorodibromomethane	ND	ug/L	1	U	1.0	0.20	0.084		SW8260B	01/21/2022 17:58/msc	VOA5975C.I_220121A : 16	R373695
Chloroethane	ND	ug/L	1	U	1.0	0.50	0.17		SW8260B	01/21/2022 17:58/msc	VOA5975C.I_220121A : 16	R373695
Chloroform	ND	ug/L	1	U	1.0	0.20	0.079		SW8260B	01/21/2022 17:58/msc	VOA5975C.I_220121A : 16	R373695
Chloromethane	ND	ug/L	1	U	1.0	0.50	0.16		SW8260B	01/21/2022 17:58/msc	VOA5975C.I_220121A : 16	R373695
1,2-Dibromoethane	ND	ug/L	1	U	1.0	0.20	0.092		SW8260B	01/21/2022 17:58/msc	VOA5975C.I_220121A : 16	R373695
2-Chlorotoluene	ND	ug/L	1	U	1.0	0.20	0.088		SW8260B	01/21/2022 17:58/msc	VOA5975C.I_220121A : 16	R373695
4-Chlorotoluene	ND	ug/L	1	U	1.0	0.20	0.073		SW8260B	01/21/2022 17:58/msc	VOA5975C.I_220121A : 16	R373695
Dibromomethane	ND	ug/L	1	U	1.0	0.50	0.15		SW8260B	01/21/2022 17:58/msc	VOA5975C.I_220121A : 16	R373695
1,2-Dichlorobenzene	ND	ug/L	1	U	1.0	0.20	0.075		SW8260B	01/21/2022 17:58/msc	VOA5975C.I_220121A : 16	R373695
1,3-Dichlorobenzene	ND	ug/L	1	U	1.0	0.20	0.080		SW8260B	01/21/2022 17:58/msc	VOA5975C.I_220121A : 16	R373695
1,4-Dichlorobenzene	ND	ug/L	1	U	1.0	0.20	0.086		SW8260B	01/21/2022 17:58/msc	VOA5975C.I_220121A : 16	R373695
Dichlorodifluoromethane	ND	ug/L	1	U	1.0	0.50	0.18		SW8260B	01/21/2022 17:58/msc	VOA5975C.I_220121A : 16	R373695
1,1-Dichloroethane	ND	ug/L	1	U	1.0	0.50	0.14		SW8260B	01/21/2022 17:58/msc	VOA5975C.I_220121A : 16	R373695
1,2-Dichloroethane	ND	ug/L	1	U	1.0	0.25	0.12		SW8260B	01/21/2022 17:58/msc	VOA5975C.I_220121A : 16	R373695
1,1-Dichloroethene	ND	ug/L	1	U	1.0	0.50	0.14		SW8260B	01/21/2022 17:58/msc	VOA5975C.I_220121A : 16	R373695
cis-1,2-Dichloroethene	ND	ug/L	1	U	1.0	0.25	0.11		SW8260B	01/21/2022 17:58/msc	VOA5975C.I_220121A : 16	R373695
trans-1,2-Dichloroethene	ND	ug/L	1	U	1.0	0.25	0.12		SW8260B	01/21/2022 17:58/msc	VOA5975C.I_220121A : 16	R373695
1,2-Dichloropropane	ND	ug/L	1	U	1.0	0.20	0.085		SW8260B	01/21/2022 17:58/msc	VOA5975C.I_220121A : 16	R373695
1,3-Dichloropropane	ND	ug/L	1	U	1.0	0.20	0.079		SW8260B	01/21/2022 17:58/msc	VOA5975C.I_220121A : 16	R373695
2,2-Dichloropropane	ND	ug/L	1	U	1.0	0.50	0.19		SW8260B	01/21/2022 17:58/msc	VOA5975C.I_220121A : 16	R373695
1,1-Dichloropropene	ND	ug/L	1	U	1.0	0.20	0.083		SW8260B	01/21/2022 17:58/msc	VOA5975C.I_220121A : 16	R373695
cis-1,3-Dichloropropene	ND	ug/L	1	U	1.0	0.20	0.073		SW8260B	01/21/2022 17:58/msc	VOA5975C.I_220121A : 16	R373695
trans-1,3-Dichloropropene	ND	ug/L	1	U	1.0	0.20	0.085		SW8260B	01/21/2022 17:58/msc	VOA5975C.I_220121A : 16	R373695
Ethylbenzene	ND	ug/L	1	U	1.0	0.20	0.084		SW8260B	01/21/2022 17:58/msc	VOA5975C.I_220121A : 16	R373695
Methyl ethyl ketone	ND	ug/L	1	U	20	5.0	1.8		SW8260B	01/21/2022 17:58/msc	VOA5975C.I_220121A : 16	R373695
Methyl tert-butyl ether (MTBE)	ND	ug/L	1	U	1.0	0.25	0.10		SW8260B	01/21/2022 17:58/msc	VOA5975C.I_220121A : 16	R373695
Methylene chloride	ND	ug/L	1	U	1.0	0.50	0.34		SW8260B	01/21/2022 17:58/msc	VOA5975C.I_220121A : 16	R373695
Styrene	ND	ug/L	1	U	1.0	0.20	0.067		SW8260B	01/21/2022 17:58/msc	VOA5975C.I_220121A : 16	R373695
1,1,1,2-Tetrachloroethane	ND	ug/L	1	U	1.0	0.25	0.10		SW8260B	01/21/2022 17:58/msc	VOA5975C.I_220121A : 16	R373695
1,1,2,2-Tetrachloroethane	ND	ug/L	1	U	1.0	0.20	0.087		SW8260B	01/21/2022 17:58/msc	VOA5975C.I_220121A : 16	R373695
Tetrachloroethene	ND	ug/L	1	U	1.0	0.20	0.067		SW8260B	01/21/2022 17:58/msc	VOA5975C.I_220121A : 16	R373695
Toluene	0.072	ug/L	1	J	1.0	0.20	0.068		SW8260B	01/21/2022 17:58/msc	VOA5975C.I_220121A : 16	R373695

LABORATORY ANALYTICAL REPORT

Prepared by Billings, MT Branch

Client: AECOM - Honolulu
Client Sample ID: ERH2447 (Trip Blank)-14694
Project: CV18F0126/60571032.02.46.01
Matrix: Trip Blank

Lab ID: B22011128-002
Collection Date: 01/16/2022 16:40
Date Received: 01/19/2022
Report Date: 03/01/2022

Analyses	Result	Units	DF	Qual	LOQ	LOD	DL	MCL	Method	Analysis Date / By	RunID : Run Order	BatchID
VOLATILE ORGANIC COMPOUNDS												
1,1,1-Trichloroethane	ND	ug/L	1	U	1.0	0.50	0.13		SW8260B	01/21/2022 17:58/msc	VOA5975C.I_220121A : 16	R373695
1,1,2-Trichloroethane	ND	ug/L	1	U	1.0	0.25	0.11		SW8260B	01/21/2022 17:58/msc	VOA5975C.I_220121A : 16	R373695
Trichloroethene	ND	ug/L	1	U	1.0	0.20	0.099		SW8260B	01/21/2022 17:58/msc	VOA5975C.I_220121A : 16	R373695
Trichlorofluoromethane	ND	ug/L	1	U	1.0	0.50	0.13		SW8260B	01/21/2022 17:58/msc	VOA5975C.I_220121A : 16	R373695
1,2,3-Trichloropropane	ND	ug/L	1	U	1.0	0.50	0.24		SW8260B	01/21/2022 17:58/msc	VOA5975C.I_220121A : 16	R373695
Vinyl chloride	ND	ug/L	1	U	1.0	0.50	0.15		SW8260B	01/21/2022 17:58/msc	VOA5975C.I_220121A : 16	R373695
m+p-Xylenes	ND	ug/L	1	U	1.0	0.50	0.15		SW8260B	01/21/2022 17:58/msc	VOA5975C.I_220121A : 16	R373695
o-Xylene	ND	ug/L	1	U	1.0	0.20	0.060		SW8260B	01/21/2022 17:58/msc	VOA5975C.I_220121A : 16	R373695
Xylenes, Total	ND	ug/L	1	U	1.0	0.20	0.060		SW8260B	01/21/2022 17:58/msc	VOA5975C.I_220121A : 16	R373695
Surr: Dibromofluoromethane	107.0	%REC	1		80-119				SW8260B	01/21/2022 17:58/msc	VOA5975C.I_220121A : 16	R373695
Surr: 1,2-Dichloroethane-d4	110.0	%REC	1		81-118				SW8260B	01/21/2022 17:58/msc	VOA5975C.I_220121A : 16	R373695
Surr: Toluene-d8	102.0	%REC	1		89-112				SW8260B	01/21/2022 17:58/msc	VOA5975C.I_220121A : 16	R373695
Surr: p-Bromofluorobenzene	105.0	%REC	1		85-114				SW8260B	01/21/2022 17:58/msc	VOA5975C.I_220121A : 16	R373695

LABORATORY ANALYTICAL REPORT

Prepared by Billings, MT Branch

Client: AECOM - Honolulu
Client Sample ID: ERH2447 (Trip Blank)-14733
Project: CV18F0126/60571032.02.46.01
Matrix: Trip Blank

Lab ID: B22011128-003
Collection Date: 01/16/2022 16:40
Date Received: 01/19/2022
Report Date: 03/01/2022

Analyses	Result	Units	DF	Qual	LOQ	LOD	DL	MCL	Method	Analysis Date / By	RunID : Run Order	BatchID
PETROLEUM HYDROCARBONS-VOLATILE												
C6 to C10	ND	ug/L	1	U	20	8.7	2.3		SW8015C	01/21/2022 10:51/jp	PE 1_220120A : 34	R373498
Total Purgeable Hydrocarbons	ND	ug/L	1	U	20	10	3.6		SW8015C	01/21/2022 10:51/jp	PE 1_220120A : 34	R373498
Surr: Trifluorotoluene	78.0	%REC	1		70-130				SW8015C	01/21/2022 10:51/jp	PE 1_220120A : 34	R373498

- Note 1: C6 to C10 is defined as all hydrocarbons eluting between 2-Methylpentane and 1,2,4-Trimethylbenzene.
- Note 2: Total Purgeable Hydrocarbons are defined as the total hydrocarbon response regardless of elution time.

LABORATORY ANALYTICAL REPORT

Prepared by Billings, MT Branch

Client: AECOM - Honolulu
Client Sample ID: ERH2447 (Trip Blank)-14705
Project: CV18F0126/60571032.02.46.01
Matrix: Trip Blank

Lab ID: B22011128-004
Collection Date: 01/16/2022 16:40
Date Received: 01/19/2022
Report Date: 03/01/2022

Analyses	Result	Units	DF	Qual	LOQ	LOD	DL	MCL	Method	Analysis Date / By	RunID : Run Order	BatchID
VOCS BY MICROEXTRACTION-ECD												
1,2-Dibromoethane	ND	ug/L	1	U	0.010	0.0049	0.0025		SW8011	01/22/2022 03:16/clt	GECD.I_220121A : 29	163128
Surr: 1,1,1,2-Tetrachloroethane	97.0	%REC	1		70-130				SW8011	01/22/2022 03:16/clt	GECD.I_220121A : 29	163128

LABORATORY ANALYTICAL REPORT

Prepared by Billings, MT Branch

Client: AECOM - Honolulu
Client Sample ID: ERH2447 (Trip Blank)-14709
Project: CV18F0126/60571032.02.46.01
Matrix: Trip Blank

Lab ID: B22011128-005
Collection Date: 01/16/2022 16:40
Date Received: 01/19/2022
Report Date: 03/01/2022

Analyses	Result	Units	DF	Qual	LOQ	LOD	DL	MCL	Method	Analysis Date / By	RunID : Run Order	BatchID
ORGANIC CHARACTERISTICS												
Methane	ND	mg/L	1	U	0.0020	0.0012	0.00070		SW8015M	01/20/2022 11:46/jdw	FID-HEADSPACE_220120A : 15	R373491

Analytical QC Summary Report

Prepared by Billings, MT Branch

Client: AECOM - Honolulu
Workorder: B22011128
Project: CV18F0126/60571032.02.46.01
Report Date: 03/01/2022

Run ID: Run Order: SV5975.I_220126A: 16 **SampType:** Method Blank **Batch ID:** 163072
Method: SW8270CSIM **Analysis Date:** 01/27/2022 00:20 **Prep Date:** 01/19/2022 15:57
Lab ID: MB-163072 **Units:** ug/L **Prep Method:** SW3510C

Analytes	Result	LOQ	Spk value	Spk RefVal	%REC	LowLimit	HighLimit	RPD RefVal	%RPD	RPDLimit	Qual
1-Methylnaphthalene	ND	0.10									
2-Methylnaphthalene	ND	0.10									
Acenaphthene	ND	0.10									
Acenaphthylene	ND	0.10									
Anthracene	ND	0.10									
Benzo(a)anthracene	ND	0.10									
Benzo(a)pyrene	ND	0.10									
Benzo(b)fluoranthene	ND	0.10									
Benzo(g,h,i)perylene	ND	0.10									
Benzo(k)fluoranthene	ND	0.10									
Chrysene	ND	0.10									
Dibenzo(a,h)anthracene	ND	0.10									
Fluoranthene	ND	0.10									
Fluorene	ND	0.10									
Indeno(1,2,3-cd)pyrene	ND	0.10									
Naphthalene	ND	0.10									
Phenanthrene	ND	0.10									
Pyrene	ND	0.10									

Associated Samples: **B22011128-001C**

Run ID: Run Order: SV5975.I_220126A: 17 **SampType:** Laboratory Control Sample **Batch ID:** 163072
Method: SW8270CSIM **Analysis Date:** 01/27/2022 00:52 **Prep Date:** 01/19/2022 15:58
Lab ID: LLCS-163072 **Units:** ug/L **Prep Method:** SW3510C

Analytes	Result	LOQ	Spk value	Spk RefVal	%REC	LowLimit	HighLimit	RPD RefVal	%RPD	RPDLimit	Qual
1-Methylnaphthalene	2.6	0.10	5.0		51.0	41	115				

Analytical QC Summary Report

Prepared by Billings, MT Branch

Client: AECOM - Honolulu
Workorder: B22011128
Project: CV18F0126/60571032.02.46.01
Report Date: 03/01/2022

Run ID: Run Order: SV5975.I_220126A: 17 **SampType:** Laboratory Control Sample **Batch ID:** 163072
Method: SW8270CSIM **Analysis Date:** 01/27/2022 00:52 **Prep Date:** 01/19/2022 15:58
Lab ID: LLCS-163072 **Units:** ug/L **Prep Method:** SW3510C

Analytes	Result	LOQ	Spk value	Spk RefVal	%REC	LowLimit	HighLimit	RPD RefVal	%RPD	RPDLimit	Qual
2-Methylnaphthalene	2.6	0.10	5.0		51.0	39	114				
Acenaphthene	3.4	0.10	5.0		67.0	48	114				
Acenaphthylene	3.5	0.10	5.0		70.0	35	121				
Anthracene	5.1	0.10	5.0		102.0	53	119				
Benzo(a)anthracene	5.8	0.10	5.0		116.0	59	120				
Benzo(a)pyrene	5.3	0.10	5.0		106.0	53	120				
Benzo(b)fluoranthene	5.3	0.10	5.0		106.0	53	126				
Benzo(g,h,i)perylene	5.3	0.10	5.0		106.0	44	128				
Benzo(k)fluoranthene	4.9	0.10	5.0		97.0	54	125				
Chrysene	5.5	0.10	5.0		109.0	57	120				
Dibenzo(a,h)anthracene	5.7	0.10	5.0		114.0	44	141				
Fluoranthene	5.2	0.10	5.0		104.0	58	120				
Fluorene	3.5	0.10	5.0		69.0	50	118				
Indeno(1,2,3-cd)pyrene	5.4	0.10	5.0		109.0	48	130				
Naphthalene	2.5	0.10	5.0		51.0	43	114				
Phenanthrene	4.5	0.10	5.0		91.0	53	115				
Pyrene	5.2	0.10	5.0		103.0	53	121				

Associated Samples: **B22011128-001C**

Run ID: Run Order: SV5975.I_220126A: 18 **SampType:** Laboratory Control Sample Duplicate **Batch ID:** 163072
Method: SW8270CSIM **Analysis Date:** 01/27/2022 01:25 **Prep Date:** 01/19/2022 15:58
Lab ID: LLCSD-163072 **Units:** ug/L **Prep Method:** SW3510C

Analytes	Result	LOQ	Spk value	Spk RefVal	%REC	LowLimit	HighLimit	RPD RefVal	%RPD	RPDLimit	Qual
1-Methylnaphthalene	2.7	0.10	5.0		55.0	41	115	2.6	6.4	40.0	
2-Methylnaphthalene	2.8	0.10	5.0		57.0	39	114	2.6	9.5	40.0	

Analytical QC Summary Report

Prepared by Billings, MT Branch

Client: AECOM - Honolulu
Workorder: B22011128
Project: CV18F0126/60571032.02.46.01
Report Date: 03/01/2022

Run ID: Run Order: SV5975.I_220126A: 18 **SampType:** Laboratory Control Sample Duplicate **Batch ID:** 163072
Method: SW8270CSIM **Analysis Date:** 01/27/2022 01:25 **Prep Date:** 01/19/2022 15:58
Lab ID: LLCSD-163072 **Units:** ug/L **Prep Method:** SW3510C

Analytes	Result	LOQ	Spk value	Spk RefVal	%REC	LowLimit	HighLimit	RPD RefVal	%RPD	RPDLimit	Qual
Acenaphthene	3.6	0.10	5.0		71.0	48	114	3.4	5.1	40.0	
Acenaphthylene	3.7	0.10	5.0		74.0	35	121	3.5	6.6	40.0	
Anthracene	5.3	0.10	5.0		107.0	53	119	5.1	4.4	40.0	
Benzo(a)anthracene	5.8	0.10	5.0		115.0	59	120	5.8	0.4	40.0	
Benzo(a)pyrene	5.0	0.10	5.0		100.0	53	120	5.3	5.7	40.0	
Benzo(b)fluoranthene	5.1	0.10	5.0		102.0	53	126	5.3	3.7	40.0	
Benzo(g,h,i)perylene	5.3	0.10	5.0		105.0	44	128	5.3	0.7	40.0	
Benzo(k)fluoranthene	4.7	0.10	5.0		93.0	54	125	4.9	3.9	40.0	
Chrysene	5.4	0.10	5.0		109.0	57	120	5.5	0.5	40.0	
Dibenzo(a,h)anthracene	5.5	0.10	5.0		110.0	44	141	5.7	3.5	40.0	
Fluoranthene	5.4	0.10	5.0		107.0	58	120	5.2	3.1	40.0	
Fluorene	3.8	0.10	5.0		76.0	50	118	3.5	9.6	40.0	
Indeno(1,2,3-cd)pyrene	5.2	0.10	5.0		104.0	48	130	5.4	4.5	40.0	
Naphthalene	2.5	0.10	5.0		51.0	43	114	2.5	0.4	40.0	
Phenanthrene	4.8	0.10	5.0		96.0	53	115	4.5	5.6	40.0	
Pyrene	5.2	0.10	5.0		104.0	53	121	5.2	1.2	40.0	

Associated Samples: **B22011128-001C**

Run ID: Run Order: SV5975.I_220126B: 12 **SampType:** Sample Matrix Spike **Batch ID:** 163072
Method: SW8270CSIM **Analysis Date:** 01/27/2022 11:31 **Prep Date:** 01/20/2022 13:07
Lab ID: B22011136-001CLMS **Units:** ug/L **Prep Method:** SW3510C

Analytes	Result	LOQ	Spk value	Spk RefVal	%REC	LowLimit	HighLimit	RPD RefVal	%RPD	RPDLimit	Qual
1-Methylnaphthalene	3.4	0.10	5.1	0.0	66.0	18	117				
2-Methylnaphthalene	3.1	0.10	5.1	0.0	61.0	17	118				
Acenaphthene	4.2	0.10	5.1	0.0	82.0	40	92				

Analytical QC Summary Report

Prepared by Billings, MT Branch

Client: AECOM - Honolulu
Workorder: B22011128
Project: CV18F0126/60571032.02.46.01
Report Date: 03/01/2022

Run ID: Run Order: SV5975.I_220126B: 12
SampType: Sample Matrix Spike
Batch ID: 163072
Method: SW8270CSIM
Analysis Date: 01/27/2022 11:31
Prep Date: 01/20/2022 13:07
Lab ID: B22011136-001CLMS
Units: ug/L
Prep Method: SW3510C

Analytes	Result	LOQ	Spk value	Spk RefVal	%REC	LowLimit	HighLimit	RPD RefVal	%RPD	RPDLimit	Qual
Acenaphthylene	4.0	0.10	5.1	0.0	78.0	37	96				
Anthracene	5.2	0.10	5.1	0.0	102.0	46	108				
Benzo(a)anthracene	5.7	0.10	5.1	0.0	112.0	41	105				S
Benzo(a)pyrene	4.9	0.10	5.1	0.0	96.0	42	110				
Benzo(b)fluoranthene	5.0	0.10	5.1	0.0	99.0	27	121				
Benzo(g,h,i)perylene	5.0	0.10	5.1	0.0	98.0	44	108				
Benzo(k)fluoranthene	4.7	0.10	5.1	0.0	91.0	44	111				
Chrysene	5.3	0.10	5.1	0.0	104.0	50	106				
Dibenzo(a,h)anthracene	5.4	0.10	5.1	0.0	106.0	47	111				
Fluoranthene	5.0	0.10	5.1	0.0	98.0	44	111				
Fluorene	4.4	0.10	5.1	0.0	86.0	42	99				
Indeno(1,2,3-cd)pyrene	5.1	0.10	5.1	0.0	101.0	33	112				
Naphthalene	3.7	0.10	5.1	0.0	73.0	22	108				
Phenanthrene	5.1	0.10	5.1	0.0	100.0	43	106				
Pyrene	5.3	0.10	5.1	0.0	103.0	41	106				

Associated Samples: **B22011128-001C**

Analytical QC Summary Report

Prepared by Billings, MT Branch

Client: AECOM - Honolulu
Workorder: B22011128
Project: CV18F0126/60571032.02.46.01
Report Date: 03/01/2022

Run ID: Run Order: SV5975.I_220126B: 13
SampType: Sample Matrix Spike Duplicate
Batch ID: 163072
Method: SW8270CSIM
Analysis Date: 01/27/2022 12:04
Prep Date: 01/20/2022 13:07
Lab ID: B22011136-001CLMSD
Units: ug/L
Prep Method: SW3510C

Analytes	Result	LOQ	Spk value	Spk RefVal	%REC	LowLimit	HighLimit	RPD RefVal	%RPD	RPDLimit	Qual
1-Methylnaphthalene	3.9	0.10	5.0	0.0	78.0	18	117	3.4	15.0	40.0	
2-Methylnaphthalene	4.4	0.10	5.0	0.0	86.0	18	117	3.1	34.0	40.0	
Acenaphthene	4.1	0.10	5.0	0.0	81.0	40	92	4.2	2.3	40.0	
Acenaphthylene	4.1	0.10	5.0	0.0	81.0	37	96	4.0	2.7	40.0	
Anthracene	4.7	0.10	5.0	0.0	93.0	46	108	5.2	10.0	40.0	
Benzo(a)anthracene	4.7	0.10	5.0	0.0	92.0	41	105	5.7	20.0	40.0	
Benzo(a)pyrene	4.0	0.10	5.0	0.0	79.0	42	110	4.9	21.0	40.0	
Benzo(b)fluoranthene	4.0	0.10	5.0	0.0	80.0	27	121	5.0	22.0	40.0	
Benzo(g,h,i)perylene	4.0	0.10	5.0	0.0	80.0	44	108	5.0	21.0	40.0	
Benzo(k)fluoranthene	3.7	0.10	5.0	0.0	74.0	44	111	4.7	22.0	40.0	
Chrysene	4.4	0.10	5.0	0.0	87.0	50	106	5.3	18.0	40.0	
Dibenzo(a,h)anthracene	4.4	0.10	5.0	0.0	87.0	47	111	5.4	21.0	40.0	
Fluoranthene	4.3	0.10	5.0	0.0	86.0	44	111	5.0	15.0	40.0	
Fluorene	4.2	0.10	5.0	0.0	84.0	42	99	4.4	2.7	40.0	
Indeno(1,2,3-cd)pyrene	4.2	0.10	5.0	0.0	82.0	33	112	5.1	21.0	40.0	
Naphthalene	4.1	0.10	5.0	0.0	82.0	22	108	3.7	9.9	40.0	
Phenanthrene	4.5	0.10	5.0	0.0	90.0	43	106	5.1	12.0	40.0	
Pyrene	4.6	0.10	5.0	0.0	91.0	41	106	5.3	14.0	40.0	

Associated Samples: **B22011128-001C**

Analytical QC Summary Report

Prepared by Billings, MT Branch

Client: AECOM - Honolulu
Workorder: B22011128
Project: CV18F0126/60571032.02.46.01 **Report Date:** 03/01/2022

Run ID: Run Order: SV5975.I_220126A: 25 **SampType:** Continuing Calibration Verification Standard **Batch ID:** R373840
Method: SW8270CSIM **Analysis Date:** 01/27/2022 05:11 **Prep Date:**
Lab ID: 26-Jan-22_CCV_24 **Units:** ug/L **Prep Method:**

Analytes	Result	LOQ	Spk value	Spk RefVal	%REC	LowLimit	HighLimit	RPD RefVal	%RPD	RPDLimit	Qual
1-Methylnaphthalene	2.2	0.10	2.0		111.0	50	150				
2-Methylnaphthalene	2.3	0.10	2.0		113.0	50	150				
Acenaphthene	2.0	0.10	2.0		99.0	50	150				
Acenaphthylene	2.1	0.10	2.0		106.0	50	150				
Anthracene	2.2	0.10	2.0		108.0	50	150				
Benzo(a)anthracene	2.3	0.10	2.0		117.0	50	150				
Benzo(a)pyrene	2.2	0.10	2.0		109.0	50	150				
Benzo(b)fluoranthene	2.3	0.10	2.0		116.0	50	150				
Benzo(g,h,i)perylene	2.2	0.10	2.0		109.0	50	150				
Benzo(k)fluoranthene	2.1	0.10	2.0		105.0	50	150				
Chrysene	2.2	0.10	2.0		108.0	50	150				
Dibenzo(a,h)anthracene	2.3	0.10	2.0		113.0	50	150				
Fluoranthene	2.2	0.10	2.0		110.0	50	150				
Fluorene	2.1	0.10	2.0		104.0	50	150				
Indeno(1,2,3-cd)pyrene	2.4	0.10	2.0		122.0	50	150				
Naphthalene	2.3	0.10	2.0		114.0	50	150				
Phenanthrene	2.2	0.10	2.0		109.0	50	150				
Pyrene	2.2	0.10	2.0		112.0	50	150				

Associated Samples: **B22011128-001C**

Run ID: Run Order: SV5975.I_220126A: 10 **SampType:** Initial Calibration Verification Standard **Batch ID:** R373840
Method: SW8270CSIM **Analysis Date:** 01/26/2022 21:05 **Prep Date:**
Lab ID: 26-Jan-22_CCV_9 **Units:** ug/L **Prep Method:**

Analytes	Result	LOQ	Spk value	Spk RefVal	%REC	LowLimit	HighLimit	RPD RefVal	%RPD	RPDLimit	Qual
1-Methylnaphthalene	2.2	0.10	2.0		111.0	80	120				

Analytical QC Summary Report

Prepared by Billings, MT Branch

Client: AECOM - Honolulu
Workorder: B22011128
Project: CV18F0126/60571032.02.46.01
Report Date: 03/01/2022

Run ID: Run Order: SV5975.I_220126A: 10
SampType: Initial Calibration Verification Standard
Batch ID: R373840
Method: SW8270CSIM
Analysis Date: 01/26/2022 21:05
Prep Date:
Lab ID: 26-Jan-22_CCV_9
Units: ug/L
Prep Method:

Analytes	Result	LOQ	Spk value	Spk RefVal	%REC	LowLimit	HighLimit	RPD RefVal	%RPD	RPDLimit	Qual
2-Methylnaphthalene	2.3	0.10	2.0		117.0	80	120				
Acenaphthene	2.3	0.10	2.0		115.0	80	120				
Acenaphthylene	2.2	0.10	2.0		108.0	80	120				
Anthracene	2.3	0.10	2.0		116.0	80	120				
Benzo(a)anthracene	2.4	0.10	2.0		119.0	80	120				
Benzo(a)pyrene	2.2	0.10	2.0		109.0	80	120				
Benzo(b)fluoranthene	2.4	0.10	2.0		118.0	80	120				
Benzo(g,h,i)perylene	2.3	0.10	2.0		114.0	80	120				
Benzo(k)fluoranthene	2.2	0.10	2.0		108.0	80	120				
Chrysene	2.3	0.10	2.0		114.0	80	120				
Dibenzo(a,h)anthracene	2.3	0.10	2.0		117.0	80	120				
Fluoranthene	2.2	0.10	2.0		112.0	80	120				
Fluorene	2.2	0.10	2.0		108.0	80	120				
Indeno(1,2,3-cd)pyrene	2.2	0.10	2.0		108.0	80	120				
Naphthalene	2.2	0.10	2.0		108.0	80	120				
Phenanthrene	2.3	0.10	2.0		115.0	80	120				
Pyrene	2.2	0.10	2.0		109.0	80	120				

Associated Samples: **B22011128-001C**

Analytical QC Summary Report

Prepared by Billings, MT Branch

Client: AECOM - Honolulu
Workorder: B22011128
Project: CV18F0126/60571032.02.46.01
Report Date: 03/01/2022

Run ID: Run Order: SUB-C278921: 2 **SampType:** Method Blank **Batch ID:** C_R278921
Method: SW9060A **Analysis Date:** 01/20/2022 16:27 **Prep Date:**
Lab ID: MBLK **Units:** mg/L **Prep Method:**

Analytes	Result	LOQ	Spk value	Spk RefVal	%REC	LowLimit	HighLimit	RPD RefVal	%RPD	RPDLimit	Qual
Organic Carbon, Total (TOC)	ND	0.20									

Associated Samples: **B22011128-001E**
- TOC Range is 0.0 to 0.1

Run ID: Run Order: SUB-C278921: 1 **SampType:** Laboratory Control Sample **Batch ID:** C_R278921
Method: SW9060A **Analysis Date:** 01/20/2022 15:46 **Prep Date:**
Lab ID: LCS **Units:** mg/L **Prep Method:**

Analytes	Result	LOQ	Spk value	Spk RefVal	%REC	LowLimit	HighLimit	RPD RefVal	%RPD	RPDLimit	Qual
Organic Carbon, Total (TOC)	5.2	0.50	5.0		104.0	91	111				

Associated Samples: **B22011128-001E**
- TOC Range is 5.2 to 5.3

Run ID: Run Order: SUB-C278921: 8 **SampType:** Sample Matrix Spike **Batch ID:** C_R278921
Method: SW9060A **Analysis Date:** 01/21/2022 04:10 **Prep Date:**
Lab ID: C22010624-001EMS **Units:** mg/L **Prep Method:**

Analytes	Result	LOQ	Spk value	Spk RefVal	%REC	LowLimit	HighLimit	RPD RefVal	%RPD	RPDLimit	Qual
Organic Carbon, Total (TOC)	5.9	0.50	5.0	0.68	105.0	91	111				

Associated Samples: **B22011128-001E**
- TOC Range is 5.9 to 6.0

Analytical QC Summary Report

Prepared by Billings, MT Branch

Client: AECOM - Honolulu
Workorder: B22011128
Project: CV18F0126/60571032.02.46.01
Report Date: 03/01/2022

Run ID: Run Order: SUB-C278921: 9 **SampType:** Sample Matrix Spike Duplicate **Batch ID:** C_R278921
Method: SW9060A **Analysis Date:** 01/21/2022 04:51 **Prep Date:**
Lab ID: C22010624-001EMSD **Units:** mg/L **Prep Method:**

Analytes	Result	LOQ	Spk value	Spk RefVal	%REC	LowLimit	HighLimit	RPD RefVal	%RPD	RPDLimit	Qual
Organic Carbon, Total (TOC)	6.1	0.50	5.0	0.68	109.0	91	111	5.9	3.0	10.0	

Associated Samples: **B22011128-001E**
- TOC Range is 6.0 to 6.2

Run ID: Run Order: SUB-C278921: 3 **SampType:** Continuing Calibration Verification Standard **Batch ID:** C_R278921
Method: SW9060A **Analysis Date:** 01/20/2022 17:05 **Prep Date:**
Lab ID: CCV **Units:** mg/L **Prep Method:**

Analytes	Result	LOQ	Spk value	Spk RefVal	%REC	LowLimit	HighLimit	RPD RefVal	%RPD	RPDLimit	Qual
Organic Carbon, Total (TOC)	5.0	0.50	5.0		100.0	90	110				

Associated Samples: **B22011128-001E**
- TOC Range is 5.0 to 5.1

Run ID: Run Order: SUB-C278921: 7 **SampType:** Continuing Calibration Verification Standard **Batch ID:** C_R278921
Method: SW9060A **Analysis Date:** 01/21/2022 02:10 **Prep Date:**
Lab ID: CCV **Units:** mg/L **Prep Method:**

Analytes	Result	LOQ	Spk value	Spk RefVal	%REC	LowLimit	HighLimit	RPD RefVal	%RPD	RPDLimit	Qual
Organic Carbon, Total (TOC)	5.1	0.50	5.0		103.0	90	110				

Associated Samples: **B22011128-001E**
- TOC Range is 5.1 to 5.2

Analytical QC Summary Report

Prepared by Billings, MT Branch

Client: AECOM - Honolulu
Workorder: B22011128
Project: CV18F0126/60571032.02.46.01
Report Date: 03/01/2022

Run ID: Run Order: ICPMS207-B_220121A: 29 **SampType:** Method Blank **Batch ID:** R373694
Method: SW6020 **Analysis Date:** 01/21/2022 19:03 **Prep Date:**
Lab ID: LRB **Units:** mg/L **Prep Method:**

Analytes	Result	LOQ	Spk value	Spk RefVal	%REC	LowLimit	HighLimit	RPD RefVal	%RPD	RPDLimit	Qual
Lead	ND	0.0005									

Associated Samples: **B22011128-001A**

Run ID: Run Order: ICPMS207-B_220121A: 30 **SampType:** Laboratory Fortified Blank **Batch ID:** R373694
Method: SW6020 **Analysis Date:** 01/21/2022 19:09 **Prep Date:**
Lab ID: LFB **Units:** mg/L **Prep Method:**

Analytes	Result	LOQ	Spk value	Spk RefVal	%REC	LowLimit	HighLimit	RPD RefVal	%RPD	RPDLimit	Qual
Lead	0.050	0.001	0.050		100.0	88	115				

Associated Samples: **B22011128-001A**

Run ID: Run Order: ICPMS207-B_220121A: 45 **SampType:** Sample Matrix Spike **Batch ID:** R373694
Method: SW6020 **Analysis Date:** 01/21/2022 20:43 **Prep Date:**
Lab ID: B22011124-001AMS **Units:** mg/L **Prep Method:**

Analytes	Result	LOQ	Spk value	Spk RefVal	%REC	LowLimit	HighLimit	RPD RefVal	%RPD	RPDLimit	Qual
Lead	0.049	0.001	0.050	0.00	99.0	88	115				

Associated Samples: **B22011128-001A**

Analytical QC Summary Report

Prepared by Billings, MT Branch

Client: AECOM - Honolulu
Workorder: B22011128
Project: CV18F0126/60571032.02.46.01
Report Date: 03/01/2022

Run ID: Run Order: ICPMS207-B_220121A: 46 **SampType:** Sample Matrix Spike Duplicate **Batch ID:** R373694
Method: SW6020 **Analysis Date:** 01/21/2022 20:49 **Prep Date:**
Lab ID: B22011124-001AMSD **Units:** mg/L **Prep Method:**

Analytes	Result	LOQ	Spk value	Spk RefVal	%REC	LowLimit	HighLimit	RPD RefVal	%RPD	RPDLimit	Qual
Lead	0.050	0.001	0.050	0.00	99.0	88	115	0.049	0.3	20.0	

Associated Samples: **B22011128-001A**

Run ID: Run Order: ICPMS207-B_220121A: 44 **SampType:** Serial Dilution **Batch ID:** R373694
Method: SW6020 **Analysis Date:** 01/21/2022 20:36 **Prep Date:**
Lab ID: B22011124-001ADIL **Units:** mg/L **Prep Method:**

Analytes	Result	LOQ	Spk value	Spk RefVal	%REC	LowLimit	HighLimit	RPD RefVal	%RPD	RPDLimit	Qual
Lead	ND	0.001						0.00		10.0	

Associated Samples: **B22011128-001A**

Run ID: Run Order: ICPMS207-B_220121A: 38 **SampType:** Method Blank **Batch ID:** 163063
Method: SW6020 **Analysis Date:** 01/21/2022 19:59 **Prep Date:** 01/19/2022 13:08
Lab ID: MB-163063 **Units:** mg/L **Prep Method:** SW3010A

Analytes	Result	LOQ	Spk value	Spk RefVal	%REC	LowLimit	HighLimit	RPD RefVal	%RPD	RPDLimit	Qual
Lead	ND	0.0005									

Associated Samples: **B22011128-001B**

Analytical QC Summary Report

Prepared by Billings, MT Branch

Client: AECOM - Honolulu
Workorder: B22011128
Project: CV18F0126/60571032.02.46.01
Report Date: 03/01/2022

Run ID: Run Order: ICPMS207-B_220121A: 40 **SampType:** Laboratory Control Sample **Batch ID:** 163063
Method: SW6020 **Analysis Date:** 01/21/2022 20:11 **Prep Date:** 01/19/2022 13:08
Lab ID: LCS4-163063 **Units:** mg/L **Prep Method:** SW3010A

Analytes	Result	LOQ	Spk value	Spk RefVal	%REC	LowLimit	HighLimit	RPD RefVal	%RPD	RPDLimit	Qual
Lead	0.101	0.001	0.100		101.0	88	115				

Associated Samples: **B22011128-001B**

Run ID: Run Order: ICPMS207-B_220121A: 53 **SampType:** Sample Matrix Spike **Batch ID:** 163063
Method: SW6020 **Analysis Date:** 01/21/2022 21:32 **Prep Date:** 01/19/2022 14:41
Lab ID: B22011124-001BMS4 **Units:** mg/L **Prep Method:** SW3010A

Analytes	Result	LOQ	Spk value	Spk RefVal	%REC	LowLimit	HighLimit	RPD RefVal	%RPD	RPDLimit	Qual
Lead	0.103	0.001	0.100	0.00	103.0	88	115				

Associated Samples: **B22011128-001B**

Run ID: Run Order: ICPMS207-B_220121A: 54 **SampType:** Sample Matrix Spike Duplicate **Batch ID:** 163063
Method: SW6020 **Analysis Date:** 01/21/2022 21:39 **Prep Date:** 01/19/2022 14:41
Lab ID: B22011124-001BMSD4 **Units:** mg/L **Prep Method:** SW3010A

Analytes	Result	LOQ	Spk value	Spk RefVal	%REC	LowLimit	HighLimit	RPD RefVal	%RPD	RPDLimit	Qual
Lead	0.103	0.001	0.100	0.00	103.0	88	115	0.103	0.3	20.0	

Associated Samples: **B22011128-001B**

Analytical QC Summary Report

Prepared by Billings, MT Branch

Client: AECOM - Honolulu
Workorder: B22011128
Project: CV18F0126/60571032.02.46.01
Report Date: 03/01/2022

Run ID: Run Order: ICPMS207-B_220121A: 52 **SampType:** Post Digestion/Distillation Spike **Batch ID:** 163063
Method: SW6020 **Analysis Date:** 01/21/2022 21:26 **Prep Date:** 01/19/2022 14:41
Lab ID: B22011124-001BPDS1 **Units:** mg/L **Prep Method:** SW3010A

Analytes	Result	LOQ	Spk value	Spk RefVal	%REC	LowLimit	HighLimit	RPD RefVal	%RPD	RPDLimit	Qual
Lead	0.052	0.001	0.052	0.00	101.0	80	120				

Associated Samples: **B22011128-001B**

Run ID: Run Order: ICPMS207-B_220121A: 49 **SampType:** Serial Dilution **Batch ID:** 163063
Method: SW6020 **Analysis Date:** 01/21/2022 21:08 **Prep Date:** 01/19/2022 14:41
Lab ID: B22011124-001BDIL **Units:** mg/L **Prep Method:** SW3010A

Analytes	Result	LOQ	Spk value	Spk RefVal	%REC	LowLimit	HighLimit	RPD RefVal	%RPD	RPDLimit	Qual
Lead	ND	0.001						0.00		10.0	

Associated Samples: **B22011128-001B**

Run ID: Run Order: ICPMS207-B_220121A: 50 **SampType:** Continuing Calibration Verification Standard **Batch ID:** R373694
Method: SW6020 **Analysis Date:** 01/21/2022 21:14 **Prep Date:**
Lab ID: CCV **Units:** mg/L **Prep Method:**

Analytes	Result	LOQ	Spk value	Spk RefVal	%REC	LowLimit	HighLimit	RPD RefVal	%RPD	RPDLimit	Qual
Lead	0.051	0.001	0.050		102.0	90	110				

Associated Samples: **B22011128-001A, B22011128-001B**

Analytical QC Summary Report

Prepared by Billings, MT Branch

Client: AECOM - Honolulu
Workorder: B22011128
Project: CV18F0126/60571032.02.46.01
Report Date: 03/01/2022

Run ID: Run Order: ICPMS207-B_220121A: 63
SampType: Continuing Calibration Verification Standard
Batch ID: R373694
Method: SW6020
Analysis Date: 01/21/2022 22:35
Prep Date:
Lab ID: CCV
Units: mg/L
Prep Method:

Analytes	Result	LOQ	Spk value	Spk RefVal	%REC	LowLimit	HighLimit	RPD RefVal	%RPD	RPDLimit	Qual
Lead	0.050	0.001	0.050		100.0	90	110				

Associated Samples: **B22011128-001A, B22011128-001B**

Run ID: Run Order: ICPMS207-B_220121A: 75
SampType: Continuing Calibration Verification Standard
Batch ID: R373694
Method: SW6020
Analysis Date: 01/21/2022 23:50
Prep Date:
Lab ID: CCV
Units: mg/L
Prep Method:

Analytes	Result	LOQ	Spk value	Spk RefVal	%REC	LowLimit	HighLimit	RPD RefVal	%RPD	RPDLimit	Qual
Lead	0.051	0.001	0.050		102.0	90	110				

Associated Samples: **B22011128-001A, B22011128-001B**

Analytical QC Summary Report

Prepared by Billings, MT Branch

Client: AECOM - Honolulu
Workorder: B22011128
Project: CV18F0126/60571032.02.46.01
Report Date: 03/01/2022

Run ID: Run Order: VOA5975C.I_220121A: 4
SampType: Method Blank
Batch ID: R373695
Method: SW8260B
Analysis Date: 01/21/2022 11:47
Prep Date:
Lab ID: MBLK012122_
Units: ug/L
Prep Method:

Analytes	Result	LOQ	Spk value	Spk RefVal	%REC	LowLimit	HighLimit	RPD RefVal	%RPD	RPDLimit	Qual
Benzene	ND	0.50									
Bromobenzene	ND	0.50									
Bromochloromethane	ND	0.50									
Bromodichloromethane	ND	0.50									
Bromoform	ND	0.50									
Carbon tetrachloride	ND	0.50									
Chlorobenzene	ND	0.50									
Chlorodibromomethane	ND	0.50									
Chloroethane	ND	0.50									
Chloroform	ND	0.50									
Chloromethane	ND	0.50									
1,2-Dibromoethane	ND	0.50									
2-Chlorotoluene	ND	0.50									
Dibromomethane	ND	0.50									
1,2-Dichlorobenzene	ND	0.50									
4-Chlorotoluene	ND	0.50									
1,3-Dichlorobenzene	ND	0.50									
1,4-Dichlorobenzene	ND	0.50									
Dichlorodifluoromethane	ND	0.50									
1,1-Dichloroethane	ND	0.50									
1,2-Dichloroethane	ND	0.50									
1,1-Dichloroethene	ND	0.50									
cis-1,2-Dichloroethene	ND	0.50									
trans-1,2-Dichloroethene	ND	0.50									
1,2-Dichloropropane	ND	0.50									
1,3-Dichloropropane	ND	0.50									
2,2-Dichloropropane	ND	0.50									

Analytical QC Summary Report

Prepared by Billings, MT Branch

Client: AECOM - Honolulu
Workorder: B22011128
Project: CV18F0126/60571032.02.46.01
Report Date: 03/01/2022

Run ID: Run Order: VOA5975C.I_220121A: 4
SampType: Method Blank
Batch ID: R373695
Method: SW8260B
Analysis Date: 01/21/2022 11:47
Prep Date:
Lab ID: MBLK012122_
Units: ug/L
Prep Method:

Analytes	Result	LOQ	Spk value	Spk RefVal	%REC	LowLimit	HighLimit	RPD RefVal	%RPD	RPDLimit	Qual
1,1-Dichloropropene	ND	0.50									
cis-1,3-Dichloropropene	ND	0.50									
trans-1,3-Dichloropropene	ND	0.50									
Ethylbenzene	ND	0.50									
Methyl tert-butyl ether (MTBE)	ND	0.50									
Methyl ethyl ketone	ND	10									
Methylene chloride	ND	0.50									
Styrene	ND	0.50									
1,1,1,2-Tetrachloroethane	ND	0.50									
1,1,2,2-Tetrachloroethane	ND	0.50									
Tetrachloroethene	ND	0.50									
Toluene	ND	0.50									
1,1,1-Trichloroethane	ND	0.50									
1,1,2-Trichloroethane	ND	0.50									
Trichloroethene	ND	0.50									
Trichlorofluoromethane	ND	0.50									
1,2,3-Trichloropropane	ND	0.50									
Vinyl chloride	ND	0.50									
m+p-Xylenes	ND	0.50									
o-Xylene	ND	0.50									
Xylenes, Total	ND	0.50									
Surr: 1,2-Dichloroethane-d4	11	0.50	10		112.0	81	118				
Surr: Dibromofluoromethane	11	0.50	10		109.0	80	119				
Surr: p-Bromofluorobenzene	10	0.50	10		104.0	85	114				
Surr: Toluene-d8	10	0.50	10		104.0	89	112				

Associated Samples: **B22011128-001F, B22011128-002A**

Analytical QC Summary Report

Prepared by Billings, MT Branch

Client: AECOM - Honolulu
Workorder: B22011128
Project: CV18F0126/60571032.02.46.01
Report Date: 03/01/2022

Run ID: Run Order: VOA5975C.I_220121A: 3
SampType: Laboratory Control Sample
Batch ID: R373695
Method: SW8260B
Analysis Date: 01/21/2022 10:53
Prep Date:
Lab ID: LCS012122_
Units: ug/L
Prep Method:

Analytes	Result	LOQ	Spk value	Spk RefVal	%REC	LowLimit	HighLimit	RPD RefVal	%RPD	RPDLimit	Qual
Benzene	5.1	0.50	5.0		101.0	79	120				
Bromobenzene	5.3	0.50	5.0		105.0	80	120				
Bromochloromethane	4.9	0.50	5.0		98.0	78	123				
Bromodichloromethane	5.0	0.50	5.0		99.0	79	125				
Bromoform	5.0	0.50	5.0		100.0	66	130				
Carbon tetrachloride	5.0	0.50	5.0		100.0	72	136				
Chlorobenzene	5.2	0.50	5.0		104.0	82	118				
Chlorodibromomethane	4.9	0.50	5.0		97.0	74	126				
Chloroethane	5.5	0.50	5.0		110.0	60	138				
Chloroform	4.7	0.50	5.0		95.0	79	124				
Chloromethane	4.5	0.50	5.0		91.0	50	139				
1,2-Dibromoethane	5.0	0.50	5.0		100.0	78	122				
2-Chlorotoluene	5.2	0.50	5.0		105.0	79	122				
Dibromomethane	4.9	0.50	5.0		99.0	79	123				
1,2-Dichlorobenzene	5.2	0.50	5.0		103.0	80	119				
4-Chlorotoluene	5.4	0.50	5.0		107.0	78	122				
1,3-Dichlorobenzene	5.3	0.50	5.0		106.0	80	119				
1,4-Dichlorobenzene	5.2	0.50	5.0		103.0	79	118				
Dichlorodifluoromethane	4.4	0.50	5.0		87.0	32	152				
1,1-Dichloroethane	5.2	0.50	5.0		104.0	77	125				
1,2-Dichloroethane	4.8	0.50	5.0		97.0	73	128				
1,1-Dichloroethene	5.1	0.50	5.0		103.0	71	131				
cis-1,2-Dichloroethene	5.2	0.50	5.0		104.0	78	123				
trans-1,2-Dichloroethene	5.1	0.50	5.0		101.0	75	124				
1,2-Dichloropropane	5.0	0.50	5.0		100.0	78	122				
1,3-Dichloropropane	4.9	0.50	5.0		98.0	80	119				
2,2-Dichloropropane	5.0	0.50	5.0		101.0	60	139				

Analytical QC Summary Report

Prepared by Billings, MT Branch

Client: AECOM - Honolulu
Workorder: B22011128
Project: CV18F0126/60571032.02.46.01
Report Date: 03/01/2022

Run ID: Run Order: VOA5975C.I_220121A: 3
SampType: Laboratory Control Sample
Batch ID: R373695
Method: SW8260B
Analysis Date: 01/21/2022 10:53
Prep Date:
Lab ID: LCS012122_
Units: ug/L
Prep Method:

Analytes	Result	LOQ	Spk value	Spk RefVal	%REC	LowLimit	HighLimit	RPD RefVal	%RPD	RPDLimit	Qual
1,1-Dichloropropene	4.9	0.50	5.0		97.0	79	125				
cis-1,3-Dichloropropene	4.8	0.50	5.0		95.0	75	124				
trans-1,3-Dichloropropene	5.2	0.50	5.0		104.0	73	127				
Ethylbenzene	5.0	0.50	5.0		100.0	79	121				
Methyl tert-butyl ether (MTBE)	5.1	0.50	5.0		102.0	71	124				
Methyl ethyl ketone	49	10	50		98.0	56	143				
Methylene chloride	4.8	0.50	5.0		96.0	74	124				
Styrene	5.1	0.50	5.0		102.0	78	123				
1,1,1,2-Tetrachloroethane	4.9	0.50	5.0		98.0	78	124				
1,1,2,2-Tetrachloroethane	5.0	0.50	5.0		99.0	71	121				
Tetrachloroethene	4.9	0.50	5.0		99.0	74	129				
Toluene	5.1	0.50	5.0		102.0	80	121				
1,1,1-Trichloroethane	5.0	0.50	5.0		99.0	74	131				
1,1,2-Trichloroethane	5.1	0.50	5.0		102.0	80	119				
Trichloroethene	5.0	0.50	5.0		100.0	79	123				
Trichlorofluoromethane	4.5	0.50	5.0		90.0	65	141				
1,2,3-Trichloropropane	5.1	0.50	5.0		101.0	73	125				
Vinyl chloride	4.8	0.50	5.0		95.0	58	137				
m+p-Xylenes	9.9	0.50	10		99.0	80	121				
o-Xylene	5.1	0.50	5.0		101.0	78	122				
Xylenes, Total	15	0.50	15		100.0	79	121				
Surr: 1,2-Dichloroethane-d4	11	0.50	10		109.0	81	118				
Surr: Dibromofluoromethane	11	0.50	10		108.0	80	119				
Surr: p-Bromofluorobenzene	10	0.50	10		103.0	85	114				
Surr: Toluene-d8	11	0.50	10		108.0	89	112				

Associated Samples: **B22011128-001F, B22011128-002A**

Analytical QC Summary Report

Prepared by Billings, MT Branch

Client: AECOM - Honolulu
Workorder: B22011128
Project: CV18F0126/60571032.02.46.01
Report Date: 03/01/2022

Run ID: Run Order: VOA5975C.I_220121A: 22
SampType: Sample Matrix Spike
Batch ID: R373695
Method: SW8260B
Analysis Date: 01/21/2022 20:15
Prep Date:
Lab ID: B22011125-001FMS
Units: ug/L
Prep Method:

Analytes	Result	LOQ	Spk value	Spk RefVal	%REC	LowLimit	HighLimit	RPD RefVal	%RPD	RPDLimit	Qual
Benzene	5.2	0.50	5.0	0.0	104.0	79	120				
Bromobenzene	5.3	0.50	5.0	0.0	106.0	80	120				
Bromochloromethane	4.8	0.50	5.0	0.0	97.0	78	123				
Bromodichloromethane	5.3	0.50	5.0	0.0	105.0	79	125				
Bromoform	5.1	0.50	5.0	0.0	102.0	66	130				
Carbon tetrachloride	5.2	0.50	5.0	0.0	104.0	72	136				
Chlorobenzene	5.4	0.50	5.0	0.0	107.0	82	118				
Chlorodibromomethane	5.2	0.50	5.0	0.0	104.0	74	126				
Chloroethane	5.6	0.50	5.0	0.0	112.0	60	138				
Chloroform	4.8	0.50	5.0	0.0	97.0	79	124				
Chloromethane	4.7	0.50	5.0	0.0	94.0	50	139				
1,2-Dibromoethane	5.2	0.50	5.0	0.0	105.0	78	122				
2-Chlorotoluene	5.4	0.50	5.0	0.0	107.0	79	122				
Dibromomethane	5.1	0.50	5.0	0.0	103.0	79	123				
1,2-Dichlorobenzene	5.2	0.50	5.0	0.0	104.0	80	119				
4-Chlorotoluene	5.5	0.50	5.0	0.0	111.0	78	122				
1,3-Dichlorobenzene	5.4	0.50	5.0	0.0	107.0	80	119				
1,4-Dichlorobenzene	5.3	0.50	5.0	0.0	106.0	79	118				
Dichlorodifluoromethane	4.6	0.50	5.0	0.0	92.0	32	152				
1,1-Dichloroethane	5.4	0.50	5.0	0.0	108.0	77	125				
1,2-Dichloroethane	4.8	0.50	5.0	0.0	96.0	73	128				
1,1-Dichloroethene	5.3	0.50	5.0	0.0	107.0	71	131				
cis-1,2-Dichloroethene	5.2	0.50	5.0	0.0	103.0	78	123				
trans-1,2-Dichloroethene	5.0	0.50	5.0	0.0	101.0	75	124				
1,2-Dichloropropane	5.3	0.50	5.0	0.0	105.0	78	122				
1,3-Dichloropropane	5.0	0.50	5.0	0.0	99.0	80	119				
2,2-Dichloropropane	5.1	0.50	5.0	0.0	102.0	60	139				

Analytical QC Summary Report

Prepared by Billings, MT Branch

Client: AECOM - Honolulu
Workorder: B22011128
Project: CV18F0126/60571032.02.46.01
Report Date: 03/01/2022

Run ID: Run Order: VOA5975C.I_220121A: 22
SampType: Sample Matrix Spike
Batch ID: R373695
Method: SW8260B
Analysis Date: 01/21/2022 20:15
Prep Date:
Lab ID: B22011125-001FMS
Units: ug/L
Prep Method:

Analytes	Result	LOQ	Spk value	Spk RefVal	%REC	LowLimit	HighLimit	RPD RefVal	%RPD	RPDLimit	Qual
1,1-Dichloropropene	5.0	0.50	5.0	0.0	101.0	79	125				
cis-1,3-Dichloropropene	4.9	0.50	5.0	0.0	99.0	75	124				
trans-1,3-Dichloropropene	5.2	0.50	5.0	0.0	105.0	73	127				
Ethylbenzene	5.3	0.50	5.0	0.0	106.0	79	121				
Methyl tert-butyl ether (MTBE)	5.2	0.50	5.0	0.0	105.0	71	124				
Methyl ethyl ketone	46	10	50	0.0	92.0	56	143				
Methylene chloride	4.9	0.50	5.0	0.0	99.0	74	124				
Styrene	5.3	0.50	5.0	0.0	107.0	78	123				
1,1,1,2-Tetrachloroethane	5.2	0.50	5.0	0.0	105.0	78	124				
1,1,2,2-Tetrachloroethane	5.3	0.50	5.0	0.0	105.0	71	121				
Tetrachloroethene	5.3	0.50	5.0	0.0	106.0	74	129				
Toluene	5.4	0.50	5.0	0.0	109.0	80	121				
1,1,1-Trichloroethane	5.2	0.50	5.0	0.0	104.0	74	131				
1,1,2-Trichloroethane	5.2	0.50	5.0	0.0	103.0	80	119				
Trichloroethene	5.3	0.50	5.0	0.0	106.0	79	123				
Trichlorofluoromethane	5.1	0.50	5.0	0.0	101.0	65	141				
1,2,3-Trichloropropane	4.8	0.50	5.0	0.0	97.0	73	125				
Vinyl chloride	4.8	0.50	5.0	0.0	97.0	58	137				
m+p-Xylenes	10	0.50	10	0.0	104.0	80	121				
o-Xylene	5.3	0.50	5.0	0.0	106.0	78	122				
Xylenes, Total	16	0.50	15	0.0	105.0	79	121				
Surr: 1,2-Dichloroethane-d4	10	0.50	10	0.0	100.0	81	118				
Surr: Dibromofluoromethane	9.7	0.50	10	0.0	97.0	80	119				
Surr: p-Bromofluorobenzene	9.6	0.50	10	0.0	96.0	85	114				
Surr: Toluene-d8	10	0.50	10	0.0	102.0	89	112				

Associated Samples: **B22011128-001F, B22011128-002A**

Analytical QC Summary Report

Prepared by Billings, MT Branch

Client: AECOM - Honolulu
Workorder: B22011128
Project: CV18F0126/60571032.02.46.01
Report Date: 03/01/2022

Run ID: Run Order: VOA5975C.I_220121A: 23
SampType: Sample Matrix Spike Duplicate
Batch ID: R373695
Method: SW8260B
Analysis Date: 01/21/2022 20:42
Prep Date:
Lab ID: B22011125-001FMSD
Units: ug/L
Prep Method:

Analytes	Result	LOQ	Spk value	Spk RefVal	%REC	LowLimit	HighLimit	RPD RefVal	%RPD	RPDLimit	Qual
Benzene	5.3	0.50	5.0	0.0	107.0	79	120	5.2	2.9	20.0	
Bromobenzene	5.4	0.50	5.0	0.0	108.0	80	120	5.3	1.8	20.0	
Bromochloromethane	5.1	0.50	5.0	0.0	102.0	78	123	4.8	5.4	20.0	
Bromodichloromethane	5.3	0.50	5.0	0.0	106.0	79	125	5.3	0.2	20.0	
Bromoform	5.0	0.50	5.0	0.0	101.0	66	130	5.1	1.7	20.0	
Carbon tetrachloride	5.4	0.50	5.0	0.0	108.0	72	136	5.2	3.7	20.0	
Chlorobenzene	5.4	0.50	5.0	0.0	108.0	82	118	5.4	0.6	20.0	
Chlorodibromomethane	5.1	0.50	5.0	0.0	102.0	74	126	5.2	1.2	20.0	
Chloroethane	5.4	0.50	5.0	0.0	107.0	60	138	5.6	4.4	20.0	
Chloroform	4.8	0.50	5.0	0.0	96.0	79	124	4.8	0.7	20.0	
Chloromethane	4.8	0.50	5.0	0.0	96.0	50	139	4.7	2.1	20.0	
1,2-Dibromoethane	5.0	0.50	5.0	0.0	101.0	78	122	5.2	3.5	20.0	
2-Chlorotoluene	5.5	0.50	5.0	0.0	110.0	79	122	5.4	2.8	20.0	
Dibromomethane	5.1	0.50	5.0	0.0	103.0	79	123	5.1	0.1	20.0	
1,2-Dichlorobenzene	5.4	0.50	5.0	0.0	108.0	80	119	5.2	2.9	20.0	
4-Chlorotoluene	5.6	0.50	5.0	0.0	112.0	78	122	5.5	1.3	20.0	
1,3-Dichlorobenzene	5.5	0.50	5.0	0.0	110.0	80	119	5.4	2.3	20.0	
1,4-Dichlorobenzene	5.3	0.50	5.0	0.0	107.0	79	118	5.3	0.9	20.0	
Dichlorodifluoromethane	4.7	0.50	5.0	0.0	95.0	32	152	4.6	3.4	20.0	
1,1-Dichloroethane	5.4	0.50	5.0	0.0	108.0	77	125	5.4	0.4	20.0	
1,2-Dichloroethane	4.9	0.50	5.0	0.0	98.0	73	128	4.8	2.0	20.0	
1,1-Dichloroethene	5.4	0.50	5.0	0.0	107.0	71	131	5.3	0.3	20.0	
cis-1,2-Dichloroethene	5.2	0.50	5.0	0.0	105.0	78	123	5.2	1.6	20.0	
trans-1,2-Dichloroethene	5.3	0.50	5.0	0.0	106.0	75	124	5.0	5.5	20.0	
1,2-Dichloropropane	5.1	0.50	5.0	0.0	102.0	78	122	5.3	3.4	20.0	
1,3-Dichloropropane	4.9	0.50	5.0	0.0	98.0	80	119	5.0	1.2	20.0	
2,2-Dichloropropane	5.1	0.50	5.0	0.0	101.0	60	139	5.1	0.4	20.0	

Analytical QC Summary Report

Prepared by Billings, MT Branch

Client: AECOM - Honolulu
Workorder: B22011128
Project: CV18F0126/60571032.02.46.01
Report Date: 03/01/2022

Run ID: Run Order: VOA5975C.I_220121A: 23
SampType: Sample Matrix Spike Duplicate
Batch ID: R373695
Method: SW8260B
Analysis Date: 01/21/2022 20:42
Prep Date:
Lab ID: B22011125-001FMSD
Units: ug/L
Prep Method:

Analytes	Result	LOQ	Spk value	Spk RefVal	%REC	LowLimit	HighLimit	RPD RefVal	%RPD	RPDLimit	Qual
1,1-Dichloropropene	5.2	0.50	5.0	0.0	104.0	79	125	5.0	3.2	20.0	
cis-1,3-Dichloropropene	4.7	0.50	5.0	0.0	93.0	75	124	4.9	5.7	20.0	
trans-1,3-Dichloropropene	5.2	0.50	5.0	0.0	104.0	73	127	5.2	1.0	20.0	
Ethylbenzene	5.3	0.50	5.0	0.0	105.0	79	121	5.3	0.6	20.0	
Methyl tert-butyl ether (MTBE)	5.1	0.50	5.0	0.0	103.0	71	124	5.2	2.0	20.0	
Methyl ethyl ketone	51	10	50	0.0	102.0	56	143	46	11.0	20.0	
Methylene chloride	5.0	0.50	5.0	0.0	99.0	74	124	4.9	0.5	20.0	
Styrene	5.3	0.50	5.0	0.0	106.0	78	123	5.3	0.8	20.0	
1,1,1,2-Tetrachloroethane	5.1	0.50	5.0	0.0	102.0	78	124	5.2	2.2	20.0	
1,1,2,2-Tetrachloroethane	5.3	0.50	5.0	0.0	106.0	71	121	5.3	1.0	20.0	
Tetrachloroethene	5.3	0.50	5.0	0.0	107.0	74	129	5.3	1.0	20.0	
Toluene	5.4	0.50	5.0	0.0	108.0	80	121	5.4	0.4	20.0	
1,1,1-Trichloroethane	5.3	0.50	5.0	0.0	106.0	74	131	5.2	1.6	20.0	
1,1,2-Trichloroethane	5.1	0.50	5.0	0.0	102.0	80	119	5.2	0.9	20.0	
Trichloroethene	5.3	0.50	5.0	0.0	106.0	79	123	5.3	0.5	20.0	
Trichlorofluoromethane	5.0	0.50	5.0	0.0	101.0	65	141	5.1	0.5	20.0	
1,2,3-Trichloropropane	5.3	0.50	5.0	0.0	106.0	73	125	4.8	9.6	20.0	
Vinyl chloride	5.2	0.50	5.0	0.0	103.0	58	137	4.8	6.7	20.0	
m+p-Xylenes	10	0.50	10	0.0	104.0	80	121	10	0.0	20.0	
o-Xylene	5.3	0.50	5.0	0.0	106.0	78	122	5.3	0.0	20.0	
Xylenes, Total	16	0.50	15	0.0	105.0	79	121	16	0.0	20.0	
Surr: 1,2-Dichloroethane-d4	10	0.50	10	0.0	105.0	81	118	0.0			
Surr: Dibromofluoromethane	10	0.50	10	0.0	103.0	80	119	0.0			
Surr: p-Bromofluorobenzene	10	0.50	10	0.0	104.0	85	114	0.0			
Surr: Toluene-d8	11	0.50	10	0.0	106.0	89	112	0.0			

Associated Samples: **B22011128-001F, B22011128-002A**

Analytical QC Summary Report

Prepared by Billings, MT Branch

Client: AECOM - Honolulu
Workorder: B22011128
Project: CV18F0126/60571032.02.46.01
Report Date: 03/01/2022

Run ID: Run Order: VOA5975C.I_220121A: 2
SampType: Continuing Calibration Verification Standard
Batch ID: R373695
Method: SW8260B
Analysis Date: 01/21/2022 10:17
Prep Date:
Lab ID: CCV012122_
Units: ug/L
Prep Method:

Analytes	Result	LOQ	Spk value	Spk RefVal	%REC	LowLimit	HighLimit	RPD RefVal	%RPD	RPDLimit	Qual
Benzene	5.1	0.50	5.0		102.0	80	120				
Bromobenzene	5.1	0.50	5.0		102.0	80	120				
Bromochloromethane	5.0	0.50	5.0		100.0	80	120				
Bromodichloromethane	4.9	0.50	5.0		98.0	80	120				
Bromoform	4.9	0.50	5.0		99.0	80	120				
Carbon tetrachloride	5.0	0.50	5.0		100.0	80	120				
Chlorobenzene	5.0	0.50	5.0		100.0	80	120				
Chlorodibromomethane	4.9	0.50	5.0		99.0	80	120				
Chloroethane	5.7	0.50	5.0		115.0	80	120				
Chloroform	4.8	0.50	5.0		96.0	80	120				
Chloromethane	4.9	0.50	5.0		99.0	80	120				
1,2-Dibromoethane	5.0	0.50	5.0		100.0	80	120				
2-Chlorotoluene	5.0	0.50	5.0		99.0	80	120				
Dibromomethane	5.0	0.50	5.0		101.0	80	120				
1,2-Dichlorobenzene	4.9	0.50	5.0		98.0	80	120				
4-Chlorotoluene	5.1	0.50	5.0		101.0	80	120				
1,3-Dichlorobenzene	4.9	0.50	5.0		97.0	80	120				
1,4-Dichlorobenzene	4.9	0.50	5.0		98.0	80	120				
Dichlorodifluoromethane	4.7	0.50	5.0		94.0	80	120				
1,1-Dichloroethane	5.0	0.50	5.0		100.0	80	120				
1,2-Dichloroethane	4.9	0.50	5.0		98.0	80	120				
1,1-Dichloroethene	4.9	0.50	5.0		99.0	80	120				
cis-1,2-Dichloroethene	5.1	0.50	5.0		102.0	80	120				
trans-1,2-Dichloroethene	4.9	0.50	5.0		98.0	80	120				
1,2-Dichloropropane	5.1	0.50	5.0		101.0	80	120				
1,3-Dichloropropane	5.0	0.50	5.0		100.0	80	120				
2,2-Dichloropropane	5.2	0.50	5.0		103.0	80	120				

Analytical QC Summary Report

Prepared by Billings, MT Branch

Client: AECOM - Honolulu
Workorder: B22011128
Project: CV18F0126/60571032.02.46.01
Report Date: 03/01/2022

Run ID: Run Order: VOA5975C.I_220121A: 2
SampType: Continuing Calibration Verification Standard
Batch ID: R373695
Method: SW8260B
Analysis Date: 01/21/2022 10:17
Prep Date:
Lab ID: CCV012122_
Units: ug/L
Prep Method:

Analytes	Result	LOQ	Spk value	Spk RefVal	%REC	LowLimit	HighLimit	RPD RefVal	%RPD	RPDLimit	Qual
1,1-Dichloropropene	5.1	0.50	5.0		101.0	80	120				
cis-1,3-Dichloropropene	5.0	0.50	5.0		100.0	80	120				
trans-1,3-Dichloropropene	5.2	0.50	5.0		104.0	80	120				
Ethylbenzene	4.9	0.50	5.0		97.0	80	120				
Methyl tert-butyl ether (MTBE)	4.9	0.50	5.0		98.0	80	120				
Methyl ethyl ketone	48	10	50		95.0	80	120				
Methylene chloride	4.9	0.50	5.0		97.0	80	120				
Styrene	5.0	0.50	5.0		99.0	80	120				
1,1,1,2-Tetrachloroethane	4.9	0.50	5.0		98.0	80	120				
1,1,2,2-Tetrachloroethane	5.0	0.50	5.0		100.0	80	120				
Tetrachloroethene	4.8	0.50	5.0		95.0	80	120				
Toluene	5.1	0.50	5.0		102.0	80	120				
1,1,1-Trichloroethane	5.0	0.50	5.0		99.0	80	120				
1,1,2-Trichloroethane	5.1	0.50	5.0		103.0	80	120				
Trichloroethene	5.0	0.50	5.0		100.0	80	120				
Trichlorofluoromethane	4.8	0.50	5.0		96.0	80	120				
1,2,3-Trichloropropane	4.9	0.50	5.0		99.0	80	120				
Vinyl chloride	4.8	0.50	5.0		97.0	80	120				
m+p-Xylenes	10	0.50	10		100.0	80	120				
o-Xylene	4.9	0.50	5.0		98.0	80	120				
Xylenes, Total	15	0.50	15		99.0	80	120				
Surr: 1,2-Dichloroethane-d4	11	0.50	10		109.0	80	120				
Surr: Dibromofluoromethane	10	0.50	10		102.0	80	120				
Surr: p-Bromofluorobenzene	10	0.50	10		100.0	80	120				
Surr: Toluene-d8	10	0.50	10		103.0	80	120				

Associated Samples: **B22011128-001F, B22011128-002A**

Analytical QC Summary Report

Prepared by Billings, MT Branch

Client: AECOM - Honolulu
Workorder: B22011128
Project: CV18F0126/60571032.02.46.01
Report Date: 03/01/2022

Run ID: Run Order: VOA5975C.I_220121A: 24
SampType: Continuing Calibration Verification Standard
Batch ID: R373695
Method: SW8260B
Analysis Date: 01/21/2022 21:37
Prep Date:
Lab ID: CCV012122_Closing
Units: ug/L
Prep Method:

Analytes	Result	LOQ	Spk value	Spk RefVal	%REC	LowLimit	HighLimit	RPD RefVal	%RPD	RPDLimit	Qual
Benzene	5.3	0.50	5.0		106.0	50	150				
Bromobenzene	5.3	0.50	5.0		106.0	50	150				
Bromochloromethane	5.3	0.50	5.0		106.0	50	150				
Bromodichloromethane	5.3	0.50	5.0		106.0	50	150				
Bromoform	5.1	0.50	5.0		101.0	50	150				
Carbon tetrachloride	5.4	0.50	5.0		108.0	50	150				
Chlorobenzene	5.4	0.50	5.0		107.0	50	150				
Chlorodibromomethane	5.2	0.50	5.0		104.0	50	150				
Chloroethane	4.3	0.50	5.0		85.0	50	150				
Chloroform	5.1	0.50	5.0		102.0	50	150				
Chloromethane	4.8	0.50	5.0		95.0	50	150				
1,2-Dibromoethane	5.1	0.50	5.0		102.0	50	150				
2-Chlorotoluene	5.4	0.50	5.0		108.0	50	150				
Dibromomethane	5.2	0.50	5.0		104.0	50	150				
1,2-Dichlorobenzene	5.3	0.50	5.0		106.0	50	150				
4-Chlorotoluene	5.5	0.50	5.0		110.0	50	150				
1,3-Dichlorobenzene	5.2	0.50	5.0		105.0	50	150				
1,4-Dichlorobenzene	5.3	0.50	5.0		106.0	50	150				
Dichlorodifluoromethane	4.9	0.50	5.0		97.0	50	150				
1,1-Dichloroethane	5.3	0.50	5.0		106.0	50	150				
1,2-Dichloroethane	4.9	0.50	5.0		98.0	50	150				
1,1-Dichloroethene	5.2	0.50	5.0		104.0	50	150				
cis-1,2-Dichloroethene	5.2	0.50	5.0		103.0	50	150				
trans-1,2-Dichloroethene	5.1	0.50	5.0		103.0	50	150				
1,2-Dichloropropane	5.3	0.50	5.0		105.0	50	150				
1,3-Dichloropropane	5.3	0.50	5.0		106.0	50	150				
2,2-Dichloropropane	5.0	0.50	5.0		99.0	50	150				

Analytical QC Summary Report

Prepared by Billings, MT Branch

Client: AECOM - Honolulu
Workorder: B22011128
Project: CV18F0126/60571032.02.46.01
Report Date: 03/01/2022

Run ID: Run Order: VOA5975C.I_220121A: 24
SampType: Continuing Calibration Verification Standard
Batch ID: R373695
Method: SW8260B
Analysis Date: 01/21/2022 21:37
Prep Date:
Lab ID: CCV012122_Closing
Units: ug/L
Prep Method:

Analytes	Result	LOQ	Spk value	Spk RefVal	%REC	LowLimit	HighLimit	RPD RefVal	%RPD	RPDLimit	Qual
1,1-Dichloropropene	5.4	0.50	5.0		108.0	50	150				
cis-1,3-Dichloropropene	5.1	0.50	5.0		102.0	50	150				
trans-1,3-Dichloropropene	5.3	0.50	5.0		105.0	50	150				
Ethylbenzene	5.3	0.50	5.0		107.0	50	150				
Methyl tert-butyl ether (MTBE)	4.7	0.50	5.0		93.0	50	150				
Methyl ethyl ketone	49	10	50		98.0	50	150				
Methylene chloride	5.0	0.50	5.0		101.0	50	150				
Styrene	5.4	0.50	5.0		108.0	50	150				
1,1,1,2-Tetrachloroethane	5.3	0.50	5.0		106.0	50	150				
1,1,2,2-Tetrachloroethane	5.1	0.50	5.0		102.0	50	150				
Tetrachloroethene	5.4	0.50	5.0		107.0	50	150				
Toluene	5.5	0.50	5.0		110.0	50	150				
1,1,1-Trichloroethane	5.3	0.50	5.0		106.0	50	150				
1,1,2-Trichloroethane	5.0	0.50	5.0		101.0	50	150				
Trichloroethene	5.5	0.50	5.0		109.0	50	150				
Trichlorofluoromethane	5.0	0.50	5.0		101.0	50	150				
1,2,3-Trichloropropane	5.0	0.50	5.0		100.0	50	150				
Vinyl chloride	4.9	0.50	5.0		98.0	50	150				
m+p-Xylenes	11	0.50	10		105.0	50	150				
o-Xylene	5.4	0.50	5.0		108.0	50	150				
Xylenes, Total	16	0.50	15		106.0	50	150				
Surr: 1,2-Dichloroethane-d4	11	0.50	10		106.0	50	150				
Surr: Dibromofluoromethane	10	0.50	10		104.0	50	150				
Surr: p-Bromofluorobenzene	10	0.50	10		102.0	50	150				
Surr: Toluene-d8	11	0.50	10		107.0	50	150				

Associated Samples: **B22011128-001F, B22011128-002A**

Analytical QC Summary Report

Prepared by Billings, MT Branch

Client: AECOM - Honolulu
Workorder: B22011128
Project: CV18F0126/60571032.02.46.01
Report Date: 03/01/2022

Run ID: Run Order: GECD.I_220121A: 10 **SampType:** Method Blank **Batch ID:** 163128
Method: SW8011 **Analysis Date:** 01/21/2022 19:59 **Prep Date:** 01/21/2022 07:44
Lab ID: MB-163128 **Units:** ug/L **Prep Method:** SW8011

Analytes	Result	LOQ	Spk value	Spk RefVal	%REC	LowLimit	HighLimit	RPD RefVal	%RPD	RPDLimit	Qual
1,2-Dibromoethane	ND	0.0050									
Surr: 1,1,1,2-Tetrachloroethane	0.098	0.020	0.10		98.0	70	130				

Associated Samples: **B22011128-001H, B22011128-004A**

Run ID: Run Order: GECD.I_220121A: 11 **SampType:** Laboratory Control Sample **Batch ID:** 163128
Method: SW8011 **Analysis Date:** 01/21/2022 20:19 **Prep Date:** 01/21/2022 07:44
Lab ID: LCS-163128 **Units:** ug/L **Prep Method:** SW8011

Analytes	Result	LOQ	Spk value	Spk RefVal	%REC	LowLimit	HighLimit	RPD RefVal	%RPD	RPDLimit	Qual
1,2-Dibromoethane	0.24	0.010	0.25		94.0	60	140				
Surr: 1,1,1,2-Tetrachloroethane	0.092	0.020	0.10		92.0	70	130				

Associated Samples: **B22011128-001H, B22011128-004A**

Run ID: Run Order: GECD.I_220121A: 12 **SampType:** Laboratory Control Sample **Batch ID:** 163128
Method: SW8011 **Analysis Date:** 01/21/2022 20:39 **Prep Date:** 01/21/2022 07:44
Lab ID: LCS1-163128 **Units:** ug/L **Prep Method:** SW8011

Analytes	Result	LOQ	Spk value	Spk RefVal	%REC	LowLimit	HighLimit	RPD RefVal	%RPD	RPDLimit	Qual
1,2-Dibromoethane	0.10	0.010	0.10		101.0	60	140				
Surr: 1,1,1,2-Tetrachloroethane	0.093	0.020	0.10		93.0	70	130				

Associated Samples: **B22011128-001H, B22011128-004A**

Analytical QC Summary Report

Prepared by Billings, MT Branch

Client: AECOM - Honolulu
Workorder: B22011128
Project: CV18F0126/60571032.02.46.01
Report Date: 03/01/2022

Run ID: Run Order: GECD.I_220121A: 21 **SampType:** Sample Matrix Spike **Batch ID:** 163128
Method: SW8011 **Analysis Date:** 01/21/2022 23:58 **Prep Date:** 01/21/2022 07:46
Lab ID: B22011124-001HMS **Units:** ug/L **Prep Method:** SW8011

Analytes	Result	LOQ	Spk value	Spk RefVal	%REC	LowLimit	HighLimit	RPD RefVal	%RPD	RPDLimit	Qual
1,2-Dibromoethane	0.24	0.010	0.24	0.0	99.0	60	140				
Surr: 1,1,1,2-Tetrachloroethane	0.091	0.020	0.096	0.0	95.0	70	130				

Associated Samples: **B22011128-001H, B22011128-004A**

Run ID: Run Order: GECD.I_220121A: 22 **SampType:** Sample Matrix Spike Duplicate **Batch ID:** 163128
Method: SW8011 **Analysis Date:** 01/22/2022 00:17 **Prep Date:** 01/21/2022 07:46
Lab ID: B22011124-001HMSD **Units:** ug/L **Prep Method:** SW8011

Analytes	Result	LOQ	Spk value	Spk RefVal	%REC	LowLimit	HighLimit	RPD RefVal	%RPD	RPDLimit	Qual
1,2-Dibromoethane	0.24	0.010	0.24	0.0	99.0	60	140	0.24	2.0	20.0	
Surr: 1,1,1,2-Tetrachloroethane	0.095	0.020	0.098	0.0	97.0	70	130	0.0			

Associated Samples: **B22011128-001H, B22011128-004A**

Run ID: Run Order: GECD.I_220121A: 23 **SampType:** Continuing Calibration Verification Standard **Batch ID:** 163128
Method: SW8011 **Analysis Date:** 01/22/2022 00:57 **Prep Date:** 01/21/2022 07:45
Lab ID: CAL5-163128 **Units:** ug/L **Prep Method:** SW8011

Analytes	Result	LOQ	Spk value	Spk RefVal	%REC	LowLimit	HighLimit	RPD RefVal	%RPD	RPDLimit	Qual
1,2-Dibromoethane	0.40	0.010	0.40		100.0	80	120				
Surr: 1,1,1,2-Tetrachloroethane	0.42	0.020	0.40		105.0	80	120				

Associated Samples: **B22011128-001H, B22011128-004A**

Analytical QC Summary Report

Prepared by Billings, MT Branch

Client: AECOM - Honolulu
Workorder: B22011128
Project: CV18F0126/60571032.02.46.01
Report Date: 03/01/2022

Run ID: Run Order: GECD.I_220121A: 34
SampType: Continuing Calibration Verification Standard
Batch ID: 163128
Method: SW8011
Analysis Date: 01/22/2022 05:16
Prep Date: 01/21/2022 07:45
Lab ID: CAL3-163128
Units: ug/L
Prep Method: SW8011

Analytes	Result	LOQ	Spk value	Spk RefVal	%REC	LowLimit	HighLimit	RPD RefVal	%RPD	RPDLimit	Qual
1,2-Dibromoethane	0.098	0.010	0.10		98.0	80	120				
Surr: 1,1,1,2-Tetrachloroethane	0.091	0.020	0.10		91.0	80	120				

Associated Samples: **B22011128-001H, B22011128-004A**

Analytical QC Summary Report

Prepared by Billings, MT Branch

Client: AECOM - Honolulu
Workorder: B22011128
Project: CV18F0126/60571032.02.46.01
Report Date: 03/01/2022

Run ID: Run Order: PE 1_220120A: 19 **SampType:** Method Blank **Batch ID:** R373498
Method: SW8015C **Analysis Date:** 01/20/2022 22:16 **Prep Date:**
Lab ID: MBLK_0120PE125r **Units:** ug/L **Prep Method:**

Analytes	Result	LOQ	Spk value	Spk RefVal	%REC	LowLimit	HighLimit	RPD RefVal	%RPD	RPDLimit	Qual
C6 to C10	ND	10									
Total Purgeable Hydrocarbons	ND	10									
Surr: Trifluorotoluene	20	1.0	25		81.0	70	130				

Associated Samples: **B22011128-001G, B22011128-003A**

Run ID: Run Order: PE 1_220120A: 31 **SampType:** Method Blank **Batch ID:** R373498
Method: SW8015C **Analysis Date:** 01/21/2022 09:08 **Prep Date:**
Lab ID: MBLK_0120PE144r **Units:** ug/L **Prep Method:**

Analytes	Result	LOQ	Spk value	Spk RefVal	%REC	LowLimit	HighLimit	RPD RefVal	%RPD	RPDLimit	Qual
C6 to C10	ND	10									
Total Purgeable Hydrocarbons	ND	10									
Surr: Trifluorotoluene	20	1.0	25		81.0	70	130				

Associated Samples: **B22011128-001G, B22011128-003A**

Run ID: Run Order: PE 1_220120A: 18 **SampType:** Laboratory Control Sample **Batch ID:** R373498
Method: SW8015C **Analysis Date:** 01/20/2022 21:42 **Prep Date:**
Lab ID: LCS_0120PE124r **Units:** ug/L **Prep Method:**

Analytes	Result	LOQ	Spk value	Spk RefVal	%REC	LowLimit	HighLimit	RPD RefVal	%RPD	RPDLimit	Qual
C6 to C10	151	20	170		89.0	78	122				
Total Purgeable Hydrocarbons	178	20	200		89.0	70	130				
Surr: Trifluorotoluene	22	1.0	25		88.0	70	130				

Associated Samples: **B22011128-001G, B22011128-003A**

Analytical QC Summary Report

Prepared by Billings, MT Branch

Client: AECOM - Honolulu
Workorder: B22011128
Project: CV18F0126/60571032.02.46.01
Report Date: 03/01/2022

Run ID: Run Order: PE 1_220120A: 30 **SampType:** Laboratory Control Sample **Batch ID:** R373498
Method: SW8015C **Analysis Date:** 01/21/2022 08:34 **Prep Date:**
Lab ID: LCS_0120PE143r **Units:** ug/L **Prep Method:**

Analytes	Result	LOQ	Spk value	Spk RefVal	%REC	LowLimit	HighLimit	RPD RefVal	%RPD	RPDLimit	Qual
C6 to C10	156	20	170		92.0	78	122				
Total Purgeable Hydrocarbons	184	20	200		92.0	70	130				
Surr: Trifluorotoluene	22	1.0	25		89.0	70	130				

Associated Samples: **B22011128-001G, B22011128-003A**

Run ID: Run Order: PE 1_220120A: 42 **SampType:** Sample Matrix Spike **Batch ID:** R373498
Method: SW8015C **Analysis Date:** 01/21/2022 16:33 **Prep Date:**
Lab ID: B22011136-001GMS **Units:** ug/L **Prep Method:**

Analytes	Result	LOQ	Spk value	Spk RefVal	%REC	LowLimit	HighLimit	RPD RefVal	%RPD	RPDLimit	Qual
C6 to C10	152	20	170	0.0	89.0	78	122				
Total Purgeable Hydrocarbons	180	20	200	0.0	90.0	70	130				
Surr: Trifluorotoluene	21	1.0	25	0.0	83.0	70	130				

Associated Samples: **B22011128-001G, B22011128-003A**

Run ID: Run Order: PE 1_220120A: 43 **SampType:** Sample Matrix Spike Duplicate **Batch ID:** R373498
Method: SW8015C **Analysis Date:** 01/21/2022 17:08 **Prep Date:**
Lab ID: B22011136-001GMSD **Units:** ug/L **Prep Method:**

Analytes	Result	LOQ	Spk value	Spk RefVal	%REC	LowLimit	HighLimit	RPD RefVal	%RPD	RPDLimit	Qual
C6 to C10	154	20	170	0.0	90.0	78	122	152	1.3	20.0	
Total Purgeable Hydrocarbons	181	20	200	0.0	91.0	70	130	180	1.0	20.0	
Surr: Trifluorotoluene	22	1.0	25	0.0	86.0	70	130	0.0			

Associated Samples: **B22011128-001G, B22011128-003A**

Analytical QC Summary Report

Prepared by Billings, MT Branch

Client: AECOM - Honolulu
Workorder: B22011128
Project: CV18F0126/60571032.02.46.01
Report Date: 03/01/2022

Run ID: Run Order: GCFID-HP5-B_220122A: 4 **SampType:** Method Blank **Batch ID:** 163074
Method: SW8015C **Analysis Date:** 01/22/2022 15:56 **Prep Date:** 01/19/2022 16:29
Lab ID: MB-163074 **Units:** mg/L **Prep Method:** SW3520C

Analytes	Result	LOQ	Spk value	Spk RefVal	%REC	LowLimit	HighLimit	RPD RefVal	%RPD	RPDLimit	Qual
Diesel Range Organics (C10 to C24)	ND	0.15									
Oil Range Hydrocarbons (C24 to C40)	ND	0.15									
Total Extractable Hydrocarbons	ND	0.15									
Surr: o-Terphenyl	0.19	0.0020	0.20		95.0	56	125				
Surr: n-Triacontane	0.099	0.0020	0.10		99.0	50	150				

Associated Samples: **B22011128-001D**

Run ID: Run Order: GCFID-HP5-B_220124B: 13 **SampType:** Method Blank **Batch ID:** 163074
Method: SW8015C **Analysis Date:** 01/25/2022 08:02 **Prep Date:** 01/19/2022 16:29
Lab ID: MB-163074 **Units:** mg/L **Prep Method:** SW3520C

Analytes	Result	LOQ	Spk value	Spk RefVal	%REC	LowLimit	HighLimit	RPD RefVal	%RPD	RPDLimit	Qual
Diesel Range Organics (SGT-C10 to C24)	ND	0.15									
Oil Range Hydrocarbons (SGT-C24 to C40)	ND	0.15									
Total Extractable Hydrocarbons (SGT)	ND	0.15									
Surr: o-Terphenyl (SGT)	0.16	0.0020	0.20		79.0	56	125				
Surr: n-Triacontane (SGT)	0.077	0.0020	0.10		77.0	50	150				

Associated Samples: **B22011128-001D**

Analytical QC Summary Report

Prepared by Billings, MT Branch

Client: AECOM - Honolulu
Workorder: B22011128
Project: CV18F0126/60571032.02.46.01
Report Date: 03/01/2022

Run ID: Run Order: GCFID-HP5-B_220122A: 3 **SampType:** Laboratory Control Sample **Batch ID:** 163074
Method: SW8015C **Analysis Date:** 01/22/2022 15:13 **Prep Date:** 01/19/2022 16:29
Lab ID: LCS-163074 **Units:** mg/L **Prep Method:** SW3520C

Analytes	Result	LOQ	Spk value	Spk RefVal	%REC	LowLimit	HighLimit	RPD RefVal	%RPD	RPDLimit	Qual
Diesel Range Organics (C10 to C24)	12	0.30	15		83.0	36	132				
Total Extractable Hydrocarbons	13	0.30	15		89.0	60	132				
Surr: o-Terphenyl	0.19	0.0020	0.20		97.0	56	125				

Associated Samples: **B22011128-001D**

Run ID: Run Order: GCFID-HP5-B_220122A: 24 **SampType:** Laboratory Control Sample **Batch ID:** 163074
Method: SW8015C **Analysis Date:** 01/23/2022 16:52 **Prep Date:** 01/19/2022 16:30
Lab ID: LCS-163074-RRO **Units:** mg/L **Prep Method:** SW3520C

Analytes	Result	LOQ	Spk value	Spk RefVal	%REC	LowLimit	HighLimit	RPD RefVal	%RPD	RPDLimit	Qual
TEH(Oil Range)	5.0	0.30	5.0		100.0	41	113				
Surr: n-Triacontane	0.098	0.0020	0.10		98.0	50	150				

Associated Samples: **B22011128-001D**

Run ID: Run Order: GCFID-HP5-B_220124B: 3 **SampType:** Laboratory Control Sample **Batch ID:** 163074
Method: SW8015C **Analysis Date:** 01/24/2022 19:57 **Prep Date:** 01/19/2022 16:29
Lab ID: LCS-163074 **Units:** mg/L **Prep Method:** SW3520C

Analytes	Result	LOQ	Spk value	Spk RefVal	%REC	LowLimit	HighLimit	RPD RefVal	%RPD	RPDLimit	Qual
Diesel Range Organics (SGT-C10 to C24)	12	0.30	15		78.0	36	132				
Total Extractable Hydrocarbons (SGT)	12	0.30	15		83.0	60	132				
Surr: o-Terphenyl (SGT)	0.19	0.0020	0.20		93.0	56	125				

Associated Samples: **B22011128-001D**

Analytical QC Summary Report

Prepared by Billings, MT Branch

Client: AECOM - Honolulu
Workorder: B22011128
Project: CV18F0126/60571032.02.46.01
Report Date: 03/01/2022

Run ID: Run Order: GCFID-HP5-B_220124B: 9 **SampType:** Laboratory Control Sample **Batch ID:** 163074
Method: SW8015C **Analysis Date:** 01/25/2022 03:03 **Prep Date:** 01/19/2022 16:30
Lab ID: LCS-163074-RRO **Units:** mg/L **Prep Method:** SW3520C

Analytes	Result	LOQ	Spk value	Spk RefVal	%REC	LowLimit	HighLimit	RPD RefVal	%RPD	RPDLimit	Qual
TEH (SGT-Oil Range)	4.8	0.30	5.0		95.0	41	113				
Surr: n-Triacontane (SGT)	0.089	0.0020	0.10		89.0	50	150				

Associated Samples: **B22011128-001D**

Run ID: Run Order: GCFID-HP5-B_220122A: 10 **SampType:** Sample Matrix Spike **Batch ID:** 163074
Method: SW8015C **Analysis Date:** 01/22/2022 20:56 **Prep Date:** 01/19/2022 16:30
Lab ID: B22011136-001DMS **Units:** mg/L **Prep Method:** SW3520C

Analytes	Result	LOQ	Spk value	Spk RefVal	%REC	LowLimit	HighLimit	RPD RefVal	%RPD	RPDLimit	Qual
Diesel Range Organics (C10 to C24)	12	0.30	15	0.041	81.0	36	132				
Total Extractable Hydrocarbons	13	0.30	15	0.13	86.0	60	132				
Surr: o-Terphenyl	0.18	0.0020	0.20	0.0	91.0	56	125				

Associated Samples: **B22011128-001D**

Run ID: Run Order: GCFID-HP5-B_220122A: 11 **SampType:** Sample Matrix Spike Duplicate **Batch ID:** 163074
Method: SW8015C **Analysis Date:** 01/22/2022 21:39 **Prep Date:** 01/19/2022 16:30
Lab ID: B22011136-001DMSD **Units:** mg/L **Prep Method:** SW3520C

Analytes	Result	LOQ	Spk value	Spk RefVal	%REC	LowLimit	HighLimit	RPD RefVal	%RPD	RPDLimit	Qual
Diesel Range Organics (C10 to C24)	13	0.30	15	0.041	86.0	36	132	12	6.9	20.0	
Total Extractable Hydrocarbons	14	0.30	15	0.13	92.0	60	132	13	7.2	20.0	
Surr: o-Terphenyl	0.19	0.0020	0.20	0.0	97.0	56	125	0.0			

Associated Samples: **B22011128-001D**

Analytical QC Summary Report

Prepared by Billings, MT Branch

Client: AECOM - Honolulu
Workorder: B22011128
Project: CV18F0126/60571032.02.46.01
Report Date: 03/01/2022

Run ID: Run Order: GCFID-HP5-B_220122A: 25 **SampType:** Sample Matrix Spike **Batch ID:** 163074
Method: SW8015C **Analysis Date:** 01/23/2022 18:18 **Prep Date:** 01/19/2022 16:30
Lab ID: B22011136-001DMS-RRO **Units:** mg/L **Prep Method:** SW3520C

Analytes	Result	LOQ	Spk value	Spk RefVal	%REC	LowLimit	HighLimit	RPD RefVal	%RPD	RPDLimit	Qual
TEH(Oil Range)	4.8	0.30	5.0	0.13	93.0	41	113				
Surr: n-Triacontane	0.094	0.0020	0.10	0.0	94.0	50	150				

Associated Samples: **B22011128-001D**

Run ID: Run Order: GCFID-HP5-B_220122A: 26 **SampType:** Sample Matrix Spike Duplicate **Batch ID:** 163074
Method: SW8015C **Analysis Date:** 01/23/2022 19:01 **Prep Date:** 01/19/2022 16:30
Lab ID: B22011136-001DMSD-RRO **Units:** mg/L **Prep Method:** SW3520C

Analytes	Result	LOQ	Spk value	Spk RefVal	%REC	LowLimit	HighLimit	RPD RefVal	%RPD	RPDLimit	Qual
TEH(Oil Range)	4.9	0.30	4.9	0.13	98.0	41	113	4.8	1.9	20.0	
Surr: n-Triacontane	0.088	0.0020	0.097	0.0	91.0	50	150	0.0			

Associated Samples: **B22011128-001D**

Run ID: Run Order: GCFID-HP5-B_220124B: 5 **SampType:** Sample Matrix Spike **Batch ID:** 163074
Method: SW8015C **Analysis Date:** 01/24/2022 22:47 **Prep Date:** 01/19/2022 16:30
Lab ID: B22011136-001DMS **Units:** mg/L **Prep Method:** SW3520C

Analytes	Result	LOQ	Spk value	Spk RefVal	%REC	LowLimit	HighLimit	RPD RefVal	%RPD	RPDLimit	Qual
Diesel Range Organics (SGT-C10 to C24)	11	0.30	15	0.0	71.0	36	132				
Total Extractable Hydrocarbons (SGT)	11	0.30	15	0.0	76.0	60	132				
Surr: o-Terphenyl (SGT)	0.16	0.0020	0.20	0.0	82.0	56	125				

Associated Samples: **B22011128-001D**

Analytical QC Summary Report

Prepared by Billings, MT Branch

Client: AECOM - Honolulu
Workorder: B22011128
Project: CV18F0126/60571032.02.46.01
Report Date: 03/01/2022

Run ID: Run Order: GCFID-HP5-B_220124B: 6 **SampType:** Sample Matrix Spike Duplicate **Batch ID:** 163074
Method: SW8015C **Analysis Date:** 01/24/2022 23:30 **Prep Date:** 01/19/2022 16:30
Lab ID: B22011136-001DMSD **Units:** mg/L **Prep Method:** SW3520C

Analytes	Result	LOQ	Spk value	Spk RefVal	%REC	LowLimit	HighLimit	RPD RefVal	%RPD	RPDLimit	Qual
Diesel Range Organics (SGT-C10 to C24)	11	0.30	15	0.0	77.0	36	132	11	7.6	20.0	
Total Extractable Hydrocarbons (SGT)	12	0.30	15	0.0	82.0	60	132	11	7.2	20.0	
Surr: o-Terphenyl (SGT)	0.17	0.0020	0.20	0.0	88.0	56	125	0.0			

Associated Samples: **B22011128-001D**

Run ID: Run Order: GCFID-HP5-B_220124B: 7 **SampType:** Sample Matrix Spike **Batch ID:** 163074
Method: SW8015C **Analysis Date:** 01/25/2022 00:13 **Prep Date:** 01/19/2022 16:30
Lab ID: B22011136-001DMS-RRO **Units:** mg/L **Prep Method:** SW3520C

Analytes	Result	LOQ	Spk value	Spk RefVal	%REC	LowLimit	HighLimit	RPD RefVal	%RPD	RPDLimit	Qual
TEH (SGT-Oil Range)	4.8	0.30	5.0	0.0	96.0	41	113				
Surr: n-Triacontane (SGT)	0.088	0.0020	0.10	0.0	88.0	50	150				

Associated Samples: **B22011128-001D**

Run ID: Run Order: GCFID-HP5-B_220124B: 8 **SampType:** Sample Matrix Spike Duplicate **Batch ID:** 163074
Method: SW8015C **Analysis Date:** 01/25/2022 01:38 **Prep Date:** 01/19/2022 16:30
Lab ID: B22011136-001DMSD-RRO **Units:** mg/L **Prep Method:** SW3520C

Analytes	Result	LOQ	Spk value	Spk RefVal	%REC	LowLimit	HighLimit	RPD RefVal	%RPD	RPDLimit	Qual
TEH (SGT-Oil Range)	5.3	0.30	4.9	0.0	109.0	41	113	4.8	9.7	20.0	
Surr: n-Triacontane (SGT)	0.096	0.0020	0.097	0.0	99.0	50	150	0.0			

Associated Samples: **B22011128-001D**

Analytical QC Summary Report

Prepared by Billings, MT Branch

Client: AECOM - Honolulu
Workorder: B22011128
Project: CV18F0126/60571032.02.46.01
Report Date: 03/01/2022

Run ID: Run Order: PE 1_220120A: 17 **SampType:** Continuing Calibration Verification Standard **Batch ID:** R373498
Method: SW8015C **Analysis Date:** 01/20/2022 21:07 **Prep Date:**
Lab ID: CCV_0120PE123r **Units:** ug/L **Prep Method:**

Analytes	Result	LOQ	Spk value	Spk RefVal	%REC	LowLimit	HighLimit	RPD RefVal	%RPD	RPDLimit	Qual
C6 to C10	180	20	168		107.0	80	120				
Total Purgeable Hydrocarbons	216	20	200		108.0	80	120				
Surr: Trifluorotoluene	23	1.0	25		94.0	80	120				

Associated Samples: **B22011128-001G, B22011128-003A**

Run ID: Run Order: PE 1_220120A: 29 **SampType:** Continuing Calibration Verification Standard **Batch ID:** R373498
Method: SW8015C **Analysis Date:** 01/21/2022 07:59 **Prep Date:**
Lab ID: CCV_0120PE142r **Units:** ug/L **Prep Method:**

Analytes	Result	LOQ	Spk value	Spk RefVal	%REC	LowLimit	HighLimit	RPD RefVal	%RPD	RPDLimit	Qual
C6 to C10	169	20	168		101.0	80	120				
Total Purgeable Hydrocarbons	203	20	200		101.0	80	120				
Surr: Trifluorotoluene	22	1.0	25		90.0	80	120				

Associated Samples: **B22011128-001G, B22011128-003A**

Run ID: Run Order: PE 1_220120A: 45 **SampType:** Continuing Calibration Verification Standard **Batch ID:** R373498
Method: SW8015C **Analysis Date:** 01/21/2022 18:51 **Prep Date:**
Lab ID: CCV_0120PE161r **Units:** ug/L **Prep Method:**

Analytes	Result	LOQ	Spk value	Spk RefVal	%REC	LowLimit	HighLimit	RPD RefVal	%RPD	RPDLimit	Qual
C6 to C10	181	20	168		107.0	80	120				
Total Purgeable Hydrocarbons	218	20	200		109.0	80	120				
Surr: Trifluorotoluene	22	1.0	25		89.0	80	120				

Associated Samples: **B22011128-001G, B22011128-003A**

Analytical QC Summary Report

Prepared by Billings, MT Branch

Client: AECOM - Honolulu
Workorder: B22011128
Project: CV18F0126/60571032.02.46.01
Report Date: 03/01/2022

Run ID: Run Order: GCFID-HP5-B_220122A: 12 **SampType:** Continuing Calibration Verification Standard **Batch ID:** R373590
Method: SW8015C **Analysis Date:** 01/22/2022 23:05 **Prep Date:**
Lab ID: CCV_0122HP519r-W **Units:** mg/L **Prep Method:**

Analytes	Result	LOQ	Spk value	Spk RefVal	%REC	LowLimit	HighLimit	RPD RefVal	%RPD	RPDLimit	Qual
TEH(Oil Range)	4.6	0.30	5.0		93.0	80	120				
Surr: n-Triacontane	0.21	0.0020	0.20		105.0	80	120				

Associated Samples: **B22011128-001D**

Run ID: Run Order: GCFID-HP5-B_220122A: 13 **SampType:** Continuing Calibration Verification Standard **Batch ID:** R373590
Method: SW8015C **Analysis Date:** 01/22/2022 23:47 **Prep Date:**
Lab ID: CCV_0122HP520r **Units:** mg/L **Prep Method:**

Analytes	Result	LOQ	Spk value	Spk RefVal	%REC	LowLimit	HighLimit	RPD RefVal	%RPD	RPDLimit	Qual
Diesel Range Organics (C10 to C24)	15	0.30	15		101.0	80	120				
Total Extractable Hydrocarbons	16	0.30	15		104.0	80	120				
Surr: o-Terphenyl	0.22	0.0020	0.20		109.0	80	120				

Associated Samples: **B22011128-001D**

Run ID: Run Order: GCFID-HP5-B_220122A: 22 **SampType:** Continuing Calibration Verification Standard **Batch ID:** R373590
Method: SW8015C **Analysis Date:** 01/23/2022 09:46 **Prep Date:**
Lab ID: CCV_0122HP534r-W **Units:** mg/L **Prep Method:**

Analytes	Result	LOQ	Spk value	Spk RefVal	%REC	LowLimit	HighLimit	RPD RefVal	%RPD	RPDLimit	Qual
TEH(Oil Range)	4.4	0.30	5.0		89.0	80	120				
Surr: n-Triacontane	0.20	0.0020	0.20		101.0	80	120				

Associated Samples: **B22011128-001D**

Analytical QC Summary Report

Prepared by Billings, MT Branch

Client: AECOM - Honolulu
Workorder: B22011128
Project: CV18F0126/60571032.02.46.01
Report Date: 03/01/2022

Run ID: Run Order: GCFID-HP5-B_220122A: 23 **SampType:** Continuing Calibration Verification Standard **Batch ID:** R373590
Method: SW8015C **Analysis Date:** 01/23/2022 10:29 **Prep Date:**
Lab ID: CCV_0122HP535r **Units:** mg/L **Prep Method:**

Analytes	Result	LOQ	Spk value	Spk RefVal	%REC	LowLimit	HighLimit	RPD RefVal	%RPD	RPDLimit	Qual
Diesel Range Organics (C10 to C24)	14	0.30	15		92.0	80	120				
Total Extractable Hydrocarbons	14	0.30	15		95.0	80	120				
Surr: o-Terphenyl	0.20	0.0020	0.20		100.0	80	120				

Associated Samples: **B22011128-001D**

Run ID: Run Order: GCFID-HP5-B_220124B: 20 **SampType:** Continuing Calibration Verification Standard **Batch ID:** R373703
Method: SW8015C **Analysis Date:** 01/25/2022 14:24 **Prep Date:**
Lab ID: CCV_0124HP543r-W **Units:** mg/L **Prep Method:**

Analytes	Result	LOQ	Spk value	Spk RefVal	%REC	LowLimit	HighLimit	RPD RefVal	%RPD	RPDLimit	Qual
TEH(Oil Range)	4.5	0.30	5.0		89.0	80	120				
Surr: n-Triacontane	0.20	0.0020	0.20		100.0	80	120				

Associated Samples: **B22011128-001D**

Run ID: Run Order: GCFID-HP5-B_220124B: 21 **SampType:** Continuing Calibration Verification Standard **Batch ID:** R373703
Method: SW8015C **Analysis Date:** 01/25/2022 15:07 **Prep Date:**
Lab ID: CCV_0124HP544r **Units:** mg/L **Prep Method:**

Analytes	Result	LOQ	Spk value	Spk RefVal	%REC	LowLimit	HighLimit	RPD RefVal	%RPD	RPDLimit	Qual
Diesel Range Organics (C10 to C24)	13	0.30	15		89.0	80	120				
Total Extractable Hydrocarbons	14	0.30	15		92.0	80	120				
Surr: o-Terphenyl	0.18	0.0020	0.20		92.0	80	120				

Associated Samples: **B22011128-001D**

Analytical QC Summary Report

Prepared by Billings, MT Branch

Client: AECOM - Honolulu
Workorder: B22011128
Project: CV18F0126/60571032.02.46.01
Report Date: 03/01/2022

Run ID: Run Order: GCFID-HP5-B_220124B: 26 **SampType:** Continuing Calibration Verification Standard **Batch ID:** R373703
Method: SW8015C **Analysis Date:** 01/25/2022 21:31 **Prep Date:**
Lab ID: CCV_0124HP553r-W **Units:** mg/L **Prep Method:**

Analytes	Result	LOQ	Spk value	Spk RefVal	%REC	LowLimit	HighLimit	RPD RefVal	%RPD	RPDLimit	Qual
TEH(Oil Range)	4.4	0.30	5.0		88.0	80	120				
Surr: n-Triacontane	0.20	0.0020	0.20		99.0	80	120				

Associated Samples: **B22011128-001D**

Run ID: Run Order: GCFID-HP5-B_220124B: 27 **SampType:** Continuing Calibration Verification Standard **Batch ID:** R373703
Method: SW8015C **Analysis Date:** 01/25/2022 22:14 **Prep Date:**
Lab ID: CCV_0124HP554r **Units:** mg/L **Prep Method:**

Analytes	Result	LOQ	Spk value	Spk RefVal	%REC	LowLimit	HighLimit	RPD RefVal	%RPD	RPDLimit	Qual
Diesel Range Organics (C10 to C24)	13	0.30	15		88.0	80	120				
Total Extractable Hydrocarbons	14	0.30	15		91.0	80	120				
Surr: o-Terphenyl	0.18	0.0020	0.20		90.0	80	120				

Associated Samples: **B22011128-001D**

Analytical QC Summary Report

Prepared by Billings, MT Branch

Client: AECOM - Honolulu
Workorder: B22011128
Project: CV18F0126/60571032.02.46.01
Report Date: 03/01/2022

Run ID: Run Order: FID-HEADSPACE_220120A: 4 **SampType:** Method Blank **Batch ID:** R373491
Method: SW8015M **Analysis Date:** 01/20/2022 10:29 **Prep Date:**
Lab ID: MBLK **Units:** mg/L **Prep Method:**

Analytes	Result	LOQ	Spk value	Spk RefVal	%REC	LowLimit	HighLimit	RPD RefVal	%RPD	RPDLimit	Qual
Methane	ND	0.0010			0.0						

Associated Samples: **B22011128-001I, B22011128-005A**

Run ID: Run Order: FID-HEADSPACE_220120A: 2 **SampType:** Laboratory Control Sample **Batch ID:** R373491
Method: SW8015M **Analysis Date:** 01/20/2022 09:21 **Prep Date:**
Lab ID: LCS **Units:** ppm **Prep Method:**

Analytes	Result	LOQ	Spk value	Spk RefVal	%REC	LowLimit	HighLimit	RPD RefVal	%RPD	RPDLimit	Qual
Methane	99	2.0	100		99.0	85	115				

Associated Samples: **B22011128-001I, B22011128-005A**

Run ID: Run Order: FID-HEADSPACE_220120A: 3 **SampType:** Laboratory Control Sample Duplicate **Batch ID:** R373491
Method: SW8015M **Analysis Date:** 01/20/2022 09:25 **Prep Date:**
Lab ID: LCSD **Units:** ppm **Prep Method:**

Analytes	Result	LOQ	Spk value	Spk RefVal	%REC	LowLimit	HighLimit	RPD RefVal	%RPD	RPDLimit	Qual
Methane	99	2.0	100		99.0	85	115	99	0.1	20.0	

Associated Samples: **B22011128-001I, B22011128-005A**

Analytical QC Summary Report

Prepared by Billings, MT Branch

Client: AECOM - Honolulu
Workorder: B22011128
Project: CV18F0126/60571032.02.46.01 **Report Date:** 03/01/2022

Run ID: Run Order: FID-HEADSPACE_220120A: 10 **SampType:** Sample Duplicate **Batch ID:** R373491
Method: SW8015M **Analysis Date:** 01/20/2022 11:12 **Prep Date:**
Lab ID: B22011126-001IDUP **Units:** mg/L **Prep Method:**

Analytes	Result	LOQ	Spk value	Spk RefVal	%REC	LowLimit	HighLimit	RPD RefVal	%RPD	RPDLimit	Qual
Methane	0.010	0.0020			0.0			0.010	1.1	20.0	

Associated Samples: **B22011128-001I, B22011128-005A**

Run ID: Run Order: FID-HEADSPACE_220120A: 1 **SampType:** Continuing Calibration Verification Standard **Batch ID:** R373491
Method: SW8015M **Analysis Date:** 01/20/2022 09:16 **Prep Date:**
Lab ID: CCV **Units:** ppm **Prep Method:**

Analytes	Result	LOQ	Spk value	Spk RefVal	%REC	LowLimit	HighLimit	RPD RefVal	%RPD	RPDLimit	Qual
Methane	98	2.0	100		98.0	85	115				

Associated Samples: **B22011128-001I, B22011128-005A**

Run ID: Run Order: FID-HEADSPACE_220120A: 26 **SampType:** Continuing Calibration Verification Standard **Batch ID:** R373491
Method: SW8015M **Analysis Date:** 01/20/2022 12:56 **Prep Date:**
Lab ID: CCV **Units:** ppm **Prep Method:**

Analytes	Result	LOQ	Spk value	Spk RefVal	%REC	LowLimit	HighLimit	RPD RefVal	%RPD	RPDLimit	Qual
Methane	96	2.0	100		96.0	85	115				

Associated Samples: **B22011128-001I, B22011128-005A**

Analytical QC Summary Report

Prepared by Billings, MT Branch

Client: AECOM - Honolulu
Workorder: B22011128
Project: CV18F0126/60571032.02.46.01
Report Date: 03/01/2022

Run ID: Run Order: SV5973N.I_220201A: 12
SampType: Method Blank
Batch ID: 163072
Method: SW8270C
Analysis Date: 02/01/2022 22:46
Prep Date: 01/19/2022 15:57
Lab ID: MB-163072
Units: ug/L
Prep Method: SW3510C

Analytes	Result	LOQ	Spk value	Spk RefVal	%REC	LowLimit	HighLimit	RPD RefVal	%RPD	RPDLimit	Qual
1,2,4-Trichlorobenzene	ND	5.0									
1,2-Dichlorobenzene	ND	5.0									
1,3-Dichlorobenzene	ND	5.0									
1,4-Dichlorobenzene	ND	5.0									
2,4,5-Trichlorophenol	ND	5.0									
2,4,6-Trichlorophenol	ND	5.0									
2,4-Dichlorophenol	ND	5.0									
2,4-Dimethylphenol	ND	5.0									
2,4-Dinitrophenol	ND	10									
2,4-Dinitrotoluene	ND	5.0									
2,6-Dinitrotoluene	ND	5.0									
2-Chloronaphthalene	ND	5.0									
2-Chlorophenol	ND	5.0									
2-Nitrophenol	ND	5.0									
3,3´-Dichlorobenzidine	ND	10									
4,6-Dinitro-2-methylphenol	ND	10									
4-Bromophenyl phenyl ether	ND	5.0									
4-Chloro-3-methylphenol	ND	5.0									
4-Chlorophenol	ND	5.0									
4-Chlorophenyl phenyl ether	ND	5.0									
4-Nitrophenol	ND	10									
Azobenzene	ND	5.0									
bis(-2-chloroethoxy)Methane	ND	5.0									
bis(-2-chloroethyl)Ether	ND	5.0									
bis(2-chloroisopropyl)Ether	ND	5.0									
bis(2-ethylhexyl)Phthalate	ND	5.0									
Butylbenzylphthalate	ND	5.0									

Analytical QC Summary Report

Prepared by Billings, MT Branch

Client: AECOM - Honolulu
Workorder: B22011128
Project: CV18F0126/60571032.02.46.01
Report Date: 03/01/2022

Run ID: Run Order: SV5973N.I_220201A: 12
SampType: Method Blank
Batch ID: 163072
Method: SW8270C
Analysis Date: 02/01/2022 22:46
Prep Date: 01/19/2022 15:57
Lab ID: MB-163072
Units: ug/L
Prep Method: SW3510C

Analytes	Result	LOQ	Spk value	Spk RefVal	%REC	LowLimit	HighLimit	RPD RefVal	%RPD	RPDLimit	Qual
Diethyl phthalate	ND	5.0									
Dimethyl phthalate	ND	5.0									
Di-n-butyl phthalate	ND	5.0									
Di-n-octyl phthalate	ND	5.0									
Hexachlorobenzene	ND	5.0									
Hexachlorobutadiene	ND	5.0									
Hexachlorocyclopentadiene	ND	5.0									
Hexachloroethane	ND	5.0									
Isophorone	ND	5.0									
m+p-Cresols	ND	5.0									
Nitrobenzene	ND	5.0									
n-Nitrosodimethylamine	ND	5.0									
n-Nitroso-di-n-propylamine	ND	5.0									
n-Nitrosodiphenylamine	ND	10									
o-Cresol	ND	5.0									
Pentachlorophenol	ND	10									
Phenol	ND	5.0									
Pyridine	ND	5.0									
Surr: 2,4,6-Tribromophenol	164	5.0	200		82.0	43	140				
Surr: 2-Fluorobiphenyl	62	5.0	100		62.0	44	119				
Surr: 2-Fluorophenol	74	5.0	200		37.0	19	119				
Surr: Nitrobenzene-d5	63	5.0	100		63.0	44	120				
Surr: Phenol-d5	74	5.0	200		37.0	10	65				
Surr: Terphenyl-d14	93	5.0	100		93.0	50	134				

Associated Samples: **B22011128-001C**

Analytical QC Summary Report

Prepared by Billings, MT Branch

Client: AECOM - Honolulu
Workorder: B22011128
Project: CV18F0126/60571032.02.46.01
Report Date: 03/01/2022

Run ID: Run Order: SV5973N.I_220201A: 13
SampType: Laboratory Control Sample
Batch ID: 163072
Method: SW8270C
Analysis Date: 02/01/2022 23:18
Prep Date: 01/19/2022 15:57
Lab ID: LCS-163072
Units: ug/L
Prep Method: SW3510C

Analytes	Result	LOQ	Spk value	Spk RefVal	%REC	LowLimit	HighLimit	RPD RefVal	%RPD	RPDLimit	Qual
1,2,4-Trichlorobenzene	64	10	100		64.0	29	116				
1,2-Dichlorobenzene	57	10	100		57.0	32	111				
1,3-Dichlorobenzene	60	10	100		60.0	28	110				
1,4-Dichlorobenzene	54	10	100		54.0	29	112				
2,4,5-Trichlorophenol	77	10	100		77.0	53	123				
2,4,6-Trichlorophenol	82	10	100		82.0	50	125				
2,4-Dichlorophenol	64	10	100		64.0	47	121				
2,4-Dimethylphenol	43	10	100		43.0	31	124				
2,4-Dinitrophenol	63	10	100		63.0	23	142				
2,4-Dinitrotoluene	73	10	100		73.0	57	128				
2,6-Dinitrotoluene	89	10	100		89.0	50	118				
2-Chloronaphthalene	80	10	100		80.0	40	116				
2-Chlorophenol	60	10	100		60.0	38	117				
2-Nitrophenol	72	10	100		72.0	47	123				
3,3´-Dichlorobenzidine	65	10	100		65.0	27	129				
4,6-Dinitro-2-methylphenol	67	10	100		67.0	44	137				
4-Bromophenyl phenyl ether	81	10	100		81.0	55	124				
4-Chloro-3-methylphenol	81	10	100		81.0	52	119				
4-Chlorophenol	65	10	100		65.0	41	81				
4-Chlorophenyl phenyl ether	86	10	100		86.0	53	121				
4-Nitrophenol	41	10	100		41.0	15	36				S
Azobenzene	73	10	100		73.0	61	116				
bis(-2-chloroethoxy)Methane	83	10	100		83.0	48	120				
bis(-2-chloroethyl)Ether	74	10	100		74.0	43	118				
bis(2-chloroisopropyl)Ether	60	10	100		60.0	37	130				
bis(2-ethylhexyl)Phthalate	86	10	100		86.0	55	135				
Butylbenzylphthalate	84	10	100		84.0	53	134				

Analytical QC Summary Report

Prepared by Billings, MT Branch

Client: AECOM - Honolulu
Workorder: B22011128
Project: CV18F0126/60571032.02.46.01
Report Date: 03/01/2022

Run ID: Run Order: SV5973N.I_220201A: 13
SampType: Laboratory Control Sample
Batch ID: 163072
Method: SW8270C
Analysis Date: 02/01/2022 23:18
Prep Date: 01/19/2022 15:57
Lab ID: LCS-163072
Units: ug/L
Prep Method: SW3510C

Analytes	Result	LOQ	Spk value	Spk RefVal	%REC	LowLimit	HighLimit	RPD RefVal	%RPD	RPDLimit	Qual
Diethyl phthalate	93	10	100		93.0	56	125				
Dimethyl phthalate	85	10	100		85.0	45	127				
Di-n-butyl phthalate	89	10	100		89.0	59	127				
Di-n-octyl phthalate	87	10	100		87.0	51	140				
Hexachlorobenzene	68	10	100		68.0	53	125				
Hexachlorobutadiene	54	10	100		54.0	22	124				
Hexachlorocyclopentadiene	52	10	100		52.0	39	91				
Hexachloroethane	54	10	100		54.0	21	115				
Isophorone	76	10	100		76.0	42	124				
m+p-Cresols	61	10	100		61.0	29	110				
Nitrobenzene	77	10	100		77.0	45	121				
n-Nitrosodimethylamine	46	10	100		46.0	20	45				S
n-Nitroso-di-n-propylamine	79	10	100		79.0	49	119				
n-Nitrosodiphenylamine	79	10	100		79.0	51	123				
o-Cresol	68	10	100		68.0	30	117				
Pentachlorophenol	78	10	100		78.0	35	138				
Phenol	43	10	100		43.0	37	75				
Pyridine	32	10	100		32.0	16	45				
Surr: 2,4,6-Tribromophenol	161	10	200		80.0	43	140				
Surr: 2-Fluorobiphenyl	70	10	100		70.0	44	119				
Surr: 2-Fluorophenol	74	10	200		37.0	19	119				
Surr: Nitrobenzene-d5	69	10	100		69.0	44	120				
Surr: Phenol-d5	81	10	200		41.0	10	65				
Surr: Terphenyl-d14	84	10	100		84.0	50	134				

Associated Samples: **B22011128-001C**

Analytical QC Summary Report

Prepared by Billings, MT Branch

Client: AECOM - Honolulu
Workorder: B22011128
Project: CV18F0126/60571032.02.46.01
Report Date: 03/01/2022

Run ID: Run Order: SV5973N.I_220201A: 14
SampType: Laboratory Control Sample Duplicate
Batch ID: 163072
Method: SW8270C
Analysis Date: 02/01/2022 23:50
Prep Date: 01/19/2022 15:58
Lab ID: LCSD-163072
Units: ug/L
Prep Method: SW3510C

Analytes	Result	LOQ	Spk value	Spk RefVal	%REC	LowLimit	HighLimit	RPD RefVal	%RPD	RPDLimit	Qual
1,2,4-Trichlorobenzene	72	10	100		72.0	29	116	64	12.0	20.0	
1,2-Dichlorobenzene	67	10	100		67.0	32	111	57	16.0	20.0	
1,3-Dichlorobenzene	67	10	100		67.0	28	110	60	11.0	20.0	
1,4-Dichlorobenzene	62	10	100		62.0	29	112	54	13.0	20.0	
2,4,5-Trichlorophenol	79	10	100		79.0	53	123	77	2.6	20.0	
2,4,6-Trichlorophenol	89	10	100		89.0	50	125	82	8.3	20.0	
2,4-Dichlorophenol	72	10	100		72.0	47	121	64	12.0	20.0	
2,4-Dimethylphenol	57	10	100		57.0	31	124	43	29.0	20.0	R
2,4-Dinitrophenol	56	10	100		56.0	23	142	63	12.0	20.0	
2,4-Dinitrotoluene	83	10	100		83.0	57	128	73	12.0	20.0	
2,6-Dinitrotoluene	93	10	100		93.0	50	118	89	4.4	20.0	
2-Chloronaphthalene	90	10	100		90.0	40	116	80	12.0	20.0	
2-Chlorophenol	68	10	100		68.0	38	117	60	11.0	20.0	
2-Nitrophenol	79	10	100		79.0	47	123	72	10.0	20.0	
3,3´-Dichlorobenzidine	74	10	100		74.0	27	129	65	12.0	20.0	
4,6-Dinitro-2-methylphenol	75	10	100		75.0	44	137	67	12.0	20.0	
4-Bromophenyl phenyl ether	94	10	100		94.0	55	124	81	16.0	20.0	
4-Chloro-3-methylphenol	89	10	100		89.0	52	119	81	9.9	20.0	
4-Chlorophenol	69	10	100		69.0	41	81	65	6.6	20.0	
4-Chlorophenyl phenyl ether	97	10	100		97.0	53	121	86	13.0	20.0	
4-Nitrophenol	41	10	100		41.0	15	36	41	1.0	20.0	S
Azobenzene	80	10	100		80.0	61	116	73	10.0	20.0	
bis(-2-chloroethoxy)Methane	97	10	100		97.0	48	120	83	16.0	20.0	
bis(-2-chloroethyl)Ether	87	10	100		87.0	43	118	74	16.0	20.0	
bis(2-chloroisopropyl)Ether	69	10	100		69.0	37	130	60	13.0	20.0	
bis(2-ethylhexyl)Phthalate	94	10	100		94.0	55	135	86	9.7	20.0	
Butylbenzylphthalate	98	10	100		98.0	53	134	84	15.0	20.0	

Analytical QC Summary Report

Prepared by Billings, MT Branch

Client: AECOM - Honolulu
Workorder: B22011128
Project: CV18F0126/60571032.02.46.01
Report Date: 03/01/2022

Run ID: Run Order: SV5973N.I_220201A: 14
SampType: Laboratory Control Sample Duplicate
Batch ID: 163072
Method: SW8270C
Analysis Date: 02/01/2022 23:50
Prep Date: 01/19/2022 15:58
Lab ID: LCSD-163072
Units: ug/L
Prep Method: SW3510C

Analytes	Result	LOQ	Spk value	Spk RefVal	%REC	LowLimit	HighLimit	RPD RefVal	%RPD	RPDLimit	Qual
Diethyl phthalate	105	10	100		105.0	56	125	93	12.0	20.0	
Dimethyl phthalate	95	10	100		95.0	45	127	85	11.0	20.0	
Di-n-butyl phthalate	100	10	100		100.0	59	127	89	12.0	20.0	
Di-n-octyl phthalate	95	10	100		95.0	51	140	87	8.4	20.0	
Hexachlorobenzene	85	10	100		85.0	53	125	68	22.0	20.0	R
Hexachlorobutadiene	62	10	100		62.0	22	124	54	15.0	20.0	
Hexachlorocyclopentadiene	62	10	100		62.0	39	91	52	17.0	20.0	
Hexachloroethane	61	10	100		61.0	21	115	54	12.0	20.0	
Isophorone	87	10	100		87.0	42	124	76	13.0	20.0	
m+p-Cresols	67	10	100		67.0	29	110	61	10.0	20.0	
Nitrobenzene	89	10	100		89.0	45	121	77	14.0	20.0	
n-Nitrosodimethylamine	56	10	100		56.0	20	45	46	19.0	20.0	S
n-Nitroso-di-n-propylamine	97	10	100		97.0	49	119	79	20.0	20.0	R
n-Nitrosodiphenylamine	96	10	100		96.0	51	123	79	20.0	20.0	
o-Cresol	77	10	100		77.0	30	117	68	13.0	20.0	
Pentachlorophenol	99	10	100		99.0	35	138	78	23.0	20.0	R
Phenol	47	10	100		47.0	37	75	43	9.0	20.0	
Pyridine	41	10	100		41.0	16	45	32	24.0	20.0	R
Surr: 2,4,6-Tribromophenol	191	10	200		95.0	43	140	0.0	0.0		
Surr: 2-Fluorobiphenyl	75	10	100		75.0	44	119	0.0	0.0		
Surr: 2-Fluorophenol	83	10	200		42.0	19	119	0.0	0.0		
Surr: Nitrobenzene-d5	79	10	100		79.0	44	120	0.0	0.0		
Surr: Phenol-d5	89	10	200		44.0	10	65	0.0	0.0		
Surr: Terphenyl-d14	95	10	100		95.0	50	134	0.0	0.0		

Associated Samples: **B22011128-001C**

Analytical QC Summary Report

Prepared by Billings, MT Branch

Client: AECOM - Honolulu
Workorder: B22011128
Project: CV18F0126/60571032.02.46.01
Report Date: 03/01/2022

Run ID: Run Order: SV5973N.I_220201B: 8
SampType: Sample Matrix Spike
Batch ID: 163072
Method: SW8270C
Analysis Date: 02/02/2022 09:48
Prep Date: 01/20/2022 07:52
Lab ID: B22011136-001CMS
Units: ug/L
Prep Method: SW3510C

Analytes	Result	LOQ	Spk value	Spk RefVal	%REC	LowLimit	HighLimit	RPD RefVal	%RPD	RPDLimit	Qual
1,2,4-Trichlorobenzene	66	10	99	0.0	66.0	29	116				
1,2-Dichlorobenzene	62	10	99	0.0	63.0	32	111				
1,3-Dichlorobenzene	61	10	99	0.0	62.0	28	110				
1,4-Dichlorobenzene	58	10	99	0.0	58.0	29	112				
2,4,5-Trichlorophenol	75	10	99	0.0	76.0	53	123				
2,4,6-Trichlorophenol	83	10	99	0.0	84.0	50	125				
2,4-Dichlorophenol	68	10	99	0.0	68.0	47	121				
2,4-Dimethylphenol	60	10	99	0.0	61.0	31	124				
2,4-Dinitrophenol	63	10	99	0.0	63.0	23	142				
2,4-Dinitrotoluene	83	10	99	0.0	83.0	57	128				
2,6-Dinitrotoluene	91	10	99	0.0	92.0	50	118				
2-Chloronaphthalene	89	10	99	0.0	90.0	40	116				
2-Chlorophenol	65	10	99	0.0	66.0	38	117				
2-Nitrophenol	74	10	99	0.0	74.0	47	123				
3,3´-Dichlorobenzidine	59	10	99	0.0	60.0	27	129				
4,6-Dinitro-2-methylphenol	66	10	99	0.0	67.0	44	137				
4-Bromophenyl phenyl ether	82	10	99	0.0	83.0	55	124				
4-Chloro-3-methylphenol	82	10	99	0.0	83.0	52	119				
4-Chlorophenol	59	10	99	0.0	60.0	41	81				
4-Chlorophenyl phenyl ether	91	10	99	0.0	92.0	53	121				
4-Nitrophenol	37	10	99	0.0	38.0	15	36				S
Azobenzene	76	10	99	0.0	76.0	61	116				
bis(-2-chloroethoxy)Methane	87	10	99	0.0	87.0	48	120				
bis(-2-chloroethyl)Ether	78	10	99	0.0	79.0	43	118				
bis(2-chloroisopropyl)Ether	79	10	99	0.0	80.0	37	130				
bis(2-ethylhexyl)Phthalate	68	10	99	0.0	68.0	55	135				
Butylbenzylphthalate	82	10	99	0.0	83.0	53	134				

Analytical QC Summary Report

Prepared by Billings, MT Branch

Client: AECOM - Honolulu
Workorder: B22011128
Project: CV18F0126/60571032.02.46.01
Report Date: 03/01/2022

Run ID: Run Order: SV5973N.I_220201B: 8
SampType: Sample Matrix Spike
Batch ID: 163072
Method: SW8270C
Analysis Date: 02/02/2022 09:48
Prep Date: 01/20/2022 07:52
Lab ID: B22011136-001CMS
Units: ug/L
Prep Method: SW3510C

Analytes	Result	LOQ	Spk value	Spk RefVal	%REC	LowLimit	HighLimit	RPD RefVal	%RPD	RPDLimit	Qual
Diethyl phthalate	92	10	99	0.0	93.0	56	125				
Dimethyl phthalate	91	10	99	0.0	92.0	45	127				
Di-n-butyl phthalate	89	10	99	0.0	90.0	59	127				
Di-n-octyl phthalate	69	10	99	0.0	70.0	51	140				
Hexachlorobenzene	69	10	99	0.0	70.0	53	125				
Hexachlorobutadiene	55	10	99	0.0	55.0	22	124				
Hexachlorocyclopentadiene	54	10	99	0.0	54.0	39	91				
Hexachloroethane	56	10	99	0.0	56.0	21	115				
Isophorone	73	10	99	0.0	74.0	42	124				
m+p-Cresols	63	10	99	0.0	63.0	29	110				
Nitrobenzene	82	10	99	0.0	82.0	45	121				
n-Nitrosodimethylamine	50	10	99	0.0	50.0	20	45				S
n-Nitroso-di-n-propylamine	86	10	99	0.0	87.0	49	119				
n-Nitrosodiphenylamine	82	10	99	0.0	83.0	51	123				
o-Cresol	71	10	99	0.0	72.0	30	117				
Pentachlorophenol	71	10	99	0.0	71.0	35	138				
Phenol	43	10	99	0.0	43.0	37	75				
Pyridine	31	10	99	0.0	32.0	16	45				
Surr: 2,4,6-Tribromophenol	149	10	198	0.0	75.0	43	140				
Surr: 2-Fluorobiphenyl	76	10	99	0.0	77.0	44	119				
Surr: 2-Fluorophenol	76	10	198	0.0	38.0	19	119				
Surr: Nitrobenzene-d5	72	10	99	0.0	73.0	44	120				
Surr: Phenol-d5	84	10	198	0.0	42.0	10	65				
Surr: Terphenyl-d14	84	10	99	0.0	85.0	50	134				

Associated Samples: **B22011128-001C**

Analytical QC Summary Report

Prepared by Billings, MT Branch

Client: AECOM - Honolulu
Workorder: B22011128
Project: CV18F0126/60571032.02.46.01
Report Date: 03/01/2022

Run ID: Run Order: SV5973N.I_220201B: 9
SampType: Sample Matrix Spike Duplicate
Batch ID: 163072
Method: SW8270C
Analysis Date: 02/02/2022 10:20
Prep Date: 01/20/2022 07:52
Lab ID: B22011136-001CMSD
Units: ug/L
Prep Method: SW3510C

Analytes	Result	LOQ	Spk value	Spk RefVal	%REC	LowLimit	HighLimit	RPD RefVal	%RPD	RPDLimit	Qual
1,2,4-Trichlorobenzene	59	10	99	0.0	59.0	29	116	66	11.0	20.0	
1,2-Dichlorobenzene	46	10	99	0.0	47.0	32	111	62	30.0	20.0	R
1,3-Dichlorobenzene	46	10	99	0.0	46.0	28	110	61	29.0	20.0	R
1,4-Dichlorobenzene	42	10	99	0.0	43.0	29	112	58	31.0	20.0	R
2,4,5-Trichlorophenol	69	10	99	0.0	69.0	53	123	75	9.4	20.0	
2,4,6-Trichlorophenol	73	10	99	0.0	74.0	50	125	83	12.0	20.0	
2,4-Dichlorophenol	55	10	99	0.0	55.0	47	121	68	21.0	20.0	R
2,4-Dimethylphenol	49	10	99	0.0	49.0	31	124	60	21.0	20.0	R
2,4-Dinitrophenol	55	10	99	0.0	55.0	23	142	63	14.0	20.0	
2,4-Dinitrotoluene	75	10	99	0.0	76.0	57	128	83	9.7	20.0	
2,6-Dinitrotoluene	84	10	99	0.0	85.0	50	118	91	8.0	20.0	
2-Chloronaphthalene	81	10	99	0.0	82.0	40	116	89	9.4	20.0	
2-Chlorophenol	52	10	99	0.0	52.0	38	117	65	23.0	20.0	R
2-Nitrophenol	63	10	99	0.0	63.0	47	123	74	16.0	20.0	
3,3´-Dichlorobenzidine	60	10	99	0.0	61.0	27	129	59	1.3	20.0	
4,6-Dinitro-2-methylphenol	64	10	99	0.0	65.0	44	137	66	3.2	20.0	
4-Bromophenyl phenyl ether	79	10	99	0.0	80.0	55	124	82	4.0	20.0	
4-Chloro-3-methylphenol	74	10	99	0.0	74.0	52	119	82	11.0	20.0	
4-Chlorophenol	52	10	99	0.0	52.0	41	81	59	14.0	20.0	
4-Chlorophenyl phenyl ether	84	10	99	0.0	85.0	53	121	91	8.4	20.0	
4-Nitrophenol	36	10	99	0.0	36.0	15	36	37	5.0	20.0	
Azobenzene	70	10	99	0.0	71.0	61	116	76	7.2	20.0	
bis(-2-chloroethoxy)Methane	75	10	99	0.0	75.0	48	120	87	15.0	20.0	
bis(-2-chloroethyl)Ether	69	10	99	0.0	70.0	43	118	78	12.0	20.0	
bis(2-chloroisopropyl)Ether	64	10	99	0.0	64.0	37	130	79	22.0	20.0	R
bis(2-ethylhexyl)Phthalate	84	10	99	0.0	85.0	55	135	68	22.0	20.0	R
Butylbenzylphthalate	89	10	99	0.0	90.0	53	134	82	8.5	20.0	

Analytical QC Summary Report

Prepared by Billings, MT Branch

Client: AECOM - Honolulu
Workorder: B22011128
Project: CV18F0126/60571032.02.46.01
Report Date: 03/01/2022

Run ID: Run Order: SV5973N.I_220201B: 9
SampType: Sample Matrix Spike Duplicate
Batch ID: 163072
Method: SW8270C
Analysis Date: 02/02/2022 10:20
Prep Date: 01/20/2022 07:52
Lab ID: B22011136-001CMSD
Units: ug/L
Prep Method: SW3510C

Analytes	Result	LOQ	Spk value	Spk RefVal	%REC	LowLimit	HighLimit	RPD RefVal	%RPD	RPDLimit	Qual
Diethyl phthalate	88	10	99	0.0	88.0	56	125	92	4.9	20.0	
Dimethyl phthalate	82	10	99	0.0	82.0	45	127	91	11.0	20.0	
Di-n-butyl phthalate	91	10	99	0.0	92.0	59	127	89	1.7	20.0	
Di-n-octyl phthalate	84	10	99	0.0	85.0	51	140	69	19.0	20.0	
Hexachlorobenzene	68	10	99	0.0	68.0	53	125	69	2.1	20.0	
Hexachlorobutadiene	49	10	99	0.0	50.0	22	124	55	9.9	20.0	
Hexachlorocyclopentadiene	57	10	99	0.0	58.0	39	91	54	6.0	20.0	
Hexachloroethane	42	10	99	0.0	42.0	21	115	56	29.0	20.0	R
Isophorone	64	10	99	0.0	64.0	42	124	73	14.0	20.0	
m+p-Cresols	55	10	99	0.0	56.0	29	110	63	13.0	20.0	
Nitrobenzene	74	10	99	0.0	74.0	45	121	82	10.0	20.0	
n-Nitrosodimethylamine	42	10	99	0.0	43.0	20	45	50	16.0	20.0	
n-Nitroso-di-n-propylamine	69	10	99	0.0	69.0	49	119	86	23.0	20.0	R
n-Nitrosodiphenylamine	78	10	99	0.0	79.0	51	123	82	5.3	20.0	
o-Cresol	57	10	99	0.0	58.0	30	117	71	21.0	20.0	R
Pentachlorophenol	74	10	99	0.0	75.0	35	138	71	4.6	20.0	
Phenol	36	10	99	0.0	36.0	37	75	43	17.0	20.0	S
Pyridine	27	10	99	0.0	27.0	16	45	31	16.0	20.0	
Surr: 2,4,6-Tribromophenol	141	10	198	0.0	71.0	43	140	0.0	0.0		
Surr: 2-Fluorobiphenyl	61	10	99	0.0	62.0	44	119	0.0	0.0		
Surr: 2-Fluorophenol	55	10	198	0.0	28.0	19	119	0.0	0.0		
Surr: Nitrobenzene-d5	60	10	99	0.0	60.0	44	120	0.0	0.0		
Surr: Phenol-d5	62	10	198	0.0	31.0	10	65	0.0	0.0		
Surr: Terphenyl-d14	78	10	99	0.0	79.0	50	134	0.0	0.0		

Associated Samples: **B22011128-001C**

Analytical QC Summary Report

Prepared by Billings, MT Branch

Client: AECOM - Honolulu
Workorder: B22011128
Project: CV18F0126/60571032.02.46.01
Report Date: 03/01/2022

Run ID: Run Order: SV5973N.I_220201A: 29
SampType: Continuing Calibration Verification Standard
Batch ID: R374090
Method: SW8270C
Analysis Date: 02/01/2022 21:09
Prep Date:
Lab ID: 01-Feb-22_CCV_9
Units: ug/L
Prep Method:

Analytes	Result	LOQ	Spk value	Spk RefVal	%REC	LowLimit	HighLimit	RPD RefVal	%RPD	RPDLimit	Qual
1,2,4-Trichlorobenzene	78	10	75		104.0	80	120				
1,2-Dichlorobenzene	82	10	75		109.0	80	120				
1,3-Dichlorobenzene	82	10	75		110.0	80	120				
1,4-Dichlorobenzene	81	10	75		108.0	80	120				
2,4,5-Trichlorophenol	84	10	75		112.0	80	120				
2,4,6-Trichlorophenol	84	10	75		112.0	80	120				
2,4-Dichlorophenol	79	10	75		105.0	80	120				
2,4-Dimethylphenol	72	10	75		96.0	80	120				
2,4-Dinitrophenol	67	10	75		89.0	80	120				
2,4-Dinitrotoluene	84	10	75		112.0	80	120				
2,6-Dinitrotoluene	89	10	75		118.0	80	120				
2-Chloronaphthalene	86	10	75		115.0	80	120				
2-Chlorophenol	81	10	75		108.0	80	120				
2-Nitrophenol	74	10	75		98.0	80	120				
3,3´-Dichlorobenzidine	69	10	75		92.0	80	120				
4,6-Dinitro-2-methylphenol	63	10	75		84.0	80	120				
4-Bromophenyl phenyl ether	76	10	75		101.0	80	120				
4-Chloro-3-methylphenol	75	10	75		100.0	80	120				
4-Chlorophenol	75	10	75		100.0	80	120				
4-Chlorophenyl phenyl ether	82	10	75		109.0	80	120				
4-Nitrophenol	90	10	75		119.0	80	120				
Azobenzene	75	10	75		100.0	80	120				
bis(-2-chloroethoxy)Methane	79	10	75		105.0	80	120				
bis(-2-chloroethyl)Ether	84	10	75		112.0	80	120				
bis(2-chloroisopropyl)Ether	66	10	75		88.0	80	120				
bis(2-ethylhexyl)Phthalate	83	10	75		110.0	80	120				
Butylbenzylphthalate	81	10	75		109.0	80	120				

Analytical QC Summary Report

Prepared by Billings, MT Branch

Client: AECOM - Honolulu
Workorder: B22011128
Project: CV18F0126/60571032.02.46.01
Report Date: 03/01/2022

Run ID: Run Order: SV5973N.I_220201A: 29
SampType: Continuing Calibration Verification Standard
Batch ID: R374090
Method: SW8270C
Analysis Date: 02/01/2022 21:09
Prep Date:
Lab ID: 01-Feb-22_CCV_9
Units: ug/L
Prep Method:

Analytes	Result	LOQ	Spk value	Spk RefVal	%REC	LowLimit	HighLimit	RPD RefVal	%RPD	RPDLimit	Qual
Diethyl phthalate	88	10	75		117.0	80	120				
Dimethyl phthalate	84	10	75		112.0	80	120				
Di-n-butyl phthalate	84	10	75		112.0	80	120				
Di-n-octyl phthalate	81	10	75		108.0	80	120				
Hexachlorobenzene	74	10	75		98.0	80	120				
Hexachlorobutadiene	76	10	75		101.0	80	120				
Hexachlorocyclopentadiene	75	10	75		100.0	80	120				
Hexachloroethane	82	10	75		110.0	80	120				
Isophorone	69	10	75		92.0	80	120				
m+p-Cresols	75	10	75		100.0	80	120				
Nitrobenzene	81	10	75		108.0	80	120				
n-Nitrosodimethylamine	85	10	75		113.0	80	120				
n-Nitroso-di-n-propylamine	86	10	75		114.0	80	120				
n-Nitrosodiphenylamine	75	10	75		100.0	80	120				
o-Cresol	84	10	75		112.0	80	120				
Pentachlorophenol	79	10	75		106.0	80	120				
Phenol	75	10	75		101.0	80	120				
Pyridine	84	10	75		112.0	80	120				
Surr: 2,4,6-Tribromophenol	80	10	75		107.0	80	120				
Surr: 2-Fluorobiphenyl	72	10	75		96.0	80	120				
Surr: 2-Fluorophenol	84	10	75		112.0	80	120				
Surr: Nitrobenzene-d5	75	10	75		101.0	80	120				
Surr: Phenol-d5	84	10	75		112.0	80	120				
Surr: Terphenyl-d14	76	10	75		102.0	80	120				

Associated Samples: **B22011128-001C**

Analytical QC Summary Report

Prepared by Billings, MT Branch

Client: AECOM - Honolulu
Workorder: B22011128
Project: CV18F0126/60571032.02.46.01
Report Date: 03/01/2022

Run ID: Run Order: SV5973N.I_220201A: 25
SampType: Continuing Calibration Verification Standard
Batch ID: R374090
Method: SW8270C
Analysis Date: 02/02/2022 05:42
Prep Date:
Lab ID: 01-Feb-22_CCV_25
Units: ug/L
Prep Method:

Analytes	Result	LOQ	Spk value	Spk RefVal	%REC	LowLimit	HighLimit	RPD RefVal	%RPD	RPDLimit	Qual
1,2,4-Trichlorobenzene	69	10	75		92.0	50	150				
1,2-Dichlorobenzene	74	10	75		98.0	50	150				
1,3-Dichlorobenzene	75	10	75		100.0	50	150				
1,4-Dichlorobenzene	74	10	75		99.0	50	150				
2,4,5-Trichlorophenol	81	10	75		108.0	50	150				
2,4,6-Trichlorophenol	82	10	75		109.0	50	150				
2,4-Dichlorophenol	76	10	75		101.0	50	150				
2,4-Dimethylphenol	69	10	75		92.0	50	150				
2,4-Dinitrophenol	63	10	75		84.0	50	150				
2,4-Dinitrotoluene	71	10	75		95.0	50	150				
2,6-Dinitrotoluene	81	10	75		108.0	50	150				
2-Chloronaphthalene	81	10	75		108.0	50	150				
2-Chlorophenol	77	10	75		102.0	50	150				
2-Nitrophenol	71	10	75		94.0	50	150				
3,3´-Dichlorobenzidine	77	10	75		103.0	50	150				
4,6-Dinitro-2-methylphenol	61	10	75		82.0	50	150				
4-Bromophenyl phenyl ether	74	10	75		98.0	50	150				
4-Chloro-3-methylphenol	77	10	75		103.0	50	150				
4-Chlorophenol	72	10	75		96.0	50	150				
4-Chlorophenyl phenyl ether	80	10	75		107.0	50	150				
4-Nitrophenol	81	10	75		108.0	50	150				
Azobenzene	74	10	75		98.0	50	150				
bis(-2-chloroethoxy)Methane	79	10	75		105.0	50	150				
bis(-2-chloroethyl)Ether	78	10	75		103.0	50	150				
bis(2-chloroisopropyl)Ether	72	10	75		96.0	50	150				
bis(2-ethylhexyl)Phthalate	74	10	75		98.0	50	150				
Butylbenzylphthalate	75	10	75		100.0	50	150				

Analytical QC Summary Report

Prepared by Billings, MT Branch

Client: AECOM - Honolulu
Workorder: B22011128
Project: CV18F0126/60571032.02.46.01
Report Date: 03/01/2022

Run ID: Run Order: SV5973N.I_220201A: 25
SampType: Continuing Calibration Verification Standard
Batch ID: R374090
Method: SW8270C
Analysis Date: 02/02/2022 05:42
Prep Date:
Lab ID: 01-Feb-22_CCV_25
Units: ug/L
Prep Method:

Analytes	Result	LOQ	Spk value	Spk RefVal	%REC	LowLimit	HighLimit	RPD RefVal	%RPD	RPDLimit	Qual
Diethyl phthalate	81	10	75		108.0	50	150				
Dimethyl phthalate	77	10	75		103.0	50	150				
Di-n-butyl phthalate	77	10	75		102.0	50	150				
Di-n-octyl phthalate	76	10	75		101.0	50	150				
Hexachlorobenzene	72	10	75		96.0	50	150				
Hexachlorobutadiene	70	10	75		94.0	50	150				
Hexachlorocyclopentadiene	71	10	75		95.0	50	150				
Hexachloroethane	77	10	75		103.0	50	150				
Isophorone	72	10	75		96.0	50	150				
m+p-Cresols	77	10	75		102.0	50	150				
Nitrobenzene	70	10	75		94.0	50	150				
n-Nitrosodimethylamine	78	10	75		104.0	50	150				
n-Nitroso-di-n-propylamine	78	10	75		104.0	50	150				
n-Nitrosodiphenylamine	68	10	75		90.0	50	150				
o-Cresol	73	10	75		98.0	50	150				
Pentachlorophenol	71	10	75		94.0	50	150				
Phenol	78	10	75		104.0	50	150				
Pyridine	71	10	75		95.0	50	150				
Surr: 2,4,6-Tribromophenol	73	10	75		98.0	50	150				
Surr: 2-Fluorobiphenyl	74	10	75		98.0	50	150				
Surr: 2-Fluorophenol	77	10	75		103.0	50	150				
Surr: Nitrobenzene-d5	72	10	75		96.0	50	150				
Surr: Phenol-d5	80	10	75		107.0	50	150				
Surr: Terphenyl-d14	73	10	75		97.0	50	150				

Associated Samples: **B22011128-001C**

Analytical QC Exceptions Report

Prepared by Billings, MT Branch

Client: AECOM - Honolulu
Workorder: B22011128
Project: CV18F0126/60571032.02.46.01

Report Date: 03/01/2022

Analysis Method	Analysis	Batch ID	Associated Samples	Sample Type	Lab ID	Analysis Date	Analysis Time	Analyte	%REC	Low Limit	High Limit	% RPD	RPD Limit	Qual
SW8270C	Semi-Volatile Organic Compounds, Extended List	163072	001C	LCS-DOD	LCS-163072	2/1/2022	23:18	4-Nitrophenol	41.0	15	36			S
								n-Nitrosodimethylamine	46.0	20	45			S
				LCSD-DOD	LCSD-163072	2/1/2022	23:50	2,4-Dimethylphenol	57.0	31	124	29	20.0	R
								4-Nitrophenol	41.0	15	36	1.0	20.0	S
								Hexachlorobenzene	85.0	53	125	22	20.0	R
								n-Nitrosodimethylamine	56.0	20	45	19	20.0	S
								Pentachlorophenol	99.0	35	138	23	20.0	R
								Pyridine	41.0	16	45	24	20.0	R
				MS-DOD	B22011136-001CMS	2/2/2022	09:48	4-Nitrophenol	38.0	15	36			S
								n-Nitrosodimethylamine	50.0	20	45			S
				MSD-DOD	B22011136-001CMSD	2/2/2022	10:20	1,2-Dichlorobenzene	47.0	32	111	30	20.0	R
								1,3-Dichlorobenzene	46.0	28	110	29	20.0	R
								1,4-Dichlorobenzene	43.0	29	112	31	20.0	R
								2,4-Dichlorophenol	55.0	47	121	21	20.0	R
								2,4-Dimethylphenol	49.0	31	124	21	20.0	R
								2-Chlorophenol	52.0	38	117	23	20.0	R
								bis(2-chloroisopropyl)Ether	64.0	37	130	22	20.0	R
								bis(2-ethylhexyl)Phthalate	85.0	55	135	22	20.0	R
								Hexachloroethane	42.0	21	115	29	20.0	R
								n-Nitroso-di-n-propylamine	69.0	49	119	23	20.0	R
								o-Cresol	58.0	30	117	21	20.0	R
								Phenol	36.0	37	75	17	20.0	S
SW8270C SIM	Low Level PAH by 8270C SIM	163072	001C	MS	B22011136-001CLMS	1/27/2022	11:31	Benzo(a)anthracene	112.0	41	105			S

Preparation and Analysis Dates Report

Work Order: B22011128
Client: AECOM - Honolulu
Project Name: CV18F0126/60571032.02.46.01
Report Date: 3/01/2022

Lab ID	Client Sample ID	Collection Date	Matrix	Test Name	TCLP Date	Prep Method	Prep Date	Prep Batch	Analysis Method	Analysis Date
001B	ERH2448 (OWDFMW04A)	01/16/2022 16:40	Ground Water	Metals by ICP-MS, Total		SW3010A	01/19/2022 14:41	163063	SW6020	01/21/2022 22:47
001C	ERH2448 (OWDFMW04A)	01/16/2022 16:40	Ground Water	Low Level PAH by 8270C SIM		SW3510C	01/19/2022 15:58	163072	SW8270CSIM	01/27/2022 04:07
				Semi-Volatile Organic Compounds, Extended List		SW3510C	01/19/2022 15:58	163072	SW8270C	02/02/2022 02:30
001D	ERH2448 (OWDFMW04A)	01/16/2022 16:40	Ground Water	Diesel Range Organics		SW3520C	01/19/2022 16:30	163074	SW8015C	01/23/2022 07:38
						SW3520C	01/19/2022 16:30	163074	SW8015C	01/25/2022 19:23
001H	ERH2448 (OWDFMW04A)	01/16/2022 16:40	Ground Water	EDB in Water by ECD		SW8011	01/21/2022 07:46	163128	SW8011	01/22/2022 02:56
004A	ERH2447 (Trip Blank)-14705	01/16/2022 16:40	Trip Blank	EDB in Water by ECD		SW8011	01/21/2022 07:46	163128	SW8011	01/22/2022 03:16

Chemical Abstracts Service (CAS) Registry Numbers

Prepared by Billings, MT Branch

Client: AECOM - Honolulu
Workorder: B22011128
Project: CV18F0126/60571032.02.46.01 **Report Date:** 03/01/2022

Analyses	CAS No
LOW LEVEL PAH BY 8270C SIM	
1-Methylnaphthalene	90-12-0
2-Methylnaphthalene	91-57-6
Acenaphthene	83-32-9
Acenaphthylene	208-96-8
Anthracene	120-12-7
Benzo(a)anthracene	56-55-3
Benzo(a)pyrene	50-32-8
Benzo(b)fluoranthene	205-99-2
Benzo(g,h,i)perylene	191-24-2
Benzo(k)fluoranthene	207-08-9
Chrysene	218-01-9
Dibenzo(a,h)anthracene	53-70-3
Fluoranthene	206-44-0
Fluorene	86-73-7
Indeno(1,2,3-cd)pyrene	193-39-5
Naphthalene	91-20-3
Phenanthrene	85-01-8
Pyrene	129-00-0
AGGREGATE ORGANICS	
Organic Carbon, Total (TOC)	7440-44-0
METALS, TOTAL	
Lead	7439-92-1
METALS, DISSOLVED	
Lead	7439-92-1
VOLATILE ORGANIC COMPOUNDS	
Benzene	71-43-2
Bromobenzene	108-86-1
Bromochloromethane	74-97-5
Bromodichloromethane	75-27-4
Bromoform	75-25-2
Carbon tetrachloride	56-23-5
Chlorobenzene	108-90-7
Chlorodibromomethane	124-48-1
Chloroethane	75-00-3
Chloroform	67-66-3
Chloromethane	74-87-3
1,2-Dibromoethane	106-93-4

2-Chlorotoluene	95-49-8
4-Chlorotoluene	106-43-4
Dibromomethane	74-95-3
1,2-Dichlorobenzene	95-50-1
1,3-Dichlorobenzene	541-73-1
1,4-Dichlorobenzene	106-46-7
Dichlorodifluoromethane	75-71-8
1,1-Dichloroethane	75-34-3
1,2-Dichloroethane	107-06-2
1,1-Dichloroethene	75-35-4
cis-1,2-Dichloroethene	156-59-2
trans-1,2-Dichloroethene	156-60-5
1,2-Dichloropropane	78-87-5
1,3-Dichloropropane	142-28-9
2,2-Dichloropropane	594-20-7
1,1-Dichloropropene	563-58-6
cis-1,3-Dichloropropene	10061-01-5
trans-1,3-Dichloropropene	10061-02-6
Ethylbenzene	100-41-4
Methyl ethyl ketone	78-93-3
Methyl tert-butyl ether (MTBE)	1634-04-4
Methylene chloride	75-09-2
Styrene	100-42-5
1,1,1,2-Tetrachloroethane	630-20-6
1,1,2,2-Tetrachloroethane	79-34-5
Tetrachloroethene	127-18-4
Toluene	108-88-3
1,1,1-Trichloroethane	71-55-6
1,1,2-Trichloroethane	79-00-5
Trichloroethene	79-01-6
Trichlorofluoromethane	75-69-4
1,2,3-Trichloropropane	96-18-4
Vinyl chloride	75-01-4
m+p-Xylenes	179601-23-1
o-Xylene	95-47-6
Xylenes, Total	1330-20-7

VOCS BY MICROEXTRACTION-ECD

1,2-Dibromoethane	106-93-4

PETROLEUM HYDROCARBONS-VOLATILE

C6 to C10

Total Purgeable Hydrocarbons

PETROLEUM HYDROCARBONS-SEMI-VOLATILE

Diesel Range Organics (C10 to C24)

Diesel Range Organics (SGT-C10 to C24)

Oil Range Hydrocarbons (C24 to C40)

Oil Range Hydrocarbons (SGT-C24 to C40)

Total Extractable Hydrocarbons

Total Extractable Hydrocarbons (SGT)

ORGANIC CHARACTERISTICS

Methane	74-82-8

SEMI-VOLATILE ORGANIC COMPOUNDS

1,2,4-Trichlorobenzene	120-82-1
1,2-Dichlorobenzene	95-50-1
1,3-Dichlorobenzene	541-73-1
1,4-Dichlorobenzene	106-46-7
2,4,5-Trichlorophenol	95-95-4
2,4,6-Trichlorophenol	88-06-2
2,4-Dichlorophenol	120-83-2
2,4-Dimethylphenol	105-67-9
2,4-Dinitrophenol	51-28-5
2,4-Dinitrotoluene	121-14-2
2,6-Dinitrotoluene	606-20-2
2-Chloronaphthalene	91-58-7
2-Chlorophenol	95-57-8
2-Nitrophenol	88-75-5
3,3´-Dichlorobenzidine	91-94-1
4,6-Dinitro-2-methylphenol	534-52-1
4-Bromophenyl phenyl ether	101-55-3
4-Chloro-3-methylphenol	59-50-7
4-Chlorophenol	106-48-9
4-Chlorophenyl phenyl ether	7005-72-3
4-Nitrophenol	100-02-7
Azobenzene	103-33-3
bis(-2-chloroethoxy)Methane	111-91-1
bis(-2-chloroethyl)Ether	111-44-4
bis(2-chloroisopropyl)Ether	108-60-1
bis(2-ethylhexyl)Phthalate	117-81-7
Butylbenzylphthalate	85-68-7
Di-n-butyl phthalate	84-74-2
Di-n-octyl phthalate	117-84-0
Diethyl phthalate	84-66-2
Dimethyl phthalate	131-11-3
Hexachlorobenzene	118-74-1
Hexachlorobutadiene	87-68-3
Hexachlorocyclopentadiene	77-47-4
Hexachloroethane	67-72-1
Isophorone	78-59-1
m+p-Cresols	15831-10-4
n-Nitroso-di-n-propylamine	621-64-7
n-Nitrosodimethylamine	62-75-9
n-Nitrosodiphenylamine	86-30-6
Nitrobenzene	98-95-3
o-Cresol	95-48-7
Pentachlorophenol	87-86-5
Phenol	108-95-2
Pyridine	110-86-1

ERH2448 (OWDFMW04A)

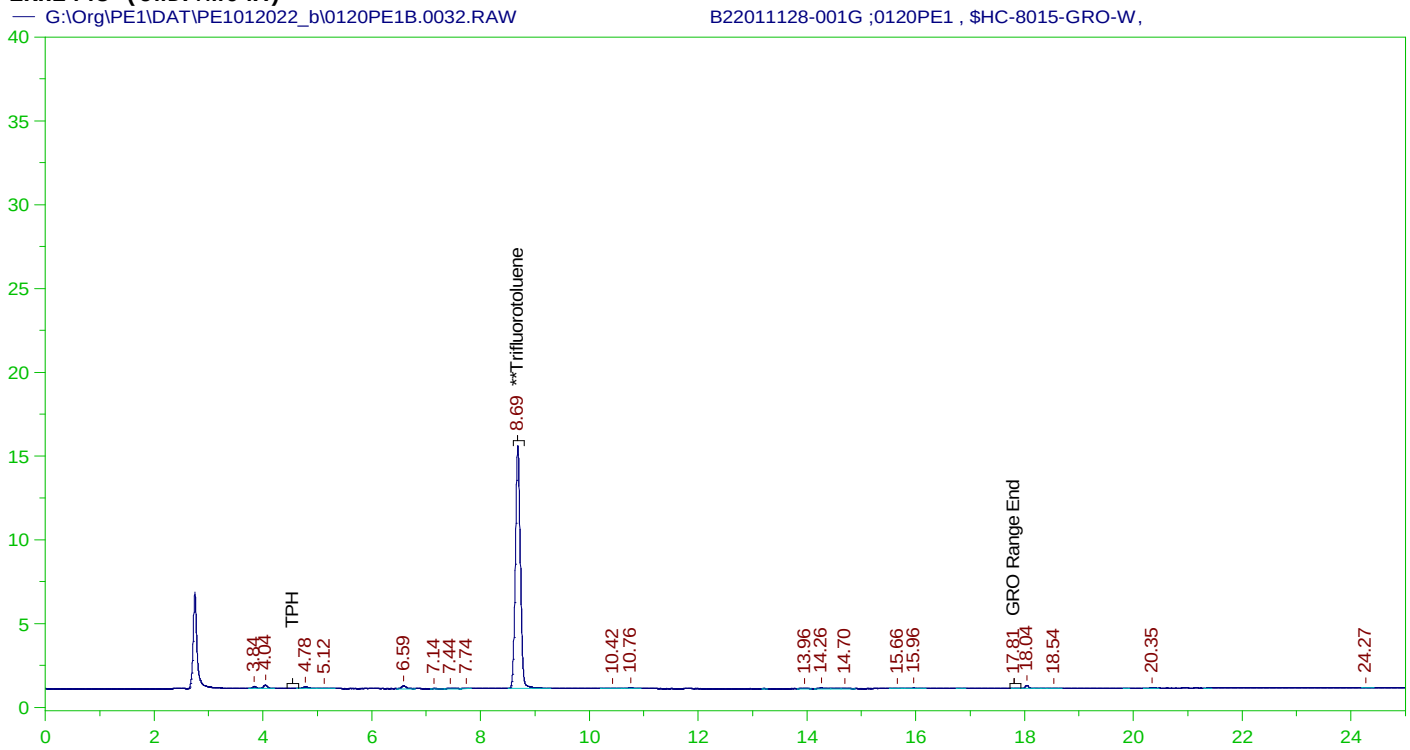

GASOLINE RANGE ORGANICS CHROMATOGRAM REPORT

Sample Name: B22011128-001G ;0120PE1 , $HC-8015-GRO-W,
Raw File: G:\Org\PE1\DAT\PE1012022_b\0120PE1B.0032.RAW
Date & Time Acquired: 1/21/2022 2:17:01 AM
Method File: G:\Org\PE1\Methods\211208G1128-1DoDB%.MET
Calibration File: G:\Org\PE1\Cals\211208GRO8015CB.CAL
Sample Weight: 5 Dilution: 1 S.A.: 1

Mean RF for C6 to C10: 945.9678
Mean RF for TPH: 909.3915
Rt range for Gasoline Range Organics: 4.45 to 17.93

SURROGATE COMPOUND	RT	ACTUAL	MEASURED	%REC	
**Trifluorotoluene	8.686	25.	19.665	78.66	-

C6 to C10 Area:3982.255 C6 to C10 Amount: 0.8419431
TPH Area:6974.028 TPH Amount: 1.533779

ERH2447 (Trip Blank)-14733

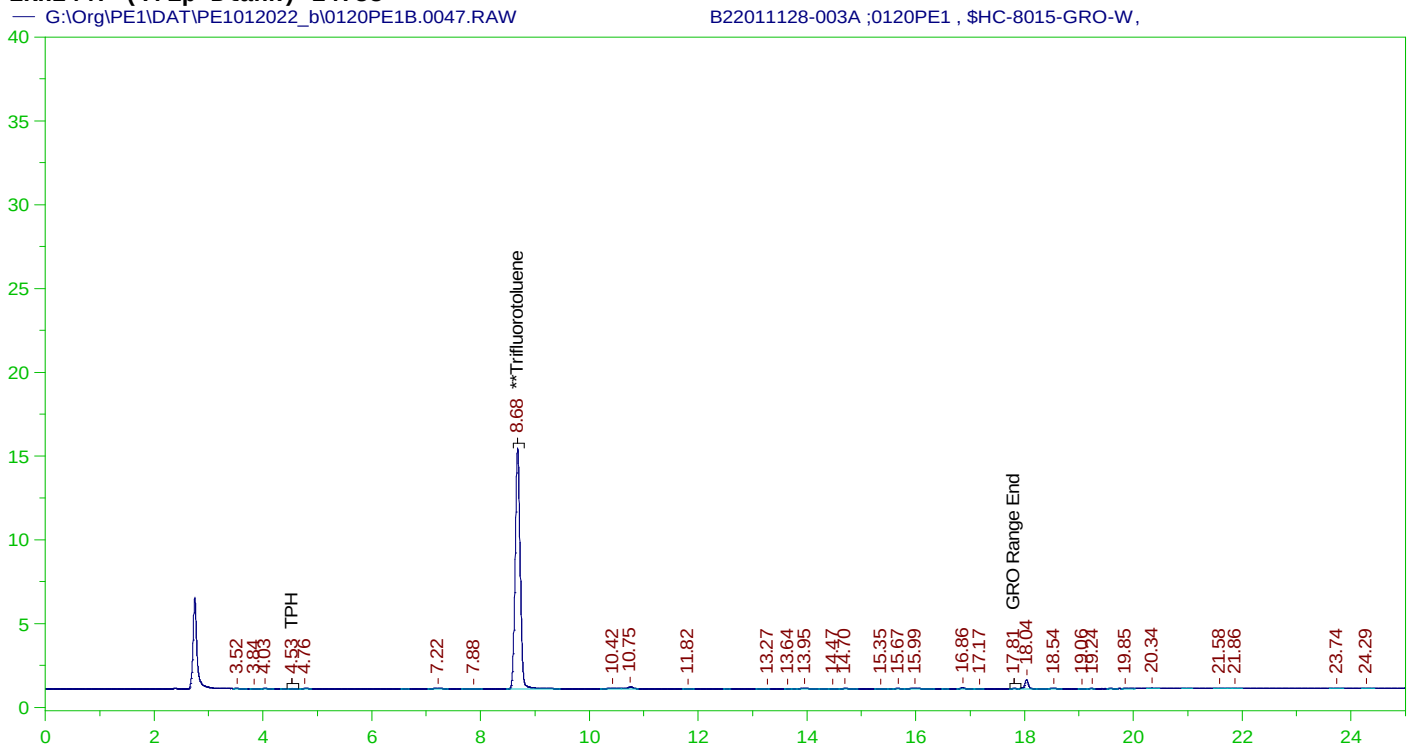

GASOLINE RANGE ORGANICS CHROMATOGRAM REPORT

Sample Name: B22011128-003A ;0120PE1 , $HC-8015-GRO-W,
Raw File: G:\Org\PE1\DAT\PE1012022_b\0120PE1B.0047.RAW
Date & Time Acquired: 1/21/2022 10:51:12 AM
Method File: G:\Org\PE1\Methods\211208G1128-3DoDB%.MET
Calibration File: G:\Org\PE1\Cals\211208GRO8015CB.CAL
Sample Weight: 5 Dilution: 1 S.A.: 1

Mean RF for C6 to C10: 945.9678
Mean RF for TPH: 909.3915
Rt range for Gasoline Range Organics: 4.45 to 17.93

SURROGATE COMPOUND	RT	ACTUAL	MEASURED	%REC	
**Trifluorotoluene	8.682	25.	19.603	78.41	-

C6 to C10 Area:4938.003 C6 to C10 Amount: 1.044011
TPH Area:8729.631 TPH Amount: 1.919884

ERH2448 (OWDFMW04A) Batch ID: 163074

— G:\org\HP5\DAT\HP5012222_b\0122HP5.0031.RAW B22011128-001D ;0122HP5 , $HC-8015-DRO-W,

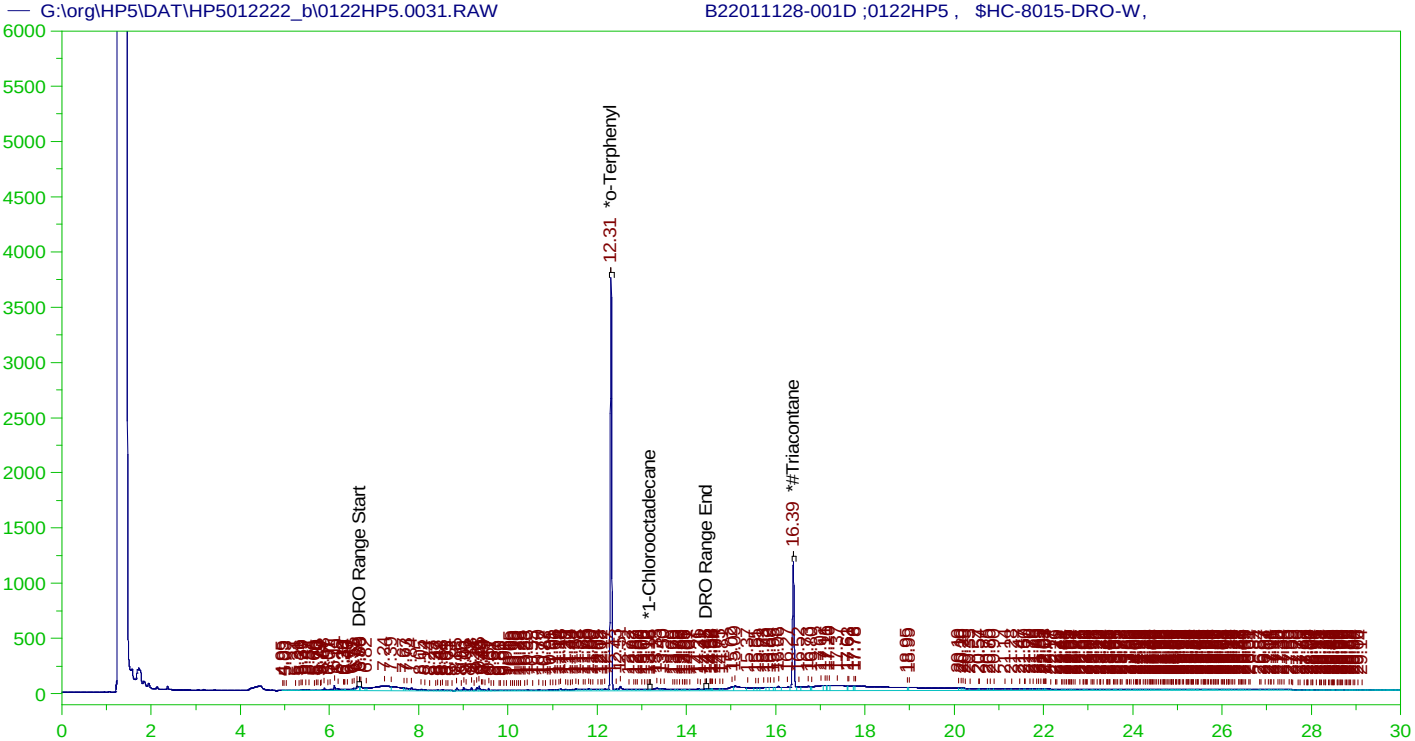

DIESEL RANGE ORGANICS CHROMATOGRAM REPORT

Sample Name: B22011128-001D ;0122HP5 , $HC-8015-DRO-W,
Raw File: G:\org\HP5\DAT\HP5012222_b\0122HP5.0031.RAW
Date & Time Acquired: 1/23/2022 7:38:54 AM
Method File: G:\Org\HP5\Methods\D3_8015-C24T-JB-L%.met
Calibration File: G:\Org\HP5\Cals\SW8015C_DRO220111JB-C24-T.CAL
Sample Weight: 1030 Dilution: 1 S.A.: 1

Mean RF for TEH: 32675.36
Rt range for Diesel Range Organics: 6.62 to 14.49

SURROGATE COMPOUND	RT	ACTUAL	MEASURED	%REC	
*o-Terphenyl	12.307	.194	.189	97.56	-
*1-Chlorooctadecane	13.179	.194	.	.21	-
*#Triacontane	16.391	.194	.105	54.28	-

DRO Area:6002891 DRO Amount: 0.1783622
TEH Area:2.020443E+07 TEH Amount: 0.6003284

ERH2448 (OWDFMW04A) Batch ID: 163074

G:\org\HP5\DAT\HP5012222_b\0122HP5.0031.RAW B22011128-001D ;0122HP5 , $HC-8015-DRO-W,

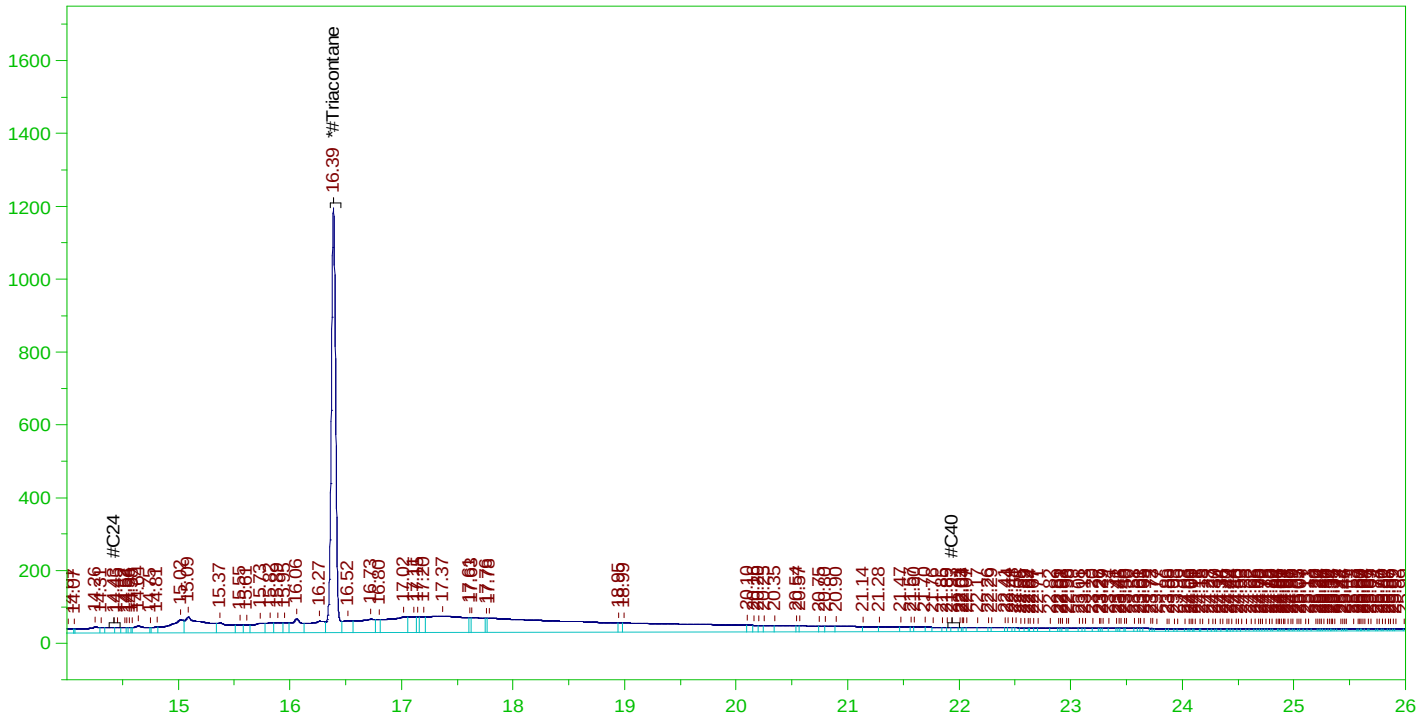

RESIDUAL RANGE ORGANICS CHROMATOGRAM

Sample Name: B22011128-001D ;0122HP5 , $HC-8015-DRO-W,
Raw File: G:\org\HP5\DAT\HP5012222_b\0122HP5.0031.RAW
Date & Time Acquired: 1/23/2022 7:38:54 AM
Method File: G:\Org\HP5\Methods\D3_OROS-BBb-L%.MET
Calibration File: G:\Org\HP5\Cals\SW8015C_ORO220111BBb_SAMP.CAL
Sample Weight: 1030 Dilution: 1 S.A.: 1

Mean RF for for Residual Range Organics Calculations: 26424.55
Rt range for Residual Range Organics: 14.38 to 22

SURROGATE COMPOUND	RT	ACTUAL	MEASURED	%REC	
*#Triacontane	16.391	.485	.105	21.71	-

RRO Area:1.111089E+07 RRO AMOUNT: 0.408229

ERH2448 (OWDFMW04A) Batch ID: 163074

— G:\org\HP5\DAT\HP5012422_b\0124HP5.0050.RAW B22011128-001D ;0124HP5 , $HC-8015-DRO-W, SGT

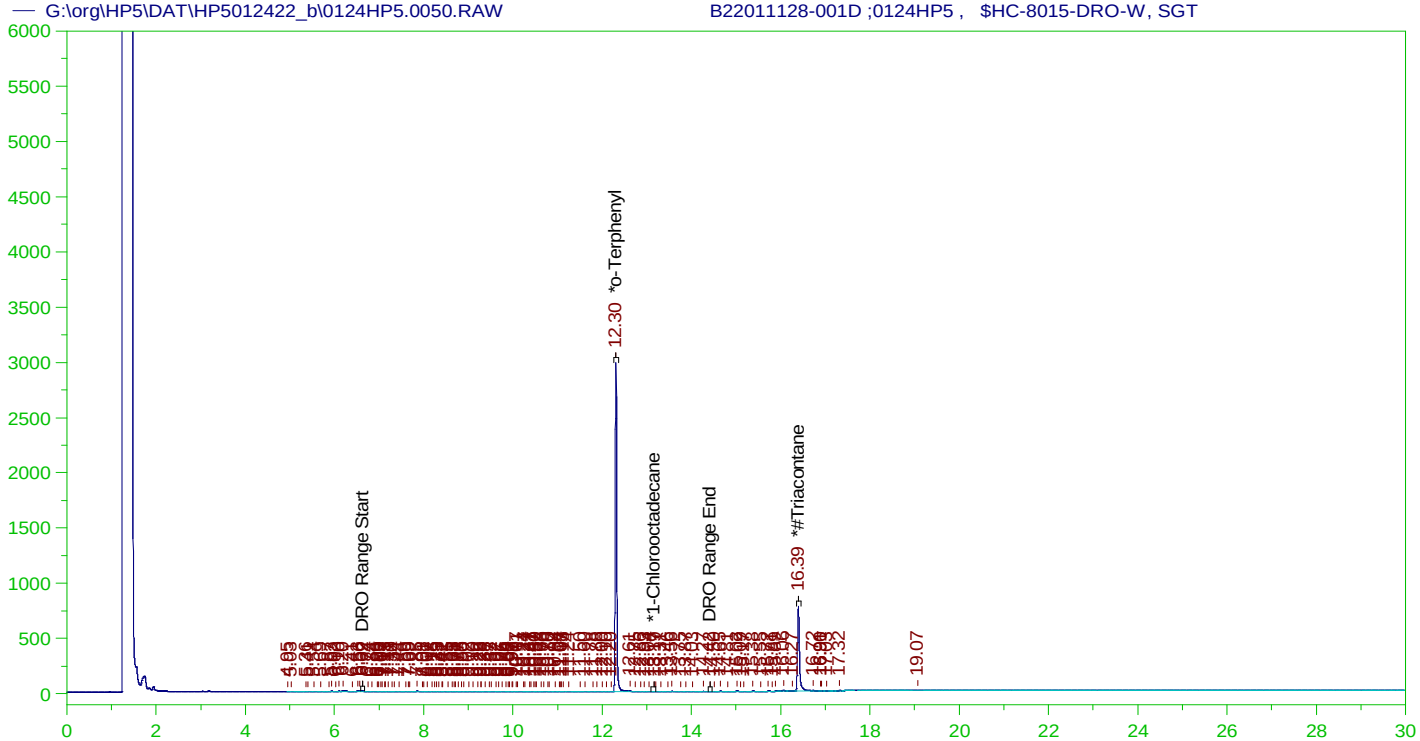

DIESEL RANGE ORGANICS CHROMATOGRAM REPORT

Sample Name: B22011128-001D ;0124HP5 , $HC-8015-DRO-W, SGT
Raw File: G:\org\HP5\DAT\HP5012422_b\0124HP5.0050.RAW
Date & Time Acquired: 1/25/2022 7:23:34 PM
Method File: G:\Org\HP5\Methods\DR_8015-C24T-JC-L%.met
Calibration File: G:\Org\HP5\Cals\SW8015C_DRO220111JC-C24-T.CAL
Sample Weight: 1030 Dilution: 1 S.A.: 1

Mean RF for TEH: 32675.36
Rt range for Diesel Range Organics: 6.58 to 14.47

SURROGATE COMPOUND	RT	ACTUAL	MEASURED	%REC	
*o-Terphenyl	12.305	.194	.174	89.85	-
*1-Chlorooctadecane	13.166	.194	.	.02	-
*#Triacontane	16.391	.194	.084	43.06	-

DRO Area:312919.2 DRO Amount: 9.297679E-03
TEH Area:551418.1 TEH Amount: 1.638413E-02

ERH2448 (OWDFMW04A) Batch ID: 163074

G:\org\HP5\DAT\HP5012422_b\0124HP5.0050.RAW B22011128-001D ;0124HP5 , $HC-8015-DRO-W, SGT

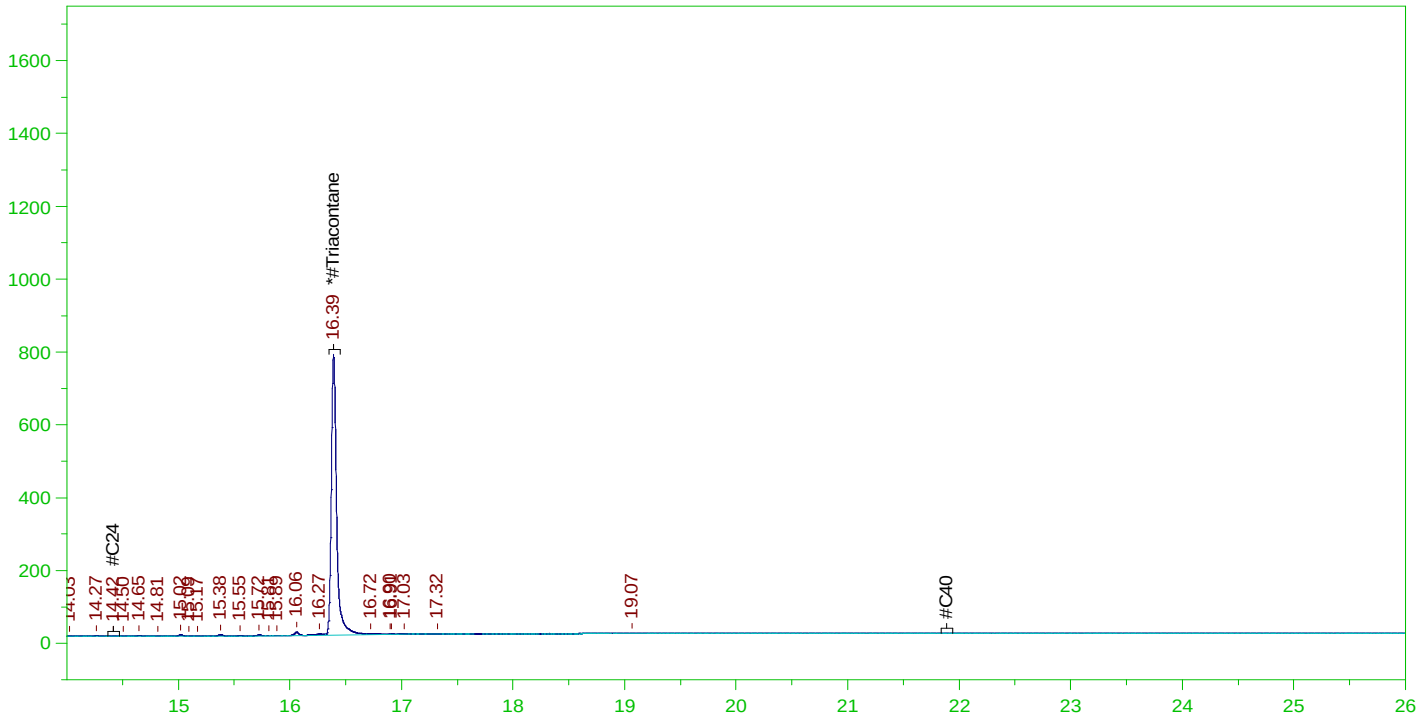

RESIDUAL RANGE ORGANICS CHROMATOGRAM

Sample Name: B22011128-001D ;0124HP5 , $HC-8015-DRO-W, SGT
Raw File: G:\org\HP5\DAT\HP5012422_b\0124HP5.0050.RAW
Date & Time Acquired: 1/25/2022 7:23:34 PM
Method File: G:\Org\HP5\Methods\DR_OROS-BC-L%.MET
Calibration File: G:\Org\HP5\Cals\SW8015C_ORO220111BC_SAMP.CAL
Sample Weight: 1030 Dilution: 1 S.A.: 1

Mean RF for for Residual Range Organics Calculations: 26424.55
Rt range for Residual Range Organics: 14.37 to 21.94

SURROGATE COMPOUND	RT	ACTUAL	MEASURED	%REC	
*#Triacontane	16.391	.485	.084	17.22	-

RRO Area:110803 RRO AMOUNT: 4.071052E-03

From: Ramos, Alethea <alethea.ramos@aecom.com>
Sent: Monday, December 13, 2021 3:11 PM
To: Tabitha Edwards
Cc: Pascua, Margie; billingsPM@energylab.com
Subject: RE: [EXTERNAL] FW: CV18F0126: Expedited NOI Groundwater Samples, Saturday 12/12 Submission

Categories: Must Attend

Hi Tabitha,

I believe Casper WY is DoD ELAP accredited in the TOC 9060 method. I spoke to Shari and she indicated there is a daily courier between Billings and Casper, and would be appx. a day delay. Under those stipulations, please subcontract these samples and inform on expedited TAT.

Thank you,

Alethea Ramos, CIH
Environmental Scientist, Environmental Health & Science, Environment
D +1-808-529-7283
M +1-808-389-5383
alethea.ramos@aecom.com

AECOM
1001 Bishop Street
Suite 1600
Honolulu, HI 96813, United States of America
aecom.com

Imagine it. Delivered.

LinkedIn | Twitter | Facebook | Instagram

Fortune World's Most Admired Companies 2020

From: Tabitha Edwards <tedwards@energylab.com>
Sent: Monday, December 13, 2021 7:05 AM
To: Ramos, Alethea <alethea.ramos@aecom.com>
Cc: Pascua, Margie <Margie.Pascua@aecom.com>; billingsPM@energylab.com
Subject: [EXTERNAL] FW: CV18F0126: Expedited NOI Groundwater Samples, Saturday 12/12 Submission
Importance: High

Alethea,

The TOC by 9060 must be subcontracted to our office in Casper, WY. I need authorization from you to subcontract these. Once that has been received we will discuss the TAT with them and let you know what is achievable.

Thank you,

Energy Laboratories, Inc.
Trust our People. Trust our Data.

Tabitha Edwards | Office Manager | Billings, MT
O: 406-869-6286 | tedwards@energylab.com | www.energylab.com

This transmission may contain confidential information and is for the use of the intended recipient(s).
If you received this in error, please contact the sender and delete this email and all copies.

We want to help you ship successfully*! Please plan ahead and allow extra time to receive supplies from the lab and for the lab to receive your samples. All carriers are in full-swing holiday peak season operating with double the volume and limited capacity. We appreciate your business so please contact your local branch or Project Manager to discuss adjustments to your shipping schedule or to ask questions.*

From: Ramos, Alethea [mailto:alethea.ramos@aecom.com]
Sent: Saturday, December 11, 2021 3:20 AM
To: Shari Endy; billingsPM@energylab.com
Cc: Jillian Miller; Pascua, Margie; KaaihiliChoy, Terri Ann
Subject: CV18F0126: Expedited NOI Groundwater Samples, Saturday 12/12 Submission
Importance: High

Hi Shari and Billings PM,

You will be receiving a Saturday shipment (12/12) of groundwater samples indicated in the attached COCs. We will need results by **Wednesday, December 15th**, and will pay any fees incurred for an expedited TAT. Please proceed with analysis without preservation traceability. Please see below tracking information links:

https://www.fedex.com/fedextrack/?trknbr=287337969629&trkqual=2459558000~287337969629~FX
https://www.fedex.com/fedextrack/?trknbr=287343101019&trkqual=2459559000~287343101019~FX

Thank you,

Alethea Ramos, CIH
Environmental Scientist, Environmental Health & Science, Environment
D +1-808-529-7283
M +1-808-389-5383
alethea.ramos@aecom.com

AECOM
1001 Bishop Street
Suite 1600
Honolulu, HI 96813, United States of America
aecom.com

Imagine it. Delivered.

LinkedIn | Twitter | Facebook | Instagram

Fortune World's Most Admired Companies 2020

PREP BATCH REPORT

Prep Code: **PRP-3010** Technician: **Amanda E. McDaniels** Prep Start Date: **1/19/2022 1:08:39 PM**

Prep Batch **163063** Prep Temp: **93.9 °C** Batch Units: **ML** Prep End Date: **1/20/2022 10:32:00 AM**

Sample ID	Matrix	pH	Initial Samp Amt	Sol Added	Sol Recovered	Final Vol (mL)	Factor	Balance	Prep Start Date	Prep End Date
MB-163063 Temp cell E7			50	0	0	50	1		1/19/2022	1/20/2022
LCS4-163063			50	0	0	50	1		1/19/2022	1/20/2022
B22011124-001B	Ground Water		50	0	0	50	1		1/19/2022	1/20/2022
B22011124-001BMS4			50	0	0	50	1		1/19/2022	1/20/2022
B22011124-001BMSD4			50	0	0	50	1		1/19/2022	1/20/2022
B22011125-001B	Ground Water		50	0	0	50	1		1/19/2022	1/20/2022
B22011126-001B	Ground Water		50	0	0	50	1		1/19/2022	1/20/2022
B22011127-001B	Ground Water		50	0	0	50	1		1/19/2022	1/20/2022
B22011128-001B	Ground Water		50	0	0	50	1		1/19/2022	1/20/2022
B22011129-001B	Ground Water		50	0	0	50	1		1/19/2022	1/20/2022
B22011130-001B	Ground Water		50	0	0	50	1		1/19/2022	1/20/2022
B22011131-001B	Ground Water		50	0	0	50	1		1/19/2022	1/20/2022
B22011133-001B	Ground Water		50	0	0	50	1		1/19/2022	1/20/2022
B22011134-001B	Ground Water		50	0	0	50	1		1/19/2022	1/20/2022
B22011134-001BMS4			50	0	0	50	1		1/19/2022	1/20/2022
B22011134-001BMSD4			50	0	0	50	1		1/19/2022	1/20/2022
B22011135-001B	Ground Water		50	0	0	50	1		1/19/2022	1/20/2022
B22011136-001B	Ground Water		50	0	0	50	1		1/19/2022	1/20/2022
B22011137-001B	Ground Water		50	0	0	50	1		1/19/2022	1/20/2022
B22011132-001B	Ground Water		50	0	0	50	1		1/20/2022	1/20/2022

Number	Reagent Name	Exp Date	A
14614	50mL DigiTubes J526127-2104	12/10/2022	
14626	Nitric Acid 69.0- 70.0% D0521	12/14/2026	6 mL
14758	Hydrochloric Acid, 36.5-38.0% 0000275677	12/15/2025	1 mL

Spk ID	Spike Name	SampType	AmtAdd	Exp Date
ME211124 EL-M	EL-MSICV-2	LCS4/MS4	0.05 ml	11/24/2022
ME211202 EL200	EL-200.2MS	LCS4/MS4	0.05 mL	12/2/2022
ME220117 AUDI	AUDIGSPK	LCS4/MS4	0.05 ml	10/25/2022

Energy Laboratories Inc

ANALYTICAL RUN Summary

25-Jan-22

Run ID ICPMS207-B_220121A

Run Start Date: 1/21/2022 2:08:28 P
Analyst: Cindy Rohrer
Ical: 0
Column ID:
Comments:

Instrument ID	Description
04F07114	Metals 5-50 uL Adjustable Pipette
340760037	Metals 100-1000 uL Adjustable Pipette
340760040	Metals 100-1000 uL Adjustable Pipette
440780018	Metals 1-5 mL Adjustable Pipette
440780025	Metals 1-5 mL Adjustable Pipette
841980007	1000-5000uL Pipette
841980009	1000-5000uL Pipette

Std ID	Std Name	Std Amount	Std Units	Samp Amount	Samp Units	SampType	Expiration Date
ME210901 ICSA	ICSA					ICSA	9/1/2022
ME210901 ICSAB	ICSAB					ICSAB	9/1/2022
ME211206 ICV STANDARD	ICV for ICPMS Standards					ICV	4/30/2022
ME211207 2008TS	200.8 Tune Solution						12/7/2022
ME220112 0.025 PPB STAND	0.025 ppb Standard						11/18/2022
ME220112 0.05 PPB STANDA	0.5 ppb Standard						11/18/2022
ME220112 0.1 PPB STANDAR	0.1 ppb Standard						11/18/2022
ME220112 0.5 PPB STANDAR	0.5 ppb Standard						11/18/2022
ME220112 1 PPB STANDARD	1 ppb Standard						11/18/2022
ME220112 10 PPB STANDAR	10 ppb Standard					CCV	11/18/2022
ME220112 100 PPB STANDAR	100 ppb Standard					CAL8	11/18/2022
ME220112 50 PPB STANDAR	50 ppb Standard/CCV					CRI	11/18/2022
ME220112 7900 INTERNAL ST	Internal Standards 2 mg/L						2/8/2022
ME220112 SS1	SS1 ICPMS Spiking Solution					LFB/MS	12/8/2022
ME220112A 1000 PPB STAND	1000 PPB Standard					URL	11/18/2022

Seq No	Lab ID	Test Code	Sample Typ	File ID	Analysis Date	DF	Batch ID	Prep Date	SPKref	RPDref	pmoist
14998053	Rinse	ICPMS-6020-W-	SAMP		1/21/2022 2:08:2	1	R373694		0	0	

Analyte	T	Units	RAW	Final	Text	Spike	SPKref	RPDref	MDL	PQL	UQL	%REC	LOW	HIGH	%RPD	Q

Seq No	Lab ID	Test Code	Sample Typ	File ID	Analysis Date	DF	Batch ID	Prep Date	SPKref	RPDref	pmoist
14998054	Rinse	ICPMS-6020-W-	SAMP		1/21/2022 2:14:4	1	R373694		0	0	

Analyte	T	Units	RAW	Final	Text	Spike	SPKref	RPDref	MDL	PQL	UQL	%REC	LOW	HIGH	%RPD	Q

Seq No	Lab ID	Test Code	Sample Typ	File ID	Analysis Date	DF	Batch ID	Prep Date	SPKref	RPDref	pmoist
14998055	Rinse	ICPMS-6020-W-	SAMP		1/21/2022 2:20:5	1	R373694		0	0	

Analyte	T	Units	RAW	Final	Text	Spike	SPKref	RPDref	MDL	PQL	UQL	%REC	LOW	HIGH	%RPD	Q

Seq No	Lab ID	Test Code	Sample Typ	File ID	Analysis Date	DF	Batch ID	Prep Date	SPKref	RPDref	pmoist
14998056	Cal Blk	ICPMS-6020-W-	SAMP		1/21/2022 2:27:1	1	R373694		0	0	

Analyte	T	Units	RAW	Final	Text	Spike	SPKref	RPDref	MDL	PQL	UQL	%REC	LOW	HIGH	%RPD	Q
Aluminum	A	mg/L	0	0		0	0	0	0.0006966	0.001	1	0%	0	0	0%	
Antimony	A	mg/L	0	0		0	0	0	0.0002882	0.001	0.1	0%	0	0	0%	
Arsenic	A	mg/L	0	0		0	0	0	0.0001626	0.001	1	0%	0	0	0%	
Barium	A	mg/L	0	0		0	0	0	8.917E-05	0.001	1	0%	0	0	0%	
Beryllium	A	mg/L	0	0		0	0	0	0.0001137	0.001	1	0%	0	0	0%	
Boron	A	mg/L	0	0		0	0	0	0.0036397	0.0036397	1	0%	0	0	0%	L
Cadmium	A	mg/L	0	0		0	0	0	2.969E-05	0.001	1	0%	0	0	0%	
Calcium	A	mg/L	0	0		0	0	0	0.0254163	0.0254163	50	0%	0	0	0%	L
Cerium	A	mg/L	0	0		0	0	0	8.97E-06	0.001	0.1	0%	0	0	0%	
Chromium	A	mg/L	0	0		0	0	0	0.0002078	0.001	1	0%	0	0	0%	
Cobalt	A	mg/L	0	0		0	0	0	2.037E-05	0.001	1	0%	0	0	0%	
Copper	A	mg/L	0	0		0	0	0	0.0001010	0.001	1	0%	0	0	0%	
Iron	A	mg/L	0	0		0	0	0	0.0021231	0.0021231	5	0%	0	0	0%	L
Lanthanum	A	mg/L	0	0		0	0	0	1.209E-05	0.001	0.1	0%	0	0	0%	
Lead	A	mg/L	0	0		0	0	0	3.957E-05	0.001	1	0%	0	0	0%	
Magnesium	A	mg/L	0	0		0	0	0	0.0084694	0.0084694	50	0%	0	0	0%	L
Manganese	A	mg/L	0	0		0	0	0	5.319E-05	0.001	1	0%	0	0	0%	
Mercury	A	mg/L	0	0		0	0	0	7.78E-06	0.001	0.002	0%	0	0	0%	
Molybdenum	A	mg/L	0	0		0	0	0	0.0000598	0.001	0.1	0%	0	0	0%	
Nickel	A	mg/L	0	0		0	0	0	0.0001477	0.001	1	0%	0	0	0%	
Potassium	A	mg/L	0	0		0	0	0	0.0951865	0.0951865	50	0%	0	0	0%	L
Selenium	A	mg/L	0	0		0	0	0	6.961E-05	0.001	1	0%	0	0	0%	
Silicon	A	mg/L	0	0		0	0	0	0.0786454	0.1	0.4	0%	0	0	0%	
Silver	A	mg/L	0	0		0	0	0	1.541E-05	0.001	0.04	0%	0	0	0%	
Sodium	A	mg/L	0	0		0	0	0	0.0321039	0.0321039	50	0%	0	0	0%	L
Strontium	A	mg/L	0	0		0	0	0	9.136E-05	0.001	1	0%	0	0	0%	
Thallium	A	mg/L	0	0		0	0	0	0.0001262	0.001	1	0%	0	0	0%	
Thorium	A	mg/L	0	0		0	0	0	7.051E-05	0.001	1	0%	0	0	0%	
Tin	A	mg/L	0	0		0	0	0	0.0021596	0.0021596	0.1	0%	0	0	0%	L
Titanium	A	mg/L	0	0		0	0	0	0.0001844	0.001	1	0%	0	0	0%	

2

Seq No	Lab ID	Test Code	Sample Typ	File ID	Analysis Date	DF	Batch ID	Prep Date	SPKref	RPDref	pmoist
14998056	Cal Blk	ICPMS-6020-W-	SAMP		1/21/2022 2:27:1	1	R373694		0	0	

Analyte	T	Units	RAW	Final	Text	Spike	SPKref	RPDref	MDL	PQL	UQL	%REC	LOW	HIGH	%RPD	Q
Uranium	A	mg/L	0	0		0	0	0	1.948E-05	0.0003	1	0%	0	0	0%	
Vanadium	A	mg/L	0	0		0	0	0	0.004194	0.004194	1	0%	0	0	0%	L
Zinc	A	mg/L	0	0		0	0	0	0.0006119	0.001	1	0%	0	0	0%	
Lithium	B	mg/L	0	0		0	0	0	0.05	0.05	1	0%	0	0	0%	L
Iron, Ferrous	C	mg/L	0	0		0	0	0	0.0021231	0.0021231	5	0%	0	0	0%	L

Seq No	Lab ID	Test Code	Sample Typ	File ID	Analysis Date	DF	Batch ID	Prep Date	SPKref	RPDref	pmoist
14998057	0.025 ppb STD	ICPMS-6020B-C	Cal1		1/21/2022 2:34:3	1	R373694		0	0	

Analyte	T	Units	RAW	Final	Text	Spike	SPKref	RPDref	MDL	PQL	UQL	%REC	LOW	HIGH	%RPD	Q
Aluminum	A	mg/L	0.0001162	0.0001162		0	0	0		0.01		0%			0%	
Antimony	A	mg/L	0.00002883	0.00002883		0	0	0		0.001		0%			0%	
Arsenic	A	mg/L	0.00004803	0.00004803		0.000025	0	0		0.001		192%	80	120	0%	S
Barium	A	mg/L	0.00003113	0.00003113		0.000025	0	0		0.0003		125%	80	120	0%	S
Beryllium	A	mg/L	0.00002409	0.00002409		0.000025	0	0		0.001		96%	80	120	0%	
Boron	A	mg/L	-0.0003706	-0.0003706		0	0	0		0.1		0%			0%	
Cadmium	A	mg/L	0.00002301	0.00002301		0.000025	0	0		0.001		92%	80	120	0%	
Calcium	A	mg/L	0.006919	0.006919		0	0	0		1		0%			0%	
Cerium	A	mg/L	0.00002416	0.00002416		0.000025	0	0		0.001		97%	80	120	0%	
Chromium	A	mg/L	0.00003595	0.00003595		0.000025	0	0		0.001		144%	80	120	0%	S
Cobalt	A	mg/L	0.00002271	0.00002271		0.000025	0	0		0.001		91%	80	120	0%	
Copper	A	mg/L	0.00002946	0.00002946		0	0	0		0.005		0%			0%	
Iron	A	mg/L	0.000751	0.000751		0	0	0		0.01		0%			0%	
Lanthanum	A	mg/L	0.00002362	0.00002362		0.000025	0	0		0.001		94%	80	120	0%	
Lead	A	mg/L	0.00002086	0.00002086		0.000025	0	0		0.001		83%	80	120	0%	
Lithium	A	mg/L	0.0002615	0.0002615		0.0003125	0	0		1		84%	80	120	0%	
Magnesium	A	mg/L	0.005972	0.005972		0	0	0		1		0%			0%	
Manganese	A	mg/L	0.000027	0.000027		0	0	0		0.001		0%			0%	
Mercury	A	mg/L	-6.456E-07	-6.456E-07		0	0	0		0.001		0%			0%	
Molybdenum	A	mg/L	0.00002591	0.00002591		0	0	0		0.001		0%			0%	
Nickel	A	mg/L	0.00004174	0.00004174		0	0	0		0.005		0%			0%	
Potassium	A	mg/L	0.008966	0.008966		0.00625	0	0		1		143%	80	120	0%	S
Selenium	A	mg/L	0.00001752	0.00001752		0.000025	0	0		0.005		70%	80	120	0%	S
Silicon	A	mg/L	-0.00006814	-0.00006814		0	0	0		0.1		0%			0%	
Silver	A	mg/L	0.00001498	0.00001498		0	0	0		0.001		0%			0%	

Seq No	Lab ID	Test Code	Sample Typ	File ID	Analysis Date	DF	Batch ID	Prep Date	SPKref	RPDref	pmoist
14998057	0.025 ppb STD	ICPMS-6020B-C	Cal1		1/21/2022 2:34:3	1	R373694		0	0	

Analyte	T	Units	RAW	Final	Text	Spike	SPKref	RPDref	MDL	PQL	UQL	%REC	LOW	HIGH	%RPD	Q
Sodium	A	mg/L	0.005683	0.005683		0.00625	0	0		1		91%	80	120	0%	
Strontium	A	mg/L	0.00001748	0.00001748		0	0	0		0.001		0%	80	120	0%	
Thallium	A	mg/L	0.00002227	0.00002227		0	0	0		0.001		0%			0%	
Thorium	A	mg/L	0.00001675	0.00001675		0	0	0		0.05		0%			0%	
Tin	A	mg/L	0.00004093	0.00004093		0	0	0		0.001		0%			0%	
Titanium	A	mg/L	0.00004367	0.00004367		0	0	0		0.001		0%			0%	
Uranium	A	mg/L	0.00002478	0.00002478		0.000025	0	0		0.001		99%	80	120	0%	
Vanadium	A	mg/L	0.00009247	0.00009247		0	0	0		0.005		0%			0%	
Zinc	A	mg/L	0.00005315	0.00005315		0	0	0		0.01		0%			0%	
Iron, Ferrous	C	mg/L	0.000751	0.000751		0.000025	0	0		0.01	5	3004%	80	120	0%	S
Silicon as SiO2	C	mg/L	-0.00014582	-0.00014582		0.0000535	0	0		0.214	0.9	-273%	80	120	0%	S

Seq No	Lab ID	Test Code	Sample Typ	File ID	Analysis Date	DF	Batch ID	Prep Date	SPKref	RPDref	pmoist
14998058	0.05 ppb STD	ICPMS-6020B-C	Cal2		1/21/2022 2:41:1	1	R373694		0	0	

Analyte	T	Units	RAW	Final	Text	Spike	SPKref	RPDref	MDL	PQL	UQL	%REC	LOW	HIGH	%RPD	Q
Aluminum	A	mg/L	0.0001081	0.0001081		0	0	0		0.01		0%			0%	
Antimony	A	mg/L	0.00005595	0.00005595		0.00005	0	0		0.001		112%	80	120	0%	
Arsenic	A	mg/L	0.00006918	0.00006918		0.00005	0	0		0.001		138%	80	120	0%	S
Barium	A	mg/L	0.00004527	0.00004527		0.00005	0	0		0.0003		91%	80	120	0%	
Beryllium	A	mg/L	0.00005034	0.00005034		0.00005	0	0		0.001		101%	80	120	0%	
Boron	A	mg/L	-0.00109	-0.00109		0	0	0		0.1		0%			0%	
Cadmium	A	mg/L	0.00005967	0.00005967		0.00005	0	0		0.001		119%	80	120	0%	
Calcium	A	mg/L	0.01484	0.01484		0.0125	0	0		1		119%	80	120	0%	
Cerium	A	mg/L	0.00005741	0.00005741		0.00005	0	0		0.001		115%	80	120	0%	
Chromium	A	mg/L	0.00006244	0.00006244		0.00005	0	0		0.001		125%	80	120	0%	S
Cobalt	A	mg/L	0.00006116	0.00006116		0	0	0		0.001		0%			0%	
Copper	A	mg/L	0.00005747	0.00005747		0.00005	0	0		0.005		115%	80	120	0%	
Iron	A	mg/L	0.001561	0.001561		0.00125	0	0		0.01		125%	80	120	0%	S
Lanthanum	A	mg/L	0.00005514	0.00005514		0.00005	0	0		0.001		110%	80	120	0%	
Lead	A	mg/L	0.00005023	0.00005023		0.00005	0	0		0.001		100%	80	120	0%	
Lithium	A	mg/L	0.0006174	0.0006174		0.000625	0	0		1		99%	80	120	0%	
Magnesium	A	mg/L	0.01456	0.01456		0.0125	0	0		1		116%	80	120	0%	
Manganese	A	mg/L	0.00005438	0.00005438		0.00005	0	0		0.001		109%	80	120	0%	
Mercury	A	mg/L	-5.411E-07	-5.411E-07		0	0	0		0.001		0%			0%	

Seq No	Lab ID	Test Code	Sample Typ	File ID	Analysis Date	DF	Batch ID	Prep Date	SPKref	RPDref	pmoist
14998058	0.05 ppb STD	ICPMS-6020B-C	Cal2		1/21/2022 2:41:1	1	R373694		0	0	

Analyte	T	Units	RAW	Final	Text	Spike	SPKref	RPDref	MDL	PQL	UQL	%REC	LOW	HIGH	%RPD	Q
Molybdenum	A	mg/L	0.00006304	0.00006304		0.00005	0	0		0.001		126%	80	120	0%	S
Nickel	A	mg/L	0.00007482	0.00007482		0	0	0		0.005		0%			0%	
Potassium	A	mg/L	0.01994	0.01994		0.0125	0	0		1		160%	80	120	0%	S
Selenium	A	mg/L	0.00005245	0.00005245		0.00005	0	0		0.005		105%	80	120	0%	
Silicon	A	mg/L	-0.00002162	-0.00002162		0	0	0		0.1		0%			0%	
Silver	A	mg/L	0.00002194	0.00002194		0.00002	0	0		0.001		110%	80	120	0%	
Sodium	A	mg/L	0.01385	0.01385		0.0125	0	0		1		111%	80	120	0%	
Strontium	A	mg/L	0.00004504	0.00004504		0.00005	0	0		0.001		90%	80	120	0%	
Thallium	A	mg/L	0.00005561	0.00005561		0	0	0		0.001		0%			0%	
Thorium	A	mg/L	0.00004279	0.00004279		0	0	0		0.05		0%			0%	
Tin	A	mg/L	0.0000546	0.0000546		0	0	0		0.001		0%			0%	
Titanium	A	mg/L	0.00006111	0.00006111		0	0	0		0.001		0%			0%	
Uranium	A	mg/L	0.00005752	0.00005752		0.00005	0	0		0.001		115%	80	120	0%	
Vanadium	A	mg/L	0.0001469	0.0001469		0	0	0		0.005		0%			0%	
Zinc	A	mg/L	0.00004369	0.00004369		0	0	0		0.01		0%			0%	
Iron, Ferrous	C	mg/L	0.001561	0.001561		0.00005	0	0		0.01	5	3122%	80	120	0%	S
Silicon as SiO2	C	mg/L	-4.6267E-05	-4.6267E-05		0.00428	0	0		0.214	0.9	-1%	80	120	0%	S

Seq No	Lab ID	Test Code	Sample Typ	File ID	Analysis Date	DF	Batch ID	Prep Date	SPKref	RPDref	pmoist
14998059	0.10 ppb STD	ICPMS-6020B-C	Cal3		1/21/2022 2:47:5	1	R373694		0	0	

Analyte	T	Units	RAW	Final	Text	Spike	SPKref	RPDref	MDL	PQL	UQL	%REC	LOW	HIGH	%RPD	Q
Aluminum	A	mg/L	0.0001464	0.0001464		0.0001	0	0		0.01		146%	80	120	0%	S
Antimony	A	mg/L	0.0001083	0.0001083		0.0001	0	0		0.001		108%	80	120	0%	
Arsenic	A	mg/L	0.0001265	0.0001265		0.0001	0	0		0.001		127%	80	120	0%	S
Barium	A	mg/L	0.0001062	0.0001062		0.0001	0	0		0.0003		106%	80	120	0%	
Beryllium	A	mg/L	0.0001029	0.0001029		0.0001	0	0		0.001		103%	80	120	0%	
Boron	A	mg/L	-0.001098	-0.001098		0	0	0		0.1		0%			0%	
Cadmium	A	mg/L	0.0001046	0.0001046		0.0001	0	0		0.001		105%	80	120	0%	
Calcium	A	mg/L	0.02655	0.02655		0.025	0	0		1		106%	80	120	0%	
Cerium	A	mg/L	0.0001026	0.0001026		0.0001	0	0		0.001		103%	80	120	0%	
Chromium	A	mg/L	0.00008118	0.00008118		0.0001	0	0		0.001		81%	80	120	0%	
Cobalt	A	mg/L	0.0001007	0.0001007		0.0001	0	0		0.001		101%	80	120	0%	
Copper	A	mg/L	0.0001002	0.0001002		0.0001	0	0		0.005		100%	80	120	0%	
Iron	A	mg/L	0.002747	0.002747		0.0025	0	0		0.01		110%	80	120	0%	

Seq No	Lab ID	Test Code	Sample Typ	File ID	Analysis Date	DF	Batch ID	Prep Date	SPKref	RPDref	pmoist
14998059	0.10 ppb STD	ICPMS-6020B-C	Cal3		1/21/2022 2:47:5	1	R373694		0	0	

Analyte	T	Units	RAW	Final	Text	Spike	SPKref	RPDref	MDL	PQL	UQL	%REC	LOW	HIGH	%RPD	Q
Lanthanum	A	mg/L	0.0001032	0.0001032		0.0001	0	0		0.001		103%	80	120	0%	
Lead	A	mg/L	0.00009554	0.00009554		0.0001	0	0		0.001		96%	80	120	0%	
Lithium	A	mg/L	0.001203	0.001203		0.00125	0	0		1		96%	80	120	0%	
Magnesium	A	mg/L	0.02612	0.02612		0.025	0	0		1		104%	80	120	0%	
Manganese	A	mg/L	0.000101	0.000101		0.0001	0	0		0.001		101%	80	120	0%	
Mercury	A	mg/L	6.655E-07	6.655E-07		0.000002	0	0		0.001		33%	80	120	0%	S
Molybdenum	A	mg/L	0.0001129	0.0001129		0.0001	0	0		0.001		113%	80	120	0%	
Nickel	A	mg/L	0.00009595	0.00009595		0.0001	0	0		0.005		96%	80	120	0%	
Potassium	A	mg/L	0.02659	0.02659		0.025	0	0		1		106%	80	120	0%	
Selenium	A	mg/L	0.0001032	0.0001032		0.0001	0	0		0.005		103%	80	120	0%	
Silicon	A	mg/L	0.0003106	0.0003106		0.0004	0	0		0.1		78%	80	120	0%	S
Silver	A	mg/L	0.00004643	0.00004643		0.00004	0	0		0.001		116%	80	120	0%	
Sodium	A	mg/L	0.02439	0.02439		0.025	0	0		1		98%	80	120	0%	
Strontium	A	mg/L	0.00009126	0.00009126		0.0001	0	0		0.001		91%	80	120	0%	
Thallium	A	mg/L	0.0001051	0.0001051		0.0001	0	0		0.001		105%	80	120	0%	
Thorium	A	mg/L	0.00008862	0.00008862		0.0001	0	0		0.05		89%	80	120	0%	
Tin	A	mg/L	0.00009495	0.00009495		0.0001	0	0		0.001		95%	80	120	0%	
Titanium	A	mg/L	0.0001017	0.0001017		0.0001	0	0		0.001		102%	80	120	0%	
Uranium	A	mg/L	0.0001051	0.0001051		0.0001	0	0		0.001		105%	80	120	0%	
Vanadium	A	mg/L	0.0001147	0.0001147		0.0001	0	0		0.005		115%	80	120	0%	
Zinc	A	mg/L	0.00007297	0.00007297		0.0001	0	0		0.01		73%	80	120	0%	S
Iron, Ferrous	C	mg/L	0.002747	0.002747		0.0001	0	0		0.01	5	2747%	80	120	0%	S
Silicon as SiO2	C	mg/L	0.000664684	0.000664684		0.00856	0	0		0.214	0.9	8%	80	120	0%	S

Seq No	Lab ID	Test Code	Sample Typ	File ID	Analysis Date	DF	Batch ID	Prep Date	SPKref	RPDref	pmoist
14998060	0.5 ppb STD	ICPMS-6020B-C	Cal4		1/21/2022 2:54:3	1	R373694		0	0	

Analyte	T	Units	RAW	Final	Text	Spike	SPKref	RPDref	MDL	PQL	UQL	%REC	LOW	HIGH	%RPD	Q
Aluminum	A	mg/L	0.0005488	0.0005488		0.0005	0	0		0.01		110%	80	120	0%	
Antimony	A	mg/L	0.0004977	0.0004977		0.0005	0	0		0.001		100%	80	120	0%	
Arsenic	A	mg/L	0.0004916	0.0004916		0.0005	0	0		0.001		98%	80	120	0%	
Barium	A	mg/L	0.0004845	0.0004845		0.0005	0	0		0.0003		97%	80	120	0%	
Beryllium	A	mg/L	0.0004797	0.0004797		0.0005	0	0		0.001		96%	80	120	0%	
Boron	A	mg/L	-0.0001913	-0.0001913		0.0005	0	0		0.1		-38%	80	120	0%	S
Cadmium	A	mg/L	0.0004921	0.0004921		0.0005	0	0		0.001		98%	80	120	0%	

Seq No	Lab ID	Test Code	Sample Typ	File ID	Analysis Date	DF	Batch ID	Prep Date	SPKref	RPDref	pmoist
14998060	0.5 ppb STD	ICPMS-6020B-C	Cal4		1/21/2022 2:54:3	1	R373694		0	0	

Analyte	T	Units	RAW	Final	Text	Spike	SPKref	RPDref	MDL	PQL	UQL	%REC	LOW	HIGH	%RPD	Q
Calcium	A	mg/L	0.1201	0.1201		0.125	0	0		1		96%	80	120	0%	
Cerium	A	mg/L	0.0004776	0.0004776		0.0005	0	0		0.001		96%	80	120	0%	
Chromium	A	mg/L	0.0005009	0.0005009		0.0005	0	0		0.001		100%	80	120	0%	
Cobalt	A	mg/L	0.0004712	0.0004712		0.0005	0	0		0.001		94%	80	120	0%	
Copper	A	mg/L	0.0005381	0.0005381		0.0005	0	0		0.005		108%	80	120	0%	
Iron	A	mg/L	0.01263	0.01263		0.0125	0	0		0.01		101%	80	120	0%	
Lanthanum	A	mg/L	0.0004831	0.0004831		0.0005	0	0		0.001		97%	80	120	0%	
Lead	A	mg/L	0.0004879	0.0004879		0.0005	0	0		0.001		98%	80	120	0%	
Lithium	A	mg/L	0.005937	0.005937		0.00625	0	0		1		95%	80	120	0%	
Magnesium	A	mg/L	0.1205	0.1205		0.125	0	0		1		96%	80	120	0%	
Manganese	A	mg/L	0.0004902	0.0004902		0.0005	0	0		0.001		98%	80	120	0%	
Mercury	A	mg/L	0.00000939	0.00000939		0.00001	0	0		0.001		94%	80	120	0%	
Molybdenum	A	mg/L	0.0004873	0.0004873		0.0005	0	0		0.001		97%	80	120	0%	
Nickel	A	mg/L	0.0006183	0.0006183		0.0005	0	0		0.005		124%	80	120	0%	S
Potassium	A	mg/L	0.1212	0.1212		0.125	0	0		1		97%	80	120	0%	
Selenium	A	mg/L	0.0004859	0.0004859		0.0005	0	0		0.005		97%	80	120	0%	
Silicon	A	mg/L	0.001795	0.001795		0.002	0	0		0.1		90%	80	120	0%	
Silver	A	mg/L	0.000196	0.000196		0.0002	0	0		0.001		98%	80	120	0%	
Sodium	A	mg/L	0.1204	0.1204		0.125	0	0		1		96%	80	120	0%	
Strontium	A	mg/L	0.0004773	0.0004773		0.0005	0	0		0.001		95%	80	120	0%	
Thallium	A	mg/L	0.0004841	0.0004841		0.0005	0	0		0.001		97%	80	120	0%	
Thorium	A	mg/L	0.0004558	0.0004558		0.0005	0	0		0.05		91%	80	120	0%	
Tin	A	mg/L	0.0005259	0.0005259		0.0005	0	0		0.001		105%	80	120	0%	
Titanium	A	mg/L	0.000447	0.000447		0.0005	0	0		0.001		89%	80	120	0%	
Uranium	A	mg/L	0.000491	0.000491		0.0005	0	0		0.001		98%	80	120	0%	
Vanadium	A	mg/L	0.0005332	0.0005332		0.0005	0	0		0.005		107%	80	120	0%	
Zinc	A	mg/L	0.0005052	0.0005052		0.0005	0	0		0.01		101%	80	120	0%	
Iron, Ferrous	C	mg/L	0.01263	0.01263		0.0005	0	0		0.01	5	2526%	80	120	0%	S
Silicon as SiO2	C	mg/L	0.0038413	0.0038413		0.0428	0	0		0.214	0.9	9%	80	120	0%	S

Seq No	Lab ID	Test Code	Sample Typ	File ID	Analysis Date	DF	Batch ID	Prep Date	SPKref	RPDref	pmoist
14998061	1 ppb STD	ICPMS-6020B-C	Cal5		1/21/2022 3:01:1	1	R373694		0	0	

Analyte	T	Units	RAW	Final	Text	Spike	SPKref	RPDref	MDL	PQL	UQL	%REC	LOW	HIGH	%RPD	Q

Seq No	Lab ID	Test Code	Sample Typ	File ID	Analysis Date	DF	Batch ID	Prep Date	SPKref	RPDref	pmoist
14998061	1 ppb STD	ICPMS-6020B-C	Cal5		1/21/2022 3:01:1	1	R373694		0	0	

Analyte	T	Units	RAW	Final	Text	Spike	SPKref	RPDref	MDL	PQL	UQL	%REC	LOW	HIGH	%RPD	Q
Aluminum	A	mg/L	0.0009681	0.0009681		0.001	0	0		0.01		97%	80	120	0%	
Antimony	A	mg/L	0.0009999	0.0009999		0.001	0	0		0.001		100%	80	120	0%	
Arsenic	A	mg/L	0.001	0.001		0.001	0	0		0.001		100%	80	120	0%	
Barium	A	mg/L	0.001007	0.001007		0.001	0	0		0.0003		101%	80	120	0%	
Beryllium	A	mg/L	0.00101	0.00101		0.001	0	0		0.001		101%	80	120	0%	
Boron	A	mg/L	0.001522	0.001522		0.001	0	0		0.1		152%	80	120	0%	S
Cadmium	A	mg/L	0.001003	0.001003		0.001	0	0		0.001		100%	80	120	0%	
Calcium	A	mg/L	0.2522	0.2522		0.25	0	0		1		101%	80	120	0%	
Cerium	A	mg/L	0.001011	0.001011		0.001	0	0		0.001		101%	80	120	0%	
Chromium	A	mg/L	0.001001	0.001001		0.001	0	0		0.001		100%	80	120	0%	
Cobalt	A	mg/L	0.001014	0.001014		0.001	0	0		0.001		101%	80	120	0%	
Copper	A	mg/L	0.0009804	0.0009804		0.001	0	0		0.005		98%	80	120	0%	
Iron	A	mg/L	0.02615	0.02615		0.025	0	0		0.01		105%	80	120	0%	
Lanthanum	A	mg/L	0.001008	0.001008		0.001	0	0		0.001		101%	80	120	0%	
Lead	A	mg/L	0.001007	0.001007		0.001	0	0		0.001		101%	80	120	0%	
Lithium	A	mg/L	0.01266	0.01266		0.0125	0	0		1		101%	80	120	0%	
Magnesium	A	mg/L	0.2521	0.2521		0.25	0	0		1		101%	80	120	0%	
Manganese	A	mg/L	0.001005	0.001005		0.001	0	0		0.001		100%	80	120	0%	
Mercury	A	mg/L	0.00002052	0.00002052		0.00002	0	0		0.001		103%	80	120	0%	
Molybdenum	A	mg/L	0.001004	0.001004		0.001	0	0		0.001		100%	80	120	0%	
Nickel	A	mg/L	0.0009396	0.0009396		0.001	0	0		0.005		94%	80	120	0%	
Potassium	A	mg/L	0.2513	0.2513		0.25	0	0		1		101%	80	120	0%	
Selenium	A	mg/L	0.001007	0.001007		0.001	0	0		0.005		101%	80	120	0%	
Silicon	A	mg/L	0.004122	0.004122		0.004	0	0		0.1		103%	80	120	0%	
Silver	A	mg/L	0.0004012	0.0004012		0.0004	0	0		0.001		100%	80	120	0%	
Sodium	A	mg/L	0.2523	0.2523		0.25	0	0		1		101%	80	120	0%	
Strontium	A	mg/L	0.001013	0.001013		0.001	0	0		0.001		101%	80	120	0%	
Thallium	A	mg/L	0.001007	0.001007		0.001	0	0		0.001		101%	80	120	0%	
Thorium	A	mg/L	0.001024	0.001024		0.001	0	0		0.05		102%	80	120	0%	
Tin	A	mg/L	0.0009869	0.0009869		0.001	0	0		0.001		99%	80	120	0%	
Titanium	A	mg/L	0.001025	0.001025		0.001	0	0		0.001		102%	80	120	0%	
Uranium	A	mg/L	0.001004	0.001004		0.001	0	0		0.001		100%	80	120	0%	
Vanadium	A	mg/L	0.0009754	0.0009754		0.001	0	0		0.005		98%	80	120	0%	
Zinc	A	mg/L	0.001	0.001		0.001	0	0		0.01		100%	80	120	0%	
Iron, Ferrous	C	mg/L	0.02615	0.02615		0.001	0	0		0.01	5	2615%	80	120	0%	S

8

Seq No	Lab ID	Test Code	Sample Typ	File ID	Analysis Date	DF	Batch ID	Prep Date	SPKref	RPDref	pmoist
14998061	1 ppb STD	ICPMS-6020B-C	Cal5		1/21/2022 3:01:1	1	R373694		0	0	

Analyte	T	Units	RAW	Final	Text	Spike	SPKref	RPDref	MDL	PQL	UQL	%REC	LOW	HIGH	%RPD	Q
Silicon as SiO2	C	mg/L	0.00882108	0.00882108		0.0856	0	0		0.214	0.9	10%	80	120	0%	S

Seq No	Lab ID	Test Code	Sample Typ	File ID	Analysis Date	DF	Batch ID	Prep Date	SPKref	RPDref	pmoist
14998062	Rinse	ICPMS-6020-W-	SAMP		1/21/2022 4:59:1	1	R373694		0	0	

Analyte	T	Units	RAW	Final	Text	Spike	SPKref	RPDref	MDL	PQL	UQL	%REC	LOW	HIGH	%RPD	Q
Aluminum	A	mg/L	0.00002022	0		0	0	0	0.0006966	0.001	1	0%	0	0	0%	
Antimony	A	mg/L	0.0001475	0		0	0	0	0.0002882	0.001	0.1	0%	0	0	0%	
Arsenic	A	mg/L	-0.00007269	0		0	0	0	0.0001626	0.001	1	0%	0	0	0%	
Barium	A	mg/L	0.000002217	0		0	0	0	8.917E-05	0.001	1	0%	0	0	0%	
Beryllium	A	mg/L	-0.00003861	0		0	0	0	0.0001137	0.001	1	0%	0	0	0%	
Boron	A	mg/L	0.002623	0		0	0	0	0.0036397	0.0036397	1	0%	0	0	0%	L
Cadmium	A	mg/L	0.000008499	0		0	0	0	2.969E-05	0.001	1	0%	0	0	0%	
Calcium	A	mg/L	0.002869	0		0	0	0	0.0254163	0.0254163	50	0%	0	0	0%	L
Cerium	A	mg/L	-1.324E-07	0		0	0	0	8.97E-06	0.001	0.1	0%	0	0	0%	
Chromium	A	mg/L	-6.425E-06	0		0	0	0	0.0002078	0.001	1	0%	0	0	0%	
Cobalt	A	mg/L	-7.611E-06	0		0	0	0	2.037E-05	0.001	1	0%	0	0	0%	
Copper	A	mg/L	0.00002111	0		0	0	0	0.0001010	0.001	1	0%	0	0	0%	
Iron	A	mg/L	0.0001919	0		0	0	0	0.0021231	0.0021231	5	0%	0	0	0%	L
Lanthanum	A	mg/L	1.774E-07	0		0	0	0	1.209E-05	0.001	0.1	0%	0	0	0%	
Lead	A	mg/L	0.000003257	0		0	0	0	3.957E-05	0.001	1	0%	0	0	0%	
Magnesium	A	mg/L	0.0000601	0		0	0	0	0.0084694	0.0084694	50	0%	0	0	0%	L
Manganese	A	mg/L	0.0001208	0.0001208		0	0	0	5.319E-05	0.001	1	0%	0	0	0%	J
Mercury	A	mg/L	0.00000579	0		0	0	0	7.78E-06	0.001	0.002	0%	0	0	0%	
Molybdenum	A	mg/L	0.00001712	0		0	0	0	0.0000598	0.001	0.1	0%	0	0	0%	
Nickel	A	mg/L	-0.00001058	0		0	0	0	0.0001477	0.001	1	0%	0	0	0%	
Potassium	A	mg/L	-0.001194	0		0	0	0	0.0951865	0.0951865	50	0%	0	0	0%	L
Selenium	A	mg/L	-1.236E-06	0		0	0	0	6.961E-05	0.001	1	0%	0	0	0%	
Silicon	A	mg/L	0.0005902	0		0	0	0	0.0786454	0.1	0.4	0%	0	0	0%	
Silver	A	mg/L	0.000002693	0		0	0	0	1.541E-05	0.001	0.04	0%	0	0	0%	
Sodium	A	mg/L	0.007395	0		0	0	0	0.0321039	0.0321039	50	0%	0	0	0%	L
Strontium	A	mg/L	-9.162E-06	0		0	0	0	9.136E-05	0.001	1	0%	0	0	0%	
Thallium	A	mg/L	0.0002031	0.0002031		0	0	0	0.0001262	0.001	1	0%	0	0	0%	J
Thorium	A	mg/L	0.00004255	0		0	0	0	7.051E-05	0.001	1	0%	0	0	0%	
Tin	A	mg/L	0.00000282	0		0	0	0	0.0021596	0.0021596	0.1	0%	0	0	0%	L

Seq No	Lab ID	Test Code	Sample Typ	File ID	Analysis Date	DF	Batch ID	Prep Date	SPKref	RPDref	pmoist
14998062	Rinse	ICPMS-6020-W-	SAMP		1/21/2022 4:59:1	1	R373694		0	0	

Analyte	T	Units	RAW	Final	Text	Spike	SPKref	RPDref	MDL	PQL	UQL	%REC	LOW	HIGH	%RPD	Q
Titanium	A	mg/L	-0.00004091	0		0	0	0	0.0001844	0.001	1	0%	0	0	0%	
Uranium	A	mg/L	0.000009162	0		0	0	0	1.948E-05	0.0003	1	0%	0	0	0%	
Vanadium	A	mg/L	-0.0006643	0		0	0	0	0.004194	0.004194	1	0%	0	0	0%	L
Zinc	A	mg/L	-5.355E-06	0		0	0	0	0.0006119	0.001	1	0%	0	0	0%	
Lithium	B	mg/L	0.0002573	0		0	0	0	0.05	0.05	1	0%	0	0	0%	L
Iron, Ferrous	C	mg/L	0.0001919	0		0	0	0	0.0021231	0.0021231	5	0%	0	0	0%	L

Seq No	Lab ID	Test Code	Sample Typ	File ID	Analysis Date	DF	Batch ID	Prep Date	SPKref	RPDref	pmoist
14998063	10 ppb STD	ICPMS-6020B-C	Cal6		1/21/2022 5:05:3	1	R373694		0	0	

Analyte	T	Units	RAW	Final	Text	Spike	SPKref	RPDref	MDL	PQL	UQL	%REC	LOW	HIGH	%RPD	Q
Aluminum	A	mg/L	0.009983	0.009983		0.01	0	0		0.01		100%	90	110	0%	
Antimony	A	mg/L	0.01001	0.01001		0.01	0	0		0.001		100%	90	110	0%	
Arsenic	A	mg/L	0.009991	0.009991		0.01	0	0		0.001		100%	90	110	0%	
Barium	A	mg/L	0.01	0.01		0.01	0	0		0.0003		100%	90	110	0%	
Beryllium	A	mg/L	0.009983	0.009983		0.01	0	0		0.001		100%	90	110	0%	
Boron	A	mg/L	0.01009	0.01009		0.01	0	0		0.1		101%	90	110	0%	
Cadmium	A	mg/L	0.01001	0.01001		0.01	0	0		0.001		100%	90	110	0%	
Calcium	A	mg/L	2.499	2.499		2.5	0	0		1		100%	90	110	0%	
Cerium	A	mg/L	0.01	0.01		0.01	0	0		0.001		100%	90	110	0%	
Chromium	A	mg/L	0.009996	0.009996		0.01	0	0		0.001		100%	90	110	0%	
Cobalt	A	mg/L	0.009998	0.009998		0.01	0	0		0.001		100%	90	110	0%	
Copper	A	mg/L	0.009993	0.009993		0.01	0	0		0.005		100%	90	110	0%	
Iron	A	mg/L	0.2599	0.2599		0.25	0	0		0.01		104%	90	110	0%	
Lanthanum	A	mg/L	0.01	0.01		0.01	0	0		0.001		100%	90	110	0%	
Lead	A	mg/L	0.01001	0.01001		0.01	0	0		0.001		100%	90	110	0%	
Lithium	A	mg/L	0.1246	0.1246		0.125	0	0		1		100%	90	110	0%	
Magnesium	A	mg/L	2.5	2.5		2.5	0	0		1		100%	90	110	0%	
Manganese	A	mg/L	0.009997	0.009997		0.01	0	0		0.001		100%	90	110	0%	
Mercury	A	mg/L	0.0002003	0.0002003		0.0002	0	0		0.001		100%	90	110	0%	
Molybdenum	A	mg/L	0.01	0.01		0.01	0	0		0.001		100%	90	110	0%	
Nickel	A	mg/L	0.009988	0.009988		0.01	0	0		0.005		100%	90	110	0%	
Potassium	A	mg/L	2.495	2.495		2.5	0	0		1		100%	90	110	0%	
Selenium	A	mg/L	0.009999	0.009999		0.01	0	0		0.005		100%	90	110	0%	
Silicon	A	mg/L	0.04006	0.04006		0.04	0	0		0.1		100%	90	110	0%	

Seq No	Lab ID	Test Code	Sample Typ	File ID	Analysis Date	DF	Batch ID	Prep Date	SPKref	RPDref	pmoist
14998063	10 ppb STD	ICPMS-6020B-C	Cal6		1/21/2022 5:05:3	1	R373694		0	0	

Analyte	T	Units	RAW	Final	Text	Spike	SPKref	RPDref	MDL	PQL	UQL	%REC	LOW	HIGH	%RPD	Q
Silver	A	mg/L	0.004	0.004		0.004	0	0		0.001		100%	90	110	0%	
Sodium	A	mg/L	2.5	2.5		2.5	0	0		1		100%	90	110	0%	
Strontium	A	mg/L	0.009997	0.009997		0.01	0	0		0.001		100%	90	110	0%	
Thallium	A	mg/L	0.01	0.01		0.01	0	0		0.001		100%	90	110	0%	
Thorium	A	mg/L	0.01001	0.01001		0.01	0	0		0.05		100%	90	110	0%	
Tin	A	mg/L	0.01	0.01		0.01	0	0		0.001		100%	90	110	0%	
Titanium	A	mg/L	0.009991	0.009991		0.01	0	0		0.001		100%	90	110	0%	
Uranium	A	mg/L	0.01001	0.01001		0.01	0	0		0.001		100%	90	110	0%	
Vanadium	A	mg/L	0.009947	0.009947		0.01	0	0		0.005		99%	90	110	0%	
Zinc	A	mg/L	0.00999	0.00999		0.01	0	0		0.01		100%	90	110	0%	
Iron, Ferrous	C	mg/L	0.2599	0.2599		0.01	0	0		0.01	5	2599%	90	110	0%	S
Silicon as SiO2	C	mg/L	0.0857284	0.0857284		0.856	0	0		0.214	0.9	10%	90	110	0%	S

Seq No	Lab ID	Test Code	Sample Typ	File ID	Analysis Date	DF	Batch ID	Prep Date	SPKref	RPDref	pmoist
14998064	Rinse	ICPMS-6020-W-	SAMP		1/21/2022 5:13:2	1	R373694		0	0	

Analyte	T	Units	RAW	Final	Text	Spike	SPKref	RPDref	MDL	PQL	UQL	%REC	LOW	HIGH	%RPD	Q
Aluminum	A	mg/L	0.00002666	0		0	0	0	0.00086	0.001	1	0%	0	0	0%	
Antimony	A	mg/L	0.00005463	0		0	0	0	0.00042	0.001	0.1	0%	0	0	0%	
Arsenic	A	mg/L	-0.00003516	0		0	0	0	0.00019	0.001	1	0%	0	0	0%	
Barium	A	mg/L	-8.872E-08	0		0	0	0	0.000042	0.001	1	0%	0	0	0%	
Beryllium	A	mg/L	-0.00004181	0		0	0	0	0.00012	0.001	1	0%	0	0	0%	
Cadmium	A	mg/L	-1.428E-06	0		0	0	0	0.000025	0.001	1	0%	0	0	0%	
Cerium	A	mg/L	1.761E-07	0		0	0	0	0.000012	0.001	0.1	0%	0	0	0%	
Chromium	A	mg/L	-8.424E-06	0		0	0	0	0.00018	0.001	1	0%	0	0	0%	
Cobalt	A	mg/L	-9.796E-06	0		0	0	0	0.000042	0.001	1	0%	0	0	0%	
Copper	A	mg/L	0.00002117	0		0	0	0	0.00027	0.001	1	0%	0	0	0%	
Lanthanum	A	mg/L	5.515E-08	0		0	0	0	0.000011	0.001	0.1	0%	0	0	0%	
Lead	A	mg/L	-7.136E-06	0		0	0	0	0.000056	0.001	1	0%	0	0	0%	
Manganese	A	mg/L	0.0001132	0.0001132		0	0	0	0.000095	0.001	1	0%	0	0	0%	J
Mercury	A	mg/L	0.000004516	0		0	0	0	0.00016	0.001	0.002	0%	0	0	0%	
Molybdenum	A	mg/L	0.00001116	0		0	0	0	0.00005	0.001	0.1	0%	0	0	0%	
Nickel	A	mg/L	-0.00001493	0		0	0	0	0.00063	0.001	1	0%	0	0	0%	
Selenium	A	mg/L	-7.809E-06	0		0	0	0	0.00033	0.001	1	0%	0	0	0%	
Silicon	A	mg/L	0.0001637	0		0	0	0	0.01223	0.1	0.4	0%	0	0	0%	

Seq No	Lab ID	Test Code	Sample Typ	File ID	Analysis Date	DF	Batch ID	Prep Date	SPKref	RPDref	pmoist
14998064	Rinse	ICPMS-6020-W-	SAMP		1/21/2022 5:13:2	1	R373694		0	0	

Analyte	T	Units	RAW	Final	Text	Spike	SPKref	RPDref	MDL	PQL	UQL	%REC	LOW	HIGH	%RPD	Q
Silver	A	mg/L	-7.442E-07	0		0	0	0	0.00002	0.001	0.04	0%	0	0	0%	
Strontium	A	mg/L	-7.083E-06	0		0	0	0	0.00014	0.001	1	0%	0	0	0%	
Thallium	A	mg/L	0.00005505	0.00005505		0	0	0	0.000041	0.001	1	0%	0	0	0%	J
Thorium	A	mg/L	0.0000213	0		0	0	0	0.00061	0.001	1	0%	0	0	0%	
Titanium	A	mg/L	-0.00004749	0		0	0	0	0.000094	0.001	1	0%	0	0	0%	
Uranium	A	mg/L	9.827E-07	0		0	0	0	0.000052	0.0003	1	0%	0	0	0%	
Boron	B	mg/L	0.0004491	0		0	0	0	0.00561	0.00561	1	0%	0	0	0%	L
Calcium	B	mg/L	-0.00006374	0		0	0	0	0.02092	0.02092	50	0%	0	0	0%	L
Iron	B	mg/L	0.0001607	0		0	0	0	0.00119	0.00119	5	0%	0	0	0%	
Iron, Ferrous	B	mg/L	0.0001607	0		0	0	0	0.00119	0.00119	5	0%	0	0	0%	
Magnesium	B	mg/L	0.0004339	0		0	0	0	0.00564	0.00564	50	0%	0	0	0%	L
Potassium	B	mg/L	0.009801	0		0	0	0	0.08139	0.08139	50	0%	0	0	0%	L
Sodium	B	mg/L	0.006179	0		0	0	0	0.02171	0.02171	50	0%	0	0	0%	L
Tin	B	mg/L	-3.536E-06	0		0	0	0	0.00132	0.00132	0.1	0%	0	0	0%	
Vanadium	B	mg/L	-0.0003783	0		0	0	0	0.0013	0.0013	1	0%	0	0	0%	
Zinc	B	mg/L	-0.0000269	0		0	0	0	0.00273	0.00273	1	0%	0	0	0%	L

Seq No	Lab ID	Test Code	Sample Typ	File ID	Analysis Date	DF	Batch ID	Prep Date	SPKref	RPDref	pmoist
14998065	Cal Blk	ICPMS-6020-W-	SAMP		1/21/2022 5:19:3	1	R373694		0	0	

Analyte	T	Units	RAW	Final	Text	Spike	SPKref	RPDref	MDL	PQL	UQL	%REC	LOW	HIGH	%RPD	Q
Aluminum	A	mg/L	0	0		0	0	0	0.00086	0.001	1	0%	0	0	0%	
Antimony	A	mg/L	0	0		0	0	0	0.00042	0.001	0.1	0%	0	0	0%	
Arsenic	A	mg/L	0	0		0	0	0	0.00019	0.001	1	0%	0	0	0%	
Barium	A	mg/L	0	0		0	0	0	0.000042	0.001	1	0%	0	0	0%	
Beryllium	A	mg/L	0	0		0	0	0	0.00012	0.001	1	0%	0	0	0%	
Cadmium	A	mg/L	0	0		0	0	0	0.000025	0.001	1	0%	0	0	0%	
Cerium	A	mg/L	0	0		0	0	0	0.000012	0.001	0.1	0%	0	0	0%	
Chromium	A	mg/L	0	0		0	0	0	0.00018	0.001	1	0%	0	0	0%	
Cobalt	A	mg/L	0	0		0	0	0	0.000042	0.001	1	0%	0	0	0%	
Copper	A	mg/L	0	0		0	0	0	0.00027	0.001	1	0%	0	0	0%	
Lanthanum	A	mg/L	0	0		0	0	0	0.000011	0.001	0.1	0%	0	0	0%	
Lead	A	mg/L	0	0		0	0	0	0.000056	0.001	1	0%	0	0	0%	
Manganese	A	mg/L	0	0		0	0	0	0.000095	0.001	1	0%	0	0	0%	
Mercury	A	mg/L	0	0		0	0	0	0.00016	0.001	0.002	0%	0	0	0%	

Seq No	Lab ID	Test Code	Sample Typ	File ID	Analysis Date	DF	Batch ID	Prep Date	SPKref	RPDref	pmoist
14998065	Cal Blk	ICPMS-6020-W-	SAMP		1/21/2022 5:19:3	1	R373694		0	0	

Analyte	T	Units	RAW	Final	Text	Spike	SPKref	RPDref	MDL	PQL	UQL	%REC	LOW	HIGH	%RPD	Q
Molybdenum	A	mg/L	0	0		0	0	0	0.00005	0.001	0.1	0%	0	0	0%	
Nickel	A	mg/L	0	0		0	0	0	0.00063	0.001	1	0%	0	0	0%	
Selenium	A	mg/L	0	0		0	0	0	0.00033	0.001	1	0%	0	0	0%	
Silicon	A	mg/L	0	0		0	0	0	0.01223	0.1	0.4	0%	0	0	0%	
Silver	A	mg/L	0	0		0	0	0	0.00002	0.001	0.04	0%	0	0	0%	
Strontium	A	mg/L	0	0		0	0	0	0.00014	0.001	1	0%	0	0	0%	
Thallium	A	mg/L	0	0		0	0	0	0.000041	0.001	1	0%	0	0	0%	
Thorium	A	mg/L	0	0		0	0	0	0.00061	0.001	1	0%	0	0	0%	
Titanium	A	mg/L	0	0		0	0	0	0.000094	0.001	1	0%	0	0	0%	
Uranium	A	mg/L	0	0		0	0	0	0.000052	0.0003	1	0%	0	0	0%	
Boron	B	mg/L	0	0		0	0	0	0.00561	0.00561	1	0%	0	0	0%	L
Calcium	B	mg/L	0	0		0	0	0	0.02092	0.02092	50	0%	0	0	0%	L
Iron	B	mg/L	0	0		0	0	0	0.00119	0.00119	5	0%	0	0	0%	
Iron, Ferrous	B	mg/L	0	0		0	0	0	0.00119	0.00119	5	0%	0	0	0%	
Magnesium	B	mg/L	0	0		0	0	0	0.00564	0.00564	50	0%	0	0	0%	L
Potassium	B	mg/L	0	0		0	0	0	0.08139	0.08139	50	0%	0	0	0%	L
Sodium	B	mg/L	0	0		0	0	0	0.02171	0.02171	50	0%	0	0	0%	L
Tin	B	mg/L	0	0		0	0	0	0.00132	0.00132	0.1	0%	0	0	0%	
Vanadium	B	mg/L	0	0		0	0	0	0.0013	0.0013	1	0%	0	0	0%	
Zinc	B	mg/L	0	0		0	0	0	0.00273	0.00273	1	0%	0	0	0%	L

Seq No	Lab ID	Test Code	Sample Typ	File ID	Analysis Date	DF	Batch ID	Prep Date	SPKref	RPDref	pmoist
14998066	0.025 ppb STD	ICPMS-6020B-C	Cal1		1/21/2022 5:26:1	1	R373694		0	0	

Analyte	T	Units	RAW	Final	Text	Spike	SPKref	RPDref	MDL	PQL	UQL	%REC	LOW	HIGH	%RPD	Q
Aluminum	A	mg/L	0.0001404	0.0001404		0	0	0		0.01		0%			0%	
Antimony	A	mg/L	0.00001874	0.00001874		0	0	0		0.001		0%			0%	
Arsenic	A	mg/L	0.00004683	0.00004683		0.000025	0	0		0.001		187%	80	120	0%	S
Barium	A	mg/L	0.0000262	0.0000262		0.000025	0	0		0.0003		105%	80	120	0%	
Beryllium	A	mg/L	-9.124E-06	-9.124E-06		0.000025	0	0		0.001		-36%	80	120	0%	S
Boron	A	mg/L	-0.0001905	-0.0001905		0	0	0		0.1		0%			0%	
Cadmium	A	mg/L	0.00002166	0.00002166		0.000025	0	0		0.001		87%	80	120	0%	
Calcium	A	mg/L	0.0071	0.0071		0	0	0		1		0%			0%	
Cerium	A	mg/L	0.00002393	0.00002393		0.000025	0	0		0.001		96%	80	120	0%	
Chromium	A	mg/L	0.00004885	0.00004885		0.000025	0	0		0.001		195%	80	120	0%	S

Seq No	Lab ID	Test Code	Sample Typ	File ID	Analysis Date	DF	Batch ID	Prep Date	SPKref	RPDref	pmoist
14998066	0.025 ppb STD	ICPMS-6020B-C	Cal1		1/21/2022 5:26:1	1	R373694		0	0	

Analyte	T	Units	RAW	Final	Text	Spike	SPKref	RPDref	MDL	PQL	UQL	%REC	LOW	HIGH	%RPD	Q
Cobalt	A	mg/L	0.0001849	0.0001849		0.000025	0	0		0.001		740%	80	120	0%	S
Copper	A	mg/L	0.00004179	0.00004179		0	0	0		0.005		0%			0%	
Iron	A	mg/L	0.0007674	0.0007674		0	0	0		0.01		0%			0%	
Lanthanum	A	mg/L	0.00002302	0.00002302		0.000025	0	0		0.001		92%	80	120	0%	
Lead	A	mg/L	0.00002523	0.00002523		0.000025	0	0		0.001		101%	80	120	0%	
Lithium	A	mg/L	0.0003451	0.0003451		0.0003125	0	0		1		110%	80	120	0%	
Magnesium	A	mg/L	0.006719	0.006719		0	0	0		1		0%			0%	
Manganese	A	mg/L	0.00003278	0.00003278		0	0	0		0.001		0%			0%	
Mercury	A	mg/L	-7.019E-08	-7.019E-08		0	0	0		0.001		0%			0%	
Molybdenum	A	mg/L	0.00002382	0.00002382		0	0	0		0.001		0%			0%	
Nickel	A	mg/L	0.00003591	0.00003591		0	0	0		0.005		0%			0%	
Potassium	A	mg/L	0.008572	0.008572		0.00625	0	0		1		137%	80	120	0%	S
Selenium	A	mg/L	0.00002295	0.00002295		0.000025	0	0		0.005		92%	80	120	0%	
Silicon	A	mg/L	0.0004154	0.0004154		0	0	0		0.1		0%			0%	
Silver	A	mg/L	0.00001405	0.00001405		0	0	0		0.001		0%			0%	
Sodium	A	mg/L	0.005041	0.005041		0.00625	0	0		1		81%	80	120	0%	
Strontium	A	mg/L	0.00002101	0.00002101		0	0	0		0.001		0%	80	120	0%	
Thallium	A	mg/L	0.000009053	0.000009053		0	0	0		0.001		0%			0%	
Thorium	A	mg/L	0.00001263	0.00001263		0	0	0		0.05		0%			0%	
Tin	A	mg/L	0.00006137	0.00006137		0	0	0		0.001		0%			0%	
Titanium	A	mg/L	0.00004323	0.00004323		0	0	0		0.001		0%			0%	
Uranium	A	mg/L	0.00002386	0.00002386		0.000025	0	0		0.001		95%	80	120	0%	
Vanadium	A	mg/L	0.0002747	0.0002747		0	0	0		0.005		0%			0%	
Zinc	A	mg/L	0.00004065	0.00004065		0	0	0		0.01		0%			0%	
Iron, Ferrous	C	mg/L	0.0007674	0.0007674		0.000025	0	0		0.01	5	3070%	80	120	0%	S
Silicon as SiO2	C	mg/L	0.000888956	0.000888956		0.0000535	0	0		0.214	0.9	1662%	80	120	0%	S

Seq No	Lab ID	Test Code	Sample Typ	File ID	Analysis Date	DF	Batch ID	Prep Date	SPKref	RPDref	pmoist
14998067	0.05 ppb STD	ICPMS-6020B-C	Cal2		1/21/2022 5:32:5	1	R373694		0	0	

Analyte	T	Units	RAW	Final	Text	Spike	SPKref	RPDref	MDL	PQL	UQL	%REC	LOW	HIGH	%RPD	Q
Aluminum	A	mg/L	0.0001337	0.0001337		0	0	0		0.01		0%			0%	
Antimony	A	mg/L	0.00004488	0.00004488		0.00005	0	0		0.001		90%	80	120	0%	
Arsenic	A	mg/L	0.00006096	0.00006096		0.00005	0	0		0.001		122%	80	120	0%	S
Barium	A	mg/L	0.00004963	0.00004963		0.00005	0	0		0.0003		99%	80	120	0%	

Seq No	Lab ID	Test Code	Sample Typ	File ID	Analysis Date	DF	Batch ID	Prep Date	SPKref	RPDref	pmoist
14998067	0.05 ppb STD	ICPMS-6020B-C	Cal2		1/21/2022 5:32:5	1	R373694		0	0	

Analyte	T	Units	RAW	Final	Text	Spike	SPKref	RPDref	MDL	PQL	UQL	%REC	LOW	HIGH	%RPD	Q
Beryllium	A	mg/L	0.00001828	0.00001828		0.00005	0	0		0.001		37%	80	120	0%	S
Boron	A	mg/L	-0.0002925	-0.0002925		0	0	0		0.1		0%			0%	
Cadmium	A	mg/L	0.00005136	0.00005136		0.00005	0	0		0.001		103%	80	120	0%	
Calcium	A	mg/L	0.01507	0.01507		0.0125	0	0		1		121%	80	120	0%	S
Cerium	A	mg/L	0.00005932	0.00005932		0.00005	0	0		0.001		119%	80	120	0%	
Chromium	A	mg/L	0.00007761	0.00007761		0.00005	0	0		0.001		155%	80	120	0%	S
Cobalt	A	mg/L	0.00006261	0.00006261		0	0	0		0.001		0%			0%	
Copper	A	mg/L	0.00007216	0.00007216		0.00005	0	0		0.005		144%	80	120	0%	S
Iron	A	mg/L	0.001609	0.001609		0.00125	0	0		0.01		129%	80	120	0%	S
Lanthanum	A	mg/L	0.00005619	0.00005619		0.00005	0	0		0.001		112%	80	120	0%	
Lead	A	mg/L	0.00005334	0.00005334		0.00005	0	0		0.001		107%	80	120	0%	
Lithium	A	mg/L	0.0006293	0.0006293		0.000625	0	0		1		101%	80	120	0%	
Magnesium	A	mg/L	0.01563	0.01563		0.0125	0	0		1		125%	80	120	0%	S
Manganese	A	mg/L	0.00006534	0.00006534		0.00005	0	0		0.001		131%	80	120	0%	S
Mercury	A	mg/L	0.000002148	0.000002148		0	0	0		0.001		0%			0%	
Molybdenum	A	mg/L	0.00005225	0.00005225		0.00005	0	0		0.001		104%	80	120	0%	
Nickel	A	mg/L	0.00008749	0.00008749		0	0	0		0.005		0%			0%	
Potassium	A	mg/L	0.01435	0.01435		0.0125	0	0		1		115%	80	120	0%	
Selenium	A	mg/L	0.00005083	0.00005083		0.00005	0	0		0.005		102%	80	120	0%	
Silicon	A	mg/L	0.0008223	0.0008223		0	0	0		0.1		0%			0%	
Silver	A	mg/L	0.00002572	0.00002572		0.00002	0	0		0.001		129%	80	120	0%	S
Sodium	A	mg/L	0.01459	0.01459		0.0125	0	0		1		117%	80	120	0%	
Strontium	A	mg/L	0.00005632	0.00005632		0.00005	0	0		0.001		113%	80	120	0%	
Thallium	A	mg/L	0.00003272	0.00003272		0	0	0		0.001		0%			0%	
Thorium	A	mg/L	0.0000328	0.0000328		0	0	0		0.05		0%			0%	
Tin	A	mg/L	0.0000384	0.0000384		0	0	0		0.001		0%			0%	
Titanium	A	mg/L	0.00006374	0.00006374		0	0	0		0.001		0%			0%	
Uranium	A	mg/L	0.00005603	0.00005603		0.00005	0	0		0.001		112%	80	120	0%	
Vanadium	A	mg/L	0.00006742	0.00006742		0	0	0		0.005		0%			0%	
Zinc	A	mg/L	0.00008042	0.00008042		0	0	0		0.01		0%			0%	
Iron, Ferrous	C	mg/L	0.001609	0.001609		0.00005	0	0		0.01	5	3218%	80	120	0%	S
Silicon as SiO2	C	mg/L	0.001759722	0.001759722		0.00428	0	0		0.214	0.9	41%	80	120	0%	S

Seq No	Lab ID	Test Code	Sample Typ	File ID	Analysis Date	DF	Batch ID	Prep Date	SPKref	RPDref	pmoist
14998068	0.10 ppb STD	ICPMS-6020B-C	Cal3		1/21/2022 5:39:2	1	R373694		0	0	

Analyte	T	Units	RAW	Final	Text	Spike	SPKref	RPDref	MDL	PQL	UQL	%REC	LOW	HIGH	%RPD	Q
Aluminum	A	mg/L	0.0001671	0.0001671		0.0001	0	0		0.01		167%	80	120	0%	S
Antimony	A	mg/L	0.00008953	0.00008953		0.0001	0	0		0.001		90%	80	120	0%	
Arsenic	A	mg/L	0.0001116	0.0001116		0.0001	0	0		0.001		112%	80	120	0%	
Barium	A	mg/L	0.0001002	0.0001002		0.0001	0	0		0.0003		100%	80	120	0%	
Beryllium	A	mg/L	0.00005448	0.00005448		0.0001	0	0		0.001		54%	80	120	0%	S
Boron	A	mg/L	-0.0004185	-0.0004185		0	0	0		0.1		0%			0%	
Cadmium	A	mg/L	0.0001032	0.0001032		0.0001	0	0		0.001		103%	80	120	0%	
Calcium	A	mg/L	0.02825	0.02825		0.025	0	0		1		113%	80	120	0%	
Cerium	A	mg/L	0.0001106	0.0001106		0.0001	0	0		0.001		111%	80	120	0%	
Chromium	A	mg/L	0.0001311	0.0001311		0.0001	0	0		0.001		131%	80	120	0%	S
Cobalt	A	mg/L	0.0001095	0.0001095		0.0001	0	0		0.001		110%	80	120	0%	
Copper	A	mg/L	0.0001057	0.0001057		0.0001	0	0		0.005		106%	80	120	0%	
Iron	A	mg/L	0.002963	0.002963		0.0025	0	0		0.01		119%	80	120	0%	
Lanthanum	A	mg/L	0.0001063	0.0001063		0.0001	0	0		0.001		106%	80	120	0%	
Lead	A	mg/L	0.0001004	0.0001004		0.0001	0	0		0.001		100%	80	120	0%	
Lithium	A	mg/L	0.001105	0.001105		0.00125	0	0		1		88%	80	120	0%	
Magnesium	A	mg/L	0.02723	0.02723		0.025	0	0		1		109%	80	120	0%	
Manganese	A	mg/L	0.000116	0.000116		0.0001	0	0		0.001		116%	80	120	0%	
Mercury	A	mg/L	0.000002229	0.000002229		0.000002	0	0		0.001		111%	80	120	0%	
Molybdenum	A	mg/L	0.0001074	0.0001074		0.0001	0	0		0.001		107%	80	120	0%	
Nickel	A	mg/L	0.0001168	0.0001168		0.0001	0	0		0.005		117%	80	120	0%	
Potassium	A	mg/L	0.02028	0.02028		0.025	0	0		1		81%	80	120	0%	
Selenium	A	mg/L	0.00009813	0.00009813		0.0001	0	0		0.005		98%	80	120	0%	
Silicon	A	mg/L	0.0008781	0.0008781		0.0004	0	0		0.1		220%	80	120	0%	S
Silver	A	mg/L	0.00004498	0.00004498		0.00004	0	0		0.001		112%	80	120	0%	
Sodium	A	mg/L	0.02739	0.02739		0.025	0	0		1		110%	80	120	0%	
Strontium	A	mg/L	0.0001166	0.0001166		0.0001	0	0		0.001		117%	80	120	0%	
Thallium	A	mg/L	0.00007678	0.00007678		0.0001	0	0		0.001		77%	80	120	0%	S
Thorium	A	mg/L	0.00006987	0.00006987		0.0001	0	0		0.05		70%	80	120	0%	S
Tin	A	mg/L	0.00008883	0.00008883		0.0001	0	0		0.001		89%	80	120	0%	
Titanium	A	mg/L	0.000111	0.000111		0.0001	0	0		0.001		111%	80	120	0%	
Uranium	A	mg/L	0.0001017	0.0001017		0.0001	0	0		0.001		102%	80	120	0%	
Vanadium	A	mg/L	0.000003593	0.000003593		0.0001	0	0		0.005		4%	80	120	0%	S
Zinc	A	mg/L	0.00009014	0.00009014		0.0001	0	0		0.01		90%	80	120	0%	
Iron, Ferrous	C	mg/L	0.002963	0.002963		0.0001	0	0		0.01	5	2963%	80	120	0%	S

Seq No	Lab ID	Test Code	Sample Typ	File ID	Analysis Date	DF	Batch ID	Prep Date	SPKref	RPDref	pmoist
14998068	0.10 ppb STD	ICPMS-6020B-C	Cal3		1/21/2022 5:39:2	1	R373694		0	0	

Analyte	T	Units	RAW	Final	Text	Spike	SPKref	RPDref	MDL	PQL	UQL	%REC	LOW	HIGH	%RPD	Q
Silicon as SiO2	C	mg/L	0.001879134	0.001879134		0.00856	0	0		0.214	0.9	22%	80	120	0%	S

Seq No	Lab ID	Test Code	Sample Typ	File ID	Analysis Date	DF	Batch ID	Prep Date	SPKref	RPDref	pmoist
14998069	0.5 ppb STD	ICPMS-6020B-C	Cal4		1/21/2022 5:46:0	1	R373694		0	0	

Analyte	T	Units	RAW	Final	Text	Spike	SPKref	RPDref	MDL	PQL	UQL	%REC	LOW	HIGH	%RPD	Q
Aluminum	A	mg/L	0.0005973	0.0005973		0.0005	0	0		0.01		119%	80	120	0%	
Antimony	A	mg/L	0.0004713	0.0004713		0.0005	0	0		0.001		94%	80	120	0%	
Arsenic	A	mg/L	0.0005219	0.0005219		0.0005	0	0		0.001		104%	80	120	0%	
Barium	A	mg/L	0.0004824	0.0004824		0.0005	0	0		0.0003		96%	80	120	0%	
Beryllium	A	mg/L	0.0004066	0.0004066		0.0005	0	0		0.001		81%	80	120	0%	
Boron	A	mg/L	-0.0001012	-0.0001012		0.0005	0	0		0.1		-20%	80	120	0%	S
Cadmium	A	mg/L	0.000494	0.000494		0.0005	0	0		0.001		99%	80	120	0%	
Calcium	A	mg/L	0.133	0.133		0.125	0	0		1		106%	80	120	0%	
Cerium	A	mg/L	0.0004836	0.0004836		0.0005	0	0		0.001		97%	80	120	0%	
Chromium	A	mg/L	0.0005108	0.0005108		0.0005	0	0		0.001		102%	80	120	0%	
Cobalt	A	mg/L	0.0004835	0.0004835		0.0005	0	0		0.001		97%	80	120	0%	
Copper	A	mg/L	0.000679	0.000679		0.0005	0	0		0.005		136%	80	120	0%	S
Iron	A	mg/L	0.01371	0.01371		0.0125	0	0		0.01		110%	80	120	0%	
Lanthanum	A	mg/L	0.0004964	0.0004964		0.0005	0	0		0.001		99%	80	120	0%	
Lead	A	mg/L	0.0004824	0.0004824		0.0005	0	0		0.001		96%	80	120	0%	
Lithium	A	mg/L	0.005768	0.005768		0.00625	0	0		1		92%	80	120	0%	
Magnesium	A	mg/L	0.1302	0.1302		0.125	0	0		1		104%	80	120	0%	
Manganese	A	mg/L	0.0005191	0.0005191		0.0005	0	0		0.001		104%	80	120	0%	
Mercury	A	mg/L	0.00000783	0.00000783		0.00001	0	0		0.001		78%	80	120	0%	S
Molybdenum	A	mg/L	0.0004781	0.0004781		0.0005	0	0		0.001		96%	80	120	0%	
Nickel	A	mg/L	0.0006586	0.0006586		0.0005	0	0		0.005		132%	80	120	0%	S
Potassium	A	mg/L	0.1246	0.1246		0.125	0	0		1		100%	80	120	0%	
Selenium	A	mg/L	0.0005083	0.0005083		0.0005	0	0		0.005		102%	80	120	0%	
Silicon	A	mg/L	0.002053	0.002053		0.002	0	0		0.1		103%	80	120	0%	
Silver	A	mg/L	0.0002057	0.0002057		0.0002	0	0		0.001		103%	80	120	0%	
Sodium	A	mg/L	0.1277	0.1277		0.125	0	0		1		102%	80	120	0%	
Strontium	A	mg/L	0.0005183	0.0005183		0.0005	0	0		0.001		104%	80	120	0%	
Thallium	A	mg/L	0.000445	0.000445		0.0005	0	0		0.001		89%	80	120	0%	
Thorium	A	mg/L	0.0004019	0.0004019		0.0005	0	0		0.05		80%	80	120	0%	

Seq No	Lab ID	Test Code	Sample Typ	File ID	Analysis Date	DF	Batch ID	Prep Date	SPKref	RPDref	pmoist
14998069	0.5 ppb STD	ICPMS-6020B-C	Cal4		1/21/2022 5:46:0	1	R373694		0	0	

Analyte	T	Units	RAW	Final	Text	Spike	SPKref	RPDref	MDL	PQL	UQL	%REC	LOW	HIGH	%RPD	Q
Tin	A	mg/L	0.0005114	0.0005114		0.0005	0	0		0.001		102%	80	120	0%	
Titanium	A	mg/L	0.0004424	0.0004424		0.0005	0	0		0.001		88%	80	120	0%	
Uranium	A	mg/L	0.0004754	0.0004754		0.0005	0	0		0.001		95%	80	120	0%	
Vanadium	A	mg/L	0.0005702	0.0005702		0.0005	0	0		0.005		114%	80	120	0%	
Zinc	A	mg/L	0.0006091	0.0006091		0.0005	0	0		0.01		122%	80	120	0%	S
Iron, Ferrous	C	mg/L	0.01371	0.01371		0.0005	0	0		0.01	5	2742%	80	120	0%	S
Silicon as SiO2	C	mg/L	0.00439342	0.00439342		0.0428	0	0		0.214	0.9	10%	80	120	0%	S

Seq No	Lab ID	Test Code	Sample Typ	File ID	Analysis Date	DF	Batch ID	Prep Date	SPKref	RPDref	pmoist
14998070	1 ppb STD	ICPMS-6020B-C	Cal5		1/21/2022 5:52:4	1	R373694		0	0	

Analyte	T	Units	RAW	Final	Text	Spike	SPKref	RPDref	MDL	PQL	UQL	%REC	LOW	HIGH	%RPD	Q
Aluminum	A	mg/L	0.001108	0.001108		0.001	0	0		0.01		111%	80	120	0%	
Antimony	A	mg/L	0.0009708	0.0009708		0.001	0	0		0.001		97%	80	120	0%	
Arsenic	A	mg/L	0.001076	0.001076		0.001	0	0		0.001		108%	80	120	0%	
Barium	A	mg/L	0.0009819	0.0009819		0.001	0	0		0.0003		98%	80	120	0%	
Beryllium	A	mg/L	0.0009937	0.0009937		0.001	0	0		0.001		99%	80	120	0%	
Boron	A	mg/L	0.0004073	0.0004073		0.001	0	0		0.1		41%	80	120	0%	S
Cadmium	A	mg/L	0.001029	0.001029		0.001	0	0		0.001		103%	80	120	0%	
Calcium	A	mg/L	0.2751	0.2751		0.25	0	0		1		110%	80	120	0%	
Cerium	A	mg/L	0.001024	0.001024		0.001	0	0		0.001		102%	80	120	0%	
Chromium	A	mg/L	0.001061	0.001061		0.001	0	0		0.001		106%	80	120	0%	
Cobalt	A	mg/L	0.001069	0.001069		0.001	0	0		0.001		107%	80	120	0%	
Copper	A	mg/L	0.001101	0.001101		0.001	0	0		0.005		110%	80	120	0%	
Iron	A	mg/L	0.02826	0.02826		0.025	0	0		0.01		113%	80	120	0%	
Lanthanum	A	mg/L	0.00101	0.00101		0.001	0	0		0.001		101%	80	120	0%	
Lead	A	mg/L	0.0009965	0.0009965		0.001	0	0		0.001		100%	80	120	0%	
Lithium	A	mg/L	0.01329	0.01329		0.0125	0	0		1		106%	80	120	0%	
Magnesium	A	mg/L	0.2646	0.2646		0.25	0	0		1		106%	80	120	0%	
Manganese	A	mg/L	0.001071	0.001071		0.001	0	0		0.001		107%	80	120	0%	
Mercury	A	mg/L	0.00001879	0.00001879		0.00002	0	0		0.001		94%	80	120	0%	
Molybdenum	A	mg/L	0.0009484	0.0009484		0.001	0	0		0.001		95%	80	120	0%	
Nickel	A	mg/L	0.001084	0.001084		0.001	0	0		0.005		108%	80	120	0%	
Potassium	A	mg/L	0.2745	0.2745		0.25	0	0		1		110%	80	120	0%	
Selenium	A	mg/L	0.001047	0.001047		0.001	0	0		0.005		105%	80	120	0%	

Seq No	Lab ID	Test Code	Sample Typ	File ID	Analysis Date	DF	Batch ID	Prep Date	SPKref	RPDref	pmoist
14998070	1 ppb STD	ICPMS-6020B-C	Cal5		1/21/2022 5:52:4	1	R373694		0	0	

Analyte	T	Units	RAW	Final	Text	Spike	SPKref	RPDref	MDL	PQL	UQL	%REC	LOW	HIGH	%RPD	Q
Silicon	A	mg/L	0.004072	0.004072		0.004	0	0		0.1		102%	80	120	0%	
Silver	A	mg/L	0.0004132	0.0004132		0.0004	0	0		0.001		103%	80	120	0%	
Sodium	A	mg/L	0.2633	0.2633		0.25	0	0		1		105%	80	120	0%	
Strontium	A	mg/L	0.00108	0.00108		0.001	0	0		0.001		108%	80	120	0%	
Thallium	A	mg/L	0.0009558	0.0009558		0.001	0	0		0.001		96%	80	120	0%	
Thorium	A	mg/L	0.0008981	0.0008981		0.001	0	0		0.05		90%	80	120	0%	
Tin	A	mg/L	0.0009755	0.0009755		0.001	0	0		0.001		98%	80	120	0%	
Titanium	A	mg/L	0.0009922	0.0009922		0.001	0	0		0.001		99%	80	120	0%	
Uranium	A	mg/L	0.0009902	0.0009902		0.001	0	0		0.001		99%	80	120	0%	
Vanadium	A	mg/L	0.001239	0.001239		0.001	0	0		0.005		124%	80	120	0%	S
Zinc	A	mg/L	0.001085	0.001085		0.001	0	0		0.01		108%	80	120	0%	
Iron, Ferrous	C	mg/L	0.02826	0.02826		0.001	0	0		0.01	5	2826%	80	120	0%	S
Silicon as SiO2	C	mg/L	0.00871408	0.00871408		0.0856	0	0		0.214	0.9	10%	80	120	0%	S

Seq No	Lab ID	Test Code	Sample Typ	File ID	Analysis Date	DF	Batch ID	Prep Date	SPKref	RPDref	pmoist
14998071	10 ppb STD	ICPMS-6020B-C	Cal6		1/21/2022 5:59:2	1	R373694		0	0	

Analyte	T	Units	RAW	Final	Text	Spike	SPKref	RPDref	MDL	PQL	UQL	%REC	LOW	HIGH	%RPD	Q
Aluminum	A	mg/L	0.00945	0.00945		0.01	0	0		0.01		94%	90	110	0%	
Antimony	A	mg/L	0.009745	0.009745		0.01	0	0		0.001		97%	90	110	0%	
Arsenic	A	mg/L	0.01013	0.01013		0.01	0	0		0.001		101%	90	110	0%	
Barium	A	mg/L	0.009554	0.009554		0.01	0	0		0.0003		96%	90	110	0%	
Beryllium	A	mg/L	0.008746	0.008746		0.01	0	0		0.001		87%	90	110	0%	S
Boron	A	mg/L	0.00775	0.00775		0.01	0	0		0.1		78%	90	110	0%	S
Cadmium	A	mg/L	0.01001	0.01001		0.01	0	0		0.001		100%	90	110	0%	
Calcium	A	mg/L	2.589	2.589		2.5	0	0		1		104%	90	110	0%	
Cerium	A	mg/L	0.009931	0.009931		0.01	0	0		0.001		99%	90	110	0%	
Chromium	A	mg/L	0.01005	0.01005		0.01	0	0		0.001		101%	90	110	0%	
Cobalt	A	mg/L	0.01014	0.01014		0.01	0	0		0.001		101%	90	110	0%	
Copper	A	mg/L	0.01033	0.01033		0.01	0	0		0.005		103%	90	110	0%	
Iron	A	mg/L	0.2691	0.2691		0.25	0	0		0.01		108%	90	110	0%	
Lanthanum	A	mg/L	0.009873	0.009873		0.01	0	0		0.001		99%	90	110	0%	
Lead	A	mg/L	0.009602	0.009602		0.01	0	0		0.001		96%	90	110	0%	
Lithium	A	mg/L	0.1091	0.1091		0.125	0	0		1		87%	90	110	0%	S
Magnesium	A	mg/L	2.449	2.449		2.5	0	0		1		98%	90	110	0%	

Seq No	Lab ID	Test Code	Sample Typ	File ID	Analysis Date	DF	Batch ID	Prep Date	SPKref	RPDref	pmoist
14998071	10 ppb STD	ICPMS-6020B-C	Cal6		1/21/2022 5:59:2	1	R373694		0	0	

Analyte	T	Units	RAW	Final	Text	Spike	SPKref	RPDref	MDL	PQL	UQL	%REC	LOW	HIGH	%RPD	Q
Manganese	A	mg/L	0.01031	0.01031		0.01	0	0		0.001		103%	90	110	0%	
Mercury	A	mg/L	0.000192	0.000192		0.0002	0	0		0.001		96%	90	110	0%	
Molybdenum	A	mg/L	0.009444	0.009444		0.01	0	0		0.001		94%	90	110	0%	
Nickel	A	mg/L	0.01014	0.01014		0.01	0	0		0.005		101%	90	110	0%	
Potassium	A	mg/L	2.525	2.525		2.5	0	0		1		101%	90	110	0%	
Selenium	A	mg/L	0.0101	0.0101		0.01	0	0		0.005		101%	90	110	0%	
Silicon	A	mg/L	0.03911	0.03911		0.04	0	0		0.1		98%	90	110	0%	
Silver	A	mg/L	0.003956	0.003956		0.004	0	0		0.001		99%	90	110	0%	
Sodium	A	mg/L	2.422	2.422		2.5	0	0		1		97%	90	110	0%	
Strontium	A	mg/L	0.01059	0.01059		0.01	0	0		0.001		106%	90	110	0%	
Thallium	A	mg/L	0.009739	0.009739		0.01	0	0		0.001		97%	90	110	0%	
Thorium	A	mg/L	0.009418	0.009418		0.01	0	0		0.05		94%	90	110	0%	
Tin	A	mg/L	0.009523	0.009523		0.01	0	0		0.001		95%	90	110	0%	
Titanium	A	mg/L	0.009497	0.009497		0.01	0	0		0.001		95%	90	110	0%	
Uranium	A	mg/L	0.009553	0.009553		0.01	0	0		0.001		96%	90	110	0%	
Vanadium	A	mg/L	0.009369	0.009369		0.01	0	0		0.005		94%	90	110	0%	
Zinc	A	mg/L	0.01001	0.01001		0.01	0	0		0.01		100%	90	110	0%	
Iron, Ferrous	C	mg/L	0.2691	0.2691		0.01	0	0		0.01	5	2691%	90	110	0%	S
Silicon as SiO2	C	mg/L	0.0836954	0.0836954		0.856	0	0		0.214	0.9	10%	90	110	0%	S

Seq No	Lab ID	Test Code	Sample Typ	File ID	Analysis Date	DF	Batch ID	Prep Date	SPKref	RPDref	pmoist
14998072	50 ppb STD	ICPMS-6020B-C	Cal7		1/21/2022 6:06:0	1	R373694		0	0	

Analyte	T	Units	RAW	Final	Text	Spike	SPKref	RPDref	MDL	PQL	UQL	%REC	LOW	HIGH	%RPD	Q
Aluminum	A	mg/L	0.06011	0.06011		0.05	0	0		0.01		120%	90	110	0%	S
Antimony	A	mg/L	0.05334	0.05334		0.05	0	0		0.001		107%	90	110	0%	
Arsenic	A	mg/L	0.05045	0.05045		0.05	0	0		0.001		101%	90	110	0%	
Barium	A	mg/L	0.05114	0.05114		0.05	0	0		0.0003		102%	90	110	0%	
Beryllium	A	mg/L	0.04964	0.04964		0.05	0	0		0.001		99%	90	110	0%	
Boron	A	mg/L	0.04939	0.04939		0.05	0	0		0.1		99%	90	110	0%	
Cadmium	A	mg/L	0.05229	0.05229		0.05	0	0		0.001		105%	90	110	0%	
Calcium	A	mg/L	12.35	12.35		12.5	0	0		1		99%	90	110	0%	
Cerium	A	mg/L	0.05014	0.05014		0.05	0	0		0.001		100%	90	110	0%	
Chromium	A	mg/L	0.05029	0.05029		0.05	0	0		0.001		101%	90	110	0%	
Cobalt	A	mg/L	0.05117	0.05117		0.05	0	0		0.001		102%	90	110	0%	

Seq No	Lab ID	Test Code	Sample Typ	File ID	Analysis Date	DF	Batch ID	Prep Date	SPKref	RPDref	pmoist
14998072	50 ppb STD	ICPMS-6020B-C	Cal7		1/21/2022 6:06:0	1	R373694		0	0	

Analyte	T	Units	RAW	Final	Text	Spike	SPKref	RPDref	MDL	PQL	UQL	%REC	LOW	HIGH	%RPD	Q
Copper	A	mg/L	0.05145	0.05145		0.05	0	0		0.005		103%	90	110	0%	
Iron	A	mg/L	1.316	1.316		1.25	0	0		0.01		105%	90	110	0%	
Lanthanum	A	mg/L	0.04976	0.04976		0.05	0	0		0.001		100%	90	110	0%	
Lead	A	mg/L	0.05144	0.05144		0.05	0	0		0.001		103%	90	110	0%	
Lithium	A	mg/L	0.6037	0.6037		0.625	0	0		1		97%	90	110	0%	
Magnesium	A	mg/L	12.12	12.12		12.5	0	0		1		97%	90	110	0%	
Manganese	A	mg/L	0.05085	0.05085		0.05	0	0		0.001		102%	90	110	0%	
Mercury	A	mg/L	0.001015	0.001015		0.001	0	0		0.001		101%	90	110	0%	
Molybdenum	A	mg/L	0.0527	0.0527		0.05	0	0		0.001		105%	90	110	0%	
Nickel	A	mg/L	0.05029	0.05029		0.05	0	0		0.005		101%	90	110	0%	
Potassium	A	mg/L	12.35	12.35		12.5	0	0		1		99%	90	110	0%	
Selenium	A	mg/L	0.05144	0.05144		0.05	0	0		0.005		103%	90	110	0%	
Silicon	A	mg/L	0.2183	0.2183		0.2	0	0		0.1		109%	90	110	0%	
Silver	A	mg/L	0.02043	0.02043		0.02	0	0		0.001		102%	90	110	0%	
Sodium	A	mg/L	12.28	12.28		12.5	0	0		1		98%	90	110	0%	
Strontium	A	mg/L	0.05099	0.05099		0.05	0	0		0.001		102%	90	110	0%	
Thallium	A	mg/L	0.0515	0.0515		0.05	0	0		0.001		103%	90	110	0%	
Thorium	A	mg/L	0.05055	0.05055		0.05	0	0		0.05		101%	90	110	0%	
Tin	A	mg/L	0.05237	0.05237		0.05	0	0		0.001		105%	90	110	0%	
Titanium	A	mg/L	0.0519	0.0519		0.05	0	0		0.001		104%	90	110	0%	
Uranium	A	mg/L	0.05073	0.05073		0.05	0	0		0.001		101%	90	110	0%	
Vanadium	A	mg/L	0.05014	0.05014		0.05	0	0		0.005		100%	90	110	0%	
Zinc	A	mg/L	0.05119	0.05119		0.05	0	0		0.01		102%	90	110	0%	
Iron, Ferrous	C	mg/L	1.316	1.316		0.05	0	0		0.01	5	2632%	90	110	0%	S
Silicon as SiO2	C	mg/L	0.467162	0.467162		4.28	0	0		0.214	0.9	11%	90	110	0%	S

Seq No	Lab ID	Test Code	Sample Typ	File ID	Analysis Date	DF	Batch ID	Prep Date	SPKref	RPDref	pmoist
14998073	100 ppb STD	ICPMS-6020B-C	Cal8		1/21/2022 6:12:3	1	R373694		0	0	

Analyte	T	Units	RAW	Final	Text	Spike	SPKref	RPDref	MDL	PQL	UQL	%REC	LOW	HIGH	%RPD	Q
Aluminum	A	mg/L	0.095	0.095		0.1	0	0		0.01		95%	90	110	0%	
Antimony	A	mg/L	0.09836	0.09836		0.1	0	0		0.001		98%	90	110	0%	
Arsenic	A	mg/L	0.09976	0.09976		0.1	0	0		0.001		100%	90	110	0%	
Barium	A	mg/L	0.09948	0.09948		0.1	0	0		0.0003		99%	90	110	0%	
Beryllium	A	mg/L	0.1003	0.1003		0.1	0	0		0.001		100%	90	110	0%	

Seq No	Lab ID	Test Code	Sample Typ	File ID	Analysis Date	DF	Batch ID	Prep Date	SPKref	RPDref	pmoist
14998073	100 ppb STD	ICPMS-6020B-C	Cal8		1/21/2022 6:12:3	1	R373694		0	0	

Analyte	T	Units	RAW	Final	Text	Spike	SPKref	RPDref	MDL	PQL	UQL	%REC	LOW	HIGH	%RPD	Q
Boron	A	mg/L	0.1005	0.1005		0.1	0	0		0.1		100%	90	110	0%	
Cadmium	A	mg/L	0.09885	0.09885		0.1	0	0		0.001		99%	90	110	0%	
Calcium	A	mg/L	25.07	25.07		25	0	0		1		100%	90	110	0%	
Cerium	A	mg/L	0.09994	0.09994		0.1	0	0		0.001		100%	90	110	0%	
Chromium	A	mg/L	0.09985	0.09985		0.1	0	0		0.001		100%	90	110	0%	
Cobalt	A	mg/L	0.0994	0.0994		0.1	0	0		0.001		99%	90	110	0%	
Copper	A	mg/L	0.09924	0.09924		0.1	0	0		0.005		99%	90	110	0%	
Iron	A	mg/L	2.591	2.591		2.5	0	0		0.01		104%	90	110	0%	
Lanthanum	A	mg/L	0.1001	0.1001		0.1	0	0		0.001		100%	90	110	0%	
Lead	A	mg/L	0.09932	0.09932		0.1	0	0		0.001		99%	90	110	0%	
Lithium	A	mg/L	1.262	1.262		1.25	0	0		1		101%	90	110	0%	
Magnesium	A	mg/L	25.2	25.2		25	0	0		1		101%	90	110	0%	
Manganese	A	mg/L	0.09954	0.09954		0.1	0	0		0.001		100%	90	110	0%	
Mercury	A	mg/L	0.001993	0.001993		0.002	0	0		0.001		100%	90	110	0%	
Molybdenum	A	mg/L	0.09871	0.09871		0.1	0	0		0.001		99%	90	110	0%	
Nickel	A	mg/L	0.09984	0.09984		0.1	0	0		0.005		100%	90	110	0%	
Potassium	A	mg/L	25.07	25.07		25	0	0		1		100%	90	110	0%	
Selenium	A	mg/L	0.09927	0.09927		0.1	0	0		0.005		99%	90	110	0%	
Silicon	A	mg/L	0.3909	0.3909		0.4	0	0		0.1		98%	90	110	0%	
Silver	A	mg/L	0.03979	0.03979		0.04	0	0		0.001		99%	90	110	0%	
Sodium	A	mg/L	25.12	25.12		25	0	0		1		100%	90	110	0%	
Strontium	A	mg/L	0.09944	0.09944		0.1	0	0		0.001		99%	90	110	0%	
Thallium	A	mg/L	0.09928	0.09928		0.1	0	0		0.001		99%	90	110	0%	
Thorium	A	mg/L	0.09978	0.09978		0.1	0	0		0.05		100%	90	110	0%	
Tin	A	mg/L	0.09886	0.09886		0.1	0	0		0.001		99%	90	110	0%	
Titanium	A	mg/L	0.0991	0.0991		0.1	0	0		0.001		99%	90	110	0%	
Uranium	A	mg/L	0.09968	0.09968		0.1	0	0		0.001		100%	90	110	0%	
Vanadium	A	mg/L	0.09999	0.09999		0.1	0	0		0.005		100%	90	110	0%	
Zinc	A	mg/L	0.0994	0.0994		0.1	0	0		0.01		99%	90	110	0%	
Iron, Ferrous	C	mg/L	2.591	2.591		0.1	0	0		0.01	5	2591%	90	110	0%	S
Silicon as SiO2	C	mg/L	0.836526	0.836526		8.56	0	0		0.214	0.9	10%	90	110	0%	S

Seq No	Lab ID	Test Code	Sample Typ	File ID	Analysis Date	DF	Batch ID	Prep Date	SPKref	RPDref	pmoist
14998074	1000 ppb STD	ICPMS-6020B-C	Cal10		1/21/2022 6:19:0	1	R373694		0	0	

Analyte	T	Units	RAW	Final	Text	Spike	SPKref	RPDref	MDL	PQL	UQL	%REC	LOW	HIGH	%RPD	Q

Seq No	Lab ID	Test Code	Sample Typ	File ID	Analysis Date	DF	Batch ID	Prep Date	SPKref	RPDref	pmoist
14998075	100 ppb Br STD	ICPMS-6020-W-	SAMP		1/21/2022 6:25:3	1	R373694		0	0	

Analyte	T	Units	RAW	Final	Text	Spike	SPKref	RPDref	MDL	PQL	UQL	%REC	LOW	HIGH	%RPD	Q
Aluminum	A	mg/L	0.00003531	0		0	0	0	0.00086	0.001	1	0%	0	0	0%	
Antimony	A	mg/L	0.00003111	0		0	0	0	0.00042	0.001	0.1	0%	0	0	0%	
Arsenic	A	mg/L	0.0000611	0		0	0	0	0.00019	0.001	1	0%	0	0	0%	
Barium	A	mg/L	0.000004834	0		0	0	0	0.000042	0.001	1	0%	0	0	0%	
Beryllium	A	mg/L	0.0000139	0		0	0	0	0.00012	0.001	1	0%	0	0	0%	
Cadmium	A	mg/L	0.00001458	0		0	0	0	0.000025	0.001	1	0%	0	0	0%	
Cerium	A	mg/L	4.754E-07	0		0	0	0	0.000012	0.001	0.1	0%	0	0	0%	
Chromium	A	mg/L	0.00001462	0		0	0	0	0.00018	0.001	1	0%	0	0	0%	
Cobalt	A	mg/L	0.000006656	0		0	0	0	0.000042	0.001	1	0%	0	0	0%	
Copper	A	mg/L	0.0000768	0		0	0	0	0.00027	0.001	1	0%	0	0	0%	
Lanthanum	A	mg/L	-1.678E-07	0		0	0	0	0.000011	0.001	0.1	0%	0	0	0%	
Lead	A	mg/L	0.00006783	0.00006783		0	0	0	0.000056	0.001	1	0%	0	0	0%	J
Manganese	A	mg/L	0.000008427	0		0	0	0	0.000095	0.001	1	0%	0	0	0%	
Mercury	A	mg/L	0.000006141	0		0	0	0	0.00016	0.001	0.002	0%	0	0	0%	
Molybdenum	A	mg/L	0.00001415	0		0	0	0	0.00005	0.001	0.1	0%	0	0	0%	
Nickel	A	mg/L	0.000006448	0		0	0	0	0.00063	0.001	1	0%	0	0	0%	
Selenium	A	mg/L	0.0001037	0		0	0	0	0.00033	0.001	1	0%	0	0	0%	
Silicon	A	mg/L	0.0006199	0		0	0	0	0.01223	0.1	0.4	0%	0	0	0%	
Silver	A	mg/L	0.0005808	0.0005808		0	0	0	0.00002	0.001	0.04	0%	0	0	0%	J
Strontium	A	mg/L	-1.186E-06	0		0	0	0	0.00014	0.001	1	0%	0	0	0%	
Thallium	A	mg/L	0.0009391	0.0009391		0	0	0	0.000041	0.001	1	0%	0	0	0%	J
Thorium	A	mg/L	0.0001209	0		0	0	0	0.00061	0.001	1	0%	0	0	0%	
Titanium	A	mg/L	0.00007028	0		0	0	0	0.000094	0.001	1	0%	0	0	0%	
Uranium	A	mg/L	0.00002808	0		0	0	0	0.000052	0.0003	1	0%	0	0	0%	
Boron	B	mg/L	0.01113	0.01113		0	0	0	0.00561	0.00561	1	0%	0	0	0%	D
Calcium	B	mg/L	0.0007862	0		0	0	0	0.02092	0.02092	50	0%	0	0	0%	L
Iron	B	mg/L	0.00007899	0		0	0	0	0.00119	0.00119	5	0%	0	0	0%	
Iron, Ferrous	B	mg/L	0.00007899	0		0	0	0	0.00119	0.00119	5	0%	0	0	0%	
Magnesium	B	mg/L	-0.0001945	0		0	0	0	0.00564	0.00564	50	0%	0	0	0%	L
Potassium	B	mg/L	0.6061	0.6061		0	0	0	0.08139	0.08139	50	0%	0	0	0%	D

Seq No	Lab ID	Test Code	Sample Typ	File ID	Analysis Date	DF	Batch ID	Prep Date	SPKref	RPDref	pmoist
14998075	100 ppb Br STD	ICPMS-6020-W-	SAMP		1/21/2022 6:25:3	1	R373694		0	0	

Analyte	T	Units	RAW	Final	Text	Spike	SPKref	RPDref	MDL	PQL	UQL	%REC	LOW	HIGH	%RPD	Q
Sodium	B	mg/L	-0.004582	0		0	0	0	0.02171	0.02171	50	0%	0	0	0%	L
Tin	B	mg/L	0.0000425	0		0	0	0	0.00132	0.00132	0.1	0%	0	0	0%	
Vanadium	B	mg/L	-0.001381	0		0	0	0	0.0013	0.0013	1	0%	0	0	0%	
Zinc	B	mg/L	0.00004447	0		0	0	0	0.00273	0.00273	1	0%	0	0	0%	L

Seq No	Lab ID	Test Code	Sample Typ	File ID	Analysis Date	DF	Batch ID	Prep Date	SPKref	RPDref	pmoist
14998076	Rinse	ICPMS-6020-W-	SAMP		1/21/2022 6:31:5	1	R373694		0	0	

Analyte	T	Units	RAW	Final	Text	Spike	SPKref	RPDref	MDL	PQL	UQL	%REC	LOW	HIGH	%RPD	Q
Aluminum	A	mg/L	-0.00005333	0		0	0	0	0.00086	0.001	1	0%	0	0	0%	
Antimony	A	mg/L	0.000004361	0		0	0	0	0.00042	0.001	0.1	0%	0	0	0%	
Arsenic	A	mg/L	-0.0000211	0		0	0	0	0.00019	0.001	1	0%	0	0	0%	
Barium	A	mg/L	0.000007504	0		0	0	0	0.000042	0.001	1	0%	0	0	0%	
Beryllium	A	mg/L	-0.00001805	0		0	0	0	0.00012	0.001	1	0%	0	0	0%	
Cadmium	A	mg/L	0.000004298	0		0	0	0	0.000025	0.001	1	0%	0	0	0%	
Cerium	A	mg/L	2.823E-07	0		0	0	0	0.000012	0.001	0.1	0%	0	0	0%	
Chromium	A	mg/L	0.000009549	0		0	0	0	0.00018	0.001	1	0%	0	0	0%	
Cobalt	A	mg/L	0.000001586	0		0	0	0	0.000042	0.001	1	0%	0	0	0%	
Copper	A	mg/L	0.000008062	0		0	0	0	0.00027	0.001	1	0%	0	0	0%	
Lanthanum	A	mg/L	-2.126E-07	0		0	0	0	0.000011	0.001	0.1	0%	0	0	0%	
Lead	A	mg/L	0.00003178	0		0	0	0	0.000056	0.001	1	0%	0	0	0%	
Manganese	A	mg/L	0.0001424	0.0001424		0	0	0	0.000095	0.001	1	0%	0	0	0%	J
Mercury	A	mg/L	0.000003171	0		0	0	0	0.00016	0.001	0.002	0%	0	0	0%	
Molybdenum	A	mg/L	0.000002182	0		0	0	0	0.00005	0.001	0.1	0%	0	0	0%	
Nickel	A	mg/L	-2.619E-06	0		0	0	0	0.00063	0.001	1	0%	0	0	0%	
Selenium	A	mg/L	0.00002265	0		0	0	0	0.00033	0.001	1	0%	0	0	0%	
Silicon	A	mg/L	-0.00009928	0		0	0	0	0.01223	0.1	0.4	0%	0	0	0%	
Silver	A	mg/L	0.00004842	0.00004842		0	0	0	0.00002	0.001	0.04	0%	0	0	0%	J
Strontium	A	mg/L	0.000001103	0		0	0	0	0.00014	0.001	1	0%	0	0	0%	
Thallium	A	mg/L	0.0002484	0.0002484		0	0	0	0.000041	0.001	1	0%	0	0	0%	J
Thorium	A	mg/L	0.00002154	0		0	0	0	0.00061	0.001	1	0%	0	0	0%	
Titanium	A	mg/L	0.000007355	0		0	0	0	0.000094	0.001	1	0%	0	0	0%	
Uranium	A	mg/L	0.000005192	0		0	0	0	0.000052	0.0003	1	0%	0	0	0%	
Boron	B	mg/L	0.004534	0		0	0	0	0.00561	0.00561	1	0%	0	0	0%	L
Calcium	B	mg/L	-0.00006762	0		0	0	0	0.02092	0.02092	50	0%	0	0	0%	L

Seq No	Lab ID	Test Code	Sample Typ	File ID	Analysis Date	DF	Batch ID	Prep Date	SPKref	RPDref	pmoist
14998076	Rinse	ICPMS-6020-W-	SAMP		1/21/2022 6:31:5	1	R373694		0	0	

Analyte	T	Units	RAW	Final	Text	Spike	SPKref	RPDref	MDL	PQL	UQL	%REC	LOW	HIGH	%RPD	Q
Iron	B	mg/L	0.0001241	0		0	0	0	0.00119	0.00119	5	0%	0	0	0%	
Iron, Ferrous	B	mg/L	0.0001241	0		0	0	0	0.00119	0.00119	5	0%	0	0	0%	
Magnesium	B	mg/L	0.0001039	0		0	0	0	0.00564	0.00564	50	0%	0	0	0%	L
Potassium	B	mg/L	0.009954	0		0	0	0	0.08139	0.08139	50	0%	0	0	0%	L
Sodium	B	mg/L	-0.005194	0		0	0	0	0.02171	0.02171	50	0%	0	0	0%	L
Tin	B	mg/L	6.858E-07	0		0	0	0	0.00132	0.00132	0.1	0%	0	0	0%	
Vanadium	B	mg/L	-0.001537	0		0	0	0	0.0013	0.0013	1	0%	0	0	0%	
Zinc	B	mg/L	0.00003112	0		0	0	0	0.00273	0.00273	1	0%	0	0	0%	L

Seq No	Lab ID	Test Code	Sample Typ	File ID	Analysis Date	DF	Batch ID	Prep Date	SPKref	RPDref	pmoist
14998077	QCS	ICPMS-6020-W-	ICV		1/21/2022 6:38:0	1	R373694		0	0	

Analyte	T	Units	RAW	Final	Text	Spike	SPKref	RPDref	MDL	PQL	UQL	%REC	LOW	HIGH	%RPD	Q
Aluminum	A	mg/L	0.2358	0.2358		0.25	0	0	0.00086	0.001	1	94%	90	110	0%	
Antimony	A	mg/L	0.0472	0.0472		0.05	0	0	0.00042	0.001	0.1	94%	90	110	0%	
Arsenic	A	mg/L	0.04819	0.04819		0.05	0	0	0.00019	0.001	1	96%	90	110	0%	
Barium	A	mg/L	0.04694	0.04694		0.05	0	0	0.000042	0.001	1	94%	90	110	0%	
Beryllium	A	mg/L	0.02369	0.02369		0.025	0	0	0.00012	0.001	1	95%	90	110	0%	
Boron	A	mg/L	0.05263	0.05263		0.05	0	0	0.00561	0.00561	1	105%	90	110	0%	
Cadmium	A	mg/L	0.02455	0.02455		0.025	0	0	0.000025	0.001	1	98%	90	110	0%	
Calcium	A	mg/L	2.495	2.495		2.5	0	0	0.02092	0.02092	50	100%	90	110	0%	
Cerium	A	mg/L	0.0507	0.0507		0.05	0	0	0.000012	0.001	0.1	101%	90	110	0%	
Chromium	A	mg/L	0.04834	0.04834		0.05	0	0	0.00018	0.001	1	97%	90	110	0%	
Cobalt	A	mg/L	0.05118	0.05118		0.05	0	0	0.000042	0.001	1	102%	90	110	0%	
Copper	A	mg/L	0.05061	0.05061		0.05	0	0	0.00027	0.001	1	101%	90	110	0%	
Iron	A	mg/L	0.2523	0.2523		0.25	0	0	0.00119	0.00119	5	101%	90	110	0%	
Lanthanum	A	mg/L	0.05085	0.05085		0.05	0	0	0.000011	0.001	0.1	102%	90	110	0%	
Lead	A	mg/L	0.04803	0.04803		0.05	0	0	0.000056	0.001	1	96%	90	110	0%	
Magnesium	A	mg/L	2.465	2.465		2.5	0	0	0.00564	0.00564	50	99%	90	110	0%	
Manganese	A	mg/L	0.2478	0.2478		0.25	0	0	0.000095	0.001	1	99%	90	110	0%	
Mercury	A	mg/L	0.0009719	0.0009719		0.001	0	0	0.00016	0.001	0.002	97%	90	110	0%	
Molybdenum	A	mg/L	0.04775	0.04775		0.05	0	0	0.00005	0.001	0.1	95%	90	110	0%	
Nickel	A	mg/L	0.0489	0.0489		0.05	0	0	0.00063	0.001	1	98%	90	110	0%	
Potassium	A	mg/L	2.436	2.436		2.5	0	0	0.08139	0.08139	50	97%	90	110	0%	
Selenium	A	mg/L	0.04891	0.04891		0.05	0	0	0.00033	0.001	1	98%	90	110	0%	

Seq No	Lab ID	Test Code	Sample Typ	File ID	Analysis Date	DF	Batch ID	Prep Date	SPKref	RPDref	pmoist
14998077	QCS	ICPMS-6020-W-	ICV		1/21/2022 6:38:0	1	R373694		0	0	

Analyte	T	Units	RAW	Final	Text	Spike	SPKref	RPDref	MDL	PQL	UQL	%REC	LOW	HIGH	%RPD	Q
Silicon	A	mg/L	0.4964	0.4964		0.5	0	0	0.01223	0.1	0.4	99%	90	110	0%	
Silver	A	mg/L	0.02475	0.02475		0.025	0	0	0.00002	0.001	0.04	99%	90	110	0%	
Sodium	A	mg/L	2.465	2.465		2.5	0	0	0.02171	0.02171	50	99%	90	110	0%	
Strontium	A	mg/L	0.05002	0.05002		0.05	0	0	0.00014	0.001	1	100%	90	110	0%	
Thallium	A	mg/L	0.04844	0.04844		0.05	0	0	0.000041	0.001	1	97%	90	110	0%	
Thorium	A	mg/L	0.04896	0.04896		0.05	0	0	0.00061	0.001	1	98%	90	110	0%	
Tin	A	mg/L	0.04891	0.04891		0.05	0	0	0.00132	0.00132	0.1	98%	90	110	0%	
Titanium	A	mg/L	0.0492	0.0492		0.05	0	0	0.000094	0.001	1	98%	90	110	0%	
Uranium	A	mg/L	0.051	0.051		0.05	0	0	0.000052	0.0003	1	102%	90	110	0%	
Vanadium	A	mg/L	0.0462	0.0462		0.05	0	0	0.0013	0.0013	1	92%	90	110	0%	
Zinc	A	mg/L	0.04867	0.04867		0.05	0	0	0.00273	0.00273	1	97%	90	110	0%	
Iron, Ferrous	C	mg/L	0.2523	0.2523		0	0	0	0.00119	0.00119	5	0%	0	0	0%	

Seq No	Lab ID	Test Code	Sample Typ	File ID	Analysis Date	DF	Batch ID	Prep Date	SPKref	RPDref	pmoist
14998078	CCV	ICPMS-6020-W-	CCV		1/21/2022 6:44:2	1	R373694		0	0	

Analyte	T	Units	RAW	Final	Text	Spike	SPKref	RPDref	MDL	PQL	UQL	%REC	LOW	HIGH	%RPD	Q
Aluminum	A	mg/L	0.06006	0.06006		0.05	0	0	0.00086	0.001	1	120%	90	110	0%	S
Antimony	A	mg/L	0.05343	0.05343		0.05	0	0	0.00042	0.001	0.1	107%	90	110	0%	
Arsenic	A	mg/L	0.05075	0.05075		0.05	0	0	0.00019	0.001	1	101%	90	110	0%	
Barium	A	mg/L	0.05058	0.05058		0.05	0	0	0.000042	0.001	1	101%	90	110	0%	
Beryllium	A	mg/L	0.05025	0.05025		0.05	0	0	0.00012	0.001	1	100%	90	110	0%	
Boron	A	mg/L	0.05449	0.05449		0.05	0	0	0.00561	0.00561	1	109%	90	110	0%	
Cadmium	A	mg/L	0.05195	0.05195		0.05	0	0	0.000025	0.001	1	104%	90	110	0%	
Calcium	A	mg/L	12.69	12.69		12.5	0	0	0.02092	0.02092	50	102%	90	110	0%	
Cerium	A	mg/L	0.05124	0.05124		0.05	0	0	0.000012	0.001	0.1	102%	90	110	0%	
Chromium	A	mg/L	0.05124	0.05124		0.05	0	0	0.00018	0.001	1	102%	90	110	0%	
Cobalt	A	mg/L	0.05169	0.05169		0.05	0	0	0.000042	0.001	1	103%	90	110	0%	
Copper	A	mg/L	0.05192	0.05192		0.05	0	0	0.00027	0.001	1	104%	90	110	0%	
Iron	A	mg/L	1.31	1.31		1.3	0	0	0.00119	0.00119	5	101%	90	110	0%	
Lanthanum	A	mg/L	0.04994	0.04994		0.05	0	0	0.000011	0.001	0.1	100%	90	110	0%	
Lead	A	mg/L	0.05105	0.05105		0.05	0	0	0.000056	0.001	1	102%	90	110	0%	
Magnesium	A	mg/L	12.35	12.35		12.5	0	0	0.00564	0.00564	50	99%	90	110	0%	
Manganese	A	mg/L	0.05119	0.05119		0.05	0	0	0.000095	0.001	1	102%	90	110	0%	
Mercury	A	mg/L	0.001006	0.001006		0.001	0	0	0.00016	0.001	0.002	101%	90	110	0%	

Seq No	Lab ID	Test Code	Sample Typ	File ID	Analysis Date	DF	Batch ID	Prep Date	SPKref	RPDref	pmoist
14998078	CCV	ICPMS-6020-W-	CCV		1/21/2022 6:44:2	1	R373694		0	0	

Analyte	T	Units	RAW	Final	Text	Spike	SPKref	RPDref	MDL	PQL	UQL	%REC	LOW	HIGH	%RPD	Q
Molybdenum	A	mg/L	0.05301	0.05301		0.05	0	0	0.00005	0.001	0.1	106%	90	110	0%	
Nickel	A	mg/L	0.05187	0.05187		0.05	0	0	0.00063	0.001	1	104%	90	110	0%	
Potassium	A	mg/L	12.36	12.36		12.5	0	0	0.08139	0.08139	50	99%	90	110	0%	
Selenium	A	mg/L	0.05164	0.05164		0.05	0	0	0.00033	0.001	1	103%	90	110	0%	
Silicon	A	mg/L	0.2215	0.2215		0.2	0	0	0.01223	0.1	0.4	111%	90	110	0%	S
Silver	A	mg/L	0.02071	0.02071		0.02	0	0	0.00002	0.001	0.04	104%	90	110	0%	
Sodium	A	mg/L	12.19	12.19		12.5	0	0	0.02171	0.02171	50	98%	90	110	0%	
Strontium	A	mg/L	0.05181	0.05181		0.05	0	0	0.00014	0.001	1	104%	90	110	0%	
Thallium	A	mg/L	0.05044	0.05044		0.05	0	0	0.000041	0.001	1	101%	90	110	0%	
Thorium	A	mg/L	0.04955	0.04955		0.05	0	0	0.00061	0.001	1	99%	90	110	0%	
Tin	A	mg/L	0.05271	0.05271		0.05	0	0	0.00132	0.00132	0.1	105%	90	110	0%	
Titanium	A	mg/L	0.05171	0.05171		0.05	0	0	0.000094	0.001	1	103%	90	110	0%	
Uranium	A	mg/L	0.05032	0.05032		0.05	0	0	0.000052	0.0003	1	101%	90	110	0%	
Vanadium	A	mg/L	0.04946	0.04946		0.05	0	0	0.0013	0.0013	1	99%	90	110	0%	
Zinc	A	mg/L	0.05038	0.05038		0.05	0	0	0.00273	0.00273	1	101%	90	110	0%	
Iron, Ferrous	C	mg/L	1.31	1.31		0	0	0	0.00119	0.00119	5	0%	0	0	0%	

Seq No	Lab ID	Test Code	Sample Typ	File ID	Analysis Date	DF	Batch ID	Prep Date	SPKref	RPDref	pmoist
14998079	CCB	ICPMS-6020-W-	CCB		1/21/2022 6:50:3	1	R373694		0	0	

Analyte	T	Units	RAW	Final	Text	Spike	SPKref	RPDref	MDL	PQL	UQL	%REC	LOW	HIGH	%RPD	Q
Aluminum	A	mg/L	-0.00008334	-0.00008334		0	0	0	0.00086	0.001	1	0%			0%	
Antimony	A	mg/L	0.00009752	0.00009752		0	0	0	0.00042	0.001	0.1	0%			0%	
Arsenic	A	mg/L	-0.00001788	-0.00001788		0	0	0	0.00019	0.001	1	0%			0%	
Barium	A	mg/L	-2.267E-06	-2.267E-06		0	0	0	0.000042	0.001	1	0%			0%	
Beryllium	A	mg/L	-0.0000297	-0.0000297		0	0	0	0.00012	0.001	1	0%			0%	
Boron	A	mg/L	0.003158	0.003158		0	0	0	0.00561	0.00561	1	0%			0%	
Cadmium	A	mg/L	-7.682E-08	-7.682E-08		0	0	0	0.000025	0.001	1	0%			0%	
Calcium	A	mg/L	-0.0006591	-0.0006591		0	0	0	0.02092	0.02092	50	0%			0%	
Cerium	A	mg/L	-3.093E-07	-3.093E-07		0	0	0	0.000012	0.001	0.1	0%	0	0	0%	
Chromium	A	mg/L	-0.00000562	-0.00000562		0	0	0	0.00018	0.001	1	0%			0%	
Cobalt	A	mg/L	-3.073E-08	-3.073E-08		0	0	0	0.000042	0.001	1	0%			0%	
Copper	A	mg/L	-3.925E-06	-3.925E-06		0	0	0	0.00027	0.001	1	0%			0%	
Iron	A	mg/L	-0.00002827	-0.00002827		0	0	0	0.00119	0.00119	5	0%			0%	
Lanthanum	A	mg/L	1.131E-07	1.131E-07		0	0	0	0.000011	0.001	0.1	0%	0	0	0%	

Seq No	Lab ID	Test Code	Sample Typ	File ID	Analysis Date	DF	Batch ID	Prep Date	SPKref	RPDref	pmoist
14998079	CCB	ICPMS-6020-W-	CCB		1/21/2022 6:50:3	1	R373694		0	0	

Analyte	T	Units	RAW	Final	Text	Spike	SPKref	RPDref	MDL	PQL	UQL	%REC	LOW	HIGH	%RPD	Q
Lead	A	mg/L	0.00001708	0.00001708		0	0	0	0.000056	0.001	1	0%			0%	
Magnesium	A	mg/L	0.00000502	0.00000502		0	0	0	0.00564	0.00564	50	0%			0%	
Manganese	A	mg/L	-3.721E-06	-3.721E-06		0	0	0	0.000095	0.001	1	0%			0%	
Mercury	A	mg/L	0.000008847	0.000008847		0	0	0	0.00016	0.001	0.002	0%			0%	
Molybdenum	A	mg/L	0.00002745	0.00002745		0	0	0	0.00005	0.001	0.1	0%			0%	
Nickel	A	mg/L	-1.692E-06	-1.692E-06		0	0	0	0.00063	0.001	1	0%			0%	
Potassium	A	mg/L	0.005592	0.005592		0	0	0	0.08139	0.08139	50	0%			0%	
Selenium	A	mg/L	0.000002865	0.000002865		0	0	0	0.00033	0.001	1	0%			0%	
Silicon	A	mg/L	-0.0000577	-0.0000577		0	0	0	0.01223	0.1	0.4	0%	0	0	0%	
Silver	A	mg/L	-4.698E-07	-4.698E-07		0	0	0	0.00002	0.001	0.04	0%			0%	
Sodium	A	mg/L	-0.006108	-0.006108		0	0	0	0.02171	0.02171	50	0%			0%	
Strontium	A	mg/L	1.608E-07	1.608E-07		0	0	0	0.00014	0.001	1	0%	0	0	0%	
Thallium	A	mg/L	0.0001839	0.0001839		0	0	0	0.000041	0.001	1	0%	0	0	0%	
Thorium	A	mg/L	0.00002256	0.00002256		0	0	0	0.00061	0.001	1	0%	0	0	0%	
Tin	A	mg/L	0.00003255	0.00003255		0	0	0	0.00132	0.00132	0.1	0%	0	0	0%	
Titanium	A	mg/L	-2.121E-06	-2.121E-06		0	0	0	0.000094	0.001	1	0%	0	0	0%	
Uranium	A	mg/L	0.000003448	0.000003448		0	0	0	0.000052	0.0003	1	0%	0	0	0%	
Vanadium	A	mg/L	-0.001229	-0.001229		0	0	0	0.0013	0.0013	1	0%	0	0	0%	
Zinc	A	mg/L	0.00003239	0.00003239		0	0	0	0.00273	0.00273	1	0%	0	0	0%	
Iron, Ferrous	C	mg/L	-0.00002827	-0.00002827		0	0	0	0.00119	0.00119	5	0%	0	0	0%	

Seq No	Lab ID	Test Code	Sample Typ	File ID	Analysis Date	DF	Batch ID	Prep Date	SPKref	RPDref	pmoist
14998080	Rinse	ICPMS-6020-W-	SAMP		1/21/2022 6:56:5	1	R373694		0	0	

Analyte	T	Units	RAW	Final	Text	Spike	SPKref	RPDref	MDL	PQL	UQL	%REC	LOW	HIGH	%RPD	Q
Antimony	A	mg/L	0.00002038	0		0	0	0	0.00042	0.001	0.1	0%	0	0	0%	
Arsenic	A	mg/L	-0.00002733	0		0	0	0	0.00019	0.001	1	0%	0	0	0%	
Barium	A	mg/L	0.000001837	0		0	0	0	0.000042	0.001	1	0%	0	0	0%	
Cadmium	A	mg/L	0.000003405	0		0	0	0	0.000025	0.001	1	0%	0	0	0%	
Cerium	A	mg/L	7.842E-08	0		0	0	0	0.000012	0.001	0.1	0%	0	0	0%	
Chromium	A	mg/L	0.000008644	0		0	0	0	0.00018	0.001	1	0%	0	0	0%	
Cobalt	A	mg/L	8.188E-07	0		0	0	0	0.000042	0.001	1	0%	0	0	0%	
Copper	A	mg/L	2.673E-07	0		0	0	0	0.00027	0.001	1	0%	0	0	0%	
Lanthanum	A	mg/L	-4.08E-07	0		0	0	0	0.000011	0.001	0.1	0%	0	0	0%	
Lead	A	mg/L	0.00001422	0		0	0	0	0.000056	0.001	1	0%	0	0	0%	

Seq No	Lab ID	Test Code	Sample Typ	File ID	Analysis Date	DF	Batch ID	Prep Date	SPKref	RPDref	pmoist
14998080	Rinse	ICPMS-6020-W-	SAMP		1/21/2022 6:56:5	1	R373694		0	0	

Analyte	T	Units	RAW	Final	Text	Spike	SPKref	RPDref	MDL	PQL	UQL	%REC	LOW	HIGH	%RPD	Q
Manganese	A	mg/L	-9.366E-07	0		0	0	0	0.000095	0.001	1	0%	0	0	0%	
Mercury	A	mg/L	0.000007575	0		0	0	0	0.00016	0.001	0.002	0%	0	0	0%	
Molybdenum	A	mg/L	0.000006079	0		0	0	0	0.00005	0.001	0.1	0%	0	0	0%	
Nickel	A	mg/L	-2.986E-06	0		0	0	0	0.00063	0.001	1	0%	0	0	0%	
Selenium	A	mg/L	-4.479E-07	0		0	0	0	0.00033	0.001	1	0%	0	0	0%	
Silver	A	mg/L	5.487E-07	0		0	0	0	0.00002	0.001	0.04	0%	0	0	0%	
Strontium	A	mg/L	-6.478E-06	0		0	0	0	0.00014	0.001	1	0%	0	0	0%	
Thallium	A	mg/L	0.0000698	0.0000698		0	0	0	0.000041	0.001	1	0%	0	0	0%	J
Thorium	A	mg/L	0.000003569	0		0	0	0	0.00061	0.001	1	0%	0	0	0%	
Titanium	A	mg/L	-0.00001149	0		0	0	0	0.000094	0.001	1	0%	0	0	0%	
Uranium	A	mg/L	0.000001129	0		0	0	0	0.000052	0.0003	1	0%	0	0	0%	
Boron	B	mg/L	0.001589	0		0	0	0	0.00561	0.00561	1	0%	0	0	0%	L
Calcium	B	mg/L	-0.0001919	0		0	0	0	0.02092	0.02092	50	0%	0	0	0%	L
Iron	B	mg/L	-0.00003439	0		0	0	0	0.00119	0.00119	5	0%	0	0	0%	
Iron, Ferrous	B	mg/L	-0.00003439	0		0	0	0	0.00119	0.00119	5	0%	0	0	0%	
Magnesium	B	mg/L	0.0003372	0		0	0	0	0.00564	0.00564	50	0%	0	0	0%	L
Potassium	B	mg/L	0.006841	0		0	0	0	0.08139	0.08139	50	0%	0	0	0%	L
Sodium	B	mg/L	-0.005594	0		0	0	0	0.02171	0.02171	50	0%	0	0	0%	L
Tin	B	mg/L	0.00000474	0		0	0	0	0.00132	0.00132	0.1	0%	0	0	0%	
Vanadium	B	mg/L	-0.001174	0		0	0	0	0.0013	0.0013	1	0%	0	0	0%	
Zinc	B	mg/L	0.00001541	0		0	0	0	0.00273	0.00273	1	0%	0	0	0%	L

Seq No	Lab ID	Test Code	Sample Typ	File ID	Analysis Date	DF	Batch ID	Prep Date	SPKref	RPDref	pmoist
14998081	LRB	ICPMS-6020-W-	MBLK		1/21/2022 7:03:0	1	R373694		0	0	

Analyte	T	Units	RAW	Final	Text	Spike	SPKref	RPDref	MDL	PQL	UQL	%REC	LOW	HIGH	%RPD	Q
Aluminum	A	mg/L	0.0004133	0		0	0	0	0.00086	0.001	1	0%	0	0	0%	
Antimony	A	mg/L	0.00000844	0		0	0	0	0.00042	0.001	0.1	0%	0	0	0%	
Arsenic	A	mg/L	-0.00002077	0		0	0	0	0.00019	0.001	1	0%	0	0	0%	
Barium	A	mg/L	0.00009291	0.00009291		0	0	0	0.000042	0.001	1	0%	0	0	0%	
Beryllium	A	mg/L	-0.00003403	0		0	0	0	0.00012	0.001	1	0%	0	0	0%	
Boron	A	mg/L	0.001155	0		0	0	0	0.00561	0.00561	1	0%	0	0	0%	
Cadmium	A	mg/L	0.00001985	0		0	0	0	0.000025	0.001	1	0%	0	0	0%	
Calcium	A	mg/L	0.008124	0		0	0	0	0.02092	0.02092	50	0%	0	0	0%	
Cerium	A	mg/L	0.000001558	0		0	0	0	0.000012	0.001	0.1	0%	0	0	0%	

Seq No	Lab ID	Test Code	Sample Typ	File ID	Analysis Date	DF	Batch ID	Prep Date	SPKref	RPDref	pmoist
14998081	LRB	ICPMS-6020-W-	MBLK		1/21/2022 7:03:0	1	R373694		0	0	

Analyte	T	Units	RAW	Final	Text	Spike	SPKref	RPDref	MDL	PQL	UQL	%REC	LOW	HIGH	%RPD	Q
Chromium	A	mg/L	0.00001146	0		0	0	0	0.00018	0.001	1	0%	0	0	0%	
Cobalt	A	mg/L	4.566E-07	0		0	0	0	0.000042	0.001	1	0%	0	0	0%	
Copper	A	mg/L	0.0000231	0		0	0	0	0.00027	0.001	1	0%	0	0	0%	
Iron	A	mg/L	0.0003366	0		0	0	0	0.00119	0.00119	5	0%	0	0	0%	
Lanthanum	A	mg/L	2.824E-07	0		0	0	0	0.000011	0.001	0.1	0%	0	0	0%	
Lead	A	mg/L	0.00002045	0		0	0	0	0.000056	0.0005	1	0%	0	0	0%	
Magnesium	A	mg/L	0.001005	0		0	0	0	0.00564	0.00564	50	0%	0	0	0%	
Manganese	A	mg/L	0.00002619	0		0	0	0	0.000095	0.001	1	0%	0	0	0%	
Mercury	A	mg/L	0.000004836	0		0	0	0	0.00016	0.001	0.002	0%	0	0	0%	
Molybdenum	A	mg/L	0.000007644	0		0	0	0	0.00005	0.001	0.1	0%	0	0	0%	
Nickel	A	mg/L	0.00002193	0		0	0	0	0.00063	0.001	1	0%	0	0	0%	
Potassium	A	mg/L	0.007913	0		0	0	0	0.08139	0.08139	50	0%	0	0	0%	
Selenium	A	mg/L	0.000000196	0		0	0	0	0.00033	0.001	1	0%	0	0	0%	
Silicon	A	mg/L	0.07265	0.07265		0	0	0	0.01223	0.1	0.4	0%	0	0	0%	
Silver	A	mg/L	-0.00006565	0		0	0	0	0.00002	0.001	0.04	0%	0	0	0%	
Sodium	A	mg/L	0.005793	0		0	0	0	0.02171	0.02171	50	0%	0	0	0%	
Strontium	A	mg/L	0.00003717	0		0	0	0	0.00014	0.001	1	0%	0	0	0%	
Thallium	A	mg/L	0.00002874	0		0	0	0	0.000041	0.001	1	0%	0	0	0%	
Thorium	A	mg/L	-2.522E-07	0		0	0	0	0.00061	0.001	1	0%	0	0	0%	
Tin	A	mg/L	0.00001472	0		0	0	0	0.00132	0.00132	0.1	0%	0	0	0%	
Titanium	A	mg/L	0.000007062	0		0	0	0	0.000094	0.001	1	0%	0	0	0%	
Uranium	A	mg/L	7.498E-07	0		0	0	0	0.000052	0.0003	1	0%	0	0	0%	
Vanadium	A	mg/L	-0.001178	0		0	0	0	0.0013	0.0013	1	0%	0	0	0%	
Zinc	A	mg/L	0.0002964	0		0	0	0	0.00273	0.00273	1	0%	0	0	0%	
Iron, Ferrous	C	mg/L	0.0003366	0		0	0	0	0.00119	0.00119	5	0%	0	0	0%	

Seq No	Lab ID	Test Code	Sample Typ	File ID	Analysis Date	DF	Batch ID	Prep Date	SPKref	RPDref	pmoist
14998082	LFB	ICPMS-6020-W-	LFB		1/21/2022 7:09:2	1.03	R373694		0	0	

Analyte	T	Units	RAW	Final	Text	Spike	SPKref	RPDref	MDL	PQL	UQL	%REC	LOW	HIGH	%RPD	Q
Aluminum	A	mg/L	0.04581	0.0471843		0.05	0	0	0.0008858	0.001	1	94%	85	115	0%	
Antimony	A	mg/L	0.04745	0.0488735		0.05	0	0	0.0004326	0.001	0.1	98%	85	115	0%	
Arsenic	A	mg/L	0.04834	0.0497902		0.05	0	0	0.0001957	0.001	1	100%	85	115	0%	
Barium	A	mg/L	0.04747	0.0488941		0.05	0	0	4.326E-05	0.001	1	98%	85	115	0%	
Beryllium	A	mg/L	0.04449	0.0458247		0.05	0	0	0.0001236	0.001	1	92%	85	115	0%	

Seq No	Lab ID	Test Code	Sample Typ	File ID	Analysis Date	DF	Batch ID	Prep Date	SPKref	RPDref	pmoist
14998082	LFB	ICPMS-6020-W-	LFB		1/21/2022 7:09:2	1.03	R373694		0	0	

Analyte	T	Units	RAW	Final	Text	Spike	SPKref	RPDref	MDL	PQL	UQL	%REC	LOW	HIGH	%RPD	Q
Boron	A	mg/L	0.04596	0.0473388		0.05	0	0	0.0057783	0.0057783	1	95%	85	115	0%	
Cadmium	A	mg/L	0.04804	0.0494812		0.05	0	0	2.575E-05	0.001	1	99%	85	115	0%	
Calcium	A	mg/L	48.57	50.0271		50	0	0	0.0215476	0.0215476	50	100%	85	115	0%	
Cerium	A	mg/L	0.0491	0.050573		0.05	0	0	1.236E-05	0.001	0.1	101%	85	115	0%	
Chromium	A	mg/L	0.04655	0.0479465		0.05	0	0	0.0001854	0.001	1	96%	85	115	0%	
Cobalt	A	mg/L	0.04617	0.0475551		0.05	0	0	4.326E-05	0.001	1	95%	85	115	0%	
Copper	A	mg/L	0.04689	0.0482967		0.05	0	0	0.0002781	0.001	1	97%	85	115	0%	
Iron	A	mg/L	5.002	5.15206		5.05	0	0	0.0012257	0.0012257	5	102%	85	115	0%	
Lanthanum	A	mg/L	0.0000052	0		0.05	0	0	1.133E-05	0.001	0.1	0%	85	115	0%	S
Lead	A	mg/L	0.04866	0.0501198		0.05	0	0	5.768E-05	0.001	1	100%	88	115	0%	
Magnesium	A	mg/L	47.37	48.7911		50	0	0	0.0058092	0.0058092	50	98%	85	115	0%	
Manganese	A	mg/L	0.04765	0.0490795		0.05	0	0	9.785E-05	0.001	1	98%	85	115	0%	
Mercury	A	mg/L	0.0009606	0.000989418		0.001	0	0	0.0001648	0.001	0.002	99%	85	115	0%	
Molybdenum	A	mg/L	0.04766	0.0490898		0.05	0	0	0.0000515	0.001	0.1	98%	85	115	0%	
Nickel	A	mg/L	0.04623	0.0476169		0.05	0	0	0.0006489	0.001	1	95%	85	115	0%	
Potassium	A	mg/L	46.66	48.0598		50	0	0	0.0838317	0.0838317	50	96%	85	115	0%	
Selenium	A	mg/L	0.04896	0.0504288		0.05	0	0	0.0003399	0.001	1	101%	85	115	0%	
Silicon	A	mg/L	0.2636	0.271508		0.2	0	0	0.0125969	0.1	0.4	136%	85	115	0%	S
Silver	A	mg/L	0.01952	0.0201056		0.02	0	0	0.0000206	0.001	0.04	101%	85	115	0%	
Sodium	A	mg/L	46.79	48.1937		50	0	0	0.0223613	0.0223613	50	96%	85	115	0%	
Strontium	A	mg/L	0.04895	0.0504185		0.05	0	0	0.0001442	0.001	1	101%	85	115	0%	
Thallium	A	mg/L	0.04957	0.0510571		0.05	0	0	4.223E-05	0.001	1	102%	85	115	0%	
Thorium	A	mg/L	0.04787	0.0493061		0.05	0	0	0.0006283	0.001	1	99%	85	115	0%	
Tin	A	mg/L	0.04711	0.0485233		0.05	0	0	0.0013596	0.0013596	0.1	97%	85	115	0%	
Titanium	A	mg/L	0.04981	0.0513043		0.05	0	0	9.682E-05	0.001	1	103%	85	115	0%	
Uranium	A	mg/L	0.04894	0.0504082		0.05	0	0	5.356E-05	0.0003	1	101%	85	115	0%	
Vanadium	A	mg/L	0.04669	0.0480907		0.05	0	0	0.001339	0.001339	1	96%	85	115	0%	
Zinc	A	mg/L	0.04796	0.0493988		0.05	0	0	0.0028119	0.0028119	1	99%	85	115	0%	
Iron, Ferrous	C	mg/L	5.002	5.15206		0	0	0	0.0012257	0.0012257	5	0%	0	0	0%	

Seq No	Lab ID	Test Code	Sample Typ	File ID	Analysis Date	DF	Batch ID	Prep Date	SPKref	RPDref	pmoist
14998083	ICSA	ICPMS-6020-W-	ICSA		1/21/2022 7:15:4	1	R373694		0	0	

Analyte	T	Units	RAW	Final	Text	Spike	SPKref	RPDref	MDL	PQL	UQL	%REC	LOW	HIGH	%RPD	Q

Seq No	Lab ID	Test Code	Sample Typ	File ID	Analysis Date	DF	Batch ID	Prep Date	SPKref	RPDref	pmoist
14998083	ICSA	ICPMS-6020-W-	ICSA		1/21/2022 7:15:4	1	R373694		0	0	

Analyte	T	Units	RAW	Final	Text	Spike	SPKref	RPDref	MDL	PQL	UQL	%REC	LOW	HIGH	%RPD	Q
Aluminum	A	mg/L	36.61	36.61		40	0	0	0.00086	0.001	1	92%	80	120	0%	
Antimony	A	mg/L	0.0001483	0.0001483		0	0	0	0.00042	0.001	0.1	0%			0%	
Arsenic	A	mg/L	-6.573E-06	-6.573E-06		0	0	0	0.00019	0.001	1	0%			0%	
Barium	A	mg/L	0.00007164	0.00007164		0	0	0	0.000042	0.001	1	0%			0%	
Beryllium	A	mg/L	-0.00004143	-0.00004143		0	0	0	0.00012	0.001	1	0%			0%	
Boron	A	mg/L	0.001432	0.001432		0	0	0	0.00561	0.00561	1	0%			0%	
Cadmium	A	mg/L	0.00007616	0.00007616		0	0	0	0.000025	0.001	1	0%			0%	
Calcium	A	mg/L	123.4	123.4		120	0	0	0.02092	0.02092	50	103%	80	120	0%	
Cerium	A	mg/L	0.000002237	0.000002237		0	0	0	0.000012	0.001	0.1	0%			0%	
Chromium	A	mg/L	0.0008664	0.0008664		0	0	0	0.00018	0.001	1	0%			0%	
Cobalt	A	mg/L	0.0003428	0.0003428		0	0	0	0.000042	0.001	1	0%			0%	
Copper	A	mg/L	0.0000565	0.0000565		0	0	0	0.00027	0.001	1	0%			0%	
Iron	A	mg/L	105	105		100	0	0	0.00119	0.00119	5	105%	80	120	0%	
Lanthanum	A	mg/L	0.00000965	0.00000965		0	0	0	0.000011	0.001	0.1	0%			0%	
Lead	A	mg/L	0.00002378	0.00002378		0	0	0	0.000056	0.001	1	0%			0%	
Magnesium	A	mg/L	39.77	39.77		50	0	0	0.00564	0.00564	50	80%			0%	
Manganese	A	mg/L	0.000223	0.000223		0	0	0	0.000095	0.001	1	0%			0%	
Mercury	A	mg/L	0.000007912	0.000007912		0	0	0	0.00016	0.001	0.002	0%			0%	
Molybdenum	A	mg/L	0.79	0.79		0.8	0	0	0.00005	0.001	0.1	99%	80	120	0%	
Nickel	A	mg/L	0.0001824	0.0001824		0	0	0	0.00063	0.001	1	0%			0%	
Potassium	A	mg/L	40	40		50	0	0	0.08139	0.08139	50	80%			0%	
Selenium	A	mg/L	0.0001231	0.0001231		0	0	0	0.00033	0.001	1	0%			0%	
Silicon	A	mg/L	0.00401	0.00401		0	0	0	0.01223	0.1	0.4	0%			0%	
Silver	A	mg/L	0.000005626	0.000005626		0	0	0	0.00002	0.001	0.04	0%			0%	
Sodium	A	mg/L	98.15	98.15		100	0	0	0.02171	0.02171	50	98%			0%	
Strontium	A	mg/L	0.001213	0.001213		0	0	0	0.00014	0.001	1	0%			0%	
Thallium	A	mg/L	0.00007521	0.00007521		0	0	0	0.000041	0.001	1	0%			0%	
Thorium	A	mg/L	0.00002456	0.00002456		0	0	0	0.00061	0.001	1	0%			0%	
Tin	A	mg/L	0.00004425	0.00004425		0	0	0	0.00132	0.00132	0.1	0%			0%	
Titanium	A	mg/L	0.7665	0.7665		0.8	0	0	0.000094	0.001	1	96%			0%	
Uranium	A	mg/L	0.000002654	0.000002654		0	0	0	0.000052	0.0003	1	0%			0%	
Vanadium	A	mg/L	-0.002681	-0.002681		0	0	0	0.0013	0.0013	1	0%			0%	
Zinc	A	mg/L	0.0003461	0.0003461		0	0	0	0.00273	0.00273	1	0%			0%	
Iron, Ferrous	C	mg/L	105	105		0	0	0	0.00119	0.00119	5	0%			0%	

Seq No	Lab ID	Test Code	Sample Typ	File ID	Analysis Date	DF	Batch ID	Prep Date	SPKref	RPDref	pmoist
14998084	ICSAB	ICPMS-6020-W-	ICSAB		1/21/2022 7:21:5	1	R373694		0	0	

Analyte	T	Units	RAW	Final	Text	Spike	SPKref	RPDref	MDL	PQL	UQL	%REC	LOW	HIGH	%RPD	Q
Aluminum	A	mg/L	35.69	35.69		40	0	0	0.00086	0.001	1	89%	80	120	0%	
Antimony	A	mg/L	0.00004712	0.00004712		0	0	0	0.00042	0.001	0.1	0%			0%	
Arsenic	A	mg/L	0.009885	0.009885		0.01	0	0	0.00019	0.001	1	99%	80	120	0%	
Barium	A	mg/L	0.00005507	0.00005507		0	0	0	0.000042	0.001	1	0%			0%	
Beryllium	A	mg/L	-0.00004567	-0.00004567		0	0	0	0.00012	0.001	1	0%			0%	
Boron	A	mg/L	0.0007254	0.0007254		0	0	0	0.00561	0.00561	1	0%			0%	
Cadmium	A	mg/L	0.009671	0.009671		0.01	0	0	0.000025	0.001	1	97%	80	120	0%	
Calcium	A	mg/L	121.5	121.5		120	0	0	0.02092	0.02092	50	101%	80	120	0%	
Cerium	A	mg/L	0.000002861	0.000002861		0	0	0	0.000012	0.001	0.1	0%			0%	
Chromium	A	mg/L	0.02036	0.02036		0.02	0	0	0.00018	0.001	1	102%	80	120	0%	
Cobalt	A	mg/L	0.01951	0.01951		0.02	0	0	0.000042	0.001	1	98%	80	120	0%	
Copper	A	mg/L	0.0197	0.0197		0.02	0	0	0.00027	0.001	1	98%	80	120	0%	
Iron	A	mg/L	102.8	102.8		100	0	0	0.00119	0.00119	5	103%	80	120	0%	
Lanthanum	A	mg/L	0.000009375	0.000009375		0	0	0	0.000011	0.001	0.1	0%			0%	
Lead	A	mg/L	0.00001851	0.00001851		0	0	0	0.000056	0.001	1	0%			0%	
Magnesium	A	mg/L	39.38	39.38		40	0	0	0.00564	0.00564	50	98%	80	120	0%	
Manganese	A	mg/L	0.02002	0.02002		0.02	0	0	0.000095	0.001	1	100%	80	120	0%	
Mercury	A	mg/L	0.00000465	0.00000465		0	0	0	0.00016	0.001	0.002	0%			0%	
Molybdenum	A	mg/L	0.7937	0.7937		0.8	0	0	0.00005	0.001	0.1	99%	80	120	0%	
Nickel	A	mg/L	0.02011	0.02011		0.02	0	0	0.00063	0.001	1	101%	80	120	0%	
Potassium	A	mg/L	40.81	40.81		40	0	0	0.08139	0.08139	50	102%	80	120	0%	
Selenium	A	mg/L	0.01009	0.01009		0.01	0	0	0.00033	0.001	1	101%	80	120	0%	
Silicon	A	mg/L	0.002787	0.002787		0	0	0	0.01223	0.1	0.4	0%			0%	
Silver	A	mg/L	0.004652	0.004652		0.005	0	0	0.00002	0.001	0.04	93%	80	120	0%	
Sodium	A	mg/L	98.68	98.68		100	0	0	0.02171	0.02171	50	99%	80	120	0%	
Strontium	A	mg/L	0.001263	0.001263		0	0	0	0.00014	0.001	1	0%			0%	
Thallium	A	mg/L	0.0000178	0.0000178		0	0	0	0.000041	0.001	1	0%			0%	
Thorium	A	mg/L	0.000006585	0.000006585		0	0	0	0.00061	0.001	1	0%			0%	
Tin	A	mg/L	0.00003712	0.00003712		0	0	0	0.00132	0.00132	0.1	0%			0%	
Titanium	A	mg/L	0.7705	0.7705		0.8	0	0	0.000094	0.001	1	96%	80	120	0%	
Uranium	A	mg/L	0.000001175	0.000001175		0	0	0	0.000052	0.0003	1	0%			0%	
Vanadium	A	mg/L	0.01715	0.01715		0.02	0	0	0.0013	0.0013	1	86%	80	120	0%	
Zinc	A	mg/L	0.01006	0.01006		0.01	0	0	0.00273	0.00273	1	101%	80	120	0%	
Iron, Ferrous	C	mg/L	102.8	102.8		0	0	0	0.00119	0.00119	5	0%			0%	

Seq No	Lab ID	Test Code	Sample Typ	File ID	Analysis Date	DF	Batch ID	Prep Date	SPKref	RPDref	pmoist
14998085	Rinse	ICPMS-6020-W-	SAMP		1/21/2022 7:28:1	1	R373694		0	0	

Analyte	T	Units	RAW	Final	Text	Spike	SPKref	RPDref	MDL	PQL	UQL	%REC	LOW	HIGH	%RPD	Q
Antimony	A	mg/L	0.000007088	0		0	0	0	0.00042	0.001	0.1	0%	0	0	0%	
Arsenic	A	mg/L	-0.0001086	0		0	0	0	0.00019	0.001	1	0%	0	0	0%	
Barium	A	mg/L	0.000004146	0		0	0	0	0.000042	0.001	1	0%	0	0	0%	
Cadmium	A	mg/L	0.000002559	0		0	0	0	0.000025	0.001	1	0%	0	0	0%	
Cerium	A	mg/L	1.433E-07	0		0	0	0	0.000012	0.001	0.1	0%	0	0	0%	
Chromium	A	mg/L	-0.00001438	0		0	0	0	0.00018	0.001	1	0%	0	0	0%	
Cobalt	A	mg/L	-2.535E-08	0		0	0	0	0.000042	0.001	1	0%	0	0	0%	
Copper	A	mg/L	-0.00000589	0		0	0	0	0.00027	0.001	1	0%	0	0	0%	
Lead	A	mg/L	0.000003567	0		0	0	0	0.000056	0.001	1	0%	0	0	0%	
Manganese	A	mg/L	0.0001269	0.0001269		0	0	0	0.000095	0.001	1	0%	0	0	0%	J
Mercury	A	mg/L	0.000003669	0		0	0	0	0.00016	0.001	0.002	0%	0	0	0%	
Molybdenum	A	mg/L	0.0001989	0.0001989		0	0	0	0.00005	0.001	0.1	0%	0	0	0%	J
Nickel	A	mg/L	0.000005669	0		0	0	0	0.00063	0.001	1	0%	0	0	0%	
Selenium	A	mg/L	-3.499E-06	0		0	0	0	0.00033	0.001	1	0%	0	0	0%	
Silver	A	mg/L	-9.111E-07	0		0	0	0	0.00002	0.001	0.04	0%	0	0	0%	
Strontium	A	mg/L	0.000001196	0		0	0	0	0.00014	0.001	1	0%	0	0	0%	
Thallium	A	mg/L	0.00001804	0		0	0	0	0.000041	0.001	1	0%	0	0	0%	
Thorium	A	mg/L	-3.359E-06	0		0	0	0	0.00061	0.001	1	0%	0	0	0%	
Titanium	A	mg/L	0.000119	0.000119		0	0	0	0.000094	0.001	1	0%	0	0	0%	J
Uranium	A	mg/L	5.372E-07	0		0	0	0	0.000052	0.0003	1	0%	0	0	0%	
Boron	B	mg/L	0.000005533	0		0	0	0	0.00561	0.00561	1	0%	0	0	0%	L
Calcium	B	mg/L	0.0006013	0		0	0	0	0.02092	0.02092	50	0%	0	0	0%	L
Iron	B	mg/L	0.0009312	0		0	0	0	0.00119	0.00119	5	0%	0	0	0%	
Iron, Ferrous	B	mg/L	0.0009312	0		0	0	0	0.00119	0.00119	5	0%	0	0	0%	
Magnesium	B	mg/L	-0.0005737	0		0	0	0	0.00564	0.00564	50	0%	0	0	0%	L
Potassium	B	mg/L	0.0002652	0		0	0	0	0.08139	0.08139	50	0%	0	0	0%	L
Sodium	B	mg/L	0.01295	0		0	0	0	0.02171	0.02171	50	0%	0	0	0%	L
Tin	B	mg/L	-0.00001041	0		0	0	0	0.00132	0.00132	0.1	0%	0	0	0%	
Zinc	B	mg/L	-0.0000111	0		0	0	0	0.00273	0.00273	1	0%	0	0	0%	L

Seq No	Lab ID	Test Code	Sample Typ	File ID	Analysis Date	DF	Batch ID	Prep Date	SPKref	RPDref	pmoist
14998086	Rinse	ICPMS-6020-W-	SAMP		1/21/2022 7:34:2	1	R373694		0	0	

Analyte	T	Units	RAW	Final	Text	Spike	SPKref	RPDref	MDL	PQL	UQL	%REC	LOW	HIGH	%RPD	Q

Seq No	Lab ID	Test Code	Sample Typ	File ID	Analysis Date	DF	Batch ID	Prep Date	SPKref	RPDref	pmoist
14998086	Rinse	ICPMS-6020-W-	SAMP		1/21/2022 7:34:2	1	R373694		0	0	

Analyte	T	Units	RAW	Final	Text	Spike	SPKref	RPDref	MDL	PQL	UQL	%REC	LOW	HIGH	%RPD	Q
Antimony	A	mg/L	-1.651E-06	0		0	0	0	0.00042	0.001	0.1	0%	0	0	0%	
Arsenic	A	mg/L	-0.0001081	0		0	0	0	0.00019	0.001	1	0%	0	0	0%	
Barium	A	mg/L	5.064E-07	0		0	0	0	0.000042	0.001	1	0%	0	0	0%	
Cadmium	A	mg/L	0.000004055	0		0	0	0	0.000025	0.001	1	0%	0	0	0%	
Cerium	A	mg/L	1.251E-07	0		0	0	0	0.000012	0.001	0.1	0%	0	0	0%	
Chromium	A	mg/L	-5.182E-06	0		0	0	0	0.00018	0.001	1	0%	0	0	0%	
Cobalt	A	mg/L	0.000000561	0		0	0	0	0.000042	0.001	1	0%	0	0	0%	
Copper	A	mg/L	-0.0000108	0		0	0	0	0.00027	0.001	1	0%	0	0	0%	
Lead	A	mg/L	6.603E-07	0		0	0	0	0.000056	0.001	1	0%	0	0	0%	
Manganese	A	mg/L	0.0001285	0.0001285		0	0	0	0.000095	0.001	1	0%	0	0	0%	J
Mercury	A	mg/L	0.000002463	0		0	0	0	0.00016	0.001	0.002	0%	0	0	0%	
Molybdenum	A	mg/L	0.0000494	0		0	0	0	0.00005	0.001	0.1	0%	0	0	0%	
Nickel	A	mg/L	-1.024E-06	0		0	0	0	0.00063	0.001	1	0%	0	0	0%	
Selenium	A	mg/L	-0.00001492	0		0	0	0	0.00033	0.001	1	0%	0	0	0%	
Silver	A	mg/L	-2.846E-06	0		0	0	0	0.00002	0.001	0.04	0%	0	0	0%	
Strontium	A	mg/L	-1.864E-06	0		0	0	0	0.00014	0.001	1	0%	0	0	0%	
Thallium	A	mg/L	0.000007649	0		0	0	0	0.000041	0.001	1	0%	0	0	0%	
Thorium	A	mg/L	-5.463E-06	0		0	0	0	0.00061	0.001	1	0%	0	0	0%	
Titanium	A	mg/L	0.00005353	0		0	0	0	0.000094	0.001	1	0%	0	0	0%	
Uranium	A	mg/L	3.772E-07	0		0	0	0	0.000052	0.0003	1	0%	0	0	0%	
Boron	B	mg/L	-0.0001862	0		0	0	0	0.00561	0.00561	1	0%	0	0	0%	L
Calcium	B	mg/L	0.0001684	0		0	0	0	0.02092	0.02092	50	0%	0	0	0%	L
Iron	B	mg/L	0.0003866	0		0	0	0	0.00119	0.00119	5	0%	0	0	0%	
Iron, Ferrous	B	mg/L	0.0003866	0		0	0	0	0.00119	0.00119	5	0%	0	0	0%	
Magnesium	B	mg/L	-0.0006523	0		0	0	0	0.00564	0.00564	50	0%	0	0	0%	L
Potassium	B	mg/L	-0.004613	0		0	0	0	0.08139	0.08139	50	0%	0	0	0%	L
Sodium	B	mg/L	0.01026	0		0	0	0	0.02171	0.02171	50	0%	0	0	0%	L
Tin	B	mg/L	-5.751E-07	0		0	0	0	0.00132	0.00132	0.1	0%	0	0	0%	
Zinc	B	mg/L	0.00001647	0		0	0	0	0.00273	0.00273	1	0%	0	0	0%	L

Seq No	Lab ID	Test Code	Sample Typ	File ID	Analysis Date	DF	Batch ID	Prep Date	SPKref	RPDref	pmoist
14998087	CCV	ICPMS-6020-W-	CCV		1/21/2022 7:40:4	1	R373694		0	0	

Analyte	T	Units	RAW	Final	Text	Spike	SPKref	RPDref	MDL	PQL	UQL	%REC	LOW	HIGH	%RPD	Q

Seq No	Lab ID	Test Code	Sample Typ	File ID	Analysis Date	DF	Batch ID	Prep Date	SPKref	RPDref	pmoist
14998087	CCV	ICPMS-6020-W-	CCV		1/21/2022 7:40:4	1	R373694		0	0	

Analyte	T	Units	RAW	Final	Text	Spike	SPKref	RPDref	MDL	PQL	UQL	%REC	LOW	HIGH	%RPD	Q
Aluminum	A	mg/L	0.05674	0.05674		0.05	0	0	0.00086	0.001	1	113%	90	110	0%	S
Antimony	A	mg/L	0.05264	0.05264		0.05	0	0	0.00042	0.001	0.1	105%	90	110	0%	
Arsenic	A	mg/L	0.05159	0.05159		0.05	0	0	0.00019	0.001	1	103%	90	110	0%	
Barium	A	mg/L	0.05006	0.05006		0.05	0	0	0.000042	0.001	1	100%	90	110	0%	
Beryllium	A	mg/L	0.04299	0.04299		0.05	0	0	0.00012	0.001	1	86%	90	110	0%	S
Boron	A	mg/L	0.04481	0.04481		0.05	0	0	0.00561	0.00561	1	90%	90	110	0%	
Cadmium	A	mg/L	0.05089	0.05089		0.05	0	0	0.000025	0.001	1	102%	90	110	0%	
Calcium	A	mg/L	12.55	12.55		12.5	0	0	0.02092	0.02092	50	100%	90	110	0%	
Cerium	A	mg/L	0.05163	0.05163		0.05	0	0	0.000012	0.001	0.1	103%	90	110	0%	
Chromium	A	mg/L	0.05015	0.05015		0.05	0	0	0.00018	0.001	1	100%	90	110	0%	
Cobalt	A	mg/L	0.04966	0.04966		0.05	0	0	0.000042	0.001	1	99%	90	110	0%	
Copper	A	mg/L	0.05197	0.05197		0.05	0	0	0.00027	0.001	1	104%	90	110	0%	
Iron	A	mg/L	1.323	1.323		1.3	0	0	0.00119	0.00119	5	102%	90	110	0%	
Lanthanum	A	mg/L	0.05074	0.05074		0.05	0	0	0.000011	0.001	0.1	101%	90	110	0%	
Lead	A	mg/L	0.05044	0.05044		0.05	0	0	0.000056	0.001	1	101%	90	110	0%	
Magnesium	A	mg/L	11.96	11.96		12.5	0	0	0.00564	0.00564	50	96%	90	110	0%	
Manganese	A	mg/L	0.05099	0.05099		0.05	0	0	0.000095	0.001	1	102%	90	110	0%	
Mercury	A	mg/L	0.0009792	0.0009792		0.001	0	0	0.00016	0.001	0.002	98%	90	110	0%	
Molybdenum	A	mg/L	0.0513	0.0513		0.05	0	0	0.00005	0.001	0.1	103%	90	110	0%	
Nickel	A	mg/L	0.05013	0.05013		0.05	0	0	0.00063	0.001	1	100%	90	110	0%	
Potassium	A	mg/L	12.2	12.2		12.5	0	0	0.08139	0.08139	50	98%	90	110	0%	
Selenium	A	mg/L	0.05215	0.05215		0.05	0	0	0.00033	0.001	1	104%	90	110	0%	
Silicon	A	mg/L	0.2188	0.2188		0.2	0	0	0.01223	0.1	0.4	109%	90	110	0%	
Silver	A	mg/L	0.01984	0.01984		0.02	0	0	0.00002	0.001	0.04	99%	90	110	0%	
Sodium	A	mg/L	12.24	12.24		12.5	0	0	0.02171	0.02171	50	98%	90	110	0%	
Strontium	A	mg/L	0.0531	0.0531		0.05	0	0	0.00014	0.001	1	106%	90	110	0%	
Thallium	A	mg/L	0.05027	0.05027		0.05	0	0	0.000041	0.001	1	101%	90	110	0%	
Thorium	A	mg/L	0.04876	0.04876		0.05	0	0	0.00061	0.001	1	98%	90	110	0%	
Tin	A	mg/L	0.0524	0.0524		0.05	0	0	0.00132	0.00132	0.1	105%	90	110	0%	
Titanium	A	mg/L	0.04973	0.04973		0.05	0	0	0.000094	0.001	1	99%	90	110	0%	
Uranium	A	mg/L	0.04973	0.04973		0.05	0	0	0.000052	0.0003	1	99%	90	110	0%	
Vanadium	A	mg/L	0.04853	0.04853		0.05	0	0	0.0013	0.0013	1	97%	90	110	0%	
Zinc	A	mg/L	0.05256	0.05256		0.05	0	0	0.00273	0.00273	1	105%	90	110	0%	
Iron, Ferrous	C	mg/L	1.323	1.323		0	0	0	0.00119	0.00119	5	0%	0	0	0%	

Seq No	Lab ID	Test Code	Sample Typ	File ID	Analysis Date	DF	Batch ID	Prep Date	SPKref	RPDref	pmoist
14998088	CCB	ICPMS-6020-W-	CCB		1/21/2022 7:46:5	1	R373694		0	0	

Analyte	T	Units	RAW	Final	Text	Spike	SPKref	RPDref	MDL	PQL	UQL	%REC	LOW	HIGH	%RPD	Q
Aluminum	A	mg/L	0.00002508	0.00002508		0	0	0	0.00086	0.001	1	0%			0%	
Antimony	A	mg/L	0.00007866	0.00007866		0	0	0	0.00042	0.001	0.1	0%			0%	
Arsenic	A	mg/L	-0.00007487	-0.00007487		0	0	0	0.00019	0.001	1	0%			0%	
Barium	A	mg/L	0.000003741	0.000003741		0	0	0	0.000042	0.001	1	0%			0%	
Beryllium	A	mg/L	-0.00003987	-0.00003987		0	0	0	0.00012	0.001	1	0%			0%	
Boron	A	mg/L	0.0003892	0.0003892		0	0	0	0.00561	0.00561	1	0%			0%	
Cadmium	A	mg/L	0.000001919	0.000001919		0	0	0	0.000025	0.001	1	0%			0%	
Calcium	A	mg/L	-0.00009227	-0.00009227		0	0	0	0.02092	0.02092	50	0%			0%	
Cerium	A	mg/L	1.426E-07	1.426E-07		0	0	0	0.000012	0.001	0.1	0%	0	0	0%	
Chromium	A	mg/L	0.0001156	0.0001156		0	0	0	0.00018	0.001	1	0%			0%	
Cobalt	A	mg/L	-1.747E-06	-1.747E-06		0	0	0	0.000042	0.001	1	0%			0%	
Copper	A	mg/L	-5.861E-06	-5.861E-06		0	0	0	0.00027	0.001	1	0%			0%	
Iron	A	mg/L	0.0001494	0.0001494		0	0	0	0.00119	0.00119	5	0%			0%	
Lanthanum	A	mg/L	-2.293E-07	-2.293E-07		0	0	0	0.000011	0.001	0.1	0%	0	0	0%	
Lead	A	mg/L	0.00000459	0.00000459		0	0	0	0.000056	0.001	1	0%			0%	
Magnesium	A	mg/L	-0.0001894	-0.0001894		0	0	0	0.00564	0.00564	50	0%			0%	
Manganese	A	mg/L	-6.619E-06	-6.619E-06		0	0	0	0.000095	0.001	1	0%			0%	
Mercury	A	mg/L	0.000005715	0.000005715		0	0	0	0.00016	0.001	0.002	0%			0%	
Molybdenum	A	mg/L	0.00003537	0.00003537		0	0	0	0.00005	0.001	0.1	0%			0%	
Nickel	A	mg/L	-3.952E-06	-3.952E-06		0	0	0	0.00063	0.001	1	0%			0%	
Potassium	A	mg/L	0.006306	0.006306		0	0	0	0.08139	0.08139	50	0%			0%	
Selenium	A	mg/L	0.000003006	0.000003006		0	0	0	0.00033	0.001	1	0%			0%	
Silicon	A	mg/L	0.0003604	0.0003604		0	0	0	0.01223	0.1	0.4	0%	0	0	0%	
Silver	A	mg/L	0.000000495	0.000000495		0	0	0	0.00002	0.001	0.04	0%			0%	
Sodium	A	mg/L	0.001802	0.001802		0	0	0	0.02171	0.02171	50	0%			0%	
Strontium	A	mg/L	-1.406E-06	-1.406E-06		0	0	0	0.00014	0.001	1	0%	0	0	0%	
Thallium	A	mg/L	0.0001487	0.0001487		0	0	0	0.000041	0.001	1	0%	0	0	0%	
Thorium	A	mg/L	0.000009463	0.000009463		0	0	0	0.00061	0.001	1	0%	0	0	0%	
Tin	A	mg/L	0.000009815	0.000009815		0	0	0	0.00132	0.00132	0.1	0%	0	0	0%	
Titanium	A	mg/L	0.0000232	0.0000232		0	0	0	0.000094	0.001	1	0%	0	0	0%	
Uranium	A	mg/L	0.000002263	0.000002263		0	0	0	0.000052	0.0003	1	0%	0	0	0%	
Vanadium	A	mg/L	-0.00189	-0.00189		0	0	0	0.0013	0.0013	1	0%	0	0	0%	
Zinc	A	mg/L	0.000003594	0.000003594		0	0	0	0.00273	0.00273	1	0%	0	0	0%	
Iron, Ferrous	C	mg/L	0.0001494	0.0001494		0	0	0	0.00119	0.00119	5	0%	0	0	0%	

Seq No	Lab ID	Test Code	Sample Typ	File ID	Analysis Date	DF	Batch ID	Prep Date	SPKref	RPDref	pmoist
14998089	Rinse	ICPMS-6020-W-	SAMP		1/21/2022 7:53:0	1	R373694		0	0	

Analyte	T	Units	RAW	Final	Text	Spike	SPKref	RPDref	MDL	PQL	UQL	%REC	LOW	HIGH	%RPD	Q
Antimony	A	mg/L	0.00001246	0		0	0	0	0.00042	0.001	0.1	0%	0	0	0%	
Arsenic	A	mg/L	-0.0001017	0		0	0	0	0.00019	0.001	1	0%	0	0	0%	
Barium	A	mg/L	0.000003602	0		0	0	0	0.000042	0.001	1	0%	0	0	0%	
Cadmium	A	mg/L	-7.908E-07	0		0	0	0	0.000025	0.001	1	0%	0	0	0%	
Cerium	A	mg/L	1.429E-07	0		0	0	0	0.000012	0.001	0.1	0%	0	0	0%	
Chromium	A	mg/L	-0.00001397	0		0	0	0	0.00018	0.001	1	0%	0	0	0%	
Cobalt	A	mg/L	1.402E-07	0		0	0	0	0.000042	0.001	1	0%	0	0	0%	
Copper	A	mg/L	-0.0000181	0		0	0	0	0.00027	0.001	1	0%	0	0	0%	
Lead	A	mg/L	4.629E-07	0		0	0	0	0.000056	0.001	1	0%	0	0	0%	
Manganese	A	mg/L	0.0001224	0.0001224		0	0	0	0.000095	0.001	1	0%	0	0	0%	J
Mercury	A	mg/L	0.000003829	0		0	0	0	0.00016	0.001	0.002	0%	0	0	0%	
Molybdenum	A	mg/L	0.00001699	0		0	0	0	0.00005	0.001	0.1	0%	0	0	0%	
Nickel	A	mg/L	0.000008455	0		0	0	0	0.00063	0.001	1	0%	0	0	0%	
Selenium	A	mg/L	-8.408E-06	0		0	0	0	0.00033	0.001	1	0%	0	0	0%	
Silver	A	mg/L	-2.615E-06	0		0	0	0	0.00002	0.001	0.04	0%	0	0	0%	
Strontium	A	mg/L	0.000002821	0		0	0	0	0.00014	0.001	1	0%	0	0	0%	
Thallium	A	mg/L	0.00004065	0		0	0	0	0.000041	0.001	1	0%	0	0	0%	
Thorium	A	mg/L	-6.483E-07	0		0	0	0	0.00061	0.001	1	0%	0	0	0%	
Titanium	A	mg/L	0.00002228	0		0	0	0	0.000094	0.001	1	0%	0	0	0%	
Uranium	A	mg/L	7.061E-07	0		0	0	0	0.000052	0.0003	1	0%	0	0	0%	
Calcium	B	mg/L	0.0001239	0		0	0	0	0.02092	0.02092	50	0%	0	0	0%	L
Iron	B	mg/L	0.0002098	0		0	0	0	0.00119	0.00119	5	0%	0	0	0%	
Iron, Ferrous	B	mg/L	0.0002098	0		0	0	0	0.00119	0.00119	5	0%	0	0	0%	
Magnesium	B	mg/L	-0.0002552	0		0	0	0	0.00564	0.00564	50	0%	0	0	0%	L
Tin	B	mg/L	-8.11E-07	0		0	0	0	0.00132	0.00132	0.1	0%	0	0	0%	
Zinc	B	mg/L	0.00002085	0		0	0	0	0.00273	0.00273	1	0%	0	0	0%	L

Seq No	Lab ID	Test Code	Sample Typ	File ID	Analysis Date	DF	Batch ID	Prep Date	SPKref	RPDref	pmoist
14998090	MB-163063	ICPMS-6020-W-	MBLK		1/21/2022 7:59:2	1	163063	1/19/2022 1:	0	0	

Analyte	T	Units	RAW	Final	Text	Spike	SPKref	RPDref	MDL	PQL	UQL	%REC	LOW	HIGH	%RPD	Q
Aluminum	A	mg/L	0.001822	0		0	0	0	0.0038747	0.0031975	1	0%	0	0	0%	
Antimony	A	mg/L	0.00001392	0		0	0	0	0.0002799	0.001	0.1	0%	0	0	0%	
Arsenic	A	mg/L	0.00001998	0		0	0	0	0.0003412	0.001	1	0%	0	0	0%	
Barium	A	mg/L	0.00001236	0		0	0	0	0.0002682	0.001	1	0%	0	0	0%	

Seq No	Lab ID	Test Code	Sample Typ	File ID	Analysis Date	DF	Batch ID	Prep Date	SPKref	RPDref	pmoist
14998090	MB-163063	ICPMS-6020-W-	MBLK		1/21/2022 7:59:2	1	163063	1/19/2022 1:	0	0	

Analyte	T	Units	RAW	Final	Text	Spike	SPKref	RPDref	MDL	PQL	UQL	%REC	LOW	HIGH	%RPD	Q
Beryllium	A	mg/L	-0.00003736	0		0	0	0	0.0001071	0.01	1	0%	0	0	0%	
Boron	A	mg/L	0.001124	0		0	0	0	0.0203802	0.01467	1	0%	0	0	0%	
Cadmium	A	mg/L	2.05E-08	0		0	0	0	1.821E-05	0.005	1	0%	0	0	0%	
Calcium	A	mg/L	0.03579	0		0	0	0	0.0372936	0.1103481	50	0%	0	0	0%	
Cerium	A	mg/L	0.000000717	0		0	0	0	2.738E-05	0.001	0.1	0%	0	0	0%	
Chromium	A	mg/L	0.00006561	0		0	0	0	0.0015375	0.0015375	1	0%	0	0	0%	
Cobalt	A	mg/L	0.00009103	0		0	0	0	9.541E-05	0.001	1	0%	0	0	0%	
Copper	A	mg/L	0.0001901	0		0	0	0	0.0008747	0.00198	1	0%	0	0	0%	
Iron	A	mg/L	0.001119	0		0	0	0	0.007424	0.00513	5	0%	0	0	0%	
Lanthanum	A	mg/L	-4.713E-08	0		0	0	0	0.000055	0.001	0.1	0%	0	0	0%	
Lead	A	mg/L	0.00004518	0		0	0	0	7.716E-05	0.0005	1	0%	0	0	0%	
Magnesium	A	mg/L	0.0009207	0		0	0	0	0.0104254	0.0081522	50	0%	0	0	0%	
Manganese	A	mg/L	0.0001296	0		0	0	0	0.0005399	0.001	1	0%	0	0	0%	
Molybdenum	A	mg/L	0.0004262	0.0004262		0	0	0	0.0001763	0.001	0.1	0%	0	0	0%	
Nickel	A	mg/L	0.000001977	0		0	0	0	0.0002288	0.0024200	1	0%	0	0	0%	
Potassium	A	mg/L	-0.006019	0		0	0	0	0.0765619	0.0261205	50	0%	0	0	0%	
Selenium	A	mg/L	0.00001768	0		0	0	0	0.0001357	0.001	1	0%	0	0	0%	
Silicon	A	mg/L	0.0212	0		0	0	0	0.0422089	0.0053212	0.4	0%	0	0	0%	
Silver	A	mg/L	-0.00006609	0		0	0	0	4.281E-05	0.001	0.04	0%	0	0	0%	
Sodium	A	mg/L	0.02295	0		0	0	0	0.1019461	0.7330269	50	0%	0	0	0%	
Strontium	A	mg/L	0.00003298	0		0	0	0	0.0002433	0.001	1	0%	0	0	0%	
Thallium	A	mg/L	0.00007001	0		0	0	0	0.0001114	0.001	1	0%	0	0	0%	
Thorium	A	mg/L	0.00004142	0		0	0	0	0.0003796	0.00415	1	0%	0	0	0%	
Tin	A	mg/L	0.0004151	0		0	0	0	0.0018932	0.0011175	0.1	0%	0	0	0%	
Titanium	A	mg/L	0.0004782	0		0	0	0	0.0005733	0.001	1	0%	0	0	0%	
Uranium	A	mg/L	0.000001236	0		0	0	0	1.699E-05	0.0003	1	0%	0	0	0%	
Vanadium	A	mg/L	-0.001483	0		0	0	0	0.0039127	0.0021085	1	0%	0	0	0%	
Zinc	A	mg/L	0.0001935	0		0	0	0	0.0011617	0.0065544	1	0%	0	0	0%	
Silica	C	mg/L	0.04535104	0		0	0	0	0.0902933	0.0113831	5	0%	0	0	0%	
Silicon as SiO2	C	mg/L	0.04535104	0		0	0	0	0.0902933	0.0113831	5	0%	0	0	0%	

Seq No	Lab ID	Test Code	Sample Typ	File ID	Analysis Date	DF	Batch ID	Prep Date	SPKref	RPDref	pmoist
14998091	MB-163116	ICPMS-6020-W-	MBLK		1/21/2022 8:05:3	1	163116	1/20/2022 1:	0	0	

Analyte	T	Units	RAW	Final	Text	Spike	SPKref	RPDref	MDL	PQL	UQL	%REC	LOW	HIGH	%RPD	Q

Seq No	Lab ID	Test Code	Sample Typ	File ID	Analysis Date	DF	Batch ID	Prep Date	SPKref	RPDref	pmoist
14998091	MB-163116	ICPMS-6020-W-	MBLK		1/21/2022 8:05:3	1	163116	1/20/2022 1:	0	0	

Analyte	T	Units	RAW	Final	Text	Spike	SPKref	RPDref	MDL	PQL	UQL	%REC	LOW	HIGH	%RPD	Q
Aluminum	A	mg/L	0.001598	0		0	0	0	0.0038747	0.0031975	1	0%	0	0	0%	
Antimony	A	mg/L	0.000002878	0		0	0	0	0.0002799	0.001	0.1	0%	0	0	0%	
Arsenic	A	mg/L	-7.995E-06	0		0	0	0	0.0003412	0.001	1	0%	0	0	0%	
Barium	A	mg/L	0.0000275	0		0	0	0	0.0002682	0.001	1	0%	0	0	0%	
Beryllium	A	mg/L	-0.00003843	0		0	0	0	0.0001071	0.01	1	0%	0	0	0%	
Boron	A	mg/L	0.0006974	0		0	0	0	0.0203802	0.01467	1	0%	0	0	0%	
Cadmium	A	mg/L	-5.223E-07	0		0	0	0	1.821E-05	0.005	1	0%	0	0	0%	
Calcium	A	mg/L	0.01045	0		0	0	0	0.0372936	0.1103481	50	0%	0	0	0%	
Cerium	A	mg/L	0.000001407	0		0	0	0	2.738E-05	0.001	0.1	0%	0	0	0%	
Chromium	A	mg/L	0.00005231	0		0	0	0	0.0015375	0.0015375	1	0%	0	0	0%	
Cobalt	A	mg/L	0.0001202	0.0001202		0	0	0	9.541E-05	0.001	1	0%	0	0	0%	
Copper	A	mg/L	0.0002007	0		0	0	0	0.0008747	0.00198	1	0%	0	0	0%	
Iron	A	mg/L	0.000419	0		0	0	0	0.007424	0.00513	5	0%	0	0	0%	
Lanthanum	A	mg/L	3.481E-07	0		0	0	0	0.000055	0.001	0.1	0%	0	0	0%	
Lead	A	mg/L	0.0000448	0		0	0	0	7.716E-05	0.0005	1	0%	0	0	0%	
Magnesium	A	mg/L	0.0009618	0		0	0	0	0.0104254	0.0081522	50	0%	0	0	0%	
Manganese	A	mg/L	0.0001126	0		0	0	0	0.0005399	0.001	1	0%	0	0	0%	
Molybdenum	A	mg/L	0.0004248	0.0004248		0	0	0	0.0001763	0.001	0.1	0%	0	0	0%	
Nickel	A	mg/L	0.00001253	0		0	0	0	0.0002288	0.0024200	1	0%	0	0	0%	
Potassium	A	mg/L	-0.007508	0		0	0	0	0.0765619	0.0261205	50	0%	0	0	0%	
Selenium	A	mg/L	0.000005379	0		0	0	0	0.0001357	0.001	1	0%	0	0	0%	
Silicon	A	mg/L	0.01756	0		0	0	0	0.0422089	0.0053212	0.4	0%	0	0	0%	
Silver	A	mg/L	-0.00006533	0		0	0	0	4.281E-05	0.001	0.04	0%	0	0	0%	
Sodium	A	mg/L	0.01967	0		0	0	0	0.1019461	0.7330269	50	0%	0	0	0%	
Strontium	A	mg/L	0.000009853	0		0	0	0	0.0002433	0.001	1	0%	0	0	0%	
Thallium	A	mg/L	0.00004269	0		0	0	0	0.0001114	0.001	1	0%	0	0	0%	
Thorium	A	mg/L	0.00001587	0		0	0	0	0.0003796	0.00415	1	0%	0	0	0%	
Tin	A	mg/L	0.000426	0		0	0	0	0.0018932	0.0011175	0.1	0%	0	0	0%	
Titanium	A	mg/L	0.000312	0		0	0	0	0.0005733	0.001	1	0%	0	0	0%	
Uranium	A	mg/L	5.096E-07	0		0	0	0	1.699E-05	0.0003	1	0%	0	0	0%	
Vanadium	A	mg/L	-0.001676	0		0	0	0	0.0039127	0.0021085	1	0%	0	0	0%	
Zinc	A	mg/L	0.0001642	0		0	0	0	0.0011617	0.0065544	1	0%	0	0	0%	
Silica	C	mg/L	0.037564352	0		0	0	0	0.0902933	0.0113831	5	0%	0	0	0%	
Silicon as SiO2	C	mg/L	0.037564352	0		0	0	0	0.0902933	0.0113831	5	0%	0	0	0%	

Seq No	Lab ID	Test Code	Sample Typ	File ID	Analysis Date	DF	Batch ID	Prep Date	SPKref	RPDref	pmoist
14998092	LCS4-163063	ICPMS-6020-W-	LCS4		1/21/2022 8:11:5	1	163063	1/19/2022 1:	0	0	

Analyte	T	Units	RAW	Final	Text	Spike	SPKref	RPDref	MDL	PQL	UQL	%REC	LOW	HIGH	%RPD	Q
Aluminum	A	mg/L	0.4537	0.4537		0.5	0	0	0.0038747	0.0031975	1	91%	80	120	0%	
Antimony	A	mg/L	0.1003	0.1003		0.1	0	0	0.0002799	0.001	0.1	100%	80	120	0%	
Arsenic	A	mg/L	0.09751	0.09751		0.1	0	0	0.0003412	0.001	1	98%	80	120	0%	
Barium	A	mg/L	0.09345	0.09345		0.1	0	0	0.0002682	0.001	1	93%	80	120	0%	
Beryllium	A	mg/L	0.04142	0.04142		0.05	0	0	0.0001071	0.01	1	83%	80	120	0%	
Boron	A	mg/L	0.0887	0.0887		0.1	0	0	0.0203802	0.01467	1	89%	80	120	0%	
Cadmium	A	mg/L	0.05101	0.05101		0.05	0	0	1.821E-05	0.005	1	102%	80	120	0%	
Calcium	A	mg/L	5.696	5.696		5	0	0	0.0372936	0.1103481	50	114%	80	120	0%	
Cerium	A	mg/L	0.1096	0.1096		0.1	0	0	2.738E-05	0.001	0.1	110%	80	120	0%	
Chromium	A	mg/L	0.09602	0.09602		0.1	0	0	0.0015375	0.0015375	1	96%	80	120	0%	
Cobalt	A	mg/L	0.09954	0.09954		0.1	0	0	9.541E-05	0.001	1	100%	80	120	0%	
Copper	A	mg/L	0.1015	0.1015		0.1	0	0	0.0008747	0.00198	1	101%	80	120	0%	
Iron	A	mg/L	0.6022	0.6022		0.5	0	0	0.007424	0.00513	5	120%	80	120	0%	
Lanthanum	A	mg/L	0.1076	0.1076		0.1	0	0	0.000055	0.001	0.1	108%	80	120	0%	
Lead	A	mg/L	0.1013	0.1013		0.1	0	0	7.716E-05	0.001	1	101%	88	115	0%	
Magnesium	A	mg/L	4.951	4.951		5	0	0	0.0104254	0.0081522	50	99%	80	120	0%	
Manganese	A	mg/L	0.488	0.488		0.5	0	0	0.0005399	0.001	1	98%	80	120	0%	
Molybdenum	A	mg/L	0.0942	0.0942		0.1	0	0	0.0001763	0.001	0.1	94%	80	120	0%	
Nickel	A	mg/L	0.09914	0.09914		0.1	0	0	0.0002288	0.0024200	1	99%	80	120	0%	
Potassium	A	mg/L	4.564	4.564		5	0	0	0.0765619	0.0261205	50	91%	80	120	0%	
Selenium	A	mg/L	0.1174	0.1174		0.1	0	0	0.0001357	0.001	1	117%	80	120	0%	
Silicon	A	mg/L	1.251	1.251		1	0	0	0.0422089	0.0053212	0.4	125%	80	120	0%	S
Silver	A	mg/L	0.009614	0.009614		0.01	0	0	4.281E-05	0.001	0.04	96%	80	120	0%	
Sodium	A	mg/L	4.986	4.986		5	0	0	0.1019461	0.7330269	50	100%	80	120	0%	
Strontium	A	mg/L	0.1031	0.1031		0.1	0	0	0.0002433	0.001	1	103%	80	120	0%	
Thallium	A	mg/L	0.1026	0.1026		0.1	0	0	0.0001114	0.001	1	103%	80	120	0%	
Thorium	A	mg/L	0.1018	0.1018		0.1	0	0	0.0003796	0.00415	1	102%	80	120	0%	
Tin	A	mg/L	0.09919	0.09919		0.1	0	0	0.0018932	0.0011175	0.1	99%	80	120	0%	
Titanium	A	mg/L	0.08756	0.08756		0.1	0	0	0.0005733	0.001	1	88%	80	120	0%	
Uranium	A	mg/L	0.1034	0.1034		0.1	0	0	1.699E-05	0.0003	1	103%	80	120	0%	
Vanadium	A	mg/L	0.09547	0.09547		0.1	0	0	0.0039127	0.0021085	1	95%	80	120	0%	
Zinc	A	mg/L	0.09751	0.09751		0.1	0	0	0.0011617	0.0065544	1	98%	80	120	0%	
Silica	C	mg/L	2.6761392	2.6761392		0	0	0	0.0902933	0.0113831	5	0%	0	0	0%	
Silicon as SiO2	C	mg/L	2.6761392	2.6761392		2.14	0	0	0.0902933	0.0113831	5	125%	80	120	0%	S

Seq No	Lab ID	Test Code	Sample Typ	File ID	Analysis Date	DF	Batch ID	Prep Date	SPKref	RPDref	pmoist
14998093	LCS4-163116	ICPMS-6020-W-	LCS4		1/21/2022 8:18:0	1	163116	1/20/2022 1:	0	0	

Analyte	T	Units	RAW	Final	Text	Spike	SPKref	RPDref	MDL	PQL	UQL	%REC	LOW	HIGH	%RPD	Q
Aluminum	A	mg/L	0.402	0.402		0.5	0	0	0.0038747	0.0031975	1	80%	80	120	0%	
Antimony	A	mg/L	0.09856	0.09856		0.1	0	0	0.0002799	0.001	0.1	99%	80	120	0%	
Arsenic	A	mg/L	0.1007	0.1007		0.1	0	0	0.0003412	0.001	1	101%	80	120	0%	
Barium	A	mg/L	0.09206	0.09206		0.1	0	0	0.0002682	0.001	1	92%	80	120	0%	
Beryllium	A	mg/L	0.03757	0.03757		0.05	0	0	0.0001071	0.01	1	75%	80	120	0%	S
Boron	A	mg/L	0.07989	0.07989		0.1	0	0	0.0203802	0.01467	1	80%	80	120	0%	
Cadmium	A	mg/L	0.05154	0.05154		0.05	0	0	1.821E-05	0.005	1	103%	80	120	0%	
Calcium	A	mg/L	5.358	5.358		5	0	0	0.0372936	0.1103481	50	107%	80	120	0%	
Cerium	A	mg/L	0.1107	0.1107		0.1	0	0	2.738E-05	0.001	0.1	111%	80	120	0%	
Chromium	A	mg/L	0.09835	0.09835		0.1	0	0	0.0015375	0.0015375	1	98%	80	120	0%	
Cobalt	A	mg/L	0.09268	0.09268		0.1	0	0	9.541E-05	0.001	1	93%	80	120	0%	
Copper	A	mg/L	0.104	0.104		0.1	0	0	0.0008747	0.00198	1	104%	80	120	0%	
Iron	A	mg/L	0.5579	0.5579		0.5	0	0	0.007424	0.00513	5	112%	80	120	0%	
Lanthanum	A	mg/L	0.1095	0.1095		0.1	0	0	0.000055	0.001	0.1	109%	80	120	0%	
Lead	A	mg/L	0.09816	0.09816		0.1	0	0	7.716E-05	0.001	1	98%	88	115	0%	
Magnesium	A	mg/L	4.943	4.943		5	0	0	0.0104254	0.0081522	50	99%	80	120	0%	
Manganese	A	mg/L	0.4997	0.4997		0.5	0	0	0.0005399	0.001	1	100%	80	120	0%	
Molybdenum	A	mg/L	0.09342	0.09342		0.1	0	0	0.0001763	0.001	0.1	93%	80	120	0%	
Nickel	A	mg/L	0.1013	0.1013		0.1	0	0	0.0002288	0.0024200	1	101%	80	120	0%	
Potassium	A	mg/L	4.743	4.743		5	0	0	0.0765619	0.0261205	50	95%	80	120	0%	
Selenium	A	mg/L	0.1095	0.1095		0.1	0	0	0.0001357	0.001	1	109%	80	120	0%	
Silicon	A	mg/L	1.101	1.101		1	0	0	0.0422089	0.0053212	0.4	110%	80	120	0%	
Silver	A	mg/L	0.009573	0.009573		0.01	0	0	4.281E-05	0.001	0.04	96%	80	120	0%	
Sodium	A	mg/L	4.936	4.936		5	0	0	0.1019461	0.7330269	50	99%	80	120	0%	
Strontium	A	mg/L	0.106	0.106		0.1	0	0	0.0002433	0.001	1	106%	80	120	0%	
Thallium	A	mg/L	0.1059	0.1059		0.1	0	0	0.0001114	0.001	1	106%	80	120	0%	
Thorium	A	mg/L	0.1049	0.1049		0.1	0	0	0.0003796	0.00415	1	105%	80	120	0%	
Tin	A	mg/L	0.09952	0.09952		0.1	0	0	0.0018932	0.0011175	0.1	100%	80	120	0%	
Titanium	A	mg/L	0.08689	0.08689		0.1	0	0	0.0005733	0.001	1	87%	80	120	0%	
Uranium	A	mg/L	0.09956	0.09956		0.1	0	0	1.699E-05	0.0003	1	100%	80	120	0%	
Vanadium	A	mg/L	0.09793	0.09793		0.1	0	0	0.0039127	0.0021085	1	98%	80	120	0%	
Zinc	A	mg/L	0.09955	0.09955		0.1	0	0	0.0011617	0.0065544	1	100%	80	120	0%	
Silica	C	mg/L	2.3552592	2.3552592		0	0	0	0.0902933	0.0113831	5	0%	0	0	0%	
Silicon as SiO2	C	mg/L	2.3552592	2.3552592		2.14	0	0	0.0902933	0.0113831	5	110%	80	120	0%	

Seq No	Lab ID	Test Code	Sample Typ	File ID	Analysis Date	DF	Batch ID	Prep Date	SPKref	RPDref	pmoist
14998094	Rinse	ICPMS-6020-W-	SAMP		1/21/2022 8:24:2	1	R373694		0	0	

Analyte	T	Units	RAW	Final	Text	Spike	SPKref	RPDref	MDL	PQL	UQL	%REC	LOW	HIGH	%RPD	Q
Antimony	A	mg/L	0.0001541	0		0	0	0	0.00042	0.001	0.1	0%	0	0	0%	
Arsenic	A	mg/L	-0.00009479	0		0	0	0	0.00019	0.001	1	0%	0	0	0%	
Barium	A	mg/L	0.000002622	0		0	0	0	0.000042	0.001	1	0%	0	0	0%	
Cadmium	A	mg/L	0.000007312	0		0	0	0	0.000025	0.001	1	0%	0	0	0%	
Cerium	A	mg/L	6.085E-08	0		0	0	0	0.000012	0.001	0.1	0%	0	0	0%	
Chromium	A	mg/L	-0.00001005	0		0	0	0	0.00018	0.001	1	0%	0	0	0%	
Cobalt	A	mg/L	6.296E-07	0		0	0	0	0.000042	0.001	1	0%	0	0	0%	
Copper	A	mg/L	-8.101E-06	0		0	0	0	0.00027	0.001	1	0%	0	0	0%	
Lead	A	mg/L	0.00001832	0		0	0	0	0.000056	0.001	1	0%	0	0	0%	
Manganese	A	mg/L	0.0001408	0.0001408		0	0	0	0.000095	0.001	1	0%	0	0	0%	J
Mercury	A	mg/L	0.000002739	0		0	0	0	0.00016	0.001	0.002	0%	0	0	0%	
Molybdenum	A	mg/L	0.00001692	0		0	0	0	0.00005	0.001	0.1	0%	0	0	0%	
Nickel	A	mg/L	0.000004118	0		0	0	0	0.00063	0.001	1	0%	0	0	0%	
Selenium	A	mg/L	-1.954E-07	0		0	0	0	0.00033	0.001	1	0%	0	0	0%	
Silver	A	mg/L	-6.469E-07	0		0	0	0	0.00002	0.001	0.04	0%	0	0	0%	
Strontium	A	mg/L	-1.404E-06	0		0	0	0	0.00014	0.001	1	0%	0	0	0%	
Thallium	A	mg/L	0.000227	0.000227		0	0	0	0.000041	0.001	1	0%	0	0	0%	J
Thorium	A	mg/L	0.00002163	0		0	0	0	0.00061	0.001	1	0%	0	0	0%	
Titanium	A	mg/L	0.00001195	0		0	0	0	0.000094	0.001	1	0%	0	0	0%	
Uranium	A	mg/L	0.00000244	0		0	0	0	0.000052	0.0003	1	0%	0	0	0%	
Calcium	B	mg/L	-0.0006537	0		0	0	0	0.02092	0.02092	50	0%	0	0	0%	L
Iron	B	mg/L	0.0001706	0		0	0	0	0.00119	0.00119	5	0%	0	0	0%	
Iron, Ferrous	B	mg/L	0.0001706	0		0	0	0	0.00119	0.00119	5	0%	0	0	0%	
Magnesium	B	mg/L	-0.0001556	0		0	0	0	0.00564	0.00564	50	0%	0	0	0%	L
Tin	B	mg/L	0.00002562	0		0	0	0	0.00132	0.00132	0.1	0%	0	0	0%	
Zinc	B	mg/L	0.00006911	0		0	0	0	0.00273	0.00273	1	0%	0	0	0%	L

Seq No	Lab ID	Test Code	Sample Typ	File ID	Analysis Date	DF	Batch ID	Prep Date	SPKref	RPDref	pmoist
14998095	B22011124-001	ICPMS-6020-W-	SAMP		1/21/2022 8:30:3	1	R373694		0	0	

Analyte	T	Units	RAW	Final	Text	Spike	SPKref	RPDref	MDL	PQL	UQL	%REC	LOW	HIGH	%RPD	Q
Antimony	A	mg/L	0.0000231	0		0	0	0	0.00042	0.001	0.1	0%	0	0	0%	
Arsenic	A	mg/L	-0.0001194	0		0	0	0	0.00019	0.001	1	0%	0	0	0%	
Barium	A	mg/L	0.003061	0.003061		0	0	0	0.000042	0.001	1	0%	0	0	0%	
Cadmium	A	mg/L	0.0000385	0.0000385		0	0	0	0.000025	0.001	1	0%	0	0	0%	J

Seq No	Lab ID	Test Code	Sample Typ	File ID	Analysis Date	DF	Batch ID	Prep Date	SPKref	RPDref	pmoist
14998095	B22011124-001	ICPMS-6020-W-	SAMP		1/21/2022 8:30:3	1	R373694		0	0	

Analyte	T	Units	RAW	Final	Text	Spike	SPKref	RPDref	MDL	PQL	UQL	%REC	LOW	HIGH	%RPD	Q
Cerium	A	mg/L	-4.259E-08	0		0	0	0	0.000012	0.001	0.1	0%	0	0	0%	
Chromium	A	mg/L	0.001809	0.001809		0	0	0	0.00018	0.001	1	0%	0	0	0%	
Cobalt	A	mg/L	0.00003108	0		0	0	0	0.000042	0.001	1	0%	0	0	0%	
Copper	A	mg/L	0.0002981	0.0002981		0	0	0	0.00027	0.001	1	0%	0	0	0%	J
Lead	A	mg/L	0.00001097	0		0	0	0	0.000056	0.001	1	0%	0	0	0%	U
Manganese	A	mg/L	0.0004958	0.0004958		0	0	0	0.000095	0.001	1	0%	0	0	0%	J
Mercury	A	mg/L	0.00000635	0		0	0	0	0.00016	0.001	0.002	0%	0	0	0%	
Molybdenum	A	mg/L	0.0004954	0.0004954		0	0	0	0.00005	0.001	0.1	0%	0	0	0%	J
Nickel	A	mg/L	0.001756	0.001756		0	0	0	0.00063	0.001	1	0%	0	0	0%	
Selenium	A	mg/L	0.0001444	0		0	0	0	0.00033	0.001	1	0%	0	0	0%	
Silver	A	mg/L	-0.00006192	0		0	0	0	0.00002	0.001	0.04	0%	0	0	0%	
Strontium	A	mg/L	0.06572	0.06572		0	0	0	0.00014	0.001	1	0%	0	0	0%	
Thallium	A	mg/L	0.00009305	0.00009305		0	0	0	0.000041	0.001	1	0%	0	0	0%	J
Thorium	A	mg/L	-2.214E-06	0		0	0	0	0.00061	0.001	1	0%	0	0	0%	
Titanium	A	mg/L	0.001801	0.001801		0	0	0	0.000094	0.001	1	0%	0	0	0%	
Uranium	A	mg/L	0.000009692	0		0	0	0	0.000052	0.0003	1	0%	0	0	0%	
Calcium	B	mg/L	9.723	9.723		0	0	0	0.02092	0.02092	50	0%	0	0	0%	D
Iron	B	mg/L	0.001158	0		0	0	0	0.00119	0.00119	5	0%	0	0	0%	
Iron, Ferrous	B	mg/L	0.001158	0		0	0	0	0.00119	0.00119	5	0%	0	0	0%	
Magnesium	B	mg/L	10.95	10.95		0	0	0	0.00564	0.00564	50	0%	0	0	0%	D
Sodium	B	mg/L	36.85	36.85		0	0	0	0.02171	0.02171	50	0%	0	0	0%	D
Tin	B	mg/L	-0.0000779	0		0	0	0	0.00132	0.00132	0.1	0%	0	0	0%	
Zinc	B	mg/L	0.004587	0.004587		0	0	0	0.00273	0.00273	1	0%	0	0	0%	D

Seq No	Lab ID	Test Code	Sample Typ	File ID	Analysis Date	DF	Batch ID	Prep Date	SPKref	RPDref	pmoist
14998096	B22011124-001	ICPMS-6020-W-	SD		1/21/2022 8:36:5	5	R373694		0	1E+07	

Analyte	T	Units	RAW	Final	Text	Spike	SPKref	RPDref	MDL	PQL	UQL	%REC	LOW	HIGH	%RPD	Q
Aluminum	A	mg/L	0.001441	0.007205		0	0	0.0014	0.0043	0.0043	1	0%				N
Antimony	A	mg/L	0.000008366	0		0	0	0	0.0021	0.0021	0.1	0%				
Arsenic	A	mg/L	-0.0001162	0		0	0	0	0.00095	0.001	1	0%				
Barium	A	mg/L	0.003128	0.01564		0	0	0.003061	0.00021	0.001	1	0%			135%	R
Beryllium	A	mg/L	-0.0000364	0		0	0	0	0.0006	0.001	1	0%				
Boron	A	mg/L	0.0593	0.2965		0	0	0.05841	0.02805	0.02805	1	0%				N
Cadmium	A	mg/L	0.00003872	0.0001936		0	0	0.0000385	0.000125	0.001	1	0%				N

Seq No	Lab ID	Test Code	Sample Typ	File ID	Analysis Date	DF	Batch ID	Prep Date	SPKref	RPDref	pmoist
14998096	B22011124-001	ICPMS-6020-W-	SD		1/21/2022 8:36:5	5	R373694		0	1E+07	

Analyte	T	Units	RAW	Final	Text	Spike	SPKref	RPDref	MDL	PQL	UQL	%REC	LOW	HIGH	%RPD	Q
Calcium	A	mg/L	9.848	49.24		0	0	9.723	0.1046	0.1046	50	0%			134%	R
Cerium	A	mg/L	0.000001027	0		0	0	0	0.00006	0.001	0.1	0%				
Chromium	A	mg/L	0.001727	0.008635		0	0	0.001809	0.0009	0.001	1	0%				N
Cobalt	A	mg/L	0.00003126	0		0	0	0	0.00021	0.001	1	0%				
Copper	A	mg/L	0.0003097	0.0015485		0	0	0.0002981	0.00135	0.00135	1	0%				N
Iron	A	mg/L	0.001167	0		0	0	0	0.00595	0.00595	5	0%				
Lanthanum	A	mg/L	-7.459E-08	0		0	0	0	0.000055	0.001	0.1	0%				
Lead	A	mg/L	0.00001086	0		0	0	0	0.00028	0.001	1	0%				
Magnesium	A	mg/L	10.57	52.85		0	0	10.95	0.0282	0.0282	50	0%			131%	R
Manganese	A	mg/L	0.0004773	0.0023865		0	0	0.0004958	0.000475	0.001	1	0%				N
Mercury	A	mg/L	0.00000371	0		0	0	0	0.0008	0.001	0.002	0%				
Molybdenum	A	mg/L	0.0004994	0.002497		0	0	0.0004954	0.00025	0.001	0.1	0%				N
Nickel	A	mg/L	0.001683	0.008415		0	0	0.001756	0.00315	0.00315	1	0%				N
Potassium	A	mg/L	1.897	9.485		0	0	1.949	0.40695	0.40695	50	0%				N
Selenium	A	mg/L	0.0001541	0		0	0	0	0.00165	0.00165	1	0%				
Silicon	A	mg/L	24.81	124.05		0	0	24.61	0.06115	0.1	0.4	0%			134%	R
Silver	A	mg/L	-0.00006333	0		0	0	0	0.0001	0.001	0.04	0%				
Sodium	A	mg/L	36.36	181.8		0	0	36.85	0.10855	0.10855	50	0%			133%	R
Strontium	A	mg/L	0.06465	0.32325		0	0	0.06572	0.0007	0.001	1	0%			132%	R
Thallium	A	mg/L	0.00003703	0		0	0	9.305E-05	0.000205	0.001	1	0%				
Thorium	A	mg/L	-6.291E-06	0		0	0	0	0.00305	0.00305	1	0%				
Tin	A	mg/L	-0.00008544	0		0	0	0	0.0066	0.0066	0.1	0%				
Titanium	A	mg/L	0.001843	0.009215		0	0	0.001801	0.00047	0.001	1	0%				N
Uranium	A	mg/L	0.000009172	0		0	0	0	0.00026	0.0003	1	0%				
Vanadium	A	mg/L	0.01712	0.0856		0	0	0.01726	0.0065	0.0065	1	0%				N
Zinc	A	mg/L	0.00458	0.0229		0	0	0.004587	0.01365	0.01365	1	0%				N
Iron, Ferrous	C	mg/L	0.001167	0		0	0	0	0.00595	0.00595	5	0%				

Seq No	Lab ID	Test Code	Sample Typ	File ID	Analysis Date	DF	Batch ID	Prep Date	SPKref	RPDref	pmoist
14998097	B22011124-001	ICPMS-6020-W-	MS		1/21/2022 8:43:0	1.03	R373694		1E+07	0	

Analyte	T	Units	RAW	Final	Text	Spike	SPKref	RPDref	MDL	PQL	UQL	%REC	LOW	HIGH	%RPD	Q
Aluminum	A	mg/L	0.0455	0.046865		0.05	0.0014	0	0.0008858	0.001	1	91%	75	125	0%	
Antimony	A	mg/L	0.04762	0.0490486		0.05	0	0	0.0004326	0.001	0.1	98%	75	125	0%	
Arsenic	A	mg/L	0.04836	0.0498108		0.05	0	0	0.0001957	0.001	1	100%	75	125	0%	

Seq No	Lab ID	Test Code	Sample Typ	File ID	Analysis Date	DF	Batch ID	Prep Date	SPKref	RPDref	pmoist
14998097	B22011124-001	ICPMS-6020-W-	MS		1/21/2022 8:43:0	1.03	R373694		1E+07	0	

Analyte	T	Units	RAW	Final	Text	Spike	SPKref	RPDref	MDL	PQL	UQL	%REC	LOW	HIGH	%RPD	Q
Barium	A	mg/L	0.05069	0.0522107		0.05	0.003061	0	4.326E-05	0.001	1	98%	75	125	0%	
Beryllium	A	mg/L	0.04392	0.0452376		0.05	0	0	0.0001236	0.001	1	90%	75	125	0%	
Boron	A	mg/L	0.09776	0.1006928		0.05	0.05841	0	0.0057783	0.0057783	1	85%	75	125	0%	
Cadmium	A	mg/L	0.04941	0.0508923		0.05	0.0000385	0	2.575E-05	0.001	1	102%	75	125	0%	
Calcium	A	mg/L	9.325	9.60475		50	9.723	0	0.0215476	0.0215476	50	0%	75	125	0%	S
Cerium	A	mg/L	0.04966	0.0511498		0.05	0	0	1.236E-05	0.001	0.1	102%	75	125	0%	
Chromium	A	mg/L	0.04958	0.0510674		0.05	0.001809	0	0.0001854	0.001	1	99%	75	125	0%	
Cobalt	A	mg/L	0.04835	0.0498005		0.05	0	0	4.326E-05	0.001	1	100%	75	125	0%	
Copper	A	mg/L	0.05026	0.0517678		0.05	0.0002981	0	0.0002781	0.001	1	103%	75	125	0%	
Iron	A	mg/L	0.05176	0.0533128		5.05	0	0	0.0012257	0.0012257	5	1%	75	125	0%	S
Lanthanum	A	mg/L	0.000001721	0		0.05	0	0	1.133E-05	0.001	0.1	0%	75	125	0%	S
Lead	A	mg/L	0.04796	0.0493988		0.05	0	0	5.768E-05	0.001	1	99%	88	115	0%	
Magnesium	A	mg/L	10.72	11.0416		50	10.95	0	0.0058092	0.0058092	50	0%	75	125	0%	S
Manganese	A	mg/L	0.04956	0.0510468		0.05	0.0004958	0	9.785E-05	0.001	1	101%	75	125	0%	
Mercury	A	mg/L	0.0009467	0.000975101		0.001	0	0	0.0001648	0.001	0.002	98%	75	125	0%	
Molybdenum	A	mg/L	0.04663	0.0480289		0.05	0.0004954	0	0.0000515	0.001	0.1	95%	75	125	0%	
Nickel	A	mg/L	0.05053	0.0520459		0.05	0.001756	0	0.0006489	0.001	1	101%	75	125	0%	
Potassium	A	mg/L	1.908	1.96524		50	1.949	0	0.0838317	0.0838317	50	0%	75	125	0%	S
Selenium	A	mg/L	0.05011	0.0516133		0.05	0	0	0.0003399	0.001	1	103%	75	125	0%	
Silicon	A	mg/L	23.89	24.6067		0.2	24.61	0	0.0125969	0.1	0.4		75	125	0%	AE
Silver	A	mg/L	0.0193	0.019879		0.02	0	0	0.0000206	0.001	0.04	99%	75	125	0%	
Sodium	A	mg/L	35.72	36.7916		50	36.85	0	0.0223613	0.0223613	50	0%	75	125	0%	S
Strontium	A	mg/L	0.1135	0.116905		0.05	0.06572	0	0.0001442	0.001	1	102%	75	125	0%	
Thallium	A	mg/L	0.04809	0.0495327		0.05	9.305E-05	0	4.223E-05	0.001	1	99%	75	125	0%	
Thorium	A	mg/L	0.04669	0.0480907		0.05	0	0	0.0006283	0.001	1	96%	75	125	0%	
Tin	A	mg/L	0.0439	0.045217		0.05	0	0	0.0013596	0.0013596	0.1	90%	75	125	0%	
Titanium	A	mg/L	0.04723	0.0486469		0.05	0.001801	0	9.682E-05	0.001	1	94%	75	125	0%	
Uranium	A	mg/L	0.04749	0.0489147		0.05	0	0	5.356E-05	0.0003	1	98%	75	125	0%	
Vanadium	A	mg/L	0.06656	0.0685568		0.05	0.01726	0	0.001339	0.001339	1	103%	75	125	0%	
Zinc	A	mg/L	0.05509	0.0567427		0.05	0.004587	0	0.0028119	0.0028119	1	104%	75	125	0%	
Iron, Ferrous	C	mg/L	0.05176	0.0533128		0	0	0	0.0012257	0.0012257	5	0%	0	0	0%	

Seq No	Lab ID	Test Code	Sample Typ	File ID	Analysis Date	DF	Batch ID	Prep Date	SPKref	RPDref	pmoist
14998098	B22011124-001	ICPMS-6020-W-	MSD		1/21/2022 8:49:1	1.03	R373694		1E+07	1E+07	

Analyte	T	Units	RAW	Final	Text	Spike	SPKref	RPDref	MDL	PQL	UQL	%REC	LOW	HIGH	%RPD	Q
Aluminum	A	mg/L	0.04822	0.0496666		0.05	0.0014	0.046865	0.0008858	0.001	1	97%	75	125	6%	
Antimony	A	mg/L	0.04786	0.0492958		0.05	0	0.0490486	0.0004326	0.001	0.1	99%	75	125	1%	
Arsenic	A	mg/L	0.04817	0.0496151		0.05	0	0.0498108	0.0001957	0.001	1	99%	75	125	0%	
Barium	A	mg/L	0.05237	0.0539411		0.05	0.003061	0.0522107	4.326E-05	0.001	1	102%	75	125	3%	
Beryllium	A	mg/L	0.04867	0.0501301		0.05	0	0.0452376	0.0001236	0.001	1	100%	75	125	10%	
Boron	A	mg/L	0.1074	0.110622		0.05	0.05841	0.1006928	0.0057783	0.0057783	1	104%	75	125	9%	
Cadmium	A	mg/L	0.04987	0.0513661		0.05	0.0000385	0.0508923	2.575E-05	0.001	1	103%	75	125	1%	
Calcium	A	mg/L	9.245	9.52235		50	9.723	9.60475	0.0215476	0.0215476	50	0%	75	125	1%	S
Cerium	A	mg/L	0.05002	0.0515206		0.05	0	0.0511498	1.236E-05	0.001	0.1	103%	75	125	1%	
Chromium	A	mg/L	0.0498	0.051294		0.05	0.001809	0.0510674	0.0001854	0.001	1	99%	75	125	0%	
Cobalt	A	mg/L	0.04895	0.0504185		0.05	0	0.0498005	4.326E-05	0.001	1	101%	75	125	1%	
Copper	A	mg/L	0.04993	0.0514279		0.05	0.0002981	0.0517678	0.0002781	0.001	1	102%	75	125	1%	
Iron	A	mg/L	0.05155	0.0530965		5.05	0	0.0533128	0.0012257	0.0012257	5	1%	75	125	0%	S
Lanthanum	A	mg/L	0.000001304	0		0.05	0	0	1.133E-05	0.001	0.1	0%	75	125		S
Lead	A	mg/L	0.04811	0.0495533		0.05	0	0.0493988	5.768E-05	0.001	1	99%	88	115	0%	
Magnesium	A	mg/L	10.38	10.6914		50	10.95	11.0416	0.0058092	0.0058092	50	-1%	75	125	3%	S
Manganese	A	mg/L	0.04858	0.0500374		0.05	0.0004958	0.0510468	9.785E-05	0.001	1	99%	75	125	2%	
Mercury	A	mg/L	0.0009434	0.000971702		0.001	0	0.0009751	0.0001648	0.001	0.002	97%	75	125		
Molybdenum	A	mg/L	0.04687	0.0482761		0.05	0.0004954	0.0480289	0.0000515	0.001	0.1	96%	75	125	1%	
Nickel	A	mg/L	0.05028	0.0517884		0.05	0.001756	0.0520459	0.0006489	0.001	1	100%	75	125	0%	
Potassium	A	mg/L	1.872	1.92816		50	1.949	1.96524	0.0838317	0.0838317	50	0%	75	125	2%	S
Selenium	A	mg/L	0.04969	0.0511807		0.05	0	0.0516133	0.0003399	0.001	1	102%	75	125	1%	
Silicon	A	mg/L	24.47	25.2041		0.2	24.61	24.6067	0.0125969	0.1	0.4		75	125	2%	AE
Silver	A	mg/L	0.0194	0.019982		0.02	0	0.019879	0.0000206	0.001	0.04	100%	75	125	1%	
Sodium	A	mg/L	35.82	36.8946		50	36.85	36.7916	0.0223613	0.0223613	50	0%	75	125	0%	S
Strontium	A	mg/L	0.1119	0.115257		0.05	0.06572	0.116905	0.0001442	0.001	1	99%	75	125	1%	
Thallium	A	mg/L	0.04867	0.0501301		0.05	9.305E-05	0.0495327	4.223E-05	0.001	1	100%	75	125	1%	
Thorium	A	mg/L	0.04631	0.0476993		0.05	0	0.0480907	0.0006283	0.001	1	95%	75	125	1%	
Tin	A	mg/L	0.04544	0.0468032		0.05	0	0.045217	0.0013596	0.0013596	0.1	94%	75	125	3%	
Titanium	A	mg/L	0.04718	0.0485954		0.05	0.001801	0.0486469	9.682E-05	0.001	1	94%	75	125	0%	
Uranium	A	mg/L	0.04764	0.0490692		0.05	0	0.0489147	5.356E-05	0.0003	1	98%	75	125	0%	
Vanadium	A	mg/L	0.06535	0.0673105		0.05	0.01726	0.0685568	0.001339	0.001339	1	100%	75	125	2%	
Zinc	A	mg/L	0.05399	0.0556097		0.05	0.004587	0.0567427	0.0028119	0.0028119	1	102%	75	125	2%	
Iron, Ferrous	C	mg/L	0.05155	0.0530965		0	0	0.0533128	0.0012257	0.0012257	5	0%	0	0	0%	

Seq No	Lab ID	Test Code	Sample Typ	File ID	Analysis Date	DF	Batch ID	Prep Date	SPKref	RPDref	pmoist
14998099	Rinse	ICPMS-6020-W-	SAMP		1/21/2022 8:55:3	1	R373694		0	0	

Analyte	T	Units	RAW	Final	Text	Spike	SPKref	RPDref	MDL	PQL	UQL	%REC	LOW	HIGH	%RPD	Q
Antimony	A	mg/L	0.0001252	0		0	0	0	0.00042	0.001	0.1	0%	0	0	0%	
Arsenic	A	mg/L	-0.00003828	0		0	0	0	0.00019	0.001	1	0%	0	0	0%	
Barium	A	mg/L	0.000001763	0		0	0	0	0.000042	0.001	1	0%	0	0	0%	
Cadmium	A	mg/L	0.000008458	0		0	0	0	0.000025	0.001	1	0%	0	0	0%	
Cerium	A	mg/L	6.671E-07	0		0	0	0	0.000012	0.001	0.1	0%	0	0	0%	
Chromium	A	mg/L	0.00002542	0		0	0	0	0.00018	0.001	1	0%	0	0	0%	
Cobalt	A	mg/L	0.000003293	0		0	0	0	0.000042	0.001	1	0%	0	0	0%	
Copper	A	mg/L	-0.00001955	0		0	0	0	0.00027	0.001	1	0%	0	0	0%	
Lead	A	mg/L	0.000008772	0		0	0	0	0.000056	0.001	1	0%	0	0	0%	
Manganese	A	mg/L	0.0001423	0.0001423		0	0	0	0.000095	0.001	1	0%	0	0	0%	J
Mercury	A	mg/L	0.00001045	0		0	0	0	0.00016	0.001	0.002	0%	0	0	0%	
Molybdenum	A	mg/L	0.00008399	0.00008399		0	0	0	0.00005	0.001	0.1	0%	0	0	0%	J
Nickel	A	mg/L	0.000001254	0		0	0	0	0.00063	0.001	1	0%	0	0	0%	
Selenium	A	mg/L	0.00001192	0		0	0	0	0.00033	0.001	1	0%	0	0	0%	
Silver	A	mg/L	4.236E-07	0		0	0	0	0.00002	0.001	0.04	0%	0	0	0%	
Strontium	A	mg/L	-4.289E-06	0		0	0	0	0.00014	0.001	1	0%	0	0	0%	
Thallium	A	mg/L	0.0000921	0.0000921		0	0	0	0.000041	0.001	1	0%	0	0	0%	J
Thorium	A	mg/L	0.00006281	0		0	0	0	0.00061	0.001	1	0%	0	0	0%	
Titanium	A	mg/L	0.00001551	0		0	0	0	0.000094	0.001	1	0%	0	0	0%	
Uranium	A	mg/L	0.000005677	0		0	0	0	0.000052	0.0003	1	0%	0	0	0%	
Calcium	B	mg/L	-0.0008198	0		0	0	0	0.02092	0.02092	50	0%	0	0	0%	L
Iron	B	mg/L	0.0001346	0		0	0	0	0.00119	0.00119	5	0%	0	0	0%	
Iron, Ferrous	B	mg/L	0.0001346	0		0	0	0	0.00119	0.00119	5	0%	0	0	0%	
Magnesium	B	mg/L	0.0002666	0		0	0	0	0.00564	0.00564	50	0%	0	0	0%	L
Tin	B	mg/L	0.0003834	0		0	0	0	0.00132	0.00132	0.1	0%	0	0	0%	
Zinc	B	mg/L	0.00000872	0		0	0	0	0.00273	0.00273	1	0%	0	0	0%	L

Seq No	Lab ID	Test Code	Sample Typ	File ID	Analysis Date	DF	Batch ID	Prep Date	SPKref	RPDref	pmoist
14998100	B22011124-001	ICPMS-6020-W-	SAMP		1/21/2022 9:01:4	1	163063	1/19/2022 2:	0	0	

Analyte	T	Units	RAW	Final	Text	Spike	SPKref	RPDref	MDL	PQL	UQL	%REC	LOW	HIGH	%RPD	Q
Antimony	A	mg/L	0.00007826	0		0	0	0	0.0002799	0.001	0.1	0%	0	0	0%	U
Arsenic	A	mg/L	0.0001823	0		0	0	0	0.0003412	0.001	1	0%	0	0	0%	U
Barium	A	mg/L	0.00359	0.00359		0	0	0	0.0002682	0.001	1	0%	0	0	0%	
Cadmium	A	mg/L	-1.146E-06	0		0	0	0	1.821E-05	0.005	1	0%	0	0	0%	U

Seq No	Lab ID	Test Code	Sample Typ	File ID	Analysis Date	DF	Batch ID	Prep Date	SPKref	RPDref	pmoist
14998100	B22011124-001	ICPMS-6020-W-	SAMP		1/21/2022 9:01:4	1	163063	1/19/2022 2:	0	0	

Analyte	T	Units	RAW	Final	Text	Spike	SPKref	RPDref	MDL	PQL	UQL	%REC	LOW	HIGH	%RPD	Q
Cerium	A	mg/L	0.000004107	0		0	0	0	2.738E-05	0.001	0.1	0%	0	0	0%	U
Cobalt	A	mg/L	0.0001341	0.0001341		0	0	0	9.541E-05	0.001	1	0%	0	0	0%	J
Lanthanum	A	mg/L	8.622E-07	0		0	0	0	0.000055	0.001	0.1	0%	0	0	0%	U
Lead	A	mg/L	0.00007028	0		0	0	0	7.716E-05	0.001	1	0%	0	0	0%	U
Manganese	A	mg/L	0.001292	0.001292		0	0	0	0.0005399	0.001	1	0%	0	0	0%	
Molybdenum	A	mg/L	0.001922	0.001922		0	0	0	0.0001763	0.001	0.1	0%	0	0	0%	
Selenium	A	mg/L	0.0002152	0.0002152		0	0	0	0.0001357	0.001	1	0%	0	0	0%	J
Silver	A	mg/L	-0.00006126	0		0	0	0	4.281E-05	0.001	0.04	0%	0	0	0%	U
Strontium	A	mg/L	0.06807	0.06807		0	0	0	0.0002433	0.001	1	0%	0	0	0%	
Thallium	A	mg/L	0.00006973	0		0	0	0	0.0001114	0.001	1	0%	0	0	0%	U
Titanium	A	mg/L	0.001994	0.001994		0	0	0	0.0005733	0.001	1	0%	0	0	0%	
Uranium	A	mg/L	0.00001403	0		0	0	0	1.699E-05	0.0003	1	0%	0	0	0%	U
Calcium	B	mg/L	9.449	9.449		0	0	0	0.0372936	0.1103481	50	0%	0	0	0%	D
Chromium	B	mg/L	0.00223	0.00223		0	0	0	0.0015375	0.0015375	1	0%	0	0	0%	UD
Copper	B	mg/L	0.0003667	0		0	0	0	0.0008747	0.00198	1	0%	0	0	0%	UL
Iron	B	mg/L	0.01605	0.01605		0	0	0	0.007424	0.00513	5	0%	0	0	0%	UD
Magnesium	B	mg/L	10.49	10.49		0	0	0	0.0104254	0.0081522	50	0%	0	0	0%	D
Nickel	B	mg/L	0.001935	0.001935		0	0	0	0.0002288	0.0024200	1	0%	0	0	0%	JL
Sodium	B	mg/L	37.99	37.99		0	0	0	0.1019461	0.7330269	50	0%	0	0	0%	D
Thorium	B	mg/L	0.00009462	0		0	0	0	0.0003796	0.00415	1	0%	0	0	0%	UL
Tin	B	mg/L	0.0008274	0		0	0	0	0.0018932	0.0011175	0.1	0%	0	0	0%	U
Vanadium	B	mg/L	0.02148	0.02148		0	0	0	0.0039127	0.0021085	1	0%	0	0	0%	D
Zinc	B	mg/L	0.005856	0.005856		0	0	0	0.0011617	0.0065544	1	0%	0	0	0%	JL

Seq No	Lab ID	Test Code	Sample Typ	File ID	Analysis Date	DF	Batch ID	Prep Date	SPKref	RPDref	pmoist
14998101	B22011124-001	ICPMS-6020-W-	SD		1/21/2022 9:08:0	5	163063	1/19/2022 2:	0	1E+07	

Analyte	T	Units	RAW	Final	Text	Spike	SPKref	RPDref	MDL	PQL	UQL	%REC	LOW	HIGH	%RPD	Q
Aluminum	A	mg/L	0.001378	0		0	0	0.005018	0.0193736	0.0159875	1	0%	0	0		
Antimony	A	mg/L	0.00001286	0		0	0	0	0.0013997	0.0049	0.1	0%	0	0		
Arsenic	A	mg/L	-0.00001687	0		0	0	0	0.0017061	0.0013383	1	0%	0	0		
Barium	A	mg/L	0.0006541	0.0032705		0	0	0.00359	0.0013411	0.0012039	1	0%	0	0		N
Beryllium	A	mg/L	-0.0000423	0		0	0	0	0.0005353	0.01	1	0%	0	0		
Boron	A	mg/L	0.01059	0		0	0	0.05482	0.1019008	0.07335	1	0%	0	0		
Cadmium	A	mg/L	0.000001671	0		0	0	0	9.105E-05	0.005	1	0%	0	0		

Seq No	Lab ID	Test Code	Sample Typ	File ID	Analysis Date	DF	Batch ID	Prep Date	SPKref	RPDref	pmoist
14998101	B22011124-001	ICPMS-6020-W-	SD		1/21/2022 9:08:0	5	163063	1/19/2022 2:	0	1E+07	

Analyte	T	Units	RAW	Final	Text	Spike	SPKref	RPDref	MDL	PQL	UQL	%REC	LOW	HIGH	%RPD	Q
Calcium	A	mg/L	1.826	9.13		0	0	9.449	0.1864681	0.5517403	50	0%	0	0	3%	
Cerium	A	mg/L	8.874E-07	0		0	0	0	0.0001369	0.001	0.1	0%	0	0		
Chromium	A	mg/L	0.0004859	0		0	0	0.00223	0.0076875	0.0076875	1	0%	0	0		
Cobalt	A	mg/L	0.00002453	0		0	0	0.0001341	0.0004771	0.001	1	0%	0	0		
Copper	A	mg/L	0.0003059	0		0	0	0	0.0043735	0.0099	1	0%	0	0		
Iron	A	mg/L	0.003216	0		0	0	0.01605	0.0371198	0.02565	5	0%	0	0		
Lanthanum	A	mg/L	1.328E-07	0		0	0	0	0.000275	0.001	0.1	0%	0	0		
Lead	A	mg/L	0.00003256	0		0	0	0	0.0003858	0.001	1	0%	0	0		
Magnesium	A	mg/L	2.082	10.41		0	0	10.49	0.0521269	0.0407608	50	0%	0	0	1%	
Manganese	A	mg/L	0.0002714	0		0	0	0.001292	0.0026994	0.0010695	1	0%	0	0		
Molybdenum	A	mg/L	0.0003526	0.001763		0	0	0.001922	0.0008814	0.001	0.1	0%	0	0		N
Nickel	A	mg/L	0.000445	0.002225		0	0	0.001935	0.0011441	0.0121000	1	0%	0	0		N
Potassium	A	mg/L	0.3199	1.5995		0	0	1.709	0.3828097	0.1306027	50	0%	0	0		N
Selenium	A	mg/L	0.00003401	0		0	0	0.0002152	0.0006787	0.0029274	1	0%	0	0		
Silicon	A	mg/L	4.731	23.655		0	0	23.63	0.2110446	0.026606	0.4	0%	0	0	0%	
Silver	A	mg/L	-0.00006531	0		0	0	0	0.0002141	0.001	0.04	0%	0	0		
Sodium	A	mg/L	7.331	36.655		0	0	37.99	0.5097304	3.6651346	50	0%	0	0	4%	
Strontium	A	mg/L	0.0135	0.0675		0	0	0.06807	0.0012164	0.001	1	0%	0	0	1%	
Thallium	A	mg/L	0.00001115	0		0	0	0	0.0005569	0.001	1	0%	0	0		
Thorium	A	mg/L	0.000007756	0		0	0	0	0.0018981	0.02075	1	0%	0	0		
Tin	A	mg/L	0.0001427	0		0	0	0	0.0094659	0.0055874	0.1	0%	0	0		
Titanium	A	mg/L	0.000412	0		0	0	0.001994	0.0028666	0.001	1	0%	0	0		
Uranium	A	mg/L	0.000002203	0		0	0	0	8.495E-05	0.0004224	1	0%	0	0		
Vanadium	A	mg/L	0.004067	0.020335		0	0	0.02148	0.0195637	0.0105423	1	0%	0	0		N
Zinc	A	mg/L	0.001694	0.00847		0	0	0.005856	0.0058087	0.0327721	1	0%	0	0		N
Silica	C	mg/L	10.1205552	50.602776		0	0	0	0.4514666	0.0569155	5	0%	0	0		N
Silicon as SiO2	C	mg/L	10.1205552	50.602776		0	0	0	0.4514666	0.0569155	5	0%	0	0		N

Seq No	Lab ID	Test Code	Sample Typ	File ID	Analysis Date	DF	Batch ID	Prep Date	SPKref	RPDref	pmoist
14998102	CCV	ICPMS-6020-W-	CCV		1/21/2022 9:14:1	1	R373694		0	0	

Analyte	T	Units	RAW	Final	Text	Spike	SPKref	RPDref	MDL	PQL	UQL	%REC	LOW	HIGH	%RPD	Q
Aluminum	A	mg/L	0.05165	0.05165		0.05	0	0	0.00086	0.001	1	103%	90	110	0%	
Antimony	A	mg/L	0.05463	0.05463		0.05	0	0	0.00042	0.001	0.1	109%	90	110	0%	
Arsenic	A	mg/L	0.05063	0.05063		0.05	0	0	0.00019	0.001	1	101%	90	110	0%	

Seq No	Lab ID	Test Code	Sample Typ	File ID	Analysis Date	DF	Batch ID	Prep Date	SPKref	RPDref	pmoist
14998102	CCV	ICPMS-6020-W-	CCV		1/21/2022 9:14:1	1	R373694		0	0	

Analyte	T	Units	RAW	Final	Text	Spike	SPKref	RPDref	MDL	PQL	UQL	%REC	LOW	HIGH	%RPD	Q
Barium	A	mg/L	0.05192	0.05192		0.05	0	0	0.000042	0.001	1	104%	90	110	0%	
Beryllium	A	mg/L	0.03782	0.03782		0.05	0	0	0.00012	0.001	1	76%	90	110	0%	S
Boron	A	mg/L	0.03888	0.03888		0.05	0	0	0.00561	0.00561	1	78%	90	110	0%	S
Cadmium	A	mg/L	0.05214	0.05214		0.05	0	0	0.000025	0.001	1	104%	90	110	0%	
Calcium	A	mg/L	11.63	11.63		12.5	0	0	0.02092	0.02092	50	93%	90	110	0%	
Cerium	A	mg/L	0.05311	0.05311		0.05	0	0	0.000012	0.001	0.1	106%	90	110	0%	
Chromium	A	mg/L	0.04825	0.04825		0.05	0	0	0.00018	0.001	1	96%	90	110	0%	
Cobalt	A	mg/L	0.04819	0.04819		0.05	0	0	0.000042	0.001	1	96%	90	110	0%	
Copper	A	mg/L	0.05255	0.05255		0.05	0	0	0.00027	0.001	1	105%	90	110	0%	
Iron	A	mg/L	1.298	1.298		1.3	0	0	0.00119	0.00119	5	100%	90	110	0%	
Lanthanum	A	mg/L	0.05238	0.05238		0.05	0	0	0.000011	0.001	0.1	105%	90	110	0%	
Lead	A	mg/L	0.05076	0.05076		0.05	0	0	0.000056	0.001	1	102%	90	110	0%	
Magnesium	A	mg/L	11.36	11.36		12.5	0	0	0.00564	0.00564	50	91%	90	110	0%	
Manganese	A	mg/L	0.04942	0.04942		0.05	0	0	0.000095	0.001	1	99%	90	110	0%	
Mercury	A	mg/L	0.001018	0.001018		0.001	0	0	0.00016	0.001	0.002	102%	90	110	0%	
Molybdenum	A	mg/L	0.05113	0.05113		0.05	0	0	0.00005	0.001	0.1	102%	90	110	0%	
Nickel	A	mg/L	0.05081	0.05081		0.05	0	0	0.00063	0.001	1	102%	90	110	0%	
Potassium	A	mg/L	11.05	11.05		12.5	0	0	0.08139	0.08139	50	88%	90	110	0%	S
Selenium	A	mg/L	0.05108	0.05108		0.05	0	0	0.00033	0.001	1	102%	90	110	0%	
Silicon	A	mg/L	0.2145	0.2145		0.2	0	0	0.01223	0.1	0.4	107%	90	110	0%	
Silver	A	mg/L	0.02028	0.02028		0.02	0	0	0.00002	0.001	0.04	101%	90	110	0%	
Sodium	A	mg/L	11.83	11.83		12.5	0	0	0.02171	0.02171	50	95%	90	110	0%	
Strontium	A	mg/L	0.05248	0.05248		0.05	0	0	0.00014	0.001	1	105%	90	110	0%	
Thallium	A	mg/L	0.05081	0.05081		0.05	0	0	0.000041	0.001	1	102%	90	110	0%	
Thorium	A	mg/L	0.05043	0.05043		0.05	0	0	0.00061	0.001	1	101%	90	110	0%	
Tin	A	mg/L	0.05351	0.05351		0.05	0	0	0.00132	0.00132	0.1	107%	90	110	0%	
Titanium	A	mg/L	0.04587	0.04587		0.05	0	0	0.000094	0.001	1	92%	90	110	0%	
Uranium	A	mg/L	0.05176	0.05176		0.05	0	0	0.000052	0.0003	1	104%	90	110	0%	
Vanadium	A	mg/L	0.04844	0.04844		0.05	0	0	0.0013	0.0013	1	97%	90	110	0%	
Zinc	A	mg/L	0.05247	0.05247		0.05	0	0	0.00273	0.00273	1	105%	90	110	0%	
Iron, Ferrous	C	mg/L	1.298	1.298		0	0	0	0.00119	0.00119	5	0%	0	0	0%	

Seq No	Lab ID	Test Code	Sample Typ	File ID	Analysis Date	DF	Batch ID	Prep Date	SPKref	RPDref	pmoist
14998103	CCB	ICPMS-6020-W-	CCB		1/21/2022 9:20:2	1	R373694		0	0	

Analyte	T	Units	RAW	Final	Text	Spike	SPKref	RPDref	MDL	PQL	UQL	%REC	LOW	HIGH	%RPD	Q
Aluminum	A	mg/L	-0.00007167	-0.00007167		0	0	0	0.00086	0.001	1	0%			0%	
Antimony	A	mg/L	0.00008578	0.00008578		0	0	0	0.00042	0.001	0.1	0%			0%	
Arsenic	A	mg/L	-0.00002921	-0.00002921		0	0	0	0.00019	0.001	1	0%			0%	
Barium	A	mg/L	7.547E-07	7.547E-07		0	0	0	0.000042	0.001	1	0%			0%	
Beryllium	A	mg/L	-0.00003933	-0.00003933		0	0	0	0.00012	0.001	1	0%			0%	
Boron	A	mg/L	-0.00004055	-0.00004055		0	0	0	0.00561	0.00561	1	0%			0%	
Cadmium	A	mg/L	0.000002051	0.000002051		0	0	0	0.000025	0.001	1	0%			0%	
Calcium	A	mg/L	-0.001107	-0.001107		0	0	0	0.02092	0.02092	50	0%			0%	
Cerium	A	mg/L	2.799E-07	2.799E-07		0	0	0	0.000012	0.001	0.1	0%	0	0	0%	
Chromium	A	mg/L	0.00002558	0.00002558		0	0	0	0.00018	0.001	1	0%			0%	
Cobalt	A	mg/L	-1.549E-06	-1.549E-06		0	0	0	0.000042	0.001	1	0%			0%	
Copper	A	mg/L	-6.049E-06	-6.049E-06		0	0	0	0.00027	0.001	1	0%			0%	
Iron	A	mg/L	0.0001025	0.0001025		0	0	0	0.00119	0.00119	5	0%			0%	
Lanthanum	A	mg/L	-2.237E-07	-2.237E-07		0	0	0	0.000011	0.001	0.1	0%	0	0	0%	
Lead	A	mg/L	0.000004574	0.000004574		0	0	0	0.000056	0.001	1	0%			0%	
Magnesium	A	mg/L	0.0009753	0.0009753		0	0	0	0.00564	0.00564	50	0%			0%	
Manganese	A	mg/L	0.000004863	0.000004863		0	0	0	0.000095	0.001	1	0%			0%	
Mercury	A	mg/L	0.000006137	0.000006137		0	0	0	0.00016	0.001	0.002	0%			0%	
Molybdenum	A	mg/L	0.00002357	0.00002357		0	0	0	0.00005	0.001	0.1	0%			0%	
Nickel	A	mg/L	-9.516E-06	-9.516E-06		0	0	0	0.00063	0.001	1	0%			0%	
Potassium	A	mg/L	-0.0251	-0.0251		0	0	0	0.08139	0.08139	50	0%			0%	
Selenium	A	mg/L	0.000001435	0.000001435		0	0	0	0.00033	0.001	1	0%			0%	
Silicon	A	mg/L	0.001196	0.001196		0	0	0	0.01223	0.1	0.4	0%	0	0	0%	
Silver	A	mg/L	-1.021E-06	-1.021E-06		0	0	0	0.00002	0.001	0.04	0%			0%	
Sodium	A	mg/L	0.02685	0.02685		0	0	0	0.02171	0.02171	50	0%			0%	
Strontium	A	mg/L	-7.619E-06	-7.619E-06		0	0	0	0.00014	0.001	1	0%	0	0	0%	
Thallium	A	mg/L	0.0001347	0.0001347		0	0	0	0.000041	0.001	1	0%	0	0	0%	
Thorium	A	mg/L	0.00001441	0.00001441		0	0	0	0.00061	0.001	1	0%	0	0	0%	
Tin	A	mg/L	0.00003594	0.00003594		0	0	0	0.00132	0.00132	0.1	0%	0	0	0%	
Titanium	A	mg/L	0.00001715	0.00001715		0	0	0	0.000094	0.001	1	0%	0	0	0%	
Uranium	A	mg/L	0.000002519	0.000002519		0	0	0	0.000052	0.0003	1	0%	0	0	0%	
Vanadium	A	mg/L	0.0008204	0.0008204		0	0	0	0.0013	0.0013	1	0%	0	0	0%	
Zinc	A	mg/L	0.00007603	0.00007603		0	0	0	0.00273	0.00273	1	0%	0	0	0%	
Iron, Ferrous	C	mg/L	0.0001025	0.0001025		0	0	0	0.00119	0.00119	5	0%	0	0	0%	

Seq No	Lab ID	Test Code	Sample Typ	File ID	Analysis Date	DF	Batch ID	Prep Date	SPKref	RPDref	pmoist
14998104	B22011124-001	ICPMS-6020-W- PDS1			1/21/2022 9:26:4	1.03	163063	1/19/2022 2:	1E+07	0	

Analyte	T	Units	RAW	Final	Text	Spike	SPKref	RPDref	MDL	PQL	UQL	%REC	LOW	HIGH	%RPD	Q
Aluminum	A	mg/L	0.0461	0.047483		0.0515	0.005018	0	0.003991	0.0032934	1	82%	75	125	0%	
Antimony	A	mg/L	0.0504	0.051912		0.0515	0	0	0.0002883	0.0010094	0.1	101%	75	125	0%	
Arsenic	A	mg/L	0.04813	0.0495739		0.0515	0	0	0.0003514	0.001	1	96%	75	125	0%	
Barium	A	mg/L	0.05281	0.0543943		0.0515	0.00359	0	0.0002763	0.001	1	99%	75	125	0%	
Beryllium	A	mg/L	0.03634	0.0374302		0.0515	0	0	0.0001103	0.01	1	73%	75	125	0%	S
Boron	A	mg/L	0.09189	0.0946467		0.0515	0.05482	0	0.0209916	0.0151101	1	77%	75	125	0%	
Cadmium	A	mg/L	0.05002	0.0515206		0.0515	0	0	1.876E-05	0.005	1	100%	75	125	0%	
Calcium	A	mg/L	8.557	8.81371		51.5	9.449	0	0.0384124	0.1136585	50	-1%	75	125	0%	S
Cerium	A	mg/L	0.05275	0.0543325		0.0515	0	0	2.820E-05	0.001	0.1	105%	75	125	0%	
Chromium	A	mg/L	0.04727	0.0486881		0.0515	0.00223	0	0.0015836	0.0015836	1	90%	75	125	0%	
Cobalt	A	mg/L	0.0469	0.048307		0.0515	0.0001341	0	9.827E-05	0.001	1	94%	75	125	0%	
Copper	A	mg/L	0.04952	0.0510056		0.0515	0	0	0.0009009	0.0020394	1	99%	75	125	0%	
Iron	A	mg/L	0.06438	0.0663114		5.15	0.01605	0	0.0076467	0.0052839	5	1%	75	125	0%	S
Lanthanum	A	mg/L	0.000003055	0		0.0515	0	0	5.665E-05	0.001	0.1	0%	75	125	0%	S
Lead	A	mg/L	0.05043	0.0519429		0.0515	0	0	7.947E-05	0.001	1	101%	80	120	0%	
Magnesium	A	mg/L	10.05	10.3515		51.5	10.49	0	0.0107381	0.0083967	50	0%	75	125	0%	S
Manganese	A	mg/L	0.04775	0.0491825		0.0515	0.001292	0	0.0005561	0.001	1	93%	75	125	0%	
Molybdenum	A	mg/L	0.04863	0.0500889		0.0515	0.001922	0	0.0001816	0.001	0.1	94%	75	125	0%	
Nickel	A	mg/L	0.04905	0.0505215		0.0515	0.001935	0	0.0002357	0.0024926	1	94%	75	125	0%	
Potassium	A	mg/L	1.615	1.66345		51.5	1.709	0	0.0788588	0.0269042	50	0%	75	125	0%	S
Selenium	A	mg/L	0.04984	0.0513352		0.0515	0.0002152	0	0.0001398	0.001	1	99%	75	125	0%	
Silicon	A	mg/L	23.05	23.7415		0.206	23.63	0	0.0434752	0.0054808	0.4		0	0	0%	A
Silver	A	mg/L	0.01932	0.0198996		0.0206	0	0	4.409E-05	0.001	0.04	97%	75	125	0%	
Sodium	A	mg/L	34.8	35.844		51.5	37.99	0	0.1050045	0.7550177	50	-4%	75	125	0%	S
Strontium	A	mg/L	0.1157	0.119171		0.0515	0.06807	0	0.0002506	0.001	1	99%	75	125	0%	
Thallium	A	mg/L	0.04944	0.0509232		0.0515	0	0	0.0001147	0.001	1	99%	75	125	0%	
Thorium	A	mg/L	0.04992	0.0514176		0.0515	0	0	0.000391	0.0042745	1	100%	75	125	0%	
Tin	A	mg/L	0.05225	0.0538175		0.0515	0	0	0.00195	0.001151	0.1	104%	75	125	0%	
Titanium	A	mg/L	0.04203	0.0432909		0.0515	0.001994	0	0.0005905	0.001	1	80%	75	125	0%	
Uranium	A	mg/L	0.05193	0.0534879		0.0515	0	0	1.75E-05	0.0003	1	104%	75	125	0%	
Vanadium	A	mg/L	0.0667	0.068701		0.0515	0.02148	0	0.0040301	0.0021717	1	92%	75	125	0%	
Zinc	A	mg/L	0.05425	0.0558775		0.0515	0.005856	0	0.0011966	0.0067511	1	97%	75	125	0%	
Silica	C	mg/L	49.30856	50.7878168		0	0	0	0.0930021	0.0117246	5	0%	0	0	0%	
Silicon as SiO2	C	mg/L	49.30856	50.7878168		0.0515	0	0	0.0930021	0.0117246	5	98617%	75	125	0%	S

Seq No	Lab ID	Test Code	Sample Typ	File ID	Analysis Date	DF	Batch ID	Prep Date	SPKref	RPDref	pmoist
14998105	B22011124-001	ICPMS-6020-W-	MS4		1/21/2022 9:32:5	1	163063	1/19/2022 2:	1E+07	0	

Analyte	T	Units	RAW	Final	Text	Spike	SPKref	RPDref	MDL	PQL	UQL	%REC	LOW	HIGH	%RPD	Q
Aluminum	A	mg/L	0.4014	0.4014		0.5	0.005018	0	0.0038747	0.0031975	1	79%	75	125	0%	
Antimony	A	mg/L	0.1045	0.1045		0.1	0	0	0.0002799	0.001	0.1	104%	75	125	0%	
Arsenic	A	mg/L	0.099	0.099		0.1	0	0	0.0003412	0.001	1	99%	75	125	0%	
Barium	A	mg/L	0.1004	0.1004		0.1	0.00359	0	0.0002682	0.001	1	97%	75	125	0%	
Beryllium	A	mg/L	0.0363	0.0363		0.05	0	0	0.0001071	0.01	1	73%	75	125	0%	S
Boron	A	mg/L	0.1268	0.1268		0.1	0.05482	0	0.0203802	0.01467	1	72%	75	125	0%	S
Cadmium	A	mg/L	0.05	0.05		0.05	0	0	1.821E-05	0.005	1	100%	75	125	0%	
Calcium	A	mg/L	13.71	13.71		5	9.449	0	0.0372936	0.1103481	50	85%	75	125	0%	
Cerium	A	mg/L	0.1072	0.1072		0.1	0	0	2.738E-05	0.001	0.1	107%	75	125	0%	
Chromium	A	mg/L	0.09595	0.09595		0.1	0.00223	0	0.0015375	0.0015375	1	94%	75	125	0%	
Cobalt	A	mg/L	0.09239	0.09239		0.1	0.0001341	0	9.541E-05	0.001	1	92%	75	125	0%	
Copper	A	mg/L	0.1007	0.1007		0.1	0	0	0.0008747	0.00198	1	101%	75	125	0%	
Iron	A	mg/L	0.5215	0.5215		0.5	0.01605	0	0.007424	0.00513	5	101%	75	125	0%	
Lanthanum	A	mg/L	0.1061	0.1061		0.1	0	0	0.000055	0.001	0.1	106%	75	125	0%	
Lead	A	mg/L	0.1033	0.1033		0.1	0	0	7.716E-05	0.001	1	103%	88	115	0%	
Magnesium	A	mg/L	14.69	14.69		5	10.49	0	0.0104254	0.0081522	50	84%	75	125	0%	
Manganese	A	mg/L	0.4802	0.4802		0.5	0.001292	0	0.0005399	0.001	1	96%	75	125	0%	
Molybdenum	A	mg/L	0.09676	0.09676		0.1	0.001922	0	0.0001763	0.001	0.1	95%	75	125	0%	
Nickel	A	mg/L	0.1003	0.1003		0.1	0.001935	0	0.0002288	0.0024200	1	98%	75	125	0%	
Potassium	A	mg/L	5.989	5.989		5	1.709	0	0.0765619	0.0261205	50	86%	75	125	0%	
Selenium	A	mg/L	0.1031	0.1031		0.1	0.0002152	0	0.0001357	0.001	1	103%	75	125	0%	
Silicon	A	mg/L	23.17	23.17		1	23.63	0	0.0422089	0.0053212	0.4		75	125	0%	A
Silver	A	mg/L	0.009614	0.009614		0.01	0	0	4.281E-05	0.001	0.04	96%	75	125	0%	
Sodium	A	mg/L	38.95	38.95		5	37.99	0	0.1019461	0.7330269	50		75	125	0%	A
Strontium	A	mg/L	0.1705	0.1705		0.1	0.06807	0	0.0002433	0.001	1	102%	75	125	0%	
Thallium	A	mg/L	0.1001	0.1001		0.1	0	0	0.0001114	0.001	1	100%	75	125	0%	
Thorium	A	mg/L	0.1025	0.1025		0.1	0	0	0.0003796	0.00415	1	102%	75	125	0%	
Tin	A	mg/L	0.1044	0.1044		0.1	0	0	0.0018932	0.0011175	0.1	104%	75	125	0%	
Titanium	A	mg/L	0.08462	0.08462		0.1	0.001994	0	0.0005733	0.001	1	83%	75	125	0%	
Uranium	A	mg/L	0.107	0.107		0.1	0	0	1.699E-05	0.0003	1	107%	75	125	0%	
Vanadium	A	mg/L	0.112	0.112		0.1	0.02148	0	0.0039127	0.0021085	1	91%	75	125	0%	
Zinc	A	mg/L	0.1044	0.1044		0.1	0.005856	0	0.0011617	0.0065544	1	99%	75	125	0%	
Silica	C	mg/L	49.565264	49.565264		0	0	0	0.0902933	0.0113831	5	0%	0	0	0%	
Silicon as SiO2	C	mg/L	49.565264	49.565264		2.14	0	0	0.0902933	0.0113831	5	2316%	75	125	0%	S

Seq No	Lab ID	Test Code	Sample Typ	File ID	Analysis Date	DF	Batch ID	Prep Date	SPKref	RPDref	pmoist
14998106	B22011124-001	ICPMS-6020-W-	MSD4		1/21/2022 9:39:1	1	163063	1/19/2022 2:	1E+07	1E+07	

Analyte	T	Units	RAW	Final	Text	Spike	SPKref	RPDref	MDL	PQL	UQL	%REC	LOW	HIGH	%RPD	Q
Aluminum	A	mg/L	0.4083	0.4083		0.5	0.005018	0.4014	0.0038747	0.0031975	1	81%	75	125	2%	
Antimony	A	mg/L	0.1028	0.1028		0.1	0	0.1045	0.0002799	0.001	0.1	103%	75	125	2%	
Arsenic	A	mg/L	0.09892	0.09892		0.1	0	0.099	0.0003412	0.001	1	99%	75	125	0%	
Barium	A	mg/L	0.09639	0.09639		0.1	0.00359	0.1004	0.0002682	0.001	1	93%	75	125	4%	
Beryllium	A	mg/L	0.03834	0.03834		0.05	0	0.0363	0.0001071	0.01	1	77%	75	125	5%	
Boron	A	mg/L	0.1362	0.1362		0.1	0.05482	0.1268	0.0203802	0.01467	1	81%	75	125	7%	
Cadmium	A	mg/L	0.05163	0.05163		0.05	0	0.05	1.821E-05	0.005	1	103%	75	125	3%	
Calcium	A	mg/L	13.56	13.56		5	9.449	13.71	0.0372936	0.1103481	50	82%	75	125	1%	
Cerium	A	mg/L	0.1109	0.1109		0.1	0	0.1072	2.738E-05	0.001	0.1	111%	75	125	3%	
Chromium	A	mg/L	0.09618	0.09618		0.1	0.00223	0.09595	0.0015375	0.0015375	1	94%	75	125	0%	
Cobalt	A	mg/L	0.09313	0.09313		0.1	0.0001341	0.09239	9.541E-05	0.001	1	93%	75	125	1%	
Copper	A	mg/L	0.1008	0.1008		0.1	0	0.1007	0.0008747	0.00198	1	101%	75	125	0%	
Iron	A	mg/L	0.5306	0.5306		0.5	0.01605	0.5215	0.007424	0.00513	5	103%	75	125	2%	
Lanthanum	A	mg/L	0.1087	0.1087		0.1	0	0.1061	0.000055	0.001	0.1	109%	75	125	2%	
Lead	A	mg/L	0.103	0.103		0.1	0	0.1033	7.716E-05	0.001	1	103%	88	115	0%	
Magnesium	A	mg/L	14.9	14.9		5	10.49	14.69	0.0104254	0.0081522	50	88%	75	125	1%	
Manganese	A	mg/L	0.4771	0.4771		0.5	0.001292	0.4802	0.0005399	0.001	1	95%	75	125	1%	
Molybdenum	A	mg/L	0.0936	0.0936		0.1	0.001922	0.09676	0.0001763	0.001	0.1	92%	75	125	3%	
Nickel	A	mg/L	0.09979	0.09979		0.1	0.001935	0.1003	0.0002288	0.0024200	1	98%	75	125	1%	
Potassium	A	mg/L	5.914	5.914		5	1.709	5.989	0.0765619	0.0261205	50	84%	75	125	1%	
Selenium	A	mg/L	0.1036	0.1036		0.1	0.0002152	0.1031	0.0001357	0.001	1	103%	75	125	0%	
Silicon	A	mg/L	24.25	24.25		1	23.63	23.17	0.0422089	0.0053212	0.4		75	125	5%	A
Silver	A	mg/L	0.009406	0.009406		0.01	0	0.009614	4.281E-05	0.001	0.04	94%	75	125	2%	
Sodium	A	mg/L	40.37	40.37		5	37.99	38.95	0.1019461	0.7330269	50		75	125	4%	A
Strontium	A	mg/L	0.1688	0.1688		0.1	0.06807	0.1705	0.0002433	0.001	1	101%	75	125	1%	
Thallium	A	mg/L	0.1009	0.1009		0.1	0	0.1001	0.0001114	0.001	1	101%	75	125	1%	
Thorium	A	mg/L	0.1025	0.1025		0.1	0	0.1025	0.0003796	0.00415	1	102%	75	125	0%	
Tin	A	mg/L	0.1005	0.1005		0.1	0	0.1044	0.0018932	0.0011175	0.1	100%	75	125	4%	
Titanium	A	mg/L	0.08518	0.08518		0.1	0.001994	0.08462	0.0005733	0.001	1	83%	75	125	1%	
Uranium	A	mg/L	0.1077	0.1077		0.1	0	0.107	1.699E-05	0.0003	1	108%	75	125	1%	
Vanadium	A	mg/L	0.1138	0.1138		0.1	0.02148	0.112	0.0039127	0.0021085	1	92%	75	125	2%	
Zinc	A	mg/L	0.1046	0.1046		0.1	0.005856	0.1044	0.0011617	0.0065544	1	99%	75	125	0%	
Silica	C	mg/L	51.8756	51.8756		0	0	49.565264	0.0902933	0.0113831	5	0%	0	0	5%	
Silicon as SiO2	C	mg/L	51.8756	51.8756		2.14	0	49.565264	0.0902933	0.0113831	5	2424%	75	125	5%	S

Seq No	Lab ID	Test Code	Sample Typ	File ID	Analysis Date	DF	Batch ID	Prep Date	SPKref	RPDref	pmoist
14998107	Rinse	ICPMS-6020-W-	SAMP		1/21/2022 9:45:2	1	R373694		0	0	

Analyte	T	Units	RAW	Final	Text	Spike	SPKref	RPDref	MDL	PQL	UQL	%REC	LOW	HIGH	%RPD	Q
Aluminum	A	mg/L	-0.00006942	0		0	0	0	0.00086	0.001	1	0%	0	0	0%	
Antimony	A	mg/L	0.0001285	0		0	0	0	0.00042	0.001	0.1	0%	0	0	0%	
Arsenic	A	mg/L	-0.00001208	0		0	0	0	0.00019	0.001	1	0%	0	0	0%	
Barium	A	mg/L	0.000001666	0		0	0	0	0.000042	0.001	1	0%	0	0	0%	
Cadmium	A	mg/L	0.00001081	0		0	0	0	0.000025	0.001	1	0%	0	0	0%	
Cerium	A	mg/L	2.057E-07	0		0	0	0	0.000012	0.001	0.1	0%	0	0	0%	
Chromium	A	mg/L	0.00003542	0		0	0	0	0.00018	0.001	1	0%	0	0	0%	
Cobalt	A	mg/L	0.00000908	0		0	0	0	0.000042	0.001	1	0%	0	0	0%	
Copper	A	mg/L	0.00001031	0		0	0	0	0.00027	0.001	1	0%	0	0	0%	
Lead	A	mg/L	0.00002159	0		0	0	0	0.000056	0.001	1	0%	0	0	0%	
Manganese	A	mg/L	0.0001513	0.0001513		0	0	0	0.000095	0.001	1	0%	0	0	0%	J
Mercury	A	mg/L	0.000005269	0		0	0	0	0.00016	0.001	0.002	0%	0	0	0%	
Molybdenum	A	mg/L	0.00001757	0		0	0	0	0.00005	0.001	0.1	0%	0	0	0%	
Nickel	A	mg/L	0.00001016	0		0	0	0	0.00063	0.001	1	0%	0	0	0%	
Selenium	A	mg/L	-3.671E-07	0		0	0	0	0.00033	0.001	1	0%	0	0	0%	
Silver	A	mg/L	-0.000002	0		0	0	0	0.00002	0.001	0.04	0%	0	0	0%	
Strontium	A	mg/L	-7.061E-06	0		0	0	0	0.00014	0.001	1	0%	0	0	0%	
Thallium	A	mg/L	0.0002405	0.0002405		0	0	0	0.000041	0.001	1	0%	0	0	0%	J
Thorium	A	mg/L	0.00002148	0		0	0	0	0.00061	0.001	1	0%	0	0	0%	
Titanium	A	mg/L	0.000008772	0		0	0	0	0.000094	0.001	1	0%	0	0	0%	
Uranium	A	mg/L	0.000002617	0		0	0	0	0.000052	0.0003	1	0%	0	0	0%	
Calcium	B	mg/L	-0.001546	0		0	0	0	0.02092	0.02092	50	0%	0	0	0%	L
Iron	B	mg/L	0.0001585	0		0	0	0	0.00119	0.00119	5	0%	0	0	0%	
Iron, Ferrous	B	mg/L	0.0001585	0		0	0	0	0.00119	0.00119	5	0%	0	0	0%	
Magnesium	B	mg/L	0.00107	0		0	0	0	0.00564	0.00564	50	0%	0	0	0%	L
Tin	B	mg/L	0.00003449	0		0	0	0	0.00132	0.00132	0.1	0%	0	0	0%	
Vanadium	B	mg/L	0.0004567	0		0	0	0	0.0013	0.0013	1	0%	0	0	0%	
Zinc	B	mg/L	0.0000938	0		0	0	0	0.00273	0.00273	1	0%	0	0	0%	L

Seq No	Lab ID	Test Code	Sample Typ	File ID	Analysis Date	DF	Batch ID	Prep Date	SPKref	RPDref	pmoist
14998108	B22011125-001	ICPMS-6020-W-	SAMP		1/21/2022 9:51:3	1	R373694		0	0	

Analyte	T	Units	RAW	Final	Text	Spike	SPKref	RPDref	MDL	PQL	UQL	%REC	LOW	HIGH	%RPD	Q

Seq No	Lab ID	Test Code	Sample Typ	File ID	Analysis Date	DF	Batch ID	Prep Date	SPKref	RPDref	pmoist
14998108	B22011125-001	ICPMS-6020-W-	SAMP		1/21/2022 9:51:3	1	R373694		0	0	

Analyte	T	Units	RAW	Final	Text	Spike	SPKref	RPDref	MDL	PQL	UQL	%REC	LOW	HIGH	%RPD	Q
Aluminum	A	mg/L	0.004066	0.004066		0	0	0	0.00086	0.001	1	0%	0	0	0%	
Antimony	A	mg/L	0.0002138	0		0	0	0	0.00042	0.001	0.1	0%	0	0	0%	
Arsenic	A	mg/L	-0.0001032	0		0	0	0	0.00019	0.001	1	0%	0	0	0%	
Barium	A	mg/L	0.003792	0.003792		0	0	0	0.000042	0.001	1	0%	0	0	0%	
Cadmium	A	mg/L	0.00003714	0.00003714		0	0	0	0.000025	0.001	1	0%	0	0	0%	J
Cerium	A	mg/L	0.00001353	0.00001353		0	0	0	0.000012	0.001	0.1	0%	0	0	0%	J
Chromium	A	mg/L	0.002359	0.002359		0	0	0	0.00018	0.001	1	0%	0	0	0%	
Cobalt	A	mg/L	0.00004129	0		0	0	0	0.000042	0.001	1	0%	0	0	0%	
Copper	A	mg/L	0.0004906	0.0004906		0	0	0	0.00027	0.001	1	0%	0	0	0%	J
Lead	A	mg/L	0.0000539	0		0	0	0	0.000056	0.001	1	0%	0	0	0%	U
Manganese	A	mg/L	0.002899	0.002899		0	0	0	0.000095	0.001	1	0%	0	0	0%	
Mercury	A	mg/L	0.000002553	0		0	0	0	0.00016	0.001	0.002	0%	0	0	0%	
Molybdenum	A	mg/L	0.0001139	0.0001139		0	0	0	0.00005	0.001	0.1	0%	0	0	0%	J
Nickel	A	mg/L	0.0004793	0		0	0	0	0.00063	0.001	1	0%	0	0	0%	
Selenium	A	mg/L	0.0001554	0		0	0	0	0.00033	0.001	1	0%	0	0	0%	
Silver	A	mg/L	-0.00005479	0		0	0	0	0.00002	0.001	0.04	0%	0	0	0%	
Strontium	A	mg/L	0.09612	0.09612		0	0	0	0.00014	0.001	1	0%	0	0	0%	
Thallium	A	mg/L	0.00009317	0.00009317		0	0	0	0.000041	0.001	1	0%	0	0	0%	J
Thorium	A	mg/L	-1.886E-06	0		0	0	0	0.00061	0.001	1	0%	0	0	0%	
Titanium	A	mg/L	0.001742	0.001742		0	0	0	0.000094	0.001	1	0%	0	0	0%	
Uranium	A	mg/L	0.000009425	0		0	0	0	0.000052	0.0003	1	0%	0	0	0%	
Calcium	B	mg/L	15.15	15.15		0	0	0	0.02092	0.02092	50	0%	0	0	0%	D
Iron	B	mg/L	0.008715	0.008715		0	0	0	0.00119	0.00119	5	0%	0	0	0%	
Iron, Ferrous	B	mg/L	0.008715	0.008715		0	0	0	0.00119	0.00119	5	0%	0	0	0%	
Magnesium	B	mg/L	15.11	15.11		0	0	0	0.00564	0.00564	50	0%	0	0	0%	D
Sodium	B	mg/L	32.13	32.13		0	0	0	0.02171	0.02171	50	0%	0	0	0%	D
Tin	B	mg/L	-0.00005527	0		0	0	0	0.00132	0.00132	0.1	0%	0	0	0%	
Vanadium	B	mg/L	0.0154	0.0154		0	0	0	0.0013	0.0013	1	0%	0	0	0%	
Zinc	B	mg/L	0.007734	0.007734		0	0	0	0.00273	0.00273	1	0%	0	0	0%	D

Seq No	Lab ID	Test Code	Sample Typ	File ID	Analysis Date	DF	Batch ID	Prep Date	SPKref	RPDref	pmoist
14998109	B22011125-001	ICPMS-6020-W-	SAMP		1/21/2022 9:57:5	1	163063	1/19/2022 2:	0	0	

Analyte	T	Units	RAW	Final	Text	Spike	SPKref	RPDref	MDL	PQL	UQL	%REC	LOW	HIGH	%RPD	Q

Seq No	Lab ID	Test Code	Sample Typ	File ID	Analysis Date	DF	Batch ID	Prep Date	SPKref	RPDref	pmoist
14998109	B22011125-001	ICPMS-6020-W-	SAMP		1/21/2022 9:57:5	1	163063	1/19/2022 2:	0	0	

Analyte	T	Units	RAW	Final	Text	Spike	SPKref	RPDref	MDL	PQL	UQL	%REC	LOW	HIGH	%RPD	Q
Antimony	A	mg/L	0.0002437	0		0	0	0	0.0002799	0.001	0.1	0%	0	0	0%	U
Arsenic	A	mg/L	0.0002297	0		0	0	0	0.0003412	0.001	1	0%	0	0	0%	U
Barium	A	mg/L	0.004502	0.004502		0	0	0	0.0002682	0.001	1	0%	0	0	0%	
Cadmium	A	mg/L	0.000003712	0		0	0	0	1.821E-05	0.005	1	0%	0	0	0%	U
Cerium	A	mg/L	0.0001316	0.0001316		0	0	0	2.738E-05	0.001	0.1	0%	0	0	0%	J
Cobalt	A	mg/L	0.0002311	0.0002311		0	0	0	9.541E-05	0.001	1	0%	0	0	0%	J
Lanthanum	A	mg/L	0.00005065	0		0	0	0	0.000055	0.001	0.1	0%	0	0	0%	U
Lead	A	mg/L	0.0002582	0.0002582		0	0	0	7.716E-05	0.001	1	0%	0	0	0%	J
Manganese	A	mg/L	0.01903	0.01903		0	0	0	0.0005399	0.001	1	0%	0	0	0%	
Molybdenum	A	mg/L	0.0002049	0.0002049		0	0	0	0.0001763	0.001	0.1	0%	0	0	0%	J
Selenium	A	mg/L	0.0002044	0.0002044		0	0	0	0.0001357	0.001	1	0%	0	0	0%	J
Silver	A	mg/L	0.0005407	0.0005407		0	0	0	4.281E-05	0.001	0.04	0%	0	0	0%	J
Strontium	A	mg/L	0.09759	0.09759		0	0	0	0.0002433	0.001	1	0%	0	0	0%	
Thallium	A	mg/L	0.00009311	0		0	0	0	0.0001114	0.001	1	0%	0	0	0%	U
Titanium	A	mg/L	0.009402	0.009402		0	0	0	0.0005733	0.001	1	0%	0	0	0%	
Uranium	A	mg/L	0.0000125	0		0	0	0	1.699E-05	0.0003	1	0%	0	0	0%	U
Aluminum	B	mg/L	0.1141	0.1141		0	0	0	0.0038747	0.0031975	1	0%	0	0	0%	D
Calcium	B	mg/L	14.6	14.6		0	0	0	0.0372936	0.1103481	50	0%	0	0	0%	D
Chromium	B	mg/L	0.00287	0.00287		0	0	0	0.0015375	0.0015375	1	0%	0	0	0%	UD
Copper	B	mg/L	0.001253	0.001253		0	0	0	0.0008747	0.00198	1	0%	0	0	0%	JL
Iron	B	mg/L	0.1489	0.1489		0	0	0	0.007424	0.00513	5	0%	0	0	0%	D
Magnesium	B	mg/L	15.41	15.41		0	0	0	0.0104254	0.0081522	50	0%	0	0	0%	D
Nickel	B	mg/L	0.00124	0.00124		0	0	0	0.0002288	0.0024200	1	0%	0	0	0%	JL
Sodium	B	mg/L	32.18	32.18		0	0	0	0.1019461	0.7330269	50	0%	0	0	0%	D
Thorium	B	mg/L	0.00005105	0		0	0	0	0.0003796	0.00415	1	0%	0	0	0%	UL
Tin	B	mg/L	0.0005899	0		0	0	0	0.0018932	0.0011175	0.1	0%	0	0	0%	U
Vanadium	B	mg/L	0.02021	0.02021		0	0	0	0.0039127	0.0021085	1	0%	0	0	0%	D
Zinc	B	mg/L	0.01571	0.01571		0	0	0	0.0011617	0.0065544	1	0%	0	0	0%	D

Seq No	Lab ID	Test Code	Sample Typ	File ID	Analysis Date	DF	Batch ID	Prep Date	SPKref	RPDref	pmoist
14998110	B22011126-001	ICPMS-6020-W-	SAMP		1/21/2022 10:04:	1	R373694		0	0	

Analyte	T	Units	RAW	Final	Text	Spike	SPKref	RPDref	MDL	PQL	UQL	%REC	LOW	HIGH	%RPD	Q

Seq No	Lab ID	Test Code	Sample Typ	File ID	Analysis Date	DF	Batch ID	Prep Date	SPKref	RPDref	pmoist
14998110	B22011126-001	ICPMS-6020-W-	SAMP		1/21/2022 10:04:	1	R373694		0	0	

Analyte	T	Units	RAW	Final	Text	Spike	SPKref	RPDref	MDL	PQL	UQL	%REC	LOW	HIGH	%RPD	Q
Aluminum	A	mg/L	0.002161	0.002161		0	0	0	0.00086	0.001	1	0%	0	0	0%	
Antimony	A	mg/L	0.0003699	0		0	0	0	0.00042	0.001	0.1	0%	0	0	0%	
Arsenic	A	mg/L	0.0004696	0.0004696		0	0	0	0.00019	0.001	1	0%	0	0	0%	J
Barium	A	mg/L	0.004042	0.004042		0	0	0	0.000042	0.001	1	0%	0	0	0%	
Cadmium	A	mg/L	0.0000435	0.0000435		0	0	0	0.000025	0.001	1	0%	0	0	0%	J
Cerium	A	mg/L	0.000001199	0		0	0	0	0.000012	0.001	0.1	0%	0	0	0%	
Chromium	A	mg/L	0.000131	0		0	0	0	0.00018	0.001	1	0%	0	0	0%	
Cobalt	A	mg/L	0.0003131	0.0003131		0	0	0	0.000042	0.001	1	0%	0	0	0%	J
Copper	A	mg/L	0.0006295	0.0006295		0	0	0	0.00027	0.001	1	0%	0	0	0%	J
Lead	A	mg/L	0.00001032	0		0	0	0	0.000056	0.001	1	0%	0	0	0%	U
Manganese	A	mg/L	0.1873	0.1873		0	0	0	0.000095	0.001	1	0%	0	0	0%	
Mercury	A	mg/L	0.00004407	0		0	0	0	0.00016	0.001	0.002	0%	0	0	0%	
Molybdenum	A	mg/L	0.01036	0.01036		0	0	0	0.00005	0.001	0.1	0%	0	0	0%	
Nickel	A	mg/L	0.002021	0.002021		0	0	0	0.00063	0.001	1	0%	0	0	0%	
Selenium	A	mg/L	0.0001064	0		0	0	0	0.00033	0.001	1	0%	0	0	0%	
Silver	A	mg/L	-0.00006365	0		0	0	0	0.00002	0.001	0.04	0%	0	0	0%	
Strontium	A	mg/L	0.2243	0.2243		0	0	0	0.00014	0.001	1	0%	0	0	0%	
Thallium	A	mg/L	0.00003253	0		0	0	0	0.000041	0.001	1	0%	0	0	0%	
Thorium	A	mg/L	-6.938E-06	0		0	0	0	0.00061	0.001	1	0%	0	0	0%	
Titanium	A	mg/L	0.001181	0.001181		0	0	0	0.000094	0.001	1	0%	0	0	0%	
Uranium	A	mg/L	0.00007607	0.00007607		0	0	0	0.000052	0.0003	1	0%	0	0	0%	J
Calcium	B	mg/L	29.67	29.67		0	0	0	0.02092	0.02092	50	0%	0	0	0%	D
Iron	B	mg/L	0.0009801	0		0	0	0	0.00119	0.00119	5	0%	0	0	0%	
Iron, Ferrous	B	mg/L	0.0009801	0		0	0	0	0.00119	0.00119	5	0%	0	0	0%	
Magnesium	B	mg/L	30.98	30.98		0	0	0	0.00564	0.00564	50	0%	0	0	0%	D
Tin	B	mg/L	-0.00002674	0		0	0	0	0.00132	0.00132	0.1	0%	0	0	0%	
Vanadium	B	mg/L	0.006104	0.006104		0	0	0	0.0013	0.0013	1	0%	0	0	0%	
Zinc	B	mg/L	0.002205	0		0	0	0	0.00273	0.00273	1	0%	0	0	0%	L

Seq No	Lab ID	Test Code	Sample Typ	File ID	Analysis Date	DF	Batch ID	Prep Date	SPKref	RPDref	pmoist
14998111	B22011126-001	ICPMS-6020-W-	SAMP		1/21/2022 10:10:	1	163063	1/19/2022 2:	0	0	

Analyte	T	Units	RAW	Final	Text	Spike	SPKref	RPDref	MDL	PQL	UQL	%REC	LOW	HIGH	%RPD	Q

Seq No	Lab ID	Test Code	Sample Typ	File ID	Analysis Date	DF	Batch ID	Prep Date	SPKref	RPDref	pmoist
14998111	B22011126-001	ICPMS-6020-W-	SAMP		1/21/2022 10:10:	1	163063	1/19/2022 2:	0	0	

Analyte	T	Units	RAW	Final	Text	Spike	SPKref	RPDref	MDL	PQL	UQL	%REC	LOW	HIGH	%RPD	Q
Antimony	A	mg/L	0.000452	0.000452		0	0	0	0.0002799	0.001	0.1	0%	0	0	0%	J
Arsenic	A	mg/L	0.0007835	0.0007835		0	0	0	0.0003412	0.001	1	0%	0	0	0%	J
Barium	A	mg/L	0.004579	0.004579		0	0	0	0.0002682	0.001	1	0%	0	0	0%	
Cadmium	A	mg/L	0.000006907	0		0	0	0	1.821E-05	0.005	1	0%	0	0	0%	U
Cerium	A	mg/L	0.0000174	0		0	0	0	2.738E-05	0.001	0.1	0%	0	0	0%	U
Cobalt	A	mg/L	0.0004374	0.0004374		0	0	0	9.541E-05	0.001	1	0%	0	0	0%	J
Lanthanum	A	mg/L	0.000006599	0		0	0	0	0.000055	0.001	0.1	0%	0	0	0%	U
Lead	A	mg/L	0.0000345	0		0	0	0	7.716E-05	0.001	1	0%	0	0	0%	U
Manganese	A	mg/L	0.185	0.185		0	0	0	0.0005399	0.001	1	0%	0	0	0%	
Molybdenum	A	mg/L	0.01126	0.01126		0	0	0	0.0001763	0.001	0.1	0%	0	0	0%	
Selenium	A	mg/L	0.0001557	0.0001557		0	0	0	0.0001357	0.001	1	0%	0	0	0%	J
Silver	A	mg/L	-0.00006405	0		0	0	0	4.281E-05	0.001	0.04	0%	0	0	0%	U
Strontium	A	mg/L	0.2314	0.2314		0	0	0	0.0002433	0.001	1	0%	0	0	0%	
Thallium	A	mg/L	0.00005505	0		0	0	0	0.0001114	0.001	1	0%	0	0	0%	U
Titanium	A	mg/L	0.001805	0.001805		0	0	0	0.0005733	0.001	1	0%	0	0	0%	
Uranium	A	mg/L	0.00008927	0.00008927		0	0	0	1.699E-05	0.0003	1	0%	0	0	0%	J
Aluminum	B	mg/L	0.009249	0.009249		0	0	0	0.0038747	0.0031975	1	0%	0	0	0%	UD
Calcium	B	mg/L	27.78	27.78		0	0	0	0.0372936	0.1103481	50	0%	0	0	0%	D
Chromium	B	mg/L	0.0003555	0		0	0	0	0.0015375	0.0015375	1	0%	0	0	0%	UL
Copper	B	mg/L	0.0009667	0.0009667		0	0	0	0.0008747	0.00198	1	0%	0	0	0%	JL
Iron	B	mg/L	0.0115	0.0115		0	0	0	0.007424	0.00513	5	0%	0	0	0%	UD
Magnesium	B	mg/L	29.56	29.56		0	0	0	0.0104254	0.0081522	50	0%	0	0	0%	D
Nickel	B	mg/L	0.00223	0.00223		0	0	0	0.0002288	0.0024200	1	0%	0	0	0%	JL
Thorium	B	mg/L	0.00002297	0		0	0	0	0.0003796	0.00415	1	0%	0	0	0%	UL
Tin	B	mg/L	0.0005359	0		0	0	0	0.0018932	0.0011175	0.1	0%	0	0	0%	U
Vanadium	B	mg/L	0.01052	0.01052		0	0	0	0.0039127	0.0021085	1	0%	0	0	0%	D
Zinc	B	mg/L	0.001796	0.001796		0	0	0	0.0011617	0.0065544	1	0%	0	0	0%	JL

Seq No	Lab ID	Test Code	Sample Typ	File ID	Analysis Date	DF	Batch ID	Prep Date	SPKref	RPDref	pmoist
14998112	B22011127-001	ICPMS-6020-W-	SAMP		1/21/2022 10:16:	1	R373694		0	0	

Analyte	T	Units	RAW	Final	Text	Spike	SPKref	RPDref	MDL	PQL	UQL	%REC	LOW	HIGH	%RPD	Q
Aluminum	A	mg/L	0.01392	0.01392		0	0	0	0.00086	0.001	1	0%	0	0	0%	
Antimony	A	mg/L	0.00008236	0		0	0	0	0.00042	0.001	0.1	0%	0	0	0%	
Arsenic	A	mg/L	0.00165	0.00165		0	0	0	0.00019	0.001	1	0%	0	0	0%	

Seq No	Lab ID	Test Code	Sample Typ	File ID	Analysis Date	DF	Batch ID	Prep Date	SPKref	RPDref	pmoist
14998112	B22011127-001	ICPMS-6020-W-	SAMP		1/21/2022 10:16:	1	R373694		0	0	

Analyte	T	Units	RAW	Final	Text	Spike	SPKref	RPDref	MDL	PQL	UQL	%REC	LOW	HIGH	%RPD	Q
Barium	A	mg/L	0.009899	0.009899		0	0	0	0.000042	0.001	1	0%	0	0	0%	
Cadmium	A	mg/L	0.00003916	0.00003916		0	0	0	0.000025	0.001	1	0%	0	0	0%	J
Cerium	A	mg/L	0.00009301	0.00009301		0	0	0	0.000012	0.001	0.1	0%	0	0	0%	J
Chromium	A	mg/L	0.001127	0.001127		0	0	0	0.00018	0.001	1	0%	0	0	0%	
Cobalt	A	mg/L	0.0001308	0.0001308		0	0	0	0.000042	0.001	1	0%	0	0	0%	J
Copper	A	mg/L	0.0012	0.0012		0	0	0	0.00027	0.001	1	0%	0	0	0%	
Lead	A	mg/L	0.0001686	0.0001686		0	0	0	0.000056	0.001	1	0%	0	0	0%	J
Manganese	A	mg/L	0.004952	0.004952		0	0	0	0.000095	0.001	1	0%	0	0	0%	
Mercury	A	mg/L	0.001813	0.001813		0	0	0	0.00016	0.001	0.002	0%	0	0	0%	
Molybdenum	A	mg/L	0.003684	0.003684		0	0	0	0.00005	0.001	0.1	0%	0	0	0%	
Nickel	A	mg/L	0.000793	0.000793		0	0	0	0.00063	0.001	1	0%	0	0	0%	J
Selenium	A	mg/L	0.0003919	0.0003919		0	0	0	0.00033	0.001	1	0%	0	0	0%	J
Silver	A	mg/L	-0.00005187	0		0	0	0	0.00002	0.001	0.04	0%	0	0	0%	
Strontium	A	mg/L	0.3052	0.3052		0	0	0	0.00014	0.001	1	0%	0	0	0%	
Thallium	A	mg/L	0.00001268	0		0	0	0	0.000041	0.001	1	0%	0	0	0%	
Thorium	A	mg/L	-8.024E-06	0		0	0	0	0.00061	0.001	1	0%	0	0	0%	
Titanium	A	mg/L	0.002499	0.002499		0	0	0	0.000094	0.001	1	0%	0	0	0%	
Uranium	A	mg/L	0.00018	0.00018		0	0	0	0.000052	0.0003	1	0%	0	0	0%	J
Calcium	B	mg/L	41.73	41.73		0	0	0	0.02092	0.02092	50	0%	0	0	0%	D
Iron	B	mg/L	0.06021	0.06021		0	0	0	0.00119	0.00119	5	0%	0	0	0%	
Iron, Ferrous	B	mg/L	0.06021	0.06021		0	0	0	0.00119	0.00119	5	0%	0	0	0%	
Magnesium	B	mg/L	34.75	34.75		0	0	0	0.00564	0.00564	50	0%	0	0	0%	D
Tin	B	mg/L	-4.321E-06	0		0	0	0	0.00132	0.00132	0.1	0%	0	0	0%	
Vanadium	B	mg/L	0.0121	0.0121		0	0	0	0.0013	0.0013	1	0%	0	0	0%	
Zinc	B	mg/L	0.00354	0.00354		0	0	0	0.00273	0.00273	1	0%	0	0	0%	D

Seq No	Lab ID	Test Code	Sample Typ	File ID	Analysis Date	DF	Batch ID	Prep Date	SPKref	RPDref	pmoist
14998113	B22011127-001	ICPMS-6020-W-	SAMP		1/21/2022 10:22:	1	163063	1/19/2022 2:	0	0	

Analyte	T	Units	RAW	Final	Text	Spike	SPKref	RPDref	MDL	PQL	UQL	%REC	LOW	HIGH	%RPD	Q
Antimony	A	mg/L	0.0001208	0		0	0	0	0.0002799	0.001	0.1	0%	0	0	0%	U
Arsenic	A	mg/L	0.002082	0.002082		0	0	0	0.0003412	0.001	1	0%	0	0	0%	
Barium	A	mg/L	0.01113	0.01113		0	0	0	0.0002682	0.001	1	0%	0	0	0%	
Cadmium	A	mg/L	0.000004347	0		0	0	0	1.821E-05	0.005	1	0%	0	0	0%	U
Cerium	A	mg/L	0.0001824	0.0001824		0	0	0	2.738E-05	0.001	0.1	0%	0	0	0%	J

Seq No	Lab ID	Test Code	Sample Typ	File ID	Analysis Date	DF	Batch ID	Prep Date	SPKref	RPDref	pmoist
14998113	B22011127-001	ICPMS-6020-W-	SAMP		1/21/2022 10:22:	1	163063	1/19/2022 2:	0	0	

Analyte	T	Units	RAW	Final	Text	Spike	SPKref	RPDref	MDL	PQL	UQL	%REC	LOW	HIGH	%RPD	Q
Cobalt	A	mg/L	0.0002806	0.0002806		0	0	0	9.541E-05	0.001	1	0%	0	0	0%	J
Lanthanum	A	mg/L	0.00007698	0.00007698		0	0	0	0.000055	0.001	0.1	0%	0	0	0%	J
Lead	A	mg/L	0.0002916	0.0002916		0	0	0	7.716E-05	0.001	1	0%	0	0	0%	J
Manganese	A	mg/L	0.006022	0.006022		0	0	0	0.0005399	0.001	1	0%	0	0	0%	
Molybdenum	A	mg/L	0.004159	0.004159		0	0	0	0.0001763	0.001	0.1	0%	0	0	0%	
Selenium	A	mg/L	0.0004623	0.0004623		0	0	0	0.0001357	0.001	1	0%	0	0	0%	J
Silver	A	mg/L	-0.0000486	0		0	0	0	4.281E-05	0.001	0.04	0%	0	0	0%	U
Strontium	A	mg/L	0.3159	0.3159		0	0	0	0.0002433	0.001	1	0%	0	0	0%	
Thallium	A	mg/L	0.00004101	0		0	0	0	0.0001114	0.001	1	0%	0	0	0%	U
Titanium	A	mg/L	0.005825	0.005825		0	0	0	0.0005733	0.001	1	0%	0	0	0%	
Uranium	A	mg/L	0.0002072	0.0002072		0	0	0	1.699E-05	0.0003	1	0%	0	0	0%	J
Aluminum	B	mg/L	0.05781	0.05781		0	0	0	0.0038747	0.0031975	1	0%	0	0	0%	D
Calcium	B	mg/L	39.98	39.98		0	0	0	0.0372936	0.1103481	50	0%	0	0	0%	D
Chromium	B	mg/L	0.001543	0.001543		0	0	0	0.0015375	0.0015375	1	0%	0	0	0%	UD
Copper	B	mg/L	0.001255	0.001255		0	0	0	0.0008747	0.00198	1	0%	0	0	0%	JL
Iron	B	mg/L	0.1518	0.1518		0	0	0	0.007424	0.00513	5	0%	0	0	0%	D
Magnesium	B	mg/L	34.29	34.29		0	0	0	0.0104254	0.0081522	50	0%	0	0	0%	D
Nickel	B	mg/L	0.0007839	0.0007839		0	0	0	0.0002288	0.0024200	1	0%	0	0	0%	JL
Thorium	B	mg/L	0.00001332	0		0	0	0	0.0003796	0.00415	1	0%	0	0	0%	UL
Tin	B	mg/L	0.0005704	0		0	0	0	0.0018932	0.0011175	0.1	0%	0	0	0%	U
Vanadium	B	mg/L	0.01694	0.01694		0	0	0	0.0039127	0.0021085	1	0%	0	0	0%	D
Zinc	B	mg/L	0.003933	0.003933		0	0	0	0.0011617	0.0065544	1	0%	0	0	0%	JL

Seq No	Lab ID	Test Code	Sample Typ	File ID	Analysis Date	DF	Batch ID	Prep Date	SPKref	RPDref	pmoist
14998114	B22011128-001	ICPMS-6020-W-	SAMP		1/21/2022 10:29:	1	R373694		0	0	

Analyte	T	Units	RAW	Final	Text	Spike	SPKref	RPDref	MDL	PQL	UQL	%REC	LOW	HIGH	%RPD	Q
Aluminum	A	mg/L	0.0006959	0		0	0	0	0.00086	0.001	1	0%	0	0	0%	
Antimony	A	mg/L	0.0003044	0		0	0	0	0.00042	0.001	0.1	0%	0	0	0%	
Arsenic	A	mg/L	0.003308	0.003308		0	0	0	0.00019	0.001	1	0%	0	0	0%	
Barium	A	mg/L	0.02513	0.02513		0	0	0	0.000042	0.001	1	0%	0	0	0%	
Cadmium	A	mg/L	0.00003939	0.00003939		0	0	0	0.000025	0.001	1	0%	0	0	0%	J
Cerium	A	mg/L	0.00002324	0.00002324		0	0	0	0.000012	0.001	0.1	0%	0	0	0%	J
Chromium	A	mg/L	0.001325	0.001325		0	0	0	0.00018	0.001	1	0%	0	0	0%	
Cobalt	A	mg/L	0.00003827	0		0	0	0	0.000042	0.001	1	0%	0	0	0%	

Seq No	Lab ID	Test Code	Sample Typ	File ID	Analysis Date	DF	Batch ID	Prep Date	SPKref	RPDref	pmoist
14998114	B22011128-001	ICPMS-6020-W-	SAMP		1/21/2022 10:29:	1	R373694		0	0	

Analyte	T	Units	RAW	Final	Text	Spike	SPKref	RPDref	MDL	PQL	UQL	%REC	LOW	HIGH	%RPD	Q
Copper	A	mg/L	0.0004894	0.0004894		0	0	0	0.00027	0.001	1	0%	0	0	0%	J
Lead	A	mg/L	0.0000162	0		0	0	0	0.000056	0.001	1	0%	0	0	0%	U
Manganese	A	mg/L	0.0002209	0.0002209		0	0	0	0.000095	0.001	1	0%	0	0	0%	J
Mercury	A	mg/L	0.0009325	0.0009325		0	0	0	0.00016	0.001	0.002	0%	0	0	0%	J
Molybdenum	A	mg/L	0.009835	0.009835		0	0	0	0.00005	0.001	0.1	0%	0	0	0%	
Nickel	A	mg/L	0.000818	0.000818		0	0	0	0.00063	0.001	1	0%	0	0	0%	J
Selenium	A	mg/L	0.0007143	0.0007143		0	0	0	0.00033	0.001	1	0%	0	0	0%	J
Silver	A	mg/L	-0.0000616	0		0	0	0	0.00002	0.001	0.04	0%	0	0	0%	
Strontium	A	mg/L	0.2844	0.2844		0	0	0	0.00014	0.001	1	0%	0	0	0%	
Thallium	A	mg/L	0.000007936	0		0	0	0	0.000041	0.001	1	0%	0	0	0%	
Thorium	A	mg/L	-6.415E-06	0		0	0	0	0.00061	0.001	1	0%	0	0	0%	
Titanium	A	mg/L	0.001655	0.001655		0	0	0	0.000094	0.001	1	0%	0	0	0%	
Uranium	A	mg/L	0.0003772	0.0003772		0	0	0	0.000052	0.0003	1	0%	0	0	0%	
Calcium	B	mg/L	25.97	25.97		0	0	0	0.02092	0.02092	50	0%	0	0	0%	D
Iron	B	mg/L	0.0004299	0		0	0	0	0.00119	0.00119	5	0%	0	0	0%	
Iron, Ferrous	B	mg/L	0.0004299	0		0	0	0	0.00119	0.00119	5	0%	0	0	0%	
Magnesium	B	mg/L	27.45	27.45		0	0	0	0.00564	0.00564	50	0%	0	0	0%	D
Tin	B	mg/L	0.0001548	0		0	0	0	0.00132	0.00132	0.1	0%	0	0	0%	
Vanadium	B	mg/L	0.01046	0.01046		0	0	0	0.0013	0.0013	1	0%	0	0	0%	
Zinc	B	mg/L	0.0005752	0		0	0	0	0.00273	0.00273	1	0%	0	0	0%	L

Seq No	Lab ID	Test Code	Sample Typ	File ID	Analysis Date	DF	Batch ID	Prep Date	SPKref	RPDref	pmoist
14998115	CCV	ICPMS-6020-W-	CCV		1/21/2022 10:35:	1	R373694		0	0	

Analyte	T	Units	RAW	Final	Text	Spike	SPKref	RPDref	MDL	PQL	UQL	%REC	LOW	HIGH	%RPD	Q
Aluminum	A	mg/L	0.05359	0.05359		0.05	0	0	0.00086	0.001	1	107%	90	110	0%	
Antimony	A	mg/L	0.05283	0.05283		0.05	0	0	0.00042	0.001	0.1	106%	90	110	0%	
Arsenic	A	mg/L	0.05037	0.05037		0.05	0	0	0.00019	0.001	1	101%	90	110	0%	
Barium	A	mg/L	0.04935	0.04935		0.05	0	0	0.000042	0.001	1	99%	90	110	0%	
Beryllium	A	mg/L	0.04336	0.04336		0.05	0	0	0.00012	0.001	1	87%	90	110	0%	S
Boron	A	mg/L	0.04567	0.04567		0.05	0	0	0.00561	0.00561	1	91%	90	110	0%	
Cadmium	A	mg/L	0.05058	0.05058		0.05	0	0	0.000025	0.001	1	101%	90	110	0%	
Calcium	A	mg/L	12.08	12.08		12.5	0	0	0.02092	0.02092	50	97%	90	110	0%	
Cerium	A	mg/L	0.05247	0.05247		0.05	0	0	0.000012	0.001	0.1	105%	90	110	0%	
Chromium	A	mg/L	0.0477	0.0477		0.05	0	0	0.00018	0.001	1	95%	90	110	0%	

Seq No	Lab ID	Test Code	Sample Typ	File ID	Analysis Date	DF	Batch ID	Prep Date	SPKref	RPDref	pmoist
14998115	CCV	ICPMS-6020-W-	CCV		1/21/2022 10:35:	1	R373694		0	0	

Analyte	T	Units	RAW	Final	Text	Spike	SPKref	RPDref	MDL	PQL	UQL	%REC	LOW	HIGH	%RPD	Q
Cobalt	A	mg/L	0.04916	0.04916		0.05	0	0	0.000042	0.001	1	98%	90	110	0%	
Copper	A	mg/L	0.05093	0.05093		0.05	0	0	0.00027	0.001	1	102%	90	110	0%	
Iron	A	mg/L	1.297	1.297		1.3	0	0	0.00119	0.00119	5	100%	90	110	0%	
Lanthanum	A	mg/L	0.05138	0.05138		0.05	0	0	0.000011	0.001	0.1	103%	90	110	0%	
Lead	A	mg/L	0.04991	0.04991		0.05	0	0	0.000056	0.001	1	100%	90	110	0%	
Magnesium	A	mg/L	12.18	12.18		12.5	0	0	0.00564	0.00564	50	97%	90	110	0%	
Manganese	A	mg/L	0.04861	0.04861		0.05	0	0	0.000095	0.001	1	97%	90	110	0%	
Mercury	A	mg/L	0.001019	0.001019		0.001	0	0	0.00016	0.001	0.002	102%	90	110	0%	
Molybdenum	A	mg/L	0.04935	0.04935		0.05	0	0	0.00005	0.001	0.1	99%	90	110	0%	
Nickel	A	mg/L	0.04991	0.04991		0.05	0	0	0.00063	0.001	1	100%	90	110	0%	
Potassium	A	mg/L	11.29	11.29		12.5	0	0	0.08139	0.08139	50	90%	90	110	0%	
Selenium	A	mg/L	0.05185	0.05185		0.05	0	0	0.00033	0.001	1	104%	90	110	0%	
Silicon	A	mg/L	0.2252	0.2252		0.2	0	0	0.01223	0.1	0.4	113%	90	110	0%	S
Silver	A	mg/L	0.01967	0.01967		0.02	0	0	0.00002	0.001	0.04	98%	90	110	0%	
Sodium	A	mg/L	12.42	12.42		12.5	0	0	0.02171	0.02171	50	99%	90	110	0%	
Strontium	A	mg/L	0.05075	0.05075		0.05	0	0	0.00014	0.001	1	101%	90	110	0%	
Thallium	A	mg/L	0.04963	0.04963		0.05	0	0	0.000041	0.001	1	99%	90	110	0%	
Thorium	A	mg/L	0.0508	0.0508		0.05	0	0	0.00061	0.001	1	102%	90	110	0%	
Tin	A	mg/L	0.05124	0.05124		0.05	0	0	0.00132	0.00132	0.1	102%	90	110	0%	
Titanium	A	mg/L	0.04717	0.04717		0.05	0	0	0.000094	0.001	1	94%	90	110	0%	
Uranium	A	mg/L	0.05089	0.05089		0.05	0	0	0.000052	0.0003	1	102%	90	110	0%	
Vanadium	A	mg/L	0.04946	0.04946		0.05	0	0	0.0013	0.0013	1	99%	90	110	0%	
Zinc	A	mg/L	0.0515	0.0515		0.05	0	0	0.00273	0.00273	1	103%	90	110	0%	
Iron, Ferrous	C	mg/L	1.297	1.297		0	0	0	0.00119	0.00119	5	0%	0	0	0%	

Seq No	Lab ID	Test Code	Sample Typ	File ID	Analysis Date	DF	Batch ID	Prep Date	SPKref	RPDref	pmoist
14998116	CCB	ICPMS-6020-W-	CCB		1/21/2022 10:41:	1	R373694		0	0	

Analyte	T	Units	RAW	Final	Text	Spike	SPKref	RPDref	MDL	PQL	UQL	%REC	LOW	HIGH	%RPD	Q
Aluminum	A	mg/L	-0.0002342	-0.0002342		0	0	0	0.00086	0.001	1	0%			0%	
Antimony	A	mg/L	0.00007343	0.00007343		0	0	0	0.00042	0.001	0.1	0%			0%	
Arsenic	A	mg/L	-0.00000649	-0.00000649		0	0	0	0.00019	0.001	1	0%			0%	
Barium	A	mg/L	0.000003068	0.000003068		0	0	0	0.000042	0.001	1	0%			0%	
Beryllium	A	mg/L	-0.00004855	-0.00004855		0	0	0	0.00012	0.001	1	0%			0%	
Boron	A	mg/L	0.0006872	0.0006872		0	0	0	0.00561	0.00561	1	0%			0%	

Seq No	Lab ID	Test Code	Sample Typ	File ID	Analysis Date	DF	Batch ID	Prep Date	SPKref	RPDref	pmoist
14998116	CCB	ICPMS-6020-W-	CCB		1/21/2022 10:41:	1	R373694		0	0	

Analyte	T	Units	RAW	Final	Text	Spike	SPKref	RPDref	MDL	PQL	UQL	%REC	LOW	HIGH	%RPD	Q
Cadmium	A	mg/L	0.000005468	0.000005468		0	0	0	0.000025	0.001	1	0%			0%	
Calcium	A	mg/L	-0.000987	-0.000987		0	0	0	0.02092	0.02092	50	0%			0%	
Cerium	A	mg/L	-3.184E-07	-3.184E-07		0	0	0	0.000012	0.001	0.1	0%	0	0	0%	
Chromium	A	mg/L	0.00003726	0.00003726		0	0	0	0.00018	0.001	1	0%			0%	
Cobalt	A	mg/L	6.183E-07	6.183E-07		0	0	0	0.000042	0.001	1	0%			0%	
Copper	A	mg/L	-1.554E-06	-1.554E-06		0	0	0	0.00027	0.001	1	0%			0%	
Iron	A	mg/L	0.0000364	0.0000364		0	0	0	0.00119	0.00119	5	0%			0%	
Lanthanum	A	mg/L	-1.565E-07	-1.565E-07		0	0	0	0.000011	0.001	0.1	0%	0	0	0%	
Lead	A	mg/L	0.000005666	0.000005666		0	0	0	0.000056	0.001	1	0%			0%	
Magnesium	A	mg/L	0.0006683	0.0006683		0	0	0	0.00564	0.00564	50	0%			0%	
Manganese	A	mg/L	0.000003757	0.000003757		0	0	0	0.000095	0.001	1	0%			0%	
Mercury	A	mg/L	0.000008504	0.000008504		0	0	0	0.00016	0.001	0.002	0%			0%	
Molybdenum	A	mg/L	0.00001933	0.00001933		0	0	0	0.00005	0.001	0.1	0%			0%	
Nickel	A	mg/L	0.00000654	0.00000654		0	0	0	0.00063	0.001	1	0%			0%	
Potassium	A	mg/L	-0.02305	-0.02305		0	0	0	0.08139	0.08139	50	0%			0%	
Selenium	A	mg/L	2.318E-08	2.318E-08		0	0	0	0.00033	0.001	1	0%			0%	
Silicon	A	mg/L	0.004356	0.004356		0	0	0	0.01223	0.1	0.4	0%	0	0	0%	
Silver	A	mg/L	-3.884E-06	-3.884E-06		0	0	0	0.00002	0.001	0.04	0%			0%	
Sodium	A	mg/L	0.04638	0.04638		0	0	0	0.02171	0.02171	50	0%			0%	
Strontium	A	mg/L	-5.696E-06	-5.696E-06		0	0	0	0.00014	0.001	1	0%	0	0	0%	
Thallium	A	mg/L	0.0001082	0.0001082		0	0	0	0.000041	0.001	1	0%	0	0	0%	
Thorium	A	mg/L	0.0000127	0.0000127		0	0	0	0.00061	0.001	1	0%	0	0	0%	
Tin	A	mg/L	0.00003041	0.00003041		0	0	0	0.00132	0.00132	0.1	0%	0	0	0%	
Titanium	A	mg/L	0.00001862	0.00001862		0	0	0	0.000094	0.001	1	0%	0	0	0%	
Uranium	A	mg/L	0.000002186	0.000002186		0	0	0	0.000052	0.0003	1	0%	0	0	0%	
Vanadium	A	mg/L	0.001181	0.001181		0	0	0	0.0013	0.0013	1	0%	0	0	0%	
Zinc	A	mg/L	0.00002549	0.00002549		0	0	0	0.00273	0.00273	1	0%	0	0	0%	
Iron, Ferrous	C	mg/L	0.0000364	0.0000364		0	0	0	0.00119	0.00119	5	0%	0	0	0%	

Seq No	Lab ID	Test Code	Sample Typ	File ID	Analysis Date	DF	Batch ID	Prep Date	SPKref	RPDref	pmoist
14998117	B22011128-001	ICPMS-6020-W-	SAMP		1/21/2022 10:47:	1	163063	1/19/2022 2:	0	0	

Analyte	T	Units	RAW	Final	Text	Spike	SPKref	RPDref	MDL	PQL	UQL	%REC	LOW	HIGH	%RPD	Q

Seq No	Lab ID	Test Code	Sample Typ	File ID	Analysis Date	DF	Batch ID	Prep Date	SPKref	RPDref	pmoist
14998117	B22011128-001	ICPMS-6020-W-	SAMP		1/21/2022 10:47:	1	163063	1/19/2022 2:	0	0	

Analyte	T	Units	RAW	Final	Text	Spike	SPKref	RPDref	MDL	PQL	UQL	%REC	LOW	HIGH	%RPD	Q
Antimony	A	mg/L	0.0003759	0.0003759		0	0	0	0.0002799	0.001	0.1	0%	0	0	0%	J
Arsenic	A	mg/L	0.003608	0.003608		0	0	0	0.0003412	0.001	1	0%	0	0	0%	
Barium	A	mg/L	0.0268	0.0268		0	0	0	0.0002682	0.001	1	0%	0	0	0%	
Cadmium	A	mg/L	0.000000783	0		0	0	0	1.821E-05	0.005	1	0%	0	0	0%	U
Cerium	A	mg/L	0.000007195	0		0	0	0	2.738E-05	0.001	0.1	0%	0	0	0%	U
Cobalt	A	mg/L	0.0001425	0.0001425		0	0	0	9.541E-05	0.001	1	0%	0	0	0%	J
Lanthanum	A	mg/L	0.000003703	0		0	0	0	0.000055	0.001	0.1	0%	0	0	0%	U
Lead	A	mg/L	0.0000379	0		0	0	0	7.716E-05	0.001	1	0%	0	0	0%	U
Manganese	A	mg/L	0.001683	0.001683		0	0	0	0.0005399	0.001	1	0%	0	0	0%	
Molybdenum	A	mg/L	0.0102	0.0102		0	0	0	0.0001763	0.001	0.1	0%	0	0	0%	
Selenium	A	mg/L	0.0007998	0.0007998		0	0	0	0.0001357	0.001	1	0%	0	0	0%	J
Silver	A	mg/L	-0.00005617	0		0	0	0	4.281E-05	0.001	0.04	0%	0	0	0%	U
Strontium	A	mg/L	0.2849	0.2849		0	0	0	0.0002433	0.001	1	0%	0	0	0%	
Thallium	A	mg/L	0.00007017	0		0	0	0	0.0001114	0.001	1	0%	0	0	0%	U
Titanium	A	mg/L	0.001805	0.001805		0	0	0	0.0005733	0.001	1	0%	0	0	0%	
Uranium	A	mg/L	0.0003928	0.0003928		0	0	0	1.699E-05	0.0003	1	0%	0	0	0%	
Boron	B	mg/L	0.08254	0.08254		0	0	0	0.0203802	0.01467	1	0%	0	0	0%	D
Calcium	B	mg/L	24.71	24.71		0	0	0	0.0372936	0.1103481	50	0%	0	0	0%	D
Chromium	B	mg/L	0.001512	0		0	0	0	0.0015375	0.0015375	1	0%	0	0	0%	UL
Copper	B	mg/L	0.0007977	0		0	0	0	0.0008747	0.00198	1	0%	0	0	0%	UL
Iron	B	mg/L	0.003754	0		0	0	0	0.007424	0.00513	5	0%	0	0	0%	UL
Magnesium	B	mg/L	25.86	25.86		0	0	0	0.0104254	0.0081522	50	0%	0	0	0%	D
Nickel	B	mg/L	0.0009634	0.0009634		0	0	0	0.0002288	0.0024200	1	0%	0	0	0%	JL
Potassium	B	mg/L	6.077	6.077		0	0	0	0.0765619	0.0261205	50	0%	0	0	0%	D
Thorium	B	mg/L	0.00004114	0		0	0	0	0.0003796	0.00415	1	0%	0	0	0%	UL
Tin	B	mg/L	0.0007007	0		0	0	0	0.0018932	0.0011175	0.1	0%	0	0	0%	U
Vanadium	B	mg/L	0.01481	0.01481		0	0	0	0.0039127	0.0021085	1	0%	0	0	0%	D
Zinc	B	mg/L	0.000614	0		0	0	0	0.0011617	0.0065544	1	0%	0	0	0%	UL

Seq No	Lab ID	Test Code	Sample Typ	File ID	Analysis Date	DF	Batch ID	Prep Date	SPKref	RPDref	pmoist
14998118	B22011129-001	ICPMS-6020-W-	SAMP		1/21/2022 10:54:	1	R373694		0	0	

Analyte	T	Units	RAW	Final	Text	Spike	SPKref	RPDref	MDL	PQL	UQL	%REC	LOW	HIGH	%RPD	Q

Seq No	Lab ID	Test Code	Sample Typ	File ID	Analysis Date	DF	Batch ID	Prep Date	SPKref	RPDref	pmoist
14998118	B22011129-001	ICPMS-6020-W-	SAMP		1/21/2022 10:54:	1	R373694		0	0	

Analyte	T	Units	RAW	Final	Text	Spike	SPKref	RPDref	MDL	PQL	UQL	%REC	LOW	HIGH	%RPD	Q
Antimony	A	mg/L	0.0003035	0		0	0	0	0.00042	0.001	0.1	0%	0	0	0%	
Arsenic	A	mg/L	-0.0001268	0		0	0	0	0.00019	0.001	1	0%	0	0	0%	
Barium	A	mg/L	0.003714	0.003714		0	0	0	0.000042	0.001	1	0%	0	0	0%	
Cadmium	A	mg/L	0.00003405	0.00003405		0	0	0	0.000025	0.001	1	0%	0	0	0%	J
Cerium	A	mg/L	0.000006259	0		0	0	0	0.000012	0.001	0.1	0%	0	0	0%	
Chromium	A	mg/L	0.002164	0.002164		0	0	0	0.00018	0.001	1	0%	0	0	0%	
Cobalt	A	mg/L	0.00004395	0.00004395		0	0	0	0.000042	0.001	1	0%	0	0	0%	J
Copper	A	mg/L	0.0001157	0		0	0	0	0.00027	0.001	1	0%	0	0	0%	
Lead	A	mg/L	0.00001611	0		0	0	0	0.000056	0.001	1	0%	0	0	0%	U
Manganese	A	mg/L	0.01176	0.01176		0	0	0	0.000095	0.001	1	0%	0	0	0%	
Mercury	A	mg/L	0.00000423	0		0	0	0	0.00016	0.001	0.002	0%	0	0	0%	
Molybdenum	A	mg/L	0.0001148	0.0001148		0	0	0	0.00005	0.001	0.1	0%	0	0	0%	J
Nickel	A	mg/L	0.0007181	0.0007181		0	0	0	0.00063	0.001	1	0%	0	0	0%	J
Selenium	A	mg/L	0.0001645	0		0	0	0	0.00033	0.001	1	0%	0	0	0%	
Silver	A	mg/L	-0.00006297	0		0	0	0	0.00002	0.001	0.04	0%	0	0	0%	
Strontium	A	mg/L	0.09483	0.09483		0	0	0	0.00014	0.001	1	0%	0	0	0%	
Thallium	A	mg/L	0.00002111	0		0	0	0	0.000041	0.001	1	0%	0	0	0%	
Thorium	A	mg/L	-9.202E-06	0		0	0	0	0.00061	0.001	1	0%	0	0	0%	
Titanium	A	mg/L	0.001382	0.001382		0	0	0	0.000094	0.001	1	0%	0	0	0%	
Uranium	A	mg/L	0.000009759	0		0	0	0	0.000052	0.0003	1	0%	0	0	0%	
Boron	B	mg/L	0.03027	0.03027		0	0	0	0.00561	0.00561	1	0%	0	0	0%	D
Calcium	B	mg/L	14.83	14.83		0	0	0	0.02092	0.02092	50	0%	0	0	0%	D
Iron	B	mg/L	0.01851	0.01851		0	0	0	0.00119	0.00119	5	0%	0	0	0%	
Iron, Ferrous	B	mg/L	0.01851	0.01851		0	0	0	0.00119	0.00119	5	0%	0	0	0%	
Magnesium	B	mg/L	15.64	15.64		0	0	0	0.00564	0.00564	50	0%	0	0	0%	D
Potassium	B	mg/L	1.815	1.815		0	0	0	0.08139	0.08139	50	0%	0	0	0%	D
Sodium	B	mg/L	33.23	33.23		0	0	0	0.02171	0.02171	50	0%	0	0	0%	D
Tin	B	mg/L	-0.0000648	0		0	0	0	0.00132	0.00132	0.1	0%	0	0	0%	
Zinc	B	mg/L	0.001553	0		0	0	0	0.00273	0.00273	1	0%	0	0	0%	L

Seq No	Lab ID	Test Code	Sample Typ	File ID	Analysis Date	DF	Batch ID	Prep Date	SPKref	RPDref	pmoist
14998119	B22011129-001	ICPMS-6020-W-	SAMP		1/21/2022 11:00:	1	163063	1/19/2022 2:	0	0	

Analyte	T	Units	RAW	Final	Text	Spike	SPKref	RPDref	MDL	PQL	UQL	%REC	LOW	HIGH	%RPD	Q

Seq No	Lab ID	Test Code	Sample Typ	File ID	Analysis Date	DF	Batch ID	Prep Date	SPKref	RPDref	pmoist
14998119	B22011129-001	ICPMS-6020-W-	SAMP		1/21/2022 11:00:	1	163063	1/19/2022 2:	0	0	

Analyte	T	Units	RAW	Final	Text	Spike	SPKref	RPDref	MDL	PQL	UQL	%REC	LOW	HIGH	%RPD	Q
Antimony	A	mg/L	0.0008115	0.0008115		0	0	0	0.0002799	0.001	0.1	0%	0	0	0%	J
Arsenic	A	mg/L	0.0001816	0		0	0	0	0.0003412	0.001	1	0%	0	0	0%	U
Barium	A	mg/L	0.004978	0.004978		0	0	0	0.0002682	0.001	1	0%	0	0	0%	
Cadmium	A	mg/L	0.000006782	0		0	0	0	1.821E-05	0.005	1	0%	0	0	0%	U
Cerium	A	mg/L	0.0003684	0.0003684		0	0	0	2.738E-05	0.001	0.1	0%	0	0	0%	J
Cobalt	A	mg/L	0.0003824	0.0003824		0	0	0	9.541E-05	0.001	1	0%	0	0	0%	J
Lanthanum	A	mg/L	0.0001393	0.0001393		0	0	0	0.000055	0.001	0.1	0%	0	0	0%	J
Lead	A	mg/L	0.0003998	0.0003998		0	0	0	7.716E-05	0.001	1	0%	0	0	0%	J
Manganese	A	mg/L	0.03747	0.03747		0	0	0	0.0005399	0.001	1	0%	0	0	0%	
Molybdenum	A	mg/L	0.0005254	0.0005254		0	0	0	0.0001763	0.001	0.1	0%	0	0	0%	J
Selenium	A	mg/L	0.0002099	0.0002099		0	0	0	0.0001357	0.001	1	0%	0	0	0%	J
Silver	A	mg/L	-0.00002879	0		0	0	0	4.281E-05	0.001	0.04	0%	0	0	0%	U
Strontium	A	mg/L	0.1025	0.1025		0	0	0	0.0002433	0.001	1	0%	0	0	0%	
Thallium	A	mg/L	0.0000373	0		0	0	0	0.0001114	0.001	1	0%	0	0	0%	U
Titanium	A	mg/L	0.02633	0.02633		0	0	0	0.0005733	0.001	1	0%	0	0	0%	
Uranium	A	mg/L	0.00001665	0		0	0	0	1.699E-05	0.0003	1	0%	0	0	0%	U
Boron	B	mg/L	0.0285	0.0285		0	0	0	0.0203802	0.01467	1	0%	0	0	0%	UD
Calcium	B	mg/L	14.51	14.51		0	0	0	0.0372936	0.1103481	50	0%	0	0	0%	D
Chromium	B	mg/L	0.003322	0.003322		0	0	0	0.0015375	0.0015375	1	0%	0	0	0%	UD
Copper	B	mg/L	0.002172	0.002172		0	0	0	0.0008747	0.00198	1	0%	0	0	0%	D
Iron	B	mg/L	0.4776	0.4776		0	0	0	0.007424	0.00513	5	0%	0	0	0%	D
Magnesium	B	mg/L	14.55	14.55		0	0	0	0.0104254	0.0081522	50	0%	0	0	0%	D
Nickel	B	mg/L	0.003188	0.003188		0	0	0	0.0002288	0.0024200	1	0%	0	0	0%	D
Potassium	B	mg/L	1.65	1.65		0	0	0	0.0765619	0.0261205	50	0%	0	0	0%	D
Sodium	B	mg/L	31.15	31.15		0	0	0	0.1019461	0.7330269	50	0%	0	0	0%	D
Thorium	B	mg/L	0.00002183	0		0	0	0	0.0003796	0.00415	1	0%	0	0	0%	UL
Tin	B	mg/L	0.0006242	0		0	0	0	0.0018932	0.0011175	0.1	0%	0	0	0%	U
Vanadium	B	mg/L	0.01937	0.01937		0	0	0	0.0039127	0.0021085	1	0%	0	0	0%	D
Zinc	B	mg/L	0.0137	0.0137		0	0	0	0.0011617	0.0065544	1	0%	0	0	0%	D

Seq No	Lab ID	Test Code	Sample Typ	File ID	Analysis Date	DF	Batch ID	Prep Date	SPKref	RPDref	pmoist
14998120	B22011130-001	ICPMS-6020-W-	SAMP		1/21/2022 11:06:	1	R373694		0	0	

Analyte	T	Units	RAW	Final	Text	Spike	SPKref	RPDref	MDL	PQL	UQL	%REC	LOW	HIGH	%RPD	Q

Seq No	Lab ID	Test Code	Sample Typ	File ID	Analysis Date	DF	Batch ID	Prep Date	SPKref	RPDref	pmoist
14998120	B22011130-001	ICPMS-6020-W-	SAMP		1/21/2022 11:06:	1	R373694		0	0	

Analyte	T	Units	RAW	Final	Text	Spike	SPKref	RPDref	MDL	PQL	UQL	%REC	LOW	HIGH	%RPD	Q
Antimony	A	mg/L	-7.031E-06	0		0	0	0	0.00042	0.001	0.1	0%	0	0	0%	
Arsenic	A	mg/L	0.0002981	0.0002981		0	0	0	0.00019	0.001	1	0%	0	0	0%	J
Barium	A	mg/L	0.005723	0.005723		0	0	0	0.000042	0.001	1	0%	0	0	0%	
Cadmium	A	mg/L	0.00003637	0.00003637		0	0	0	0.000025	0.001	1	0%	0	0	0%	J
Cerium	A	mg/L	0.000002374	0		0	0	0	0.000012	0.001	0.1	0%	0	0	0%	
Chromium	A	mg/L	0.00163	0.00163		0	0	0	0.00018	0.001	1	0%	0	0	0%	
Cobalt	A	mg/L	0.00001793	0		0	0	0	0.000042	0.001	1	0%	0	0	0%	
Copper	A	mg/L	0.0001957	0		0	0	0	0.00027	0.001	1	0%	0	0	0%	
Lead	A	mg/L	0.00001067	0		0	0	0	0.000056	0.001	1	0%	0	0	0%	U
Manganese	A	mg/L	0.00007648	0		0	0	0	0.000095	0.001	1	0%	0	0	0%	
Mercury	A	mg/L	0.000002265	0		0	0	0	0.00016	0.001	0.002	0%	0	0	0%	
Molybdenum	A	mg/L	0.0007269	0.0007269		0	0	0	0.00005	0.001	0.1	0%	0	0	0%	J
Nickel	A	mg/L	0.0002081	0		0	0	0	0.00063	0.001	1	0%	0	0	0%	
Selenium	A	mg/L	0.00005329	0		0	0	0	0.00033	0.001	1	0%	0	0	0%	
Silver	A	mg/L	-0.00005767	0		0	0	0	0.00002	0.001	0.04	0%	0	0	0%	
Strontium	A	mg/L	0.1164	0.1164		0	0	0	0.00014	0.001	1	0%	0	0	0%	
Thallium	A	mg/L	0.000007126	0		0	0	0	0.000041	0.001	1	0%	0	0	0%	
Thorium	A	mg/L	-0.00001035	0		0	0	0	0.00061	0.001	1	0%	0	0	0%	
Titanium	A	mg/L	0.001035	0.001035		0	0	0	0.000094	0.001	1	0%	0	0	0%	
Uranium	A	mg/L	0.00003377	0		0	0	0	0.000052	0.0003	1	0%	0	0	0%	
Boron	B	mg/L	0.02148	0.02148		0	0	0	0.00561	0.00561	1	0%	0	0	0%	D
Calcium	B	mg/L	17.32	17.32		0	0	0	0.02092	0.02092	50	0%	0	0	0%	D
Iron	B	mg/L	0.001948	0.001948		0	0	0	0.00119	0.00119	5	0%	0	0	0%	
Iron, Ferrous	B	mg/L	0.001948	0.001948		0	0	0	0.00119	0.00119	5	0%	0	0	0%	
Magnesium	B	mg/L	15.49	15.49		0	0	0	0.00564	0.00564	50	0%	0	0	0%	D
Potassium	B	mg/L	2.341	2.341		0	0	0	0.08139	0.08139	50	0%	0	0	0%	D
Sodium	B	mg/L	36.41	36.41		0	0	0	0.02171	0.02171	50	0%	0	0	0%	D
Tin	B	mg/L	-0.00008137	0		0	0	0	0.00132	0.00132	0.1	0%	0	0	0%	
Zinc	B	mg/L	0.003024	0.003024		0	0	0	0.00273	0.00273	1	0%	0	0	0%	D

Seq No	Lab ID	Test Code	Sample Typ	File ID	Analysis Date	DF	Batch ID	Prep Date	SPKref	RPDref	pmoist
14998121	B22011130-001	ICPMS-6020-W-	SAMP		1/21/2022 11:12:	1	163063	1/19/2022 2:	0	0	

Analyte	T	Units	RAW	Final	Text	Spike	SPKref	RPDref	MDL	PQL	UQL	%REC	LOW	HIGH	%RPD	Q

Seq No	Lab ID	Test Code	Sample Typ	File ID	Analysis Date	DF	Batch ID	Prep Date	SPKref	RPDref	pmoist
14998121	B22011130-001	ICPMS-6020-W-	SAMP		1/21/2022 11:12:	1	163063	1/19/2022 2:	0	0	

Analyte	T	Units	RAW	Final	Text	Spike	SPKref	RPDref	MDL	PQL	UQL	%REC	LOW	HIGH	%RPD	Q
Antimony	A	mg/L	0.00001403	0		0	0	0	0.0002799	0.001	0.1	0%	0	0	0%	U
Arsenic	A	mg/L	0.0005917	0.0005917		0	0	0	0.0003412	0.001	1	0%	0	0	0%	J
Barium	A	mg/L	0.005966	0.005966		0	0	0	0.0002682	0.001	1	0%	0	0	0%	
Cadmium	A	mg/L	-0.00000208	0		0	0	0	1.821E-05	0.005	1	0%	0	0	0%	U
Cerium	A	mg/L	0.000009284	0		0	0	0	2.738E-05	0.001	0.1	0%	0	0	0%	U
Cobalt	A	mg/L	0.0001026	0.0001026		0	0	0	9.541E-05	0.001	1	0%	0	0	0%	J
Lanthanum	A	mg/L	0.000003889	0		0	0	0	0.000055	0.001	0.1	0%	0	0	0%	U
Lead	A	mg/L	0.00002102	0		0	0	0	7.716E-05	0.001	1	0%	0	0	0%	U
Manganese	A	mg/L	0.0002813	0		0	0	0	0.0005399	0.001	1	0%	0	0	0%	U
Molybdenum	A	mg/L	0.0008844	0.0008844		0	0	0	0.0001763	0.001	0.1	0%	0	0	0%	J
Selenium	A	mg/L	0.0001055	0		0	0	0	0.0001357	0.001	1	0%	0	0	0%	U
Silver	A	mg/L	-0.00005202	0		0	0	0	4.281E-05	0.001	0.04	0%	0	0	0%	U
Strontium	A	mg/L	0.1227	0.1227		0	0	0	0.0002433	0.001	1	0%	0	0	0%	
Thallium	A	mg/L	0.00002462	0		0	0	0	0.0001114	0.001	1	0%	0	0	0%	U
Titanium	A	mg/L	0.002082	0.002082		0	0	0	0.0005733	0.001	1	0%	0	0	0%	
Uranium	A	mg/L	0.00003605	0.00003605		0	0	0	1.699E-05	0.0003	1	0%	0	0	0%	J
Boron	B	mg/L	0.0206	0.0206		0	0	0	0.0203802	0.01467	1	0%	0	0	0%	UD
Calcium	B	mg/L	16.34	16.34		0	0	0	0.0372936	0.1103481	50	0%	0	0	0%	D
Chromium	B	mg/L	0.001867	0.001867		0	0	0	0.0015375	0.0015375	1	0%	0	0	0%	UD
Copper	B	mg/L	0.0003099	0		0	0	0	0.0008747	0.00198	1	0%	0	0	0%	UL
Iron	B	mg/L	0.01164	0.01164		0	0	0	0.007424	0.00513	5	0%	0	0	0%	UD
Magnesium	B	mg/L	14.13	14.13		0	0	0	0.0104254	0.0081522	50	0%	0	0	0%	D
Nickel	B	mg/L	0.0003234	0.0003234		0	0	0	0.0002288	0.0024200	1	0%	0	0	0%	JL
Potassium	B	mg/L	2.04	2.04		0	0	0	0.0765619	0.0261205	50	0%	0	0	0%	D
Sodium	B	mg/L	34.05	34.05		0	0	0	0.1019461	0.7330269	50	0%	0	0	0%	D
Thorium	B	mg/L	0.000005429	0		0	0	0	0.0003796	0.00415	1	0%	0	0	0%	UL
Tin	B	mg/L	0.0003966	0		0	0	0	0.0018932	0.0011175	0.1	0%	0	0	0%	U
Vanadium	B	mg/L	0.01096	0.01096		0	0	0	0.0039127	0.0021085	1	0%	0	0	0%	D
Zinc	B	mg/L	0.00538	0.00538		0	0	0	0.0011617	0.0065544	1	0%	0	0	0%	JL

Seq No	Lab ID	Test Code	Sample Typ	File ID	Analysis Date	DF	Batch ID	Prep Date	SPKref	RPDref	pmoist
14998122	B22011131-001	ICPMS-6020-W-	SAMP		1/21/2022 11:19:	1	R373694		0	0	

Analyte	T	Units	RAW	Final	Text	Spike	SPKref	RPDref	MDL	PQL	UQL	%REC	LOW	HIGH	%RPD	Q

Seq No	Lab ID	Test Code	Sample Typ	File ID	Analysis Date	DF	Batch ID	Prep Date	SPKref	RPDref	pmoist
14998122	B22011131-001	ICPMS-6020-W-	SAMP		1/21/2022 11:19:	1	R373694		0	0	

Analyte	T	Units	RAW	Final	Text	Spike	SPKref	RPDref	MDL	PQL	UQL	%REC	LOW	HIGH	%RPD	Q
Antimony	A	mg/L	0.0003964	0		0	0	0	0.00042	0.001	0.1	0%	0	0	0%	
Arsenic	A	mg/L	0.00119	0.00119		0	0	0	0.00019	0.001	1	0%	0	0	0%	
Barium	A	mg/L	0.02133	0.02133		0	0	0	0.000042	0.001	1	0%	0	0	0%	
Cadmium	A	mg/L	0.00003512	0.00003512		0	0	0	0.000025	0.001	1	0%	0	0	0%	J
Cerium	A	mg/L	0.000001339	0		0	0	0	0.000012	0.001	0.1	0%	0	0	0%	
Chromium	A	mg/L	0.002006	0.002006		0	0	0	0.00018	0.001	1	0%	0	0	0%	
Cobalt	A	mg/L	0.0000125	0		0	0	0	0.000042	0.001	1	0%	0	0	0%	
Copper	A	mg/L	0.0002487	0		0	0	0	0.00027	0.001	1	0%	0	0	0%	
Lead	A	mg/L	0.000004602	0		0	0	0	0.000056	0.001	1	0%	0	0	0%	U
Manganese	A	mg/L	0.001987	0.001987		0	0	0	0.000095	0.001	1	0%	0	0	0%	
Mercury	A	mg/L	0.0001852	0.0001852		0	0	0	0.00016	0.001	0.002	0%	0	0	0%	J
Molybdenum	A	mg/L	0.00396	0.00396		0	0	0	0.00005	0.001	0.1	0%	0	0	0%	
Nickel	A	mg/L	0.0002827	0		0	0	0	0.00063	0.001	1	0%	0	0	0%	
Selenium	A	mg/L	0.00007606	0		0	0	0	0.00033	0.001	1	0%	0	0	0%	
Silver	A	mg/L	-0.00006117	0		0	0	0	0.00002	0.001	0.04	0%	0	0	0%	
Strontium	A	mg/L	0.1168	0.1168		0	0	0	0.00014	0.001	1	0%	0	0	0%	
Thallium	A	mg/L	0.000003154	0		0	0	0	0.000041	0.001	1	0%	0	0	0%	
Thorium	A	mg/L	-9.881E-06	0		0	0	0	0.00061	0.001	1	0%	0	0	0%	
Titanium	A	mg/L	0.0009548	0.0009548		0	0	0	0.000094	0.001	1	0%	0	0	0%	J
Uranium	A	mg/L	0.0002855	0.0002855		0	0	0	0.000052	0.0003	1	0%	0	0	0%	J
Boron	B	mg/L	0.02886	0.02886		0	0	0	0.00561	0.00561	1	0%	0	0	0%	D
Calcium	B	mg/L	12.86	12.86		0	0	0	0.02092	0.02092	50	0%	0	0	0%	D
Iron	B	mg/L	0.001219	0.001219		0	0	0	0.00119	0.00119	5	0%	0	0	0%	
Iron, Ferrous	B	mg/L	0.001219	0.001219		0	0	0	0.00119	0.00119	5	0%	0	0	0%	
Magnesium	B	mg/L	8.939	8.939		0	0	0	0.00564	0.00564	50	0%	0	0	0%	D
Potassium	B	mg/L	2.826	2.826		0	0	0	0.08139	0.08139	50	0%	0	0	0%	D
Sodium	B	mg/L	41.59	41.59		0	0	0	0.02171	0.02171	50	0%	0	0	0%	D
Tin	B	mg/L	-0.00001483	0		0	0	0	0.00132	0.00132	0.1	0%	0	0	0%	
Zinc	B	mg/L	0.0005341	0		0	0	0	0.00273	0.00273	1	0%	0	0	0%	L

Seq No	Lab ID	Test Code	Sample Typ	File ID	Analysis Date	DF	Batch ID	Prep Date	SPKref	RPDref	pmoist
14998123	B22011131-001	ICPMS-6020-W-	SAMP		1/21/2022 11:25:	1	163063	1/19/2022 2:	0	0	

Analyte	T	Units	RAW	Final	Text	Spike	SPKref	RPDref	MDL	PQL	UQL	%REC	LOW	HIGH	%RPD	Q

Seq No	Lab ID	Test Code	Sample Typ	File ID	Analysis Date	DF	Batch ID	Prep Date	SPKref	RPDref	pmoist
14998123	B22011131-001	ICPMS-6020-W-	SAMP		1/21/2022 11:25:	1	163063	1/19/2022 2:	0	0	

Analyte	T	Units	RAW	Final	Text	Spike	SPKref	RPDref	MDL	PQL	UQL	%REC	LOW	HIGH	%RPD	Q
Antimony	A	mg/L	0.0004222	0.0004222		0	0	0	0.0002799	0.001	0.1	0%	0	0	0%	J
Arsenic	A	mg/L	0.00151	0.00151		0	0	0	0.0003412	0.001	1	0%	0	0	0%	
Barium	A	mg/L	0.02184	0.02184		0	0	0	0.0002682	0.001	1	0%	0	0	0%	
Cadmium	A	mg/L	-6.33E-07	0		0	0	0	1.821E-05	0.005	1	0%	0	0	0%	U
Cerium	A	mg/L	0.00004346	0.00004346		0	0	0	2.738E-05	0.001	0.1	0%	0	0	0%	J
Cobalt	A	mg/L	0.0001109	0.0001109		0	0	0	9.541E-05	0.001	1	0%	0	0	0%	J
Lanthanum	A	mg/L	0.00002156	0		0	0	0	0.000055	0.001	0.1	0%	0	0	0%	U
Lead	A	mg/L	0.00002434	0		0	0	0	7.716E-05	0.001	1	0%	0	0	0%	U
Manganese	A	mg/L	0.004207	0.004207		0	0	0	0.0005399	0.001	1	0%	0	0	0%	
Molybdenum	A	mg/L	0.004046	0.004046		0	0	0	0.0001763	0.001	0.1	0%	0	0	0%	
Selenium	A	mg/L	0.0001249	0		0	0	0	0.0001357	0.001	1	0%	0	0	0%	U
Silver	A	mg/L	-0.00005452	0		0	0	0	4.281E-05	0.001	0.04	0%	0	0	0%	U
Strontium	A	mg/L	0.1233	0.1233		0	0	0	0.0002433	0.001	1	0%	0	0	0%	
Thallium	A	mg/L	0.00001807	0		0	0	0	0.0001114	0.001	1	0%	0	0	0%	U
Titanium	A	mg/L	0.002296	0.002296		0	0	0	0.0005733	0.001	1	0%	0	0	0%	
Uranium	A	mg/L	0.0003055	0.0003055		0	0	0	1.699E-05	0.0003	1	0%	0	0	0%	
Boron	B	mg/L	0.02929	0.02929		0	0	0	0.0203802	0.01467	1	0%	0	0	0%	UD
Calcium	B	mg/L	12.47	12.47		0	0	0	0.0372936	0.1103481	50	0%	0	0	0%	D
Chromium	B	mg/L	0.002285	0.002285		0	0	0	0.0015375	0.0015375	1	0%	0	0	0%	UD
Copper	B	mg/L	0.000574	0		0	0	0	0.0008747	0.00198	1	0%	0	0	0%	UL
Iron	B	mg/L	0.02325	0.02325		0	0	0	0.007424	0.00513	5	0%	0	0	0%	D
Magnesium	B	mg/L	8.757	8.757		0	0	0	0.0104254	0.0081522	50	0%	0	0	0%	D
Nickel	B	mg/L	0.0003763	0.0003763		0	0	0	0.0002288	0.0024200	1	0%	0	0	0%	JL
Potassium	B	mg/L	2.544	2.544		0	0	0	0.0765619	0.0261205	50	0%	0	0	0%	D
Sodium	B	mg/L	39.57	39.57		0	0	0	0.1019461	0.7330269	50	0%	0	0	0%	D
Thorium	B	mg/L	0.000008811	0		0	0	0	0.0003796	0.00415	1	0%	0	0	0%	UL
Tin	B	mg/L	0.0004992	0		0	0	0	0.0018932	0.0011175	0.1	0%	0	0	0%	U
Vanadium	B	mg/L	0.01128	0.01128		0	0	0	0.0039127	0.0021085	1	0%	0	0	0%	D
Zinc	B	mg/L	0.002062	0.002062		0	0	0	0.0011617	0.0065544	1	0%	0	0	0%	JL

Seq No	Lab ID	Test Code	Sample Typ	File ID	Analysis Date	DF	Batch ID	Prep Date	SPKref	RPDref	pmoist
14998124	B22011132-001	ICPMS-6020-W-	SAMP		1/21/2022 11:31:	1	R373694		0	0	

Analyte	T	Units	RAW	Final	Text	Spike	SPKref	RPDref	MDL	PQL	UQL	%REC	LOW	HIGH	%RPD	Q

Seq No	Lab ID	Test Code	Sample Typ	File ID	Analysis Date	DF	Batch ID	Prep Date	SPKref	RPDref	pmoist
14998124	B22011132-001	ICPMS-6020-W-	SAMP		1/21/2022 11:31:	1	R373694		0	0	

Analyte	T	Units	RAW	Final	Text	Spike	SPKref	RPDref	MDL	PQL	UQL	%REC	LOW	HIGH	%RPD	Q
Antimony	A	mg/L	0.000281	0		0	0	0	0.00042	0.001	0.1	0%	0	0	0%	
Arsenic	A	mg/L	-0.0000949	0		0	0	0	0.00019	0.001	1	0%	0	0	0%	
Barium	A	mg/L	0.004471	0.004471		0	0	0	0.000042	0.001	1	0%	0	0	0%	
Cadmium	A	mg/L	0.0000375	0.0000375		0	0	0	0.000025	0.001	1	0%	0	0	0%	J
Cerium	A	mg/L	5.524E-07	0		0	0	0	0.000012	0.001	0.1	0%	0	0	0%	
Chromium	A	mg/L	0.002114	0.002114		0	0	0	0.00018	0.001	1	0%	0	0	0%	
Cobalt	A	mg/L	0.000007926	0		0	0	0	0.000042	0.001	1	0%	0	0	0%	
Copper	A	mg/L	0.0004087	0.0004087		0	0	0	0.00027	0.001	1	0%	0	0	0%	J
Lead	A	mg/L	0.00001169	0		0	0	0	0.000056	0.001	1	0%	0	0	0%	U
Manganese	A	mg/L	0.00006936	0		0	0	0	0.000095	0.001	1	0%	0	0	0%	
Mercury	A	mg/L	0.00001301	0		0	0	0	0.00016	0.001	0.002	0%	0	0	0%	
Molybdenum	A	mg/L	0.0001644	0.0001644		0	0	0	0.00005	0.001	0.1	0%	0	0	0%	J
Nickel	A	mg/L	0.0002531	0		0	0	0	0.00063	0.001	1	0%	0	0	0%	
Selenium	A	mg/L	0.0001895	0		0	0	0	0.00033	0.001	1	0%	0	0	0%	
Silver	A	mg/L	-0.00006244	0		0	0	0	0.00002	0.001	0.04	0%	0	0	0%	
Strontium	A	mg/L	0.07706	0.07706		0	0	0	0.00014	0.001	1	0%	0	0	0%	
Thallium	A	mg/L	-5.263E-06	0		0	0	0	0.000041	0.001	1	0%	0	0	0%	
Thorium	A	mg/L	-9.944E-06	0		0	0	0	0.00061	0.001	1	0%	0	0	0%	
Titanium	A	mg/L	0.001217	0.001217		0	0	0	0.000094	0.001	1	0%	0	0	0%	
Uranium	A	mg/L	0.00001479	0		0	0	0	0.000052	0.0003	1	0%	0	0	0%	
Boron	B	mg/L	0.04169	0.04169		0	0	0	0.00561	0.00561	1	0%	0	0	0%	D
Calcium	B	mg/L	11.02	11.02		0	0	0	0.02092	0.02092	50	0%	0	0	0%	D
Iron	B	mg/L	0.0006713	0		0	0	0	0.00119	0.00119	5	0%	0	0	0%	
Iron, Ferrous	B	mg/L	0.0006713	0		0	0	0	0.00119	0.00119	5	0%	0	0	0%	
Magnesium	B	mg/L	11.14	11.14		0	0	0	0.00564	0.00564	50	0%	0	0	0%	D
Potassium	B	mg/L	1.775	1.775		0	0	0	0.08139	0.08139	50	0%	0	0	0%	D
Sodium	B	mg/L	35.44	35.44		0	0	0	0.02171	0.02171	50	0%	0	0	0%	D
Tin	B	mg/L	-0.00007773	0		0	0	0	0.00132	0.00132	0.1	0%	0	0	0%	
Zinc	B	mg/L	0.01025	0.01025		0	0	0	0.00273	0.00273	1	0%	0	0	0%	D

Seq No	Lab ID	Test Code	Sample Typ	File ID	Analysis Date	DF	Batch ID	Prep Date	SPKref	RPDref	pmoist
14998125	B22011132-001	ICPMS-6020-W-	SAMP		1/21/2022 11:37:	1	163063	1/20/2022 8:	0	0	

Analyte	T	Units	RAW	Final	Text	Spike	SPKref	RPDref	MDL	PQL	UQL	%REC	LOW	HIGH	%RPD	Q

Seq No	Lab ID	Test Code	Sample Typ	File ID	Analysis Date	DF	Batch ID	Prep Date	SPKref	RPDref	pmoist
14998125	B22011132-001	ICPMS-6020-W-	SAMP		1/21/2022 11:37:	1	163063	1/20/2022 8:	0	0	

Analyte	T	Units	RAW	Final	Text	Spike	SPKref	RPDref	MDL	PQL	UQL	%REC	LOW	HIGH	%RPD	Q
Antimony	A	mg/L	0.0002859	0.0002859		0	0	0	0.0002799	0.001	0.1	0%	0	0	0%	J
Arsenic	A	mg/L	0.0001667	0		0	0	0	0.0003412	0.001	1	0%	0	0	0%	U
Barium	A	mg/L	0.005615	0.005615		0	0	0	0.0002682	0.001	1	0%	0	0	0%	
Cadmium	A	mg/L	0.000002037	0		0	0	0	1.821E-05	0.005	1	0%	0	0	0%	U
Cerium	A	mg/L	0.00003508	0.00003508		0	0	0	2.738E-05	0.001	0.1	0%	0	0	0%	J
Cobalt	A	mg/L	0.0001119	0.0001119		0	0	0	9.541E-05	0.001	1	0%	0	0	0%	J
Lanthanum	A	mg/L	0.00001699	0		0	0	0	0.000055	0.001	0.1	0%	0	0	0%	U
Lead	A	mg/L	0.0001426	0.0001426		0	0	0	7.716E-05	0.001	1	0%	0	0	0%	J
Manganese	A	mg/L	0.001212	0.001212		0	0	0	0.0005399	0.001	1	0%	0	0	0%	
Molybdenum	A	mg/L	0.0002204	0.0002204		0	0	0	0.0001763	0.001	0.1	0%	0	0	0%	J
Selenium	A	mg/L	0.0002263	0.0002263		0	0	0	0.0001357	0.001	1	0%	0	0	0%	J
Silver	A	mg/L	-0.00002552	0		0	0	0	4.281E-05	0.001	0.04	0%	0	0	0%	U
Strontium	A	mg/L	0.08028	0.08028		0	0	0	0.0002433	0.001	1	0%	0	0	0%	
Thallium	A	mg/L	0.00001324	0		0	0	0	0.0001114	0.001	1	0%	0	0	0%	U
Titanium	A	mg/L	0.002541	0.002541		0	0	0	0.0005733	0.001	1	0%	0	0	0%	
Uranium	A	mg/L	0.00001675	0		0	0	0	1.699E-05	0.0003	1	0%	0	0	0%	U
Boron	B	mg/L	0.0414	0.0414		0	0	0	0.0203802	0.01467	1	0%	0	0	0%	UD
Calcium	B	mg/L	10.85	10.85		0	0	0	0.0372936	0.1103481	50	0%	0	0	0%	D
Chromium	B	mg/L	0.002464	0.002464		0	0	0	0.0015375	0.0015375	1	0%	0	0	0%	UD
Copper	B	mg/L	0.0009106	0.0009106		0	0	0	0.0008747	0.00198	1	0%	0	0	0%	JL
Iron	B	mg/L	0.04234	0.04234		0	0	0	0.007424	0.00513	5	0%	0	0	0%	D
Magnesium	B	mg/L	10.88	10.88		0	0	0	0.0104254	0.0081522	50	0%	0	0	0%	D
Nickel	B	mg/L	0.0004257	0.0004257		0	0	0	0.0002288	0.0024200	1	0%	0	0	0%	JL
Potassium	B	mg/L	1.57	1.57		0	0	0	0.0765619	0.0261205	50	0%	0	0	0%	D
Sodium	B	mg/L	34.22	34.22		0	0	0	0.1019461	0.7330269	50	0%	0	0	0%	D
Thorium	B	mg/L	0.000002105	0		0	0	0	0.0003796	0.00415	1	0%	0	0	0%	UL
Tin	B	mg/L	0.0005064	0		0	0	0	0.0018932	0.0011175	0.1	0%	0	0	0%	U
Vanadium	B	mg/L	0.01758	0.01758		0	0	0	0.0039127	0.0021085	1	0%	0	0	0%	D
Zinc	B	mg/L	0.02314	0.02314		0	0	0	0.0011617	0.0065544	1	0%	0	0	0%	D

Seq No	Lab ID	Test Code	Sample Typ	File ID	Analysis Date	DF	Batch ID	Prep Date	SPKref	RPDref	pmoist
14998126	B22011133-001	ICPMS-6020-W-	SAMP		1/21/2022 11:44:	1	R373694		0	0	

Analyte	T	Units	RAW	Final	Text	Spike	SPKref	RPDref	MDL	PQL	UQL	%REC	LOW	HIGH	%RPD	Q

Seq No	Lab ID	Test Code	Sample Typ	File ID	Analysis Date	DF	Batch ID	Prep Date	SPKref	RPDref	pmoist
14998126	B22011133-001	ICPMS-6020-W-	SAMP		1/21/2022 11:44:	1	R373694		0	0	

Analyte	T	Units	RAW	Final	Text	Spike	SPKref	RPDref	MDL	PQL	UQL	%REC	LOW	HIGH	%RPD	Q
Antimony	A	mg/L	0.0001326	0		0	0	0	0.00042	0.001	0.1	0%	0	0	0%	
Arsenic	A	mg/L	0.001093	0.001093		0	0	0	0.00019	0.001	1	0%	0	0	0%	
Barium	A	mg/L	0.0724	0.0724		0	0	0	0.000042	0.001	1	0%	0	0	0%	
Cadmium	A	mg/L	0.00003774	0.00003774		0	0	0	0.000025	0.001	1	0%	0	0	0%	J
Cerium	A	mg/L	6.775E-07	0		0	0	0	0.000012	0.001	0.1	0%	0	0	0%	
Chromium	A	mg/L	0.009272	0.009272		0	0	0	0.00018	0.001	1	0%	0	0	0%	
Cobalt	A	mg/L	0.0008989	0.0008989		0	0	0	0.000042	0.001	1	0%	0	0	0%	J
Copper	A	mg/L	0.0009924	0.0009924		0	0	0	0.00027	0.001	1	0%	0	0	0%	J
Lead	A	mg/L	0.000005822	0		0	0	0	0.000056	0.001	1	0%	0	0	0%	U
Manganese	A	mg/L	0.002718	0.002718		0	0	0	0.000095	0.001	1	0%	0	0	0%	
Mercury	A	mg/L	0.00002674	0		0	0	0	0.00016	0.001	0.002	0%	0	0	0%	
Molybdenum	A	mg/L	0.0009996	0.0009996		0	0	0	0.00005	0.001	0.1	0%	0	0	0%	J
Nickel	A	mg/L	0.05779	0.05779		0	0	0	0.00063	0.001	1	0%	0	0	0%	
Selenium	A	mg/L	0.004427	0.004427		0	0	0	0.00033	0.001	1	0%	0	0	0%	
Silver	A	mg/L	-0.00005871	0		0	0	0	0.00002	0.001	0.04	0%	0	0	0%	
Thallium	A	mg/L	-0.00001612	0		0	0	0	0.000041	0.001	1	0%	0	0	0%	
Thorium	A	mg/L	-9.707E-06	0		0	0	0	0.00061	0.001	1	0%	0	0	0%	
Titanium	A	mg/L	0.001958	0.001958		0	0	0	0.000094	0.001	1	0%	0	0	0%	
Uranium	A	mg/L	0.00007574	0.00007574		0	0	0	0.000052	0.0003	1	0%	0	0	0%	J
Boron	B	mg/L	0.04515	0.04515		0	0	0	0.00561	0.00561	1	0%	0	0	0%	D
Iron	B	mg/L	0.004351	0.004351		0	0	0	0.00119	0.00119	5	0%	0	0	0%	
Iron, Ferrous	B	mg/L	0.004351	0.004351		0	0	0	0.00119	0.00119	5	0%	0	0	0%	
Potassium	B	mg/L	7.22	7.22		0	0	0	0.08139	0.08139	50	0%	0	0	0%	D
Tin	B	mg/L	-0.00006635	0		0	0	0	0.00132	0.00132	0.1	0%	0	0	0%	
Zinc	B	mg/L	0.001154	0		0	0	0	0.00273	0.00273	1	0%	0	0	0%	L

Seq No	Lab ID	Test Code	Sample Typ	File ID	Analysis Date	DF	Batch ID	Prep Date	SPKref	RPDref	pmoist
14998127	CCV	ICPMS-6020-W-	CCV		1/21/2022 11:50:	1	R373694		0	0	

Analyte	T	Units	RAW	Final	Text	Spike	SPKref	RPDref	MDL	PQL	UQL	%REC	LOW	HIGH	%RPD	Q
Aluminum	A	mg/L	0.05818	0.05818		0.05	0	0	0.00086	0.001	1	116%	90	110	0%	S
Antimony	A	mg/L	0.0523	0.0523		0.05	0	0	0.00042	0.001	0.1	105%	90	110	0%	
Arsenic	A	mg/L	0.05116	0.05116		0.05	0	0	0.00019	0.001	1	102%	90	110	0%	
Barium	A	mg/L	0.04946	0.04946		0.05	0	0	0.000042	0.001	1	99%	90	110	0%	
Beryllium	A	mg/L	0.04736	0.04736		0.05	0	0	0.00012	0.001	1	95%	90	110	0%	

Seq No	Lab ID	Test Code	Sample Typ	File ID	Analysis Date	DF	Batch ID	Prep Date	SPKref	RPDref	pmoist
14998127	CCV	ICPMS-6020-W-	CCV		1/21/2022 11:50:	1	R373694		0	0	

Analyte	T	Units	RAW	Final	Text	Spike	SPKref	RPDref	MDL	PQL	UQL	%REC	LOW	HIGH	%RPD	Q
Boron	A	mg/L	0.04881	0.04881		0.05	0	0	0.00561	0.00561	1	98%	90	110	0%	
Cadmium	A	mg/L	0.05042	0.05042		0.05	0	0	0.000025	0.001	1	101%	90	110	0%	
Calcium	A	mg/L	12.71	12.71		12.5	0	0	0.02092	0.02092	50	102%	90	110	0%	
Cerium	A	mg/L	0.05136	0.05136		0.05	0	0	0.000012	0.001	0.1	103%	90	110	0%	
Chromium	A	mg/L	0.04926	0.04926		0.05	0	0	0.00018	0.001	1	99%	90	110	0%	
Cobalt	A	mg/L	0.04884	0.04884		0.05	0	0	0.000042	0.001	1	98%	90	110	0%	
Copper	A	mg/L	0.05085	0.05085		0.05	0	0	0.00027	0.001	1	102%	90	110	0%	
Iron	A	mg/L	1.344	1.344		1.3	0	0	0.00119	0.00119	5	103%	90	110	0%	
Lanthanum	A	mg/L	0.05041	0.05041		0.05	0	0	0.000011	0.001	0.1	101%	90	110	0%	
Lead	A	mg/L	0.05097	0.05097		0.05	0	0	0.000056	0.001	1	102%	90	110	0%	
Magnesium	A	mg/L	12.22	12.22		12.5	0	0	0.00564	0.00564	50	98%	90	110	0%	
Manganese	A	mg/L	0.05027	0.05027		0.05	0	0	0.000095	0.001	1	101%	90	110	0%	
Mercury	A	mg/L	0.0009697	0.0009697		0.001	0	0	0.00016	0.001	0.002	97%	90	110	0%	
Molybdenum	A	mg/L	0.05008	0.05008		0.05	0	0	0.00005	0.001	0.1	100%	90	110	0%	
Nickel	A	mg/L	0.05044	0.05044		0.05	0	0	0.00063	0.001	1	101%	90	110	0%	
Potassium	A	mg/L	12.18	12.18		12.5	0	0	0.08139	0.08139	50	97%	90	110	0%	
Selenium	A	mg/L	0.05209	0.05209		0.05	0	0	0.00033	0.001	1	104%	90	110	0%	
Silicon	A	mg/L	0.2286	0.2286		0.2	0	0	0.01223	0.1	0.4	114%	90	110	0%	S
Silver	A	mg/L	0.01981	0.01981		0.02	0	0	0.00002	0.001	0.04	99%	90	110	0%	
Sodium	A	mg/L	12.58	12.58		12.5	0	0	0.02171	0.02171	50	101%	90	110	0%	
Strontium	A	mg/L	0.05114	0.05114		0.05	0	0	0.00014	0.001	1	102%	90	110	0%	
Thallium	A	mg/L	0.05191	0.05191		0.05	0	0	0.000041	0.001	1	104%	90	110	0%	
Thorium	A	mg/L	0.04975	0.04975		0.05	0	0	0.00061	0.001	1	99%	90	110	0%	
Tin	A	mg/L	0.0523	0.0523		0.05	0	0	0.00132	0.00132	0.1	105%	90	110	0%	
Titanium	A	mg/L	0.04937	0.04937		0.05	0	0	0.000094	0.001	1	99%	90	110	0%	
Uranium	A	mg/L	0.05085	0.05085		0.05	0	0	0.000052	0.0003	1	102%	90	110	0%	
Vanadium	A	mg/L	0.05149	0.05149		0.05	0	0	0.0013	0.0013	1	103%	90	110	0%	
Zinc	A	mg/L	0.05105	0.05105		0.05	0	0	0.00273	0.00273	1	102%	90	110	0%	
Iron, Ferrous	C	mg/L	1.344	1.344		0	0	0	0.00119	0.00119	5	0%	0	0	0%	

Seq No	Lab ID	Test Code	Sample Typ	File ID	Analysis Date	DF	Batch ID	Prep Date	SPKref	RPDref	pmoist
14998128	CCB	ICPMS-6020-W-	CCB		1/21/2022 11:56:	1	R373694		0	0	

Analyte	T	Units	RAW	Final	Text	Spike	SPKref	RPDref	MDL	PQL	UQL	%REC	LOW	HIGH	%RPD	Q

Seq No	Lab ID	Test Code	Sample Typ	File ID	Analysis Date	DF	Batch ID	Prep Date	SPKref	RPDref	pmoist
14998128	CCB	ICPMS-6020-W-	CCB		1/21/2022 11:56:	1	R373694		0	0	

Analyte	T	Units	RAW	Final	Text	Spike	SPKref	RPDref	MDL	PQL	UQL	%REC	LOW	HIGH	%RPD	Q
Aluminum	A	mg/L	-0.000339	-0.000339		0	0	0	0.00086	0.001	1	0%			0%	
Antimony	A	mg/L	0.00007495	0.00007495		0	0	0	0.00042	0.001	0.1	0%			0%	
Arsenic	A	mg/L	0.00006573	0.00006573		0	0	0	0.00019	0.001	1	0%			0%	
Barium	A	mg/L	-1.733E-06	-1.733E-06		0	0	0	0.000042	0.001	1	0%			0%	
Beryllium	A	mg/L	-0.00005059	-0.00005059		0	0	0	0.00012	0.001	1	0%			0%	
Boron	A	mg/L	0.0003157	0.0003157		0	0	0	0.00561	0.00561	1	0%			0%	
Cadmium	A	mg/L	-1.127E-06	-1.127E-06		0	0	0	0.000025	0.001	1	0%			0%	
Calcium	A	mg/L	-0.0002939	-0.0002939		0	0	0	0.02092	0.02092	50	0%			0%	
Cerium	A	mg/L	5.567E-08	5.567E-08		0	0	0	0.000012	0.001	0.1	0%	0	0	0%	
Chromium	A	mg/L	0.00002364	0.00002364		0	0	0	0.00018	0.001	1	0%			0%	
Cobalt	A	mg/L	-1.098E-06	-1.098E-06		0	0	0	0.000042	0.001	1	0%			0%	
Copper	A	mg/L	0.000002342	0.000002342		0	0	0	0.00027	0.001	1	0%			0%	
Iron	A	mg/L	0.00006397	0.00006397		0	0	0	0.00119	0.00119	5	0%			0%	
Lanthanum	A	mg/L	-2.341E-07	-2.341E-07		0	0	0	0.000011	0.001	0.1	0%	0	0	0%	
Lead	A	mg/L	0.000004174	0.000004174		0	0	0	0.000056	0.001	1	0%			0%	
Magnesium	A	mg/L	0.0008478	0.0008478		0	0	0	0.00564	0.00564	50	0%			0%	
Manganese	A	mg/L	5.339E-07	5.339E-07		0	0	0	0.000095	0.001	1	0%			0%	
Mercury	A	mg/L	0.000003297	0.000003297		0	0	0	0.00016	0.001	0.002	0%			0%	
Molybdenum	A	mg/L	0.00001823	0.00001823		0	0	0	0.00005	0.001	0.1	0%			0%	
Nickel	A	mg/L	-6.251E-07	-6.251E-07		0	0	0	0.00063	0.001	1	0%			0%	
Potassium	A	mg/L	-0.01622	-0.01622		0	0	0	0.08139	0.08139	50	0%			0%	
Selenium	A	mg/L	0.00001621	0.00001621		0	0	0	0.00033	0.001	1	0%			0%	
Silicon	A	mg/L	0.003727	0.003727		0	0	0	0.01223	0.1	0.4	0%	0	0	0%	
Silver	A	mg/L	-8.698E-07	-8.698E-07		0	0	0	0.00002	0.001	0.04	0%			0%	
Sodium	A	mg/L	0.02506	0.02506		0	0	0	0.02171	0.02171	50	0%			0%	
Strontium	A	mg/L	-9.843E-06	-9.843E-06		0	0	0	0.00014	0.001	1	0%	0	0	0%	
Thallium	A	mg/L	0.0001068	0.0001068		0	0	0	0.000041	0.001	1	0%	0	0	0%	
Thorium	A	mg/L	0.0000115	0.0000115		0	0	0	0.00061	0.001	1	0%	0	0	0%	
Tin	A	mg/L	0.0000378	0.0000378		0	0	0	0.00132	0.00132	0.1	0%	0	0	0%	
Titanium	A	mg/L	0.0000113	0.0000113		0	0	0	0.000094	0.001	1	0%	0	0	0%	
Uranium	A	mg/L	0.000002424	0.000002424		0	0	0	0.000052	0.0003	1	0%	0	0	0%	
Vanadium	A	mg/L	0.001974	0.001974		0	0	0	0.0013	0.0013	1	0%	0	0	0%	
Zinc	A	mg/L	0.00002787	0.00002787		0	0	0	0.00273	0.00273	1	0%	0	0	0%	
Iron, Ferrous	C	mg/L	0.00006397	0.00006397		0	0	0	0.00119	0.00119	5	0%	0	0	0%	

Seq No	Lab ID	Test Code	Sample Typ	File ID	Analysis Date	DF	Batch ID	Prep Date	SPKref	RPDref	pmoist
14998129	B22011133-001	ICPMS-6020-W-	SAMP		1/22/2022 12:02:	1	163063	1/19/2022 2:	0	0	

Analyte	T	Units	RAW	Final	Text	Spike	SPKref	RPDref	MDL	PQL	UQL	%REC	LOW	HIGH	%RPD	Q
Antimony	A	mg/L	0.0002347	0		0	0	0	0.0002799	0.001	0.1	0%	0	0	0%	U
Arsenic	A	mg/L	0.001634	0.001634		0	0	0	0.0003412	0.001	1	0%	0	0	0%	
Barium	A	mg/L	0.07329	0.07329		0	0	0	0.0002682	0.001	1	0%	0	0	0%	
Cadmium	A	mg/L	0.000006096	0		0	0	0	1.821E-05	0.005	1	0%	0	0	0%	U
Cerium	A	mg/L	0.000001372	0		0	0	0	2.738E-05	0.001	0.1	0%	0	0	0%	U
Cobalt	A	mg/L	0.001106	0.001106		0	0	0	9.541E-05	0.001	1	0%	0	0	0%	
Lanthanum	A	mg/L	0.000001288	0		0	0	0	0.000055	0.001	0.1	0%	0	0	0%	U
Lead	A	mg/L	0.00002835	0		0	0	0	7.716E-05	0.001	1	0%	0	0	0%	U
Manganese	A	mg/L	0.00293	0.00293		0	0	0	0.0005399	0.001	1	0%	0	0	0%	
Molybdenum	A	mg/L	0.001347	0.001347		0	0	0	0.0001763	0.001	0.1	0%	0	0	0%	
Selenium	A	mg/L	0.004572	0.004572		0	0	0	0.0001357	0.001	1	0%	0	0	0%	
Silver	A	mg/L	-0.00005973	0		0	0	0	4.281E-05	0.001	0.04	0%	0	0	0%	U
Thallium	A	mg/L	0.00005017	0		0	0	0	0.0001114	0.001	1	0%	0	0	0%	U
Titanium	A	mg/L	0.002131	0.002131		0	0	0	0.0005733	0.001	1	0%	0	0	0%	
Uranium	A	mg/L	0.00007933	0.00007933		0	0	0	1.699E-05	0.0003	1	0%	0	0	0%	J
Boron	B	mg/L	0.04443	0.04443		0	0	0	0.0203802	0.01467	1	0%	0	0	0%	UD
Chromium	B	mg/L	0.01244	0.01244		0	0	0	0.0015375	0.0015375	1	0%	0	0	0%	D
Copper	B	mg/L	0.0004663	0		0	0	0	0.0008747	0.00198	1	0%	0	0	0%	UL
Iron	B	mg/L	0.08678	0.08678		0	0	0	0.007424	0.00513	5	0%	0	0	0%	D
Nickel	B	mg/L	0.05736	0.05736		0	0	0	0.0002288	0.0024200	1	0%	0	0	0%	D
Thorium	B	mg/L	0.00003278	0		0	0	0	0.0003796	0.00415	1	0%	0	0	0%	UL
Tin	B	mg/L	0.0003988	0		0	0	0	0.0018932	0.0011175	0.1	0%	0	0	0%	U
Vanadium	B	mg/L	0.01162	0.01162		0	0	0	0.0039127	0.0021085	1	0%	0	0	0%	D
Zinc	B	mg/L	0.0003888	0		0	0	0	0.0011617	0.0065544	1	0%	0	0	0%	UL

Seq No	Lab ID	Test Code	Sample Typ	File ID	Analysis Date	DF	Batch ID	Prep Date	SPKref	RPDref	pmoist
14998130	B22011134-001	ICPMS-6020-W-	SAMP		1/22/2022 12:09:	1	R373694		0	0	

Analyte	T	Units	RAW	Final	Text	Spike	SPKref	RPDref	MDL	PQL	UQL	%REC	LOW	HIGH	%RPD	Q
Antimony	A	mg/L	0.00008048	0		0	0	0	0.00042	0.001	0.1	0%	0	0	0%	
Arsenic	A	mg/L	0.0008035	0.0008035		0	0	0	0.00019	0.001	1	0%	0	0	0%	J
Barium	A	mg/L	0.003737	0.003737		0	0	0	0.000042	0.001	1	0%	0	0	0%	
Cadmium	A	mg/L	0.0000314	0.0000314		0	0	0	0.000025	0.001	1	0%	0	0	0%	J
Cerium	A	mg/L	0.00003768	0.00003768		0	0	0	0.000012	0.001	0.1	0%	0	0	0%	J
Chromium	A	mg/L	0.00000358	0		0	0	0	0.00018	0.001	1	0%	0	0	0%	

Seq No	Lab ID	Test Code	Sample Typ	File ID	Analysis Date	DF	Batch ID	Prep Date	SPKref	RPDref	pmoist
14998130	B22011134-001	ICPMS-6020-W-	SAMP		1/22/2022 12:09:	1	R373694		0	0	

Analyte	T	Units	RAW	Final	Text	Spike	SPKref	RPDref	MDL	PQL	UQL	%REC	LOW	HIGH	%RPD	Q
Cobalt	A	mg/L	0.0004601	0.0004601		0	0	0	0.000042	0.001	1	0%	0	0	0%	J
Copper	A	mg/L	0.0003775	0.0003775		0	0	0	0.00027	0.001	1	0%	0	0	0%	J
Lead	A	mg/L	0.0000166	0		0	0	0	0.000056	0.001	1	0%	0	0	0%	U
Manganese	A	mg/L	0.4932	0.4932		0	0	0	0.000095	0.001	1	0%	0	0	0%	
Mercury	A	mg/L	0.0002537	0.0002537		0	0	0	0.00016	0.001	0.002	0%	0	0	0%	J
Molybdenum	A	mg/L	0.0003488	0.0003488		0	0	0	0.00005	0.001	0.1	0%	0	0	0%	J
Nickel	A	mg/L	0.0009309	0.0009309		0	0	0	0.00063	0.001	1	0%	0	0	0%	J
Selenium	A	mg/L	0.000008798	0		0	0	0	0.00033	0.001	1	0%	0	0	0%	
Silver	A	mg/L	-0.00005972	0		0	0	0	0.00002	0.001	0.04	0%	0	0	0%	
Strontium	A	mg/L	0.07085	0.07085		0	0	0	0.00014	0.001	1	0%	0	0	0%	
Thallium	A	mg/L	0.000004007	0		0	0	0	0.000041	0.001	1	0%	0	0	0%	
Thorium	A	mg/L	-0.00000893	0		0	0	0	0.00061	0.001	1	0%	0	0	0%	
Titanium	A	mg/L	0.003167	0.003167		0	0	0	0.000094	0.001	1	0%	0	0	0%	
Uranium	A	mg/L	0.00002087	0		0	0	0	0.000052	0.0003	1	0%	0	0	0%	
Boron	B	mg/L	0.06345	0.06345		0	0	0	0.00561	0.00561	1	0%	0	0	0%	D
Calcium	B	mg/L	10.68	10.68		0	0	0	0.02092	0.02092	50	0%	0	0	0%	D
Iron	B	mg/L	0.4005	0.4005		0	0	0	0.00119	0.00119	5	0%	0	0	0%	
Iron, Ferrous	B	mg/L	0.4005	0.4005		0	0	0	0.00119	0.00119	5	0%	0	0	0%	
Magnesium	B	mg/L	10.5	10.5		0	0	0	0.00564	0.00564	50	0%	0	0	0%	D
Sodium	B	mg/L	40.65	40.65		0	0	0	0.02171	0.02171	50	0%	0	0	0%	D
Tin	B	mg/L	-0.00006832	0		0	0	0	0.00132	0.00132	0.1	0%	0	0	0%	
Zinc	B	mg/L	0.001452	0		0	0	0	0.00273	0.00273	1	0%	0	0	0%	L

Seq No	Lab ID	Test Code	Sample Typ	File ID	Analysis Date	DF	Batch ID	Prep Date	SPKref	RPDref	pmoist
14998131	B22011134-001	ICPMS-6020-W-	SAMP		1/22/2022 12:15:	1	163063	1/19/2022 3:	0	0	

Analyte	T	Units	RAW	Final	Text	Spike	SPKref	RPDref	MDL	PQL	UQL	%REC	LOW	HIGH	%RPD	Q
Antimony	A	mg/L	0.0001376	0		0	0	0	0.0002799	0.001	0.1	0%	0	0	0%	U
Arsenic	A	mg/L	0.001298	0.001298		0	0	0	0.0003412	0.001	1	0%	0	0	0%	
Barium	A	mg/L	0.004069	0.004069		0	0	0	0.0002682	0.001	1	0%	0	0	0%	
Cadmium	A	mg/L	-4.955E-07	0		0	0	0	1.821E-05	0.005	1	0%	0	0	0%	U
Cerium	A	mg/L	0.00006226	0.00006226		0	0	0	2.738E-05	0.001	0.1	0%	0	0	0%	J
Cobalt	A	mg/L	0.00053	0.00053		0	0	0	9.541E-05	0.001	1	0%	0	0	0%	J
Lanthanum	A	mg/L	0.00001538	0		0	0	0	0.000055	0.001	0.1	0%	0	0	0%	U
Lead	A	mg/L	0.00004677	0		0	0	0	7.716E-05	0.001	1	0%	0	0	0%	U

Seq No	Lab ID	Test Code	Sample Typ	File ID	Analysis Date	DF	Batch ID	Prep Date	SPKref	RPDref	pmoist
14998131	B22011134-001	ICPMS-6020-W-	SAMP		1/22/2022 12:15:	1	163063	1/19/2022 3:	0	0	

Analyte	T	Units	RAW	Final	Text	Spike	SPKref	RPDref	MDL	PQL	UQL	%REC	LOW	HIGH	%RPD	Q
Manganese	A	mg/L	0.5033	0.5033		0	0	0	0.0005399	0.001	1	0%	0	0	0%	
Molybdenum	A	mg/L	0.000556	0.000556		0	0	0	0.0001763	0.001	0.1	0%	0	0	0%	J
Selenium	A	mg/L	0.00005191	0		0	0	0	0.0001357	0.001	1	0%	0	0	0%	U
Silver	A	mg/L	-0.00004862	0		0	0	0	4.281E-05	0.001	0.04	0%	0	0	0%	U
Strontium	A	mg/L	0.07368	0.07368		0	0	0	0.0002433	0.001	1	0%	0	0	0%	
Thallium	A	mg/L	0.00001669	0		0	0	0	0.0001114	0.001	1	0%	0	0	0%	U
Titanium	A	mg/L	0.003704	0.003704		0	0	0	0.0005733	0.001	1	0%	0	0	0%	
Uranium	A	mg/L	0.00001766	0.00001766		0	0	0	1.699E-05	0.0003	1	0%	0	0	0%	J
Boron	B	mg/L	0.06786	0.06786		0	0	0	0.0203802	0.01467	1	0%	0	0	0%	D
Calcium	B	mg/L	10.28	10.28		0	0	0	0.0372936	0.1103481	50	0%	0	0	0%	D
Chromium	B	mg/L	0.0002112	0		0	0	0	0.0015375	0.0015375	1	0%	0	0	0%	UL
Copper	B	mg/L	0.0008374	0		0	0	0	0.0008747	0.00198	1	0%	0	0	0%	UL
Iron	B	mg/L	0.4364	0.4364		0	0	0	0.007424	0.00513	5	0%	0	0	0%	D
Magnesium	B	mg/L	10.4	10.4		0	0	0	0.0104254	0.0081522	50	0%	0	0	0%	D
Nickel	B	mg/L	0.0009891	0.0009891		0	0	0	0.0002288	0.0024200	1	0%	0	0	0%	JL
Sodium	B	mg/L	40.71	40.71		0	0	0	0.1019461	0.7330269	50	0%	0	0	0%	D
Thorium	B	mg/L	0.000007451	0		0	0	0	0.0003796	0.00415	1	0%	0	0	0%	UL
Tin	B	mg/L	0.000406	0		0	0	0	0.0018932	0.0011175	0.1	0%	0	0	0%	U
Vanadium	B	mg/L	0.004989	0.004989		0	0	0	0.0039127	0.0021085	1	0%	0	0	0%	UD
Zinc	B	mg/L	0.001219	0.001219		0	0	0	0.0011617	0.0065544	1	0%	0	0	0%	JL

Seq No	Lab ID	Test Code	Sample Typ	File ID	Analysis Date	DF	Batch ID	Prep Date	SPKref	RPDref	pmoist
14998132	B22011134-001	ICPMS-6020-W-	SD		1/22/2022 12:21:	5	163063	1/19/2022 3:	0	1E+07	

Analyte	T	Units	RAW	Final	Text	Spike	SPKref	RPDref	MDL	PQL	UQL	%REC	LOW	HIGH	%RPD	Q
Aluminum	A	mg/L	0.006725	0.033625		0	0	0.02013	0.0193736	0.0159875	1	0%	0	0		N
Antimony	A	mg/L	0.00002141	0		0	0	0	0.0013997	0.0049	0.1	0%	0	0		
Arsenic	A	mg/L	0.000278	0		0	0	0.001298	0.0017061	0.0013383	1	0%	0	0		
Barium	A	mg/L	0.0008329	0.0041645		0	0	0.004069	0.0013411	0.0012039	1	0%	0	0		N
Beryllium	A	mg/L	-0.00005756	0		0	0	0	0.0005353	0.01	1	0%	0	0		
Boron	A	mg/L	0.01329	0		0	0	0.06786	0.1019008	0.07335	1	0%	0	0		
Cadmium	A	mg/L	0.00001864	0.0000932		0	0	0	9.105E-05	0.005	1	0%	0	0		N
Calcium	A	mg/L	2.083	10.415		0	0	10.28	0.1864681	0.5517403	50	0%	0	0	1%	
Cerium	A	mg/L	0.0000151	0		0	0	6.226E-05	0.0001369	0.001	0.1	0%	0	0		
Chromium	A	mg/L	0.0001023	0		0	0	0	0.0076875	0.0076875	1	0%	0	0		

Seq No	Lab ID	Test Code	Sample Typ	File ID	Analysis Date	DF	Batch ID	Prep Date	SPKref	RPDref	pmoist
14998132	B22011134-001	ICPMS-6020-W-	SD		1/22/2022 12:21:	5	163063	1/19/2022 3:	0	1E+07	

Analyte	T	Units	RAW	Final	Text	Spike	SPKref	RPDref	MDL	PQL	UQL	%REC	LOW	HIGH	%RPD	Q
Cobalt	A	mg/L	0.0001173	0.0005865		0	0	0.00053	0.0004771	0.001	1	0%	0	0		N
Copper	A	mg/L	0.01838	0.0919		0	0	0	0.0043735	0.0099	1	0%	0	0		N
Iron	A	mg/L	0.08611	0.43055		0	0	0.4364	0.0371198	0.02565	5	0%	0	0	1%	
Lanthanum	A	mg/L	0.00000554	0		0	0	0	0.000275	0.001	0.1	0%	0	0		
Lead	A	mg/L	0.0007391	0.0036955		0	0	0	0.0003858	0.001	1	0%	0	0		N
Magnesium	A	mg/L	2.07	10.35		0	0	10.4	0.0521269	0.0407608	50	0%	0	0	0%	
Manganese	A	mg/L	0.09624	0.4812		0	0	0.5033	0.0026994	0.0010695	1	0%	0	0	4%	
Molybdenum	A	mg/L	0.0001216	0		0	0	0.000556	0.0008814	0.001	0.1	0%	0	0		
Nickel	A	mg/L	0.00437	0.02185		0	0	0.0009891	0.0011441	0.0121000	1	0%	0	0		N
Potassium	A	mg/L	0.4126	2.063		0	0	2.03	0.3828097	0.1306027	50	0%	0	0		N
Selenium	A	mg/L	0.000005841	0		0	0	0	0.0006787	0.0029274	1	0%	0	0		
Silicon	A	mg/L	5.199	25.995		0	0	27.21	0.2110446	0.026606	0.4	0%	0	0	5%	
Silver	A	mg/L	-0.00005765	0		0	0	0	0.0002141	0.001	0.04	0%	0	0		
Sodium	A	mg/L	8.248	41.24		0	0	40.71	0.5097304	3.6651346	50	0%	0	0	1%	
Strontium	A	mg/L	0.0146	0.073		0	0	0.07368	0.0012164	0.001	1	0%	0	0	1%	
Thallium	A	mg/L	-3.479E-06	0		0	0	0	0.0005569	0.001	1	0%	0	0		
Thorium	A	mg/L	-6.331E-06	0		0	0	0	0.0018981	0.02075	1	0%	0	0		
Tin	A	mg/L	0.000173	0		0	0	0	0.0094659	0.0055874	0.1	0%	0	0		
Titanium	A	mg/L	0.000759	0.003795		0	0	0.003704	0.0028666	0.001	1	0%	0	0		N
Uranium	A	mg/L	0.000004316	0		0	0	1.766E-05	8.495E-05	0.0004224	1	0%	0	0		
Vanadium	A	mg/L	0.002104	0		0	0	0.004989	0.0195637	0.0105423	1	0%	0	0		
Zinc	A	mg/L	0.02073	0.10365		0	0	0.001219	0.0058087	0.0327721	1	0%	0	0		N
Silica	C	mg/L	11.1217008	55.608504		0	0	0	0.4514666	0.0569155	5	0%	0	0		N
Silicon as SiO2	C	mg/L	11.1217008	55.608504		0	0	0	0.4514666	0.0569155	5	0%	0	0		N

Seq No	Lab ID	Test Code	Sample Typ	File ID	Analysis Date	DF	Batch ID	Prep Date	SPKref	RPDref	pmoist
14998133	B22011134-001	ICPMS-6020-W-	PDS1		1/22/2022 12:27:	1.03	163063	1/19/2022 3:	1E+07	0	

Analyte	T	Units	RAW	Final	Text	Spike	SPKref	RPDref	MDL	PQL	UQL	%REC	LOW	HIGH	%RPD	Q
Aluminum	A	mg/L	0.06077	0.0625931		0.0515	0.02013	0	0.003991	0.0032934	1	82%	75	125	0%	
Antimony	A	mg/L	0.04912	0.0505936		0.0515	0	0	0.0002883	0.0010094	0.1	98%	75	125	0%	
Arsenic	A	mg/L	0.04937	0.0508511		0.0515	0.001298	0	0.0003514	0.001	1	96%	75	125	0%	
Barium	A	mg/L	0.05395	0.0555685		0.0515	0.004069	0	0.0002763	0.001	1	100%	75	125	0%	
Beryllium	A	mg/L	0.04113	0.0423639		0.0515	0	0	0.0001103	0.01	1	82%	75	125	0%	
Boron	A	mg/L	0.1095	0.112785		0.0515	0.06786	0	0.0209916	0.0151101	1	87%	75	125	0%	

Seq No	Lab ID	Test Code	Sample Typ	File ID	Analysis Date	DF	Batch ID	Prep Date	SPKref	RPDref	pmoist
14998133	B22011134-001	ICPMS-6020-W-	PDS1		1/22/2022 12:27:	1.03	163063	1/19/2022 3:	1E+07	0	

Analyte	T	Units	RAW	Final	Text	Spike	SPKref	RPDref	MDL	PQL	UQL	%REC	LOW	HIGH	%RPD	Q
Cadmium	A	mg/L	0.04978	0.0512734		0.0515	0	0	1.876E-05	0.005	1	100%	75	125	0%	
Calcium	A	mg/L	9.635	9.92405		51.5	10.28	0	0.0384124	0.1136585	50	-1%	75	125	0%	S
Cerium	A	mg/L	0.05329	0.0548887		0.0515	6.226E-05	0	2.820E-05	0.001	0.1	106%	75	125	0%	
Chromium	A	mg/L	0.04843	0.0498829		0.0515	0	0	0.0015836	0.0015836	1	97%	75	125	0%	
Cobalt	A	mg/L	0.0455	0.046865		0.0515	0.00053	0	9.827E-05	0.001	1	90%	75	125	0%	
Copper	A	mg/L	0.05065	0.0521695		0.0515	0	0	0.0009009	0.0020394	1	101%	75	125	0%	
Iron	A	mg/L	0.4579	0.471637		5.15	0.4364	0	0.0076467	0.0052839	5	1%	75	125	0%	S
Lanthanum	A	mg/L	0.00001607	0		0.0515	0	0	5.665E-05	0.001	0.1	0%	75	125	0%	S
Lead	A	mg/L	0.04984	0.0513352		0.0515	0	0	7.947E-05	0.001	1	100%	80	120	0%	
Magnesium	A	mg/L	9.869	10.16507		51.5	10.4	0	0.0107381	0.0083967	50	0%	75	125	0%	S
Manganese	A	mg/L	0.5208	0.536424		0.0515	0.5033	0	0.0005561	0.001	1		75	125	0%	A
Molybdenum	A	mg/L	0.04734	0.0487602		0.0515	0.000556	0	0.0001816	0.001	0.1	94%	75	125	0%	
Nickel	A	mg/L	0.04986	0.0513558		0.0515	0.0009891	0	0.0002357	0.0024926	1	98%	75	125	0%	
Potassium	A	mg/L	1.88	1.9364		51.5	2.03	0	0.0788588	0.0269042	50	0%	75	125	0%	S
Selenium	A	mg/L	0.04962	0.0511086		0.0515	0	0	0.0001398	0.001	1	99%	75	125	0%	
Silicon	A	mg/L	25.95	26.7285		0.206	27.21	0	0.0434752	0.0054808	0.4		0	0	0%	A
Silver	A	mg/L	0.01897	0.0195391		0.0206	0	0	4.409E-05	0.001	0.04	95%	75	125	0%	
Sodium	A	mg/L	38.65	39.8095		51.5	40.71	0	0.1050045	0.7550177	50	-2%	75	125	0%	S
Strontium	A	mg/L	0.1229	0.126587		0.0515	0.07368	0	0.0002506	0.001	1	103%	75	125	0%	
Thallium	A	mg/L	0.04894	0.0504082		0.0515	0	0	0.0001147	0.001	1	98%	75	125	0%	
Thorium	A	mg/L	0.04934	0.0508202		0.0515	0	0	0.000391	0.0042745	1	99%	75	125	0%	
Tin	A	mg/L	0.05008	0.0515824		0.0515	0	0	0.00195	0.001151	0.1	100%	75	125	0%	
Titanium	A	mg/L	0.0457	0.047071		0.0515	0.003704	0	0.0005905	0.001	1	84%	75	125	0%	
Uranium	A	mg/L	0.05122	0.0527566		0.0515	1.766E-05	0	1.75E-05	0.0003	1	102%	75	125	0%	
Vanadium	A	mg/L	0.05331	0.0549093		0.0515	0.004989	0	0.0040301	0.0021717	1	97%	75	125	0%	
Zinc	A	mg/L	0.04939	0.0508717		0.0515	0.001219	0	0.0011966	0.0067511	1	96%	75	125	0%	
Silica	C	mg/L	55.51224	57.1776072		0	0	0	0.0930021	0.0117246	5	0%	0	0	0%	
Silicon as SiO2	C	mg/L	55.51224	57.1776072		0.0515	0	0	0.0930021	0.0117246	5	111024%	75	125	0%	S

Seq No	Lab ID	Test Code	Sample Typ	File ID	Analysis Date	DF	Batch ID	Prep Date	SPKref	RPDref	pmoist
14998134	B22011134-001	ICPMS-6020-W-	MS4		1/22/2022 12:34:	1	163063	1/19/2022 3:	1E+07	0	

Analyte	T	Units	RAW	Final	Text	Spike	SPKref	RPDref	MDL	PQL	UQL	%REC	LOW	HIGH	%RPD	Q

Seq No	Lab ID	Test Code	Sample Typ	File ID	Analysis Date	DF	Batch ID	Prep Date	SPKref	RPDref	pmoist
14998134	B22011134-001	ICPMS-6020-W-	MS4		1/22/2022 12:34:	1	163063	1/19/2022 3:	1E+07	0	

Analyte	T	Units	RAW	Final	Text	Spike	SPKref	RPDref	MDL	PQL	UQL	%REC	LOW	HIGH	%RPD	Q
Aluminum	A	mg/L	0.4393	0.4393		0.5	0.02013	0	0.0038747	0.0031975	1	84%	75	125	0%	
Antimony	A	mg/L	0.1043	0.1043		0.1	0	0	0.0002799	0.001	0.1	104%	75	125	0%	
Arsenic	A	mg/L	0.09844	0.09844		0.1	0.001298	0	0.0003412	0.001	1	97%	75	125	0%	
Barium	A	mg/L	0.09918	0.09918		0.1	0.004069	0	0.0002682	0.001	1	95%	75	125	0%	
Beryllium	A	mg/L	0.04076	0.04076		0.05	0	0	0.0001071	0.01	1	82%	75	125	0%	
Boron	A	mg/L	0.1432	0.1432		0.1	0.06786	0	0.0203802	0.01467	1	75%	75	125	0%	
Cadmium	A	mg/L	0.05102	0.05102		0.05	0	0	1.821E-05	0.005	1	102%	75	125	0%	
Calcium	A	mg/L	14.38	14.38		5	10.28	0	0.0372936	0.1103481	50	82%	75	125	0%	
Cerium	A	mg/L	0.11	0.11		0.1	6.226E-05	0	2.738E-05	0.001	0.1	110%	75	125	0%	
Chromium	A	mg/L	0.09392	0.09392		0.1	0	0	0.0015375	0.0015375	1	94%	75	125	0%	
Cobalt	A	mg/L	0.09023	0.09023		0.1	0.00053	0	9.541E-05	0.001	1	90%	75	125	0%	
Copper	A	mg/L	0.101	0.101		0.1	0	0	0.0008747	0.00198	1	101%	75	125	0%	
Iron	A	mg/L	0.9186	0.9186		0.5	0.4364	0	0.007424	0.00513	5	96%	75	125	0%	
Lanthanum	A	mg/L	0.1078	0.1078		0.1	0	0	0.000055	0.001	0.1	108%	75	125	0%	
Lead	A	mg/L	0.1016	0.1016		0.1	0	0	7.716E-05	0.001	1	102%	88	115	0%	
Magnesium	A	mg/L	14.87	14.87		5	10.4	0	0.0104254	0.0081522	50	89%	75	125	0%	
Manganese	A	mg/L	0.9413	0.9413		0.5	0.5033	0	0.0005399	0.001	1	88%	75	125	0%	
Molybdenum	A	mg/L	0.0932	0.0932		0.1	0.000556	0	0.0001763	0.001	0.1	93%	75	125	0%	
Nickel	A	mg/L	0.09932	0.09932		0.1	0.0009891	0	0.0002288	0.0024200	1	98%	75	125	0%	
Potassium	A	mg/L	6.359	6.359		5	2.03	0	0.0765619	0.0261205	50	87%	75	125	0%	
Selenium	A	mg/L	0.1013	0.1013		0.1	0	0	0.0001357	0.001	1	101%	75	125	0%	
Silicon	A	mg/L	26.6	26.6		1	27.21	0	0.0422089	0.0053212	0.4		75	125	0%	A
Silver	A	mg/L	0.009493	0.009493		0.01	0	0	4.281E-05	0.001	0.04	95%	75	125	0%	
Sodium	A	mg/L	42.57	42.57		5	40.71	0	0.1019461	0.7330269	50		75	125	0%	A
Strontium	A	mg/L	0.1736	0.1736		0.1	0.07368	0	0.0002433	0.001	1	100%	75	125	0%	
Thallium	A	mg/L	0.1023	0.1023		0.1	0	0	0.0001114	0.001	1	102%	75	125	0%	
Thorium	A	mg/L	0.1047	0.1047		0.1	0	0	0.0003796	0.00415	1	105%	75	125	0%	
Tin	A	mg/L	0.1028	0.1028		0.1	0	0	0.0018932	0.0011175	0.1	103%	75	125	0%	
Titanium	A	mg/L	0.08566	0.08566		0.1	0.003704	0	0.0005733	0.001	1	82%	75	125	0%	
Uranium	A	mg/L	0.1048	0.1048		0.1	1.766E-05	0	1.699E-05	0.0003	1	105%	75	125	0%	
Vanadium	A	mg/L	0.1005	0.1005		0.1	0.004989	0	0.0039127	0.0021085	1	96%	75	125	0%	
Zinc	A	mg/L	0.09728	0.09728		0.1	0.001219	0	0.0011617	0.0065544	1	96%	75	125	0%	
Silica	C	mg/L	56.90272	56.90272		0	0	0	0.0902933	0.0113831	5	0%	0	0	0%	
Silicon as SiO2	C	mg/L	56.90272	56.90272		2.14	0	0	0.0902933	0.0113831	5	2659%	75	125	0%	S

Seq No	Lab ID	Test Code	Sample Typ	File ID	Analysis Date	DF	Batch ID	Prep Date	SPKref	RPDref	pmoist
14998135	B22011134-001	ICPMS-6020-W-	MSD4		1/22/2022 12:40:	1	163063	1/19/2022 3:	1E+07	1E+07	

Analyte	T	Units	RAW	Final	Text	Spike	SPKref	RPDref	MDL	PQL	UQL	%REC	LOW	HIGH	%RPD	Q
Aluminum	A	mg/L	0.4412	0.4412		0.5	0.02013	0.4393	0.0038747	0.0031975	1	84%	75	125	0%	
Antimony	A	mg/L	0.104	0.104		0.1	0	0.1043	0.0002799	0.001	0.1	104%	75	125	0%	
Arsenic	A	mg/L	0.1005	0.1005		0.1	0.001298	0.09844	0.0003412	0.001	1	99%	75	125	2%	
Barium	A	mg/L	0.09932	0.09932		0.1	0.004069	0.09918	0.0002682	0.001	1	95%	75	125	0%	
Beryllium	A	mg/L	0.04001	0.04001		0.05	0	0.04076	0.0001071	0.01	1	80%	75	125	2%	
Boron	A	mg/L	0.1433	0.1433		0.1	0.06786	0.1432	0.0203802	0.01467	1	75%	75	125	0%	
Cadmium	A	mg/L	0.05129	0.05129		0.05	0	0.05102	1.821E-05	0.005	1	103%	75	125	1%	
Calcium	A	mg/L	14.57	14.57		5	10.28	14.38	0.0372936	0.1103481	50	86%	75	125	1%	
Cerium	A	mg/L	0.113	0.113		0.1	6.226E-05	0.11	2.738E-05	0.001	0.1	113%	75	125	3%	
Chromium	A	mg/L	0.09607	0.09607		0.1	0	0.09392	0.0015375	0.0015375	1	96%	75	125	2%	
Cobalt	A	mg/L	0.09411	0.09411		0.1	0.00053	0.09023	9.541E-05	0.001	1	94%	75	125	4%	
Copper	A	mg/L	0.1035	0.1035		0.1	0	0.101	0.0008747	0.00198	1	103%	75	125	2%	
Iron	A	mg/L	0.9421	0.9421		0.5	0.4364	0.9186	0.007424	0.00513	5	101%	75	125	3%	
Lanthanum	A	mg/L	0.1082	0.1082		0.1	0	0.1078	0.000055	0.001	0.1	108%	75	125	0%	
Lead	A	mg/L	0.1018	0.1018		0.1	0	0.1016	7.716E-05	0.001	1	102%	88	115	0%	
Magnesium	A	mg/L	15.27	15.27		5	10.4	14.87	0.0104254	0.0081522	50	97%	75	125	3%	
Manganese	A	mg/L	0.9761	0.9761		0.5	0.5033	0.9413	0.0005399	0.001	1	95%	75	125	4%	
Molybdenum	A	mg/L	0.09678	0.09678		0.1	0.000556	0.0932	0.0001763	0.001	0.1	96%	75	125	4%	
Nickel	A	mg/L	0.09922	0.09922		0.1	0.0009891	0.09932	0.0002288	0.0024200	1	98%	75	125	0%	
Potassium	A	mg/L	6.351	6.351		5	2.03	6.359	0.0765619	0.0261205	50	86%	75	125	0%	
Selenium	A	mg/L	0.1028	0.1028		0.1	0	0.1013	0.0001357	0.001	1	103%	75	125	1%	
Silicon	A	mg/L	28.05	28.05		1	27.21	26.6	0.0422089	0.0053212	0.4		75	125	5%	A
Silver	A	mg/L	0.009668	0.009668		0.01	0	0.009493	4.281E-05	0.001	0.04	97%	75	125	2%	
Sodium	A	mg/L	43.43	43.43		5	40.71	42.57	0.1019461	0.7330269	50		75	125	2%	A
Strontium	A	mg/L	0.1809	0.1809		0.1	0.07368	0.1736	0.0002433	0.001	1	107%	75	125	4%	
Thallium	A	mg/L	0.1029	0.1029		0.1	0	0.1023	0.0001114	0.001	1	103%	75	125	1%	
Thorium	A	mg/L	0.1052	0.1052		0.1	0	0.1047	0.0003796	0.00415	1	105%	75	125	0%	
Tin	A	mg/L	0.1063	0.1063		0.1	0	0.1028	0.0018932	0.0011175	0.1	106%	75	125	3%	
Titanium	A	mg/L	0.08762	0.08762		0.1	0.003704	0.08566	0.0005733	0.001	1	84%	75	125	2%	
Uranium	A	mg/L	0.1056	0.1056		0.1	1.766E-05	0.1048	1.699E-05	0.0003	1	106%	75	125	1%	
Vanadium	A	mg/L	0.1027	0.1027		0.1	0.004989	0.1005	0.0039127	0.0021085	1	98%	75	125	2%	
Zinc	A	mg/L	0.09952	0.09952		0.1	0.001219	0.09728	0.0011617	0.0065544	1	98%	75	125	2%	
Silica	C	mg/L	60.00456	60.00456		0	0	56.90272	0.0902933	0.0113831	5	0%	0	0	5%	
Silicon as SiO2	C	mg/L	60.00456	60.00456		2.14	0	56.90272	0.0902933	0.0113831	5	2804%	75	125	5%	S

Seq No	Lab ID	Test Code	Sample Typ	File ID	Analysis Date	DF	Batch ID	Prep Date	SPKref	RPDref	pmoist
14998136	Rinse	ICPMS-6020-W-	SAMP		1/22/2022 12:46:	1	R373694		0	0	

Analyte	T	Units	RAW	Final	Text	Spike	SPKref	RPDref	MDL	PQL	UQL	%REC	LOW	HIGH	%RPD	Q
Antimony	A	mg/L	0.0001346	0		0	0	0	0.00042	0.001	0.1	0%	0	0	0%	
Arsenic	A	mg/L	-9.123E-06	0		0	0	0	0.00019	0.001	1	0%	0	0	0%	
Barium	A	mg/L	0.000006929	0		0	0	0	0.000042	0.001	1	0%	0	0	0%	
Cadmium	A	mg/L	0.000004348	0		0	0	0	0.000025	0.001	1	0%	0	0	0%	
Cerium	A	mg/L	3.027E-07	0		0	0	0	0.000012	0.001	0.1	0%	0	0	0%	
Chromium	A	mg/L	0.000009059	0		0	0	0	0.00018	0.001	1	0%	0	0	0%	
Cobalt	A	mg/L	4.247E-07	0		0	0	0	0.000042	0.001	1	0%	0	0	0%	
Copper	A	mg/L	0.000006011	0		0	0	0	0.00027	0.001	1	0%	0	0	0%	
Lead	A	mg/L	0.00001085	0		0	0	0	0.000056	0.001	1	0%	0	0	0%	
Manganese	A	mg/L	0.0001407	0.0001407		0	0	0	0.000095	0.001	1	0%	0	0	0%	J
Mercury	A	mg/L	0.000001212	0		0	0	0	0.00016	0.001	0.002	0%	0	0	0%	
Molybdenum	A	mg/L	0.00001309	0		0	0	0	0.00005	0.001	0.1	0%	0	0	0%	
Nickel	A	mg/L	-4.908E-06	0		0	0	0	0.00063	0.001	1	0%	0	0	0%	
Selenium	A	mg/L	0.00001129	0		0	0	0	0.00033	0.001	1	0%	0	0	0%	
Silver	A	mg/L	-2.358E-06	0		0	0	0	0.00002	0.001	0.04	0%	0	0	0%	
Strontium	A	mg/L	-4.417E-06	0		0	0	0	0.00014	0.001	1	0%	0	0	0%	
Thallium	A	mg/L	0.0001766	0.0001766		0	0	0	0.000041	0.001	1	0%	0	0	0%	J
Thorium	A	mg/L	0.00001894	0		0	0	0	0.00061	0.001	1	0%	0	0	0%	
Titanium	A	mg/L	-0.00001827	0		0	0	0	0.000094	0.001	1	0%	0	0	0%	
Uranium	A	mg/L	0.000007227	0		0	0	0	0.000052	0.0003	1	0%	0	0	0%	
Boron	B	mg/L	0.0008795	0		0	0	0	0.00561	0.00561	1	0%	0	0	0%	L
Calcium	B	mg/L	-0.001237	0		0	0	0	0.02092	0.02092	50	0%	0	0	0%	L
Iron	B	mg/L	0.0001313	0		0	0	0	0.00119	0.00119	5	0%	0	0	0%	
Iron, Ferrous	B	mg/L	0.0001313	0		0	0	0	0.00119	0.00119	5	0%	0	0	0%	
Magnesium	B	mg/L	-0.0001401	0		0	0	0	0.00564	0.00564	50	0%	0	0	0%	L
Tin	B	mg/L	0.00001692	0		0	0	0	0.00132	0.00132	0.1	0%	0	0	0%	
Vanadium	B	mg/L	0.0009567	0		0	0	0	0.0013	0.0013	1	0%	0	0	0%	
Zinc	B	mg/L	0.00003354	0		0	0	0	0.00273	0.00273	1	0%	0	0	0%	L

Seq No	Lab ID	Test Code	Sample Typ	File ID	Analysis Date	DF	Batch ID	Prep Date	SPKref	RPDref	pmoist
14998137	B22011135-001	ICPMS-6020-W-	SAMP		1/22/2022 12:52:	1	R373694		0	0	

Analyte	T	Units	RAW	Final	Text	Spike	SPKref	RPDref	MDL	PQL	UQL	%REC	LOW	HIGH	%RPD	Q

Seq No	Lab ID	Test Code	Sample Typ	File ID	Analysis Date	DF	Batch ID	Prep Date	SPKref	RPDref	pmoist
14998137	B22011135-001	ICPMS-6020-W-	SAMP		1/22/2022 12:52:	1	R373694		0	0	

Analyte	T	Units	RAW	Final	Text	Spike	SPKref	RPDref	MDL	PQL	UQL	%REC	LOW	HIGH	%RPD	Q
Antimony	A	mg/L	0.0002136	0		0	0	0	0.00042	0.001	0.1	0%	0	0	0%	
Arsenic	A	mg/L	0.0003938	0.0003938		0	0	0	0.00019	0.001	1	0%	0	0	0%	J
Barium	A	mg/L	0.0138	0.0138		0	0	0	0.000042	0.001	1	0%	0	0	0%	
Cadmium	A	mg/L	0.00003609	0.00003609		0	0	0	0.000025	0.001	1	0%	0	0	0%	J
Cerium	A	mg/L	0.00001845	0.00001845		0	0	0	0.000012	0.001	0.1	0%	0	0	0%	J
Chromium	A	mg/L	0.0007728	0.0007728		0	0	0	0.00018	0.001	1	0%	0	0	0%	J
Cobalt	A	mg/L	0.001331	0.001331		0	0	0	0.000042	0.001	1	0%	0	0	0%	
Copper	A	mg/L	0.001005	0.001005		0	0	0	0.00027	0.001	1	0%	0	0	0%	
Lead	A	mg/L	0.00002741	0		0	0	0	0.000056	0.001	1	0%	0	0	0%	U
Manganese	A	mg/L	0.1061	0.1061		0	0	0	0.000095	0.001	1	0%	0	0	0%	
Mercury	A	mg/L	0.0004051	0.0004051		0	0	0	0.00016	0.001	0.002	0%	0	0	0%	J
Molybdenum	A	mg/L	0.002947	0.002947		0	0	0	0.00005	0.001	0.1	0%	0	0	0%	
Nickel	A	mg/L	0.005145	0.005145		0	0	0	0.00063	0.001	1	0%	0	0	0%	
Selenium	A	mg/L	0.0001791	0		0	0	0	0.00033	0.001	1	0%	0	0	0%	
Silver	A	mg/L	-0.00006214	0		0	0	0	0.00002	0.001	0.04	0%	0	0	0%	
Strontium	A	mg/L	0.1479	0.1479		0	0	0	0.00014	0.001	1	0%	0	0	0%	
Thallium	A	mg/L	0.00008312	0.00008312		0	0	0	0.000041	0.001	1	0%	0	0	0%	J
Thorium	A	mg/L	-2.638E-06	0		0	0	0	0.00061	0.001	1	0%	0	0	0%	
Titanium	A	mg/L	0.002716	0.002716		0	0	0	0.000094	0.001	1	0%	0	0	0%	
Uranium	A	mg/L	0.0001504	0.0001504		0	0	0	0.000052	0.0003	1	0%	0	0	0%	J
Boron	B	mg/L	0.1602	0.1602		0	0	0	0.00561	0.00561	1	0%	0	0	0%	D
Calcium	B	mg/L	23.46	23.46		0	0	0	0.02092	0.02092	50	0%	0	0	0%	D
Iron	B	mg/L	0.05962	0.05962		0	0	0	0.00119	0.00119	5	0%	0	0	0%	
Iron, Ferrous	B	mg/L	0.05962	0.05962		0	0	0	0.00119	0.00119	5	0%	0	0	0%	
Magnesium	B	mg/L	31.91	31.91		0	0	0	0.00564	0.00564	50	0%	0	0	0%	D
Tin	B	mg/L	-0.00008316	0		0	0	0	0.00132	0.00132	0.1	0%	0	0	0%	
Zinc	B	mg/L	0.002062	0		0	0	0	0.00273	0.00273	1	0%	0	0	0%	L

Seq No	Lab ID	Test Code	Sample Typ	File ID	Analysis Date	DF	Batch ID	Prep Date	SPKref	RPDref	pmoist
14998138	B22011135-001	ICPMS-6020-W-	SAMP		1/22/2022 12:59:	1	163063	1/19/2022 3:	0	0	

Analyte	T	Units	RAW	Final	Text	Spike	SPKref	RPDref	MDL	PQL	UQL	%REC	LOW	HIGH	%RPD	Q
Antimony	A	mg/L	0.0002841	0.0002841		0	0	0	0.0002799	0.001	0.1	0%	0	0	0%	J
Arsenic	A	mg/L	0.0008096	0.0008096		0	0	0	0.0003412	0.001	1	0%	0	0	0%	J
Barium	A	mg/L	0.01462	0.01462		0	0	0	0.0002682	0.001	1	0%	0	0	0%	

Seq No	Lab ID	Test Code	Sample Typ	File ID	Analysis Date	DF	Batch ID	Prep Date	SPKref	RPDref	pmoist
14998138	B22011135-001	ICPMS-6020-W-	SAMP		1/22/2022 12:59:	1	163063	1/19/2022 3:	0	0	

Analyte	T	Units	RAW	Final	Text	Spike	SPKref	RPDref	MDL	PQL	UQL	%REC	LOW	HIGH	%RPD	Q
Cadmium	A	mg/L	0.000007105	0		0	0	0	1.821E-05	0.005	1	0%	0	0	0%	U
Cerium	A	mg/L	0.0001721	0.0001721		0	0	0	2.738E-05	0.001	0.1	0%	0	0	0%	J
Cobalt	A	mg/L	0.001588	0.001588		0	0	0	9.541E-05	0.001	1	0%	0	0	0%	
Lanthanum	A	mg/L	0.00006475	0.00006475		0	0	0	0.000055	0.001	0.1	0%	0	0	0%	J
Lead	A	mg/L	0.0003191	0.0003191		0	0	0	7.716E-05	0.001	1	0%	0	0	0%	J
Manganese	A	mg/L	0.1149	0.1149		0	0	0	0.0005399	0.001	1	0%	0	0	0%	
Molybdenum	A	mg/L	0.003231	0.003231		0	0	0	0.0001763	0.001	0.1	0%	0	0	0%	
Selenium	A	mg/L	0.0002169	0.0002169		0	0	0	0.0001357	0.001	1	0%	0	0	0%	J
Silver	A	mg/L	-0.00004722	0		0	0	0	4.281E-05	0.001	0.04	0%	0	0	0%	U
Strontium	A	mg/L	0.1508	0.1508		0	0	0	0.0002433	0.001	1	0%	0	0	0%	
Thallium	A	mg/L	0.0000838	0		0	0	0	0.0001114	0.001	1	0%	0	0	0%	U
Titanium	A	mg/L	0.02189	0.02189		0	0	0	0.0005733	0.001	1	0%	0	0	0%	
Uranium	A	mg/L	0.0001558	0.0001558		0	0	0	1.699E-05	0.0003	1	0%	0	0	0%	J
Boron	B	mg/L	0.1572	0.1572		0	0	0	0.0203802	0.01467	1	0%	0	0	0%	D
Calcium	B	mg/L	23.17	23.17		0	0	0	0.0372936	0.1103481	50	0%	0	0	0%	D
Chromium	B	mg/L	0.001211	0		0	0	0	0.0015375	0.0015375	1	0%	0	0	0%	UL
Copper	B	mg/L	0.001779	0.001779		0	0	0	0.0008747	0.00198	1	0%	0	0	0%	JL
Iron	B	mg/L	0.301	0.301		0	0	0	0.007424	0.00513	5	0%	0	0	0%	D
Magnesium	B	mg/L	32.1	32.1		0	0	0	0.0104254	0.0081522	50	0%	0	0	0%	D
Nickel	B	mg/L	0.005891	0.005891		0	0	0	0.0002288	0.0024200	1	0%	0	0	0%	D
Thorium	B	mg/L	0.00004476	0		0	0	0	0.0003796	0.00415	1	0%	0	0	0%	UL
Tin	B	mg/L	0.0004502	0		0	0	0	0.0018932	0.0011175	0.1	0%	0	0	0%	U
Vanadium	B	mg/L	0.02217	0.02217		0	0	0	0.0039127	0.0021085	1	0%	0	0	0%	D
Zinc	B	mg/L	0.002569	0.002569		0	0	0	0.0011617	0.0065544	1	0%	0	0	0%	JL

Seq No	Lab ID	Test Code	Sample Typ	File ID	Analysis Date	DF	Batch ID	Prep Date	SPKref	RPDref	pmoist
14998139	B22011136-001	ICPMS-6020-W-	SAMP		1/22/2022 1:05:1	1	R373694		0	0	

Analyte	T	Units	RAW	Final	Text	Spike	SPKref	RPDref	MDL	PQL	UQL	%REC	LOW	HIGH	%RPD	Q
Antimony	A	mg/L	0.0001026	0		0	0	0	0.00042	0.001	0.1	0%	0	0	0%	
Arsenic	A	mg/L	0.00007658	0		0	0	0	0.00019	0.001	1	0%	0	0	0%	
Barium	A	mg/L	0.006474	0.006474		0	0	0	0.000042	0.001	1	0%	0	0	0%	
Cadmium	A	mg/L	0.00003543	0.00003543		0	0	0	0.000025	0.001	1	0%	0	0	0%	J
Cerium	A	mg/L	0.0001735	0.0001735		0	0	0	0.000012	0.001	0.1	0%	0	0	0%	J
Chromium	A	mg/L	0.004521	0.004521		0	0	0	0.00018	0.001	1	0%	0	0	0%	

Seq No	Lab ID	Test Code	Sample Typ	File ID	Analysis Date	DF	Batch ID	Prep Date	SPKref	RPDref	pmoist
14998139	B22011136-001	ICPMS-6020-W-	SAMP		1/22/2022 1:05:1	1	R373694		0	0	

Analyte	T	Units	RAW	Final	Text	Spike	SPKref	RPDref	MDL	PQL	UQL	%REC	LOW	HIGH	%RPD	Q
Cobalt	A	mg/L	0.0001579	0.0001579		0	0	0	0.000042	0.001	1	0%	0	0	0%	J
Copper	A	mg/L	0.0004486	0.0004486		0	0	0	0.00027	0.001	1	0%	0	0	0%	J
Lead	A	mg/L	0.00004496	0		0	0	0	0.000056	0.001	1	0%	0	0	0%	U
Manganese	A	mg/L	0.005341	0.005341		0	0	0	0.000095	0.001	1	0%	0	0	0%	
Mercury	A	mg/L	0.00000764	0		0	0	0	0.00016	0.001	0.002	0%	0	0	0%	
Molybdenum	A	mg/L	0.0005291	0.0005291		0	0	0	0.00005	0.001	0.1	0%	0	0	0%	J
Nickel	A	mg/L	0.0003266	0		0	0	0	0.00063	0.001	1	0%	0	0	0%	
Selenium	A	mg/L	0.0004467	0.0004467		0	0	0	0.00033	0.001	1	0%	0	0	0%	J
Silver	A	mg/L	-0.00006166	0		0	0	0	0.00002	0.001	0.04	0%	0	0	0%	
Strontium	A	mg/L	0.0591	0.0591		0	0	0	0.00014	0.001	1	0%	0	0	0%	
Thallium	A	mg/L	0.00001638	0		0	0	0	0.000041	0.001	1	0%	0	0	0%	
Thorium	A	mg/L	-5.018E-06	0		0	0	0	0.00061	0.001	1	0%	0	0	0%	
Titanium	A	mg/L	0.004524	0.004524		0	0	0	0.000094	0.001	1	0%	0	0	0%	
Uranium	A	mg/L	0.00002209	0		0	0	0	0.000052	0.0003	1	0%	0	0	0%	
Boron	B	mg/L	0.2113	0.2113		0	0	0	0.00561	0.00561	1	0%	0	0	0%	D
Calcium	B	mg/L	5.95	5.95		0	0	0	0.02092	0.02092	50	0%	0	0	0%	D
Iron	B	mg/L	0.03456	0.03456		0	0	0	0.00119	0.00119	5	0%	0	0	0%	
Iron, Ferrous	B	mg/L	0.03456	0.03456		0	0	0	0.00119	0.00119	5	0%	0	0	0%	
Magnesium	B	mg/L	9.737	9.737		0	0	0	0.00564	0.00564	50	0%	0	0	0%	D
Tin	B	mg/L	-0.00007277	0		0	0	0	0.00132	0.00132	0.1	0%	0	0	0%	
Vanadium	B	mg/L	0.04633	0.04633		0	0	0	0.0013	0.0013	1	0%	0	0	0%	
Zinc	B	mg/L	0.0008192	0		0	0	0	0.00273	0.00273	1	0%	0	0	0%	L

Seq No	Lab ID	Test Code	Sample Typ	File ID	Analysis Date	DF	Batch ID	Prep Date	SPKref	RPDref	pmoist
14998140	CCV	ICPMS-6020-W-	CCV		1/22/2022 1:11:2	1	R373694		0	0	

Analyte	T	Units	RAW	Final	Text	Spike	SPKref	RPDref	MDL	PQL	UQL	%REC	LOW	HIGH	%RPD	Q
Aluminum	A	mg/L	0.05298	0.05298		0.05	0	0	0.00086	0.001	1	106%	90	110	0%	
Antimony	A	mg/L	0.05313	0.05313		0.05	0	0	0.00042	0.001	0.1	106%	90	110	0%	
Arsenic	A	mg/L	0.05029	0.05029		0.05	0	0	0.00019	0.001	1	101%	90	110	0%	
Barium	A	mg/L	0.04976	0.04976		0.05	0	0	0.000042	0.001	1	100%	90	110	0%	
Beryllium	A	mg/L	0.04012	0.04012		0.05	0	0	0.00012	0.001	1	80%	90	110	0%	S
Boron	A	mg/L	0.04485	0.04485		0.05	0	0	0.00561	0.00561	1	90%	90	110	0%	
Cadmium	A	mg/L	0.05064	0.05064		0.05	0	0	0.000025	0.001	1	101%	90	110	0%	
Calcium	A	mg/L	11.91	11.91		12.5	0	0	0.02092	0.02092	50	95%	90	110	0%	

Seq No	Lab ID	Test Code	Sample Typ	File ID	Analysis Date	DF	Batch ID	Prep Date	SPKref	RPDref	pmoist
14998140	CCV	ICPMS-6020-W-	CCV		1/22/2022 1:11:2	1	R373694		0	0	

Analyte	T	Units	RAW	Final	Text	Spike	SPKref	RPDref	MDL	PQL	UQL	%REC	LOW	HIGH	%RPD	Q
Cerium	A	mg/L	0.05302	0.05302		0.05	0	0	0.000012	0.001	0.1	106%	90	110	0%	
Chromium	A	mg/L	0.04764	0.04764		0.05	0	0	0.00018	0.001	1	95%	90	110	0%	
Cobalt	A	mg/L	0.04841	0.04841		0.05	0	0	0.000042	0.001	1	97%	90	110	0%	
Copper	A	mg/L	0.05104	0.05104		0.05	0	0	0.00027	0.001	1	102%	90	110	0%	
Iron	A	mg/L	1.316	1.316		1.3	0	0	0.00119	0.00119	5	101%	90	110	0%	
Lanthanum	A	mg/L	0.05265	0.05265		0.05	0	0	0.000011	0.001	0.1	105%	90	110	0%	
Lead	A	mg/L	0.05081	0.05081		0.05	0	0	0.000056	0.001	1	102%	90	110	0%	
Magnesium	A	mg/L	12.01	12.01		12.5	0	0	0.00564	0.00564	50	96%	90	110	0%	
Manganese	A	mg/L	0.04879	0.04879		0.05	0	0	0.000095	0.001	1	98%	90	110	0%	
Mercury	A	mg/L	0.0009872	0.0009872		0.001	0	0	0.00016	0.001	0.002	99%	90	110	0%	
Molybdenum	A	mg/L	0.04988	0.04988		0.05	0	0	0.00005	0.001	0.1	100%	90	110	0%	
Nickel	A	mg/L	0.04964	0.04964		0.05	0	0	0.00063	0.001	1	99%	90	110	0%	
Potassium	A	mg/L	11.14	11.14		12.5	0	0	0.08139	0.08139	50	89%	90	110	0%	S
Selenium	A	mg/L	0.05124	0.05124		0.05	0	0	0.00033	0.001	1	102%	90	110	0%	
Silicon	A	mg/L	0.2483	0.2483		0.2	0	0	0.01223	0.1	0.4	124%	90	110	0%	S
Silver	A	mg/L	0.01986	0.01986		0.02	0	0	0.00002	0.001	0.04	99%	90	110	0%	
Sodium	A	mg/L	11.99	11.99		12.5	0	0	0.02171	0.02171	50	96%	90	110	0%	
Strontium	A	mg/L	0.05081	0.05081		0.05	0	0	0.00014	0.001	1	102%	90	110	0%	
Thallium	A	mg/L	0.05114	0.05114		0.05	0	0	0.000041	0.001	1	102%	90	110	0%	
Thorium	A	mg/L	0.05039	0.05039		0.05	0	0	0.00061	0.001	1	101%	90	110	0%	
Tin	A	mg/L	0.05162	0.05162		0.05	0	0	0.00132	0.00132	0.1	103%	90	110	0%	
Titanium	A	mg/L	0.04676	0.04676		0.05	0	0	0.000094	0.001	1	94%	90	110	0%	
Uranium	A	mg/L	0.05151	0.05151		0.05	0	0	0.000052	0.0003	1	103%	90	110	0%	
Vanadium	A	mg/L	0.04991	0.04991		0.05	0	0	0.0013	0.0013	1	100%	90	110	0%	
Zinc	A	mg/L	0.05115	0.05115		0.05	0	0	0.00273	0.00273	1	102%	90	110	0%	
Iron, Ferrous	C	mg/L	1.316	1.316		0	0	0	0.00119	0.00119	5	0%	0	0	0%	

Seq No	Lab ID	Test Code	Sample Typ	File ID	Analysis Date	DF	Batch ID	Prep Date	SPKref	RPDref	pmoist
14998141	CCB	ICPMS-6020-W-	CCB		1/22/2022 1:17:4	1	R373694		0	0	

Analyte	T	Units	RAW	Final	Text	Spike	SPKref	RPDref	MDL	PQL	UQL	%REC	LOW	HIGH	%RPD	Q
Aluminum	A	mg/L	-0.0003638	-0.0003638		0	0	0	0.00086	0.001	1	0%			0%	
Antimony	A	mg/L	0.00009745	0.00009745		0	0	0	0.00042	0.001	0.1	0%			0%	
Arsenic	A	mg/L	-5.488E-06	-5.488E-06		0	0	0	0.00019	0.001	1	0%			0%	
Barium	A	mg/L	-1.724E-06	-1.724E-06		0	0	0	0.000042	0.001	1	0%			0%	

Seq No	Lab ID	Test Code	Sample Typ	File ID	Analysis Date	DF	Batch ID	Prep Date	SPKref	RPDref	pmoist
14998141	CCB	ICPMS-6020-W-	CCB		1/22/2022 1:17:4	1	R373694		0	0	

Analyte	T	Units	RAW	Final	Text	Spike	SPKref	RPDref	MDL	PQL	UQL	%REC	LOW	HIGH	%RPD	Q
Beryllium	A	mg/L	-0.00005206	-0.00005206		0	0	0	0.00012	0.001	1	0%			0%	
Boron	A	mg/L	0.001818	0.001818		0	0	0	0.00561	0.00561	1	0%			0%	
Cadmium	A	mg/L	0.000000561	0.000000561		0	0	0	0.000025	0.001	1	0%			0%	
Calcium	A	mg/L	-0.001531	-0.001531		0	0	0	0.02092	0.02092	50	0%			0%	
Cerium	A	mg/L	1.181E-07	1.181E-07		0	0	0	0.000012	0.001	0.1	0%	0	0	0%	
Chromium	A	mg/L	0.00001537	0.00001537		0	0	0	0.00018	0.001	1	0%			0%	
Cobalt	A	mg/L	-3.912E-06	-3.912E-06		0	0	0	0.000042	0.001	1	0%			0%	
Copper	A	mg/L	0.000001722	0.000001722		0	0	0	0.00027	0.001	1	0%			0%	
Iron	A	mg/L	0.00003353	0.00003353		0	0	0	0.00119	0.00119	5	0%			0%	
Lanthanum	A	mg/L	-3.135E-07	-3.135E-07		0	0	0	0.000011	0.001	0.1	0%	0	0	0%	
Lead	A	mg/L	0.000002011	0.000002011		0	0	0	0.000056	0.001	1	0%			0%	
Magnesium	A	mg/L	-0.0008366	-0.0008366		0	0	0	0.00564	0.00564	50	0%			0%	
Manganese	A	mg/L	0.000004002	0.000004002		0	0	0	0.000095	0.001	1	0%			0%	
Mercury	A	mg/L	0.000002674	0.000002674		0	0	0	0.00016	0.001	0.002	0%			0%	
Molybdenum	A	mg/L	0.00002283	0.00002283		0	0	0	0.00005	0.001	0.1	0%			0%	
Nickel	A	mg/L	-1.618E-06	-1.618E-06		0	0	0	0.00063	0.001	1	0%			0%	
Potassium	A	mg/L	-0.02705	-0.02705		0	0	0	0.08139	0.08139	50	0%			0%	
Selenium	A	mg/L	0.00000525	0.00000525		0	0	0	0.00033	0.001	1	0%			0%	
Silicon	A	mg/L	0.01876	0.01876		0	0	0	0.01223	0.1	0.4	0%	0	0	0%	
Silver	A	mg/L	-2.995E-06	-2.995E-06		0	0	0	0.00002	0.001	0.04	0%			0%	
Sodium	A	mg/L	0.03448	0.03448		0	0	0	0.02171	0.02171	50	0%			0%	
Strontium	A	mg/L	-0.00001572	-0.00001572		0	0	0	0.00014	0.001	1	0%	0	0	0%	
Thallium	A	mg/L	0.00008574	0.00008574		0	0	0	0.000041	0.001	1	0%	0	0	0%	
Thorium	A	mg/L	0.00001358	0.00001358		0	0	0	0.00061	0.001	1	0%	0	0	0%	
Tin	A	mg/L	0.000031	0.000031		0	0	0	0.00132	0.00132	0.1	0%	0	0	0%	
Titanium	A	mg/L	0.00001636	0.00001636		0	0	0	0.000094	0.001	1	0%	0	0	0%	
Uranium	A	mg/L	0.00000271	0.00000271		0	0	0	0.000052	0.0003	1	0%	0	0	0%	
Vanadium	A	mg/L	0.001287	0.001287		0	0	0	0.0013	0.0013	1	0%	0	0	0%	
Zinc	A	mg/L	0.00005958	0.00005958		0	0	0	0.00273	0.00273	1	0%	0	0	0%	
Iron, Ferrous	C	mg/L	0.00003353	0.00003353		0	0	0	0.00119	0.00119	5	0%	0	0	0%	

Seq No	Lab ID	Test Code	Sample Typ	File ID	Analysis Date	DF	Batch ID	Prep Date	SPKref	RPDref	pmoist
14998142	B22011136-001	ICPMS-6020-W-	SAMP		1/22/2022 1:23:5	1	163063	1/19/2022 3:	0	0	

Analyte	T	Units	RAW	Final	Text	Spike	SPKref	RPDref	MDL	PQL	UQL	%REC	LOW	HIGH	%RPD	Q

Seq No	Lab ID	Test Code	Sample Typ	File ID	Analysis Date	DF	Batch ID	Prep Date	SPKref	RPDref	pmoist
14998142	B22011136-001	ICPMS-6020-W-	SAMP		1/22/2022 1:23:5	1	163063	1/19/2022 3:	0	0	

Analyte	T	Units	RAW	Final	Text	Spike	SPKref	RPDref	MDL	PQL	UQL	%REC	LOW	HIGH	%RPD	Q
Antimony	A	mg/L	0.0001346	0		0	0	0	0.0002799	0.001	0.1	0%	0	0	0%	U
Arsenic	A	mg/L	0.0003859	0.0003859		0	0	0	0.0003412	0.001	1	0%	0	0	0%	J
Barium	A	mg/L	0.007208	0.007208		0	0	0	0.0002682	0.001	1	0%	0	0	0%	
Cadmium	A	mg/L	0.00002012	0.00002012		0	0	0	1.821E-05	0.005	1	0%	0	0	0%	J
Cerium	A	mg/L	0.0006819	0.0006819		0	0	0	2.738E-05	0.001	0.1	0%	0	0	0%	J
Cobalt	A	mg/L	0.0006875	0.0006875		0	0	0	9.541E-05	0.001	1	0%	0	0	0%	J
Lanthanum	A	mg/L	0.0001704	0.0001704		0	0	0	0.000055	0.001	0.1	0%	0	0	0%	J
Lead	A	mg/L	0.0001561	0.0001561		0	0	0	7.716E-05	0.001	1	0%	0	0	0%	J
Manganese	A	mg/L	0.03167	0.03167		0	0	0	0.0005399	0.001	1	0%	0	0	0%	
Molybdenum	A	mg/L	0.0006598	0.0006598		0	0	0	0.0001763	0.001	0.1	0%	0	0	0%	J
Selenium	A	mg/L	0.0004708	0.0004708		0	0	0	0.0001357	0.001	1	0%	0	0	0%	J
Silver	A	mg/L	-0.0000573	0		0	0	0	4.281E-05	0.001	0.04	0%	0	0	0%	U
Strontium	A	mg/L	0.0601	0.0601		0	0	0	0.0002433	0.001	1	0%	0	0	0%	
Thallium	A	mg/L	0.00006718	0		0	0	0	0.0001114	0.001	1	0%	0	0	0%	U
Titanium	A	mg/L	0.03679	0.03679		0	0	0	0.0005733	0.001	1	0%	0	0	0%	
Uranium	A	mg/L	0.00003167	0.00003167		0	0	0	1.699E-05	0.0003	1	0%	0	0	0%	J
Aluminum	B	mg/L	0.5826	0.5826		0	0	0	0.0038747	0.0031975	1	0%	0	0	0%	D
Calcium	B	mg/L	5.729	5.729		0	0	0	0.0372936	0.1103481	50	0%	0	0	0%	D
Chromium	B	mg/L	0.005995	0.005995		0	0	0	0.0015375	0.0015375	1	0%	0	0	0%	D
Copper	B	mg/L	0.001751	0.001751		0	0	0	0.0008747	0.00198	1	0%	0	0	0%	JL
Iron	B	mg/L	0.6689	0.6689		0	0	0	0.007424	0.00513	5	0%	0	0	0%	D
Magnesium	B	mg/L	9.16	9.16		0	0	0	0.0104254	0.0081522	50	0%	0	0	0%	D
Nickel	B	mg/L	0.001605	0.001605		0	0	0	0.0002288	0.0024200	1	0%	0	0	0%	JL
Thorium	B	mg/L	0.00008295	0		0	0	0	0.0003796	0.00415	1	0%	0	0	0%	UL
Tin	B	mg/L	0.0004166	0		0	0	0	0.0018932	0.0011175	0.1	0%	0	0	0%	U
Vanadium	B	mg/L	0.04888	0.04888		0	0	0	0.0039127	0.0021085	1	0%	0	0	0%	D
Zinc	B	mg/L	0.001455	0.001455		0	0	0	0.0011617	0.0065544	1	0%	0	0	0%	JL

Seq No	Lab ID	Test Code	Sample Typ	File ID	Analysis Date	DF	Batch ID	Prep Date	SPKref	RPDref	pmoist
14998143	B22011137-001	ICPMS-6020-W-	SAMP		1/22/2022 1:30:1	1	R373694		0	0	

Analyte	T	Units	RAW	Final	Text	Spike	SPKref	RPDref	MDL	PQL	UQL	%REC	LOW	HIGH	%RPD	Q
Aluminum	A	mg/L	0.003414	0.003414		0	0	0	0.00086	0.001	1	0%	0	0	0%	
Antimony	A	mg/L	0.00006368	0		0	0	0	0.00042	0.001	0.1	0%	0	0	0%	
Arsenic	A	mg/L	-0.0001433	0		0	0	0	0.00019	0.001	1	0%	0	0	0%	

Seq No	Lab ID	Test Code	Sample Typ	File ID	Analysis Date	DF	Batch ID	Prep Date	SPKref	RPDref	pmoist
14998143	B22011137-001	ICPMS-6020-W-	SAMP		1/22/2022 1:30:1	1	R373694		0	0	

Analyte	T	Units	RAW	Final	Text	Spike	SPKref	RPDref	MDL	PQL	UQL	%REC	LOW	HIGH	%RPD	Q
Barium	A	mg/L	0.0208	0.0208		0	0	0	0.000042	0.001	1	0%	0	0	0%	
Cadmium	A	mg/L	0.00002881	0.00002881		0	0	0	0.000025	0.001	1	0%	0	0	0%	J
Cerium	A	mg/L	0.00009176	0.00009176		0	0	0	0.000012	0.001	0.1	0%	0	0	0%	J
Chromium	A	mg/L	0.000293	0.000293		0	0	0	0.00018	0.001	1	0%	0	0	0%	J
Cobalt	A	mg/L	0.0002678	0.0002678		0	0	0	0.000042	0.001	1	0%	0	0	0%	J
Copper	A	mg/L	0.0004622	0.0004622		0	0	0	0.00027	0.001	1	0%	0	0	0%	J
Lead	A	mg/L	0.00002083	0		0	0	0	0.000056	0.001	1	0%	0	0	0%	U
Mercury	A	mg/L	0.00001851	0		0	0	0	0.00016	0.001	0.002	0%	0	0	0%	
Molybdenum	A	mg/L	0.00009411	0.00009411		0	0	0	0.00005	0.001	0.1	0%	0	0	0%	J
Nickel	A	mg/L	0.0005522	0		0	0	0	0.00063	0.001	1	0%	0	0	0%	
Selenium	A	mg/L	0.0001518	0		0	0	0	0.00033	0.001	1	0%	0	0	0%	
Silver	A	mg/L	-0.00006368	0		0	0	0	0.00002	0.001	0.04	0%	0	0	0%	
Strontium	A	mg/L	0.1113	0.1113		0	0	0	0.00014	0.001	1	0%	0	0	0%	
Thallium	A	mg/L	0.00001165	0		0	0	0	0.000041	0.001	1	0%	0	0	0%	
Thorium	A	mg/L	-6.226E-06	0		0	0	0	0.00061	0.001	1	0%	0	0	0%	
Titanium	A	mg/L	0.003678	0.003678		0	0	0	0.000094	0.001	1	0%	0	0	0%	
Uranium	A	mg/L	0.00002218	0		0	0	0	0.000052	0.0003	1	0%	0	0	0%	
Calcium	B	mg/L	13.96	13.96		0	0	0	0.02092	0.02092	50	0%	0	0	0%	D
Iron	B	mg/L	2.942	2.942		0	0	0	0.00119	0.00119	5	0%	0	0	0%	
Iron, Ferrous	B	mg/L	2.942	2.942		0	0	0	0.00119	0.00119	5	0%	0	0	0%	
Magnesium	B	mg/L	27.7	27.7		0	0	0	0.00564	0.00564	50	0%	0	0	0%	D
Tin	B	mg/L	-0.0000703	0		0	0	0	0.00132	0.00132	0.1	0%	0	0	0%	
Vanadium	B	mg/L	-0.0006251	0		0	0	0	0.0013	0.0013	1	0%	0	0	0%	
Zinc	B	mg/L	0.0005433	0		0	0	0	0.00273	0.00273	1	0%	0	0	0%	L

Seq No	Lab ID	Test Code	Sample Typ	File ID	Analysis Date	DF	Batch ID	Prep Date	SPKref	RPDref	pmoist
14998144	B22011137-001	ICPMS-6020-W-	SAMP		1/22/2022 1:36:2	1	163063	1/19/2022 3:	0	0	

Analyte	T	Units	RAW	Final	Text	Spike	SPKref	RPDref	MDL	PQL	UQL	%REC	LOW	HIGH	%RPD	Q
Antimony	A	mg/L	0.0003641	0.0003641		0	0	0	0.0002799	0.001	0.1	0%	0	0	0%	J
Arsenic	A	mg/L	0.0001458	0		0	0	0	0.0003412	0.001	1	0%	0	0	0%	U
Barium	A	mg/L	0.02129	0.02129		0	0	0	0.0002682	0.001	1	0%	0	0	0%	
Cadmium	A	mg/L	0.000001281	0		0	0	0	1.821E-05	0.005	1	0%	0	0	0%	U
Cerium	A	mg/L	0.0002418	0.0002418		0	0	0	2.738E-05	0.001	0.1	0%	0	0	0%	J
Cobalt	A	mg/L	0.0003532	0.0003532		0	0	0	9.541E-05	0.001	1	0%	0	0	0%	J

Seq No	Lab ID	Test Code	Sample Typ	File ID	Analysis Date	DF	Batch ID	Prep Date	SPKref	RPDref	pmoist
14998144	B22011137-001	ICPMS-6020-W-	SAMP		1/22/2022 1:36:2	1	163063	1/19/2022 3:	0	0	

Analyte	T	Units	RAW	Final	Text	Spike	SPKref	RPDref	MDL	PQL	UQL	%REC	LOW	HIGH	%RPD	Q
Lanthanum	A	mg/L	0.00006666	0.00006666		0	0	0	0.000055	0.001	0.1	0%	0	0	0%	J
Lead	A	mg/L	0.0001987	0.0001987		0	0	0	7.716E-05	0.001	1	0%	0	0	0%	J
Molybdenum	A	mg/L	0.0005055	0.0005055		0	0	0	0.0001763	0.001	0.1	0%	0	0	0%	J
Selenium	A	mg/L	0.00007791	0		0	0	0	0.0001357	0.001	1	0%	0	0	0%	U
Silver	A	mg/L	-0.0000171	0		0	0	0	4.281E-05	0.001	0.04	0%	0	0	0%	U
Strontium	A	mg/L	0.1115	0.1115		0	0	0	0.0002433	0.001	1	0%	0	0	0%	
Thallium	A	mg/L	0.00002195	0		0	0	0	0.0001114	0.001	1	0%	0	0	0%	U
Titanium	A	mg/L	0.01063	0.01063		0	0	0	0.0005733	0.001	1	0%	0	0	0%	
Uranium	A	mg/L	0.000006939	0		0	0	0	1.699E-05	0.0003	1	0%	0	0	0%	U
Aluminum	B	mg/L	0.08101	0.08101		0	0	0	0.0038747	0.0031975	1	0%	0	0	0%	D
Calcium	B	mg/L	13.45	13.45		0	0	0	0.0372936	0.1103481	50	0%	0	0	0%	D
Chromium	B	mg/L	0.0007076	0		0	0	0	0.0015375	0.0015375	1	0%	0	0	0%	UL
Copper	B	mg/L	0.00263	0.00263		0	0	0	0.0008747	0.00198	1	0%	0	0	0%	D
Iron	B	mg/L	2.98	2.98		0	0	0	0.007424	0.00513	5	0%	0	0	0%	D
Magnesium	B	mg/L	26.71	26.71		0	0	0	0.0104254	0.0081522	50	0%	0	0	0%	D
Nickel	B	mg/L	0.0007148	0.0007148		0	0	0	0.0002288	0.0024200	1	0%	0	0	0%	JL
Sodium	B	mg/L	49.7	49.7		0	0	0	0.1019461	0.7330269	50	0%	0	0	0%	D
Thorium	B	mg/L	0.00001566	0		0	0	0	0.0003796	0.00415	1	0%	0	0	0%	UL
Tin	B	mg/L	0.0004435	0		0	0	0	0.0018932	0.0011175	0.1	0%	0	0	0%	U
Vanadium	B	mg/L	0.004879	0.004879		0	0	0	0.0039127	0.0021085	1	0%	0	0	0%	UD
Zinc	B	mg/L	0.002309	0.002309		0	0	0	0.0011617	0.0065544	1	0%	0	0	0%	JL

Seq No	Lab ID	Test Code	Sample Typ	File ID	Analysis Date	DF	Batch ID	Prep Date	SPKref	RPDref	pmoist
14998145	B22011214-001	ICPMS-6020-W-	SAMP		1/22/2022 1:42:4	1	R373694		0	0	

Analyte	T	Units	RAW	Final	Text	Spike	SPKref	RPDref	MDL	PQL	UQL	%REC	LOW	HIGH	%RPD	Q
Aluminum	A	mg/L	0.001889	0.001889		0	0	0	0.00086	0.001	1	0%	0	0	0%	
Antimony	A	mg/L	0.0004132	0		0	0	0	0.00042	0.001	0.1	0%	0	0	0%	
Arsenic	A	mg/L	0.00655	0.00655		0	0	0	0.00019	0.001	1	0%	0	0	0%	
Barium	A	mg/L	0.00329	0.00329		0	0	0	0.000042	0.001	1	0%	0	0	0%	
Cadmium	A	mg/L	0.00003073	0.00003073		0	0	0	0.000025	0.001	1	0%	0	0	0%	J
Cerium	A	mg/L	0.000002301	0		0	0	0	0.000012	0.001	0.1	0%	0	0	0%	
Chromium	A	mg/L	0.0007013	0.0007013		0	0	0	0.00018	0.001	1	0%	0	0	0%	J
Cobalt	A	mg/L	0.0001773	0.0001773		0	0	0	0.000042	0.001	1	0%	0	0	0%	J
Copper	A	mg/L	0.0002103	0		0	0	0	0.00027	0.001	1	0%	0	0	0%	

Seq No	Lab ID	Test Code	Sample Typ	File ID	Analysis Date	DF	Batch ID	Prep Date	SPKref	RPDref	pmoist
14998145	B22011214-001	ICPMS-6020-W-	SAMP		1/22/2022 1:42:4	1	R373694		0	0	

Analyte	T	Units	RAW	Final	Text	Spike	SPKref	RPDref	MDL	PQL	UQL	%REC	LOW	HIGH	%RPD	Q
Lead	A	mg/L	0.000002909	0		0	0	0	0.000056	0.001	1	0%	0	0	0%	U
Manganese	A	mg/L	0.02699	0.02699		0	0	0	0.000095	0.001	1	0%	0	0	0%	
Molybdenum	A	mg/L	0.01058	0.01058		0	0	0	0.00005	0.001	0.1	0%	0	0	0%	
Nickel	A	mg/L	0.001069	0.001069		0	0	0	0.00063	0.001	1	0%	0	0	0%	
Selenium	A	mg/L	0.0006024	0.0006024		0	0	0	0.00033	0.001	1	0%	0	0	0%	J
Silver	A	mg/L	-0.00006067	0		0	0	0	0.00002	0.001	0.04	0%	0	0	0%	
Strontium	A	mg/L	0.1083	0.1083		0	0	0	0.00014	0.001	1	0%	0	0	0%	
Thallium	A	mg/L	-6.135E-06	0		0	0	0	0.000041	0.001	1	0%	0	0	0%	
Thorium	A	mg/L	-0.00000944	0		0	0	0	0.00061	0.001	1	0%	0	0	0%	
Titanium	A	mg/L	0.001592	0.001592		0	0	0	0.000094	0.001	1	0%	0	0	0%	
Uranium	A	mg/L	0.0003322	0.0003322		0	0	0	0.000052	0.0003	1	0%	0	0	0%	
Calcium	B	mg/L	22.69	22.69		0	0	0	0.02092	0.02092	50	0%	0	0	0%	D
Iron	B	mg/L	0.03201	0.03201		0	0	0	0.00119	0.00119	5	0%	0	0	0%	
Iron, Ferrous	B	mg/L	0.03201	0.03201		0	0	0	0.00119	0.00119	5	0%	0	0	0%	
Magnesium	B	mg/L	24.12	24.12		0	0	0	0.00564	0.00564	50	0%	0	0	0%	D
Tin	B	mg/L	0.000008231	0		0	0	0	0.00132	0.00132	0.1	0%	0	0	0%	
Vanadium	B	mg/L	0.02334	0.02334		0	0	0	0.0013	0.0013	1	0%	0	0	0%	
Zinc	B	mg/L	0.004047	0.004047		0	0	0	0.00273	0.00273	1	0%	0	0	0%	D

Seq No	Lab ID	Test Code	Sample Typ	File ID	Analysis Date	DF	Batch ID	Prep Date	SPKref	RPDref	pmoist
14998146	B22011214-001	ICPMS-6020-W-	SAMP		1/22/2022 1:48:5	1	163116	1/20/2022 1:	0	0	

Analyte	T	Units	RAW	Final	Text	Spike	SPKref	RPDref	MDL	PQL	UQL	%REC	LOW	HIGH	%RPD	Q
Antimony	A	mg/L	0.0006315	0.0006315		0	0	0	0.0002799	0.001	0.1	0%	0	0	0%	J
Arsenic	A	mg/L	0.006696	0.006696		0	0	0	0.0003412	0.001	1	0%	0	0	0%	
Barium	A	mg/L	0.003181	0.003181		0	0	0	0.0002682	0.001	1	0%	0	0	0%	
Cadmium	A	mg/L	0.000004536	0		0	0	0	1.821E-05	0.005	1	0%	0	0	0%	U
Cerium	A	mg/L	0.00008488	0.00008488		0	0	0	2.738E-05	0.001	0.1	0%	0	0	0%	J
Cobalt	A	mg/L	0.0002681	0.0002681		0	0	0	9.541E-05	0.001	1	0%	0	0	0%	J
Lanthanum	A	mg/L	0.00003495	0		0	0	0	0.000055	0.001	0.1	0%	0	0	0%	U
Lead	A	mg/L	0.0002526	0.0002526		0	0	0	7.716E-05	0.001	1	0%	0	0	0%	J
Manganese	A	mg/L	0.008747	0.008747		0	0	0	0.0005399	0.001	1	0%	0	0	0%	
Molybdenum	A	mg/L	0.008346	0.008346		0	0	0	0.0001763	0.001	0.1	0%	0	0	0%	
Selenium	A	mg/L	0.0007745	0.0007745		0	0	0	0.0001357	0.001	1	0%	0	0	0%	J
Silver	A	mg/L	0.0005027	0.0005027		0	0	0	4.281E-05	0.001	0.04	0%	0	0	0%	J

Seq No	Lab ID	Test Code	Sample Typ	File ID	Analysis Date	DF	Batch ID	Prep Date	SPKref	RPDref	pmoist
14998146	B22011214-001	ICPMS-6020-W-	SAMP		1/22/2022 1:48:5	1	163116	1/20/2022 1:	0	0	

Analyte	T	Units	RAW	Final	Text	Spike	SPKref	RPDref	MDL	PQL	UQL	%REC	LOW	HIGH	%RPD	Q
Strontium	A	mg/L	0.1072	0.1072		0	0	0	0.0002433	0.001	1	0%	0	0	0%	
Thallium	A	mg/L	0.00001753	0		0	0	0	0.0001114	0.001	1	0%	0	0	0%	U
Titanium	A	mg/L	0.006146	0.006146		0	0	0	0.0005733	0.001	1	0%	0	0	0%	
Uranium	A	mg/L	0.0003685	0.0003685		0	0	0	1.699E-05	0.0003	1	0%	0	0	0%	
Aluminum	B	mg/L	0.06016	0.06016		0	0	0	0.0038747	0.0031975	1	0%	0	0	0%	D
Calcium	B	mg/L	21.66	21.66		0	0	0	0.0372936	0.1103481	50	0%	0	0	0%	D
Chromium	B	mg/L	0.003263	0.003263		0	0	0	0.0015375	0.0015375	1	0%	0	0	0%	UD
Copper	B	mg/L	0.001405	0.001405		0	0	0	0.0008747	0.00198	1	0%	0	0	0%	JL
Iron	B	mg/L	0.1721	0.1721		0	0	0	0.007424	0.00513	5	0%	0	0	0%	D
Magnesium	B	mg/L	23.23	23.23		0	0	0	0.0104254	0.0081522	50	0%	0	0	0%	D
Nickel	B	mg/L	0.001608	0.001608		0	0	0	0.0002288	0.0024200	1	0%	0	0	0%	JL
Thorium	B	mg/L	0.00000845	0		0	0	0	0.0003796	0.00415	1	0%	0	0	0%	UL
Tin	B	mg/L	0.0008632	0		0	0	0	0.0018932	0.0011175	0.1	0%	0	0	0%	U
Vanadium	B	mg/L	0.03835	0.03835		0	0	0	0.0039127	0.0021085	1	0%	0	0	0%	D
Zinc	B	mg/L	0.02829	0.02829		0	0	0	0.0011617	0.0065544	1	0%	0	0	0%	D

Seq No	Lab ID	Test Code	Sample Typ	File ID	Analysis Date	DF	Batch ID	Prep Date	SPKref	RPDref	pmoist
14998147	B22011214-001	ICPMS-6020-W-	SD		1/22/2022 1:55:1	5	163116	1/20/2022 1:	0	1E+07	

Analyte	T	Units	RAW	Final	Text	Spike	SPKref	RPDref	MDL	PQL	UQL	%REC	LOW	HIGH	%RPD	Q
Aluminum	A	mg/L	0.01251	0.06255		0	0	0.06016	0.0193736	0.0159875	1	0%	0	0		N
Antimony	A	mg/L	0.0001208	0		0	0	0.0006315	0.0013997	0.0049	0.1	0%	0	0		
Arsenic	A	mg/L	0.00129	0.00645		0	0	0.006696	0.0017061	0.0013383	1	0%	0	0		N
Barium	A	mg/L	0.0006477	0.0032385		0	0	0.003181	0.0013411	0.0012039	1	0%	0	0		N
Beryllium	A	mg/L	-0.00005684	0		0	0	0	0.0005353	0.01	1	0%	0	0		
Boron	A	mg/L	0.01847	0		0	0	0.08695	0.1019008	0.07335	1	0%	0	0		
Cadmium	A	mg/L	0.000001202	0		0	0	0	9.105E-05	0.005	1	0%	0	0		
Calcium	A	mg/L	4.352	21.76		0	0	21.66	0.1864681	0.5517403	50	0%	0	0	0%	
Cerium	A	mg/L	0.00001863	0		0	0	8.488E-05	0.0001369	0.001	0.1	0%	0	0		
Chromium	A	mg/L	0.00069	0		0	0	0.003263	0.0076875	0.0076875	1	0%	0	0		
Cobalt	A	mg/L	0.00004986	0		0	0	0.0002681	0.0004771	0.001	1	0%	0	0		
Copper	A	mg/L	0.0006963	0		0	0	0.001405	0.0043735	0.0099	1	0%	0	0		
Iron	A	mg/L	0.03374	0.1687		0	0	0.1721	0.0371198	0.02565	5	0%	0	0		N
Lanthanum	A	mg/L	0.000006827	0		0	0	0	0.000275	0.001	0.1	0%	0	0		
Lead	A	mg/L	0.00004799	0		0	0	0.0002526	0.0003858	0.001	1	0%	0	0		

Seq No	Lab ID	Test Code	Sample Typ	File ID	Analysis Date	DF	Batch ID	Prep Date	SPKref	RPDref	pmoist
14998147	B22011214-001	ICPMS-6020-W-	SD		1/22/2022 1:55:1	5	163116	1/20/2022 1:	0	1E+07	

Analyte	T	Units	RAW	Final	Text	Spike	SPKref	RPDref	MDL	PQL	UQL	%REC	LOW	HIGH	%RPD	Q
Magnesium	A	mg/L	4.71	23.55		0	0	23.23	0.0521269	0.0407608	50	0%	0	0	1%	
Manganese	A	mg/L	0.001729	0.008645		0	0	0.008747	0.0026994	0.0010695	1	0%	0	0		N
Molybdenum	A	mg/L	0.001617	0.008085		0	0	0.008346	0.0008814	0.001	0.1	0%	0	0		N
Nickel	A	mg/L	0.0003412	0.001706		0	0	0.001608	0.0011441	0.0121000	1	0%	0	0		N
Potassium	A	mg/L	0.4382	2.191		0	0	2.362	0.3828097	0.1306027	50	0%	0	0		N
Selenium	A	mg/L	0.0001511	0.0007555		0	0	0.0007745	0.0006787	0.0029274	1	0%	0	0		N
Silicon	A	mg/L	4.844	24.22		0	0	25.15	0.2110446	0.026606	0.4	0%	0	0	4%	
Silver	A	mg/L	0.00004953	0.00024765		0	0	0.0005027	0.0002141	0.001	0.04	0%	0	0		N
Sodium	A	mg/L	14.99	74.95		0	0	76.02	0.5097304	3.6651346	50	0%	0	0	1%	
Strontium	A	mg/L	0.02038	0.1019		0	0	0.1072	0.0012164	0.001	1	0%	0	0	5%	
Thallium	A	mg/L	-9.394E-06	0		0	0	0	0.0005569	0.001	1	0%	0	0		
Thorium	A	mg/L	-7.361E-06	0		0	0	0	0.0018981	0.02075	1	0%	0	0		
Tin	A	mg/L	0.0001743	0		0	0	0	0.0094659	0.0055874	0.1	0%	0	0		
Titanium	A	mg/L	0.001172	0.00586		0	0	0.006146	0.0028666	0.001	1	0%	0	0		N
Uranium	A	mg/L	0.00006949	0.00034745		0	0	0.0003685	8.495E-05	0.0004224	1	0%	0	0		N
Vanadium	A	mg/L	0.008198	0.04099		0	0	0.03835	0.0195637	0.0105423	1	0%	0	0		N
Zinc	A	mg/L	0.005979	0.029895		0	0	0.02829	0.0058087	0.0327721	1	0%	0	0		N
Silica	C	mg/L	10.3622848	51.811424		0	0	0	0.4514666	0.0569155	5	0%	0	0		N
Silicon as SiO2	C	mg/L	10.3622848	51.811424		0	0	0	0.4514666	0.0569155	5	0%	0	0		N

Seq No	Lab ID	Test Code	Sample Typ	File ID	Analysis Date	DF	Batch ID	Prep Date	SPKref	RPDref	pmoist
14998148	B22011214-001	ICPMS-6020-W-	PDS1		1/22/2022 2:01:2	1.03	163116	1/20/2022 1:	1E+07	0	

Analyte	T	Units	RAW	Final	Text	Spike	SPKref	RPDref	MDL	PQL	UQL	%REC	LOW	HIGH	%RPD	Q
Aluminum	A	mg/L	0.1085	0.111755		0.0515	0.06016	0	0.003991	0.0032934	1	100%	75	125	0%	
Antimony	A	mg/L	0.05079	0.0523137		0.0515	0.0006315	0	0.0002883	0.0010094	0.1	100%	75	125	0%	
Arsenic	A	mg/L	0.05494	0.0565882		0.0515	0.006696	0	0.0003514	0.001	1	97%	75	125	0%	
Barium	A	mg/L	0.05487	0.0565161		0.0515	0.003181	0	0.0002763	0.001	1	104%	75	125	0%	
Beryllium	A	mg/L	0.03614	0.0372242		0.0515	0	0	0.0001103	0.01	1	72%	75	125	0%	S
Boron	A	mg/L	0.1263	0.130089		0.0515	0.08695	0	0.0209916	0.0151101	1	84%	75	125	0%	
Cadmium	A	mg/L	0.05042	0.0519326		0.0515	0	0	1.876E-05	0.005	1	101%	75	125	0%	
Calcium	A	mg/L	21.24	21.8772		51.5	21.66	0	0.0384124	0.1136585	50	0%	75	125	0%	S
Cerium	A	mg/L	0.05493	0.0565779		0.0515	8.488E-05	0	2.820E-05	0.001	0.1	110%	75	125	0%	
Chromium	A	mg/L	0.04984	0.0513352		0.0515	0.003263	0	0.0015836	0.0015836	1	93%	75	125	0%	
Cobalt	A	mg/L	0.04435	0.0456805		0.0515	0.0002681	0	9.827E-05	0.001	1	88%	75	125	0%	

Seq No	Lab ID	Test Code	Sample Typ	File ID	Analysis Date	DF	Batch ID	Prep Date	SPKref	RPDref	pmoist
14998148	B22011214-001	ICPMS-6020-W-	PDS1		1/22/2022 2:01:2	1.03	163116	1/20/2022 1:	1E+07	0	

Analyte	T	Units	RAW	Final	Text	Spike	SPKref	RPDref	MDL	PQL	UQL	%REC	LOW	HIGH	%RPD	Q
Copper	A	mg/L	0.05079	0.0523137		0.0515	0.001405	0	0.0009009	0.0020394	1	99%	75	125	0%	
Iron	A	mg/L	0.2171	0.223613		5.15	0.1721	0	0.0076467	0.0052839	5	1%	75	125	0%	S
Lanthanum	A	mg/L	0.0000385	0		0.0515	0	0	5.665E-05	0.001	0.1	0%	75	125	0%	S
Lead	A	mg/L	0.05117	0.0527051		0.0515	0.0002526	0	7.947E-05	0.001	1	102%	80	120	0%	
Magnesium	A	mg/L	22.95	23.6385		51.5	23.23	0	0.0107381	0.0083967	50	1%	75	125	0%	S
Manganese	A	mg/L	0.05523	0.0568869		0.0515	0.008747	0	0.0005561	0.001	1	93%	75	125	0%	
Molybdenum	A	mg/L	0.05523	0.0568869		0.0515	0.008346	0	0.0001816	0.001	0.1	94%	75	125	0%	
Nickel	A	mg/L	0.05022	0.0517266		0.0515	0.001608	0	0.0002357	0.0024926	1	97%	75	125	0%	
Potassium	A	mg/L	2.367	2.43801		51.5	2.362	0	0.0788588	0.0269042	50	0%	75	125	0%	S
Selenium	A	mg/L	0.05066	0.0521798		0.0515	0.0007745	0	0.0001398	0.001	1	100%	75	125	0%	
Silicon	A	mg/L	25.79	26.5637		0.206	25.15	0	0.0434752	0.0054808	0.4		0	0	0%	A
Silver	A	mg/L	0.01972	0.0203116		0.0206	0.0005027	0	4.409E-05	0.001	0.04	96%	75	125	0%	
Sodium	A	mg/L	72.03	74.1909		51.5	76.02	0	0.1050045	0.7550177	50	-4%	75	125	0%	S
Strontium	A	mg/L	0.156	0.16068		0.0515	0.1072	0	0.0002506	0.001	1	104%	75	125	0%	
Thallium	A	mg/L	0.05047	0.0519841		0.0515	0	0	0.0001147	0.001	1	101%	75	125	0%	
Thorium	A	mg/L	0.05189	0.0534467		0.0515	0	0	0.000391	0.0042745	1	104%	75	125	0%	
Tin	A	mg/L	0.05014	0.0516442		0.0515	0	0	0.00195	0.001151	0.1	100%	75	125	0%	
Titanium	A	mg/L	0.04493	0.0462779		0.0515	0.006146	0	0.0005905	0.001	1	78%	75	125	0%	
Uranium	A	mg/L	0.05312	0.0547136		0.0515	0.0003685	0	1.75E-05	0.0003	1	106%	75	125	0%	
Vanadium	A	mg/L	0.08595	0.0885285		0.0515	0.03835	0	0.0040301	0.0021717	1	97%	75	125	0%	
Zinc	A	mg/L	0.07577	0.0780431		0.0515	0.02829	0	0.0011966	0.0067511	1	97%	75	125	0%	
Silica	C	mg/L	55.169968	56.82506704		0	0	0	0.0930021	0.0117246	5	0%	0	0	0%	
Silicon as SiO2	C	mg/L	55.169968	56.82506704		0.0515	0	0	0.0930021	0.0117246	5	110340%	75	125	0%	S

Seq No	Lab ID	Test Code	Sample Typ	File ID	Analysis Date	DF	Batch ID	Prep Date	SPKref	RPDref	pmoist
14998149	B22011214-001	ICPMS-6020-W-	MS4		1/22/2022 2:07:4	1	163116	1/20/2022 1:	1E+07	0	

Analyte	T	Units	RAW	Final	Text	Spike	SPKref	RPDref	MDL	PQL	UQL	%REC	LOW	HIGH	%RPD	Q
Aluminum	A	mg/L	0.4816	0.4816		0.5	0.06016	0	0.0038747	0.0031975	1	84%	75	125	0%	
Antimony	A	mg/L	0.1058	0.1058		0.1	0.0006315	0	0.0002799	0.001	0.1	105%	75	125	0%	
Arsenic	A	mg/L	0.1049	0.1049		0.1	0.006696	0	0.0003412	0.001	1	98%	75	125	0%	
Barium	A	mg/L	0.1004	0.1004		0.1	0.003181	0	0.0002682	0.001	1	97%	75	125	0%	
Beryllium	A	mg/L	0.03767	0.03767		0.05	0	0	0.0001071	0.01	1	75%	75	125	0%	
Boron	A	mg/L	0.1712	0.1712		0.1	0.08695	0	0.0203802	0.01467	1	84%	75	125	0%	
Cadmium	A	mg/L	0.05174	0.05174		0.05	0	0	1.821E-05	0.005	1	103%	75	125	0%	

Seq No	Lab ID	Test Code	Sample Typ	File ID	Analysis Date	DF	Batch ID	Prep Date	SPKref	RPDref	pmoist
14998149	B22011214-001	ICPMS-6020-W-	MS4		1/22/2022 2:07:4	1	163116	1/20/2022 1:	1E+07	0	

Analyte	T	Units	RAW	Final	Text	Spike	SPKref	RPDref	MDL	PQL	UQL	%REC	LOW	HIGH	%RPD	Q
Calcium	A	mg/L	26.96	26.96		5	21.66	0	0.0372936	0.1103481	50		75	125	0%	A
Cerium	A	mg/L	0.1135	0.1135		0.1	8.488E-05	0	2.738E-05	0.001	0.1	113%	75	125	0%	
Chromium	A	mg/L	0.1002	0.1002		0.1	0.003263	0	0.0015375	0.0015375	1	97%	75	125	0%	
Cobalt	A	mg/L	0.0882	0.0882		0.1	0.0002681	0	9.541E-05	0.001	1	88%	75	125	0%	
Copper	A	mg/L	0.1009	0.1009		0.1	0.001405	0	0.0008747	0.00198	1	99%	75	125	0%	
Iron	A	mg/L	0.687	0.687		0.5	0.1721	0	0.007424	0.00513	5	103%	75	125	0%	
Lanthanum	A	mg/L	0.1114	0.1114		0.1	0	0	0.000055	0.001	0.1	111%	75	125	0%	
Lead	A	mg/L	0.1038	0.1038		0.1	0.0002526	0	7.716E-05	0.001	1	104%	88	115	0%	
Magnesium	A	mg/L	29.3	29.3		5	23.23	0	0.0104254	0.0081522	50		75	125	0%	A
Manganese	A	mg/L	0.482	0.482		0.5	0.008747	0	0.0005399	0.001	1	95%	75	125	0%	
Molybdenum	A	mg/L	0.1019	0.1019		0.1	0.008346	0	0.0001763	0.001	0.1	94%	75	125	0%	
Nickel	A	mg/L	0.09627	0.09627		0.1	0.001608	0	0.0002288	0.0024200	1	95%	75	125	0%	
Potassium	A	mg/L	6.899	6.899		5	2.362	0	0.0765619	0.0261205	50	91%	75	125	0%	
Selenium	A	mg/L	0.1036	0.1036		0.1	0.0007745	0	0.0001357	0.001	1	103%	75	125	0%	
Silicon	A	mg/L	28.83	28.83		1	25.15	0	0.0422089	0.0053212	0.4		75	125	0%	A
Silver	A	mg/L	0.009718	0.009718		0.01	0.0005027	0	4.281E-05	0.001	0.04	92%	75	125	0%	
Sodium	A	mg/L	80.8	80.8		5	76.02	0	0.1019461	0.7330269	50		75	125	0%	A
Strontium	A	mg/L	0.2093	0.2093		0.1	0.1072	0	0.0002433	0.001	1	102%	75	125	0%	
Thallium	A	mg/L	0.1037	0.1037		0.1	0	0	0.0001114	0.001	1	104%	75	125	0%	
Thorium	A	mg/L	0.1069	0.1069		0.1	0	0	0.0003796	0.00415	1	107%	75	125	0%	
Tin	A	mg/L	0.1055	0.1055		0.1	0	0	0.0018932	0.0011175	0.1	105%	75	125	0%	
Titanium	A	mg/L	0.0864	0.0864		0.1	0.006146	0	0.0005733	0.001	1	80%	75	125	0%	
Uranium	A	mg/L	0.1094	0.1094		0.1	0.0003685	0	1.699E-05	0.0003	1	109%	75	125	0%	
Vanadium	A	mg/L	0.1371	0.1371		0.1	0.03835	0	0.0039127	0.0021085	1	99%	75	125	0%	
Zinc	A	mg/L	0.124	0.124		0.1	0.02829	0	0.0011617	0.0065544	1	96%	75	125	0%	
Silica	C	mg/L	61.673136	61.673136		0	0	0	0.0902933	0.0113831	5	0%	0	0	0%	
Silicon as SiO2	C	mg/L	61.673136	61.673136		2.14	0	0	0.0902933	0.0113831	5	2882%	75	125	0%	S

Seq No	Lab ID	Test Code	Sample Typ	File ID	Analysis Date	DF	Batch ID	Prep Date	SPKref	RPDref	pmoist
14998150	B22011214-001	ICPMS-6020-W-	MSD4		1/22/2022 2:13:5	1	163116	1/20/2022 1:	1E+07	1E+07	

Analyte	T	Units	RAW	Final	Text	Spike	SPKref	RPDref	MDL	PQL	UQL	%REC	LOW	HIGH	%RPD	Q
Aluminum	A	mg/L	0.508	0.508		0.5	0.06016	0.4816	0.0038747	0.0031975	1	90%	75	125	5%	
Antimony	A	mg/L	0.1075	0.1075		0.1	0.0006315	0.1058	0.0002799	0.001	0.1	107%	75	125	2%	
Arsenic	A	mg/L	0.1046	0.1046		0.1	0.006696	0.1049	0.0003412	0.001	1	98%	75	125	0%	

Seq No	Lab ID	Test Code	Sample Typ	File ID	Analysis Date	DF	Batch ID	Prep Date	SPKref	RPDref	pmoist
14998150	B22011214-001	ICPMS-6020-W-	MSD4		1/22/2022 2:13:5	1	163116	1/20/2022 1:	1E+07	1E+07	

Analyte	T	Units	RAW	Final	Text	Spike	SPKref	RPDref	MDL	PQL	UQL	%REC	LOW	HIGH	%RPD	Q
Barium	A	mg/L	0.1034	0.1034		0.1	0.003181	0.1004	0.0002682	0.001	1	100%	75	125	3%	
Beryllium	A	mg/L	0.03989	0.03989		0.05	0	0.03767	0.0001071	0.01	1	80%	75	125	6%	
Boron	A	mg/L	0.1774	0.1774		0.1	0.08695	0.1712	0.0203802	0.01467	1	90%	75	125	4%	
Cadmium	A	mg/L	0.05079	0.05079		0.05	0	0.05174	1.821E-05	0.005	1	102%	75	125	2%	
Calcium	A	mg/L	25.86	25.86		5	21.66	26.96	0.0372936	0.1103481	50		75	125	4%	A
Cerium	A	mg/L	0.1119	0.1119		0.1	8.488E-05	0.1135	2.738E-05	0.001	0.1	112%	75	125	1%	
Chromium	A	mg/L	0.09917	0.09917		0.1	0.003263	0.1002	0.0015375	0.0015375	1	96%	75	125	1%	
Cobalt	A	mg/L	0.08956	0.08956		0.1	0.0002681	0.0882	9.541E-05	0.001	1	89%	75	125	2%	
Copper	A	mg/L	0.09923	0.09923		0.1	0.001405	0.1009	0.0008747	0.00198	1	98%	75	125	2%	
Iron	A	mg/L	0.6549	0.6549		0.5	0.1721	0.687	0.007424	0.00513	5	97%	75	125	5%	
Lanthanum	A	mg/L	0.1095	0.1095		0.1	0	0.1114	0.000055	0.001	0.1	109%	75	125	2%	
Lead	A	mg/L	0.1054	0.1054		0.1	0.0002526	0.1038	7.716E-05	0.001	1	105%	88	115	2%	
Magnesium	A	mg/L	28.36	28.36		5	23.23	29.3	0.0104254	0.0081522	50		75	125	3%	A
Manganese	A	mg/L	0.4776	0.4776		0.5	0.008747	0.482	0.0005399	0.001	1	94%	75	125	1%	
Molybdenum	A	mg/L	0.1072	0.1072		0.1	0.008346	0.1019	0.0001763	0.001	0.1	99%	75	125	5%	
Nickel	A	mg/L	0.09836	0.09836		0.1	0.001608	0.09627	0.0002288	0.0024200	1	97%	75	125	2%	
Potassium	A	mg/L	7.05	7.05		5	2.362	6.899	0.0765619	0.0261205	50	94%	75	125	2%	
Selenium	A	mg/L	0.1014	0.1014		0.1	0.0007745	0.1036	0.0001357	0.001	1	101%	75	125	2%	
Silicon	A	mg/L	27.66	27.66		1	25.15	28.83	0.0422089	0.0053212	0.4		75	125	4%	A
Silver	A	mg/L	0.00999	0.00999		0.01	0.0005027	0.009718	4.281E-05	0.001	0.04	95%	75	125	3%	
Sodium	A	mg/L	77.65	77.65		5	76.02	80.8	0.1019461	0.7330269	50		75	125	4%	A
Strontium	A	mg/L	0.2074	0.2074		0.1	0.1072	0.2093	0.0002433	0.001	1	100%	75	125	1%	
Thallium	A	mg/L	0.1032	0.1032		0.1	0	0.1037	0.0001114	0.001	1	103%	75	125	0%	
Thorium	A	mg/L	0.1059	0.1059		0.1	0	0.1069	0.0003796	0.00415	1	106%	75	125	1%	
Tin	A	mg/L	0.1081	0.1081		0.1	0	0.1055	0.0018932	0.0011175	0.1	108%	75	125	2%	
Titanium	A	mg/L	0.08695	0.08695		0.1	0.006146	0.0864	0.0005733	0.001	1	81%	75	125	1%	
Uranium	A	mg/L	0.1106	0.1106		0.1	0.0003685	0.1094	1.699E-05	0.0003	1	110%	75	125	1%	
Vanadium	A	mg/L	0.1368	0.1368		0.1	0.03835	0.1371	0.0039127	0.0021085	1	98%	75	125	0%	
Zinc	A	mg/L	0.1244	0.1244		0.1	0.02829	0.124	0.0011617	0.0065544	1	96%	75	125	0%	
Silica	C	mg/L	59.170272	59.170272		0	0	61.673136	0.0902933	0.0113831	5	0%	0	0	4%	
Silicon as SiO2	C	mg/L	59.170272	59.170272		2.14	0	61.673136	0.0902933	0.0113831	5	2765%	75	125	4%	S

Seq No	Lab ID	Test Code	Sample Typ	File ID	Analysis Date	DF	Batch ID	Prep Date	SPKref	RPDref	pmoist
14998151	Rinse	ICPMS-6020-W-	SAMP		1/22/2022 2:20:1	1	R373694		0	0	

Analyte	T	Units	RAW	Final	Text	Spike	SPKref	RPDref	MDL	PQL	UQL	%REC	LOW	HIGH	%RPD	Q
Aluminum	A	mg/L	-0.0003468	0		0	0	0	0.00086	0.001	1	0%	0	0	0%	
Antimony	A	mg/L	0.0001922	0		0	0	0	0.00042	0.001	0.1	0%	0	0	0%	
Arsenic	A	mg/L	0.00001218	0		0	0	0	0.00019	0.001	1	0%	0	0	0%	
Barium	A	mg/L	0.000003255	0		0	0	0	0.000042	0.001	1	0%	0	0	0%	
Cadmium	A	mg/L	0.00000605	0		0	0	0	0.000025	0.001	1	0%	0	0	0%	
Cerium	A	mg/L	8.932E-07	0		0	0	0	0.000012	0.001	0.1	0%	0	0	0%	
Chromium	A	mg/L	0.000008476	0		0	0	0	0.00018	0.001	1	0%	0	0	0%	
Cobalt	A	mg/L	0.000003191	0		0	0	0	0.000042	0.001	1	0%	0	0	0%	
Copper	A	mg/L	0.00001227	0		0	0	0	0.00027	0.001	1	0%	0	0	0%	
Lead	A	mg/L	0.000008725	0		0	0	0	0.000056	0.001	1	0%	0	0	0%	
Manganese	A	mg/L	0.0001397	0.0001397		0	0	0	0.000095	0.001	1	0%	0	0	0%	J
Mercury	A	mg/L	0.000005966	0		0	0	0	0.00016	0.001	0.002	0%	0	0	0%	
Molybdenum	A	mg/L	0.00001767	0		0	0	0	0.00005	0.001	0.1	0%	0	0	0%	
Nickel	A	mg/L	0.000004579	0		0	0	0	0.00063	0.001	1	0%	0	0	0%	
Selenium	A	mg/L	0.000009809	0		0	0	0	0.00033	0.001	1	0%	0	0	0%	
Silver	A	mg/L	-2.306E-06	0		0	0	0	0.00002	0.001	0.04	0%	0	0	0%	
Strontium	A	mg/L	-6.654E-06	0		0	0	0	0.00014	0.001	1	0%	0	0	0%	
Thallium	A	mg/L	0.0001647	0.0001647		0	0	0	0.000041	0.001	1	0%	0	0	0%	J
Thorium	A	mg/L	0.00001837	0		0	0	0	0.00061	0.001	1	0%	0	0	0%	
Titanium	A	mg/L	-6.672E-06	0		0	0	0	0.000094	0.001	1	0%	0	0	0%	
Uranium	A	mg/L	0.000002363	0		0	0	0	0.000052	0.0003	1	0%	0	0	0%	
Calcium	B	mg/L	-0.001333	0		0	0	0	0.02092	0.02092	50	0%	0	0	0%	L
Iron	B	mg/L	0.0001434	0		0	0	0	0.00119	0.00119	5	0%	0	0	0%	
Iron, Ferrous	B	mg/L	0.0001434	0		0	0	0	0.00119	0.00119	5	0%	0	0	0%	
Magnesium	B	mg/L	0.0006762	0		0	0	0	0.00564	0.00564	50	0%	0	0	0%	L
Tin	B	mg/L	0.00001382	0		0	0	0	0.00132	0.00132	0.1	0%	0	0	0%	
Zinc	B	mg/L	0.00005318	0		0	0	0	0.00273	0.00273	1	0%	0	0	0%	L

Seq No	Lab ID	Test Code	Sample Typ	File ID	Analysis Date	DF	Batch ID	Prep Date	SPKref	RPDref	pmoist
14998152	B22011227-001	ICPMS-6020-W-	SAMP		1/22/2022 2:26:2	1	R373694		0	0	

Analyte	T	Units	RAW	Final	Text	Spike	SPKref	RPDref	MDL	PQL	UQL	%REC	LOW	HIGH	%RPD	Q
Aluminum	A	mg/L	0.0008109	0		0	0	0	0.00086	0.001	1	0%	0	0	0%	
Antimony	A	mg/L	0.0001138	0		0	0	0	0.00042	0.001	0.1	0%	0	0	0%	
Arsenic	A	mg/L	0.00007082	0		0	0	0	0.00019	0.001	1	0%	0	0	0%	

Seq No	Lab ID	Test Code	Sample Typ	File ID	Analysis Date	DF	Batch ID	Prep Date	SPKref	RPDref	pmoist
14998152	B22011227-001	ICPMS-6020-W-	SAMP		1/22/2022 2:26:2	1	R373694		0	0	

Analyte	T	Units	RAW	Final	Text	Spike	SPKref	RPDref	MDL	PQL	UQL	%REC	LOW	HIGH	%RPD	Q
Barium	A	mg/L	0.01079	0.01079		0	0	0	0.000042	0.001	1	0%	0	0	0%	
Cadmium	A	mg/L	0.00003385	0.00003385		0	0	0	0.000025	0.001	1	0%	0	0	0%	J
Cerium	A	mg/L	0.000001812	0		0	0	0	0.000012	0.001	0.1	0%	0	0	0%	
Chromium	A	mg/L	0.002148	0.002148		0	0	0	0.00018	0.001	1	0%	0	0	0%	
Cobalt	A	mg/L	0.0001475	0.0001475		0	0	0	0.000042	0.001	1	0%	0	0	0%	J
Copper	A	mg/L	0.0003542	0.0003542		0	0	0	0.00027	0.001	1	0%	0	0	0%	J
Lead	A	mg/L	0.000008246	0		0	0	0	0.000056	0.001	1	0%	0	0	0%	U
Manganese	A	mg/L	0.00198	0.00198		0	0	0	0.000095	0.001	1	0%	0	0	0%	
Mercury	A	mg/L	0.000001588	0		0	0	0	0.00016	0.001	0.002	0%	0	0	0%	
Molybdenum	A	mg/L	0.0002896	0.0002896		0	0	0	0.00005	0.001	0.1	0%	0	0	0%	J
Nickel	A	mg/L	0.0005044	0		0	0	0	0.00063	0.001	1	0%	0	0	0%	
Selenium	A	mg/L	0.0002425	0		0	0	0	0.00033	0.001	1	0%	0	0	0%	
Silver	A	mg/L	-0.00006336	0		0	0	0	0.00002	0.001	0.04	0%	0	0	0%	
Strontium	A	mg/L	0.2629	0.2629		0	0	0	0.00014	0.001	1	0%	0	0	0%	
Thallium	A	mg/L	0.00005604	0.00005604		0	0	0	0.000041	0.001	1	0%	0	0	0%	J
Thorium	A	mg/L	-3.907E-06	0		0	0	0	0.00061	0.001	1	0%	0	0	0%	
Titanium	A	mg/L	0.002009	0.002009		0	0	0	0.000094	0.001	1	0%	0	0	0%	
Uranium	A	mg/L	0.00001442	0		0	0	0	0.000052	0.0003	1	0%	0	0	0%	
Calcium	B	mg/L	25.88	25.88		0	0	0	0.02092	0.02092	50	0%	0	0	0%	D
Iron	B	mg/L	0.01848	0.01848		0	0	0	0.00119	0.00119	5	0%	0	0	0%	
Iron, Ferrous	B	mg/L	0.01848	0.01848		0	0	0	0.00119	0.00119	5	0%	0	0	0%	
Magnesium	B	mg/L	44.48	44.48		0	0	0	0.00564	0.00564	50	0%	0	0	0%	D
Tin	B	mg/L	-0.0000747	0		0	0	0	0.00132	0.00132	0.1	0%	0	0	0%	
Zinc	B	mg/L	0.003921	0.003921		0	0	0	0.00273	0.00273	1	0%	0	0	0%	D

Seq No	Lab ID	Test Code	Sample Typ	File ID	Analysis Date	DF	Batch ID	Prep Date	SPKref	RPDref	pmoist
14998153	CCV	ICPMS-6020-W-	CCV		1/22/2022 2:32:4	1	R373694		0	0	

Analyte	T	Units	RAW	Final	Text	Spike	SPKref	RPDref	MDL	PQL	UQL	%REC	LOW	HIGH	%RPD	Q
Aluminum	A	mg/L	0.05216	0.05216		0.05	0	0	0.00086	0.001	1	104%	90	110	0%	
Antimony	A	mg/L	0.05398	0.05398		0.05	0	0	0.00042	0.001	0.1	108%	90	110	0%	
Arsenic	A	mg/L	0.05022	0.05022		0.05	0	0	0.00019	0.001	1	100%	90	110	0%	
Barium	A	mg/L	0.05169	0.05169		0.05	0	0	0.000042	0.001	1	103%	90	110	0%	
Beryllium	A	mg/L	0.03762	0.03762		0.05	0	0	0.00012	0.001	1	75%	90	110	0%	S
Boron	A	mg/L	0.04081	0.04081		0.05	0	0	0.00561	0.00561	1	82%	90	110	0%	S

Seq No	Lab ID	Test Code	Sample Typ	File ID	Analysis Date	DF	Batch ID	Prep Date	SPKref	RPDref	pmoist
14998153	CCV	ICPMS-6020-W-	CCV		1/22/2022 2:32:4	1	R373694		0	0	

Analyte	T	Units	RAW	Final	Text	Spike	SPKref	RPDref	MDL	PQL	UQL	%REC	LOW	HIGH	%RPD	Q
Cadmium	A	mg/L	0.05121	0.05121		0.05	0	0	0.000025	0.001	1	102%	90	110	0%	
Calcium	A	mg/L	12.05	12.05		12.5	0	0	0.02092	0.02092	50	96%	90	110	0%	
Cerium	A	mg/L	0.05149	0.05149		0.05	0	0	0.000012	0.001	0.1	103%	90	110	0%	
Chromium	A	mg/L	0.04822	0.04822		0.05	0	0	0.00018	0.001	1	96%	90	110	0%	
Cobalt	A	mg/L	0.04912	0.04912		0.05	0	0	0.000042	0.001	1	98%	90	110	0%	
Copper	A	mg/L	0.05006	0.05006		0.05	0	0	0.00027	0.001	1	100%	90	110	0%	
Iron	A	mg/L	1.338	1.338		1.3	0	0	0.00119	0.00119	5	103%	90	110	0%	
Lanthanum	A	mg/L	0.05192	0.05192		0.05	0	0	0.000011	0.001	0.1	104%	90	110	0%	
Lead	A	mg/L	0.05071	0.05071		0.05	0	0	0.000056	0.001	1	101%	90	110	0%	
Magnesium	A	mg/L	11.87	11.87		12.5	0	0	0.00564	0.00564	50	95%	90	110	0%	
Manganese	A	mg/L	0.04835	0.04835		0.05	0	0	0.000095	0.001	1	97%	90	110	0%	
Mercury	A	mg/L	0.0009954	0.0009954		0.001	0	0	0.00016	0.001	0.002	100%	90	110	0%	
Molybdenum	A	mg/L	0.05007	0.05007		0.05	0	0	0.00005	0.001	0.1	100%	90	110	0%	
Nickel	A	mg/L	0.04892	0.04892		0.05	0	0	0.00063	0.001	1	98%	90	110	0%	
Potassium	A	mg/L	11.33	11.33		12.5	0	0	0.08139	0.08139	50	91%	90	110	0%	
Selenium	A	mg/L	0.05215	0.05215		0.05	0	0	0.00033	0.001	1	104%	90	110	0%	
Silicon	A	mg/L	0.2641	0.2641		0.2	0	0	0.01223	0.1	0.4	132%	90	110	0%	S
Silver	A	mg/L	0.01986	0.01986		0.02	0	0	0.00002	0.001	0.04	99%	90	110	0%	
Sodium	A	mg/L	12.02	12.02		12.5	0	0	0.02171	0.02171	50	96%	90	110	0%	
Strontium	A	mg/L	0.05139	0.05139		0.05	0	0	0.00014	0.001	1	103%	90	110	0%	
Thallium	A	mg/L	0.05088	0.05088		0.05	0	0	0.000041	0.001	1	102%	90	110	0%	
Thorium	A	mg/L	0.04971	0.04971		0.05	0	0	0.00061	0.001	1	99%	90	110	0%	
Tin	A	mg/L	0.05287	0.05287		0.05	0	0	0.00132	0.00132	0.1	106%	90	110	0%	
Titanium	A	mg/L	0.04675	0.04675		0.05	0	0	0.000094	0.001	1	93%	90	110	0%	
Uranium	A	mg/L	0.05062	0.05062		0.05	0	0	0.000052	0.0003	1	101%	90	110	0%	
Vanadium	A	mg/L	0.04913	0.04913		0.05	0	0	0.0013	0.0013	1	98%	90	110	0%	
Zinc	A	mg/L	0.05072	0.05072		0.05	0	0	0.00273	0.00273	1	101%	90	110	0%	
Iron, Ferrous	C	mg/L	1.338	1.338		0	0	0	0.00119	0.00119	5	0%	0	0	0%	

Seq No	Lab ID	Test Code	Sample Typ	File ID	Analysis Date	DF	Batch ID	Prep Date	SPKref	RPDref	pmoist
14998154	CCB	ICPMS-6020-W-	CCB		1/22/2022 2:38:5	1	R373694		0	0	

Analyte	T	Units	RAW	Final	Text	Spike	SPKref	RPDref	MDL	PQL	UQL	%REC	LOW	HIGH	%RPD	Q

Seq No	Lab ID	Test Code	Sample Typ	File ID	Analysis Date	DF	Batch ID	Prep Date	SPKref	RPDref	pmoist
14998154	CCB	ICPMS-6020-W-	CCB		1/22/2022 2:38:5	1	R373694		0	0	

Analyte	T	Units	RAW	Final	Text	Spike	SPKref	RPDref	MDL	PQL	UQL	%REC	LOW	HIGH	%RPD	Q
Aluminum	A	mg/L	-0.0003755	-0.0003755		0	0	0	0.00086	0.001	1	0%			0%	
Antimony	A	mg/L	0.0001445	0.0001445		0	0	0	0.00042	0.001	0.1	0%			0%	
Arsenic	A	mg/L	0.00002615	0.00002615		0	0	0	0.00019	0.001	1	0%			0%	
Barium	A	mg/L	0.000001777	0.000001777		0	0	0	0.000042	0.001	1	0%			0%	
Beryllium	A	mg/L	-0.00004722	-0.00004722		0	0	0	0.00012	0.001	1	0%			0%	
Boron	A	mg/L	0.001259	0.001259		0	0	0	0.00561	0.00561	1	0%			0%	
Cadmium	A	mg/L	0.000003153	0.000003153		0	0	0	0.000025	0.001	1	0%			0%	
Calcium	A	mg/L	-0.00116	-0.00116		0	0	0	0.02092	0.02092	50	0%			0%	
Cerium	A	mg/L	4.248E-07	4.248E-07		0	0	0	0.000012	0.001	0.1	0%	0	0	0%	
Chromium	A	mg/L	0.00003214	0.00003214		0	0	0	0.00018	0.001	1	0%			0%	
Cobalt	A	mg/L	-2.165E-06	-2.165E-06		0	0	0	0.000042	0.001	1	0%			0%	
Copper	A	mg/L	0.000001047	0.000001047		0	0	0	0.00027	0.001	1	0%			0%	
Iron	A	mg/L	0.00004967	0.00004967		0	0	0	0.00119	0.00119	5	0%			0%	
Lanthanum	A	mg/L	-2.602E-07	-2.602E-07		0	0	0	0.000011	0.001	0.1	0%	0	0	0%	
Lead	A	mg/L	0.000003168	0.000003168		0	0	0	0.000056	0.001	1	0%			0%	
Magnesium	A	mg/L	-0.000329	-0.000329		0	0	0	0.00564	0.00564	50	0%			0%	
Manganese	A	mg/L	0.0000108	0.0000108		0	0	0	0.000095	0.001	1	0%			0%	
Mercury	A	mg/L	0.000004439	0.000004439		0	0	0	0.00016	0.001	0.002	0%			0%	
Molybdenum	A	mg/L	0.00001987	0.00001987		0	0	0	0.00005	0.001	0.1	0%			0%	
Nickel	A	mg/L	0.000002195	0.000002195		0	0	0	0.00063	0.001	1	0%			0%	
Potassium	A	mg/L	-0.01901	-0.01901		0	0	0	0.08139	0.08139	50	0%			0%	
Selenium	A	mg/L	0.000007988	0.000007988		0	0	0	0.00033	0.001	1	0%			0%	
Silicon	A	mg/L	0.0368	0.0368		0	0	0	0.01223	0.1	0.4	0%	0	0	0%	
Silver	A	mg/L	-1.378E-06	-1.378E-06		0	0	0	0.00002	0.001	0.04	0%			0%	
Sodium	A	mg/L	0.03103	0.03103		0	0	0	0.02171	0.02171	50	0%			0%	
Strontium	A	mg/L	-3.513E-06	-3.513E-06		0	0	0	0.00014	0.001	1	0%	0	0	0%	
Thallium	A	mg/L	0.00008142	0.00008142		0	0	0	0.000041	0.001	1	0%	0	0	0%	
Thorium	A	mg/L	0.00001564	0.00001564		0	0	0	0.00061	0.001	1	0%	0	0	0%	
Tin	A	mg/L	0.00002158	0.00002158		0	0	0	0.00132	0.00132	0.1	0%	0	0	0%	
Titanium	A	mg/L	0.00001569	0.00001569		0	0	0	0.000094	0.001	1	0%	0	0	0%	
Uranium	A	mg/L	0.000002659	0.000002659		0	0	0	0.000052	0.0003	1	0%	0	0	0%	
Vanadium	A	mg/L	0.002262	0.002262		0	0	0	0.0013	0.0013	1	0%	0	0	0%	
Zinc	A	mg/L	-4.613E-06	-4.613E-06		0	0	0	0.00273	0.00273	1	0%	0	0	0%	
Iron, Ferrous	C	mg/L	0.00004967	0.00004967		0	0	0	0.00119	0.00119	5	0%	0	0	0%	

Seq No	Lab ID	Test Code	Sample Typ	File ID	Analysis Date	DF	Batch ID	Prep Date	SPKref	RPDref	pmoist
14998155	B22011227-001	ICPMS-6020-W-	SAMP		1/22/2022 2:45:1	1	163116	1/20/2022 1:	0	0	

Analyte	T	Units	RAW	Final	Text	Spike	SPKref	RPDref	MDL	PQL	UQL	%REC	LOW	HIGH	%RPD	Q
Antimony	A	mg/L	0.0001883	0		0	0	0	0.0002799	0.001	0.1	0%	0	0	0%	U
Arsenic	A	mg/L	0.0005323	0.0005323		0	0	0	0.0003412	0.001	1	0%	0	0	0%	J
Barium	A	mg/L	0.01146	0.01146		0	0	0	0.0002682	0.001	1	0%	0	0	0%	
Cadmium	A	mg/L	0.000004236	0		0	0	0	1.821E-05	0.005	1	0%	0	0	0%	U
Cerium	A	mg/L	0.00007491	0.00007491		0	0	0	2.738E-05	0.001	0.1	0%	0	0	0%	J
Cobalt	A	mg/L	0.0003538	0.0003538		0	0	0	9.541E-05	0.001	1	0%	0	0	0%	J
Lanthanum	A	mg/L	0.000026	0		0	0	0	0.000055	0.001	0.1	0%	0	0	0%	U
Lead	A	mg/L	0.0001103	0.0001103		0	0	0	7.716E-05	0.001	1	0%	0	0	0%	J
Manganese	A	mg/L	0.002846	0.002846		0	0	0	0.0005399	0.001	1	0%	0	0	0%	
Molybdenum	A	mg/L	0.001222	0.001222		0	0	0	0.0001763	0.001	0.1	0%	0	0	0%	
Selenium	A	mg/L	0.0003169	0.0003169		0	0	0	0.0001357	0.001	1	0%	0	0	0%	J
Silver	A	mg/L	-0.00005358	0		0	0	0	4.281E-05	0.001	0.04	0%	0	0	0%	U
Strontium	A	mg/L	0.2512	0.2512		0	0	0	0.0002433	0.001	1	0%	0	0	0%	
Thallium	A	mg/L	0.00007376	0		0	0	0	0.0001114	0.001	1	0%	0	0	0%	U
Titanium	A	mg/L	0.006007	0.006007		0	0	0	0.0005733	0.001	1	0%	0	0	0%	
Uranium	A	mg/L	0.00001641	0		0	0	0	1.699E-05	0.0003	1	0%	0	0	0%	U
Aluminum	B	mg/L	0.05137	0.05137		0	0	0	0.0038747	0.0031975	1	0%	0	0	0%	D
Calcium	B	mg/L	25.95	25.95		0	0	0	0.0372936	0.1103481	50	0%	0	0	0%	D
Chromium	B	mg/L	0.01809	0.01809		0	0	0	0.0015375	0.0015375	1	0%	0	0	0%	D
Copper	B	mg/L	0.001186	0.001186		0	0	0	0.0008747	0.00198	1	0%	0	0	0%	JL
Iron	B	mg/L	0.1873	0.1873		0	0	0	0.007424	0.00513	5	0%	0	0	0%	D
Magnesium	B	mg/L	43.51	43.51		0	0	0	0.0104254	0.0081522	50	0%	0	0	0%	D
Nickel	B	mg/L	0.000848	0.000848		0	0	0	0.0002288	0.0024200	1	0%	0	0	0%	JL
Potassium	B	mg/L	1.847	1.847		0	0	0	0.0765619	0.0261205	50	0%	0	0	0%	D
Thorium	B	mg/L	0.00005184	0		0	0	0	0.0003796	0.00415	1	0%	0	0	0%	UL
Tin	B	mg/L	0.0004694	0		0	0	0	0.0018932	0.0011175	0.1	0%	0	0	0%	U
Vanadium	B	mg/L	0.02515	0.02515		0	0	0	0.0039127	0.0021085	1	0%	0	0	0%	D
Zinc	B	mg/L	0.01058	0.01058		0	0	0	0.0011617	0.0065544	1	0%	0	0	0%	D

Seq No	Lab ID	Test Code	Sample Typ	File ID	Analysis Date	DF	Batch ID	Prep Date	SPKref	RPDref	pmoist
14998156	B22011228-001	ICPMS-6020-W-	SAMP		1/22/2022 2:51:2	1	R373694		0	0	

Analyte	T	Units	RAW	Final	Text	Spike	SPKref	RPDref	MDL	PQL	UQL	%REC	LOW	HIGH	%RPD	Q

Seq No	Lab ID	Test Code	Sample Typ	File ID	Analysis Date	DF	Batch ID	Prep Date	SPKref	RPDref	pmoist
14998156	B22011228-001	ICPMS-6020-W-	SAMP		1/22/2022 2:51:2	1	R373694		0	0	

Analyte	T	Units	RAW	Final	Text	Spike	SPKref	RPDref	MDL	PQL	UQL	%REC	LOW	HIGH	%RPD	Q
Aluminum	A	mg/L	0.001047	0.001047		0	0	0	0.00086	0.001	1	0%	0	0	0%	
Antimony	A	mg/L	0.00001284	0		0	0	0	0.00042	0.001	0.1	0%	0	0	0%	
Arsenic	A	mg/L	-0.00009281	0		0	0	0	0.00019	0.001	1	0%	0	0	0%	
Barium	A	mg/L	0.001877	0.001877		0	0	0	0.000042	0.001	1	0%	0	0	0%	
Cadmium	A	mg/L	0.00002679	0.00002679		0	0	0	0.000025	0.001	1	0%	0	0	0%	J
Cerium	A	mg/L	2.489E-07	0		0	0	0	0.000012	0.001	0.1	0%	0	0	0%	
Chromium	A	mg/L	0.003078	0.003078		0	0	0	0.00018	0.001	1	0%	0	0	0%	
Cobalt	A	mg/L	0.000004541	0		0	0	0	0.000042	0.001	1	0%	0	0	0%	
Copper	A	mg/L	0.0000654	0		0	0	0	0.00027	0.001	1	0%	0	0	0%	
Lead	A	mg/L	0.00002331	0		0	0	0	0.000056	0.001	1	0%	0	0	0%	U
Manganese	A	mg/L	0.00008939	0		0	0	0	0.000095	0.001	1	0%	0	0	0%	
Mercury	A	mg/L	0.00001303	0		0	0	0	0.00016	0.001	0.002	0%	0	0	0%	
Molybdenum	A	mg/L	0.0007896	0.0007896		0	0	0	0.00005	0.001	0.1	0%	0	0	0%	J
Nickel	A	mg/L	0.000127	0		0	0	0	0.00063	0.001	1	0%	0	0	0%	
Selenium	A	mg/L	0.0001504	0		0	0	0	0.00033	0.001	1	0%	0	0	0%	
Silver	A	mg/L	-0.00006378	0		0	0	0	0.00002	0.001	0.04	0%	0	0	0%	
Strontium	A	mg/L	0.05794	0.05794		0	0	0	0.00014	0.001	1	0%	0	0	0%	
Thallium	A	mg/L	0.00002099	0		0	0	0	0.000041	0.001	1	0%	0	0	0%	
Thorium	A	mg/L	-8.465E-06	0		0	0	0	0.00061	0.001	1	0%	0	0	0%	
Titanium	A	mg/L	0.00144	0.00144		0	0	0	0.000094	0.001	1	0%	0	0	0%	
Uranium	A	mg/L	0.000006436	0		0	0	0	0.000052	0.0003	1	0%	0	0	0%	
Calcium	B	mg/L	7.731	7.731		0	0	0	0.02092	0.02092	50	0%	0	0	0%	D
Iron	B	mg/L	0.009152	0.009152		0	0	0	0.00119	0.00119	5	0%	0	0	0%	
Iron, Ferrous	B	mg/L	0.009152	0.009152		0	0	0	0.00119	0.00119	5	0%	0	0	0%	
Magnesium	B	mg/L	8.483	8.483		0	0	0	0.00564	0.00564	50	0%	0	0	0%	D
Potassium	B	mg/L	1.653	1.653		0	0	0	0.08139	0.08139	50	0%	0	0	0%	D
Sodium	B	mg/L	36.07	36.07		0	0	0	0.02171	0.02171	50	0%	0	0	0%	D
Tin	B	mg/L	-0.00007642	0		0	0	0	0.00132	0.00132	0.1	0%	0	0	0%	
Zinc	B	mg/L	0.003346	0.003346		0	0	0	0.00273	0.00273	1	0%	0	0	0%	D

Seq No	Lab ID	Test Code	Sample Typ	File ID	Analysis Date	DF	Batch ID	Prep Date	SPKref	RPDref	pmoist
14998157	B22011228-001	ICPMS-6020-W-	SAMP		1/22/2022 2:57:3	1	163116	1/20/2022 2:	0	0	

Analyte	T	Units	RAW	Final	Text	Spike	SPKref	RPDref	MDL	PQL	UQL	%REC	LOW	HIGH	%RPD	Q

Seq No	Lab ID	Test Code	Sample Typ	File ID	Analysis Date	DF	Batch ID	Prep Date	SPKref	RPDref	pmoist
14998157	B22011228-001	ICPMS-6020-W-	SAMP		1/22/2022 2:57:3	1	163116	1/20/2022 2:	0	0	

Analyte	T	Units	RAW	Final	Text	Spike	SPKref	RPDref	MDL	PQL	UQL	%REC	LOW	HIGH	%RPD	Q
Antimony	A	mg/L	0.00004344	0		0	0	0	0.0002799	0.001	0.1	0%	0	0	0%	U
Arsenic	A	mg/L	0.0001678	0		0	0	0	0.0003412	0.001	1	0%	0	0	0%	U
Barium	A	mg/L	0.001901	0.001901		0	0	0	0.0002682	0.001	1	0%	0	0	0%	
Cadmium	A	mg/L	6.332E-07	0		0	0	0	1.821E-05	0.005	1	0%	0	0	0%	U
Cerium	A	mg/L	0.000005228	0		0	0	0	2.738E-05	0.001	0.1	0%	0	0	0%	U
Cobalt	A	mg/L	0.0001264	0.0001264		0	0	0	9.541E-05	0.001	1	0%	0	0	0%	J
Lanthanum	A	mg/L	0.000002053	0		0	0	0	0.000055	0.001	0.1	0%	0	0	0%	U
Lead	A	mg/L	0.0001261	0.0001261		0	0	0	7.716E-05	0.001	1	0%	0	0	0%	J
Manganese	A	mg/L	0.001465	0.001465		0	0	0	0.0005399	0.001	1	0%	0	0	0%	
Molybdenum	A	mg/L	0.0009458	0.0009458		0	0	0	0.0001763	0.001	0.1	0%	0	0	0%	J
Selenium	A	mg/L	0.0001977	0.0001977		0	0	0	0.0001357	0.001	1	0%	0	0	0%	J
Silver	A	mg/L	-0.0000638	0		0	0	0	4.281E-05	0.001	0.04	0%	0	0	0%	U
Strontium	A	mg/L	0.06122	0.06122		0	0	0	0.0002433	0.001	1	0%	0	0	0%	
Thallium	A	mg/L	0.00004775	0		0	0	0	0.0001114	0.001	1	0%	0	0	0%	U
Titanium	A	mg/L	0.001761	0.001761		0	0	0	0.0005733	0.001	1	0%	0	0	0%	
Uranium	A	mg/L	0.000007103	0		0	0	0	1.699E-05	0.0003	1	0%	0	0	0%	U
Aluminum	B	mg/L	0.005089	0.005089		0	0	0	0.0038747	0.0031975	1	0%	0	0	0%	UD
Calcium	B	mg/L	7.718	7.718		0	0	0	0.0372936	0.1103481	50	0%	0	0	0%	D
Chromium	B	mg/L	0.003385	0.003385		0	0	0	0.0015375	0.0015375	1	0%	0	0	0%	UD
Copper	B	mg/L	0.0007498	0		0	0	0	0.0008747	0.00198	1	0%	0	0	0%	UL
Iron	B	mg/L	0.05558	0.05558		0	0	0	0.007424	0.00513	5	0%	0	0	0%	D
Magnesium	B	mg/L	8.757	8.757		0	0	0	0.0104254	0.0081522	50	0%	0	0	0%	D
Nickel	B	mg/L	0.0002484	0.0002484		0	0	0	0.0002288	0.0024200	1	0%	0	0	0%	JL
Potassium	B	mg/L	1.646	1.646		0	0	0	0.0765619	0.0261205	50	0%	0	0	0%	D
Sodium	B	mg/L	36.39	36.39		0	0	0	0.1019461	0.7330269	50	0%	0	0	0%	D
Thorium	B	mg/L	0.00001247	0		0	0	0	0.0003796	0.00415	1	0%	0	0	0%	UL
Tin	B	mg/L	0.0003975	0		0	0	0	0.0018932	0.0011175	0.1	0%	0	0	0%	U
Vanadium	B	mg/L	0.02244	0.02244		0	0	0	0.0039127	0.0021085	1	0%	0	0	0%	D
Zinc	B	mg/L	0.01192	0.01192		0	0	0	0.0011617	0.0065544	1	0%	0	0	0%	D

Seq No	Lab ID	Test Code	Sample Typ	File ID	Analysis Date	DF	Batch ID	Prep Date	SPKref	RPDref	pmoist
14998158	Rinse	ICPMS-6020-W-	SAMP		1/22/2022 3:03:5	1	R373694		0	0	

Analyte	T	Units	RAW	Final	Text	Spike	SPKref	RPDref	MDL	PQL	UQL	%REC	LOW	HIGH	%RPD	Q

Seq No	Lab ID	Test Code	Sample Typ	File ID	Analysis Date	DF	Batch ID	Prep Date	SPKref	RPDref	pmoist
14998158	Rinse	ICPMS-6020-W-	SAMP		1/22/2022 3:03:5	1	R373694		0	0	

Analyte	T	Units	RAW	Final	Text	Spike	SPKref	RPDref	MDL	PQL	UQL	%REC	LOW	HIGH	%RPD	Q
Aluminum	A	mg/L	-0.000364	0		0	0	0	0.00086	0.001	1	0%	0	0	0%	
Antimony	A	mg/L	-1.775E-06	0		0	0	0	0.00042	0.001	0.1	0%	0	0	0%	
Arsenic	A	mg/L	-0.00003311	0		0	0	0	0.00019	0.001	1	0%	0	0	0%	
Barium	A	mg/L	0.000002236	0		0	0	0	0.000042	0.001	1	0%	0	0	0%	
Cadmium	A	mg/L	0.000001738	0		0	0	0	0.000025	0.001	1	0%	0	0	0%	
Cerium	A	mg/L	1.769E-07	0		0	0	0	0.000012	0.001	0.1	0%	0	0	0%	
Chromium	A	mg/L	0.00001439	0		0	0	0	0.00018	0.001	1	0%	0	0	0%	
Cobalt	A	mg/L	-2.268E-06	0		0	0	0	0.000042	0.001	1	0%	0	0	0%	
Copper	A	mg/L	0.000007546	0		0	0	0	0.00027	0.001	1	0%	0	0	0%	
Lead	A	mg/L	-3.093E-07	0		0	0	0	0.000056	0.001	1	0%	0	0	0%	
Manganese	A	mg/L	0.0001312	0.0001312		0	0	0	0.000095	0.001	1	0%	0	0	0%	J
Mercury	A	mg/L	0.000002007	0		0	0	0	0.00016	0.001	0.002	0%	0	0	0%	
Molybdenum	A	mg/L	0.000000148	0		0	0	0	0.00005	0.001	0.1	0%	0	0	0%	
Nickel	A	mg/L	0.000009848	0		0	0	0	0.00063	0.001	1	0%	0	0	0%	
Selenium	A	mg/L	-2.552E-06	0		0	0	0	0.00033	0.001	1	0%	0	0	0%	
Silver	A	mg/L	-2.133E-06	0		0	0	0	0.00002	0.001	0.04	0%	0	0	0%	
Strontium	A	mg/L	-8.735E-06	0		0	0	0	0.00014	0.001	1	0%	0	0	0%	
Thallium	A	mg/L	0.000002333	0		0	0	0	0.000041	0.001	1	0%	0	0	0%	
Thorium	A	mg/L	-7.219E-06	0		0	0	0	0.00061	0.001	1	0%	0	0	0%	
Titanium	A	mg/L	-0.0000138	0		0	0	0	0.000094	0.001	1	0%	0	0	0%	
Uranium	A	mg/L	8.409E-08	0		0	0	0	0.000052	0.0003	1	0%	0	0	0%	
Calcium	B	mg/L	-0.001458	0		0	0	0	0.02092	0.02092	50	0%	0	0	0%	L
Iron	B	mg/L	0.00009281	0		0	0	0	0.00119	0.00119	5	0%	0	0	0%	
Iron, Ferrous	B	mg/L	0.00009281	0		0	0	0	0.00119	0.00119	5	0%	0	0	0%	
Magnesium	B	mg/L	0.000002889	0		0	0	0	0.00564	0.00564	50	0%	0	0	0%	L
Potassium	B	mg/L	-0.03146	0		0	0	0	0.08139	0.08139	50	0%	0	0	0%	L
Tin	B	mg/L	0.000001709	0		0	0	0	0.00132	0.00132	0.1	0%	0	0	0%	
Vanadium	B	mg/L	0.0006369	0		0	0	0	0.0013	0.0013	1	0%	0	0	0%	
Zinc	B	mg/L	-2.564E-06	0		0	0	0	0.00273	0.00273	1	0%	0	0	0%	L

Seq No	Lab ID	Test Code	Sample Typ	File ID	Analysis Date	DF	Batch ID	Prep Date	SPKref	RPDref	pmoist
14998159	CCV	ICPMS-6020-W-	CCV		1/22/2022 3:10:0	1	R373694		0	0	

Analyte	T	Units	RAW	Final	Text	Spike	SPKref	RPDref	MDL	PQL	UQL	%REC	LOW	HIGH	%RPD	Q

Seq No	Lab ID	Test Code	Sample Typ	File ID	Analysis Date	DF	Batch ID	Prep Date	SPKref	RPDref	pmoist
14998159	CCV	ICPMS-6020-W-	CCV		1/22/2022 3:10:0	1	R373694		0	0	

Analyte	T	Units	RAW	Final	Text	Spike	SPKref	RPDref	MDL	PQL	UQL	%REC	LOW	HIGH	%RPD	Q
Aluminum	A	mg/L	0.05336	0.05336		0.05	0	0	0.00086	0.001	1	107%	90	110	0%	
Antimony	A	mg/L	0.05444	0.05444		0.05	0	0	0.00042	0.001	0.1	109%	90	110	0%	
Arsenic	A	mg/L	0.05138	0.05138		0.05	0	0	0.00019	0.001	1	103%	90	110	0%	
Barium	A	mg/L	0.05157	0.05157		0.05	0	0	0.000042	0.001	1	103%	90	110	0%	
Beryllium	A	mg/L	0.03968	0.03968		0.05	0	0	0.00012	0.001	1	79%	90	110	0%	S
Boron	A	mg/L	0.04145	0.04145		0.05	0	0	0.00561	0.00561	1	83%	90	110	0%	S
Cadmium	A	mg/L	0.05212	0.05212		0.05	0	0	0.000025	0.001	1	104%	90	110	0%	
Calcium	A	mg/L	11.74	11.74		12.5	0	0	0.02092	0.02092	50	94%	90	110	0%	
Cerium	A	mg/L	0.05178	0.05178		0.05	0	0	0.000012	0.001	0.1	104%	90	110	0%	
Chromium	A	mg/L	0.04804	0.04804		0.05	0	0	0.00018	0.001	1	96%	90	110	0%	
Cobalt	A	mg/L	0.04723	0.04723		0.05	0	0	0.000042	0.001	1	94%	90	110	0%	
Copper	A	mg/L	0.05085	0.05085		0.05	0	0	0.00027	0.001	1	102%	90	110	0%	
Iron	A	mg/L	1.289	1.289		1.3	0	0	0.00119	0.00119	5	99%	90	110	0%	
Lanthanum	A	mg/L	0.05078	0.05078		0.05	0	0	0.000011	0.001	0.1	102%	90	110	0%	
Lead	A	mg/L	0.05079	0.05079		0.05	0	0	0.000056	0.001	1	102%	90	110	0%	
Magnesium	A	mg/L	12.24	12.24		12.5	0	0	0.00564	0.00564	50	98%	90	110	0%	
Manganese	A	mg/L	0.04849	0.04849		0.05	0	0	0.000095	0.001	1	97%	90	110	0%	
Mercury	A	mg/L	0.0009672	0.0009672		0.001	0	0	0.00016	0.001	0.002	97%	90	110	0%	
Molybdenum	A	mg/L	0.04994	0.04994		0.05	0	0	0.00005	0.001	0.1	100%	90	110	0%	
Nickel	A	mg/L	0.04966	0.04966		0.05	0	0	0.00063	0.001	1	99%	90	110	0%	
Potassium	A	mg/L	11.19	11.19		12.5	0	0	0.08139	0.08139	50	90%	90	110	0%	
Selenium	A	mg/L	0.05224	0.05224		0.05	0	0	0.00033	0.001	1	104%	90	110	0%	
Silicon	A	mg/L	0.285	0.285		0.2	0	0	0.01223	0.1	0.4	143%	90	110	0%	S
Silver	A	mg/L	0.01996	0.01996		0.02	0	0	0.00002	0.001	0.04	100%	90	110	0%	
Sodium	A	mg/L	12.07	12.07		12.5	0	0	0.02171	0.02171	50	97%	90	110	0%	
Strontium	A	mg/L	0.05177	0.05177		0.05	0	0	0.00014	0.001	1	104%	90	110	0%	
Thallium	A	mg/L	0.05198	0.05198		0.05	0	0	0.000041	0.001	1	104%	90	110	0%	
Thorium	A	mg/L	0.04951	0.04951		0.05	0	0	0.00061	0.001	1	99%	90	110	0%	
Tin	A	mg/L	0.05399	0.05399		0.05	0	0	0.00132	0.00132	0.1	108%	90	110	0%	
Titanium	A	mg/L	0.04543	0.04543		0.05	0	0	0.000094	0.001	1	91%	90	110	0%	
Uranium	A	mg/L	0.05163	0.05163		0.05	0	0	0.000052	0.0003	1	103%	90	110	0%	
Vanadium	A	mg/L	0.05	0.05		0.05	0	0	0.0013	0.0013	1	100%	90	110	0%	
Zinc	A	mg/L	0.0515	0.0515		0.05	0	0	0.00273	0.00273	1	103%	90	110	0%	
Iron, Ferrous	C	mg/L	1.289	1.289		0	0	0	0.00119	0.00119	5	0%	0	0	0%	

Seq No	Lab ID	Test Code	Sample Typ	File ID	Analysis Date	DF	Batch ID	Prep Date	SPKref	RPDref	pmoist
14998160	CCB	ICPMS-6020-W-	CCB		1/22/2022 3:16:2	1	R373694		0	0	

Analyte	T	Units	RAW	Final	Text	Spike	SPKref	RPDref	MDL	PQL	UQL	%REC	LOW	HIGH	%RPD	Q
Aluminum	A	mg/L	-0.0003877	-0.0003877		0	0	0	0.00086	0.001	1	0%			0%	
Antimony	A	mg/L	0.0001307	0.0001307		0	0	0	0.00042	0.001	0.1	0%			0%	
Arsenic	A	mg/L	-3.995E-06	-3.995E-06		0	0	0	0.00019	0.001	1	0%			0%	
Barium	A	mg/L	-3.236E-07	-3.236E-07		0	0	0	0.000042	0.001	1	0%			0%	
Beryllium	A	mg/L	-0.00004211	-0.00004211		0	0	0	0.00012	0.001	1	0%			0%	
Boron	A	mg/L	0.0002933	0.0002933		0	0	0	0.00561	0.00561	1	0%			0%	
Cadmium	A	mg/L	-1.066E-06	-1.066E-06		0	0	0	0.000025	0.001	1	0%			0%	
Calcium	A	mg/L	-0.0009285	-0.0009285		0	0	0	0.02092	0.02092	50	0%			0%	
Cerium	A	mg/L	3.196E-07	3.196E-07		0	0	0	0.000012	0.001	0.1	0%	0	0	0%	
Chromium	A	mg/L	0.00001936	0.00001936		0	0	0	0.00018	0.001	1	0%			0%	
Cobalt	A	mg/L	-2.249E-06	-2.249E-06		0	0	0	0.000042	0.001	1	0%			0%	
Copper	A	mg/L	0.00001792	0.00001792		0	0	0	0.00027	0.001	1	0%			0%	
Iron	A	mg/L	0.00007129	0.00007129		0	0	0	0.00119	0.00119	5	0%			0%	
Lanthanum	A	mg/L	-2.97E-07	-2.97E-07		0	0	0	0.000011	0.001	0.1	0%	0	0	0%	
Lead	A	mg/L	0.00000716	0.00000716		0	0	0	0.000056	0.001	1	0%			0%	
Magnesium	A	mg/L	-0.0004074	-0.0004074		0	0	0	0.00564	0.00564	50	0%			0%	
Manganese	A	mg/L	0.000004062	0.000004062		0	0	0	0.000095	0.001	1	0%			0%	
Mercury	A	mg/L	0.000004741	0.000004741		0	0	0	0.00016	0.001	0.002	0%			0%	
Molybdenum	A	mg/L	0.00002068	0.00002068		0	0	0	0.00005	0.001	0.1	0%			0%	
Nickel	A	mg/L	0.00001174	0.00001174		0	0	0	0.00063	0.001	1	0%			0%	
Potassium	A	mg/L	-0.02766	-0.02766		0	0	0	0.08139	0.08139	50	0%			0%	
Selenium	A	mg/L	0.000005264	0.000005264		0	0	0	0.00033	0.001	1	0%			0%	
Silicon	A	mg/L	0.04684	0.04684		0	0	0	0.01223	0.1	0.4	0%	0	0	0%	
Silver	A	mg/L	-2.715E-06	-2.715E-06		0	0	0	0.00002	0.001	0.04	0%			0%	
Sodium	A	mg/L	0.05951	0.05951		0	0	0	0.02171	0.02171	50	0%			0%	
Strontium	A	mg/L	-0.00001419	-0.00001419		0	0	0	0.00014	0.001	1	0%	0	0	0%	
Thallium	A	mg/L	0.00007813	0.00007813		0	0	0	0.000041	0.001	1	0%	0	0	0%	
Thorium	A	mg/L	0.00001227	0.00001227		0	0	0	0.00061	0.001	1	0%	0	0	0%	
Tin	A	mg/L	0.00004221	0.00004221		0	0	0	0.00132	0.00132	0.1	0%	0	0	0%	
Titanium	A	mg/L	0.00001471	0.00001471		0	0	0	0.000094	0.001	1	0%	0	0	0%	
Uranium	A	mg/L	0.000002383	0.000002383		0	0	0	0.000052	0.0003	1	0%	0	0	0%	
Vanadium	A	mg/L	0.001295	0.001295		0	0	0	0.0013	0.0013	1	0%	0	0	0%	
Zinc	A	mg/L	0.00003569	0.00003569		0	0	0	0.00273	0.00273	1	0%	0	0	0%	
Iron, Ferrous	C	mg/L	0.00007129	0.00007129		0	0	0	0.00119	0.00119	5	0%	0	0	0%	

Seq No	Lab ID	Test Code	Sample Typ	File ID	Analysis Date	DF	Batch ID	Prep Date	SPKref	RPDref	pmoist
14998161	Cal Blk	ICPMS-6020-W-	SAMP		1/22/2022 3:22:3	1	R373694		0	0	

Analyte	T	Units	RAW	Final	Text	Spike	SPKref	RPDref	MDL	PQL	UQL	%REC	LOW	HIGH	%RPD	Q
Aluminum	A	mg/L	0	0		0	0	0	0.00086	0.001	1	0%	0	0	0%	
Antimony	A	mg/L	0	0		0	0	0	0.00042	0.001	0.1	0%	0	0	0%	
Arsenic	A	mg/L	0	0		0	0	0	0.00019	0.001	1	0%	0	0	0%	
Barium	A	mg/L	0	0		0	0	0	0.000042	0.001	1	0%	0	0	0%	
Cadmium	A	mg/L	0	0		0	0	0	0.000025	0.001	1	0%	0	0	0%	
Cerium	A	mg/L	0	0		0	0	0	0.000012	0.001	0.1	0%	0	0	0%	
Chromium	A	mg/L	0	0		0	0	0	0.00018	0.001	1	0%	0	0	0%	
Cobalt	A	mg/L	0	0		0	0	0	0.000042	0.001	1	0%	0	0	0%	
Copper	A	mg/L	0	0		0	0	0	0.00027	0.001	1	0%	0	0	0%	
Lead	A	mg/L	0	0		0	0	0	0.000056	0.001	1	0%	0	0	0%	
Manganese	A	mg/L	0	0		0	0	0	0.000095	0.001	1	0%	0	0	0%	
Mercury	A	mg/L	0	0		0	0	0	0.00016	0.001	0.002	0%	0	0	0%	
Molybdenum	A	mg/L	0	0		0	0	0	0.00005	0.001	0.1	0%	0	0	0%	
Nickel	A	mg/L	0	0		0	0	0	0.00063	0.001	1	0%	0	0	0%	
Selenium	A	mg/L	0	0		0	0	0	0.00033	0.001	1	0%	0	0	0%	
Silver	A	mg/L	0	0		0	0	0	0.00002	0.001	0.04	0%	0	0	0%	
Strontium	A	mg/L	0	0		0	0	0	0.00014	0.001	1	0%	0	0	0%	
Thallium	A	mg/L	0	0		0	0	0	0.000041	0.001	1	0%	0	0	0%	
Thorium	A	mg/L	0	0		0	0	0	0.00061	0.001	1	0%	0	0	0%	
Titanium	A	mg/L	0	0		0	0	0	0.000094	0.001	1	0%	0	0	0%	
Uranium	A	mg/L	0	0		0	0	0	0.000052	0.0003	1	0%	0	0	0%	
Calcium	B	mg/L	0	0		0	0	0	0.02092	0.02092	50	0%	0	0	0%	L
Iron	B	mg/L	0	0		0	0	0	0.00119	0.00119	5	0%	0	0	0%	
Iron, Ferrous	B	mg/L	0	0		0	0	0	0.00119	0.00119	5	0%	0	0	0%	
Magnesium	B	mg/L	0	0		0	0	0	0.00564	0.00564	50	0%	0	0	0%	L
Potassium	B	mg/L	0	0		0	0	0	0.08139	0.08139	50	0%	0	0	0%	L
Tin	B	mg/L	0	0		0	0	0	0.00132	0.00132	0.1	0%	0	0	0%	
Zinc	B	mg/L	0	0		0	0	0	0.00273	0.00273	1	0%	0	0	0%	L

Seq No	Lab ID	Test Code	Sample Typ	File ID	Analysis Date	DF	Batch ID	Prep Date	SPKref	RPDref	pmoist
14998162	0.025 ppb STD	ICPMS-6020B-C	Cal1		1/22/2022 3:28:5	1	R373694		0	0	

Analyte	T	Units	RAW	Final	Text	Spike	SPKref	RPDref	MDL	PQL	UQL	%REC	LOW	HIGH	%RPD	Q

Seq No	Lab ID	Test Code	Sample Typ	File ID	Analysis Date	DF	Batch ID	Prep Date	SPKref	RPDref	pmoist
14998162	0.025 ppb STD	ICPMS-6020B-C	Cal1		1/22/2022 3:28:5	1	R373694		0	0	

Analyte	T	Units	RAW	Final	Text	Spike	SPKref	RPDref	MDL	PQL	UQL	%REC	LOW	HIGH	%RPD	Q
Aluminum	A	mg/L	0.0001841	0.0001841		0	0	0		0.01		0%			0%	
Antimony	A	mg/L	0.000009384	0.000009384		0	0	0		0.001		0%			0%	
Arsenic	A	mg/L	0.00004059	0.00004059		0.000025	0	0		0.001		162%	80	120	0%	S
Barium	A	mg/L	0.00002539	0.00002539		0.000025	0	0		0.0003		102%	80	120	0%	
Beryllium	A	mg/L	0.00001622	0.00001622		0.000025	0	0		0.001		65%	80	120	0%	S
Boron	A	mg/L	-0.00007993	-0.00007993		0	0	0		0.1		0%			0%	
Cadmium	A	mg/L	0.00002117	0.00002117		0.000025	0	0		0.001		85%	80	120	0%	
Calcium	A	mg/L	0.007505	0.007505		0	0	0		1		0%			0%	
Cerium	A	mg/L	0.00003176	0.00003176		0.000025	0	0		0.001		127%	80	120	0%	S
Chromium	A	mg/L	0.00003016	0.00003016		0.000025	0	0		0.001		121%	80	120	0%	S
Cobalt	A	mg/L	0.00002416	0.00002416		0.000025	0	0		0.001		97%	80	120	0%	
Copper	A	mg/L	0.00004383	0.00004383		0	0	0		0.005		0%			0%	
Iron	A	mg/L	0.0008207	0.0008207		0	0	0		0.01		0%			0%	
Lanthanum	A	mg/L	0.00002277	0.00002277		0.000025	0	0		0.001		91%	80	120	0%	
Lead	A	mg/L	0.00002269	0.00002269		0.000025	0	0		0.001		91%	80	120	0%	
Lithium	A	mg/L	0.0001878	0.0001878		0.0003125	0	0		1		60%	80	120	0%	S
Magnesium	A	mg/L	0.007258	0.007258		0	0	0		1		0%			0%	
Manganese	A	mg/L	0.00002878	0.00002878		0	0	0		0.001		0%			0%	
Mercury	A	mg/L	9.381E-07	9.381E-07		0	0	0		0.001		0%			0%	
Molybdenum	A	mg/L	-0.00003204	-0.00003204		0	0	0		0.001		0%			0%	
Nickel	A	mg/L	0.00004404	0.00004404		0	0	0		0.005		0%			0%	
Potassium	A	mg/L	0.007833	0.007833		0.00625	0	0		1		125%	80	120	0%	S
Selenium	A	mg/L	0.00002211	0.00002211		0.000025	0	0		0.005		88%	80	120	0%	
Silicon	A	mg/L	-0.004791	-0.004791		0	0	0		0.1		0%			0%	
Silver	A	mg/L	0.00001468	0.00001468		0	0	0		0.001		0%			0%	
Sodium	A	mg/L	-0.0002355	-0.0002355		0.00625	0	0		1		-4%	80	120	0%	S
Strontium	A	mg/L	0.00002935	0.00002935		0	0	0		0.001		0%	80	120	0%	
Thallium	A	mg/L	0.000003315	0.000003315		0	0	0		0.001		0%			0%	
Thorium	A	mg/L	0.00001431	0.00001431		0	0	0		0.05		0%			0%	
Tin	A	mg/L	0.00006705	0.00006705		0	0	0		0.001		0%			0%	
Titanium	A	mg/L	0.00004574	0.00004574		0	0	0		0.001		0%			0%	
Uranium	A	mg/L	0.00002373	0.00002373		0.000025	0	0		0.001		95%	80	120	0%	
Vanadium	A	mg/L	0.0003297	0.0003297		0	0	0		0.005		0%			0%	
Zinc	A	mg/L	0.00000978	0.00000978		0	0	0		0.01		0%			0%	
Iron, Ferrous	C	mg/L	0.0008207	0.0008207		0.000025	0	0		0.01	5	3283%	80	120	0%	S

Seq No	Lab ID	Test Code	Sample Typ	File ID	Analysis Date	DF	Batch ID	Prep Date	SPKref	RPDref	pmoist
14998162	0.025 ppb STD	ICPMS-6020B-C	Cal1		1/22/2022 3:28:5	1	R373694		0	0	

Analyte	T	Units	RAW	Final	Text	Spike	SPKref	RPDref	MDL	PQL	UQL	%REC	LOW	HIGH	%RPD	Q
Silicon as SiO2	C	mg/L	-0.01025274	-0.01025274		0.0000535	0	0		0.214	0.9	-19164%	80	120	0%	S

Seq No	Lab ID	Test Code	Sample Typ	File ID	Analysis Date	DF	Batch ID	Prep Date	SPKref	RPDref	pmoist
14998163	0.05 ppb STD	ICPMS-6020B-C	Cal2		1/22/2022 3:35:1	1	R373694		0	0	

Analyte	T	Units	RAW	Final	Text	Spike	SPKref	RPDref	MDL	PQL	UQL	%REC	LOW	HIGH	%RPD	Q
Aluminum	A	mg/L	0.0001465	0.0001465		0	0	0		0.01		0%			0%	
Antimony	A	mg/L	0.00003174	0.00003174		0.00005	0	0		0.001		63%	80	120	0%	S
Arsenic	A	mg/L	0.00007904	0.00007904		0.00005	0	0		0.001		158%	80	120	0%	S
Barium	A	mg/L	0.00006552	0.00006552		0.00005	0	0		0.0003		131%	80	120	0%	S
Beryllium	A	mg/L	0.00005059	0.00005059		0.00005	0	0		0.001		101%	80	120	0%	
Boron	A	mg/L	-0.0002185	-0.0002185		0	0	0		0.1		0%			0%	
Cadmium	A	mg/L	0.00005655	0.00005655		0.00005	0	0		0.001		113%	80	120	0%	
Calcium	A	mg/L	0.0149	0.0149		0.0125	0	0		1		119%	80	120	0%	
Cerium	A	mg/L	0.00006061	0.00006061		0.00005	0	0		0.001		121%	80	120	0%	S
Chromium	A	mg/L	0.0000794	0.0000794		0.00005	0	0		0.001		159%	80	120	0%	S
Cobalt	A	mg/L	0.00007018	0.00007018		0	0	0		0.001		0%			0%	
Copper	A	mg/L	0.00005996	0.00005996		0.00005	0	0		0.005		120%	80	120	0%	
Iron	A	mg/L	0.001627	0.001627		0.00125	0	0		0.01		130%	80	120	0%	S
Lanthanum	A	mg/L	0.0000564	0.0000564		0.00005	0	0		0.001		113%	80	120	0%	
Lead	A	mg/L	0.00005444	0.00005444		0.00005	0	0		0.001		109%	80	120	0%	
Lithium	A	mg/L	0.0004559	0.0004559		0.000625	0	0		1		73%	80	120	0%	S
Magnesium	A	mg/L	0.01551	0.01551		0.0125	0	0		1		124%	80	120	0%	S
Manganese	A	mg/L	0.00006436	0.00006436		0.00005	0	0		0.001		129%	80	120	0%	S
Mercury	A	mg/L	4.444E-07	4.444E-07		0	0	0		0.001		0%			0%	
Molybdenum	A	mg/L	-2.56E-07	-2.56E-07		0.00005	0	0		0.001		-1%	80	120	0%	S
Nickel	A	mg/L	0.00008465	0.00008465		0	0	0		0.005		0%			0%	
Potassium	A	mg/L	0.02065	0.02065		0.0125	0	0		1		165%	80	120	0%	S
Selenium	A	mg/L	0.00005977	0.00005977		0.00005	0	0		0.005		120%	80	120	0%	
Silicon	A	mg/L	-0.009339	-0.009339		0	0	0		0.1		0%			0%	
Silver	A	mg/L	0.00003017	0.00003017		0.00002	0	0		0.001		151%	80	120	0%	S
Sodium	A	mg/L	-0.00008281	-0.00008281		0.0125	0	0		1		-1%	80	120	0%	S
Strontium	A	mg/L	0.00006731	0.00006731		0.00005	0	0		0.001		135%	80	120	0%	S
Thallium	A	mg/L	0.00003015	0.00003015		0	0	0		0.001		0%			0%	
Thorium	A	mg/L	0.00003743	0.00003743		0	0	0		0.05		0%			0%	

Seq No	Lab ID	Test Code	Sample Typ	File ID	Analysis Date	DF	Batch ID	Prep Date	SPKref	RPDref	pmoist
14998163	0.05 ppb STD	ICPMS-6020B-C	Cal2		1/22/2022 3:35:1	1	R373694		0	0	

Analyte	T	Units	RAW	Final	Text	Spike	SPKref	RPDref	MDL	PQL	UQL	%REC	LOW	HIGH	%RPD	Q
Tin	A	mg/L	0.00006259	0.00006259		0	0	0		0.001		0%			0%	
Titanium	A	mg/L	0.00007592	0.00007592		0	0	0		0.001		0%			0%	
Uranium	A	mg/L	0.00005722	0.00005722		0.00005	0	0		0.001		114%	80	120	0%	
Vanadium	A	mg/L	0.0005074	0.0005074		0	0	0		0.005		0%			0%	
Zinc	A	mg/L	0.00001647	0.00001647		0	0	0		0.01		0%			0%	
Iron, Ferrous	C	mg/L	0.001627	0.001627		0.00005	0	0		0.01	5	3254%	80	120	0%	S
Silicon as SiO2	C	mg/L	-0.01998546	-0.01998546		0.00428	0	0		0.214	0.9	-467%	80	120	0%	S

Seq No	Lab ID	Test Code	Sample Typ	File ID	Analysis Date	DF	Batch ID	Prep Date	SPKref	RPDref	pmoist
14998164	0.10 ppb STD	ICPMS-6020B-C	Cal3		1/22/2022 3:41:3	1	R373694		0	0	

Analyte	T	Units	RAW	Final	Text	Spike	SPKref	RPDref	MDL	PQL	UQL	%REC	LOW	HIGH	%RPD	Q
Aluminum	A	mg/L	0.0002222	0.0002222		0.0001	0	0		0.01		222%	80	120	0%	S
Antimony	A	mg/L	0.00007376	0.00007376		0.0001	0	0		0.001		74%	80	120	0%	S
Arsenic	A	mg/L	0.0001371	0.0001371		0.0001	0	0		0.001		137%	80	120	0%	S
Barium	A	mg/L	0.0001067	0.0001067		0.0001	0	0		0.0003		107%	80	120	0%	
Beryllium	A	mg/L	0.00009699	0.00009699		0.0001	0	0		0.001		97%	80	120	0%	
Boron	A	mg/L	-0.0002156	-0.0002156		0	0	0		0.1		0%			0%	
Cadmium	A	mg/L	0.0001077	0.0001077		0.0001	0	0		0.001		108%	80	120	0%	
Calcium	A	mg/L	0.02722	0.02722		0.025	0	0		1		109%	80	120	0%	
Cerium	A	mg/L	0.0001075	0.0001075		0.0001	0	0		0.001		107%	80	120	0%	
Chromium	A	mg/L	0.0001171	0.0001171		0.0001	0	0		0.001		117%	80	120	0%	
Cobalt	A	mg/L	0.0001117	0.0001117		0.0001	0	0		0.001		112%	80	120	0%	
Copper	A	mg/L	0.0001117	0.0001117		0.0001	0	0		0.005		112%	80	120	0%	
Iron	A	mg/L	0.002885	0.002885		0.0025	0	0		0.01		115%	80	120	0%	
Lanthanum	A	mg/L	0.0001068	0.0001068		0.0001	0	0		0.001		107%	80	120	0%	
Lead	A	mg/L	0.0001008	0.0001008		0.0001	0	0		0.001		101%	80	120	0%	
Lithium	A	mg/L	0.00109	0.00109		0.00125	0	0		1		87%	80	120	0%	
Magnesium	A	mg/L	0.02981	0.02981		0.025	0	0		1		119%	80	120	0%	
Manganese	A	mg/L	0.0001229	0.0001229		0.0001	0	0		0.001		123%	80	120	0%	S
Mercury	A	mg/L	3.431E-07	3.431E-07		0.000002	0	0		0.001		17%	80	120	0%	S
Molybdenum	A	mg/L	0.00003994	0.00003994		0.0001	0	0		0.001		40%	80	120	0%	S
Nickel	A	mg/L	0.000131	0.000131		0.0001	0	0		0.005		131%	80	120	0%	S
Potassium	A	mg/L	0.03124	0.03124		0.025	0	0		1		125%	80	120	0%	S
Selenium	A	mg/L	0.0001166	0.0001166		0.0001	0	0		0.005		117%	80	120	0%	

Seq No	Lab ID	Test Code	Sample Typ	File ID	Analysis Date	DF	Batch ID	Prep Date	SPKref	RPDref	pmoist
14998164	0.10 ppb STD	ICPMS-6020B-C	Cal3		1/22/2022 3:41:3	1	R373694		0	0	

Analyte	T	Units	RAW	Final	Text	Spike	SPKref	RPDref	MDL	PQL	UQL	%REC	LOW	HIGH	%RPD	Q
Silicon	A	mg/L	-0.01253	-0.01253		0.0004	0	0		0.1		-3132%	80	120	0%	S
Silver	A	mg/L	0.00005162	0.00005162		0.00004	0	0		0.001		129%	80	120	0%	S
Sodium	A	mg/L	0.007658	0.007658		0.025	0	0		1		31%	80	120	0%	S
Strontium	A	mg/L	0.0001184	0.0001184		0.0001	0	0		0.001		118%	80	120	0%	
Thallium	A	mg/L	0.00006932	0.00006932		0.0001	0	0		0.001		69%	80	120	0%	S
Thorium	A	mg/L	0.00007503	0.00007503		0.0001	0	0		0.05		75%	80	120	0%	S
Tin	A	mg/L	0.0001133	0.0001133		0.0001	0	0		0.001		113%	80	120	0%	
Titanium	A	mg/L	0.0001187	0.0001187		0.0001	0	0		0.001		119%	80	120	0%	
Uranium	A	mg/L	0.0001033	0.0001033		0.0001	0	0		0.001		103%	80	120	0%	
Vanadium	A	mg/L	0.0005062	0.0005062		0.0001	0	0		0.005		506%	80	120	0%	S
Zinc	A	mg/L	0.00007219	0.00007219		0.0001	0	0		0.01		72%	80	120	0%	S
Iron, Ferrous	C	mg/L	0.002885	0.002885		0.0001	0	0		0.01	5	2885%	80	120	0%	S
Silicon as SiO2	C	mg/L	-0.0268142	-0.0268142		0.00856	0	0		0.214	0.9	-313%	80	120	0%	S

Seq No	Lab ID	Test Code	Sample Typ	File ID	Analysis Date	DF	Batch ID	Prep Date	SPKref	RPDref	pmoist
14998165	0.5 ppb STD	ICPMS-6020B-C	Cal4		1/22/2022 3:48:0	1	R373694		0	0	

Analyte	T	Units	RAW	Final	Text	Spike	SPKref	RPDref	MDL	PQL	UQL	%REC	LOW	HIGH	%RPD	Q
Aluminum	A	mg/L	0.0006952	0.0006952		0.0005	0	0		0.01		139%	80	120	0%	S
Antimony	A	mg/L	0.0004443	0.0004443		0.0005	0	0		0.001		89%	80	120	0%	
Arsenic	A	mg/L	0.0005175	0.0005175		0.0005	0	0		0.001		103%	80	120	0%	
Barium	A	mg/L	0.0004695	0.0004695		0.0005	0	0		0.0003		94%	80	120	0%	
Beryllium	A	mg/L	0.0004801	0.0004801		0.0005	0	0		0.001		96%	80	120	0%	
Boron	A	mg/L	0.0000787	0.0000787		0.0005	0	0		0.1		16%	80	120	0%	S
Cadmium	A	mg/L	0.0004824	0.0004824		0.0005	0	0		0.001		96%	80	120	0%	
Calcium	A	mg/L	0.1264	0.1264		0.125	0	0		1		101%	80	120	0%	
Cerium	A	mg/L	0.0005022	0.0005022		0.0005	0	0		0.001		100%	80	120	0%	
Chromium	A	mg/L	0.0005223	0.0005223		0.0005	0	0		0.001		104%	80	120	0%	
Cobalt	A	mg/L	0.0005105	0.0005105		0.0005	0	0		0.001		102%	80	120	0%	
Copper	A	mg/L	0.0006682	0.0006682		0.0005	0	0		0.005		134%	80	120	0%	S
Iron	A	mg/L	0.01339	0.01339		0.0125	0	0		0.01		107%	80	120	0%	
Lanthanum	A	mg/L	0.0005043	0.0005043		0.0005	0	0		0.001		101%	80	120	0%	
Lead	A	mg/L	0.0004769	0.0004769		0.0005	0	0		0.001		95%	80	120	0%	
Lithium	A	mg/L	0.005721	0.005721		0.00625	0	0		1		92%	80	120	0%	
Magnesium	A	mg/L	0.1311	0.1311		0.125	0	0		1		105%	80	120	0%	

Seq No	Lab ID	Test Code	Sample Typ	File ID	Analysis Date	DF	Batch ID	Prep Date	SPKref	RPDref	pmoist
14998165	0.5 ppb STD	ICPMS-6020B-C	Cal4		1/22/2022 3:48:0	1	R373694		0	0	

Analyte	T	Units	RAW	Final	Text	Spike	SPKref	RPDref	MDL	PQL	UQL	%REC	LOW	HIGH	%RPD	Q
Manganese	A	mg/L	0.0005236	0.0005236		0.0005	0	0		0.001		105%	80	120	0%	
Mercury	A	mg/L	0.00001056	0.00001056		0.00001	0	0		0.001		106%	80	120	0%	
Molybdenum	A	mg/L	0.0004162	0.0004162		0.0005	0	0		0.001		83%	80	120	0%	
Nickel	A	mg/L	0.0007181	0.0007181		0.0005	0	0		0.005		144%	80	120	0%	S
Potassium	A	mg/L	0.1185	0.1185		0.125	0	0		1		95%	80	120	0%	
Selenium	A	mg/L	0.0005307	0.0005307		0.0005	0	0		0.005		106%	80	120	0%	
Silicon	A	mg/L	-0.01367	-0.01367		0.002	0	0		0.1		-683%	80	120	0%	S
Silver	A	mg/L	0.0002068	0.0002068		0.0002	0	0		0.001		103%	80	120	0%	
Sodium	A	mg/L	0.1125	0.1125		0.125	0	0		1		90%	80	120	0%	
Strontium	A	mg/L	0.0005231	0.0005231		0.0005	0	0		0.001		105%	80	120	0%	
Thallium	A	mg/L	0.0004507	0.0004507		0.0005	0	0		0.001		90%	80	120	0%	
Thorium	A	mg/L	0.0004203	0.0004203		0.0005	0	0		0.05		84%	80	120	0%	
Tin	A	mg/L	0.0005304	0.0005304		0.0005	0	0		0.001		106%	80	120	0%	
Titanium	A	mg/L	0.0005124	0.0005124		0.0005	0	0		0.001		102%	80	120	0%	
Uranium	A	mg/L	0.0004915	0.0004915		0.0005	0	0		0.001		98%	80	120	0%	
Vanadium	A	mg/L	0.0003682	0.0003682		0.0005	0	0		0.005		74%	80	120	0%	S
Zinc	A	mg/L	0.0006661	0.0006661		0.0005	0	0		0.01		133%	80	120	0%	S
Iron, Ferrous	C	mg/L	0.01339	0.01339		0.0005	0	0		0.01	5	2678%	80	120	0%	S
Silicon as SiO2	C	mg/L	-0.0292538	-0.0292538		0.0428	0	0		0.214	0.9	-68%	80	120	0%	S

Seq No	Lab ID	Test Code	Sample Typ	File ID	Analysis Date	DF	Batch ID	Prep Date	SPKref	RPDref	pmoist
14998166	1 ppb STD	ICPMS-6020B-C	Cal5		1/22/2022 3:54:2	1	R373694		0	0	

Analyte	T	Units	RAW	Final	Text	Spike	SPKref	RPDref	MDL	PQL	UQL	%REC	LOW	HIGH	%RPD	Q
Aluminum	A	mg/L	0.00113	0.00113		0.001	0	0		0.01		113%	80	120	0%	
Antimony	A	mg/L	0.0009731	0.0009731		0.001	0	0		0.001		97%	80	120	0%	
Arsenic	A	mg/L	0.001105	0.001105		0.001	0	0		0.001		110%	80	120	0%	
Barium	A	mg/L	0.001048	0.001048		0.001	0	0		0.0003		105%	80	120	0%	
Beryllium	A	mg/L	0.001006	0.001006		0.001	0	0		0.001		101%	80	120	0%	
Boron	A	mg/L	0.0004329	0.0004329		0.001	0	0		0.1		43%	80	120	0%	S
Cadmium	A	mg/L	0.001044	0.001044		0.001	0	0		0.001		104%	80	120	0%	
Calcium	A	mg/L	0.2716	0.2716		0.25	0	0		1		109%	80	120	0%	
Cerium	A	mg/L	0.001026	0.001026		0.001	0	0		0.001		103%	80	120	0%	
Chromium	A	mg/L	0.001137	0.001137		0.001	0	0		0.001		114%	80	120	0%	
Cobalt	A	mg/L	0.001074	0.001074		0.001	0	0		0.001		107%	80	120	0%	

Seq No	Lab ID	Test Code	Sample Typ	File ID	Analysis Date	DF	Batch ID	Prep Date	SPKref	RPDref	pmoist
14998166	1 ppb STD	ICPMS-6020B-C	Cal5		1/22/2022 3:54:2	1	R373694		0	0	

Analyte	T	Units	RAW	Final	Text	Spike	SPKref	RPDref	MDL	PQL	UQL	%REC	LOW	HIGH	%RPD	Q
Copper	A	mg/L	0.001136	0.001136		0.001	0	0		0.005		114%	80	120	0%	
Iron	A	mg/L	0.02792	0.02792		0.025	0	0		0.01		112%	80	120	0%	
Lanthanum	A	mg/L	0.001039	0.001039		0.001	0	0		0.001		104%	80	120	0%	
Lead	A	mg/L	0.001017	0.001017		0.001	0	0		0.001		102%	80	120	0%	
Lithium	A	mg/L	0.01235	0.01235		0.0125	0	0		1		99%	80	120	0%	
Magnesium	A	mg/L	0.2878	0.2878		0.25	0	0		1		115%	80	120	0%	
Manganese	A	mg/L	0.001095	0.001095		0.001	0	0		0.001		109%	80	120	0%	
Mercury	A	mg/L	0.00002056	0.00002056		0.00002	0	0		0.001		103%	80	120	0%	
Molybdenum	A	mg/L	0.0009303	0.0009303		0.001	0	0		0.001		93%	80	120	0%	
Nickel	A	mg/L	0.001158	0.001158		0.001	0	0		0.005		116%	80	120	0%	
Potassium	A	mg/L	0.2671	0.2671		0.25	0	0		1		107%	80	120	0%	
Selenium	A	mg/L	0.001098	0.001098		0.001	0	0		0.005		110%	80	120	0%	
Silicon	A	mg/L	-0.01405	-0.01405		0.004	0	0		0.1		-351%	80	120	0%	S
Silver	A	mg/L	0.000431	0.000431		0.0004	0	0		0.001		108%	80	120	0%	
Sodium	A	mg/L	0.2581	0.2581		0.25	0	0		1		103%	80	120	0%	
Strontium	A	mg/L	0.001073	0.001073		0.001	0	0		0.001		107%	80	120	0%	
Thallium	A	mg/L	0.0009611	0.0009611		0.001	0	0		0.001		96%	80	120	0%	
Thorium	A	mg/L	0.0009289	0.0009289		0.001	0	0		0.05		93%	80	120	0%	
Tin	A	mg/L	0.0009932	0.0009932		0.001	0	0		0.001		99%	80	120	0%	
Titanium	A	mg/L	0.001002	0.001002		0.001	0	0		0.001		100%	80	120	0%	
Uranium	A	mg/L	0.001026	0.001026		0.001	0	0		0.001		103%	80	120	0%	
Vanadium	A	mg/L	0.001287	0.001287		0.001	0	0		0.005		129%	80	120	0%	S
Zinc	A	mg/L	0.001076	0.001076		0.001	0	0		0.01		108%	80	120	0%	
Iron, Ferrous	C	mg/L	0.02792	0.02792		0.001	0	0		0.01	5	2792%	80	120	0%	S
Silicon as SiO2	C	mg/L	-0.030067	-0.030067		0.0856	0	0		0.214	0.9	-35%	80	120	0%	S

Seq No	Lab ID	Test Code	Sample Typ	File ID	Analysis Date	DF	Batch ID	Prep Date	SPKref	RPDref	pmoist
14998167	10 ppb STD	ICPMS-6020B-C	Cal6		1/22/2022 4:00:4	1	R373694		0	0	

Analyte	T	Units	RAW	Final	Text	Spike	SPKref	RPDref	MDL	PQL	UQL	%REC	LOW	HIGH	%RPD	Q
Aluminum	A	mg/L	0.01002	0.01002		0.01	0	0		0.01		100%	90	110	0%	
Antimony	A	mg/L	0.009633	0.009633		0.01	0	0		0.001		96%	90	110	0%	
Arsenic	A	mg/L	0.0102	0.0102		0.01	0	0		0.001		102%	90	110	0%	
Barium	A	mg/L	0.00982	0.00982		0.01	0	0		0.0003		98%	90	110	0%	
Beryllium	A	mg/L	0.01011	0.01011		0.01	0	0		0.001		101%	90	110	0%	

Seq No	Lab ID	Test Code	Sample Typ	File ID	Analysis Date	DF	Batch ID	Prep Date	SPKref	RPDref	pmoist
14998167	10 ppb STD	ICPMS-6020B-C	Cal6		1/22/2022 4:00:4	1	R373694		0	0	

Analyte	T	Units	RAW	Final	Text	Spike	SPKref	RPDref	MDL	PQL	UQL	%REC	LOW	HIGH	%RPD	Q
Boron	A	mg/L	0.00943	0.00943		0.01	0	0		0.1		94%	90	110	0%	
Cadmium	A	mg/L	0.009925	0.009925		0.01	0	0		0.001		99%	90	110	0%	
Calcium	A	mg/L	2.426	2.426		2.5	0	0		1		97%	90	110	0%	
Cerium	A	mg/L	0.009811	0.009811		0.01	0	0		0.001		98%	90	110	0%	
Chromium	A	mg/L	0.01042	0.01042		0.01	0	0		0.001		104%	90	110	0%	
Cobalt	A	mg/L	0.009957	0.009957		0.01	0	0		0.001		100%	90	110	0%	
Copper	A	mg/L	0.01085	0.01085		0.01	0	0		0.005		108%	90	110	0%	
Iron	A	mg/L	0.2632	0.2632		0.25	0	0		0.01		105%	90	110	0%	
Lanthanum	A	mg/L	0.009863	0.009863		0.01	0	0		0.001		99%	90	110	0%	
Lead	A	mg/L	0.009676	0.009676		0.01	0	0		0.001		97%	90	110	0%	
Lithium	A	mg/L	0.12	0.12		0.125	0	0		1		96%	90	110	0%	
Magnesium	A	mg/L	2.733	2.733		2.5	0	0		1		109%	90	110	0%	
Manganese	A	mg/L	0.0103	0.0103		0.01	0	0		0.001		103%	90	110	0%	
Mercury	A	mg/L	0.0001841	0.0001841		0.0002	0	0		0.001		92%	90	110	0%	
Molybdenum	A	mg/L	0.009523	0.009523		0.01	0	0		0.001		95%	90	110	0%	
Nickel	A	mg/L	0.01086	0.01086		0.01	0	0		0.005		109%	90	110	0%	
Potassium	A	mg/L	2.443	2.443		2.5	0	0		1		98%	90	110	0%	
Selenium	A	mg/L	0.01021	0.01021		0.01	0	0		0.005		102%	90	110	0%	
Silicon	A	mg/L	0.02723	0.02723		0.04	0	0		0.1		68%	90	110	0%	S
Silver	A	mg/L	0.004	0.004		0.004	0	0		0.001		100%	90	110	0%	
Sodium	A	mg/L	2.74	2.74		2.5	0	0		1		110%	90	110	0%	
Strontium	A	mg/L	0.01006	0.01006		0.01	0	0		0.001		101%	90	110	0%	
Thallium	A	mg/L	0.009848	0.009848		0.01	0	0		0.001		98%	90	110	0%	
Thorium	A	mg/L	0.009574	0.009574		0.01	0	0		0.05		96%	90	110	0%	
Tin	A	mg/L	0.009559	0.009559		0.01	0	0		0.001		96%	90	110	0%	
Titanium	A	mg/L	0.009987	0.009987		0.01	0	0		0.001		100%	90	110	0%	
Uranium	A	mg/L	0.009873	0.009873		0.01	0	0		0.001		99%	90	110	0%	
Vanadium	A	mg/L	0.009864	0.009864		0.01	0	0		0.005		99%	90	110	0%	
Zinc	A	mg/L	0.01058	0.01058		0.01	0	0		0.01		106%	90	110	0%	
Iron, Ferrous	C	mg/L	0.2632	0.2632		0.01	0	0		0.01	5	2632%	90	110	0%	S
Silicon as SiO2	C	mg/L	0.0582722	0.0582722		0.856	0	0		0.214	0.9	7%	90	110	0%	S

Seq No	Lab ID	Test Code	Sample Typ	File ID	Analysis Date	DF	Batch ID	Prep Date	SPKref	RPDref	pmoist
14998168	50 ppb STD	ICPMS-6020B-C	Cal7		1/22/2022 4:07:0	1	R373694		0	0	

Analyte	T	Units	RAW	Final	Text	Spike	SPKref	RPDref	MDL	PQL	UQL	%REC	LOW	HIGH	%RPD	Q
Aluminum	A	mg/L	0.06195	0.06195		0.05	0	0		0.01		124%	90	110	0%	S
Antimony	A	mg/L	0.05242	0.05242		0.05	0	0		0.001		105%	90	110	0%	
Arsenic	A	mg/L	0.05116	0.05116		0.05	0	0		0.001		102%	90	110	0%	
Barium	A	mg/L	0.05015	0.05015		0.05	0	0		0.0003		100%	90	110	0%	
Beryllium	A	mg/L	0.05051	0.05051		0.05	0	0		0.001		101%	90	110	0%	
Boron	A	mg/L	0.05042	0.05042		0.05	0	0		0.1		101%	90	110	0%	
Cadmium	A	mg/L	0.0506	0.0506		0.05	0	0		0.001		101%	90	110	0%	
Calcium	A	mg/L	11.84	11.84		12.5	0	0		1		95%	90	110	0%	
Cerium	A	mg/L	0.04998	0.04998		0.05	0	0		0.001		100%	90	110	0%	
Chromium	A	mg/L	0.05082	0.05082		0.05	0	0		0.001		102%	90	110	0%	
Cobalt	A	mg/L	0.05023	0.05023		0.05	0	0		0.001		100%	90	110	0%	
Copper	A	mg/L	0.05311	0.05311		0.05	0	0		0.005		106%	90	110	0%	
Iron	A	mg/L	1.261	1.261		1.25	0	0		0.01		101%	90	110	0%	
Lanthanum	A	mg/L	0.05001	0.05001		0.05	0	0		0.001		100%	90	110	0%	
Lead	A	mg/L	0.05029	0.05029		0.05	0	0		0.001		101%	90	110	0%	
Lithium	A	mg/L	0.5749	0.5749		0.625	0	0		1		92%	90	110	0%	
Magnesium	A	mg/L	12.58	12.58		12.5	0	0		1		101%	90	110	0%	
Manganese	A	mg/L	0.05116	0.05116		0.05	0	0		0.001		102%	90	110	0%	
Mercury	A	mg/L	0.0009839	0.0009839		0.001	0	0		0.001		98%	90	110	0%	
Molybdenum	A	mg/L	0.05143	0.05143		0.05	0	0		0.001		103%	90	110	0%	
Nickel	A	mg/L	0.05246	0.05246		0.05	0	0		0.005		105%	90	110	0%	
Potassium	A	mg/L	11.87	11.87		12.5	0	0		1		95%	90	110	0%	
Selenium	A	mg/L	0.05198	0.05198		0.05	0	0		0.005		104%	90	110	0%	
Silicon	A	mg/L	0.2109	0.2109		0.2	0	0		0.1		105%	90	110	0%	
Silver	A	mg/L	0.01995	0.01995		0.02	0	0		0.001		100%	90	110	0%	
Sodium	A	mg/L	12.75	12.75		12.5	0	0		1		102%	90	110	0%	
Strontium	A	mg/L	0.05011	0.05011		0.05	0	0		0.001		100%	90	110	0%	
Thallium	A	mg/L	0.05069	0.05069		0.05	0	0		0.001		101%	90	110	0%	
Thorium	A	mg/L	0.05035	0.05035		0.05	0	0		0.05		101%	90	110	0%	
Tin	A	mg/L	0.0523	0.0523		0.05	0	0		0.001		105%	90	110	0%	
Titanium	A	mg/L	0.05158	0.05158		0.05	0	0		0.001		103%	90	110	0%	
Uranium	A	mg/L	0.05132	0.05132		0.05	0	0		0.001		103%	90	110	0%	
Vanadium	A	mg/L	0.04778	0.04778		0.05	0	0		0.005		96%	90	110	0%	
Zinc	A	mg/L	0.05544	0.05544		0.05	0	0		0.01		111%	90	110	0%	S
Iron, Ferrous	C	mg/L	1.261	1.261		0.05	0	0		0.01	5	2522%	90	110	0%	S

Seq No	Lab ID	Test Code	Sample Typ	File ID	Analysis Date	DF	Batch ID	Prep Date	SPKref	RPDref	pmoist
14998168	50 ppb STD	ICPMS-6020B-C	Cal7		1/22/2022 4:07:0	1	R373694		0	0	

Analyte	T	Units	RAW	Final	Text	Spike	SPKref	RPDref	MDL	PQL	UQL	%REC	LOW	HIGH	%RPD	Q
Silicon as SiO2	C	mg/L	0.451326	0.451326		4.28	0	0		0.214	0.9	11%	90	110	0%	S

Seq No	Lab ID	Test Code	Sample Typ	File ID	Analysis Date	DF	Batch ID	Prep Date	SPKref	RPDref	pmoist
14998169	100 ppb STD	ICPMS-6020B-C	Cal8		1/22/2022 4:13:2	1	R373694		0	0	

Analyte	T	Units	RAW	Final	Text	Spike	SPKref	RPDref	MDL	PQL	UQL	%REC	LOW	HIGH	%RPD	Q
Aluminum	A	mg/L	0.1022	0.1022		0.1	0	0		0.01		102%	90	110	0%	
Antimony	A	mg/L	0.09883	0.09883		0.1	0	0		0.001		99%	90	110	0%	
Arsenic	A	mg/L	0.1015	0.1015		0.1	0	0		0.001		101%	90	110	0%	
Barium	A	mg/L	0.1003	0.1003		0.1	0	0		0.0003		100%	90	110	0%	
Beryllium	A	mg/L	0.1007	0.1007		0.1	0	0		0.001		101%	90	110	0%	
Boron	A	mg/L	0.09786	0.09786		0.1	0	0		0.1		98%	90	110	0%	
Cadmium	A	mg/L	0.1003	0.1003		0.1	0	0		0.001		100%	90	110	0%	
Calcium	A	mg/L	23.89	23.89		25	0	0		1		96%	90	110	0%	
Cerium	A	mg/L	0.1	0.1		0.1	0	0		0.001		100%	90	110	0%	
Chromium	A	mg/L	0.09897	0.09897		0.1	0	0		0.001		99%	90	110	0%	
Cobalt	A	mg/L	0.09787	0.09787		0.1	0	0		0.001		98%	90	110	0%	
Copper	A	mg/L	0.1015	0.1015		0.1	0	0		0.005		101%	90	110	0%	
Iron	A	mg/L	2.569	2.569		2.5	0	0		0.01		103%	90	110	0%	
Lanthanum	A	mg/L	0.1	0.1		0.1	0	0		0.001		100%	90	110	0%	
Lead	A	mg/L	0.09948	0.09948		0.1	0	0		0.001		99%	90	110	0%	
Lithium	A	mg/L	1.199	1.199		1.25	0	0		1		96%	90	110	0%	
Magnesium	A	mg/L	25.39	25.39		25	0	0		1		102%	90	110	0%	
Manganese	A	mg/L	0.1013	0.1013		0.1	0	0		0.001		101%	90	110	0%	
Mercury	A	mg/L	0.00201	0.00201		0.002	0	0		0.001		100%	90	110	0%	
Molybdenum	A	mg/L	0.09934	0.09934		0.1	0	0		0.001		99%	90	110	0%	
Nickel	A	mg/L	0.1017	0.1017		0.1	0	0		0.005		102%	90	110	0%	
Potassium	A	mg/L	24.07	24.07		25	0	0		1		96%	90	110	0%	
Selenium	A	mg/L	0.1031	0.1031		0.1	0	0		0.005		103%	90	110	0%	
Silicon	A	mg/L	0.3961	0.3961		0.4	0	0		0.1		99%	90	110	0%	
Silver	A	mg/L	0.04003	0.04003		0.04	0	0		0.001		100%	90	110	0%	
Sodium	A	mg/L	25.01	25.01		25	0	0		1		100%	90	110	0%	
Strontium	A	mg/L	0.1002	0.1002		0.1	0	0		0.001		100%	90	110	0%	
Thallium	A	mg/L	0.1009	0.1009		0.1	0	0		0.001		101%	90	110	0%	
Thorium	A	mg/L	0.1004	0.1004		0.1	0	0		0.05		100%	90	110	0%	

Seq No	Lab ID	Test Code	Sample Typ	File ID	Analysis Date	DF	Batch ID	Prep Date	SPKref	RPDref	pmoist
14998169	100 ppb STD	ICPMS-6020B-C	Cal8		1/22/2022 4:13:2	1	R373694		0	0	

Analyte	T	Units	RAW	Final	Text	Spike	SPKref	RPDref	MDL	PQL	UQL	%REC	LOW	HIGH	%RPD	Q
Tin	A	mg/L	0.0989	0.0989		0.1	0	0		0.001		99%	90	110	0%	
Titanium	A	mg/L	0.09921	0.09921		0.1	0	0		0.001		99%	90	110	0%	
Uranium	A	mg/L	0.1017	0.1017		0.1	0	0		0.001		102%	90	110	0%	
Vanadium	A	mg/L	0.09516	0.09516		0.1	0	0		0.005		95%	90	110	0%	
Zinc	A	mg/L	0.1055	0.1055		0.1	0	0		0.01		105%	90	110	0%	
Iron, Ferrous	C	mg/L	2.569	2.569		0.1	0	0		0.01	5	2569%	90	110	0%	S
Silicon as SiO2	C	mg/L	0.847654	0.847654		8.56	0	0		0.214	0.9	10%	90	110	0%	S

Seq No	Lab ID	Test Code	Sample Typ	File ID	Analysis Date	DF	Batch ID	Prep Date	SPKref	RPDref	pmoist
14998170	1000 ppb STD	ICPMS-6020B-C	Cal10		1/22/2022 4:19:4	1	R373694		0	0	

Analyte	T	Units	RAW	Final	Text	Spike	SPKref	RPDref	MDL	PQL	UQL	%REC	LOW	HIGH	%RPD	Q
Aluminum	A	mg/L	0.9992	0.9992		1	0	0		0.01		100%	90	110	0%	
Antimony	A	mg/L	0.000269	0.000269		0	0	0		0.001		0%			0%	
Arsenic	A	mg/L	0.9998	0.9998		1	0	0		0.001		100%	90	110	0%	
Barium	A	mg/L	1	1		1	0	0		0.0003		100%	90	110	0%	
Beryllium	A	mg/L	0.9999	0.9999		1	0	0		0.001		100%	90	110	0%	
Boron	A	mg/L	1	1		1	0	0		0.1		100%	90	110	0%	
Cadmium	A	mg/L	0.9999	0.9999		1	0	0		0.001		100%	90	110	0%	
Calcium	A	mg/L	50.73	50.73		50	0	0		1		101%	90	110	0%	
Cerium	A	mg/L	0.00002178	0.00002178		0	0	0		0.001		0%			0%	
Chromium	A	mg/L	1	1		1	0	0		0.001		100%	90	110	0%	
Cobalt	A	mg/L	1	1		1	0	0		0.001		100%	90	110	0%	
Copper	A	mg/L	0.9997	0.9997		1	0	0		0.005		100%	90	110	0%	
Iron	A	mg/L	6.022	6.022		6	0	0		0.01		100%	90	110	0%	
Lanthanum	A	mg/L	0.000008418	0.000008418		0	0	0		0.001		0%			0%	
Lead	A	mg/L	1	1		1	0	0		0.001		100%	90	110	0%	
Lithium	A	mg/L	2.538	2.538		2.5	0	0		1		102%	90	110	0%	
Magnesium	A	mg/L	49.77	49.77		50	0	0		1		100%	90	110	0%	
Manganese	A	mg/L	0.9998	0.9998		1	0	0		0.001		100%	90		0%	
Mercury	A	mg/L	0.00001221	0.00001221		0	0	0		0.001		0%			0%	
Molybdenum	A	mg/L	0.00003815	0.00003815		0	0	0		0.001		0%			0%	
Nickel	A	mg/L	0.9997	0.9997		1	0	0		0.005		100%	90	110	0%	
Potassium	A	mg/L	50.63	50.63		50	0	0		1		101%	90	110	0%	
Selenium	A	mg/L	0.9996	0.9996		1	0	0		0.005		100%	90	110	0%	

Seq No	Lab ID	Test Code	Sample Typ	File ID	Analysis Date	DF	Batch ID	Prep Date	SPKref	RPDref	pmoist
14998170	1000 ppb STD	ICPMS-6020B-C	Cal10		1/22/2022 4:19:4	1	R373694		0	0	

Analyte	T	Units	RAW	Final	Text	Spike	SPKref	RPDref	MDL	PQL	UQL	%REC	LOW	HIGH	%RPD	Q
Silicon	A	mg/L	-0.02094	-0.02094		0	0	0		0.1		0%			0%	
Silver	A	mg/L	0.2615	0.2615		0	0	0		0.001		0%			0%	
Sodium	A	mg/L	49.92	49.92		50	0	0		1		100%	90	110	0%	
Strontium	A	mg/L	1	1		1	0	0		0.001		100%	90	110	0%	
Thallium	A	mg/L	0.9999	0.9999		1	0	0		0.001		100%	90	110	0%	
Thorium	A	mg/L	0.9999	0.9999		1	0	0		0.05		100%	90	110	0%	
Tin	A	mg/L	0.0002164	0.0002164		0	0	0		0.001		0%			0%	
Titanium	A	mg/L	0.005655	0.005655		1	0	0		0.001		1%	90	110	0%	S
Uranium	A	mg/L	0.9998	0.9998		1	0	0		0.001		100%	90	110	0%	
Vanadium	A	mg/L	1.001	1.001		1	0	0		0.005		100%	90	110	0%	
Zinc	A	mg/L	0.9992	0.9992		1	0	0		0.01		100%	90	110	0%	
Iron, Ferrous	C	mg/L	6.022	6.022		0	0	0		0.01	5	0%			0%	
Silicon as SiO2	C	mg/L	-0.0448116	-0.0448116		0	0	0		0.214	0.9	0%			0%	

Seq No	Lab ID	Test Code	Sample Typ	File ID	Analysis Date	DF	Batch ID	Prep Date	SPKref	RPDref	pmoist
14998171	100 ppb Br STD	ICPMS-6020-W-	SAMP		1/22/2022 4:26:0	1	R373694		0	0	

Analyte	T	Units	RAW	Final	Text	Spike	SPKref	RPDref	MDL	PQL	UQL	%REC	LOW	HIGH	%RPD	Q
Aluminum	A	mg/L	0.0001473	0		0	0	0	0.00086	0.001	1	0%	0	0	0%	
Antimony	A	mg/L	0.00003468	0		0	0	0	0.00042	0.001	0.1	0%	0	0	0%	
Arsenic	A	mg/L	0.0001123	0		0	0	0	0.00019	0.001	1	0%	0	0	0%	
Barium	A	mg/L	0.00001014	0		0	0	0	0.000042	0.001	1	0%	0	0	0%	
Cadmium	A	mg/L	0.00001722	0		0	0	0	0.000025	0.001	1	0%	0	0	0%	
Cerium	A	mg/L	1.448E-07	0		0	0	0	0.000012	0.001	0.1	0%	0	0	0%	
Chromium	A	mg/L	0.00002153	0		0	0	0	0.00018	0.001	1	0%	0	0	0%	
Cobalt	A	mg/L	0.00001643	0		0	0	0	0.000042	0.001	1	0%	0	0	0%	
Copper	A	mg/L	0.0001344	0		0	0	0	0.00027	0.001	1	0%	0	0	0%	
Lead	A	mg/L	0.00006519	0.00006519		0	0	0	0.000056	0.001	1	0%	0	0	0%	J
Manganese	A	mg/L	0.000007851	0		0	0	0	0.000095	0.001	1	0%	0	0	0%	
Mercury	A	mg/L	0.000007074	0		0	0	0	0.00016	0.001	0.002	0%	0	0	0%	
Molybdenum	A	mg/L	-0.00004406	0		0	0	0	0.00005	0.001	0.1	0%	0	0	0%	
Nickel	A	mg/L	0.00001966	0		0	0	0	0.00063	0.001	1	0%	0	0	0%	
Selenium	A	mg/L	0.0001333	0		0	0	0	0.00033	0.001	1	0%	0	0	0%	
Silver	A	mg/L	0.0003263	0.0003263		0	0	0	0.00002	0.001	0.04	0%	0	0	0%	J
Strontium	A	mg/L	0.000003859	0		0	0	0	0.00014	0.001	1	0%	0	0	0%	

Seq No	Lab ID	Test Code	Sample Typ	File ID	Analysis Date	DF	Batch ID	Prep Date	SPKref	RPDref	pmoist
14998171	100 ppb Br STD	ICPMS-6020-W-	SAMP		1/22/2022 4:26:0	1	R373694		0	0	

Analyte	T	Units	RAW	Final	Text	Spike	SPKref	RPDref	MDL	PQL	UQL	%REC	LOW	HIGH	%RPD	Q
Thallium	A	mg/L	0.0006262	0.0006262		0	0	0	0.000041	0.001	1	0%	0	0	0%	J
Thorium	A	mg/L	0.0001281	0		0	0	0	0.00061	0.001	1	0%	0	0	0%	
Titanium	A	mg/L	0.0002305	0.0002305		0	0	0	0.000094	0.001	1	0%	0	0	0%	J
Uranium	A	mg/L	0.00002966	0		0	0	0	0.000052	0.0003	1	0%	0	0	0%	
Calcium	B	mg/L	0.002291	0		0	0	0	0.02092	0.02092	50	0%	0	0	0%	L
Iron	B	mg/L	0.0001012	0		0	0	0	0.00119	0.00119	5	0%	0	0	0%	
Iron, Ferrous	B	mg/L	0.0001012	0		0	0	0	0.00119	0.00119	5	0%	0	0	0%	
Magnesium	B	mg/L	0.001547	0		0	0	0	0.00564	0.00564	50	0%	0	0	0%	L
Potassium	B	mg/L	0.6011	0.6011		0	0	0	0.08139	0.08139	50	0%	0	0	0%	D
Tin	B	mg/L	0.00007039	0		0	0	0	0.00132	0.00132	0.1	0%	0	0	0%	
Zinc	B	mg/L	-0.00001252	0		0	0	0	0.00273	0.00273	1	0%	0	0	0%	L

Seq No	Lab ID	Test Code	Sample Typ	File ID	Analysis Date	DF	Batch ID	Prep Date	SPKref	RPDref	pmoist
14998172	Rinse	ICPMS-6020-W-	SAMP		1/22/2022 4:32:2	1	R373694		0	0	

Analyte	T	Units	RAW	Final	Text	Spike	SPKref	RPDref	MDL	PQL	UQL	%REC	LOW	HIGH	%RPD	Q
Aluminum	A	mg/L	0.00002062	0		0	0	0	0.00086	0.001	1	0%	0	0	0%	
Antimony	A	mg/L	-1.045E-06	0		0	0	0	0.00042	0.001	0.1	0%	0	0	0%	
Arsenic	A	mg/L	0.00001448	0		0	0	0	0.00019	0.001	1	0%	0	0	0%	
Barium	A	mg/L	0.000004231	0		0	0	0	0.000042	0.001	1	0%	0	0	0%	
Cadmium	A	mg/L	0.00000838	0		0	0	0	0.000025	0.001	1	0%	0	0	0%	
Cerium	A	mg/L	2.011E-07	0		0	0	0	0.000012	0.001	0.1	0%	0	0	0%	
Chromium	A	mg/L	-7.051E-06	0		0	0	0	0.00018	0.001	1	0%	0	0	0%	
Cobalt	A	mg/L	3.639E-07	0		0	0	0	0.000042	0.001	1	0%	0	0	0%	
Copper	A	mg/L	0.000002244	0		0	0	0	0.00027	0.001	1	0%	0	0	0%	
Lead	A	mg/L	0.00003225	0		0	0	0	0.000056	0.001	1	0%	0	0	0%	
Manganese	A	mg/L	0.0001341	0.0001341		0	0	0	0.000095	0.001	1	0%	0	0	0%	J
Mercury	A	mg/L	0.000003581	0		0	0	0	0.00016	0.001	0.002	0%	0	0	0%	
Molybdenum	A	mg/L	-0.00005416	0		0	0	0	0.00005	0.001	0.1	0%	0	0	0%	
Nickel	A	mg/L	0.000007009	0		0	0	0	0.00063	0.001	1	0%	0	0	0%	
Selenium	A	mg/L	0.00004454	0		0	0	0	0.00033	0.001	1	0%	0	0	0%	
Silver	A	mg/L	0.00002286	0.00002286		0	0	0	0.00002	0.001	0.04	0%	0	0	0%	J
Strontium	A	mg/L	0.00000349	0		0	0	0	0.00014	0.001	1	0%	0	0	0%	
Thallium	A	mg/L	0.0001758	0.0001758		0	0	0	0.000041	0.001	1	0%	0	0	0%	J
Thorium	A	mg/L	0.00002917	0		0	0	0	0.00061	0.001	1	0%	0	0	0%	

Seq No	Lab ID	Test Code	Sample Typ	File ID	Analysis Date	DF	Batch ID	Prep Date	SPKref	RPDref	pmoist
14998172	Rinse	ICPMS-6020-W-	SAMP		1/22/2022 4:32:2	1	R373694		0	0	

Analyte	T	Units	RAW	Final	Text	Spike	SPKref	RPDref	MDL	PQL	UQL	%REC	LOW	HIGH	%RPD	Q
Titanium	A	mg/L	0.00005616	0		0	0	0	0.000094	0.001	1	0%	0	0	0%	
Uranium	A	mg/L	0.000005104	0		0	0	0	0.000052	0.0003	1	0%	0	0	0%	
Calcium	B	mg/L	0.00119	0		0	0	0	0.02092	0.02092	50	0%	0	0	0%	L
Iron	B	mg/L	0.00008053	0		0	0	0	0.00119	0.00119	5	0%	0	0	0%	
Iron, Ferrous	B	mg/L	0.00008053	0		0	0	0	0.00119	0.00119	5	0%	0	0	0%	
Magnesium	B	mg/L	0.001033	0		0	0	0	0.00564	0.00564	50	0%	0	0	0%	L
Potassium	B	mg/L	0.01423	0		0	0	0	0.08139	0.08139	50	0%	0	0	0%	L
Tin	B	mg/L	0.000006639	0		0	0	0	0.00132	0.00132	0.1	0%	0	0	0%	
Zinc	B	mg/L	-0.00001545	0		0	0	0	0.00273	0.00273	1	0%	0	0	0%	L

Seq No	Lab ID	Test Code	Sample Typ	File ID	Analysis Date	DF	Batch ID	Prep Date	SPKref	RPDref	pmoist
14998173	QCS	ICPMS-6020-W-	ICV		1/22/2022 4:38:4	1	R373694		0	0	

Analyte	T	Units	RAW	Final	Text	Spike	SPKref	RPDref	MDL	PQL	UQL	%REC	LOW	HIGH	%RPD	Q
Aluminum	A	mg/L	0.2491	0.2491		0.25	0	0	0.00086	0.001	1	100%	90	110	0%	
Antimony	A	mg/L	0.04905	0.04905		0.05	0	0	0.00042	0.001	0.1	98%	90	110	0%	
Arsenic	A	mg/L	0.05054	0.05054		0.05	0	0	0.00019	0.001	1	101%	90	110	0%	
Barium	A	mg/L	0.05047	0.05047		0.05	0	0	0.000042	0.001	1	101%	90	110	0%	
Beryllium	A	mg/L	0.02475	0.02475		0.025	0	0	0.00012	0.001	1	99%	90	110	0%	
Boron	A	mg/L	0.05406	0.05406		0.05	0	0	0.00561	0.00561	1	108%	90	110	0%	
Cadmium	A	mg/L	0.02506	0.02506		0.025	0	0	0.000025	0.001	1	100%	90	110	0%	
Calcium	A	mg/L	2.521	2.521		2.5	0	0	0.02092	0.02092	50	101%	90	110	0%	
Cerium	A	mg/L	0.05227	0.05227		0.05	0	0	0.000012	0.001	0.1	105%	90	110	0%	
Chromium	A	mg/L	0.05075	0.05075		0.05	0	0	0.00018	0.001	1	101%	90	110	0%	
Cobalt	A	mg/L	0.05255	0.05255		0.05	0	0	0.000042	0.001	1	105%	90	110	0%	
Copper	A	mg/L	0.05304	0.05304		0.05	0	0	0.00027	0.001	1	106%	90	110	0%	
Iron	A	mg/L	0.2542	0.2542		0.25	0	0	0.00119	0.00119	5	102%	90	110	0%	
Lanthanum	A	mg/L	0.05116	0.05116		0.05	0	0	0.000011	0.001	0.1	102%	90	110	0%	
Lead	A	mg/L	0.04922	0.04922		0.05	0	0	0.000056	0.001	1	98%	90	110	0%	
Magnesium	A	mg/L	2.634	2.634		2.5	0	0	0.00564	0.00564	50	105%	90	110	0%	
Manganese	A	mg/L	0.2558	0.2558		0.25	0	0	0.000095	0.001	1	102%	90	110	0%	
Mercury	A	mg/L	0.0009827	0.0009827		0.001	0	0	0.00016	0.001	0.002	98%	90	110	0%	
Molybdenum	A	mg/L	0.05033	0.05033		0.05	0	0	0.00005	0.001	0.1	101%	90	110	0%	
Nickel	A	mg/L	0.05239	0.05239		0.05	0	0	0.00063	0.001	1	105%	90	110	0%	
Potassium	A	mg/L	2.47	2.47		2.5	0	0	0.08139	0.08139	50	99%	90	110	0%	

Seq No	Lab ID	Test Code	Sample Typ	File ID	Analysis Date	DF	Batch ID	Prep Date	SPKref	RPDref	pmoist
14998173	QCS	ICPMS-6020-W-	ICV		1/22/2022 4:38:4	1	R373694		0	0	

Analyte	T	Units	RAW	Final	Text	Spike	SPKref	RPDref	MDL	PQL	UQL	%REC	LOW	HIGH	%RPD	Q
Selenium	A	mg/L	0.05204	0.05204		0.05	0	0	0.00033	0.001	1	104%	90	110	0%	
Silicon	A	mg/L	0.5196	0.5196		0.5	0	0	0.01223	0.1	0.4	104%	90	110	0%	
Silver	A	mg/L	0.02516	0.02516		0.025	0	0	0.00002	0.001	0.04	101%	90	110	0%	
Sodium	A	mg/L	2.588	2.588		2.5	0	0	0.02171	0.02171	50	104%	90	110	0%	
Strontium	A	mg/L	0.0499	0.0499		0.05	0	0	0.00014	0.001	1	100%	90	110	0%	
Thallium	A	mg/L	0.04873	0.04873		0.05	0	0	0.000041	0.001	1	97%	90	110	0%	
Thorium	A	mg/L	0.04924	0.04924		0.05	0	0	0.00061	0.001	1	98%	90	110	0%	
Tin	A	mg/L	0.05018	0.05018		0.05	0	0	0.00132	0.00132	0.1	100%	90	110	0%	
Titanium	A	mg/L	0.05271	0.05271		0.05	0	0	0.000094	0.001	1	105%	90	110	0%	
Uranium	A	mg/L	0.05353	0.05353		0.05	0	0	0.000052	0.0003	1	107%	90	110	0%	
Vanadium	A	mg/L	0.04634	0.04634		0.05	0	0	0.0013	0.0013	1	93%	90	110	0%	
Zinc	A	mg/L	0.0539	0.0539		0.05	0	0	0.00273	0.00273	1	108%	90	110	0%	
Iron, Ferrous	C	mg/L	0.2542	0.2542		0	0	0	0.00119	0.00119	5	0%	0	0	0%	

Seq No	Lab ID	Test Code	Sample Typ	File ID	Analysis Date	DF	Batch ID	Prep Date	SPKref	RPDref	pmoist
14998174	ICSA	ICPMS-6020-W-	ICSA		1/22/2022 4:44:5	1	R373694		0	0	

Analyte	T	Units	RAW	Final	Text	Spike	SPKref	RPDref	MDL	PQL	UQL	%REC	LOW	HIGH	%RPD	Q
Aluminum	A	mg/L	41.64	41.64		40	0	0	0.00086	0.001	1	104%	80	120	0%	
Antimony	A	mg/L	0.0001866	0.0001866		0	0	0	0.00042	0.001	0.1	0%			0%	
Arsenic	A	mg/L	0.00008218	0.00008218		0	0	0	0.00019	0.001	1	0%			0%	
Barium	A	mg/L	0.00007171	0.00007171		0	0	0	0.000042	0.001	1	0%			0%	
Beryllium	A	mg/L	0.00002856	0.00002856		0	0	0	0.00012	0.001	1	0%			0%	
Boron	A	mg/L	0.003927	0.003927		0	0	0	0.00561	0.00561	1	0%			0%	
Cadmium	A	mg/L	0.00006883	0.00006883		0	0	0	0.000025	0.001	1	0%			0%	
Calcium	A	mg/L	123.7	123.7		120	0	0	0.02092	0.02092	50	103%	80	120	0%	
Cerium	A	mg/L	0.000003835	0.000003835		0	0	0	0.000012	0.001	0.1	0%			0%	
Chromium	A	mg/L	0.0009543	0.0009543		0	0	0	0.00018	0.001	1	0%			0%	
Cobalt	A	mg/L	0.0003424	0.0003424		0	0	0	0.000042	0.001	1	0%			0%	
Copper	A	mg/L	0.0001474	0.0001474		0	0	0	0.00027	0.001	1	0%			0%	
Iron	A	mg/L	102.2	102.2		100	0	0	0.00119	0.00119	5	102%	80	120	0%	
Lanthanum	A	mg/L	0.000008727	0.000008727		0	0	0	0.000011	0.001	0.1	0%			0%	
Lead	A	mg/L	0.00003616	0.00003616		0	0	0	0.000056	0.001	1	0%			0%	
Magnesium	A	mg/L	43.95	43.95		50	0	0	0.00564	0.00564	50	88%			0%	
Manganese	A	mg/L	0.0002013	0.0002013		0	0	0	0.000095	0.001	1	0%			0%	

Seq No	Lab ID	Test Code	Sample Typ	File ID	Analysis Date	DF	Batch ID	Prep Date	SPKref	RPDref	pmoist
14998174	ICSA	ICPMS-6020-W-	ICSA		1/22/2022 4:44:5	1	R373694		0	0	

Analyte	T	Units	RAW	Final	Text	Spike	SPKref	RPDref	MDL	PQL	UQL	%REC	LOW	HIGH	%RPD	Q
Mercury	A	mg/L	0.00001008	0.00001008		0	0	0	0.00016	0.001	0.002	0%			0%	
Molybdenum	A	mg/L	0.8545	0.8545		0.8	0	0	0.00005	0.001	0.1	107%	80	120	0%	
Nickel	A	mg/L	0.0002219	0.0002219		0	0	0	0.00063	0.001	1	0%			0%	
Potassium	A	mg/L	42.01	42.01		50	0	0	0.08139	0.08139	50	84%			0%	
Selenium	A	mg/L	0.0001528	0.0001528		0	0	0	0.00033	0.001	1	0%			0%	
Silicon	A	mg/L	-0.02392	-0.02392		0	0	0	0.01223	0.1	0.4	0%			0%	
Silver	A	mg/L	0.00001398	0.00001398		0	0	0	0.00002	0.001	0.04	0%			0%	
Sodium	A	mg/L	109.2	109.2		100	0	0	0.02171	0.02171	50	109%			0%	
Strontium	A	mg/L	0.001222	0.001222		0	0	0	0.00014	0.001	1	0%			0%	
Thallium	A	mg/L	0.00005547	0.00005547		0	0	0	0.000041	0.001	1	0%			0%	
Thorium	A	mg/L	0.00003765	0.00003765		0	0	0	0.00061	0.001	1	0%			0%	
Tin	A	mg/L	0.00007795	0.00007795		0	0	0	0.00132	0.00132	0.1	0%			0%	
Titanium	A	mg/L	0.847	0.847		0.8	0	0	0.000094	0.001	1	106%			0%	
Uranium	A	mg/L	0.000004341	0.000004341		0	0	0	0.000052	0.0003	1	0%			0%	
Vanadium	A	mg/L	-0.003356	-0.003356		0	0	0	0.0013	0.0013	1	0%			0%	
Zinc	A	mg/L	0.0003431	0.0003431		0	0	0	0.00273	0.00273	1	0%			0%	
Iron, Ferrous	C	mg/L	102.2	102.2		0	0	0	0.00119	0.00119	5	0%			0%	

Seq No	Lab ID	Test Code	Sample Typ	File ID	Analysis Date	DF	Batch ID	Prep Date	SPKref	RPDref	pmoist
14998175	ICSAB	ICPMS-6020-W-	ICSAB		1/22/2022 4:51:1	1	R373694		0	0	

Analyte	T	Units	RAW	Final	Text	Spike	SPKref	RPDref	MDL	PQL	UQL	%REC	LOW	HIGH	%RPD	Q
Aluminum	A	mg/L	40.91	40.91		40	0	0	0.00086	0.001	1	102%	80	120	0%	
Antimony	A	mg/L	0.00005116	0.00005116		0	0	0	0.00042	0.001	0.1	0%			0%	
Arsenic	A	mg/L	0.01037	0.01037		0.01	0	0	0.00019	0.001	1	104%	80	120	0%	
Barium	A	mg/L	0.00007249	0.00007249		0	0	0	0.000042	0.001	1	0%			0%	
Beryllium	A	mg/L	0.00001211	0.00001211		0	0	0	0.00012	0.001	1	0%			0%	
Boron	A	mg/L	0.001978	0.001978		0	0	0	0.00561	0.00561	1	0%			0%	
Cadmium	A	mg/L	0.009802	0.009802		0.01	0	0	0.000025	0.001	1	98%	80	120	0%	
Calcium	A	mg/L	123	123		120	0	0	0.02092	0.02092	50	102%	80	120	0%	
Cerium	A	mg/L	0.000002022	0.000002022		0	0	0	0.000012	0.001	0.1	0%			0%	
Chromium	A	mg/L	0.02133	0.02133		0.02	0	0	0.00018	0.001	1	107%	80	120	0%	
Cobalt	A	mg/L	0.01997	0.01997		0.02	0	0	0.000042	0.001	1	100%	80	120	0%	
Copper	A	mg/L	0.02029	0.02029		0.02	0	0	0.00027	0.001	1	101%	80	120	0%	
Iron	A	mg/L	103.8	103.8		100	0	0	0.00119	0.00119	5	104%	80	120	0%	

Seq No	Lab ID	Test Code	Sample Typ	File ID	Analysis Date	DF	Batch ID	Prep Date	SPKref	RPDref	pmoist
14998175	ICSAB	ICPMS-6020-W-	ICSAB		1/22/2022 4:51:1	1	R373694		0	0	

Analyte	T	Units	RAW	Final	Text	Spike	SPKref	RPDref	MDL	PQL	UQL	%REC	LOW	HIGH	%RPD	Q
Lanthanum	A	mg/L	0.000009493	0.000009493		0	0	0	0.000011	0.001	0.1	0%			0%	
Lead	A	mg/L	0.00002756	0.00002756		0	0	0	0.000056	0.001	1	0%			0%	
Magnesium	A	mg/L	42.48	42.48		40	0	0	0.00564	0.00564	50	106%	80	120	0%	
Manganese	A	mg/L	0.02067	0.02067		0.02	0	0	0.000095	0.001	1	103%	80	120	0%	
Mercury	A	mg/L	0.000003316	0.000003316		0	0	0	0.00016	0.001	0.002	0%			0%	
Molybdenum	A	mg/L	0.8527	0.8527		0.8	0	0	0.00005	0.001	0.1	107%	80	120	0%	
Nickel	A	mg/L	0.02084	0.02084		0.02	0	0	0.00063	0.001	1	104%	80	120	0%	
Potassium	A	mg/L	40.82	40.82		40	0	0	0.08139	0.08139	50	102%	80	120	0%	
Selenium	A	mg/L	0.0106	0.0106		0.01	0	0	0.00033	0.001	1	106%	80	120	0%	
Silicon	A	mg/L	-0.02546	-0.02546		0	0	0	0.01223	0.1	0.4	0%			0%	
Silver	A	mg/L	0.004938	0.004938		0.005	0	0	0.00002	0.001	0.04	99%	80	120	0%	
Sodium	A	mg/L	103.8	103.8		100	0	0	0.02171	0.02171	50	104%	80	120	0%	
Strontium	A	mg/L	0.001277	0.001277		0	0	0	0.00014	0.001	1	0%			0%	
Thallium	A	mg/L	0.00002382	0.00002382		0	0	0	0.000041	0.001	1	0%			0%	
Thorium	A	mg/L	0.00001206	0.00001206		0	0	0	0.00061	0.001	1	0%			0%	
Tin	A	mg/L	0.00004946	0.00004946		0	0	0	0.00132	0.00132	0.1	0%			0%	
Titanium	A	mg/L	0.8342	0.8342		0.8	0	0	0.000094	0.001	1	104%	80	120	0%	
Uranium	A	mg/L	0.000001302	0.000001302		0	0	0	0.000052	0.0003	1	0%			0%	
Vanadium	A	mg/L	0.01615	0.01615		0.02	0	0	0.0013	0.0013	1	81%	80	120	0%	
Zinc	A	mg/L	0.01072	0.01072		0.01	0	0	0.00273	0.00273	1	107%	80	120	0%	
Iron, Ferrous	C	mg/L	103.8	103.8		0	0	0	0.00119	0.00119	5	0%			0%	

Seq No	Lab ID	Test Code	Sample Typ	File ID	Analysis Date	DF	Batch ID	Prep Date	SPKref	RPDref	pmoist
14998176	Rinse	ICPMS-6020-W-	SAMP		1/22/2022 4:57:3	1	R373694		0	0	

Analyte	T	Units	RAW	Final	Text	Spike	SPKref	RPDref	MDL	PQL	UQL	%REC	LOW	HIGH	%RPD	Q
Antimony	A	mg/L	-0.00001205	0		0	0	0	0.00042	0.001	0.1	0%	0	0	0%	
Arsenic	A	mg/L	-0.00008641	0		0	0	0	0.00019	0.001	1	0%	0	0	0%	
Barium	A	mg/L	2.588E-07	0		0	0	0	0.000042	0.001	1	0%	0	0	0%	
Beryllium	A	mg/L	0.00001101	0		0	0	0	0.00012	0.001	1	0%	0	0	0%	
Cadmium	A	mg/L	-0.00000298	0		0	0	0	0.000025	0.001	1	0%	0	0	0%	
Cerium	A	mg/L	3.396E-07	0		0	0	0	0.000012	0.001	0.1	0%	0	0	0%	
Chromium	A	mg/L	-0.00002864	0		0	0	0	0.00018	0.001	1	0%	0	0	0%	
Cobalt	A	mg/L	-1.089E-06	0		0	0	0	0.000042	0.001	1	0%	0	0	0%	
Copper	A	mg/L	0.0001034	0		0	0	0	0.00027	0.001	1	0%	0	0	0%	

Seq No	Lab ID	Test Code	Sample Typ	File ID	Analysis Date	DF	Batch ID	Prep Date	SPKref	RPDref	pmoist
14998176	Rinse	ICPMS-6020-W-	SAMP		1/22/2022 4:57:3	1	R373694		0	0	

Analyte	T	Units	RAW	Final	Text	Spike	SPKref	RPDref	MDL	PQL	UQL	%REC	LOW	HIGH	%RPD	Q
Lead	A	mg/L	0.000007154	0		0	0	0	0.000056	0.001	1	0%	0	0	0%	
Manganese	A	mg/L	0.0001239	0.0001239		0	0	0	0.000095	0.001	1	0%	0	0	0%	J
Mercury	A	mg/L	0.000003238	0		0	0	0	0.00016	0.001	0.002	0%	0	0	0%	
Molybdenum	A	mg/L	0.0001794	0.0001794		0	0	0	0.00005	0.001	0.1	0%	0	0	0%	J
Nickel	A	mg/L	0.000005038	0		0	0	0	0.00063	0.001	1	0%	0	0	0%	
Selenium	A	mg/L	0.00000543	0		0	0	0	0.00033	0.001	1	0%	0	0	0%	
Silver	A	mg/L	8.068E-08	0		0	0	0	0.00002	0.001	0.04	0%	0	0	0%	
Strontium	A	mg/L	0.000008697	0		0	0	0	0.00014	0.001	1	0%	0	0	0%	
Thallium	A	mg/L	0.00001922	0		0	0	0	0.000041	0.001	1	0%	0	0	0%	
Thorium	A	mg/L	0.000001021	0		0	0	0	0.00061	0.001	1	0%	0	0	0%	
Titanium	A	mg/L	0.0001185	0.0001185		0	0	0	0.000094	0.001	1	0%	0	0	0%	J
Uranium	A	mg/L	4.554E-07	0		0	0	0	0.000052	0.0003	1	0%	0	0	0%	
Boron	B	mg/L	0.0008159	0		0	0	0	0.00561	0.00561	1	0%	0	0	0%	L
Calcium	B	mg/L	0.002021	0		0	0	0	0.02092	0.02092	50	0%	0	0	0%	L
Iron	B	mg/L	0.001206	0.001206		0	0	0	0.00119	0.00119	5	0%	0	0	0%	
Iron, Ferrous	B	mg/L	0.001206	0.001206		0	0	0	0.00119	0.00119	5	0%	0	0	0%	
Magnesium	B	mg/L	-0.001041	0		0	0	0	0.00564	0.00564	50	0%	0	0	0%	L
Potassium	B	mg/L	0.01466	0		0	0	0	0.08139	0.08139	50	0%	0	0	0%	L
Tin	B	mg/L	-0.00001014	0		0	0	0	0.00132	0.00132	0.1	0%	0	0	0%	
Zinc	B	mg/L	0.0000041	0		0	0	0	0.00273	0.00273	1	0%	0	0	0%	L

Seq No	Lab ID	Test Code	Sample Typ	File ID	Analysis Date	DF	Batch ID	Prep Date	SPKref	RPDref	pmoist
14998177	CCV	ICPMS-6020-W-	CCV		1/22/2022 5:03:4	1	R373694		0	0	

Analyte	T	Units	RAW	Final	Text	Spike	SPKref	RPDref	MDL	PQL	UQL	%REC	LOW	HIGH	%RPD	Q
Aluminum	A	mg/L	0.0647	0.0647		0.05	0	0	0.00086	0.001	1	129%	90	110	0%	S
Antimony	A	mg/L	0.05193	0.05193		0.05	0	0	0.00042	0.001	0.1	104%	90	110	0%	
Arsenic	A	mg/L	0.05156	0.05156		0.05	0	0	0.00019	0.001	1	103%	90	110	0%	
Barium	A	mg/L	0.04994	0.04994		0.05	0	0	0.000042	0.001	1	100%	90	110	0%	
Beryllium	A	mg/L	0.05267	0.05267		0.05	0	0	0.00012	0.001	1	105%	90	110	0%	
Boron	A	mg/L	0.05383	0.05383		0.05	0	0	0.00561	0.00561	1	108%	90	110	0%	
Cadmium	A	mg/L	0.04985	0.04985		0.05	0	0	0.000025	0.001	1	100%	90	110	0%	
Calcium	A	mg/L	12.34	12.34		12.5	0	0	0.02092	0.02092	50	99%	90	110	0%	
Cerium	A	mg/L	0.04894	0.04894		0.05	0	0	0.000012	0.001	0.1	98%	90	110	0%	
Chromium	A	mg/L	0.052	0.052		0.05	0	0	0.00018	0.001	1	104%	90	110	0%	

Seq No	Lab ID	Test Code	Sample Typ	File ID	Analysis Date	DF	Batch ID	Prep Date	SPKref	RPDref	pmoist
14998177	CCV	ICPMS-6020-W-	CCV		1/22/2022 5:03:4	1	R373694		0	0	

Analyte	T	Units	RAW	Final	Text	Spike	SPKref	RPDref	MDL	PQL	UQL	%REC	LOW	HIGH	%RPD	Q
Cobalt	A	mg/L	0.05306	0.05306		0.05	0	0	0.000042	0.001	1	106%	90	110	0%	
Copper	A	mg/L	0.05303	0.05303		0.05	0	0	0.00027	0.001	1	106%	90	110	0%	
Iron	A	mg/L	1.288	1.288		1.3	0	0	0.00119	0.00119	5	99%	90	110	0%	
Lanthanum	A	mg/L	0.04863	0.04863		0.05	0	0	0.000011	0.001	0.1	97%	90	110	0%	
Lead	A	mg/L	0.0501	0.0501		0.05	0	0	0.000056	0.001	1	100%	90	110	0%	
Magnesium	A	mg/L	12.93	12.93		12.5	0	0	0.00564	0.00564	50	103%	90	110	0%	
Manganese	A	mg/L	0.05211	0.05211		0.05	0	0	0.000095	0.001	1	104%	90	110	0%	
Mercury	A	mg/L	0.0009666	0.0009666		0.001	0	0	0.00016	0.001	0.002	97%	90	110	0%	
Molybdenum	A	mg/L	0.05271	0.05271		0.05	0	0	0.00005	0.001	0.1	105%	90	110	0%	
Nickel	A	mg/L	0.05329	0.05329		0.05	0	0	0.00063	0.001	1	107%	90	110	0%	
Potassium	A	mg/L	12.3	12.3		12.5	0	0	0.08139	0.08139	50	98%	90	110	0%	
Selenium	A	mg/L	0.05157	0.05157		0.05	0	0	0.00033	0.001	1	103%	90	110	0%	
Silicon	A	mg/L	0.2071	0.2071		0.2	0	0	0.01223	0.1	0.4	104%	90	110	0%	
Silver	A	mg/L	0.02032	0.02032		0.02	0	0	0.00002	0.001	0.04	102%	90	110	0%	
Sodium	A	mg/L	12.93	12.93		12.5	0	0	0.02171	0.02171	50	103%	90	110	0%	
Strontium	A	mg/L	0.05006	0.05006		0.05	0	0	0.00014	0.001	1	100%	90	110	0%	
Thallium	A	mg/L	0.04987	0.04987		0.05	0	0	0.000041	0.001	1	100%	90	110	0%	
Thorium	A	mg/L	0.04922	0.04922		0.05	0	0	0.00061	0.001	1	98%	90	110	0%	
Tin	A	mg/L	0.05261	0.05261		0.05	0	0	0.00132	0.00132	0.1	105%	90	110	0%	
Titanium	A	mg/L	0.05508	0.05508		0.05	0	0	0.000094	0.001	1	110%	90	110	0%	
Uranium	A	mg/L	0.04954	0.04954		0.05	0	0	0.000052	0.0003	1	99%	90	110	0%	
Vanadium	A	mg/L	0.04717	0.04717		0.05	0	0	0.0013	0.0013	1	94%	90	110	0%	
Zinc	A	mg/L	0.05445	0.05445		0.05	0	0	0.00273	0.00273	1	109%	90	110	0%	
Iron, Ferrous	C	mg/L	1.288	1.288		0	0	0	0.00119	0.00119	5	0%	0	0	0%	

Seq No	Lab ID	Test Code	Sample Typ	File ID	Analysis Date	DF	Batch ID	Prep Date	SPKref	RPDref	pmoist
14998178	CCB	ICPMS-6020-W-	CCB		1/22/2022 5:10:0	1	R373694		0	0	

Analyte	T	Units	RAW	Final	Text	Spike	SPKref	RPDref	MDL	PQL	UQL	%REC	LOW	HIGH	%RPD	Q
Aluminum	A	mg/L	0.0001288	0.0001288		0	0	0	0.00086	0.001	1	0%			0%	
Antimony	A	mg/L	0.0001141	0.0001141		0	0	0	0.00042	0.001	0.1	0%			0%	
Arsenic	A	mg/L	-0.00005167	-0.00005167		0	0	0	0.00019	0.001	1	0%			0%	
Barium	A	mg/L	0.000003575	0.000003575		0	0	0	0.000042	0.001	1	0%			0%	
Beryllium	A	mg/L	0.00003069	0.00003069		0	0	0	0.00012	0.001	1	0%			0%	
Boron	A	mg/L	0.001369	0.001369		0	0	0	0.00561	0.00561	1	0%			0%	

Seq No	Lab ID	Test Code	Sample Typ	File ID	Analysis Date	DF	Batch ID	Prep Date	SPKref	RPDref	pmoist
14998178	CCB	ICPMS-6020-W-	CCB		1/22/2022 5:10:0	1	R373694		0	0	

Analyte	T	Units	RAW	Final	Text	Spike	SPKref	RPDref	MDL	PQL	UQL	%REC	LOW	HIGH	%RPD	Q
Cadmium	A	mg/L	0.000001038	0.000001038		0	0	0	0.000025	0.001	1	0%			0%	
Calcium	A	mg/L	0.001687	0.001687		0	0	0	0.02092	0.02092	50	0%			0%	
Cerium	A	mg/L	1.982E-08	1.982E-08		0	0	0	0.000012	0.001	0.1	0%	0	0	0%	
Chromium	A	mg/L	-0.00003879	-0.00003879		0	0	0	0.00018	0.001	1	0%			0%	
Cobalt	A	mg/L	0.000000568	0.000000568		0	0	0	0.000042	0.001	1	0%			0%	
Copper	A	mg/L	0.00004388	0.00004388		0	0	0	0.00027	0.001	1	0%			0%	
Iron	A	mg/L	0.0003901	0.0003901		0	0	0	0.00119	0.00119	5	0%			0%	
Lanthanum	A	mg/L	1.608E-07	1.608E-07		0	0	0	0.000011	0.001	0.1	0%	0	0	0%	
Lead	A	mg/L	0.000008418	0.000008418		0	0	0	0.000056	0.001	1	0%			0%	
Magnesium	A	mg/L	-0.0007128	-0.0007128		0	0	0	0.00564	0.00564	50	0%			0%	
Manganese	A	mg/L	-9.376E-06	-9.376E-06		0	0	0	0.000095	0.001	1	0%			0%	
Mercury	A	mg/L	0.000005159	0.000005159		0	0	0	0.00016	0.001	0.002	0%			0%	
Molybdenum	A	mg/L	-8.274E-06	-8.274E-06		0	0	0	0.00005	0.001	0.1	0%			0%	
Nickel	A	mg/L	-9.564E-07	-9.564E-07		0	0	0	0.00063	0.001	1	0%			0%	
Potassium	A	mg/L	0.01924	0.01924		0	0	0	0.08139	0.08139	50	0%			0%	
Selenium	A	mg/L	0.000008508	0.000008508		0	0	0	0.00033	0.001	1	0%			0%	
Silicon	A	mg/L	-0.02919	-0.02919		0	0	0	0.01223	0.1	0.4	0%	0	0	0%	
Silver	A	mg/L	0.000003602	0.000003602		0	0	0	0.00002	0.001	0.04	0%			0%	
Sodium	A	mg/L	-0.04317	-0.04317		0	0	0	0.02171	0.02171	50	0%			0%	
Strontium	A	mg/L	0.000006269	0.000006269		0	0	0	0.00014	0.001	1	0%	0	0	0%	
Thallium	A	mg/L	0.00007318	0.00007318		0	0	0	0.000041	0.001	1	0%	0	0	0%	
Thorium	A	mg/L	0.00001451	0.00001451		0	0	0	0.00061	0.001	1	0%	0	0	0%	
Tin	A	mg/L	0.00003691	0.00003691		0	0	0	0.00132	0.00132	0.1	0%	0	0	0%	
Titanium	A	mg/L	0.00004443	0.00004443		0	0	0	0.000094	0.001	1	0%	0	0	0%	
Uranium	A	mg/L	0.000002266	0.000002266		0	0	0	0.000052	0.0003	1	0%	0	0	0%	
Vanadium	A	mg/L	-0.002932	-0.002932		0	0	0	0.0013	0.0013	1	0%	0	0	0%	
Zinc	A	mg/L	-0.00007095	-0.00007095		0	0	0	0.00273	0.00273	1	0%	0	0	0%	
Iron, Ferrous	C	mg/L	0.0003901	0.0003901		0	0	0	0.00119	0.00119	5	0%	0	0	0%	

Seq No	Lab ID	Test Code	Sample Typ	File ID	Analysis Date	DF	Batch ID	Prep Date	SPKref	RPDref	pmoist
14998179	Rinse	ICPMS-200.8-W	SAMP		1/22/2022 11:11:	1	R373694		0	0	

Analyte	T	Units	RAW	Final	Text	Spike	SPKref	RPDref	MDL	PQL	UQL	%REC	LOW	HIGH	%RPD	Q

Seq No	Lab ID	Test Code	Sample Typ	File ID	Analysis Date	DF	Batch ID	Prep Date	SPKref	RPDref	pmoist
14998179	Rinse	ICPMS-200.8-W	SAMP		1/22/2022 11:11:	1	R373694		0	0	

Analyte	T	Units	RAW	Final	Text	Spike	SPKref	RPDref	MDL	PQL	UQL	%REC	LOW	HIGH	%RPD	Q
Antimony	A	mg/L	-0.00003503	0		0	0	0	0.0002882	0.05	0.1	0%	0	0	0%	
Arsenic	A	mg/L	-0.00004934	0		0	0	0	0.0001626	0.005	1	0%	0	0	0%	
Barium	A	mg/L	4.632E-07	0		0	0	0	8.917E-05	0.1	1	0%	0	0	0%	
Beryllium	A	mg/L	-0.00001102	0		0	0	0	0.0001137	0.001	1	0%	0	0	0%	
Boron	A	mg/L	0.0002689	0		0	0	0	0.0036397	0.1	1	0%	0	0	0%	
Cadmium	A	mg/L	-0.00000673	0		0	0	0	2.969E-05	0.001	1	0%	0	0	0%	
Calcium	A	mg/L	0.004136	0		0	0	0	0.0254163	0.5	50	0%	0	0	0%	
Cerium	A	mg/L	2.011E-07	0		0	0	0	8.97E-06	0.001	0.1	0%	0	0	0%	
Chromium	A	mg/L	-0.00002243	0		0	0	0	0.0002078	0.01	1	0%	0	0	0%	
Cobalt	A	mg/L	-4.432E-06	0		0	0	0	2.037E-05	0.01	1	0%	0	0	0%	
Copper	A	mg/L	-6.069E-06	0		0	0	0	0.0001010	0.01	1	0%	0	0	0%	
Iron	A	mg/L	0.00008638	0		0	0	0	0.0021231	0.02	5	0%	0	0	0%	
Lead	A	mg/L	-5.078E-08	0		0	0	0	3.957E-05	0.01	1	0%	0	0	0%	
Magnesium	A	mg/L	-0.001364	0		0	0	0	0.0084694	0.5	50	0%	0	0	0%	
Manganese	A	mg/L	0.0001253	0.0001253		0	0	0	5.319E-05	0.01	1	0%	0	0	0%	J
Mercury	A	mg/L	-1.461E-06	0		0	0	0	7.78E-06	0.001	0.002	0%	0	0	0%	
Molybdenum	A	mg/L	-0.00005944	0		0	0	0	0.0000598	0.005	0.1	0%	0	0	0%	
Nickel	A	mg/L	-0.00001588	0		0	0	0	0.0001477	0.01	1	0%	0	0	0%	
Potassium	A	mg/L	0.01396	0		0	0	0	0.0951865	0.5	50	0%	0	0	0%	
Selenium	A	mg/L	-2.417E-06	0		0	0	0	6.961E-05	0.005	1	0%	0	0	0%	
Silver	A	mg/L	-2.283E-06	0		0	0	0	1.541E-05	0.005	0.04	0%	0	0	0%	
Sodium	A	mg/L	-0.06432	0		0	0	0	0.0321039	0.5	50	0%	0	0	0%	
Strontium	A	mg/L	0.00001732	0		0	0	0	9.136E-05	0.1	1	0%	0	0	0%	
Thallium	A	mg/L	-9.729E-07	0		0	0	0	0.0001262	0.1	1	0%	0	0	0%	
Thorium	A	mg/L	-4.947E-06	0		0	0	0	7.051E-05	0.001	1	0%	0	0	0%	
Thorium 232	A	mg/L	-4.947E-06	0		0	0	0	7.051E-05	0.01	1	0%	0	0	0%	
Tin	A	mg/L	-4.957E-06	0		0	0	0	0.0021596	0.1	0.1	0%	0	0	0%	
Titanium	A	mg/L	-0.00002141	0		0	0	0	0.0001844	0.01	1	0%	0	0	0%	
Uranium	A	mg/L	-4.388E-07	0		0	0	0	1.948E-05	0.0003	1	0%	0	0	0%	
Vanadium	A	mg/L	-0.003024	0		0	0	0	0.004194	0.1	1	0%	0	0	0%	
Zinc	A	mg/L	-0.00007194	0		0	0	0	0.0006119	0.01	1	0%	0	0	0%	
Lithium	B	mg/L	-0.001084	0		0	0	0	0.05	0.05	1	0%	0	0	0%	L

Seq No	Lab ID	Test Code	Sample Typ	File ID	Analysis Date	DF	Batch ID	Prep Date	SPKref	RPDref	pmoist
14998180	CCV	ICPMS-6020-W-	CCV		1/22/2022 11:17:	1	R373694		0	0	

Analyte	T	Units	RAW	Final	Text	Spike	SPKref	RPDref	MDL	PQL	UQL	%REC	LOW	HIGH	%RPD	Q
Aluminum	A	mg/L	0.06187	0.06187		0.05	0	0	0.00086	0.001	1	124%	90	110	0%	S
Antimony	A	mg/L	0.05314	0.05314		0.05	0	0	0.00042	0.001	0.1	106%	90	110	0%	
Arsenic	A	mg/L	0.05123	0.05123		0.05	0	0	0.00019	0.001	1	102%	90	110	0%	
Barium	A	mg/L	0.05075	0.05075		0.05	0	0	0.000042	0.001	1	101%	90	110	0%	
Beryllium	A	mg/L	0.05298	0.05298		0.05	0	0	0.00012	0.001	1	106%	90	110	0%	
Boron	A	mg/L	0.0534	0.0534		0.05	0	0	0.00561	0.00561	1	107%	90	110	0%	
Cadmium	A	mg/L	0.05068	0.05068		0.05	0	0	0.000025	0.001	1	101%	90	110	0%	
Calcium	A	mg/L	12.2	12.2		12.5	0	0	0.02092	0.02092	50	98%	90	110	0%	
Cerium	A	mg/L	0.05039	0.05039		0.05	0	0	0.000012	0.001	0.1	101%	90	110	0%	
Chromium	A	mg/L	0.05286	0.05286		0.05	0	0	0.00018	0.001	1	106%	90	110	0%	
Cobalt	A	mg/L	0.05221	0.05221		0.05	0	0	0.000042	0.001	1	104%	90	110	0%	
Copper	A	mg/L	0.05374	0.05374		0.05	0	0	0.00027	0.001	1	107%	90	110	0%	
Iron	A	mg/L	1.27	1.27		1.3	0	0	0.00119	0.00119	5	98%	90	110	0%	
Lanthanum	A	mg/L	0.05085	0.05085		0.05	0	0	0.000011	0.001	0.1	102%	90	110	0%	
Lead	A	mg/L	0.04984	0.04984		0.05	0	0	0.000056	0.001	1	100%	90	110	0%	
Magnesium	A	mg/L	13.46	13.46		12.5	0	0	0.00564	0.00564	50	108%	90	110	0%	
Manganese	A	mg/L	0.05132	0.05132		0.05	0	0	0.000095	0.001	1	103%	90	110	0%	
Mercury	A	mg/L	0.0009665	0.0009665		0.001	0	0	0.00016	0.001	0.002	97%	90	110	0%	
Molybdenum	A	mg/L	0.05329	0.05329		0.05	0	0	0.00005	0.001	0.1	107%	90	110	0%	
Nickel	A	mg/L	0.05416	0.05416		0.05	0	0	0.00063	0.001	1	108%	90	110	0%	
Potassium	A	mg/L	12.46	12.46		12.5	0	0	0.08139	0.08139	50	100%	90	110	0%	
Selenium	A	mg/L	0.05042	0.05042		0.05	0	0	0.00033	0.001	1	101%	90	110	0%	
Silicon	A	mg/L	0.2076	0.2076		0.2	0	0	0.01223	0.1	0.4	104%	90	110	0%	
Silver	A	mg/L	0.02053	0.02053		0.02	0	0	0.00002	0.001	0.04	103%	90	110	0%	
Sodium	A	mg/L	13.07	13.07		12.5	0	0	0.02171	0.02171	50	105%	90	110	0%	
Strontium	A	mg/L	0.04952	0.04952		0.05	0	0	0.00014	0.001	1	99%	90	110	0%	
Thallium	A	mg/L	0.04994	0.04994		0.05	0	0	0.000041	0.001	1	100%	90	110	0%	
Thorium	A	mg/L	0.05092	0.05092		0.05	0	0	0.00061	0.001	1	102%	90	110	0%	
Tin	A	mg/L	0.05259	0.05259		0.05	0	0	0.00132	0.00132	0.1	105%	90	110	0%	
Titanium	A	mg/L	0.05494	0.05494		0.05	0	0	0.000094	0.001	1	110%	90	110	0%	
Uranium	A	mg/L	0.05054	0.05054		0.05	0	0	0.000052	0.0003	1	101%	90	110	0%	
Vanadium	A	mg/L	0.04668	0.04668		0.05	0	0	0.0013	0.0013	1	93%	90	110	0%	
Zinc	A	mg/L	0.05449	0.05449		0.05	0	0	0.00273	0.00273	1	109%	90	110	0%	
Iron, Ferrous	C	mg/L	1.27	1.27		0	0	0	0.00119	0.00119	5	0%	0	0	0%	

Seq No	Lab ID	Test Code	Sample Typ	File ID	Analysis Date	DF	Batch ID	Prep Date	SPKref	RPDref	pmoist
14998181	CCB	ICPMS-6020-W-	CCB		1/22/2022 11:23:	1	R373694		0	0	

Analyte	T	Units	RAW	Final	Text	Spike	SPKref	RPDref	MDL	PQL	UQL	%REC	LOW	HIGH	%RPD	Q
Aluminum	A	mg/L	0.0001679	0.0001679		0	0	0	0.00086	0.001	1	0%			0%	
Antimony	A	mg/L	0.00009838	0.00009838		0	0	0	0.00042	0.001	0.1	0%			0%	
Arsenic	A	mg/L	-0.00004192	-0.00004192		0	0	0	0.00019	0.001	1	0%			0%	
Barium	A	mg/L	0.000008355	0.000008355		0	0	0	0.000042	0.001	1	0%			0%	
Beryllium	A	mg/L	0.000006301	0.000006301		0	0	0	0.00012	0.001	1	0%			0%	
Boron	A	mg/L	0.0002068	0.0002068		0	0	0	0.00561	0.00561	1	0%			0%	
Cadmium	A	mg/L	0.000001581	0.000001581		0	0	0	0.000025	0.001	1	0%			0%	
Calcium	A	mg/L	0.002246	0.002246		0	0	0	0.02092	0.02092	50	0%			0%	
Cerium	A	mg/L	7.481E-07	7.481E-07		0	0	0	0.000012	0.001	0.1	0%	0	0	0%	
Chromium	A	mg/L	-0.00001429	-0.00001429		0	0	0	0.00018	0.001	1	0%			0%	
Cobalt	A	mg/L	-2.288E-06	-2.288E-06		0	0	0	0.000042	0.001	1	0%			0%	
Copper	A	mg/L	-0.00002018	-0.00002018		0	0	0	0.00027	0.001	1	0%			0%	
Iron	A	mg/L	-0.00001929	-0.00001929		0	0	0	0.00119	0.00119	5	0%			0%	
Lanthanum	A	mg/L	8.59E-09	8.59E-09		0	0	0	0.000011	0.001	0.1	0%	0	0	0%	
Lead	A	mg/L	0.000003313	0.000003313		0	0	0	0.000056	0.001	1	0%			0%	
Magnesium	A	mg/L	-0.0006734	-0.0006734		0	0	0	0.00564	0.00564	50	0%			0%	
Manganese	A	mg/L	-9.928E-06	-9.928E-06		0	0	0	0.000095	0.001	1	0%			0%	
Mercury	A	mg/L	0.000000776	0.000000776		0	0	0	0.00016	0.001	0.002	0%			0%	
Molybdenum	A	mg/L	-0.00003553	-0.00003553		0	0	0	0.00005	0.001	0.1	0%			0%	
Nickel	A	mg/L	-0.00001021	-0.00001021		0	0	0	0.00063	0.001	1	0%			0%	
Potassium	A	mg/L	0.01881	0.01881		0	0	0	0.08139	0.08139	50	0%			0%	
Selenium	A	mg/L	0.000007307	0.000007307		0	0	0	0.00033	0.001	1	0%			0%	
Silicon	A	mg/L	-0.03438	-0.03438		0	0	0	0.01223	0.1	0.4	0%	0	0	0%	
Silver	A	mg/L	0.000001662	0.000001662		0	0	0	0.00002	0.001	0.04	0%			0%	
Sodium	A	mg/L	-0.07041	-0.07041		0	0	0	0.02171	0.02171	50	0%			0%	
Strontium	A	mg/L	0.000008381	0.000008381		0	0	0	0.00014	0.001	1	0%	0	0	0%	
Thallium	A	mg/L	0.00002626	0.00002626		0	0	0	0.000041	0.001	1	0%	0	0	0%	
Thorium	A	mg/L	0.00001323	0.00001323		0	0	0	0.00061	0.001	1	0%	0	0	0%	
Tin	A	mg/L	0.00002237	0.00002237		0	0	0	0.00132	0.00132	0.1	0%	0	0	0%	
Titanium	A	mg/L	0.000003295	0.000003295		0	0	0	0.000094	0.001	1	0%	0	0	0%	
Uranium	A	mg/L	0.000001813	0.000001813		0	0	0	0.000052	0.0003	1	0%	0	0	0%	
Vanadium	A	mg/L	-0.002765	-0.002765		0	0	0	0.0013	0.0013	1	0%	0	0	0%	
Zinc	A	mg/L	-0.00008752	-0.00008752		0	0	0	0.00273	0.00273	1	0%	0	0	0%	
Iron, Ferrous	C	mg/L	-0.00001929	-0.00001929		0	0	0	0.00119	0.00119	5	0%	0	0	0%	

Seq No	Lab ID	Test Code	Sample Typ	File ID	Analysis Date	DF	Batch ID	Prep Date	SPKref	RPDref	pmoist
14998182	Rinse	ICPMS-6020-W-	SAMP		1/22/2022 11:29:	1	R373694		0	0	

Analyte	T	Units	RAW	Final	Text	Spike	SPKref	RPDref	MDL	PQL	UQL	%REC	LOW	HIGH	%RPD	Q
Antimony	A	mg/L	-7.784E-06	0		0	0	0	0.00042	0.001	0.1	0%	0	0	0%	
Arsenic	A	mg/L	-0.00005231	0		0	0	0	0.00019	0.001	1	0%	0	0	0%	
Barium	A	mg/L	0.000004549	0		0	0	0	0.000042	0.001	1	0%	0	0	0%	
Beryllium	A	mg/L	0.000003184	0		0	0	0	0.00012	0.001	1	0%	0	0	0%	
Cadmium	A	mg/L	0.000001587	0		0	0	0	0.000025	0.001	1	0%	0	0	0%	
Cerium	A	mg/L	5.414E-07	0		0	0	0	0.000012	0.001	0.1	0%	0	0	0%	
Chromium	A	mg/L	-0.00001035	0		0	0	0	0.00018	0.001	1	0%	0	0	0%	
Cobalt	A	mg/L	-3.073E-06	0		0	0	0	0.000042	0.001	1	0%	0	0	0%	
Copper	A	mg/L	-0.0000303	0		0	0	0	0.00027	0.001	1	0%	0	0	0%	
Lead	A	mg/L	0.000001057	0		0	0	0	0.000056	0.001	1	0%	0	0	0%	
Manganese	A	mg/L	-7.416E-06	0		0	0	0	0.000095	0.001	1	0%	0	0	0%	
Mercury	A	mg/L	9.358E-08	0		0	0	0	0.00016	0.001	0.002	0%	0	0	0%	
Molybdenum	A	mg/L	-0.00005492	0		0	0	0	0.00005	0.001	0.1	0%	0	0	0%	
Nickel	A	mg/L	0.000002711	0		0	0	0	0.00063	0.001	1	0%	0	0	0%	
Selenium	A	mg/L	-0.00001324	0		0	0	0	0.00033	0.001	1	0%	0	0	0%	
Silver	A	mg/L	0.000004522	0		0	0	0	0.00002	0.001	0.04	0%	0	0	0%	
Strontium	A	mg/L	0.00001244	0		0	0	0	0.00014	0.001	1	0%	0	0	0%	
Thallium	A	mg/L	-0.00001403	0		0	0	0	0.000041	0.001	1	0%	0	0	0%	
Thorium	A	mg/L	-4.137E-07	0		0	0	0	0.00061	0.001	1	0%	0	0	0%	
Uranium	A	mg/L	-1.158E-07	0		0	0	0	0.000052	0.0003	1	0%	0	0	0%	
Boron	B	mg/L	-0.0002276	0		0	0	0	0.00561	0.00561	1	0%	0	0	0%	L
Calcium	B	mg/L	0.00207	0		0	0	0	0.02092	0.02092	50	0%	0	0	0%	L
Iron	B	mg/L	-0.0000373	0		0	0	0	0.00119	0.00119	5	0%	0	0	0%	
Iron, Ferrous	B	mg/L	-0.0000373	0		0	0	0	0.00119	0.00119	5	0%	0	0	0%	
Magnesium	B	mg/L	-0.001016	0		0	0	0	0.00564	0.00564	50	0%	0	0	0%	L
Potassium	B	mg/L	0.01644	0		0	0	0	0.08139	0.08139	50	0%	0	0	0%	L
Tin	B	mg/L	8.163E-07	0		0	0	0	0.00132	0.00132	0.1	0%	0	0	0%	
Zinc	B	mg/L	-0.00005604	0		0	0	0	0.00273	0.00273	1	0%	0	0	0%	L

Seq No	Lab ID	Test Code	Sample Typ	File ID	Analysis Date	DF	Batch ID	Prep Date	SPKref	RPDref	pmoist
14998183	B22011134-001	ICPMS-6020-W-	SD		1/22/2022 11:36:	5	163063	1/19/2022 3:	0	1E+07	

Analyte	T	Units	RAW	Final	Text	Spike	SPKref	RPDref	MDL	PQL	UQL	%REC	LOW	HIGH	%RPD	Q

Seq No	Lab ID	Test Code	Sample Typ	File ID	Analysis Date	DF	Batch ID	Prep Date	SPKref	RPDref	pmoist
14998183	B22011134-001	ICPMS-6020-W-	SD		1/22/2022 11:36:	5	163063	1/19/2022 3:	0	1E+07	

Analyte	T	Units	RAW	Final	Text	Spike	SPKref	RPDref	MDL	PQL	UQL	%REC	LOW	HIGH	%RPD	Q
Aluminum	A	mg/L	0.00829	0.04145		0	0	0.02013	0.0193736	0.0159875	1	0%	0	0		N
Antimony	A	mg/L	0.00001376	0		0	0	0	0.0013997	0.0049	0.1	0%	0	0		
Arsenic	A	mg/L	0.0001848	0		0	0	0.001298	0.0017061	0.0013383	1	0%	0	0		
Barium	A	mg/L	0.0008762	0.004381		0	0	0.004069	0.0013411	0.0012039	1	0%	0	0		N
Beryllium	A	mg/L	-1.731E-06	0		0	0	0	0.0005353	0.01	1	0%	0	0		
Boron	A	mg/L	0.01375	0		0	0	0.06786	0.1019008	0.07335	1	0%	0	0		
Cadmium	A	mg/L	0.00001526	0		0	0	0	9.105E-05	0.005	1	0%	0	0		
Calcium	A	mg/L	2.011	10.055		0	0	10.28	0.1864681	0.5517403	50	0%	0	0	2%	
Cerium	A	mg/L	0.00001448	0		0	0	6.226E-05	0.0001369	0.001	0.1	0%	0	0		
Chromium	A	mg/L	0.00009372	0		0	0	0	0.0076875	0.0076875	1	0%	0	0		
Cobalt	A	mg/L	0.0001026	0.000513		0	0	0.00053	0.0004771	0.001	1	0%	0	0		N
Copper	A	mg/L	0.01879	0.09395		0	0	0	0.0043735	0.0099	1	0%	0	0		N
Iron	A	mg/L	0.08092	0.4046		0	0	0.4364	0.0371198	0.02565	5	0%	0	0	8%	
Lanthanum	A	mg/L	0.000003979	0		0	0	0	0.000275	0.001	0.1	0%	0	0		
Lead	A	mg/L	0.0007077	0.0035385		0	0	0	0.0003858	0.001	1	0%	0	0		N
Magnesium	A	mg/L	2.001	10.005		0	0	10.4	0.0521269	0.0407608	50	0%	0	0	4%	
Manganese	A	mg/L	0.09961	0.49805		0	0	0.5033	0.0026994	0.0010695	1	0%	0	0	1%	
Molybdenum	A	mg/L	0.00005928	0		0	0	0.000556	0.0008814	0.001	0.1	0%	0	0		
Nickel	A	mg/L	0.004605	0.023025		0	0	0.0009891	0.0011441	0.0121000	1	0%	0	0		N
Potassium	A	mg/L	0.4563	2.2815		0	0	2.03	0.3828097	0.1306027	50	0%	0	0		N
Selenium	A	mg/L	0.000001896	0		0	0	0	0.0006787	0.0029274	1	0%	0	0		
Silicon	A	mg/L	5.324	26.62		0	0	27.21	0.2110446	0.026606	0.4	0%	0	0	2%	
Silver	A	mg/L	-0.00005444	0		0	0	0	0.0002141	0.001	0.04	0%	0	0		
Sodium	A	mg/L	7.679	38.395		0	0	40.71	0.5097304	3.6651346	50	0%	0	0	6%	
Strontium	A	mg/L	0.01434	0.0717		0	0	0.07368	0.0012164	0.001	1	0%	0	0	3%	
Thallium	A	mg/L	-0.00001143	0		0	0	0	0.0005569	0.001	1	0%	0	0		
Thorium	A	mg/L	0.000003774	0		0	0	0	0.0018981	0.02075	1	0%	0	0		
Tin	A	mg/L	0.0001685	0		0	0	0	0.0094659	0.0055874	0.1	0%	0	0		
Titanium	A	mg/L	0.0009248	0.004624		0	0	0.003704	0.0028666	0.001	1	0%	0	0		N
Uranium	A	mg/L	0.000004012	0		0	0	1.766E-05	8.495E-05	0.0004224	1	0%	0	0		
Vanadium	A	mg/L	-0.00208	0		0	0	0.004989	0.0195637	0.0105423	1	0%	0	0		
Zinc	A	mg/L	0.02175	0.10875		0	0	0.001219	0.0058087	0.0327721	1	0%	0	0		N
Silica	C	mg/L	11.3891008	56.945504		0	0	0	0.4514666	0.0569155	5	0%	0	0		N
Silicon as SiO2	C	mg/L	11.3891008	56.945504		0	0	0	0.4514666	0.0569155	5	0%	0	0		N

Seq No	Lab ID	Test Code	Sample Typ	File ID	Analysis Date	DF	Batch ID	Prep Date	SPKref	RPDref	pmoist
14998184	B22011124-001	ICPMS-6020-W-	SD		1/22/2022 11:42:	5	163063	1/19/2022 2:	0	1E+07	

Analyte	T	Units	RAW	Final	Text	Spike	SPKref	RPDref	MDL	PQL	UQL	%REC	LOW	HIGH	%RPD	Q
Aluminum	A	mg/L	0.001963	0		0	0	0.005018	0.0193736	0.0159875	1	0%	0	0		
Antimony	A	mg/L	-0.00002632	0		0	0	0	0.0013997	0.0049	0.1	0%	0	0		
Arsenic	A	mg/L	0.00001094	0		0	0	0	0.0017061	0.0013383	1	0%	0	0		
Barium	A	mg/L	0.0007141	0.0035705		0	0	0.00359	0.0013411	0.0012039	1	0%	0	0		N
Beryllium	A	mg/L	-0.0000046	0		0	0	0	0.0005353	0.01	1	0%	0	0		
Boron	A	mg/L	0.01166	0		0	0	0.05482	0.1019008	0.07335	1	0%	0	0		
Cadmium	A	mg/L	-3.866E-06	0		0	0	0	9.105E-05	0.005	1	0%	0	0		
Calcium	A	mg/L	1.816	9.08		0	0	9.449	0.1864681	0.5517403	50	0%	0	0	4%	
Cerium	A	mg/L	0.00000142	0		0	0	0	0.0001369	0.001	0.1	0%	0	0		
Chromium	A	mg/L	0.0004586	0		0	0	0.00223	0.0076875	0.0076875	1	0%	0	0		
Cobalt	A	mg/L	0.00002198	0		0	0	0.0001341	0.0004771	0.001	1	0%	0	0		
Copper	A	mg/L	0.0002956	0		0	0	0	0.0043735	0.0099	1	0%	0	0		
Iron	A	mg/L	0.003708	0		0	0	0.01605	0.0371198	0.02565	5	0%	0	0		
Lanthanum	A	mg/L	2.311E-07	0		0	0	0	0.000275	0.001	0.1	0%	0	0		
Lead	A	mg/L	0.00002126	0		0	0	0	0.0003858	0.001	1	0%	0	0		
Magnesium	A	mg/L	2.181	10.905		0	0	10.49	0.0521269	0.0407608	50	0%	0	0	4%	
Manganese	A	mg/L	0.0002862	0		0	0	0.001292	0.0026994	0.0010695	1	0%	0	0		
Molybdenum	A	mg/L	0.0003102	0.001551		0	0	0.001922	0.0008814	0.001	0.1	0%	0	0		N
Nickel	A	mg/L	0.0004553	0.0022765		0	0	0.001935	0.0011441	0.0121000	1	0%	0	0		N
Potassium	A	mg/L	0.3853	1.9265		0	0	1.709	0.3828097	0.1306027	50	0%	0	0		N
Selenium	A	mg/L	0.00003069	0		0	0	0.0002152	0.0006787	0.0029274	1	0%	0	0		
Silicon	A	mg/L	5.014	25.07		0	0	23.63	0.2110446	0.026606	0.4	0%	0	0	6%	
Silver	A	mg/L	-0.00006236	0		0	0	0	0.0002141	0.001	0.04	0%	0	0		
Sodium	A	mg/L	7.526	37.63		0	0	37.99	0.5097304	3.6651346	50	0%	0	0	1%	
Strontium	A	mg/L	0.01317	0.06585		0	0	0.06807	0.0012164	0.001	1	0%	0	0	3%	
Thallium	A	mg/L	-0.00001659	0		0	0	0	0.0005569	0.001	1	0%	0	0		
Thorium	A	mg/L	-0.00000112	0		0	0	0	0.0018981	0.02075	1	0%	0	0		
Tin	A	mg/L	0.00008879	0		0	0	0	0.0094659	0.0055874	0.1	0%	0	0		
Titanium	A	mg/L	0.0004289	0		0	0	0.001994	0.0028666	0.001	1	0%	0	0		
Uranium	A	mg/L	0.000001627	0		0	0	0	8.495E-05	0.0004224	1	0%	0	0		
Vanadium	A	mg/L	0.001985	0		0	0	0.02148	0.0195637	0.0105423	1	0%	0	0		
Zinc	A	mg/L	0.001858	0.00929		0	0	0.005856	0.0058087	0.0327721	1	0%	0	0		N
Silica	C	mg/L	10.7259488	53.629744		0	0	0	0.4514666	0.0569155	5	0%	0	0		N
Silicon as SiO2	C	mg/L	10.7259488	53.629744		0	0	0	0.4514666	0.0569155	5	0%	0	0		N

Seq No	Lab ID	Test Code	Sample Typ	File ID	Analysis Date	DF	Batch ID	Prep Date	SPKref	RPDref	pmoist
14998185	CCV	ICPMS-6020-W-	CCV		1/22/2022 11:48:	1	R373694		0	0	

Analyte	T	Units	RAW	Final	Text	Spike	SPKref	RPDref	MDL	PQL	UQL	%REC	LOW	HIGH	%RPD	Q
Aluminum	A	mg/L	0.06467	0.06467		0.05	0	0	0.00086	0.001	1	129%	90	110	0%	S
Antimony	A	mg/L	0.05387	0.05387		0.05	0	0	0.00042	0.001	0.1	108%	90	110	0%	
Arsenic	A	mg/L	0.05153	0.05153		0.05	0	0	0.00019	0.001	1	103%	90	110	0%	
Barium	A	mg/L	0.05193	0.05193		0.05	0	0	0.000042	0.001	1	104%	90	110	0%	
Beryllium	A	mg/L	0.05462	0.05462		0.05	0	0	0.00012	0.001	1	109%	90	110	0%	
Boron	A	mg/L	0.05507	0.05507		0.05	0	0	0.00561	0.00561	1	110%	90	110	0%	
Cadmium	A	mg/L	0.0515	0.0515		0.05	0	0	0.000025	0.001	1	103%	90	110	0%	
Calcium	A	mg/L	11.89	11.89		12.5	0	0	0.02092	0.02092	50	95%	90	110	0%	
Cerium	A	mg/L	0.05022	0.05022		0.05	0	0	0.000012	0.001	0.1	100%	90	110	0%	
Chromium	A	mg/L	0.05184	0.05184		0.05	0	0	0.00018	0.001	1	104%	90	110	0%	
Cobalt	A	mg/L	0.05435	0.05435		0.05	0	0	0.000042	0.001	1	109%	90	110	0%	
Copper	A	mg/L	0.0542	0.0542		0.05	0	0	0.00027	0.001	1	108%	90	110	0%	
Iron	A	mg/L	1.269	1.269		1.3	0	0	0.00119	0.00119	5	98%	90	110	0%	
Lanthanum	A	mg/L	0.0509	0.0509		0.05	0	0	0.000011	0.001	0.1	102%	90	110	0%	
Lead	A	mg/L	0.0509	0.0509		0.05	0	0	0.000056	0.001	1	102%	90	110	0%	
Magnesium	A	mg/L	13.29	13.29		12.5	0	0	0.00564	0.00564	50	106%	90	110	0%	
Manganese	A	mg/L	0.05196	0.05196		0.05	0	0	0.000095	0.001	1	104%	90	110	0%	
Mercury	A	mg/L	0.0009767	0.0009767		0.001	0	0	0.00016	0.001	0.002	98%	90	110	0%	
Molybdenum	A	mg/L	0.05405	0.05405		0.05	0	0	0.00005	0.001	0.1	108%	90	110	0%	
Nickel	A	mg/L	0.05407	0.05407		0.05	0	0	0.00063	0.001	1	108%	90	110	0%	
Potassium	A	mg/L	12.31	12.31		12.5	0	0	0.08139	0.08139	50	98%	90	110	0%	
Selenium	A	mg/L	0.05141	0.05141		0.05	0	0	0.00033	0.001	1	103%	90	110	0%	
Silicon	A	mg/L	0.2091	0.2091		0.2	0	0	0.01223	0.1	0.4	105%	90	110	0%	
Silver	A	mg/L	0.02095	0.02095		0.02	0	0	0.00002	0.001	0.04	105%	90	110	0%	
Sodium	A	mg/L	13.16	13.16		12.5	0	0	0.02171	0.02171	50	105%	90	110	0%	
Strontium	A	mg/L	0.04919	0.04919		0.05	0	0	0.00014	0.001	1	98%	90	110	0%	
Thallium	A	mg/L	0.04972	0.04972		0.05	0	0	0.000041	0.001	1	99%	90	110	0%	
Thorium	A	mg/L	0.05013	0.05013		0.05	0	0	0.00061	0.001	1	100%	90	110	0%	
Tin	A	mg/L	0.0524	0.0524		0.05	0	0	0.00132	0.00132	0.1	105%	90	110	0%	
Titanium	A	mg/L	0.05608	0.05608		0.05	0	0	0.000094	0.001	1	112%	90	110	0%	S
Uranium	A	mg/L	0.05103	0.05103		0.05	0	0	0.000052	0.0003	1	102%	90	110	0%	
Vanadium	A	mg/L	0.04788	0.04788		0.05	0	0	0.0013	0.0013	1	96%	90	110	0%	
Zinc	A	mg/L	0.05512	0.05512		0.05	0	0	0.00273	0.00273	1	110%	90	110	0%	
Iron, Ferrous	C	mg/L	1.269	1.269		0	0	0	0.00119	0.00119	5	0%	0	0	0%	

Seq No	Lab ID	Test Code	Sample Typ	File ID	Analysis Date	DF	Batch ID	Prep Date	SPKref	RPDref	pmoist
14998186	CCB	ICPMS-6020-W-	CCB		1/22/2022 11:54:	1	R373694		0	0	

Analyte	T	Units	RAW	Final	Text	Spike	SPKref	RPDref	MDL	PQL	UQL	%REC	LOW	HIGH	%RPD	Q
Aluminum	A	mg/L	0.0001636	0.0001636		0	0	0	0.00086	0.001	1	0%			0%	
Antimony	A	mg/L	0.0001026	0.0001026		0	0	0	0.00042	0.001	0.1	0%			0%	
Arsenic	A	mg/L	-0.00003636	-0.00003636		0	0	0	0.00019	0.001	1	0%			0%	
Barium	A	mg/L	1.281E-07	1.281E-07		0	0	0	0.000042	0.001	1	0%			0%	
Beryllium	A	mg/L	0.00001033	0.00001033		0	0	0	0.00012	0.001	1	0%			0%	
Boron	A	mg/L	-0.00004675	-0.00004675		0	0	0	0.00561	0.00561	1	0%			0%	
Cadmium	A	mg/L	-2.101E-06	-2.101E-06		0	0	0	0.000025	0.001	1	0%			0%	
Calcium	A	mg/L	0.001829	0.001829		0	0	0	0.02092	0.02092	50	0%			0%	
Cerium	A	mg/L	-6.66E-08	-6.66E-08		0	0	0	0.000012	0.001	0.1	0%	0	0	0%	
Chromium	A	mg/L	-0.00001648	-0.00001648		0	0	0	0.00018	0.001	1	0%			0%	
Cobalt	A	mg/L	6.197E-07	6.197E-07		0	0	0	0.000042	0.001	1	0%			0%	
Copper	A	mg/L	-0.00002517	-0.00002517		0	0	0	0.00027	0.001	1	0%			0%	
Iron	A	mg/L	-0.00002698	-0.00002698		0	0	0	0.00119	0.00119	5	0%			0%	
Lanthanum	A	mg/L	-3.496E-08	-3.496E-08		0	0	0	0.000011	0.001	0.1	0%	0	0	0%	
Lead	A	mg/L	0.000002923	0.000002923		0	0	0	0.000056	0.001	1	0%			0%	
Magnesium	A	mg/L	-0.0005987	-0.0005987		0	0	0	0.00564	0.00564	50	0%			0%	
Manganese	A	mg/L	-7.719E-06	-7.719E-06		0	0	0	0.000095	0.001	1	0%			0%	
Mercury	A	mg/L	0.000003112	0.000003112		0	0	0	0.00016	0.001	0.002	0%			0%	
Molybdenum	A	mg/L	-0.00003602	-0.00003602		0	0	0	0.00005	0.001	0.1	0%			0%	
Nickel	A	mg/L	-7.108E-06	-7.108E-06		0	0	0	0.00063	0.001	1	0%			0%	
Potassium	A	mg/L	0.01599	0.01599		0	0	0	0.08139	0.08139	50	0%			0%	
Selenium	A	mg/L	-3.943E-06	-3.943E-06		0	0	0	0.00033	0.001	1	0%			0%	
Silicon	A	mg/L	-0.03086	-0.03086		0	0	0	0.01223	0.1	0.4	0%	0	0	0%	
Silver	A	mg/L	0.000004178	0.000004178		0	0	0	0.00002	0.001	0.04	0%			0%	
Sodium	A	mg/L	-0.06747	-0.06747		0	0	0	0.02171	0.02171	50	0%			0%	
Strontium	A	mg/L	0.0000107	0.0000107		0	0	0	0.00014	0.001	1	0%	0	0	0%	
Thallium	A	mg/L	0.00003486	0.00003486		0	0	0	0.000041	0.001	1	0%	0	0	0%	
Thorium	A	mg/L	0.00001453	0.00001453		0	0	0	0.00061	0.001	1	0%	0	0	0%	
Tin	A	mg/L	0.00003146	0.00003146		0	0	0	0.00132	0.00132	0.1	0%	0	0	0%	
Titanium	A	mg/L	0.000003878	0.000003878		0	0	0	0.000094	0.001	1	0%	0	0	0%	
Uranium	A	mg/L	0.000002179	0.000002179		0	0	0	0.000052	0.0003	1	0%	0	0	0%	
Vanadium	A	mg/L	-0.002361	-0.002361		0	0	0	0.0013	0.0013	1	0%	0	0	0%	
Zinc	A	mg/L	-0.00004441	-0.00004441		0	0	0	0.00273	0.00273	1	0%	0	0	0%	
Iron, Ferrous	C	mg/L	-0.00002698	-0.00002698		0	0	0	0.00119	0.00119	5	0%	0	0	0%	

Seq No	Lab ID	Test Code	Sample Typ	File ID	Analysis Date	DF	Batch ID	Prep Date	SPKref	RPDref	pmoist
14998187	B22011124-001	ICPMS-6020-W-	SAMP		1/22/2022 12:01:	1	163063	1/19/2022 2:	0	0	

Analyte	T	Units	RAW	Final	Text	Spike	SPKref	RPDref	MDL	PQL	UQL	%REC	LOW	HIGH	%RPD	Q
Antimony	A	mg/L	0.00003305	0		0	0	0	0.0002799	0.001	0.1	0%	0	0	0%	U
Arsenic	A	mg/L	0.0002479	0		0	0	0	0.0003412	0.001	1	0%	0	0	0%	U
Barium	A	mg/L	0.003428	0.003428		0	0	0	0.0002682	0.001	1	0%	0	0	0%	
Beryllium	A	mg/L	9.293E-07	0		0	0	0	0.0001071	0.01	1	0%	0	0	0%	U
Cadmium	A	mg/L	-0.00000353	0		0	0	0	1.821E-05	0.005	1	0%	0	0	0%	U
Cerium	A	mg/L	0.000003304	0		0	0	0	2.738E-05	0.001	0.1	0%	0	0	0%	U
Cobalt	A	mg/L	0.000112	0.000112		0	0	0	9.541E-05	0.001	1	0%	0	0	0%	J
Lanthanum	A	mg/L	0.000001156	0		0	0	0	0.000055	0.001	0.1	0%	0	0	0%	U
Lead	A	mg/L	0.00007319	0		0	0	0	7.716E-05	0.001	1	0%	0	0	0%	U
Manganese	A	mg/L	0.001339	0.001339		0	0	0	0.0005399	0.001	1	0%	0	0	0%	
Molybdenum	A	mg/L	0.001824	0.001824		0	0	0	0.0001763	0.001	0.1	0%	0	0	0%	
Selenium	A	mg/L	0.0002189	0.0002189		0	0	0	0.0001357	0.001	1	0%	0	0	0%	J
Silver	A	mg/L	-0.00005737	0		0	0	0	4.281E-05	0.001	0.04	0%	0	0	0%	U
Strontium	A	mg/L	0.06546	0.06546		0	0	0	0.0002433	0.001	1	0%	0	0	0%	
Thallium	A	mg/L	0.00007288	0		0	0	0	0.0001114	0.001	1	0%	0	0	0%	U
Uranium	A	mg/L	0.0000106	0		0	0	0	1.699E-05	0.0003	1	0%	0	0	0%	U
Boron	B	mg/L	0.06701	0.06701		0	0	0	0.0203802	0.01467	1	0%	0	0	0%	D
Calcium	B	mg/L	9.356	9.356		0	0	0	0.0372936	0.1103481	50	0%	0	0	0%	D
Chromium	B	mg/L	0.002371	0.002371		0	0	0	0.0015375	0.0015375	1	0%	0	0	0%	UD
Copper	B	mg/L	0.0003883	0		0	0	0	0.0008747	0.00198	1	0%	0	0	0%	UL
Iron	B	mg/L	0.01515	0.01515		0	0	0	0.007424	0.00513	5	0%	0	0	0%	UD
Magnesium	B	mg/L	11.56	11.56		0	0	0	0.0104254	0.0081522	50	0%	0	0	0%	D
Nickel	B	mg/L	0.002082	0.002082		0	0	0	0.0002288	0.0024200	1	0%	0	0	0%	JL
Potassium	B	mg/L	1.885	1.885		0	0	0	0.0765619	0.0261205	50	0%	0	0	0%	D
Sodium	B	mg/L	38.72	38.72		0	0	0	0.1019461	0.7330269	50	0%	0	0	0%	D
Thorium	B	mg/L	0.00004653	0		0	0	0	0.0003796	0.00415	1	0%	0	0	0%	UL
Tin	B	mg/L	0.0004321	0		0	0	0	0.0018932	0.0011175	0.1	0%	0	0	0%	U
Vanadium	B	mg/L	0.01988	0.01988		0	0	0	0.0039127	0.0021085	1	0%	0	0	0%	D
Zinc	B	mg/L	0.006534	0.006534		0	0	0	0.0011617	0.0065544	1	0%	0	0	0%	JL

Seq No	Lab ID	Test Code	Sample Typ	File ID	Analysis Date	DF	Batch ID	Prep Date	SPKref	RPDref	pmoist
14998188	B22011134-001	ICPMS-6020-W-	SAMP		1/22/2022 12:07:	1	163063	1/19/2022 3:	0	0	

Analyte	T	Units	RAW	Final	Text	Spike	SPKref	RPDref	MDL	PQL	UQL	%REC	LOW	HIGH	%RPD	Q

Seq No	Lab ID	Test Code	Sample Typ	File ID	Analysis Date	DF	Batch ID	Prep Date	SPKref	RPDref	pmoist
14998188	B22011134-001	ICPMS-6020-W-	SAMP		1/22/2022 12:07:	1	163063	1/19/2022 3:	0	0	

Analyte	T	Units	RAW	Final	Text	Spike	SPKref	RPDref	MDL	PQL	UQL	%REC	LOW	HIGH	%RPD	Q
Antimony	A	mg/L	0.0001278	0		0	0	0	0.0002799	0.001	0.1	0%	0	0	0%	U
Arsenic	A	mg/L	0.001157	0.001157		0	0	0	0.0003412	0.001	1	0%	0	0	0%	
Barium	A	mg/L	0.004228	0.004228		0	0	0	0.0002682	0.001	1	0%	0	0	0%	
Beryllium	A	mg/L	-1.728E-06	0		0	0	0	0.0001071	0.01	1	0%	0	0	0%	U
Cadmium	A	mg/L	-1.091E-06	0		0	0	0	1.821E-05	0.005	1	0%	0	0	0%	U
Cerium	A	mg/L	0.00006245	0.00006245		0	0	0	2.738E-05	0.001	0.1	0%	0	0	0%	J
Cobalt	A	mg/L	0.0005432	0.0005432		0	0	0	9.541E-05	0.001	1	0%	0	0	0%	J
Lanthanum	A	mg/L	0.00001473	0		0	0	0	0.000055	0.001	0.1	0%	0	0	0%	U
Lead	A	mg/L	0.00006409	0		0	0	0	7.716E-05	0.001	1	0%	0	0	0%	U
Manganese	A	mg/L	0.5162	0.5162		0	0	0	0.0005399	0.001	1	0%	0	0	0%	
Molybdenum	A	mg/L	0.0005146	0.0005146		0	0	0	0.0001763	0.001	0.1	0%	0	0	0%	J
Selenium	A	mg/L	0.00003522	0		0	0	0	0.0001357	0.001	1	0%	0	0	0%	U
Silver	A	mg/L	-0.00004646	0		0	0	0	4.281E-05	0.001	0.04	0%	0	0	0%	U
Strontium	A	mg/L	0.07379	0.07379		0	0	0	0.0002433	0.001	1	0%	0	0	0%	
Thallium	A	mg/L	0.0000364	0		0	0	0	0.0001114	0.001	1	0%	0	0	0%	U
Uranium	A	mg/L	0.00001733	0.00001733		0	0	0	1.699E-05	0.0003	1	0%	0	0	0%	J
Boron	B	mg/L	0.06868	0.06868		0	0	0	0.0203802	0.01467	1	0%	0	0	0%	D
Calcium	B	mg/L	10.05	10.05		0	0	0	0.0372936	0.1103481	50	0%	0	0	0%	D
Chromium	B	mg/L	0.0001915	0		0	0	0	0.0015375	0.0015375	1	0%	0	0	0%	UL
Copper	B	mg/L	0.0008274	0		0	0	0	0.0008747	0.00198	1	0%	0	0	0%	UL
Iron	B	mg/L	0.405	0.405		0	0	0	0.007424	0.00513	5	0%	0	0	0%	D
Magnesium	B	mg/L	10.39	10.39		0	0	0	0.0104254	0.0081522	50	0%	0	0	0%	D
Nickel	B	mg/L	0.001057	0.001057		0	0	0	0.0002288	0.0024200	1	0%	0	0	0%	JL
Potassium	B	mg/L	2.067	2.067		0	0	0	0.0765619	0.0261205	50	0%	0	0	0%	D
Sodium	B	mg/L	40.34	40.34		0	0	0	0.1019461	0.7330269	50	0%	0	0	0%	D
Thorium	B	mg/L	0.00001609	0		0	0	0	0.0003796	0.00415	1	0%	0	0	0%	UL
Tin	B	mg/L	0.0004745	0		0	0	0	0.0018932	0.0011175	0.1	0%	0	0	0%	U
Vanadium	B	mg/L	0.00112	0		0	0	0	0.0039127	0.0021085	1	0%	0	0	0%	UL
Zinc	B	mg/L	0.001422	0.001422		0	0	0	0.0011617	0.0065544	1	0%	0	0	0%	JL

Seq No	Lab ID	Test Code	Sample Typ	File ID	Analysis Date	DF	Batch ID	Prep Date	SPKref	RPDref	pmoist
14998189	CCV	ICPMS-6020-W-	CCV		1/22/2022 12:13:	1	R373694		0	0	

Analyte	T	Units	RAW	Final	Text	Spike	SPKref	RPDref	MDL	PQL	UQL	%REC	LOW	HIGH	%RPD	Q

Seq No	Lab ID	Test Code	Sample Typ	File ID	Analysis Date	DF	Batch ID	Prep Date	SPKref	RPDref	pmoist
14998189	CCV	ICPMS-6020-W-	CCV		1/22/2022 12:13:	1	R373694		0	0	

Analyte	T	Units	RAW	Final	Text	Spike	SPKref	RPDref	MDL	PQL	UQL	%REC	LOW	HIGH	%RPD	Q
Aluminum	A	mg/L	0.06135	0.06135		0.05	0	0	0.00086	0.001	1	123%	90	110	0%	S
Antimony	A	mg/L	0.05307	0.05307		0.05	0	0	0.00042	0.001	0.1	106%	90	110	0%	
Arsenic	A	mg/L	0.05128	0.05128		0.05	0	0	0.00019	0.001	1	103%	90	110	0%	
Barium	A	mg/L	0.05106	0.05106		0.05	0	0	0.000042	0.001	1	102%	90	110	0%	
Beryllium	A	mg/L	0.04992	0.04992		0.05	0	0	0.00012	0.001	1	100%	90	110	0%	
Boron	A	mg/L	0.05103	0.05103		0.05	0	0	0.00561	0.00561	1	102%	90	110	0%	
Cadmium	A	mg/L	0.05063	0.05063		0.05	0	0	0.000025	0.001	1	101%	90	110	0%	
Calcium	A	mg/L	12.06	12.06		12.5	0	0	0.02092	0.02092	50	96%	90	110	0%	
Cerium	A	mg/L	0.04968	0.04968		0.05	0	0	0.000012	0.001	0.1	99%	90	110	0%	
Chromium	A	mg/L	0.05172	0.05172		0.05	0	0	0.00018	0.001	1	103%	90	110	0%	
Cobalt	A	mg/L	0.05193	0.05193		0.05	0	0	0.000042	0.001	1	104%	90	110	0%	
Copper	A	mg/L	0.0531	0.0531		0.05	0	0	0.00027	0.001	1	106%	90	110	0%	
Iron	A	mg/L	1.267	1.267		1.3	0	0	0.00119	0.00119	5	97%	90	110	0%	
Lanthanum	A	mg/L	0.04991	0.04991		0.05	0	0	0.000011	0.001	0.1	100%	90	110	0%	
Lead	A	mg/L	0.05031	0.05031		0.05	0	0	0.000056	0.001	1	101%	90	110	0%	
Magnesium	A	mg/L	12.67	12.67		12.5	0	0	0.00564	0.00564	50	101%	90	110	0%	
Manganese	A	mg/L	0.05106	0.05106		0.05	0	0	0.000095	0.001	1	102%	90	110	0%	
Mercury	A	mg/L	0.0009847	0.0009847		0.001	0	0	0.00016	0.001	0.002	98%	90	110	0%	
Molybdenum	A	mg/L	0.0532	0.0532		0.05	0	0	0.00005	0.001	0.1	106%	90	110	0%	
Nickel	A	mg/L	0.05377	0.05377		0.05	0	0	0.00063	0.001	1	108%	90	110	0%	
Potassium	A	mg/L	11.95	11.95		12.5	0	0	0.08139	0.08139	50	96%	90	110	0%	
Selenium	A	mg/L	0.05193	0.05193		0.05	0	0	0.00033	0.001	1	104%	90	110	0%	
Silicon	A	mg/L	0.2488	0.2488		0.2	0	0	0.01223	0.1	0.4	124%	90	110	0%	S
Silver	A	mg/L	0.02057	0.02057		0.02	0	0	0.00002	0.001	0.04	103%	90	110	0%	
Sodium	A	mg/L	12.76	12.76		12.5	0	0	0.02171	0.02171	50	102%	90	110	0%	
Strontium	A	mg/L	0.05029	0.05029		0.05	0	0	0.00014	0.001	1	101%	90	110	0%	
Thallium	A	mg/L	0.05028	0.05028		0.05	0	0	0.000041	0.001	1	101%	90	110	0%	
Thorium	A	mg/L	0.05077	0.05077		0.05	0	0	0.00061	0.001	1	102%	90	110	0%	
Tin	A	mg/L	0.05263	0.05263		0.05	0	0	0.00132	0.00132	0.1	105%	90	110	0%	
Titanium	A	mg/L	0.05481	0.05481		0.05	0	0	0.000094	0.001	1	110%	90	110	0%	
Uranium	A	mg/L	0.05059	0.05059		0.05	0	0	0.000052	0.0003	1	101%	90	110	0%	
Vanadium	A	mg/L	0.04812	0.04812		0.05	0	0	0.0013	0.0013	1	96%	90	110	0%	
Zinc	A	mg/L	0.05452	0.05452		0.05	0	0	0.00273	0.00273	1	109%	90	110	0%	
Iron, Ferrous	C	mg/L	1.267	1.267		0	0	0	0.00119	0.00119	5	0%	0	0	0%	

Seq No	Lab ID	Test Code	Sample Typ	File ID	Analysis Date	DF	Batch ID	Prep Date	SPKref	RPDref	pmoist
14998190	CCB	ICPMS-6020-W-	CCB		1/22/2022 12:19:	1	R373694		0	0	

Analyte	T	Units	RAW	Final	Text	Spike	SPKref	RPDref	MDL	PQL	UQL	%REC	LOW	HIGH	%RPD	Q
Aluminum	A	mg/L	0.0001175	0.0001175		0	0	0	0.00086	0.001	1	0%			0%	
Antimony	A	mg/L	0.0001093	0.0001093		0	0	0	0.00042	0.001	0.1	0%			0%	
Arsenic	A	mg/L	-0.00002836	-0.00002836		0	0	0	0.00019	0.001	1	0%			0%	
Barium	A	mg/L	0.000003581	0.000003581		0	0	0	0.000042	0.001	1	0%			0%	
Beryllium	A	mg/L	-1.192E-06	-1.192E-06		0	0	0	0.00012	0.001	1	0%			0%	
Boron	A	mg/L	-0.00001112	-0.00001112		0	0	0	0.00561	0.00561	1	0%			0%	
Cadmium	A	mg/L	0.000004876	0.000004876		0	0	0	0.000025	0.001	1	0%			0%	
Calcium	A	mg/L	0.001222	0.001222		0	0	0	0.02092	0.02092	50	0%			0%	
Cerium	A	mg/L	4.144E-07	4.144E-07		0	0	0	0.000012	0.001	0.1	0%	0	0	0%	
Chromium	A	mg/L	-0.00001402	-0.00001402		0	0	0	0.00018	0.001	1	0%			0%	
Cobalt	A	mg/L	-2.215E-06	-2.215E-06		0	0	0	0.000042	0.001	1	0%			0%	
Copper	A	mg/L	-0.0000191	-0.0000191		0	0	0	0.00027	0.001	1	0%			0%	
Iron	A	mg/L	-0.00003237	-0.00003237		0	0	0	0.00119	0.00119	5	0%			0%	
Lanthanum	A	mg/L	0.00000023	0.00000023		0	0	0	0.000011	0.001	0.1	0%	0	0	0%	
Lead	A	mg/L	0.000007524	0.000007524		0	0	0	0.000056	0.001	1	0%			0%	
Magnesium	A	mg/L	-0.0002421	-0.0002421		0	0	0	0.00564	0.00564	50	0%			0%	
Manganese	A	mg/L	0.000003546	0.000003546		0	0	0	0.000095	0.001	1	0%			0%	
Mercury	A	mg/L	0.000003758	0.000003758		0	0	0	0.00016	0.001	0.002	0%			0%	
Molybdenum	A	mg/L	-0.00003272	-0.00003272		0	0	0	0.00005	0.001	0.1	0%			0%	
Nickel	A	mg/L	0.000001484	0.000001484		0	0	0	0.00063	0.001	1	0%			0%	
Potassium	A	mg/L	0.008998	0.008998		0	0	0	0.08139	0.08139	50	0%			0%	
Selenium	A	mg/L	0.00001062	0.00001062		0	0	0	0.00033	0.001	1	0%			0%	
Silicon	A	mg/L	-0.0126	-0.0126		0	0	0	0.01223	0.1	0.4	0%	0	0	0%	
Silver	A	mg/L	0.000003964	0.000003964		0	0	0	0.00002	0.001	0.04	0%			0%	
Sodium	A	mg/L	-0.05567	-0.05567		0	0	0	0.02171	0.02171	50	0%			0%	
Strontium	A	mg/L	0.00001031	0.00001031		0	0	0	0.00014	0.001	1	0%	0	0	0%	
Thallium	A	mg/L	0.00003925	0.00003925		0	0	0	0.000041	0.001	1	0%	0	0	0%	
Thorium	A	mg/L	0.00001515	0.00001515		0	0	0	0.00061	0.001	1	0%	0	0	0%	
Tin	A	mg/L	0.00004689	0.00004689		0	0	0	0.00132	0.00132	0.1	0%	0	0	0%	
Titanium	A	mg/L	0.00002609	0.00002609		0	0	0	0.000094	0.001	1	0%	0	0	0%	
Uranium	A	mg/L	0.000002044	0.000002044		0	0	0	0.000052	0.0003	1	0%	0	0	0%	
Vanadium	A	mg/L	-0.001756	-0.001756		0	0	0	0.0013	0.0013	1	0%	0	0	0%	
Zinc	A	mg/L	0.00003426	0.00003426		0	0	0	0.00273	0.00273	1	0%	0	0	0%	
Iron, Ferrous	C	mg/L	-0.00003237	-0.00003237		0	0	0	0.00119	0.00119	5	0%	0	0	0%	

Batch Summary Report

Batch Folder: D:\Agilent\ICPMH\1\DATA\220121ADoD.b\
Analysis File: 220121ADoD.batch.bin
Tune Step: #1 No Gas
#2 H2
#3 He

	Rjct	Acq. Date-Time	Data File	Sample Name	Type	Level	Dilution
1		2022-01-21 14:08:28	001BLKV.d	Rinse	BlkVrfy		1.0000
2		2022-01-21 14:14:42	002BLKV.d	Rinse	BlkVrfy		1.0000
3		2022-01-21 14:20:56	003BLKV.d	Rinse	BlkVrfy		1.0000
4		2022-01-21 14:27:10	004CALB.d	Cal Blk	CalBlk	1	1.0000
5		2022-01-21 14:34:36	005CALS.d	0.025 ppb STD	CalStd	2	1.0000
6		2022-01-21 14:41:15	006CALS.d	0.05 ppb STD	CalStd	3	1.0000
7		2022-01-21 14:47:54	007CALS.d	0.10 ppb STD	CalStd	4	1.0000
8		2022-01-21 14:54:32	008CALS.d	0.5 ppb STD	CalStd	5	1.0000
9		2022-01-21 15:01:11	009CALS.d	1 ppb STD	CalStd	6	1.0000
10		2022-01-21 16:59:11	011BLKV.d	Rinse	BlkVrfy		1.0000
11		2022-01-21 17:05:30	012CALS.d	10 ppb STD	CalStd	7	1.0000
12		2022-01-21 17:13:20	013BLKV.d	Rinse	BlkVrfy		1.0000
13		2022-01-21 17:19:33	014CALB.d	Cal Blk	CalBlk	1	1.0000
14		2022-01-21 17:26:12	015CALS.d	0.025 ppb STD	CalStd	2	1.0000
15		2022-01-21 17:32:50	016CALS.d	0.05 ppb STD	CalStd	3	1.0000
16		2022-01-21 17:39:27	017CALS.d	0.10 ppb STD	CalStd	4	1.0000
17		2022-01-21 17:46:06	018CALS.d	0.5 ppb STD	CalStd	5	1.0000
18		2022-01-21 17:52:44	019CALS.d	1 ppb STD	CalStd	6	1.0000
19		2022-01-21 17:59:22	020CALS.d	10 ppb STD	CalStd	7	1.0000
20		2022-01-21 18:06:00	021CALS.d	50 ppb STD	CalStd	8	1.0000
21		2022-01-21 18:12:35	022CALS.d	100 ppb STD	CalStd	9	1.0000
22	On	2022-01-21 18:19:05	023CALS.d	1000 ppb STD	CalStd	10	1.0000
23		2022-01-21 18:25:33	024CALS.d	100 ppb Br STD	CalStd	11	1.0000
24		2022-01-21 18:31:55	025BLKV.d	Rinse	BlkVrfy		1.0000
25		2022-01-21 18:38:09	026_QC1.d	QCS	QC1		1.0000

	Rjct	Acq. Date-Time	Data File	Sample Name	Type	Level	Dilution
26		2022-01-21 18:44:23	027_CCV.d	CCV	CCV		1.0000
27		2022-01-21 18:50:38	028_CCB.d	CCB	CCB		1.0000
28		2022-01-21 18:56:53	029BLKV.d	Rinse	BlkVrfy		1.0000
29		2022-01-21 19:03:09	030MBLK.d	LRB	MBLK		1.0000
30		2022-01-21 19:09:24	031_LFB.d	LFB	LFB		1.0300
31		2022-01-21 19:15:40	032ICSA.d	ICSA	ICSA		1.0000
32		2022-01-21 19:21:57	033ICSB.d	ICSAB	ICSAB		1.0000
33		2022-01-21 19:28:14	034BLKV.d	Rinse	BlkVrfy		1.0000
34		2022-01-21 19:34:27	035BLKV.d	Rinse	BlkVrfy		1.0000
35		2022-01-21 19:40:40	036_CCV.d	CCV	CCV		1.0000
36		2022-01-21 19:46:55	037_CCB.d	CCB	CCB		1.0000
37		2022-01-21 19:53:09	038BLKV.d	Rinse	BlkVrfy		1.0000
38		2022-01-21 19:59:24	039ARef.d	MB-163063	AllRef		1.0000
39		2022-01-21 20:05:39	040ARef.d	MB-163116	AllRef		1.0000
40		2022-01-21 20:11:53	041LCS4.d	LCS4-163063	LCS4		1.0000
41		2022-01-21 20:18:08	042LCS4.d	LCS4-163116	LCS4		1.0000
42		2022-01-21 20:24:22	043BLKV.d	Rinse	BlkVrfy		1.0000
43		2022-01-21 20:30:36	044SMPL.d	B22011124-001A	Sample		1.0000
44		2022-01-21 20:36:50	045ARef.d	B22011124-001ADIL	AllRef		5.0000
45		2022-01-21 20:43:05	046MS.d	B22011124-001AMS	MS		1.0300
46		2022-01-21 20:49:19	047MSD.d	B22011124-001AMSD	MSD		1.0300
47		2022-01-21 20:55:33	048BLKV.d	Rinse	BlkVrfy		1.0000
48		2022-01-21 21:01:46	049SMPL.d	B22011124-001B	Sample		1.0000
49		2022-01-21 21:08:00	050ARef.d	B22011124-001BDIL	AllRef		5.0000
50		2022-01-21 21:14:14	051_CCV.d	CCV	CCV		1.0000
51		2022-01-21 21:20:28	052_CCB.d	CCB	CCB		1.0000
52		2022-01-21 21:26:42	053SMPL.d	B22011124-001BPDS1	Sample		1.0300
53		2022-01-21 21:32:56	054MS4.d	B22011124-001BMS4	MS4		1.0000
54		2022-01-21 21:39:10	055MSD4.d	B22011124-001BMSD4	MSD4		1.0000
55		2022-01-21 21:45:24	056BLKV.d	Rinse	BlkVrfy		1.0000
56		2022-01-21 21:51:37	057SMPL.d	B22011125-001A	Sample		1.0000
57		2022-01-21 21:57:52	058SMPL.d	B22011125-001B	Sample		1.0000

	Rjct	Acq. Date-Time	Data File	Sample Name	Type	Level	Dilution
58		2022-01-21 22:04:07	059SMPL.d	B22011126-001A	Sample		1.0000
59		2022-01-21 22:10:23	060SMPL.d	B22011126-001B	Sample		1.0000
60		2022-01-21 22:16:39	061SMPL.d	B22011127-001A	Sample		1.0000
61		2022-01-21 22:22:54	062SMPL.d	B22011127-001B	Sample		1.0000
62		2022-01-21 22:29:09	063SMPL.d	B22011128-001A	Sample		1.0000
63		2022-01-21 22:35:25	064_CCV.d	CCV	CCV		1.0000
64		2022-01-21 22:41:39	065_CCB.d	CCB	CCB		1.0000
65		2022-01-21 22:47:53	066SMPL.d	B22011128-001B	Sample		1.0000
66		2022-01-21 22:54:08	067SMPL.d	B22011129-001A	Sample		1.0000
67		2022-01-21 23:00:24	068SMPL.d	B22011129-001B	Sample		1.0000
68		2022-01-21 23:06:38	069SMPL.d	B22011130-001A	Sample		1.0000
69		2022-01-21 23:12:53	070SMPL.d	B22011130-001B	Sample		1.0000
70		2022-01-21 23:19:07	071SMPL.d	B22011131-001A	Sample		1.0000
71		2022-01-21 23:25:21	072SMPL.d	B22011131-001B	Sample		1.0000
72		2022-01-21 23:31:35	073SMPL.d	B22011132-001A	Sample		1.0000
73		2022-01-21 23:37:50	074SMPL.d	B22011132-001B	Sample		1.0000
74		2022-01-21 23:44:04	075SMPL.d	B22011133-001A	Sample		1.0000
75		2022-01-21 23:50:18	076_CCV.d	CCV	CCV		1.0000
76		2022-01-21 23:56:33	077_CCB.d	CCB	CCB		1.0000
77		2022-01-22 00:02:48	078SMPL.d	B22011133-001B	Sample		1.0000
78		2022-01-22 00:09:03	079SMPL.d	B22011134-001A	Sample		1.0000
79		2022-01-22 00:15:19	080SMPL.d	B22011134-001B	Sample		1.0000
80		2022-01-22 00:21:34	081ARef.d	B22011134-001BDIL	AllRef		5.0000
81		2022-01-22 00:27:49	082SMPL.d	B22011134-001BPDS1	Sample		1.0300
82		2022-01-22 00:34:03	083MS4.d	B22011134-001BMS4	MS4		1.0000
83		2022-01-22 00:40:17	084MSD4.d	B22011134-001BMSD4	MSD4		1.0000
84		2022-01-22 00:46:31	085BLKV.d	Rinse	BlkVrfy		1.0000
85		2022-01-22 00:52:45	086SMPL.d	B22011135-001A	Sample		1.0000
86		2022-01-22 00:59:00	087SMPL.d	B22011135-001B	Sample		1.0000
87		2022-01-22 01:05:15	088SMPL.d	B22011136-001A	Sample		1.0000
88		2022-01-22 01:11:29	089_CCV.d	CCV	CCV		1.0000
89		2022-01-22 01:17:44	090_CCB.d	CCB	CCB		1.0000

	Rjct	Acq. Date-Time	Data File	Sample Name	Type	Level	Dilution
90		2022-01-22 01:23:59	091SMPL.d	B22011136-001B	Sample		1.0000
91		2022-01-22 01:30:13	092SMPL.d	B22011137-001A	Sample		1.0000
92		2022-01-22 01:36:28	093SMPL.d	B22011137-001B	Sample		1.0000
93		2022-01-22 01:42:42	094SMPL.d	B22011214-001A	Sample		1.0000
94		2022-01-22 01:48:57	095SMPL.d	B22011214-001B	Sample		1.0000
95		2022-01-22 01:55:13	096SMPL.d	B22011214-001BDIL	Sample		5.0000
96		2022-01-22 02:01:28	097ARef.d	B22011214-001BPDS1	AllRef		1.0300
97		2022-01-22 02:07:43	098MS4.d	B22011214-001BMS4	MS4		1.0000
98		2022-01-22 02:13:58	099MSD4.d	B22011214-001BMSD4	MSD4		1.0000
99		2022-01-22 02:20:12	100BLKV.d	Rinse	BlkVrfy		1.0000
100		2022-01-22 02:26:26	101SMPL.d	B22011227-001A	Sample		1.0000
101		2022-01-22 02:32:41	102_CCV.d	CCV	CCV		1.0000
102		2022-01-22 02:38:55	103_CCB.d	CCB	CCB		1.0000
103		2022-01-22 02:45:10	104SMPL.d	B22011227-001B	Sample		1.0000
104		2022-01-22 02:51:25	105SMPL.d	B22011228-001A	Sample		1.0000
105		2022-01-22 02:57:39	106SMPL.d	B22011228-001B	Sample		1.0000
106		2022-01-22 03:03:53	107BLKV.d	Rinse	BlkVrfy		1.0000
107		2022-01-22 03:10:06	108_CCV.d	CCV	CCV		1.0000
108		2022-01-22 03:16:21	109_CCB.d	CCB	CCB		1.0000
109		2022-01-22 03:22:35	110CALB.d	Cal Blk	CalBlk	1	1.0000
110		2022-01-22 03:28:57	111CALS.d	0.025 ppb STD	CalStd	2	1.0000
111		2022-01-22 03:35:18	112CALS.d	0.05 ppb STD	CalStd	3	1.0000
112		2022-01-22 03:41:39	113CALS.d	0.10 ppb STD	CalStd	4	1.0000
113		2022-01-22 03:48:00	114CALS.d	0.5 ppb STD	CalStd	5	1.0000
114		2022-01-22 03:54:21	115CALS.d	1 ppb STD	CalStd	6	1.0000
115		2022-01-22 04:00:43	116CALS.d	10 ppb STD	CalStd	7	1.0000
116		2022-01-22 04:07:04	117CALS.d	50 ppb STD	CalStd	8	1.0000
117		2022-01-22 04:13:24	118CALS.d	100 ppb STD	CalStd	9	1.0000
118		2022-01-22 04:19:46	119CALS.d	1000 ppb STD	CalStd	10	1.0000
119		2022-01-22 04:26:09	120CALS.d	100 ppb Br STD	CalStd	11	1.0000
120		2022-01-22 04:32:29	121BLKV.d	Rinse	BlkVrfy		1.0000
121		2022-01-22 04:38:44	122_QC1.d	QCS	QC1		1.0000

	Rjct	Acq. Date-Time	Data File	Sample Name	Type	Level	Dilution
122		2022-01-22 04:44:59	123ICSA.d	ICSA	ICSA		1.0000
123		2022-01-22 04:51:16	124ICSB.d	ICSAB	ICSAB		1.0000
124		2022-01-22 04:57:33	125BLKV.d	Rinse	BlkVrfy		1.0000
125		2022-01-22 05:03:46	126_CCV.d	CCV	CCV		1.0000
126		2022-01-22 05:10:00	127_CCB.d	CCB	CCB		1.0000
127		2022-01-22 11:11:16	128BLKV.d	Rinse	BlkVrfy		1.0000
128		2022-01-22 11:17:29	129_CCV.d	CCV	CCV		1.0000
129		2022-01-22 11:23:44	130_CCB.d	CCB	CCB		1.0000
130		2022-01-22 11:29:58	131BLKV.d	Rinse	BlkVrfy		1.0000
131		2022-01-22 11:36:13	132ARef.d	B22011134-001BDIL	AllRef		5.0000
132		2022-01-22 11:42:26	133ARef.d	B22011124-001BDIL	AllRef		5.0000
133		2022-01-22 11:48:40	134_CCV.d	CCV	CCV		1.0000
134		2022-01-22 11:54:55	135_CCB.d	CCB	CCB		1.0000
135		2022-01-22 12:01:10	136SMPL.d	B22011124-001B	Sample		1.0000
136		2022-01-22 12:07:24	137SMPL.d	B22011134-001B	Sample		1.0000
137		2022-01-22 12:13:39	138_CCV.d	CCV	CCV		1.0000
138		2022-01-22 12:19:53	139_CCB.d	CCB	CCB		1.0000

Tune Report

Operator Name	elim
Acq/Data Batch	D \Agilent\ICPMH\1\DATA\220121ADoD.b
Acq. Date-Time	2022-01-21 13:25 53
Report Comment	ICPMS207-B CAR
Instrument Name	G8403A JP17281923

[No Gas]

Sensitivity

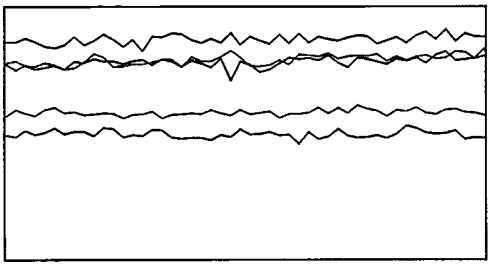

Mass	Range	Count	RSD%	Background
9	500000	246429	2.966	3.600
24	100000	57816	2.007	2.300
59	100000	87288	2.139	1.300
115	100000	78993	2.454	1.700
208	50000	39039	2.763	4.900

Sampling Period [sec]	0.514
Integration Time [sec]	0.1

Oxide/Doubly Charged Ratio

Oxide	156 / 140 1.045 %
Doubly Charged	70 / 140 0.887 %

Resolution/Axis

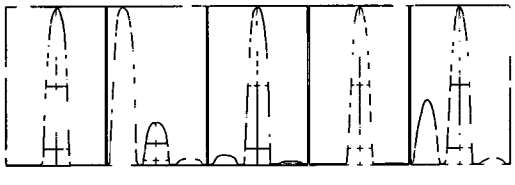

Mass	Peak Height	Axis	W-50%	W-10%
9	252062.32	9.05	0.63	0.769
24	58445.68	24.00	0.65	0.769
59	88215.78	59.00	0.62	0.761
115	80812.66	115.05	0.56	0.742
208	39740.16	208.00	0.58	0.759

Integration Time [sec]	0.1
Acquisition Time [sec]	37.4
Y Axis	Linear

Tune Parameters

Plasma Parameters

Plasma Mode	—	Nebulizer Gas	0.89 L/min	Dilution Gas	0.14 L/min
RF Power	1600 W	Option Gas	—	Auxiliary Gas	0.90 L/min
RF Matching	1.00 V	Nebulizer Pump	0.10 rps	Plasma Gas	15.0 L/min
Sample Depth	8.0 mm	S/C Temp	2 °C		

Lens Parameters

Extract 1	0.0 V	Omega Lens	10.3 V	Deflect	15.0 V
Extract 2	-250.0 V	Cell Entrance	-30 V	Plate Bias	-35 V

Tune Report

Omega Bias	-75 V	Cell Exit	-50 V		

Cell Parameters

Use Gas	No	3rd Gas Flow	—	Energy Discrimination	5.0 V
He Flow	0.0 mL/min	OctP Bias	-8.0 V		
H2 Flow	0.0 mL/min	OctP RF	180 V		

QP Parameters

Mass Gain	125	Axis Gain	0.9988	QP Bias	-3.0 V
Mass Offset	126	Axis Offset	0.14		

Hardware Settings

Torch

Torch H	-0.9 mm	Torch V	0.0 mm		

EM

Discriminator	5.7 mV	Analog HV	2278 V	Pulse HV	1674 V

[H2]

Sensitivity

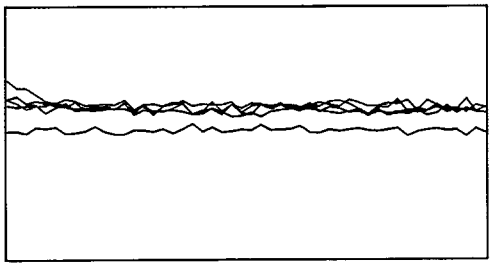

Mass	Range	Count	RSD%	Background
9	50000	29829	2.838	0.200
24	20000	12413	3.673	0.400
59	50000	29653	2.533	0.000
115	100000	60594	2.420	0.100
208	50000	25551	2.005	0.400

Sampling Period [sec]	0.514
Integration Time [sec]	0.1

Oxide/Doubly Charged Ratio

Oxide	—
Doubly Charged	70 / 140 0.889 %

Resolution/Axis

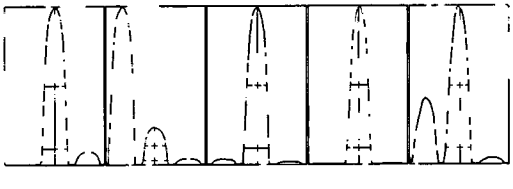

Mass	Peak Height	Axis	W-50%	W-10%
9	29645.16	9.05	0.62	0.760
24	12139.82	24.00	0.64	0.737
59	29575.08	59.05	0.61	0.755
115	60502.98	115.05	0.55	0.733
208	25039.88	208.05	0.59	0.767

Integration Time [sec]	0.1
Acquisition Time [sec]	37.4
Y Axis	Linear

Tune Parameters

Plasma Parameters

Tune Report

Plasma Mode	—	Nebulizer Gas	0.89 L/min	Dilution Gas	0.14 L/min
RF Power	1600 W	Option Gas	—	Auxiliary Gas	0.90 L/min
RF Matching	1 00 V	Nebulizer Pump	0.10 rps	Plasma Gas	15.0 L/min
Sample Depth	8.0 mm	S/C Temp	2 °C		

Lens Parameters

Extract 1	0.0 V	Omega Lens	10 0 V	Deflect	2.6 V
Extract 2	-225.0 V	Cell Entrance	-30 V	Plate Bias	-80 V
Omega Bias	-85 V	Cell Exit	-50 V		

Cell Parameters

Use Gas	Yes	3rd Gas Flow	—	Energy Discrimination	5.0 V
He Flow	0.0 mL/min	OctP Bias	-18.0 V		
H2 Flow	3.8 mL/min	OctP RF	180 V		

QP Parameters

Mass Gain	125	Axis Gain	0 9988	QP Bias	-13.0 V
Mass Offset	126	Axis Offset	0.14		

Hardware Settings

Torch

Torch H	-0.9 mm	Torch V	0.0 mm

EM

Discriminator	5 7 mV	Analog HV	2278 V	Pulse HV	1674 V

[He]

Sensitivity

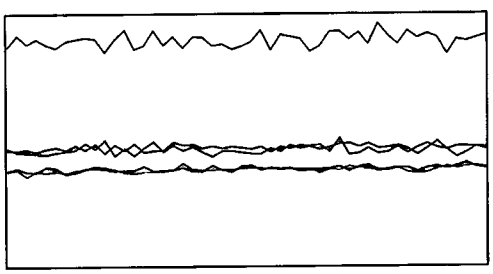

Mass	Range	Count	RSD%	Background
9	5000	2307	3.614	1 000
24	2000	1801	2.982	0.400
59	50000	23509	2.429	0.400
115	50000	19116	2 412	0.400
208	50000	19273	2.190	0 600

Sampling Period [sec]	0.514
Integration Time [sec]	0.1

Oxide/Doubly Charged Ratio

Oxide	—
Doubly Charged	70 / 140 0 917 %

Resolution/Axis

Tune Report

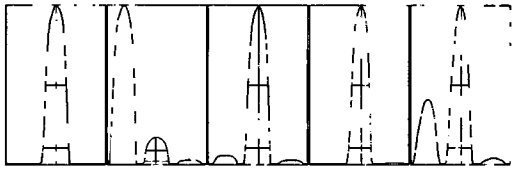

Mass	Peak Height	Axis	W-50%	W-10%
9	2272.26	9.05	0.62	0.771
24	1807.65	24.00	0.64	0.734
59	23794.26	59.05	0.60	0.748
115	19984.86	115.10	0.54	0.687
208	19709.34	208.05	0.55	0.740

Integration Time [sec]	0.1
Acquisition Time [sec]	37.4
Y Axis	Linear

Tune Parameters

Plasma Parameters

Plasma Mode	—	Nebulizer Gas	0.89 L/min	Dilution Gas	0.14 L/min
RF Power	1600 W	Option Gas	—	Auxiliary Gas	0.90 L/min
RF Matching	1.00 V	Nebulizer Pump	0.10 rps	Plasma Gas	15.0 L/min
Sample Depth	8.0 mm	S/C Temp	2 °C		

Lens Parameters

Extract 1	0.0 V	Omega Lens	10.6 V	Deflect	1.0 V
Extract 2	-235.0 V	Cell Entrance	-30 V	Plate Bias	-80 V
Omega Bias	-75 V	Cell Exit	-50 V		

Cell Parameters

Use Gas	Yes	3rd Gas Flow	—	Energy Discrimination	5.0 V
He Flow	4.0 mL/min	OctP Bias	-18.0 V		
H2 Flow	0.0 mL/min	OctP RF	200 V		

QP Parameters

Mass Gain	125	Axis Gain	0.9988	QP Bias	-13.0 V
Mass Offset	126	Axis Offset	0.14		

Hardware Settings

Torch

Torch H	-0.9 mm	Torch V	0.0 mm

EM

Discriminator	5.7 mV	Analog HV	2278 V	Pulse HV	1674 V

Calibration for 026_QC1.d

Batch Folder: D:\Agilent\ICPMH\1\DATA\220121ADoD.b\
Analysis File: 220121ADoD.batch.bin
DA Date-Time: 2022-01-21 20:51:24
Calibration Title:
Calibration Method: External Calibration
VIS Interpolation Fit:

Level	Standard Data File	Sample Name	Acq. Date-Time
1	014CALB.d	Cal Blk	2022-01-21 17:19:33
2	015CALS.d	0.025 ppb STD	2022-01-21 17:26:12
3	016CALS.d	0.05 ppb STD	2022-01-21 17:32:50
4	017CALS.d	0.10 ppb STD	2022-01-21 17:39:27
5	018CALS.d	0.5 ppb STD	2022-01-21 17:46:06
6	019CALS.d	1 ppb STD	2022-01-21 17:52:44
7	020CALS.d	10 ppb STD	2022-01-21 17:59:22
8	021CALS.d	50 ppb STD	2022-01-21 18:06:00
9	022CALS.d	100 ppb STD	2022-01-21 18:12:35
10			
11	024CALS.d	100 ppb Br STD	2022-01-21 18:25:33

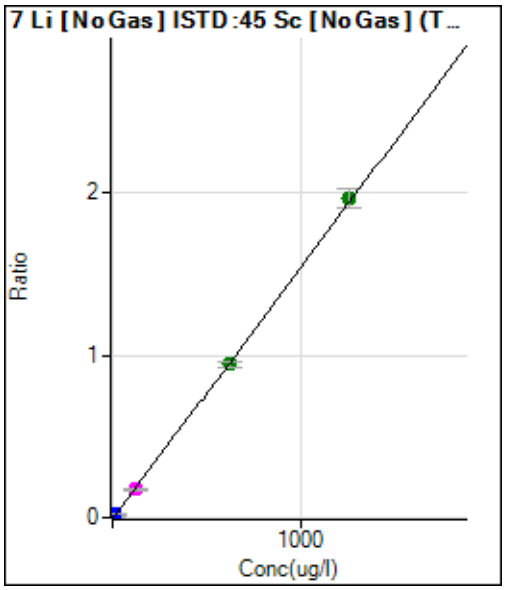

	Rjct	Conc.	Calc Conc.	CPS	Ratio	Det.	RSD	%RE
1	☐	0.000	0.000	16116.96	0.0029	P	2.7	
2	☐	0.313	0.345	19118.97	0.0034	P	2.4	10.4
3	☐	0.625	0.629	21318.78	0.0038	P	2.3	0.7
4	☐	1.250	1.105	25853.56	0.0046	P	3.9	-11.6
5	☐	6.250	5.768	65558.83	0.0118	P	4.0	-7.7
6	☐	12.500	13.286	129713.18	0.0235	P	2.5	6.3
7	☐	125.000	109.072	954440.26	0.1724	M	2.3	-12.7
8	☐	625.000	603.657	5083198.54	0.9413	A	3.4	-3.4
9	☐	1250.000	1262.259	11213868.46	1.9652	A	6.5	1.0
10	☐	2500.000						
11	☐			38892.52	0.0066	P	4.2	

y = 0.0016 * x + 0.0029

R = 0.9997

DL = 0.151 ug/l

BEC = 1.839 ug/l

Weight: 1/y

Min Conc: <None>

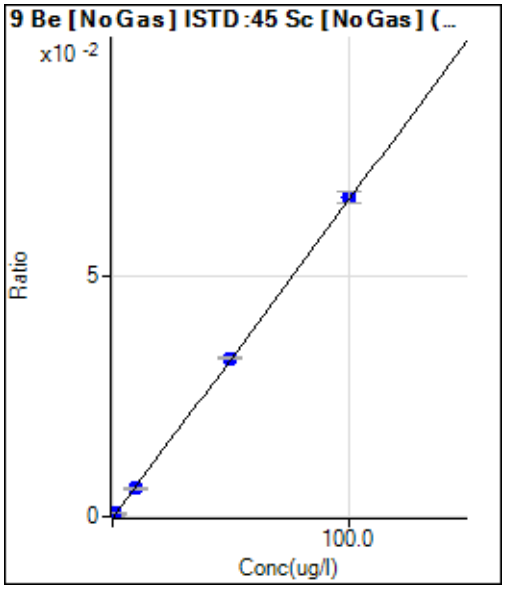

	Rjct	Conc.	Calc Conc.	CPS	Ratio	Det.	RSD	%RE
1	☐	0.000	0.000	240.73	0.0000	P	94.8	
2	☐	0.025	-0.009	204.96	0.0000	P	7.9	-136.5
3	☐	0.050	0.018	302.61	0.0001	P	7.9	-63.4
4	☐	0.100	0.054	442.92	0.0001	P	3.8	-45.5
5	☐	0.500	0.407	1724.42	0.0003	P	2.7	-18.7
6	☐	1.000	0.994	3854.06	0.0007	P	4.1	-0.6
7	☐	10.000	8.746	32208.77	0.0058	P	1.7	-12.5
8	☐	50.000	49.640	177275.45	0.0328	P	1.4	-0.7
9	☐	100.000	100.306	378236.08	0.0663	P	3.7	0.3
10	☐	1000.000						
11	☐			303.61	0.0001	P	6.1	

y = 6.6049E-004 * x + 4.2425E-005

R = 0.9999

DL = 0.1827 ug/l

BEC = 0.06423 ug/l

Weight: 1/y

Min Conc: <None>

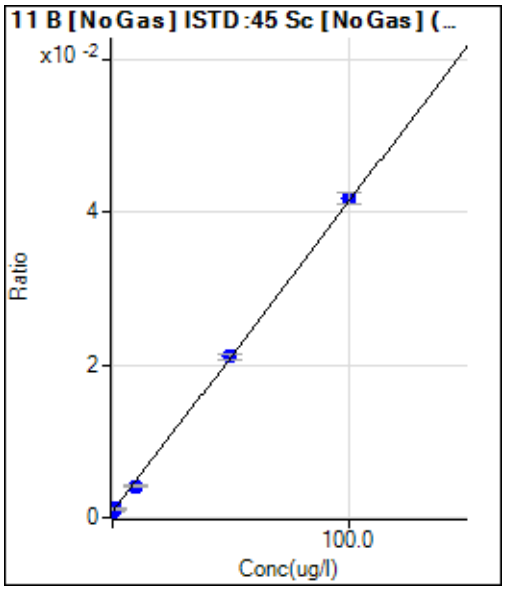

	Rjct	Conc.	Calc Conc.	CPS	Ratio	Det.	RSD	%RE
1	☐	0.000	0.000	5588.62	0.0010	P	3.8	
2	☐			5148.95	0.0009	P	1.1	
3	☐	0.050	-0.293	4848.73	0.0009	P	4.4	-685.1
4	☐	0.100	-0.419	4644.59	0.0008	P	1.2	-518.5
5	☐	0.500	-0.101	5267.71	0.0010	P	6.6	-120.2
6	☐	1.000	0.407	6379.26	0.0012	P	5.4	-59.3
7	☐	10.000	7.750	22889.18	0.0041	P	2.2	-22.5
8	☐	50.000	49.390	113558.46	0.0210	P	3.0	-1.2
9	☐	100.000	100.540	238418.00	0.0418	P	3.5	0.5
10	☐	1000.000						
11	☐			32406.30	0.0055	P	7.3	

y = 4.0570E-004 * x + 9.9166E-004

R = 0.9998

DL = 0.277 ug/l

BEC = 2.444 ug/l

Weight: 1/y

Min Conc: <None>

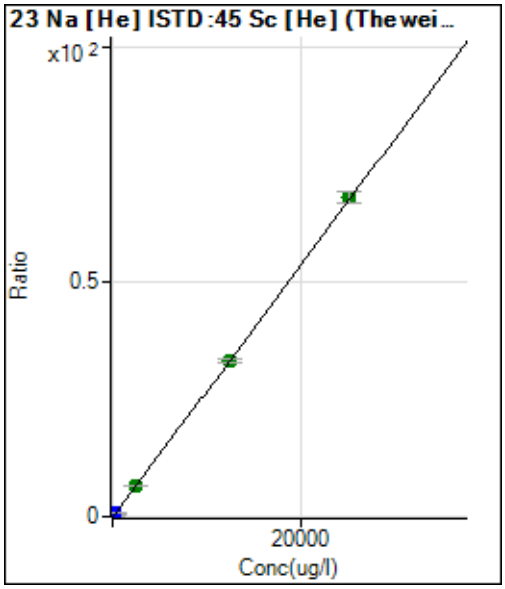

	Rjct	Conc.	Calc Conc.	CPS	Ratio	Det.	RSD	%RE
1	☐	0.000	0.000	48645.13	0.1527	P	1.2	
2	☐	6.250	5.041	51969.38	0.1664	P	0.6	-19.3
3	☐	12.500	14.595	60081.46	0.1922	P	0.5	16.8
4	☐	25.000	27.394	70518.55	0.2268	P	0.9	9.6
5	☐	125.000	127.748	155215.46	0.4981	P	2.8	2.2
6	☐	250.000	263.302	272015.80	0.8646	P	1.3	5.3
7	☐	2500.000	2422.088	2129850.77	6.7006	A	1.2	-3.1
8	☐	12500.00	12277.52	10758078.73	33.3438	A	2.1	-1.8
9	☐	25000.00	25118.88	22220267.17	68.0591	A	3.2	0.5
10	☐	50000.00						
11	☐			46375.68	0.1404	P	2.8	

y = 0.0027 * x + 0.1527

R = 0.9999

DL = 2.001 ug/l

BEC = 56.5 ug/l

Weight: 1/y

Min Conc: <None>

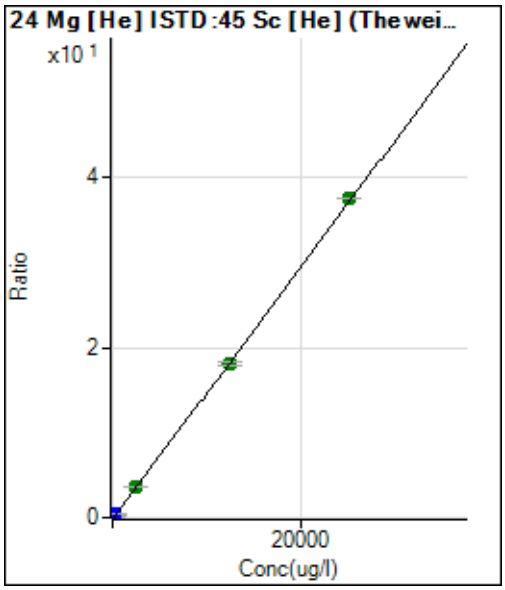

	Rjct	Conc.	Calc Conc.	CPS	Ratio	Det.	RSD	%RE
1	☐	0.000	0.000	1869.75	0.0059	P	5.8	
2	☐	6.250	6.719	4964.34	0.0159	P	3.3	7.5
3	☐	12.500	15.626	9121.40	0.0292	P	2.4	25.0
4	☐	25.000	27.225	14448.34	0.0465	P	3.4	8.9
5	☐	125.000	130.234	62348.75	0.2001	P	3.5	4.2
6	☐	250.000	264.571	125981.67	0.4005	P	2.5	5.8
7	☐	2500.000	2448.863	1162787.91	3.6584	A	3.2	-2.0
8	☐	12500.00	12116.46	5832547.09	18.0776	A	1.7	-3.1
9	☐	25000.00	25196.70	12274170.52	37.5869	A	0.3	0.8
10	☐	50000.00						
11	☐			1843.13	0.0056	P	10.5	

y = 0.0015 * x + 0.0059

R = 0.9999

DL = 0.689 ug/l

BEC = 3.936 ug/l

Weight: 1/y

Min Conc: <None>

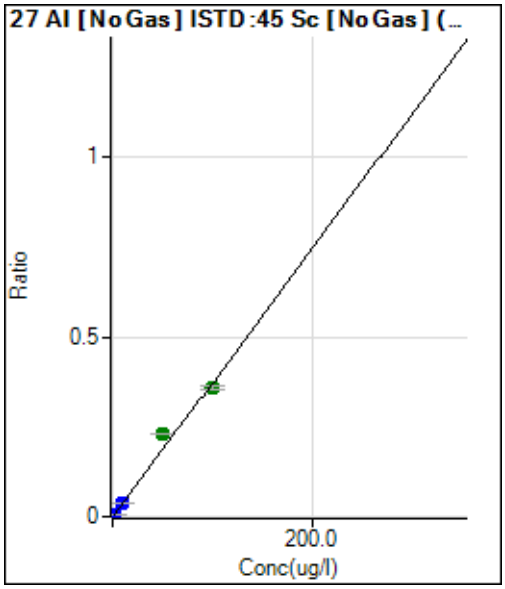

	Rjct	Conc.	Calc Conc.	CPS	Ratio	Det.	RSD	%RE
1	☐	0.000	0.000	16763.86	0.0030	P	2.4	
2	☐			19714.17	0.0035	P	1.6	
3	☐	0.050	0.134	19308.04	0.0035	P	3.0	167.5
4	☐	0.100	0.167	20342.72	0.0036	P	3.0	67.1
5	☐	0.500	0.597	28917.90	0.0052	P	3.5	19.5
6	☐	1.000	1.108	39356.03	0.0071	P	1.2	10.8
7	☐	10.000	9.450	212780.04	0.0384	P	2.0	-5.5
8	☐	50.000	60.112	1234429.12	0.2286	A	0.1	20.2
9	☐	100.000	94.997	2051325.70	0.3595	A	3.3	-5.0
10	☐	1000.000						
11	☐			18287.85	0.0031	P	1.0	

y = 0.0038 * x + 0.0030

R = 0.9933

DL = 0.05744 ug/l

BEC = 0.7924 ug/l

Weight: 1/y

Min Conc: <None>

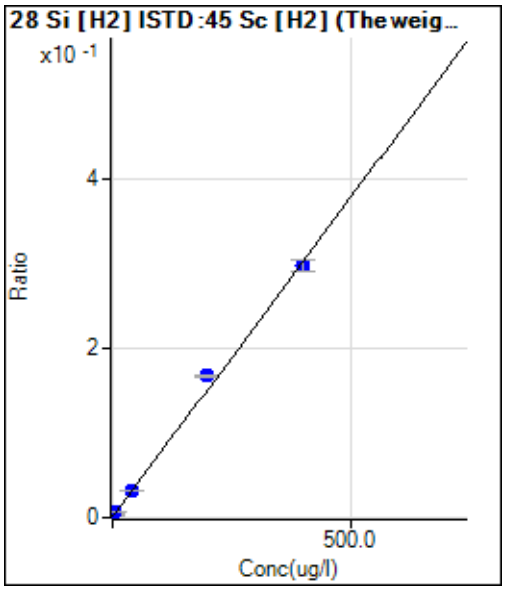

	Rjct	Conc.	Calc Conc.	CPS	Ratio	Det.	RSD	%RE
1	☐	0.000	0.000	7382.79	0.0027	P	0.1	
2	☐			8128.14	0.0030	P	1.5	
3	☐	0.200	0.822	8842.24	0.0033	P	14.5	311.1
4	☐	0.400	0.878	9092.46	0.0034	P	18.5	119.5
5	☐	2.000	2.053	11668.57	0.0042	P	2.1	2.7
6	☐	4.000	4.072	15438.82	0.0058	P	0.6	1.8
7	☐	40.000	39.115	88095.19	0.0322	P	1.7	-2.2
8	☐	200.000	218.338	462870.95	0.1677	P	0.9	9.2
9	☐	400.000	390.918	833031.10	0.2981	P	4.3	-2.3
10	☐							
11	☐			8694.03	0.0032	P	1.2	

y = 7.5573E-004 * x + 0.0027

R = 0.9986

DL = 0.0149 ug/l

BEC = 3.559 ug/l

Weight: 1/y

Min Conc: <None>

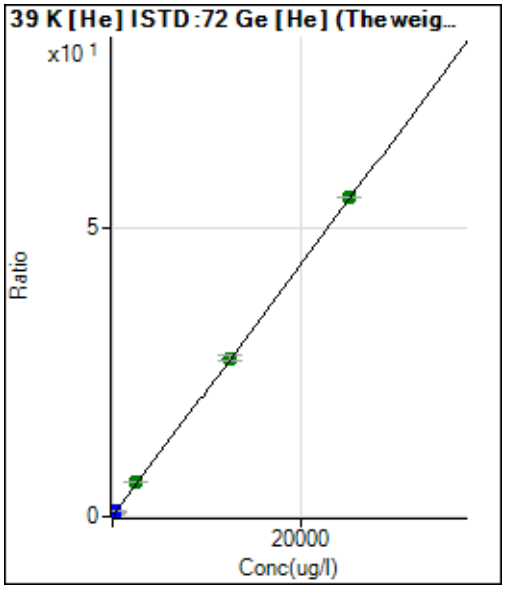

	Rjct	Conc.	Calc Conc.	CPS	Ratio	Det.	RSD	%RE
1	☐	0.000	0.000	83413.54	0.3748	P	3.7	
2	☐	6.250	8.572	86393.88	0.3936	P	2.5	37.2
3	☐	12.500	14.353	89586.69	0.4062	P	1.7	14.8
4	☐	25.000	20.284	92327.48	0.4192	P	0.8	-18.9
5	☐	125.000	124.642	142339.78	0.6478	P	1.0	-0.3
6	☐	250.000	274.464	210233.68	0.9760	P	1.7	9.8
7	☐	2500.000	2525.286	1313936.00	5.9066	A	1.5	1.0
8	☐	12500.00	12352.23	6190792.48	27.4330	A	3.4	-1.2
9	☐	25000.00	25071.11	12541365.64	55.2944	A	0.1	0.3
10	☐	50000.00						
11	☐			386692.30	1.7026	P	2.1	

y = 0.0022 * x + 0.3748

R = 1.0000

DL = 19.21 ug/l

BEC = 171.1 ug/l

Weight: 1/y

Min Conc: <None>

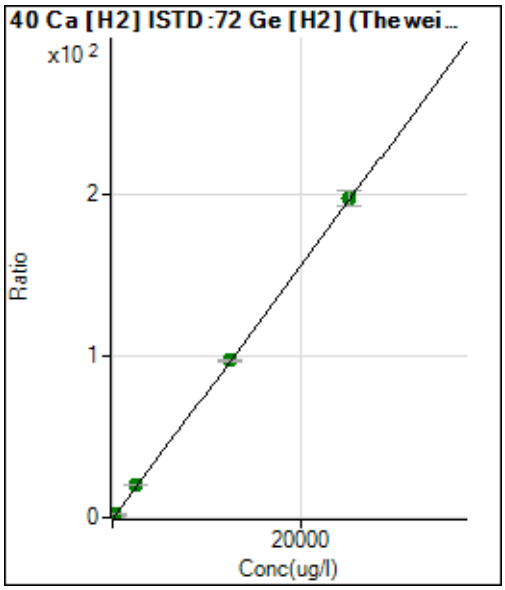

	Rjct	Conc.	Calc Conc.	CPS	Ratio	Det.	RSD	%RE
1	☐	0.000	0.000	101282.00	0.1021	P	1.1	
2	☐	6.250	7.100	156675.14	0.1580	P	2.6	13.6
3	☐	12.500	15.069	220696.82	0.2208	P	4.0	20.6
4	☐	25.000	28.253	323953.66	0.3248	P	4.6	13.0
5	☐	125.000	132.950	1155430.23	1.1500	P	1.7	6.4
6	☐	250.000	275.073	2234754.15	2.2702	A	1.8	10.0
7	☐	2500.000	2589.312	21100067.45	20.5113	A	2.5	3.6
8	☐	12500.00	12346.86	101122993.6	97.4212	A	1.2	-1.2
9	☐	25000.00	25067.33	201215236.4	197.685	A	5.2	0.3
10	☐	50000.00						
11	☐			107652.48	0.1083	P	1.9	

y = 0.0079 * x + 0.1021

R = 1.0000

DL = 0.4415 ug/l

BEC = 12.95 ug/l

Weight: 1/y

Min Conc: <None>

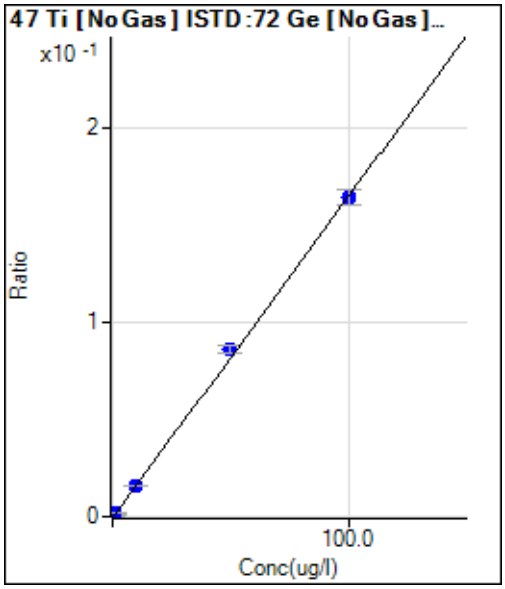

	Rjct	Conc.	Calc Conc.	CPS	Ratio	Det.	RSD	%RE
1	☐	0.000	0.000	220.23	0.0001	P	24.9	
2	☐	0.025	0.043	323.66	0.0002	P	11.5	72.9
3	☐	0.050	0.064	375.38	0.0003	P	7.4	27.5
4	☐	0.100	0.111	497.18	0.0003	P	9.0	11.0
5	☐	0.500	0.442	1374.79	0.0009	P	9.0	-11.5
6	☐	1.000	0.992	2672.95	0.0018	P	1.9	-0.8
7	☐	10.000	9.497	23589.23	0.0159	P	2.6	-5.0
8	☐	50.000	51.900	128006.19	0.0861	P	4.9	3.8
9	☐	100.000	99.101	244490.65	0.1642	P	4.5	-0.9
10	☐							
11	☐			398.74	0.0003	P	9.1	

y = 0.0017 * x + 1.4594E-004

R = 0.9998

DL = 0.06596 ug/l

BEC = 0.08814 ug/l

Weight: 1/y

Min Conc: <None>

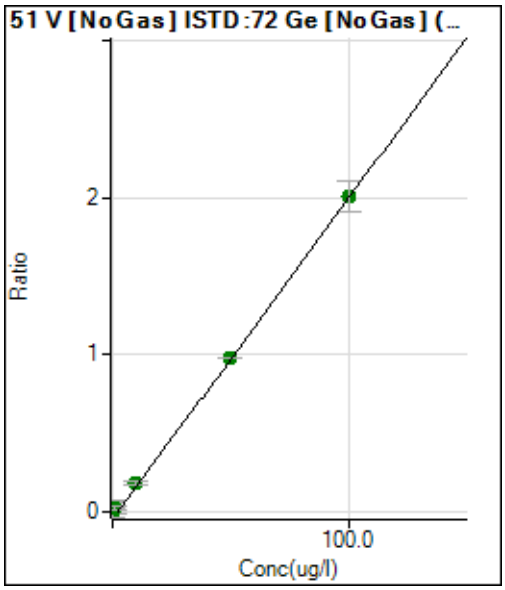

	Rjct	Conc.	Calc Conc.	CPS	Ratio	Det.	RSD	%RE
1	☐	0.000	0.000	-58154.82	-0.0390	A	-128.4	
2	☐	0.025	1.595	-10013.51	-0.0064	A	-867.9	6280.0
3	☐	0.050	3.579	50611.23	0.0343	A	123.7	7057.9
4	☐	0.100	2.815	28028.24	0.0186	A	137.5	2715.5
5	☐	0.500	3.188	42458.22	0.0263	A	331.6	537.6
6	☐	1.000	2.977	32961.32	0.0219	A	160.5	197.7
7	☐	10.000	10.729	268491.88	0.1807	A	14.1	7.3
8	☐	50.000	49.745	1457839.94	0.9798	A	0.8	-0.5
9	☐	100.000	100.017	2988230.72	2.0094	A	9.9	0.0
10	☐	1000.000						
11	☐			33580.12	0.0223	A	97.8	

y = 0.0205 * x - 0.0390

R = 0.9995

DL = 7.344 ug/l

BEC = -1.906 ug/l

Weight: 1/y

Min Conc: <None>

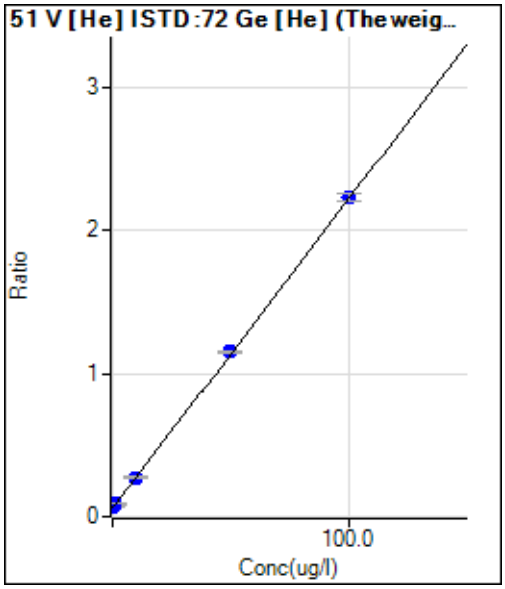

	Rjct	Conc.	Calc Conc.	CPS	Ratio	Det.	RSD	%RE
1	☐	0.000	0.000	15693.98	0.0705	P	4.0	
2	☐	0.025	0.275	16784.10	0.0765	P	1.1	999.0
3	☐	0.050	0.067	15873.06	0.0720	P	1.4	34.8
4	☐	0.100	0.004	15547.16	0.0706	P	1.8	-96.4
5	☐	0.500	0.570	18204.63	0.0828	P	0.7	14.0
6	☐	1.000	1.239	20964.97	0.0973	P	1.2	23.9
7	☐	10.000	9.369	60778.41	0.2732	P	2.2	-6.3
8	☐	50.000	50.140	260780.95	1.1553	P	1.1	0.3
9	☐	100.000	99.990	506666.54	2.2337	P	2.6	0.0
10	☐	1000.000						
11	☐			9229.61	0.0406	P	1.8	

y = 0.0216 * x + 0.0705

R = 1.0000

DL = 0.3893 ug/l

BEC = 3.259 ug/l

Weight: 1/y

Min Conc: <None>

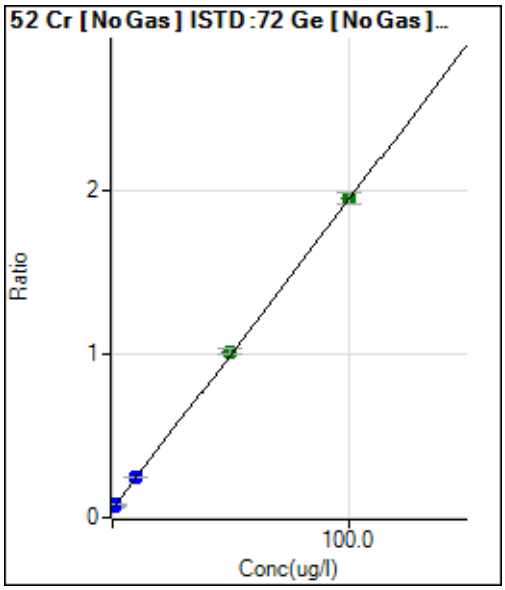

	Rjct	Conc.	Calc Conc.	CPS	Ratio	Det.	RSD	%RE
1	☐	0.000	0.000	98256.00	0.0650	P	1.8	
2	☐	0.025	0.143	100571.06	0.0677	P	1.1	470.3
3	☐	0.050	0.067	98992.88	0.0663	P	1.0	34.3
4	☐	0.100	0.054	99518.77	0.0660	P	1.3	-46.4
5	☐	0.500	0.340	111788.14	0.0714	P	3.2	-32.0
6	☐	1.000	1.156	129847.02	0.0869	P	2.3	15.6
7	☐	10.000	9.683	369110.88	0.2483	P	1.4	-3.2
8	☐	50.000	50.259	1511692.16	1.0164	A	3.1	0.5
9	☐	100.000	99.901	2912079.56	1.9561	A	4.0	-0.1
10	☐	1000.000						
11	☐			81406.78	0.0536	P	2.2	

y = 0.0189 * x + 0.0650

R = 1.0000

DL = 0.1836 ug/l

BEC = 3.434 ug/l

Weight: 1/y

Min Conc: <None>

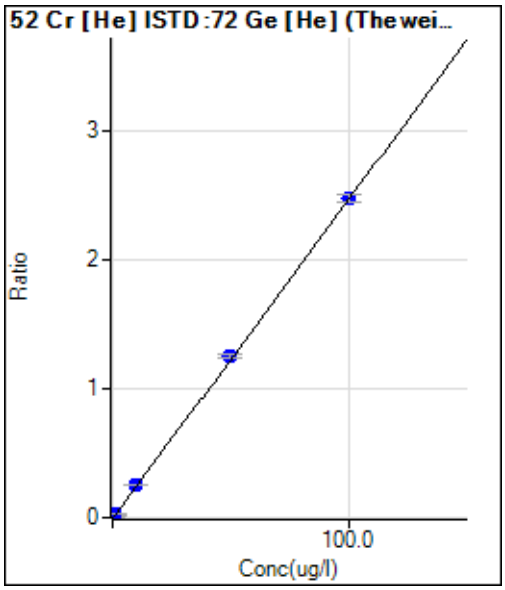

	Rjct	Conc.	Calc Conc.	CPS	Ratio	Det.	RSD	%RE
1	☐	0.000	0.000	877.81	0.0039	P	2.7	
2	☐	0.025	0.049	1131.16	0.0052	P	3.7	95.4
3	☐	0.050	0.078	1293.40	0.0059	P	2.7	55.2
4	☐	0.100	0.131	1583.43	0.0072	P	4.4	31.1
5	☐	0.500	0.511	3646.03	0.0166	P	2.1	2.2
6	☐	1.000	1.061	6508.14	0.0302	P	0.2	6.1
7	☐	10.000	10.047	56229.69	0.2528	P	1.8	0.5
8	☐	50.000	50.288	281965.36	1.2493	P	2.7	0.6
9	☐	100.000	99.851	561729.90	2.4768	P	1.9	-0.1
10	☐	1000.000						
11	☐			977.82	0.0043	P	3.1	

y = 0.0248 * x + 0.0039

R = 1.0000

DL = 0.01286 ug/l

BEC = 0.1592 ug/l

Weight: 1/y

Min Conc: <None>

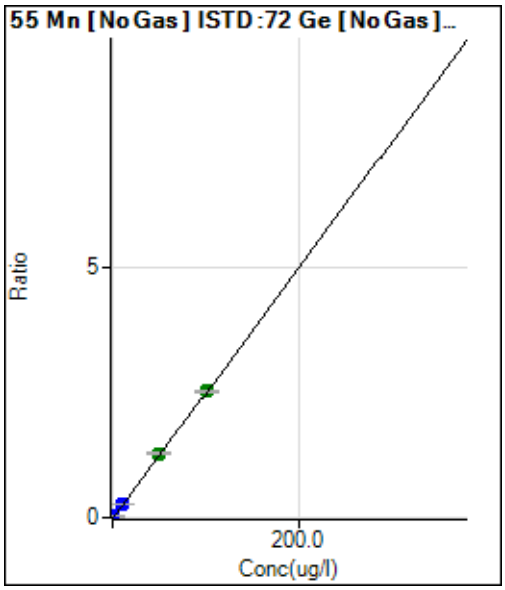

	Rjct	Conc.	Calc Conc.	CPS	Ratio	Det.	RSD	%RE
1	☐	0.000	0.000	10988.97	0.0073	P	0.3	
2	☐	0.025	0.029	11881.25	0.0080	P	1.8	15.1
3	☐	0.050	0.056	12966.67	0.0087	P	5.1	12.0
4	☐	0.100	0.092	14468.51	0.0096	P	1.0	-8.1
5	☐	0.500	0.445	28994.32	0.0185	P	4.7	-11.1
6	☐	1.000	1.022	49552.10	0.0332	P	4.9	2.2
7	☐	10.000	10.118	392037.43	0.2637	P	2.0	1.2
8	☐	50.000	50.634	1920391.71	1.2907	A	1.0	1.3
9	☐	100.000	99.671	3773602.89	2.5337	A	1.7	-0.3
10	☐	1000.000						
11	☐			15943.75	0.0105	P	3.3	

y = 0.0253 * x + 0.0073

R = 1.0000

DL = 0.002459 ug/l

BEC = 0.2867 ug/l

Weight: 1/y

Min Conc: <None>

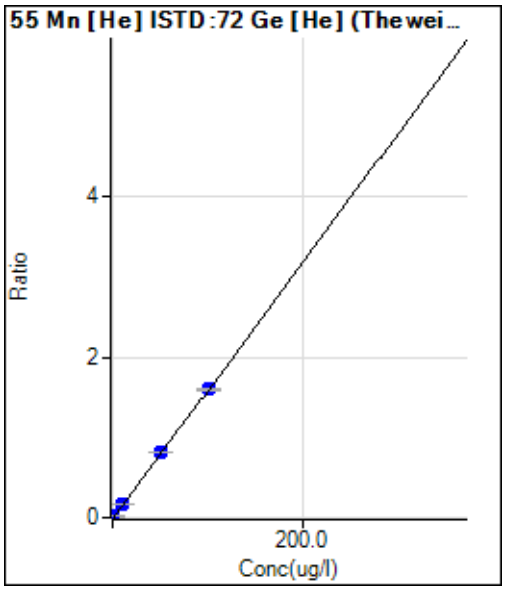

	Rjct	Conc.	Calc Conc.	CPS	Ratio	Det.	RSD	%RE
1	☐	0.000	0.000	157.31	0.0007	P	14.6	
2	☐	0.025	0.033	270.62	0.0012	P	6.0	31.1
3	☐	0.050	0.065	387.26	0.0018	P	1.6	30.7
4	☐	0.100	0.116	566.23	0.0026	P	2.0	16.0
5	☐	0.500	0.519	1988.07	0.0090	P	3.5	3.8
6	☐	1.000	1.071	3860.41	0.0179	P	1.6	7.1
7	☐	10.000	10.309	37022.29	0.1664	P	1.3	3.1
8	☐	50.000	50.852	184678.91	0.8181	P	1.3	1.7
9	☐	100.000	99.542	363072.59	1.6008	P	1.0	-0.5
10	☐	1000.000						
11	☐			190.96	0.0008	P	7.3	

y = 0.0161 * x + 7.0574E-004

R = 1.0000

DL = 0.01922 ug/l

BEC = 0.0439 ug/l

Weight: 1/y

Min Conc: <None>

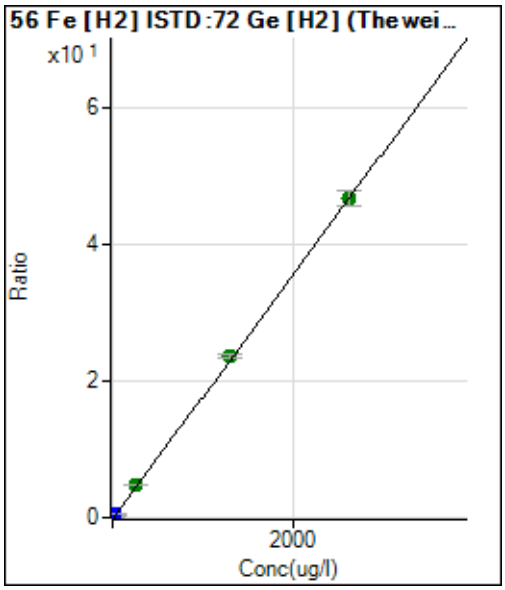

	Rjct	Conc.	Calc Conc.	CPS	Ratio	Det.	RSD	%RE
1	☐	0.000	0.000	10265.62	0.0103	P	0.2	
2	☐	0.650	0.767	23997.01	0.0242	P	0.8	18.1
3	☐	1.300	1.609	39403.99	0.0394	P	2.2	23.8
4	☐	2.600	2.963	63704.80	0.0639	P	3.9	14.0
5	☐	13.000	13.711	259156.06	0.2579	P	0.1	5.5
6	☐	26.000	28.259	512499.72	0.5206	P	0.8	8.7
7	☐	260.000	269.148	5009844.72	4.8704	A	1.9	3.5
8	☐	1300.000	1315.539	24664788.71	23.7652	A	2.0	1.2
9	☐	2600.000	2591.289	47645535.53	46.8016	A	4.5	-0.3
10	☐	6000.000						
11	☐			11704.78	0.0118	P	1.9	

y = 0.0181 * x + 0.0103

R = 1.0000

DL = 0.002706 ug/l

BEC = 0.5729 ug/l

Weight: 1/y

Min Conc: <None>

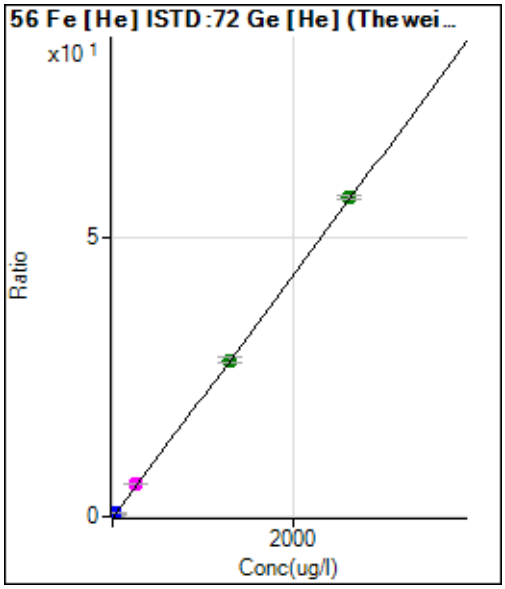

	Rjct	Conc.	Calc Conc.	CPS	Ratio	Det.	RSD	%RE
1	☐	0.000	0.000	5867.09	0.0264	P	4.6	
2	☐	0.650	0.724	9275.61	0.0423	P	2.6	11.4
3	☐	1.300	1.512	13135.77	0.0596	P	2.5	16.3
4	☐	2.600	2.739	19046.55	0.0865	P	3.4	5.4
5	☐	13.000	13.662	71684.26	0.3263	P	2.6	5.1
6	☐	26.000	28.064	138392.51	0.6424	P	1.6	7.9
7	☐	260.000	261.927	1284878.30	5.7760	M	2.0	0.7
8	☐	1300.000	1278.815	6340773.78	28.0982	A	3.5	-1.6
9	☐	2600.000	2610.375	13001928.76	57.3278	A	1.4	0.4
10	☐	6000.000						
11	☐			6591.46	0.0290	P	6.1	

y = 0.0220 * x + 0.0264

R = 1.0000

DL = 0.165 ug/l

BEC = 1.201 ug/l

Weight: 1/y

Min Conc: <None>

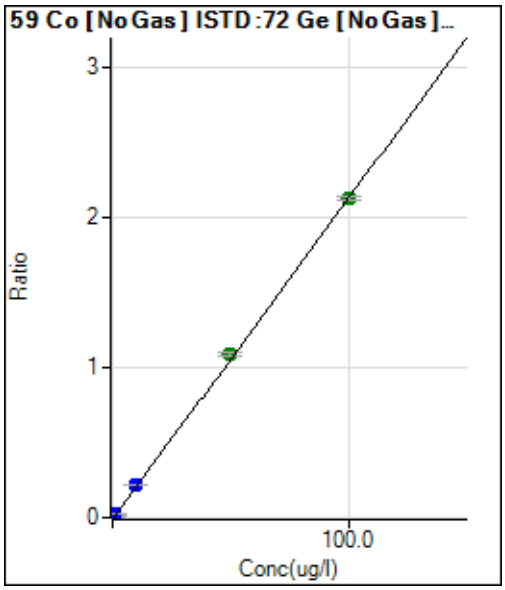

	Rjct	Conc.	Calc Conc.	CPS	Ratio	Det.	RSD	%RE
1	☐	0.000	0.000	565.56	0.0004	P	3.6	
2	☐	0.025	0.185	6556.94	0.0043	P	136.4	639.8
3	☐	0.050	0.063	2561.82	0.0017	P	5.0	25.2
4	☐	0.100	0.110	4102.45	0.0027	P	3.1	9.5
5	☐	0.500	0.483	16803.12	0.0107	P	3.7	-3.3
6	☐	1.000	1.069	34818.95	0.0233	P	1.4	6.9
7	☐	10.000	10.136	323538.33	0.2176	P	3.3	1.4
8	☐	50.000	51.170	1632206.35	1.0973	A	2.3	2.3
9	☐	100.000	99.401	3174232.22	2.1312	A	1.6	-0.6
10	☐	1000.000						
11	☐			785.13	0.0005	P	9.6	

y = 0.0214 * x + 3.7425E-004

R = 0.9999

DL = 0.001901 ug/l

BEC = 0.01746 ug/l

Weight: 1/y

Min Conc: <None>

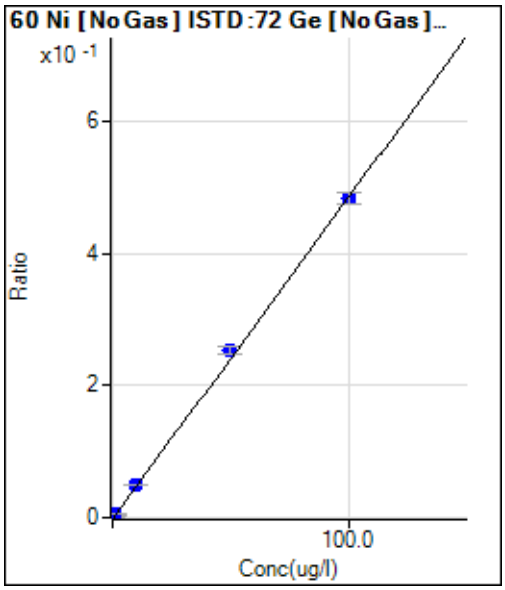

	Rjct	Conc.	Calc Conc.	CPS	Ratio	Det.	RSD	%RE
1	☐	0.000	0.000	502.35	0.0003	P	18.8	
2	☐	0.025	0.033	731.90	0.0005	P	7.1	31.7
3	☐	0.050	0.078	1061.27	0.0007	P	18.2	56.1
4	☐	0.100	0.121	1390.65	0.0009	P	4.7	21.1
5	☐	0.500	0.687	5759.75	0.0037	P	3.1	37.3
6	☐	1.000	1.088	8429.06	0.0056	P	8.0	8.8
7	☐	10.000	9.954	72706.22	0.0489	P	1.5	-0.5
8	☐	50.000	51.858	376894.03	0.2534	P	3.9	3.7
9	☐	100.000	99.074	720464.35	0.4839	P	3.1	-0.9
10	☐	1000.000						
11	☐			715.27	0.0005	P	24.4	

y = 0.0049 * x + 3.3147E-004

R = 0.9998

DL = 0.0384 ug/l

BEC = 0.06792 ug/l

Weight: 1/y

Min Conc: <None>

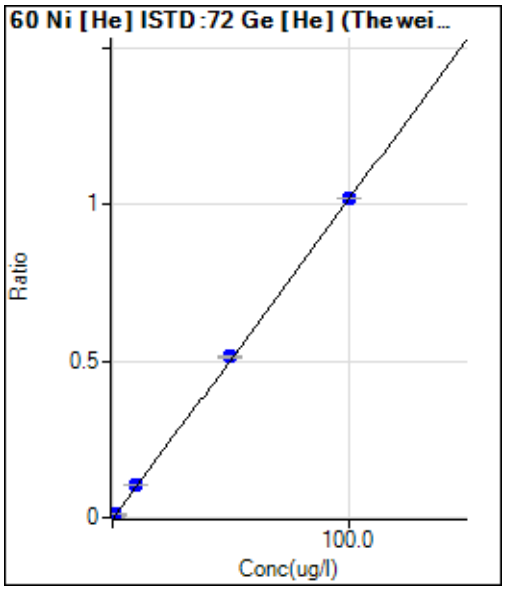

	Rjct	Conc.	Calc Conc.	CPS	Ratio	Det.	RSD	%RE
1	☐	0.000	0.000	98.89	0.0004	P	9.6	
2	☐	0.025	0.036	177.78	0.0008	P	17.4	43.7
3	☐	0.050	0.087	294.45	0.0013	P	11.2	75.0
4	☐	0.100	0.117	360.01	0.0016	P	12.2	16.8
5	☐	0.500	0.659	1574.54	0.0072	P	7.5	31.7
6	☐	1.000	1.084	2476.89	0.0115	P	9.1	8.4
7	☐	10.000	10.136	23102.78	0.1039	P	1.5	1.4
8	☐	50.000	50.291	115926.44	0.5135	P	1.0	0.6
9	☐	100.000	99.839	231139.90	1.0191	P	0.3	-0.2
10	☐	1000.000						
11	☐			115.55	0.0005	P	18.9	

y = 0.0102 * x + 4.4379E-004

R = 1.0000

DL = 0.01257 ug/l

BEC = 0.0435 ug/l

Weight: 1/y

Min Conc: <None>

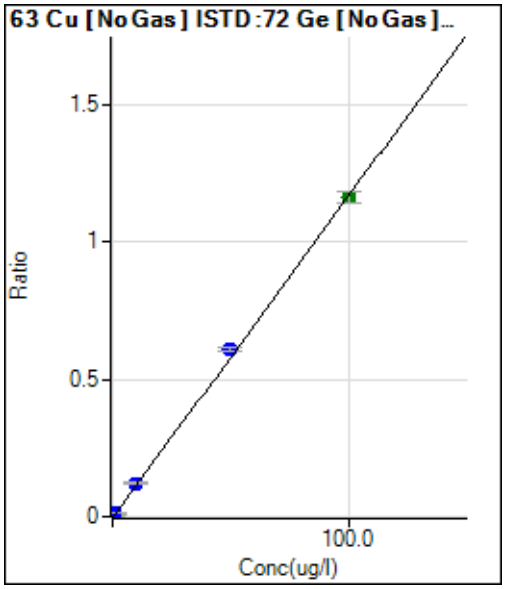

	Rjct	Conc.	Calc Conc.	CPS	Ratio	Det.	RSD	%RE
1	☐	0.000	0.000	2056.31	0.0014	P	8.0	
2	☐	0.025	0.037	2670.65	0.0018	P	3.5	48.7
3	☐	0.050	0.065	3176.29	0.0021	P	5.2	30.0
4	☐	0.100	0.107	3947.46	0.0026	P	1.3	7.0
5	☐	0.500	0.631	13716.60	0.0088	P	3.5	26.1
6	☐	1.000	1.054	20537.99	0.0137	P	2.5	5.4
7	☐	10.000	10.312	182146.62	0.1225	P	2.0	3.1
8	☐	50.000	51.991	910727.45	0.6122	P	2.1	4.0
9	☐	100.000	98.972	1733555.00	1.1642	A	3.3	-1.0
10	☐	1000.000						
11	☐			3859.40	0.0025	P	0.6	

y = 0.0117 * x + 0.0014

R = 0.9998

DL = 0.02792 ug/l

BEC = 0.1159 ug/l

Weight: 1/y

Min Conc: <None>

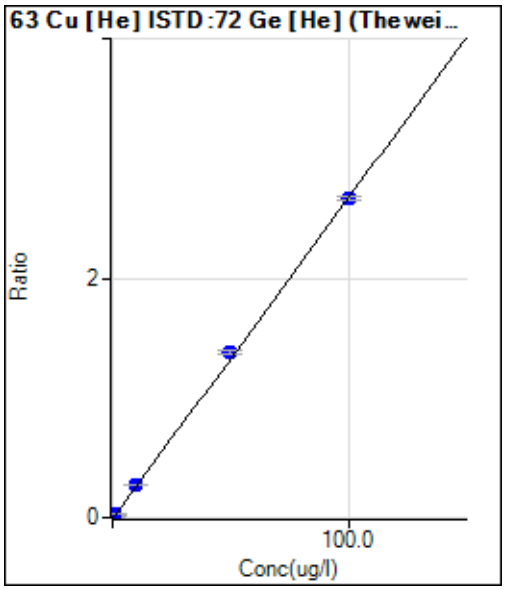

	Rjct	Conc.	Calc Conc.	CPS	Ratio	Det.	RSD	%RE
1	☐	0.000	0.000	683.55	0.0031	P	3.4	
2	☐	0.025	0.042	920.51	0.0042	P	3.6	67.2
3	☐	0.050	0.072	1104.49	0.0050	P	4.9	44.3
4	☐	0.100	0.106	1301.13	0.0059	P	2.6	5.7
5	☐	0.500	0.679	4679.15	0.0213	P	1.9	35.8
6	☐	1.000	1.101	7029.62	0.0326	P	1.5	10.1
7	☐	10.000	10.327	62344.35	0.2803	P	0.3	3.3
8	☐	50.000	51.447	312373.02	1.3839	P	1.9	2.9
9	☐	100.000	99.242	604824.42	2.6668	P	1.3	-0.8
10	☐	1000.000						
11	☐			1166.15	0.0051	P	4.3	

y = 0.0268 * x + 0.0031

R = 0.9999

DL = 0.01167 ug/l

BEC = 0.1144 ug/l

Weight: 1/y

Min Conc: <None>

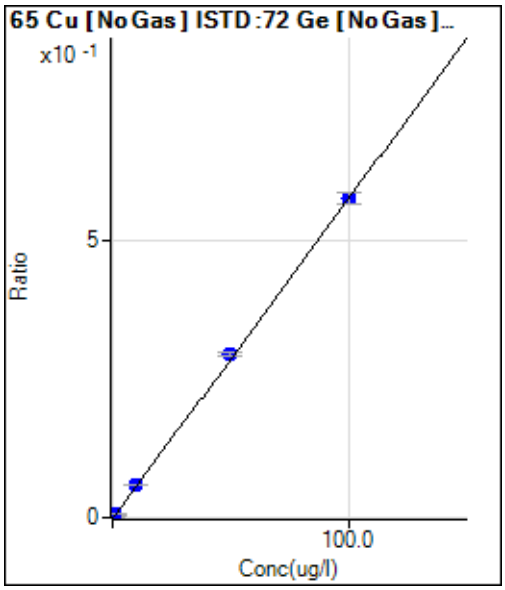

	Rjct	Conc.	Calc Conc.	CPS	Ratio	Det.	RSD	%RE
1	☐	0.000	0.000	975.09	0.0006	P	8.1	
2	☐	0.025	0.034	1251.89	0.0008	P	4.0	36.6
3	☐	0.050	0.056	1451.32	0.0010	P	1.8	12.7
4	☐	0.100	0.091	1770.16	0.0012	P	9.1	-8.6
5	☐	0.500	0.605	6489.39	0.0041	P	2.2	21.1
6	☐	1.000	1.046	10004.79	0.0067	P	4.1	4.6
7	☐	10.000	10.131	88114.20	0.0593	P	2.0	1.3
8	☐	50.000	50.949	439484.03	0.2955	P	3.2	1.9
9	☐	100.000	99.511	858285.56	0.5765	P	3.8	-0.5
10	☐	1000.000						
11	☐			1764.82	0.0012	P	4.8	

y = 0.0058 * x + 6.4566E-004

R = 0.9999

DL = 0.02703 ug/l

BEC = 0.1116 ug/l

Weight: 1/y

Min Conc: <None>

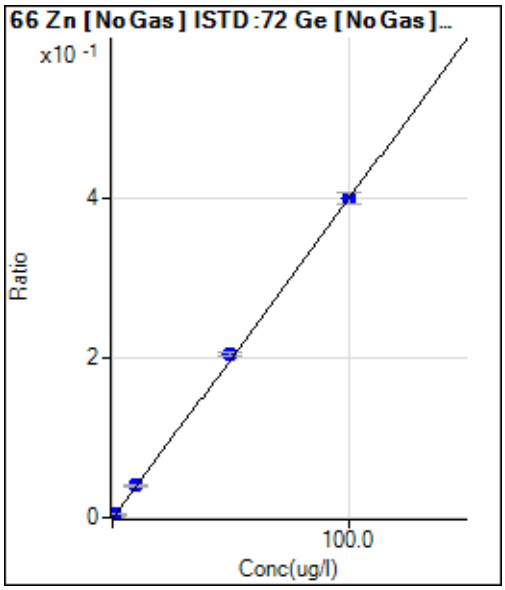

	Rjct	Conc.	Calc Conc.	CPS	Ratio	Det.	RSD	%RE
1	☐	0.000	0.000	1036.01	0.0007	P	7.7	
2	☐			1375.27	0.0009	P	1.9	
3	☐	0.050	0.095	1598.14	0.0011	P	29.5	90.5
4	☐	0.100	0.111	1704.56	0.0011	P	8.0	11.2
5	☐	0.500	0.511	4272.92	0.0027	P	5.2	2.1
6	☐	1.000	1.039	7231.05	0.0048	P	3.8	3.9
7	☐	10.000	9.845	59558.01	0.0401	P	2.6	-1.5
8	☐	50.000	50.760	302999.73	0.2037	P	2.8	1.5
9	☐	100.000	99.635	594398.26	0.3992	P	3.2	-0.4
10	☐	1000.000						
11	☐			1309.85	0.0009	P	5.2	

y = 0.0040 * x + 6.8588E-004

R = 1.0000

DL = 0.03948 ug/l

BEC = 0.1715 ug/l

Weight: 1/y

Min Conc: <None>

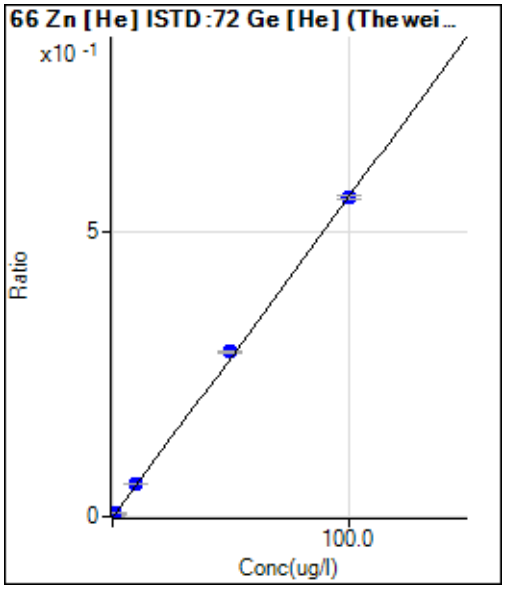

	Rjct	Conc.	Calc Conc.	CPS	Ratio	Det.	RSD	%RE
1	☐	0.000	0.000	226.67	0.0010	P	26.2	
2	☐			274.45	0.0013	P	8.0	
3	☐	0.050	0.080	325.56	0.0015	P	22.3	60.8
4	☐	0.100	0.090	336.67	0.0015	P	9.2	-9.9
5	☐	0.500	0.609	977.82	0.0045	P	2.4	21.8
6	☐	1.000	1.085	1534.53	0.0071	P	10.1	8.5
7	☐	10.000	10.007	12758.97	0.0574	P	0.9	0.1
8	☐	50.000	51.194	65285.54	0.2892	P	1.4	2.4
9	☐	100.000	99.401	127150.42	0.5606	P	0.9	-0.6
10	☐	1000.000						
11	☐			288.89	0.0013	P	1.4	

y = 0.0056 * x + 0.0010

R = 0.9999

DL = 0.1424 ug/l

BEC = 0.1814 ug/l

Weight: 1/y

Min Conc: <None>

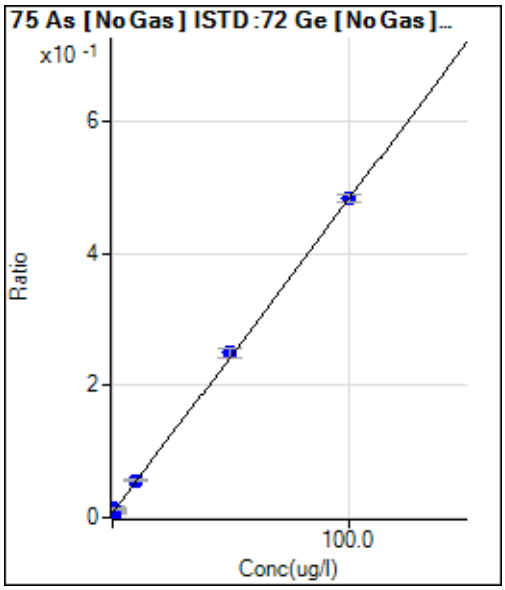

	Rjct	Conc.	Calc Conc.	CPS	Ratio	Det.	RSD	%RE
1	☐	0.000	0.000	14311.92	0.0095	P	51.4	
2	☐	0.025	1.232	22754.83	0.0154	P	27.7	4828.7
3	☐	0.050	0.086	14791.24	0.0099	P	33.9	71.9
4	☐	0.100	-0.210	12862.45	0.0085	P	30.8	-309.7
5	☐	0.500	-0.476	11276.81	0.0073	P	55.0	-195.2
6	☐	1.000	0.604	18454.02	0.0124	P	20.5	-39.6
7	☐	10.000	9.837	83715.93	0.0563	P	6.1	-1.6
8	☐	50.000	50.539	371429.59	0.2498	P	5.2	1.1
9	☐	100.000	99.756	720504.90	0.4839	P	2.7	-0.2
10	☐	1000.000						
11	☐			15554.34	0.0102	P	33.6	

y = 0.0048 * x + 0.0095

R = 0.9998

DL = 3.086 ug/l

BEC = 2.003 ug/l

Weight: 1/y

Min Conc: <None>

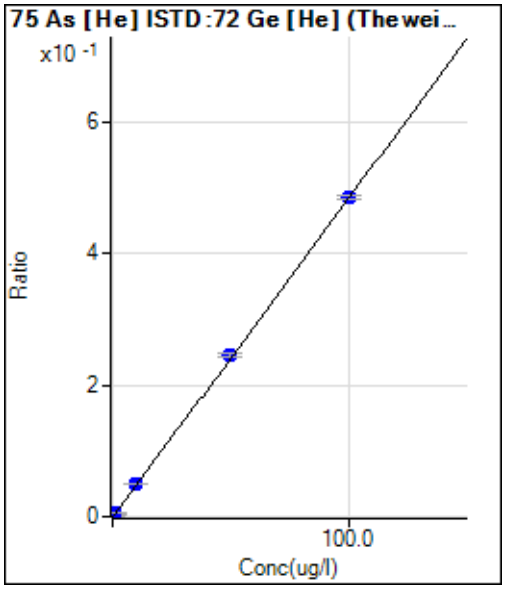

	Rjct	Conc.	Calc Conc.	CPS	Ratio	Det.	RSD	%RE
1	☐	0.000	0.000	282.93	0.0013	P	2.8	
2	☐	0.025	0.047	329.00	0.0015	P	1.1	87.3
3	☐	0.050	0.061	345.73	0.0016	P	1.8	21.9
4	☐	0.100	0.112	399.47	0.0018	P	1.5	11.6
5	☐	0.500	0.522	836.68	0.0038	P	2.9	4.4
6	☐	1.000	1.076	1400.77	0.0065	P	1.5	7.6
7	☐	10.000	10.131	11240.03	0.0505	P	0.6	1.3
8	☐	50.000	50.448	55645.99	0.2465	P	1.9	0.9
9	☐	100.000	99.762	110292.34	0.4863	P	0.9	-0.2
10	☐	1000.000						
11	☐			356.07	0.0016	P	5.4	

y = 0.0049 * x + 0.0013

R = 1.0000

DL = 0.02213 ug/l

BEC = 0.2614 ug/l

Weight: 1/y

Min Conc: <None>

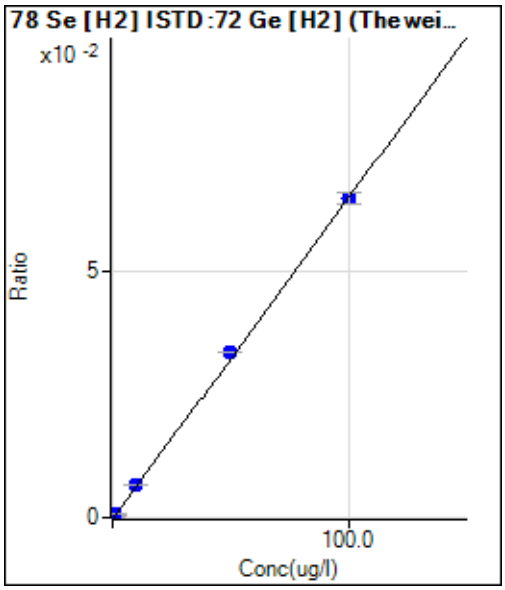

	Rjct	Conc.	Calc Conc.	CPS	Ratio	Det.	RSD	%RE
1	☐	0.000	0.000	34.11	0.0000	P	5.3	
2	☐	0.025	0.023	48.89	0.0000	P	1.9	-8.2
3	☐	0.050	0.051	67.56	0.0001	P	4.8	1.7
4	☐	0.100	0.098	98.00	0.0001	P	10.5	-1.9
5	☐	0.500	0.508	367.34	0.0004	P	4.4	1.7
6	☐	1.000	1.047	705.35	0.0007	P	1.8	4.7
7	☐	10.000	10.096	6802.59	0.0066	P	1.3	1.0
8	☐	50.000	51.442	34825.00	0.0336	P	0.9	2.9
9	☐	100.000	99.269	65895.58	0.0647	P	3.9	-0.7
10	☐	1000.000						
11	☐			101.33	0.0001	P	5.2	

y = 6.5157E-004 * x + 3.4360E-005

R = 0.9999

DL = 0.008357 ug/l

BEC = 0.05273 ug/l

Weight: 1/y

Min Conc: <None>

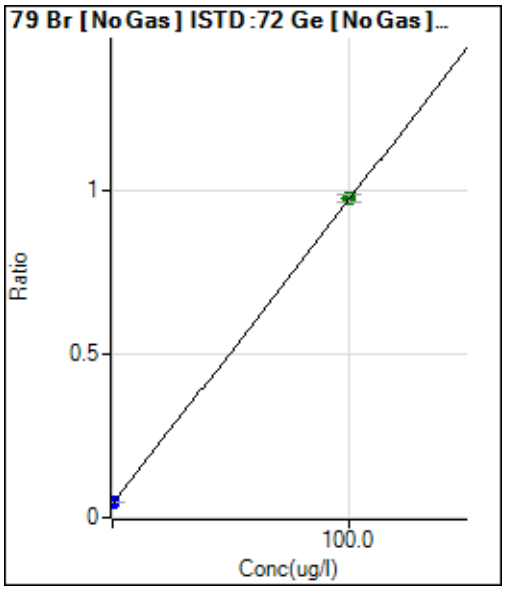

	Rjct	Conc.	Calc Conc.	CPS	Ratio	Det.	RSD	%RE
1	☐	0.000	0.000	72020.13	0.0476	P	6.9	
2	☐			231093.09	0.1557	P	4.3	
3	☐			192753.32	0.1291	P	3.3	
4	☐			205883.64	0.1366	P	2.6	
5	☐			227555.00	0.1455	P	3.3	
6	☐			192783.51	0.1291	P	5.1	
7	☐			213955.46	0.1439	P	1.8	
8	☐			257834.03	0.1733	P	2.7	
9	☐			239931.99	0.1611	P	2.8	
10	☐							
11	☐	100.000	100.000	1484320.77	0.9767	A	2.2	0.0

y = 0.0093 * x + 0.0476

R = 1.0000

DL = 1.056 ug/l

BEC = 5.123 ug/l

Weight: 1/y

Min Conc: <None>

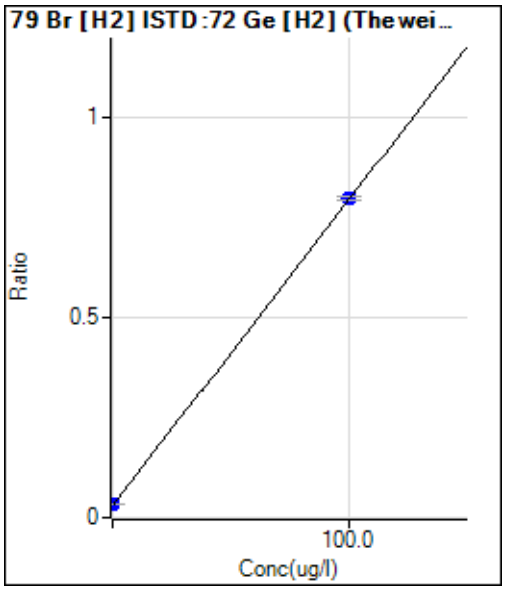

	Rjct	Conc.	Calc Conc.	CPS	Ratio	Det.	RSD	%RE
1	☐	0.000	0.000	33679.13	0.0339	P	2.7	
2	☐			121136.04	0.1222	P	2.2	
3	☐			102042.16	0.1022	P	5.5	
4	☐			106090.59	0.1064	P	5.8	
5	☐			119143.43	0.1186	P	0.9	
6	☐			98256.86	0.0998	P	1.8	
7	☐			109732.49	0.1067	P	1.8	
8	☐			139268.44	0.1342	P	1.8	
9	☐			122783.70	0.1206	P	3.2	
10	☐							
11	☐	100.000	100.000	791803.56	0.7962	P	1.1	0.0

y = 0.0076 * x + 0.0339
R = 1.0000
DL = 0.3617 ug/l
BEC = 4.452 ug/l

Weight: 1/y
Min Conc: <None>

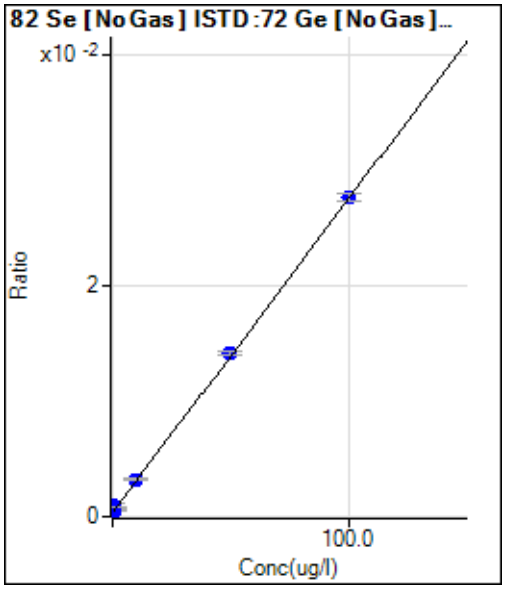

	Rjct	Conc.	Calc Conc.	CPS	Ratio	Det.	RSD	%RE
1	☐	0.000	0.000	752.88	0.0005	P	16.2	
2	☐	0.025	1.924	1509.97	0.0010	P	20.8	7594.4
3	☐	0.050	0.041	758.35	0.0005	P	2.7	-18.0
4	☐	0.100	-0.038	733.28	0.0005	P	2.7	-138.0
5	☐	0.500	0.170	848.36	0.0005	P	19.1	-66.0
6	☐	1.000	1.261	1254.67	0.0008	P	17.9	26.1
7	☐	10.000	10.119	4831.79	0.0033	P	3.7	1.2
8	☐	50.000	50.227	21064.25	0.0142	P	3.3	0.5
9	☐	100.000	99.873	41206.27	0.0277	P	2.4	-0.1
10	☐	1000.000						
11	☐			1603.66	0.0011	P	2.1	

y = 2.7208E-004 * x + 4.9681E-004
R = 0.9998
DL = 0.8863 ug/l
BEC = 1.826 ug/l

Weight: 1/y
Min Conc: <None>

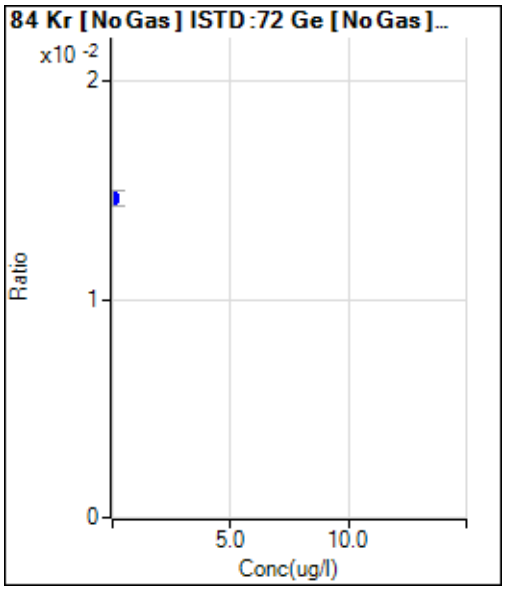

	Rjct	Conc.	Calc Conc.	CPS	Ratio	Det.	RSD	%RE
1	☐	0.000		22139.70	0.0147	P	4.2	
2	☐			34199.78	0.0230	P	4.3	
3	☐			20364.12	0.0137	P	11.0	
4	☐			18208.78	0.0121	P	1.3	
5	☐			22106.43	0.0141	P	2.6	
6	☐			22616.20	0.0151	P	2.9	
7	☐			25638.52	0.0172	P	1.4	
8	☐			39015.42	0.0262	P	2.0	
9	☐			54330.93	0.0365	P	2.9	
10	☐							
11	☐			22332.95	0.0147	P	4.8	

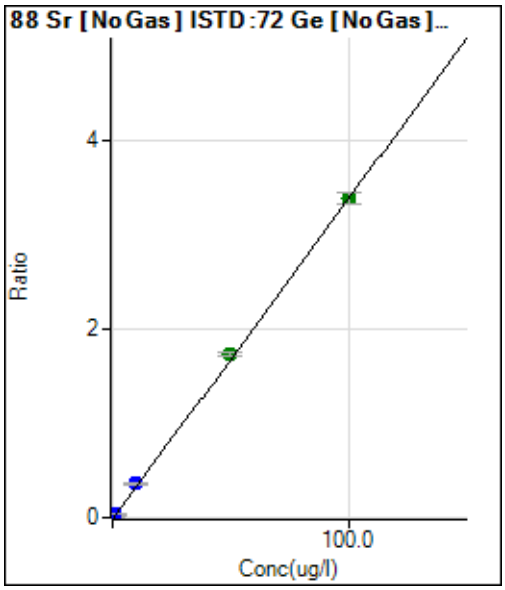

	Rjct	Conc.	Calc Conc.	CPS	Ratio	Det.	RSD	%RE
1	☐	0.000	0.000	808.43	0.0005	P	7.5	
2	☐	0.025	0.026	2096.00	0.0014	P	1.0	2.8
3	☐	0.050	0.060	3829.60	0.0026	P	5.7	19.2
4	☐	0.100	0.112	6555.17	0.0043	P	2.2	11.9
5	☐	0.500	0.494	27205.23	0.0174	P	1.9	-1.1
6	☐	1.000	1.064	54976.46	0.0368	P	4.4	6.4
7	☐	10.000	10.536	534700.84	0.3597	P	2.1	5.4
8	☐	50.000	50.827	2578193.26	1.7331	A	1.9	1.7
9	☐	100.000	99.532	5052564.12	3.3934	A	3.2	-0.5
10	☐	1000.000						
11	☐			931.52	0.0006	P	6.0	

y = 0.0341 * x + 5.3504E-004

R = 0.9999

DL = 0.003542 ug/l

BEC = 0.0157 ug/l

Weight: 1/y

Min Conc: <None>

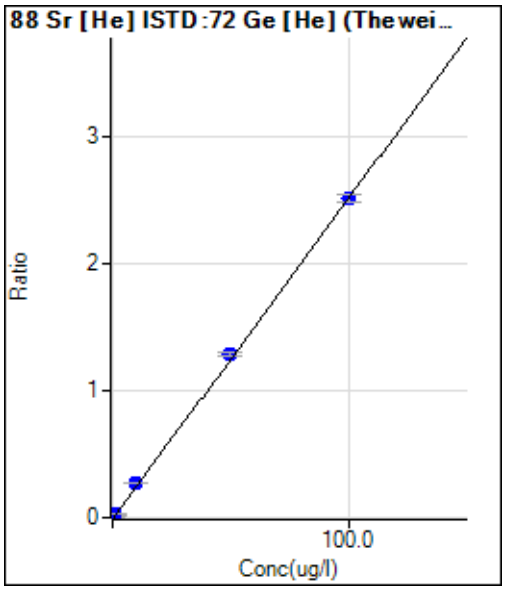

	Rjct	Conc.	Calc Conc.	CPS	Ratio	Det.	RSD	%RE
1	☐	0.000	0.000	295.56	0.0013	P	9.0	
2	☐	0.025	0.021	407.79	0.0019	P	7.9	-16.0
3	☐	0.050	0.056	606.68	0.0027	P	11.0	12.6
4	☐	0.100	0.117	940.04	0.0043	P	3.1	16.6
5	☐	0.500	0.518	3165.93	0.0144	P	5.8	3.7
6	☐	1.000	1.080	6155.81	0.0286	P	2.9	8.0
7	☐	10.000	10.586	59719.25	0.2685	P	0.8	5.9
8	☐	50.000	50.995	290720.88	1.2881	P	2.8	2.0
9	☐	100.000	99.443	569391.56	2.5106	P	1.9	-0.6
10	☐	1000.000						
11	☐			294.45	0.0013	P	11.7	

y = 0.0252 * x + 0.0013

R = 0.9999

DL = 0.01427 ug/l

BEC = 0.0526 ug/l

Weight: 1/y

Min Conc: <None>

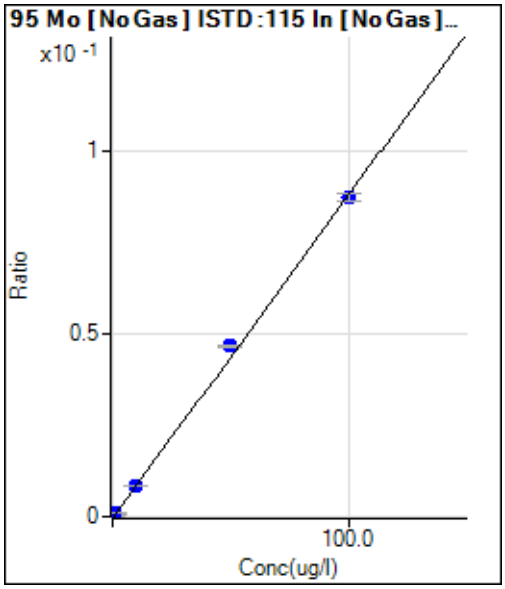

	Rjct	Conc.	Calc Conc.	CPS	Ratio	Det.	RSD	%RE
1	☐	0.000	0.000	61.11	0.0000	P	10.0	
2	☐	0.025	0.024	311.12	0.0000	P	16.7	-4.7
3	☐	0.050	0.052	625.57	0.0001	P	7.3	4.5
4	☐	0.100	0.107	1242.29	0.0001	P	3.9	7.4
5	☐	0.500	0.478	5174.31	0.0004	P	2.7	-4.4
6	☐	1.000	0.948	10279.32	0.0008	P	3.5	-5.2
7	☐	10.000	9.444	101415.49	0.0084	P	1.4	-5.6
8	☐	50.000	52.697	547189.31	0.0467	P	0.4	5.4
9	☐	100.000	98.708	1028871.51	0.0874	P	2.4	-1.3
10	☐							
11	☐			214.45	0.0000	P	15.8	

y = 8.8522E-004 * x + 5.0155E-006

R = 0.9995

DL = 0.001702 ug/l

BEC = 0.005666 ug/l

Weight: 1/y

Min Conc: <None>

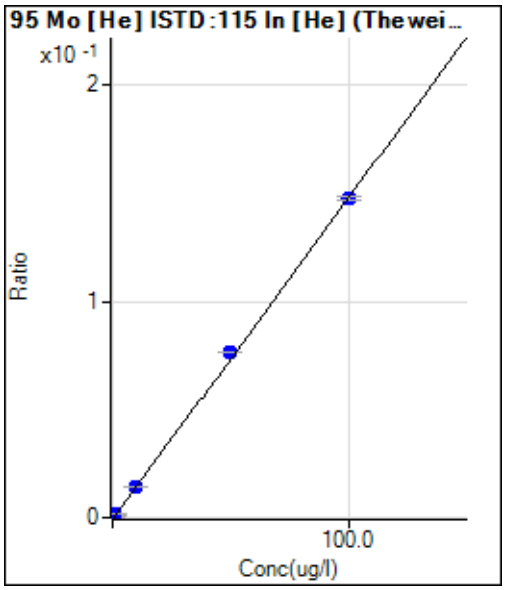

	Rjct	Conc.	Calc Conc.	CPS	Ratio	Det.	RSD	%RE
1	☐	0.000	0.000	22.22	0.0000	P	48.5	
2	☐	0.025	0.024	114.44	0.0000	P	12.4	-4.1
3	☐	0.050	0.047	205.56	0.0001	P	15.4	-5.5
4	☐	0.100	0.094	390.01	0.0001	P	7.4	-6.2
5	☐	0.500	0.447	1765.68	0.0007	P	5.2	-10.6
6	☐	1.000	0.968	3773.86	0.0014	P	5.4	-3.2
7	☐	10.000	9.619	37609.59	0.0143	P	1.8	-3.8
8	☐	50.000	51.512	196018.83	0.0766	P	0.8	3.0
9	☐	100.000	99.283	371607.82	0.1477	P	1.3	-0.7
10	☐							
11	☐			62.22	0.0000	P	8.6	

y = 0.0015 * x + 8.4456E-006

R = 0.9998

DL = 0.008256 ug/l

BEC = 0.005678 ug/l

Weight: 1/y

Min Conc: <None>

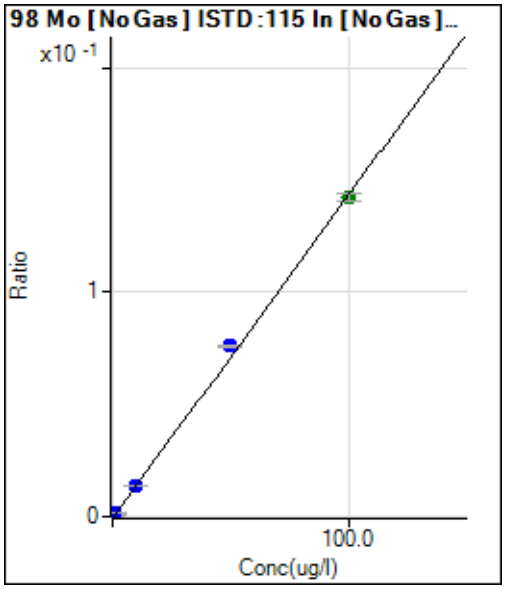

	Rjct	Conc.	Calc Conc.	CPS	Ratio	Det.	RSD	%RE
1	☐	0.000	0.000	95.21	0.0000	P	18.4	
2	☐	0.025	0.024	500.50	0.0000	P	11.0	-5.1
3	☐	0.050	0.056	1076.72	0.0001	P	8.5	11.7
4	☐	0.100	0.100	1891.60	0.0002	P	3.9	0.3
5	☐	0.500	0.488	8597.39	0.0007	P	3.6	-2.3
6	☐	1.000	0.961	16961.80	0.0014	P	1.8	-3.9
7	☐	10.000	9.520	166472.98	0.0137	P	1.9	-4.8
8	☐	50.000	52.691	890665.03	0.0760	P	1.9	5.4
9	☐	100.000	98.703	1675290.66	0.1423	A	2.4	-1.3
10	☐							
11	☐			284.32	0.0000	P	12.6	

y = 0.0014 * x + 7.8122E-006

R = 0.9995

DL = 0.002995 ug/l

BEC = 0.00542 ug/l

Weight: 1/y

Min Conc: <None>

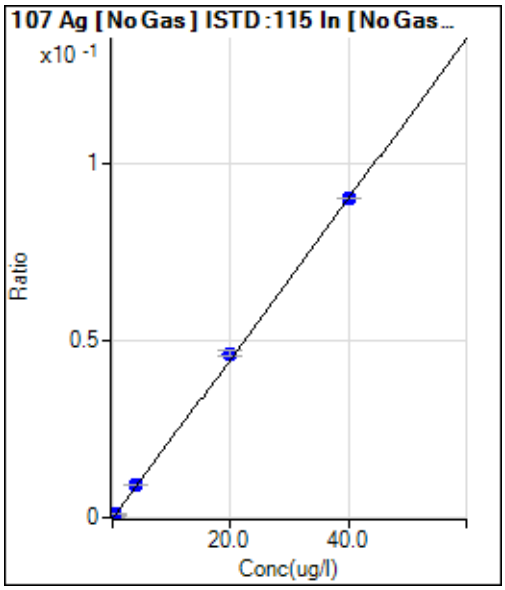

	Rjct	Conc.	Calc Conc.	CPS	Ratio	Det.	RSD	%RE
1	☐	0.000	0.000	1866.21	0.0002	P	2.9	
2	☐	0.010	0.014	2207.07	0.0002	P	5.1	40.5
3	☐	0.020	0.026	2581.95	0.0002	P	6.8	28.6
4	☐	0.040	0.045	3169.63	0.0003	P	0.4	12.5
5	☐	0.200	0.206	7485.67	0.0006	P	6.0	2.9
6	☐	0.400	0.413	13271.54	0.0011	P	1.0	3.3
7	☐	4.000	3.956	110599.31	0.0091	P	1.5	-1.1
8	☐	20.000	20.432	544954.70	0.0465	P	2.9	2.2
9	☐	40.000	39.788	1064111.98	0.0904	P	0.6	-0.5
10	☐							
11	☐			17938.64	0.0015	P	11.2	

y = 0.0023 * x + 1.5335E-004

R = 0.9999

DL = 0.005917 ug/l

BEC = 0.06763 ug/l

Weight: 1/y

Min Conc: <None>

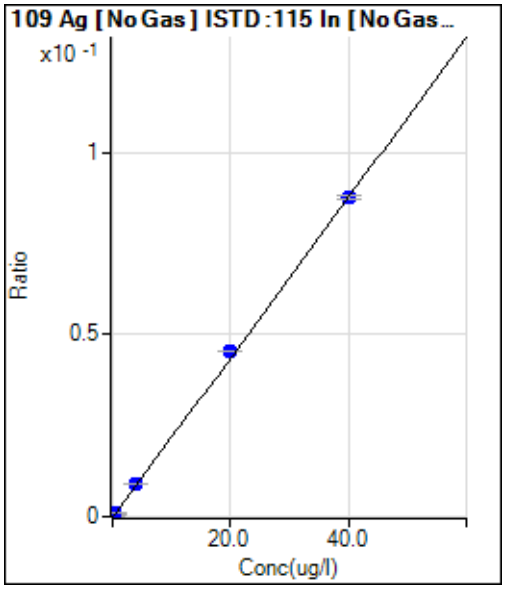

	Rjct	Conc.	Calc Conc.	CPS	Ratio	Det.	RSD	%RE
1	☐	0.000	0.000	1756.15	0.0001	P	4.4	
2	☐	0.010	0.017	2162.37	0.0002	P	3.2	68.9
3	☐	0.020	0.030	2562.60	0.0002	P	5.6	49.3
4	☐	0.040	0.047	3075.58	0.0002	P	4.3	17.5
5	☐	0.200	0.211	7365.56	0.0006	P	3.5	5.7
6	☐	0.400	0.416	12905.74	0.0011	P	2.2	4.0
7	☐	4.000	3.932	106660.22	0.0088	P	1.9	-1.7
8	☐	20.000	20.518	531324.28	0.0453	P	0.3	2.6
9	☐	40.000	39.748	1031798.03	0.0876	P	1.0	-0.6
10	☐							
11	☐			17552.71	0.0014	P	13.0	

y = 0.0022 * x + 1.4433E-004

R = 0.9999

DL = 0.00868 ug/l

BEC = 0.06558 ug/l

Weight: 1/y

Min Conc: <None>

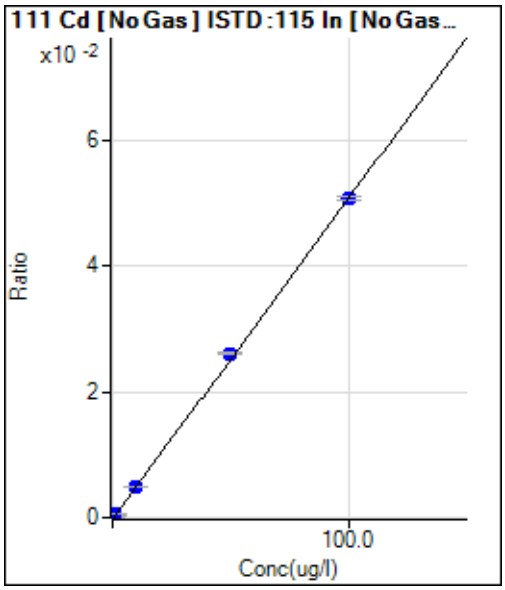

	Rjct	Conc.	Calc Conc.	CPS	Ratio	Det.	RSD	%RE
1	☐	0.000	0.000	-3.64	0.0000	P	-1477.	
2	☐	0.025	0.017	98.41	0.0000	P	69.3	-32.9
3	☐	0.050	0.055	338.07	0.0000	P	18.5	9.2
4	☐	0.100	0.105	662.13	0.0001	P	5.9	4.9
5	☐	0.500	0.482	2973.27	0.0002	P	2.2	-3.6
6	☐	1.000	0.992	6169.39	0.0005	P	1.8	-0.8
7	☐	10.000	9.796	60723.69	0.0050	P	1.1	-2.0
8	☐	50.000	51.174	306778.73	0.0262	P	2.0	2.3
9	☐	100.000	99.434	598644.24	0.0508	P	0.7	-0.6
10	☐	1000.000						
11	☐			90.24	0.0000	P	47.7	

y = 5.1130E-004 * x - 2.9580E-007

R = 0.9999

DL = 0.02564 ug/l

BEC = -0.0005785 ug/l

Weight: 1/y

Min Conc: <None>

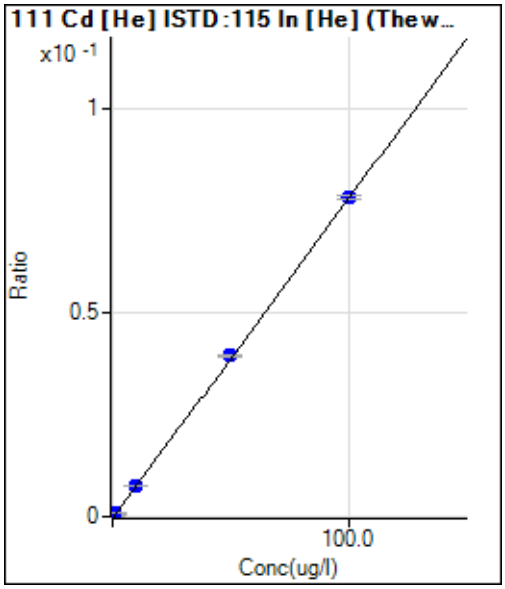

	Rjct	Conc.	Calc Conc.	CPS	Ratio	Det.	RSD	%RE
1	☐	0.000	0.000	6.45	0.0000	P	20.6	
2	☐	0.025	0.025	56.78	0.0000	P	8.8	-1.0
3	☐	0.050	0.054	116.34	0.0000	P	3.8	7.3
4	☐	0.100	0.108	230.00	0.0001	P	1.2	8.1
5	☐	0.500	0.482	999.93	0.0004	P	1.7	-3.5
6	☐	1.000	0.993	2037.93	0.0008	P	1.0	-0.7
7	☐	10.000	9.794	20200.08	0.0077	P	2.0	-2.1
8	☐	50.000	50.434	101287.63	0.0396	P	1.2	0.9
9	☐	100.000	99.804	197153.20	0.0784	P	1.1	-0.2
10	☐	1000.000						
11	☐			41.44	0.0000	P	8.7	

y = 7.8510E-004 * x + 2.4451E-006

R = 1.0000

DL = 0.001928 ug/l

BEC = 0.003114 ug/l

Weight: 1/y

Min Conc: <None>

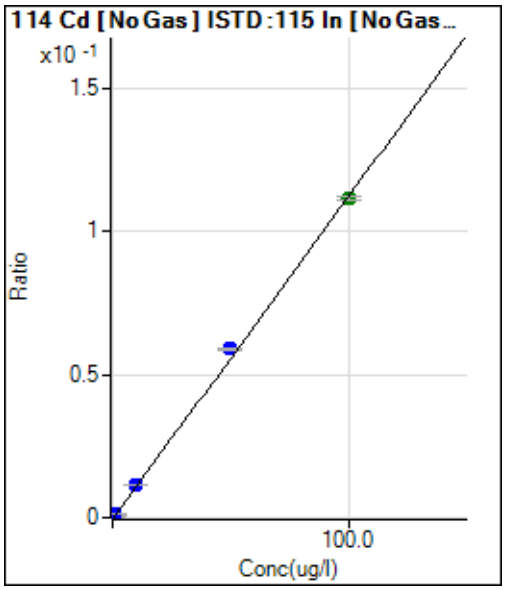

	Rjct	Conc.	Calc Conc.	CPS	Ratio	Det.	RSD	%RE
1	☐	0.000	0.000	-173.12	0.0000	P	-67.0	
2	☐	0.025	0.022	121.76	0.0000	P	75.4	-13.4
3	☐	0.050	0.051	535.56	0.0000	P	8.6	2.7
4	☐	0.100	0.103	1272.25	0.0001	P	7.7	3.2
5	☐	0.500	0.494	6577.73	0.0005	P	2.1	-1.2
6	☐	1.000	1.029	13997.52	0.0011	P	1.2	2.9
7	☐	10.000	10.007	137018.81	0.0113	P	1.1	0.1
8	☐	50.000	52.289	693175.18	0.0591	P	1.4	4.6
9	☐	100.000	98.855	1316093.25	0.1118	A	1.2	-1.1
10	☐	1000.000						
11	☐			27.04	0.0000	P	105.3	

y = 0.0011 * x - 1.4241E-005

R = 0.9997

DL = 0.02533 ug/l

BEC = -0.01259 ug/l

Weight: 1/y

Min Conc: <None>

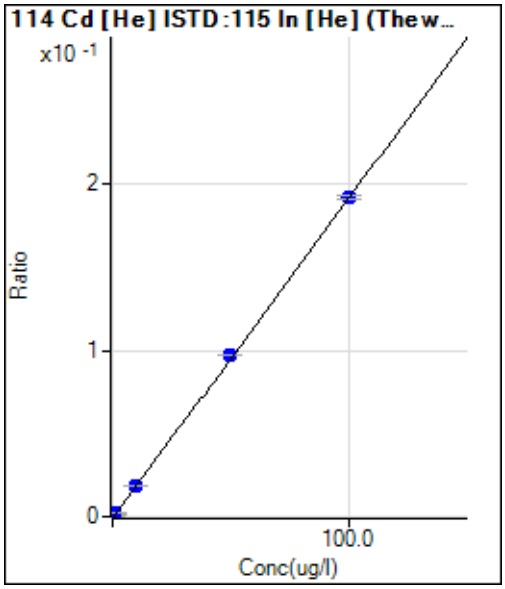

	Rjct	Conc.	Calc Conc.	CPS	Ratio	Det.	RSD	%RE
1	☐	0.000	0.000	13.69	0.0000	P	46.5	
2	☐	0.025	0.023	130.11	0.0001	P	3.1	-6.8
3	☐	0.050	0.055	288.98	0.0001	P	3.8	9.4
4	☐	0.100	0.106	551.54	0.0002	P	2.7	5.9
5	☐	0.500	0.487	2478.17	0.0009	P	1.6	-2.5
6	☐	1.000	0.997	5017.06	0.0019	P	1.4	-0.3
7	☐	10.000	9.794	49591.74	0.0189	P	1.6	-2.1
8	☐	50.000	50.481	248902.27	0.0973	P	1.1	1.0
9	☐	100.000	99.780	483911.74	0.1923	P	1.2	-0.2
10	☐	1000.000						
11	☐			85.78	0.0000	P	9.6	

y = 0.0019 * x + 5.2001E-006

R = 1.0000

DL = 0.003763 ug/l

BEC = 0.002698 ug/l

Weight: 1/y

Min Conc: <None>

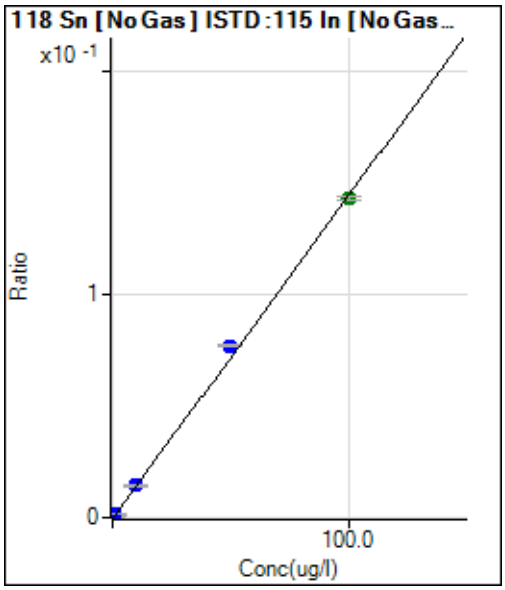

	Rjct	Conc.	Calc Conc.	CPS	Ratio	Det.	RSD	%RE
1	☐	0.000	0.000	3194.03	0.0003	P	4.4	
2	☐	0.025	0.050	3999.30	0.0003	P	3.0	102.0
3	☐	0.050	0.055	4179.02	0.0003	P	3.9	10.1
4	☐	0.100	0.098	5017.63	0.0004	P	2.5	-2.2
5	☐	0.500	0.505	12004.68	0.0010	P	5.4	0.9
6	☐	1.000	0.978	20450.99	0.0017	P	5.4	-2.2
7	☐	10.000	9.707	173720.39	0.0143	P	2.2	-2.9
8	☐	50.000	52.929	902672.03	0.0770	P	1.2	5.9
9	☐	100.000	98.565	1685122.27	0.1431	A	0.8	-1.4
10	☐							
11	☐			3959.40	0.0003	P	2.5	

y = 0.0014 * x + 2.6250E-004

R = 0.9995

DL = 0.02393 ug/l

BEC = 0.1811 ug/l

Weight: 1/y

Min Conc: <None>

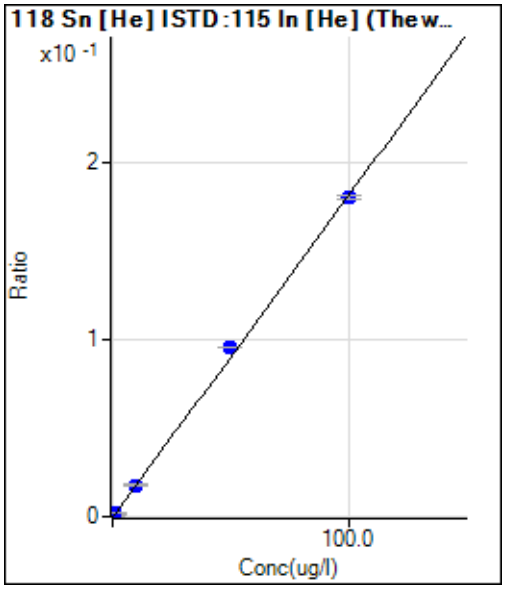

	Rjct	Conc.	Calc Conc.	CPS	Ratio	Det.	RSD	%RE
1	☐	0.000	0.000	892.25	0.0003	P	5.3	
2	☐	0.025	0.061	1168.95	0.0005	P	4.9	145.5
3	☐	0.050	0.038	1066.71	0.0004	P	4.9	-23.2
4	☐	0.100	0.089	1317.85	0.0005	P	2.7	-11.2
5	☐	0.500	0.511	3331.53	0.0013	P	3.8	2.3
6	☐	1.000	0.975	5510.00	0.0021	P	4.3	-2.5
7	☐	10.000	9.523	46437.60	0.0177	P	3.3	-4.8
8	☐	50.000	52.371	244902.88	0.0957	P	0.2	4.7
9	☐	100.000	98.863	453985.24	0.1804	P	1.5	-1.1
10	☐							
11	☐			1123.39	0.0004	P	1.4	

y = 0.0018 * x + 3.3848E-004

R = 0.9996

DL = 0.02954 ug/l

BEC = 0.1858 ug/l

Weight: 1/y

Min Conc: <None>

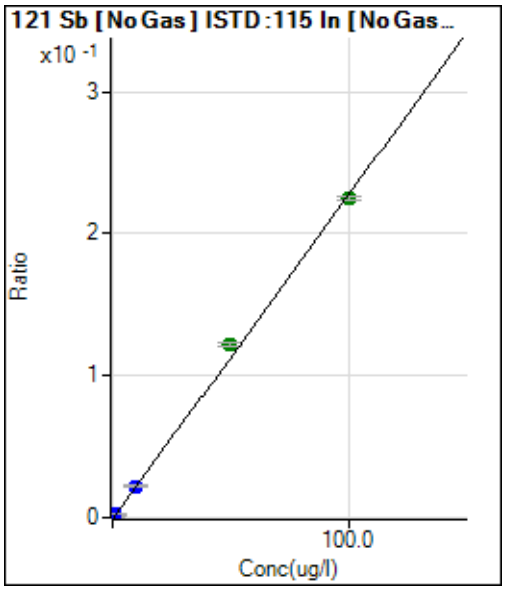

	Rjct	Conc.	Calc Conc.	CPS	Ratio	Det.	RSD	%RE
1	☐	0.000	0.000	914.12	0.0001	P	1.2	
2	☐	0.025	0.019	1405.21	0.0001	P	2.4	-25.0
3	☐	0.050	0.045	2169.06	0.0002	P	2.2	-10.2
4	☐	0.100	0.090	3473.45	0.0003	P	1.5	-10.5
5	☐	0.500	0.471	13928.94	0.0012	P	2.2	-5.7
6	☐	1.000	0.971	27937.74	0.0023	P	2.1	-2.9
7	☐	10.000	9.745	271110.76	0.0224	P	1.7	-2.5
8	☐	50.000	53.338	1431064.47	0.1220	A	1.5	6.7
9	☐	100.000	98.357	2649289.10	0.2250	A	0.9	-1.6
10	☐							
11	☐			1778.30	0.0001	P	7.5	

y = 0.0023 * x + 7.5103E-005

R = 0.9993

DL = 0.001201 ug/l

BEC = 0.03284 ug/l

Weight: 1/y

Min Conc: <None>

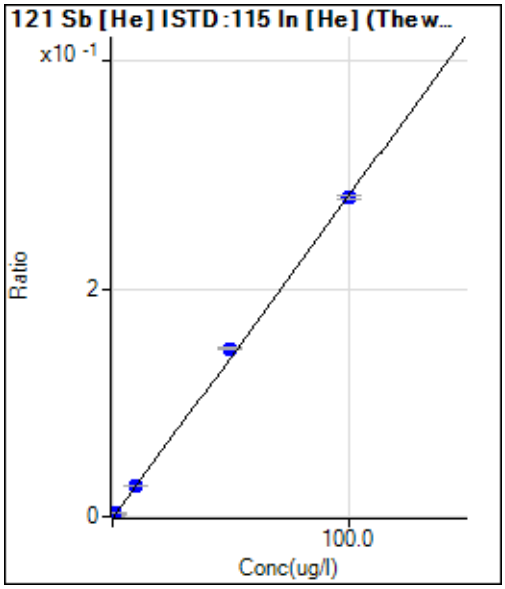

	Rjct	Conc.	Calc Conc.	CPS	Ratio	Det.	RSD	%RE
1	☐	0.000	0.000	211.69	0.0001	P	6.8	
2	☐	0.025	0.021	365.71	0.0001	P	4.2	-14.6
3	☐	0.050	0.047	557.07	0.0002	P	3.4	-6.2
4	☐	0.100	0.089	876.12	0.0003	P	4.4	-11.0
5	☐	0.500	0.473	3724.54	0.0014	P	1.2	-5.5
6	☐	1.000	0.958	7279.95	0.0028	P	1.1	-4.2
7	☐	10.000	9.540	71226.42	0.0271	P	1.8	-4.6
8	☐	50.000	52.099	377950.41	0.1478	P	0.8	4.2
9	☐	100.000	98.997	706216.82	0.2807	P	1.4	-1.0
10	☐							
11	☐			408.38	0.0002	P	3.9	

y = 0.0028 * x + 8.0339E-005

R = 0.9997

DL = 0.005746 ug/l

BEC = 0.02834 ug/l

Weight: 1/y

Min Conc: <None>

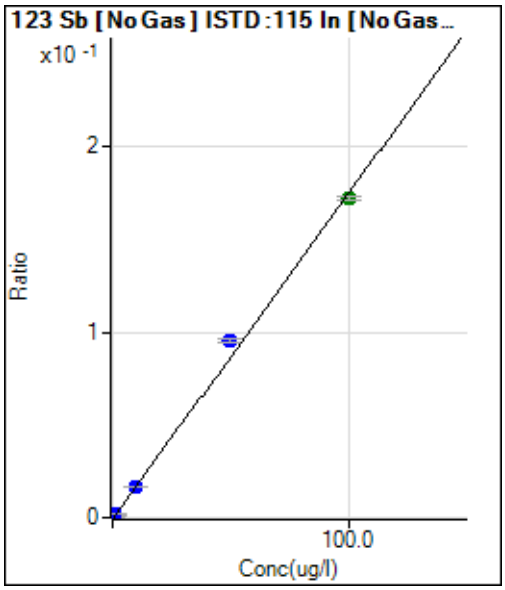

	Rjct	Conc.	Calc Conc.	CPS	Ratio	Det.	RSD	%RE
1	☐	0.000	0.000	684.09	0.0001	P	2.7	
2	☐	0.025	0.020	1090.82	0.0001	P	2.9	-19.6
3	☐	0.050	0.042	1592.92	0.0001	P	2.5	-15.6
4	☐	0.100	0.089	2640.85	0.0002	P	0.1	-11.0
5	☐	0.500	0.474	10747.19	0.0009	P	3.5	-5.3
6	☐	1.000	0.957	21173.01	0.0017	P	1.6	-4.3
7	☐	10.000	9.623	205965.58	0.0170	P	1.4	-3.8
8	☐	50.000	54.233	1119623.67	0.0955	P	1.4	8.5
9	☐	100.000	97.922	2029514.94	0.1724	A	0.8	-2.1
10	☐							
11	☐			1352.87	0.0001	P	10.7	

y = 0.0018 * x + 5.6203E-005

R = 0.9989

DL = 0.002547 ug/l

BEC = 0.03194 ug/l

Weight: 1/y

Min Conc: <None>

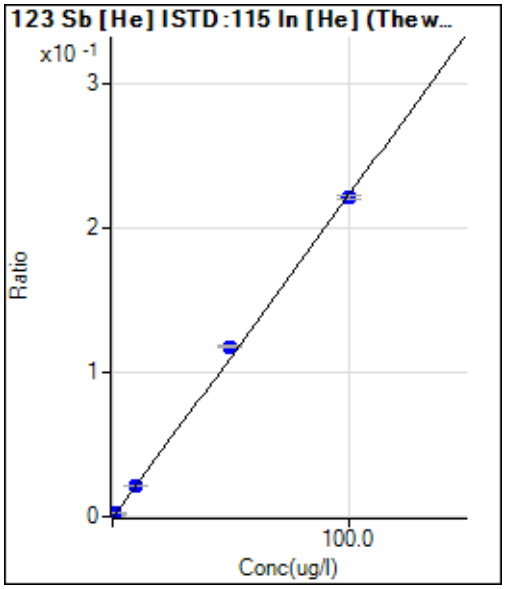

	Rjct	Conc.	Calc Conc.	CPS	Ratio	Det.	RSD	%RE
1	☐	0.000	0.000	163.69	0.0001	P	7.9	
2	☐	0.025	0.022	291.36	0.0001	P	3.1	-10.5
3	☐	0.050	0.046	433.05	0.0002	P	3.7	-7.5
4	☐	0.100	0.100	752.43	0.0003	P	2.2	-0.2
5	☐	0.500	0.462	2876.25	0.0011	P	3.7	-7.6
6	☐	1.000	0.948	5692.06	0.0022	P	0.4	-5.2
7	☐	10.000	9.594	56604.97	0.0216	P	1.2	-4.1
8	☐	50.000	52.493	300932.29	0.1176	P	1.6	5.0
9	☐	100.000	98.795	556977.50	0.2214	P	1.0	-1.2
10	☐							
11	☐			325.70	0.0001	P	5.0	

y = 0.0022 * x + 6.2125E-005

R = 0.9996

DL = 0.006614 ug/l

BEC = 0.02773 ug/l

Weight: 1/y

Min Conc: <None>

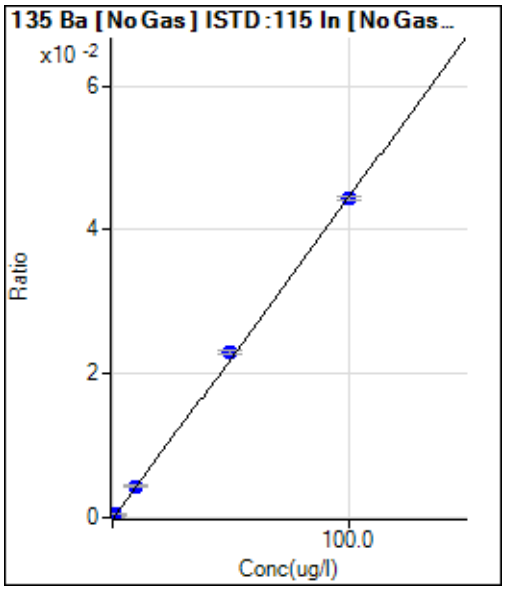

	Rjct	Conc.	Calc Conc.	CPS	Ratio	Det.	RSD	%RE
1	☐	0.000	0.000	66.53	0.0000	P	37.3	
2	☐	0.025	0.031	229.55	0.0000	P	11.1	23.3
3	☐	0.050	0.048	329.35	0.0000	P	23.5	-3.9
4	☐	0.100	0.100	625.44	0.0001	P	16.2	0.4
5	☐	0.500	0.495	2741.51	0.0002	P	3.6	-1.1
6	☐	1.000	0.982	5420.35	0.0004	P	4.4	-1.8
7	☐	10.000	9.801	53256.23	0.0044	P	2.0	-2.0
8	☐	50.000	51.673	271270.65	0.0231	P	2.3	3.3
9	☐	100.000	99.183	522871.44	0.0444	P	1.3	-0.8
10	☐	1000.000						
11	☐			83.17	0.0000	P	32.6	

y = 4.4766E-004 * x + 5.4636E-006

R = 0.9998

DL = 0.01366 ug/l

BEC = 0.0122 ug/l

Weight: 1/y

Min Conc: <None>

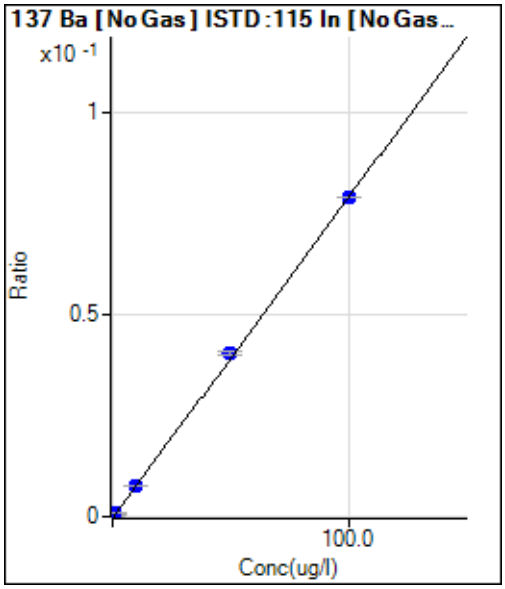

	Rjct	Conc.	Calc Conc.	CPS	Ratio	Det.	RSD	%RE
1	☐	0.000	0.000	99.80	0.0000	P	9.7	
2	☐	0.025	0.026	345.99	0.0000	P	38.4	4.8
3	☐	0.050	0.050	582.19	0.0000	P	7.2	-0.7
4	☐	0.100	0.100	1091.22	0.0001	P	14.9	0.2
5	☐	0.500	0.482	4738.10	0.0004	P	3.3	-3.5
6	☐	1.000	0.982	9614.26	0.0008	P	1.3	-1.8
7	☐	10.000	9.554	92342.76	0.0076	P	3.9	-4.5
8	☐	50.000	51.137	477360.92	0.0407	P	2.1	2.3
9	☐	100.000	99.476	932539.26	0.0792	P	0.2	-0.5
10	☐	1000.000						
11	☐			146.38	0.0000	P	33.1	

y = 7.9602E-004 * x + 8.1977E-006

R = 0.9999

DL = 0.002982 ug/l

BEC = 0.0103 ug/l

Weight: 1/y

Min Conc: <None>

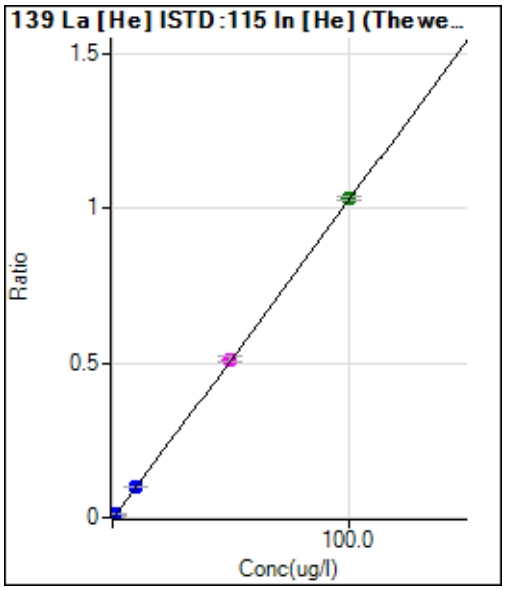

	Rjct	Conc.	Calc Conc.	CPS	Ratio	Det.	RSD	%RE
1	☐	0.000	0.000	24.44	0.0000	P	21.0	
2	☐	0.025	0.023	640.02	0.0002	P	9.0	-7.9
3	☐	0.050	0.056	1536.76	0.0006	P	3.7	12.4
4	☐	0.100	0.106	2911.44	0.0011	P	2.1	6.3
5	☐	0.500	0.496	13446.55	0.0051	P	0.7	-0.7
6	☐	1.000	1.010	27150.99	0.0104	P	2.7	1.0
7	☐	10.000	9.873	267307.64	0.1018	P	1.2	-1.3
8	☐	50.000	49.756	1311652.08	0.5129	M	3.3	-0.5
9	☐	100.000	100.135	2597054.39	1.0322	A	0.6	0.1
10	☐							
11	☐			20.00	0.0000	P	33.2	

y = 0.0103 * x + 9.2774E-006

R = 1.0000

DL = 0.0005676 ug/l

BEC = 0.0009 ug/l

Weight: 1/y

Min Conc: <None>

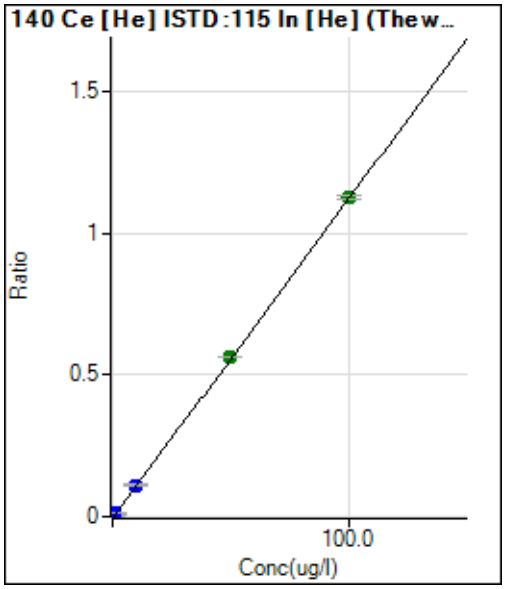

	Rjct	Conc.	Calc Conc.	CPS	Ratio	Det.	RSD	%RE
1	☐	0.000	0.000	33.33	0.0000	P	40.4	
2	☐	0.025	0.024	733.36	0.0003	P	5.6	-4.3
3	☐	0.050	0.059	1780.13	0.0007	P	3.5	18.6
4	☐	0.100	0.111	3318.19	0.0013	P	1.1	10.6
5	☐	0.500	0.484	14335.23	0.0055	P	1.2	-3.3
6	☐	1.000	1.024	30115.99	0.0116	P	1.7	2.4
7	☐	10.000	9.931	294150.95	0.1120	P	0.7	-0.7
8	☐	50.000	50.142	1446387.62	0.5654	A	0.2	0.3
9	☐	100.000	99.936	2835350.62	1.1269	A	1.1	-0.1
10	☐							
11	☐			47.78	0.0000	P	40.2	

y = 0.0113 * x + 1.2657E-005

R = 1.0000

DL = 0.00136 ug/l

BEC = 0.001122 ug/l

Weight: 1/y

Min Conc: <None>

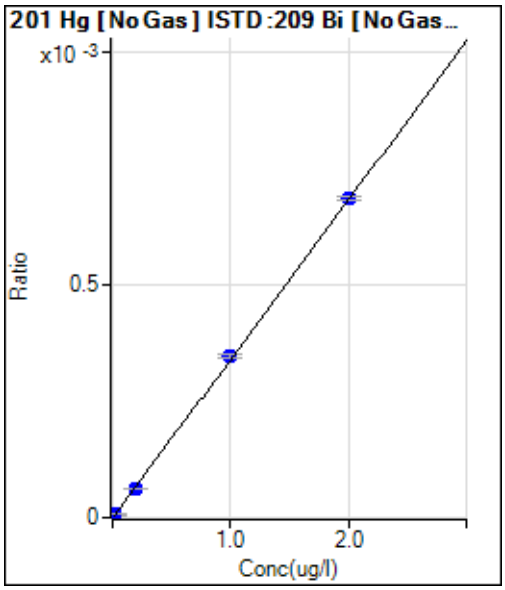

	Rjct	Conc.	Calc Conc.	CPS	Ratio	Det.	RSD	%RE
1	☐	0.000	0.000	28.99	0.0000	P	25.0	
2	☐			22.33	0.0000	P	43.6	
3	☐	0.001	-0.001	24.33	0.0000	P	6.7	-211.3
4	☐	0.002	0.001	32.33	0.0000	P	23.5	-55.4
5	☐	0.010	0.007	57.32	0.0000	P	7.8	-27.3
6	☐	0.020	0.015	88.65	0.0000	P	4.7	-23.6
7	☐	0.200	0.174	703.21	0.0001	P	3.8	-13.0
8	☐	1.000	1.010	3679.11	0.0003	P	1.9	1.0
9	☐	2.000	1.998	7281.53	0.0007	P	1.2	-0.1
10	☐							
11	☐			42.99	0.0000	P	14.1	

y = 3.4242E-004 * x + 2.5563E-006

R = 0.9999

DL = 0.005605 ug/l

BEC = 0.007465 ug/l

Weight: 1/y

Min Conc: <None>

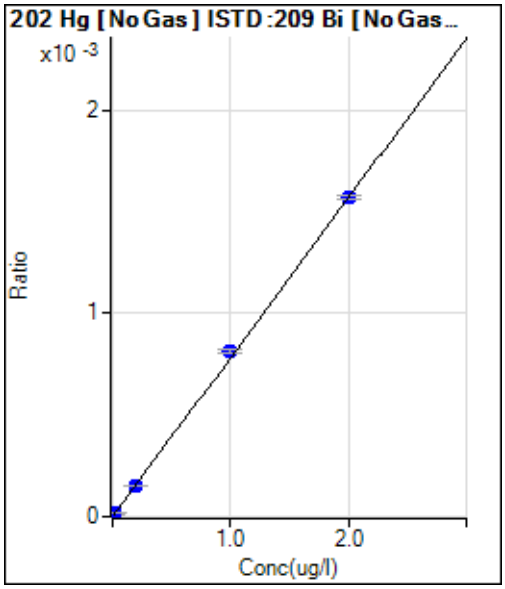

	Rjct	Conc.	Calc Conc.	CPS	Ratio	Det.	RSD	%RE
1	☐	0.000	0.000	94.98	0.0000	P	4.8	
2	☐			93.65	0.0000	P	1.6	
3	☐	0.001	0.000	90.65	0.0000	P	13.2	-136.2
4	☐	0.002	0.002	110.65	0.0000	P	12.9	-11.2
5	☐	0.010	0.008	165.64	0.0000	P	4.4	-21.4
6	☐	0.020	0.018	255.62	0.0000	P	1.0	-10.3
7	☐	0.200	0.179	1680.77	0.0001	P	1.8	-10.7
8	☐	1.000	1.024	8573.37	0.0008	P	1.7	2.4
9	☐	2.000	1.990	16653.69	0.0016	P	0.8	-0.5
10	☐							
11	☐			141.64	0.0000	P	5.2	

y = 7.8482E-004 * x + 8.3860E-006

R = 0.9999

DL = 0.001555 ug/l

BEC = 0.01069 ug/l

Weight: 1/y

Min Conc: <None>

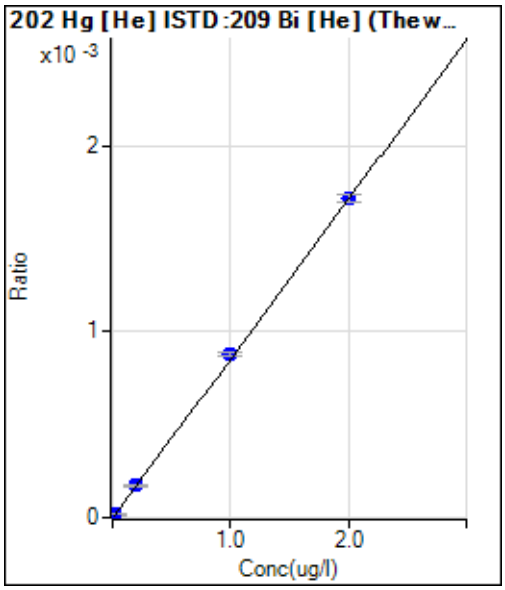

	Rjct	Conc.	Calc Conc.	CPS	Ratio	Det.	RSD	%RE
1	☐	0.000	0.000	32.33	0.0000	P	24.2	
2	☐			32.66	0.0000	P	29.3	
3	☐	0.001	0.002	42.32	0.0000	P	5.3	114.8
4	☐	0.002	0.002	42.99	0.0000	P	7.7	11.4
5	☐	0.010	0.008	67.99	0.0000	P	3.0	-21.7
6	☐	0.020	0.019	115.65	0.0000	P	11.0	-6.1
7	☐	0.200	0.192	858.19	0.0002	P	1.7	-4.0
8	☐	1.000	1.015	4184.83	0.0009	P	2.0	1.5
9	☐	2.000	1.993	8233.22	0.0017	P	2.8	-0.3
10	☐							
11	☐			59.99	0.0000	P	24.2	

y = 8.5966E-004 * x + 6.4404E-006

R = 1.0000

DL = 0.005436 ug/l

BEC = 0.007492 ug/l

Weight: 1/y

Min Conc: <None>

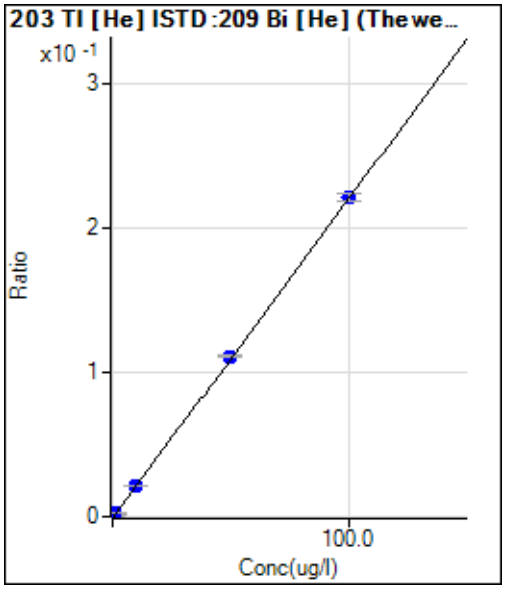

	Rjct	Conc.	Calc Conc.	CPS	Ratio	Det.	RSD	%RE
1	☐	0.000	0.000	599.59	0.0001	P	5.7	
2	☐	0.025	0.012	746.99	0.0001	P	2.6	-52.0
3	☐	0.050	0.037	1022.45	0.0002	P	2.9	-27.0
4	☐	0.100	0.077	1489.35	0.0003	P	2.9	-23.1
5	☐	0.500	0.442	5654.15	0.0011	P	2.7	-11.7
6	☐	1.000	0.955	11442.82	0.0022	P	3.8	-4.5
7	☐	10.000	9.481	105448.42	0.0211	P	1.4	-5.2
8	☐	50.000	50.236	529004.64	0.1111	P	0.9	0.5
9	☐	100.000	99.935	1057872.44	0.2210	P	2.1	-0.1
10	☐	1000.000						
11	☐			10392.91	0.0020	P	6.7	

y = 0.0022 * x + 1.1961E-004

R = 1.0000

DL = 0.009196 ug/l

BEC = 0.05412 ug/l

Weight: 1/y

Min Conc: <None>

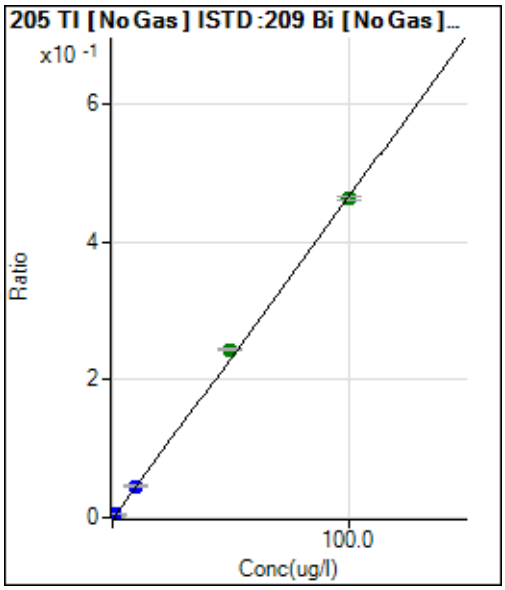

	Rjct	Conc.	Calc Conc.	CPS	Ratio	Det.	RSD	%RE
1	☐	0.000	0.000	2612.50	0.0002	P	7.4	
2	☐	0.025	0.015	3333.77	0.0003	P	8.5	-38.5
3	☐	0.050	0.040	4689.75	0.0004	P	4.1	-19.6
4	☐	0.100	0.087	7229.77	0.0006	P	3.0	-13.0
5	☐	0.500	0.470	27696.69	0.0024	P	1.6	-5.9
6	☐	1.000	1.007	56307.46	0.0049	P	1.2	0.7
7	☐	10.000	9.758	519560.93	0.0459	P	1.2	-2.4
8	☐	50.000	52.005	2574860.93	0.2439	A	1.4	4.0
9	☐	100.000	99.022	4921815.31	0.4641	A	1.4	-1.0
10	☐	1000.000						
11	☐			50774.46	0.0046	P	18.1	

y = 0.0047 * x + 2.3086E-004

R = 0.9997

DL = 0.011 ug/l

BEC = 0.04928 ug/l

Weight: 1/y

Min Conc: <None>

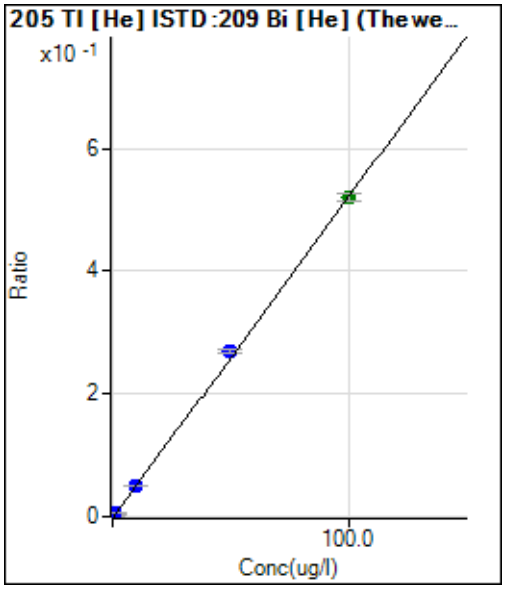

	Rjct	Conc.	Calc Conc.	CPS	Ratio	Det.	RSD	%RE
1	☐	0.000	0.000	1482.01	0.0003	P	2.7	
2	☐	0.025	0.009	1754.16	0.0003	P	5.7	-63.8
3	☐	0.050	0.033	2385.18	0.0005	P	2.7	-34.6
4	☐	0.100	0.077	3588.60	0.0007	P	1.1	-23.2
5	☐	0.500	0.445	13548.99	0.0026	P	2.8	-11.0
6	☐	1.000	0.956	27177.18	0.0053	P	5.0	-4.4
7	☐	10.000	9.739	256685.17	0.0513	P	1.4	-2.6
8	☐	50.000	51.497	1284992.71	0.2700	P	1.8	3.0
9	☐	100.000	99.278	2489936.56	0.5202	A	2.7	-0.7
10	☐	1000.000						
11	☐			25177.25	0.0049	P	7.6	

y = 0.0052 * x + 2.9573E-004

R = 0.9999

DL = 0.00455 ug/l

BEC = 0.05648 ug/l

Weight: 1/y

Min Conc: <None>

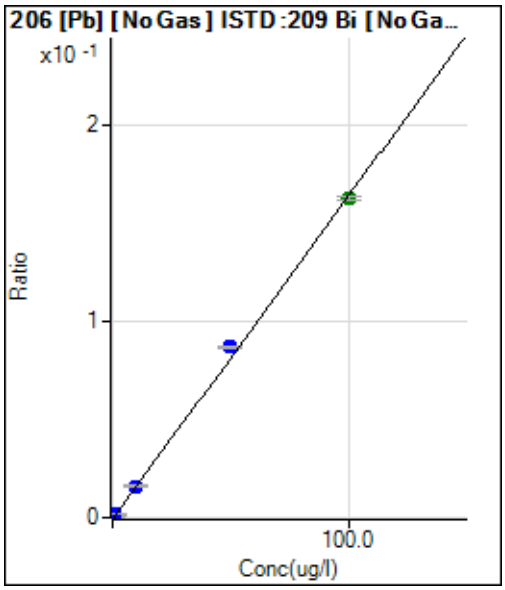

	Rjct	Conc.	Calc Conc.	CPS	Ratio	Det.	RSD	%RE
1	☐	0.000	0.000	586.69	0.0001	P	4.3	
2	☐	0.025	0.026	1038.94	0.0001	P	3.8	3.6
3	☐	0.050	0.054	1579.00	0.0001	P	3.7	8.5
4	☐	0.100	0.104	2532.48	0.0002	P	1.6	4.4
5	☐	0.500	0.483	9634.66	0.0008	P	0.7	-3.4
6	☐	1.000	1.009	19478.78	0.0017	P	1.8	0.9
7	☐	10.000	9.728	181630.72	0.0161	P	1.6	-2.7
8	☐	50.000	52.669	915929.00	0.0867	P	1.9	5.3
9	☐	100.000	98.693	1723391.61	0.1625	A	1.2	-1.3
10	☐	1000.000						
11	☐			1832.36	0.0002	P	6.1	

y = 0.0016 * x + 5.1827E-005

R = 0.9995

DL = 0.004055 ug/l

BEC = 0.03149 ug/l

Weight: 1/y

Min Conc: <None>

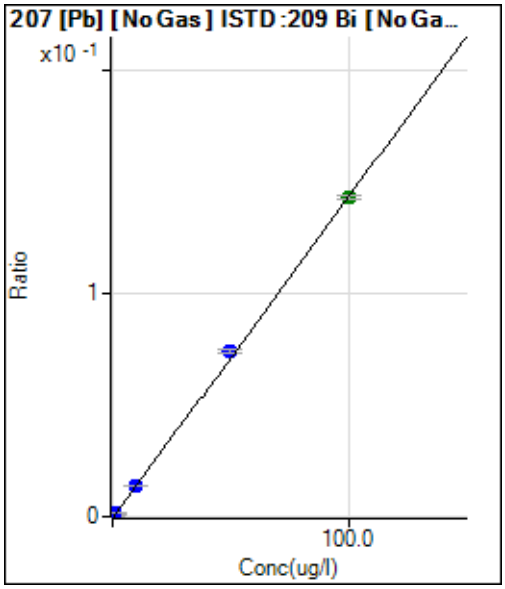

	Rjct	Conc.	Calc Conc.	CPS	Ratio	Det.	RSD	%RE
1	☐	0.000	0.000	504.46	0.0000	P	2.0	
2	☐	0.025	0.026	896.70	0.0001	P	3.6	2.8
3	☐	0.050	0.055	1390.08	0.0001	P	4.9	10.8
4	☐	0.100	0.101	2152.42	0.0002	P	0.9	1.2
5	☐	0.500	0.482	8400.48	0.0007	P	4.0	-3.5
6	☐	1.000	1.017	17155.58	0.0015	P	2.4	1.7
7	☐	10.000	9.581	156330.20	0.0138	P	2.3	-4.2
8	☐	50.000	51.501	782840.39	0.0741	P	2.0	3.0
9	☐	100.000	99.291	1515535.76	0.1429	A	1.3	-0.7
10	☐	1000.000						
11	☐			1631.22	0.0001	P	8.5	

y = 0.0014 * x + 4.4551E-005

R = 0.9998

DL = 0.001836 ug/l

BEC = 0.03096 ug/l

Weight: 1/y

Min Conc: <None>

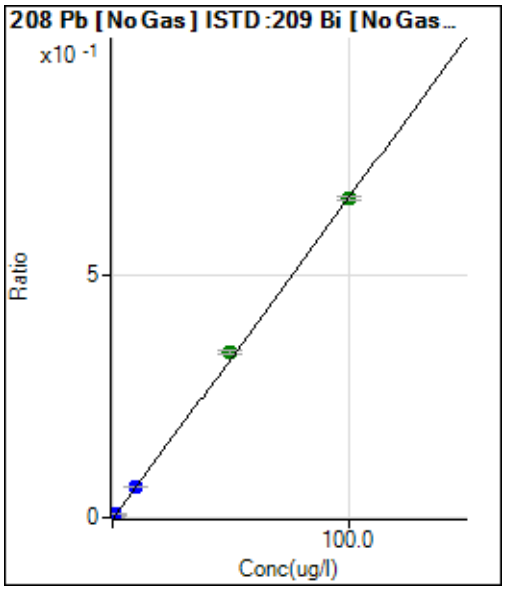

	Rjct	Conc.	Calc Conc.	CPS	Ratio	Det.	RSD	%RE
1	☐	0.000	0.000	2421.22	0.0002	P	3.1	
2	☐	0.025	0.025	4195.84	0.0004	P	2.0	0.9
3	☐	0.050	0.053	6357.31	0.0006	P	1.9	6.7
4	☐	0.100	0.100	9969.31	0.0009	P	2.0	0.4
5	☐	0.500	0.482	38900.47	0.0034	P	1.9	-3.5
6	☐	1.000	0.996	77759.00	0.0068	P	0.9	-0.4
7	☐	10.000	9.602	723868.64	0.0640	P	0.4	-4.0
8	☐	50.000	51.442	3611162.75	0.3420	A	2.0	2.9
9	☐	100.000	99.319	7000960.81	0.6601	A	1.0	-0.7
10	☐	1000.000						
11	☐			7269.71	0.0007	P	5.2	

y = 0.0066 * x + 2.1380E-004

R = 0.9999

DL = 0.003016 ug/l

BEC = 0.03218 ug/l

Weight: 1/y

Min Conc: <None>

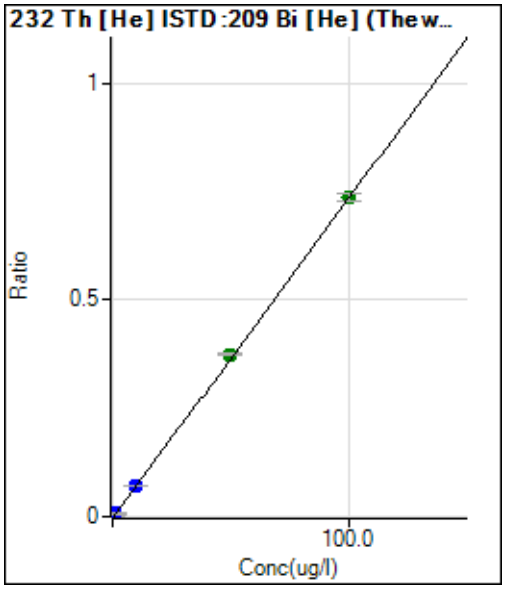

	Rjct	Conc.	Calc Conc.	CPS	Ratio	Det.	RSD	%RE
1	☐	0.000	0.000	565.57	0.0001	P	5.3	
2	☐	0.025	0.013	1053.80	0.0002	P	1.0	-49.5
3	☐	0.050	0.033	1812.19	0.0004	P	2.8	-34.4
4	☐	0.100	0.070	3231.70	0.0006	P	6.8	-30.1
5	☐	0.500	0.402	15888.00	0.0031	P	2.5	-19.6
6	☐	1.000	0.898	34561.23	0.0067	P	4.8	-10.2
7	☐	10.000	9.418	348383.87	0.0696	P	1.2	-5.8
8	☐	50.000	50.554	1776459.96	0.3732	A	1.0	1.1
9	☐	100.000	99.783	3525711.41	0.7365	A	2.4	-0.2
10	☐	1000.000						
11	☐			5151.10	0.0010	P	5.0	

y = 0.0074 * x + 1.1288E-004

R = 1.0000

DL = 0.002411 ug/l

BEC = 0.0153 ug/l

Weight: 1/y

Min Conc: <None>

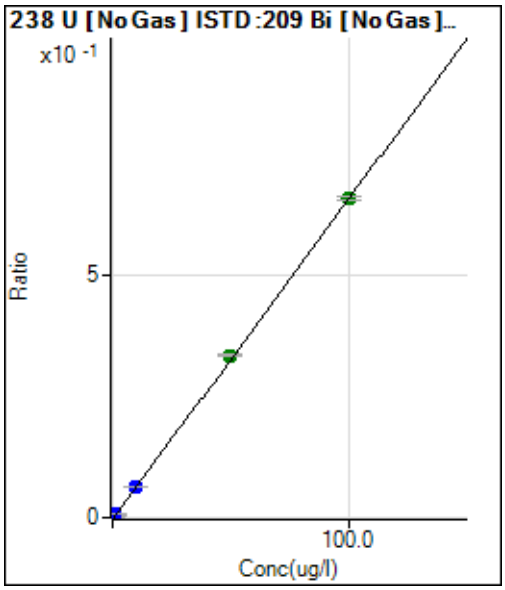

	Rjct	Conc.	Calc Conc.	CPS	Ratio	Det.	RSD	%RE
1	☐	0.000	0.000	92.65	0.0000	P	7.9	
2	☐	0.025	0.024	1825.77	0.0002	P	2.1	-4.6
3	☐	0.050	0.056	4237.51	0.0004	P	1.0	12.1
4	☐	0.100	0.102	7706.07	0.0007	P	1.8	1.7
5	☐	0.500	0.475	35860.40	0.0032	P	3.0	-4.9
6	☐	1.000	0.990	74586.71	0.0066	P	1.9	-1.0
7	☐	10.000	9.553	714491.83	0.0632	P	0.8	-4.5
8	☐	50.000	50.733	3542999.45	0.3356	A	1.7	1.5
9	☐	100.000	99.678	6991687.27	0.6593	A	1.4	-0.3
10	☐	1000.000						
11	☐			2119.09	0.0002	P	15.2	

y = 0.0066 * x + 8.1872E-006

R = 1.0000

DL = 0.0002948 ug/l

BEC = 0.001238 ug/l

Weight: 1/y

Min Conc: <None>

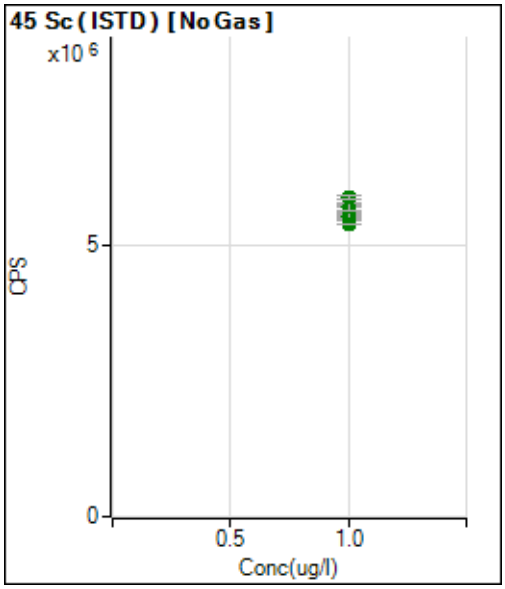

	Rjct	Conc.	Calc Conc.	CPS	Ratio	Det.	RSD	%RE
1	☐	1.000		5638644.78		A	2.4	
2	☐	1.000		5631996.31		A	2.5	
3	☐	1.000		5555588.03		A	1.1	
4	☐	1.000		5652099.96		A	2.8	
5	☐	1.000		5546595.75		A	2.1	
6	☐	1.000		5517795.02		A	1.9	
7	☐	1.000		5537101.10		A	3.1	
8	☐	1.000		5399876.84		A	0.3	
9	☐	1.000		5708684.91		A	2.9	
10	☐	1.000						
11	☐	1.000		5886079.97		A	1.3	

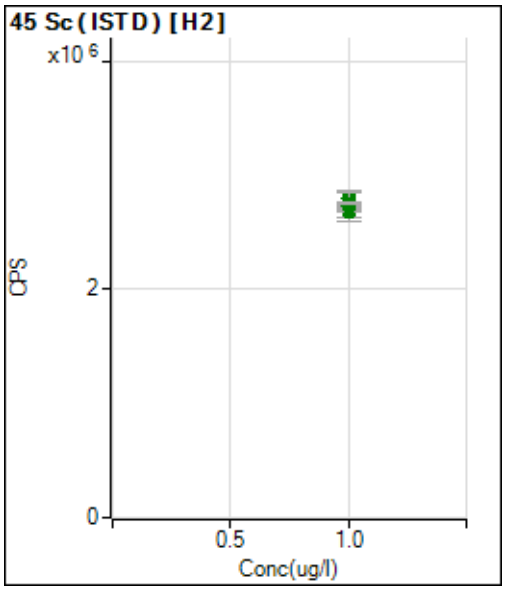

	Rjct	Conc.	Calc Conc.	CPS	Ratio	Det.	RSD	%RE
1	☐	1.000		2744931.22		A	0.8	
2	☐	1.000		2706114.19		A	0.4	
3	☐	1.000		2685460.83		A	6.4	
4	☐	1.000		2740071.92		A	8.6	
5	☐	1.000		2751471.65		A	0.7	
6	☐	1.000		2677227.29		A	0.4	
7	☐	1.000		2731764.39		A	0.8	
8	☐	1.000		2760303.14		A	0.6	
9	☐	1.000		2796904.82		A	3.6	
10	☐	1.000						
11	☐	1.000		2752933.53		A	0.4	

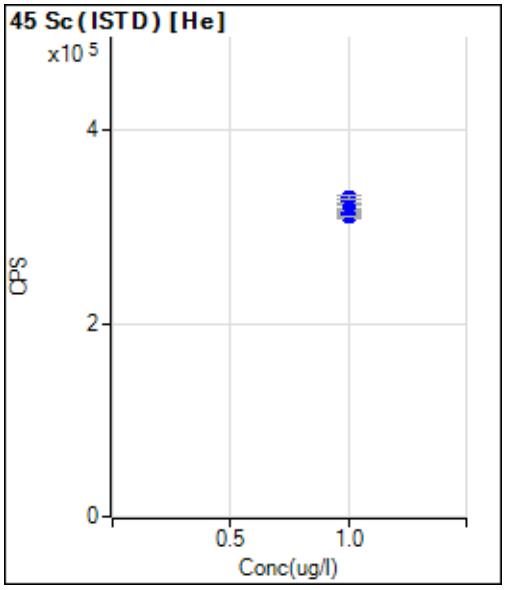

	Rjct	Conc.	Calc Conc.	CPS	Ratio	Det.	RSD	%RE
1	☐	1.000		318486.02		P	0.4	
2	☐	1.000		312375.98		P	0.2	
3	☐	1.000		312609.49		P	0.5	
4	☐	1.000		310955.40		P	1.2	
5	☐	1.000		311724.02		P	2.2	
6	☐	1.000		314681.71		P	2.0	
7	☐	1.000		317875.15		P	0.6	
8	☐	1.000		322635.07		P	0.1	
9	☐	1.000		326546.98		P	1.0	
10	☐	1.000						
11	☐	1.000		330484.92		P	1.1	

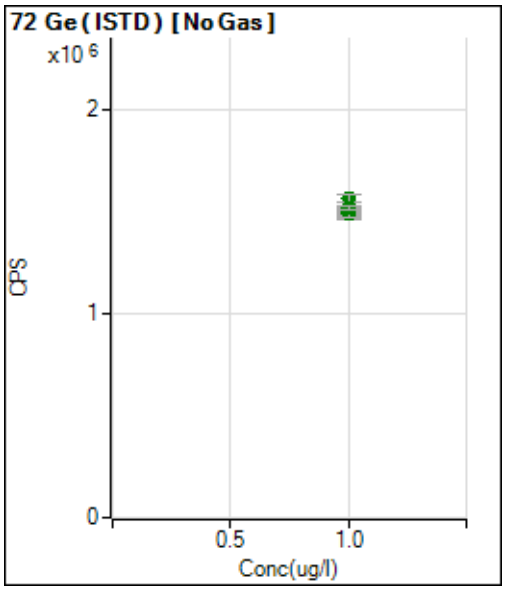

	Rjct	Conc.	Calc Conc.	CPS	Ratio	Det.	RSD	%RE
1	☐	1.000		1511868.37		A	2.2	
2	☐	1.000		1485586.22		A	2.7	
3	☐	1.000		1493542.20		A	2.3	
4	☐	1.000		1507384.21		A	0.3	
5	☐	1.000		1564810.60		A	2.4	
6	☐	1.000		1494995.66		A	3.4	
7	☐	1.000		1486523.67		A	0.7	
8	☐	1.000		1488082.95		A	2.7	
9	☐	1.000		1489812.12		A	2.8	
10	☐	1.000						
11	☐	1.000		1519997.39		A	1.4	

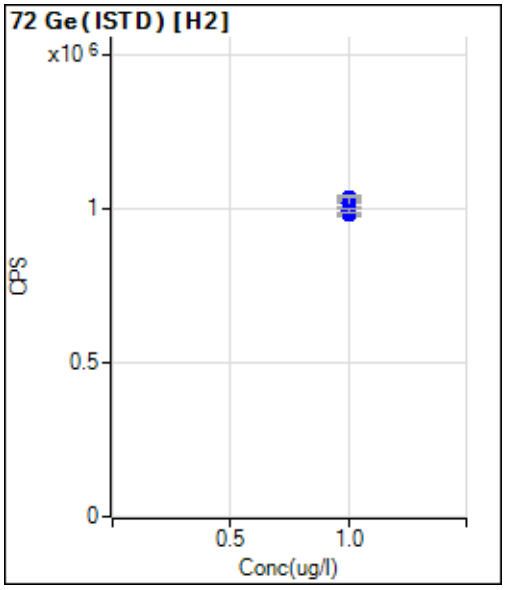

	Rjct	Conc.	Calc Conc.	CPS	Ratio	Det.	RSD	%RE
1	☐	1.000		992372.26		P	1.3	
2	☐	1.000		991600.12		P	1.2	
3	☐	1.000		1000439.60		P	4.1	
4	☐	1.000		998823.38		P	4.5	
5	☐	1.000		1004774.58		P	0.4	
6	☐	1.000		984450.25		P	0.9	
7	☐	1.000		1028721.48		P	0.7	
8	☐	1.000		1037996.12		P	1.1	
9	☐	1.000		1019155.22		P	3.7	
10	☐	1.000						
11	☐	1.000		994483.30		P	0.8	

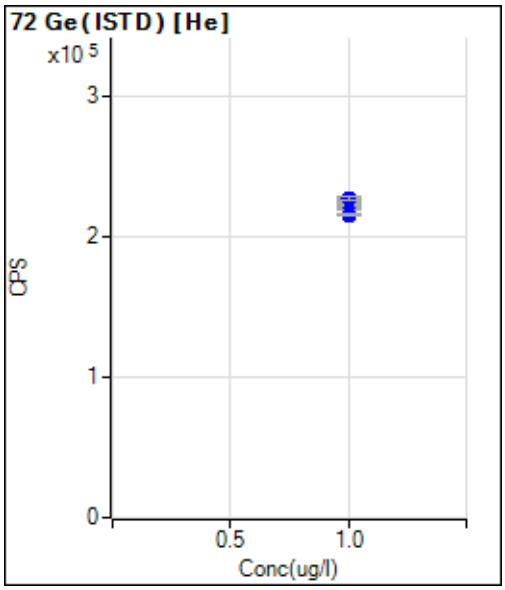

	Rjct	Conc.	Calc Conc.	CPS	Ratio	Det.	RSD	%RE
1	☐	1.000		222666.97		P	1.9	
2	☐	1.000		219524.83		P	0.4	
3	☐	1.000		220563.80		P	1.5	
4	☐	1.000		220239.87		P	0.5	
5	☐	1.000		219728.85		P	0.7	
6	☐	1.000		215413.54		P	0.7	
7	☐	1.000		222455.77		P	0.2	
8	☐	1.000		225764.96		P	1.9	
9	☐	1.000		226811.94		P	0.6	
10	☐	1.000						
11	☐	1.000		227166.41		P	1.4	

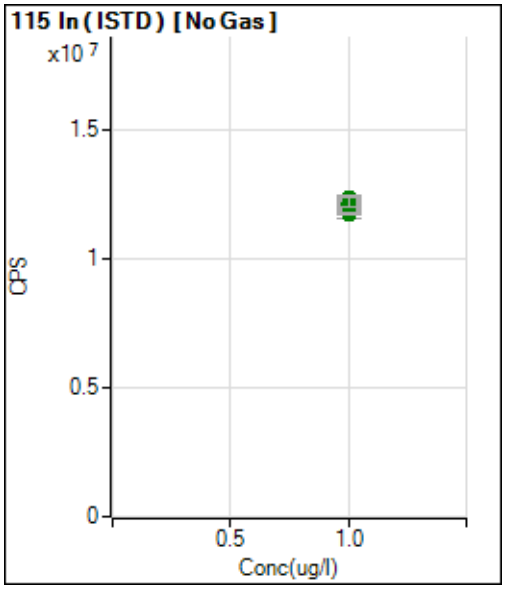

	Rjct	Conc.	Calc Conc.	CPS	Ratio	Det.	RSD	%RE
1	☐	1.000		12172784.06		A	1.4	
2	☐	1.000		11914295.42		A	0.6	
3	☐	1.000		12207745.33		A	1.8	
4	☐	1.000		12413445.17		A	1.3	
5	☐	1.000		12085111.48		A	1.6	
6	☐	1.000		12173458.75		A	0.8	
7	☐	1.000		12125528.76		A	1.9	
8	☐	1.000		11728113.17		A	2.2	
9	☐	1.000		11775393.42		A	0.6	
10	☐	1.000						
11	☐	1.000		12214239.82		A	2.7	

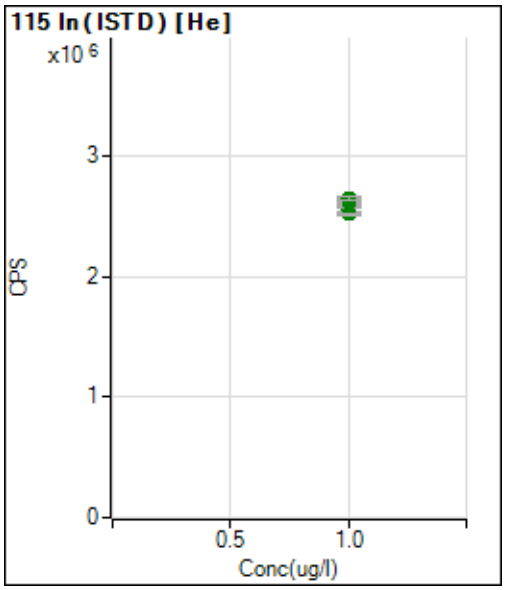

	Rjct	Conc.	Calc Conc.	CPS	Ratio	Det.	RSD	%RE
1	☐	1.000		2635629.81		A	0.6	
2	☐	1.000		2596057.80		A	0.6	
3	☐	1.000		2612175.57		A	1.0	
4	☐	1.000		2634589.52		A	1.0	
5	☐	1.000		2622950.10		A	0.5	
6	☐	1.000		2604976.80		A	0.7	
7	☐	1.000		2626617.14		A	1.4	
8	☐	1.000		2558121.09		A	1.3	
9	☐	1.000		2516107.30		A	0.4	
10	☐	1.000						
11	☐	1.000		2647919.16		A	0.7	

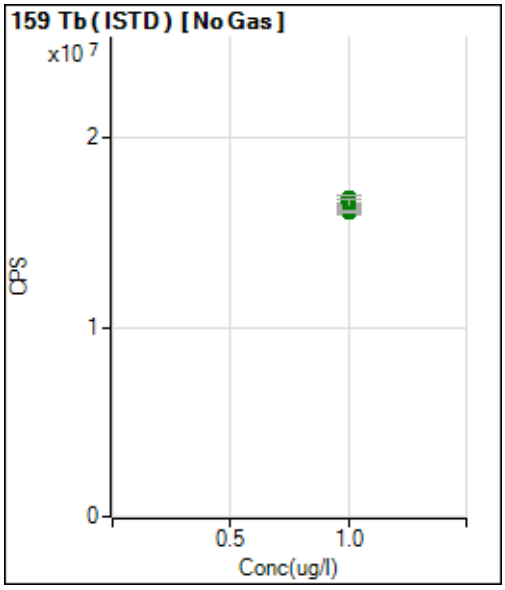

	Rjct	Conc.	Calc Conc.	CPS	Ratio	Det.	RSD	%RE
1	☐	1.000		16341854.82		A	2.2	
2	☐	1.000		16197737.79		A	0.7	
3	☐	1.000		16305229.34		A	3.3	
4	☐	1.000		16641309.68		A	1.6	
5	☐	1.000		16893818.01		A	1.3	
6	☐	1.000		16314957.51		A	0.9	
7	☐	1.000		16558203.45		A	3.0	
8	☐	1.000		16084609.67		A	0.4	
9	☐	1.000		16072808.49		A	0.7	
10	☐	1.000						
11	☐	1.000		16109613.53		A	0.5	

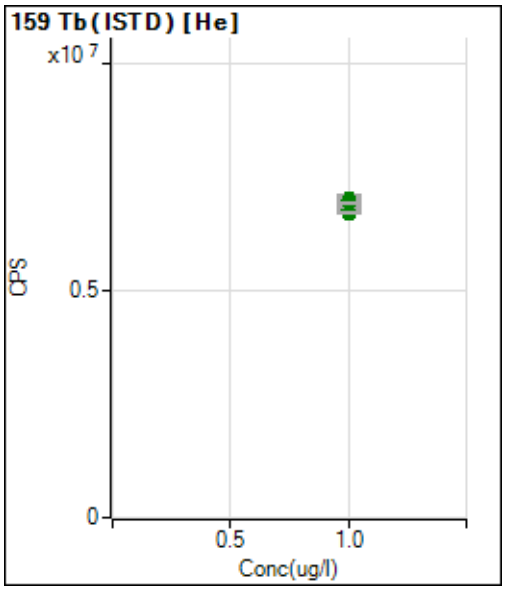

	Rjct	Conc.	Calc Conc.	CPS	Ratio	Det.	RSD	%RE
1	☐	1.000		6833358.64		A	1.0	
2	☐	1.000		6855261.27		A	0.9	
3	☐	1.000		6889694.87		A	1.0	
4	☐	1.000		7030053.97		A	1.5	
5	☐	1.000		7005815.88		A	3.5	
6	☐	1.000		6809750.81		A	1.5	
7	☐	1.000		6979246.35		A	1.9	
8	☐	1.000		6756590.89		A	1.8	
9	☐	1.000		6710745.14		A	0.6	
10	☐	1.000						
11	☐	1.000		6928950.16		A	0.8	

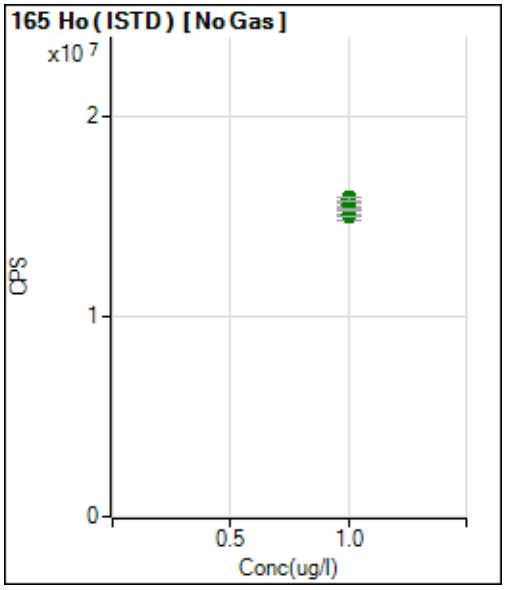

	Rjct	Conc.	Calc Conc.	CPS	Ratio	Det.	RSD	%RE
1	☐	1.000		15250385.89		A	2.5	
2	☐	1.000		15351100.87		A	1.6	
3	☐	1.000		15474570.59		A	2.5	
4	☐	1.000		15542503.83		A	1.7	
5	☐	1.000		15943145.71		A	0.2	
6	☐	1.000		15327361.82		A	1.3	
7	☐	1.000		15861605.42		A	1.4	
8	☐	1.000		14938497.24		A	1.5	
9	☐	1.000		15107791.43		A	1.6	
10	☐	1.000						
11	☐	1.000		15339520.13		A	0.9	

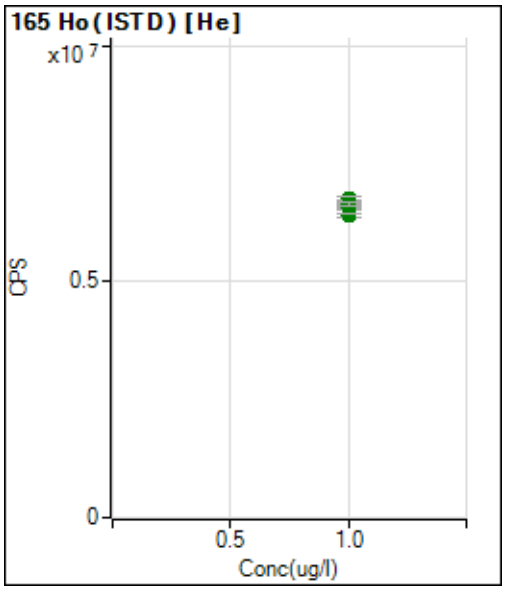

	Rjct	Conc.	Calc Conc.	CPS	Ratio	Det.	RSD	%RE
1	☐	1.000		6614264.50		A	0.7	
2	☐	1.000		6600398.97		A	1.6	
3	☐	1.000		6669689.66		A	1.1	
4	☐	1.000		6775461.47		A	1.4	
5	☐	1.000		6631336.67		A	1.2	
6	☐	1.000		6421536.20		A	1.2	
7	☐	1.000		6673398.16		A	0.4	
8	☐	1.000		6580338.65		A	1.9	
9	☐	1.000		6438531.53		A	0.3	
10	☐	1.000						
11	☐	1.000		6657251.86		A	1.1	

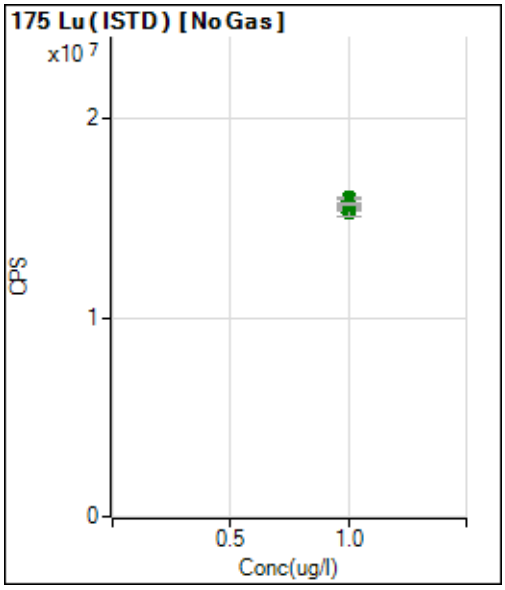

	Rjct	Conc.	Calc Conc.	CPS	Ratio	Det.	RSD	%RE
1	☐	1.000		15563578.03		A	1.9	
2	☐	1.000		15482550.23		A	1.3	
3	☐	1.000		15854267.14		A	2.5	
4	☐	1.000		15794246.40		A	1.9	
5	☐	1.000		16071831.89		A	0.2	
6	☐	1.000		15809281.02		A	1.5	
7	☐	1.000		15718428.19		A	0.5	
8	☐	1.000		15294135.37		A	2.1	
9	☐	1.000		15303475.33		A	2.7	
10	☐	1.000						
11	☐	1.000		15724056.42		A	0.6	

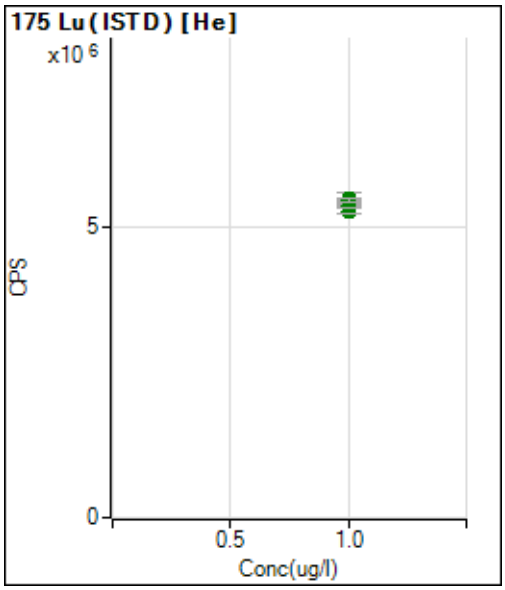

	Rjct	Conc.	Calc Conc.	CPS	Ratio	Det.	RSD	%RE
1	☐	1.000		5355399.64		A	0.2	
2	☐	1.000		5430565.43		A	2.0	
3	☐	1.000		5430791.64		A	1.6	
4	☐	1.000		5505648.48		A	3.0	
5	☐	1.000		5495291.92		A	0.4	
6	☐	1.000		5286760.74		A	1.5	
7	☐	1.000		5442731.45		A	0.2	
8	☐	1.000		5416757.56		A	1.1	
9	☐	1.000		5372375.36		A	1.1	
10	☐	1.000						
11	☐	1.000		5464931.51		A	1.3	

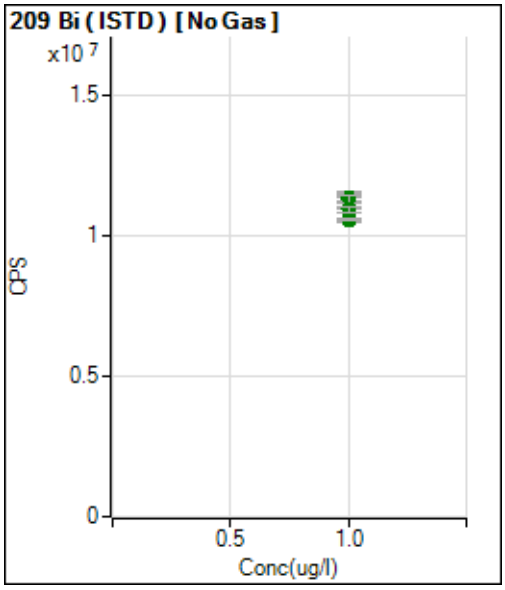

	Rjct	Conc.	Calc Conc.	CPS	Ratio	Det.	RSD	%RE
1	☐	1.000		11322328.97		A	1.1	
2	☐	1.000		11001879.67		A	1.1	
3	☐	1.000		11187979.17		A	0.6	
4	☐	1.000		11321206.36		A	1.9	
5	☐	1.000		11381925.48		A	3.4	
6	☐	1.000		11378384.03		A	2.3	
7	☐	1.000		11307798.45		A	2.4	
8	☐	1.000		10560657.59		A	1.9	
9	☐	1.000		10605391.31		A	0.4	
10	☐	1.000						
11	☐	1.000		10945525.92		A	1.6	

Calibration for 026_QC1.d

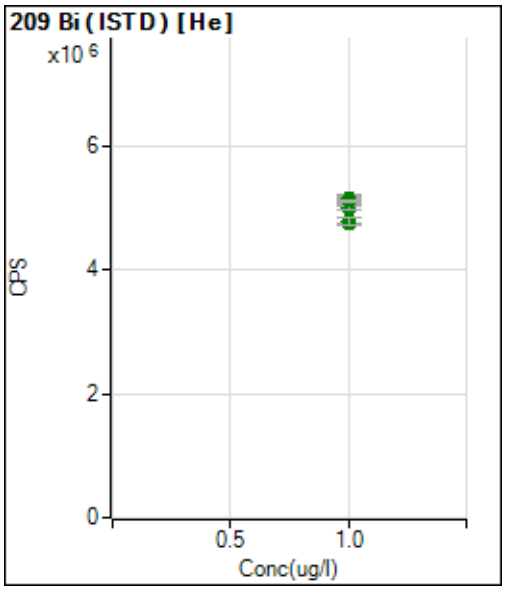

	Rjct	Conc.	Calc Conc.	CPS	Ratio	Det.	RSD	%RE
1	☐	1.000		5012354.02		A	1.2	
2	☐	1.000		5113187.99		A	0.8	
3	☐	1.000		5106148.47		A	1.3	
4	☐	1.000		5143004.54		A	1.2	
5	☐	1.000		5161221.21		A	1.6	
6	☐	1.000		5133629.39		A	3.8	
7	☐	1.000		5004847.59		A	1.0	
8	☐	1.000		4760195.28		A	0.4	
9	☐	1.000		4789272.06		A	2.7	
10	☐	1.000						
11	☐	1.000		5124189.60		A	0.7	

ICPMS207-B Analytical Data

Sample Name	Rinse
File Name	001BLKV.d
Data Path Name	D:\Agilent\ICPMH\1\DATA\220121ADoD.b
Acq Time	2022-01-21 14:08:28
Sample Type	BlkVrfy
Total Dilution	1.0000
Comment	ICPMS-6020-W-D
Operator	CAR/SRH/JPV/AEM
Method	SW6020/ SW6020B

Name	Mass	ISTD	Tune Step	Tune Mode	Conc.	Units	CPS
Li	7	45	1	No Gas		ug/l	16141.00
Be	9	45	1	No Gas		ug/l	317.94
B	11	45	1	No Gas		ug/l	6238.47
Na	23	45	3	He		ug/l	61113.53
Mg	24	45	3	He		ug/l	2265.69
Al	27	45	1	No Gas		ug/l	18807.43
Si	28	45	2	H2		ug/l	8489.83
K	39	72	3	He		ug/l	91084.73
Ca	40	72	2	H2		ug/l	123072.91
Ti	47	72	1	No Gas		ug/l	268.61
V	51	72	1	No Gas		ug/l	-83485.34
V	51	72	3	He		ug/l	18728.64
Cr	52	72	1	No Gas		ug/l	107491.39
Cr	52	72	3	He		ug/l	1073.38
Mn	55	72	1	No Gas		ug/l	15014.55
Mn	55	72	3	He		ug/l	830.86
Fe	56	72	2	H2		ug/l	14291.34
Fe	56	72	3	He		ug/l	7671.43
Co	59	72	1	No Gas		ug/l	818.40
Ni	60	72	1	No Gas		ug/l	835.04
Ni	60	72	3	He		ug/l	122.22
Cu	63	72	1	No Gas		ug/l	2324.46
Cu	63	72	3	He		ug/l	745.21
Cu	65	72	1	No Gas		ug/l	989.10
Zn	66	72	1	No Gas		ug/l	1930.94
Zn	66	72	3	He		ug/l	443.34
As	75	72	1	No Gas		ug/l	20636.03
As	75	72	3	He		ug/l	354.13
Se	78	72	2	H2		ug/l	40.89
Br	79	72	1	No Gas		ug/l	215622.31
Br	79	72	2	H2		ug/l	110546.72
Se	82	72	1	No Gas		ug/l	1132.26
Kr	84	72	1	No Gas		ug/l	32405.67
Sr	88	72	1	No Gas		ug/l	1287.52
Sr	88	72	3	He		ug/l	516.68
Mo	95	115	1	No Gas		ug/l	77.78
Mo	95	115	3	He		ug/l	15.56
Mo	98	115	1	No Gas		ug/l	76.12
Ag	107	115	1	No Gas		ug/l	1932.92
Ag	109	115	1	No Gas		ug/l	1806.18
Cd	111	115	1	No Gas		ug/l	-11.99

ICPMS207-B Analytical Data

Name	Mass	ISTD	Tune Step	Tune Mode	Conc.	Units	CPS
Cd	111	115	3	He		ug/l	8.67
Cd	114	115	1	No Gas		ug/l	-162.45
Cd	114	115	3	He		ug/l	14.48
Sn	118	115	1	No Gas		ug/l	3007.71
Sn	118	115	3	He		ug/l	858.92
Sb	121	115	1	No Gas		ug/l	268.70
Sb	121	115	3	He		ug/l	80.34
Sb	123	115	1	No Gas		ug/l	203.36
Sb	123	115	3	He		ug/l	51.34
Ba	135	115	1	No Gas		ug/l	83.17
Ba	137	115	1	No Gas		ug/l	123.09
La	139	115	3	He		ug/l	18.89
Ce	140	115	3	He		ug/l	34.44
Hg	201	209	1	No Gas		ug/l	15.00
Hg	202	209	1	No Gas		ug/l	80.32
Hg	202	209	3	He		ug/l	18.00
Tl	203	209	3	He		ug/l	382.16
Tl	205	209	1	No Gas		ug/l	1994.61
Tl	205	209	3	He		ug/l	942.41
[Pb]	206	209	1	No Gas		ug/l	997.82
[Pb]	207	209	1	No Gas		ug/l	828.92
Pb	208	209	1	No Gas		ug/l	3942.48
Th	232	209	3	He		ug/l	280.78
U	238	209	1	No Gas		ug/l	96.65

Name	Mass	Tune Step	Tune Mode	CPS	ISTD Recovery %
Sc	45	1	No Gas	6398092.94	
Sc	45	2	H2	3189918.23	
Sc	45	3	He	366072.66	
Ge	72	1	No Gas	1796562.39	
Ge	72	2	H2	1089797.97	
Ge	72	3	He	243221.89	
In	115	1	No Gas	13447430.81	
In	115	3	He	2936569.79	
Tb	159	1	No Gas	16002379.31	
Tb	159	3	He	7145065.96	
Ho	165	1	No Gas	15208806.61	
Ho	165	3	He	6777604.60	
Lu	175	1	No Gas	15602316.35	
Lu	175	3	He	5697237.97	
Bi	209	1	No Gas	12090212.91	
Bi	209	3	He	5150318.23	

ICPMS207-B Analytical Data

Sample Name	Rinse
File Name	002BLKV.d
Data Path Name	D:\Agilent\ICPMH\1\DATA\220121ADoD.b
Acq Time	2022-01-21 14:14:42
Sample Type	BlkVrfy
Total Dilution	1.0000
Comment	ICPMS-6020-W-D
Operator	CAR/SRH/JPV/AEM
Method	SW6020/ SW6020B

Name	Mass	ISTD	Tune Step	Tune Mode	Conc.	Units	CPS
Li	7	45	1	No Gas		ug/l	15634.95
Be	9	45	1	No Gas		ug/l	318.61
B	11	45	1	No Gas		ug/l	5978.92
Na	23	45	3	He		ug/l	59204.80
Mg	24	45	3	He		ug/l	2395.44
Al	27	45	1	No Gas		ug/l	18494.83
Si	28	45	2	H2		ug/l	8148.17
K	39	72	3	He		ug/l	90958.29
Ca	40	72	2	H2		ug/l	121352.22
Ti	47	72	1	No Gas		ug/l	313.65
V	51	72	1	No Gas		ug/l	-55858.68
V	51	72	3	He		ug/l	19098.03
Cr	52	72	1	No Gas		ug/l	110227.82
Cr	52	72	3	He		ug/l	1093.38
Mn	55	72	1	No Gas		ug/l	16609.81
Mn	55	72	3	He		ug/l	888.85
Fe	56	72	2	H2		ug/l	14087.63
Fe	56	72	3	He		ug/l	7577.94
Co	59	72	1	No Gas		ug/l	1001.39
Ni	60	72	1	No Gas		ug/l	864.98
Ni	60	72	3	He		ug/l	146.67
Cu	63	72	1	No Gas		ug/l	2348.47
Cu	63	72	3	He		ug/l	713.21
Cu	65	72	1	No Gas		ug/l	993.10
Zn	66	72	1	No Gas		ug/l	1911.09
Zn	66	72	3	He		ug/l	448.90
As	75	72	1	No Gas		ug/l	20471.88
As	75	72	3	He		ug/l	367.87
Se	78	72	2	H2		ug/l	37.89
Br	79	72	1	No Gas		ug/l	264480.74
Br	79	72	2	H2		ug/l	136441.27
Se	82	72	1	No Gas		ug/l	1212.02
Kr	84	72	1	No Gas		ug/l	27455.34
Sr	88	72	1	No Gas		ug/l	1240.95
Sr	88	72	3	He		ug/l	570.08
Mo	95	115	1	No Gas		ug/l	74.45
Mo	95	115	3	He		ug/l	13.33
Mo	98	115	1	No Gas		ug/l	86.53
Ag	107	115	1	No Gas		ug/l	1814.85
Ag	109	115	1	No Gas		ug/l	1772.16
Cd	111	115	1	No Gas		ug/l	18.71

ICPMS207-B Analytical Data

Name	Mass	ISTD	Tune Step	Tune Mode	Conc.	Units	CPS
Cd	111	115	3	He		ug/l	7.56
Cd	114	115	1	No Gas		ug/l	-143.40
Cd	114	115	3	He		ug/l	17.38
Sn	118	115	1	No Gas		ug/l	3476.89
Sn	118	115	3	He		ug/l	866.70
Sb	121	115	1	No Gas		ug/l	302.03
Sb	121	115	3	He		ug/l	74.01
Sb	123	115	1	No Gas		ug/l	223.36
Sb	123	115	3	He		ug/l	57.01
Ba	135	115	1	No Gas		ug/l	79.84
Ba	137	115	1	No Gas		ug/l	126.42
La	139	115	3	He		ug/l	26.67
Ce	140	115	3	He		ug/l	47.78
Hg	201	209	1	No Gas		ug/l	10.67
Hg	202	209	1	No Gas		ug/l	66.66
Hg	202	209	3	He		ug/l	19.33
Tl	203	209	3	He		ug/l	360.82
Tl	205	209	1	No Gas		ug/l	1899.04
Tl	205	209	3	He		ug/l	852.37
[Pb]	206	209	1	No Gas		ug/l	827.81
[Pb]	207	209	1	No Gas		ug/l	783.36
Pb	208	209	1	No Gas		ug/l	3432.42
Th	232	209	3	He		ug/l	271.45
U	238	209	1	No Gas		ug/l	91.31

Name	Mass	Tune Step	Tune Mode	CPS	ISTD Recovery %
Sc	45	1	No Gas	6551947.11	
Sc	45	2	H2	3155478.39	
Sc	45	3	He	368676.46	
Ge	72	1	No Gas	1816656.15	
Ge	72	2	H2	1099337.46	
Ge	72	3	He	247726.00	
In	115	1	No Gas	13812389.94	
In	115	3	He	2943385.24	
Tb	159	1	No Gas	16537779.49	
Tb	159	3	He	7336713.54	
Ho	165	1	No Gas	15249418.78	
Ho	165	3	He	6891463.20	
Lu	175	1	No Gas	15259597.60	
Lu	175	3	He	5770909.35	
Bi	209	1	No Gas	12013442.71	
Bi	209	3	He	5171331.08	

ICPMS207-B Analytical Data

Sample Name	Rinse
File Name	003BLKV.d
Data Path Name	D:\Agilent\ICPMH\1\DATA\220121ADoD.b
Acq Time	2022-01-21 14:20:56
Sample Type	BlkVrfy
Total Dilution	1.0000
Comment	ICPMS-6020-W-D
Operator	CAR/SRH/JPV/AEM
Method	SW6020/ SW6020B

Name	Mass	ISTD	Tune Step	Tune Mode	Conc.	Units	CPS
Li	7	45	1	No Gas		ug/l	15357.22
Be	9	45	1	No Gas		ug/l	290.95
B	11	45	1	No Gas		ug/l	5690.70
Na	23	45	3	He		ug/l	55758.52
Mg	24	45	3	He		ug/l	2179.18
Al	27	45	1	No Gas		ug/l	18186.20
Si	28	45	2	H2		ug/l	8435.09
K	39	72	3	He		ug/l	91023.05
Ca	40	72	2	H2		ug/l	116745.26
Ti	47	72	1	No Gas		ug/l	315.32
V	51	72	1	No Gas		ug/l	-121698.39
V	51	72	3	He		ug/l	19504.08
Cr	52	72	1	No Gas		ug/l	113243.23
Cr	52	72	3	He		ug/l	1046.71
Mn	55	72	1	No Gas		ug/l	10359.81
Mn	55	72	3	He		ug/l	307.27
Fe	56	72	2	H2		ug/l	11253.98
Fe	56	72	3	He		ug/l	6719.97
Co	59	72	1	No Gas		ug/l	974.77
Ni	60	72	1	No Gas		ug/l	888.27
Ni	60	72	3	He		ug/l	144.45
Cu	63	72	1	No Gas		ug/l	2256.42
Cu	63	72	3	He		ug/l	743.54
Cu	65	72	1	No Gas		ug/l	1003.11
Zn	66	72	1	No Gas		ug/l	1428.55
Zn	66	72	3	He		ug/l	452.23
As	75	72	1	No Gas		ug/l	11582.68
As	75	72	3	He		ug/l	370.40
Se	78	72	2	H2		ug/l	35.00
Br	79	72	1	No Gas		ug/l	69111.84
Br	79	72	2	H2		ug/l	30525.04
Se	82	72	1	No Gas		ug/l	939.17
Kr	84	72	1	No Gas		ug/l	27375.57
Sr	88	72	1	No Gas		ug/l	1004.72
Sr	88	72	3	He		ug/l	425.57
Mo	95	115	1	No Gas		ug/l	34.45
Mo	95	115	3	He		ug/l	8.89
Mo	98	115	1	No Gas		ug/l	67.92
Ag	107	115	1	No Gas		ug/l	1811.51
Ag	109	115	1	No Gas		ug/l	1723.47
Cd	111	115	1	No Gas		ug/l	46.74

ICPMS207-B Analytical Data

Name	Mass	ISTD	Tune Step	Tune Mode	Conc.	Units	CPS
Cd	111	115	3	He		ug/l	7.67
Cd	114	115	1	No Gas		ug/l	-115.03
Cd	114	115	3	He		ug/l	10.40
Sn	118	115	1	No Gas		ug/l	3433.62
Sn	118	115	3	He		ug/l	981.16
Sb	121	115	1	No Gas		ug/l	215.02
Sb	121	115	3	He		ug/l	61.68
Sb	123	115	1	No Gas		ug/l	158.35
Sb	123	115	3	He		ug/l	52.01
Ba	135	115	1	No Gas		ug/l	63.21
Ba	137	115	1	No Gas		ug/l	109.78
La	139	115	3	He		ug/l	28.89
Ce	140	115	3	He		ug/l	46.67
Hg	201	209	1	No Gas		ug/l	11.67
Hg	202	209	1	No Gas		ug/l	46.66
Hg	202	209	3	He		ug/l	18.00
Tl	203	209	3	He		ug/l	236.76
Tl	205	209	1	No Gas		ug/l	1304.52
Tl	205	209	3	He		ug/l	622.93
[Pb]	206	209	1	No Gas		ug/l	770.03
[Pb]	207	209	1	No Gas		ug/l	754.47
Pb	208	209	1	No Gas		ug/l	3196.84
Th	232	209	3	He		ug/l	232.76
U	238	209	1	No Gas		ug/l	84.65

Name	Mass	Tune Step	Tune Mode	CPS	ISTD Recovery %
Sc	45	1	No Gas	6440804.49	
Sc	45	2	H2	3142060.13	
Sc	45	3	He	370315.58	
Ge	72	1	No Gas	1799854.79	
Ge	72	2	H2	1086082.43	
Ge	72	3	He	246968.36	
In	115	1	No Gas	13692134.26	
In	115	3	He	2990610.26	
Tb	159	1	No Gas	16077032.82	
Tb	159	3	He	7240368.60	
Ho	165	1	No Gas	15154740.35	
Ho	165	3	He	6912623.16	
Lu	175	1	No Gas	15189396.15	
Lu	175	3	He	5775200.88	
Bi	209	1	No Gas	11885591.41	
Bi	209	3	He	5286819.70	

ICPMS207-B Analytical Data

Sample Name	Cal Blk
File Name	004CALB.d
Data Path Name	D:\Agilent\ICPMH\1\DATA\220121ADoD.b
Acq Time	2022-01-21 14:27:10
Sample Type	CalBlk
Total Dilution	1.0000
Comment	ICPMS-6020-W-D
Operator	CAR/SRH/JPV/AEM
Method	SW6020/ SW6020B

Name	Mass	ISTD	Tune Step	Tune Mode	Conc.	Units	CPS
Li	7	45	1	No Gas	0.000	ug/l	15231.05
Be	9	45	1	No Gas	0.000	ug/l	272.95
B	11	45	1	No Gas	0.000	ug/l	5425.82
Na	23	45	3	He	0.000	ug/l	56063.93
Mg	24	45	3	He	0.000	ug/l	2182.50
Al	27	45	1	No Gas	0.000	ug/l	18291.20
Si	28	45	2	H2	0.000	ug/l	8104.99
K	39	72	3	He	0.000	ug/l	92235.74
Ca	40	72	2	H2	0.000	ug/l	119055.05
Ti	47	72	1	No Gas	0.000	ug/l	343.69
V	51	72	1	No Gas	0.000	ug/l	-56766.26
V	51	72	3	He	0.000	ug/l	19962.49
Cr	52	72	1	No Gas	0.000	ug/l	112238.02
Cr	52	72	3	He	0.000	ug/l	1114.49
Mn	55	72	1	No Gas	0.000	ug/l	9733.96
Mn	55	72	3	He	0.000	ug/l	264.95
Fe	56	72	2	H2	0.000	ug/l	11150.45
Fe	56	72	3	He	0.000	ug/l	7037.13
Co	59	72	1	No Gas	0.000	ug/l	981.43
Ni	60	72	1	No Gas	0.000	ug/l	811.75
Ni	60	72	3	He	0.000	ug/l	141.12
Cu	63	72	1	No Gas	0.000	ug/l	2380.49
Cu	63	72	3	He	0.000	ug/l	735.21
Cu	65	72	1	No Gas	0.000	ug/l	1099.82
Zn	66	72	1	No Gas	0.000	ug/l	1714.61
Zn	66	72	3	He	0.000	ug/l	347.78
As	75	72	1	No Gas	0.000	ug/l	24307.43
As	75	72	3	He	0.000	ug/l	382.20
Se	78	72	2	H2	0.000	ug/l	43.33
Br	79	72	1	No Gas		ug/l	59373.92
Br	79	72	2	H2		ug/l	27871.55
Se	82	72	1	No Gas	0.000	ug/l	1331.67
Kr	84	72	1	No Gas		ug/l	34577.86
Sr	88	72	1	No Gas	0.000	ug/l	974.77
Sr	88	72	3	He	0.000	ug/l	386.67
Mo	95	115	1	No Gas	0.000	ug/l	38.89
Mo	95	115	3	He	0.000	ug/l	13.33
Mo	98	115	1	No Gas	0.000	ug/l	45.70
Ag	107	115	1	No Gas	0.000	ug/l	1910.23
Ag	109	115	1	No Gas	0.000	ug/l	1843.53
Cd	111	115	1	No Gas	0.000	ug/l	-22.10

ICPMS207-B Analytical Data

Name	Mass	ISTD	Tune Step	Tune Mode	Conc.	Units	CPS
Cd	111	115	3	He	0.000	ug/l	6.44
Cd	114	115	1	No Gas	0.000	ug/l	-191.12
Cd	114	115	3	He	0.000	ug/l	13.43
Sn	118	115	1	No Gas	0.000	ug/l	3496.86
Sn	118	115	3	He	0.000	ug/l	951.15
Sb	121	115	1	No Gas	0.000	ug/l	206.69
Sb	121	115	3	He	0.000	ug/l	54.67
Sb	123	115	1	No Gas	0.000	ug/l	185.35
Sb	123	115	3	He	0.000	ug/l	41.67
Ba	135	115	1	No Gas	0.000	ug/l	63.21
Ba	137	115	1	No Gas	0.000	ug/l	133.07
La	139	115	3	He	0.000	ug/l	25.56
Ce	140	115	3	He	0.000	ug/l	48.89
Hg	201	209	1	No Gas	0.000	ug/l	13.67
Hg	202	209	1	No Gas	0.000	ug/l	62.32
Hg	202	209	3	He	0.000	ug/l	20.67
Tl	203	209	3	He	0.000	ug/l	250.11
Tl	205	209	1	No Gas	0.000	ug/l	1112.27
Tl	205	209	3	He	0.000	ug/l	593.59
[Pb]	206	209	1	No Gas	0.000	ug/l	791.14
[Pb]	207	209	1	No Gas	0.000	ug/l	657.80
Pb	208	209	1	No Gas	0.000	ug/l	3049.04
Th	232	209	3	He	0.000	ug/l	248.77
U	238	209	1	No Gas	0.000	ug/l	66.32

Name	Mass	Tune Step	Tune Mode	CPS	ISTD Recovery %
Sc	45	1	No Gas	6304423.55	100.0
Sc	45	2	H2	3033001.51	100.0
Sc	45	3	He	377791.54	100.0
Ge	72	1	No Gas	1646757.23	100.0
Ge	72	2	H2	1109642.34	100.0
Ge	72	3	He	254147.31	100.0
In	115	1	No Gas	12463234.14	100.0
In	115	3	He	2810287.07	100.0
Tb	159	1	No Gas	15850419.76	100.0
Tb	159	3	He	7043637.71	100.0
Ho	165	1	No Gas	14976641.11	100.0
Ho	165	3	He	6620587.44	100.0
Lu	175	1	No Gas	15070144.41	100.0
Lu	175	3	He	5376465.75	100.0
Bi	209	1	No Gas	10425691.68	100.0
Bi	209	3	He	4875234.66	100.0

ICPMS207-B Analytical Data

Sample Name	0.025 ppb STD
File Name	005CALS.d
Data Path Name	D:\Agilent\ICPMH\1\DATA\220121ADoD.b
Acq Time	2022-01-21 14:34:36
Sample Type	CalStd
Total Dilution	1.0000
Comment	ICPMS-6020B-Cal
Operator	CAR/SRH/JPV/AEM
Method	SW6020/ SW6020B

Name	Mass	ISTD	Tune Step	Tune Mode	Conc.	Units	CPS
Li	7	45	1	No Gas	0.262	ug/l	18025.19
Be	9	45	1	No Gas	0.024	ug/l	374.93
B	11	45	1	No Gas	-0.371	ug/l	5144.97
Na	23	45	3	He	5.683	ug/l	60489.73
Mg	24	45	3	He	5.972	ug/l	5543.38
Al	27	45	1	No Gas	0.116	ug/l	21298.49
Si	28	45	2	H2	-0.068	ug/l	7946.65
K	39	72	3	He	8.966	ug/l	95661.80
Ca	40	72	2	H2	6.919	ug/l	181863.98
Ti	47	72	1	No Gas	0.044	ug/l	458.80
V	51	72	1	No Gas	-0.065	ug/l	-61678.76
V	51	72	3	He	0.092	ug/l	20134.93
Cr	52	72	1	No Gas	0.192	ug/l	119463.45
Cr	52	72	3	He	0.036	ug/l	1314.51
Mn	55	72	1	No Gas	0.030	ug/l	10859.17
Mn	55	72	3	He	0.027	ug/l	370.93
Fe	56	72	2	H2	0.751	ug/l	26475.44
Fe	56	72	3	He	0.716	ug/l	11040.31
Co	59	72	1	No Gas	0.023	ug/l	1786.57
Ni	60	72	1	No Gas	0.037	ug/l	1117.83
Ni	60	72	3	He	0.042	ug/l	255.56
Cu	63	72	1	No Gas	0.028	ug/l	2911.47
Cu	63	72	3	He	0.029	ug/l	931.18
Cu	65	72	1	No Gas	0.025	ug/l	1321.26
Zn	66	72	1	No Gas	0.010	ug/l	1747.73
Zn	66	72	3	He	0.053	ug/l	418.90
As	75	72	1	No Gas	1.766	ug/l	15022.47
As	75	72	3	He	0.048	ug/l	434.33
Se	78	72	2	H2	0.018	ug/l	54.44
Br	79	72	1	No Gas		ug/l	203627.94
Br	79	72	2	H2		ug/l	105684.15
Se	82	72	1	No Gas	-10.086	ug/l	833.56
Kr	84	72	1	No Gas		ug/l	21979.99
Sr	88	72	1	No Gas	0.026	ug/l	2392.14
Sr	88	72	3	He	0.017	ug/l	491.12
Mo	95	115	1	No Gas	0.026	ug/l	306.67
Mo	95	115	3	He	0.030	ug/l	131.11
Mo	98	115	1	No Gas	0.026	ug/l	485.58
Ag	107	115	1	No Gas	0.015	ug/l	2329.80
Ag	109	115	1	No Gas	0.011	ug/l	2131.02
Cd	111	115	1	No Gas	0.027	ug/l	139.89

ICPMS207-B Analytical Data

Name	Mass	ISTD	Tune Step	Tune Mode	Conc.	Units	CPS
Cd	111	115	3	He	0.024	ug/l	58.00
Cd	114	115	1	No Gas	0.023	ug/l	122.97
Cd	114	115	3	He	0.024	ug/l	135.70
Sn	118	115	1	No Gas	0.108	ug/l	5359.70
Sn	118	115	3	He	0.041	ug/l	1151.16
Sb	121	115	1	No Gas	0.029	ug/l	965.46
Sb	121	115	3	He	0.027	ug/l	254.69
Sb	123	115	1	No Gas	0.027	ug/l	715.43
Sb	123	115	3	He	0.027	ug/l	202.35
Ba	135	115	1	No Gas	0.030	ug/l	222.90
Ba	137	115	1	No Gas	0.031	ug/l	425.83
La	139	115	3	He	0.024	ug/l	681.13
Ce	140	115	3	He	0.024	ug/l	785.59
Hg	201	209	1	No Gas	0.000	ug/l	13.67
Hg	202	209	1	No Gas	0.001	ug/l	71.99
Hg	202	209	3	He	-0.001	ug/l	18.33
Tl	203	209	3	He	0.025	ug/l	504.22
Tl	205	209	1	No Gas	0.026	ug/l	2252.43
Tl	205	209	3	He	0.022	ug/l	1135.17
[Pb]	206	209	1	No Gas	0.017	ug/l	1048.94
[Pb]	207	209	1	No Gas	0.025	ug/l	987.82
Pb	208	209	1	No Gas	0.021	ug/l	4333.64
Th	232	209	3	He	0.017	ug/l	745.66
U	238	209	1	No Gas	0.025	ug/l	1622.11

Name	Mass	Tune Step	Tune Mode	CPS	ISTD Recovery %
Sc	45	1	No Gas	6278881.72	99.6
Sc	45	2	H2	3026906.15	99.8
Sc	45	3	He	369704.41	97.9
Ge	72	1	No Gas	1620192.17	98.4
Ge	72	2	H2	1077855.62	97.1
Ge	72	3	He	247992.64	97.6
In	115	1	No Gas	12421470.82	99.7
In	115	3	He	2822301.39	100.4
Tb	159	1	No Gas	15644119.40	98.7
Tb	159	3	He	7084855.65	100.6
Ho	165	1	No Gas	14743770.96	98.4
Ho	165	3	He	6590848.48	99.6
Lu	175	1	No Gas	15029539.84	99.7
Lu	175	3	He	5402800.42	100.5
Bi	209	1	No Gas	10235855.56	98.2
Bi	209	3	He	4867819.43	99.8

ICPMS207-B Analytical Data

Sample Name	0.05 ppb STD
File Name	006CALS.d
Data Path Name	D:\Agilent\ICPMH\1\DATA\220121ADoD.b
Acq Time	2022-01-21 14:41:15
Sample Type	CalStd
Total Dilution	1.0000
Comment	ICPMS-6020B-Cal
Operator	CAR/SRH/JPV/AEM
Method	SW6020/ SW6020B

Name	Mass	ISTD	Tune Step	Tune Mode	Conc.	Units	CPS
Li	7	45	1	No Gas	0.617	ug/l	22304.59
Be	9	45	1	No Gas	0.050	ug/l	494.91
B	11	45	1	No Gas	-1.090	ug/l	4722.64
Na	23	45	3	He	13.855	ug/l	68447.17
Mg	24	45	3	He	14.563	ug/l	10426.26
Al	27	45	1	No Gas	0.108	ug/l	21449.80
Si	28	45	2	H2	-0.022	ug/l	8100.82
K	39	72	3	He	19.941	ug/l	100601.85
Ca	40	72	2	H2	14.843	ug/l	256163.63
Ti	47	72	1	No Gas	0.061	ug/l	510.52
V	51	72	1	No Gas	0.050	ug/l	-49763.50
V	51	72	3	He	0.147	ug/l	20124.93
Cr	52	72	1	No Gas	0.196	ug/l	120359.24
Cr	52	72	3	He	0.062	ug/l	1454.53
Mn	55	72	1	No Gas	0.063	ug/l	12347.37
Mn	55	72	3	He	0.054	ug/l	475.58
Fe	56	72	2	H2	1.561	ug/l	43086.09
Fe	56	72	3	He	1.486	ug/l	15229.91
Co	59	72	1	No Gas	0.061	ug/l	3197.36
Ni	60	72	1	No Gas	0.055	ug/l	1284.19
Ni	60	72	3	He	0.075	ug/l	342.23
Cu	63	72	1	No Gas	0.050	ug/l	3368.41
Cu	63	72	3	He	0.057	ug/l	1112.49
Cu	65	72	1	No Gas	0.047	ug/l	1547.38
Zn	66	72	1	No Gas	0.000	ug/l	1697.77
Zn	66	72	3	He	0.044	ug/l	397.79
As	75	72	1	No Gas	1.826	ug/l	14683.19
As	75	72	3	He	0.069	ug/l	452.47
Se	78	72	2	H2	0.052	ug/l	78.56
Br	79	72	1	No Gas		ug/l	178539.89
Br	79	72	2	H2		ug/l	92614.72
Se	82	72	1	No Gas	-11.363	ug/l	778.74
Kr	84	72	1	No Gas		ug/l	17912.28
Sr	88	72	1	No Gas	0.055	ug/l	4019.27
Sr	88	72	3	He	0.045	ug/l	657.80
Mo	95	115	1	No Gas	0.063	ug/l	697.80
Mo	95	115	3	He	0.062	ug/l	248.89
Mo	98	115	1	No Gas	0.057	ug/l	1020.05
Ag	107	115	1	No Gas	0.022	ug/l	2558.60
Ag	109	115	1	No Gas	0.025	ug/l	2533.25
Cd	111	115	1	No Gas	0.070	ug/l	408.54

ICPMS207-B Analytical Data

Name	Mass	ISTD	Tune Step	Tune Mode	Conc.	Units	CPS
Cd	111	115	3	He	0.056	ug/l	123.67
Cd	114	115	1	No Gas	0.060	ug/l	630.13
Cd	114	115	3	He	0.057	ug/l	298.43
Sn	118	115	1	No Gas	0.049	ug/l	4375.36
Sn	118	115	3	He	0.055	ug/l	1190.06
Sb	121	115	1	No Gas	0.056	ug/l	1700.61
Sb	121	115	3	He	0.056	ug/l	454.72
Sb	123	115	1	No Gas	0.058	ug/l	1350.20
Sb	123	115	3	He	0.057	ug/l	365.71
Ba	135	115	1	No Gas	0.052	ug/l	349.31
Ba	137	115	1	No Gas	0.045	ug/l	565.56
La	139	115	3	He	0.055	ug/l	1521.21
Ce	140	115	3	He	0.057	ug/l	1760.12
Hg	201	209	1	No Gas	0.001	ug/l	16.33
Hg	202	209	1	No Gas	0.000	ug/l	64.32
Hg	202	209	3	He	-0.001	ug/l	18.33
Tl	203	209	3	He	0.054	ug/l	786.34
Tl	205	209	1	No Gas	0.057	ug/l	3633.85
Tl	205	209	3	He	0.056	ug/l	1909.57
[Pb]	206	209	1	No Gas	0.048	ug/l	1545.66
[Pb]	207	209	1	No Gas	0.052	ug/l	1374.53
Pb	208	209	1	No Gas	0.050	ug/l	6243.96
Th	232	209	3	He	0.043	ug/l	1486.69
U	238	209	1	No Gas	0.058	ug/l	3691.79

Name	Mass	Tune Step	Tune Mode	CPS	ISTD Recovery %
Sc	45	1	No Gas	6386767.98	101.3
Sc	45	2	H2	3047537.95	100.5
Sc	45	3	He	368927.55	97.7
Ge	72	1	No Gas	1630302.35	99.0
Ge	72	2	H2	1071394.40	96.6
Ge	72	3	He	243285.93	95.7
In	115	1	No Gas	12576857.50	100.9
In	115	3	He	2761112.21	98.3
Tb	159	1	No Gas	15763171.26	99.4
Tb	159	3	He	6874488.67	97.6
Ho	165	1	No Gas	14866578.03	99.3
Ho	165	3	He	6453875.16	97.5
Lu	175	1	No Gas	14735835.84	97.8
Lu	175	3	He	5375413.09	100.0
Bi	209	1	No Gas	10276247.96	98.6
Bi	209	3	He	4771237.99	97.9

ICPMS207-B Analytical Data

Sample Name	0.10 ppb STD
File Name	007CALS.d
Data Path Name	D:\Agilent\ICPMH\1\DATA\220121ADoD.b
Acq Time	2022-01-21 14:47:54
Sample Type	CalStd
Total Dilution	1.0000
Comment	ICPMS-6020B-Cal
Operator	CAR/SRH/JPV/AEM
Method	SW6020/ SW6020B

Name	Mass	ISTD	Tune Step	Tune Mode	Conc.	Units	CPS
Li	7	45	1	No Gas	1.203	ug/l	28416.50
Be	9	45	1	No Gas	0.103	ug/l	712.21
B	11	45	1	No Gas	-1.098	ug/l	4647.92
Na	23	45	3	He	24.392	ug/l	78823.95
Mg	24	45	3	He	26.121	ug/l	16999.31
Al	27	45	1	No Gas	0.146	ug/l	22159.72
Si	28	45	2	H2	0.311	ug/l	8727.77
K	39	72	3	He	26.592	ug/l	106595.21
Ca	40	72	2	H2	26.547	ug/l	365135.84
Ti	47	72	1	No Gas	0.102	ug/l	602.29
V	51	72	1	No Gas	0.672	ug/l	3440.35
V	51	72	3	He	0.115	ug/l	20260.67
Cr	52	72	1	No Gas	0.278	ug/l	120100.28
Cr	52	72	3	He	0.081	ug/l	1597.87
Mn	55	72	1	No Gas	0.105	ug/l	13675.88
Mn	55	72	3	He	0.101	ug/l	677.55
Fe	56	72	2	H2	2.747	ug/l	67220.50
Fe	56	72	3	He	2.699	ug/l	22565.04
Co	59	72	1	No Gas	0.101	ug/l	4475.15
Ni	60	72	1	No Gas	0.102	ug/l	1636.86
Ni	60	72	3	He	0.096	ug/l	407.79
Cu	63	72	1	No Gas	0.101	ug/l	4259.68
Cu	63	72	3	He	0.100	ug/l	1442.79
Cu	65	72	1	No Gas	0.103	ug/l	2030.29
Zn	66	72	1	No Gas	0.065	ug/l	2030.32
Zn	66	72	3	He	0.073	ug/l	447.79
As	75	72	1	No Gas	1.529	ug/l	15807.33
As	75	72	3	He	0.127	ug/l	533.67
Se	78	72	2	H2	0.103	ug/l	113.33
Br	79	72	1	No Gas		ug/l	183566.43
Br	79	72	2	H2		ug/l	94777.23
Se	82	72	1	No Gas	-6.103	ug/l	995.58
Kr	84	72	1	No Gas		ug/l	23585.81
Sr	88	72	1	No Gas	0.106	ug/l	6555.19
Sr	88	72	3	He	0.091	ug/l	970.04
Mo	95	115	1	No Gas	0.113	ug/l	1170.05
Mo	95	115	3	He	0.101	ug/l	404.45
Mo	98	115	1	No Gas	0.110	ug/l	1847.57
Ag	107	115	1	No Gas	0.046	ug/l	3134.94
Ag	109	115	1	No Gas	0.044	ug/l	2954.17
Cd	111	115	1	No Gas	0.104	ug/l	597.80

ICPMS207-B Analytical Data

Name	Mass	ISTD	Tune Step	Tune Mode	Conc.	Units	CPS
Cd	111	115	3	He	0.103	ug/l	225.12
Cd	114	115	1	No Gas	0.105	ug/l	1201.05
Cd	114	115	3	He	0.105	ug/l	548.19
Sn	118	115	1	No Gas	0.097	ug/l	4991.01
Sn	118	115	3	He	0.095	ug/l	1396.75
Sb	121	115	1	No Gas	0.108	ug/l	2975.62
Sb	121	115	3	He	0.106	ug/l	830.11
Sb	123	115	1	No Gas	0.108	ug/l	2263.08
Sb	123	115	3	He	0.099	ug/l	614.74
Ba	135	115	1	No Gas	0.098	ug/l	572.21
Ba	137	115	1	No Gas	0.106	ug/l	1101.21
La	139	115	3	He	0.103	ug/l	2863.65
Ce	140	115	3	He	0.103	ug/l	3149.27
Hg	201	209	1	No Gas	0.000	ug/l	14.67
Hg	202	209	1	No Gas	0.003	ug/l	84.98
Hg	202	209	3	He	0.001	ug/l	22.33
Tl	203	209	3	He	0.099	ug/l	1226.55
Tl	205	209	1	No Gas	0.106	ug/l	5837.99
Tl	205	209	3	He	0.105	ug/l	3066.93
[Pb]	206	209	1	No Gas	0.095	ug/l	2304.66
[Pb]	207	209	1	No Gas	0.099	ug/l	2015.72
Pb	208	209	1	No Gas	0.096	ug/l	9154.62
Th	232	209	3	He	0.089	ug/l	2792.09
U	238	209	1	No Gas	0.105	ug/l	6680.71

Name	Mass	Tune Step	Tune Mode	CPS	ISTD Recovery %
Sc	45	1	No Gas	6293735.77	99.8
Sc	45	2	H2	3027428.63	99.8
Sc	45	3	He	368704.19	97.6
Ge	72	1	No Gas	1575569.06	95.7
Ge	72	2	H2	1064659.21	95.9
Ge	72	3	He	247600.14	97.4
In	115	1	No Gas	12081944.01	96.9
In	115	3	He	2798101.03	99.6
Tb	159	1	No Gas	15683938.49	98.9
Tb	159	3	He	6724446.03	95.5
Ho	165	1	No Gas	14519774.78	96.9
Ho	165	3	He	6357015.90	96.0
Lu	175	1	No Gas	14452403.25	95.9
Lu	175	3	He	5402388.66	100.5
Bi	209	1	No Gas	10262710.90	98.4
Bi	209	3	He	4732670.29	97.1

ICPMS207-B Analytical Data

Sample Name	0.5 ppb STD
File Name	008CALS.d
Data Path Name	D:\Agilent\ICPMH\1\DATA\220121ADoD.b
Acq Time	2022-01-21 14:54:32
Sample Type	CalStd
Total Dilution	1.0000
Comment	ICPMS-6020B-Cal
Operator	CAR/SRH/JPV/AEM
Method	SW6020/ SW6020B

Name	Mass	ISTD	Tune Step	Tune Mode	Conc.	Units	CPS
Li	7	45	1	No Gas	5.937	ug/l	80085.57
Be	9	45	1	No Gas	0.480	ug/l	2312.72
B	11	45	1	No Gas	-0.191	ug/l	5262.37
Na	23	45	3	He	120.356	ug/l	173515.13
Mg	24	45	3	He	120.455	ug/l	70632.30
Al	27	45	1	No Gas	0.549	ug/l	32739.01
Si	28	45	2	H2	1.795	ug/l	11705.34
K	39	72	3	He	121.190	ug/l	163555.36
Ca	40	72	2	H2	120.084	ug/l	1254650.05
Ti	47	72	1	No Gas	0.447	ug/l	1590.02
V	51	72	1	No Gas	0.666	ug/l	2713.91
V	51	72	3	He	0.533	ug/l	22863.33
Cr	52	72	1	No Gas	0.518	ug/l	136125.42
Cr	52	72	3	He	0.501	ug/l	4177.28
Mn	55	72	1	No Gas	0.497	ug/l	31204.52
Mn	55	72	3	He	0.490	ug/l	2259.06
Fe	56	72	2	H2	12.633	ug/l	271817.72
Fe	56	72	3	He	12.430	ug/l	77967.51
Co	59	72	1	No Gas	0.471	ug/l	18158.62
Ni	60	72	1	No Gas	0.591	ug/l	5979.38
Ni	60	72	3	He	0.618	ug/l	1850.13
Cu	63	72	1	No Gas	0.535	ug/l	13226.63
Cu	63	72	3	He	0.538	ug/l	4544.47
Cu	65	72	1	No Gas	0.539	ug/l	6380.63
Zn	66	72	1	No Gas	0.532	ug/l	5021.58
Zn	66	72	3	He	0.505	ug/l	1075.60
As	75	72	1	No Gas	1.246	ug/l	17764.12
As	75	72	3	He	0.492	ug/l	983.41
Se	78	72	2	H2	0.486	ug/l	381.01
Br	79	72	1	No Gas		ug/l	198504.76
Br	79	72	2	H2		ug/l	103465.50
Se	82	72	1	No Gas	-3.321	ug/l	1166.40
Kr	84	72	1	No Gas		ug/l	25518.80
Sr	88	72	1	No Gas	0.487	ug/l	27908.42
Sr	88	72	3	He	0.477	ug/l	3422.66
Mo	95	115	1	No Gas	0.487	ug/l	5013.14
Mo	95	115	3	He	0.502	ug/l	1926.81
Mo	98	115	1	No Gas	0.497	ug/l	8315.33
Ag	107	115	1	No Gas	0.196	ug/l	7396.24
Ag	109	115	1	No Gas	0.194	ug/l	7023.24
Cd	111	115	1	No Gas	0.495	ug/l	2962.27

ICPMS207-B Analytical Data

Name	Mass	ISTD	Tune Step	Tune Mode	Conc.	Units	CPS
Cd	111	115	3	He	0.488	ug/l	1023.48
Cd	114	115	1	No Gas	0.492	ug/l	6449.81
Cd	114	115	3	He	0.498	ug/l	2508.40
Sn	118	115	1	No Gas	0.507	ug/l	12001.40
Sn	118	115	3	He	0.526	ug/l	3389.32
Sb	121	115	1	No Gas	0.498	ug/l	13180.82
Sb	121	115	3	He	0.499	ug/l	3645.84
Sb	123	115	1	No Gas	0.502	ug/l	10026.58
Sb	123	115	3	He	0.488	ug/l	2821.90
Ba	135	115	1	No Gas	0.498	ug/l	2714.90
Ba	137	115	1	No Gas	0.485	ug/l	4644.91
La	139	115	3	He	0.483	ug/l	13119.55
Ce	140	115	3	He	0.478	ug/l	14268.51
Hg	201	209	1	No Gas	0.010	ug/l	45.99
Hg	202	209	1	No Gas	0.008	ug/l	119.65
Hg	202	209	3	He	0.009	ug/l	53.32
Tl	203	209	3	He	0.473	ug/l	5002.96
Tl	205	209	1	No Gas	0.495	ug/l	22965.42
Tl	205	209	3	He	0.484	ug/l	12186.48
[Pb]	206	209	1	No Gas	0.491	ug/l	8528.35
[Pb]	207	209	1	No Gas	0.491	ug/l	7339.85
Pb	208	209	1	No Gas	0.488	ug/l	33962.80
Th	232	209	3	He	0.456	ug/l	13538.45
U	238	209	1	No Gas	0.491	ug/l	30573.83

Name	Mass	Tune Step	Tune Mode	CPS	ISTD Recovery %
Sc	45	1	No Gas	6268371.13	99.4
Sc	45	2	H2	3010530.66	99.3
Sc	45	3	He	368345.00	97.5
Ge	72	1	No Gas	1636087.09	99.4
Ge	72	2	H2	1069551.55	96.4
Ge	72	3	He	243660.82	95.9
In	115	1	No Gas	12298954.79	98.7
In	115	3	He	2757464.74	98.1
Tb	159	1	No Gas	15818982.80	99.8
Tb	159	3	He	6720822.93	95.4
Ho	165	1	No Gas	14739836.82	98.4
Ho	165	3	He	6433338.58	97.2
Lu	175	1	No Gas	14617780.08	97.0
Lu	175	3	He	5352605.17	99.6
Bi	209	1	No Gas	10129232.61	97.2
Bi	209	3	He	4787628.03	98.2

ICPMS207-B Analytical Data

Sample Name	1 ppb STD
File Name	009CALS.d
Data Path Name	D:\Agilent\ICPMH\1\DATA\220121ADoD.b
Acq Time	2022-01-21 15:01:11
Sample Type	CalStd
Total Dilution	1.0000
Comment	ICPMS-6020B-Cal
Operator	CAR/SRH/JPV/AEM
Method	SW6020/ SW6020B

Name	Mass	ISTD	Tune Step	Tune Mode	Conc.	Units	CPS
Li	7	45	1	No Gas	12.663	ug/l	154483.34
Be	9	45	1	No Gas	1.010	ug/l	4594.78
B	11	45	1	No Gas	1.522	ug/l	6492.67
Na	23	45	3	He	252.329	ug/l	302870.02
Mg	24	45	3	He	252.064	ug/l	145012.80
Al	27	45	1	No Gas	0.968	ug/l	44110.21
Si	28	45	2	H2	4.122	ug/l	16241.98
K	39	72	3	He	251.306	ug/l	242577.09
Ca	40	72	2	H2	252.169	ug/l	2477060.23
Ti	47	72	1	No Gas	1.025	ug/l	3111.79
V	51	72	1	No Gas	0.862	ug/l	20459.66
V	51	72	3	He	0.975	ug/l	25781.49
Cr	52	72	1	No Gas	0.962	ug/l	152647.59
Cr	52	72	3	He	1.001	ug/l	7231.82
Mn	55	72	1	No Gas	1.000	ug/l	51498.18
Mn	55	72	3	He	1.005	ug/l	4333.78
Fe	56	72	2	H2	26.153	ug/l	544261.18
Fe	56	72	3	He	26.264	ug/l	156202.66
Co	59	72	1	No Gas	1.014	ug/l	36853.24
Ni	60	72	1	No Gas	0.954	ug/l	8878.42
Ni	60	72	3	He	0.940	ug/l	2722.49
Cu	63	72	1	No Gas	0.982	ug/l	21666.73
Cu	63	72	3	He	0.980	ug/l	7649.81
Cu	65	72	1	No Gas	0.981	ug/l	10413.24
Zn	66	72	1	No Gas	0.990	ug/l	7643.54
Zn	66	72	3	He	1.000	ug/l	1790.12
As	75	72	1	No Gas	0.352	ug/l	21658.39
As	75	72	3	He	1.000	ug/l	1610.53
Se	78	72	2	H2	1.007	ug/l	735.24
Br	79	72	1	No Gas		ug/l	175739.43
Br	79	72	2	H2		ug/l	92048.38
Se	82	72	1	No Gas	4.354	ug/l	1489.01
Kr	84	72	1	No Gas		ug/l	28878.82
Sr	88	72	1	No Gas	1.006	ug/l	54963.13
Sr	88	72	3	He	1.013	ug/l	6799.42
Mo	95	115	1	No Gas	1.004	ug/l	10332.67
Mo	95	115	3	He	0.998	ug/l	3848.32
Mo	98	115	1	No Gas	1.000	ug/l	16754.86
Ag	107	115	1	No Gas	0.401	ug/l	13210.81
Ag	109	115	1	No Gas	0.402	ug/l	12655.39
Cd	111	115	1	No Gas	1.001	ug/l	6036.43

ICPMS207-B Analytical Data

Name	Mass	ISTD	Tune Step	Tune Mode	Conc.	Units	CPS
Cd	111	115	3	He	1.005	ug/l	2117.93
Cd	114	115	1	No Gas	1.003	ug/l	13391.75
Cd	114	115	3	He	1.000	ug/l	5068.59
Sn	118	115	1	No Gas	0.995	ug/l	20283.57
Sn	118	115	3	He	0.987	ug/l	5585.59
Sb	121	115	1	No Gas	1.000	ug/l	26370.25
Sb	121	115	3	He	1.000	ug/l	7315.64
Sb	123	115	1	No Gas	0.998	ug/l	19813.89
Sb	123	115	3	He	1.006	ug/l	5822.12
Ba	135	115	1	No Gas	1.001	ug/l	5407.05
Ba	137	115	1	No Gas	1.007	ug/l	9551.05
La	139	115	3	He	1.008	ug/l	27562.94
Ce	140	115	3	He	1.011	ug/l	30379.95
Hg	201	209	1	No Gas	0.020	ug/l	76.65
Hg	202	209	1	No Gas	0.021	ug/l	216.29
Hg	202	209	3	He	0.021	ug/l	92.31
Tl	203	209	3	He	1.013	ug/l	10434.29
Tl	205	209	1	No Gas	1.002	ug/l	46021.97
Tl	205	209	3	He	1.007	ug/l	24730.82
[Pb]	206	209	1	No Gas	1.005	ug/l	16898.53
[Pb]	207	209	1	No Gas	1.004	ug/l	14535.76
Pb	208	209	1	No Gas	1.007	ug/l	67871.91
Th	232	209	3	He	1.024	ug/l	30091.79
U	238	209	1	No Gas	1.004	ug/l	63286.99

Name	Mass	Tune Step	Tune Mode	CPS	ISTD Recovery %
Sc	45	1	No Gas	6306116.73	100.0
Sc	45	2	H2	2972655.22	98.0
Sc	45	3	He	367220.08	97.2
Ge	72	1	No Gas	1590148.58	96.6
Ge	72	2	H2	1055957.42	95.2
Ge	72	3	He	242047.91	95.2
In	115	1	No Gas	12351743.31	99.1
In	115	3	He	2779452.69	98.9
Tb	159	1	No Gas	15830274.09	99.9
Tb	159	3	He	6774639.87	96.2
Ho	165	1	No Gas	14748131.36	98.5
Ho	165	3	He	6382994.07	96.4
Lu	175	1	No Gas	14653770.76	97.2
Lu	175	3	He	5346651.57	99.4
Bi	209	1	No Gas	10271414.78	98.5
Bi	209	3	He	4786691.06	98.2

ICPMS207-B Analytical Data

Sample Name	Rinse
File Name	011BLKV.d
Data Path Name	D:\Agilent\ICPMH\1\DATA\220121ADoD.b
Acq Time	2022-01-21 16:59:11
Sample Type	BlkVrfy
Total Dilution	1.0000
Comment	ICPMS-200.8-W-D
Operator	CAR/SRH/JPV/AEM
Method	SW6020/ SW6020B

Name	Mass	ISTD	Tune Step	Tune Mode	Conc.	Units	CPS
Li	7	45	1	No Gas	0.257	ug/l	16763.92
Be	9	45	1	No Gas	-0.039	ug/l	99.98
B	11	45	1	No Gas	2.623	ug/l	6740.22
Na	23	45	3	He	7.395	ug/l	53980.88
Mg	24	45	3	He	0.060	ug/l	1883.06
Al	27	45	1	No Gas	0.020	ug/l	17477.99
Si	28	45	2	H2	0.590	ug/l	9527.61
K	39	72	3	He	-1.194	ug/l	80823.70
Ca	40	72	2	H2	2.869	ug/l	139505.15
Ti	47	72	1	No Gas	-0.041	ug/l	221.89
V	51	72	1	No Gas	0.136	ug/l	-43478.63
V	51	72	3	He	-0.664	ug/l	13358.33
Cr	52	72	1	No Gas	-0.608	ug/l	80787.79
Cr	52	72	3	He	-0.006	ug/l	947.82
Mn	55	72	1	No Gas	0.168	ug/l	16559.81
Mn	55	72	3	He	0.121	ug/l	689.55
Fe	56	72	2	H2	0.192	ug/l	14421.78
Fe	56	72	3	He	0.058	ug/l	6523.05
Co	59	72	1	No Gas	-0.008	ug/l	682.00
Ni	60	72	1	No Gas	-0.016	ug/l	652.05
Ni	60	72	3	He	-0.011	ug/l	97.78
Cu	63	72	1	No Gas	0.004	ug/l	2396.50
Cu	63	72	3	He	0.021	ug/l	788.53
Cu	65	72	1	No Gas	0.001	ug/l	1075.81
Zn	66	72	1	No Gas	-0.056	ug/l	1319.08
Zn	66	72	3	He	-0.005	ug/l	300.00
As	75	72	1	No Gas	1.406	ug/l	16639.22
As	75	72	3	He	-0.073	ug/l	253.67
Se	78	72	2	H2	-0.001	ug/l	40.11
Br	79	72	1	No Gas		ug/l	303967.15
Br	79	72	2	H2		ug/l	170553.59
Se	82	72	1	No Gas	-8.979	ug/l	874.22
Kr	84	72	1	No Gas		ug/l	22243.02
Sr	88	72	1	No Gas	-0.001	ug/l	878.29
Sr	88	72	3	He	-0.009	ug/l	287.78
Mo	95	115	1	No Gas	0.017	ug/l	214.45
Mo	95	115	3	He	0.012	ug/l	57.78
Mo	98	115	1	No Gas	0.015	ug/l	303.06
Ag	107	115	1	No Gas	0.003	ug/l	1971.60
Ag	109	115	1	No Gas	-0.001	ug/l	1796.84
Cd	111	115	1	No Gas	0.006	ug/l	16.77

ICPMS207-B Analytical Data

Name	Mass	ISTD	Tune Step	Tune Mode	Conc.	Units	CPS
Cd	111	115	3	He	0.003	ug/l	12.67
Cd	114	115	1	No Gas	0.008	ug/l	-74.26
Cd	114	115	3	He	0.003	ug/l	26.61
Sn	118	115	1	No Gas	0.003	ug/l	3516.81
Sn	118	115	3	He	0.007	ug/l	932.26
Sb	121	115	1	No Gas	0.147	ug/l	4063.67
Sb	121	115	3	He	0.112	ug/l	828.78
Sb	123	115	1	No Gas	0.147	ug/l	3087.98
Sb	123	115	3	He	0.119	ug/l	695.09
Ba	135	115	1	No Gas	0.004	ug/l	86.49
Ba	137	115	1	No Gas	0.002	ug/l	153.03
La	139	115	3	He	0.000	ug/l	28.89
Ce	140	115	3	He	0.000	ug/l	42.22
Hg	201	209	1	No Gas	0.007	ug/l	37.66
Hg	202	209	1	No Gas	0.006	ug/l	118.98
Hg	202	209	3	He	0.006	ug/l	41.99
Tl	203	209	3	He	0.202	ug/l	2351.83
Tl	205	209	1	No Gas	0.203	ug/l	11115.95
Tl	205	209	3	He	0.205	ug/l	5683.51
[Pb]	206	209	1	No Gas	0.000	ug/l	843.37
[Pb]	207	209	1	No Gas	0.005	ug/l	790.03
Pb	208	209	1	No Gas	0.003	ug/l	3503.54
Th	232	209	3	He	0.043	ug/l	1533.37
U	238	209	1	No Gas	0.009	ug/l	700.16

Name	Mass	Tune Step	Tune Mode	CPS	ISTD Recovery %
Sc	45	1	No Gas	5856510.46	92.9
Sc	45	2	H2	3095622.14	102.1
Sc	45	3	He	320880.05	84.9
Ge	72	1	No Gas	1598353.81	97.1
Ge	72	2	H2	1048063.60	94.5
Ge	72	3	He	224567.79	88.4
In	115	1	No Gas	12362158.48	99.2
In	115	3	He	2654844.23	94.5
Tb	159	1	No Gas	16338841.81	103.1
Tb	159	3	He	6995523.04	99.3
Ho	165	1	No Gas	15425816.11	103.0
Ho	165	3	He	6693821.14	101.1
Lu	175	1	No Gas	15665434.78	104.0
Lu	175	3	He	5473254.88	101.8
Bi	209	1	No Gas	11198520.19	107.4
Bi	209	3	He	4942916.95	101.4

ICPMS207-B Analytical Data

Sample Name	10 ppb STD
File Name	012CALS.d
Data Path Name	D:\Agilent\ICPMH\1\DATA\220121ADoD.b
Acq Time	2022-01-21 17:05:30
Sample Type	CalStd
Total Dilution	1.0000
Comment	ICPMS-6020B-Cal
Operator	CAR/SRH/JPV/AEM
Method	SW6020/ SW6020B

Name	Mass	ISTD	Tune Step	Tune Mode	Conc.	Units	CPS
Li	7	45	1	No Gas	124.645	ug/l	1041836.59
Be	9	45	1	No Gas	9.983	ug/l	34734.11
B	11	45	1	No Gas	10.090	ug/l	27838.75
Na	23	45	3	He	2500.112	ug/l	2235971.84
Mg	24	45	3	He	2499.615	ug/l	1241953.29
Al	27	45	1	No Gas	9.983	ug/l	231672.55
Si	28	45	2	H2	40.062	ug/l	95678.38
K	39	72	3	He	2495.169	ug/l	1360795.08
Ca	40	72	2	H2	2498.847	ug/l	23024226.96
Ti	47	72	1	No Gas	9.991	ug/l	25134.96
V	51	72	1	No Gas	9.799	ug/l	267510.61
V	51	72	3	He	9.947	ug/l	64950.44
Cr	52	72	1	No Gas	9.933	ug/l	398839.80
Cr	52	72	3	He	9.996	ug/l	58202.66
Mn	55	72	1	No Gas	10.000	ug/l	420392.78
Mn	55	72	3	He	9.997	ug/l	38344.06
Fe	56	72	2	H2	259.897	ug/l	5223934.12
Fe	56	72	3	He	259.790	ug/l	1338364.91
Co	59	72	1	No Gas	9.998	ug/l	341772.62
Ni	60	72	1	No Gas	9.990	ug/l	77517.64
Ni	60	72	3	He	9.988	ug/l	24122.25
Cu	63	72	1	No Gas	10.000	ug/l	195229.54
Cu	63	72	3	He	9.993	ug/l	65035.80
Cu	65	72	1	No Gas	10.001	ug/l	95295.01
Zn	66	72	1	No Gas	10.006	ug/l	63953.37
Zn	66	72	3	He	9.990	ug/l	13288.35
As	75	72	1	No Gas	10.214	ug/l	94836.78
As	75	72	3	He	9.991	ug/l	11528.98
Se	78	72	2	H2	9.999	ug/l	6999.57
Br	79	72	1	No Gas		ug/l	205798.76
Br	79	72	2	H2		ug/l	104922.93
Se	82	72	1	No Gas	10.111	ug/l	5122.18
Kr	84	72	1	No Gas		ug/l	27551.63
Sr	88	72	1	No Gas	10.009	ug/l	564563.88
Sr	88	72	3	He	9.997	ug/l	59998.04
Mo	95	115	1	No Gas	10.005	ug/l	106942.86
Mo	95	115	3	He	10.004	ug/l	38056.17
Mo	98	115	1	No Gas	10.007	ug/l	177931.17
Ag	107	115	1	No Gas	4.000	ug/l	115941.06
Ag	109	115	1	No Gas	4.002	ug/l	113248.22
Cd	111	115	1	No Gas	10.006	ug/l	63871.25

ICPMS207-B Analytical Data

Name	Mass	ISTD	Tune Step	Tune Mode	Conc.	Units	CPS
Cd	111	115	3	He	10.003	ug/l	20655.85
Cd	114	115	1	No Gas	10.006	ug/l	142864.12
Cd	114	115	3	He	10.005	ug/l	50669.01
Sn	118	115	1	No Gas	10.007	ug/l	182598.51
Sn	118	115	3	He	10.005	ug/l	47885.76
Sb	121	115	1	No Gas	10.010	ug/l	286758.76
Sb	121	115	3	He	10.006	ug/l	73168.46
Sb	123	115	1	No Gas	10.012	ug/l	218365.51
Sb	123	115	3	He	10.005	ug/l	57331.93
Ba	135	115	1	No Gas	10.004	ug/l	55380.00
Ba	137	115	1	No Gas	10.005	ug/l	97524.22
La	139	115	3	He	10.005	ug/l	272486.99
Ce	140	115	3	He	10.004	ug/l	296859.53
Hg	201	209	1	No Gas	0.200	ug/l	813.86
Hg	202	209	1	No Gas	0.200	ug/l	1832.10
Hg	202	209	3	He	0.200	ug/l	876.19
Tl	203	209	3	He	10.002	ug/l	109857.31
Tl	205	209	1	No Gas	10.014	ug/l	543416.63
Tl	205	209	3	He	10.002	ug/l	263591.71
[Pb]	206	209	1	No Gas	10.009	ug/l	187536.07
[Pb]	207	209	1	No Gas	10.009	ug/l	160754.76
Pb	208	209	1	No Gas	10.009	ug/l	749406.81
Th	232	209	3	He	10.015	ug/l	356378.08
U	238	209	1	No Gas	10.010	ug/l	740264.52

Name	Mass	Tune Step	Tune Mode	CPS	ISTD Recovery %
Sc	45	1	No Gas	5788341.44	91.8
Sc	45	2	H2	2851155.15	94.0
Sc	45	3	He	325237.15	86.1
Ge	72	1	No Gas	1552709.75	94.3
Ge	72	2	H2	1070487.49	96.5
Ge	72	3	He	231982.04	91.3
In	115	1	No Gas	12386020.75	99.4
In	115	3	He	2664703.65	94.8
Tb	159	1	No Gas	16515063.02	104.2
Tb	159	3	He	7017042.99	99.6
Ho	165	1	No Gas	15768245.08	105.3
Ho	165	3	He	6712438.81	101.4
Lu	175	1	No Gas	15895646.65	105.5
Lu	175	3	He	5512752.24	102.5
Bi	209	1	No Gas	11068419.89	106.2
Bi	209	3	He	5146253.17	105.6

ICPMS207-B Analytical Data

Sample Name	Rinse
File Name	013BLKV.d
Data Path Name	D:\Agilent\ICPMH\1\DATA\220121ADoD.b
Acq Time	2022-01-21 17:13:20
Sample Type	BlkVrfy
Total Dilution	1.0000
Comment	ICPMS-6020-W-D
Operator	CAR/SRH/JPV/AEM
Method	SW6020/ SW6020B

Name	Mass	ISTD	Tune Step	Tune Mode	Conc.	Units	CPS
Li	7	45	1	No Gas	0.417	ug/l	17211.94
Be	9	45	1	No Gas	-0.042	ug/l	104.98
B	11	45	1	No Gas	0.449	ug/l	5928.22
Na	23	45	3	He	6.179	ug/l	52185.84
Mg	24	45	3	He	0.434	ug/l	2036.11
Al	27	45	1	No Gas	0.027	ug/l	17161.04
Si	28	45	2	H2	0.164	ug/l	7798.51
K	39	72	3	He	9.801	ug/l	85183.32
Ca	40	72	2	H2	-0.064	ug/l	107184.17
Ti	47	72	1	No Gas	-0.047	ug/l	200.20
V	51	72	1	No Gas	3.645	ug/l	64267.85
V	51	72	3	He	-0.378	ug/l	15699.58
Cr	52	72	1	No Gas	-0.289	ug/l	94555.78
Cr	52	72	3	He	-0.008	ug/l	925.59
Mn	55	72	1	No Gas	0.189	ug/l	16489.89
Mn	55	72	3	He	0.113	ug/l	642.89
Fe	56	72	2	H2	0.161	ug/l	13107.39
Fe	56	72	3	He	0.125	ug/l	6745.02
Co	59	72	1	No Gas	-0.010	ug/l	575.54
Ni	60	72	1	No Gas	-0.032	ug/l	509.00
Ni	60	72	3	He	-0.015	ug/l	88.89
Cu	63	72	1	No Gas	0.001	ug/l	2199.72
Cu	63	72	3	He	0.021	ug/l	770.87
Cu	65	72	1	No Gas	-0.005	ug/l	963.75
Zn	66	72	1	No Gas	-0.069	ug/l	1152.39
Zn	66	72	3	He	-0.027	ug/l	270.01
As	75	72	1	No Gas	-0.406	ug/l	19598.00
As	75	72	3	He	-0.035	ug/l	295.53
Se	78	72	2	H2	-0.008	ug/l	34.11
Br	79	72	1	No Gas		ug/l	310845.22
Br	79	72	2	H2		ug/l	168192.09
Se	82	72	1	No Gas	-0.869	ug/l	901.16
Kr	84	72	1	No Gas		ug/l	21853.19
Sr	88	72	1	No Gas	-0.001	ug/l	818.40
Sr	88	72	3	He	-0.007	ug/l	296.67
Mo	95	115	1	No Gas	0.011	ug/l	155.55
Mo	95	115	3	He	0.006	ug/l	35.55
Mo	98	115	1	No Gas	0.012	ug/l	256.19
Ag	107	115	1	No Gas	-0.001	ug/l	1852.20
Ag	109	115	1	No Gas	0.001	ug/l	1822.19
Cd	111	115	1	No Gas	-0.003	ug/l	-38.26

ICPMS207-B Analytical Data

Name	Mass	ISTD	Tune Step	Tune Mode	Conc.	Units	CPS
Cd	111	115	3	He	0.001	ug/l	8.11
Cd	114	115	1	No Gas	-0.001	ug/l	-207.51
Cd	114	115	3	He	0.001	ug/l	16.08
Sn	118	115	1	No Gas	-0.004	ug/l	3367.07
Sn	118	115	3	He	-0.007	ug/l	861.14
Sb	121	115	1	No Gas	0.056	ug/l	1772.96
Sb	121	115	3	He	0.048	ug/l	400.38
Sb	123	115	1	No Gas	0.055	ug/l	1356.54
Sb	123	115	3	He	0.051	ug/l	330.71
Ba	135	115	1	No Gas	0.008	ug/l	106.45
Ba	137	115	1	No Gas	0.000	ug/l	129.74
La	139	115	3	He	0.000	ug/l	25.55
Ce	140	115	3	He	0.000	ug/l	51.11
Hg	201	209	1	No Gas	0.005	ug/l	33.66
Hg	202	209	1	No Gas	0.004	ug/l	105.65
Hg	202	209	3	He	0.005	ug/l	39.99
Tl	203	209	3	He	0.078	ug/l	1084.48
Tl	205	209	1	No Gas	0.055	ug/l	4240.71
Tl	205	209	3	He	0.071	ug/l	2426.53
[Pb]	206	209	1	No Gas	-0.010	ug/l	673.35
[Pb]	207	209	1	No Gas	-0.005	ug/l	634.46
Pb	208	209	1	No Gas	-0.007	ug/l	2752.35
Th	232	209	3	He	0.021	ug/l	991.11
U	238	209	1	No Gas	0.001	ug/l	145.64

Name	Mass	Tune Step	Tune Mode	CPS	ISTD Recovery %
Sc	45	1	No Gas	5718402.04	90.7
Sc	45	2	H2	2786777.71	91.9
Sc	45	3	He	316243.27	83.7
Ge	72	1	No Gas	1508682.56	91.6
Ge	72	2	H2	1003914.70	90.5
Ge	72	3	He	221520.79	87.2
In	115	1	No Gas	12219561.80	98.0
In	115	3	He	2641072.11	94.0
Tb	159	1	No Gas	16202380.77	102.2
Tb	159	3	He	6924392.54	98.3
Ho	165	1	No Gas	15305408.31	102.2
Ho	165	3	He	6641299.14	100.3
Lu	175	1	No Gas	15795782.41	104.8
Lu	175	3	He	5446037.04	101.3
Bi	209	1	No Gas	11266780.53	108.1
Bi	209	3	He	5013648.06	102.8

ICPMS207-B Analytical Data

Sample Name	Cal Blk
File Name	014CALB.d
Data Path Name	D:\Agilent\ICPMH\1\DATA\220121ADoD.b
Acq Time	2022-01-21 17:19:33
Sample Type	CalBlk
Total Dilution	1.0000
Comment	ICPMS-6020-W-D
Operator	CAR/SRH/JPV/AEM
Method	SW6020/ SW6020B

Name	Mass	ISTD	Tune Step	Tune Mode	Conc.	Units	CPS
Li	7	45	1	No Gas	0.000	ug/l	16116.96
Be	9	45	1	No Gas	0.000	ug/l	240.73
B	11	45	1	No Gas	0.000	ug/l	5588.62
Na	23	45	3	He	0.000	ug/l	48645.13
Mg	24	45	3	He	0.000	ug/l	1869.75
Al	27	45	1	No Gas	0.000	ug/l	16763.86
Si	28	45	2	H2	0.000	ug/l	7382.79
K	39	72	3	He	0.000	ug/l	83413.54
Ca	40	72	2	H2	0.000	ug/l	101282.00
Ti	47	72	1	No Gas	0.000	ug/l	220.23
V	51	72	1	No Gas	0.000	ug/l	-58154.82
V	51	72	3	He	0.000	ug/l	15693.98
Cr	52	72	1	No Gas	0.000	ug/l	98256.00
Cr	52	72	3	He	0.000	ug/l	877.81
Mn	55	72	1	No Gas	0.000	ug/l	10988.97
Mn	55	72	3	He	0.000	ug/l	157.31
Fe	56	72	2	H2	0.000	ug/l	10265.62
Fe	56	72	3	He	0.000	ug/l	5867.09
Co	59	72	1	No Gas	0.000	ug/l	565.56
Ni	60	72	1	No Gas	0.000	ug/l	502.35
Ni	60	72	3	He	0.000	ug/l	98.89
Cu	63	72	1	No Gas	0.000	ug/l	2056.31
Cu	63	72	3	He	0.000	ug/l	683.55
Cu	65	72	1	No Gas	0.000	ug/l	975.09
Zn	66	72	1	No Gas	0.000	ug/l	1036.01
Zn	66	72	3	He	0.000	ug/l	226.67
As	75	72	1	No Gas	0.000	ug/l	14311.92
As	75	72	3	He	0.000	ug/l	282.93
Se	78	72	2	H2	0.000	ug/l	34.11
Br	79	72	1	No Gas	0.000	ug/l	72020.13
Br	79	72	2	H2	0.000	ug/l	33679.13
Se	82	72	1	No Gas	0.000	ug/l	752.88
Kr	84	72	1	No Gas		ug/l	22139.70
Sr	88	72	1	No Gas	0.000	ug/l	808.43
Sr	88	72	3	He	0.000	ug/l	295.56
Mo	95	115	1	No Gas	0.000	ug/l	61.11
Mo	95	115	3	He	0.000	ug/l	22.22
Mo	98	115	1	No Gas	0.000	ug/l	95.21
Ag	107	115	1	No Gas	0.000	ug/l	1866.21
Ag	109	115	1	No Gas	0.000	ug/l	1756.15
Cd	111	115	1	No Gas	0.000	ug/l	-3.64

ICPMS207-B Analytical Data

Name	Mass	ISTD	Tune Step	Tune Mode	Conc.	Units	CPS
Cd	111	115	3	He	0.000	ug/l	6.45
Cd	114	115	1	No Gas	0.000	ug/l	-173.12
Cd	114	115	3	He	0.000	ug/l	13.69
Sn	118	115	1	No Gas	0.000	ug/l	3194.03
Sn	118	115	3	He	0.000	ug/l	892.25
Sb	121	115	1	No Gas	0.000	ug/l	914.12
Sb	121	115	3	He	0.000	ug/l	211.69
Sb	123	115	1	No Gas	0.000	ug/l	684.09
Sb	123	115	3	He	0.000	ug/l	163.69
Ba	135	115	1	No Gas	0.000	ug/l	66.53
Ba	137	115	1	No Gas	0.000	ug/l	99.80
La	139	115	3	He	0.000	ug/l	24.44
Ce	140	115	3	He	0.000	ug/l	33.33
Hg	201	209	1	No Gas	0.000	ug/l	28.99
Hg	202	209	1	No Gas	0.000	ug/l	94.98
Hg	202	209	3	He	0.000	ug/l	32.33
Tl	203	209	3	He	0.000	ug/l	599.59
Tl	205	209	1	No Gas	0.000	ug/l	2612.50
Tl	205	209	3	He	0.000	ug/l	1482.01
[Pb]	206	209	1	No Gas	0.000	ug/l	586.69
[Pb]	207	209	1	No Gas	0.000	ug/l	504.46
Pb	208	209	1	No Gas	0.000	ug/l	2421.22
Th	232	209	3	He	0.000	ug/l	565.57
U	238	209	1	No Gas	0.000	ug/l	92.65

Name	Mass	Tune Step	Tune Mode	CPS	ISTD Recovery %
Sc	45	1	No Gas	5638644.78	100.0
Sc	45	2	H2	2744931.22	100.0
Sc	45	3	He	318486.02	100.0
Ge	72	1	No Gas	1511868.37	100.0
Ge	72	2	H2	992372.26	100.0
Ge	72	3	He	222666.97	100.0
In	115	1	No Gas	12172784.06	100.0
In	115	3	He	2635629.81	100.0
Tb	159	1	No Gas	16341854.82	100.0
Tb	159	3	He	6833358.64	100.0
Ho	165	1	No Gas	15250385.89	100.0
Ho	165	3	He	6614264.50	100.0
Lu	175	1	No Gas	15563578.03	100.0
Lu	175	3	He	5355399.64	100.0
Bi	209	1	No Gas	11322328.97	100.0
Bi	209	3	He	5012354.02	100.0

ICPMS207-B Analytical Data

Sample Name	0.025 ppb STD
File Name	015CALS.d
Data Path Name	D:\Agilent\ICPMH\1\DATA\220121ADoD.b
Acq Time	2022-01-21 17:26:12
Sample Type	CalStd
Total Dilution	1.0000
Comment	ICPMS-6020B-Cal
Operator	CAR/SRH/JPV/AEM
Method	SW6020/ SW6020B

Name	Mass	ISTD	Tune Step	Tune Mode	Conc.	Units	CPS
Li	7	45	1	No Gas	0.345	ug/l	19118.97
Be	9	45	1	No Gas	-0.009	ug/l	204.96
B	11	45	1	No Gas	-0.190	ug/l	5148.95
Na	23	45	3	He	5.041	ug/l	51969.38
Mg	24	45	3	He	6.719	ug/l	4964.34
Al	27	45	1	No Gas	0.140	ug/l	19714.17
Si	28	45	2	H2	0.415	ug/l	8128.14
K	39	72	3	He	8.572	ug/l	86393.88
Ca	40	72	2	H2	7.100	ug/l	156675.14
Ti	47	72	1	No Gas	0.043	ug/l	323.66
V	51	72	1	No Gas	1.595	ug/l	-10013.51
V	51	72	3	He	0.275	ug/l	16784.10
Cr	52	72	1	No Gas	0.143	ug/l	100571.06
Cr	52	72	3	He	0.049	ug/l	1131.16
Mn	55	72	1	No Gas	0.029	ug/l	11881.25
Mn	55	72	3	He	0.033	ug/l	270.62
Fe	56	72	2	H2	0.767	ug/l	23997.01
Fe	56	72	3	He	0.724	ug/l	9275.61
Co	59	72	1	No Gas	0.185	ug/l	6556.94
Ni	60	72	1	No Gas	0.033	ug/l	731.90
Ni	60	72	3	He	0.036	ug/l	177.78
Cu	63	72	1	No Gas	0.037	ug/l	2670.65
Cu	63	72	3	He	0.042	ug/l	920.51
Cu	65	72	1	No Gas	0.034	ug/l	1251.89
Zn	66	72	1	No Gas	0.060	ug/l	1375.27
Zn	66	72	3	He	0.041	ug/l	274.45
As	75	72	1	No Gas	1.232	ug/l	22754.83
As	75	72	3	He	0.047	ug/l	329.00
Se	78	72	2	H2	0.023	ug/l	48.89
Br	79	72	1	No Gas	11.630	ug/l	231093.09
Br	79	72	2	H2	11.576	ug/l	121136.04
Se	82	72	1	No Gas	1.924	ug/l	1509.97
Kr	84	72	1	No Gas		ug/l	34199.78
Sr	88	72	1	No Gas	0.026	ug/l	2096.00
Sr	88	72	3	He	0.021	ug/l	407.79
Mo	95	115	1	No Gas	0.024	ug/l	311.12
Mo	95	115	3	He	0.024	ug/l	114.44
Mo	98	115	1	No Gas	0.024	ug/l	500.50
Ag	107	115	1	No Gas	0.014	ug/l	2207.07
Ag	109	115	1	No Gas	0.017	ug/l	2162.37
Cd	111	115	1	No Gas	0.017	ug/l	98.41

ICPMS207-B Analytical Data

Name	Mass	ISTD	Tune Step	Tune Mode	Conc.	Units	CPS
Cd	111	115	3	He	0.025	ug/l	56.78
Cd	114	115	1	No Gas	0.022	ug/l	121.76
Cd	114	115	3	He	0.023	ug/l	130.11
Sn	118	115	1	No Gas	0.050	ug/l	3999.30
Sn	118	115	3	He	0.061	ug/l	1168.95
Sb	121	115	1	No Gas	0.019	ug/l	1405.21
Sb	121	115	3	He	0.021	ug/l	365.71
Sb	123	115	1	No Gas	0.020	ug/l	1090.82
Sb	123	115	3	He	0.022	ug/l	291.36
Ba	135	115	1	No Gas	0.031	ug/l	229.55
Ba	137	115	1	No Gas	0.026	ug/l	345.99
La	139	115	3	He	0.023	ug/l	640.02
Ce	140	115	3	He	0.024	ug/l	733.36
Hg	201	209	1	No Gas	-0.002	ug/l	22.33
Hg	202	209	1	No Gas	0.000	ug/l	93.65
Hg	202	209	3	He	0.000	ug/l	32.66
Tl	203	209	3	He	0.012	ug/l	746.99
Tl	205	209	1	No Gas	0.015	ug/l	3333.77
Tl	205	209	3	He	0.009	ug/l	1754.16
[Pb]	206	209	1	No Gas	0.026	ug/l	1038.94
[Pb]	207	209	1	No Gas	0.026	ug/l	896.70
Pb	208	209	1	No Gas	0.025	ug/l	4195.84
Th	232	209	3	He	0.013	ug/l	1053.80
U	238	209	1	No Gas	0.024	ug/l	1825.77

Name	Mass	Tune Step	Tune Mode	CPS	ISTD Recovery %
Sc	45	1	No Gas	5631996.31	99.9
Sc	45	2	H2	2706114.19	98.6
Sc	45	3	He	312375.98	98.1
Ge	72	1	No Gas	1485586.22	98.3
Ge	72	2	H2	991600.12	99.9
Ge	72	3	He	219524.83	98.6
In	115	1	No Gas	11914295.42	97.9
In	115	3	He	2596057.80	98.5
Tb	159	1	No Gas	16197737.79	99.1
Tb	159	3	He	6855261.27	100.3
Ho	165	1	No Gas	15351100.87	100.7
Ho	165	3	He	6600398.97	99.8
Lu	175	1	No Gas	15482550.23	99.5
Lu	175	3	He	5430565.43	101.4
Bi	209	1	No Gas	11001879.67	97.2
Bi	209	3	He	5113187.99	102.0

ICPMS207-B Analytical Data

Sample Name	0.05 ppb STD
File Name	016CALS.d
Data Path Name	D:\Agilent\ICPMH\1\DATA\220121ADoD.b
Acq Time	2022-01-21 17:32:50
Sample Type	CalStd
Total Dilution	1.0000
Comment	ICPMS-6020B-Cal
Operator	CAR/SRH/JPV/AEM
Method	SW6020/ SW6020B

Name	Mass	ISTD	Tune Step	Tune Mode	Conc.	Units	CPS
Li	7	45	1	No Gas	0.629	ug/l	21318.78
Be	9	45	1	No Gas	0.018	ug/l	302.61
B	11	45	1	No Gas	-0.293	ug/l	4848.73
Na	23	45	3	He	14.595	ug/l	60081.46
Mg	24	45	3	He	15.626	ug/l	9121.40
Al	27	45	1	No Gas	0.134	ug/l	19308.04
Si	28	45	2	H2	0.822	ug/l	8842.24
K	39	72	3	He	14.353	ug/l	89586.69
Ca	40	72	2	H2	15.069	ug/l	220696.82
Ti	47	72	1	No Gas	0.064	ug/l	375.38
V	51	72	1	No Gas	3.579	ug/l	50611.23
V	51	72	3	He	0.067	ug/l	15873.06
Cr	52	72	1	No Gas	0.067	ug/l	98992.88
Cr	52	72	3	He	0.078	ug/l	1293.40
Mn	55	72	1	No Gas	0.056	ug/l	12966.67
Mn	55	72	3	He	0.065	ug/l	387.26
Fe	56	72	2	H2	1.609	ug/l	39403.99
Fe	56	72	3	He	1.512	ug/l	13135.77
Co	59	72	1	No Gas	0.063	ug/l	2561.82
Ni	60	72	1	No Gas	0.078	ug/l	1061.27
Ni	60	72	3	He	0.087	ug/l	294.45
Cu	63	72	1	No Gas	0.065	ug/l	3176.29
Cu	63	72	3	He	0.072	ug/l	1104.49
Cu	65	72	1	No Gas	0.056	ug/l	1451.32
Zn	66	72	1	No Gas	0.095	ug/l	1598.14
Zn	66	72	3	He	0.080	ug/l	325.56
As	75	72	1	No Gas	0.086	ug/l	14791.24
As	75	72	3	He	0.061	ug/l	345.73
Se	78	72	2	H2	0.051	ug/l	67.56
Br	79	72	1	No Gas	8.774	ug/l	192753.32
Br	79	72	2	H2	8.949	ug/l	102042.16
Se	82	72	1	No Gas	0.041	ug/l	758.35
Kr	84	72	1	No Gas		ug/l	20364.12
Sr	88	72	1	No Gas	0.060	ug/l	3829.60
Sr	88	72	3	He	0.056	ug/l	606.68
Mo	95	115	1	No Gas	0.052	ug/l	625.57
Mo	95	115	3	He	0.047	ug/l	205.56
Mo	98	115	1	No Gas	0.056	ug/l	1076.72
Ag	107	115	1	No Gas	0.026	ug/l	2581.95
Ag	109	115	1	No Gas	0.030	ug/l	2562.60
Cd	111	115	1	No Gas	0.055	ug/l	338.07

ICPMS207-B Analytical Data

Name	Mass	ISTD	Tune Step	Tune Mode	Conc.	Units	CPS
Cd	111	115	3	He	0.054	ug/l	116.34
Cd	114	115	1	No Gas	0.051	ug/l	535.56
Cd	114	115	3	He	0.055	ug/l	288.98
Sn	118	115	1	No Gas	0.055	ug/l	4179.02
Sn	118	115	3	He	0.038	ug/l	1066.71
Sb	121	115	1	No Gas	0.045	ug/l	2169.06
Sb	121	115	3	He	0.047	ug/l	557.07
Sb	123	115	1	No Gas	0.042	ug/l	1592.92
Sb	123	115	3	He	0.046	ug/l	433.05
Ba	135	115	1	No Gas	0.048	ug/l	329.35
Ba	137	115	1	No Gas	0.050	ug/l	582.19
La	139	115	3	He	0.056	ug/l	1536.76
Ce	140	115	3	He	0.059	ug/l	1780.13
Hg	201	209	1	No Gas	-0.001	ug/l	24.33
Hg	202	209	1	No Gas	0.000	ug/l	90.65
Hg	202	209	3	He	0.002	ug/l	42.32
Tl	203	209	3	He	0.037	ug/l	1022.45
Tl	205	209	1	No Gas	0.040	ug/l	4689.75
Tl	205	209	3	He	0.033	ug/l	2385.18
[Pb]	206	209	1	No Gas	0.054	ug/l	1579.00
[Pb]	207	209	1	No Gas	0.055	ug/l	1390.08
Pb	208	209	1	No Gas	0.053	ug/l	6357.31
Th	232	209	3	He	0.033	ug/l	1812.19
U	238	209	1	No Gas	0.056	ug/l	4237.51

Name	Mass	Tune Step	Tune Mode	CPS	ISTD Recovery %
Sc	45	1	No Gas	5555588.03	98.5
Sc	45	2	H2	2685460.83	97.8
Sc	45	3	He	312609.49	98.2
Ge	72	1	No Gas	1493542.20	98.8
Ge	72	2	H2	1000439.60	100.8
Ge	72	3	He	220563.80	99.1
In	115	1	No Gas	12207745.33	100.3
In	115	3	He	2612175.57	99.1
Tb	159	1	No Gas	16305229.34	99.8
Tb	159	3	He	6889694.87	100.8
Ho	165	1	No Gas	15474570.59	101.5
Ho	165	3	He	6669689.66	100.8
Lu	175	1	No Gas	15854267.14	101.9
Lu	175	3	He	5430791.64	101.4
Bi	209	1	No Gas	11187979.17	98.8
Bi	209	3	He	5106148.47	101.9

ICPMS207-B Analytical Data

Sample Name	0.10 ppb STD
File Name	017CALS.d
Data Path Name	D:\Agilent\ICPMH\1\DATA\220121ADoD.b
Acq Time	2022-01-21 17:39:27
Sample Type	CalStd
Total Dilution	1.0000
Comment	ICPMS-6020B-Cal
Operator	CAR/SRH/JPV/AEM
Method	SW6020/ SW6020B

Name	Mass	ISTD	Tune Step	Tune Mode	Conc.	Units	CPS
Li	7	45	1	No Gas	1.105	ug/l	25853.56
Be	9	45	1	No Gas	0.054	ug/l	442.92
B	11	45	1	No Gas	-0.419	ug/l	4644.59
Na	23	45	3	He	27.394	ug/l	70518.55
Mg	24	45	3	He	27.225	ug/l	14448.34
Al	27	45	1	No Gas	0.167	ug/l	20342.72
Si	28	45	2	H2	0.878	ug/l	9092.46
K	39	72	3	He	20.284	ug/l	92327.48
Ca	40	72	2	H2	28.253	ug/l	323953.66
Ti	47	72	1	No Gas	0.111	ug/l	497.18
V	51	72	1	No Gas	2.815	ug/l	28028.24
V	51	72	3	He	0.004	ug/l	15547.16
Cr	52	72	1	No Gas	0.054	ug/l	99518.77
Cr	52	72	3	He	0.131	ug/l	1583.43
Mn	55	72	1	No Gas	0.092	ug/l	14468.51
Mn	55	72	3	He	0.116	ug/l	566.23
Fe	56	72	2	H2	2.963	ug/l	63704.80
Fe	56	72	3	He	2.739	ug/l	19046.55
Co	59	72	1	No Gas	0.110	ug/l	4102.45
Ni	60	72	1	No Gas	0.121	ug/l	1390.65
Ni	60	72	3	He	0.117	ug/l	360.01
Cu	63	72	1	No Gas	0.107	ug/l	3947.46
Cu	63	72	3	He	0.106	ug/l	1301.13
Cu	65	72	1	No Gas	0.091	ug/l	1770.16
Zn	66	72	1	No Gas	0.111	ug/l	1704.56
Zn	66	72	3	He	0.090	ug/l	336.67
As	75	72	1	No Gas	-0.210	ug/l	12862.45
As	75	72	3	He	0.112	ug/l	399.47
Se	78	72	2	H2	0.098	ug/l	98.00
Br	79	72	1	No Gas	9.577	ug/l	205883.64
Br	79	72	2	H2	9.506	ug/l	106090.59
Se	82	72	1	No Gas	-0.038	ug/l	733.28
Kr	84	72	1	No Gas		ug/l	18208.78
Sr	88	72	1	No Gas	0.112	ug/l	6555.17
Sr	88	72	3	He	0.117	ug/l	940.04
Mo	95	115	1	No Gas	0.107	ug/l	1242.29
Mo	95	115	3	He	0.094	ug/l	390.01
Mo	98	115	1	No Gas	0.100	ug/l	1891.60
Ag	107	115	1	No Gas	0.045	ug/l	3169.63
Ag	109	115	1	No Gas	0.047	ug/l	3075.58
Cd	111	115	1	No Gas	0.105	ug/l	662.13

ICPMS207-B Analytical Data

Name	Mass	ISTD	Tune Step	Tune Mode	Conc.	Units	CPS
Cd	111	115	3	He	0.108	ug/l	230.00
Cd	114	115	1	No Gas	0.103	ug/l	1272.25
Cd	114	115	3	He	0.106	ug/l	551.54
Sn	118	115	1	No Gas	0.098	ug/l	5017.63
Sn	118	115	3	He	0.089	ug/l	1317.85
Sb	121	115	1	No Gas	0.090	ug/l	3473.45
Sb	121	115	3	He	0.089	ug/l	876.12
Sb	123	115	1	No Gas	0.089	ug/l	2640.85
Sb	123	115	3	He	0.100	ug/l	752.43
Ba	135	115	1	No Gas	0.100	ug/l	625.44
Ba	137	115	1	No Gas	0.100	ug/l	1091.22
La	139	115	3	He	0.106	ug/l	2911.44
Ce	140	115	3	He	0.111	ug/l	3318.19
Hg	201	209	1	No Gas	0.001	ug/l	32.33
Hg	202	209	1	No Gas	0.002	ug/l	110.65
Hg	202	209	3	He	0.002	ug/l	42.99
Tl	203	209	3	He	0.077	ug/l	1489.35
Tl	205	209	1	No Gas	0.087	ug/l	7229.77
Tl	205	209	3	He	0.077	ug/l	3588.60
[Pb]	206	209	1	No Gas	0.104	ug/l	2532.48
[Pb]	207	209	1	No Gas	0.101	ug/l	2152.42
Pb	208	209	1	No Gas	0.100	ug/l	9969.31
Th	232	209	3	He	0.070	ug/l	3231.70
U	238	209	1	No Gas	0.102	ug/l	7706.07

Name	Mass	Tune Step	Tune Mode	CPS	ISTD Recovery %
Sc	45	1	No Gas	5652099.96	100.2
Sc	45	2	H2	2740071.92	99.8
Sc	45	3	He	310955.40	97.6
Ge	72	1	No Gas	1507384.21	99.7
Ge	72	2	H2	998823.38	100.7
Ge	72	3	He	220239.87	98.9
In	115	1	No Gas	12413445.17	102.0
In	115	3	He	2634589.52	100.0
Tb	159	1	No Gas	16641309.68	101.8
Tb	159	3	He	7030053.97	102.9
Ho	165	1	No Gas	15542503.83	101.9
Ho	165	3	He	6775461.47	102.4
Lu	175	1	No Gas	15794246.40	101.5
Lu	175	3	He	5505648.48	102.8
Bi	209	1	No Gas	11321206.36	100.0
Bi	209	3	He	5143004.54	102.6

ICPMS207-B Analytical Data

Sample Name	0.5 ppb STD
File Name	018CALS.d
Data Path Name	D:\Agilent\ICPMH\1\DATA\220121ADoD.b
Acq Time	2022-01-21 17:46:06
Sample Type	CalStd
Total Dilution	1.0000
Comment	ICPMS-6020B-Cal
Operator	CAR/SRH/JPV/AEM
Method	SW6020/ SW6020B

Name	Mass	ISTD	Tune Step	Tune Mode	Conc.	Units	CPS
Li	7	45	1	No Gas	5.768	ug/l	65558.83
Be	9	45	1	No Gas	0.407	ug/l	1724.42
B	11	45	1	No Gas	-0.101	ug/l	5267.71
Na	23	45	3	He	127.748	ug/l	155215.46
Mg	24	45	3	He	130.234	ug/l	62348.75
Al	27	45	1	No Gas	0.597	ug/l	28917.90
Si	28	45	2	H2	2.053	ug/l	11668.57
K	39	72	3	He	124.642	ug/l	142339.78
Ca	40	72	2	H2	132.950	ug/l	1155430.23
Ti	47	72	1	No Gas	0.442	ug/l	1374.79
V	51	72	1	No Gas	3.188	ug/l	42458.22
V	51	72	3	He	0.570	ug/l	18204.63
Cr	52	72	1	No Gas	0.340	ug/l	111788.14
Cr	52	72	3	He	0.511	ug/l	3646.03
Mn	55	72	1	No Gas	0.445	ug/l	28994.32
Mn	55	72	3	He	0.519	ug/l	1988.07
Fe	56	72	2	H2	13.711	ug/l	259156.06
Fe	56	72	3	He	13.662	ug/l	71684.26
Co	59	72	1	No Gas	0.483	ug/l	16803.12
Ni	60	72	1	No Gas	0.687	ug/l	5759.75
Ni	60	72	3	He	0.659	ug/l	1574.54
Cu	63	72	1	No Gas	0.631	ug/l	13716.60
Cu	63	72	3	He	0.679	ug/l	4679.15
Cu	65	72	1	No Gas	0.605	ug/l	6489.39
Zn	66	72	1	No Gas	0.511	ug/l	4272.92
Zn	66	72	3	He	0.609	ug/l	977.82
As	75	72	1	No Gas	-0.476	ug/l	11276.81
As	75	72	3	He	0.522	ug/l	836.68
Se	78	72	2	H2	0.508	ug/l	367.34
Br	79	72	1	No Gas	10.536	ug/l	227555.00
Br	79	72	2	H2	11.104	ug/l	119143.43
Se	82	72	1	No Gas	0.170	ug/l	848.36
Kr	84	72	1	No Gas		ug/l	22106.43
Sr	88	72	1	No Gas	0.494	ug/l	27205.23
Sr	88	72	3	He	0.518	ug/l	3165.93
Mo	95	115	1	No Gas	0.478	ug/l	5174.31
Mo	95	115	3	He	0.447	ug/l	1765.68
Mo	98	115	1	No Gas	0.488	ug/l	8597.39
Ag	107	115	1	No Gas	0.206	ug/l	7485.67
Ag	109	115	1	No Gas	0.211	ug/l	7365.56
Cd	111	115	1	No Gas	0.482	ug/l	2973.27

ICPMS207-B Analytical Data

Name	Mass	ISTD	Tune Step	Tune Mode	Conc.	Units	CPS
Cd	111	115	3	He	0.482	ug/l	999.93
Cd	114	115	1	No Gas	0.494	ug/l	6577.73
Cd	114	115	3	He	0.487	ug/l	2478.17
Sn	118	115	1	No Gas	0.505	ug/l	12004.68
Sn	118	115	3	He	0.511	ug/l	3331.53
Sb	121	115	1	No Gas	0.471	ug/l	13928.94
Sb	121	115	3	He	0.473	ug/l	3724.54
Sb	123	115	1	No Gas	0.474	ug/l	10747.19
Sb	123	115	3	He	0.462	ug/l	2876.25
Ba	135	115	1	No Gas	0.495	ug/l	2741.51
Ba	137	115	1	No Gas	0.482	ug/l	4738.10
La	139	115	3	He	0.496	ug/l	13446.55
Ce	140	115	3	He	0.484	ug/l	14335.23
Hg	201	209	1	No Gas	0.007	ug/l	57.32
Hg	202	209	1	No Gas	0.008	ug/l	165.64
Hg	202	209	3	He	0.008	ug/l	67.99
Tl	203	209	3	He	0.442	ug/l	5654.15
Tl	205	209	1	No Gas	0.470	ug/l	27696.69
Tl	205	209	3	He	0.445	ug/l	13548.99
[Pb]	206	209	1	No Gas	0.483	ug/l	9634.66
[Pb]	207	209	1	No Gas	0.482	ug/l	8400.48
Pb	208	209	1	No Gas	0.482	ug/l	38900.47
Th	232	209	3	He	0.402	ug/l	15888.00
U	238	209	1	No Gas	0.475	ug/l	35860.40

Name	Mass	Tune Step	Tune Mode	CPS	ISTD Recovery %
Sc	45	1	No Gas	5546595.75	98.4
Sc	45	2	H2	2751471.65	100.2
Sc	45	3	He	311724.02	97.9
Ge	72	1	No Gas	1564810.60	103.5
Ge	72	2	H2	1004774.58	101.2
Ge	72	3	He	219728.85	98.7
In	115	1	No Gas	12085111.48	99.3
In	115	3	He	2622950.10	99.5
Tb	159	1	No Gas	16893818.01	103.4
Tb	159	3	He	7005815.88	102.5
Ho	165	1	No Gas	15943145.71	104.5
Ho	165	3	He	6631336.67	100.3
Lu	175	1	No Gas	16071831.89	103.3
Lu	175	3	He	5495291.92	102.6
Bi	209	1	No Gas	11381925.48	100.5
Bi	209	3	He	5161221.21	103.0

ICPMS207-B Analytical Data

Sample Name	1 ppb STD
File Name	019CALS.d
Data Path Name	D:\Agilent\ICPMH\1\DATA\220121ADoD.b
Acq Time	2022-01-21 17:52:44
Sample Type	CalStd
Total Dilution	1.0000
Comment	ICPMS-6020B-Cal
Operator	CAR/SRH/JPV/AEM
Method	SW6020/ SW6020B

Name	Mass	ISTD	Tune Step	Tune Mode	Conc.	Units	CPS
Li	7	45	1	No Gas	13.286	ug/l	129713.18
Be	9	45	1	No Gas	0.994	ug/l	3854.06
B	11	45	1	No Gas	0.407	ug/l	6379.26
Na	23	45	3	He	263.302	ug/l	272015.80
Mg	24	45	3	He	264.571	ug/l	125981.67
Al	27	45	1	No Gas	1.108	ug/l	39356.03
Si	28	45	2	H2	4.072	ug/l	15438.82
K	39	72	3	He	274.464	ug/l	210233.68
Ca	40	72	2	H2	275.073	ug/l	2234754.15
Ti	47	72	1	No Gas	0.992	ug/l	2672.95
V	51	72	1	No Gas	2.977	ug/l	32961.32
V	51	72	3	He	1.239	ug/l	20964.97
Cr	52	72	1	No Gas	1.156	ug/l	129847.02
Cr	52	72	3	He	1.061	ug/l	6508.14
Mn	55	72	1	No Gas	1.022	ug/l	49552.10
Mn	55	72	3	He	1.071	ug/l	3860.41
Fe	56	72	2	H2	28.259	ug/l	512499.72
Fe	56	72	3	He	28.064	ug/l	138392.51
Co	59	72	1	No Gas	1.069	ug/l	34818.95
Ni	60	72	1	No Gas	1.088	ug/l	8429.06
Ni	60	72	3	He	1.084	ug/l	2476.89
Cu	63	72	1	No Gas	1.054	ug/l	20537.99
Cu	63	72	3	He	1.101	ug/l	7029.62
Cu	65	72	1	No Gas	1.046	ug/l	10004.79
Zn	66	72	1	No Gas	1.039	ug/l	7231.05
Zn	66	72	3	He	1.085	ug/l	1534.53
As	75	72	1	No Gas	0.604	ug/l	18454.02
As	75	72	3	He	1.076	ug/l	1400.77
Se	78	72	2	H2	1.047	ug/l	705.35
Br	79	72	1	No Gas	8.772	ug/l	192783.51
Br	79	72	2	H2	8.640	ug/l	98256.86
Se	82	72	1	No Gas	1.261	ug/l	1254.67
Kr	84	72	1	No Gas		ug/l	22616.20
Sr	88	72	1	No Gas	1.064	ug/l	54976.46
Sr	88	72	3	He	1.080	ug/l	6155.81
Mo	95	115	1	No Gas	0.948	ug/l	10279.32
Mo	95	115	3	He	0.968	ug/l	3773.86
Mo	98	115	1	No Gas	0.961	ug/l	16961.80
Ag	107	115	1	No Gas	0.413	ug/l	13271.54
Ag	109	115	1	No Gas	0.416	ug/l	12905.74
Cd	111	115	1	No Gas	0.992	ug/l	6169.39

ICPMS207-B Analytical Data

Name	Mass	ISTD	Tune Step	Tune Mode	Conc.	Units	CPS
Cd	111	115	3	He	0.993	ug/l	2037.93
Cd	114	115	1	No Gas	1.029	ug/l	13997.52
Cd	114	115	3	He	0.997	ug/l	5017.06
Sn	118	115	1	No Gas	0.978	ug/l	20450.99
Sn	118	115	3	He	0.975	ug/l	5510.00
Sb	121	115	1	No Gas	0.971	ug/l	27937.74
Sb	121	115	3	He	0.958	ug/l	7279.95
Sb	123	115	1	No Gas	0.957	ug/l	21173.01
Sb	123	115	3	He	0.948	ug/l	5692.06
Ba	135	115	1	No Gas	0.982	ug/l	5420.35
Ba	137	115	1	No Gas	0.982	ug/l	9614.26
La	139	115	3	He	1.010	ug/l	27150.99
Ce	140	115	3	He	1.024	ug/l	30115.99
Hg	201	209	1	No Gas	0.015	ug/l	88.65
Hg	202	209	1	No Gas	0.018	ug/l	255.62
Hg	202	209	3	He	0.019	ug/l	115.65
Tl	203	209	3	He	0.955	ug/l	11442.82
Tl	205	209	1	No Gas	1.007	ug/l	56307.46
Tl	205	209	3	He	0.956	ug/l	27177.18
[Pb]	206	209	1	No Gas	1.009	ug/l	19478.78
[Pb]	207	209	1	No Gas	1.017	ug/l	17155.58
Pb	208	209	1	No Gas	0.996	ug/l	77759.00
Th	232	209	3	He	0.898	ug/l	34561.23
U	238	209	1	No Gas	0.990	ug/l	74586.71

Name	Mass	Tune Step	Tune Mode	CPS	ISTD Recovery %
Sc	45	1	No Gas	5517795.02	97.9
Sc	45	2	H2	2677227.29	97.5
Sc	45	3	He	314681.71	98.8
Ge	72	1	No Gas	1494995.66	98.9
Ge	72	2	H2	984450.25	99.2
Ge	72	3	He	215413.54	96.7
In	115	1	No Gas	12173458.75	100.0
In	115	3	He	2604976.80	98.8
Tb	159	1	No Gas	16314957.51	99.8
Tb	159	3	He	6809750.81	99.7
Ho	165	1	No Gas	15327361.82	100.5
Ho	165	3	He	6421536.20	97.1
Lu	175	1	No Gas	15809281.02	101.6
Lu	175	3	He	5286760.74	98.7
Bi	209	1	No Gas	11378384.03	100.5
Bi	209	3	He	5133629.39	102.4

ICPMS207-B Analytical Data

Sample Name	10 ppb STD
File Name	020CALS.d
Data Path Name	D:\Agilent\ICPMH\1\DATA\220121ADoD.b
Acq Time	2022-01-21 17:59:22
Sample Type	CalStd
Total Dilution	1.0000
Comment	ICPMS-6020B-Cal
Operator	CAR/SRH/JPV/AEM
Method	SW6020/ SW6020B

Name	Mass	ISTD	Tune Step	Tune Mode	Conc.	Units	CPS
Li	7	45	1	No Gas	109.072	ug/l	954440.26
Be	9	45	1	No Gas	8.746	ug/l	32208.77
B	11	45	1	No Gas	7.750	ug/l	22889.18
Na	23	45	3	He	2422.088	ug/l	2129850.77
Mg	24	45	3	He	2448.863	ug/l	1162787.91
Al	27	45	1	No Gas	9.450	ug/l	212780.04
Si	28	45	2	H2	39.115	ug/l	88095.19
K	39	72	3	He	2525.286	ug/l	1313936.00
Ca	40	72	2	H2	2589.312	ug/l	21100067.45
Ti	47	72	1	No Gas	9.497	ug/l	23589.23
V	51	72	1	No Gas	10.729	ug/l	268491.88
V	51	72	3	He	9.369	ug/l	60778.41
Cr	52	72	1	No Gas	9.683	ug/l	369110.88
Cr	52	72	3	He	10.047	ug/l	56229.69
Mn	55	72	1	No Gas	10.118	ug/l	392037.43
Mn	55	72	3	He	10.309	ug/l	37022.29
Fe	56	72	2	H2	269.148	ug/l	5009844.72
Fe	56	72	3	He	261.927	ug/l	1284878.30
Co	59	72	1	No Gas	10.136	ug/l	323538.33
Ni	60	72	1	No Gas	9.954	ug/l	72706.22
Ni	60	72	3	He	10.136	ug/l	23102.78
Cu	63	72	1	No Gas	10.312	ug/l	182146.62
Cu	63	72	3	He	10.327	ug/l	62344.35
Cu	65	72	1	No Gas	10.131	ug/l	88114.20
Zn	66	72	1	No Gas	9.845	ug/l	59558.01
Zn	66	72	3	He	10.007	ug/l	12758.97
As	75	72	1	No Gas	9.837	ug/l	83715.93
As	75	72	3	He	10.131	ug/l	11240.03
Se	78	72	2	H2	10.096	ug/l	6802.59
Br	79	72	1	No Gas	10.369	ug/l	213955.46
Br	79	72	2	H2	9.542	ug/l	109732.49
Se	82	72	1	No Gas	10.119	ug/l	4831.79
Kr	84	72	1	No Gas		ug/l	25638.52
Sr	88	72	1	No Gas	10.536	ug/l	534700.84
Sr	88	72	3	He	10.586	ug/l	59719.25
Mo	95	115	1	No Gas	9.444	ug/l	101415.49
Mo	95	115	3	He	9.619	ug/l	37609.59
Mo	98	115	1	No Gas	9.520	ug/l	166472.98
Ag	107	115	1	No Gas	3.956	ug/l	110599.31
Ag	109	115	1	No Gas	3.932	ug/l	106660.22
Cd	111	115	1	No Gas	9.796	ug/l	60723.69

ICPMS207-B Analytical Data

Name	Mass	ISTD	Tune Step	Tune Mode	Conc.	Units	CPS
Cd	111	115	3	He	9.794	ug/l	20200.08
Cd	114	115	1	No Gas	10.007	ug/l	137018.81
Cd	114	115	3	He	9.794	ug/l	49591.74
Sn	118	115	1	No Gas	9.707	ug/l	173720.39
Sn	118	115	3	He	9.523	ug/l	46437.60
Sb	121	115	1	No Gas	9.745	ug/l	271110.76
Sb	121	115	3	He	9.540	ug/l	71226.42
Sb	123	115	1	No Gas	9.623	ug/l	205965.58
Sb	123	115	3	He	9.594	ug/l	56604.97
Ba	135	115	1	No Gas	9.801	ug/l	53256.23
Ba	137	115	1	No Gas	9.554	ug/l	92342.76
La	139	115	3	He	9.873	ug/l	267307.64
Ce	140	115	3	He	9.931	ug/l	294150.95
Hg	201	209	1	No Gas	0.174	ug/l	703.21
Hg	202	209	1	No Gas	0.179	ug/l	1680.77
Hg	202	209	3	He	0.192	ug/l	858.19
Tl	203	209	3	He	9.481	ug/l	105448.42
Tl	205	209	1	No Gas	9.758	ug/l	519560.93
Tl	205	209	3	He	9.739	ug/l	256685.17
[Pb]	206	209	1	No Gas	9.728	ug/l	181630.72
[Pb]	207	209	1	No Gas	9.581	ug/l	156330.20
Pb	208	209	1	No Gas	9.602	ug/l	723868.64
Th	232	209	3	He	9.418	ug/l	348383.87
U	238	209	1	No Gas	9.553	ug/l	714491.83

Name	Mass	Tune Step	Tune Mode	CPS	ISTD Recovery %
Sc	45	1	No Gas	5537101.10	98.2
Sc	45	2	H2	2731764.39	99.5
Sc	45	3	He	317875.15	99.8
Ge	72	1	No Gas	1486523.67	98.3
Ge	72	2	H2	1028721.48	103.7
Ge	72	3	He	222455.77	99.9
In	115	1	No Gas	12125528.76	99.6
In	115	3	He	2626617.14	99.7
Tb	159	1	No Gas	16558203.45	101.3
Tb	159	3	He	6979246.35	102.1
Ho	165	1	No Gas	15861605.42	104.0
Ho	165	3	He	6673398.16	100.9
Lu	175	1	No Gas	15718428.19	101.0
Lu	175	3	He	5442731.45	101.6
Bi	209	1	No Gas	11307798.45	99.9
Bi	209	3	He	5004847.59	99.9

ICPMS207-B Analytical Data

Sample Name	50 ppb STD
File Name	021CALS.d
Data Path Name	D:\Agilent\ICPMH\1\DATA\220121ADoD.b
Acq Time	2022-01-21 18:06:00
Sample Type	CalStd
Total Dilution	1.0000
Comment	ICPMS-6020B-Cal
Operator	CAR/SRH/JPV/AEM
Method	SW6020/ SW6020B

Name	Mass	ISTD	Tune Step	Tune Mode	Conc.	Units	CPS
Li	7	45	1	No Gas	603.657	ug/l	5083198.54
Be	9	45	1	No Gas	49.640	ug/l	177275.45
B	11	45	1	No Gas	49.390	ug/l	113558.46
Na	23	45	3	He	12277.521	ug/l	10758078.73
Mg	24	45	3	He	12116.466	ug/l	5832547.09
Al	27	45	1	No Gas	60.112	ug/l	1234429.12
Si	28	45	2	H2	218.338	ug/l	462870.95
K	39	72	3	He	12352.231	ug/l	6190792.48
Ca	40	72	2	H2	12346.869	ug/l	101122993.60
Ti	47	72	1	No Gas	51.900	ug/l	128006.19
V	51	72	1	No Gas	49.745	ug/l	1457839.94
V	51	72	3	He	50.140	ug/l	260780.95
Cr	52	72	1	No Gas	50.259	ug/l	1511692.16
Cr	52	72	3	He	50.288	ug/l	281965.36
Mn	55	72	1	No Gas	50.634	ug/l	1920391.71
Mn	55	72	3	He	50.852	ug/l	184678.91
Fe	56	72	2	H2	1315.539	ug/l	24664788.71
Fe	56	72	3	He	1278.815	ug/l	6340773.78
Co	59	72	1	No Gas	51.170	ug/l	1632206.35
Ni	60	72	1	No Gas	51.858	ug/l	376894.03
Ni	60	72	3	He	50.291	ug/l	115926.44
Cu	63	72	1	No Gas	51.991	ug/l	910727.45
Cu	63	72	3	He	51.447	ug/l	312373.02
Cu	65	72	1	No Gas	50.949	ug/l	439484.03
Zn	66	72	1	No Gas	50.760	ug/l	302999.73
Zn	66	72	3	He	51.194	ug/l	65285.54
As	75	72	1	No Gas	50.539	ug/l	371429.59
As	75	72	3	He	50.448	ug/l	55645.99
Se	78	72	2	H2	51.442	ug/l	34825.00
Br	79	72	1	No Gas	13.534	ug/l	257834.03
Br	79	72	2	H2	13.151	ug/l	139268.44
Se	82	72	1	No Gas	50.227	ug/l	21064.25
Kr	84	72	1	No Gas		ug/l	39015.42
Sr	88	72	1	No Gas	50.827	ug/l	2578193.26
Sr	88	72	3	He	50.995	ug/l	290720.88
Mo	95	115	1	No Gas	52.697	ug/l	547189.31
Mo	95	115	3	He	51.512	ug/l	196018.83
Mo	98	115	1	No Gas	52.691	ug/l	890665.03
Ag	107	115	1	No Gas	20.432	ug/l	544954.70
Ag	109	115	1	No Gas	20.518	ug/l	531324.28
Cd	111	115	1	No Gas	51.174	ug/l	306778.73

ICPMS207-B Analytical Data

Name	Mass	ISTD	Tune Step	Tune Mode	Conc.	Units	CPS
Cd	111	115	3	He	50.434	ug/l	101287.63
Cd	114	115	1	No Gas	52.289	ug/l	693175.18
Cd	114	115	3	He	50.481	ug/l	248902.27
Sn	118	115	1	No Gas	52.929	ug/l	902672.03
Sn	118	115	3	He	52.371	ug/l	244902.88
Sb	121	115	1	No Gas	53.338	ug/l	1431064.47
Sb	121	115	3	He	52.099	ug/l	377950.41
Sb	123	115	1	No Gas	54.233	ug/l	1119623.67
Sb	123	115	3	He	52.493	ug/l	300932.29
Ba	135	115	1	No Gas	51.673	ug/l	271270.65
Ba	137	115	1	No Gas	51.137	ug/l	477360.92
La	139	115	3	He	49.756	ug/l	1311652.08
Ce	140	115	3	He	50.142	ug/l	1446387.62
Hg	201	209	1	No Gas	1.010	ug/l	3679.11
Hg	202	209	1	No Gas	1.024	ug/l	8573.37
Hg	202	209	3	He	1.015	ug/l	4184.83
Tl	203	209	3	He	50.236	ug/l	529004.64
Tl	205	209	1	No Gas	52.005	ug/l	2574860.93
Tl	205	209	3	He	51.497	ug/l	1284992.71
[Pb]	206	209	1	No Gas	52.669	ug/l	915929.00
[Pb]	207	209	1	No Gas	51.501	ug/l	782840.39
Pb	208	209	1	No Gas	51.442	ug/l	3611162.75
Th	232	209	3	He	50.554	ug/l	1776459.96
U	238	209	1	No Gas	50.733	ug/l	3542999.45

Name	Mass	Tune Step	Tune Mode	CPS	ISTD Recovery %
Sc	45	1	No Gas	5399876.84	95.8
Sc	45	2	H2	2760303.14	100.6
Sc	45	3	He	322635.07	101.3
Ge	72	1	No Gas	1488082.95	98.4
Ge	72	2	H2	1037996.12	104.6
Ge	72	3	He	225764.96	101.4
In	115	1	No Gas	11728113.17	96.3
In	115	3	He	2558121.09	97.1
Tb	159	1	No Gas	16084609.67	98.4
Tb	159	3	He	6756590.89	98.9
Ho	165	1	No Gas	14938497.24	98.0
Ho	165	3	He	6580338.65	99.5
Lu	175	1	No Gas	15294135.37	98.3
Lu	175	3	He	5416757.56	101.1
Bi	209	1	No Gas	10560657.59	93.3
Bi	209	3	He	4760195.28	95.0

ICPMS207-B Analytical Data

Sample Name	100 ppb STD
File Name	022CALS.d
Data Path Name	D:\Agilent\ICPMH\1\DATA\220121ADoD.b
Acq Time	2022-01-21 18:12:35
Sample Type	CalStd
Total Dilution	1.0000
Comment	ICPMS-6020B-Cal
Operator	CAR/SRH/JPV/AEM
Method	SW6020/ SW6020B

Name	Mass	ISTD	Tune Step	Tune Mode	Conc.	Units	CPS
Li	7	45	1	No Gas	1262.259	ug/l	11213868.46
Be	9	45	1	No Gas	100.306	ug/l	378236.08
B	11	45	1	No Gas	100.540	ug/l	238418.00
Na	23	45	3	He	25118.881	ug/l	22220267.17
Mg	24	45	3	He	25196.705	ug/l	12274170.52
Al	27	45	1	No Gas	94.997	ug/l	2051325.70
Si	28	45	2	H2	390.918	ug/l	833031.10
K	39	72	3	He	25071.116	ug/l	12541365.64
Ca	40	72	2	H2	25067.339	ug/l	201215236.48
Ti	47	72	1	No Gas	99.101	ug/l	244490.65
V	51	72	1	No Gas	100.017	ug/l	2988230.72
V	51	72	3	He	99.990	ug/l	506666.54
Cr	52	72	1	No Gas	99.901	ug/l	2912079.56
Cr	52	72	3	He	99.851	ug/l	561729.90
Mn	55	72	1	No Gas	99.671	ug/l	3773602.89
Mn	55	72	3	He	99.542	ug/l	363072.59
Fe	56	72	2	H2	2591.289	ug/l	47645535.53
Fe	56	72	3	He	2610.375	ug/l	13001928.76
Co	59	72	1	No Gas	99.401	ug/l	3174232.22
Ni	60	72	1	No Gas	99.074	ug/l	720464.35
Ni	60	72	3	He	99.839	ug/l	231139.90
Cu	63	72	1	No Gas	98.972	ug/l	1733555.00
Cu	63	72	3	He	99.242	ug/l	604824.42
Cu	65	72	1	No Gas	99.511	ug/l	858285.56
Zn	66	72	1	No Gas	99.635	ug/l	594398.26
Zn	66	72	3	He	99.401	ug/l	127150.42
As	75	72	1	No Gas	99.756	ug/l	720504.90
As	75	72	3	He	99.762	ug/l	110292.34
Se	78	72	2	H2	99.269	ug/l	65895.58
Br	79	72	1	No Gas	12.217	ug/l	239931.99
Br	79	72	2	H2	11.365	ug/l	122783.70
Se	82	72	1	No Gas	99.873	ug/l	41206.27
Kr	84	72	1	No Gas		ug/l	54330.93
Sr	88	72	1	No Gas	99.532	ug/l	5052564.12
Sr	88	72	3	He	99.443	ug/l	569391.56
Mo	95	115	1	No Gas	98.708	ug/l	1028871.51
Mo	95	115	3	He	99.283	ug/l	371607.82
Mo	98	115	1	No Gas	98.703	ug/l	1675290.66
Ag	107	115	1	No Gas	39.788	ug/l	1064111.98
Ag	109	115	1	No Gas	39.748	ug/l	1031798.03
Cd	111	115	1	No Gas	99.434	ug/l	598644.24

ICPMS207-B Analytical Data

Name	Mass	ISTD	Tune Step	Tune Mode	Conc.	Units	CPS
Cd	111	115	3	He	99.804	ug/l	197153.20
Cd	114	115	1	No Gas	98.855	ug/l	1316093.25
Cd	114	115	3	He	99.780	ug/l	483911.74
Sn	118	115	1	No Gas	98.565	ug/l	1685122.27
Sn	118	115	3	He	98.863	ug/l	453985.24
Sb	121	115	1	No Gas	98.357	ug/l	2649289.10
Sb	121	115	3	He	98.997	ug/l	706216.82
Sb	123	115	1	No Gas	97.922	ug/l	2029514.94
Sb	123	115	3	He	98.795	ug/l	556977.50
Ba	135	115	1	No Gas	99.183	ug/l	522871.44
Ba	137	115	1	No Gas	99.476	ug/l	932539.26
La	139	115	3	He	100.135	ug/l	2597054.39
Ce	140	115	3	He	99.936	ug/l	2835350.62
Hg	201	209	1	No Gas	1.998	ug/l	7281.53
Hg	202	209	1	No Gas	1.990	ug/l	16653.69
Hg	202	209	3	He	1.993	ug/l	8233.22
Tl	203	209	3	He	99.935	ug/l	1057872.44
Tl	205	209	1	No Gas	99.022	ug/l	4921815.31
Tl	205	209	3	He	99.278	ug/l	2489936.56
[Pb]	206	209	1	No Gas	98.693	ug/l	1723391.61
[Pb]	207	209	1	No Gas	99.291	ug/l	1515535.76
Pb	208	209	1	No Gas	99.319	ug/l	7000960.81
Th	232	209	3	He	99.783	ug/l	3525711.41
U	238	209	1	No Gas	99.678	ug/l	6991687.27

Name	Mass	Tune Step	Tune Mode	CPS	ISTD Recovery %
Sc	45	1	No Gas	5708684.91	101.2
Sc	45	2	H2	2796904.82	101.9
Sc	45	3	He	326546.98	102.5
Ge	72	1	No Gas	1489812.12	98.5
Ge	72	2	H2	1019155.22	102.7
Ge	72	3	He	226811.94	101.9
In	115	1	No Gas	11775393.42	96.7
In	115	3	He	2516107.30	95.5
Tb	159	1	No Gas	16072808.49	98.4
Tb	159	3	He	6710745.14	98.2
Ho	165	1	No Gas	15107791.43	99.1
Ho	165	3	He	6438531.53	97.3
Lu	175	1	No Gas	15303475.33	98.3
Lu	175	3	He	5372375.36	100.3
Bi	209	1	No Gas	10605391.31	93.7
Bi	209	3	He	4789272.06	95.5

ICPMS207-B Analytical Data

Sample Name	1000 ppb STD
File Name	023CALS.d
Data Path Name	D:\Agilent\ICPMH\1\DATA\220121ADoD.b
Acq Time	2022-01-21 18:19:05
Sample Type	CalStd
Total Dilution	1.0000
Comment	ICPMS-6020B-Cal
Operator	CAR/SRH/JPV/AEM
Method	SW6020/ SW6020B

Name	Mass	ISTD	Tune Step	Tune Mode	Conc.	Units	CPS
Li	7	45	1	No Gas		ug/l	
Be	9	45	1	No Gas		ug/l	
B	11	45	1	No Gas		ug/l	
Na	23	45	3	He		ug/l	
Mg	24	45	3	He		ug/l	
Al	27	45	1	No Gas		ug/l	
Si	28	45	2	H2		ug/l	
K	39	72	3	He		ug/l	
Ca	40	72	2	H2		ug/l	
Ti	47	72	1	No Gas		ug/l	
V	51	72	1	No Gas		ug/l	
V	51	72	3	He		ug/l	
Cr	52	72	1	No Gas		ug/l	
Cr	52	72	3	He		ug/l	
Mn	55	72	1	No Gas		ug/l	
Mn	55	72	3	He		ug/l	
Fe	56	72	2	H2		ug/l	
Fe	56	72	3	He		ug/l	
Co	59	72	1	No Gas		ug/l	
Ni	60	72	1	No Gas		ug/l	
Ni	60	72	3	He		ug/l	
Cu	63	72	1	No Gas		ug/l	
Cu	63	72	3	He		ug/l	
Cu	65	72	1	No Gas		ug/l	
Zn	66	72	1	No Gas		ug/l	
Zn	66	72	3	He		ug/l	
As	75	72	1	No Gas		ug/l	
As	75	72	3	He		ug/l	
Se	78	72	2	H2		ug/l	
Br	79	72	1	No Gas		ug/l	
Br	79	72	2	H2		ug/l	
Se	82	72	1	No Gas		ug/l	
Kr	84	72	1	No Gas		ug/l	
Sr	88	72	1	No Gas		ug/l	
Sr	88	72	3	He		ug/l	
Mo	95	115	1	No Gas		ug/l	
Mo	95	115	3	He		ug/l	
Mo	98	115	1	No Gas		ug/l	
Ag	107	115	1	No Gas		ug/l	
Ag	109	115	1	No Gas		ug/l	
Cd	111	115	1	No Gas		ug/l	

ICPMS207-B Analytical Data

Name	Mass	ISTD	Tune Step	Tune Mode	Conc.	Units	CPS
Cd	111	115	3	He		ug/l	
Cd	114	115	1	No Gas		ug/l	
Cd	114	115	3	He		ug/l	
Sn	118	115	1	No Gas		ug/l	
Sn	118	115	3	He		ug/l	
Sb	121	115	1	No Gas		ug/l	
Sb	121	115	3	He		ug/l	
Sb	123	115	1	No Gas		ug/l	
Sb	123	115	3	He		ug/l	
Ba	135	115	1	No Gas		ug/l	
Ba	137	115	1	No Gas		ug/l	
La	139	115	3	He		ug/l	
Ce	140	115	3	He		ug/l	
Hg	201	209	1	No Gas		ug/l	
Hg	202	209	1	No Gas		ug/l	
Hg	202	209	3	He		ug/l	
Tl	203	209	3	He		ug/l	
Tl	205	209	1	No Gas		ug/l	
Tl	205	209	3	He		ug/l	
[Pb]	206	209	1	No Gas		ug/l	
[Pb]	207	209	1	No Gas		ug/l	
Pb	208	209	1	No Gas		ug/l	
Th	232	209	3	He		ug/l	
U	238	209	1	No Gas		ug/l	

Name	Mass	Tune Step	Tune Mode	CPS	ISTD Recovery %
Sc	45	1	No Gas		
Sc	45	2	H2		
Sc	45	3	He		
Ge	72	1	No Gas		
Ge	72	2	H2		
Ge	72	3	He		
In	115	1	No Gas		
In	115	3	He		
Tb	159	1	No Gas		
Tb	159	3	He		
Ho	165	1	No Gas		
Ho	165	3	He		
Lu	175	1	No Gas		
Lu	175	3	He		
Bi	209	1	No Gas		
Bi	209	3	He		

ICPMS207-B Analytical Data

Sample Name	100 ppb Br STD
File Name	024CALS.d
Data Path Name	D:\Agilent\ICPMH\1\DATA\220121ADoD.b
Acq Time	2022-01-21 18:25:33
Sample Type	CalStd
Total Dilution	1.0000
Comment	ICPMS-6020-W-D
Operator	CAR/SRH/JPV/AEM
Method	SW6020/ SW6020B

Name	Mass	ISTD	Tune Step	Tune Mode	Conc.	Units	CPS
Li	7	45	1	No Gas	2.412	ug/l	38892.52
Be	9	45	1	No Gas	0.014	ug/l	303.61
B	11	45	1	No Gas	11.135	ug/l	32406.30
Na	23	45	3	He	-4.582	ug/l	46375.68
Mg	24	45	3	He	-0.194	ug/l	1843.13
Al	27	45	1	No Gas	0.035	ug/l	18287.85
Si	28	45	2	H2	0.620	ug/l	8694.03
K	39	72	3	He	606.140	ug/l	386692.30
Ca	40	72	2	H2	0.786	ug/l	107652.48
Ti	47	72	1	No Gas	0.070	ug/l	398.74
V	51	72	1	No Gas	2.995	ug/l	33580.12
V	51	72	3	He	-1.381	ug/l	9229.61
Cr	52	72	1	No Gas	-0.605	ug/l	81406.78
Cr	52	72	3	He	0.015	ug/l	977.82
Mn	55	72	1	No Gas	0.127	ug/l	15943.75
Mn	55	72	3	He	0.008	ug/l	190.96
Fe	56	72	2	H2	0.079	ug/l	11704.78
Fe	56	72	3	He	0.122	ug/l	6591.46
Co	59	72	1	No Gas	0.007	ug/l	785.13
Ni	60	72	1	No Gas	0.029	ug/l	715.27
Ni	60	72	3	He	0.006	ug/l	115.55
Cu	63	72	1	No Gas	0.100	ug/l	3859.40
Cu	63	72	3	He	0.077	ug/l	1166.15
Cu	65	72	1	No Gas	0.089	ug/l	1764.82
Zn	66	72	1	No Gas	0.044	ug/l	1309.85
Zn	66	72	3	He	0.044	ug/l	288.89
As	75	72	1	No Gas	0.149	ug/l	15554.34
As	75	72	3	He	0.061	ug/l	356.07
Se	78	72	2	H2	0.104	ug/l	101.33
Br	79	72	1	No Gas	100.000	ug/l	1484320.77
Br	79	72	2	H2	100.000	ug/l	791803.56
Se	82	72	1	No Gas	2.052	ug/l	1603.66
Kr	84	72	1	No Gas		ug/l	22332.95
Sr	88	72	1	No Gas	0.002	ug/l	931.52
Sr	88	72	3	He	-0.001	ug/l	294.45
Mo	95	115	1	No Gas	0.014	ug/l	214.45
Mo	95	115	3	He	0.010	ug/l	62.22
Mo	98	115	1	No Gas	0.011	ug/l	284.32
Ag	107	115	1	No Gas	0.581	ug/l	17938.64
Ag	109	115	1	No Gas	0.588	ug/l	17552.71
Cd	111	115	1	No Gas	0.015	ug/l	90.24

ICPMS207-B Analytical Data

Name	Mass	ISTD	Tune Step	Tune Mode	Conc.	Units	CPS
Cd	111	115	3	He	0.017	ug/l	41.44
Cd	114	115	1	No Gas	0.015	ug/l	27.04
Cd	114	115	3	He	0.014	ug/l	85.78
Sn	118	115	1	No Gas	0.042	ug/l	3959.40
Sn	118	115	3	He	0.047	ug/l	1123.39
Sb	121	115	1	No Gas	0.031	ug/l	1778.30
Sb	121	115	3	He	0.026	ug/l	408.38
Sb	123	115	1	No Gas	0.031	ug/l	1352.87
Sb	123	115	3	He	0.027	ug/l	325.70
Ba	135	115	1	No Gas	0.003	ug/l	83.17
Ba	137	115	1	No Gas	0.005	ug/l	146.38
La	139	115	3	He	0.000	ug/l	20.00
Ce	140	115	3	He	0.000	ug/l	47.78
Hg	201	209	1	No Gas	0.004	ug/l	42.99
Hg	202	209	1	No Gas	0.006	ug/l	141.64
Hg	202	209	3	He	0.006	ug/l	59.99
Tl	203	209	3	He	0.863	ug/l	10392.91
Tl	205	209	1	No Gas	0.939	ug/l	50774.46
Tl	205	209	3	He	0.882	ug/l	25177.25
[Pb]	206	209	1	No Gas	0.070	ug/l	1832.36
[Pb]	207	209	1	No Gas	0.073	ug/l	1631.22
Pb	208	209	1	No Gas	0.068	ug/l	7269.71
Th	232	209	3	He	0.121	ug/l	5151.10
U	238	209	1	No Gas	0.028	ug/l	2119.09

Name	Mass	Tune Step	Tune Mode	CPS	ISTD Recovery %
Sc	45	1	No Gas	5886079.97	104.4
Sc	45	2	H2	2752933.53	100.3
Sc	45	3	He	330484.92	103.8
Ge	72	1	No Gas	1519997.39	100.5
Ge	72	2	H2	994483.30	100.2
Ge	72	3	He	227166.41	102.0
In	115	1	No Gas	12214239.82	100.3
In	115	3	He	2647919.16	100.5
Tb	159	1	No Gas	16109613.53	98.6
Tb	159	3	He	6928950.16	101.4
Ho	165	1	No Gas	15339520.13	100.6
Ho	165	3	He	6657251.86	100.6
Lu	175	1	No Gas	15724056.42	101.0
Lu	175	3	He	5464931.51	102.0
Bi	209	1	No Gas	10945525.92	96.7
Bi	209	3	He	5124189.60	102.2

ICPMS207-B Analytical Data

Sample Name	Rinse
File Name	025BLKV.d
Data Path Name	D:\Agilent\ICPMH\1\DATA\220121ADoD.b
Acq Time	2022-01-21 18:31:55
Sample Type	BlkVrfy
Total Dilution	1.0000
Comment	ICPMS-6020-W-D
Operator	CAR/SRH/JPV/AEM
Method	SW6020/ SW6020B

Name	Mass	ISTD	Tune Step	Tune Mode	Conc.	Units	CPS
Li	7	45	1	No Gas	0.584	ug/l	22006.03
Be	9	45	1	No Gas	-0.018	ug/l	178.63
B	11	45	1	No Gas	4.534	ug/l	16530.98
Na	23	45	3	He	-5.194	ug/l	44941.38
Mg	24	45	3	He	0.104	ug/l	1952.92
Al	27	45	1	No Gas	-0.053	ug/l	16211.03
Si	28	45	2	H2	-0.099	ug/l	7318.76
K	39	72	3	He	9.954	ug/l	88768.53
Ca	40	72	2	H2	-0.068	ug/l	102350.44
Ti	47	72	1	No Gas	0.007	ug/l	243.58
V	51	72	1	No Gas	2.704	ug/l	25091.54
V	51	72	3	He	-1.537	ug/l	8340.18
Cr	52	72	1	No Gas	-0.941	ug/l	72722.06
Cr	52	72	3	He	0.010	ug/l	935.59
Mn	55	72	1	No Gas	0.180	ug/l	18225.18
Mn	55	72	3	He	0.142	ug/l	670.22
Fe	56	72	2	H2	0.124	ug/l	12691.62
Fe	56	72	3	He	0.197	ug/l	6867.20
Co	59	72	1	No Gas	0.002	ug/l	628.77
Ni	60	72	1	No Gas	0.006	ug/l	552.25
Ni	60	72	3	He	-0.003	ug/l	93.33
Cu	63	72	1	No Gas	0.009	ug/l	2254.42
Cu	63	72	3	He	0.008	ug/l	735.87
Cu	65	72	1	No Gas	0.002	ug/l	1009.78
Zn	66	72	1	No Gas	-0.012	ug/l	980.40
Zn	66	72	3	He	0.031	ug/l	267.78
As	75	72	1	No Gas	-0.213	ug/l	13122.19
As	75	72	3	He	-0.021	ug/l	261.53
Se	78	72	2	H2	0.023	ug/l	49.44
Br	79	72	1	No Gas	19.147	ug/l	347237.26
Br	79	72	2	H2	19.320	ug/l	182687.15
Se	82	72	1	No Gas	0.469	ug/l	960.77
Kr	84	72	1	No Gas		ug/l	21863.25
Sr	88	72	1	No Gas	0.004	ug/l	1028.03
Sr	88	72	3	He	0.001	ug/l	303.34
Mo	95	115	1	No Gas	0.002	ug/l	84.45
Mo	95	115	3	He	0.002	ug/l	32.22
Mo	98	115	1	No Gas	0.007	ug/l	214.18
Ag	107	115	1	No Gas	0.048	ug/l	3201.65
Ag	109	115	1	No Gas	0.053	ug/l	3181.65
Cd	111	115	1	No Gas	0.000	ug/l	-4.76

ICPMS207-B Analytical Data

Name	Mass	ISTD	Tune Step	Tune Mode	Conc.	Units	CPS
Cd	111	115	3	He	0.008	ug/l	22.78
Cd	114	115	1	No Gas	0.004	ug/l	-113.88
Cd	114	115	3	He	0.006	ug/l	45.80
Sn	118	115	1	No Gas	0.001	ug/l	3207.35
Sn	118	115	3	He	-0.002	ug/l	892.26
Sb	121	115	1	No Gas	0.004	ug/l	1036.48
Sb	121	115	3	He	0.012	ug/l	307.37
Sb	123	115	1	No Gas	0.004	ug/l	777.77
Sb	123	115	3	He	0.011	ug/l	231.36
Ba	135	115	1	No Gas	0.004	ug/l	89.82
Ba	137	115	1	No Gas	0.008	ug/l	172.99
La	139	115	3	He	0.000	ug/l	18.89
Ce	140	115	3	He	0.000	ug/l	42.22
Hg	201	209	1	No Gas	0.000	ug/l	29.99
Hg	202	209	1	No Gas	0.002	ug/l	109.98
Hg	202	209	3	He	0.003	ug/l	47.32
Tl	203	209	3	He	0.310	ug/l	4150.98
Tl	205	209	1	No Gas	0.248	ug/l	15587.19
Tl	205	209	3	He	0.313	ug/l	9984.42
[Pb]	206	209	1	No Gas	0.032	ug/l	1165.61
[Pb]	207	209	1	No Gas	0.033	ug/l	1017.82
Pb	208	209	1	No Gas	0.032	ug/l	4732.59
Th	232	209	3	He	0.022	ug/l	1399.31
U	238	209	1	No Gas	0.005	ug/l	472.92

Name	Mass	Tune Step	Tune Mode	CPS	ISTD Recovery %
Sc	45	1	No Gas	5845626.87	103.7
Sc	45	2	H2	2812921.06	102.5
Sc	45	3	He	324051.61	101.7
Ge	72	1	No Gas	1540590.32	101.9
Ge	72	2	H2	1009648.26	101.7
Ge	72	3	He	223830.78	100.5
In	115	1	No Gas	12176986.79	100.0
In	115	3	He	2659116.83	100.9
Tb	159	1	No Gas	16293400.74	99.7
Tb	159	3	He	6923602.89	101.3
Ho	165	1	No Gas	15194893.42	99.6
Ho	165	3	He	6669604.47	100.8
Lu	175	1	No Gas	15380699.95	98.8
Lu	175	3	He	5484319.54	102.4
Bi	209	1	No Gas	11145274.92	98.4
Bi	209	3	He	5158115.98	102.9

ICPMS207-B Analytical Data

Sample Name	QCS
File Name	026_QC1.d
Data Path Name	D:\Agilent\ICPMH\1\DATA\220121ADoD.b
Acq Time	2022-01-21 18:38:09
Sample Type	QC1
Total Dilution	1.0000
Comment	ICPMS-6020-W-D
Operator	CAR/SRH/JPV/AEM
Method	SW6020/ SW6020B

Name	Mass	ISTD	Tune Step	Tune Mode	Conc.	Units	CPS
Li	7	45	1	No Gas	51.212	ug/l	483789.80
Be	9	45	1	No Gas	23.689	ug/l	91999.71
B	11	45	1	No Gas	52.632	ug/l	131013.90
Na	23	45	3	He	2464.510	ug/l	2232589.53
Mg	24	45	3	He	2465.051	ug/l	1206132.75
Al	27	45	1	No Gas	235.790	ug/l	5206652.63
Si	28	45	2	H2	496.422	ug/l	1079350.75
K	39	72	3	He	2435.897	ug/l	1323216.92
Ca	40	72	2	H2	2494.771	ug/l	20613944.26
Ti	47	72	1	No Gas	49.197	ug/l	123624.49
V	51	72	1	No Gas	49.768	ug/l	1485639.66
V	51	72	3	He	46.196	ug/l	247905.30
Cr	52	72	1	No Gas	49.468	ug/l	1517539.87
Cr	52	72	3	He	48.342	ug/l	278312.94
Mn	55	72	1	No Gas	252.144	ug/l	9694567.37
Mn	55	72	3	He	247.763	ug/l	923052.79
Fe	56	72	2	H2	252.321	ug/l	4762937.41
Fe	56	72	3	He	250.479	ug/l	1280125.37
Co	59	72	1	No Gas	51.185	ug/l	1663187.95
Ni	60	72	1	No Gas	49.921	ug/l	369725.92
Ni	60	72	3	He	48.902	ug/l	115706.38
Cu	63	72	1	No Gas	50.979	ug/l	909638.53
Cu	63	72	3	He	50.613	ug/l	315493.36
Cu	65	72	1	No Gas	50.269	ug/l	441760.31
Zn	66	72	1	No Gas	47.577	ug/l	289431.83
Zn	66	72	3	He	48.671	ug/l	63723.29
As	75	72	1	No Gas	47.834	ug/l	359034.99
As	75	72	3	He	48.194	ug/l	54584.97
Se	78	72	2	H2	48.915	ug/l	33280.16
Br	79	72	1	No Gas	10.748	ug/l	223382.56
Br	79	72	2	H2	10.175	ug/l	116277.17
Se	82	72	1	No Gas	48.679	ug/l	20824.96
Kr	84	72	1	No Gas		ug/l	38428.09
Sr	88	72	1	No Gas	49.522	ug/l	2558864.29
Sr	88	72	3	He	50.016	ug/l	292718.05
Mo	95	115	1	No Gas	47.751	ug/l	517143.98
Mo	95	115	3	He	48.122	ug/l	189103.29
Mo	98	115	1	No Gas	47.942	ug/l	845466.83
Ag	107	115	1	No Gas	24.747	ug/l	688259.83
Ag	109	115	1	No Gas	24.289	ug/l	655711.94
Cd	111	115	1	No Gas	24.028	ug/l	150294.56

ICPMS207-B Analytical Data

Name	Mass	ISTD	Tune Step	Tune Mode	Conc.	Units	CPS
Cd	111	115	3	He	24.010	ug/l	49800.59
Cd	114	115	1	No Gas	24.546	ug/l	339364.41
Cd	114	115	3	He	24.214	ug/l	123298.74
Sn	118	115	1	No Gas	48.913	ug/l	870356.22
Sn	118	115	3	He	48.872	ug/l	236048.62
Sb	121	115	1	No Gas	47.724	ug/l	1336089.66
Sb	121	115	3	He	47.903	ug/l	358886.13
Sb	123	115	1	No Gas	47.203	ug/l	1016891.56
Sb	123	115	3	He	47.726	ug/l	282583.31
Ba	135	115	1	No Gas	48.381	ug/l	264940.80
Ba	137	115	1	No Gas	46.938	ug/l	457092.06
La	139	115	3	He	50.852	ug/l	1384653.71
Ce	140	115	3	He	50.697	ug/l	1510002.22
Hg	201	209	1	No Gas	0.958	ug/l	3742.11
Hg	202	209	1	No Gas	0.972	ug/l	8728.77
Hg	202	209	3	He	0.972	ug/l	4270.17
Tl	203	209	3	He	47.561	ug/l	533568.85
Tl	205	209	1	No Gas	48.437	ug/l	2570214.89
Tl	205	209	3	He	48.289	ug/l	1283869.52
[Pb]	206	209	1	No Gas	48.514	ug/l	904226.06
[Pb]	207	209	1	No Gas	48.550	ug/l	790896.38
Pb	208	209	1	No Gas	48.028	ug/l	3613577.08
Th	232	209	3	He	48.958	ug/l	1832870.96
U	238	209	1	No Gas	50.997	ug/l	3816702.45

Name	Mass	Tune Step	Tune Mode	CPS	ISTD Recovery %
Sc	45	1	No Gas	5866031.74	104.0
Sc	45	2	H2	2856651.47	104.1
Sc	45	3	He	327573.43	102.9
Ge	72	1	No Gas	1515359.49	100.2
Ge	72	2	H2	1043197.61	105.1
Ge	72	3	He	231722.11	104.1
In	115	1	No Gas	12232835.05	100.5
In	115	3	He	2641700.03	100.2
Tb	159	1	No Gas	16497774.48	101.0
Tb	159	3	He	6976751.45	102.1
Ho	165	1	No Gas	15618854.97	102.4
Ho	165	3	He	6647436.00	100.5
Lu	175	1	No Gas	16089006.67	103.4
Lu	175	3	He	5488335.74	102.5
Bi	209	1	No Gas	11315393.31	99.9
Bi	209	3	He	5072317.52	101.2

ICPMS207-B Analytical Data

Sample Name	CCV
File Name	027_CCV.d
Data Path Name	D:\Agilent\ICPMH\1\DATA\220121ADoD.b
Acq Time	2022-01-21 18:44:23
Sample Type	CCV
Total Dilution	1.0000
Comment	ICPMS-6020-W-D
Operator	CAR/SRH/JPV/AEM
Method	SW6020/ SW6020B

Name	Mass	ISTD	Tune Step	Tune Mode	Conc.	Units	CPS
Li	7	45	1	No Gas	624.054	ug/l	5570196.87
Be	9	45	1	No Gas	50.252	ug/l	190242.81
B	11	45	1	No Gas	54.490	ug/l	132231.63
Na	23	45	3	He	12190.802	ug/l	10994068.17
Mg	24	45	3	He	12354.476	ug/l	6120850.12
Al	27	45	1	No Gas	60.059	ug/l	1307581.65
Si	28	45	2	H2	221.487	ug/l	477566.63
K	39	72	3	He	12355.403	ug/l	6314079.14
Ca	40	72	2	H2	12690.658	ug/l	103112794.16
Ti	47	72	1	No Gas	51.705	ug/l	131640.32
V	51	72	1	No Gas	51.165	ug/l	1548787.83
V	51	72	3	He	49.458	ug/l	262494.73
Cr	52	72	1	No Gas	49.698	ug/l	1543274.99
Cr	52	72	3	He	51.241	ug/l	292915.27
Mn	55	72	1	No Gas	50.951	ug/l	1993385.52
Mn	55	72	3	He	51.193	ug/l	189535.57
Fe	56	72	2	H2	1309.634	ug/l	24363295.35
Fe	56	72	3	He	1295.155	ug/l	6548052.67
Co	59	72	1	No Gas	51.691	ug/l	1701253.36
Ni	60	72	1	No Gas	51.396	ug/l	385451.97
Ni	60	72	3	He	51.871	ug/l	121888.60
Cu	63	72	1	No Gas	52.148	ug/l	942476.97
Cu	63	72	3	He	51.919	ug/l	321397.02
Cu	65	72	1	No Gas	51.294	ug/l	456556.10
Zn	66	72	1	No Gas	51.131	ug/l	314889.44
Zn	66	72	3	He	50.376	ug/l	65500.92
As	75	72	1	No Gas	49.392	ug/l	375031.74
As	75	72	3	He	50.751	ug/l	57073.20
Se	78	72	2	H2	51.642	ug/l	34685.78
Br	79	72	1	No Gas	15.277	ug/l	290948.15
Br	79	72	2	H2	15.312	ug/l	155145.71
Se	82	72	1	No Gas	50.846	ug/l	21995.81
Kr	84	72	1	No Gas		ug/l	39292.24
Sr	88	72	1	No Gas	50.921	ug/l	2664541.38
Sr	88	72	3	He	51.815	ug/l	301145.31
Mo	95	115	1	No Gas	53.013	ug/l	559611.66
Mo	95	115	3	He	51.955	ug/l	200857.75
Mo	98	115	1	No Gas	52.869	ug/l	908550.23
Ag	107	115	1	No Gas	20.712	ug/l	561648.90
Ag	109	115	1	No Gas	20.536	ug/l	540543.55
Cd	111	115	1	No Gas	51.036	ug/l	311092.91

ICPMS207-B Analytical Data

Name	Mass	ISTD	Tune Step	Tune Mode	Conc.	Units	CPS
Cd	111	115	3	He	50.529	ug/l	103097.78
Cd	114	115	1	No Gas	51.945	ug/l	700116.42
Cd	114	115	3	He	50.314	ug/l	252036.62
Sn	118	115	1	No Gas	52.714	ug/l	913894.32
Sn	118	115	3	He	51.616	ug/l	245203.31
Sb	121	115	1	No Gas	53.051	ug/l	1447189.82
Sb	121	115	3	He	52.050	ug/l	383606.43
Sb	123	115	1	No Gas	53.431	ug/l	1121434.77
Sb	123	115	3	He	52.317	ug/l	304712.89
Ba	135	115	1	No Gas	51.980	ug/l	277473.50
Ba	137	115	1	No Gas	50.584	ug/l	480172.96
La	139	115	3	He	49.939	ug/l	1337767.45
Ce	140	115	3	He	51.241	ug/l	1501427.29
Hg	201	209	1	No Gas	1.014	ug/l	3813.78
Hg	202	209	1	No Gas	1.000	ug/l	8654.41
Hg	202	209	3	He	1.006	ug/l	4298.51
Tl	203	209	3	He	49.773	ug/l	543042.31
Tl	205	209	1	No Gas	50.441	ug/l	2579877.69
Tl	205	209	3	He	50.541	ug/l	1306613.06
[Pb]	206	209	1	No Gas	51.090	ug/l	917821.34
[Pb]	207	209	1	No Gas	51.643	ug/l	810942.10
Pb	208	209	1	No Gas	51.051	ug/l	3702356.36
Th	232	209	3	He	49.546	ug/l	1803752.42
U	238	209	1	No Gas	50.322	ug/l	3630266.08

Name	Mass	Tune Step	Tune Mode	CPS	ISTD Recovery %
Sc	45	1	No Gas	5724964.75	101.5
Sc	45	2	H2	2807741.32	102.3
Sc	45	3	He	332051.37	104.3
Ge	72	1	No Gas	1535100.12	101.5
Ge	72	2	H2	1029774.97	103.8
Ge	72	3	He	230146.90	103.4
In	115	1	No Gas	11924452.97	98.0
In	115	3	He	2598742.34	98.6
Tb	159	1	No Gas	16331369.96	99.9
Tb	159	3	He	6852824.98	100.3
Ho	165	1	No Gas	15480197.99	101.5
Ho	165	3	He	6600597.50	99.8
Lu	175	1	No Gas	15982005.19	102.7
Lu	175	3	He	5537045.08	103.4
Bi	209	1	No Gas	10908171.40	96.3
Bi	209	3	He	4931896.93	98.4

ICPMS207-B Analytical Data

Sample Name	CCB
File Name	028_CCB.d
Data Path Name	D:\Agilent\ICPMH\1\DATA\220121ADoD.b
Acq Time	2022-01-21 18:50:38
Sample Type	CCB
Total Dilution	1.0000
Comment	ICPMS-6020-W-D
Operator	CAR/SRH/JPV/AEM
Method	SW6020/ SW6020B

Name	Mass	ISTD	Tune Step	Tune Mode	Conc.	Units	CPS
Li	7	45	1	No Gas	0.569	ug/l	21487.06
Be	9	45	1	No Gas	-0.030	ug/l	130.97
B	11	45	1	No Gas	3.158	ug/l	13073.60
Na	23	45	3	He	-6.108	ug/l	43176.29
Mg	24	45	3	He	0.005	ug/l	1863.10
Al	27	45	1	No Gas	-0.083	ug/l	15270.05
Si	28	45	2	H2	-0.058	ug/l	7324.74
K	39	72	3	He	5.592	ug/l	86847.36
Ca	40	72	2	H2	-0.659	ug/l	98659.90
Ti	47	72	1	No Gas	-0.002	ug/l	216.89
V	51	72	1	No Gas	1.328	ug/l	-18031.83
V	51	72	3	He	-1.229	ug/l	9855.58
Cr	52	72	1	No Gas	-0.630	ug/l	80815.14
Cr	52	72	3	He	-0.006	ug/l	853.37
Mn	55	72	1	No Gas	0.018	ug/l	11771.40
Mn	55	72	3	He	-0.004	ug/l	144.97
Fe	56	72	2	H2	-0.028	ug/l	10015.16
Fe	56	72	3	He	0.050	ug/l	6159.17
Co	59	72	1	No Gas	0.000	ug/l	568.88
Ni	60	72	1	No Gas	0.001	ug/l	509.00
Ni	60	72	3	He	-0.002	ug/l	95.56
Cu	63	72	1	No Gas	-0.005	ug/l	1978.26
Cu	63	72	3	He	-0.004	ug/l	665.55
Cu	65	72	1	No Gas	-0.005	ug/l	935.08
Zn	66	72	1	No Gas	-0.024	ug/l	900.15
Zn	66	72	3	He	0.032	ug/l	270.01
As	75	72	1	No Gas	-0.307	ug/l	12282.04
As	75	72	3	He	-0.018	ug/l	265.73
Se	78	72	2	H2	0.003	ug/l	36.89
Br	79	72	1	No Gas	0.500	ug/l	79543.70
Br	79	72	2	H2	0.326	ug/l	37093.81
Se	82	72	1	No Gas	0.029	ug/l	768.21
Kr	84	72	1	No Gas		ug/l	22302.96
Sr	88	72	1	No Gas	0.000	ug/l	798.44
Sr	88	72	3	He	0.000	ug/l	298.90
Mo	95	115	1	No Gas	0.027	ug/l	364.46
Mo	95	115	3	He	0.021	ug/l	106.67
Mo	98	115	1	No Gas	0.027	ug/l	573.97
Ag	107	115	1	No Gas	0.000	ug/l	1887.56
Ag	109	115	1	No Gas	0.001	ug/l	1826.85
Cd	111	115	1	No Gas	-0.004	ug/l	-27.79

ICPMS207-B Analytical Data

Name	Mass	ISTD	Tune Step	Tune Mode	Conc.	Units	CPS
Cd	111	115	3	He	0.003	ug/l	13.78
Cd	114	115	1	No Gas	0.000	ug/l	-177.11
Cd	114	115	3	He	0.004	ug/l	32.42
Sn	118	115	1	No Gas	0.033	ug/l	3832.95
Sn	118	115	3	He	0.000	ug/l	902.26
Sb	121	115	1	No Gas	0.099	ug/l	3754.23
Sb	121	115	3	He	0.924	ug/l	7029.48
Sb	123	115	1	No Gas	0.098	ug/l	2827.58
Sb	123	115	3	He	0.069	ug/l	575.07
Ba	135	115	1	No Gas	-0.004	ug/l	46.57
Ba	137	115	1	No Gas	-0.002	ug/l	79.84
La	139	115	3	He	0.000	ug/l	27.78
Ce	140	115	3	He	0.000	ug/l	24.44
Hg	201	209	1	No Gas	0.008	ug/l	60.66
Hg	202	209	1	No Gas	0.007	ug/l	163.30
Hg	202	209	3	He	0.009	ug/l	71.32
Tl	203	209	3	He	0.224	ug/l	3117.62
Tl	205	209	1	No Gas	0.184	ug/l	12668.49
Tl	205	209	3	He	0.217	ug/l	7266.91
[Pb]	206	209	1	No Gas	0.020	ug/l	983.38
[Pb]	207	209	1	No Gas	0.016	ug/l	784.47
Pb	208	209	1	No Gas	0.017	ug/l	3786.91
Th	232	209	3	He	0.023	ug/l	1415.98
U	238	209	1	No Gas	0.003	ug/l	357.93

Name	Mass	Tune Step	Tune Mode	CPS	ISTD Recovery %
Sc	45	1	No Gas	5739950.09	101.8
Sc	45	2	H2	2768234.06	100.8
Sc	45	3	He	316939.41	99.5
Ge	72	1	No Gas	1522618.32	100.7
Ge	72	2	H2	1018525.99	102.6
Ge	72	3	He	224394.32	100.8
In	115	1	No Gas	12399727.96	101.9
In	115	3	He	2662308.26	101.0
Tb	159	1	No Gas	16747123.62	102.5
Tb	159	3	He	6832186.79	100.0
Ho	165	1	No Gas	15626244.55	102.5
Ho	165	3	He	6582825.51	99.5
Lu	175	1	No Gas	15934328.77	102.4
Lu	175	3	He	5464219.91	102.0
Bi	209	1	No Gas	11568187.72	102.2
Bi	209	3	He	5076143.09	101.3

ICPMS207-B Analytical Data

Sample Name	Rinse
File Name	029BLKV.d
Data Path Name	D:\Agilent\ICPMH\1\DATA\220121ADoD.b
Acq Time	2022-01-21 18:56:53
Sample Type	BlkVrfy
Total Dilution	1.0000
Comment	ICPMS-6020-W-D
Operator	CAR/SRH/JPV/AEM
Method	SW6020/ SW6020B

Name	Mass	ISTD	Tune Step	Tune Mode	Conc.	Units	CPS
Li	7	45	1	No Gas	0.294	ug/l	18999.46
Be	9	45	1	No Gas	-0.031	ug/l	125.31
B	11	45	1	No Gas	1.589	ug/l	9373.34
Na	23	45	3	He	-5.594	ug/l	43748.97
Mg	24	45	3	He	0.337	ug/l	2026.13
Al	27	45	1	No Gas	-0.083	ug/l	15252.26
Si	28	45	2	H2	-0.120	ug/l	7169.94
K	39	72	3	He	6.841	ug/l	85951.15
Ca	40	72	2	H2	-0.192	ug/l	100340.11
Ti	47	72	1	No Gas	-0.011	ug/l	188.52
V	51	72	1	No Gas	3.105	ug/l	36614.08
V	51	72	3	He	-1.174	ug/l	9947.86
Cr	52	72	1	No Gas	-0.738	ug/l	75795.17
Cr	52	72	3	He	0.009	ug/l	916.70
Mn	55	72	1	No Gas	0.026	ug/l	11788.01
Mn	55	72	3	He	-0.001	ug/l	152.30
Fe	56	72	2	H2	-0.034	ug/l	9702.96
Fe	56	72	3	He	0.015	ug/l	5883.80
Co	59	72	1	No Gas	0.001	ug/l	582.19
Ni	60	72	1	No Gas	-0.012	ug/l	402.54
Ni	60	72	3	He	-0.003	ug/l	91.11
Cu	63	72	1	No Gas	0.006	ug/l	2123.68
Cu	63	72	3	He	0.000	ug/l	678.88
Cu	65	72	1	No Gas	-0.001	ug/l	954.42
Zn	66	72	1	No Gas	-0.018	ug/l	913.70
Zn	66	72	3	He	0.015	ug/l	244.45
As	75	72	1	No Gas	0.096	ug/l	14835.73
As	75	72	3	He	-0.027	ug/l	251.00
Se	78	72	2	H2	0.000	ug/l	34.00
Br	79	72	1	No Gas	0.225	ug/l	73768.03
Br	79	72	2	H2	0.090	ug/l	34549.28
Se	82	72	1	No Gas	0.085	ug/l	773.68
Kr	84	72	1	No Gas		ug/l	22296.32
Sr	88	72	1	No Gas	-0.001	ug/l	758.52
Sr	88	72	3	He	-0.006	ug/l	256.67
Mo	95	115	1	No Gas	0.006	ug/l	125.56
Mo	95	115	3	He	0.004	ug/l	37.78
Mo	98	115	1	No Gas	0.006	ug/l	201.40
Ag	107	115	1	No Gas	0.001	ug/l	1866.88
Ag	109	115	1	No Gas	0.001	ug/l	1761.49
Cd	111	115	1	No Gas	-0.002	ug/l	-13.19

ICPMS207-B Analytical Data

Name	Mass	ISTD	Tune Step	Tune Mode	Conc.	Units	CPS
Cd	111	115	3	He	0.002	ug/l	10.78
Cd	114	115	1	No Gas	0.003	ug/l	-125.98
Cd	114	115	3	He	0.003	ug/l	28.99
Sn	118	115	1	No Gas	0.005	ug/l	3250.61
Sn	118	115	3	He	0.019	ug/l	980.04
Sb	121	115	1	No Gas	0.021	ug/l	1479.56
Sb	121	115	3	He	0.019	ug/l	356.37
Sb	123	115	1	No Gas	0.020	ug/l	1111.16
Sb	123	115	3	He	0.017	ug/l	261.36
Ba	135	115	1	No Gas	0.001	ug/l	69.86
Ba	137	115	1	No Gas	0.002	ug/l	116.44
La	139	115	3	He	0.000	ug/l	13.33
Ce	140	115	3	He	0.000	ug/l	35.55
Hg	201	209	1	No Gas	0.006	ug/l	49.99
Hg	202	209	1	No Gas	0.005	ug/l	140.30
Hg	202	209	3	He	0.008	ug/l	65.32
Tl	203	209	3	He	0.090	ug/l	1604.08
Tl	205	209	1	No Gas	0.070	ug/l	6183.76
Tl	205	209	3	He	0.091	ug/l	3885.47
[Pb]	206	209	1	No Gas	0.016	ug/l	873.37
[Pb]	207	209	1	No Gas	0.016	ug/l	747.81
Pb	208	209	1	No Gas	0.014	ug/l	3419.08
Th	232	209	3	He	0.004	ug/l	702.30
U	238	209	1	No Gas	0.001	ug/l	173.63

Name	Mass	Tune Step	Tune Mode	CPS	ISTD Recovery %
Sc	45	1	No Gas	5728462.70	101.6
Sc	45	2	H2	2759564.86	100.5
Sc	45	3	He	317914.69	99.8
Ge	72	1	No Gas	1485154.04	98.2
Ge	72	2	H2	997980.33	100.6
Ge	72	3	He	220516.79	99.0
In	115	1	No Gas	12072729.09	99.2
In	115	3	He	2629963.36	99.8
Tb	159	1	No Gas	15979917.48	97.8
Tb	159	3	He	6911391.83	101.1
Ho	165	1	No Gas	15141248.84	99.3
Ho	165	3	He	6564148.03	99.2
Lu	175	1	No Gas	15544758.48	99.9
Lu	175	3	He	5408212.35	101.0
Bi	209	1	No Gas	11090206.10	97.9
Bi	209	3	He	5042985.35	100.6

ICPMS207-B Analytical Data

Sample Name	LRB
File Name	030MBLK.d
Data Path Name	D:\Agilent\ICPMH\1\DATA\220121ADoD.b
Acq Time	2022-01-21 19:03:09
Sample Type	MBLK
Total Dilution	1.0000
Comment	ICPMS-6020-W-D
Operator	CAR/SRH/JPV/AEM
Method	SW6020/ SW6020B

Name	Mass	ISTD	Tune Step	Tune Mode	Conc.	Units	CPS
Li	7	45	1	No Gas	0.106	ug/l	17263.36
Be	9	45	1	No Gas	-0.034	ug/l	113.98
B	11	45	1	No Gas	1.155	ug/l	8338.31
Na	23	45	3	He	5.793	ug/l	52696.33
Mg	24	45	3	He	1.005	ug/l	2305.61
Al	27	45	1	No Gas	0.413	ug/l	25844.53
Si	28	45	2	H2	72.646	ug/l	159633.50
K	39	72	3	He	7.913	ug/l	86174.71
Ca	40	72	2	H2	8.124	ug/l	165682.39
Ti	47	72	1	No Gas	0.007	ug/l	240.24
V	51	72	1	No Gas	2.806	ug/l	28250.89
V	51	72	3	He	-1.178	ug/l	9895.61
Cr	52	72	1	No Gas	-0.638	ug/l	80674.29
Cr	52	72	3	He	0.011	ug/l	928.92
Mn	55	72	1	No Gas	0.053	ug/l	13116.55
Mn	55	72	3	He	0.026	ug/l	247.62
Fe	56	72	2	H2	0.337	ug/l	16383.97
Fe	56	72	3	He	0.316	ug/l	7319.22
Co	59	72	1	No Gas	0.000	ug/l	585.52
Ni	60	72	1	No Gas	0.023	ug/l	675.35
Ni	60	72	3	He	0.022	ug/l	146.67
Cu	63	72	1	No Gas	0.025	ug/l	2515.90
Cu	63	72	3	He	0.023	ug/l	811.20
Cu	65	72	1	No Gas	0.015	ug/l	1115.83
Zn	66	72	1	No Gas	0.280	ug/l	2753.64
Zn	66	72	3	He	0.296	ug/l	591.13
As	75	72	1	No Gas	0.315	ug/l	16808.92
As	75	72	3	He	-0.021	ug/l	257.13
Se	78	72	2	H2	0.000	ug/l	34.45
Br	79	72	1	No Gas	19.081	ug/l	342712.00
Br	79	72	2	H2	20.555	ug/l	190105.96
Se	82	72	1	No Gas	0.594	ug/l	1002.24
Kr	84	72	1	No Gas		ug/l	21819.88
Sr	88	72	1	No Gas	0.040	ug/l	2887.91
Sr	88	72	3	He	0.037	ug/l	497.79
Mo	95	115	1	No Gas	0.008	ug/l	143.34
Mo	95	115	3	He	0.010	ug/l	60.00
Mo	98	115	1	No Gas	0.006	ug/l	204.31
Ag	107	115	1	No Gas	-0.066	ug/l	54.69
Ag	109	115	1	No Gas	-0.063	ug/l	56.02
Cd	111	115	1	No Gas	0.008	ug/l	46.93

ICPMS207-B Analytical Data

Name	Mass	ISTD	Tune Step	Tune Mode	Conc.	Units	CPS
Cd	111	115	3	He	0.005	ug/l	16.89
Cd	114	115	1	No Gas	0.020	ug/l	99.71
Cd	114	115	3	He	0.004	ug/l	34.12
Sn	118	115	1	No Gas	0.015	ug/l	3453.59
Sn	118	115	3	He	0.004	ug/l	913.37
Sb	121	115	1	No Gas	0.008	ug/l	1124.49
Sb	121	115	3	He	0.011	ug/l	298.36
Sb	123	115	1	No Gas	0.008	ug/l	864.78
Sb	123	115	3	He	0.012	ug/l	234.03
Ba	135	115	1	No Gas	0.080	ug/l	502.35
Ba	137	115	1	No Gas	0.093	ug/l	1001.39
La	139	115	3	He	0.000	ug/l	32.22
Ce	140	115	3	He	0.002	ug/l	80.00
Hg	201	209	1	No Gas	0.004	ug/l	42.66
Hg	202	209	1	No Gas	0.005	ug/l	130.64
Hg	202	209	3	He	0.005	ug/l	52.99
Tl	203	209	3	He	0.038	ug/l	1018.45
Tl	205	209	1	No Gas	0.029	ug/l	3992.86
Tl	205	209	3	He	0.039	ug/l	2496.58
[Pb]	206	209	1	No Gas	0.020	ug/l	928.93
[Pb]	207	209	1	No Gas	0.025	ug/l	884.48
Pb	208	209	1	No Gas	0.020	ug/l	3820.24
Th	232	209	3	He	0.000	ug/l	554.91
U	238	209	1	No Gas	0.001	ug/l	143.64

Name	Mass	Tune Step	Tune Mode	CPS	ISTD Recovery %
Sc	45	1	No Gas	5711779.87	101.3
Sc	45	2	H2	2772677.94	101.0
Sc	45	3	He	312954.70	98.3
Ge	72	1	No Gas	1523982.11	100.8
Ge	72	2	H2	997553.19	100.5
Ge	72	3	He	219763.72	98.7
In	115	1	No Gas	12168114.34	100.0
In	115	3	He	2644299.44	100.3
Tb	159	1	No Gas	16288592.60	99.7
Tb	159	3	He	6937285.58	101.5
Ho	165	1	No Gas	15297417.71	100.3
Ho	165	3	He	6597700.23	99.7
Lu	175	1	No Gas	15699029.41	100.9
Lu	175	3	He	5410738.62	101.0
Bi	209	1	No Gas	10925875.34	96.5
Bi	209	3	He	5001004.56	99.8

ICPMS207-B Analytical Data

Sample Name	LFB
File Name	031_LFB.d
Data Path Name	D:\Agilent\ICPMH\1\DATA\220121ADoD.b
Acq Time	2022-01-21 19:09:24
Sample Type	LFB
Total Dilution	1.0300
Comment	ICPMS-6020-W-D
Operator	CAR/SRH/JPV/AEM
Method	SW6020/ SW6020B

Name	Mass	ISTD	Tune Step	Tune Mode	Conc.	Units	CPS
Li	7	45	1	No Gas	2253.600	ug/l	18616251.41
Be	9	45	1	No Gas	45.824	ug/l	160934.82
B	11	45	1	No Gas	47.343	ug/l	107395.58
Na	23	45	3	He	48198.092	ug/l	39353079.14
Mg	24	45	3	He	48790.358	ug/l	21951918.40
Al	27	45	1	No Gas	47.189	ug/l	956576.10
Si	28	45	2	H2	271.527	ug/l	542190.75
K	39	72	3	He	48059.130	ug/l	22677499.66
Ca	40	72	2	H2	50024.892	ug/l	376196079.49
Ti	47	72	1	No Gas	51.306	ug/l	122712.44
V	51	72	1	No Gas	48.650	ug/l	1378416.07
V	51	72	3	He	48.091	ug/l	238902.20
Cr	52	72	1	No Gas	49.149	ug/l	1438005.34
Cr	52	72	3	He	47.951	ug/l	255727.01
Mn	55	72	1	No Gas	48.081	ug/l	1768219.18
Mn	55	72	3	He	49.082	ug/l	169507.58
Fe	56	72	2	H2	5152.352	ug/l	88753875.75
Fe	56	72	3	He	4983.835	ug/l	23482715.01
Co	59	72	1	No Gas	47.557	ug/l	1470422.30
Ni	60	72	1	No Gas	47.271	ug/l	333137.14
Ni	60	72	3	He	47.620	ug/l	104398.34
Cu	63	72	1	No Gas	48.880	ug/l	830163.48
Cu	63	72	3	He	48.295	ug/l	278917.82
Cu	65	72	1	No Gas	47.506	ug/l	397382.93
Zn	66	72	1	No Gas	46.840	ug/l	271080.10
Zn	66	72	3	He	49.399	ug/l	59910.68
As	75	72	1	No Gas	49.185	ug/l	351367.08
As	75	72	3	He	49.790	ug/l	52237.60
Se	78	72	2	H2	50.425	ug/l	31372.61
Br	79	72	1	No Gas	15.692	ug/l	280933.67
Br	79	72	2	H2	15.330	ug/l	144802.43
Se	82	72	1	No Gas	48.179	ug/l	19637.47
Kr	84	72	1	No Gas		ug/l	36813.94
Sr	88	72	1	No Gas	50.215	ug/l	2468889.50
Sr	88	72	3	He	50.417	ug/l	273385.50
Mo	95	115	1	No Gas	49.085	ug/l	484913.93
Mo	95	115	3	He	47.200	ug/l	171278.50
Mo	98	115	1	No Gas	48.179	ug/l	774949.69
Ag	107	115	1	No Gas	20.109	ug/l	510515.09
Ag	109	115	1	No Gas	20.014	ug/l	493195.56
Cd	111	115	1	No Gas	48.628	ug/l	277428.57

ICPMS207-B Analytical Data

Name	Mass	ISTD	Tune Step	Tune Mode	Conc.	Units	CPS
Cd	111	115	3	He	48.205	ug/l	92314.19
Cd	114	115	1	No Gas	49.484	ug/l	624241.49
Cd	114	115	3	He	48.335	ug/l	227249.47
Sn	118	115	1	No Gas	48.525	ug/l	787660.89
Sn	118	115	3	He	47.326	ug/l	211112.28
Sb	121	115	1	No Gas	49.568	ug/l	1265687.66
Sb	121	115	3	He	48.099	ug/l	332734.91
Sb	123	115	1	No Gas	48.877	ug/l	960309.55
Sb	123	115	3	He	48.105	ug/l	262992.76
Ba	135	115	1	No Gas	49.407	ug/l	246886.03
Ba	137	115	1	No Gas	48.893	ug/l	434429.97
La	139	115	3	He	0.005	ug/l	157.78
Ce	140	115	3	He	50.570	ug/l	1390824.93
Hg	201	209	1	No Gas	1.030	ug/l	3509.43
Hg	202	209	1	No Gas	1.029	ug/l	8059.82
Hg	202	209	3	He	0.989	ug/l	3849.46
Tl	203	209	3	He	49.203	ug/l	488933.34
Tl	205	209	1	No Gas	51.060	ug/l	2364089.86
Tl	205	209	3	He	49.648	ug/l	1168929.92
[Pb]	206	209	1	No Gas	51.030	ug/l	829894.52
[Pb]	207	209	1	No Gas	50.025	ug/l	711193.16
Pb	208	209	1	No Gas	50.121	ug/l	3291092.52
Th	232	209	3	He	49.309	ug/l	1634798.97
U	238	209	1	No Gas	50.404	ug/l	3291810.07

Name	Mass	Tune Step	Tune Mode	CPS	ISTD Recovery %
Sc	45	1	No Gas	5468579.03	97.0
Sc	45	2	H2	2685274.99	97.8
Sc	45	3	He	310676.58	97.5
Ge	72	1	No Gas	1485218.61	98.2
Ge	72	2	H2	982458.61	99.0
Ge	72	3	He	221154.05	99.3
In	115	1	No Gas	11493850.75	94.4
In	115	3	He	2512408.93	95.3
Tb	159	1	No Gas	15811676.01	96.8
Tb	159	3	He	6799184.31	99.5
Ho	165	1	No Gas	15031544.87	98.6
Ho	165	3	He	6457691.94	97.6
Lu	175	1	No Gas	15265070.57	98.1
Lu	175	3	He	5368895.74	100.3
Bi	209	1	No Gas	10172405.30	89.8
Bi	209	3	He	4628675.82	92.3

ICPMS207-B Analytical Data

Sample Name	ICSA
File Name	032ICSA.d
Data Path Name	D:\Agilent\ICPMH\1\DATA\220121ADoD.b
Acq Time	2022-01-21 19:15:40
Sample Type	ICSA
Total Dilution	1.0000
Comment	ICPMS-6020-W-D
Operator	CAR/SRH/JPV/AEM
Method	SW6020/ SW6020B

Name	Mass	ISTD	Tune Step	Tune Mode	Conc.	Units	CPS
Li	7	45	1	No Gas	1.751	ug/l	32476.20
Be	9	45	1	No Gas	-0.041	ug/l	87.65
B	11	45	1	No Gas	1.432	ug/l	9146.44
Na	23	45	3	He	98150.387	ug/l	83846952.08
Mg	24	45	3	He	39766.600	ug/l	18730424.22
Al	27	45	1	No Gas	36609.969	ug/l	799054805.87
Si	28	45	2	H2	4.010	ug/l	15451.52
K	39	72	3	He	40001.313	ug/l	19425752.07
Ca	40	72	2	H2	123398.618	ug/l	940931638.49
Ti	47	72	1	No Gas	766.473	ug/l	1905932.13
V	51	72	1	No Gas	1.926	ug/l	683.44
V	51	72	3	He	-2.681	ug/l	2762.50
Cr	52	72	1	No Gas	-0.884	ug/l	72514.80
Cr	52	72	3	He	0.866	ug/l	5607.77
Mn	55	72	1	No Gas	0.247	ug/l	20317.15
Mn	55	72	3	He	0.223	ug/l	946.92
Fe	56	72	2	H2	104970.902	ug/l	1833064039.47
Fe	56	72	3	He	103151.256	ug/l	499894333.39
Co	59	72	1	No Gas	0.343	ug/l	11598.26
Ni	60	72	1	No Gas	0.811	ug/l	6442.03
Ni	60	72	3	He	0.182	ug/l	508.90
Cu	63	72	1	No Gas	1.302	ug/l	25016.69
Cu	63	72	3	He	0.057	ug/l	1012.83
Cu	65	72	1	No Gas	0.616	ug/l	6325.93
Zn	66	72	1	No Gas	0.712	ug/l	5310.62
Zn	66	72	3	He	0.346	ug/l	655.58
As	75	72	1	No Gas	0.199	ug/l	15742.48
As	75	72	3	He	-0.007	ug/l	273.53
Se	78	72	2	H2	0.123	ug/l	110.78
Br	79	72	1	No Gas	9.744	ug/l	207487.37
Br	79	72	2	H2	9.482	ug/l	102755.71
Se	82	72	1	No Gas	0.002	ug/l	748.21
Kr	84	72	1	No Gas		ug/l	22902.61
Sr	88	72	1	No Gas	1.221	ug/l	63320.40
Sr	88	72	3	He	1.213	ug/l	7046.22
Mo	95	115	1	No Gas	790.032	ug/l	8093535.78
Mo	95	115	3	He	782.908	ug/l	2938797.46
Mo	98	115	1	No Gas	795.042	ug/l	13261357.80
Ag	107	115	1	No Gas	0.006	ug/l	1922.24
Ag	109	115	1	No Gas	0.009	ug/l	1907.57
Cd	111	115	1	No Gas	0.057	ug/l	337.36

ICPMS207-B Analytical Data

Name	Mass	ISTD	Tune Step	Tune Mode	Conc.	Units	CPS
Cd	111	115	3	He	0.242	ug/l	485.12
Cd	114	115	1	No Gas	0.076	ug/l	839.84
Cd	114	115	3	He	0.174	ug/l	860.13
Sn	118	115	1	No Gas	0.044	ug/l	3783.03
Sn	118	115	3	He	0.033	ug/l	1004.49
Sb	121	115	1	No Gas	0.177	ug/l	5579.27
Sb	121	115	3	He	0.165	ug/l	1383.17
Sb	123	115	1	No Gas	0.148	ug/l	3672.81
Sb	123	115	3	He	0.107	ug/l	762.11
Ba	135	115	1	No Gas	0.065	ug/l	399.22
Ba	137	115	1	No Gas	0.072	ug/l	755.19
La	139	115	3	He	0.010	ug/l	274.45
Ce	140	115	3	He	0.002	ug/l	95.55
Hg	201	209	1	No Gas	0.006	ug/l	47.66
Hg	202	209	1	No Gas	0.006	ug/l	138.30
Hg	202	209	3	He	0.008	ug/l	62.99
Tl	203	209	3	He	0.085	ug/l	1466.01
Tl	205	209	1	No Gas	0.075	ug/l	6018.10
Tl	205	209	3	He	0.082	ug/l	3439.83
[Pb]	206	209	1	No Gas	0.027	ug/l	992.27
[Pb]	207	209	1	No Gas	0.026	ug/l	844.48
Pb	208	209	1	No Gas	0.024	ug/l	3839.13
Th	232	209	3	He	0.025	ug/l	1399.31
U	238	209	1	No Gas	0.003	ug/l	265.95

Name	Mass	Tune Step	Tune Mode	CPS	ISTD Recovery %
Sc	45	1	No Gas	5820401.12	103.2
Sc	45	2	H2	2701011.63	98.4
Sc	45	3	He	315833.12	99.2
Ge	72	1	No Gas	1502352.68	99.4
Ge	72	2	H2	967609.39	97.5
Ge	72	3	He	220752.01	99.1
In	115	1	No Gas	11580937.77	95.1
In	115	3	He	2523567.90	95.7
Tb	159	1	No Gas	15991251.21	97.9
Tb	159	3	He	6842921.43	100.1
Ho	165	1	No Gas	15197345.35	99.7
Ho	165	3	He	6609175.82	99.9
Lu	175	1	No Gas	15485568.25	99.5
Lu	175	3	He	5498262.55	102.7
Bi	209	1	No Gas	10326508.07	91.2
Bi	209	3	He	4756401.62	94.9

ICPMS207-B Analytical Data

Sample Name	ICSAB
File Name	033ICSB.d
Data Path Name	D:\Agilent\ICPMH\1\DATA\220121ADoD.b
Acq Time	2022-01-21 19:21:57
Sample Type	ICSAB
Total Dilution	1.0000
Comment	ICPMS-6020-W-D
Operator	CAR/SRH/JPV/AEM
Method	SW6020/ SW6020B

Name	Mass	ISTD	Tune Step	Tune Mode	Conc.	Units	CPS
Li	7	45	1	No Gas	0.892	ug/l	24421.31
Be	9	45	1	No Gas	-0.046	ug/l	70.65
B	11	45	1	No Gas	0.725	ug/l	7396.11
Na	23	45	3	He	98679.011	ug/l	83540350.98
Mg	24	45	3	He	39382.173	ug/l	18385206.94
Al	27	45	1	No Gas	35693.684	ug/l	770664575.18
Si	28	45	2	H2	2.787	ug/l	13009.31
K	39	72	3	He	40813.738	ug/l	19737896.93
Ca	40	72	2	H2	121510.037	ug/l	949373326.55
Ti	47	72	1	No Gas	770.459	ug/l	1937236.90
V	51	72	1	No Gas	21.762	ug/l	617482.46
V	51	72	3	He	17.151	ug/l	97083.95
Cr	52	72	1	No Gas	18.409	ug/l	627809.70
Cr	52	72	3	He	20.364	ug/l	111765.13
Mn	55	72	1	No Gas	19.529	ug/l	762689.62
Mn	55	72	3	He	20.023	ug/l	70919.00
Fe	56	72	2	H2	102832.767	ug/l	1840509724.89
Fe	56	72	3	He	101833.030	ug/l	491556999.68
Co	59	72	1	No Gas	19.508	ug/l	635549.53
Ni	60	72	1	No Gas	19.515	ug/l	145121.14
Ni	60	72	3	He	20.111	ug/l	45214.21
Cu	63	72	1	No Gas	20.395	ug/l	365927.47
Cu	63	72	3	He	19.699	ug/l	116932.08
Cu	65	72	1	No Gas	19.313	ug/l	170681.40
Zn	66	72	1	No Gas	9.676	ug/l	59803.80
Zn	66	72	3	He	10.059	ug/l	12672.24
As	75	72	1	No Gas	9.310	ug/l	81683.33
As	75	72	3	He	9.885	ug/l	10846.48
Se	78	72	2	H2	10.087	ug/l	6548.03
Br	79	72	1	No Gas	27.919	ug/l	466150.52
Br	79	72	2	H2	27.920	ug/l	244578.03
Se	82	72	1	No Gas	10.020	ug/l	4893.80
Kr	84	72	1	No Gas		ug/l	22376.34
Sr	88	72	1	No Gas	1.234	ug/l	64667.19
Sr	88	72	3	He	1.263	ug/l	7297.45
Mo	95	115	1	No Gas	793.717	ug/l	8403250.08
Mo	95	115	3	He	788.235	ug/l	3010074.85
Mo	98	115	1	No Gas	786.381	ug/l	13556268.83
Ag	107	115	1	No Gas	4.652	ug/l	127985.44
Ag	109	115	1	No Gas	4.732	ug/l	126275.56
Cd	111	115	1	No Gas	9.444	ug/l	57747.06

ICPMS207-B Analytical Data

Name	Mass	ISTD	Tune Step	Tune Mode	Conc.	Units	CPS
Cd	111	115	3	He	9.639	ug/l	19431.35
Cd	114	115	1	No Gas	9.671	ug/l	130617.66
Cd	114	115	3	He	9.608	ug/l	47549.64
Sn	118	115	1	No Gas	0.037	ug/l	3783.03
Sn	118	115	3	He	0.013	ug/l	932.26
Sb	121	115	1	No Gas	0.044	ug/l	2092.03
Sb	121	115	3	He	0.043	ug/l	521.73
Sb	123	115	1	No Gas	0.047	ug/l	1664.27
Sb	123	115	3	He	0.045	ug/l	420.05
Ba	135	115	1	No Gas	0.073	ug/l	455.77
Ba	137	115	1	No Gas	0.055	ug/l	622.12
La	139	115	3	He	0.009	ug/l	272.23
Ce	140	115	3	He	0.003	ug/l	115.56
Hg	201	209	1	No Gas	0.004	ug/l	41.66
Hg	202	209	1	No Gas	0.003	ug/l	110.98
Hg	202	209	3	He	0.005	ug/l	50.32
Tl	203	209	3	He	0.024	ug/l	835.70
Tl	205	209	1	No Gas	0.018	ug/l	3357.12
Tl	205	209	3	He	0.021	ug/l	1948.27
[Pb]	206	209	1	No Gas	0.020	ug/l	908.93
[Pb]	207	209	1	No Gas	0.020	ug/l	787.81
Pb	208	209	1	No Gas	0.019	ug/l	3594.66
Th	232	209	3	He	0.007	ug/l	778.34
U	238	209	1	No Gas	0.001	ug/l	170.30

Name	Mass	Tune Step	Tune Mode	CPS	ISTD Recovery %
Sc	45	1	No Gas	5754139.22	102.0
Sc	45	2	H2	2711860.77	98.8
Sc	45	3	He	313038.21	98.3
Ge	72	1	No Gas	1518419.30	100.4
Ge	72	2	H2	991164.66	99.9
Ge	72	3	He	219912.79	98.8
In	115	1	No Gas	11960751.28	98.3
In	115	3	He	2567390.94	97.4
Tb	159	1	No Gas	16529765.22	101.1
Tb	159	3	He	6980773.86	102.2
Ho	165	1	No Gas	15588899.91	102.2
Ho	165	3	He	6689463.65	101.1
Lu	175	1	No Gas	16018243.20	102.9
Lu	175	3	He	5508186.64	102.9
Bi	209	1	No Gas	10670499.35	94.2
Bi	209	3	He	4817792.44	96.1

ICPMS207-B Analytical Data

Sample Name	Rinse
File Name	034BLKV.d
Data Path Name	D:\Agilent\ICPMH\1\DATA\220121ADoD.b
Acq Time	2022-01-21 19:28:14
Sample Type	BlkVrfy
Total Dilution	1.0000
Comment	ICPMS-6020-W-D
Operator	CAR/SRH/JPV/AEM
Method	SW6020/ SW6020B

Name	Mass	ISTD	Tune Step	Tune Mode	Conc.	Units	CPS
Li	7	45	1	No Gas	0.876	ug/l	24485.48
Be	9	45	1	No Gas	-0.047	ug/l	66.32
B	11	45	1	No Gas	0.006	ug/l	5763.42
Na	23	45	3	He	12.951	ug/l	59822.64
Mg	24	45	3	He	-0.574	ug/l	1596.92
Al	27	45	1	No Gas	0.067	ug/l	18695.03
Si	28	45	2	H2	0.387	ug/l	8377.71
K	39	72	3	He	0.265	ug/l	83929.65
Ca	40	72	2	H2	0.601	ug/l	107679.56
Ti	47	72	1	No Gas	0.119	ug/l	527.21
V	51	72	1	No Gas	2.236	ug/l	10545.49
V	51	72	3	He	-2.597	ug/l	3203.70
Cr	52	72	1	No Gas	-2.181	ug/l	36486.26
Cr	52	72	3	He	-0.014	ug/l	802.25
Mn	55	72	1	No Gas	0.144	ug/l	16779.66
Mn	55	72	3	He	0.127	ug/l	613.89
Fe	56	72	2	H2	0.931	ug/l	27381.73
Fe	56	72	3	He	0.675	ug/l	9205.50
Co	59	72	1	No Gas	0.000	ug/l	575.54
Ni	60	72	1	No Gas	0.034	ug/l	765.17
Ni	60	72	3	He	0.006	ug/l	112.22
Cu	63	72	1	No Gas	0.076	ug/l	3458.48
Cu	63	72	3	He	-0.006	ug/l	651.22
Cu	65	72	1	No Gas	0.001	ug/l	1005.11
Zn	66	72	1	No Gas	-0.002	ug/l	1044.29
Zn	66	72	3	He	-0.011	ug/l	214.45
As	75	72	1	No Gas	-0.071	ug/l	14116.20
As	75	72	3	He	-0.109	ug/l	166.13
Se	78	72	2	H2	-0.003	ug/l	32.33
Br	79	72	1	No Gas	19.140	ug/l	346771.29
Br	79	72	2	H2	19.320	ug/l	182689.94
Se	82	72	1	No Gas	0.538	ug/l	988.64
Kr	84	72	1	No Gas		ug/l	22013.21
Sr	88	72	1	No Gas	0.002	ug/l	921.54
Sr	88	72	3	He	0.001	ug/l	303.34
Mo	95	115	1	No Gas	0.199	ug/l	2301.32
Mo	95	115	3	He	0.118	ug/l	500.01
Mo	98	115	1	No Gas	0.191	ug/l	3600.30
Ag	107	115	1	No Gas	-0.001	ug/l	1932.91
Ag	109	115	1	No Gas	0.000	ug/l	1840.86
Cd	111	115	1	No Gas	-0.001	ug/l	-9.73

ICPMS207-B Analytical Data

Name	Mass	ISTD	Tune Step	Tune Mode	Conc.	Units	CPS
Cd	111	115	3	He	0.001	ug/l	9.22
Cd	114	115	1	No Gas	0.003	ug/l	-146.02
Cd	114	115	3	He	0.001	ug/l	21.47
Sn	118	115	1	No Gas	-0.010	ug/l	3164.08
Sn	118	115	3	He	-0.015	ug/l	846.70
Sb	121	115	1	No Gas	0.006	ug/l	1122.82
Sb	121	115	3	He	0.007	ug/l	271.36
Sb	123	115	1	No Gas	0.007	ug/l	874.78
Sb	123	115	3	He	0.007	ug/l	212.35
Ba	135	115	1	No Gas	0.005	ug/l	96.47
Ba	137	115	1	No Gas	0.004	ug/l	146.38
La	139	115	3	He	0.000	ug/l	24.44
Ce	140	115	3	He	0.000	ug/l	38.89
Hg	201	209	1	No Gas	0.002	ug/l	35.32
Hg	202	209	1	No Gas	0.001	ug/l	98.65
Hg	202	209	3	He	0.004	ug/l	49.99
Tl	203	209	3	He	0.020	ug/l	855.04
Tl	205	209	1	No Gas	0.018	ug/l	3519.38
Tl	205	209	3	He	0.018	ug/l	2033.64
[Pb]	206	209	1	No Gas	0.003	ug/l	640.02
[Pb]	207	209	1	No Gas	0.005	ug/l	576.68
Pb	208	209	1	No Gas	0.004	ug/l	2645.68
Th	232	209	3	He	-0.003	ug/l	457.53
U	238	209	1	No Gas	0.001	ug/l	130.97

Name	Mass	Tune Step	Tune Mode	CPS	ISTD Recovery %
Sc	45	1	No Gas	5801065.10	102.9
Sc	45	2	H2	2809346.59	102.3
Sc	45	3	He	318663.48	100.1
Ge	72	1	No Gas	1538302.03	101.7
Ge	72	2	H2	1008237.80	101.6
Ge	72	3	He	223598.21	100.4
In	115	1	No Gas	12785113.75	105.0
In	115	3	He	2725636.99	103.4
Tb	159	1	No Gas	16723288.11	102.3
Tb	159	3	He	7037507.26	103.0
Ho	165	1	No Gas	15972542.60	104.7
Ho	165	3	He	6669780.17	100.8
Lu	175	1	No Gas	16393388.85	105.3
Lu	175	3	He	5577129.54	104.1
Bi	209	1	No Gas	11147511.78	98.5
Bi	209	3	He	5205978.79	103.9

ICPMS207-B Analytical Data

Sample Name	Rinse
File Name	035BLKV.d
Data Path Name	D:\Agilent\ICPMH\1\DATA\220121ADoD.b
Acq Time	2022-01-21 19:34:27
Sample Type	BlkVrfy
Total Dilution	1.0000
Comment	ICPMS-6020-W-D
Operator	CAR/SRH/JPV/AEM
Method	SW6020/ SW6020B

Name	Mass	ISTD	Tune Step	Tune Mode	Conc.	Units	CPS
Li	7	45	1	No Gas	0.586	ug/l	21393.57
Be	9	45	1	No Gas	-0.046	ug/l	67.99
B	11	45	1	No Gas	-0.186	ug/l	5198.31
Na	23	45	3	He	10.258	ug/l	55399.26
Mg	24	45	3	He	-0.652	ug/l	1503.77
Al	27	45	1	No Gas	0.023	ug/l	17368.98
Si	28	45	2	H2	0.234	ug/l	7858.56
K	39	72	3	He	-4.613	ug/l	80420.52
Ca	40	72	2	H2	0.168	ug/l	104411.84
Ti	47	72	1	No Gas	0.054	ug/l	360.37
V	51	72	1	No Gas	2.202	ug/l	8942.17
V	51	72	3	He	-2.550	ug/l	3383.75
Cr	52	72	1	No Gas	-2.097	ug/l	38841.11
Cr	52	72	3	He	-0.005	ug/l	841.14
Mn	55	72	1	No Gas	0.153	ug/l	17142.75
Mn	55	72	3	He	0.129	ug/l	611.22
Fe	56	72	2	H2	0.387	ug/l	17489.66
Fe	56	72	3	He	0.312	ug/l	7322.53
Co	59	72	1	No Gas	0.001	ug/l	595.50
Ni	60	72	1	No Gas	0.007	ug/l	562.23
Ni	60	72	3	He	-0.001	ug/l	95.56
Cu	63	72	1	No Gas	0.049	ug/l	2972.17
Cu	63	72	3	He	-0.011	ug/l	613.22
Cu	65	72	1	No Gas	-0.005	ug/l	949.75
Zn	66	72	1	No Gas	-0.002	ug/l	1034.38
Zn	66	72	3	He	0.016	ug/l	245.56
As	75	72	1	No Gas	-0.128	ug/l	13674.91
As	75	72	3	He	-0.108	ug/l	164.47
Se	78	72	2	H2	-0.015	ug/l	24.89
Br	79	72	1	No Gas	18.135	ug/l	331632.09
Br	79	72	2	H2	18.388	ug/l	175811.68
Se	82	72	1	No Gas	0.316	ug/l	896.23
Kr	84	72	1	No Gas		ug/l	21386.80
Sr	88	72	1	No Gas	-0.001	ug/l	755.19
Sr	88	72	3	He	-0.002	ug/l	282.23
Mo	95	115	1	No Gas	0.049	ug/l	608.91
Mo	95	115	3	He	0.047	ug/l	211.12
Mo	98	115	1	No Gas	0.048	ug/l	969.28
Ag	107	115	1	No Gas	-0.003	ug/l	1838.19
Ag	109	115	1	No Gas	0.002	ug/l	1874.88
Cd	111	115	1	No Gas	0.005	ug/l	26.29

ICPMS207-B Analytical Data

Name	Mass	ISTD	Tune Step	Tune Mode	Conc.	Units	CPS
Cd	111	115	3	He	0.001	ug/l	8.11
Cd	114	115	1	No Gas	0.004	ug/l	-120.12
Cd	114	115	3	He	0.000	ug/l	14.55
Sn	118	115	1	No Gas	-0.001	ug/l	3277.22
Sn	118	115	3	He	-0.007	ug/l	876.70
Sb	121	115	1	No Gas	-0.001	ug/l	902.79
Sb	121	115	3	He	0.000	ug/l	218.02
Sb	123	115	1	No Gas	-0.002	ug/l	667.75
Sb	123	115	3	He	0.001	ug/l	172.02
Ba	135	115	1	No Gas	0.000	ug/l	69.86
Ba	137	115	1	No Gas	0.001	ug/l	106.46
La	139	115	3	He	0.000	ug/l	18.89
Ce	140	115	3	He	0.000	ug/l	37.78
Hg	201	209	1	No Gas	0.001	ug/l	32.32
Hg	202	209	1	No Gas	0.000	ug/l	101.31
Hg	202	209	3	He	0.002	ug/l	45.32
Tl	203	209	3	He	0.005	ug/l	690.30
Tl	205	209	1	No Gas	0.008	ug/l	3103.72
Tl	205	209	3	He	0.008	ug/l	1776.84
[Pb]	206	209	1	No Gas	0.003	ug/l	653.35
[Pb]	207	209	1	No Gas	0.001	ug/l	532.24
Pb	208	209	1	No Gas	0.001	ug/l	2542.33
Th	232	209	3	He	-0.005	ug/l	384.16
U	238	209	1	No Gas	0.000	ug/l	124.64

Name	Mass	Tune Step	Tune Mode	CPS	ISTD Recovery %
Sc	45	1	No Gas	5684299.41	100.8
Sc	45	2	H2	2743030.42	99.9
Sc	45	3	He	307012.81	96.4
Ge	72	1	No Gas	1536349.17	101.6
Ge	72	2	H2	1010058.11	101.8
Ge	72	3	He	220554.11	99.1
In	115	1	No Gas	12525031.36	102.9
In	115	3	He	2687416.09	102.0
Tb	159	1	No Gas	16919060.34	103.5
Tb	159	3	He	7084651.64	103.7
Ho	165	1	No Gas	15987072.97	104.8
Ho	165	3	He	6953513.01	105.1
Lu	175	1	No Gas	16373429.94	105.2
Lu	175	3	He	5637319.78	105.3
Bi	209	1	No Gas	11658944.19	103.0
Bi	209	3	He	5294112.68	105.6

ICPMS207-B Analytical Data

Sample Name	CCV
File Name	036_CCV.d
Data Path Name	D:\Agilent\ICPMH\1\DATA\220121ADoD.b
Acq Time	2022-01-21 19:40:40
Sample Type	CCV
Total Dilution	1.0000
Comment	ICPMS-6020-W-D
Operator	CAR/SRH/JPV/AEM
Method	SW6020/ SW6020B

Name	Mass	ISTD	Tune Step	Tune Mode	Conc.	Units	CPS
Li	7	45	1	No Gas	516.363	ug/l	4441104.42
Be	9	45	1	No Gas	42.987	ug/l	156772.55
B	11	45	1	No Gas	44.807	ug/l	105683.05
Na	23	45	3	He	12244.986	ug/l	10288798.53
Mg	24	45	3	He	11962.932	ug/l	5521074.92
Al	27	45	1	No Gas	56.745	ug/l	1190555.12
Si	28	45	2	H2	218.794	ug/l	458569.11
K	39	72	3	He	12204.421	ug/l	5971574.98
Ca	40	72	2	H2	12546.289	ug/l	101582041.80
Ti	47	72	1	No Gas	49.730	ug/l	124202.02
V	51	72	1	No Gas	50.465	ug/l	1497337.59
V	51	72	3	He	48.531	ug/l	246925.33
Cr	52	72	1	No Gas	48.244	ug/l	1473060.56
Cr	52	72	3	He	50.152	ug/l	274460.29
Mn	55	72	1	No Gas	50.408	ug/l	1934972.09
Mn	55	72	3	He	50.985	ug/l	180758.13
Fe	56	72	2	H2	1322.924	ug/l	24521457.89
Fe	56	72	3	He	1308.718	ug/l	6335745.11
Co	59	72	1	No Gas	49.662	ug/l	1603097.44
Ni	60	72	1	No Gas	49.378	ug/l	363451.56
Ni	60	72	3	He	50.127	ug/l	112755.74
Cu	63	72	1	No Gas	51.257	ug/l	908989.26
Cu	63	72	3	He	51.966	ug/l	308014.43
Cu	65	72	1	No Gas	49.727	ug/l	434255.58
Zn	66	72	1	No Gas	50.529	ug/l	305372.05
Zn	66	72	3	He	52.563	ug/l	65422.97
As	75	72	1	No Gas	50.014	ug/l	372418.64
As	75	72	3	He	51.587	ug/l	55539.40
Se	78	72	2	H2	52.152	ug/l	34901.52
Br	79	72	1	No Gas	14.545	ug/l	275168.23
Br	79	72	2	H2	14.198	ug/l	145883.39
Se	82	72	1	No Gas	50.829	ug/l	21574.23
Kr	84	72	1	No Gas		ug/l	38391.61
Sr	88	72	1	No Gas	52.354	ug/l	2688372.05
Sr	88	72	3	He	53.097	ug/l	295438.98
Mo	95	115	1	No Gas	51.297	ug/l	556028.86
Mo	95	115	3	He	51.788	ug/l	197657.52
Mo	98	115	1	No Gas	50.384	ug/l	889252.80
Ag	107	115	1	No Gas	19.840	ug/l	552630.36
Ag	109	115	1	No Gas	19.906	ug/l	538183.32
Cd	111	115	1	No Gas	49.963	ug/l	312764.32

ICPMS207-B Analytical Data

Name	Mass	ISTD	Tune Step	Tune Mode	Conc.	Units	CPS
Cd	111	115	3	He	50.845	ug/l	102422.00
Cd	114	115	1	No Gas	50.889	ug/l	704346.47
Cd	114	115	3	He	50.897	ug/l	251714.73
Sn	118	115	1	No Gas	52.402	ug/l	933177.21
Sn	118	115	3	He	51.587	ug/l	241957.83
Sb	121	115	1	No Gas	52.538	ug/l	1471784.22
Sb	121	115	3	He	52.522	ug/l	382168.25
Sb	123	115	1	No Gas	52.635	ug/l	1134577.31
Sb	123	115	3	He	52.432	ug/l	301493.62
Ba	135	115	1	No Gas	50.309	ug/l	275813.44
Ba	137	115	1	No Gas	50.064	ug/l	487977.98
La	139	115	3	He	50.735	ug/l	1341690.61
Ce	140	115	3	He	51.626	ug/l	1493599.40
Hg	201	209	1	No Gas	0.984	ug/l	3840.46
Hg	202	209	1	No Gas	0.959	ug/l	8609.39
Hg	202	209	3	He	0.979	ug/l	4288.17
Tl	203	209	3	He	48.530	ug/l	542832.88
Tl	205	209	1	No Gas	50.267	ug/l	2665776.64
Tl	205	209	3	He	48.772	ug/l	1292736.50
[Pb]	206	209	1	No Gas	50.905	ug/l	948185.76
[Pb]	207	209	1	No Gas	50.328	ug/l	819432.44
Pb	208	209	1	No Gas	50.442	ug/l	3792755.68
Th	232	209	3	He	48.762	ug/l	1819915.34
U	238	209	1	No Gas	49.730	ug/l	3719698.31

Name	Mass	Tune Step	Tune Mode	CPS	ISTD Recovery %
Sc	45	1	No Gas	5512912.96	97.8
Sc	45	2	H2	2730276.96	99.5
Sc	45	3	He	309373.58	97.1
Ge	72	1	No Gas	1505820.90	99.6
Ge	72	2	H2	1026181.87	103.4
Ge	72	3	He	220448.39	99.0
In	115	1	No Gas	12245111.59	100.6
In	115	3	He	2565688.85	97.3
Tb	159	1	No Gas	16579436.77	101.5
Tb	159	3	He	7050171.85	103.2
Ho	165	1	No Gas	15595514.34	102.3
Ho	165	3	He	6640131.41	100.4
Lu	175	1	No Gas	15835163.04	101.7
Lu	175	3	He	5486779.97	102.5
Bi	209	1	No Gas	11310010.43	99.9
Bi	209	3	He	5056149.05	100.9

ICPMS207-B Analytical Data

Sample Name	CCB
File Name	037_CCB.d
Data Path Name	D:\Agilent\ICPMH\1\DATA\220121ADoD.b
Acq Time	2022-01-21 19:46:55
Sample Type	CCB
Total Dilution	1.0000
Comment	ICPMS-6020-W-D
Operator	CAR/SRH/JPV/AEM
Method	SW6020/ SW6020B

Name	Mass	ISTD	Tune Step	Tune Mode	Conc.	Units	CPS
Li	7	45	1	No Gas	0.622	ug/l	20837.91
Be	9	45	1	No Gas	-0.040	ug/l	87.65
B	11	45	1	No Gas	0.389	ug/l	6262.48
Na	23	45	3	He	1.802	ug/l	47279.52
Mg	24	45	3	He	-0.189	ug/l	1676.77
Al	27	45	1	No Gas	0.025	ug/l	16724.98
Si	28	45	2	H2	0.360	ug/l	7947.97
K	39	72	3	He	6.306	ug/l	82550.85
Ca	40	72	2	H2	-0.092	ug/l	98618.08
Ti	47	72	1	No Gas	0.023	ug/l	278.62
V	51	72	1	No Gas	3.019	ug/l	34344.05
V	51	72	3	He	-1.890	ug/l	6296.94
Cr	52	72	1	No Gas	-1.674	ug/l	50343.02
Cr	52	72	3	He	0.116	ug/l	1440.12
Mn	55	72	1	No Gas	0.052	ug/l	12970.06
Mn	55	72	3	He	-0.007	ug/l	127.31
Fe	56	72	2	H2	0.149	ug/l	12693.28
Fe	56	72	3	He	0.183	ug/l	6452.95
Co	59	72	1	No Gas	-0.002	ug/l	509.00
Ni	60	72	1	No Gas	-0.005	ug/l	465.75
Ni	60	72	3	He	-0.004	ug/l	85.56
Cu	63	72	1	No Gas	-0.002	ug/l	2029.63
Cu	63	72	3	He	-0.006	ug/l	619.22
Cu	65	72	1	No Gas	-0.011	ug/l	878.38
Zn	66	72	1	No Gas	-0.020	ug/l	914.21
Zn	66	72	3	He	0.004	ug/l	221.12
As	75	72	1	No Gas	-0.436	ug/l	11254.02
As	75	72	3	He	-0.075	ug/l	192.73
Se	78	72	2	H2	0.003	ug/l	35.33
Br	79	72	1	No Gas	0.516	ug/l	79180.87
Br	79	72	2	H2	0.497	ug/l	36707.04
Se	82	72	1	No Gas	-0.087	ug/l	714.21
Kr	84	72	1	No Gas		ug/l	21586.69
Sr	88	72	1	No Gas	-0.002	ug/l	721.92
Sr	88	72	3	He	-0.001	ug/l	274.45
Mo	95	115	1	No Gas	0.035	ug/l	443.34
Mo	95	115	3	He	0.028	ug/l	130.00
Mo	98	115	1	No Gas	0.034	ug/l	692.24
Ag	107	115	1	No Gas	0.000	ug/l	1885.55
Ag	109	115	1	No Gas	0.002	ug/l	1809.51
Cd	111	115	1	No Gas	0.001	ug/l	4.69

ICPMS207-B Analytical Data

Name	Mass	ISTD	Tune Step	Tune Mode	Conc.	Units	CPS
Cd	111	115	3	He	0.001	ug/l	9.11
Cd	114	115	1	No Gas	0.002	ug/l	-147.53
Cd	114	115	3	He	0.001	ug/l	16.76
Sn	118	115	1	No Gas	0.010	ug/l	3377.05
Sn	118	115	3	He	0.015	ug/l	938.93
Sb	121	115	1	No Gas	0.078	ug/l	3084.00
Sb	121	115	3	He	0.048	ug/l	558.07
Sb	123	115	1	No Gas	0.079	ug/l	2374.45
Sb	123	115	3	He	0.049	ug/l	441.72
Ba	135	115	1	No Gas	-0.002	ug/l	53.23
Ba	137	115	1	No Gas	0.004	ug/l	136.39
La	139	115	3	He	0.000	ug/l	17.78
Ce	140	115	3	He	0.000	ug/l	36.67
Hg	201	209	1	No Gas	0.006	ug/l	52.99
Hg	202	209	1	No Gas	0.006	ug/l	152.97
Hg	202	209	3	He	0.006	ug/l	58.66
Tl	203	209	3	He	0.167	ug/l	2523.26
Tl	205	209	1	No Gas	0.149	ug/l	10811.25
Tl	205	209	3	He	0.162	ug/l	5917.70
[Pb]	206	209	1	No Gas	0.004	ug/l	686.69
[Pb]	207	209	1	No Gas	0.007	ug/l	636.69
Pb	208	209	1	No Gas	0.005	ug/l	2849.03
Th	232	209	3	He	0.009	ug/l	943.75
U	238	209	1	No Gas	0.002	ug/l	269.95

Name	Mass	Tune Step	Tune Mode	CPS	ISTD Recovery %
Sc	45	1	No Gas	5449021.99	96.6
Sc	45	2	H2	2683384.87	97.8
Sc	45	3	He	299994.60	94.2
Ge	72	1	No Gas	1510662.81	99.9
Ge	72	2	H2	973320.04	98.1
Ge	72	3	He	212463.18	95.4
In	115	1	No Gas	12205249.32	100.3
In	115	3	He	2569802.79	97.5
Tb	159	1	No Gas	16659493.28	101.9
Tb	159	3	He	6843290.50	100.1
Ho	165	1	No Gas	15694607.59	102.9
Ho	165	3	He	6566789.47	99.3
Lu	175	1	No Gas	16021557.76	102.9
Lu	175	3	He	5450588.89	101.8
Bi	209	1	No Gas	11661930.72	103.0
Bi	209	3	He	5167194.59	103.1

ICPMS207-B Analytical Data

Sample Name	Rinse
File Name	038BLKV.d
Data Path Name	D:\Agilent\ICPMH\1\DATA\220121ADoD.b
Acq Time	2022-01-21 19:53:09
Sample Type	BlkVrfy
Total Dilution	1.0000
Comment	ICPMS-6020-W-D
Operator	CAR/SRH/JPV/AEM
Method	SW6020/ SW6020B

Name	Mass	ISTD	Tune Step	Tune Mode	Conc.	Units	CPS
Li	7	45	1	No Gas	0.042	ug/l	15955.42
Be	9	45	1	No Gas	-0.045	ug/l	69.99
B	11	45	1	No Gas	-0.353	ug/l	4629.24
Na	23	45	3	He	2.645	ug/l	48057.59
Mg	24	45	3	He	-0.255	ug/l	1650.15
Al	27	45	1	No Gas	0.027	ug/l	16780.55
Si	28	45	2	H2	0.221	ug/l	7536.29
K	39	72	3	He	-1.828	ug/l	79223.04
Ca	40	72	2	H2	0.124	ug/l	101954.18
Ti	47	72	1	No Gas	0.022	ug/l	276.95
V	51	72	1	No Gas	1.628	ug/l	-8858.23
V	51	72	3	He	-2.236	ug/l	4730.79
Cr	52	72	1	No Gas	-1.912	ug/l	43648.31
Cr	52	72	3	He	-0.014	ug/l	768.91
Mn	55	72	1	No Gas	0.144	ug/l	16533.18
Mn	55	72	3	He	0.122	ug/l	570.90
Fe	56	72	2	H2	0.210	ug/l	13979.04
Fe	56	72	3	He	0.152	ug/l	6346.11
Co	59	72	1	No Gas	0.000	ug/l	572.21
Ni	60	72	1	No Gas	-0.007	ug/l	449.12
Ni	60	72	3	He	0.008	ug/l	113.33
Cu	63	72	1	No Gas	0.008	ug/l	2211.06
Cu	63	72	3	He	-0.018	ug/l	552.57
Cu	65	72	1	No Gas	-0.022	ug/l	781.67
Zn	66	72	1	No Gas	-0.016	ug/l	944.38
Zn	66	72	3	He	0.021	ug/l	243.34
As	75	72	1	No Gas	0.084	ug/l	15067.64
As	75	72	3	He	-0.102	ug/l	165.93
Se	78	72	2	H2	-0.008	ug/l	28.67
Br	79	72	1	No Gas	17.409	ug/l	317058.89
Br	79	72	2	H2	18.217	ug/l	171008.54
Se	82	72	1	No Gas	0.515	ug/l	962.77
Kr	84	72	1	No Gas		ug/l	21353.54
Sr	88	72	1	No Gas	0.003	ug/l	941.50
Sr	88	72	3	He	0.003	ug/l	298.89
Mo	95	115	1	No Gas	0.017	ug/l	247.78
Mo	95	115	3	He	0.015	ug/l	80.00
Mo	98	115	1	No Gas	0.014	ug/l	345.99
Ag	107	115	1	No Gas	-0.003	ug/l	1820.85
Ag	109	115	1	No Gas	0.000	ug/l	1770.16
Cd	111	115	1	No Gas	-0.005	ug/l	-32.33

ICPMS207-B Analytical Data

Name	Mass	ISTD	Tune Step	Tune Mode	Conc.	Units	CPS
Cd	111	115	3	He	0.001	ug/l	9.11
Cd	114	115	1	No Gas	-0.001	ug/l	-186.75
Cd	114	115	3	He	0.000	ug/l	15.85
Sn	118	115	1	No Gas	-0.001	ug/l	3227.31
Sn	118	115	3	He	-0.016	ug/l	795.59
Sb	121	115	1	No Gas	0.012	ug/l	1264.52
Sb	121	115	3	He	0.011	ug/l	287.03
Sb	123	115	1	No Gas	0.012	ug/l	964.80
Sb	123	115	3	He	0.008	ug/l	206.69
Ba	135	115	1	No Gas	0.002	ug/l	79.84
Ba	137	115	1	No Gas	0.004	ug/l	136.40
La	139	115	3	He	0.000	ug/l	12.22
Ce	140	115	3	He	0.000	ug/l	36.67
Hg	201	209	1	No Gas	0.003	ug/l	41.32
Hg	202	209	1	No Gas	0.002	ug/l	117.31
Hg	202	209	3	He	0.004	ug/l	51.32
Tl	203	209	3	He	0.050	ug/l	1215.88
Tl	205	209	1	No Gas	0.041	ug/l	4924.36
Tl	205	209	3	He	0.049	ug/l	2926.84
[Pb]	206	209	1	No Gas	0.000	ug/l	611.13
[Pb]	207	209	1	No Gas	0.001	ug/l	544.46
Pb	208	209	1	No Gas	0.000	ug/l	2534.55
Th	232	209	3	He	-0.001	ug/l	570.24
U	238	209	1	No Gas	0.001	ug/l	150.30

Name	Mass	Tune Step	Tune Mode	CPS	ISTD Recovery %
Sc	45	1	No Gas	5457260.15	96.8
Sc	45	2	H2	2683402.05	97.8
Sc	45	3	He	300573.42	94.4
Ge	72	1	No Gas	1514723.73	100.2
Ge	72	2	H2	994836.16	100.2
Ge	72	3	He	213690.25	96.0
In	115	1	No Gas	12351113.64	101.5
In	115	3	He	2577328.62	97.8
Tb	159	1	No Gas	17271422.06	105.7
Tb	159	3	He	6892130.59	100.9
Ho	165	1	No Gas	16284317.08	106.8
Ho	165	3	He	6667086.70	100.8
Lu	175	1	No Gas	16399426.87	105.4
Lu	175	3	He	5452014.69	101.8
Bi	209	1	No Gas	11686428.19	103.2
Bi	209	3	He	5279602.66	105.3

ICPMS207-B Analytical Data

Sample Name	MB-163063
File Name	039ARef.d
Data Path Name	D:\Agilent\ICPMH\1\DATA\220121ADoD.b
Acq Time	2022-01-21 19:59:24
Sample Type	AllRef
Total Dilution	1.0000
Comment	ICPMS-6020-W-T
Operator	CAR/SRH/JPV/AEM
Method	SW6020/ SW6020B

Name	Mass	ISTD	Tune Step	Tune Mode	Conc.	Units	CPS
Li	7	45	1	No Gas	0.674	ug/l	19406.11
Be	9	45	1	No Gas	-0.037	ug/l	88.31
B	11	45	1	No Gas	1.124	ug/l	7188.62
Na	23	45	3	He	22.948	ug/l	58436.69
Mg	24	45	3	He	0.921	ug/l	1969.56
Al	27	45	1	No Gas	1.822	ug/l	48724.69
Si	28	45	2	H2	21.197	ug/l	46265.20
K	39	72	3	He	-6.019	ug/l	70925.89
Ca	40	72	2	H2	35.788	ug/l	351269.53
Ti	47	72	1	No Gas	0.478	ug/l	1278.01
V	51	72	1	No Gas	4.098	ug/l	61237.69
V	51	72	3	He	-1.483	ug/l	7544.20
Cr	52	72	1	No Gas	-0.430	ug/l	77517.00
Cr	52	72	3	He	0.066	ug/l	1092.27
Mn	55	72	1	No Gas	0.711	ug/l	34492.05
Mn	55	72	3	He	0.130	ug/l	546.90
Fe	56	72	2	H2	1.119	ug/l	27936.32
Fe	56	72	3	He	1.126	ug/l	10020.20
Co	59	72	1	No Gas	0.091	ug/l	3170.73
Ni	60	72	1	No Gas	0.014	ug/l	545.60
Ni	60	72	3	He	0.002	ug/l	91.11
Cu	63	72	1	No Gas	0.269	ug/l	6159.11
Cu	63	72	3	He	0.190	ug/l	1605.10
Cu	65	72	1	No Gas	0.133	ug/l	1929.57
Zn	66	72	1	No Gas	0.122	ug/l	1602.89
Zn	66	72	3	He	0.193	ug/l	415.56
As	75	72	1	No Gas	0.582	ug/l	16762.17
As	75	72	3	He	0.020	ug/l	268.40
Se	78	72	2	H2	0.018	ug/l	41.89
Br	79	72	1	No Gas	4.870	ug/l	126596.37
Br	79	72	2	H2	4.361	ug/l	61424.79
Se	82	72	1	No Gas	0.084	ug/l	707.54
Kr	84	72	1	No Gas		ug/l	20497.28
Sr	88	72	1	No Gas	0.027	ug/l	1962.92
Sr	88	72	3	He	0.033	ug/l	424.45
Mo	95	115	1	No Gas	0.426	ug/l	4298.45
Mo	95	115	3	He	0.399	ug/l	1455.64
Mo	98	115	1	No Gas	0.426	ug/l	6991.27
Ag	107	115	1	No Gas	-0.066	ug/l	39.35
Ag	109	115	1	No Gas	-0.063	ug/l	51.35
Cd	111	115	1	No Gas	0.004	ug/l	18.11

ICPMS207-B Analytical Data

Name	Mass	ISTD	Tune Step	Tune Mode	Conc.	Units	CPS
Cd	111	115	3	He	0.000	ug/l	5.44
Cd	114	115	1	No Gas	0.012	ug/l	-3.73
Cd	114	115	3	He	0.000	ug/l	12.69
Sn	118	115	1	No Gas	0.415	ug/l	9714.13
Sn	118	115	3	He	0.431	ug/l	2719.17
Sb	121	115	1	No Gas	0.012	ug/l	1149.17
Sb	121	115	3	He	0.014	ug/l	292.36
Sb	123	115	1	No Gas	0.014	ug/l	906.45
Sb	123	115	3	He	0.014	ug/l	223.69
Ba	135	115	1	No Gas	0.010	ug/l	109.78
Ba	137	115	1	No Gas	0.012	ug/l	202.94
La	139	115	3	He	0.000	ug/l	21.11
Ce	140	115	3	He	0.001	ug/l	50.00
Hg	201	209	1	No Gas	0.015	ug/l	82.32
Hg	202	209	1	No Gas	0.017	ug/l	238.95
Hg	202	209	3	He	0.018	ug/l	111.98
Tl	203	209	3	He	0.072	ug/l	1409.31
Tl	205	209	1	No Gas	0.076	ug/l	6403.81
Tl	205	209	3	He	0.070	ug/l	3335.10
[Pb]	206	209	1	No Gas	0.046	ug/l	1392.30
[Pb]	207	209	1	No Gas	0.048	ug/l	1230.07
Pb	208	209	1	No Gas	0.045	ug/l	5584.94
Th	232	209	3	He	0.041	ug/l	2110.36
U	238	209	1	No Gas	0.001	ug/l	177.63

Name	Mass	Tune Step	Tune Mode	CPS	ISTD Recovery %
Sc	45	1	No Gas	4967184.30	88.1
Sc	45	2	H2	2472865.13	90.1
Sc	45	3	He	272671.03	85.6
Ge	72	1	No Gas	1363441.91	90.2
Ge	72	2	H2	914358.14	92.1
Ge	72	3	He	196355.40	88.2
In	115	1	No Gas	11241008.58	92.3
In	115	3	He	2418529.72	91.8
Tb	159	1	No Gas	15612713.93	95.5
Tb	159	3	He	6878318.44	100.7
Ho	165	1	No Gas	14828684.93	97.2
Ho	165	3	He	6501486.99	98.3
Lu	175	1	No Gas	15242045.36	97.9
Lu	175	3	He	5242364.11	97.9
Bi	209	1	No Gas	10864058.80	96.0
Bi	209	3	He	5050293.81	100.8

ICPMS207-B Analytical Data

Sample Name	MB-163116
File Name	040ARef.d
Data Path Name	D:\Agilent\ICPMH\1\DATA\220121ADoD.b
Acq Time	2022-01-21 20:05:39
Sample Type	AllRef
Total Dilution	1.0000
Comment	ICPMS-6020-W-T
Operator	CAR/SRH/JPV/AEM
Method	SW6020/ SW6020B

Name	Mass	ISTD	Tune Step	Tune Mode	Conc.	Units	CPS
Li	7	45	1	No Gas	0.381	ug/l	16842.72
Be	9	45	1	No Gas	-0.038	ug/l	83.31
B	11	45	1	No Gas	0.697	ug/l	6215.12
Na	23	45	3	He	19.674	ug/l	54671.20
Mg	24	45	3	He	0.962	ug/l	1939.62
Al	27	45	1	No Gas	1.598	ug/l	43700.28
Si	28	45	2	H2	17.557	ug/l	39548.08
K	39	72	3	He	-7.508	ug/l	69607.70
Ca	40	72	2	H2	10.450	ug/l	169823.91
Ti	47	72	1	No Gas	0.312	ug/l	904.27
V	51	72	1	No Gas	4.360	ug/l	70068.61
V	51	72	3	He	-1.676	ug/l	6653.78
Cr	52	72	1	No Gas	-0.869	ug/l	66081.03
Cr	52	72	3	He	0.052	ug/l	1017.82
Mn	55	72	1	No Gas	0.656	ug/l	32534.83
Mn	55	72	3	He	0.113	ug/l	489.25
Fe	56	72	2	H2	0.419	ug/l	16494.14
Fe	56	72	3	He	0.525	ug/l	7359.31
Co	59	72	1	No Gas	0.120	ug/l	4002.63
Ni	60	72	1	No Gas	0.010	ug/l	522.31
Ni	60	72	3	He	0.013	ug/l	111.11
Cu	63	72	1	No Gas	0.257	ug/l	5965.62
Cu	63	72	3	He	0.201	ug/l	1642.77
Cu	65	72	1	No Gas	0.142	ug/l	1994.27
Zn	66	72	1	No Gas	0.083	ug/l	1393.36
Zn	66	72	3	He	0.164	ug/l	377.78
As	75	72	1	No Gas	0.124	ug/l	13916.38
As	75	72	3	He	-0.008	ug/l	239.33
Se	78	72	2	H2	0.005	ug/l	34.89
Br	79	72	1	No Gas	4.141	ug/l	117503.11
Br	79	72	2	H2	3.441	ug/l	55419.38
Se	82	72	1	No Gas	0.119	ug/l	721.41
Kr	84	72	1	No Gas		ug/l	20437.17
Sr	88	72	1	No Gas	0.014	ug/l	1377.34
Sr	88	72	3	He	0.010	ug/l	305.56
Mo	95	115	1	No Gas	0.425	ug/l	4291.79
Mo	95	115	3	He	0.415	ug/l	1510.09
Mo	98	115	1	No Gas	0.426	ug/l	7013.50
Ag	107	115	1	No Gas	-0.065	ug/l	58.69
Ag	109	115	1	No Gas	-0.064	ug/l	50.02
Cd	111	115	1	No Gas	0.007	ug/l	37.23

ICPMS207-B Analytical Data

Name	Mass	ISTD	Tune Step	Tune Mode	Conc.	Units	CPS
Cd	111	115	3	He	0.001	ug/l	7.11
Cd	114	115	1	No Gas	0.016	ug/l	43.95
Cd	114	115	3	He	-0.001	ug/l	10.06
Sn	118	115	1	No Gas	0.426	ug/l	9900.55
Sn	118	115	3	He	0.457	ug/l	2824.75
Sb	121	115	1	No Gas	0.000	ug/l	852.45
Sb	121	115	3	He	0.004	ug/l	218.36
Sb	123	115	1	No Gas	0.003	ug/l	693.09
Sb	123	115	3	He	0.008	ug/l	192.69
Ba	135	115	1	No Gas	0.018	ug/l	149.70
Ba	137	115	1	No Gas	0.028	ug/l	332.68
La	139	115	3	He	0.000	ug/l	31.11
Ce	140	115	3	He	0.001	ug/l	68.89
Hg	201	209	1	No Gas	0.016	ug/l	88.98
Hg	202	209	1	No Gas	0.020	ug/l	270.28
Hg	202	209	3	He	0.019	ug/l	112.65
Tl	203	209	3	He	0.046	ug/l	1097.16
Tl	205	209	1	No Gas	0.040	ug/l	4637.51
Tl	205	209	3	He	0.043	ug/l	2576.62
[Pb]	206	209	1	No Gas	0.046	ug/l	1408.97
[Pb]	207	209	1	No Gas	0.048	ug/l	1260.07
Pb	208	209	1	No Gas	0.045	ug/l	5658.28
Th	232	209	3	He	0.016	ug/l	1141.18
U	238	209	1	No Gas	0.001	ug/l	128.31

Name	Mass	Tune Step	Tune Mode	CPS	ISTD Recovery %
Sc	45	1	No Gas	4940597.32	87.6
Sc	45	2	H2	2478389.46	90.3
Sc	45	3	He	265519.79	83.4
Ge	72	1	No Gas	1369856.09	90.6
Ge	72	2	H2	920872.81	92.8
Ge	72	3	He	194301.74	87.3
In	115	1	No Gas	11405127.56	93.7
In	115	3	He	2414883.47	91.6
Tb	159	1	No Gas	16258552.77	99.5
Tb	159	3	He	6642807.16	97.2
Ho	165	1	No Gas	15273155.43	100.1
Ho	165	3	He	6309926.89	95.4
Lu	175	1	No Gas	15702841.98	100.9
Lu	175	3	He	5292525.88	98.8
Bi	209	1	No Gas	11136656.38	98.4
Bi	209	3	He	4962941.69	99.0

ICPMS207-B Analytical Data

Sample Name	LCS4-163063
File Name	041LCS4.d
Data Path Name	D:\Agilent\ICPMH\1\DATA\220121ADoD.b
Acq Time	2022-01-21 20:11:53
Sample Type	LCS4
Total Dilution	1.0000
Comment	ICPMS-6020-W-T
Operator	CAR/SRH/JPV/AEM
Method	SW6020/ SW6020B

Name	Mass	ISTD	Tune Step	Tune Mode	Conc.	Units	CPS
Li	7	45	1	No Gas	79.815	ug/l	599961.86
Be	9	45	1	No Gas	41.417	ug/l	129499.27
B	11	45	1	No Gas	88.699	ug/l	174936.29
Na	23	45	3	He	4986.316	ug/l	3618895.60
Mg	24	45	3	He	4950.830	ug/l	1962623.83
Al	27	45	1	No Gas	453.656	ug/l	8073349.67
Si	28	45	2	H2	1251.229	ug/l	1861192.71
K	39	72	3	He	4563.819	ug/l	2082750.56
Ca	40	72	2	H2	5695.831	ug/l	36908850.89
Ti	47	72	1	No Gas	87.555	ug/l	195263.93
V	51	72	1	No Gas	96.003	ug/l	2595118.20
V	51	72	3	He	95.474	ug/l	428942.96
Cr	52	72	1	No Gas	96.785	ug/l	2554068.18
Cr	52	72	3	He	96.022	ug/l	478389.01
Mn	55	72	1	No Gas	506.415	ug/l	17284635.34
Mn	55	72	3	He	487.951	ug/l	1575493.71
Fe	56	72	2	H2	602.222	ug/l	8915658.15
Fe	56	72	3	He	508.744	ug/l	2247769.17
Co	59	72	1	No Gas	99.544	ug/l	2872401.96
Ni	60	72	1	No Gas	97.702	ug/l	643367.90
Ni	60	72	3	He	99.144	ug/l	203193.61
Cu	63	72	1	No Gas	98.075	ug/l	1554384.30
Cu	63	72	3	He	101.541	ug/l	548043.75
Cu	65	72	1	No Gas	95.791	ug/l	747384.48
Zn	66	72	1	No Gas	94.192	ug/l	508592.02
Zn	66	72	3	He	97.506	ug/l	110471.64
As	75	72	1	No Gas	95.692	ug/l	625745.61
As	75	72	3	He	97.510	ug/l	95465.59
Se	78	72	2	H2	117.407	ug/l	63010.29
Br	79	72	1	No Gas	4.549	ug/l	121171.77
Br	79	72	2	H2	4.635	ug/l	57376.57
Se	82	72	1	No Gas	98.011	ug/l	36628.84
Kr	84	72	1	No Gas		ug/l	51075.70
Sr	88	72	1	No Gas	104.952	ug/l	4821324.35
Sr	88	72	3	He	103.057	ug/l	522634.32
Mo	95	115	1	No Gas	94.203	ug/l	950128.56
Mo	95	115	3	He	99.416	ug/l	344284.13
Mo	98	115	1	No Gas	94.290	ug/l	1547847.32
Ag	107	115	1	No Gas	9.614	ug/l	249991.59
Ag	109	115	1	No Gas	9.468	ug/l	239289.12
Cd	111	115	1	No Gas	48.211	ug/l	280670.52

ICPMS207-B Analytical Data

Name	Mass	ISTD	Tune Step	Tune Mode	Conc.	Units	CPS
Cd	111	115	3	He	50.614	ug/l	92532.26
Cd	114	115	1	No Gas	49.272	ug/l	634236.37
Cd	114	115	3	He	51.012	ug/l	228945.02
Sn	118	115	1	No Gas	99.186	ug/l	1640908.34
Sn	118	115	3	He	102.105	ug/l	433925.77
Sb	121	115	1	No Gas	100.120	ug/l	2608470.68
Sb	121	115	3	He	100.093	ug/l	660778.93
Sb	123	115	1	No Gas	100.284	ug/l	2009958.11
Sb	123	115	3	He	101.740	ug/l	530796.99
Ba	135	115	1	No Gas	93.678	ug/l	477361.46
Ba	137	115	1	No Gas	93.448	ug/l	846820.05
La	139	115	3	He	107.559	ug/l	2581479.70
Ce	140	115	3	He	109.573	ug/l	2877097.98
Hg	201	209	1	No Gas	0.017	ug/l	91.31
Hg	202	209	1	No Gas	0.019	ug/l	257.95
Hg	202	209	3	He	0.021	ug/l	116.65
Tl	203	209	3	He	100.396	ug/l	1066586.88
Tl	205	209	1	No Gas	100.984	ug/l	5147333.05
Tl	205	209	3	He	102.619	ug/l	2583857.63
[Pb]	206	209	1	No Gas	101.594	ug/l	1820725.30
[Pb]	207	209	1	No Gas	101.802	ug/l	1591818.83
Pb	208	209	1	No Gas	101.343	ug/l	7318301.37
Th	232	209	3	He	101.831	ug/l	3612045.98
U	238	209	1	No Gas	103.386	ug/l	7437911.67

Name	Mass	Tune Step	Tune Mode	CPS	ISTD Recovery %
Sc	45	1	No Gas	4803886.00	85.2
Sc	45	2	H2	2268068.27	82.6
Sc	45	3	He	265802.55	83.5
Ge	72	1	No Gas	1359424.03	89.9
Ge	72	2	H2	879752.24	88.7
Ge	72	3	He	200924.32	90.2
In	115	1	No Gas	11578029.07	95.1
In	115	3	He	2329303.34	88.4
Tb	159	1	No Gas	16300403.79	99.7
Tb	159	3	He	6619271.80	96.9
Ho	165	1	No Gas	15489131.29	101.6
Ho	165	3	He	6330729.46	95.7
Lu	175	1	No Gas	15863733.80	101.9
Lu	175	3	He	5151770.34	96.2
Bi	209	1	No Gas	11029577.23	97.4
Bi	209	3	He	4811143.82	96.0

ICPMS207-B Analytical Data

Sample Name	LCS4-163116
File Name	042LCS4.d
Data Path Name	D:\Agilent\ICPMH\1\DATA\220121ADoD.b
Acq Time	2022-01-21 20:18:08
Sample Type	LCS4
Total Dilution	1.0000
Comment	ICPMS-6020-W-T
Operator	CAR/SRH/JPV/AEM
Method	SW6020/ SW6020B

Name	Mass	ISTD	Tune Step	Tune Mode	Conc.	Units	CPS
Li	7	45	1	No Gas	71.846	ug/l	583891.60
Be	9	45	1	No Gas	37.565	ug/l	126583.30
B	11	45	1	No Gas	79.887	ug/l	170306.00
Na	23	45	3	He	4935.627	ug/l	3596573.45
Mg	24	45	3	He	4943.199	ug/l	1964285.21
Al	27	45	1	No Gas	402.018	ug/l	7711383.70
Si	28	45	2	H2	1101.137	ug/l	1880485.00
K	39	72	3	He	4742.655	ug/l	2145684.46
Ca	40	72	2	H2	5357.573	ug/l	38411838.82
Ti	47	72	1	No Gas	86.893	ug/l	207923.90
V	51	72	1	No Gas	90.063	ug/l	2602461.39
V	51	72	3	He	97.931	ug/l	436461.91
Cr	52	72	1	No Gas	89.795	ug/l	2542838.37
Cr	52	72	3	He	98.350	ug/l	486468.56
Mn	55	72	1	No Gas	472.446	ug/l	17271355.86
Mn	55	72	3	He	499.686	ug/l	1601375.79
Fe	56	72	2	H2	557.915	ug/l	9154015.78
Fe	56	72	3	He	511.770	ug/l	2244785.62
Co	59	72	1	No Gas	92.676	ug/l	2856091.64
Ni	60	72	1	No Gas	91.749	ug/l	645864.21
Ni	60	72	3	He	101.302	ug/l	206159.85
Cu	63	72	1	No Gas	93.924	ug/l	1594276.04
Cu	63	72	3	He	104.038	ug/l	557299.43
Cu	65	72	1	No Gas	92.640	ug/l	773848.50
Zn	66	72	1	No Gas	89.124	ug/l	515242.98
Zn	66	72	3	He	99.547	ug/l	111951.78
As	75	72	1	No Gas	92.798	ug/l	648793.98
As	75	72	3	He	100.713	ug/l	97855.04
Se	78	72	2	H2	109.484	ug/l	64780.28
Br	79	72	1	No Gas	3.701	ug/l	118863.65
Br	79	72	2	H2	3.625	ug/l	55866.89
Se	82	72	1	No Gas	94.726	ug/l	37924.79
Kr	84	72	1	No Gas		ug/l	51840.24
Sr	88	72	1	No Gas	99.113	ug/l	4874962.13
Sr	88	72	3	He	106.001	ug/l	533408.68
Mo	95	115	1	No Gas	93.423	ug/l	970341.31
Mo	95	115	3	He	99.549	ug/l	345671.51
Mo	98	115	1	No Gas	93.303	ug/l	1579452.86
Ag	107	115	1	No Gas	9.573	ug/l	256871.25
Ag	109	115	1	No Gas	9.428	ug/l	245669.03
Cd	111	115	1	No Gas	47.443	ug/l	285025.78

ICPMS207-B Analytical Data

Name	Mass	ISTD	Tune Step	Tune Mode	Conc.	Units	CPS
Cd	111	115	3	He	51.369	ug/l	94174.24
Cd	114	115	1	No Gas	48.498	ug/l	644783.60
Cd	114	115	3	He	51.536	ug/l	231974.20
Sn	118	115	1	No Gas	99.520	ug/l	1698052.13
Sn	118	115	3	He	104.805	ug/l	447010.33
Sb	121	115	1	No Gas	97.650	ug/l	2625462.92
Sb	121	115	3	He	102.411	ug/l	678262.38
Sb	123	115	1	No Gas	98.559	ug/l	2038517.03
Sb	123	115	3	He	104.202	ug/l	545177.64
Ba	135	115	1	No Gas	92.296	ug/l	485125.39
Ba	137	115	1	No Gas	92.062	ug/l	860853.19
La	139	115	3	He	109.458	ug/l	2636276.26
Ce	140	115	3	He	110.711	ug/l	2914942.21
Hg	201	209	1	No Gas	0.014	ug/l	85.31
Hg	202	209	1	No Gas	0.019	ug/l	269.62
Hg	202	209	3	He	0.020	ug/l	111.31
Tl	203	209	3	He	103.513	ug/l	1078199.77
Tl	205	209	1	No Gas	99.942	ug/l	5345767.66
Tl	205	209	3	He	105.889	ug/l	2613125.46
[Pb]	206	209	1	No Gas	98.894	ug/l	1855411.09
[Pb]	207	209	1	No Gas	97.669	ug/l	1601394.25
Pb	208	209	1	No Gas	98.164	ug/l	7430590.66
Th	232	209	3	He	104.948	ug/l	3645973.22
U	238	209	1	No Gas	99.559	ug/l	7497175.40

Name	Mass	Tune Step	Tune Mode	CPS	ISTD Recovery %
Sc	45	1	No Gas	5234774.34	92.8
Sc	45	2	H2	2270213.22	82.7
Sc	45	3	He	267071.02	83.9
Ge	72	1	No Gas	1464316.48	96.9
Ge	72	2	H2	911878.09	91.9
Ge	72	3	He	199451.42	89.6
In	115	1	No Gas	12173196.58	100.0
In	115	3	He	2343445.42	88.9
Tb	159	1	No Gas	17594115.47	107.7
Tb	159	3	He	6505802.45	95.2
Ho	165	1	No Gas	16392392.76	107.5
Ho	165	3	He	6200739.06	93.7
Lu	175	1	No Gas	16496033.68	106.0
Lu	175	3	He	5094859.73	95.1
Bi	209	1	No Gas	11658967.51	103.0
Bi	209	3	He	4722757.46	94.2

ICPMS207-B Analytical Data

Sample Name	Rinse
File Name	043BLKV.d
Data Path Name	D:\Agilent\ICPMH\1\DATA\220121ADoD.b
Acq Time	2022-01-21 20:24:22
Sample Type	BlkVrfy
Total Dilution	1.0000
Comment	ICPMS-6020-W-D
Operator	CAR/SRH/JPV/AEM
Method	SW6020/ SW6020B

Name	Mass	ISTD	Tune Step	Tune Mode	Conc.	Units	CPS
Li	7	45	1	No Gas	-0.204	ug/l	13839.17
Be	9	45	1	No Gas	-0.040	ug/l	87.32
B	11	45	1	No Gas	0.117	ug/l	5656.00
Na	23	45	3	He	3.119	ug/l	47266.30
Mg	24	45	3	He	-0.156	ug/l	1653.49
Al	27	45	1	No Gas	0.030	ug/l	16800.58
Si	28	45	2	H2	0.576	ug/l	8339.65
K	39	72	3	He	-16.434	ug/l	72839.72
Ca	40	72	2	H2	-0.654	ug/l	95894.82
Ti	47	72	1	No Gas	0.012	ug/l	248.59
V	51	72	1	No Gas	1.569	ug/l	-10290.30
V	51	72	3	He	-2.121	ug/l	5295.43
Cr	52	72	1	No Gas	-1.732	ug/l	48350.56
Cr	52	72	3	He	-0.010	ug/l	794.47
Mn	55	72	1	No Gas	0.166	ug/l	17209.30
Mn	55	72	3	He	0.141	ug/l	638.22
Fe	56	72	2	H2	0.171	ug/l	13282.77
Fe	56	72	3	He	0.017	ug/l	5750.27
Co	59	72	1	No Gas	0.001	ug/l	582.19
Ni	60	72	1	No Gas	0.004	ug/l	525.63
Ni	60	72	3	He	0.004	ug/l	104.44
Cu	63	72	1	No Gas	-0.001	ug/l	2021.62
Cu	63	72	3	He	-0.008	ug/l	613.56
Cu	65	72	1	No Gas	-0.012	ug/l	863.71
Zn	66	72	1	No Gas	0.089	ug/l	1563.11
Zn	66	72	3	He	0.069	ug/l	303.34
As	75	72	1	No Gas	-0.632	ug/l	9790.47
As	75	72	3	He	-0.095	ug/l	174.20
Se	78	72	2	H2	0.000	ug/l	33.89
Br	79	72	1	No Gas	23.041	ug/l	392709.13
Br	79	72	2	H2	23.669	ug/l	212111.36
Se	82	72	1	No Gas	0.060	ug/l	770.35
Kr	84	72	1	No Gas		ug/l	20990.33
Sr	88	72	1	No Gas	0.001	ug/l	845.02
Sr	88	72	3	He	-0.001	ug/l	277.78
Mo	95	115	1	No Gas	0.017	ug/l	253.34
Mo	95	115	3	He	0.011	ug/l	64.45
Mo	98	115	1	No Gas	0.017	ug/l	415.92
Ag	107	115	1	No Gas	-0.001	ug/l	1924.91
Ag	109	115	1	No Gas	0.002	ug/l	1891.56
Cd	111	115	1	No Gas	0.004	ug/l	23.03

ICPMS207-B Analytical Data

Name	Mass	ISTD	Tune Step	Tune Mode	Conc.	Units	CPS
Cd	111	115	3	He	0.006	ug/l	19.00
Cd	114	115	1	No Gas	0.007	ug/l	-74.23
Cd	114	115	3	He	0.006	ug/l	42.21
Sn	118	115	1	No Gas	0.026	ug/l	3796.34
Sn	118	115	3	He	0.005	ug/l	897.81
Sb	121	115	1	No Gas	0.151	ug/l	5332.91
Sb	121	115	3	He	0.111	ug/l	1019.14
Sb	123	115	1	No Gas	0.154	ug/l	4161.06
Sb	123	115	3	He	0.114	ug/l	815.77
Ba	135	115	1	No Gas	0.002	ug/l	83.17
Ba	137	115	1	No Gas	0.003	ug/l	129.74
La	139	115	3	He	0.000	ug/l	35.56
Ce	140	115	3	He	0.000	ug/l	34.44
Hg	201	209	1	No Gas	0.002	ug/l	37.99
Hg	202	209	1	No Gas	0.001	ug/l	110.98
Hg	202	209	3	He	0.003	ug/l	46.66
Tl	203	209	3	He	0.247	ug/l	3532.56
Tl	205	209	1	No Gas	0.227	ug/l	15814.22
Tl	205	209	3	He	0.245	ug/l	8364.68
[Pb]	206	209	1	No Gas	0.021	ug/l	1057.83
[Pb]	207	209	1	No Gas	0.019	ug/l	880.04
Pb	208	209	1	No Gas	0.018	ug/l	4094.73
Th	232	209	3	He	0.022	ug/l	1446.00
U	238	209	1	No Gas	0.002	ug/l	296.95

Name	Mass	Tune Step	Tune Mode	CPS	ISTD Recovery %
Sc	45	1	No Gas	5444318.27	96.6
Sc	45	2	H2	2669635.46	97.3
Sc	45	3	He	293272.38	92.1
Ge	72	1	No Gas	1500718.08	99.3
Ge	72	2	H2	989469.31	99.7
Ge	72	3	He	215023.23	96.6
In	115	1	No Gas	12691044.46	104.3
In	115	3	He	2577525.22	97.8
Tb	159	1	No Gas	17339916.81	106.1
Tb	159	3	He	6971725.54	102.0
Ho	165	1	No Gas	16361091.56	107.3
Ho	165	3	He	6848434.81	103.5
Lu	175	1	No Gas	16490589.80	106.0
Lu	175	3	He	5592209.41	104.4
Bi	209	1	No Gas	12206490.95	107.8
Bi	209	3	He	5310200.10	105.9

ICPMS207-B Analytical Data

Sample Name	B22011124-001A
File Name	044SMPL.d
Data Path Name	D:\Agilent\ICPMH\1\DATA\220121ADoD.b
Acq Time	2022-01-21 20:30:36
Sample Type	Sample
Total Dilution	1.0000
Comment	ICPMS-6020-W-D
Operator	CAR/SRH/JPV/AEM
Method	SW6020/ SW6020B

Name	Mass	ISTD	Tune Step	Tune Mode	Conc.	Units	CPS
Li	7	45	1	No Gas	-0.281	ug/l	15503.43
Be	9	45	1	No Gas	-0.047	ug/l	72.32
B	11	45	1	No Gas	58.409	ug/l	157970.54
Na	23	45	3	He	36846.306	ug/l	35032850.59
Mg	24	45	3	He	10951.950	ug/l	5738201.61
Al	27	45	1	No Gas	1.400	ug/l	52657.46
Si	28	45	2	H2	24608.616	ug/l	54495538.30
K	39	72	3	He	1949.312	ug/l	1097075.40
Ca	40	72	2	H2	9723.114	ug/l	78665263.33
Ti	47	72	1	No Gas	1.801	ug/l	4969.19
V	51	72	1	No Gas	21.307	ug/l	631136.73
V	51	72	3	He	17.258	ug/l	104843.37
Cr	52	72	1	No Gas	-0.367	ug/l	92227.98
Cr	52	72	3	He	1.809	ug/l	11511.22
Mn	55	72	1	No Gas	0.410	ug/l	28074.48
Mn	55	72	3	He	0.496	ug/l	2049.40
Fe	56	72	2	H2	1.158	ug/l	32039.59
Fe	56	72	3	He	1.015	ug/l	11491.13
Co	59	72	1	No Gas	0.031	ug/l	1653.49
Ni	60	72	1	No Gas	1.748	ug/l	14082.24
Ni	60	72	3	He	1.756	ug/l	4338.45
Cu	63	72	1	No Gas	0.491	ug/l	11328.28
Cu	63	72	3	He	0.298	ug/l	2615.05
Cu	65	72	1	No Gas	0.336	ug/l	4116.25
Zn	66	72	1	No Gas	4.427	ug/l	29221.46
Zn	66	72	3	He	4.587	ug/l	6341.41
As	75	72	1	No Gas	-0.177	ug/l	13800.55
As	75	72	3	He	-0.119	ug/l	163.20
Se	78	72	2	H2	0.144	ug/l	131.67
Br	79	72	1	No Gas	20.710	ug/l	381327.42
Br	79	72	2	H2	21.140	ug/l	199970.47
Se	82	72	1	No Gas	0.628	ug/l	1061.18
Kr	84	72	1	No Gas		ug/l	42782.06
Sr	88	72	1	No Gas	64.259	ug/l	3481012.54
Sr	88	72	3	He	65.719	ug/l	392011.01
Mo	95	115	1	No Gas	0.495	ug/l	5601.15
Mo	95	115	3	He	0.472	ug/l	1942.37
Mo	98	115	1	No Gas	0.468	ug/l	8612.30
Ag	107	115	1	No Gas	-0.062	ug/l	163.40
Ag	109	115	1	No Gas	-0.059	ug/l	181.41
Cd	111	115	1	No Gas	0.026	ug/l	162.11

ICPMS207-B Analytical Data

Name	Mass	ISTD	Tune Step	Tune Mode	Conc.	Units	CPS
Cd	111	115	3	He	0.026	ug/l	62.44
Cd	114	115	1	No Gas	0.038	ug/l	369.65
Cd	114	115	3	He	0.025	ug/l	148.51
Sn	118	115	1	No Gas	-0.078	ug/l	1893.07
Sn	118	115	3	He	-0.095	ug/l	454.46
Sb	121	115	1	No Gas	0.024	ug/l	1630.93
Sb	121	115	3	He	0.022	ug/l	393.05
Sb	123	115	1	No Gas	0.023	ug/l	1224.51
Sb	123	115	3	He	0.020	ug/l	292.70
Ba	135	115	1	No Gas	3.139	ug/l	17809.49
Ba	137	115	1	No Gas	3.061	ug/l	30886.47
La	139	115	3	He	0.000	ug/l	20.00
Ce	140	115	3	He	0.000	ug/l	33.33
Hg	201	209	1	No Gas	0.002	ug/l	35.99
Hg	202	209	1	No Gas	0.005	ug/l	139.64
Hg	202	209	3	He	0.006	ug/l	59.99
Tl	203	209	3	He	0.125	ug/l	1993.62
Tl	205	209	1	No Gas	0.093	ug/l	7645.65
Tl	205	209	3	He	0.120	ug/l	4663.36
[Pb]	206	209	1	No Gas	0.013	ug/l	837.81
[Pb]	207	209	1	No Gas	0.013	ug/l	734.47
Pb	208	209	1	No Gas	0.011	ug/l	3299.06
Th	232	209	3	He	-0.002	ug/l	487.55
U	238	209	1	No Gas	0.010	ug/l	832.53

Name	Mass	Tune Step	Tune Mode	CPS	ISTD Recovery %
Sc	45	1	No Gas	6402621.54	113.5
Sc	45	2	H2	2930010.79	106.7
Sc	45	3	He	351162.29	110.3
Ge	72	1	No Gas	1588725.13	105.1
Ge	72	2	H2	1025232.83	103.3
Ge	72	3	He	236224.69	106.1
In	115	1	No Gas	12636634.31	103.8
In	115	3	He	2734910.94	103.8
Tb	159	1	No Gas	17065177.28	104.4
Tb	159	3	He	7203874.40	105.4
Ho	165	1	No Gas	16100397.23	105.6
Ho	165	3	He	6861224.79	103.7
Lu	175	1	No Gas	16587333.83	106.6
Lu	175	3	He	5642538.07	105.4
Bi	209	1	No Gas	11523317.20	101.8
Bi	209	3	He	5045920.27	100.7

ICPMS207-B Analytical Data

Sample Name	B22011124-001ADIL
File Name	045ARef.d
Data Path Name	D:\Agilent\ICPMH\1\DATA\220121ADoD.b
Acq Time	2022-01-21 20:36:50
Sample Type	AllRef
Total Dilution	5.0000
Comment	ICPMS-6020-W-D
Operator	CAR/SRH/JPV/AEM
Method	SW6020/ SW6020B

Name	Mass	ISTD	Tune Step	Tune Mode	Conc.	Units	CPS
Li	7	45	1	No Gas	-0.401	ug/l	17250.68
Be	9	45	1	No Gas	-0.182	ug/l	115.99
B	11	45	1	No Gas	296.506	ug/l	158000.47
Na	23	45	3	He	181800.160	ug/l	33855176.72
Mg	24	45	3	He	52834.244	ug/l	5422491.61
Al	27	45	1	No Gas	7.206	ug/l	52884.46
Si	28	45	2	H2	124048.592	ug/l	54336827.48
K	39	72	3	He	9482.991	ug/l	1079700.92
Ca	40	72	2	H2	49241.258	ug/l	78162846.76
Ti	47	72	1	No Gas	9.216	ug/l	4972.53
V	51	72	1	No Gas	107.830	ug/l	626099.47
V	51	72	3	He	85.577	ug/l	105061.52
Cr	52	72	1	No Gas	-0.851	ug/l	96051.92
Cr	52	72	3	He	8.634	ug/l	11137.60
Mn	55	72	1	No Gas	2.058	ug/l	27521.21
Mn	55	72	3	He	2.387	ug/l	1997.74
Fe	56	72	2	H2	5.833	ug/l	31589.31
Fe	56	72	3	He	5.112	ug/l	11629.65
Co	59	72	1	No Gas	0.156	ug/l	1623.53
Ni	60	72	1	No Gas	8.933	ug/l	14072.31
Ni	60	72	3	He	8.415	ug/l	4198.41
Cu	63	72	1	No Gas	2.576	ug/l	11529.86
Cu	63	72	3	He	1.549	ug/l	2715.05
Cu	65	72	1	No Gas	1.780	ug/l	4207.64
Zn	66	72	1	No Gas	22.460	ug/l	28997.98
Zn	66	72	3	He	22.900	ug/l	6388.10
As	75	72	1	No Gas	-1.528	ug/l	12558.15
As	75	72	3	He	-0.581	ug/l	168.27
Se	78	72	2	H2	0.771	ug/l	135.55
Br	79	72	1	No Gas	98.250	ug/l	357857.84
Br	79	72	2	H2	97.848	ug/l	184161.77
Se	82	72	1	No Gas	2.984	ug/l	1025.05
Kr	84	72	1	No Gas		ug/l	42474.80
Sr	88	72	1	No Gas	325.886	ug/l	3454945.67
Sr	88	72	3	He	323.273	ug/l	389260.54
Mo	95	115	1	No Gas	2.497	ug/l	5469.97
Mo	95	115	3	He	2.536	ug/l	2097.94
Mo	98	115	1	No Gas	2.401	ug/l	8565.47
Ag	107	115	1	No Gas	-0.317	ug/l	119.38
Ag	109	115	1	No Gas	-0.304	ug/l	128.72
Cd	111	115	1	No Gas	0.147	ug/l	180.41

ICPMS207-B Analytical Data

Name	Mass	ISTD	Tune Step	Tune Mode	Conc.	Units	CPS
Cd	111	115	3	He	0.117	ug/l	57.11
Cd	114	115	1	No Gas	0.194	ug/l	361.46
Cd	114	115	3	He	0.123	ug/l	144.42
Sn	118	115	1	No Gas	-0.427	ug/l	1696.74
Sn	118	115	3	He	-0.501	ug/l	428.90
Sb	121	115	1	No Gas	0.042	ug/l	1151.83
Sb	121	115	3	He	0.042	ug/l	286.36
Sb	123	115	1	No Gas	0.042	ug/l	867.78
Sb	123	115	3	He	0.042	ug/l	222.02
Ba	135	115	1	No Gas	15.502	ug/l	17046.69
Ba	137	115	1	No Gas	15.639	ug/l	30563.02
La	139	115	3	He	0.000	ug/l	23.33
Ce	140	115	3	He	0.005	ug/l	66.67
Hg	201	209	1	No Gas	0.006	ug/l	33.66
Hg	202	209	1	No Gas	0.022	ug/l	133.31
Hg	202	209	3	He	0.019	ug/l	49.66
Tl	203	209	3	He	0.294	ug/l	1287.25
Tl	205	209	1	No Gas	0.185	ug/l	4560.84
Tl	205	209	3	He	0.268	ug/l	2975.53
[Pb]	206	209	1	No Gas	0.059	ug/l	805.59
[Pb]	207	209	1	No Gas	0.067	ug/l	721.14
Pb	208	209	1	No Gas	0.054	ug/l	3232.40
Th	232	209	3	He	-0.031	ug/l	342.81
U	238	209	1	No Gas	0.046	ug/l	778.54

Name	Mass	Tune Step	Tune Mode	CPS	ISTD Recovery %
Sc	45	1	No Gas	6307634.27	111.9
Sc	45	2	H2	2897519.79	105.6
Sc	45	3	He	343874.68	108.0
Ge	72	1	No Gas	1554802.65	102.8
Ge	72	2	H2	1005722.04	101.3
Ge	72	3	He	238487.30	107.1
In	115	1	No Gas	12234918.07	100.5
In	115	3	He	2748264.58	104.3
Tb	159	1	No Gas	17028967.12	104.2
Tb	159	3	He	7260477.72	106.3
Ho	165	1	No Gas	15991778.51	104.9
Ho	165	3	He	6923943.75	104.7
Lu	175	1	No Gas	16274444.70	104.6
Lu	175	3	He	5719935.15	106.8
Bi	209	1	No Gas	11308736.16	99.9
Bi	209	3	He	5161814.32	103.0

ICPMS207-B Analytical Data

Sample Name	B22011124-001AMS
File Name	046MS.d
Data Path Name	D:\Agilent\ICPMH\1\DATA\220121ADoD.b
Acq Time	2022-01-21 20:43:05
Sample Type	MS
Total Dilution	1.0300
Comment	ICPMS-6020-W-D
Operator	CAR/SRH/JPV/AEM
Method	SW6020/ SW6020B

Name	Mass	ISTD	Tune Step	Tune Mode	Conc.	Units	CPS
Li	7	45	1	No Gas	0.021	ug/l	17838.92
Be	9	45	1	No Gas	45.242	ug/l	179270.76
B	11	45	1	No Gas	100.694	ug/l	250885.13
Na	23	45	3	He	36791.657	ug/l	33261350.06
Mg	24	45	3	He	11044.717	ug/l	5502196.58
Al	27	45	1	No Gas	46.860	ug/l	1072117.22
Si	28	45	2	H2	24610.779	ug/l	53177893.94
K	39	72	3	He	1965.328	ug/l	1073007.78
Ca	40	72	2	H2	9604.639	ug/l	78316185.93
Ti	47	72	1	No Gas	48.648	ug/l	123563.70
V	51	72	1	No Gas	71.480	ug/l	2179065.02
V	51	72	3	He	68.559	ug/l	355869.64
Cr	52	72	1	No Gas	50.476	ug/l	1565468.67
Cr	52	72	3	He	51.063	ug/l	290214.42
Mn	55	72	1	No Gas	51.211	ug/l	1998932.94
Mn	55	72	3	He	51.042	ug/l	187831.27
Fe	56	72	2	H2	53.310	ug/l	1005498.05
Fe	56	72	3	He	51.739	ug/l	265969.08
Co	59	72	1	No Gas	49.805	ug/l	1635079.61
Ni	60	72	1	No Gas	51.088	ug/l	382214.88
Ni	60	72	3	He	52.049	ug/l	121576.33
Cu	63	72	1	No Gas	52.341	ug/l	943808.23
Cu	63	72	3	He	51.766	ug/l	318543.94
Cu	65	72	1	No Gas	50.817	ug/l	451227.87
Zn	66	72	1	No Gas	54.726	ug/l	336232.41
Zn	66	72	3	He	56.738	ug/l	73285.62
As	75	72	1	No Gas	49.893	ug/l	378207.42
As	75	72	3	He	49.814	ug/l	55695.10
Se	78	72	2	H2	51.614	ug/l	34775.23
Br	79	72	1	No Gas	20.638	ug/l	368563.08
Br	79	72	2	H2	19.746	ug/l	191582.84
Se	82	72	1	No Gas	50.675	ug/l	21894.52
Kr	84	72	1	No Gas		ug/l	60609.93
Sr	88	72	1	No Gas	118.655	ug/l	6193354.91
Sr	88	72	3	He	116.879	ug/l	674939.21
Mo	95	115	1	No Gas	48.024	ug/l	517181.17
Mo	95	115	3	He	47.487	ug/l	183396.91
Mo	98	115	1	No Gas	47.494	ug/l	832701.91
Ag	107	115	1	No Gas	19.883	ug/l	550334.05
Ag	109	115	1	No Gas	19.572	ug/l	525843.33
Cd	111	115	1	No Gas	50.161	ug/l	311991.86

ICPMS207-B Analytical Data

Name	Mass	ISTD	Tune Step	Tune Mode	Conc.	Units	CPS
Cd	111	115	3	He	49.654	ug/l	101213.23
Cd	114	115	1	No Gas	50.891	ug/l	699871.13
Cd	114	115	3	He	49.564	ug/l	248043.33
Sn	118	115	1	No Gas	45.217	ug/l	800342.66
Sn	118	115	3	He	45.659	ug/l	216836.57
Sb	121	115	1	No Gas	49.747	ug/l	1384748.95
Sb	121	115	3	He	47.973	ug/l	353243.57
Sb	123	115	1	No Gas	49.045	ug/l	1050475.33
Sb	123	115	3	He	48.121	ug/l	280023.84
Ba	135	115	1	No Gas	53.068	ug/l	289070.11
Ba	137	115	1	No Gas	52.207	ug/l	505665.11
La	139	115	3	He	0.002	ug/l	72.22
Ce	140	115	3	He	51.149	ug/l	1497394.58
Hg	201	209	1	No Gas	0.967	ug/l	3695.44
Hg	202	209	1	No Gas	0.964	ug/l	8475.33
Hg	202	209	3	He	0.975	ug/l	4149.82
Tl	203	209	3	He	48.347	ug/l	525330.20
Tl	205	209	1	No Gas	49.537	ug/l	2571973.24
Tl	205	209	3	He	49.100	ug/l	1264181.46
[Pb]	206	209	1	No Gas	50.375	ug/l	918537.50
[Pb]	207	209	1	No Gas	50.134	ug/l	799100.66
Pb	208	209	1	No Gas	49.398	ug/l	3636243.96
Th	232	209	3	He	48.093	ug/l	1743713.70
U	238	209	1	No Gas	48.915	ug/l	3581807.35

Name	Mass	Tune Step	Tune Mode	CPS	ISTD Recovery %
Sc	45	1	No Gas	6171347.52	109.4
Sc	45	2	H2	2944507.92	107.3
Sc	45	3	He	343922.84	108.0
Ge	72	1	No Gas	1577032.38	104.3
Ge	72	2	H2	1064083.19	107.2
Ge	72	3	He	235616.58	105.8
In	115	1	No Gas	12530532.12	102.9
In	115	3	He	2674226.24	101.5
Tb	159	1	No Gas	17214987.71	105.3
Tb	159	3	He	7179904.44	105.1
Ho	165	1	No Gas	16230385.23	106.4
Ho	165	3	He	6825146.47	103.2
Lu	175	1	No Gas	16680917.00	107.2
Lu	175	3	He	5644884.27	105.4
Bi	209	1	No Gas	11404210.35	100.7
Bi	209	3	He	5059802.25	100.9

ICPMS207-B Analytical Data

Sample Name	B22011124-001AMSD
File Name	047MSD.d
Data Path Name	D:\Agilent\ICPMH\1\DATA\220121ADoD.b
Acq Time	2022-01-21 20:49:19
Sample Type	MSD
Total Dilution	1.0300
Comment	ICPMS-6020-W-D
Operator	CAR/SRH/JPV/AEM
Method	SW6020/ SW6020B

Name	Mass	ISTD	Tune Step	Tune Mode	Conc.	Units	CPS
Li	7	45	1	No Gas	0.168	ug/l	18883.91
Be	9	45	1	No Gas	50.133	ug/l	195221.99
B	11	45	1	No Gas	110.626	ug/l	270189.62
Na	23	45	3	He	36898.931	ug/l	33224504.50
Mg	24	45	3	He	10692.799	ug/l	5305279.06
Al	27	45	1	No Gas	49.669	ug/l	1115845.36
Si	28	45	2	H2	25206.432	ug/l	53380510.98
K	39	72	3	He	1928.071	ug/l	1063102.87
Ca	40	72	2	H2	9522.653	ug/l	77467707.48
Ti	47	72	1	No Gas	48.592	ug/l	120948.55
V	51	72	1	No Gas	72.467	ug/l	2167360.80
V	51	72	3	He	67.306	ug/l	352571.87
Cr	52	72	1	No Gas	51.101	ug/l	1551779.66
Cr	52	72	3	He	51.298	ug/l	293923.99
Mn	55	72	1	No Gas	50.631	ug/l	1936577.75
Mn	55	72	3	He	50.034	ug/l	185651.21
Fe	56	72	2	H2	53.093	ug/l	999165.12
Fe	56	72	3	He	52.156	ug/l	270298.39
Co	59	72	1	No Gas	50.423	ug/l	1622258.35
Ni	60	72	1	No Gas	53.069	ug/l	389109.24
Ni	60	72	3	He	51.788	ug/l	121963.34
Cu	63	72	1	No Gas	52.777	ug/l	932580.99
Cu	63	72	3	He	51.425	ug/l	319049.03
Cu	65	72	1	No Gas	51.320	ug/l	446646.92
Zn	66	72	1	No Gas	55.799	ug/l	335860.49
Zn	66	72	3	He	55.608	ug/l	72438.23
As	75	72	1	No Gas	49.823	ug/l	370133.24
As	75	72	3	He	49.615	ug/l	55931.88
Se	78	72	2	H2	51.186	ug/l	34412.35
Br	79	72	1	No Gas	21.024	ug/l	366822.67
Br	79	72	2	H2	19.499	ug/l	189226.80
Se	82	72	1	No Gas	51.082	ug/l	21625.25
Kr	84	72	1	No Gas		ug/l	59236.93
Sr	88	72	1	No Gas	115.250	ug/l	5895663.62
Sr	88	72	3	He	115.276	ug/l	671137.80
Mo	95	115	1	No Gas	48.280	ug/l	510854.47
Mo	95	115	3	He	47.647	ug/l	185127.04
Mo	98	115	1	No Gas	48.470	ug/l	835098.92
Ag	107	115	1	No Gas	19.986	ug/l	543659.38
Ag	109	115	1	No Gas	19.733	ug/l	520802.89
Cd	111	115	1	No Gas	50.296	ug/l	307404.39

ICPMS207-B Analytical Data

Name	Mass	ISTD	Tune Step	Tune Mode	Conc.	Units	CPS
Cd	111	115	3	He	49.787	ug/l	102098.77
Cd	114	115	1	No Gas	51.366	ug/l	694243.83
Cd	114	115	3	He	49.774	ug/l	250596.14
Sn	118	115	1	No Gas	46.801	ug/l	813706.64
Sn	118	115	3	He	44.789	ug/l	214000.08
Sb	121	115	1	No Gas	50.315	ug/l	1376156.30
Sb	121	115	3	He	48.408	ug/l	358613.21
Sb	123	115	1	No Gas	49.297	ug/l	1037382.51
Sb	123	115	3	He	48.334	ug/l	282970.97
Ba	135	115	1	No Gas	54.606	ug/l	292313.72
Ba	137	115	1	No Gas	53.944	ug/l	513450.95
La	139	115	3	He	0.001	ug/l	61.11
Ce	140	115	3	He	51.520	ug/l	1517311.73
Hg	201	209	1	No Gas	0.998	ug/l	3834.12
Hg	202	209	1	No Gas	0.972	ug/l	8586.38
Hg	202	209	3	He	0.972	ug/l	4233.16
Tl	203	209	3	He	48.382	ug/l	538228.29
Tl	205	209	1	No Gas	50.128	ug/l	2617746.09
Tl	205	209	3	He	49.194	ug/l	1296672.30
[Pb]	206	209	1	No Gas	50.239	ug/l	921573.28
[Pb]	207	209	1	No Gas	49.459	ug/l	792802.22
Pb	208	209	1	No Gas	49.554	ug/l	3669161.53
Th	232	209	3	He	47.694	ug/l	1770238.20
U	238	209	1	No Gas	49.066	ug/l	3613395.91

Name	Mass	Tune Step	Tune Mode	CPS	ISTD Recovery %
Sc	45	1	No Gas	6069569.40	107.6
Sc	45	2	H2	2886116.86	105.1
Sc	45	3	He	342542.80	107.6
Ge	72	1	No Gas	1546147.74	102.3
Ge	72	2	H2	1061636.38	107.0
Ge	72	3	He	237542.24	106.7
In	115	1	No Gas	12320994.76	101.2
In	115	3	He	2690310.45	102.1
Tb	159	1	No Gas	16923399.26	103.6
Tb	159	3	He	7195935.84	105.3
Ho	165	1	No Gas	15963943.07	104.7
Ho	165	3	He	6818461.92	103.1
Lu	175	1	No Gas	16163482.39	103.9
Lu	175	3	He	5617130.89	104.9
Bi	209	1	No Gas	11475291.03	101.4
Bi	209	3	He	5179596.91	103.3

ICPMS207-B Analytical Data

Sample Name	Rinse
File Name	048BLKV.d
Data Path Name	D:\Agilent\ICPMH\1\DATA\220121ADoD.b
Acq Time	2022-01-21 20:55:33
Sample Type	BlkVrfy
Total Dilution	1.0000
Comment	ICPMS-6020-W-D
Operator	CAR/SRH/JPV/AEM
Method	SW6020/ SW6020B

Name	Mass	ISTD	Tune Step	Tune Mode	Conc.	Units	CPS
Li	7	45	1	No Gas	0.338	ug/l	17280.72
Be	9	45	1	No Gas	-0.038	ug/l	88.31
B	11	45	1	No Gas	1.256	ug/l	7670.37
Na	23	45	3	He	22.018	ug/l	59051.99
Mg	24	45	3	He	0.267	ug/l	1743.31
Al	27	45	1	No Gas	-0.074	ug/l	13764.26
Si	28	45	2	H2	1.181	ug/l	9214.54
K	39	72	3	He	-16.042	ug/l	69372.09
Ca	40	72	2	H2	-0.820	ug/l	91782.99
Ti	47	72	1	No Gas	0.016	ug/l	236.91
V	51	72	1	No Gas	3.149	ug/l	34862.61
V	51	72	3	He	-0.206	ug/l	13491.82
Cr	52	72	1	No Gas	-0.371	ug/l	80293.45
Cr	52	72	3	He	0.025	ug/l	933.37
Mn	55	72	1	No Gas	0.196	ug/l	16926.17
Mn	55	72	3	He	0.142	ug/l	610.89
Fe	56	72	2	H2	0.135	ug/l	12264.13
Fe	56	72	3	He	0.122	ug/l	5928.85
Co	59	72	1	No Gas	0.003	ug/l	615.46
Ni	60	72	1	No Gas	0.006	ug/l	499.02
Ni	60	72	3	He	0.001	ug/l	93.33
Cu	63	72	1	No Gas	-0.008	ug/l	1762.15
Cu	63	72	3	He	-0.020	ug/l	520.24
Cu	65	72	1	No Gas	-0.011	ug/l	803.01
Zn	66	72	1	No Gas	-0.011	ug/l	886.64
Zn	66	72	3	He	0.009	ug/l	218.89
As	75	72	1	No Gas	0.687	ug/l	17685.92
As	75	72	3	He	-0.038	ug/l	221.47
Se	78	72	2	H2	0.012	ug/l	40.44
Br	79	72	1	No Gas	19.022	ug/l	310923.97
Br	79	72	2	H2	18.804	ug/l	170200.85
Se	82	72	1	No Gas	0.488	ug/l	871.96
Kr	84	72	1	No Gas		ug/l	20473.96
Sr	88	72	1	No Gas	0.002	ug/l	841.69
Sr	88	72	3	He	-0.004	ug/l	248.89
Mo	95	115	1	No Gas	0.084	ug/l	940.04
Mo	95	115	3	He	0.065	ug/l	258.89
Mo	98	115	1	No Gas	0.088	ug/l	1593.30
Ag	107	115	1	No Gas	0.000	ug/l	1824.19
Ag	109	115	1	No Gas	0.002	ug/l	1764.82
Cd	111	115	1	No Gas	0.007	ug/l	40.00

ICPMS207-B Analytical Data

Name	Mass	ISTD	Tune Step	Tune Mode	Conc.	Units	CPS
Cd	111	115	3	He	0.003	ug/l	11.67
Cd	114	115	1	No Gas	0.008	ug/l	-54.71
Cd	114	115	3	He	0.002	ug/l	24.21
Sn	118	115	1	No Gas	0.383	ug/l	9687.52
Sn	118	115	3	He	0.290	ug/l	2144.63
Sb	121	115	1	No Gas	0.125	ug/l	4288.78
Sb	121	115	3	He	0.081	ug/l	764.76
Sb	123	115	1	No Gas	0.125	ug/l	3275.73
Sb	123	115	3	He	0.084	ug/l	621.74
Ba	135	115	1	No Gas	0.007	ug/l	103.13
Ba	137	115	1	No Gas	0.002	ug/l	113.11
La	139	115	3	He	0.000	ug/l	18.89
Ce	140	115	3	He	0.001	ug/l	50.00
Hg	201	209	1	No Gas	0.011	ug/l	75.32
Hg	202	209	1	No Gas	0.012	ug/l	205.96
Hg	202	209	3	He	0.010	ug/l	80.65
Tl	203	209	3	He	0.104	ug/l	1822.86
Tl	205	209	1	No Gas	0.092	ug/l	7766.81
Tl	205	209	3	He	0.102	ug/l	4334.46
[Pb]	206	209	1	No Gas	0.011	ug/l	831.14
[Pb]	207	209	1	No Gas	0.010	ug/l	692.25
Pb	208	209	1	No Gas	0.009	ug/l	3192.39
Th	232	209	3	He	0.063	ug/l	3011.56
U	238	209	1	No Gas	0.006	ug/l	537.91

Name	Mass	Tune Step	Tune Mode	CPS	ISTD Recovery %
Sc	45	1	No Gas	5108355.50	90.6
Sc	45	2	H2	2572447.75	93.7
Sc	45	3	He	278205.70	87.4
Ge	72	1	No Gas	1386504.19	91.7
Ge	72	2	H2	960075.74	96.7
Ge	72	3	He	204249.68	91.7
In	115	1	No Gas	11837862.81	97.2
In	115	3	He	2475544.49	93.9
Tb	159	1	No Gas	16586258.28	101.5
Tb	159	3	He	6905855.35	101.1
Ho	165	1	No Gas	15975114.97	104.8
Ho	165	3	He	6612503.57	100.0
Lu	175	1	No Gas	16320894.80	104.9
Lu	175	3	He	5456729.04	101.9
Bi	209	1	No Gas	11739017.61	103.7
Bi	209	3	He	5223494.53	104.2

ICPMS207-B Analytical Data

Sample Name	B22011124-001B
File Name	049SMPL.d
Data Path Name	D:\Agilent\ICPMH\1\DATA\220121ADoD.b
Acq Time	2022-01-21 21:01:46
Sample Type	Sample
Total Dilution	1.0000
Comment	ICPMS-6020-W-T
Operator	CAR/SRH/JPV/AEM
Method	SW6020/ SW6020B

Name	Mass	ISTD	Tune Step	Tune Mode	Conc.	Units	CPS
Li	7	45	1	No Gas	1.466	ug/l	22445.47
Be	9	45	1	No Gas	-0.035	ug/l	85.65
B	11	45	1	No Gas	54.817	ug/l	101471.31
Na	23	45	3	He	37987.999	ug/l	24189604.09
Mg	24	45	3	He	10492.051	ug/l	3681899.14
Al	27	45	1	No Gas	5.018	ug/l	95292.40
Si	28	45	2	H2	23633.767	ug/l	41980582.60
K	39	72	3	He	1708.975	ug/l	747567.40
Ca	40	72	2	H2	9449.234	ug/l	65209841.71
Ti	47	72	1	No Gas	1.994	ug/l	4376.75
V	51	72	1	No Gas	21.280	ug/l	505033.53
V	51	72	3	He	21.481	ug/l	97153.88
Cr	52	72	1	No Gas	3.416	ug/l	164645.96
Cr	52	72	3	He	2.230	ug/l	10742.86
Mn	55	72	1	No Gas	1.856	ug/l	68961.22
Mn	55	72	3	He	1.292	ug/l	3896.74
Fe	56	72	2	H2	16.048	ug/l	262371.77
Fe	56	72	3	He	15.270	ug/l	65628.81
Co	59	72	1	No Gas	0.134	ug/l	4119.09
Ni	60	72	1	No Gas	1.943	ug/l	12450.74
Ni	60	72	3	He	1.935	ug/l	3663.82
Cu	63	72	1	No Gas	0.637	ug/l	11218.17
Cu	63	72	3	He	0.367	ug/l	2344.06
Cu	65	72	1	No Gas	0.388	ug/l	3663.94
Zn	66	72	1	No Gas	5.558	ug/l	29086.58
Zn	66	72	3	He	5.856	ug/l	6169.13
As	75	72	1	No Gas	1.032	ug/l	18279.66
As	75	72	3	He	0.182	ug/l	391.60
Se	78	72	2	H2	0.215	ug/l	152.56
Br	79	72	1	No Gas	10.236	ug/l	181235.90
Br	79	72	2	H2	9.013	ug/l	89739.22
Se	82	72	1	No Gas	0.155	ug/l	682.74
Kr	84	72	1	No Gas		ug/l	38074.56
Sr	88	72	1	No Gas	70.497	ug/l	3050086.31
Sr	88	72	3	He	68.072	ug/l	312032.80
Mo	95	115	1	No Gas	1.922	ug/l	17672.16
Mo	95	115	3	He	1.897	ug/l	6409.26
Mo	98	115	1	No Gas	1.908	ug/l	28553.87
Ag	107	115	1	No Gas	-0.061	ug/l	150.73
Ag	109	115	1	No Gas	-0.059	ug/l	154.06
Cd	111	115	1	No Gas	0.005	ug/l	24.20

ICPMS207-B Analytical Data

Name	Mass	ISTD	Tune Step	Tune Mode	Conc.	Units	CPS
Cd	111	115	3	He	0.002	ug/l	9.44
Cd	114	115	1	No Gas	0.014	ug/l	14.94
Cd	114	115	3	He	-0.001	ug/l	6.85
Sn	118	115	1	No Gas	0.827	ug/l	15134.93
Sn	118	115	3	He	0.727	ug/l	3762.75
Sb	121	115	1	No Gas	0.078	ug/l	2635.52
Sb	121	115	3	He	0.066	ug/l	602.41
Sb	123	115	1	No Gas	0.078	ug/l	2009.68
Sb	123	115	3	He	0.069	ug/l	490.73
Ba	135	115	1	No Gas	3.725	ug/l	17313.20
Ba	137	115	1	No Gas	3.590	ug/l	29683.17
La	139	115	3	He	0.001	ug/l	41.11
Ce	140	115	3	He	0.004	ug/l	133.33
Hg	201	209	1	No Gas	0.025	ug/l	116.31
Hg	202	209	1	No Gas	0.039	ug/l	405.26
Hg	202	209	3	He	0.029	ug/l	150.97
Tl	203	209	3	He	0.071	ug/l	1320.60
Tl	205	209	1	No Gas	0.056	ug/l	5132.15
Tl	205	209	3	He	0.070	ug/l	3159.65
[Pb]	206	209	1	No Gas	0.072	ug/l	1771.24
[Pb]	207	209	1	No Gas	0.073	ug/l	1550.10
Pb	208	209	1	No Gas	0.070	ug/l	7083.01
Th	232	209	3	He	0.095	ug/l	3879.47
U	238	209	1	No Gas	0.014	ug/l	1050.17

Name	Mass	Tune Step	Tune Mode	CPS	ISTD Recovery %
Sc	45	1	No Gas	4375566.38	77.6
Sc	45	2	H2	2350247.73	85.6
Sc	45	3	He	235198.14	73.8
Ge	72	1	No Gas	1270180.91	84.0
Ge	72	2	H2	874440.78	88.1
Ge	72	3	He	181520.54	81.5
In	115	1	No Gas	10376290.66	85.2
In	115	3	He	2264327.27	85.9
Tb	159	1	No Gas	15087176.02	92.3
Tb	159	3	He	6475607.78	94.8
Ho	165	1	No Gas	14299233.73	93.8
Ho	165	3	He	6198980.17	93.7
Lu	175	1	No Gas	14940953.55	96.0
Lu	175	3	He	5027918.89	93.9
Bi	209	1	No Gas	10405896.04	91.9
Bi	209	3	He	4784220.13	95.4

ICPMS207-B Analytical Data

Sample Name	B22011124-001BDIL
File Name	050ARef.d
Data Path Name	D:\Agilent\ICPMH\1\DATA\220121ADoD.b
Acq Time	2022-01-21 21:08:00
Sample Type	AllRef
Total Dilution	5.0000
Comment	ICPMS-6020-W-T
Operator	CAR/SRH/JPV/AEM
Method	SW6020/ SW6020B

Name	Mass	ISTD	Tune Step	Tune Mode	Conc.	Units	CPS
Li	7	45	1	No Gas	4.557	ug/l	19732.66
Be	9	45	1	No Gas	-0.211	ug/l	66.99
B	11	45	1	No Gas	52.953	ug/l	24376.10
Na	23	45	3	He	36654.394	ug/l	4864328.23
Mg	24	45	3	He	10408.135	ug/l	757581.44
Al	27	45	1	No Gas	6.890	ug/l	37583.98
Si	28	45	2	H2	23656.085	ug/l	8793260.94
K	39	72	3	He	1599.629	ug/l	201368.50
Ca	40	72	2	H2	9129.710	ug/l	13512050.43
Ti	47	72	1	No Gas	2.060	ug/l	1092.81
V	51	72	1	No Gas	36.921	ug/l	149999.39
V	51	72	3	He	20.333	ug/l	29673.34
Cr	52	72	1	No Gas	-0.594	ug/l	82808.72
Cr	52	72	3	He	2.430	ug/l	2990.32
Mn	55	72	1	No Gas	1.978	ug/l	22839.17
Mn	55	72	3	He	1.357	ug/l	948.84
Fe	56	72	2	H2	16.078	ug/l	63775.68
Fe	56	72	3	He	14.791	ug/l	17095.50
Co	59	72	1	No Gas	0.123	ug/l	1187.70
Ni	60	72	1	No Gas	2.125	ug/l	3174.07
Ni	60	72	3	He	2.225	ug/l	933.37
Cu	63	72	1	No Gas	1.707	ug/l	7086.57
Cu	63	72	3	He	1.530	ug/l	2112.07
Cu	65	72	1	No Gas	1.477	ug/l	3107.59
Zn	66	72	1	No Gas	8.163	ug/l	9515.49
Zn	66	72	3	He	8.468	ug/l	1974.59
As	75	72	1	No Gas	-0.285	ug/l	12360.61
As	75	72	3	He	-0.084	ug/l	222.60
Se	78	72	2	H2	0.170	ug/l	52.67
Br	79	72	1	No Gas	265.100	ug/l	713197.90
Br	79	72	2	H2	259.506	ug/l	400456.43
Se	82	72	1	No Gas	4.638	ug/l	987.17
Kr	84	72	1	No Gas		ug/l	22986.03
Sr	88	72	1	No Gas	69.032	ug/l	622206.12
Sr	88	72	3	He	67.491	ug/l	64006.60
Mo	95	115	1	No Gas	1.763	ug/l	3694.95
Mo	95	115	3	He	1.747	ug/l	1268.95
Mo	98	115	1	No Gas	1.815	ug/l	6171.11
Ag	107	115	1	No Gas	-0.327	ug/l	61.36
Ag	109	115	1	No Gas	-0.315	ug/l	64.69
Cd	111	115	1	No Gas	0.033	ug/l	35.88

ICPMS207-B Analytical Data

Name	Mass	ISTD	Tune Step	Tune Mode	Conc.	Units	CPS
Cd	111	115	3	He	0.009	ug/l	9.33
Cd	114	115	1	No Gas	0.084	ug/l	55.33
Cd	114	115	3	He	0.008	ug/l	20.23
Sn	118	115	1	No Gas	0.713	ug/l	5463.57
Sn	118	115	3	He	0.688	ug/l	1415.64
Sb	121	115	1	No Gas	0.063	ug/l	1214.18
Sb	121	115	3	He	0.068	ug/l	285.70
Sb	123	115	1	No Gas	0.064	ug/l	919.79
Sb	123	115	3	He	0.080	ug/l	235.36
Ba	135	115	1	No Gas	3.543	ug/l	3756.41
Ba	137	115	1	No Gas	3.270	ug/l	6155.86
La	139	115	3	He	0.001	ug/l	25.55
Ce	140	115	3	He	0.004	ug/l	54.44
Hg	201	209	1	No Gas	0.029	ug/l	52.66
Hg	202	209	1	No Gas	0.055	ug/l	197.63
Hg	202	209	3	He	0.055	ug/l	81.65
Tl	203	209	3	He	0.071	ug/l	779.01
Tl	205	209	1	No Gas	0.033	ug/l	3048.15
Tl	205	209	3	He	0.056	ug/l	1824.20
[Pb]	206	209	1	No Gas	0.152	ug/l	1184.51
[Pb]	207	209	1	No Gas	0.167	ug/l	1076.72
Pb	208	209	1	No Gas	0.163	ug/l	5002.64
Th	232	209	3	He	0.039	ug/l	876.38
U	238	209	1	No Gas	0.011	ug/l	264.62

Name	Mass	Tune Step	Tune Mode	CPS	ISTD Recovery %
Sc	45	1	No Gas	4619185.03	81.9
Sc	45	2	H2	2457348.70	89.5
Sc	45	3	He	243568.40	76.5
Ge	72	1	No Gas	1321559.39	87.4
Ge	72	2	H2	932303.42	93.9
Ge	72	3	He	187214.26	84.1
In	115	1	No Gas	11659631.68	95.8
In	115	3	He	2402720.14	91.2
Tb	159	1	No Gas	16683295.00	102.1
Tb	159	3	He	6781319.47	99.2
Ho	165	1	No Gas	15634991.94	102.5
Ho	165	3	He	6610665.28	99.9
Lu	175	1	No Gas	15921777.47	102.3
Lu	175	3	He	5283651.75	98.7
Bi	209	1	No Gas	11629129.72	102.7
Bi	209	3	He	5152721.33	102.8

ICPMS207-B Analytical Data

Sample Name	CCV
File Name	051_CCV.d
Data Path Name	D:\Agilent\ICPMH\1\DATA\220121ADoD.b
Acq Time	2022-01-21 21:14:14
Sample Type	CCV
Total Dilution	1.0000
Comment	ICPMS-6020-W-D
Operator	CAR/SRH/JPV/AEM
Method	SW6020/ SW6020B

Name	Mass	ISTD	Tune Step	Tune Mode	Conc.	Units	CPS
Li	7	45	1	No Gas	409.239	ug/l	2932840.96
Be	9	45	1	No Gas	37.819	ug/l	114820.72
B	11	45	1	No Gas	38.880	ug/l	76939.21
Na	23	45	3	He	11829.349	ug/l	8316440.01
Mg	24	45	3	He	11356.659	ug/l	4384914.71
Al	27	45	1	No Gas	51.646	ug/l	903552.22
Si	28	45	2	H2	214.476	ug/l	410507.64
K	39	72	3	He	11046.482	ug/l	4799511.21
Ca	40	72	2	H2	11633.007	ug/l	90173634.63
Ti	47	72	1	No Gas	45.868	ug/l	103048.29
V	51	72	1	No Gas	48.420	ug/l	1291680.58
V	51	72	3	He	48.440	ug/l	218437.24
Cr	52	72	1	No Gas	47.301	ug/l	1300638.95
Cr	52	72	3	He	48.248	ug/l	234189.93
Mn	55	72	1	No Gas	49.360	ug/l	1703255.07
Mn	55	72	3	He	49.416	ug/l	155274.91
Fe	56	72	2	H2	1297.829	ug/l	23024193.80
Fe	56	72	3	He	1244.679	ug/l	5341981.27
Co	59	72	1	No Gas	48.194	ug/l	1399130.45
Ni	60	72	1	No Gas	47.211	ug/l	312550.23
Ni	60	72	3	He	50.811	ug/l	101324.70
Cu	63	72	1	No Gas	49.334	ug/l	786949.61
Cu	63	72	3	He	52.550	ug/l	276073.84
Cu	65	72	1	No Gas	49.541	ug/l	388983.34
Zn	66	72	1	No Gas	50.141	ug/l	272338.38
Zn	66	72	3	He	52.469	ug/l	57889.27
As	75	72	1	No Gas	49.471	ug/l	331230.23
As	75	72	3	He	50.631	ug/l	48323.25
Se	78	72	2	H2	51.083	ug/l	32724.70
Br	79	72	1	No Gas	16.290	ug/l	269168.96
Br	79	72	2	H2	14.996	ug/l	145584.17
Se	82	72	1	No Gas	51.391	ug/l	19604.92
Kr	84	72	1	No Gas		ug/l	34996.19
Sr	88	72	1	No Gas	52.752	ug/l	2435708.62
Sr	88	72	3	He	52.483	ug/l	258886.99
Mo	95	115	1	No Gas	51.132	ug/l	522460.16
Mo	95	115	3	He	52.786	ug/l	187590.86
Mo	98	115	1	No Gas	51.594	ug/l	858384.41
Ag	107	115	1	No Gas	20.278	ug/l	532306.10
Ag	109	115	1	No Gas	20.178	ug/l	514158.11
Cd	111	115	1	No Gas	51.166	ug/l	301936.09

ICPMS207-B Analytical Data

Name	Mass	ISTD	Tune Step	Tune Mode	Conc.	Units	CPS
Cd	111	115	3	He	51.636	ug/l	96852.13
Cd	114	115	1	No Gas	52.141	ug/l	680251.49
Cd	114	115	3	He	51.734	ug/l	238226.80
Sn	118	115	1	No Gas	53.506	ug/l	898246.92
Sn	118	115	3	He	53.945	ug/l	235550.26
Sb	121	115	1	No Gas	54.454	ug/l	1438077.14
Sb	121	115	3	He	53.142	ug/l	360035.80
Sb	123	115	1	No Gas	54.633	ug/l	1109998.80
Sb	123	115	3	He	53.200	ug/l	284842.61
Ba	135	115	1	No Gas	52.141	ug/l	269446.34
Ba	137	115	1	No Gas	51.922	ug/l	477152.22
La	139	115	3	He	52.385	ug/l	1289970.58
Ce	140	115	3	He	53.107	ug/l	1430508.90
Hg	201	209	1	No Gas	0.996	ug/l	4031.14
Hg	202	209	1	No Gas	0.979	ug/l	9110.95
Hg	202	209	3	He	1.018	ug/l	4451.86
Tl	203	209	3	He	49.281	ug/l	550573.23
Tl	205	209	1	No Gas	50.808	ug/l	2796157.46
Tl	205	209	3	He	50.405	ug/l	1334960.37
[Pb]	206	209	1	No Gas	51.084	ug/l	987490.70
[Pb]	207	209	1	No Gas	50.744	ug/l	857437.83
Pb	208	209	1	No Gas	50.763	ug/l	3961123.51
Th	232	209	3	He	50.428	ug/l	1880351.16
U	238	209	1	No Gas	51.758	ug/l	4017757.53

Name	Mass	Tune Step	Tune Mode	CPS	ISTD Recovery %
Sc	45	1	No Gas	4590134.69	81.4
Sc	45	2	H2	2491344.73	90.8
Sc	45	3	He	258822.79	81.3
Ge	72	1	No Gas	1354682.56	89.6
Ge	72	2	H2	982458.23	99.0
Ge	72	3	He	195313.57	87.7
In	115	1	No Gas	11547446.69	94.9
In	115	3	He	2388958.87	90.6
Tb	159	1	No Gas	16699745.10	102.2
Tb	159	3	He	6962652.82	101.9
Ho	165	1	No Gas	16088830.45	105.5
Ho	165	3	He	6630051.07	100.2
Lu	175	1	No Gas	16355228.92	105.1
Lu	175	3	He	5347330.21	99.8
Bi	209	1	No Gas	11737790.93	103.7
Bi	209	3	He	5053982.94	100.8

ICPMS207-B Analytical Data

Sample Name	CCB
File Name	052_CCB.d
Data Path Name	D:\Agilent\ICPMH\1\DATA\220121ADoD.b
Acq Time	2022-01-21 21:20:28
Sample Type	CCB
Total Dilution	1.0000
Comment	ICPMS-6020-W-D
Operator	CAR/SRH/JPV/AEM
Method	SW6020/ SW6020B

Name	Mass	ISTD	Tune Step	Tune Mode	Conc.	Units	CPS
Li	7	45	1	No Gas	1.062	ug/l	21041.60
Be	9	45	1	No Gas	-0.039	ug/l	76.65
B	11	45	1	No Gas	-0.041	ug/l	4549.86
Na	23	45	3	He	26.854	ug/l	56544.74
Mg	24	45	3	He	0.975	ug/l	1836.48
Al	27	45	1	No Gas	-0.072	ug/l	12618.68
Si	28	45	2	H2	1.196	ug/l	8635.37
K	39	72	3	He	-25.097	ug/l	60500.53
Ca	40	72	2	H2	-1.107	ug/l	85984.89
Ti	47	72	1	No Gas	0.017	ug/l	238.58
V	51	72	1	No Gas	2.736	ug/l	23549.92
V	51	72	3	He	0.820	ug/l	16696.24
Cr	52	72	1	No Gas	-0.461	ug/l	76918.66
Cr	52	72	3	He	0.026	ug/l	866.70
Mn	55	72	1	No Gas	0.013	ug/l	10389.72
Mn	55	72	3	He	0.005	ug/l	148.30
Fe	56	72	2	H2	0.102	ug/l	11247.30
Fe	56	72	3	He	0.133	ug/l	5539.98
Co	59	72	1	No Gas	-0.002	ug/l	465.75
Ni	60	72	1	No Gas	-0.010	ug/l	385.91
Ni	60	72	3	He	-0.010	ug/l	65.56
Cu	63	72	1	No Gas	-0.014	ug/l	1642.09
Cu	63	72	3	He	-0.006	ug/l	550.57
Cu	65	72	1	No Gas	-0.023	ug/l	704.30
Zn	66	72	1	No Gas	0.004	ug/l	962.41
Zn	66	72	3	He	0.076	ug/l	274.45
As	75	72	1	No Gas	0.182	ug/l	14215.82
As	75	72	3	He	-0.029	ug/l	213.60
Se	78	72	2	H2	0.001	ug/l	32.45
Br	79	72	1	No Gas	0.772	ug/l	74811.30
Br	79	72	2	H2	0.790	ug/l	36797.11
Se	82	72	1	No Gas	-0.305	ug/l	564.87
Kr	84	72	1	No Gas		ug/l	19577.81
Sr	88	72	1	No Gas	-0.001	ug/l	685.33
Sr	88	72	3	He	-0.008	ug/l	214.45
Mo	95	115	1	No Gas	0.024	ug/l	303.34
Mo	95	115	3	He	0.015	ug/l	74.45
Mo	98	115	1	No Gas	0.025	ug/l	510.77
Ag	107	115	1	No Gas	-0.001	ug/l	1769.49
Ag	109	115	1	No Gas	0.001	ug/l	1704.79
Cd	111	115	1	No Gas	-0.001	ug/l	-7.44

ICPMS207-B Analytical Data

Name	Mass	ISTD	Tune Step	Tune Mode	Conc.	Units	CPS
Cd	111	115	3	He	0.002	ug/l	10.00
Cd	114	115	1	No Gas	0.002	ug/l	-139.64
Cd	114	115	3	He	0.003	ug/l	24.58
Sn	118	115	1	No Gas	0.036	ug/l	3686.52
Sn	118	115	3	He	0.025	ug/l	916.70
Sb	121	115	1	No Gas	0.087	ug/l	3205.70
Sb	121	115	3	He	0.053	ug/l	551.74
Sb	123	115	1	No Gas	0.086	ug/l	2427.80
Sb	123	115	3	He	0.053	ug/l	434.38
Ba	135	115	1	No Gas	-0.001	ug/l	56.55
Ba	137	115	1	No Gas	0.001	ug/l	103.13
La	139	115	3	He	0.000	ug/l	16.67
Ce	140	115	3	He	0.000	ug/l	37.78
Hg	201	209	1	No Gas	0.005	ug/l	51.66
Hg	202	209	1	No Gas	0.007	ug/l	168.97
Hg	202	209	3	He	0.006	ug/l	60.99
Tl	203	209	3	He	0.155	ug/l	2411.20
Tl	205	209	1	No Gas	0.135	ug/l	10429.88
Tl	205	209	3	He	0.153	ug/l	5705.52
[Pb]	206	209	1	No Gas	0.005	ug/l	716.69
[Pb]	207	209	1	No Gas	0.008	ug/l	670.02
Pb	208	209	1	No Gas	0.005	ug/l	2950.15
Th	232	209	3	He	0.014	ug/l	1141.18
U	238	209	1	No Gas	0.003	ug/l	300.28

Name	Mass	Tune Step	Tune Mode	CPS	ISTD Recovery %
Sc	45	1	No Gas	4665197.54	82.7
Sc	45	2	H2	2434998.57	88.7
Sc	45	3	He	250995.72	78.8
Ge	72	1	No Gas	1366874.74	90.4
Ge	72	2	H2	923588.79	93.1
Ge	72	3	He	189213.69	85.0
In	115	1	No Gas	11716728.16	96.3
In	115	3	He	2388776.29	90.6
Tb	159	1	No Gas	17259010.07	105.6
Tb	159	3	He	6800836.48	99.5
Ho	165	1	No Gas	16007446.15	105.0
Ho	165	3	He	6477370.95	97.9
Lu	175	1	No Gas	16469448.45	105.8
Lu	175	3	He	5193680.94	97.0
Bi	209	1	No Gas	12087990.69	106.8
Bi	209	3	He	5205798.22	103.9

ICPMS207-B Analytical Data

Sample Name	B22011124-001BPDS1
File Name	053SMPL.d
Data Path Name	D:\Agilent\ICPMH\1\DATA\220121ADoD.b
Acq Time	2022-01-21 21:26:42
Sample Type	Sample
Total Dilution	1.0300
Comment	ICPMS-6020-W-T
Operator	CAR/SRH/JPV/AEM
Method	SW6020/ SW6020B

Name	Mass	ISTD	Tune Step	Tune Mode	Conc.	Units	CPS
Li	7	45	1	No Gas	2.125	ug/l	24041.23
Be	9	45	1	No Gas	37.426	ug/l	95033.18
B	11	45	1	No Gas	94.645	ug/l	151291.15
Na	23	45	3	He	35840.189	ug/l	21390919.54
Mg	24	45	3	He	10354.277	ug/l	3404654.42
Al	27	45	1	No Gas	47.479	ug/l	695373.42
Si	28	45	2	H2	23741.095	ug/l	39450752.73
K	39	72	3	He	1663.552	ug/l	687090.12
Ca	40	72	2	H2	8813.212	ug/l	59711932.75
Ti	47	72	1	No Gas	43.293	ug/l	84560.37
V	51	72	1	No Gas	64.986	ug/l	1524957.53
V	51	72	3	He	68.706	ug/l	265861.66
Cr	52	72	1	No Gas	49.350	ug/l	1178645.23
Cr	52	72	3	He	48.687	ug/l	206283.97
Mn	55	72	1	No Gas	49.998	ug/l	1501157.49
Mn	55	72	3	He	49.184	ug/l	134951.46
Fe	56	72	2	H2	66.316	ug/l	1036814.04
Fe	56	72	3	He	65.767	ug/l	250766.87
Co	59	72	1	No Gas	48.307	ug/l	1217904.49
Ni	60	72	1	No Gas	48.702	ug/l	280225.78
Ni	60	72	3	He	50.525	ug/l	87989.37
Cu	63	72	1	No Gas	49.045	ug/l	679653.40
Cu	63	72	3	He	51.008	ug/l	234000.73
Cu	65	72	1	No Gas	47.290	ug/l	322899.00
Zn	66	72	1	No Gas	54.095	ug/l	255134.79
Zn	66	72	3	He	55.875	ug/l	53816.79
As	75	72	1	No Gas	50.292	ug/l	292849.13
As	75	72	3	He	49.570	ug/l	41324.46
Se	78	72	2	H2	51.338	ug/l	28739.20
Br	79	72	1	No Gas	12.984	ug/l	200191.96
Br	79	72	2	H2	11.043	ug/l	102246.74
Se	82	72	1	No Gas	51.139	ug/l	16961.76
Kr	84	72	1	No Gas		ug/l	50074.04
Sr	88	72	1	No Gas	125.059	ug/l	5018330.08
Sr	88	72	3	He	119.217	ug/l	513206.10
Mo	95	115	1	No Gas	50.093	ug/l	440073.43
Mo	95	115	3	He	51.602	ug/l	158375.57
Mo	98	115	1	No Gas	51.100	ug/l	730182.14
Ag	107	115	1	No Gas	19.901	ug/l	448474.16
Ag	109	115	1	No Gas	19.548	ug/l	428128.89
Cd	111	115	1	No Gas	50.653	ug/l	256640.86

ICPMS207-B Analytical Data

Name	Mass	ISTD	Tune Step	Tune Mode	Conc.	Units	CPS
Cd	111	115	3	He	51.661	ug/l	83672.02
Cd	114	115	1	No Gas	52.041	ug/l	582901.94
Cd	114	115	3	He	51.524	ug/l	204880.54
Sn	118	115	1	No Gas	53.817	ug/l	776185.95
Sn	118	115	3	He	52.662	ug/l	198584.83
Sb	121	115	1	No Gas	52.630	ug/l	1193167.47
Sb	121	115	3	He	50.517	ug/l	295571.28
Sb	123	115	1	No Gas	51.911	ug/l	905010.11
Sb	123	115	3	He	50.424	ug/l	233136.47
Ba	135	115	1	No Gas	56.642	ug/l	251070.89
Ba	137	115	1	No Gas	54.395	ug/l	429027.12
La	139	115	3	He	0.003	ug/l	86.67
Ce	140	115	3	He	54.335	ug/l	1264007.24
Hg	201	209	1	No Gas	1.023	ug/l	3497.10
Hg	202	209	1	No Gas	1.039	ug/l	8153.54
Hg	202	209	3	He	1.066	ug/l	4121.48
Tl	203	209	3	He	49.719	ug/l	491454.17
Tl	205	209	1	No Gas	52.772	ug/l	2450582.48
Tl	205	209	3	He	50.928	ug/l	1192735.08
[Pb]	206	209	1	No Gas	52.568	ug/l	857627.54
[Pb]	207	209	1	No Gas	51.819	ug/l	739048.00
Pb	208	209	1	No Gas	51.943	ug/l	3419458.52
Th	232	209	3	He	51.415	ug/l	1695746.95
U	238	209	1	No Gas	53.484	ug/l	3503138.26

Name	Mass	Tune Step	Tune Mode	CPS	ISTD Recovery %
Sc	45	1	No Gas	4000670.95	71.0
Sc	45	2	H2	2265003.18	82.5
Sc	45	3	He	227017.35	71.3
Ge	72	1	No Gas	1218342.76	80.6
Ge	72	2	H2	884002.64	89.1
Ge	72	3	He	175692.08	78.9
In	115	1	No Gas	10299424.79	84.6
In	115	3	He	2125012.19	80.6
Tb	159	1	No Gas	14345317.11	87.8
Tb	159	3	He	6206596.54	90.8
Ho	165	1	No Gas	13753076.65	90.2
Ho	165	3	He	5997023.12	90.7
Lu	175	1	No Gas	14359587.31	92.3
Lu	175	3	He	4952137.74	92.5
Bi	209	1	No Gas	10287322.16	90.9
Bi	209	3	He	4602794.58	91.8

ICPMS207-B Analytical Data

Sample Name	B22011124-001BMS4
File Name	054MS4.d
Data Path Name	D:\Agilent\ICPMH\1\DATA\220121ADoD.b
Acq Time	2022-01-21 21:32:56
Sample Type	MS4
Total Dilution	1.0000
Comment	ICPMS-6020-W-T
Operator	CAR/SRH/JPV/AEM
Method	SW6020/ SW6020B

Name	Mass	ISTD	Tune Step	Tune Mode	Conc.	Units	CPS
Li	7	45	1	No Gas	65.212	ug/l	433925.10
Be	9	45	1	No Gas	36.298	ug/l	99975.30
B	11	45	1	No Gas	126.766	ug/l	218157.84
Na	23	45	3	He	38954.212	ug/l	23566370.76
Mg	24	45	3	He	14693.934	ug/l	4897577.63
Al	27	45	1	No Gas	401.417	ug/l	6289638.45
Si	28	45	2	H2	23171.756	ug/l	39577790.87
K	39	72	3	He	5989.164	ug/l	2333499.05
Ca	40	72	2	H2	13706.775	ug/l	93513178.22
Ti	47	72	1	No Gas	84.623	ug/l	173066.18
V	51	72	1	No Gas	112.234	ug/l	2786776.06
V	51	72	3	He	112.034	ug/l	431341.95
Cr	52	72	1	No Gas	91.356	ug/l	2217053.76
Cr	52	72	3	He	95.950	ug/l	411630.62
Mn	55	72	1	No Gas	477.938	ug/l	14962215.64
Mn	55	72	3	He	480.188	ug/l	1334972.29
Fe	56	72	2	H2	521.533	ug/l	8152385.22
Fe	56	72	3	He	489.944	ug/l	1864412.37
Co	59	72	1	No Gas	92.391	ug/l	2445957.86
Ni	60	72	1	No Gas	92.260	ug/l	556431.05
Ni	60	72	3	He	100.316	ug/l	177078.27
Cu	63	72	1	No Gas	93.297	ug/l	1355604.47
Cu	63	72	3	He	100.721	ug/l	468016.39
Cu	65	72	1	No Gas	92.764	ug/l	663413.69
Zn	66	72	1	No Gas	100.737	ug/l	498491.54
Zn	66	72	3	He	104.423	ug/l	101833.74
As	75	72	1	No Gas	96.887	ug/l	580826.08
As	75	72	3	He	98.999	ug/l	83449.28
Se	78	72	2	H2	103.110	ug/l	58125.53
Br	79	72	1	No Gas	8.038	ug/l	151056.78
Br	79	72	2	H2	7.089	ug/l	76075.22
Se	82	72	1	No Gas	97.893	ug/l	33514.47
Kr	84	72	1	No Gas		ug/l	63881.10
Sr	88	72	1	No Gas	170.917	ug/l	7194437.98
Sr	88	72	3	He	170.532	ug/l	744295.54
Mo	95	115	1	No Gas	96.760	ug/l	883536.75
Mo	95	115	3	He	98.054	ug/l	312254.55
Mo	98	115	1	No Gas	96.598	ug/l	1437441.84
Ag	107	115	1	No Gas	9.614	ug/l	226439.75
Ag	109	115	1	No Gas	9.602	ug/l	219335.78
Cd	111	115	1	No Gas	50.305	ug/l	265268.23

ICPMS207-B Analytical Data

Name	Mass	ISTD	Tune Step	Tune Mode	Conc.	Units	CPS
Cd	111	115	3	He	49.631	ug/l	83419.90
Cd	114	115	1	No Gas	51.131	ug/l	595948.22
Cd	114	115	3	He	50.002	ug/l	206340.29
Sn	118	115	1	No Gas	104.434	ug/l	1560663.01
Sn	118	115	3	He	101.097	ug/l	394951.64
Sb	121	115	1	No Gas	103.492	ug/l	2440674.46
Sb	121	115	3	He	98.836	ug/l	599883.59
Sb	123	115	1	No Gas	104.517	ug/l	1895451.81
Sb	123	115	3	He	100.435	ug/l	481753.09
Ba	135	115	1	No Gas	101.420	ug/l	468840.81
Ba	137	115	1	No Gas	100.442	ug/l	823847.09
La	139	115	3	He	106.086	ug/l	2340904.49
Ce	140	115	3	He	107.216	ug/l	2588243.14
Hg	201	209	1	No Gas	0.030	ug/l	132.31
Hg	202	209	1	No Gas	0.039	ug/l	403.92
Hg	202	209	3	He	0.038	ug/l	179.97
Tl	203	209	3	He	98.540	ug/l	999736.72
Tl	205	209	1	No Gas	102.860	ug/l	4985629.65
Tl	205	209	3	He	100.054	ug/l	2405339.69
[Pb]	206	209	1	No Gas	103.081	ug/l	1756496.02
[Pb]	207	209	1	No Gas	104.749	ug/l	1558613.15
Pb	208	209	1	No Gas	103.322	ug/l	7103428.07
Th	232	209	3	He	102.533	ug/l	3472509.05
U	238	209	1	No Gas	107.042	ug/l	7314645.41

Name	Mass	Tune Step	Tune Mode	CPS	ISTD Recovery %
Sc	45	1	No Gas	4175836.07	74.1
Sc	45	2	H2	2259753.37	82.3
Sc	45	3	He	223473.73	70.2
Ge	72	1	No Gas	1236541.92	81.8
Ge	72	2	H2	864738.54	87.1
Ge	72	3	He	172942.89	77.7
In	115	1	No Gas	10393746.39	85.4
In	115	3	He	2140960.95	81.2
Tb	159	1	No Gas	14981292.85	91.7
Tb	159	3	He	6302402.65	92.2
Ho	165	1	No Gas	14348112.61	94.1
Ho	165	3	He	6154864.33	93.1
Lu	175	1	No Gas	14993965.73	96.3
Lu	175	3	He	4792476.84	89.5
Bi	209	1	No Gas	10519648.03	92.9
Bi	209	3	He	4589039.72	91.6

ICPMS207-B Analytical Data

Sample Name	B22011124-001BMSD4
File Name	055MSD4.d
Data Path Name	D:\Agilent\ICPMH\1\DATA\220121ADoD.b
Acq Time	2022-01-21 21:39:10
Sample Type	MSD4
Total Dilution	1.0000
Comment	ICPMS-6020-W-T
Operator	CAR/SRH/JPV/AEM
Method	SW6020/ SW6020B

Name	Mass	ISTD	Tune Step	Tune Mode	Conc.	Units	CPS
Li	7	45	1	No Gas	67.984	ug/l	438737.89
Be	9	45	1	No Gas	38.342	ug/l	102471.83
B	11	45	1	No Gas	136.201	ug/l	227544.34
Na	23	45	3	He	40367.961	ug/l	24149538.53
Mg	24	45	3	He	14896.411	ug/l	4910054.65
Al	27	45	1	No Gas	408.326	ug/l	6212014.91
Si	28	45	2	H2	24252.264	ug/l	40704535.88
K	39	72	3	He	5913.573	ug/l	2293093.32
Ca	40	72	2	H2	13557.687	ug/l	91622409.18
Ti	47	72	1	No Gas	85.184	ug/l	175127.61
V	51	72	1	No Gas	106.565	ug/l	2660213.50
V	51	72	3	He	113.783	ug/l	435630.85
Cr	52	72	1	No Gas	89.242	ug/l	2174015.20
Cr	52	72	3	He	96.176	ug/l	410551.89
Mn	55	72	1	No Gas	472.872	ug/l	14863562.01
Mn	55	72	3	He	477.076	ug/l	1319697.84
Fe	56	72	2	H2	530.570	ug/l	8214746.23
Fe	56	72	3	He	505.927	ug/l	1915666.82
Co	59	72	1	No Gas	93.135	ug/l	2474210.50
Ni	60	72	1	No Gas	90.390	ug/l	546989.43
Ni	60	72	3	He	99.790	ug/l	175353.27
Cu	63	72	1	No Gas	92.879	ug/l	1352868.07
Cu	63	72	3	He	100.794	ug/l	466300.76
Cu	65	72	1	No Gas	89.852	ug/l	645209.33
Zn	66	72	1	No Gas	96.677	ug/l	480861.58
Zn	66	72	3	He	104.620	ug/l	101513.96
As	75	72	1	No Gas	93.782	ug/l	564842.67
As	75	72	3	He	98.916	ug/l	82980.01
Se	78	72	2	H2	103.569	ug/l	57837.40
Br	79	72	1	No Gas	8.464	ug/l	157005.93
Br	79	72	2	H2	7.616	ug/l	78800.86
Se	82	72	1	No Gas	97.547	ug/l	33515.77
Kr	84	72	1	No Gas		ug/l	62942.29
Sr	88	72	1	No Gas	169.468	ug/l	7167517.44
Sr	88	72	3	He	168.805	ug/l	733446.64
Mo	95	115	1	No Gas	93.604	ug/l	864989.13
Mo	95	115	3	He	99.835	ug/l	309085.91
Mo	98	115	1	No Gas	94.154	ug/l	1414672.35
Ag	107	115	1	No Gas	9.406	ug/l	223717.92
Ag	109	115	1	No Gas	9.381	ug/l	217039.32
Cd	111	115	1	No Gas	49.028	ug/l	261409.20

ICPMS207-B Analytical Data

Name	Mass	ISTD	Tune Step	Tune Mode	Conc.	Units	CPS
Cd	111	115	3	He	51.083	ug/l	83536.92
Cd	114	115	1	No Gas	50.312	ug/l	593161.73
Cd	114	115	3	He	51.628	ug/l	207255.95
Sn	118	115	1	No Gas	100.523	ug/l	1524595.93
Sn	118	115	3	He	103.475	ug/l	393480.20
Sb	121	115	1	No Gas	102.227	ug/l	2438378.38
Sb	121	115	3	He	102.611	ug/l	605786.36
Sb	123	115	1	No Gas	102.757	ug/l	1885390.90
Sb	123	115	3	He	103.677	ug/l	483669.25
Ba	135	115	1	No Gas	96.592	ug/l	451953.22
Ba	137	115	1	No Gas	96.390	ug/l	800650.11
La	139	115	3	He	108.732	ug/l	2334271.56
Ce	140	115	3	He	110.929	ug/l	2605964.18
Hg	201	209	1	No Gas	0.026	ug/l	117.31
Hg	202	209	1	No Gas	0.033	ug/l	354.60
Hg	202	209	3	He	0.030	ug/l	151.97
Tl	203	209	3	He	97.358	ug/l	1003099.48
Tl	205	209	1	No Gas	104.195	ug/l	5068800.03
Tl	205	209	3	He	100.923	ug/l	2460779.75
[Pb]	206	209	1	No Gas	102.329	ug/l	1747365.01
[Pb]	207	209	1	No Gas	104.585	ug/l	1559401.83
Pb	208	209	1	No Gas	102.987	ug/l	7098047.79
Th	232	209	3	He	102.474	ug/l	3519670.33
U	238	209	1	No Gas	107.697	ug/l	7389088.44

Name	Mass	Tune Step	Tune Mode	CPS	ISTD Recovery %
Sc	45	1	No Gas	4124857.78	73.2
Sc	45	2	H2	2220539.83	80.9
Sc	45	3	He	221050.86	69.4
Ge	72	1	No Gas	1248479.31	82.6
Ge	72	2	H2	856674.00	86.3
Ge	72	3	He	172379.32	77.4
In	115	1	No Gas	10591877.63	87.0
In	115	3	He	2090747.84	79.3
Tb	159	1	No Gas	15237387.90	93.2
Tb	159	3	He	6161562.80	90.2
Ho	165	1	No Gas	14629124.86	95.9
Ho	165	3	He	6052515.79	91.5
Lu	175	1	No Gas	14996369.49	96.4
Lu	175	3	He	4886340.96	91.2
Bi	209	1	No Gas	10543489.75	93.1
Bi	209	3	He	4682709.92	93.4

ICPMS207-B Analytical Data

Sample Name	Rinse
File Name	056BLKV.d
Data Path Name	D:\Agilent\ICPMH\1\DATA\220121ADoD.b
Acq Time	2022-01-21 21:45:24
Sample Type	BlkVrfy
Total Dilution	1.0000
Comment	ICPMS-6020-W-D
Operator	CAR/SRH/JPV/AEM
Method	SW6020/ SW6020B

Name	Mass	ISTD	Tune Step	Tune Mode	Conc.	Units	CPS
Li	7	45	1	No Gas	1.083	ug/l	20792.48
Be	9	45	1	No Gas	-0.036	ug/l	86.65
B	11	45	1	No Gas	0.779	ug/l	5987.61
Na	23	45	3	He	44.620	ug/l	66544.06
Mg	24	45	3	He	1.070	ug/l	1816.52
Al	27	45	1	No Gas	-0.069	ug/l	12420.77
Si	28	45	2	H2	7.756	ug/l	20540.35
K	39	72	3	He	-24.928	ug/l	58528.07
Ca	40	72	2	H2	-1.546	ug/l	82030.32
Ti	47	72	1	No Gas	0.009	ug/l	210.21
V	51	72	1	No Gas	3.170	ug/l	34835.11
V	51	72	3	He	0.457	ug/l	14695.22
Cr	52	72	1	No Gas	-0.732	ug/l	66716.12
Cr	52	72	3	He	0.035	ug/l	881.14
Mn	55	72	1	No Gas	0.158	ug/l	14688.26
Mn	55	72	3	He	0.151	ug/l	573.57
Fe	56	72	2	H2	0.159	ug/l	12050.44
Fe	56	72	3	He	0.166	ug/l	5484.88
Co	59	72	1	No Gas	0.009	ug/l	741.89
Ni	60	72	1	No Gas	0.004	ug/l	455.77
Ni	60	72	3	He	0.010	ug/l	100.00
Cu	63	72	1	No Gas	0.006	ug/l	1870.21
Cu	63	72	3	He	0.010	ug/l	611.89
Cu	65	72	1	No Gas	0.001	ug/l	847.03
Zn	66	72	1	No Gas	0.086	ug/l	1342.34
Zn	66	72	3	He	0.094	ug/l	283.34
As	75	72	1	No Gas	0.466	ug/l	15352.80
As	75	72	3	He	-0.012	ug/l	221.60
Se	78	72	2	H2	0.000	ug/l	31.11
Br	79	72	1	No Gas	23.320	ug/l	344804.73
Br	79	72	2	H2	22.440	ug/l	187181.10
Se	82	72	1	No Gas	0.488	ug/l	820.89
Kr	84	72	1	No Gas		ug/l	18611.73
Sr	88	72	1	No Gas	0.000	ug/l	688.65
Sr	88	72	3	He	-0.007	ug/l	210.00
Mo	95	115	1	No Gas	0.018	ug/l	236.67
Mo	95	115	3	He	0.009	ug/l	51.11
Mo	98	115	1	No Gas	0.016	ug/l	358.14
Ag	107	115	1	No Gas	-0.002	ug/l	1712.13
Ag	109	115	1	No Gas	0.001	ug/l	1678.11
Cd	111	115	1	No Gas	0.007	ug/l	38.77

ICPMS207-B Analytical Data

Name	Mass	ISTD	Tune Step	Tune Mode	Conc.	Units	CPS
Cd	111	115	3	He	0.010	ug/l	23.00
Cd	114	115	1	No Gas	0.011	ug/l	-23.01
Cd	114	115	3	He	0.009	ug/l	51.27
Sn	118	115	1	No Gas	0.034	ug/l	3593.36
Sn	118	115	3	He	0.021	ug/l	866.70
Sb	121	115	1	No Gas	0.125	ug/l	4145.73
Sb	121	115	3	He	0.089	ug/l	765.10
Sb	123	115	1	No Gas	0.128	ug/l	3249.06
Sb	123	115	3	He	0.081	ug/l	558.40
Ba	135	115	1	No Gas	0.006	ug/l	93.15
Ba	137	115	1	No Gas	0.002	ug/l	109.78
La	139	115	3	He	0.000	ug/l	23.33
Ce	140	115	3	He	0.000	ug/l	34.44
Hg	201	209	1	No Gas	0.005	ug/l	51.32
Hg	202	209	1	No Gas	0.004	ug/l	134.31
Hg	202	209	3	He	0.005	ug/l	56.32
Tl	203	209	3	He	0.247	ug/l	3415.16
Tl	205	209	1	No Gas	0.240	ug/l	16016.79
Tl	205	209	3	He	0.246	ug/l	8144.44
[Pb]	206	209	1	No Gas	0.022	ug/l	1047.83
[Pb]	207	209	1	No Gas	0.023	ug/l	926.71
Pb	208	209	1	No Gas	0.022	ug/l	4231.41
Th	232	209	3	He	0.021	ug/l	1395.31
U	238	209	1	No Gas	0.003	ug/l	302.61

Name	Mass	Tune Step	Tune Mode	CPS	ISTD Recovery %
Sc	45	1	No Gas	4577789.28	81.2
Sc	45	2	H2	2404404.83	87.6
Sc	45	3	He	243490.13	76.5
Ge	72	1	No Gas	1305415.35	86.3
Ge	72	2	H2	913118.50	92.0
Ge	72	3	He	182788.08	82.1
In	115	1	No Gas	11504793.93	94.5
In	115	3	He	2297747.73	87.2
Tb	159	1	No Gas	16166763.90	98.9
Tb	159	3	He	6628575.37	97.0
Ho	165	1	No Gas	15750868.86	103.3
Ho	165	3	He	6479834.82	98.0
Lu	175	1	No Gas	16279961.26	104.6
Lu	175	3	He	5247954.12	98.0
Bi	209	1	No Gas	11848545.09	104.6
Bi	209	3	He	5144382.66	102.6

ICPMS207-B Analytical Data

Sample Name	B22011125-001A
File Name	057SMPL.d
Data Path Name	D:\Agilent\ICPMH\1\DATA\220121ADoD.b
Acq Time	2022-01-21 21:51:37
Sample Type	Sample
Total Dilution	1.0000
Comment	ICPMS-6020-W-D
Operator	CAR/SRH/JPV/AEM
Method	SW6020/ SW6020B

Name	Mass	ISTD	Tune Step	Tune Mode	Conc.	Units	CPS
Li	7	45	1	No Gas	0.336	ug/l	18847.85
Be	9	45	1	No Gas	-0.048	ug/l	60.99
B	11	45	1	No Gas	31.952	ug/l	77799.01
Na	23	45	3	He	32126.916	ug/l	27127814.32
Mg	24	45	3	He	15111.242	ug/l	7028956.54
Al	27	45	1	No Gas	4.066	ug/l	101682.39
Si	28	45	2	H2	23744.232	ug/l	50271414.41
K	39	72	3	He	1847.569	ug/l	986785.45
Ca	40	72	2	H2	15149.724	ug/l	121155232.63
Ti	47	72	1	No Gas	1.742	ug/l	4475.22
V	51	72	1	No Gas	20.023	ug/l	547809.52
V	51	72	3	He	15.395	ug/l	90050.73
Cr	52	72	1	No Gas	0.350	ug/l	105790.02
Cr	52	72	3	He	2.359	ug/l	13918.87
Mn	55	72	1	No Gas	2.721	ug/l	112629.70
Mn	55	72	3	He	2.899	ug/l	10556.68
Fe	56	72	2	H2	8.715	ug/l	170069.23
Fe	56	72	3	He	8.091	ug/l	45507.12
Co	59	72	1	No Gas	0.041	ug/l	1859.78
Ni	60	72	1	No Gas	0.571	ug/l	4601.62
Ni	60	72	3	He	0.479	ug/l	1190.06
Cu	63	72	1	No Gas	0.685	ug/l	13891.53
Cu	63	72	3	He	0.491	ug/l	3622.73
Cu	65	72	1	No Gas	0.544	ug/l	5605.34
Zn	66	72	1	No Gas	7.363	ug/l	44516.46
Zn	66	72	3	He	7.734	ug/l	9942.33
As	75	72	1	No Gas	-0.075	ug/l	13536.29
As	75	72	3	He	-0.103	ug/l	171.73
Se	78	72	2	H2	0.155	ug/l	137.45
Br	79	72	1	No Gas	15.175	ug/l	278559.24
Br	79	72	2	H2	14.579	ug/l	147044.03
Se	82	72	1	No Gas	0.422	ug/l	902.63
Kr	84	72	1	No Gas		ug/l	51068.70
Sr	88	72	1	No Gas	100.440	ug/l	5057125.46
Sr	88	72	3	He	96.120	ug/l	541463.28
Mo	95	115	1	No Gas	0.114	ug/l	1306.74
Mo	95	115	3	He	0.117	ug/l	483.35
Mo	98	115	1	No Gas	0.115	ug/l	2141.91
Ag	107	115	1	No Gas	-0.055	ug/l	359.48
Ag	109	115	1	No Gas	-0.054	ug/l	312.13
Cd	111	115	1	No Gas	0.026	ug/l	160.97

ICPMS207-B Analytical Data

Name	Mass	ISTD	Tune Step	Tune Mode	Conc.	Units	CPS
Cd	111	115	3	He	0.027	ug/l	61.89
Cd	114	115	1	No Gas	0.037	ug/l	342.97
Cd	114	115	3	He	0.030	ug/l	165.22
Sn	118	115	1	No Gas	-0.055	ug/l	2252.39
Sn	118	115	3	He	-0.059	ug/l	613.35
Sb	121	115	1	No Gas	0.213	ug/l	6951.75
Sb	121	115	3	He	0.213	ug/l	1815.97
Sb	123	115	1	No Gas	0.214	ug/l	5338.55
Sb	123	115	3	He	0.210	ug/l	1413.55
Ba	135	115	1	No Gas	3.793	ug/l	21037.57
Ba	137	115	1	No Gas	3.792	ug/l	37379.30
La	139	115	3	He	0.005	ug/l	157.78
Ce	140	115	3	He	0.014	ug/l	438.90
Hg	201	209	1	No Gas	0.001	ug/l	34.66
Hg	202	209	1	No Gas	-0.001	ug/l	87.65
Hg	202	209	3	He	0.003	ug/l	44.32
Tl	203	209	3	He	0.130	ug/l	2089.67
Tl	205	209	1	No Gas	0.093	ug/l	7882.50
Tl	205	209	3	He	0.125	ug/l	4875.52
[Pb]	206	209	1	No Gas	0.058	ug/l	1745.68
[Pb]	207	209	1	No Gas	0.054	ug/l	1444.53
Pb	208	209	1	No Gas	0.054	ug/l	6744.04
Th	232	209	3	He	-0.002	ug/l	508.22
U	238	209	1	No Gas	0.009	ug/l	831.19

Name	Mass	Tune Step	Tune Mode	CPS	ISTD Recovery %
Sc	45	1	No Gas	5574866.61	98.9
Sc	45	2	H2	2801219.30	102.1
Sc	45	3	He	311817.75	97.9
Ge	72	1	No Gas	1477059.54	97.7
Ge	72	2	H2	1013726.98	102.2
Ge	72	3	He	223170.62	100.2
In	115	1	No Gas	12349611.76	101.5
In	115	3	He	2657651.62	100.8
Tb	159	1	No Gas	17088490.60	104.6
Tb	159	3	He	7130647.27	104.4
Ho	165	1	No Gas	15931645.77	104.5
Ho	165	3	He	6841193.92	103.4
Lu	175	1	No Gas	16606136.49	106.7
Lu	175	3	He	5703923.57	106.5
Bi	209	1	No Gas	11790008.03	104.1
Bi	209	3	He	5135327.75	102.5

ICPMS207-B Analytical Data

Sample Name	B22011125-001B
File Name	058SMPL.d
Data Path Name	D:\Agilent\ICPMH\1\DATA\220121ADoD.b
Acq Time	2022-01-21 21:57:52
Sample Type	Sample
Total Dilution	1.0000
Comment	ICPMS-6020-W-T
Operator	CAR/SRH/JPV/AEM
Method	SW6020/ SW6020B

Name	Mass	ISTD	Tune Step	Tune Mode	Conc.	Units	CPS
Li	7	45	1	No Gas	1.916	ug/l	23686.52
Be	9	45	1	No Gas	-0.035	ug/l	77.98
B	11	45	1	No Gas	35.031	ug/l	61686.17
Na	23	45	3	He	32179.228	ug/l	18320650.00
Mg	24	45	3	He	15405.271	ug/l	4839324.03
Al	27	45	1	No Gas	114.071	ug/l	1749596.48
Si	28	45	2	H2	23867.963	ug/l	39392452.07
K	39	72	3	He	1683.632	ug/l	669163.33
Ca	40	72	2	H2	14597.647	ug/l	94323547.73
Ti	47	72	1	No Gas	9.402	ug/l	18640.69
V	51	72	1	No Gas	19.427	ug/l	424727.45
V	51	72	3	He	20.213	ug/l	83595.96
Cr	52	72	1	No Gas	4.064	ug/l	168299.96
Cr	52	72	3	He	2.870	ug/l	12347.50
Mn	55	72	1	No Gas	19.203	ug/l	586148.62
Mn	55	72	3	He	19.028	ug/l	50479.66
Fe	56	72	2	H2	148.910	ug/l	2210885.55
Fe	56	72	3	He	139.455	ug/l	508404.43
Co	59	72	1	No Gas	0.231	ug/l	6322.22
Ni	60	72	1	No Gas	1.306	ug/l	7949.76
Ni	60	72	3	He	1.240	ug/l	2155.73
Cu	63	72	1	No Gas	1.409	ug/l	21249.98
Cu	63	72	3	He	1.253	ug/l	6044.05
Cu	65	72	1	No Gas	1.204	ug/l	9030.43
Zn	66	72	1	No Gas	15.075	ug/l	72356.10
Zn	66	72	3	He	15.706	ug/l	14739.77
As	75	72	1	No Gas	1.283	ug/l	18551.76
As	75	72	3	He	0.230	ug/l	393.40
Se	78	72	2	H2	0.204	ug/l	137.22
Br	79	72	1	No Gas	9.510	ug/l	161268.14
Br	79	72	2	H2	8.519	ug/l	80988.63
Se	82	72	1	No Gas	0.154	ug/l	639.27
Kr	84	72	1	No Gas		ug/l	42037.67
Sr	88	72	1	No Gas	100.043	ug/l	4045487.73
Sr	88	72	3	He	97.585	ug/l	405796.30
Mo	95	115	1	No Gas	0.205	ug/l	1935.70
Mo	95	115	3	He	0.218	ug/l	690.02
Mo	98	115	1	No Gas	0.214	ug/l	3286.72
Ag	107	115	1	No Gas	0.541	ug/l	14315.64
Ag	109	115	1	No Gas	0.533	ug/l	13664.74
Cd	111	115	1	No Gas	0.009	ug/l	42.52

ICPMS207-B Analytical Data

Name	Mass	ISTD	Tune Step	Tune Mode	Conc.	Units	CPS
Cd	111	115	3	He	0.006	ug/l	15.45
Cd	114	115	1	No Gas	0.014	ug/l	11.53
Cd	114	115	3	He	0.004	ug/l	25.61
Sn	118	115	1	No Gas	0.590	ug/l	11598.49
Sn	118	115	3	He	0.687	ug/l	3285.96
Sb	121	115	1	No Gas	0.241	ug/l	6497.15
Sb	121	115	3	He	0.249	ug/l	1626.26
Sb	123	115	1	No Gas	0.244	ug/l	5033.75
Sb	123	115	3	He	0.241	ug/l	1242.85
Ba	135	115	1	No Gas	4.461	ug/l	20777.73
Ba	137	115	1	No Gas	4.502	ug/l	37266.07
La	139	115	3	He	0.051	ug/l	1100.05
Ce	140	115	3	He	0.132	ug/l	3089.26
Hg	201	209	1	No Gas	0.012	ug/l	70.32
Hg	202	209	1	No Gas	0.017	ug/l	223.62
Hg	202	209	3	He	0.018	ug/l	99.98
Tl	203	209	3	He	0.092	ug/l	1484.02
Tl	205	209	1	No Gas	0.071	ug/l	5878.04
Tl	205	209	3	He	0.093	ug/l	3602.61
[Pb]	206	209	1	No Gas	0.264	ug/l	5084.34
[Pb]	207	209	1	No Gas	0.257	ug/l	4336.29
Pb	208	209	1	No Gas	0.258	ug/l	20180.60
Th	232	209	3	He	0.051	ug/l	2247.77
U	238	209	1	No Gas	0.013	ug/l	949.86

Name	Mass	Tune Step	Tune Mode	CPS	ISTD Recovery %
Sc	45	1	No Gas	4061565.41	72.0
Sc	45	2	H2	2183677.88	79.6
Sc	45	3	He	211026.63	66.3
Ge	72	1	No Gas	1186301.07	78.5
Ge	72	2	H2	819077.57	82.5
Ge	72	3	He	165082.31	74.1
In	115	1	No Gas	10379466.85	85.3
In	115	3	He	2077911.76	78.8
Tb	159	1	No Gas	15202650.55	93.0
Tb	159	3	He	6299806.98	92.2
Ho	165	1	No Gas	14872929.18	97.5
Ho	165	3	He	6093091.21	92.1
Lu	175	1	No Gas	15056757.79	96.7
Lu	175	3	He	4933698.63	92.1
Bi	209	1	No Gas	10457794.67	92.4
Bi	209	3	He	4596902.26	91.7

ICPMS207-B Analytical Data

Sample Name	B22011126-001A
File Name	059SMPL.d
Data Path Name	D:\Agilent\ICPMH\1\DATA\220121ADoD.b
Acq Time	2022-01-21 22:04:07
Sample Type	Sample
Total Dilution	1.0000
Comment	ICPMS-6020-W-D
Operator	CAR/SRH/JPV/AEM
Method	SW6020/ SW6020B

Name	Mass	ISTD	Tune Step	Tune Mode	Conc.	Units	CPS
Li	7	45	1	No Gas	0.104	ug/l	16897.46
Be	9	45	1	No Gas	-0.046	ug/l	67.65
B	11	45	1	No Gas	74.442	ug/l	174528.89
Na	23	45	3	He	56307.099	ug/l	46390304.31
Mg	24	45	3	He	30976.162	ug/l	14067802.16
Al	27	45	1	No Gas	2.161	ug/l	62005.33
Si	28	45	2	H2	19214.308	ug/l	38670189.18
K	39	72	3	He	2843.332	ug/l	1430090.81
Ca	40	72	2	H2	29674.400	ug/l	225163262.00
Ti	47	72	1	No Gas	1.181	ug/l	3130.16
V	51	72	1	No Gas	10.106	ug/l	250015.12
V	51	72	3	He	6.104	ug/l	43875.21
Cr	52	72	1	No Gas	-1.699	ug/l	48923.96
Cr	52	72	3	He	0.131	ug/l	1556.76
Mn	55	72	1	No Gas	185.210	ug/l	7002332.81
Mn	55	72	3	He	187.306	ug/l	652263.73
Fe	56	72	2	H2	0.980	ug/l	26978.22
Fe	56	72	3	He	0.719	ug/l	9125.37
Co	59	72	1	No Gas	0.313	ug/l	10552.93
Ni	60	72	1	No Gas	2.070	ug/l	15540.91
Ni	60	72	3	He	2.021	ug/l	4560.74
Cu	63	72	1	No Gas	0.881	ug/l	17448.76
Cu	63	72	3	He	0.630	ug/l	4325.45
Cu	65	72	1	No Gas	0.646	ug/l	6532.09
Zn	66	72	1	No Gas	2.047	ug/l	13216.24
Zn	66	72	3	He	2.205	ug/l	2910.31
As	75	72	1	No Gas	0.170	ug/l	15392.68
As	75	72	3	He	0.470	ug/l	769.81
Se	78	72	2	H2	0.106	ug/l	99.78
Br	79	72	1	No Gas	39.304	ug/l	614729.21
Br	79	72	2	H2	40.493	ug/l	329686.65
Se	82	72	1	No Gas	0.557	ug/l	965.57
Kr	84	72	1	No Gas		ug/l	89392.13
Sr	88	72	1	No Gas	221.815	ug/l	11261667.06
Sr	88	72	3	He	224.305	ug/l	1226115.01
Mo	95	115	1	No Gas	10.356	ug/l	110302.57
Mo	95	115	3	He	10.600	ug/l	40206.52
Mo	98	115	1	No Gas	10.142	ug/l	175921.50
Ag	107	115	1	No Gas	-0.064	ug/l	108.71
Ag	109	115	1	No Gas	-0.061	ug/l	116.05
Cd	111	115	1	No Gas	0.030	ug/l	182.76

ICPMS207-B Analytical Data

Name	Mass	ISTD	Tune Step	Tune Mode	Conc.	Units	CPS
Cd	111	115	3	He	0.028	ug/l	63.22
Cd	114	115	1	No Gas	0.043	ug/l	420.39
Cd	114	115	3	He	0.028	ug/l	152.61
Sn	118	115	1	No Gas	-0.027	ug/l	2691.61
Sn	118	115	3	He	-0.051	ug/l	627.80
Sb	121	115	1	No Gas	0.374	ug/l	11201.24
Sb	121	115	3	He	0.376	ug/l	2919.60
Sb	123	115	1	No Gas	0.370	ug/l	8503.77
Sb	123	115	3	He	0.366	ug/l	2250.74
Ba	135	115	1	No Gas	4.063	ug/l	21940.62
Ba	137	115	1	No Gas	4.042	ug/l	38800.60
La	139	115	3	He	0.000	ug/l	27.78
Ce	140	115	3	He	0.001	ug/l	66.67
Hg	201	209	1	No Gas	0.006	ug/l	54.99
Hg	202	209	1	No Gas	0.051	ug/l	561.24
Hg	202	209	3	He	0.044	ug/l	224.29
Tl	203	209	3	He	0.042	ug/l	1075.81
Tl	205	209	1	No Gas	0.033	ug/l	4444.12
Tl	205	209	3	He	0.043	ug/l	2638.66
[Pb]	206	209	1	No Gas	0.010	ug/l	794.47
[Pb]	207	209	1	No Gas	0.013	ug/l	732.25
Pb	208	209	1	No Gas	0.010	ug/l	3276.85
Th	232	209	3	He	-0.007	ug/l	312.13
U	238	209	1	No Gas	0.076	ug/l	5934.83

Name	Mass	Tune Step	Tune Mode	CPS	ISTD Recovery %
Sc	45	1	No Gas	5594715.92	99.2
Sc	45	2	H2	2662787.26	97.0
Sc	45	3	He	304456.94	95.6
Ge	72	1	No Gas	1489288.49	98.5
Ge	72	2	H2	962337.98	97.0
Ge	72	3	He	216601.79	97.3
In	115	1	No Gas	12029864.31	98.8
In	115	3	He	2549049.65	96.7
Tb	159	1	No Gas	17190333.89	105.2
Tb	159	3	He	7033946.77	102.9
Ho	165	1	No Gas	16330875.51	107.1
Ho	165	3	He	6796263.99	102.8
Lu	175	1	No Gas	17166180.16	110.3
Lu	175	3	He	5621643.48	105.0
Bi	209	1	No Gas	11607547.98	102.5
Bi	209	3	He	5060523.74	101.0

ICPMS207-B Analytical Data

Sample Name	B22011126-001B
File Name	060SMPL.d
Data Path Name	D:\Agilent\ICPMH\1\DATA\220121ADoD.b
Acq Time	2022-01-21 22:10:23
Sample Type	Sample
Total Dilution	1.0000
Comment	ICPMS-6020-W-T
Operator	CAR/SRH/JPV/AEM
Method	SW6020/ SW6020B

Name	Mass	ISTD	Tune Step	Tune Mode	Conc.	Units	CPS
Li	7	45	1	No Gas	1.482	ug/l	19854.86
Be	9	45	1	No Gas	-0.035	ug/l	74.32
B	11	45	1	No Gas	73.919	ug/l	119190.86
Na	23	45	3	He	54737.053	ug/l	31060844.81
Mg	24	45	3	He	29563.527	ug/l	9245896.05
Al	27	45	1	No Gas	9.249	ug/l	144682.94
Si	28	45	2	H2	18311.460	ug/l	30004269.02
K	39	72	3	He	2490.263	ug/l	960392.18
Ca	40	72	2	H2	27784.836	ug/l	181588628.90
Ti	47	72	1	No Gas	1.805	ug/l	3625.78
V	51	72	1	No Gas	2.836	ug/l	21739.17
V	51	72	3	He	10.524	ug/l	49117.71
Cr	52	72	1	No Gas	1.482	ug/l	107679.51
Cr	52	72	3	He	0.355	ug/l	2100.17
Mn	55	72	1	No Gas	195.180	ug/l	5733635.79
Mn	55	72	3	He	184.985	ug/l	489919.78
Fe	56	72	2	H2	11.497	ug/l	180640.47
Fe	56	72	3	He	11.211	ug/l	44880.00
Co	59	72	1	No Gas	0.437	ug/l	11301.96
Ni	60	72	1	No Gas	2.161	ug/l	12607.18
Ni	60	72	3	He	2.230	ug/l	3819.42
Cu	63	72	1	No Gas	1.277	ug/l	18939.25
Cu	63	72	3	He	0.967	ug/l	4779.83
Cu	65	72	1	No Gas	0.996	ug/l	7417.54
Zn	66	72	1	No Gas	1.756	ug/l	8906.43
Zn	66	72	3	He	1.796	ug/l	1833.46
As	75	72	1	No Gas	3.340	ug/l	29279.64
As	75	72	3	He	0.783	ug/l	836.81
Se	78	72	2	H2	0.156	ug/l	112.56
Br	79	72	1	No Gas	14.815	ug/l	214692.82
Br	79	72	2	H2	13.195	ug/l	111496.52
Se	82	72	1	No Gas	0.504	ug/l	732.34
Kr	84	72	1	No Gas		ug/l	77346.68
Sr	88	72	1	No Gas	250.312	ug/l	9879785.58
Sr	88	72	3	He	231.386	ug/l	961976.35
Mo	95	115	1	No Gas	11.260	ug/l	97144.76
Mo	95	115	3	He	11.666	ug/l	35954.26
Mo	98	115	1	No Gas	11.515	ug/l	161776.90
Ag	107	115	1	No Gas	-0.064	ug/l	80.03
Ag	109	115	1	No Gas	-0.061	ug/l	89.37
Cd	111	115	1	No Gas	0.012	ug/l	60.34

ICPMS207-B Analytical Data

Name	Mass	ISTD	Tune Step	Tune Mode	Conc.	Units	CPS
Cd	111	115	3	He	0.008	ug/l	18.78
Cd	114	115	1	No Gas	0.019	ug/l	71.72
Cd	114	115	3	He	0.007	ug/l	38.38
Sn	118	115	1	No Gas	0.536	ug/l	10150.23
Sn	118	115	3	He	0.562	ug/l	2821.41
Sb	121	115	1	No Gas	0.445	ug/l	10630.43
Sb	121	115	3	He	0.421	ug/l	2640.18
Sb	123	115	1	No Gas	0.452	ug/l	8300.29
Sb	123	115	3	He	0.433	ug/l	2139.05
Ba	135	115	1	No Gas	4.555	ug/l	19871.55
Ba	137	115	1	No Gas	4.579	ug/l	35538.43
La	139	115	3	He	0.007	ug/l	160.00
Ce	140	115	3	He	0.017	ug/l	432.23
Hg	201	209	1	No Gas	0.013	ug/l	67.99
Hg	202	209	1	No Gas	0.079	ug/l	687.21
Hg	202	209	3	He	0.058	ug/l	259.95
Tl	203	209	3	He	0.054	ug/l	1097.82
Tl	205	209	1	No Gas	0.045	ug/l	4295.18
Tl	205	209	3	He	0.055	ug/l	2688.03
[Pb]	206	209	1	No Gas	0.037	ug/l	1100.05
[Pb]	207	209	1	No Gas	0.036	ug/l	937.82
Pb	208	209	1	No Gas	0.035	ug/l	4328.08
Th	232	209	3	He	0.023	ug/l	1299.92
U	238	209	1	No Gas	0.089	ug/l	5835.81

Name	Mass	Tune Step	Tune Mode	CPS	ISTD Recovery %
Sc	45	1	No Gas	3864332.34	68.5
Sc	45	2	H2	2167963.28	79.0
Sc	45	3	He	209705.28	65.8
Ge	72	1	No Gas	1159913.27	76.7
Ge	72	2	H2	828820.67	83.5
Ge	72	3	He	164729.06	74.0
In	115	1	No Gas	9811687.27	80.6
In	115	3	He	2070672.03	78.6
Tb	159	1	No Gas	14228263.08	87.1
Tb	159	3	He	6324213.31	92.5
Ho	165	1	No Gas	13563317.74	88.9
Ho	165	3	He	6058841.13	91.6
Lu	175	1	No Gas	14013527.82	90.0
Lu	175	3	He	4919405.53	91.9
Bi	209	1	No Gas	9831235.20	86.8
Bi	209	3	He	4603465.76	91.8

ICPMS207-B Analytical Data

Sample Name	B22011127-001A
File Name	061SMPL.d
Data Path Name	D:\Agilent\ICPMH\1\DATA\220121ADoD.b
Acq Time	2022-01-21 22:16:39
Sample Type	Sample
Total Dilution	1.0000
Comment	ICPMS-6020-W-D
Operator	CAR/SRH/JPV/AEM
Method	SW6020/ SW6020B

Name	Mass	ISTD	Tune Step	Tune Mode	Conc.	Units	CPS
Li	7	45	1	No Gas	0.884	ug/l	23559.67
Be	9	45	1	No Gas	-0.049	ug/l	56.32
B	11	45	1	No Gas	67.560	ug/l	158225.49
Na	23	45	3	He	90915.508	ug/l	76830709.41
Mg	24	45	3	He	34748.934	ug/l	16193437.09
Al	27	45	1	No Gas	13.923	ug/l	307447.12
Si	28	45	2	H2	23119.256	ug/l	48323213.51
K	39	72	3	He	3304.363	ug/l	1708308.41
Ca	40	72	2	H2	41733.553	ug/l	330958516.86
Ti	47	72	1	No Gas	2.499	ug/l	6264.55
V	51	72	1	No Gas	16.519	ug/l	437083.96
V	51	72	3	He	12.096	ug/l	74528.83
Cr	52	72	1	No Gas	-0.648	ug/l	77028.15
Cr	52	72	3	He	1.127	ug/l	7146.22
Mn	55	72	1	No Gas	4.886	ug/l	191434.67
Mn	55	72	3	He	4.952	ug/l	18019.75
Fe	56	72	2	H2	60.208	ug/l	1103312.05
Fe	56	72	3	He	57.807	ug/l	290642.92
Co	59	72	1	No Gas	0.131	ug/l	4641.55
Ni	60	72	1	No Gas	1.019	ug/l	7746.73
Ni	60	72	3	He	0.793	ug/l	1914.58
Cu	63	72	1	No Gas	1.707	ug/l	31287.31
Cu	63	72	3	He	1.200	ug/l	7912.56
Cu	65	72	1	No Gas	1.290	ug/l	11846.25
Zn	66	72	1	No Gas	3.610	ug/l	22102.36
Zn	66	72	3	He	3.540	ug/l	4699.67
As	75	72	1	No Gas	1.444	ug/l	23949.99
As	75	72	3	He	1.650	ug/l	2085.31
Se	78	72	2	H2	0.392	ug/l	291.45
Br	79	72	1	No Gas	62.317	ug/l	915263.52
Br	79	72	2	H2	61.383	ug/l	504796.08
Se	82	72	1	No Gas	1.556	ug/l	1344.68
Kr	84	72	1	No Gas		ug/l	112429.68
Sr	88	72	1	No Gas	299.429	ug/l	14908842.90
Sr	88	72	3	He	305.192	ug/l	1728230.22
Mo	95	115	1	No Gas	3.684	ug/l	40158.69
Mo	95	115	3	He	3.823	ug/l	15066.90
Mo	98	115	1	No Gas	3.770	ug/l	66911.45
Ag	107	115	1	No Gas	-0.052	ug/l	439.52
Ag	109	115	1	No Gas	-0.050	ug/l	422.18
Cd	111	115	1	No Gas	0.028	ug/l	174.50

ICPMS207-B Analytical Data

Name	Mass	ISTD	Tune Step	Tune Mode	Conc.	Units	CPS
Cd	111	115	3	He	0.023	ug/l	53.67
Cd	114	115	1	No Gas	0.039	ug/l	369.27
Cd	114	115	3	He	0.025	ug/l	143.74
Sn	118	115	1	No Gas	-0.004	ug/l	3150.79
Sn	118	115	3	He	-0.023	ug/l	783.36
Sb	121	115	1	No Gas	0.079	ug/l	3158.01
Sb	121	115	3	He	0.076	ug/l	784.43
Sb	123	115	1	No Gas	0.082	ug/l	2472.80
Sb	123	115	3	He	0.086	ug/l	672.42
Ba	135	115	1	No Gas	10.073	ug/l	55513.60
Ba	137	115	1	No Gas	9.899	ug/l	96988.26
La	139	115	3	He	0.042	ug/l	1173.39
Ce	140	115	3	He	0.093	ug/l	2808.08
Hg	201	209	1	No Gas	0.115	ug/l	484.25
Hg	202	209	1	No Gas	2.249	ug/l	20509.32
Hg	202	209	3	He	1.813	ug/l	7892.10
Tl	203	209	3	He	0.031	ug/l	947.75
Tl	205	209	1	No Gas	0.013	ug/l	3359.35
Tl	205	209	3	He	0.015	ug/l	1881.56
[Pb]	206	209	1	No Gas	0.172	ug/l	3863.92
[Pb]	207	209	1	No Gas	0.171	ug/l	3367.11
Pb	208	209	1	No Gas	0.169	ug/l	15425.82
Th	232	209	3	He	-0.008	ug/l	270.78
U	238	209	1	No Gas	0.180	ug/l	13858.22

Name	Mass	Tune Step	Tune Mode	CPS	ISTD Recovery %
Sc	45	1	No Gas	5572867.07	98.8
Sc	45	2	H2	2770139.68	100.9
Sc	45	3	He	312411.29	98.1
Ge	72	1	No Gas	1460507.82	96.6
Ge	72	2	H2	1006254.73	101.4
Ge	72	3	He	224381.03	100.8
In	115	1	No Gas	12295953.42	101.0
In	115	3	He	2645762.18	100.4
Tb	159	1	No Gas	17304658.01	105.9
Tb	159	3	He	7229412.54	105.8
Ho	165	1	No Gas	16470722.85	108.0
Ho	165	3	He	6857218.49	103.7
Lu	175	1	No Gas	16941673.99	108.9
Lu	175	3	He	5637814.23	105.3
Bi	209	1	No Gas	11560865.31	102.1
Bi	209	3	He	5042463.00	100.6

ICPMS207-B Analytical Data

Sample Name	B22011127-001B
File Name	062SMPL.d
Data Path Name	D:\Agilent\ICPMH\1\DATA\220121ADoD.b
Acq Time	2022-01-21 22:22:54
Sample Type	Sample
Total Dilution	1.0000
Comment	ICPMS-6020-W-T
Operator	CAR/SRH/JPV/AEM
Method	SW6020/ SW6020B

Name	Mass	ISTD	Tune Step	Tune Mode	Conc.	Units	CPS
Li	7	45	1	No Gas	1.884	ug/l	22162.30
Be	9	45	1	No Gas	-0.038	ug/l	65.66
B	11	45	1	No Gas	70.808	ug/l	113833.04
Na	23	45	3	He	92709.797	ug/l	55649263.61
Mg	24	45	3	He	34290.368	ug/l	11352574.94
Al	27	45	1	No Gas	57.808	ug/l	843110.37
Si	28	45	2	H2	22299.983	ug/l	37595091.50
K	39	72	3	He	2985.047	ug/l	1174383.15
Ca	40	72	2	H2	39984.267	ug/l	264424992.34
Ti	47	72	1	No Gas	5.825	ug/l	11262.40
V	51	72	1	No Gas	18.740	ug/l	396603.56
V	51	72	3	He	16.936	ug/l	74191.16
Cr	52	72	1	No Gas	2.958	ug/l	139086.98
Cr	52	72	3	He	1.543	ug/l	7157.34
Mn	55	72	1	No Gas	6.733	ug/l	204784.30
Mn	55	72	3	He	6.022	ug/l	16557.67
Fe	56	72	2	H2	151.812	ug/l	2307767.37
Fe	56	72	3	He	140.264	ug/l	527432.75
Co	59	72	1	No Gas	0.281	ug/l	7353.95
Ni	60	72	1	No Gas	1.002	ug/l	6006.02
Ni	60	72	3	He	0.784	ug/l	1434.53
Cu	63	72	1	No Gas	1.864	ug/l	26751.27
Cu	63	72	3	He	1.255	ug/l	6244.43
Cu	65	72	1	No Gas	1.354	ug/l	9761.87
Zn	66	72	1	No Gas	3.849	ug/l	18480.00
Zn	66	72	3	He	3.933	ug/l	3935.00
As	75	72	1	No Gas	4.834	ug/l	37514.55
As	75	72	3	He	2.082	ug/l	1934.56
Se	78	72	2	H2	0.462	ug/l	281.45
Br	79	72	1	No Gas	21.767	ug/l	287018.26
Br	79	72	2	H2	18.798	ug/l	148641.03
Se	82	72	1	No Gas	0.867	ug/l	840.49
Kr	84	72	1	No Gas		ug/l	94411.66
Sr	88	72	1	No Gas	331.752	ug/l	13006313.64
Sr	88	72	3	He	315.944	ug/l	1353789.41
Mo	95	115	1	No Gas	4.159	ug/l	36721.90
Mo	95	115	3	He	4.264	ug/l	13369.65
Mo	98	115	1	No Gas	4.257	ug/l	61153.03
Ag	107	115	1	No Gas	-0.049	ug/l	429.51
Ag	109	115	1	No Gas	-0.046	ug/l	435.52
Cd	111	115	1	No Gas	0.014	ug/l	67.05

ICPMS207-B Analytical Data

Name	Mass	ISTD	Tune Step	Tune Mode	Conc.	Units	CPS
Cd	111	115	3	He	0.008	ug/l	18.33
Cd	114	115	1	No Gas	0.020	ug/l	77.87
Cd	114	115	3	He	0.004	ug/l	28.58
Sn	118	115	1	No Gas	0.570	ug/l	10849.40
Sn	118	115	3	He	0.632	ug/l	3134.81
Sb	121	115	1	No Gas	0.111	ug/l	3271.05
Sb	121	115	3	He	0.104	ug/l	791.77
Sb	123	115	1	No Gas	0.121	ug/l	2675.20
Sb	123	115	3	He	0.108	ug/l	639.41
Ba	135	115	1	No Gas	10.922	ug/l	48742.62
Ba	137	115	1	No Gas	11.126	ug/l	88242.01
La	139	115	3	He	0.077	ug/l	1690.11
Ce	140	115	3	He	0.182	ug/l	4357.39
Hg	201	209	1	No Gas	0.154	ug/l	535.57
Hg	202	209	1	No Gas	2.963	ug/l	22603.64
Hg	202	209	3	He	2.004	ug/l	7955.46
Tl	203	209	3	He	0.054	ug/l	1103.16
Tl	205	209	1	No Gas	0.032	ug/l	3681.65
Tl	205	209	3	He	0.041	ug/l	2349.16
[Pb]	206	209	1	No Gas	0.305	ug/l	5362.22
[Pb]	207	209	1	No Gas	0.300	ug/l	4618.61
Pb	208	209	1	No Gas	0.292	ug/l	20835.32
Th	232	209	3	He	0.013	ug/l	971.09
U	238	209	1	No Gas	0.207	ug/l	13347.81

Name	Mass	Tune Step	Tune Mode	CPS	ISTD Recovery %
Sc	45	1	No Gas	3845454.61	68.2
Sc	45	2	H2	2230247.69	81.2
Sc	45	3	He	221949.58	69.7
Ge	72	1	No Gas	1151621.25	76.2
Ge	72	2	H2	838778.02	84.5
Ge	72	3	He	169845.04	76.3
In	115	1	No Gas	9961606.34	81.8
In	115	3	He	2105280.20	79.9
Tb	159	1	No Gas	14174998.14	86.7
Tb	159	3	He	6180732.75	90.4
Ho	165	1	No Gas	13440607.01	88.1
Ho	165	3	He	6104789.26	92.3
Lu	175	1	No Gas	14082079.71	90.5
Lu	175	3	He	4965584.16	92.7
Bi	209	1	No Gas	9711715.55	85.8
Bi	209	3	He	4601095.29	91.8

ICPMS207-B Analytical Data

Sample Name	B22011128-001A
File Name	063SMPL.d
Data Path Name	D:\Agilent\ICPMH\1\DATA\220121ADoD.b
Acq Time	2022-01-21 22:29:09
Sample Type	Sample
Total Dilution	1.0000
Comment	ICPMS-6020-W-D
Operator	CAR/SRH/JPV/AEM
Method	SW6020/ SW6020B

Name	Mass	ISTD	Tune Step	Tune Mode	Conc.	Units	CPS
Li	7	45	1	No Gas	5.034	ug/l	60480.07
Be	9	45	1	No Gas	-0.051	ug/l	48.66
B	11	45	1	No Gas	89.962	ug/l	212189.38
Na	23	45	3	He	105899.635	ug/l	90495321.98
Mg	24	45	3	He	27452.362	ug/l	12936890.72
Al	27	45	1	No Gas	0.696	ug/l	31617.93
Si	28	45	2	H2	24386.583	ug/l	51599622.00
K	39	72	3	He	7103.350	ug/l	3563044.57
Ca	40	72	2	H2	25973.575	ug/l	202486486.02
Ti	47	72	1	No Gas	1.655	ug/l	4286.62
V	51	72	1	No Gas	14.236	ug/l	374840.12
V	51	72	3	He	10.458	ug/l	66362.26
Cr	52	72	1	No Gas	-0.603	ug/l	79557.13
Cr	52	72	3	He	1.325	ug/l	8222.35
Mn	55	72	1	No Gas	0.125	ug/l	15484.14
Mn	55	72	3	He	0.221	ug/l	952.18
Fe	56	72	2	H2	0.430	ug/l	17898.89
Fe	56	72	3	He	0.314	ug/l	7432.71
Co	59	72	1	No Gas	0.038	ug/l	1773.26
Ni	60	72	1	No Gas	0.968	ug/l	7503.76
Ni	60	72	3	He	0.818	ug/l	1965.70
Cu	63	72	1	No Gas	1.049	ug/l	20314.92
Cu	63	72	3	He	0.489	ug/l	3624.73
Cu	65	72	1	No Gas	0.573	ug/l	5882.23
Zn	66	72	1	No Gas	0.542	ug/l	4238.64
Zn	66	72	3	He	0.575	ug/l	953.37
As	75	72	1	No Gas	3.230	ug/l	36936.67
As	75	72	3	He	3.308	ug/l	3880.77
Se	78	72	2	H2	0.714	ug/l	494.12
Br	79	72	1	No Gas	38.244	ug/l	598258.03
Br	79	72	2	H2	37.029	ug/l	312464.03
Se	82	72	1	No Gas	1.536	ug/l	1357.75
Kr	84	72	1	No Gas		ug/l	105632.53
Sr	88	72	1	No Gas	279.107	ug/l	14128070.06
Sr	88	72	3	He	284.410	ug/l	1605471.28
Mo	95	115	1	No Gas	9.835	ug/l	106294.98
Mo	95	115	3	He	10.024	ug/l	38902.98
Mo	98	115	1	No Gas	9.814	ug/l	172700.19
Ag	107	115	1	No Gas	-0.062	ug/l	166.74
Ag	109	115	1	No Gas	-0.059	ug/l	174.74
Cd	111	115	1	No Gas	0.032	ug/l	197.19

ICPMS207-B Analytical Data

Name	Mass	ISTD	Tune Step	Tune Mode	Conc.	Units	CPS
Cd	111	115	3	He	0.026	ug/l	60.44
Cd	114	115	1	No Gas	0.039	ug/l	369.68
Cd	114	115	3	He	0.024	ug/l	135.76
Sn	118	115	1	No Gas	0.155	ug/l	5942.81
Sn	118	115	3	He	0.146	ug/l	1576.76
Sb	121	115	1	No Gas	0.306	ug/l	9442.44
Sb	121	115	3	He	0.298	ug/l	2413.45
Sb	123	115	1	No Gas	0.304	ug/l	7220.59
Sb	123	115	3	He	0.303	ug/l	1929.66
Ba	135	115	1	No Gas	26.078	ug/l	142520.03
Ba	137	115	1	No Gas	25.134	ug/l	244240.91
La	139	115	3	He	0.002	ug/l	81.11
Ce	140	115	3	He	0.023	ug/l	719.14
Hg	201	209	1	No Gas	0.061	ug/l	266.95
Hg	202	209	1	No Gas	1.158	ug/l	10501.05
Hg	202	209	3	He	0.933	ug/l	4046.81
Tl	203	209	3	He	0.019	ug/l	813.02
Tl	205	209	1	No Gas	0.008	ug/l	3067.04
Tl	205	209	3	He	0.009	ug/l	1726.14
[Pb]	206	209	1	No Gas	0.019	ug/l	954.49
[Pb]	207	209	1	No Gas	0.017	ug/l	794.47
Pb	208	209	1	No Gas	0.016	ug/l	3679.11
Th	232	209	3	He	-0.006	ug/l	328.14
U	238	209	1	No Gas	0.377	ug/l	28649.53

Name	Mass	Tune Step	Tune Mode	CPS	ISTD Recovery %
Sc	45	1	No Gas	5664158.55	100.5
Sc	45	2	H2	2799439.34	102.0
Sc	45	3	He	315929.13	99.2
Ge	72	1	No Gas	1484896.28	98.2
Ge	72	2	H2	988702.16	99.6
Ge	72	3	He	223661.71	100.4
In	115	1	No Gas	12201336.12	100.2
In	115	3	He	2607515.88	98.9
Tb	159	1	No Gas	16921160.15	103.5
Tb	159	3	He	6974848.09	102.1
Ho	165	1	No Gas	15977324.47	104.8
Ho	165	3	He	6766035.17	102.3
Lu	175	1	No Gas	16484312.48	105.9
Lu	175	3	He	5595726.62	104.5
Bi	209	1	No Gas	11447284.42	101.1
Bi	209	3	He	5008749.14	99.9

ICPMS207-B Analytical Data

Sample Name	CCV
File Name	064_CCV.d
Data Path Name	D:\Agilent\ICPMH\1\DATA\220121ADoD.b
Acq Time	2022-01-21 22:35:25
Sample Type	CCV
Total Dilution	1.0000
Comment	ICPMS-6020-W-D
Operator	CAR/SRH/JPV/AEM
Method	SW6020/ SW6020B

Name	Mass	ISTD	Tune Step	Tune Mode	Conc.	Units	CPS
Li	7	45	1	No Gas	492.159	ug/l	3659185.96
Be	9	45	1	No Gas	43.360	ug/l	136743.77
B	11	45	1	No Gas	45.675	ug/l	93069.81
Na	23	45	3	He	12416.311	ug/l	8943432.02
Mg	24	45	3	He	12182.191	ug/l	4817689.64
Al	27	45	1	No Gas	53.593	ug/l	973035.19
Si	28	45	2	H2	225.209	ug/l	424904.81
K	39	72	3	He	11290.203	ug/l	4990926.59
Ca	40	72	2	H2	12075.549	ug/l	89599915.09
Ti	47	72	1	No Gas	47.168	ug/l	105677.55
V	51	72	1	No Gas	53.313	ug/l	1420655.67
V	51	72	3	He	49.456	ug/l	226714.85
Cr	52	72	1	No Gas	48.220	ug/l	1320106.11
Cr	52	72	3	He	47.696	ug/l	235625.58
Mn	55	72	1	No Gas	49.342	ug/l	1698840.63
Mn	55	72	3	He	48.611	ug/l	155469.47
Fe	56	72	2	H2	1296.894	ug/l	22033849.74
Fe	56	72	3	He	1254.405	ug/l	5479691.79
Co	59	72	1	No Gas	49.164	ug/l	1423643.16
Ni	60	72	1	No Gas	48.602	ug/l	320722.26
Ni	60	72	3	He	49.905	ug/l	101305.19
Cu	63	72	1	No Gas	48.653	ug/l	773863.28
Cu	63	72	3	He	50.925	ug/l	272334.23
Cu	65	72	1	No Gas	48.592	ug/l	380573.47
Zn	66	72	1	No Gas	49.777	ug/l	269730.48
Zn	66	72	3	He	51.498	ug/l	57836.74
As	75	72	1	No Gas	49.766	ug/l	332445.56
As	75	72	3	He	50.365	ug/l	48930.00
Se	78	72	2	H2	51.853	ug/l	31805.10
Br	79	72	1	No Gas	16.895	ug/l	276213.90
Br	79	72	2	H2	16.030	ug/l	146847.35
Se	82	72	1	No Gas	49.430	ug/l	18831.56
Kr	84	72	1	No Gas		ug/l	34126.00
Sr	88	72	1	No Gas	52.457	ug/l	2415659.84
Sr	88	72	3	He	50.754	ug/l	254849.57
Mo	95	115	1	No Gas	49.346	ug/l	501945.83
Mo	95	115	3	He	51.259	ug/l	178141.62
Mo	98	115	1	No Gas	49.586	ug/l	821262.92
Ag	107	115	1	No Gas	19.666	ug/l	514051.60
Ag	109	115	1	No Gas	19.381	ug/l	491762.04
Cd	111	115	1	No Gas	49.263	ug/l	289386.96

ICPMS207-B Analytical Data

Name	Mass	ISTD	Tune Step	Tune Mode	Conc.	Units	CPS
Cd	111	115	3	He	51.281	ug/l	94045.92
Cd	114	115	1	No Gas	50.575	ug/l	656913.75
Cd	114	115	3	He	51.534	ug/l	232030.40
Sn	118	115	1	No Gas	51.236	ug/l	856122.98
Sn	118	115	3	He	53.215	ug/l	227189.56
Sb	121	115	1	No Gas	52.957	ug/l	1392178.51
Sb	121	115	3	He	53.447	ug/l	354046.70
Sb	123	115	1	No Gas	52.827	ug/l	1068615.77
Sb	123	115	3	He	53.582	ug/l	280488.64
Ba	135	115	1	No Gas	51.057	ug/l	262654.72
Ba	137	115	1	No Gas	49.351	ug/l	451456.22
La	139	115	3	He	51.379	ug/l	1237116.36
Ce	140	115	3	He	52.473	ug/l	1381908.35
Hg	201	209	1	No Gas	0.959	ug/l	3800.79
Hg	202	209	1	No Gas	0.984	ug/l	8958.22
Hg	202	209	3	He	1.019	ug/l	4353.18
Tl	203	209	3	He	48.832	ug/l	533180.73
Tl	205	209	1	No Gas	49.631	ug/l	2671760.58
Tl	205	209	3	He	49.843	ug/l	1289577.94
[Pb]	206	209	1	No Gas	50.739	ug/l	959388.32
[Pb]	207	209	1	No Gas	49.628	ug/l	820233.22
Pb	208	209	1	No Gas	49.912	ug/l	3809936.03
Th	232	209	3	He	50.804	ug/l	1850891.79
U	238	209	1	No Gas	50.885	ug/l	3864083.39

Name	Mass	Tune Step	Tune Mode	CPS	ISTD Recovery %
Sc	45	1	No Gas	4771663.41	84.6
Sc	45	2	H2	2457682.12	89.5
Sc	45	3	He	265195.57	83.3
Ge	72	1	No Gas	1350479.06	89.3
Ge	72	2	H2	940663.35	94.8
Ge	72	3	He	198802.64	89.3
In	115	1	No Gas	11489393.23	94.4
In	115	3	He	2335931.40	88.6
Tb	159	1	No Gas	16011411.58	98.0
Tb	159	3	He	6666236.32	97.6
Ho	165	1	No Gas	15412547.42	101.1
Ho	165	3	He	6433912.75	97.3
Lu	175	1	No Gas	16136542.33	103.7
Lu	175	3	He	5234309.65	97.7
Bi	209	1	No Gas	11484303.64	101.4
Bi	209	3	He	4935353.05	98.5

ICPMS207-B Analytical Data

Sample Name	CCB
File Name	065_CCB.d
Data Path Name	D:\Agilent\ICPMH\1\DATA\220121ADoD.b
Acq Time	2022-01-21 22:41:39
Sample Type	CCB
Total Dilution	1.0000
Comment	ICPMS-6020-W-D
Operator	CAR/SRH/JPV/AEM
Method	SW6020/ SW6020B

Name	Mass	ISTD	Tune Step	Tune Mode	Conc.	Units	CPS
Li	7	45	1	No Gas	0.488	ug/l	16524.91
Be	9	45	1	No Gas	-0.049	ug/l	47.32
B	11	45	1	No Gas	0.687	ug/l	5802.13
Na	23	45	3	He	46.382	ug/l	66197.04
Mg	24	45	3	He	0.668	ug/l	1633.53
Al	27	45	1	No Gas	-0.234	ug/l	9570.90
Si	28	45	2	H2	4.356	ug/l	14228.50
K	39	72	3	He	-23.051	ug/l	59993.80
Ca	40	72	2	H2	-0.987	ug/l	84726.32
Ti	47	72	1	No Gas	0.019	ug/l	235.24
V	51	72	1	No Gas	4.905	ug/l	81741.24
V	51	72	3	He	1.181	ug/l	17774.16
Cr	52	72	1	No Gas	-0.299	ug/l	79016.17
Cr	52	72	3	He	0.037	ug/l	900.03
Mn	55	72	1	No Gas	0.037	ug/l	10935.69
Mn	55	72	3	He	0.004	ug/l	141.64
Fe	56	72	2	H2	0.036	ug/l	9886.63
Fe	56	72	3	He	0.044	ug/l	5054.32
Co	59	72	1	No Gas	0.001	ug/l	515.65
Ni	60	72	1	No Gas	-0.003	ug/l	422.50
Ni	60	72	3	He	0.007	ug/l	94.44
Cu	63	72	1	No Gas	-0.009	ug/l	1669.44
Cu	63	72	3	He	-0.002	ug/l	560.57
Cu	65	72	1	No Gas	-0.004	ug/l	830.36
Zn	66	72	1	No Gas	-0.006	ug/l	882.52
Zn	66	72	3	He	0.025	ug/l	215.56
As	75	72	1	No Gas	0.369	ug/l	15011.59
As	75	72	3	He	-0.006	ug/l	229.27
Se	78	72	2	H2	0.000	ug/l	30.89
Br	79	72	1	No Gas	0.894	ug/l	74401.00
Br	79	72	2	H2	0.763	ug/l	35723.17
Se	82	72	1	No Gas	-0.122	ug/l	617.41
Kr	84	72	1	No Gas		ug/l	18711.81
Sr	88	72	1	No Gas	0.000	ug/l	728.58
Sr	88	72	3	He	-0.006	ug/l	218.89
Mo	95	115	1	No Gas	0.019	ug/l	256.67
Mo	95	115	3	He	0.012	ug/l	61.11
Mo	98	115	1	No Gas	0.018	ug/l	396.81
Ag	107	115	1	No Gas	-0.004	ug/l	1672.77
Ag	109	115	1	No Gas	-0.002	ug/l	1622.08
Cd	111	115	1	No Gas	-0.001	ug/l	-6.52

ICPMS207-B Analytical Data

Name	Mass	ISTD	Tune Step	Tune Mode	Conc.	Units	CPS
Cd	111	115	3	He	0.003	ug/l	10.89
Cd	114	115	1	No Gas	0.005	ug/l	-93.58
Cd	114	115	3	He	0.003	ug/l	27.39
Sn	118	115	1	No Gas	0.030	ug/l	3546.75
Sn	118	115	3	He	0.010	ug/l	833.36
Sb	121	115	1	No Gas	0.073	ug/l	2797.57
Sb	121	115	3	He	0.045	ug/l	487.39
Sb	123	115	1	No Gas	0.073	ug/l	2147.72
Sb	123	115	3	He	0.049	ug/l	401.38
Ba	135	115	1	No Gas	-0.001	ug/l	56.55
Ba	137	115	1	No Gas	0.003	ug/l	123.09
La	139	115	3	He	0.000	ug/l	17.78
Ce	140	115	3	He	0.000	ug/l	21.11
Hg	201	209	1	No Gas	0.004	ug/l	44.99
Hg	202	209	1	No Gas	0.009	ug/l	183.30
Hg	202	209	3	He	0.009	ug/l	68.65
Tl	203	209	3	He	0.126	ug/l	1990.95
Tl	205	209	1	No Gas	0.108	ug/l	8679.61
Tl	205	209	3	He	0.126	ug/l	4778.78
[Pb]	206	209	1	No Gas	0.007	ug/l	740.03
[Pb]	207	209	1	No Gas	0.007	ug/l	648.91
Pb	208	209	1	No Gas	0.006	ug/l	2953.48
Th	232	209	3	He	0.013	ug/l	1033.13
U	238	209	1	No Gas	0.002	ug/l	266.28

Name	Mass	Tune Step	Tune Mode	CPS	ISTD Recovery %
Sc	45	1	No Gas	4567984.25	81.0
Sc	45	2	H2	2378675.98	86.7
Sc	45	3	He	238030.62	74.7
Ge	72	1	No Gas	1331299.29	88.1
Ge	72	2	H2	898642.69	90.6
Ge	72	3	He	185005.99	83.1
In	115	1	No Gas	11574531.56	95.1
In	115	3	He	2332540.03	88.5
Tb	159	1	No Gas	16815945.77	102.9
Tb	159	3	He	6631139.34	97.0
Ho	165	1	No Gas	15804883.49	103.6
Ho	165	3	He	6321499.72	95.6
Lu	175	1	No Gas	15965056.47	102.6
Lu	175	3	He	5091315.41	95.1
Bi	209	1	No Gas	11775585.02	104.0
Bi	209	3	He	5000545.96	99.8

ICPMS207-B Analytical Data

Sample Name	B22011128-001B
File Name	066SMPL.d
Data Path Name	D:\Agilent\ICPMH\1\DATA\220121ADoD.b
Acq Time	2022-01-21 22:47:53
Sample Type	Sample
Total Dilution	1.0000
Comment	ICPMS-6020-W-T
Operator	CAR/SRH/JPV/AEM
Method	SW6020/ SW6020B

Name	Mass	ISTD	Tune Step	Tune Mode	Conc.	Units	CPS
Li	7	45	1	No Gas	4.947	ug/l	41277.98
Be	9	45	1	No Gas	-0.041	ug/l	60.66
B	11	45	1	No Gas	82.537	ug/l	134629.23
Na	23	45	3	He	101004.131	ug/l	55974485.28
Mg	24	45	3	He	25856.543	ug/l	7901550.95
Al	27	45	1	No Gas	4.466	ug/l	77048.77
Si	28	45	2	H2	22325.048	ug/l	36353548.25
K	39	72	3	He	6077.331	ug/l	2250781.48
Ca	40	72	2	H2	24705.489	ug/l	159277263.32
Ti	47	72	1	No Gas	1.805	ug/l	3682.52
V	51	72	1	No Gas	7.822	ug/l	144860.09
V	51	72	3	He	14.811	ug/l	64307.22
Cr	52	72	1	No Gas	2.542	ug/l	132623.63
Cr	52	72	3	He	1.512	ug/l	6808.27
Mn	55	72	1	No Gas	2.104	ug/l	71078.03
Mn	55	72	3	He	1.683	ug/l	4566.80
Fe	56	72	2	H2	3.754	ug/l	63892.94
Fe	56	72	3	He	3.465	ug/l	16845.01
Co	59	72	1	No Gas	0.142	ug/l	4025.91
Ni	60	72	1	No Gas	1.011	ug/l	6179.07
Ni	60	72	3	He	0.963	ug/l	1690.11
Cu	63	72	1	No Gas	1.408	ug/l	20982.23
Cu	63	72	3	He	0.798	ug/l	4026.76
Cu	65	72	1	No Gas	0.846	ug/l	6496.74
Zn	66	72	1	No Gas	0.605	ug/l	3645.53
Zn	66	72	3	He	0.614	ug/l	736.69
As	75	72	1	No Gas	4.291	ug/l	34950.43
As	75	72	3	He	3.608	ug/l	3094.34
Se	78	72	2	H2	0.800	ug/l	454.12
Br	79	72	1	No Gas	12.717	ug/l	195107.34
Br	79	72	2	H2	10.825	ug/l	95226.80
Se	82	72	1	No Gas	0.907	ug/l	870.76
Kr	84	72	1	No Gas		ug/l	88421.93
Sr	88	72	1	No Gas	296.054	ug/l	11829045.86
Sr	88	72	3	He	284.884	ug/l	1182825.51
Mo	95	115	1	No Gas	10.202	ug/l	91115.04
Mo	95	115	3	He	10.580	ug/l	32059.43
Mo	98	115	1	No Gas	10.338	ug/l	150439.08
Ag	107	115	1	No Gas	-0.056	ug/l	264.11
Ag	109	115	1	No Gas	-0.055	ug/l	236.77
Cd	111	115	1	No Gas	0.010	ug/l	48.85

ICPMS207-B Analytical Data

Name	Mass	ISTD	Tune Step	Tune Mode	Conc.	Units	CPS
Cd	111	115	3	He	0.004	ug/l	11.22
Cd	114	115	1	No Gas	0.017	ug/l	51.13
Cd	114	115	3	He	0.001	ug/l	13.67
Sn	118	115	1	No Gas	0.701	ug/l	12847.15
Sn	118	115	3	He	0.715	ug/l	3341.53
Sb	121	115	1	No Gas	0.377	ug/l	9456.80
Sb	121	115	3	He	0.381	ug/l	2360.44
Sb	123	115	1	No Gas	0.376	ug/l	7239.27
Sb	123	115	3	He	0.384	ug/l	1878.98
Ba	135	115	1	No Gas	26.992	ug/l	121847.16
Ba	137	115	1	No Gas	26.798	ug/l	214852.35
La	139	115	3	He	0.004	ug/l	96.66
Ce	140	115	3	He	0.007	ug/l	191.11
Hg	201	209	1	No Gas	0.080	ug/l	312.61
Hg	202	209	1	No Gas	1.373	ug/l	11388.94
Hg	202	209	3	He	1.054	ug/l	4070.48
Tl	203	209	3	He	0.077	ug/l	1296.59
Tl	205	209	1	No Gas	0.054	ug/l	5093.25
Tl	205	209	3	He	0.070	ug/l	2960.86
[Pb]	206	209	1	No Gas	0.039	ug/l	1225.62
[Pb]	207	209	1	No Gas	0.037	ug/l	1041.16
Pb	208	209	1	No Gas	0.038	ug/l	4918.17
Th	232	209	3	He	0.041	ug/l	1858.88
U	238	209	1	No Gas	0.393	ug/l	27366.84

Name	Mass	Tune Step	Tune Mode	CPS	ISTD Recovery %
Sc	45	1	No Gas	3975799.72	70.5
Sc	45	2	H2	2154322.20	78.5
Sc	45	3	He	204881.04	64.3
Ge	72	1	No Gas	1180457.36	78.1
Ge	72	2	H2	817590.39	82.4
Ge	72	3	He	164541.55	73.9
In	115	1	No Gas	10250827.95	84.2
In	115	3	He	2036203.69	77.3
Tb	159	1	No Gas	15128606.41	92.6
Tb	159	3	He	6117916.50	89.5
Ho	165	1	No Gas	14496861.14	95.1
Ho	165	3	He	5929349.72	89.6
Lu	175	1	No Gas	15065764.29	96.8
Lu	175	3	He	4807679.02	89.8
Bi	209	1	No Gas	10663395.52	94.2
Bi	209	3	He	4465409.41	89.1

ICPMS207-B Analytical Data

Sample Name	B22011129-001A
File Name	067SMPL.d
Data Path Name	D:\Agilent\ICPMH\1\DATA\220121ADoD.b
Acq Time	2022-01-21 22:54:08
Sample Type	Sample
Total Dilution	1.0000
Comment	ICPMS-6020-W-D
Operator	CAR/SRH/JPV/AEM
Method	SW6020/ SW6020B

Name	Mass	ISTD	Tune Step	Tune Mode	Conc.	Units	CPS
Li	7	45	1	No Gas	-0.077	ug/l	14777.08
Be	9	45	1	No Gas	-0.027	ug/l	131.34
B	11	45	1	No Gas	30.272	ug/l	71592.40
Na	23	45	3	He	33228.732	ug/l	26379883.22
Mg	24	45	3	He	15641.136	ug/l	6841108.90
Al	27	45	1	No Gas	1.307	ug/l	42498.34
Si	28	45	2	H2	23746.822	ug/l	48986511.14
K	39	72	3	He	1815.266	ug/l	940772.63
Ca	40	72	2	H2	14829.379	ug/l	115768439.36
Ti	47	72	1	No Gas	1.382	ug/l	3585.73
V	51	72	1	No Gas	18.274	ug/l	494161.95
V	51	72	3	He	14.667	ug/l	83864.43
Cr	52	72	1	No Gas	-0.106	ug/l	92868.33
Cr	52	72	3	He	2.164	ug/l	12442.01
Mn	55	72	1	No Gas	11.091	ug/l	425126.13
Mn	55	72	3	He	11.761	ug/l	41032.11
Fe	56	72	2	H2	18.505	ug/l	340937.63
Fe	56	72	3	He	18.130	ug/l	91742.14
Co	59	72	1	No Gas	0.044	ug/l	1939.62
Ni	60	72	1	No Gas	0.739	ug/l	5806.33
Ni	60	72	3	He	0.718	ug/l	1680.11
Cu	63	72	1	No Gas	0.314	ug/l	7444.91
Cu	63	72	3	He	0.116	ug/l	1335.79
Cu	65	72	1	No Gas	0.156	ug/l	2284.44
Zn	66	72	1	No Gas	1.466	ug/l	9650.97
Zn	66	72	3	He	1.553	ug/l	2110.17
As	75	72	1	No Gas	-0.094	ug/l	13375.10
As	75	72	3	He	-0.127	ug/l	141.53
Se	78	72	2	H2	0.164	ug/l	140.00
Br	79	72	1	No Gas	15.271	ug/l	279311.48
Br	79	72	2	H2	15.183	ug/l	148119.33
Se	82	72	1	No Gas	0.081	ug/l	765.42
Kr	84	72	1	No Gas		ug/l	49963.92
Sr	88	72	1	No Gas	97.342	ug/l	4891666.48
Sr	88	72	3	He	94.826	ug/l	517648.42
Mo	95	115	1	No Gas	0.115	ug/l	1324.52
Mo	95	115	3	He	0.116	ug/l	475.56
Mo	98	115	1	No Gas	0.110	ug/l	2073.64
Ag	107	115	1	No Gas	-0.063	ug/l	131.39
Ag	109	115	1	No Gas	-0.060	ug/l	143.39
Cd	111	115	1	No Gas	0.025	ug/l	152.75

ICPMS207-B Analytical Data

Name	Mass	ISTD	Tune Step	Tune Mode	Conc.	Units	CPS
Cd	111	115	3	He	0.019	ug/l	46.00
Cd	114	115	1	No Gas	0.034	ug/l	301.77
Cd	114	115	3	He	0.021	ug/l	122.05
Sn	118	115	1	No Gas	-0.065	ug/l	2096.01
Sn	118	115	3	He	-0.069	ug/l	557.79
Sb	121	115	1	No Gas	0.307	ug/l	9654.95
Sb	121	115	3	He	0.307	ug/l	2487.80
Sb	123	115	1	No Gas	0.304	ug/l	7333.99
Sb	123	115	3	He	0.294	ug/l	1889.32
Ba	135	115	1	No Gas	3.848	ug/l	21474.09
Ba	137	115	1	No Gas	3.714	ug/l	36839.31
La	139	115	3	He	0.002	ug/l	73.33
Ce	140	115	3	He	0.006	ug/l	217.78
Hg	201	209	1	No Gas	0.002	ug/l	37.66
Hg	202	209	1	No Gas	0.003	ug/l	126.98
Hg	202	209	3	He	0.004	ug/l	52.66
Tl	203	209	3	He	0.029	ug/l	964.42
Tl	205	209	1	No Gas	0.021	ug/l	3969.51
Tl	205	209	3	He	0.027	ug/l	2293.79
[Pb]	206	209	1	No Gas	0.017	ug/l	954.49
[Pb]	207	209	1	No Gas	0.018	ug/l	844.48
Pb	208	209	1	No Gas	0.016	ug/l	3870.25
Th	232	209	3	He	-0.009	ug/l	235.43
U	238	209	1	No Gas	0.010	ug/l	877.19

Name	Mass	Tune Step	Tune Mode	CPS	ISTD Recovery %
Sc	45	1	No Gas	5395741.83	95.7
Sc	45	2	H2	2729192.72	99.4
Sc	45	3	He	293169.45	92.1
Ge	72	1	No Gas	1474079.52	97.5
Ge	72	2	H2	989810.00	99.7
Ge	72	3	He	216243.08	97.1
In	115	1	No Gas	12428640.17	102.1
In	115	3	He	2619161.28	99.4
Tb	159	1	No Gas	17534333.51	107.3
Tb	159	3	He	7205687.41	105.4
Ho	165	1	No Gas	16698543.16	109.5
Ho	165	3	He	6979843.40	105.5
Lu	175	1	No Gas	17311446.88	111.2
Lu	175	3	He	5593254.62	104.4
Bi	209	1	No Gas	12067213.94	106.6
Bi	209	3	He	5230310.39	104.3

ICPMS207-B Analytical Data

Sample Name	B22011129-001B
File Name	068SMPL.d
Data Path Name	D:\Agilent\ICPMH\1\DATA\220121ADoD.b
Acq Time	2022-01-21 23:00:24
Sample Type	Sample
Total Dilution	1.0000
Comment	ICPMS-6020-W-T
Operator	CAR/SRH/JPV/AEM
Method	SW6020/ SW6020B

Name	Mass	ISTD	Tune Step	Tune Mode	Conc.	Units	CPS
Li	7	45	1	No Gas	1.356	ug/l	18797.12
Be	9	45	1	No Gas	-0.043	ug/l	53.99
B	11	45	1	No Gas	28.503	ug/l	47504.54
Na	23	45	3	He	31145.417	ug/l	16195518.65
Mg	24	45	3	He	14553.392	ug/l	4169283.11
Al	27	45	1	No Gas	311.029	ug/l	4428156.25
Si	28	45	2	H2	19119.284	ug/l	30070290.43
K	39	72	3	He	1649.989	ug/l	612972.75
Ca	40	72	2	H2	14506.399	ug/l	92379351.10
Ti	47	72	1	No Gas	26.328	ug/l	51645.63
V	51	72	1	No Gas	14.569	ug/l	305986.54
V	51	72	3	He	19.370	ug/l	75222.72
Cr	52	72	1	No Gas	3.283	ug/l	150130.59
Cr	52	72	3	He	3.322	ug/l	13254.95
Mn	55	72	1	No Gas	37.208	ug/l	1122155.47
Mn	55	72	3	He	37.474	ug/l	92652.38
Fe	56	72	2	H2	477.616	ug/l	6967872.42
Fe	56	72	3	He	443.384	ug/l	1499466.59
Co	59	72	1	No Gas	0.382	ug/l	10116.83
Ni	60	72	1	No Gas	2.965	ug/l	17475.82
Ni	60	72	3	He	3.188	ug/l	5064.24
Cu	63	72	1	No Gas	2.126	ug/l	31100.24
Cu	63	72	3	He	2.172	ug/l	9429.16
Cu	65	72	1	No Gas	1.938	ug/l	14005.03
Zn	66	72	1	No Gas	12.198	ug/l	58413.72
Zn	66	72	3	He	13.699	ug/l	12006.11
As	75	72	1	No Gas	1.698	ug/l	20840.31
As	75	72	3	He	0.182	ug/l	331.00
Se	78	72	2	H2	0.210	ug/l	138.11
Br	79	72	1	No Gas	9.269	ug/l	157894.20
Br	79	72	2	H2	8.603	ug/l	80314.08
Se	82	72	1	No Gas	0.336	ug/l	694.35
Kr	84	72	1	No Gas		ug/l	42325.13
Sr	88	72	1	No Gas	104.245	ug/l	4196118.39
Sr	88	72	3	He	102.502	ug/l	397661.92
Mo	95	115	1	No Gas	0.525	ug/l	4815.29
Mo	95	115	3	He	0.541	ug/l	1660.11
Mo	98	115	1	No Gas	0.556	ug/l	8292.60
Ag	107	115	1	No Gas	-0.029	ug/l	902.40
Ag	109	115	1	No Gas	-0.028	ug/l	838.36
Cd	111	115	1	No Gas	0.022	ug/l	111.80

ICPMS207-B Analytical Data

Name	Mass	ISTD	Tune Step	Tune Mode	Conc.	Units	CPS
Cd	111	115	3	He	0.008	ug/l	18.33
Cd	114	115	1	No Gas	0.011	ug/l	-18.58
Cd	114	115	3	He	0.007	ug/l	37.30
Sn	118	115	1	No Gas	0.624	ug/l	11958.05
Sn	118	115	3	He	0.696	ug/l	3277.07
Sb	121	115	1	No Gas	0.815	ug/l	19872.99
Sb	121	115	3	He	0.807	ug/l	4832.32
Sb	123	115	1	No Gas	0.812	ug/l	15207.75
Sb	123	115	3	He	0.815	ug/l	3854.92
Ba	135	115	1	No Gas	5.137	ug/l	23619.83
Ba	137	115	1	No Gas	4.978	ug/l	40692.27
La	139	115	3	He	0.139	ug/l	2948.12
Ce	140	115	3	He	0.368	ug/l	8503.77
Hg	201	209	1	No Gas	0.010	ug/l	62.66
Hg	202	209	1	No Gas	0.017	ug/l	229.29
Hg	202	209	3	He	0.016	ug/l	93.31
Tl	203	209	3	He	0.039	ug/l	942.41
Tl	205	209	1	No Gas	0.029	ug/l	3806.13
Tl	205	209	3	He	0.037	ug/l	2257.11
[Pb]	206	209	1	No Gas	0.408	ug/l	7554.40
[Pb]	207	209	1	No Gas	0.402	ug/l	6501.63
Pb	208	209	1	No Gas	0.400	ug/l	29942.27
Th	232	209	3	He	0.022	ug/l	1260.58
U	238	209	1	No Gas	0.017	ug/l	1234.15

Name	Mass	Tune Step	Tune Mode	CPS	ISTD Recovery %
Sc	45	1	No Gas	3784283.48	67.1
Sc	45	2	H2	2080918.72	75.8
Sc	45	3	He	192049.12	60.3
Ge	72	1	No Gas	1180918.91	78.1
Ge	72	2	H2	807159.16	81.3
Ge	72	3	He	153700.70	69.0
In	115	1	No Gas	10247482.65	84.2
In	115	3	He	2040982.19	77.4
Tb	159	1	No Gas	14986640.18	91.7
Tb	159	3	He	6148296.88	90.0
Ho	165	1	No Gas	14593264.94	95.7
Ho	165	3	He	6016831.52	91.0
Lu	175	1	No Gas	15086104.32	96.9
Lu	175	3	He	4853749.26	90.6
Bi	209	1	No Gas	10432114.56	92.1
Bi	209	3	He	4597548.81	91.7

ICPMS207-B Analytical Data

Sample Name	B22011130-001A
File Name	069SMPL.d
Data Path Name	D:\Agilent\ICPMH\1\DATA\220121ADoD.b
Acq Time	2022-01-21 23:06:38
Sample Type	Sample
Total Dilution	1.0000
Comment	ICPMS-6020-W-D
Operator	CAR/SRH/JPV/AEM
Method	SW6020/ SW6020B

Name	Mass	ISTD	Tune Step	Tune Mode	Conc.	Units	CPS
Li	7	45	1	No Gas	0.239	ug/l	16583.65
Be	9	45	1	No Gas	-0.052	ug/l	40.32
B	11	45	1	No Gas	21.477	ug/l	49836.84
Na	23	45	3	He	36410.489	ug/l	27675397.64
Mg	24	45	3	He	15489.145	ug/l	6485851.85
Al	27	45	1	No Gas	3.610	ug/l	84819.77
Si	28	45	2	H2	18537.189	ug/l	37235280.92
K	39	72	3	He	2340.671	ug/l	1161964.87
Ca	40	72	2	H2	17322.120	ug/l	135160767.67
Ti	47	72	1	No Gas	1.035	ug/l	2629.56
V	51	72	1	No Gas	11.907	ug/l	289442.80
V	51	72	3	He	6.921	ug/l	46516.71
Cr	52	72	1	No Gas	-0.576	ug/l	76466.44
Cr	52	72	3	He	1.630	ug/l	9359.69
Mn	55	72	1	No Gas	-0.038	ug/l	8898.40
Mn	55	72	3	He	0.076	ug/l	408.92
Fe	56	72	2	H2	1.948	ug/l	45152.21
Fe	56	72	3	He	0.313	ug/l	7020.43
Co	59	72	1	No Gas	0.018	ug/l	1074.58
Ni	60	72	1	No Gas	0.268	ug/l	2318.93
Ni	60	72	3	He	0.208	ug/l	542.24
Cu	63	72	1	No Gas	0.407	ug/l	8692.09
Cu	63	72	3	He	0.196	ug/l	1757.76
Cu	65	72	1	No Gas	0.220	ug/l	2711.35
Zn	66	72	1	No Gas	3.041	ug/l	18167.63
Zn	66	72	3	He	3.024	ug/l	3811.64
As	75	72	1	No Gas	0.110	ug/l	14203.42
As	75	72	3	He	0.298	ug/l	574.60
Se	78	72	2	H2	0.053	ug/l	68.33
Br	79	72	1	No Gas	33.859	ug/l	512211.07
Br	79	72	2	H2	34.532	ug/l	293957.39
Se	82	72	1	No Gas	0.285	ug/l	812.76
Kr	84	72	1	No Gas		ug/l	55680.23
Sr	88	72	1	No Gas	121.696	ug/l	5865157.54
Sr	88	72	3	He	116.447	ug/l	620912.68
Mo	95	115	1	No Gas	0.727	ug/l	7926.70
Mo	95	115	3	He	0.749	ug/l	2848.08
Mo	98	115	1	No Gas	0.734	ug/l	13026.29
Ag	107	115	1	No Gas	-0.058	ug/l	276.78
Ag	109	115	1	No Gas	-0.054	ug/l	306.13
Cd	111	115	1	No Gas	0.027	ug/l	165.33

ICPMS207-B Analytical Data

Name	Mass	ISTD	Tune Step	Tune Mode	Conc.	Units	CPS
Cd	111	115	3	He	0.024	ug/l	53.89
Cd	114	115	1	No Gas	0.036	ug/l	329.34
Cd	114	115	3	He	0.022	ug/l	118.42
Sn	118	115	1	No Gas	-0.081	ug/l	1773.28
Sn	118	115	3	He	-0.093	ug/l	428.90
Sb	121	115	1	No Gas	-0.009	ug/l	665.42
Sb	121	115	3	He	-0.006	ug/l	159.69
Sb	123	115	1	No Gas	-0.007	ug/l	535.73
Sb	123	115	3	He	-0.003	ug/l	139.68
Ba	135	115	1	No Gas	5.875	ug/l	32253.51
Ba	137	115	1	No Gas	5.723	ug/l	55847.64
La	139	115	3	He	0.001	ug/l	40.00
Ce	140	115	3	He	0.002	ug/l	100.00
Hg	201	209	1	No Gas	0.001	ug/l	33.66
Hg	202	209	1	No Gas	0.002	ug/l	123.31
Hg	202	209	3	He	0.002	ug/l	42.66
Tl	203	209	3	He	0.006	ug/l	680.29
Tl	205	209	1	No Gas	0.007	ug/l	3149.29
Tl	205	209	3	He	0.008	ug/l	1718.14
[Pb]	206	209	1	No Gas	0.014	ug/l	887.81
[Pb]	207	209	1	No Gas	0.012	ug/l	734.47
Pb	208	209	1	No Gas	0.011	ug/l	3396.86
Th	232	209	3	He	-0.010	ug/l	185.41
U	238	209	1	No Gas	0.034	ug/l	2762.74

Name	Mass	Tune Step	Tune Mode	CPS	ISTD Recovery %
Sc	45	1	No Gas	5134060.40	91.1
Sc	45	2	H2	2657402.11	96.8
Sc	45	3	He	280746.60	88.2
Ge	72	1	No Gas	1413769.50	93.5
Ge	72	2	H2	989230.25	99.7
Ge	72	3	He	211227.17	94.9
In	115	1	No Gas	12242717.80	100.6
In	115	3	He	2536526.47	96.2
Tb	159	1	No Gas	17205538.68	105.3
Tb	159	3	He	7096931.26	103.9
Ho	165	1	No Gas	16150913.89	105.9
Ho	165	3	He	6892030.80	104.2
Lu	175	1	No Gas	16695420.98	107.3
Lu	175	3	He	5628530.99	105.1
Bi	209	1	No Gas	11933425.45	105.4
Bi	209	3	He	5087863.04	101.5

ICPMS207-B Analytical Data

Sample Name	B22011130-001B
File Name	070SMPL.d
Data Path Name	D:\Agilent\ICPMH\1\DATA\220121ADoD.b
Acq Time	2022-01-21 23:12:53
Sample Type	Sample
Total Dilution	1.0000
Comment	ICPMS-6020-W-T
Operator	CAR/SRH/JPV/AEM
Method	SW6020/ SW6020B

Name	Mass	ISTD	Tune Step	Tune Mode	Conc.	Units	CPS
Li	7	45	1	No Gas	1.789	ug/l	19909.62
Be	9	45	1	No Gas	-0.045	ug/l	43.99
B	11	45	1	No Gas	20.598	ug/l	32995.48
Na	23	45	3	He	34052.562	ug/l	17110031.97
Mg	24	45	3	He	14131.209	ug/l	3911705.26
Al	27	45	1	No Gas	13.035	ug/l	183159.60
Si	28	45	2	H2	17346.622	ug/l	26885223.14
K	39	72	3	He	2039.686	ug/l	727525.52
Ca	40	72	2	H2	16335.707	ug/l	103382081.78
Ti	47	72	1	No Gas	2.082	ug/l	4079.69
V	51	72	1	No Gas	11.125	ug/l	213809.91
V	51	72	3	He	10.959	ug/l	46209.40
Cr	52	72	1	No Gas	2.169	ug/l	120464.46
Cr	52	72	3	He	1.867	ug/l	7538.66
Mn	55	72	1	No Gas	0.745	ug/l	29694.52
Mn	55	72	3	He	0.281	ug/l	785.53
Fe	56	72	2	H2	11.637	ug/l	176869.62
Fe	56	72	3	He	11.188	ug/l	40849.70
Co	59	72	1	No Gas	0.103	ug/l	2921.18
Ni	60	72	1	No Gas	0.334	ug/l	2225.76
Ni	60	72	3	He	0.323	ug/l	562.24
Cu	63	72	1	No Gas	0.532	ug/l	8641.38
Cu	63	72	3	He	0.310	ug/l	1711.09
Cu	65	72	1	No Gas	0.319	ug/l	2831.42
Zn	66	72	1	No Gas	4.887	ug/l	22976.92
Zn	66	72	3	He	5.380	ug/l	4704.12
As	75	72	1	No Gas	2.232	ug/l	22863.51
As	75	72	3	He	0.592	ug/l	623.13
Se	78	72	2	H2	0.105	ug/l	82.67
Br	79	72	1	No Gas	11.945	ug/l	180148.39
Br	79	72	2	H2	10.494	ug/l	91389.40
Se	82	72	1	No Gas	0.167	ug/l	615.14
Kr	84	72	1	No Gas		ug/l	46218.91
Sr	88	72	1	No Gas	124.635	ug/l	4824857.86
Sr	88	72	3	He	122.684	ug/l	465252.64
Mo	95	115	1	No Gas	0.884	ug/l	7925.58
Mo	95	115	3	He	0.919	ug/l	2725.83
Mo	98	115	1	No Gas	0.861	ug/l	12556.37
Ag	107	115	1	No Gas	-0.052	ug/l	356.15
Ag	109	115	1	No Gas	-0.051	ug/l	333.47
Cd	111	115	1	No Gas	0.004	ug/l	17.33

ICPMS207-B Analytical Data

Name	Mass	ISTD	Tune Step	Tune Mode	Conc.	Units	CPS
Cd	111	115	3	He	0.001	ug/l	5.67
Cd	114	115	1	No Gas	0.013	ug/l	7.28
Cd	114	115	3	He	-0.002	ug/l	2.40
Sn	118	115	1	No Gas	0.397	ug/l	8425.84
Sn	118	115	3	He	0.462	ug/l	2339.10
Sb	121	115	1	No Gas	0.008	ug/l	934.79
Sb	121	115	3	He	0.013	ug/l	231.36
Sb	123	115	1	No Gas	0.014	ug/l	813.77
Sb	123	115	3	He	0.016	ug/l	196.35
Ba	135	115	1	No Gas	6.062	ug/l	27336.15
Ba	137	115	1	No Gas	5.966	ug/l	47844.12
La	139	115	3	He	0.004	ug/l	97.78
Ce	140	115	3	He	0.009	ug/l	232.23
Hg	201	209	1	No Gas	0.007	ug/l	52.66
Hg	202	209	1	No Gas	0.014	ug/l	204.29
Hg	202	209	3	He	0.015	ug/l	87.31
Tl	203	209	3	He	0.029	ug/l	842.37
Tl	205	209	1	No Gas	0.018	ug/l	3313.78
Tl	205	209	3	He	0.025	ug/l	1935.59
[Pb]	206	209	1	No Gas	0.021	ug/l	902.26
[Pb]	207	209	1	No Gas	0.023	ug/l	818.92
Pb	208	209	1	No Gas	0.021	ug/l	3714.68
Th	232	209	3	He	0.005	ug/l	696.30
U	238	209	1	No Gas	0.036	ug/l	2592.74

Name	Mass	Tune Step	Tune Mode	CPS	ISTD Recovery %
Sc	45	1	No Gas	3529683.09	62.6
Sc	45	2	H2	2050481.94	74.7
Sc	45	3	He	185561.46	58.3
Ge	72	1	No Gas	1135655.96	75.1
Ge	72	2	H2	802216.15	80.8
Ge	72	3	He	150229.03	67.5
In	115	1	No Gas	10061985.27	82.7
In	115	3	He	1981336.13	75.2
Tb	159	1	No Gas	15053592.65	92.1
Tb	159	3	He	6080191.59	89.0
Ho	165	1	No Gas	14328738.34	94.0
Ho	165	3	He	5883911.83	89.0
Lu	175	1	No Gas	15039549.33	96.6
Lu	175	3	He	4692761.87	87.6
Bi	209	1	No Gas	10510674.32	92.8
Bi	209	3	He	4560708.06	91.0

ICPMS207-B Analytical Data

Sample Name	B22011131-001A
File Name	071SMPL.d
Data Path Name	D:\Agilent\ICPMH\1\DATA\220121ADoD.b
Acq Time	2022-01-21 23:19:07
Sample Type	Sample
Total Dilution	1.0000
Comment	ICPMS-6020-W-D
Operator	CAR/SRH/JPV/AEM
Method	SW6020/ SW6020B

Name	Mass	ISTD	Tune Step	Tune Mode	Conc.	Units	CPS
Li	7	45	1	No Gas	1.575	ug/l	26686.76
Be	9	45	1	No Gas	-0.053	ug/l	38.32
B	11	45	1	No Gas	28.865	ug/l	63852.91
Na	23	45	3	He	41585.952	ug/l	30991075.65
Mg	24	45	3	He	8939.359	ug/l	3673424.52
Al	27	45	1	No Gas	3.384	ug/l	78795.55
Si	28	45	2	H2	17615.384	ug/l	34704647.06
K	39	72	3	He	2825.878	ug/l	1370074.22
Ca	40	72	2	H2	12859.162	ug/l	97540503.73
Ti	47	72	1	No Gas	0.955	ug/l	2387.60
V	51	72	1	No Gas	11.510	ug/l	272083.39
V	51	72	3	He	6.555	ug/l	44311.26
Cr	52	72	1	No Gas	-0.185	ug/l	85016.51
Cr	52	72	3	He	2.006	ug/l	11190.96
Mn	55	72	1	No Gas	1.884	ug/l	76099.91
Mn	55	72	3	He	1.987	ug/l	6813.22
Fe	56	72	2	H2	1.219	ug/l	31096.23
Fe	56	72	3	He	0.881	ug/l	9536.03
Co	59	72	1	No Gas	0.013	ug/l	888.27
Ni	60	72	1	No Gas	0.268	ug/l	2265.69
Ni	60	72	3	He	0.283	ug/l	694.47
Cu	63	72	1	No Gas	0.486	ug/l	9772.54
Cu	63	72	3	He	0.249	ug/l	2033.74
Cu	65	72	1	No Gas	0.323	ug/l	3476.43
Zn	66	72	1	No Gas	0.674	ug/l	4675.61
Zn	66	72	3	He	0.534	ug/l	841.14
As	75	72	1	No Gas	1.253	ug/l	21415.60
As	75	72	3	He	1.190	ug/l	1472.58
Se	78	72	2	H2	0.076	ug/l	80.67
Br	79	72	1	No Gas	24.387	ug/l	379236.65
Br	79	72	2	H2	25.191	ug/l	217229.04
Se	82	72	1	No Gas	0.476	ug/l	864.23
Kr	84	72	1	No Gas		ug/l	54651.62
Sr	88	72	1	No Gas	126.189	ug/l	5948588.39
Sr	88	72	3	He	116.778	ug/l	615296.87
Mo	95	115	1	No Gas	3.960	ug/l	42012.92
Mo	95	115	3	He	4.120	ug/l	15230.40
Mo	98	115	1	No Gas	3.983	ug/l	68820.07
Ag	107	115	1	No Gas	-0.061	ug/l	175.40
Ag	109	115	1	No Gas	-0.059	ug/l	162.07
Cd	111	115	1	No Gas	0.024	ug/l	140.62

ICPMS207-B Analytical Data

Name	Mass	ISTD	Tune Step	Tune Mode	Conc.	Units	CPS
Cd	111	115	3	He	0.022	ug/l	49.11
Cd	114	115	1	No Gas	0.035	ug/l	305.03
Cd	114	115	3	He	0.022	ug/l	119.00
Sn	118	115	1	No Gas	-0.015	ug/l	2884.58
Sn	118	115	3	He	-0.020	ug/l	748.92
Sb	121	115	1	No Gas	0.397	ug/l	11770.10
Sb	121	115	3	He	0.394	ug/l	2967.95
Sb	123	115	1	No Gas	0.396	ug/l	9022.14
Sb	123	115	3	He	0.401	ug/l	2385.11
Ba	135	115	1	No Gas	21.521	ug/l	115383.10
Ba	137	115	1	No Gas	21.335	ug/l	203389.54
La	139	115	3	He	0.000	ug/l	33.33
Ce	140	115	3	He	0.001	ug/l	68.89
Hg	201	209	1	No Gas	0.012	ug/l	79.32
Hg	202	209	1	No Gas	0.245	ug/l	2395.07
Hg	202	209	3	He	0.185	ug/l	873.52
Tl	203	209	3	He	0.004	ug/l	671.62
Tl	205	209	1	No Gas	0.003	ug/l	2932.57
Tl	205	209	3	He	0.001	ug/l	1574.73
[Pb]	206	209	1	No Gas	0.006	ug/l	742.25
[Pb]	207	209	1	No Gas	0.007	ug/l	655.58
Pb	208	209	1	No Gas	0.005	ug/l	2921.25
Th	232	209	3	He	-0.010	ug/l	210.75
U	238	209	1	No Gas	0.285	ug/l	22678.40

Name	Mass	Tune Step	Tune Mode	CPS	ISTD Recovery %
Sc	45	1	No Gas	5028450.88	89.2
Sc	45	2	H2	2606444.42	95.0
Sc	45	3	He	275392.10	86.5
Ge	72	1	No Gas	1383072.26	91.5
Ge	72	2	H2	961381.23	96.9
Ge	72	3	He	208717.16	93.7
In	115	1	No Gas	11969719.21	98.3
In	115	3	He	2481862.12	94.2
Tb	159	1	No Gas	17566981.99	107.5
Tb	159	3	He	7010378.62	102.6
Ho	165	1	No Gas	16638128.17	109.1
Ho	165	3	He	6820575.44	103.1
Lu	175	1	No Gas	16864415.28	108.4
Lu	175	3	He	5577066.87	104.1
Bi	209	1	No Gas	11964308.05	105.7
Bi	209	3	He	5273745.27	105.2

ICPMS207-B Analytical Data

Sample Name	B22011131-001B
File Name	072SMPL.d
Data Path Name	D:\Agilent\ICPMH\1\DATA\220121ADoD.b
Acq Time	2022-01-21 23:25:21
Sample Type	Sample
Total Dilution	1.0000
Comment	ICPMS-6020-W-T
Operator	CAR/SRH/JPV/AEM
Method	SW6020/ SW6020B

Name	Mass	ISTD	Tune Step	Tune Mode	Conc.	Units	CPS
Li	7	45	1	No Gas	2.883	ug/l	25025.86
Be	9	45	1	No Gas	-0.044	ug/l	46.32
B	11	45	1	No Gas	29.290	ug/l	43887.65
Na	23	45	3	He	39568.638	ug/l	19390202.63
Mg	24	45	3	He	8757.224	ug/l	2365834.51
Al	27	45	1	No Gas	24.204	ug/l	319777.77
Si	28	45	2	H2	17120.556	ug/l	26194980.39
K	39	72	3	He	2543.789	ug/l	875106.37
Ca	40	72	2	H2	12470.674	ug/l	76649792.09
Ti	47	72	1	No Gas	2.296	ug/l	4380.24
V	51	72	1	No Gas	12.442	ug/l	239665.48
V	51	72	3	He	11.282	ug/l	46295.28
Cr	52	72	1	No Gas	2.579	ug/l	126389.02
Cr	52	72	3	He	2.285	ug/l	8907.19
Mn	55	72	1	No Gas	4.513	ug/l	135181.45
Mn	55	72	3	He	4.207	ug/l	10053.11
Fe	56	72	2	H2	23.254	ug/l	335156.73
Fe	56	72	3	He	21.827	ug/l	74398.67
Co	59	72	1	No Gas	0.111	ug/l	3057.61
Ni	60	72	1	No Gas	0.388	ug/l	2468.66
Ni	60	72	3	He	0.376	ug/l	630.02
Cu	63	72	1	No Gas	0.772	ug/l	11594.63
Cu	63	72	3	He	0.574	ug/l	2718.38
Cu	65	72	1	No Gas	0.522	ug/l	4071.54
Zn	66	72	1	No Gas	1.755	ug/l	8560.78
Zn	66	72	3	He	2.062	ug/l	1859.02
As	75	72	1	No Gas	2.621	ug/l	24372.41
As	75	72	3	He	1.510	ug/l	1267.43
Se	78	72	2	H2	0.125	ug/l	90.22
Br	79	72	1	No Gas	11.130	ug/l	167623.83
Br	79	72	2	H2	10.070	ug/l	86222.00
Se	82	72	1	No Gas	-0.030	ug/l	546.47
Kr	84	72	1	No Gas		ug/l	45962.03
Sr	88	72	1	No Gas	129.317	ug/l	4896964.74
Sr	88	72	3	He	123.279	ug/l	457976.02
Mo	95	115	1	No Gas	4.046	ug/l	36190.38
Mo	95	115	3	He	4.450	ug/l	12911.47
Mo	98	115	1	No Gas	4.231	ug/l	61627.43
Ag	107	115	1	No Gas	-0.055	ug/l	300.12
Ag	109	115	1	No Gas	-0.052	ug/l	292.79
Cd	111	115	1	No Gas	0.008	ug/l	39.04

ICPMS207-B Analytical Data

Name	Mass	ISTD	Tune Step	Tune Mode	Conc.	Units	CPS
Cd	111	115	3	He	0.002	ug/l	8.11
Cd	114	115	1	No Gas	0.017	ug/l	47.36
Cd	114	115	3	He	-0.001	ug/l	7.75
Sn	118	115	1	No Gas	0.499	ug/l	9947.20
Sn	118	115	3	He	0.580	ug/l	2716.95
Sb	121	115	1	No Gas	0.420	ug/l	10456.94
Sb	121	115	3	He	0.431	ug/l	2534.49
Sb	123	115	1	No Gas	0.422	ug/l	8064.12
Sb	123	115	3	He	0.433	ug/l	2009.02
Ba	135	115	1	No Gas	22.608	ug/l	102180.57
Ba	137	115	1	No Gas	21.844	ug/l	175553.78
La	139	115	3	He	0.022	ug/l	451.12
Ce	140	115	3	He	0.043	ug/l	978.93
Hg	201	209	1	No Gas	0.021	ug/l	102.31
Hg	202	209	1	No Gas	0.314	ug/l	2719.41
Hg	202	209	3	He	0.223	ug/l	912.52
Tl	203	209	3	He	0.023	ug/l	781.00
Tl	205	209	1	No Gas	0.016	ug/l	3280.43
Tl	205	209	3	He	0.018	ug/l	1800.18
[Pb]	206	209	1	No Gas	0.026	ug/l	1010.05
[Pb]	207	209	1	No Gas	0.025	ug/l	866.70
Pb	208	209	1	No Gas	0.024	ug/l	4010.27
Th	232	209	3	He	0.009	ug/l	820.36
U	238	209	1	No Gas	0.306	ug/l	21665.59

Name	Mass	Tune Step	Tune Mode	CPS	ISTD Recovery %
Sc	45	1	No Gas	3409459.11	60.5
Sc	45	2	H2	2024312.55	73.7
Sc	45	3	He	181071.61	56.9
Ge	72	1	No Gas	1111400.46	73.5
Ge	72	2	H2	779104.86	78.5
Ge	72	3	He	147164.51	66.1
In	115	1	No Gas	10092263.66	82.9
In	115	3	He	1948062.60	73.9
Tb	159	1	No Gas	15001410.99	91.8
Tb	159	3	He	5972020.87	87.4
Ho	165	1	No Gas	14438001.97	94.7
Ho	165	3	He	5887948.57	89.0
Lu	175	1	No Gas	15027702.48	96.6
Lu	175	3	He	4754883.88	88.8
Bi	209	1	No Gas	10679897.88	94.3
Bi	209	3	He	4610579.16	92.0

ICPMS207-B Analytical Data

Sample Name	B22011132-001A
File Name	073SMPL.d
Data Path Name	D:\Agilent\ICPMH\1\DATA\220121ADoD.b
Acq Time	2022-01-21 23:31:35
Sample Type	Sample
Total Dilution	1.0000
Comment	ICPMS-6020-W-D
Operator	CAR/SRH/JPV/AEM
Method	SW6020/ SW6020B

Name	Mass	ISTD	Tune Step	Tune Mode	Conc.	Units	CPS
Li	7	45	1	No Gas	0.344	ug/l	16835.38
Be	9	45	1	No Gas	-0.050	ug/l	46.32
B	11	45	1	No Gas	41.693	ug/l	88856.64
Na	23	45	3	He	35441.301	ug/l	25839624.62
Mg	24	45	3	He	11138.767	ug/l	4474808.05
Al	27	45	1	No Gas	2.304	ug/l	57688.66
Si	28	45	2	H2	22003.673	ug/l	42625245.78
K	39	72	3	He	1774.667	ug/l	849654.04
Ca	40	72	2	H2	11018.568	ug/l	81932587.20
Ti	47	72	1	No Gas	1.217	ug/l	2940.09
V	51	72	1	No Gas	17.480	ug/l	434536.23
V	51	72	3	He	13.411	ug/l	71891.66
Cr	52	72	1	No Gas	-0.198	ug/l	83320.90
Cr	52	72	3	He	2.114	ug/l	11224.35
Mn	55	72	1	No Gas	-0.043	ug/l	8412.42
Mn	55	72	3	He	0.069	ug/l	362.93
Fe	56	72	2	H2	0.671	ug/l	21171.76
Fe	56	72	3	He	0.480	ug/l	7356.19
Co	59	72	1	No Gas	0.008	ug/l	741.88
Ni	60	72	1	No Gas	0.304	ug/l	2465.33
Ni	60	72	3	He	0.253	ug/l	603.35
Cu	63	72	1	No Gas	0.581	ug/l	11141.40
Cu	63	72	3	He	0.409	ug/l	2798.71
Cu	65	72	1	No Gas	0.413	ug/l	4130.25
Zn	66	72	1	No Gas	9.643	ug/l	53381.72
Zn	66	72	3	He	10.251	ug/l	11707.00
As	75	72	1	No Gas	-0.294	ug/l	11010.48
As	75	72	3	He	-0.095	ug/l	161.40
Se	78	72	2	H2	0.190	ug/l	148.67
Br	79	72	1	No Gas	22.414	ug/l	348048.34
Br	79	72	2	H2	22.493	ug/l	193540.00
Se	82	72	1	No Gas	0.701	ug/l	934.63
Kr	84	72	1	No Gas		ug/l	40983.41
Sr	88	72	1	No Gas	80.938	ug/l	3752305.23
Sr	88	72	3	He	77.058	ug/l	387864.18
Mo	95	115	1	No Gas	0.164	ug/l	1806.79
Mo	95	115	3	He	0.173	ug/l	658.91
Mo	98	115	1	No Gas	0.154	ug/l	2760.91
Ag	107	115	1	No Gas	-0.062	ug/l	141.39
Ag	109	115	1	No Gas	-0.060	ug/l	152.06
Cd	111	115	1	No Gas	0.027	ug/l	163.31

ICPMS207-B Analytical Data

Name	Mass	ISTD	Tune Step	Tune Mode	Conc.	Units	CPS
Cd	111	115	3	He	0.022	ug/l	48.00
Cd	114	115	1	No Gas	0.038	ug/l	337.88
Cd	114	115	3	He	0.024	ug/l	126.94
Sn	118	115	1	No Gas	-0.078	ug/l	1796.56
Sn	118	115	3	He	-0.080	ug/l	475.57
Sb	121	115	1	No Gas	0.275	ug/l	8450.72
Sb	121	115	3	He	0.282	ug/l	2171.39
Sb	123	115	1	No Gas	0.281	ug/l	6606.56
Sb	123	115	3	He	0.283	ug/l	1721.61
Ba	135	115	1	No Gas	4.607	ug/l	24809.69
Ba	137	115	1	No Gas	4.471	ug/l	42787.64
La	139	115	3	He	0.001	ug/l	44.45
Ce	140	115	3	He	0.001	ug/l	46.67
Hg	201	209	1	No Gas	0.002	ug/l	40.66
Hg	202	209	1	No Gas	0.014	ug/l	231.96
Hg	202	209	3	He	0.013	ug/l	90.65
Tl	203	209	3	He	-0.004	ug/l	567.57
Tl	205	209	1	No Gas	-0.005	ug/l	2515.81
Tl	205	209	3	He	-0.009	ug/l	1281.24
[Pb]	206	209	1	No Gas	0.014	ug/l	907.82
[Pb]	207	209	1	No Gas	0.013	ug/l	763.36
Pb	208	209	1	No Gas	0.012	ug/l	3557.99
Th	232	209	3	He	-0.010	ug/l	202.75
U	238	209	1	No Gas	0.015	ug/l	1294.47

Name	Mass	Tune Step	Tune Mode	CPS	ISTD Recovery %
Sc	45	1	No Gas	4960748.73	88.0
Sc	45	2	H2	2562896.98	93.4
Sc	45	3	He	269254.61	84.5
Ge	72	1	No Gas	1360477.15	90.0
Ge	72	2	H2	942371.83	95.0
Ge	72	3	He	199341.08	89.5
In	115	1	No Gas	11999741.71	98.6
In	115	3	He	2471922.69	93.8
Tb	159	1	No Gas	17125983.71	104.8
Tb	159	3	He	6940445.88	101.6
Ho	165	1	No Gas	16326783.91	107.1
Ho	165	3	He	6677074.13	100.9
Lu	175	1	No Gas	17056354.51	109.6
Lu	175	3	He	5532252.00	103.3
Bi	209	1	No Gas	12209326.87	107.8
Bi	209	3	He	5139517.58	102.5

ICPMS207-B Analytical Data

Sample Name	B22011132-001B
File Name	074SMPL.d
Data Path Name	D:\Agilent\ICPMH\1\DATA\220121ADoD.b
Acq Time	2022-01-21 23:37:50
Sample Type	Sample
Total Dilution	1.0000
Comment	ICPMS-6020-W-T
Operator	CAR/SRH/JPV/AEM
Method	SW6020/ SW6020B

Name	Mass	ISTD	Tune Step	Tune Mode	Conc.	Units	CPS
Li	7	45	1	No Gas	2.067	ug/l	20363.74
Be	9	45	1	No Gas	-0.044	ug/l	43.99
B	11	45	1	No Gas	41.399	ug/l	59651.14
Na	23	45	3	He	34217.897	ug/l	16359294.62
Mg	24	45	3	He	10882.472	ug/l	2866607.28
Al	27	45	1	No Gas	22.742	ug/l	296260.48
Si	28	45	2	H2	20864.477	ug/l	31554074.24
K	39	72	3	He	1569.791	ug/l	545895.02
Ca	40	72	2	H2	10854.356	ug/l	65614133.49
Ti	47	72	1	No Gas	2.541	ug/l	4653.77
V	51	72	1	No Gas	19.329	ug/l	382874.75
V	51	72	3	He	17.578	ug/l	64533.88
Cr	52	72	1	No Gas	2.804	ug/l	126225.77
Cr	52	72	3	He	2.464	ug/l	9304.11
Mn	55	72	1	No Gas	1.636	ug/l	52115.96
Mn	55	72	3	He	1.212	ug/l	2889.71
Fe	56	72	2	H2	42.337	ug/l	593638.44
Fe	56	72	3	He	38.652	ug/l	125225.17
Co	59	72	1	No Gas	0.112	ug/l	2961.11
Ni	60	72	1	No Gas	0.438	ug/l	2641.69
Ni	60	72	3	He	0.426	ug/l	685.58
Cu	63	72	1	No Gas	1.047	ug/l	14616.53
Cu	63	72	3	He	0.911	ug/l	3938.09
Cu	65	72	1	No Gas	0.859	ug/l	6008.33
Zn	66	72	1	No Gas	20.925	ug/l	90245.01
Zn	66	72	3	He	23.141	ug/l	18783.33
As	75	72	1	No Gas	0.542	ug/l	12897.90
As	75	72	3	He	0.167	ug/l	298.07
Se	78	72	2	H2	0.226	ug/l	139.22
Br	79	72	1	No Gas	9.938	ug/l	149505.17
Br	79	72	2	H2	8.741	ug/l	77011.50
Se	82	72	1	No Gas	0.300	ug/l	617.81
Kr	84	72	1	No Gas		ug/l	34996.29
Sr	88	72	1	No Gas	83.632	ug/l	3049005.89
Sr	88	72	3	He	80.276	ug/l	290281.55
Mo	95	115	1	No Gas	0.220	ug/l	1995.71
Mo	95	115	3	He	0.242	ug/l	708.91
Mo	98	115	1	No Gas	0.226	ug/l	3331.17
Ag	107	115	1	No Gas	-0.026	ug/l	952.42
Ag	109	115	1	No Gas	-0.022	ug/l	947.75
Cd	111	115	1	No Gas	0.010	ug/l	47.90

ICPMS207-B Analytical Data

Name	Mass	ISTD	Tune Step	Tune Mode	Conc.	Units	CPS
Cd	111	115	3	He	0.002	ug/l	8.44
Cd	114	115	1	No Gas	0.017	ug/l	49.32
Cd	114	115	3	He	0.002	ug/l	17.54
Sn	118	115	1	No Gas	0.506	ug/l	9940.50
Sn	118	115	3	He	0.556	ug/l	2596.93
Sb	121	115	1	No Gas	0.283	ug/l	7212.58
Sb	121	115	3	He	0.281	ug/l	1686.27
Sb	123	115	1	No Gas	0.286	ug/l	5578.67
Sb	123	115	3	He	0.299	ug/l	1405.21
Ba	135	115	1	No Gas	5.708	ug/l	25539.55
Ba	137	115	1	No Gas	5.615	ug/l	44659.82
La	139	115	3	He	0.017	ug/l	354.45
Ce	140	115	3	He	0.035	ug/l	784.47
Hg	201	209	1	No Gas	0.005	ug/l	47.32
Hg	202	209	1	No Gas	0.025	ug/l	307.94
Hg	202	209	3	He	0.019	ug/l	105.31
Tl	203	209	3	He	0.015	ug/l	720.31
Tl	205	209	1	No Gas	0.012	ug/l	3133.72
Tl	205	209	3	He	0.013	ug/l	1714.80
[Pb]	206	209	1	No Gas	0.148	ug/l	3209.30
[Pb]	207	209	1	No Gas	0.141	ug/l	2680.29
Pb	208	209	1	No Gas	0.143	ug/l	12605.77
Th	232	209	3	He	0.002	ug/l	603.59
U	238	209	1	No Gas	0.017	ug/l	1291.14

Name	Mass	Tune Step	Tune Mode	CPS	ISTD Recovery %
Sc	45	1	No Gas	3353619.93	59.5
Sc	45	2	H2	2001515.83	72.9
Sc	45	3	He	176607.68	55.5
Ge	72	1	No Gas	1069500.54	70.7
Ge	72	2	H2	765963.00	77.2
Ge	72	3	He	143193.68	64.3
In	115	1	No Gas	9974149.78	81.9
In	115	3	He	1921999.06	72.9
Tb	159	1	No Gas	15036234.45	92.0
Tb	159	3	He	5913802.66	86.5
Ho	165	1	No Gas	14284624.33	93.7
Ho	165	3	He	5852344.12	88.5
Lu	175	1	No Gas	14596772.72	93.8
Lu	175	3	He	4685914.03	87.5
Bi	209	1	No Gas	10858015.67	95.9
Bi	209	3	He	4698084.18	93.7

ICPMS207-B Analytical Data

Sample Name	B22011133-001A
File Name	075SMPL.d
Data Path Name	D:\Agilent\ICPMH\1\DATA\220121ADoD.b
Acq Time	2022-01-21 23:44:04
Sample Type	Sample
Total Dilution	1.0000
Comment	ICPMS-6020-W-D
Operator	CAR/SRH/JPV/AEM
Method	SW6020/ SW6020B

Name	Mass	ISTD	Tune Step	Tune Mode	Conc.	Units	CPS
Li	7	45	1	No Gas	8.398	ug/l	82087.00
Be	9	45	1	No Gas	-0.049	ug/l	50.66
B	11	45	1	No Gas	45.145	ug/l	99555.55
Na	23	45	3	He	387562.028	ug/l	313840615.32
Mg	24	45	3	He	243225.176	ug/l	108654156.15
Al	27	45	1	No Gas	0.312	ug/l	21387.60
Si	28	45	2	H2	27417.867	ug/l	52382544.48
K	39	72	3	He	7220.347	ug/l	3349253.77
Ca	40	72	2	H2	157492.214	ug/l	1108667481.76
Ti	47	72	1	No Gas	1.958	ug/l	4451.83
V	51	72	1	No Gas	13.437	ug/l	310756.70
V	51	72	3	He	8.408	ug/l	52218.17
Cr	52	72	1	No Gas	7.858	ug/l	281059.47
Cr	52	72	3	He	9.272	ug/l	48309.19
Mn	55	72	1	No Gas	2.659	ug/l	98165.48
Mn	55	72	3	He	2.718	ug/l	9186.37
Fe	56	72	2	H2	4.351	ug/l	79396.99
Fe	56	72	3	He	3.984	ug/l	23545.96
Co	59	72	1	No Gas	0.899	ug/l	25821.59
Ni	60	72	1	No Gas	55.627	ug/l	357267.65
Ni	60	72	3	He	57.790	ug/l	122029.74
Cu	63	72	1	No Gas	2.940	ug/l	47180.83
Cu	63	72	3	He	0.992	ug/l	6143.73
Cu	65	72	1	No Gas	1.679	ug/l	13621.84
Zn	66	72	1	No Gas	1.682	ug/l	9746.08
Zn	66	72	3	He	1.154	ug/l	1555.65
As	75	72	1	No Gas	1.895	ug/l	24347.60
As	75	72	3	He	1.093	ug/l	1361.97
Se	78	72	2	H2	4.427	ug/l	2606.79
Br	79	72	1	No Gas	288.755	ug/l	3589381.04
Br	79	72	2	H2	291.293	ug/l	2013182.04
Se	82	72	1	No Gas	9.913	ug/l	4196.10
Kr	84	72	1	No Gas		ug/l	636174.97
Sr	88	72	1	No Gas	2257.328	ug/l	101134636.66
Sr	88	72	3	He	2278.286	ug/l	11890203.02
Mo	95	115	1	No Gas	1.000	ug/l	9715.60
Mo	95	115	3	He	1.022	ug/l	3611.59
Mo	98	115	1	No Gas	0.989	ug/l	15649.92
Ag	107	115	1	No Gas	-0.059	ug/l	220.76
Ag	109	115	1	No Gas	-0.058	ug/l	184.08
Cd	111	115	1	No Gas	0.027	ug/l	148.40

ICPMS207-B Analytical Data

Name	Mass	ISTD	Tune Step	Tune Mode	Conc.	Units	CPS
Cd	111	115	3	He	0.023	ug/l	49.00
Cd	114	115	1	No Gas	0.038	ug/l	310.29
Cd	114	115	3	He	0.025	ug/l	127.58
Sn	118	115	1	No Gas	-0.066	ug/l	1816.53
Sn	118	115	3	He	-0.091	ug/l	406.67
Sb	121	115	1	No Gas	0.120	ug/l	3803.57
Sb	121	115	3	He	0.116	ug/l	968.80
Sb	123	115	1	No Gas	0.133	ug/l	3160.34
Sb	123	115	3	He	0.121	ug/l	785.77
Ba	135	115	1	No Gas	73.746	ug/l	360469.66
Ba	137	115	1	No Gas	72.403	ug/l	629289.17
La	139	115	3	He	0.000	ug/l	24.44
Ce	140	115	3	He	0.001	ug/l	47.78
Hg	201	209	1	No Gas	0.009	ug/l	60.99
Hg	202	209	1	No Gas	0.032	ug/l	354.94
Hg	202	209	3	He	0.027	ug/l	134.31
Tl	203	209	3	He	-0.021	ug/l	330.81
Tl	205	209	1	No Gas	-0.016	ug/l	1631.23
Tl	205	209	3	He	-0.024	ug/l	768.33
[Pb]	206	209	1	No Gas	0.006	ug/l	651.13
[Pb]	207	209	1	No Gas	0.009	ug/l	598.91
Pb	208	209	1	No Gas	0.006	ug/l	2657.90
Th	232	209	3	He	-0.010	ug/l	188.08
U	238	209	1	No Gas	0.076	ug/l	5357.69

Name	Mass	Tune Step	Tune Mode	CPS	ISTD Recovery %
Sc	45	1	No Gas	5154100.16	91.4
Sc	45	2	H2	2527923.57	92.1
Sc	45	3	He	299547.85	94.1
Ge	72	1	No Gas	1314736.80	87.0
Ge	72	2	H2	893068.63	90.0
Ge	72	3	He	206853.97	92.9
In	115	1	No Gas	10918021.16	89.7
In	115	3	He	2363516.95	89.7
Tb	159	1	No Gas	15763487.20	96.5
Tb	159	3	He	6622080.39	96.9
Ho	165	1	No Gas	15234390.73	99.9
Ho	165	3	He	6372962.63	96.4
Lu	175	1	No Gas	16050416.52	103.1
Lu	175	3	He	5300391.25	99.0
Bi	209	1	No Gas	10527665.41	93.0
Bi	209	3	He	4562732.77	91.0

ICPMS207-B Analytical Data

Sample Name	CCV
File Name	076_CCV.d
Data Path Name	D:\Agilent\ICPMH\1\DATA\220121ADoD.b
Acq Time	2022-01-21 23:50:18
Sample Type	CCV
Total Dilution	1.0000
Comment	ICPMS-6020-W-D
Operator	CAR/SRH/JPV/AEM
Method	SW6020/ SW6020B

Name	Mass	ISTD	Tune Step	Tune Mode	Conc.	Units	CPS
Li	7	45	1	No Gas	582.398	ug/l	5002999.63
Be	9	45	1	No Gas	47.363	ug/l	172546.55
B	11	45	1	No Gas	48.815	ug/l	114546.26
Na	23	45	3	He	12580.668	ug/l	10737171.86
Mg	24	45	3	He	12219.670	ug/l	5730021.87
Al	27	45	1	No Gas	58.185	ug/l	1219650.07
Si	28	45	2	H2	228.559	ug/l	466714.21
K	39	72	3	He	12176.690	ug/l	6039125.40
Ca	40	72	2	H2	12714.154	ug/l	99170168.34
Ti	47	72	1	No Gas	49.369	ug/l	121539.62
V	51	72	1	No Gas	51.446	ug/l	1505971.14
V	51	72	3	He	51.495	ug/l	264485.09
Cr	52	72	1	No Gas	52.060	ug/l	1559143.29
Cr	52	72	3	He	49.257	ug/l	273299.86
Mn	55	72	1	No Gas	50.644	ug/l	1916050.90
Mn	55	72	3	He	50.273	ug/l	180618.87
Fe	56	72	2	H2	1344.432	ug/l	24008648.64
Fe	56	72	3	He	1272.058	ug/l	6240407.84
Co	59	72	1	No Gas	48.840	ug/l	1554312.13
Ni	60	72	1	No Gas	49.376	ug/l	358138.09
Ni	60	72	3	He	50.443	ug/l	115028.69
Cu	63	72	1	No Gas	50.418	ug/l	881178.82
Cu	63	72	3	He	50.849	ug/l	305444.11
Cu	65	72	1	No Gas	49.260	ug/l	424062.41
Zn	66	72	1	No Gas	48.517	ug/l	288954.71
Zn	66	72	3	He	51.053	ug/l	64411.67
As	75	72	1	No Gas	51.344	ug/l	376442.30
As	75	72	3	He	51.165	ug/l	55833.26
Se	78	72	2	H2	52.088	ug/l	33584.44
Br	79	72	1	No Gas	21.031	ug/l	360521.70
Br	79	72	2	H2	19.248	ug/l	178583.09
Se	82	72	1	No Gas	49.225	ug/l	20611.57
Kr	84	72	1	No Gas		ug/l	37938.12
Sr	88	72	1	No Gas	51.968	ug/l	2629753.32
Sr	88	72	3	He	51.143	ug/l	288503.58
Mo	95	115	1	No Gas	50.078	ug/l	527937.22
Mo	95	115	3	He	50.862	ug/l	194173.22
Mo	98	115	1	No Gas	50.057	ug/l	859100.46
Ag	107	115	1	No Gas	19.815	ug/l	536869.60
Ag	109	115	1	No Gas	19.634	ug/l	516195.32
Cd	111	115	1	No Gas	49.377	ug/l	300635.45

ICPMS207-B Analytical Data

Name	Mass	ISTD	Tune Step	Tune Mode	Conc.	Units	CPS
Cd	111	115	3	He	49.985	ug/l	100719.13
Cd	114	115	1	No Gas	50.416	ug/l	678589.54
Cd	114	115	3	He	50.316	ug/l	248884.62
Sn	118	115	1	No Gas	52.301	ug/l	906150.20
Sn	118	115	3	He	51.647	ug/l	242279.54
Sb	121	115	1	No Gas	52.838	ug/l	1439248.42
Sb	121	115	3	He	52.608	ug/l	382876.74
Sb	123	115	1	No Gas	52.298	ug/l	1096297.94
Sb	123	115	3	He	52.853	ug/l	303999.27
Ba	135	115	1	No Gas	49.852	ug/l	265745.59
Ba	137	115	1	No Gas	49.464	ug/l	468788.67
La	139	115	3	He	50.415	ug/l	1333680.69
Ce	140	115	3	He	51.355	ug/l	1486168.15
Hg	201	209	1	No Gas	0.988	ug/l	3747.45
Hg	202	209	1	No Gas	0.972	ug/l	8479.00
Hg	202	209	3	He	0.970	ug/l	4190.16
Tl	203	209	3	He	48.908	ug/l	539651.14
Tl	205	209	1	No Gas	51.907	ug/l	2676578.12
Tl	205	209	3	He	49.731	ug/l	1300337.55
[Pb]	206	209	1	No Gas	51.557	ug/l	933830.13
[Pb]	207	209	1	No Gas	50.919	ug/l	806053.24
Pb	208	209	1	No Gas	50.972	ug/l	3726821.57
Th	232	209	3	He	49.752	ug/l	1831880.38
U	238	209	1	No Gas	50.846	ug/l	3698524.43

Name	Mass	Tune Step	Tune Mode	CPS	ISTD Recovery %
Sc	45	1	No Gas	5510795.69	97.7
Sc	45	2	H2	2661449.60	97.0
Sc	45	3	He	314275.55	98.7
Ge	72	1	No Gas	1484124.24	98.2
Ge	72	2	H2	988566.61	99.6
Ge	72	3	He	223321.12	100.3
In	115	1	No Gas	11913877.55	97.9
In	115	3	He	2566609.34	97.4
Tb	159	1	No Gas	16377815.99	100.2
Tb	159	3	He	6981768.55	102.2
Ho	165	1	No Gas	15616899.89	102.4
Ho	165	3	He	6628242.86	100.2
Lu	175	1	No Gas	16012622.79	102.9
Lu	175	3	He	5411177.39	101.0
Bi	209	1	No Gas	11001858.64	97.2
Bi	209	3	He	4988397.00	99.5

ICPMS207-B Analytical Data

Sample Name	CCB
File Name	077_CCB.d
Data Path Name	D:\Agilent\ICPMH\1\DATA\220121ADoD.b
Acq Time	2022-01-21 23:56:33
Sample Type	CCB
Total Dilution	1.0000
Comment	ICPMS-6020-W-D
Operator	CAR/SRH/JPV/AEM
Method	SW6020/ SW6020B

Name	Mass	ISTD	Tune Step	Tune Mode	Conc.	Units	CPS
Li	7	45	1	No Gas	-0.548	ug/l	10837.55
Be	9	45	1	No Gas	-0.051	ug/l	48.66
B	11	45	1	No Gas	0.316	ug/l	6043.64
Na	23	45	3	He	25.059	ug/l	64179.43
Mg	24	45	3	He	0.848	ug/l	2076.03
Al	27	45	1	No Gas	-0.339	ug/l	9185.07
Si	28	45	2	H2	3.727	ug/l	14605.65
K	39	72	3	He	-16.219	ug/l	72404.04
Ca	40	72	2	H2	-0.294	ug/l	98178.57
Ti	47	72	1	No Gas	0.011	ug/l	245.25
V	51	72	1	No Gas	-0.979	ug/l	-88079.68
V	51	72	3	He	1.974	ug/l	24158.78
Cr	52	72	1	No Gas	0.569	ug/l	112857.75
Cr	52	72	3	He	0.024	ug/l	965.60
Mn	55	72	1	No Gas	0.092	ug/l	14315.30
Mn	55	72	3	He	0.001	ug/l	152.64
Fe	56	72	2	H2	0.064	ug/l	11319.10
Fe	56	72	3	He	0.190	ug/l	6513.01
Co	59	72	1	No Gas	-0.001	ug/l	522.31
Ni	60	72	1	No Gas	0.009	ug/l	555.58
Ni	60	72	3	He	-0.001	ug/l	93.33
Cu	63	72	1	No Gas	0.000	ug/l	2022.96
Cu	63	72	3	He	0.002	ug/l	668.55
Cu	65	72	1	No Gas	0.018	ug/l	1118.49
Zn	66	72	1	No Gas	0.031	ug/l	1207.66
Zn	66	72	3	He	0.028	ug/l	251.12
As	75	72	1	No Gas	0.769	ug/l	19629.41
As	75	72	3	He	0.066	ug/l	339.47
Se	78	72	2	H2	0.016	ug/l	44.22
Br	79	72	1	No Gas	1.330	ug/l	89317.26
Br	79	72	2	H2	1.195	ug/l	42367.90
Se	82	72	1	No Gas	-0.116	ug/l	693.28
Kr	84	72	1	No Gas		ug/l	21310.20
Sr	88	72	1	No Gas	0.002	ug/l	884.95
Sr	88	72	3	He	-0.010	ug/l	230.00
Mo	95	115	1	No Gas	0.018	ug/l	258.89
Mo	95	115	3	He	0.012	ug/l	67.78
Mo	98	115	1	No Gas	0.018	ug/l	419.04
Ag	107	115	1	No Gas	-0.001	ug/l	1850.20
Ag	109	115	1	No Gas	0.003	ug/l	1833.52
Cd	111	115	1	No Gas	-0.006	ug/l	-38.41

ICPMS207-B Analytical Data

Name	Mass	ISTD	Tune Step	Tune Mode	Conc.	Units	CPS
Cd	111	115	3	He	0.003	ug/l	12.56
Cd	114	115	1	No Gas	-0.001	ug/l	-189.50
Cd	114	115	3	He	0.001	ug/l	20.97
Sn	118	115	1	No Gas	0.038	ug/l	3872.86
Sn	118	115	3	He	0.020	ug/l	972.26
Sb	121	115	1	No Gas	0.075	ug/l	3015.97
Sb	121	115	3	He	0.041	ug/l	512.39
Sb	123	115	1	No Gas	0.075	ug/l	2302.43
Sb	123	115	3	He	0.046	ug/l	430.05
Ba	135	115	1	No Gas	-0.002	ug/l	56.55
Ba	137	115	1	No Gas	-0.002	ug/l	83.17
La	139	115	3	He	0.000	ug/l	17.78
Ce	140	115	3	He	0.000	ug/l	34.45
Hg	201	209	1	No Gas	0.006	ug/l	51.99
Hg	202	209	1	No Gas	0.004	ug/l	135.64
Hg	202	209	3	He	0.003	ug/l	47.32
Tl	203	209	3	He	0.118	ug/l	1938.93
Tl	205	209	1	No Gas	0.107	ug/l	8457.27
Tl	205	209	3	He	0.112	ug/l	4481.23
[Pb]	206	209	1	No Gas	0.006	ug/l	708.91
[Pb]	207	209	1	No Gas	0.006	ug/l	612.24
Pb	208	209	1	No Gas	0.004	ug/l	2790.14
Th	232	209	3	He	0.012	ug/l	1007.11
U	238	209	1	No Gas	0.002	ug/l	279.61

Name	Mass	Tune Step	Tune Mode	CPS	ISTD Recovery %
Sc	45	1	No Gas	5398052.26	95.7
Sc	45	2	H2	2654296.07	96.7
Sc	45	3	He	291079.97	91.4
Ge	72	1	No Gas	1489396.08	98.5
Ge	72	2	H2	984291.74	99.2
Ge	72	3	He	213480.19	95.9
In	115	1	No Gas	12220176.00	100.4
In	115	3	He	2592225.12	98.4
Tb	159	1	No Gas	16672243.12	102.0
Tb	159	3	He	7079205.00	103.6
Ho	165	1	No Gas	15707317.91	103.0
Ho	165	3	He	6727231.21	101.7
Lu	175	1	No Gas	16053817.63	103.1
Lu	175	3	He	5516284.37	103.0
Bi	209	1	No Gas	11555504.17	102.1
Bi	209	3	He	5102701.62	101.8

ICPMS207-B Analytical Data

Sample Name	B22011133-001B
File Name	078SMPL.d
Data Path Name	D:\Agilent\ICPMH\1\DATA\220121ADoD.b
Acq Time	2022-01-22 00:02:48
Sample Type	Sample
Total Dilution	1.0000
Comment	ICPMS-6020-W-T
Operator	CAR/SRH/JPV/AEM
Method	SW6020/ SW6020B

Name	Mass	ISTD	Tune Step	Tune Mode	Conc.	Units	CPS
Li	7	45	1	No Gas	7.906	ug/l	68645.18
Be	9	45	1	No Gas	-0.047	ug/l	51.99
B	11	45	1	No Gas	44.430	ug/l	86160.14
Na	23	45	3	He	371419.231	ug/l	249034567.40
Mg	24	45	3	He	240216.560	ug/l	88856184.92
Al	27	45	1	No Gas	3.045	ug/l	65262.07
Si	28	45	2	H2	25186.943	ug/l	43036603.65
K	39	72	3	He	6737.045	ug/l	2807200.38
Ca	40	72	2	H2	153006.620	ug/l	1023977734.99
Ti	47	72	1	No Gas	2.131	ug/l	4660.44
V	51	72	1	No Gas	16.794	ug/l	386903.96
V	51	72	3	He	11.615	ug/l	59695.16
Cr	52	72	1	No Gas	14.761	ug/l	436934.74
Cr	52	72	3	He	12.437	ug/l	57872.46
Mn	55	72	1	No Gas	3.544	ug/l	123233.58
Mn	55	72	3	He	2.930	ug/l	8867.23
Fe	56	72	2	H2	86.778	ug/l	1338911.47
Fe	56	72	3	He	79.160	ug/l	327245.54
Co	59	72	1	No Gas	1.106	ug/l	30561.44
Ni	60	72	1	No Gas	55.324	ug/l	343022.65
Ni	60	72	3	He	57.358	ug/l	108651.54
Cu	63	72	1	No Gas	2.713	ug/l	42181.84
Cu	63	72	3	He	0.466	ug/l	2891.38
Cu	65	72	1	No Gas	1.183	ug/l	9506.25
Zn	66	72	1	No Gas	0.897	ug/l	5426.30
Zn	66	72	3	He	0.389	ug/l	595.57
As	75	72	1	No Gas	3.141	ug/l	31067.75
As	75	72	3	He	1.634	ug/l	1709.60
Se	78	72	2	H2	4.572	ug/l	2558.45
Br	79	72	1	No Gas	79.871	ug/l	1002059.68
Br	79	72	2	H2	75.456	ug/l	517139.63
Se	82	72	1	No Gas	5.838	ug/l	2645.30
Kr	84	72	1	No Gas		ug/l	602845.38
Sr	88	72	1	No Gas	2229.592	ug/l	96465049.05
Sr	88	72	3	He	2279.041	ug/l	10667816.09
Mo	95	115	1	No Gas	1.347	ug/l	12397.65
Mo	95	115	3	He	1.407	ug/l	4557.42
Mo	98	115	1	No Gas	1.333	ug/l	19978.18
Ag	107	115	1	No Gas	-0.060	ug/l	185.41
Ag	109	115	1	No Gas	-0.060	ug/l	128.05
Cd	111	115	1	No Gas	0.015	ug/l	77.68

ICPMS207-B Analytical Data

Name	Mass	ISTD	Tune Step	Tune Mode	Conc.	Units	CPS
Cd	111	115	3	He	0.007	ug/l	18.00
Cd	114	115	1	No Gas	0.022	ug/l	110.14
Cd	114	115	3	He	0.006	ug/l	36.79
Sn	118	115	1	No Gas	0.399	ug/l	8702.12
Sn	118	115	3	He	0.419	ug/l	2390.22
Sb	121	115	1	No Gas	0.170	ug/l	4809.31
Sb	121	115	3	He	0.163	ug/l	1175.84
Sb	123	115	1	No Gas	0.235	ug/l	4854.66
Sb	123	115	3	He	0.167	ug/l	944.13
Ba	135	115	1	No Gas	73.603	ug/l	341091.61
Ba	137	115	1	No Gas	73.285	ug/l	603991.41
La	139	115	3	He	0.001	ug/l	48.89
Ce	140	115	3	He	0.001	ug/l	61.11
Hg	201	209	1	No Gas	0.023	ug/l	100.31
Hg	202	209	1	No Gas	0.058	ug/l	509.58
Hg	202	209	3	He	0.047	ug/l	196.96
Tl	203	209	3	He	0.055	ug/l	1019.79
Tl	205	209	1	No Gas	0.045	ug/l	4210.71
Tl	205	209	3	He	0.050	ug/l	2365.83
[Pb]	206	209	1	No Gas	0.027	ug/l	915.60
[Pb]	207	209	1	No Gas	0.028	ug/l	810.03
Pb	208	209	1	No Gas	0.028	ug/l	3814.69
Th	232	209	3	He	0.033	ug/l	1502.70
U	238	209	1	No Gas	0.079	ug/l	5055.64

Name	Mass	Tune Step	Tune Mode	CPS	ISTD Recovery %
Sc	45	1	No Gas	4536657.17	80.5
Sc	45	2	H2	2260793.91	82.4
Sc	45	3	He	247989.10	77.9
Ge	72	1	No Gas	1269199.56	83.9
Ge	72	2	H2	849018.21	85.6
Ge	72	3	He	185510.07	83.3
In	115	1	No Gas	10351866.19	85.0
In	115	3	He	2167909.77	82.3
Tb	159	1	No Gas	14777862.65	90.4
Tb	159	3	He	6115683.33	89.5
Ho	165	1	No Gas	13970639.63	91.6
Ho	165	3	He	6003012.85	90.8
Lu	175	1	No Gas	14300347.34	91.9
Lu	175	3	He	4906461.81	91.6
Bi	209	1	No Gas	9487301.65	83.8
Bi	209	3	He	4237158.49	84.5

ICPMS207-B Analytical Data

Sample Name	B22011134-001A
File Name	079SMPL.d
Data Path Name	D:\Agilent\ICPMH\1\DATA\220121ADoD.b
Acq Time	2022-01-22 00:09:03
Sample Type	Sample
Total Dilution	1.0000
Comment	ICPMS-6020-W-D
Operator	CAR/SRH/JPV/AEM
Method	SW6020/ SW6020B

Name	Mass	ISTD	Tune Step	Tune Mode	Conc.	Units	CPS
Li	7	45	1	No Gas	0.026	ug/l	18323.05
Be	9	45	1	No Gas	-0.054	ug/l	41.32
B	11	45	1	No Gas	63.446	ug/l	168854.37
Na	23	45	3	He	40654.820	ug/l	38393339.43
Mg	24	45	3	He	10495.502	ug/l	5462759.00
Al	27	45	1	No Gas	9.110	ug/l	234449.05
Si	28	45	2	H2	28502.668	ug/l	62856629.87
K	39	72	3	He	2121.575	ug/l	1201317.00
Ca	40	72	2	H2	10677.251	ug/l	87045875.31
Ti	47	72	1	No Gas	3.167	ug/l	8419.50
V	51	72	1	No Gas	3.599	ug/l	54558.55
V	51	72	3	He	-1.395	ug/l	9646.55
Cr	52	72	1	No Gas	-1.580	ug/l	54806.27
Cr	52	72	3	He	0.004	ug/l	964.48
Mn	55	72	1	No Gas	509.031	ug/l	20160726.36
Mn	55	72	3	He	493.223	ug/l	1896631.34
Fe	56	72	2	H2	400.479	ug/l	7482014.25
Fe	56	72	3	He	374.228	ug/l	1971307.73
Co	59	72	1	No Gas	0.460	ug/l	15993.71
Ni	60	72	1	No Gas	1.013	ug/l	8236.04
Ni	60	72	3	He	0.931	ug/l	2377.99
Cu	63	72	1	No Gas	0.644	ug/l	13944.97
Cu	63	72	3	He	0.378	ug/l	3158.38
Cu	65	72	1	No Gas	0.515	ug/l	5670.80
Zn	66	72	1	No Gas	1.537	ug/l	10671.88
Zn	66	72	3	He	1.452	ug/l	2200.18
As	75	72	1	No Gas	0.592	ug/l	19273.46
As	75	72	3	He	0.803	ug/l	1238.43
Se	78	72	2	H2	0.009	ug/l	41.45
Br	79	72	1	No Gas	11.090	ug/l	235268.00
Br	79	72	2	H2	10.617	ug/l	118694.42
Se	82	72	1	No Gas	0.318	ug/l	911.16
Kr	84	72	1	No Gas		ug/l	45274.42
Sr	88	72	1	No Gas	73.838	ug/l	3932073.04
Sr	88	72	3	He	70.852	ug/l	427970.98
Mo	95	115	1	No Gas	0.349	ug/l	4002.81
Mo	95	115	3	He	0.340	ug/l	1393.41
Mo	98	115	1	No Gas	0.332	ug/l	6212.15
Ag	107	115	1	No Gas	-0.060	ug/l	228.76
Ag	109	115	1	No Gas	-0.060	ug/l	166.07
Cd	111	115	1	No Gas	0.021	ug/l	134.61

ICPMS207-B Analytical Data

Name	Mass	ISTD	Tune Step	Tune Mode	Conc.	Units	CPS
Cd	111	115	3	He	0.016	ug/l	39.78
Cd	114	115	1	No Gas	0.031	ug/l	271.44
Cd	114	115	3	He	0.016	ug/l	99.96
Sn	118	115	1	No Gas	-0.068	ug/l	2086.03
Sn	118	115	3	He	-0.078	ug/l	532.24
Sb	121	115	1	No Gas	0.077	ug/l	3206.36
Sb	121	115	3	He	0.081	ug/l	841.44
Sb	123	115	1	No Gas	0.080	ug/l	2523.81
Sb	123	115	3	He	0.078	ug/l	642.75
Ba	135	115	1	No Gas	3.775	ug/l	21630.54
Ba	137	115	1	No Gas	3.737	ug/l	38060.08
La	139	115	3	He	0.027	ug/l	779.65
Ce	140	115	3	He	0.038	ug/l	1186.73
Hg	201	209	1	No Gas	0.017	ug/l	96.65
Hg	202	209	1	No Gas	0.333	ug/l	3169.75
Hg	202	209	3	He	0.254	ug/l	1128.49
Tl	203	209	3	He	0.008	ug/l	689.63
Tl	205	209	1	No Gas	0.004	ug/l	2923.68
Tl	205	209	3	He	0.006	ug/l	1638.76
[Pb]	206	209	1	No Gas	0.017	ug/l	938.93
[Pb]	207	209	1	No Gas	0.018	ug/l	830.03
Pb	208	209	1	No Gas	0.017	ug/l	3808.02
Th	232	209	3	He	-0.009	ug/l	236.10
U	238	209	1	No Gas	0.021	ug/l	1714.64

Name	Mass	Tune Step	Tune Mode	CPS	ISTD Recovery %
Sc	45	1	No Gas	6322583.43	112.1
Sc	45	2	H2	2918056.80	106.3
Sc	45	3	He	348943.75	109.6
Ge	72	1	No Gas	1562515.65	103.3
Ge	72	2	H2	1033350.96	104.1
Ge	72	3	He	239202.45	107.4
In	115	1	No Gas	12758690.65	104.8
In	115	3	He	2712161.89	102.9
Tb	159	1	No Gas	17146008.11	104.9
Tb	159	3	He	7033615.92	102.9
Ho	165	1	No Gas	16359278.70	107.3
Ho	165	3	He	6784803.47	102.6
Lu	175	1	No Gas	16713559.85	107.4
Lu	175	3	He	5606108.72	104.7
Bi	209	1	No Gas	11762206.61	103.9
Bi	209	3	He	5024980.15	100.3

ICPMS207-B Analytical Data

Sample Name	B22011134-001B
File Name	080SMPL.d
Data Path Name	D:\Agilent\ICPMH\1\DATA\220121ADoD.b
Acq Time	2022-01-22 00:15:19
Sample Type	Sample
Total Dilution	1.0000
Comment	ICPMS-6020-W-T
Operator	CAR/SRH/JPV/AEM
Method	SW6020/ SW6020B

Name	Mass	ISTD	Tune Step	Tune Mode	Conc.	Units	CPS
Li	7	45	1	No Gas	0.506	ug/l	17909.72
Be	9	45	1	No Gas	-0.053	ug/l	36.99
B	11	45	1	No Gas	67.856	ug/l	140097.55
Na	23	45	3	He	40705.578	ug/l	29434306.50
Mg	24	45	3	He	10398.955	ug/l	4144778.20
Al	27	45	1	No Gas	20.129	ug/l	385728.39
Si	28	45	2	H2	27206.393	ug/l	48537120.06
K	39	72	3	He	2029.812	ug/l	917208.30
Ca	40	72	2	H2	10279.552	ug/l	70988535.20
Ti	47	72	1	No Gas	3.704	ug/l	8360.82
V	51	72	1	No Gas	-0.129	ug/l	-51780.95
V	51	72	3	He	4.989	ug/l	33947.01
Cr	52	72	1	No Gas	3.015	ug/l	162462.33
Cr	52	72	3	He	0.211	ug/l	1744.56
Mn	55	72	1	No Gas	500.616	ug/l	16908531.50
Mn	55	72	3	He	503.265	ug/l	1539506.15
Fe	56	72	2	H2	436.427	ug/l	6905207.41
Fe	56	72	3	He	417.078	ug/l	1747442.71
Co	59	72	1	No Gas	0.530	ug/l	15640.74
Ni	60	72	1	No Gas	1.025	ug/l	7107.68
Ni	60	72	3	He	0.989	ug/l	2004.60
Cu	63	72	1	No Gas	1.109	ug/l	19165.63
Cu	63	72	3	He	0.837	ug/l	4861.18
Cu	65	72	1	No Gas	0.908	ug/l	7855.95
Zn	66	72	1	No Gas	1.194	ug/l	7270.36
Zn	66	72	3	He	1.219	ug/l	1498.97
As	75	72	1	No Gas	2.045	ug/l	25698.77
As	75	72	3	He	1.298	ug/l	1442.51
Se	78	72	2	H2	0.052	ug/l	59.67
Br	79	72	1	No Gas	8.021	ug/l	162580.63
Br	79	72	2	H2	7.548	ug/l	80048.18
Se	82	72	1	No Gas	0.019	ug/l	665.94
Kr	84	72	1	No Gas		ug/l	39875.92
Sr	88	72	1	No Gas	75.626	ug/l	3433661.67
Sr	88	72	3	He	73.684	ug/l	354032.88
Mo	95	115	1	No Gas	0.556	ug/l	5409.95
Mo	95	115	3	He	0.585	ug/l	2001.27
Mo	98	115	1	No Gas	0.555	ug/l	8794.50
Ag	107	115	1	No Gas	-0.049	ug/l	468.86
Ag	109	115	1	No Gas	-0.048	ug/l	411.51
Cd	111	115	1	No Gas	0.007	ug/l	35.84

ICPMS207-B Analytical Data

Name	Mass	ISTD	Tune Step	Tune Mode	Conc.	Units	CPS
Cd	111	115	3	He	0.002	ug/l	8.33
Cd	114	115	1	No Gas	0.015	ug/l	26.28
Cd	114	115	3	He	0.000	ug/l	9.67
Sn	118	115	1	No Gas	0.406	ug/l	9261.38
Sn	118	115	3	He	0.476	ug/l	2744.73
Sb	121	115	1	No Gas	0.138	ug/l	4243.07
Sb	121	115	3	He	0.136	ug/l	1064.15
Sb	123	115	1	No Gas	0.138	ug/l	3245.70
Sb	123	115	3	He	0.135	ug/l	828.44
Ba	135	115	1	No Gas	4.069	ug/l	19878.19
Ba	137	115	1	No Gas	4.069	ug/l	35334.91
La	139	115	3	He	0.015	ug/l	382.23
Ce	140	115	3	He	0.062	ug/l	1627.89
Hg	201	209	1	No Gas	0.024	ug/l	114.65
Hg	202	209	1	No Gas	0.379	ug/l	3218.75
Hg	202	209	3	He	0.265	ug/l	1111.49
Tl	203	209	3	He	0.023	ug/l	813.02
Tl	205	209	1	No Gas	0.013	ug/l	3051.48
Tl	205	209	3	He	0.017	ug/l	1817.53
[Pb]	206	209	1	No Gas	0.048	ug/l	1384.53
[Pb]	207	209	1	No Gas	0.047	ug/l	1172.28
Pb	208	209	1	No Gas	0.047	ug/l	5514.94
Th	232	209	3	He	0.007	ug/l	796.35
U	238	209	1	No Gas	0.018	ug/l	1314.81

Name	Mass	Tune Step	Tune Mode	CPS	ISTD Recovery %
Sc	45	1	No Gas	4912286.80	87.1
Sc	45	2	H2	2360418.89	86.0
Sc	45	3	He	267184.73	83.9
Ge	72	1	No Gas	1332165.87	88.1
Ge	72	2	H2	875087.62	88.2
Ge	72	3	He	190315.19	85.5
In	115	1	No Gas	10880931.91	89.4
In	115	3	He	2277816.19	86.4
Tb	159	1	No Gas	15344115.76	93.9
Tb	159	3	He	6375471.45	93.3
Ho	165	1	No Gas	14384982.50	94.3
Ho	165	3	He	6200602.94	93.7
Lu	175	1	No Gas	14980023.04	96.3
Lu	175	3	He	5034164.40	94.0
Bi	209	1	No Gas	10518714.40	92.9
Bi	209	3	He	4742738.11	94.6

ICPMS207-B Analytical Data

Sample Name	B22011134-001BDIL
File Name	081ARef.d
Data Path Name	D:\Agilent\ICPMH\1\DATA\220121ADoD.b
Acq Time	2022-01-22 00:21:34
Sample Type	AllRef
Total Dilution	5.0000
Comment	ICPMS-6020-W-T
Operator	CAR/SRH/JPV/AEM
Method	SW6020/ SW6020B

Name	Mass	ISTD	Tune Step	Tune Mode	Conc.	Units	CPS
Li	7	45	1	No Gas	-2.494	ug/l	10538.54
Be	9	45	1	No Gas	-0.288	ug/l	22.33
B	11	45	1	No Gas	66.451	ug/l	32272.73
Na	23	45	3	He	41241.634	ug/l	6091368.10
Mg	24	45	3	He	10348.455	ug/l	839255.79
Al	27	45	1	No Gas	33.623	ug/l	142665.04
Si	28	45	2	H2	25996.113	ug/l	9644631.96
K	39	72	3	He	2062.814	ug/l	254671.20
Ca	40	72	2	H2	10414.221	ug/l	15099376.87
Ti	47	72	1	No Gas	3.795	ug/l	1928.74
V	51	72	1	No Gas	-0.057	ug/l	-53459.71
V	51	72	3	He	10.520	ug/l	23111.63
Cr	52	72	1	No Gas	3.965	ug/l	109975.05
Cr	52	72	3	He	0.511	ug/l	1290.06
Mn	55	72	1	No Gas	495.617	ug/l	3463554.08
Mn	55	72	3	He	481.178	ug/l	308306.83
Fe	56	72	2	H2	430.572	ug/l	1430549.61
Fe	56	72	3	He	402.323	ug/l	357179.60
Co	59	72	1	No Gas	0.586	ug/l	3969.36
Ni	60	72	1	No Gas	21.498	ug/l	29297.86
Ni	60	72	3	He	21.851	ug/l	8970.58
Cu	63	72	1	No Gas	89.423	ug/l	290678.66
Cu	63	72	3	He	91.896	ug/l	98878.88
Cu	65	72	1	No Gas	87.294	ug/l	139752.93
Zn	66	72	1	No Gas	98.583	ug/l	109324.93
Zn	66	72	3	He	103.625	ug/l	23445.60
As	75	72	1	No Gas	4.876	ug/l	19474.25
As	75	72	3	He	1.390	ug/l	522.47
Se	78	72	2	H2	0.029	ug/l	34.89
Br	79	72	1	No Gas	267.397	ug/l	748473.93
Br	79	72	2	H2	272.071	ug/l	410155.54
Se	82	72	1	No Gas	6.340	ug/l	1156.65
Kr	84	72	1	No Gas		ug/l	24195.59
Sr	88	72	1	No Gas	73.943	ug/l	693686.35
Sr	88	72	3	He	73.014	ug/l	73668.02
Mo	95	115	1	No Gas	0.608	ug/l	1317.85
Mo	95	115	3	He	0.572	ug/l	424.45
Mo	98	115	1	No Gas	0.538	ug/l	1906.19
Ag	107	115	1	No Gas	-0.288	ug/l	264.77
Ag	109	115	1	No Gas	-0.282	ug/l	234.77
Cd	111	115	1	No Gas	0.115	ug/l	133.62

ICPMS207-B Analytical Data

Name	Mass	ISTD	Tune Step	Tune Mode	Conc.	Units	CPS
Cd	111	115	3	He	0.101	ug/l	43.44
Cd	114	115	1	No Gas	0.163	ug/l	265.35
Cd	114	115	3	He	0.093	ug/l	97.73
Sn	118	115	1	No Gas	0.865	ug/l	6002.74
Sn	118	115	3	He	1.008	ug/l	1676.78
Sb	121	115	1	No Gas	0.108	ug/l	1455.22
Sb	121	115	3	He	0.136	ug/l	374.71
Sb	123	115	1	No Gas	0.107	ug/l	1098.82
Sb	123	115	3	He	0.134	ug/l	290.03
Ba	135	115	1	No Gas	4.319	ug/l	4588.36
Ba	137	115	1	No Gas	4.165	ug/l	7853.32
La	139	115	3	He	0.028	ug/l	157.78
Ce	140	115	3	He	0.076	ug/l	434.46
Hg	201	209	1	No Gas	0.028	ug/l	51.32
Hg	202	209	1	No Gas	0.343	ug/l	712.54
Hg	202	209	3	He	0.258	ug/l	257.62
Tl	203	209	3	He	-0.015	ug/l	571.58
Tl	205	209	1	No Gas	-0.019	ug/l	2441.35
Tl	205	209	3	He	-0.017	ug/l	1405.31
[Pb]	206	209	1	No Gas	3.768	ug/l	14781.63
[Pb]	207	209	1	No Gas	3.719	ug/l	12751.74
Pb	208	209	1	No Gas	3.695	ug/l	58626.37
Th	232	209	3	He	-0.032	ug/l	334.81
U	238	209	1	No Gas	0.022	ug/l	420.26

Name	Mass	Tune Step	Tune Mode	CPS	ISTD Recovery %
Sc	45	1	No Gas	5056350.40	89.7
Sc	45	2	H2	2453047.16	89.4
Sc	45	3	He	271371.33	85.2
Ge	72	1	No Gas	1374480.56	90.9
Ge	72	2	H2	914087.66	92.1
Ge	72	3	He	199222.02	89.5
In	115	1	No Gas	11703267.64	96.1
In	115	3	He	2376064.93	90.2
Tb	159	1	No Gas	16191526.79	99.1
Tb	159	3	He	6641719.14	97.2
Ho	165	1	No Gas	15415324.36	101.1
Ho	165	3	He	6462561.13	97.7
Lu	175	1	No Gas	15819421.26	101.6
Lu	175	3	He	5258639.60	98.2
Bi	209	1	No Gas	11440975.43	101.0
Bi	209	3	He	5064561.76	101.0

ICPMS207-B Analytical Data

Sample Name	B22011134-001BPDS1
File Name	082SMPL.d
Data Path Name	D:\Agilent\ICPMH\1\DATA\220121ADoD.b
Acq Time	2022-01-22 00:27:49
Sample Type	Sample
Total Dilution	1.0300
Comment	ICPMS-6020-W-T
Operator	CAR/SRH/JPV/AEM
Method	SW6020/ SW6020B

Name	Mass	ISTD	Tune Step	Tune Mode	Conc.	Units	CPS
Li	7	45	1	No Gas	0.664	ug/l	17169.24
Be	9	45	1	No Gas	42.368	ug/l	121021.72
B	11	45	1	No Gas	112.788	ug/l	201955.95
Na	23	45	3	He	39812.613	ug/l	25321311.01
Mg	24	45	3	He	10165.127	ug/l	3563078.47
Al	27	45	1	No Gas	62.598	ug/l	1027471.90
Si	28	45	2	H2	26733.561	ug/l	44473113.89
K	39	72	3	He	1936.021	ug/l	819564.28
Ca	40	72	2	H2	9924.338	ug/l	66656974.63
Ti	47	72	1	No Gas	47.070	ug/l	98826.45
V	51	72	1	No Gas	55.184	ug/l	1381324.08
V	51	72	3	He	54.912	ug/l	223259.76
Cr	52	72	1	No Gas	49.650	ug/l	1274415.79
Cr	52	72	3	He	49.883	ug/l	219618.67
Mn	55	72	1	No Gas	527.611	ug/l	16927124.73
Mn	55	72	3	He	536.430	ug/l	1527469.71
Fe	56	72	2	H2	471.608	ug/l	7254649.24
Fe	56	72	3	He	454.574	ug/l	1772290.17
Co	59	72	1	No Gas	46.866	ug/l	1271479.34
Ni	60	72	1	No Gas	45.713	ug/l	282719.03
Ni	60	72	3	He	51.361	ug/l	92932.20
Cu	63	72	1	No Gas	48.178	ug/l	718170.76
Cu	63	72	3	He	52.168	ug/l	248565.93
Cu	65	72	1	No Gas	47.266	ug/l	346946.79
Zn	66	72	1	No Gas	47.841	ug/l	242986.65
Zn	66	72	3	He	50.869	ug/l	50916.68
As	75	72	1	No Gas	48.273	ug/l	302805.78
As	75	72	3	He	50.847	ug/l	44018.39
Se	78	72	2	H2	51.108	ug/l	28366.25
Br	79	72	1	No Gas	10.939	ug/l	190741.97
Br	79	72	2	H2	10.247	ug/l	96194.04
Se	82	72	1	No Gas	46.486	ug/l	16654.46
Kr	84	72	1	No Gas		ug/l	53509.51
Sr	88	72	1	No Gas	123.797	ug/l	5340608.92
Sr	88	72	3	He	126.618	ug/l	566142.12
Mo	95	115	1	No Gas	48.756	ug/l	445034.30
Mo	95	115	3	He	50.489	ug/l	157070.69
Mo	98	115	1	No Gas	48.056	ug/l	714183.42
Ag	107	115	1	No Gas	19.544	ug/l	458481.55
Ag	109	115	1	No Gas	19.608	ug/l	446452.97
Cd	111	115	1	No Gas	49.120	ug/l	258931.33

ICPMS207-B Analytical Data

Name	Mass	ISTD	Tune Step	Tune Mode	Conc.	Units	CPS
Cd	111	115	3	He	51.000	ug/l	83744.50
Cd	114	115	1	No Gas	50.663	ug/l	590517.83
Cd	114	115	3	He	51.275	ug/l	206697.31
Sn	118	115	1	No Gas	51.587	ug/l	773696.96
Sn	118	115	3	He	52.802	ug/l	201882.27
Sb	121	115	1	No Gas	51.089	ug/l	1205258.54
Sb	121	115	3	He	51.012	ug/l	302565.19
Sb	123	115	1	No Gas	50.598	ug/l	918553.40
Sb	123	115	3	He	51.221	ug/l	240076.38
Ba	135	115	1	No Gas	55.556	ug/l	256498.24
Ba	137	115	1	No Gas	55.573	ug/l	456200.98
La	139	115	3	He	0.017	ug/l	376.67
Ce	140	115	3	He	54.886	ug/l	1294354.00
Hg	201	209	1	No Gas	1.024	ug/l	3640.11
Hg	202	209	1	No Gas	1.394	ug/l	11365.57
Hg	202	209	3	He	1.266	ug/l	5054.62
Tl	203	209	3	He	48.581	ug/l	496167.08
Tl	205	209	1	No Gas	52.336	ug/l	2529233.04
Tl	205	209	3	He	50.407	ug/l	1220095.67
[Pb]	206	209	1	No Gas	52.238	ug/l	886713.30
[Pb]	207	209	1	No Gas	51.703	ug/l	767161.73
Pb	208	209	1	No Gas	51.337	ug/l	3517765.37
Th	232	209	3	He	50.816	ug/l	1731609.38
U	238	209	1	No Gas	52.753	ug/l	3595929.69

Name	Mass	Tune Step	Tune Mode	CPS	ISTD Recovery %
Sc	45	1	No Gas	4446726.82	78.9
Sc	45	2	H2	2267090.18	82.6
Sc	45	3	He	241978.07	76.0
Ge	72	1	No Gas	1303967.94	86.2
Ge	72	2	H2	876686.86	88.3
Ge	72	3	He	182482.16	82.0
In	115	1	No Gas	10619440.92	87.2
In	115	3	He	2154116.13	81.7
Tb	159	1	No Gas	15291000.15	93.6
Tb	159	3	He	6231159.95	91.2
Ho	165	1	No Gas	14507958.07	95.1
Ho	165	3	He	6076172.21	91.9
Lu	175	1	No Gas	15166301.29	97.4
Lu	175	3	He	4985772.68	93.1
Bi	209	1	No Gas	10615455.53	93.8
Bi	209	3	He	4755828.96	94.9

ICPMS207-B Analytical Data

Sample Name	B22011134-001BMS4
File Name	083MS4.d
Data Path Name	D:\Agilent\ICPMH\1\DATA\220121ADoD.b
Acq Time	2022-01-22 00:34:03
Sample Type	MS4
Total Dilution	1.0000
Comment	ICPMS-6020-W-T
Operator	CAR/SRH/JPV/AEM
Method	SW6020/ SW6020B

Name	Mass	ISTD	Tune Step	Tune Mode	Conc.	Units	CPS
Li	7	45	1	No Gas	74.537	ug/l	527373.44
Be	9	45	1	No Gas	40.755	ug/l	119763.48
B	11	45	1	No Gas	143.229	ug/l	262568.51
Na	23	45	3	He	42566.300	ug/l	27934641.53
Mg	24	45	3	He	14874.489	ug/l	5379649.17
Al	27	45	1	No Gas	439.342	ug/l	7338840.24
Si	28	45	2	H2	26603.406	ug/l	45065560.52
K	39	72	3	He	6358.931	ug/l	2650407.55
Ca	40	72	2	H2	14382.711	ug/l	98954279.13
Ti	47	72	1	No Gas	85.660	ug/l	186743.71
V	51	72	1	No Gas	97.179	ug/l	2568236.24
V	51	72	3	He	100.508	ug/l	415936.59
Cr	52	72	1	No Gas	93.435	ug/l	2412015.40
Cr	52	72	3	He	93.920	ug/l	431744.18
Mn	55	72	1	No Gas	916.094	ug/l	30556564.74
Mn	55	72	3	He	941.285	ug/l	2803686.06
Fe	56	72	2	H2	918.601	ug/l	14474662.69
Fe	56	72	3	He	863.783	ug/l	3517835.11
Co	59	72	1	No Gas	90.226	ug/l	2544423.22
Ni	60	72	1	No Gas	88.036	ug/l	565527.87
Ni	60	72	3	He	99.320	ug/l	187822.47
Cu	63	72	1	No Gas	92.841	ug/l	1437095.60
Cu	63	72	3	He	100.975	ug/l	502758.86
Cu	65	72	1	No Gas	91.104	ug/l	694515.47
Zn	66	72	1	No Gas	90.309	ug/l	476184.03
Zn	66	72	3	He	97.279	ug/l	101667.06
As	75	72	1	No Gas	93.881	ug/l	599729.22
As	75	72	3	He	98.441	ug/l	88913.03
Se	78	72	2	H2	101.323	ug/l	57604.60
Br	79	72	1	No Gas	6.399	ug/l	140911.99
Br	79	72	2	H2	6.166	ug/l	70585.16
Se	82	72	1	No Gas	95.716	ug/l	34920.44
Kr	84	72	1	No Gas		ug/l	68633.58
Sr	88	72	1	No Gas	171.831	ug/l	7706147.07
Sr	88	72	3	He	173.565	ug/l	811720.84
Mo	95	115	1	No Gas	93.197	ug/l	872780.86
Mo	95	115	3	He	100.395	ug/l	323408.10
Mo	98	115	1	No Gas	94.620	ug/l	1443034.01
Ag	107	115	1	No Gas	9.493	ug/l	229334.90
Ag	109	115	1	No Gas	9.643	ug/l	226087.33
Cd	111	115	1	No Gas	49.801	ug/l	269406.97

ICPMS207-B Analytical Data

Name	Mass	ISTD	Tune Step	Tune Mode	Conc.	Units	CPS
Cd	111	115	3	He	50.683	ug/l	86183.01
Cd	114	115	1	No Gas	50.814	ug/l	607830.17
Cd	114	115	3	He	51.023	ug/l	212998.19
Sn	118	115	1	No Gas	102.817	ug/l	1579153.14
Sn	118	115	3	He	103.812	ug/l	410234.56
Sb	121	115	1	No Gas	103.179	ug/l	2497279.40
Sb	121	115	3	He	101.574	ug/l	623694.04
Sb	123	115	1	No Gas	104.317	ug/l	1942690.47
Sb	123	115	3	He	102.681	ug/l	498290.04
Ba	135	115	1	No Gas	100.834	ug/l	477612.68
Ba	137	115	1	No Gas	99.182	ug/l	835418.36
La	139	115	3	He	107.795	ug/l	2405982.38
Ce	140	115	3	He	110.042	ug/l	2687851.80
Hg	201	209	1	No Gas	0.034	ug/l	153.97
Hg	202	209	1	No Gas	0.362	ug/l	3165.41
Hg	202	209	3	He	0.276	ug/l	1134.16
Tl	203	209	3	He	99.773	ug/l	1025374.07
Tl	205	209	1	No Gas	102.083	ug/l	5177908.81
Tl	205	209	3	He	102.297	ug/l	2491414.34
[Pb]	206	209	1	No Gas	102.135	ug/l	1820221.90
[Pb]	207	209	1	No Gas	102.427	ug/l	1595405.86
Pb	208	209	1	No Gas	101.590	ug/l	7308095.79
Th	232	209	3	He	104.698	ug/l	3592027.06
U	238	209	1	No Gas	104.844	ug/l	7505105.64

Name	Mass	Tune Step	Tune Mode	CPS	ISTD Recovery %
Sc	45	1	No Gas	4442421.42	78.8
Sc	45	2	H2	2241335.71	81.7
Sc	45	3	He	242423.64	76.1
Ge	72	1	No Gas	1316019.40	87.0
Ge	72	2	H2	872090.62	87.9
Ge	72	3	He	185293.90	83.2
In	115	1	No Gas	10581243.41	86.9
In	115	3	He	2166752.60	82.2
Tb	159	1	No Gas	15447892.66	94.5
Tb	159	3	He	6291956.89	92.1
Ho	165	1	No Gas	14964420.77	98.1
Ho	165	3	He	6111666.40	92.4
Lu	175	1	No Gas	15477558.47	99.4
Lu	175	3	He	5084453.49	94.9
Bi	209	1	No Gas	10823043.07	95.6
Bi	209	3	He	4648616.36	92.7

ICPMS207-B Analytical Data

Sample Name	B22011134-001BMSD4
File Name	084MSD4.d
Data Path Name	D:\Agilent\ICPMH\1\DATA\220121ADoD.b
Acq Time	2022-01-22 00:40:17
Sample Type	MSD4
Total Dilution	1.0000
Comment	ICPMS-6020-W-T
Operator	CAR/SRH/JPV/AEM
Method	SW6020/ SW6020B

Name	Mass	ISTD	Tune Step	Tune Mode	Conc.	Units	CPS
Li	7	45	1	No Gas	74.194	ug/l	516101.79
Be	9	45	1	No Gas	40.010	ug/l	115475.18
B	11	45	1	No Gas	143.265	ug/l	257841.48
Na	23	45	3	He	43432.140	ug/l	28121166.80
Mg	24	45	3	He	15267.394	ug/l	5446603.97
Al	27	45	1	No Gas	441.154	ug/l	7232514.89
Si	28	45	2	H2	28052.657	ug/l	47952816.02
K	39	72	3	He	6351.095	ug/l	2598661.84
Ca	40	72	2	H2	14569.132	ug/l	100385682.98
Ti	47	72	1	No Gas	87.624	ug/l	185045.23
V	51	72	1	No Gas	89.526	ug/l	2292033.53
V	51	72	3	He	102.679	ug/l	416909.95
Cr	52	72	1	No Gas	96.471	ug/l	2409812.39
Cr	52	72	3	He	96.071	ug/l	433422.88
Mn	55	72	1	No Gas	948.050	ug/l	30627039.21
Mn	55	72	3	He	976.136	ug/l	2854071.53
Fe	56	72	2	H2	942.058	ug/l	14866334.67
Fe	56	72	3	He	886.793	ug/l	3545911.80
Co	59	72	1	No Gas	94.106	ug/l	2571128.07
Ni	60	72	1	No Gas	92.111	ug/l	573281.69
Ni	60	72	3	He	99.224	ug/l	184230.62
Cu	63	72	1	No Gas	95.891	ug/l	1437360.64
Cu	63	72	3	He	103.452	ug/l	505586.38
Cu	65	72	1	No Gas	95.942	ug/l	708058.05
Zn	66	72	1	No Gas	92.327	ug/l	471432.38
Zn	66	72	3	He	99.516	ug/l	102087.90
As	75	72	1	No Gas	98.740	ug/l	610311.87
As	75	72	3	He	100.531	ug/l	89131.15
Se	78	72	2	H2	102.826	ug/l	58551.28
Br	79	72	1	No Gas	6.383	ug/l	136250.26
Br	79	72	2	H2	5.977	ug/l	69444.91
Se	82	72	1	No Gas	99.539	ug/l	35135.61
Kr	84	72	1	No Gas		ug/l	67413.56
Sr	88	72	1	No Gas	179.788	ug/l	7808802.60
Sr	88	72	3	He	180.913	ug/l	830574.31
Mo	95	115	1	No Gas	96.777	ug/l	920048.42
Mo	95	115	3	He	100.421	ug/l	323778.00
Mo	98	115	1	No Gas	96.130	ug/l	1488521.79
Ag	107	115	1	No Gas	9.668	ug/l	237172.35
Ag	109	115	1	No Gas	9.635	ug/l	229327.04
Cd	111	115	1	No Gas	49.635	ug/l	272613.86

ICPMS207-B Analytical Data

Name	Mass	ISTD	Tune Step	Tune Mode	Conc.	Units	CPS
Cd	111	115	3	He	51.213	ug/l	87143.30
Cd	114	115	1	No Gas	50.567	ug/l	614131.49
Cd	114	115	3	He	51.294	ug/l	214285.12
Sn	118	115	1	No Gas	106.268	ug/l	1656842.27
Sn	118	115	3	He	104.320	ug/l	412573.32
Sb	121	115	1	No Gas	103.628	ug/l	2546120.36
Sb	121	115	3	He	101.917	ug/l	626236.30
Sb	123	115	1	No Gas	104.047	ug/l	1967117.45
Sb	123	115	3	He	104.025	ug/l	505151.77
Ba	135	115	1	No Gas	101.442	ug/l	487719.46
Ba	137	115	1	No Gas	99.316	ug/l	849350.59
La	139	115	3	He	108.217	ug/l	2417351.82
Ce	140	115	3	He	112.972	ug/l	2760496.23
Hg	201	209	1	No Gas	0.032	ug/l	147.64
Hg	202	209	1	No Gas	0.359	ug/l	3186.75
Hg	202	209	3	He	0.267	ug/l	1114.16
Tl	203	209	3	He	100.314	ug/l	1048411.05
Tl	205	209	1	No Gas	102.017	ug/l	5252532.39
Tl	205	209	3	He	102.866	ug/l	2547478.08
[Pb]	206	209	1	No Gas	102.980	ug/l	1862824.45
[Pb]	207	209	1	No Gas	102.060	ug/l	1613656.24
Pb	208	209	1	No Gas	101.825	ug/l	7435092.30
Th	232	209	3	He	105.168	ug/l	3669433.52
U	238	209	1	No Gas	105.644	ug/l	7675877.07

Name	Mass	Tune Step	Tune Mode	CPS	ISTD Recovery %
Sc	45	1	No Gas	4366320.55	77.4
Sc	45	2	H2	2261806.11	82.4
Sc	45	3	He	239161.17	75.1
Ge	72	1	No Gas	1274650.07	84.3
Ge	72	2	H2	873535.56	88.0
Ge	72	3	He	181911.49	81.7
In	115	1	No Gas	10744739.87	88.3
In	115	3	He	2167450.26	82.2
Tb	159	1	No Gas	15623800.33	95.6
Tb	159	3	He	6452868.99	94.4
Ho	165	1	No Gas	14971885.01	98.2
Ho	165	3	He	6222027.07	94.1
Lu	175	1	No Gas	15425210.19	99.1
Lu	175	3	He	4941960.27	92.3
Bi	209	1	No Gas	10986179.37	97.0
Bi	209	3	He	4727253.15	94.3

ICPMS207-B Analytical Data

Sample Name	Rinse
File Name	085BLKV.d
Data Path Name	D:\Agilent\ICPMH\1\DATA\220121ADoD.b
Acq Time	2022-01-22 00:46:31
Sample Type	BlkVrfy
Total Dilution	1.0000
Comment	ICPMS-6020-W-D
Operator	CAR/SRH/JPV/AEM
Method	SW6020/ SW6020B

Name	Mass	ISTD	Tune Step	Tune Mode	Conc.	Units	CPS
Li	7	45	1	No Gas	-0.351	ug/l	10860.90
Be	9	45	1	No Gas	-0.050	ug/l	44.66
B	11	45	1	No Gas	0.880	ug/l	6323.87
Na	23	45	3	He	34.109	ug/l	62435.48
Mg	24	45	3	He	-0.140	ug/l	1443.88
Al	27	45	1	No Gas	-0.330	ug/l	8132.25
Si	28	45	2	H2	42.262	ug/l	84084.29
K	39	72	3	He	-29.501	ug/l	60378.66
Ca	40	72	2	H2	-1.237	ug/l	86509.68
Ti	47	72	1	No Gas	-0.018	ug/l	158.49
V	51	72	1	No Gas	2.096	ug/l	5842.47
V	51	72	3	He	0.957	ug/l	17754.19
Cr	52	72	1	No Gas	-0.424	ug/l	78159.54
Cr	52	72	3	He	0.009	ug/l	811.14
Mn	55	72	1	No Gas	0.186	ug/l	16423.29
Mn	55	72	3	He	0.141	ug/l	577.57
Fe	56	72	2	H2	0.131	ug/l	11915.19
Fe	56	72	3	He	0.074	ug/l	5450.01
Co	59	72	1	No Gas	0.000	ug/l	525.63
Ni	60	72	1	No Gas	-0.017	ug/l	342.66
Ni	60	72	3	He	-0.005	ug/l	76.67
Cu	63	72	1	No Gas	0.008	ug/l	1994.94
Cu	63	72	3	He	0.006	ug/l	629.22
Cu	65	72	1	No Gas	0.010	ug/l	967.76
Zn	66	72	1	No Gas	0.025	ug/l	1078.64
Zn	66	72	3	He	0.034	ug/l	235.56
As	75	72	1	No Gas	1.138	ug/l	20500.92
As	75	72	3	He	-0.009	ug/l	238.80
Se	78	72	2	H2	0.011	ug/l	39.11
Br	79	72	1	No Gas	22.339	ug/l	349886.76
Br	79	72	2	H2	22.544	ug/l	192839.94
Se	82	72	1	No Gas	0.191	ug/l	752.75
Kr	84	72	1	No Gas		ug/l	18864.91
Sr	88	72	1	No Gas	0.004	ug/l	931.52
Sr	88	72	3	He	-0.004	ug/l	236.67
Mo	95	115	1	No Gas	0.013	ug/l	197.78
Mo	95	115	3	He	0.012	ug/l	62.22
Mo	98	115	1	No Gas	0.013	ug/l	319.95
Ag	107	115	1	No Gas	-0.002	ug/l	1762.82
Ag	109	115	1	No Gas	0.001	ug/l	1754.82
Cd	111	115	1	No Gas	0.003	ug/l	12.92

ICPMS207-B Analytical Data

Name	Mass	ISTD	Tune Step	Tune Mode	Conc.	Units	CPS
Cd	111	115	3	He	0.006	ug/l	16.67
Cd	114	115	1	No Gas	0.004	ug/l	-110.49
Cd	114	115	3	He	0.005	ug/l	36.43
Sn	118	115	1	No Gas	0.017	ug/l	3420.32
Sn	118	115	3	He	0.005	ug/l	840.03
Sb	121	115	1	No Gas	0.135	ug/l	4573.21
Sb	121	115	3	He	0.103	ug/l	897.79
Sb	123	115	1	No Gas	0.135	ug/l	3491.79
Sb	123	115	3	He	0.104	ug/l	715.43
Ba	135	115	1	No Gas	0.007	ug/l	103.13
Ba	137	115	1	No Gas	0.007	ug/l	163.01
La	139	115	3	He	0.000	ug/l	30.00
Ce	140	115	3	He	0.000	ug/l	38.89
Hg	201	209	1	No Gas	0.000	ug/l	29.33
Hg	202	209	1	No Gas	0.002	ug/l	120.31
Hg	202	209	3	He	0.001	ug/l	38.99
Tl	203	209	3	He	0.196	ug/l	2884.81
Tl	205	209	1	No Gas	0.177	ug/l	12885.51
Tl	205	209	3	He	0.208	ug/l	7210.86
[Pb]	206	209	1	No Gas	0.014	ug/l	904.48
[Pb]	207	209	1	No Gas	0.012	ug/l	746.69
Pb	208	209	1	No Gas	0.011	ug/l	3482.42
Th	232	209	3	He	0.019	ug/l	1315.93
U	238	209	1	No Gas	0.007	ug/l	680.15

Name	Mass	Tune Step	Tune Mode	CPS	ISTD Recovery %
Sc	45	1	No Gas	4694404.12	83.3
Sc	45	2	H2	2428626.44	88.5
Sc	45	3	He	254931.64	80.0
Ge	72	1	No Gas	1371394.76	90.7
Ge	72	2	H2	937153.43	94.4
Ge	72	3	He	194674.70	87.4
In	115	1	No Gas	11920070.64	97.9
In	115	3	He	2418649.00	91.8
Tb	159	1	No Gas	16732481.06	102.4
Tb	159	3	He	6856379.10	100.3
Ho	165	1	No Gas	16081845.65	105.5
Ho	165	3	He	6581280.06	99.5
Lu	175	1	No Gas	16546357.44	106.3
Lu	175	3	He	5429739.39	101.4
Bi	209	1	No Gas	12179012.91	107.6
Bi	209	3	He	5210537.07	104.0

ICPMS207-B Analytical Data

Sample Name	B22011135-001A
File Name	086SMPL.d
Data Path Name	D:\Agilent\ICPMH\1\DATA\220121ADoD.b
Acq Time	2022-01-22 00:52:45
Sample Type	Sample
Total Dilution	1.0000
Comment	ICPMS-6020-W-D
Operator	CAR/SRH/JPV/AEM
Method	SW6020/ SW6020B

Name	Mass	ISTD	Tune Step	Tune Mode	Conc.	Units	CPS
Li	7	45	1	No Gas	2.119	ug/l	35049.20
Be	9	45	1	No Gas	-0.054	ug/l	39.66
B	11	45	1	No Gas	160.193	ug/l	375718.66
Na	23	45	3	He	95615.067	ug/l	79000653.82
Mg	24	45	3	He	31906.533	ug/l	14538200.12
Al	27	45	1	No Gas	2.957	ug/l	80138.91
Si	28	45	2	H2	36694.929	ug/l	75420759.90
K	39	72	3	He	3383.757	ug/l	1699566.14
Ca	40	72	2	H2	23460.283	ug/l	182906358.25
Ti	47	72	1	No Gas	2.716	ug/l	6907.39
V	51	72	1	No Gas	20.421	ug/l	564883.95
V	51	72	3	He	17.022	ug/l	95740.71
Cr	52	72	1	No Gas	0.217	ug/l	102887.43
Cr	52	72	3	He	0.773	ug/l	5038.66
Mn	55	72	1	No Gas	107.163	ug/l	4055075.37
Mn	55	72	3	He	106.138	ug/l	372439.05
Fe	56	72	2	H2	59.620	ug/l	1074485.52
Fe	56	72	3	He	57.281	ug/l	280208.75
Co	59	72	1	No Gas	1.331	ug/l	43038.18
Ni	60	72	1	No Gas	5.075	ug/l	37372.67
Ni	60	72	3	He	5.145	ug/l	11552.38
Cu	63	72	1	No Gas	1.489	ug/l	28080.84
Cu	63	72	3	He	1.005	ug/l	6552.50
Cu	65	72	1	No Gas	1.037	ug/l	9894.66
Zn	66	72	1	No Gas	2.093	ug/l	13486.03
Zn	66	72	3	He	2.062	ug/l	2758.06
As	75	72	1	No Gas	0.224	ug/l	15771.82
As	75	72	3	He	0.394	ug/l	695.07
Se	78	72	2	H2	0.179	ug/l	149.33
Br	79	72	1	No Gas	22.217	ug/l	378230.79
Br	79	72	2	H2	23.184	ug/l	208262.65
Se	82	72	1	No Gas	0.444	ug/l	919.70
Kr	84	72	1	No Gas		ug/l	66798.29
Sr	88	72	1	No Gas	151.241	ug/l	7677183.38
Sr	88	72	3	He	147.908	ug/l	814600.59
Mo	95	115	1	No Gas	2.947	ug/l	31243.08
Mo	95	115	3	He	3.051	ug/l	11632.57
Mo	98	115	1	No Gas	2.929	ug/l	50556.89
Ag	107	115	1	No Gas	-0.062	ug/l	148.73
Ag	109	115	1	No Gas	-0.060	ug/l	142.06
Cd	111	115	1	No Gas	0.026	ug/l	157.11

ICPMS207-B Analytical Data

Name	Mass	ISTD	Tune Step	Tune Mode	Conc.	Units	CPS
Cd	111	115	3	He	0.021	ug/l	47.78
Cd	114	115	1	No Gas	0.036	ug/l	317.70
Cd	114	115	3	He	0.021	ug/l	117.54
Sn	118	115	1	No Gas	-0.083	ug/l	1700.07
Sn	118	115	3	He	-0.089	ug/l	453.34
Sb	121	115	1	No Gas	0.219	ug/l	6888.05
Sb	121	115	3	He	0.214	ug/l	1759.29
Sb	123	115	1	No Gas	0.214	ug/l	5167.47
Sb	123	115	3	He	0.217	ug/l	1400.54
Ba	135	115	1	No Gas	13.970	ug/l	74875.23
Ba	137	115	1	No Gas	13.795	ug/l	131428.79
La	139	115	3	He	0.007	ug/l	197.78
Ce	140	115	3	He	0.018	ug/l	564.46
Hg	201	209	1	No Gas	0.028	ug/l	141.64
Hg	202	209	1	No Gas	0.517	ug/l	4789.91
Hg	202	209	3	He	0.405	ug/l	1823.76
Tl	203	209	3	He	0.101	ug/l	1762.16
Tl	205	209	1	No Gas	0.083	ug/l	7156.50
Tl	205	209	3	He	0.094	ug/l	4038.91
[Pb]	206	209	1	No Gas	0.029	ug/l	1154.50
[Pb]	207	209	1	No Gas	0.030	ug/l	1010.05
Pb	208	209	1	No Gas	0.027	ug/l	4575.90
Th	232	209	3	He	-0.003	ug/l	480.87
U	238	209	1	No Gas	0.150	ug/l	11588.14

Name	Mass	Tune Step	Tune Mode	CPS	ISTD Recovery %
Sc	45	1	No Gas	5695231.71	101.0
Sc	45	2	H2	2719475.66	99.1
Sc	45	3	He	305487.52	95.9
Ge	72	1	No Gas	1489111.86	98.5
Ge	72	2	H2	988587.59	99.6
Ge	72	3	He	218254.86	98.0
In	115	1	No Gas	11963204.56	98.3
In	115	3	He	2558246.52	97.1
Tb	159	1	No Gas	17327811.58	106.0
Tb	159	3	He	7042118.07	103.1
Ho	165	1	No Gas	16435339.55	107.8
Ho	165	3	He	6808581.62	102.9
Lu	175	1	No Gas	16821965.54	108.1
Lu	175	3	He	5596954.88	104.5
Bi	209	1	No Gas	11556710.04	102.1
Bi	209	3	He	5142840.35	102.6

ICPMS207-B Analytical Data

Sample Name	B22011135-001B
File Name	087SMPL.d
Data Path Name	D:\Agilent\ICPMH\1\DATA\220121ADoD.b
Acq Time	2022-01-22 00:59:00
Sample Type	Sample
Total Dilution	1.0000
Comment	ICPMS-6020-W-T
Operator	CAR/SRH/JPV/AEM
Method	SW6020/ SW6020B

Name	Mass	ISTD	Tune Step	Tune Mode	Conc.	Units	CPS
Li	7	45	1	No Gas	2.431	ug/l	29662.23
Be	9	45	1	No Gas	-0.049	ug/l	44.99
B	11	45	1	No Gas	157.231	ug/l	289412.89
Na	23	45	3	He	96463.515	ug/l	59673964.67
Mg	24	45	3	He	32096.579	ug/l	10952197.04
Al	27	45	1	No Gas	190.598	ug/l	3209175.92
Si	28	45	2	H2	31610.842	ug/l	53464465.89
K	39	72	3	He	3123.145	ug/l	1273272.11
Ca	40	72	2	H2	23172.207	ug/l	153670858.78
Ti	47	72	1	No Gas	21.890	ug/l	45166.31
V	51	72	1	No Gas	24.654	ug/l	577203.76
V	51	72	3	He	22.172	ug/l	97057.30
Cr	52	72	1	No Gas	2.931	ug/l	149446.20
Cr	52	72	3	He	1.211	ug/l	5986.81
Mn	55	72	1	No Gas	116.769	ug/l	3680153.59
Mn	55	72	3	He	114.869	ug/l	325878.98
Fe	56	72	2	H2	300.956	ug/l	4579228.75
Fe	56	72	3	He	267.138	ug/l	1039114.43
Co	59	72	1	No Gas	1.588	ug/l	42704.35
Ni	60	72	1	No Gas	5.677	ug/l	34789.34
Ni	60	72	3	He	5.891	ug/l	10681.76
Cu	63	72	1	No Gas	2.339	ug/l	35782.23
Cu	63	72	3	He	1.779	ug/l	8966.29
Cu	65	72	1	No Gas	1.833	ug/l	13970.99
Zn	66	72	1	No Gas	2.521	ug/l	13356.92
Zn	66	72	3	He	2.569	ug/l	2730.28
As	75	72	1	No Gas	3.617	ug/l	32962.43
As	75	72	3	He	0.810	ug/l	918.61
Se	78	72	2	H2	0.217	ug/l	147.78
Br	79	72	1	No Gas	9.803	ug/l	172095.13
Br	79	72	2	H2	8.772	ug/l	84795.98
Se	82	72	1	No Gas	0.032	ug/l	625.54
Kr	84	72	1	No Gas		ug/l	60416.57
Sr	88	72	1	No Gas	161.450	ug/l	6828249.46
Sr	88	72	3	He	150.815	ug/l	671678.05
Mo	95	115	1	No Gas	3.231	ug/l	30130.69
Mo	95	115	3	He	3.429	ug/l	10934.25
Mo	98	115	1	No Gas	3.229	ug/l	49018.26
Ag	107	115	1	No Gas	-0.047	ug/l	486.87
Ag	109	115	1	No Gas	-0.047	ug/l	421.51
Cd	111	115	1	No Gas	0.013	ug/l	64.98

ICPMS207-B Analytical Data

Name	Mass	ISTD	Tune Step	Tune Mode	Conc.	Units	CPS
Cd	111	115	3	He	0.009	ug/l	20.89
Cd	114	115	1	No Gas	0.017	ug/l	52.76
Cd	114	115	3	He	0.007	ug/l	40.40
Sn	118	115	1	No Gas	0.450	ug/l	9630.93
Sn	118	115	3	He	0.521	ug/l	2754.73
Sb	121	115	1	No Gas	0.277	ug/l	7438.71
Sb	121	115	3	He	0.283	ug/l	1887.99
Sb	123	115	1	No Gas	0.284	ug/l	5848.48
Sb	123	115	3	He	0.284	ug/l	1496.23
Ba	135	115	1	No Gas	14.624	ug/l	68900.49
Ba	137	115	1	No Gas	14.624	ug/l	122508.02
La	139	115	3	He	0.065	ug/l	1447.86
Ce	140	115	3	He	0.172	ug/l	4179.54
Hg	201	209	1	No Gas	0.046	ug/l	193.96
Hg	202	209	1	No Gas	0.744	ug/l	6214.88
Hg	202	209	3	He	0.549	ug/l	2220.41
Tl	203	209	3	He	0.085	ug/l	1423.98
Tl	205	209	1	No Gas	0.060	ug/l	5374.49
Tl	205	209	3	He	0.084	ug/l	3407.14
[Pb]	206	209	1	No Gas	0.321	ug/l	6091.43
[Pb]	207	209	1	No Gas	0.329	ug/l	5438.92
Pb	208	209	1	No Gas	0.319	ug/l	24511.19
Th	232	209	3	He	0.045	ug/l	2058.33
U	238	209	1	No Gas	0.156	ug/l	10907.37

Name	Mass	Tune Step	Tune Mode	CPS	ISTD Recovery %
Sc	45	1	No Gas	4468548.28	79.2
Sc	45	2	H2	2237915.28	81.5
Sc	45	3	He	228843.45	71.9
Ge	72	1	No Gas	1241315.27	82.1
Ge	72	2	H2	841205.59	84.8
Ge	72	3	He	176435.52	79.2
In	115	1	No Gas	10517176.62	86.4
In	115	3	He	2140289.27	81.2
Tb	159	1	No Gas	15338138.54	93.9
Tb	159	3	He	6368539.57	93.2
Ho	165	1	No Gas	14519355.20	95.2
Ho	165	3	He	6183535.77	93.5
Lu	175	1	No Gas	14999891.86	96.4
Lu	175	3	He	4980085.33	93.0
Bi	209	1	No Gas	10499441.37	92.7
Bi	209	3	He	4642078.60	92.6

ICPMS207-B Analytical Data

Sample Name	B22011136-001A
File Name	088SMPL.d
Data Path Name	D:\Agilent\ICPMH\1\DATA\220121ADoD.b
Acq Time	2022-01-22 01:05:15
Sample Type	Sample
Total Dilution	1.0000
Comment	ICPMS-6020-W-D
Operator	CAR/SRH/JPV/AEM
Method	SW6020/ SW6020B

Name	Mass	ISTD	Tune Step	Tune Mode	Conc.	Units	CPS
Li	7	45	1	No Gas	0.213	ug/l	18038.59
Be	9	45	1	No Gas	-0.052	ug/l	46.66
B	11	45	1	No Gas	211.265	ug/l	490118.53
Na	23	45	3	He	114865.039	ug/l	93937947.49
Mg	24	45	3	He	9736.621	ug/l	4392639.26
Al	27	45	1	No Gas	43.567	ug/l	940600.92
Si	28	45	2	H2	33211.527	ug/l	68503408.45
K	39	72	3	He	3666.123	ug/l	1834717.72
Ca	40	72	2	H2	5949.951	ug/l	46780095.53
Ti	47	72	1	No Gas	4.524	ug/l	11095.68
V	51	72	1	No Gas	51.186	ug/l	1466641.19
V	51	72	3	He	46.325	ug/l	234102.83
Cr	52	72	1	No Gas	2.323	ug/l	158352.80
Cr	52	72	3	He	4.521	ug/l	25290.73
Mn	55	72	1	No Gas	5.185	ug/l	201524.08
Mn	55	72	3	He	5.341	ug/l	18889.67
Fe	56	72	2	H2	34.565	ug/l	631363.48
Fe	56	72	3	He	34.362	ug/l	170324.63
Co	59	72	1	No Gas	0.158	ug/l	5460.21
Ni	60	72	1	No Gas	0.343	ug/l	2914.53
Ni	60	72	3	He	0.327	ug/l	823.37
Cu	63	72	1	No Gas	1.102	ug/l	20793.80
Cu	63	72	3	He	0.449	ug/l	3297.72
Cu	65	72	1	No Gas	0.506	ug/l	5191.01
Zn	66	72	1	No Gas	0.803	ug/l	5665.12
Zn	66	72	3	He	0.819	ug/l	1228.95
As	75	72	1	No Gas	0.302	ug/l	15934.40
As	75	72	3	He	0.077	ug/l	358.67
Se	78	72	2	H2	0.447	ug/l	323.89
Br	79	72	1	No Gas	41.875	ug/l	634395.82
Br	79	72	2	H2	41.808	ug/l	351024.15
Se	82	72	1	No Gas	0.927	ug/l	1088.92
Kr	84	72	1	No Gas		ug/l	39235.45
Sr	88	72	1	No Gas	62.820	ug/l	3112459.48
Sr	88	72	3	He	59.095	ug/l	325706.41
Mo	95	115	1	No Gas	0.529	ug/l	5756.75
Mo	95	115	3	He	0.545	ug/l	2091.28
Mo	98	115	1	No Gas	0.531	ug/l	9409.81
Ag	107	115	1	No Gas	-0.062	ug/l	164.74
Ag	109	115	1	No Gas	-0.060	ug/l	147.39
Cd	111	115	1	No Gas	0.026	ug/l	159.35

ICPMS207-B Analytical Data

Name	Mass	ISTD	Tune Step	Tune Mode	Conc.	Units	CPS
Cd	111	115	3	He	0.019	ug/l	44.56
Cd	114	115	1	No Gas	0.035	ug/l	314.02
Cd	114	115	3	He	0.019	ug/l	104.70
Sn	118	115	1	No Gas	-0.073	ug/l	1909.70
Sn	118	115	3	He	-0.094	ug/l	426.68
Sb	121	115	1	No Gas	0.104	ug/l	3813.90
Sb	121	115	3	He	0.104	ug/l	960.13
Sb	123	115	1	No Gas	0.103	ug/l	2879.59
Sb	123	115	3	He	0.109	ug/l	780.77
Ba	135	115	1	No Gas	6.451	ug/l	35188.06
Ba	137	115	1	No Gas	6.474	ug/l	62770.00
La	139	115	3	He	0.046	ug/l	1243.40
Ce	140	115	3	He	0.174	ug/l	5029.84
Hg	201	209	1	No Gas	0.007	ug/l	59.99
Hg	202	209	1	No Gas	0.009	ug/l	184.30
Hg	202	209	3	He	0.008	ug/l	65.99
Tl	203	209	3	He	0.025	ug/l	888.39
Tl	205	209	1	No Gas	0.016	ug/l	3618.31
Tl	205	209	3	He	0.020	ug/l	2021.64
[Pb]	206	209	1	No Gas	0.049	ug/l	1570.10
[Pb]	207	209	1	No Gas	0.048	ug/l	1333.41
Pb	208	209	1	No Gas	0.045	ug/l	6040.57
Th	232	209	3	He	-0.005	ug/l	384.83
U	238	209	1	No Gas	0.022	ug/l	1819.10

Name	Mass	Tune Step	Tune Mode	CPS	ISTD Recovery %
Sc	45	1	No Gas	5653800.46	100.3
Sc	45	2	H2	2729152.20	99.4
Sc	45	3	He	302380.52	94.9
Ge	72	1	No Gas	1453220.30	96.1
Ge	72	2	H2	995440.55	100.3
Ge	72	3	He	218260.75	98.0
In	115	1	No Gas	12160925.03	99.9
In	115	3	He	2554274.12	96.9
Tb	159	1	No Gas	17371924.86	106.3
Tb	159	3	He	7083172.19	103.7
Ho	165	1	No Gas	16259521.03	106.6
Ho	165	3	He	6845958.95	103.5
Lu	175	1	No Gas	16894348.54	108.6
Lu	175	3	He	5640841.42	105.3
Bi	209	1	No Gas	11790237.17	104.1
Bi	209	3	He	5071738.81	101.2

ICPMS207-B Analytical Data

Sample Name	CCV
File Name	089_CCV.d
Data Path Name	D:\Agilent\ICPMH\1\DATA\220121ADoD.b
Acq Time	2022-01-22 01:11:29
Sample Type	CCV
Total Dilution	1.0000
Comment	ICPMS-6020-W-D
Operator	CAR/SRH/JPV/AEM
Method	SW6020/ SW6020B

Name	Mass	ISTD	Tune Step	Tune Mode	Conc.	Units	CPS
Li	7	45	1	No Gas	462.554	ug/l	3416435.24
Be	9	45	1	No Gas	40.119	ug/l	125572.29
B	11	45	1	No Gas	44.847	ug/l	90754.32
Na	23	45	3	He	11993.337	ug/l	8770137.79
Mg	24	45	3	He	12014.650	ug/l	4825481.61
Al	27	45	1	No Gas	52.979	ug/l	955123.06
Si	28	45	2	H2	248.312	ug/l	468345.15
K	39	72	3	He	11135.339	ug/l	4987012.60
Ca	40	72	2	H2	11914.313	ug/l	89911582.58
Ti	47	72	1	No Gas	46.758	ug/l	105165.82
V	51	72	1	No Gas	52.926	ug/l	1416629.31
V	51	72	3	He	49.915	ug/l	231616.41
Cr	52	72	1	No Gas	47.622	ug/l	1310446.65
Cr	52	72	3	He	47.645	ug/l	238356.46
Mn	55	72	1	No Gas	50.008	ug/l	1728567.00
Mn	55	72	3	He	48.793	ug/l	158079.57
Fe	56	72	2	H2	1315.954	ug/l	22732312.13
Fe	56	72	3	He	1242.454	ug/l	5496684.30
Co	59	72	1	No Gas	48.405	ug/l	1407431.73
Ni	60	72	1	No Gas	48.112	ug/l	318830.23
Ni	60	72	3	He	49.636	ug/l	102072.84
Cu	63	72	1	No Gas	49.921	ug/l	797136.11
Cu	63	72	3	He	51.035	ug/l	276410.34
Cu	65	72	1	No Gas	48.896	ug/l	384557.15
Zn	66	72	1	No Gas	49.225	ug/l	267841.86
Zn	66	72	3	He	51.147	ug/l	58177.91
As	75	72	1	No Gas	48.281	ug/l	324186.66
As	75	72	3	He	50.289	ug/l	49486.71
Se	78	72	2	H2	51.240	ug/l	31961.67
Br	79	72	1	No Gas	16.833	ug/l	276616.00
Br	79	72	2	H2	16.155	ug/l	150245.47
Se	82	72	1	No Gas	51.056	ug/l	19510.08
Kr	84	72	1	No Gas		ug/l	35203.12
Sr	88	72	1	No Gas	52.436	ug/l	2424338.10
Sr	88	72	3	He	50.807	ug/l	258431.25
Mo	95	115	1	No Gas	49.879	ug/l	516944.67
Mo	95	115	3	He	52.543	ug/l	185026.41
Mo	98	115	1	No Gas	50.023	ug/l	844316.48
Ag	107	115	1	No Gas	19.860	ug/l	529031.88
Ag	109	115	1	No Gas	19.569	ug/l	505855.18
Cd	111	115	1	No Gas	49.619	ug/l	296989.83

ICPMS207-B Analytical Data

Name	Mass	ISTD	Tune Step	Tune Mode	Conc.	Units	CPS
Cd	111	115	3	He	51.415	ug/l	95548.02
Cd	114	115	1	No Gas	50.645	ug/l	670286.66
Cd	114	115	3	He	51.461	ug/l	234787.69
Sn	118	115	1	No Gas	51.624	ug/l	878866.95
Sn	118	115	3	He	54.158	ug/l	234317.45
Sb	121	115	1	No Gas	53.264	ug/l	1426756.78
Sb	121	115	3	He	54.009	ug/l	362533.77
Sb	123	115	1	No Gas	53.126	ug/l	1095034.48
Sb	123	115	3	He	54.206	ug/l	287551.74
Ba	135	115	1	No Gas	49.726	ug/l	260692.74
Ba	137	115	1	No Gas	49.758	ug/l	463695.94
La	139	115	3	He	52.653	ug/l	1284633.26
Ce	140	115	3	He	53.021	ug/l	1414953.73
Hg	201	209	1	No Gas	0.984	ug/l	3889.13
Hg	202	209	1	No Gas	0.967	ug/l	8796.47
Hg	202	209	3	He	0.987	ug/l	4321.84
Tl	203	209	3	He	48.773	ug/l	545361.01
Tl	205	209	1	No Gas	51.145	ug/l	2749027.84
Tl	205	209	3	He	49.636	ug/l	1315029.99
[Pb]	206	209	1	No Gas	51.446	ug/l	971410.92
[Pb]	207	209	1	No Gas	50.504	ug/l	833513.82
Pb	208	209	1	No Gas	50.805	ug/l	3871737.32
Th	232	209	3	He	50.387	ug/l	1879939.41
U	238	209	1	No Gas	51.508	ug/l	3905252.70

Name	Mass	Tune Step	Tune Mode	CPS	ISTD Recovery %
Sc	45	1	No Gas	4733937.66	84.0
Sc	45	2	H2	2460492.39	89.6
Sc	45	3	He	269211.04	84.5
Ge	72	1	No Gas	1355876.86	89.7
Ge	72	2	H2	956411.70	96.4
Ge	72	3	He	201393.63	90.4
In	115	1	No Gas	11713998.14	96.2
In	115	3	He	2366956.11	89.8
Tb	159	1	No Gas	16230677.82	99.3
Tb	159	3	He	6770661.25	99.1
Ho	165	1	No Gas	15686347.15	102.9
Ho	165	3	He	6555480.51	99.1
Lu	175	1	No Gas	16223149.45	104.2
Lu	175	3	He	5308875.56	99.1
Bi	209	1	No Gas	11464651.18	101.3
Bi	209	3	He	5054867.41	100.8

ICPMS207-B Analytical Data

Sample Name	CCB
File Name	090_CCB.d
Data Path Name	D:\Agilent\ICPMH\1\DATA\220121ADoD.b
Acq Time	2022-01-22 01:17:44
Sample Type	CCB
Total Dilution	1.0000
Comment	ICPMS-6020-W-D
Operator	CAR/SRH/JPV/AEM
Method	SW6020/ SW6020B

Name	Mass	ISTD	Tune Step	Tune Mode	Conc.	Units	CPS
Li	7	45	1	No Gas	0.076	ug/l	14040.10
Be	9	45	1	No Gas	-0.052	ug/l	37.99
B	11	45	1	No Gas	1.818	ug/l	8159.50
Na	23	45	3	He	34.485	ug/l	61986.98
Mg	24	45	3	He	-0.837	ug/l	1164.41
Al	27	45	1	No Gas	-0.364	ug/l	7589.75
Si	28	45	2	H2	18.763	ug/l	40809.87
K	39	72	3	He	-27.053	ug/l	59914.63
Ca	40	72	2	H2	-1.531	ug/l	83639.22
Ti	47	72	1	No Gas	0.016	ug/l	231.90
V	51	72	1	No Gas	1.978	ug/l	2000.79
V	51	72	3	He	1.287	ug/l	18677.52
Cr	52	72	1	No Gas	0.175	ug/l	91556.27
Cr	52	72	3	He	0.015	ug/l	821.14
Mn	55	72	1	No Gas	0.043	ug/l	11188.75
Mn	55	72	3	He	0.004	ug/l	146.30
Fe	56	72	2	H2	0.034	ug/l	10177.13
Fe	56	72	3	He	0.043	ug/l	5184.49
Co	59	72	1	No Gas	-0.004	ug/l	389.23
Ni	60	72	1	No Gas	-0.012	ug/l	362.62
Ni	60	72	3	He	-0.002	ug/l	81.11
Cu	63	72	1	No Gas	-0.007	ug/l	1717.46
Cu	63	72	3	He	0.002	ug/l	591.90
Cu	65	72	1	No Gas	-0.004	ug/l	834.36
Zn	66	72	1	No Gas	0.030	ug/l	1078.43
Zn	66	72	3	He	0.060	ug/l	257.78
As	75	72	1	No Gas	-0.274	ug/l	10999.66
As	75	72	3	He	-0.005	ug/l	236.27
Se	78	72	2	H2	0.005	ug/l	35.11
Br	79	72	1	No Gas	0.456	ug/l	69498.79
Br	79	72	2	H2	0.377	ug/l	34205.89
Se	82	72	1	No Gas	0.108	ug/l	705.14
Kr	84	72	1	No Gas		ug/l	19624.40
Sr	88	72	1	No Gas	0.000	ug/l	725.25
Sr	88	72	3	He	-0.016	ug/l	176.67
Mo	95	115	1	No Gas	0.023	ug/l	294.45
Mo	95	115	3	He	0.015	ug/l	73.33
Mo	98	115	1	No Gas	0.019	ug/l	415.71
Ag	107	115	1	No Gas	-0.003	ug/l	1708.13
Ag	109	115	1	No Gas	0.000	ug/l	1684.78
Cd	111	115	1	No Gas	-0.005	ug/l	-31.94

ICPMS207-B Analytical Data

Name	Mass	ISTD	Tune Step	Tune Mode	Conc.	Units	CPS
Cd	111	115	3	He	0.002	ug/l	9.56
Cd	114	115	1	No Gas	0.001	ug/l	-159.82
Cd	114	115	3	He	0.001	ug/l	17.92
Sn	118	115	1	No Gas	0.031	ug/l	3586.72
Sn	118	115	3	He	0.024	ug/l	912.26
Sb	121	115	1	No Gas	0.100	ug/l	3536.14
Sb	121	115	3	He	0.073	ug/l	688.76
Sb	123	115	1	No Gas	0.097	ug/l	2653.19
Sb	123	115	3	He	0.075	ug/l	548.06
Ba	135	115	1	No Gas	0.001	ug/l	69.86
Ba	137	115	1	No Gas	-0.002	ug/l	79.84
La	139	115	3	He	0.000	ug/l	14.45
Ce	140	115	3	He	0.000	ug/l	33.34
Hg	201	209	1	No Gas	0.005	ug/l	51.32
Hg	202	209	1	No Gas	0.003	ug/l	127.98
Hg	202	209	3	He	0.003	ug/l	46.32
Tl	203	209	3	He	0.102	ug/l	1828.20
Tl	205	209	1	No Gas	0.086	ug/l	7577.84
Tl	205	209	3	He	0.105	ug/l	4463.21
[Pb]	206	209	1	No Gas	0.003	ug/l	683.36
[Pb]	207	209	1	No Gas	0.004	ug/l	602.24
Pb	208	209	1	No Gas	0.002	ug/l	2720.13
Th	232	209	3	He	0.014	ug/l	1129.17
U	238	209	1	No Gas	0.003	ug/l	312.28

Name	Mass	Tune Step	Tune Mode	CPS	ISTD Recovery %
Sc	45	1	No Gas	4718279.66	83.7
Sc	45	2	H2	2418986.94	88.1
Sc	45	3	He	252036.52	79.1
Ge	72	1	No Gas	1340076.13	88.6
Ge	72	2	H2	929347.26	93.6
Ge	72	3	He	189901.56	85.3
In	115	1	No Gas	11661553.13	95.8
In	115	3	He	2388756.85	90.6
Tb	159	1	No Gas	16668552.97	102.0
Tb	159	3	He	6823701.43	99.9
Ho	165	1	No Gas	15946922.40	104.6
Ho	165	3	He	6609203.19	99.9
Lu	175	1	No Gas	16360942.34	105.1
Lu	175	3	He	5292055.83	98.8
Bi	209	1	No Gas	11971247.89	105.7
Bi	209	3	He	5299486.83	105.7

ICPMS207-B Analytical Data

Sample Name	B22011136-001B
File Name	091SMPL.d
Data Path Name	D:\Agilent\ICPMH\1\DATA\220121ADoD.b
Acq Time	2022-01-22 01:23:59
Sample Type	Sample
Total Dilution	1.0000
Comment	ICPMS-6020-W-T
Operator	CAR/SRH/JPV/AEM
Method	SW6020/ SW6020B

Name	Mass	ISTD	Tune Step	Tune Mode	Conc.	Units	CPS
Li	7	45	1	No Gas	1.222	ug/l	19782.10
Be	9	45	1	No Gas	-0.036	ug/l	76.65
B	11	45	1	No Gas	177.138	ug/l	302845.71
Na	23	45	3	He	103317.211	ug/l	61461523.53
Mg	24	45	3	He	9160.464	ug/l	3006366.25
Al	27	45	1	No Gas	582.596	ug/l	9103505.21
Si	28	45	2	H2	28845.290	ug/l	48883982.47
K	39	72	3	He	3205.104	ug/l	1276257.57
Ca	40	72	2	H2	5728.801	ug/l	38530947.51
Ti	47	72	1	No Gas	36.789	ug/l	75713.54
V	51	72	1	No Gas	42.409	ug/l	1028651.10
V	51	72	3	He	48.878	ug/l	194661.34
Cr	52	72	1	No Gas	6.949	ug/l	243688.64
Cr	52	72	3	He	5.995	ug/l	26303.63
Mn	55	72	1	No Gas	31.320	ug/l	993312.35
Mn	55	72	3	He	31.674	ug/l	87986.95
Fe	56	72	2	H2	668.850	ug/l	10291257.98
Fe	56	72	3	He	641.430	ug/l	2435041.60
Co	59	72	1	No Gas	0.688	ug/l	18738.24
Ni	60	72	1	No Gas	1.510	ug/l	9547.54
Ni	60	72	3	He	1.605	ug/l	2903.64
Cu	63	72	1	No Gas	2.268	ug/l	34725.15
Cu	63	72	3	He	1.751	ug/l	8640.16
Cu	65	72	1	No Gas	1.654	ug/l	12667.93
Zn	66	72	1	No Gas	1.271	ug/l	7154.03
Zn	66	72	3	He	1.455	ug/l	1590.10
As	75	72	1	No Gas	1.935	ug/l	23220.62
As	75	72	3	He	0.386	ug/l	543.13
Se	78	72	2	H2	0.471	ug/l	290.34
Br	79	72	1	No Gas	10.258	ug/l	177196.74
Br	79	72	2	H2	9.938	ug/l	93377.61
Se	82	72	1	No Gas	0.438	ug/l	763.95
Kr	84	72	1	No Gas		ug/l	33872.59
Sr	88	72	1	No Gas	61.357	ug/l	2593887.45
Sr	88	72	3	He	60.100	ug/l	261957.27
Mo	95	115	1	No Gas	0.660	ug/l	6233.60
Mo	95	115	3	He	0.681	ug/l	2221.30
Mo	98	115	1	No Gas	0.663	ug/l	10198.16
Ag	107	115	1	No Gas	-0.057	ug/l	248.10
Ag	109	115	1	No Gas	-0.056	ug/l	212.09
Cd	111	115	1	No Gas	0.028	ug/l	147.71

ICPMS207-B Analytical Data

Name	Mass	ISTD	Tune Step	Tune Mode	Conc.	Units	CPS
Cd	111	115	3	He	0.022	ug/l	42.22
Cd	114	115	1	No Gas	0.025	ug/l	148.62
Cd	114	115	3	He	0.020	ug/l	95.59
Sn	118	115	1	No Gas	0.417	ug/l	9174.78
Sn	118	115	3	He	0.436	ug/l	2463.57
Sb	121	115	1	No Gas	0.137	ug/l	4099.01
Sb	121	115	3	He	0.135	ug/l	1008.81
Sb	123	115	1	No Gas	0.135	ug/l	3101.66
Sb	123	115	3	He	0.136	ug/l	799.77
Ba	135	115	1	No Gas	7.298	ug/l	34631.17
Ba	137	115	1	No Gas	7.208	ug/l	60835.39
La	139	115	3	He	0.170	ug/l	3839.44
Ce	140	115	3	He	0.682	ug/l	16743.52
Hg	201	209	1	No Gas	0.021	ug/l	103.98
Hg	202	209	1	No Gas	0.031	ug/l	342.27
Hg	202	209	3	He	0.027	ug/l	136.64
Tl	203	209	3	He	0.061	ug/l	1189.87
Tl	205	209	1	No Gas	0.051	ug/l	4935.42
Tl	205	209	3	He	0.067	ug/l	3026.23
[Pb]	206	209	1	No Gas	0.156	ug/l	3239.30
[Pb]	207	209	1	No Gas	0.158	ug/l	2855.89
Pb	208	209	1	No Gas	0.156	ug/l	13137.09
Th	232	209	3	He	0.083	ug/l	3388.47
U	238	209	1	No Gas	0.032	ug/l	2285.75

Name	Mass	Tune Step	Tune Mode	CPS	ISTD Recovery %
Sc	45	1	No Gas	4157659.63	73.7
Sc	45	2	H2	2242201.35	81.7
Sc	45	3	He	219939.23	69.1
Ge	72	1	No Gas	1239879.93	82.0
Ge	72	2	H2	851467.22	85.8
Ge	72	3	He	172593.53	77.5
In	115	1	No Gas	10584792.97	87.0
In	115	3	He	2173875.59	82.5
Tb	159	1	No Gas	14955805.59	91.5
Tb	159	3	He	6371355.25	93.2
Ho	165	1	No Gas	14220522.73	93.2
Ho	165	3	He	6170421.50	93.3
Lu	175	1	No Gas	15257125.76	98.0
Lu	175	3	He	5015507.57	93.7
Bi	209	1	No Gas	10500781.62	92.7
Bi	209	3	He	4674718.06	93.3

ICPMS207-B Analytical Data

Sample Name	B22011137-001A
File Name	092SMPL.d
Data Path Name	D:\Agilent\ICPMH\1\DATA\220121ADoD.b
Acq Time	2022-01-22 01:30:13
Sample Type	Sample
Total Dilution	1.0000
Comment	ICPMS-6020-W-D
Operator	CAR/SRH/JPV/AEM
Method	SW6020/ SW6020B

Name	Mass	ISTD	Tune Step	Tune Mode	Conc.	Units	CPS
Li	7	45	1	No Gas	1.426	ug/l	28170.09
Be	9	45	1	No Gas	-0.046	ug/l	67.32
B	11	45	1	No Gas	71.097	ug/l	165571.11
Na	23	45	3	He	51540.594	ug/l	41455534.66
Mg	24	45	3	He	27697.691	ug/l	12275456.48
Al	27	45	1	No Gas	3.414	ug/l	87600.26
Si	28	45	2	H2	37325.319	ug/l	76868863.78
K	39	72	3	He	2425.493	ug/l	1246961.16
Ca	40	72	2	H2	13959.528	ug/l	110891792.89
Ti	47	72	1	No Gas	3.678	ug/l	9173.81
V	51	72	1	No Gas	4.069	ug/l	65022.74
V	51	72	3	He	-0.625	ug/l	12493.14
Cr	52	72	1	No Gas	-1.267	ug/l	60363.82
Cr	52	72	3	He	0.293	ug/l	2455.78
Mn	55	72	1	No Gas	1841.966	ug/l	68699527.71
Mn	55	72	3	He	1852.210	ug/l	6527195.51
Fe	56	72	2	H2	2942.368	ug/l	53509551.42
Fe	56	72	3	He	2735.527	ug/l	13171411.26
Co	59	72	1	No Gas	0.268	ug/l	8994.96
Ni	60	72	1	No Gas	0.547	ug/l	4411.94
Ni	60	72	3	He	0.552	ug/l	1332.29
Cu	63	72	1	No Gas	0.801	ug/l	15845.15
Cu	63	72	3	He	0.462	ug/l	3392.39
Cu	65	72	1	No Gas	0.512	ug/l	5303.80
Zn	66	72	1	No Gas	0.548	ug/l	4232.39
Zn	66	72	3	He	0.543	ug/l	894.48
As	75	72	1	No Gas	-0.021	ug/l	13862.14
As	75	72	3	He	-0.143	ug/l	125.87
Se	78	72	2	H2	0.152	ug/l	134.22
Br	79	72	1	No Gas	10.369	ug/l	211770.84
Br	79	72	2	H2	9.806	ug/l	109439.23
Se	82	72	1	No Gas	0.866	ug/l	1077.98
Kr	84	72	1	No Gas		ug/l	58642.58
Sr	88	72	1	No Gas	114.708	ug/l	5753209.98
Sr	88	72	3	He	111.302	ug/l	616014.63
Mo	95	115	1	No Gas	0.094	ug/l	1110.05
Mo	95	115	3	He	0.096	ug/l	395.56
Mo	98	115	1	No Gas	0.089	ug/l	1717.40
Ag	107	115	1	No Gas	-0.064	ug/l	112.71
Ag	109	115	1	No Gas	-0.062	ug/l	103.38
Cd	111	115	1	No Gas	0.020	ug/l	122.42

ICPMS207-B Analytical Data

Name	Mass	ISTD	Tune Step	Tune Mode	Conc.	Units	CPS
Cd	111	115	3	He	0.016	ug/l	38.67
Cd	114	115	1	No Gas	0.029	ug/l	230.83
Cd	114	115	3	He	0.015	ug/l	89.38
Sn	118	115	1	No Gas	-0.070	ug/l	2019.48
Sn	118	115	3	He	-0.086	ug/l	475.57
Sb	121	115	1	No Gas	0.065	ug/l	2818.57
Sb	121	115	3	He	0.072	ug/l	739.43
Sb	123	115	1	No Gas	0.064	ug/l	2115.37
Sb	123	115	3	He	0.072	ug/l	583.07
Ba	135	115	1	No Gas	21.077	ug/l	118690.64
Ba	137	115	1	No Gas	20.801	ug/l	208266.70
La	139	115	3	He	0.023	ug/l	644.47
Ce	140	115	3	He	0.092	ug/l	2732.51
Hg	201	209	1	No Gas	0.007	ug/l	53.66
Hg	202	209	1	No Gas	0.023	ug/l	283.95
Hg	202	209	3	He	0.019	ug/l	98.98
Tl	203	209	3	He	0.015	ug/l	676.29
Tl	205	209	1	No Gas	0.012	ug/l	3035.92
Tl	205	209	3	He	0.010	ug/l	1548.71
[Pb]	206	209	1	No Gas	0.023	ug/l	950.04
[Pb]	207	209	1	No Gas	0.021	ug/l	790.03
Pb	208	209	1	No Gas	0.021	ug/l	3752.46
Th	232	209	3	He	-0.006	ug/l	296.12
U	238	209	1	No Gas	0.022	ug/l	1617.92

Name	Mass	Tune Step	Tune Mode	CPS	ISTD Recovery %
Sc	45	1	No Gas	5549381.54	98.4
Sc	45	2	H2	2724869.62	99.3
Sc	45	3	He	297212.88	93.3
Ge	72	1	No Gas	1471301.71	97.3
Ge	72	2	H2	1007279.49	101.5
Ge	72	3	He	219240.70	98.5
In	115	1	No Gas	12574712.17	103.3
In	115	3	He	2608784.70	99.0
Tb	159	1	No Gas	17402601.57	106.5
Tb	159	3	He	7183873.25	105.1
Ho	165	1	No Gas	16564151.90	108.6
Ho	165	3	He	6994544.40	105.7
Lu	175	1	No Gas	17106676.70	109.9
Lu	175	3	He	5649389.45	105.5
Bi	209	1	No Gas	10668487.55	94.2
Bi	209	3	He	4426308.01	88.3

ICPMS207-B Analytical Data

Sample Name	B22011137-001B
File Name	093SMPL.d
Data Path Name	D:\Agilent\ICPMH\1\DATA\220121ADoD.b
Acq Time	2022-01-22 01:36:28
Sample Type	Sample
Total Dilution	1.0000
Comment	ICPMS-6020-W-T
Operator	CAR/SRH/JPV/AEM
Method	SW6020/ SW6020B

Name	Mass	ISTD	Tune Step	Tune Mode	Conc.	Units	CPS
Li	7	45	1	No Gas	1.780	ug/l	23749.41
Be	9	45	1	No Gas	-0.043	ug/l	58.66
B	11	45	1	No Gas	65.440	ug/l	116215.49
Na	23	45	3	He	49704.005	ug/l	29621523.72
Mg	24	45	3	He	26711.787	ug/l	8771169.14
Al	27	45	1	No Gas	81.006	ug/l	1295817.72
Si	28	45	2	H2	31414.934	ug/l	54375078.11
K	39	72	3	He	2145.373	ug/l	877864.57
Ca	40	72	2	H2	13454.094	ug/l	90494470.45
Ti	47	72	1	No Gas	10.630	ug/l	22100.49
V	51	72	1	No Gas	8.295	ug/l	162892.16
V	51	72	3	He	4.879	ug/l	30458.38
Cr	52	72	1	No Gas	1.497	ug/l	116226.12
Cr	52	72	3	He	0.708	ug/l	3713.83
Mn	55	72	1	No Gas	1730.974	ug/l	54641770.36
Mn	55	72	3	He	1773.104	ug/l	4931133.32
Fe	56	72	2	H2	2979.655	ug/l	45877911.71
Fe	56	72	3	He	2819.695	ug/l	10714395.48
Co	59	72	1	No Gas	0.353	ug/l	9893.72
Ni	60	72	1	No Gas	0.738	ug/l	4897.78
Ni	60	72	3	He	0.715	ug/l	1337.85
Cu	63	72	1	No Gas	2.804	ug/l	42713.51
Cu	63	72	3	He	2.630	ug/l	12743.69
Cu	65	72	1	No Gas	2.469	ug/l	18593.34
Zn	66	72	1	No Gas	2.273	ug/l	12173.33
Zn	66	72	3	He	2.309	ug/l	2424.67
As	75	72	1	No Gas	0.443	ug/l	14484.62
As	75	72	3	He	0.146	ug/l	342.60
Se	78	72	2	H2	0.078	ug/l	72.56
Br	79	72	1	No Gas	8.468	ug/l	157256.20
Br	79	72	2	H2	7.707	ug/l	79014.72
Se	82	72	1	No Gas	0.436	ug/l	766.62
Kr	84	72	1	No Gas		ug/l	51002.29
Sr	88	72	1	No Gas	114.896	ug/l	4877183.78
Sr	88	72	3	He	111.547	ug/l	487100.51
Mo	95	115	1	No Gas	0.505	ug/l	4846.41
Mo	95	115	3	He	0.530	ug/l	1721.23
Mo	98	115	1	No Gas	0.498	ug/l	7769.46
Ag	107	115	1	No Gas	-0.017	ug/l	1226.55
Ag	109	115	1	No Gas	-0.014	ug/l	1207.87
Cd	111	115	1	No Gas	0.009	ug/l	44.93

ICPMS207-B Analytical Data

Name	Mass	ISTD	Tune Step	Tune Mode	Conc.	Units	CPS
Cd	111	115	3	He	0.004	ug/l	11.45
Cd	114	115	1	No Gas	0.012	ug/l	-7.92
Cd	114	115	3	He	0.001	ug/l	16.57
Sn	118	115	1	No Gas	0.443	ug/l	9700.79
Sn	118	115	3	He	0.482	ug/l	2629.15
Sb	121	115	1	No Gas	0.369	ug/l	9837.09
Sb	121	115	3	He	0.363	ug/l	2394.44
Sb	123	115	1	No Gas	0.364	ug/l	7466.40
Sb	123	115	3	He	0.378	ug/l	1965.67
Ba	135	115	1	No Gas	21.426	ug/l	102841.00
Ba	137	115	1	No Gas	21.293	ug/l	181697.68
La	139	115	3	He	0.067	ug/l	1504.54
Ce	140	115	3	He	0.242	ug/l	5916.86
Hg	201	209	1	No Gas	0.007	ug/l	53.32
Hg	202	209	1	No Gas	0.035	ug/l	379.26
Hg	202	209	3	He	0.031	ug/l	157.30
Tl	203	209	3	He	0.025	ug/l	835.03
Tl	205	209	1	No Gas	0.018	ug/l	3329.34
Tl	205	209	3	He	0.022	ug/l	1964.27
[Pb]	206	209	1	No Gas	0.212	ug/l	4208.47
[Pb]	207	209	1	No Gas	0.200	ug/l	3479.37
Pb	208	209	1	No Gas	0.199	ug/l	16092.77
Th	232	209	3	He	0.016	ug/l	1092.49
U	238	209	1	No Gas	0.007	ug/l	567.23

Name	Mass	Tune Step	Tune Mode	CPS	ISTD Recovery %
Sc	45	1	No Gas	4221660.54	74.9
Sc	45	2	H2	2290172.16	83.4
Sc	45	3	He	220200.94	69.1
Ge	72	1	No Gas	1245216.89	82.4
Ge	72	2	H2	852543.16	85.9
Ge	72	3	He	173039.30	77.7
In	115	1	No Gas	10714458.44	88.0
In	115	3	He	2160611.32	82.0
Tb	159	1	No Gas	15514531.70	94.9
Tb	159	3	He	6466512.27	94.6
Ho	165	1	No Gas	14816260.32	97.2
Ho	165	3	He	6215200.29	94.0
Lu	175	1	No Gas	15244487.59	97.9
Lu	175	3	He	4884308.30	91.2
Bi	209	1	No Gas	10489611.74	92.6
Bi	209	3	He	4782346.33	95.4

ICPMS207-B Analytical Data

Sample Name	B22011214-001A
File Name	094SMPL.d
Data Path Name	D:\Agilent\ICPMH\1\DATA\220121ADoD.b
Acq Time	2022-01-22 01:42:42
Sample Type	Sample
Total Dilution	1.0000
Comment	ICPMS-6020-W-D
Operator	CAR/SRH/JPV/AEM
Method	SW6020/ SW6020B

Name	Mass	ISTD	Tune Step	Tune Mode	Conc.	Units	CPS
Li	7	45	1	No Gas	0.685	ug/l	20777.16
Be	9	45	1	No Gas	-0.059	ug/l	19.67
B	11	45	1	No Gas	108.455	ug/l	238281.99
Na	23	45	3	He	76858.801	ug/l	59308083.56
Mg	24	45	3	He	24121.748	ug/l	10262547.88
Al	27	45	1	No Gas	1.889	ug/l	53289.24
Si	28	45	2	H2	26675.191	ug/l	54126640.74
K	39	72	3	He	2995.475	ug/l	1471711.16
Ca	40	72	2	H2	22690.391	ug/l	177155414.17
Ti	47	72	1	No Gas	1.592	ug/l	4064.67
V	51	72	1	No Gas	26.296	ug/l	730063.61
V	51	72	3	He	23.338	ug/l	122093.70
Cr	52	72	1	No Gas	-1.362	ug/l	57317.84
Cr	52	72	3	He	0.701	ug/l	4521.83
Mn	55	72	1	No Gas	26.439	ug/l	989947.79
Mn	55	72	3	He	26.988	ug/l	92204.49
Fe	56	72	2	H2	32.010	ug/l	582450.94
Fe	56	72	3	He	30.537	ug/l	147817.61
Co	59	72	1	No Gas	0.177	ug/l	6099.23
Ni	60	72	1	No Gas	1.133	ug/l	8562.26
Ni	60	72	3	He	1.069	ug/l	2409.10
Cu	63	72	1	No Gas	0.682	ug/l	13701.26
Cu	63	72	3	He	0.210	ug/l	1849.42
Cu	65	72	1	No Gas	0.264	ug/l	3172.29
Zn	66	72	1	No Gas	3.818	ug/l	23319.47
Zn	66	72	3	He	4.047	ug/l	5049.80
As	75	72	1	No Gas	6.340	ug/l	57982.50
As	75	72	3	He	6.550	ug/l	7026.08
Se	78	72	2	H2	0.602	ug/l	422.56
Br	79	72	1	No Gas	31.979	ug/l	503757.95
Br	79	72	2	H2	31.042	ug/l	267852.48
Se	82	72	1	No Gas	1.547	ug/l	1341.78
Kr	84	72	1	No Gas		ug/l	59856.25
Sr	88	72	1	No Gas	112.654	ug/l	5612752.45
Sr	88	72	3	He	108.274	ug/l	579913.47
Mo	95	115	1	No Gas	10.579	ug/l	117082.31
Mo	95	115	3	He	11.241	ug/l	42373.90
Mo	98	115	1	No Gas	10.511	ug/l	189425.26
Ag	107	115	1	No Gas	-0.061	ug/l	197.41
Ag	109	115	1	No Gas	-0.059	ug/l	167.40
Cd	111	115	1	No Gas	0.021	ug/l	128.90

ICPMS207-B Analytical Data

Name	Mass	ISTD	Tune Step	Tune Mode	Conc.	Units	CPS
Cd	111	115	3	He	0.014	ug/l	34.22
Cd	114	115	1	No Gas	0.031	ug/l	256.27
Cd	114	115	3	He	0.015	ug/l	84.01
Sn	118	115	1	No Gas	0.008	ug/l	3430.31
Sn	118	115	3	He	-0.009	ug/l	814.48
Sb	121	115	1	No Gas	0.420	ug/l	12941.24
Sb	121	115	3	He	0.432	ug/l	3307.39
Sb	123	115	1	No Gas	0.413	ug/l	9788.39
Sb	123	115	3	He	0.438	ug/l	2641.18
Ba	135	115	1	No Gas	3.328	ug/l	18685.50
Ba	137	115	1	No Gas	3.290	ug/l	32827.19
La	139	115	3	He	0.000	ug/l	27.78
Ce	140	115	3	He	0.002	ug/l	97.78
Hg	201	209	1	No Gas	0.158	ug/l	662.22
Hg	202	209	1	No Gas	3.098	ug/l	28438.24
Hg	202	209	3	He	2.404	ug/l	10532.38
Tl	203	209	3	He	0.009	ug/l	712.97
Tl	205	209	1	No Gas	-0.006	ug/l	2354.67
Tl	205	209	3	He	-0.010	ug/l	1235.22
[Pb]	206	209	1	No Gas	0.005	ug/l	692.25
[Pb]	207	209	1	No Gas	0.003	ug/l	564.46
Pb	208	209	1	No Gas	0.003	ug/l	2716.80
Th	232	209	3	He	-0.009	ug/l	219.42
U	238	209	1	No Gas	0.332	ug/l	25702.68

Name	Mass	Tune Step	Tune Mode	CPS	ISTD Recovery %
Sc	45	1	No Gas	5295074.36	93.9
Sc	45	2	H2	2684604.70	97.8
Sc	45	3	He	285243.21	89.6
Ge	72	1	No Gas	1461296.87	96.7
Ge	72	2	H2	989975.38	99.8
Ge	72	3	He	212209.11	95.3
In	115	1	No Gas	12497329.21	102.7
In	115	3	He	2533554.80	96.1
Tb	159	1	No Gas	17373050.77	106.3
Tb	159	3	He	7025789.24	102.8
Ho	165	1	No Gas	16583462.05	108.7
Ho	165	3	He	6800072.23	102.8
Lu	175	1	No Gas	16857515.05	108.3
Lu	175	3	He	5582430.15	104.2
Bi	209	1	No Gas	11657578.83	103.0
Bi	209	3	He	5081585.85	101.4

ICPMS207-B Analytical Data

Sample Name	B22011214-001B
File Name	095SMPL.d
Data Path Name	D:\Agilent\ICPMH\1\DATA\220121ADoD.b
Acq Time	2022-01-22 01:48:57
Sample Type	Sample
Total Dilution	1.0000
Comment	ICPMS-6020-W-T
Operator	CAR/SRH/JPV/AEM
Method	SW6020/ SW6020B

Name	Mass	ISTD	Tune Step	Tune Mode	Conc.	Units	CPS
Li	7	45	1	No Gas	1.324	ug/l	20003.81
Be	9	45	1	No Gas	-0.054	ug/l	27.66
B	11	45	1	No Gas	86.952	ug/l	147561.30
Na	23	45	3	He	76020.545	ug/l	45097622.11
Mg	24	45	3	He	23234.855	ug/l	7600020.88
Al	27	45	1	No Gas	60.157	ug/l	930596.22
Si	28	45	2	H2	25151.604	ug/l	42464183.70
K	39	72	3	He	2362.114	ug/l	958185.27
Ca	40	72	2	H2	21664.288	ug/l	146756951.78
Ti	47	72	1	No Gas	6.146	ug/l	12635.22
V	51	72	1	No Gas	32.821	ug/l	774000.21
V	51	72	3	He	38.355	ug/l	155443.54
Cr	52	72	1	No Gas	4.452	ug/l	182815.18
Cr	52	72	3	He	3.263	ug/l	14634.03
Mn	55	72	1	No Gas	8.999	ug/l	288190.55
Mn	55	72	3	He	8.747	ug/l	24399.98
Fe	56	72	2	H2	172.072	ug/l	2677768.82
Fe	56	72	3	He	160.601	ug/l	613208.72
Co	59	72	1	No Gas	0.268	ug/l	7493.79
Ni	60	72	1	No Gas	1.519	ug/l	9487.61
Ni	60	72	3	He	1.608	ug/l	2910.30
Cu	63	72	1	No Gas	1.811	ug/l	27731.43
Cu	63	72	3	He	1.405	ug/l	7043.62
Cu	65	72	1	No Gas	1.377	ug/l	10547.40
Zn	66	72	1	No Gas	25.959	ug/l	127947.80
Zn	66	72	3	He	28.295	ug/l	27678.58
As	75	72	1	No Gas	7.534	ug/l	55426.64
As	75	72	3	He	6.696	ug/l	5839.85
Se	78	72	2	H2	0.774	ug/l	463.00
Br	79	72	1	No Gas	10.966	ug/l	183051.22
Br	79	72	2	H2	10.059	ug/l	95009.44
Se	82	72	1	No Gas	0.625	ug/l	817.96
Kr	84	72	1	No Gas		ug/l	45187.89
Sr	88	72	1	No Gas	110.818	ug/l	4627013.12
Sr	88	72	3	He	107.244	ug/l	467470.48
Mo	95	115	1	No Gas	8.346	ug/l	78465.83
Mo	95	115	3	He	8.611	ug/l	27502.16
Mo	98	115	1	No Gas	8.281	ug/l	126762.35
Ag	107	115	1	No Gas	0.503	ug/l	13724.83
Ag	109	115	1	No Gas	0.504	ug/l	13300.26
Cd	111	115	1	No Gas	0.013	ug/l	65.48

ICPMS207-B Analytical Data

Name	Mass	ISTD	Tune Step	Tune Mode	Conc.	Units	CPS
Cd	111	115	3	He	0.009	ug/l	21.22
Cd	114	115	1	No Gas	0.021	ug/l	95.62
Cd	114	115	3	He	0.005	ug/l	29.99
Sn	118	115	1	No Gas	0.863	ug/l	16067.32
Sn	118	115	3	He	0.925	ug/l	4341.81
Sb	121	115	1	No Gas	0.634	ug/l	16185.57
Sb	121	115	3	He	0.645	ug/l	4097.34
Sb	123	115	1	No Gas	0.632	ug/l	12390.03
Sb	123	115	3	He	0.643	ug/l	3222.37
Ba	135	115	1	No Gas	3.349	ug/l	15970.90
Ba	137	115	1	No Gas	3.181	ug/l	26959.42
La	139	115	3	He	0.035	ug/l	792.25
Ce	140	115	3	He	0.085	ug/l	2081.28
Hg	201	209	1	No Gas	0.241	ug/l	877.86
Hg	202	209	1	No Gas	4.398	ug/l	35737.25
Hg	202	209	3	He	3.147	ug/l	12800.59
Tl	203	209	3	He	0.035	ug/l	933.74
Tl	205	209	1	No Gas	0.010	ug/l	2889.22
Tl	205	209	3	He	0.018	ug/l	1828.86
[Pb]	206	209	1	No Gas	0.263	ug/l	5009.86
[Pb]	207	209	1	No Gas	0.253	ug/l	4216.25
Pb	208	209	1	No Gas	0.253	ug/l	19546.83
Th	232	209	3	He	0.008	ug/l	827.03
U	238	209	1	No Gas	0.368	ug/l	25252.93

Name	Mass	Tune Step	Tune Mode	CPS	ISTD Recovery %
Sc	45	1	No Gas	4067968.80	72.1
Sc	45	2	H2	2233711.04	81.4
Sc	45	3	He	219289.27	68.9
Ge	72	1	No Gas	1224701.23	81.0
Ge	72	2	H2	858969.32	86.6
Ge	72	3	He	172674.26	77.5
In	115	1	No Gas	10612722.65	87.2
In	115	3	He	2146224.14	81.4
Tb	159	1	No Gas	15014754.12	91.9
Tb	159	3	He	6363203.14	93.1
Ho	165	1	No Gas	14848984.92	97.4
Ho	165	3	He	6142664.01	92.9
Lu	175	1	No Gas	15337763.37	98.5
Lu	175	3	He	4970290.53	92.8
Bi	209	1	No Gas	10330774.82	91.2
Bi	209	3	He	4721149.36	94.2

ICPMS207-B Analytical Data

Sample Name	B22011214-001BDIL
File Name	096SMPL.d
Data Path Name	D:\Agilent\ICPMH\1\DATA\220121ADoD.b
Acq Time	2022-01-22 01:55:13
Sample Type	Sample
Total Dilution	5.0000
Comment	ICPMS-6020-W-T
Operator	CAR/SRH/JPV/AEM
Method	SW6020/ SW6020B

Name	Mass	ISTD	Tune Step	Tune Mode	Conc.	Units	CPS
Li	7	45	1	No Gas	1.157	ug/l	13629.56
Be	9	45	1	No Gas	-0.284	ug/l	20.67
B	11	45	1	No Gas	92.371	ug/l	35940.89
Na	23	45	3	He	74942.735	ug/l	9214721.88
Mg	24	45	3	He	23551.040	ug/l	1593149.96
Al	27	45	1	No Gas	62.555	ug/l	211397.83
Si	28	45	2	H2	24217.937	ug/l	8384468.51
K	39	72	3	He	2191.136	ug/l	241073.72
Ca	40	72	2	H2	21759.400	ug/l	30271837.44
Ti	47	72	1	No Gas	5.858	ug/l	2659.59
V	51	72	1	No Gas	50.735	ug/l	215412.98
V	51	72	3	He	40.991	ug/l	44754.87
Cr	52	72	1	No Gas	3.070	ug/l	97704.13
Cr	52	72	3	He	3.450	ug/l	3796.07
Mn	55	72	1	No Gas	9.356	ug/l	69743.65
Mn	55	72	3	He	8.645	ug/l	5148.21
Fe	56	72	2	H2	168.714	ug/l	545286.67
Fe	56	72	3	He	158.530	ug/l	130488.47
Co	59	72	1	No Gas	0.249	ug/l	1839.80
Ni	60	72	1	No Gas	1.623	ug/l	2442.03
Ni	60	72	3	He	1.706	ug/l	710.02
Cu	63	72	1	No Gas	3.774	ug/l	13042.41
Cu	63	72	3	He	3.482	ug/l	3929.75
Cu	65	72	1	No Gas	3.346	ug/l	5761.46
Zn	66	72	1	No Gas	27.665	ug/l	29091.75
Zn	66	72	3	He	29.894	ug/l	6263.60
As	75	72	1	No Gas	8.356	ug/l	22274.47
As	75	72	3	He	6.450	ug/l	1362.24
Se	78	72	2	H2	0.756	ug/l	116.89
Br	79	72	1	No Gas	267.305	ug/l	694044.57
Br	79	72	2	H2	272.123	ug/l	394913.77
Se	82	72	1	No Gas	3.956	ug/l	907.96
Kr	84	72	1	No Gas		ug/l	23749.15
Sr	88	72	1	No Gas	110.032	ug/l	957172.68
Sr	88	72	3	He	101.920	ug/l	93101.90
Mo	95	115	1	No Gas	8.083	ug/l	16069.14
Mo	95	115	3	He	8.547	ug/l	5765.64
Mo	98	115	1	No Gas	8.120	ug/l	26286.69
Ag	107	115	1	No Gas	0.248	ug/l	2973.51
Ag	109	115	1	No Gas	0.247	ug/l	2831.43
Cd	111	115	1	No Gas	0.035	ug/l	37.19

ICPMS207-B Analytical Data

Name	Mass	ISTD	Tune Step	Tune Mode	Conc.	Units	CPS
Cd	111	115	3	He	0.008	ug/l	8.33
Cd	114	115	1	No Gas	0.081	ug/l	45.84
Cd	114	115	3	He	0.006	ug/l	17.01
Sn	118	115	1	No Gas	0.872	ug/l	5763.10
Sn	118	115	3	He	0.955	ug/l	1551.21
Sb	121	115	1	No Gas	0.578	ug/l	3800.90
Sb	121	115	3	He	0.612	ug/l	965.13
Sb	123	115	1	No Gas	0.604	ug/l	3006.96
Sb	123	115	3	He	0.577	ug/l	724.76
Ba	135	115	1	No Gas	3.128	ug/l	3197.38
Ba	137	115	1	No Gas	3.238	ug/l	5862.97
La	139	115	3	He	0.034	ug/l	180.00
Ce	140	115	3	He	0.093	ug/l	503.35
Hg	201	209	1	No Gas	0.205	ug/l	193.29
Hg	202	209	1	No Gas	3.938	ug/l	7299.55
Hg	202	209	3	He	3.003	ug/l	2582.74
Tl	203	209	3	He	-0.024	ug/l	538.23
Tl	205	209	1	No Gas	-0.046	ug/l	2185.75
Tl	205	209	3	He	-0.047	ug/l	1218.55
[Pb]	206	209	1	No Gas	0.247	ug/l	1552.33
[Pb]	207	209	1	No Gas	0.246	ug/l	1344.52
Pb	208	209	1	No Gas	0.240	ug/l	6206.17
Th	232	209	3	He	-0.037	ug/l	289.45
U	238	209	1	No Gas	0.347	ug/l	5450.38

Name	Mass	Tune Step	Tune Mode	CPS	ISTD Recovery %
Sc	45	1	No Gas	4234548.72	75.1
Sc	45	2	H2	2288994.90	83.4
Sc	45	3	He	226616.65	71.2
Ge	72	1	No Gas	1275047.07	84.3
Ge	72	2	H2	880029.04	88.7
Ge	72	3	He	180656.05	81.1
In	115	1	No Gas	11193906.86	92.0
In	115	3	He	2260246.88	85.8
Tb	159	1	No Gas	16341817.70	100.0
Tb	159	3	He	6555860.63	95.9
Ho	165	1	No Gas	15624254.33	102.5
Ho	165	3	He	6362530.69	96.2
Lu	175	1	No Gas	16112490.46	103.5
Lu	175	3	He	5126145.39	95.7
Bi	209	1	No Gas	11656881.77	103.0
Bi	209	3	He	4943367.45	98.6

ICPMS207-B Analytical Data

Sample Name	B22011214-001BPDS1
File Name	097ARef.d
Data Path Name	D:\Agilent\ICPMH\1\DATA\220121ADoD.b
Acq Time	2022-01-22 02:01:28
Sample Type	AllRef
Total Dilution	1.0300
Comment	ICPMS-6020-W-T
Operator	CAR/SRH/JPV/AEM
Method	SW6020/ SW6020B

Name	Mass	ISTD	Tune Step	Tune Mode	Conc.	Units	CPS
Li	7	45	1	No Gas	1.488	ug/l	20485.29
Be	9	45	1	No Gas	37.226	ug/l	96086.48
B	11	45	1	No Gas	130.039	ug/l	209730.29
Na	23	45	3	He	74190.409	ug/l	42958782.42
Mg	24	45	3	He	23633.962	ug/l	7545594.89
Al	27	45	1	No Gas	111.796	ug/l	1648821.94
Si	28	45	2	H2	26560.828	ug/l	42297580.06
K	39	72	3	He	2437.899	ug/l	964495.06
Ca	40	72	2	H2	21877.212	ug/l	143177098.72
Ti	47	72	1	No Gas	46.282	ug/l	92617.70
V	51	72	1	No Gas	80.127	ug/l	1930568.00
V	51	72	3	He	88.530	ug/l	334816.66
Cr	52	72	1	No Gas	49.548	ug/l	1211837.14
Cr	52	72	3	He	51.340	ug/l	214789.12
Mn	55	72	1	No Gas	54.292	ug/l	1669107.72
Mn	55	72	3	He	56.891	ug/l	154164.25
Fe	56	72	2	H2	223.589	ug/l	3359159.98
Fe	56	72	3	He	214.218	ug/l	796911.77
Co	59	72	1	No Gas	45.680	ug/l	1181758.49
Ni	60	72	1	No Gas	45.674	ug/l	269262.05
Ni	60	72	3	He	51.730	ug/l	88963.03
Cu	63	72	1	No Gas	47.430	ug/l	673764.69
Cu	63	72	3	He	52.312	ug/l	237052.12
Cu	65	72	1	No Gas	46.823	ug/l	327599.70
Zn	66	72	1	No Gas	72.215	ug/l	349187.30
Zn	66	72	3	He	78.042	ug/l	74177.98
As	75	72	1	No Gas	54.337	ug/l	323397.35
As	75	72	3	He	56.584	ug/l	46556.37
Se	78	72	2	H2	52.181	ug/l	28241.56
Br	79	72	1	No Gas	13.613	ug/l	211677.74
Br	79	72	2	H2	12.942	ug/l	110839.00
Se	82	72	1	No Gas	49.350	ug/l	16811.43
Kr	84	72	1	No Gas		ug/l	58682.83
Sr	88	72	1	No Gas	162.416	ug/l	6677777.90
Sr	88	72	3	He	160.677	ug/l	683071.24
Mo	95	115	1	No Gas	56.888	ug/l	507871.06
Mo	95	115	3	He	59.430	ug/l	180860.20
Mo	98	115	1	No Gas	56.629	ug/l	823011.06
Ag	107	115	1	No Gas	20.309	ug/l	465874.12
Ag	109	115	1	No Gas	20.146	ug/l	448532.53
Cd	111	115	1	No Gas	49.791	ug/l	256677.88

ICPMS207-B Analytical Data

Name	Mass	ISTD	Tune Step	Tune Mode	Conc.	Units	CPS
Cd	111	115	3	He	51.386	ug/l	82524.68
Cd	114	115	1	No Gas	51.116	ug/l	582663.83
Cd	114	115	3	He	51.936	ug/l	204775.29
Sn	118	115	1	No Gas	51.648	ug/l	757422.80
Sn	118	115	3	He	53.462	ug/l	199881.20
Sb	121	115	1	No Gas	53.099	ug/l	1225015.30
Sb	121	115	3	He	52.215	ug/l	302908.70
Sb	123	115	1	No Gas	52.313	ug/l	928677.62
Sb	123	115	3	He	51.985	ug/l	238321.15
Ba	135	115	1	No Gas	56.367	ug/l	254474.56
Ba	137	115	1	No Gas	56.519	ug/l	453712.14
La	139	115	3	He	0.040	ug/l	855.59
Ce	140	115	3	He	56.581	ug/l	1304891.79
Hg	201	209	1	No Gas	1.275	ug/l	4540.21
Hg	202	209	1	No Gas	5.588	ug/l	45424.26
Hg	202	209	3	He	4.383	ug/l	17019.75
Tl	203	209	3	He	51.083	ug/l	509616.19
Tl	205	209	1	No Gas	52.969	ug/l	2567073.97
Tl	205	209	3	He	51.980	ug/l	1228789.29
[Pb]	206	209	1	No Gas	52.492	ug/l	893713.62
[Pb]	207	209	1	No Gas	52.508	ug/l	781336.05
Pb	208	209	1	No Gas	52.709	ug/l	3622232.31
Th	232	209	3	He	53.450	ug/l	1779449.22
U	238	209	1	No Gas	54.711	ug/l	3740424.50

Name	Mass	Tune Step	Tune Mode	CPS	ISTD Recovery %
Sc	45	1	No Gas	4017556.27	71.3
Sc	45	2	H2	2170312.76	79.1
Sc	45	3	He	220391.22	69.2
Ge	72	1	No Gas	1242318.76	82.2
Ge	72	2	H2	854884.82	86.1
Ge	72	3	He	173521.61	77.9
In	115	1	No Gas	10386823.93	85.3
In	115	3	He	2106984.15	79.9
Tb	159	1	No Gas	15402938.02	94.3
Tb	159	3	He	6238989.08	91.3
Ho	165	1	No Gas	14578895.26	95.6
Ho	165	3	He	6165230.48	93.2
Lu	175	1	No Gas	15142614.27	97.3
Lu	175	3	He	5009886.95	93.5
Bi	209	1	No Gas	10646327.56	94.0
Bi	209	3	He	4645394.15	92.7

ICPMS207-B Analytical Data

Sample Name	B22011214-001BMS4
File Name	098MS4.d
Data Path Name	D:\Agilent\ICPMH\1\DATA\220121ADoD.b
Acq Time	2022-01-22 02:07:43
Sample Type	MS4
Total Dilution	1.0000
Comment	ICPMS-6020-W-T
Operator	CAR/SRH/JPV/AEM
Method	SW6020/ SW6020B

Name	Mass	ISTD	Tune Step	Tune Mode	Conc.	Units	CPS
Li	7	45	1	No Gas	67.106	ug/l	449176.90
Be	9	45	1	No Gas	37.669	ug/l	104419.32
B	11	45	1	No Gas	171.168	ug/l	295120.55
Na	23	45	3	He	80803.235	ug/l	49228782.04
Mg	24	45	3	He	29298.823	ug/l	9839626.62
Al	27	45	1	No Gas	481.559	ug/l	7585575.72
Si	28	45	2	H2	28828.280	ug/l	47405729.87
K	39	72	3	He	6899.272	ug/l	2759349.70
Ca	40	72	2	H2	26962.149	ug/l	181683555.49
Ti	47	72	1	No Gas	86.395	ug/l	181120.63
V	51	72	1	No Gas	118.901	ug/l	3030992.01
V	51	72	3	He	137.063	ug/l	540924.99
Cr	52	72	1	No Gas	93.884	ug/l	2330047.62
Cr	52	72	3	He	100.233	ug/l	443015.90
Mn	55	72	1	No Gas	464.115	ug/l	14889082.01
Mn	55	72	3	He	481.977	ug/l	1380426.88
Fe	56	72	2	H2	686.960	ug/l	10607803.26
Fe	56	72	3	He	641.405	ug/l	2513504.35
Co	59	72	1	No Gas	88.202	ug/l	2392044.90
Ni	60	72	1	No Gas	88.410	ug/l	546200.38
Ni	60	72	3	He	96.270	ug/l	175105.35
Cu	63	72	1	No Gas	91.738	ug/l	1365072.81
Cu	63	72	3	He	100.853	ug/l	482861.83
Cu	65	72	1	No Gas	90.276	ug/l	661568.52
Zn	66	72	1	No Gas	115.109	ug/l	583232.51
Zn	66	72	3	He	123.980	ug/l	124522.50
As	75	72	1	No Gas	97.872	ug/l	600674.47
As	75	72	3	He	104.910	ug/l	91099.90
Se	78	72	2	H2	103.643	ug/l	57731.08
Br	79	72	1	No Gas	9.051	ug/l	166562.37
Br	79	72	2	H2	8.702	ug/l	85679.13
Se	82	72	1	No Gas	95.010	ug/l	33325.52
Kr	84	72	1	No Gas		ug/l	75668.05
Sr	88	72	1	No Gas	208.313	ug/l	8982661.58
Sr	88	72	3	He	209.270	ug/l	940966.19
Mo	95	115	1	No Gas	101.948	ug/l	941047.85
Mo	95	115	3	He	111.676	ug/l	349250.80
Mo	98	115	1	No Gas	106.184	ug/l	1596057.15
Ag	107	115	1	No Gas	9.718	ug/l	231346.36
Ag	109	115	1	No Gas	9.763	ug/l	225559.45
Cd	111	115	1	No Gas	49.469	ug/l	263731.19

ICPMS207-B Analytical Data

Name	Mass	ISTD	Tune Step	Tune Mode	Conc.	Units	CPS
Cd	111	115	3	He	51.622	ug/l	85202.92
Cd	114	115	1	No Gas	50.103	ug/l	590612.53
Cd	114	115	3	He	51.738	ug/l	209648.77
Sn	118	115	1	No Gas	105.464	ug/l	1596404.20
Sn	118	115	3	He	106.698	ug/l	409297.47
Sb	121	115	1	No Gas	104.940	ug/l	2502957.61
Sb	121	115	3	He	104.442	ug/l	622491.34
Sb	123	115	1	No Gas	105.758	ug/l	1940980.49
Sb	123	115	3	He	106.855	ug/l	503304.04
Ba	135	115	1	No Gas	102.027	ug/l	476308.23
Ba	137	115	1	No Gas	100.443	ug/l	833772.74
La	139	115	3	He	111.405	ug/l	2413905.40
Ce	140	115	3	He	113.453	ug/l	2689245.62
Hg	201	209	1	No Gas	0.250	ug/l	928.51
Hg	202	209	1	No Gas	4.579	ug/l	37998.67
Hg	202	209	3	He	3.366	ug/l	13306.66
Tl	203	209	3	He	102.270	ug/l	1037583.94
Tl	205	209	1	No Gas	105.006	ug/l	5191583.99
Tl	205	209	3	He	103.733	ug/l	2494012.63
[Pb]	206	209	1	No Gas	103.835	ug/l	1804058.24
[Pb]	207	209	1	No Gas	104.362	ug/l	1585142.30
Pb	208	209	1	No Gas	103.844	ug/l	7284149.30
Th	232	209	3	He	106.943	ug/l	3621913.35
U	238	209	1	No Gas	109.372	ug/l	7631357.81

Name	Mass	Tune Step	Tune Mode	CPS	ISTD Recovery %
Sc	45	1	No Gas	4189886.95	74.3
Sc	45	2	H2	2175667.95	79.3
Sc	45	3	He	225270.76	70.7
Ge	72	1	No Gas	1264817.94	83.7
Ge	72	2	H2	854452.94	86.1
Ge	72	3	He	178184.14	80.0
In	115	1	No Gas	10427416.57	85.7
In	115	3	He	2102218.57	79.8
Tb	159	1	No Gas	15258972.29	93.4
Tb	159	3	He	6229651.15	91.2
Ho	165	1	No Gas	14698979.19	96.4
Ho	165	3	He	6145207.59	92.9
Lu	175	1	No Gas	15037718.86	96.6
Lu	175	3	He	4996436.05	93.3
Bi	209	1	No Gas	10565208.08	93.3
Bi	209	3	He	4589597.00	91.6

ICPMS207-B Analytical Data

Sample Name	B22011214-001BMSD4
File Name	099MSD4.d
Data Path Name	D:\Agilent\ICPMH\1\DATA\220121ADoD.b
Acq Time	2022-01-22 02:13:58
Sample Type	MSD4
Total Dilution	1.0000
Comment	ICPMS-6020-W-T
Operator	CAR/SRH/JPV/AEM
Method	SW6020/ SW6020B

Name	Mass	ISTD	Tune Step	Tune Mode	Conc.	Units	CPS
Li	7	45	1	No Gas	72.513	ug/l	486609.01
Be	9	45	1	No Gas	39.886	ug/l	111103.22
B	11	45	1	No Gas	177.421	ug/l	307358.47
Na	23	45	3	He	77646.640	ug/l	49307489.27
Mg	24	45	3	He	28359.725	ug/l	9931390.29
Al	27	45	1	No Gas	508.007	ug/l	8045584.53
Si	28	45	2	H2	27659.167	ug/l	46874742.48
K	39	72	3	He	7049.506	ug/l	2854047.28
Ca	40	72	2	H2	25856.736	ug/l	177026570.34
Ti	47	72	1	No Gas	86.955	ug/l	183296.54
V	51	72	1	No Gas	127.750	ug/l	3272847.07
V	51	72	3	He	136.782	ug/l	546632.16
Cr	52	72	1	No Gas	94.653	ug/l	2362267.97
Cr	52	72	3	He	99.170	ug/l	443841.98
Mn	55	72	1	No Gas	471.322	ug/l	15208824.93
Mn	55	72	3	He	477.629	ug/l	1385575.09
Fe	56	72	2	H2	654.910	ug/l	10273127.14
Fe	56	72	3	He	632.144	ug/l	2508216.77
Co	59	72	1	No Gas	89.558	ug/l	2442546.35
Ni	60	72	1	No Gas	86.907	ug/l	539873.07
Ni	60	72	3	He	98.361	ug/l	181166.16
Cu	63	72	1	No Gas	90.633	ug/l	1356316.64
Cu	63	72	3	He	99.227	ug/l	481113.79
Cu	65	72	1	No Gas	90.264	ug/l	665427.75
Zn	66	72	1	No Gas	117.178	ug/l	596977.69
Zn	66	72	3	He	124.354	ug/l	126519.84
As	75	72	1	No Gas	98.529	ug/l	607899.94
As	75	72	3	He	104.576	ug/l	91970.03
Se	78	72	2	H2	101.440	ug/l	57406.70
Br	79	72	1	No Gas	8.618	ug/l	162412.10
Br	79	72	2	H2	8.383	ug/l	84913.26
Se	82	72	1	No Gas	95.124	ug/l	33554.41
Kr	84	72	1	No Gas		ug/l	73932.07
Sr	88	72	1	No Gas	204.856	ug/l	8887294.59
Sr	88	72	3	He	207.364	ug/l	944401.20
Mo	95	115	1	No Gas	107.180	ug/l	958850.78
Mo	95	115	3	He	110.301	ug/l	349074.91
Mo	98	115	1	No Gas	110.173	ug/l	1604869.45
Ag	107	115	1	No Gas	9.990	ug/l	230443.62
Ag	109	115	1	No Gas	10.038	ug/l	224716.18
Cd	111	115	1	No Gas	50.672	ug/l	261817.27

ICPMS207-B Analytical Data

Name	Mass	ISTD	Tune Step	Tune Mode	Conc.	Units	CPS
Cd	111	115	3	He	50.769	ug/l	84791.17
Cd	114	115	1	No Gas	51.847	ug/l	592336.69
Cd	114	115	3	He	50.785	ug/l	208233.43
Sn	118	115	1	No Gas	108.149	ug/l	1586594.12
Sn	118	115	3	He	104.477	ug/l	405545.57
Sb	121	115	1	No Gas	107.231	ug/l	2478748.85
Sb	121	115	3	He	102.220	ug/l	616516.67
Sb	123	115	1	No Gas	107.539	ug/l	1912838.73
Sb	123	115	3	He	105.081	ug/l	500840.64
Ba	135	115	1	No Gas	105.286	ug/l	476386.64
Ba	137	115	1	No Gas	103.433	ug/l	832138.67
La	139	115	3	He	109.544	ug/l	2401948.70
Ce	140	115	3	He	111.944	ug/l	2685081.49
Hg	201	209	1	No Gas	0.264	ug/l	962.18
Hg	202	209	1	No Gas	4.623	ug/l	37590.96
Hg	202	209	3	He	3.357	ug/l	13305.32
Tl	203	209	3	He	101.396	ug/l	1031368.38
Tl	205	209	1	No Gas	108.529	ug/l	5257085.97
Tl	205	209	3	He	103.165	ug/l	2486571.80
[Pb]	206	209	1	No Gas	105.230	ug/l	1790831.31
[Pb]	207	209	1	No Gas	106.351	ug/l	1581990.90
Pb	208	209	1	No Gas	105.389	ug/l	7239933.64
Th	232	209	3	He	105.924	ug/l	3596670.75
U	238	209	1	No Gas	110.577	ug/l	7559222.24

Name	Mass	Tune Step	Tune Mode	CPS	ISTD Recovery %
Sc	45	1	No Gas	4216758.99	74.8
Sc	45	2	H2	2242316.87	81.7
Sc	45	3	He	234754.98	73.7
Ge	72	1	No Gas	1272411.10	84.2
Ge	72	2	H2	868452.10	87.5
Ge	72	3	He	180453.82	81.0
In	115	1	No Gas	10105375.94	83.0
In	115	3	He	2127277.60	80.7
Tb	159	1	No Gas	14968961.77	91.6
Tb	159	3	He	6364282.70	93.1
Ho	165	1	No Gas	14414710.76	94.5
Ho	165	3	He	6167016.91	93.2
Lu	175	1	No Gas	15171247.28	97.5
Lu	175	3	He	4937191.24	92.2
Bi	209	1	No Gas	10335640.64	91.3
Bi	209	3	He	4601026.47	91.8

ICPMS207-B Analytical Data

Sample Name	Rinse
File Name	100BLKV.d
Data Path Name	D:\Agilent\ICPMH\1\DATA\220121ADoD.b
Acq Time	2022-01-22 02:20:12
Sample Type	BlkVrfy
Total Dilution	1.0000
Comment	ICPMS-6020-W-D
Operator	CAR/SRH/JPV/AEM
Method	SW6020/ SW6020B

Name	Mass	ISTD	Tune Step	Tune Mode	Conc.	Units	CPS
Li	7	45	1	No Gas	-0.207	ug/l	11777.94
Be	9	45	1	No Gas	-0.045	ug/l	58.32
B	11	45	1	No Gas	2.454	ug/l	9224.54
Na	23	45	3	He	44.093	ug/l	68387.64
Mg	24	45	3	He	0.676	ug/l	1730.02
Al	27	45	1	No Gas	-0.347	ug/l	7764.27
Si	28	45	2	H2	127.435	ug/l	233844.81
K	39	72	3	He	-25.981	ug/l	61236.58
Ca	40	72	2	H2	-1.333	ug/l	83169.20
Ti	47	72	1	No Gas	-0.007	ug/l	178.51
V	51	72	1	No Gas	2.318	ug/l	11049.61
V	51	72	3	He	1.250	ug/l	18793.25
Cr	52	72	1	No Gas	-0.022	ug/l	85509.55
Cr	52	72	3	He	0.008	ug/l	800.03
Mn	55	72	1	No Gas	0.193	ug/l	16097.00
Mn	55	72	3	He	0.140	ug/l	568.57
Fe	56	72	2	H2	0.143	ug/l	11743.21
Fe	56	72	3	He	0.100	ug/l	5501.58
Co	59	72	1	No Gas	0.003	ug/l	585.52
Ni	60	72	1	No Gas	-0.009	ug/l	379.25
Ni	60	72	3	He	0.005	ug/l	94.44
Cu	63	72	1	No Gas	0.013	ug/l	2009.61
Cu	63	72	3	He	0.012	ug/l	655.22
Cu	65	72	1	No Gas	0.015	ug/l	967.09
Zn	66	72	1	No Gas	0.032	ug/l	1075.13
Zn	66	72	3	He	0.053	ug/l	254.45
As	75	72	1	No Gas	1.472	ug/l	21860.28
As	75	72	3	He	0.012	ug/l	256.27
Se	78	72	2	H2	0.010	ug/l	37.00
Br	79	72	1	No Gas	21.358	ug/l	325703.74
Br	79	72	2	H2	21.557	ug/l	180082.30
Se	82	72	1	No Gas	0.193	ug/l	726.61
Kr	84	72	1	No Gas		ug/l	18528.48
Sr	88	72	1	No Gas	0.002	ug/l	795.12
Sr	88	72	3	He	-0.007	ug/l	223.34
Mo	95	115	1	No Gas	0.018	ug/l	242.23
Mo	95	115	3	He	0.011	ug/l	57.78
Mo	98	115	1	No Gas	0.017	ug/l	385.43
Ag	107	115	1	No Gas	-0.002	ug/l	1737.48
Ag	109	115	1	No Gas	0.004	ug/l	1785.50
Cd	111	115	1	No Gas	0.006	ug/l	34.23

ICPMS207-B Analytical Data

Name	Mass	ISTD	Tune Step	Tune Mode	Conc.	Units	CPS
Cd	111	115	3	He	0.005	ug/l	15.78
Cd	114	115	1	No Gas	0.006	ug/l	-86.47
Cd	114	115	3	He	0.005	ug/l	34.08
Sn	118	115	1	No Gas	0.014	ug/l	3313.83
Sn	118	115	3	He	0.009	ug/l	832.25
Sb	121	115	1	No Gas	0.191	ug/l	6014.90
Sb	121	115	3	He	0.149	ug/l	1177.17
Sb	123	115	1	No Gas	0.192	ug/l	4625.56
Sb	123	115	3	He	0.159	ug/l	978.46
Ba	135	115	1	No Gas	0.006	ug/l	96.48
Ba	137	115	1	No Gas	0.003	ug/l	126.41
La	139	115	3	He	0.001	ug/l	35.56
Ce	140	115	3	He	0.001	ug/l	53.34
Hg	201	209	1	No Gas	0.000	ug/l	32.66
Hg	202	209	1	No Gas	0.008	ug/l	181.97
Hg	202	209	3	He	0.006	ug/l	59.99
Tl	203	209	3	He	0.183	ug/l	2716.70
Tl	205	209	1	No Gas	0.165	ug/l	12203.72
Tl	205	209	3	He	0.180	ug/l	6421.48
[Pb]	206	209	1	No Gas	0.007	ug/l	780.03
[Pb]	207	209	1	No Gas	0.012	ug/l	755.58
Pb	208	209	1	No Gas	0.009	ug/l	3302.40
Th	232	209	3	He	0.018	ug/l	1289.25
U	238	209	1	No Gas	0.002	ug/l	289.28

Name	Mass	Tune Step	Tune Mode	CPS	ISTD Recovery %
Sc	45	1	No Gas	4643552.28	82.4
Sc	45	2	H2	2362267.85	86.1
Sc	45	3	He	251550.85	79.0
Ge	72	1	No Gas	1323842.71	87.6
Ge	72	2	H2	908416.85	91.5
Ge	72	3	He	192669.60	86.5
In	115	1	No Gas	11735208.84	96.4
In	115	3	He	2345749.06	89.0
Tb	159	1	No Gas	16457359.07	100.7
Tb	159	3	He	6702678.59	98.1
Ho	165	1	No Gas	15699915.82	102.9
Ho	165	3	He	6420420.77	97.1
Lu	175	1	No Gas	16530476.98	106.2
Lu	175	3	He	5224730.43	97.6
Bi	209	1	No Gas	12154563.55	107.4
Bi	209	3	He	5189463.51	103.5

ICPMS207-B Analytical Data

Sample Name	B22011227-001A
File Name	101SMPL.d
Data Path Name	D:\Agilent\ICPMH\1\DATA\220121ADoD.b
Acq Time	2022-01-22 02:26:26
Sample Type	Sample
Total Dilution	1.0000
Comment	ICPMS-6020-W-D
Operator	CAR/SRH/JPV/AEM
Method	SW6020/ SW6020B

Name	Mass	ISTD	Tune Step	Tune Mode	Conc.	Units	CPS
Li	7	45	1	No Gas	-0.623	ug/l	9993.96
Be	9	45	1	No Gas	-0.047	ug/l	58.66
B	11	45	1	No Gas	58.052	ug/l	129688.04
Na	23	45	3	He	159241.119	ug/l	124388330.37
Mg	24	45	3	He	44478.677	ug/l	19161668.82
Al	27	45	1	No Gas	0.811	ug/l	31804.14
Si	28	45	2	H2	31873.347	ug/l	61628122.50
K	39	72	3	He	1930.818	ug/l	960081.90
Ca	40	72	2	H2	25884.056	ug/l	192521825.04
Ti	47	72	1	No Gas	2.009	ug/l	4830.67
V	51	72	1	No Gas	22.705	ug/l	592776.75
V	51	72	3	He	18.416	ug/l	97782.71
Cr	52	72	1	No Gas	0.400	ug/l	101008.99
Cr	52	72	3	He	2.148	ug/l	11915.99
Mn	55	72	1	No Gas	1.925	ug/l	77994.96
Mn	55	72	3	He	1.980	ug/l	6783.88
Fe	56	72	2	H2	18.477	ug/l	324442.22
Fe	56	72	3	He	17.662	ug/l	86336.12
Co	59	72	1	No Gas	0.147	ug/l	4921.08
Ni	60	72	1	No Gas	0.661	ug/l	4947.71
Ni	60	72	3	He	0.504	ug/l	1165.61
Cu	63	72	1	No Gas	1.144	ug/l	20604.81
Cu	63	72	3	He	0.354	ug/l	2622.72
Cu	65	72	1	No Gas	0.467	ug/l	4657.29
Zn	66	72	1	No Gas	3.762	ug/l	21889.06
Zn	66	72	3	He	3.921	ug/l	4816.37
As	75	72	1	No Gas	0.155	ug/l	14289.49
As	75	72	3	He	0.071	ug/l	336.87
Se	78	72	2	H2	0.243	ug/l	181.45
Br	79	72	1	No Gas	79.512	ug/l	1094181.85
Br	79	72	2	H2	77.372	ug/l	588298.69
Se	82	72	1	No Gas	1.912	ug/l	1415.49
Kr	84	72	1	No Gas		ug/l	93693.80
Sr	88	72	1	No Gas	260.491	ug/l	12357915.63
Sr	88	72	3	He	262.861	ug/l	1383441.58
Mo	95	115	1	No Gas	0.290	ug/l	3005.89
Mo	95	115	3	He	0.291	ug/l	1064.49
Mo	98	115	1	No Gas	0.292	ug/l	4928.59
Ag	107	115	1	No Gas	-0.063	ug/l	111.38
Ag	109	115	1	No Gas	-0.062	ug/l	92.70
Cd	111	115	1	No Gas	0.024	ug/l	137.52

ICPMS207-B Analytical Data

Name	Mass	ISTD	Tune Step	Tune Mode	Conc.	Units	CPS
Cd	111	115	3	He	0.018	ug/l	40.67
Cd	114	115	1	No Gas	0.034	ug/l	276.52
Cd	114	115	3	He	0.018	ug/l	93.84
Sn	118	115	1	No Gas	-0.075	ug/l	1773.27
Sn	118	115	3	He	-0.076	ug/l	483.35
Sb	121	115	1	No Gas	0.114	ug/l	3862.25
Sb	121	115	3	He	0.113	ug/l	962.46
Sb	123	115	1	No Gas	0.114	ug/l	2951.61
Sb	123	115	3	He	0.119	ug/l	792.77
Ba	135	115	1	No Gas	10.862	ug/l	55987.84
Ba	137	115	1	No Gas	10.789	ug/l	98883.33
La	139	115	3	He	0.001	ug/l	45.56
Ce	140	115	3	He	0.002	ug/l	80.00
Hg	201	209	1	No Gas	-0.001	ug/l	25.33
Hg	202	209	1	No Gas	0.001	ug/l	99.98
Hg	202	209	3	He	0.002	ug/l	38.32
Tl	203	209	3	He	0.081	ug/l	1468.68
Tl	205	209	1	No Gas	0.056	ug/l	5506.80
Tl	205	209	3	He	0.080	ug/l	3516.55
[Pb]	206	209	1	No Gas	0.010	ug/l	768.91
[Pb]	207	209	1	No Gas	0.011	ug/l	673.36
Pb	208	209	1	No Gas	0.008	ug/l	3006.82
Th	232	209	3	He	-0.004	ug/l	412.84
U	238	209	1	No Gas	0.014	ug/l	1160.49

Name	Mass	Tune Step	Tune Mode	CPS	ISTD Recovery %
Sc	45	1	No Gas	5285592.33	93.7
Sc	45	2	H2	2558149.32	93.2
Sc	45	3	He	288848.64	90.7
Ge	72	1	No Gas	1391696.69	92.1
Ge	72	2	H2	943203.38	95.0
Ge	72	3	He	208530.07	93.7
In	115	1	No Gas	11511098.21	94.6
In	115	3	He	2410159.31	91.4
Tb	159	1	No Gas	16466713.95	100.8
Tb	159	3	He	6701748.86	98.1
Ho	165	1	No Gas	15555899.10	102.0
Ho	165	3	He	6547947.40	99.0
Lu	175	1	No Gas	15864800.07	101.9
Lu	175	3	He	5353580.16	100.0
Bi	209	1	No Gas	11202632.48	98.9
Bi	209	3	He	4912194.32	98.0

ICPMS207-B Analytical Data

Sample Name	CCV
File Name	102_CCV.d
Data Path Name	D:\Agilent\ICPMH\1\DATA\220121ADoD.b
Acq Time	2022-01-22 02:32:41
Sample Type	CCV
Total Dilution	1.0000
Comment	ICPMS-6020-W-D
Operator	CAR/SRH/JPV/AEM
Method	SW6020/ SW6020B

Name	Mass	ISTD	Tune Step	Tune Mode	Conc.	Units	CPS
Li	7	45	1	No Gas	433.482	ug/l	3209272.13
Be	9	45	1	No Gas	37.619	ug/l	118039.76
B	11	45	1	No Gas	40.811	ug/l	83219.33
Na	23	45	3	He	12024.656	ug/l	8781891.39
Mg	24	45	3	He	11867.927	ug/l	4760228.78
Al	27	45	1	No Gas	52.160	ug/l	942577.01
Si	28	45	2	H2	264.106	ug/l	498535.99
K	39	72	3	He	11327.379	ug/l	5149313.68
Ca	40	72	2	H2	12054.540	ug/l	90741170.47
Ti	47	72	1	No Gas	46.750	ug/l	104683.08
V	51	72	1	No Gas	50.324	ug/l	1337628.07
V	51	72	3	He	49.126	ug/l	231582.89
Cr	52	72	1	No Gas	48.862	ug/l	1336448.64
Cr	52	72	3	He	48.222	ug/l	244853.80
Mn	55	72	1	No Gas	50.019	ug/l	1721788.06
Mn	55	72	3	He	48.349	ug/l	158997.91
Fe	56	72	2	H2	1338.174	ug/l	23058342.95
Fe	56	72	3	He	1245.821	ug/l	5593543.87
Co	59	72	1	No Gas	49.117	ug/l	1421931.51
Ni	60	72	1	No Gas	47.889	ug/l	315974.41
Ni	60	72	3	He	48.921	ug/l	102098.34
Cu	63	72	1	No Gas	49.077	ug/l	780365.80
Cu	63	72	3	He	50.063	ug/l	275184.34
Cu	65	72	1	No Gas	49.619	ug/l	388494.28
Zn	66	72	1	No Gas	49.453	ug/l	267906.44
Zn	66	72	3	He	50.720	ug/l	58570.77
As	75	72	1	No Gas	50.217	ug/l	335260.43
As	75	72	3	He	50.217	ug/l	50149.08
Se	78	72	2	H2	52.150	ug/l	32448.41
Br	79	72	1	No Gas	17.369	ug/l	282094.38
Br	79	72	2	H2	16.695	ug/l	153781.71
Se	82	72	1	No Gas	50.566	ug/l	19246.59
Kr	84	72	1	No Gas		ug/l	35193.01
Sr	88	72	1	No Gas	53.132	ug/l	2446016.96
Sr	88	72	3	He	51.392	ug/l	265259.60
Mo	95	115	1	No Gas	50.069	ug/l	508315.30
Mo	95	115	3	He	50.983	ug/l	183951.71
Mo	98	115	1	No Gas	50.544	ug/l	835490.37
Ag	107	115	1	No Gas	19.859	ug/l	518034.30
Ag	109	115	1	No Gas	19.752	ug/l	500130.95
Cd	111	115	1	No Gas	50.131	ug/l	293886.73

ICPMS207-B Analytical Data

Name	Mass	ISTD	Tune Step	Tune Mode	Conc.	Units	CPS
Cd	111	115	3	He	50.860	ug/l	96860.91
Cd	114	115	1	No Gas	51.206	ug/l	663766.17
Cd	114	115	3	He	50.549	ug/l	236337.18
Sn	118	115	1	No Gas	52.866	ug/l	881408.58
Sn	118	115	3	He	53.151	ug/l	235665.03
Sb	121	115	1	No Gas	54.351	ug/l	1425958.41
Sb	121	115	3	He	53.124	ug/l	365447.13
Sb	123	115	1	No Gas	53.984	ug/l	1089808.93
Sb	123	115	3	He	53.013	ug/l	288189.80
Ba	135	115	1	No Gas	51.973	ug/l	266868.55
Ba	137	115	1	No Gas	51.693	ug/l	471891.65
La	139	115	3	He	51.915	ug/l	1297981.12
Ce	140	115	3	He	51.492	ug/l	1408421.66
Hg	201	209	1	No Gas	0.995	ug/l	3868.13
Hg	202	209	1	No Gas	0.968	ug/l	8657.08
Hg	202	209	3	He	0.995	ug/l	4278.50
Tl	203	209	3	He	48.882	ug/l	536683.07
Tl	205	209	1	No Gas	50.877	ug/l	2689881.84
Tl	205	209	3	He	50.356	ug/l	1310054.63
[Pb]	206	209	1	No Gas	51.106	ug/l	949055.92
[Pb]	207	209	1	No Gas	50.469	ug/l	819189.60
Pb	208	209	1	No Gas	50.707	ug/l	3801002.44
Th	232	209	3	He	49.713	ug/l	1821035.54
U	238	209	1	No Gas	50.624	ug/l	3775154.47

Name	Mass	Tune Step	Tune Mode	CPS	ISTD Recovery %
Sc	45	1	No Gas	4742655.28	84.1
Sc	45	2	H2	2464742.30	89.8
Sc	45	3	He	268894.52	84.4
Ge	72	1	No Gas	1350040.59	89.3
Ge	72	2	H2	954034.80	96.1
Ge	72	3	He	204426.64	91.8
In	115	1	No Gas	11466043.40	94.2
In	115	3	He	2425749.35	92.0
Tb	159	1	No Gas	16373998.00	100.2
Tb	159	3	He	6733080.81	98.5
Ho	165	1	No Gas	15606737.96	102.3
Ho	165	3	He	6436387.46	97.3
Lu	175	1	No Gas	16020858.42	102.9
Lu	175	3	He	5293581.99	98.8
Bi	209	1	No Gas	11274320.79	99.6
Bi	209	3	He	4963686.80	99.0

ICPMS207-B Analytical Data

Sample Name	CCB
File Name	103_CCB.d
Data Path Name	D:\Agilent\ICPMH\1\DATA\220121ADoD.b
Acq Time	2022-01-22 02:38:55
Sample Type	CCB
Total Dilution	1.0000
Comment	ICPMS-6020-W-D
Operator	CAR/SRH/JPV/AEM
Method	SW6020/ SW6020B

Name	Mass	ISTD	Tune Step	Tune Mode	Conc.	Units	CPS
Li	7	45	1	No Gas	0.073	ug/l	14291.10
Be	9	45	1	No Gas	-0.047	ug/l	53.99
B	11	45	1	No Gas	1.259	ug/l	7221.97
Na	23	45	3	He	31.026	ug/l	60522.12
Mg	24	45	3	He	-0.329	ug/l	1377.34
Al	27	45	1	No Gas	-0.376	ug/l	7521.93
Si	28	45	2	H2	36.801	ug/l	73597.91
K	39	72	3	He	-19.005	ug/l	64009.57
Ca	40	72	2	H2	-1.160	ug/l	84766.73
Ti	47	72	1	No Gas	0.016	ug/l	236.91
V	51	72	1	No Gas	3.699	ug/l	53142.52
V	51	72	3	He	2.262	ug/l	22952.46
Cr	52	72	1	No Gas	0.337	ug/l	98128.52
Cr	52	72	3	He	0.032	ug/l	910.03
Mn	55	72	1	No Gas	0.079	ug/l	12733.69
Mn	55	72	3	He	0.011	ug/l	168.63
Fe	56	72	2	H2	0.050	ug/l	10253.93
Fe	56	72	3	He	0.074	ug/l	5374.74
Co	59	72	1	No Gas	-0.002	ug/l	452.44
Ni	60	72	1	No Gas	-0.007	ug/l	405.87
Ni	60	72	3	He	0.002	ug/l	90.00
Cu	63	72	1	No Gas	0.004	ug/l	1938.24
Cu	63	72	3	He	0.001	ug/l	595.23
Cu	65	72	1	No Gas	-0.005	ug/l	850.37
Zn	66	72	1	No Gas	-0.017	ug/l	851.41
Zn	66	72	3	He	-0.005	ug/l	191.11
As	75	72	1	No Gas	0.564	ug/l	16801.06
As	75	72	3	He	0.026	ug/l	268.73
Se	78	72	2	H2	0.008	ug/l	36.11
Br	79	72	1	No Gas	0.476	ug/l	71652.16
Br	79	72	2	H2	0.396	ug/l	33702.38
Se	82	72	1	No Gas	-0.113	ug/l	641.28
Kr	84	72	1	No Gas		ug/l	19424.60
Sr	88	72	1	No Gas	0.000	ug/l	718.60
Sr	88	72	3	He	-0.004	ug/l	237.78
Mo	95	115	1	No Gas	0.020	ug/l	266.67
Mo	95	115	3	He	0.014	ug/l	68.89
Mo	98	115	1	No Gas	0.022	ug/l	468.41
Ag	107	115	1	No Gas	-0.001	ug/l	1770.83
Ag	109	115	1	No Gas	-0.001	ug/l	1676.11
Cd	111	115	1	No Gas	0.001	ug/l	2.78

ICPMS207-B Analytical Data

Name	Mass	ISTD	Tune Step	Tune Mode	Conc.	Units	CPS
Cd	111	115	3	He	0.001	ug/l	7.33
Cd	114	115	1	No Gas	0.003	ug/l	-125.97
Cd	114	115	3	He	0.001	ug/l	16.11
Sn	118	115	1	No Gas	0.022	ug/l	3463.58
Sn	118	115	3	He	0.014	ug/l	860.03
Sb	121	115	1	No Gas	0.144	ug/l	4761.30
Sb	121	115	3	He	0.114	ug/l	954.47
Sb	123	115	1	No Gas	0.144	ug/l	3657.19
Sb	123	115	3	He	0.116	ug/l	764.77
Ba	135	115	1	No Gas	-0.003	ug/l	46.57
Ba	137	115	1	No Gas	0.002	ug/l	113.11
La	139	115	3	He	0.000	ug/l	15.56
Ce	140	115	3	He	0.000	ug/l	41.11
Hg	201	209	1	No Gas	0.002	ug/l	39.99
Hg	202	209	1	No Gas	0.005	ug/l	147.64
Hg	202	209	3	He	0.004	ug/l	51.99
Tl	203	209	3	He	0.110	ug/l	1832.87
Tl	205	209	1	No Gas	0.081	ug/l	7323.23
Tl	205	209	3	He	0.112	ug/l	4447.20
[Pb]	206	209	1	No Gas	0.003	ug/l	685.58
[Pb]	207	209	1	No Gas	0.005	ug/l	615.57
Pb	208	209	1	No Gas	0.003	ug/l	2813.47
Th	232	209	3	He	0.016	ug/l	1153.18
U	238	209	1	No Gas	0.003	ug/l	309.28

Name	Mass	Tune Step	Tune Mode	CPS	ISTD Recovery %
Sc	45	1	No Gas	4808560.29	85.3
Sc	45	2	H2	2413381.53	87.9
Sc	45	3	He	255853.25	80.3
Ge	72	1	No Gas	1376165.80	91.0
Ge	72	2	H2	912454.93	91.9
Ge	72	3	He	192228.16	86.3
In	115	1	No Gas	11787241.96	96.8
In	115	3	He	2367230.07	89.8
Tb	159	1	No Gas	16663944.19	102.0
Tb	159	3	He	6531270.63	95.6
Ho	165	1	No Gas	15812953.12	103.7
Ho	165	3	He	6399624.76	96.8
Lu	175	1	No Gas	15964823.95	102.6
Lu	175	3	He	5218893.66	97.5
Bi	209	1	No Gas	11984982.41	105.9
Bi	209	3	He	5053892.58	100.8

ICPMS207-B Analytical Data

Sample Name	B22011227-001B
File Name	104SMPL.d
Data Path Name	D:\Agilent\ICPMH\1\DATA\220121ADoD.b
Acq Time	2022-01-22 02:45:10
Sample Type	Sample
Total Dilution	1.0000
Comment	ICPMS-6020-W-T
Operator	CAR/SRH/JPV/AEM
Method	SW6020/ SW6020B

Name	Mass	ISTD	Tune Step	Tune Mode	Conc.	Units	CPS
Li	7	45	1	No Gas	0.427	ug/l	15057.48
Be	9	45	1	No Gas	-0.044	ug/l	57.99
B	11	45	1	No Gas	58.055	ug/l	104879.04
Na	23	45	3	He	157410.094	ug/l	96956238.56
Mg	24	45	3	He	43512.690	ug/l	14781520.05
Al	27	45	1	No Gas	51.372	ug/l	836772.64
Si	28	45	2	H2	31827.924	ug/l	52188572.23
K	39	72	3	He	1846.999	ug/l	763586.89
Ca	40	72	2	H2	25951.882	ug/l	165128390.91
Ti	47	72	1	No Gas	6.007	ug/l	12225.75
V	51	72	1	No Gas	21.503	ug/l	486906.47
V	51	72	3	He	25.146	ug/l	106168.16
Cr	52	72	1	No Gas	19.738	ug/l	531567.96
Cr	52	72	3	He	18.086	ug/l	78059.30
Mn	55	72	1	No Gas	3.362	ug/l	112050.98
Mn	55	72	3	He	2.846	ug/l	8024.59
Fe	56	72	2	H2	187.263	ug/l	2736566.81
Fe	56	72	3	He	169.204	ug/l	646206.78
Co	59	72	1	No Gas	0.354	ug/l	9644.15
Ni	60	72	1	No Gas	0.998	ug/l	6305.54
Ni	60	72	3	He	0.848	ug/l	1571.21
Cu	63	72	1	No Gas	2.054	ug/l	30898.97
Cu	63	72	3	He	1.186	ug/l	6030.38
Cu	65	72	1	No Gas	1.276	ug/l	9727.83
Zn	66	72	1	No Gas	9.861	ug/l	48620.61
Zn	66	72	3	He	10.576	ug/l	10461.59
As	75	72	1	No Gas	2.624	ug/l	26665.23
As	75	72	3	He	0.532	ug/l	666.67
Se	78	72	2	H2	0.317	ug/l	194.33
Br	79	72	1	No Gas	20.004	ug/l	282962.19
Br	79	72	2	H2	19.298	ug/l	146083.23
Se	82	72	1	No Gas	0.330	ug/l	710.75
Kr	84	72	1	No Gas		ug/l	84830.58
Sr	88	72	1	No Gas	263.402	ug/l	10880825.40
Sr	88	72	3	He	251.214	ug/l	1095271.18
Mo	95	115	1	No Gas	1.222	ug/l	10945.36
Mo	95	115	3	He	1.254	ug/l	3913.89
Mo	98	115	1	No Gas	1.230	ug/l	17922.87
Ag	107	115	1	No Gas	-0.054	ug/l	321.47
Ag	109	115	1	No Gas	-0.051	ug/l	328.80
Cd	111	115	1	No Gas	0.009	ug/l	44.91

ICPMS207-B Analytical Data

Name	Mass	ISTD	Tune Step	Tune Mode	Conc.	Units	CPS
Cd	111	115	3	He	0.004	ug/l	11.89
Cd	114	115	1	No Gas	0.017	ug/l	47.70
Cd	114	115	3	He	0.004	ug/l	27.91
Sn	118	115	1	No Gas	0.469	ug/l	9494.44
Sn	118	115	3	He	0.493	ug/l	2583.59
Sb	121	115	1	No Gas	0.181	ug/l	4927.03
Sb	121	115	3	He	0.177	ug/l	1214.84
Sb	123	115	1	No Gas	0.188	ug/l	3900.60
Sb	123	115	3	He	0.178	ug/l	963.80
Ba	135	115	1	No Gas	11.851	ug/l	53489.88
Ba	137	115	1	No Gas	11.461	ug/l	91943.85
La	139	115	3	He	0.026	ug/l	578.91
Ce	140	115	3	He	0.075	ug/l	1790.13
Hg	201	209	1	No Gas	0.011	ug/l	64.66
Hg	202	209	1	No Gas	0.027	ug/l	303.61
Hg	202	209	3	He	0.022	ug/l	113.65
Tl	203	209	3	He	0.077	ug/l	1312.60
Tl	205	209	1	No Gas	0.053	ug/l	4932.08
Tl	205	209	3	He	0.074	ug/l	3084.93
[Pb]	206	209	1	No Gas	0.119	ug/l	2538.04
[Pb]	207	209	1	No Gas	0.109	ug/l	2061.29
Pb	208	209	1	No Gas	0.110	ug/l	9674.78
Th	232	209	3	He	0.052	ug/l	2241.10
U	238	209	1	No Gas	0.016	ug/l	1191.82

Name	Mass	Tune Step	Tune Mode	CPS	ISTD Recovery %
Sc	45	1	No Gas	4272859.18	75.8
Sc	45	2	H2	2169582.32	79.0
Sc	45	3	He	227804.07	71.5
Ge	72	1	No Gas	1212157.55	80.2
Ge	72	2	H2	806865.21	81.3
Ge	72	3	He	172752.89	77.6
In	115	1	No Gas	10073472.66	82.8
In	115	3	He	2088325.65	79.2
Tb	159	1	No Gas	14654334.44	89.7
Tb	159	3	He	6149755.37	90.0
Ho	165	1	No Gas	14020936.27	91.9
Ho	165	3	He	6024344.13	91.1
Lu	175	1	No Gas	14498683.38	93.2
Lu	175	3	He	4876085.29	91.0
Bi	209	1	No Gas	10225725.35	90.3
Bi	209	3	He	4523518.57	90.2

ICPMS207-B Analytical Data

Sample Name	B22011228-001A
File Name	105SMPL.d
Data Path Name	D:\Agilent\ICPMH\1\DATA\220121ADoD.b
Acq Time	2022-01-22 02:51:25
Sample Type	Sample
Total Dilution	1.0000
Comment	ICPMS-6020-W-D
Operator	CAR/SRH/JPV/AEM
Method	SW6020/ SW6020B

Name	Mass	ISTD	Tune Step	Tune Mode	Conc.	Units	CPS
Li	7	45	1	No Gas	-0.596	ug/l	10617.97
Be	9	45	1	No Gas	-0.055	ug/l	34.66
B	11	45	1	No Gas	60.075	ug/l	139303.11
Na	23	45	3	He	36066.350	ug/l	28110976.25
Mg	24	45	3	He	8483.314	ug/l	3645017.19
Al	27	45	1	No Gas	1.047	ug/l	37898.16
Si	28	45	2	H2	23132.874	ug/l	46125676.21
K	39	72	3	He	1653.488	ug/l	832174.24
Ca	40	72	2	H2	7731.269	ug/l	58111892.34
Ti	47	72	1	No Gas	1.440	ug/l	3710.89
V	51	72	1	No Gas	20.508	ug/l	558690.72
V	51	72	3	He	17.792	ug/l	94819.53
Cr	52	72	1	No Gas	0.869	ug/l	119448.47
Cr	52	72	3	He	3.078	ug/l	16693.99
Mn	55	72	1	No Gas	-0.001	ug/l	10629.49
Mn	55	72	3	He	0.089	ug/l	445.92
Fe	56	72	2	H2	9.152	ug/l	166591.94
Fe	56	72	3	He	0.635	ug/l	8390.86
Co	59	72	1	No Gas	0.005	ug/l	691.98
Ni	60	72	1	No Gas	0.143	ug/l	1510.43
Ni	60	72	3	He	0.127	ug/l	362.23
Cu	63	72	1	No Gas	0.256	ug/l	6406.65
Cu	63	72	3	He	0.065	ug/l	1004.84
Cu	65	72	1	No Gas	0.104	ug/l	1824.85
Zn	66	72	1	No Gas	3.150	ug/l	19489.04
Zn	66	72	3	He	3.346	ug/l	4133.95
As	75	72	1	No Gas	-0.400	ug/l	11175.51
As	75	72	3	He	-0.093	ug/l	170.73
Se	78	72	2	H2	0.150	ug/l	126.00
Br	79	72	1	No Gas	17.539	ug/l	308716.89
Br	79	72	2	H2	19.146	ug/l	171244.54
Se	82	72	1	No Gas	0.467	ug/l	914.63
Kr	84	72	1	No Gas		ug/l	37287.49
Sr	88	72	1	No Gas	59.019	ug/l	2951169.43
Sr	88	72	3	He	57.939	ug/l	304681.26
Mo	95	115	1	No Gas	0.790	ug/l	8555.95
Mo	95	115	3	He	0.848	ug/l	3190.38
Mo	98	115	1	No Gas	0.810	ug/l	14292.09
Ag	107	115	1	No Gas	-0.064	ug/l	106.04
Ag	109	115	1	No Gas	-0.061	ug/l	118.72
Cd	111	115	1	No Gas	0.014	ug/l	81.00

ICPMS207-B Analytical Data

Name	Mass	ISTD	Tune Step	Tune Mode	Conc.	Units	CPS
Cd	111	115	3	He	0.014	ug/l	34.45
Cd	114	115	1	No Gas	0.027	ug/l	195.23
Cd	114	115	3	He	0.014	ug/l	79.98
Sn	118	115	1	No Gas	-0.076	ug/l	1843.15
Sn	118	115	3	He	-0.092	ug/l	428.90
Sb	121	115	1	No Gas	0.013	ug/l	1265.18
Sb	121	115	3	He	0.018	ug/l	327.37
Sb	123	115	1	No Gas	0.013	ug/l	957.80
Sb	123	115	3	He	0.016	ug/l	245.70
Ba	135	115	1	No Gas	1.951	ug/l	10679.63
Ba	137	115	1	No Gas	1.877	ug/l	18262.47
La	139	115	3	He	0.000	ug/l	16.66
Ce	140	115	3	He	0.000	ug/l	38.89
Hg	201	209	1	No Gas	0.000	ug/l	33.32
Hg	202	209	1	No Gas	0.015	ug/l	242.29
Hg	202	209	3	He	0.013	ug/l	92.65
Tl	203	209	3	He	0.032	ug/l	1001.11
Tl	205	209	1	No Gas	0.021	ug/l	4020.65
Tl	205	209	3	He	0.033	ug/l	2461.22
[Pb]	206	209	1	No Gas	0.024	ug/l	1120.06
[Pb]	207	209	1	No Gas	0.027	ug/l	1017.83
Pb	208	209	1	No Gas	0.023	ug/l	4503.67
Th	232	209	3	He	-0.008	ug/l	264.78
U	238	209	1	No Gas	0.006	ug/l	620.22

Name	Mass	Tune Step	Tune Mode	CPS	ISTD Recovery %
Sc	45	1	No Gas	5495680.86	97.5
Sc	45	2	H2	2638018.25	96.1
Sc	45	3	He	287940.85	90.4
Ge	72	1	No Gas	1466691.58	97.0
Ge	72	2	H2	952013.41	95.9
Ge	72	3	He	208211.30	93.5
In	115	1	No Gas	12153780.81	99.8
In	115	3	He	2512547.94	95.3
Tb	159	1	No Gas	16877755.91	103.3
Tb	159	3	He	6905326.90	101.1
Ho	165	1	No Gas	16370620.15	107.3
Ho	165	3	He	6694351.41	101.2
Lu	175	1	No Gas	17009135.41	109.3
Lu	175	3	He	5539614.79	103.4
Bi	209	1	No Gas	12217198.25	107.9
Bi	209	3	He	5253226.95	104.8

ICPMS207-B Analytical Data

Sample Name	B22011228-001B
File Name	106SMPL.d
Data Path Name	D:\Agilent\ICPMH\1\DATA\220121ADoD.b
Acq Time	2022-01-22 02:57:39
Sample Type	Sample
Total Dilution	1.0000
Comment	ICPMS-6020-W-T
Operator	CAR/SRH/JPV/AEM
Method	SW6020/ SW6020B

Name	Mass	ISTD	Tune Step	Tune Mode	Conc.	Units	CPS
Li	7	45	1	No Gas	0.129	ug/l	12988.75
Be	9	45	1	No Gas	-0.051	ug/l	36.66
B	11	45	1	No Gas	65.183	ug/l	116375.32
Na	23	45	3	He	36392.870	ug/l	22664494.66
Mg	24	45	3	He	8756.522	ug/l	3005395.61
Al	27	45	1	No Gas	5.089	ug/l	93512.25
Si	28	45	2	H2	20247.413	ug/l	34399736.43
K	39	72	3	He	1646.031	ug/l	693584.47
Ca	40	72	2	H2	7718.277	ug/l	51270774.38
Ti	47	72	1	No Gas	1.761	ug/l	3687.53
V	51	72	1	No Gas	20.811	ug/l	461381.51
V	51	72	3	He	22.437	ug/l	96865.16
Cr	52	72	1	No Gas	4.256	ug/l	176493.33
Cr	52	72	3	He	3.385	ug/l	15293.57
Mn	55	72	1	No Gas	2.090	ug/l	72969.71
Mn	55	72	3	He	1.465	ug/l	4226.77
Fe	56	72	2	H2	55.582	ug/l	853051.32
Fe	56	72	3	He	53.108	ug/l	207730.24
Co	59	72	1	No Gas	0.126	ug/l	3733.08
Ni	60	72	1	No Gas	0.286	ug/l	2089.35
Ni	60	72	3	He	0.248	ug/l	518.90
Cu	63	72	1	No Gas	0.927	ug/l	14831.52
Cu	63	72	3	He	0.750	ug/l	4041.76
Cu	65	72	1	No Gas	0.696	ug/l	5660.72
Zn	66	72	1	No Gas	11.655	ug/l	57277.29
Zn	66	72	3	He	11.924	ug/l	11876.02
As	75	72	1	No Gas	0.416	ug/l	13653.22
As	75	72	3	He	0.168	ug/l	363.67
Se	78	72	2	H2	0.198	ug/l	137.33
Br	79	72	1	No Gas	6.973	ug/l	136568.12
Br	79	72	2	H2	5.811	ug/l	65825.41
Se	82	72	1	No Gas	0.107	ug/l	639.14
Kr	84	72	1	No Gas		ug/l	34512.72
Sr	88	72	1	No Gas	64.210	ug/l	2650059.14
Sr	88	72	3	He	61.223	ug/l	269412.14
Mo	95	115	1	No Gas	0.946	ug/l	8901.71
Mo	95	115	3	He	1.014	ug/l	3272.62
Mo	98	115	1	No Gas	0.959	ug/l	14682.20
Ag	107	115	1	No Gas	-0.064	ug/l	92.04
Ag	109	115	1	No Gas	-0.062	ug/l	93.37
Cd	111	115	1	No Gas	0.005	ug/l	23.63

ICPMS207-B Analytical Data

Name	Mass	ISTD	Tune Step	Tune Mode	Conc.	Units	CPS
Cd	111	115	3	He	0.002	ug/l	9.00
Cd	114	115	1	No Gas	0.014	ug/l	21.80
Cd	114	115	3	He	0.001	ug/l	13.82
Sn	118	115	1	No Gas	0.397	ug/l	8838.63
Sn	118	115	3	He	0.458	ug/l	2529.13
Sb	121	115	1	No Gas	0.041	ug/l	1779.29
Sb	121	115	3	He	0.049	ug/l	471.39
Sb	123	115	1	No Gas	0.043	ug/l	1405.21
Sb	123	115	3	He	0.054	ug/l	394.71
Ba	135	115	1	No Gas	1.970	ug/l	9391.24
Ba	137	115	1	No Gas	1.901	ug/l	16094.17
La	139	115	3	He	0.002	ug/l	65.56
Ce	140	115	3	He	0.005	ug/l	154.45
Hg	201	209	1	No Gas	0.012	ug/l	69.66
Hg	202	209	1	No Gas	0.037	ug/l	397.26
Hg	202	209	3	He	0.033	ug/l	160.30
Tl	203	209	3	He	0.045	ug/l	1023.12
Tl	205	209	1	No Gas	0.029	ug/l	3879.49
Tl	205	209	3	He	0.048	ug/l	2541.27
[Pb]	206	209	1	No Gas	0.130	ug/l	2818.10
[Pb]	207	209	1	No Gas	0.129	ug/l	2429.13
Pb	208	209	1	No Gas	0.126	ug/l	11133.01
Th	232	209	3	He	0.012	ug/l	954.42
U	238	209	1	No Gas	0.007	ug/l	585.57

Name	Mass	Tune Step	Tune Mode	CPS	ISTD Recovery %
Sc	45	1	No Gas	4274928.85	75.8
Sc	45	2	H2	2247717.47	81.9
Sc	45	3	He	230017.23	72.2
Ge	72	1	No Gas	1218035.49	80.6
Ge	72	2	H2	841396.86	84.8
Ge	72	3	He	174251.74	78.3
In	115	1	No Gas	10646620.96	87.5
In	115	3	He	2156789.46	81.8
Tb	159	1	No Gas	15428954.66	94.4
Tb	159	3	He	6288819.48	92.0
Ho	165	1	No Gas	14817499.17	97.2
Ho	165	3	He	6051537.00	91.5
Lu	175	1	No Gas	15094520.34	97.0
Lu	175	3	He	4898721.73	91.5
Bi	209	1	No Gas	10686670.60	94.4
Bi	209	3	He	4656667.73	92.9

ICPMS207-B Analytical Data

Sample Name	Rinse
File Name	107BLKV.d
Data Path Name	D:\Agilent\ICPMH\1\DATA\220121ADoD.b
Acq Time	2022-01-22 03:03:53
Sample Type	BlkVrfy
Total Dilution	1.0000
Comment	ICPMS-6020-W-D
Operator	CAR/SRH/JPV/AEM
Method	SW6020/ SW6020B

Name	Mass	ISTD	Tune Step	Tune Mode	Conc.	Units	CPS
Li	7	45	1	No Gas	-0.177	ug/l	11707.86
Be	9	45	1	No Gas	-0.055	ug/l	28.66
B	11	45	1	No Gas	0.740	ug/l	5854.16
Na	23	45	3	He	38.037	ug/l	62254.79
Mg	24	45	3	He	0.003	ug/l	1430.57
Al	27	45	1	No Gas	-0.364	ug/l	7285.16
Si	28	45	2	H2	125.141	ug/l	228999.73
K	39	72	3	He	-31.460	ug/l	57388.18
Ca	40	72	2	H2	-1.458	ug/l	81948.44
Ti	47	72	1	No Gas	-0.014	ug/l	160.16
V	51	72	1	No Gas	2.604	ug/l	19486.09
V	51	72	3	He	0.637	ug/l	15811.91
Cr	52	72	1	No Gas	-0.327	ug/l	76702.26
Cr	52	72	3	He	0.014	ug/l	805.58
Mn	55	72	1	No Gas	0.186	ug/l	15634.09
Mn	55	72	3	He	0.131	ug/l	527.91
Fe	56	72	2	H2	0.093	ug/l	10876.64
Fe	56	72	3	He	0.064	ug/l	5207.85
Co	59	72	1	No Gas	-0.002	ug/l	425.83
Ni	60	72	1	No Gas	-0.010	ug/l	369.27
Ni	60	72	3	He	0.010	ug/l	102.22
Cu	63	72	1	No Gas	0.003	ug/l	1828.18
Cu	63	72	3	He	0.008	ug/l	614.22
Cu	65	72	1	No Gas	0.005	ug/l	877.04
Zn	66	72	1	No Gas	-0.003	ug/l	876.09
Zn	66	72	3	He	-0.003	ug/l	188.89
As	75	72	1	No Gas	0.997	ug/l	18585.87
As	75	72	3	He	-0.033	ug/l	208.27
Se	78	72	2	H2	-0.003	ug/l	29.56
Br	79	72	1	No Gas	17.699	ug/l	276622.43
Br	79	72	2	H2	18.224	ug/l	156390.50
Se	82	72	1	No Gas	0.081	ug/l	676.21
Kr	84	72	1	No Gas		ug/l	18168.78
Sr	88	72	1	No Gas	0.000	ug/l	705.29
Sr	88	72	3	He	-0.009	ug/l	207.78
Mo	95	115	1	No Gas	0.000	ug/l	60.00
Mo	95	115	3	He	0.005	ug/l	38.89
Mo	98	115	1	No Gas	-0.001	ug/l	79.80
Ag	107	115	1	No Gas	-0.002	ug/l	1733.47
Ag	109	115	1	No Gas	-0.002	ug/l	1637.42
Cd	111	115	1	No Gas	0.001	ug/l	5.34

ICPMS207-B Analytical Data

Name	Mass	ISTD	Tune Step	Tune Mode	Conc.	Units	CPS
Cd	111	115	3	He	0.002	ug/l	9.89
Cd	114	115	1	No Gas	0.002	ug/l	-143.63
Cd	114	115	3	He	0.002	ug/l	20.35
Sn	118	115	1	No Gas	0.002	ug/l	3094.21
Sn	118	115	3	He	-0.006	ug/l	768.92
Sb	121	115	1	No Gas	0.039	ug/l	1928.90
Sb	121	115	3	He	0.003	ug/l	205.69
Sb	123	115	1	No Gas	-0.002	ug/l	619.41
Sb	123	115	3	He	0.005	ug/l	175.02
Ba	135	115	1	No Gas	0.004	ug/l	86.49
Ba	137	115	1	No Gas	0.002	ug/l	116.43
La	139	115	3	He	0.000	ug/l	16.67
Ce	140	115	3	He	0.000	ug/l	34.44
Hg	201	209	1	No Gas	0.000	ug/l	29.99
Hg	202	209	1	No Gas	0.000	ug/l	100.31
Hg	202	209	3	He	0.002	ug/l	42.66
Tl	203	209	3	He	0.005	ug/l	677.63
Tl	205	209	1	No Gas	0.002	ug/l	2879.22
Tl	205	209	3	He	0.003	ug/l	1614.75
[Pb]	206	209	1	No Gas	0.001	ug/l	642.24
[Pb]	207	209	1	No Gas	0.001	ug/l	551.13
Pb	208	209	1	No Gas	0.000	ug/l	2519.00
Th	232	209	3	He	-0.007	ug/l	311.46
U	238	209	1	No Gas	0.000	ug/l	103.98

Name	Mass	Tune Step	Tune Mode	CPS	ISTD Recovery %
Sc	45	1	No Gas	4531190.86	80.4
Sc	45	2	H2	2354441.78	85.8
Sc	45	3	He	243607.40	76.5
Ge	72	1	No Gas	1305675.44	86.4
Ge	72	2	H2	904871.89	91.2
Ge	72	3	He	187649.88	84.3
In	115	1	No Gas	11675084.59	95.9
In	115	3	He	2351441.72	89.2
Tb	159	1	No Gas	16578861.19	101.5
Tb	159	3	He	6759015.71	98.9
Ho	165	1	No Gas	15740187.23	103.2
Ho	165	3	He	6449824.91	97.5
Lu	175	1	No Gas	16567896.79	106.5
Lu	175	3	He	5182539.54	96.8
Bi	209	1	No Gas	11899432.50	105.1
Bi	209	3	He	5225525.36	104.3

ICPMS207-B Analytical Data

Sample Name	CCV
File Name	108_CCV.d
Data Path Name	D:\Agilent\ICPMH\1\DATA\220121ADoD.b
Acq Time	2022-01-22 03:10:06
Sample Type	CCV
Total Dilution	1.0000
Comment	ICPMS-6020-W-D
Operator	CAR/SRH/JPV/AEM
Method	SW6020/ SW6020B

Name	Mass	ISTD	Tune Step	Tune Mode	Conc.	Units	CPS
Li	7	45	1	No Gas	441.952	ug/l	3003425.61
Be	9	45	1	No Gas	39.676	ug/l	114258.65
B	11	45	1	No Gas	41.446	ug/l	77523.41
Na	23	45	3	He	12073.499	ug/l	8187658.42
Mg	24	45	3	He	12243.562	ug/l	4561354.02
Al	27	45	1	No Gas	53.361	ug/l	884671.38
Si	28	45	2	H2	284.977	ug/l	516000.77
K	39	72	3	He	11189.460	ug/l	4765855.07
Ca	40	72	2	H2	11738.432	ug/l	85367811.47
Ti	47	72	1	No Gas	45.433	ug/l	98170.43
V	51	72	1	No Gas	49.161	ug/l	1260468.81
V	51	72	3	He	50.004	ug/l	220600.68
Cr	52	72	1	No Gas	46.774	ug/l	1237734.38
Cr	52	72	3	He	48.037	ug/l	228551.43
Mn	55	72	1	No Gas	48.737	ug/l	1618334.95
Mn	55	72	3	He	48.485	ug/l	149367.82
Fe	56	72	2	H2	1289.218	ug/l	21465423.63
Fe	56	72	3	He	1257.223	ug/l	5290582.01
Co	59	72	1	No Gas	47.228	ug/l	1318931.12
Ni	60	72	1	No Gas	46.765	ug/l	297686.98
Ni	60	72	3	He	49.659	ug/l	97137.89
Cu	63	72	1	No Gas	48.560	ug/l	744864.25
Cu	63	72	3	He	50.853	ug/l	261955.58
Cu	65	72	1	No Gas	47.741	ug/l	360628.42
Zn	66	72	1	No Gas	48.494	ug/l	253540.40
Zn	66	72	3	He	51.501	ug/l	55712.85
As	75	72	1	No Gas	50.691	ug/l	326276.25
As	75	72	3	He	51.376	ug/l	48072.35
Se	78	72	2	H2	52.243	ug/l	31404.25
Br	79	72	1	No Gas	14.970	ug/l	243117.92
Br	79	72	2	H2	15.065	ug/l	137115.54
Se	82	72	1	No Gas	51.373	ug/l	18849.90
Kr	84	72	1	No Gas		ug/l	32645.58
Sr	88	72	1	No Gas	53.275	ug/l	2366353.37
Sr	88	72	3	He	51.768	ug/l	250396.61
Mo	95	115	1	No Gas	49.943	ug/l	483993.53
Mo	95	115	3	He	50.779	ug/l	175310.15
Mo	98	115	1	No Gas	50.238	ug/l	792620.80
Ag	107	115	1	No Gas	19.960	ug/l	497052.53
Ag	109	115	1	No Gas	20.040	ug/l	484366.81
Cd	111	115	1	No Gas	50.729	ug/l	283920.63

ICPMS207-B Analytical Data

Name	Mass	ISTD	Tune Step	Tune Mode	Conc.	Units	CPS
Cd	111	115	3	He	50.753	ug/l	92481.90
Cd	114	115	1	No Gas	52.119	ug/l	644965.14
Cd	114	115	3	He	51.100	ug/l	228603.99
Sn	118	115	1	No Gas	53.994	ug/l	859262.52
Sn	118	115	3	He	51.615	ug/l	218979.72
Sb	121	115	1	No Gas	54.935	ug/l	1375907.89
Sb	121	115	3	He	53.319	ug/l	350934.86
Sb	123	115	1	No Gas	54.438	ug/l	1049127.62
Sb	123	115	3	He	52.933	ug/l	275323.55
Ba	135	115	1	No Gas	51.572	ug/l	252759.33
Ba	137	115	1	No Gas	51.566	ug/l	449373.99
La	139	115	3	He	50.780	ug/l	1214699.32
Ce	140	115	3	He	51.782	ug/l	1355207.11
Hg	201	209	1	No Gas	1.002	ug/l	3798.79
Hg	202	209	1	No Gas	1.007	ug/l	8777.80
Hg	202	209	3	He	0.967	ug/l	4101.14
Tl	203	209	3	He	48.609	ug/l	526342.37
Tl	205	209	1	No Gas	51.984	ug/l	2678133.57
Tl	205	209	3	He	49.231	ug/l	1263159.66
[Pb]	206	209	1	No Gas	51.227	ug/l	927024.91
[Pb]	207	209	1	No Gas	51.541	ug/l	815266.07
Pb	208	209	1	No Gas	50.788	ug/l	3710299.62
Th	232	209	3	He	49.507	ug/l	1788653.00
U	238	209	1	No Gas	51.628	ug/l	3751846.17

Name	Mass	Tune Step	Tune Mode	CPS	ISTD Recovery %
Sc	45	1	No Gas	4354513.01	77.2
Sc	45	2	H2	2366749.94	86.2
Sc	45	3	He	249701.35	78.4
Ge	72	1	No Gas	1302465.21	86.1
Ge	72	2	H2	921665.94	92.9
Ge	72	3	He	191518.63	86.0
In	115	1	No Gas	10947721.12	89.9
In	115	3	He	2320878.50	88.1
Tb	159	1	No Gas	15821537.02	96.8
Tb	159	3	He	6522163.65	95.4
Ho	165	1	No Gas	15109576.96	99.1
Ho	165	3	He	6320021.15	95.6
Lu	175	1	No Gas	15714012.21	101.0
Lu	175	3	He	5100945.82	95.2
Bi	209	1	No Gas	10987938.07	97.0
Bi	209	3	He	4894891.93	97.7

ICPMS207-B Analytical Data

Sample Name	CCB
File Name	109_CCB.d
Data Path Name	D:\Agilent\ICPMH\1\DATA\220121ADoD.b
Acq Time	2022-01-22 03:16:21
Sample Type	CCB
Total Dilution	1.0000
Comment	ICPMS-6020-W-D
Operator	CAR/SRH/JPV/AEM
Method	SW6020/ SW6020B

Name	Mass	ISTD	Tune Step	Tune Mode	Conc.	Units	CPS
Li	7	45	1	No Gas	0.223	ug/l	14687.63
Be	9	45	1	No Gas	-0.042	ug/l	66.99
B	11	45	1	No Gas	0.293	ug/l	5086.24
Na	23	45	3	He	59.507	ug/l	75556.18
Mg	24	45	3	He	-0.407	ug/l	1267.54
Al	27	45	1	No Gas	-0.388	ug/l	6958.33
Si	28	45	2	H2	46.839	ug/l	90781.25
K	39	72	3	He	-27.659	ug/l	59464.07
Ca	40	72	2	H2	-0.929	ug/l	86422.59
Ti	47	72	1	No Gas	0.015	ug/l	220.22
V	51	72	1	No Gas	0.143	ug/l	-45818.13
V	51	72	3	He	1.295	ug/l	18640.80
Cr	52	72	1	No Gas	0.054	ug/l	85470.16
Cr	52	72	3	He	0.019	ug/l	837.81
Mn	55	72	1	No Gas	0.071	ug/l	11751.45
Mn	55	72	3	He	0.004	ug/l	145.97
Fe	56	72	2	H2	0.071	ug/l	10607.87
Fe	56	72	3	He	0.029	ug/l	5107.72
Co	59	72	1	No Gas	-0.002	ug/l	422.50
Ni	60	72	1	No Gas	-0.004	ug/l	402.54
Ni	60	72	3	He	0.012	ug/l	106.67
Cu	63	72	1	No Gas	0.020	ug/l	2065.65
Cu	63	72	3	He	0.018	ug/l	671.88
Cu	65	72	1	No Gas	0.022	ug/l	1001.77
Zn	66	72	1	No Gas	-0.002	ug/l	878.91
Zn	66	72	3	He	0.036	ug/l	231.11
As	75	72	1	No Gas	-0.190	ug/l	11097.30
As	75	72	3	He	-0.004	ug/l	236.80
Se	78	72	2	H2	0.005	ug/l	34.56
Br	79	72	1	No Gas	0.371	ug/l	66079.21
Br	79	72	2	H2	0.244	ug/l	32662.24
Se	82	72	1	No Gas	-0.067	ug/l	619.94
Kr	84	72	1	No Gas		ug/l	18748.34
Sr	88	72	1	No Gas	0.000	ug/l	691.98
Sr	88	72	3	He	-0.014	ug/l	183.34
Mo	95	115	1	No Gas	0.021	ug/l	264.45
Mo	95	115	3	He	0.012	ug/l	60.00
Mo	98	115	1	No Gas	0.021	ug/l	425.57
Ag	107	115	1	No Gas	-0.003	ug/l	1666.77
Ag	109	115	1	No Gas	-0.001	ug/l	1616.75
Cd	111	115	1	No Gas	-0.004	ug/l	-22.86

ICPMS207-B Analytical Data

Name	Mass	ISTD	Tune Step	Tune Mode	Conc.	Units	CPS
Cd	111	115	3	He	0.004	ug/l	12.67
Cd	114	115	1	No Gas	-0.001	ug/l	-173.99
Cd	114	115	3	He	0.005	ug/l	33.96
Sn	118	115	1	No Gas	0.042	ug/l	3666.57
Sn	118	115	3	He	0.042	ug/l	964.49
Sb	121	115	1	No Gas	0.133	ug/l	4305.43
Sb	121	115	3	He	0.094	ug/l	805.77
Sb	123	115	1	No Gas	0.131	ug/l	3240.37
Sb	123	115	3	He	0.093	ug/l	629.08
Ba	135	115	1	No Gas	0.000	ug/l	59.88
Ba	137	115	1	No Gas	0.000	ug/l	89.82
La	139	115	3	He	0.000	ug/l	14.44
Ce	140	115	3	He	0.000	ug/l	37.78
Hg	201	209	1	No Gas	0.004	ug/l	44.32
Hg	202	209	1	No Gas	0.004	ug/l	135.30
Hg	202	209	3	He	0.005	ug/l	52.99
Tl	203	209	3	He	0.096	ug/l	1674.78
Tl	205	209	1	No Gas	0.078	ug/l	6775.15
Tl	205	209	3	He	0.097	ug/l	4040.91
[Pb]	206	209	1	No Gas	0.008	ug/l	734.47
[Pb]	207	209	1	No Gas	0.007	ug/l	617.80
Pb	208	209	1	No Gas	0.007	ug/l	2970.16
Th	232	209	3	He	0.012	ug/l	1023.12
U	238	209	1	No Gas	0.002	ug/l	272.28

Name	Mass	Tune Step	Tune Mode	CPS	ISTD Recovery %
Sc	45	1	No Gas	4581754.16	81.3
Sc	45	2	H2	2383740.31	86.8
Sc	45	3	He	240919.07	75.6
Ge	72	1	No Gas	1294502.99	85.6
Ge	72	2	H2	912280.40	91.9
Ge	72	3	He	189312.00	85.0
In	115	1	No Gas	11330135.20	93.1
In	115	3	He	2326345.53	88.3
Tb	159	1	No Gas	15804088.74	96.7
Tb	159	3	He	6437896.84	94.2
Ho	165	1	No Gas	15183993.25	99.6
Ho	165	3	He	6254169.99	94.6
Lu	175	1	No Gas	15877212.80	102.0
Lu	175	3	He	5221382.29	97.5
Bi	209	1	No Gas	11364887.02	100.4
Bi	209	3	He	5031995.04	100.4

ICPMS207-B Analytical Data

Sample Name	Cal Blk
File Name	110CALB.d
Data Path Name	D:\Agilent\ICPMH\1\DATA\220121ADoD.b
Acq Time	2022-01-22 03:22:35
Sample Type	CalBlk
Total Dilution	1.0000
Comment	ICPMS-6020-W-D
Operator	CAR/SRH/JPV/AEM
Method	SW6020/ SW6020B

Name	Mass	ISTD	Tune Step	Tune Mode	Conc.	Units	CPS
Li	7	45	1	No Gas	0.000	ug/l	13217.69
Be	9	45	1	No Gas	0.000	ug/l	66.99
B	11	45	1	No Gas	0.000	ug/l	3962.12
Na	23	45	3	He	0.000	ug/l	72095.94
Mg	24	45	3	He	0.000	ug/l	1377.34
Al	27	45	1	No Gas	0.000	ug/l	6735.99
Si	28	45	2	H2	0.000	ug/l	72253.14
K	39	72	3	He	0.000	ug/l	57721.58
Ca	40	72	2	H2	0.000	ug/l	84618.99
Ti	47	72	1	No Gas	0.000	ug/l	170.17
V	51	72	1	No Gas	0.000	ug/l	3882.62
V	51	72	3	He	0.000	ug/l	18300.38
Cr	52	72	1	No Gas	0.000	ug/l	80205.85
Cr	52	72	3	He	0.000	ug/l	842.25
Mn	55	72	1	No Gas	0.000	ug/l	10895.79
Mn	55	72	3	He	0.000	ug/l	129.64
Fe	56	72	2	H2	0.000	ug/l	10020.17
Fe	56	72	3	He	0.000	ug/l	4900.76
Co	59	72	1	No Gas	0.000	ug/l	432.48
Ni	60	72	1	No Gas	0.000	ug/l	479.06
Ni	60	72	3	He	0.000	ug/l	111.11
Cu	63	72	1	No Gas	0.000	ug/l	1894.22
Cu	63	72	3	He	0.000	ug/l	653.22
Cu	65	72	1	No Gas	0.000	ug/l	898.39
Zn	66	72	1	No Gas	0.000	ug/l	895.76
Zn	66	72	3	He	0.000	ug/l	237.78
As	75	72	1	No Gas	0.000	ug/l	12160.51
As	75	72	3	He	0.000	ug/l	231.33
Se	78	72	2	H2	0.000	ug/l	30.22
Br	79	72	1	No Gas	0.000	ug/l	60676.69
Br	79	72	2	H2	0.000	ug/l	30818.27
Se	82	72	1	No Gas	0.000	ug/l	536.87
Kr	84	72	1	No Gas		ug/l	18728.43
Sr	88	72	1	No Gas	0.000	ug/l	618.79
Sr	88	72	3	He	0.000	ug/l	184.45
Mo	95	115	1	No Gas	0.000	ug/l	635.19
Mo	95	115	3	He	0.000	ug/l	31.11
Mo	98	115	1	No Gas	0.000	ug/l	111.11
Ag	107	115	1	No Gas	0.000	ug/l	1669.44
Ag	109	115	1	No Gas	0.000	ug/l	1666.77
Cd	111	115	1	No Gas	0.000	ug/l	-1.95

ICPMS207-B Analytical Data

Name	Mass	ISTD	Tune Step	Tune Mode	Conc.	Units	CPS
Cd	111	115	3	He	0.000	ug/l	12.89
Cd	114	115	1	No Gas	0.000	ug/l	-119.66
Cd	114	115	3	He	0.000	ug/l	32.97
Sn	118	115	1	No Gas	0.000	ug/l	3047.64
Sn	118	115	3	He	0.000	ug/l	791.14
Sb	121	115	1	No Gas	0.000	ug/l	1477.90
Sb	121	115	3	He	0.000	ug/l	328.04
Sb	123	115	1	No Gas	0.000	ug/l	1105.16
Sb	123	115	3	He	0.000	ug/l	281.70
Ba	135	115	1	No Gas	0.000	ug/l	83.17
Ba	137	115	1	No Gas	0.000	ug/l	83.17
La	139	115	3	He	0.000	ug/l	16.67
Ce	140	115	3	He	0.000	ug/l	26.67
Hg	201	209	1	No Gas	0.000	ug/l	27.32
Hg	202	209	1	No Gas	0.000	ug/l	113.31
Hg	202	209	3	He	0.000	ug/l	33.32
Tl	203	209	3	He	0.000	ug/l	888.39
Tl	205	209	1	No Gas	0.000	ug/l	3549.39
Tl	205	209	3	He	0.000	ug/l	2179.72
[Pb]	206	209	1	No Gas	0.000	ug/l	657.80
[Pb]	207	209	1	No Gas	0.000	ug/l	567.79
Pb	208	209	1	No Gas	0.000	ug/l	2692.35
Th	232	209	3	He	0.000	ug/l	450.19
U	238	209	1	No Gas	0.000	ug/l	120.98

Name	Mass	Tune Step	Tune Mode	CPS	ISTD Recovery %
Sc	45	1	No Gas	4382641.39	100.0
Sc	45	2	H2	2354877.00	100.0
Sc	45	3	He	236454.17	100.0
Ge	72	1	No Gas	1281891.64	100.0
Ge	72	2	H2	890954.80	100.0
Ge	72	3	He	183954.66	100.0
In	115	1	No Gas	11488655.89	100.0
In	115	3	He	2330493.09	100.0
Tb	159	1	No Gas	15686910.00	100.0
Tb	159	3	He	6490432.49	100.0
Ho	165	1	No Gas	15030516.76	100.0
Ho	165	3	He	6169620.34	100.0
Lu	175	1	No Gas	15524479.14	100.0
Lu	175	3	He	5043610.15	100.0
Bi	209	1	No Gas	11313998.25	100.0
Bi	209	3	He	4960844.24	100.0

ICPMS207-B Analytical Data

Sample Name	0.025 ppb STD
File Name	111CALS.d
Data Path Name	D:\Agilent\ICPMH\1\DATA\220121ADoD.b
Acq Time	2022-01-22 03:28:57
Sample Type	CalStd
Total Dilution	1.0000
Comment	ICPMS-6020B-Cal
Operator	CAR/SRH/JPV/AEM
Method	SW6020/ SW6020B

Name	Mass	ISTD	Tune Step	Tune Mode	Conc.	Units	CPS
Li	7	45	1	No Gas	0.188	ug/l	14092.83
Be	9	45	1	No Gas	0.016	ug/l	103.98
B	11	45	1	No Gas	-0.080	ug/l	3812.69
Na	23	45	3	He	-0.236	ug/l	70153.51
Mg	24	45	3	He	7.258	ug/l	3716.52
Al	27	45	1	No Gas	0.184	ug/l	9286.24
Si	28	45	2	H2	-4.791	ug/l	63608.74
K	39	72	3	He	7.833	ug/l	59403.95
Ca	40	72	2	H2	7.505	ug/l	132037.79
Ti	47	72	1	No Gas	0.046	ug/l	250.25
V	51	72	1	No Gas	-2.078	ug/l	-49126.37
V	51	72	3	He	0.330	ug/l	19193.77
Cr	52	72	1	No Gas	0.290	ug/l	84950.15
Cr	52	72	3	He	0.030	ug/l	952.26
Mn	55	72	1	No Gas	0.055	ug/l	12354.06
Mn	55	72	3	He	0.029	ug/l	205.29
Fe	56	72	2	H2	0.821	ug/l	22897.55
Fe	56	72	3	He	0.857	ug/l	8027.66
Co	59	72	1	No Gas	0.024	ug/l	1037.98
Ni	60	72	1	No Gas	0.029	ug/l	635.42
Ni	60	72	3	He	0.044	ug/l	184.45
Cu	63	72	1	No Gas	0.037	ug/l	2361.14
Cu	63	72	3	He	0.044	ug/l	843.19
Cu	65	72	1	No Gas	0.040	ug/l	1146.51
Zn	66	72	1	No Gas	0.055	ug/l	1141.60
Zn	66	72	3	He	0.010	ug/l	242.23
As	75	72	1	No Gas	0.349	ug/l	13960.85
As	75	72	3	He	0.041	ug/l	261.80
Se	78	72	2	H2	0.022	ug/l	41.67
Br	79	72	1	No Gas	14.750	ug/l	271264.17
Br	79	72	2	H2	14.656	ug/l	153160.12
Se	82	72	1	No Gas	0.529	ug/l	700.75
Kr	84	72	1	No Gas		ug/l	17928.92
Sr	88	72	1	No Gas	0.029	ug/l	1873.08
Sr	88	72	3	He	0.029	ug/l	316.67
Mo	95	115	1	No Gas	-0.032	ug/l	313.34
Mo	95	115	3	He	0.023	ug/l	106.67
Mo	98	115	1	No Gas	0.024	ug/l	474.18
Ag	107	115	1	No Gas	0.015	ug/l	1983.60
Ag	109	115	1	No Gas	0.014	ug/l	1951.59
Cd	111	115	1	No Gas	0.019	ug/l	109.38

ICPMS207-B Analytical Data

Name	Mass	ISTD	Tune Step	Tune Mode	Conc.	Units	CPS
Cd	111	115	3	He	0.021	ug/l	50.00
Cd	114	115	1	No Gas	0.021	ug/l	154.66
Cd	114	115	3	He	0.024	ug/l	138.05
Sn	118	115	1	No Gas	0.053	ug/l	3826.28
Sn	118	115	3	He	0.067	ug/l	1060.05
Sb	121	115	1	No Gas	0.009	ug/l	1678.94
Sb	121	115	3	He	0.016	ug/l	426.72
Sb	123	115	1	No Gas	0.009	ug/l	1257.18
Sb	123	115	3	He	0.006	ug/l	310.03
Ba	135	115	1	No Gas	0.022	ug/l	196.28
Ba	137	115	1	No Gas	0.025	ug/l	306.06
La	139	115	3	He	0.023	ug/l	575.57
Ce	140	115	3	He	0.032	ug/l	887.99
Hg	201	209	1	No Gas	-0.002	ug/l	21.00
Hg	202	209	1	No Gas	0.000	ug/l	111.65
Hg	202	209	3	He	0.001	ug/l	37.32
Tl	203	209	3	He	0.006	ug/l	953.75
Tl	205	209	1	No Gas	0.009	ug/l	4048.42
Tl	205	209	3	He	0.003	ug/l	2259.10
[Pb]	206	209	1	No Gas	0.024	ug/l	1121.17
[Pb]	207	209	1	No Gas	0.023	ug/l	955.60
Pb	208	209	1	No Gas	0.023	ug/l	4450.32
Th	232	209	3	He	0.014	ug/l	978.43
U	238	209	1	No Gas	0.024	ug/l	1927.43

Name	Mass	Tune Step	Tune Mode	CPS	ISTD Recovery %
Sc	45	1	No Gas	4348013.77	99.2
Sc	45	2	H2	2330879.86	99.0
Sc	45	3	He	230525.35	97.5
Ge	72	1	No Gas	1255168.54	97.9
Ge	72	2	H2	859300.80	96.4
Ge	72	3	He	180145.68	97.9
In	115	1	No Gas	11142865.50	97.0
In	115	3	He	2281728.86	97.9
Tb	159	1	No Gas	15912347.93	101.4
Tb	159	3	He	6383034.01	98.3
Ho	165	1	No Gas	15333342.49	102.0
Ho	165	3	He	6116654.93	99.1
Lu	175	1	No Gas	15394779.66	99.2
Lu	175	3	He	4997851.32	99.1
Bi	209	1	No Gas	11397421.95	100.7
Bi	209	3	He	4945854.96	99.7

ICPMS207-B Analytical Data

Sample Name	0.05 ppb STD
File Name	112CALS.d
Data Path Name	D:\Agilent\ICPMH\1\DATA\220121ADoD.b
Acq Time	2022-01-22 03:35:18
Sample Type	CalStd
Total Dilution	1.0000
Comment	ICPMS-6020B-Cal
Operator	CAR/SRH/JPV/AEM
Method	SW6020/ SW6020B

Name	Mass	ISTD	Tune Step	Tune Mode	Conc.	Units	CPS
Li	7	45	1	No Gas	0.456	ug/l	15670.33
Be	9	45	1	No Gas	0.051	ug/l	185.96
B	11	45	1	No Gas	-0.219	ug/l	3648.58
Na	23	45	3	He	-0.083	ug/l	70327.60
Mg	24	45	3	He	15.512	ug/l	6415.34
Al	27	45	1	No Gas	0.147	ug/l	8851.54
Si	28	45	2	H2	-9.339	ug/l	54313.85
K	39	72	3	He	20.649	ug/l	62798.79
Ca	40	72	2	H2	14.899	ug/l	182915.03
Ti	47	72	1	No Gas	0.076	ug/l	303.65
V	51	72	1	No Gas	-5.494	ug/l	-134672.09
V	51	72	3	He	0.507	ug/l	19471.86
Cr	52	72	1	No Gas	0.393	ug/l	87179.12
Cr	52	72	3	He	0.079	ug/l	1134.50
Mn	55	72	1	No Gas	0.084	ug/l	13223.11
Mn	55	72	3	He	0.064	ug/l	295.94
Fe	56	72	2	H2	1.627	ug/l	36142.45
Fe	56	72	3	He	1.676	ug/l	10873.34
Co	59	72	1	No Gas	0.070	ug/l	2209.13
Ni	60	72	1	No Gas	0.069	ug/l	861.65
Ni	60	72	3	He	0.085	ug/l	248.89
Cu	63	72	1	No Gas	0.068	ug/l	2788.72
Cu	63	72	3	He	0.060	ug/l	899.18
Cu	65	72	1	No Gas	0.056	ug/l	1253.23
Zn	66	72	1	No Gas	0.044	ug/l	1088.62
Zn	66	72	3	He	0.016	ug/l	243.34
As	75	72	1	No Gas	1.342	ug/l	19731.22
As	75	72	3	He	0.079	ug/l	289.27
Se	78	72	2	H2	0.060	ug/l	63.44
Br	79	72	1	No Gas	12.451	ug/l	237978.88
Br	79	72	2	H2	12.216	ug/l	133500.18
Se	82	72	1	No Gas	0.661	ug/l	739.54
Kr	84	72	1	No Gas		ug/l	18178.78
Sr	88	72	1	No Gas	0.061	ug/l	3263.93
Sr	88	72	3	He	0.067	ug/l	482.23
Mo	95	115	1	No Gas	0.000	ug/l	604.46
Mo	95	115	3	He	0.052	ug/l	200.01
Mo	98	115	1	No Gas	0.053	ug/l	913.58
Ag	107	115	1	No Gas	0.030	ug/l	2342.48
Ag	109	115	1	No Gas	0.032	ug/l	2355.15
Cd	111	115	1	No Gas	0.062	ug/l	352.45

ICPMS207-B Analytical Data

Name	Mass	ISTD	Tune Step	Tune Mode	Conc.	Units	CPS
Cd	111	115	3	He	0.060	ug/l	115.45
Cd	114	115	1	No Gas	0.057	ug/l	602.15
Cd	114	115	3	He	0.058	ug/l	284.15
Sn	118	115	1	No Gas	0.081	ug/l	4225.63
Sn	118	115	3	He	0.063	ug/l	1023.38
Sb	121	115	1	No Gas	0.032	ug/l	2238.74
Sb	121	115	3	He	0.035	ug/l	547.73
Sb	123	115	1	No Gas	0.030	ug/l	1659.93
Sb	123	115	3	He	0.035	ug/l	454.38
Ba	135	115	1	No Gas	0.042	ug/l	296.08
Ba	137	115	1	No Gas	0.066	ug/l	655.38
La	139	115	3	He	0.056	ug/l	1378.97
Ce	140	115	3	He	0.061	ug/l	1644.55
Hg	201	209	1	No Gas	0.000	ug/l	27.99
Hg	202	209	1	No Gas	-0.001	ug/l	105.65
Hg	202	209	3	He	0.000	ug/l	34.99
Tl	203	209	3	He	0.035	ug/l	1255.90
Tl	205	209	1	No Gas	0.037	ug/l	5594.55
Tl	205	209	3	He	0.030	ug/l	2933.51
[Pb]	206	209	1	No Gas	0.059	ug/l	1772.35
[Pb]	207	209	1	No Gas	0.057	ug/l	1513.43
Pb	208	209	1	No Gas	0.054	ug/l	6845.18
Th	232	209	3	He	0.037	ug/l	1816.86
U	238	209	1	No Gas	0.057	ug/l	4451.87

Name	Mass	Tune Step	Tune Mode	CPS	ISTD Recovery %
Sc	45	1	No Gas	4395470.16	100.3
Sc	45	2	H2	2256416.37	95.8
Sc	45	3	He	230891.46	97.6
Ge	72	1	No Gas	1254511.97	97.9
Ge	72	2	H2	864874.94	97.1
Ge	72	3	He	176418.98	95.9
In	115	1	No Gas	11020111.27	95.9
In	115	3	He	2243320.08	96.3
Tb	159	1	No Gas	15725138.96	100.2
Tb	159	3	He	6540879.14	100.8
Ho	165	1	No Gas	14946991.05	99.4
Ho	165	3	He	6323696.76	102.5
Lu	175	1	No Gas	15427997.46	99.4
Lu	175	3	He	5052334.24	100.2
Bi	209	1	No Gas	11338898.69	100.2
Bi	209	3	He	4906482.67	98.9

ICPMS207-B Analytical Data

Sample Name	0.10 ppb STD
File Name	113CALS.d
Data Path Name	D:\Agilent\ICPMH\1\DATA\220121ADoD.b
Acq Time	2022-01-22 03:41:39
Sample Type	CalStd
Total Dilution	1.0000
Comment	ICPMS-6020B-Cal
Operator	CAR/SRH/JPV/AEM
Method	SW6020/ SW6020B

Name	Mass	ISTD	Tune Step	Tune Mode	Conc.	Units	CPS
Li	7	45	1	No Gas	1.090	ug/l	18533.37
Be	9	45	1	No Gas	0.097	ug/l	287.28
B	11	45	1	No Gas	-0.216	ug/l	3557.86
Na	23	45	3	He	7.658	ug/l	75619.82
Mg	24	45	3	He	29.805	ug/l	11198.66
Al	27	45	1	No Gas	0.222	ug/l	9675.39
Si	28	45	2	H2	-12.526	ug/l	48925.26
K	39	72	3	He	31.238	ug/l	67034.86
Ca	40	72	2	H2	27.218	ug/l	264229.54
Ti	47	72	1	No Gas	0.119	ug/l	382.06
V	51	72	1	No Gas	1.455	ug/l	40838.00
V	51	72	3	He	0.506	ug/l	19586.48
Cr	52	72	1	No Gas	0.655	ug/l	92725.99
Cr	52	72	3	He	0.117	ug/l	1297.84
Mn	55	72	1	No Gas	0.138	ug/l	14854.82
Mn	55	72	3	He	0.123	ug/l	455.25
Fe	56	72	2	H2	2.885	ug/l	56138.10
Fe	56	72	3	He	3.004	ug/l	15869.58
Co	59	72	1	No Gas	0.112	ug/l	3260.58
Ni	60	72	1	No Gas	0.108	ug/l	1084.56
Ni	60	72	3	He	0.131	ug/l	328.89
Cu	63	72	1	No Gas	0.109	ug/l	3343.07
Cu	63	72	3	He	0.112	ug/l	1140.82
Cu	65	72	1	No Gas	0.104	ug/l	1575.39
Zn	66	72	1	No Gas	0.066	ug/l	1191.75
Zn	66	72	3	He	0.072	ug/l	296.67
As	75	72	1	No Gas	0.866	ug/l	16859.60
As	75	72	3	He	0.137	ug/l	340.93
Se	78	72	2	H2	0.117	ug/l	95.11
Br	79	72	1	No Gas	12.916	ug/l	244272.87
Br	79	72	2	H2	12.479	ug/l	134658.62
Se	82	72	1	No Gas	0.798	ug/l	783.42
Kr	84	72	1	No Gas		ug/l	17965.52
Sr	88	72	1	No Gas	0.113	ug/l	5493.50
Sr	88	72	3	He	0.118	ug/l	718.91
Mo	95	115	1	No Gas	0.040	ug/l	981.15
Mo	95	115	3	He	0.089	ug/l	317.78
Mo	98	115	1	No Gas	0.098	ug/l	1595.24
Ag	107	115	1	No Gas	0.052	ug/l	2877.45
Ag	109	115	1	No Gas	0.049	ug/l	2756.71
Cd	111	115	1	No Gas	0.102	ug/l	581.95

ICPMS207-B Analytical Data

Name	Mass	ISTD	Tune Step	Tune Mode	Conc.	Units	CPS
Cd	111	115	3	He	0.113	ug/l	205.11
Cd	114	115	1	No Gas	0.108	ug/l	1251.68
Cd	114	115	3	He	0.107	ug/l	490.53
Sn	118	115	1	No Gas	0.097	ug/l	4501.80
Sn	118	115	3	He	0.113	ug/l	1227.84
Sb	121	115	1	No Gas	0.074	ug/l	3336.07
Sb	121	115	3	He	0.080	ug/l	839.78
Sb	123	115	1	No Gas	0.076	ug/l	2560.16
Sb	123	115	3	He	0.073	ug/l	651.08
Ba	135	115	1	No Gas	0.094	ug/l	568.88
Ba	137	115	1	No Gas	0.107	ug/l	1021.35
La	139	115	3	He	0.107	ug/l	2581.37
Ce	140	115	3	He	0.107	ug/l	2880.32
Hg	201	209	1	No Gas	0.001	ug/l	30.32
Hg	202	209	1	No Gas	-0.001	ug/l	108.31
Hg	202	209	3	He	0.000	ug/l	34.99
Tl	203	209	3	He	0.072	ug/l	1692.12
Tl	205	209	1	No Gas	0.080	ug/l	7982.45
Tl	205	209	3	He	0.069	ug/l	4006.22
[Pb]	206	209	1	No Gas	0.105	ug/l	2668.06
[Pb]	207	209	1	No Gas	0.098	ug/l	2215.76
Pb	208	209	1	No Gas	0.101	ug/l	10486.14
Th	232	209	3	He	0.075	ug/l	3246.38
U	238	209	1	No Gas	0.103	ug/l	8022.20

Name	Mass	Tune Step	Tune Mode	CPS	ISTD Recovery %
Sc	45	1	No Gas	4280984.55	97.7
Sc	45	2	H2	2241593.82	95.2
Sc	45	3	He	232831.81	98.5
Ge	72	1	No Gas	1251175.03	97.6
Ge	72	2	H2	858477.15	96.4
Ge	72	3	He	177518.52	96.5
In	115	1	No Gas	11053516.50	96.2
In	115	3	He	2230607.93	95.7
Tb	159	1	No Gas	15336834.21	97.8
Tb	159	3	He	6320728.79	97.4
Ho	165	1	No Gas	14662053.00	97.5
Ho	165	3	He	6132366.21	99.4
Lu	175	1	No Gas	15362358.59	99.0
Lu	175	3	He	4992688.24	99.0
Bi	209	1	No Gas	11457225.43	101.3
Bi	209	3	He	4985043.43	100.5

ICPMS207-B Analytical Data

Sample Name	0.5 ppb STD
File Name	114CALS.d
Data Path Name	D:\Agilent\ICPMH\1\DATA\220121ADoD.b
Acq Time	2022-01-22 03:48:00
Sample Type	CalStd
Total Dilution	1.0000
Comment	ICPMS-6020B-Cal
Operator	CAR/SRH/JPV/AEM
Method	SW6020/ SW6020B

Name	Mass	ISTD	Tune Step	Tune Mode	Conc.	Units	CPS
Li	7	45	1	No Gas	5.721	ug/l	42348.67
Be	9	45	1	No Gas	0.480	ug/l	1160.81
B	11	45	1	No Gas	0.079	ug/l	3978.13
Na	23	45	3	He	112.542	ug/l	132979.47
Mg	24	45	3	He	131.111	ug/l	42736.48
Al	27	45	1	No Gas	0.695	ug/l	16234.41
Si	28	45	2	H2	-13.675	ug/l	47571.64
K	39	72	3	He	118.490	ug/l	98717.19
Ca	40	72	2	H2	126.360	ug/l	920481.26
Ti	47	72	1	No Gas	0.512	ug/l	1094.48
V	51	72	1	No Gas	2.728	ug/l	72526.06
V	51	72	3	He	0.368	ug/l	19068.09
Cr	52	72	1	No Gas	1.058	ug/l	101270.48
Cr	52	72	3	He	0.522	ug/l	2975.88
Mn	55	72	1	No Gas	0.518	ug/l	26324.74
Mn	55	72	3	He	0.524	ug/l	1531.45
Fe	56	72	2	H2	13.390	ug/l	223163.39
Fe	56	72	3	He	13.244	ug/l	53847.81
Co	59	72	1	No Gas	0.511	ug/l	13336.28
Ni	60	72	1	No Gas	0.701	ug/l	4435.22
Ni	60	72	3	He	0.718	ug/l	1323.40
Cu	63	72	1	No Gas	0.655	ug/l	10792.33
Cu	63	72	3	He	0.668	ug/l	3685.07
Cu	65	72	1	No Gas	0.652	ug/l	5241.06
Zn	66	72	1	No Gas	0.602	ug/l	3753.19
Zn	66	72	3	He	0.666	ug/l	848.92
As	75	72	1	No Gas	1.516	ug/l	20518.31
As	75	72	3	He	0.517	ug/l	667.53
Se	78	72	2	H2	0.531	ug/l	326.45
Br	79	72	1	No Gas	13.874	ug/l	257079.97
Br	79	72	2	H2	13.962	ug/l	145728.92
Se	82	72	1	No Gas	1.125	ug/l	887.03
Kr	84	72	1	No Gas		ug/l	18058.79
Sr	88	72	1	No Gas	0.534	ug/l	23595.97
Sr	88	72	3	He	0.523	ug/l	2566.91
Mo	95	115	1	No Gas	0.416	ug/l	4505.18
Mo	95	115	3	He	0.491	ug/l	1635.66
Mo	98	115	1	No Gas	0.462	ug/l	7124.21
Ag	107	115	1	No Gas	0.207	ug/l	6725.64
Ag	109	115	1	No Gas	0.205	ug/l	6470.75
Cd	111	115	1	No Gas	0.466	ug/l	2688.08

ICPMS207-B Analytical Data

Name	Mass	ISTD	Tune Step	Tune Mode	Conc.	Units	CPS
Cd	111	115	3	He	0.531	ug/l	921.14
Cd	114	115	1	No Gas	0.482	ug/l	6033.54
Cd	114	115	3	He	0.509	ug/l	2233.28
Sn	118	115	1	No Gas	0.520	ug/l	11398.75
Sn	118	115	3	He	0.530	ug/l	2980.34
Sb	121	115	1	No Gas	0.444	ug/l	13005.63
Sb	121	115	3	He	0.454	ug/l	3309.39
Sb	123	115	1	No Gas	0.447	ug/l	9938.19
Sb	123	115	3	He	0.447	ug/l	2612.51
Ba	135	115	1	No Gas	0.460	ug/l	2488.63
Ba	137	115	1	No Gas	0.470	ug/l	4235.60
La	139	115	3	He	0.504	ug/l	12207.65
Ce	140	115	3	He	0.502	ug/l	13449.91
Hg	201	209	1	No Gas	0.007	ug/l	55.66
Hg	202	209	1	No Gas	0.008	ug/l	184.63
Hg	202	209	3	He	0.011	ug/l	78.98
Tl	203	209	3	He	0.446	ug/l	5784.25
Tl	205	209	1	No Gas	0.474	ug/l	29350.17
Tl	205	209	3	He	0.451	ug/l	13842.09
[Pb]	206	209	1	No Gas	0.487	ug/l	9804.78
[Pb]	207	209	1	No Gas	0.474	ug/l	8420.48
Pb	208	209	1	No Gas	0.477	ug/l	38942.56
Th	232	209	3	He	0.420	ug/l	15932.05
U	238	209	1	No Gas	0.491	ug/l	37233.69

Name	Mass	Tune Step	Tune Mode	CPS	ISTD Recovery %
Sc	45	1	No Gas	4273755.00	97.5
Sc	45	2	H2	2263751.64	96.1
Sc	45	3	He	222823.77	94.2
Ge	72	1	No Gas	1246768.25	97.3
Ge	72	2	H2	849830.02	95.4
Ge	72	3	He	177550.15	96.5
In	115	1	No Gas	11100995.03	96.6
In	115	3	He	2244620.53	96.3
Tb	159	1	No Gas	15543164.49	99.1
Tb	159	3	He	6430739.94	99.1
Ho	165	1	No Gas	14904990.72	99.2
Ho	165	3	He	6239252.31	101.1
Lu	175	1	No Gas	15677086.01	101.0
Lu	175	3	He	5084212.73	100.8
Bi	209	1	No Gas	11315994.57	100.0
Bi	209	3	He	4931046.24	99.4

ICPMS207-B Analytical Data

Sample Name	1 ppb STD
File Name	115CALS.d
Data Path Name	D:\Agilent\ICPMH\1\DATA\220121ADoD.b
Acq Time	2022-01-22 03:54:21
Sample Type	CalStd
Total Dilution	1.0000
Comment	ICPMS-6020B-Cal
Operator	CAR/SRH/JPV/AEM
Method	SW6020/ SW6020B

Name	Mass	ISTD	Tune Step	Tune Mode	Conc.	Units	CPS
Li	7	45	1	No Gas	12.348	ug/l	77463.47
Be	9	45	1	No Gas	1.006	ug/l	2390.05
B	11	45	1	No Gas	0.433	ug/l	4549.86
Na	23	45	3	He	258.127	ug/l	223894.59
Mg	24	45	3	He	287.793	ug/l	95109.50
Al	27	45	1	No Gas	1.130	ug/l	22558.27
Si	28	45	2	H2	-14.047	ug/l	47339.67
K	39	72	3	He	267.081	ug/l	152941.40
Ca	40	72	2	H2	271.574	ug/l	1907601.52
Ti	47	72	1	No Gas	1.002	ug/l	1963.78
V	51	72	1	No Gas	-3.318	ug/l	-76863.42
V	51	72	3	He	1.287	ug/l	22611.96
Cr	52	72	1	No Gas	1.734	ug/l	115134.22
Cr	52	72	3	He	1.137	ug/l	5532.18
Mn	55	72	1	No Gas	1.103	ug/l	43722.33
Mn	55	72	3	He	1.095	ug/l	3071.04
Fe	56	72	2	H2	27.923	ug/l	460009.40
Fe	56	72	3	He	28.350	ug/l	110047.20
Co	59	72	1	No Gas	1.074	ug/l	27358.04
Ni	60	72	1	No Gas	1.093	ug/l	6595.11
Ni	60	72	3	He	1.158	ug/l	2070.16
Cu	63	72	1	No Gas	1.116	ug/l	16936.61
Cu	63	72	3	He	1.136	ug/l	5833.67
Cu	65	72	1	No Gas	1.100	ug/l	8170.92
Zn	66	72	1	No Gas	1.047	ug/l	5823.24
Zn	66	72	3	He	1.076	ug/l	1233.39
As	75	72	1	No Gas	1.967	ug/l	22882.98
As	75	72	3	He	1.105	ug/l	1173.69
Se	78	72	2	H2	1.098	ug/l	651.68
Br	79	72	1	No Gas	13.299	ug/l	246606.09
Br	79	72	2	H2	12.597	ug/l	135863.47
Se	82	72	1	No Gas	1.568	ug/l	1023.43
Kr	84	72	1	No Gas		ug/l	17462.61
Sr	88	72	1	No Gas	1.119	ug/l	48291.94
Sr	88	72	3	He	1.073	ug/l	5088.71
Mo	95	115	1	No Gas	0.930	ug/l	9241.93
Mo	95	115	3	He	0.989	ug/l	3252.62
Mo	98	115	1	No Gas	1.018	ug/l	15471.81
Ag	107	115	1	No Gas	0.431	ug/l	12180.13
Ag	109	115	1	No Gas	0.433	ug/l	11795.66
Cd	111	115	1	No Gas	1.016	ug/l	5816.98

ICPMS207-B Analytical Data

Name	Mass	ISTD	Tune Step	Tune Mode	Conc.	Units	CPS
Cd	111	115	3	He	1.081	ug/l	1855.56
Cd	114	115	1	No Gas	1.044	ug/l	13094.08
Cd	114	115	3	He	1.060	ug/l	4597.68
Sn	118	115	1	No Gas	1.016	ug/l	19325.00
Sn	118	115	3	He	0.993	ug/l	4893.10
Sb	121	115	1	No Gas	0.973	ug/l	26581.32
Sb	121	115	3	He	0.965	ug/l	6654.24
Sb	123	115	1	No Gas	0.977	ug/l	20299.99
Sb	123	115	3	He	0.966	ug/l	5307.54
Ba	135	115	1	No Gas	1.041	ug/l	5486.88
Ba	137	115	1	No Gas	1.048	ug/l	9291.37
La	139	115	3	He	1.039	ug/l	25007.01
Ce	140	115	3	He	1.026	ug/l	27328.09
Hg	201	209	1	No Gas	0.018	ug/l	99.65
Hg	202	209	1	No Gas	0.018	ug/l	275.61
Hg	202	209	3	He	0.021	ug/l	124.31
Tl	203	209	3	He	0.954	ug/l	11555.65
Tl	205	209	1	No Gas	0.994	ug/l	58554.96
Tl	205	209	3	He	0.961	ug/l	27513.32
[Pb]	206	209	1	No Gas	1.017	ug/l	20046.30
[Pb]	207	209	1	No Gas	1.008	ug/l	17507.15
Pb	208	209	1	No Gas	1.017	ug/l	81150.29
Th	232	209	3	He	0.929	ug/l	35237.97
U	238	209	1	No Gas	1.026	ug/l	78769.08

Name	Mass	Tune Step	Tune Mode	CPS	ISTD Recovery %
Sc	45	1	No Gas	4331786.59	98.8
Sc	45	2	H2	2282031.34	96.9
Sc	45	3	He	229775.90	97.2
Ge	72	1	No Gas	1236524.45	96.5
Ge	72	2	H2	859893.91	96.5
Ge	72	3	He	177871.46	96.7
In	115	1	No Gas	11014920.21	95.9
In	115	3	He	2234891.97	95.9
Tb	159	1	No Gas	15764011.27	100.5
Tb	159	3	He	6352351.61	97.9
Ho	165	1	No Gas	15033520.18	100.0
Ho	165	3	He	6183542.34	100.2
Lu	175	1	No Gas	15510716.94	99.9
Lu	175	3	He	5011765.81	99.4
Bi	209	1	No Gas	11482548.50	101.5
Bi	209	3	He	5012525.44	101.0

ICPMS207-B Analytical Data

Sample Name	10 ppb STD
File Name	116CALS.d
Data Path Name	D:\Agilent\ICPMH\1\DATA\220121ADoD.b
Acq Time	2022-01-22 04:00:43
Sample Type	CalStd
Total Dilution	1.0000
Comment	ICPMS-6020B-Cal
Operator	CAR/SRH/JPV/AEM
Method	SW6020/ SW6020B

Name	Mass	ISTD	Tune Step	Tune Mode	Conc.	Units	CPS
Li	7	45	1	No Gas	120.025	ug/l	623523.42
Be	9	45	1	No Gas	10.113	ug/l	22867.12
B	11	45	1	No Gas	9.430	ug/l	17342.28
Na	23	45	3	He	2739.911	ug/l	1715289.78
Mg	24	45	3	He	2733.440	ug/l	898420.74
Al	27	45	1	No Gas	10.020	ug/l	144185.40
Si	28	45	2	H2	27.226	ug/l	112412.04
K	39	72	3	He	2443.232	ug/l	960858.73
Ca	40	72	2	H2	2425.519	ug/l	16784631.12
Ti	47	72	1	No Gas	9.987	ug/l	18428.45
V	51	72	1	No Gas	5.427	ug/l	140815.85
V	51	72	3	He	9.864	ug/l	56372.28
Cr	52	72	1	No Gas	10.502	ug/l	311495.87
Cr	52	72	3	He	10.422	ug/l	44826.07
Mn	55	72	1	No Gas	10.234	ug/l	324080.26
Mn	55	72	3	He	10.300	ug/l	28329.21
Fe	56	72	2	H2	263.173	ug/l	4360320.22
Fe	56	72	3	He	264.143	ug/l	1003516.96
Co	59	72	1	No Gas	9.957	ug/l	254451.75
Ni	60	72	1	No Gas	10.001	ug/l	57602.10
Ni	60	72	3	He	10.858	ug/l	18844.44
Cu	63	72	1	No Gas	10.560	ug/l	147316.76
Cu	63	72	3	He	10.845	ug/l	51174.93
Cu	65	72	1	No Gas	10.434	ug/l	71386.26
Zn	66	72	1	No Gas	10.113	ug/l	49685.86
Zn	66	72	3	He	10.583	ug/l	10270.33
As	75	72	1	No Gas	10.322	ug/l	71584.21
As	75	72	3	He	10.203	ug/l	9156.89
Se	78	72	2	H2	10.207	ug/l	5961.22
Br	79	72	1	No Gas	10.361	ug/l	208655.81
Br	79	72	2	H2	9.607	ug/l	113390.35
Se	82	72	1	No Gas	11.034	ug/l	4128.01
Kr	84	72	1	No Gas		ug/l	20727.12
Sr	88	72	1	No Gas	10.473	ug/l	455113.99
Sr	88	72	3	He	10.057	ug/l	47022.39
Mo	95	115	1	No Gas	9.523	ug/l	88535.25
Mo	95	115	3	He	9.707	ug/l	31759.76
Mo	98	115	1	No Gas	9.788	ug/l	147031.66
Ag	107	115	1	No Gas	4.000	ug/l	99253.06
Ag	109	115	1	No Gas	4.061	ug/l	96814.88
Cd	111	115	1	No Gas	9.670	ug/l	55094.39

ICPMS207-B Analytical Data

Name	Mass	ISTD	Tune Step	Tune Mode	Conc.	Units	CPS
Cd	111	115	3	He	10.380	ug/l	17753.16
Cd	114	115	1	No Gas	9.925	ug/l	124801.08
Cd	114	115	3	He	10.150	ug/l	43841.66
Sn	118	115	1	No Gas	9.606	ug/l	157165.76
Sn	118	115	3	He	9.559	ug/l	40657.53
Sb	121	115	1	No Gas	9.633	ug/l	249217.05
Sb	121	115	3	He	9.505	ug/l	62930.94
Sb	123	115	1	No Gas	9.653	ug/l	190114.35
Sb	123	115	3	He	9.402	ug/l	49437.33
Ba	135	115	1	No Gas	9.518	ug/l	49276.00
Ba	137	115	1	No Gas	9.820	ug/l	85903.63
La	139	115	3	He	9.863	ug/l	238050.60
Ce	140	115	3	He	9.811	ug/l	261813.47
Hg	201	209	1	No Gas	0.186	ug/l	759.20
Hg	202	209	1	No Gas	0.190	ug/l	1819.10
Hg	202	209	3	He	0.184	ug/l	824.86
Tl	203	209	3	He	9.548	ug/l	105035.31
Tl	205	209	1	No Gas	9.716	ug/l	542678.18
Tl	205	209	3	He	9.848	ug/l	255366.02
[Pb]	206	209	1	No Gas	9.777	ug/l	187637.39
[Pb]	207	209	1	No Gas	9.521	ug/l	161115.76
Pb	208	209	1	No Gas	9.676	ug/l	751683.29
Th	232	209	3	He	9.574	ug/l	350447.75
U	238	209	1	No Gas	9.873	ug/l	759407.70

Name	Mass	Tune Step	Tune Mode	CPS	ISTD Recovery %
Sc	45	1	No Gas	4223086.80	96.4
Sc	45	2	H2	2253036.12	95.7
Sc	45	3	He	231465.67	97.9
Ge	72	1	No Gas	1257358.52	98.1
Ge	72	2	H2	880704.50	98.8
Ge	72	3	He	180976.69	98.4
In	115	1	No Gas	10958928.06	95.4
In	115	3	He	2240886.04	96.2
Tb	159	1	No Gas	15389113.36	98.1
Tb	159	3	He	6342633.92	97.7
Ho	165	1	No Gas	14789042.69	98.4
Ho	165	3	He	6148121.86	99.7
Lu	175	1	No Gas	15563522.35	100.3
Lu	175	3	He	5038418.40	99.9
Bi	209	1	No Gas	11521599.60	101.8
Bi	209	3	He	4895412.35	98.7

ICPMS207-B Analytical Data

Sample Name	50 ppb STD
File Name	117CALS.d
Data Path Name	D:\Agilent\ICPMH\1\DATA\220121ADoD.b
Acq Time	2022-01-22 04:07:04
Sample Type	CalStd
Total Dilution	1.0000
Comment	ICPMS-6020B-Cal
Operator	CAR/SRH/JPV/AEM
Method	SW6020/ SW6020B

Name	Mass	ISTD	Tune Step	Tune Mode	Conc.	Units	CPS
Li	7	45	1	No Gas	574.914	ug/l	2975596.82
Be	9	45	1	No Gas	50.507	ug/l	115380.40
B	11	45	1	No Gas	50.420	ug/l	77085.36
Na	23	45	3	He	12746.428	ug/l	8103183.35
Mg	24	45	3	He	12576.221	ug/l	4332868.85
Al	27	45	1	No Gas	61.950	ug/l	868633.24
Si	28	45	2	H2	210.949	ug/l	411358.99
K	39	72	3	He	11866.756	ug/l	4644751.70
Ca	40	72	2	H2	11837.688	ug/l	83414698.42
Ti	47	72	1	No Gas	51.576	ug/l	97481.27
V	51	72	1	No Gas	47.871	ug/l	1247818.18
V	51	72	3	He	47.781	ug/l	212898.58
Cr	52	72	1	No Gas	49.145	ug/l	1206115.72
Cr	52	72	3	He	50.823	ug/l	224860.47
Mn	55	72	1	No Gas	50.618	ug/l	1610186.06
Mn	55	72	3	He	51.155	ug/l	146424.65
Fe	56	72	2	H2	1261.242	ug/l	21320514.76
Fe	56	72	3	He	1273.109	ug/l	5032634.65
Co	59	72	1	No Gas	50.226	ug/l	1322699.53
Ni	60	72	1	No Gas	50.563	ug/l	298444.02
Ni	60	72	3	He	52.462	ug/l	94627.99
Cu	63	72	1	No Gas	51.129	ug/l	728582.75
Cu	63	72	3	He	53.112	ug/l	259146.67
Cu	65	72	1	No Gas	51.170	ug/l	357719.02
Zn	66	72	1	No Gas	51.253	ug/l	256167.35
Zn	66	72	3	He	55.438	ug/l	55159.73
As	75	72	1	No Gas	50.742	ug/l	314783.68
As	75	72	3	He	51.155	ug/l	46996.83
Se	78	72	2	H2	51.978	ug/l	30904.39
Br	79	72	1	No Gas	11.536	ug/l	232803.13
Br	79	72	2	H2	11.154	ug/l	129556.00
Se	82	72	1	No Gas	52.567	ug/l	18246.61
Kr	84	72	1	No Gas		ug/l	32835.59
Sr	88	72	1	No Gas	51.587	ug/l	2310735.80
Sr	88	72	3	He	50.113	ug/l	243932.98
Mo	95	115	1	No Gas	51.425	ug/l	479383.86
Mo	95	115	3	He	52.498	ug/l	171703.80
Mo	98	115	1	No Gas	52.681	ug/l	797536.67
Ag	107	115	1	No Gas	19.946	ug/l	492661.24
Ag	109	115	1	No Gas	20.265	ug/l	480820.38
Cd	111	115	1	No Gas	49.047	ug/l	281772.59

ICPMS207-B Analytical Data

Name	Mass	ISTD	Tune Step	Tune Mode	Conc.	Units	CPS
Cd	111	115	3	He	53.262	ug/l	91098.50
Cd	114	115	1	No Gas	50.600	ug/l	641931.23
Cd	114	115	3	He	52.060	ug/l	224861.14
Sn	118	115	1	No Gas	52.124	ug/l	846791.26
Sn	118	115	3	He	52.295	ug/l	219143.82
Sb	121	115	1	No Gas	52.419	ug/l	1361069.54
Sb	121	115	3	He	52.027	ug/l	343203.64
Sb	123	115	1	No Gas	52.790	ug/l	1043562.22
Sb	123	115	3	He	52.557	ug/l	275253.49
Ba	135	115	1	No Gas	49.375	ug/l	257413.99
Ba	137	115	1	No Gas	50.155	ug/l	442172.52
La	139	115	3	He	50.013	ug/l	1207360.17
Ce	140	115	3	He	49.976	ug/l	1334129.80
Hg	201	209	1	No Gas	0.999	ug/l	3792.78
Hg	202	209	1	No Gas	0.999	ug/l	8739.78
Hg	202	209	3	He	0.984	ug/l	4157.15
Tl	203	209	3	He	49.568	ug/l	527690.21
Tl	205	209	1	No Gas	49.115	ug/l	2622299.04
Tl	205	209	3	He	50.691	ug/l	1272142.00
[Pb]	206	209	1	No Gas	51.403	ug/l	945513.94
[Pb]	207	209	1	No Gas	49.891	ug/l	808916.20
Pb	208	209	1	No Gas	50.287	ug/l	3743698.71
Th	232	209	3	He	50.350	ug/l	1794372.35
U	238	209	1	No Gas	51.322	ug/l	3793679.43

Name	Mass	Tune Step	Tune Mode	CPS	ISTD Recovery %
Sc	45	1	No Gas	4276082.63	97.6
Sc	45	2	H2	2287811.57	97.2
Sc	45	3	He	242869.15	102.7
Ge	72	1	No Gas	1297364.90	101.2
Ge	72	2	H2	900080.57	101.0
Ge	72	3	He	189051.63	102.8
In	115	1	No Gas	11048680.19	96.2
In	115	3	He	2241683.79	96.2
Tb	159	1	No Gas	15552155.05	99.1
Tb	159	3	He	6384868.34	98.4
Ho	165	1	No Gas	14930047.96	99.3
Ho	165	3	He	6244785.56	101.2
Lu	175	1	No Gas	15486442.98	99.8
Lu	175	3	He	5084396.30	100.8
Bi	209	1	No Gas	11074715.70	97.9
Bi	209	3	He	4770405.86	96.2

ICPMS207-B Analytical Data

Sample Name	100 ppb STD
File Name	118CALS.d
Data Path Name	D:\Agilent\ICPMH\1\DATA\220121ADoD.b
Acq Time	2022-01-22 04:13:24
Sample Type	CalStd
Total Dilution	1.0000
Comment	ICPMS-6020B-Cal
Operator	CAR/SRH/JPV/AEM
Method	SW6020/ SW6020B

Name	Mass	ISTD	Tune Step	Tune Mode	Conc.	Units	CPS
Li	7	45	1	No Gas	1198.995	ug/l	6465149.66
Be	9	45	1	No Gas	100.669	ug/l	240078.62
B	11	45	1	No Gas	97.859	ug/l	152413.55
Na	23	45	3	He	25005.582	ug/l	17284563.22
Mg	24	45	3	He	25390.254	ug/l	9551814.64
Al	27	45	1	No Gas	102.178	ug/l	1491300.51
Si	28	45	2	H2	396.079	ug/l	725884.20
K	39	72	3	He	24071.020	ug/l	9878429.16
Ca	40	72	2	H2	23886.042	ug/l	171603085.37
Ti	47	72	1	No Gas	99.213	ug/l	191660.43
V	51	72	1	No Gas	96.795	ug/l	2573421.61
V	51	72	3	He	95.159	ug/l	427737.84
Cr	52	72	1	No Gas	99.975	ug/l	2423088.91
Cr	52	72	3	He	98.974	ug/l	461318.69
Mn	55	72	1	No Gas	100.480	ug/l	3259615.57
Mn	55	72	3	He	101.271	ug/l	305711.67
Fe	56	72	2	H2	2568.669	ug/l	44292191.05
Fe	56	72	3	He	2625.141	ug/l	10942474.59
Co	59	72	1	No Gas	97.872	ug/l	2635729.52
Ni	60	72	1	No Gas	100.632	ug/l	606945.67
Ni	60	72	3	He	101.737	ug/l	193554.04
Cu	63	72	1	No Gas	101.140	ug/l	1472337.65
Cu	63	72	3	He	101.528	ug/l	522015.80
Cu	65	72	1	No Gas	100.590	ug/l	718476.62
Zn	66	72	1	No Gas	101.996	ug/l	520541.35
Zn	66	72	3	He	105.460	ug/l	110460.28
As	75	72	1	No Gas	102.246	ug/l	636019.78
As	75	72	3	He	101.489	ug/l	98131.64
Se	78	72	2	H2	103.050	ug/l	62468.43
Br	79	72	1	No Gas	11.037	ug/l	230536.97
Br	79	72	2	H2	10.248	ug/l	124001.09
Se	82	72	1	No Gas	105.752	ug/l	36990.06
Kr	84	72	1	No Gas		ug/l	48959.20
Sr	88	72	1	No Gas	104.407	ug/l	4783425.36
Sr	88	72	3	He	100.165	ug/l	514317.34
Mo	95	115	1	No Gas	99.336	ug/l	938322.90
Mo	95	115	3	He	98.781	ug/l	330858.13
Mo	98	115	1	No Gas	98.681	ug/l	1514927.07
Ag	107	115	1	No Gas	40.027	ug/l	1000924.39
Ag	109	115	1	No Gas	39.861	ug/l	957579.58
Cd	111	115	1	No Gas	97.346	ug/l	567221.12

ICPMS207-B Analytical Data

Name	Mass	ISTD	Tune Step	Tune Mode	Conc.	Units	CPS
Cd	111	115	3	He	105.521	ug/l	184831.22
Cd	114	115	1	No Gas	100.338	ug/l	1291158.64
Cd	114	115	3	He	102.467	ug/l	453234.90
Sn	118	115	1	No Gas	98.977	ug/l	1628063.82
Sn	118	115	3	He	98.896	ug/l	423718.54
Sb	121	115	1	No Gas	98.828	ug/l	2601034.69
Sb	121	115	3	He	99.037	ug/l	668804.77
Sb	123	115	1	No Gas	98.640	ug/l	1976597.92
Sb	123	115	3	He	98.782	ug/l	529585.76
Ba	135	115	1	No Gas	97.828	ug/l	517119.30
Ba	137	115	1	No Gas	100.267	ug/l	896405.61
La	139	115	3	He	100.007	ug/l	2472692.15
Ce	140	115	3	He	100.031	ug/l	2734720.97
Hg	201	209	1	No Gas	2.002	ug/l	7407.24
Hg	202	209	1	No Gas	2.002	ug/l	17008.05
Hg	202	209	3	He	2.010	ug/l	8281.91
Tl	203	209	3	He	99.294	ug/l	1033887.10
Tl	205	209	1	No Gas	99.881	ug/l	5210232.63
Tl	205	209	3	He	100.949	ug/l	2477621.47
[Pb]	206	209	1	No Gas	101.206	ug/l	1819438.38
[Pb]	207	209	1	No Gas	98.819	ug/l	1566054.73
Pb	208	209	1	No Gas	99.483	ug/l	7237894.48
Th	232	209	3	He	100.422	ug/l	3502594.54
U	238	209	1	No Gas	101.687	ug/l	7349259.90

Name	Mass	Tune Step	Tune Mode	CPS	ISTD Recovery %
Sc	45	1	No Gas	4465453.58	101.9
Sc	45	2	H2	2336043.61	99.2
Sc	45	3	He	265253.80	112.2
Ge	72	1	No Gas	1327458.79	103.6
Ge	72	2	H2	918208.26	103.1
Ge	72	3	He	199434.25	108.4
In	115	1	No Gas	11209145.15	97.6
In	115	3	He	2295739.74	98.5
Tb	159	1	No Gas	15636430.67	99.7
Tb	159	3	He	6347262.66	97.8
Ho	165	1	No Gas	15079244.55	100.3
Ho	165	3	He	6218673.30	100.8
Lu	175	1	No Gas	15261186.90	98.3
Lu	175	3	He	5098839.23	101.1
Bi	209	1	No Gas	10830117.30	95.7
Bi	209	3	He	4668832.02	94.1

ICPMS207-B Analytical Data

Sample Name	1000 ppb STD
File Name	119CALS.d
Data Path Name	D:\Agilent\ICPMH\1\DATA\220121ADoD.b
Acq Time	2022-01-22 04:19:46
Sample Type	CalStd
Total Dilution	1.0000
Comment	ICPMS-6020B-Cal
Operator	CAR/SRH/JPV/AEM
Method	SW6020/ SW6020B

Name	Mass	ISTD	Tune Step	Tune Mode	Conc.	Units	CPS
Li	7	45	1	No Gas	2538.275	ug/l	15407382.10
Be	9	45	1	No Gas	999.907	ug/l	2686108.07
B	11	45	1	No Gas	1000.200	ug/l	1713218.44
Na	23	45	3	He	49923.610	ug/l	37840823.33
Mg	24	45	3	He	49773.938	ug/l	20578702.71
Al	27	45	1	No Gas	999.184	ug/l	16362357.25
Si	28	45	2	H2	-20.941	ug/l	39633.49
K	39	72	3	He	50625.565	ug/l	22334632.16
Ca	40	72	2	H2	50726.168	ug/l	370550494.11
Ti	47	72	1	No Gas	5.655	ug/l	11726.57
V	51	72	1	No Gas	1000.476	ug/l	28090617.90
V	51	72	3	He	1000.596	ug/l	4647538.61
Cr	52	72	1	No Gas	1000.039	ug/l	24817791.10
Cr	52	72	3	He	1000.057	ug/l	5018899.89
Mn	55	72	1	No Gas	999.919	ug/l	34133028.57
Mn	55	72	3	He	999.812	ug/l	3253922.44
Fe	56	72	2	H2	6021.828	ug/l	105542417.87
Fe	56	72	3	He	5994.741	ug/l	26946721.61
Co	59	72	1	No Gas	1000.202	ug/l	28458385.00
Ni	60	72	1	No Gas	999.908	ug/l	6369842.41
Ni	60	72	3	He	999.694	ug/l	2050346.84
Cu	63	72	1	No Gas	999.824	ug/l	15354721.54
Cu	63	72	3	He	999.683	ug/l	5537057.28
Cu	65	72	1	No Gas	999.878	ug/l	7532029.39
Zn	66	72	1	No Gas	999.737	ug/l	5381559.40
Zn	66	72	3	He	999.176	ug/l	1126548.39
As	75	72	1	No Gas	999.733	ug/l	6447546.59
As	75	72	3	He	999.791	ug/l	1040345.80
Se	78	72	2	H2	999.594	ug/l	615903.75
Br	79	72	1	No Gas	11.099	ug/l	244503.51
Br	79	72	2	H2	11.728	ug/l	139668.57
Se	82	72	1	No Gas	999.285	ug/l	364169.00
Kr	84	72	1	No Gas		ug/l	313912.39
Sr	88	72	1	No Gas	999.475	ug/l	48361273.70
Sr	88	72	3	He	999.977	ug/l	5535681.27
Mo	95	115	1	No Gas	0.038	ug/l	970.04
Mo	95	115	3	He	0.067	ug/l	270.01
Mo	98	115	1	No Gas	0.098	ug/l	1599.14
Ag	107	115	1	No Gas	261.473	ug/l	6478580.07
Ag	109	115	1	No Gas	268.299	ug/l	6384499.36
Cd	111	115	1	No Gas	1000.316	ug/l	5781895.40

ICPMS207-B Analytical Data

Name	Mass	ISTD	Tune Step	Tune Mode	Conc.	Units	CPS
Cd	111	115	3	He	999.281	ug/l	1845416.49
Cd	114	115	1	No Gas	999.937	ug/l	12764824.65
Cd	114	115	3	He	999.649	ug/l	4661773.32
Sn	118	115	1	No Gas	0.241	ug/l	6871.39
Sn	118	115	3	He	0.216	ug/l	1796.80
Sb	121	115	1	No Gas	0.269	ug/l	8449.72
Sb	121	115	3	He	0.200	ug/l	1762.29
Sb	123	115	1	No Gas	0.293	ug/l	6890.39
Sb	123	115	3	He	0.200	ug/l	1421.21
Ba	135	115	1	No Gas	1000.253	ug/l	5245318.77
Ba	137	115	1	No Gas	999.967	ug/l	8868561.96
La	139	115	3	He	0.008	ug/l	236.67
Ce	140	115	3	He	0.022	ug/l	655.58
Hg	201	209	1	No Gas	0.014	ug/l	76.32
Hg	202	209	1	No Gas	0.015	ug/l	229.63
Hg	202	209	3	He	0.012	ug/l	79.65
Tl	203	209	3	He	1000.097	ug/l	10174882.05
Tl	205	209	1	No Gas	1000.059	ug/l	50049972.59
Tl	205	209	3	He	999.872	ug/l	23981566.24
[Pb]	206	209	1	No Gas	999.811	ug/l	17247372.10
[Pb]	207	209	1	No Gas	1000.128	ug/l	15210980.75
Pb	208	209	1	No Gas	1000.041	ug/l	69815562.85
Th	232	209	3	He	999.945	ug/l	34096757.92
U	238	209	1	No Gas	999.766	ug/l	69351937.31

Name	Mass	Tune Step	Tune Mode	CPS	ISTD Recovery %
Sc	45	1	No Gas	5028875.04	114.7
Sc	45	2	H2	2496551.77	106.0
Sc	45	3	He	291544.20	123.3
Ge	72	1	No Gas	1402123.38	109.4
Ge	72	2	H2	934080.73	104.8
Ge	72	3	He	215112.93	116.9
In	115	1	No Gas	11115377.08	96.8
In	115	3	He	2420638.43	103.9
Tb	159	1	No Gas	15742517.17	100.4
Tb	159	3	He	6516868.93	100.4
Ho	165	1	No Gas	15114623.99	100.6
Ho	165	3	He	6288070.82	101.9
Lu	175	1	No Gas	15374593.53	99.0
Lu	175	3	He	5255381.18	104.2
Bi	209	1	No Gas	10393070.67	91.9
Bi	209	3	He	4565066.27	92.0

ICPMS207-B Analytical Data

Sample Name	100 ppb Br STD
File Name	120CALS.d
Data Path Name	D:\Agilent\ICPMH\1\DATA\220121ADoD.b
Acq Time	2022-01-22 04:26:09
Sample Type	CalStd
Total Dilution	1.0000
Comment	ICPMS-6020-W-D
Operator	CAR/SRH/JPV/AEM
Method	SW6020/ SW6020B

Name	Mass	ISTD	Tune Step	Tune Mode	Conc.	Units	CPS
Li	7	45	1	No Gas	1.331	ug/l	23669.22
Be	9	45	1	No Gas	0.168	ug/l	536.90
B	11	45	1	No Gas	11.009	ug/l	23786.95
Na	23	45	3	He	-40.419	ug/l	54587.35
Mg	24	45	3	He	1.547	ug/l	2189.16
Al	27	45	1	No Gas	0.147	ug/l	10325.85
Si	28	45	2	H2	-22.764	ug/l	36784.46
K	39	72	3	He	601.098	ug/l	314260.41
Ca	40	72	2	H2	2.291	ug/l	106448.15
Ti	47	72	1	No Gas	0.230	ug/l	660.68
V	51	72	1	No Gas	0.220	ug/l	11207.24
V	51	72	3	He	-1.121	ug/l	15349.21
Cr	52	72	1	No Gas	0.547	ug/l	101959.93
Cr	52	72	3	He	0.022	ug/l	1035.60
Mn	55	72	1	No Gas	0.047	ug/l	13629.32
Mn	55	72	3	He	0.008	ug/l	167.64
Fe	56	72	2	H2	0.101	ug/l	12394.59
Fe	56	72	3	He	0.138	ug/l	6012.30
Co	59	72	1	No Gas	0.016	ug/l	948.15
Ni	60	72	1	No Gas	0.021	ug/l	662.04
Ni	60	72	3	He	0.020	ug/l	161.11
Cu	63	72	1	No Gas	0.170	ug/l	4707.99
Cu	63	72	3	He	0.134	ug/l	1427.45
Cu	65	72	1	No Gas	0.151	ug/l	2135.68
Zn	66	72	1	No Gas	0.054	ug/l	1275.31
Zn	66	72	3	He	-0.013	ug/l	250.00
As	75	72	1	No Gas	0.514	ug/l	16762.27
As	75	72	3	He	0.112	ug/l	366.60
Se	78	72	2	H2	0.133	ug/l	114.89
Br	79	72	1	No Gas	100.000	ug/l	1682793.44
Br	79	72	2	H2	100.000	ug/l	956883.79
Se	82	72	1	No Gas	2.835	ug/l	1632.04
Kr	84	72	1	No Gas		ug/l	19501.15
Sr	88	72	1	No Gas	0.005	ug/l	938.17
Sr	88	72	3	He	0.004	ug/l	224.45
Mo	95	115	1	No Gas	-0.044	ug/l	215.56
Mo	95	115	3	He	0.005	ug/l	51.11
Mo	98	115	1	No Gas	0.008	ug/l	249.60
Ag	107	115	1	No Gas	0.326	ug/l	10446.76
Ag	109	115	1	No Gas	0.318	ug/l	9882.80
Cd	111	115	1	No Gas	0.022	ug/l	133.92

ICPMS207-B Analytical Data

Name	Mass	ISTD	Tune Step	Tune Mode	Conc.	Units	CPS
Cd	111	115	3	He	0.013	ug/l	37.55
Cd	114	115	1	No Gas	0.017	ug/l	112.04
Cd	114	115	3	He	0.014	ug/l	98.60
Sn	118	115	1	No Gas	0.070	ug/l	4411.96
Sn	118	115	3	He	0.060	ug/l	1105.60
Sb	121	115	1	No Gas	0.035	ug/l	2528.82
Sb	121	115	3	He	0.036	ug/l	607.74
Sb	123	115	1	No Gas	0.035	ug/l	1893.66
Sb	123	115	3	He	0.033	ug/l	487.39
Ba	135	115	1	No Gas	0.004	ug/l	106.45
Ba	137	115	1	No Gas	0.010	ug/l	182.97
La	139	115	3	He	0.001	ug/l	53.34
Ce	140	115	3	He	0.000	ug/l	32.22
Hg	201	209	1	No Gas	0.005	ug/l	46.32
Hg	202	209	1	No Gas	0.004	ug/l	149.30
Hg	202	209	3	He	0.007	ug/l	63.99
Tl	203	209	3	He	0.681	ug/l	8404.04
Tl	205	209	1	No Gas	0.626	ug/l	37424.93
Tl	205	209	3	He	0.689	ug/l	20109.88
[Pb]	206	209	1	No Gas	0.072	ug/l	1997.94
[Pb]	207	209	1	No Gas	0.062	ug/l	1589.00
Pb	208	209	1	No Gas	0.065	ug/l	7605.35
Th	232	209	3	He	0.128	ug/l	5189.13
U	238	209	1	No Gas	0.030	ug/l	2349.75

Name	Mass	Tune Step	Tune Mode	CPS	ISTD Recovery %
Sc	45	1	No Gas	5122515.52	116.9
Sc	45	2	H2	2521731.97	107.1
Sc	45	3	He	272935.76	115.4
Ge	72	1	No Gas	1411887.43	110.1
Ge	72	2	H2	942845.54	105.8
Ge	72	3	He	203722.51	110.7
In	115	1	No Gas	11973253.17	104.2
In	115	3	He	2451954.47	105.2
Tb	159	1	No Gas	15985987.09	101.9
Tb	159	3	He	6661637.91	102.6
Ho	165	1	No Gas	15071307.34	100.3
Ho	165	3	He	6384970.48	103.5
Lu	175	1	No Gas	15406324.12	99.2
Lu	175	3	He	5234165.60	103.8
Bi	209	1	No Gas	11256780.74	99.5
Bi	209	3	He	4951496.85	99.8

ICPMS207-B Analytical Data

Sample Name	Rinse
File Name	121BLKV.d
Data Path Name	D:\Agilent\ICPMH\1\DATA\220121ADoD.b
Acq Time	2022-01-22 04:32:29
Sample Type	BlkVrfy
Total Dilution	1.0000
Comment	ICPMS-6020-W-D
Operator	CAR/SRH/JPV/AEM
Method	SW6020/ SW6020B

Name	Mass	ISTD	Tune Step	Tune Mode	Conc.	Units	CPS
Li	7	45	1	No Gas	-0.001	ug/l	15028.76
Be	9	45	1	No Gas	0.069	ug/l	259.28
B	11	45	1	No Gas	4.686	ug/l	12437.44
Na	23	45	3	He	-38.685	ug/l	53340.77
Mg	24	45	3	He	1.033	ug/l	1903.02
Al	27	45	1	No Gas	0.021	ug/l	7995.50
Si	28	45	2	H2	-25.878	ug/l	30503.21
K	39	72	3	He	14.230	ug/l	67611.79
Ca	40	72	2	H2	1.190	ug/l	95887.64
Ti	47	72	1	No Gas	0.056	ug/l	303.64
V	51	72	1	No Gas	1.533	ug/l	48487.55
V	51	72	3	He	-1.487	ug/l	13312.77
Cr	52	72	1	No Gas	-0.230	ug/l	82872.63
Cr	52	72	3	He	-0.007	ug/l	871.14
Mn	55	72	1	No Gas	0.102	ug/l	15567.35
Mn	55	72	3	He	0.134	ug/l	538.90
Fe	56	72	2	H2	0.081	ug/l	11729.88
Fe	56	72	3	He	2.108	ug/l	13912.58
Co	59	72	1	No Gas	0.000	ug/l	489.04
Ni	60	72	1	No Gas	0.009	ug/l	585.52
Ni	60	72	3	He	0.007	ug/l	132.23
Cu	63	72	1	No Gas	0.011	ug/l	2262.42
Cu	63	72	3	He	0.002	ug/l	711.54
Cu	65	72	1	No Gas	0.007	ug/l	1043.13
Zn	66	72	1	No Gas	-0.018	ug/l	892.91
Zn	66	72	3	He	-0.015	ug/l	238.89
As	75	72	1	No Gas	0.651	ug/l	17723.85
As	75	72	3	He	0.014	ug/l	261.80
Se	78	72	2	H2	0.045	ug/l	58.22
Br	79	72	1	No Gas	14.155	ug/l	296593.97
Br	79	72	2	H2	14.354	ug/l	161197.71
Se	82	72	1	No Gas	0.349	ug/l	722.48
Kr	84	72	1	No Gas		ug/l	18808.24
Sr	88	72	1	No Gas	0.002	ug/l	781.80
Sr	88	72	3	He	0.003	ug/l	215.56
Mo	95	115	1	No Gas	-0.054	ug/l	110.00
Mo	95	115	3	He	-0.001	ug/l	30.00
Mo	98	115	1	No Gas	0.001	ug/l	135.42
Ag	107	115	1	No Gas	0.023	ug/l	2279.11
Ag	109	115	1	No Gas	0.019	ug/l	2159.70
Cd	111	115	1	No Gas	0.014	ug/l	81.40

ICPMS207-B Analytical Data

Name	Mass	ISTD	Tune Step	Tune Mode	Conc.	Units	CPS
Cd	111	115	3	He	0.006	ug/l	24.56
Cd	114	115	1	No Gas	0.008	ug/l	-8.89
Cd	114	115	3	He	0.005	ug/l	57.84
Sn	118	115	1	No Gas	0.007	ug/l	3194.04
Sn	118	115	3	He	-0.001	ug/l	816.70
Sb	121	115	1	No Gas	-0.002	ug/l	1445.22
Sb	121	115	3	He	0.004	ug/l	368.71
Sb	123	115	1	No Gas	-0.001	ug/l	1095.49
Sb	123	115	3	He	0.002	ug/l	302.37
Ba	135	115	1	No Gas	0.002	ug/l	96.47
Ba	137	115	1	No Gas	0.004	ug/l	123.09
La	139	115	3	He	0.000	ug/l	17.78
Ce	140	115	3	He	0.000	ug/l	33.33
Hg	201	209	1	No Gas	0.001	ug/l	29.99
Hg	202	209	1	No Gas	0.000	ug/l	113.31
Hg	202	209	3	He	0.004	ug/l	48.99
Tl	203	209	3	He	0.240	ug/l	3545.23
Tl	205	209	1	No Gas	0.176	ug/l	12883.11
Tl	205	209	3	He	0.249	ug/l	8662.97
[Pb]	206	209	1	No Gas	0.032	ug/l	1238.95
[Pb]	207	209	1	No Gas	0.036	ug/l	1138.95
Pb	208	209	1	No Gas	0.032	ug/l	5049.30
Th	232	209	3	He	0.029	ug/l	1530.15
U	238	209	1	No Gas	0.005	ug/l	497.25

Name	Mass	Tune Step	Tune Mode	CPS	ISTD Recovery %
Sc	45	1	No Gas	4986246.13	113.8
Sc	45	2	H2	2462759.69	104.6
Sc	45	3	He	260730.62	110.3
Ge	72	1	No Gas	1416518.64	110.5
Ge	72	2	H2	919505.89	103.2
Ge	72	3	He	197184.09	107.2
In	115	1	No Gas	11616999.26	101.1
In	115	3	He	2418289.08	103.8
Tb	159	1	No Gas	15974618.74	101.8
Tb	159	3	He	6537525.06	100.7
Ho	165	1	No Gas	15194141.84	101.1
Ho	165	3	He	6382207.40	103.4
Lu	175	1	No Gas	15196381.79	97.9
Lu	175	3	He	5307439.18	105.2
Bi	209	1	No Gas	11106990.22	98.2
Bi	209	3	He	4961268.07	100.0

ICPMS207-B Analytical Data

Sample Name	QCS
File Name	122_QC1.d
Data Path Name	D:\Agilent\ICPMH\1\DATA\220121ADoD.b
Acq Time	2022-01-22 04:38:44
Sample Type	QC1
Total Dilution	1.0000
Comment	ICPMS-6020-W-D
Operator	CAR/SRH/JPV/AEM
Method	SW6020/ SW6020B

Name	Mass	ISTD	Tune Step	Tune Mode	Conc.	Units	CPS
Li	7	45	1	No Gas	49.196	ug/l	302850.64
Be	9	45	1	No Gas	24.752	ug/l	64299.23
B	11	45	1	No Gas	54.063	ug/l	93598.61
Na	23	45	3	He	2588.331	ug/l	1848108.93
Mg	24	45	3	He	2634.360	ug/l	985220.18
Al	27	45	1	No Gas	249.132	ug/l	3948727.58
Si	28	45	2	H2	519.570	ug/l	948155.74
K	39	72	3	He	2469.712	ug/l	1078412.19
Ca	40	72	2	H2	2521.212	ug/l	18224072.60
Ti	47	72	1	No Gas	52.707	ug/l	104173.48
V	51	72	1	No Gas	47.411	ug/l	1290680.51
V	51	72	3	He	46.345	ug/l	220241.20
Cr	52	72	1	No Gas	51.946	ug/l	1327590.24
Cr	52	72	3	He	50.755	ug/l	238871.25
Mn	55	72	1	No Gas	261.836	ug/l	8662910.13
Mn	55	72	3	He	255.784	ug/l	778129.28
Fe	56	72	2	H2	254.209	ug/l	4399061.77
Fe	56	72	3	He	253.385	ug/l	1069697.02
Co	59	72	1	No Gas	52.550	ug/l	1446772.25
Ni	60	72	1	No Gas	52.280	ug/l	322597.20
Ni	60	72	3	He	52.390	ug/l	100539.61
Cu	63	72	1	No Gas	53.606	ug/l	798498.89
Cu	63	72	3	He	53.038	ug/l	275246.73
Cu	65	72	1	No Gas	53.092	ug/l	387980.88
Zn	66	72	1	No Gas	50.776	ug/l	265374.51
Zn	66	72	3	He	53.897	ug/l	57043.66
As	75	72	1	No Gas	50.736	ug/l	329000.70
As	75	72	3	He	50.537	ug/l	49388.17
Se	78	72	2	H2	52.040	ug/l	31620.61
Br	79	72	1	No Gas	13.554	ug/l	274710.92
Br	79	72	2	H2	12.719	ug/l	146482.22
Se	82	72	1	No Gas	53.096	ug/l	19266.37
Kr	84	72	1	No Gas		ug/l	33589.08
Sr	88	72	1	No Gas	51.290	ug/l	2401841.20
Sr	88	72	3	He	49.901	ug/l	258379.26
Mo	95	115	1	No Gas	50.329	ug/l	482923.63
Mo	95	115	3	He	49.583	ug/l	170521.35
Mo	98	115	1	No Gas	50.834	ug/l	791831.24
Ag	107	115	1	No Gas	25.156	ug/l	639024.63
Ag	109	115	1	No Gas	25.555	ug/l	623536.91
Cd	111	115	1	No Gas	24.518	ug/l	144937.81

ICPMS207-B Analytical Data

Name	Mass	ISTD	Tune Step	Tune Mode	Conc.	Units	CPS
Cd	111	115	3	He	26.079	ug/l	46907.58
Cd	114	115	1	No Gas	25.062	ug/l	327078.96
Cd	114	115	3	He	25.364	ug/l	115210.49
Sn	118	115	1	No Gas	50.180	ug/l	839144.34
Sn	118	115	3	He	50.304	ug/l	221715.98
Sb	121	115	1	No Gas	49.209	ug/l	1315002.17
Sb	121	115	3	He	48.861	ug/l	338949.93
Sb	123	115	1	No Gas	49.047	ug/l	997840.09
Sb	123	115	3	He	48.733	ug/l	268369.17
Ba	135	115	1	No Gas	48.948	ug/l	262669.47
Ba	137	115	1	No Gas	50.470	ug/l	457835.19
La	139	115	3	He	51.159	ug/l	1298726.42
Ce	140	115	3	He	52.270	ug/l	1467125.52
Hg	201	209	1	No Gas	0.999	ug/l	3868.79
Hg	202	209	1	No Gas	0.986	ug/l	8803.14
Hg	202	209	3	He	0.983	ug/l	4308.50
Tl	203	209	3	He	47.398	ug/l	523622.46
Tl	205	209	1	No Gas	48.735	ug/l	2654543.33
Tl	205	209	3	He	48.663	ug/l	1267421.26
[Pb]	206	209	1	No Gas	49.142	ug/l	922172.57
[Pb]	207	209	1	No Gas	48.360	ug/l	800047.31
Pb	208	209	1	No Gas	49.220	ug/l	3738074.06
Th	232	209	3	He	49.242	ug/l	1820799.45
U	238	209	1	No Gas	53.530	ug/l	4036767.55

Name	Mass	Tune Step	Tune Mode	CPS	ISTD Recovery %
Sc	45	1	No Gas	4863704.80	111.0
Sc	45	2	H2	2382431.57	101.2
Sc	45	3	He	263337.86	111.4
Ge	72	1	No Gas	1356441.75	105.8
Ge	72	2	H2	919866.76	103.2
Ge	72	3	He	201076.18	109.3
In	115	1	No Gas	11373670.52	99.0
In	115	3	He	2357046.27	101.1
Tb	159	1	No Gas	15904584.75	101.4
Tb	159	3	He	6423939.08	99.0
Ho	165	1	No Gas	15002851.28	99.8
Ho	165	3	He	6275124.64	101.7
Lu	175	1	No Gas	15298201.83	98.5
Lu	175	3	He	5186146.54	102.8
Bi	209	1	No Gas	11296796.95	99.8
Bi	209	3	He	4949360.28	99.8

ICPMS207-B Analytical Data

Sample Name	ICSA
File Name	123ICSA.d
Data Path Name	D:\Agilent\ICPMH\1\DATA\220121ADoD.b
Acq Time	2022-01-22 04:44:59
Sample Type	ICSA
Total Dilution	1.0000
Comment	ICPMS-6020-W-D
Operator	CAR/SRH/JPV/AEM
Method	SW6020/ SW6020B

Name	Mass	ISTD	Tune Step	Tune Mode	Conc.	Units	CPS
Li	7	45	1	No Gas	1.090	ug/l	20711.14
Be	9	45	1	No Gas	0.029	ug/l	145.97
B	11	45	1	No Gas	3.927	ug/l	10698.10
Na	23	45	3	He	109181.007	ug/l	75582346.65
Mg	24	45	3	He	43947.471	ug/l	16618589.08
Al	27	45	1	No Gas	41640.239	ug/l	648019070.34
Si	28	45	2	H2	-23.925	ug/l	32443.85
K	39	72	3	He	42009.558	ug/l	16588011.98
Ca	40	72	2	H2	123745.067	ug/l	836305602.81
Ti	47	72	1	No Gas	847.045	ug/l	1674570.79
V	51	72	1	No Gas	2.241	ug/l	66160.50
V	51	72	3	He	-3.356	ug/l	5268.76
Cr	52	72	1	No Gas	0.236	ug/l	90648.58
Cr	52	72	3	He	0.954	ug/l	5166.49
Mn	55	72	1	No Gas	0.124	ug/l	15657.33
Mn	55	72	3	He	0.201	ug/l	721.54
Fe	56	72	2	H2	102213.106	ug/l	1657925120.05
Fe	56	72	3	He	108543.397	ug/l	436416644.60
Co	59	72	1	No Gas	0.342	ug/l	9910.40
Ni	60	72	1	No Gas	0.768	ug/l	5250.55
Ni	60	72	3	He	0.222	ug/l	523.35
Cu	63	72	1	No Gas	1.612	ug/l	26003.52
Cu	63	72	3	He	0.147	ug/l	1411.12
Cu	65	72	1	No Gas	0.615	ug/l	5445.89
Zn	66	72	1	No Gas	0.734	ug/l	4778.40
Zn	66	72	3	He	0.343	ug/l	595.57
As	75	72	1	No Gas	0.683	ug/l	17214.58
As	75	72	3	He	0.082	ug/l	318.53
Se	78	72	2	H2	0.153	ug/l	116.44
Br	79	72	1	No Gas	7.294	ug/l	177785.65
Br	79	72	2	H2	6.974	ug/l	88958.82
Se	82	72	1	No Gas	0.254	ug/l	662.21
Kr	84	72	1	No Gas		ug/l	19920.87
Sr	88	72	1	No Gas	1.251	ug/l	59287.62
Sr	88	72	3	He	1.222	ug/l	6246.95
Mo	95	115	1	No Gas	854.463	ug/l	7679643.43
Mo	95	115	3	He	830.780	ug/l	2713827.82
Mo	98	115	1	No Gas	837.449	ug/l	12238426.21
Ag	107	115	1	No Gas	0.014	ug/l	1882.22
Ag	109	115	1	No Gas	0.007	ug/l	1700.12
Cd	111	115	1	No Gas	0.052	ug/l	289.65

ICPMS207-B Analytical Data

Name	Mass	ISTD	Tune Step	Tune Mode	Conc.	Units	CPS
Cd	111	115	3	He	0.237	ug/l	417.78
Cd	114	115	1	No Gas	0.069	ug/l	736.75
Cd	114	115	3	He	0.170	ug/l	764.03
Sn	118	115	1	No Gas	0.078	ug/l	4049.24
Sn	118	115	3	He	0.080	ug/l	1094.50
Sb	121	115	1	No Gas	0.148	ug/l	5082.44
Sb	121	115	3	He	0.120	ug/l	1102.16
Sb	123	115	1	No Gas	0.187	ug/l	4575.40
Sb	123	115	3	He	0.150	ug/l	1052.61
Ba	135	115	1	No Gas	0.067	ug/l	412.52
Ba	137	115	1	No Gas	0.072	ug/l	688.66
La	139	115	3	He	0.009	ug/l	226.67
Ce	140	115	3	He	0.004	ug/l	127.78
Hg	201	209	1	No Gas	0.007	ug/l	49.99
Hg	202	209	1	No Gas	0.008	ug/l	165.97
Hg	202	209	3	He	0.010	ug/l	69.99
Tl	203	209	3	He	0.077	ug/l	1573.40
Tl	205	209	1	No Gas	0.055	ug/l	5993.64
Tl	205	209	3	He	0.071	ug/l	3661.31
[Pb]	206	209	1	No Gas	0.037	ug/l	1237.84
[Pb]	207	209	1	No Gas	0.038	ug/l	1092.28
Pb	208	209	1	No Gas	0.036	ug/l	4960.40
Th	232	209	3	He	0.038	ug/l	1672.12
U	238	209	1	No Gas	0.004	ug/l	409.26

Name	Mass	Tune Step	Tune Mode	CPS	ISTD Recovery %
Sc	45	1	No Gas	4781213.27	109.1
Sc	45	2	H2	2356964.96	100.1
Sc	45	3	He	266625.82	112.8
Ge	72	1	No Gas	1359263.53	106.0
Ge	72	2	H2	864028.42	97.0
Ge	72	3	He	192569.59	104.7
In	115	1	No Gas	10668684.45	92.9
In	115	3	He	2239420.99	96.1
Tb	159	1	No Gas	15251729.42	97.2
Tb	159	3	He	6365380.68	98.1
Ho	165	1	No Gas	14652401.89	97.5
Ho	165	3	He	6147282.38	99.6
Lu	175	1	No Gas	15454312.83	99.5
Lu	175	3	He	5046649.91	100.1
Bi	209	1	No Gas	10314578.06	91.2
Bi	209	3	He	4492598.75	90.6

ICPMS207-B Analytical Data

Sample Name	ICSAB
File Name	124ICSB.d
Data Path Name	D:\Agilent\ICPMH\1\DATA\220121ADoD.b
Acq Time	2022-01-22 04:51:16
Sample Type	ICSAB
Total Dilution	1.0000
Comment	ICPMS-6020-W-D
Operator	CAR/SRH/JPV/AEM
Method	SW6020/ SW6020B

Name	Mass	ISTD	Tune Step	Tune Mode	Conc.	Units	CPS
Li	7	45	1	No Gas	1.949	ug/l	26408.96
Be	9	45	1	No Gas	0.012	ug/l	106.98
B	11	45	1	No Gas	1.978	ug/l	7753.77
Na	23	45	3	He	103811.976	ug/l	72737178.92
Mg	24	45	3	He	42484.392	ug/l	16256909.51
Al	27	45	1	No Gas	40905.020	ug/l	655020265.80
Si	28	45	2	H2	-25.458	ug/l	30840.10
K	39	72	3	He	40817.066	ug/l	16967515.58
Ca	40	72	2	H2	123002.032	ug/l	873914276.83
Ti	47	72	1	No Gas	834.222	ug/l	1702699.41
V	51	72	1	No Gas	20.229	ug/l	571782.70
V	51	72	3	He	16.150	ug/l	90463.44
Cr	52	72	1	No Gas	19.588	ug/l	572342.71
Cr	52	72	3	He	21.333	ug/l	101719.83
Mn	55	72	1	No Gas	19.874	ug/l	691128.26
Mn	55	72	3	He	20.673	ug/l	63495.79
Fe	56	72	2	H2	103771.379	ug/l	1769439764.10
Fe	56	72	3	He	104840.198	ug/l	443650548.25
Co	59	72	1	No Gas	19.973	ug/l	569118.99
Ni	60	72	1	No Gas	20.292	ug/l	129851.13
Ni	60	72	3	He	20.837	ug/l	40361.13
Cu	63	72	1	No Gas	21.601	ug/l	334057.43
Cu	63	72	3	He	20.293	ug/l	106543.08
Cu	65	72	1	No Gas	20.471	ug/l	155335.92
Zn	66	72	1	No Gas	10.223	ug/l	56052.57
Zn	66	72	3	He	10.723	ug/l	11642.49
As	75	72	1	No Gas	10.943	ug/l	83789.69
As	75	72	3	He	10.371	ug/l	10413.57
Se	78	72	2	H2	10.602	ug/l	6385.40
Br	79	72	1	No Gas	18.787	ug/l	368155.79
Br	79	72	2	H2	18.080	ug/l	192421.42
Se	82	72	1	No Gas	11.078	ug/l	4621.74
Kr	84	72	1	No Gas		ug/l	20863.78
Sr	88	72	1	No Gas	1.273	ug/l	62338.16
Sr	88	72	3	He	1.277	ug/l	6858.35
Mo	95	115	1	No Gas	852.724	ug/l	8006306.27
Mo	95	115	3	He	823.181	ug/l	2819479.75
Mo	98	115	1	No Gas	844.483	ug/l	12889622.45
Ag	107	115	1	No Gas	4.938	ug/l	124212.61
Ag	109	115	1	No Gas	5.001	ug/l	120873.74
Cd	111	115	1	No Gas	9.572	ug/l	55454.37

ICPMS207-B Analytical Data

Name	Mass	ISTD	Tune Step	Tune Mode	Conc.	Units	CPS
Cd	111	115	3	He	10.373	ug/l	18592.01
Cd	114	115	1	No Gas	9.802	ug/l	125306.75
Cd	114	115	3	He	10.072	ug/l	45590.86
Sn	118	115	1	No Gas	0.049	ug/l	3763.04
Sn	118	115	3	He	0.054	ug/l	1034.49
Sb	121	115	1	No Gas	0.032	ug/l	2271.08
Sb	121	115	3	He	0.046	ug/l	649.10
Sb	123	115	1	No Gas	0.051	ug/l	2088.62
Sb	123	115	3	He	0.033	ug/l	467.06
Ba	135	115	1	No Gas	0.057	ug/l	379.25
Ba	137	115	1	No Gas	0.072	ug/l	725.25
La	139	115	3	He	0.009	ug/l	256.67
Ce	140	115	3	He	0.002	ug/l	83.33
Hg	201	209	1	No Gas	0.005	ug/l	41.32
Hg	202	209	1	No Gas	0.005	ug/l	143.97
Hg	202	209	3	He	0.003	ug/l	43.66
Tl	203	209	3	He	0.039	ug/l	1209.21
Tl	205	209	1	No Gas	0.024	ug/l	4479.69
Tl	205	209	3	He	0.039	ug/l	2924.83
[Pb]	206	209	1	No Gas	0.030	ug/l	1124.50
[Pb]	207	209	1	No Gas	0.027	ug/l	931.15
Pb	208	209	1	No Gas	0.028	ug/l	4422.54
Th	232	209	3	He	0.012	ug/l	821.02
U	238	209	1	No Gas	0.001	ug/l	202.63

Name	Mass	Tune Step	Tune Mode	CPS	ISTD Recovery %
Sc	45	1	No Gas	4920861.74	112.3
Sc	45	2	H2	2431721.76	103.3
Sc	45	3	He	269852.43	114.1
Ge	72	1	No Gas	1402875.68	109.4
Ge	72	2	H2	908334.84	102.0
Ge	72	3	He	202560.26	110.1
In	115	1	No Gas	11140514.66	97.0
In	115	3	He	2347792.26	100.7
Tb	159	1	No Gas	15508290.97	98.9
Tb	159	3	He	6437703.10	99.2
Ho	165	1	No Gas	14904581.97	99.2
Ho	165	3	He	6264301.63	101.5
Lu	175	1	No Gas	15291517.12	98.5
Lu	175	3	He	5234397.81	103.8
Bi	209	1	No Gas	10453245.23	92.4
Bi	209	3	He	4539996.93	91.5

ICPMS207-B Analytical Data

Sample Name	Rinse
File Name	125BLKV.d
Data Path Name	D:\Agilent\ICPMH\1\DATA\220121ADoD.b
Acq Time	2022-01-22 04:57:33
Sample Type	BlkVrfy
Total Dilution	1.0000
Comment	ICPMS-6020-W-D
Operator	CAR/SRH/JPV/AEM
Method	SW6020/ SW6020B

Name	Mass	ISTD	Tune Step	Tune Mode	Conc.	Units	CPS
Li	7	45	1	No Gas	0.783	ug/l	20815.26
Be	9	45	1	No Gas	0.011	ug/l	111.31
B	11	45	1	No Gas	0.816	ug/l	6209.78
Na	23	45	3	He	31.491	ug/l	109025.57
Mg	24	45	3	He	-1.041	ug/l	1227.62
Al	27	45	1	No Gas	0.254	ug/l	12424.09
Si	28	45	2	H2	-28.362	ug/l	27125.43
K	39	72	3	He	14.655	ug/l	71580.33
Ca	40	72	2	H2	2.021	ug/l	106019.38
Ti	47	72	1	No Gas	0.118	ug/l	447.13
V	51	72	1	No Gas	0.641	ug/l	23842.02
V	51	72	3	He	-3.594	ug/l	4630.76
Cr	52	72	1	No Gas	-1.802	ug/l	45133.37
Cr	52	72	3	He	-0.029	ug/l	814.47
Mn	55	72	1	No Gas	0.041	ug/l	13932.37
Mn	55	72	3	He	0.124	ug/l	536.90
Fe	56	72	2	H2	1.206	ug/l	32431.54
Fe	56	72	3	He	0.996	ug/l	9879.94
Co	59	72	1	No Gas	-0.001	ug/l	462.43
Ni	60	72	1	No Gas	0.033	ug/l	768.50
Ni	60	72	3	He	0.005	ug/l	135.56
Cu	63	72	1	No Gas	0.133	ug/l	4293.03
Cu	63	72	3	He	0.103	ug/l	1293.80
Cu	65	72	1	No Gas	0.134	ug/l	2084.99
Zn	66	72	1	No Gas	0.001	ug/l	1027.54
Zn	66	72	3	He	0.004	ug/l	273.34
As	75	72	1	No Gas	-0.212	ug/l	12448.18
As	75	72	3	He	-0.086	ug/l	174.80
Se	78	72	2	H2	0.005	ug/l	35.89
Br	79	72	1	No Gas	12.892	ug/l	285852.12
Br	79	72	2	H2	12.848	ug/l	153631.13
Se	82	72	1	No Gas	0.553	ug/l	824.62
Kr	84	72	1	No Gas		ug/l	21143.60
Sr	88	72	1	No Gas	-0.001	ug/l	638.75
Sr	88	72	3	He	0.009	ug/l	255.56
Mo	95	115	1	No Gas	0.179	ug/l	2495.80
Mo	95	115	3	He	0.174	ug/l	673.35
Mo	98	115	1	No Gas	0.246	ug/l	4193.08
Ag	107	115	1	No Gas	0.000	ug/l	1759.49
Ag	109	115	1	No Gas	-0.001	ug/l	1737.47
Cd	111	115	1	No Gas	-0.001	ug/l	-9.26

ICPMS207-B Analytical Data

Name	Mass	ISTD	Tune Step	Tune Mode	Conc.	Units	CPS
Cd	111	115	3	He	-0.001	ug/l	12.45
Cd	114	115	1	No Gas	-0.003	ug/l	-167.07
Cd	114	115	3	He	-0.001	ug/l	31.98
Sn	118	115	1	No Gas	-0.010	ug/l	3027.66
Sn	118	115	3	He	-0.014	ug/l	786.69
Sb	121	115	1	No Gas	-0.014	ug/l	1145.83
Sb	121	115	3	He	-0.006	ug/l	306.04
Sb	123	115	1	No Gas	-0.012	ug/l	902.79
Sb	123	115	3	He	-0.008	ug/l	258.36
Ba	135	115	1	No Gas	0.000	ug/l	89.82
Ba	137	115	1	No Gas	0.000	ug/l	89.82
La	139	115	3	He	0.000	ug/l	15.56
Ce	140	115	3	He	0.000	ug/l	38.89
Hg	201	209	1	No Gas	0.002	ug/l	33.66
Hg	202	209	1	No Gas	0.000	ug/l	113.98
Hg	202	209	3	He	0.003	ug/l	47.32
Tl	203	209	3	He	0.030	ug/l	1217.21
Tl	205	209	1	No Gas	0.019	ug/l	4488.58
Tl	205	209	3	He	0.024	ug/l	2790.75
[Pb]	206	209	1	No Gas	0.007	ug/l	768.91
[Pb]	207	209	1	No Gas	0.009	ug/l	697.80
Pb	208	209	1	No Gas	0.007	ug/l	3161.28
Th	232	209	3	He	0.001	ug/l	486.87
U	238	209	1	No Gas	0.000	ug/l	151.97

Name	Mass	Tune Step	Tune Mode	CPS	ISTD Recovery %
Sc	45	1	No Gas	5257014.86	120.0
Sc	45	2	H2	2551943.09	108.4
Sc	45	3	He	282006.57	119.3
Ge	72	1	No Gas	1466316.77	114.4
Ge	72	2	H2	956977.93	107.4
Ge	72	3	He	208259.15	113.2
In	115	1	No Gas	12094600.70	105.3
In	115	3	He	2514690.13	107.9
Tb	159	1	No Gas	15982419.36	101.9
Tb	159	3	He	6621688.64	102.0
Ho	165	1	No Gas	15140216.14	100.7
Ho	165	3	He	6249602.51	101.3
Lu	175	1	No Gas	15416549.34	99.3
Lu	175	3	He	5246476.66	104.0
Bi	209	1	No Gas	11062686.96	97.8
Bi	209	3	He	4948048.84	99.7

ICPMS207-B Analytical Data

Sample Name	CCV
File Name	126_CCV.d
Data Path Name	D:\Agilent\ICPMH\1\DATA\220121ADoD.b
Acq Time	2022-01-22 05:03:46
Sample Type	CCV
Total Dilution	1.0000
Comment	ICPMS-6020-W-D
Operator	CAR/SRH/JPV/AEM
Method	SW6020/ SW6020B

Name	Mass	ISTD	Tune Step	Tune Mode	Conc.	Units	CPS
Li	7	45	1	No Gas	659.733	ug/l	4072773.68
Be	9	45	1	No Gas	52.670	ug/l	143589.75
B	11	45	1	No Gas	53.830	ug/l	97900.36
Na	23	45	3	He	12928.490	ug/l	9626279.86
Mg	24	45	3	He	12929.018	ug/l	5217792.52
Al	27	45	1	No Gas	64.700	ug/l	1082340.66
Si	28	45	2	H2	207.079	ug/l	441620.28
K	39	72	3	He	12299.177	ug/l	5313429.78
Ca	40	72	2	H2	12336.960	ug/l	91756907.84
Ti	47	72	1	No Gas	55.075	ug/l	113739.93
V	51	72	1	No Gas	49.114	ug/l	1397607.01
V	51	72	3	He	47.172	ug/l	232349.69
Cr	52	72	1	No Gas	51.797	ug/l	1384025.03
Cr	52	72	3	He	52.001	ug/l	254081.71
Mn	55	72	1	No Gas	51.508	ug/l	1790162.03
Mn	55	72	3	He	52.114	ug/l	164684.80
Fe	56	72	2	H2	1287.553	ug/l	22979614.22
Fe	56	72	3	He	1305.629	ug/l	5698007.60
Co	59	72	1	No Gas	53.055	ug/l	1525876.63
Ni	60	72	1	No Gas	51.784	ug/l	333911.20
Ni	60	72	3	He	53.289	ug/l	106145.04
Cu	63	72	1	No Gas	54.227	ug/l	844126.38
Cu	63	72	3	He	53.031	ug/l	285651.86
Cu	65	72	1	No Gas	53.147	ug/l	405812.13
Zn	66	72	1	No Gas	52.394	ug/l	286024.80
Zn	66	72	3	He	54.447	ug/l	59812.48
As	75	72	1	No Gas	51.055	ug/l	345772.30
As	75	72	3	He	51.559	ug/l	52295.16
Se	78	72	2	H2	51.568	ug/l	32361.12
Br	79	72	1	No Gas	11.661	ug/l	256258.85
Br	79	72	2	H2	11.160	ug/l	136817.54
Se	82	72	1	No Gas	53.520	ug/l	20283.79
Kr	84	72	1	No Gas		ug/l	36573.73
Sr	88	72	1	No Gas	51.658	ug/l	2528284.30
Sr	88	72	3	He	50.063	ug/l	269055.85
Mo	95	115	1	No Gas	52.713	ug/l	512148.16
Mo	95	115	3	He	52.057	ug/l	181681.59
Mo	98	115	1	No Gas	54.061	ug/l	852863.67
Ag	107	115	1	No Gas	20.321	ug/l	523066.60
Ag	109	115	1	No Gas	20.567	ug/l	508567.90
Cd	111	115	1	No Gas	48.933	ug/l	292996.83

ICPMS207-B Analytical Data

Name	Mass	ISTD	Tune Step	Tune Mode	Conc.	Units	CPS
Cd	111	115	3	He	51.858	ug/l	94643.20
Cd	114	115	1	No Gas	49.847	ug/l	659122.89
Cd	114	115	3	He	50.557	ug/l	233004.88
Sn	118	115	1	No Gas	52.613	ug/l	891078.10
Sn	118	115	3	He	51.250	ug/l	229189.63
Sb	121	115	1	No Gas	52.148	ug/l	1411360.42
Sb	121	115	3	He	50.752	ug/l	357243.69
Sb	123	115	1	No Gas	51.930	ug/l	1069923.87
Sb	123	115	3	He	51.042	ug/l	285232.20
Ba	135	115	1	No Gas	48.725	ug/l	264789.87
Ba	137	115	1	No Gas	49.944	ug/l	458947.64
La	139	115	3	He	48.627	ug/l	1252683.52
Ce	140	115	3	He	48.939	ug/l	1393981.47
Hg	201	209	1	No Gas	1.000	ug/l	3691.11
Hg	202	209	1	No Gas	0.987	ug/l	8397.63
Hg	202	209	3	He	0.967	ug/l	4056.15
Tl	203	209	3	He	48.656	ug/l	514150.29
Tl	205	209	1	No Gas	49.874	ug/l	2588943.49
Tl	205	209	3	He	49.983	ug/l	1245307.76
[Pb]	206	209	1	No Gas	50.721	ug/l	907047.65
[Pb]	207	209	1	No Gas	49.994	ug/l	788206.40
Pb	208	209	1	No Gas	50.101	ug/l	3626249.68
Th	232	209	3	He	49.218	ug/l	1740890.04
U	238	209	1	No Gas	49.543	ug/l	3560628.84

Name	Mass	Tune Step	Tune Mode	CPS	ISTD Recovery %
Sc	45	1	No Gas	5103280.08	116.4
Sc	45	2	H2	2493542.90	105.9
Sc	45	3	He	284494.93	120.3
Ge	72	1	No Gas	1418127.23	110.6
Ge	72	2	H2	950306.55	106.7
Ge	72	3	He	208690.27	113.4
In	115	1	No Gas	11519085.63	100.3
In	115	3	He	2391851.36	102.6
Tb	159	1	No Gas	15889861.38	101.3
Tb	159	3	He	6379853.32	98.3
Ho	165	1	No Gas	15126814.51	100.6
Ho	165	3	He	6176404.26	100.1
Lu	175	1	No Gas	15499778.40	99.8
Lu	175	3	He	5196213.69	103.0
Bi	209	1	No Gas	10767026.71	95.2
Bi	209	3	He	4736328.56	95.5

ICPMS207-B Analytical Data

Sample Name	CCB
File Name	127_CCB.d
Data Path Name	D:\Agilent\ICPMH\1\DATA\220121ADoD.b
Acq Time	2022-01-22 05:10:00
Sample Type	CCB
Total Dilution	1.0000
Comment	ICPMS-6020-W-D
Operator	CAR/SRH/JPV/AEM
Method	SW6020/ SW6020B

Name	Mass	ISTD	Tune Step	Tune Mode	Conc.	Units	CPS
Li	7	45	1	No Gas	-0.583	ug/l	11720.56
Be	9	45	1	No Gas	0.031	ug/l	160.30
B	11	45	1	No Gas	1.369	ug/l	6933.71
Na	23	45	3	He	-43.172	ug/l	52481.10
Mg	24	45	3	He	-0.713	ug/l	1310.79
Al	27	45	1	No Gas	0.129	ug/l	9912.21
Si	28	45	2	H2	-29.187	ug/l	25007.66
K	39	72	3	He	19.243	ug/l	71426.26
Ca	40	72	2	H2	1.687	ug/l	99525.33
Ti	47	72	1	No Gas	0.044	ug/l	273.61
V	51	72	1	No Gas	2.156	ug/l	65100.72
V	51	72	3	He	-2.932	ug/l	7368.56
Cr	52	72	1	No Gas	-0.989	ug/l	62649.48
Cr	52	72	3	He	-0.039	ug/l	743.36
Mn	55	72	1	No Gas	-0.048	ug/l	10170.06
Mn	55	72	3	He	-0.009	ug/l	113.65
Fe	56	72	2	H2	0.390	ug/l	17087.12
Fe	56	72	3	He	0.366	ug/l	6931.97
Co	59	72	1	No Gas	0.001	ug/l	485.71
Ni	60	72	1	No Gas	0.024	ug/l	672.02
Ni	60	72	3	He	-0.001	ug/l	120.00
Cu	63	72	1	No Gas	0.066	ug/l	3055.55
Cu	63	72	3	He	0.044	ug/l	946.17
Cu	65	72	1	No Gas	0.070	ug/l	1495.35
Zn	66	72	1	No Gas	0.001	ug/l	977.25
Zn	66	72	3	He	-0.071	ug/l	186.67
As	75	72	1	No Gas	-0.668	ug/l	8908.45
As	75	72	3	He	-0.052	ug/l	203.73
Se	78	72	2	H2	0.009	ug/l	36.33
Br	79	72	1	No Gas	0.268	ug/l	70016.69
Br	79	72	2	H2	0.210	ug/l	33722.28
Se	82	72	1	No Gas	0.667	ug/l	822.89
Kr	84	72	1	No Gas		ug/l	20623.85
Sr	88	72	1	No Gas	0.000	ug/l	672.02
Sr	88	72	3	He	0.006	ug/l	235.56
Mo	95	115	1	No Gas	-0.008	ug/l	554.46
Mo	95	115	3	He	0.045	ug/l	187.78
Mo	98	115	1	No Gas	0.050	ug/l	906.36
Ag	107	115	1	No Gas	0.004	ug/l	1768.16
Ag	109	115	1	No Gas	0.000	ug/l	1671.44
Cd	111	115	1	No Gas	0.000	ug/l	-1.27

ICPMS207-B Analytical Data

Name	Mass	ISTD	Tune Step	Tune Mode	Conc.	Units	CPS
Cd	111	115	3	He	0.000	ug/l	12.33
Cd	114	115	1	No Gas	0.001	ug/l	-105.93
Cd	114	115	3	He	-0.003	ug/l	22.19
Sn	118	115	1	No Gas	0.037	ug/l	3679.86
Sn	118	115	3	He	0.031	ug/l	947.82
Sb	121	115	1	No Gas	0.108	ug/l	4401.81
Sb	121	115	3	He	0.081	ug/l	907.46
Sb	123	115	1	No Gas	0.114	ug/l	3457.45
Sb	123	115	3	He	0.079	ug/l	729.76
Ba	135	115	1	No Gas	-0.004	ug/l	63.21
Ba	137	115	1	No Gas	0.004	ug/l	116.43
La	139	115	3	He	0.000	ug/l	21.11
Ce	140	115	3	He	0.000	ug/l	27.78
Hg	201	209	1	No Gas	0.005	ug/l	43.99
Hg	202	209	1	No Gas	0.005	ug/l	152.97
Hg	202	209	3	He	0.005	ug/l	54.99
Tl	203	209	3	He	0.100	ug/l	1959.60
Tl	205	209	1	No Gas	0.073	ug/l	7403.29
Tl	205	209	3	He	0.098	ug/l	4671.37
[Pb]	206	209	1	No Gas	0.009	ug/l	805.59
[Pb]	207	209	1	No Gas	0.011	ug/l	741.14
Pb	208	209	1	No Gas	0.008	ug/l	3277.96
Th	232	209	3	He	0.015	ug/l	972.43
U	238	209	1	No Gas	0.002	ug/l	287.61

Name	Mass	Tune Step	Tune Mode	CPS	ISTD Recovery %
Sc	45	1	No Gas	5065844.90	115.6
Sc	45	2	H2	2489745.69	105.7
Sc	45	3	He	271978.86	115.0
Ge	72	1	No Gas	1388478.18	108.3
Ge	72	2	H2	920054.34	103.3
Ge	72	3	He	202314.75	110.0
In	115	1	No Gas	11527240.67	100.3
In	115	3	He	2387977.44	102.5
Tb	159	1	No Gas	15948189.92	101.7
Tb	159	3	He	6541294.29	100.8
Ho	165	1	No Gas	14952533.46	99.5
Ho	165	3	He	6286706.02	101.9
Lu	175	1	No Gas	15314949.93	98.7
Lu	175	3	He	5155727.94	102.2
Bi	209	1	No Gas	11131406.84	98.4
Bi	209	3	He	4882761.70	98.4

ICPMS207-B Analytical Data

Sample Name	Rinse
File Name	128BLKV.d
Data Path Name	D:\Agilent\ICPMH\1\DATA\220121ADoD.b
Acq Time	2022-01-22 11:11:16
Sample Type	BlkVrfy
Total Dilution	1.0000
Comment	ICPMS-200.8-W-D
Operator	CAR/SRH/JPV/AEM
Method	SW6020/ SW6020B

Name	Mass	ISTD	Tune Step	Tune Mode	Conc.	Units	CPS
Li	7	45	1	No Gas	-1.084	ug/l	8803.42
Be	9	45	1	No Gas	-0.011	ug/l	48.32
B	11	45	1	No Gas	0.269	ug/l	5126.94
Na	23	45	3	He	-64.317	ug/l	35854.83
Mg	24	45	3	He	-1.364	ug/l	1011.37
Al	27	45	1	No Gas	0.165	ug/l	10673.85
Si	28	45	2	H2	-27.958	ug/l	27857.35
K	39	72	3	He	13.962	ug/l	65628.61
Ca	40	72	2	H2	4.136	ug/l	114375.82
Ti	47	72	1	No Gas	-0.021	ug/l	146.82
V	51	72	1	No Gas	0.979	ug/l	32682.39
V	51	72	3	He	-3.024	ug/l	6608.19
Cr	52	72	1	No Gas	-1.142	ug/l	61419.51
Cr	52	72	3	He	-0.022	ug/l	777.80
Mn	55	72	1	No Gas	0.066	ug/l	14628.26
Mn	55	72	3	He	0.125	ug/l	498.58
Fe	56	72	2	H2	0.086	ug/l	11554.52
Fe	56	72	3	He	-0.035	ug/l	4965.86
Co	59	72	1	No Gas	-0.004	ug/l	359.29
Ni	60	72	1	No Gas	-0.014	ug/l	445.79
Ni	60	72	3	He	-0.016	ug/l	86.67
Cu	63	72	1	No Gas	-0.004	ug/l	2078.99
Cu	63	72	3	He	-0.006	ug/l	650.89
Cu	65	72	1	No Gas	-0.002	ug/l	995.10
Zn	66	72	1	No Gas	-0.030	ug/l	847.61
Zn	66	72	3	He	-0.072	ug/l	175.56
As	75	72	1	No Gas	-0.018	ug/l	13629.26
As	75	72	3	He	-0.049	ug/l	195.33
Se	78	72	2	H2	-0.002	ug/l	29.00
Br	79	72	1	No Gas	10.034	ug/l	234847.51
Br	79	72	2	H2	10.990	ug/l	127840.97
Se	82	72	1	No Gas	0.642	ug/l	846.89
Kr	84	72	1	No Gas		ug/l	18874.92
Sr	88	72	1	No Gas	0.002	ug/l	811.75
Sr	88	72	3	He	0.017	ug/l	277.78
Mo	95	115	1	No Gas	-0.059	ug/l	58.89
Mo	95	115	3	He	-0.004	ug/l	17.78
Mo	98	115	1	No Gas	-0.001	ug/l	92.09
Ag	107	115	1	No Gas	-0.002	ug/l	1640.09
Ag	109	115	1	No Gas	-0.004	ug/l	1590.07
Cd	111	115	1	No Gas	-0.009	ug/l	-54.85

ICPMS207-B Analytical Data

Name	Mass	ISTD	Tune Step	Tune Mode	Conc.	Units	CPS
Cd	111	115	3	He	-0.004	ug/l	5.56
Cd	114	115	1	No Gas	-0.007	ug/l	-212.85
Cd	114	115	3	He	-0.005	ug/l	12.65
Sn	118	115	1	No Gas	-0.005	ug/l	3017.69
Sn	118	115	3	He	-0.018	ug/l	716.69
Sb	121	115	1	No Gas	-0.035	ug/l	530.73
Sb	121	115	3	He	-0.028	ug/l	135.01
Sb	123	115	1	No Gas	-0.035	ug/l	393.71
Sb	123	115	3	He	-0.035	ug/l	92.01
Ba	135	115	1	No Gas	-0.002	ug/l	76.51
Ba	137	115	1	No Gas	0.000	ug/l	89.82
La	139	115	3	He	0.000	ug/l	16.66
Ce	140	115	3	He	0.000	ug/l	32.22
Hg	201	209	1	No Gas	-0.003	ug/l	17.00
Hg	202	209	1	No Gas	-0.005	ug/l	72.99
Hg	202	209	3	He	-0.001	ug/l	26.99
Tl	203	209	3	He	-0.018	ug/l	690.97
Tl	205	209	1	No Gas	-0.001	ug/l	3658.30
Tl	205	209	3	He	-0.022	ug/l	1610.75
[Pb]	206	209	1	No Gas	0.002	ug/l	732.25
[Pb]	207	209	1	No Gas	0.001	ug/l	611.13
Pb	208	209	1	No Gas	0.000	ug/l	2814.58
Th	232	209	3	He	-0.005	ug/l	267.44
U	238	209	1	No Gas	0.000	ug/l	91.98

Name	Mass	Tune Step	Tune Mode	CPS	ISTD Recovery %
Sc	45	1	No Gas	5152119.70	117.6
Sc	45	2	H2	2554548.87	108.5
Sc	45	3	He	259587.88	109.8
Ge	72	1	No Gas	1448049.34	113.0
Ge	72	2	H2	898221.65	100.8
Ge	72	3	He	191704.02	104.2
In	115	1	No Gas	11705235.31	101.9
In	115	3	He	2335753.74	100.2
Tb	159	1	No Gas	16187620.28	103.2
Tb	159	3	He	6375167.55	98.2
Ho	165	1	No Gas	15530235.63	103.3
Ho	165	3	He	6157427.52	99.8
Lu	175	1	No Gas	16133860.69	103.9
Lu	175	3	He	4933362.04	97.8
Bi	209	1	No Gas	11845979.10	104.7
Bi	209	3	He	4972275.80	100.2

ICPMS207-B Analytical Data

Sample Name	CCV
File Name	129_CCV.d
Data Path Name	D:\Agilent\ICPMH\1\DATA\220121ADoD.b
Acq Time	2022-01-22 11:17:29
Sample Type	CCV
Total Dilution	1.0000
Comment	ICPMS-6020-W-D
Operator	CAR/SRH/JPV/AEM
Method	SW6020/ SW6020B

Name	Mass	ISTD	Tune Step	Tune Mode	Conc.	Units	CPS
Li	7	45	1	No Gas	654.393	ug/l	3872923.46
Be	9	45	1	No Gas	52.982	ug/l	138471.19
B	11	45	1	No Gas	53.402	ug/l	93125.05
Na	23	45	3	He	13065.267	ug/l	9109885.56
Mg	24	45	3	He	13462.468	ug/l	5088721.70
Al	27	45	1	No Gas	61.873	ug/l	992685.98
Si	28	45	2	H2	207.590	ug/l	425060.52
K	39	72	3	He	12460.405	ug/l	5113347.15
Ca	40	72	2	H2	12196.235	ug/l	88623991.70
Ti	47	72	1	No Gas	54.942	ug/l	108690.55
V	51	72	1	No Gas	47.992	ug/l	1308017.74
V	51	72	3	He	46.680	ug/l	218624.47
Cr	52	72	1	No Gas	50.261	ug/l	1288668.06
Cr	52	72	3	He	52.862	ug/l	245363.69
Mn	55	72	1	No Gas	51.688	ug/l	1721278.55
Mn	55	72	3	He	51.324	ug/l	154075.48
Fe	56	72	2	H2	1270.226	ug/l	22138101.90
Fe	56	72	3	He	1323.030	ug/l	5484778.02
Co	59	72	1	No Gas	52.209	ug/l	1439100.82
Ni	60	72	1	No Gas	51.658	ug/l	319096.61
Ni	60	72	3	He	54.161	ug/l	102495.22
Cu	63	72	1	No Gas	52.749	ug/l	786463.55
Cu	63	72	3	He	53.742	ug/l	275016.98
Cu	65	72	1	No Gas	52.533	ug/l	384326.23
Zn	66	72	1	No Gas	50.611	ug/l	264771.27
Zn	66	72	3	He	54.493	ug/l	56869.59
As	75	72	1	No Gas	51.526	ug/l	334187.99
As	75	72	3	He	51.235	ug/l	49370.52
Se	78	72	2	H2	50.421	ug/l	30905.73
Br	79	72	1	No Gas	10.882	ug/l	233449.12
Br	79	72	2	H2	10.146	ug/l	124404.93
Se	82	72	1	No Gas	52.609	ug/l	19113.16
Kr	84	72	1	No Gas		ug/l	34136.05
Sr	88	72	1	No Gas	51.871	ug/l	2431102.47
Sr	88	72	3	He	49.524	ug/l	252873.57
Mo	95	115	1	No Gas	53.292	ug/l	492931.36
Mo	95	115	3	He	53.609	ug/l	176024.69
Mo	98	115	1	No Gas	53.783	ug/l	807827.77
Ag	107	115	1	No Gas	20.532	ug/l	503201.79
Ag	109	115	1	No Gas	20.655	ug/l	486266.66
Cd	111	115	1	No Gas	49.830	ug/l	284087.29

ICPMS207-B Analytical Data

Name	Mass	ISTD	Tune Step	Tune Mode	Conc.	Units	CPS
Cd	111	115	3	He	52.797	ug/l	90660.73
Cd	114	115	1	No Gas	50.680	ug/l	638014.21
Cd	114	115	3	He	51.994	ug/l	225460.09
Sn	118	115	1	No Gas	52.586	ug/l	847792.79
Sn	118	115	3	He	51.862	ug/l	218202.20
Sb	121	115	1	No Gas	53.526	ug/l	1379138.05
Sb	121	115	3	He	51.874	ug/l	343549.40
Sb	123	115	1	No Gas	53.140	ug/l	1042415.36
Sb	123	115	3	He	51.747	ug/l	272074.34
Ba	135	115	1	No Gas	49.030	ug/l	253711.88
Ba	137	115	1	No Gas	50.751	ug/l	443970.89
La	139	115	3	He	50.847	ug/l	1232415.09
Ce	140	115	3	He	50.394	ug/l	1350584.48
Hg	201	209	1	No Gas	0.972	ug/l	3728.11
Hg	202	209	1	No Gas	0.972	ug/l	8581.37
Hg	202	209	3	He	0.966	ug/l	4062.81
Tl	203	209	3	He	49.665	ug/l	525868.46
Tl	205	209	1	No Gas	49.940	ug/l	2692181.56
Tl	205	209	3	He	50.207	ug/l	1253266.96
[Pb]	206	209	1	No Gas	49.972	ug/l	928137.69
[Pb]	207	209	1	No Gas	49.475	ug/l	809858.19
Pb	208	209	1	No Gas	49.843	ug/l	3746140.39
Th	232	209	3	He	50.920	ug/l	1804741.56
U	238	209	1	No Gas	50.540	ug/l	3771125.52

Name	Mass	Tune Step	Tune Mode	CPS	ISTD Recovery %
Sc	45	1	No Gas	4893589.82	111.7
Sc	45	2	H2	2395500.23	101.7
Sc	45	3	He	266498.92	112.7
Ge	72	1	No Gas	1358248.51	106.0
Ge	72	2	H2	928037.42	104.2
Ge	72	3	He	198262.61	107.8
In	115	1	No Gas	10964134.47	95.4
In	115	3	He	2250428.36	96.6
Tb	159	1	No Gas	15812008.12	100.8
Tb	159	3	He	6348635.23	97.8
Ho	165	1	No Gas	15019756.62	99.9
Ho	165	3	He	6080481.78	98.6
Lu	175	1	No Gas	15641938.26	100.8
Lu	175	3	He	4964179.89	98.4
Bi	209	1	No Gas	11182647.53	98.8
Bi	209	3	He	4745405.03	95.7

ICPMS207-B Analytical Data

Sample Name	CCB
File Name	130_CCB.d
Data Path Name	D:\Agilent\ICPMH\1\DATA\220121ADoD.b
Acq Time	2022-01-22 11:23:44
Sample Type	CCB
Total Dilution	1.0000
Comment	ICPMS-6020-W-D
Operator	CAR/SRH/JPV/AEM
Method	SW6020/ SW6020B

Name	Mass	ISTD	Tune Step	Tune Mode	Conc.	Units	CPS
Li	7	45	1	No Gas	-0.872	ug/l	9331.95
Be	9	45	1	No Gas	0.006	ug/l	88.65
B	11	45	1	No Gas	0.207	ug/l	4624.58
Na	23	45	3	He	-70.412	ug/l	31391.63
Mg	24	45	3	He	-0.673	ug/l	1250.91
Al	27	45	1	No Gas	0.168	ug/l	9894.43
Si	28	45	2	H2	-34.384	ug/l	15098.34
K	39	72	3	He	18.805	ug/l	68014.80
Ca	40	72	2	H2	2.246	ug/l	101767.74
Ti	47	72	1	No Gas	0.003	ug/l	185.19
V	51	72	1	No Gas	-0.757	ug/l	-15493.99
V	51	72	3	He	-2.765	ug/l	7732.08
Cr	52	72	1	No Gas	-1.036	ug/l	59683.16
Cr	52	72	3	He	-0.014	ug/l	820.03
Mn	55	72	1	No Gas	-0.051	ug/l	9790.54
Mn	55	72	3	He	-0.010	ug/l	106.98
Fe	56	72	2	H2	-0.019	ug/l	9843.22
Fe	56	72	3	He	-0.081	ug/l	4818.99
Co	59	72	1	No Gas	-0.002	ug/l	392.56
Ni	60	72	1	No Gas	-0.002	ug/l	489.04
Ni	60	72	3	He	-0.010	ug/l	97.78
Cu	63	72	1	No Gas	0.014	ug/l	2200.39
Cu	63	72	3	He	-0.020	ug/l	585.23
Cu	65	72	1	No Gas	-0.019	ug/l	804.35
Zn	66	72	1	No Gas	-0.007	ug/l	907.44
Zn	66	72	3	He	-0.088	ug/l	161.11
As	75	72	1	No Gas	-0.179	ug/l	11705.10
As	75	72	3	He	-0.042	ug/l	203.67
Se	78	72	2	H2	0.007	ug/l	35.00
Br	79	72	1	No Gas	-0.646	ug/l	53870.03
Br	79	72	2	H2	-0.615	ug/l	25838.50
Se	82	72	1	No Gas	0.271	ug/l	660.21
Kr	84	72	1	No Gas		ug/l	19571.13
Sr	88	72	1	No Gas	-0.001	ug/l	618.79
Sr	88	72	3	He	0.008	ug/l	235.56
Mo	95	115	1	No Gas	-0.036	ug/l	288.89
Mo	95	115	3	He	0.016	ug/l	84.45
Mo	98	115	1	No Gas	0.022	ug/l	454.45
Ag	107	115	1	No Gas	0.002	ug/l	1710.12
Ag	109	115	1	No Gas	0.001	ug/l	1690.12
Cd	111	115	1	No Gas	0.007	ug/l	42.64

ICPMS207-B Analytical Data

Name	Mass	ISTD	Tune Step	Tune Mode	Conc.	Units	CPS
Cd	111	115	3	He	-0.003	ug/l	8.22
Cd	114	115	1	No Gas	0.002	ug/l	-98.38
Cd	114	115	3	He	-0.003	ug/l	17.85
Sn	118	115	1	No Gas	0.022	ug/l	3420.32
Sn	118	115	3	He	0.026	ug/l	894.48
Sb	121	115	1	No Gas	0.096	ug/l	4056.67
Sb	121	115	3	He	0.063	ug/l	752.09
Sb	123	115	1	No Gas	0.098	ug/l	3122.00
Sb	123	115	3	He	0.059	ug/l	599.41
Ba	135	115	1	No Gas	-0.004	ug/l	59.88
Ba	137	115	1	No Gas	0.008	ug/l	159.68
La	139	115	3	He	0.000	ug/l	16.67
Ce	140	115	3	He	0.001	ug/l	46.67
Hg	201	209	1	No Gas	0.003	ug/l	37.66
Hg	202	209	1	No Gas	0.001	ug/l	124.64
Hg	202	209	3	He	0.001	ug/l	36.32
Tl	203	209	3	He	0.019	ug/l	1091.82
Tl	205	209	1	No Gas	0.026	ug/l	5050.99
Tl	205	209	3	He	0.022	ug/l	2734.05
[Pb]	206	209	1	No Gas	0.004	ug/l	744.47
[Pb]	207	209	1	No Gas	0.007	ug/l	691.13
Pb	208	209	1	No Gas	0.003	ug/l	2986.82
Th	232	209	3	He	0.013	ug/l	930.41
U	238	209	1	No Gas	0.002	ug/l	261.62

Name	Mass	Tune Step	Tune Mode	CPS	ISTD Recovery %
Sc	45	1	No Gas	4750650.49	108.4
Sc	45	2	H2	2369884.88	100.6
Sc	45	3	He	256669.75	108.5
Ge	72	1	No Gas	1348136.99	105.2
Ge	72	2	H2	904366.06	101.5
Ge	72	3	He	193094.56	105.0
In	115	1	No Gas	11476096.91	99.9
In	115	3	He	2307196.64	99.0
Tb	159	1	No Gas	15806228.27	100.8
Tb	159	3	He	6391246.13	98.5
Ho	165	1	No Gas	15047369.65	100.1
Ho	165	3	He	6170173.08	100.0
Lu	175	1	No Gas	15792861.99	101.7
Lu	175	3	He	5057342.01	100.3
Bi	209	1	No Gas	11477909.52	101.4
Bi	209	3	He	4907355.96	98.9

ICPMS207-B Analytical Data

Sample Name	Rinse
File Name	131BLKV.d
Data Path Name	D:\Agilent\ICPMH\1\DATA\220121ADoD.b
Acq Time	2022-01-22 11:29:58
Sample Type	BlkVrfy
Total Dilution	1.0000
Comment	ICPMS-6020-W-D
Operator	CAR/SRH/JPV/AEM
Method	SW6020/ SW6020B

Name	Mass	ISTD	Tune Step	Tune Mode	Conc.	Units	CPS
Li	7	45	1	No Gas	-1.217	ug/l	7412.12
Be	9	45	1	No Gas	0.003	ug/l	81.32
B	11	45	1	No Gas	-0.228	ug/l	3955.45
Na	23	45	3	He	-71.681	ug/l	30910.58
Mg	24	45	3	He	-1.016	ug/l	1141.12
Al	27	45	1	No Gas	0.167	ug/l	9955.59
Si	28	45	2	H2	-34.642	ug/l	14633.69
K	39	72	3	He	16.435	ug/l	66827.16
Ca	40	72	2	H2	2.070	ug/l	99639.02
Ti	47	72	1	No Gas	-0.004	ug/l	173.51
V	51	72	1	No Gas	1.430	ug/l	44154.31
V	51	72	3	He	-2.907	ug/l	7117.31
Cr	52	72	1	No Gas	-1.156	ug/l	57955.85
Cr	52	72	3	He	-0.010	ug/l	834.47
Mn	55	72	1	No Gas	-0.070	ug/l	9344.46
Mn	55	72	3	He	-0.007	ug/l	113.98
Fe	56	72	2	H2	-0.037	ug/l	9448.05
Fe	56	72	3	He	-0.102	ug/l	4715.51
Co	59	72	1	No Gas	-0.003	ug/l	379.26
Ni	60	72	1	No Gas	-0.016	ug/l	415.85
Ni	60	72	3	He	0.003	ug/l	121.11
Cu	63	72	1	No Gas	0.009	ug/l	2171.04
Cu	63	72	3	He	-0.030	ug/l	533.24
Cu	65	72	1	No Gas	-0.026	ug/l	773.00
Zn	66	72	1	No Gas	-0.019	ug/l	860.90
Zn	66	72	3	He	-0.056	ug/l	192.23
As	75	72	1	No Gas	-0.234	ug/l	11515.26
As	75	72	3	He	-0.052	ug/l	193.27
Se	78	72	2	H2	-0.013	ug/l	22.56
Br	79	72	1	No Gas	-0.734	ug/l	53529.44
Br	79	72	2	H2	-0.578	ug/l	25935.11
Se	82	72	1	No Gas	0.082	ug/l	605.00
Kr	84	72	1	No Gas		ug/l	19208.05
Sr	88	72	1	No Gas	0.000	ug/l	675.35
Sr	88	72	3	He	0.012	ug/l	254.45
Mo	95	115	1	No Gas	-0.055	ug/l	100.00
Mo	95	115	3	He	0.002	ug/l	37.78
Mo	98	115	1	No Gas	0.002	ug/l	139.03
Ag	107	115	1	No Gas	0.005	ug/l	1760.15
Ag	109	115	1	No Gas	0.000	ug/l	1652.76
Cd	111	115	1	No Gas	0.005	ug/l	27.38

ICPMS207-B Analytical Data

Name	Mass	ISTD	Tune Step	Tune Mode	Conc.	Units	CPS
Cd	111	115	3	He	-0.004	ug/l	5.89
Cd	114	115	1	No Gas	0.002	ug/l	-97.09
Cd	114	115	3	He	-0.004	ug/l	15.56
Sn	118	115	1	No Gas	0.001	ug/l	3017.69
Sn	118	115	3	He	0.002	ug/l	790.03
Sb	121	115	1	No Gas	-0.009	ug/l	1205.51
Sb	121	115	3	He	-0.005	ug/l	287.03
Sb	123	115	1	No Gas	-0.008	ug/l	931.79
Sb	123	115	3	He	-0.011	ug/l	219.69
Ba	135	115	1	No Gas	-0.004	ug/l	63.21
Ba	137	115	1	No Gas	0.005	ug/l	123.09
La	139	115	3	He	0.000	ug/l	6.67
Ce	140	115	3	He	0.001	ug/l	41.11
Hg	201	209	1	No Gas	0.001	ug/l	30.32
Hg	202	209	1	No Gas	-0.003	ug/l	91.65
Hg	202	209	3	He	0.000	ug/l	33.32
Tl	203	209	3	He	-0.020	ug/l	661.62
Tl	205	209	1	No Gas	-0.014	ug/l	2815.87
Tl	205	209	3	He	-0.022	ug/l	1584.07
[Pb]	206	209	1	No Gas	0.002	ug/l	696.69
[Pb]	207	209	1	No Gas	0.004	ug/l	634.46
Pb	208	209	1	No Gas	0.001	ug/l	2804.58
Th	232	209	3	He	0.000	ug/l	430.18
U	238	209	1	No Gas	0.000	ug/l	113.65

Name	Mass	Tune Step	Tune Mode	CPS	ISTD Recovery %
Sc	45	1	No Gas	4784438.44	109.2
Sc	45	2	H2	2365745.68	100.5
Sc	45	3	He	259767.33	109.9
Ge	72	1	No Gas	1374650.47	107.2
Ge	72	2	H2	896338.60	100.6
Ge	72	3	He	192379.90	104.6
In	115	1	No Gas	11326059.17	98.6
In	115	3	He	2304817.19	98.9
Tb	159	1	No Gas	15779947.62	100.6
Tb	159	3	He	6327256.10	97.5
Ho	165	1	No Gas	15078570.54	100.3
Ho	165	3	He	6031219.81	97.8
Lu	175	1	No Gas	15687172.25	101.0
Lu	175	3	He	4994537.28	99.0
Bi	209	1	No Gas	11451207.40	101.2
Bi	209	3	He	4906366.74	98.9

ICPMS207-B Analytical Data

Sample Name	B22011134-001BDIL
File Name	132ARef.d
Data Path Name	D:\Agilent\ICPMH\1\DATA\220121ADoD.b
Acq Time	2022-01-22 11:36:13
Sample Type	AllRef
Total Dilution	5.0000
Comment	ICPMS-6020-W-T
Operator	CAR/SRH/JPV/AEM
Method	SW6020/ SW6020B

Name	Mass	ISTD	Tune Step	Tune Mode	Conc.	Units	CPS
Li	7	45	1	No Gas	-4.378	ug/l	8996.28
Be	9	45	1	No Gas	-0.009	ug/l	65.99
B	11	45	1	No Gas	68.726	ug/l	25561.27
Na	23	45	3	He	38393.862	ug/l	5020407.39
Mg	24	45	3	He	10004.168	ug/l	705862.64
Al	27	45	1	No Gas	41.452	ug/l	130845.80
Si	28	45	2	H2	26617.540	ug/l	8812441.61
K	39	72	3	He	2281.355	ug/l	237574.75
Ca	40	72	2	H2	10055.821	ug/l	14099351.25
Ti	47	72	1	No Gas	4.624	ug/l	1955.61
V	51	72	1	No Gas	8.273	ug/l	48601.27
V	51	72	3	He	-10.398	ug/l	10442.66
Cr	52	72	1	No Gas	-2.115	ug/l	72953.39
Cr	52	72	3	He	0.469	ug/l	1288.95
Mn	55	72	1	No Gas	495.878	ug/l	3208947.89
Mn	55	72	3	He	498.052	ug/l	287286.21
Fe	56	72	2	H2	404.581	ug/l	1363363.59
Fe	56	72	3	He	408.188	ug/l	329961.92
Co	59	72	1	No Gas	0.513	ug/l	3204.00
Ni	60	72	1	No Gas	22.268	ug/l	27278.04
Ni	60	72	3	He	23.027	ug/l	8482.51
Cu	63	72	1	No Gas	92.524	ug/l	270355.88
Cu	63	72	3	He	93.949	ug/l	92843.69
Cu	65	72	1	No Gas	90.363	ug/l	129535.01
Zn	66	72	1	No Gas	102.318	ug/l	104949.20
Zn	66	72	3	He	108.765	ug/l	21967.75
As	75	72	1	No Gas	-0.505	ug/l	11973.69
As	75	72	3	He	0.924	ug/l	410.20
Se	78	72	2	H2	0.009	ug/l	31.33
Br	79	72	1	No Gas	171.785	ug/l	583575.29
Br	79	72	2	H2	169.190	ug/l	326331.62
Se	82	72	1	No Gas	5.743	ug/l	950.10
Kr	84	72	1	No Gas		ug/l	23285.88
Sr	88	72	1	No Gas	73.022	ug/l	668169.20
Sr	88	72	3	He	71.678	ug/l	70501.32
Mo	95	115	1	No Gas	0.296	ug/l	1167.84
Mo	95	115	3	He	0.589	ug/l	424.46
Mo	98	115	1	No Gas	0.615	ug/l	1980.02
Ag	107	115	1	No Gas	-0.272	ug/l	266.78
Ag	109	115	1	No Gas	-0.282	ug/l	271.45
Cd	111	115	1	No Gas	0.135	ug/l	154.20

ICPMS207-B Analytical Data

Name	Mass	ISTD	Tune Step	Tune Mode	Conc.	Units	CPS
Cd	111	115	3	He	0.078	ug/l	39.89
Cd	114	115	1	No Gas	0.155	ug/l	281.20
Cd	114	115	3	He	0.076	ug/l	99.71
Sn	118	115	1	No Gas	0.843	ug/l	5689.88
Sn	118	115	3	He	1.001	ug/l	1632.33
Sb	121	115	1	No Gas	0.063	ug/l	1755.62
Sb	121	115	3	He	0.090	ug/l	443.39
Sb	123	115	1	No Gas	0.069	ug/l	1341.87
Sb	123	115	3	He	0.073	ug/l	355.37
Ba	135	115	1	No Gas	4.242	ug/l	4525.12
Ba	137	115	1	No Gas	4.381	ug/l	7840.03
La	139	115	3	He	0.020	ug/l	114.44
Ce	140	115	3	He	0.072	ug/l	421.12
Hg	201	209	1	No Gas	0.031	ug/l	51.32
Hg	202	209	1	No Gas	0.322	ug/l	681.88
Hg	202	209	3	He	0.257	ug/l	252.62
Tl	203	209	3	He	-0.021	ug/l	827.03
Tl	205	209	1	No Gas	-0.002	ug/l	3527.16
Tl	205	209	3	He	-0.057	ug/l	1846.87
[Pb]	206	209	1	No Gas	3.593	ug/l	14153.14
[Pb]	207	209	1	No Gas	3.539	ug/l	12283.52
Pb	208	209	1	No Gas	3.539	ug/l	56490.70
Th	232	209	3	He	0.019	ug/l	578.91
U	238	209	1	No Gas	0.020	ug/l	423.92

Name	Mass	Tune Step	Tune Mode	CPS	ISTD Recovery %
Sc	45	1	No Gas	4588756.20	104.7
Sc	45	2	H2	2322352.91	98.6
Sc	45	3	He	248309.52	105.0
Ge	72	1	No Gas	1323984.60	103.3
Ge	72	2	H2	890953.02	100.0
Ge	72	3	He	190630.36	103.6
In	115	1	No Gas	11108239.67	96.7
In	115	3	He	2290241.66	98.3
Tb	159	1	No Gas	15752230.74	100.4
Tb	159	3	He	6470312.58	99.7
Ho	165	1	No Gas	15233193.18	101.3
Ho	165	3	He	6219122.13	100.8
Lu	175	1	No Gas	15262691.01	98.3
Lu	175	3	He	4985057.49	98.8
Bi	209	1	No Gas	11317060.50	100.0
Bi	209	3	He	4867702.50	98.1

ICPMS207-B Analytical Data

Sample Name	B22011124-001BDIL
File Name	133ARef.d
Data Path Name	D:\Agilent\ICPMH\1\DATA\220121ADoD.b
Acq Time	2022-01-22 11:42:26
Sample Type	AllRef
Total Dilution	5.0000
Comment	ICPMS-6020-W-T
Operator	CAR/SRH/JPV/AEM
Method	SW6020/ SW6020B

Name	Mass	ISTD	Tune Step	Tune Mode	Conc.	Units	CPS
Li	7	45	1	No Gas	-5.486	ug/l	7647.00
Be	9	45	1	No Gas	-0.023	ug/l	57.99
B	11	45	1	No Gas	58.314	ug/l	21955.54
Na	23	45	3	He	37632.098	ug/l	4848179.55
Mg	24	45	3	He	10906.479	ug/l	757863.40
Al	27	45	1	No Gas	9.814	ug/l	35768.44
Si	28	45	2	H2	25069.844	ug/l	8383854.18
K	39	72	3	He	1926.520	ug/l	206280.55
Ca	40	72	2	H2	9078.758	ug/l	12837770.65
Ti	47	72	1	No Gas	2.144	ug/l	999.38
V	51	72	1	No Gas	19.570	ug/l	107907.76
V	51	72	3	He	9.923	ug/l	26607.51
Cr	52	72	1	No Gas	-0.265	ug/l	81434.83
Cr	52	72	3	He	2.293	ug/l	2862.52
Mn	55	72	1	No Gas	1.583	ug/l	21419.91
Mn	55	72	3	He	1.431	ug/l	943.18
Fe	56	72	2	H2	18.539	ug/l	72603.19
Fe	56	72	3	He	18.679	ug/l	19601.18
Co	59	72	1	No Gas	0.110	ug/l	1034.66
Ni	60	72	1	No Gas	2.193	ug/l	3127.47
Ni	60	72	3	He	2.277	ug/l	925.59
Cu	63	72	1	No Gas	1.898	ug/l	7445.55
Cu	63	72	3	He	1.478	ug/l	2090.07
Cu	65	72	1	No Gas	1.477	ug/l	3024.20
Zn	66	72	1	No Gas	8.383	ug/l	9426.15
Zn	66	72	3	He	9.290	ug/l	2064.60
As	75	72	1	No Gas	4.503	ug/l	18016.82
As	75	72	3	He	0.055	ug/l	245.40
Se	78	72	2	H2	0.153	ug/l	48.67
Br	79	72	1	No Gas	174.842	ug/l	591297.08
Br	79	72	2	H2	172.325	ug/l	334461.07
Se	82	72	1	No Gas	6.296	ug/l	986.11
Kr	84	72	1	No Gas		ug/l	23642.46
Sr	88	72	1	No Gas	67.740	ug/l	618493.58
Sr	88	72	3	He	65.831	ug/l	63630.46
Mo	95	115	1	No Gas	1.551	ug/l	3588.25
Mo	95	115	3	He	1.881	ug/l	1301.18
Mo	98	115	1	No Gas	1.852	ug/l	5862.08
Ag	107	115	1	No Gas	-0.312	ug/l	72.03
Ag	109	115	1	No Gas	-0.324	ug/l	74.70
Cd	111	115	1	No Gas	0.035	ug/l	39.72

ICPMS207-B Analytical Data

Name	Mass	ISTD	Tune Step	Tune Mode	Conc.	Units	CPS
Cd	111	115	3	He	-0.019	ug/l	6.11
Cd	114	115	1	No Gas	0.068	ug/l	58.90
Cd	114	115	3	He	-0.019	ug/l	15.47
Sn	118	115	1	No Gas	0.444	ug/l	4472.89
Sn	118	115	3	He	0.539	ug/l	1250.06
Sb	121	115	1	No Gas	-0.138	ug/l	723.42
Sb	121	115	3	He	-0.100	ug/l	189.35
Sb	123	115	1	No Gas	-0.132	ug/l	557.40
Sb	123	115	3	He	-0.106	ug/l	165.02
Ba	135	115	1	No Gas	3.261	ug/l	3570.06
Ba	137	115	1	No Gas	3.570	ug/l	6538.60
La	139	115	3	He	0.001	ug/l	22.22
Ce	140	115	3	He	0.007	ug/l	65.56
Hg	201	209	1	No Gas	0.002	ug/l	27.99
Hg	202	209	1	No Gas	0.012	ug/l	129.97
Hg	202	209	3	He	0.022	ug/l	51.32
Tl	203	209	3	He	-0.070	ug/l	716.97
Tl	205	209	1	No Gas	-0.027	ug/l	3155.96
Tl	205	209	3	He	-0.083	ug/l	1710.13
[Pb]	206	209	1	No Gas	0.116	ug/l	1060.05
[Pb]	207	209	1	No Gas	0.117	ug/l	927.82
Pb	208	209	1	No Gas	0.106	ug/l	4180.29
Th	232	209	3	He	-0.006	ug/l	400.17
U	238	209	1	No Gas	0.008	ug/l	236.62

Name	Mass	Tune Step	Tune Mode	CPS	ISTD Recovery %
Sc	45	1	No Gas	4513534.09	103.0
Sc	45	2	H2	2344558.77	99.6
Sc	45	3	He	244538.92	103.4
Ge	72	1	No Gas	1321405.18	103.1
Ge	72	2	H2	898252.36	100.8
Ge	72	3	He	187292.66	101.8
In	115	1	No Gas	11337330.28	98.7
In	115	3	He	2314039.71	99.3
Tb	159	1	No Gas	15722893.90	100.2
Tb	159	3	He	6399913.07	98.6
Ho	165	1	No Gas	15129541.40	100.7
Ho	165	3	He	6233465.22	101.0
Lu	175	1	No Gas	15666528.48	100.9
Lu	175	3	He	5032170.85	99.8
Bi	209	1	No Gas	10978996.47	97.0
Bi	209	3	He	4856273.03	97.9

ICPMS207-B Analytical Data

Sample Name	CCV
File Name	134_CCV.d
Data Path Name	D:\Agilent\ICPMH\1\DATA\220121ADoD.b
Acq Time	2022-01-22 11:48:40
Sample Type	CCV
Total Dilution	1.0000
Comment	ICPMS-6020-W-D
Operator	CAR/SRH/JPV/AEM
Method	SW6020/ SW6020B

Name	Mass	ISTD	Tune Step	Tune Mode	Conc.	Units	CPS
Li	7	45	1	No Gas	662.042	ug/l	3789985.57
Be	9	45	1	No Gas	54.621	ug/l	138064.01
B	11	45	1	No Gas	55.074	ug/l	92767.13
Na	23	45	3	He	13159.318	ug/l	8859907.78
Mg	24	45	3	He	13286.100	ug/l	4847724.93
Al	27	45	1	No Gas	64.666	ug/l	1003329.84
Si	28	45	2	H2	209.145	ug/l	414874.94
K	39	72	3	He	12311.741	ug/l	4948468.64
Ca	40	72	2	H2	11894.293	ug/l	84732793.98
Ti	47	72	1	No Gas	56.084	ug/l	107551.38
V	51	72	1	No Gas	48.690	ug/l	1286507.69
V	51	72	3	He	47.884	ug/l	219108.22
Cr	52	72	1	No Gas	51.951	ug/l	1288110.11
Cr	52	72	3	He	51.844	ug/l	235603.12
Mn	55	72	1	No Gas	52.442	ug/l	1692158.58
Mn	55	72	3	He	51.960	ug/l	152733.60
Fe	56	72	2	H2	1268.614	ug/l	21680683.67
Fe	56	72	3	He	1313.715	ug/l	5333515.93
Co	59	72	1	No Gas	54.350	ug/l	1451760.08
Ni	60	72	1	No Gas	54.218	ug/l	324599.86
Ni	60	72	3	He	54.069	ug/l	100168.83
Cu	63	72	1	No Gas	55.154	ug/l	797101.45
Cu	63	72	3	He	54.196	ug/l	271605.63
Cu	65	72	1	No Gas	54.409	ug/l	385772.66
Zn	66	72	1	No Gas	53.733	ug/l	272395.37
Zn	66	72	3	He	55.120	ug/l	56299.65
As	75	72	1	No Gas	53.358	ug/l	335031.85
As	75	72	3	He	51.529	ug/l	48613.86
Se	78	72	2	H2	51.411	ug/l	30900.17
Br	79	72	1	No Gas	12.795	ug/l	255116.69
Br	79	72	2	H2	11.755	ug/l	136333.29
Se	82	72	1	No Gas	54.643	ug/l	19221.90
Kr	84	72	1	No Gas		ug/l	34912.81
Sr	88	72	1	No Gas	53.221	ug/l	2418085.45
Sr	88	72	3	He	49.186	ug/l	245917.23
Mo	95	115	1	No Gas	54.046	ug/l	497862.96
Mo	95	115	3	He	53.515	ug/l	176090.43
Mo	98	115	1	No Gas	54.051	ug/l	808513.85
Ag	107	115	1	No Gas	20.951	ug/l	511274.42
Ag	109	115	1	No Gas	20.708	ug/l	485502.30
Cd	111	115	1	No Gas	50.375	ug/l	285987.45

ICPMS207-B Analytical Data

Name	Mass	ISTD	Tune Step	Tune Mode	Conc.	Units	CPS
Cd	111	115	3	He	52.633	ug/l	90553.97
Cd	114	115	1	No Gas	51.504	ug/l	645655.89
Cd	114	115	3	He	51.556	ug/l	223990.28
Sn	118	115	1	No Gas	52.396	ug/l	841091.87
Sn	118	115	3	He	51.944	ug/l	218978.13
Sb	121	115	1	No Gas	53.281	ug/l	1367063.28
Sb	121	115	3	He	51.945	ug/l	344692.77
Sb	123	115	1	No Gas	53.875	ug/l	1052286.73
Sb	123	115	3	He	51.507	ug/l	271334.78
Ba	135	115	1	No Gas	49.766	ug/l	256384.66
Ba	137	115	1	No Gas	51.932	ug/l	452447.56
La	139	115	3	He	50.896	ug/l	1235977.71
Ce	140	115	3	He	50.224	ug/l	1348402.72
Hg	201	209	1	No Gas	0.988	ug/l	3726.78
Hg	202	209	1	No Gas	0.996	ug/l	8651.40
Hg	202	209	3	He	0.977	ug/l	4097.15
Tl	203	209	3	He	49.613	ug/l	524212.55
Tl	205	209	1	No Gas	49.720	ug/l	2636137.31
Tl	205	209	3	He	50.282	ug/l	1252573.11
[Pb]	206	209	1	No Gas	51.667	ug/l	943808.83
[Pb]	207	209	1	No Gas	50.401	ug/l	811691.59
Pb	208	209	1	No Gas	50.904	ug/l	3763257.69
Th	232	209	3	He	50.128	ug/l	1772944.49
U	238	209	1	No Gas	51.028	ug/l	3745812.50

Name	Mass	Tune Step	Tune Mode	CPS	ISTD Recovery %
Sc	45	1	No Gas	4735847.18	108.1
Sc	45	2	H2	2323611.93	98.7
Sc	45	3	He	257263.98	108.8
Ge	72	1	No Gas	1316110.94	102.7
Ge	72	2	H2	909888.35	102.1
Ge	72	3	He	194208.33	105.6
In	115	1	No Gas	10918139.93	95.0
In	115	3	He	2255184.57	96.8
Tb	159	1	No Gas	15653642.67	99.8
Tb	159	3	He	6277729.07	96.7
Ho	165	1	No Gas	14955046.71	99.5
Ho	165	3	He	6025936.97	97.7
Lu	175	1	No Gas	15563645.28	100.3
Lu	175	3	He	4940986.85	98.0
Bi	209	1	No Gas	10998122.87	97.2
Bi	209	3	He	4733997.15	95.4

ICPMS207-B Analytical Data

Sample Name	CCB
File Name	135_CCB.d
Data Path Name	D:\Agilent\ICPMH\1\DATA\220121ADoD.b
Acq Time	2022-01-22 11:54:55
Sample Type	CCB
Total Dilution	1.0000
Comment	ICPMS-6020-W-D
Operator	CAR/SRH/JPV/AEM
Method	SW6020/ SW6020B

Name	Mass	ISTD	Tune Step	Tune Mode	Conc.	Units	CPS
Li	7	45	1	No Gas	-0.957	ug/l	8739.35
Be	9	45	1	No Gas	0.010	ug/l	97.65
B	11	45	1	No Gas	-0.047	ug/l	4166.92
Na	23	45	3	He	-67.474	ug/l	33654.20
Mg	24	45	3	He	-0.599	ug/l	1290.83
Al	27	45	1	No Gas	0.164	ug/l	9710.97
Si	28	45	2	H2	-30.862	ug/l	20639.82
K	39	72	3	He	15.991	ug/l	66814.96
Ca	40	72	2	H2	1.829	ug/l	97349.00
Ti	47	72	1	No Gas	0.004	ug/l	186.85
V	51	72	1	No Gas	0.548	ug/l	18825.75
V	51	72	3	He	-2.361	ug/l	9398.61
Cr	52	72	1	No Gas	-0.705	ug/l	67555.22
Cr	52	72	3	He	-0.016	ug/l	808.92
Mn	55	72	1	No Gas	-0.055	ug/l	9670.69
Mn	55	72	3	He	-0.008	ug/l	113.31
Fe	56	72	2	H2	-0.027	ug/l	9567.76
Fe	56	72	3	He	-0.084	ug/l	4797.29
Co	59	72	1	No Gas	0.001	ug/l	472.41
Ni	60	72	1	No Gas	-0.007	ug/l	465.75
Ni	60	72	3	He	-0.007	ug/l	103.33
Cu	63	72	1	No Gas	-0.012	ug/l	1808.84
Cu	63	72	3	He	-0.025	ug/l	559.90
Cu	65	72	1	No Gas	-0.031	ug/l	720.97
Zn	66	72	1	No Gas	-0.018	ug/l	847.39
Zn	66	72	3	He	-0.044	ug/l	204.45
As	75	72	1	No Gas	-0.046	ug/l	12588.07
As	75	72	3	He	-0.036	ug/l	208.60
Se	78	72	2	H2	-0.004	ug/l	27.89
Br	79	72	1	No Gas	-0.094	ug/l	62460.37
Br	79	72	2	H2	-0.151	ug/l	29504.80
Se	82	72	1	No Gas	0.179	ug/l	632.47
Kr	84	72	1	No Gas		ug/l	19960.89
Sr	88	72	1	No Gas	0.001	ug/l	695.31
Sr	88	72	3	He	0.011	ug/l	246.67
Mo	95	115	1	No Gas	-0.036	ug/l	280.00
Mo	95	115	3	He	0.008	ug/l	58.89
Mo	98	115	1	No Gas	0.025	ug/l	499.53
Ag	107	115	1	No Gas	0.004	ug/l	1744.81
Ag	109	115	1	No Gas	0.001	ug/l	1662.77
Cd	111	115	1	No Gas	0.001	ug/l	7.16

ICPMS207-B Analytical Data

Name	Mass	ISTD	Tune Step	Tune Mode	Conc.	Units	CPS
Cd	111	115	3	He	-0.003	ug/l	8.22
Cd	114	115	1	No Gas	-0.002	ug/l	-145.01
Cd	114	115	3	He	-0.003	ug/l	20.56
Sn	118	115	1	No Gas	0.031	ug/l	3513.47
Sn	118	115	3	He	0.041	ug/l	958.93
Sb	121	115	1	No Gas	0.101	ug/l	4140.70
Sb	121	115	3	He	0.065	ug/l	768.10
Sb	123	115	1	No Gas	0.103	ug/l	3156.68
Sb	123	115	3	He	0.060	ug/l	603.07
Ba	135	115	1	No Gas	0.000	ug/l	83.17
Ba	137	115	1	No Gas	0.000	ug/l	83.17
La	139	115	3	He	0.000	ug/l	15.56
Ce	140	115	3	He	0.000	ug/l	24.45
Hg	201	209	1	No Gas	0.003	ug/l	39.66
Hg	202	209	1	No Gas	0.003	ug/l	139.97
Hg	202	209	3	He	0.003	ug/l	46.99
Tl	203	209	3	He	0.038	ug/l	1315.27
Tl	205	209	1	No Gas	0.035	ug/l	5527.87
Tl	205	209	3	He	0.039	ug/l	3210.35
[Pb]	206	209	1	No Gas	0.004	ug/l	748.92
[Pb]	207	209	1	No Gas	0.005	ug/l	658.91
Pb	208	209	1	No Gas	0.003	ug/l	2953.48
Th	232	209	3	He	0.015	ug/l	989.77
U	238	209	1	No Gas	0.002	ug/l	289.28

Name	Mass	Tune Step	Tune Mode	CPS	ISTD Recovery %
Sc	45	1	No Gas	4691676.25	107.1
Sc	45	2	H2	2329306.04	98.9
Sc	45	3	He	259066.91	109.6
Ge	72	1	No Gas	1349568.96	105.3
Ge	72	2	H2	890853.41	100.0
Ge	72	3	He	192839.70	104.8
In	115	1	No Gas	11294947.30	98.3
In	115	3	He	2307857.32	99.0
Tb	159	1	No Gas	15735455.32	100.3
Tb	159	3	He	6339629.51	97.7
Ho	165	1	No Gas	15034103.37	100.0
Ho	165	3	He	6142383.57	99.6
Lu	175	1	No Gas	15601483.95	100.5
Lu	175	3	He	5057391.22	100.3
Bi	209	1	No Gas	11476076.26	101.4
Bi	209	3	He	4965076.16	100.1

ICPMS207-B Analytical Data

Sample Name	B22011124-001B
File Name	136SMPL.d
Data Path Name	D:\Agilent\ICPMH\1\DATA\220121ADoD.b
Acq Time	2022-01-22 12:01:10
Sample Type	Sample
Total Dilution	1.0000
Comment	ICPMS-6020-W-T
Operator	CAR/SRH/JPV/AEM
Method	SW6020/ SW6020B

Name	Mass	ISTD	Tune Step	Tune Mode	Conc.	Units	CPS
Li	7	45	1	No Gas	0.025	ug/l	13311.16
Be	9	45	1	No Gas	0.001	ug/l	68.99
B	11	45	1	No Gas	67.012	ug/l	103363.76
Na	23	45	3	He	38719.235	ug/l	23604145.76
Mg	24	45	3	He	11556.263	ug/l	3841523.53
Al	27	45	1	No Gas	6.185	ug/l	94654.72
Si	28	45	2	H2	26168.528	ug/l	40414693.28
K	39	72	3	He	1885.046	ug/l	740450.45
Ca	40	72	2	H2	9355.969	ug/l	60846498.52
Ti	47	72	1	No Gas	2.392	ug/l	4528.64
V	51	72	1	No Gas	18.236	ug/l	461231.90
V	51	72	3	He	19.877	ug/l	93575.20
Cr	52	72	1	No Gas	3.952	ug/l	165886.53
Cr	52	72	3	He	2.371	ug/l	10632.81
Mn	55	72	1	No Gas	1.722	ug/l	63273.51
Mn	55	72	3	He	1.339	ug/l	3722.40
Fe	56	72	2	H2	15.154	ug/l	245523.15
Fe	56	72	3	He	15.728	ug/l	63120.44
Co	59	72	1	No Gas	0.112	ug/l	3273.88
Ni	60	72	1	No Gas	1.987	ug/l	11788.14
Ni	60	72	3	He	2.082	ug/l	3634.92
Cu	63	72	1	No Gas	0.702	ug/l	11497.83
Cu	63	72	3	He	0.388	ug/l	2408.05
Cu	65	72	1	No Gas	0.455	ug/l	3944.79
Zn	66	72	1	No Gas	6.273	ug/l	31077.41
Zn	66	72	3	He	6.534	ug/l	6312.51
As	75	72	1	No Gas	-0.069	ug/l	11530.27
As	75	72	3	He	0.248	ug/l	436.13
Se	78	72	2	H2	0.219	ug/l	148.22
Br	79	72	1	No Gas	5.750	ug/l	141991.38
Br	79	72	2	H2	5.043	ug/l	69759.30
Se	82	72	1	No Gas	0.944	ug/l	832.62
Kr	84	72	1	No Gas		ug/l	36183.60
Sr	88	72	1	No Gas	67.470	ug/l	2920991.63
Sr	88	72	3	He	65.460	ug/l	299495.24
Mo	95	115	1	No Gas	1.824	ug/l	16332.78
Mo	95	115	3	He	1.879	ug/l	5790.11
Mo	98	115	1	No Gas	1.887	ug/l	26613.00
Ag	107	115	1	No Gas	-0.057	ug/l	179.41
Ag	109	115	1	No Gas	-0.060	ug/l	162.07
Cd	111	115	1	No Gas	0.008	ug/l	38.66

ICPMS207-B Analytical Data

Name	Mass	ISTD	Tune Step	Tune Mode	Conc.	Units	CPS
Cd	111	115	3	He	-0.002	ug/l	9.22
Cd	114	115	1	No Gas	0.013	ug/l	49.62
Cd	114	115	3	He	-0.004	ug/l	15.41
Sn	118	115	1	No Gas	0.432	ug/l	9214.82
Sn	118	115	3	He	0.469	ug/l	2552.47
Sb	121	115	1	No Gas	0.027	ug/l	1960.34
Sb	121	115	3	He	0.029	ug/l	476.39
Sb	123	115	1	No Gas	0.033	ug/l	1592.92
Sb	123	115	3	He	0.029	ug/l	394.05
Ba	135	115	1	No Gas	3.321	ug/l	16150.66
Ba	137	115	1	No Gas	3.428	ug/l	28129.42
La	139	115	3	He	0.001	ug/l	41.11
Ce	140	115	3	He	0.003	ug/l	106.67
Hg	201	209	1	No Gas	0.011	ug/l	63.32
Hg	202	209	1	No Gas	0.023	ug/l	287.28
Hg	202	209	3	He	0.022	ug/l	119.31
Tl	203	209	3	He	0.071	ug/l	1530.71
Tl	205	209	1	No Gas	0.080	ug/l	7252.03
Tl	205	209	3	He	0.073	ug/l	3724.02
[Pb]	206	209	1	No Gas	0.077	ug/l	1927.93
[Pb]	207	209	1	No Gas	0.074	ug/l	1645.67
Pb	208	209	1	No Gas	0.073	ug/l	7554.23
Th	232	209	3	He	0.047	ug/l	1984.95
U	238	209	1	No Gas	0.011	ug/l	843.53

Name	Mass	Tune Step	Tune Mode	CPS	ISTD Recovery %
Sc	45	1	No Gas	4369608.19	99.7
Sc	45	2	H2	2181032.05	92.6
Sc	45	3	He	234329.82	99.1
Ge	72	1	No Gas	1254244.47	97.8
Ge	72	2	H2	830514.51	93.2
Ge	72	3	He	177783.96	96.6
In	115	1	No Gas	10259472.03	89.3
In	115	3	He	2102027.27	90.2
Tb	159	1	No Gas	14758093.72	94.1
Tb	159	3	He	5973751.51	92.0
Ho	165	1	No Gas	14090055.81	93.7
Ho	165	3	He	5871753.89	95.2
Lu	175	1	No Gas	14495732.41	93.4
Lu	175	3	He	4757473.81	94.3
Bi	209	1	No Gas	10353867.82	91.5
Bi	209	3	He	4528621.80	91.3

ICPMS207-B Analytical Data

Sample Name	B22011134-001B
File Name	137SMPL.d
Data Path Name	D:\Agilent\ICPMH\1\DATA\220121ADoD.b
Acq Time	2022-01-22 12:07:24
Sample Type	Sample
Total Dilution	1.0000
Comment	ICPMS-6020-W-T
Operator	CAR/SRH/JPV/AEM
Method	SW6020/ SW6020B

Name	Mass	ISTD	Tune Step	Tune Mode	Conc.	Units	CPS
Li	7	45	1	No Gas	0.545	ug/l	16000.84
Be	9	45	1	No Gas	-0.002	ug/l	62.66
B	11	45	1	No Gas	68.675	ug/l	105525.44
Na	23	45	3	He	40340.037	ug/l	23954655.75
Mg	24	45	3	He	10390.872	ug/l	3365316.56
Al	27	45	1	No Gas	22.258	ug/l	322216.44
Si	28	45	2	H2	28158.326	ug/l	43226019.41
K	39	72	3	He	2067.497	ug/l	787412.48
Ca	40	72	2	H2	10049.723	ug/l	65199860.90
Ti	47	72	1	No Gas	4.019	ug/l	7486.13
V	51	72	1	No Gas	2.923	ug/l	77713.43
V	51	72	3	He	1.120	ug/l	21425.65
Cr	52	72	1	No Gas	1.561	ug/l	112829.07
Cr	52	72	3	He	0.191	ug/l	1568.99
Mn	55	72	1	No Gas	491.334	ug/l	14993709.11
Mn	55	72	3	He	516.173	ug/l	1354430.00
Fe	56	72	2	H2	405.004	ug/l	6308969.11
Fe	56	72	3	He	420.382	ug/l	1527925.27
Co	59	72	1	No Gas	0.543	ug/l	14225.43
Ni	60	72	1	No Gas	1.037	ug/l	6365.46
Ni	60	72	3	He	1.057	ug/l	1852.35
Cu	63	72	1	No Gas	1.193	ug/l	18210.69
Cu	63	72	3	He	0.827	ug/l	4310.44
Cu	65	72	1	No Gas	0.845	ug/l	6568.80
Zn	66	72	1	No Gas	1.278	ug/l	7016.71
Zn	66	72	3	He	1.422	ug/l	1516.76
As	75	72	1	No Gas	2.758	ug/l	27799.48
As	75	72	3	He	1.157	ug/l	1188.56
Se	78	72	2	H2	0.035	ug/l	47.33
Br	79	72	1	No Gas	4.470	ug/l	123358.77
Br	79	72	2	H2	4.200	ug/l	62761.31
Se	82	72	1	No Gas	0.339	ug/l	635.40
Kr	84	72	1	No Gas		ug/l	38458.44
Sr	88	72	1	No Gas	74.864	ug/l	3235841.58
Sr	88	72	3	He	73.790	ug/l	329516.54
Mo	95	115	1	No Gas	0.515	ug/l	5020.91
Mo	95	115	3	He	0.571	ug/l	1774.57
Mo	98	115	1	No Gas	0.583	ug/l	8305.80
Ag	107	115	1	No Gas	-0.046	ug/l	429.51
Ag	109	115	1	No Gas	-0.049	ug/l	414.84
Cd	111	115	1	No Gas	0.010	ug/l	51.16

ICPMS207-B Analytical Data

Name	Mass	ISTD	Tune Step	Tune Mode	Conc.	Units	CPS
Cd	111	115	3	He	0.000	ug/l	11.44
Cd	114	115	1	No Gas	0.013	ug/l	42.12
Cd	114	115	3	He	-0.001	ug/l	25.27
Sn	118	115	1	No Gas	0.474	ug/l	9870.65
Sn	118	115	3	He	0.503	ug/l	2676.94
Sb	121	115	1	No Gas	0.129	ug/l	4423.48
Sb	121	115	3	He	0.128	ug/l	1085.15
Sb	123	115	1	No Gas	0.128	ug/l	3335.07
Sb	123	115	3	He	0.127	ug/l	873.12
Ba	135	115	1	No Gas	3.917	ug/l	19058.71
Ba	137	115	1	No Gas	4.228	ug/l	34734.42
La	139	115	3	He	0.015	ug/l	347.78
Ce	140	115	3	He	0.062	ug/l	1583.43
Hg	201	209	1	No Gas	0.030	ug/l	130.64
Hg	202	209	1	No Gas	0.352	ug/l	2956.74
Hg	202	209	3	He	0.255	ug/l	1047.17
Tl	203	209	3	He	0.035	ug/l	1165.85
Tl	205	209	1	No Gas	0.043	ug/l	5385.58
Tl	205	209	3	He	0.036	ug/l	2858.79
[Pb]	206	209	1	No Gas	0.067	ug/l	1751.24
[Pb]	207	209	1	No Gas	0.062	ug/l	1461.20
Pb	208	209	1	No Gas	0.064	ug/l	6938.54
Th	232	209	3	He	0.016	ug/l	955.75
U	238	209	1	No Gas	0.017	ug/l	1312.14

Name	Mass	Tune Step	Tune Mode	CPS	ISTD Recovery %
Sc	45	1	No Gas	4356259.88	99.4
Sc	45	2	H2	2167784.54	92.1
Sc	45	3	He	228290.46	96.5
Ge	72	1	No Gas	1252281.43	97.7
Ge	72	2	H2	828609.59	93.0
Ge	72	3	He	173434.04	94.3
In	115	1	No Gas	10274532.95	89.4
In	115	3	He	2097157.75	90.0
Tb	159	1	No Gas	14806387.12	94.4
Tb	159	3	He	5985493.35	92.2
Ho	165	1	No Gas	14249956.75	94.8
Ho	165	3	He	5792902.13	93.9
Lu	175	1	No Gas	14873633.84	95.8
Lu	175	3	He	4844839.25	96.1
Bi	209	1	No Gas	10383752.05	91.8
Bi	209	3	He	4532949.05	91.4

ICPMS207-B Analytical Data

Sample Name	CCV
File Name	138_CCV.d
Data Path Name	D:\Agilent\ICPMH\1\DATA\220121ADoD.b
Acq Time	2022-01-22 12:13:39
Sample Type	CCV
Total Dilution	1.0000
Comment	ICPMS-6020-W-D
Operator	CAR/SRH/JPV/AEM
Method	SW6020/ SW6020B

Name	Mass	ISTD	Tune Step	Tune Mode	Conc.	Units	CPS
Li	7	45	1	No Gas	598.379	ug/l	3357751.52
Be	9	45	1	No Gas	49.918	ug/l	123681.24
B	11	45	1	No Gas	51.032	ug/l	84565.32
Na	23	45	3	He	12764.375	ug/l	8526414.67
Mg	24	45	3	He	12667.614	ug/l	4586003.52
Al	27	45	1	No Gas	61.352	ug/l	933059.68
Si	28	45	2	H2	248.804	ug/l	487499.98
K	39	72	3	He	11953.657	ug/l	4854382.32
Ca	40	72	2	H2	12058.416	ug/l	86723517.13
Ti	47	72	1	No Gas	54.813	ug/l	106708.62
V	51	72	1	No Gas	49.395	ug/l	1325092.63
V	51	72	3	He	48.118	ug/l	222274.06
Cr	52	72	1	No Gas	51.045	ug/l	1286527.37
Cr	52	72	3	He	51.716	ug/l	237503.90
Mn	55	72	1	No Gas	51.353	ug/l	1682622.61
Mn	55	72	3	He	51.062	ug/l	151635.09
Fe	56	72	2	H2	1267.489	ug/l	21869310.00
Fe	56	72	3	He	1313.540	ug/l	5386591.72
Co	59	72	1	No Gas	51.931	ug/l	1408585.68
Ni	60	72	1	No Gas	52.551	ug/l	319450.78
Ni	60	72	3	He	53.773	ug/l	100660.68
Cu	63	72	1	No Gas	53.978	ug/l	792038.07
Cu	63	72	3	He	53.102	ug/l	268813.38
Cu	65	72	1	No Gas	52.986	ug/l	381446.68
Zn	66	72	1	No Gas	51.272	ug/l	263950.88
Zn	66	72	3	He	54.519	ug/l	56280.67
As	75	72	1	No Gas	52.596	ug/l	335546.37
As	75	72	3	He	51.282	ug/l	48883.43
Se	78	72	2	H2	51.925	ug/l	31509.25
Br	79	72	1	No Gas	13.630	ug/l	271782.39
Br	79	72	2	H2	12.888	ug/l	147836.70
Se	82	72	1	No Gas	53.727	ug/l	19198.05
Kr	84	72	1	No Gas		ug/l	34749.42
Sr	88	72	1	No Gas	53.138	ug/l	2451112.53
Sr	88	72	3	He	50.287	ug/l	253977.05
Mo	95	115	1	No Gas	53.205	ug/l	507817.28
Mo	95	115	3	He	52.406	ug/l	176446.54
Mo	98	115	1	No Gas	53.555	ug/l	830338.95
Ag	107	115	1	No Gas	20.570	ug/l	520192.32
Ag	109	115	1	No Gas	20.632	ug/l	501359.98
Cd	111	115	1	No Gas	49.600	ug/l	291826.40

ICPMS207-B Analytical Data

Name	Mass	ISTD	Tune Step	Tune Mode	Conc.	Units	CPS
Cd	111	115	3	He	52.548	ug/l	92527.29
Cd	114	115	1	No Gas	50.631	ug/l	657828.91
Cd	114	115	3	He	51.508	ug/l	229030.53
Sn	118	115	1	No Gas	52.632	ug/l	875871.15
Sn	118	115	3	He	52.591	ug/l	226894.70
Sb	121	115	1	No Gas	52.510	ug/l	1396391.82
Sb	121	115	3	He	51.538	ug/l	350001.33
Sb	123	115	1	No Gas	53.075	ug/l	1074460.42
Sb	123	115	3	He	51.572	ug/l	278055.36
Ba	135	115	1	No Gas	49.207	ug/l	262687.34
Ba	137	115	1	No Gas	51.056	ug/l	461018.39
La	139	115	3	He	49.905	ug/l	1240334.28
Ce	140	115	3	He	49.680	ug/l	1365369.08
Hg	201	209	1	No Gas	0.985	ug/l	3825.79
Hg	202	209	1	No Gas	0.983	ug/l	8796.14
Hg	202	209	3	He	0.985	ug/l	4202.16
Tl	203	209	3	He	49.447	ug/l	531562.92
Tl	205	209	1	No Gas	50.278	ug/l	2746236.80
Tl	205	209	3	He	50.661	ug/l	1283813.04
[Pb]	206	209	1	No Gas	50.210	ug/l	944442.87
[Pb]	207	209	1	No Gas	49.756	ug/l	825491.62
Pb	208	209	1	No Gas	50.310	ug/l	3830808.26
Th	232	209	3	He	50.768	ug/l	1826840.03
U	238	209	1	No Gas	50.593	ug/l	3825699.77

Name	Mass	Tune Step	Tune Mode	CPS	ISTD Recovery %
Sc	45	1	No Gas	4639234.62	105.9
Sc	45	2	H2	2359487.39	100.2
Sc	45	3	He	255200.10	107.9
Ge	72	1	No Gas	1336119.66	104.2
Ge	72	2	H2	918670.62	103.1
Ge	72	3	He	196141.62	106.6
In	115	1	No Gas	11323879.63	98.6
In	115	3	He	2307647.33	99.0
Tb	159	1	No Gas	16088850.89	102.6
Tb	159	3	He	6441221.93	99.2
Ho	165	1	No Gas	15331403.15	102.0
Ho	165	3	He	6214251.48	100.7
Lu	175	1	No Gas	15705526.33	101.2
Lu	175	3	He	5072343.62	100.6
Bi	209	1	No Gas	11334626.70	100.2
Bi	209	3	He	4815744.15	97.1

ICPMS207-B Analytical Data

Sample Name	CCB
File Name	139_CCB.d
Data Path Name	D:\Agilent\ICPMH\1\DATA\220121ADoD.b
Acq Time	2022-01-22 12:19:53
Sample Type	CCB
Total Dilution	1.0000
Comment	ICPMS-6020-W-D
Operator	CAR/SRH/JPV/AEM
Method	SW6020/ SW6020B

Name	Mass	ISTD	Tune Step	Tune Mode	Conc.	Units	CPS
Li	7	45	1	No Gas	-0.848	ug/l	9305.25
Be	9	45	1	No Gas	-0.001	ug/l	68.32
B	11	45	1	No Gas	-0.011	ug/l	4199.61
Na	23	45	3	He	-55.673	ug/l	39891.60
Mg	24	45	3	He	-0.242	ug/l	1364.03
Al	27	45	1	No Gas	0.117	ug/l	8953.83
Si	28	45	2	H2	-12.599	ug/l	51606.51
K	39	72	3	He	8.998	ug/l	63367.94
Ca	40	72	2	H2	1.222	ug/l	95410.02
Ti	47	72	1	No Gas	0.026	ug/l	226.90
V	51	72	1	No Gas	-0.417	ug/l	-6620.36
V	51	72	3	He	-1.756	ug/l	11774.79
Cr	52	72	1	No Gas	-0.537	ug/l	70522.68
Cr	52	72	3	He	-0.014	ug/l	811.14
Mn	55	72	1	No Gas	-0.025	ug/l	10492.96
Mn	55	72	3	He	0.004	ug/l	144.64
Fe	56	72	2	H2	-0.032	ug/l	9709.68
Fe	56	72	3	He	-0.030	ug/l	4962.52
Co	59	72	1	No Gas	-0.002	ug/l	389.23
Ni	60	72	1	No Gas	0.004	ug/l	522.31
Ni	60	72	3	He	0.001	ug/l	117.78
Cu	63	72	1	No Gas	-0.007	ug/l	1864.87
Cu	63	72	3	He	-0.019	ug/l	583.89
Cu	65	72	1	No Gas	-0.014	ug/l	833.69
Zn	66	72	1	No Gas	-0.002	ug/l	916.82
Zn	66	72	3	He	0.034	ug/l	281.12
As	75	72	1	No Gas	0.230	ug/l	14028.19
As	75	72	3	He	-0.028	ug/l	213.80
Se	78	72	2	H2	0.011	ug/l	37.34
Br	79	72	1	No Gas	-0.223	ug/l	59524.41
Br	79	72	2	H2	-0.197	ug/l	29815.03
Se	82	72	1	No Gas	0.092	ug/l	590.20
Kr	84	72	1	No Gas		ug/l	19327.96
Sr	88	72	1	No Gas	0.000	ug/l	642.08
Sr	88	72	3	He	0.010	ug/l	242.22
Mo	95	115	1	No Gas	-0.033	ug/l	317.78
Mo	95	115	3	He	0.016	ug/l	83.33
Mo	98	115	1	No Gas	0.025	ug/l	510.64
Ag	107	115	1	No Gas	0.004	ug/l	1778.16
Ag	109	115	1	No Gas	0.001	ug/l	1692.78
Cd	111	115	1	No Gas	0.010	ug/l	55.27

ICPMS207-B Analytical Data

Name	Mass	ISTD	Tune Step	Tune Mode	Conc.	Units	CPS
Cd	111	115	3	He	0.000	ug/l	13.56
Cd	114	115	1	No Gas	0.005	ug/l	-55.31
Cd	114	115	3	He	-0.001	ug/l	29.42
Sn	118	115	1	No Gas	0.047	ug/l	3852.91
Sn	118	115	3	He	0.033	ug/l	926.70
Sb	121	115	1	No Gas	0.108	ug/l	4396.47
Sb	121	115	3	He	0.070	ug/l	805.44
Sb	123	115	1	No Gas	0.109	ug/l	3362.41
Sb	123	115	3	He	0.069	ug/l	650.75
Ba	135	115	1	No Gas	0.001	ug/l	89.82
Ba	137	115	1	No Gas	0.004	ug/l	116.43
La	139	115	3	He	0.000	ug/l	22.22
Ce	140	115	3	He	0.000	ug/l	37.78
Hg	201	209	1	No Gas	0.004	ug/l	44.99
Hg	202	209	1	No Gas	0.003	ug/l	144.64
Hg	202	209	3	He	0.004	ug/l	48.99
Tl	203	209	3	He	0.046	ug/l	1372.63
Tl	205	209	1	No Gas	0.039	ug/l	5800.21
Tl	205	209	3	He	0.050	ug/l	3422.49
[Pb]	206	209	1	No Gas	0.007	ug/l	804.48
[Pb]	207	209	1	No Gas	0.009	ug/l	735.58
Pb	208	209	1	No Gas	0.008	ug/l	3330.19
Th	232	209	3	He	0.015	ug/l	996.44
U	238	209	1	No Gas	0.002	ug/l	280.95

Name	Mass	Tune Step	Tune Mode	CPS	ISTD Recovery %
Sc	45	1	No Gas	4664924.13	106.4
Sc	45	2	H2	2370033.54	100.6
Sc	45	3	He	248539.95	105.1
Ge	72	1	No Gas	1328509.78	103.6
Ge	72	2	H2	912736.18	102.4
Ge	72	3	He	190830.00	103.7
In	115	1	No Gas	11534791.86	100.4
In	115	3	He	2315340.87	99.3
Tb	159	1	No Gas	15831582.90	100.9
Tb	159	3	He	6284141.06	96.8
Ho	165	1	No Gas	15209764.13	101.2
Ho	165	3	He	6155119.69	99.8
Lu	175	1	No Gas	15712196.33	101.2
Lu	175	3	He	5157319.27	102.3
Bi	209	1	No Gas	11544521.60	102.0
Bi	209	3	He	4890444.56	98.6

Energy Laboratories Inc

Standard LOG

Standard ID:	ME211124 EL-MSICV-2		
Standard Name	EL-MSICV-2	Type:	Primary
Date Prepared	11/24/2021	BY:	Amanda E. McDani
Date Expires:	11/24/2022		
Department	ME	Status:	Open
Vendor:	Inorganic Ventures		
Lot Number:			
Balance ID:			

Comments:

Chemical / Solvent Used	BottleNo	Amt	Units	Exp
Multi Analyte Custom Grade Solution	14023	500	mL	11/24

Final Volume: mL

Stock Source	**Base Units**	**Amount Added**
Analytes	**CAS**	Conc: **ug/mL**

Page: *1 of 1*

INORGANIC™ VENTURES
300 Technology Drive
Christiansburg, VA 24073 - USA
inorganicventures.com

CERTIFICATE OF ANALYSIS

tel: 800.669.6799 - 540.585.3030
fax: 540.585.3012
info@inorganicventures.com

1.0 ACCREDITATION / REGISTRATION

INORGANIC VENTURES is accredited to ISO 17034, "General Requirements for the Competence of Reference Material Producers" and ISO/IEC 17025, "General Requirements for the Competence of Testing and Calibration Laboratories". Inorganic Ventures is also an ISO 9001 registered manufacturer (QSR Certificate Number QSR-1034).

ACCREDITED Testing Laboratory Certificate 883.01
ACCREDITED Reference Material Producer Certificate 883.02

2.0 PRODUCT DESCRIPTION

Product Code:	Multi Analyte Custom Grade Solution
Catalog Number:	EL-MSICV-2
Lot Number:	R2-MEB696849
Matrix:	3% (v/v) HNO3 tr. HF
Value / Analyte(s):	1 000 µg/mL ea: Silicon, 100 µg/mL ea: Tin, Titanium, Molybdenum, Antimony

Second Source: Whenever possible, this solution was manufactured from a second set of concentrates in our manufacturing facility.

3.0 CERTIFIED VALUES AND UNCERTAINTIES

ANALYTE	CERTIFIED VALUE	ANALYTE	CERTIFIED VALUE
Antimony, Sb	100.0 ± 0.6 µg/mL	Molybdenum, Mo	100.0 ± 0.5 µg/mL
Silicon, Si	1 000 ± 7 µg/mL	Tin, Sn	99.9 ± 0.4 µg/mL
Titanium, Ti	99.9 ± 0.6 µg/mL		

Density: 1.019 g/mL (measured at 20 ± 4 °C)

Assay Information:

ANALYTE	METHOD	NIST SRM#	SRM LOT#
Mo	ICP Assay	3134	130418
Sb	ICP Assay	3102a	140911
Si	ICP Assay	3150	130912
Sn	ICP Assay	3161a	070330
Sn	Calculated		See Sec. 4.2
Ti	ICP Assay	3162a	130925

The following equations are used in the calculation of the certified value and the uncertainty. Reported uncertainties represent expanded uncertainties expressed at approximately the 95% confidence level using a coverage factor of k = 2.

ID #: 14023
Opened:
Multi Analyte Custom Grade Solution
Expires: 9/14/2024
Rec'd: 7/7/2021
Energy Laboratories Inc 1120 So. 27th Street
Billings MT 59107

Characterization of CRM/RM by Two or More Methods

Certified Value, $X_{CRM/RM}$, where two or more methods of characterization are used is the weighted mean of the results:

$X_{CRM/RM} = \Sigma(w_i)(X_i)$

X_i = mean of Assay Method i with standard uncertainty $u_{char\ i}$

w_i = the weighting factors for each method calculated using the inverse square of the variance:

$w_i = (1/u_{char\ i})^2 / (\Sigma(1/(u_{char\ i})^2)$

CRM/RM Expanded Uncertainty (±) = $U_{CRM/RM} = k\,(u^2_{char} + u^2_{bb} + u^2_{lts} + u^2_{ts})^{1/2}$

k = coverage factor = 2

$u_{char} = [\Sigma((w_i)^2 (u_{char\ i})^2)]^{1/2}$ where $u_{char\ i}$ are the errors from each characterization method

u_{bb} = bottle to bottle homogeneity standard uncertainty

u_{lts} = long term stability standard uncertainty (storage)

u_{ts} = transport stability standard uncertainty

Characterization of CRM/RM by One Method

Certified Value, $X_{CRM/RM}$, where one method of characterization is used is the mean of individual results:

$X_{CRM/RM} = (X_a)(u_{char\ a})$

X_a = mean of Assay Method A with

$u_{char\ a}$ = the standard uncertainty of characterization Method A

CRM/RM Expanded Uncertainty (±) = $U_{CRM/RM} = k\,(u^2_{char\ a} + u^2_{bb} + u^2_{lts} + u^2_{ts})^{1/2}$

k = coverage factor = 2

$u_{char\ a}$ = the errors from characterization

u_{bb} = bottle to bottle homogeneity standard uncertainty

u_{lts} = long term stability standard uncertainty (storage)

u_{ts} = transport stability standard uncertainty

4.0 TRACEABILITY TO NIST

- This product is traceable to NIST via an unbroken chain of comparisons. The uncertainties for each certified value are reported, taking into account the SRM/RM uncertainty error and the measurement, weighing and volume dilution errors. In rare cases where no NIST SRM/RM are available, the term 'in-house std.' is specified.

4.1 Thermometer Calibration

- All thermometers are NIST traceable through thermometers that are calibrated by an accredited calibration laboratory.

4.2 Balance Calibration

- All analytical balances are calibrated by an accredited calibration laboratory and procedure. The weights used for testing are annually compared to master weights and are traceable to NIST.

4.3 Glassware Calibration

- An in-house procedure is used to calibrate all Class A glassware used in the manufacturing and quality control of CRM/RMs.

5.0 TRACE METALLIC IMPURITIES (TMI) DETERMINED BY ICP-MS AND ICP-OES (µg/mL)

N/A

6.0 INTENDED USE

- For the calibration of analytical instruments and validation of analytical methods as appropriate.

7.0 INSTRUCTIONS FOR THE CORRECT USE OF THIS REFERENCE MATERIAL

7.1 Storage and Handling Recommendations

- Store between approximately 4° - 30° C while in sealed TCT bag.

- While stored in the sealed TCT bag, transpiration of this CRM/RM is negligible. After opening the sealed TCT bag transpiration of the CRM/RM will occur, resulting in a gradual increase in the analyte concentration(s). It is the responsibility of the user to account for this effect. When the bottle is weighed both before and after being placed in storage, the mass difference observed will be a measure of transpiration mass loss.

- After opening the sealed TCT bag, keep cap tightly sealed when not in use and store between 4° - 24° C to minimize the effects of transpiration. Use at 20° ± 4° C to minimize volumetric dilution error when using the reported density. Do not pipette from the container. Do not return removed aliquots to container.

HF Note: This standard should not be prepared or stored in glass.

8.0 HAZARDOUS INFORMATION

- Please refer to the Safety Data Sheet for information regarding this CRM/RM.

9.0 HOMOGENEITY

- This solution was mixed according to an in-house procedure and is guaranteed to be homogeneous. Homogeneity data indicate that the end user should take a minimum sample size of 0.2 mL to assure homogeneity.

10.0 QUALITY STANDARD DOCUMENTATION

10.1 ISO 9001 Quality Management System Registration

- QSR Certificate Number QSR-1034

10.2 ISO/IEC 17025 "General Requirements for the Competence of Testing and Calibration Laboratories"

- Chemical Testing - Accredited / A2LA Certificate Number 883.01

10.3 ISO 17034 "General Requirements for the Competence of Reference Material Producers"

- Reference Material Producer - Accredited / A2LA Certificate Number 883.02

Inorganic Ventures, 300 Technology Drive, Christiansburg, Va. 24073, USA: Telephone: 800.669.6799; 540.585.3030, Fax: 540.585.3012; inorganicventures.com; info@inorganicventures.com

11.0 CERTIFICATION, EXPIRATION AND PERIOD OF VALIDITY

11.1 Certification Issue Date

September 14, 2020

- The certification is valid within the measurement uncertainty specified provided the CRM/RM is stored and handled in accordance with instructions given in Sec 7.1. This certification is nullified if instructions in Sec 7.1 are not followed or if the CRM/RM is damaged, contaminated, or otherwise modified.

11.2 Lot Expiration Date

- **September 14, 2024**

- The date after which this CRM/RM should not be used.

- The lot expiration date reflects the period of time that the stability of a CRM/RM can be supported by long term stability studies conducted on properly stored and handled CRM/RMs. Lot expiration is limited primarily by transpiration (loss of water from the solution) and infrequently by chemical stability.

11.3 Period of Validity

- Sealed TCT Bag Open Date: _____

- This CRM/RM should not be used longer than one year (or six months in the case of a 30 mL bottle) from the date of opening the aluminized bag or after the date given in Sec. 11.2, whichever comes first. This is contingent upon the CRM/RM being stored and handled in accordance with the instructions given in Sec. 7.1.

12.0 NAMES AND SIGNATURES OF CERTIFYING OFFICERS

Certificate Approved By:

Michael Booth
Director, Quality Control

Michael L Booth

Certifying Officer:

Paul Gaines
Chairman / Senior Technical Director

Paul R Gaines

Energy Laboratories Inc

Standard LOG

Standard ID:	ME211202 EL200.2MS		
Standard Name	EL-200.2MS	Type:	Primary
Date Prepared	12/2/2021	BY:	Amanda E. McDani
Date Expires:	12/2/2022		
Department	ME	Status:	Open
Vendor:	Inorganic Ventures		
Lot Number:	P2-MEB685870		
Balance ID:			
Comments:	Opened 811/2021; Expires 8/11/2022		

Chemical / Solvent Used	BottleNo	Amt	Units	Exp
Multi Analyte Custom Grade Solution	14398	500	mL	12/2/

Final Volume: 500 mL

Stock Source	**Base Units**	**Amount Added**
Analytes	**CAS**	Conc: **ug/mL**

Page:*1 of 1*

INORGANIC VENTURES
Refine your results. Redefine your industry.

Certificate of Analysis

300 Technology Drive
Christiansburg, VA 24073 USA
inorganicventures.com

P: 800-669-6799/540-585-3030
F: 540-585-3012
info@inorganicventures.com

1.0 ACCREDITATION / REGISTRATION

INORGANIC VENTURES is accredited to ISO 17034, "General Requirements for the Competence of Reference Material Producers" and ISO/IEC 17025, "General Requirements for the Competence of Testing and Calibration Laboratories". Inorganic Ventures is also an ISO 9001 registered manufacturer (QSR Certificate Number QSR-1034).

ACCREDITED Testing Laboratory Certificate 883.01
ACCREDITED Reference Material Producer Certificate 883.02

2.0 PRODUCT DESCRIPTION

Product Code:	Multi Analyte Custom Grade Solution
Catalog Number:	EL-200.2MS
Lot Number:	S2-MEB702960
Matrix:	5% (v/v) HNO3
Value / Analyte(s):	5 000 µg/mL ea: Calcium, Magnesium, Potassium, Sodium,
	1 000 µg/mL ea: Phosphorus,
	500 µg/mL ea: Manganese, Aluminum, Iron,
	100 µg/mL ea: Arsenic, Barium, Chromium, Lithium, Lead, Strontium, Vanadium, Boron, Cobalt, Copper, Nickel, Selenium, Thallium, Zinc,
	50 µg/mL ea: Cadmium, Beryllium,
	10 µg/mL ea: Silver

ID #: 14398
Opened:_____
Multi Analyte Custom Grade Solution
Expires: 3/8/2025
Rec'd: 10/18/2021
Energy Laboratories Inc 1120 So. 27th Street
Billings MT 59107

3.0 CERTIFIED VALUES AND UNCERTAINTIES

ANALYTE	CERTIFIED VALUE	ANALYTE	CERTIFIED VALUE
Aluminum, Al	499.9 ± 1.9 µg/mL	Arsenic, As	100.0 ± 0.8 µg/mL
Barium, Ba	100.0 ± 0.4 µg/mL	Beryllium, Be	50.01 ± 0.30 µg/mL
Boron, B	100.0 ± 0.7 µg/mL	Cadmium, Cd	50.01 ± 0.22 µg/mL
Calcium, Ca	5 000 ± 20 µg/mL	Chromium, Cr	100.0 ± 0.7 µg/mL
Cobalt, Co	100.0 ± 0.5 µg/mL	Copper, Cu	100.0 ± 0.4 µg/mL
Iron, Fe	499.8 ± 2.1 µg/mL	Lead, Pb	100.0 ± 0.5 µg/mL
Lithium, Li	100.0 ± 0.4 µg/mL	Magnesium, Mg	5 000 ± 20 µg/mL
Manganese, Mn	500.1 ± 2.0 µg/mL	Nickel, Ni	100.0 ± 0.5 µg/mL
Phosphorus, P	1 000 ± 6 µg/mL	Potassium, K	5 000 ± 19 µg/mL
Selenium, Se	100.0 ± 0.8 µg/mL	Silver, Ag	10.00 ± 0.05 µg/mL
Sodium, Na	5 000 ± 18 µg/mL	Strontium, Sr	100.0 ± 0.4 µg/mL
Thallium, Tl	100.0 ± 0.7 µg/mL	Vanadium, V	100.0 ± 0.5 µg/mL
Zinc, Zn	100.1 ± 0.4 µg/mL		

Density: 1.097 g/mL (measured at 20 ± 4 °C)

Assay Information:

ANALYTE	METHOD	NIST SRM#	SRM LOT#
Ag	ICP Assay	3151	160729
Ag	Volhard	999c	999c
Al	ICP Assay	3101a	140903
Al	EDTA	928	928
As	ICP Assay	3103a	100818
B	ICP Assay	3107	110830
Ba	ICP Assay	3104a	140909
Ba	Gravimetric		See Sec. 4.2
Be	ICP Assay	3105a	090514
Ca	ICP Assay	3109a	130213
Ca	EDTA	928	928
Cd	ICP Assay	3108	130116
Cd	EDTA	928	928
Co	ICP Assay	3113	190630
Co	EDTA	928	928
Cr	ICP Assay	3112a	170630
Cu	ICP Assay	3114	121207
Cu	EDTA	928	928
Fe	ICP Assay	3126a	140812
Fe	EDTA	928	928
K	ICP Assay	3141a	140813
K	Gravimetric		See Sec. 4.2
Li	ICP Assay	3129a	100714
Li	Gravimetric		See Sec. 4.2
Mg	ICP Assay	3131a	140110
Mg	EDTA	928	928
Mn	ICP Assay	3132	050429
Mn	EDTA	928	928
Na	ICP Assay	3152a	120715
Na	Gravimetric		See Sec. 4.2
Ni	ICP Assay	3136	120619
Ni	EDTA	928	928
P	ICP Assay	3139a	060717
P	Acidimetric	84L	84L
Pb	ICP Assay	3128	101026
Pb	EDTA	928	928
Se	ICP Assay	3149	100901
Sr	EDTA	928	928
Sr	ICP Assay	Traceable to 3153a	K2-SR650985
Tl	ICP Assay	3158	151215
V	ICP Assay	3165	160906
V	EDTA	928	928
Zn	ICP Assay	3168a	120629
Zn	EDTA	928	928

The following equations are used in the calculation of the certified value and the uncertainty. Reported uncertainties represent expanded uncertainties expressed at approximately the 95% confidence level using a coverage factor of k = 2.

Characterization of CRM/RM by Two or More Methods

Certified Value, $X_{CRM/RM}$, where two or more methods of characterization are used is the weighted mean of the results:

$X_{CRM/RM} = \Sigma(w_i)(X_i)$

X_i = mean of Assay Method i with standard uncertainty $u_{char\ i}$

w_i = the weighting factors for each method calculated using the inverse square of the variance:

$w_i = (1/u_{char\ i})^2 / (\Sigma(1/(u_{char\ i})^2)$

CRM/RM Expanded Uncertainty (±) = $U_{CRM/RM} = k\,(u^2_{char} + u^2_{bb} + u^2_{lts} + u^2_{ts})^{1/2}$

k = coverage factor = 2

$u_{char} = [\Sigma((w_i)^2 (u_{char\ i})^2)]^{1/2}$ where $u_{char\ i}$ are the errors from each characterization method

u_{bb} = bottle to bottle homogeneity standard uncertainty

u_{lts} = long term stability standard uncertainty (storage)

u_{ts} = transport stability standard uncertainty

Characterization of CRM/RM by One Method

Certified Value, $X_{CRM/RM}$, where one method of characterization is used is the mean of individual results:

$X_{CRM/RM} = (X_a)(u_{char\ a})$

X_a = mean of Assay Method A with

$u_{char\ a}$ = the standard uncertainty of characterization Method A

CRM/RM Expanded Uncertainty (±) = $U_{CRM/RM} = k\,(u^2_{char\ a} + u^2_{bb} + u^2_{lts} + u^2_{ts})^{1/2}$

k = coverage factor = 2

$u_{char\ a}$ = the errors from characterization

u_{bb} = bottle to bottle homogeneity standard uncertainty

u_{lts} = long term stability standard uncertainty (storage)

u_{ts} = transport stability standard uncertainty

4.0 TRACEABILITY TO NIST

- This product is traceable to NIST via an unbroken chain of comparisons. The uncertainties for each certified value are reported, taking into account the SRM/RM uncertainty error and the measurement, weighing and volume dilution errors. In rare cases where no NIST SRM/RM are available, the term 'in-house std.' is specified.

4.1 Thermometer Calibration

- All thermometers are NIST traceable through thermometers that are calibrated by an accredited calibration laboratory.

4.2 Balance Calibration

- All analytical balances are calibrated by an accredited calibration laboratory and procedure. The weights used for testing are annually compared to master weights and are traceable to NIST.

4.3 Glassware Calibration

- An in-house procedure is used to calibrate all Class A glassware used in the manufacturing and quality control of CRM/RMs.

5.0 TRACE METALLIC IMPURITIES (TMI) DETERMINED BY ICP-MS AND ICP-OES (µg/mL)

N/A

6.0 INTENDED USE

- For the calibration of analytical instruments and validation of analytical methods as appropriate.

7.0 INSTRUCTIONS FOR THE CORRECT USE OF THIS REFERENCE MATERIAL

7.1 Storage and Handling Recommendations

- Store between approximately 4° - 30° C while in sealed TCT bag.

- While stored in the sealed TCT bag, transpiration of this CRM/RM is negligible. After opening the sealed TCT bag transpiration of the CRM/RM will occur, resulting in a gradual increase in the analyte concentration(s). It is the responsibility of the user to account for this effect. When the bottle is weighed both before and after being placed in storage, the mass difference observed will be a measure of transpiration mass loss.

- After opening the sealed TCT bag, keep cap tightly sealed when not in use and store between 4° - 24° C to minimize the effects of transpiration. Use at 20° ± 4° C to minimize volumetric dilution error when using the reported density. Do not pipette from the container. Do not return removed aliquots to container.

Low Silver Note: This solution contains "LOW" levels of Silver. Please store this entire bottle inside a sealed glass jar.

8.0 HAZARDOUS INFORMATION

- Please refer to the Safety Data Sheet for information regarding this CRM/RM.

9.0 HOMOGENEITY

- This solution was mixed according to an in-house procedure and is guaranteed to be homogeneous. Homogeneity data indicate that the end user should take a minimum sample size of 0.2 mL to assure homogeneity.

10.0 QUALITY STANDARD DOCUMENTATION

10.1 ISO 9001 Quality Management System Registration

- QSR Certificate Number QSR-1034

10.2 ISO/IEC 17025 "General Requirements for the Competence of Testing and Calibration Laboratories"

- Chemical Testing - Accredited / A2LA Certificate Number 883.01

10.3 ISO 17034 "General Requirements for the Competence of Reference Material Producers"

- Reference Material Producer - Accredited / A2LA Certificate Number 883.02

Inorganic Ventures, 300 Technology Drive, Christiansburg, Va. 24073, USA; Telephone: 800.669.6799; 540.585.3030, Fax: 540.585.3012; inorganicventures.com; info@inorganicventures.com

11.0 CERTIFICATION, EXPIRATION AND PERIOD OF VALIDITY

11.1 Certification Issue Date

March 08, 2021

- The certification is valid within the measurement uncertainty specified provided the CRM/RM is stored and handled in accordance with instructions given in Sec 7.1. This certification is nullified if instructions in Sec 7.1 are not followed or if the CRM/RM is damaged, contaminated, or otherwise modified.

11.2 Lot Expiration Date

- March 08, 2025

- The date after which this CRM/RM should not be used.

- The lot expiration date reflects the period of time that the stability of a CRM/RM can be supported by long term stability studies conducted on properly stored and handled CRM/RMs. Lot expiration is limited primarily by transpiration (loss of water from the solution) and infrequently by chemical stability.

11.3 Period of Validity

- Sealed TCT Bag Open Date: _____

- This CRM/RM should not be used longer than one year (or six months in the case of a 30 mL bottle) from the date of opening the aluminized bag or after the date given in Sec. 11.2, whichever comes first. This is contingent upon the CRM/RM being stored and handled in accordance with the instructions given in Sec. 7.1.

12.0 NAMES AND SIGNATURES OF CERTIFYING OFFICERS

Certificate Approved By:

Michael Booth
Director, Quality Control

Michael J. Booth

Certifying Officer:

Paul Gaines
Chairman / Senior Technical Director

Paul R Gaines

Energy Laboratories Inc

Spike LOG

Standard ID:	ME220117 AUDIGSPK		
Standard Name	AUDIGSPK	Type:	Secondary
Date Prepared	1/17/2022	BY:	Amanda E. McDani
Date Expires:	10/25/2022		
Department	ME	Status:	Open
Vendor:			
Lot Number:			
Balance ID:			

Comments:

Final Volume: 50 mL

Stock Source		Base Units	Amount Added
ME211202A	U Stock	ug/mL	5 mL
ME 211025 Th Sec	Th Seondary Stock	ug/mL	5 mL
ME211222 Ce 2nd	Ce Secondary Stock	ug/mL	5 mL
ME211222 La Sec	La Secondary Stock	ug/mL	5 mL
ME211229A AU 2n	Au 2nd source Stock	ug/mL	15 mL
ME211025A	Te Stock	ug/mL	15 mL

Analytes	CAS	Conc:	ug/mL

Energy Laboratories Inc

Standard LOG

Standard ID:	ME211202A		
Standard Name	U Stock	Type:	Primary
Date Prepared	12/2/2021	BY:	Amanda E. McDani
Date Expires:	12/2/2022		
Department	ME	Status:	New
Vendor:	SCP Science		
Lot Number:	S210517021		
Balance ID:			

Comments:

Chemical / Solvent Used	BottleNo	Amt	Units	Expires
ICP/ICPMS Standard Uranium	14419	500	mL	12/2/2022

Final Volume:
500 mL

Stock Source **Base Units** **Amount Added**

Analytes **CAS** Conc: **ug/mL**

Page:*1 of 1*

SCP SCIENCE

Providing Innovative Solutions to Analytical Chemists

Certificate of Analysis

U

1.0 DESCRIPTION:

	***Plasma*CAL ICP/ICPMS Standard - Uranium 1000 µg/ml**
Catalogue Number:	140-051-920/-921/-925
Starting Material:	Uranyl Nitrate 99.99%
Lot Number:	**S210517021**
Matrix:	4% HNO_3 (See Section 3 for actual matrix)
Expiration Date (End of month):	**May 2023** (or 15 months after bottle is opened, whichever comes first)

2.0 CERTIFIED VALUES AND ASSOCIATED UNCERTAINTY:

Certified Concentration: **1004 µg/ml +/- 4 µg/ml**
985 µg/g +/- 4 µg/g

Method of analysis: Inductively Coupled Plasma Atomic Emission Spectroscopy (ICP-AES)

Traceability: NIST Standard Reference Material 3164 Lot: **080521**

Note: The uncertainty of the certified value has been calculated from applicable uncertainty contributors (u_i) including uncertainty established during characterization of the material (u_{char}), the between bottle variation (u_{bb}), short-term stability (u_{sts}) and long-term stability (u_{lts}) according to the model $u_c = \sqrt{(u_{char}^2 + u_{bb}^2 + u_{sts}^2 + u_{lts}^2)}$. This combined uncertainty has been further multiplied by a coverage factor (k) of 2 to provide a 95% confidence interval.

3.0 REFERENCE VALUES:

Density: **1.020 g/ml @ 24.0 °C**

Actual Matrix: **4.0% (v/v) HNO_3**

ID #: 14419
Opened:_____
ICP/ICPMS Standard Uranium
Expires: 5/31/2023
Rec'd: 10/20/2021
Energy Laboratories Inc 1120 So. 27th Street
Billings MT 59107

% abundance of stable isotopes : ^{238}U : 99. 82% ; ^{235}U : 0.18%

Note : The uranyl nitrate comes from a depleted source of uranium.

Trace Metal Impurities as tested by ICP-MS:

Element	Conc. (ppm)	Element	Conc. (ppm)	Element	Conc. (ppm)	Element	Conc. (ppm)
Ag	<0.0010	Fe	<0.0018	Nd	<0.0010	Sn	<0.0010
Al	**0.0252**	Ga	<0.0010	Ni	<0.0010	Sr	<0.0025
As	<0.0010	Gd	<0.0010	Os	<0.0010	Ta	<0.0010
Au	<0.0010	Ge	<0.0010	P	<0.0026	Tb	<0.0010
B	<0.0015	Hf	<0.0010	Pb	<0.0010	Te	<0.0010
Ba	<0.0010	Hg	*	Pd	<0.0010	Th	<0.0010
Be	<0.0010	Ho	<0.0010	Pr	<0.0010	Ti	<0.0012
Bi	<0.0010	In	<0.0010	Pt	<0.0010	Tl	<0.0011
Ca	<0.0135	Ir	<0.0010	Rb	<0.0010	Tm	<0.0010
Cd	<0.0010	K	<0.0024	Re	<0.0010	U	N/A
Ce	<0.0010	La	<0.0010	Rh	<0.0010	V	<0.0010
Co	<0.0010	Li	<0.0010	Ru	<0.0010	W	<0.0020
Cr	<0.0010	Lu	<0.0010	S	*	Y	<0.0010
Cs	<0.0010	Mg	<0.0020	Sb	<0.0010	Yb	<0.0010
Cu	<0.0010	Mn	<0.0010	Sc	<0.0010	Zn	<0.0010
Dy	<0.0010	Mo	<0.0010	Se	<0.0010	Zr	<0.0010
Er	<0.0010	Na	<0.0010	Si	<0.1		
Eu	<0.0010	Nb	<0.0010	Sm	<0.0010		

*: Not tested

4.0 APPROVAL AND DATE OF CERTIFICATION:

Certification Approval: Yaling Sui, Chemist

Certification Date: May 27, 2021

Yaling Sui

5.0 INTENDED USE / *UTILISATION PRÉVUE*:

- ICP Standards: For the calibration of, including but not limited to: ICP-AES, ICP-MS, FAAS, GFAA, XRF and DCP. / *Étalons ICP : Pour l'étalonnage d'instruments de mesure tels que: ICP-AES, ICP-MS, FAAS, GFAA, XRF et DCP.*
- AA Standards: For the calibration of Flame (FAAS) and Graphite Furnace (GFAA) Atomic Absorption Spectrometers. / *Étalons AA : Pour l'étalonnage de spectromètres d'absorption atomique flamme (GFAA) et four au graphite (GFAA).*
- Matrix Modifiers: For the optimization of analytical conditions to provide better Graphite Furnace Atomic Absorption (GFAA) instrument response and improved detection limits. / *Modificateur de matrice : Pour l'optimisation des conditions analytiques afin de fournir des meilleurs réponses instrumentales et limites de détection pour SAA four au graphite.*
- pH Standards: For the calibrating pH meters or for other wet chemistry applications. / *Étalons pH : Pour étalonnage de pH mètres et autres applications de chimie humide.*
- Conductivity Standards: For electrolytic conductivity measurement as a calibration standard. / *Étalons de conductivité : Comme étalon pour les mesures de conductivité électrolytiques.*
- IC Standards: for calibration of, but not limited to IC, HPLC, TLC, ISE, IR, NMR, MS, UV/VIS or other wet chemistry applications. / *Étalons IC : Pour étalonnage d'instruments tels que : IC, HPLC, TLC, ISE, IR, NMR, MS, UV/VIS et autres applications de chimie humide.*

For any inquiries, please contact **SCP SCIENCE**. / *Pour toute question, veuillez contacter **SCP SCIENCE**.*

6.0 INSTRUCTIONS FOR USE / *INSTRUCTIONS D'UTILISATION*:

Handling and Storage / Manutention et entreposage: Keep product tightly capped when not in use. The solution should be opened for a minimum amount of time necessary to dispense the amount required. Do not pipet or use directly from container. Do not return unused portions back to container. Store under normal laboratory conditions. Avoid exposure to excessive sources of heat and humidity or direct sunlight. / *Garder les contenants bien fermés lorsque non utilisés. Le contenant devrait être ouvert seulement pour le temps requis afin de prélever la quantité nécessaire. Ne pas pipetter ou utiliser directement du contenant. Ne pas retourner les portions non-utilisées dans le contentant. Conserver dans des conditions normales de laboratoire. Éviter l'exposition à des sources de chaleur et d'humidité excessives ou à l'exposition solaire directe.*

Stability / *Stabilité*: This Standard is guaranteed to be stable and accurate to within the specified uncertainty of measurement up to the unopened expiry date, if sealed, or up to the opened expiry date (when indicated), whichever comes first, provided the solution is kept tightly capped and stored under the indicated storage conditions. Purchasers will be notified of any significant changes resulting in re-certification or withdrawal of the product prior to the expiration date. / *La stabilité et l'exactitude de cet étalon sont garanties d'être à l'intérieur de l'incertitude de mesure, jusqu'à la date d'expiration de la bouteille non-ouverte, si scellée, ou jusqu'à la date d'expiration de la bouteille ouverte (si indiquée), en présumant que le contenant est maintenu fermé et gardé dans les conditions d'entreposage indiquées. Les acheteurs seront avisés dans le cas où il y aura des changements significatifs nécessitant une re-certification ou un rappel du produit avant la date d'expiration.*

7.0 HAZARDOUS INFORMATION / *INFORMATION SUR LES RISQUES POTENTIELS*:

Please refer to the associated Safety Data Sheet (SDS) for information regarding this product (available at www.SCPSCIENCE.com). / *SVP vous référer à la Fiche Signalétique applicable pour de l'information sur ce produit (Disponible à www.SCPSCIENCE.com).*

8.0 HOMOGENEITY / *HOMOGÉNÉITÉ*:

This solution has been blended according to an in-house procedure and its homogeneity is guaranteed to be fit for purpose when a sample size sufficient for the intended method of analysis is used. / *Cette solution a été préparée selon une procédure maison et nous assurons que sa homogénéité est approprié à l'emploi lorsqu'un échantillon suffisant pour la méthode d'analyse prévue est utilisé.*

9.0 TRACEABILITY / *TRAÇABILITÉ*:

This CRM (Certified Reference Material) is traceable to the NIST SRM (Standard Reference Material) indicated in section 2 through an unbroken chain of comparisons. In addition, balances used are regularly calibrated using weights which are traceable to NIST (National Institute of Standards and Technology) or NRC (National Research Council of Canada) standards. All conductivity meters used to analyze this standard have been regularly calibrated using a NIST or NRC traceable Thermometer and standards. All pH meters used to analyze this standard have been regularly calibrated using a NIST or NRC traceable thermometer and pH/MV simulator. / *Ce matériel de référence certifié est traçable au Matériel de Référence Standardisé de NIST indiqué à la section 2 par une chaine de comparaison ininterrompue. De plus, les balances utilisées sont étalonnées régulièrement en utilisant des poids qui sont traçables au NIST (National Institute of Standards and Technology) ou au CRNC (Conseil National de Recherches Canada). Tout conductimètre utilisé afin d'analyser cet étalon a été sujet à un étalonnage périodique utilisant des thermomètres et étalons traçables au NIST ou CNRC. Tout pH mètre utilisé afin d'analyser cet étalon a été sujet à un étalonnage périodique utilisant des thermomètres et un simulateur pH/MV traçables au NIST ou au CNRC.*

10.0 PREPARATION / *PRÉPARATION*:

For the preparation of these solutions, 18 meghom/cm double deionized water, high-purity acids and glassware calibrated to ASTM Class A specifications are used. / *Une eau de 18 meghom/cm doublement déionisé, de l'acide de haute pureté, ainsi que de la verrerie étalonnée afin de satisfaire les spécifications Classe A de ASTM ont été utilisés pour la préparation de cet étalon.*

11.0 QUALITY SYSTEM CERTIFICATIONS / *CERTIFICATIONS DE SYSTÈME QUALITÉ*:

ISO 9001 Certification / *Certification ISO 9001*: This standard was produced in a facility which operates under a **registered** ISO 9001 Quality Management System. Please consult our web site for a copy of the most recent revision of our certificate of registration. / *Cet étalon a été fabriqué dans un laboratoire qui utilise un Système de Gestion de la Qualité **enregistré** à la norme ISO 9001. Veuillez consulter notre site web pour obtenir la version la plus récente de notre certificat d'enregistrement.*

ISO 17025 Accreditation / *Accréditation ISO 17025*: SCP SCIENCE (Corporate Headquarters) operates an ISO 17025 **accredited** laboratory. Please consult our web site for a copy of the most recent revision of our certificate and scope of accreditation. / ***SCP SCIENCE (Siège social)** est **accréditée** ISO 17025. Veuillez consulter notre site web afin d'obtenir la plus récente version de notre certificat d'accréditation ainsi que la portée de notre accréditation.*

ISO 17034 Accreditation / *Accréditation ISO 17034* : SCP SCIENCE (Corporate Headquarters) is an ISO 17034 accredited Reference Material Producer. Please consult our website for a copy of our most recent certificate and scope of accreditation. / ***SCP SCIENCE (Siège social)** est un Fabricant de Matériaux de Référence Accrédité ISO 17034. Veuillez consulter notre site web afin d'obtenir la plus récente version de notre certificat d'accréditation ainsi que la portée de notre accréditation.*

CORPORATE HEADQUARTERS
21800 Clark Graham
Baie D'Urfé (Montréal), Quebec,
H9X 4B6 Canada
Phone: +1 (800) 361-6820
Fax: +1 (800) 253-5549

USA
3rd Party Distribution Center
348 Route 11, Champlain,
N.Y. 12919-4816

Phone: +1 (800) 361-6820
Fax: +1 (800) 253-5549

FRANCE
12 Ave. de Québec, Bat. IRIS
SILIC 642, 91965
Villebon sur Yvette, France
Phone: +33 (0) 1 69 18 71 17
Fax: +33 (0) 1 60 92 05 67

GERMANY
Alte Marktoberdorfer Straße 14, 87616
Marktoberdorf

Phone: +49 (0) 8342-89560-61
Fax: +49 (0) 8342-89560-69

Energy Laboratories Inc

Standard LOG

Standard ID:	ME 211025 TH SECONDARY STOCK		
Standard Name	Th Seondary Stock	Type:	Primary
Date Prepared	10/25/2021	BY:	Stacy R. Hendricks
Date Expires:	10/25/2022		
Department	ME	Status:	Open
Vendor:	Inorganic Ventures		
Lot Number:	S2-TH706436		
Balance ID:			
Comments:	Opened 10/25/2021; Expires 10/25/2022		

Chemical / Solvent Used	BottleNo	Amt	Units	Expires
Thorium Single Analyte Custom Grade Sol	14318	125	mL	10/25/2022

Final Volume:
500 mL

Stock Source **Base Units** **Amount Added**

Analytes **CAS** Conc: **ug/mL**

Page:*1 of 1*

INORGANIC VENTURES
Refine your results. Redefine your industry.

Certificate of Analysis

300 Technology Drive
Christiansburg, VA 24073 USA
inorganicventures.com

P: 800-669-6799/540-585-3030
F: 540-585-3012
info@inorganicventures.com

1.0 ACCREDITATION / REGISTRATION

INORGANIC VENTURES is accredited to ISO 17034, "General Requirements for the Competence of Reference Material Producers" and ISO/IEC 17025, "General Requirements for the Competence of Testing and Calibration Laboratories". Inorganic Ventures is also an ISO 9001 registered manufacturer (QSR Certificate Number QSR-1034).

ACCREDITED Testing Laboratory Certificate 883.01
ACCREDITED Reference Material Producer Certificate 883.02

2.0 PRODUCT DESCRIPTION

Product Code:	Single Analyte Custom Grade Solution
Catalog Number:	CGTH1
Lot Number:	S2-TH706436
Matrix:	5% (v/v) HNO3
Value / Analyte(s):	1 000 µg/mL ea: Thorium
Starting Material:	TH(NO3)4*4H2O
Starting Material Lot#:	2250
Starting Material Purity:	99.9905%

ID #: 14318
Opened:
Thorium Single Analyte Custom Grade Solutic
Expires: 7/4/2025
Rec'd: 9/24/2021
Energy Laboratories Inc 1120 So. 27th Street
Billings MT 59107

3.0 CERTIFIED VALUES AND UNCERTAINTIES

Certified Value: 1001 ± 4 µg/mL

Density: 1.026 g/mL (measured at 20 ± 4 °C)

Assay Information:

Assay Method #1 **1001 ± 3 µg/mL**
EDTA NIST SRM 928 Lot Number: 928

Assay Method #2 **1001 ± 6 µg/mL**
Calculated NIST SRM Lot Number: See Sec. 4.2

- The Calculated Value is a value calculated from the weight of a starting material that has been certified directly vs. a National Institute of Standards and Technology (NIST) SRM/RM. See Sec 4.2 for balance traceability.

The following equations are used in the calculation of the certified value and the uncertainty. Reported uncertainties represent expanded uncertainties expressed at approximately the 95% confidence level using a coverage factor of k = 2.

Characterization of CRM/RM by Two or More Methods

Certified Value, $X_{CRM/RM}$, where two or more methods of characterization are used is the weighted mean of the results:

$X_{CRM/RM} = \Sigma(w_i)(X_i)$

X_i = mean of Assay Method i with standard uncertainty $u_{char\ i}$

w_i = the weighting factors for each method calculated using the inverse square of the variance:

$w_i = (1/u_{char\ i})^2 / (\Sigma(1/(u_{char\ i})^2)$

CRM/RM Expanded Uncertainty (±) = $U_{CRM/RM} = k\,(u^2_{char} + u^2_{bb} + u^2_{lts} + u^2_{ts})^{1/2}$

k = coverage factor = 2

$u_{char} = [\Sigma((w_i)^2\,(u_{char\ i})^2)]^{1/2}$ where $u_{char\ i}$ are the errors from each characterization method

u_{bb} = bottle to bottle homogeneity standard uncertainty

u_{lts} = long term stability standard uncertainty (storage)

u_{ts} = transport stability standard uncertainty

Characterization of CRM/RM by One Method

Certified Value, $X_{CRM/RM}$, where one method of characterization is used is the mean of individual results:

$X_{CRM/RM} = (X_a)(u_{char\ a})$

X_a = mean of Assay Method A with

$u_{char\ a}$ = the standard uncertainty of characterization Method A

CRM/RM Expanded Uncertainty (±) = $U_{CRM/RM} = k\,(u^2_{char\ a} + u^2_{bb} + u^2_{lts} + u^2_{ts})^{1/2}$

k = coverage factor = 2

$u_{char\ a}$ = the errors from characterization

u_{bb} = bottle to bottle homogeneity standard uncertainty

u_{lts} = long term stability standard uncertainty (storage)

u_{ts} = transport stability standard uncertainty

4.0 TRACEABILITY TO NIST

- This product is traceable to NIST via an unbroken chain of comparisons. The uncertainties for each certified value are reported, taking into account the SRM/RM uncertainty error and the measurement, weighing and volume dilution errors. In rare cases where no NIST SRM/RM are available, the term 'in-house std.' is specified.

4.1 Thermometer Calibration

- All thermometers are NIST traceable through thermometers that are calibrated by an accredited calibration laboratory.

4.2 Balance Calibration

- All analytical balances are calibrated by an accredited calibration laboratory and procedure. The weights used for testing are annually compared to master weights and are traceable to NIST.

4.3 Glassware Calibration

- An in-house procedure is used to calibrate all Class A glassware used in the manufacturing and quality control of CRM/RMs.

5.0 TRACE METALLIC IMPURITIES (TMI) DETERMINED BY ICP-MS AND ICP-OES (µg/mL)

CRM/RMs are tested for trace metallic impurities by Axial ICP-OES and ICP-MS. The result from the most sensitive method for each element, is reported below. Solutions tested by ICP-MS were analyzed in an ULPA-Filtered Clean Room. An ULPA-Filter is 99.9985% efficient for the removal of particles down to 0.3 µm.

M	Ag	<	0.000448	M	Eu	<	0.000224	O	Na		0.064077	M	Se	<	0.005827	M	Zn		0.003183
O	Al		0.010962	M	Fe		0.012392	M	Nb	<	0.003138	i	Si	<		M	Zr	<	0.010310
M	As	<	0.038776	M	Ga	<	0.004931	M	Nd		0.004697	M	Sm		0.000871				
M	Au	<	0.000224	M	Gd		0.000300	M	Ni	<	0.006724	M	Sn	<	0.028242				
M	B	<	0.021293	M	Ge	<	0.008965	M	Os	<	0.000224	M	Sr		0.002582				
M	Ba		0.001317	M	Hf	<	0.000224	i	P	<		M	Ta	<	0.001344				
M	Be	<	0.000224	M	Hg	<	0.000448	M	Pb		0.003287	M	Tb	<	0.001793				
M	Bi	<	0.001793	M	Ho	<	0.001344	M	Pd	<	0.000448	M	Te	<	0.010086				
O	Ca		0.051969	M	In		0.000134	M	Pr		0.001202	s	Th	<					
M	Cd	<	0.001344	M	Ir	<	0.000224	M	Pt	<	0.000224	M	Ti	<	0.004258				
M	Ce		0.015420	O	K		0.028928	M	Rb	<	0.005155	M	Tl	<	0.000224				
M	Co	<	0.001344	M	La		0.003577	M	Re	<	0.000224	M	Tm	<	0.000224				
M	Cr	<	0.015465	M	Li	<	0.000448	M	Rh	<	0.000224	M	U		0.006564				
M	Cs	<	0.013896	M	Lu	<	0.000224	M	Ru	<	0.000224	M	V	<	0.001793				
M	Cu		0.001472	O	Mg		0.027914	i	S	<		M	W	<	0.000224				
M	Dy		0.000197	M	Mn		0.001814	M	Sb	<	0.004931	M	Y		0.000860				
M	Er	<	0.002241	M	Mo	<	0.000896	M	Sc	<	0.000672	M	Yb	<	0.000224				

M - Checked by ICP-MS O - Checked by ICP-OES i - Spectral Interference
n - Not Checked For s - Solution Standard Element

6.0 INTENDED USE

- For the calibration of analytical instruments and validation of analytical methods as appropriate.

7.0 INSTRUCTIONS FOR THE CORRECT USE OF THIS REFERENCE MATERIAL

7.1 Storage and Handling Recommendations

- Store between approximately 4° - 30° C while in sealed TCT bag.

- While stored in the sealed TCT bag, transpiration of this CRM/RM is negligible. After opening the sealed TCT bag transpiration of the CRM/RM will occur, resulting in a gradual increase in the analyte concentration(s). It is the responsibility of the user to account for this effect. When the bottle is weighed both before and after being placed in storage, the mass difference observed will be a measure of transpiration mass loss.

- After opening the sealed TCT bag, keep cap tightly sealed when not in use and store between 4° - 24° C to minimize the effects of transpiration. Use at 20° ± 4° C to minimize volumetric dilution error when using the reported density. Do not pipette from the container. Do not return removed aliquots to container.

- For more information, visit **www.inorganicventures.com/TCT**

Atomic Weight; Valence; Coordination Number; Chemical Form in Solution - 232.04 +4 8 Th(OH) 3+ and Th(OH)22+

Chemical Compatibility -Soluble in HCl, and HNO3. Avoid H3PO4, H2SO4 and HF although solubilities may not be a problem depending upon pH and matrix (For example: ThF4 is soluble in acids). Avoid neutral to basic media. Th4+ is stable with most metals and inorganic anions forming an insoluble carbonate, oxide, fluoride, oxalate, sulfate and phosphate in neutral to slightly acidic media.

Stability - 2-100 ppb levels stable for months in 1% HNO3 / LDPE container. 1-10,000 ppm solutions chemically stable for years in 2-5% HNO3 / LDPE container.

Th Containing Samples (Preparation and Solution) -Metal (Soluble in Aqua Regia); Oxide (The heated oxide is not soluble in acids except hot conc. H2SO4); Ores (Na2O2 fusion at 480 ± 20EC for 7 minutes, cool and treat sintered mass with 50 mL cold water and stand until disintegrated. The mass is transferred to a beaker and acidified with HCl with 25 mL excess HCl added. Any residue is collected on a Whatman No. 42 filter, dried and ignited to 1000 EC in Pt0 crucible and the ash treated with H2SO4 / HF and fumed. If residue remains, then treat it by peroxide fusion as above.)

Atomic Spectroscopic Information (ICP-OES D.L.s are given as radial/axial view):

Technique/Line	Estimated D.L.	Order	Interferences (underlined indicates severe)
ICP-MS 232 amu	1 ppt	N/A	
ICP-OES 274.716 nm	0.08 / 0.008 µg/mL	1	Ti, Ta, Fe, V
ICP-OES 283.231 nm	0.07 / 0.007 µg/mL	1	U, Mo, Ti, Fe, Cr
ICP-OES 283.730 nm	0.07 / 0.007 µg/mL	1	U, Zr

8.0 HAZARDOUS INFORMATION

- Please refer to the Safety Data Sheet for information regarding this CRM/RM.

9.0 HOMOGENEITY

- This solution was mixed according to an in-house procedure and is guaranteed to be homogeneous. Homogeneity data indicate that the end user should take a minimum sample size of 0.2 mL to assure homogeneity.

10.0 QUALITY STANDARD DOCUMENTATION

10.1 ISO 9001 Quality Management System Registration

- QSR Certificate Number QSR-1034

10.2 ISO/IEC 17025 "General Requirements for the Competence of Testing and Calibration Laboratories"

- Chemical Testing - Accredited / A2LA Certificate Number 883.01

10.3 ISO 17034 "General Requirements for the Competence of Reference Material Producers"

- Reference Material Producer - Accredited / A2LA Certificate Number 883.02

Inorganic Ventures, 300 Technology Drive, Christiansburg, Va. 24073, USA; Telephone: 800.669.6799; 540.585.3030, Fax: 540.585.3012; inorganicventures.com; info@inorganicventures.com

11.0 CERTIFICATION, LOT EXPIRATION AND PERIOD OF VALIDITY

11.1 Certification Issue Date

July 04, 2021

- The certification is valid within the measurement uncertainty specified provided the CRM/RM is stored and handled in accordance with instructions given in Sec 7.1. This certification is nullified if instructions in Sec 7.1 are not followed or if the CRM/RM is damaged, contaminated, or otherwise modified.

11.2 Lot Expiration Date

- July 04, 2025

- The date after which this CRM/RM should not be used.

- The lot expiration date reflects the period of time that the stability of a CRM/RM can be supported by long term stability studies conducted on properly stored and handled CRM/RMs. Lot expiration is limited primarily by transpiration (loss of water from the solution) and infrequently by chemical stability.

11.3 Period of Validity

- Sealed TCT Bag Open Date: _____

- This CRM/RM should not be used longer than one year (or six months in the case of a 30 mL bottle) from the date of opening the aluminized bag or after the date given in Sec. 11.2, whichever comes first. This is contingent upon the CRM/RM being stored and handled in accordance with the instructions given in Sec. 7.1.

12.0 NAMES AND SIGNATURES OF CERTIFYING OFFICERS

Certificate Approved By:

Michael Booth
Director, Quality Control

Michael L Booth

Certifying Officer:

Paul Gaines
Chairman / Senior Technical Director

Paul R Gaines

Energy Laboratories Inc

Standard LOG

Standard ID:	ME211222 CE 2ND SOURCE		
Standard Name	Ce Secondary Stock	Type:	Primary
Date Prepared	12/22/2021	BY:	Amanda E. McDani
Date Expires:	12/22/2022		
Department	ME	Status:	Open
Vendor:	SCP Science		
Lot Number:	S210208003		
Balance ID:			
Comments:	opened 12/22/2021, expires 12/22/2022		

Chemical / Solvent Used	BottleNo	Amt	Units	Expires
Cerium PlasmaCal Standard	14327	125	mL	12/22/2022

Final Volume:
125 mL

Stock Source	**Base Units**	**Amount Added**
Analytes	**CAS**	Conc: **ug/mL**
A Cerium	7440-45-1	1000

Page:*1 of 1*

SCP SCIENCE

Providing Innovative Solutions to Analytical Chemists

Certificate of Analysis

1.0 DESCRIPTION:

	***Plasma*CAL ICP/ICPMS Standard - Cerium 1000 µg/ml**
Catalogue Number:	140-051-580/-581/-585
Starting Material:	Cerium(III) Nitrate Hexahydrate 99.99+%
Lot Number:	**S210208003**
Matrix:	4% HNO_3 (See Section 3 for actual matrix)
Expiration Date (End of month):	**February 2023** (or 15 months after bottle is opened, whichever comes first)

Ce

2.0 CERTIFIED VALUES AND ASSOCIATED UNCERTAINTY:

Certified Concentration:	**1003 µg/ml +/- 4 µg/ml**
	982 µg/g +/- 4 µg/g
Method of analysis:	Inductively Coupled Plasma Atomic Emission Spectroscopy (ICP-AES)
Traceability:	NIST Standard Reference Material 3110 Lot: **090504**

Note: The uncertainty of the certified value has been calculated from applicable uncertainty contributors (u_i) including uncertainty established during characterization of the material (u_{char}), the between bottle variation (u_{bb}), short-term stability (u_{sts}) and long-term stability (u_{lts}) according to the model $u_c = \sqrt{(u_{char}^2 + u_{bb}^2 + u_{sts}^2 + u_{lts}^2)}$. This combined uncertainty has been further multiplied by a coverage factor (k) of 2 to provide a 95% confidence interval.

3.0 REFERENCE VALUES:

Density:	**1.021 g/ml @ 22.5 °C**
Actual Matrix:	**4.0% (v/v) HNO_3**

ID #: 14327
Opened:_____
Cerium PlasmaCal Standard
Expires: 2/28/2023
Rec'd: 9/29/2021
Energy Laboratories Inc 1120 So. 27th Street
Billings MT 59107

Trace Metal Impurities as tested by ICP-MS:

Element	Conc. (ppm)	Element	Conc. (ppm)	Element	Conc. (ppm)	Element	Conc. (ppm)
Ag	<0.0010	Fe	<0.0018	Nd	**0.0102**	Sn	<0.0010
Al	**0.0148**	Ga	**0.0526**	Ni	**0.0064**	Sr	<0.0025
As	<0.0010	Gd	<0.0010	Os	<0.0010	Ta	<0.0010
Au	<0.0010	Ge	<0.0010	P	<0.0132	Tb	<0.0010
B	<0.0015	Hf	<0.0010	Pb	<0.0010	Te	<0.0010
Ba	<0.0010	Hg	*	Pd	<0.0010	Th	<0.0010
Be	<0.0010	Ho	<0.0010	Pr	**0.0235**	Ti	<0.0012
Bi	<0.0010	In	<0.0010	Pt	<0.0010	Tl	<0.0011
Ca	**0.0375**	Ir	<0.0010	Rb	<0.0010	Tm	<0.0010
Cd	<0.0010	K	<0.0024	Re	<0.0010	U	<0.0010
Ce	N/A	La	<0.10	Rh	<0.0010	V	<0.0010
Co	<0.0010	Li	<0.0010	Ru	<0.0010	W	<0.0020
Cr	<0.0010	Lu	<0.0010	S	*	Y	<0.0010
Cs	<0.0010	Mg	<0.0010	Sb	<0.0010	Yb	<0.0010
Cu	**0.0121**	Mn	<0.0010	Sc	<0.0010	Zn	<0.0010
Dy	<0.0010	Mo	<0.0010	Se	<0.0010	Zr	<0.0010
Er	<0.0010	Na	<0.0010	Si	<0.10		
Eu	**0.0035**	Nb	<0.0010	Sm	<0.0010	*: Not tested	

4.0 APPROVAL AND DATE OF CERTIFICATION:

Certification Approval:	Yaling Sui, Chemist
Certification Date:	February 22, 2021

Yaling Sui

5.0 INTENDED USE / *UTILISATION PRÉVUE*:

- ICP Standards: For the calibration of, including but not limited to: ICP-AES, ICP-MS, FAAS, GFAA, XRF and DCP. / *Étalons ICP : Pour l'étalonnage d'instruments de mesure tels que: ICP-AES, ICP-MS, FAAS, GFAA, XRF et DCP.*
- AA Standards: For the calibration of Flame (FAAS) and Graphite Furnace (GFAA) Atomic Absorption Spectrometers. / *Étalons AA : Pour l'étalonnage de spectromètres d'absorption atomique flamme (GFAA) et four au graphite (GFAA).*
- Matrix Modifiers: For the optimization of analytical conditions to provide better Graphite Furnace Atomic Absorption (GFAA) instrument response and improved detection limits. / *Modificateur de matrice : Pour l'optimisation des conditions analytiques afin de fournir des meilleurs réponses instrumentales et limites de détection pour SAA four au graphite.*
- pH Standards: For the calibrating pH meters or for other wet chemistry applications. / *Étalons pH : Pour étalonnage de pH mètres et autres applications de chimie humide.*
- Conductivity Standards: For electrolytic conductivity measurement as a calibration standard. / *Étalons de conductivité : Comme étalon pour les mesures de conductivité électrolytiques.*
- IC Standards: for calibration of, but not limited to IC, HPLC, TLC, ISE, IR, NMR, MS, UV/VIS or other wet chemistry applications. / *Étalons IC : Pour étalonnage d'instruments tels que : IC, HPLC, TLC, ISE, IR, NMR, MS, UV/VIS et autres applications de chimie humide.*

For any inquiries, please contact **SCP SCIENCE**. / *Pour toute question, veuillez contacter* ***SCP SCIENCE***.

6.0 INSTRUCTIONS FOR USE / *INSTRUCTIONS D'UTILISATION*:

Handling and Storage / Manutention et entreposage: Keep product tightly capped when not in use. The solution should be opened for a minimum amount of time necessary to dispense the amount required. Do not pipet or use directly from container. Do not return unused portions back to container. Store under normal laboratory conditions. Avoid exposure to excessive sources of heat and humidity or direct sunlight. / *Garder les contenants bien fermés lorsque non utilisés. Le contenant devrait être ouvert seulement pour le temps requis afin de prélever la quantité nécessaire. Ne pas pipetter ou utiliser directement du contenant. Ne pas retourner les portions non-utilisées dans le contentant. Conserver dans des conditions normales de laboratoire. Éviter l'exposition à des sources de chaleur et d'humidité excessives ou à l'exposition solaire directe.*

Stability / *Stabilité*: This Standard is guaranteed to be stable and accurate to within the specified uncertainty of measurement up to the unopened expiry date, if sealed, or up to the opened expiry date (when indicated), whichever comes first, provided the solution is kept tightly capped and stored under the indicated storage conditions. Purchasers will be notified of any significant changes resulting in re-certification or withdrawal of the product prior to the expiration date. / *La stabilité et l'exactitude de cet étalon sont garanties d'être à l'intérieur de l'incertitude de mesure, jusqu'à la date d'expiration de la bouteille non-ouverte, si scellée, ou jusqu'à la date d'expiration de la bouteille ouverte (si indiquée), en présumant que le contenant est maintenu fermé et gardé dans les conditions d'entreposage indiquées. Les acheteurs seront avisés dans le cas où il y aura des changements significatifs nécessitant une re-certification ou un rappel du produit avant la date d'expiration.*

7.0 HAZARDOUS INFORMATION / *INFORMATION SUR LES RISQUES POTENTIELS*:

Please refer to the associated Safety Data Sheet (SDS) for information regarding this product (available at www.SCPSCIENCE.com). / *SVP vous référer à la Fiche Signalétique applicable pour de l'information sur ce produit (Disponible à www.SCPSCIENCE.com).*

8.0 HOMOGENEITY / *HOMOGÉNÉITÉ*:

This solution has been blended according to an in-house procedure and its homogeneity is guaranteed to be fit for purpose when a sample size sufficient for the intended method of analysis is used. / *Cette solution a été préparée selon une procédure maison et nous assurons que sa homogénéité est approprié à l'emploi lorsqu'un échantillon suffisant pour la méthode d'analyse prévue est utilisé.*

9.0 TRACEABILITY / *TRAÇABILITÉ*:

This CRM (Certified Reference Material) is traceable to the NIST SRM (Standard Reference Material) indicated in section 2 through an unbroken chain of comparisons. In addition, balances used are regularly calibrated using weights which are traceable to NIST (National Institute of Standards and Technology) or NRC (National Research Council of Canada) standards. All conductivity meters used to analyze this standard have been regularly calibrated using a NIST or NRC traceable Thermometer and standards. All pH meters used to analyze this standard have been regularly calibrated using a NIST or NRC traceable thermometer and pH/MV simulator. / *Ce matériel de référence certifié est traçable au Matériel de Référence Standardisé de NIST indiqué à la section 2 par une chaine de comparaison ininterrompue. De plus, les balances utilisées sont étalonnées régulièrement en utilisant des poids qui sont traçables au NIST (National Institute of Standards and Technology) ou au CRNC (Conseil National de Recherches Canada). Tout conductimètre utilisé afin d'analyser cet étalon a été sujet à un étalonnage périodique utilisant des thermomètres et étalons traçables au NIST ou CNRC. Tout pH mètre utilisé afin d'analyser cet étalon a été sujet à un étalonnage périodique utilisant des thermomètres et un simulateur pH/MV traçables au NIST ou au CNRC.*

10.0 PREPARATION / *PRÉPARATION*:

For the preparation of these solutions, 18 meghom/cm double deionized water, high-purity acids and glassware calibrated to ASTM Class A specifications are used. / *Une eau de 18 meghom/cm doublement délonisé, de l'acide de haute pureté, ainsi que de la verrerie étalonnée afin de satisfaire les spécifications Classe A de ASTM ont été utilisés pour la préparation de cet étalon.*

11.0 QUALITY SYSTEM CERTIFICATIONS / *CERTIFICATIONS DE SYSTÈME QUALITÉ*:

ISO 9001 Certification / *Certification ISO 9001*: This standard was produced in a facility which operates under a **registered** ISO 9001 Quality Management System. Please consult our web site for a copy of the most recent revision of our certificate of registration. / *Cet étalon a été fabriqué dans un laboratoire qui utilise un Système de Gestion de la Qualité* ***enregistré*** *à la norme ISO 9001. Veuillez consulter notre site web pour obtenir la version la plus récente de notre certificat d'enregistrement.*

ISO 17025 Accreditation / *Accréditation ISO 17025*: SCP SCIENCE (Corporate Headquarters) operates an ISO 17025 **accredited** laboratory. Please consult our web site for a copy of the most recent revision of our certificate and scope of accreditation. / ***SCP SCIENCE (Siège social)*** *est* ***accréditée*** *ISO 17025. Veuillez consulter notre site web afin d'obtenir la plus récente version de notre certificat d'accréditation ainsi que la portée de notre accréditation.*

ISO 17034 Accreditation / *Accréditation ISO 17034* : SCP SCIENCE (Corporate Headquarters) is an ISO 17034 accredited Reference Material Producer. Please consult our website for a copy of our most recent certificate and scope of accreditation. / ***SCP SCIENCE (Siège social)*** *est un Fabricant de Matériaux de Référence Accrédité ISO 17034. Veuillez consulter notre site web afin d'obtenir la plus récente version de notre certificat d'accréditation ainsi que la portée de notre accréditation.*

CORPORATE HEADQUARTERS
21800 Clark Graham
Baie D'Urfé (Montréal), Quebec,
H9X 4B6 Canada
Phone: +1 (800) 361-6820
Fax: +1 (800) 253-5549

USA
3rd Party Distribution Center
348 Route 11, Champlain,
N.Y. 12919-4816

Phone: +1 (800) 361-6820
Fax: +1 (800) 253-5549

FRANCE
12 Ave. de Québec, Bat. IRIS
SILIC 642, 91965
Villebon sur Yvette, France
Phone: +33 (0) 1 69 18 71 17
Fax: +33 (0) 1 60 92 05 67

GERMANY
Alte Marktoberdorfer Straße 14, 87616
Marktoberdorf

Phone: +49 (0) 8342-89560-61
Fax: +49 (0) 8342-89560-69

Energy Laboratories Inc

Standard LOG

Standard ID:	ME211222 LA SECOND SOURCE		
Standard Name	La Secondary Stock	Type:	Primary
Date Prepared	12/22/2021	BY:	Amanda E. McDani
Date Expires:	12/22/2022		
Department	ME	Status:	Open
Vendor:	SCP Science		
Lot Number:	S210803016		
Balance ID:			
Comments:	opened 12/22/2021, expires 12/22/2022		

Chemical / Solvent Used	BottleNo	Amt	Units	Expires
Lanthanum PlasmaCal Standard	14326	125	mL	12/22/2022

Final Volume:
mL

Stock Source **Base Units** **Amount Added**

Analytes **CAS** Conc: **ug/mL**

Page:*1 of 1*

SCP SCIENCE

Providing Innovative Solutions to Analytical Chemists

Certificate of Analysis

1.0 DESCRIPTION:

_Plasma_CAL ICP/ICPMS Standard - Lanthanum 1000 µg/ml

Catalogue Number: 140-051-570/-571/-575

Starting Material: Lanthanum(III) Oxide 99.99+%

Lot Number: **S210803016**

Matrix: 4% HNO_3 (See Section 3 for actual matrix)

Expiration Date (End of month): **August 2023** (or 15 months after bottle is opened, whichever comes first)

La

2.0 CERTIFIED VALUES AND ASSOCIATED UNCERTAINTY:

Certified Concentration: **1005 µg/ml +/- 4 µg/ml**
985 µg/g +/- 3 µg/g

Method of analysis: Inductively Coupled Plasma Atomic Emission Spectroscopy (ICP-AES)

Traceability: NIST Standard Reference Material 3127a Lot: **151030**

Note: The uncertainty of the certified value has been calculated from applicable uncertainty contributors (u_i) including uncertainty established during characterization of the material (u_{char}), the between bottle variation (u_{bb}), short-term stability (u_{sts}) and long-term stability (u_{lts}) according to the model $u_c = \sqrt{(u_{char}^2 + u_{bb}^2 + u_{sts}^2 + u_{lts}^2)}$. This combined uncertainty has been further multiplied by a coverage factor (k) of 2 to provide a 95% confidence interval.

ID #: 14326
Opened:
Lanthanum PlasmaCal Standard
Expires: 8/31/2023
Rec'd: 9/29/2021
Energy Laboratories Inc 1120 So. 27th Street
Billings MT 59107

3.0 REFERENCE VALUES:

Density: **1.020 g/ml @ 23.2 °C**

Actual Matrix: **4.0% (v/v) HNO_3**

Trace Metal Impurities as tested by ICP-MS:

Element	Conc. (ppm)	Element	Conc. (ppm)	Element	Conc. (ppm)	Element	Conc. (ppm)
Ag	<0.0010	Fe	<0.0018	Nd	<0.0010	Sn	<0.0010
Al	**0.0106**	Ga	<0.0010	Ni	<0.0010	Sr	<0.0025
As	<0.0010	Gd	**0.0889**	Os	<0.0010	Ta	<0.0010
Au	<0.0010	Ge	<0.0010	P	<0.0026	Tb	<0.0010
B	<0.0015	Hf	<0.0010	Pb	<0.0010	Te	<0.0010
Ba	**0.0031**	Hg	*	Pd	<0.0010	Th	<0.0010
Be	<0.0010	Ho	<0.0010	Pr	<0.0010	Ti	<0.0062
Bi	<0.0010	In	<0.0010	Pt	<0.0010	Tl	<0.0011
Ca	**0.0169**	Ir	<0.0010	Rb	<0.0010	Tm	<0.0010
Cd	<0.0010	K	<0.0024	Re	<0.0010	U	<0.0010
Ce	**0.0272**	La	N/A	Rh	<0.0010	V	<0.0010
Co	<0.0010	Li	<0.0010	Ru	<0.0010	W	<0.0020
Cr	<0.0010	Lu	<0.0010	S	*	Y	**0.0020**
Cs	<0.0010	Mg	<0.0010	Sb	<0.0010	Yb	<0.0010
Cu	<0.0010	Mn	<0.0010	Sc	<0.0010	Zn	<0.0010
Dy	<0.0010	Mo	<0.0010	Se	<0.0010	Zr	<0.0010
Er	<0.0010	Na	**0.0156**	Si	<0.1		
Eu	<0.0010	Nb	<0.0010	Sm	<0.0010	*: Not tested	

4.0 APPROVAL AND DATE OF CERTIFICATION:

Certification Approval: Daniel Boisvert, Chemist

Certification Date: August 12, 2021

Daniel Boisvert

ACCREDITED Reference Material Producer CERTIFICATE 2285.01

5.0 INTENDED USE / *UTILISATION PRÉVUE*:

- ICP Standards: For the calibration of, including but not limited to: ICP-AES, ICP-MS, FAAS, GFAA, XRF and DCP. / *Étalons ICP : Pour l'étalonnage d'instruments de mesure tels que: ICP-AES, ICP-MS, FAAS, GFAA, XRF et DCP.*
- AA Standards: For the calibration of Flame (FAAS) and Graphite Furnace (GFAA) Atomic Absorption Spectrometers. / *Étalons AA : Pour l'étalonnage de spectromètres d'absorption atomique flamme (GFAA) et four au graphite (GFAA).*
- Matrix Modifiers: For the optimization of analytical conditions to provide better Graphite Furnace Atomic Absorption (GFAA) instrument response and improved detection limits. / *Modificateur de matrice : Pour l'optimisation des conditions analytiques afin de fournir des meilleurs réponses instrumentales et limites de détection pour SAA four au graphite.*
- pH Standards: For the calibrating pH meters or for other wet chemistry applications. / *Étalons pH : Pour étalonnage de pH mètres et autres applications de chimie humide.*
- Conductivity Standards: For electrolytic conductivity measurement as a calibration standard. / *Étalons de conductivité : Comme étalon pour les mesures de conductivité électrolytiques.*
- IC Standards: for calibration of, but not limited to IC, HPLC, TLC, ISE, IR, NMR, MS, UV/VIS or other wet chemistry applications. / *Étalons IC : Pour étalonnage d'instruments tels que : IC, HPLC, TLC, ISE, IR, NMR, MS, UV/VIS et autres applications de chimie humide.*

For any inquiries, please contact **SCP SCIENCE**. / *Pour toute question, veuillez contacter **SCP SCIENCE**.*

6.0 INSTRUCTIONS FOR USE / *INSTRUCTIONS D'UTILISATION*:

Handling and Storage / Manutention et entreposage: Keep product tightly capped when not in use. The solution should be opened for a minimum amount of time necessary to dispense the amount required. Do not pipet or use directly from container. Do not return unused portions back to container. Store under normal laboratory conditions. Avoid exposure to excessive sources of heat and humidity or direct sunlight. / *Garder les contenants bien fermés lorsque non utilisés. Le contenant devrait être ouvert seulement pour le temps requis afin de prélever la quantité nécessaire. Ne pas pipetter ou utiliser directement du contenant. Ne pas retourner les portions non-utilisées dans le contentant. Conserver dans des conditions normales de laboratoire. Éviter l'exposition à des sources de chaleur et d'humidité excessives ou à l'exposition solaire directe.*

Stability / *Stabilité*: This Standard is guaranteed to be stable and accurate to within the specified uncertainty of measurement up to the unopened expiry date, if sealed, or up to the opened expiry date (when indicated), whichever comes first, provided the solution is kept tightly capped and stored under the indicated storage conditions. Purchasers will be notified of any significant changes resulting in re-certification or withdrawal of the product prior to the expiration date. / *La stabilité et l'exactitude de cet étalon sont garanties d'être à l'intérieur de l'incertitude de mesure, jusqu'à la date d'expiration de la bouteille non-ouverte, si scellée, ou jusqu'à la date d'expiration de la bouteille ouverte (si indiquée), en présumant que le contenant est maintenu fermé et gardé dans les conditions d'entreposage indiquées. Les acheteurs seront avisés dans le cas où il y aura des changements significatifs nécessitant une re-certification ou un rappel du produit avant la date d'expiration.*

7.0 HAZARDOUS INFORMATION / *INFORMATION SUR LES RISQUES POTENTIELS*:

Please refer to the associated Safety Data Sheet (SDS) for information regarding this product (available at www.SCPSCIENCE.com). / *SVP vous référer à la Fiche Signalétique applicable pour de l'information sur ce produit (Disponible à www.SCPSCIENCE.com).*

8.0 HOMOGENEITY / *HOMOGÉNÉITÉ:*

This solution has been blended according to an in-house procedure and its homogeneity is guaranteed to be fit for purpose when a sample size sufficient for the intended method of analysis is used. / *Cette solution a été préparée selon une procédure maison et nous assurons que sa homogénéité est approprié à l'emploi lorsqu'un échantillon suffisant pour la méthode d'analyse prévue est utilisé.*

9.0 TRACEABILITY / *TRAÇABILITÉ*:

This CRM (Certified Reference Material) is traceable to the NIST SRM (Standard Reference Material) indicated in section 2 through an unbroken chain of comparisons. In addition, balances used are regularly calibrated using weights which are traceable to NIST (National Institute of Standards and Technology) or NRC (National Research Council of Canada) standards. All conductivity meters used to analyze this standard have been regularly calibrated using a NIST or NRC traceable Thermometer and standards. All pH meters used to analyze this standard have been regularly calibrated using a NIST or NRC traceable thermometer and pH/MV simulator. / *Ce matériel de référence certifié est traçable au Matériel de Référence Standardisé de NIST indiqué à la section 2 par une chaine de comparaison ininterrompue. De plus, les balances utilisées sont étalonnées régulièrement en utilisant des poids qui sont traçables au NIST (National Institute of Standards and Technology) ou au CRNC (Conseil National de Recherches Canada). Tout conductimètre utilisé afin d'analyser cet étalon a été sujet à un étalonnage périodique utilisant des thermomètres et étalons traçables au NIST ou CNRC. Tout pH mètre utilisé afin d'analyser cet étalon a été sujet à un étalonnage périodique utilisant des thermomètres et un simulateur pH/MV traçables au NIST ou au CNRC.*

10.0 PREPARATION / *PRÉPARATION:*

For the preparation of these solutions, 18 meghom/cm double deionized water, high-purity acids and glassware calibrated to ASTM Class A specifications are used. / *Une eau de 18 meghom/cm doublement déionisé, de l'acide de haute pureté, ainsi que de la verrerie étalonnée afin de satisfaire les spécifications Classe A de ASTM ont été utilisés pour la préparation de cet étalon.*

11.0 QUALITY SYSTEM CERTIFICATIONS / *CERTIFICATIONS DE SYSTÈME QUALITÉ:*

ISO 9001 Certification / *Certification ISO 9001*: This standard was produced in a facility which operates under a **registered** ISO 9001 Quality Management System. Please consult our web site for a copy of the most recent revision of our certificate of registration. / *Cet étalon a été fabriqué dans un laboratoire qui utilise un Système de Gestion de la Qualité **enregistré** à la norme ISO 9001. Veuillez consulter notre site web pour obtenir la version la plus récente de notre certificat d'enregistrement.*

ISO 17025 Accreditation / *Accréditation ISO 17025*: SCP SCIENCE (Corporate Headquarters) operates an ISO 17025 **accredited** laboratory. Please consult our web site for a copy of the most recent revision of our certificate and scope of accreditation. / ***SCP SCIENCE (Siège social)** est **accréditée** ISO 17025. Veuillez consulter notre site web afin d'obtenir la plus récente version de notre certificat d'accréditation ainsi que la portée de notre accréditation.*

ISO 17034 Accreditation / *Accréditation ISO 17034* : SCP SCIENCE (Corporate Headquarters) is an ISO 17034 accredited Reference Material Producer. Please consult our website for a copy of our most recent certificate and scope of accreditation. / ***SCP SCIENCE (Siège social)** est un Fabricant de Matériaux de Référence Accrédité ISO 17034. Veuillez consulter notre site web afin d'obtenir la plus récente version de notre certificat d'accréditation ainsi que la portée de notre accréditation.*

CORPORATE HEADQUARTERS
21800 Clark Graham
Baie D'Urfé (Montréal), Quebec,
H9X 4B6 Canada
Phone: +1 (800) 361-6820
Fax: +1 (800) 253-5549

USA
3rd Party Distribution Center
348 Route 11, Champlain,
N.Y. 12919-4816

Phone: +1 (800) 361-6820
Fax: +1 (800) 253-5549

FRANCE
12 Ave. de Québec, Bat. IRIS
91140, Villebon-sur-Yvette

Phone: +33 (0) 1 69 18 71 17
Fax: +33 (0) 1 60 92 05 67

GERMANY
Alte Marktoberdorfer Straße 14, 87616
Marktoberdorf

Phone: +49 (0) 8342-89560-61
Fax: +49 (0) 8342-89560-69

Energy Laboratories Inc

Standard LOG

Standard ID:	ME211229A AU 2ND SOURCE		
Standard Name	Au 2nd source Stock	Type:	Primary
Date Prepared	12/29/2021	BY:	Amanda E. McDani
Date Expires:	12/29/2022		
Department	ME	Status:	Open
Vendor:	SCP Science		
Lot Number:	S211129013		
Balance ID:			
Comments:	opened 12/29/2021; expires 12/29/2022		

Chemical / Solvent Used	BottleNo	Amt	Units	Expires
ICP/ICPMS Standard Gold	14710	500	mL	12/29/2022

Final Volume:
500 mL

Stock Source	**Base Units**	**Amount Added**
Analytes	**CAS**	Conc: **ug/mL**

Page:*1 of 1*

ID #: 14710
Opened:
ICP/ICPMS Standard Gold
Expires: 12/31/2023
Rec'd: 12/29/2021
Energy Laboratories Inc 1120 So. 27th Street
Billings MT 59107

SCP SCIENC
Providing Innovative Solutions to Analytical

Certificate of Analysis

1.0 DESCRIPTION:

	***Plasma*CAL ICP/ICPMS Standard - Gold 1000 µg/ml**
Catalogue Number:	140-052-790/-791/-795
Starting Material:	Gold Metal 99.99+%
Lot Number:	**S211129013**
Matrix:	10% HCl (See Section 3 for actual matrix)
Expiration Date (End of month):	**December 2023** (or 15 months after bottle is opened, whichever comes first)

Au

2.0 CERTIFIED VALUES AND ASSOCIATED UNCERTAINTY:

Certified Concentration: **1001 µg/ml +/- 4 µg/ml**
982 µg/g +/- 4 µg/g

Method of analysis: Inductively Coupled Plasma Atomic Emission Spectroscopy (ICP-AES)

Traceability: NIST Standard Reference Material 3121 Lot: **991806**

Note: The uncertainty of the certified value has been calculated from applicable uncertainty contributors (u_i) including uncertainty established during characterization of the material (u_{char}), the between bottle variation (u_{bb}), short-term stability (u_{sts}) and long-term stability (u_{lts}) according to the model $u_c = \sqrt{(u_{char}^2 + u_{bb}^2 + u_{sts}^2 + u_{lts}^2)}$. This combined uncertainty has been further multiplied by a coverage factor (k) of 2 to provide a 95% confidence interval.

3.0 REFERENCE VALUES:

Density: **1.019 g/ml @ 22.4 °C**
Actual Matrix: **10.0% (v/v) HCl**

Trace Metal Impurities as tested by ICP-MS:

Element	Conc. (ppm)	Element	Conc. (ppm)	Element	Conc. (ppm)	Element	Conc. (ppm)
Ag	**0.3851**	Fe	<0.0090	Nd	<0.0010	Sn	<0.0010
Al	**0.0062**	Ga	<0.0010	Ni	<0.0010	Sr	<0.0025
As	<0.0010	Gd	<0.0010	Os	<0.0010	Ta	<0.0010
Au	N/A	Ge	<0.0010	P	<0.0132	Tb	<0.0010
B	<0.0015	Hf	<0.0010	Pb	<0.0010	Te	<0.0010
Ba	<0.0010	Hg	*	Pd	**0.0434**	Th	<0.0010
Be	<0.0010	Ho	<0.0010	Pr	<0.0010	Ti	<0.0012
Bi	<0.0010	In	<0.0010	Pt	**0.0048**	Tl	<0.0011
Ca	<0.0135	Ir	<0.0010	Rb	<0.0010	Tm	<0.0010
Cd	<0.0010	K	**0.0362**	Re	<0.0010	U	<0.0010
Ce	<0.0010	La	<0.0010	Rh	<0.0010	V	<0.0010
Co	<0.0010	Li	<0.0010	Ru	<0.0010	W	<0.0020
Cr	<0.0010	Lu	<0.0010	S	*	Y	<0.0010
Cs	**0.0029**	Mg	<0.0010	Sb	<0.0010	Yb	<0.0010
Cu	**0.0023**	Mn	<0.0010	Sc	<0.0010	Zn	<0.0010
Dy	<0.0010	Mo	<0.0010	Se	<0.01	Zr	<0.0010
Er	<0.0010	Na	**0.0070**	Si	<0.1		
Eu	<0.0010	Nb	<0.0010	Sm	<0.0010	*: Not tested	

4.0 APPROVAL AND DATE OF CERTIFICATION:

Certification Approval: Daniel Boisvert, Chemist
Certification Date: December 10, 2021

Daniel Boisvert

ACCREDITED
Reference Material Producer
CERTIFICATE 2885.01

5.0 INTENDED USE / *UTILISATION PRÉVUE*:

- ICP Standards: For the calibration of, including but not limited to: ICP-AES, ICP-MS, FAAS, GFAA, XRF and DCP. / *Étalons ICP : Pour l'étalonnage d'instruments de mesure tels que: ICP-AES, ICP-MS, FAAS, GFAA, XRF et DCP.*
- AA Standards: For the calibration of Flame (FAAS) and Graphite Furnace (GFAA) Atomic Absorption Spectrometers. / *Étalons AA : Pour l'étalonnage de spectromètres d'absorption atomique flamme (GFAA) et four au graphite (GFAA).*
- Matrix Modifiers: For the optimization of analytical conditions to provide better Graphite Furnace Atomic Absorption (GFAA) instrument response and improved detection limits. / *Modificateur de matrice : Pour l'optimisation des conditions analytiques afin de fournir des meilleurs réponses instrumentales et limites de détection pour SAA four au graphite.*
- pH Standards: For the calibrating pH meters or for other wet chemistry applications. / *Étalons pH : Pour étalonnage de pH mètres et autres applications de chimie humide.*
- Conductivity Standards: For electrolytic conductivity measurement as a calibration standard. / *Étalons de conductivité : Comme étalon pour les mesures de conductivité électrolytiques.*
- IC Standards: for calibration of, but not limited to IC, HPLC, TLC, ISE, IR, NMR, MS, UV/VIS or other wet chemistry applications. / *Étalons IC : Pour étalonnage d'instruments tels que : IC, HPLC, TLC, ISE, IR, NMR, MS, UV/VIS et autres applications de chimie humide.*

For any inquiries, please contact **SCP SCIENCE**. / *Pour toute question, veuillez contacter **SCP SCIENCE**.*

6.0 INSTRUCTIONS FOR USE / *INSTRUCTIONS D'UTILISATION*:

Handling and Storage / Manutention et entreposage: Keep product tightly capped when not in use. The solution should be opened for a minimum amount of time necessary to dispense the amount required. Do not pipet or use directly from container. Do not return unused portions back to container. Store under normal laboratory conditions. Avoid exposure to excessive sources of heat and humidity or direct sunlight. / *Garder les contenants bien fermés lorsque non utilisés. Le contenant devrait être ouvert seulement pour le temps requis afin de prélever la quantité nécessaire. Ne pas pipetter ou utiliser directement du contenant. Ne pas retourner les portions non-utilisées dans le contentant. Conserver dans des conditions normales de laboratoire. Éviter l'exposition à des sources de chaleur et d'humidité excessives ou à l'exposition solaire directe.*

Stability / *Stabilité*: This Standard is guaranteed to be stable and accurate to within the specified uncertainty of measurement up to the unopened expiry date, if sealed, or up to the opened expiry date (when indicated), whichever comes first, provided the solution is kept tightly capped and stored under the indicated storage conditions. Purchasers will be notified of any significant changes resulting in re-certification or withdrawal of the product prior to the expiration date. / *La stabilité et l'exactitude de cet étalon sont garanties d'être à l'intérieur de l'incertitude de mesure, jusqu'à la date d'expiration de la bouteille non-ouverte, si scellée, ou jusqu'à la date d'expiration de la bouteille ouverte (si indiquée), en présumant que le contenant est maintenu fermé et gardé dans les conditions d'entreposage indiquées. Les acheteurs seront avisés dans le cas où il y aura des changements significatifs nécessitant une re-certification ou un rappel du produit avant la date d'expiration.*

7.0 HAZARDOUS INFORMATION / *INFORMATION SUR LES RISQUES POTENTIELS*:

Please refer to the associated Safety Data Sheet (SDS) for information regarding this product (available at www.SCPSCIENCE.com). / *SVP vous référer à la Fiche Signalétique applicable pour de l'information sur ce produit (Disponible à www.SCPSCIENCE.com).*

8.0 HOMOGENEITY / *HOMOGÉNÉITÉ:*

This solution has been blended according to an in-house procedure and its homogeneity is guaranteed to be fit for purpose when a sample size sufficient for the intended method of analysis is used. / *Cette solution a été préparée selon une procédure maison et nous assurons que sa homogénéité est approprié à l'emploi lorsqu'un échantillon suffisant pour la méthode d'analyse prévue est utilisé.*

9.0 TRACEABILITY / *TRAÇABILITÉ*:

This CRM (Certified Reference Material) is traceable to the NIST SRM (Standard Reference Material) indicated in section 2 through an unbroken chain of comparisons. In addition, balances used are regularly calibrated using weights which are traceable to NIST (National Institute of Standards and Technology) or NRC (National Research Council of Canada) standards. All conductivity meters used to analyze this standard have been regularly calibrated using a NIST or NRC traceable Thermometer and standards. All pH meters used to analyze this standard have been regularly calibrated using a NIST or NRC traceable thermometer and pH/MV simulator. / *Ce matériel de référence certifié est traçable au Matériel de Référence Standardisé de NIST indiqué à la section 2 par une chaine de comparaison ininterrompue. De plus, les balances utilisées sont étalonnées régulièrement en utilisant des poids qui sont traçables au NIST (National Institute of Standards and Technology) ou au CRNC (Conseil National de Recherches Canada). Tout conductimètre utilisé afin d'analyser cet étalon a été sujet à un étalonnage périodique utilisant des thermomètres et étalons traçables au NIST ou CNRC. Tout pH mètre utilisé afin d'analyser cet étalon a été sujet à un étalonnage périodique utilisant des thermomètres et un simulateur pH/MV traçables au NIST ou au CNRC.*

10.0 PREPARATION / *PRÉPARATION:*

For the preparation of these solutions, 18 meghom/cm double deionized water, high-purity acids and glassware calibrated to ASTM Class A specifications are used. / *Une eau de 18 meghom/cm doublement déionisé, de l'acide de haute pureté, ainsi que de la verrerie étalonnée afin de satisfaire les spécifications Classe A de ASTM ont été utilisés pour la préparation de cet étalon.*

11.0 QUALITY SYSTEM CERTIFICATIONS / *CERTIFICATIONS DE SYSTÈME QUALITÉ:*

ISO 9001 Certification / *Certification ISO 9001*: This standard was produced in a facility which operates under a **registered** ISO 9001 Quality Management System. Please consult our web site for a copy of the most recent revision of our certificate of registration. / *Cet étalon a été fabriqué dans un laboratoire qui utilise un Système de Gestion de la Qualité **enregistré** à la norme ISO 9001. Veuillez consulter notre site web pour obtenir la version la plus récente de notre certificat d'enregistrement.*

ISO 17025 Accreditation / *Accréditation ISO 17025*: **SCP SCIENCE (Corporate Headquarters)** operates an ISO 17025 **accredited** laboratory. Please consult our web site for a copy of the most recent revision of our certificate and scope of accreditation. / ***SCP SCIENCE (Siège social)** est **accréditée** ISO 17025. Veuillez consulter notre site web afin d'obtenir la plus récente version de notre certificat d'accréditation ainsi que la portée de notre accréditation.*

ISO 17034 Accreditation / *Accréditation ISO 17034* : **SCP SCIENCE (Corporate Headquarters)** is an ISO 17034 accredited Reference Material Producer. Please consult our website for a copy of our most recent certificate and scope of accreditation. / ***SCP SCIENCE (Siège social)** est un Fabricant de Matériaux de Référence Accrédité ISO 17034. Veuillez consulter notre site web afin d'obtenir la plus récente version de notre certificat d'accréditation ainsi que la portée de notre accréditation.*

CORPORATE HEADQUARTERS
21800 Clark Graham
Baie D'Urfé (Montréal), Quebec,
H9X 4B6 Canada
Phone: +1 (800) 361-6820
Fax: +1 (800) 253-5549

USA
3rd Party Distribution Center
348 Route 11, Champlain,
N.Y. 12919-4816
Phone: +1 (800) 361-6820
Fax: +1 (800) 253-5549

FRANCE
12 Ave. de Québec, Bat. IRIS
91140, Villebon-sur-Yvette
Phone: +33 (0) 1 69 18 71 17
Fax: +33 (0) 1 60 92 05 67

GERMANY
Alte Marktoberdorfer Straße 14, 87616
Marktoberdorf
Phone: +49 (0) 8342-89560-61
Fax: +49 (0) 8342-89560-69

Energy Laboratories Inc

Standard LOG

Standard ID:	ME211025A		
Standard Name	Te Stock	Type:	Primary
Date Prepared	10/25/2021	BY:	Stacy R. Hendricks
Date Expires:	10/25/2022		
Department	ME	Status:	Open
Vendor:	SCP Science		
Lot Number:	S200130018		
Balance ID:			
Comments:	Opened 10/25/2021; Expires 10/25/2022		

Chemical / Solvent Used	BottleNo	Amt	Units	Exp
ICP/ICPMS Standard Tellurium	14418	500	mL	10/25

Final Volume: 500 mL

Stock Source	**Base Units**	**Amount Added**
Analytes	**CAS**	Conc: **ug/mL**

Page:*1 of 1*

SCP SCIENCE

Providing Innovative Solutions to Analytical Chemists

Certificate of Analysis

1.0 DESCRIPTION:

PlasmaCAL ICP/ICPMS Standard - Tellurium 1000 µg/ml

Catalogue Number: 140-051-520/-521/-525

Starting Material: Tellurium Metal 99.99+%

Lot Number: **S210615004**

Matrix: 10% HNO3 (See Section 3 for actual matrix)

Expiration Date (End of month): **June 2023** (or 15 months after bottle is opened, whichever comes first)

Te

2.0 CERTIFIED VALUES AND ASSOCIATED UNCERTAINTY:

Certified Concentration: **1005 µg/ml +/- 5 µg/ml**

958 µg/g +/- 5 µg/g

Method of analysis: Inductively Coupled Plasma Atomic Emission Spectroscopy (ICP-AES)

Traceability: NIST Standard Reference Material 3156 Lot: **140830**

Note: The uncertainty of the certified value has been calculated from applicable uncertainty contributors (u_i) including uncertainty established during characterization of the material (u_{char}), the between bottle variation (u_{bb}), short-term stability (u_{sts}) and long-term stability (u_{lts}) according to the model $u_c = \sqrt{(u_{char}^2 + u_{bb}^2 + u_{sts}^2 + u_{lts}^2)}$. This combined uncertainty has been further multiplied by a coverage factor (k) of 2 to provide a 95% confidence interval.

ID #: 14418
Opened:
ICP/ICPMS Standard Tellurium
Expires: 6/30/2023
Rec'd: 10/20/2021
Energy Laboratories Inc 1120 So. 27th Street
Billings MT 59107

3.0 REFERENCE VALUES:

Density: **1.049 g/ml @ 25.5 °C**

Actual Matrix: **10.0% (v/v) HNO3**

Trace Metal Impurities as tested by ICP-AES:

Element	Conc. (ppm)	Element	Conc. (ppm)	Element	Conc. (ppm)	Element	Conc. (ppm)
Ag	<0.0010	Fe	<0.0018	Nd	**0.0449**	Sn	<0.0010
Al	<0.0010	Ga	<0.0010	Ni	<0.0010	Sr	<0.0025
As	<0.0010	Gd	<0.0010	Os	<0.0010	Ta	<0.0010
Au	<0.0010	Ge	<0.0010	P	**0.0184**	Tb	<0.0010
B	<0.0015	Hf	<0.0010	Pb	<0.0010	Te	N/A
Ba	<0.0010	Hg	*	Pd	<0.0010	Th	<0.0010
Be	<0.0010	Ho	<0.0010	Pr	**0.0028**	Ti	<0.0012
Bi	<0.0010	In	**0.0020**	Pt	<0.0010	Tl	<0.0011
Ca	<0.0135	Ir	<0.0010	Rb	<0.0010	Tm	<0.0010
Cd	<0.0010	K	<0.0024	Re	<0.0010	U	<0.0010
Ce	<0.0010	La	<0.0010	Rh	<0.0010	V	<0.0010
Co	<0.0010	Li	<0.0010	Ru	<0.0010	W	<0.0020
Cr	<0.0010	Lu	<0.0010	S	*	Y	<0.0010
Cs	<0.0010	Mg	<0.0020	Sb	<0.0010	Yb	<0.0010
Cu	<0.0010	Mn	<0.0010	Sc	<0.0010	Zn	<0.0010
Dy	<0.0010	Mo	<0.0010	Se	<0.1	Zr	<0.0010
Er	<0.0010	Na	<0.0025	Si	<0.1		
Eu	<0.0010	Nb	<0.0010	Sm	<0.0010	*: Not tested	

4.0 APPROVAL AND DATE OF CERTIFICATION:

Certification Approval: Daniel Boisvert, Chemist

Certification Date: June 30, 2021

Daniel Boisvert

ACCREDITED Reference Material Producer CERTIFICATE 2885.01

5.0 INTENDED USE / *UTILISATION PRÉVUE*:

- ICP Standards: For the calibration of, including but not limited to: ICP-AES, ICP-MS, FAAS, GFAA, XRF and DCP. / *Étalons ICP : Pour l'étalonnage d'instruments de mesure tels que: ICP-AES, ICP-MS, FAAS, GFAA, XRF et DCP.*
- AA Standards: For the calibration of Flame (FAAS) and Graphite Furnace (GFAA) Atomic Absorption Spectrometers. / *Étalons AA : Pour l'étalonnage de spectromètres d'absorption atomique flamme (GFAA) et four au graphite (GFAA).*
- Matrix Modifiers: For the optimization of analytical conditions to provide better Graphite Furnace Atomic Absorption (GFAA) instrument response and improved detection limits. / *Modificateur de matrice : Pour l'optimisation des conditions analytiques afin de fournir des meilleurs réponses instrumentales et limites de détection pour SAA four au graphite.*
- pH Standards: For the calibrating pH meters or for other wet chemistry applications. / *Étalons pH : Pour étalonnage de pH mètres et autres applications de chimie humide.*
- Conductivity Standards: For electrolytic conductivity measurement as a calibration standard. / *Étalons de conductivité : Comme étalon pour les mesures de conductivité électrolytiques.*
- IC Standards: for calibration of, but not limited to IC, HPLC, TLC, ISE, IR, NMR, MS, UV/VIS or other wet chemistry applications. / *Étalons IC : Pour étalonnage d'instruments tels que : IC, HPLC, TLC, ISE, IR, NMR, MS, UV/VIS et autres applications de chimie humide.*

For any inquiries, please contact **SCP SCIENCE**. / *Pour toute question, veuillez contacter* ***SCP SCIENCE***.

6.0 INSTRUCTIONS FOR USE / *INSTRUCTIONS D'UTILISATION*:

Handling and Storage / Manutention et entreposage: Keep product tightly capped when not in use. The solution should be opened for a minimum amount of time necessary to dispense the amount required. Do not pipet or use directly from container. Do not return unused portions back to container. Store under normal laboratory conditions. Avoid exposure to excessive sources of heat and humidity or direct sunlight. / *Garder les contenants bien fermés lorsque non utilisés. Le contenant devrait être ouvert seulement pour le temps requis afin de prélever la quantité nécessaire. Ne pas pipetter ou utiliser directement du contenant. Ne pas retourner les portions non-utilisées dans le contentant. Conserver dans des conditions normales de laboratoire. Éviter l'exposition à des sources de chaleur et d'humidité excessives ou à l'exposition solaire directe.*

Stability / *Stabilité*: This Standard is guaranteed to be stable and accurate to within the specified uncertainty of measurement up to the unopened expiry date, if sealed, or up to the opened expiry date (when indicated), whichever comes first, provided the solution is kept tightly capped and stored under the indicated storage conditions. Purchasers will be notified of any significant changes resulting in re-certification or withdrawal of the product prior to the expiration date. / *La stabilité et l'exactitude de cet étalon sont garanties d'être à l'intérieur de l'incertitude de mesure, jusqu'à la date d'expiration de la bouteille non-ouverte, si scellée, ou jusqu'à la date d'expiration de la bouteille ouverte (si indiquée), en présumant que le contenant est maintenu fermé et gardé dans les conditions d'entreposage indiquées. Les acheteurs seront avisés dans le cas où il y aura des changements significatifs nécessitant une re-certification ou un rappel du produit avant la date d'expiration.*

7.0 HAZARDOUS INFORMATION / *INFORMATION SUR LES RISQUES POTENTIELS*:

Please refer to the associated Safety Data Sheet (SDS) for information regarding this product (available at www.SCPSCIENCE.com). / *SVP vous référer à la Fiche Signalétique applicable pour de l'information sur ce produit (Disponible à www.SCPSCIENCE.com).*

8.0 HOMOGENEITY / *HOMOGÉNÉITÉ:*

This solution has been blended according to an in-house procedure and its homogeneity is guaranteed to be fit for purpose when a sample size sufficient for the intended method of analysis is used. / *Cette solution a été préparée selon une procédure maison et nous assurons que sa homogénéité est approprié à l'emploi lorsqu'un échantillon suffisant pour la méthode d'analyse prévue est utilisé.*

9.0 TRACEABILITY / *TRAÇABILITÉ*:

This CRM (Certified Reference Material) is traceable to the NIST SRM (Standard Reference Material) indicated in section 2 through an unbroken chain of comparisons. In addition, balances used are regularly calibrated using weights which are traceable to NIST (National Institute of Standards and Technology) or NRC (National Research Council of Canada) standards. All conductivity meters used to analyze this standard have been regularly calibrated using a NIST or NRC traceable Thermometer and standards. All pH meters used to analyze this standard have been regularly calibrated using a NIST or NRC traceable thermometer and pH/MV simulator. / *Ce matériel de référence certifié est traçable au Matériel de Référence Standardisé de NIST indiqué à la section 2 par une chaine de comparaison ininterrompue. De plus, les balances utilisées sont étalonnées régulièrement en utilisant des poids qui sont traçables au NIST (National Institute of Standards and Technology) ou au CRNC (Conseil National de Recherches Canada). Tout conductimètre utilisé afin d'analyser cet étalon a été sujet à un étalonnage périodique utilisant des thermomètres et étalons traçables au NIST ou CNRC. Tout pH mètre utilisé afin d'analyser cet étalon a été sujet à un étalonnage périodique utilisant des thermomètres et un simulateur pH/MV traçables au NIST ou au CNRC.*

10.0 PREPARATION / *PRÉPARATION:*

For the preparation of these solutions, 18 meghom/cm double deionized water, high-purity acids and glassware calibrated to ASTM Class A specifications are used. / *Une eau de 18 meghom/cm doublement déionisé, de l'acide de haute pureté, ainsi que de la verrerie étalonnée afin de satisfaire les spécifications Classe A de ASTM ont été utilisés pour la préparation de cet étalon.*

11.0 QUALITY SYSTEM CERTIFICATIONS / *CERTIFICATIONS DE SYSTÈME QUALITÉ:*

ISO 9001 Certification / *Certification ISO 9001*: This standard was produced in a facility which operates under a **registered** ISO 9001 Quality Management System. Please consult our web site for a copy of the most recent revision of our certificate of registration. / *Cet étalon a été fabriqué dans un laboratoire qui utilise un Système de Gestion de la Qualité* ***enregistré*** *à la norme ISO 9001. Veuillez consulter notre site web pour obtenir la version la plus récente de notre certificat d'enregistrement.*

ISO 17025 Accreditation / *Accréditation ISO 17025*: SCP SCIENCE (Corporate Headquarters) operates an ISO 17025 **accredited** laboratory. Please consult our web site for a copy of the most recent revision of our certificate and scope of accreditation. / ***SCP SCIENCE (Siège social)*** *est* ***accréditée*** *ISO 17025. Veuillez consulter notre site web afin d'obtenir la plus récente version de notre certificat d'accréditation ainsi que la portée de notre accréditation.*

ISO 17034 Accreditation / *Accréditation ISO 17034* : SCP SCIENCE (Corporate Headquarters) is an ISO 17034 accredited Reference Material Producer. Please consult our website for a copy of our most recent certificate and scope of accreditation. / ***SCP SCIENCE (Siège social)*** *est un Fabricant de Matériaux de Référence Accrédité ISO 17034. Veuillez consulter notre site web afin d'obtenir la plus récente version de notre certificat d'accréditation ainsi que la portée de notre accréditation.*

CORPORATE HEADQUARTERS
21800 Clark Graham
Baie D'Urfé (Montréal), Quebec,
H9X 4B6 Canada
Phone: +1 (800) 361-6820
Fax: +1 (800) 253-5549

USA
3rd Party Distribution Center
348 Route 11, Champlain,
N.Y. 12919-4816
Phone: +1 (800) 361-6820
Fax: +1 (800) 253-5549

FRANCE
12 Ave. de Québec, Bat. IRIS
91140, Villebon-sur-Yvette
Phone: +33 (0) 1 69 18 71 17
Fax: +33 (0) 1 60 92 05 67

GERMANY
Alte Marktoberdorfer Straße 14, 87616
Marktoberdorf
Phone: +49 (0) 8342-89560-61
Fax: +49 (0) 8342-89560-69

Energy Laboratories Inc

Standard LOG

Standard ID:	ME220114A TUNE SOLUTION		
Standard Name:	Tune Solution	Type:	Secondary
Date Prepared:	1/14/2022	BY:	Stacy R. Hendricks
Date Expires:	12/7/2022		
Department:	ME	Status:	Open
Vendor:			
Lot Number:			
Balance ID:			

Comments: All elements except Be at 10 ppb. Be is spiked at 210 ppb.

Chemical / Solvent Used	BottleNo	Amt	Units	Exp
Nitric Acid, 69.0-70.0%,0000282671	14178	5	mL	4/11/
Milli-Q H2O	391	493	mL	6/1/2
Multi Analyte Custom Grade Solution	13795	0.5	mL	12/7/
Beryliium Single Analyte Custom Grad	14679	0.2	mL	9/17/

Final Volume: 500 mL

Stock Source	Base Units	Amount Added
ME220114 TUNE S Tune Solution Stock	ug/mL	1 mL

Analytes	CAS	Conc: ug/mL

INORGANIC VENTURES
300 Technology Drive
Christiansburg, VA 24073 - USA
inorganicventures.com

CERTIFICATE OF ANALYSIS

tel: 800.669.7789 - 540.585.3030
fax: 540.585.3012
info@inorganicventures.com

1.0 ACCREDITATION / REGISTRATION

INORGANIC VENTURES is accredited to ISO 17034, "General Requirements for the Competence of Reference Material Producers" and ISO/IEC 17025, "General Requirements for the Competence of Testing and Calibration Laboratories". Inorganic Ventures is also an ISO 9001 registered manufacturer (QSR Certificate Number QSR-1034).

ACCREDITED Testing Laboratory Certificate 883.01 — ACCREDITED Reference Material Producer Certificate 883.02

2.0 PRODUCT DESCRIPTION

Product Code:	Multi Analyte Custom Grade Solution
Catalog Number:	2008TS
Lot Number:	R2-MEB691898
Matrix:	3% (v/v) HNO3
Value / Analyte(s):	10 µg/mL ea: Beryllium, Indium, Lead, Cobalt, Magnesium,

ID #: 13795
Opened:
Multi Analyte Custom Grade Solution
Expires: 4/8/2024
Rec'd: 4/29/2021
Energy Laboratories Inc 1120 So. 27th Street
Billings MT 59107

3.0 CERTIFIED VALUES AND UNCERTAINTIES

ANALYTE	CERTIFIED VALUE	ANALYTE	CERTIFIED VALUE
Beryllium, Be	10.01 ± 0.06 µg/mL	Cobalt, Co	10.01 ± 0.04 µg/mL
Indium, In	10.01 ± 0.04 µg/mL	Lead, Pb	10.01 ± 0.04 µg/mL
Magnesium, Mg	10.01 ± 0.05 µg/mL		

Density: 1.014 g/mL (measured at 20 ± 4 °C)

Assay Information:

ANALYTE	METHOD	NIST SRM#	SRM LOT#
Be	ICP Assay	3105a	090514
Co	EDTA	928	928
Co	ICP Assay	traceable to 3113	M2-CO661665
Co	Calculated		See Sec. 4.2
In	ICP Assay	3124a	110516
In	EDTA	928	928
In	Calculated		See Sec. 4.2
Mg	ICP Assay	3131a	140110
Mg	EDTA	928	928
Mg	Calculated		See Sec. 4.2
Pb	ICP Assay	3128	101026
Pb	EDTA	928	928
Pb	Calculated		See Sec. 4.2

The following equations are used in the calculation of the certified value and the uncertainty. Reported uncertainties represent expanded uncertainties expressed at approximately the 95% confidence level using a coverage factor of k = 2.

Characterization of CRM/RM by Two or More Methods

Certified Value, $X_{CRM/RM}$, where two or more methods of characterization are used is the weighted mean of the results:

$X_{CRM/RM} = \Sigma(w_i)(X_i)$

X_i = mean of Assay Method i with standard uncertainty $u_{char\ i}$

w_i = the weighting factors for each method calculated using the inverse square of the variance:

$w_i = (1/u_{char\ i})^2 / (\Sigma(1/(u_{char\ i})^2)$

CRM/RM Expanded Uncertainty (±) = $U_{CRM/RM} = k\,(u^2_{char} + u^2_{bb} + u^2_{lts} + u^2_{ts})^{1/2}$

k = coverage factor = 2

$u_{char} = [\Sigma((w_i)^2 (u_{char\ i})^2)]^{1/2}$ where $u_{char\ i}$ are the errors from each characterization method

u_{bb} = bottle to bottle homogeneity standard uncertainty

u_{lts} = long term stability standard uncertainty (storage)

u_{ts} = transport stability standard uncertainty

Characterization of CRM/RM by One Method

Certified Value, $X_{CRM/RM}$, where one method of characterization is used is the mean of individual results:

$X_{CRM/RM} = (X_a)(u_{char\ a})$

X_a = mean of Assay Method A with

$u_{char\ a}$ = the standard uncertainty of characterization Method A

CRM/RM Expanded Uncertainty (±) = $U_{CRM/RM} = k\,(u^2_{char\ a} + u^2_{bb} + u^2_{lts} + u^2_{ts})^{1/2}$

k = coverage factor = 2

$u_{char\ a}$ = the errors from characterization

u_{bb} = bottle to bottle homogeneity standard uncertainty

u_{lts} = long term stability standard uncertainty (storage)

u_{ts} = transport stability standard uncertainty

4.0 TRACEABILITY TO NIST

- This product is traceable to NIST via an unbroken chain of comparisons. The uncertainties for each certified value are reported, taking into account the SRM/RM uncertainty error and the measurement, weighing and volume dilution errors. In rare cases where no NIST SRM/RM are available, the term 'in-house std.' is specified.

4.1 Thermometer Calibration

- All thermometers are NIST traceable through thermometers that are calibrated by an accredited calibration laboratory.

4.2 Balance Calibration

- All analytical balances are calibrated by an accredited calibration laboratory and procedure. The weights used for testing are annually compared to master weights and are traceable to NIST.

4.3 Glassware Calibration

- An in-house procedure is used to calibrate all Class A glassware used in the manufacturing and quality control of CRM/RMs.

5.0 TRACE METALLIC IMPURITIES (TMI) DETERMINED BY ICP-MS AND ICP-OES (µg/mL)

N/A

6.0 INTENDED USE

- For the calibration of analytical instruments and validation of analytical methods as appropriate.

7.0 INSTRUCTIONS FOR THE CORRECT USE OF THIS REFERENCE MATERIAL

7.1 Storage and Handling Recommendations

- Store between approximately 4° - 30° C while in sealed TCT bag.

- While stored in the sealed TCT bag, transpiration of this CRM/RM is negligible. After opening the sealed TCT bag transpiration of the CRM/RM will occur, resulting in a gradual increase in the analyte concentration(s). It is the responsibility of the user to account for this effect. When the bottle is weighed both before and after being placed in storage, the mass difference observed will be a measure of transpiration mass loss.

- After opening the sealed TCT bag, keep cap tightly sealed when not in use and store between 4° - 24° C to minimize the effects of transpiration. Use at 20° ± 4° C to minimize volumetric dilution error when using the reported density. Do not pipette from the container. Do not return removed aliquots to container.

- For more information, visit **www.inorganicventures.com/TCT**

8.0 HAZARDOUS INFORMATION

- Please refer to the Safety Data Sheet for information regarding this CRM/RM.

9.0 HOMOGENEITY

- This solution was mixed according to an in-house procedure and is guaranteed to be homogeneous. Homogeneity data indicate that the end user should take a minimum sample size of 0.2 mL to assure homogeneity.

10.0 QUALITY STANDARD DOCUMENTATION

10.1 ISO 9001 Quality Management System Registration

- QSR Certificate Number QSR-1034

10.2 ISO/IEC 17025 "General Requirements for the Competence of Testing and Calibration Laboratories"

- Chemical Testing - Accredited / A2LA Certificate Number 883.01

10.3 ISO 17034 "General Requirements for the Competence of Reference Material Producers"

- Reference Material Producer - Accredited / A2LA Certificate Number 883.02

Inorganic Ventures, 300 Technology Drive, Christiansburg, Va. 24073, USA; Telephone: 800.669.6799; 540.585.3030; Fax: 540.585.3012; inorganicventures.com; info@inorganicventures.com

11.0 CERTIFICATION, LOT EXPIRATION AND PERIOD OF VALIDITY

11.1 Certification Issue Date

April 08, 2020

- The certification is valid within the measurement uncertainty specified provided the CRM/RM is stored and handled in accordance with instructions given in Sec 7.1. This certification is nullified if instructions in Sec 7.1 are not followed or if the CRM/RM is damaged, contaminated, or otherwise modified.

11.2 Lot Expiration Date

- April 08, 2024

- The date after which this CRM/RM should not be used.

- The lot expiration date reflects the period of time that the stability of a CRM/RM can be supported by long term stability studies conducted on properly stored and handled CRM/RMs. Lot expiration is limited primarily by transpiration (loss of water from the solution) and infrequently by chemical stability.

11.3 Period of Validity

- Sealed TCT Bag Open Date: _____

- This CRM/RM should not be used longer than one year (or six months in the case of a 30 mL bottle) from the date of opening the aluminized bag or after the date given in Sec. 11.2, whichever comes first. This is contingent upon the CRM/RM being stored and handled in accordance with the instructions given in Sec. 7.1.

12.0 NAMES AND SIGNATURES OF CERTIFYING OFFICERS

Certificate Approved By:

Michael Booth
Manager, Quality Control

Michael L Booth

Certifying Officer:

Paul Gaines
CEO, Senior Technical Director

Paul R Gaines

INORGANIC VENTURES
Refine your results. Redefine your industry.

Certificate of Analysis

300 Technology Drive
Christiansburg, VA 24073 USA
inorganicventures.com

P: 800-669-6799/540-585-3030
F: 540-585-3012
info@inorganicventures.com

1.0 ACCREDITATION / REGISTRATION

INORGANIC VENTURES is accredited to ISO 17034, "General Requirements for the Competence of Reference Material Producers" and ISO/IEC 17025, "General Requirements for the Competence of Testing and Calibration Laboratories". Inorganic Ventures is also an ISO 9001 registered manufacturer (QSR Certificate Number QSR-1034).

ACCREDITED Testing Laboratory Certificate 883.01
ACCREDITED Reference Material Producer Certificate 883.02

2.0 PRODUCT DESCRIPTION

Product Code:	Single Analyte Custom Grade Solution
Catalog Number:	CGBE1
Lot Number:	S2-BE708103
Matrix:	3% (v/v) HNO3
Value / Analyte(s):	1 000 µg/mL ea: Beryllium
Starting Material:	Beryllium Acetate
Starting Material Lot#:	2354
Starting Material Purity:	99.9997%

ID #: 14679
Opened:
Beryllium Single Analyte Custom Grade Solut
Expires: 9/17/2026
Rec'd: 12/28/2021
Energy Laboratories Inc 1120 So. 27th Street
Billings MT 59107

3.0 CERTIFIED VALUES AND UNCERTAINTIES

Certified Value: 1002 ± 5 µg/mL

Density: 1.020 g/mL (measured at 20 ± 4 °C)

Assay Information:

Assay Method #1	**1003 ± 5 µg/mL** ICP Assay NIST SRM 3105a Lot Number: 090514
Assay Method #2	**1002 ± 6 µg/mL** Calculated NIST SRM Lot Number: See Sec. 4.2

- The Calculated Value is a value calculated from the weight of a starting material that has been certified directly vs. a National Institute of Standards and Technology (NIST) SRM/RM. See Sec 4.2 for balance traceability.

The following equations are used in the calculation of the certified value and the uncertainty. Reported uncertainties represent expanded uncertainties expressed at approximately the 95% confidence level using a coverage factor of k = 2.

Characterization of CRM/RM by Two or More Methods

Certified Value, $X_{CRM/RM}$, where two or more methods of characterization are used is the weighted mean of the results:

$X_{CRM/RM} = \Sigma(w_i)(X_i)$

X_i = mean of Assay Method i with standard uncertainty $u_{char\ i}$

w_i = the weighting factors for each method calculated using the inverse square of the variance:

$w_i = (1/u_{char\ i})^2 / (\Sigma(1/(u_{char\ i})^2)$

CRM/RM Expanded Uncertainty (±) = $U_{CRM/RM} = k\,(u^2_{char} + u^2_{bb} + u^2_{lts} + u^2_{ts})^{1/2}$

k = coverage factor = 2

$u_{char} = [\Sigma((w_i)^2 (u_{char\ i})^2)]^{1/2}$ where $u_{char\ i}$ are the errors from each characterization method

u_{bb} = bottle to bottle homogeneity standard uncertainty

u_{lts} = long term stability standard uncertainty (storage)

u_{ts} = transport stability standard uncertainty

Characterization of CRM/RM by One Method

Certified Value, $X_{CRM/RM}$, where one method of characterization is used is the mean of individual results:

$X_{CRM/RM} = (X_a)(u_{char\ a})$

X_a = mean of Assay Method A with

$u_{char\ a}$ = the standard uncertainty of characterization Method A

CRM/RM Expanded Uncertainty (±) = $U_{CRM/RM} = k\,(u^2_{char\ a} + u^2_{bb} + u^2_{lts} + u^2_{ts})^{1/2}$

k = coverage factor = 2

$u_{char\ a}$ = the errors from characterization

u_{bb} = bottle to bottle homogeneity standard uncertainty

u_{lts} = long term stability standard uncertainty (storage)

u_{ts} = transport stability standard uncertainty

4.0 TRACEABILITY TO NIST

- This product is traceable to NIST via an unbroken chain of comparisons. The uncertainties for each certified value are reported, taking into account the SRM/RM uncertainty error and the measurement, weighing and volume dilution errors. In rare cases where no NIST SRM/RM are available, the term 'in-house std.' is specified.

4.1 Thermometer Calibration

- All thermometers are NIST traceable through thermometers that are calibrated by an accredited calibration laboratory.

4.2 Balance Calibration

- All analytical balances are calibrated by an accredited calibration laboratory and procedure. The weights used for testing are annually compared to master weights and are traceable to NIST.

4.3 Glassware Calibration

- An in-house procedure is used to calibrate all Class A glassware used in the manufacturing and quality control of CRM/RMs.

5.0 TRACE METALLIC IMPURITIES (TMI) DETERMINED BY ICP-MS AND ICP-OES (µg/mL)

CRM/RMs are tested for trace metallic impurities by Axial ICP-OES and ICP-MS. The result from the most sensitive method for each element, is reported below. Solutions tested by ICP-MS were analyzed in an ULPA-Filtered Clean Room. An ULPA-Filter is 99.9985% efficient for the removal of particles down to 0.3 µm.

M	Ag	<	0.000940	M	Eu	<	0.000240	O	Na		0.003944	M	Se	<	0.018000	O	Zn		0.001126
M	Al		0.005019	O	Fe		0.001024	M	Nb	<	0.000240	O	Si		0.021513	M	Zr	<	0.000470
M	As	<	0.005500	M	Ga	<	0.000710	M	Nd	<	0.000240	M	Sm	<	0.000240				
M	Au	<	0.000240	M	Gd	<	0.000240	M	Ni	<	0.004700	M	Sn	<	0.003300				
M	B	<	0.045000	M	Ge	<	0.003100	M	Os	<	0.000240	M	Sr	<	0.001900				
M	Ba	<	0.001900	M	Hf	<	0.000240	O	P	<	0.130000	M	Ta	<	0.000240				
s	Be	<		M	Hg	<	0.000470	M	Pb	<	0.000470	M	Tb	<	0.000240				
M	Bi	<	0.003300	M	Ho	<	0.000240	M	Pd	<	0.000470	M	Te	<	0.009700				
O	Ca		0.002919	M	In	<	0.001900	M	Pr	<	0.000240	M	Th	<	0.000240				
M	Cd	<	0.000470	M	Ir	<	0.000240	M	Pt	<	0.000240	O	Ti	<	0.003600				
M	Ce	<	0.000240	M	K		0.004968	M	Rb	<	0.001500	M	Tl	<	0.000240				
O	Co	<	0.002100	M	La	<	0.000240	M	Re	<	0.000240	M	Tm	<	0.000240				
O	Cr	<	0.002100	M	Li	<	0.002200	M	Rh	<	0.000240	M	U	<	0.000240				
M	Cs		0.000133	M	Lu	<	0.000240	M	Ru	<	0.000710	M	V	<	0.001500				
O	Cu	<	0.013000	O	Mg		0.000819	i	S	<		M	W	<	0.001700				
M	Dy	<	0.000240	O	Mn	<	0.001900	M	Sb	<	0.000940	M	Y	<	0.000940				
M	Er	<	0.000240	M	Mo	<	0.001700	M	Sc	<	0.003600	M	Yb	<	0.000240				

M - Checked by ICP-MS O - Checked by ICP-OES i - Spectral Interference
n - Not Checked For s - Solution Standard Element

6.0 INTENDED USE

- For the calibration of analytical instruments and validation of analytical methods as appropriate.

7.0 INSTRUCTIONS FOR THE CORRECT USE OF THIS REFERENCE MATERIAL

7.1 Storage and Handling Recommendations

- Store between approximately 4° - 30° C while in sealed TCT bag.

- While stored in the sealed TCT bag, transpiration of this CRM/RM is negligible. After opening the sealed TCT bag transpiration of the CRM/RM will occur, resulting in a gradual increase in the analyte concentration(s). It is the responsibility of the user to account for this effect. When the bottle is weighed both before and after being placed in storage, the mass difference observed will be a measure of transpiration mass loss.

- After opening the sealed TCT bag, keep cap tightly sealed when not in use and store between 4° - 24° C to minimize the effects of transpiration. Use at 20° ± 4° C to minimize volumetric dilution error when using the reported density. Do not pipette from the container. Do not return removed aliquots to container.

- For more information, visit **www.inorganicventures.com/TCT**

Atomic Weight; Valence; Coordination Number; Chemical Form in Solution - 9.01 ; +2 ; 4 ; Be(H2O)4+2

Chemical Compatibility -Soluble in HCl, HNO3, H2SO4 and HF aqueous matrices. Stable with all metals and inorganic anions.

Stability - 2-100 ppb levels stable for months in 1 % HNO3 / LDPE container. 1-10,000 ppm solutions chemically stable for years in 5-10 % HNO3 / LDPE container.

Be Containing Samples (Preparation and Solution) - Meta l(is best dissolved in diluted H2SO4); BeO (boiling nitric, hydrochloric, or sulfuric acids or KHSO4 fusion); Ores (H2SO4/HF digestion or carbonate fusion in Pt0); Organic Matrices (sulfuric/peroxide digestion or nitric/sulfuric/perchloric acid decomposition, or dry ash and dissolution according to the BeO procedure above).

Atomic Spectroscopic Information (ICP-OES D.L.s are given as radial/axial view):

Technique/Line	**Estimated D.L.**	**Order**	**Interferences** (underlined indicates severe)
ICP-MS 9 amu	4 ppt	N/A	
ICP-OES 234.861 nm	0.0003/0.00016 µg/mL	1	Fe, Ta, Mo
ICP-OES 313.042 nm	0.0003/0.00009 µg/mL	1	V, Ce, U
ICP-OES 313.107 nm	0.0007/0.0005 µg/mL	1	Ce, Th, Tm

8.0 HAZARDOUS INFORMATION

- Please refer to the Safety Data Sheet for information regarding this CRM/RM.

9.0 HOMOGENEITY

- This solution was mixed according to an in-house procedure and is guaranteed to be homogeneous. Homogeneity data indicate that the end user should take a minimum sample size of 0.2 mL to assure homogeneity.

10.0 QUALITY STANDARD DOCUMENTATION

10.1 ISO 9001 Quality Management System Registration

- QSR Certificate Number QSR-1034

10.2 ISO/IEC 17025 "General Requirements for the Competence of Testing and Calibration Laboratories"

- Chemical Testing - Accredited / A2LA Certificate Number 883.01

10.3 ISO 17034 "General Requirements for the Competence of Reference Material Producers"

- Reference Material Producer - Accredited / A2LA Certificate Number 883.02

Inorganic Ventures, 300 Technology Drive, Christiansburg, Va. 24073, USA; Telephone: 800.669.6799; 540.585.3030, Fax: 540.585.3012; inorganicventures.com; info@inorganicventures.com

11.0 CERTIFICATION, LOT EXPIRATION AND PERIOD OF VALIDITY

11.1 Certification Issue Date

September 17, 2021

- The certification is valid within the measurement uncertainty specified provided the CRM/RM is stored and handled in accordance with instructions given in Sec 7.1. This certification is nullified if instructions in Sec 7.1 are not followed or if the CRM/RM is damaged, contaminated, or otherwise modified.

11.2 Lot Expiration Date

- **September 17, 2026**

- The date after which this CRM/RM should not be used.

- The lot expiration date reflects the period of time that the stability of a CRM/RM can be supported by long term stability studies conducted on properly stored and handled CRM/RMs. Lot expiration is limited primarily by transpiration (loss of water from the solution) and infrequently by chemical stability.

11.3 Period of Validity

- Sealed TCT Bag Open Date: _____

- This CRM/RM should not be used longer than one year (or six months in the case of a 30 mL bottle) from the date of opening the aluminized bag or after the date given in Sec. 11.2, whichever comes first. This is contingent upon the CRM/RM being stored and handled in accordance with the instructions given in Sec. 7.1.

12.0 NAMES AND SIGNATURES OF CERTIFYING OFFICERS

Certificate Approved By:

Michael Booth
Director, Quality Control

Michael J Booth

Certifying Officer:

Paul Gaines
Chairman / Senior Technical Director

Paul R Gaines

Energy Laboratories Inc

Standard LOG

Standard ID: ME220114 TUNE STOCK
Standard Name: Tune Solution Stock
Type: Secondary
Date Prepared: 1/14/2022
BY: Stacy R. Hendricks
Date Expires: 12/22/2022
Department: ME
Status: Open
Vendor:
Lot Number:
Balance ID:

Comments: Solution is 1% HNO3 preserved

Chemical / Solvent Used	BottleNo	Amt	Units	Exp
Nitric Acid Instra Analyzed 000026478	13061	5	mL	5/12/
Milli-Q H2O	391	482.25	mL	6/1/2
Yittrium Single Analyte Custom Grade	14210	2.5	mL	1/25/
Cerium PlasmaCal Standard	14327	2.5	mL	12/22
Cobalt Single Analyte Custom Grade S	14683	2.5	mL	3/22/
Lithium Single Analyte Custom Grade	14687	2.5	mL	2/11/
Magnesium Single Analyte Custom Gr	14688	0.25	mL	4/23/
Thallium Single Analyte Custom Grade	14693	2.5	mL	8/5/2

Final Volume: 500 mL

Stock Source **Base Units** **Amount Added**

Analytes **CAS** Conc: **ug/mL**

INORGANIC VENTURES
300 Technology Drive
Christiansburg, VA 24073 • USA
inorganicventures.com
tel: 800.669.6799 - 540.585.3030
fax: 540.585.3012
info@inorganicventures.com

CERTIFICATE OF ANALYSIS

1.0 ACCREDITATION / REGISTRATION

INORGANIC VENTURES is accredited to ISO 17034, "General Requirements for the Competence of Reference Material Producers" and ISO/IEC 17025, "General Requirements for the Competence of Testing and Calibration Laboratories". Inorganic Ventures is also an ISO 9001 registered manufacturer (QSR Certificate Number QSR-1034).

ACCREDITED Testing Laboratory Certificate 883.01
ACCREDITED Reference Material Producer Certificate 883.02

2.0 PRODUCT DESCRIPTION

Product Code:	Single Analyte Custom Grade Solution
Catalog Number:	CGY1
Lot Number:	S2-Y700840
Matrix:	2% (v/v) HNO3
Value / Analyte(s):	1 000 µg/mL ea: Yttrium
Starting Material:	Yttrium Oxide
Starting Material Lot#:	623052
Starting Material Purity:	99.9991%

3.0 CERTIFIED VALUES AND UNCERTAINTIES

Certified Value: 1000 ± 4 µg/mL

Density: 1.011 g/mL (measured at 20 ± 4 °C)

Assay Information:

Assay Method #1	**999 ± 3 µg/mL** EDTA NIST SRM 928 Lot Number: 928
Assay Method #2	**1000 ± 5 µg/mL** ICP Assay NIST SRM 3167a Lot Number: 120314
Assay Method #3	**1001 ± 3 µg/mL** Calculated NIST SRM Lot Number: See Sec. 4.2

- The Calculated Value is a value calculated from the weight of a starting material that has been certified directly vs. a National Institute of Standards and Technology (NIST) SRM/RM. See Sec 4.2 for balance traceability.

The following equations are used in the calculation of the certified value and the uncertainty. Reported uncertainties represent expanded uncertainties expressed at approximately the 95% confidence level using a coverage factor of k = 2.

ID #: 14210
Opened:_____
Yttrium Single Analyte Custom Grade Solutio
Expires: 1/25/2025
Rec'd: 8/27/2021
Energy Laboratories Inc 1120 So. 27th Street
Billings MT 59107

Characterization of CRM/RM by Two or More Methods

Certified Value, $X_{CRM/RM}$, where two or more methods of characterization are used is the weighted mean of the results:

$X_{CRM/RM} = \Sigma(w_i)(X_i)$

X_i = mean of Assay Method i with standard uncertainty $u_{char\ i}$

w_i = the weighting factors for each method calculated using the inverse square of the variance:

$w_i = (1/u_{char\ i})^2 / (\Sigma(1/(u_{char\ i})^2)$

CRM/RM Expanded Uncertainty (±) = $U_{CRM/RM} = k\,(u^2_{char} + u^2_{bb} + u^2_{lts} + u^2_{ts})^{1/2}$

k = coverage factor = 2

$u_{char} = [\Sigma((w_i)^2 (u_{char\ i})^2)]^{1/2}$ where $u_{char\ i}$ are the errors from each characterization method

u_{bb} = bottle to bottle homogeneity standard uncertainty

u_{lts} = long term stability standard uncertainty (storage)

u_{ts} = transport stability standard uncertainty

Characterization of CRM/RM by One Method

Certified Value, $X_{CRM/RM}$, where one method of characterization is used is the mean of individual results:

$X_{CRM/RM} = (X_a)(u_{char\ a})$

X_a = mean of Assay Method A with

$u_{char\ a}$ = the standard uncertainty of characterization Method A

CRM/RM Expanded Uncertainty (±) = $U_{CRM/RM} = k\,(u^2_{char\ a} + u^2_{bb} + u^2_{lts} + u^2_{ts})^{1/2}$

k = coverage factor = 2

$u_{char\ a}$ = the errors from characterization

u_{bb} = bottle to bottle homogeneity standard uncertainty

u_{lts} = long term stability standard uncertainty (storage)

u_{ts} = transport stability standard uncertainty

4.0 TRACEABILITY TO NIST

- This product is traceable to NIST via an unbroken chain of comparisons. The uncertainties for each certified value are reported, taking into account the SRM/RM uncertainty error and the measurement, weighing and volume dilution errors. In rare cases where no NIST SRM/RM are available, the term 'in-house std.' is specified.

4.1 Thermometer Calibration

- All thermometers are NIST traceable through thermometers that are calibrated by an accredited calibration laboratory.

4.2 Balance Calibration

- All analytical balances are calibrated by an accredited calibration laboratory and procedure. The weights used for testing are annually compared to master weights and are traceable to NIST.

4.3 Glassware Calibration

- An in-house procedure is used to calibrate all Class A glassware used in the manufacturing and quality control of CRM/RMs.

5.0 TRACE METALLIC IMPURITIES (TMI) DETERMINED BY ICP-MS AND ICP-OES (µg/mL)

CRM/RMs are tested for trace metallic impurities by Axial ICP-OES and ICP-MS. The result from the most sensitive method for each element, is reported below. Solutions tested by ICP-MS were analyzed in an ULPA-Filtered Clean Room. An ULPA-Filter is 99.9985% efficient for the removal of particles down to 0.3 µm.

M	Ag	<	0.038000	M	Eu		0.002235	O	Na	<	0.060000	M	Se	<	0.027000	O	Zn		0.002642
O	Al	<	0.016000	O	Fe		0.000193	M	Nb	<	0.000570	O	Si		0.003658	O	Zr	<	0.012000
M	As	<	0.002300	M	Ga	<	0.000570	M	Nd	<	0.000570	M	Sm	<	0.000570				
M	Au	<	0.008000	M	Gd	<	0.000570	M	Ni	<	0.004600	M	Sn	<	0.001800				
O	B	<	0.022000	M	Ge	<	0.001200	M	Os	<	0.000570	O	Sr	<	0.003100				
M	Ba	<	0.001200	M	Hf	<	0.000570	n	P	<		M	Ta	<	0.000570				
O	Be	<	0.002900	M	Hg	<	0.002900	M	Pb		0.000833	M	Tb	<	0.000570				
M	Bi	<	0.005600	M	Ho		0.001524	i	Pd	<		M	Te	<	0.006900				
O	Ca		0.000304	M	In	<	0.002500	M	Pr	<	0.000570	M	Th	<	0.000570				
M	Cd	<	0.000570	M	Ir	<	0.000570	M	Pt	<	0.000570	M	Ti	<	0.005700				
M	Ce	<	0.000570	O	K		0.001117	M	Rb	<	0.001400	M	Tl	<	0.000570				
M	Co	<	0.000570	M	La	<	0.000570	M	Re	<	0.000570	M	Tm	<	0.001200				
M	Cr	<	0.003500	O	Li	<	0.004200	M	Rh	<	0.011000	M	U	<	0.000570				
M	Cs	<	0.005700	M	Lu	<	0.000570	M	Ru	<	0.000570	O	V	<	0.013000				
M	Cu		0.000365	O	Mg		0.000223	n	S	<		M	W	<	0.006900				
M	Dy		0.000508	O	Mn	<	0.001400	M	Sb		0.000365	s	Y	<					
M	Er		0.000197	M	Mo	<	0.006200	O	Sc	<	0.011000	M	Yb	<	0.003500				

M - Checked by ICP-MS O - Checked by ICP-OES i - Spectral Interference
n - Not Checked For s - Solution Standard Element

6.0 INTENDED USE

- For the calibration of analytical instruments and validation of analytical methods as appropriate.

7.0 INSTRUCTIONS FOR THE CORRECT USE OF THIS REFERENCE MATERIAL

7.1 Storage and Handling Recommendations

- Store between approximately 4° - 30° C while in sealed TCT bag.

- While stored in the sealed TCT bag, transpiration of this CRM/RM is negligible. After opening the sealed TCT bag transpiration of the CRM/RM will occur, resulting in a gradual increase in the analyte concentration(s). It is the responsibility of the user to account for this effect. When the bottle is weighed both before and after being placed in storage, the mass difference observed will be a measure of transpiration mass loss.

- After opening the sealed TCT bag, keep cap tightly sealed when not in use and store between 4° - 24° C to minimize the effects of transpiration. Use at 20° ± 4° C to minimize volumetric dilution error when using the reported density. Do not pipette from the container. Do not return removed aliquots to container.

- For more information, visit **www.inorganicventures.com/TCT**

Atomic Weight; Valence; Coordination Number; Chemical Form in Solution - 88.91 +3 6 Y(OH)(H2O)x+2

Chemical Compatibility -Soluble in HCl, H2SO4 and HNO3. Avoid HF, H3PO4 and neutral to basic media. Stable with most metals and inorganic anions forming an insoluble carbonate, oxide, oxalate, and fluoride. Avoid mixing with elements / solutions containing moderate amounts of fluoride.

Stability - 2-100 ppb levels stable for months in 1% HNO3 / LDPE container. 1-10,000 ppm solutions chemically stable for years in 2-5% HNO3 / LDPE container.

Y Containing Samples (Preparation and Solution) - Metal (Soluble in acids); Oxide (Dissolve by heating in H2O/ HNO3); Ores (Carbonate fusion in Pt0 followed by HCl dissolution); Organic Matrices (Dry ash and dissolve in 1:1 H2O / HCl or HNO3).

Atomic Spectroscopic Information (ICP-OES D.L.s are given as radial/axial view):

Technique/Line	Estimated D.L.	Order	Interferences (underlined indicates severe)
ICP-MS 89 amu	0.8 ppt	N/A	73Ge16O, 178Hf+2
ICP-OES 360.073 nm	0.005 / 0.000036 µg/mL	1	Ce, Th
ICP-OES 371.030 nm	0.004 / 0.00007 µg/mL	1	Ce
ICP-OES 377.433 nm	0.005 / 0.0009 µg/mL	1	Ta, Th

8.0 HAZARDOUS INFORMATION

- Please refer to the Safety Data Sheet for information regarding this CRM/RM.

9.0 HOMOGENEITY

- This solution was mixed according to an in-house procedure and is guaranteed to be homogeneous. Homogeneity data indicate that the end user should take a minimum sample size of 0.2 mL to assure homogeneity.

10.0 QUALITY STANDARD DOCUMENTATION

10.1 ISO 9001 Quality Management System Registration

- QSR Certificate Number QSR-1034

10.2 ISO/IEC 17025 "General Requirements for the Competence of Testing and Calibration Laboratories"

- Chemical Testing - Accredited / A2LA Certificate Number 883.01

10.3 ISO 17034 "General Requirements for the Competence of Reference Material Producers"

- Reference Material Producer - Accredited / A2LA Certificate Number 883.02

11.0 CERTIFICATION, LOT EXPIRATION AND PERIOD OF VALIDITY

11.1 Certification Issue Date

January 25, 2021

- The certification is valid within the measurement uncertainty specified provided the CRM/RM is stored and handled in accordance with instructions given in Sec 7.1. This certification is nullified if instructions in Sec 7.1 are not followed or if the CRM/RM is damaged, contaminated, or otherwise modified.

11.2 Lot Expiration Date

- January 25, 2025

- The date after which this CRM/RM should not be used.

- The lot expiration date reflects the period of time that the stability of a CRM/RM can be supported by long term stability studies conducted on properly stored and handled CRM/RMs. Lot expiration is limited primarily by transpiration (loss of water from the solution) and infrequently by chemical stability.

11.3 Period of Validity

- Sealed TCT Bag Open Date: _____

- This CRM/RM should not be used longer than one year (or six months in the case of a 30 mL bottle) from the date of opening the aluminized bag or after the date given in Sec. 11.2, whichever comes first. This is contingent upon the CRM/RM being stored and handled in accordance with the instructions given in Sec. 7.1.

12.0 NAMES AND SIGNATURES OF CERTIFYING OFFICERS

Certificate Approved By:

Michael Booth
Director, Quality Control

Michael J Booth

Certifying Officer:

Paul Gaines
Chairman / Senior Technical Director

Paul R Gaines

SCP SCIENCE

Providing Innovative Solutions to Analytical Chemists

Certificate of Analysis

1.0 DESCRIPTION:

	***Plasma*CAL ICP/ICPMS Standard - Cerium 1000 μg/ml**
Catalogue Number:	140-051-580/-581/-585
Starting Material:	Cerium(III) Nitrate Hexahydrate 99.99+%
Lot Number:	**S210208003**
Matrix:	4% HNO_3 (See Section 3 for actual matrix)
Expiration Date (End of month):	**February 2023** (or 15 months after bottle is opened, whichever comes first)

Ce

2.0 CERTIFIED VALUES AND ASSOCIATED UNCERTAINTY:

Certified Concentration:	**1003 μg/ml +/- 4 μg/ml**
	982 μg/g +/- 4 μg/g
Method of analysis:	Inductively Coupled Plasma Atomic Emission Spectroscopy (ICP-AES)
Traceability:	NIST Standard Reference Material 3110 Lot: **090504**

Note: The uncertainty of the certified value has been calculated from applicable uncertainty contributors (u_i) including uncertainty established during characterization of the material (u_{char}), the between bottle variation (u_{bb}), short-term stability (u_{sts}) and long-term stability (u_{lts}) according to the model $u_c = \sqrt{(u_{char}^2 + u_{bb}^2 + u_{sts}^2 + u_{lts}^2)}$. This combined uncertainty has been further multiplied by a coverage factor (k) of 2 to provide a 95% confidence interval.

3.0 REFERENCE VALUES:

Density:	**1.021 g/ml @ 22.5 °C**
Actual Matrix:	**4.0% (v/v) HNO_3**

ID #: 14327
Opened:_____
Cerium PlasmaCal Standard
Expires: 2/28/2023
Rec'd: 9/29/2021
Energy Laboratories Inc 1120 So. 27th Street
Billings MT 59107

Trace Metal Impurities as tested by ICP-MS:

Element	Conc. (ppm)	Element	Conc. (ppm)	Element	Conc. (ppm)	Element	Conc. (ppm)
Ag	<0.0010	Fe	<0.0018	Nd	**0.0102**	Sn	<0.0010
Al	**0.0148**	Ga	**0.0526**	Ni	**0.0064**	Sr	<0.0025
As	<0.0010	Gd	<0.0010	Os	<0.0010	Ta	<0.0010
Au	<0.0010	Ge	<0.0010	P	<0.0132	Tb	<0.0010
B	<0.0015	Hf	<0.0010	Pb	<0.0010	Te	<0.0010
Ba	<0.0010	Hg	*	Pd	<0.0010	Th	<0.0010
Be	<0.0010	Ho	<0.0010	Pr	**0.0235**	Ti	<0.0012
Bi	<0.0010	In	<0.0010	Pt	<0.0010	Tl	<0.0011
Ca	**0.0375**	Ir	<0.0010	Rb	<0.0010	Tm	<0.0010
Cd	<0.0010	K	<0.0024	Re	<0.0010	U	<0.0010
Ce	N/A	La	<0.10	Rh	<0.0010	V	<0.0010
Co	<0.0010	Li	<0.0010	Ru	<0.0010	W	<0.0020
Cr	<0.0010	Lu	<0.0010	S	*	Y	<0.0010
Cs	<0.0010	Mg	<0.0010	Sb	<0.0010	Yb	<0.0010
Cu	**0.0121**	Mn	<0.0010	Sc	<0.0010	Zn	<0.0010
Dy	<0.0010	Mo	<0.0010	Se	<0.0010	Zr	<0.0010
Er	<0.0010	Na	<0.0010	Si	<0.10		
Eu	**0.0035**	Nb	<0.0010	Sm	<0.0010	*: Not tested	

4.0 APPROVAL AND DATE OF CERTIFICATION:

Certification Approval:	Yaling Sui, Chemist
Certification Date:	February 22, 2021

Yaling Sui

5.0 INTENDED USE / *UTILISATION PRÉVUE*:

- ICP Standards: For the calibration of, including but not limited to: ICP-AES, ICP-MS, FAAS, GFAA, XRF and DCP. / *Étalons ICP : Pour l'étalonnage d'instruments de mesure tels que: ICP-AES, ICP-MS, FAAS, GFAA, XRF et DCP.*
- AA Standards: For the calibration of Flame (FAAS) and Graphite Furnace (GFAA) Atomic Absorption Spectrometers. / *Étalons AA : Pour l'étalonnage de spectromètres d'absorption atomique flamme (GFAA) et four au graphite (GFAA).*
- Matrix Modifiers: For the optimization of analytical conditions to provide better Graphite Furnace Atomic Absorption (GFAA) instrument response and improved detection limits. / *Modificateur de matrice : Pour l'optimisation des conditions analytiques afin de fournir des meilleurs réponses instrumentales et limites de détection pour SAA four au graphite.*
- pH Standards: For the calibrating pH meters or for other wet chemistry applications. / *Étalons pH : Pour étalonnage de pH mètres et autres applications de chimie humide.*
- Conductivity Standards: For electrolytic conductivity measurement as a calibration standard. / *Étalons de conductivité : Comme étalon pour les mesures de conductivité électrolytiques.*
- IC Standards: for calibration of, but not limited to IC, HPLC, TLC, ISE, IR, NMR, MS, UV/VIS or other wet chemistry applications. / *Étalons IC : Pour étalonnage d'instruments tels que : IC, HPLC, TLC, ISE, IR, NMR, MS, UV/VIS et autres applications de chimie humide.*

For any inquiries, please contact **SCP SCIENCE**. / *Pour toute question, veuillez contacter **SCP SCIENCE**.*

6.0 INSTRUCTIONS FOR USE / *INSTRUCTIONS D'UTILISATION*:

Handling and Storage / Manutention et entreposage: Keep product tightly capped when not in use. The solution should be opened for a minimum amount of time necessary to dispense the amount required. Do not pipet or use directly from container. Do not return unused portions back to container. Store under normal laboratory conditions. Avoid exposure to excessive sources of heat and humidity or direct sunlight. / *Garder les contenants bien fermés lorsque non utilisés. Le contenant devrait être ouvert seulement pour le temps requis afin de prélever la quantité nécessaire. Ne pas pipetter ou utiliser directement du contenant. Ne pas retourner les portions non-utilisées dans le contentant. Conserver dans des conditions normales de laboratoire. Éviter l'exposition à des sources de chaleur et d'humidité excessives ou à l'exposition solaire directe.*

Stability / *Stabilité*: This Standard is guaranteed to be stable and accurate to within the specified uncertainty of measurement up to the unopened expiry date, if sealed, or up to the opened expiry date (when indicated), whichever comes first, provided the solution is kept tightly capped and stored under the indicated storage conditions. Purchasers will be notified of any significant changes resulting in re-certification or withdrawal of the product prior to the expiration date. / *La stabilité et l'exactitude de cet étalon sont garanties d'être à l'intérieur de l'incertitude de mesure, jusqu'à la date d'expiration de la bouteille non-ouverte, si scellée, ou jusqu'à la date d'expiration de la bouteille ouverte (si indiquée), en présumant que le contenant est maintenu fermé et gardé dans les conditions d'entreposage indiquées. Les acheteurs seront avisés dans le cas où il y aura des changements significatifs nécessitant une re-certification ou un rappel du produit avant la date d'expiration.*

7.0 HAZARDOUS INFORMATION / *INFORMATION SUR LES RISQUES POTENTIELS*:

Please refer to the associated Safety Data Sheet (SDS) for information regarding this product (available at www.SCPSCIENCE.com). / *SVP vous référer à la Fiche Signalétique applicable pour de l'information sur ce produit (Disponible à www.SCPSCIENCE.com).*

8.0 HOMOGENEITY / *HOMOGÉNÉITÉ*:

This solution has been blended according to an in-house procedure and its homogeneity is guaranteed to be fit for purpose when a sample size sufficient for the intended method of analysis is used. / *Cette solution a été préparée selon une procédure maison et nous assurons que sa homogénéité est approprié à l'emploi lorsqu'un échantillon suffisant pour la méthode d'analyse prévue est utilisé.*

9.0 TRACEABILITY / *TRAÇABILITÉ*:

This CRM (Certified Reference Material) is traceable to the NIST SRM (Standard Reference Material) indicated in section 2 through an unbroken chain of comparisons. In addition, balances used are regularly calibrated using weights which are traceable to NIST (National Institute of Standards and Technology) or NRC (National Research Council of Canada) standards. All conductivity meters used to analyze this standard have been regularly calibrated using a NIST or NRC traceable Thermometer and standards. All pH meters used to analyze this standard have been regularly calibrated using a NIST or NRC traceable thermometer and pH/MV simulator. / *Ce matériel de référence certifié est traçable au Matériel de Référence Standardisé de NIST indiqué à la section 2 par une chaine de comparaison ininterrompue. De plus, les balances utilisées sont étalonnées régulièrement en utilisant des poids qui sont traçables au NIST (National Institute of Standards and Technology) ou au CRNC (Conseil National de Recherches Canada). Tout conductimètre utilisé afin d'analyser cet étalon a été sujet à un étalonnage périodique utilisant des thermomètres et étalons traçables au NIST ou CNRC. Tout pH mètre utilisé afin d'analyser cet étalon a été sujet à un étalonnage périodique utilisant des thermomètres et un simulateur pH/MV traçables au NIST ou au CNRC.*

10.0 PREPARATION / *PRÉPARATION*:

For the preparation of these solutions, 18 meghom/cm double deionized water, high-purity acids and glassware calibrated to ASTM Class A specifications are used. / *Une eau de 18 meghom/cm doublement délonisé, de l'acide de haute pureté, ainsi que de la verrerie étalonnée afin de satisfaire les spécifications Classe A de ASTM ont été utilisés pour la préparation de cet étalon.*

11.0 QUALITY SYSTEM CERTIFICATIONS / *CERTIFICATIONS DE SYSTÈME QUALITÉ*:

ISO 9001 Certification / *Certification ISO 9001*: This standard was produced in a facility which operates under a **registered** ISO 9001 Quality Management System. Please consult our web site for a copy of the most recent revision of our certificate of registration. / *Cet étalon a été fabriqué dans un laboratoire qui utilise un Système de Gestion de la Qualité **enregistré** à la norme ISO 9001. Veuillez consulter notre site web pour obtenir la version la plus récente de notre certificat d'enregistrement.*

ISO 17025 Accreditation / *Accréditation ISO 17025*: SCP SCIENCE (Corporate Headquarters) operates an ISO 17025 **accredited** laboratory. Please consult our web site for a copy of the most recent revision of our certificate and scope of accreditation. / ***SCP SCIENCE (Siège social)** est **accréditée** ISO 17025. Veuillez consulter notre site web afin d'obtenir la plus récente version de notre certificat d'accréditation ainsi que la portée de notre accréditation.*

ISO 17034 Accreditation / *Accréditation ISO 17034* : SCP SCIENCE (Corporate Headquarters) is an ISO 17034 accredited Reference Material Producer. Please consult our website for a copy of our most recent certificate and scope of accreditation. / ***SCP SCIENCE (Siège social)** est un Fabricant de Matériaux de Référence Accrédité ISO 17034. Veuillez consulter notre site web afin d'obtenir la plus récente version de notre certificat d'accréditation ainsi que la portée de notre accréditation.*

CORPORATE HEADQUARTERS
21800 Clark Graham
Baie D'Urfé (Montréal), Quebec,
H9X 4B6 Canada
Phone: +1 (800) 361-6820
Fax: +1 (800) 253-5549

USA
3rd Party Distribution Center
348 Route 11, Champlain,
N.Y. 12919-4816

Phone: +1 (800) 361-6820
Fax: +1 (800) 253-5549

FRANCE
12 Ave. de Québec, Bat. IRIS
SILIC 642, 91965
Villebon sur Yvette, France
Phone: +33 (0) 1 69 18 71 17
Fax: +33 (0) 1 60 92 05 67

GERMANY
Alte Marktoberdorfer Straße 14, 87616
Marktoberdorf

Phone: +49 (0) 8342-89560-61
Fax: +49 (0) 8342-89560-69

INORGANIC VENTURES
Refine your results. Redefine your industry.

Certificate of Analysis

300 Technology Drive
Christiansburg, VA 24073 USA
inorganicventures.com

P: 800-669-6799/540-585-3030
F: 540-585-3012
info@inorganicventures.com

1.0 ACCREDITATION / REGISTRATION

INORGANIC VENTURES is accredited to ISO 17034, "General Requirements for the Competence of Reference Material Producers" and ISO/IEC 17025, "General Requirements for the Competence of Testing and Calibration Laboratories". Inorganic Ventures is also an ISO 9001 registered manufacturer (QSR Certificate Number QSR-1034).

ACCREDITED Testing Laboratory Certificate 883.01
ACCREDITED Reference Material Producer Certificate 883.02

2.0 PRODUCT DESCRIPTION

Product Code:	Single Analyte Custom Grade Solution
Catalog Number:	CGCO1
Lot Number:	S2-CO702699
Matrix:	3% (v/v) HNO3
Value / Analyte(s):	1 000 µg/mL ea: Cobalt
Starting Material:	Co Metal
Starting Material Lot#:	2326
Starting Material Purity:	99.9934%

ID #: 14683
Opened:
Cobalt Single Analyte Custom Grade Solution
Expires: 3/22/2025
Rec'd: 12/28/2021
Energy Laboratories Inc 1120 So. 27th Street
Billings MT 59107

3.0 CERTIFIED VALUES AND UNCERTAINTIES

Certified Value: 998 ± 3 µg/mL

Density: 1.018 g/mL (measured at 20 ± 4 °C)

Assay Information:

Assay Method #1	**994 ± 5 µg/mL** ICP Assay NIST SRM 3113 Lot Number: 190630
Assay Method #2	**997 ± 3 µg/mL** EDTA NIST SRM 928 Lot Number: 928
Assay Method #3	**1001 ± 3 µg/mL** Calculated NIST SRM Lot Number: See Sec. 4.2

- The Calculated Value is a value calculated from the weight of a starting material that has been certified directly vs. a National Institute of Standards and Technology (NIST) SRM/RM. See Sec 4.2 for balance traceability.

The following equations are used in the calculation of the certified value and the uncertainty. Reported uncertainties represent expanded uncertainties expressed at approximately the 95% confidence level using a coverage factor of k = 2.

Characterization of CRM/RM by Two or More Methods

Certified Value, $X_{CRM/RM}$, where two or more methods of characterization are used is the weighted mean of the results:

$X_{CRM/RM} = \Sigma(w_i)(X_i)$

X_i = mean of Assay Method i with standard uncertainty $u_{char\ i}$

w_i = the weighting factors for each method calculated using the inverse square of the variance:

$w_i = (1/u_{char\ i})^2 / (\Sigma(1/(u_{char\ i})^2))$

CRM/RM Expanded Uncertainty (±) = $U_{CRM/RM} = k\,(u^2_{char} + u^2_{bb} + u^2_{lts} + u^2_{ts})^{1/2}$

k = coverage factor = 2

$u_{char} = [\Sigma((w_i)^2 (u_{char\ i})^2)]^{1/2}$ where $u_{char\ i}$ are the errors from each characterization method

u_{bb} = bottle to bottle homogeneity standard uncertainty

u_{lts} = long term stability standard uncertainty (storage)

u_{ts} = transport stability standard uncertainty

Characterization of CRM/RM by One Method

Certified Value, $X_{CRM/RM}$, where one method of characterization is used is the mean of individual results:

$X_{CRM/RM} = (X_a)(u_{char\ a})$

X_a = mean of Assay Method A with

$u_{char\ a}$ = the standard uncertainty of characterization Method A

CRM/RM Expanded Uncertainty (±) = $U_{CRM/RM} = k\,(u^2_{char\ a} + u^2_{bb} + u^2_{lts} + u^2_{ts})^{1/2}$

k = coverage factor = 2

$u_{char\ a}$ = the errors from characterization

u_{bb} = bottle to bottle homogeneity standard uncertainty

u_{lts} = long term stability standard uncertainty (storage)

u_{ts} = transport stability standard uncertainty

4.0 TRACEABILITY TO NIST

- This product is traceable to NIST via an unbroken chain of comparisons. The uncertainties for each certified value are reported, taking into account the SRM/RM uncertainty error and the measurement, weighing and volume dilution errors. In rare cases where no NIST SRM/RM are available, the term 'in-house std.' is specified.

4.1 Thermometer Calibration

- All thermometers are NIST traceable through thermometers that are calibrated by an accredited calibration laboratory.

4.2 Balance Calibration

- All analytical balances are calibrated by an accredited calibration laboratory and procedure. The weights used for testing are annually compared to master weights and are traceable to NIST.

4.3 Glassware Calibration

- An in-house procedure is used to calibrate all Class A glassware used in the manufacturing and quality control of CRM/RMs.

5.0 TRACE METALLIC IMPURITIES (TMI) DETERMINED BY ICP-MS AND ICP-OES (µg/mL)

CRM/RMs are tested for trace metallic impurities by Axial ICP-OES and ICP-MS. The result from the most sensitive method for each element, is reported below. Solutions tested by ICP-MS were analyzed in an ULPA-Filtered Clean Room. An ULPA-Filter is 99.9985% efficient for the removal of particles down to 0.3 µm.

M	Ag		0.001515	M	Eu	<	0.000590	O	Na		0.000778	M	Se	<	0.019000	M	Zn		0.000357
M	Al	<	0.024000	M	Fe		0.005262	M	Nb	<	0.000590	O	Si		0.007789	M	Zr	<	0.001200
i	As	<		M	Ga	<	0.000590	M	Nd	<	0.000590	M	Sm	<	0.000590				
M	Au	<	0.004100	M	Gd	<	0.000590	O	Ni		0.044207	M	Sn	<	0.001200				
M	B	<	0.031000	M	Ge	<	0.003000	M	Os	<	0.000590	O	Sr	<	0.000260				
M	Ba	<	0.000590	M	Hf	<	0.000590	n	P	<		M	Ta	<	0.001200				
O	Be	<	0.001300	M	Hg	<	0.001800	M	Pb		0.000336	M	Tb	<	0.000590				
M	Bi	<	0.003000	M	Ho	<	0.000590	M	Pd	<	0.000590	M	Te	<	0.005300				
O	Ca		0.001094	M	In	<	0.001200	M	Pr	<	0.000590	M	Th	<	0.000590				
M	Cd	<	0.004700	M	Ir	<	0.001200	M	Pt	<	0.002400	M	Ti	<	0.014000				
M	Ce	<	0.000590	O	K		0.000842	M	Rb	<	0.000590	M	Tl		0.000273				
s	Co	<		M	La	<	0.000590	M	Re	<	0.000590	M	Tm	<	0.000590				
M	Cr	<	0.021000	O	Li	<	0.000130	M	Rh	<	0.000590	M	U	<	0.000590				
M	Cs	<	0.002400	M	Lu	<	0.000590	M	Ru	<	0.007100	O	V	<	0.000880				
M	Cu		0.019577	O	Mg		0.000195	n	S	<		M	W	<	0.000590				
M	Dy	<	0.000590	M	Mn	<	0.001800	M	Sb	<	0.003600	M	Y	<	0.000590				
M	Er	<	0.000590	M	Mo	<	0.002400	O	Sc	<	0.001600	M	Yb	<	0.000590				

M - Checked by ICP-MS O - Checked by ICP-OES i - Spectral Interference
n - Not Checked For s - Solution Standard Element

6.0 INTENDED USE

- For the calibration of analytical instruments and validation of analytical methods as appropriate.

7.0 INSTRUCTIONS FOR THE CORRECT USE OF THIS REFERENCE MATERIAL

7.1 Storage and Handling Recommendations

- Store between approximately 4° - 30° C while in sealed TCT bag.

- While stored in the sealed TCT bag, transpiration of this CRM/RM is negligible. After opening the sealed TCT bag transpiration of the CRM/RM will occur, resulting in a gradual increase in the analyte concentration(s). It is the responsibility of the user to account for this effect. When the bottle is weighed both before and after being placed in storage, the mass difference observed will be a measure of transpiration mass loss.

- After opening the sealed TCT bag, keep cap tightly sealed when not in use and store between 4° - 24° C to minimize the effects of transpiration. Use at 20° ± 4° C to minimize volumetric dilution error when using the reported density. Do not pipette from the container. Do not return removed aliquots to container.

- For more information, visit **www.inorganicventures.com/TCT**

Atomic Weight; Valence; Coordination Number; Chemical Form in Solution - 58.93 +2 6 Co(H2O)62+

Chemical Compatibility -Stable in HCl, HNO3, H2SO4 ,HF, H3PO4. Avoid basic media. Stable with most metals and inorganic anions in acidic media.

Stability - 2-100 ppb levels stable for months in 1% HNO3 / LDPE container. 1-10,000 ppm solutions chemically stable for years in 1-5% HNO3 / LDPE container.

Co Containing Samples (Preparation and Solution) - Metal (soluble in HNO3); Oxides (Soluble in HCl); Ores (dissolve in HCl / HNO3).

Atomic Spectroscopic Information (ICP-OES D.L.s are given as radial/axial view):

Technique/Line	Estimated D.L.	Order	Interferences (underlined indicates severe)
ICP-MS 59 amu	2 ppt	n/a	42Ca16O1H , 40Ar18O1H , 36Ar23Na, 43Ca16O, 24Mg35Cl
ICP-OES 228.616 nm	0.01/0.001 µg/mL	1	
ICP-OES 237.862 nm	0.01/0.002 µg/mL	1	W, Re, Al, Ta
ICP-OES 238.892 nm	0.01/0.002 µg/mL	1	Fe, W, Ta

8.0 HAZARDOUS INFORMATION

- Please refer to the Safety Data Sheet for information regarding this CRM/RM.

9.0 HOMOGENEITY

- This solution was mixed according to an in-house procedure and is guaranteed to be homogeneous. Homogeneity data indicate that the end user should take a minimum sample size of 0.2 mL to assure homogeneity.

10.0 QUALITY STANDARD DOCUMENTATION

10.1 ISO 9001 Quality Management System Registration

- QSR Certificate Number QSR-1034

10.2 ISO/IEC 17025 "General Requirements for the Competence of Testing and Calibration Laboratories"

- Chemical Testing - Accredited / A2LA Certificate Number 883.01

10.3 ISO 17034 "General Requirements for the Competence of Reference Material Producers"

- Reference Material Producer - Accredited / A2LA Certificate Number 883.02

Inorganic Ventures, 300 Technology Drive, Christiansburg, Va. 24073, USA; Telephone: 800.669.6799; 540.585.3030, Fax: 540.585.3012; inorganicventures.com; info@inorganicventures.com

11.0 CERTIFICATION, LOT EXPIRATION AND PERIOD OF VALIDITY

INORGANIC VENTURES
300 Technology Drive
Christiansburg, VA 24073 - USA
inorganicventures.com

CERTIFICATE OF ANALYSIS

tel: 800.669.6799 - 540.585.3030
fax: 540.585.3012
info@inorganicventures.com

1.0 ACCREDITATION / REGISTRATION

INORGANIC VENTURES is accredited to ISO 17034, "General Requirements for the Competence of Reference Material Producers" and ISO/IEC 17025, "General Requirements for the Competence of Testing and Calibration Laboratories". Inorganic Ventures is also an ISO 9001 registered manufacturer (QSR Certificate Number QSR-1034).

ACCREDITED Testing Laboratory Certificate 883.01
ACCREDITED Reference Material Producer Certificate 883.02

2.0 PRODUCT DESCRIPTION

Product Code:	Single Analyte Custom Grade Solution
Catalog Number:	CGLI1
Lot Number:	S2-LI701641
Matrix:	0.1% (v/v) HNO_3
Value / Analyte(s):	1 000 µg/mL ea: Lithium
Starting Material:	Lithium Carbonate
Starting Material Lot#:	1613
Starting Material Purity:	99.9962%

ID #: 14687
Opened:
Lithium Single Analyte Custom Grade Solution
Expires: 2/11/2025
Rec'd: 12/28/2021
Energy Laboratories Inc 1120 So. 27th Street
Billings MT 59107

3.0 CERTIFIED VALUES AND UNCERTAINTIES

Certified Value: 1000 ± 3 µg/mL

Density: 1.005 g/mL (measured at 20 ± 4 °C)

Assay Information:

Assay Method #1	**997 ± 4 µg/mL** ICP Assay NIST SRM 3129a Lot Number: 100714
Assay Method #2	**1000 ± 1 µg/mL** Gravimetric NIST SRM Lot Number: See Sec. 4.2
Assay Method #3	**1001 ± 3 µg/mL** Calculated NIST SRM Lot Number: See Sec. 4.2

- The Calculated Value is a value calculated from the weight of a starting material that has been certified directly vs. a National Institute of Standards and Technology (NIST) SRM/RM. See Sec 4.2 for balance traceability.

The following equations are used in the calculation of the certified value and the uncertainty. Reported uncertainties represent expanded uncertainties expressed at approximately the 95% confidence level using a coverage factor of k = 2.

Characterization of CRM/RM by Two or More Methods

Certified Value, $X_{CRM/RM}$, where two or more methods of characterization are used is the weighted mean of the results:

$X_{CRM/RM} = \Sigma(w_i)(X_i)$

X_i = mean of Assay Method i with standard uncertainty $u_{char\ i}$

w_i = the weighting factors for each method calculated using the inverse square of the variance:

$w_i = (1/u_{char\ i})^2 / (\Sigma(1/(u_{char\ i})^2)$

CRM/RM Expanded Uncertainty (±) = $U_{CRM/RM} = k\,(u^2_{char} + u^2_{bb} + u^2_{lts} + u^2_{ts})^{1/2}$

k = coverage factor = 2

$u_{char} = [\Sigma((w_i)^2 (u_{char\ i})^2)]^{1/2}$ where $u_{char\ i}$ are the errors from each characterization method

u_{bb} = bottle to bottle homogeneity standard uncertainty

u_{lts} = long term stability standard uncertainty (storage)

u_{ts} = transport stability standard uncertainty

Characterization of CRM/RM by One Method

Certified Value, $X_{CRM/RM}$, where one method of characterization is used is the mean of individual results:

$X_{CRM/RM} = (X_a)(u_{char\ a})$

X_a = mean of Assay Method A with

$u_{char\ a}$ = the standard uncertainty of characterization Method A

CRM/RM Expanded Uncertainty (±) = $U_{CRM/RM} = k\,(u^2_{char\ a} + u^2_{bb} + u^2_{lts} + u^2_{ts})^{1/2}$

k = coverage factor = 2

$u_{char\ a}$ = the errors from characterization

u_{bb} = bottle to bottle homogeneity standard uncertainty

u_{lts} = long term stability standard uncertainty (storage)

u_{ts} = transport stability standard uncertainty

4.0 TRACEABILITY TO NIST

- This product is traceable to NIST via an unbroken chain of comparisons. The uncertainties for each certified value are reported, taking into account the SRM/RM uncertainty error and the measurement, weighing and volume dilution errors. In rare cases where no NIST SRM/RM are available, the term 'in-house std.' is specified.

4.1 Thermometer Calibration

- All thermometers are NIST traceable through thermometers that are calibrated by an accredited calibration laboratory.

4.2 Balance Calibration

- All analytical balances are calibrated by an accredited calibration laboratory and procedure. The weights used for testing are annually compared to master weights and are traceable to NIST.

4.3 Glassware Calibration

- An in-house procedure is used to calibrate all Class A glassware used in the manufacturing and quality control of CRM/RMs.

5.0 TRACE METALLIC IMPURITIES (TMI) DETERMINED BY ICP-MS AND ICP-OES (µg/mL)

CRM/RMs are tested for trace metallic impurities by Axial ICP-OES and ICP-MS. The result from the most sensitive method for each element, is reported below. Solutions tested by ICP-MS were analyzed in an ULPA-Filtered Clean Room. An ULPA-Filter is 99.9985% efficient for the removal of particles down to 0.3 µm.

M	Ag	<	0.000500	M	Eu	<	0.000500	O	Na		0.018534	M	Se	<	0.011000	M	Zn		0.003494
O	Al		0.000741	O	Fe		0.004342	M	Nb	<	0.000500	M	Si		0.111204	M	Zr	<	0.002000
M	As	<	0.011000	M	Ga	<	0.000500	M	Nd	<	0.000500	M	Sm	<	0.000500				
M	Au	<	0.010000	M	Gd	<	0.000500	M	Ni	<	0.007000	M	Sn	<	0.001000				
O	B		0.000503	M	Ge	<	0.004500	M	Os	<	0.001000	M	Sr		0.000243				
O	Ba		0.000381	M	Hf	<	0.000500	O	P	<	0.045000	M	Ta	<	0.000500				
O	Be		0.000046	M	Hg	<	0.000500	M	Pb	<	0.003000	M	Tb	<	0.000500				
M	Bi	<	0.000500	M	Ho	<	0.000500	M	Pd	<	0.000500	M	Te	<	0.005000				
O	Ca		0.058249	M	In	<	0.000500	M	Pr	<	0.000500	M	Th	<	0.000500				
M	Cd	<	0.000500	M	Ir	<	0.000500	M	Pt	<	0.000500	M	Ti	<	0.002500				
M	Ce	<	0.000500	O	K		0.029124	M	Rb	<	0.001000	M	Tl	<	0.000500				
M	Co	<	0.000500	M	La	<	0.000500	M	Re	<	0.000500	M	Tm	<	0.000500				
M	Cr		0.000153	s	Li	<		M	Rh	<	0.000500	M	U	<	0.000500				
M	Cs	<	0.000500	M	Lu	<	0.000500	M	Ru	<	0.000500	M	V		0.000953				
M	Cu	<	0.002000	O	Mg		0.011649	O	S		0.031772	M	W	<	0.001000				
M	Dy	<	0.000500	O	Mn		0.000164	M	Sb	<	0.003000	M	Y	<	0.000500				
M	Er	<	0.000500	M	Mo	<	0.000500	M	Sc	<	0.001500	M	Yb	<	0.000500				

M - Checked by ICP-MS O - Checked by ICP-OES i - Spectral Interference
n - Not Checked For s - Solution Standard Element

6.0 INTENDED USE

- For the calibration of analytical instruments and validation of analytical methods as appropriate.

7.0 INSTRUCTIONS FOR THE CORRECT USE OF THIS REFERENCE MATERIAL

7.1 Storage and Handling Recommendations

- Store between approximately 4° - 30° C while in sealed TCT bag.

- While stored in the sealed TCT bag, transpiration of this CRM/RM is negligible. After opening the sealed TCT bag transpiration of the CRM/RM will occur, resulting in a gradual increase in the analyte concentration(s). It is the responsibility of the user to account for this effect. When the bottle is weighed both before and after being placed in storage, the mass difference observed will be a measure of transpiration mass loss.

- After opening the sealed TCT bag, keep cap tightly sealed when not in use and store between 4° - 24° C to minimize the effects of transpiration. Use at 20° ± 4° C to minimize volumetric dilution error when using the reported density. Do not pipette from the container. Do not return removed aliquots to container.

- For more information, visit **www.inorganicventures.com/TCT**

Atomic Weight; Valence; Coordination Number; Chemical Form in Solution - 6.94 +1 (6) Li+(aq) large effective radius due to hydration sphere

Chemical Compatibility -Soluble in HCl, HNO3, H2SO4 and HF aqueous matrices. Stable with all metals and inorganic anions.

Stability - 2-100 ppb levels stable for months in 1% HNO3 / LDPE container. 1-10,000 ppm solutions chemically stable for years in 1-5% HNO3 / LDPE container.

Li Containing Samples (Preparation and Solution) -Metal (Dissolves very rapidly in water); Ores (Sodium carbonate fusion in Pt0 followed by HCl dissolution-blank levels of Li in sodium carbonate critical); Organic Matrices (Sulfuric / peroxide digestion or nitric / sulfuric / perchloric acid decomposition).

Atomic Spectroscopic Information (ICP-OES D.L.s are given as radial/axial view):

Technique/Line	Estimated D.L.	Order	Interferences (underlined indicates severe)
ICP-MS 7 amu	10 ppt	n/a	
ICP-OES 323.261 nm	1.1 / 0.05 micro;g/mL	1	Sb, Th, Ni
ICP-OES 460.286 nm	0.9 / 0.04 µg/mL	1	Zr, Th
ICP-OES 670.784 nm	0.002 / 0.00002 µg/mL	1	2nd order radiation from R.E.s on some optical designs

8.0 HAZARDOUS INFORMATION

- Please refer to the Safety Data Sheet for information regarding this CRM/RM.

9.0 HOMOGENEITY

- This solution was mixed according to an in-house procedure and is guaranteed to be homogeneous. Homogeneity data indicate that the end user should take a minimum sample size of 0.2 mL to assure homogeneity.

10.0 QUALITY STANDARD DOCUMENTATION

10.1 ISO 9001 Quality Management System Registration

- QSR Certificate Number QSR-1034

10.2 ISO/IEC 17025 "General Requirements for the Competence of Testing and Calibration Laboratories"

- Chemical Testing - Accredited / A2LA Certificate Number 883.01

10.3 ISO 17034 "General Requirements for the Competence of Reference Material Producers"

- Reference Material Producer - Accredited / A2LA Certificate Number 883.02

Inorganic Ventures, 300 Technology Drive, Christiansburg, Va. 24073, USA; Telephone: 800.669.6799; 540.585.3030, Fax: 540.585.3012; inorganicventures.com; info@inorganicventures.com

11.0 CERTIFICATION, LOT EXPIRATION AND PERIOD OF VALIDITY

11.1 Certification Issue Date

February 11, 2021

- The certification is valid within the measurement uncertainty specified provided the CRM/RM is stored and handled in accordance with instructions given in Sec 7.1. This certification is nullified if instructions in Sec 7.1 are not followed or if the CRM/RM is damaged, contaminated, or otherwise modified.

11.2 Lot Expiration Date

- **February 11, 2025**

- The date after which this CRM/RM should not be used.

- The lot expiration date reflects the period of time that the stability of a CRM/RM can be supported by long term stability studies conducted on properly stored and handled CRM/RMs. Lot expiration is limited primarily by transpiration (loss of water from the solution) and infrequently by chemical stability.

11.3 Period of Validity

- Sealed TCT Bag Open Date: _____

- This CRM/RM should not be used longer than one year (or six months in the case of a 30 mL bottle) from the date of opening the aluminized bag or after the date given in Sec. 11.2, whichever comes first. This is contingent upon the CRM/RM being stored and handled in accordance with the instructions given in Sec. 7.1.

12.0 NAMES AND SIGNATURES OF CERTIFYING OFFICERS

Certificate Approved By:

Michael Booth
Director, Quality Control

Michael L Booth

Certifying Officer:

Paul Gaines
Chairman / Senior Technical Director

Paul R Gaines

INORGANIC VENTURES
Refine your results. Redefine your industry.

Certificate of Analysis

300 Technology Drive
Christiansburg, VA 24073 USA
inorganicventures.com

P: 800-669-6799/540-585-3030
F: 540-585-3012
info@inorganicventures.com

1.0 ACCREDITATION / REGISTRATION

INORGANIC VENTURES is accredited to ISO 17034, "General Requirements for the Competence of Reference Material Producers" and ISO/IEC 17025, "General Requirements for the Competence of Testing and Calibration Laboratories". Inorganic Ventures is also an ISO 9001 registered manufacturer (QSR Certificate Number QSR-1034).

ACCREDITED Testing Laboratory Certificate 883.01
ACCREDITED Reference Material Producer Certificate 883.02

2.0 PRODUCT DESCRIPTION

Product Code:	Single Analyte Custom Grade Solution
Catalog Number:	CGMG10
Lot Number:	S2-MG704239
Matrix:	2% (v/v) HNO3
Value / Analyte(s):	10 000 µg/mL ea: Magnesium
Starting Material:	Magnesium Metal
Starting Material Lot#:	2168
Starting Material Purity:	99.9984%

ID #: 14688
Opened:
Magnesium Single Analyte Custom Grade Sol
Expires: 4/23/2025
Rec'd: 12/28/2021
Energy Laboratories Inc 1120 So. 27th Street
Billings MT 59107

3.0 CERTIFIED VALUES AND UNCERTAINTIES

Certified Value: 10053 ± 30 µg/mL

Density: 1.053 g/mL (measured at 20 ± 4 °C)

Assay Information:

Assay Method #1	**10022 ± 62 µg/mL** ICP Assay NIST SRM 3131a Lot Number: 140110
Assay Method #2	**10078 ± 26 µg/mL** EDTA NIST SRM 928 Lot Number: 928
Assay Method #3	**10033 ± 26 µg/mL** Calculated NIST SRM Lot Number: See Sec. 4.2

- The Calculated Value is a value calculated from the weight of a starting material that has been certified directly vs. a National Institute of Standards and Technology (NIST) SRM/RM. See Sec 4.2 for balance traceability.

The following equations are used in the calculation of the certified value and the uncertainty. Reported uncertainties represent expanded uncertainties expressed at approximately the 95% confidence level using a coverage factor of k = 2.

Characterization of CRM/RM by Two or More Methods

Certified Value, $X_{CRM/RM}$, where two or more methods of characterization are used is the weighted mean of the results:

$X_{CRM/RM} = \Sigma(w_i)(X_i)$

X_i = mean of Assay Method i with standard uncertainty $u_{char\ i}$

w_i = the weighting factors for each method calculated using the inverse square of the variance:

$w_i = (1/u_{char\ i})^2 / (\Sigma(1/(u_{char\ i})^2)$

CRM/RM Expanded Uncertainty (±) = $U_{CRM/RM} = k\,(u^2_{char} + u^2_{bb} + u^2_{lts} + u^2_{ts})^{1/2}$

k = coverage factor = 2

$u_{char} = [\Sigma((w_i)^2\,(u_{char\ i})^2)]^{1/2}$ where $u_{char\ i}$ are the errors from each characterization method

u_{bb} = bottle to bottle homogeneity standard uncertainty

u_{lts} = long term stability standard uncertainty (storage)

u_{ts} = transport stability standard uncertainty

Characterization of CRM/RM by One Method

Certified Value, $X_{CRM/RM}$, where one method of characterization is used is the mean of individual results:

$X_{CRM/RM} = (X_a)(u_{char\ a})$

X_a = mean of Assay Method A with

$u_{char\ a}$ = the standard uncertainty of characterization Method A

CRM/RM Expanded Uncertainty (±) = $U_{CRM/RM} = k\,(u^2_{char\ a} + u^2_{bb} + u^2_{lts} + u^2_{ts})^{1/2}$

k = coverage factor = 2

$u_{char\ a}$ = the errors from characterization

u_{bb} = bottle to bottle homogeneity standard uncertainty

u_{lts} = long term stability standard uncertainty (storage)

u_{ts} = transport stability standard uncertainty

4.0 TRACEABILITY TO NIST

- This product is traceable to NIST via an unbroken chain of comparisons. The uncertainties for each certified value are reported, taking into account the SRM/RM uncertainty error and the measurement, weighing and volume dilution errors. In rare cases where no NIST SRM/RM are available, the term 'in-house std.' is specified.

4.1 Thermometer Calibration

- All thermometers are NIST traceable through thermometers that are calibrated by an accredited calibration laboratory.

4.2 Balance Calibration

- All analytical balances are calibrated by an accredited calibration laboratory and procedure. The weights used for testing are annually compared to master weights and are traceable to NIST.

4.3 Glassware Calibration

- An in-house procedure is used to calibrate all Class A glassware used in the manufacturing and quality control of CRM/RMs.

5.0 TRACE METALLIC IMPURITIES (TMI) DETERMINED BY ICP-MS AND ICP-OES (µg/mL)

CRM/RMs are tested for trace metallic impurities by Axial ICP-OES and ICP-MS. The result from the most sensitive method for each element, is reported below. Solutions tested by ICP-MS were analyzed in an ULPA-Filtered Clean Room. An ULPA-Filter is 99.9985% efficient for the removal of particles down to 0.3 µm.

O	Ag		0.002106	M	Eu	<	0.000910	O	Na		0.071075	O	Se	<	0.048000	O	Zn		0.003299
M	Al		0.003553	M	Fe		0.002538	M	Nb	<	0.000460	O	Si	<	0.032000	O	Zr	<	0.002700
M	As	<	0.001400	M	Ga	<	0.000460	M	Nd	<	0.000910	M	Sm	<	0.000460				
M	Au	<	0.001400	M	Gd	<	0.000460	O	Ni	<	0.001600	M	Sn	<	0.002300				
O	B		0.006853	M	Ge	<	0.001400	M	Os	<	0.000460	O	Sr		0.000279				
O	Ba		0.000964	M	Hf	<	0.000460	O	P		0.015230	M	Ta	<	0.000460				
O	Be	<	0.000120	M	Hg	<	0.000460	M	Pb	<	0.000460	M	Tb	<	0.000460				
M	Bi	<	0.000460	M	Ho	<	0.000460	M	Pd	<	0.003200	M	Te	<	0.007300				
O	Ca		0.053306	M	In	<	0.000460	M	Pr	<	0.000460	M	Th	<	0.000460				
O	Cd	<	0.000360	M	Ir	<	0.000460	M	Pt	<	0.001900	O	Ti	<	0.001700				
M	Ce	<	0.002300	M	K		0.048229	M	Rb		0.002411	M	Tl		0.003046				
M	Co	<	0.000910	M	La	<	0.002800	M	Re	<	0.000460	M	Tm	<	0.000460				
M	Cr	<	0.002300	O	Li		0.027922	M	Rh	<	0.000460	M	U	<	0.000460				
M	Cs		0.001040	M	Lu	<	0.000460	M	Ru	<	0.000460	M	V	<	0.000460				
O	Cu	<	0.003000	s	Mg	<		O	S	<	0.190000	M	W	<	0.000460				
M	Dy	<	0.000460	O	Mn		0.015230	M	Sb		0.020814	O	Y	<	0.000720				
M	Er	<	0.000460	M	Mo	<	0.000910	O	Sc	<	0.000480	M	Yb	<	0.000460				

M - Checked by ICP-MS O - Checked by ICP-OES i - Spectral Interference
n - Not Checked For s - Solution Standard Element

6.0 INTENDED USE

- For the calibration of analytical instruments and validation of analytical methods as appropriate.

7.0 INSTRUCTIONS FOR THE CORRECT USE OF THIS REFERENCE MATERIAL

7.1 Storage and Handling Recommendations

- Store between approximately 4° - 30° C while in sealed TCT bag.

- While stored in the sealed TCT bag, transpiration of this CRM/RM is negligible. After opening the sealed TCT bag transpiration of the CRM/RM will occur, resulting in a gradual increase in the analyte concentration(s). It is the responsibility of the user to account for this effect. When the bottle is weighed both before and after being placed in storage, the mass difference observed will be a measure of transpiration mass loss.

- After opening the sealed TCT bag, keep cap tightly sealed when not in use and store between 4° - 24° C to minimize the effects of transpiration. Use at 20° ± 4° C to minimize volumetric dilution error when using the reported density. Do not pipette from the container. Do not return removed aliquots to container.

- For more information, visit **www.inorganicventures.com/TCT**

Atomic Weight; Valence; Coordination Number; Chemical Form in Solution - 24.31 +2 6 Mg(H2O)6+2

Chemical Compatibility -Soluble in HCl, HNO3, and H2SO4 avoid HF, H3PO4 and neutral to basic media. Stable with most metals and inorganic anions forming insoluble silicates, carbonates, hydroxides, oxides, and tungstates in neutral and slightly acidic media.

Stability - 2-100 ppb levels stable for months in 1% HNO3 / LDPE container. 1-10,000 ppm solutions chemically stable for years in 1-10% HNO3 / LDPE container.

Mg Containing Samples (Preparation and Solution) -Metal (Best dissolved in diluted HNO3); Oxide (Readily soluble in above compatible aqueous acidic solutions); Ores (Carbonate fusion in Pt0 followed by HCl dissolution); Organic Matrices (Sulfuric / peroxide digestion or nitric / sulfuric / perchloric acid decomposition, or dry ash and dissolution in dilute HCl).

Atomic Spectroscopic Information (ICP-OES D.L.s are given as radial/axial view):

Technique/Line	Estimated D.L.	Order	Interferences (underlined indicates severe)
ICP-MS 24 amu	42 ppt	n/a	7Li17O, 48Ti+2 , 48Ca+2
ICP-OES 279.553 nm	0.0002 / 0.00003 µg/mL	1	Th
ICP-OES 280.270 nm	0.0003 / 0.00005 µg/mL	1	U, V
ICP-OES 285.213 nm	0.002 / 0.00003 µg/mL	1	U, Hf, Cr, Zr

8.0 HAZARDOUS INFORMATION

- Please refer to the Safety Data Sheet for information regarding this CRM/RM.

9.0 HOMOGENEITY

- This solution was mixed according to an in-house procedure and is guaranteed to be homogeneous. Homogeneity data indicate that the end user should take a minimum sample size of 0.2 mL to assure homogeneity.

10.0 QUALITY STANDARD DOCUMENTATION

10.1 ISO 9001 Quality Management System Registration

- QSR Certificate Number QSR-1034

10.2 ISO/IEC 17025 "General Requirements for the Competence of Testing and Calibration Laboratories"

- Chemical Testing - Accredited / A2LA Certificate Number 883.01

10.3 ISO 17034 "General Requirements for the Competence of Reference Material Producers"

- Reference Material Producer - Accredited / A2LA Certificate Number 883.02

Inorganic Ventures, 300 Technology Drive, Christiansburg, Va. 24073, USA; Telephone: 800.669.6799; 540.585.3030, Fax: 540.585.3012; inorganicventures.com; info@inorganicventures.com

11.0 CERTIFICATION, LOT EXPIRATION AND PERIOD OF VALIDITY

11.1 Certification Issue Date

April 23, 2021

- The certification is valid within the measurement uncertainty specified provided the CRM/RM is stored and handled in accordance with instructions given in Sec 7.1. This certification is nullified if instructions in Sec 7.1 are not followed or if the CRM/RM is damaged, contaminated, or otherwise modified.

11.2 Lot Expiration Date

- **April 23, 2025**

- The date after which this CRM/RM should not be used.

- The lot expiration date reflects the period of time that the stability of a CRM/RM can be supported by long term stability studies conducted on properly stored and handled CRM/RMs. Lot expiration is limited primarily by transpiration (loss of water from the solution) and infrequently by chemical stability.

11.3 Period of Validity

- Sealed TCT Bag Open Date: _____

- This CRM/RM should not be used longer than one year (or six months in the case of a 30 mL bottle) from the date of opening the aluminized bag or after the date given in Sec. 11.2, whichever comes first. This is contingent upon the CRM/RM being stored and handled in accordance with the instructions given in Sec. 7.1.

12.0 NAMES AND SIGNATURES OF CERTIFYING OFFICERS

Certificate Approved By:

Michael Booth
Director, Quality Control

Michael L Booth

Certifying Officer:

Paul Gaines
Chairman / Senior Technical Director

Paul R Gaines

INORGANIC VENTURES
300 Technology Drive
Christiansburg, VA 24073 - USA
inorganicventures.com

CERTIFICATE OF ANALYSIS

tel: 800.669.6799 - 540.585.3030
fax: 540.585.3012
info@inorganicventures.com

1.0 ACCREDITATION / REGISTRATION

INORGANIC VENTURES is accredited to ISO 17034, "General Requirements for the Competence of Reference Material Producers" and ISO/IEC 17025, "General Requirements for the Competence of Testing and Calibration Laboratories". Inorganic Ventures is also an ISO 9001 registered manufacturer (QSR Certificate Number QSR-1034).

ACCREDITED Testing Laboratory Certificate 883.01 — ACCREDITED Reference Material Producer Certificate 883.02

2.0 PRODUCT DESCRIPTION

Product Code:	Single Analyte Custom Grade Solution
Catalog Number:	CGTL1
Lot Number:	R2-TL694852
Matrix:	1% (v/v) HNO3
Value / Analyte(s):	1 000 µg/mL ea: Thallium
Starting Material:	TlNO3
Starting Material Lot#:	2118
Starting Material Purity:	99.9998%

ID #: 14693
Opened:
Thallium Single Analyte Custom Grade Solutio
Expires: 8/5/2024
Rec'd: 12/28/2021
Energy Laboratories Inc 1120 So. 27th Street
Billings MT 59107

3.0 CERTIFIED VALUES AND UNCERTAINTIES

Certified Value: 1002 ± 5 µg/mL

Density: 1.005 g/mL (measured at 20 ± 4 °C)

Assay Information:

Assay Method #1	**1003 ± 4 µg/mL** ICP Assay NIST SRM 3158 Lot Number: 151215
Assay Method #2	**1000 ± 7 µg/mL** Calculated NIST SRM Lot Number: See Sec. 4.2

- The Calculated Value is a value calculated from the weight of a starting material that has been certified directly vs. a National Institute of Standards and Technology (NIST) SRM/RM. See Sec 4.2 for balance traceability.

The following equations are used in the calculation of the certified value and the uncertainty. Reported uncertainties represent expanded uncertainties expressed at approximately the 95% confidence level using a coverage factor of k = 2.

Characterization of CRM/RM by Two or More Methods

Certified Value, $X_{CRM/RM}$, where two or more methods of characterization are used is the weighted mean of the results:

$X_{CRM/RM} = \Sigma(w_i)(X_i)$

X_i = mean of Assay Method i with standard uncertainty $u_{char\ i}$

w_i = the weighting factors for each method calculated using the inverse square of the variance:

$w_i = (1/u_{char\ i})^2 / (\Sigma(1/(u_{char\ i})^2)$

CRM/RM Expanded Uncertainty (±) = $U_{CRM/RM} = k\,(u^2_{char} + u^2_{bb} + u^2_{lts} + u^2_{ts})^{1/2}$

k = coverage factor = 2

$u_{char} = [\Sigma((w_i)^2 (u_{char\ i})^2)]^{1/2}$ where $u_{char\ i}$ are the errors from each characterization method

u_{bb} = bottle to bottle homogeneity standard uncertainty

u_{lts} = long term stability standard uncertainty (storage)

u_{ts} = transport stability standard uncertainty

Characterization of CRM/RM by One Method

Certified Value, $X_{CRM/RM}$, where one method of characterization is used is the mean of individual results:

$X_{CRM/RM} = (X_a)(u_{char\ a})$

X_a = mean of Assay Method A with

$u_{char\ a}$ = the standard uncertainty of characterization Method A

CRM/RM Expanded Uncertainty (±) = $U_{CRM/RM} = k\,(u^2_{char\ a} + u^2_{bb} + u^2_{lts} + u^2_{ts})^{1/2}$

k = coverage factor = 2

$u_{char\ a}$ = the errors from characterization

u_{bb} = bottle to bottle homogeneity standard uncertainty

u_{lts} = long term stability standard uncertainty (storage)

u_{ts} = transport stability standard uncertainty

4.0 TRACEABILITY TO NIST

- This product is traceable to NIST via an unbroken chain of comparisons. The uncertainties for each certified value are reported, taking into account the SRM/RM uncertainty error and the measurement, weighing and volume dilution errors. In rare cases where no NIST SRM/RM are available, the term 'in-house std.' is specified.

4.1 Thermometer Calibration

- All thermometers are NIST traceable through thermometers that are calibrated by an accredited calibration laboratory.

4.2 Balance Calibration

- All analytical balances are calibrated by an accredited calibration laboratory and procedure. The weights used for testing are annually compared to master weights and are traceable to NIST.

4.3 Glassware Calibration

- An in-house procedure is used to calibrate all Class A glassware used in the manufacturing and quality control of CRM/RMs.

5.0 TRACE METALLIC IMPURITIES (TMI) DETERMINED BY ICP-MS AND ICP-OES (µg/mL)

CRM/RMs are tested for trace metallic impurities by Axial ICP-OES and ICP-MS. The result from the most sensitive method for each element, is reported below. Solutions tested by ICP-MS were analyzed in an ULPA-Filtered Clean Room. An ULPA-Filter is 99.9985% efficient for the removal of particles down to 0.3 µm.

M	Ag	<	0.000200	M	Eu	<	0.000200	O	Na		0.000256	M	Se	<	0.011019	O	Zn		0.000236
O	Al	<	0.004184	O	Fe	<	0.002824	M	Nb	<	0.000200	O	Si		0.000387	M	Zr	<	0.000200
M	As	<	0.002003	M	Ga	<	0.000200	M	Nd	<	0.000200	M	Sm	<	0.000200				
O	Au	<	0.002824	M	Gd	<	0.000200	M	Ni		0.000177	M	Sn	<	0.000601				
O	B	<	0.004184	M	Ge	<	0.000801	M	Os	<	0.000198	O	Sr	<	0.000313				
M	Ba	<	0.000400	M	Hf	<	0.000200	O	P	<	0.010460	M	Ta	<	0.000200				
O	Be	<	0.000104	M	Hg	<	0.000794	M	Pb		0.000083	M	Tb	<	0.000200				
M	Bi	<	0.005209	M	Ho	<	0.000200	M	Pd	<	0.000400	M	Te	<	0.005008				
O	Ca		0.000250	M	In	<	0.000200	M	Pr	<	0.000200	M	Th	<	0.000200				
M	Cd		0.000135	M	Ir	<	0.000198	M	Pt	<	0.000801	O	Ti	<	0.001255				
M	Ce	<	0.000200	O	K		0.000636	M	Rb	<	0.000200	s	Tl	<					
M	Co	<	0.000601	M	La	<	0.000200	M	Re	<	0.000200	M	Tm	<	0.000200				
M	Cr	<	0.000801	O	Li	<	0.000177	M	Rh	<	0.000200	M	U	<	0.000200				
M	Cs	<	0.003606	M	Lu	<	0.000200	M	Ru	<	0.000397	M	V	<	0.002203				
M	Cu	<	0.001001	O	Mg		0.000054	O	S	<	0.015690	M	W	<	0.000601				
M	Dy	<	0.000200	M	Mn	<	0.000801	M	Sb	<	0.000400	M	Y	<	0.000200				
M	Er	<	0.000200	M	Mo	<	0.001202	O	Sc	<	0.000711	M	Yb	<	0.000200				

M - Checked by ICP-MS O - Checked by ICP-OES i - Spectral Interference
n - Not Checked For s - Solution Standard Element

6.0 INTENDED USE

- For the calibration of analytical instruments and validation of analytical methods as appropriate.

7.0 INSTRUCTIONS FOR THE CORRECT USE OF THIS REFERENCE MATERIAL

7.1 Storage and Handling Recommendations

- Store between approximately 4° - 30° C while in sealed TCT bag.

- While stored in the sealed TCT bag, transpiration of this CRM/RM is negligible. After opening the sealed TCT bag transpiration of the CRM/RM will occur, resulting in a gradual increase in the analyte concentration(s). It is the responsibility of the user to account for this effect. When the bottle is weighed both before and after being placed in storage, the mass difference observed will be a measure of transpiration mass loss.

- After opening the sealed TCT bag, keep cap tightly sealed when not in use and store between 4° - 24° C to minimize the effects of transpiration. Use at 20° ± 4° C to minimize volumetric dilution error when using the reported density. Do not pipette from the container. Do not return removed aliquots to container.

- For more information, visit **www.inorganicventures.com/TCT**

Atomic Weight; Valence; Coordination Number; Chemical Form in Solution - 204.38 +1 6 Tl(H2O)61+

Chemical Compatibility - Soluble in HCl, HNO3, and H2SO4. Stable with most metals and inorganic anions. The sulfite, thiocyanate and oxalate are moderately soluble; the phosphate and arsenite are slightly soluble and the sulfide is insoluble.

Stability - 2-100 ppb levels stable for months in 1% HNO3 / LDPE container. 1-10,000 ppm solutions chemically stable for years in 2-5% HNO3 / LDPE container.

Tl Containing Samples (Preparation and Solution) -Metal (Best dissolved in HNO3 which forms chiefly the Tl1+ ion.); Oxide (The thallous oxide is readily soluble in water. The thallic oxide requires high levels of acid); Ores (Carbonate fusion in Pt0 followed by HCl dissolution); Organic Matrices (Sulfuric/peroxide digestion or dry ash and dissolution in HCl).

Atomic Spectroscopic Information (ICP-OES D.L.s are given as radial/axial view):

Technique/Line	Estimated D.L.	Order	Interferences (underlined indicates severe)
ICP-MS 205 amu	2 ppt	N/A	189Os16O
ICP-OES 190.864 nm	0.04 / 0.004 µg/mL	1	V, Ti
ICP-OES 276.787 nm	0.1 / 0.01 µg/mL	1	Ta, V, Fe, Cr
ICP-OES 351.924 nm	0.2 / 0.02 µg/mL	1	Th, Ce, Zr

8.0 HAZARDOUS INFORMATION

- Please refer to the Safety Data Sheet for information regarding this CRM/RM.

9.0 HOMOGENEITY

- This solution was mixed according to an in-house procedure and is guaranteed to be homogeneous. Homogeneity data indicate that the end user should take a minimum sample size of 0.2 mL to assure homogeneity.

10.0 QUALITY STANDARD DOCUMENTATION

10.1 ISO 9001 Quality Management System Registration

- QSR Certificate Number QSR-1034

10.2 ISO/IEC 17025 "General Requirements for the Competence of Testing and Calibration Laboratories"

- Chemical Testing - Accredited / A2LA Certificate Number 883.01

10.3 ISO 17034 "General Requirements for the Competence of Reference Material Producers"

- Reference Material Producer - Accredited / A2LA Certificate Number 883.02

Inorganic Ventures, 300 Technology Drive, Christiansburg, Va. 24073, USA; Telephone: 800.669.6799; 540.585.3030, Fax: 540.585.3012; inorganicventures.com; info@inorganicventures.com

11.0 CERTIFICATION, LOT EXPIRATION AND PERIOD OF VALIDITY

11.1 Certification Issue Date

August 05, 2020

- The certification is valid within the measurement uncertainty specified provided the CRM/RM is stored and handled in accordance with instructions given in Sec 7.1. This certification is nullified if instructions in Sec 7.1 are not followed or if the CRM/RM is damaged, contaminated, or otherwise modified.

11.2 Lot Expiration Date

- **August 05, 2024**

- The date after which this CRM/RM should not be used.

- The lot expiration date reflects the period of time that the stability of a CRM/RM can be supported by long term stability studies conducted on properly stored and handled CRM/RMs. Lot expiration is limited primarily by transpiration (loss of water from the solution) and infrequently by chemical stability.

11.3 Period of Validity

- Sealed TCT Bag Open Date: _____

- This CRM/RM should not be used longer than one year (or six months in the case of a 30 mL bottle) from the date of opening the aluminized bag or after the date given in Sec. 11.2, whichever comes first. This is contingent upon the CRM/RM being stored and handled in accordance with the instructions given in Sec. 7.1.

12.0 NAMES AND SIGNATURES OF CERTIFYING OFFICERS

Certificate Approved By:

Michael Booth
Director, Quality Control

Michael L Booth

Certifying Officer:

Paul Gaines
Chairman / Senior Technical Director

Paul R Gaines

Energy Laboratories Inc

Standard LOG

Standard ID:	ME220112A 1000 PPB STANDARD		
Standard Name	1000 PPB Standard	Type:	Secondary
Date Prepared	1/12/2022	BY:	Cindy Rohrer
Date Expires:	11/18/2022		
Department	ME	Status:	Open
Vendor:			
Lot Number:			
Balance ID:			

Comments: Made fresh daily

Chemical / Solvent Used	BottleNo	Amt	Units	Expires
Hydrochloric Acid E1421	14721	0.25	mL	1/4/2027
Nitric Acid 69.0- 70.0% D0521	14626	0.5	mL	12/14/2026
Milli-Q H2O	391	48.25	mL	6/1/2100

Final Volume:
50 mL

Stock Source	**Base Units**	**Amount Added**
ME211208 MSCAL MSCAL 2B	ug/mL	0.5 mL
ME211118 MSCAL EL-MSCAL-5A	ug/mL	0.5 mL
ME211229A AU 2n Au 2nd source Stock	ug/mL	0.01 mL

Analytes	**CAS**	Conc:	**mg/L**

Page:*1 of 1*

Energy Laboratories Inc

Standard LOG

Standard ID:	ME211208 MSCAL2B		
Standard Name	MSCAL 2B	Type:	Primary
Date Prepared	12/8/2021	BY:	Stacy R. Hendricks
Date Expires:	12/8/2022		
Department	ME	Status:	Open
Vendor:	Inorganic Ventures		
Lot Number:	S2-MEB704403		
Balance ID:			
Comments:	Opened 12/08/2021; Expires 12/08/2022		

Chemical / Solvent Used	BottleNo	Amt	Units	Expires
Multi Analyte Custom Grade Solution	13793		mL	12/8/2022

Final Volume:
mL

Stock Source	**Base Units**	**Amount Added**
Analytes	**CAS**	Conc: **ug/mL**

Page:*1 of 1*

INORGANIC VENTURES
Refine your results. Redefine your industry.

Certificate of Analysis

300 Technology Drive
Christiansburg, VA 24073 USA
inorganicventures.com

P: 800-669-6799/540-585-3030
F: 540-585-3012
info@inorganicventures.com

1.0 ACCREDITATION / REGISTRATION

INORGANIC VENTURES is accredited to ISO 17034, "General Requirements for the Competence of Reference Material Producers" and ISO/IEC 17025, "General Requirements for the Competence of Testing and Calibration Laboratories". Inorganic Ventures is also an ISO 9001 registered manufacturer (QSR Certificate Number QSR-1034).

ACCREDITED Testing Laboratory Certificate 883.01
ACCREDITED Reference Material Producer Certificate 883.02

2.0 PRODUCT DESCRIPTION

Product Code:	Multi Analyte Custom Grade Solution
Catalog Number:	EL-MSCAL-2B
Lot Number:	S2-MEB704403
Matrix:	5% (v/v) HNO3
Value / Analyte(s):	100 µg/mL ea:

Aluminum, Arsenic,
Boron, Barium,
Beryllium, Cadmium,
Cobalt, Chromium,
Copper, Iron,
Manganese, Nickel,
Lead, Selenium,
Strontium, Thorium,
Thallium, Uranium,
Vanadium, Zinc,

40 µg/mL ea:
Silver

3.0 CERTIFIED VALUES AND UNCERTAINTIES

ID #: 13793
Opened:
Multi Analyte Custom Grade Solution
Expires: 4/21/2025
Rec'd: 4/29/2021
Energy Laboratories Inc 1120 So. 27th Street
Billings MT 59107

ANALYTE	CERTIFIED VALUE	ANALYTE	CERTIFIED VALUE
Aluminum, Al	100.0 ± 0.4 µg/mL	Arsenic, As	100.0 ± 0.9 µg/mL
Barium, Ba	100.0 ± 0.5 µg/mL	Beryllium, Be	100.0 ± 0.7 µg/mL
Boron, B	100.0 ± 0.7 µg/mL	Cadmium, Cd	100.0 ± 0.5 µg/mL
Chromium, Cr	100.0 ± 0.8 µg/mL	Cobalt, Co	100.0 ± 0.6 µg/mL
Copper, Cu	100.0 ± 0.5 µg/mL	Iron, Fe	100.1 ± 0.4 µg/mL
Lead, Pb	100.0 ± 0.6 µg/mL	Manganese, Mn	100.0 ± 0.5 µg/mL
Nickel, Ni	100.0 ± 0.6 µg/mL	Selenium, Se	100.0 ± 0.7 µg/mL
Silver, Ag	39.99 ± 0.18 µg/mL	Strontium, Sr	100.0 ± 0.4 µg/mL
Thallium, Tl	100.0 ± 0.6 µg/mL	Thorium, Th	100.0 ± 0.5 µg/mL
Uranium, U	100.0 ± 0.5 µg/mL	Vanadium, V	100.0 ± 0.5 µg/mL
Zinc, Zn	100.0 ± 0.5 µg/mL		

Density: 1.033 g/mL (measured at 20 ± 4 °C)

Assay Information:

ANALYTE	METHOD	NIST SRM#	SRM LOT#
Ag	ICP Assay	3151	160729
Ag	Volhard	999c	999c
Al	ICP Assay	3101a	140903
Al	EDTA	928	928
As	ICP Assay	3103a	100818
B	ICP Assay	3107	110830
Ba	ICP Assay	3104a	140909
Ba	Gravimetric		See Sec. 4.2
Be	ICP Assay	3105a	090514
Cd	ICP Assay	3108	130116
Cd	EDTA	928	928
Co	ICP Assay	3113	190630
Co	EDTA	928	928
Cr	ICP Assay	3112a	170630
Cu	ICP Assay	3114	121207
Cu	EDTA	928	928
Fe	ICP Assay	3126a	140812
Fe	EDTA	928	928
Fe	Calculated		See Sec. 4.2
Mn	ICP Assay	3132	050429
Mn	EDTA	928	928
Ni	ICP Assay	3136	120619
Ni	EDTA	928	928
Pb	ICP Assay	3128	101026
Pb	EDTA	928	928
Se	ICP Assay	3149	100901
Se	Calculated		See Sec. 4.2
Sr	EDTA	928	928
Sr	ICP Assay	Traceable to 3153a	K2-SR650985
Sr	Calculated		See Sec. 4.2
Th	EDTA	928	928
Th	Calculated		See Sec. 4.2
Tl	ICP Assay	3158	151215
U	ICP Assay	3164	080521
U	Calculated		See Sec. 4.2
V	ICP Assay	3165	160906
V	EDTA	928	928
Zn	ICP Assay	3168a	120629
Zn	EDTA	928	928

The following equations are used in the calculation of the certified value and the uncertainty. Reported uncertainties represent expanded uncertainties expressed at approximately the 95% confidence level using a coverage factor of k = 2.

Characterization of CRM/RM by Two or More Methods

Certified Value, $X_{CRM/RM}$, where two or more methods of characterization are used is the weighted mean of the results:

$X_{CRM/RM} = \Sigma(w_i)(X_i)$

X_i = mean of Assay Method i with standard uncertainty $u_{char\ i}$

w_i = the weighting factors for each method calculated using the inverse square of the variance:

$w_i = (1/u_{char\ i})^2 / (\Sigma(1/(u_{char\ i})^2)$

CRM/RM Expanded Uncertainty (±) = $U_{CRM/RM} = k\,(u^2_{char} + u^2_{bb} + u^2_{lts} + u^2_{ts})^{1/2}$

k = coverage factor = 2

$u_{char} = [\Sigma((w_i)^2 (u_{char\ i})^2)]^{1/2}$ where $u_{char\ i}$ are the errors from each characterization method

u_{bb} = bottle to bottle homogeneity standard uncertainty

u_{lts} = long term stability standard uncertainty (storage)

u_{ts} = transport stability standard uncertainty

Characterization of CRM/RM by One Method

Certified Value, $X_{CRM/RM}$, where one method of characterization is used is the mean of individual results:

$X_{CRM/RM} = (X_a)(u_{char\ a})$

X_a = mean of Assay Method A with

$u_{char\ a}$ = the standard uncertainty of characterization Method A

CRM/RM Expanded Uncertainty (±) = $U_{CRM/RM} = k\,(u^2_{char\ a} + u^2_{bb} + u^2_{lts} + u^2_{ts})^{1/2}$

k = coverage factor = 2

$u_{char\ a}$ = the errors from characterization

u_{bb} = bottle to bottle homogeneity standard uncertainty

u_{lts} = long term stability standard uncertainty (storage)

u_{ts} = transport stability standard uncertainty

Certified Abundance:

IV's Certified Abundance

Isotope	Atom %
Uranium 238U	99.8 ± 0.1
Uranium 235U	0.24 ± 0.05

4.0 TRACEABILITY TO NIST

- This product is traceable to NIST via an unbroken chain of comparisons. The uncertainties for each certified value are reported, taking into account the SRM/RM uncertainty error and the measurement, weighing and volume dilution errors. In rare cases where no NIST SRM/RM are available, the term 'in-house std.' is specified.

4.1 Thermometer Calibration

- All thermometers are NIST traceable through thermometers that are calibrated by an accredited calibration laboratory.

4.2 Balance Calibration

- All analytical balances are calibrated by an accredited calibration laboratory and procedure. The weights used for testing are annually compared to master weights and are traceable to NIST.

4.3 Glassware Calibration

- An in-house procedure is used to calibrate all Class A glassware used in the manufacturing and quality control of CRM/RMs.

5.0 TRACE METALLIC IMPURITIES (TMI) DETERMINED BY ICP-MS AND ICP-OES (µg/mL)

N/A

6.0 INTENDED USE

- For the calibration of analytical instruments and validation of analytical methods as appropriate.

7.0 INSTRUCTIONS FOR THE CORRECT USE OF THIS REFERENCE MATERIAL

7.1 Storage and Handling Recommendations

- Store between approximately 4° - 30° C while in sealed TCT bag.

- While stored in the sealed TCT bag, transpiration of this CRM/RM is negligible. After opening the sealed TCT bag transpiration of the CRM/RM will occur, resulting in a gradual increase in the analyte concentration(s). It is the responsibility of the user to account for this effect. When the bottle is weighed both before and after being placed in storage, the mass difference observed will be a measure of transpiration mass loss.

- After opening the sealed TCT bag, keep cap tightly sealed when not in use and store between 4° - 24° C to minimize the effects of transpiration. Use at 20° ± 4° C to minimize volumetric dilution error when using the reported density. Do not pipette from the container. Do not return removed aliquots to container.

- For more information, visit **www.inorganicventures.com/TCT**

8.0 HAZARDOUS INFORMATION

- Please refer to the Safety Data Sheet for information regarding this CRM/RM.

9.0 HOMOGENEITY

- This solution was mixed according to an in-house procedure and is guaranteed to be homogeneous. Homogeneity data indicate that the end user should take a minimum sample size of 0.2 mL to assure homogeneity.

10.0 QUALITY STANDARD DOCUMENTATION

10.1 ISO 9001 Quality Management System Registration

- QSR Certificate Number QSR-1034

10.2 ISO/IEC 17025 "General Requirements for the Competence of Testing and Calibration Laboratories"

- Chemical Testing - Accredited / A2LA Certificate Number 883.01

10.3 ISO 17034 "General Requirements for the Competence of Reference Material Producers"

- Reference Material Producer - Accredited / A2LA Certificate Number 883.02

Inorganic Ventures, 300 Technology Drive, Christiansburg, Va. 24073, USA; Telephone: 800.669.6799; 540.585.3030, Fax: 540.585.3012; inorganicventures.com; info@inorganicventures.com

11.0 CERTIFICATION, LOT EXPIRATION AND PERIOD OF VALIDITY

11.1 Certification Issue Date

April 21, 2021

- The certification is valid within the measurement uncertainty specified provided the CRM/RM is stored and handled in accordance with instructions given in Sec 7.1. This certification is nullified if instructions in Sec 7.1 are not followed or if the CRM/RM is damaged, contaminated, or otherwise modified.

11.2 Lot Expiration Date

- April 21, 2025

- The date after which this CRM/RM should not be used.

- The lot expiration date reflects the period of time that the stability of a CRM/RM can be supported by long term stability studies conducted on properly stored and handled CRM/RMs. Lot expiration is limited primarily by transpiration (loss of water from the solution) and infrequently by chemical stability.

11.3 Period of Validity

- Sealed TCT Bag Open Date: _____

- This CRM/RM should not be used longer than one year (or six months in the case of a 30 mL bottle) from the date of opening the aluminized bag or after the date given in Sec. 11.2, whichever comes first. This is contingent upon the CRM/RM being stored and handled in accordance with the instructions given in Sec. 7.1.

12.0 NAMES AND SIGNATURES OF CERTIFYING OFFICERS

Certificate Approved By:

Michael Booth
Director, Quality Control

Michael J Booth

Certifying Officer:

Paul Gaines
Chairman / Senior Technical Director

Paul R Gaines

Energy Laboratories Inc

Standard LOG

Standard ID:	ME211118 MSCAL-5A		
Standard Name	EL-MSCAL-5A	Type:	Primary
Date Prepared	11/18/2021	BY:	Stacy R. Hendricks
Date Expires:	11/18/2022		
Department	ME	Status:	Open
Vendor:	Inorganic Ventures		
Lot Number:	P2-MEB687200		
Balance ID:			
Comments:	Opened 11/18/2021; Expires 11/18/2022		

Chemical / Solvent Used	BottleNo	Amt	Units	Expires
Multi Analyte Custom Grade Solution	13175	500	mL	11/18/2022

Final Volume:
500 mL

Stock Source	**Base Units**	**Amount Added**
Analytes	**CAS**	Conc: **ug/mL**

Page:*1 of 1*

INORGANIC VENTURES
300 Technology Drive
Christiansburg, VA 24073 · USA
inorganicventures.com

CERTIFICATE OF ANALYSIS

tel: 800.669.6799 · 540.585.3030
fax: 540.585.3012
info@inorganicventures.com

1.0 ACCREDITATION / REGISTRATION

INORGANIC VENTURES is accredited to ISO 17034, "General Requirements for the Competence of Reference Material Producers" and ISO/IEC 17025, "General Requirements for the Competence of Testing and Calibration Laboratories". Inorganic Ventures is also an ISO 9001 registered manufacturer (QSR Certificate Number QSR-1034).

ACCREDITED Testing Laboratory Certificate 883.01
ACCREDITED Reference Material Producer Certificate 883.02

2.0 PRODUCT DESCRIPTION

Product Code:	Multi Analyte Custom Grade Solution
Catalog Number:	EL-MSCAL-5A
Lot Number:	P2-MEB687200
Matrix:	3% (v/v) HNO3
Value / Analyte(s):	5 000 µg/mL ea: Calcium, Potassium, Magnesium, Sodium,
	500 µg/mL ea: Phosphorus, Iron,
	250 µg/mL ea: Lithium

3.0 CERTIFIED VALUES AND UNCERTAINTIES

ANALYTE	CERTIFIED VALUE	ANALYTE	CERTIFIED VALUE
Calcium, Ca	**5 000 ± 20 µg/mL**	**Iron, Fe**	**499.9 ± 2.1 µg/mL**
Lithium, Li	**250.0 ± 1.1 µg/mL**	**Magnesium, Mg**	**5 000 ± 21 µg/mL**
Phosphorus, P	**499.8 ± 2.5 µg/mL**	**Potassium, K**	**5 000 ± 18 µg/mL**
Sodium, Na	**5 000 ± 18 µg/mL**		

Density: 1.076 g/mL (measured at 20 ± 4 °C)

Assay Information:

ID #: 13175
Opened:
Multi Analyte Custom Grade Solution
Expires: 12/2/2023
Rec'd: 10/12/2020
Energy Laboratories Inc 1120 So. 27th Street
Billings MT 59107

ANALYTE	METHOD	NIST SRM#	SRM LOT#
Ca	ICP Assay	3109a	130213
Ca	EDTA	928	928
Fe	ICP Assay	3126a	140812
Fe	EDTA	928	928
K	ICP Assay	3141a	140813
K	Gravimetric		See Sec. 4.2
Li	ICP Assay	3129a	100714
Li	Gravimetric		See Sec. 4.2
Mg	ICP Assay	3131a	140110
Mg	EDTA	928	928
Na	ICP Assay	3152a	120715
Na	Gravimetric		See Sec. 4.2
P	ICP Assay	3139a	060717
P	Acidimetric	84L	84L

The following equations are used in the calculation of the certified value and the uncertainty. Reported uncertainties represent expanded uncertainties expressed at approximately the 95% confidence level using a coverage factor of k = 2.

Characterization of CRM/RM by Two or More Methods

Certified Value, $X_{CRM/RM}$, where two or more methods of characterization are used is the weighted mean of the results:

$X_{CRM/RM} = \Sigma(w_i)(X_i)$

X_i = mean of Assay Method i with standard uncertainty $u_{char\ i}$

w_i = the weighting factors for each method calculated using the inverse square of the variance:

$w_i = (1/u_{char\ i})^2 / (\Sigma(1/(u_{char\ i})^2)$

CRM/RM Expanded Uncertainty (±) = $U_{CRM/RM} = k\,(u^2_{char} + u^2_{bb} + u^2_{lts} + u^2_{ts})^{1/2}$

k = coverage factor = 2

$u_{char} = [\Sigma((w_i)^2 (u_{char\ i})^2)]^{1/2}$ where $u_{char\ i}$ are the errors from each characterization method

u_{bb} = bottle to bottle homogeneity standard uncertainty

u_{lts} = long term stability standard uncertainty (storage)

u_{ts} = transport stability standard uncertainty

Characterization of CRM/RM by One Method

Certified Value, $X_{CRM/RM}$, where one method of characterization is used is the mean of individual results:

$X_{CRM/RM} = (X_a)(u_{char\ a})$

X_a = mean of Assay Method A with

$u_{char\ a}$ = the standard uncertainty of characterization Method A

CRM/RM Expanded Uncertainty (±) = $U_{CRM/RM} = k\,(u^2_{char\ a} + u^2_{bb} + u^2_{lts} + u^2_{ts})^{1/2}$

k = coverage factor = 2

$u_{char\ a}$ = the errors from characterization

u_{bb} = bottle to bottle homogeneity standard uncertainty

u_{lts} = long term stability standard uncertainty (storage)

u_{ts} = transport stability standard uncertainty

4.0 TRACEABILITY TO NIST

- This product is traceable to NIST via an unbroken chain of comparisons. The uncertainties for each certified value are reported, taking into account the SRM/RM uncertainty error and the measurement, weighing and volume dilution errors. In rare cases where no NIST SRM/RM are available, the term 'in-house std.' is specified.

4.1 Thermometer Calibration

- All thermometers are NIST traceable through thermometers that are calibrated by an accredited calibration laboratory.

4.2 Balance Calibration

- All analytical balances are calibrated by an accredited calibration laboratory and procedure. The weights used for testing are annually compared to master weights and are traceable to NIST.

4.3 Glassware Calibration

- An in-house procedure is used to calibrate all Class A glassware used in the manufacturing and quality control of CRM/RMs.

5.0 TRACE METALLIC IMPURITIES (TMI) DETERMINED BY ICP-MS AND ICP-OES (µg/mL)

N/A

6.0 INTENDED USE

- For the calibration of analytical instruments and validation of analytical methods as appropriate.

7.0 INSTRUCTIONS FOR THE CORRECT USE OF THIS REFERENCE MATERIAL

7.1 Storage and Handling Recommendations

- Store between approximately 4° - 30° C while in sealed outer bag.

- While stored in the sealed outer bag, transpiration of this CRM/RM is negligible. After opening the sealed outer bag transpiration of the CRM/RM will occur, resulting in a gradual increase in the analyte concentration(s). It is the responsibility of the user to account for this effect. When the bottle is weighed both before and after being placed in storage, the mass difference observed will be a measure of transpiration mass loss.

- After opening the sealed outer bag, keep cap tightly sealed when not in use and store between 4° - 24° C to minimize the effects of transpiration. Use at 20° ± 4° C to minimize volumetric dilution error when using the reported density. Do not pipette from the container. Do not return removed aliquots to container.

8.0 HAZARDOUS INFORMATION

- Please refer to the Safety Data Sheet for information regarding this CRM/RM.

9.0 HOMOGENEITY

- This solution was mixed according to an in-house procedure and is guaranteed to be homogeneous. Homogeneity data indicate that the end user should take a minimum sample size of 0.2 mL to assure homogeneity.

10.0 QUALITY STANDARD DOCUMENTATION

10.1 ISO 9001 Quality Management System Registration

- QSR Certificate Number QSR-1034

10.2 ISO/IEC 17025 "General Requirements for the Competence of Testing and Calibration Laboratories"

- Chemical Testing - Accredited / A2LA Certificate Number 883.01

10.3 ISO 17034 "General Requirements for the Competence of Reference Material Producers"

- Reference Material Producer - Accredited / A2LA Certificate Number 883.02

Inorganic Ventures, 300 Technology Drive, Christiansburg, Va. 24073, USA; Telephone: 800.669.6799; 540.585.3030, Fax: 540.585.3012; inorganicventures.com; info@inorganicventures.com

11.0 CERTIFICATION, EXPIRATION AND PERIOD OF VALIDITY

11.1 Certification Issue Date

December 02, 2019

- The certification is valid within the measurement uncertainty specified provided the CRM/RM is stored and handled in accordance with instructions given in Sec 7.1. This certification is nullified if instructions in Sec 7.1 are not followed or if the CRM/RM is damaged, contaminated, or otherwise modified.

11.2 Lot Expiration Date

- December 02, 2023

- The date after which this CRM/RM should not be used.

- The lot expiration date reflects the period of time that the stability of a CRM/RM can be supported by long term stability studies conducted on properly stored and handled CRM/RMs. Lot expiration is limited primarily by transpiration (loss of water from the solution) and infrequently by chemical stability.

11.3 Period of Validity

- Sealed outer Bag Open Date: _____

- This CRM/RM should not be used longer than one year (or six months in the case of a 30 mL bottle) from the date of opening the aluminized bag or after the date given in Sec. 11.2, whichever comes first. This is contingent upon the CRM/RM being stored and handled in accordance with the instructions given in Sec. 7.1.

12.0 NAMES AND SIGNATURES OF CERTIFYING OFFICERS

Certificate Approved By:

Michael Booth
Manager, Quality Control

Michael L Booth

Certifying Officer:

Paul Gaines
CEO, Senior Technical Director

Paul R Gaines

Energy Laboratories Inc

Standard LOG

Standard ID:	ME211229A AU 2ND SOURCE		
Standard Name	Au 2nd source Stock	Type:	Primary
Date Prepared	12/29/2021	BY:	Amanda E. McDani
Date Expires:	12/29/2022		
Department	ME	Status:	Open
Vendor:	SCP Science		
Lot Number:	S211129013		
Balance ID:			
Comments:	opened 12/29/2021; expires 12/29/2022		

Chemical / Solvent Used	BottleNo	Amt	Units	Expires
ICP/ICPMS Standard Gold	14710	500	mL	12/29/2022

Final Volume:
500 mL

Stock Source	**Base Units**	**Amount Added**	
Analytes	**CAS**	Conc:	**ug/mL**

Page:*1 of 1*

ID #: 14710
Opened:
ICP/ICPMS Standard Gold
Expires: 12/31/2023
Rec'd: 12/29/2021
Energy Laboratories Inc 1120 So. 27th Street
Billings MT 59107

SCP SCIENC
Providing Innovative Solutions to Analytical

Certificate of Analysis

1.0 DESCRIPTION:

	***Plasma*CAL ICP/ICPMS Standard - Gold 1000 µg/ml**
Catalogue Number:	140-052-790/-791/-795
Starting Material:	Gold Metal 99.99+%
Lot Number:	**S211129013**
Matrix:	10% HCl (See Section 3 for actual matrix)
Expiration Date (End of month):	**December 2023** (or 15 months after bottle is opened, whichever comes first)

Au

2.0 CERTIFIED VALUES AND ASSOCIATED UNCERTAINTY:

Certified Concentration: **1001 µg/ml +/- 4 µg/ml**
982 µg/g +/- 4 µg/g

Method of analysis: Inductively Coupled Plasma Atomic Emission Spectroscopy (ICP-AES)

Traceability: NIST Standard Reference Material 3121 Lot: **991806**

Note: The uncertainty of the certified value has been calculated from applicable uncertainty contributors (u_i) including uncertainty established during characterization of the material (u_{char}), the between bottle variation (u_{bb}), short-term stability (u_{sts}) and long-term stability (u_{lts}) according to the model $u_c = \sqrt{(u_{char}^2 + u_{bb}^2 + u_{sts}^2 + u_{lts}^2)}$. This combined uncertainty has been further multiplied by a coverage factor (k) of 2 to provide a 95% confidence interval.

3.0 REFERENCE VALUES:

Density: **1.019 g/ml @ 22.4 °C**
Actual Matrix: **10.0% (v/v) HCl**

Trace Metal Impurities as tested by ICP-MS:

Element	Conc. (ppm)	Element	Conc. (ppm)	Element	Conc. (ppm)	Element	Conc. (ppm)
Ag	**0.3851**	Fe	<0.0090	Nd	<0.0010	Sn	<0.0010
Al	**0.0062**	Ga	<0.0010	Ni	<0.0010	Sr	<0.0025
As	<0.0010	Gd	<0.0010	Os	<0.0010	Ta	<0.0010
Au	N/A	Ge	<0.0010	P	<0.0132	Tb	<0.0010
B	<0.0015	Hf	<0.0010	Pb	<0.0010	Te	<0.0010
Ba	<0.0010	Hg	*	Pd	**0.0434**	Th	<0.0010
Be	<0.0010	Ho	<0.0010	Pr	<0.0010	Ti	<0.0012
Bi	<0.0010	In	<0.0010	Pt	**0.0048**	Tl	<0.0011
Ca	<0.0135	Ir	<0.0010	Rb	<0.0010	Tm	<0.0010
Cd	<0.0010	K	**0.0362**	Re	<0.0010	U	<0.0010
Ce	<0.0010	La	<0.0010	Rh	<0.0010	V	<0.0010
Co	<0.0010	Li	<0.0010	Ru	<0.0010	W	<0.0020
Cr	<0.0010	Lu	<0.0010	S	*	Y	<0.0010
Cs	**0.0029**	Mg	<0.0010	Sb	<0.0010	Yb	<0.0010
Cu	**0.0023**	Mn	<0.0010	Sc	<0.0010	Zn	<0.0010
Dy	<0.0010	Mo	<0.0010	Se	<0.01	Zr	<0.0010
Er	<0.0010	Na	**0.0070**	Si	<0.1		
Eu	<0.0010	Nb	<0.0010	Sm	<0.0010	*: Not tested	

4.0 APPROVAL AND DATE OF CERTIFICATION:

Certification Approval: Daniel Boisvert, Chemist
Certification Date: December 10, 2021

Daniel Boisvert

ACCREDITED
Reference Material Producer
CERTIFICATE 2885.01

5.0 INTENDED USE / *UTILISATION PRÉVUE*:

- ICP Standards: For the calibration of, including but not limited to: ICP-AES, ICP-MS, FAAS, GFAA, XRF and DCP. / *Étalons ICP : Pour l'étalonnage d'instruments de mesure tels que: ICP-AES, ICP-MS, FAAS, GFAA, XRF et DCP.*
- AA Standards: For the calibration of Flame (FAAS) and Graphite Furnace (GFAA) Atomic Absorption Spectrometers. / *Étalons AA : Pour l'étalonnage de spectromètres d'absorption atomique flamme (GFAA) et four au graphite (GFAA).*
- Matrix Modifiers: For the optimization of analytical conditions to provide better Graphite Furnace Atomic Absorption (GFAA) instrument response and improved detection limits. / *Modificateur de matrice : Pour l'optimisation des conditions analytiques afin de fournir des meilleurs réponses instrumentales et limites de détection pour SAA four au graphite.*
- pH Standards: For the calibrating pH meters or for other wet chemistry applications. / *Étalons pH : Pour étalonnage de pH mètres et autres applications de chimie humide.*
- Conductivity Standards: For electrolytic conductivity measurement as a calibration standard. / *Étalons de conductivité : Comme étalon pour les mesures de conductivité électrolytiques.*
- IC Standards: for calibration of, but not limited to IC, HPLC, TLC, ISE, IR, NMR, MS, UV/VIS or other wet chemistry applications. / *Étalons IC : Pour étalonnage d'instruments tels que : IC, HPLC, TLC, ISE, IR, NMR, MS, UV/VIS et autres applications de chimie humide.*

For any inquiries, please contact **SCP SCIENCE**. / *Pour toute question, veuillez contacter **SCP SCIENCE**.*

6.0 INSTRUCTIONS FOR USE / *INSTRUCTIONS D'UTILISATION*:

Handling and Storage / Manutention et entreposage: Keep product tightly capped when not in use. The solution should be opened for a minimum amount of time necessary to dispense the amount required. Do not pipet or use directly from container. Do not return unused portions back to container. Store under normal laboratory conditions. Avoid exposure to excessive sources of heat and humidity or direct sunlight. / *Garder les contenants bien fermés lorsque non utilisés. Le contenant devrait être ouvert seulement pour le temps requis afin de prélever la quantité nécessaire. Ne pas pipetter ou utiliser directement du contenant. Ne pas retourner les portions non-utilisées dans le contentant. Conserver dans des conditions normales de laboratoire. Éviter l'exposition à des sources de chaleur et d'humidité excessives ou à l'exposition solaire directe.*

Stability / *Stabilité*: This Standard is guaranteed to be stable and accurate to within the specified uncertainty of measurement up to the unopened expiry date, if sealed, or up to the opened expiry date (when indicated), whichever comes first, provided the solution is kept tightly capped and stored under the indicated storage conditions. Purchasers will be notified of any significant changes resulting in re-certification or withdrawal of the product prior to the expiration date. / *La stabilité et l'exactitude de cet étalon sont garanties d'être à l'intérieur de l'incertitude de mesure, jusqu'à la date d'expiration de la bouteille non-ouverte, si scellée, ou jusqu'à la date d'expiration de la bouteille ouverte (si indiquée), en présumant que le contenant est maintenu fermé et gardé dans les conditions d'entreposage indiquées. Les acheteurs seront avisés dans le cas où il y aura des changements significatifs nécessitant une re-certification ou un rappel du produit avant la date d'expiration.*

7.0 HAZARDOUS INFORMATION / *INFORMATION SUR LES RISQUES POTENTIELS*:

Please refer to the associated Safety Data Sheet (SDS) for information regarding this product (available at www.SCPSCIENCE.com). / *SVP vous référer à la Fiche Signalétique applicable pour de l'information sur ce produit (Disponible à www.SCPSCIENCE.com).*

8.0 HOMOGENEITY / *HOMOGÉNÉITÉ:*

This solution has been blended according to an in-house procedure and its homogeneity is guaranteed to be fit for purpose when a sample size sufficient for the intended method of analysis is used. / *Cette solution a été préparée selon une procédure maison et nous assurons que sa homogénéité est approprié à l'emploi lorsqu'un échantillon suffisant pour la méthode d'analyse prévue est utilisé.*

9.0 TRACEABILITY / *TRAÇABILITÉ*:

This CRM (Certified Reference Material) is traceable to the NIST SRM (Standard Reference Material) indicated in section 2 through an unbroken chain of comparisons. In addition, balances used are regularly calibrated using weights which are traceable to NIST (National Institute of Standards and Technology) or NRC (National Research Council of Canada) standards. All conductivity meters used to analyze this standard have been regularly calibrated using a NIST or NRC traceable Thermometer and standards. All pH meters used to analyze this standard have been regularly calibrated using a NIST or NRC traceable thermometer and pH/MV simulator. / *Ce matériel de référence certifié est traçable au Matériel de Référence Standardisé de NIST indiqué à la section 2 par une chaine de comparaison ininterrompue. De plus, les balances utilisées sont étalonnées régulièrement en utilisant des poids qui sont traçables au NIST (National Institute of Standards and Technology) ou au CRNC (Conseil National de Recherches Canada). Tout conductimètre utilisé afin d'analyser cet étalon a été sujet à un étalonnage périodique utilisant des thermomètres et étalons traçables au NIST ou CNRC. Tout pH mètre utilisé afin d'analyser cet étalon a été sujet à un étalonnage périodique utilisant des thermomètres et un simulateur pH/MV traçables au NIST ou au CNRC.*

10.0 PREPARATION / *PRÉPARATION:*

For the preparation of these solutions, 18 meghom/cm double deionized water, high-purity acids and glassware calibrated to ASTM Class A specifications are used. / *Une eau de 18 meghom/cm doublement déionisé, de l'acide de haute pureté, ainsi que de la verrerie étalonnée afin de satisfaire les spécifications Classe A de ASTM ont été utilisés pour la préparation de cet étalon.*

11.0 QUALITY SYSTEM CERTIFICATIONS / *CERTIFICATIONS DE SYSTÈME QUALITÉ:*

ISO 9001 Certification / *Certification ISO 9001*: This standard was produced in a facility which operates under a **registered** ISO 9001 Quality Management System. Please consult our web site for a copy of the most recent revision of our certificate of registration. / *Cet étalon a été fabriqué dans un laboratoire qui utilise un Système de Gestion de la Qualité **enregistré** à la norme ISO 9001. Veuillez consulter notre site web pour obtenir la version la plus récente de notre certificat d'enregistrement.*

ISO 17025 Accreditation / *Accréditation ISO 17025*: **SCP SCIENCE (Corporate Headquarters)** operates an ISO 17025 **accredited** laboratory. Please consult our web site for a copy of the most recent revision of our certificate and scope of accreditation. / ***SCP SCIENCE (Siège social)** est **accréditée** ISO 17025. Veuillez consulter notre site web afin d'obtenir la plus récente version de notre certificat d'accréditation ainsi que la portée de notre accréditation.*

ISO 17034 Accreditation / *Accréditation ISO 17034* : **SCP SCIENCE (Corporate Headquarters)** is an ISO 17034 accredited Reference Material Producer. Please consult our website for a copy of our most recent certificate and scope of accreditation. / ***SCP SCIENCE (Siège social)** est un Fabricant de Matériaux de Référence Accrédité ISO 17034. Veuillez consulter notre site web afin d'obtenir la plus récente version de notre certificat d'accréditation ainsi que la portée de notre accréditation.*

CORPORATE HEADQUARTERS
21800 Clark Graham
Baie D'Urfé (Montréal), Quebec,
H9X 4B6 Canada
Phone: +1 (800) 361-6820
Fax: +1 (800) 253-5549

USA
3rd Party Distribution Center
348 Route 11, Champlain,
N.Y. 12919-4816
Phone: +1 (800) 361-6820
Fax: +1 (800) 253-5549

FRANCE
12 Ave. de Québec, Bat. IRIS
91140, Villebon-sur-Yvette
Phone: +33 (0) 1 69 18 71 17
Fax: +33 (0) 1 60 92 05 67

GERMANY
Alte Marktoberdorfer Straße 14, 87616
Marktoberdorf
Phone: +49 (0) 8342-89560-61
Fax: +49 (0) 8342-89560-69

Energy Laboratories Inc

Standard LOG

Standard ID:	ME220112 100 PPB STANDARD		
Standard Name	100 ppb Standard	Type:	Secondary
Date Prepared	1/12/2022	BY:	Cindy Rohrer
Date Expires:	11/18/2022		
Department	ME	Status:	Open
Vendor:	Inorganic Ventures		
Lot Number:			
Balance ID:			
Comments:	Made Fresh Daily		

Chemical / Solvent Used	BottleNo	Amt	Units	Expires
Hydrochloric Acid E1421	14721	0.25	mL	1/4/2027
Nitric Acid 69.0- 70.0% D0521	14626	0.5	mL	12/14/2026
Milli-Q H2O	391	48.335	mL	6/1/2100

Final Volume:
50 mL

Stock Source		**Base Units**	**Amount Added**
ME211221 MSCAL	MSCAL 3C	ug/mL	0.05 mL
ME211118 MSCAL	EL-MSCAL-5A	ug/mL	0.25 mL
ME220105 HgPrim	Primary Hg Stock 2 PPM	ug/mL	0.05 mL
ME211208 MSCAL	MSCAL 2B	ug/mL	0.05 mL
ME211229A AU 2n	Au 2nd source Stock	ug/mL	0.01 mL
ME220110 Ce, La	Ce, La Primary	ug/mL	0.05 mL

Analytes	**CAS**	Conc:	**mg/L**

Energy Laboratories Inc

Standard LOG

Standard ID:	ME211221 MSCAL 3C		
Standard Name	MSCAL 3C	Type:	Primary
Date Prepared	12/21/2021	BY:	Stacy R. Hendricks
Date Expires:	12/21/2022		
Department	ME	Status:	Open
Vendor:	Inorganic Ventures		
Lot Number:	S2-MEB700780		
Balance ID:			
Comments:	Opened 12/21/21; expires 12/21/22		

Chemical / Solvent Used	BottleNo	Amt	Units	Expires
Multi Analyte Custom Grade Solution	13473	250	mL	12/21/2022

Final Volume:
250 mL

Stock Source	**Base Units**	**Amount Added**
Analytes	**CAS**	Conc: **ug/mL**

Page:*1 of 1*

INORGANIC VENTURES

CERTIFICATE OF ANALYSIS

1900 Technology Drive
Christiansburg, VA 24073 USA
www.inorganicventures.com
Tel: 800.669.6799 540.585.3030
Fax: 540.585.9012
info@inorganicventures.com

1.0 ACCREDITATION / REGISTRATION

INORGANIC VENTURES is accredited to ISO 17034, "General Requirements for the Competence of Reference Material Producers" and ISO/IEC 17025, "General Requirements for the Competence of Testing and Calibration Laboratories". Inorganic Ventures is also an ISO 9001 registered manufacturer (QSR Certificate Number QSR-1034).

ACCREDITED Testing Laboratory Certificate 883.01 — ACCREDITED Reference Material Producer Certificate 883.02

2.0 PRODUCT DESCRIPTION

Product Code:	Multi Analyte Custom Grade Solution
Catalog Number:	EL-MSCAL-3C
Lot Number:	S2-MEB700780
Matrix:	3% (v/v) HNO3 tr. HF
Value / Analyte(s):	400 µg/mL ea: Silicon, 100 µg/mL ea: Tin, Titanium, Molybdenum, Antimony

1-6-2025

ID #: 13473
Opened:_____
Multi Analyte Custom Grade Solution
Expires: 1/6/2025
Rec'd: 1/15/2021
Energy Laboratories Inc 1120 So. 27th Street
Billings MT 59107

3.0 CERTIFIED VALUES AND UNCERTAINTIES

ANALYTE	CERTIFIED VALUE	ANALYTE	CERTIFIED VALUE
Antimony, Sb	100.0 ± 0.8 µg/mL	Molybdenum, Mo	100.0 ± 0.6 µg/mL
Silicon, Si	399.9 ± 3.0 µg/mL	Tin, Sn	100.0 ± 0.6 µg/mL
Titanium, Ti	100.0 ± 0.7 µg/mL		

Density: 1.018 g/mL (measured at 20 ± 4 °C)

Assay Information:

ANALYTE	METHOD	NIST SRM#	SRM LOT#
Mo	ICP Assay	3134	130418
Sb	ICP Assay	3102a	140911
Si	ICP Assay	3150	130912
Sn	ICP Assay	3161a	140917
Ti	ICP Assay	3162a	130925

The following equations are used in the calculation of the certified value and the uncertainty. Reported uncertainties represent expanded uncertainties expressed at approximately the 95% confidence level using a coverage factor of k = 2.

Characterization of CRM/RM by Two or More Methods

Certified Value, $X_{CRM/RM}$, where two or more methods of characterization are used is the weighted mean of the results:

$X_{CRM/RM} = \Sigma(w_i)(X_i)$

X_i = mean of Assay Method i with standard uncertainty $u_{char\ i}$

w_i = the weighting factors for each method calculated using the inverse square of the variance:

$w_i = (1/u_{char\ i})^2 / (\Sigma(1/(u_{char\ i})^2)$

CRM/RM Expanded Uncertainty (±) = $U_{CRM/RM} = k\,(u^2_{char} + u^2_{bb} + u^2_{lts} + u^2_{ts})^{1/2}$

k = coverage factor = 2

$u_{char} = [\Sigma((w_i)^2 (u_{char\ i})^2)]^{1/2}$ where $u_{char\ i}$ are the errors from each characterization method

u_{bb} = bottle to bottle homogeneity standard uncertainty

u_{lts} = long term stability standard uncertainty (storage)

u_{ts} = transport stability standard uncertainty

Characterization of CRM/RM by One Method

Certified Value, $X_{CRM/RM}$, where one method of characterization is used is the mean of individual results:

$X_{CRM/RM} = (X_a)(u_{char\ a})$

X_a = mean of Assay Method A with

$u_{char\ a}$ = the standard uncertainty of characterization Method A

CRM/RM Expanded Uncertainty (±) = $U_{CRM/RM} = k\,(u^2_{char\ a} + u^2_{bb} + u^2_{lts} + u^2_{ts})^{1/2}$

k = coverage factor = 2

$u_{char\ a}$ = the errors from characterization

u_{bb} = bottle to bottle homogeneity standard uncertainty

u_{lts} = long term stability standard uncertainty (storage)

u_{ts} = transport stability standard uncertainty

4.0 TRACEABILITY TO NIST

- This product is traceable to NIST via an unbroken chain of comparisons. The uncertainties for each certified value are reported, taking into account the SRM/RM uncertainty error and the measurement, weighing and volume dilution errors. In rare cases where no NIST SRM/RM are available, the term 'in-house std.' is specified.

4.1 Thermometer Calibration

- All thermometers are NIST traceable through thermometers that are calibrated by an accredited calibration laboratory.

4.2 Balance Calibration

- All analytical balances are calibrated by an accredited calibration laboratory and procedure. The weights used for testing are annually compared to master weights and are traceable to NIST.

4.3 Glassware Calibration

- An in-house procedure is used to calibrate all Class A glassware used in the manufacturing and quality control of CRM/RMs.

5.0 TRACE METALLIC IMPURITIES (TMI) DETERMINED BY ICP-MS AND ICP-OES (µg/mL)

N/A

6.0 INTENDED USE

- For the calibration of analytical instruments and validation of analytical methods as appropriate.

7.0 INSTRUCTIONS FOR THE CORRECT USE OF THIS REFERENCE MATERIAL

7.1 Storage and Handling Recommendations

- Store between approximately 4° - 30° C while in sealed TCT bag.

- While stored in the sealed TCT bag, transpiration of this CRM/RM is negligible. After opening the sealed TCT bag transpiration of the CRM/RM will occur, resulting in a gradual increase in the analyte concentration(s). It is the responsibility of the user to account for this effect. When the bottle is weighed both before and after being placed in storage, the mass difference observed will be a measure of transpiration mass loss.

- After opening the sealed TCT bag, keep cap tightly sealed when not in use and store between 4° - 24° C to minimize the effects of transpiration. Use at 20° ± 4° C to minimize volumetric dilution error when using the reported density. Do not pipette from the container. Do not return removed aliquots to container.

- For more information, visit **www.inorganicventures.com/TCT**

HF Note: This standard should not be prepared or stored in glass.

8.0 HAZARDOUS INFORMATION

- Please refer to the Safety Data Sheet for information regarding this CRM/RM.

9.0 HOMOGENEITY

- This solution was mixed according to an in-house procedure and is guaranteed to be homogeneous. Homogeneity data indicate that the end user should take a minimum sample size of 0.2 mL to assure homogeneity.

10.0 QUALITY STANDARD DOCUMENTATION

10.1 ISO 9001 Quality Management System Registration

- QSR Certificate Number QSR-1034

10.2 ISO/IEC 17025 "General Requirements for the Competence of Testing and Calibration Laboratories"

- Chemical Testing - Accredited / A2LA Certificate Number 883.01

10.3 ISO 17034 "General Requirements for the Competence of Reference Material Producers"

- Reference Material Producer - Accredited / A2LA Certificate Number 883.02

Inorganic Ventures, 300 Technology Drive, Christiansburg, Va. 24073, USA; Telephone: 800.669.6799; 540.585.3030, Fax: 540.585.3012; inorganicventures.com; info@inorganicventures.com

11.0 CERTIFICATION, LOT EXPIRATION AND PERIOD OF VALIDITY

11.1 Certification Issue Date

January 06, 2021

- The certification is valid within the measurement uncertainty specified provided the CRM/RM is stored and handled in accordance with instructions given in Sec 7.1. This certification is nullified if instructions in Sec 7.1 are not followed or if the CRM/RM is damaged, contaminated, or otherwise modified.

11.2 Lot Expiration Date

- January 06, 2025

- The date after which this CRM/RM should not be used.

- The lot expiration date reflects the period of time that the stability of a CRM/RM can be supported by long term stability studies conducted on properly stored and handled CRM/RMs. Lot expiration is limited primarily by transpiration (loss of water from the solution) and infrequently by chemical stability.

11.3 Period of Validity

- Sealed TCT Bag Open Date: _____

- This CRM/RM should not be used longer than one year (or six months in the case of a 30 mL bottle) from the date of opening the aluminized bag or after the date given in Sec. 11.2, whichever comes first. This is contingent upon the CRM/RM being stored and handled in accordance with the instructions given in Sec. 7.1.

12.0 NAMES AND SIGNATURES OF CERTIFYING OFFICERS

Certificate Approved By:

Michael Booth
Director, Quality Control

Michael L Booth

Certifying Officer:

Paul Gaines
Chairman / Senior Technical Director

Paul R Gaines

Energy Laboratories Inc

Standard LOG

Standard ID:	ME211118 MSCAL-5A		
Standard Name	EL-MSCAL-5A	Type:	Primary
Date Prepared	11/18/2021	BY:	Stacy R. Hendricks
Date Expires:	11/18/2022		
Department	ME	Status:	Open
Vendor:	Inorganic Ventures		
Lot Number:	P2-MEB687200		
Balance ID:			
Comments:	Opened 11/18/2021; Expires 11/18/2022		

Chemical / Solvent Used	BottleNo	Amt	Units	Expires
Multi Analyte Custom Grade Solution	13175	500	mL	11/18/2022

Final Volume:
500 mL

Stock Source	**Base Units**	**Amount Added**
Analytes	**CAS**	Conc: **ug/mL**

Page:*1 of 1*

INORGANIC VENTURES
300 Technology Drive
Christiansburg, VA 24073 · USA
inorganicventures.com

CERTIFICATE OF ANALYSIS

tel: 800.669.6799 · 540.585.3030
fax: 540.585.3012
info@inorganicventures.com

1.0 ACCREDITATION / REGISTRATION

INORGANIC VENTURES is accredited to ISO 17034, "General Requirements for the Competence of Reference Material Producers" and ISO/IEC 17025, "General Requirements for the Competence of Testing and Calibration Laboratories". Inorganic Ventures is also an ISO 9001 registered manufacturer (QSR Certificate Number QSR-1034).

ACCREDITED Testing Laboratory Certificate 883.01
ACCREDITED Reference Material Producer Certificate 883.02

2.0 PRODUCT DESCRIPTION

Product Code:	Multi Analyte Custom Grade Solution
Catalog Number:	EL-MSCAL-5A
Lot Number:	P2-MEB687200
Matrix:	3% (v/v) HNO3
Value / Analyte(s):	5 000 µg/mL ea: Calcium, Potassium, Magnesium, Sodium,
	500 µg/mL ea: Phosphorus, Iron,
	250 µg/mL ea: Lithium

3.0 CERTIFIED VALUES AND UNCERTAINTIES

ANALYTE	CERTIFIED VALUE	ANALYTE	CERTIFIED VALUE
Calcium, Ca	**5 000 ± 20 µg/mL**	**Iron, Fe**	**499.9 ± 2.1 µg/mL**
Lithium, Li	**250.0 ± 1.1 µg/mL**	**Magnesium, Mg**	**5 000 ± 21 µg/mL**
Phosphorus, P	**499.8 ± 2.5 µg/mL**	**Potassium, K**	**5 000 ± 18 µg/mL**
Sodium, Na	**5 000 ± 18 µg/mL**		

Density: 1.076 g/mL (measured at 20 ± 4 °C)

Assay Information:

ID #: 13175
Opened:
Multi Analyte Custom Grade Solution
Expires: 12/2/2023
Rec'd: 10/12/2020
Energy Laboratories Inc 1120 So. 27th Street
Billings MT 59107

ANALYTE	METHOD	NIST SRM#	SRM LOT#
Ca	ICP Assay	3109a	130213
Ca	EDTA	928	928
Fe	ICP Assay	3126a	140812
Fe	EDTA	928	928
K	ICP Assay	3141a	140813
K	Gravimetric		See Sec. 4.2
Li	ICP Assay	3129a	100714
Li	Gravimetric		See Sec. 4.2
Mg	ICP Assay	3131a	140110
Mg	EDTA	928	928
Na	ICP Assay	3152a	120715
Na	Gravimetric		See Sec. 4.2
P	ICP Assay	3139a	060717
P	Acidimetric	84L	84L

The following equations are used in the calculation of the certified value and the uncertainty. Reported uncertainties represent expanded uncertainties expressed at approximately the 95% confidence level using a coverage factor of k = 2.

Characterization of CRM/RM by Two or More Methods

Certified Value, $X_{CRM/RM}$, where two or more methods of characterization are used is the weighted mean of the results:

$X_{CRM/RM} = \Sigma(w_i)(X_i)$

X_i = mean of Assay Method i with standard uncertainty $u_{char\ i}$

w_i = the weighting factors for each method calculated using the inverse square of the variance:

$w_i = (1/u_{char\ i})^2 / (\Sigma(1/(u_{char\ i})^2)$

CRM/RM Expanded Uncertainty (±) = $U_{CRM/RM} = k\,(u^2_{char} + u^2_{bb} + u^2_{lts} + u^2_{ts})^{1/2}$

k = coverage factor = 2

$u_{char} = [\Sigma((w_i)^2 (u_{char\ i})^2)]^{1/2}$ where $u_{char\ i}$ are the errors from each characterization method

u_{bb} = bottle to bottle homogeneity standard uncertainty

u_{lts} = long term stability standard uncertainty (storage)

u_{ts} = transport stability standard uncertainty

Characterization of CRM/RM by One Method

Certified Value, $X_{CRM/RM}$, where one method of characterization is used is the mean of individual results:

$X_{CRM/RM} = (X_a)(u_{char\ a})$

X_a = mean of Assay Method A with

$u_{char\ a}$ = the standard uncertainty of characterization Method A

CRM/RM Expanded Uncertainty (±) = $U_{CRM/RM} = k\,(u^2_{char\ a} + u^2_{bb} + u^2_{lts} + u^2_{ts})^{1/2}$

k = coverage factor = 2

$u_{char\ a}$ = the errors from characterization

u_{bb} = bottle to bottle homogeneity standard uncertainty

u_{lts} = long term stability standard uncertainty (storage)

u_{ts} = transport stability standard uncertainty

4.0 TRACEABILITY TO NIST

- This product is traceable to NIST via an unbroken chain of comparisons. The uncertainties for each certified value are reported, taking into account the SRM/RM uncertainty error and the measurement, weighing and volume dilution errors. In rare cases where no NIST SRM/RM are available, the term 'in-house std.' is specified.

4.1 Thermometer Calibration

- All thermometers are NIST traceable through thermometers that are calibrated by an accredited calibration laboratory.

4.2 Balance Calibration

- All analytical balances are calibrated by an accredited calibration laboratory and procedure. The weights used for testing are annually compared to master weights and are traceable to NIST.

4.3 Glassware Calibration

- An in-house procedure is used to calibrate all Class A glassware used in the manufacturing and quality control of CRM/RMs.

5.0 TRACE METALLIC IMPURITIES (TMI) DETERMINED BY ICP-MS AND ICP-OES (µg/mL)

N/A

6.0 INTENDED USE

- For the calibration of analytical instruments and validation of analytical methods as appropriate.

7.0 INSTRUCTIONS FOR THE CORRECT USE OF THIS REFERENCE MATERIAL

7.1 Storage and Handling Recommendations

- Store between approximately 4° - 30° C while in sealed outer bag.

- While stored in the sealed outer bag, transpiration of this CRM/RM is negligible. After opening the sealed outer bag transpiration of the CRM/RM will occur, resulting in a gradual increase in the analyte concentration(s). It is the responsibility of the user to account for this effect. When the bottle is weighed both before and after being placed in storage, the mass difference observed will be a measure of transpiration mass loss.

- After opening the sealed outer bag, keep cap tightly sealed when not in use and store between 4° - 24° C to minimize the effects of transpiration. Use at 20° ± 4° C to minimize volumetric dilution error when using the reported density. Do not pipette from the container. Do not return removed aliquots to container.

8.0 HAZARDOUS INFORMATION

- Please refer to the Safety Data Sheet for information regarding this CRM/RM.

9.0 HOMOGENEITY

- This solution was mixed according to an in-house procedure and is guaranteed to be homogeneous. Homogeneity data indicate that the end user should take a minimum sample size of 0.2 mL to assure homogeneity.

10.0 QUALITY STANDARD DOCUMENTATION

10.1 ISO 9001 Quality Management System Registration

- QSR Certificate Number QSR-1034

10.2 ISO/IEC 17025 "General Requirements for the Competence of Testing and Calibration Laboratories"

- Chemical Testing - Accredited / A2LA Certificate Number 883.01

10.3 ISO 17034 "General Requirements for the Competence of Reference Material Producers"

- Reference Material Producer - Accredited / A2LA Certificate Number 883.02

Inorganic Ventures, 300 Technology Drive, Christiansburg, Va. 24073, USA; Telephone: 800.669.6799; 540.585.3030, Fax: 540.585.3012; inorganicventures.com; info@inorganicventures.com

11.0 CERTIFICATION, EXPIRATION AND PERIOD OF VALIDITY

11.1 Certification Issue Date

December 02, 2019

- The certification is valid within the measurement uncertainty specified provided the CRM/RM is stored and handled in accordance with instructions given in Sec 7.1. This certification is nullified if instructions in Sec 7.1 are not followed or if the CRM/RM is damaged, contaminated, or otherwise modified.

11.2 Lot Expiration Date

- December 02, 2023

- The date after which this CRM/RM should not be used.

- The lot expiration date reflects the period of time that the stability of a CRM/RM can be supported by long term stability studies conducted on properly stored and handled CRM/RMs. Lot expiration is limited primarily by transpiration (loss of water from the solution) and infrequently by chemical stability.

11.3 Period of Validity

- Sealed outer Bag Open Date: _____

- This CRM/RM should not be used longer than one year (or six months in the case of a 30 mL bottle) from the date of opening the aluminized bag or after the date given in Sec. 11.2, whichever comes first. This is contingent upon the CRM/RM being stored and handled in accordance with the instructions given in Sec. 7.1.

12.0 NAMES AND SIGNATURES OF CERTIFYING OFFICERS

Certificate Approved By:

Michael Booth
Manager, Quality Control

Michael L Booth

Certifying Officer:

Paul Gaines
CEO, Senior Technical Director

Paul R Gaines

Energy Laboratories Inc

Spike LOG

Standard ID:	ME220105 HGPRIMARY		
Standard Name	Primary Hg Stock 2 PPM	Type:	Secondary
Date Prepared	1/5/2022	BY:	Amanda E. McDani
Date Expires:	12/29/2022		
Department	ME	Status:	Open
Vendor:	Inorganic Ventures		
Lot Number:			
Balance ID:			

Comments: Made with different HG stock than QCS

Chemical / Solvent Used	BottleNo	Amt	Units	Expires
Nitric Acid 69.0- 70.0% D0521	14626	0.5	mL	12/14/2026
Hydrochloric Acid E1421	14721	0.25	mL	1/4/2027

Final Volume:
25 mL

Stock Source		**Base Units**	**Amount Added**
ME220110HG	HG Stock	ug/mL	0.05 mL
ME211229A AU 2N	Au 2nd source Stock	ug/mL	0.05 mL

Analytes	**CAS**	Conc:	**ug/mL**

Page:*1 of 1*

Energy Laboratories Inc

Standard LOG

Standard ID:	ME220110HG		
Standard Name	HG Stock	Type:	Primary
Date Prepared	1/10/2022	BY:	Amanda E. McDani
Date Expires:	1/10/2023		
Department	ME	Status:	Open
Vendor:	SCP Science		
Lot Number:	S210729017		
Balance ID:			

Comments:

Chemical / Solvent Used	BottleNo	Amt	Units	Expires
ICP/ICPMS Standard Mercury	14711	125	mL	1/10/2023

Final Volume:
125 mL

Stock Source **Base Units** **Amount Added**

Analytes **CAS** Conc: **ug/mL**

Page:*1 of 1*

ID #: 14711
Opened:
ICP/ICPMS Standard Mercury
Expires: 7/31/2023
Rec'd: 12/29/2021
Energy Laboratories Inc 1120 So. 27th Street
Billings MT 59107

SCP SCIENCE

Providing Innovative Solutions to Analytical Chemists

rtificate of Analysis

Hg

1.0 DESCRIPTION:

	***Plasma*CAL ICP/ICPMS Standard - Mercury 1000 µg/ml**
Catalogue Number:	140-051-800/-801/-805
Starting Material:	Mercury(II) oxide 99.99+%
Lot Number:	**S210729017**
Matrix:	10% HNO_3 (See Section 3 for actual matrix)
Expiration Date (End of month):	**July 2023** (or 15 months after bottle is opened, whichever comes first)

2.0 CERTIFIED VALUES AND ASSOCIATED UNCERTAINTY:

Certified Concentration: **999 µg/ml +/- 5 µg/ml**
952 µg/g +/- 5 µg/g

Method of analysis: Inductively Coupled Plasma Atomic Emission Spectroscopy (ICP-AES)

Traceability: NIST Standard Reference Material 3133 Lot: **160921**

Note: The uncertainty of the certified value has been calculated from applicable uncertainty contributors (u_i) including uncertainty established during characterization of the material (u_{char}), the between bottle variation (u_{bb}), short-term stability (u_{sts}) and long-term stability (u_{lts}) according to the model $u_c = \sqrt{(u_{char}^2 + u_{bb}^2 + u_{sts}^2 + u_{lts}^2)}$. This combined uncertainty has been further multiplied by a coverage factor (k) of 2 to provide a 95% confidence interval.

3.0 REFERENCE VALUES:

Density: **1.050 g/ml @ 23.6 °C**
Actual Matrix: **10.0% (v/v) HNO_3**

Trace Metal Impurities as tested by ICP-MS:

Element	Conc. (ppm)	Element	Conc. (ppm)	Element	Conc. (ppm)	Element	Conc. (ppm)
Ag	<0.0010	Fe	**0.0322**	Nd	<0.0010	Sn	<0.0010
Al	**0.0042**	Ga	<0.0010	Ni	**0.0039**	Sr	<0.0025
As	<0.0010	Gd	<0.0010	Os	<0.0010	Ta	<0.0010
Au	<0.0010	Ge	<0.0010	P	<0.0132	Tb	<0.0010
B	<0.0015	Hf	<0.0010	Pb	<0.0010	Te	<0.0010
Ba	<0.0010	Hg	N/A	Pd	<0.0010	Th	<0.0010
Be	<0.0010	Ho	<0.0010	Pr	<0.0010	Ti	<0.0012
Bi	<0.0010	In	<0.0010	Pt	<0.0010	Tl	**0.0117**
Ca	<0.0135	Ir	<0.0010	Rb	<0.0010	Tm	<0.0010
Cd	<0.0010	K	<0.0024	Re	<0.0010	U	<0.0010
Ce	<0.0010	La	<0.0010	Rh	<0.0010	V	<0.0010
Co	<0.0010	Li	<0.0010	Ru	<0.0010	W	<0.0020
Cr	**0.0112**	Lu	<0.0010	S	*	Y	<0.0010
Cs	<0.0010	Mg	<0.0010	Sb	<0.0010	Yb	<0.0010
Cu	**0.0060**	Mn	<0.0010	Sc	<0.0010	Zn	<0.0010
Dy	<0.0010	Mo	<0.0010	Se	<0.0010	Zr	<0.0010
Er	<0.0010	Na	**0.0092**	Si	<0.1		
Eu	<0.0010	Nb	<0.0010	Sm	<0.0010		

*: Not tested

4.0 APPROVAL AND DATE OF CERTIFICATION:

Certification Approval: Daniel Boisvert, Chemist
Certification Date: August 12, 2021

Daniel Boisvert

5.0 INTENDED USE / *UTILISATION PRÉVUE*:

- ICP Standards: For the calibration of, including but not limited to: ICP-AES, ICP-MS, FAAS, GFAA, XRF and DCP. / *Étalons ICP : Pour l'étalonnage d'instruments de mesure tels que: ICP-AES, ICP-MS, FAAS, GFAA, XRF et DCP.*
- AA Standards: For the calibration of Flame (FAAS) and Graphite Furnace (GFAA) Atomic Absorption Spectrometers. / *Étalons AA : Pour l'étalonnage de spectromètres d'absorption atomique flamme (GFAA) et four au graphite (GFAA).*
- Matrix Modifiers: For the optimization of analytical conditions to provide better Graphite Furnace Atomic Absorption (GFAA) instrument response and improved detection limits. / *Modificateur de matrice : Pour l'optimisation des conditions analytiques afin de fournir des meilleurs réponses instrumentales et limites de détection pour SAA four au graphite.*
- pH Standards: For the calibrating pH meters or for other wet chemistry applications. / *Étalons pH : Pour étalonnage de pH mètres et autres applications de chimie humide.*
- Conductivity Standards: For electrolytic conductivity measurement as a calibration standard. / *Étalons de conductivité : Comme étalon pour les mesures de conductivité électrolytiques.*
- IC Standards: for calibration of, but not limited to IC, HPLC, TLC, ISE, IR, NMR, MS, UV/VIS or other wet chemistry applications. / *Étalons IC : Pour étalonnage d'instruments tels que : IC, HPLC, TLC, ISE, IR, NMR, MS, UV/VIS et autres applications de chimie humide.*

For any inquiries, please contact **SCP SCIENCE**. / *Pour toute question, veuillez contacter **SCP SCIENCE**.*

6.0 INSTRUCTIONS FOR USE / *INSTRUCTIONS D'UTILISATION*:

Handling and Storage / Manutention et entreposage: Keep product tightly capped when not in use. The solution should be opened for a minimum amount of time necessary to dispense the amount required. Do not pipet or use directly from container. Do not return unused portions back to container. Store under normal laboratory conditions. Avoid exposure to excessive sources of heat and humidity or direct sunlight. / *Garder les contenants bien fermés lorsque non utilisés. Le contenant devrait être ouvert seulement pour le temps requis afin de prélever la quantité nécessaire. Ne pas pipetter ou utiliser directement du contenant. Ne pas retourner les portions non-utilisées dans le contentant. Conserver dans des conditions normales de laboratoire. Éviter l'exposition à des sources de chaleur et d'humidité excessives ou à l'exposition solaire directe.*

Stability / *Stabilité*: This Standard is guaranteed to be stable and accurate to within the specified uncertainty of measurement up to the unopened expiry date, if sealed, or up to the opened expiry date (when indicated), whichever comes first, provided the solution is kept tightly capped and stored under the indicated storage conditions. Purchasers will be notified of any significant changes resulting in re-certification or withdrawal of the product prior to the expiration date. / *La stabilité et l'exactitude de cet étalon sont garanties d'être à l'intérieur de l'incertitude de mesure, jusqu'à la date d'expiration de la bouteille non-ouverte, si scellée, ou jusqu'à la date d'expiration de la bouteille ouverte (si indiquée), en présumant que le contenant est maintenu fermé et gardé dans les conditions d'entreposage indiquées. Les acheteurs seront avisés dans le cas où il y aura des changements significatifs nécessitant une re-certification ou un rappel du produit avant la date d'expiration.*

7.0 HAZARDOUS INFORMATION / *INFORMATION SUR LES RISQUES POTENTIELS*:

Please refer to the associated Safety Data Sheet (SDS) for information regarding this product (available at www.SCPSCIENCE.com). / *SVP vous référer à la Fiche Signalétique applicable pour de l'information sur ce produit (Disponible à www.SCPSCIENCE.com).*

8.0 HOMOGENEITY / *HOMOGÉNÉITÉ*:

This solution has been blended according to an in-house procedure and its homogeneity is guaranteed to be fit for purpose when a sample size sufficient for the intended method of analysis is used. / *Cette solution a été préparée selon une procédure maison et nous assurons que sa homogénéité est approprié à l'emploi lorsqu'un échantillon suffisant pour la méthode d'analyse prévue est utilisé.*

9.0 TRACEABILITY / *TRAÇABILITÉ*:

This CRM (Certified Reference Material) is traceable to the NIST SRM (Standard Reference Material) indicated in section 2 through an unbroken chain of comparisons. In addition, balances used are regularly calibrated using weights which are traceable to NIST (National Institute of Standards and Technology) or NRC (National Research Council of Canada) standards. All conductivity meters used to analyze this standard have been regularly calibrated using a NIST or NRC traceable Thermometer and standards. All pH meters used to analyze this standard have been regularly calibrated using a NIST or NRC traceable thermometer and pH/MV simulator. / *Ce matériel de référence certifié est traçable au Matériel de Référence Standardisé de NIST indiqué à la section 2 par une chaine de comparaison ininterrompue. De plus, les balances utilisées sont étalonnées régulièrement en utilisant des poids qui sont traçables au NIST (National Institute of Standards and Technology) ou au CRNC (Conseil National de Recherches Canada). Tout conductimètre utilisé afin d'analyser cet étalon a été sujet à un étalonnage périodique utilisant des thermomètres et étalons traçables au NIST ou CNRC. Tout pH mètre utilisé afin d'analyser cet étalon a été sujet à un étalonnage périodique utilisant des thermomètres et un simulateur pH/MV traçables au NIST ou au CNRC.*

10.0 PREPARATION / *PRÉPARATION*:

For the preparation of these solutions, 18 meghom/cm double deionized water, high-purity acids and glassware calibrated to ASTM Class A specifications are used. / *Une eau de 18 meghom/cm doublement déionisé, de l'acide de haute pureté, ainsi que de la verrerie étalonnée afin de satisfaire les spécifications Classe A de ASTM ont été utilisés pour la préparation de cet étalon.*

11.0 QUALITY SYSTEM CERTIFICATIONS / *CERTIFICATIONS DE SYSTÈME QUALITÉ*:

ISO 9001 Certification / *Certification ISO 9001*: This standard was produced in a facility which operates under a **registered** ISO 9001 Quality Management System. Please consult our web site for a copy of the most recent revision of our certificate of registration. / *Cet étalon a été fabriqué dans un laboratoire qui utilise un Système de Gestion de la Qualité **enregistré** à la norme ISO 9001. Veuillez consulter notre site web pour obtenir la version la plus récente de notre certificat d'enregistrement.*

ISO 17025 Accreditation / *Accréditation ISO 17025*: SCP SCIENCE (Corporate Headquarters) operates an ISO 17025 **accredited** laboratory. Please consult our web site for a copy of the most recent revision of our certificate and scope of accreditation. / ***SCP SCIENCE (Siège social)** est **accréditée** ISO 17025. Veuillez consulter notre site web afin d'obtenir la plus récente version de notre certificat d'accréditation ainsi que la portée de notre accréditation.*

ISO 17034 Accreditation / *Accréditation ISO 17034* : SCP SCIENCE (Corporate Headquarters) is an ISO 17034 accredited Reference Material Producer. Please consult our website for a copy of our most recent certificate and scope of accreditation. / ***SCP SCIENCE (Siège social)** est un Fabricant de Matériaux de Référence Accrédité ISO 17034. Veuillez consulter notre site web afin d'obtenir la plus récente version de notre certificat d'accréditation ainsi que la portée de notre accréditation.*

CORPORATE HEADQUARTERS
21800 Clark Graham
Baie D'Urfé (Montréal), Quebec,
H9X 4B6 Canada
Phone: +1 (800) 361-6820
Fax: +1 (800) 253-5549

USA
3rd Party Distribution Center
348 Route 11, Champlain,
N.Y. 12919-4816
Phone: +1 (800) 361-6820
Fax: +1 (800) 253-5549

FRANCE
12 Ave. de Québec, Bat. IRIS
91140, Villebon-sur-Yvette
Phone: +33 (0) 1 69 18 71 17
Fax: +33 (0) 1 60 92 05 67

GERMANY
Alte Marktoberdorfer Straße 14, 87616
Marktoberdorf
Phone: +49 (0) 8342-89560-61
Fax: +49 (0) 8342-89560-69

Energy Laboratories Inc

Standard LOG

Standard ID:	ME211229A AU 2ND SOURCE		
Standard Name	Au 2nd source Stock	Type:	Primary
Date Prepared	12/29/2021	BY:	Amanda E. McDani
Date Expires:	12/29/2022		
Department	ME	Status:	Open
Vendor:	SCP Science		
Lot Number:	S211129013		
Balance ID:			
Comments:	opened 12/29/2021; expires 12/29/2022		

Chemical / Solvent Used	BottleNo	Amt	Units	Expires
ICP/ICPMS Standard Gold	14710	500	mL	12/29/2022

Final Volume:
500 mL

Stock Source	**Base Units**	**Amount Added**	
Analytes	**CAS**	Conc:	**ug/mL**

Page:*1 of 1*

ID #: 14710
Opened:
ICP/ICPMS Standard Gold
Expires: 12/31/2023
Rec'd: 12/29/2021
Energy Laboratories Inc 1120 So. 27th Street
Billings MT 59107

SCP SCIENC
Providing Innovative Solutions to Analytical

Certificate of Analysis

1.0 DESCRIPTION:

	***Plasma*CAL ICP/ICPMS Standard - Gold 1000 µg/ml**
Catalogue Number:	140-052-790/-791/-795
Starting Material:	Gold Metal 99.99+%
Lot Number:	**S211129013**
Matrix:	10% HCl (See Section 3 for actual matrix)
Expiration Date (End of month):	**December 2023** (or 15 months after bottle is opened, whichever comes first)

Au

2.0 CERTIFIED VALUES AND ASSOCIATED UNCERTAINTY:

Certified Concentration: **1001 µg/ml +/- 4 µg/ml**
982 µg/g +/- 4 µg/g

Method of analysis: Inductively Coupled Plasma Atomic Emission Spectroscopy (ICP-AES)

Traceability: NIST Standard Reference Material 3121 Lot: **991806**

Note: The uncertainty of the certified value has been calculated from applicable uncertainty contributors (u_i) including uncertainty established during characterization of the material (u_{char}), the between bottle variation (u_{bb}), short-term stability (u_{sts}) and long-term stability (u_{lts}) according to the model $u_c = \sqrt{(u_{char}^2 + u_{bb}^2 + u_{sts}^2 + u_{lts}^2)}$. This combined uncertainty has been further multiplied by a coverage factor (k) of 2 to provide a 95% confidence interval.

3.0 REFERENCE VALUES:

Density: **1.019 g/ml @ 22.4 °C**
Actual Matrix: **10.0% (v/v) HCl**

Trace Metal Impurities as tested by ICP-MS:

Element	Conc. (ppm)	Element	Conc. (ppm)	Element	Conc. (ppm)	Element	Conc. (ppm)
Ag	**0.3851**	Fe	<0.0090	Nd	<0.0010	Sn	<0.0010
Al	**0.0062**	Ga	<0.0010	Ni	<0.0010	Sr	<0.0025
As	<0.0010	Gd	<0.0010	Os	<0.0010	Ta	<0.0010
Au	N/A	Ge	<0.0010	P	<0.0132	Tb	<0.0010
B	<0.0015	Hf	<0.0010	Pb	<0.0010	Te	<0.0010
Ba	<0.0010	Hg	*	Pd	**0.0434**	Th	<0.0010
Be	<0.0010	Ho	<0.0010	Pr	<0.0010	Ti	<0.0012
Bi	<0.0010	In	<0.0010	Pt	**0.0048**	Tl	<0.0011
Ca	<0.0135	Ir	<0.0010	Rb	<0.0010	Tm	<0.0010
Cd	<0.0010	K	**0.0362**	Re	<0.0010	U	<0.0010
Ce	<0.0010	La	<0.0010	Rh	<0.0010	V	<0.0010
Co	<0.0010	Li	<0.0010	Ru	<0.0010	W	<0.0020
Cr	<0.0010	Lu	<0.0010	S	*	Y	<0.0010
Cs	**0.0029**	Mg	<0.0010	Sb	<0.0010	Yb	<0.0010
Cu	**0.0023**	Mn	<0.0010	Sc	<0.0010	Zn	<0.0010
Dy	<0.0010	Mo	<0.0010	Se	<0.01	Zr	<0.0010
Er	<0.0010	Na	**0.0070**	Si	<0.1		
Eu	<0.0010	Nb	<0.0010	Sm	<0.0010	*: Not tested	

4.0 APPROVAL AND DATE OF CERTIFICATION:

Certification Approval: Daniel Boisvert, Chemist
Certification Date: December 10, 2021

Daniel Boisvert

ACCREDITED
Reference Material Producer
CERTIFICATE 2885.01

5.0 INTENDED USE / *UTILISATION PRÉVUE*:

- ICP Standards: For the calibration of, including but not limited to: ICP-AES, ICP-MS, FAAS, GFAA, XRF and DCP. / *Étalons ICP : Pour l'étalonnage d'instruments de mesure tels que: ICP-AES, ICP-MS, FAAS, GFAA, XRF et DCP.*
- AA Standards: For the calibration of Flame (FAAS) and Graphite Furnace (GFAA) Atomic Absorption Spectrometers. / *Étalons AA : Pour l'étalonnage de spectromètres d'absorption atomique flamme (GFAA) et four au graphite (GFAA).*
- Matrix Modifiers: For the optimization of analytical conditions to provide better Graphite Furnace Atomic Absorption (GFAA) instrument response and improved detection limits. / *Modificateur de matrice : Pour l'optimisation des conditions analytiques afin de fournir des meilleurs réponses instrumentales et limites de détection pour SAA four au graphite.*
- pH Standards: For the calibrating pH meters or for other wet chemistry applications. / *Étalons pH : Pour étalonnage de pH mètres et autres applications de chimie humide.*
- Conductivity Standards: For electrolytic conductivity measurement as a calibration standard. / *Étalons de conductivité : Comme étalon pour les mesures de conductivité électrolytiques.*
- IC Standards: for calibration of, but not limited to IC, HPLC, TLC, ISE, IR, NMR, MS, UV/VIS or other wet chemistry applications. / *Étalons IC : Pour étalonnage d'instruments tels que : IC, HPLC, TLC, ISE, IR, NMR, MS, UV/VIS et autres applications de chimie humide.*

For any inquiries, please contact **SCP SCIENCE**. / *Pour toute question, veuillez contacter **SCP SCIENCE**.*

6.0 INSTRUCTIONS FOR USE / *INSTRUCTIONS D'UTILISATION*:

Handling and Storage / Manutention et entreposage: Keep product tightly capped when not in use. The solution should be opened for a minimum amount of time necessary to dispense the amount required. Do not pipet or use directly from container. Do not return unused portions back to container. Store under normal laboratory conditions. Avoid exposure to excessive sources of heat and humidity or direct sunlight. / *Garder les contenants bien fermés lorsque non utilisés. Le contenant devrait être ouvert seulement pour le temps requis afin de prélever la quantité nécessaire. Ne pas pipetter ou utiliser directement du contenant. Ne pas retourner les portions non-utilisées dans le contentant. Conserver dans des conditions normales de laboratoire. Éviter l'exposition à des sources de chaleur et d'humidité excessives ou à l'exposition solaire directe.*

Stability / *Stabilité*: This Standard is guaranteed to be stable and accurate to within the specified uncertainty of measurement up to the unopened expiry date, if sealed, or up to the opened expiry date (when indicated), whichever comes first, provided the solution is kept tightly capped and stored under the indicated storage conditions. Purchasers will be notified of any significant changes resulting in re-certification or withdrawal of the product prior to the expiration date. / *La stabilité et l'exactitude de cet étalon sont garanties d'être à l'intérieur de l'incertitude de mesure, jusqu'à la date d'expiration de la bouteille non-ouverte, si scellée, ou jusqu'à la date d'expiration de la bouteille ouverte (si indiquée), en présumant que le contenant est maintenu fermé et gardé dans les conditions d'entreposage indiquées. Les acheteurs seront avisés dans le cas où il y aura des changements significatifs nécessitant une re-certification ou un rappel du produit avant la date d'expiration.*

7.0 HAZARDOUS INFORMATION / *INFORMATION SUR LES RISQUES POTENTIELS*:

Please refer to the associated Safety Data Sheet (SDS) for information regarding this product (available at www.SCPSCIENCE.com). / *SVP vous référer à la Fiche Signalétique applicable pour de l'information sur ce produit (Disponible à www.SCPSCIENCE.com).*

8.0 HOMOGENEITY / *HOMOGÉNÉITÉ:*

This solution has been blended according to an in-house procedure and its homogeneity is guaranteed to be fit for purpose when a sample size sufficient for the intended method of analysis is used. / *Cette solution a été préparée selon une procédure maison et nous assurons que sa homogénéité est approprié à l'emploi lorsqu'un échantillon suffisant pour la méthode d'analyse prévue est utilisé.*

9.0 TRACEABILITY / *TRAÇABILITÉ*:

This CRM (Certified Reference Material) is traceable to the NIST SRM (Standard Reference Material) indicated in section 2 through an unbroken chain of comparisons. In addition, balances used are regularly calibrated using weights which are traceable to NIST (National Institute of Standards and Technology) or NRC (National Research Council of Canada) standards. All conductivity meters used to analyze this standard have been regularly calibrated using a NIST or NRC traceable Thermometer and standards. All pH meters used to analyze this standard have been regularly calibrated using a NIST or NRC traceable thermometer and pH/MV simulator. / *Ce matériel de référence certifié est traçable au Matériel de Référence Standardisé de NIST indiqué à la section 2 par une chaine de comparaison ininterrompue. De plus, les balances utilisées sont étalonnées régulièrement en utilisant des poids qui sont traçables au NIST (National Institute of Standards and Technology) ou au CRNC (Conseil National de Recherches Canada). Tout conductimètre utilisé afin d'analyser cet étalon a été sujet à un étalonnage périodique utilisant des thermomètres et étalons traçables au NIST ou CNRC. Tout pH mètre utilisé afin d'analyser cet étalon a été sujet à un étalonnage périodique utilisant des thermomètres et un simulateur pH/MV traçables au NIST ou au CNRC.*

10.0 PREPARATION / *PRÉPARATION:*

For the preparation of these solutions, 18 meghom/cm double deionized water, high-purity acids and glassware calibrated to ASTM Class A specifications are used. / *Une eau de 18 meghom/cm doublement déionisé, de l'acide de haute pureté, ainsi que de la verrerie étalonnée afin de satisfaire les spécifications Classe A de ASTM ont été utilisés pour la préparation de cet étalon.*

11.0 QUALITY SYSTEM CERTIFICATIONS / *CERTIFICATIONS DE SYSTÈME QUALITÉ:*

ISO 9001 Certification / *Certification ISO 9001*: This standard was produced in a facility which operates under a **registered** ISO 9001 Quality Management System. Please consult our web site for a copy of the most recent revision of our certificate of registration. / *Cet étalon a été fabriqué dans un laboratoire qui utilise un Système de Gestion de la Qualité **enregistré** à la norme ISO 9001. Veuillez consulter notre site web pour obtenir la version la plus récente de notre certificat d'enregistrement.*

ISO 17025 Accreditation / *Accréditation ISO 17025*: **SCP SCIENCE (Corporate Headquarters)** operates an ISO 17025 **accredited** laboratory. Please consult our web site for a copy of the most recent revision of our certificate and scope of accreditation. / ***SCP SCIENCE (Siège social)** est **accréditée** ISO 17025. Veuillez consulter notre site web afin d'obtenir la plus récente version de notre certificat d'accréditation ainsi que la portée de notre accréditation.*

ISO 17034 Accreditation / *Accréditation ISO 17034* : **SCP SCIENCE (Corporate Headquarters)** is an ISO 17034 accredited Reference Material Producer. Please consult our website for a copy of our most recent certificate and scope of accreditation. / ***SCP SCIENCE (Siège social)** est un Fabricant de Matériaux de Référence Accrédité ISO 17034. Veuillez consulter notre site web afin d'obtenir la plus récente version de notre certificat d'accréditation ainsi que la portée de notre accréditation.*

CORPORATE HEADQUARTERS
21800 Clark Graham
Baie D'Urfé (Montréal), Quebec,
H9X 4B6 Canada
Phone: +1 (800) 361-6820
Fax: +1 (800) 253-5549

USA
3rd Party Distribution Center
348 Route 11, Champlain,
N.Y. 12919-4816
Phone: +1 (800) 361-6820
Fax: +1 (800) 253-5549

FRANCE
12 Ave. de Québec, Bat. IRIS
91140, Villebon-sur-Yvette
Phone: +33 (0) 1 69 18 71 17
Fax: +33 (0) 1 60 92 05 67

GERMANY
Alte Marktoberdorfer Straße 14, 87616
Marktoberdorf
Phone: +49 (0) 8342-89560-61
Fax: +49 (0) 8342-89560-69

Energy Laboratories Inc

Standard LOG

Standard ID:	ME211208 MSCAL2B		
Standard Name	MSCAL 2B	Type:	Primary
Date Prepared	12/8/2021	BY:	Stacy R. Hendricks
Date Expires:	12/8/2022		
Department	ME	Status:	Open
Vendor:	Inorganic Ventures		
Lot Number:	S2-MEB704403		
Balance ID:			
Comments:	Opened 12/08/2021; Expires 12/08/2022		

Chemical / Solvent Used	BottleNo	Amt	Units	Expires
Multi Analyte Custom Grade Solution	13793		mL	12/8/2022

Final Volume:
mL

Stock Source	**Base Units**	**Amount Added**
Analytes	**CAS**	Conc: **ug/mL**

Page:*1 of 1*

INORGANIC™ VENTURES
Refine your results. Redefine your industry.

Certificate of Analysis

300 Technology Drive
Christiansburg, VA 24073 USA
inorganicventures.com

P: 800-669-6799/540-585-3030
F: 540-585-3012
info@inorganicventures.com

1.0 ACCREDITATION / REGISTRATION

INORGANIC VENTURES is accredited to ISO 17034, "General Requirements for the Competence of Reference Material Producers" and ISO/IEC 17025, "General Requirements for the Competence of Testing and Calibration Laboratories". Inorganic Ventures is also an ISO 9001 registered manufacturer (QSR Certificate Number QSR-1034).

ACCREDITED Testing Laboratory Certificate 883.01
ACCREDITED Reference Material Producer Certificate 883.02

2.0 PRODUCT DESCRIPTION

Product Code:	Multi Analyte Custom Grade Solution
Catalog Number:	EL-MSCAL-2B
Lot Number:	S2-MEB704403
Matrix:	5% (v/v) HNO3
Value / Analyte(s):	100 µg/mL ea:

Aluminum, Arsenic,
Boron, Barium,
Beryllium, Cadmium,
Cobalt, Chromium,
Copper, Iron,
Manganese, Nickel,
Lead, Selenium,
Strontium, Thorium,
Thallium, Uranium,
Vanadium, Zinc,

40 µg/mL ea:
Silver

3.0 CERTIFIED VALUES AND UNCERTAINTIES

ID #: 13793
Opened:
Multi Analyte Custom Grade Solution
Expires: 4/21/2025
Rec'd: 4/29/2021
Energy Laboratories Inc 1120 So. 27th Street
Billings MT 59107

ANALYTE	CERTIFIED VALUE	ANALYTE	CERTIFIED VALUE
Aluminum, Al	100.0 ± 0.4 µg/mL	Arsenic, As	100.0 ± 0.9 µg/mL
Barium, Ba	100.0 ± 0.5 µg/mL	Beryllium, Be	100.0 ± 0.7 µg/mL
Boron, B	100.0 ± 0.7 µg/mL	Cadmium, Cd	100.0 ± 0.5 µg/mL
Chromium, Cr	100.0 ± 0.8 µg/mL	Cobalt, Co	100.0 ± 0.6 µg/mL
Copper, Cu	100.0 ± 0.5 µg/mL	Iron, Fe	100.1 ± 0.4 µg/mL
Lead, Pb	100.0 ± 0.6 µg/mL	Manganese, Mn	100.0 ± 0.5 µg/mL
Nickel, Ni	100.0 ± 0.6 µg/mL	Selenium, Se	100.0 ± 0.7 µg/mL
Silver, Ag	39.99 ± 0.18 µg/mL	Strontium, Sr	100.0 ± 0.4 µg/mL
Thallium, Tl	100.0 ± 0.6 µg/mL	Thorium, Th	100.0 ± 0.5 µg/mL
Uranium, U	100.0 ± 0.5 µg/mL	Vanadium, V	100.0 ± 0.5 µg/mL
Zinc, Zn	100.0 ± 0.5 µg/mL		

Density: 1.033 g/mL (measured at 20 ± 4 °C)

Assay Information:

ANALYTE	METHOD	NIST SRM#	SRM LOT#
Ag	ICP Assay	3151	160729
Ag	Volhard	999c	999c
Al	ICP Assay	3101a	140903
Al	EDTA	928	928
As	ICP Assay	3103a	100818
B	ICP Assay	3107	110830
Ba	ICP Assay	3104a	140909
Ba	Gravimetric		See Sec. 4.2
Be	ICP Assay	3105a	090514
Cd	ICP Assay	3108	130116
Cd	EDTA	928	928
Co	ICP Assay	3113	190630
Co	EDTA	928	928
Cr	ICP Assay	3112a	170630
Cu	ICP Assay	3114	121207
Cu	EDTA	928	928
Fe	ICP Assay	3126a	140812
Fe	EDTA	928	928
Fe	Calculated		See Sec. 4.2
Mn	ICP Assay	3132	050429
Mn	EDTA	928	928
Ni	ICP Assay	3136	120619
Ni	EDTA	928	928
Pb	ICP Assay	3128	101026
Pb	EDTA	928	928
Se	ICP Assay	3149	100901
Se	Calculated		See Sec. 4.2
Sr	EDTA	928	928
Sr	ICP Assay	Traceable to 3153a	K2-SR650985
Sr	Calculated		See Sec. 4.2
Th	EDTA	928	928
Th	Calculated		See Sec. 4.2
Tl	ICP Assay	3158	151215
U	ICP Assay	3164	080521
U	Calculated		See Sec. 4.2
V	ICP Assay	3165	160906
V	EDTA	928	928
Zn	ICP Assay	3168a	120629
Zn	EDTA	928	928

The following equations are used in the calculation of the certified value and the uncertainty. Reported uncertainties represent expanded uncertainties expressed at approximately the 95% confidence level using a coverage factor of k = 2.

Characterization of CRM/RM by Two or More Methods

Certified Value, $X_{CRM/RM}$, where two or more methods of characterization are used is the weighted mean of the results:

$X_{CRM/RM} = \Sigma(w_i)(X_i)$

X_i = mean of Assay Method i with standard uncertainty $u_{char\ i}$

w_i = the weighting factors for each method calculated using the inverse square of the variance:

$w_i = (1/u_{char\ i})^2 / (\Sigma(1/(u_{char\ i})^2)$

CRM/RM Expanded Uncertainty (±) = $U_{CRM/RM} = k\,(u^2_{char} + u^2_{bb} + u^2_{lts} + u^2_{ts})^{1/2}$

k = coverage factor = 2

$u_{char} = [\Sigma((w_i)^2 (u_{char\ i})^2)]^{1/2}$ where $u_{char\ i}$ are the errors from each characterization method

u_{bb} = bottle to bottle homogeneity standard uncertainty

u_{lts} = long term stability standard uncertainty (storage)

u_{ts} = transport stability standard uncertainty

Characterization of CRM/RM by One Method

Certified Value, $X_{CRM/RM}$, where one method of characterization is used is the mean of individual results:

$X_{CRM/RM} = (X_a)(u_{char\ a})$

X_a = mean of Assay Method A with

$u_{char\ a}$ = the standard uncertainty of characterization Method A

CRM/RM Expanded Uncertainty (±) = $U_{CRM/RM} = k\,(u^2_{char\ a} + u^2_{bb} + u^2_{lts} + u^2_{ts})^{1/2}$

k = coverage factor = 2

$u_{char\ a}$ = the errors from characterization

u_{bb} = bottle to bottle homogeneity standard uncertainty

u_{lts} = long term stability standard uncertainty (storage)

u_{ts} = transport stability standard uncertainty

Certified Abundance:

IV's Certified Abundance

Isotope	Atom %
Uranium 238U	99.8 ± 0.1
Uranium 235U	0.24 ± 0.05

4.0 TRACEABILITY TO NIST

- This product is traceable to NIST via an unbroken chain of comparisons. The uncertainties for each certified value are reported, taking into account the SRM/RM uncertainty error and the measurement, weighing and volume dilution errors. In rare cases where no NIST SRM/RM are available, the term 'in-house std.' is specified.

4.1 Thermometer Calibration

- All thermometers are NIST traceable through thermometers that are calibrated by an accredited calibration laboratory.

4.2 Balance Calibration

- All analytical balances are calibrated by an accredited calibration laboratory and procedure. The weights used for testing are annually compared to master weights and are traceable to NIST.

4.3 Glassware Calibration

- An in-house procedure is used to calibrate all Class A glassware used in the manufacturing and quality control of CRM/RMs.

5.0 TRACE METALLIC IMPURITIES (TMI) DETERMINED BY ICP-MS AND ICP-OES (µg/mL)

N/A

6.0 INTENDED USE

- For the calibration of analytical instruments and validation of analytical methods as appropriate.

7.0 INSTRUCTIONS FOR THE CORRECT USE OF THIS REFERENCE MATERIAL

7.1 Storage and Handling Recommendations

- Store between approximately 4° - 30° C while in sealed TCT bag.

- While stored in the sealed TCT bag, transpiration of this CRM/RM is negligible. After opening the sealed TCT bag transpiration of the CRM/RM will occur, resulting in a gradual increase in the analyte concentration(s). It is the responsibility of the user to account for this effect. When the bottle is weighed both before and after being placed in storage, the mass difference observed will be a measure of transpiration mass loss.

- After opening the sealed TCT bag, keep cap tightly sealed when not in use and store between 4° - 24° C to minimize the effects of transpiration. Use at 20° ± 4° C to minimize volumetric dilution error when using the reported density. Do not pipette from the container. Do not return removed aliquots to container.

- For more information, visit **www.inorganicventures.com/TCT**

8.0 HAZARDOUS INFORMATION

- Please refer to the Safety Data Sheet for information regarding this CRM/RM.

9.0 HOMOGENEITY

- This solution was mixed according to an in-house procedure and is guaranteed to be homogeneous. Homogeneity data indicate that the end user should take a minimum sample size of 0.2 mL to assure homogeneity.

10.0 QUALITY STANDARD DOCUMENTATION

10.1 ISO 9001 Quality Management System Registration

- QSR Certificate Number QSR-1034

10.2 ISO/IEC 17025 "General Requirements for the Competence of Testing and Calibration Laboratories"

- Chemical Testing - Accredited / A2LA Certificate Number 883.01

10.3 ISO 17034 "General Requirements for the Competence of Reference Material Producers"

- Reference Material Producer - Accredited / A2LA Certificate Number 883.02

Inorganic Ventures, 300 Technology Drive, Christiansburg, Va. 24073, USA; Telephone: 800.669.6799; 540.585.3030, Fax: 540.585.3012; inorganicventures.com; info@inorganicventures.com

11.0 CERTIFICATION, LOT EXPIRATION AND PERIOD OF VALIDITY

11.1 Certification Issue Date

April 21, 2021

- The certification is valid within the measurement uncertainty specified provided the CRM/RM is stored and handled in accordance with instructions given in Sec 7.1. This certification is nullified if instructions in Sec 7.1 are not followed or if the CRM/RM is damaged, contaminated, or otherwise modified.

11.2 Lot Expiration Date

- April 21, 2025

- The date after which this CRM/RM should not be used.

- The lot expiration date reflects the period of time that the stability of a CRM/RM can be supported by long term stability studies conducted on properly stored and handled CRM/RMs. Lot expiration is limited primarily by transpiration (loss of water from the solution) and infrequently by chemical stability.

11.3 Period of Validity

- Sealed TCT Bag Open Date: _____

- This CRM/RM should not be used longer than one year (or six months in the case of a 30 mL bottle) from the date of opening the aluminized bag or after the date given in Sec. 11.2, whichever comes first. This is contingent upon the CRM/RM being stored and handled in accordance with the instructions given in Sec. 7.1.

12.0 NAMES AND SIGNATURES OF CERTIFYING OFFICERS

Certificate Approved By:

Michael Booth
Director, Quality Control

Michael J Booth

Certifying Officer:

Paul Gaines
Chairman / Senior Technical Director

Paul R Gaines

Energy Laboratories Inc

Standard LOG

Standard ID:	ME211229A AU 2ND SOURCE		
Standard Name	Au 2nd source Stock	Type:	Primary
Date Prepared	12/29/2021	BY:	Amanda E. McDani
Date Expires:	12/29/2022		
Department	ME	Status:	Open
Vendor:	SCP Science		
Lot Number:	S211129013		
Balance ID:			
Comments:	opened 12/29/2021; expires 12/29/2022		

Chemical / Solvent Used	BottleNo	Amt	Units	Expires
ICP/ICPMS Standard Gold	14710	500	mL	12/29/2022

Final Volume:
500 mL

Stock Source	**Base Units**	**Amount Added**
Analytes	**CAS**	Conc: **ug/mL**

Page:*1 of 1*

ID #: 14710
Opened:
ICP/ICPMS Standard Gold
Expires: 12/31/2023
Rec'd: 12/29/2021
Energy Laboratories Inc 1120 So. 27th Street
Billings MT 59107

SCP SCIENC
Providing Innovative Solutions to Analytical

Certificate of Analysis

1.0 DESCRIPTION:

	***Plasma*CAL ICP/ICPMS Standard - Gold 1000 µg/ml**
Catalogue Number:	140-052-790/-791/-795
Starting Material:	Gold Metal 99.99+%
Lot Number:	**S211129013**
Matrix:	10% HCl (See Section 3 for actual matrix)
Expiration Date (End of month):	**December 2023** (or 15 months after bottle is opened, whichever comes first)

Au

2.0 CERTIFIED VALUES AND ASSOCIATED UNCERTAINTY:

Certified Concentration: **1001 µg/ml +/- 4 µg/ml**
982 µg/g +/- 4 µg/g

Method of analysis: Inductively Coupled Plasma Atomic Emission Spectroscopy (ICP-AES)

Traceability: NIST Standard Reference Material 3121 Lot: **991806**

Note: The uncertainty of the certified value has been calculated from applicable uncertainty contributors (u_i) including uncertainty established during characterization of the material (u_{char}), the between bottle variation (u_{bb}), short-term stability (u_{sts}) and long-term stability (u_{lts}) according to the model $u_c = \sqrt{(u_{char}^2 + u_{bb}^2 + u_{sts}^2 + u_{lts}^2)}$. This combined uncertainty has been further multiplied by a coverage factor (k) of 2 to provide a 95% confidence interval.

3.0 REFERENCE VALUES:

Density: **1.019 g/ml @ 22.4 °C**
Actual Matrix: **10.0% (v/v) HCl**

Trace Metal Impurities as tested by ICP-MS:

Element	Conc. (ppm)	Element	Conc. (ppm)	Element	Conc. (ppm)	Element	Conc. (ppm)
Ag	**0.3851**	Fe	<0.0090	Nd	<0.0010	Sn	<0.0010
Al	**0.0062**	Ga	<0.0010	Ni	<0.0010	Sr	<0.0025
As	<0.0010	Gd	<0.0010	Os	<0.0010	Ta	<0.0010
Au	N/A	Ge	<0.0010	P	<0.0132	Tb	<0.0010
B	<0.0015	Hf	<0.0010	Pb	<0.0010	Te	<0.0010
Ba	<0.0010	Hg	*	Pd	**0.0434**	Th	<0.0010
Be	<0.0010	Ho	<0.0010	Pr	<0.0010	Ti	<0.0012
Bi	<0.0010	In	<0.0010	Pt	**0.0048**	Tl	<0.0011
Ca	<0.0135	Ir	<0.0010	Rb	<0.0010	Tm	<0.0010
Cd	<0.0010	K	**0.0362**	Re	<0.0010	U	<0.0010
Ce	<0.0010	La	<0.0010	Rh	<0.0010	V	<0.0010
Co	<0.0010	Li	<0.0010	Ru	<0.0010	W	<0.0020
Cr	<0.0010	Lu	<0.0010	S	*	Y	<0.0010
Cs	**0.0029**	Mg	<0.0010	Sb	<0.0010	Yb	<0.0010
Cu	**0.0023**	Mn	<0.0010	Sc	<0.0010	Zn	<0.0010
Dy	<0.0010	Mo	<0.0010	Se	<0.01	Zr	<0.0010
Er	<0.0010	Na	**0.0070**	Si	<0.1		
Eu	<0.0010	Nb	<0.0010	Sm	<0.0010	*: Not tested	

4.0 APPROVAL AND DATE OF CERTIFICATION:

Certification Approval: Daniel Boisvert, Chemist
Certification Date: December 10, 2021

Daniel Boisvert

5.0 INTENDED USE / *UTILISATION PRÉVUE*:

- ICP Standards: For the calibration of, including but not limited to: ICP-AES, ICP-MS, FAAS, GFAA, XRF and DCP. / *Étalons ICP : Pour l'étalonnage d'instruments de mesure tels que: ICP-AES, ICP-MS, FAAS, GFAA, XRF et DCP.*
- AA Standards: For the calibration of Flame (FAAS) and Graphite Furnace (GFAA) Atomic Absorption Spectrometers. / *Étalons AA : Pour l'étalonnage de spectromètres d'absorption atomique flamme (GFAA) et four au graphite (GFAA).*
- Matrix Modifiers: For the optimization of analytical conditions to provide better Graphite Furnace Atomic Absorption (GFAA) instrument response and improved detection limits. / *Modificateur de matrice : Pour l'optimisation des conditions analytiques afin de fournir des meilleurs réponses instrumentales et limites de détection pour SAA four au graphite.*
- pH Standards: For the calibrating pH meters or for other wet chemistry applications. / *Étalons pH : Pour étalonnage de pH mètres et autres applications de chimie humide.*
- Conductivity Standards: For electrolytic conductivity measurement as a calibration standard. / *Étalons de conductivité : Comme étalon pour les mesures de conductivité électrolytiques.*
- IC Standards: for calibration of, but not limited to IC, HPLC, TLC, ISE, IR, NMR, MS, UV/VIS or other wet chemistry applications. / *Étalons IC : Pour étalonnage d'instruments tels que : IC, HPLC, TLC, ISE, IR, NMR, MS, UV/VIS et autres applications de chimie humide.*

For any inquiries, please contact **SCP SCIENCE**. / *Pour toute question, veuillez contacter **SCP SCIENCE**.*

6.0 INSTRUCTIONS FOR USE / *INSTRUCTIONS D'UTILISATION*:

Handling and Storage / Manutention et entreposage: Keep product tightly capped when not in use. The solution should be opened for a minimum amount of time necessary to dispense the amount required. Do not pipet or use directly from container. Do not return unused portions back to container. Store under normal laboratory conditions. Avoid exposure to excessive sources of heat and humidity or direct sunlight. / *Garder les contenants bien fermés lorsque non utilisés. Le contenant devrait être ouvert seulement pour le temps requis afin de prélever la quantité nécessaire. Ne pas pipetter ou utiliser directement du contenant. Ne pas retourner les portions non-utilisées dans le contentant. Conserver dans des conditions normales de laboratoire. Éviter l'exposition à des sources de chaleur et d'humidité excessives ou à l'exposition solaire directe.*

Stability / *Stabilité*: This Standard is guaranteed to be stable and accurate to within the specified uncertainty of measurement up to the unopened expiry date, if sealed, or up to the opened expiry date (when indicated), whichever comes first, provided the solution is kept tightly capped and stored under the indicated storage conditions. Purchasers will be notified of any significant changes resulting in re-certification or withdrawal of the product prior to the expiration date. / *La stabilité et l'exactitude de cet étalon sont garanties d'être à l'intérieur de l'incertitude de mesure, jusqu'à la date d'expiration de la bouteille non-ouverte, si scellée, ou jusqu'à la date d'expiration de la bouteille ouverte (si indiquée), en présumant que le contenant est maintenu fermé et gardé dans les conditions d'entreposage indiquées. Les acheteurs seront avisés dans le cas où il y aura des changements significatifs nécessitant une re-certification ou un rappel du produit avant la date d'expiration.*

7.0 HAZARDOUS INFORMATION / *INFORMATION SUR LES RISQUES POTENTIELS*:

Please refer to the associated Safety Data Sheet (SDS) for information regarding this product (available at www.SCPSCIENCE.com). / *SVP vous référer à la Fiche Signalétique applicable pour de l'information sur ce produit (Disponible à www.SCPSCIENCE.com).*

8.0 HOMOGENEITY / *HOMOGÉNÉITÉ:*

This solution has been blended according to an in-house procedure and its homogeneity is guaranteed to be fit for purpose when a sample size sufficient for the intended method of analysis is used. / *Cette solution a été préparée selon une procédure maison et nous assurons que sa homogénéité est approprié à l'emploi lorsqu'un échantillon suffisant pour la méthode d'analyse prévue est utilisé.*

9.0 TRACEABILITY / *TRAÇABILITÉ*:

This CRM (Certified Reference Material) is traceable to the NIST SRM (Standard Reference Material) indicated in section 2 through an unbroken chain of comparisons. In addition, balances used are regularly calibrated using weights which are traceable to NIST (National Institute of Standards and Technology) or NRC (National Research Council of Canada) standards. All conductivity meters used to analyze this standard have been regularly calibrated using a NIST or NRC traceable Thermometer and standards. All pH meters used to analyze this standard have been regularly calibrated using a NIST or NRC traceable thermometer and pH/MV simulator. / *Ce matériel de référence certifié est traçable au Matériel de Référence Standardisé de NIST indiqué à la section 2 par une chaine de comparaison ininterrompue. De plus, les balances utilisées sont étalonnées régulièrement en utilisant des poids qui sont traçables au NIST (National Institute of Standards and Technology) ou au CRNC (Conseil National de Recherches Canada). Tout conductimètre utilisé afin d'analyser cet étalon a été sujet à un étalonnage périodique utilisant des thermomètres et étalons traçables au NIST ou CNRC. Tout pH mètre utilisé afin d'analyser cet étalon a été sujet à un étalonnage périodique utilisant des thermomètres et un simulateur pH/MV traçables au NIST ou au CNRC.*

10.0 PREPARATION / *PRÉPARATION:*

For the preparation of these solutions, 18 meghom/cm double deionized water, high-purity acids and glassware calibrated to ASTM Class A specifications are used. / *Une eau de 18 meghom/cm doublement déionisé, de l'acide de haute pureté, ainsi que de la verrerie étalonnée afin de satisfaire les spécifications Classe A de ASTM ont été utilisés pour la préparation de cet étalon.*

11.0 QUALITY SYSTEM CERTIFICATIONS / *CERTIFICATIONS DE SYSTÈME QUALITÉ:*

ISO 9001 Certification / *Certification ISO 9001*: This standard was produced in a facility which operates under a **registered** ISO 9001 Quality Management System. Please consult our web site for a copy of the most recent revision of our certificate of registration. / *Cet étalon a été fabriqué dans un laboratoire qui utilise un Système de Gestion de la Qualité **enregistré** à la norme ISO 9001. Veuillez consulter notre site web pour obtenir la version la plus récente de notre certificat d'enregistrement.*

ISO 17025 Accreditation / *Accréditation ISO 17025*: **SCP SCIENCE (Corporate Headquarters)** operates an ISO 17025 **accredited** laboratory. Please consult our web site for a copy of the most recent revision of our certificate and scope of accreditation. / ***SCP SCIENCE (Siège social)** est **accréditée** ISO 17025. Veuillez consulter notre site web afin d'obtenir la plus récente version de notre certificat d'accréditation ainsi que la portée de notre accréditation.*

ISO 17034 Accreditation / *Accréditation ISO 17034* : **SCP SCIENCE (Corporate Headquarters)** is an ISO 17034 accredited Reference Material Producer. Please consult our website for a copy of our most recent certificate and scope of accreditation. / ***SCP SCIENCE (Siège social)** est un Fabricant de Matériaux de Référence Accrédité ISO 17034. Veuillez consulter notre site web afin d'obtenir la plus récente version de notre certificat d'accréditation ainsi que la portée de notre accréditation.*

CORPORATE HEADQUARTERS
21800 Clark Graham
Baie D'Urfé (Montréal), Quebec,
H9X 4B6 Canada
Phone: +1 (800) 361-6820
Fax: +1 (800) 253-5549

USA
3rd Party Distribution Center
348 Route 11, Champlain,
N.Y. 12919-4816
Phone: +1 (800) 361-6820
Fax: +1 (800) 253-5549

FRANCE
12 Ave. de Québec, Bat. IRIS
91140, Villebon-sur-Yvette
Phone: +33 (0) 1 69 18 71 17
Fax: +33 (0) 1 60 92 05 67

GERMANY
Alte Marktoberdorfer Straße 14, 87616
Marktoberdorf
Phone: +49 (0) 8342-89560-61
Fax: +49 (0) 8342-89560-69

Energy Laboratories Inc

Standard LOG

Standard ID:	ME220110 CE, LA PRIMARY		
Standard Name	Ce, La Primary	Type:	Secondary
Date Prepared	1/10/2022	BY:	Amanda E. McDani
Date Expires:	1/6/2023		
Department	ME	Status:	Open
Vendor:	Inorganic Ventures		
Lot Number:	M2-CE657768/M2-		
Balance ID:			
Comments:	Used to make standards and spiking solutions; No primary La available		

Chemical / Solvent Used	BottleNo	Amt	Units	Expires
Nitric Acid 69.0- 70.0% D0521	14626	0.5	mL	12/14/2026
Milli-Q H2O	391	39.5	mL	6/1/2100

Final Volume:
50 mL

Stock Source		**Base Units**	**Amount Added**
ME220106-CE	Ce Primary Stock	ug/mL	5 mL

Analytes	**CAS**	Conc:	**ug/mL**

Energy Laboratories Inc

Standard LOG

Standard ID:	ME220112 50 PPB STANDARD_CCV		
Standard Name	50 ppb Standard/CCV	Type:	Secondary
Date Prepared	1/12/2022	BY:	Cindy Rohrer
Date Expires:	11/18/2022		
Department	ME	Status:	Open
Vendor:	Inorganic Ventures		
Lot Number:			
Balance ID:			
Comments:	Made Fresh Daily		

Chemical / Solvent Used	BottleNo	Amt	Units	Expires
Hydrochloric Acid E1421	14721	0.25	mL	1/4/2027
Nitric Acid 69.0- 70.0% D0521	14626	0.5	mL	12/14/2026
Milli-Q H2O	391	48.335	mL	6/1/2100

Final Volume:
100 mL

Stock Source		**Base Units**	**Amount Added**
ME211221 MSCAL	MSCAL 3C	ug/mL	0.05 mL
ME211118 MSCAL	EL-MSCAL-5A	ug/mL	0.25 mL
ME220105 HgPrim	Primary Hg Stock 2 PPM	ug/mL	0.05 mL
ME211208 MSCAL	MSCAL 2B	ug/mL	0.05 mL
ME211229A AU 2n	Au 2nd source Stock	ug/mL	0.01 mL
ME220110 Ce, La	Ce, La Primary	ug/mL	0.05 mL

Analytes	**CAS**	Conc:	**mg/L**

Energy Laboratories Inc

Standard LOG

Standard ID:	ME211221 MSCAL 3C		
Standard Name	MSCAL 3C	Type:	Primary
Date Prepared	12/21/2021	BY:	Stacy R. Hendricks
Date Expires:	12/21/2022		
Department	ME	Status:	Open
Vendor:	Inorganic Ventures		
Lot Number:	S2-MEB700780		
Balance ID:			
Comments:	Opened 12/21/21; expires 12/21/22		

Chemical / Solvent Used	BottleNo	Amt	Units	Expires
Multi Analyte Custom Grade Solution	13473	250	mL	12/21/2022

Final Volume:
250 mL

Stock Source	**Base Units**	**Amount Added**	
Analytes	**CAS**	Conc:	**ug/mL**

Page:*1 of 1*

INORGANIC VENTURES

CERTIFICATE OF ANALYSIS

1900 Technology Drive
Christiansburg, VA 24073 USA
www.inorganicventures.com
Tel: 800.669.6799 540.585.3030
Fax: 540.585.9012
info@inorganicventures.com

1.0 ACCREDITATION / REGISTRATION

INORGANIC VENTURES is accredited to ISO 17034, "General Requirements for the Competence of Reference Material Producers" and ISO/IEC 17025, "General Requirements for the Competence of Testing and Calibration Laboratories". Inorganic Ventures is also an ISO 9001 registered manufacturer (QSR Certificate Number QSR-1034).

ACCREDITED Testing Laboratory Certificate 883.01 — ACCREDITED Reference Material Producer Certificate 883.02

2.0 PRODUCT DESCRIPTION

Product Code:	Multi Analyte Custom Grade Solution
Catalog Number:	EL-MSCAL-3C
Lot Number:	S2-MEB700780
Matrix:	3% (v/v) HNO3 tr. HF
Value / Analyte(s):	400 µg/mL ea: Silicon, 100 µg/mL ea: Tin, Titanium, Molybdenum, Antimony

1-6-2025

ID #: 13473
Opened:_____
Multi Analyte Custom Grade Solution
Expires: 1/6/2025
Rec'd: 1/15/2021
Energy Laboratories Inc 1120 So. 27th Street
Billings MT 59107

3.0 CERTIFIED VALUES AND UNCERTAINTIES

ANALYTE	CERTIFIED VALUE	ANALYTE	CERTIFIED VALUE
Antimony, Sb	100.0 ± 0.8 µg/mL	Molybdenum, Mo	100.0 ± 0.6 µg/mL
Silicon, Si	399.9 ± 3.0 µg/mL	Tin, Sn	100.0 ± 0.6 µg/mL
Titanium, Ti	100.0 ± 0.7 µg/mL		

Density: 1.018 g/mL (measured at 20 ± 4 °C)

Assay Information:

ANALYTE	METHOD	NIST SRM#	SRM LOT#
Mo	ICP Assay	3134	130418
Sb	ICP Assay	3102a	140911
Si	ICP Assay	3150	130912
Sn	ICP Assay	3161a	140917
Ti	ICP Assay	3162a	130925

The following equations are used in the calculation of the certified value and the uncertainty. Reported uncertainties represent expanded uncertainties expressed at approximately the 95% confidence level using a coverage factor of k = 2.

Characterization of CRM/RM by Two or More Methods

Certified Value, $X_{CRM/RM}$, where two or more methods of characterization are used is the weighted mean of the results:

$X_{CRM/RM} = \Sigma(w_i)(X_i)$

X_i = mean of Assay Method i with standard uncertainty $u_{char\ i}$

w_i = the weighting factors for each method calculated using the inverse square of the variance:

$w_i = (1/u_{char\ i})^2 / (\Sigma(1/(u_{char\ i})^2)$

CRM/RM Expanded Uncertainty (±) = $U_{CRM/RM} = k\,(u^2_{char} + u^2_{bb} + u^2_{lts} + u^2_{ts})^{1/2}$

k = coverage factor = 2

$u_{char} = [\Sigma((w_i)^2 (u_{char\ i})^2)]^{1/2}$ where $u_{char\ i}$ are the errors from each characterization method

u_{bb} = bottle to bottle homogeneity standard uncertainty

u_{lts} = long term stability standard uncertainty (storage)

u_{ts} = transport stability standard uncertainty

Characterization of CRM/RM by One Method

Certified Value, $X_{CRM/RM}$, where one method of characterization is used is the mean of individual results:

$X_{CRM/RM} = (X_a)(u_{char\ a})$

X_a = mean of Assay Method A with

$u_{char\ a}$ = the standard uncertainty of characterization Method A

CRM/RM Expanded Uncertainty (±) = $U_{CRM/RM} = k\,(u^2_{char\ a} + u^2_{bb} + u^2_{lts} + u^2_{ts})^{1/2}$

k = coverage factor = 2

$u_{char\ a}$ = the errors from characterization

u_{bb} = bottle to bottle homogeneity standard uncertainty

u_{lts} = long term stability standard uncertainty (storage)

u_{ts} = transport stability standard uncertainty

4.0 TRACEABILITY TO NIST

- This product is traceable to NIST via an unbroken chain of comparisons. The uncertainties for each certified value are reported, taking into account the SRM/RM uncertainty error and the measurement, weighing and volume dilution errors. In rare cases where no NIST SRM/RM are available, the term 'in-house std.' is specified.

4.1 Thermometer Calibration

- All thermometers are NIST traceable through thermometers that are calibrated by an accredited calibration laboratory.

4.2 Balance Calibration

- All analytical balances are calibrated by an accredited calibration laboratory and procedure. The weights used for testing are annually compared to master weights and are traceable to NIST.

4.3 Glassware Calibration

- An in-house procedure is used to calibrate all Class A glassware used in the manufacturing and quality control of CRM/RMs.

5.0 TRACE METALLIC IMPURITIES (TMI) DETERMINED BY ICP-MS AND ICP-OES (µg/mL)

N/A

6.0 INTENDED USE

- For the calibration of analytical instruments and validation of analytical methods as appropriate.

7.0 INSTRUCTIONS FOR THE CORRECT USE OF THIS REFERENCE MATERIAL

7.1 Storage and Handling Recommendations

- Store between approximately 4° - 30° C while in sealed TCT bag.

- While stored in the sealed TCT bag, transpiration of this CRM/RM is negligible. After opening the sealed TCT bag transpiration of the CRM/RM will occur, resulting in a gradual increase in the analyte concentration(s). It is the responsibility of the user to account for this effect. When the bottle is weighed both before and after being placed in storage, the mass difference observed will be a measure of transpiration mass loss.

- After opening the sealed TCT bag, keep cap tightly sealed when not in use and store between 4° - 24° C to minimize the effects of transpiration. Use at 20° ± 4° C to minimize volumetric dilution error when using the reported density. Do not pipette from the container. Do not return removed aliquots to container.

- For more information, visit **www.inorganicventures.com/TCT**

HF Note: This standard should not be prepared or stored in glass.

8.0 HAZARDOUS INFORMATION

- Please refer to the Safety Data Sheet for information regarding this CRM/RM.

9.0 HOMOGENEITY

- This solution was mixed according to an in-house procedure and is guaranteed to be homogeneous. Homogeneity data indicate that the end user should take a minimum sample size of 0.2 mL to assure homogeneity.

10.0 QUALITY STANDARD DOCUMENTATION

10.1 ISO 9001 Quality Management System Registration

- QSR Certificate Number QSR-1034

10.2 ISO/IEC 17025 "General Requirements for the Competence of Testing and Calibration Laboratories"

- Chemical Testing - Accredited / A2LA Certificate Number 883.01

10.3 ISO 17034 "General Requirements for the Competence of Reference Material Producers"

- Reference Material Producer - Accredited / A2LA Certificate Number 883.02

Inorganic Ventures, 300 Technology Drive, Christiansburg, Va. 24073, USA; Telephone: 800.669.6799; 540.585.3030, Fax: 540.585.3012; inorganicventures.com; info@inorganicventures.com

11.0 CERTIFICATION, LOT EXPIRATION AND PERIOD OF VALIDITY

11.1 Certification Issue Date

January 06, 2021

- The certification is valid within the measurement uncertainty specified provided the CRM/RM is stored and handled in accordance with instructions given in Sec 7.1. This certification is nullified if instructions in Sec 7.1 are not followed or if the CRM/RM is damaged, contaminated, or otherwise modified.

11.2 Lot Expiration Date

- January 06, 2025

- The date after which this CRM/RM should not be used.

- The lot expiration date reflects the period of time that the stability of a CRM/RM can be supported by long term stability studies conducted on properly stored and handled CRM/RMs. Lot expiration is limited primarily by transpiration (loss of water from the solution) and infrequently by chemical stability.

11.3 Period of Validity

- Sealed TCT Bag Open Date: _____

- This CRM/RM should not be used longer than one year (or six months in the case of a 30 mL bottle) from the date of opening the aluminized bag or after the date given in Sec. 11.2, whichever comes first. This is contingent upon the CRM/RM being stored and handled in accordance with the instructions given in Sec. 7.1.

12.0 NAMES AND SIGNATURES OF CERTIFYING OFFICERS

Certificate Approved By:

Michael Booth
Director, Quality Control

Michael L Booth

Certifying Officer:

Paul Gaines
Chairman / Senior Technical Director

Paul R Gaines

Energy Laboratories Inc

Standard LOG

Standard ID:	ME211118 MSCAL-5A		
Standard Name	EL-MSCAL-5A	Type:	Primary
Date Prepared	11/18/2021	BY:	Stacy R. Hendricks
Date Expires:	11/18/2022		
Department	ME	Status:	Open
Vendor:	Inorganic Ventures		
Lot Number:	P2-MEB687200		
Balance ID:			
Comments:	Opened 11/18/2021; Expires 11/18/2022		

Chemical / Solvent Used	BottleNo	Amt	Units	Expires
Multi Analyte Custom Grade Solution	13175	500	mL	11/18/2022

Final Volume:
500 mL

Stock Source	**Base Units**	**Amount Added**
Analytes	**CAS**	Conc: **ug/mL**

Page:*1 of 1*

INORGANIC VENTURES
300 Technology Drive
Christiansburg, VA 24073 · USA
inorganicventures.com

CERTIFICATE OF ANALYSIS

tel: 800.669.6799 · 540.585.3030
fax: 540.585.3012
info@inorganicventures.com

1.0 ACCREDITATION / REGISTRATION

INORGANIC VENTURES is accredited to ISO 17034, "General Requirements for the Competence of Reference Material Producers" and ISO/IEC 17025, "General Requirements for the Competence of Testing and Calibration Laboratories". Inorganic Ventures is also an ISO 9001 registered manufacturer (QSR Certificate Number QSR-1034).

ACCREDITED Testing Laboratory Certificate 883.01
ACCREDITED Reference Material Producer Certificate 883.02

2.0 PRODUCT DESCRIPTION

Product Code:	Multi Analyte Custom Grade Solution
Catalog Number:	EL-MSCAL-5A
Lot Number:	P2-MEB687200
Matrix:	3% (v/v) HNO3
Value / Analyte(s):	5 000 µg/mL ea: Calcium, Potassium, Magnesium, Sodium,
	500 µg/mL ea: Phosphorus, Iron,
	250 µg/mL ea: Lithium

3.0 CERTIFIED VALUES AND UNCERTAINTIES

ANALYTE	CERTIFIED VALUE	ANALYTE	CERTIFIED VALUE
Calcium, Ca	**5 000 ± 20 µg/mL**	**Iron, Fe**	**499.9 ± 2.1 µg/mL**
Lithium, Li	**250.0 ± 1.1 µg/mL**	**Magnesium, Mg**	**5 000 ± 21 µg/mL**
Phosphorus, P	**499.8 ± 2.5 µg/mL**	**Potassium, K**	**5 000 ± 18 µg/mL**
Sodium, Na	**5 000 ± 18 µg/mL**		

Density: 1.076 g/mL (measured at 20 ± 4 °C)

Assay Information:

ID #: 13175
Opened:
Multi Analyte Custom Grade Solution
Expires: 12/2/2023
Rec'd: 10/12/2020
Energy Laboratories Inc 1120 So. 27th Street
Billings MT 59107

ANALYTE	METHOD	NIST SRM#	SRM LOT#
Ca	ICP Assay	3109a	130213
Ca	EDTA	928	928
Fe	ICP Assay	3126a	140812
Fe	EDTA	928	928
K	ICP Assay	3141a	140813
K	Gravimetric		See Sec. 4.2
Li	ICP Assay	3129a	100714
Li	Gravimetric		See Sec. 4.2
Mg	ICP Assay	3131a	140110
Mg	EDTA	928	928
Na	ICP Assay	3152a	120715
Na	Gravimetric		See Sec. 4.2
P	ICP Assay	3139a	060717
P	Acidimetric	84L	84L

The following equations are used in the calculation of the certified value and the uncertainty. Reported uncertainties represent expanded uncertainties expressed at approximately the 95% confidence level using a coverage factor of k = 2.

Characterization of CRM/RM by Two or More Methods

Certified Value, $X_{CRM/RM}$, where two or more methods of characterization are used is the weighted mean of the results:

$X_{CRM/RM} = \Sigma(w_i)(X_i)$

X_i = mean of Assay Method i with standard uncertainty $u_{char\ i}$

w_i = the weighting factors for each method calculated using the inverse square of the variance:

$w_i = (1/u_{char\ i})^2 / (\Sigma(1/(u_{char\ i})^2)$

CRM/RM Expanded Uncertainty (±) = $U_{CRM/RM} = k\,(u^2_{char} + u^2_{bb} + u^2_{lts} + u^2_{ts})^{1/2}$

k = coverage factor = 2

$u_{char} = [\Sigma((w_i)^2 (u_{char\ i})^2)]^{1/2}$ where $u_{char\ i}$ are the errors from each characterization method

u_{bb} = bottle to bottle homogeneity standard uncertainty

u_{lts} = long term stability standard uncertainty (storage)

u_{ts} = transport stability standard uncertainty

Characterization of CRM/RM by One Method

Certified Value, $X_{CRM/RM}$, where one method of characterization is used is the mean of individual results:

$X_{CRM/RM} = (X_a)(u_{char\ a})$

X_a = mean of Assay Method A with

$u_{char\ a}$ = the standard uncertainty of characterization Method A

CRM/RM Expanded Uncertainty (±) = $U_{CRM/RM} = k\,(u^2_{char\ a} + u^2_{bb} + u^2_{lts} + u^2_{ts})^{1/2}$

k = coverage factor = 2

$u_{char\ a}$ = the errors from characterization

u_{bb} = bottle to bottle homogeneity standard uncertainty

u_{lts} = long term stability standard uncertainty (storage)

u_{ts} = transport stability standard uncertainty

4.0 TRACEABILITY TO NIST

- This product is traceable to NIST via an unbroken chain of comparisons. The uncertainties for each certified value are reported, taking into account the SRM/RM uncertainty error and the measurement, weighing and volume dilution errors. In rare cases where no NIST SRM/RM are available, the term 'in-house std.' is specified.

4.1 Thermometer Calibration

- All thermometers are NIST traceable through thermometers that are calibrated by an accredited calibration laboratory.

4.2 Balance Calibration

- All analytical balances are calibrated by an accredited calibration laboratory and procedure. The weights used for testing are annually compared to master weights and are traceable to NIST.

4.3 Glassware Calibration

- An in-house procedure is used to calibrate all Class A glassware used in the manufacturing and quality control of CRM/RMs.

5.0 TRACE METALLIC IMPURITIES (TMI) DETERMINED BY ICP-MS AND ICP-OES (µg/mL)

N/A

6.0 INTENDED USE

- For the calibration of analytical instruments and validation of analytical methods as appropriate.

7.0 INSTRUCTIONS FOR THE CORRECT USE OF THIS REFERENCE MATERIAL

7.1 Storage and Handling Recommendations

- Store between approximately 4° - 30° C while in sealed outer bag.

- While stored in the sealed outer bag, transpiration of this CRM/RM is negligible. After opening the sealed outer bag transpiration of the CRM/RM will occur, resulting in a gradual increase in the analyte concentration(s). It is the responsibility of the user to account for this effect. When the bottle is weighed both before and after being placed in storage, the mass difference observed will be a measure of transpiration mass loss.

- After opening the sealed outer bag, keep cap tightly sealed when not in use and store between 4° - 24° C to minimize the effects of transpiration. Use at 20° ± 4° C to minimize volumetric dilution error when using the reported density. Do not pipette from the container. Do not return removed aliquots to container.

8.0 HAZARDOUS INFORMATION

- Please refer to the Safety Data Sheet for information regarding this CRM/RM.

9.0 HOMOGENEITY

- This solution was mixed according to an in-house procedure and is guaranteed to be homogeneous. Homogeneity data indicate that the end user should take a minimum sample size of 0.2 mL to assure homogeneity.

10.0 QUALITY STANDARD DOCUMENTATION

10.1 ISO 9001 Quality Management System Registration

- QSR Certificate Number QSR-1034

10.2 ISO/IEC 17025 "General Requirements for the Competence of Testing and Calibration Laboratories"

- Chemical Testing - Accredited / A2LA Certificate Number 883.01

10.3 ISO 17034 "General Requirements for the Competence of Reference Material Producers"

- Reference Material Producer - Accredited / A2LA Certificate Number 883.02

Inorganic Ventures, 300 Technology Drive, Christiansburg, Va. 24073, USA; Telephone: 800.669.6799; 540.585.3030, Fax: 540.585.3012; inorganicventures.com; info@inorganicventures.com

11.0 CERTIFICATION, EXPIRATION AND PERIOD OF VALIDITY

11.1 Certification Issue Date

December 02, 2019

- The certification is valid within the measurement uncertainty specified provided the CRM/RM is stored and handled in accordance with instructions given in Sec 7.1. This certification is nullified if instructions in Sec 7.1 are not followed or if the CRM/RM is damaged, contaminated, or otherwise modified.

11.2 Lot Expiration Date

- December 02, 2023

- The date after which this CRM/RM should not be used.

- The lot expiration date reflects the period of time that the stability of a CRM/RM can be supported by long term stability studies conducted on properly stored and handled CRM/RMs. Lot expiration is limited primarily by transpiration (loss of water from the solution) and infrequently by chemical stability.

11.3 Period of Validity

- Sealed outer Bag Open Date: _____

- This CRM/RM should not be used longer than one year (or six months in the case of a 30 mL bottle) from the date of opening the aluminized bag or after the date given in Sec. 11.2, whichever comes first. This is contingent upon the CRM/RM being stored and handled in accordance with the instructions given in Sec. 7.1.

12.0 NAMES AND SIGNATURES OF CERTIFYING OFFICERS

Certificate Approved By:

Michael Booth
Manager, Quality Control

Michael L Booth

Certifying Officer:

Paul Gaines
CEO, Senior Technical Director

Paul R Gaines

Energy Laboratories Inc

Spike LOG

Standard ID:	ME220105 HGPRIMARY		
Standard Name	Primary Hg Stock 2 PPM	Type:	Secondary
Date Prepared	1/5/2022	BY:	Amanda E. McDani
Date Expires:	12/29/2022		
Department	ME	Status:	Open
Vendor:	Inorganic Ventures		
Lot Number:			
Balance ID:			

Comments: Made with different HG stock than QCS

Chemical / Solvent Used	BottleNo	Amt	Units	Expires
Nitric Acid 69.0- 70.0% D0521	14626	0.5	mL	12/14/2026
Hydrochloric Acid E1421	14721	0.25	mL	1/4/2027

Final Volume:
25 mL

Stock Source		**Base Units**	**Amount Added**
ME220110HG	HG Stock	ug/mL	0.05 mL
ME211229A AU 2N	Au 2nd source Stock	ug/mL	0.05 mL

Analytes	**CAS**	Conc:	**ug/mL**

Page:*1 of 1*

Energy Laboratories Inc

Standard LOG

Standard ID:	ME220110HG		
Standard Name	HG Stock	Type:	Primary
Date Prepared	1/10/2022	BY:	Amanda E. McDani
Date Expires:	1/10/2023		
Department	ME	Status:	Open
Vendor:	SCP Science		
Lot Number:	S210729017		
Balance ID:			

Comments:

Chemical / Solvent Used	BottleNo	Amt	Units	Expires
ICP/ICPMS Standard Mercury	14711	125	mL	1/10/2023

Final Volume:
125 mL

Stock Source **Base Units** **Amount Added**

Analytes **CAS** Conc: **ug/mL**

Page:*1 of 1*

ID #: 14711
Opened:
ICP/ICPMS Standard Mercury
Expires: 7/31/2023
Rec'd: 12/29/2021
Energy Laboratories Inc 1120 So. 27th Street
Billings MT 59107

SCP SCIENCE

Providing Innovative Solutions to Analytical Chemists

rtificate of Analysis

Hg

1.0 DESCRIPTION:

	***Plasma*CAL ICP/ICPMS Standard - Mercury 1000 µg/ml**
Catalogue Number:	140-051-800/-801/-805
Starting Material:	Mercury(II) oxide 99.99+%
Lot Number:	**S210729017**
Matrix:	10% HNO_3 (See Section 3 for actual matrix)
Expiration Date (End of month):	**July 2023** (or 15 months after bottle is opened, whichever comes first)

2.0 CERTIFIED VALUES AND ASSOCIATED UNCERTAINTY:

Certified Concentration: **999 µg/ml +/- 5 µg/ml**
952 µg/g +/- 5 µg/g

Method of analysis: Inductively Coupled Plasma Atomic Emission Spectroscopy (ICP-AES)

Traceability: NIST Standard Reference Material 3133 Lot: **160921**

Note: The uncertainty of the certified value has been calculated from applicable uncertainty contributors (u_i) including uncertainty established during characterization of the material (u_{char}), the between bottle variation (u_{bb}), short-term stability (u_{sts}) and long-term stability (u_{lts}) according to the model $u_c = \sqrt{(u_{char}^2 + u_{bb}^2 + u_{sts}^2 + u_{lts}^2)}$. This combined uncertainty has been further multiplied by a coverage factor (k) of 2 to provide a 95% confidence interval.

3.0 REFERENCE VALUES:

Density: **1.050 g/ml @ 23.6 °C**
Actual Matrix: **10.0% (v/v) HNO_3**

Trace Metal Impurities as tested by ICP-MS:

Element	Conc. (ppm)	Element	Conc. (ppm)	Element	Conc. (ppm)	Element	Conc. (ppm)
Ag	<0.0010	Fe	**0.0322**	Nd	<0.0010	Sn	<0.0010
Al	**0.0042**	Ga	<0.0010	Ni	**0.0039**	Sr	<0.0025
As	<0.0010	Gd	<0.0010	Os	<0.0010	Ta	<0.0010
Au	<0.0010	Ge	<0.0010	P	<0.0132	Tb	<0.0010
B	<0.0015	Hf	<0.0010	Pb	<0.0010	Te	<0.0010
Ba	<0.0010	Hg	N/A	Pd	<0.0010	Th	<0.0010
Be	<0.0010	Ho	<0.0010	Pr	<0.0010	Ti	<0.0012
Bi	<0.0010	In	<0.0010	Pt	<0.0010	Tl	**0.0117**
Ca	<0.0135	Ir	<0.0010	Rb	<0.0010	Tm	<0.0010
Cd	<0.0010	K	<0.0024	Re	<0.0010	U	<0.0010
Ce	<0.0010	La	<0.0010	Rh	<0.0010	V	<0.0010
Co	<0.0010	Li	<0.0010	Ru	<0.0010	W	<0.0020
Cr	**0.0112**	Lu	<0.0010	S	*	Y	<0.0010
Cs	<0.0010	Mg	<0.0010	Sb	<0.0010	Yb	<0.0010
Cu	**0.0060**	Mn	<0.0010	Sc	<0.0010	Zn	<0.0010
Dy	<0.0010	Mo	<0.0010	Se	<0.0010	Zr	<0.0010
Er	<0.0010	Na	**0.0092**	Si	<0.1		
Eu	<0.0010	Nb	<0.0010	Sm	<0.0010		

*: Not tested

4.0 APPROVAL AND DATE OF CERTIFICATION:

Certification Approval: Daniel Boisvert, Chemist
Certification Date: August 12, 2021

Daniel Boisvert

5.0 INTENDED USE / *UTILISATION PRÉVUE*:

- ICP Standards: For the calibration of, including but not limited to: ICP-AES, ICP-MS, FAAS, GFAA, XRF and DCP. / *Étalons ICP : Pour l'étalonnage d'instruments de mesure tels que: ICP-AES, ICP-MS, FAAS, GFAA, XRF et DCP.*
- AA Standards: For the calibration of Flame (FAAS) and Graphite Furnace (GFAA) Atomic Absorption Spectrometers. / *Étalons AA : Pour l'étalonnage de spectromètres d'absorption atomique flamme (GFAA) et four au graphite (GFAA).*
- Matrix Modifiers: For the optimization of analytical conditions to provide better Graphite Furnace Atomic Absorption (GFAA) instrument response and improved detection limits. / *Modificateur de matrice : Pour l'optimisation des conditions analytiques afin de fournir des meilleurs réponses instrumentales et limites de détection pour SAA four au graphite.*
- pH Standards: For the calibrating pH meters or for other wet chemistry applications. / *Étalons pH : Pour étalonnage de pH mètres et autres applications de chimie humide.*
- Conductivity Standards: For electrolytic conductivity measurement as a calibration standard. / *Étalons de conductivité : Comme étalon pour les mesures de conductivité électrolytiques.*
- IC Standards: for calibration of, but not limited to IC, HPLC, TLC, ISE, IR, NMR, MS, UV/VIS or other wet chemistry applications. / *Étalons IC : Pour étalonnage d'instruments tels que : IC, HPLC, TLC, ISE, IR, NMR, MS, UV/VIS et autres applications de chimie humide.*

For any inquiries, please contact **SCP SCIENCE**. / *Pour toute question, veuillez contacter **SCP SCIENCE**.*

6.0 INSTRUCTIONS FOR USE / *INSTRUCTIONS D'UTILISATION*:

Handling and Storage / Manutention et entreposage: Keep product tightly capped when not in use. The solution should be opened for a minimum amount of time necessary to dispense the amount required. Do not pipet or use directly from container. Do not return unused portions back to container. Store under normal laboratory conditions. Avoid exposure to excessive sources of heat and humidity or direct sunlight. / *Garder les contenants bien fermés lorsque non utilisés. Le contenant devrait être ouvert seulement pour le temps requis afin de prélever la quantité nécessaire. Ne pas pipetter ou utiliser directement du contenant. Ne pas retourner les portions non-utilisées dans le contentant. Conserver dans des conditions normales de laboratoire. Éviter l'exposition à des sources de chaleur et d'humidité excessives ou à l'exposition solaire directe.*

Stability / *Stabilité*: This Standard is guaranteed to be stable and accurate to within the specified uncertainty of measurement up to the unopened expiry date, if sealed, or up to the opened expiry date (when indicated), whichever comes first, provided the solution is kept tightly capped and stored under the indicated storage conditions. Purchasers will be notified of any significant changes resulting in re-certification or withdrawal of the product prior to the expiration date. / *La stabilité et l'exactitude de cet étalon sont garanties d'être à l'intérieur de l'incertitude de mesure, jusqu'à la date d'expiration de la bouteille non-ouverte, si scellée, ou jusqu'à la date d'expiration de la bouteille ouverte (si indiquée), en présumant que le contenant est maintenu fermé et gardé dans les conditions d'entreposage indiquées. Les acheteurs seront avisés dans le cas où il y aura des changements significatifs nécessitant une re-certification ou un rappel du produit avant la date d'expiration.*

7.0 HAZARDOUS INFORMATION / *INFORMATION SUR LES RISQUES POTENTIELS*:

Please refer to the associated Safety Data Sheet (SDS) for information regarding this product (available at www.SCPSCIENCE.com). / *SVP vous référer à la Fiche Signalétique applicable pour de l'information sur ce produit (Disponible à www.SCPSCIENCE.com).*

8.0 HOMOGENEITY / *HOMOGÉNÉITÉ*:

This solution has been blended according to an in-house procedure and its homogeneity is guaranteed to be fit for purpose when a sample size sufficient for the intended method of analysis is used. / *Cette solution a été préparée selon une procédure maison et nous assurons que sa homogénéité est approprié à l'emploi lorsqu'un échantillon suffisant pour la méthode d'analyse prévue est utilisé.*

9.0 TRACEABILITY / *TRAÇABILITÉ*:

This CRM (Certified Reference Material) is traceable to the NIST SRM (Standard Reference Material) indicated in section 2 through an unbroken chain of comparisons. In addition, balances used are regularly calibrated using weights which are traceable to NIST (National Institute of Standards and Technology) or NRC (National Research Council of Canada) standards. All conductivity meters used to analyze this standard have been regularly calibrated using a NIST or NRC traceable Thermometer and standards. All pH meters used to analyze this standard have been regularly calibrated using a NIST or NRC traceable thermometer and pH/MV simulator. / *Ce matériel de référence certifié est traçable au Matériel de Référence Standardisé de NIST indiqué à la section 2 par une chaine de comparaison ininterrompue. De plus, les balances utilisées sont étalonnées régulièrement en utilisant des poids qui sont traçables au NIST (National Institute of Standards and Technology) ou au CRNC (Conseil National de Recherches Canada). Tout conductimètre utilisé afin d'analyser cet étalon a été sujet à un étalonnage périodique utilisant des thermomètres et étalons traçables au NIST ou CNRC. Tout pH mètre utilisé afin d'analyser cet étalon a été sujet à un étalonnage périodique utilisant des thermomètres et un simulateur pH/MV traçables au NIST ou au CNRC.*

10.0 PREPARATION / *PRÉPARATION*:

For the preparation of these solutions, 18 meghom/cm double deionized water, high-purity acids and glassware calibrated to ASTM Class A specifications are used. / *Une eau de 18 meghom/cm doublement déionisé, de l'acide de haute pureté, ainsi que de la verrerie étalonnée afin de satisfaire les spécifications Classe A de ASTM ont été utilisés pour la préparation de cet étalon.*

11.0 QUALITY SYSTEM CERTIFICATIONS / *CERTIFICATIONS DE SYSTÈME QUALITÉ*:

ISO 9001 Certification / *Certification ISO 9001*: This standard was produced in a facility which operates under a **registered** ISO 9001 Quality Management System. Please consult our web site for a copy of the most recent revision of our certificate of registration. / *Cet étalon a été fabriqué dans un laboratoire qui utilise un Système de Gestion de la Qualité **enregistré** à la norme ISO 9001. Veuillez consulter notre site web pour obtenir la version la plus récente de notre certificat d'enregistrement.*

ISO 17025 Accreditation / *Accréditation ISO 17025*: SCP SCIENCE (Corporate Headquarters) operates an ISO 17025 **accredited** laboratory. Please consult our web site for a copy of the most recent revision of our certificate and scope of accreditation. / ***SCP SCIENCE (Siège social)** est **accréditée** ISO 17025. Veuillez consulter notre site web afin d'obtenir la plus récente version de notre certificat d'accréditation ainsi que la portée de notre accréditation.*

ISO 17034 Accreditation / *Accréditation ISO 17034* : SCP SCIENCE (Corporate Headquarters) is an ISO 17034 accredited Reference Material Producer. Please consult our website for a copy of our most recent certificate and scope of accreditation. / ***SCP SCIENCE (Siège social)** est un Fabricant de Matériaux de Référence Accrédité ISO 17034. Veuillez consulter notre site web afin d'obtenir la plus récente version de notre certificat d'accréditation ainsi que la portée de notre accréditation.*

CORPORATE HEADQUARTERS
21800 Clark Graham
Baie D'Urfé (Montréal), Quebec,
H9X 4B6 Canada
Phone: +1 (800) 361-6820
Fax: +1 (800) 253-5549

USA
3rd Party Distribution Center
348 Route 11, Champlain,
N.Y. 12919-4816
Phone: +1 (800) 361-6820
Fax: +1 (800) 253-5549

FRANCE
12 Ave. de Québec, Bat. IRIS
91140, Villebon-sur-Yvette
Phone: +33 (0) 1 69 18 71 17
Fax: +33 (0) 1 60 92 05 67

GERMANY
Alte Marktoberdorfer Straße 14, 87616
Marktoberdorf
Phone: +49 (0) 8342-89560-61
Fax: +49 (0) 8342-89560-69

Energy Laboratories Inc

Standard LOG

Standard ID:	ME211229A AU 2ND SOURCE		
Standard Name	Au 2nd source Stock	Type:	Primary
Date Prepared	12/29/2021	BY:	Amanda E. McDani
Date Expires:	12/29/2022		
Department	ME	Status:	Open
Vendor:	SCP Science		
Lot Number:	S211129013		
Balance ID:			
Comments:	opened 12/29/2021; expires 12/29/2022		

Chemical / Solvent Used	BottleNo	Amt	Units	Expires
ICP/ICPMS Standard Gold	14710	500	mL	12/29/2022

Final Volume:
500 mL

Stock Source	**Base Units**	**Amount Added**	
Analytes	**CAS**	Conc:	**ug/mL**

Page:*1 of 1*

ID #: 14710
Opened:
ICP/ICPMS Standard Gold
Expires: 12/31/2023
Rec'd: 12/29/2021
Energy Laboratories Inc 1120 So. 27th Street
Billings MT 59107

SCP SCIENCE
Providing Innovative Solutions to Analytical

Certificate of Analysis

1.0 DESCRIPTION:

	***Plasma*CAL ICP/ICPMS Standard - Gold 1000 µg/ml**
Catalogue Number:	140-052-790/-791/-795
Starting Material:	Gold Metal 99.99+%
Lot Number:	**S211129013**
Matrix:	10% HCl (See Section 3 for actual matrix)
Expiration Date (End of month):	**December 2023** (or 15 months after bottle is opened, whichever comes first)

Au

2.0 CERTIFIED VALUES AND ASSOCIATED UNCERTAINTY:

Certified Concentration: **1001 µg/ml +/- 4 µg/ml**
982 µg/g +/- 4 µg/g

Method of analysis: Inductively Coupled Plasma Atomic Emission Spectroscopy (ICP-AES)

Traceability: NIST Standard Reference Material 3121 Lot: **991806**

Note: The uncertainty of the certified value has been calculated from applicable uncertainty contributors (u_i) including uncertainty established during characterization of the material (u_{char}), the between bottle variation (u_{bb}), short-term stability (u_{sts}) and long-term stability (u_{lts}) according to the model $u_c = \sqrt{(u_{char}^2 + u_{bb}^2 + u_{sts}^2 + u_{lts}^2)}$. This combined uncertainty has been further multiplied by a coverage factor (k) of 2 to provide a 95% confidence interval.

3.0 REFERENCE VALUES:

Density: **1.019 g/ml @ 22.4 °C**
Actual Matrix: **10.0% (v/v) HCl**

Trace Metal Impurities as tested by ICP-MS:

Element	Conc. (ppm)	Element	Conc. (ppm)	Element	Conc. (ppm)	Element	Conc. (ppm)
Ag	**0.3851**	Fe	<0.0090	Nd	<0.0010	Sn	<0.0010
Al	**0.0062**	Ga	<0.0010	Ni	<0.0010	Sr	<0.0025
As	<0.0010	Gd	<0.0010	Os	<0.0010	Ta	<0.0010
Au	N/A	Ge	<0.0010	P	<0.0132	Tb	<0.0010
B	<0.0015	Hf	<0.0010	Pb	<0.0010	Te	<0.0010
Ba	<0.0010	Hg	*	Pd	**0.0434**	Th	<0.0010
Be	<0.0010	Ho	<0.0010	Pr	<0.0010	Ti	<0.0012
Bi	<0.0010	In	<0.0010	Pt	**0.0048**	Tl	<0.0011
Ca	<0.0135	Ir	<0.0010	Rb	<0.0010	Tm	<0.0010
Cd	<0.0010	K	**0.0362**	Re	<0.0010	U	<0.0010
Ce	<0.0010	La	<0.0010	Rh	<0.0010	V	<0.0010
Co	<0.0010	Li	<0.0010	Ru	<0.0010	W	<0.0020
Cr	<0.0010	Lu	<0.0010	S	*	Y	<0.0010
Cs	**0.0029**	Mg	<0.0010	Sb	<0.0010	Yb	<0.0010
Cu	**0.0023**	Mn	<0.0010	Sc	<0.0010	Zn	<0.0010
Dy	<0.0010	Mo	<0.0010	Se	<0.01	Zr	<0.0010
Er	<0.0010	Na	**0.0070**	Si	<0.1		
Eu	<0.0010	Nb	<0.0010	Sm	<0.0010	*: Not tested	

4.0 APPROVAL AND DATE OF CERTIFICATION:

Certification Approval: Daniel Boisvert, Chemist
Certification Date: December 10, 2021

Daniel Boisvert

ACCREDITED Reference Material Producer CERTIFICATE 2885.01

5.0 INTENDED USE / *UTILISATION PRÉVUE*:

- ICP Standards: For the calibration of, including but not limited to: ICP-AES, ICP-MS, FAAS, GFAA, XRF and DCP. / *Étalons ICP : Pour l'étalonnage d'instruments de mesure tels que: ICP-AES, ICP-MS, FAAS, GFAA, XRF et DCP.*
- AA Standards: For the calibration of Flame (FAAS) and Graphite Furnace (GFAA) Atomic Absorption Spectrometers. / *Étalons AA : Pour l'étalonnage de spectromètres d'absorption atomique flamme (GFAA) et four au graphite (GFAA).*
- Matrix Modifiers: For the optimization of analytical conditions to provide better Graphite Furnace Atomic Absorption (GFAA) instrument response and improved detection limits. / *Modificateur de matrice : Pour l'optimisation des conditions analytiques afin de fournir des meilleurs réponses instrumentales et limites de détection pour SAA four au graphite.*
- pH Standards: For the calibrating pH meters or for other wet chemistry applications. / *Étalons pH : Pour étalonnage de pH mètres et autres applications de chimie humide.*
- Conductivity Standards: For electrolytic conductivity measurement as a calibration standard. / *Étalons de conductivité : Comme étalon pour les mesures de conductivité électrolytiques.*
- IC Standards: for calibration of, but not limited to IC, HPLC, TLC, ISE, IR, NMR, MS, UV/VIS or other wet chemistry applications. / *Étalons IC : Pour étalonnage d'instruments tels que : IC, HPLC, TLC, ISE, IR, NMR, MS, UV/VIS et autres applications de chimie humide.*

For any inquiries, please contact **SCP SCIENCE**. / *Pour toute question, veuillez contacter **SCP SCIENCE**.*

6.0 INSTRUCTIONS FOR USE / *INSTRUCTIONS D'UTILISATION*:

Handling and Storage / Manutention et entreposage: Keep product tightly capped when not in use. The solution should be opened for a minimum amount of time necessary to dispense the amount required. Do not pipet or use directly from container. Do not return unused portions back to container. Store under normal laboratory conditions. Avoid exposure to excessive sources of heat and humidity or direct sunlight. / *Garder les contenants bien fermés lorsque non utilisés. Le contenant devrait être ouvert seulement pour le temps requis afin de prélever la quantité nécessaire. Ne pas pipetter ou utiliser directement du contenant. Ne pas retourner les portions non-utilisées dans le contentant. Conserver dans des conditions normales de laboratoire. Éviter l'exposition à des sources de chaleur et d'humidité excessives ou à l'exposition solaire directe.*

Stability / *Stabilité*: This Standard is guaranteed to be stable and accurate to within the specified uncertainty of measurement up to the unopened expiry date, if sealed, or up to the opened expiry date (when indicated), whichever comes first, provided the solution is kept tightly capped and stored under the indicated storage conditions. Purchasers will be notified of any significant changes resulting in re-certification or withdrawal of the product prior to the expiration date. / *La stabilité et l'exactitude de cet étalon sont garanties d'être à l'intérieur de l'incertitude de mesure, jusqu'à la date d'expiration de la bouteille non-ouverte, si scellée, ou jusqu'à la date d'expiration de la bouteille ouverte (si indiquée), en présumant que le contenant est maintenu fermé et gardé dans les conditions d'entreposage indiquées. Les acheteurs seront avisés dans le cas où il y aura des changements significatifs nécessitant une re-certification ou un rappel du produit avant la date d'expiration.*

7.0 HAZARDOUS INFORMATION / *INFORMATION SUR LES RISQUES POTENTIELS*:

Please refer to the associated Safety Data Sheet (SDS) for information regarding this product (available at www.SCPSCIENCE.com). / *SVP vous référer à la Fiche Signalétique applicable pour de l'information sur ce produit (Disponible à www.SCPSCIENCE.com).*

8.0 HOMOGENEITY / *HOMOGÉNÉITÉ:*

This solution has been blended according to an in-house procedure and its homogeneity is guaranteed to be fit for purpose when a sample size sufficient for the intended method of analysis is used. / *Cette solution a été préparée selon une procédure maison et nous assurons que sa homogénéité est approprié à l'emploi lorsqu'un échantillon suffisant pour la méthode d'analyse prévue est utilisé.*

9.0 TRACEABILITY / *TRAÇABILITÉ*:

This CRM (Certified Reference Material) is traceable to the NIST SRM (Standard Reference Material) indicated in section 2 through an unbroken chain of comparisons. In addition, balances used are regularly calibrated using weights which are traceable to NIST (National Institute of Standards and Technology) or NRC (National Research Council of Canada) standards. All conductivity meters used to analyze this standard have been regularly calibrated using a NIST or NRC traceable Thermometer and standards. All pH meters used to analyze this standard have been regularly calibrated using a NIST or NRC traceable thermometer and pH/MV simulator. / *Ce matériel de référence certifié est traçable au Matériel de Référence Standardisé de NIST indiqué à la section 2 par une chaine de comparaison ininterrompue. De plus, les balances utilisées sont étalonnées régulièrement en utilisant des poids qui sont traçables au NIST (National Institute of Standards and Technology) ou au CRNC (Conseil National de Recherches Canada). Tout conductimètre utilisé afin d'analyser cet étalon a été sujet à un étalonnage périodique utilisant des thermomètres et étalons traçables au NIST ou CNRC. Tout pH mètre utilisé afin d'analyser cet étalon a été sujet à un étalonnage périodique utilisant des thermomètres et un simulateur pH/MV traçables au NIST ou au CNRC.*

10.0 PREPARATION / *PRÉPARATION:*

For the preparation of these solutions, 18 meghom/cm double deionized water, high-purity acids and glassware calibrated to ASTM Class A specifications are used. / *Une eau de 18 meghom/cm doublement déionisé, de l'acide de haute pureté, ainsi que de la verrerie étalonnée afin de satisfaire les spécifications Classe A de ASTM ont été utilisés pour la préparation de cet étalon.*

11.0 QUALITY SYSTEM CERTIFICATIONS / *CERTIFICATIONS DE SYSTÈME QUALITÉ:*

ISO 9001 Certification / *Certification ISO 9001*: This standard was produced in a facility which operates under a **registered** ISO 9001 Quality Management System. Please consult our web site for a copy of the most recent revision of our certificate of registration. / *Cet étalon a été fabriqué dans un laboratoire qui utilise un Système de Gestion de la Qualité **enregistré** à la norme ISO 9001. Veuillez consulter notre site web pour obtenir la version la plus récente de notre certificat d'enregistrement.*

ISO 17025 Accreditation / *Accréditation ISO 17025*: **SCP SCIENCE (Corporate Headquarters)** operates an ISO 17025 **accredited** laboratory. Please consult our web site for a copy of the most recent revision of our certificate and scope of accreditation. / ***SCP SCIENCE (Siège social)** est **accréditée** ISO 17025. Veuillez consulter notre site web afin d'obtenir la plus récente version de notre certificat d'accréditation ainsi que la portée de notre accréditation.*

ISO 17034 Accreditation / *Accréditation ISO 17034* : **SCP SCIENCE (Corporate Headquarters)** is an ISO 17034 accredited Reference Material Producer. Please consult our website for a copy of our most recent certificate and scope of accreditation. / ***SCP SCIENCE (Siège social)** est un Fabricant de Matériaux de Référence Accrédité ISO 17034. Veuillez consulter notre site web afin d'obtenir la plus récente version de notre certificat d'accréditation ainsi que la portée de notre accréditation.*

CORPORATE HEADQUARTERS
21800 Clark Graham
Baie D'Urfé (Montréal), Quebec,
H9X 4B6 Canada
Phone: +1 (800) 361-6820
Fax: +1 (800) 253-5549

USA
3rd Party Distribution Center
348 Route 11, Champlain,
N.Y. 12919-4816
Phone: +1 (800) 361-6820
Fax: +1 (800) 253-5549

FRANCE
12 Ave. de Québec, Bat. IRIS
91140, Villebon-sur-Yvette
Phone: +33 (0) 1 69 18 71 17
Fax: +33 (0) 1 60 92 05 67

GERMANY
Alte Marktoberdorfer Straße 14, 87616
Marktoberdorf
Phone: +49 (0) 8342-89560-61
Fax: +49 (0) 8342-89560-69

Energy Laboratories Inc

Standard LOG

Standard ID:	ME211208 MSCAL2B		
Standard Name	MSCAL 2B	Type:	Primary
Date Prepared	12/8/2021	BY:	Stacy R. Hendricks
Date Expires:	12/8/2022		
Department	ME	Status:	Open
Vendor:	Inorganic Ventures		
Lot Number:	S2-MEB704403		
Balance ID:			
Comments:	Opened 12/08/2021; Expires 12/08/2022		

Chemical / Solvent Used	BottleNo	Amt	Units	Expires
Multi Analyte Custom Grade Solution	13793		mL	12/8/2022

Final Volume:
mL

Stock Source	**Base Units**	**Amount Added**
Analytes	**CAS**	Conc: **ug/mL**

Page:*1 of 1*

INORGANIC VENTURES
Refine your results. Redefine your industry.

Certificate of Analysis

300 Technology Drive
Christiansburg, VA 24073 USA
inorganicventures.com

P: 800-669-6799/540-585-3030
F: 540-585-3012
info@inorganicventures.com

1.0 ACCREDITATION / REGISTRATION

INORGANIC VENTURES is accredited to ISO 17034, "General Requirements for the Competence of Reference Material Producers" and ISO/IEC 17025, "General Requirements for the Competence of Testing and Calibration Laboratories". Inorganic Ventures is also an ISO 9001 registered manufacturer (QSR Certificate Number QSR-1034).

ACCREDITED Testing Laboratory Certificate 883.01
ACCREDITED Reference Material Producer Certificate 883.02

2.0 PRODUCT DESCRIPTION

Product Code:	Multi Analyte Custom Grade Solution
Catalog Number:	EL-MSCAL-2B
Lot Number:	S2-MEB704403
Matrix:	5% (v/v) HNO3
Value / Analyte(s):	100 µg/mL ea:

Aluminum, Arsenic,
Boron, Barium,
Beryllium, Cadmium,
Cobalt, Chromium,
Copper, Iron,
Manganese, Nickel,
Lead, Selenium,
Strontium, Thorium,
Thallium, Uranium,
Vanadium, Zinc,

40 µg/mL ea:
Silver

3.0 CERTIFIED VALUES AND UNCERTAINTIES

ID #: 13793
Opened:
Multi Analyte Custom Grade Solution
Expires: 4/21/2025
Rec'd: 4/29/2021
Energy Laboratories Inc 1120 So. 27th Street
Billings MT 59107

ANALYTE	CERTIFIED VALUE	ANALYTE	CERTIFIED VALUE
Aluminum, Al	100.0 ± 0.4 µg/mL	Arsenic, As	100.0 ± 0.9 µg/mL
Barium, Ba	100.0 ± 0.5 µg/mL	Beryllium, Be	100.0 ± 0.7 µg/mL
Boron, B	100.0 ± 0.7 µg/mL	Cadmium, Cd	100.0 ± 0.5 µg/mL
Chromium, Cr	100.0 ± 0.8 µg/mL	Cobalt, Co	100.0 ± 0.6 µg/mL
Copper, Cu	100.0 ± 0.5 µg/mL	Iron, Fe	100.1 ± 0.4 µg/mL
Lead, Pb	100.0 ± 0.6 µg/mL	Manganese, Mn	100.0 ± 0.5 µg/mL
Nickel, Ni	100.0 ± 0.6 µg/mL	Selenium, Se	100.0 ± 0.7 µg/mL
Silver, Ag	39.99 ± 0.18 µg/mL	Strontium, Sr	100.0 ± 0.4 µg/mL
Thallium, Tl	100.0 ± 0.6 µg/mL	Thorium, Th	100.0 ± 0.5 µg/mL
Uranium, U	100.0 ± 0.5 µg/mL	Vanadium, V	100.0 ± 0.5 µg/mL
Zinc, Zn	100.0 ± 0.5 µg/mL		

Density: 1.033 g/mL (measured at 20 ± 4 °C)

Assay Information:

ANALYTE	METHOD	NIST SRM#	SRM LOT#
Ag	ICP Assay	3151	160729
Ag	Volhard	999c	999c
Al	ICP Assay	3101a	140903
Al	EDTA	928	928
As	ICP Assay	3103a	100818
B	ICP Assay	3107	110830
Ba	ICP Assay	3104a	140909
Ba	Gravimetric		See Sec. 4.2
Be	ICP Assay	3105a	090514
Cd	ICP Assay	3108	130116
Cd	EDTA	928	928
Co	ICP Assay	3113	190630
Co	EDTA	928	928
Cr	ICP Assay	3112a	170630
Cu	ICP Assay	3114	121207
Cu	EDTA	928	928
Fe	ICP Assay	3126a	140812
Fe	EDTA	928	928
Fe	Calculated		See Sec. 4.2
Mn	ICP Assay	3132	050429
Mn	EDTA	928	928
Ni	ICP Assay	3136	120619
Ni	EDTA	928	928
Pb	ICP Assay	3128	101026
Pb	EDTA	928	928
Se	ICP Assay	3149	100901
Se	Calculated		See Sec. 4.2
Sr	EDTA	928	928
Sr	ICP Assay	Traceable to 3153a	K2-SR650985
Sr	Calculated		See Sec. 4.2
Th	EDTA	928	928
Th	Calculated		See Sec. 4.2
Tl	ICP Assay	3158	151215
U	ICP Assay	3164	080521
U	Calculated		See Sec. 4.2
V	ICP Assay	3165	160906
V	EDTA	928	928
Zn	ICP Assay	3168a	120629
Zn	EDTA	928	928

The following equations are used in the calculation of the certified value and the uncertainty. Reported uncertainties represent expanded uncertainties expressed at approximately the 95% confidence level using a coverage factor of k = 2.

Characterization of CRM/RM by Two or More Methods

Certified Value, $X_{CRM/RM}$, where two or more methods of characterization are used is the weighted mean of the results:

$X_{CRM/RM} = \Sigma(w_i)(X_i)$

X_i = mean of Assay Method i with standard uncertainty $u_{char\ i}$

w_i = the weighting factors for each method calculated using the inverse square of the variance:

$w_i = (1/u_{char\ i})^2 / (\Sigma(1/(u_{char\ i})^2)$

CRM/RM Expanded Uncertainty (±) = $U_{CRM/RM} = k\,(u^2_{char} + u^2_{bb} + u^2_{lts} + u^2_{ts})^{1/2}$

k = coverage factor = 2

$u_{char} = [\Sigma((w_i)^2 (u_{char\ i})^2)]^{1/2}$ where $u_{char\ i}$ are the errors from each characterization method

u_{bb} = bottle to bottle homogeneity standard uncertainty

u_{lts} = long term stability standard uncertainty (storage)

u_{ts} = transport stability standard uncertainty

Characterization of CRM/RM by One Method

Certified Value, $X_{CRM/RM}$, where one method of characterization is used is the mean of individual results:

$X_{CRM/RM} = (X_a)(u_{char\ a})$

X_a = mean of Assay Method A with

$u_{char\ a}$ = the standard uncertainty of characterization Method A

CRM/RM Expanded Uncertainty (±) = $U_{CRM/RM} = k\,(u^2_{char\ a} + u^2_{bb} + u^2_{lts} + u^2_{ts})^{1/2}$

k = coverage factor = 2

$u_{char\ a}$ = the errors from characterization

u_{bb} = bottle to bottle homogeneity standard uncertainty

u_{lts} = long term stability standard uncertainty (storage)

u_{ts} = transport stability standard uncertainty

Certified Abundance:

IV's Certified Abundance

Isotope	Atom %
Uranium 238U	99.8 ± 0.1
Uranium 235U	0.24 ± 0.05

4.0 TRACEABILITY TO NIST

- This product is traceable to NIST via an unbroken chain of comparisons. The uncertainties for each certified value are reported, taking into account the SRM/RM uncertainty error and the measurement, weighing and volume dilution errors. In rare cases where no NIST SRM/RM are available, the term 'in-house std.' is specified.

4.1 Thermometer Calibration

- All thermometers are NIST traceable through thermometers that are calibrated by an accredited calibration laboratory.

4.2 Balance Calibration

- All analytical balances are calibrated by an accredited calibration laboratory and procedure. The weights used for testing are annually compared to master weights and are traceable to NIST.

4.3 Glassware Calibration

- An in-house procedure is used to calibrate all Class A glassware used in the manufacturing and quality control of CRM/RMs.

5.0 TRACE METALLIC IMPURITIES (TMI) DETERMINED BY ICP-MS AND ICP-OES (µg/mL)

N/A

6.0 INTENDED USE

- For the calibration of analytical instruments and validation of analytical methods as appropriate.

7.0 INSTRUCTIONS FOR THE CORRECT USE OF THIS REFERENCE MATERIAL

7.1 Storage and Handling Recommendations

- Store between approximately 4° - 30° C while in sealed TCT bag.

- While stored in the sealed TCT bag, transpiration of this CRM/RM is negligible. After opening the sealed TCT bag transpiration of the CRM/RM will occur, resulting in a gradual increase in the analyte concentration(s). It is the responsibility of the user to account for this effect. When the bottle is weighed both before and after being placed in storage, the mass difference observed will be a measure of transpiration mass loss.

- After opening the sealed TCT bag, keep cap tightly sealed when not in use and store between 4° - 24° C to minimize the effects of transpiration. Use at 20° ± 4° C to minimize volumetric dilution error when using the reported density. Do not pipette from the container. Do not return removed aliquots to container.

- For more information, visit **www.inorganicventures.com/TCT**

8.0 HAZARDOUS INFORMATION

- Please refer to the Safety Data Sheet for information regarding this CRM/RM.

9.0 HOMOGENEITY

- This solution was mixed according to an in-house procedure and is guaranteed to be homogeneous. Homogeneity data indicate that the end user should take a minimum sample size of 0.2 mL to assure homogeneity.

10.0 QUALITY STANDARD DOCUMENTATION

10.1 ISO 9001 Quality Management System Registration

- QSR Certificate Number QSR-1034

10.2 ISO/IEC 17025 "General Requirements for the Competence of Testing and Calibration Laboratories"

- Chemical Testing - Accredited / A2LA Certificate Number 883.01

10.3 ISO 17034 "General Requirements for the Competence of Reference Material Producers"

- Reference Material Producer - Accredited / A2LA Certificate Number 883.02

Inorganic Ventures, 300 Technology Drive, Christiansburg, Va. 24073, USA; Telephone: 800.669.6799; 540.585.3030, Fax: 540.585.3012; inorganicventures.com; info@inorganicventures.com

11.0 CERTIFICATION, LOT EXPIRATION AND PERIOD OF VALIDITY

11.1 Certification Issue Date

April 21, 2021

- The certification is valid within the measurement uncertainty specified provided the CRM/RM is stored and handled in accordance with instructions given in Sec 7.1. This certification is nullified if instructions in Sec 7.1 are not followed or if the CRM/RM is damaged, contaminated, or otherwise modified.

11.2 Lot Expiration Date

- April 21, 2025

- The date after which this CRM/RM should not be used.

- The lot expiration date reflects the period of time that the stability of a CRM/RM can be supported by long term stability studies conducted on properly stored and handled CRM/RMs. Lot expiration is limited primarily by transpiration (loss of water from the solution) and infrequently by chemical stability.

11.3 Period of Validity

- Sealed TCT Bag Open Date: _____

- This CRM/RM should not be used longer than one year (or six months in the case of a 30 mL bottle) from the date of opening the aluminized bag or after the date given in Sec. 11.2, whichever comes first. This is contingent upon the CRM/RM being stored and handled in accordance with the instructions given in Sec. 7.1.

12.0 NAMES AND SIGNATURES OF CERTIFYING OFFICERS

Certificate Approved By:

Michael Booth
Director, Quality Control

Michael J Booth

Certifying Officer:

Paul Gaines
Chairman / Senior Technical Director

Paul R Gaines

Energy Laboratories Inc

Standard LOG

Standard ID:	ME211229A AU 2ND SOURCE		
Standard Name	Au 2nd source Stock	Type:	Primary
Date Prepared	12/29/2021	BY:	Amanda E. McDani
Date Expires:	12/29/2022		
Department	ME	Status:	Open
Vendor:	SCP Science		
Lot Number:	S211129013		
Balance ID:			
Comments:	opened 12/29/2021; expires 12/29/2022		

Chemical / Solvent Used	BottleNo	Amt	Units	Expires
ICP/ICPMS Standard Gold	14710	500	mL	12/29/2022

Final Volume:
500 mL

Stock Source	**Base Units**	**Amount Added**	
Analytes	**CAS**	Conc:	**ug/mL**

Page:*1 of 1*

ID #: 14710
Opened:
ICP/ICPMS Standard Gold
Expires: 12/31/2023
Rec'd: 12/29/2021
Energy Laboratories Inc 1120 So. 27th Street
Billings MT 59107

SCP SCIENC
Providing Innovative Solutions to Analytical

Certificate of Analysis

1.0 DESCRIPTION:

	***Plasma*CAL ICP/ICPMS Standard - Gold 1000 µg/ml**
Catalogue Number:	140-052-790/-791/-795
Starting Material:	Gold Metal 99.99+%
Lot Number:	**S211129013**
Matrix:	10% HCl (See Section 3 for actual matrix)
Expiration Date (End of month):	**December 2023** (or 15 months after bottle is opened, whichever comes first)

Au

2.0 CERTIFIED VALUES AND ASSOCIATED UNCERTAINTY:

Certified Concentration: **1001 µg/ml +/- 4 µg/ml**
982 µg/g +/- 4 µg/g

Method of analysis: Inductively Coupled Plasma Atomic Emission Spectroscopy (ICP-AES)

Traceability: NIST Standard Reference Material 3121 Lot: **991806**

Note: The uncertainty of the certified value has been calculated from applicable uncertainty contributors (u_i) including uncertainty established during characterization of the material (u_{char}), the between bottle variation (u_{bb}), short-term stability (u_{sts}) and long-term stability (u_{lts}) according to the model $u_c = \sqrt{(u_{char}^2 + u_{bb}^2 + u_{sts}^2 + u_{lts}^2)}$. This combined uncertainty has been further multiplied by a coverage factor (k) of 2 to provide a 95% confidence interval.

3.0 REFERENCE VALUES:

Density: **1.019 g/ml @ 22.4 °C**
Actual Matrix: **10.0% (v/v) HCl**

Trace Metal Impurities as tested by ICP-MS:

Element	Conc. (ppm)	Element	Conc. (ppm)	Element	Conc. (ppm)	Element	Conc. (ppm)
Ag	**0.3851**	Fe	<0.0090	Nd	<0.0010	Sn	<0.0010
Al	**0.0062**	Ga	<0.0010	Ni	<0.0010	Sr	<0.0025
As	<0.0010	Gd	<0.0010	Os	<0.0010	Ta	<0.0010
Au	N/A	Ge	<0.0010	P	<0.0132	Tb	<0.0010
B	<0.0015	Hf	<0.0010	Pb	<0.0010	Te	<0.0010
Ba	<0.0010	Hg	*	Pd	**0.0434**	Th	<0.0010
Be	<0.0010	Ho	<0.0010	Pr	<0.0010	Ti	<0.0012
Bi	<0.0010	In	<0.0010	Pt	**0.0048**	Tl	<0.0011
Ca	<0.0135	Ir	<0.0010	Rb	<0.0010	Tm	<0.0010
Cd	<0.0010	K	**0.0362**	Re	<0.0010	U	<0.0010
Ce	<0.0010	La	<0.0010	Rh	<0.0010	V	<0.0010
Co	<0.0010	Li	<0.0010	Ru	<0.0010	W	<0.0020
Cr	<0.0010	Lu	<0.0010	S	*	Y	<0.0010
Cs	**0.0029**	Mg	<0.0010	Sb	<0.0010	Yb	<0.0010
Cu	**0.0023**	Mn	<0.0010	Sc	<0.0010	Zn	<0.0010
Dy	<0.0010	Mo	<0.0010	Se	<0.01	Zr	<0.0010
Er	<0.0010	Na	**0.0070**	Si	<0.1		
Eu	<0.0010	Nb	<0.0010	Sm	<0.0010	*: Not tested	

4.0 APPROVAL AND DATE OF CERTIFICATION:

Certification Approval: Daniel Boisvert, Chemist
Certification Date: December 10, 2021

Daniel Boisvert

ACCREDITED
Reference Material Producer
CERTIFICATE 2885.01

5.0 INTENDED USE / *UTILISATION PRÉVUE*:

- ICP Standards: For the calibration of, including but not limited to: ICP-AES, ICP-MS, FAAS, GFAA, XRF and DCP. / *Étalons ICP : Pour l'étalonnage d'instruments de mesure tels que: ICP-AES, ICP-MS, FAAS, GFAA, XRF et DCP.*
- AA Standards: For the calibration of Flame (FAAS) and Graphite Furnace (GFAA) Atomic Absorption Spectrometers. / *Étalons AA : Pour l'étalonnage de spectromètres d'absorption atomique flamme (GFAA) et four au graphite (GFAA).*
- Matrix Modifiers: For the optimization of analytical conditions to provide better Graphite Furnace Atomic Absorption (GFAA) instrument response and improved detection limits. / *Modificateur de matrice : Pour l'optimisation des conditions analytiques afin de fournir des meilleurs réponses instrumentales et limites de détection pour SAA four au graphite.*
- pH Standards: For the calibrating pH meters or for other wet chemistry applications. / *Étalons pH : Pour étalonnage de pH mètres et autres applications de chimie humide.*
- Conductivity Standards: For electrolytic conductivity measurement as a calibration standard. / *Étalons de conductivité : Comme étalon pour les mesures de conductivité électrolytiques.*
- IC Standards: for calibration of, but not limited to IC, HPLC, TLC, ISE, IR, NMR, MS, UV/VIS or other wet chemistry applications. / *Étalons IC : Pour étalonnage d'instruments tels que : IC, HPLC, TLC, ISE, IR, NMR, MS, UV/VIS et autres applications de chimie humide.*

For any inquiries, please contact **SCP SCIENCE**. / *Pour toute question, veuillez contacter **SCP SCIENCE**.*

6.0 INSTRUCTIONS FOR USE / *INSTRUCTIONS D'UTILISATION*:

Handling and Storage / Manutention et entreposage: Keep product tightly capped when not in use. The solution should be opened for a minimum amount of time necessary to dispense the amount required. Do not pipet or use directly from container. Do not return unused portions back to container. Store under normal laboratory conditions. Avoid exposure to excessive sources of heat and humidity or direct sunlight. / *Garder les contenants bien fermés lorsque non utilisés. Le contenant devrait être ouvert seulement pour le temps requis afin de prélever la quantité nécessaire. Ne pas pipetter ou utiliser directement du contenant. Ne pas retourner les portions non-utilisées dans le contentant. Conserver dans des conditions normales de laboratoire. Éviter l'exposition à des sources de chaleur et d'humidité excessives ou à l'exposition solaire directe.*

Stability / *Stabilité*: This Standard is guaranteed to be stable and accurate to within the specified uncertainty of measurement up to the unopened expiry date, if sealed, or up to the opened expiry date (when indicated), whichever comes first, provided the solution is kept tightly capped and stored under the indicated storage conditions. Purchasers will be notified of any significant changes resulting in re-certification or withdrawal of the product prior to the expiration date. / *La stabilité et l'exactitude de cet étalon sont garanties d'être à l'intérieur de l'incertitude de mesure, jusqu'à la date d'expiration de la bouteille non-ouverte, si scellée, ou jusqu'à la date d'expiration de la bouteille ouverte (si indiquée), en présumant que le contenant est maintenu fermé et gardé dans les conditions d'entreposage indiquées. Les acheteurs seront avisés dans le cas où il y aura des changements significatifs nécessitant une re-certification ou un rappel du produit avant la date d'expiration.*

7.0 HAZARDOUS INFORMATION / *INFORMATION SUR LES RISQUES POTENTIELS*:

Please refer to the associated Safety Data Sheet (SDS) for information regarding this product (available at www.SCPSCIENCE.com). / *SVP vous référer à la Fiche Signalétique applicable pour de l'information sur ce produit (Disponible à www.SCPSCIENCE.com).*

8.0 HOMOGENEITY / *HOMOGÉNÉITÉ:*

This solution has been blended according to an in-house procedure and its homogeneity is guaranteed to be fit for purpose when a sample size sufficient for the intended method of analysis is used. / *Cette solution a été préparée selon une procédure maison et nous assurons que sa homogénéité est approprié à l'emploi lorsqu'un échantillon suffisant pour la méthode d'analyse prévue est utilisé.*

9.0 TRACEABILITY / *TRAÇABILITÉ*:

This CRM (Certified Reference Material) is traceable to the NIST SRM (Standard Reference Material) indicated in section 2 through an unbroken chain of comparisons. In addition, balances used are regularly calibrated using weights which are traceable to NIST (National Institute of Standards and Technology) or NRC (National Research Council of Canada) standards. All conductivity meters used to analyze this standard have been regularly calibrated using a NIST or NRC traceable Thermometer and standards. All pH meters used to analyze this standard have been regularly calibrated using a NIST or NRC traceable thermometer and pH/MV simulator. / *Ce matériel de référence certifié est traçable au Matériel de Référence Standardisé de NIST indiqué à la section 2 par une chaine de comparaison ininterrompue. De plus, les balances utilisées sont étalonnées régulièrement en utilisant des poids qui sont traçables au NIST (National Institute of Standards and Technology) ou au CRNC (Conseil National de Recherches Canada). Tout conductimètre utilisé afin d'analyser cet étalon a été sujet à un étalonnage périodique utilisant des thermomètres et étalons traçables au NIST ou CNRC. Tout pH mètre utilisé afin d'analyser cet étalon a été sujet à un étalonnage périodique utilisant des thermomètres et un simulateur pH/MV traçables au NIST ou au CNRC.*

10.0 PREPARATION / *PRÉPARATION:*

For the preparation of these solutions, 18 meghom/cm double deionized water, high-purity acids and glassware calibrated to ASTM Class A specifications are used. / *Une eau de 18 meghom/cm doublement déionisé, de l'acide de haute pureté, ainsi que de la verrerie étalonnée afin de satisfaire les spécifications Classe A de ASTM ont été utilisés pour la préparation de cet étalon.*

11.0 QUALITY SYSTEM CERTIFICATIONS / *CERTIFICATIONS DE SYSTÈME QUALITÉ:*

ISO 9001 Certification / *Certification ISO 9001*: This standard was produced in a facility which operates under a **registered** ISO 9001 Quality Management System. Please consult our web site for a copy of the most recent revision of our certificate of registration. / *Cet étalon a été fabriqué dans un laboratoire qui utilise un Système de Gestion de la Qualité **enregistré** à la norme ISO 9001. Veuillez consulter notre site web pour obtenir la version la plus récente de notre certificat d'enregistrement.*

ISO 17025 Accreditation / *Accréditation ISO 17025*: **SCP SCIENCE (Corporate Headquarters)** operates an ISO 17025 **accredited** laboratory. Please consult our web site for a copy of the most recent revision of our certificate and scope of accreditation. / ***SCP SCIENCE (Siège social)** est **accréditée** ISO 17025. Veuillez consulter notre site web afin d'obtenir la plus récente version de notre certificat d'accréditation ainsi que la portée de notre accréditation.*

ISO 17034 Accreditation / *Accréditation ISO 17034* : **SCP SCIENCE (Corporate Headquarters)** is an ISO 17034 accredited Reference Material Producer. Please consult our website for a copy of our most recent certificate and scope of accreditation. / ***SCP SCIENCE (Siège social)** est un Fabricant de Matériaux de Référence Accrédité ISO 17034. Veuillez consulter notre site web afin d'obtenir la plus récente version de notre certificat d'accréditation ainsi que la portée de notre accréditation.*

CORPORATE HEADQUARTERS
21800 Clark Graham
Baie D'Urfé (Montréal), Quebec,
H9X 4B6 Canada
Phone: +1 (800) 361-6820
Fax: +1 (800) 253-5549

USA
3rd Party Distribution Center
348 Route 11, Champlain,
N.Y. 12919-4816
Phone: +1 (800) 361-6820
Fax: +1 (800) 253-5549

FRANCE
12 Ave. de Québec, Bat. IRIS
91140, Villebon-sur-Yvette
Phone: +33 (0) 1 69 18 71 17
Fax: +33 (0) 1 60 92 05 67

GERMANY
Alte Marktoberdorfer Straße 14, 87616
Marktoberdorf
Phone: +49 (0) 8342-89560-61
Fax: +49 (0) 8342-89560-69

Energy Laboratories Inc

Standard LOG

Standard ID:	ME220110 CE, LA PRIMARY		
Standard Name	Ce, La Primary	Type:	Secondary
Date Prepared	1/10/2022	BY:	Amanda E. McDani
Date Expires:	1/6/2023		
Department	ME	Status:	Open
Vendor:	Inorganic Ventures		
Lot Number:	M2-CE657768/M2-		
Balance ID:			

Comments: Used to make standards and spiking solutions; No primary La available

Chemical / Solvent Used	BottleNo	Amt	Units	Expires
Nitric Acid 69.0- 70.0% D0521	14626	0.5	mL	12/14/2026
Milli-Q H2O	391	39.5	mL	6/1/2100

Final Volume:
50 mL

Stock Source		**Base Units**	**Amount Added**
ME220106-CE	Ce Primary Stock	ug/mL	5 mL

Analytes	**CAS**	Conc:	**ug/mL**

Energy Laboratories Inc

Standard LOG

Standard ID:	ME220112 10 PPB STANDARD		
Standard Name	10 ppb Standard	Type:	Secondary
Date Prepared	1/12/2022	BY:	Cindy Rohrer
Date Expires:	11/18/2022		
Department	ME	Status:	Open
Vendor:	Inorganic Ventures		
Lot Number:			
Balance ID:			
Comments:	Made Fresh Daily		

Chemical / Solvent Used	BottleNo	Amt	Units	Expires
Hydrochloric Acid E1421	14721	0.25	mL	1/4/2027
Nitric Acid 69.0- 70.0% D0521	14626	0.5	mL	12/14/2026
Milli-Q H2O	391	48.335	mL	6/1/2100

Final Volume:
50 mL

Stock Source		**Base Units**	**Amount Added**
ME220112 100 PP	100 ppb Standard	ug/mL	5 mL

Analytes	**CAS**	Conc:	**mg/L**

Page:*1 of 1*

Energy Laboratories Inc

Standard LOG

Standard ID:	ME220112 1 PPB STANDARD		
Standard Name	1 ppb Standard	Type:	Secondary
Date Prepared	1/12/2022	BY:	Cindy Rohrer
Date Expires:	11/18/2022		
Department	ME	Status:	Open
Vendor:	Inorganic Ventures		
Lot Number:			
Balance ID:			
Comments:	Made Fresh Daily		

Chemical / Solvent Used	BottleNo	Amt	Units	Expires
Hydrochloric Acid E1421	14721	0.25	mL	1/4/2027
Nitric Acid 69.0- 70.0% D0521	14626	0.5	mL	12/14/2026
Milli-Q H2O	391	48.335	mL	6/1/2100

Final Volume:
50 mL

Stock Source	**Base Units**	**Amount Added**
ME220112 10 PPB 10 ppb Standard	ug/mL	5 mL

Analytes	**CAS**	Conc:	**mg/L**

Energy Laboratories Inc

Standard LOG

Standard ID:	ME220112 0.5 PPB STANDARD		
Standard Name	0.5 ppb Standard	Type:	Secondary
Date Prepared	1/12/2022	BY:	Cindy Rohrer
Date Expires:	11/18/2022		
Department	ME	Status:	Open
Vendor:	Inorganic Ventures		
Lot Number:			
Balance ID:			
Comments:	Made Fresh Daily		

Chemical / Solvent Used	BottleNo	Amt	Units	Expires
Hydrochloric Acid E1421	14721	0.25	mL	1/4/2027
Nitric Acid 69.0- 70.0% D0521	14626	0.5	mL	12/14/2026
Milli-Q H2O	391	48.335	mL	6/1/2100

Final Volume:
50 mL

Stock Source	**Base Units**	**Amount Added**
ME220112 10 PPB 10 ppb Standard	ug/mL	2.5 mL

Analytes	**CAS**	Conc:	**mg/L**

Energy Laboratories Inc

Standard LOG

Standard ID:	ME220112 0.1 PPB STANDARD		
Standard Name	0.1 ppb Standard	Type:	Secondary
Date Prepared	1/12/2022	BY:	Cindy Rohrer
Date Expires:	11/18/2022		
Department	ME	Status:	Open
Vendor:	Inorganic Ventures		
Lot Number:			
Balance ID:			
Comments:	Made Fresh Daily		

Chemical / Solvent Used	BottleNo	Amt	Units	Expires
Hydrochloric Acid E1421	14721	0.25	mL	1/4/2027
Nitric Acid 69.0- 70.0% D0521	14626	0.5	mL	12/14/2026
Milli-Q H2O	391	48.335	mL	6/1/2100

Final Volume:
50 mL

Stock Source		**Base Units**	**Amount Added**
ME220112 1 PPB	1 ppb Standard	ug/mL	5 mL

Analytes	**CAS**	Conc:	**mg/L**

Energy Laboratories Inc

Standard LOG

Standard ID:	ME220112 0.05 PPB STANDARD		
Standard Name	0.5 ppb Standard	Type:	Secondary
Date Prepared	1/12/2022	BY:	Cindy Rohrer
Date Expires:	11/18/2022		
Department	ME	Status:	Open
Vendor:	Inorganic Ventures		
Lot Number:			
Balance ID:			
Comments:	Made Fresh Daily		

Chemical / Solvent Used	BottleNo	Amt	Units	Expires
Hydrochloric Acid E1421	14721	0.25	mL	1/4/2027
Nitric Acid 69.0- 70.0% D0521	14626	0.5	mL	12/14/2026
Milli-Q H2O	391	48.335	mL	6/1/2100

Final Volume:
50 mL

Stock Source		**Base Units**	**Amount Added**
ME220112 0.5 PP	0.5 ppb Standard	ug/mL	5 mL

Analytes	**CAS**	Conc:	**mg/L**

Page:*1 of 1*

Energy Laboratories Inc

Standard LOG

Standard ID:	ME220112 0.025 PPB STANDARD		
Standard Name	0.025 ppb Standard	Type:	Secondary
Date Prepared	1/12/2022	BY:	Cindy Rohrer
Date Expires:	11/18/2022		
Department	ME	Status:	Open
Vendor:	Inorganic Ventures		
Lot Number:			
Balance ID:			
Comments:	Made Fresh Daily		

Chemical / Solvent Used	BottleNo	Amt	Units	Expires
Hydrochloric Acid E1421	14721	0.25	mL	1/4/2027
Nitric Acid 69.0- 70.0% D0521	14626	0.5	mL	12/14/2026
Milli-Q H2O	391	48.335	mL	6/1/2100

Final Volume:
50 mL

Stock Source		**Base Units**	**Amount Added**
ME220112 0.5 PP	0.5 ppb Standard	ug/mL	2.5 mL

Analytes	**CAS**	Conc:	**mg/L**

Page:*1 of 1*

Energy Laboratories Inc

Standard LOG

Standard ID:	ME211206 ICV STANDARD		
Standard Name	ICV for ICPMS Standards	Type:	Secondary
Date Prepared	12/6/2021	BY:	Stacy R. Hendricks
Date Expires:	4/30/2022		
Department		Status:	Open
Vendor:			
Lot Number:			
Balance ID:			

Comments: Made fresh daily

Chemical / Solvent Used	BottleNo	Amt	Units	Exp
Hydrochloric Acid Instra Analyzed 000	14028	1	mL	3/29/
Nitric Acid Instra Analyzed 000028856	14572	2	mL	6/28/
Milli-Q H2O	391		mL	6/1/2

Final Volume: 100 mL

Stock Source		Base Units	Amount Added
ME210211 U Seco	U 2' QCS	ug/mL	0.05 mL
ME211206 Th QC	Th QCS Stock	ug/mL	0.05 mL
ME210901 Hg Sec	Secondary Hg Stock 2 PPM	ug/mL	0.05 mL
ME211124 EL-MSI	EL-MSICV-2	ug/mL	0.05 mL
ME210817 ICV-1A	EL-MSICV-1A	ug/mL	0.05 mL
ME210903 Ce, La	Ce, La Secondary solution	ug/mL	0.05 mL

Analytes	CAS	Conc:	mg/L

Page: *1 of 1*

Energy Laboratories Inc

Spike LOG

Standard ID:	ME210211 U SECOND SOURCE		
Standard Name	U 2' QCS	Type:	Secondary
Date Prepared	2/11/2021	BY:	Alyssa A. Olson
Date Expires:	4/30/2022		
Department	ME	Status:	Open
Vendor:			
Lot Number:			
Balance ID:			

Comments:

Chemical / Solvent Used	BottleNo	Amt	Units	Expires
Nitric Acid Instra Analyzed 0000264786	13061	0.25	mL	5/12/2025
Milli-Q H2O	391	22.25	mL	6/1/2100

Final Volume:
25 mL

Stock Source		**Base Units**	**Amount Added**
ME200624A	U Stock	ug/mL	2.5 mL

Analytes	**CAS**	Conc:	**ug/mL**

Page:*1 of 1*

Energy Laboratories Inc

Standard LOG

Standard ID:	ME200624A		
Standard Name	U Stock	Type:	Primary
Date Prepared	6/24/2020	BY:	Ron Hunt
Date Expires:	4/30/2022		
Department	ME	Status:	Empty/Disposed
Vendor:	SCP Science		
Lot Number:	S200422002		
Balance ID:			

Comments:

Chemical / Solvent Used	BottleNo	Amt	Units	Exp
PlasmaCal Standard Uranium	12767	500	mL	4/30/

Final Volume: 500 mL

Stock Source	**Base Units**	**Amount Added**

Analytes		**CAS**	Conc:	**ug/mL**
A	Uranium	7440-61-1		1000

Page: *1 of 1*

SCP SCIENCE

Providing Innovative Solutions to Analytical Chemists

Certificate of Analysis

U

1.0 DESCRIPTION: ***Plasma*CAL ICP/ICPMS Standard - Uranium 1000 µg/ml**

Catalogue Number: 140-051-920/-921/-925

Starting Material: Uranyl Nitrate 99.99%

Lot Number: **S200422002**

Matrix: 4% HNO_3 (See Section 3 for actual matrix)

Expiration Date (End of month): **April 2022** (or 15 months after bottle is opened, whichever comes first)

2.0 CERTIFIED VALUES AND ASSOCIATED UNCERTAINTY:

Certified Concentration: **1003 µg/ml +/- 4 µg/ml**

983 µg/g +/- 4 µg/g

Method of analysis: Inductively Coupled Plasma Atomic Emission Spectroscopy (ICP-AES)

Traceability: NIST Standard Reference Material 3164 Lot: **080521**

Note: The uncertainty of the certified value has been calculated from applicable uncertainty contributors (u_i) including uncertainty established during characterization of the material (u_{char}), the between bottle variation (u_{bb}), short-term stability (u_{sts}) and long-term stability (u_{lts}) according to the model $u_c = \sqrt{(u_{char}^2 + u_{bb}^2 + u_{sts}^2 + u_{lts}^2)}$. This combined uncertainty has been further multiplied by a coverage factor (k) of 2 to provide a 95% confidence interval.

ID #: 12767
Opened:
PlasmaCal Standard Uranium
Expires: 4/30/2022
Rec'd: 6/15/2020
Energy Laboratories Inc 1120 So. 27th Street
Billings MT 59107

3.0 REFERENCE VALUES:

Density: **1.020 g/ml @ 21.7 °C**

Actual Matrix: **4.0% (v/v) HNO_3**

% abundance of stable isotopes : ^{238}U : 99.79% ; ^{235}U : 0.21%

Note : The uranyl nitrate comes from a depleted source of uranium.

Trace Metal Impurities as tested by ICP-MS:

Element	Conc. (ppm)	Element	Conc. (ppm)	Element	Conc. (ppm)	Element	Conc. (ppm)
Ag	<0.0010	Fe	<0.0018	Nd	<0.0010	Sn	<0.0010
Al	**0.0073**	Ga	<0.0010	Ni	**0.0038**	Sr	<0.0025
As	<0.0010	Gd	<0.0010	Os	*	Ta	<0.0010
Au	<0.0010	Ge	<0.0010	P	<0.0026	Tb	<0.0010
B	<0.0015	Hf	<0.0010	Pb	<0.0010	Te	<0.0031
Ba	<0.0010	Hg	*	Pd	<0.0010	Th	**0.0020**
Be	<0.0010	Ho	<0.0010	Pr	<0.0010	Ti	<0.0012
Bi	<0.0010	In	<0.0010	Pt	<0.0010	Tl	<0.0011
Ca	**0.0340**	Ir	<0.0010	Rb	<0.0010	Tm	<0.0010
Cd	<0.0010	K	<0.0024	Re	<0.0010	U	N/A
Ce	<0.0010	La	*	Rh	<0.0010	V	<0.0010
Co	<0.0010	Li	<0.0010	Ru	<0.0010	W	<0.0020
Cr	<0.0010	Lu	<0.0010	S	<1.0000	Y	**0.0049**
Cs	<0.0010	Mg	<0.0010	Sb	<0.0010	Yb	<0.0010
Cu	<0.0010	Mn	<0.0010	Sc	<0.0010	Zn	<0.0010
Dy	<0.0010	Mo	<0.0010	Se	*	Zr	<0.0010
Er	<0.0010	Na	<0.0010	Si	<1.0000		
Eu	<0.0010	Nb	<0.0010	Sm	<0.0010	*: Not tested	

4.0 APPROVAL AND DATE OF CERTIFICATION:

Certification Approval: Daniel Boisvert, Chemist

Certification Date: April 28, 2020

Daniel Boisvert

ACCREDITED Reference Material Producer CERTIFICATE #2835.02

5.0 INTENDED USE / *UTILISATION PRÉVUE*:

- ICP Standards: For the calibration of, including but not limited to: ICP-AES, ICP-MS, FAAS, GFAA, XRF and DCP. / *Étalons ICP : Pour l'étalonnage d'instruments de mesure tels que: ICP-AES, ICP-MS, FAAS, GFAA, XRF et DCP.*
- AA Standards: For the calibration of Flame (FAAS) and Graphite Furnace (GFAA) Atomic Absorption Spectrometers. / *Étalons AA : Pour l'étalonnage de spectromètres d'absorption atomique flamme (GFAA) et four au graphite (GFAA).*
- Matrix Modifiers: For the optimization of analytical conditions to provide better Graphite Furnace Atomic Absorption (GFAA) instrument response and improved detection limits. / *Modificateur de matrice : Pour l'optimisation des conditions analytiques afin de fournir des meilleurs réponses instrumentales et limites de détection pour SAA four au graphite.*
- pH Standards: For the calibrating pH meters or for other wet chemistry applications. / *Étalons pH : Pour étalonnage de pH mètres et autres applications de chimie humide.*
- Conductivity Standards: For electrolytic conductivity measurement as a calibration standard. / *Étalons de conductivité : Comme étalon pour les mesures de conductivité électrolytiques.*
- IC Standards: for calibration of, but not limited to IC, HPLC, TLC, ISE, IR, NMR, MS, UV/VIS or other wet chemistry applications. / *Étalons IC : Pour étalonnage d'instruments tels que : IC, HPLC, TLC, ISE, IR, NMR, MS, UV/VIS et autres applications de chimie humide.*

For any inquiries, please contact **SCP SCIENCE**. / *Pour toute question, veuillez contacter **SCP SCIENCE**.*

6.0 INSTRUCTIONS FOR USE / *INSTRUCTIONS D'UTILISATION*:

Handling and Storage / Manutention et entreposage: Keep product tightly capped when not in use. The solution should be opened for a minimum amount of time necessary to dispense the amount required. Do not pipet or use directly from container. Do not return unused portions back to container. Store under normal laboratory conditions. Avoid exposure to excessive sources of heat and humidity or direct sunlight. / *Garder les contenants bien fermés lorsque non utilisés. Le contenant devrait être ouvert seulement pour le temps requis afin de prélever la quantité nécessaire. Ne pas pipetter ou utiliser directement du contenant. Ne pas retourner les portions non-utilisées dans le contentant. Conserver dans des conditions normales de laboratoire. Éviter l'exposition à des sources de chaleur et d'humidité excessives ou à l'exposition solaire directe.*

Stability / *Stabilité*: This Standard is guaranteed to be stable and accurate to within the specified uncertainty of measurement up to the unopened expiry date, if sealed, or up to the opened expiry date (when indicated), whichever comes first, provided the solution is kept tightly capped and stored under the indicated storage conditions. Purchasers will be notified of any significant changes resulting in re-certification or withdrawal of the product prior to the expiration date. / *La stabilité et l'exactitude de cet étalon sont garanties d'être à l'intérieur de l'incertitude de mesure, jusqu'à la date d'expiration de la bouteille non-ouverte, si scellée, ou jusqu'à la date d'expiration de la bouteille ouverte (si indiquée), en présumant que le contenant est maintenu fermé et gardé dans les conditions d'entreposage indiquées. Les acheteurs seront avisés dans le cas où il y aura des changements significatifs nécessitant une re-certification ou un rappel du produit avant la date d'expiration.*

7.0 HAZARDOUS INFORMATION / *INFORMATION SUR LES RISQUES POTENTIELS*:

Please refer to the associated Safety Data Sheet (SDS) for information regarding this product (available at www.SCPSCIENCE.com). / *SVP vous référer à la Fiche Signalétique applicable pour de l'information sur ce produit (Disponible à www.SCPSCIENCE.com).*

8.0 HOMOGENEITY / *HOMOGÉNÉITÉ:*

This solution has been blended according to an in-house procedure and its homogeneity is guaranteed to be fit for purpose when a sample size sufficient for the intended method of analysis is used. / *Cette solution a été préparée selon une procédure maison et nous assurons que sa homogénéité est approprié à l'emploi lorsqu'un échantillon suffisant pour la méthode d'analyse prévue est utilisé.*

9.0 TRACEABILITY / *TRAÇABILITÉ*:

This CRM (Certified Reference Material) is traceable to the NIST SRM (Standard Reference Material) indicated in section 2 through an unbroken chain of comparisons. In addition, balances used are regularly calibrated using weights which are traceable to NIST (National Institute of Standards and Technology) or NRC (National Research Council of Canada) standards. All conductivity meters used to analyze this standard have been regularly calibrated using a NIST or NRC traceable Thermometer and standards. All pH meters used to analyze this standard have been regularly calibrated using a NIST or NRC traceable thermometer and pH/MV simulator. / *Ce matériel de référence certifié est traçable au Matériel de Référence Standardisé de NIST indiqué à la section 2 par une chaine de comparaison ininterrompue. De plus, les balances utilisées sont étalonnées régulièrement en utilisant des poids qui sont traçables au NIST (National Institute of Standards and Technology) ou au CRNC (Conseil National de Recherches Canada). Tout conductimètre utilisé afin d'analyser cet étalon a été sujet à un étalonnage périodique utilisant des thermomètres et étalons traçables au NIST ou CNRC. Tout pH mètre utilisé afin d'analyser cet étalon a été sujet à un étalonnage périodique utilisant des thermomètres et un simulateur pH/MV traçables au NIST ou au CNRC.*

10.0 PREPARATION / *PRÉPARATION:*

For the preparation of these solutions, 18 meghom/cm double deionized water, high-purity acids and glassware calibrated to ASTM Class A specifications are used. / *Une eau de 18 meghom/cm doublement déionisé, de l'acide de haute pureté, ainsi que de la verrerie étalonnée afin de satisfaire les spécifications Classe A de ASTM ont été utilisés pour la préparation de cet étalon.*

11.0 QUALITY SYSTEM CERTIFICATIONS / *CERTIFICATIONS DE SYSTÈME QUALITÉ:*

ISO 9001 Certification / *Certification ISO 9001*: This standard was produced in a facility which operates under a **registered** ISO 9001 Quality Management System. Please consult our web site for a copy of the most recent revision of our certificate of registration. / *Cet étalon a été fabriqué dans un laboratoire qui utilise un Système de Gestion de la Qualité **enregistré** à la norme ISO 9001. Veuillez consulter notre site web pour obtenir la version la plus récente de notre certificat d'enregistrement.*

ISO 17025 Accreditation / *Accréditation ISO 17025*: SCP SCIENCE (Corporate Headquarters) operates an ISO 17025 **accredited** laboratory. Please consult our web site for a copy of the most recent revision of our certificate and scope of accreditation. / ***SCP SCIENCE (Siège social)** est **accréditée** ISO 17025. Veuillez consulter notre site web afin d'obtenir la plus récente version de notre certificat d'accréditation ainsi que la portée de notre accréditation.*

ISO 17034 Accreditation / *Accréditation ISO 17034* : SCP SCIENCE (Corporate Headquarters) is an ISO 17034 accredited Reference Material Producer. Please consult our website for a copy of our most recent certificate and scope of accreditation. / ***SCP SCIENCE (Siège social)** est un Fabricant de Matériaux de Référence Accrédité ISO 17034. Veuillez consulter notre site web afin d'obtenir la plus récente version de notre certificat d'accréditation ainsi que la portée de notre accréditation.*

CORPORATE HEADQUARTERS
21800 Clark Graham
Baie D'Urfé (Montréal), Quebec,
H9X 4B6 Canada
Phone: +1 (800) 361-6820
Fax: +1 (800) 253-5549

USA
3rd Party Distribution Center
348 Route 11, Champlain,
N.Y. 12919-4816
Phone: +1 (800) 361-6820
Fax: +1 (800) 253-5549

FRANCE
12 Ave. de Québec, Bat. IRIS
SILIC 642, 91965
Villebon sur Yvette, France
Phone: +33 (0) 1 69 18 71 17
Fax: +33 (0) 1 60 92 05 67

GERMANY
Alte Marktoberdorfer Straße 14, 87616
Marktoberdorf
Phone: +49 (0) 8342-89560-61
Fax: +49 (0) 8342-89560-69

Energy Laboratories Inc

Spike LOG

Standard ID:	ME211206 TH QCS STOCK		
Standard Name	Th QCS Stock	Type:	Secondary
Date Prepared	12/6/2021	BY:	Stacy R. Hendricks
Date Expires:	10/25/2022		
Department	ME	Status:	Open
Vendor:			
Lot Number:			
Balance ID:			

Comments:

Chemical / Solvent Used	BottleNo	Amt	Units	Exp
Nitric Acid Instra Analyzed 000028856	14572	0.25	mL	6/28/
Milli-Q H2O	391	22.25	mL	6/1/2

Final Volume: 25 mL

Stock Source	Base Units	Amount Added
ME 211025 Th Sec Th Seondary Stock	ug/mL	2.5 mL

Analytes	CAS	Conc:	ug/mL

Page: *1 of 1*

Energy Laboratories Inc

Standard LOG

Standard ID:	ME 211025 TH SECONDARY STOCK		
Standard Name	Th Seondary Stock	Type:	Primary
Date Prepared	10/25/2021	BY:	Stacy R. Hendricks
Date Expires:	10/25/2022		
Department	ME	Status:	Open
Vendor:	Inorganic Ventures		
Lot Number:	S2-TH706436		
Balance ID:			
Comments:	Opened 10/25/2021; Expires 10/25/2022		

Chemical / Solvent Used	BottleNo	Amt	Units	Expires
Thorium Single Analyte Custom Grade Sol	14318	125	mL	10/25/2022

Final Volume:
500 mL

Stock Source **Base Units** **Amount Added**

Analytes **CAS** Conc: **ug/mL**

Page:*1 of 1*

INORGANIC VENTURES
Refine your results. Redefine your industry.

Certificate of Analysis

300 Technology Drive
Christiansburg, VA 24073 USA
inorganicventures.com

P: 800-669-6799/540-585-3030
F: 540-585-3012
info@inorganicventures.com

1.0 ACCREDITATION / REGISTRATION

INORGANIC VENTURES is accredited to ISO 17034, "General Requirements for the Competence of Reference Material Producers" and ISO/IEC 17025, "General Requirements for the Competence of Testing and Calibration Laboratories". Inorganic Ventures is also an ISO 9001 registered manufacturer (QSR Certificate Number QSR-1034).

ACCREDITED Testing Laboratory Certificate 883.01
ACCREDITED Reference Material Producer Certificate 883.02

2.0 PRODUCT DESCRIPTION

Product Code:	Single Analyte Custom Grade Solution
Catalog Number:	CGTH1
Lot Number:	S2-TH706436
Matrix:	5% (v/v) HNO3
Value / Analyte(s):	1 000 µg/mL ea: Thorium
Starting Material:	TH(NO3)4*4H2O
Starting Material Lot#:	2250
Starting Material Purity:	99.9905%

ID #: 14318
Opened:
Thorium Single Analyte Custom Grade Solutic
Expires: 7/4/2025
Rec'd: 9/24/2021
Energy Laboratories Inc 1120 So. 27th Street
Billings MT 59107

3.0 CERTIFIED VALUES AND UNCERTAINTIES

Certified Value: 1001 ± 4 µg/mL

Density: 1.026 g/mL (measured at 20 ± 4 °C)

Assay Information:

Assay Method #1 **1001 ± 3 µg/mL**
EDTA NIST SRM 928 Lot Number: 928

Assay Method #2 **1001 ± 6 µg/mL**
Calculated NIST SRM Lot Number: See Sec. 4.2

- The Calculated Value is a value calculated from the weight of a starting material that has been certified directly vs. a National Institute of Standards and Technology (NIST) SRM/RM. See Sec 4.2 for balance traceability.

The following equations are used in the calculation of the certified value and the uncertainty. Reported uncertainties represent expanded uncertainties expressed at approximately the 95% confidence level using a coverage factor of k = 2.

Characterization of CRM/RM by Two or More Methods

Certified Value, $X_{CRM/RM}$, where two or more methods of characterization are used is the weighted mean of the results:

$X_{CRM/RM} = \Sigma(w_i)(X_i)$

X_i = mean of Assay Method i with standard uncertainty $u_{char\ i}$

w_i = the weighting factors for each method calculated using the inverse square of the variance:

$w_i = (1/u_{char\ i})^2 / (\Sigma(1/(u_{char\ i})^2)$

CRM/RM Expanded Uncertainty (±) = $U_{CRM/RM} = k\,(u^2_{char} + u^2_{bb} + u^2_{lts} + u^2_{ts})^{1/2}$

k = coverage factor = 2

$u_{char} = [\Sigma((w_i)^2\,(u_{char\ i})^2)]^{1/2}$ where $u_{char\ i}$ are the errors from each characterization method

u_{bb} = bottle to bottle homogeneity standard uncertainty

u_{lts} = long term stability standard uncertainty (storage)

u_{ts} = transport stability standard uncertainty

Characterization of CRM/RM by One Method

Certified Value, $X_{CRM/RM}$, where one method of characterization is used is the mean of individual results:

$X_{CRM/RM} = (X_a)(u_{char\ a})$

X_a = mean of Assay Method A with

$u_{char\ a}$ = the standard uncertainty of characterization Method A

CRM/RM Expanded Uncertainty (±) = $U_{CRM/RM} = k\,(u^2_{char\ a} + u^2_{bb} + u^2_{lts} + u^2_{ts})^{1/2}$

k = coverage factor = 2

$u_{char\ a}$ = the errors from characterization

u_{bb} = bottle to bottle homogeneity standard uncertainty

u_{lts} = long term stability standard uncertainty (storage)

u_{ts} = transport stability standard uncertainty

4.0 TRACEABILITY TO NIST

- This product is traceable to NIST via an unbroken chain of comparisons. The uncertainties for each certified value are reported, taking into account the SRM/RM uncertainty error and the measurement, weighing and volume dilution errors. In rare cases where no NIST SRM/RM are available, the term 'in-house std.' is specified.

4.1 Thermometer Calibration

- All thermometers are NIST traceable through thermometers that are calibrated by an accredited calibration laboratory.

4.2 Balance Calibration

- All analytical balances are calibrated by an accredited calibration laboratory and procedure. The weights used for testing are annually compared to master weights and are traceable to NIST.

4.3 Glassware Calibration

- An in-house procedure is used to calibrate all Class A glassware used in the manufacturing and quality control of CRM/RMs.

5.0 TRACE METALLIC IMPURITIES (TMI) DETERMINED BY ICP-MS AND ICP-OES (µg/mL)

CRM/RMs are tested for trace metallic impurities by Axial ICP-OES and ICP-MS. The result from the most sensitive method for each element, is reported below. Solutions tested by ICP-MS were analyzed in an ULPA-Filtered Clean Room. An ULPA-Filter is 99.9985% efficient for the removal of particles down to 0.3 µm.

M	Ag	<	0.000448	M	Eu	<	0.000224	O	Na		0.064077	M	Se	<	0.005827	M	Zn		0.003183
O	Al		0.010962	M	Fe		0.012392	M	Nb	<	0.003138	i	Si	<		M	Zr	<	0.010310
M	As	<	0.038776	M	Ga	<	0.004931	M	Nd		0.004697	M	Sm		0.000871				
M	Au	<	0.000224	M	Gd		0.000300	M	Ni	<	0.006724	M	Sn	<	0.028242				
M	B	<	0.021293	M	Ge	<	0.008965	M	Os	<	0.000224	M	Sr		0.002582				
M	Ba		0.001317	M	Hf	<	0.000224	i	P	<		M	Ta	<	0.001344				
M	Be	<	0.000224	M	Hg	<	0.000448	M	Pb		0.003287	M	Tb	<	0.001793				
M	Bi	<	0.001793	M	Ho	<	0.001344	M	Pd	<	0.000448	M	Te	<	0.010086				
O	Ca		0.051969	M	In		0.000134	M	Pr		0.001202	s	Th	<					
M	Cd	<	0.001344	M	Ir	<	0.000224	M	Pt	<	0.000224	M	Ti	<	0.004258				
M	Ce		0.015420	O	K		0.028928	M	Rb	<	0.005155	M	Tl	<	0.000224				
M	Co	<	0.001344	M	La		0.003577	M	Re	<	0.000224	M	Tm	<	0.000224				
M	Cr	<	0.015465	M	Li	<	0.000448	M	Rh	<	0.000224	M	U		0.006564				
M	Cs	<	0.013896	M	Lu	<	0.000224	M	Ru	<	0.000224	M	V	<	0.001793				
M	Cu		0.001472	O	Mg		0.027914	i	S	<		M	W	<	0.000224				
M	Dy		0.000197	M	Mn		0.001814	M	Sb	<	0.004931	M	Y		0.000860				
M	Er	<	0.002241	M	Mo	<	0.000896	M	Sc	<	0.000672	M	Yb	<	0.000224				

M - Checked by ICP-MS O - Checked by ICP-OES i - Spectral Interference
n - Not Checked For s - Solution Standard Element

6.0 INTENDED USE

- For the calibration of analytical instruments and validation of analytical methods as appropriate.

7.0 INSTRUCTIONS FOR THE CORRECT USE OF THIS REFERENCE MATERIAL

7.1 Storage and Handling Recommendations

- Store between approximately 4° - 30° C while in sealed TCT bag.

- While stored in the sealed TCT bag, transpiration of this CRM/RM is negligible. After opening the sealed TCT bag transpiration of the CRM/RM will occur, resulting in a gradual increase in the analyte concentration(s). It is the responsibility of the user to account for this effect. When the bottle is weighed both before and after being placed in storage, the mass difference observed will be a measure of transpiration mass loss.

- After opening the sealed TCT bag, keep cap tightly sealed when not in use and store between 4° - 24° C to minimize the effects of transpiration. Use at 20° ± 4° C to minimize volumetric dilution error when using the reported density. Do not pipette from the container. Do not return removed aliquots to container.

- For more information, visit **www.inorganicventures.com/TCT**

Atomic Weight; Valence; Coordination Number; Chemical Form in Solution - 232.04 +4 8 Th(OH) 3+ and Th(OH)22+

Chemical Compatibility -Soluble in HCl, and HNO3. Avoid H3PO4, H2SO4 and HF although solubilities may not be a problem depending upon pH and matrix (For example: ThF4 is soluble in acids). Avoid neutral to basic media. Th4+ is stable with most metals and inorganic anions forming an insoluble carbonate, oxide, fluoride, oxalate, sulfate and phosphate in neutral to slightly acidic media.

Stability - 2-100 ppb levels stable for months in 1% HNO3 / LDPE container. 1-10,000 ppm solutions chemically stable for years in 2-5% HNO3 / LDPE container.

Th Containing Samples (Preparation and Solution) -Metal (Soluble in Aqua Regia); Oxide (The heated oxide is not soluble in acids except hot conc. H2SO4); Ores (Na2O2 fusion at 480 ± 20EC for 7 minutes, cool and treat sintered mass with 50 mL cold water and stand until disintegrated. The mass is transferred to a beaker and acidified with HCl with 25 mL excess HCl added. Any residue is collected on a Whatman No. 42 filter, dried and ignited to 1000 EC in Pt0 crucible and the ash treated with H2SO4 / HF and fumed. If residue remains, then treat it by peroxide fusion as above.)

Atomic Spectroscopic Information (ICP-OES D.L.s are given as radial/axial view):

Technique/Line	Estimated D.L.	Order	Interferences (underlined indicates severe)
ICP-MS 232 amu	1 ppt	N/A	
ICP-OES 274.716 nm	0.08 / 0.008 µg/mL	1	Ti, Ta, Fe, V
ICP-OES 283.231 nm	0.07 / 0.007 µg/mL	1	U, Mo, Ti, Fe, Cr
ICP-OES 283.730 nm	0.07 / 0.007 µg/mL	1	U, Zr

8.0 HAZARDOUS INFORMATION

- Please refer to the Safety Data Sheet for information regarding this CRM/RM.

9.0 HOMOGENEITY

- This solution was mixed according to an in-house procedure and is guaranteed to be homogeneous. Homogeneity data indicate that the end user should take a minimum sample size of 0.2 mL to assure homogeneity.

10.0 QUALITY STANDARD DOCUMENTATION

10.1 ISO 9001 Quality Management System Registration

- QSR Certificate Number QSR-1034

10.2 ISO/IEC 17025 "General Requirements for the Competence of Testing and Calibration Laboratories"

- Chemical Testing - Accredited / A2LA Certificate Number 883.01

10.3 ISO 17034 "General Requirements for the Competence of Reference Material Producers"

- Reference Material Producer - Accredited / A2LA Certificate Number 883.02

Inorganic Ventures, 300 Technology Drive, Christiansburg, Va. 24073, USA; Telephone: 800.669.6799; 540.585.3030, Fax: 540.585.3012; inorganicventures.com; info@inorganicventures.com

11.0 CERTIFICATION, LOT EXPIRATION AND PERIOD OF VALIDITY

11.1 Certification Issue Date

July 04, 2021

- The certification is valid within the measurement uncertainty specified provided the CRM/RM is stored and handled in accordance with instructions given in Sec 7.1. This certification is nullified if instructions in Sec 7.1 are not followed or if the CRM/RM is damaged, contaminated, or otherwise modified.

11.2 Lot Expiration Date

- July 04, 2025

- The date after which this CRM/RM should not be used.

- The lot expiration date reflects the period of time that the stability of a CRM/RM can be supported by long term stability studies conducted on properly stored and handled CRM/RMs. Lot expiration is limited primarily by transpiration (loss of water from the solution) and infrequently by chemical stability.

11.3 Period of Validity

- Sealed TCT Bag Open Date: _____

- This CRM/RM should not be used longer than one year (or six months in the case of a 30 mL bottle) from the date of opening the aluminized bag or after the date given in Sec. 11.2, whichever comes first. This is contingent upon the CRM/RM being stored and handled in accordance with the instructions given in Sec. 7.1.

12.0 NAMES AND SIGNATURES OF CERTIFYING OFFICERS

Certificate Approved By:

Michael Booth
Director, Quality Control

Michael L Booth

Certifying Officer:

Paul Gaines
Chairman / Senior Technical Director

Paul R Gaines

Energy Laboratories Inc

Spike LOG

Standard ID:	ME210901 HG SECOND SOURCE		
Standard Name	Secondary Hg Stock 2 PPM	Type:	Secondary
Date Prepared	9/1/2021	BY:	Alyssa A. espinoza
Date Expires:	7/26/2022		
Department	ME	Status:	Open
Vendor:	Inorganic Ventures		
Lot Number:			
Balance ID:			

Comments:

Chemical / Solvent Used	BottleNo	Amt	Units	Exp
Nitric Acid, 69.0-70.0%,0000282671	14178	0.1	mL	4/11/
Hydrochloric Acid Instra Analyzed 000	14028	0.05	mL	3/29/

Final Volume: 50 mL

Stock Source		Base Units	Amount Added
ME210726	Hg Secondary Source	ug/mL	0.1 mL

Analytes	CAS	Conc:	ug/mL

Page: *1 of 1*

Energy Laboratories Inc

Spike LOG

Standard ID: ME210726
Standard Name Hg Secondary Source
Date Prepared 7/26/2021
Date Expires: 7/26/2022
Department
Vendor:
Lot Number:
Balance ID:

Type:
BY: Jordan A. Gjerde
Status: New

Comments:

Chemical / Solvent Used	BottleNo	Amt	Units	Exp
Mercury Single Analyte Custom Grade	13979	120	mL	7/26/

Final Volume: mL

Stock Source **Base Units** **Amount Added**

Analytes **CAS** Conc: **ug/mL**

Page: *1 of 1*

INORGANIC VENTURES
300 Technology Drive
Christiansburg, VA 24073 USA
inorganicventures.com

CERTIFICATE OF ANALYSIS

Tel: 800.669.6755 • 540.585.3030
Fax: 540.585.3012
sales@inorganicventures.com

1.0 ACCREDITATION / REGISTRATION

INORGANIC VENTURES is accredited to ISO 17034, "General Requirements for the Competence of Reference Material Producers" and ISO/IEC 17025, "General Requirements for the Competence of Testing and Calibration Laboratories". Inorganic Ventures is also an ISO 9001 registered manufacturer (QSR Certificate Number QSR-1034).

ACCREDITED Testing Laboratory Certificate 883.01
ACCREDITED Reference Material Producer Certificate 883.02

2.0 PRODUCT DESCRIPTION

Product Code:	Single Analyte Custom Grade Solution
Catalog Number:	CGHG1
Lot Number:	R2-HG696409
Matrix:	5% (v/v) HNO3
Value / Analyte(s):	1 000 µg/mL ea: Mercury
Starting Material:	Hg metal
Starting Material Lot#:	1959
Starting Material Purity:	99.9994%

ID #: 13979
Opened:
Mercury Single Analyte Custom Grade Solutic
Expires: 9/15/2024
Rec'd: 6/23/2021
Energy Laboratories Inc 1120 So. 27th Street
Billings MT 59107

3.0 CERTIFIED VALUES AND UNCERTAINTIES

Certified Value: 1002 ± 3 µg/mL

Density: 1.026 g/mL (measured at 20 ± 4 °C)

Assay Information:

Assay Method #1 — **1004 ± 8 µg/mL**
ICP Assay NIST SRM 3133 Lot Number: 160921

Assay Method #2 — **1003 ± 3 µg/mL**
EDTA NIST SRM 928 Lot Number: 928

Assay Method #3 — **1001 ± 3 µg/mL**
Calculated NIST SRM Lot Number: See Sec. 4.2

- The Calculated Value is a value calculated from the weight of a starting material that has been certified directly vs. a National Institute of Standards and Technology (NIST) SRM/RM. See Sec 4.2 for balance traceability.

The following equations are used in the calculation of the certified value and the uncertainty. Reported uncertainties represent expanded uncertainties expressed at approximately the 95% confidence level using a coverage factor of k = 2.

Characterization of CRM/RM by Two or More Methods

Certified Value, $X_{CRM/RM}$, where two or more methods of characterization are used is the weighted mean of the results:

$X_{CRM/RM} = \Sigma(w_i)(X_i)$

X_i = mean of Assay Method i with standard uncertainty $u_{char\ i}$

w_i = the weighting factors for each method calculated using the inverse square of the variance:

$w_i = (1/u_{char\ i})^2 / (\Sigma(1/(u_{char\ i})^2)$

CRM/RM Expanded Uncertainty (±) = $U_{CRM/RM} = k\,(u^2_{char} + u^2_{bb} + u^2_{lts} + u^2_{ts})^{1/2}$

k = coverage factor = 2

$u_{char} = [\Sigma((w_i)^2 (u_{char\ i})^2)]^{1/2}$ where $u_{char\ i}$ are the errors from each characterization method

u_{bb} = bottle to bottle homogeneity standard uncertainty

u_{lts} = long term stability standard uncertainty (storage)

u_{ts} = transport stability standard uncertainty

Characterization of CRM/RM by One Method

Certified Value, $X_{CRM/RM}$, where one method of characterization is used is the mean of individual results:

$X_{CRM/RM} = (X_a)(u_{char\ a})$

X_a = mean of Assay Method A with

$u_{char\ a}$ = the standard uncertainty of characterization Method A

CRM/RM Expanded Uncertainty (±) = $U_{CRM/RM} = k\,(u^2_{char\ a} + u^2_{bb} + u^2_{lts} + u^2_{ts})^{1/2}$

k = coverage factor = 2

$u_{char\ a}$ = the errors from characterization

u_{bb} = bottle to bottle homogeneity standard uncertainty

u_{lts} = long term stability standard uncertainty (storage)

u_{ts} = transport stability standard uncertainty

4.0 TRACEABILITY TO NIST

- This product is traceable to NIST via an unbroken chain of comparisons. The uncertainties for each certified value are reported, taking into account the SRM/RM uncertainty error and the measurement, weighing and volume dilution errors. In rare cases where no NIST SRM/RM are available, the term 'in-house std.' is specified.

4.1 Thermometer Calibration

- All thermometers are NIST traceable through thermometers that are calibrated by an accredited calibration laboratory.

4.2 Balance Calibration

- All analytical balances are calibrated by an accredited calibration laboratory and procedure. The weights used for testing are annually compared to master weights and are traceable to NIST.

4.3 Glassware Calibration

- An in-house procedure is used to calibrate all Class A glassware used in the manufacturing and quality control of CRM/RMs.

5.0 TRACE METALLIC IMPURITIES (TMI) DETERMINED BY ICP-MS AND ICP-OES (µg/mL)

CRM/RMs are tested for trace metallic impurities by Axial ICP-OES and ICP-MS. The result from the most sensitive method for each element, is reported below. Solutions tested by ICP-MS were analyzed in an ULPA-Filtered Clean Room. An ULPA-Filter is 99.9985% efficient for the removal of particles down to 0.3 µm.

O	Ag	0.001159	M	Eu	<	0.000201	O	Na	0.000435	M	Se	<	0.015915	O	Zn	<	0.001510
O	Al	0.000090	O	Fe		0.000113	M	Nb	< 0.000201	O	Si		0.000525	M	Zr	<	0.000201
M	As	< 0.000402	M	Ga	<	0.000201	M	Nd	< 0.000201	M	Sm	<	0.000201				
M	Au	< 0.003631	M	Gd	<	0.000201	M	Ni	< 0.000402	M	Sn	<	0.001007				
M	B	< 0.001208	M	Ge	<	0.000201	M	Os	< 0.000605	M	Sr	<	0.000201				
M	Ba	< 0.000201	M	Hf	<	0.000201	O	P	< 0.032370	M	Ta	<	0.000201				
M	Be	< 0.000201	s	Hg	<		M	Pb	< 0.000201	M	Tb	<	0.000201				
M	Bi	< 0.000201	M	Ho	<	0.000201	M	Pd	< 0.000403	M	Te	<	0.002216				
O	Ca	0.000746	M	In	<	0.000201	M	Pr	< 0.000201	M	Th	<	0.000201				
M	Cd	< 0.000201	M	Ir	<	0.000201	M	Pt	< 0.000402	M	Ti	<	0.000402				
M	Ce	< 0.000201	O	K		0.002007	M	Rb	< 0.000201	O	Tl	<	0.016508				
M	Co	< 0.000201	M	La	<	0.000201	M	Re	< 0.000201	M	Tm	<	0.000201				
O	Cr	< 0.003021	O	Li	<	0.000107	M	Rh	< 0.000201	M	U	<	0.008058				
M	Cs	< 0.001208	M	Lu	<	0.000201	M	Ru	< 0.000201	M	V	<	0.000201				
M	Cu	< 0.000402	O	Mg		0.000096	O	S	< 0.053950	M	W	<	0.000604				
M	Dy	< 0.000201	M	Mn	<	0.000604	M	Sb	< 0.001208	M	Y	<	0.000201				
M	Er	< 0.000201	M	Mo		0.000971	M	Sc	< 0.000201	M	Yb	<	0.000201				

M - Checked by ICP-MS O - Checked by ICP-OES i - Spectral Interference
n - Not Checked For s - Solution Standard Element

6.0 INTENDED USE

- For the calibration of analytical instruments and validation of analytical methods as appropriate.

7.0 INSTRUCTIONS FOR THE CORRECT USE OF THIS REFERENCE MATERIAL

7.1 Storage and Handling Recommendations

- Store between approximately 4° - 30° C while in sealed TCT bag.

- While stored in the sealed TCT bag, transpiration of this CRM/RM is negligible. After opening the sealed TCT bag transpiration of the CRM/RM will occur, resulting in a gradual increase in the analyte concentration(s). It is the responsibility of the user to account for this effect. When the bottle is weighed both before and after being placed in storage, the mass difference observed will be a measure of transpiration mass loss.

- After opening the sealed TCT bag, keep cap tightly sealed when not in use and store between 4° - 24° C to minimize the effects of transpiration. Use at 20° ± 4° C to minimize volumetric dilution error when using the reported density. Do not pipette from the container. Do not return removed aliquots to container.

- For more information, visit **www.inorganicventures.com/TCT**

Atomic Weight; Valence; Coordination Number; Chemical Form in Solution - 200.59 +2 4 Hg(OH)(aq) 1+

Chemical Compatibility - Stable in HNO3. Avoid basic media forming insoluble carbonate. The sulfide, basic carbonate, oxalate, phosphate, arsenite, arsenate and iodide are insoluble in water.

Stability - 2-100 ppb levels not stable in 1% HNO3 / LDPE container, stable in 10% HNO3 packaged in borosilicate glass. 1-100 ppm levels stable in 7% HNO3 packaged in borosilicate glass. 1000-10,000 ppm solutions are chemically stable for years in 5-10% HNO3 / LDPE container.

Hg Containing Samples (Preparation and Solution) - Metal (soluble in HNO3); Oxide (Soluble in HNO3); Ores and Organic based (The literature has more references to the preparation of Hg containing samples than any other element. Please consult the literature for your specific sample type, since such preparations are prone to error. Or e-mail our technical staff and we will contact you to discuss your particular sample preparation questions in further detail.).

Atomic Spectroscopic Information (ICP-OES D.L.s are given as radial/axial view):

Technique/Line	Estimated D.L.	Order	Interferences (underlined indicates severe)
ICP-MS 202 amu	9 ppt	n/a	186W16O
ICP-OES 184.950 nm	0.03 / 0.005 µg/mL	1	
ICP-OES 194.227 nm	0.03 / 0.005 µg/mL	1	V
ICP-OES 253.652 nm	0.1 / 0.03 µg/mL	1	Ta, Co, Th ,Rh , Fe, U

8.0 HAZARDOUS INFORMATION

- Please refer to the Safety Data Sheet for information regarding this CRM/RM.

9.0 HOMOGENEITY

- This solution was mixed according to an in-house procedure and is guaranteed to be homogeneous. Homogeneity data indicate that the end user should take a minimum sample size of 0.2 mL to assure homogeneity.

10.0 QUALITY STANDARD DOCUMENTATION

10.1 ISO 9001 Quality Management System Registration

- QSR Certificate Number QSR-1034

10.2 ISO/IEC 17025 "General Requirements for the Competence of Testing and Calibration Laboratories"

- Chemical Testing - Accredited / A2LA Certificate Number 883.01

10.3 ISO 17034 "General Requirements for the Competence of Reference Material Producers"

- Reference Material Producer - Accredited / A2LA Certificate Number 883.02

Inorganic Ventures, 300 Technology Drive, Christiansburg, Va. 24073, USA; Telephone: 800.669.6799; 540.585.3030, Fax: 540.585.3012; inorganicventures.com; info@inorganicventures.com

11.0 CERTIFICATION, LOT EXPIRATION AND PERIOD OF VALIDITY

11.1 Certification Issue Date

September 15, 2020

- The certification is valid within the measurement uncertainty specified provided the CRM/RM is stored and handled in accordance with instructions given in Sec 7.1. This certification is nullified if instructions in Sec 7.1 are not followed or if the CRM/RM is damaged, contaminated, or otherwise modified.

11.2 Lot Expiration Date

- **September 15, 2024**

- The date after which this CRM/RM should not be used.

- The lot expiration date reflects the period of time that the stability of a CRM/RM can be supported by long term stability studies conducted on properly stored and handled CRM/RMs. Lot expiration is limited primarily by transpiration (loss of water from the solution) and infrequently by chemical stability.

11.3 Period of Validity

- Sealed TCT Bag Open Date: _____

- This CRM/RM should not be used longer than one year (or six months in the case of a 30 mL bottle) from the date of opening the aluminized bag or after the date given in Sec. 11.2, whichever comes first. This is contingent upon the CRM/RM being stored and handled in accordance with the instructions given in Sec. 7.1.

12.0 NAMES AND SIGNATURES OF CERTIFYING OFFICERS

Certificate Approved By:

Michael Booth
Director, Quality Control

Michael L Booth

Certifying Officer:

Paul Gaines
Chairman / Senior Technical Director

Paul R Gaines

Energy Laboratories Inc

Standard LOG

Standard ID:	ME211124 EL-MSICV-2		
Standard Name	EL-MSICV-2	Type:	Primary
Date Prepared	11/24/2021	BY:	Amanda E. McDani
Date Expires:	11/24/2022		
Department	ME	Status:	Open
Vendor:	Inorganic Ventures		
Lot Number:			
Balance ID:			

Comments:

Chemical / Solvent Used	BottleNo	Amt	Units	Exp
Multi Analyte Custom Grade Solution	14023	500	mL	11/24

Final Volume: mL

Stock Source	**Base Units**	**Amount Added**
Analytes	**CAS**	Conc: **ug/mL**

Page: *1 of 1*

INORGANIC VENTURES
300 Technology Drive
Christiansburg, VA 24073 - USA
inorganicventures.com

CERTIFICATE OF ANALYSIS

tel: 800.669.6799 - 540.585.3030
fax: 540.585.3012
info@inorganicventures.com

1.0 ACCREDITATION / REGISTRATION

INORGANIC VENTURES is accredited to ISO 17034, "General Requirements for the Competence of Reference Material Producers" and ISO/IEC 17025, "General Requirements for the Competence of Testing and Calibration Laboratories". Inorganic Ventures is also an ISO 9001 registered manufacturer (QSR Certificate Number QSR-1034).

ACCREDITED Testing Laboratory Certificate 883.01
ACCREDITED Reference Material Producer Certificate 883.02

2.0 PRODUCT DESCRIPTION

Product Code:	Multi Analyte Custom Grade Solution
Catalog Number:	EL-MSICV-2
Lot Number:	R2-MEB696849
Matrix:	3% (v/v) HNO3 tr. HF
Value / Analyte(s):	1 000 µg/mL ea: Silicon, 100 µg/mL ea: Tin, Titanium, Molybdenum, Antimony

Second Source: Whenever possible, this solution was manufactured from a second set of concentrates in our manufacturing facility.

3.0 CERTIFIED VALUES AND UNCERTAINTIES

ANALYTE	CERTIFIED VALUE	ANALYTE	CERTIFIED VALUE
Antimony, Sb	100.0 ± 0.6 µg/mL	Molybdenum, Mo	100.0 ± 0.5 µg/mL
Silicon, Si	1 000 ± 7 µg/mL	Tin, Sn	99.9 ± 0.4 µg/mL
Titanium, Ti	99.9 ± 0.6 µg/mL		

Density: 1.019 g/mL (measured at 20 ± 4 °C)

Assay Information:

ANALYTE	METHOD	NIST SRM#	SRM LOT#
Mo	ICP Assay	3134	130418
Sb	ICP Assay	3102a	140911
Si	ICP Assay	3150	130912
Sn	ICP Assay	3161a	070330
Sn	Calculated		See Sec. 4.2
Ti	ICP Assay	3162a	130925

The following equations are used in the calculation of the certified value and the uncertainty. Reported uncertainties represent expanded uncertainties expressed at approximately the 95% confidence level using a coverage factor of k = 2.

ID #: 14023
Opened:
Multi Analyte Custom Grade Solution
Expires: 9/14/2024
Rec'd: 7/7/2021
Energy Laboratories Inc 1120 So. 27th Street
Billings MT 59107

Characterization of CRM/RM by Two or More Methods

Certified Value, $X_{CRM/RM}$, where two or more methods of characterization are used is the weighted mean of the results:

$X_{CRM/RM} = \Sigma(w_i)(X_i)$

X_i = mean of Assay Method i with standard uncertainty $u_{char\ i}$

w_i = the weighting factors for each method calculated using the inverse square of the variance:

$w_i = (1/u_{char\ i})^2 / (\Sigma(1/(u_{char\ i})^2)$

CRM/RM Expanded Uncertainty (±) = $U_{CRM/RM} = k\,(u^2_{char} + u^2_{bb} + u^2_{lts} + u^2_{ts})^{1/2}$

k = coverage factor = 2

$u_{char} = [\Sigma((w_i)^2 (u_{char\ i})^2)]^{1/2}$ where $u_{char\ i}$ are the errors from each characterization method

u_{bb} = bottle to bottle homogeneity standard uncertainty

u_{lts} = long term stability standard uncertainty (storage)

u_{ts} = transport stability standard uncertainty

Characterization of CRM/RM by One Method

Certified Value, $X_{CRM/RM}$, where one method of characterization is used is the mean of individual results:

$X_{CRM/RM} = (X_a)(u_{char\ a})$

X_a = mean of Assay Method A with

$u_{char\ a}$ = the standard uncertainty of characterization Method A

CRM/RM Expanded Uncertainty (±) = $U_{CRM/RM} = k\,(u^2_{char\ a} + u^2_{bb} + u^2_{lts} + u^2_{ts})^{1/2}$

k = coverage factor = 2

$u_{char\ a}$ = the errors from characterization

u_{bb} = bottle to bottle homogeneity standard uncertainty

u_{lts} = long term stability standard uncertainty (storage)

u_{ts} = transport stability standard uncertainty

4.0 TRACEABILITY TO NIST

- This product is traceable to NIST via an unbroken chain of comparisons. The uncertainties for each certified value are reported, taking into account the SRM/RM uncertainty error and the measurement, weighing and volume dilution errors. In rare cases where no NIST SRM/RM are available, the term 'in-house std.' is specified.

4.1 Thermometer Calibration

- All thermometers are NIST traceable through thermometers that are calibrated by an accredited calibration laboratory.

4.2 Balance Calibration

- All analytical balances are calibrated by an accredited calibration laboratory and procedure. The weights used for testing are annually compared to master weights and are traceable to NIST.

4.3 Glassware Calibration

- An in-house procedure is used to calibrate all Class A glassware used in the manufacturing and quality control of CRM/RMs.

5.0 TRACE METALLIC IMPURITIES (TMI) DETERMINED BY ICP-MS AND ICP-OES (µg/mL)

N/A

6.0 INTENDED USE

- For the calibration of analytical instruments and validation of analytical methods as appropriate.

7.0 INSTRUCTIONS FOR THE CORRECT USE OF THIS REFERENCE MATERIAL

7.1 Storage and Handling Recommendations

- Store between approximately 4° - 30° C while in sealed TCT bag.

- While stored in the sealed TCT bag, transpiration of this CRM/RM is negligible. After opening the sealed TCT bag transpiration of the CRM/RM will occur, resulting in a gradual increase in the analyte concentration(s). It is the responsibility of the user to account for this effect. When the bottle is weighed both before and after being placed in storage, the mass difference observed will be a measure of transpiration mass loss.

- After opening the sealed TCT bag, keep cap tightly sealed when not in use and store between 4° - 24° C to minimize the effects of transpiration. Use at 20° ± 4° C to minimize volumetric dilution error when using the reported density. Do not pipette from the container. Do not return removed aliquots to container.

HF Note: This standard should not be prepared or stored in glass.

8.0 HAZARDOUS INFORMATION

- Please refer to the Safety Data Sheet for information regarding this CRM/RM.

9.0 HOMOGENEITY

- This solution was mixed according to an in-house procedure and is guaranteed to be homogeneous. Homogeneity data indicate that the end user should take a minimum sample size of 0.2 mL to assure homogeneity.

10.0 QUALITY STANDARD DOCUMENTATION

10.1 ISO 9001 Quality Management System Registration

- QSR Certificate Number QSR-1034

10.2 ISO/IEC 17025 "General Requirements for the Competence of Testing and Calibration Laboratories"

- Chemical Testing - Accredited / A2LA Certificate Number 883.01

10.3 ISO 17034 "General Requirements for the Competence of Reference Material Producers"

- Reference Material Producer - Accredited / A2LA Certificate Number 883.02

Inorganic Ventures, 300 Technology Drive, Christiansburg, Va. 24073, USA: Telephone: 800.669.6799; 540.585.3030, Fax: 540.585.3012; inorganicventures.com; info@inorganicventures.com

11.0 CERTIFICATION, EXPIRATION AND PERIOD OF VALIDITY

11.1 Certification Issue Date

September 14, 2020

- The certification is valid within the measurement uncertainty specified provided the CRM/RM is stored and handled in accordance with instructions given in Sec 7.1. This certification is nullified if instructions in Sec 7.1 are not followed or if the CRM/RM is damaged, contaminated, or otherwise modified.

11.2 Lot Expiration Date

- **September 14, 2024**

- The date after which this CRM/RM should not be used.

- The lot expiration date reflects the period of time that the stability of a CRM/RM can be supported by long term stability studies conducted on properly stored and handled CRM/RMs. Lot expiration is limited primarily by transpiration (loss of water from the solution) and infrequently by chemical stability.

11.3 Period of Validity

- Sealed TCT Bag Open Date: _____

- This CRM/RM should not be used longer than one year (or six months in the case of a 30 mL bottle) from the date of opening the aluminized bag or after the date given in Sec. 11.2, whichever comes first. This is contingent upon the CRM/RM being stored and handled in accordance with the instructions given in Sec. 7.1.

12.0 NAMES AND SIGNATURES OF CERTIFYING OFFICERS

Certificate Approved By:

Michael Booth
Director, Quality Control

Michael L Booth

Certifying Officer:

Paul Gaines
Chairman / Senior Technical Director

Paul R Gaines

Energy Laboratories Inc

Standard LOG

Standard ID:	ME210817 ICV-1A		
Standard Name	EL-MSICV-1A	Type:	Primary
Date Prepared	8/17/2021	BY:	Alyssa A. espinoza
Date Expires:	8/17/2022		
Department	ME	Status:	Open
Vendor:	Inorganic Ventures		
Lot Number:	R2-MEB688457		
Balance ID:			
Comments:	Opened 8/17/2021; Expires 8/17/2022		

Chemical / Solvent Used	BottleNo	Amt	Units	Exp
Multi Analyte Custom Grade Solution	13475	500	mL	8/17/

Final Volume: 500 mL

Stock Source	**Base Units**	**Amount Added**
Analytes	**CAS**	Conc: **ug/mL**

Page: *1 of 1*

INORGANIC VENTURES™
300 Technology Drive
Christiansburg, VA 24073 · USA
inorganicventures.com
tel: 800.669.6799 · 540.585.3030
fax: 540.585.3012
info@inorganicventures.com

CERTIFICATE OF ANALYSIS

1.0 ACCREDITATION / REGISTRATION

INORGANIC VENTURES is accredited to ISO 17034, "General Requirements for the Competence of Reference Material Producers" and ISO/IEC 17025, "General Requirements for the Competence of Testing and Calibration Laboratories". Inorganic Ventures is also an ISO 9001 registered manufacturer (QSR Certificate Number QSR-1034).

ACCREDITED Testing Laboratory Certificate 883.01
ACCREDITED Reference Material Producer Certificate 883.02

2.0 PRODUCT DESCRIPTION

Product Code:	Multi Analyte Custom Grade Solution
Catalog Number:	EL-MSICV-1A
Lot Number:	R2-MEB688457
Matrix:	5% (v/v) HNO3
Value / Analyte(s):	5 000 µg/mL ea: Calcium, Potassium, Magnesium, Sodium,
	1 000 µg/mL ea: Phosphorus,
	500 µg/mL ea: Manganese, Iron, Aluminum,
	100 µg/mL ea: Arsenic, Boron, Barium, Cobalt, Chromium, Copper, Lithium, Nickel, Lead, Selenium, Strontium, Thallium, Vanadium, Zinc,
	50 µg/mL ea: Silver, Cadmium, Beryllium

ID #: 13475
Opened:_____
Multi Analyte Custom Grade Solution
Expires: 1/10/2024
Rec'd: 1/15/2021
Energy Laboratories Inc 1120 So. 27th Street
Billings MT 59107

Second Source: Whenever possible, this solution was manufactured from a second set of concentrates in our manufacturing facility.

3.0 CERTIFIED VALUES AND UNCERTAINTIES

ANALYTE	CERTIFIED VALUE	ANALYTE	CERTIFIED VALUE
Aluminum, Al	500.3 ± 1.8 µg/mL	Arsenic, As	100.0 ± 0.8 µg/mL
Barium, Ba	99.9 ± 0.4 µg/mL	Beryllium, Be	49.96 ± 0.33 µg/mL
Boron, B	100.0 ± 0.6 µg/mL	Cadmium, Cd	50.10 ± 0.22 µg/mL
Calcium, Ca	5 001 ± 20 µg/mL	Chromium, Cr	100.0 ± 0.6 µg/mL
Cobalt, Co	100.0 ± 0.5 µg/mL	Copper, Cu	100.1 ± 0.4 µg/mL
Iron, Fe	499.7 ± 2.1 µg/mL	Lead, Pb	100.1 ± 0.4 µg/mL
Lithium, Li	100.0 ± 0.4 µg/mL	Magnesium, Mg	5 000 ± 21 µg/mL
Manganese, Mn	499.8 ± 1.9 µg/mL	Nickel, Ni	100.1 ± 0.4 µg/mL
Phosphorus, P	1 000 ± 5 µg/mL	Potassium, K	5 000 ± 18 µg/mL
Selenium, Se	100.1 ± 0.8 µg/mL	Silver, Ag	50.02 ± 0.22 µg/mL
Sodium, Na	5 000 ± 18 µg/mL	Strontium, Sr	100.1 ± 0.4 µg/mL
Thallium, Tl	100.0 ± 0.7 µg/mL	Vanadium, V	99.9 ± 0.5 µg/mL
Zinc, Zn	100.0 ± 0.4 µg/mL		

Density: 1.098 g/mL (measured at 20 ± 4 °C)

Assay Information:

ANALYTE	METHOD	NIST SRM#	SRM LOT#
Ag	ICP Assay	3151	160729
Ag	Volhard	999c	999c
Al	ICP Assay	3101a	140903
Al	EDTA	928	928
As	ICP Assay	3103a	100818
B	ICP Assay	3107	110830
Ba	ICP Assay	3104a	140909
Ba	Gravimetric		See Sec. 4.2
Be	ICP Assay	3105a	090514
Ca	ICP Assay	3109a	130213
Ca	EDTA	928	928
Cd	ICP Assay	3108	130116
Cd	EDTA	928	928
Co	EDTA	928	928
Co	ICP Assay	traceable to 3113	M2-CO661665
Cr	ICP Assay	3112a	170630
Cu	ICP Assay	3114	121207
Cu	EDTA	928	928
Fe	ICP Assay	3126a	140812
Fe	EDTA	928	928
K	ICP Assay	3141a	140813
K	Gravimetric		See Sec. 4.2
Li	ICP Assay	3129a	100714
Li	Gravimetric		See Sec. 4.2
Mg	ICP Assay	3131a	140110
Mg	EDTA	928	928
Mn	ICP Assay	3132	050429
Mn	EDTA	928	928
Na	ICP Assay	3152a	120715
Na	Gravimetric		See Sec. 4.2
Ni	ICP Assay	3136	120619
Ni	EDTA	928	928
P	ICP Assay	3139a	060717
P	Acidimetric	84L	84L
Pb	ICP Assay	3128	101026
Pb	EDTA	928	928
Se	ICP Assay	3149	100901
Sr	EDTA	928	928
Sr	ICP Assay	3153a	990906
Tl	ICP Assay	3158	993012
V	ICP Assay	3165	160906
V	EDTA	928	928
Zn	ICP Assay	3168a	120629
Zn	EDTA	928	928

The following equations are used in the calculation of the certified value and the uncertainty. Reported uncertainties represent expanded uncertainties expressed at approximately the 95% confidence level using a coverage factor of $k = 2$.

Characterization of CRM/RM by Two or More Methods

Certified Value, $X_{CRM/RM}$, where two or more methods of characterization are used is the weighted mean of the results:

$X_{CRM/RM} = \Sigma(w_i)(X_i)$

X_i = mean of Assay Method I with standard uncertainty $u_{char\ I}$

w_i = the weighting factors for each method calculated using the inverse square of the variance:

$w_i = (1/u_{char\ I})^2 / (\Sigma(1/(u_{char\ I})^2)$

CRM/RM Expanded Uncertainty (±) = $U_{CRM/RM} = k\,(u^2_{char} + u^2_{bb} + u^2_{lts} + u^2_{ts})^{1/2}$

k = coverage factor = 2

$u_{char} = (\Sigma((w_i)^2 (u_{char\ I})^2))^{1/2}$ where $u_{char\ I}$ are the errors from each characterization method

u_{bb} = bottle to bottle homogeneity standard uncertainty

u_{lts} = long term stability standard uncertainty (storage)

u_{ts} = transport stability standard uncertainty

Characterization of CRM/RM by One Method

Certified Value, $X_{CRM/RM}$, where one method of characterization is used is the mean of individual results:

$X_{CRM/RM} = (X_a)(u_{char\ a})$

X_a = mean of Assay Method A with

$u_{char\ a}$ = the standard uncertainty of characterization Method A

CRM/RM Expanded Uncertainty (±) = $U_{CRM/RM} = k\,(u^2_{char\ a} + u^2_{bb} + u^2_{lts} + u^2_{ts})^{1/2}$

k = coverage factor = 2

$u_{char\ a}$ = the errors from characterization

u_{bb} = bottle to bottle homogeneity standard uncertainty

u_{lts} = long term stability standard uncertainty (storage)

u_{ts} = transport stability standard uncertainty

4.0 TRACEABILITY TO NIST

- This product is traceable to NIST via an unbroken chain of comparisons. The uncertainties for each certified value are reported, taking into account the SRM/RM uncertainty error and the measurement, weighing and volume dilution errors. In rare cases where no NIST SRM/RM are available, the term 'in-house std.' is specified.

4.1 Thermometer Calibration

- All thermometers are NIST traceable through thermometers that are calibrated by an accredited calibration laboratory.

4.2 Balance Calibration

- All analytical balances are calibrated by an accredited calibration laboratory and procedure. The weights used for testing are annually compared to master weights and are traceable to NIST.

4.3 Glassware Calibration

- An in-house procedure is used to calibrate all Class A glassware used in the manufacturing and quality control of CRM/RMs.

5.0 TRACE METALLIC IMPURITIES (TMI) DETERMINED BY ICP-MS AND ICP-OES (µg/mL)

N/A

6.0 INTENDED USE

- For the calibration of analytical instruments and validation of analytical methods as appropriate.

7.0 INSTRUCTIONS FOR THE CORRECT USE OF THIS REFERENCE MATERIAL

7.1 Storage and Handling Recommendations

- Store between approximately 4° - 30° C while in sealed outer bag.

- While stored in the sealed outer bag, transpiration of this CRM/RM is negligible. After opening the sealed outer bag transpiration of the CRM/RM will occur, resulting in a gradual increase in the analyte concentration(s). It is the responsibility of the user to account for this effect. When the bottle is weighed both before and after being placed in storage, the mass difference observed will be a measure of transpiration mass loss.

- After opening the sealed outer bag, keep cap tightly sealed when not in use and store between 4° - 24° C to minimize the effects of transpiration. Use at 20° ± 4° C to minimize volumetric dilution error when using the reported density. Do not pipette from the container. Do not return removed aliquots to container.

8.0 HAZARDOUS INFORMATION

- Please refer to the Safety Data Sheet for information regarding this CRM/RM.

9.0 HOMOGENEITY

- This solution was mixed according to an in-house procedure and is guaranteed to be homogeneous. Homogeneity data indicate that the end user should take a minimum sample size of 0.2 mL to assure homogeneity.

10.0 QUALITY STANDARD DOCUMENTATION

10.1 ISO 9001 Quality Management System Registration

- QSR Certificate Number QSR-1034

10.2 ISO/IEC 17025 "General Requirements for the Competence of Testing and Calibration Laboratories"

- Chemical Testing - Accredited / A2LA Certificate Number 883.01

10.3 ISO 17034 "General Requirements for the Competence of Reference Material Producers"

- Reference Material Producer - Accredited / A2LA Certificate Number 883.02

Inorganic Ventures, 300 Technology Drive, Christiansburg, Va. 24073, USA; Telephone: 800.669.6799; 540.585.3030, Fax: 540.585.3012; inorganicventures.com; info@inorganicventures.com

11.0 CERTIFICATION, EXPIRATION AND PERIOD OF VALIDITY

11.1 Certification Issue Date

January 10, 2020

- The certification is valid within the measurement uncertainty specified provided the CRM/RM is stored and handled in accordance with instructions given in Sec 7.1. This certification is nullified if instructions in Sec 7.1 are not followed or if the CRM/RM is damaged, contaminated, or otherwise modified.

11.2 Lot Expiration Date

- January 10, 2024

- The date after which this CRM/RM should not be used.

- The lot expiration date reflects the period of time that the stability of a CRM/RM can be supported by long term stability studies conducted on properly stored and handled CRM/RMs. Lot expiration is limited primarily by transpiration (loss of water from the solution) and infrequently by chemical stability.

11.3 Period of Validity

- Sealed outer Bag Open Date: _____

- This CRM/RM should not be used longer than one year (or six months in the case of a 30 mL bottle) from the date of opening the aluminized bag or after the date given in Sec. 11.2, whichever comes first. This is contingent upon the CRM/RM being stored and handled in accordance with the instructions given in Sec. 7.1.

12.0 NAMES AND SIGNATURES OF CERTIFYING OFFICERS

Certificate Approved By:

Michael Booth
Manager, Quality Control

Certifying Officer:

Paul Gaines
CEO, Senior Technical Director

Energy Laboratories Inc

Standard LOG

Standard ID:	ME210903 CE, LA SECONDARY		
Standard Name	Ce, La Secondary solution	Type:	Secondary
Date Prepared	9/3/2021	BY:	Parker A. Pearsall
Date Expires:	5/25/2022		
Department	ME	Status:	Open
Vendor:			
Lot Number:			
Balance ID:			
Comments:	Second Source Stock Solution		

Chemical / Solvent Used	BottleNo	Amt	Units	Exp
Nitric Acid Instra Analyzed 000020579	10902	0.5	mL	7/1/2
Milli-Q H2O	391	39.5	mL	6/1/2

Final Volume: 50 mL

Stock Source		Base Units	Amount Added
ME210903 La Sec	La Secondary Stock	ug/mL	5 mL
ME210525 Ce 2nd	Ce Secondary Stock	ug/mL	5 mL

Analytes	CAS	Conc:	ug/mL

Page: *1 of 1*

Energy Laboratories Inc

Standard LOG

Standard ID:	ME210903 LA SECOND SOURCE		
Standard Name	La Secondary Stock	Type:	Primary
Date Prepared	9/3/2021	BY:	Alyssa A. espinoza
Date Expires:	9/3/2022		
Department	ME	Status:	Open
Vendor:	SCP Science		
Lot Number:	S201029004		
Balance ID:			
Comments:	Opened 9/3/2021; Expires 9/3/2022		

Chemical / Solvent Used	BottleNo	Amt	Units	Expires
Lanthanum PlasmaCal Standard	14019	125	mL	9/3/2022

Final Volume:
mL

Stock Source **Base Units** **Amount Added**

Analytes **CAS** Conc: **ug/mL**

Page:*1 of 1*

SCP SCIENCE

Providing Innovative Solutions to Analytical Chemists

Certificate of Analysis

1.0 DESCRIPTION:

PlasmaCAL ICP/ICPMS Standard - Lanthanum 1000 µg/ml

Catalogue Number: 140-051-570/-571/-575

Starting Material: Lanthanum(III) Oxide 99.99+%

Lot Number: **S201029004**

Matrix: 4% HNO_3 (See Section 3 for actual matrix)

Expiration Date (End of month): **November 2022** (or 15 months after bottle is opened, whichever comes first)

La

2.0 CERTIFIED VALUES AND ASSOCIATED UNCERTAINTY:

Certified Concentration: **1005 µg/ml +/- 4 µg/ml**

985 µg/g +/- 4 µg/g

Method of analysis: Inductively Coupled Plasma Atomic Emission Spectroscopy (ICP-AES)

Traceability: NIST Standard Reference Material 3127a Lot: **151030**

Note: The uncertainty of the certified value has been calculated from applicable uncertainty contributors (u_i) including uncertainty established during characterization of the material (u_{char}), the between bottle variation (u_{bb}), short-term stability (u_{sts}) and long-term stability (u_{lts}) according to the model $u_c = \sqrt{(u_{char}^2 + u_{bb}^2 + u_{sts}^2 + u_{lts}^2)}$. This combined uncertainty has been further multiplied by a coverage factor (k) of 2 to provide a 95% confidence interval.

ID #: 14019
Opened:_____
Lanthanum PlasmaCal Standard
Expires: 11/30/2022
Rec'd: 7/6/2021
Energy Laboratories Inc 1120 So. 27th Street
Billings MT 59107

3.0 REFERENCE VALUES:

Density: **1.020 g/ml @ 23.4 °C**

Actual Matrix: **4.0% (v/v) HNO_3**

Trace Metal Impurities as tested by ICP-AES:

Element	Conc. (ppm)	Element	Conc. (ppm)	Element	Conc. (ppm)	Element	Conc. (ppm)
Ag	<0.0049	Fe	<0.0102	Nd	<0.1595	Sn	<0.0307
Al	<0.0280	Ga	<0.0260	Ni	<0.0139	Sr	<0.0004
As	<0.0525	Gd	<0.0685	Os	*	Ta	<0.0635
Au	<0.0085	Ge	<0.0548	P	<0.0104	Tb	<0.0146
B	<0.2535	Hf	<0.0339	Pb	<0.2460	Te	<0.4025
Ba	<0.0025	Hg	*	Pd	<0.1410	Th	<0.0471
Be	<0.0022	Ho	<0.0065	Pr	<0.0274	Ti	<0.0013
Bi	<0.0780	In	<0.0105	Pt	<0.0533	Tl	<0.5600
Ca	**0.0164**	Ir	<0.0243	Rb	*	Tm	<0.0105
Cd	<0.0048	K	<0.0128	Re	<0.0076	U	<0.2490
Ce	<0.0393	La	N/A	Rh	<0.0163	V	<0.0049
Co	<0.0224	Li	<0.0006	Ru	<0.0304	W	<0.0443
Cr	<0.0063	Lu	<0.0021	S	<0.0515	Y	<0.0033
Cs	*	Mg	<0.0045	Sb	<0.0197	Yb	<0.0057
Cu	<0.0040	Mn	<0.0018	Sc	<0.0055	Zn	<0.0045
Dy	<0.0043	Mo	<0.0229	Se	<0.0249	Zr	<0.0061
Er	<0.0070	Na	<0.0038	Si	<0.0455		
Eu	<0.0086	Nb	<0.0112	Sm	<0.1105		

*: Not tested

4.0 APPROVAL AND DATE OF CERTIFICATION:

Certification Approval: Daniel Boisvert, Chemist

Certification Date: November 04, 2020

Daniel Boisvert

5.0 INTENDED USE / *UTILISATION PRÉVUE*:

- ICP Standards: For the calibration of, including but not limited to: ICP-AES, ICP-MS, FAAS, GFAA, XRF and DCP. / *Étalons ICP : Pour l'étalonnage d'instruments de mesure tels que: ICP-AES, ICP-MS, FAAS, GFAA, XRF et DCP.*
- AA Standards: For the calibration of Flame (FAAS) and Graphite Furnace (GFAA) Atomic Absorption Spectrometers. / *Étalons AA : Pour l'étalonnage de spectromètres d'absorption atomique flamme (GFAA) et four au graphite (GFAA).*
- Matrix Modifiers: For the optimization of analytical conditions to provide better Graphite Furnace Atomic Absorption (GFAA) instrument response and improved detection limits. / *Modificateur de matrice : Pour l'optimisation des conditions analytiques afin de fournir des meilleurs réponses instrumentales et limites de détection pour SAA four au graphite.*
- pH Standards: For the calibrating pH meters or for other wet chemistry applications. / *Étalons pH : Pour étalonnage de pH mètres et autres applications de chimie humide.*
- Conductivity Standards: For electrolytic conductivity measurement as a calibration standard. / *Étalons de conductivité : Comme étalon pour les mesures de conductivité électrolytiques.*
- IC Standards: for calibration of, but not limited to IC, HPLC, TLC, ISE, IR, NMR, MS, UV/VIS or other wet chemistry applications. / *Étalons IC : Pour étalonnage d'instruments tels que : IC, HPLC, TLC, ISE, IR, NMR, MS, UV/VIS et autres applications de chimie humide.*

For any inquiries, please contact **SCP SCIENCE**. / *Pour toute question, veuillez contacter* ***SCP SCIENCE***.

6.0 INSTRUCTIONS FOR USE / *INSTRUCTIONS D'UTILISATION*:

Handling and Storage / Manutention et entreposage: Keep product tightly capped when not in use. The solution should be opened for a minimum amount of time necessary to dispense the amount required. Do not pipet or use directly from container. Do not return unused portions back to container. Store under normal laboratory conditions. Avoid exposure to excessive sources of heat and humidity or direct sunlight. / *Garder les contenants bien fermés lorsque non utilisés. Le contenant devrait être ouvert seulement pour le temps requis afin de prélever la quantité nécessaire. Ne pas pipetter ou utiliser directement du contenant. Ne pas retourner les portions non-utilisées dans le contentant. Conserver dans des conditions normales de laboratoire. Éviter l'exposition à des sources de chaleur et d'humidité excessives ou à l'exposition solaire directe.*

Stability / *Stabilité*: This Standard is guaranteed to be stable and accurate to within the specified uncertainty of measurement up to the unopened expiry date, if sealed, or up to the opened expiry date (when indicated), whichever comes first, provided the solution is kept tightly capped and stored under the indicated storage conditions. Purchasers will be notified of any significant changes resulting in re-certification or withdrawal of the product prior to the expiration date. / *La stabilité et l'exactitude de cet étalon sont garanties d'être à l'intérieur de l'incertitude de mesure, jusqu'à la date d'expiration de la bouteille non-ouverte, si scellée, ou jusqu'à la date d'expiration de la bouteille ouverte (si indiquée), en présumant que le contenant est maintenu fermé et gardé dans les conditions d'entreposage indiquées. Les acheteurs seront avisés dans le cas où il y aura des changements significatifs nécessitant une re-certification ou un rappel du produit avant la date d'expiration.*

7.0 HAZARDOUS INFORMATION / *INFORMATION SUR LES RISQUES POTENTIELS*:

Please refer to the associated Safety Data Sheet (SDS) for information regarding this product (available at www.SCPSCIENCE.com). / *SVP vous référer à la Fiche Signalétique applicable pour de l'information sur ce produit (Disponible à www.SCPSCIENCE.com).*

8.0 HOMOGENEITY / *HOMOGÉNÉITÉ:*

This solution has been blended according to an in-house procedure and its homogeneity is guaranteed to be fit for purpose when a sample size sufficient for the intended method of analysis is used. / *Cette solution a été préparée selon une procédure maison et nous assurons que sa homogénéité est approprié à l'emploi lorsqu'un échantillon suffisant pour la méthode d'analyse prévue est utilisé.*

9.0 TRACEABILITY / *TRAÇABILITÉ*:

This CRM (Certified Reference Material) is traceable to the NIST SRM (Standard Reference Material) indicated in section 2 through an unbroken chain of comparisons. In addition, balances used are regularly calibrated using weights which are traceable to NIST (National Institute of Standards and Technology) or NRC (National Research Council of Canada) standards. All conductivity meters used to analyze this standard have been regularly calibrated using a NIST or NRC traceable Thermometer and standards. All pH meters used to analyze this standard have been regularly calibrated using a NIST or NRC traceable thermometer and pH/MV simulator. / *Ce matériel de référence certifié est traçable au Matériel de Référence Standardisé de NIST indiqué à la section 2 par une chaine de comparaison ininterrompue. De plus, les balances utilisées sont étalonnées régulièrement en utilisant des poids qui sont traçables au NIST (National Institute of Standards and Technology) ou au CRNC (Conseil National de Recherches Canada). Tout conductimètre utilisé afin d'analyser cet étalon a été sujet à un étalonnage périodique utilisant des thermomètres et étalons traçables au NIST ou CNRC. Tout pH mètre utilisé afin d'analyser cet étalon a été sujet à un étalonnage périodique utilisant des thermomètres et un simulateur pH/MV traçables au NIST ou au CNRC.*

10.0 PREPARATION / *PRÉPARATION:*

For the preparation of these solutions, 18 meghom/cm double deionized water, high-purity acids and glassware calibrated to ASTM Class A specifications are used. / *Une eau de 18 meghom/cm doublement déionisé, de l'acide de haute pureté, ainsi que de la verrerie étalonnée afin de satisfaire les spécifications Classe A de ASTM ont été utilisés pour la préparation de cet étalon.*

11.0 QUALITY SYSTEM CERTIFICATIONS / *CERTIFICATIONS DE SYSTÈME QUALITÉ:*

ISO 9001 Certification / *Certification ISO 9001*: This standard was produced in a facility which operates under a **registered** ISO 9001 Quality Management System. Please consult our web site for a copy of the most recent revision of our certificate of registration. / *Cet étalon a été fabriqué dans un laboratoire qui utilise un Système de Gestion de la Qualité* ***enregistré*** *à la norme ISO 9001. Veuillez consulter notre site web pour obtenir la version la plus récente de notre certificat d'enregistrement.*

ISO 17025 Accreditation / *Accréditation ISO 17025*: **SCP SCIENCE (Corporate Headquarters)** operates an ISO 17025 **accredited** laboratory. Please consult our web site for a copy of the most recent revision of our certificate and scope of accreditation. / ***SCP SCIENCE (Siège social)*** *est* ***accréditée*** *ISO 17025. Veuillez consulter notre site web afin d'obtenir la plus récente version de notre certificat d'accréditation ainsi que la portée de notre accréditation.*

ISO 17034 Accreditation / *Accréditation ISO 17034* : **SCP SCIENCE (Corporate Headquarters)** is an ISO 17034 accredited Reference Material Producer. Please consult our website for a copy of our most recent certificate and scope of accreditation. / ***SCP SCIENCE (Siège social)*** *est un Fabricant de Matériaux de Référence Accrédité ISO 17034. Veuillez consulter notre site web afin d'obtenir la plus récente version de notre certificat d'accréditation ainsi que la portée de notre accréditation.*

CORPORATE HEADQUARTERS
21800 Clark Graham
Baie D'Urfé (Montréal), Quebec,
H9X 4B6 Canada
Phone: +1 (800) 361-6820
Fax: +1 (800) 253-5549

USA
3rd Party Distribution Center
348 Route 11, Champlain,
N.Y. 12919-4816

Phone: +1 (800) 361-6820
Fax: +1 (800) 253-5549

FRANCE
12 Ave. de Québec, Bat. IRIS
SILIC 642, 91965
Villebon sur Yvette, France
Phone: +33 (0) 1 69 18 71 17
Fax: +33 (0) 1 60 92 05 67

GERMANY
Alte Marktoberdorfer Straße 14, 87616
Marktoberdorf

Phone: +49 (0) 8342-89560-61
Fax: +49 (0) 8342-89560-69

Energy Laboratories Inc

Standard LOG

Standard ID:	ME210525 CE 2ND SOURCE		
Standard Name	Ce Secondary Stock	Type:	Primary
Date Prepared	5/25/2021	BY:	Stacy R. Hendricks
Date Expires:	5/25/2022		
Department	ME	Status:	Empty/Disposed
Vendor:	SCP Science		
Lot Number:	S210208003		
Balance ID:			
Comments:	opened 5/25/2021, expires 5/25/2022		

Chemical / Solvent Used	BottleNo	Amt	Units	Expires
ICP/ICPMS Standard Cerium	13642	125	mL	5/25/2022

Final Volume:
125 mL

Stock Source	**Base Units**	**Amount Added**	
Analytes	**CAS**	Conc:	**ug/mL**

Page:*1 of 1*

SCP SCIENCE

Providing Innovative Solutions to Analytical Chemists

Certificate of Analysis

1.0 DESCRIPTION:

	***Plasma*CAL ICP/ICPMS Standard - Cerium 1000 µg/ml**
Catalogue Number:	140-051-580/-581/-585
Starting Material:	Cerium(III) Nitrate Hexahydrate 99.99+%
Lot Number:	**S210208003**
Matrix:	4% HNO_3 (See Section 3 for actual matrix)
Expiration Date (End of month):	**February 2023** (or 15 months after bottle is opened, whichever comes first)

Ce

2.0 CERTIFIED VALUES AND ASSOCIATED UNCERTAINTY:

Certified Concentration: **1003 µg/ml +/- 4 µg/ml**
982 µg/g +/- 4 µg/g

Method of analysis: Inductively Coupled Plasma Atomic Emission Spectroscopy (ICP-AES)

Traceability: NIST Standard Reference Material 3110 Lot: **090504**

Note: The uncertainty of the certified value has been calculated from applicable uncertainty contributors (u_i) including uncertainty established during characterization of the material (u_{char}), the between bottle variation (u_{bb}), short-term stability (u_{sts}) and long-term stability (u_{lts}) according to the model $u_c = \sqrt{(u_{char}^2 + u_{bb}^2 + u_{sts}^2 + u_{lts}^2)}$. This combined uncertainty has been further multiplied by a coverage factor (k) of 2 to provide a 95% confidence interval.

3.0 REFERENCE VALUES:

Density: **1.021 g/ml @ 22.5 °C**

Actual Matrix: **4.0% (v/v) HNO_3**

ID #: 13642
Opened:_____
ICP/ICPMS Standard Cerium
Expires: 2/28/2023
Rec'd: 3/16/2021
Energy Laboratories Inc 1120 So. 27th Street
Billings MT 59107

Trace Metal Impurities as tested by ICP-MS:

Element	Conc. (ppm)	Element	Conc. (ppm)	Element	Conc. (ppm)	Element	Conc. (ppm)
Ag	<0.0010	Fe	<0.0018	Nd	**0.0102**	Sn	<0.0010
Al	**0.0148**	Ga	**0.0526**	Ni	**0.0064**	Sr	<0.0025
As	<0.0010	Gd	<0.0010	Os	<0.0010	Ta	<0.0010
Au	<0.0010	Ge	<0.0010	P	<0.0132	Tb	<0.0010
B	<0.0015	Hf	<0.0010	Pb	<0.0010	Te	<0.0010
Ba	<0.0010	Hg	*	Pd	<0.0010	Th	<0.0010
Be	<0.0010	Ho	<0.0010	Pr	**0.0235**	Ti	<0.0012
Bi	<0.0010	In	<0.0010	Pt	<0.0010	Tl	<0.0011
Ca	**0.0375**	Ir	<0.0010	Rb	<0.0010	Tm	<0.0010
Cd	<0.0010	K	<0.0024	Re	<0.0010	U	<0.0010
Ce	N/A	La	<0.10	Rh	<0.0010	V	<0.0010
Co	<0.0010	Li	<0.0010	Ru	<0.0010	W	<0.0020
Cr	<0.0010	Lu	<0.0010	S	*	Y	<0.0010
Cs	<0.0010	Mg	<0.0010	Sb	<0.0010	Yb	<0.0010
Cu	**0.0121**	Mn	<0.0010	Sc	<0.0010	Zn	<0.0010
Dy	<0.0010	Mo	<0.0010	Se	<0.0010	Zr	<0.0010
Er	<0.0010	Na	<0.0010	Si	<0.10		
Eu	**0.0035**	Nb	<0.0010	Sm	<0.0010		

*: Not tested

ACCREDITED
Reference Material Producer
CERTIFICATE 2285.03

4.0 APPROVAL AND DATE OF CERTIFICATION:

Certification Approval: Yaling Sui, Chemist

Certification Date: February 22, 2021

Yaling Sui

5.0 INTENDED USE / *UTILISATION PRÉVUE*:

- ICP Standards: For the calibration of, including but not limited to: ICP-AES, ICP-MS, FAAS, GFAA, XRF and DCP. / *Étalons ICP : Pour l'étalonnage d'instruments de mesure tels que: ICP-AES, ICP-MS, FAAS, GFAA, XRF et DCP.*
- AA Standards: For the calibration of Flame (FAAS) and Graphite Furnace (GFAA) Atomic Absorption Spectrometers. / *Étalons AA : Pour l'étalonnage de spectromètres d'absorption atomique flamme (GFAA) et four au graphite (GFAA).*
- Matrix Modifiers: For the optimization of analytical conditions to provide better Graphite Furnace Atomic Absorption (GFAA) instrument response and improved detection limits. / *Modificateur de matrice : Pour l'optimisation des conditions analytiques afin de fournir des meilleurs réponses instrumentales et limites de détection pour SAA four au graphite.*
- pH Standards: For the calibrating pH meters or for other wet chemistry applications. / *Étalons pH : Pour étalonnage de pH mètres et autres applications de chimie humide.*
- Conductivity Standards: For electrolytic conductivity measurement as a calibration standard. / *Étalons de conductivité : Comme étalon pour les mesures de conductivité électrolytiques.*
- IC Standards: for calibration of, but not limited to IC, HPLC, TLC, ISE, IR, NMR, MS, UV/VIS or other wet chemistry applications. / *Étalons IC : Pour étalonnage d'instruments tels que : IC, HPLC, TLC, ISE, IR, NMR, MS, UV/VIS et autres applications de chimie humide.*

For any inquiries, please contact **SCP SCIENCE**. / *Pour toute question, veuillez contacter **SCP SCIENCE**.*

6.0 INSTRUCTIONS FOR USE / *INSTRUCTIONS D'UTILISATION*:

Handling and Storage / Manutention et entreposage: Keep product tightly capped when not in use. The solution should be opened for a minimum amount of time necessary to dispense the amount required. Do not pipet or use directly from container. Do not return unused portions back to container. Store under normal laboratory conditions. Avoid exposure to excessive sources of heat and humidity or direct sunlight. */ Garder les contenants bien fermés lorsque non utilisés. Le contenant devrait être ouvert seulement pour le temps requis afin de prélever la quantité nécessaire. Ne pas pipetter ou utiliser directement du contenant. Ne pas retourner les portions non-utilisées dans le contentant. Conserver dans des conditions normales de laboratoire. Éviter l'exposition à des sources de chaleur et d'humidité excessives ou à l'exposition solaire directe.*

Stability / *Stabilité*: This Standard is guaranteed to be stable and accurate to within the specified uncertainty of measurement up to the unopened expiry date, if sealed, or up to the opened expiry date (when indicated), whichever comes first, provided the solution is kept tightly capped and stored under the indicated storage conditions. Purchasers will be notified of any significant changes resulting in re-certification or withdrawal of the product prior to the expiration date. */ La stabilité et l'exactitude de cet étalon sont garanties d'être à l'intérieur de l'incertitude de mesure, jusqu'à la date d'expiration de la bouteille non-ouverte, si scellée, ou jusqu'à la date d'expiration de la bouteille ouverte (si indiquée), en présumant que le contenant est maintenu fermé et gardé dans les conditions d'entreposage indiquées. Les acheteurs seront avisés dans le cas où il y aura des changements significatifs nécessitant une re-certification ou un rappel du produit avant la date d'expiration.*

7.0 HAZARDOUS INFORMATION / *INFORMATION SUR LES RISQUES POTENTIELS*:

Please refer to the associated Safety Data Sheet (SDS) for information regarding this product (available at www.SCPSCIENCE.com). / *SVP vous référer à la Fiche Signalétique applicable pour de l'information sur ce produit (Disponible à www.SCPSCIENCE.com).*

8.0 HOMOGENEITY / *HOMOGÉNÉITÉ:*

This solution has been blended according to an in-house procedure and its homogeneity is guaranteed to be fit for purpose when a sample size sufficient for the intended method of analysis is used. / *Cette solution a été préparée selon une procédure maison et nous assurons que sa homogénéité est approprié à l'emploi lorsqu'un échantillon suffisant pour la méthode d'analyse prévue est utilisé.*

9.0 TRACEABILITY / *TRAÇABILITÉ*:

This CRM (Certified Reference Material) is traceable to the NIST SRM (Standard Reference Material) indicated in section 2 through an unbroken chain of comparisons. In addition, balances used are regularly calibrated using weights which are traceable to NIST (National Institute of Standards and Technology) or NRC (National Research Council of Canada) standards. All conductivity meters used to analyze this standard have been regularly calibrated using a NIST or NRC traceable Thermometer and standards. All pH meters used to analyze this standard have been regularly calibrated using a NIST or NRC traceable thermometer and pH/MV simulator. / *Ce matériel de référence certifié est traçable au Matériel de Référence Standardisé de NIST indiqué à la section 2 par une chaine de comparaison ininterrompue. De plus, les balances utilisées sont étalonnées régulièrement en utilisant des poids qui sont traçables au NIST (National Institute of Standards and Technology) ou au CRNC (Conseil National de Recherches Canada). Tout conductimètre utilisé afin d'analyser cet étalon a été sujet à un étalonnage périodique utilisant des thermomètres et étalons traçables au NIST ou CNRC. Tout pH mètre utilisé afin d'analyser cet étalon a été sujet à un étalonnage périodique utilisant des thermomètres et un simulateur pH/MV traçables au NIST ou au CNRC.*

10.0 PREPARATION / *PRÉPARATION:*

For the preparation of these solutions, 18 meghom/cm double deionized water, high-purity acids and glassware calibrated to ASTM Class A specifications are used. / *Une eau de 18 meghom/cm doublement déionisé, de l'acide de haute pureté, ainsi que de la verrerie étalonnée afin de satisfaire les spécifications Classe A de ASTM ont été utilisés pour la préparation de cet étalon.*

11.0 QUALITY SYSTEM CERTIFICATIONS / *CERTIFICATIONS DE SYSTÈME QUALITÉ:*

ISO 9001 Certification / *Certification ISO 9001*: This standard was produced in a facility which operates under a **registered** ISO 9001 Quality Management System. Please consult our web site for a copy of the most recent revision of our certificate of registration. / *Cet étalon a été fabriqué dans un laboratoire qui utilise un Système de Gestion de la Qualité **enregistré** à la norme ISO 9001. Veuillez consulter notre site web pour obtenir la version la plus récente de notre certificat d'enregistrement.*

ISO 17025 Accreditation / *Accréditation ISO 17025*: SCP SCIENCE (Corporate Headquarters) operates an ISO 17025 **accredited** laboratory. Please consult our web site for a copy of the most recent revision of our certificate and scope of accreditation. / ***SCP SCIENCE (Siège social)** est **accréditée** ISO 17025. Veuillez consulter notre site web afin d'obtenir la plus récente version de notre certificat d'accréditation ainsi que la portée de notre accréditation.*

ISO 17034 Accreditation / *Accréditation ISO 17034* : SCP SCIENCE (Corporate Headquarters) is an ISO 17034 accredited Reference Material Producer. Please consult our website for a copy of our most recent certificate and scope of accreditation. / ***SCP SCIENCE (Siège social)** est un Fabricant de Matériaux de Référence Accrédité ISO 17034. Veuillez consulter notre site web afin d'obtenir la plus récente version de notre certificat d'accréditation ainsi que la portée de notre accréditation.*

CORPORATE HEADQUARTERS
21800 Clark Graham
Baie D'Urfé (Montréal), Quebec,
H9X 4B6 Canada
Phone: +1 (800) 361-6820
Fax: +1 (800) 253-5549

USA
3rd Party Distribution Center
348 Route 11, Champlain,
N.Y. 12919-4816

Phone: +1 (800) 361-6820
Fax: +1 (800) 253-5549

FRANCE
12 Ave. de Québec, Bat. IRIS
SILIC 642, 91965
Villebon sur Yvette, France
Phone: +33 (0) 1 69 18 71 17
Fax: +33 (0) 1 60 92 05 67

GERMANY
Alte Marktoberdorfer Straße 14, 87616
Marktoberdorf

Phone: +49 (0) 8342-89560-61
Fax: +49 (0) 8342-89560-69

Energy Laboratories Inc

Standard LOG

Standard ID:	ME210901 ICSAB		
Standard Name	ICSAB	Type:	Secondary
Date Prepared	9/1/2021	BY:	Cindy Rohrer
Date Expires:	9/1/2022		
Department	ME	Status:	Open
Vendor:			
Lot Number:			
Balance ID:			

Comments: Made fresh every Monday, Wednesday, and Friday

Chemical / Solvent Used	BottleNo	Amt	Units	Exp
Nitric Acid, 69.0-70.0%,0000282671	14178	1	mL	4/11/
Milli-Q H2O	391	46.45	mL	6/1/2
Hydrochloric Acid Instra Analyzed 000	14028	0.5	mL	3/29/

Final Volume: 50 mL

Stock Source		Base Units	Amount Added
ME210901 6020IC	6020ICS-8A	ug/mL	2 mL
ME 210901 6020IC	6020ICS-9B	ug/mL	0.05 mL

Analytes	CAS	Conc:	mg/L

Page: *1 of 1*

Energy Laboratories Inc

Standard LOG

Standard ID:	ME 210901 6020ICS-9B		
Standard Name	6020ICS-9B	Type:	Primary
Date Prepared	9/1/2021	BY:	Alyssa A. espinoza
Date Expires:	9/1/2022		
Department	ME	Status:	Open
Vendor:	Inorganic Ventures		
Lot Number:	P2-MEB678862		
Balance ID:			
Comments:	Opened 9/1/2021; Expires 9/1/2022		

Chemical / Solvent Used	BottleNo	Amt	Units	Expires
Multi Analyte Custom Grade Solution	13478	125	mL	9/1/2022

Final Volume:
125 mL

Stock Source	**Base Units**	**Amount Added**
Analytes	**CAS**	Conc: **mg/L**

INORGANIC VENTURES
300 Technology Drive
Christiansburg, VA 24073 · USA
inorganicventures.com
tel: 800.669.6799 · 540.585.3030
fax: 540.585.3012
info@inorganicventures.com

CERTIFICATE OF ANALYSIS

1.0 ACCREDITATION / REGISTRATION

INORGANIC VENTURES is accredited to ISO 17034, "General Requirements for the Competence of Reference Material Producers" and ISO/IEC 17025, "General Requirements for the Competence of Testing and Calibration Laboratories". Inorganic Ventures is also an ISO 9001 registered manufacturer (QSR Certificate Number QSR-1034).

ACCREDITED Testing Laboratory Certificate 883.01
ACCREDITED Reference Material Producer Certificate 883.02

2.0 PRODUCT DESCRIPTION

Product Code:	Multi Analyte Custom Grade Solution
Catalog Number:	6020ICS-9B
Lot Number:	P2-MEB678862
Matrix:	3% (v/v) HNO3
Value / Analyte(s):	20 µg/mL ea: Cobalt, Chromium, Copper, Manganese, Nickel, Vanadium, 10 µg/mL ea: Zinc, Arsenic, Cadmium, Selenium, 5 µg/mL ea: Silver

ID #: 13478
Opened:_____
Multi Analyte Custom Grade Solution
Expires: 5/17/2023
Rec'd: 1/15/2021
Energy Laboratories Inc 1120 So. 27th Street
Billings MT 59107

3.0 CERTIFIED VALUES AND UNCERTAINTIES

ANALYTE	CERTIFIED VALUE	ANALYTE	CERTIFIED VALUE
Arsenic, As	10.01 ± 0.05 µg/mL	Cadmium, Cd	10.01 ± 0.04 µg/mL
Chromium, Cr	20.02 ± 0.12 µg/mL	Cobalt, Co	20.01 ± 0.10 µg/mL
Copper, Cu	20.02 ± 0.08 µg/mL	Manganese, Mn	20.02 ± 0.09 µg/mL
Nickel, Ni	20.02 ± 0.09 µg/mL	Selenium, Se	10.01 ± 0.06 µg/mL
Silver, Ag	5.005 ± 0.022 µg/mL	Vanadium, V	20.02 ± 0.08 µg/mL
Zinc, Zn	10.01 ± 0.04 µg/mL		

Density: 1.015 g/mL (measured at 20 ± 4 °C)

Assay Information:

ANALYTE	METHOD	NIST SRM#	SRM LOT#
Ag	ICP Assay	3151	160729
Ag	Volhard	999c	999c
As	ICP Assay	3103a	100818
As	Calculated		See Sec. 4.2
Cd	ICP Assay	3108	130116
Cd	EDTA	928	928
Co	EDTA	928	928
Co	ICP Assay	traceable to 3113	M2-CO661665
Cr	ICP Assay	3112a	170630
Cu	ICP Assay	3114	121207
Cu	EDTA	928	928
Mn	EDTA	928	928
Mn	ICP Assay	Traceable to 3132	N2-MN665236
Mn	Calculated		See Sec. 4.2
Ni	ICP Assay	3136	120619
Ni	EDTA	928	928
Se	ICP Assay	3149	100901
Se	Calculated		See Sec. 4.2
V	EDTA	928	928
V	ICP Assay	3165	992706
Zn	ICP Assay	3168a	120629
Zn	EDTA	928	928

The following equations are used in the calculation of the certified value and the uncertainty. Reported uncertainties represent expanded uncertainties expressed at approximately the 95% confidence level using a coverage factor of k = 2.

Characterization of CRM/RM by Two or More Methods

Certified Value, $X_{CRM/RM}$, where two or more methods of characterization are used is the weighted mean of the results:

$X_{CRM/RM} = \Sigma(w_i)(X_i)$

X_i = mean of Assay Method I with standard uncertainty $u_{char\ i}$

w_i = the weighting factors for each method calculated using the inverse square of the variance:

$w_i = (1/u_{char\ i})^2 / (\Sigma(1/(u_{char\ i})^2)$

CRM/RM Expanded Uncertainty (±) = $U_{CRM/RM} = k\,(u^2_{char} + u^2_{bb} + u^2_{lts} + u^2_{ts})^{1/2}$

k = coverage factor = 2

$u_{char} = [\Sigma((w_i)^2 (u_{char\ i})^2)]^{1/2}$ where $u_{char\ i}$ are the errors from each characterization method

u_{bb} = bottle to bottle homogeneity standard uncertainty

u_{lts} = long term stability standard uncertainty (storage)

u_{ts} = transport stability standard uncertainty

Characterization of CRM/RM by One Method

Certified Value, $X_{CRM/RM}$, where one method of characterization is used is the mean of individual results:

$X_{CRM/RM} = (X_a)\,(u_{char\ a})$

X_a = mean of Assay Method A with

$u_{char\ a}$ = the standard uncertainty of characterization Method A

CRM/RM Expanded Uncertainty (±) = $U_{CRM/RM} = k\,(u^2_{char\ a} + u^2_{bb} + u^2_{lts} + u^2_{ts})^{1/2}$

k = coverage factor = 2

$u_{char\ a}$ = the errors from characterization

u_{bb} = bottle to bottle homogeneity standard uncertainty

u_{lts} = long term stability standard uncertainty (storage)

u_{ts} = transport stability standard uncertainty

4.0 TRACEABILITY TO NIST

- This product is traceable to NIST via an unbroken chain of comparisons. The uncertainties for each certified value are reported, taking into account the SRM/RM uncertainty error and the measurement, weighing and volume dilution errors. In rare cases where no NIST SRM/RM are available, the term 'in-house std.' is specified.

4.1 Thermometer Calibration

- All thermometers are NIST traceable through thermometers that are calibrated by an accredited calibration laboratory.

4.2 Balance Calibration

- All analytical balances are calibrated by an accredited calibration laboratory and procedure. The weights used for testing are annually compared to master weights and are traceable to NIST.

4.3 Glassware Calibration

- An in-house procedure is used to calibrate all Class A glassware used in the manufacturing and quality control of CRM/RMs.

5.0 TRACE METALLIC IMPURITIES (TMI) DETERMINED BY ICP-MS AND ICP-OES (µg/mL)

N/A

6.0 INTENDED USE

- For the calibration of analytical instruments and validation of analytical methods as appropriate.

7.0 INSTRUCTIONS FOR THE CORRECT USE OF THIS REFERENCE MATERIAL

7.1 Storage and Handling Recommendations

- Store between approximately 4° - 30° C while in sealed TCT bag.

- While stored in the sealed TCT bag, transpiration of this CRM/RM is negligible. After opening the sealed TCT bag transpiration of the CRM/RM will occur, resulting in a gradual increase in the analyte concentration(s). It is the responsibility of the user to account for this effect. When the bottle is weighed both before and after being placed in storage, the mass difference observed will be a measure of transpiration mass loss.

- After opening the sealed TCT bag, keep cap tightly sealed when not in use and store between 4° - 24° C to minimize the effects of transpiration. Use at 20° ± 4° C to minimize volumetric dilution error when using the reported density. Do not pipette from the container. Do not return removed aliquots to container.

- For more information, visit **www.inorganicventures.com/TCT**

Low Silver Note: This solution contains "LOW" levels of Silver. Please store this entire bottle inside a sealed glass jar.

8.0 HAZARDOUS INFORMATION

- Please refer to the Safety Data Sheet for information regarding this CRM/RM.

9.0 HOMOGENEITY

- This solution was mixed according to an in-house procedure and is guaranteed to be homogeneous. Homogeneity data indicate that the end user should take a minimum sample size of 0.2 mL to assure homogeneity.

10.0 QUALITY STANDARD DOCUMENTATION

10.1 ISO 9001 Quality Management System Registration

- QSR Certificate Number QSR-1034

10.2 ISO/IEC 17025 "General Requirements for the Competence of Testing and Calibration Laboratories"

- Chemical Testing - Accredited / A2LA Certificate Number 883.01

10.3 ISO 17034 "General Requirements for the Competence of Reference Material Producers"

- Reference Material Producer - Accredited / A2LA Certificate Number 883.02

Inorganic Ventures, 300 Technology Drive, Christiansburg, Va. 24073, USA; Telephone: 800.669.6799; 540.585.3030, Fax: 540.585.3012; inorganicventures.com; info@inorganicventures.com

11.0 CERTIFICATION, LOT EXPIRATION AND PERIOD OF VALIDITY

11.1 Certification Issue Date

May 17, 2019

- The certification is valid within the measurement uncertainty specified provided the CRM/RM is stored and handled in accordance with instructions given in Sec 7.1. This certification is nullified if instructions in Sec 7.1 are not followed or if the CRM/RM is damaged, contaminated, or otherwise modified.

11.2 Lot Expiration Date

- May 17, 2023

- The date after which this CRM/RM should not be used.

- The lot expiration date reflects the period of time that the stability of a CRM/RM can be supported by long term stability studies conducted on properly stored and handled CRM/RMs. Lot expiration is limited primarily by transpiration (loss of water from the solution) and infrequently by chemical stability.

11.3 Period of Validity

- Sealed TCT Bag Open Date: _____

- This CRM/RM should not be used longer than one year (or six months in the case of a 30 mL bottle) from the date of opening the aluminized bag or after the date given in Sec. 11.2, whichever comes first. This is contingent upon the CRM/RM being stored and handled in accordance with the instructions given in Sec. 7.1.

12.0 NAMES AND SIGNATURES OF CERTIFYING OFFICERS

Certificate Approved By:

Michael Booth
Supervisor, Quality Control

Michael Z Booth

Certifying Officer:

Paul Gaines
CEO, Senior Technical Director

Paul R Gaines

Energy Laboratories Inc

Standard LOG

Standard ID:	ME220112 SS1		
Standard Name	SS1 ICPMS Spiking Solution	Type:	Secondary
Date Prepared	1/12/2022	BY:	Stacy R. Hendricks
Date Expires:	12/8/2022		
Department	ME	Status:	Open
Vendor:	Inorganic Ventures		
Lot Number:			
Balance ID:			

Comments:

Chemical / Solvent Used	BottleNo	Amt	Units	Expires
Nitric Acid, 69.0-70.0%,0000277202	13781	0.8	mL	1/14/2026
Hydrochloric Acid, 36.5-38.0% 000027567	13784	2	mL	12/15/2025
Milli-Q H2O	391	28.8	mL	6/1/2100

Final Volume:
40 mL

Stock Source		**Base Units**	**Amount Added**
ME220105 HgPrim	Primary Hg Stock 2 PPM	ug/mL	2 mL
ME211208 MSCAL	MSCAL 2B	ug/mL	2 mL
ME211221 MSCAL	MSCAL 3C	ug/mL	2 mL
ME220110 Ce, La	Ce, La Primary	ug/mL	2 mL

Analytes	**CAS**	Conc:	**mg/L**

Page:*1 of 1*

Energy Laboratories Inc

Spike LOG

Standard ID:	ME220105 HGPRIMARY		
Standard Name	Primary Hg Stock 2 PPM	Type:	Secondary
Date Prepared	1/5/2022	BY:	Amanda E. McDani
Date Expires:	12/29/2022		
Department	ME	Status:	Open
Vendor:	Inorganic Ventures		
Lot Number:			
Balance ID:			

Comments: Made with different HG stock than QCS

Chemical / Solvent Used	BottleNo	Amt	Units	Expires
Nitric Acid 69.0- 70.0% D0521	14626	0.5	mL	12/14/2026
Hydrochloric Acid E1421	14721	0.25	mL	1/4/2027

Final Volume:
25 mL

Stock Source		**Base Units**	**Amount Added**
ME220110HG	HG Stock	ug/mL	0.05 mL
ME211229A AU 2N	Au 2nd source Stock	ug/mL	0.05 mL

Analytes	**CAS**	Conc:	**ug/mL**

Page:*1 of 1*

Energy Laboratories Inc

Standard LOG

Standard ID:	ME220110HG		
Standard Name	HG Stock	Type:	Primary
Date Prepared	1/10/2022	BY:	Amanda E. McDani
Date Expires:	1/10/2023		
Department	ME	Status:	Open
Vendor:	SCP Science		
Lot Number:	S210729017		
Balance ID:			

Comments:

Chemical / Solvent Used	BottleNo	Amt	Units	Expires
ICP/ICPMS Standard Mercury	14711	125	mL	1/10/2023

Final Volume:
125 mL

Stock Source **Base Units** **Amount Added**

Analytes **CAS** Conc: **ug/mL**

Page:*1 of 1*

ID #: 14711
Opened:
ICP/ICPMS Standard Mercury
Expires: 7/31/2023
Rec'd: 12/29/2021
Energy Laboratories Inc 1120 So. 27th Street
Billings MT 59107

SCP SCIENCE

Providing Innovative Solutions to Analytical Chemists

rtificate of Analysis

Hg

1.0 DESCRIPTION:

	***Plasma*CAL ICP/ICPMS Standard - Mercury 1000 µg/ml**
Catalogue Number:	140-051-800/-801/-805
Starting Material:	Mercury(II) oxide 99.99+%
Lot Number:	**S210729017**
Matrix:	10% HNO_3 (See Section 3 for actual matrix)
Expiration Date (End of month):	**July 2023** (or 15 months after bottle is opened, whichever comes first)

2.0 CERTIFIED VALUES AND ASSOCIATED UNCERTAINTY:

Certified Concentration: **999 µg/ml +/- 5 µg/ml**
952 µg/g +/- 5 µg/g

Method of analysis: Inductively Coupled Plasma Atomic Emission Spectroscopy (ICP-AES)

Traceability: NIST Standard Reference Material 3133 Lot: **160921**

Note: The uncertainty of the certified value has been calculated from applicable uncertainty contributors (u_i) including uncertainty established during characterization of the material (u_{char}), the between bottle variation (u_{bb}), short-term stability (u_{sts}) and long-term stability (u_{lts}) according to the model $u_c = \sqrt{(u_{char}^2 + u_{bb}^2 + u_{sts}^2 + u_{lts}^2)}$. This combined uncertainty has been further multiplied by a coverage factor (k) of 2 to provide a 95% confidence interval.

3.0 REFERENCE VALUES:

Density: **1.050 g/ml @ 23.6 °C**
Actual Matrix: **10.0% (v/v) HNO_3**

Trace Metal Impurities as tested by ICP-MS:

Element	Conc. (ppm)	Element	Conc. (ppm)	Element	Conc. (ppm)	Element	Conc. (ppm)
Ag	<0.0010	Fe	**0.0322**	Nd	<0.0010	Sn	<0.0010
Al	**0.0042**	Ga	<0.0010	Ni	**0.0039**	Sr	<0.0025
As	<0.0010	Gd	<0.0010	Os	<0.0010	Ta	<0.0010
Au	<0.0010	Ge	<0.0010	P	<0.0132	Tb	<0.0010
B	<0.0015	Hf	<0.0010	Pb	<0.0010	Te	<0.0010
Ba	<0.0010	Hg	N/A	Pd	<0.0010	Th	<0.0010
Be	<0.0010	Ho	<0.0010	Pr	<0.0010	Ti	<0.0012
Bi	<0.0010	In	<0.0010	Pt	<0.0010	Tl	**0.0117**
Ca	<0.0135	Ir	<0.0010	Rb	<0.0010	Tm	<0.0010
Cd	<0.0010	K	<0.0024	Re	<0.0010	U	<0.0010
Ce	<0.0010	La	<0.0010	Rh	<0.0010	V	<0.0010
Co	<0.0010	Li	<0.0010	Ru	<0.0010	W	<0.0020
Cr	**0.0112**	Lu	<0.0010	S	*	Y	<0.0010
Cs	<0.0010	Mg	<0.0010	Sb	<0.0010	Yb	<0.0010
Cu	**0.0060**	Mn	<0.0010	Sc	<0.0010	Zn	<0.0010
Dy	<0.0010	Mo	<0.0010	Se	<0.0010	Zr	<0.0010
Er	<0.0010	Na	**0.0092**	Si	<0.1		
Eu	<0.0010	Nb	<0.0010	Sm	<0.0010		

*: Not tested

4.0 APPROVAL AND DATE OF CERTIFICATION:

Certification Approval: Daniel Boisvert, Chemist
Certification Date: August 12, 2021

Daniel Boisvert

5.0 INTENDED USE / *UTILISATION PRÉVUE*:

- ICP Standards: For the calibration of, including but not limited to: ICP-AES, ICP-MS, FAAS, GFAA, XRF and DCP. / *Étalons ICP : Pour l'étalonnage d'instruments de mesure tels que: ICP-AES, ICP-MS, FAAS, GFAA, XRF et DCP.*
- AA Standards: For the calibration of Flame (FAAS) and Graphite Furnace (GFAA) Atomic Absorption Spectrometers. / *Étalons AA : Pour l'étalonnage de spectromètres d'absorption atomique flamme (GFAA) et four au graphite (GFAA).*
- Matrix Modifiers: For the optimization of analytical conditions to provide better Graphite Furnace Atomic Absorption (GFAA) instrument response and improved detection limits. / *Modificateur de matrice : Pour l'optimisation des conditions analytiques afin de fournir des meilleurs réponses instrumentales et limites de détection pour SAA four au graphite.*
- pH Standards: For the calibrating pH meters or for other wet chemistry applications. / *Étalons pH : Pour étalonnage de pH mètres et autres applications de chimie humide.*
- Conductivity Standards: For electrolytic conductivity measurement as a calibration standard. / *Étalons de conductivité : Comme étalon pour les mesures de conductivité électrolytiques.*
- IC Standards: for calibration of, but not limited to IC, HPLC, TLC, ISE, IR, NMR, MS, UV/VIS or other wet chemistry applications. / *Étalons IC : Pour étalonnage d'instruments tels que : IC, HPLC, TLC, ISE, IR, NMR, MS, UV/VIS et autres applications de chimie humide.*

For any inquiries, please contact **SCP SCIENCE**. / *Pour toute question, veuillez contacter **SCP SCIENCE**.*

6.0 INSTRUCTIONS FOR USE / *INSTRUCTIONS D'UTILISATION*:

Handling and Storage / Manutention et entreposage: Keep product tightly capped when not in use. The solution should be opened for a minimum amount of time necessary to dispense the amount required. Do not pipet or use directly from container. Do not return unused portions back to container. Store under normal laboratory conditions. Avoid exposure to excessive sources of heat and humidity or direct sunlight. / *Garder les contenants bien fermés lorsque non utilisés. Le contenant devrait être ouvert seulement pour le temps requis afin de prélever la quantité nécessaire. Ne pas pipetter ou utiliser directement du contenant. Ne pas retourner les portions non-utilisées dans le contentant. Conserver dans des conditions normales de laboratoire. Éviter l'exposition à des sources de chaleur et d'humidité excessives ou à l'exposition solaire directe.*

Stability / *Stabilité*: This Standard is guaranteed to be stable and accurate to within the specified uncertainty of measurement up to the unopened expiry date, if sealed, or up to the opened expiry date (when indicated), whichever comes first, provided the solution is kept tightly capped and stored under the indicated storage conditions. Purchasers will be notified of any significant changes resulting in re-certification or withdrawal of the product prior to the expiration date. / *La stabilité et l'exactitude de cet étalon sont garanties d'être à l'intérieur de l'incertitude de mesure, jusqu'à la date d'expiration de la bouteille non-ouverte, si scellée, ou jusqu'à la date d'expiration de la bouteille ouverte (si indiquée), en présumant que le contenant est maintenu fermé et gardé dans les conditions d'entreposage indiquées. Les acheteurs seront avisés dans le cas où il y aura des changements significatifs nécessitant une re-certification ou un rappel du produit avant la date d'expiration.*

7.0 HAZARDOUS INFORMATION / *INFORMATION SUR LES RISQUES POTENTIELS*:

Please refer to the associated Safety Data Sheet (SDS) for information regarding this product (available at www.SCPSCIENCE.com). / *SVP vous référer à la Fiche Signalétique applicable pour de l'information sur ce produit (Disponible à www.SCPSCIENCE.com).*

8.0 HOMOGENEITY / *HOMOGÉNÉITÉ*:

This solution has been blended according to an in-house procedure and its homogeneity is guaranteed to be fit for purpose when a sample size sufficient for the intended method of analysis is used. / *Cette solution a été préparée selon une procédure maison et nous assurons que sa homogénéité est approprié à l'emploi lorsqu'un échantillon suffisant pour la méthode d'analyse prévue est utilisé.*

9.0 TRACEABILITY / *TRAÇABILITÉ*:

This CRM (Certified Reference Material) is traceable to the NIST SRM (Standard Reference Material) indicated in section 2 through an unbroken chain of comparisons. In addition, balances used are regularly calibrated using weights which are traceable to NIST (National Institute of Standards and Technology) or NRC (National Research Council of Canada) standards. All conductivity meters used to analyze this standard have been regularly calibrated using a NIST or NRC traceable Thermometer and standards. All pH meters used to analyze this standard have been regularly calibrated using a NIST or NRC traceable thermometer and pH/MV simulator. / *Ce matériel de référence certifié est traçable au Matériel de Référence Standardisé de NIST indiqué à la section 2 par une chaine de comparaison ininterrompue. De plus, les balances utilisées sont étalonnées régulièrement en utilisant des poids qui sont traçables au NIST (National Institute of Standards and Technology) ou au CRNC (Conseil National de Recherches Canada). Tout conductimètre utilisé afin d'analyser cet étalon a été sujet à un étalonnage périodique utilisant des thermomètres et étalons traçables au NIST ou CNRC. Tout pH mètre utilisé afin d'analyser cet étalon a été sujet à un étalonnage périodique utilisant des thermomètres et un simulateur pH/MV traçables au NIST ou au CNRC.*

10.0 PREPARATION / *PRÉPARATION*:

For the preparation of these solutions, 18 meghom/cm double deionized water, high-purity acids and glassware calibrated to ASTM Class A specifications are used. / *Une eau de 18 meghom/cm doublement déionisé, de l'acide de haute pureté, ainsi que de la verrerie étalonnée afin de satisfaire les spécifications Classe A de ASTM ont été utilisés pour la préparation de cet étalon.*

11.0 QUALITY SYSTEM CERTIFICATIONS / *CERTIFICATIONS DE SYSTÈME QUALITÉ*:

ISO 9001 Certification / *Certification ISO 9001*: This standard was produced in a facility which operates under a **registered** ISO 9001 Quality Management System. Please consult our web site for a copy of the most recent revision of our certificate of registration. / *Cet étalon a été fabriqué dans un laboratoire qui utilise un Système de Gestion de la Qualité **enregistré** à la norme ISO 9001. Veuillez consulter notre site web pour obtenir la version la plus récente de notre certificat d'enregistrement.*

ISO 17025 Accreditation / *Accréditation ISO 17025*: SCP SCIENCE (Corporate Headquarters) operates an ISO 17025 **accredited** laboratory. Please consult our web site for a copy of the most recent revision of our certificate and scope of accreditation. / ***SCP SCIENCE (Siège social)** est **accréditée** ISO 17025. Veuillez consulter notre site web afin d'obtenir la plus récente version de notre certificat d'accréditation ainsi que la portée de notre accréditation.*

ISO 17034 Accreditation / *Accréditation ISO 17034* : SCP SCIENCE (Corporate Headquarters) is an ISO 17034 accredited Reference Material Producer. Please consult our website for a copy of our most recent certificate and scope of accreditation. / ***SCP SCIENCE (Siège social)** est un Fabricant de Matériaux de Référence Accrédité ISO 17034. Veuillez consulter notre site web afin d'obtenir la plus récente version de notre certificat d'accréditation ainsi que la portée de notre accréditation.*

CORPORATE HEADQUARTERS
21800 Clark Graham
Baie D'Urfé (Montréal), Quebec,
H9X 4B6 Canada
Phone: +1 (800) 361-6820
Fax: +1 (800) 253-5549

USA
3rd Party Distribution Center
348 Route 11, Champlain,
N.Y. 12919-4816
Phone: +1 (800) 361-6820
Fax: +1 (800) 253-5549

FRANCE
12 Ave. de Québec, Bat. IRIS
91140, Villebon-sur-Yvette
Phone: +33 (0) 1 69 18 71 17
Fax: +33 (0) 1 60 92 05 67

GERMANY
Alte Marktoberdorfer Straße 14, 87616
Marktoberdorf
Phone: +49 (0) 8342-89560-61
Fax: +49 (0) 8342-89560-69

Energy Laboratories Inc

Standard LOG

Standard ID:	ME211229A AU 2ND SOURCE		
Standard Name	Au 2nd source Stock	Type:	Primary
Date Prepared	12/29/2021	BY:	Amanda E. McDani
Date Expires:	12/29/2022		
Department	ME	Status:	Open
Vendor:	SCP Science		
Lot Number:	S211129013		
Balance ID:			
Comments:	opened 12/29/2021; expires 12/29/2022		

Chemical / Solvent Used	BottleNo	Amt	Units	Expires
ICP/ICPMS Standard Gold	14710	500	mL	12/29/2022

Final Volume:
500 mL

Stock Source	**Base Units**	**Amount Added**
Analytes	**CAS**	Conc: **ug/mL**

Page:*1 of 1*

ID #: 14710
Opened:
ICP/ICPMS Standard Gold
Expires: 12/31/2023
Rec'd: 12/29/2021
Energy Laboratories Inc 1120 So. 27th Street
Billings MT 59107

SCP SCIENC
Providing Innovative Solutions to Analytical

Certificate of Analysis

1.0 DESCRIPTION:

	***Plasma*CAL ICP/ICPMS Standard - Gold 1000 µg/ml**
Catalogue Number:	140-052-790/-791/-795
Starting Material:	Gold Metal 99.99+%
Lot Number:	**S211129013**
Matrix:	10% HCl (See Section 3 for actual matrix)
Expiration Date (End of month):	**December 2023** (or 15 months after bottle is opened, whichever comes first)

Au

2.0 CERTIFIED VALUES AND ASSOCIATED UNCERTAINTY:

Certified Concentration: **1001 µg/ml +/- 4 µg/ml**
982 µg/g +/- 4 µg/g

Method of analysis: Inductively Coupled Plasma Atomic Emission Spectroscopy (ICP-AES)

Traceability: NIST Standard Reference Material 3121 Lot: **991806**

Note: The uncertainty of the certified value has been calculated from applicable uncertainty contributors (u_i) including uncertainty established during characterization of the material (u_{char}), the between bottle variation (u_{bb}), short-term stability (u_{sts}) and long-term stability (u_{lts}) according to the model $u_c = \sqrt{(u_{char}^2 + u_{bb}^2 + u_{sts}^2 + u_{lts}^2)}$. This combined uncertainty has been further multiplied by a coverage factor (k) of 2 to provide a 95% confidence interval.

3.0 REFERENCE VALUES:

Density: **1.019 g/ml @ 22.4 °C**
Actual Matrix: **10.0% (v/v) HCl**

Trace Metal Impurities as tested by ICP-MS:

Element	Conc. (ppm)	Element	Conc. (ppm)	Element	Conc. (ppm)	Element	Conc. (ppm)
Ag	**0.3851**	Fe	<0.0090	Nd	<0.0010	Sn	<0.0010
Al	**0.0062**	Ga	<0.0010	Ni	<0.0010	Sr	<0.0025
As	<0.0010	Gd	<0.0010	Os	<0.0010	Ta	<0.0010
Au	N/A	Ge	<0.0010	P	<0.0132	Tb	<0.0010
B	<0.0015	Hf	<0.0010	Pb	<0.0010	Te	<0.0010
Ba	<0.0010	Hg	*	Pd	**0.0434**	Th	<0.0010
Be	<0.0010	Ho	<0.0010	Pr	<0.0010	Ti	<0.0012
Bi	<0.0010	In	<0.0010	Pt	**0.0048**	Tl	<0.0011
Ca	<0.0135	Ir	<0.0010	Rb	<0.0010	Tm	<0.0010
Cd	<0.0010	K	**0.0362**	Re	<0.0010	U	<0.0010
Ce	<0.0010	La	<0.0010	Rh	<0.0010	V	<0.0010
Co	<0.0010	Li	<0.0010	Ru	<0.0010	W	<0.0020
Cr	<0.0010	Lu	<0.0010	S	*	Y	<0.0010
Cs	**0.0029**	Mg	<0.0010	Sb	<0.0010	Yb	<0.0010
Cu	**0.0023**	Mn	<0.0010	Sc	<0.0010	Zn	<0.0010
Dy	<0.0010	Mo	<0.0010	Se	<0.01	Zr	<0.0010
Er	<0.0010	Na	**0.0070**	Si	<0.1		
Eu	<0.0010	Nb	<0.0010	Sm	<0.0010	*: Not tested	

4.0 APPROVAL AND DATE OF CERTIFICATION:

Certification Approval: Daniel Boisvert, Chemist
Certification Date: December 10, 2021

Daniel Boisvert

ACCREDITED
Reference Material Producer
CERTIFICATE 2885.01

5.0 INTENDED USE / *UTILISATION PRÉVUE*:

- ICP Standards: For the calibration of, including but not limited to: ICP-AES, ICP-MS, FAAS, GFAA, XRF and DCP. / *Étalons ICP : Pour l'étalonnage d'instruments de mesure tels que: ICP-AES, ICP-MS, FAAS, GFAA, XRF et DCP.*
- AA Standards: For the calibration of Flame (FAAS) and Graphite Furnace (GFAA) Atomic Absorption Spectrometers. / *Étalons AA : Pour l'étalonnage de spectromètres d'absorption atomique flamme (GFAA) et four au graphite (GFAA).*
- Matrix Modifiers: For the optimization of analytical conditions to provide better Graphite Furnace Atomic Absorption (GFAA) instrument response and improved detection limits. / *Modificateur de matrice : Pour l'optimisation des conditions analytiques afin de fournir des meilleurs réponses instrumentales et limites de détection pour SAA four au graphite.*
- pH Standards: For the calibrating pH meters or for other wet chemistry applications. / *Étalons pH : Pour étalonnage de pH mètres et autres applications de chimie humide.*
- Conductivity Standards: For electrolytic conductivity measurement as a calibration standard. / *Étalons de conductivité : Comme étalon pour les mesures de conductivité électrolytiques.*
- IC Standards: for calibration of, but not limited to IC, HPLC, TLC, ISE, IR, NMR, MS, UV/VIS or other wet chemistry applications. / *Étalons IC : Pour étalonnage d'instruments tels que : IC, HPLC, TLC, ISE, IR, NMR, MS, UV/VIS et autres applications de chimie humide.*

For any inquiries, please contact **SCP SCIENCE**. / *Pour toute question, veuillez contacter **SCP SCIENCE**.*

6.0 INSTRUCTIONS FOR USE / *INSTRUCTIONS D'UTILISATION*:

Handling and Storage / Manutention et entreposage: Keep product tightly capped when not in use. The solution should be opened for a minimum amount of time necessary to dispense the amount required. Do not pipet or use directly from container. Do not return unused portions back to container. Store under normal laboratory conditions. Avoid exposure to excessive sources of heat and humidity or direct sunlight. / *Garder les contenants bien fermés lorsque non utilisés. Le contenant devrait être ouvert seulement pour le temps requis afin de prélever la quantité nécessaire. Ne pas pipetter ou utiliser directement du contenant. Ne pas retourner les portions non-utilisées dans le contentant. Conserver dans des conditions normales de laboratoire. Éviter l'exposition à des sources de chaleur et d'humidité excessives ou à l'exposition solaire directe.*

Stability / *Stabilité*: This Standard is guaranteed to be stable and accurate to within the specified uncertainty of measurement up to the unopened expiry date, if sealed, or up to the opened expiry date (when indicated), whichever comes first, provided the solution is kept tightly capped and stored under the indicated storage conditions. Purchasers will be notified of any significant changes resulting in re-certification or withdrawal of the product prior to the expiration date. / *La stabilité et l'exactitude de cet étalon sont garanties d'être à l'intérieur de l'incertitude de mesure, jusqu'à la date d'expiration de la bouteille non-ouverte, si scellée, ou jusqu'à la date d'expiration de la bouteille ouverte (si indiquée), en présumant que le contenant est maintenu fermé et gardé dans les conditions d'entreposage indiquées. Les acheteurs seront avisés dans le cas où il y aura des changements significatifs nécessitant une re-certification ou un rappel du produit avant la date d'expiration.*

7.0 HAZARDOUS INFORMATION / *INFORMATION SUR LES RISQUES POTENTIELS*:

Please refer to the associated Safety Data Sheet (SDS) for information regarding this product (available at www.SCPSCIENCE.com). / *SVP vous référer à la Fiche Signalétique applicable pour de l'information sur ce produit (Disponible à www.SCPSCIENCE.com).*

8.0 HOMOGENEITY / *HOMOGÉNÉITÉ:*

This solution has been blended according to an in-house procedure and its homogeneity is guaranteed to be fit for purpose when a sample size sufficient for the intended method of analysis is used. / *Cette solution a été préparée selon une procédure maison et nous assurons que sa homogénéité est approprié à l'emploi lorsqu'un échantillon suffisant pour la méthode d'analyse prévue est utilisé.*

9.0 TRACEABILITY / *TRAÇABILITÉ*:

This CRM (Certified Reference Material) is traceable to the NIST SRM (Standard Reference Material) indicated in section 2 through an unbroken chain of comparisons. In addition, balances used are regularly calibrated using weights which are traceable to NIST (National Institute of Standards and Technology) or NRC (National Research Council of Canada) standards. All conductivity meters used to analyze this standard have been regularly calibrated using a NIST or NRC traceable Thermometer and standards. All pH meters used to analyze this standard have been regularly calibrated using a NIST or NRC traceable thermometer and pH/MV simulator. / *Ce matériel de référence certifié est traçable au Matériel de Référence Standardisé de NIST indiqué à la section 2 par une chaine de comparaison ininterrompue. De plus, les balances utilisées sont étalonnées régulièrement en utilisant des poids qui sont traçables au NIST (National Institute of Standards and Technology) ou au CRNC (Conseil National de Recherches Canada). Tout conductimètre utilisé afin d'analyser cet étalon a été sujet à un étalonnage périodique utilisant des thermomètres et étalons traçables au NIST ou CNRC. Tout pH mètre utilisé afin d'analyser cet étalon a été sujet à un étalonnage périodique utilisant des thermomètres et un simulateur pH/MV traçables au NIST ou au CNRC.*

10.0 PREPARATION / *PRÉPARATION:*

For the preparation of these solutions, 18 meghom/cm double deionized water, high-purity acids and glassware calibrated to ASTM Class A specifications are used. / *Une eau de 18 meghom/cm doublement déionisé, de l'acide de haute pureté, ainsi que de la verrerie étalonnée afin de satisfaire les spécifications Classe A de ASTM ont été utilisés pour la préparation de cet étalon.*

11.0 QUALITY SYSTEM CERTIFICATIONS / *CERTIFICATIONS DE SYSTÈME QUALITÉ:*

ISO 9001 Certification / *Certification ISO 9001*: This standard was produced in a facility which operates under a **registered** ISO 9001 Quality Management System. Please consult our web site for a copy of the most recent revision of our certificate of registration. / *Cet étalon a été fabriqué dans un laboratoire qui utilise un Système de Gestion de la Qualité **enregistré** à la norme ISO 9001. Veuillez consulter notre site web pour obtenir la version la plus récente de notre certificat d'enregistrement.*

ISO 17025 Accreditation / *Accréditation ISO 17025*: **SCP SCIENCE (Corporate Headquarters)** operates an ISO 17025 **accredited** laboratory. Please consult our web site for a copy of the most recent revision of our certificate and scope of accreditation. / ***SCP SCIENCE (Siège social)** est **accréditée** ISO 17025. Veuillez consulter notre site web afin d'obtenir la plus récente version de notre certificat d'accréditation ainsi que la portée de notre accréditation.*

ISO 17034 Accreditation / *Accréditation ISO 17034* : **SCP SCIENCE (Corporate Headquarters)** is an ISO 17034 accredited Reference Material Producer. Please consult our website for a copy of our most recent certificate and scope of accreditation. / ***SCP SCIENCE (Siège social)** est un Fabricant de Matériaux de Référence Accrédité ISO 17034. Veuillez consulter notre site web afin d'obtenir la plus récente version de notre certificat d'accréditation ainsi que la portée de notre accréditation.*

CORPORATE HEADQUARTERS
21800 Clark Graham
Baie D'Urfé (Montréal), Quebec,
H9X 4B6 Canada
Phone: +1 (800) 361-6820
Fax: +1 (800) 253-5549

USA
3rd Party Distribution Center
348 Route 11, Champlain,
N.Y. 12919-4816
Phone: +1 (800) 361-6820
Fax: +1 (800) 253-5549

FRANCE
12 Ave. de Québec, Bat. IRIS
91140, Villebon-sur-Yvette
Phone: +33 (0) 1 69 18 71 17
Fax: +33 (0) 1 60 92 05 67

GERMANY
Alte Marktoberdorfer Straße 14, 87616
Marktoberdorf
Phone: +49 (0) 8342-89560-61
Fax: +49 (0) 8342-89560-69

Energy Laboratories Inc

Standard LOG

Standard ID:	ME211208 MSCAL2B		
Standard Name	MSCAL 2B	Type:	Primary
Date Prepared	12/8/2021	BY:	Stacy R. Hendricks
Date Expires:	12/8/2022		
Department	ME	Status:	Open
Vendor:	Inorganic Ventures		
Lot Number:	S2-MEB704403		
Balance ID:			
Comments:	Opened 12/08/2021; Expires 12/08/2022		

Chemical / Solvent Used	BottleNo	Amt	Units	Expires
Multi Analyte Custom Grade Solution	13793		mL	12/8/2022

Final Volume:
mL

Stock Source	**Base Units**	**Amount Added**
Analytes	**CAS**	Conc: **ug/mL**

Page:*1 of 1*

INORGANIC™ VENTURES
Refine your results. Redefine your industry.

Certificate of Analysis

300 Technology Drive
Christiansburg, VA 24073 USA
inorganicventures.com

P: 800-669-6799/540-585-3030
F: 540-585-3012
info@inorganicventures.com

1.0 ACCREDITATION / REGISTRATION

INORGANIC VENTURES is accredited to ISO 17034, "General Requirements for the Competence of Reference Material Producers" and ISO/IEC 17025, "General Requirements for the Competence of Testing and Calibration Laboratories". Inorganic Ventures is also an ISO 9001 registered manufacturer (QSR Certificate Number QSR-1034).

ACCREDITED Testing Laboratory Certificate 883.01
ACCREDITED Reference Material Producer Certificate 883.02

2.0 PRODUCT DESCRIPTION

Product Code:	Multi Analyte Custom Grade Solution
Catalog Number:	EL-MSCAL-2B
Lot Number:	S2-MEB704403
Matrix:	5% (v/v) HNO3
Value / Analyte(s):	100 µg/mL ea:

Aluminum, Arsenic,
Boron, Barium,
Beryllium, Cadmium,
Cobalt, Chromium,
Copper, Iron,
Manganese, Nickel,
Lead, Selenium,
Strontium, Thorium,
Thallium, Uranium,
Vanadium, Zinc,

40 µg/mL ea:
Silver

3.0 CERTIFIED VALUES AND UNCERTAINTIES

ID #: 13793
Opened:
Multi Analyte Custom Grade Solution
Expires: 4/21/2025
Rec'd: 4/29/2021
Energy Laboratories Inc 1120 So. 27th Street
Billings MT 59107

ANALYTE	CERTIFIED VALUE	ANALYTE	CERTIFIED VALUE
Aluminum, Al	100.0 ± 0.4 µg/mL	Arsenic, As	100.0 ± 0.9 µg/mL
Barium, Ba	100.0 ± 0.5 µg/mL	Beryllium, Be	100.0 ± 0.7 µg/mL
Boron, B	100.0 ± 0.7 µg/mL	Cadmium, Cd	100.0 ± 0.5 µg/mL
Chromium, Cr	100.0 ± 0.8 µg/mL	Cobalt, Co	100.0 ± 0.6 µg/mL
Copper, Cu	100.0 ± 0.5 µg/mL	Iron, Fe	100.1 ± 0.4 µg/mL
Lead, Pb	100.0 ± 0.6 µg/mL	Manganese, Mn	100.0 ± 0.5 µg/mL
Nickel, Ni	100.0 ± 0.6 µg/mL	Selenium, Se	100.0 ± 0.7 µg/mL
Silver, Ag	39.99 ± 0.18 µg/mL	Strontium, Sr	100.0 ± 0.4 µg/mL
Thallium, Tl	100.0 ± 0.6 µg/mL	Thorium, Th	100.0 ± 0.5 µg/mL
Uranium, U	100.0 ± 0.5 µg/mL	Vanadium, V	100.0 ± 0.5 µg/mL
Zinc, Zn	100.0 ± 0.5 µg/mL		

Density: 1.033 g/mL (measured at 20 ± 4 °C)

Assay Information:

ANALYTE	METHOD	NIST SRM#	SRM LOT#
Ag	ICP Assay	3151	160729
Ag	Volhard	999c	999c
Al	ICP Assay	3101a	140903
Al	EDTA	928	928
As	ICP Assay	3103a	100818
B	ICP Assay	3107	110830
Ba	ICP Assay	3104a	140909
Ba	Gravimetric		See Sec. 4.2
Be	ICP Assay	3105a	090514
Cd	ICP Assay	3108	130116
Cd	EDTA	928	928
Co	ICP Assay	3113	190630
Co	EDTA	928	928
Cr	ICP Assay	3112a	170630
Cu	ICP Assay	3114	121207
Cu	EDTA	928	928
Fe	ICP Assay	3126a	140812
Fe	EDTA	928	928
Fe	Calculated		See Sec. 4.2
Mn	ICP Assay	3132	050429
Mn	EDTA	928	928
Ni	ICP Assay	3136	120619
Ni	EDTA	928	928
Pb	ICP Assay	3128	101026
Pb	EDTA	928	928
Se	ICP Assay	3149	100901
Se	Calculated		See Sec. 4.2
Sr	EDTA	928	928
Sr	ICP Assay	Traceable to 3153a	K2-SR650985
Sr	Calculated		See Sec. 4.2
Th	EDTA	928	928
Th	Calculated		See Sec. 4.2
Tl	ICP Assay	3158	151215
U	ICP Assay	3164	080521
U	Calculated		See Sec. 4.2
V	ICP Assay	3165	160906
V	EDTA	928	928
Zn	ICP Assay	3168a	120629
Zn	EDTA	928	928

The following equations are used in the calculation of the certified value and the uncertainty. Reported uncertainties represent expanded uncertainties expressed at approximately the 95% confidence level using a coverage factor of k = 2.

Characterization of CRM/RM by Two or More Methods

Certified Value, $X_{CRM/RM}$, where two or more methods of characterization are used is the weighted mean of the results:

$X_{CRM/RM} = \Sigma(w_i)(X_i)$

X_i = mean of Assay Method i with standard uncertainty $u_{char\ i}$

w_i = the weighting factors for each method calculated using the inverse square of the variance:

$w_i = (1/u_{char\ i})^2 / (\Sigma(1/(u_{char\ i})^2)$

CRM/RM Expanded Uncertainty (±) = $U_{CRM/RM} = k\,(u^2_{char} + u^2_{bb} + u^2_{lts} + u^2_{ts})^{1/2}$

k = coverage factor = 2

$u_{char} = [\Sigma((w_i)^2 (u_{char\ i})^2)]^{1/2}$ where $u_{char\ i}$ are the errors from each characterization method

u_{bb} = bottle to bottle homogeneity standard uncertainty

u_{lts} = long term stability standard uncertainty (storage)

u_{ts} = transport stability standard uncertainty

Characterization of CRM/RM by One Method

Certified Value, $X_{CRM/RM}$, where one method of characterization is used is the mean of individual results:

$X_{CRM/RM} = (X_a)(u_{char\ a})$

X_a = mean of Assay Method A with

$u_{char\ a}$ = the standard uncertainty of characterization Method A

CRM/RM Expanded Uncertainty (±) = $U_{CRM/RM} = k\,(u^2_{char\ a} + u^2_{bb} + u^2_{lts} + u^2_{ts})^{1/2}$

k = coverage factor = 2

$u_{char\ a}$ = the errors from characterization

u_{bb} = bottle to bottle homogeneity standard uncertainty

u_{lts} = long term stability standard uncertainty (storage)

u_{ts} = transport stability standard uncertainty

Certified Abundance:

IV's Certified Abundance

Isotope	Atom %
Uranium 238U	99.8 ± 0.1
Uranium 235U	0.24 ± 0.05

4.0 TRACEABILITY TO NIST

- This product is traceable to NIST via an unbroken chain of comparisons. The uncertainties for each certified value are reported, taking into account the SRM/RM uncertainty error and the measurement, weighing and volume dilution errors. In rare cases where no NIST SRM/RM are available, the term 'in-house std.' is specified.

4.1 Thermometer Calibration

- All thermometers are NIST traceable through thermometers that are calibrated by an accredited calibration laboratory.

4.2 Balance Calibration

- All analytical balances are calibrated by an accredited calibration laboratory and procedure. The weights used for testing are annually compared to master weights and are traceable to NIST.

4.3 Glassware Calibration

- An in-house procedure is used to calibrate all Class A glassware used in the manufacturing and quality control of CRM/RMs.

5.0 TRACE METALLIC IMPURITIES (TMI) DETERMINED BY ICP-MS AND ICP-OES (µg/mL)

N/A

6.0 INTENDED USE

- For the calibration of analytical instruments and validation of analytical methods as appropriate.

7.0 INSTRUCTIONS FOR THE CORRECT USE OF THIS REFERENCE MATERIAL

7.1 Storage and Handling Recommendations

- Store between approximately 4° - 30° C while in sealed TCT bag.

- While stored in the sealed TCT bag, transpiration of this CRM/RM is negligible. After opening the sealed TCT bag transpiration of the CRM/RM will occur, resulting in a gradual increase in the analyte concentration(s). It is the responsibility of the user to account for this effect. When the bottle is weighed both before and after being placed in storage, the mass difference observed will be a measure of transpiration mass loss.

- After opening the sealed TCT bag, keep cap tightly sealed when not in use and store between 4° - 24° C to minimize the effects of transpiration. Use at 20° ± 4° C to minimize volumetric dilution error when using the reported density. Do not pipette from the container. Do not return removed aliquots to container.

- For more information, visit **www.inorganicventures.com/TCT**

8.0 HAZARDOUS INFORMATION

- Please refer to the Safety Data Sheet for information regarding this CRM/RM.

9.0 HOMOGENEITY

- This solution was mixed according to an in-house procedure and is guaranteed to be homogeneous. Homogeneity data indicate that the end user should take a minimum sample size of 0.2 mL to assure homogeneity.

10.0 QUALITY STANDARD DOCUMENTATION

10.1 ISO 9001 Quality Management System Registration

- QSR Certificate Number QSR-1034

10.2 ISO/IEC 17025 "General Requirements for the Competence of Testing and Calibration Laboratories"

- Chemical Testing - Accredited / A2LA Certificate Number 883.01

10.3 ISO 17034 "General Requirements for the Competence of Reference Material Producers"

- Reference Material Producer - Accredited / A2LA Certificate Number 883.02

Inorganic Ventures, 300 Technology Drive, Christiansburg, Va. 24073, USA; Telephone: 800.669.6799; 540.585.3030, Fax: 540.585.3012; inorganicventures.com; info@inorganicventures.com

11.0 CERTIFICATION, LOT EXPIRATION AND PERIOD OF VALIDITY

11.1 Certification Issue Date

April 21, 2021

- The certification is valid within the measurement uncertainty specified provided the CRM/RM is stored and handled in accordance with instructions given in Sec 7.1. This certification is nullified if instructions in Sec 7.1 are not followed or if the CRM/RM is damaged, contaminated, or otherwise modified.

11.2 Lot Expiration Date

- April 21, 2025

- The date after which this CRM/RM should not be used.

- The lot expiration date reflects the period of time that the stability of a CRM/RM can be supported by long term stability studies conducted on properly stored and handled CRM/RMs. Lot expiration is limited primarily by transpiration (loss of water from the solution) and infrequently by chemical stability.

11.3 Period of Validity

- Sealed TCT Bag Open Date: _____

- This CRM/RM should not be used longer than one year (or six months in the case of a 30 mL bottle) from the date of opening the aluminized bag or after the date given in Sec. 11.2, whichever comes first. This is contingent upon the CRM/RM being stored and handled in accordance with the instructions given in Sec. 7.1.

12.0 NAMES AND SIGNATURES OF CERTIFYING OFFICERS

Certificate Approved By:

Michael Booth
Director, Quality Control

Michael J Booth

Certifying Officer:

Paul Gaines
Chairman / Senior Technical Director

Paul R Gaines

Energy Laboratories Inc

Standard LOG

Standard ID:	ME211221 MSCAL 3C		
Standard Name	MSCAL 3C	Type:	Primary
Date Prepared	12/21/2021	BY:	Stacy R. Hendricks
Date Expires:	12/21/2022		
Department	ME	Status:	Open
Vendor:	Inorganic Ventures		
Lot Number:	S2-MEB700780		
Balance ID:			
Comments:	Opened 12/21/21; expires 12/21/22		

Chemical / Solvent Used	BottleNo	Amt	Units	Expires
Multi Analyte Custom Grade Solution	13473	250	mL	12/21/2022

Final Volume:
250 mL

Stock Source	**Base Units**	**Amount Added**
Analytes	**CAS**	Conc: **ug/mL**

Page:*1 of 1*

INORGANIC VENTURES

CERTIFICATE OF ANALYSIS

1900 Technology Drive
Christiansburg, VA 24073 USA
www.inorganicventures.com
Tel: 800.669.6799 540.585.3030
Fax: 540.585.9012
info@inorganicventures.com

1.0 ACCREDITATION / REGISTRATION

INORGANIC VENTURES is accredited to ISO 17034, "General Requirements for the Competence of Reference Material Producers" and ISO/IEC 17025, "General Requirements for the Competence of Testing and Calibration Laboratories". Inorganic Ventures is also an ISO 9001 registered manufacturer (QSR Certificate Number QSR-1034).

ACCREDITED Testing Laboratory Certificate 883.01 — ACCREDITED Reference Material Producer Certificate 883.02

2.0 PRODUCT DESCRIPTION

Product Code:	Multi Analyte Custom Grade Solution
Catalog Number:	EL-MSCAL-3C
Lot Number:	S2-MEB700780
Matrix:	3% (v/v) HNO3 tr. HF
Value / Analyte(s):	400 µg/mL ea: Silicon, 100 µg/mL ea: Tin, Titanium, Molybdenum, Antimony

1-6-2025

ID #: 13473
Opened:_____
Multi Analyte Custom Grade Solution
Expires: 1/6/2025
Rec'd: 1/15/2021
Energy Laboratories Inc 1120 So. 27th Street
Billings MT 59107

3.0 CERTIFIED VALUES AND UNCERTAINTIES

ANALYTE	CERTIFIED VALUE	ANALYTE	CERTIFIED VALUE
Antimony, Sb	100.0 ± 0.8 µg/mL	Molybdenum, Mo	100.0 ± 0.6 µg/mL
Silicon, Si	399.9 ± 3.0 µg/mL	Tin, Sn	100.0 ± 0.6 µg/mL
Titanium, Ti	100.0 ± 0.7 µg/mL		

Density: 1.018 g/mL (measured at 20 ± 4 °C)

Assay Information:

ANALYTE	METHOD	NIST SRM#	SRM LOT#
Mo	ICP Assay	3134	130418
Sb	ICP Assay	3102a	140911
Si	ICP Assay	3150	130912
Sn	ICP Assay	3161a	140917
Ti	ICP Assay	3162a	130925

The following equations are used in the calculation of the certified value and the uncertainty. Reported uncertainties represent expanded uncertainties expressed at approximately the 95% confidence level using a coverage factor of k = 2.

Characterization of CRM/RM by Two or More Methods

Certified Value, $X_{CRM/RM}$, where two or more methods of characterization are used is the weighted mean of the results:

$X_{CRM/RM} = \Sigma(w_i)(X_i)$

X_i = mean of Assay Method i with standard uncertainty $u_{char\ i}$

w_i = the weighting factors for each method calculated using the inverse square of the variance:

$w_i = (1/u_{char\ i})^2 / (\Sigma(1/(u_{char\ i})^2)$

CRM/RM Expanded Uncertainty (±) = $U_{CRM/RM} = k\,(u^2_{char} + u^2_{bb} + u^2_{lts} + u^2_{ts})^{1/2}$

k = coverage factor = 2

$u_{char} = [\Sigma((w_i)^2 (u_{char\ i})^2)]^{1/2}$ where $u_{char\ i}$ are the errors from each characterization method

u_{bb} = bottle to bottle homogeneity standard uncertainty

u_{lts} = long term stability standard uncertainty (storage)

u_{ts} = transport stability standard uncertainty

Characterization of CRM/RM by One Method

Certified Value, $X_{CRM/RM}$, where one method of characterization is used is the mean of individual results:

$X_{CRM/RM} = (X_a)(u_{char\ a})$

X_a = mean of Assay Method A with

$u_{char\ a}$ = the standard uncertainty of characterization Method A

CRM/RM Expanded Uncertainty (±) = $U_{CRM/RM} = k\,(u^2_{char\ a} + u^2_{bb} + u^2_{lts} + u^2_{ts})^{1/2}$

k = coverage factor = 2

$u_{char\ a}$ = the errors from characterization

u_{bb} = bottle to bottle homogeneity standard uncertainty

u_{lts} = long term stability standard uncertainty (storage)

u_{ts} = transport stability standard uncertainty

4.0 TRACEABILITY TO NIST

- This product is traceable to NIST via an unbroken chain of comparisons. The uncertainties for each certified value are reported, taking into account the SRM/RM uncertainty error and the measurement, weighing and volume dilution errors. In rare cases where no NIST SRM/RM are available, the term 'in-house std.' is specified.

4.1 Thermometer Calibration

- All thermometers are NIST traceable through thermometers that are calibrated by an accredited calibration laboratory.

4.2 Balance Calibration

- All analytical balances are calibrated by an accredited calibration laboratory and procedure. The weights used for testing are annually compared to master weights and are traceable to NIST.

4.3 Glassware Calibration

- An in-house procedure is used to calibrate all Class A glassware used in the manufacturing and quality control of CRM/RMs.

5.0 TRACE METALLIC IMPURITIES (TMI) DETERMINED BY ICP-MS AND ICP-OES (µg/mL)

N/A

6.0 INTENDED USE

- For the calibration of analytical instruments and validation of analytical methods as appropriate.

7.0 INSTRUCTIONS FOR THE CORRECT USE OF THIS REFERENCE MATERIAL

7.1 Storage and Handling Recommendations

- Store between approximately 4° - 30° C while in sealed TCT bag.

- While stored in the sealed TCT bag, transpiration of this CRM/RM is negligible. After opening the sealed TCT bag transpiration of the CRM/RM will occur, resulting in a gradual increase in the analyte concentration(s). It is the responsibility of the user to account for this effect. When the bottle is weighed both before and after being placed in storage, the mass difference observed will be a measure of transpiration mass loss.

- After opening the sealed TCT bag, keep cap tightly sealed when not in use and store between 4° - 24° C to minimize the effects of transpiration. Use at 20° ± 4° C to minimize volumetric dilution error when using the reported density. Do not pipette from the container. Do not return removed aliquots to container.

- For more information, visit **www.inorganicventures.com/TCT**

HF Note: This standard should not be prepared or stored in glass.

8.0 HAZARDOUS INFORMATION

- Please refer to the Safety Data Sheet for information regarding this CRM/RM.

9.0 HOMOGENEITY

- This solution was mixed according to an in-house procedure and is guaranteed to be homogeneous. Homogeneity data indicate that the end user should take a minimum sample size of 0.2 mL to assure homogeneity.

10.0 QUALITY STANDARD DOCUMENTATION

10.1 ISO 9001 Quality Management System Registration

- QSR Certificate Number QSR-1034

10.2 ISO/IEC 17025 "General Requirements for the Competence of Testing and Calibration Laboratories"

- Chemical Testing - Accredited / A2LA Certificate Number 883.01

10.3 ISO 17034 "General Requirements for the Competence of Reference Material Producers"

- Reference Material Producer - Accredited / A2LA Certificate Number 883.02

Inorganic Ventures, 300 Technology Drive, Christiansburg, Va. 24073, USA; Telephone: 800.669.6799; 540.585.3030, Fax: 540.585.3012; inorganicventures.com; info@inorganicventures.com

11.0 CERTIFICATION, LOT EXPIRATION AND PERIOD OF VALIDITY

11.1 Certification Issue Date

January 06, 2021

- The certification is valid within the measurement uncertainty specified provided the CRM/RM is stored and handled in accordance with instructions given in Sec 7.1. This certification is nullified if instructions in Sec 7.1 are not followed or if the CRM/RM is damaged, contaminated, or otherwise modified.

11.2 Lot Expiration Date

- January 06, 2025

- The date after which this CRM/RM should not be used.

- The lot expiration date reflects the period of time that the stability of a CRM/RM can be supported by long term stability studies conducted on properly stored and handled CRM/RMs. Lot expiration is limited primarily by transpiration (loss of water from the solution) and infrequently by chemical stability.

11.3 Period of Validity

- Sealed TCT Bag Open Date: _____

- This CRM/RM should not be used longer than one year (or six months in the case of a 30 mL bottle) from the date of opening the aluminized bag or after the date given in Sec. 11.2, whichever comes first. This is contingent upon the CRM/RM being stored and handled in accordance with the instructions given in Sec. 7.1.

12.0 NAMES AND SIGNATURES OF CERTIFYING OFFICERS

Certificate Approved By:

Michael Booth
Director, Quality Control

Michael L Booth

Certifying Officer:

Paul Gaines
Chairman / Senior Technical Director

Paul R Gaines

Energy Laboratories Inc

Standard LOG

Standard ID:	ME220110 CE, LA PRIMARY		
Standard Name	Ce, La Primary	Type:	Secondary
Date Prepared	1/10/2022	BY:	Amanda E. McDani
Date Expires:	1/6/2023		
Department	ME	Status:	Open
Vendor:	Inorganic Ventures		
Lot Number:	M2-CE657768/M2-		
Balance ID:			

Comments: Used to make standards and spiking solutions; No primary La available

Chemical / Solvent Used	BottleNo	Amt	Units	Expires
Nitric Acid 69.0- 70.0% D0521	14626	0.5	mL	12/14/2026
Milli-Q H2O	391	39.5	mL	6/1/2100

Final Volume:
50 mL

Stock Source		**Base Units**	**Amount Added**
ME220106-CE	Ce Primary Stock	ug/mL	5 mL

Analytes	**CAS**	Conc:	**ug/mL**

Energy Laboratories Inc

Spike LOG

Standard ID: ME220112 7900 INTERNAL STANDARD
Standard Name: Internal Standards 2 mg/L
Type: Secondary
Date Prepared: 1/12/2022
BY: Cindy Rohrer
Date Expires: 2/8/2022
Department: ME
Status: Open
Vendor:
Lot Number:
Balance ID:

Comments:

Chemical / Solvent Used	BottleNo	Amt	Units	Exp
Hydrochloric Acid E1421	14721	10	mL	1/4/2
Nitric Acid 69.0- 70.0% D0521	14626	20	mL	12/14
Germanium Single Analyte Custom Gr	13636	2	mL	12/31
Holmium Single Analyte Custom Grad	13443	2	mL	2/12/
Lutetium Single Analyte Atomic Absorp	13444	2	mL	3/1/2
Terbium Single Analyte Atomic Absorp	13445	2	mL	2/12/
Indium Single Analyte Custom Grade	13654	2	mL	5/29/
PlasmaCal Standard Bismuth	14230	2	mL	3/31/
ICP/ICPMS Standard Scandium	13641	2	mL	8/31/
ICP/ICPMS Standard Gold	14710	0.2	mL	12/29

Final Volume: 1000 mL

Stock Source **Base Units** **Amount Added**

Analytes **CAS** Conc: **mg/L**

SCP SCIENCE

Providing Innovative Solutions to Analytical Chemists

Certificate of Analysis

1.0 DESCRIPTION: ***Plasma*CAL ICP/ICPMS Standard - Germanium 1000 µg/ml**

Catalogue Number: 140-050-320/-321/-325

Starting Material: Ammonium Hexafluorogermanate(IV) 99.99+%

Lot Number: **S201204009**

Matrix: H_2O / tr. F^-

Ge

Expiration Date (End of month): **December 2022** (or 15 months after bottle is opened, whichever comes first)

2.0 CERTIFIED VALUES AND ASSOCIATED UNCERTAINTY:

Certified Concentration: **1002 µg/ml +/- 3 µg/ml**

1002 µg/g +/- 3 µg/g

Method of analysis: Inductively Coupled Plasma Atomic Emission Spectroscopy (ICP-AES)

Traceability: NIST Standard Reference Material 3120a Lot: **151115**

Note: The uncertainty of the certified value has been calculated from applicable uncertainty contributors (u_i) including uncertainty established during characterization of the material (u_{char}), the between bottle variation (u_{bb}), short-term stability (u_{sts}) and long-term stability (u_{lts}) according to the model $u_c = \sqrt{(u_{char}^2 + u_{bb}^2 + u_{sts}^2 + u_{lts}^2)}$. This combined uncertainty has been further multiplied b coverage factor (k) of 2 to provide a 95% confidence interval.

ID #: 13639
Opened:_____
ICP/ICPMS Standard Germanium
Expires: 12/31/2022
Rec'd: 3/16/2021
Energy Laboratories Inc 1120 So. 27th Street
Billings MT 59107

3.0 REFERENCE VALUES:

Density: **1.000 g/ml @ 22.7 °C**

Trace Metal Impurities as tested by ICP-MS:

Element	Conc. (ppm)	Element	Conc. (ppm)	Element	Conc. (ppm)	Element	Conc. (ppm)
Ag	<0.0010	Fe	<0.0018	Nd	<0.0010	Sn	<0.0010
Al	<0.0010	Ga	<0.0010	Ni	<0.0010	Sr	<0.0025
As	**0.0097**	Gd	<0.0010	Os	<0.0010	Ta	<0.0010
Au	<0.0010	Ge	N/A	P	<0.0026	Tb	<0.0010
B	<0.0015	Hf	<0.0010	Pb	<0.0010	Te	<0.0010
Ba	<0.0010	Hg	*	Pd	<0.0010	Th	<0.0010
Be	<0.0010	Ho	<0.0010	Pr	<0.0010	Ti	<0.0012
Bi	<0.0010	In	<0.0010	Pt	<0.0010	Tl	<0.0011
Ca	<0.0135	Ir	<0.0010	Rb	<0.0010	Tm	<0.0010
Cd	<0.0010	K	<0.0024	Re	<0.0010	U	<0.0010
Ce	<0.0010	La	<0.0010	Rh	<0.0010	V	<0.0010
Co	<0.0010	Li	<0.0010	Ru	<0.0010	W	<0.0020
Cr	<0.0010	Lu	<0.0010	S	*	Y	<0.0010
Cs	<0.0010	Mg	<0.0010	Sb	<0.0010	Yb	<0.0010
Cu	<0.0010	Mn	<0.0010	Sc	<0.0010	Zn	<0.0010
Dy	<0.0010	Mo	<0.0010	Se	<0.0010	Zr	<0.0010
Er	<0.0010	Na	<0.0025	Si	*		
Eu	<0.0010	Nb	<0.0010	Sm	<0.0010	*: Not tested	

4.0 APPROVAL AND DATE OF CERTIFICATION:

Certification Approval: Daniel Boisvert, Chemist

Certification Date: December 16, 2020

Daniel Boisvert

ACCREDITED Reference Material Producer CERTIFICATE #2835.01

5.0 INTENDED USE / *UTILISATION PRÉVUE*:

- ICP Standards: For the calibration of, including but not limited to: ICP-AES, ICP-MS, FAAS, GFAA, XRF and DCP. / *Étalons ICP : Pour l'étalonnage d'instruments de mesure tels que: ICP-AES, ICP-MS, FAAS, GFAA, XRF et DCP.*
- AA Standards: For the calibration of Flame (FAAS) and Graphite Furnace (GFAA) Atomic Absorption Spectrometers. / *Étalons AA : Pour l'étalonnage de spectromètres d'absorption atomique flamme (GFAA) et four au graphite (GFAA).*
- Matrix Modifiers: For the optimization of analytical conditions to provide better Graphite Furnace Atomic Absorption (GFAA) instrument response and improved detection limits. / *Modificateur de matrice : Pour l'optimisation des conditions analytiques afin de fournir des meilleurs réponses instrumentales et limites de détection pour SAA four au graphite.*
- pH Standards: For the calibrating pH meters or for other wet chemistry applications. / *Étalons pH : Pour étalonnage de pH mètres et autres applications de chimie humide.*
- Conductivity Standards: For electrolytic conductivity measurement as a calibration standard. / *Étalons de conductivité : Comme étalon pour les mesures de conductivité électrolytiques.*
- IC Standards: for calibration of, but not limited to IC, HPLC, TLC, ISE, IR, NMR, MS, UV/VIS or other wet chemistry applications. / *Étalons IC : Pour étalonnage d'instruments tels que : IC, HPLC, TLC, ISE, IR, NMR, MS, UV/VIS et autres applications de chimie humide.*

For any inquiries, please contact **SCP SCIENCE**. / *Pour toute question, veuillez contacter **SCP SCIENCE**.*

6.0 INSTRUCTIONS FOR USE / *INSTRUCTIONS D'UTILISATION*:

Handling and Storage / Manutention et entreposage: Keep product tightly capped when not in use. The solution should be opened for a minimum amount of time necessary to dispense the amount required. Do not pipet or use directly from container. Do not return unused portions back to container. Store under normal laboratory conditions. Avoid exposure to excessive sources of heat and humidity or direct sunlight. / *Garder les contenants bien fermés lorsque non utilisés. Le contenant devrait être ouvert seulement pour le temps requis afin de prélever la quantité nécessaire. Ne pas pipetter ou utiliser directement du contenant. Ne pas retourner les portions non-utilisées dans le contentant. Conserver dans des conditions normales de laboratoire. Éviter l'exposition à des sources de chaleur et d'humidité excessives ou à l'exposition solaire directe.*

Stability / *Stabilité*: This Standard is guaranteed to be stable and accurate to within the specified uncertainty of measurement up to the unopened expiry date, if sealed, or up to the opened expiry date (when indicated), whichever comes first, provided the solution is kept tightly capped and stored under the indicated storage conditions. Purchasers will be notified of any significant changes resulting in re-certification or withdrawal of the product prior to the expiration date. / *La stabilité et l'exactitude de cet étalon sont garanties d'être à l'intérieur de l'incertitude de mesure, jusqu'à la date d'expiration de la bouteille non-ouverte, si scellée, ou jusqu'à la date d'expiration de la bouteille ouverte (si indiquée), en présumant que le contenant est maintenu fermé et gardé dans les conditions d'entreposage indiquées. Les acheteurs seront avisés dans le cas où il y aura des changements significatifs nécessitant une re-certification ou un rappel du produit avant la date d'expiration.*

7.0 HAZARDOUS INFORMATION / *INFORMATION SUR LES RISQUES POTENTIELS*:

Please refer to the associated Safety Data Sheet (SDS) for information regarding this product (available at www.SCPSCIENCE.com). / *SVP vous référer à la Fiche Signalétique applicable pour de l'information sur ce produit (Disponible à www.SCPSCIENCE.com).*

8.0 HOMOGENEITY / *HOMOGÉNÉITÉ:*

This solution has been blended according to an in-house procedure and its homogeneity is guaranteed to be fit for purpose when a sample size sufficient for the intended method of analysis is used. / *Cette solution a été préparée selon une procédure maison et nous assurons que sa homogénéité est approprié à l'emploi lorsqu'un échantillon suffisant pour la méthode d'analyse prévue est utilisé.*

9.0 TRACEABILITY / *TRAÇABILITÉ*:

This CRM (Certified Reference Material) is traceable to the NIST SRM (Standard Reference Material) indicated in section 2 through an unbroken chain of comparisons. In addition, balances used are regularly calibrated using weights which are traceable to NIST (National Institute of Standards and Technology) or NRC (National Research Council of Canada) standards. All conductivity meters used to analyze this standard have been regularly calibrated using a NIST or NRC traceable Thermometer and standards. All pH meters used to analyze this standard have been regularly calibrated using a NIST or NRC traceable thermometer and pH/MV simulator. / *Ce matériel de référence certifié est traçable au Matériel de Référence Standardisé de NIST indiqué à la section 2 par une chaine de comparaison ininterrompue. De plus, les balances utilisées sont étalonnées régulièrement en utilisant des poids qui sont traçables au NIST (National Institute of Standards and Technology) ou au CRNC (Conseil National de Recherches Canada). Tout conductimètre utilisé afin d'analyser cet étalon a été sujet à un étalonnage périodique utilisant des thermomètres et étalons traçables au NIST ou CNRC. Tout pH mètre utilisé afin d'analyser cet étalon a été sujet à un étalonnage périodique utilisant des thermomètres et un simulateur pH/MV traçables au NIST ou au CNRC.*

10.0 PREPARATION / *PRÉPARATION:*

For the preparation of these solutions, 18 meghom/cm double deionized water, high-purity acids and glassware calibrated to ASTM Class A specifications are used. / *Une eau de 18 meghom/cm doublement déionisé, de l'acide de haute pureté, ainsi que de la verrerie étalonnée afin de satisfaire les spécifications Classe A de ASTM ont été utilisés pour la préparation de cet étalon.*

11.0 QUALITY SYSTEM CERTIFICATIONS / *CERTIFICATIONS DE SYSTÈME QUALITÉ:*

ISO 9001 Certification / *Certification ISO 9001*: This standard was produced in a facility which operates under a **registered** ISO 9001 Quality Management System. Please consult our web site for a copy of the most recent revision of our certificate of registration. / *Cet étalon a été fabriqué dans un laboratoire qui utilise un Système de Gestion de la Qualité **enregistré** à la norme ISO 9001. Veuillez consulter notre site web pour obtenir la version la plus récente de notre certificat d'enregistrement.*

ISO 17025 Accreditation / *Accréditation ISO 17025*: SCP SCIENCE (Corporate Headquarters) operates an ISO 17025 **accredited** laboratory. Please consult our web site for a copy of the most recent revision of our certificate and scope of accreditation. / ***SCP SCIENCE (Siège social)** est **accréditée** ISO 17025. Veuillez consulter notre site web afin d'obtenir la plus récente version de notre certificat d'accréditation ainsi que la portée de notre accréditation.*

ISO 17034 Accreditation / *Accréditation ISO 17034* : SCP SCIENCE (Corporate Headquarters) is an ISO 17034 accredited Reference Material Producer. Please consult our website for a copy of our most recent certificate and scope of accreditation. / ***SCP SCIENCE (Siège social)** est un Fabricant de Matériaux de Référence Accrédité ISO 17034. Veuillez consulter notre site web afin d'obtenir la plus récente version de notre certificat d'accréditation ainsi que la portée de notre accréditation.*

CORPORATE HEADQUARTERS
21800 Clark Graham
Baie D'Urfé (Montréal), Quebec,
H9X 4B6 Canada
Phone: +1 (800) 361-6820
Fax: +1 (800) 253-5549

USA
3rd Party Distribution Center
348 Route 11, Champlain,
N.Y. 12919-4816

Phone: +1 (800) 361-6820
Fax: +1 (800) 253-5549

FRANCE
12 Ave. de Québec, Bat. IRIS
SILIC 642, 91965
Villebon sur Yvette, France
Phone: +33 (0) 1 69 18 71 17
Fax: +33 (0) 1 60 92 05 67

GERMANY
Alte Marktoberdorfer Straße 14, 87616
Marktoberdorf

Phone: +49 (0) 8342-89560-61
Fax: +49 (0) 8342-89560-69

INORGANIC VENTURES
300 Technology Drive
Christiansburg, VA 24073-USA
inorganicventures.com

CERTIFICATE OF ANALYSIS

tel: 800.669.6799 - 540.585.3030
fax: 540.585.3012
info@inorganicventures.com

1.0 ACCREDITATION / REGISTRATION

INORGANIC VENTURES is accredited to ISO 17034, "General Requirements for the Competence of Reference Material Producers" and ISO/IEC 17025, "General Requirements for the Competence of Testing and Calibration Laboratories". Inorganic Ventures is also an ISO 9001 registered manufacturer (QSR Certificate Number QSR-1034).

ACCREDITED Testing Laboratory Certificate 883.01
ACCREDITED Reference Material Producer Certificate 883.02

2.0 PRODUCT DESCRIPTION

Product Code:	Single Analyte Custom Grade Solution
Catalog Number:	CGHO1
Lot Number:	R2-HO691014
Matrix:	5% (v/v) HNO3
Value / Analyte(s):	1 000 µg/mL ea: Holmium
Starting Material:	Holmium Oxide
Starting Material Lot#:	1890
Starting Material Purity:	99.9947%

ID #: 13443
Opened:
Holmium Single Analyte Custom Grade Soluti
Expires: 4/1/2024
Rec'd: 1/7/2021
Energy Laboratories Inc 1120 So. 27th Street
Billings MT 59107

3.0 CERTIFIED VALUES AND UNCERTAINTIES

Certified Value: 999 ± 3 µg/mL

Density: 1.026 g/mL (measured at 20 ± 4 °C)

Assay Information:

Assay Method #1	**996 ± 6 µg/mL** ICP Assay NIST SRM 3123a Lot Number: 090408
Assay Method #2	**998 ± 3 µg/mL** EDTA NIST SRM 928 Lot Number: 928
Assay Method #3	**1000 ± 3 µg/mL** Calculated NIST SRM Lot Number: See Sec. 4.2

- The Calculated Value is a value calculated from the weight of a starting material that has been certified directly vs. a National Institute of Standards and Technology (NIST) SRM/RM. See Sec 4.2 for balance traceability.

The following equations are used in the calculation of the certified value and the uncertainty. Reported uncertainties represent expanded uncertainties expressed at approximately the 95% confidence level using a coverage factor of k = 2.

Characterization of CRM/RM by Two or More Methods

Certified Value, $X_{CRM/RM}$, where two or more methods of characterization are used is the weighted mean of the results:

$X_{CRM/RM} = \Sigma(w_i)(X_i)$

X_i = mean of Assay Method i with standard uncertainty $u_{char\ i}$

w_i = the weighting factors for each method calculated using the inverse square of the variance:

$w_i = (1/u_{char\ i})^2 / (\Sigma(1/(u_{char\ i})^2)$

CRM/RM Expanded Uncertainty (±) = $U_{CRM/RM} = k\,(u^2_{char} + u^2_{bb} + u^2_{lts} + u^2_{ts})^{1/2}$

k = coverage factor = 2

$u_{char} = [\Sigma((w_i)^2 (u_{char\ i})^2)]^{1/2}$ where $u_{char\ i}$ are the errors from each characterization method

u_{bb} = bottle to bottle homogeneity standard uncertainty

u_{lts} = long term stability standard uncertainty (storage)

u_{ts} = transport stability standard uncertainty

Characterization of CRM/RM by One Method

Certified Value, $X_{CRM/RM}$, where one method of characterization is used is the mean of individual results:

$X_{CRM/RM} = (X_a)(u_{char\ a})$

X_a = mean of Assay Method A with

$u_{char\ a}$ = the standard uncertainty of characterization Method A

CRM/RM Expanded Uncertainty (±) = $U_{CRM/RM} = k\,(u^2_{char\ a} + u^2_{bb} + u^2_{lts} + u^2_{ts})^{1/2}$

k = coverage factor = 2

$u_{char\ a}$ = the errors from characterization

u_{bb} = bottle to bottle homogeneity standard uncertainty

u_{lts} = long term stability standard uncertainty (storage)

u_{ts} = transport stability standard uncertainty

4.0 TRACEABILITY TO NIST

- This product is traceable to NIST via an unbroken chain of comparisons. The uncertainties for each certified value are reported, taking into account the SRM/RM uncertainty error and the measurement, weighing and volume dilution errors. In rare cases where no NIST SRM/RM are available, the term 'in-house std.' is specified.

4.1 Thermometer Calibration

- All thermometers are NIST traceable through thermometers that are calibrated by an accredited calibration laboratory.

4.2 Balance Calibration

- All analytical balances are calibrated by an accredited calibration laboratory and procedure. The weights used for testing are annually compared to master weights and are traceable to NIST.

4.3 Glassware Calibration

- An in-house procedure is used to calibrate all Class A glassware used in the manufacturing and quality control of CRM/RMs.

5.0 TRACE METALLIC IMPURITIES (TMI) DETERMINED BY ICP-MS AND ICP-OES (µg/mL)

CRM/RMs are tested for trace metallic impurities by Axial ICP-OES and ICP-MS. The result from the most sensitive method for each element, is reported below. Solutions tested by ICP-MS were analyzed in an ULPA-Filtered Clean Room. An ULPA-Filter is 99.9985% efficient for the removal of particles down to 0.3 µm.

M	Ag	<	0.010000	M	Eu		0.000377	M	Na	<	0.036000	M	Se	<	0.004400	M	Zn	<	0.071000
M	Al	<	0.020000	M	Fe		0.002965	M	Nb	<	0.001200	i	Si	<		M	Zr	<	0.000400
M	As	<	0.011000	M	Ga	<	0.001600	M	Nd		0.000183	M	Sm		0.000700				
M	Au	<	0.006400	M	Gd		0.000404	M	Ni	<	0.004800	M	Sn	<	0.002400				
M	B	<	0.091000	M	Ge	<	0.004000	M	Os	<	0.000400	M	Sr	<	0.002400				
M	Ba	<	0.002400	M	Hf	<	0.003200	i	P	<		i	Ta	<					
M	Be	<	0.003200	M	Hg	<	0.005600	M	Pb	<	0.057000	M	Tb		0.000431				
M	Bi	<	0.005600	s	Ho	<		M	Pd	<	0.004400	M	Te	<	0.008000				
M	Ca	<	0.028000	M	In	<	0.001600	M	Pr		0.000204	M	Th	<	0.001200				
M	Cd	<	0.000800	M	Ir	<	0.001600	M	Pt	<	0.000400	M	Ti	<	0.000800				
M	Ce	<	0.004800	O	K		0.002965	M	Rb	<	0.002400	M	Tl	<	0.001600				
M	Co	<	0.001600	M	La		0.000350	M	Re	<	0.000400	M	Tm		0.000323				
M	Cr	<	0.005600	O	Li	<	0.001200	M	Rh	<	0.001600	M	U	<	0.000400				
M	Cs		0.000485	M	Lu		0.037737	M	Ru	<	0.000400	M	V	<	0.029000				
M	Cu	<	0.005600	O	Mg	<	0.003300	n	S	<		M	W	<	0.011000				
M	Dy		0.009434	M	Mn	<	0.001200	M	Sb	<	0.002000	M	Y		0.003504				
M	Er		0.001671	M	Mo	<	0.011000	M	Sc	<	0.001200	M	Yb		0.006199				

M - Checked by ICP-MS O - Checked by ICP-OES i - Spectral Interference
n - Not Checked For s - Solution Standard Element

6.0 INTENDED USE

- For the calibration of analytical instruments and validation of analytical methods as appropriate.

7.0 INSTRUCTIONS FOR THE CORRECT USE OF THIS REFERENCE MATERIAL

7.1 Storage and Handling Recommendations

- Store between approximately 4° - 30° C while in sealed TCT bag.

- While stored in the sealed TCT bag, transpiration of this CRM/RM is negligible. After opening the sealed TCT bag transpiration of the CRM/RM will occur, resulting in a gradual increase in the analyte concentration(s). It is the responsibility of the user to account for this effect. When the bottle is weighed both before and after being placed in storage, the mass difference observed will be a measure of transpiration mass loss.

- After opening the sealed TCT bag, keep cap tightly sealed when not in use and store between 4° - 24° C to minimize the effects of transpiration. Use at 20° ± 4° C to minimize volumetric dilution error when using the reported density. Do not pipette from the container. Do not return removed aliquots to container.

- For more information, visit **www.inorganicventures.com/TCT**

Atomic Weight; Valence; Coordination Number; Chemical Form in Solution - 164.93 +3 6 to 9 or 10 for some compounds $Ho(OH)_x(H_2O)_y^{+3-x}$

Chemical Compatibility -Soluble in HCl, H_2SO_4 and HNO_3. Avoid HF, H_3PO_4 and neutral to basic media. Stable with most metals and inorganic anions forming an insoluble carbonate, oxide, oxalate, and fluoride. Avoid mixing with elements / solutions containing moderate amounts of fluoride.

Stability - 2-100 ppb levels stable for months in 1% HNO_3 / LDPE container. 1-10,000 ppm solutions chemically stable for years in 2-5% HNO_3 / LDPE container.

Ho Containing Samples (Preparation and Solution) - Meta l(Soluble in acids); Oxide (Dissolved by heating in H_2O / HNO_3); Ores (Carbonate fusion in Pt0 followed by HCl dissolution); Organic Matrices (Dry ash and dissolve in 1:1 H_2O / HCl or HNO_3).

Atomic Spectroscopic Information (ICP-OES D.L.s are given as radial/axial view):

Technique/Line	Estimated D.L.	Order	Interferences (underlined indicates severe)
ICP-MS 165 amu	1 ppt	n/a	149 Sm16O
ICP-OES 339.898 nm	0.02 / 0.002 µg/mL	1	Ce, Re
ICP-OES 345.600 nm	0.006 / 0.0001 µg/mL	1	U, Ti

8.0 HAZARDOUS INFORMATION

- Please refer to the Safety Data Sheet for information regarding this CRM/RM.

9.0 HOMOGENEITY

- This solution was mixed according to an in-house procedure and is guaranteed to be homogeneous. Homogeneity data indicate that the end user should take a minimum sample size of 0.2 mL to assure homogeneity.

10.0 QUALITY STANDARD DOCUMENTATION

10.1 ISO 9001 Quality Management System Registration

- QSR Certificate Number QSR-1034

10.2 ISO/IEC 17025 "General Requirements for the Competence of Testing and Calibration Laboratories"

- Chemical Testing - Accredited / A2LA Certificate Number 883.01

10.3 ISO 17034 "General Requirements for the Competence of Reference Material Producers"

- Reference Material Producer - Accredited / A2LA Certificate Number 883.02

Inorganic Ventures, 300 Technology Drive, Christiansburg, Va. 24073, USA; Telephone: 800.669.6799; 540.585.3030. Fax: 540.585.3012; inorganicventures.com; info@inorganicventures.com

11.0 CERTIFICATION, LOT EXPIRATION AND PERIOD OF VALIDITY

11.1 Certification Issue Date

April 01, 2020

- The certification is valid within the measurement uncertainty specified provided the CRM/RM is stored and handled in accordance with instructions given in Sec 7.1. This certification is nullified if instructions in Sec 7.1 are not followed or if the CRM/RM is damaged, contaminated, or otherwise modified.

11.2 Lot Expiration Date

- **April 01, 2024**

- The date after which this CRM/RM should not be used.

- The lot expiration date reflects the period of time that the stability of a CRM/RM can be supported by long term stability studies conducted on properly stored and handled CRM/RMs. Lot expiration is limited primarily by transpiration (loss of water from the solution) and infrequently by chemical stability.

11.3 Period of Validity

- Sealed TCT Bag Open Date:_____

- This CRM/RM should not be used longer than one year (or six months in the case of a 30 mL bottle) from the date of opening the aluminized bag or after the date given in Sec. 11.2, whichever comes first. This is contingent upon the CRM/RM being stored and handled in accordance with the instructions given in Sec. 7.1.

12.0 NAMES AND SIGNATURES OF CERTIFYING OFFICERS

Certificate Approved By:

Michael Booth
Manager, Quality Control

Michael J Booth

Certifying Officer:

Paul Gaines
CEO, Senior Technical Director

Paul R Gaines

INORGANIC VENTURES
300 Technology Drive
Christiansburg, VA 24073 · USA
inorganicventures.com

CERTIFICATE OF ANALYSIS

tel: 800.669.6799 · 540.585.3030
fax: 540.585.3012
info@inorganicventures.com

1.0 ACCREDITATION / REGISTRATION

INORGANIC VENTURES is accredited to ISO 17034, "General Requirements for the Competence of Reference Material Producers" and ISO/IEC 17025, "General Requirements for the Competence of Testing and Calibration Laboratories". Inorganic Ventures is also an ISO 9001 registered manufacturer (QSR Certificate Number QSR-1034).

2.0 PRODUCT DESCRIPTION

Product Code:	Single Analyte Atomic Absorption Solution
Catalog Number:	AALU1
Lot Number:	R2-LU689867RAA
Matrix:	2% (v/v) HNO3
Value / Analyte(s):	1 000 µg/mL ea: Lutetium

ID #: 13444
Opened:
Lutetium Single Analyte Custom Grade Soluti
Expires: 3/1/2024
Rec'd: 1/7/2021
Energy Laboratories Inc 1120 So. 27th Street
Billings MT 59107

3.0 CERTIFIED VALUES AND UNCERTAINTIES

Certified Value:	1000 ± 10 µg/mL
Density:	1.011 g/mL (measured at 20 ± 4 °C)

4.0 TRACEABILITY TO NIST

The concentration of this solution standard has been verified by Inductively Coupled Plasma Spectroscopy (ICP) and is traceable to NIST SRM 3130a.

4.1 Thermometer Calibration

- All thermometers are NIST traceable through thermometers that are calibrated by an accredited calibration laboratory.

4.2 Balance Calibration

- All analytical balances are calibrated by an accredited calibration laboratory and procedure. The weights used for testing are annually compared to master weights and are traceable to NIST.

4.3 Glassware Calibration

- An in-house procedure is used to calibrate all Class A glassware used in the manufacturing and quality control of CRM/RMs.

5.0 TRACE METALLIC IMPURITIES (TMI) DETERMINED BY ICP-MS AND ICP-OES (µg/mL)

N/A

6.0 INTENDED USE

- For the calibration of analytical instruments and validation of analytical methods as appropriate.

7.0 INSTRUCTIONS FOR THE CORRECT USE OF THIS REFERENCE MATERIAL

7.1 Storage and Handling Recommendations

- Store between approximately 4° - 30° C while in sealed TCT bag.

- While stored in the sealed TCT bag, transpiration of this CRM/RM is *negligible*. After opening the sealed TCT bag transpiration of the CRM/RM will occur, resulting in a gradual increase in the analyte concentration(s). It is the responsibility of the user to account for this effect. When the bottle is weighed both before and after being placed in storage, the mass difference observed will be a measure of transpiration mass loss.

- After opening the sealed TCT bag, keep cap tightly sealed when not in use and store between 4° - 24° C to minimize the effects of transpiration. Use at 20° ± 4° C to minimize volumetric dilution error when using the reported density. Do not pipette from the container. Do not return removed aliquots to container.

- For more information, visit **www.inorganicventures.com/TCT**

Atomic Weight; Valence; Coordination Number; Chemical Form in Solution - 174.97 +3 6 to 9 or 10 for sor compounds $Lu(OH)_x(H_2O)_{y+3-x}$

Chemical Compatibility -Soluble in HCl, H_2SO_4 and HNO_3. Avoid HF, H_3PO_4 and neutral to basic media. Stable with most metals and inorganic anions forming an insoluble carbonate, oxide, oxalate, and fluoride. Avoid mixing with elements / solutions containing moderate amounts of fluoride.

Stability - 2-100 ppb levels stable for months in 1% HNO_3 / LDPE container. 1-10,000 ppm solutions chemically stable for years in 2-5% HNO_3 / LDPE container.

Lu Containing Samples (Preparation and Solution) -Metal (Soluble in acids); Oxide (Dissolved by heating in H_2O/ HNO_3); Ores (Carbonate fusion in Pt0 followed by HCl dissolution); Organic Matrices (Dry ash and dissolve in 1:1 H_2O / HCl or HNO_3).

Atomic Spectroscopic Information (ICP-OES D.L.s are given as radial/axial view):

Technique/Line	**Estimated D.L.**	**Order**	**Interferences** (underlined indicates severe)
ICP-MS 175 amu	1 ppt	n/a	159 Tb16O
ICP-OES 261.542 nm	0.001 / 0.0003 µg/mL	1	Th, Mo, V, W
ICP-OES 291.139 nm	0.006 / 0.0006 µg/mL	1	Cr, U

8.0 HAZARDOUS INFORMATION

- Please refer to the Safety Data Sheet for information regarding this CRM/RM.

9.0 HOMOGENEITY

- This solution was mixed according to an in-house procedure and is guaranteed to be homogeneous. Homogeneity data indicate that the end user should take a minimum sample size of 0.2 mL to assure homogeneity.

10.0 QUALITY STANDARD DOCUMENTATION

10.1 ISO 9001 Quality Management System Registration

- QSR Certificate Number QSR-1034

11.0 CERTIFICATION, LOT EXPIRATION AND PERIOD OF VALIDITY

11.1 Certification Issue Date

March 01, 2020

- The certification is valid within the measurement uncertainty specified provided the CRM/RM is stored and handled in accordance with instructions given in Sec 7.1. This certification is nullified if instructions in Sec 7.1 are not followed or if the CRM/RM is damaged, contaminated, or otherwise modified.

11.2 Lot Expiration Date

- March 01, 2024

- The date after which this CRM/RM should not be used.

- The lot expiration date reflects the period of time that the stability of a CRM/RM can be supported by long term stability studies conducted on properly stored and handled CRM/RMs. Lot expiration is limited primarily by transpiration (loss of water from the solution) and infrequently by chemical stability.

11.3 Period of Validity

- Sealed TCT Bag Open Date: _____

- This CRM/RM should not be used longer than one year (or six months in the case of a 30 mL bottle) from the date of opening the aluminized bag or after the date given in Sec. 11.2, whichever comes first. This is contingent upon the CRM/RM being stored and handled in accordance with the instructions given in Sec. 7.1.

12.0 NAMES AND SIGNATURES OF CERTIFYING OFFICERS

Certificate Approved By:

Michael Booth
Manager, Quality Control

Michael L Booth

Certifying Officer:

Paul Gaines
CEO, Senior Technical Director

Paul R Gaines

300 Technology Drive
Christiansburg, VA 24073-3158
inorganicventures.com
tel: 800.669.6799 · 540.585.3030
fax: 540.585.3019
info@inorganicventures.com

1.0 ACCREDITATION / REGISTRATION

INORGANIC VENTURES is accredited to ISO 17034, "General Requirements for the Competence of Reference Material Producers" and ISO/IEC 17025, "General Requirements for the Competence of Testing and Calibration Laboratories". Inorganic Ventures is also an ISO 9001 registered manufacturer (QSR Certificate Number QSR-1034).

2.0 PRODUCT DESCRIPTION

Product Code:	Single Analyte Atomic Absorption Solution
Catalog Number:	AATB1
Lot Number:	R2-TB695079AA
Matrix:	5% (v/v) HNO3
Value / Analyte(s):	1 000 µg/mL ea: Terbium

ID #: 13445
Opened:
Terbium Single Analyte Atomic Absorption So
Expires: 8/19/2024
Rec'd: 1/7/2021
Energy Laboratories Inc 1120 So. 27th Street
Billings MT 59107

3.0 CERTIFIED VALUES AND UNCERTAINTIES

Certified Value:	1000 ± 10 µg/mL
Density:	1.026 g/mL (measured at 20 ± 4 °C)

4.0 TRACEABILITY TO NIST

The concentration of this solution standard has been verified by Inductively Coupled Plasma Spectroscopy (ICP) and is traceable to NIST SRM 3157a.

4.1 Thermometer Calibration

- All thermometers are NIST traceable through thermometers that are calibrated by an accredited calibration laboratory.

4.2 Balance Calibration

- All analytical balances are calibrated by an accredited calibration laboratory and procedure. The weights used for testing are annually compared to master weights and are traceable to NIST.

4.3 Glassware Calibration

- An in-house procedure is used to calibrate all Class A glassware used in the manufacturing and quality control of CRM/RMs.

5.0 TRACE METALLIC IMPURITIES (TMI) DETERMINED BY ICP-MS AND ICP-OES (µg/mL)

N/A

6.0 INTENDED USE

- For the calibration of analytical instruments and validation of analytical methods as appropriate.

7.0 INSTRUCTIONS FOR THE CORRECT USE OF THIS REFERENCE MATERIAL

7.1 Storage and Handling Recommendations

- Store between approximately 4° - 30° C while in sealed TCT bag.

- While stored in the sealed TCT bag, transpiration of this CRM/RM is negligible. After opening the sealed TCT bag transpiration of the CRM/RM will occur, resulting in a gradual increase in the analyte concentration(s). It is the responsibility of the user to account for this effect. When the bottle is weighed both before and after being placed in storage, the mass difference observed will be a measure of transpiration mass loss.

- After opening the sealed TCT bag, keep cap tightly sealed when not in use and store between 4° - 24° C to minimize the effects of transpiration. Use at 20° ± 4° C to minimize volumetric dilution error when using the reported density. Do not pipette from the container. Do not return removed aliquots to container.

- For more information, visit **www.inorganicventures.com/TCT**

Atomic Weight; Valence; Coordination Number; Chemical Form in Solution - 158.93 +3 6 to 9 or 10 for some compounds $Tb(OH)_x(H_2O)_y^{+3-x}$

Chemical Compatibility -Soluble in HCl, H_2SO_4 and HNO_3. Avoid HF, H_3PO_4 and neutral to basic media. Stable with most metals and inorganic anions forming an insoluble carbonate, oxide, oxalate, and fluoride. Avoid mixing with elements / solutions containing moderate amounts of fluoride.

Stability - 2-100 ppb levels stable for months in 1% HNO_3 / LDPE container. 1-10,000 ppm solutions chemically stable for years in 2 - 5% HNO_3 / LDPE container.

Tb Containing Samples (Preparation and Solution) -Metal (Soluble in acids); Oxide (Dissolve by heating in H_2O/ HNO_3); Ores (Carbonate fusion in Pt0 followed by HCl dissolution); Organic Matrices (dry ash and dissolve in 1:1 H_2O / HCl or HNO_3).

Atomic Spectroscopic Information (ICP-OES D.L.s are given as radial/axial view):

Technique/Line	Estimated D.L.	Order	Interferences (underlined indicates severe)
ICP-MS 159 amu	1 ppt	N/A	
ICP-OES 350.917 nm	0.02 / 0.002 µg/mL	1	V, Th, Ce, Zr
ICP-OES 367.635 nm	0.06 / 0.006 µg/mL	1	Ta, Ce, Co, U

8.0 HAZARDOUS INFORMATION

- Please refer to the Safety Data Sheet for information regarding this CRM/RM.

9.0 HOMOGENEITY

- This solution was mixed according to an in-house procedure and is guaranteed to be homogeneous. Homogeneity data indicate that the end user should take a minimum sample size of 0.2 mL to assure homogeneity.

10.0 QUALITY STANDARD DOCUMENTATION

10.1 ISO 9001 Quality Management System Registration

- QSR Certificate Number QSR-1034

11.0 CERTIFICATION, LOT EXPIRATION AND PERIOD OF VALIDITY

11.1 Certification Issue Date

August 19, 2020

- The certification is valid within the measurement uncertainty specified provided the CRM/RM is stored and handled in accordance with instructions given in Sec 7.1. This certification is nullified if instructions in Sec 7.1 are not followed or if the CRM/RM is damaged, contaminated, or otherwise modified.

11.2 Lot Expiration Date

- **August 19, 2024**

- The date after which this CRM/RM should not be used.

- The lot expiration date reflects the period of time that the stability of a CRM/RM can be supported by long term stability studies conducted on properly stored and handled CRM/RMs. Lot expiration is limited primarily by transpiration (loss of water from the solution) and infrequently by chemical stability.

11.3 Period of Validity

- Sealed TCT Bag Open Date: _____

- This CRM/RM should not be used longer than one year (or six months in the case of a 30 mL bottle) from the date of opening the aluminized bag or after the date given in Sec. 11.2, whichever comes first. This is contingent upon the CRM/RM being stored and handled in accordance with the instructions given in Sec. 7.1.

12.0 NAMES AND SIGNATURES OF CERTIFYING OFFICERS

Certificate Approved By:

Michael Booth
Director, Quality Control

Michael J Booth

Certifying Officer:

Paul Gaines
Chairman / Senior Technical Director

Paul R Gaines

INORGANIC VENTURES
300 Technology Drive
Christiansburg, VA 24073 - USA
inorganicventures.com

CERTIFICATE OF ANALYSIS

tel: 800.669.6799 - 540.585.3030
fax: 540.585.3012
info@inorganicventures.com

1.0 ACCREDITATION / REGISTRATION

INORGANIC VENTURES is accredited to ISO 17034, "General Requirements for the Competence of Reference Material Producers" and ISO/IEC 17025, "General Requirements for the Competence of Testing and Calibration Laboratories". Inorganic Ventures is also an ISO 9001 registered manufacturer (QSR Certificate Number QSR-1034).

ACCREDITED Testing Laboratory Certificate 883.01
ACCREDITED Reference Material Producer Certificate 883.02

2.0 PRODUCT DESCRIPTION

Product Code:	Single Analyte Custom Grade Solution
Catalog Number:	CGIN1
Lot Number:	R2-IN693030
Matrix:	2% (v/v) HNO3
Value / Analyte(s):	1 000 µg/mL ea: Indium
Starting Material:	Indium Metal
Starting Material Lot#:	2249
Starting Material Purity:	99.9997%

ID #: 13654
Opened:_____
Indium Single Analyte Custom Grade Solution
Expires: 5/29/2024
Rec'd: 3/18/2021
Energy Laboratories Inc 1120 So 27th Street
Billings MT 59107

3.0 CERTIFIED VALUES AND UNCERTAINTIES

Certified Value: 1001 ± 3 µg/mL

Density: 1.011 g/mL (measured at 20 ± 4 °C)

Assay Information:

Assay Method #1 **998 ± 6 µg/mL**
ICP Assay NIST SRM 3124a Lot Number: 110516

Assay Method #2 **1001 ± 3 µg/mL**
EDTA NIST SRM 928 Lot Number: 928

Assay Method #3 **1002 ± 3 µg/mL**
Calculated NIST SRM Lot Number: See Sec. 4.2

- The Calculated Value is a value calculated from the weight of a starting material that has been certified directly vs. a National Institute of Standards and Technology (NIST) SRM/RM. See Sec 4.2 for balance traceability.

The following equations are used in the calculation of the certified value and the uncertainty. Reported uncertainties represent expanded uncertainties expressed at approximately the 95% confidence level using a coverage factor of k = 2.

Characterization of CRM/RM by Two or More Methods

Certified Value, $X_{CRM/RM}$, where two or more methods of characterization are used is the weighted mean of the results:

$X_{CRM/RM} = \Sigma(w_i)(X_i)$

X_i = mean of Assay Method I with standard uncertainty $u_{char\ i}$

w_i = the weighting factors for each method calculated using the inverse square of the variance:

$w_i = (1/u_{char\ i})^2 / (\Sigma(1/(u_{char\ i})^2)$

CRM/RM Expanded Uncertainty (±) = $U_{CRM/RM} = k\,(u^2_{char} + u^2_{bb} + u^2_{lts} + u^2_{ts})^{1/2}$

k = coverage factor = 2

$u_{char} = [\Sigma((w_i)^2 (u_{char\ i})^2)]^{1/2}$ where $u_{char\ i}$ are the errors from each characterization method

u_{bb} = bottle to bottle homogeneity standard uncertainty

u_{lts} = long term stability standard uncertainty (storage)

u_{ts} = transport stability standard uncertainty

Characterization of CRM/RM by One Method

Certified Value, $X_{CRM/RM}$, where one method of characterization is used is the mean of individual results:

$X_{CRM/RM} = (X_a)(u_{char\ a})$

X_a = mean of Assay Method A with

$u_{char\ a}$ = the standard uncertainty of characterization Method A

CRM/RM Expanded Uncertainty (±) = $U_{CRM/RM} = k\,(u^2_{char\ a} + u^2_{bb} + u^2_{lts} + u^2_{ts})^{1/2}$

k = coverage factor = 2

$u_{char\ a}$ = the errors from characterization

u_{bb} = bottle to bottle homogeneity standard uncertainty

u_{lts} = long term stability standard uncertainty (storage)

u_{ts} = transport stability standard uncertainty

4.0 TRACEABILITY TO NIST

- This product is traceable to NIST via an unbroken chain of comparisons. The uncertainties for each certified value are reported, taking into account the SRM/RM uncertainty error and the measurement, weighing and volume dilution errors. In rare cases where no NIST SRM/RM are available, the term 'in-house std.' is specified.

4.1 Thermometer Calibration

- All thermometers are NIST traceable through thermometers that are calibrated by an accredited calibration laboratory.

4.2 Balance Calibration

- All analytical balances are calibrated by an accredited calibration laboratory and procedure. The weights used for testing are annually compared to master weights and are traceable to NIST.

4.3 Glassware Calibration

- An in-house procedure is used to calibrate all Class A glassware used in the manufacturing and quality control of CRM/RMs.

5.0 TRACE METALLIC IMPURITIES (TMI) DETERMINED BY ICP-MS AND ICP-OES (µg/mL)

CRM/RMs are tested for trace metallic impurities by Axial ICP-OES and ICP-MS. The result from the most sensitive method for each element, is reported below. Solutions tested by ICP-MS were analyzed in an ULPA-Filtered Clean Room. An ULPA-Filter is 99.9985% efficient for the removal of particles down to 0.3 µm.

M	Ag	<	0.000670	M	Eu	<	0.000670	O	Na		0.000371	M	Se	<	0.007300	M	Zn	<	0.035000
O	Al	<	0.016000	O	Fe		0.000106	M	Nb	<	0.000670	O	Si		0.001486	M	Zr	<	0.000670
M	As	<	0.005400	M	Ga	<	0.000670	M	Nd	<	0.000670	M	Sm	<	0.000670				
M	Au	<	0.000670	M	Gd	<	0.000670	O	Ni	<	0.015000	M	Sn	<	0.001400				
O	B		0.000265	M	Ge	<	0.003400	M	Os	<	0.002000	O	Sr	<	0.000240				
O	Ba	<	0.001200	M	Hf	<	0.000670	n	P	<		M	Ta	<	0.000670				
M	Be	<	0.000670	M	Hg	<	0.002000	M	Pb		0.000177	M	Tb	<	0.000670				
M	Bi	<	0.001400	M	Ho	<	0.000670	M	Pd	<	0.000670	M	Te	<	0.014000				
O	Ca		0.000548	s	In	<		M	Pr	<	0.000670	M	Th	<	0.000670				
M	Cd	<	0.000670	M	Ir	<	0.000670	M	Pt	<	0.000670	O	Ti	<	0.002100				
M	Ce	<	0.000670	O	K		0.000247	M	Rb	<	0.000670	M	Tl	<	0.000670				
M	Co	<	0.001400	M	La	<	0.000670	M	Re	<	0.000670	M	Tm	<	0.000670				
O	Cr	<	0.002900	O	Li	<	0.000120	M	Rh	<	0.000670	M	U	<	0.000670				
M	Cs	<	0.001400	M	Lu	<	0.000670	M	Ru	<	0.000670	M	V	<	0.000670				
O	Cu	<	0.002400	O	Mg		0.000026	n	S	<		M	W	<	0.000670				
M	Dy	<	0.000670	O	Mn	<	0.000720	M	Sb	<	0.002700	M	Y	<	0.000670				
M	Er	<	0.000670	M	Mo	<	0.001400	O	Sc	<	0.000600	M	Yb	<	0.000670				

M - Checked by ICP-MS O - Checked by ICP-OES i - Spectral Interference
n - Not Checked For s - Solution Standard Element

6.0 INTENDED USE

- For the calibration of analytical instruments and validation of analytical methods as appropriate.

7.0 INSTRUCTIONS FOR THE CORRECT USE OF THIS REFERENCE MATERIAL

7.1 Storage and Handling Recommendations

- Store between approximately 4° - 30° C while in sealed TCT bag.

- While stored in the sealed TCT bag, transpiration of this CRM/RM is negligible. After opening the sealed TCT bag transpiration of the CRM/RM will occur, resulting in a gradual increase in the analyte concentration(s). It is the responsibility of the user to account for this effect. When the bottle is weighed both before and after being placed in storage, the mass difference observed will be a measure of transpiration mass loss.

- After opening the sealed TCT bag, keep cap tightly sealed when not in use and store between 4° - 24° C to minimize the effects of transpiration. Use at 20° ± 4° C to minimize volumetric dilution error when using the reported density. Do not pipette from the container. Do not return removed aliquots to container.

- For more information, visit **www.inorganicventures.com/TCT**

Atomic Weight; Valence; Coordination Number; Chemical Form in Solution - 114.82 +3 6 In(H2O)6+3

Chemical Compatibility -Soluble in HCl, HNO3, and H2SO4. Avoid neutral and basic media. Stable with most metals and inorganic anions. The oxalate, sulfide, carbonate, hydroxide and phosphate are insoluble in water.

Stability - 2-100 ppb levels stable for months in 1% HNO3 / LDPE container. 1-10,000 ppm solutions chemically stable for years in 2-5% HNO3 / LDPE container.

In Containing Samples (Preparation and Solution) -Metal (Best dissolved in HCl / HNO3); Oxide (Soluble in mineral acids); Ores (Carbonate fusion in Pt0 followed by HCl dissolution); Organic Matrices (Sulfuric/peroxide digestion or dry ash and dissolution in dilute HCl).

Atomic Spectroscopic Information (ICP-OES D.L.s are given as radial/axial view):

Technique/Line	Estimated D.L.	Order	Interferences (underlined indicates severe)
ICP-MS 115 amu	1 ppt	n/a	115Sn, 99Ru16O
ICP-OES 158.583 nm	0.05 / 0.002 µg/mL	1	
ICP-OES 230.606 nm	0.1 / 0.03 µg/mL	1	Ni, Os
ICP-OES 325.609 nm	0.2 / 0.05 µg/mL	1	Mn, Mo, Th

8.0 HAZARDOUS INFORMATION

- Please refer to the Safety Data Sheet for information regarding this CRM/RM.

9.0 HOMOGENEITY

- This solution was mixed according to an in-house procedure and is guaranteed to be homogeneous. Homogeneity data indicate that the end user should take a minimum sample size of 0.2 mL to assure homogeneity.

10.0 QUALITY STANDARD DOCUMENTATION

10.1 ISO 9001 Quality Management System Registration

- QSR Certificate Number QSR-1034

10.2 ISO/IEC 17025 "General Requirements for the Competence of Testing and Calibration Laboratories"

- Chemical Testing - Accredited / A2LA Certificate Number 883.01

10.3 ISO 17034 "General Requirements for the Competence of Reference Material Producers"

- Reference Material Producer - Accredited / A2LA Certificate Number 883.02

Inorganic Ventures, 300 Technology Drive, Christiansburg, Va. 24073, USA; Telephone: 800.669.6799; 540.585.3030; Fax: 540.585.3012; inorganicventures.com; info@inorganicventures.com

11.0 CERTIFICATION, LOT EXPIRATION AND PERIOD OF VALIDITY

11.1 Certification Issue Date

May 29, 2020

- The certification is valid within the measurement uncertainty specified provided the CRM/RM is stored and handled in accordance with instructions given in Sec 7.1. This certification is nullified if instructions in Sec 7.1 are not followed or if the CRM/RM is damaged, contaminated, or otherwise modified.

11.2 Lot Expiration Date

- May 29, 2024

- The date after which this CRM/RM should not be used.

- The lot expiration date reflects the period of time that the stability of a CRM/RM can be supported by long term stability studies conducted on properly stored and handled CRM/RMs. Lot expiration is limited primarily by transpiration (loss of water from the solution) and infrequently by chemical stability.

11.3 Period of Validity

- Sealed TCT Bag Open Date: _____

- This CRM/RM should not be used longer than one year (or six months in the case of a 30 mL bottle) from the date of opening the aluminized bag or after the date given in Sec. 11.2, whichever comes first. This is contingent upon the CRM/RM being stored and handled in accordance with the instructions given in Sec. 7.1.

12.0 NAMES AND SIGNATURES OF CERTIFYING OFFICERS

Certificate Approved By:

Michael Booth
Manager, Quality Control

Michael L Booth

Certifying Officer:

Paul Gaines
CEO, Senior Technical Director

Paul R Gaines

SCP SCIENCE

Providing Innovative Solutions to Analytical Chemists

Certificate of Analysis

1.0 DESCRIPTION:

***Plasma*CAL ICP/ICPMS Standard - Bismuth 1000 µg/ml**

Catalogue Number: 140-051-830/-831/-835

Starting Material: Bismuth Metal 99.99+%

Lot Number: **S210302013**

Matrix: 4% HNO_3 (See Section 3 for actual matrix)

Expiration Date (End of month): **March 2023** (or 15 months after bottle is opened, whichever comes first)

Bi

2.0 CERTIFIED VALUES AND ASSOCIATED UNCERTAINTY:

Certified Concentration: **1002 µg/ml +/- 4 µg/ml**

982 µg/g +/- 4 µg/g

Method of analysis: Inductively Coupled Plasma Atomic Emission Spectroscopy (ICP-AES)

Traceability: NIST Standard Reference Material 3106 Lot: **180815**

Note: The uncertainty of the certified value has been calculated from applicable uncertainty contributors (u_i) including uncertainty established during characterization of the material (u_{char}), the between bottle variation (u_{bb}), short-term stability (u_{sts}) and long-term stability (u_{lts}) according to the model $u_c = \sqrt{(u_{char}^2 + u_{bb}^2 + u_{sts}^2 + u_{lts}^2)}$. This combined uncertainty has been further multiplied by a coverage factor (k) of 2 to provide a 95% confidence interval.

ID #: 14230
Opened:
PlasmaCal Standard Bismuth
Expires: 3/31/2023
Rec'd: 9/1/2021
Energy Laboratories Inc 1120 So. 27th Street
Billings MT 59107

3.0 REFERENCE VALUES:

Density: **1.020 g/ml @ 23.4 °C**

Actual Matrix: **4.0% (v/v) HNO_3**

Trace Metal Impurities as tested by ICP-MS:

Element	Conc. (ppm)	Element	Conc. (ppm)	Element	Conc. (ppm)	Element	Conc. (ppm)
Ag	<0.0010	Fe	<0.0090	Nd	<0.0010	Sn	<0.0010
Al	**0.0042**	Ga	<0.0010	Ni	<0.0010	Sr	<0.0025
As	<0.0010	Gd	<0.0010	Os	<0.0010	Ta	<0.0010
Au	<0.0010	Ge	<0.0010	P	<0.0026	Tb	<0.0010
B	<0.0015	Hf	<0.0010	Pb	<0.0010	Te	<0.0010
Ba	<0.0010	Hg	*	Pd	<0.0010	Th	<0.0010
Be	<0.0010	Ho	<0.0010	Pr	<0.0010	Ti	<0.0012
Bi	N/A	In	<0.0010	Pt	<0.0010	Tl	<0.0055
Ca	<0.0135	Ir	<0.0010	Rb	<0.0010	Tm	<0.0010
Cd	<0.0010	K	<0.0120	Re	<0.0010	U	<0.0010
Ce	<0.0010	La	<0.0010	Rh	<0.0010	V	<0.0010
Co	<0.0010	Li	<0.0010	Ru	<0.0010	W	<0.0020
Cr	<0.0010	Lu	<0.0010	S	*	Y	<0.0010
Cs	<0.0010	Mg	<0.0010	Sb	<0.0010	Yb	<0.0010
Cu	<0.0010	Mn	<0.0010	Sc	<0.0010	Zn	<0.0010
Dy	<0.0010	Mo	<0.0010	Se	<0.0010	Zr	<0.0010
Er	<0.0010	Na	<0.0010	Si	<0.1		
Eu	<0.0010	Nb	<0.0010	Sm	<0.0010	*: Not tested	

4.0 APPROVAL AND DATE OF CERTIFICATION:

Certification Approval: Daniel Boisvert, Chemist

Certification Date: March 04, 2021

Daniel Boisvert

ACCREDITED Reference Material Producer CERTIFICATE 2835.01

5.0 INTENDED USE / *UTILISATION PRÉVUE*:

- ICP Standards: For the calibration of, including but not limited to: ICP-AES, ICP-MS, FAAS, GFAA, XRF and DCP. / *Étalons ICP : Pour l'étalonnage d'instruments de mesure tels que: ICP-AES, ICP-MS, FAAS, GFAA, XRF et DCP.*
- AA Standards: For the calibration of Flame (FAAS) and Graphite Furnace (GFAA) Atomic Absorption Spectrometers. / *Étalons AA : Pour l'étalonnage de spectromètres d'absorption atomique flamme (GFAA) et four au graphite (GFAA).*
- Matrix Modifiers: For the optimization of analytical conditions to provide better Graphite Furnace Atomic Absorption (GFAA) instrument response and improved detection limits. / *Modificateur de matrice : Pour l'optimisation des conditions analytiques afin de fournir des meilleurs réponses instrumentales et limites de détection pour SAA four au graphite.*
- pH Standards: For the calibrating pH meters or for other wet chemistry applications. / *Étalons pH : Pour étalonnage de pH mètres et autres applications de chimie humide.*
- Conductivity Standards: For electrolytic conductivity measurement as a calibration standard. / *Étalons de conductivité : Comme étalon pour les mesures de conductivité électrolytiques.*
- IC Standards: for calibration of, but not limited to IC, HPLC, TLC, ISE, IR, NMR, MS, UV/VIS or other wet chemistry applications. / *Étalons IC : Pour étalonnage d'instruments tels que : IC, HPLC, TLC, ISE, IR, NMR, MS, UV/VIS et autres applications de chimie humide.*

For any inquiries, please contact **SCP SCIENCE**. / *Pour toute question, veuillez contacter **SCP SCIENCE**.*

6.0 INSTRUCTIONS FOR USE / *INSTRUCTIONS D'UTILISATION*:

Handling and Storage / Manutention et entreposage: Keep product tightly capped when not in use. The solution should be opened for a minimum amount of time necessary to dispense the amount required. Do not pipet or use directly from container. Do not return unused portions back to container. Store under normal laboratory conditions. Avoid exposure to excessive sources of heat and humidity or direct sunlight. / *Garder les contenants bien fermés lorsque non utilisés. Le contenant devrait être ouvert seulement pour le temps requis afin de prélever la quantité nécessaire. Ne pas pipetter ou utiliser directement du contenant. Ne pas retourner les portions non-utilisées dans le contentant. Conserver dans des conditions normales de laboratoire. Éviter l'exposition à des sources de chaleur et d'humidité excessives ou à l'exposition solaire directe.*

Stability / *Stabilité*: This Standard is guaranteed to be stable and accurate to within the specified uncertainty of measurement up to the unopened expiry date, if sealed, or up to the opened expiry date (when indicated), whichever comes first, provided the solution is kept tightly capped and stored under the indicated storage conditions. Purchasers will be notified of any significant changes resulting in re-certification or withdrawal of the product prior to the expiration date. / *La stabilité et l'exactitude de cet étalon sont garanties d'être à l'intérieur de l'incertitude de mesure, jusqu'à la date d'expiration de la bouteille non-ouverte, si scellée, ou jusqu'à la date d'expiration de la bouteille ouverte (si indiquée), en présumant que le contenant est maintenu fermé et gardé dans les conditions d'entreposage indiquées. Les acheteurs seront avisés dans le cas où il y aura des changements significatifs nécessitant une re-certification ou un rappel du produit avant la date d'expiration.*

7.0 HAZARDOUS INFORMATION / *INFORMATION SUR LES RISQUES POTENTIELS*:

Please refer to the associated Safety Data Sheet (SDS) for information regarding this product (available at www.SCPSCIENCE.com). / *SVP vous référer à la Fiche Signalétique applicable pour de l'information sur ce produit (Disponible à www.SCPSCIENCE.com).*

8.0 HOMOGENEITY / *HOMOGÉNÉITÉ:*

This solution has been blended according to an in-house procedure and its homogeneity is guaranteed to be fit for purpose when a sample size sufficient for the intended method of analysis is used. / *Cette solution a été préparée selon une procédure maison et nous assurons que sa homogénéité est approprié à l'emploi lorsqu'un échantillon suffisant pour la méthode d'analyse prévue est utilisé.*

9.0 TRACEABILITY / *TRAÇABILITÉ*:

This CRM (Certified Reference Material) is traceable to the NIST SRM (Standard Reference Material) indicated in section 2 through an unbroken chain of comparisons. In addition, balances used are regularly calibrated using weights which are traceable to NIST (National Institute of Standards and Technology) or NRC (National Research Council of Canada) standards. All conductivity meters used to analyze this standard have been regularly calibrated using a NIST or NRC traceable Thermometer and standards. All pH meters used to analyze this standard have been regularly calibrated using a NIST or NRC traceable thermometer and pH/MV simulator. / *Ce matériel de référence certifié est traçable au Matériel de Référence Standardisé de NIST indiqué à la section 2 par une chaine de comparaison ininterrompue. De plus, les balances utilisées sont étalonnées régulièrement en utilisant des poids qui sont traçables au NIST (National Institute of Standards and Technology) ou au CRNC (Conseil National de Recherches Canada). Tout conductimètre utilisé afin d'analyser cet étalon a été sujet à un étalonnage périodique utilisant des thermomètres et étalons traçables au NIST ou CNRC. Tout pH mètre utilisé afin d'analyser cet étalon a été sujet à un étalonnage périodique utilisant des thermomètres et un simulateur pH/MV traçables au NIST ou au CNRC.*

10.0 PREPARATION / *PRÉPARATION:*

For the preparation of these solutions, 18 meghom/cm double deionized water, high-purity acids and glassware calibrated to ASTM Class A specifications are used. / *Une eau de 18 meghom/cm doublement déionisé, de l'acide de haute pureté, ainsi que de la verrerie étalonnée afin de satisfaire les spécifications Classe A de ASTM ont été utilisés pour la préparation de cet étalon.*

11.0 QUALITY SYSTEM CERTIFICATIONS / *CERTIFICATIONS DE SYSTÈME QUALITÉ:*

ISO 9001 Certification / *Certification ISO 9001*: This standard was produced in a facility which operates under a **registered** ISO 9001 Quality Management System. Please consult our web site for a copy of the most recent revision of our certificate of registration. / *Cet étalon a été fabriqué dans un laboratoire qui utilise un Système de Gestion de la Qualité **enregistré** à la norme ISO 9001. Veuillez consulter notre site web pour obtenir la version la plus récente de notre certificat d'enregistrement.*

ISO 17025 Accreditation / *Accréditation ISO 17025*: SCP SCIENCE (Corporate Headquarters) operates an ISO 17025 **accredited** laboratory. Please consult our web site for a copy of the most recent revision of our certificate and scope of accreditation. / ***SCP SCIENCE (Siège social)** est **accréditée** ISO 17025. Veuillez consulter notre site web afin d'obtenir la plus récente version de notre certificat d'accréditation ainsi que la portée de notre accréditation.*

ISO 17034 Accreditation / *Accréditation ISO 17034* : SCP SCIENCE (Corporate Headquarters) is an ISO 17034 accredited Reference Material Producer. Please consult our website for a copy of our most recent certificate and scope of accreditation. / ***SCP SCIENCE (Siège social)** est un Fabricant de Matériaux de Référence Accrédité ISO 17034. Veuillez consulter notre site web afin d'obtenir la plus récente version de notre certificat d'accréditation ainsi que la portée de notre accréditation.*

CORPORATE HEADQUARTERS
21800 Clark Graham
Baie D'Urfé (Montréal), Quebec,
H9X 4B6 Canada
Phone: +1 (800) 361-6820
Fax: +1 (800) 253-5549

USA
3rd Party Distribution Center
348 Route 11, Champlain,
N.Y. 12919-4816
Phone: +1 (800) 361-6820
Fax: +1 (800) 253-5549

FRANCE
12 Ave. de Québec, Bat. IRIS
91140, Villebon-sur-Yvette
Phone: +33 (0) 1 69 18 71 17
Fax: +33 (0) 1 60 92 05 67

GERMANY
Alte Marktoberdorfer Straße 14, 87616
Marktoberdorf
Phone: +49 (0) 8342-89560-61
Fax: +49 (0) 8342-89560-69

SCP SCIENCE

Providing Innovative Solutions to Analytical Chemists

Certificate of Analysis

1.0 DESCRIPTION:

PlasmaCAL ICP/ICPMS Standard - Scandium 1000 µg/ml

Catalogue Number: 140-051-210/-211/-215

Starting Material: Scandium(III) Oxide 99.99+%

Lot Number: **S200813011**

Matrix: 4% HNO_3 (See Section 3 for actual matrix)

Expiration Date (End of month): **August 2022** (or 15 months after bottle is opened, whichever comes first)

Sc

2.0 CERTIFIED VALUES AND ASSOCIATED UNCERTAINTY:

Certified Concentration: **999 µg/ml +/- 5 µg/ml**

978 µg/g +/- 5 µg/g

Method of analysis: Inductively Coupled Plasma Atomic Emission Spectroscopy (ICP-AES)

Traceability: NIST Standard Reference Material 3148a Lot: **100701**

Note: The uncertainty of the certified value has been calculated from applicable uncertainty contributors (u_i) including uncertainty established during characterization of the material (u_{char}), the between bottle variation (u_{bb}), short-term stability (u_{sts}) and long-term stability (u_{lts}) according to the model $u_c = \sqrt{(u_{char}^2 + u_{bb}^2 + u_{sts}^2 + u_{lts}^2)}$. This combined uncertainty has been further multiplied by a coverage factor (k) of 2 to provide a 95% confidence interval.

ID #: 13641
Opened:
ICP/ICPMS Standard Scandium
Expires: 8/31/2022
Rec'd: 3/16/2021
Energy Laboratories Inc 1120 So. 27th Street
Billings MT 59107

3.0 REFERENCE VALUES:

Density: **1.022 g/ml @ 22.5 °C**

Actual Matrix: **4.0% (v/v) HNO_3**

Trace Metal Impurities as tested by ICP-AES:

Element	Conc. (ppm)	Element	Conc. (ppm)	Element	Conc. (ppm)	Element	Conc. (ppm)
Ag	<0.0244	Fe	<0.0102	Nd	<0.0319	Sn	<0.1535
Al	<0.0280	Ga	<0.0260	Ni	<0.0139	Sr	<0.0004
As	<0.0105	Gd	<0.0137	Os	*	Ta	<0.0635
Au	<0.0085	Ge	<0.0548	P	<0.0104	Tb	<0.0146
B	<0.0507	Hf	<0.0339	Pb	<0.0492	Te	<0.4025
Ba	<0.0005	Hg	*	Pd	<0.0282	Th	<0.0471
Be	<0.0022	Ho	<0.0065	Pr	<0.1370	Ti	<0.0013
Bi	<0.0156	In	<0.0105	Pt	<0.2665	Tl	<0.5600
Ca	**0.0742**	Ir	<0.0243	Rb	*	Tm	<0.0105
Cd	<0.0048	K	<0.0128	Re	<0.0076	U	<0.2490
Ce	<0.0393	La	<0.0173	Rh	<0.0163	V	<0.0049
Co	<0.0224	Li	<0.0028	Ru	<0.0304	W	<0.0443
Cr	<0.0063	Lu	<0.0021	S	<0.0515	Y	<0.0033
Cs	*	Mg	<0.0009	Sb	<0.0197	Yb	<0.0057
Cu	<0.0200	Mn	<0.0089	Sc	N/A	Zn	<0.0045
Dy	<0.0214	Mo	<0.0229	Se	<0.1245	Zr	**0.1015**
Er	<0.0349	Na	<0.0191	Si	<0.0091		
Eu	<0.0017	Nb	<0.0112	Sm	<0.1105	*: Not tested	

ACCREDITED
Reference Material Producer
CERTIFICATE #2835.01

4.0 APPROVAL AND DATE OF CERTIFICATION:

Certification Approval: Daniel Boisvert, Chemist

Certification Date: August 20, 2020

Daniel Boisvert

5.0 INTENDED USE / *UTILISATION PRÉVUE*:

- ICP Standards: For the calibration of, including but not limited to: ICP-AES, ICP-MS, FAAS, GFAA, XRF and DCP. / *Étalons ICP : Pour l'étalonnage d'instruments de mesure tels que: ICP-AES, ICP-MS, FAAS, GFAA, XRF et DCP.*
- AA Standards: For the calibration of Flame (FAAS) and Graphite Furnace (GFAA) Atomic Absorption Spectrometers. / *Étalons AA : Pour l'étalonnage de spectromètres d'absorption atomique flamme (GFAA) et four au graphite (GFAA).*
- Matrix Modifiers: For the optimization of analytical conditions to provide better Graphite Furnace Atomic Absorption (GFAA) instrument response and improved detection limits. / *Modificateur de matrice : Pour l'optimisation des conditions analytiques afin de fournir des meilleurs réponses instrumentales et limites de détection pour SAA four au graphite.*
- pH Standards: For the calibrating pH meters or for other wet chemistry applications. / *Étalons pH : Pour étalonnage de pH mètres et autres applications de chimie humide.*
- Conductivity Standards: For electrolytic conductivity measurement as a calibration standard. / *Étalons de conductivité : Comme étalon pour les mesures de conductivité électrolytiques.*
- IC Standards: for calibration of, but not limited to IC, HPLC, TLC, ISE, IR, NMR, MS, UV/VIS or other wet chemistry applications. / *Étalons IC : Pour étalonnage d'instruments tels que : IC, HPLC, TLC, ISE, IR, NMR, MS, UV/VIS et autres applications de chimie humide.*

For any inquiries, please contact **SCP SCIENCE**. / *Pour toute question, veuillez contacter **SCP SCIENCE**.*

6.0 INSTRUCTIONS FOR USE / *INSTRUCTIONS D'UTILISATION*:

Handling and Storage / Manutention et entreposage: Keep product tightly capped when not in use. The solution should be opened for a minimum amount of time necessary to dispense the amount required. Do not pipet or use directly from container. Do not return unused portions back to container. Store under normal laboratory conditions. Avoid exposure to excessive sources of heat and humidity or direct sunlight. / *Garder les contenants bien fermés lorsque non utilisés. Le contenant devrait être ouvert seulement pour le temps requis afin de prélever la quantité nécessaire. Ne pas pipetter ou utiliser directement du contenant. Ne pas retourner les portions non-utilisées dans le contentant. Conserver dans des conditions normales de laboratoire. Éviter l'exposition à des sources de chaleur et d'humidité excessives ou à l'exposition solaire directe.*

Stability / *Stabilité*: This Standard is guaranteed to be stable and accurate to within the specified uncertainty of measurement up to the unopened expiry date, if sealed, or up to the opened expiry date (when indicated), whichever comes first, provided the solution is kept tightly capped and stored under the indicated storage conditions. Purchasers will be notified of any significant changes resulting in re-certification or withdrawal of the product prior to the expiration date. / *La stabilité et l'exactitude de cet étalon sont garanties d'être à l'intérieur de l'incertitude de mesure, jusqu'à la date d'expiration de la bouteille non-ouverte, si scellée, ou jusqu'à la date d'expiration de la bouteille ouverte (si indiquée), en présumant que le contenant est maintenu fermé et gardé dans les conditions d'entreposage indiquées. Les acheteurs seront avisés dans le cas où il y aura des changements significatifs nécessitant une re-certification ou un rappel du produit avant la date d'expiration.*

7.0 HAZARDOUS INFORMATION / *INFORMATION SUR LES RISQUES POTENTIELS*:

Please refer to the associated Safety Data Sheet (SDS) for information regarding this product (available at www.SCPSCIENCE.com). / *SVP vous référer à la Fiche Signalétique applicable pour de l'information sur ce produit (Disponible à www.SCPSCIENCE.com).*

8.0 HOMOGENEITY / *HOMOGÉNÉITÉ:*

This solution has been blended according to an in-house procedure and its homogeneity is guaranteed to be fit for purpose when a sample size sufficient for the intended method of analysis is used. / *Cette solution a été préparée selon une procédure maison et nous assurons que sa homogénéité est approprié à l'emploi lorsqu'un échantillon suffisant pour la méthode d'analyse prévue est utilisé.*

9.0 TRACEABILITY / *TRAÇABILITÉ*:

This CRM (Certified Reference Material) is traceable to the NIST SRM (Standard Reference Material) indicated in section 2 through an unbroken chain of comparisons. In addition, balances used are regularly calibrated using weights which are traceable to NIST (National Institute of Standards and Technology) or NRC (National Research Council of Canada) standards. All conductivity meters used to analyze this standard have been regularly calibrated using a NIST or NRC traceable Thermometer and standards. All pH meters used to analyze this standard have been regularly calibrated using a NIST or NRC traceable thermometer and pH/MV simulator. / *Ce matériel de référence certifié est traçable au Matériel de Référence Standardisé de NIST indiqué à la section 2 par une chaine de comparaison ininterrompue. De plus, les balances utilisées sont étalonnées régulièrement en utilisant des poids qui sont traçables au NIST (National Institute of Standards and Technology) ou au CRNC (Conseil National de Recherches Canada). Tout conductimètre utilisé afin d'analyser cet étalon a été sujet à un étalonnage périodique utilisant des thermomètres et étalons traçables au NIST ou CNRC. Tout pH mètre utilisé afin d'analyser cet étalon a été sujet à un étalonnage périodique utilisant des thermomètres et un simulateur pH/MV traçables au NIST ou au CNRC.*

10.0 PREPARATION / *PRÉPARATION:*

For the preparation of these solutions, 18 meghom/cm double deionized water, high-purity acids and glassware calibrated to ASTM Class A specifications are used. / *Une eau de 18 meghom/cm doublement déionisé, de l'acide de haute pureté, ainsi que de la verrerie étalonnée afin de satisfaire les spécifications Classe A de ASTM ont été utilisés pour la préparation de cet étalon.*

11.0 QUALITY SYSTEM CERTIFICATIONS / *CERTIFICATIONS DE SYSTÈME QUALITÉ:*

ISO 9001 Certification / *Certification ISO 9001*: This standard was produced in a facility which operates under a **registered** ISO 9001 Quality Management System. Please consult our web site for a copy of the most recent revision of our certificate of registration. / *Cet étalon a été fabriqué dans un laboratoire qui utilise un Système de Gestion de la Qualité **enregistré** à la norme ISO 9001. Veuillez consulter notre site web pour obtenir la version la plus récente de notre certificat d'enregistrement.*

ISO 17025 Accreditation / *Accréditation ISO 17025*: SCP SCIENCE (Corporate Headquarters) operates an ISO 17025 **accredited** laboratory. Please consult our web site for a copy of the most recent revision of our certificate and scope of accreditation. / ***SCP SCIENCE (Siège social)** est **accréditée** ISO 17025. Veuillez consulter notre site web afin d'obtenir la plus récente version de notre certificat d'accréditation ainsi que la portée de notre accréditation.*

ISO 17034 Accreditation / *Accréditation ISO 17034* : SCP SCIENCE (Corporate Headquarters) is an ISO 17034 accredited Reference Material Producer. Please consult our website for a copy of our most recent certificate and scope of accreditation. / ***SCP SCIENCE (Siège social)** est un Fabricant de Matériaux de Référence Accrédité ISO 17034. Veuillez consulter notre site web afin d'obtenir la plus récente version de notre certificat d'accréditation ainsi que la portée de notre accréditation.*

CORPORATE HEADQUARTERS
21800 Clark Graham
Baie D'Urfé (Montréal), Quebec,
H9X 4B6 Canada
Phone: +1 (800) 361-6820
Fax: +1 (800) 253-5549

USA
3rd Party Distribution Center
348 Route 11, Champlain,
N.Y. 12919-4816

Phone: +1 (800) 361-6820
Fax: +1 (800) 253-5549

FRANCE
12 Ave. de Québec, Bat. IRIS
SILIC 642, 91965
Villebon sur Yvette, France
Phone: +33 (0) 1 69 18 71 17
Fax: +33 (0) 1 60 92 05 67

GERMANY
Alte Marktoberdorfer Straße 14, 87616
Marktoberdorf

Phone: +49 (0) 8342-89560-61
Fax: +49 (0) 8342-89560-69

ID #: 14710
Opened:
ICP/ICPMS Standard Gold
Expires: 12/31/2023
Rec'd: 12/29/2021
Energy Laboratories Inc 1120 So. 27th Street
Billings MT 59107

SCP SCIENCE
Providing Innovative Solutions to Analytical

Certificate of Analysis

1.0 DESCRIPTION:

	***Plasma*CAL ICP/ICPMS Standard - Gold 1000 µg/ml**
Catalogue Number:	140-052-790/-791/-795
Starting Material:	Gold Metal 99.99+%
Lot Number:	**S211129013**
Matrix:	10% HCl (See Section 3 for actual matrix)
Expiration Date (End of month):	**December 2023** (or 15 months after bottle is opened, whichever comes first)

Au

2.0 CERTIFIED VALUES AND ASSOCIATED UNCERTAINTY:

Certified Concentration: **1001 µg/ml +/- 4 µg/ml**
982 µg/g +/- 4 µg/g

Method of analysis: Inductively Coupled Plasma Atomic Emission Spectroscopy (ICP-AES)

Traceability: NIST Standard Reference Material 3121 Lot: **991806**

Note: The uncertainty of the certified value has been calculated from applicable uncertainty contributors (u_i) including uncertainty established during characterization of the material (u_{char}), the between bottle variation (u_{bb}), short-term stability (u_{sts}) and long-term stability (u_{lts}) according to the model $u_c = \sqrt{(u_{char}^2 + u_{bb}^2 + u_{sts}^2 + u_{lts}^2)}$. This combined uncertainty has been further multiplied by a coverage factor (k) of 2 to provide a 95% confidence interval.

3.0 REFERENCE VALUES:

Density: **1.019 g/ml @ 22.4 °C**
Actual Matrix: **10.0% (v/v) HCl**

Trace Metal Impurities as tested by ICP-MS:

Element	Conc. (ppm)	Element	Conc. (ppm)	Element	Conc. (ppm)	Element	Conc. (ppm)
Ag	**0.3851**	Fe	<0.0090	Nd	<0.0010	Sn	<0.0010
Al	**0.0062**	Ga	<0.0010	Ni	<0.0010	Sr	<0.0025
As	<0.0010	Gd	<0.0010	Os	<0.0010	Ta	<0.0010
Au	N/A	Ge	<0.0010	P	<0.0132	Tb	<0.0010
B	<0.0015	Hf	<0.0010	Pb	<0.0010	Te	<0.0010
Ba	<0.0010	Hg	*	Pd	**0.0434**	Th	<0.0010
Be	<0.0010	Ho	<0.0010	Pr	<0.0010	Ti	<0.0012
Bi	<0.0010	In	<0.0010	Pt	**0.0048**	Tl	<0.0011
Ca	<0.0135	Ir	<0.0010	Rb	<0.0010	Tm	<0.0010
Cd	<0.0010	K	**0.0362**	Re	<0.0010	U	<0.0010
Ce	<0.0010	La	<0.0010	Rh	<0.0010	V	<0.0010
Co	<0.0010	Li	<0.0010	Ru	<0.0010	W	<0.0020
Cr	<0.0010	Lu	<0.0010	S	*	Y	<0.0010
Cs	**0.0029**	Mg	<0.0010	Sb	<0.0010	Yb	<0.0010
Cu	**0.0023**	Mn	<0.0010	Sc	<0.0010	Zn	<0.0010
Dy	<0.0010	Mo	<0.0010	Se	<0.01	Zr	<0.0010
Er	<0.0010	Na	**0.0070**	Si	<0.1		
Eu	<0.0010	Nb	<0.0010	Sm	<0.0010	*: Not tested	

4.0 APPROVAL AND DATE OF CERTIFICATION:

Certification Approval: Daniel Boisvert, Chemist
Certification Date: December 10, 2021

Daniel Boisvert

ACCREDITED
Reference Material Producer
CERTIFICATE 2885.01

5.0 INTENDED USE / *UTILISATION PRÉVUE*:

- ICP Standards: For the calibration of, including but not limited to: ICP-AES, ICP-MS, FAAS, GFAA, XRF and DCP. / *Étalons ICP : Pour l'étalonnage d'instruments de mesure tels que: ICP-AES, ICP-MS, FAAS, GFAA, XRF et DCP.*
- AA Standards: For the calibration of Flame (FAAS) and Graphite Furnace (GFAA) Atomic Absorption Spectrometers. / *Étalons AA : Pour l'étalonnage de spectromètres d'absorption atomique flamme (GFAA) et four au graphite (GFAA).*
- Matrix Modifiers: For the optimization of analytical conditions to provide better Graphite Furnace Atomic Absorption (GFAA) instrument response and improved detection limits. / *Modificateur de matrice : Pour l'optimisation des conditions analytiques afin de fournir des meilleurs réponses instrumentales et limites de détection pour SAA four au graphite.*
- pH Standards: For the calibrating pH meters or for other wet chemistry applications. / *Étalons pH : Pour étalonnage de pH mètres et autres applications de chimie humide.*
- Conductivity Standards: For electrolytic conductivity measurement as a calibration standard. / *Étalons de conductivité : Comme étalon pour les mesures de conductivité électrolytiques.*
- IC Standards: for calibration of, but not limited to IC, HPLC, TLC, ISE, IR, NMR, MS, UV/VIS or other wet chemistry applications. / *Étalons IC : Pour étalonnage d'instruments tels que : IC, HPLC, TLC, ISE, IR, NMR, MS, UV/VIS et autres applications de chimie humide.*

For any inquiries, please contact **SCP SCIENCE**. / *Pour toute question, veuillez contacter **SCP SCIENCE**.*

6.0 INSTRUCTIONS FOR USE / *INSTRUCTIONS D'UTILISATION*:

Handling and Storage / Manutention et entreposage: Keep product tightly capped when not in use. The solution should be opened for a minimum amount of time necessary to dispense the amount required. Do not pipet or use directly from container. Do not return unused portions back to container. Store under normal laboratory conditions. Avoid exposure to excessive sources of heat and humidity or direct sunlight. / *Garder les contenants bien fermés lorsque non utilisés. Le contenant devrait être ouvert seulement pour le temps requis afin de prélever la quantité nécessaire. Ne pas pipetter ou utiliser directement du contenant. Ne pas retourner les portions non-utilisées dans le contentant. Conserver dans des conditions normales de laboratoire. Éviter l'exposition à des sources de chaleur et d'humidité excessives ou à l'exposition solaire directe.*

Stability / *Stabilité*: This Standard is guaranteed to be stable and accurate to within the specified uncertainty of measurement up to the unopened expiry date, if sealed, or up to the opened expiry date (when indicated), whichever comes first, provided the solution is kept tightly capped and stored under the indicated storage conditions. Purchasers will be notified of any significant changes resulting in re-certification or withdrawal of the product prior to the expiration date. / *La stabilité et l'exactitude de cet étalon sont garanties d'être à l'intérieur de l'incertitude de mesure, jusqu'à la date d'expiration de la bouteille non-ouverte, si scellée, ou jusqu'à la date d'expiration de la bouteille ouverte (si indiquée), en présumant que le contenant est maintenu fermé et gardé dans les conditions d'entreposage indiquées. Les acheteurs seront avisés dans le cas où il y aura des changements significatifs nécessitant une re-certification ou un rappel du produit avant la date d'expiration.*

7.0 HAZARDOUS INFORMATION / *INFORMATION SUR LES RISQUES POTENTIELS*:

Please refer to the associated Safety Data Sheet (SDS) for information regarding this product (available at www.SCPSCIENCE.com). / *SVP vous référer à la Fiche Signalétique applicable pour de l'information sur ce produit (Disponible à www.SCPSCIENCE.com).*

8.0 HOMOGENEITY / *HOMOGÉNÉITÉ:*

This solution has been blended according to an in-house procedure and its homogeneity is guaranteed to be fit for purpose when a sample size sufficient for the intended method of analysis is used. / *Cette solution a été préparée selon une procédure maison et nous assurons que sa homogénéité est approprié à l'emploi lorsqu'un échantillon suffisant pour la méthode d'analyse prévue est utilisé.*

9.0 TRACEABILITY / *TRAÇABILITÉ*:

This CRM (Certified Reference Material) is traceable to the NIST SRM (Standard Reference Material) indicated in section 2 through an unbroken chain of comparisons. In addition, balances used are regularly calibrated using weights which are traceable to NIST (National Institute of Standards and Technology) or NRC (National Research Council of Canada) standards. All conductivity meters used to analyze this standard have been regularly calibrated using a NIST or NRC traceable Thermometer and standards. All pH meters used to analyze this standard have been regularly calibrated using a NIST or NRC traceable thermometer and pH/MV simulator. / *Ce matériel de référence certifié est traçable au Matériel de Référence Standardisé de NIST indiqué à la section 2 par une chaine de comparaison ininterrompue. De plus, les balances utilisées sont étalonnées régulièrement en utilisant des poids qui sont traçables au NIST (National Institute of Standards and Technology) ou au CRNC (Conseil National de Recherches Canada). Tout conductimètre utilisé afin d'analyser cet étalon a été sujet à un étalonnage périodique utilisant des thermomètres et étalons traçables au NIST ou CNRC. Tout pH mètre utilisé afin d'analyser cet étalon a été sujet à un étalonnage périodique utilisant des thermomètres et un simulateur pH/MV traçables au NIST ou au CNRC.*

10.0 PREPARATION / *PRÉPARATION:*

For the preparation of these solutions, 18 meghom/cm double deionized water, high-purity acids and glassware calibrated to ASTM Class A specifications are used. / *Une eau de 18 meghom/cm doublement déionisé, de l'acide de haute pureté, ainsi que de la verrerie étalonnée afin de satisfaire les spécifications Classe A de ASTM ont été utilisés pour la préparation de cet étalon.*

11.0 QUALITY SYSTEM CERTIFICATIONS / *CERTIFICATIONS DE SYSTÈME QUALITÉ:*

ISO 9001 Certification / *Certification ISO 9001*: This standard was produced in a facility which operates under a **registered** ISO 9001 Quality Management System. Please consult our web site for a copy of the most recent revision of our certificate of registration. / *Cet étalon a été fabriqué dans un laboratoire qui utilise un Système de Gestion de la Qualité **enregistré** à la norme ISO 9001. Veuillez consulter notre site web pour obtenir la version la plus récente de notre certificat d'enregistrement.*

ISO 17025 Accreditation / *Accréditation ISO 17025*: **SCP SCIENCE (Corporate Headquarters)** operates an ISO 17025 **accredited** laboratory. Please consult our web site for a copy of the most recent revision of our certificate and scope of accreditation. / ***SCP SCIENCE (Siège social)** est **accréditée** ISO 17025. Veuillez consulter notre site web afin d'obtenir la plus récente version de notre certificat d'accréditation ainsi que la portée de notre accréditation.*

ISO 17034 Accreditation / *Accréditation ISO 17034* : **SCP SCIENCE (Corporate Headquarters)** is an ISO 17034 accredited Reference Material Producer. Please consult our website for a copy of our most recent certificate and scope of accreditation. / ***SCP SCIENCE (Siège social)** est un Fabricant de Matériaux de Référence Accrédité ISO 17034. Veuillez consulter notre site web afin d'obtenir la plus récente version de notre certificat d'accréditation ainsi que la portée de notre accréditation.*

CORPORATE HEADQUARTERS
21800 Clark Graham
Baie D'Urfé (Montréal), Quebec,
H9X 4B6 Canada
Phone: +1 (800) 361-6820
Fax: +1 (800) 253-5549

USA
3rd Party Distribution Center
348 Route 11, Champlain,
N.Y. 12919-4816
Phone: +1 (800) 361-6820
Fax: +1 (800) 253-5549

FRANCE
12 Ave. de Québec, Bat. IRIS
91140, Villebon-sur-Yvette
Phone: +33 (0) 1 69 18 71 17
Fax: +33 (0) 1 60 92 05 67

GERMANY
Alte Marktoberdorfer Straße 14, 87616
Marktoberdorf
Phone: +49 (0) 8342-89560-61
Fax: +49 (0) 8342-89560-69

PREP BATCH REPORT

Prep Code: **PRP-8011-W** Technician: **Carry L Tran** Prep Start Date: **1/21/2022 7:48:04 AM**

Prep Batch **163129** Prep Temp **NA °C** Batch Units: **ML** Prep End Date: **1/21/2022 3:43:00 PM**

Sample ID	Matrix	pH	Initial Samp Amt	Sol Added	Sol Recovered	Final Vol (mL)	Factor	Balance	Prep Start Date	Prep End Date
MB-163129		6	35	0	0	2.0	0.057		1/21/2022	1/21/2022
Spiked and surrogated by CLT, witnessed by ORR, assisted by ORR, JEM, JMH										
LCS-163129		6	35	0	0	2.0	0.057		1/21/2022	1/21/2022
All samples poured to 35mL using a gravimetrically determined standard made by ORR on 01/21/22. 5mL_19K50667 calibrated/passed on 01/21/2022 prior to the extraction.										
LCS1-163129		6	35	0	0	2.0	0.057	Bal-APX-402	1/21/2022	1/21/2022
Batch unlocked 01/24/2022 to add final sample amounts-SRC.										
CK3-163129		6	35	0	0	2.0	0.057	Bal-APX-402	1/21/2022	1/21/2022
Batch unlocked to fix spike error - CLT 1/25/22										
CK5-163129		6	35	0	0	2.0	0.057	Bal-APX-402	1/21/2022	1/21/2022
Batch unlocked to add comments - CLT 1/25/22 Batch unlocked to add comments - CLT 1/31/22										
B22011131-001H	Ground Water	1	36	0	0	2.0	0.055	Bal-APX-402	1/21/2022	1/21/2022
Vial 1/3. Combined vial and sample weight of 61.78g with cap on. Empty vial weight with cap on 25.67g=36.11g.										
B22011131-001HMS	Ground Water	1	36	0	0	2.0	0.055	Bal-APX-402	1/21/2022	1/21/2022
Vial 2/3. Combined vial and sample weight of 61.81g with cap on. Empty vial weight with cap on 25.66g=36.15g.										
B22011131-001HMSD	Ground Water	1	36	0	0	2.0	0.055	Bal-APX-402	1/21/2022	1/21/2022
Vial 3/3. Combined vial and sample weight of 61.75g with cap on. Empty vial weight with cap on 25.59g=36.16g.										
B22011131-004A	Trip Blank	6	36	0	0	2.0	0.056	Bal-APX-402	1/21/2022	1/21/2022
Vial 1/2. Combined vial and sample weight of 65.32g with cap on. custody seal intact. Empty vial weight with cap on 29.74g= 35.58g.										
B22011132-001H	Ground Water	1	36	0	0	2.0	0.055	Bal-APX-402	1/21/2022	1/21/2022
Vial 1/3. Combined vial and sample weight of 61.86g with cap on. Empty vial weight with cap on 25.75g=36.11g.										
B22011132-004A	Trip Blank	1	36	0	0	2.0	0.056	Bal-APX-402	1/21/2022	1/21/2022
Vial 1/1. Combined vial and sample weight of 61.87g with cap on. custody seal intact. Empty vial weight with cap on 25.86g=36.01g.Entire sample consumed in extraction.										
B22011133-001H	Ground Water	1	36	0	0	2.0	0.055	Bal-APX-402	1/21/2022	1/21/2022
Vial 1/3. Combined vial and sample weight of 61.83g with cap on. Empty vial weight with cap on 25.68g=36.15g.										
B22011133-004A	Trip Blank	7	36	0	0	2.0	0.056	Bal-APX-402	1/21/2022	1/21/2022
Vial 1/2. Combined vial and sample weight of 66.17g with cap on. custody seal intact. Empty vial weight with cap on 30.49g=35.68g.										

Number	Reagent Name	Exp Date	A
11	Carbon Filter Water	1/1/2023	35mL
14206	pH-indicator Strips 0-14 HC160347	8/26/2026	
14500	40 mL Clear VOA Lot 00081369	11/9/2026	
14543	Hexane EB754	6/4/2023	2mL
14729	Laboratory Fortified Blank Sample Concentrate	2/6/2023	14uL,3
14776	4ML, Amber Vial, 20220118	1/18/2023	

Spk ID	Spike Name	SampType	AmtAdd	Exp Date
NaCl 12/23/21(13	Baked Sodium Chloride	ALL	7g	6/15/2026
PH011922504Su	504.1 Surrogate (0.1ug/mL)MeOH	ALL Except CALs	35uL	3/20/2023
PH011122504C2	504.1 Cal Stock 2(0.07ug/mL) MeOH	CK3	50µL	2/12/2023
PH011122504C3	504.1 Cal Stock 3(0.7ug/mL) MeOH	CK5	20µL	2/12/2023

PREP BATCH REPORT

Prep Code: **PRP-8011-W** Technician: **Carry L Tran** Prep Start Date: **1/21/2022 7:48:04 AM**

Prep Batch **163129** Prep Temp **NA °C** Batch Units: **ML** Prep End Date: **1/21/2022 3:43:00 PM**

Sample ID	Matrix	pH	Initial Samp Amt	Sol Added	Sol Recovered	Final Vol (mL)	Factor	Balance	Prep Start Date	Prep End Date
B22011134-001H	Ground Water	1	36	0	0	2.0	0.056	Bal-APX-402	1/21/2022	1/21/2022
Vial 1/3. Combined vial and sample weight of 61.92g with cap on. Empty vial weight with cap on 26.25g= 35.67g.										
B22011134-005A	Trip Blank	1	36	0	0	2.0	0.056	Bal-APX-402	1/21/2022	1/21/2022
Vial 1/1. Combined vial and sample weight of 61.74g with cap on. custody seal intact. Empty vial weight with cap on 25.85g=35.89g.Entire sample consumed in extraction.										
B22011135-001H	Ground Water	1	36	0	0	2.0	0.055	Bal-APX-402	1/21/2022	1/21/2022
Vial 1/3. Combined vial and sample weight of 61.66g with cap on. Empty vial weight with cap on 25.59g=36.07g.										
B22011135-004A	Trip Blank	7	35	0	0	2.0	0.057	Bal-APX-402	1/21/2022	1/21/2022
Vial 1/2. Combined vial and sample weight of 64.80g with cap on. custody seal intact. Empty vial weight with cap on 29.60g= 35.20g.										
B22011136-001H	Ground Water	1	36	0	0	2.0	0.056	Bal-APX-402	1/21/2022	1/21/2022
Vial 1/3. Combined vial and sample weight of 61.86g with cap on. Empty vial weight with cap on 26.25g=35.61g.										
B22011136-004A	Trip Blank	1	36	0	0	2.0	0.056	Bal-APX-402	1/21/2022	1/21/2022
Vial 1/1. Combined vial and sample weight of 61.67g with cap on. custody seal intact. Empty vial weight with cap on 25.87g=35.80g.Entire sample consumed in extraction.										
B22011137-001H	Ground Water	1	36	0	0	2.0	0.056	Bal-APX-402	1/21/2022	1/21/2022
Vial 1/3. Combined vial and sample weight of 61.64g with cap on. Empty vial weight with cap on 25.70g=35.94g.										
B22011137-004A	Trip Blank	1	36	0	0	2.0	0.055	Bal-APX-402	1/21/2022	1/21/2022
Vial 1/1. Combined vial and sample weight of 61.87g with cap on. custody seal intact. Empty vial weight with cap on 25.79g=36.08g.Entire sample consumed in extraction.										
B22011214-001H	Ground Water	1	36	0	0	2.0	0.055	Bal-APX-402	1/21/2022	1/21/2022
Vial 1/3. Combined vial and sample weight of 62.06g with cap on. Empty vial weight with cap on 25.90g=36.16g.										
B22011214-004A	Trip Blank	1	36	0	0	2.0	0.056	Bal-APX-402	1/21/2022	1/21/2022
Vial 1/1. Combined vial and sample weight of 61.69g with cap on. custody seal intact. Empty vial weight with cap on 25.75g=35.94g.Entire sample consumed in extraction.										
B22011227-001H	Ground Water	1	36	0	0	2.0	0.055	Bal-APX-402	1/21/2022	1/21/2022
Vial 1/3. Combined vial and sample weight of 61.97g with cap on. Empty vial weight with cap on 25.78g=36.19g.										
B22011227-004A	Trip Blank	1	36	0	0	2.0	0.055	Bal-APX-402	1/21/2022	1/21/2022
Vial 1/1. Combined vial and sample weight of 62.03g with cap on. custody seal intact. Empty vial weight with cap on 25.80g=36.23g.Entire sample consumed in extraction.										
B22011228-001H	Ground Water	1	36	0	0	2.0	0.056	Bal-APX-402	1/21/2022	1/21/2022
Vial 1/3. Combined vial and sample weight of 61.88g with cap on. Empty vial weight with cap on 26.09g=35.79g.										
B22011228-004A	Trip Blank	1	36	0	0	2.0	0.056	Bal-APX-402	1/21/2022	1/21/2022
Vial 1/1. Combined vial and sample weight of 61.81g with cap on. custody seal intact. Empty vial weight with cap on 25.84g=35.97g.Entire sample consumed in extraction.										

Number	Reagent Name	Exp Date	A
11	Carbon Filter Water	1/1/2023	35mL
14206	pH-indicator Strips 0-14 HC160347	8/26/2026	
14500	40 mL Clear VOA Lot 00081369	11/9/2026	
14543	Hexane EB754	6/4/2023	2mL
14729	Laboratory Fortified Blank Sample Concentrate	2/6/2023	14uL,3
14776	4ML, Amber Vial, 20220118	1/18/2023	

Spk ID	Spike Name	SampType	AmtAdd	Exp Date
NaCl 12/23/21(13	Baked Sodium Chloride	ALL	7g	6/15/2026
PH011922504Su	504.1 Surrogate (0.1ug/mL)MeOH	ALL Except CALs	35uL	3/20/2023
PH011122504C2	504.1 Cal Stock 2(0.07ug/mL) MeOH	CK3	50µL	2/12/2023
PH011122504C3	504.1 Cal Stock 3(0.7ug/mL) MeOH	CK5	20µL	2/12/2023

PREP BATCH REPORT

Prep Code: **PRP-8011-W** Technician: **Carry L Tran** Prep Start Date: **1/21/2022 7:48:04 AM**

Prep Batch **163129** Prep Temp **NA °C** Batch Units: **ML** Prep End Date: **1/21/2022 3:43:00 PM**

Sample ID	Matrix	pH	Initial Samp Amt	Sol Added	Sol Recovered	Final Vol (mL)	Factor	Balance	Prep Start Date	Prep End Date
LCSA-163129		1	35	0	0	2.0	0.057	Bal-APX-402	1/21/2022	1/21/2022
	Spiked and surrogated by ORR, witnessed by CLT									
LCSB-163129		1	35	0	0	2.0	0.057	Bal-APX-402	1/21/2022	1/21/2022
	Spiked and surrogated by ORR, witnessed by CLT									
LCSC-163129		1	35	0	0	2.0	0.057	Bal-APX-402	1/21/2022	1/21/2022
	Spiked and surrogated by ORR, witnessed by CLT									
LCSD-163129		1	35	0	0	2.0	0.057	Bal-APX-402	1/21/2022	1/21/2022
	Spiked and surrogated by ORR, witnessed by CLT									

Number	Reagent Name	Exp Date	A
11	Carbon Filter Water	1/1/2023	35mL
14206	pH-indicator Strips 0-14 HC160347	8/26/2026	
14500	40 mL Clear VOA Lot 00081369	11/9/2026	
14543	Hexane EB754	6/4/2023	2mL
14729	Laboratory Fortified Blank Sample Concentrate	2/6/2023	14uL,3
14776	4ML, Amber Vial, 20220118	1/18/2023	

Spk ID	Spike Name	SampType	AmtAdd	Exp Date
NaCl 12/23/21(13	Baked Sodium Chloride	ALL	7g	6/15/2026
PH011922504Su	504.1 Surrogate (0.1ug/mL)MeOH	ALL Except CALs	35uL	3/20/2023
PH011122504C2	504.1 Cal Stock 2(0.07ug/mL) MeOH	CK3	50µL	2/12/2023
PH011122504C3	504.1 Cal Stock 3(0.7ug/mL) MeOH	CK5	20µL	2/12/2023

Energy Laboratories Inc

ANALYTICAL RUN Summary

09-Mar-22

Run ID GECD.I_220121A

Run Start Date: 1/21/2022
Analyst: Carry L Tran
Ical:
Column ID: RTX-CLP_0.53
Comments:

Std ID	Std Name	Std Amount	Std Units	Samp Amount	Samp Units	SampType	Expiration Date
SeePrepRecord	Standards Tracked in Prep Batch						2/4/2050

Seq No	Lab ID	Test Code	Sample Typ	File ID	Analysis Date	DF	Batch ID	Prep Date	SPKref	RPDref	pmoist
14994980	CAL1-163128	PST-8011-W	CAL1	GECD.I\G012122\	1/21/2022 4:41:0	1	163128	1/21/2022 7:	0	0	

Analyte	T	Units	RAW	Final	Text	Spike	SPKref	RPDref	MDL	PQL	UQL	%REC	LOW	HIGH	%RPD	Q
1,2-Dibromoethane	A	ug/L	0.00875	0.00872813		0.01	0	0	0.0025835	0.01	0	87%	60	140	0%	
1,1,1,2-Tetrachloroethane	S	ug/L	0.012	0.01197		0.01	0	0	0.0056259	0.02	0	120%	60	140	0%	

Seq No	Lab ID	Test Code	Sample Typ	File ID	Analysis Date	DF	Batch ID	Prep Date	SPKref	RPDref	pmoist
14994981	CAL7-163128	PST-8011-W	CAL7	GECD.I\G012122\	1/21/2022 5:00:4	1	163128	1/21/2022 7:	0	0	

Analyte	T	Units	RAW	Final	Text	Spike	SPKref	RPDref	MDL	PQL	UQL	%REC	LOW	HIGH	%RPD	Q
1,2-Dibromoethane	A	ug/L	0.01979	0.01974053		0.02	0	0	0.0025835	0.01	0	99%	70	130	0%	
1,1,1,2-Tetrachloroethane	S	ug/L	0.01884	0.0187929		0.02	0	0	0.0056259	0.02	0	94%	70	130	0%	

Seq No	Lab ID	Test Code	Sample Typ	File ID	Analysis Date	DF	Batch ID	Prep Date	SPKref	RPDref	pmoist
14994982	CAL2-163128	PST-8011-W	CAL2	GECD.I\G012122\	1/21/2022 5:20:4	1	163128	1/21/2022 7:	0	0	

Analyte	T	Units	RAW	Final	Text	Spike	SPKref	RPDref	MDL	PQL	UQL	%REC	LOW	HIGH	%RPD	Q
1,2-Dibromoethane	A	ug/L	0.05006	0.04993485		0.05	0	0	0.0025835	0.01	0	100%	70	130	0%	
1,1,1,2-Tetrachloroethane	S	ug/L	0.0454	0.0452865		0.05	0	0	0.0056259	0.02	0	91%	70	130	0%	

Seq No	Lab ID	Test Code	Sample Typ	File ID	Analysis Date	DF	Batch ID	Prep Date	SPKref	RPDref	pmoist
14994983	CAL3-163128	PST-8011-W	CAL3	GECD.I\G012122\	1/21/2022 5:40:3	1	163128	1/21/2022 7:	0	0	

Analyte	T	Units	RAW	Final	Text	Spike	SPKref	RPDref	MDL	PQL	UQL	%REC	LOW	HIGH	%RPD	Q
1,2-Dibromoethane	A	ug/L	0.10379	0.10353053		0.1	0	0	0.0025835	0.01	0	104%	70	130	0%	
1,1,1,2-Tetrachloroethane	S	ug/L	0.09144	0.0912114		0.1	0	0	0.0056259	0.02	0	91%	70	130	0%	

Seq No	Lab ID	Test Code	Sample Typ	File ID	Analysis Date	DF	Batch ID	Prep Date	SPKref	RPDref	pmoist
14994984	CAL4-163128	PST-8011-W	CAL4	GECD.I\G012122\	1/21/2022 6:00:3	1	163128	1/21/2022 7:	0	0	

Analyte	T	Units	RAW	Final	Text	Spike	SPKref	RPDref	MDL	PQL	UQL	%REC	LOW	HIGH	%RPD	Q
1,2-Dibromoethane	A	ug/L	0.20224	0.2017344		0.2	0	0	0.0025835	0.01	0	101%	70	130	0%	
1,1,1,2-Tetrachloroethane	S	ug/L	0.19935	0.19885163		0.2	0	0	0.0056259	0.02	0	99%	70	130	0%	

Seq No	Lab ID	Test Code	Sample Typ	File ID	Analysis Date	DF	Batch ID	Prep Date	SPKref	RPDref	pmoist
14994985	CAL5-163128	PST-8011-W	CAL5	GECD.I\G012122\	1/21/2022 6:20:3	1	163128	1/21/2022 7:	0	0	

Analyte	T	Units	RAW	Final	Text	Spike	SPKref	RPDref	MDL	PQL	UQL	%REC	LOW	HIGH	%RPD	Q
1,2-Dibromoethane	A	ug/L	0.39688	0.3958878		0.4	0	0	0.0025835	0.01	0	99%	70	130	0%	
1,1,1,2-Tetrachloroethane	S	ug/L	0.4175	0.41645625		0.4	0	0	0.0056259	0.02	0	104%	70	130	0%	

Seq No	Lab ID	Test Code	Sample Typ	File ID	Analysis Date	DF	Batch ID	Prep Date	SPKref	RPDref	pmoist
14994986	CAL6-163128	PST-8011-W	CAL6	GECD.I\G012122\	1/21/2022 6:40:1	1	163128	1/21/2022 7:	0	0	

Analyte	T	Units	RAW	Final	Text	Spike	SPKref	RPDref	MDL	PQL	UQL	%REC	LOW	HIGH	%RPD	Q
1,2-Dibromoethane	A	ug/L	1.00045	0.99794888		1	0	0	0.0025835	0.01	0	100%	70	130	0%	
1,1,1,2-Tetrachloroethane	S	ug/L	0.99506	0.99257235		1	0	0	0.0056259	0.02	0	99%	70	130	0%	

Seq No	Lab ID	Test Code	Sample Typ	File ID	Analysis Date	DF	Batch ID	Prep Date	SPKref	RPDref	pmoist
14994987	LCS-163128	PST-8011-W	ICV	GECD.I\G012122\	1/21/2022 7:20:0	1	163128	1/21/2022 7:	0	0	

Analyte	T	Units	RAW	Final	Text	Spike	SPKref	RPDref	MDL	PQL	UQL	%REC	LOW	HIGH	%RPD	Q
1,2-Dibromoethane	A	ug/L	0.2361	0.23550975		0.25	0	0	0.0025835	0.01	0	94%	80	80	0%	
1,1,1,2-Tetrachloroethane	S	ug/L	0.09117	0.09094208		0.1	0	0	0.0056259	0.02	0	91%	120	120	0%	

Seq No	Lab ID	Test Code	Sample Typ	File ID	Analysis Date	DF	Batch ID	Prep Date	SPKref	RPDref	pmoist
14994988	CAL3-163128	PST-8011-W	CCV3	GECD.I\G012122\	1/21/2022 7:40:0	1	163128	1/21/2022 7:	0	0	

Analyte	T	Units	RAW	Final	Text	Spike	SPKref	RPDref	MDL	PQL	UQL	%REC	LOW	HIGH	%RPD	Q
1,2-Dibromoethane	A	ug/L	0.10428	0.1040193		0.1	0	0	0.0025835	0.01	0	104%	80	120	0%	
1,1,1,2-Tetrachloroethane	S	ug/L	0.09286	0.09262785		0.1	0	0	0.0056259	0.02	0	93%	80	120	0%	

Seq No	Lab ID	Test Code	Sample Typ	File ID	Analysis Date	DF	Batch ID	Prep Date	SPKref	RPDref	pmoist
14994989	MB-163128	PST-8011-W	MBLK	GECD.I\G012122\	1/21/2022 7:59:5	1	163128	1/21/2022 7:	0	0	

Analyte	T	Units	RAW	Final	Text	Spike	SPKref	RPDref	MDL	PQL	UQL	%REC	LOW	HIGH	%RPD	Q
1,2-Dibromoethane	A	ug/L	0	0		0	0	0	0.0025835	0.005	0	0%	0	0	0%	
1,1,1,2-Tetrachloroethane	S	ug/L	0.09806	0.09781485		0.1	0	0	0.0056259	0.02	0	98%	70	130	0%	

Seq No	Lab ID	Test Code	Sample Typ	File ID	Analysis Date	DF	Batch ID	Prep Date	SPKref	RPDref	pmoist
14994990	LCS-163128	PST-8011-W	LCS-DOD	GECD.I\G012122\	1/21/2022 8:19:5	1	163128	1/21/2022 7:	0	0	

Analyte	T	Units	RAW	Final	Text	Spike	SPKref	RPDref	MDL	PQL	UQL	%REC	LOW	HIGH	%RPD	Q
1,2-Dibromoethane	A	ug/L	0.23569	0.23510078		0.25	0	0	0.0025835	0.01	0	94%	60	140	0%	
1,1,1,2-Tetrachloroethane	S	ug/L	0.09192	0.0916902		0.1	0	0	0.0056259	0.02	0	92%	70	130	0%	

Seq No	Lab ID	Test Code	Sample Typ	File ID	Analysis Date	DF	Batch ID	Prep Date	SPKref	RPDref	pmoist
14994991	LCS1-163128	PST-8011-W	LCS1	GECD.I\G012122\	1/21/2022 8:39:4	1	163128	1/21/2022 7:	0	0	

Analyte	T	Units	RAW	Final	Text	Spike	SPKref	RPDref	MDL	PQL	UQL	%REC	LOW	HIGH	%RPD	Q
1,2-Dibromoethane	A	ug/L	0.1013	0.10104675		0.1	0	0	0.0025835	0.01	0	101%	60	140	0%	
1,1,1,2-Tetrachloroethane	S	ug/L	0.09347	0.09323633		0.1	0	0	0.0056259	0.02	0	93%	70	130	0%	

Seq No	Lab ID	Test Code	Sample Typ	File ID	Analysis Date	DF	Batch ID	Prep Date	SPKref	RPDref	pmoist
14994992	B22011053-001	PST-8011-W	SAMP	GECD.I\G012122\	1/21/2022 9:19:4	1	163128	1/21/2022 7:	0	0	

Analyte	T	Units	RAW	Final	Text	Spike	SPKref	RPDref	MDL	PQL	UQL	%REC	LOW	HIGH	%RPD	Q
1,2-Dibromoethane	A	ug/L	0	0		0	0	0	0.0025382	0.01	0	0%	0	0	0%	
1,1,1,2-Tetrachloroethane	S	ug/L	0.08976	0.0879648		0.098	0	0	0.0055272	0.02	0	90%	70	130	0%	

Seq No	Lab ID	Test Code	Sample Typ	File ID	Analysis Date	DF	Batch ID	Prep Date	SPKref	RPDref	pmoist
14994993	B22011053-002	PST-8011-W	SAMP	GECD.I\G012122\	1/21/2022 9:39:4	1	163128	1/21/2022 7:	0	0	

Analyte	T	Units	RAW	Final	Text	Spike	SPKref	RPDref	MDL	PQL	UQL	%REC	LOW	HIGH	%RPD	Q
1,2-Dibromoethane	A	ug/L	0	0		0	0	0	0.0024929	0.01	0	0%	0	0	0%	
1,1,1,2-Tetrachloroethane	S	ug/L	0.09195	0.08850188		0.097	0	0	0.0054285	0.02	0	91%	70	130	0%	

Seq No	Lab ID	Test Code	Sample Typ	File ID	Analysis Date	DF	Batch ID	Prep Date	SPKref	RPDref	pmoist
14994994	B22011053-003	PST-8011-W	SAMP	GECD.I\G012122\	1/21/2022 9:59:3	1	163128	1/21/2022 7:	0	0	

Analyte	T	Units	RAW	Final	Text	Spike	SPKref	RPDref	MDL	PQL	UQL	%REC	LOW	HIGH	%RPD	Q
1,2-Dibromoethane	A	ug/L	0	0		0	0	0	0.0024929	0.01	0	0%	0	0	0%	
1,1,1,2-Tetrachloroethane	S	ug/L	0.09419	0.09065788		0.096	0	0	0.0054285	0.02	0	94%	70	130	0%	

Seq No	Lab ID	Test Code	Sample Typ	File ID	Analysis Date	DF	Batch ID	Prep Date	SPKref	RPDref	pmoist
14994995	B22011053-004	PST-8011-W	SAMP	GECD.I\G012122\	1/21/2022 10:19:	1	163128	1/21/2022 7:	0	0	

Analyte	T	Units	RAW	Final	Text	Spike	SPKref	RPDref	MDL	PQL	UQL	%REC	LOW	HIGH	%RPD	Q
1,2-Dibromoethane	A	ug/L	0	0		0	0	0	0.0025382	0.01	0	0%	0	0	0%	
1,1,1,2-Tetrachloroethane	S	ug/L	0.11272	0.1104656		0.098	0	0	0.0055272	0.02	0	113%	70	130	0%	

Seq No	Lab ID	Test Code	Sample Typ	File ID	Analysis Date	DF	Batch ID	Prep Date	SPKref	RPDref	pmoist
14994996	B22011124-004	PST-8011-W	SAMP	GECD.I\G012122\	1/21/2022 10:39:	1	163128	1/21/2022 7:	0	0	

Analyte	T	Units	RAW	Final	Text	Spike	SPKref	RPDref	MDL	PQL	UQL	%REC	LOW	HIGH	%RPD	Q
1,2-Dibromoethane	A	ug/L	0	0		0	0	0	0.0025382	0.01	0	0%	0	0	0%	U
1,1,1,2-Tetrachloroethane	S	ug/L	0.10826	0.1060948		0.097	0	0	0.0055272	0.02	0	109%	70	130	0%	

Seq No	Lab ID	Test Code	Sample Typ	File ID	Analysis Date	DF	Batch ID	Prep Date	SPKref	RPDref	pmoist
14994997	B22011125-001	PST-8011-W	SAMP	GECD.I\G012122\	1/21/2022 10:58:	1	163128	1/21/2022 7:	0	0	

Analyte	T	Units	RAW	Final	Text	Spike	SPKref	RPDref	MDL	PQL	UQL	%REC	LOW	HIGH	%RPD	Q
1,2-Dibromoethane	A	ug/L	0	0		0	0	0	0.0024929	0.01	0	0%	0	0	0%	U
1,1,1,2-Tetrachloroethane	S	ug/L	0.09685	0.09321813		0.096	0	0	0.0054285	0.02	0	97%	70	130	0%	

Seq No	Lab ID	Test Code	Sample Typ	File ID	Analysis Date	DF	Batch ID	Prep Date	SPKref	RPDref	pmoist
14994998	B22011125-004	PST-8011-W	SAMP	GECD.I\G012122\	1/21/2022 11:18:	1	163128	1/21/2022 7:	0	0	

Analyte	T	Units	RAW	Final	Text	Spike	SPKref	RPDref	MDL	PQL	UQL	%REC	LOW	HIGH	%RPD	Q
1,2-Dibromoethane	A	ug/L	0	0		0	0	0	0.0025382	0.01	0	0%	0	0	0%	U
1,1,1,2-Tetrachloroethane	S	ug/L	0.09308	0.0912184		0.098	0	0	0.0055272	0.02	0	93%	70	130	0%	

Seq No	Lab ID	Test Code	Sample Typ	File ID	Analysis Date	DF	Batch ID	Prep Date	SPKref	RPDref	pmoist
14994999	B22011124-001	PST-8011-W	SAMP	GECD.I\G012122\	1/21/2022 11:38:	1	163128	1/21/2022 7:	0	0	

Analyte	T	Units	RAW	Final	Text	Spike	SPKref	RPDref	MDL	PQL	UQL	%REC	LOW	HIGH	%RPD	Q
1,2-Dibromoethane	A	ug/L	0	0		0	0	0	0.0024929	0.01	0	0%	0	0	0%	U
1,1,1,2-Tetrachloroethane	S	ug/L	0.09418	0.09064825		0.096	0	0	0.0054285	0.02	0	94%	70	130	0%	

Seq No	Lab ID	Test Code	Sample Typ	File ID	Analysis Date	DF	Batch ID	Prep Date	SPKref	RPDref	pmoist
14995000	B22011124-001	PST-8011-W	MS-DOD	GECD.I\G012122\	1/21/2022 11:58:	1	163128	1/21/2022 7:	1E+07	0	

Analyte	T	Units	RAW	Final	Text	Spike	SPKref	RPDref	MDL	PQL	UQL	%REC	LOW	HIGH	%RPD	Q
1,2-Dibromoethane	A	ug/L	0.24575	0.23653438		0.24	0	0	0.0024929	0.01	0	99%	60	140	0%	
1,1,1,2-Tetrachloroethane	S	ug/L	0.0944	0.09086		0.096	0	0	0.0054285	0.02	0	95%	70	130	0%	

Seq No	Lab ID	Test Code	Sample Typ	File ID	Analysis Date	DF	Batch ID	Prep Date	SPKref	RPDref	pmoist
14995001	B22011124-001	PST-8011-W	MSD-DOD	GECD.I\G012122\	1/22/2022 12:17:	1	163128	1/21/2022 7:	1E+07	1E+07	

Analyte	T	Units	RAW	Final	Text	Spike	SPKref	RPDref	MDL	PQL	UQL	%REC	LOW	HIGH	%RPD	Q
1,2-Dibromoethane	A	ug/L	0.24627	0.2413446		0.245	0	0.2365344	0.0025382	0.01	0	99%	60	140	2%	
1,1,1,2-Tetrachloroethane	S	ug/L	0.0974	0.095452		0.098	0	0	0.0055272	0.02	0	97%	70	130	0%	

Seq No	Lab ID	Test Code	Sample Typ	File ID	Analysis Date	DF	Batch ID	Prep Date	SPKref	RPDref	pmoist
14995002	CAL5-163128	PST-8011-W	CCV4	GECD.I\G012122\	1/22/2022 12:57:	1	163128	1/21/2022 7:	0	0	

Analyte	T	Units	RAW	Final	Text	Spike	SPKref	RPDref	MDL	PQL	UQL	%REC	LOW	HIGH	%RPD	Q
1,2-Dibromoethane	A	ug/L	0.40001	0.39900998		0.4	0	0	0.0025835	0.01	0	100%	80	120	0%	
1,1,1,2-Tetrachloroethane	S	ug/L	0.42234	0.42128415		0.4	0	0	0.0056259	0.02	0	105%	80	120	0%	

Seq No	Lab ID	Test Code	Sample Typ	File ID	Analysis Date	DF	Batch ID	Prep Date	SPKref	RPDref	pmoist
14995003	B22011126-001	PST-8011-W	SAMP	GECD.I\G012122\	1/22/2022 1:37:2	1	163128	1/21/2022 7:	0	0	

Analyte	T	Units	RAW	Final	Text	Spike	SPKref	RPDref	MDL	PQL	UQL	%REC	LOW	HIGH	%RPD	Q
1,2-Dibromoethane	A	ug/L	0	0		0	0	0	0.0025382	0.01	0	0%	0	0	0%	U
1,1,1,2-Tetrachloroethane	S	ug/L	0.09644	0.0945112		0.098	0	0	0.0055272	0.02	0	96%	70	130	0%	

Seq No	Lab ID	Test Code	Sample Typ	File ID	Analysis Date	DF	Batch ID	Prep Date	SPKref	RPDref	pmoist
14995004	B22011126-004	PST-8011-W	SAMP	GECD.I\G012122\	1/22/2022 1:57:0	1	163128	1/21/2022 7:	0	0	

Analyte	T	Units	RAW	Final	Text	Spike	SPKref	RPDref	MDL	PQL	UQL	%REC	LOW	HIGH	%RPD	Q
1,2-Dibromoethane	A	ug/L	0	0		0	0	0	0.0025382	0.01	0	0%	0	0	0%	U
1,1,1,2-Tetrachloroethane	S	ug/L	0.09056	0.0887488		0.097	0	0	0.0055272	0.02	0	91%	70	130	0%	

Seq No	Lab ID	Test Code	Sample Typ	File ID	Analysis Date	DF	Batch ID	Prep Date	SPKref	RPDref	pmoist
14995005	B22011127-001	PST-8011-W	SAMP	GECD.I\G012122\	1/22/2022 2:17:1	1	163128	1/21/2022 7:	0	0	

Analyte	T	Units	RAW	Final	Text	Spike	SPKref	RPDref	MDL	PQL	UQL	%REC	LOW	HIGH	%RPD	Q
1,2-Dibromoethane	A	ug/L	0	0		0	0	0	0.0025382	0.01	0	0%	0	0	0%	U
1,1,1,2-Tetrachloroethane	S	ug/L	0.09123	0.0894054		0.098	0	0	0.0055272	0.02	0	91%	70	130	0%	

Seq No	Lab ID	Test Code	Sample Typ	File ID	Analysis Date	DF	Batch ID	Prep Date	SPKref	RPDref	pmoist
14995006	B22011127-004	PST-8011-W	SAMP	GECD.I\G012122\	1/22/2022 2:37:0	1	163128	1/21/2022 7:	0	0	

Analyte	T	Units	RAW	Final	Text	Spike	SPKref	RPDref	MDL	PQL	UQL	%REC	LOW	HIGH	%RPD	Q
1,2-Dibromoethane	A	ug/L	0	0		0	0	0	0.0025382	0.01	0	0%	0	0	0%	U
1,1,1,2-Tetrachloroethane	S	ug/L	0.09097	0.0891506		0.098	0	0	0.0055272	0.02	0	91%	70	130	0%	

Seq No	Lab ID	Test Code	Sample Typ	File ID	Analysis Date	DF	Batch ID	Prep Date	SPKref	RPDref	pmoist
14995007	B22011128-001	PST-8011-W	SAMP	GECD.I\G012122\	1/22/2022 2:56:5	1	163128	1/21/2022 7:	0	0	

Analyte	T	Units	RAW	Final	Text	Spike	SPKref	RPDref	MDL	PQL	UQL	%REC	LOW	HIGH	%RPD	Q
1,2-Dibromoethane	A	ug/L	0	0		0	0	0	0.0025382	0.01	0	0%	0	0	0%	U
1,1,1,2-Tetrachloroethane	S	ug/L	0.09881	0.0968338		0.097	0	0	0.0055272	0.02	0	100%	70	130	0%	

Seq No	Lab ID	Test Code	Sample Typ	File ID	Analysis Date	DF	Batch ID	Prep Date	SPKref	RPDref	pmoist
14995008	B22011128-004	PST-8011-W	SAMP	GECD.I\G012122\	1/22/2022 3:16:5	1	163128	1/21/2022 7:	0	0	

Analyte	T	Units	RAW	Final	Text	Spike	SPKref	RPDref	MDL	PQL	UQL	%REC	LOW	HIGH	%RPD	Q
1,2-Dibromoethane	A	ug/L	0	0		0	0	0	0.0025382	0.01	0	0%	0	0	0%	U
1,1,1,2-Tetrachloroethane	S	ug/L	0.09652	0.0945896		0.098	0	0	0.0055272	0.02	0	97%	70	130	0%	

Seq No	Lab ID	Test Code	Sample Typ	File ID	Analysis Date	DF	Batch ID	Prep Date	SPKref	RPDref	pmoist
14995009	B22011129-001	PST-8011-W	SAMP	GECD.I\G012122\	1/22/2022 3:36:4	1	163128	1/21/2022 7:	0	0	

Analyte	T	Units	RAW	Final	Text	Spike	SPKref	RPDref	MDL	PQL	UQL	%REC	LOW	HIGH	%RPD	Q
1,2-Dibromoethane	A	ug/L	0	0		0	0	0	0.0025382	0.01	0	0%	0	0	0%	U
1,1,1,2-Tetrachloroethane	S	ug/L	0.09568	0.0937664		0.097	0	0	0.0055272	0.02	0	97%	70	130	0%	

Seq No	Lab ID	Test Code	Sample Typ	File ID	Analysis Date	DF	Batch ID	Prep Date	SPKref	RPDref	pmoist
14995010	B22011129-004	PST-8011-W	SAMP	GECD.I\G012122\	1/22/2022 3:56:3	1	163128	1/21/2022 7:	0	0	

Analyte	T	Units	RAW	Final	Text	Spike	SPKref	RPDref	MDL	PQL	UQL	%REC	LOW	HIGH	%RPD	Q
1,2-Dibromoethane	A	ug/L	0	0		0	0	0	0.0025382	0.01	0	0%	0	0	0%	U
1,1,1,2-Tetrachloroethane	S	ug/L	0.09687	0.0949326		0.097	0	0	0.0055272	0.02	0	98%	70	130	0%	

Seq No	Lab ID	Test Code	Sample Typ	File ID	Analysis Date	DF	Batch ID	Prep Date	SPKref	RPDref	pmoist
14995011	B22011130-001	PST-8011-W	SAMP	GECD.I\G012122\	1/22/2022 4:16:4	1	163128	1/21/2022 7:	0	0	

Analyte	T	Units	RAW	Final	Text	Spike	SPKref	RPDref	MDL	PQL	UQL	%REC	LOW	HIGH	%RPD	Q
1,2-Dibromoethane	A	ug/L	0	0		0	0	0	0.0025382	0.01	0	0%	0	0	0%	U
1,1,1,2-Tetrachloroethane	S	ug/L	0.09271	0.0908558		0.098	0	0	0.0055272	0.02	0	93%	70	130	0%	

Seq No	Lab ID	Test Code	Sample Typ	File ID	Analysis Date	DF	Batch ID	Prep Date	SPKref	RPDref	pmoist
14995012	B22011130-004	PST-8011-W	SAMP	GECD.I\G012122\	1/22/2022 4:36:3	1	163128	1/21/2022 7:	0	0	

Analyte	T	Units	RAW	Final	Text	Spike	SPKref	RPDref	MDL	PQL	UQL	%REC	LOW	HIGH	%RPD	Q
1,2-Dibromoethane	A	ug/L	0	0		0	0	0	0.0025382	0.01	0	0%	0	0	0%	U
1,1,1,2-Tetrachloroethane	S	ug/L	0.09131	0.0894838		0.098	0	0	0.0055272	0.02	0	91%	70	130	0%	

Seq No	Lab ID	Test Code	Sample Typ	File ID	Analysis Date	DF	Batch ID	Prep Date	SPKref	RPDref	pmoist
14995013	CAL3-163128	PST-8011-W	CCV3	GECD.I\G012122\	1/22/2022 5:16:2	1	163128	1/21/2022 7:	0	0	

Analyte	T	Units	RAW	Final	Text	Spike	SPKref	RPDref	MDL	PQL	UQL	%REC	LOW	HIGH	%RPD	Q
1,2-Dibromoethane	A	ug/L	0.09865	0.09840338		0.1	0	0	0.0025835	0.01	0	98%	80	120	0%	
1,1,1,2-Tetrachloroethane	S	ug/L	0.0913	0.09107175		0.1	0	0	0.0056259	0.02	0	91%	80	120	0%	

Seq No	Lab ID	Test Code	Sample Typ	File ID	Analysis Date	DF	Batch ID	Prep Date	SPKref	RPDref	pmoist
14995014	MB-163129	PST-8011-W	MBLK	GECD.I\G012122\	1/22/2022 5:36:2	1	163129	1/21/2022 7:	0	0	

Analyte	T	Units	RAW	Final	Text	Spike	SPKref	RPDref	MDL	PQL	UQL	%REC	LOW	HIGH	%RPD	Q
1,2-Dibromoethane	A	ug/L	0	0		0	0	0	0.0025835	0.005	0	0%	0	0	0%	
1,1,1,2-Tetrachloroethane	S	ug/L	0.09432	0.0940842		0.1	0	0	0.0056259	0.02	0	94%	70	130	0%	

Seq No	Lab ID	Test Code	Sample Typ	File ID	Analysis Date	DF	Batch ID	Prep Date	SPKref	RPDref	pmoist
14995015	LCS-163129	PST-8011-W	LCS-DOD	GECD.I\G012122\	1/22/2022 5:56:2	1	163129	1/21/2022 7:	0	0	

Analyte	T	Units	RAW	Final	Text	Spike	SPKref	RPDref	MDL	PQL	UQL	%REC	LOW	HIGH	%RPD	Q
1,2-Dibromoethane	A	ug/L	0.23668	0.2360883		0.25	0	0	0.0025835	0.01	0	94%	60	140	0%	
1,1,1,2-Tetrachloroethane	S	ug/L	0.09325	0.09301688		0.1	0	0	0.0056259	0.02	0	93%	70	130	0%	

Seq No	Lab ID	Test Code	Sample Typ	File ID	Analysis Date	DF	Batch ID	Prep Date	SPKref	RPDref	pmoist
14995016	LCS1-163129	PST-8011-W	LCS1	GECD.I\G012122\	1/22/2022 6:16:1	1	163129	1/21/2022 7:	0	0	

Analyte	T	Units	RAW	Final	Text	Spike	SPKref	RPDref	MDL	PQL	UQL	%REC	LOW	HIGH	%RPD	Q
1,2-Dibromoethane	A	ug/L	0.10011	0.09985973		0.1	0	0	0.0025835	0.01	0	100%	60	140	0%	
1,1,1,2-Tetrachloroethane	S	ug/L	0.09276	0.0925281		0.1	0	0	0.0056259	0.02	0	93%	70	130	0%	

Seq No	Lab ID	Test Code	Sample Typ	File ID	Analysis Date	DF	Batch ID	Prep Date	SPKref	RPDref	pmoist
14995017	LCSA-163129	PST-8011-W	LCS	GECD.I\G012122\	1/22/2022 6:35:5	1	163129	1/21/2022 1:	0	0	

Analyte	T	Units	RAW	Final	Text	Spike	SPKref	RPDref	MDL	PQL	UQL	%REC	LOW	HIGH	%RPD	Q
1,2-Dibromoethane	A	ug/L	0.23308	0.2324973		0.25	0	0	0.0025835	0.01	0	93%	60	140	0%	
1,1,1,2-Tetrachloroethane	S	ug/L	0.09148	0.0912513		0.1	0	0	0.0056259	0.02	0	91%	70	130	0%	

Seq No	Lab ID	Test Code	Sample Typ	File ID	Analysis Date	DF	Batch ID	Prep Date	SPKref	RPDref	pmoist
14995018	LCSB-163129	PST-8011-W	LCS	GECD.I\G012122\	1/22/2022 6:55:5	1	163129	1/21/2022 1:	0	0	

Analyte	T	Units	RAW	Final	Text	Spike	SPKref	RPDref	MDL	PQL	UQL	%REC	LOW	HIGH	%RPD	Q
1,2-Dibromoethane	A	ug/L	0.23263	0.23204843		0.25	0	0	0.0025835	0.01	0	93%	60	140	0%	
1,1,1,2-Tetrachloroethane	S	ug/L	0.09101	0.09078248		0.1	0	0	0.0056259	0.02	0	91%	70	130	0%	

Seq No	Lab ID	Test Code	Sample Typ	File ID	Analysis Date	DF	Batch ID	Prep Date	SPKref	RPDref	pmoist
14995019	LCSC-163129	PST-8011-W	LCS	GECD.I\G012122\	1/22/2022 7:15:4	1	163129	1/21/2022 1:	0	0	

Analyte	T	Units	RAW	Final	Text	Spike	SPKref	RPDref	MDL	PQL	UQL	%REC	LOW	HIGH	%RPD	Q
1,2-Dibromoethane	A	ug/L	0.23327	0.23268683		0.25	0	0	0.0025835	0.01	0	93%	60	140	0%	
1,1,1,2-Tetrachloroethane	S	ug/L	0.09086	0.09063285		0.1	0	0	0.0056259	0.02	0	91%	70	130	0%	

Seq No	Lab ID	Test Code	Sample Typ	File ID	Analysis Date	DF	Batch ID	Prep Date	SPKref	RPDref	pmoist
14995020	LCSD-163129	PST-8011-W	LCS	GECD.I\G012122\	1/22/2022 7:35:3	1	163129	1/21/2022 1:	0	0	

Analyte	T	Units	RAW	Final	Text	Spike	SPKref	RPDref	MDL	PQL	UQL	%REC	LOW	HIGH	%RPD	Q
1,2-Dibromoethane	A	ug/L	0.23068	0.2301033		0.25	0	0	0.0025835	0.01	0	92%	60	140	0%	
1,1,1,2-Tetrachloroethane	S	ug/L	0.09092	0.0906927		0.1	0	0	0.0056259	0.02	0	91%	70	130	0%	

Seq No	Lab ID	Test Code	Sample Typ	File ID	Analysis Date	DF	Batch ID	Prep Date	SPKref	RPDref	pmoist
14995021	B22011131-004	PST-8011-W	SAMP	GECD.I\G012122\	1/22/2022 8:15:2	1	163129	1/21/2022 7:	0	0	

Analyte	T	Units	RAW	Final	Text	Spike	SPKref	RPDref	MDL	PQL	UQL	%REC	LOW	HIGH	%RPD	Q
1,2-Dibromoethane	A	ug/L	0	0		0	0	0	0.0025382	0.01	0	0%	0	0	0%	U
1,1,1,2-Tetrachloroethane	S	ug/L	0.09326	0.0913948		0.098	0	0	0.0055272	0.02	0	93%	70	130	0%	

Seq No	Lab ID	Test Code	Sample Typ	File ID	Analysis Date	DF	Batch ID	Prep Date	SPKref	RPDref	pmoist
14995022	B22011132-001	PST-8011-W	SAMP	GECD.I\G012122\	1/22/2022 8:35:2	1	163129	1/21/2022 7:	0	0	

Analyte	T	Units	RAW	Final	Text	Spike	SPKref	RPDref	MDL	PQL	UQL	%REC	LOW	HIGH	%RPD	Q
1,2-Dibromoethane	A	ug/L	0	0		0	0	0	0.0024929	0.01	0	0%	0	0	0%	U
1,1,1,2-Tetrachloroethane	S	ug/L	0.09097	0.08755863		0.097	0	0	0.0054285	0.02	0	90%	70	130	0%	

Seq No	Lab ID	Test Code	Sample Typ	File ID	Analysis Date	DF	Batch ID	Prep Date	SPKref	RPDref	pmoist
14995023	B22011132-004	PST-8011-W	SAMP	GECD.I\G012122\	1/22/2022 8:55:1	1	163129	1/21/2022 7:	0	0	

Analyte	T	Units	RAW	Final	Text	Spike	SPKref	RPDref	MDL	PQL	UQL	%REC	LOW	HIGH	%RPD	Q
1,2-Dibromoethane	A	ug/L	0	0		0	0	0	0.0025382	0.01	0	0%	0	0	0%	U
1,1,1,2-Tetrachloroethane	S	ug/L	0.08939	0.0876022		0.097	0	0	0.0055272	0.02	0	90%	70	130	0%	

Seq No	Lab ID	Test Code	Sample Typ	File ID	Analysis Date	DF	Batch ID	Prep Date	SPKref	RPDref	pmoist
14995024	B22011133-001	PST-8011-W	SAMP	GECD.I\G012122\	1/22/2022 9:15:0	1	163129	1/21/2022 7:	0	0	

Analyte	T	Units	RAW	Final	Text	Spike	SPKref	RPDref	MDL	PQL	UQL	%REC	LOW	HIGH	%RPD	Q
1,2-Dibromoethane	A	ug/L	0	0		0	0	0	0.0024929	0.01	0	0%	0	0	0%	U
1,1,1,2-Tetrachloroethane	S	ug/L	0.09344	0.089936		0.097	0	0	0.0054285	0.02	0	93%	70	130	0%	

Seq No	Lab ID	Test Code	Sample Typ	File ID	Analysis Date	DF	Batch ID	Prep Date	SPKref	RPDref	pmoist
14995026	B22011133-004	PST-8011-W	SAMP	GECD.I\G012122\	1/22/2022 9:34:5	1	163129	1/21/2022 7:	0	0	

Analyte	T	Units	RAW	Final	Text	Spike	SPKref	RPDref	MDL	PQL	UQL	%REC	LOW	HIGH	%RPD	Q
1,2-Dibromoethane	A	ug/L	0	0		0	0	0	0.0025382	0.01	0	0%	0	0	0%	U
1,1,1,2-Tetrachloroethane	S	ug/L	0.09069	0.0888762		0.098	0	0	0.0055272	0.02	0	91%	70	130	0%	

Seq No	Lab ID	Test Code	Sample Typ	File ID	Analysis Date	DF	Batch ID	Prep Date	SPKref	RPDref	pmoist
14995027	B22011134-001	PST-8011-W	SAMP	GECD.I\G012122\	1/22/2022 9:55:0	1	163129	1/21/2022 7:	0	0	

Analyte	T	Units	RAW	Final	Text	Spike	SPKref	RPDref	MDL	PQL	UQL	%REC	LOW	HIGH	%RPD	Q
1,2-Dibromoethane	A	ug/L	0	0		0	0	0	0.0025382	0.01	0	0%	0	0	0%	U
1,1,1,2-Tetrachloroethane	S	ug/L	0.09104	0.0892192		0.098	0	0	0.0055272	0.02	0	91%	70	130	0%	

Seq No	Lab ID	Test Code	Sample Typ	File ID	Analysis Date	DF	Batch ID	Prep Date	SPKref	RPDref	pmoist
14995028	B22011134-005	PST-8011-W	SAMP	GECD.I\G012122\	1/22/2022 10:15:	1	163129	1/21/2022 7:	0	0	

Analyte	T	Units	RAW	Final	Text	Spike	SPKref	RPDref	MDL	PQL	UQL	%REC	LOW	HIGH	%RPD	Q
1,2-Dibromoethane	A	ug/L	0	0		0	0	0	0.0025382	0.01	0	0%	0	0	0%	U
1,1,1,2-Tetrachloroethane	S	ug/L	0.08912	0.0873376		0.098	0	0	0.0055272	0.02	0	89%	70	130	0%	

Seq No	Lab ID	Test Code	Sample Typ	File ID	Analysis Date	DF	Batch ID	Prep Date	SPKref	RPDref	pmoist
14995029	B22011131-001	PST-8011-W	SAMP	GECD.I\G012122\	1/22/2022 10:35:	1	163129	1/21/2022 7:	0	0	

Analyte	T	Units	RAW	Final	Text	Spike	SPKref	RPDref	MDL	PQL	UQL	%REC	LOW	HIGH	%RPD	Q
1,2-Dibromoethane	A	ug/L	0	0		0	0	0	0.0024929	0.01	0	0%	0	0	0%	U
1,1,1,2-Tetrachloroethane	S	ug/L	0.09012	0.0867405		0.097	0	0	0.0054285	0.02	0	89%	70	130	0%	

Seq No	Lab ID	Test Code	Sample Typ	File ID	Analysis Date	DF	Batch ID	Prep Date	SPKref	RPDref	pmoist
14995030	B22011131-001	PST-8011-W	MS-DOD	GECD.I\G012122\	1/22/2022 10:55:	1	163129	1/21/2022 7:	1E+07	0	

Analyte	T	Units	RAW	Final	Text	Spike	SPKref	RPDref	MDL	PQL	UQL	%REC	LOW	HIGH	%RPD	Q
1,2-Dibromoethane	A	ug/L	0.23509	0.22627413		0.2425	0	0	0.0024929	0.01	0	93%	60	140	0%	
1,1,1,2-Tetrachloroethane	S	ug/L	0.08866	0.08533525		0.097	0	0	0.0054285	0.02	0	88%	70	130	0%	

Seq No	Lab ID	Test Code	Sample Typ	File ID	Analysis Date	DF	Batch ID	Prep Date	SPKref	RPDref	pmoist
14995031	B22011131-001	PST-8011-W	MSD-DOD	GECD.I\G012122\	1/22/2022 11:15:	1	163129	1/21/2022 7:	1E+07	1E+07	

Analyte	T	Units	RAW	Final	Text	Spike	SPKref	RPDref	MDL	PQL	UQL	%REC	LOW	HIGH	%RPD	Q
1,2-Dibromoethane	A	ug/L	0.23141	0.22273213		0.2425	0	0.2262741	0.0024929	0.01	0	92%	60	140	2%	
1,1,1,2-Tetrachloroethane	S	ug/L	0.09176	0.088319		0.097	0	0	0.0054285	0.02	0	91%	70	130	0%	

Seq No	Lab ID	Test Code	Sample Typ	File ID	Analysis Date	DF	Batch ID	Prep Date	SPKref	RPDref	pmoist
14995032	CK5-163129	PST-8011-W	CCV4	GECD.I\G012122\	1/22/2022 11:55:	1	163129	1/21/2022 7:	0	0	

Analyte	T	Units	RAW	Final	Text	Spike	SPKref	RPDref	MDL	PQL	UQL	%REC	LOW	HIGH	%RPD	Q
1,2-Dibromoethane	A	ug/L	0.38682	0.38585295		0.4	0	0	0.0025835	0.01	0	96%	80	120	0%	
1,1,1,2-Tetrachloroethane	S	ug/L	0.41591	0.41487023		0.4	0	0	0.0056259	0.02	0	104%	80	120	0%	

Seq No	Lab ID	Test Code	Sample Typ	File ID	Analysis Date	DF	Batch ID	Prep Date	SPKref	RPDref	pmoist
14995033	B22011135-001	PST-8011-W	SAMP	GECD.I\G012122\	1/22/2022 12:34:	1	163129	1/21/2022 7:	0	0	

Analyte	T	Units	RAW	Final	Text	Spike	SPKref	RPDref	MDL	PQL	UQL	%REC	LOW	HIGH	%RPD	Q
1,2-Dibromoethane	A	ug/L	0	0		0	0	0	0.0024929	0.01	0	0%	0	0	0%	U
1,1,1,2-Tetrachloroethane	S	ug/L	0.09273	0.08925263		0.097	0	0	0.0054285	0.02	0	92%	70	130	0%	

Seq No	Lab ID	Test Code	Sample Typ	File ID	Analysis Date	DF	Batch ID	Prep Date	SPKref	RPDref	pmoist
14995034	B22011135-004	PST-8011-W	SAMP	GECD.I\G012122\	1/22/2022 12:54:	1	163129	1/21/2022 7:	0	0	

Analyte	T	Units	RAW	Final	Text	Spike	SPKref	RPDref	MDL	PQL	UQL	%REC	LOW	HIGH	%RPD	Q
1,2-Dibromoethane	A	ug/L	0	0		0	0	0	0.0025835	0.01	0	0%	0	0	0%	U
1,1,1,2-Tetrachloroethane	S	ug/L	0.09226	0.09202935		0.099	0	0	0.0056259	0.02	0	93%	70	130	0%	

Seq No	Lab ID	Test Code	Sample Typ	File ID	Analysis Date	DF	Batch ID	Prep Date	SPKref	RPDref	pmoist
14995035	B22011136-001	PST-8011-W	SAMP	GECD.I\G012122\	1/22/2022 1:14:4	1	163129	1/21/2022 7:	0	0	

Analyte	T	Units	RAW	Final	Text	Spike	SPKref	RPDref	MDL	PQL	UQL	%REC	LOW	HIGH	%RPD	Q
1,2-Dibromoethane	A	ug/L	0	0		0	0	0	0.0025382	0.01	0	0%	0	0	0%	U
1,1,1,2-Tetrachloroethane	S	ug/L	0.08966	0.0878668		0.098	0	0	0.0055272	0.02	0	90%	70	130	0%	

Seq No	Lab ID	Test Code	Sample Typ	File ID	Analysis Date	DF	Batch ID	Prep Date	SPKref	RPDref	pmoist
14995037	B22011136-004	PST-8011-W	SAMP	GECD.I\G012122\	1/22/2022 1:34:4	1	163129	1/21/2022 7:	0	0	

Analyte	T	Units	RAW	Final	Text	Spike	SPKref	RPDref	MDL	PQL	UQL	%REC	LOW	HIGH	%RPD	Q
1,2-Dibromoethane	A	ug/L	0	0		0	0	0	0.0025382	0.01	0	0%	0	0	0%	U
1,1,1,2-Tetrachloroethane	S	ug/L	0.09275	0.090895		0.098	0	0	0.0055272	0.02	0	93%	70	130	0%	

Seq No	Lab ID	Test Code	Sample Typ	File ID	Analysis Date	DF	Batch ID	Prep Date	SPKref	RPDref	pmoist
14995038	B22011137-001	PST-8011-W	SAMP	GECD.I\G012122\	1/22/2022 1:54:1	1	163129	1/21/2022 7:	0	0	

Analyte	T	Units	RAW	Final	Text	Spike	SPKref	RPDref	MDL	PQL	UQL	%REC	LOW	HIGH	%RPD	Q
1,2-Dibromoethane	A	ug/L	0	0		0	0	0	0.0025382	0.01	0	0%	0	0	0%	U
1,1,1,2-Tetrachloroethane	S	ug/L	0.09426	0.0923748		0.097	0	0	0.0055272	0.02	0	95%	70	130	0%	

Seq No	Lab ID	Test Code	Sample Typ	File ID	Analysis Date	DF	Batch ID	Prep Date	SPKref	RPDref	pmoist
14995040	B22011137-004	PST-8011-W	SAMP	GECD.I\G012122\	1/22/2022 2:14:2	1	163129	1/21/2022 7:	0	0	

Analyte	T	Units	RAW	Final	Text	Spike	SPKref	RPDref	MDL	PQL	UQL	%REC	LOW	HIGH	%RPD	Q
1,2-Dibromoethane	A	ug/L	0	0		0	0	0	0.0024929	0.01	0	0%	0	0	0%	U
1,1,1,2-Tetrachloroethane	S	ug/L	0.0921	0.08864625		0.097	0	0	0.0054285	0.02	0	91%	70	130	0%	

Seq No	Lab ID	Test Code	Sample Typ	File ID	Analysis Date	DF	Batch ID	Prep Date	SPKref	RPDref	pmoist
14995042	B22011214-001	PST-8011-W	SAMP	GECD.I\G012122\	1/22/2022 2:34:1	1	163129	1/21/2022 7:	0	0	

Analyte	T	Units	RAW	Final	Text	Spike	SPKref	RPDref	MDL	PQL	UQL	%REC	LOW	HIGH	%RPD	Q
1,2-Dibromoethane	A	ug/L	0	0		0	0	0	0.0024929	0.01	0	0%	0	0	0%	U
1,1,1,2-Tetrachloroethane	S	ug/L	0.09145	0.08802063		0.097	0	0	0.0054285	0.02	0	91%	70	130	0%	

Seq No	Lab ID	Test Code	Sample Typ	File ID	Analysis Date	DF	Batch ID	Prep Date	SPKref	RPDref	pmoist
14995047	B22011214-004	PST-8011-W	SAMP	GECD.I\G012122\	1/22/2022 2:54:2	1	163129	1/21/2022 7:	0	0	

Analyte	T	Units	RAW	Final	Text	Spike	SPKref	RPDref	MDL	PQL	UQL	%REC	LOW	HIGH	%RPD	Q
1,2-Dibromoethane	A	ug/L	0	0		0	0	0	0.0025382	0.01	0	0%	0	0	0%	U
1,1,1,2-Tetrachloroethane	S	ug/L	0.09281	0.0909538		0.097	0	0	0.0055272	0.02	0	94%	70	130	0%	

Seq No	Lab ID	Test Code	Sample Typ	File ID	Analysis Date	DF	Batch ID	Prep Date	SPKref	RPDref	pmoist
14995056	B22011227-001	PST-8011-W	SAMP	GECD.I\G012122\	1/22/2022 3:53:4	1	163129	1/21/2022 7:	0	0	

Analyte	T	Units	RAW	Final	Text	Spike	SPKref	RPDref	MDL	PQL	UQL	%REC	LOW	HIGH	%RPD	Q
1,2-Dibromoethane	A	ug/L	0	0		0	0	0	0.0024929	0.01	0	0%	0	0	0%	U
1,1,1,2-Tetrachloroethane	S	ug/L	0.09226	0.08880025		0.097	0	0	0.0054285	0.02	0	92%	70	130	0%	

Seq No	Lab ID	Test Code	Sample Typ	File ID	Analysis Date	DF	Batch ID	Prep Date	SPKref	RPDref	pmoist
14995060	B22011227-004	PST-8011-W	SAMP	GECD.I\G012122\	1/22/2022 4:13:3	1	163129	1/21/2022 7:	0	0	

Analyte	T	Units	RAW	Final	Text	Spike	SPKref	RPDref	MDL	PQL	UQL	%REC	LOW	HIGH	%RPD	Q
1,2-Dibromoethane	A	ug/L	0	0		0	0	0	0.0024929	0.01	0	0%	0	0	0%	U
1,1,1,2-Tetrachloroethane	S	ug/L	0.09315	0.08965688		0.097	0	0	0.0054285	0.02	0	92%	70	130	0%	

Seq No	Lab ID	Test Code	Sample Typ	File ID	Analysis Date	DF	Batch ID	Prep Date	SPKref	RPDref	pmoist
14995061	CK3-163129	PST-8011-W	CCV3	GECD.I\G012122\	1/22/2022 4:53:3	1	163129	1/21/2022 7:	0	0	

Analyte	T	Units	RAW	Final	Text	Spike	SPKref	RPDref	MDL	PQL	UQL	%REC	LOW	HIGH	%RPD	Q
1,2-Dibromoethane	A	ug/L	0.10112	0.1008672		0.1	0	0	0.0025835	0.01	0	101%	80	120	0%	
1,1,1,2-Tetrachloroethane	S	ug/L	0.08986	0.08963535		0.1	0	0	0.0056259	0.02	0	90%	80	120	0%	

Seq No	Lab ID	Test Code	Sample Typ	File ID	Analysis Date	DF	Batch ID	Prep Date	SPKref	RPDref	pmoist
14995062	B22011228-001	PST-8011-W	SAMP	GECD.I\G012122\	1/22/2022 5:13:5	1	163129	1/21/2022 7:	0	0	

Analyte	T	Units	RAW	Final	Text	Spike	SPKref	RPDref	MDL	PQL	UQL	%REC	LOW	HIGH	%RPD	Q
1,2-Dibromoethane	A	ug/L	0	0		0	0	0	0.0025382	0.01	0	0%	0	0	0%	U
1,1,1,2-Tetrachloroethane	S	ug/L	0.08763	0.0858774		0.098	0	0	0.0055272	0.02	0	88%	70	130	0%	

Seq No	Lab ID	Test Code	Sample Typ	File ID	Analysis Date	DF	Batch ID	Prep Date	SPKref	RPDref	pmoist
14995063	B22011228-004	PST-8011-W	SAMP	GECD.I\G012122\	1/22/2022 5:33:2	1	163129	1/21/2022 7:	0	0	

Analyte	T	Units	RAW	Final	Text	Spike	SPKref	RPDref	MDL	PQL	UQL	%REC	LOW	HIGH	%RPD	Q
1,2-Dibromoethane	A	ug/L	0	0		0	0	0	0.0025382	0.01	0	0%	0	0	0%	U
1,1,1,2-Tetrachloroethane	S	ug/L	0.09155	0.089719		0.097	0	0	0.0055272	0.02	0	92%	70	130	0%	

Seq No	Lab ID	Test Code	Sample Typ	File ID	Analysis Date	DF	Batch ID	Prep Date	SPKref	RPDref	pmoist
14995064	CK5-163129	PST-8011-W	CCV4	GECD.I\G012122\	1/22/2022 6:13:3	1	163129	1/21/2022 7:	0	0	

Analyte	T	Units	RAW	Final	Text	Spike	SPKref	RPDref	MDL	PQL	UQL	%REC	LOW	HIGH	%RPD	Q
1,2-Dibromoethane	A	ug/L	0.39428	0.3932943		0.4	0	0	0.0025835	0.01	0	98%	80	120	0%	
1,1,1,2-Tetrachloroethane	S	ug/L	0.42311	0.42205223		0.4	0	0	0.0056259	0.02	0	106%	80	120	0%	

Write Sequence | Insert Entries(Have the first cell for entrie

Data File	Sample Name
G:\org\GECD.i\G012122.b\G0121_001	CAL2-163100 ;
G:\org\GECD.i\G012122.b\G0121_002	MB-163100 ;
G:\org\GECD.i\G012122.b\G0121_003	LCS-163100 ;
G:\org\GECD.i\G012122.b\G0121_004	LCSDUP-163100 ;
G:\org\GECD.i\G012122.b\G0121_005	LCSA-163100 ;
G:\org\GECD.i\G012122.b\G0121_006	LCSB-163100 ;
G:\org\GECD.i\G012122.b\G0121_007	LCSC-163100 ;
G:\org\GECD.i\G012122.b\G0121_008	LCSD-163100 ;
G:\org\GECD.i\G012122.b\G0121_009	MDL-163100 ;
G:\org\GECD.i\G012122.b\G0121_010	Hexane;;
G:\org\GECD.i\G012122.b\G0121_011	B22011034-001E ;$PST-504-W-DW,
G:\org\GECD.i\G012122.b\G0121_012	B22011172-001O ;$PST-504-W-DW,
G:\org\GECD.i\G012122.b\G0121_013	B22011297-001D ;$PST-504-W-DW,
G:\org\GECD.i\G012122.b\G0121_014	B22011298-001D ;$PST-504-W-DW,
G:\org\GECD.i\G012122.b\G0121_015	B22011304-001D ;$PST-504-W-DW,
G:\org\GECD.i\G012122.b\G0121_016	B22011308-001F ;$PST-504-W-DW,
G:\org\GECD.i\G012122.b\G0121_017	B22010817-001A ;$PST-504-W-DW,
G:\org\GECD.i\G012122.b\G0121_018	B22010817-001AMS ;$PST-504-W-DW,
G:\org\GECD.i\G012122.b\G0121_019	Hexane;;
G:\org\GECD.i\G012122.b\G0121_020	CAL4-163100 ;
G:\org\GECD.i\G012122.b\G0121_021	Hexane;;
G:\org\GECD.i\G012122.b\G0121_022	CAL1-163128 ;
G:\org\GECD.i\G012122.b\G0121_023	CAL7-163128 ;
G:\org\GECD.i\G012122.b\G0121_024	CAL2-163128 ;
G:\org\GECD.i\G012122.b\G0121_025	CAL3-163128 ;
G:\org\GECD.i\G012122.b\G0121_026	CAL4-163128 ;
G:\org\GECD.i\G012122.b\G0121_027	CAL5-163128 ;
G:\org\GECD.i\G012122.b\G0121_028	CAL6-163128 ;
G:\org\GECD.i\G012122.b\G0121_029	Hexane;;
G:\org\GECD.i\G012122.b\G0121_030	LCS-163128 ;
G:\org\GECD.i\G012122.b\G0121_031	CAL3-163128 ;
G:\org\GECD.i\G012122.b\G0121_032	MB-163128 ;
G:\org\GECD.i\G012122.b\G0121_033	LCS-163128 ;
G:\org\GECD.i\G012122.b\G0121_034	LCS1-163128 ;
G:\org\GECD.i\G012122.b\G0121_035	Hexane;;
G:\org\GECD.i\G012122.b\G0121_036	B22011053-001A ;$PST-8011-W,
G:\org\GECD.i\G012122.b\G0121_037	B22011053-002A ;$PST-8011-W,
G:\org\GECD.i\G012122.b\G0121_038	B22011053-003A ;$PST-8011-W,
G:\org\GECD.i\G012122.b\G0121_039	B22011053-004A ;$PST-8011-W,
G:\org\GECD.i\G012122.b\G0121_040	B22011124-004A ;$PST-8011-W,
G:\org\GECD.i\G012122.b\G0121_041	B22011125-001H ;$PST-8011-W,
G:\org\GECD.i\G012122.b\G0121_042	B22011125-004A ;$PST-8011-W,
G:\org\GECD.i\G012122.b\G0121_043	B22011124-001H ;$PST-8011-W,

G:\org\GECD.i\G012122.b\G0121_044	B22011124-001HMS ;$PST-8011-W,
G:\org\GECD.i\G012122.b\G0121_045	B22011124-001HMSD ;$PST-8011-W,
G:\org\GECD.i\G012122.b\G0121_046	Hexane;;
G:\org\GECD.i\G012122.b\G0121_047	CAL5-163128 ;
G:\org\GECD.i\G012122.b\G0121_048	Hexane;;
G:\org\GECD.i\G012122.b\G0121_049	B22011126-001H ;$PST-8011-W,
G:\org\GECD.i\G012122.b\G0121_050	B22011126-004A ;$PST-8011-W,
G:\org\GECD.i\G012122.b\G0121_051	B22011127-001H ;$PST-8011-W,
G:\org\GECD.i\G012122.b\G0121_052	B22011127-004A ;$PST-8011-W,
G:\org\GECD.i\G012122.b\G0121_053	B22011128-001H ;$PST-8011-W,
G:\org\GECD.i\G012122.b\G0121_054	B22011128-004A ;$PST-8011-W,
G:\org\GECD.i\G012122.b\G0121_055	B22011129-001H ;$PST-8011-W,
G:\org\GECD.i\G012122.b\G0121_056	B22011129-004A ;$PST-8011-W,
G:\org\GECD.i\G012122.b\G0121_057	B22011130-001H ;$PST-8011-W,
G:\org\GECD.i\G012122.b\G0121_058	B22011130-004A ;$PST-8011-W,
G:\org\GECD.i\G012122.b\G0121_059	Hexane;;
G:\org\GECD.i\G012122.b\G0121_060	CAL3-163128 ;
G:\org\GECD.i\G012122.b\G0121_061	MB-163129 ;
G:\org\GECD.i\G012122.b\G0121_062	LCS-163129 ;
G:\org\GECD.i\G012122.b\G0121_063	LCS1-163129 ;
G:\org\GECD.i\G012122.b\G0121_064	LCSA-163129 ;
G:\org\GECD.i\G012122.b\G0121_065	LCSB-163129 ;
G:\org\GECD.i\G012122.b\G0121_066	LCSC-163129 ;
G:\org\GECD.i\G012122.b\G0121_067	LCSD-163129 ;
G:\org\GECD.i\G012122.b\G0121_068	Hexane;;
G:\org\GECD.i\G012122.b\G0121_069	B22011131-004A ;$PST-8011-W,
G:\org\GECD.i\G012122.b\G0121_070	B22011132-001H ;$PST-8011-W,
G:\org\GECD.i\G012122.b\G0121_071	B22011132-004A ;$PST-8011-W,
G:\org\GECD.i\G012122.b\G0121_072	B22011133-001H ;$PST-8011-W,
G:\org\GECD.i\G012122.b\G0121_073	B22011133-004A ;$PST-8011-W,
G:\org\GECD.i\G012122.b\G0121_074	B22011134-001H ;$PST-8011-W,
G:\org\GECD.i\G012122.b\G0121_075	B22011134-005A ;$PST-8011-W,
G:\org\GECD.i\G012122.b\G0121_076	B22011131-001H ;$PST-8011-W,
G:\org\GECD.i\G012122.b\G0121_077	B22011131-001HMS ;$PST-8011-W,
G:\org\GECD.i\G012122.b\G0121_078	B22011131-001HMSD ;$PST-8011-W,
G:\org\GECD.i\G012122.b\G0121_079	Hexane;;
G:\org\GECD.i\G012122.b\G0121_080	CK5-163129 ;
G:\org\GECD.i\G012122.b\G0121_081	Hexane;;
G:\org\GECD.i\G012122.b\G0121_082	B22011135-001H ;$PST-8011-W,
G:\org\GECD.i\G012122.b\G0121_083	B22011135-004A ;$PST-8011-W,
G:\org\GECD.i\G012122.b\G0121_084	B22011136-001H ;$PST-8011-W,
G:\org\GECD.i\G012122.b\G0121_085	B22011136-004A ;$PST-8011-W,
G:\org\GECD.i\G012122.b\G0121_086	B22011137-001H ;$PST-8011-W,
G:\org\GECD.i\G012122.b\G0121_087	B22011137-004A ;$PST-8011-W,
G:\org\GECD.i\G012122.b\G0121_088	B22011214-001H ;$PST-8011-W,
G:\org\GECD.i\G012122.b\G0121_089	B22011214-004A ;$PST-8011-W,

Quantitative Analysis Results Summary Report

Batch Path	\\MASSHUNTER\Org\Data\GECD.I\G012122\aiaexport\QuantResults\G012122_8011_W_CLT.batch.bin		
Analysis Time	1/24/2022 2:53 PM	**Analyst Name**	BL2000\ctran
Report Time	3/9/2022 1:08:55 PM	**Reporter Name**	BL2000\ctran
Last Calib Update	1/24/2022 11:53 AM	**Batch State**	Processed
Quant Batch Version	10.0	**Quant Report Version**	10.0

Sequence Table

Data File	sample Name	Sample Type	Vial Position	Inj Vol	Level	Acq Method File
G0121_022.0022.D	CAL1-163128	CC		0	1	testAcqFileNamePath
G0121_023.0023.D	CAL7-163128	CC		0	7	testAcqFileNamePath
G0121_024.0024.D	CAL2-163128	CC		0	2	testAcqFileNamePath
G0121_025.0025.D	CAL3-163128	CC		0	3	testAcqFileNamePath
G0121_026.0026.D	CAL4-163128	CC		0	4	testAcqFileNamePath
G0121_027.0027.D	CAL5-163128	CC		0	5	testAcqFileNamePath
G0121_028.0028.D	CAL6-163128	CC		0	6	testAcqFileNamePath
G0121_030.0030.D	LCS-163128	QC		0	LCS	testAcqFileNamePath
G0121_032.0032.D	MB-163128	MethodBlank		0		testAcqFileNamePath

Quantitation Results

Compound: 1,2-Dibromoethane

Data File	Sample Type	RT	Resp	Final Conc	Exp. Conc	Accuracy
G0121_022.0022.D	CC	2.363	1757	0.0088	0.0100	87.5
G0121_023.0023.D	CC	2.361	3966	0.0198	0.0200	98.9
G0121_024.0024.D	CC	2.360	9989	0.0501	0.0500	100.1
G0121_025.0025.D	CC	2.360	20548	0.1038	0.1000	103.8
G0121_026.0026.D	CC	2.361	39465	0.2022	0.2000	101.1
G0121_027.0027.D	CC	2.358	75218	0.3969	0.4000	99.2
G0121_028.0028.D	CC	2.356	172186	1.0004	1.0000	100.0
G0121_030.0030.D	QC	2.358	45841	0.2361	0.2500	94.4
G0121_032.0032.D	Blank	2.250	0	ND		

Compound: 1,1,1,2-Tetrachloroethane

Data File	Sample Type	RT	Resp	Final Conc	Exp. Conc	Accuracy
G0121_022.0022.D	CC	2.908	712	0.0120	0.0100	120.0
G0121_023.0023.D	CC	2.898	3334	0.0188	0.0200	94.2
G0121_024.0024.D	CC	2.898	13571	0.0454	0.0500	90.8
G0121_025.0025.D	CC	2.896	31564	0.0914	0.1000	91.4
G0121_026.0026.D	CC	2.895	74947	0.1994	0.2000	99.7
G0121_027.0027.D	CC	2.893	167856	0.4175	0.4000	104.4
G0121_028.0028.D	CC	2.892	447487	0.9951	1.0000	99.5
G0121_030.0030.D	QC	2.893	31456	0.0912	0.1000	91.2
G0121_032.0032.D	Blank	2.897	34174	0.0981		

Initial Calibration Report - WJB

Method Path	\\MASSHUNTER\Org\Data\GECD.I\GECD_methods
Method File	G012122_8011_W_CLT.m
Batch Name	\\MASSHUNTER\Org\Data\GECD.I\G012122\aiaexport\QuantResults\G012122_8011_W_CLT.batch.bin
Last Calib Update	1/24/2022 11:53:09 AM

Level Name	Calibration Files	Acq. Date-Time	Level Last Update Time
1	\\MASSHUNTER\Org\Data\GECD.I\G012122\aiaexport\G0121_022.0022.D	1/21/2022 4:41:02 PM	1/24/2022 11:53:09 AM
7	\\MASSHUNTER\Org\Data\GECD.I\G012122\aiaexport\G0121_023.0023.D	1/21/2022 5:00:47 PM	1/24/2022 11:53:09 AM
2	\\MASSHUNTER\Org\Data\GECD.I\G012122\aiaexport\G0121_024.0024.D	1/21/2022 5:20:44 PM	1/24/2022 11:53:09 AM
3	\\MASSHUNTER\Org\Data\GECD.I\G012122\aiaexport\G0121_025.0025.D	1/21/2022 5:40:30 PM	1/24/2022 11:53:09 AM
4	\\MASSHUNTER\Org\Data\GECD.I\G012122\aiaexport\G0121_026.0026.D	1/21/2022 6:00:38 PM	1/24/2022 11:53:09 AM
5	\\MASSHUNTER\Org\Data\GECD.I\G012122\aiaexport\G0121_027.0027.D	1/21/2022 6:20:30 PM	1/24/2022 11:53:09 AM
6	\\MASSHUNTER\Org\Data\GECD.I\G012122\aiaexport\G0121_028.0028.D	1/21/2022 6:40:18 PM	1/24/2022 11:53:09 AM

Compound	Curve Fit	1	7	2	3	4	5	6	Avg RF	%RSD
M 1,2-Dibromoethane	Quadratic	175681	195236	199788	205480	197411	188044	172186	190546	6.575
S 1,1,1,2-Tetrachloroethane	Quadratic	71167	166716	271420	315636	374736	419641	447489	295258	46.415

(RedFont and #) = Outlier Flag; (I) = Internal Standard; (T) = Target; (S) = Surrogate; (M) = Matrix Spike

Compounds with Curve fitting not using Avg Response Factor:

Compound	Curve Fit	Curve Fit Formula	Curve Fit R2
M 1,2-Dibromoethane	Quadratic	y = -28850.151818 * x ^ 2 + 200972.590319 * x	0.999950
S 1,1,1,2-Tetrachloroethane	Quadratic	y = 73207.919160 * x ^ 2 + 380749.434795 * x - 3866.062361	0.998617

(RedFont and #) = Outlier Flag; (I) = Internal Standard; (T) = Target; (S) = Surrogate; (M) = Matrix Spike

Calibration Report

Batch Path	\\MASSHUNTER\Org\Data\GECD.I\G012122\aiaexport\QuantResults\G012122_8011_W_CLT.batch.bin		
Analysis Time	1/24/2022 2:53 PM	**Analyst Name**	BL2000\ctran
Report Time	3/9/2022 1:13:29 PM	**Reporter Name**	BL2000\ctran
Last Calib Update	1/24/2022 11:53 AM	**Batch State**	Processed
Quant Batch Version	10.0	**Quant Report Version**	10.0

1,2-Dibromoethane %RSE =

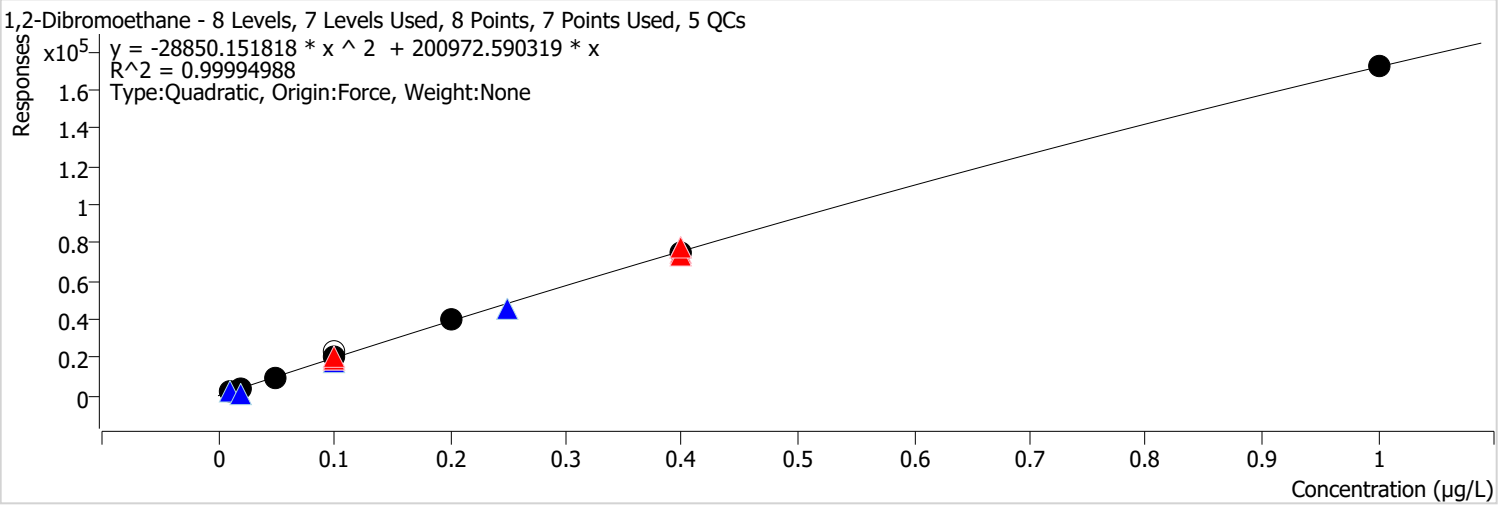

Calibration STD Path	Cal Type	Level	Enabled	Resp.	Exp. Conc	Resp. Factor	Level RSD
D:\Org\Data\GECD.I\G092121\aiaexport\G0921_026.0026.D	QC	1	x	1707	0.0100	170728.9447	
\\MASSHUNTER\Org\Data\GECD.I\G012122\aiaexport\G0121_022.0022.D	Calibration	1	x	1757	0.0100	175680.6752	
D:\Org\Data\GECD.I\G091321\aiaexport\G0913_018.0018.D	QC	7	x	1335	0.0200	66739.7425	
\\MASSHUNTER\Org\Data\GECD.I\G012122\aiaexport\G0121_023.0023.D	Calibration	7	x	3905	0.0200	195236.2904	
\\MASSHUNTER\Org\Data\GECD.I\G012122\aiaexport\G0121_024.0024.D	Calibration	2	x	9989	0.0500	199787.5740	
\\MASSHUNTER\Org\Data\GECD.I\G111820\aiaexport\G1118_016.0016.D	Calibration	CC3		22970	0.1000		
D:\Org\Data\GECD.I\G081021\aiaexport\G0810_016.0016.D	QC	CC3		21004	0.1000	210042.4247	
D:\Org\Data\GECD.I\G122121\aiaexport\G1221_061.0061.D	CC	CC3		19101	0.1000	191007.5606	
\\MASSHUNTER\Org\Data\GECD.I\G011922\aiaexport\G0119_019.0019.D	QC	LCS1	x	18179	0.1000	181789.9810	
\\MASSHUNTER\Org\Data\GECD.I\G012122\aiaexport\G0121_093.0093.D	CC	3	x	19001	0.1000	190012.8572	
\\MASSHUNTER\Org\Data\GECD.I\G012122\aiaexport\G0121_060.0060.D	CC	3	x	19545	0.1000	195445.9407	
\\MASSHUNTER\Org\Data\GECD.I\G012122\aiaexport\G0121_031.0031.D	CC	3	x	20643	0.1000	206428.6500	
\\MASSHUNTER\Org\Data\GECD.I\G012122\aiaexport\G0121_025.0025.D	Calibration	3	x	20548	0.1000	205479.6591	
\\MASSHUNTER\Org\Data\GECD.I\G012122\aiaexport\G0121_026.0026.D	Calibration	4	x	39482	0.2000	197410.7455	
\\MASSHUNTER\Org\Data\GECD.I\G012122\aiaexport\G0121_030.0030.D	QC	LCS	x	45861	0.2500	183442.0886	
D:\Org\Data\GECD.I\G122121\aiaexport\G1221_074.0074.D	CC	CC5	x	77330	0.4000	193324.5351	
\\MASSHUNTER\Org\Data\GECD.I\G012122\aiaexport\G0121_097.0097.D	CC	5	x	74755	0.4000	186887.9457	
\\MASSHUNTER\Org\Data\GECD.I\G012122\aiaexport\G0121_080.0080.D	CC	5	x	73422	0.4000	183555.3478	
\\MASSHUNTER\Org\Data\GECD.I\G012122\aiaexport\G0121_047.0047.D	CC	5	x	77364	0.4000	193410.1206	
\\MASSHUNTER\Org\Data\GECD.I\G012122\aiaexport\G0121_027.0027.D	Calibration	5	x	75218	0.4000	188043.9415	
\\MASSHUNTER\Org\Data\GECD.I\G012122\aiaexport\G0121_028.0028.D	Calibration	6	x	172186	1.0000	172186.2847	

Calibration Report

Batch Path	\\MASSHUNTER\Org\Data\GECD.I\G012122\aiaexport\QuantResults\G012122_8011_W_CLT.batch.bin		
Analysis Time	1/24/2022 2:53 PM	**Analyst Name**	BL2000\ctran
Report Time	3/9/2022 1:13:35 PM	**Reporter Name**	BL2000\ctran
Last Calib Update	1/24/2022 11:53 AM	**Batch State**	Processed
Quant Batch Version	10.0	**Quant Report Version**	10.0

1,1,1,2-Tetrachloroethane %RSE =

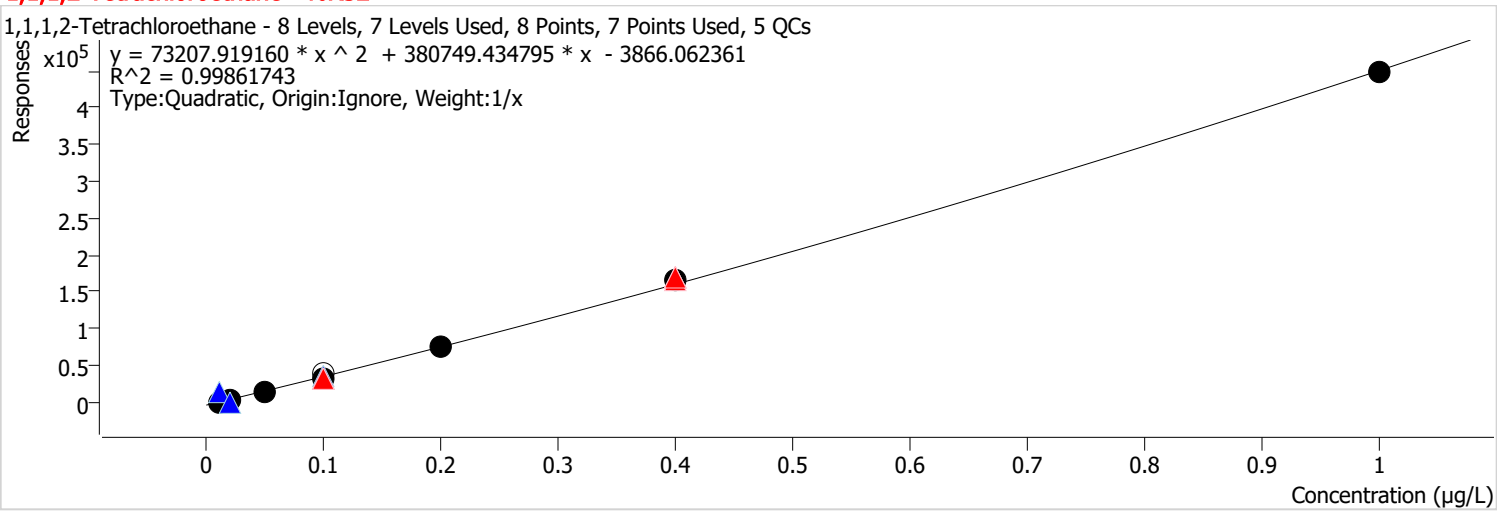

Calibration STD Path	Cal Type	Level	Enabled	Resp.	Exp. Conc	Resp. Factor	Level RSD
D:\Org\Data\GECD.I\G092121\aiaexport\G0921_026.0026.D	QC	1	x	15026	0.0100	1502610.5883	
\\MASSHUNTER\Org\Data\GECD.I\G012122\aiaexport\G0121_022.0022.D	Calibration	1	x	712	0.0100	71166.7306	
D:\Org\Data\GECD.I\G091321\aiaexport\G0913_018.0018.D	QC	7	x	686	0.0200	34275.7771	
\\MASSHUNTER\Org\Data\GECD.I\G012122\aiaexport\G0121_023.0023.D	Calibration	7	x	3334	0.0200	166715.5031	
\\MASSHUNTER\Org\Data\GECD.I\G012122\aiaexport\G0121_024.0024.D	Calibration	2	x	13571	0.0500	271420.0491	
\\MASSHUNTER\Org\Data\GECD.I\G111820\aiaexport\G1118_016.0016.D	Calibration	CC3		41065	0.1000		
D:\Org\Data\GECD.I\G081021\aiaexport\G0810_016.0016.D	QC	CC3		42481	0.1000	424813.5788	
D:\Org\Data\GECD.I\G122121\aiaexport\G1221_061.0061.D	CC	CC3		29228	0.1000	292276.2189	
\\MASSHUNTER\Org\Data\GECD.I\G011922\aiaexport\G0119_019.0019.D	QC	LCS1	x	34847	0.1000	348470.6969	
\\MASSHUNTER\Org\Data\GECD.I\G012122\aiaexport\G0121_093.0093.D	CC	3	x	30938	0.1000	309380.2155	
\\MASSHUNTER\Org\Data\GECD.I\G012122\aiaexport\G0121_060.0060.D	CC	3	x	31505	0.1000	315046.9095	
\\MASSHUNTER\Org\Data\GECD.I\G012122\aiaexport\G0121_031.0031.D	CC	3	x	32121	0.1000	321208.3407	
\\MASSHUNTER\Org\Data\GECD.I\G012122\aiaexport\G0121_030.0030.D	QC	LCS	x	31456	0.1000	314561.2239	
\\MASSHUNTER\Org\Data\GECD.I\G012122\aiaexport\G0121_025.0025.D	Calibration	3	x	31564	0.1000	315635.7944	
\\MASSHUNTER\Org\Data\GECD.I\G012122\aiaexport\G0121_026.0026.D	Calibration	4	x	74947	0.2000	374735.6677	
D:\Org\Data\GECD.I\G122121\aiaexport\G1221_074.0074.D	CC	CC5	x	169695	0.4000	424236.9956	
\\MASSHUNTER\Org\Data\GECD.I\G012122\aiaexport\G0121_097.0097.D	CC	5	x	170985	0.4000	427463.5494	
\\MASSHUNTER\Org\Data\GECD.I\G012122\aiaexport\G0121_080.0080.D	CC	5	x	167157	0.4000	417892.5922	
\\MASSHUNTER\Org\Data\GECD.I\G012122\aiaexport\G0121_047.0047.D	CC	5	x	169996	0.4000	424990.2600	
\\MASSHUNTER\Org\Data\GECD.I\G012122\aiaexport\G0121_027.0027.D	Calibration	5	x	167856	0.4000	419640.9486	
\\MASSHUNTER\Org\Data\GECD.I\G012122\aiaexport\G0121_028.0028.D	Calibration	6	x	447489	1.0000	447488.6911	

Quantitation Results Report (QT Reviewed)

Data File	G0121_021.0021.D	Operator	
Acq. Method	testAcqFileNamePath	Acq. Date-Time	1/21/2022 4:21:22 PM
Sample Name	Hexan	Instrument	WJB
Vial		Multiplier	1.00
DA Method File	G012122_8011_W_CLT.m	Comment	
Tune File		Tune Date	
Batch Name	G012122_8011_W_CLT.batch.bin	Last Calib Update	1/24/2022 11:53:09 AM
Ref Library			

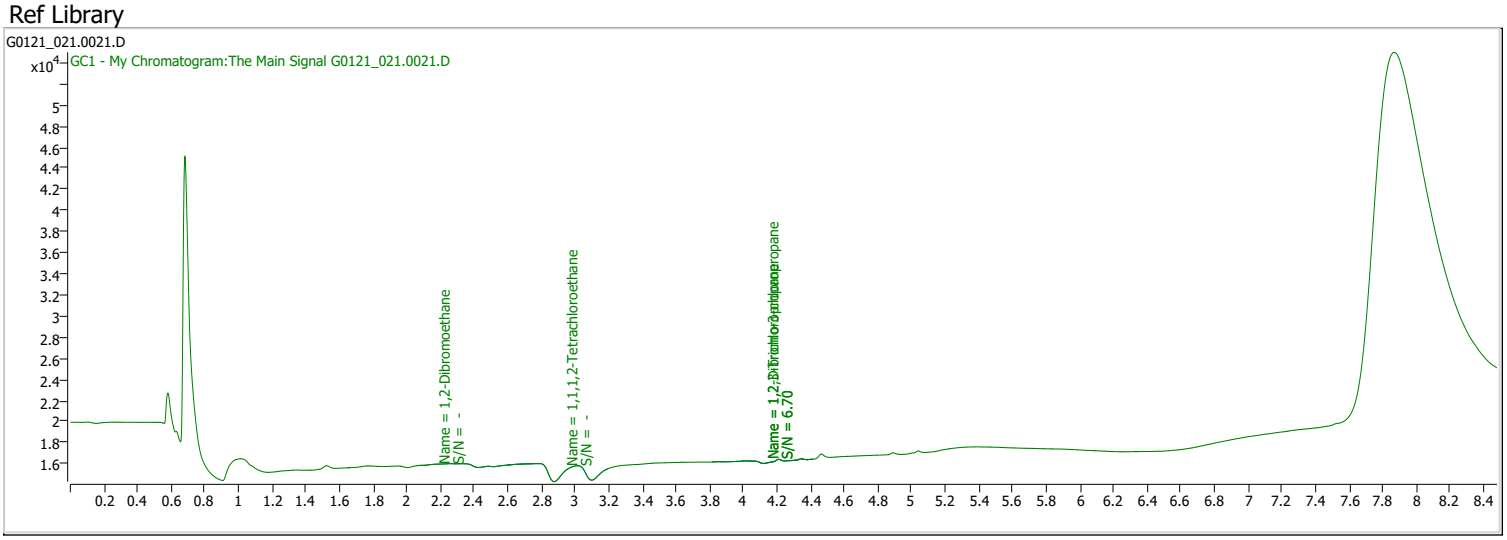

Compound	RT	QIon	Resp.	Conc.	Units		Dev(Min)
Internal Standards							
System Monitoring Compounds							
S 1,1,1,2-Tetrachloroethane	3.015	0.0	0		µg/L	md	0.119
Spiked Amount: 0.100	Range: 70.0 - 130.0%			Recovery = NA%			
Target Compounds							**QValue**
M 1,2-Dibromoethane	2.255	0.0	0		µg/L	md	1

(#) = Qualifier Out of Range; (m) = Manual Integration; (+) = Area Summed; (*) = Surrogate Percent Recovery Out of Range; (d): Zeroed Peak

Compound	Conc.	RT	Dev(Min)	Resp.	QIon	QRatio	Lower	Upper
1,2-Dibromoethane		0		0				

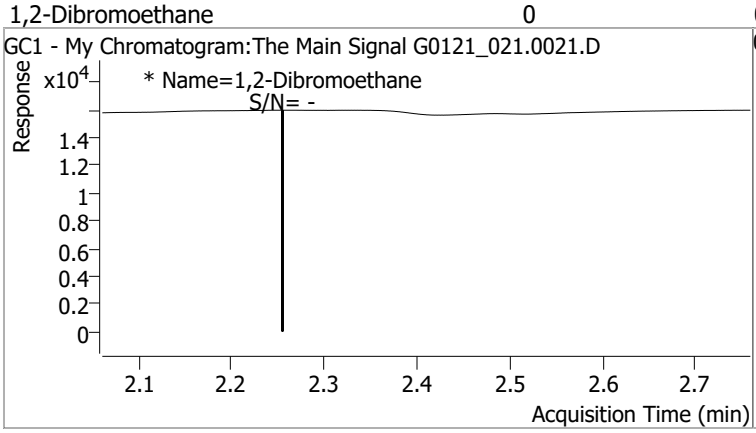

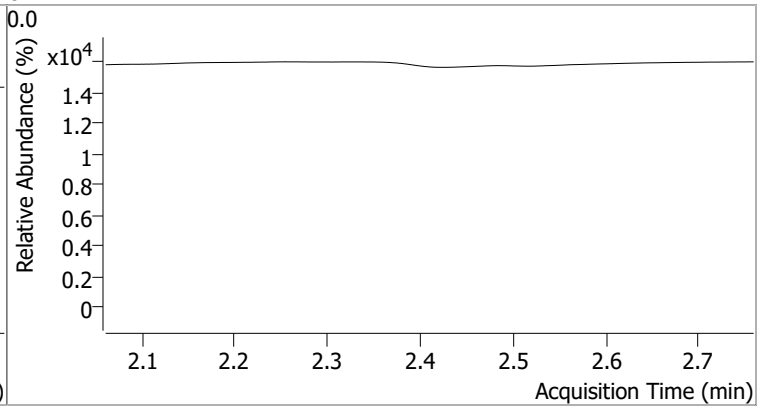

Compound	Conc.	RT	Dev(Min)	Resp.	QIon	QRatio	Lower	Upper
1,1,1,2-Tetrachloroethane		0		0				

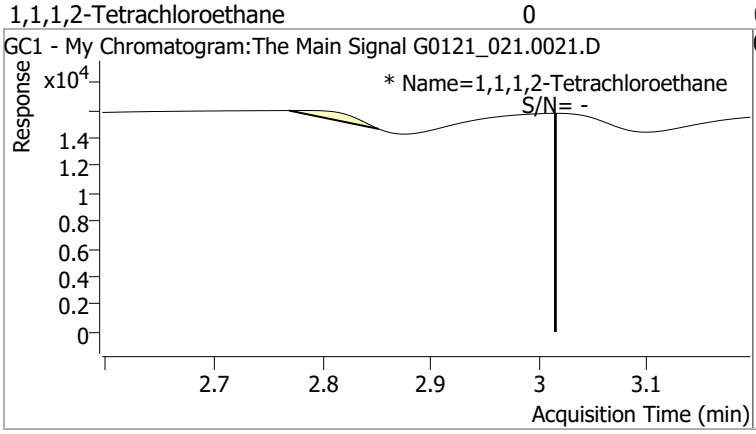

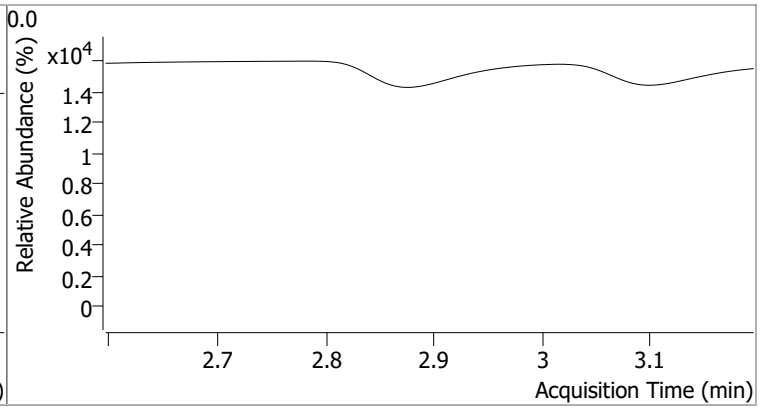

Quantitation Results Report (QT Reviewed)

Data File	G0121_022.0022.D	Operator	
Acq. Method	testAcqFileNamePath	Acq. Date-Time	1/21/2022 4:41:02 PM
Sample Name	CAL1-163128	Instrument	WJB
Vial		Multiplier	1.00
DA Method File	G012122_8011_W_CLT.m	Comment	
Tune File		Tune Date	
Batch Name	G012122_8011_W_CLT.batch.bin	Last Calib Update	1/24/2022 11:53:09 AM
Ref Library			

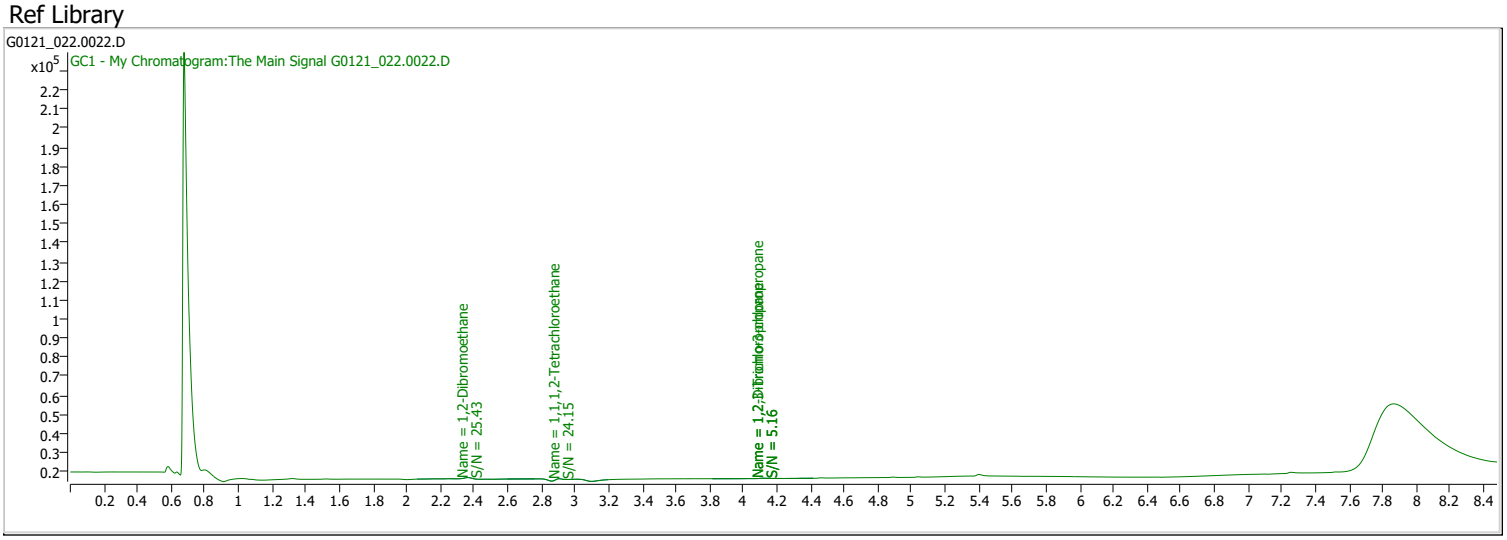

Compound	RT	QIon	Resp.	Conc.	Units		Dev(Min)
Internal Standards							
System Monitoring Compounds							
S 1,1,1,2-Tetrachloroethane	2.908	0.0	712	0.0120	µg/L		0.012
Spiked Amount: 0.100	Range: 70.0 - 130.0%			Recovery = 12.00%		*	
Target Compounds							**QValue**
M 1,2-Dibromoethane	2.363	0.0	1757	0.0088	µg/L	m	100

(#) = Qualifier Out of Range; (m) = Manual Integration; (+) = Area Summed; (*) = Surrogate Percent Recovery Out of Range; (d): Zeroed Peak

Compound	Conc.	RT	Dev(Min)	Resp.	QIon	QRatio	Lower	Upper
1,2-Dibromoethane	0.0088	2.36	0.00	1757 (m)				

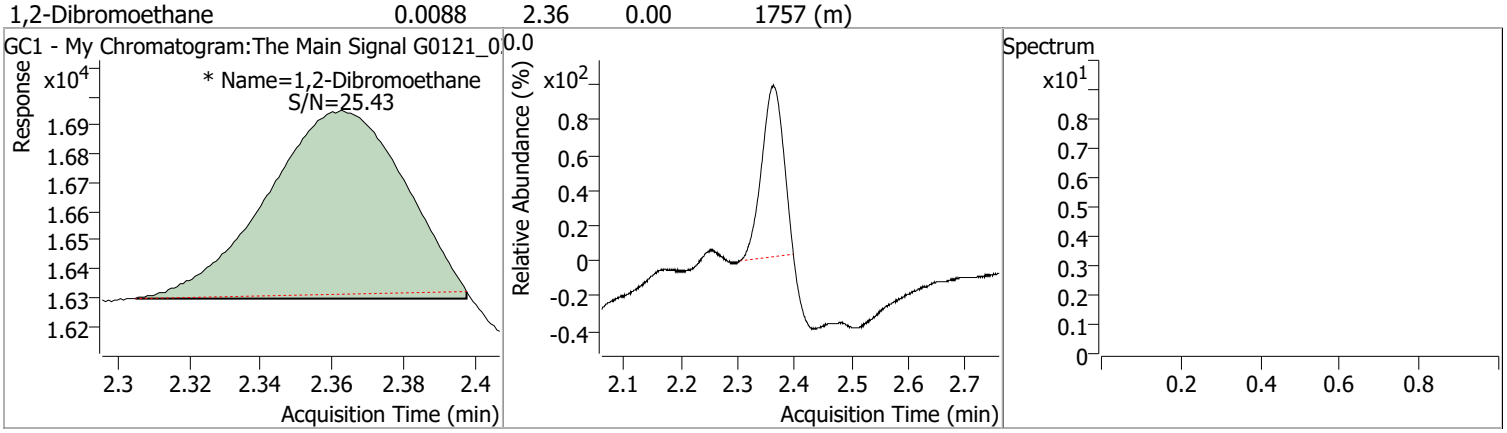

Compound	Conc.	RT	Dev(Min)	Resp.	QIon	QRatio	Lower	Upper
1,1,1,2-Tetrachloroethane	0.0120	2.91	0.01	712				

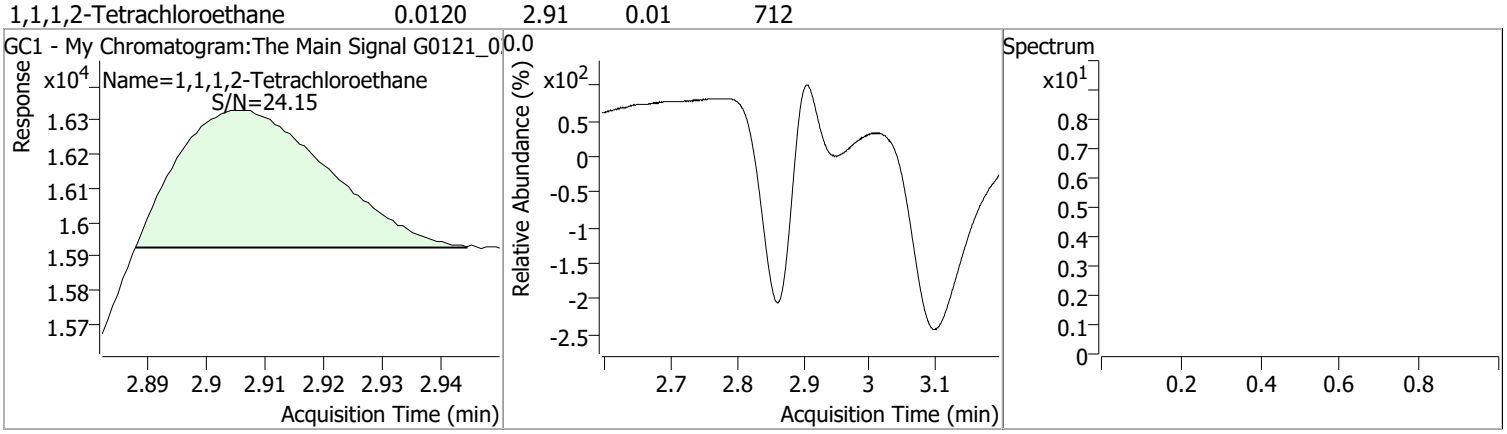

Quantitation Results Report (QT Reviewed)

Data File	G0121_023.0023.D	Operator	
Acq. Method	testAcqFileNamePath	Acq. Date-Time	1/21/2022 5:00:47 PM
Sample Name	CAL7-163128	Instrument	WJB
Vial		Multiplier	1.00
DA Method File	G012122_8011_W_CLT.m	Comment	
Tune File		Tune Date	
Batch Name	G012122_8011_W_CLT.batch.bin	Last Calib Update	1/24/2022 11:53:09 AM
Ref Library			

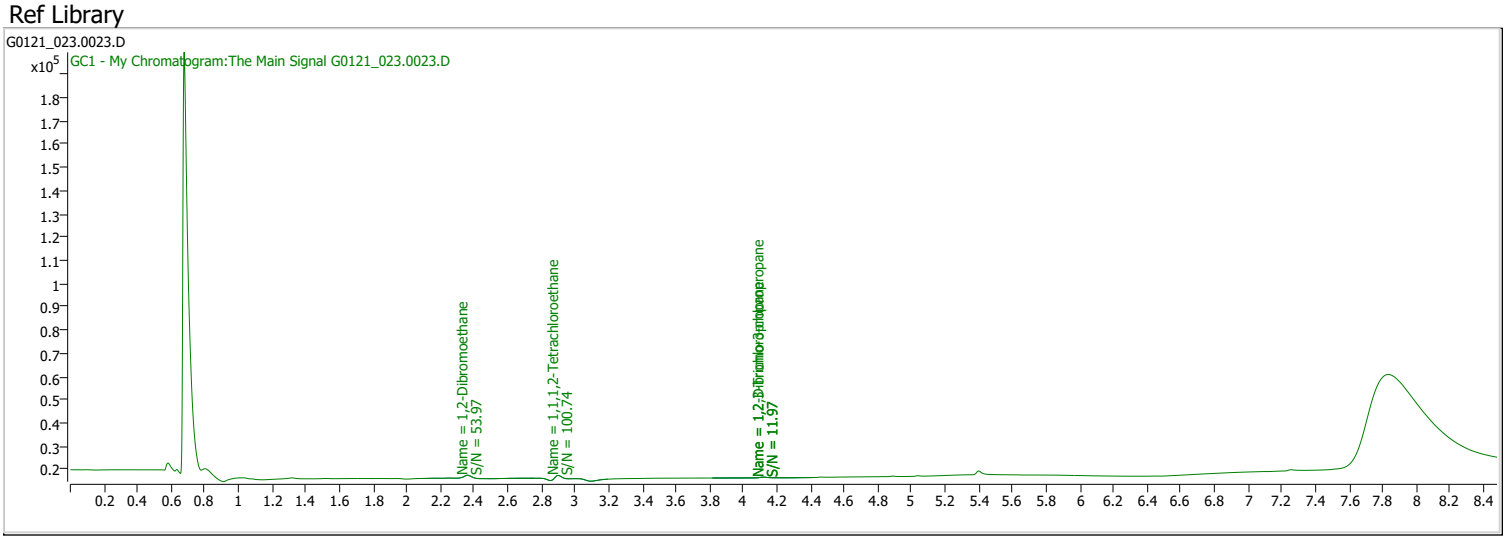

Compound	RT	QIon	Resp.	Conc.	Units		Dev(Min)
Internal Standards							
System Monitoring Compounds							
S 1,1,1,2-Tetrachloroethane	2.898	0.0	3334	0.0188	µg/L	m	0.002
Spiked Amount: 0.100	Range: 70.0 - 130.0%			Recovery = 18.84%		*	
Target Compounds							**QValue**
M 1,2-Dibromoethane	2.361	0.0	3966	0.0198	µg/L		100

(#) = Qualifier Out of Range; (m) = Manual Integration; (+) = Area Summed; (*) = Surrogate Percent Recovery Out of Range; (d): Zeroed Peak

Compound	Conc.	RT	Dev(Min)	Resp.	QIon	QRatio	Lower	Upper
1,2-Dibromoethane	0.0198	2.36	0.00	3966				

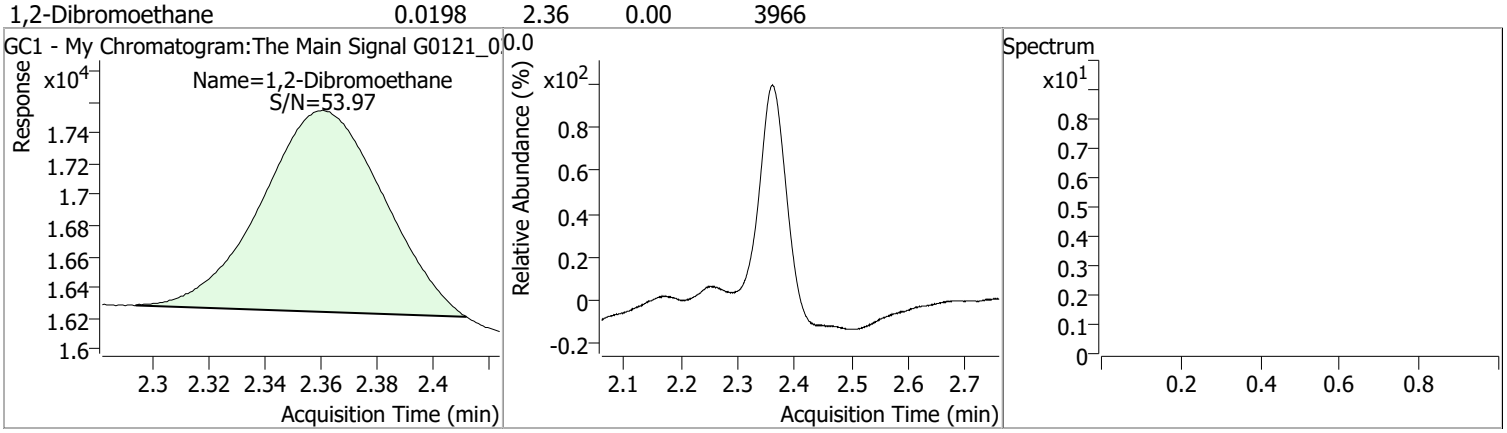

Compound	Conc.	RT	Dev(Min)	Resp.	QIon	QRatio	Lower	Upper
1,1,1,2-Tetrachloroethane	0.0188	2.90	0.00	3334 (m)				

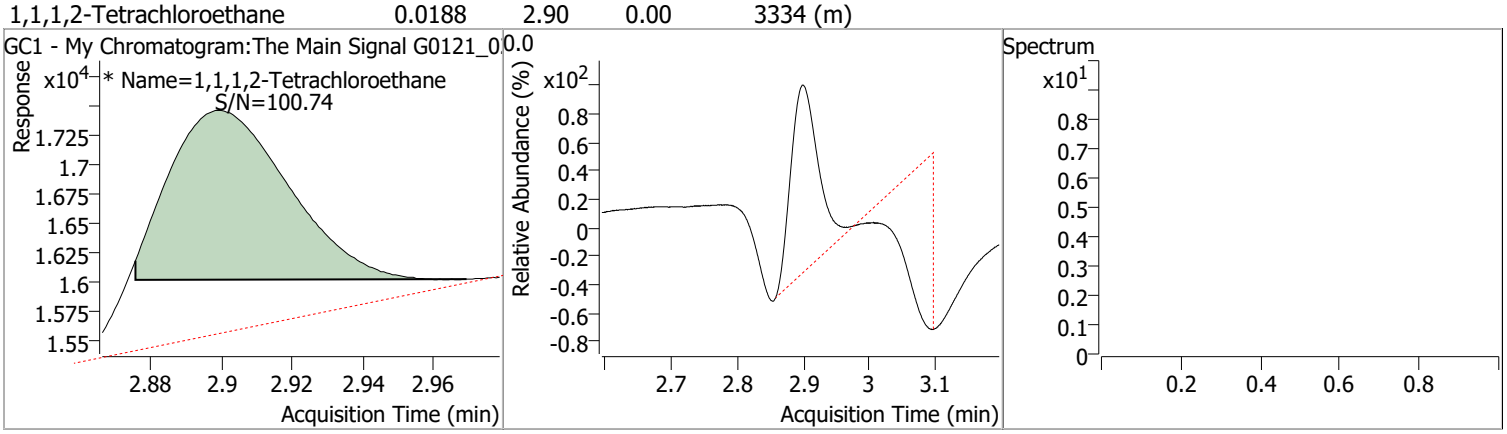

Quantitation Results Report (QT Reviewed)

Data File	G0121_024.0024.D	Operator	
Acq. Method	testAcqFileNamePath	Acq. Date-Time	1/21/2022 5:20:44 PM
Sample Name	CAL2-163128	Instrument	WJB
Vial		Multiplier	1.00
DA Method File	G012122_8011_W_CLT.m	Comment	
Tune File		Tune Date	
Batch Name	G012122_8011_W_CLT.batch.bin	Last Calib Update	1/24/2022 11:53:09 AM
Ref Library			

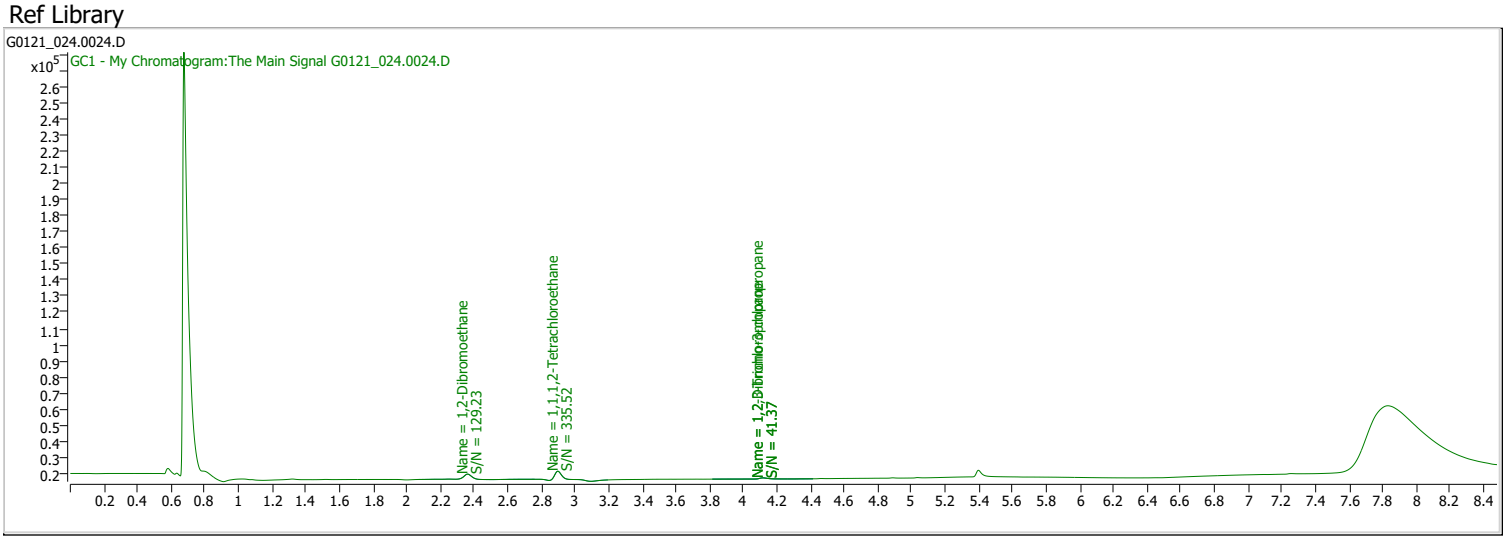

Compound	RT	QIon	Resp.	Conc.	Units		Dev(Min)
Internal Standards							
System Monitoring Compounds							
S 1,1,1,2-Tetrachloroethane	2.898	0.0	13571	0.0454	µg/L	m	0.002
Spiked Amount: 0.100	Range: 70.0 - 130.0%			Recovery = 45.40%		*	
Target Compounds							**QValue**
M 1,2-Dibromoethane	2.360	0.0	9989	0.0501	µg/L	m	100

(#) = Qualifier Out of Range; (m) = Manual Integration; (+) = Area Summed; (*) = Surrogate Percent Recovery Out of Range; (d): Zeroed Peak

Compound	Conc.	RT	Dev(Min)	Resp.	QIon	QRatio	Lower	Upper
1,2-Dibromoethane	0.0501	2.36	0.00	9989 (m)				

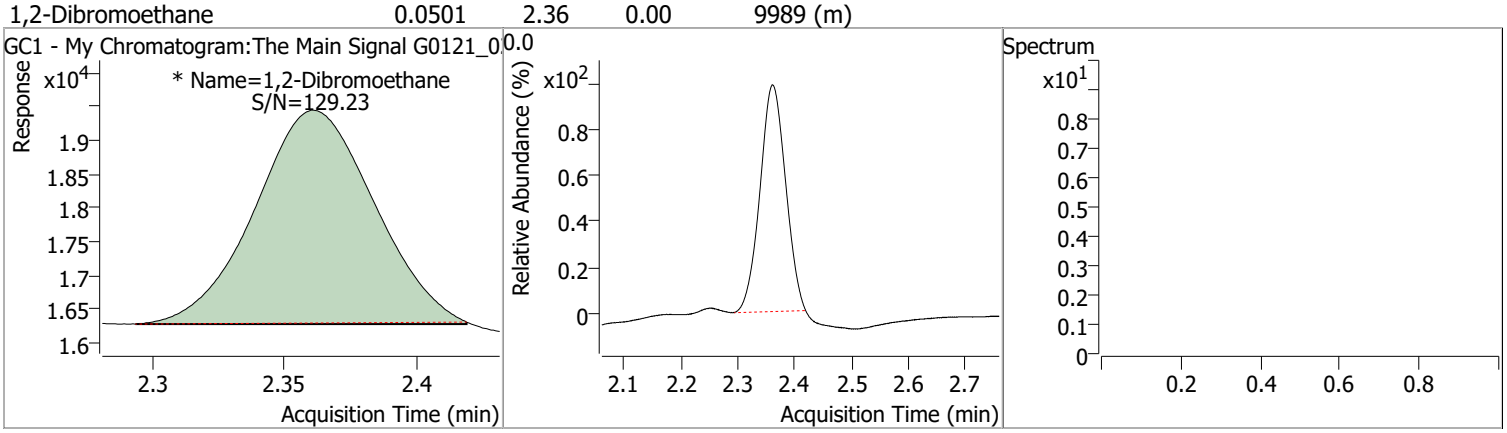

Compound	Conc.	RT	Dev(Min)	Resp.	QIon	QRatio	Lower	Upper
1,1,1,2-Tetrachloroethane	0.0454	2.90	0.00	13571 (m)				

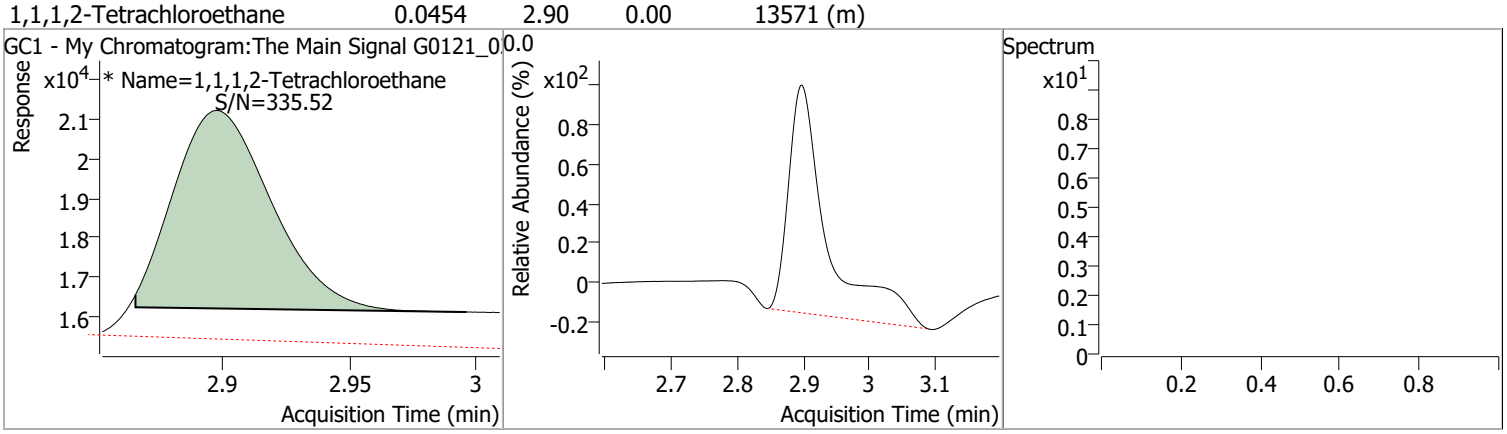

Quantitation Results Report (QT Reviewed)

Data File	G0121_025.0025.D	Operator	
Acq. Method	testAcqFileNamePath	Acq. Date-Time	1/21/2022 5:40:30 PM
Sample Name	CAL3-163128	Instrument	WJB
Vial		Multiplier	1.00
DA Method File	G012122_8011_W_CLT.m	Comment	
Tune File		Tune Date	
Batch Name	G012122_8011_W_CLT.batch.bin	Last Calib Update	1/24/2022 11:53:09 AM
Ref Library			

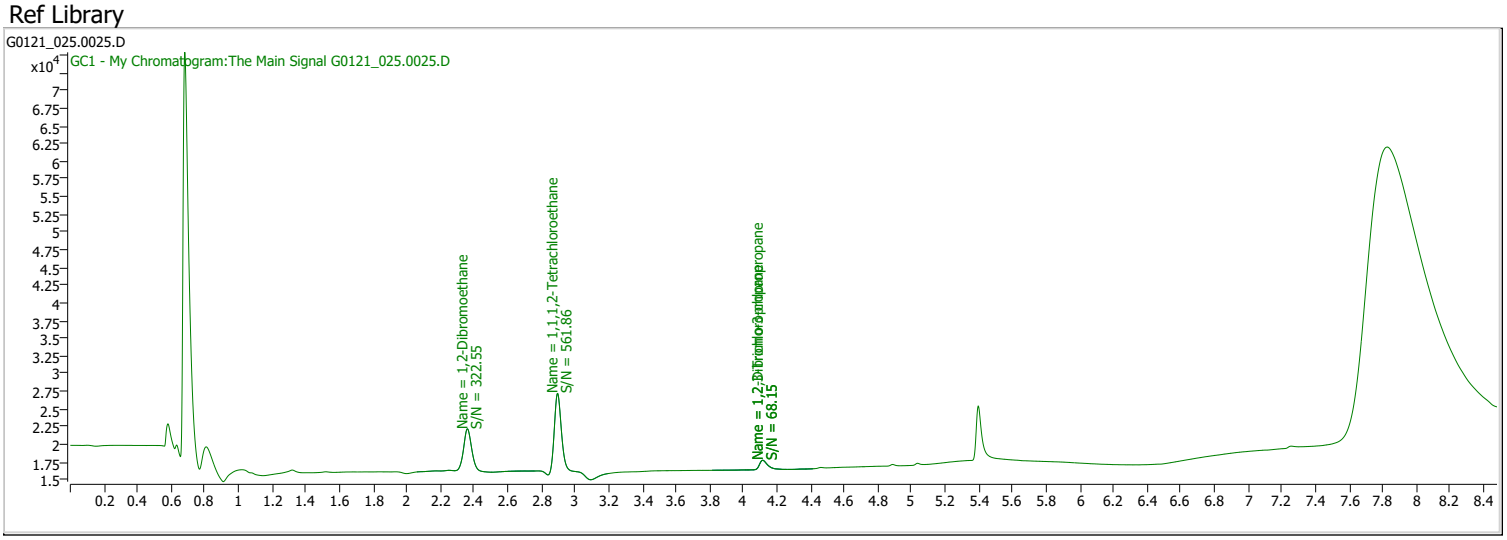

Compound	RT	QIon	Resp.	Conc.	Units		Dev(Min)
Internal Standards							
System Monitoring Compounds							
S 1,1,1,2-Tetrachloroethane	2.896	0.0	31564	0.0914	µg/L	m	0.000
Spiked Amount: 0.100	Range: 70.0 - 130.0%			Recovery = 91.44%			
Target Compounds							**QValue**
M 1,2-Dibromoethane	2.360	0.0	20548	0.1038	µg/L		100

(#) = Qualifier Out of Range; (m) = Manual Integration; (+) = Area Summed; (*) = Surrogate Percent Recovery Out of Range; (d): Zeroed Peak

Compound	Conc.	RT	Dev(Min)	Resp.	QIon	QRatio	Lower	Upper
1,2-Dibromoethane	0.1038	2.36	0.00	20548				

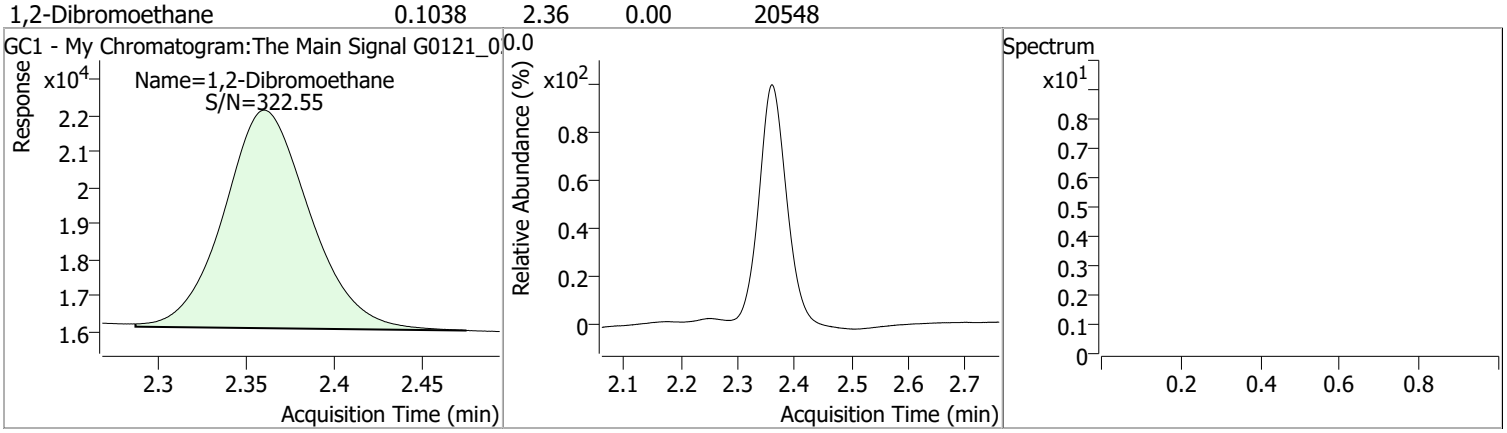

Compound	Conc.	RT	Dev(Min)	Resp.	QIon	QRatio	Lower	Upper
1,1,1,2-Tetrachloroethane	0.0914	2.90	0.00	31564 (m)				

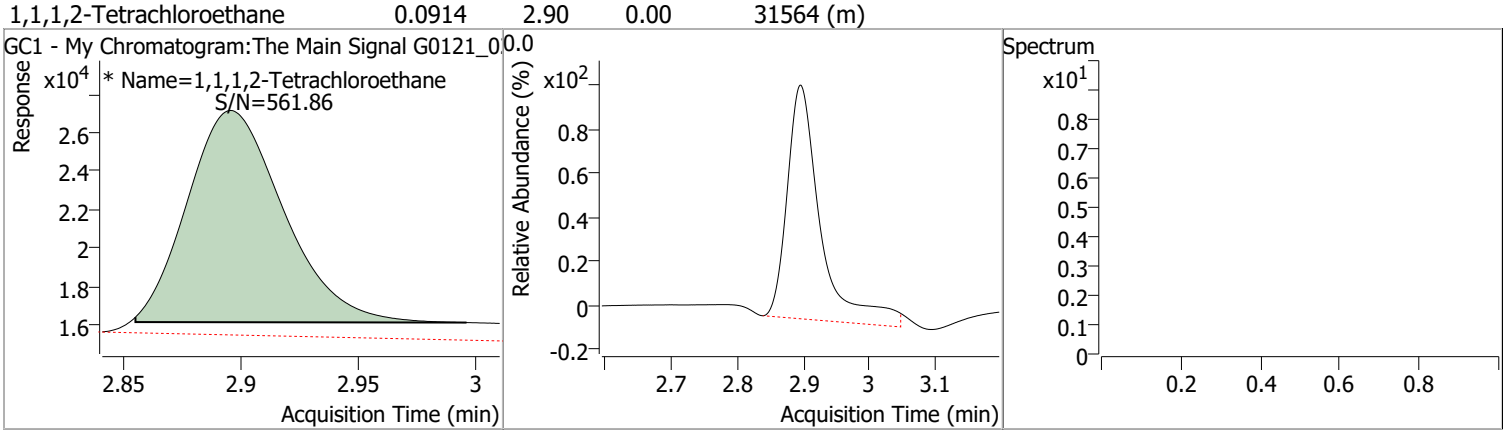

Quantitation Results Report (QT Reviewed)

Data File	G0121_026.0026.D	Operator	
Acq. Method	testAcqFileNamePath	Acq. Date-Time	1/21/2022 6:00:38 PM
Sample Name	CAL4-163128	Instrument	WJB
Vial		Multiplier	1.00
DA Method File	G012122_8011_W_CLT.m	Comment	
Tune File		Tune Date	
Batch Name	G012122_8011_W_CLT.batch.bin	Last Calib Update	1/24/2022 11:53:09 AM
Ref Library			

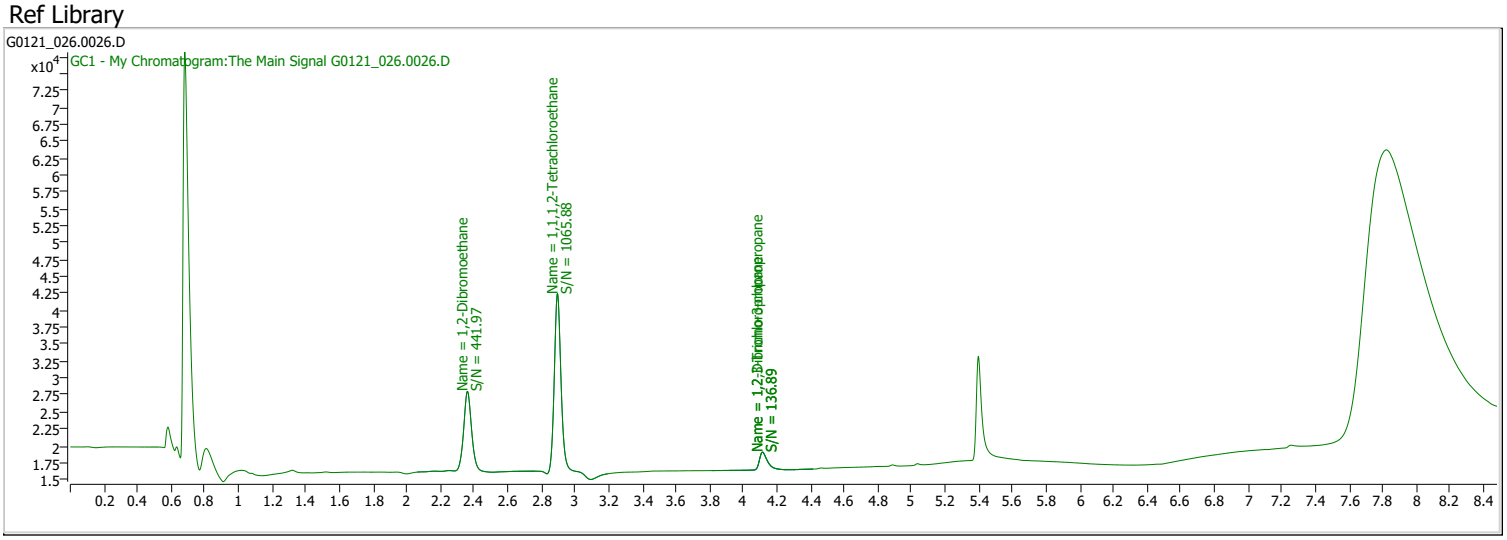

Compound	RT	QIon	Resp.	Conc.	Units		Dev(Min)
Internal Standards							
System Monitoring Compounds							
S 1,1,1,2-Tetrachloroethane	2.895	0.0	74947	0.1994	µg/L	m	-0.001
Spiked Amount: 0.100	Range: 70.0 - 130.0%			Recovery = 199.35%		*	
Target Compounds							**QValue**
M 1,2-Dibromoethane	2.361	0.0	39465	0.2022	µg/L		100

(#) = Qualifier Out of Range; (m) = Manual Integration; (+) = Area Summed; (*) = Surrogate Percent Recovery Out of Range; (d): Zeroed Peak

Compound	Conc.	RT	Dev(Min)	Resp.	QIon	QRatio	Lower	Upper
1,2-Dibromoethane	0.2022	2.36	0.00	39465				

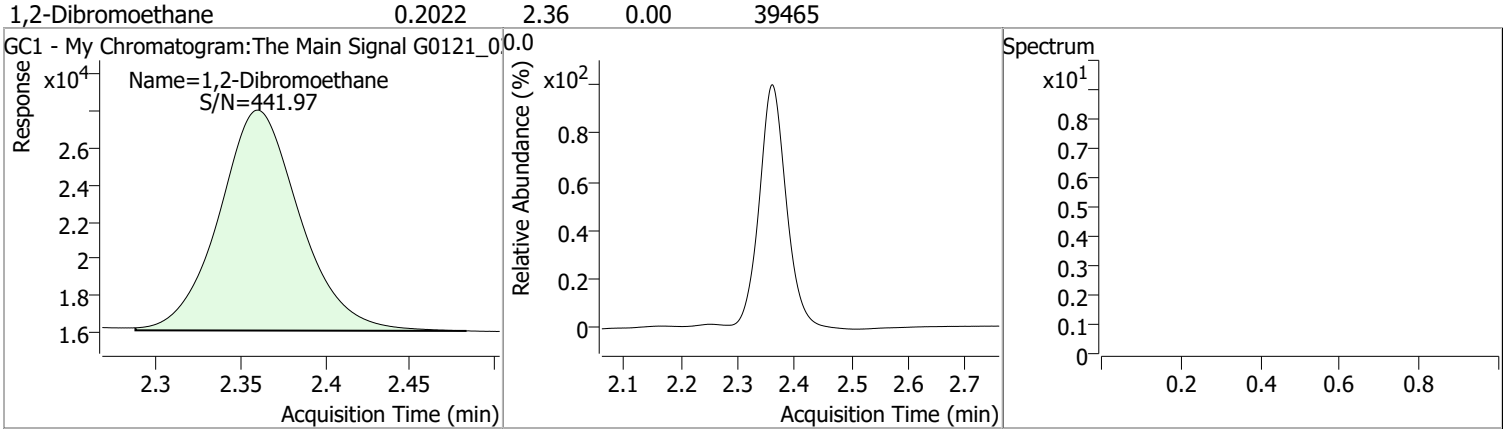

Compound	Conc.	RT	Dev(Min)	Resp.	QIon	QRatio	Lower	Upper
1,1,1,2-Tetrachloroethane	0.1994	2.90	0.00	74947 (m)				

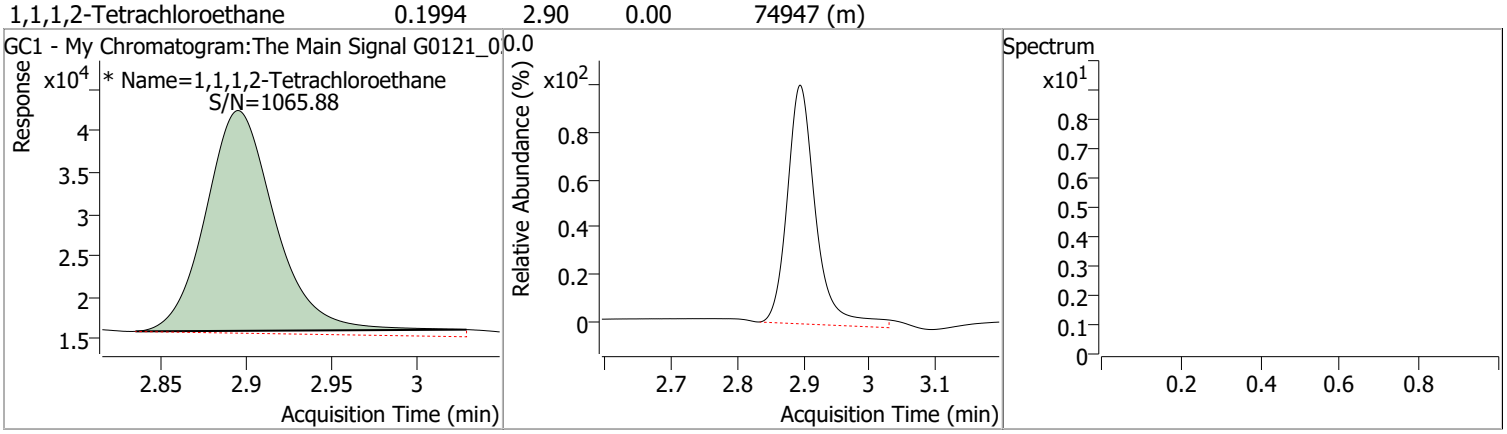

Quantitation Results Report (QT Reviewed)

Data File	G0121_027.0027.D	Operator	
Acq. Method	testAcqFileNamePath	Acq. Date-Time	1/21/2022 6:20:30 PM
Sample Name	CAL5-163128	Instrument	WJB
Vial		Multiplier	1.00
DA Method File	G012122_8011_W_CLT.m	Comment	
Tune File		Tune Date	
Batch Name	G012122_8011_W_CLT.batch.bin	Last Calib Update	1/24/2022 11:53:09 AM
Ref Library			

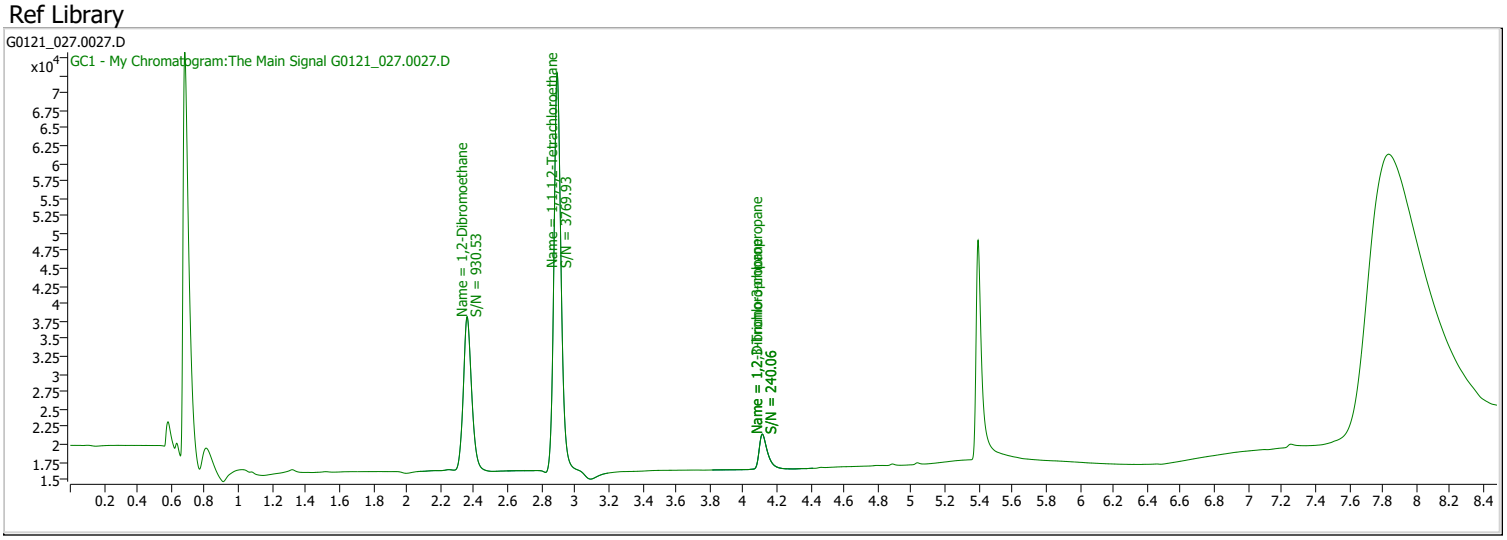

Compound	RT	QIon	Resp.	Conc.	Units		Dev(Min)
Internal Standards							
System Monitoring Compounds							
S 1,1,1,2-Tetrachloroethane	2.893	0.0	167856	0.4175	µg/L	m	-0.003
Spiked Amount: 0.100	Range: 70.0 - 130.0%			Recovery = 417.50%		*	
Target Compounds							**QValue**
M 1,2-Dibromoethane	2.358	0.0	75218	0.3969	µg/L		100

(#) = Qualifier Out of Range; (m) = Manual Integration; (+) = Area Summed; (*) = Surrogate Percent Recovery Out of Range; (d): Zeroed Peak

Quantitation Results Report (QT Reviewed)

Compound	Conc.	RT	Dev(Min)	Resp.	QIon	QRatio	Lower	Upper
1,2-Dibromoethane	0.3969	2.36	0.00	75218				

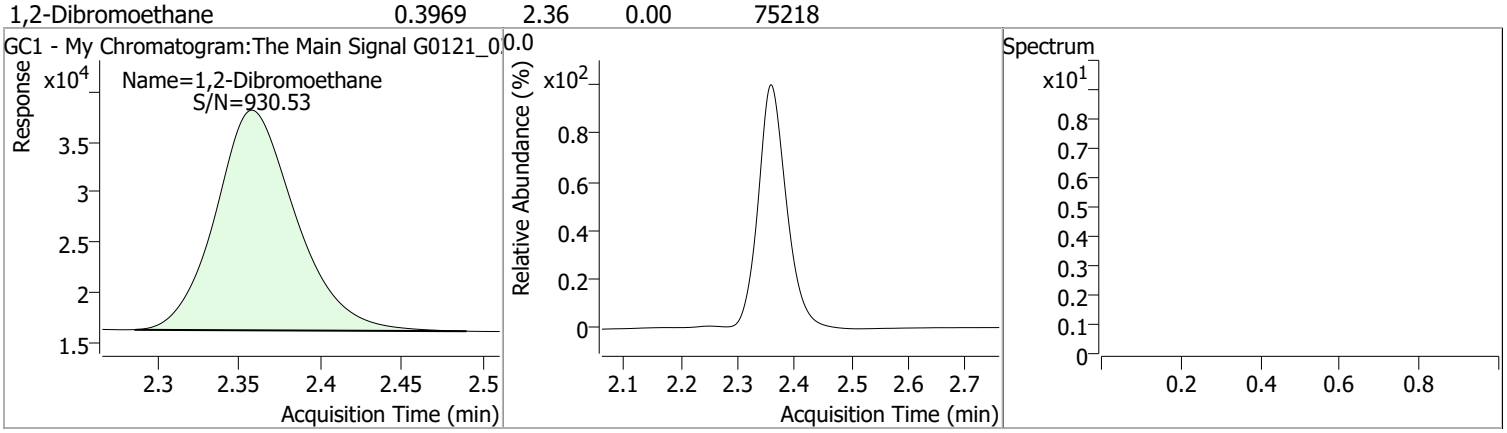

Compound	Conc.	RT	Dev(Min)	Resp.	QIon	QRatio	Lower	Upper
1,1,1,2-Tetrachloroethane	0.4175	2.89	0.00	167856 (m)				

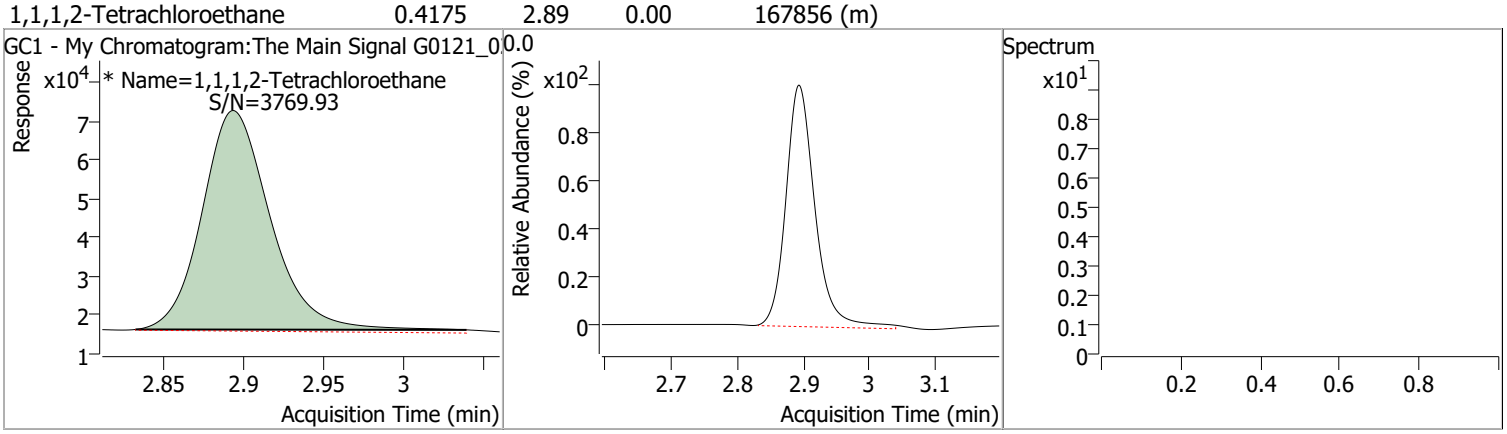

Quantitation Results Report (QT Reviewed)

Data File	G0121_028.0028.D	Operator	
Acq. Method	testAcqFileNamePath	Acq. Date-Time	1/21/2022 6:40:18 PM
Sample Name	CAL6-163128	Instrument	WJB
Vial		Multiplier	1.00
DA Method File	G012122_8011_W_CLT.m	Comment	
Tune File		Tune Date	
Batch Name	G012122_8011_W_CLT.batch.bin	Last Calib Update	1/24/2022 11:53:09 AM
Ref Library			

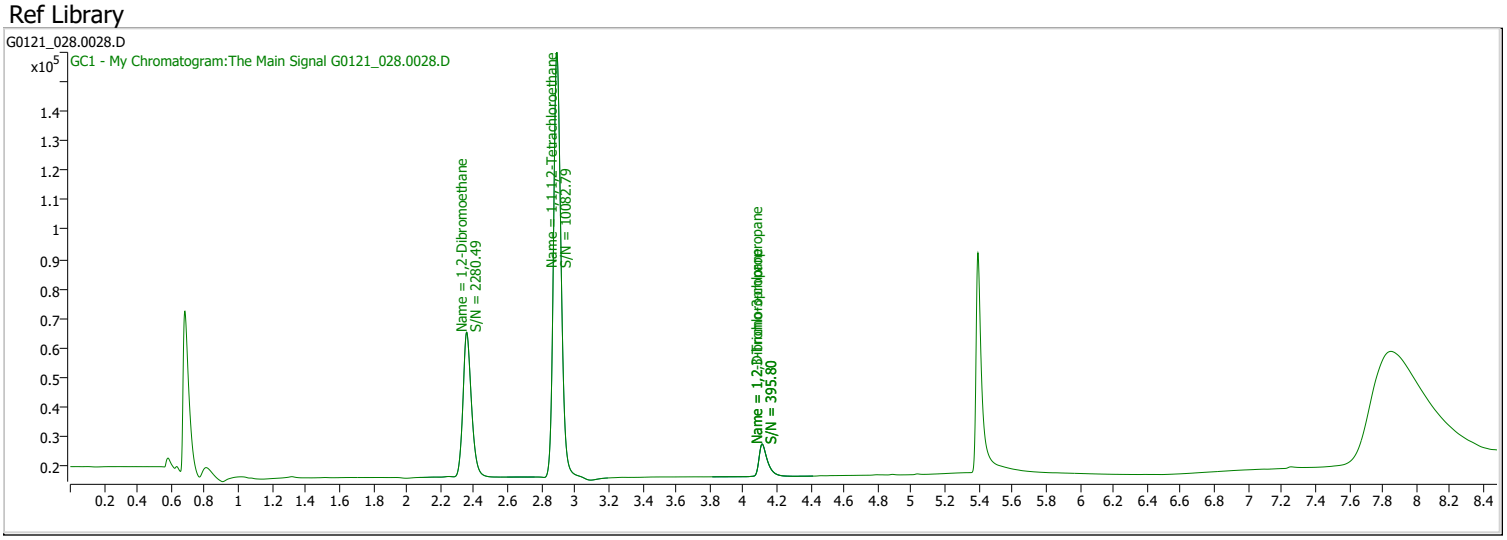

Compound	RT	QIon	Resp.	Conc.	Units	Dev(Min)
Internal Standards						
System Monitoring Compounds						
S 1,1,1,2-Tetrachloroethane	2.892	0.0	447487	0.9951	µg/L	-0.004
Spiked Amount: 0.100	Range: 70.0 - 130.0%			Recovery = 995.06%	*	
Target Compounds						**QValue**
M 1,2-Dibromoethane	2.356	0.0	172186	1.0004	µg/L	100

(#) = Qualifier Out of Range; (m) = Manual Integration; (+) = Area Summed; (*) = Surrogate Percent Recovery Out of Range; (d): Zeroed Peak

Compound	Conc.	RT	Dev(Min)	Resp.	QIon	QRatio	Lower	Upper
1,2-Dibromoethane	1.0004	2.36	0.00	172186				

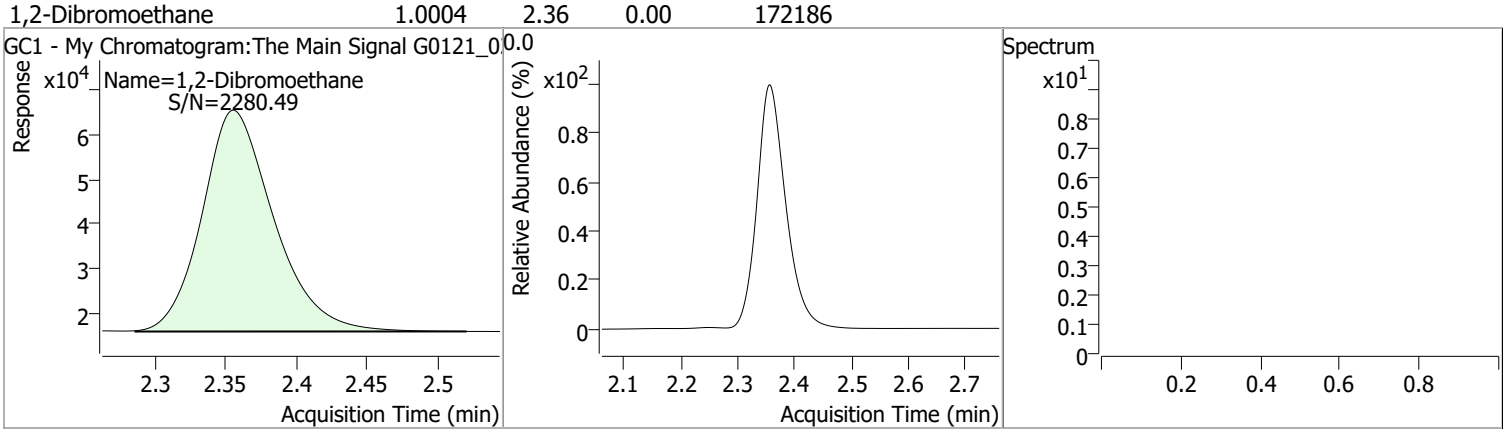

Compound	Conc.	RT	Dev(Min)	Resp.	QIon	QRatio	Lower	Upper
1,1,1,2-Tetrachloroethane	0.9951	2.89	0.00	447487				

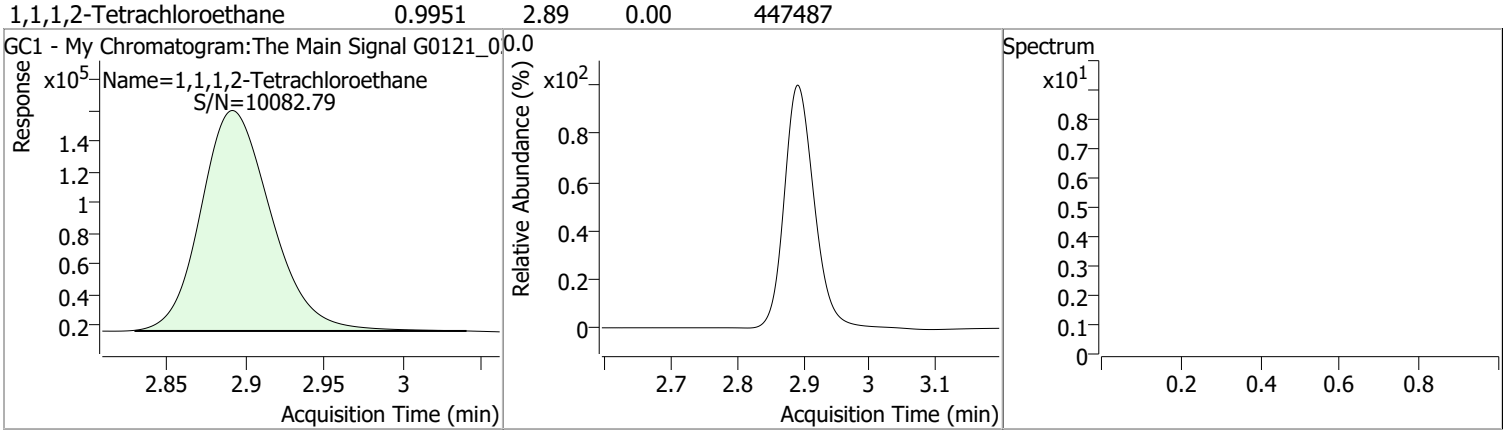

Quantitation Results Report (QT Reviewed)

Data File	G0121_029.0029.D	Operator	
Acq. Method	testAcqFileNamePath	Acq. Date-Time	1/21/2022 7:00:20 PM
Sample Name	Hexan	Instrument	WJB
Vial		Multiplier	1.00
DA Method File	G012122_8011_W_CLT.m	Comment	
Tune File		Tune Date	
Batch Name	G012122_8011_W_CLT.batch.bin	Last Calib Update	1/24/2022 11:53:09 AM
Ref Library			

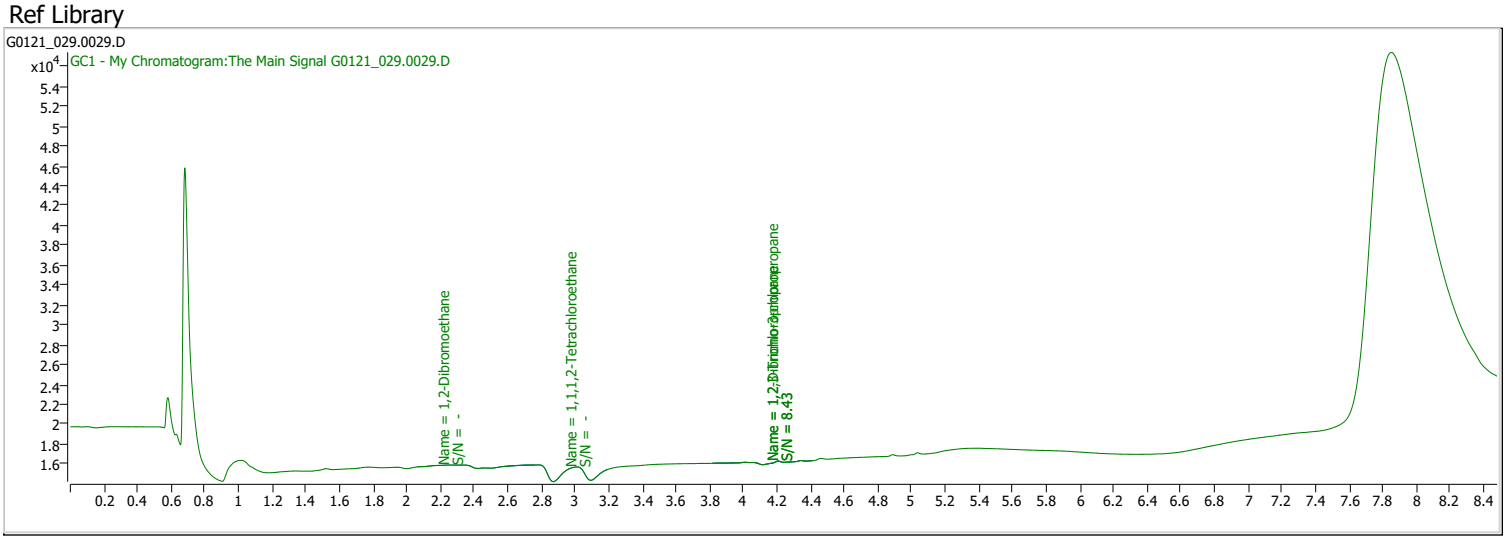

Compound	RT	QIon	Resp.	Conc.	Units		Dev(Min)
Internal Standards							
System Monitoring Compounds							
S 1,1,1,2-Tetrachloroethane	3.009	0.0	0		µg/L	md	0.113
Spiked Amount: 0.100	Range: 70.0 - 130.0%			Recovery = NA%			
Target Compounds							**QValue**
M 1,2-Dibromoethane	2.252	0.0	0		µg/L	md	1

(#) = Qualifier Out of Range; (m) = Manual Integration; (+) = Area Summed; (*) = Surrogate Percent Recovery Out of Range; (d): Zeroed Peak

Compound	Conc.	RT	Dev(Min)	Resp.	QIon	QRatio	Lower	Upper
1,2-Dibromoethane		0		0				

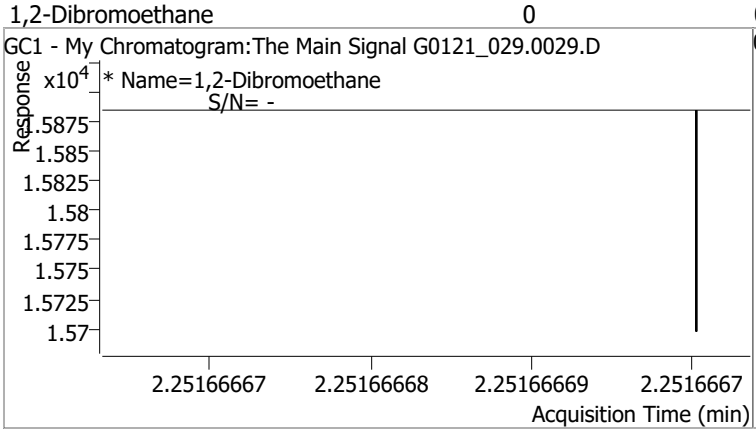

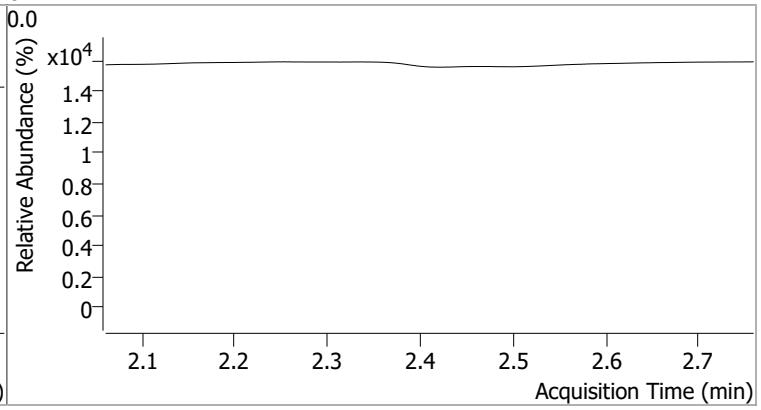

Compound	Conc.	RT	Dev(Min)	Resp.	QIon	QRatio	Lower	Upper
1,1,1,2-Tetrachloroethane		0		0				

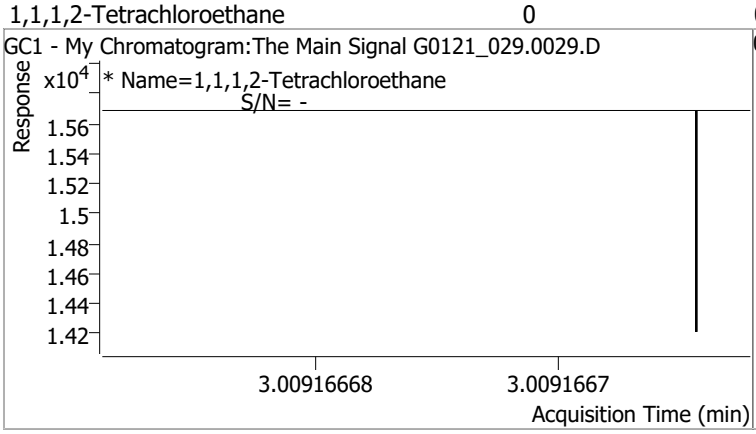

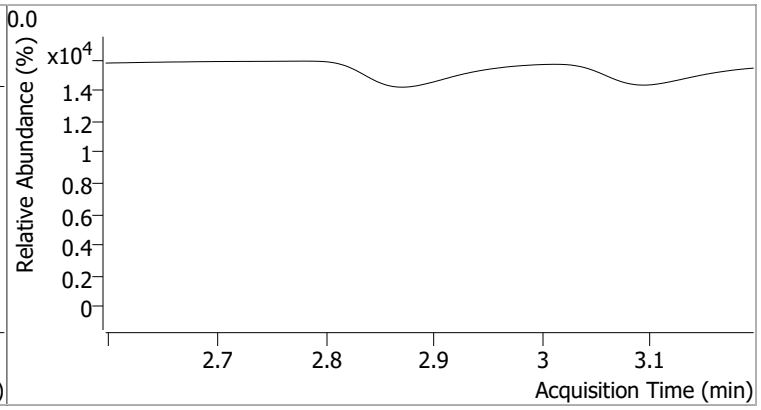

Quantitation Results Report (QT Reviewed)

Data File	G0121_030.0030.D	Operator	
Acq. Method	testAcqFileNamePath	Acq. Date-Time	1/21/2022 7:20:09 PM
Sample Name	LCS-163128	Instrument	WJB
Vial		Multiplier	1.00
DA Method File	G012122_8011_W_CLT.m	Comment	
Tune File		Tune Date	
Batch Name	G012122_8011_W_CLT.batch.bin	Last Calib Update	1/24/2022 11:53:09 AM
Ref Library			

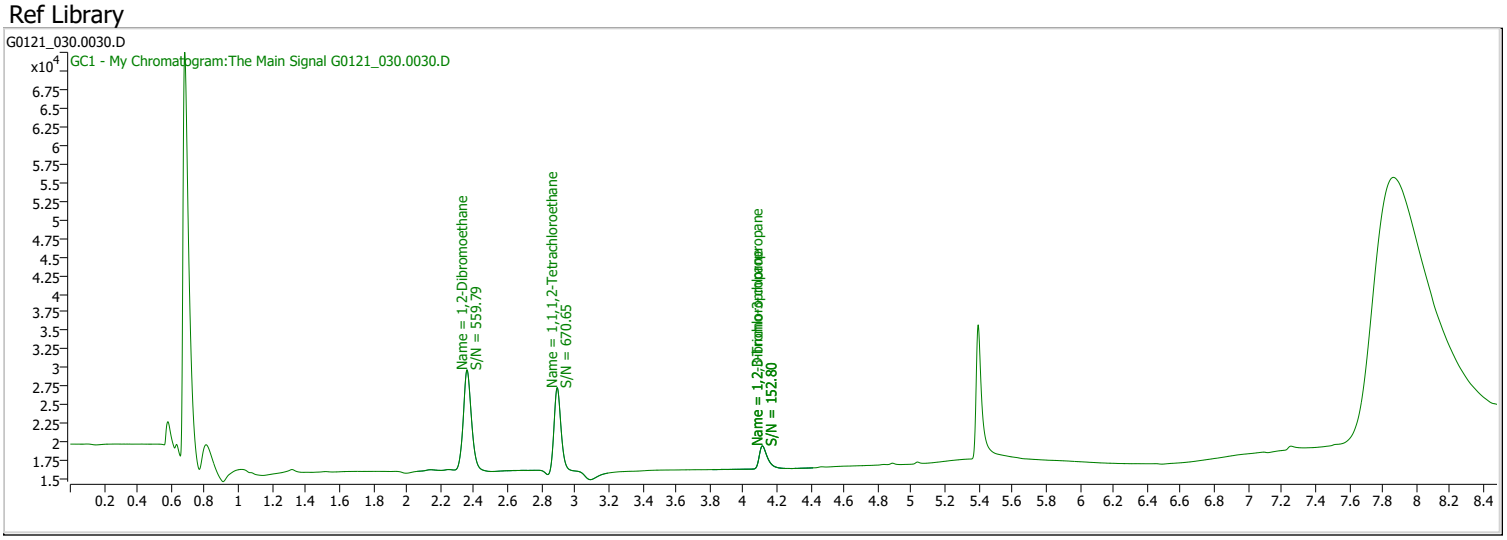

Compound	RT	QIon	Resp.	Conc.	Units		Dev(Min)
Internal Standards							
System Monitoring Compounds							
S 1,1,1,2-Tetrachloroethane	2.893	0.0	31456	0.0912	µg/L	m	-0.003
Spiked Amount: 0.100	Range: 70.0 - 130.0%			Recovery = 91.17%			
Target Compounds							**QValue**
M 1,2-Dibromoethane	2.358	0.0	45841	0.2361	µg/L		100

(#) = Qualifier Out of Range; (m) = Manual Integration; (+) = Area Summed; (*) = Surrogate Percent Recovery Out of Range; (d): Zeroed Peak

Compound	Conc.	RT	Dev(Min)	Resp.	QIon	QRatio	Lower	Upper
1,2-Dibromoethane	0.2361	2.36	0.00	45841				

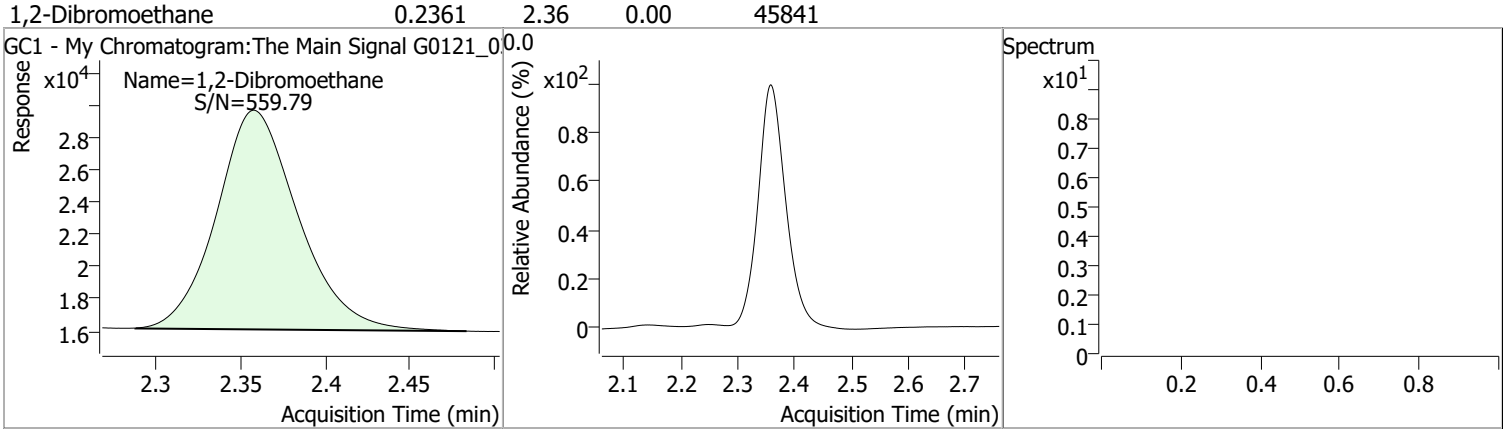

Compound	Conc.	RT	Dev(Min)	Resp.	QIon	QRatio	Lower	Upper
1,1,1,2-Tetrachloroethane	0.0912	2.89	0.00	31456 (m)				

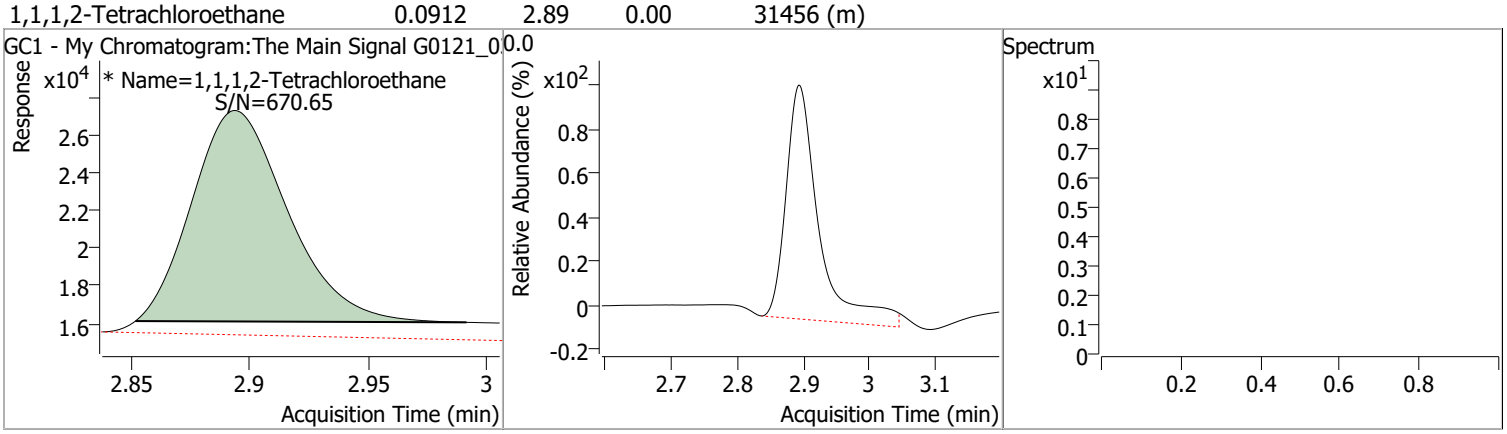

Quantitation Results Report (QT Reviewed)

Data File	G0121_031.0031.D	Operator	
Acq. Method	testAcqFileNamePath	Acq. Date-Time	1/21/2022 7:40:04 PM
Sample Name	CAL3-163128	Instrument	WJB
Vial		Multiplier	1.00
DA Method File	G012122_8011_W_CLT.m	Comment	
Tune File		Tune Date	
Batch Name	G012122_8011_W_CLT.batch.bin	Last Calib Update	1/24/2022 11:53:09 AM
Ref Library			

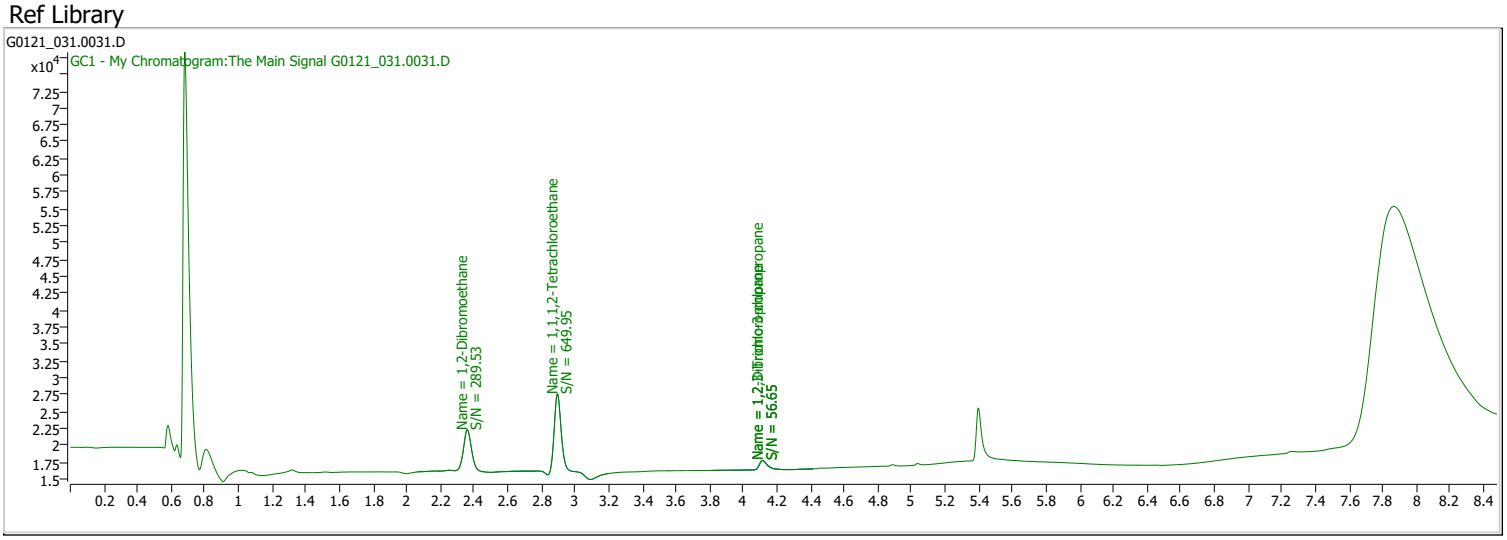

Compound	RT	QIon	Resp.	Conc.	Units		Dev(Min)
Internal Standards							
System Monitoring Compounds							
S 1,1,1,2-Tetrachloroethane	2.895	0.0	32121	0.0929	µg/L	m	-0.001
Spiked Amount: 0.100	Range: 70.0 - 130.0%			Recovery = 92.86%			
Target Compounds							**QValue**
M 1,2-Dibromoethane	2.359	0.0	20643	0.1043	µg/L		100

(#) = Qualifier Out of Range; (m) = Manual Integration; (+) = Area Summed; (*) = Surrogate Percent Recovery Out of Range; (d): Zeroed Peak

Compound	Conc.	RT	Dev(Min)	Resp.	QIon	QRatio	Lower	Upper
1,2-Dibromoethane	0.1043	2.36	0.00	20643				

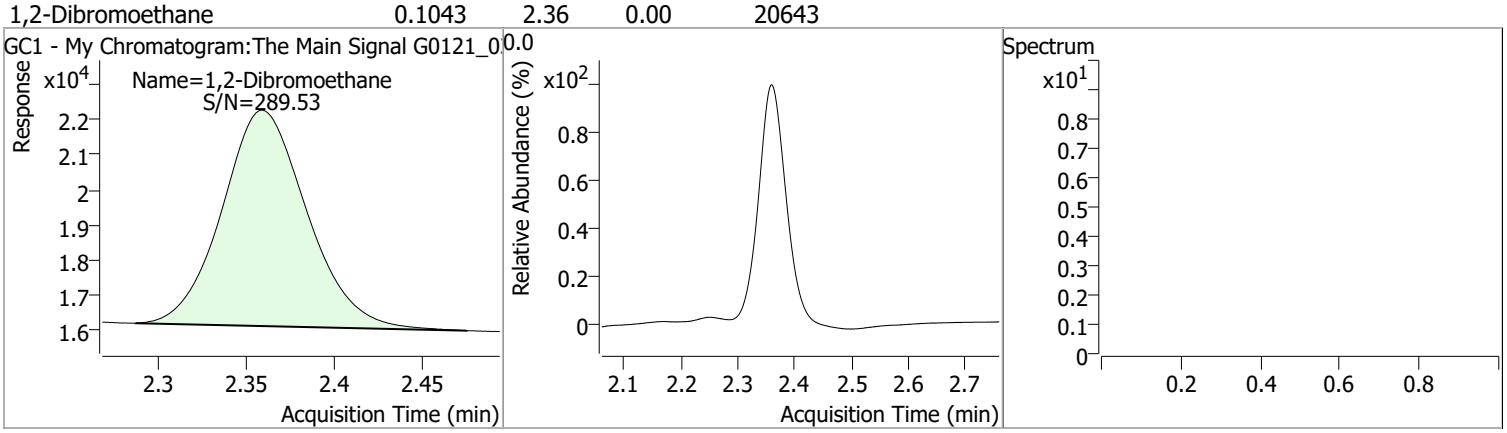

Compound	Conc.	RT	Dev(Min)	Resp.	QIon	QRatio	Lower	Upper
1,1,1,2-Tetrachloroethane	0.0929	2.90	0.00	32121 (m)				

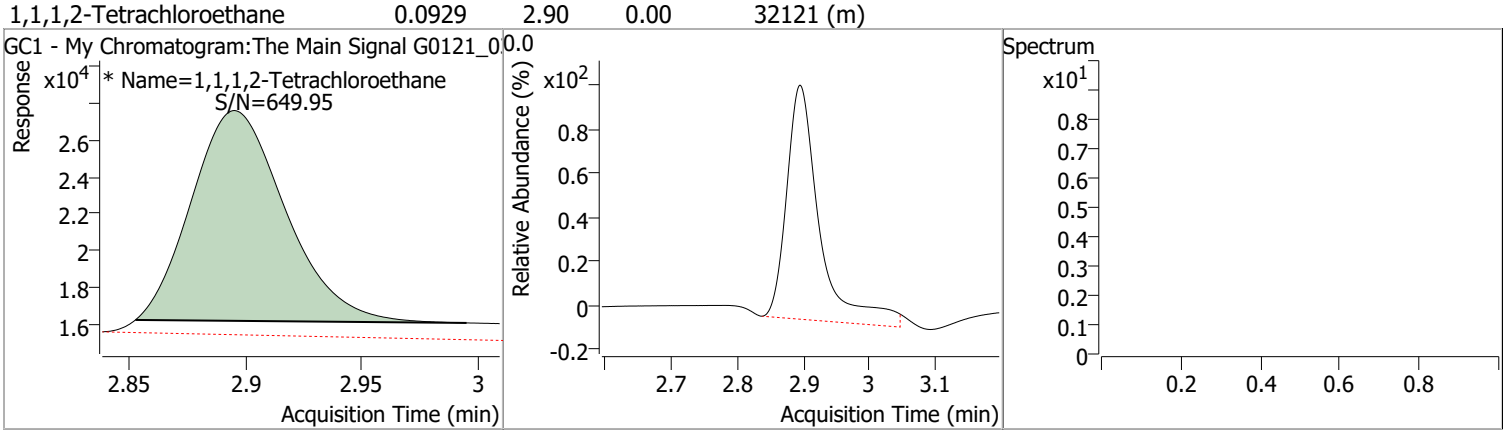

Quantitation Results Report (QT Reviewed)

Data File	G0121_032.0032.D	Operator	
Acq. Method	testAcqFileNamePath	Acq. Date-Time	1/21/2022 7:59:51 PM
Sample Name	MB-163128	Instrument	WJB
Vial		Multiplier	1.00
DA Method File	G012122_8011_W_CLT.m	Comment	
Tune File		Tune Date	
Batch Name	G012122_8011_W_CLT.batch.bin	Last Calib Update	1/24/2022 11:53:09 AM
Ref Library			

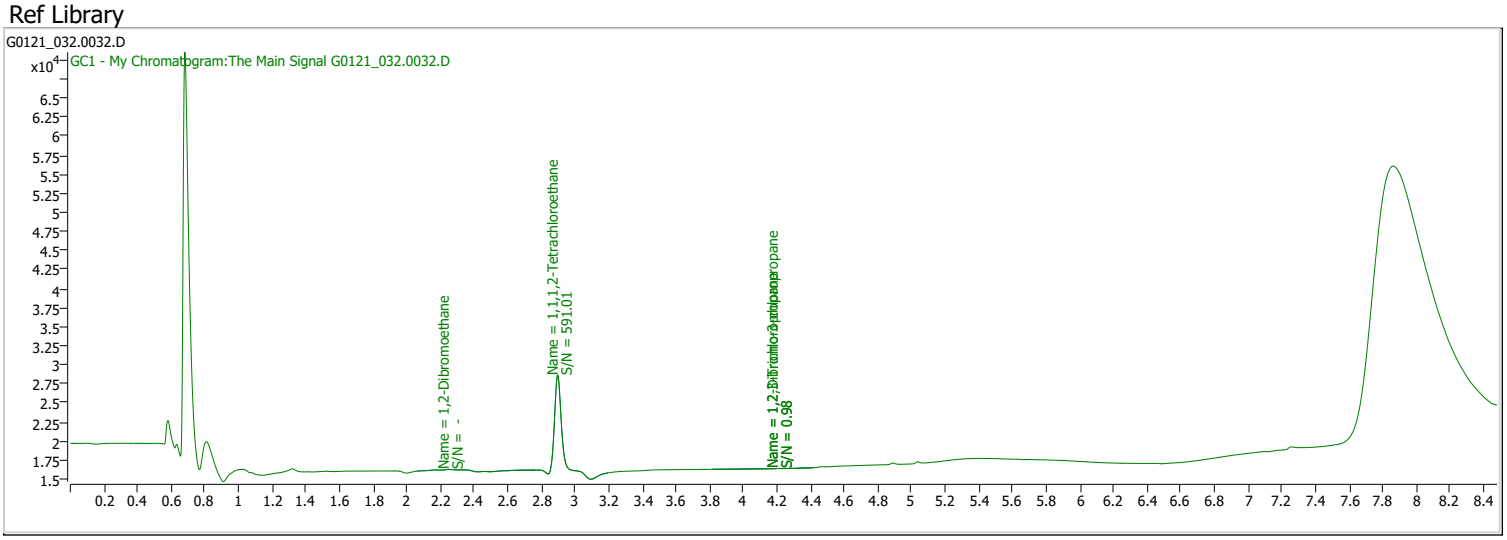

Compound	RT	QIon	Resp.	Conc.	Units		Dev(Min)
Internal Standards							
System Monitoring Compounds							
S 1,1,1,2-Tetrachloroethane	2.897	0.0	34174	0.0981	µg/L	m	0.001
Spiked Amount: 0.100	Range: 70.0 - 130.0%			Recovery = 98.06%			
Target Compounds							**QValue**
M 1,2-Dibromoethane	2.250	0.0	0		µg/L	md	1

(#) = Qualifier Out of Range; (m) = Manual Integration; (+) = Area Summed; (*) = Surrogate Percent Recovery Out of Range; (d): Zeroed Peak

Compound	Conc.	RT	Dev(Min)	Resp.	QIon	QRatio	Lower	Upper
1,2-Dibromoethane		0		0				

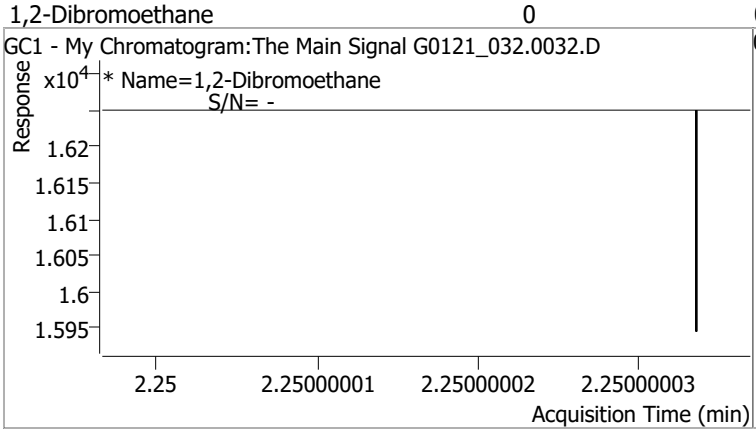

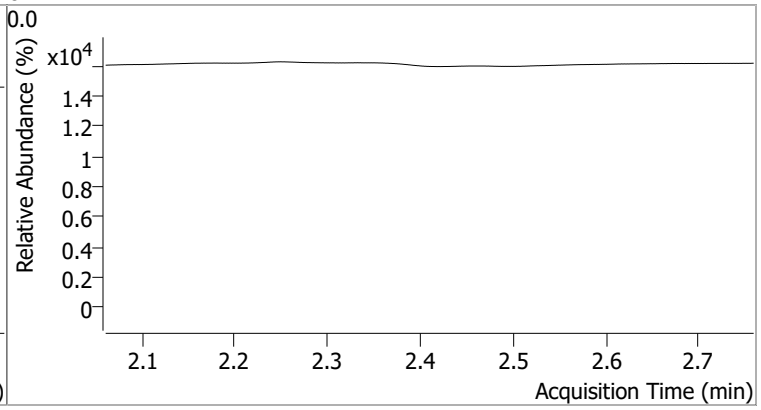

Compound	Conc.	RT	Dev(Min)	Resp.	QIon	QRatio	Lower	Upper
1,1,1,2-Tetrachloroethane	0.0981	2.90	0.00	34174 (m)				

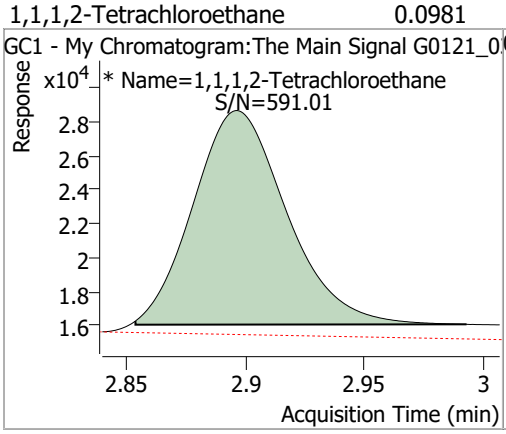

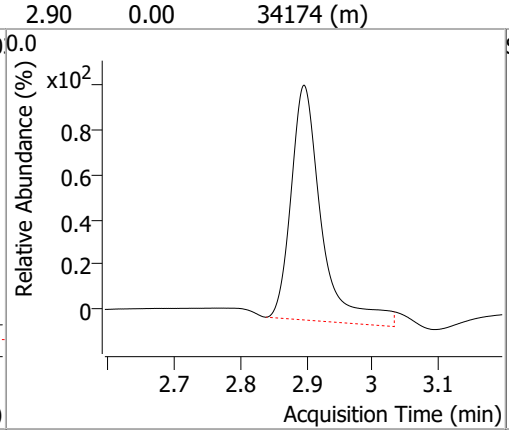

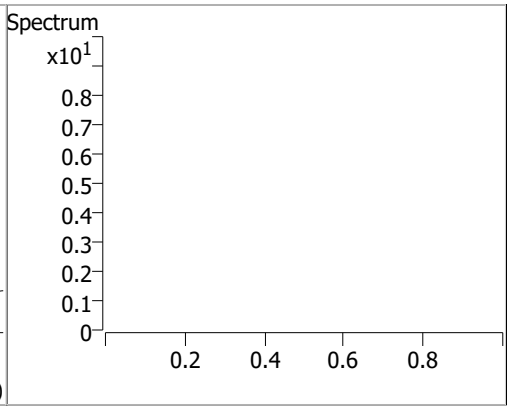

Quantitation Results Report (QT Reviewed)

Data File	G0121_033.0033.D	Operator	
Acq. Method	testAcqFileNamePath	Acq. Date-Time	1/21/2022 8:19:55 PM
Sample Name	LCS-163128	Instrument	WJB
Vial		Multiplier	1.00
DA Method File	G012122_8011_W_CLT.m	Comment	
Tune File		Tune Date	
Batch Name	G012122_8011_W_CLT.batch.bin	Last Calib Update	1/24/2022 11:53:09 AM
Ref Library			

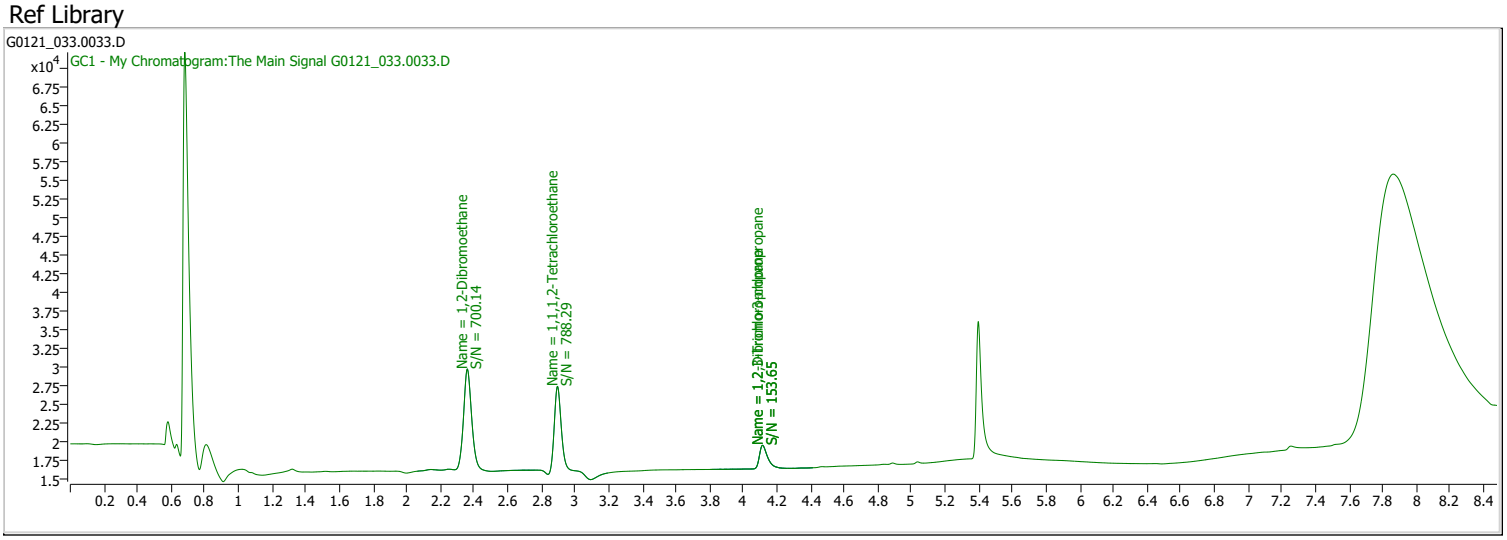

Compound	RT	QIon	Resp.	Conc.	Units		Dev(Min)
Internal Standards							
System Monitoring Compounds							
S 1,1,1,2-Tetrachloroethane	2.895	0.0	31753	0.0919	µg/L	m	-0.001
Spiked Amount: 0.100	Range: 70.0 - 130.0%			Recovery = 91.92%			
Target Compounds							**QValue**
M 1,2-Dibromoethane	2.359	0.0	45764	0.2357	µg/L	m	100

(#) = Qualifier Out of Range; (m) = Manual Integration; (+) = Area Summed; (*) = Surrogate Percent Recovery Out of Range; (d): Zeroed Peak

Compound	Conc.	RT	Dev(Min)	Resp.	QIon	QRatio	Lower	Upper
1,2-Dibromoethane	0.2357	2.36	0.00	45764 (m)				

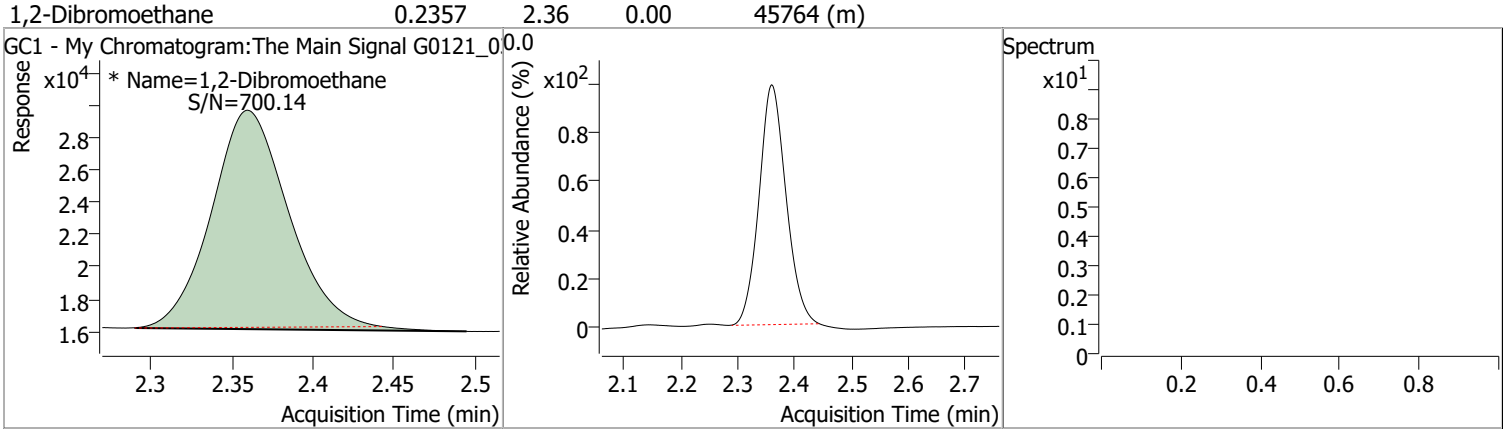

Compound	Conc.	RT	Dev(Min)	Resp.	QIon	QRatio	Lower	Upper
1,1,1,2-Tetrachloroethane	0.0919	2.90	0.00	31753 (m)				

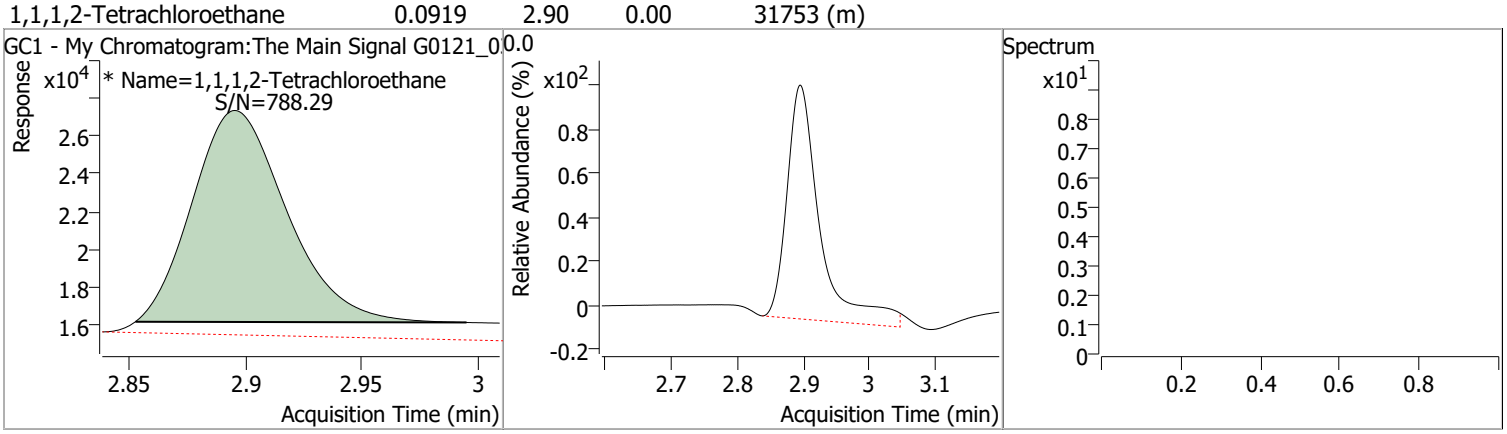

Quantitation Results Report (QT Reviewed)

Data File	G0121_034.0034.D	Operator	
Acq. Method	testAcqFileNamePath	Acq. Date-Time	1/21/2022 8:39:44 PM
Sample Name	LCS1-163128	Instrument	WJB
Vial		Multiplier	1.00
DA Method File	G012122_8011_W_CLT.m	Comment	
Tune File		Tune Date	
Batch Name	G012122_8011_W_CLT.batch.bin	Last Calib Update	1/24/2022 11:53:09 AM
Ref Library			

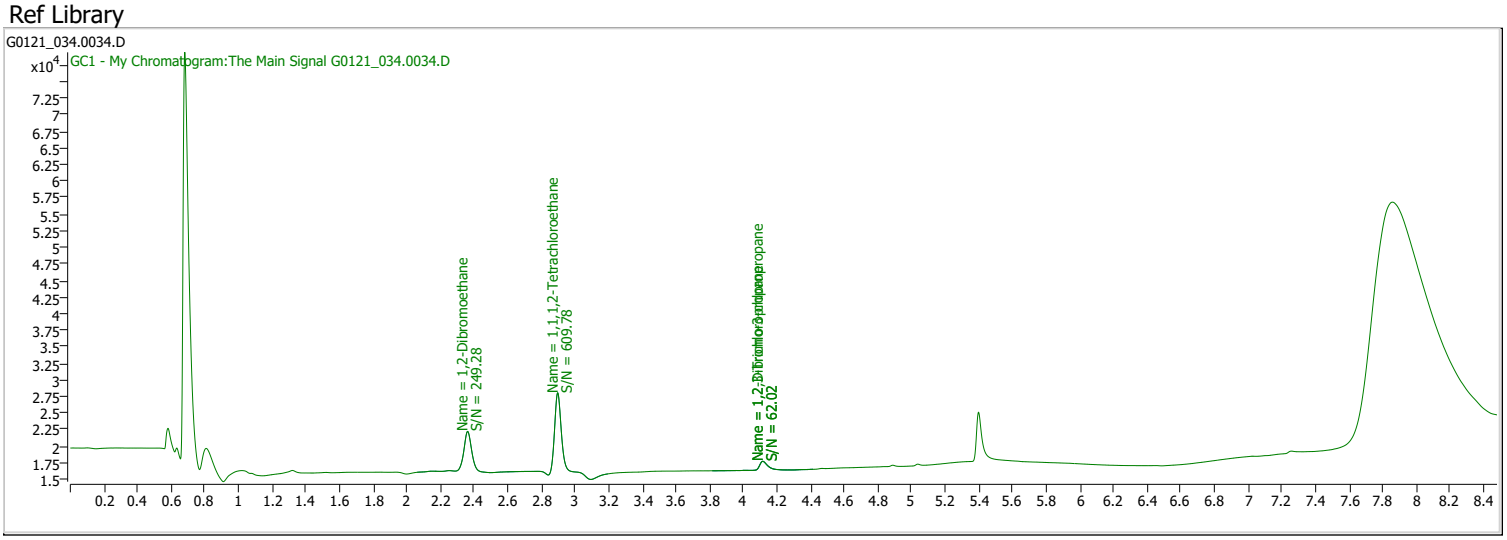

Compound	RT	QIon	Resp.	Conc.	Units		Dev(Min)
Internal Standards							
System Monitoring Compounds							
S 1,1,1,2-Tetrachloroethane	2.897	0.0	32364	0.0935	µg/L	m	0.001
Spiked Amount: 0.100	Range: 70.0 - 130.0%			Recovery = 93.47%			
Target Compounds							**QValue**
M 1,2-Dibromoethane	2.361	0.0	20062	0.1013	µg/L		100

(#) = Qualifier Out of Range; (m) = Manual Integration; (+) = Area Summed; (*) = Surrogate Percent Recovery Out of Range; (d): Zeroed Peak

Compound	Conc.	RT	Dev(Min)	Resp.	QIon	QRatio	Lower	Upper
1,2-Dibromoethane	0.1013	2.36	0.00	20062				

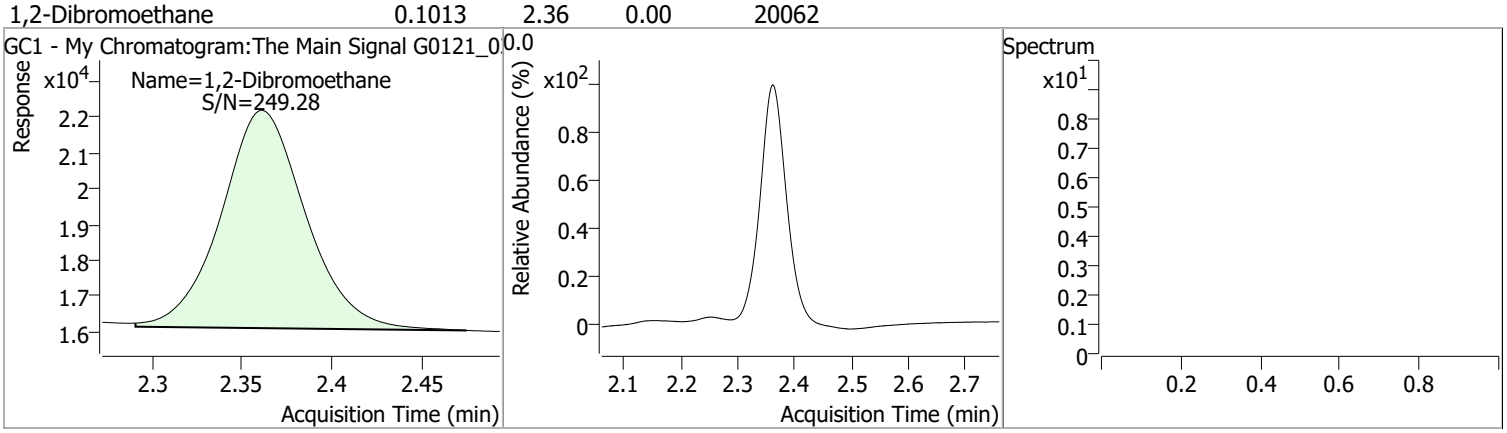

Compound	Conc.	RT	Dev(Min)	Resp.	QIon	QRatio	Lower	Upper
1,1,1,2-Tetrachloroethane	0.0935	2.90	0.00	32364 (m)				

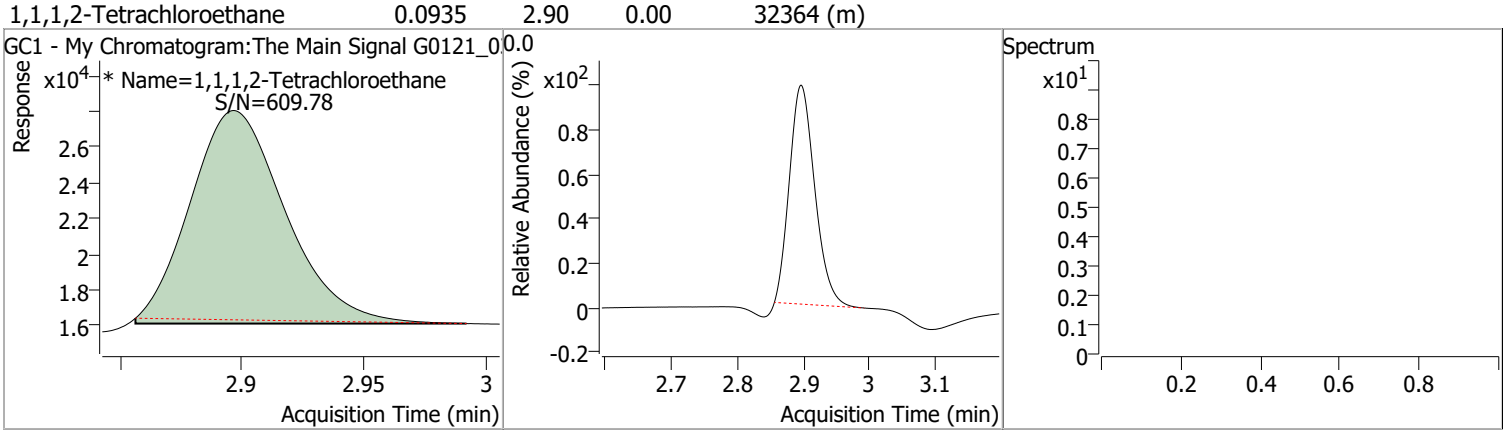

Quantitation Results Report (QT Reviewed)

Data File	G0121_035.0035.D	Operator	
Acq. Method	testAcqFileNamePath	Acq. Date-Time	1/21/2022 8:59:52 PM
Sample Name	Hexan	Instrument	WJB
Vial		Multiplier	1.00
DA Method File	G012122_8011_W_CLT.m	Comment	
Tune File		Tune Date	
Batch Name	G012122_8011_W_CLT.batch.bin	Last Calib Update	1/24/2022 11:53:09 AM
Ref Library			

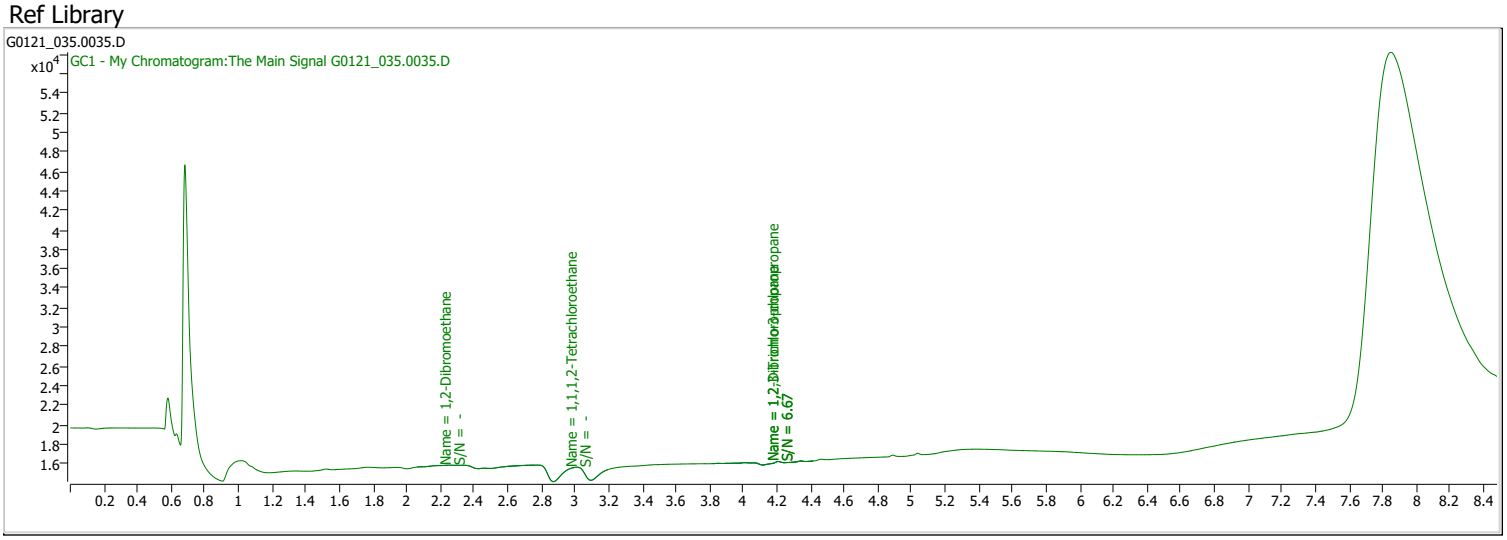

Compound	RT	QIon	Resp.	Conc.	Units		Dev(Min)
Internal Standards							
System Monitoring Compounds							
S 1,1,1,2-Tetrachloroethane	3.011	0.0	0		µg/L	md	0.115
Spiked Amount: 0.100	Range: 70.0 - 130.0%			Recovery = NA%			
Target Compounds							**QValue**
M 1,2-Dibromoethane	2.261	0.0	0		µg/L	md	1

(#) = Qualifier Out of Range; (m) = Manual Integration; (+) = Area Summed; (*) = Surrogate Percent Recovery Out of Range; (d): Zeroed Peak

Compound	Conc.	RT	Dev(Min)	Resp.	QIon	QRatio	Lower	Upper
1,2-Dibromoethane		0		0				

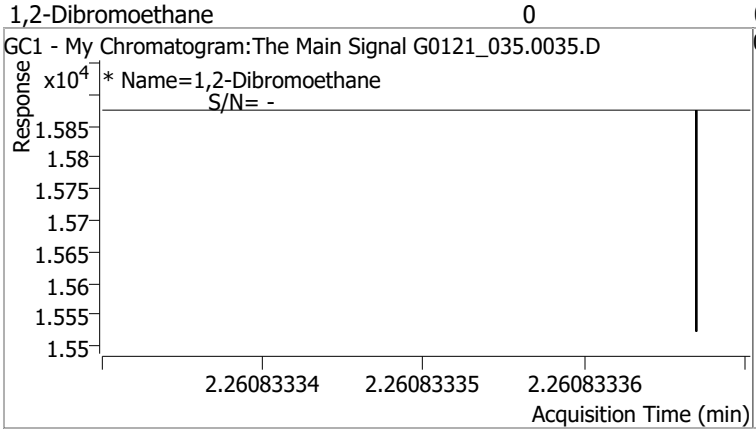

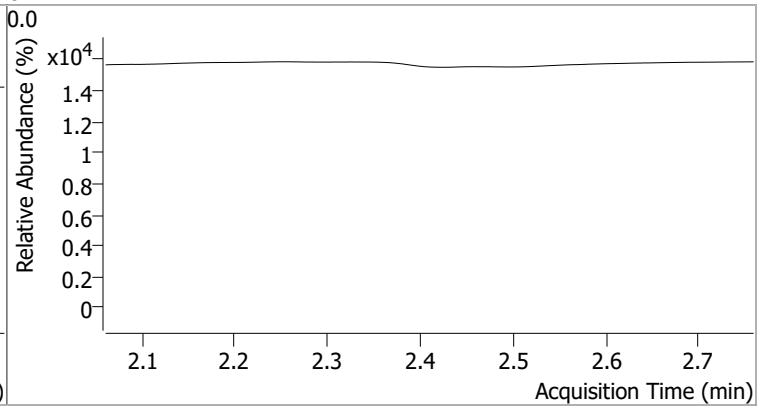

Compound	Conc.	RT	Dev(Min)	Resp.	QIon	QRatio	Lower	Upper
1,1,1,2-Tetrachloroethane		0		0				

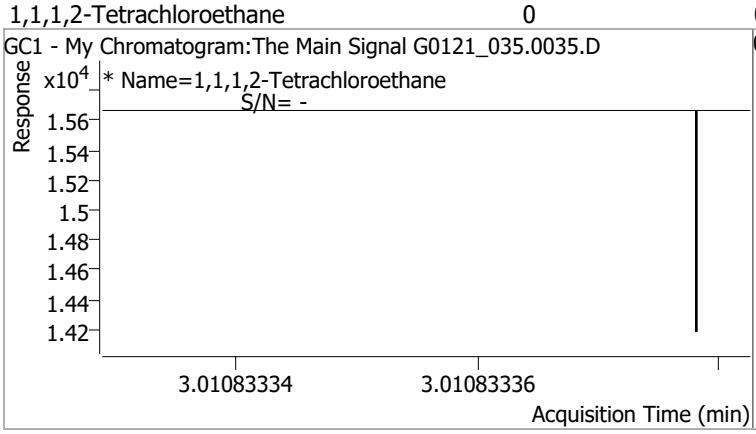

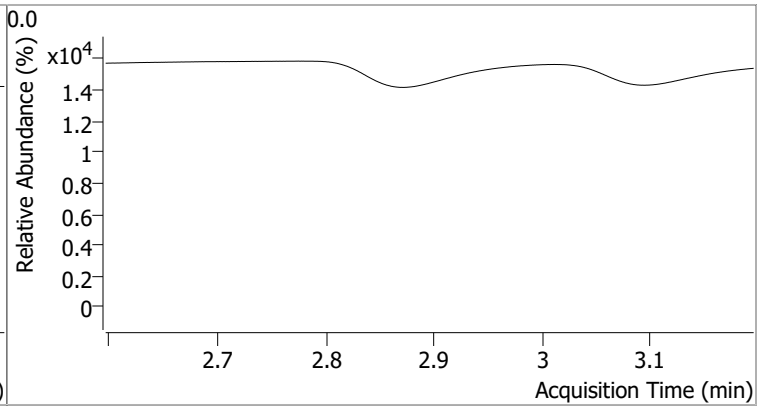

Quantitation Results Report (QT Reviewed)

Data File	G0121_036.0036.D	Operator	
Acq. Method	testAcqFileNamePath	Acq. Date-Time	1/21/2022 9:19:46 PM
Sample Name	B22011053-001A	Instrument	WJB
Vial		Multiplier	1.00
DA Method File	G012122_8011_W_CLT.m	Comment	
Tune File		Tune Date	
Batch Name	G012122_8011_W_CLT.batch.bin	Last Calib Update	1/24/2022 11:53:09 AM
Ref Library			

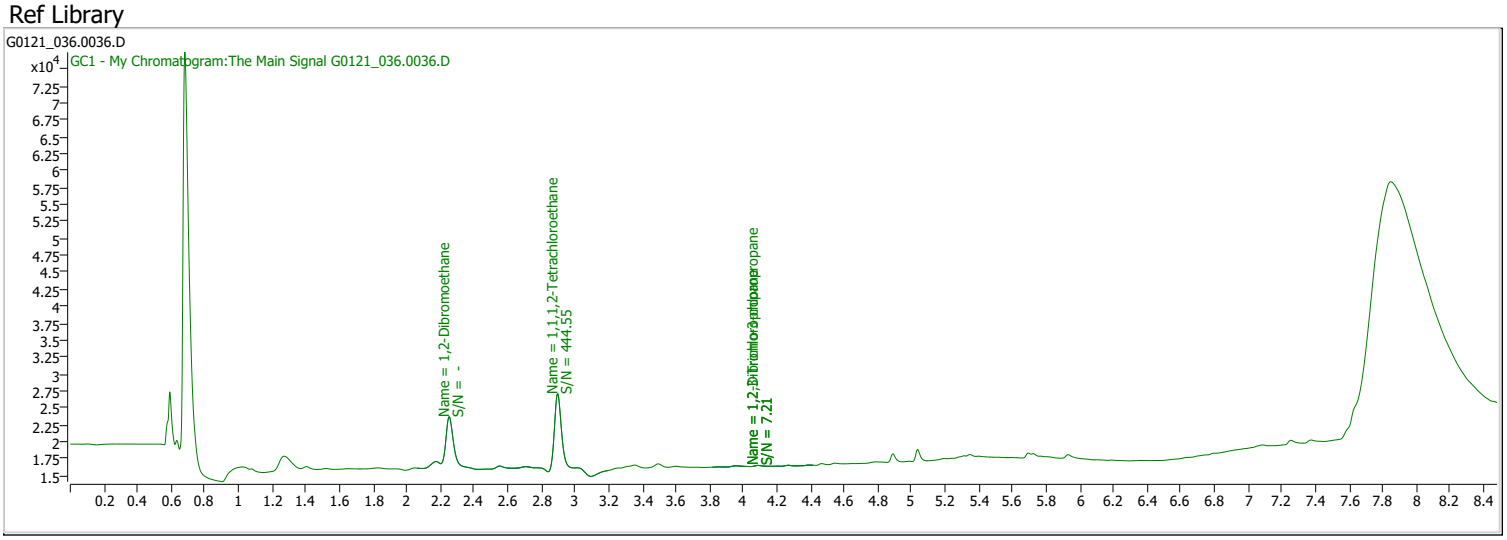

Compound	RT	QIon	Resp.	Conc.	Units		Dev(Min)
Internal Standards							
System Monitoring Compounds							
S 1,1,1,2-Tetrachloroethane	2.896	0.0	30900	0.0898	µg/L	m	0.000
Spiked Amount: 0.100	Range: 70.0 - 130.0%			Recovery = 89.76%			
Target Compounds							**QValue**
M 1,2-Dibromoethane	2.252	0.0	0		µg/L	md	1

(#) = Qualifier Out of Range; (m) = Manual Integration; (+) = Area Summed; (*) = Surrogate Percent Recovery Out of Range; (d): Zeroed Peak

Compound	Conc.	RT	Dev(Min)	Resp.	QIon	QRatio	Lower	Upper
1,2-Dibromoethane		0		0				

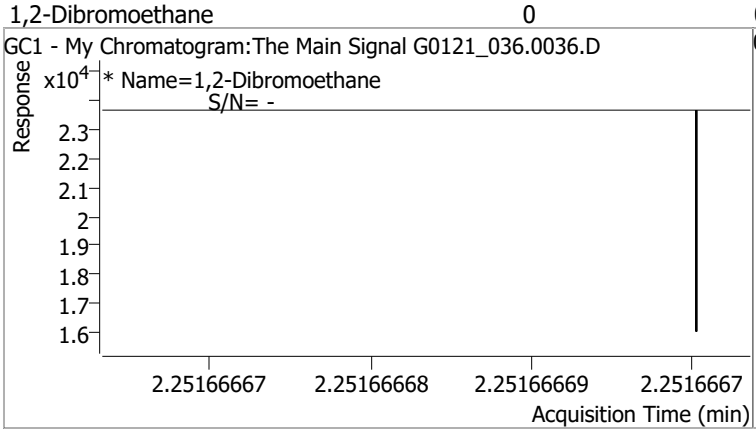

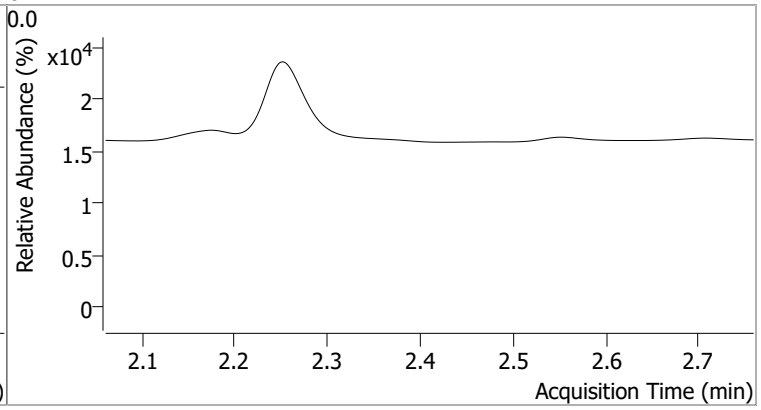

Compound	Conc.	RT	Dev(Min)	Resp.	QIon	QRatio	Lower	Upper
1,1,1,2-Tetrachloroethane	0.0898	2.90	0.00	30900 (m)				

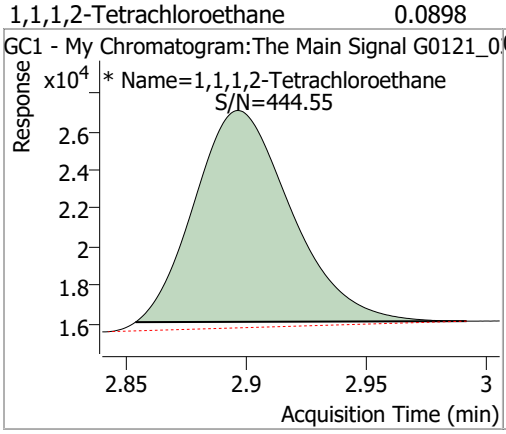

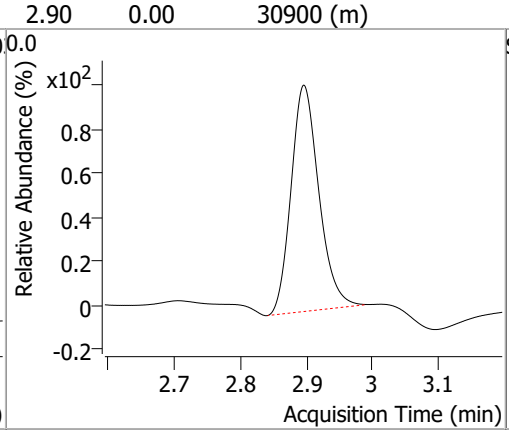

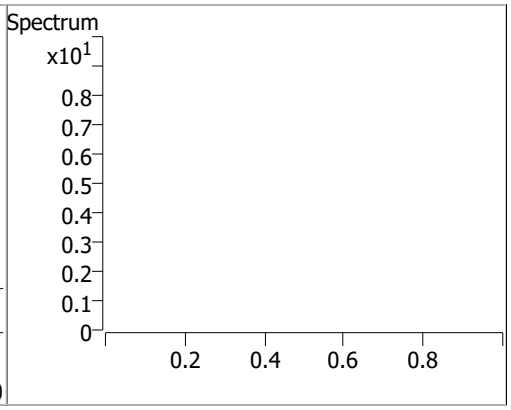

Quantitation Results Report (QT Reviewed)

Data File	G0121_037.0037.D	Operator	
Acq. Method	testAcqFileNamePath	Acq. Date-Time	1/21/2022 9:39:42 PM
Sample Name	B22011053-002A	Instrument	WJB
Vial		Multiplier	1.00
DA Method File	G012122_8011_W_CLT.m	Comment	
Tune File		Tune Date	
Batch Name	G012122_8011_W_CLT.batch.bin	Last Calib Update	1/24/2022 11:53:09 AM
Ref Library			

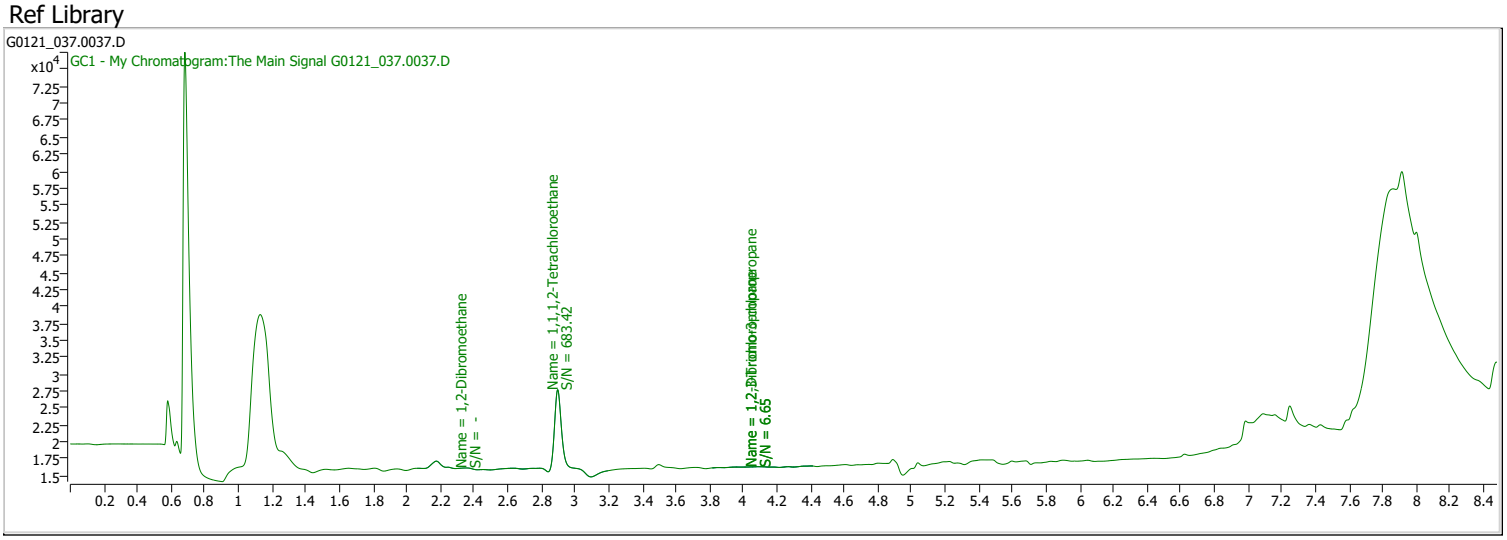

Compound	RT	QIon	Resp.	Conc.	Units		Dev(Min)
Internal Standards							
System Monitoring Compounds							
S 1,1,1,2-Tetrachloroethane	2.897	0.0	31763	0.0920	µg/L	m	0.001
Spiked Amount: 0.100	Range: 70.0 - 130.0%			Recovery = 91.95%			
Target Compounds							**QValue**
M 1,2-Dibromoethane	2.355	0.0	0		µg/L	md	1

(#) = Qualifier Out of Range; (m) = Manual Integration; (+) = Area Summed; (*) = Surrogate Percent Recovery Out of Range; (d): Zeroed Peak

Compound	Conc.	RT	Dev(Min)	Resp.	QIon	QRatio	Lower	Upper
1,2-Dibromoethane		0		0				

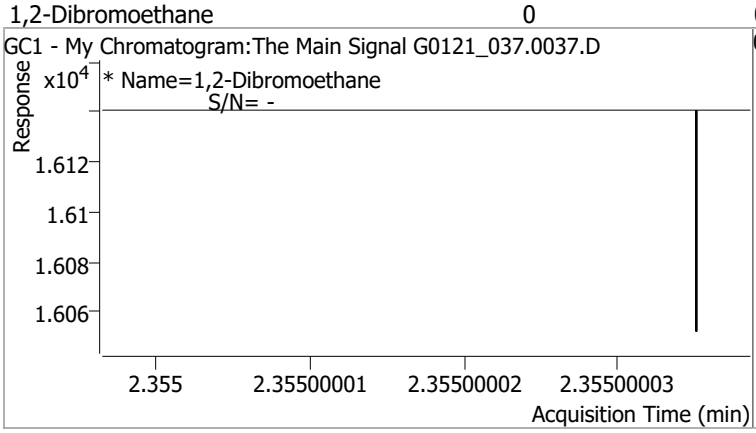

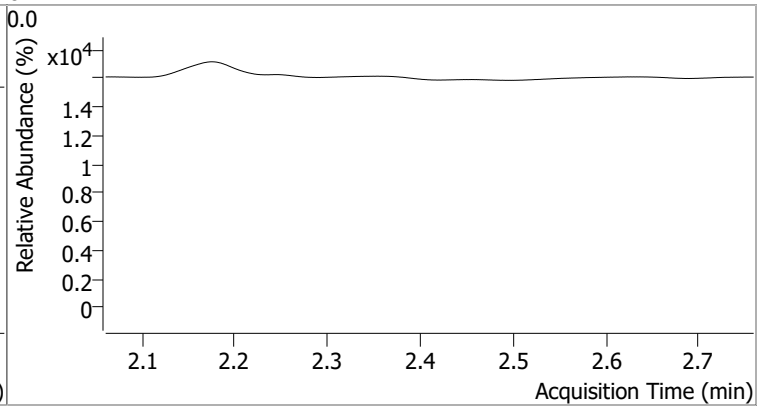

Compound	Conc.	RT	Dev(Min)	Resp.	QIon	QRatio	Lower	Upper
1,1,1,2-Tetrachloroethane	0.0920	2.90	0.00	31763 (m)				

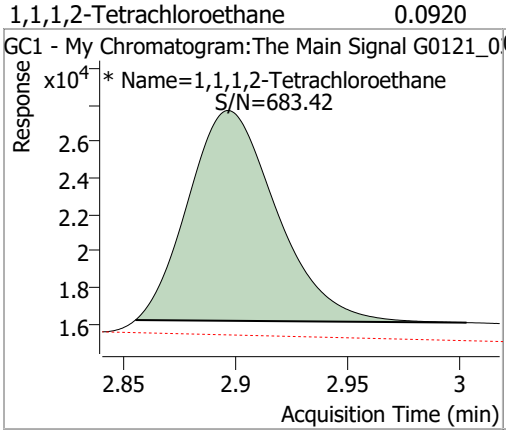

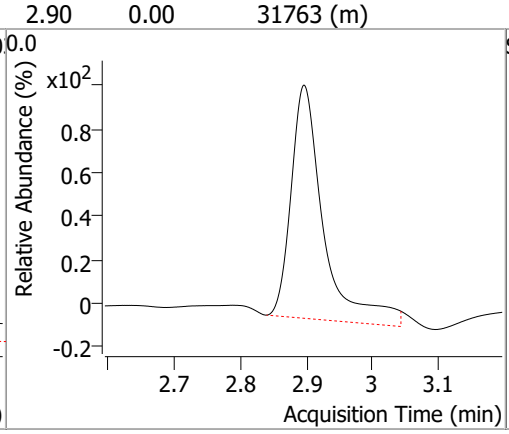

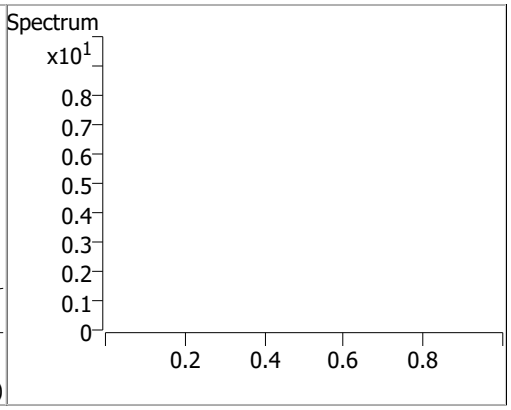

Quantitation Results Report (QT Reviewed)

Data File	G0121_038.0038.D	Operator	
Acq. Method	testAcqFileNamePath	Acq. Date-Time	1/21/2022 9:59:32 PM
Sample Name	B22011053-003A	Instrument	WJB
Vial		Multiplier	1.00
DA Method File	G012122_8011_W_CLT.m	Comment	
Tune File		Tune Date	
Batch Name	G012122_8011_W_CLT.batch.bin	Last Calib Update	1/24/2022 11:53:09 AM
Ref Library			

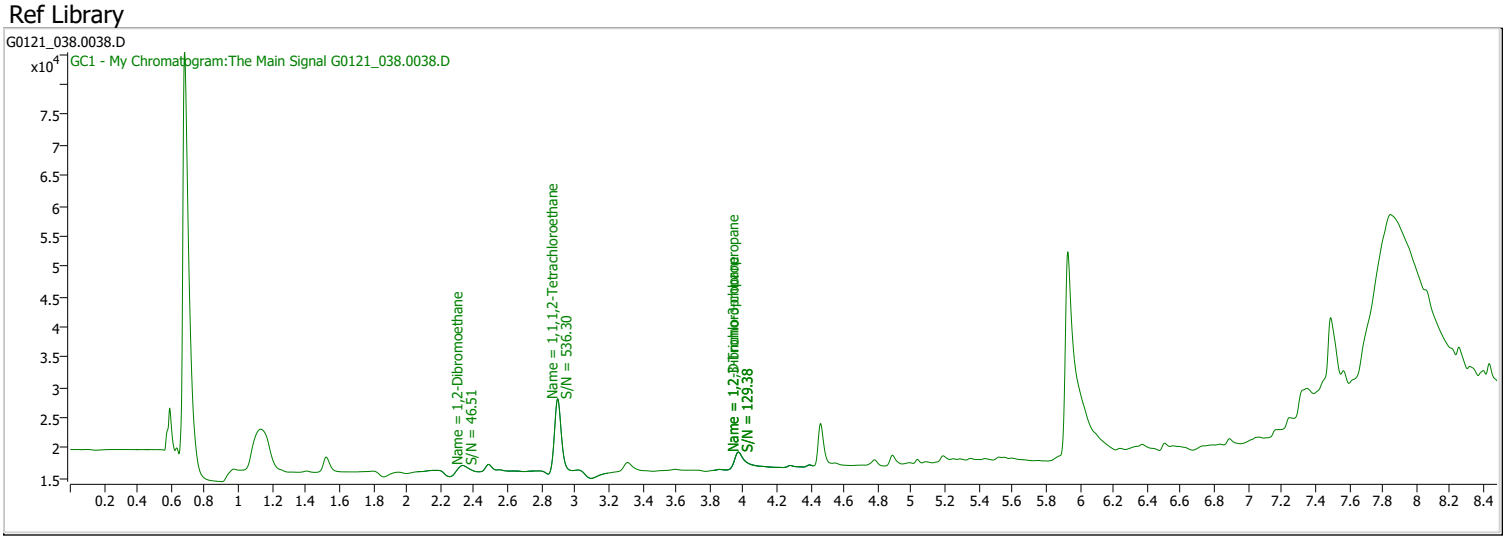

Compound	RT	QIon	Resp.	Conc.	Units		Dev(Min)
Internal Standards							
System Monitoring Compounds							
S 1,1,1,2-Tetrachloroethane	2.896	0.0	32646	0.0942	µg/L	m	0.000
Spiked Amount: 0.100	Range: 70.0 - 130.0%			Recovery = 94.19%			
Target Compounds							**QValue**
M 1,2-Dibromoethane	2.331	0.0	0		µg/L	md	1

(#) = Qualifier Out of Range; (m) = Manual Integration; (+) = Area Summed; (*) = Surrogate Percent Recovery Out of Range; (d): Zeroed Peak

Compound	Conc.	RT	Dev(Min)	Resp.	QIon	QRatio	Lower	Upper
1,2-Dibromoethane		0		0				

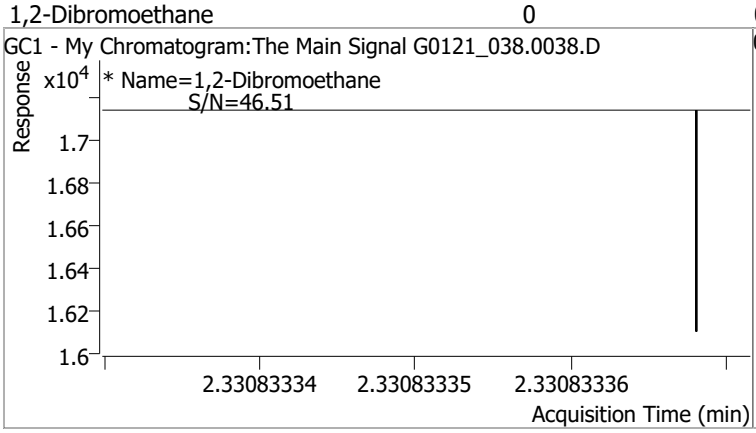

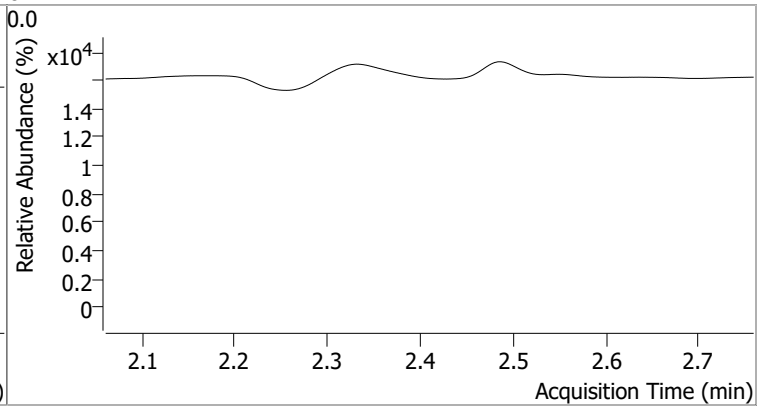

Compound	Conc.	RT	Dev(Min)	Resp.	QIon	QRatio	Lower	Upper
1,1,1,2-Tetrachloroethane	0.0942	2.90	0.00	32646 (m)				

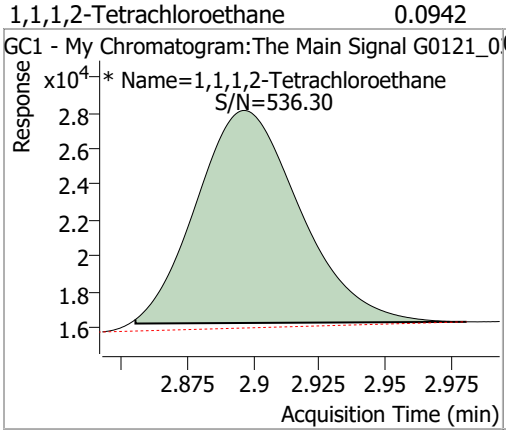

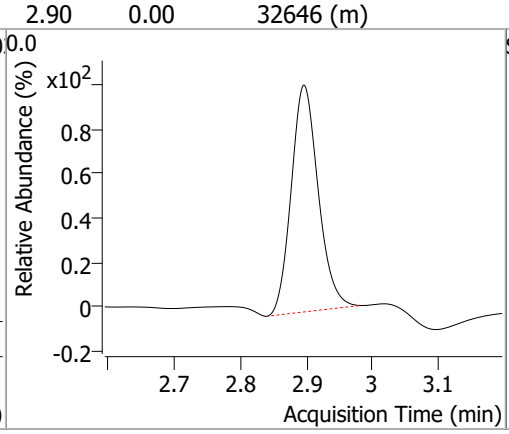

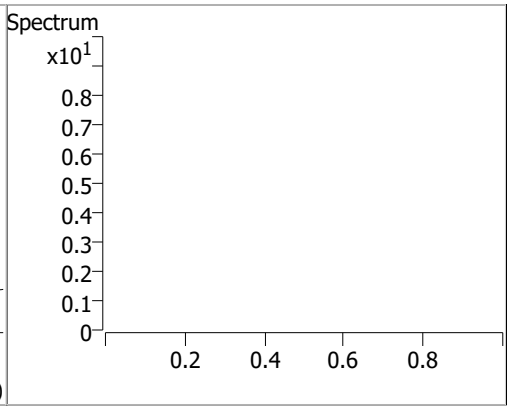

Quantitation Results Report (QT Reviewed)

Data File	G0121_039.0039.D	Operator	
Acq. Method	testAcqFileNamePath	Acq. Date-Time	1/21/2022 10:19:11 PM
Sample Name	B22011053-004A	Instrument	WJB
Vial		Multiplier	1.00
DA Method File	G012122_8011_W_CLT.m	Comment	
Tune File		Tune Date	
Batch Name	G012122_8011_W_CLT.batch.bin	Last Calib Update	1/24/2022 11:53:09 AM
Ref Library			

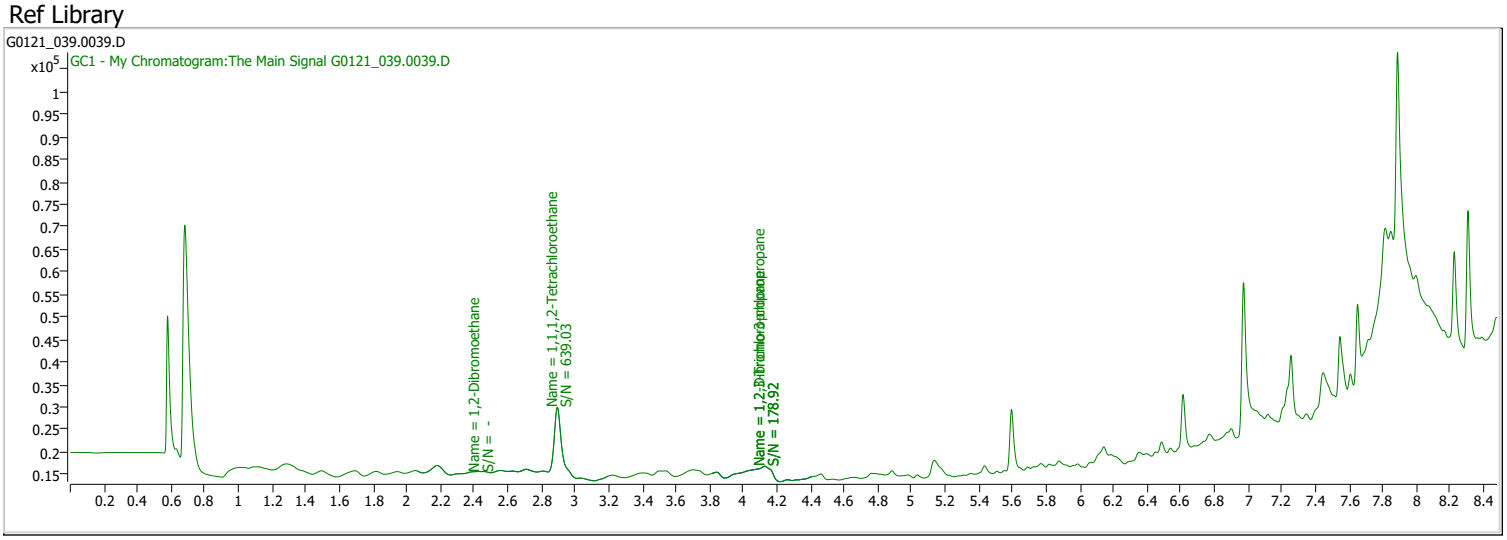

Compound	RT	QIon	Resp.	Conc.	Units		Dev(Min)
Internal Standards							
System Monitoring Compounds							
S 1,1,1,2-Tetrachloroethane	2.894	0.0	39981	0.1127	µg/L		-0.002
Spiked Amount: 0.100	Range: 70.0 - 130.0%			Recovery = 112.72%			
Target Compounds							**QValue**
M 1,2-Dibromoethane	2.429	0.0	0		µg/L	md	1

(#) = Qualifier Out of Range; (m) = Manual Integration; (+) = Area Summed; (*) = Surrogate Percent Recovery Out of Range; (d): Zeroed Peak

Compound	Conc.	RT	Dev(Min)	Resp.	QIon	QRatio	Lower	Upper
1,2-Dibromoethane		0		0				

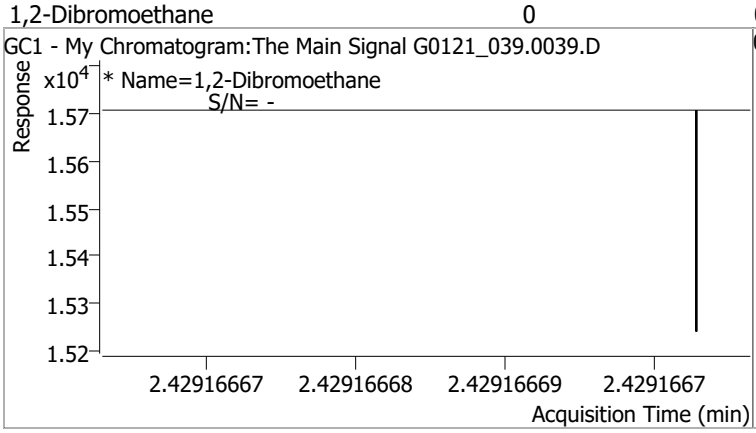

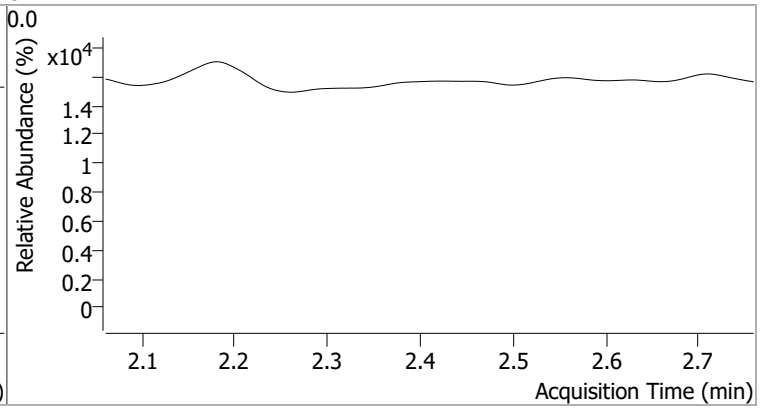

Compound	Conc.	RT	Dev(Min)	Resp.	QIon	QRatio	Lower	Upper
1,1,1,2-Tetrachloroethane	0.1127	2.89	0.00	39981				

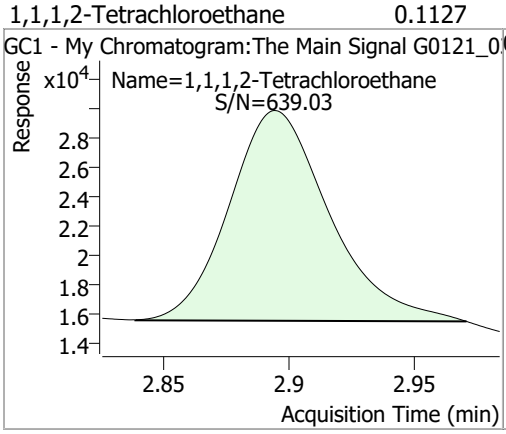

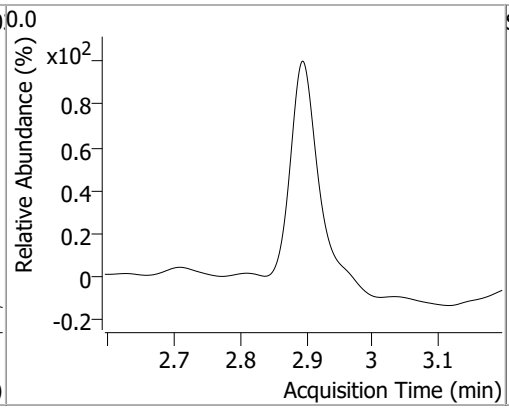

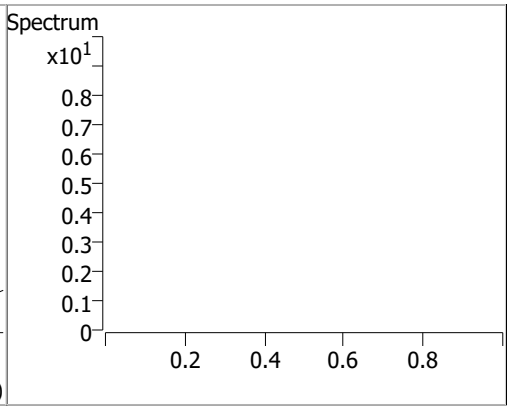

Quantitation Results Report (QT Reviewed)

Data File	G0121_040.0040.D	Operator	
Acq. Method	testAcqFileNamePath	Acq. Date-Time	1/21/2022 10:39:02 PM
Sample Name	B22011124-004A	Instrument	WJB
Vial		Multiplier	1.00
DA Method File	G012122_8011_W_CLT.m	Comment	
Tune File		Tune Date	
Batch Name	G012122_8011_W_CLT.batch.bin	Last Calib Update	1/24/2022 11:53:09 AM
Ref Library			

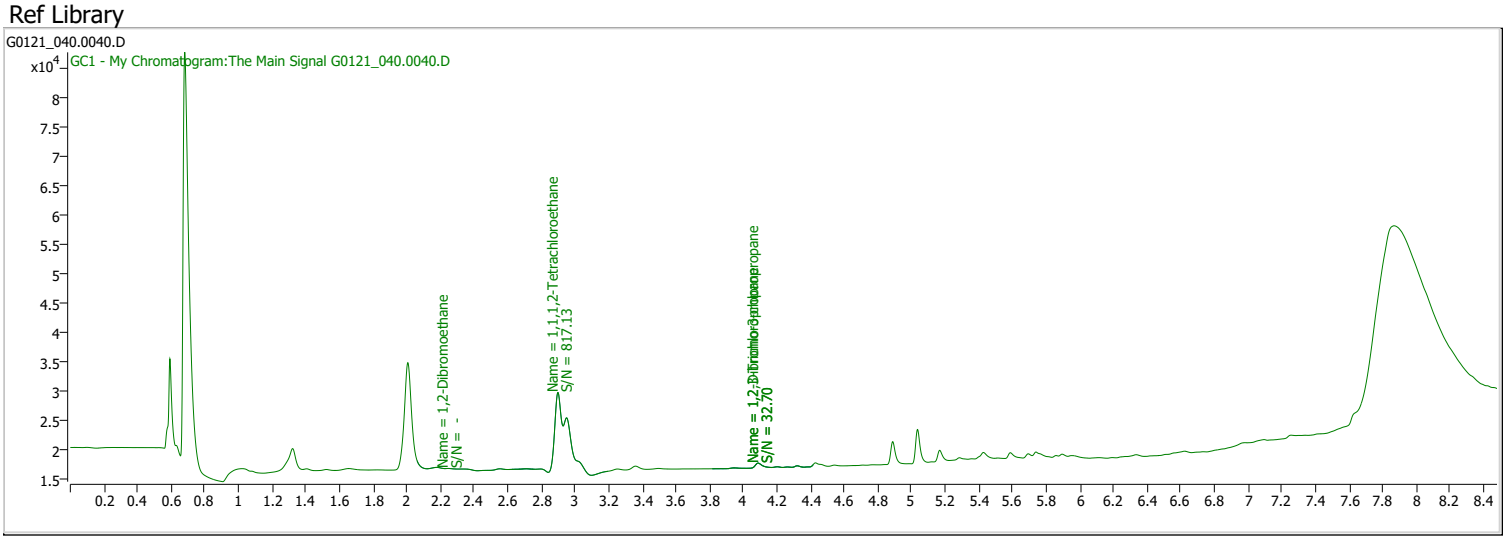

Compound	RT	QIon	Resp.	Conc.	Units		Dev(Min)
Internal Standards							
System Monitoring Compounds							
S 1,1,1,2-Tetrachloroethane	2.898	0.0	38212	0.1083	µg/L		0.002
Spiked Amount: 0.100	Range: 70.0 - 130.0%			Recovery = 108.26%			
Target Compounds							**QValue**
M 1,2-Dibromoethane	2.243	0.0	0		µg/L	md	1

(#) = Qualifier Out of Range; (m) = Manual Integration; (+) = Area Summed; (*) = Surrogate Percent Recovery Out of Range; (d): Zeroed Peak

Compound	Conc.	RT	Dev(Min)	Resp.	QIon	QRatio	Lower	Upper
1,2-Dibromoethane		0		0				

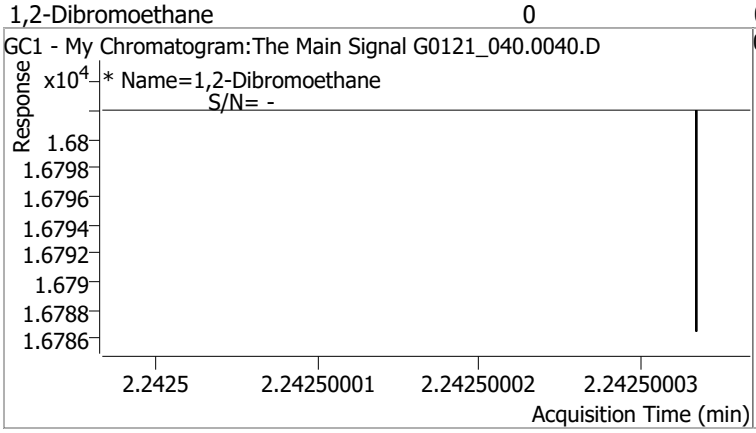

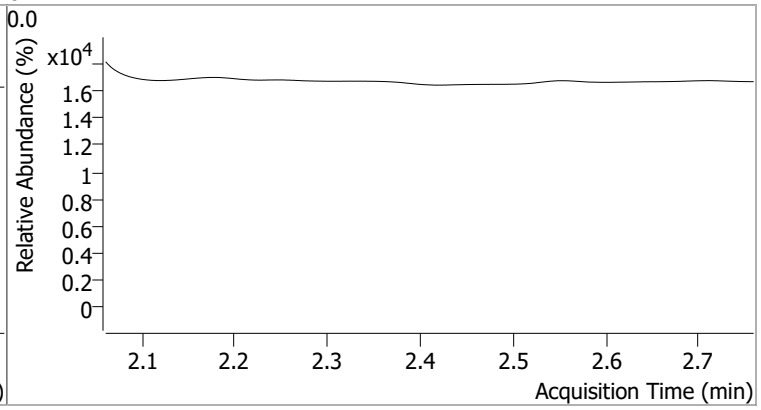

Compound	Conc.	RT	Dev(Min)	Resp.	QIon	QRatio	Lower	Upper
1,1,1,2-Tetrachloroethane	0.1083	2.90	0.00	38212				

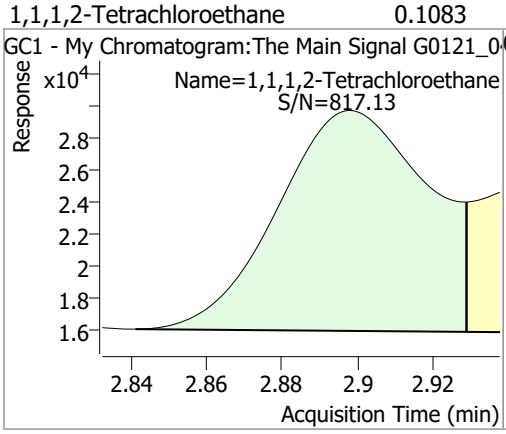

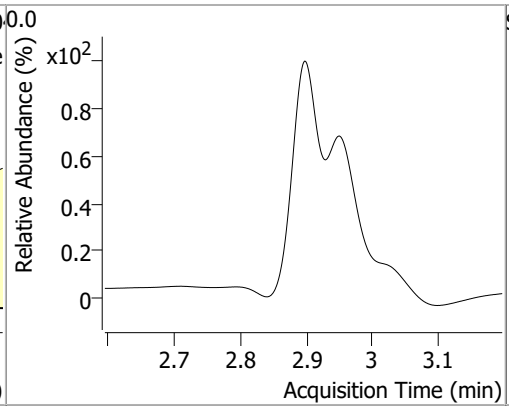

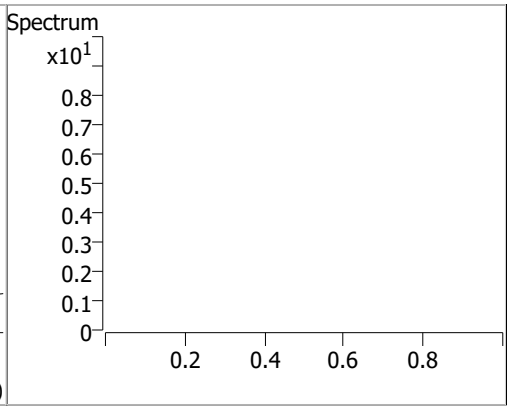

Quantitation Results Report (QT Reviewed)

Data File	G0121_041.0041.D	Operator	
Acq. Method	testAcqFileNamePath	Acq. Date-Time	1/21/2022 10:58:53 PM
Sample Name	B22011125-001H	Instrument	WJB
Vial		Multiplier	1.00
DA Method File	G012122_8011_W_CLT.m	Comment	
Tune File		Tune Date	
Batch Name	G012122_8011_W_CLT.batch.bin	Last Calib Update	1/24/2022 11:53:09 AM
Ref Library			

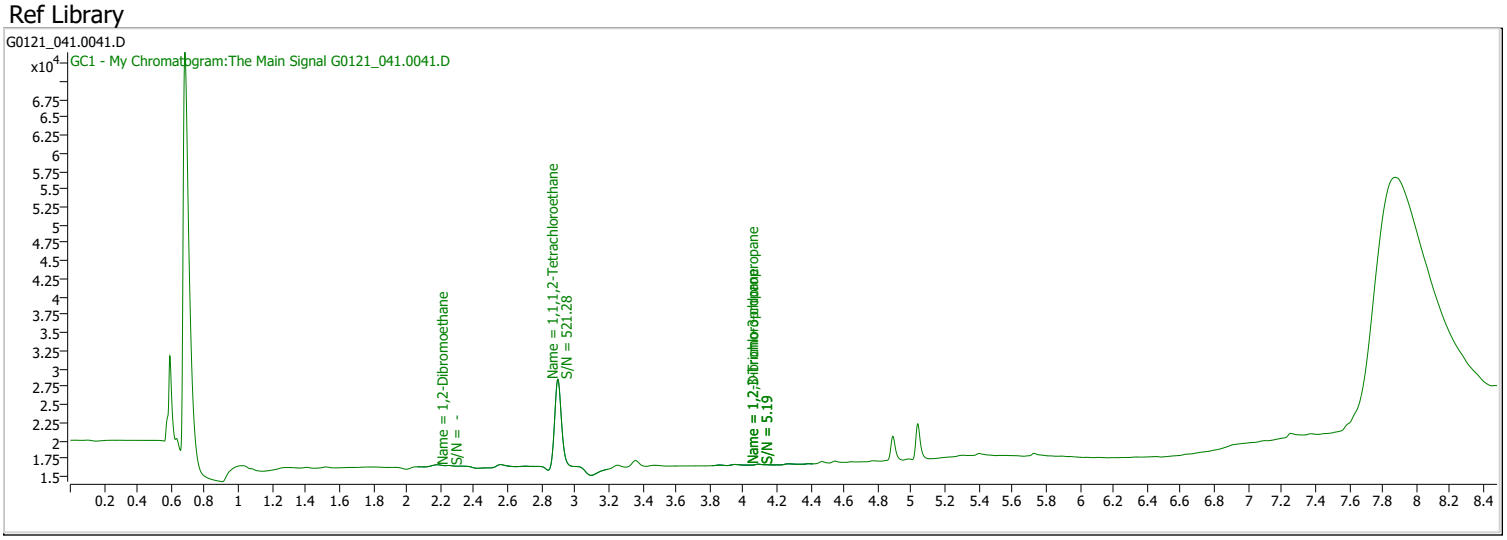

Compound	RT	QIon	Resp.	Conc.	Units		Dev(Min)
Internal Standards							
System Monitoring Compounds							
S 1,1,1,2-Tetrachloroethane	2.898	0.0	33696	0.0968	µg/L	m	0.002
Spiked Amount: 0.100	Range: 70.0 - 130.0%			Recovery = 96.85%			
Target Compounds							**QValue**
M 1,2-Dibromoethane	2.244	0.0	0		µg/L	md	1

(#) = Qualifier Out of Range; (m) = Manual Integration; (+) = Area Summed; (*) = Surrogate Percent Recovery Out of Range; (d): Zeroed Peak

Compound	Conc.	RT	Dev(Min)	Resp.	QIon	QRatio	Lower	Upper
1,2-Dibromoethane		0		0				

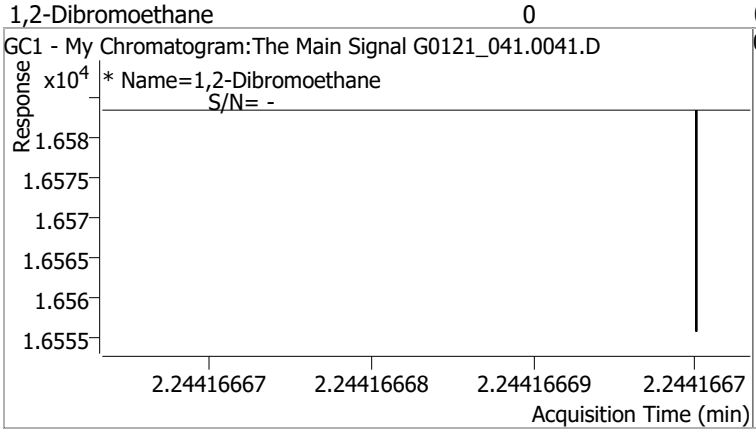

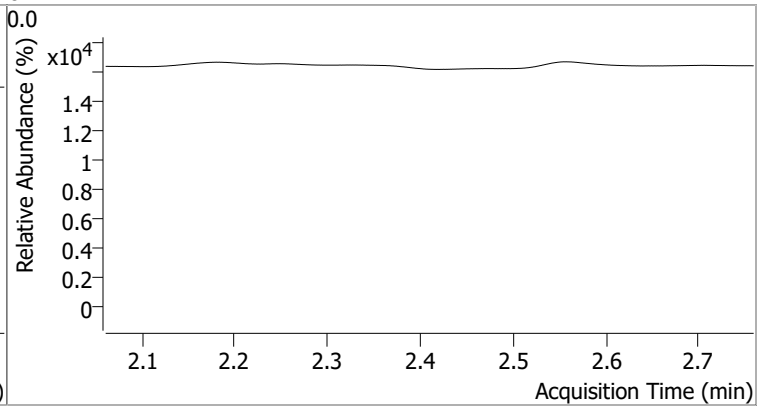

Compound	Conc.	RT	Dev(Min)	Resp.	QIon	QRatio	Lower	Upper
1,1,1,2-Tetrachloroethane	0.0968	2.90	0.00	33696 (m)				

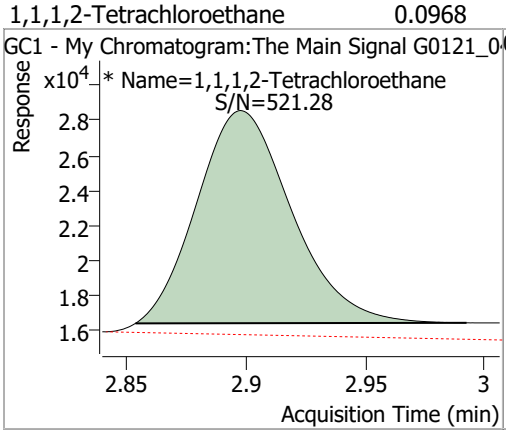

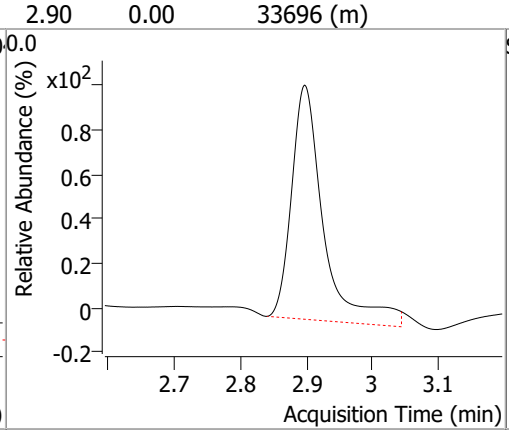

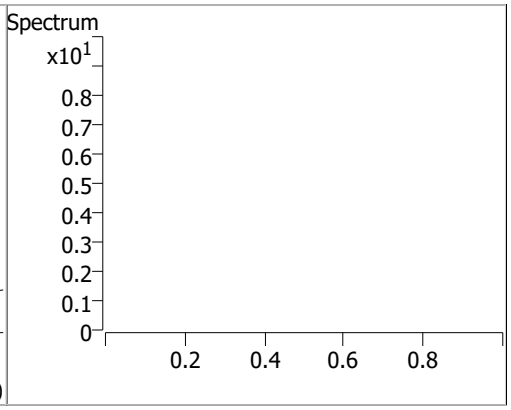

Quantitation Results Report (QT Reviewed)

Data File	G0121_042.0042.D	Operator	
Acq. Method	testAcqFileNamePath	Acq. Date-Time	1/21/2022 11:18:37 PM
Sample Name	B22011125-004A	Instrument	WJB
Vial		Multiplier	1.00
DA Method File	G012122_8011_W_CLT.m	Comment	
Tune File		Tune Date	
Batch Name	G012122_8011_W_CLT.batch.bin	Last Calib Update	1/24/2022 11:53:09 AM
Ref Library			

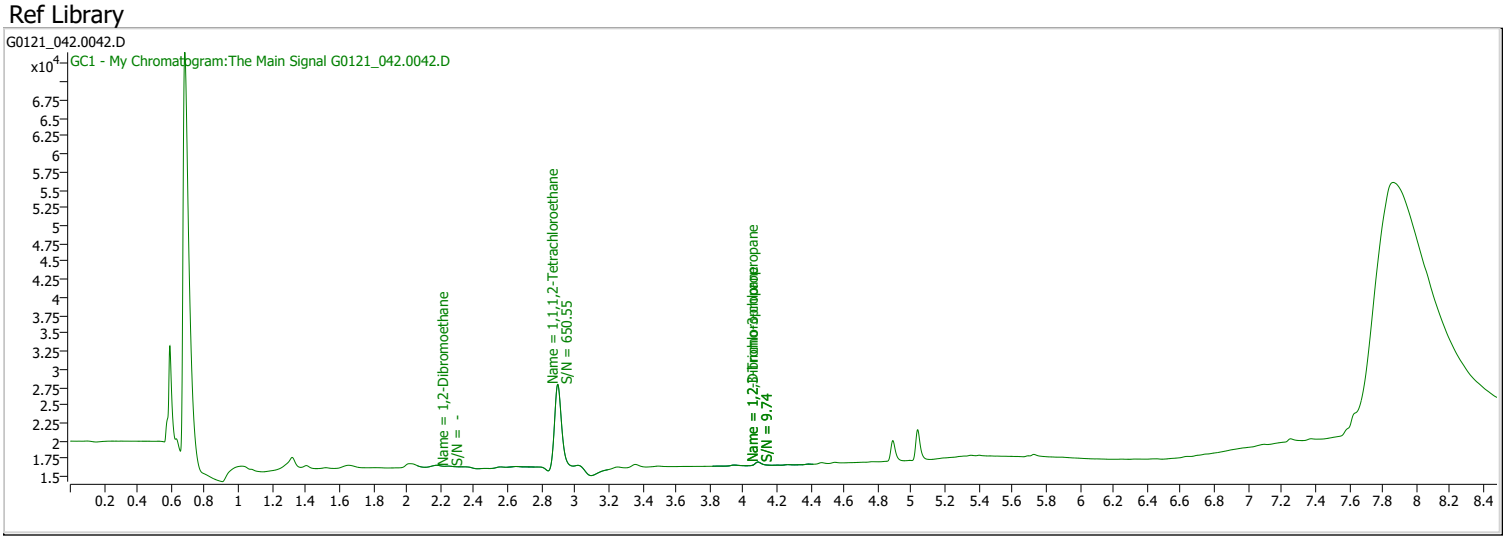

Compound	RT	QIon	Resp.	Conc.	Units		Dev(Min)
Internal Standards							
System Monitoring Compounds							
S 1,1,1,2-Tetrachloroethane	2.897	0.0	32207	0.0931	µg/L		0.001
Spiked Amount: 0.100	Range: 70.0 - 130.0%			Recovery = 93.08%			
Target Compounds							**QValue**
M 1,2-Dibromoethane	2.246	0.0	0		µg/L	md	1

(#) = Qualifier Out of Range; (m) = Manual Integration; (+) = Area Summed; (*) = Surrogate Percent Recovery Out of Range; (d): Zeroed Peak

Compound	Conc.	RT	Dev(Min)	Resp.	QIon	QRatio	Lower	Upper
1,2-Dibromoethane		0		0				

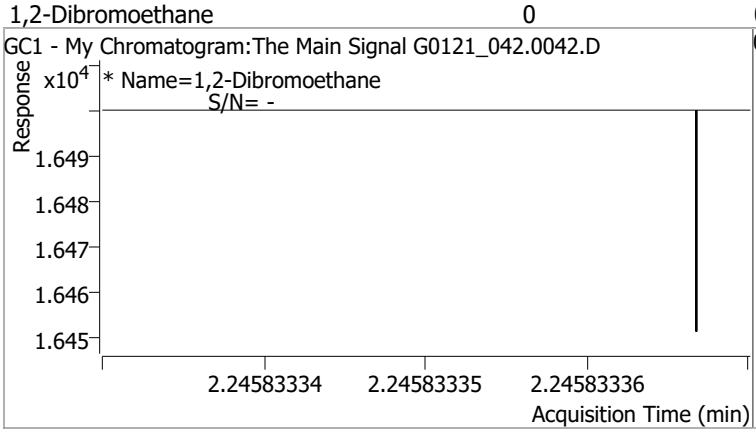

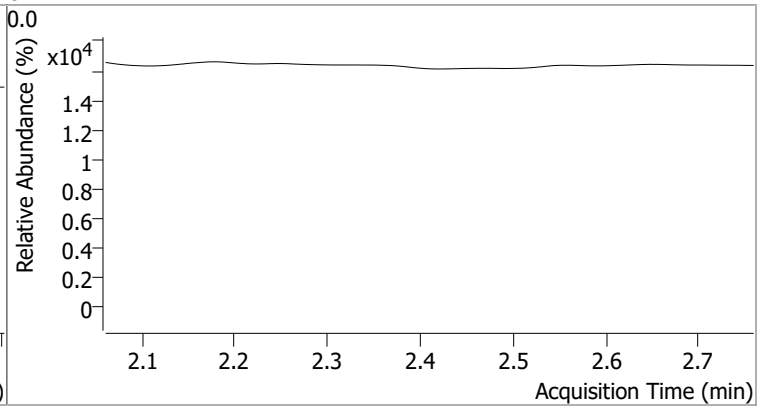

Compound	Conc.	RT	Dev(Min)	Resp.	QIon	QRatio	Lower	Upper
1,1,1,2-Tetrachloroethane	0.0931	2.90	0.00	32207				

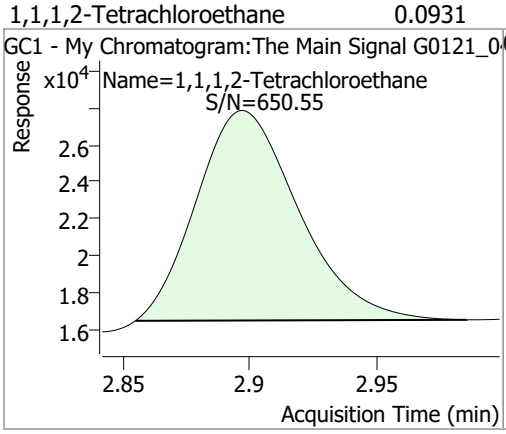

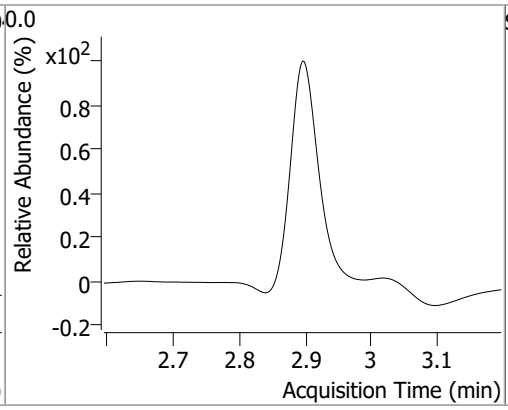

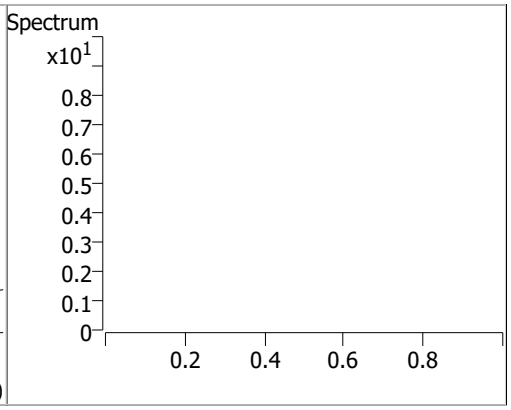

Quantitation Results Report (QT Reviewed)

Data File	G0121_043.0043.D	Operator	
Acq. Method	testAcqFileNamePath	Acq. Date-Time	1/21/2022 11:38:31 PM
Sample Name	B22011124-001H	Instrument	WJB
Vial		Multiplier	1.00
DA Method File	G012122_8011_W_CLT.m	Comment	
Tune File		Tune Date	
Batch Name	G012122_8011_W_CLT.batch.bin	Last Calib Update	1/24/2022 11:53:09 AM
Ref Library			

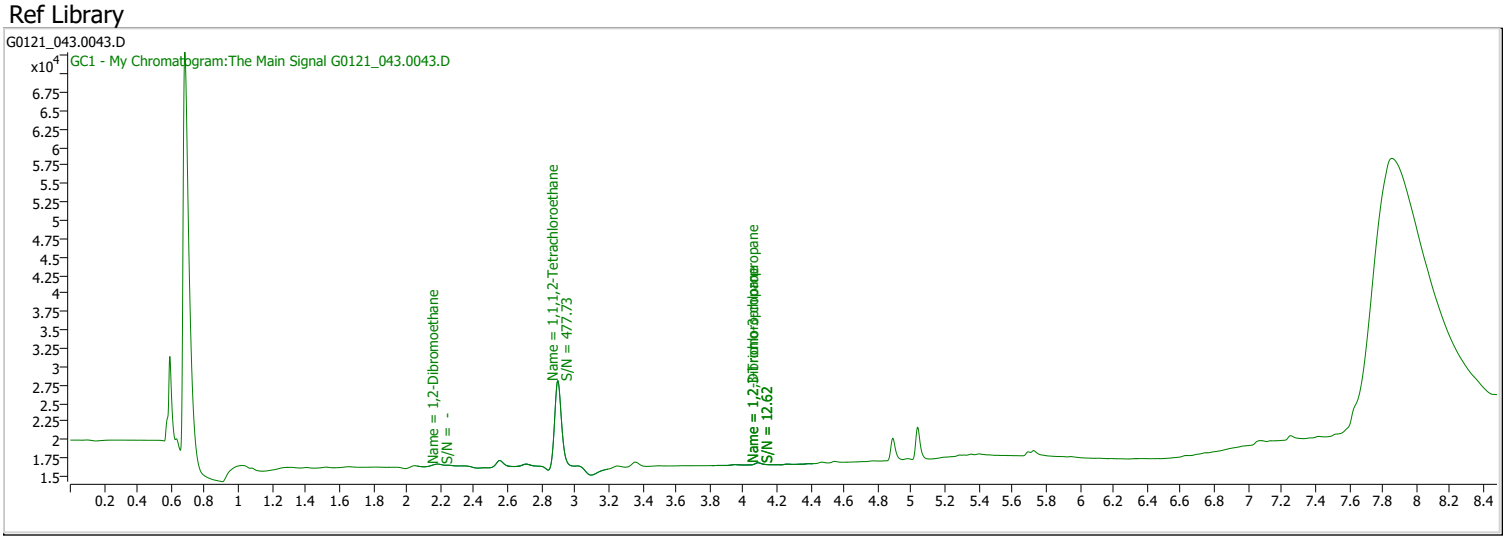

Compound	RT	QIon	Resp.	Conc.	Units		Dev(Min)
Internal Standards							
System Monitoring Compounds							
S 1,1,1,2-Tetrachloroethane	2.898	0.0	32642	0.0942	µg/L		0.002
Spiked Amount: 0.100	Range: 70.0 - 130.0%			Recovery = 94.18%			
Target Compounds							**QValue**
M 1,2-Dibromoethane	2.187	0.0	0		µg/L	md	1

(#) = Qualifier Out of Range; (m) = Manual Integration; (+) = Area Summed; (*) = Surrogate Percent Recovery Out of Range; (d): Zeroed Peak

Compound	Conc.	RT	Dev(Min)	Resp.	QIon	QRatio	Lower	Upper
1,2-Dibromoethane		0		0				

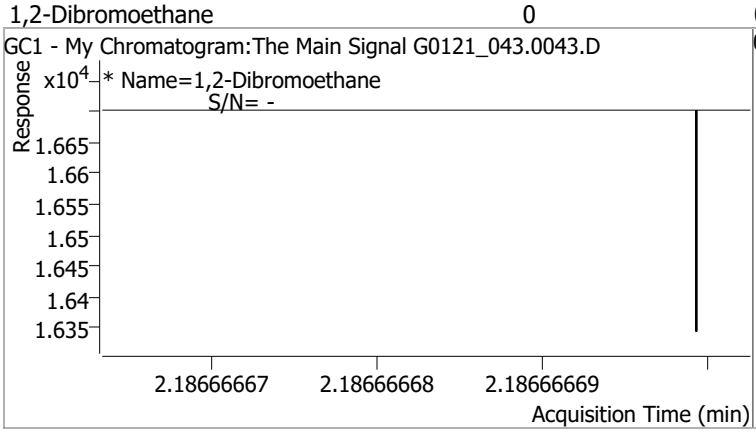

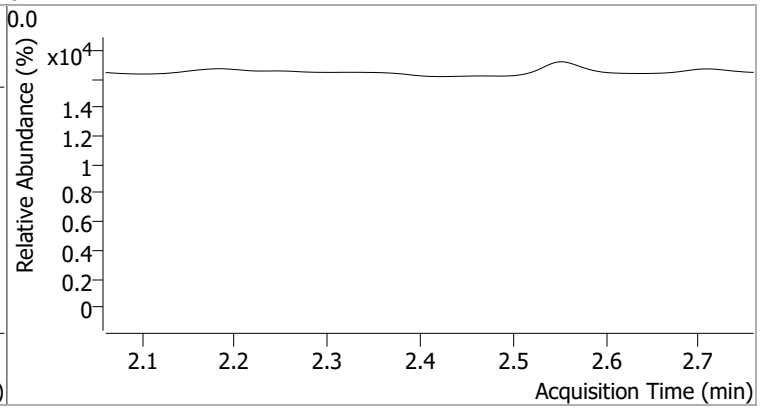

Compound	Conc.	RT	Dev(Min)	Resp.	QIon	QRatio	Lower	Upper
1,1,1,2-Tetrachloroethane	0.0942	2.90	0.00	32642				

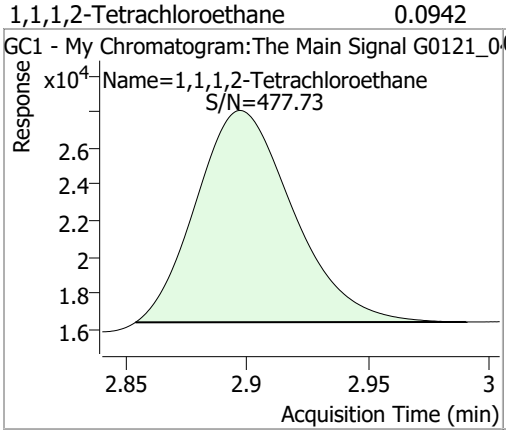

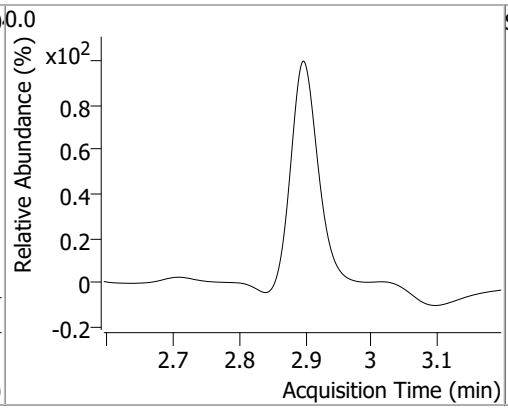

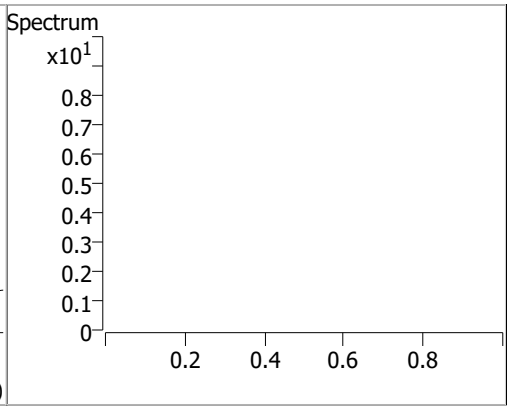

Quantitation Results Report (QT Reviewed)

Data File	G0121_044.0044.D	Operator	
Acq. Method	testAcqFileNamePath	Acq. Date-Time	1/21/2022 11:58:10 PM
Sample Name	B22011124-001HMS	Instrument	WJB
Vial		Multiplier	1.00
DA Method File	G012122_8011_W_CLT.m	Comment	
Tune File		Tune Date	
Batch Name	G012122_8011_W_CLT.batch.bin	Last Calib Update	1/24/2022 11:53:09 AM
Ref Library			

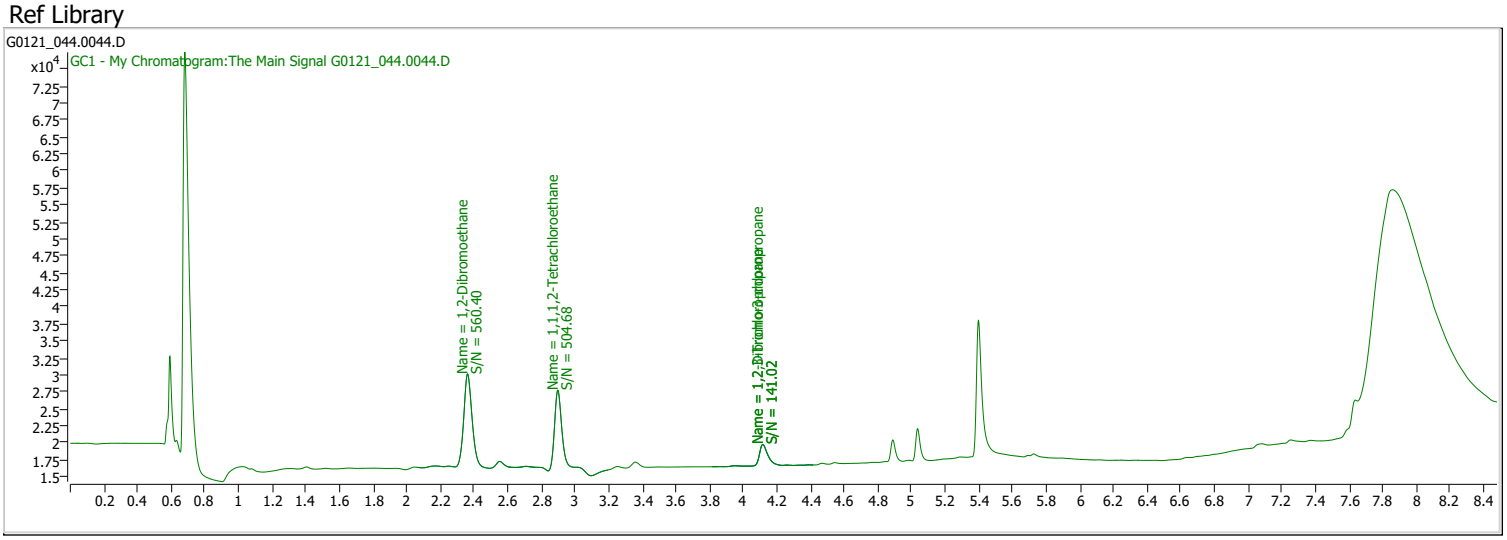

Compound	RT	QIon	Resp.	Conc.	Units		Dev(Min)
Internal Standards							
System Monitoring Compounds							
S 1,1,1,2-Tetrachloroethane	2.897	0.0	32730	0.0944	µg/L	m	0.001
Spiked Amount: 0.100	Range: 70.0 - 130.0%			Recovery = 94.40%			
Target Compounds							**QValue**
M 1,2-Dibromoethane	2.361	0.0	47646	0.2457	µg/L		100

(#) = Qualifier Out of Range; (m) = Manual Integration; (+) = Area Summed; (*) = Surrogate Percent Recovery Out of Range; (d): Zeroed Peak

Compound	Conc.	RT	Dev(Min)	Resp.	QIon	QRatio	Lower	Upper
1,2-Dibromoethane	0.2457	2.36	0.00	47646				

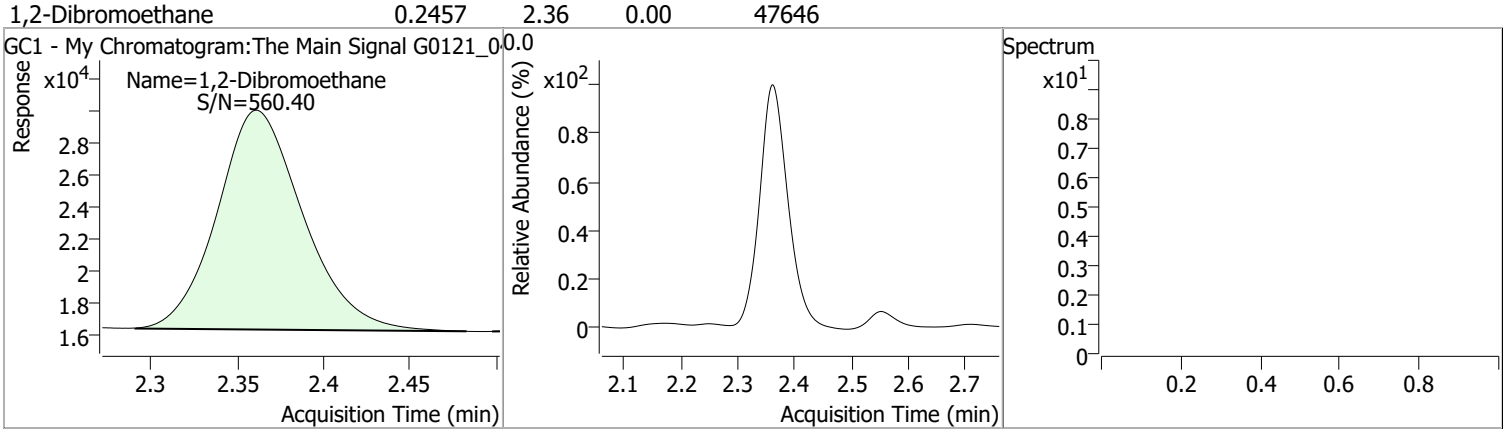

Compound	Conc.	RT	Dev(Min)	Resp.	QIon	QRatio	Lower	Upper
1,1,1,2-Tetrachloroethane	0.0944	2.90	0.00	32730 (m)				

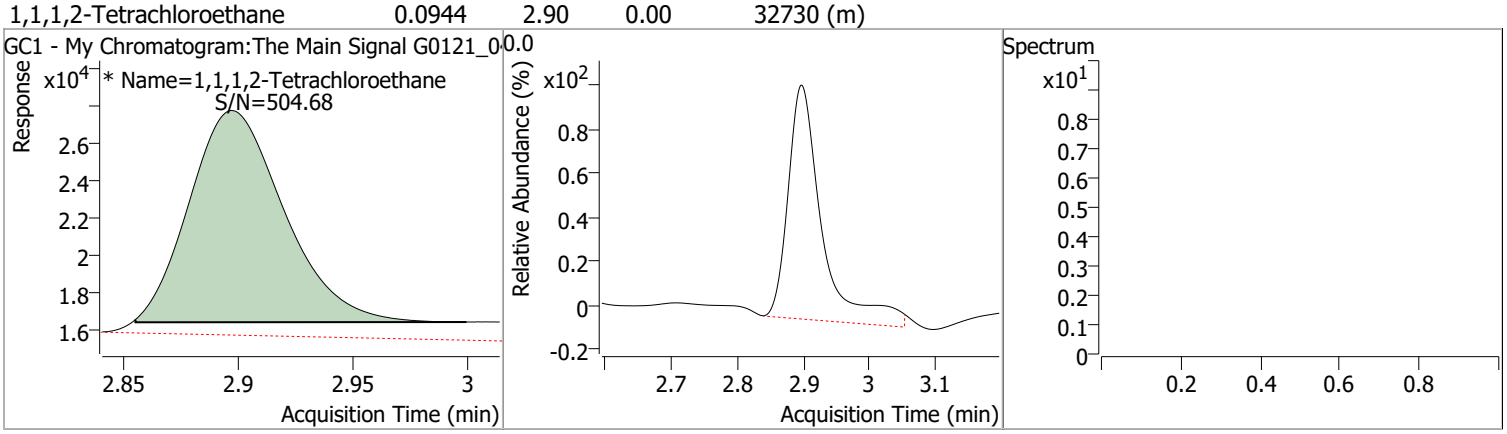

Quantitation Results Report (QT Reviewed)

Data File	G0121_045.0045.D	Operator	
Acq. Method	testAcqFileNamePath	Acq. Date-Time	1/22/2022 12:17:59 AM
Sample Name	B22011124-001HMSD	Instrument	WJB
Vial		Multiplier	1.00
DA Method File	G012122_8011_W_CLT.m	Comment	
Tune File		Tune Date	
Batch Name	G012122_8011_W_CLT.batch.bin	Last Calib Update	1/24/2022 11:53:09 AM
Ref Library			

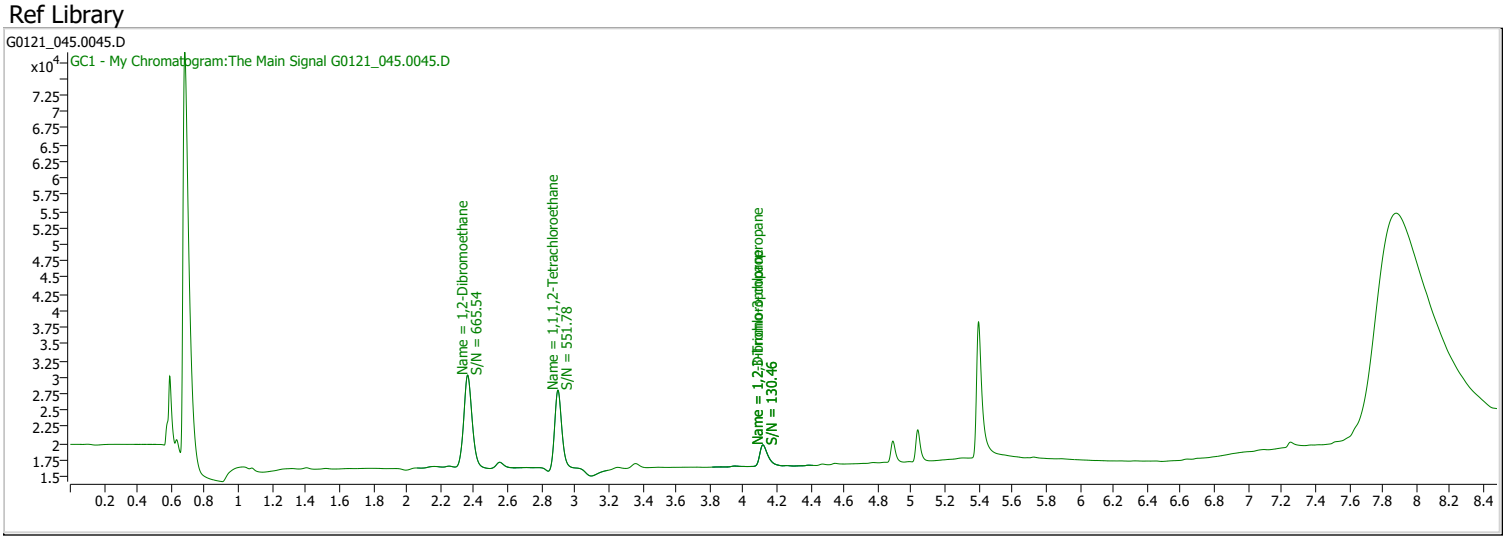

Compound	RT	QIon	Resp.	Conc.	Units		Dev(Min)
Internal Standards							
System Monitoring Compounds							
S 1,1,1,2-Tetrachloroethane	2.898	0.0	33913	0.0974	µg/L	m	0.002
Spiked Amount: 0.100	Range: 70.0 - 130.0%			Recovery = 97.40%			
Target Compounds							**QValue**
M 1,2-Dibromoethane	2.361	0.0	47743	0.2463	µg/L	m	100

(#) = Qualifier Out of Range; (m) = Manual Integration; (+) = Area Summed; (*) = Surrogate Percent Recovery Out of Range; (d): Zeroed Peak

Compound	Conc.	RT	Dev(Min)	Resp.	QIon	QRatio	Lower	Upper
1,2-Dibromoethane	0.2463	2.36	0.00	47743 (m)				

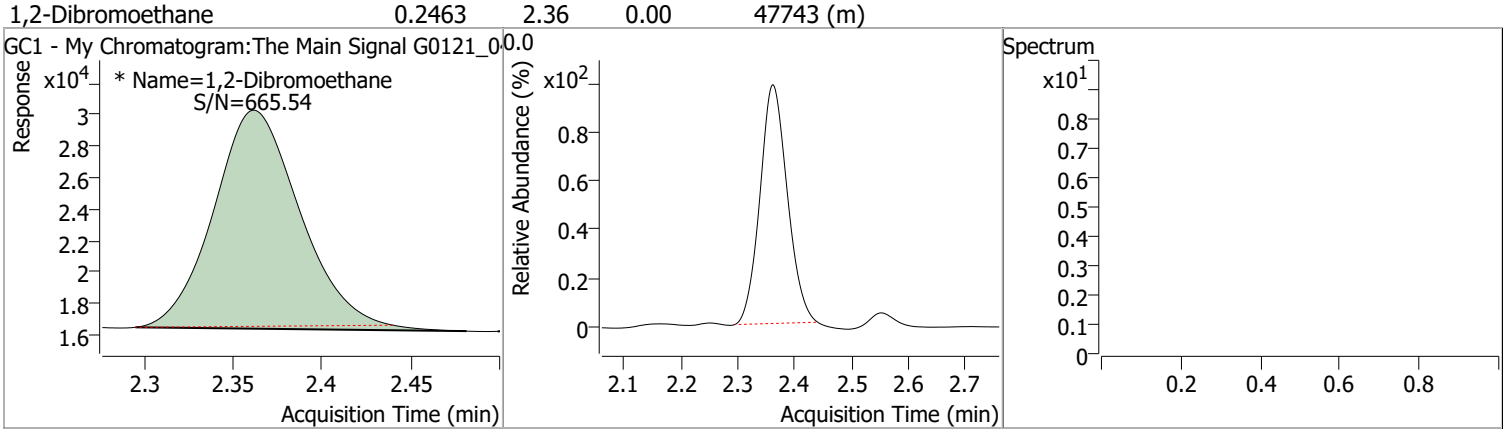

Compound	Conc.	RT	Dev(Min)	Resp.	QIon	QRatio	Lower	Upper
1,1,1,2-Tetrachloroethane	0.0974	2.90	0.00	33913 (m)				

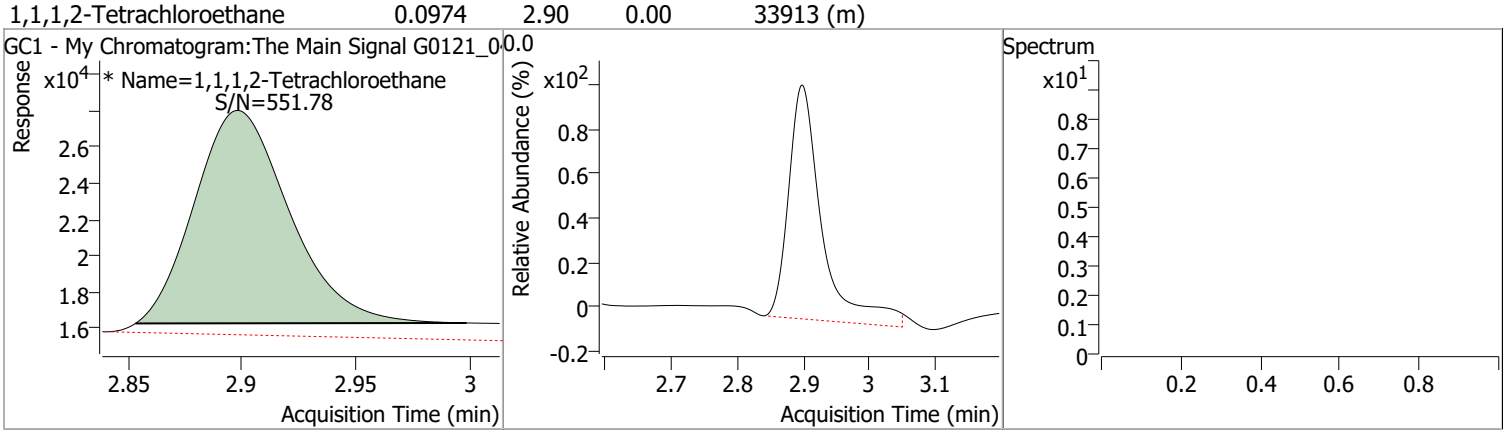

Quantitation Results Report (QT Reviewed)

Data File	G0121_046.0046.D	Operator	
Acq. Method	testAcqFileNamePath	Acq. Date-Time	1/22/2022 12:37:49 AM
Sample Name	Hexan	Instrument	WJB
Vial		Multiplier	1.00
DA Method File	G012122_8011_W_CLT.m	Comment	
Tune File		Tune Date	
Batch Name	G012122_8011_W_CLT.batch.bin	Last Calib Update	1/24/2022 11:53:09 AM
Ref Library			

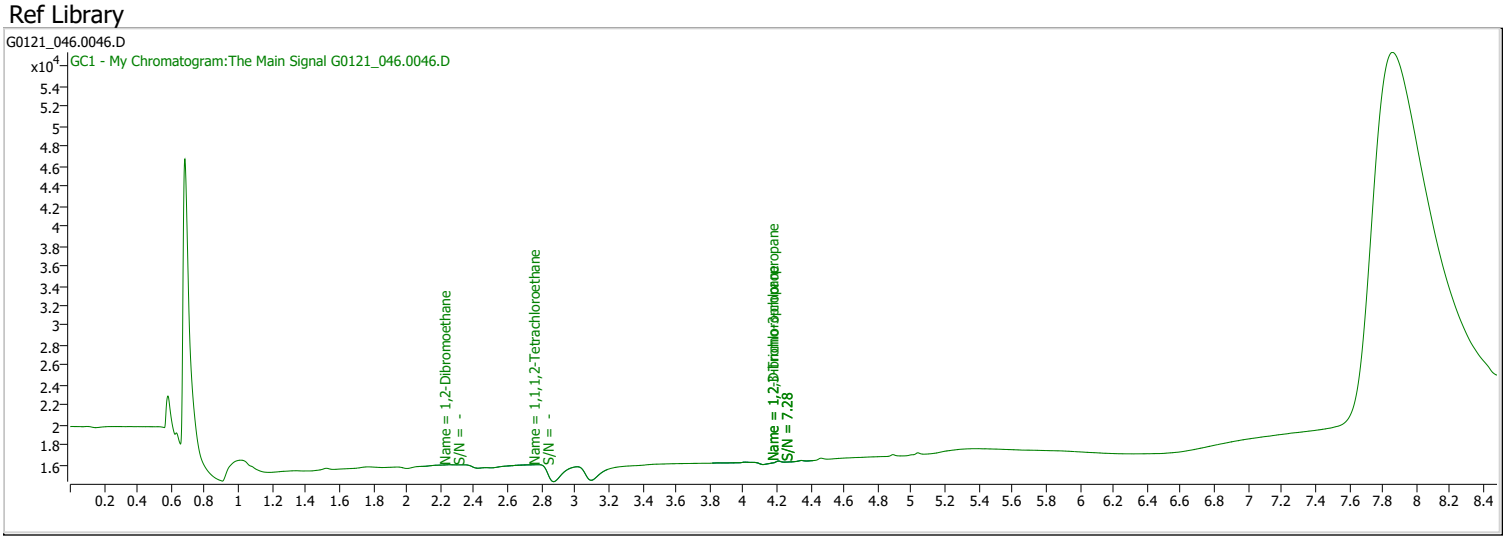

Compound	RT	QIon	Resp.	Conc.	Units		Dev(Min)
Internal Standards							
System Monitoring Compounds							
S 1,1,1,2-Tetrachloroethane	2.790	0.0	0		µg/L	md	-0.106
Spiked Amount: 0.100	Range: 70.0 - 130.0%			Recovery = NA%			
Target Compounds							**QValue**
M 1,2-Dibromoethane	2.259	0.0	0		µg/L	md	1

(#) = Qualifier Out of Range; (m) = Manual Integration; (+) = Area Summed; (*) = Surrogate Percent Recovery Out of Range; (d): Zeroed Peak

Compound	Conc.	RT	Dev(Min)	Resp.	QIon	QRatio	Lower	Upper
1,2-Dibromoethane		0		0				

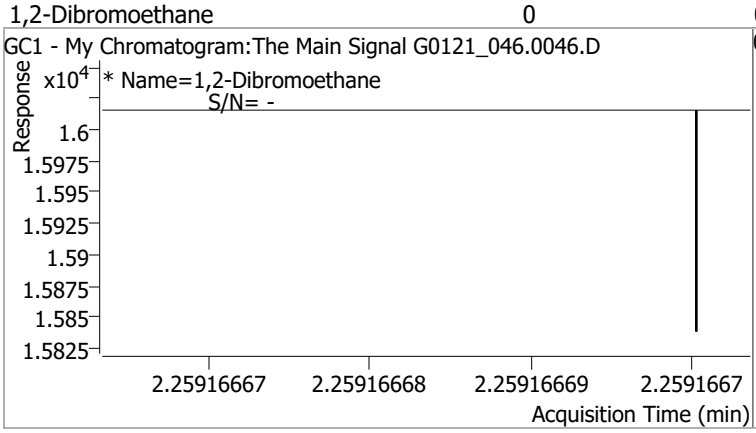

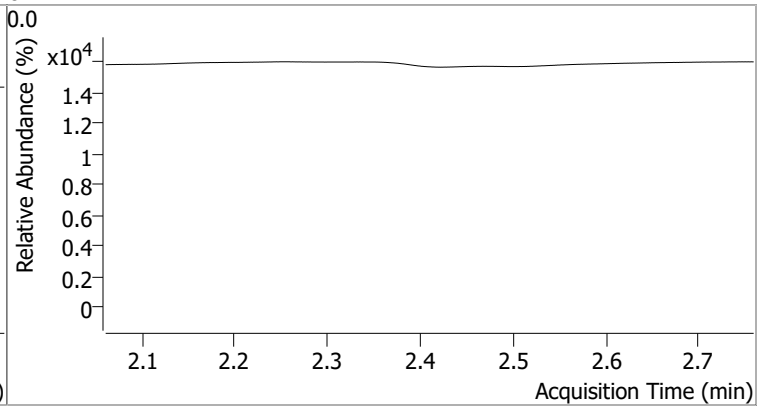

Compound	Conc.	RT	Dev(Min)	Resp.	QIon	QRatio	Lower	Upper
1,1,1,2-Tetrachloroethane		0		0				

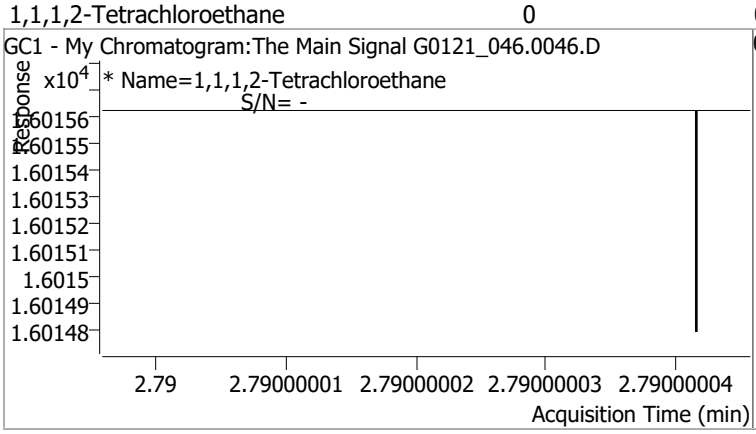

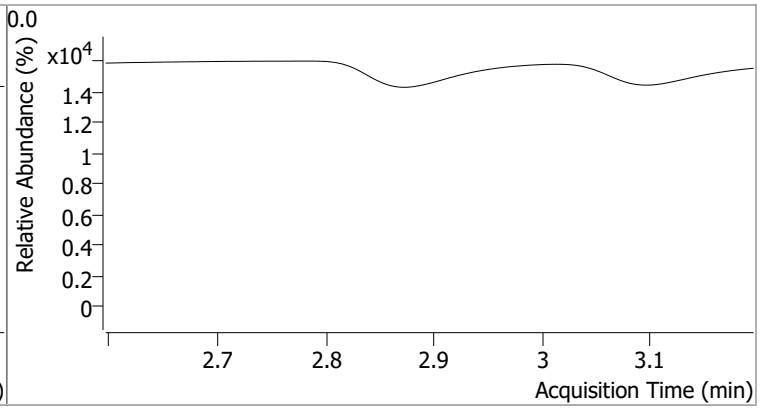

Quantitation Results Report (QT Reviewed)

Data File	G0121_047.0047.D	Operator	
Acq. Method	testAcqFileNamePath	Acq. Date-Time	1/22/2022 12:57:29 AM
Sample Name	CAL5-163128	Instrument	WJB
Vial		Multiplier	1.00
DA Method File	G012122_8011_W_CLT.m	Comment	
Tune File		Tune Date	
Batch Name	G012122_8011_W_CLT.batch.bin	Last Calib Update	1/24/2022 11:53:09 AM
Ref Library			

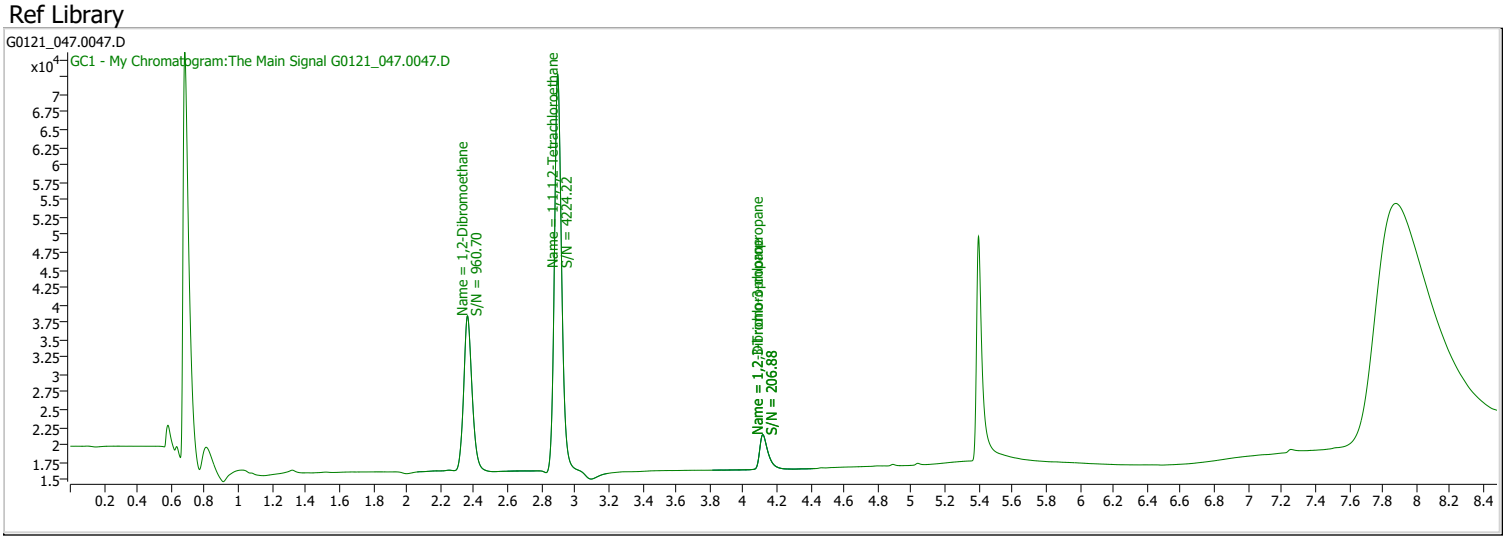

Compound	RT	QIon	Resp.	Conc.	Units		Dev(Min)
Internal Standards							
System Monitoring Compounds							
S 1,1,1,2-Tetrachloroethane	2.897	0.0	169996	0.4223	µg/L	m	0.001
Spiked Amount: 0.100	Range: 70.0 - 130.0%			Recovery = 422.34%		*	
Target Compounds							**QValue**
M 1,2-Dibromoethane	2.360	0.0	75774	0.4000	µg/L		100

(#) = Qualifier Out of Range; (m) = Manual Integration; (+) = Area Summed; (*) = Surrogate Percent Recovery Out of Range; (d): Zeroed Peak

Compound	Conc.	RT	Dev(Min)	Resp.	QIon	QRatio	Lower	Upper
1,2-Dibromoethane	0.4000	2.36	0.00	75774				

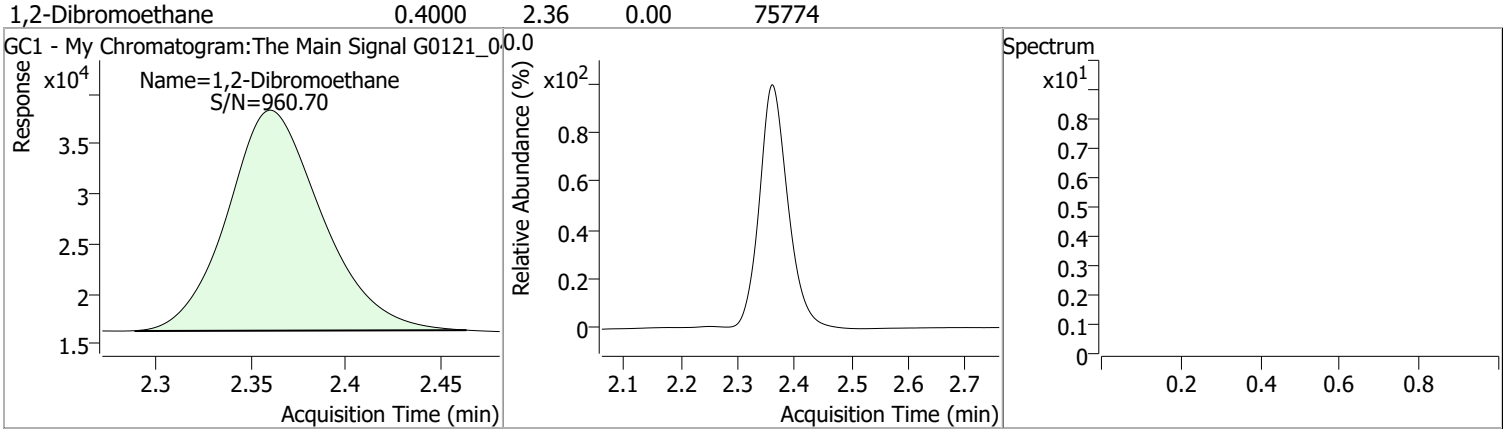

Compound	Conc.	RT	Dev(Min)	Resp.	QIon	QRatio	Lower	Upper
1,1,1,2-Tetrachloroethane	0.4223	2.90	0.00	169996 (m)				

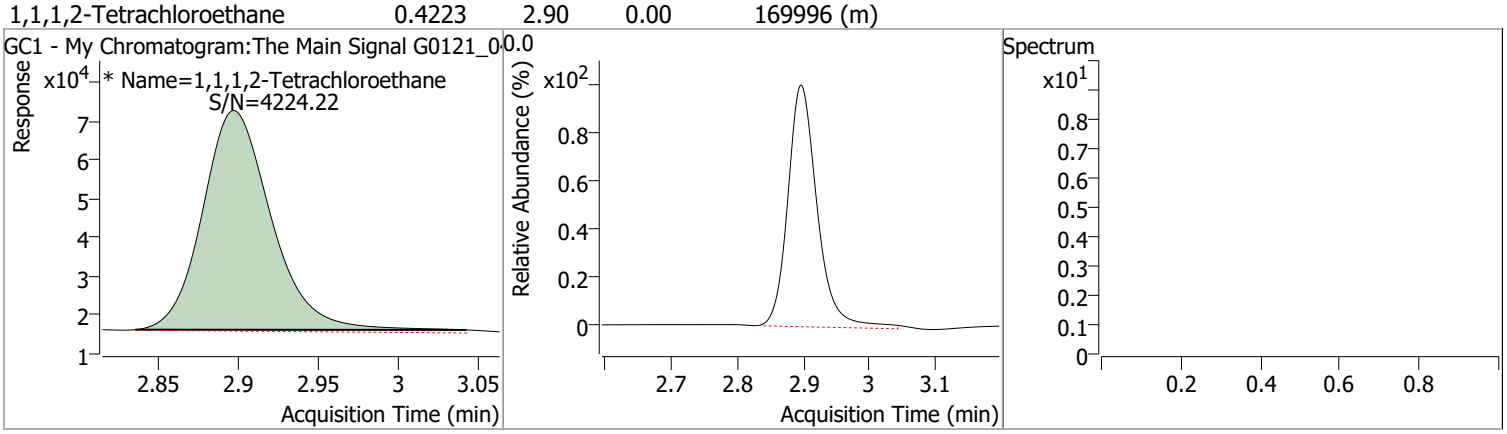

Quantitation Results Report (QT Reviewed)

Data File	G0121_048.0048.D	Operator	
Acq. Method	testAcqFileNamePath	Acq. Date-Time	1/22/2022 1:17:20 AM
Sample Name	Hexan	Instrument	WJB
Vial		Multiplier	1.00
DA Method File	G012122_8011_W_CLT.m	Comment	
Tune File		Tune Date	
Batch Name	G012122_8011_W_CLT.batch.bin	Last Calib Update	1/24/2022 11:53:09 AM
Ref Library			

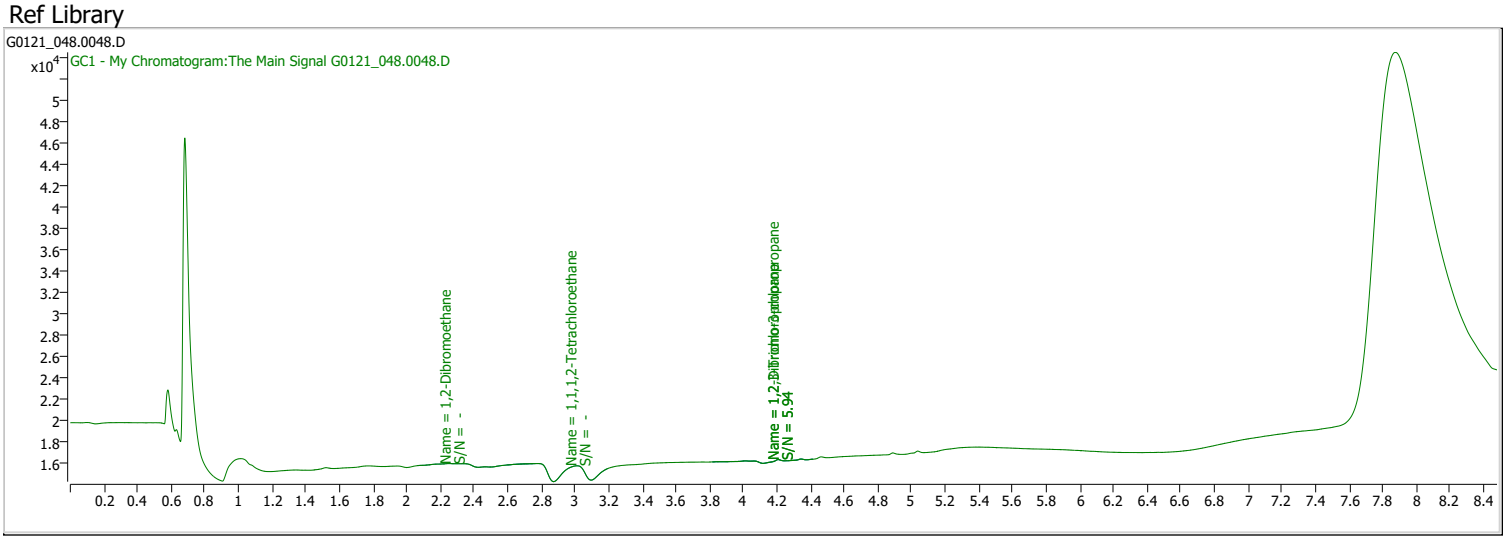

Compound	RT	QIon	Resp.	Conc.	Units		Dev(Min)
Internal Standards							
System Monitoring Compounds							
S 1,1,1,2-Tetrachloroethane	3.008	0.0	0		µg/L	md	0.112
Spiked Amount: 0.100	Range: 70.0 - 130.0%			Recovery = NA%			
Target Compounds							**QValue**
M 1,2-Dibromoethane	2.262	0.0	0		µg/L	md	1

(#) = Qualifier Out of Range; (m) = Manual Integration; (+) = Area Summed; (*) = Surrogate Percent Recovery Out of Range; (d): Zeroed Peak

Compound	Conc.	RT	Dev(Min)	Resp.	QIon	QRatio	Lower	Upper
1,2-Dibromoethane		0		0				

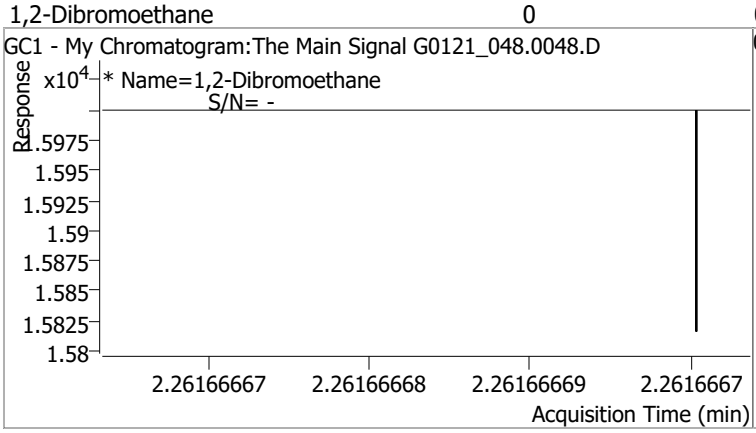

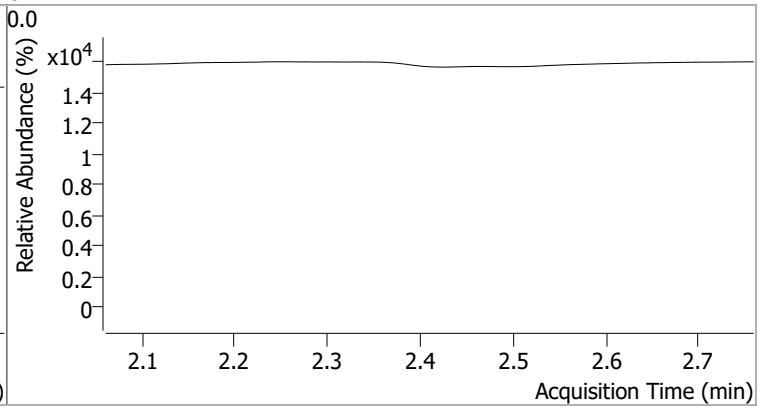

Compound	Conc.	RT	Dev(Min)	Resp.	QIon	QRatio	Lower	Upper
1,1,1,2-Tetrachloroethane		0		0				

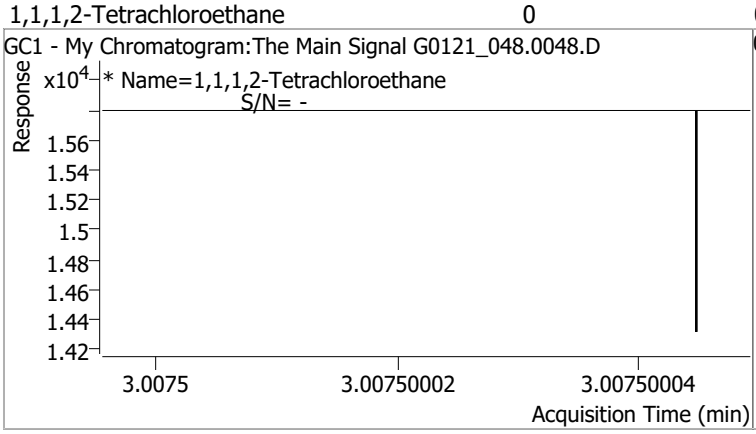

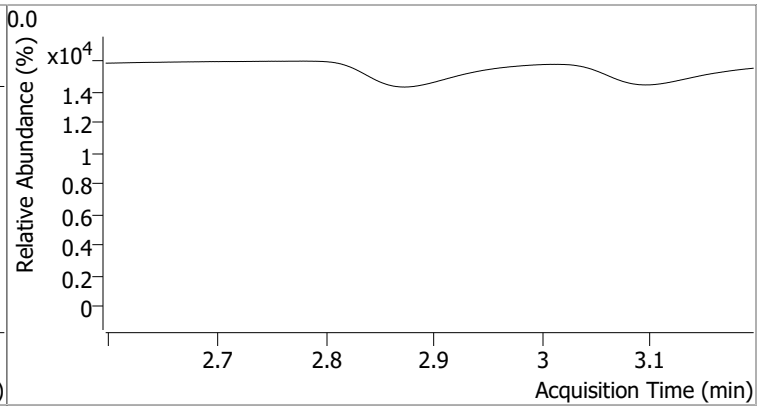

Quantitation Results Report (QT Reviewed)

Data File	G0121_049.0049.D	Operator	
Acq. Method	testAcqFileNamePath	Acq. Date-Time	1/22/2022 1:37:21 AM
Sample Name	B22011126-001H	Instrument	WJB
Vial		Multiplier	1.00
DA Method File	G012122_8011_W_CLT.m	Comment	
Tune File		Tune Date	
Batch Name	G012122_8011_W_CLT.batch.bin	Last Calib Update	1/24/2022 11:53:09 AM
Ref Library			

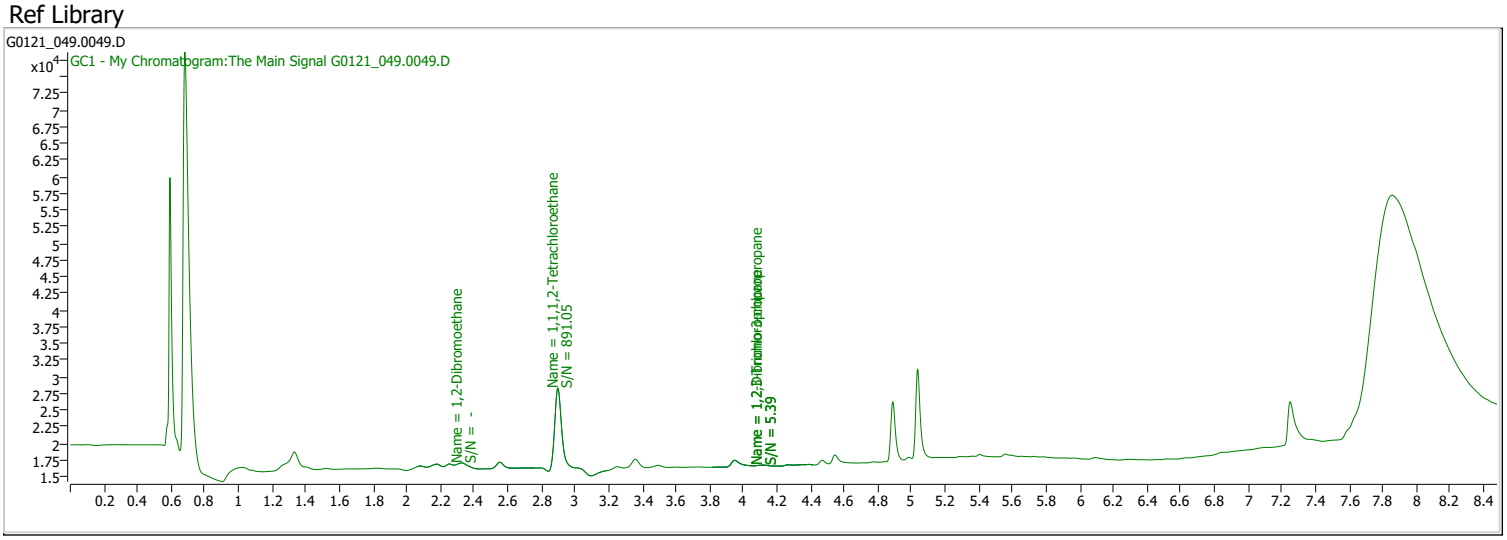

Compound	RT	QIon	Resp.	Conc.	Units		Dev(Min)
Internal Standards							
System Monitoring Compounds							
S 1,1,1,2-Tetrachloroethane	2.898	0.0	33536	0.0964	µg/L	m	0.002
Spiked Amount: 0.100	Range: 70.0 - 130.0%			Recovery = 96.44%			
Target Compounds							**QValue**
M 1,2-Dibromoethane	2.327	0.0	0		µg/L	md	1

(#) = Qualifier Out of Range; (m) = Manual Integration; (+) = Area Summed; (*) = Surrogate Percent Recovery Out of Range; (d): Zeroed Peak

Compound	Conc.	RT	Dev(Min)	Resp.	QIon	QRatio	Lower	Upper
1,2-Dibromoethane		0		0				

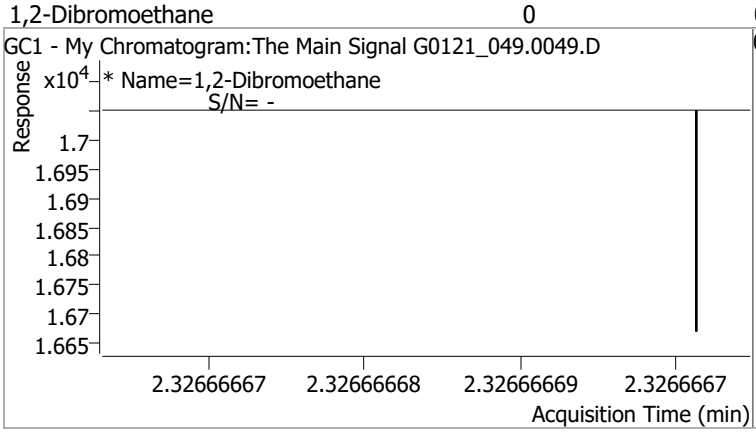

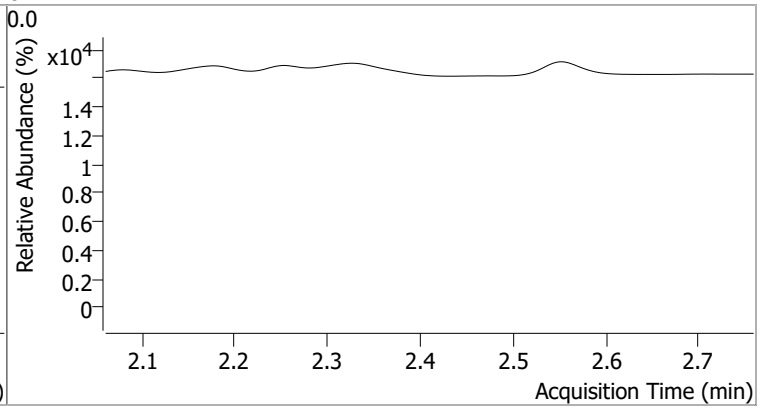

Compound	Conc.	RT	Dev(Min)	Resp.	QIon	QRatio	Lower	Upper
1,1,1,2-Tetrachloroethane	0.0964	2.90	0.00	33536 (m)				

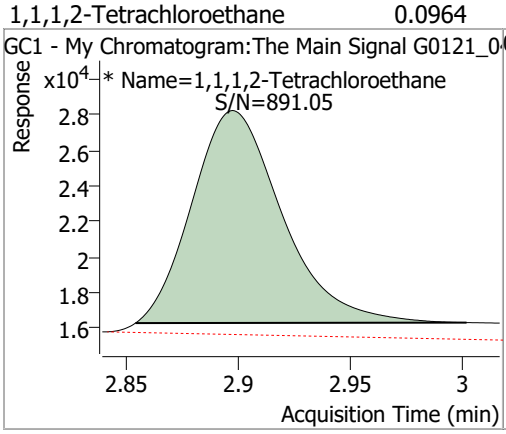

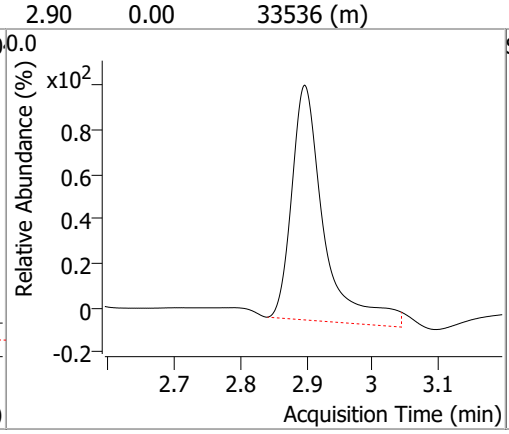

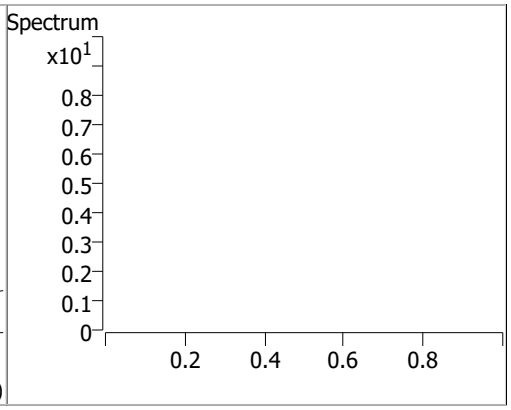

Quantitation Results Report (QT Reviewed)

Data File	G0121_050.0050.D	Operator	
Acq. Method	testAcqFileNamePath	Acq. Date-Time	1/22/2022 1:57:08 AM
Sample Name	B22011126-004A	Instrument	WJB
Vial		Multiplier	1.00
DA Method File	G012122_8011_W_CLT.m	Comment	
Tune File		Tune Date	
Batch Name	G012122_8011_W_CLT.batch.bin	Last Calib Update	1/24/2022 11:53:09 AM
Ref Library			

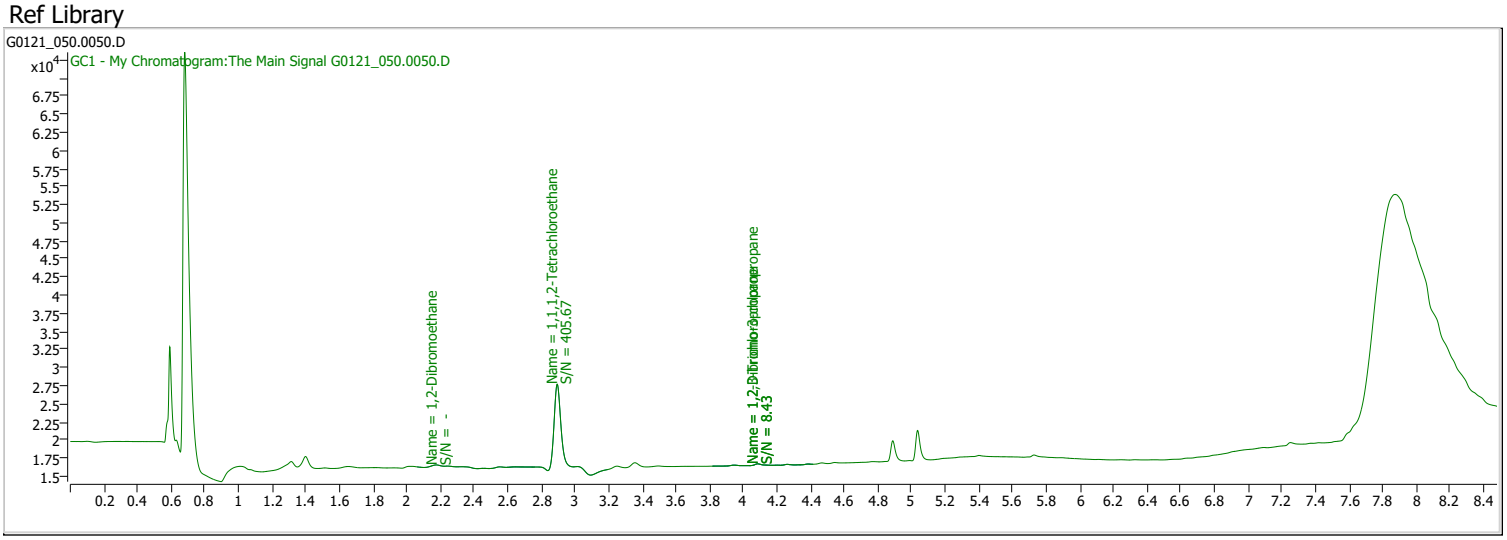

Compound	RT	QIon	Resp.	Conc.	Units		Dev(Min)
Internal Standards							
System Monitoring Compounds							
S 1,1,1,2-Tetrachloroethane	2.893	0.0	31215	0.0906	µg/L		-0.003
Spiked Amount: 0.100	Range: 70.0 - 130.0%			Recovery = 90.56%			
Target Compounds							**QValue**
M 1,2-Dibromoethane	2.178	0.0	0		µg/L	md	1

(#) = Qualifier Out of Range; (m) = Manual Integration; (+) = Area Summed; (*) = Surrogate Percent Recovery Out of Range; (d): Zeroed Peak

Compound	Conc.	RT	Dev(Min)	Resp.	QIon	QRatio	Lower	Upper
1,2-Dibromoethane		0		0				

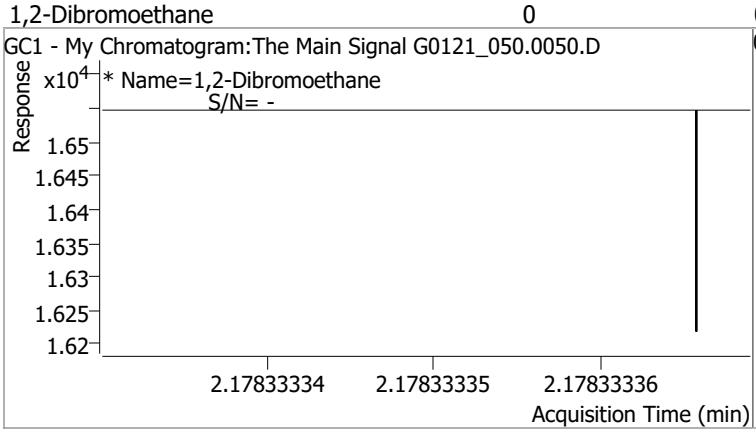

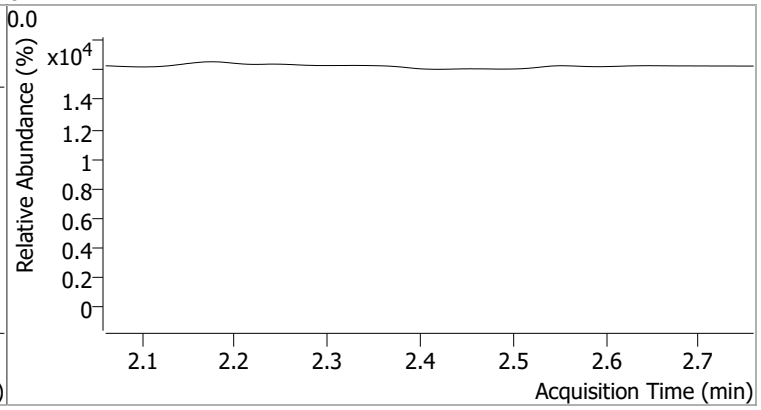

Compound	Conc.	RT	Dev(Min)	Resp.	QIon	QRatio	Lower	Upper
1,1,1,2-Tetrachloroethane	0.0906	2.89	0.00	31215				

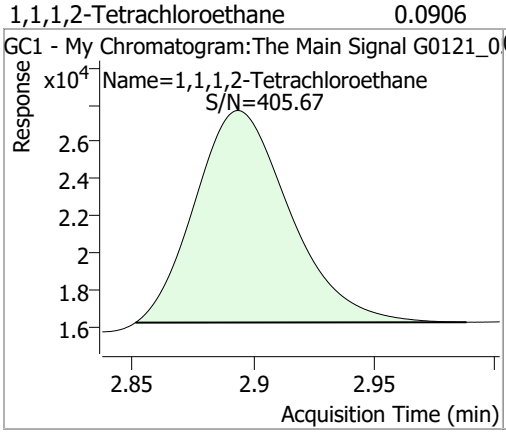

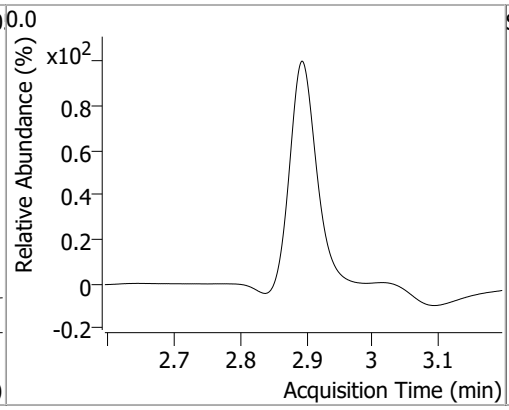

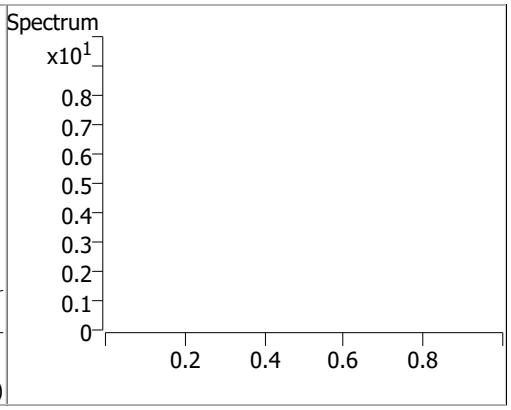

Quantitation Results Report (QT Reviewed)

Data File	G0121_051.0051.D	Operator	
Acq. Method	testAcqFileNamePath	Acq. Date-Time	1/22/2022 2:17:10 AM
Sample Name	B22011127-001H	Instrument	WJB
Vial		Multiplier	1.00
DA Method File	G012122_8011_W_CLT.m	Comment	
Tune File		Tune Date	
Batch Name	G012122_8011_W_CLT.batch.bin	Last Calib Update	1/24/2022 11:53:09 AM
Ref Library			

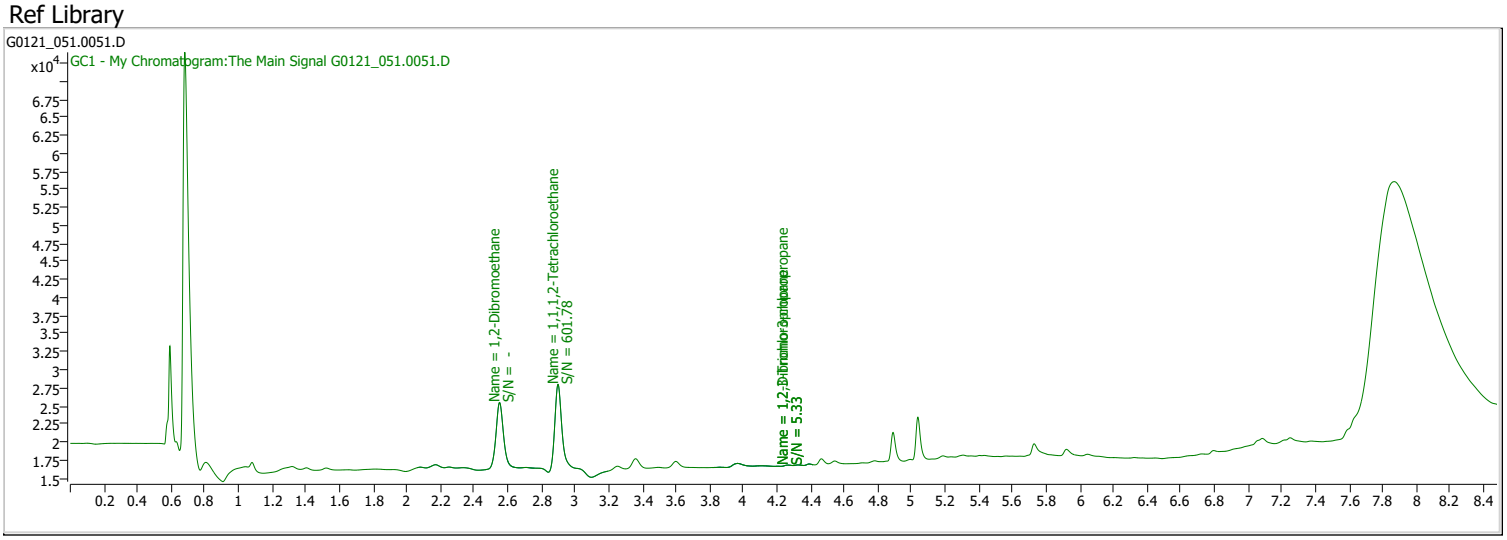

Compound	RT	QIon	Resp.	Conc.	Units		Dev(Min)
Internal Standards							
System Monitoring Compounds							
S 1,1,1,2-Tetrachloroethane	2.898	0.0	31479	0.0912	µg/L	m	0.002
Spiked Amount: 0.100	Range: 70.0 - 130.0%			Recovery = 91.23%			
Target Compounds							**QValue**
M 1,2-Dibromoethane	2.551	0.0	0		µg/L	md	1

(#) = Qualifier Out of Range; (m) = Manual Integration; (+) = Area Summed; (*) = Surrogate Percent Recovery Out of Range; (d): Zeroed Peak

Compound	Conc.	RT	Dev(Min)	Resp.	QIon	QRatio	Lower	Upper
1,2-Dibromoethane		0		0				

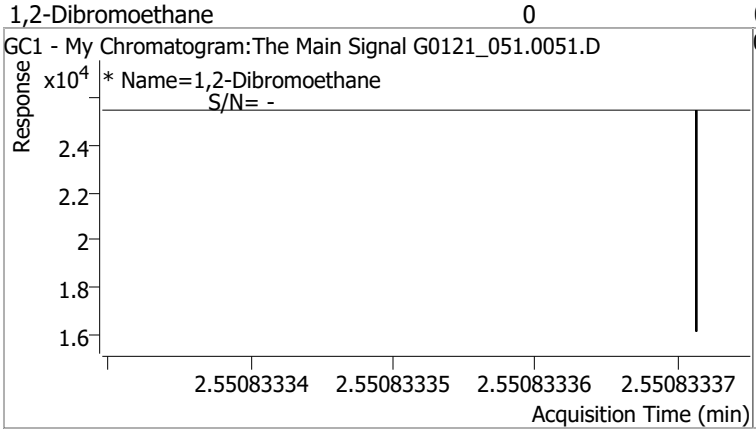

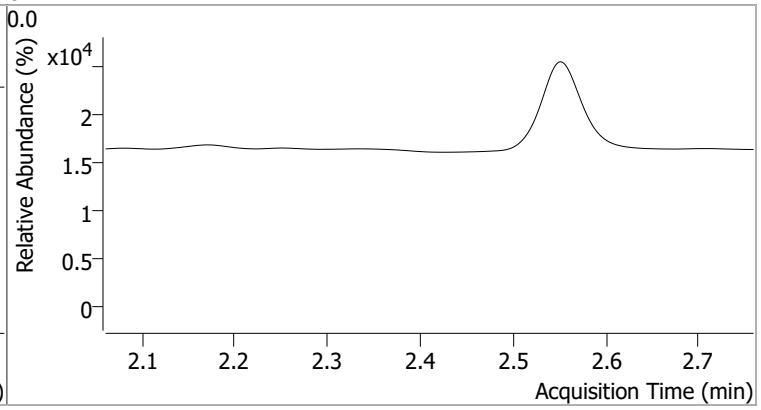

Compound	Conc.	RT	Dev(Min)	Resp.	QIon	QRatio	Lower	Upper
1,1,1,2-Tetrachloroethane	0.0912	2.90	0.00	31479 (m)				

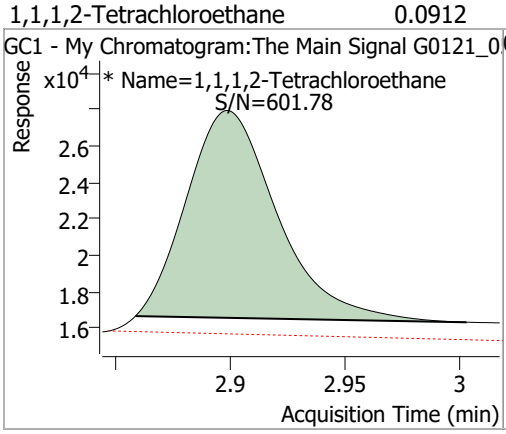

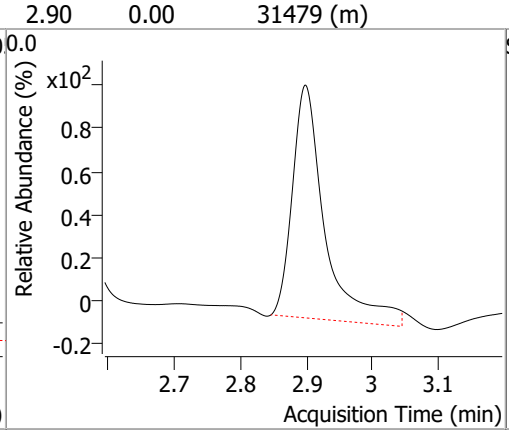

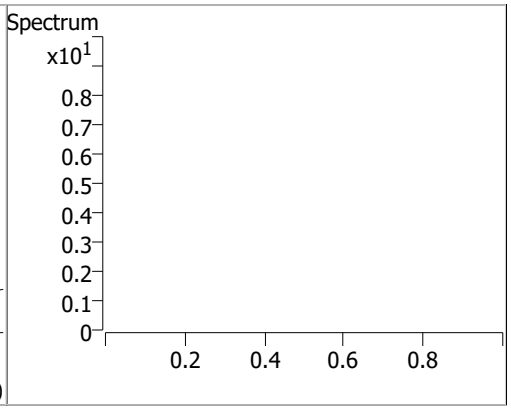

Quantitation Results Report (QT Reviewed)

Data File	G0121_052.0052.D	Operator	
Acq. Method	testAcqFileNamePath	Acq. Date-Time	1/22/2022 2:37:00 AM
Sample Name	B22011127-004A	Instrument	WJB
Vial		Multiplier	1.00
DA Method File	G012122_8011_W_CLT.m	Comment	
Tune File		Tune Date	
Batch Name	G012122_8011_W_CLT.batch.bin	Last Calib Update	1/24/2022 11:53:09 AM
Ref Library			

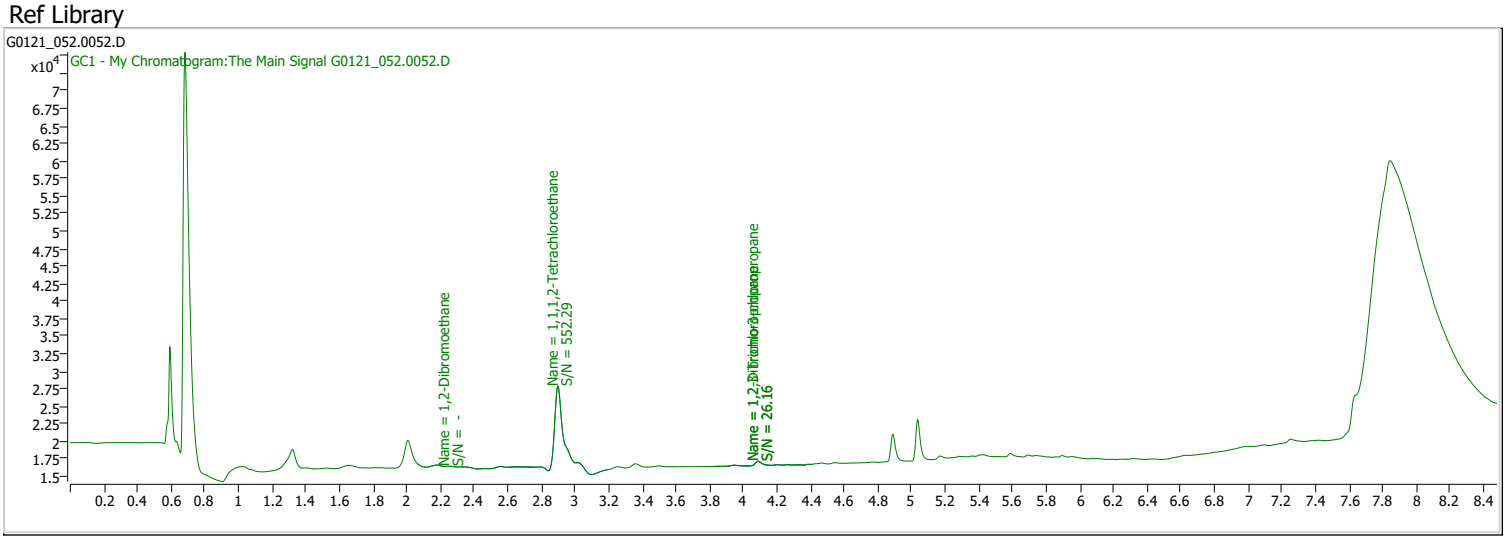

Compound	RT	QIon	Resp.	Conc.	Units		Dev(Min)
Internal Standards							
System Monitoring Compounds							
S 1,1,1,2-Tetrachloroethane	2.898	0.0	31376	0.0910	µg/L	m	0.002
Spiked Amount: 0.100	Range: 70.0 - 130.0%			Recovery = 90.97%			
Target Compounds							**QValue**
M 1,2-Dibromoethane	2.252	0.0	0		µg/L	md	1

(#) = Qualifier Out of Range; (m) = Manual Integration; (+) = Area Summed; (*) = Surrogate Percent Recovery Out of Range; (d): Zeroed Peak

Compound	Conc.	RT	Dev(Min)	Resp.	QIon	QRatio	Lower	Upper
1,2-Dibromoethane		0		0				

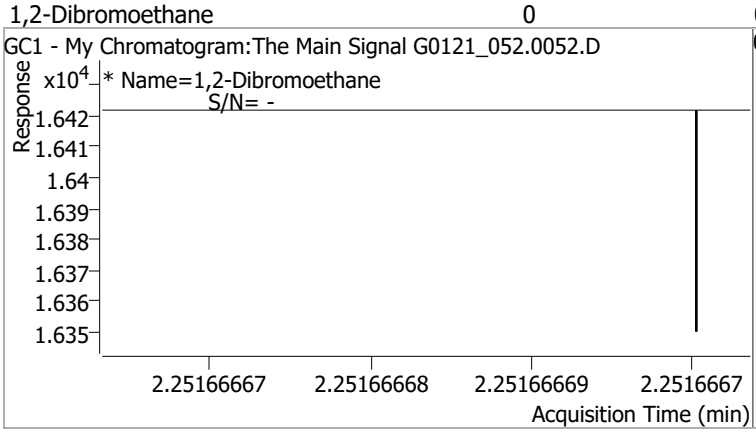

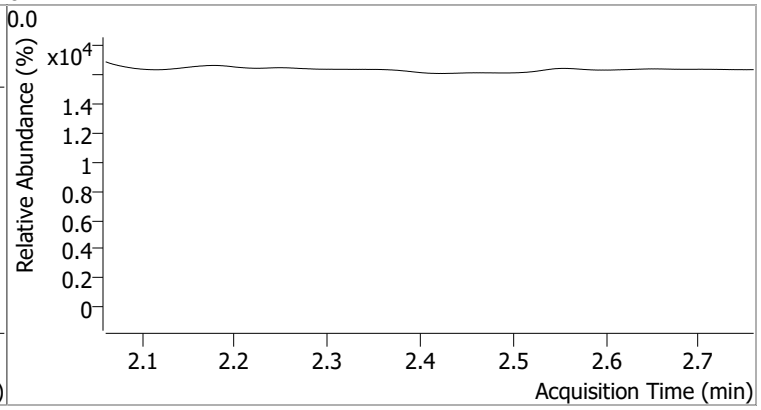

Compound	Conc.	RT	Dev(Min)	Resp.	QIon	QRatio	Lower	Upper
1,1,1,2-Tetrachloroethane	0.0910	2.90	0.00	31376 (m)				

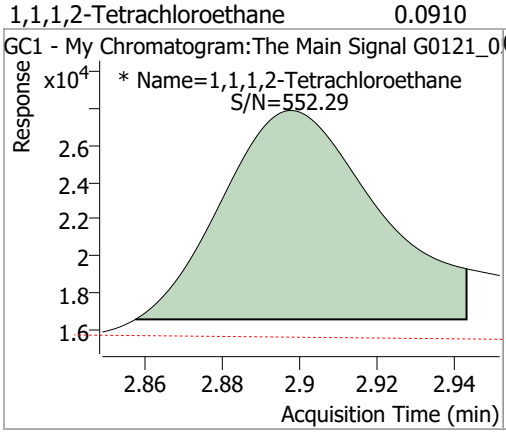

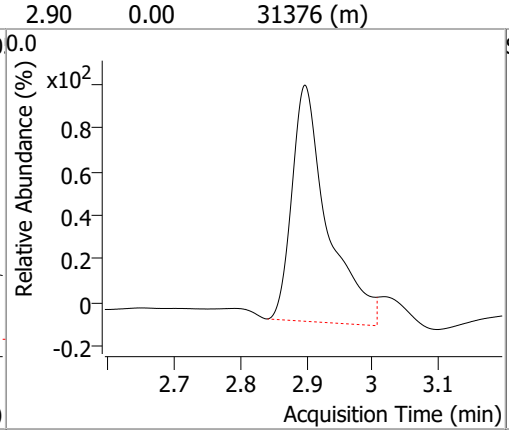

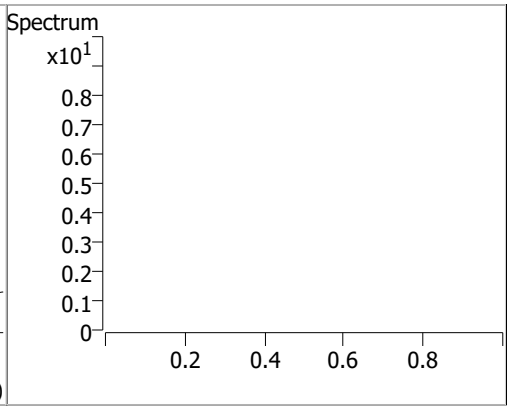

Quantitation Results Report (QT Reviewed)

Data File	G0121_053.0053.D	Operator	
Acq. Method	testAcqFileNamePath	Acq. Date-Time	1/22/2022 2:56:59 AM
Sample Name	B22011128-001H	Instrument	WJB
Vial		Multiplier	1.00
DA Method File	G012122_8011_W_CLT.m	Comment	
Tune File		Tune Date	
Batch Name	G012122_8011_W_CLT.batch.bin	Last Calib Update	1/24/2022 11:53:09 AM
Ref Library			

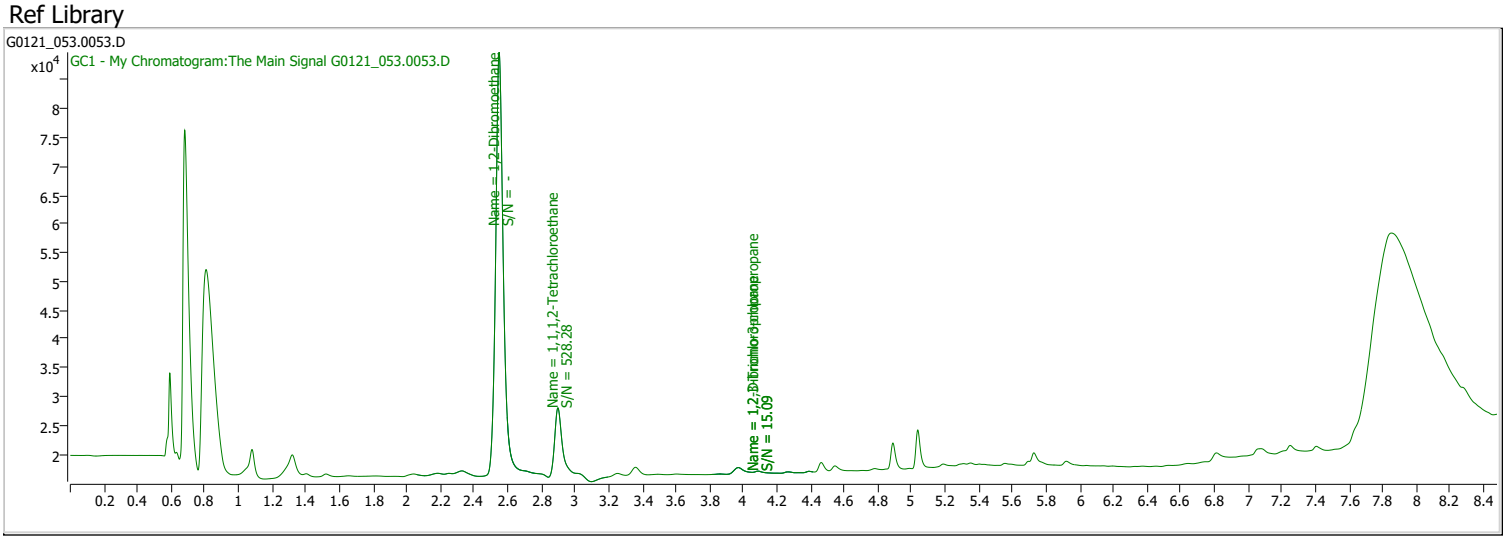

Compound	RT	QIon	Resp.	Conc.	Units		Dev(Min)
Internal Standards							
System Monitoring Compounds							
S 1,1,1,2-Tetrachloroethane	2.898	0.0	34469	0.0988	µg/L	m	0.002
Spiked Amount: 0.100	Range: 70.0 - 130.0%			Recovery = 98.81%			
Target Compounds							**QValue**
M 1,2-Dibromoethane	2.548	0.0	0		µg/L	md	1

(#) = Qualifier Out of Range; (m) = Manual Integration; (+) = Area Summed; (*) = Surrogate Percent Recovery Out of Range; (d): Zeroed Peak

Compound	Conc.	RT	Dev(Min)	Resp.	QIon	QRatio	Lower	Upper
1,2-Dibromoethane		0		0				

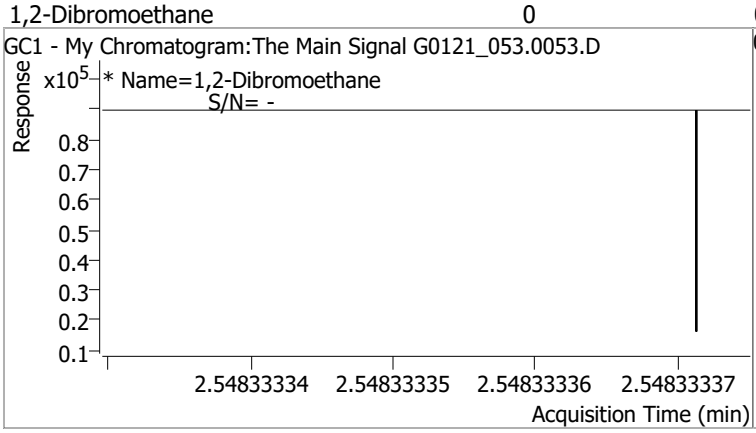

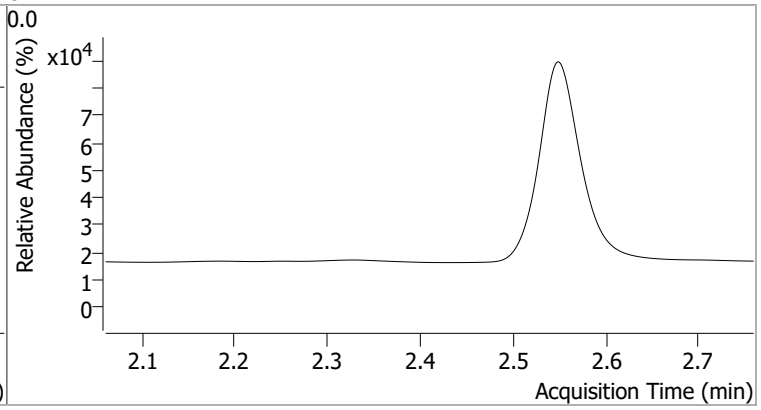

Compound	Conc.	RT	Dev(Min)	Resp.	QIon	QRatio	Lower	Upper
1,1,1,2-Tetrachloroethane	0.0988	2.90	0.00	34469 (m)				

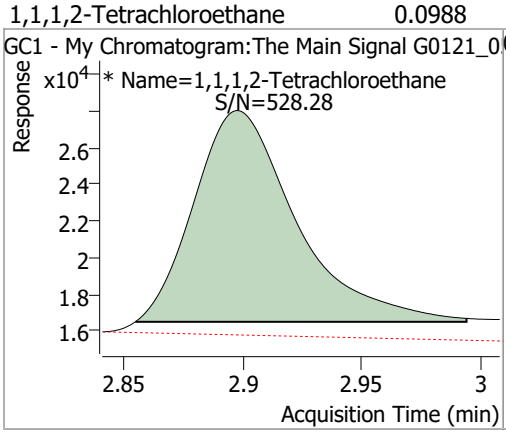

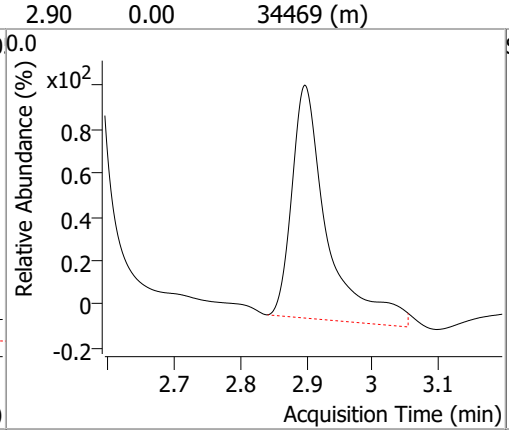

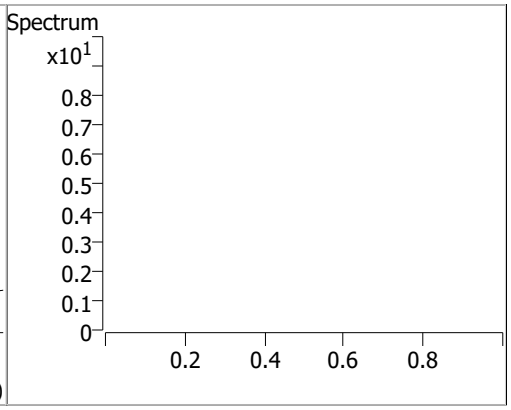

Quantitation Results Report (QT Reviewed)

Data File	G0121_054.0054.D	Operator	
Acq. Method	testAcqFileNamePath	Acq. Date-Time	1/22/2022 3:16:53 AM
Sample Name	B22011128-004A	Instrument	WJB
Vial		Multiplier	1.00
DA Method File	G012122_8011_W_CLT.m	Comment	
Tune File		Tune Date	
Batch Name	G012122_8011_W_CLT.batch.bin	Last Calib Update	1/24/2022 11:53:09 AM
Ref Library			

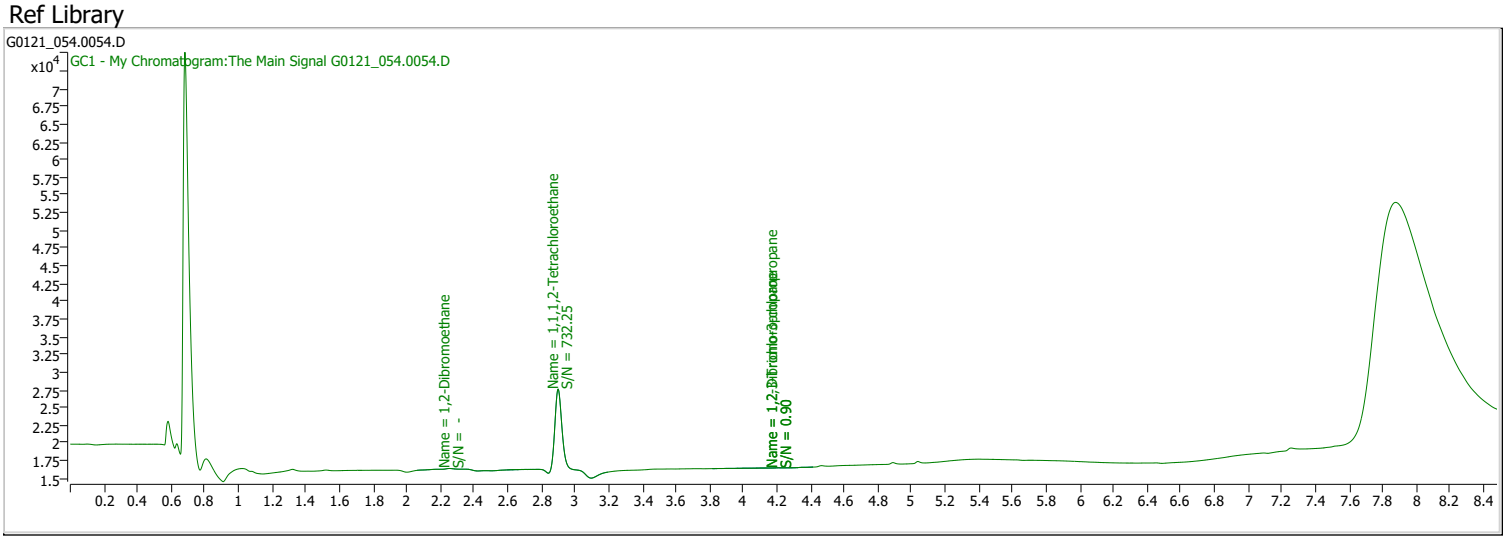

Compound	RT	QIon	Resp.	Conc.	Units		Dev(Min)
Internal Standards							
System Monitoring Compounds							
S 1,1,1,2-Tetrachloroethane	2.899	0.0	33567	0.0965	µg/L	m	0.003
Spiked Amount: 0.100	Range: 70.0 - 130.0%			Recovery = 96.52%			
Target Compounds							**QValue**
M 1,2-Dibromoethane	2.253	0.0	0		µg/L	md	1

(#) = Qualifier Out of Range; (m) = Manual Integration; (+) = Area Summed; (*) = Surrogate Percent Recovery Out of Range; (d): Zeroed Peak

Compound	Conc.	RT	Dev(Min)	Resp.	QIon	QRatio	Lower	Upper
1,2-Dibromoethane		0		0				

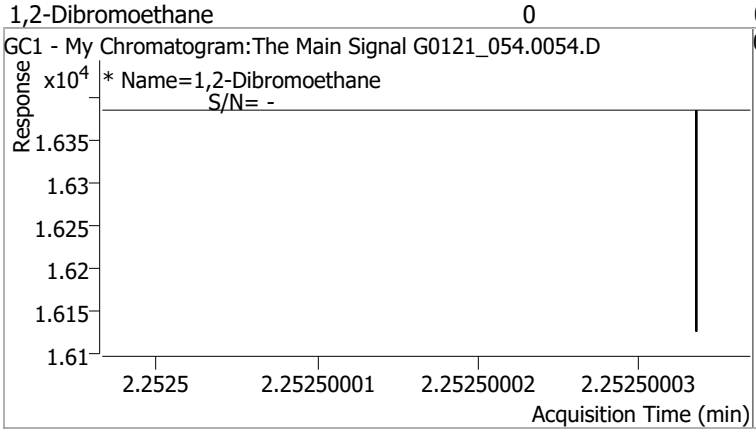

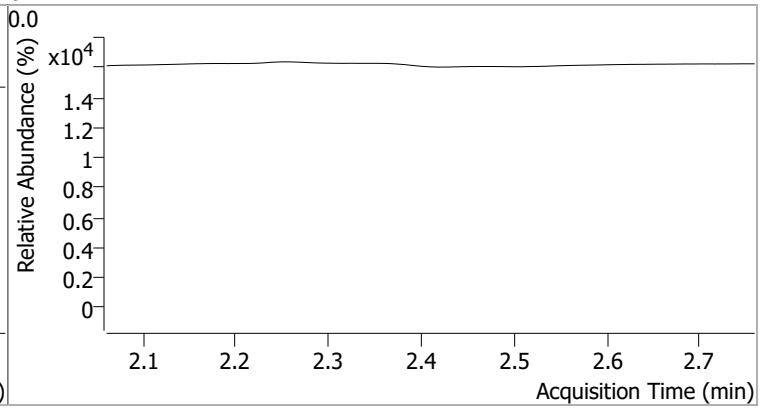

Compound	Conc.	RT	Dev(Min)	Resp.	QIon	QRatio	Lower	Upper
1,1,1,2-Tetrachloroethane	0.0965	2.90	0.00	33567 (m)				

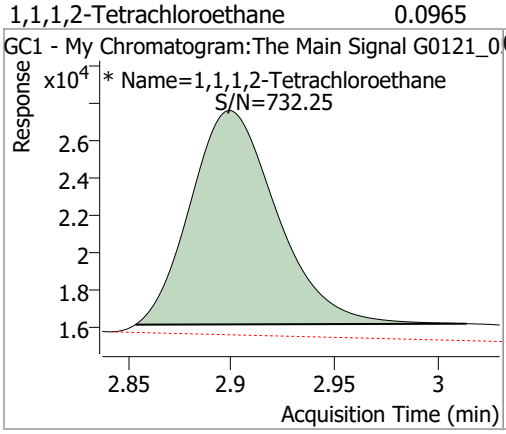

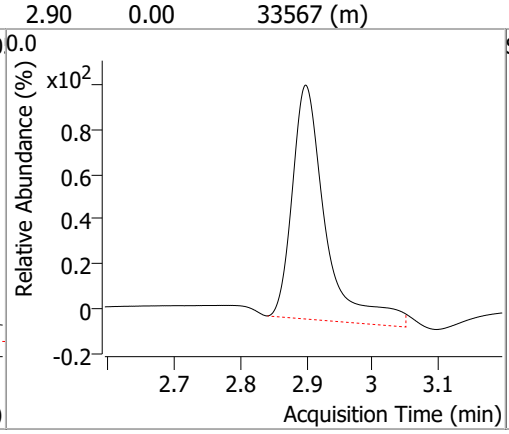

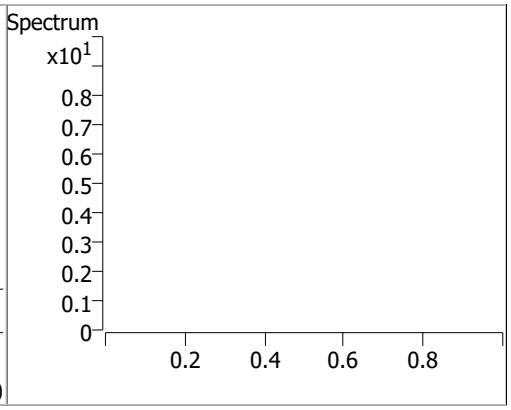

Quantitation Results Report (QT Reviewed)

Data File	G0121_055.0055.D	Operator	
Acq. Method	testAcqFileNamePath	Acq. Date-Time	1/22/2022 3:36:44 AM
Sample Name	B22011129-001H	Instrument	WJB
Vial		Multiplier	1.00
DA Method File	G012122_8011_W_CLT.m	Comment	
Tune File		Tune Date	
Batch Name	G012122_8011_W_CLT.batch.bin	Last Calib Update	1/24/2022 11:53:09 AM
Ref Library			

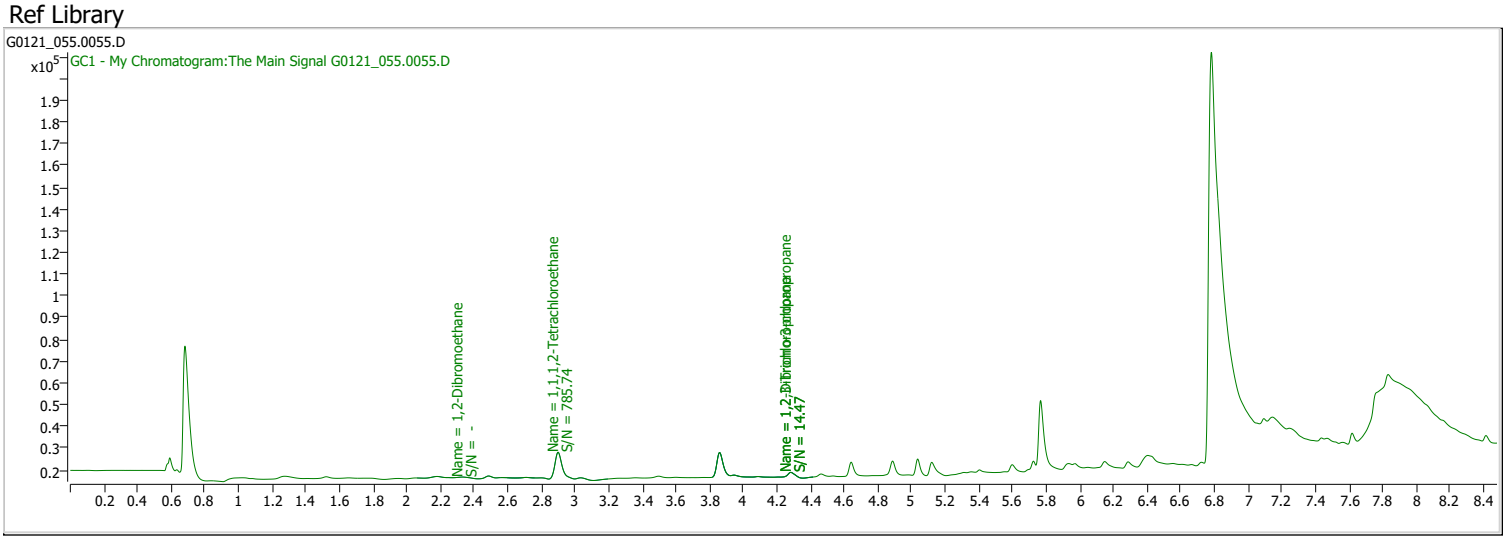

Compound	RT	QIon	Resp.	Conc.	Units		Dev(Min)
Internal Standards							
System Monitoring Compounds							
S 1,1,1,2-Tetrachloroethane	2.898	0.0	33232	0.0957	µg/L	m	0.002
Spiked Amount: 0.100	Range: 70.0 - 130.0%			Recovery = 95.68%			
Target Compounds							**QValue**
M 1,2-Dibromoethane	2.332	0.0	0		µg/L	md	1

(#) = Qualifier Out of Range; (m) = Manual Integration; (+) = Area Summed; (*) = Surrogate Percent Recovery Out of Range; (d): Zeroed Peak

Compound	Conc.	RT	Dev(Min)	Resp.	QIon	QRatio	Lower	Upper
1,2-Dibromoethane		0		0				

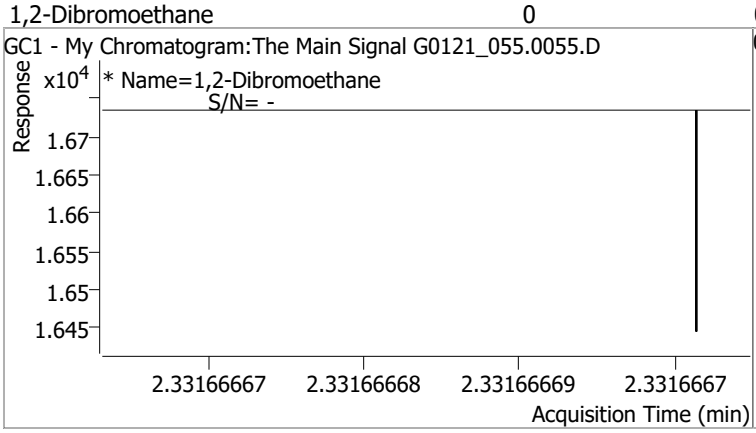

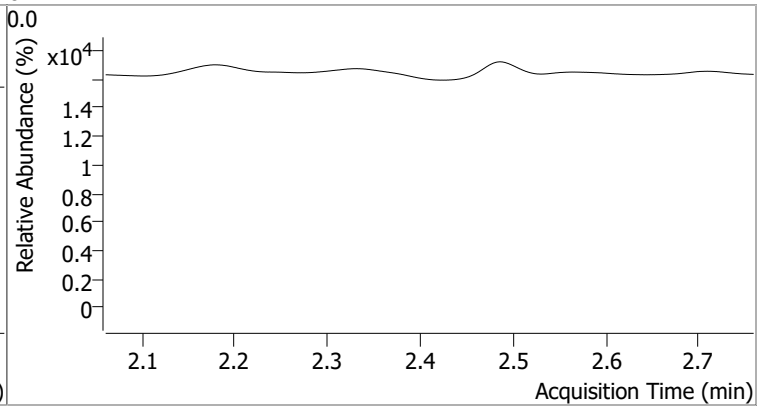

Compound	Conc.	RT	Dev(Min)	Resp.	QIon	QRatio	Lower	Upper
1,1,1,2-Tetrachloroethane	0.0957	2.90	0.00	33232 (m)				

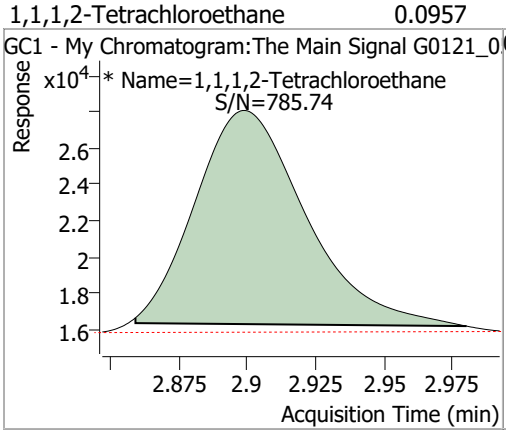

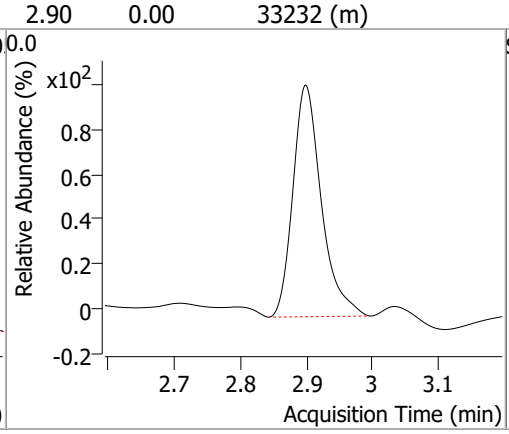

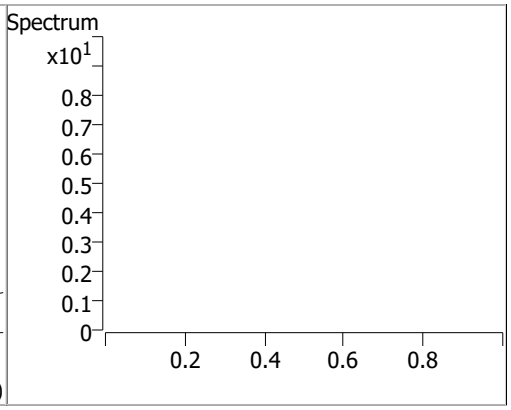

Quantitation Results Report (QT Reviewed)

Data File	G0121_056.0056.D	Operator	
Acq. Method	testAcqFileNamePath	Acq. Date-Time	1/22/2022 3:56:33 AM
Sample Name	B22011129-004A	Instrument	WJB
Vial		Multiplier	1.00
DA Method File	G012122_8011_W_CLT.m	Comment	
Tune File		Tune Date	
Batch Name	G012122_8011_W_CLT.batch.bin	Last Calib Update	1/24/2022 11:53:09 AM
Ref Library			

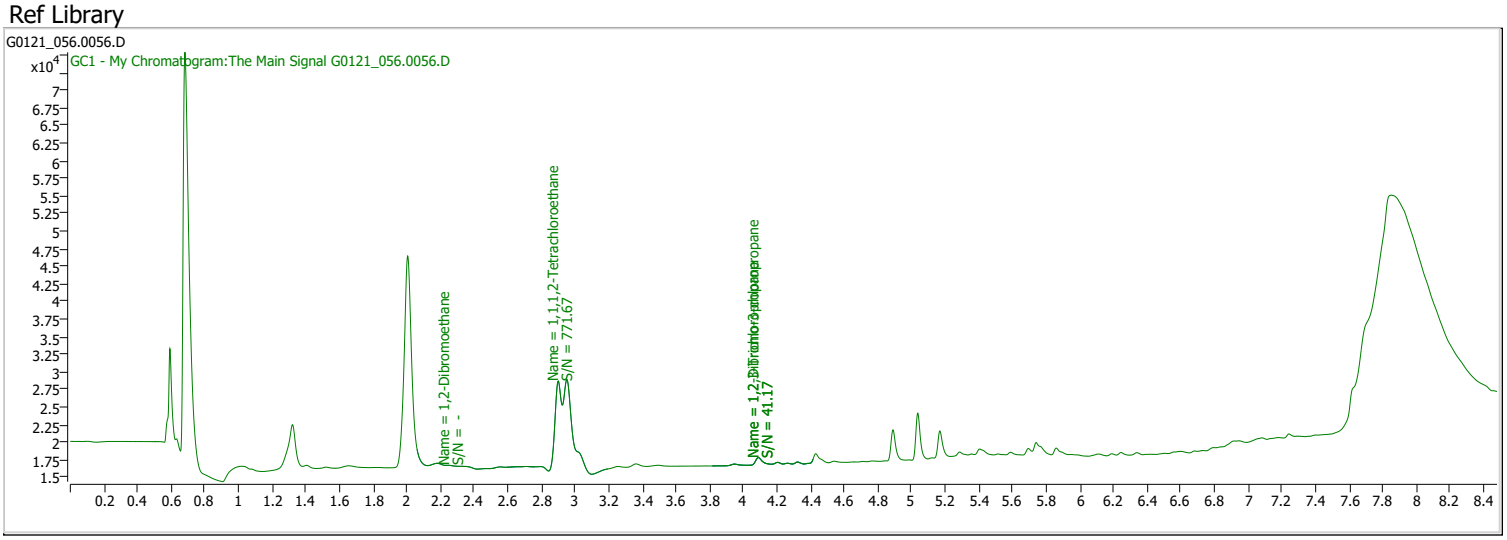

Compound	RT	QIon	Resp.	Conc.	Units		Dev(Min)
Internal Standards							
System Monitoring Compounds							
S 1,1,1,2-Tetrachloroethane	2.900	0.0	33704	0.0969	µg/L		0.004
Spiked Amount: 0.100	Range: 70.0 - 130.0%			Recovery = 96.87%			
Target Compounds							**QValue**
M 1,2-Dibromoethane	2.251	0.0	0		µg/L	md	1

(#) = Qualifier Out of Range; (m) = Manual Integration; (+) = Area Summed; (*) = Surrogate Percent Recovery Out of Range; (d): Zeroed Peak

Compound	Conc.	RT	Dev(Min)	Resp.	QIon	QRatio	Lower	Upper
1,2-Dibromoethane		0		0				

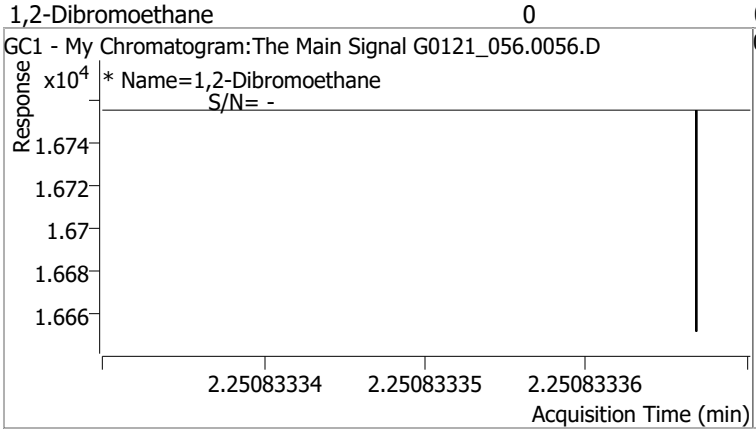

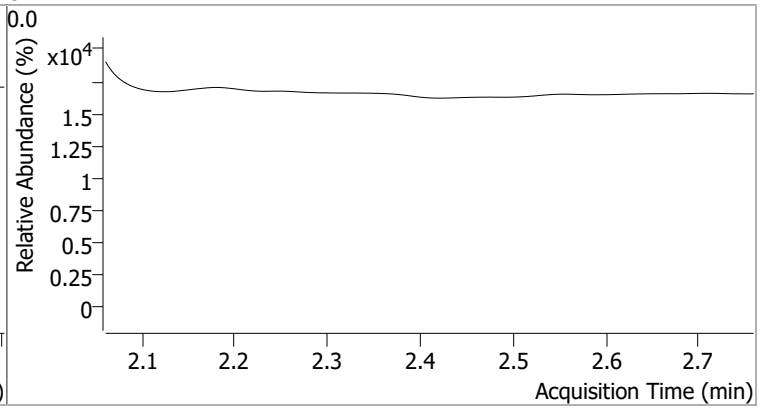

Compound	Conc.	RT	Dev(Min)	Resp.	QIon	QRatio	Lower	Upper
1,1,1,2-Tetrachloroethane	0.0969	2.90	0.00	33704				

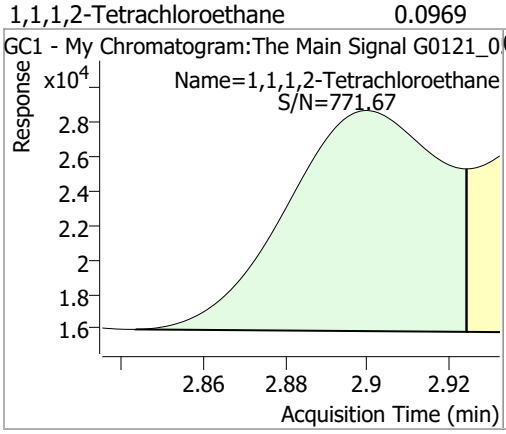

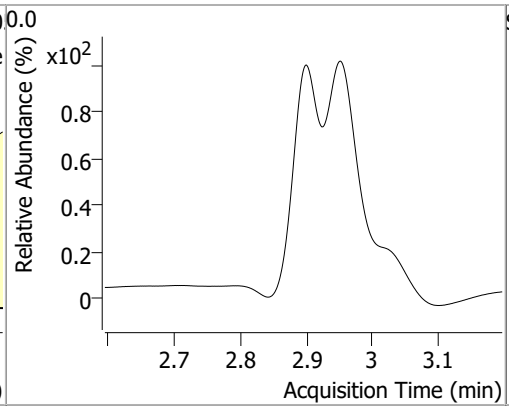

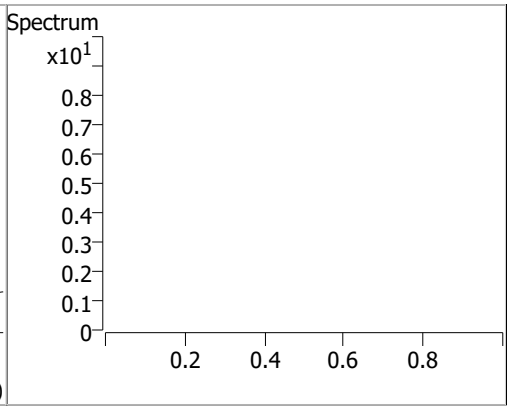

Quantitation Results Report (QT Reviewed)

Data File	G0121_057.0057.D	Operator	
Acq. Method	testAcqFileNamePath	Acq. Date-Time	1/22/2022 4:16:41 AM
Sample Name	B22011130-001H	Instrument	WJB
Vial		Multiplier	1.00
DA Method File	G012122_8011_W_CLT.m	Comment	
Tune File		Tune Date	
Batch Name	G012122_8011_W_CLT.batch.bin	Last Calib Update	1/24/2022 11:53:09 AM
Ref Library			

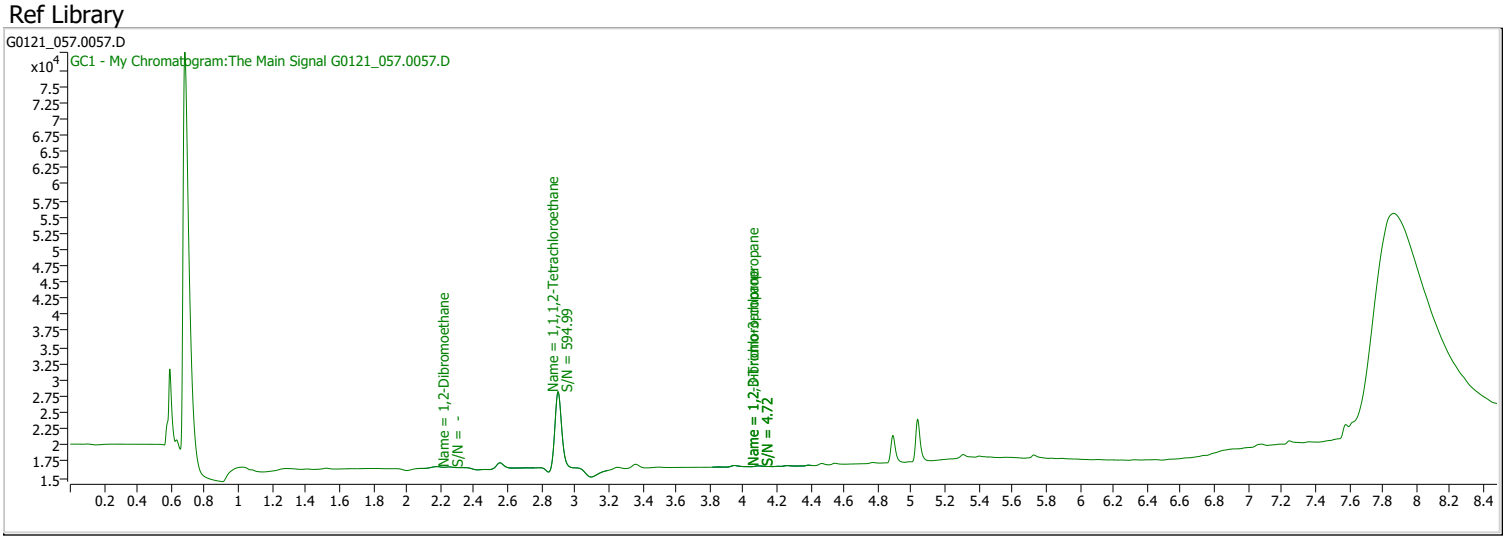

Compound	RT	QIon	Resp.	Conc.	Units		Dev(Min)
Internal Standards							
System Monitoring Compounds							
S 1,1,1,2-Tetrachloroethane	2.898	0.0	32061	0.0927	µg/L	m	0.002
Spiked Amount: 0.100	Range: 70.0 - 130.0%			Recovery = 92.71%			
Target Compounds							**QValue**
M 1,2-Dibromoethane	2.250	0.0	0		µg/L	md	1

(#) = Qualifier Out of Range; (m) = Manual Integration; (+) = Area Summed; (*) = Surrogate Percent Recovery Out of Range; (d): Zeroed Peak

Compound	Conc.	RT	Dev(Min)	Resp.	QIon	QRatio	Lower	Upper
1,2-Dibromoethane		0		0				

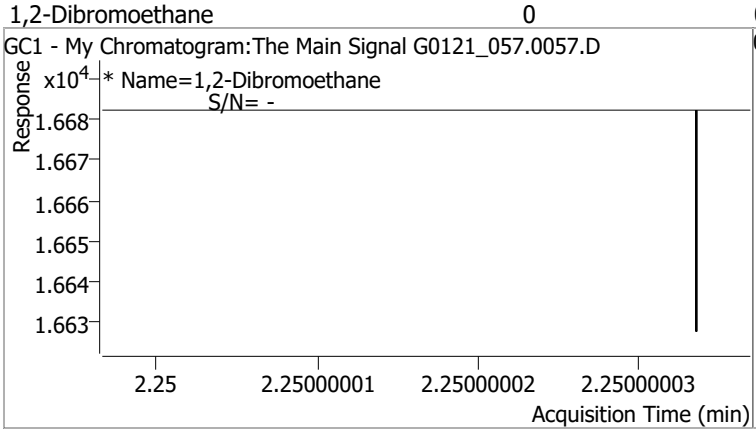

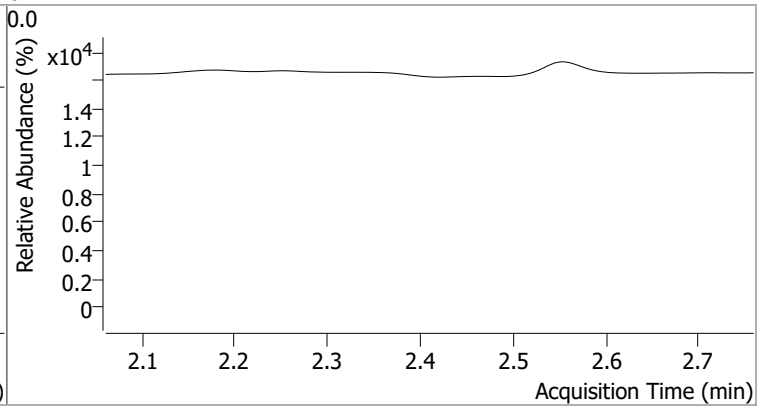

Compound	Conc.	RT	Dev(Min)	Resp.	QIon	QRatio	Lower	Upper
1,1,1,2-Tetrachloroethane	0.0927	2.90	0.00	32061 (m)				

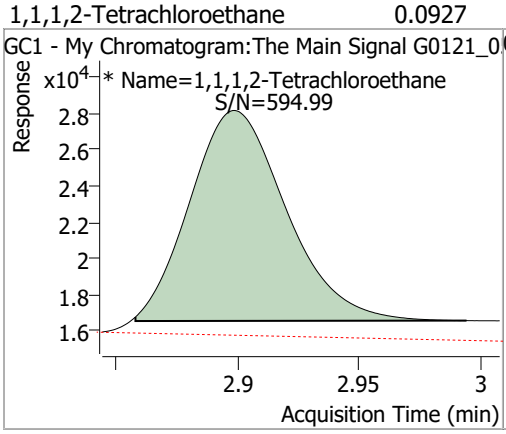

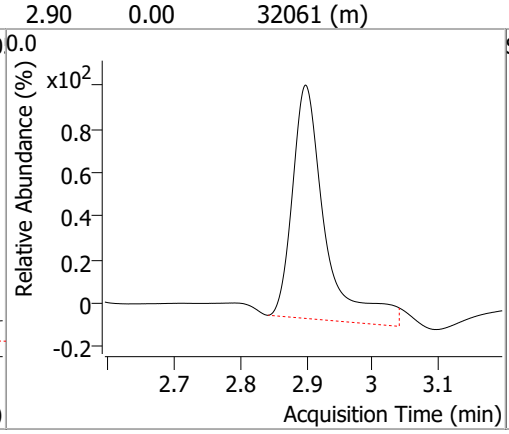

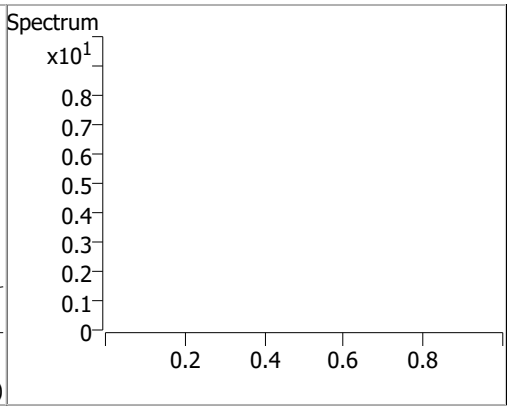

Quantitation Results Report (QT Reviewed)

Data File	G0121_058.0058.D	Operator	
Acq. Method	testAcqFileNamePath	Acq. Date-Time	1/22/2022 4:36:38 AM
Sample Name	B22011130-004A	Instrument	WJB
Vial		Multiplier	1.00
DA Method File	G012122_8011_W_CLT.m	Comment	
Tune File		Tune Date	
Batch Name	G012122_8011_W_CLT.batch.bin	Last Calib Update	1/24/2022 11:53:09 AM
Ref Library			

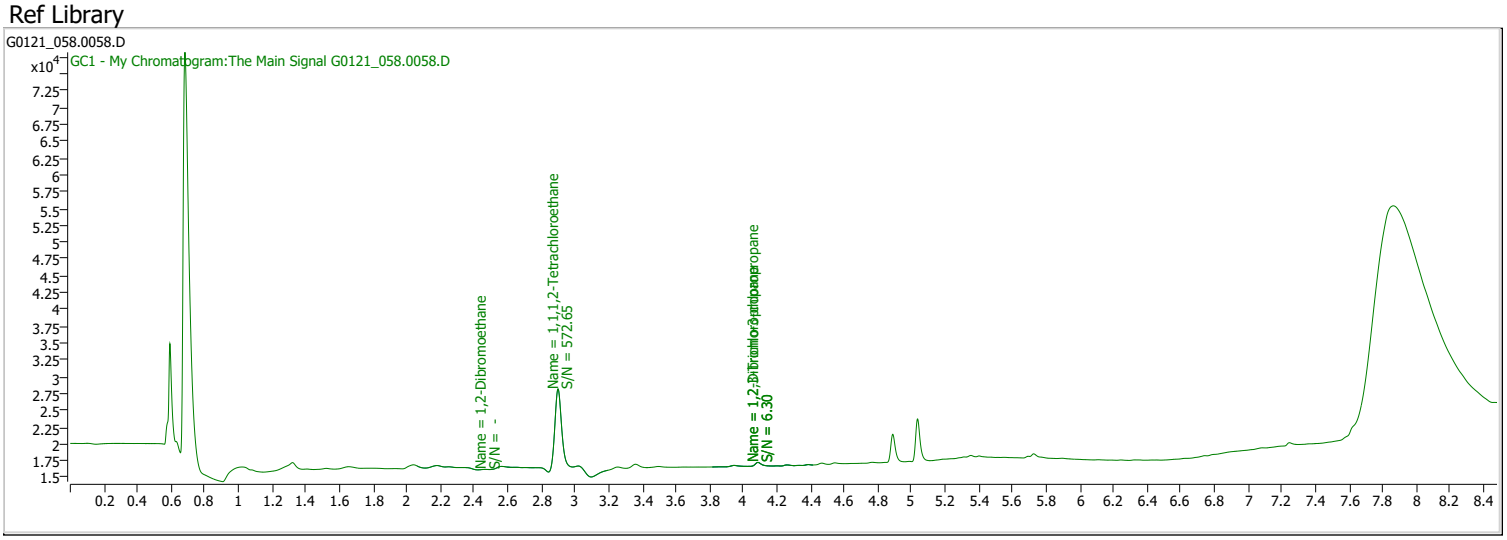

Compound	RT	QIon	Resp.	Conc.	Units		Dev(Min)
Internal Standards							
System Monitoring Compounds							
S 1,1,1,2-Tetrachloroethane	2.898	0.0	31512	0.0913	µg/L		0.002
Spiked Amount: 0.100	Range: 70.0 - 130.0%			Recovery = 91.31%			
Target Compounds							**QValue**
M 1,2-Dibromoethane	2.468	0.0	0		µg/L	md	1

(#) = Qualifier Out of Range; (m) = Manual Integration; (+) = Area Summed; (*) = Surrogate Percent Recovery Out of Range; (d): Zeroed Peak

Compound	Conc.	RT	Dev(Min)	Resp.	QIon	QRatio	Lower	Upper
1,2-Dibromoethane		0		0				

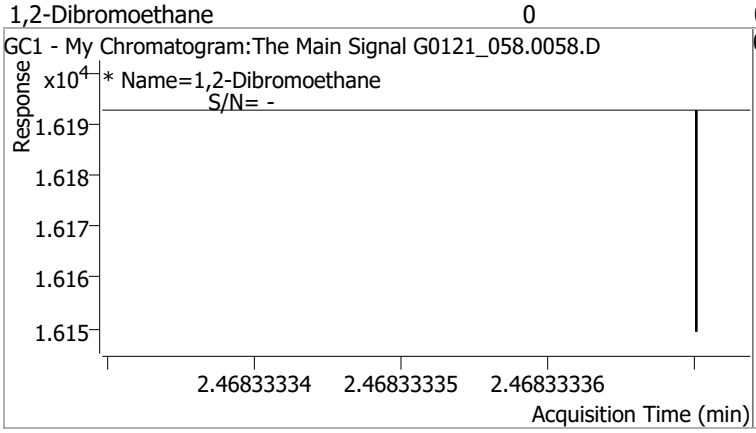

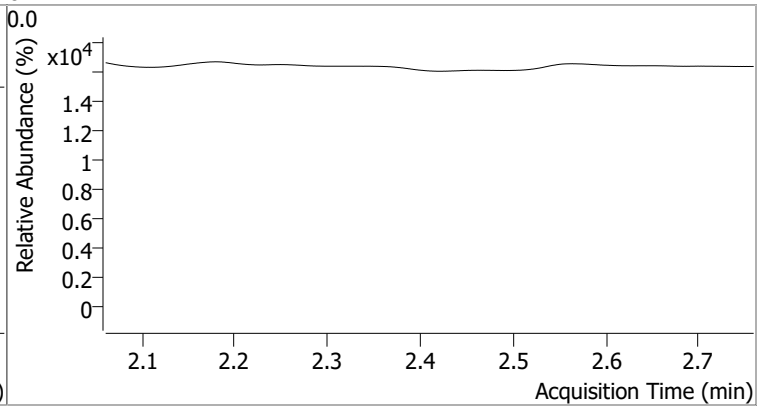

Compound	Conc.	RT	Dev(Min)	Resp.	QIon	QRatio	Lower	Upper
1,1,1,2-Tetrachloroethane	0.0913	2.90	0.00	31512				

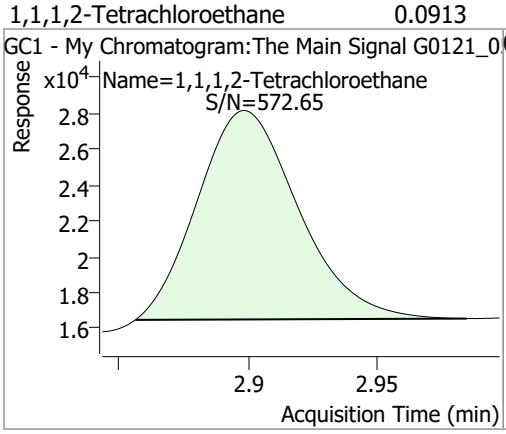

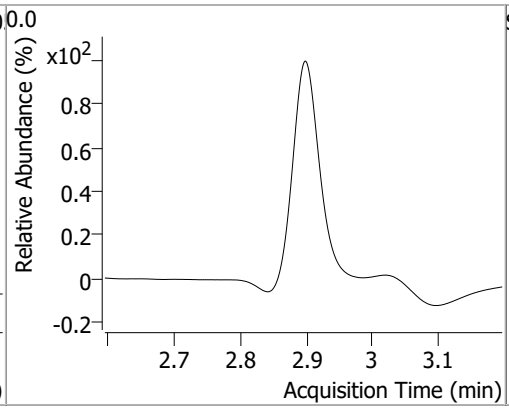

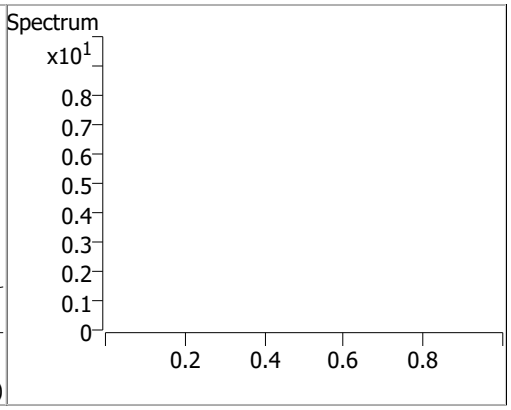

Quantitation Results Report (QT Reviewed)

Data File	G0121_059.0059.D	Operator	
Acq. Method	testAcqFileNamePath	Acq. Date-Time	1/22/2022 4:56:31 AM
Sample Name	Hexan	Instrument	WJB
Vial		Multiplier	1.00
DA Method File	G012122_8011_W_CLT.m	Comment	
Tune File		Tune Date	
Batch Name	G012122_8011_W_CLT.batch.bin	Last Calib Update	1/24/2022 11:53:09 AM
Ref Library			

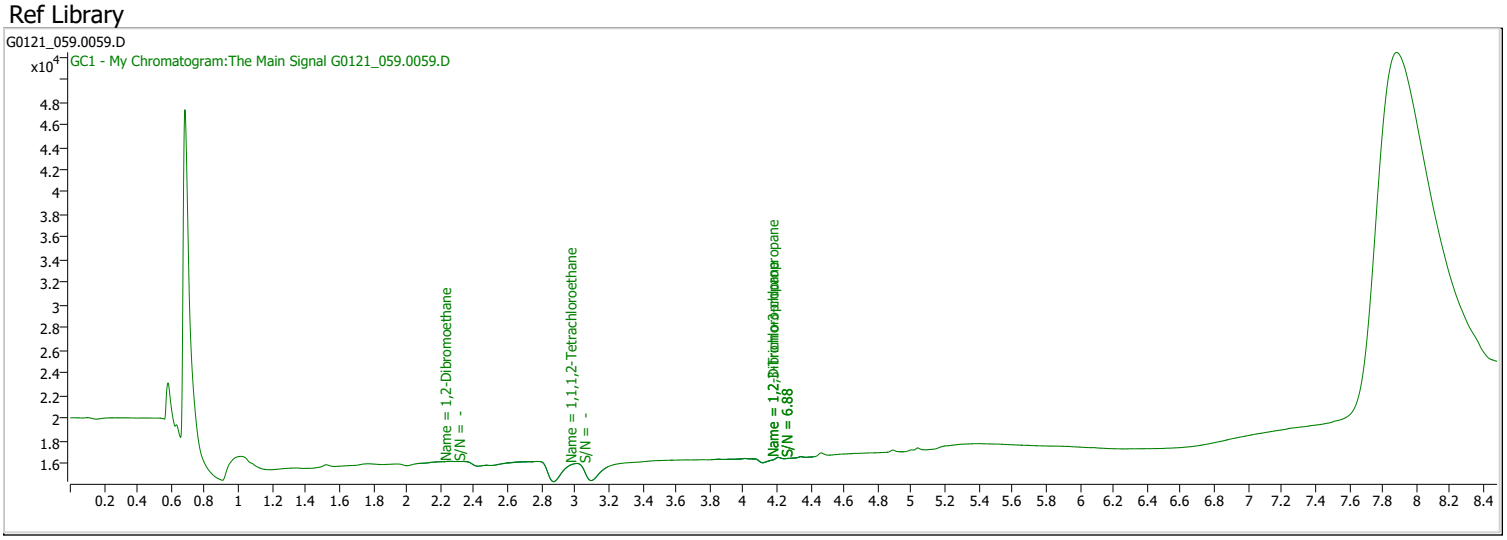

Compound	RT	QIon	Resp.	Conc.	Units		Dev(Min)
Internal Standards							
System Monitoring Compounds							
S 1,1,1,2-Tetrachloroethane	3.008	0.0	0		µg/L	md	0.112
Spiked Amount: 0.100	Range: 70.0 - 130.0%			Recovery = NA%			
Target Compounds							**QValue**
M 1,2-Dibromoethane	2.263	0.0	0		µg/L	md	1

(#) = Qualifier Out of Range; (m) = Manual Integration; (+) = Area Summed; (*) = Surrogate Percent Recovery Out of Range; (d): Zeroed Peak

Compound	Conc.	RT	Dev(Min)	Resp.	QIon	QRatio	Lower	Upper
1,2-Dibromoethane		0		0				

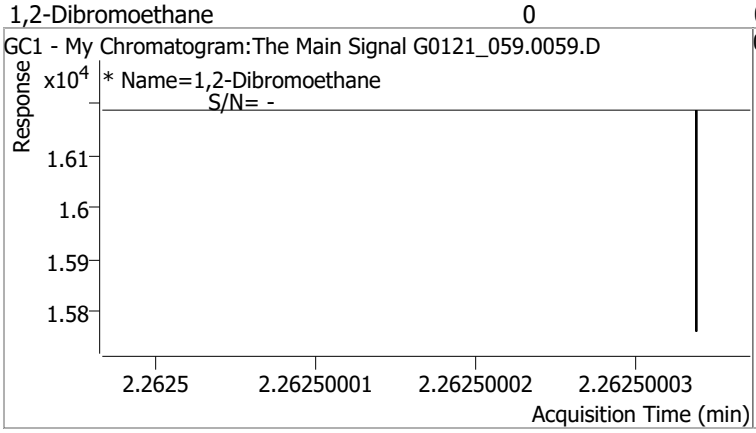

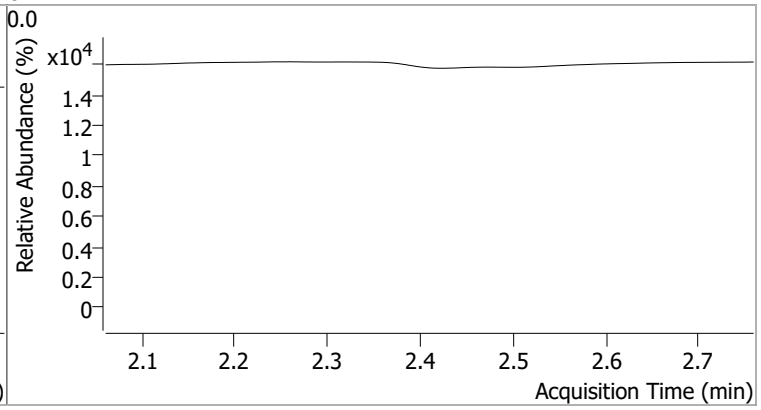

Compound	Conc.	RT	Dev(Min)	Resp.	QIon	QRatio	Lower	Upper
1,1,1,2-Tetrachloroethane		0		0				

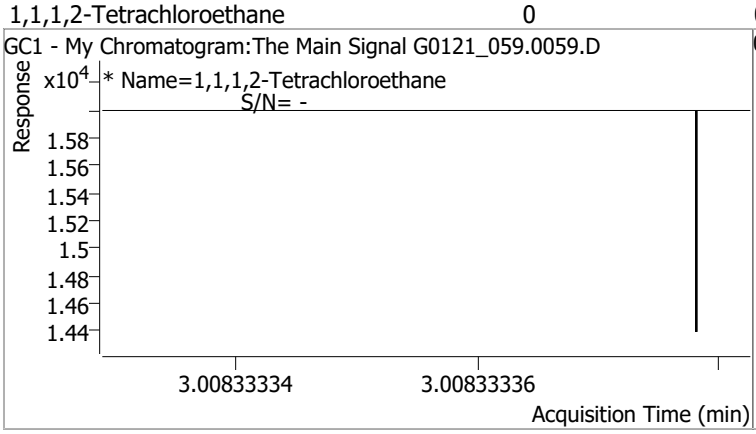

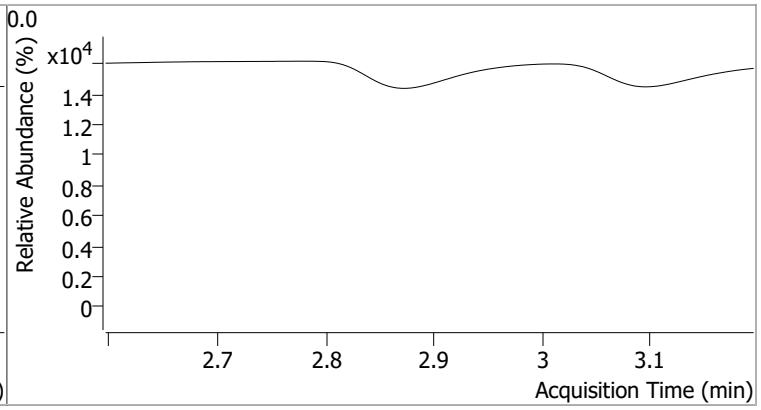

Quantitation Results Report (QT Reviewed)

Data File	G0121_060.0060.D	Operator	
Acq. Method	testAcqFileNamePath	Acq. Date-Time	1/22/2022 5:16:29 AM
Sample Name	CAL3-163128	Instrument	WJB
Vial		Multiplier	1.00
DA Method File	G012122_8011_W_CLT.m	Comment	
Tune File		Tune Date	
Batch Name	G012122_8011_W_CLT.batch.bin	Last Calib Update	1/24/2022 11:53:09 AM
Ref Library			

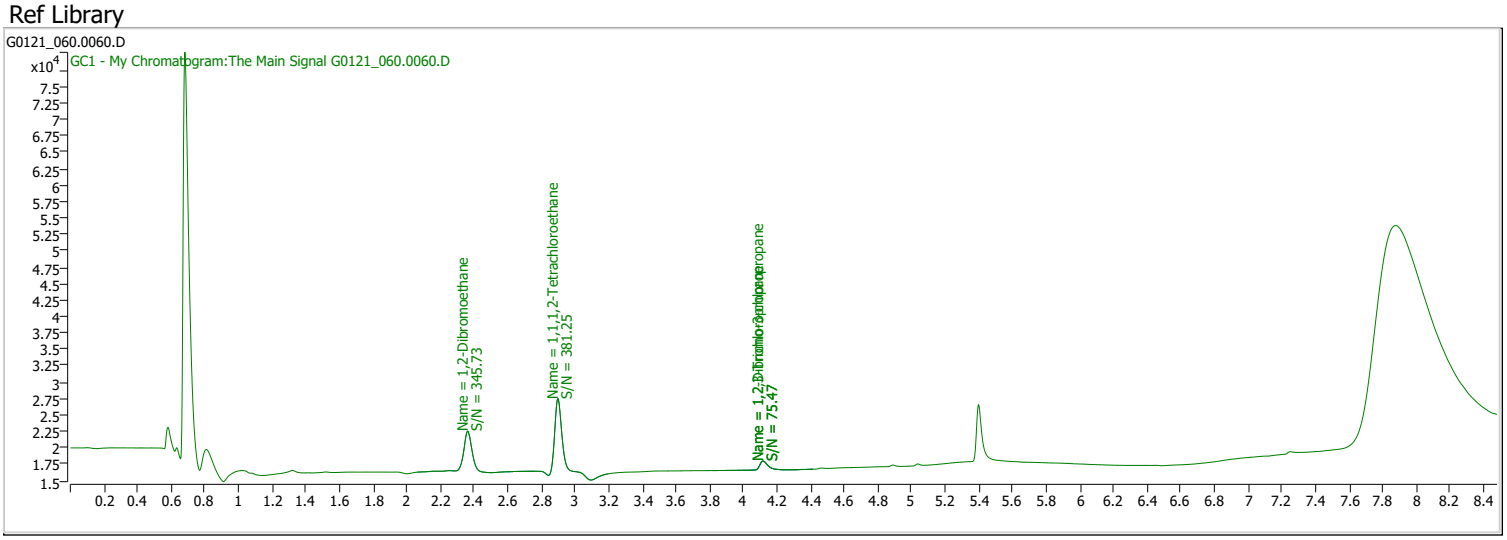

Compound	RT	QIon	Resp.	Conc.	Units		Dev(Min)
Internal Standards							
System Monitoring Compounds							
S 1,1,1,2-Tetrachloroethane	2.898	0.0	31505	0.0913	µg/L	m	0.002
Spiked Amount: 0.100	Range: 70.0 - 130.0%			Recovery = 91.30%			
Target Compounds							**QValue**
M 1,2-Dibromoethane	2.362	0.0	19545	0.0986	µg/L		100

(#) = Qualifier Out of Range; (m) = Manual Integration; (+) = Area Summed; (*) = Surrogate Percent Recovery Out of Range; (d): Zeroed Peak

Compound	Conc.	RT	Dev(Min)	Resp.	QIon	QRatio	Lower	Upper
1,2-Dibromoethane	0.0986	2.36	0.00	19545				

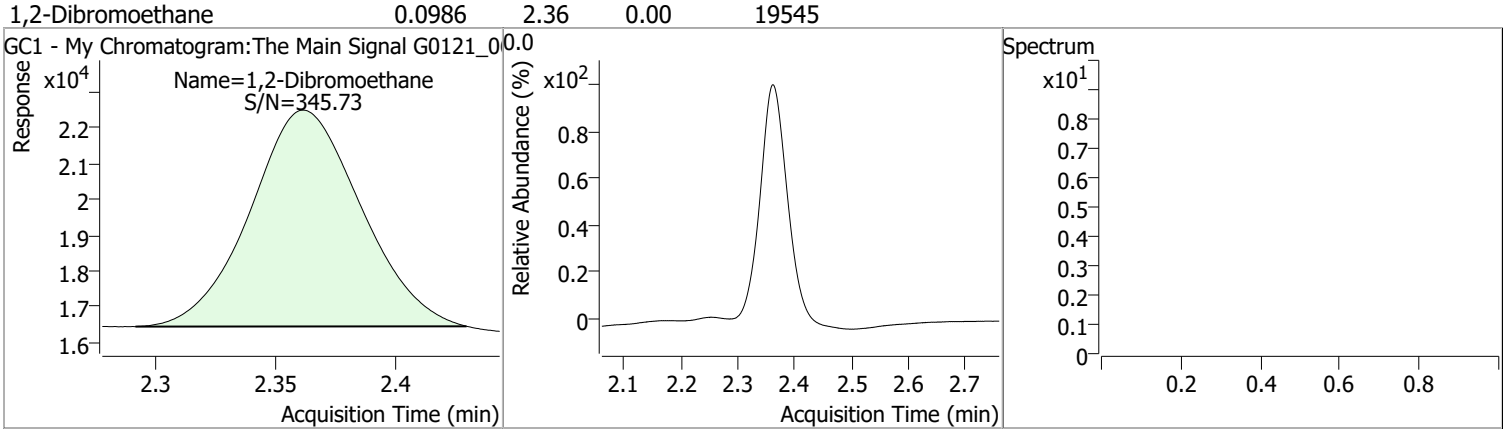

Compound	Conc.	RT	Dev(Min)	Resp.	QIon	QRatio	Lower	Upper
1,1,1,2-Tetrachloroethane	0.0913	2.90	0.00	31505 (m)				

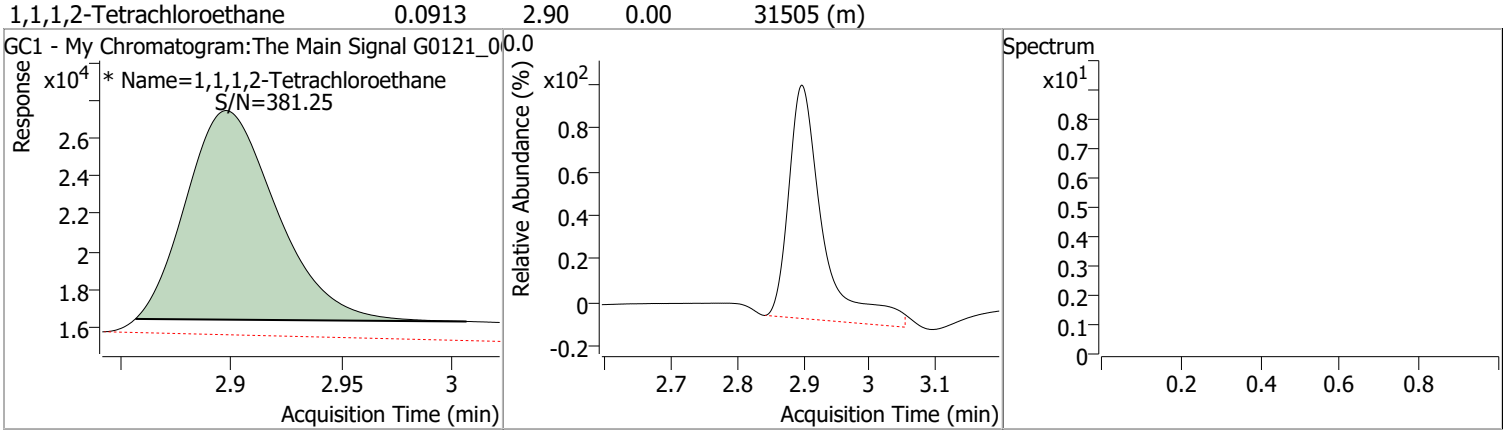

Quantitation Results Report (QT Reviewed)

Data File	G0121_061.0061.D	Operator	
Acq. Method	testAcqFileNamePath	Acq. Date-Time	1/22/2022 5:36:21 AM
Sample Name	MB-163129	Instrument	WJB
Vial		Multiplier	1.00
DA Method File	G012122_8011_W_CLT.m	Comment	
Tune File		Tune Date	
Batch Name	G012122_8011_W_CLT.batch.bin	Last Calib Update	1/24/2022 11:53:09 AM
Ref Library			

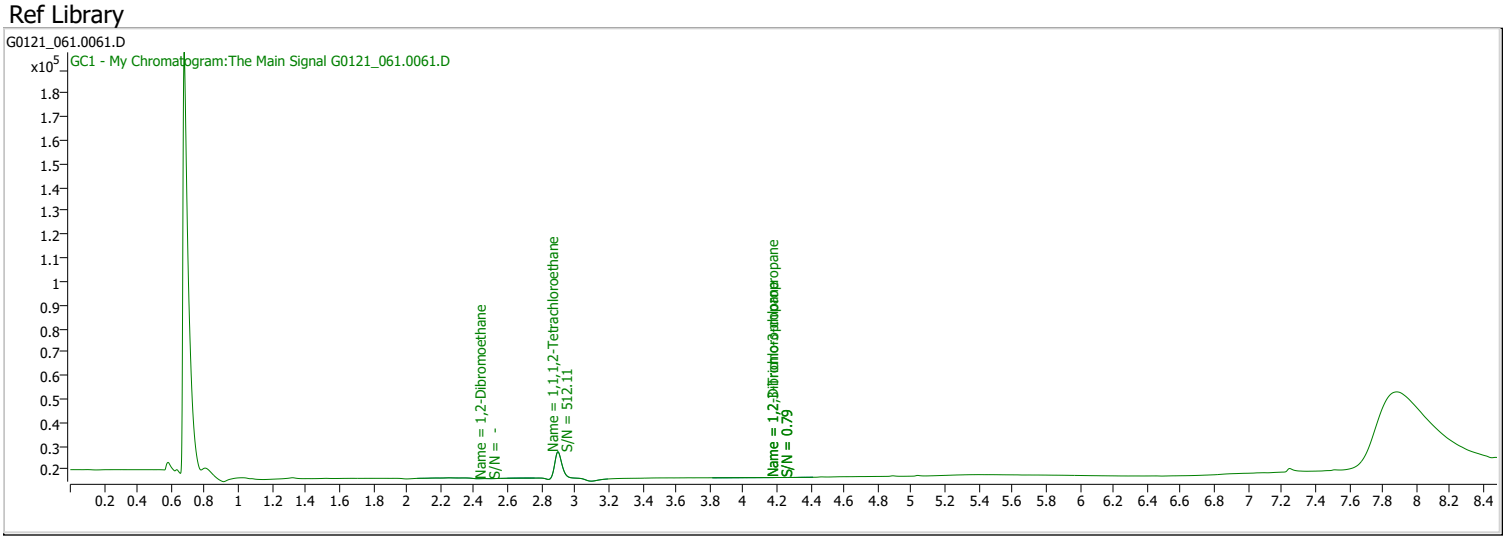

Compound	RT	QIon	Resp.	Conc.	Units		Dev(Min)
Internal Standards							
System Monitoring Compounds							
S 1,1,1,2-Tetrachloroethane	2.898	0.0	32699	0.0943	µg/L		0.002
Spiked Amount: 0.100	Range: 70.0 - 130.0%			Recovery = 94.32%			
Target Compounds							**QValue**
M 1,2-Dibromoethane	2.470	0.0	0		µg/L	md	1

(#) = Qualifier Out of Range; (m) = Manual Integration; (+) = Area Summed; (*) = Surrogate Percent Recovery Out of Range; (d): Zeroed Peak

Compound	Conc.	RT	Dev(Min)	Resp.	QIon	QRatio	Lower	Upper
1,2-Dibromoethane		0		0				

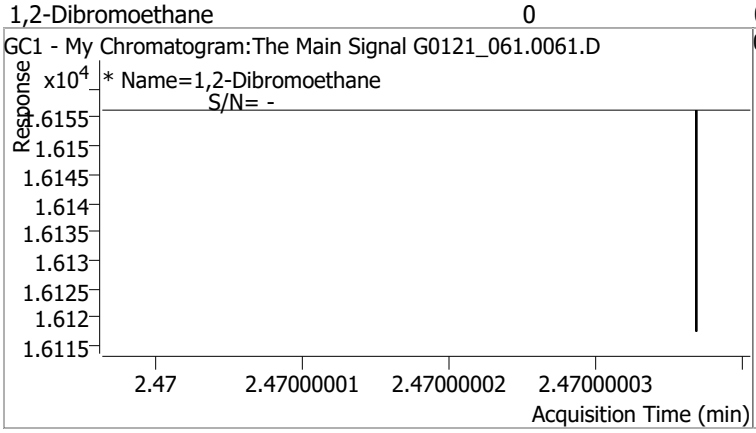

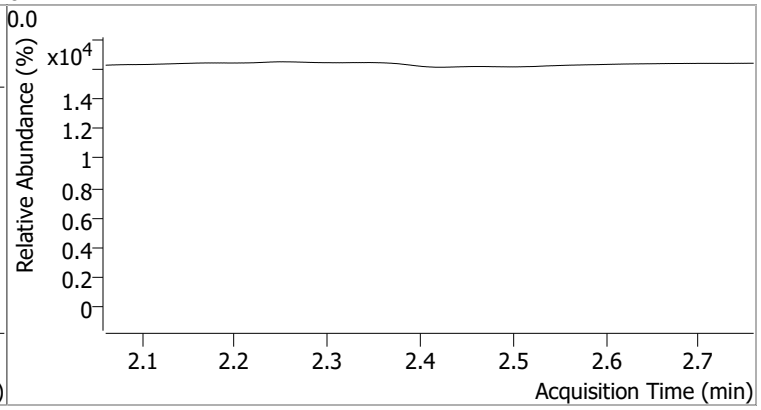

Compound	Conc.	RT	Dev(Min)	Resp.	QIon	QRatio	Lower	Upper
1,1,1,2-Tetrachloroethane	0.0943	2.90	0.00	32699				

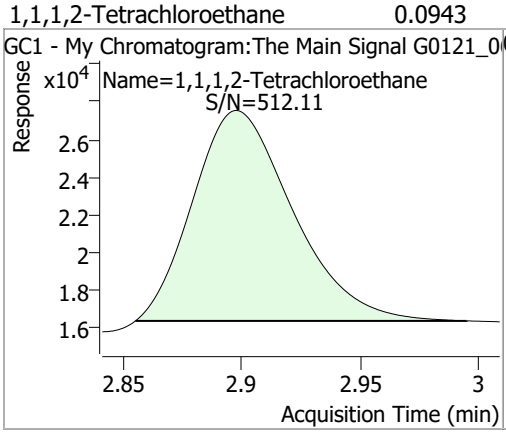

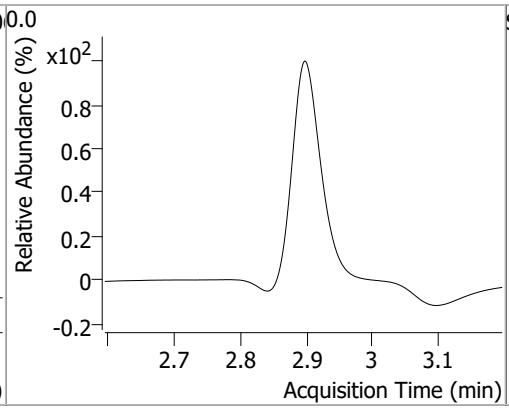

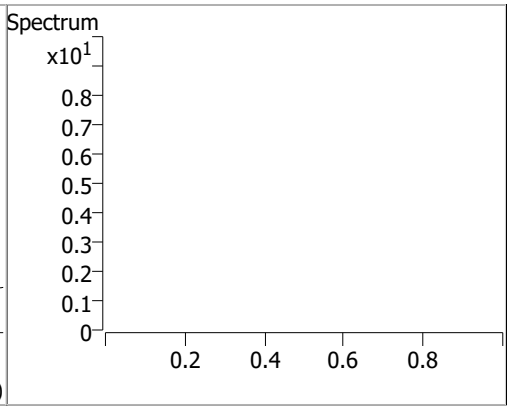

Quantitation Results Report (QT Reviewed)

Data File	G0121_062.0062.D	Operator	
Acq. Method	testAcqFileNamePath	Acq. Date-Time	1/22/2022 5:56:20 AM
Sample Name	LCS-163129	Instrument	WJB
Vial		Multiplier	1.00
DA Method File	G012122_8011_W_CLT.m	Comment	
Tune File		Tune Date	
Batch Name	G012122_8011_W_CLT.batch.bin	Last Calib Update	1/24/2022 11:53:09 AM
Ref Library			

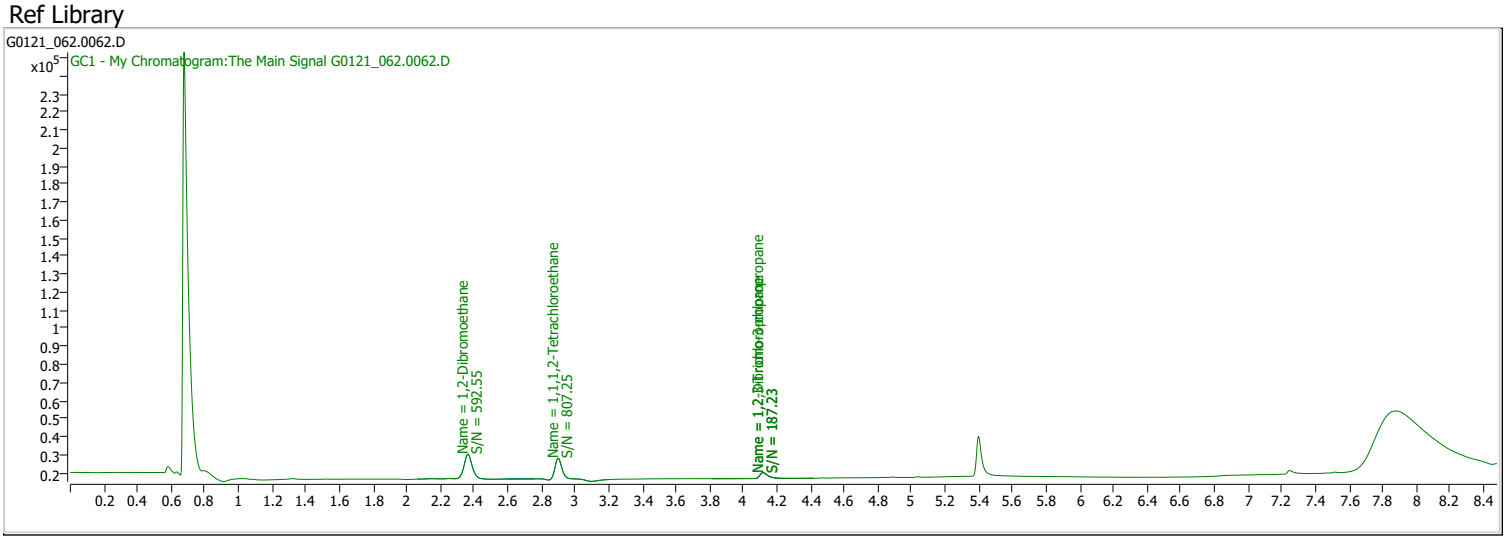

Compound	RT	QIon	Resp.	Conc.	Units		Dev(Min)
Internal Standards							
System Monitoring Compounds							
S 1,1,1,2-Tetrachloroethane	2.899	0.0	32277	0.0933	µg/L	m	0.003
Spiked Amount: 0.100	Range: 70.0 - 130.0%			Recovery = 93.25%			
Target Compounds							**QValue**
M 1,2-Dibromoethane	2.363	0.0	45950	0.2367	µg/L	m	100

(#) = Qualifier Out of Range; (m) = Manual Integration; (+) = Area Summed; (*) = Surrogate Percent Recovery Out of Range; (d): Zeroed Peak

Compound	Conc.	RT	Dev(Min)	Resp.	QIon	QRatio	Lower	Upper
1,2-Dibromoethane	0.2367	2.36	0.00	45950 (m)				

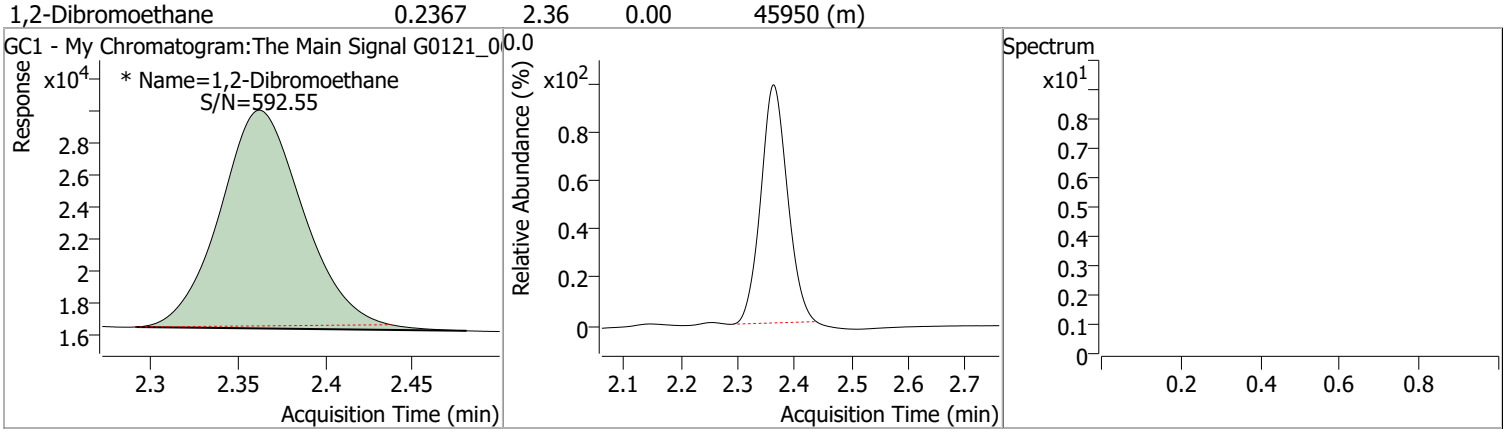

Compound	Conc.	RT	Dev(Min)	Resp.	QIon	QRatio	Lower	Upper
1,1,1,2-Tetrachloroethane	0.0933	2.90	0.00	32277 (m)				

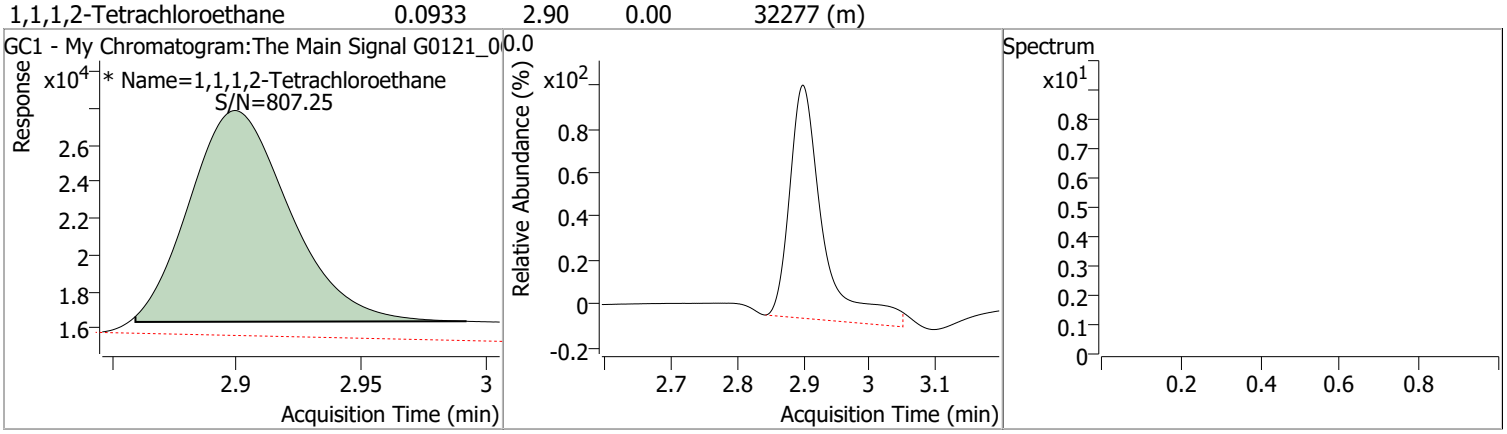

Quantitation Results Report (QT Reviewed)

Data File	G0121_063.0063.D	Operator	
Acq. Method	testAcqFileNamePath	Acq. Date-Time	1/22/2022 6:16:10 AM
Sample Name	LCS1-163129	Instrument	WJB
Vial		Multiplier	1.00
DA Method File	G012122_8011_W_CLT.m	Comment	
Tune File		Tune Date	
Batch Name	G012122_8011_W_CLT.batch.bin	Last Calib Update	1/24/2022 11:53:09 AM
Ref Library			

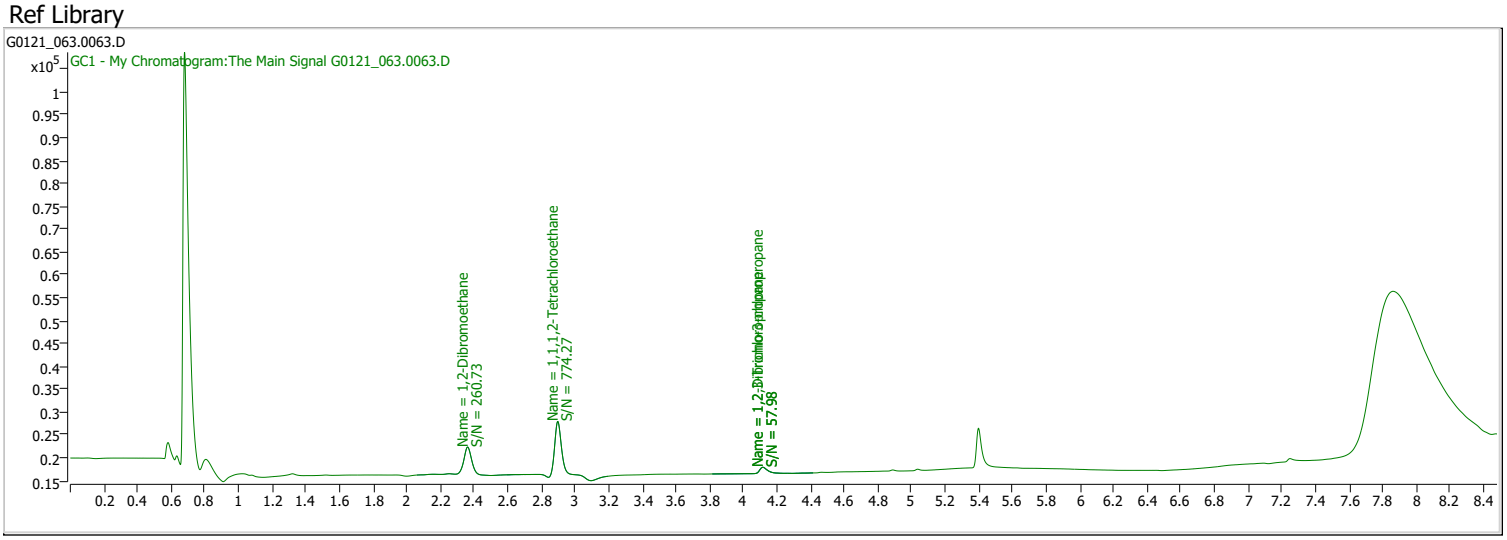

Compound	RT	QIon	Resp.	Conc.	Units		Dev(Min)
Internal Standards							
System Monitoring Compounds							
S 1,1,1,2-Tetrachloroethane	2.897	0.0	32083	0.0928	µg/L	m	0.001
Spiked Amount: 0.100	Range: 70.0 - 130.0%			Recovery = 92.76%			
Target Compounds							**QValue**
M 1,2-Dibromoethane	2.362	0.0	19830	0.1001	µg/L		100

(#) = Qualifier Out of Range; (m) = Manual Integration; (+) = Area Summed; (*) = Surrogate Percent Recovery Out of Range; (d): Zeroed Peak

Compound	Conc.	RT	Dev(Min)	Resp.	QIon	QRatio	Lower	Upper
1,2-Dibromoethane	0.1001	2.36	0.00	19830				

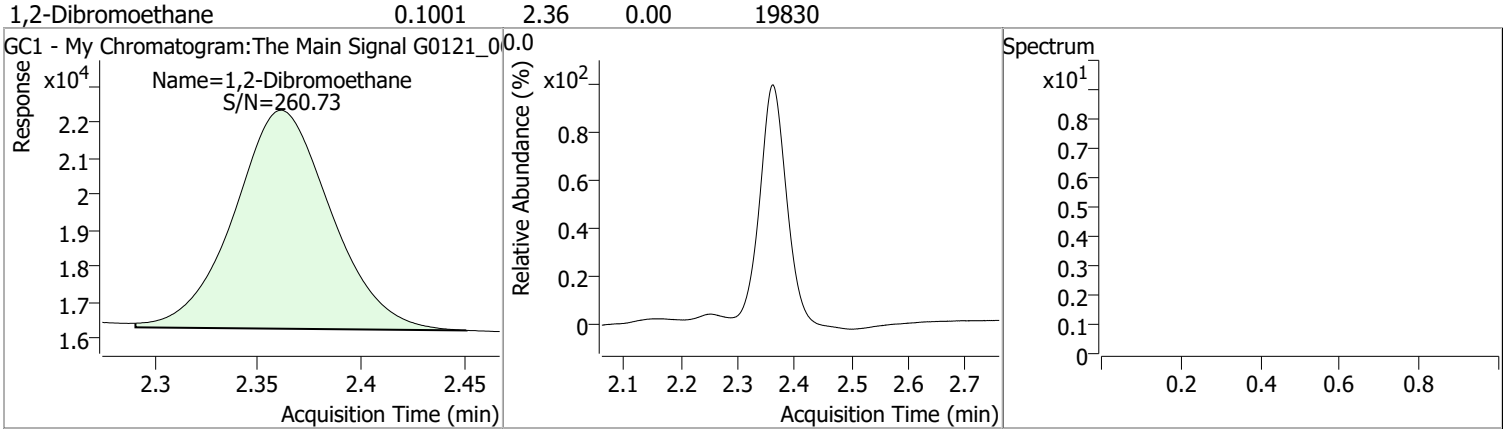

Compound	Conc.	RT	Dev(Min)	Resp.	QIon	QRatio	Lower	Upper
1,1,1,2-Tetrachloroethane	0.0928	2.90	0.00	32083 (m)				

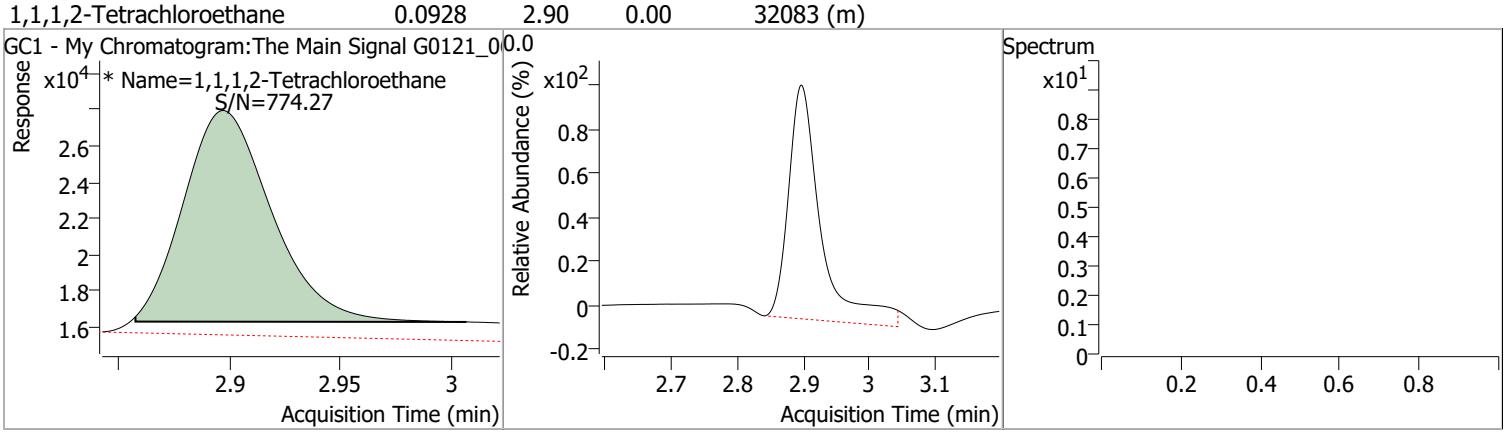

Quantitation Results Report (QT Reviewed)

Data File	G0121_064.0064.D	Operator	
Acq. Method	testAcqFileNamePath	Acq. Date-Time	1/22/2022 6:35:59 AM
Sample Name	LCSA-163129	Instrument	WJB
Vial		Multiplier	1.00
DA Method File	G012122_8011_W_CLT.m	Comment	
Tune File		Tune Date	
Batch Name	G012122_8011_W_CLT.batch.bin	Last Calib Update	1/24/2022 11:53:09 AM
Ref Library			

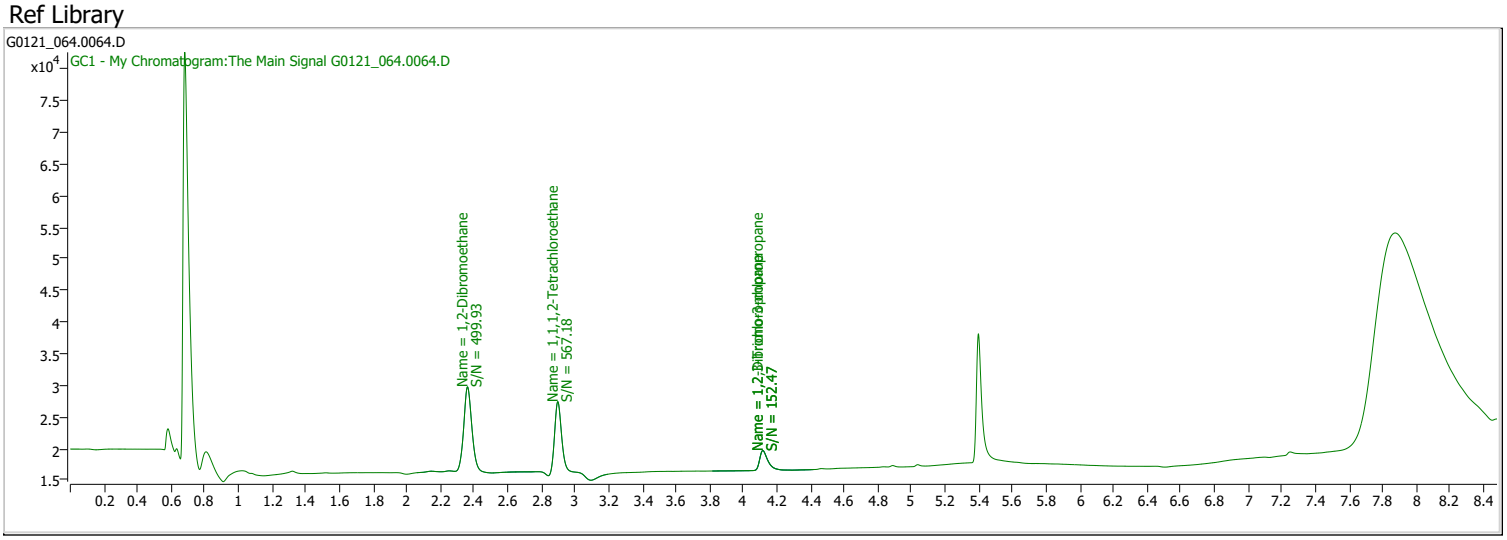

Compound	RT	QIon	Resp.	Conc.	Units		Dev(Min)
Internal Standards							
System Monitoring Compounds							
S 1,1,1,2-Tetrachloroethane	2.897	0.0	31576	0.0915	µg/L	m	0.001
Spiked Amount: 0.100	Range: 70.0 - 130.0%			Recovery = 91.48%			
Target Compounds							**QValue**
M 1,2-Dibromoethane	2.360	0.0	45276	0.2331	µg/L	m	100

(#) = Qualifier Out of Range; (m) = Manual Integration; (+) = Area Summed; (*) = Surrogate Percent Recovery Out of Range; (d): Zeroed Peak

Compound	Conc.	RT	Dev(Min)	Resp.	QIon	QRatio	Lower	Upper
1,2-Dibromoethane	0.2331	2.36	0.00	45276 (m)				

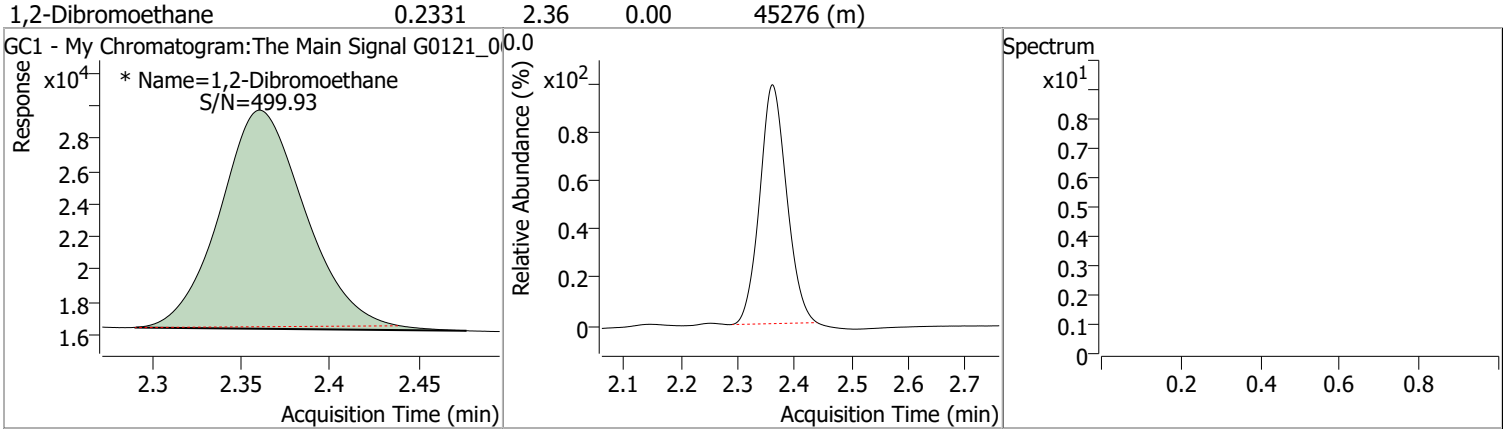

Compound	Conc.	RT	Dev(Min)	Resp.	QIon	QRatio	Lower	Upper
1,1,1,2-Tetrachloroethane	0.0915	2.90	0.00	31576 (m)				

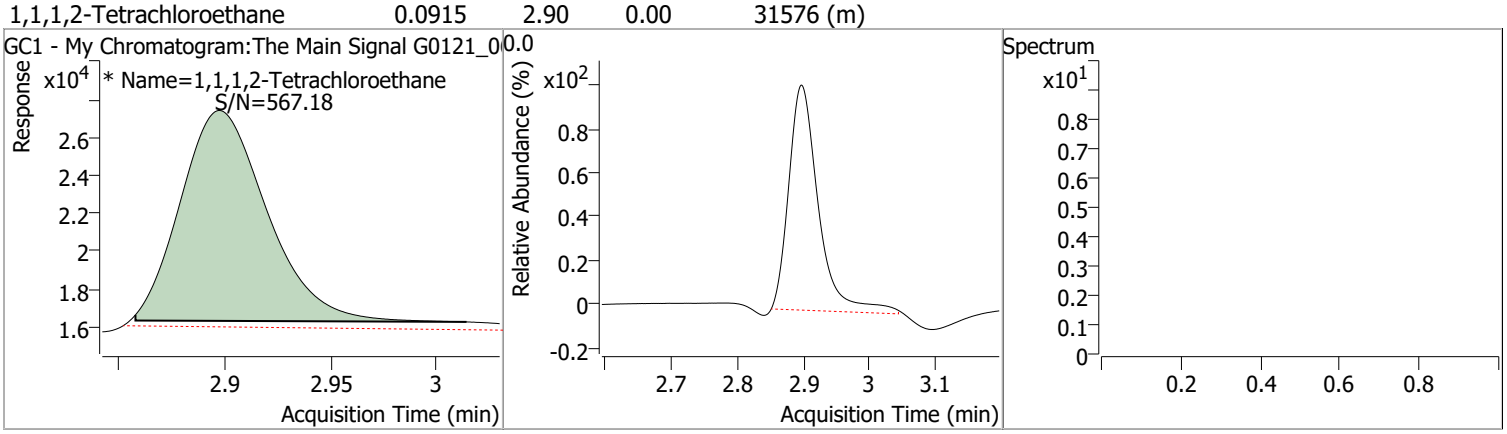

Quantitation Results Report (QT Reviewed)

Data File	G0121_065.0065.D	Operator	
Acq. Method	testAcqFileNamePath	Acq. Date-Time	1/22/2022 6:55:56 AM
Sample Name	LCSB-163129	Instrument	WJB
Vial		Multiplier	1.00
DA Method File	G012122_8011_W_CLT.m	Comment	
Tune File		Tune Date	
Batch Name	G012122_8011_W_CLT.batch.bin	Last Calib Update	1/24/2022 11:53:09 AM
Ref Library			

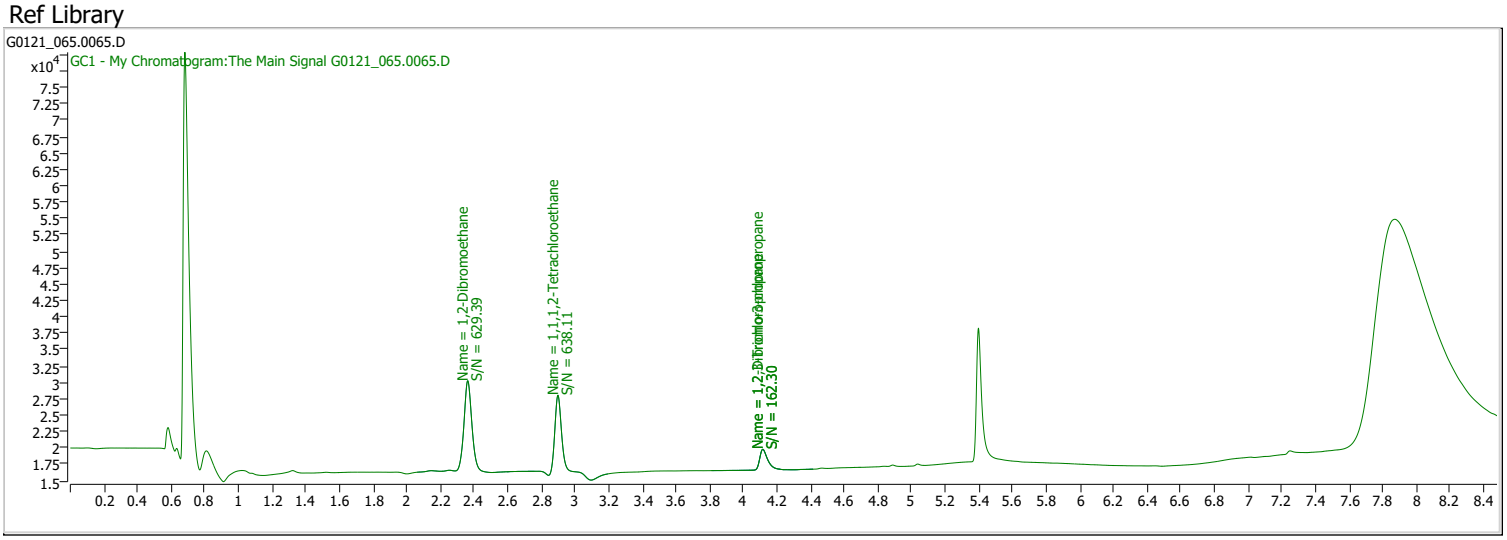

Compound	RT	QIon	Resp.	Conc.	Units		Dev(Min)
Internal Standards							
System Monitoring Compounds							
S 1,1,1,2-Tetrachloroethane	2.898	0.0	31393	0.0910	µg/L	m	0.002
Spiked Amount: 0.100	Range: 70.0 - 130.0%			Recovery = 91.01%			
Target Compounds							**QValue**
M 1,2-Dibromoethane	2.362	0.0	45191	0.2326	µg/L	m	100

(#) = Qualifier Out of Range; (m) = Manual Integration; (+) = Area Summed; (*) = Surrogate Percent Recovery Out of Range; (d): Zeroed Peak

Compound	Conc.	RT	Dev(Min)	Resp.	QIon	QRatio	Lower	Upper
1,2-Dibromoethane	0.2326	2.36	0.00	45191 (m)				

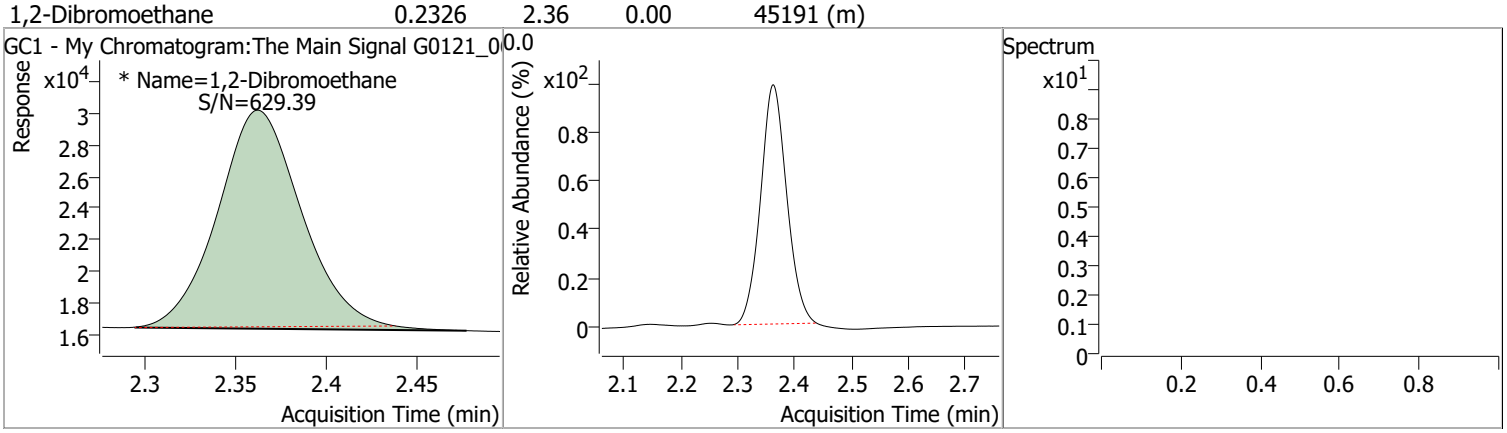

Compound	Conc.	RT	Dev(Min)	Resp.	QIon	QRatio	Lower	Upper
1,1,1,2-Tetrachloroethane	0.0910	2.90	0.00	31393 (m)				

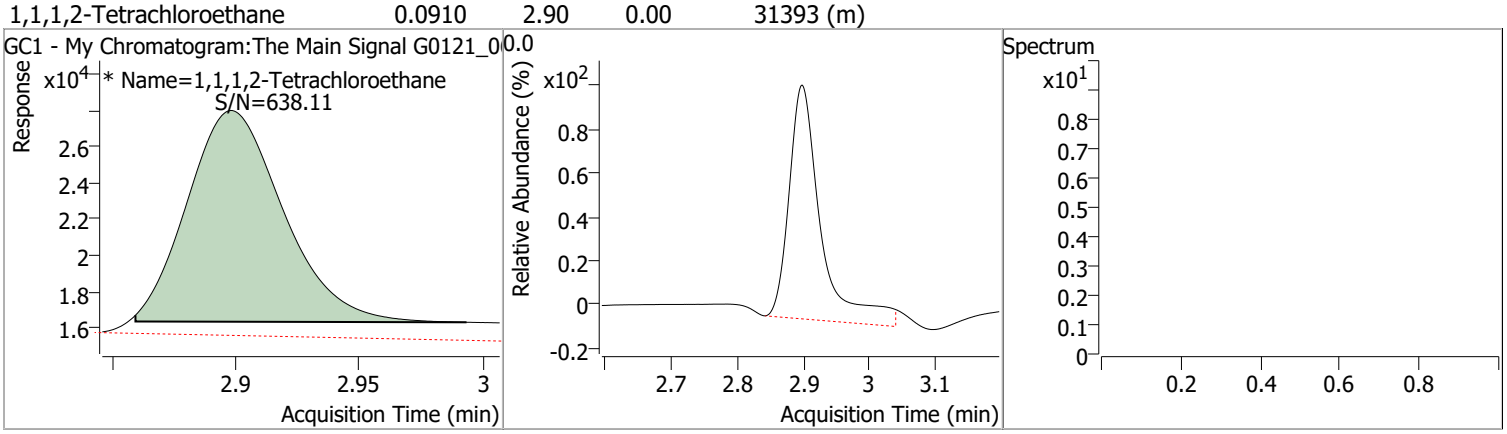

Quantitation Results Report (QT Reviewed)

Data File	G0121_066.0066.D	Operator	
Acq. Method	testAcqFileNamePath	Acq. Date-Time	1/22/2022 7:15:40 AM
Sample Name	LCSC-163129	Instrument	WJB
Vial		Multiplier	1.00
DA Method File	G012122_8011_W_CLT.m	Comment	
Tune File		Tune Date	
Batch Name	G012122_8011_W_CLT.batch.bin	Last Calib Update	1/24/2022 11:53:09 AM
Ref Library			

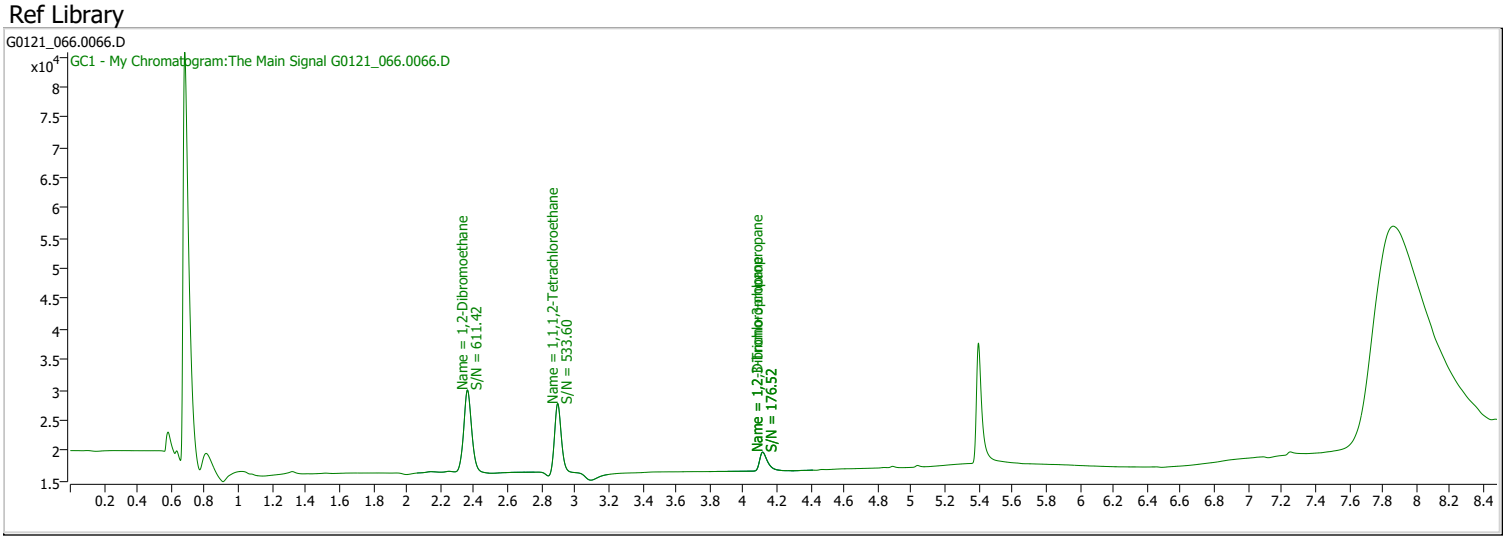

Compound	RT	QIon	Resp.	Conc.	Units		Dev(Min)
Internal Standards							
System Monitoring Compounds							
S 1,1,1,2-Tetrachloroethane	2.897	0.0	31334	0.0909	µg/L	m	0.001
Spiked Amount: 0.100	Range: 70.0 - 130.0%			Recovery = 90.86%			
Target Compounds							**QValue**
M 1,2-Dibromoethane	2.360	0.0	45311	0.2333	µg/L		100

(#) = Qualifier Out of Range; (m) = Manual Integration; (+) = Area Summed; (*) = Surrogate Percent Recovery Out of Range; (d): Zeroed Peak

Compound	Conc.	RT	Dev(Min)	Resp.	QIon	QRatio	Lower	Upper
1,2-Dibromoethane	0.2333	2.36	0.00	45311				

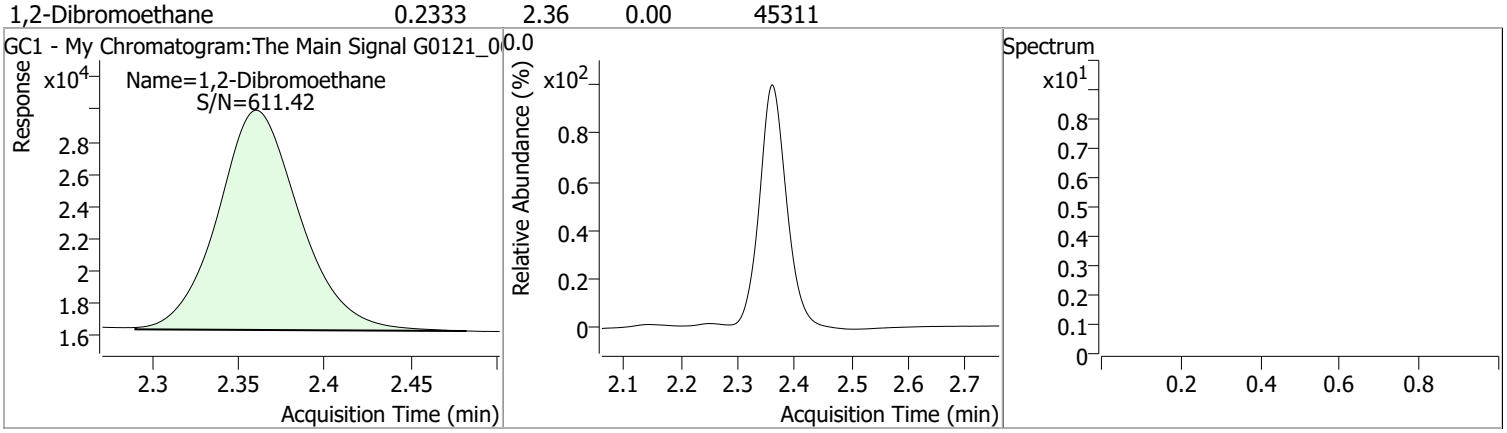

Compound	Conc.	RT	Dev(Min)	Resp.	QIon	QRatio	Lower	Upper
1,1,1,2-Tetrachloroethane	0.0909	2.90	0.00	31334 (m)				

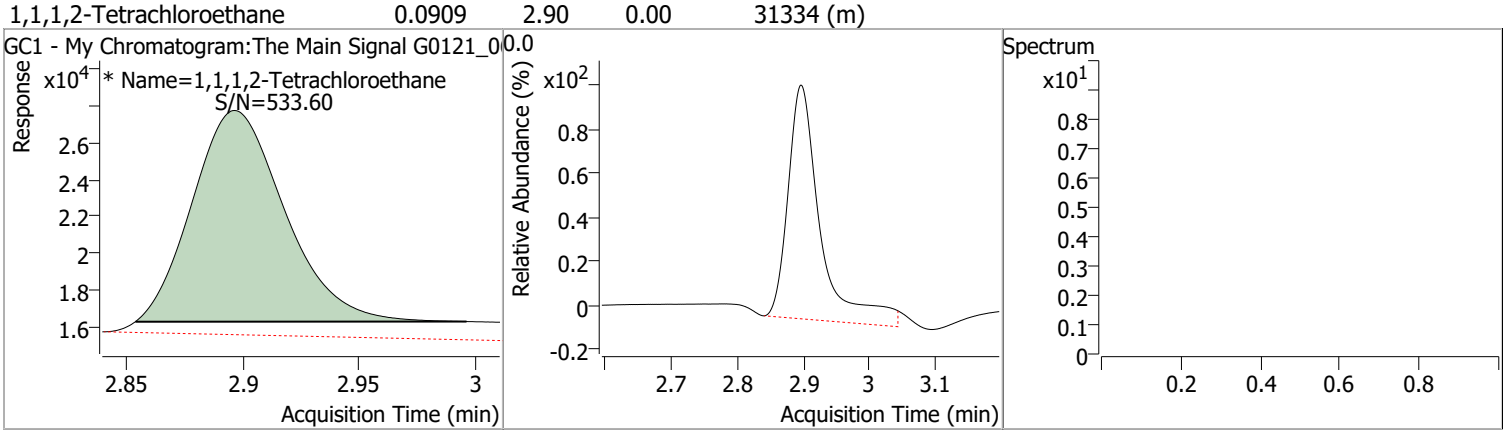

Quantitation Results Report (QT Reviewed)

Data File	G0121_067.0067.D	Operator	
Acq. Method	testAcqFileNamePath	Acq. Date-Time	1/22/2022 7:35:36 AM
Sample Name	LCSD-163129	Instrument	WJB
Vial		Multiplier	1.00
DA Method File	G012122_8011_W_CLT.m	Comment	
Tune File		Tune Date	
Batch Name	G012122_8011_W_CLT.batch.bin	Last Calib Update	1/24/2022 11:53:09 AM
Ref Library			

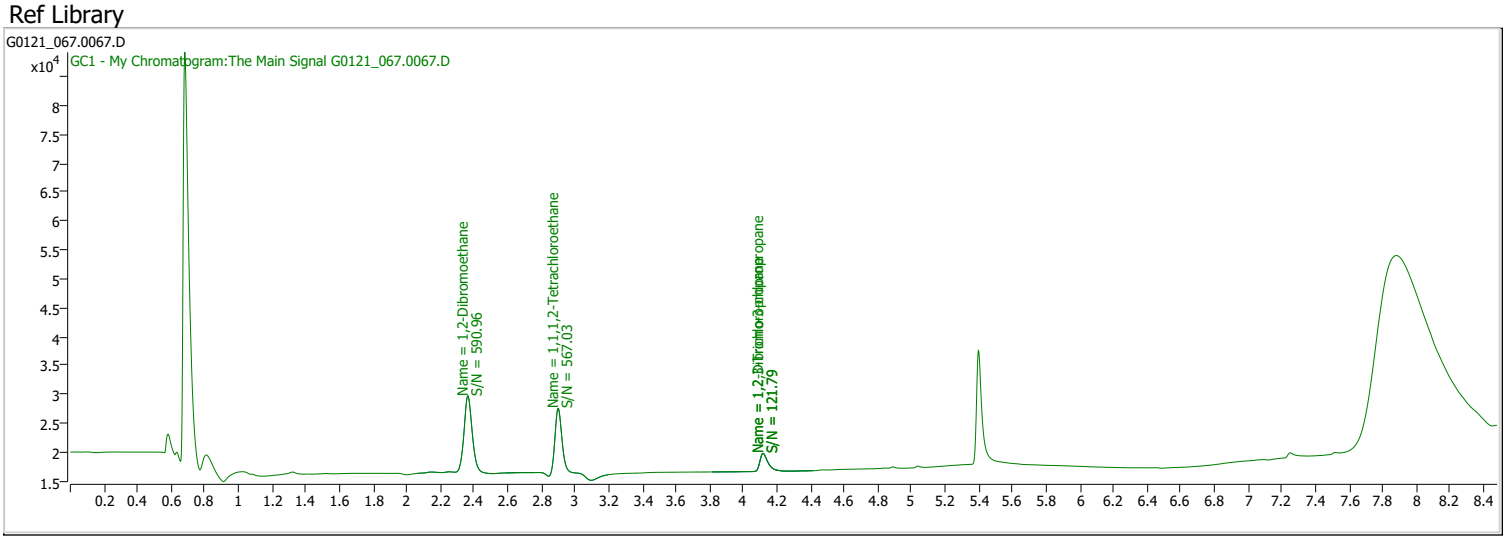

Compound	RT	QIon	Resp.	Conc.	Units		Dev(Min)
Internal Standards							
System Monitoring Compounds							
S 1,1,1,2-Tetrachloroethane	2.899	0.0	31357	0.0909	µg/L	m	0.003
Spiked Amount: 0.100	Range: 70.0 - 130.0%			Recovery = 90.92%			
Target Compounds							**QValue**
M 1,2-Dibromoethane	2.363	0.0	44826	0.2307	µg/L	m	100

(#) = Qualifier Out of Range; (m) = Manual Integration; (+) = Area Summed; (*) = Surrogate Percent Recovery Out of Range; (d): Zeroed Peak

Compound	Conc.	RT	Dev(Min)	Resp.	QIon	QRatio	Lower	Upper
1,2-Dibromoethane	0.2307	2.36	0.00	44826 (m)				

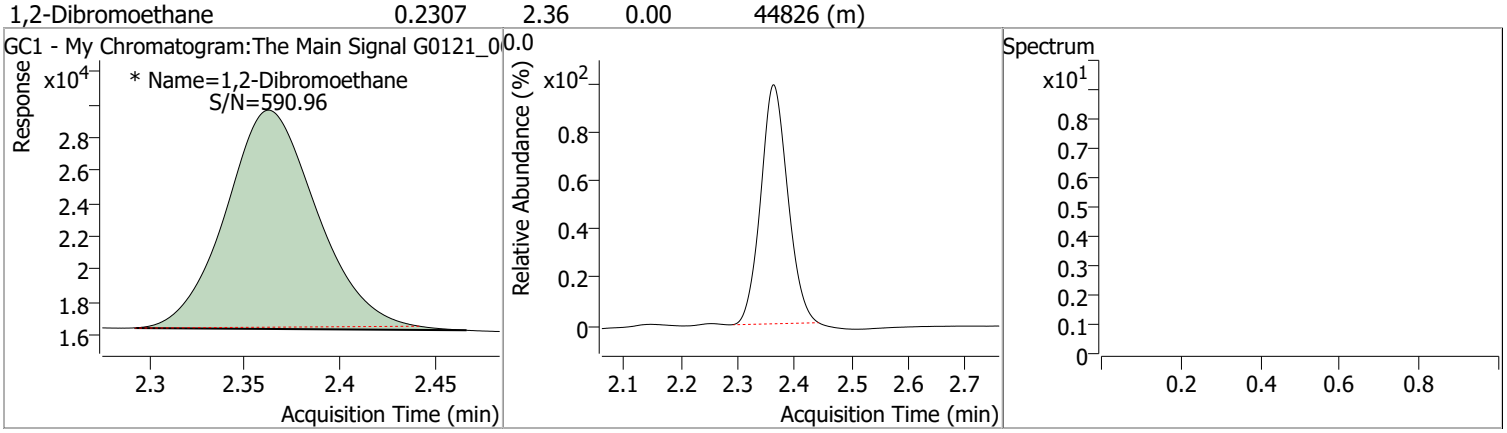

Compound	Conc.	RT	Dev(Min)	Resp.	QIon	QRatio	Lower	Upper
1,1,1,2-Tetrachloroethane	0.0909	2.90	0.00	31357 (m)				

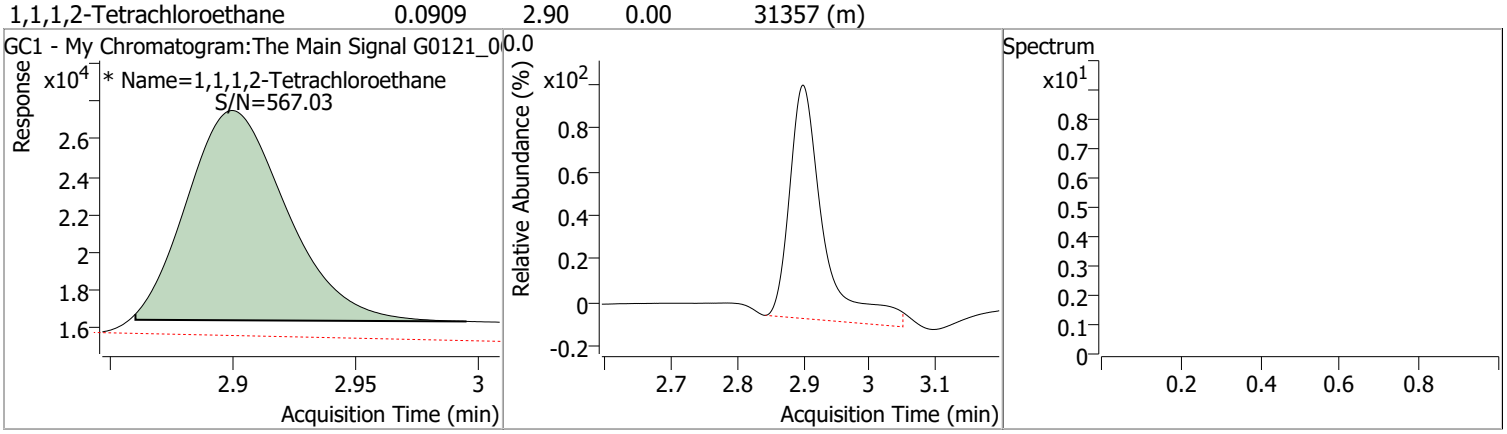

Quantitation Results Report (QT Reviewed)

Data File	G0121_068.0068.D	Operator	
Acq. Method	testAcqFileNamePath	Acq. Date-Time	1/22/2022 7:55:26 AM
Sample Name	Hexan	Instrument	WJB
Vial		Multiplier	1.00
DA Method File	G012122_8011_W_CLT.m	Comment	
Tune File		Tune Date	
Batch Name	G012122_8011_W_CLT.batch.bin	Last Calib Update	1/24/2022 11:53:09 AM
Ref Library			

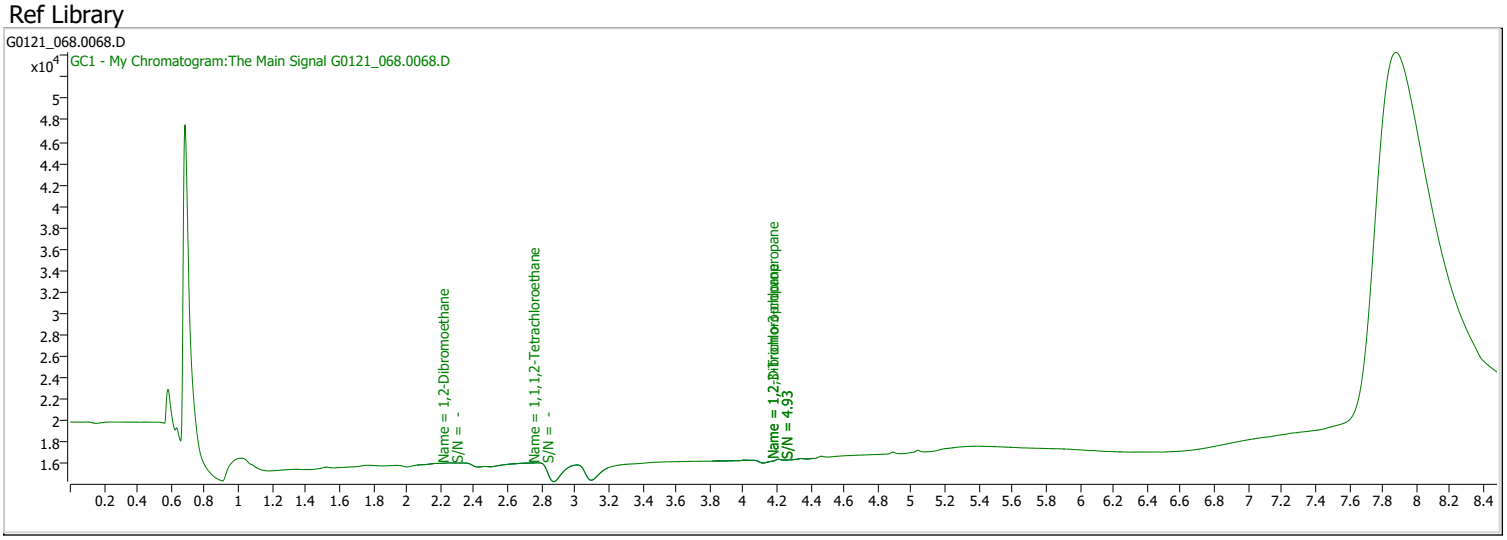

Compound	RT	QIon	Resp.	Conc.	Units		Dev(Min)
Internal Standards							
System Monitoring Compounds							
S 1,1,1,2-Tetrachloroethane	2.788	0.0	0		µg/L	md	-0.108
Spiked Amount: 0.100	Range: 70.0 - 130.0%			Recovery = NA%			
Target Compounds							**QValue**
M 1,2-Dibromoethane	2.250	0.0	0		µg/L	md	1

(#) = Qualifier Out of Range; (m) = Manual Integration; (+) = Area Summed; (*) = Surrogate Percent Recovery Out of Range; (d): Zeroed Peak

Compound	Conc.	RT	Dev(Min)	Resp.	QIon	QRatio	Lower	Upper
1,2-Dibromoethane		0		0				

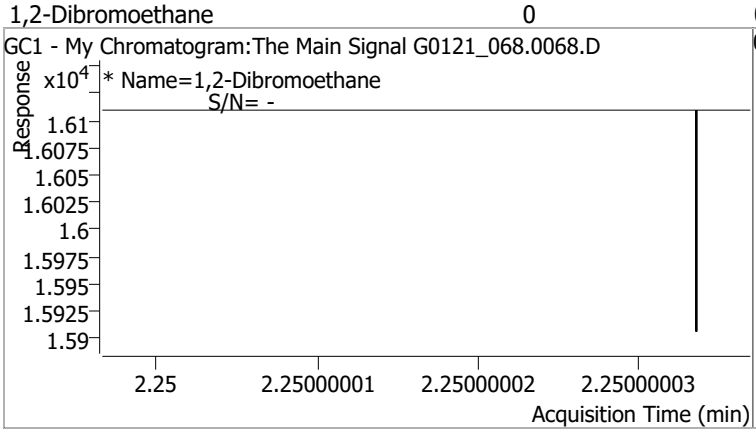

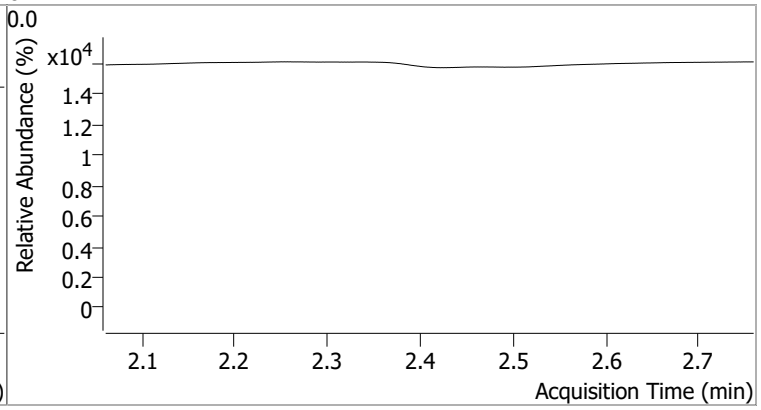

Compound	Conc.	RT	Dev(Min)	Resp.	QIon	QRatio	Lower	Upper
1,1,1,2-Tetrachloroethane		0		0				

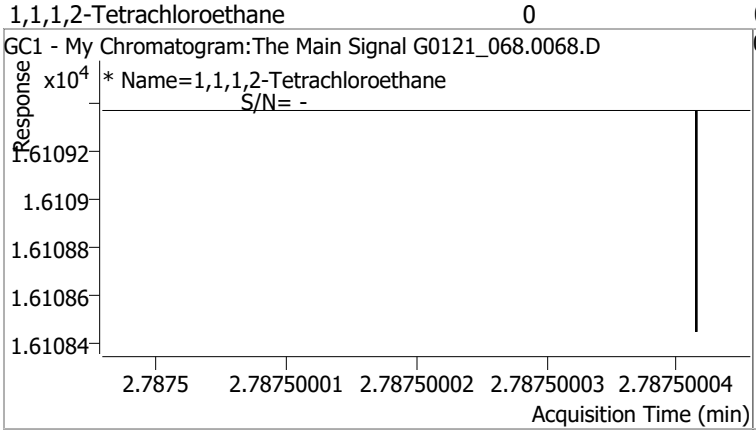

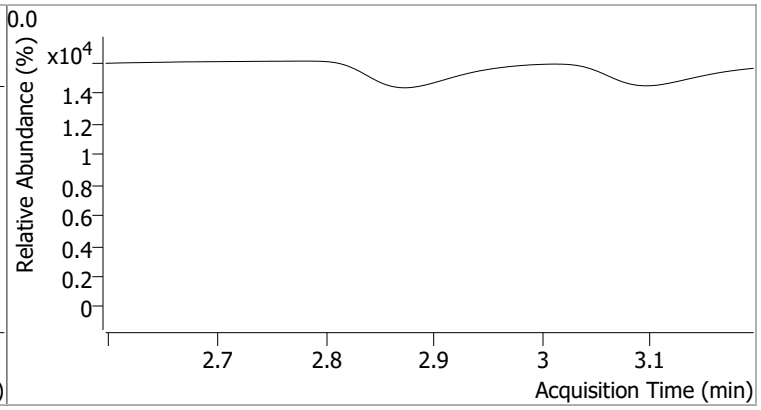

Quantitation Results Report (QT Reviewed)

Data File	G0121_069.0069.D	Operator	
Acq. Method	testAcqFileNamePath	Acq. Date-Time	1/22/2022 8:15:22 AM
Sample Name	B22011131-004A	Instrument	WJB
Vial		Multiplier	1.00
DA Method File	G012122_8011_W_CLT.m	Comment	
Tune File		Tune Date	
Batch Name	G012122_8011_W_CLT.batch.bin	Last Calib Update	1/24/2022 11:53:09 AM
Ref Library			

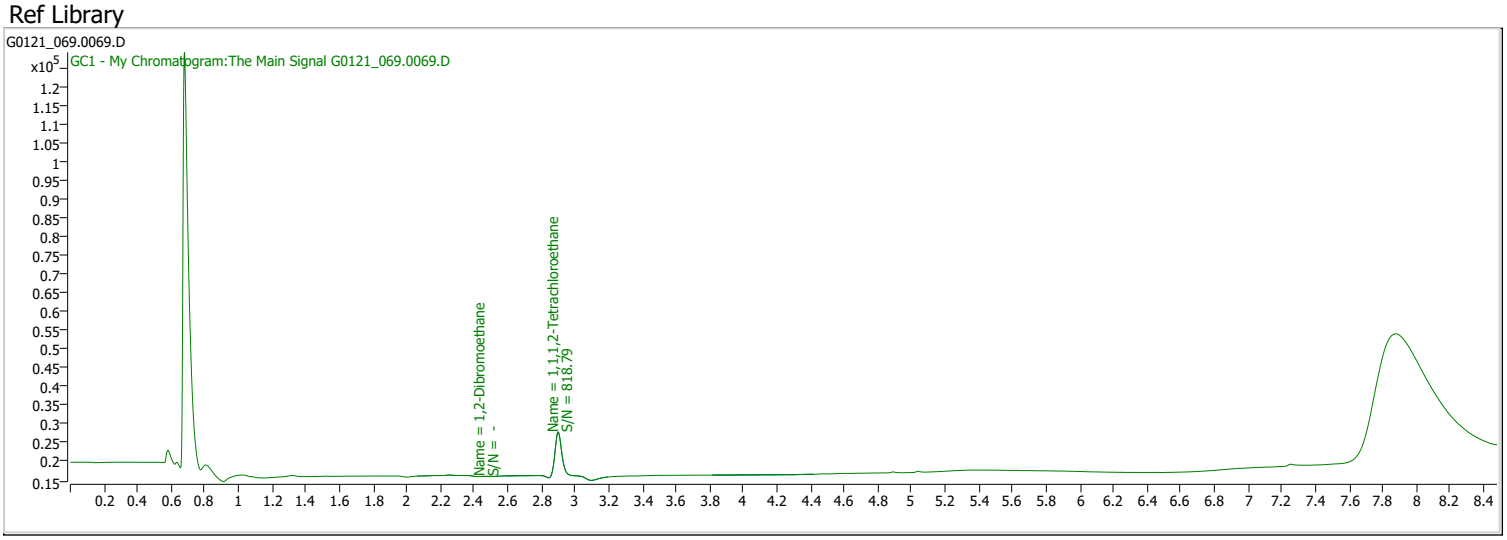

Compound	RT	QIon	Resp.	Conc.	Units		Dev(Min)
Internal Standards							
System Monitoring Compounds							
S 1,1,1,2-Tetrachloroethane	2.899	0.0	32279	0.0933	µg/L	m	0.003
Spiked Amount: 0.100	Range: 70.0 - 130.0%			Recovery = 93.26%			
Target Compounds							**QValue**
M 1,2-Dibromoethane	2.462	0.0	0		µg/L	md	1

(#) = Qualifier Out of Range; (m) = Manual Integration; (+) = Area Summed; (*) = Surrogate Percent Recovery Out of Range; (d): Zeroed Peak

Compound	Conc.	RT	Dev(Min)	Resp.	QIon	QRatio	Lower	Upper
1,2-Dibromoethane		0		0				

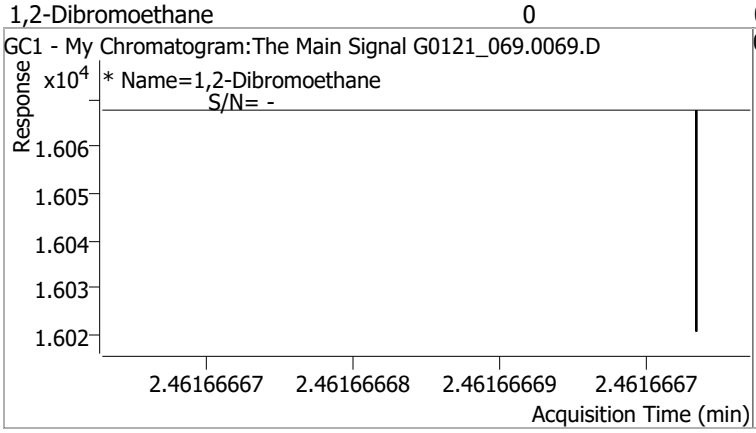

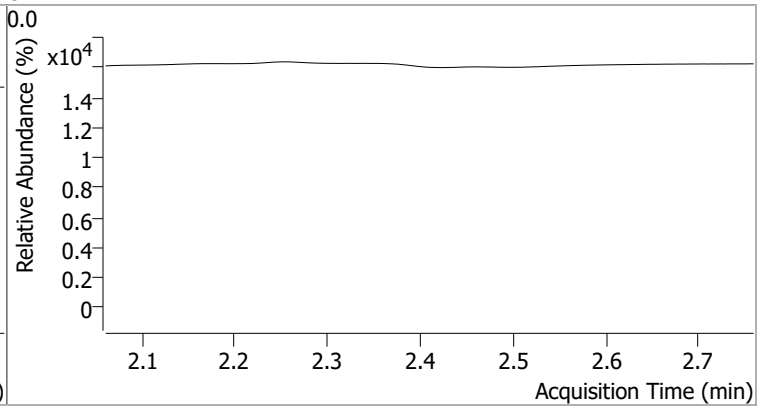

Compound	Conc.	RT	Dev(Min)	Resp.	QIon	QRatio	Lower	Upper
1,1,1,2-Tetrachloroethane	0.0933	2.90	0.00	32279 (m)				

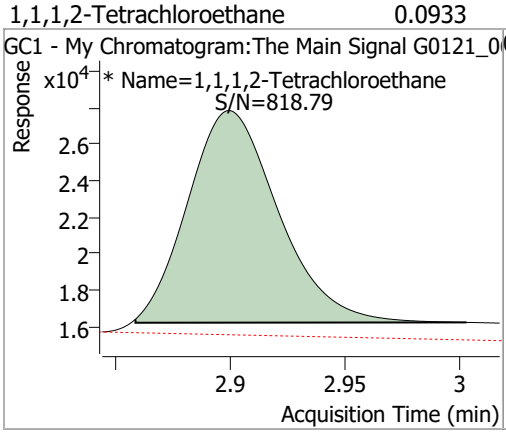

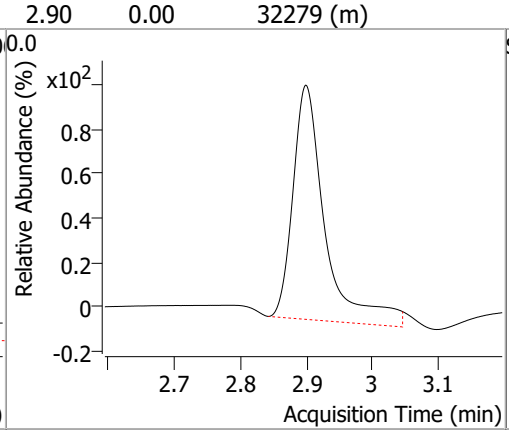

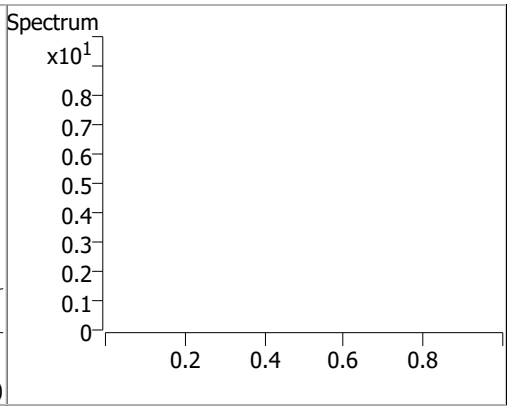

Quantitation Results Report (QT Reviewed)

Data File	G0121_070.0070.D	Operator	
Acq. Method	testAcqFileNamePath	Acq. Date-Time	1/22/2022 8:35:22 AM
Sample Name	B22011132-001H	Instrument	WJB
Vial		Multiplier	1.00
DA Method File	G012122_8011_W_CLT.m	Comment	
Tune File		Tune Date	
Batch Name	G012122_8011_W_CLT.batch.bin	Last Calib Update	1/24/2022 11:53:09 AM
Ref Library			

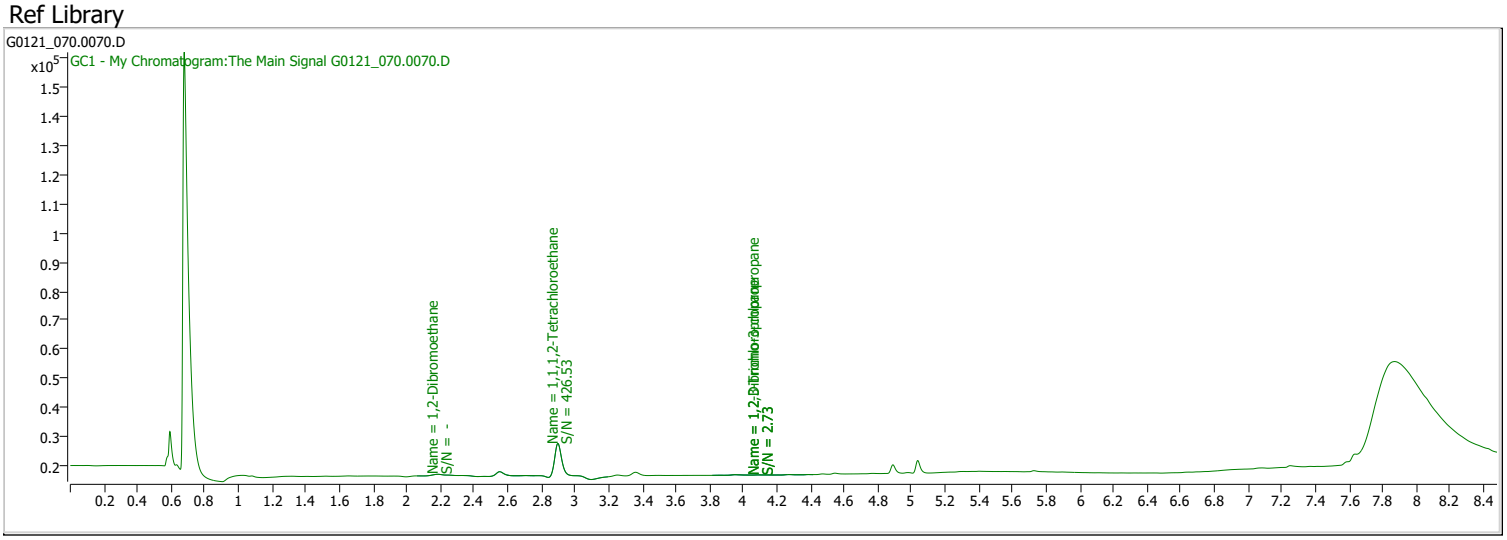

Compound	RT	QIon	Resp.	Conc.	Units		Dev(Min)
Internal Standards							
System Monitoring Compounds							
S 1,1,1,2-Tetrachloroethane	2.898	0.0	31376	0.0910	µg/L	m	0.002
Spiked Amount: 0.100	Range: 70.0 - 130.0%			Recovery = 90.97%			
Target Compounds							**QValue**
M 1,2-Dibromoethane	2.184	0.0	0		µg/L	md	1

(#) = Qualifier Out of Range; (m) = Manual Integration; (+) = Area Summed; (*) = Surrogate Percent Recovery Out of Range; (d): Zeroed Peak

Compound	Conc.	RT	Dev(Min)	Resp.	QIon	QRatio	Lower	Upper
1,2-Dibromoethane		0		0				

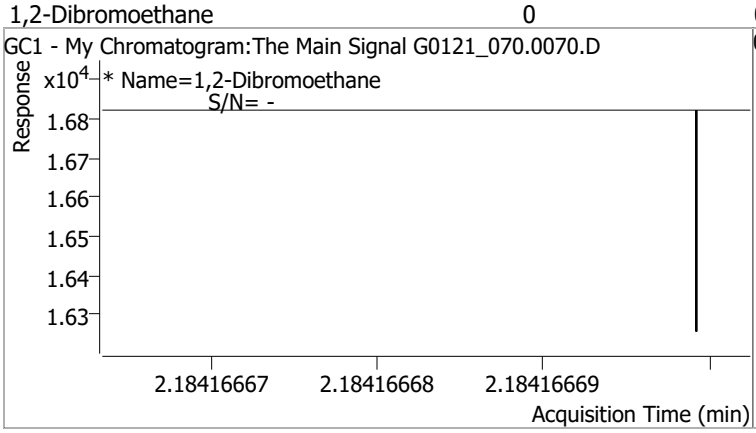

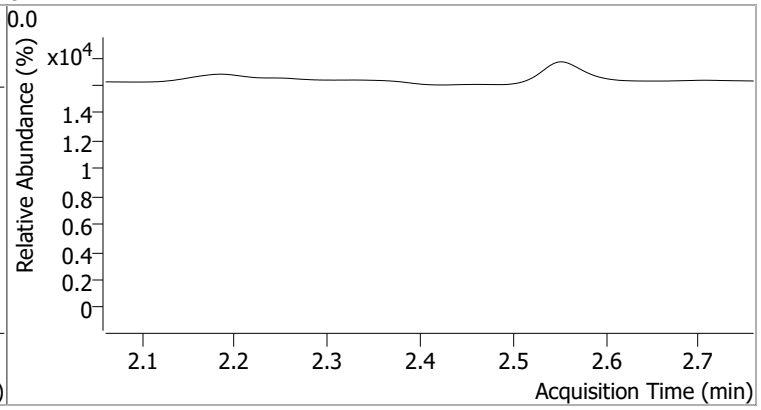

Compound	Conc.	RT	Dev(Min)	Resp.	QIon	QRatio	Lower	Upper
1,1,1,2-Tetrachloroethane	0.0910	2.90	0.00	31376 (m)				

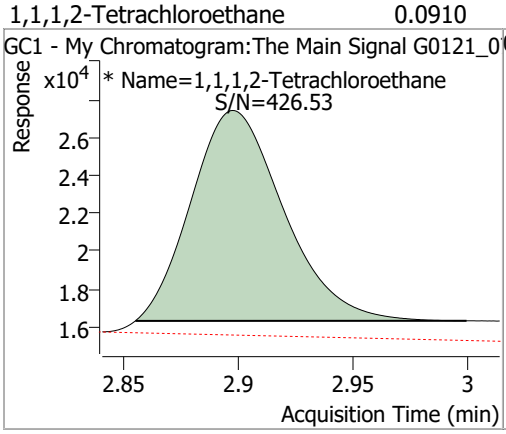

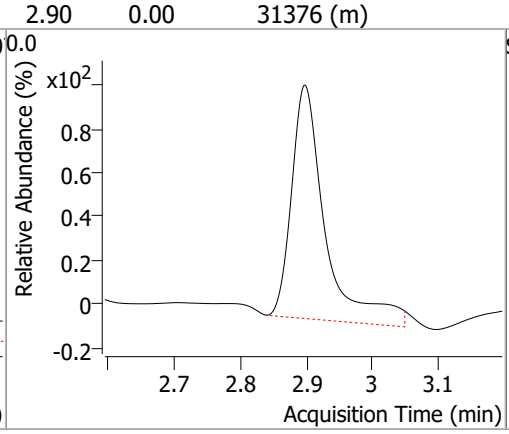

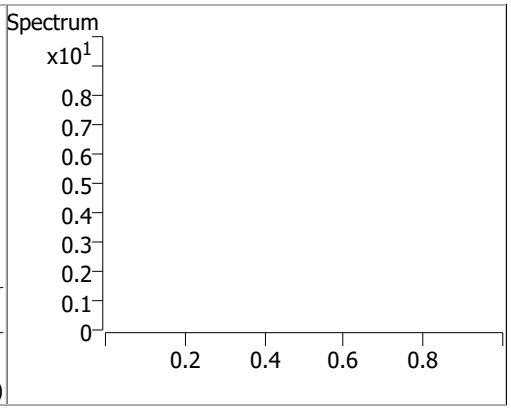

Quantitation Results Report (QT Reviewed)

Data File	G0121_071.0071.D	Operator	
Acq. Method	testAcqFileNamePath	Acq. Date-Time	1/22/2022 8:55:15 AM
Sample Name	B22011132-004A	Instrument	WJB
Vial		Multiplier	1.00
DA Method File	G012122_8011_W_CLT.m	Comment	
Tune File		Tune Date	
Batch Name	G012122_8011_W_CLT.batch.bin	Last Calib Update	1/24/2022 11:53:09 AM
Ref Library			

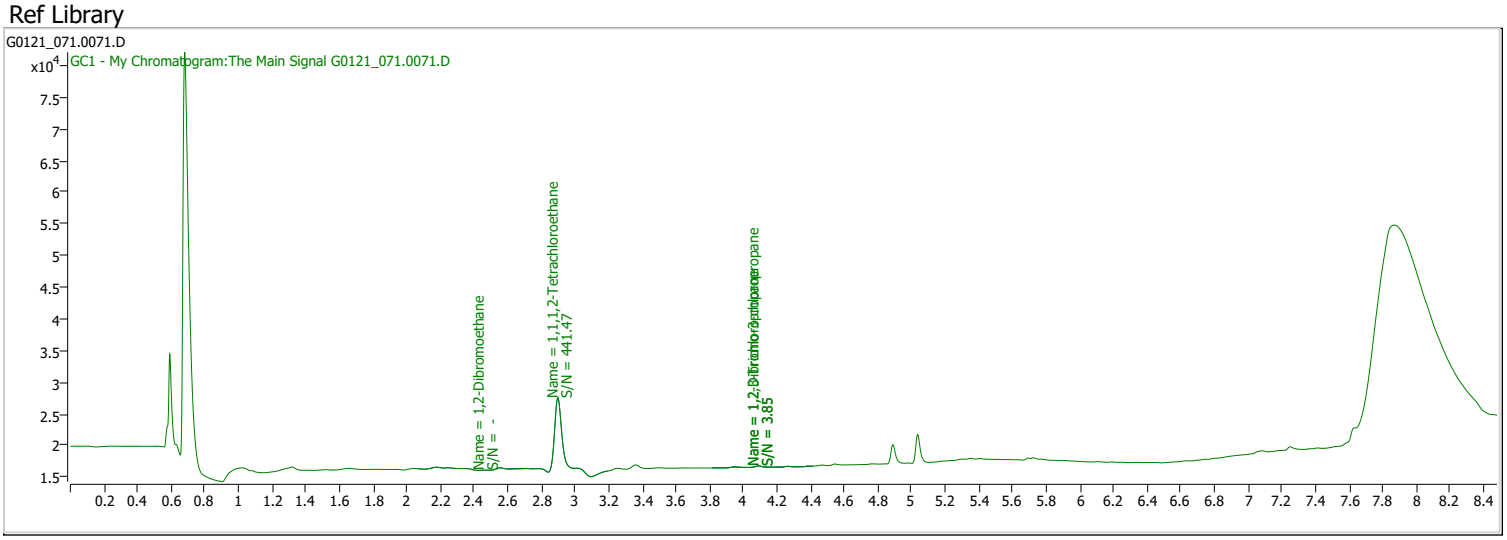

Compound	RT	QIon	Resp.	Conc.	Units		Dev(Min)
Internal Standards							
System Monitoring Compounds							
S 1,1,1,2-Tetrachloroethane	2.898	0.0	30753	0.0894	µg/L		0.002
Spiked Amount: 0.100	Range: 70.0 - 130.0%			Recovery = 89.39%			
Target Compounds							**QValue**
M 1,2-Dibromoethane	2.457	0.0	0		µg/L	md	1

(#) = Qualifier Out of Range; (m) = Manual Integration; (+) = Area Summed; (*) = Surrogate Percent Recovery Out of Range; (d): Zeroed Peak

Compound	Conc.	RT	Dev(Min)	Resp.	QIon	QRatio	Lower	Upper
1,2-Dibromoethane		0		0				

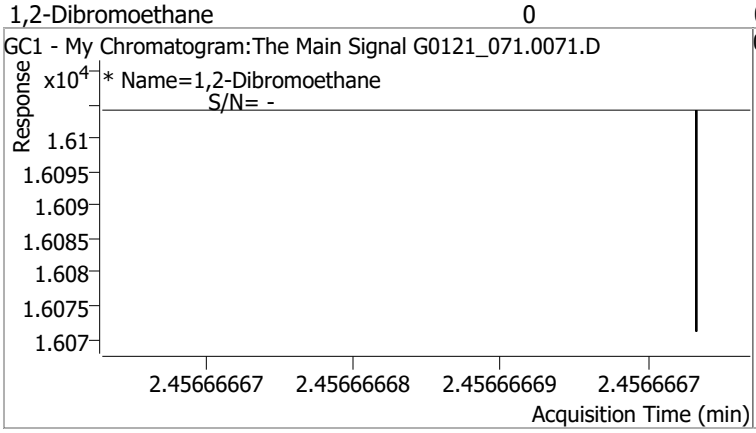

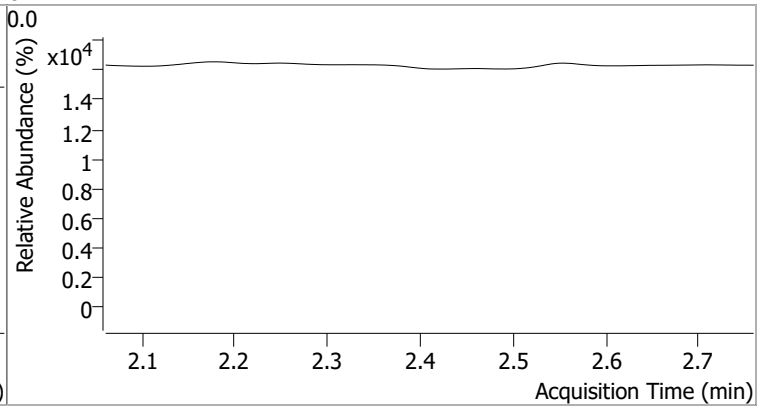

Compound	Conc.	RT	Dev(Min)	Resp.	QIon	QRatio	Lower	Upper
1,1,1,2-Tetrachloroethane	0.0894	2.90	0.00	30753				

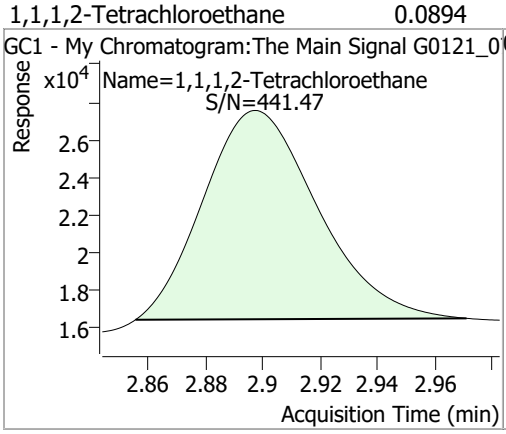

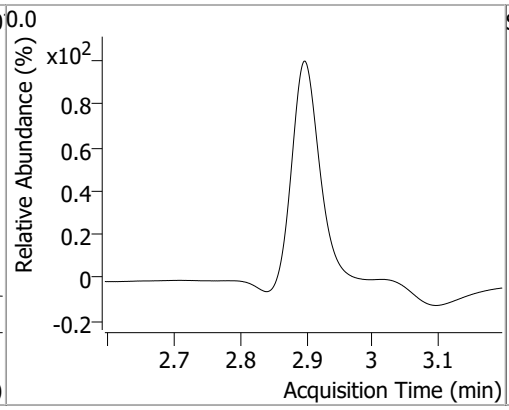

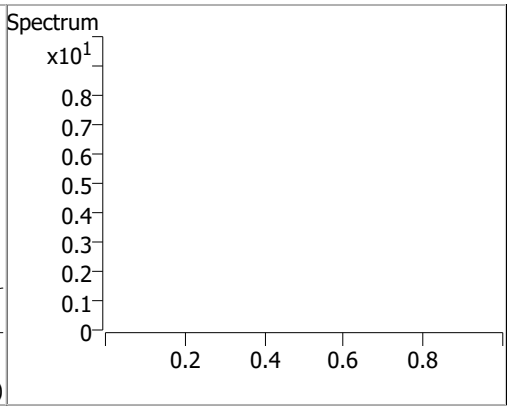

Quantitation Results Report (QT Reviewed)

Data File	G0121_072.0072.D	Operator	
Acq. Method	testAcqFileNamePath	Acq. Date-Time	1/22/2022 9:15:08 AM
Sample Name	B22011133-001H	Instrument	WJB
Vial		Multiplier	1.00
DA Method File	G012122_8011_W_CLT.m	Comment	
Tune File		Tune Date	
Batch Name	G012122_8011_W_CLT.batch.bin	Last Calib Update	1/24/2022 11:53:09 AM
Ref Library			

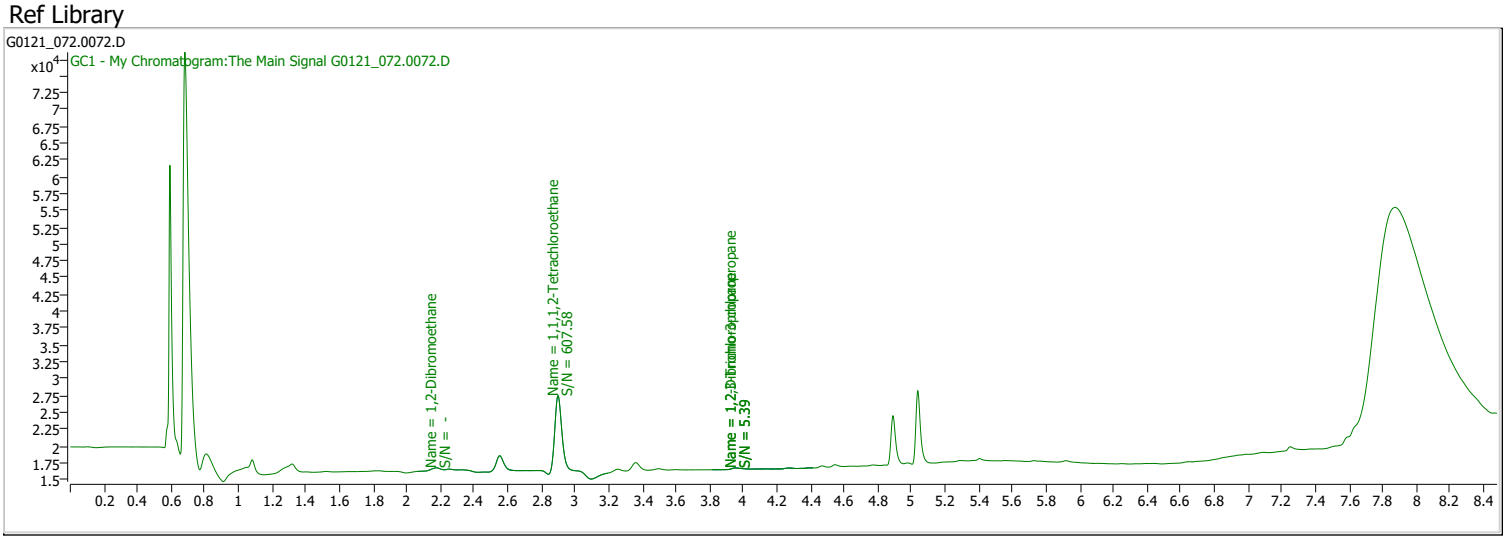

Compound	RT	QIon	Resp.	Conc.	Units		Dev(Min)
Internal Standards							
System Monitoring Compounds							
S 1,1,1,2-Tetrachloroethane	2.898	0.0	32351	0.0934	µg/L	m	0.002
Spiked Amount: 0.100	Range: 70.0 - 130.0%			Recovery = 93.44%			
Target Compounds							**QValue**
M 1,2-Dibromoethane	2.173	0.0	0		µg/L	md	1

(#) = Qualifier Out of Range; (m) = Manual Integration; (+) = Area Summed; (*) = Surrogate Percent Recovery Out of Range; (d): Zeroed Peak

Compound	Conc.	RT	Dev(Min)	Resp.	QIon	QRatio	Lower	Upper
1,2-Dibromoethane		0		0				

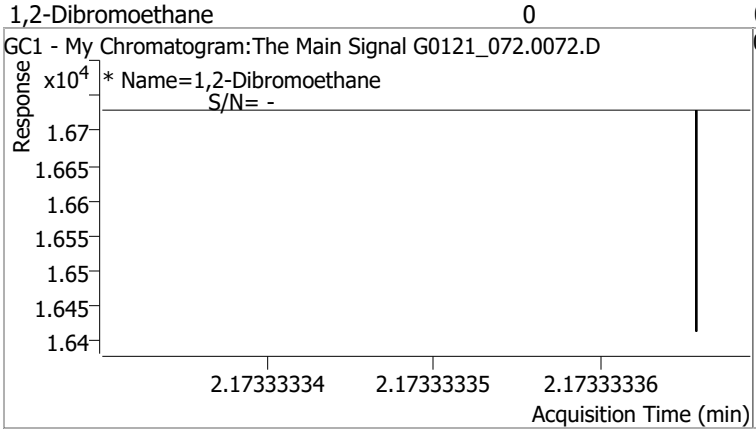

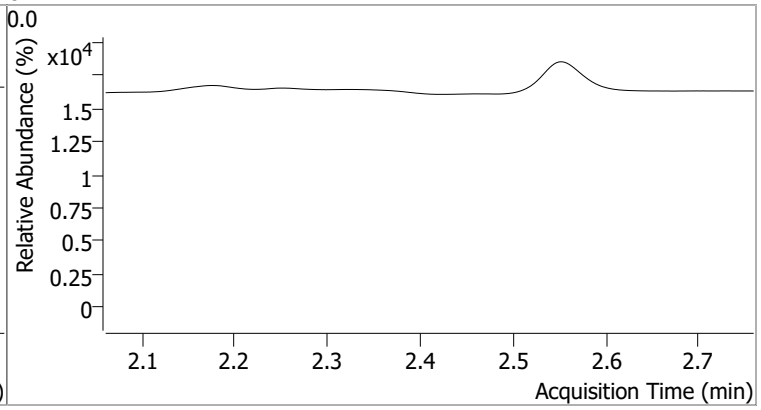

Compound	Conc.	RT	Dev(Min)	Resp.	QIon	QRatio	Lower	Upper
1,1,1,2-Tetrachloroethane	0.0934	2.90	0.00	32351 (m)				

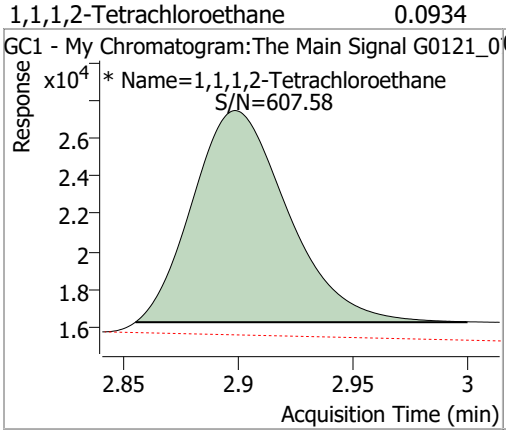

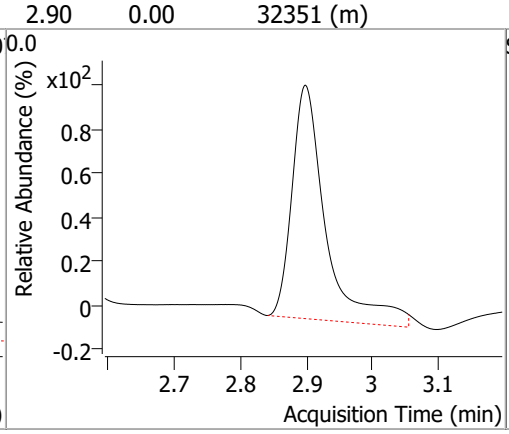

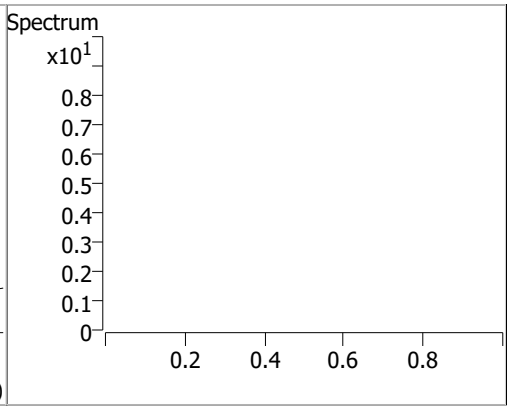

Quantitation Results Report (QT Reviewed)

Data File	G0121_073.0073.D	Operator	
Acq. Method	testAcqFileNamePath	Acq. Date-Time	1/22/2022 9:34:57 AM
Sample Name	B22011133-004A	Instrument	WJB
Vial		Multiplier	1.00
DA Method File	G012122_8011_W_CLT.m	Comment	
Tune File		Tune Date	
Batch Name	G012122_8011_W_CLT.batch.bin	Last Calib Update	1/24/2022 11:53:09 AM
Ref Library			

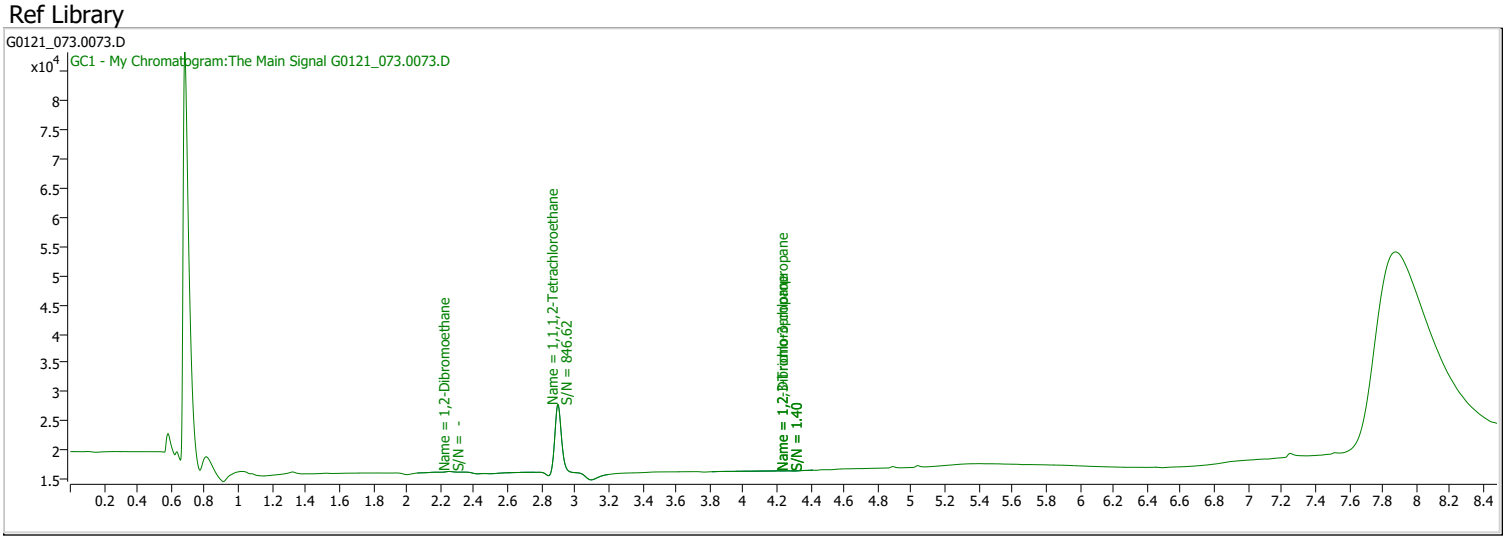

Compound	RT	QIon	Resp.	Conc.	Units		Dev(Min)
Internal Standards							
System Monitoring Compounds							
S 1,1,1,2-Tetrachloroethane	2.898	0.0	31267	0.0907	µg/L	m	0.002
Spiked Amount: 0.100	Range: 70.0 - 130.0%			Recovery = 90.69%			
Target Compounds							**QValue**
M 1,2-Dibromoethane	2.254	0.0	0		µg/L	md	1

(#) = Qualifier Out of Range; (m) = Manual Integration; (+) = Area Summed; (*) = Surrogate Percent Recovery Out of Range; (d): Zeroed Peak

Compound	Conc.	RT	Dev(Min)	Resp.	QIon	QRatio	Lower	Upper
1,2-Dibromoethane		0		0				

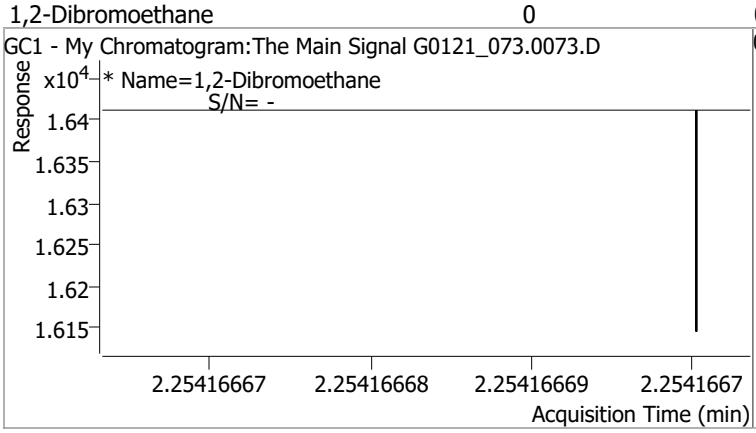

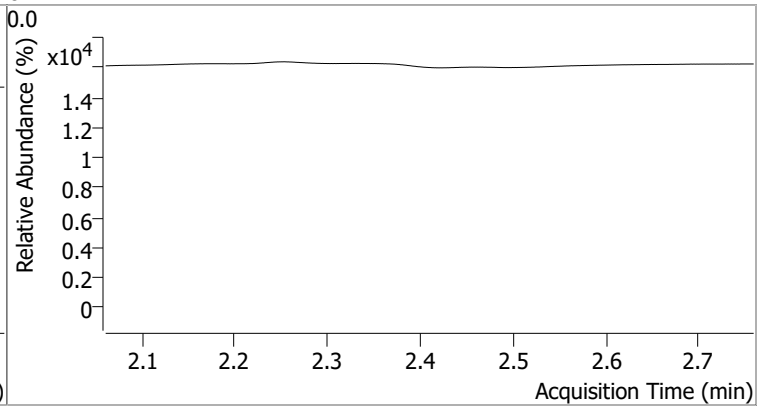

Compound	Conc.	RT	Dev(Min)	Resp.	QIon	QRatio	Lower	Upper
1,1,1,2-Tetrachloroethane	0.0907	2.90	0.00	31267 (m)				

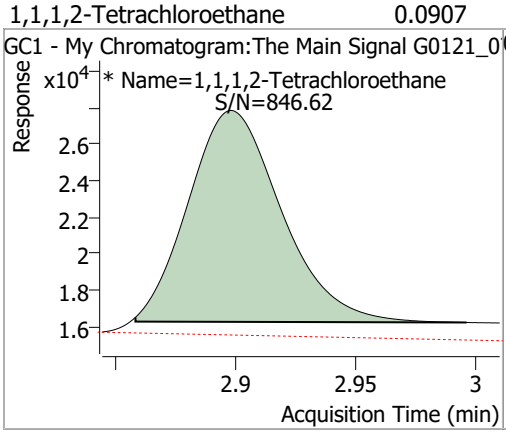

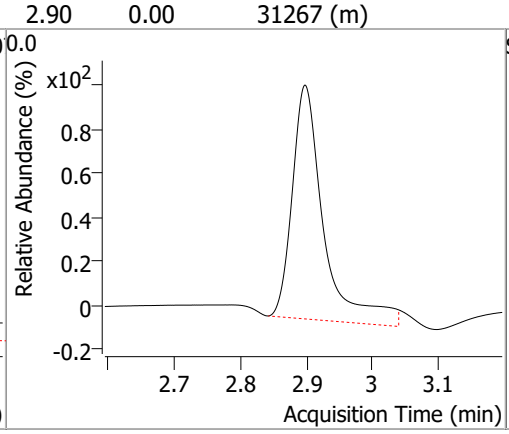

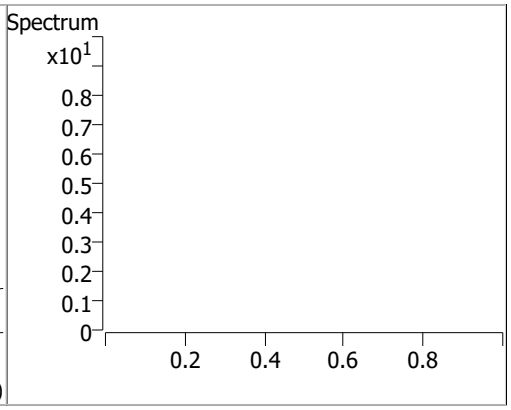

Quantitation Results Report (QT Reviewed)

Data File	G0121_074.0074.D	Operator	
Acq. Method	testAcqFileNamePath	Acq. Date-Time	1/22/2022 9:55:06 AM
Sample Name	B22011134-001H	Instrument	WJB
Vial		Multiplier	1.00
DA Method File	G012122_8011_W_CLT.m	Comment	
Tune File		Tune Date	
Batch Name	G012122_8011_W_CLT.batch.bin	Last Calib Update	1/24/2022 11:53:09 AM
Ref Library			

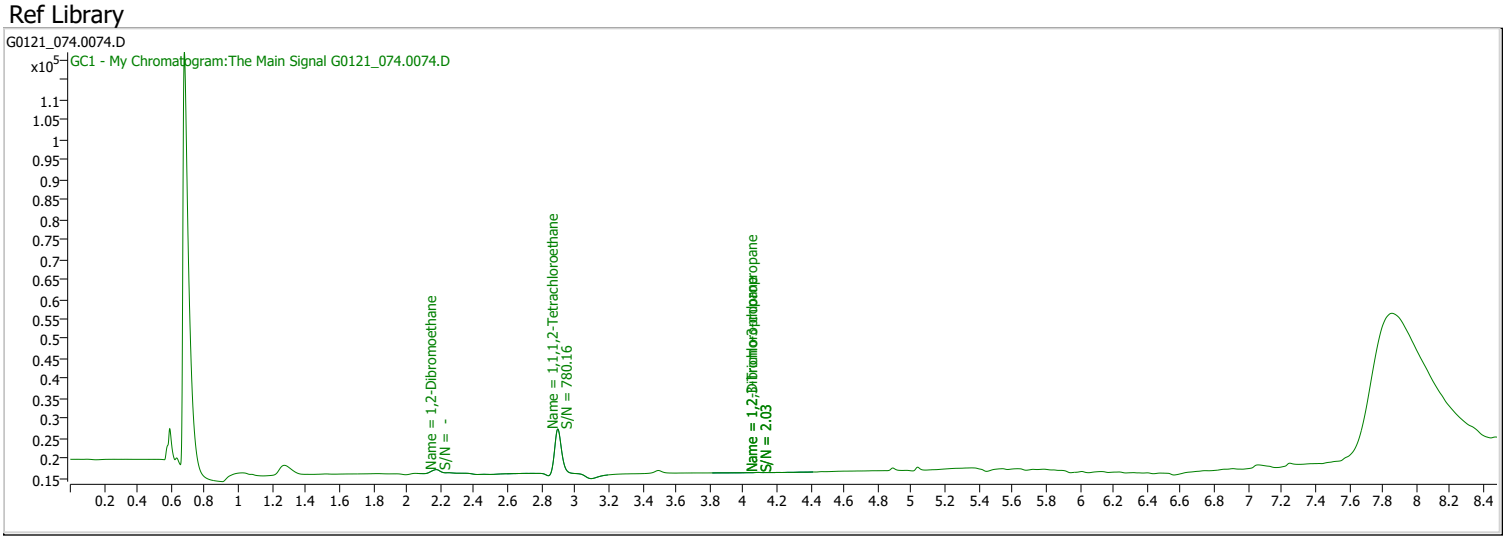

Compound	RT	QIon	Resp.	Conc.	Units		Dev(Min)
Internal Standards							
System Monitoring Compounds							
S 1,1,1,2-Tetrachloroethane	2.897	0.0	31404	0.0910	µg/L	m	0.001
Spiked Amount: 0.100	Range: 70.0 - 130.0%			Recovery = 91.04%			
Target Compounds							**QValue**
M 1,2-Dibromoethane	2.174	0.0	0		µg/L	md	1

(#) = Qualifier Out of Range; (m) = Manual Integration; (+) = Area Summed; (*) = Surrogate Percent Recovery Out of Range; (d): Zeroed Peak

Compound	Conc.	RT	Dev(Min)	Resp.	QIon	QRatio	Lower	Upper
1,2-Dibromoethane		0		0				

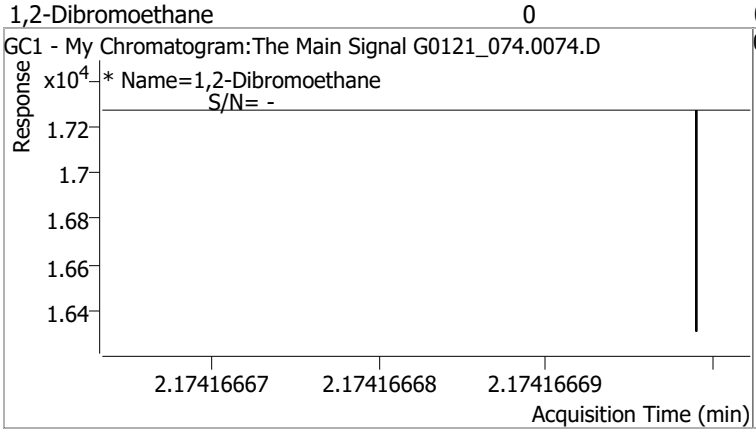

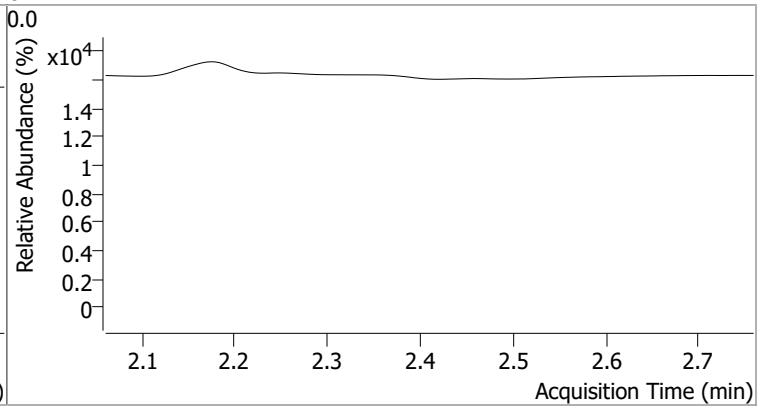

Compound	Conc.	RT	Dev(Min)	Resp.	QIon	QRatio	Lower	Upper
1,1,1,2-Tetrachloroethane	0.0910	2.90	0.00	31404 (m)				

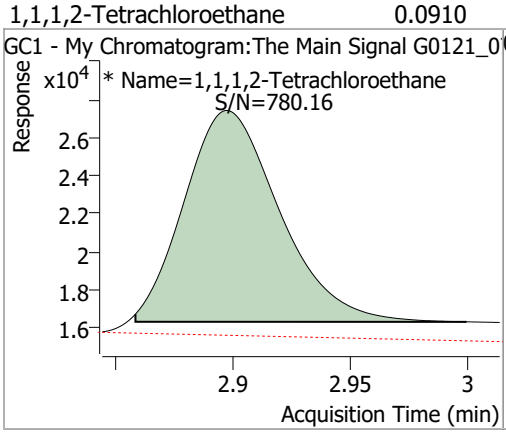

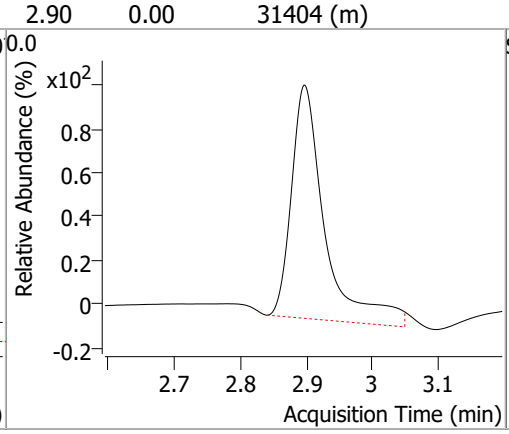

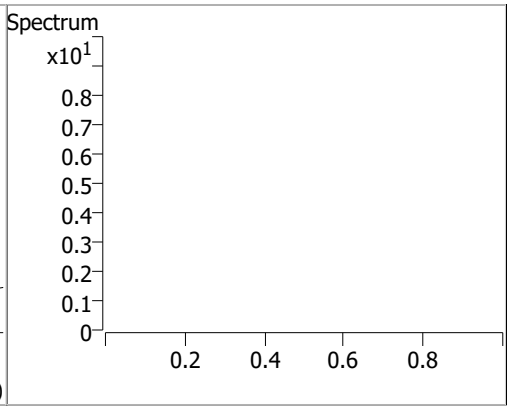

Quantitation Results Report (QT Reviewed)

Data File	G0121_075.0075.D	Operator	
Acq. Method	testAcqFileNamePath	Acq. Date-Time	1/22/2022 10:15:00 AM
Sample Name	B22011134-005A	Instrument	WJB
Vial		Multiplier	1.00
DA Method File	G012122_8011_W_CLT.m	Comment	
Tune File		Tune Date	
Batch Name	G012122_8011_W_CLT.batch.bin	Last Calib Update	1/24/2022 11:53:09 AM
Ref Library			

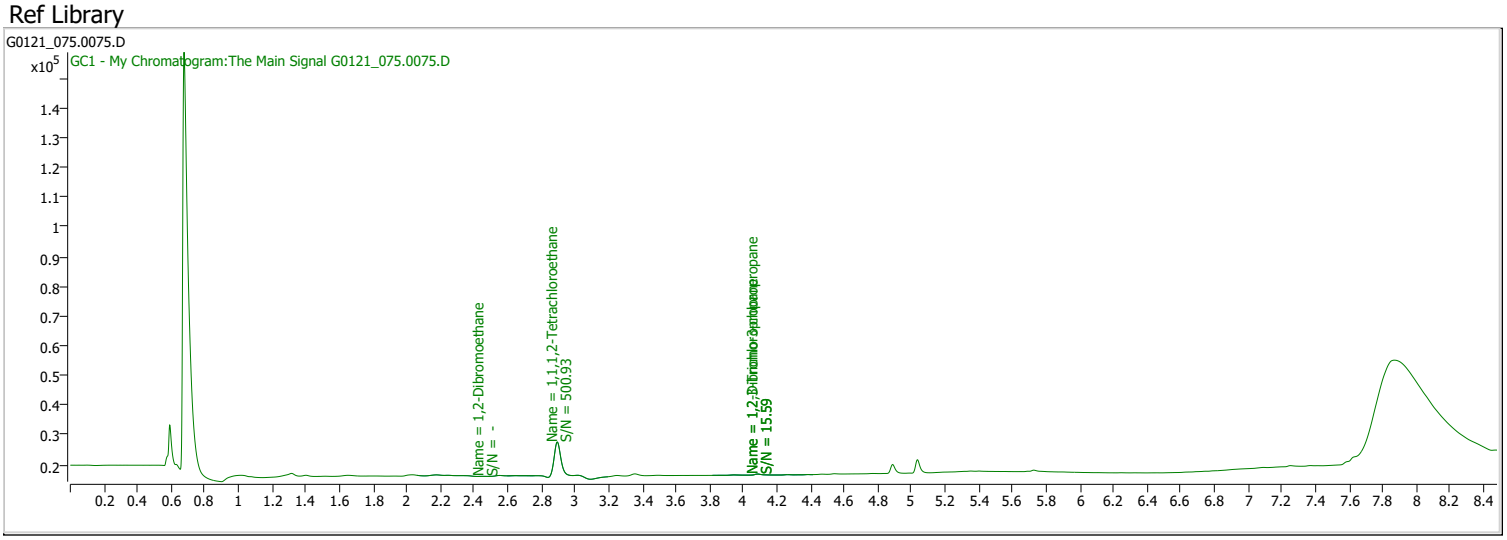

Compound	RT	QIon	Resp.	Conc.	Units		Dev(Min)
Internal Standards							
System Monitoring Compounds							
S 1,1,1,2-Tetrachloroethane	2.894	0.0	30648	0.0891	µg/L	m	-0.002
Spiked Amount: 0.100	Range: 70.0 - 130.0%			Recovery = 89.12%			
Target Compounds							**QValue**
M 1,2-Dibromoethane	2.456	0.0	0		µg/L	md	1

(#) = Qualifier Out of Range; (m) = Manual Integration; (+) = Area Summed; (*) = Surrogate Percent Recovery Out of Range; (d): Zeroed Peak

Compound	Conc.	RT	Dev(Min)	Resp.	QIon	QRatio	Lower	Upper
1,2-Dibromoethane		0		0				

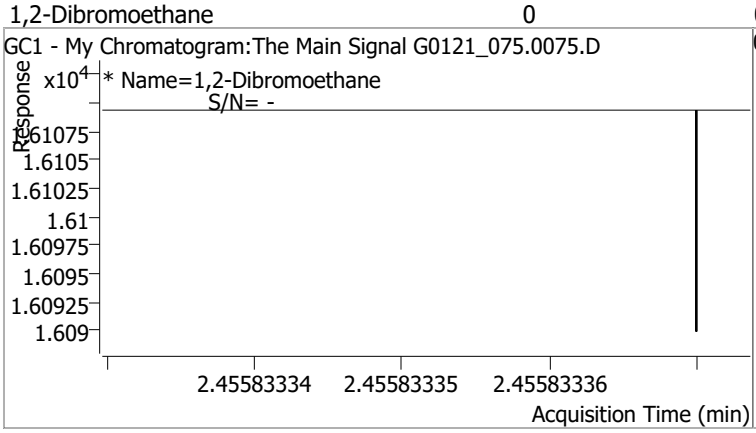

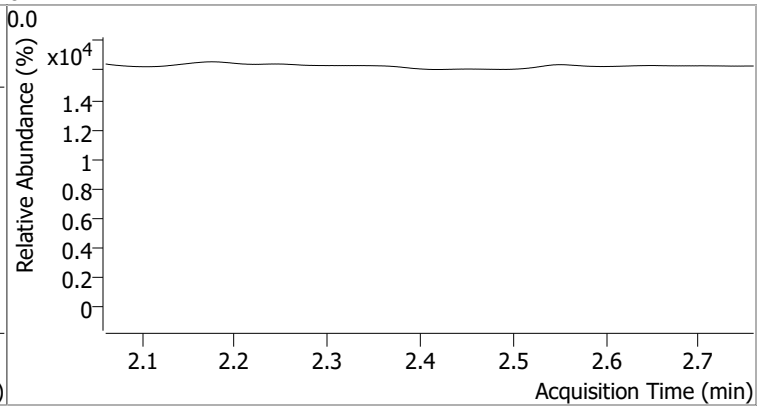

Compound	Conc.	RT	Dev(Min)	Resp.	QIon	QRatio	Lower	Upper
1,1,1,2-Tetrachloroethane	0.0891	2.89	0.00	30648 (m)				

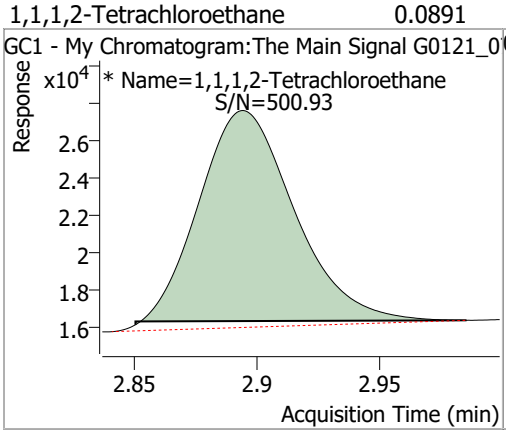

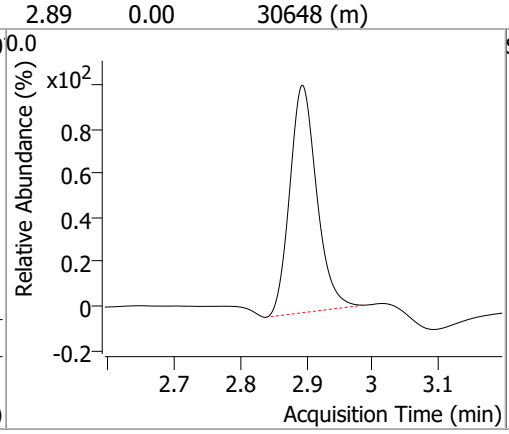

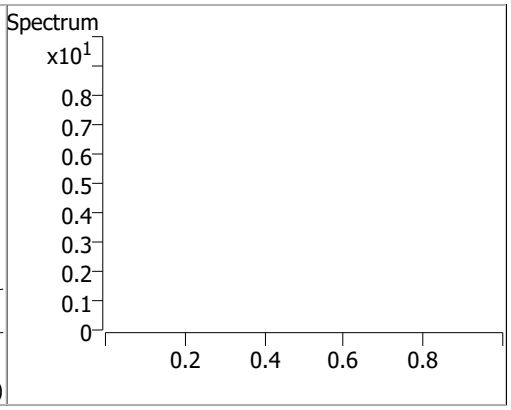

Quantitation Results Report (QT Reviewed)

Data File	G0121_076.0076.D	Operator	
Acq. Method	testAcqFileNamePath	Acq. Date-Time	1/22/2022 10:35:09 AM
Sample Name	B22011131-001H	Instrument	WJB
Vial		Multiplier	1.00
DA Method File	G012122_8011_W_CLT.m	Comment	
Tune File		Tune Date	
Batch Name	G012122_8011_W_CLT.batch.bin	Last Calib Update	1/24/2022 11:53:09 AM
Ref Library			

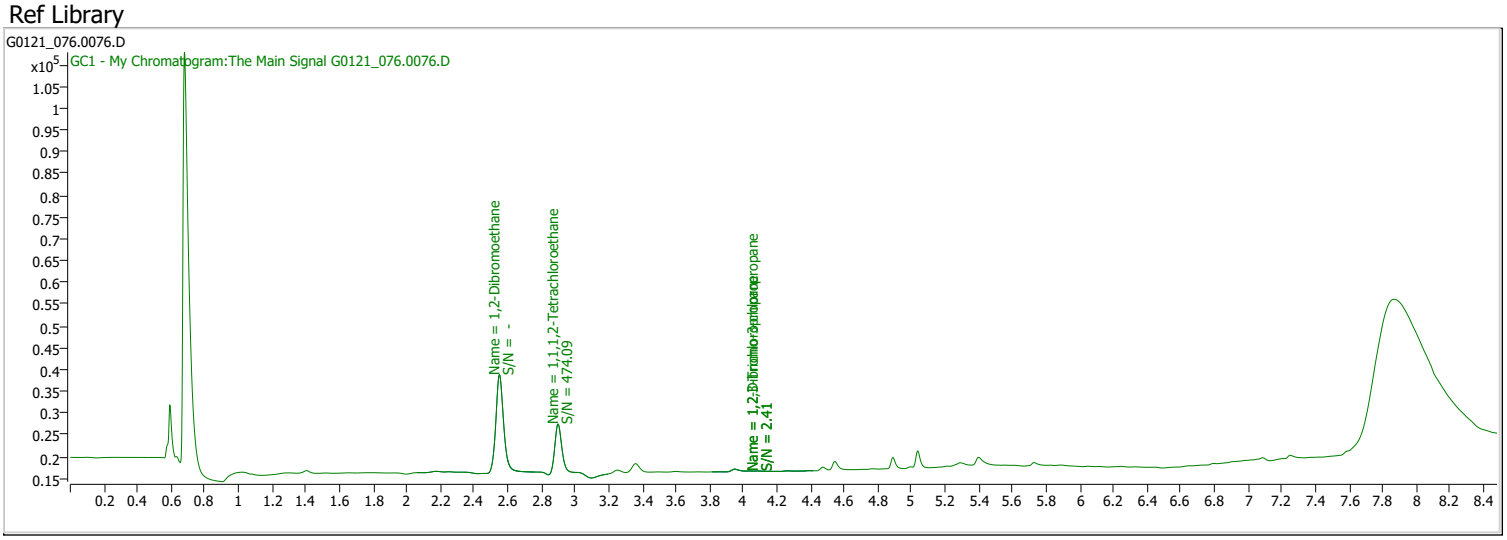

Compound	RT	QIon	Resp.	Conc.	Units		Dev(Min)
Internal Standards							
System Monitoring Compounds							
S 1,1,1,2-Tetrachloroethane	2.898	0.0	31042	0.0901	µg/L	m	0.002
Spiked Amount: 0.100	Range: 70.0 - 130.0%			Recovery = 90.12%			
Target Compounds							**QValue**
M 1,2-Dibromoethane	2.550	0.0	0		µg/L	md	1

(#) = Qualifier Out of Range; (m) = Manual Integration; (+) = Area Summed; (*) = Surrogate Percent Recovery Out of Range; (d): Zeroed Peak

Compound	Conc.	RT	Dev(Min)	Resp.	QIon	QRatio	Lower	Upper
1,2-Dibromoethane		0		0				

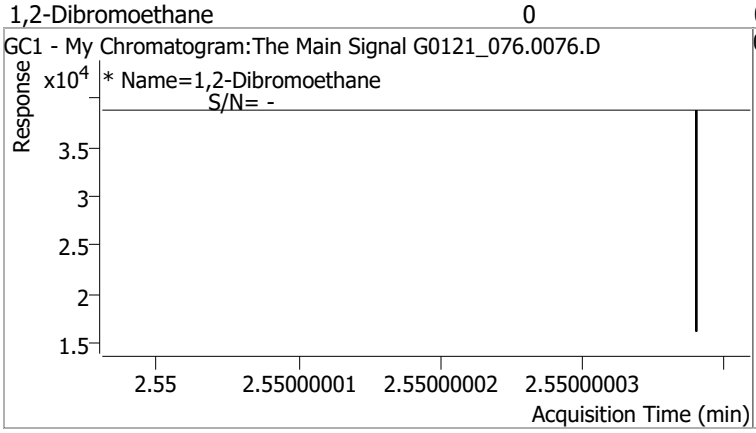

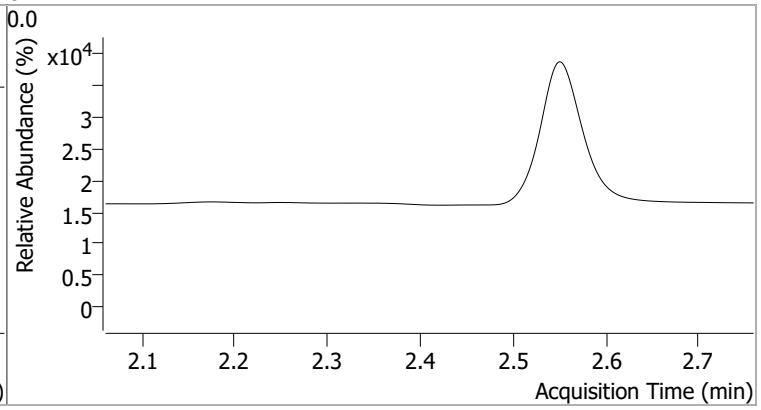

Compound	Conc.	RT	Dev(Min)	Resp.	QIon	QRatio	Lower	Upper
1,1,1,2-Tetrachloroethane	0.0901	2.90	0.00	31042 (m)				

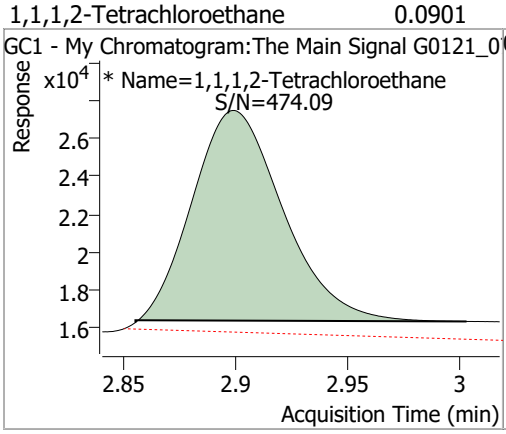

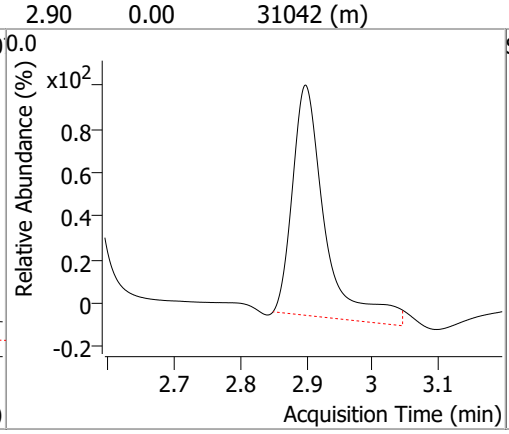

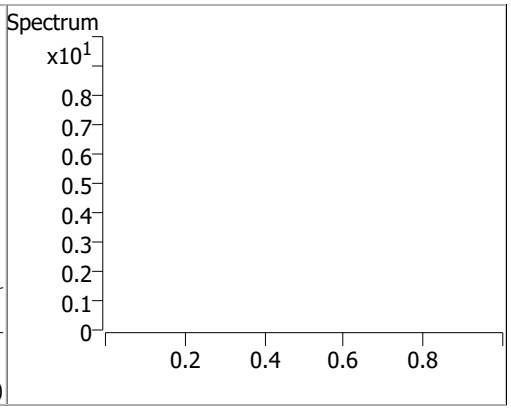

Quantitation Results Report (QT Reviewed)

Data File	G0121_077.0077.D	Operator	
Acq. Method	testAcqFileNamePath	Acq. Date-Time	1/22/2022 10:55:06 AM
Sample Name	B22011131-001HMS	Instrument	WJB
Vial		Multiplier	1.00
DA Method File	G012122_8011_W_CLT.m	Comment	
Tune File		Tune Date	
Batch Name	G012122_8011_W_CLT.batch.bin	Last Calib Update	1/24/2022 11:53:09 AM
Ref Library			

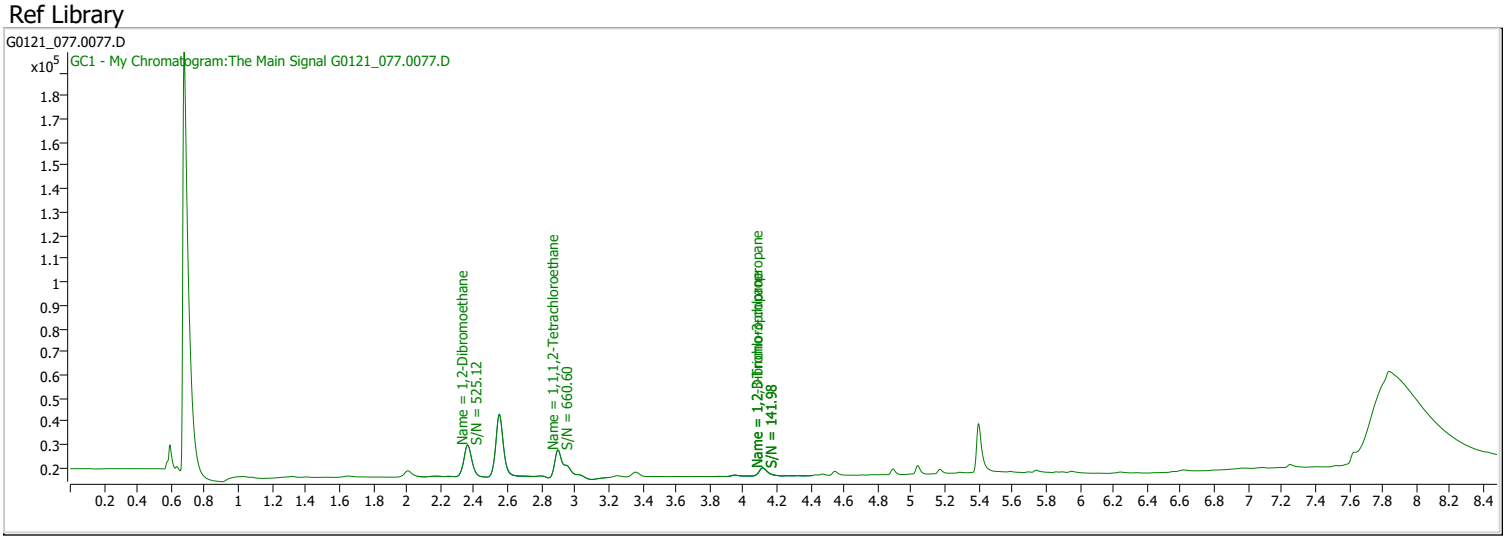

Compound	RT	QIon	Resp.	Conc.	Units		Dev(Min)
Internal Standards							
System Monitoring Compounds							
S 1,1,1,2-Tetrachloroethane	2.898	0.0	30467	0.0887	µg/L	m	0.002
Spiked Amount: 0.100	Range: 70.0 - 130.0%			Recovery = 88.66%			
Target Compounds							**QValue**
M 1,2-Dibromoethane	2.361	0.0	45652	0.2351	µg/L		100

(#) = Qualifier Out of Range; (m) = Manual Integration; (+) = Area Summed; (*) = Surrogate Percent Recovery Out of Range; (d): Zeroed Peak

Compound	Conc.	RT	Dev(Min)	Resp.	QIon	QRatio	Lower	Upper
1,2-Dibromoethane	0.2351	2.36	0.00	45652				

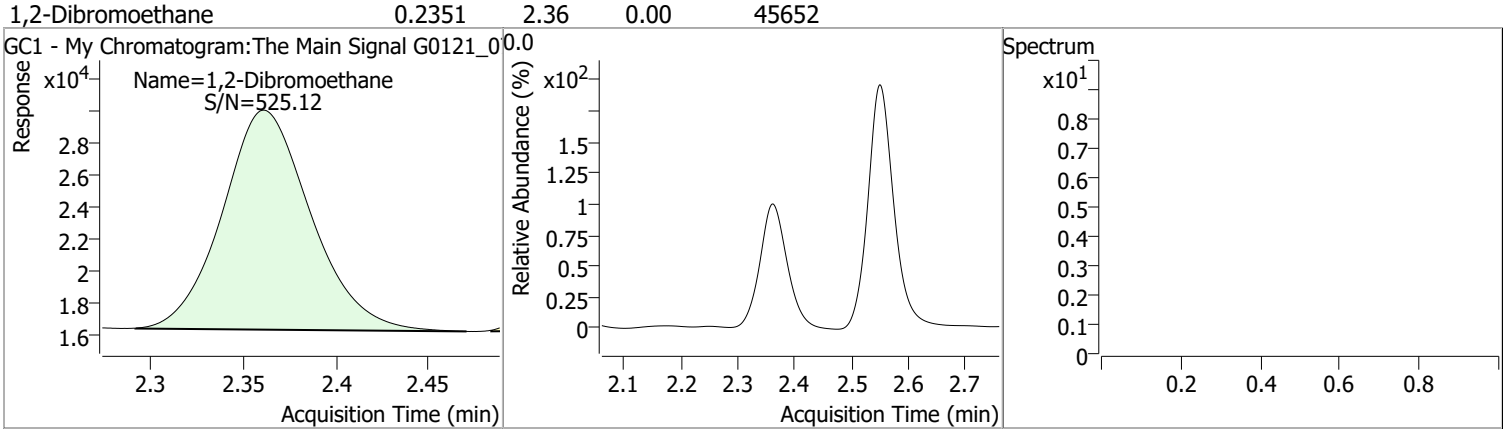

Compound	Conc.	RT	Dev(Min)	Resp.	QIon	QRatio	Lower	Upper
1,1,1,2-Tetrachloroethane	0.0887	2.90	0.00	30467 (m)				

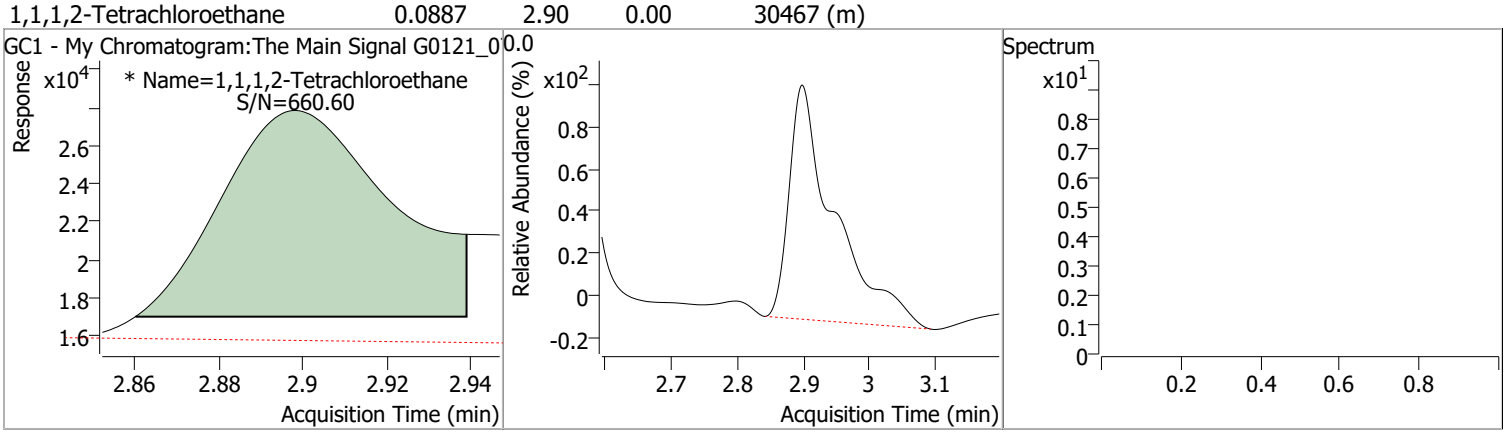

Quantitation Results Report (QT Reviewed)

Data File	G0121_078.0078.D	Operator	
Acq. Method	testAcqFileNamePath	Acq. Date-Time	1/22/2022 11:15:07 AM
Sample Name	B22011131-001HMSD	Instrument	WJB
Vial		Multiplier	1.00
DA Method File	G012122_8011_W_CLT.m	Comment	
Tune File		Tune Date	
Batch Name	G012122_8011_W_CLT.batch.bin	Last Calib Update	1/24/2022 11:53:09 AM
Ref Library			

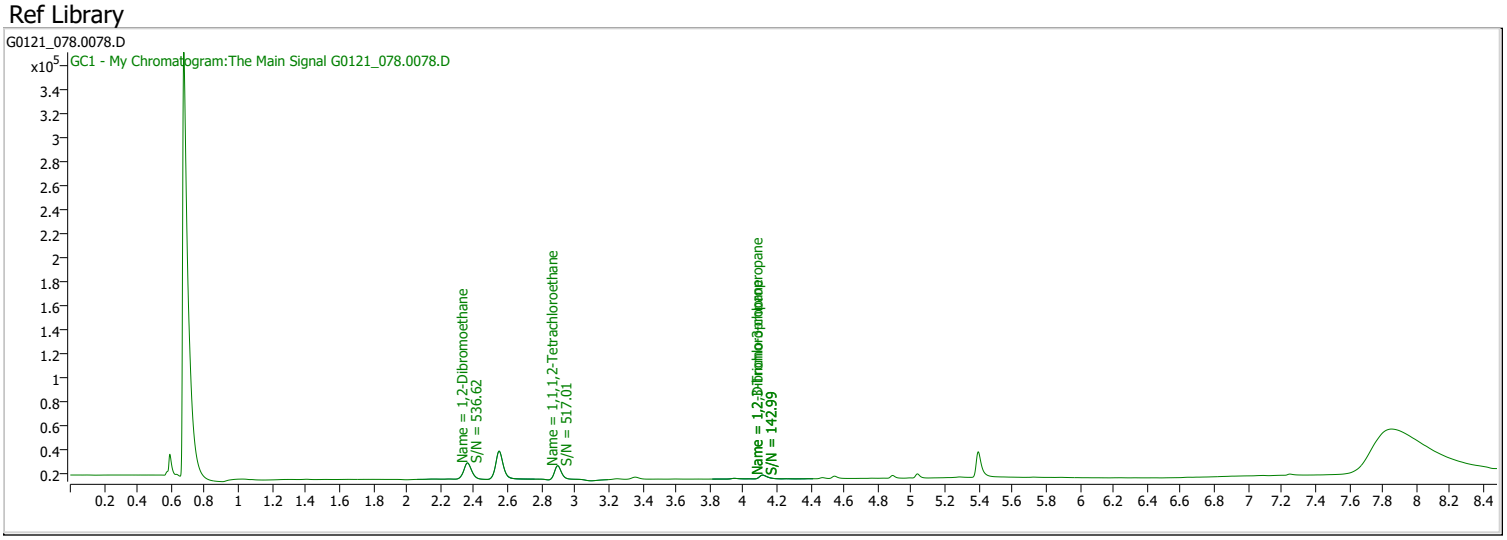

Compound	RT	QIon	Resp.	Conc.	Units		Dev(Min)
Internal Standards							
System Monitoring Compounds							
S 1,1,1,2-Tetrachloroethane	2.896	0.0	31688	0.0918	µg/L	m	0.000
Spiked Amount: 0.100	Range: 70.0 - 130.0%			Recovery = 91.76%			
Target Compounds							**QValue**
M 1,2-Dibromoethane	2.360	0.0	44963	0.2314	µg/L	m	100

(#) = Qualifier Out of Range; (m) = Manual Integration; (+) = Area Summed; (*) = Surrogate Percent Recovery Out of Range; (d): Zeroed Peak

Compound	Conc.	RT	Dev(Min)	Resp.	QIon	QRatio	Lower	Upper
1,2-Dibromoethane	0.2314	2.36	0.00	44963 (m)				

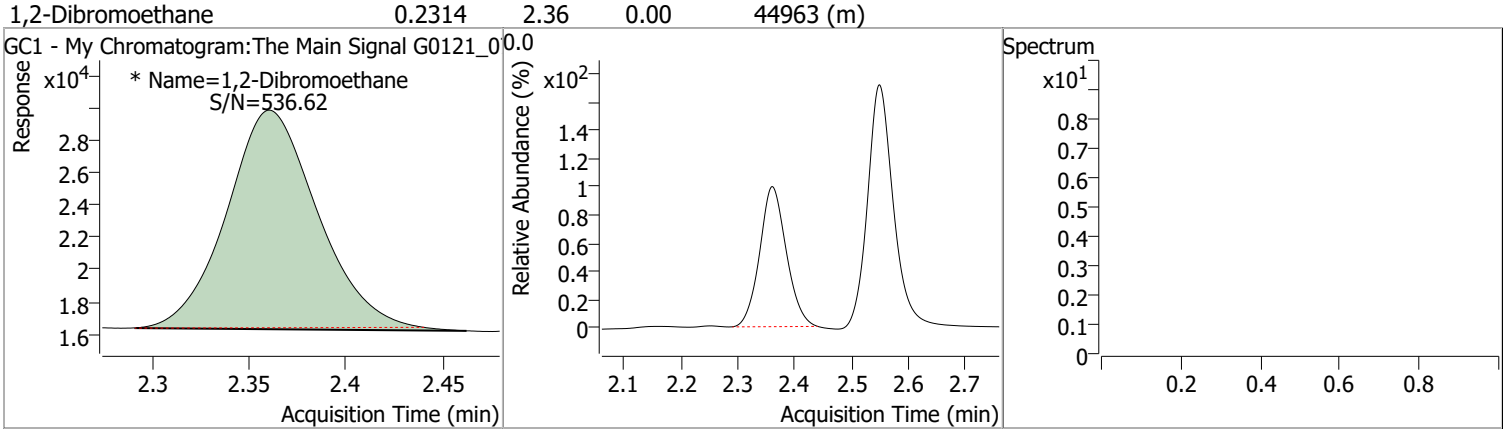

Compound	Conc.	RT	Dev(Min)	Resp.	QIon	QRatio	Lower	Upper
1,1,1,2-Tetrachloroethane	0.0918	2.90	0.00	31688 (m)				

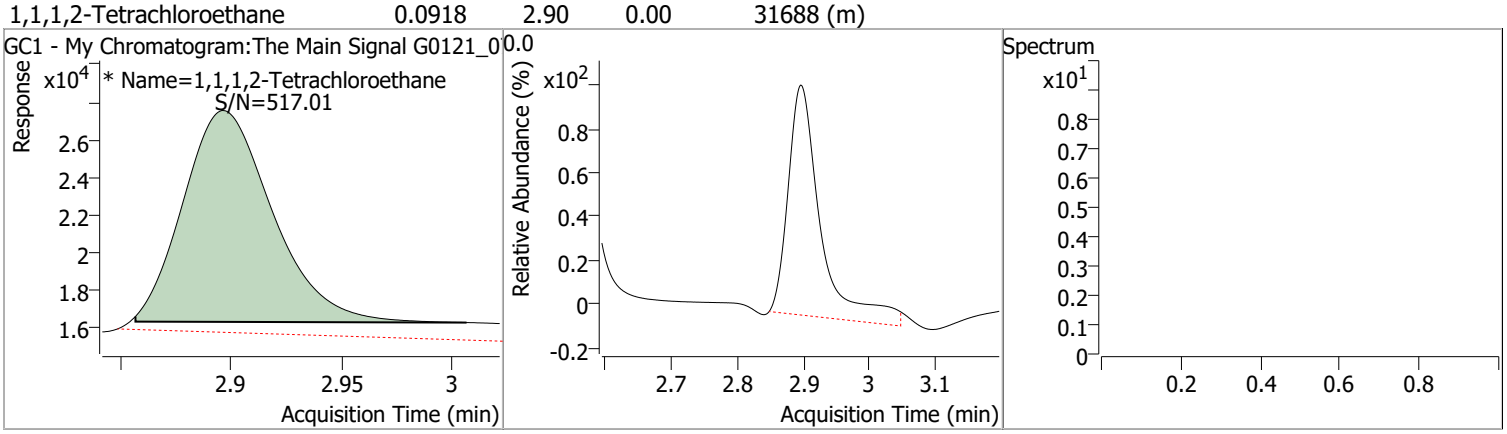

Quantitation Results Report (QT Reviewed)

Data File	G0121_079.0079.D	Operator	
Acq. Method	testAcqFileNamePath	Acq. Date-Time	1/22/2022 11:35:10 AM
Sample Name	Hexan	Instrument	WJB
Vial		Multiplier	1.00
DA Method File	G012122_8011_W_CLT.m	Comment	
Tune File		Tune Date	
Batch Name	G012122_8011_W_CLT.batch.bin	Last Calib Update	1/24/2022 11:53:09 AM
Ref Library			

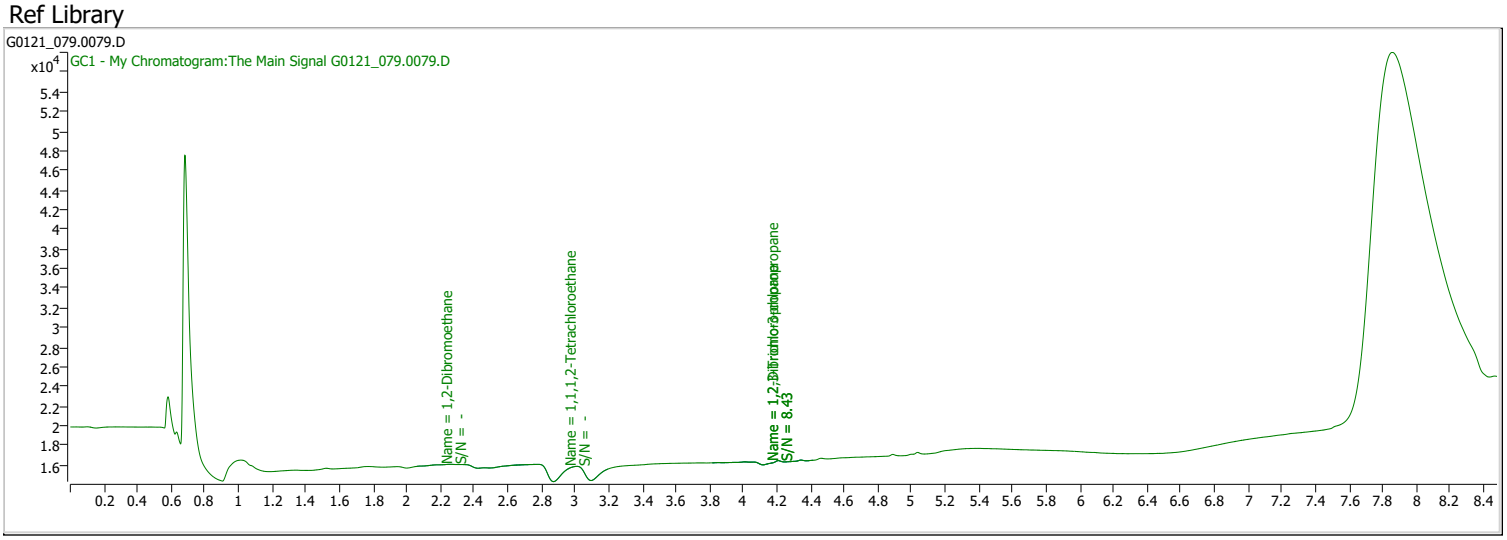

Compound	RT	QIon	Resp.	Conc.	Units		Dev(Min)
Internal Standards							
System Monitoring Compounds							
S 1,1,1,2-Tetrachloroethane	3.004	0.0	0		µg/L	md	0.108
Spiked Amount: 0.100	Range: 70.0 - 130.0%			Recovery = NA%			
Target Compounds							**QValue**
M 1,2-Dibromoethane	2.270	0.0	0		µg/L	md	1

(#) = Qualifier Out of Range; (m) = Manual Integration; (+) = Area Summed; (*) = Surrogate Percent Recovery Out of Range; (d): Zeroed Peak

Compound	Conc.	RT	Dev(Min)	Resp.	QIon	QRatio	Lower	Upper
1,2-Dibromoethane		0		0				

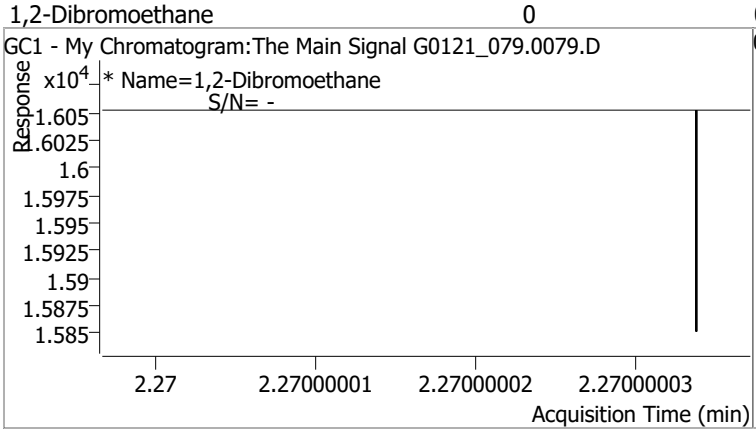

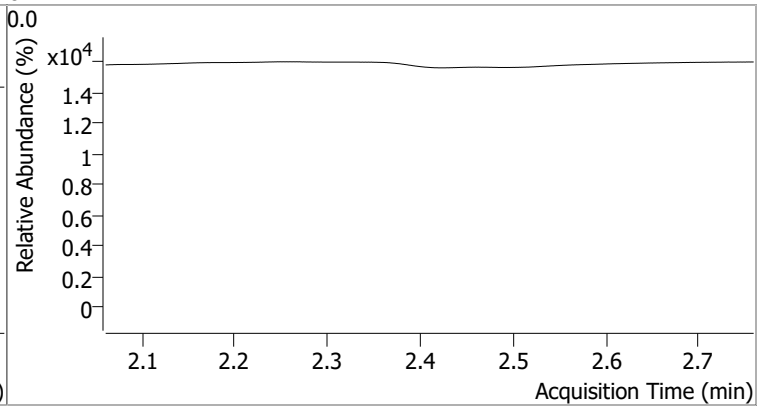

Compound	Conc.	RT	Dev(Min)	Resp.	QIon	QRatio	Lower	Upper
1,1,1,2-Tetrachloroethane		0		0				

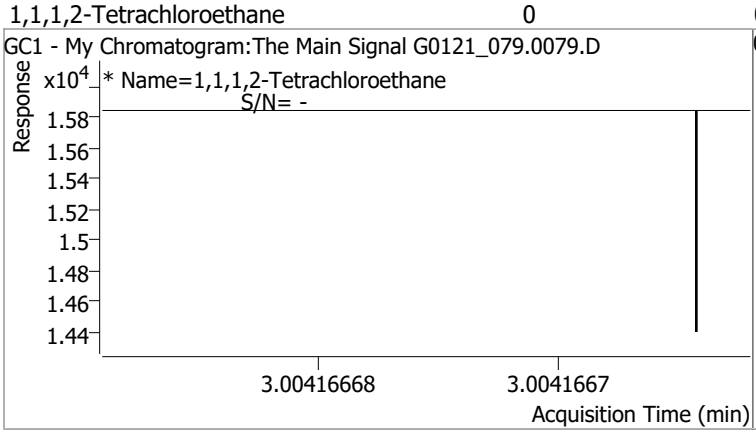

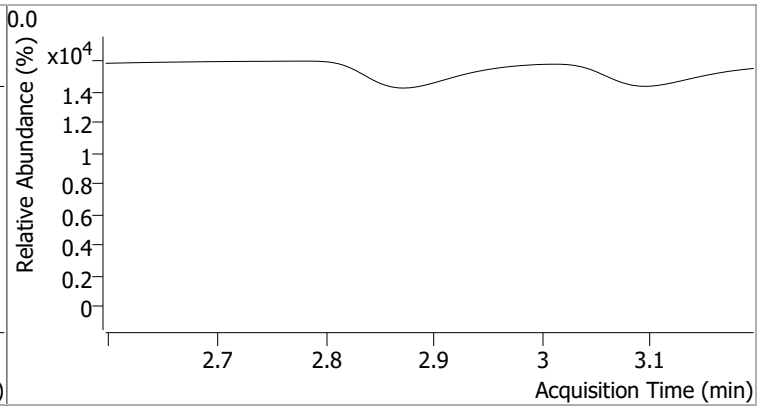

Quantitation Results Report (QT Reviewed)

Data File	G0121_080.0080.D	Operator	
Acq. Method	testAcqFileNamePath	Acq. Date-Time	1/22/2022 11:55:09 AM
Sample Name	CK5-163129	Instrument	WJB
Vial		Multiplier	1.00
DA Method File	G012122_8011_W_CLT.m	Comment	
Tune File		Tune Date	
Batch Name	G012122_8011_W_CLT.batch.bin	Last Calib Update	1/24/2022 11:53:09 AM
Ref Library			

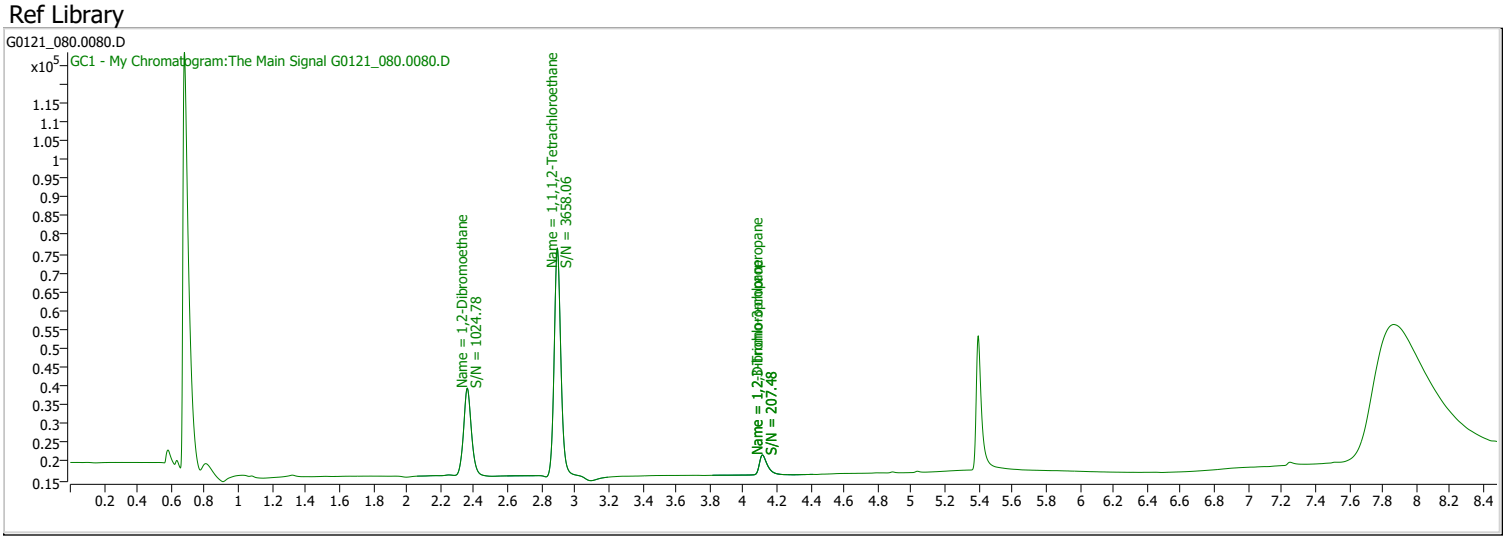

Compound	RT	QIon	Resp.	Conc.	Units		Dev(Min)
Internal Standards							
System Monitoring Compounds							
S 1,1,1,2-Tetrachloroethane	2.894	0.0	167157	0.4159	µg/L	m	-0.002
Spiked Amount: 0.100	Range: 70.0 - 130.0%			Recovery = 415.91%		*	
Target Compounds							**QValue**
M 1,2-Dibromoethane	2.359	0.0	73423	0.3868	µg/L		100

(#) = Qualifier Out of Range; (m) = Manual Integration; (+) = Area Summed; (*) = Surrogate Percent Recovery Out of Range; (d): Zeroed Peak

Compound	Conc.	RT	Dev(Min)	Resp.	QIon	QRatio	Lower	Upper
1,2-Dibromoethane	0.3868	2.36	0.00	73423				

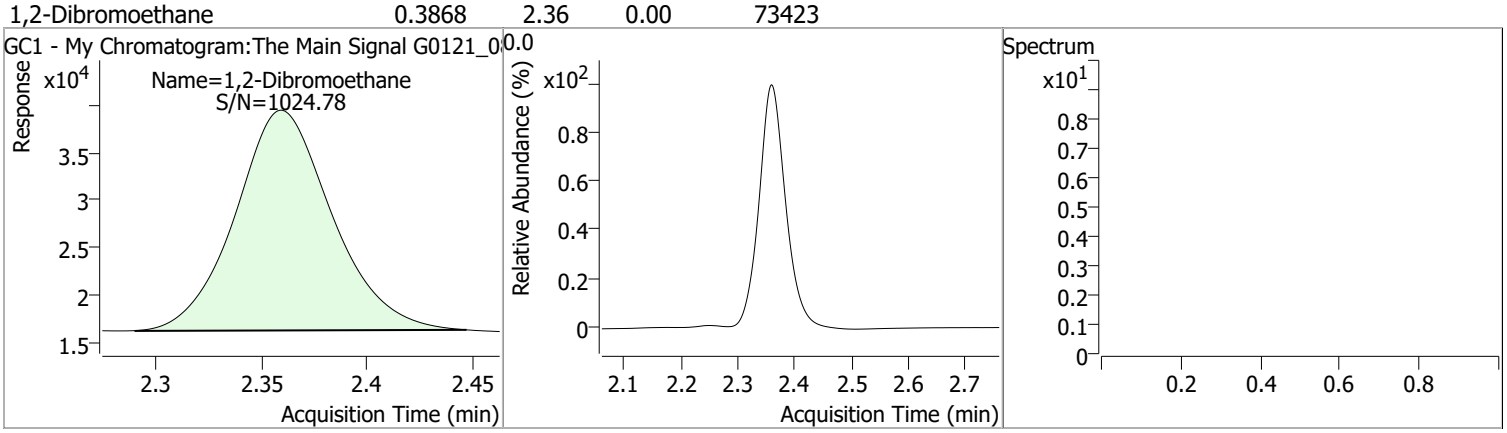

Compound	Conc.	RT	Dev(Min)	Resp.	QIon	QRatio	Lower	Upper
1,1,1,2-Tetrachloroethane	0.4159	2.89	0.00	167157 (m)				

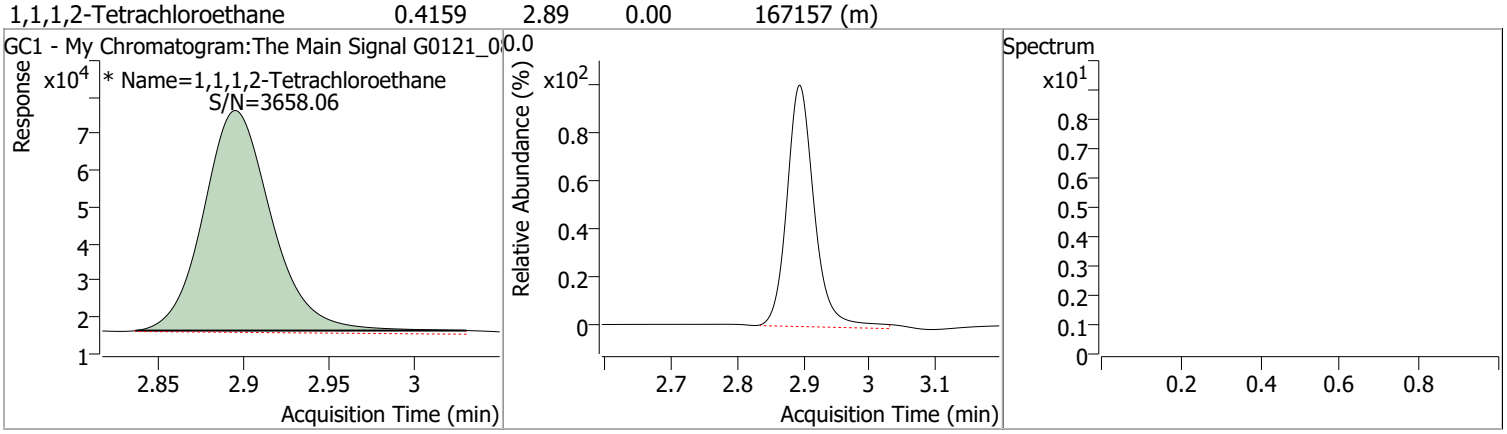

Quantitation Results Report (QT Reviewed)

Data File	G0121_081.0081.D	Operator	
Acq. Method	testAcqFileNamePath	Acq. Date-Time	1/22/2022 12:15:00 PM
Sample Name	Hexan	Instrument	WJB
Vial		Multiplier	1.00
DA Method File	G012122_8011_W_CLT.m	Comment	
Tune File		Tune Date	
Batch Name	G012122_8011_W_CLT.batch.bin	Last Calib Update	1/24/2022 11:53:09 AM
Ref Library			

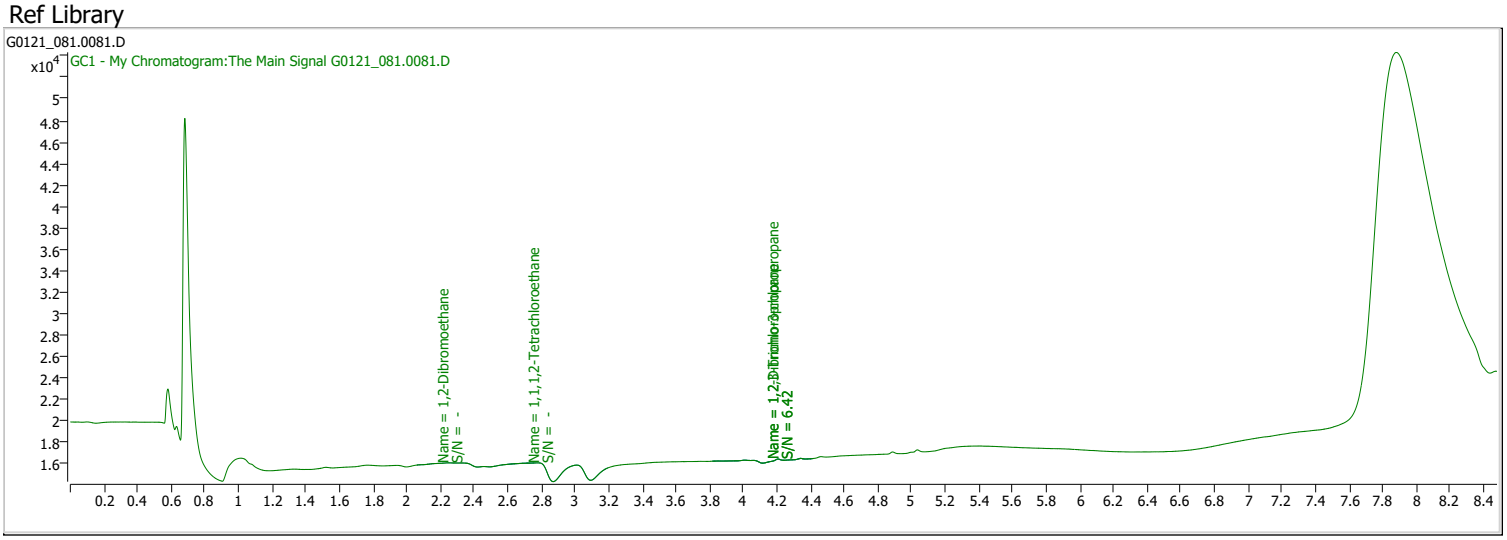

Compound	RT	QIon	Resp.	Conc.	Units		Dev(Min)
Internal Standards							
System Monitoring Compounds							
S 1,1,1,2-Tetrachloroethane	2.786	0.0	0		µg/L	md	-0.110
Spiked Amount: 0.100	Range: 70.0 - 130.0%			Recovery = NA%			
Target Compounds							**QValue**
M 1,2-Dibromoethane	2.247	0.0	0		µg/L	md	1

(#) = Qualifier Out of Range; (m) = Manual Integration; (+) = Area Summed; (*) = Surrogate Percent Recovery Out of Range; (d): Zeroed Peak

Compound	Conc.	RT	Dev(Min)	Resp.	QIon	QRatio	Lower	Upper
1,2-Dibromoethane		0		0				

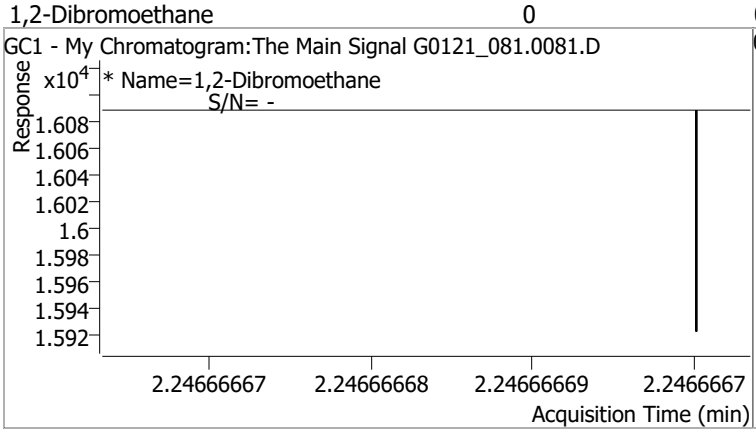

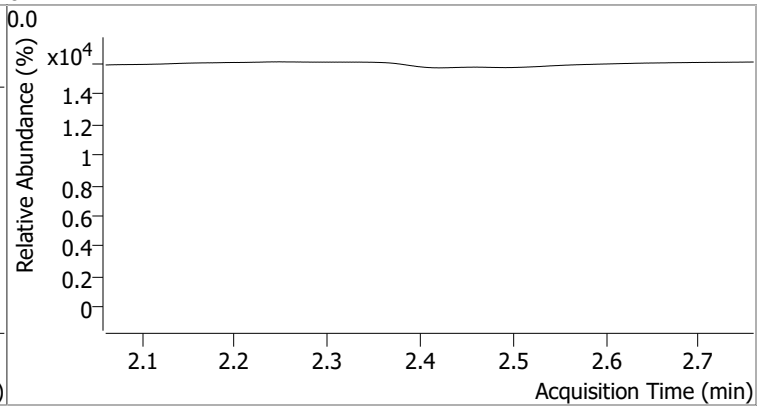

Compound	Conc.	RT	Dev(Min)	Resp.	QIon	QRatio	Lower	Upper
1,1,1,2-Tetrachloroethane		0		0				

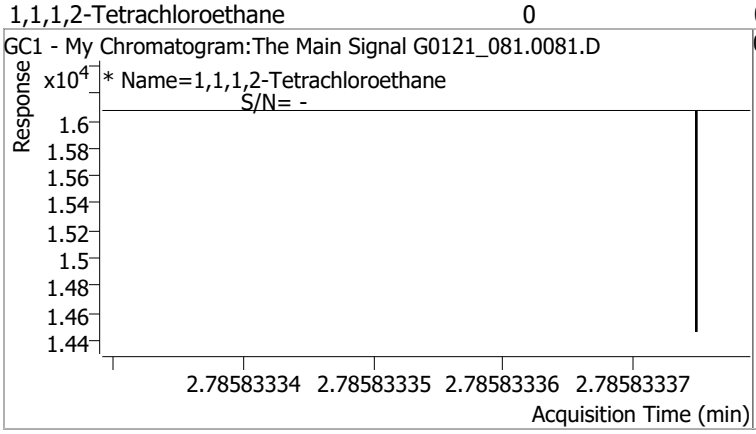

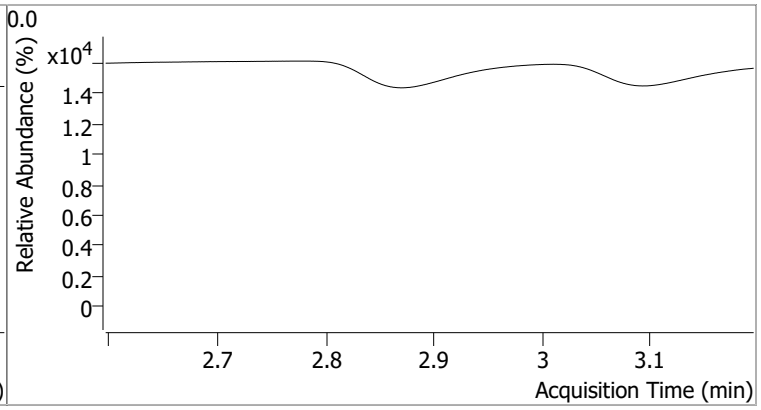

Quantitation Results Report (QT Reviewed)

Data File	G0121_082.0082.D	Operator	
Acq. Method	testAcqFileNamePath	Acq. Date-Time	1/22/2022 12:34:49 PM
Sample Name	B22011135-001H	Instrument	WJB
Vial		Multiplier	1.00
DA Method File	G012122_8011_W_CLT.m	Comment	
Tune File		Tune Date	
Batch Name	G012122_8011_W_CLT.batch.bin	Last Calib Update	1/24/2022 11:53:09 AM
Ref Library			

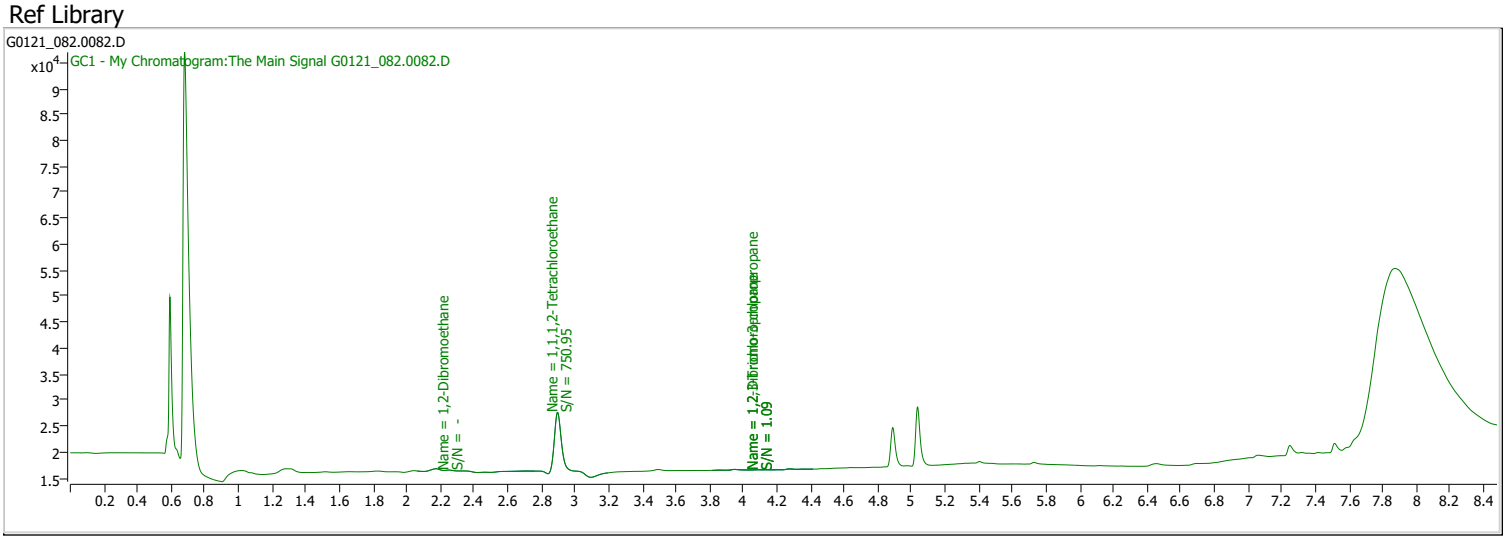

Compound	RT	QIon	Resp.	Conc.	Units		Dev(Min)
Internal Standards							
System Monitoring Compounds							
S 1,1,1,2-Tetrachloroethane	2.896	0.0	32072	0.0927	µg/L	m	0.000
Spiked Amount: 0.100	Range: 70.0 - 130.0%			Recovery = 92.73%			
Target Compounds							**QValue**
M 1,2-Dibromoethane	2.247	0.0	0		µg/L	md	1

(#) = Qualifier Out of Range; (m) = Manual Integration; (+) = Area Summed; (*) = Surrogate Percent Recovery Out of Range; (d): Zeroed Peak

Compound	Conc.	RT	Dev(Min)	Resp.	QIon	QRatio	Lower	Upper
1,2-Dibromoethane		0		0				

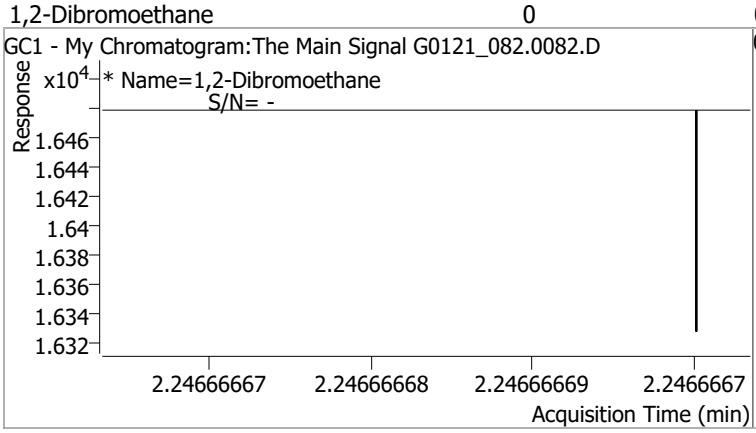

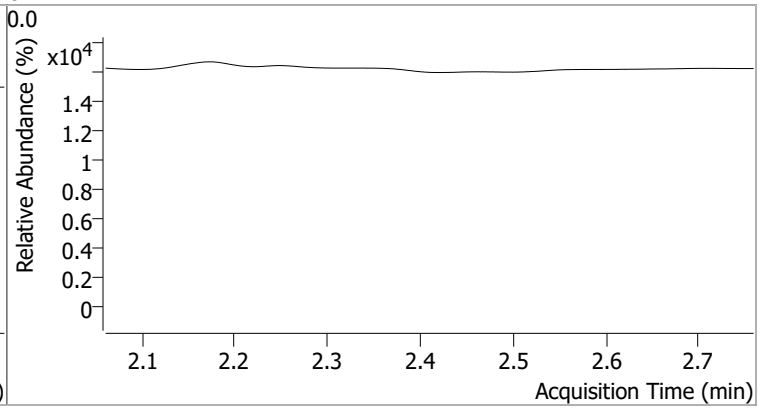

Compound	Conc.	RT	Dev(Min)	Resp.	QIon	QRatio	Lower	Upper
1,1,1,2-Tetrachloroethane	0.0927	2.90	0.00	32072 (m)				

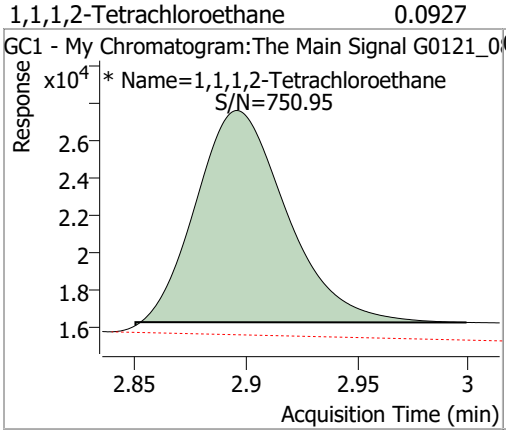

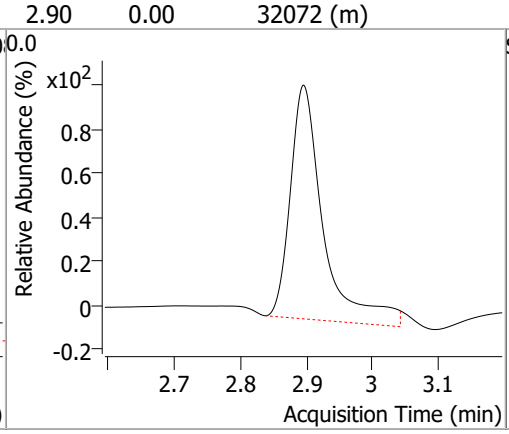

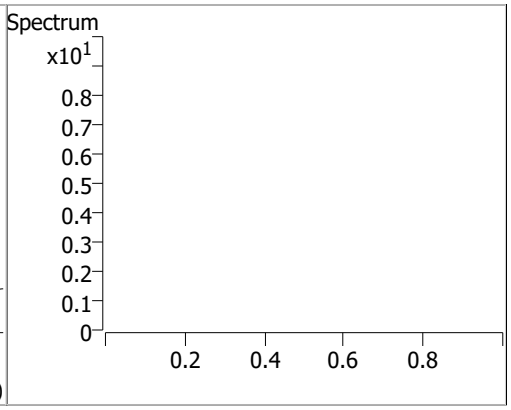

Quantitation Results Report (QT Reviewed)

Data File	G0121_083.0083.D	Operator	
Acq. Method	testAcqFileNamePath	Acq. Date-Time	1/22/2022 12:54:42 PM
Sample Name	B22011135-004A	Instrument	WJB
Vial		Multiplier	1.00
DA Method File	G012122_8011_W_CLT.m	Comment	
Tune File		Tune Date	
Batch Name	G012122_8011_W_CLT.batch.bin	Last Calib Update	1/24/2022 11:53:09 AM
Ref Library			

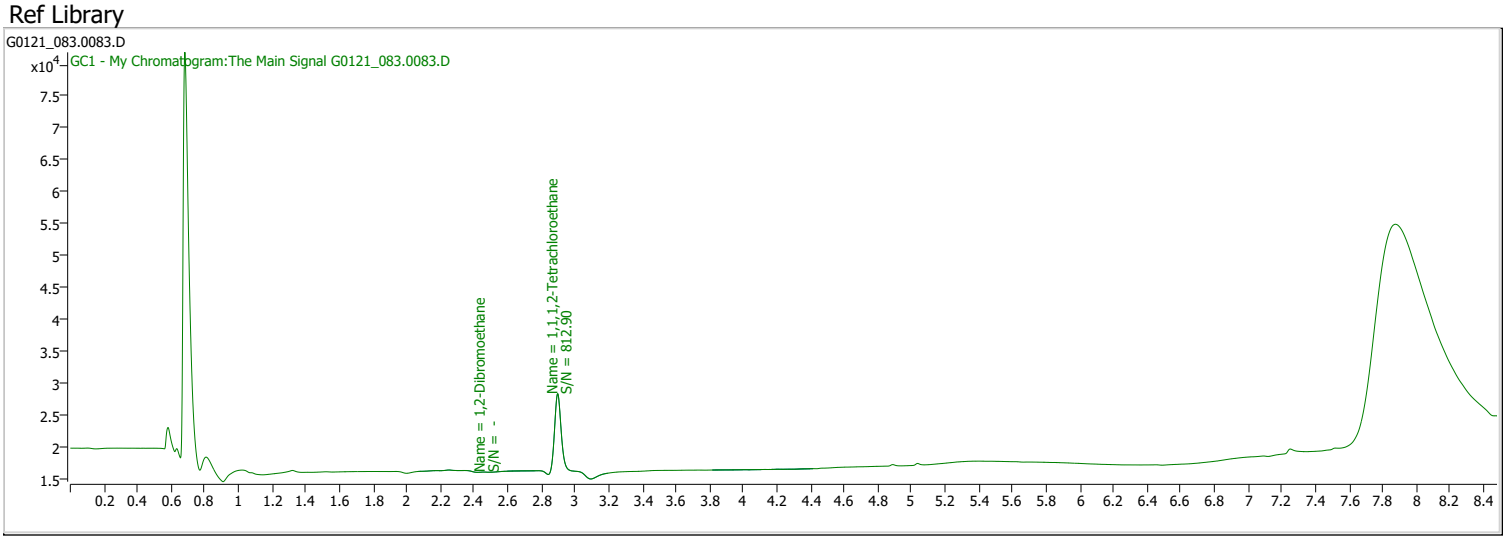

Compound	RT	QIon	Resp.	Conc.	Units		Dev(Min)
Internal Standards							
System Monitoring Compounds							
S 1,1,1,2-Tetrachloroethane	2.896	0.0	31883	0.0923	µg/L	m	0.000
Spiked Amount: 0.100	Range: 70.0 - 130.0%			Recovery = 92.26%			
Target Compounds							**QValue**
M 1,2-Dibromoethane	2.463	0.0	0		µg/L	md	1

(#) = Qualifier Out of Range; (m) = Manual Integration; (+) = Area Summed; (*) = Surrogate Percent Recovery Out of Range; (d): Zeroed Peak

Compound	Conc.	RT	Dev(Min)	Resp.	QIon	QRatio	Lower	Upper
1,2-Dibromoethane		0		0				

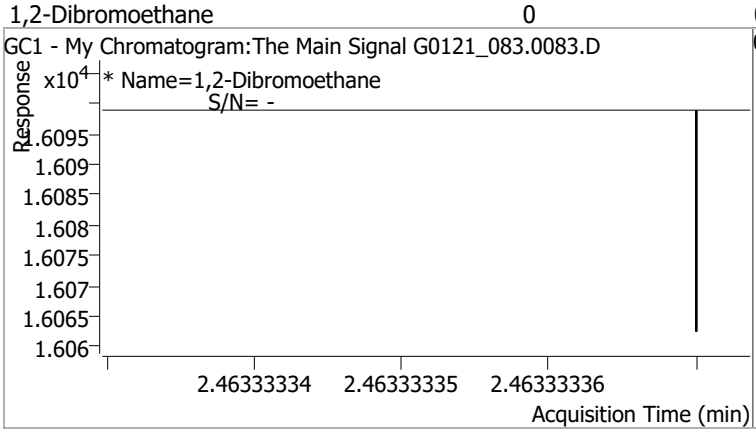

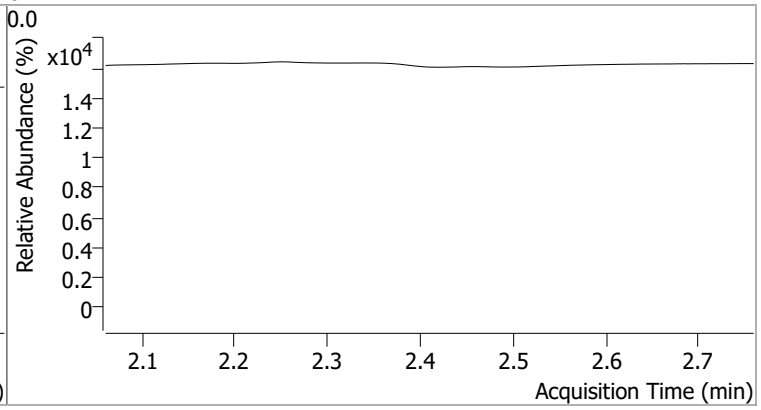

Compound	Conc.	RT	Dev(Min)	Resp.	QIon	QRatio	Lower	Upper
1,1,1,2-Tetrachloroethane	0.0923	2.90	0.00	31883 (m)				

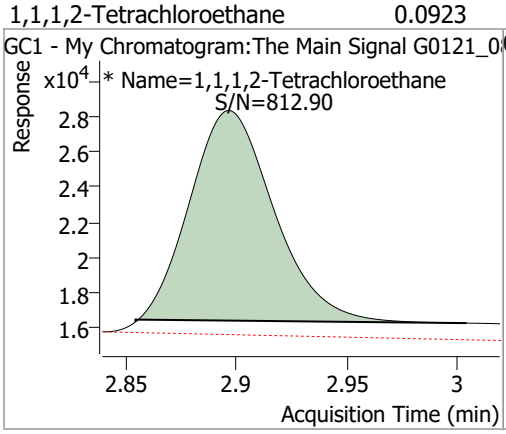

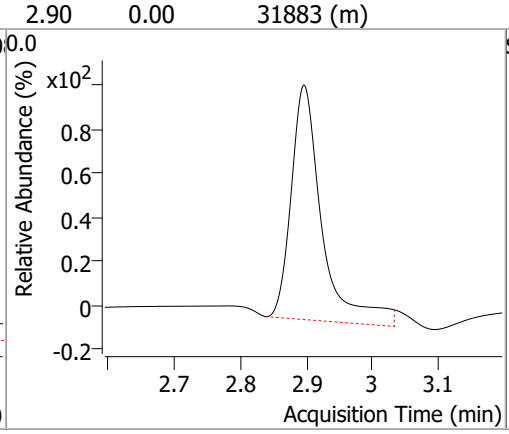

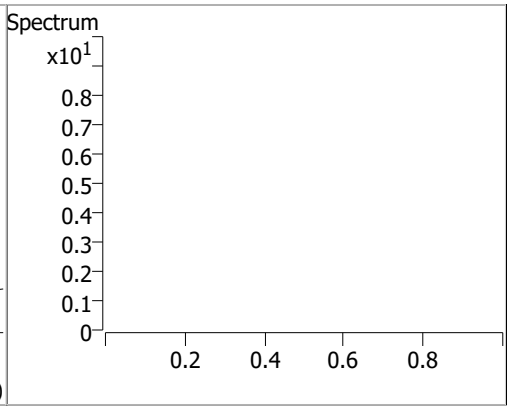

Quantitation Results Report (QT Reviewed)

Data File	G0121_084.0084.D	Operator	
Acq. Method	testAcqFileNamePath	Acq. Date-Time	1/22/2022 1:14:43 PM
Sample Name	B22011136-001H	Instrument	WJB
Vial		Multiplier	1.00
DA Method File	G012122_8011_W_CLT.m	Comment	
Tune File		Tune Date	
Batch Name	G012122_8011_W_CLT.batch.bin	Last Calib Update	1/24/2022 11:53:09 AM
Ref Library			

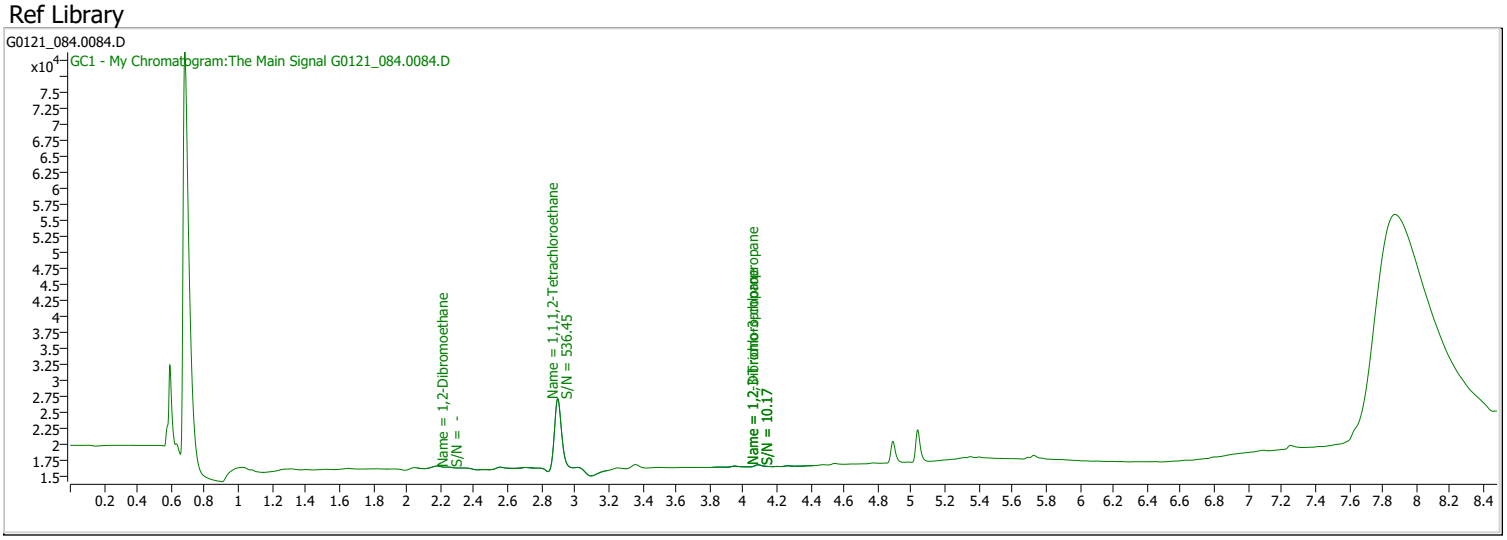

Compound	RT	QIon	Resp.	Conc.	Units		Dev(Min)
Internal Standards							
System Monitoring Compounds							
S 1,1,1,2-Tetrachloroethane	2.897	0.0	30860	0.0897	µg/L		0.001
Spiked Amount: 0.100	Range: 70.0 - 130.0%			Recovery = 89.66%			
Target Compounds							**QValue**
M 1,2-Dibromoethane	2.243	0.0	0		µg/L	md	1

(#) = Qualifier Out of Range; (m) = Manual Integration; (+) = Area Summed; (*) = Surrogate Percent Recovery Out of Range; (d): Zeroed Peak

Compound	Conc.	RT	Dev(Min)	Resp.	QIon	QRatio	Lower	Upper
1,2-Dibromoethane		0		0				

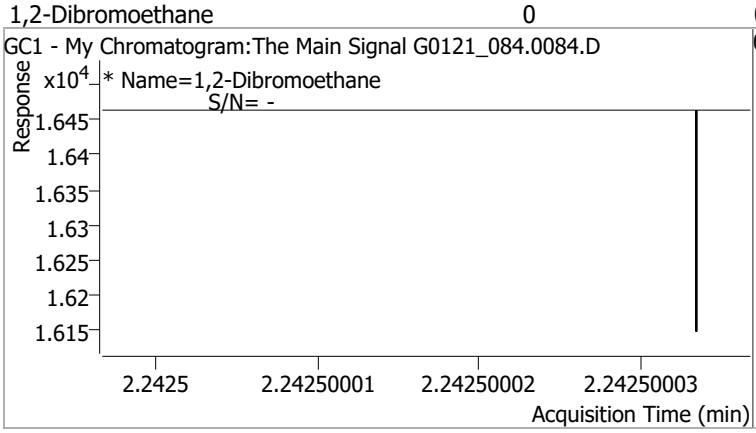

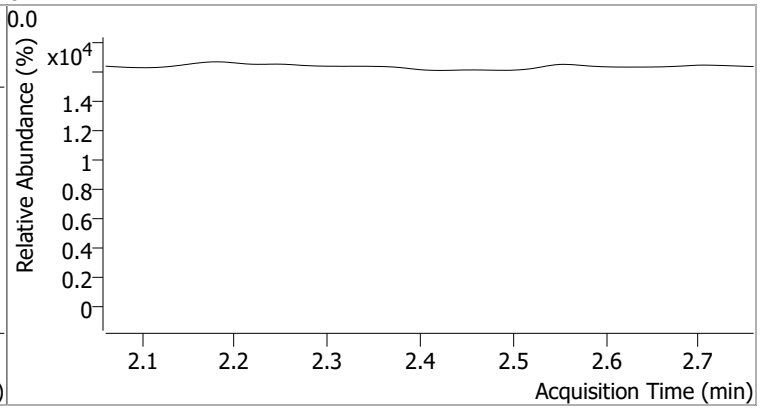

Compound	Conc.	RT	Dev(Min)	Resp.	QIon	QRatio	Lower	Upper
1,1,1,2-Tetrachloroethane	0.0897	2.90	0.00	30860				

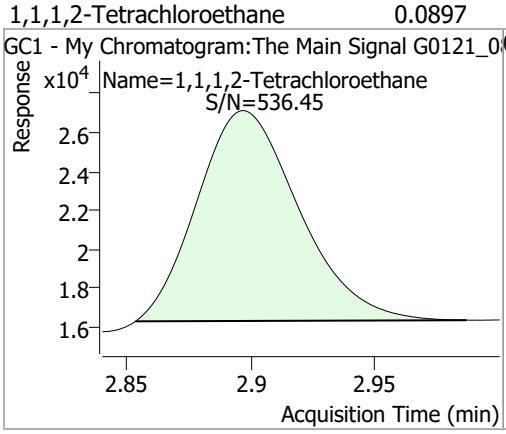

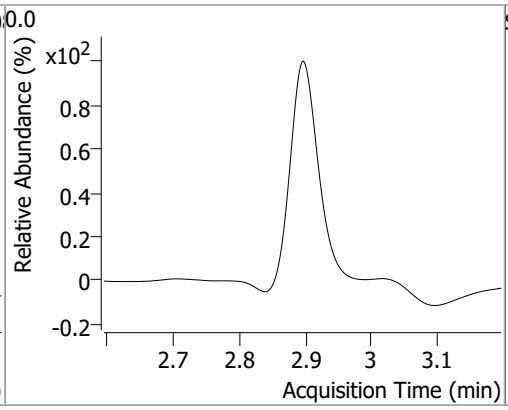

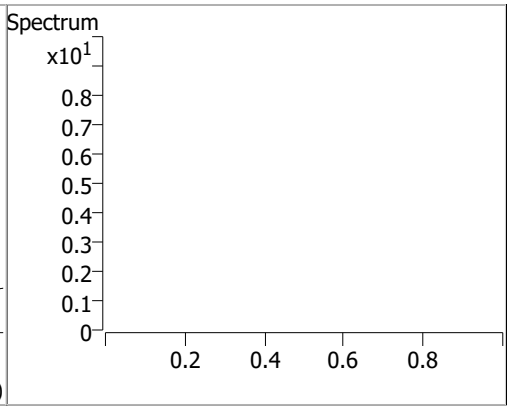

Quantitation Results Report (QT Reviewed)

Data File	G0121_085.0085.D	Operator	
Acq. Method	testAcqFileNamePath	Acq. Date-Time	1/22/2022 1:34:40 PM
Sample Name	B22011136-004A	Instrument	WJB
Vial		Multiplier	1.00
DA Method File	G012122_8011_W_CLT.m	Comment	
Tune File		Tune Date	
Batch Name	G012122_8011_W_CLT.batch.bin	Last Calib Update	1/24/2022 11:53:09 AM
Ref Library			

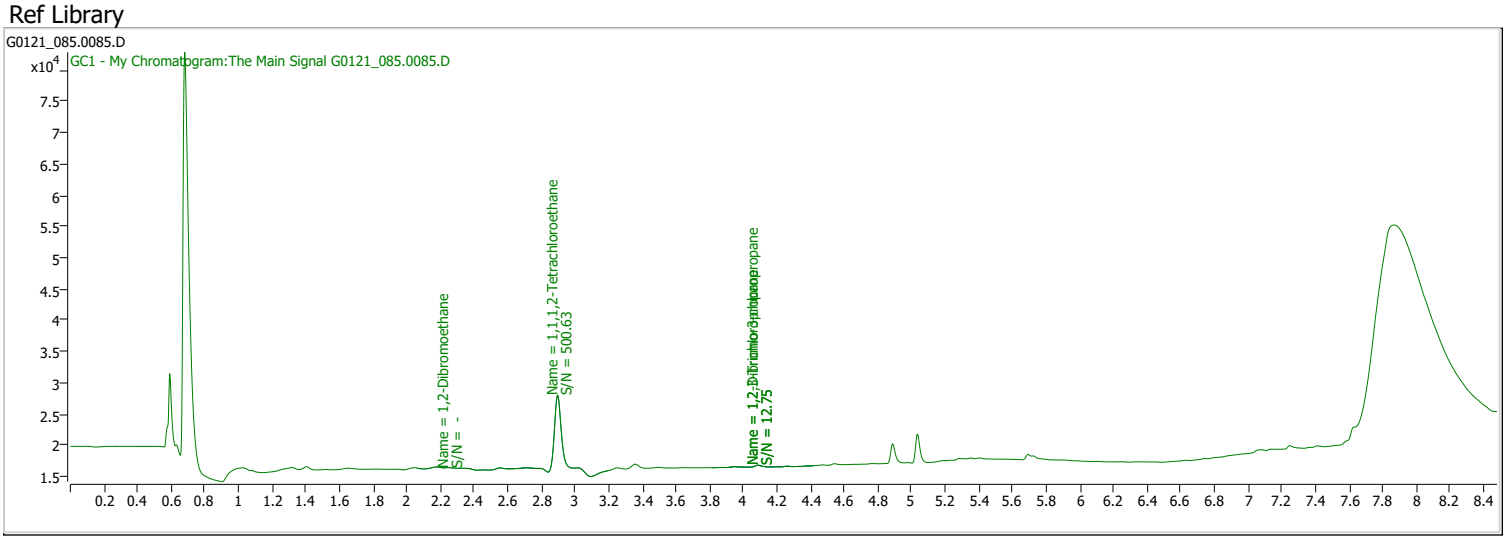

Compound	RT	QIon	Resp.	Conc.	Units		Dev(Min)
Internal Standards							
System Monitoring Compounds							
S 1,1,1,2-Tetrachloroethane	2.896	0.0	32078	0.0927	µg/L	m	0.000
Spiked Amount: 0.100	Range: 70.0 - 130.0%			Recovery = 92.75%			
Target Compounds							**QValue**
M 1,2-Dibromoethane	2.245	0.0	0		µg/L	md	1

(#) = Qualifier Out of Range; (m) = Manual Integration; (+) = Area Summed; (*) = Surrogate Percent Recovery Out of Range; (d): Zeroed Peak

Compound	Conc.	RT	Dev(Min)	Resp.	QIon	QRatio	Lower	Upper
1,2-Dibromoethane		0		0				

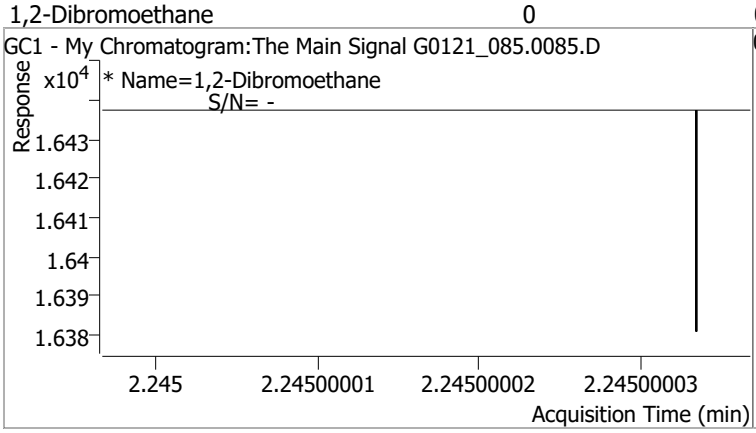

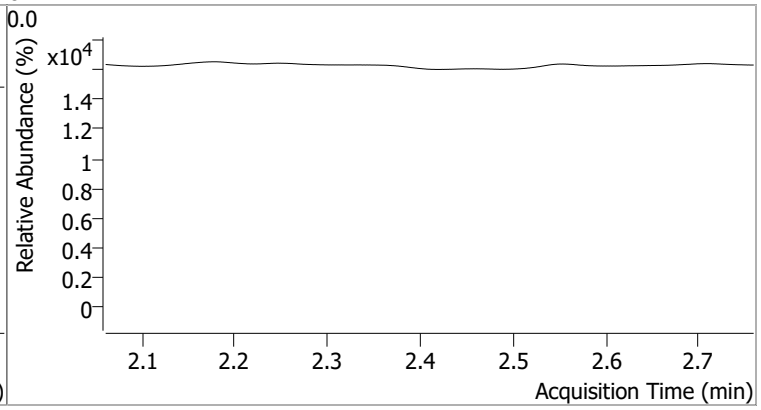

Compound	Conc.	RT	Dev(Min)	Resp.	QIon	QRatio	Lower	Upper
1,1,1,2-Tetrachloroethane	0.0927	2.90	0.00	32078 (m)				

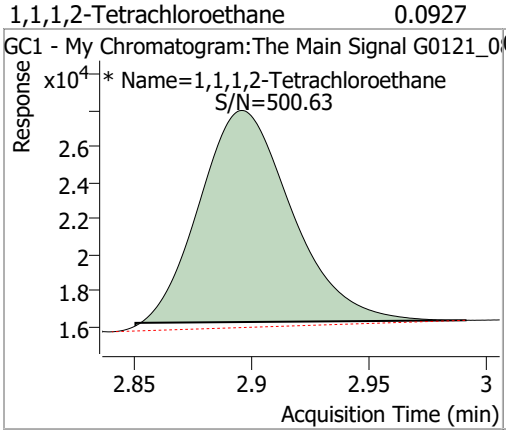

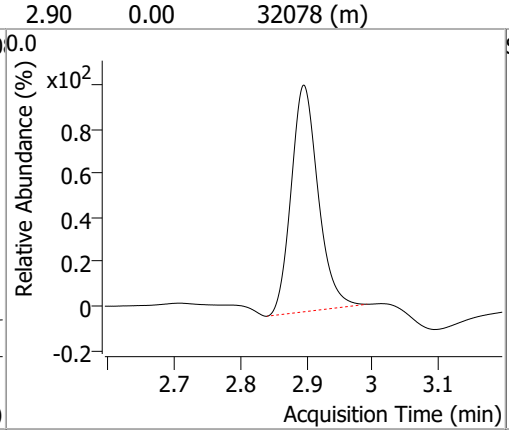

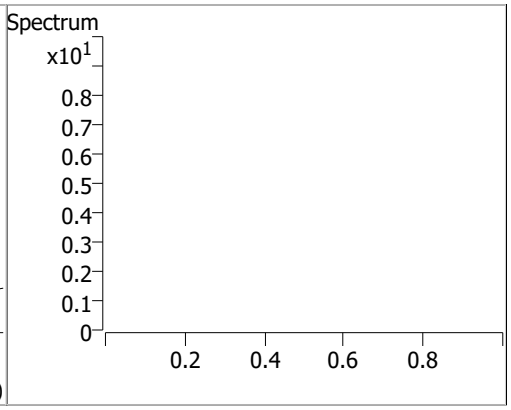

Quantitation Results Report (QT Reviewed)

Data File	G0121_086.0086.D	Operator	
Acq. Method	testAcqFileNamePath	Acq. Date-Time	1/22/2022 1:54:18 PM
Sample Name	B22011137-001H	Instrument	WJB
Vial		Multiplier	1.00
DA Method File	G012122_8011_W_CLT.m	Comment	
Tune File		Tune Date	
Batch Name	G012122_8011_W_CLT.batch.bin	Last Calib Update	1/24/2022 11:53:09 AM
Ref Library			

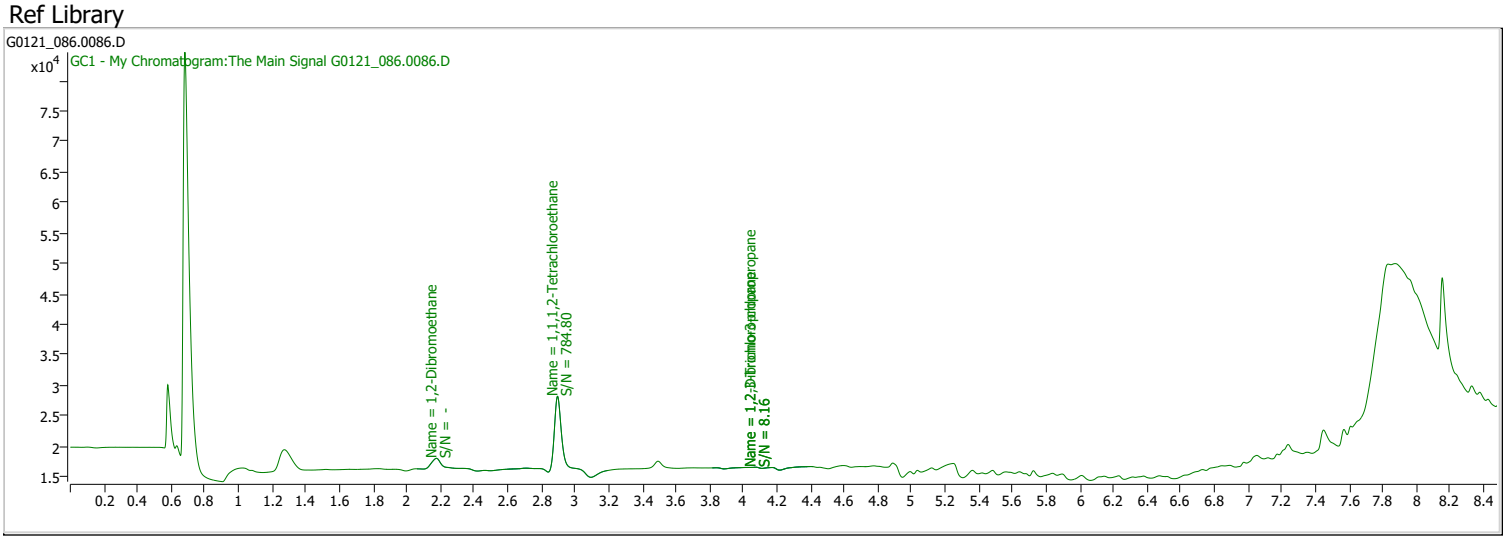

Compound	RT	QIon	Resp.	Conc.	Units		Dev(Min)
Internal Standards							
System Monitoring Compounds							
S 1,1,1,2-Tetrachloroethane	2.895	0.0	32673	0.0943	µg/L	m	-0.001
Spiked Amount: 0.100	Range: 70.0 - 130.0%			Recovery = 94.26%			
Target Compounds							**QValue**
M 1,2-Dibromoethane	2.177	0.0	0		µg/L	md	1

(#) = Qualifier Out of Range; (m) = Manual Integration; (+) = Area Summed; (*) = Surrogate Percent Recovery Out of Range; (d): Zeroed Peak

Compound	Conc.	RT	Dev(Min)	Resp.	QIon	QRatio	Lower	Upper
1,2-Dibromoethane		0		0				

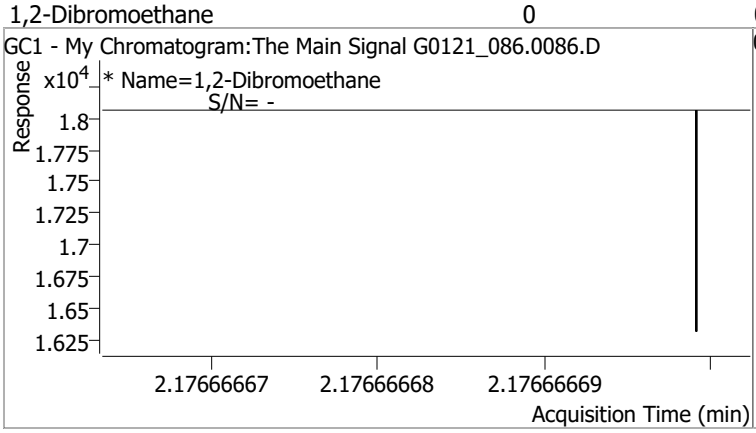

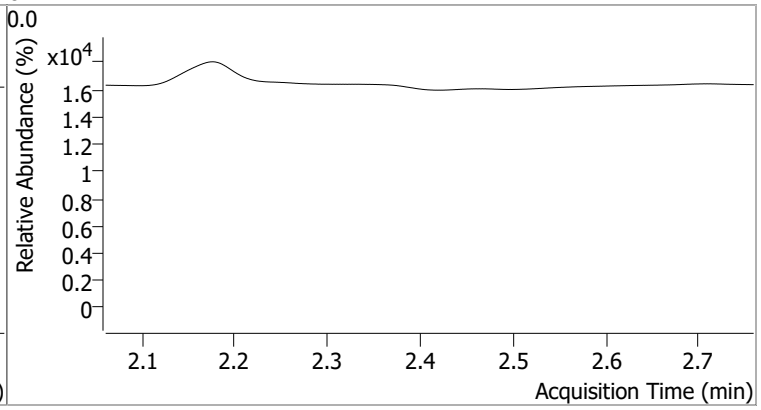

Compound	Conc.	RT	Dev(Min)	Resp.	QIon	QRatio	Lower	Upper
1,1,1,2-Tetrachloroethane	0.0943	2.90	0.00	32673 (m)				

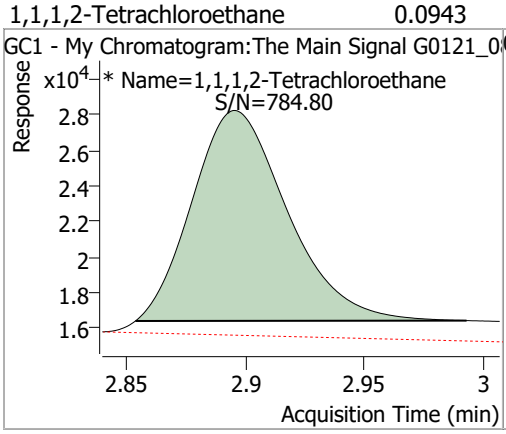

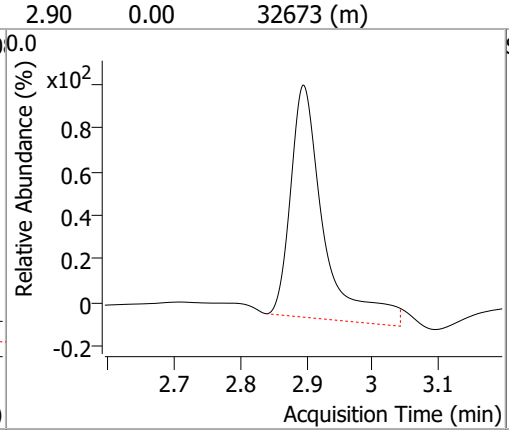

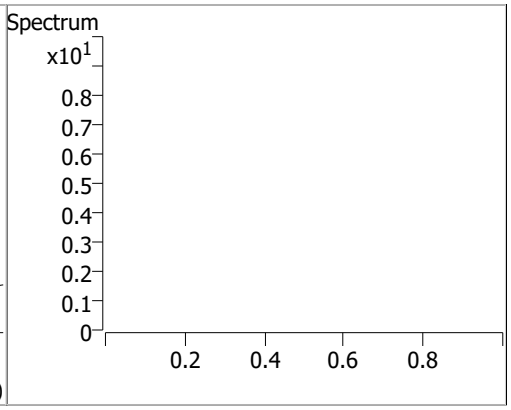

Quantitation Results Report (QT Reviewed)

Data File	G0121_087.0087.D	Operator	
Acq. Method	testAcqFileNamePath	Acq. Date-Time	1/22/2022 2:14:24 PM
Sample Name	B22011137-004A	Instrument	WJB
Vial		Multiplier	1.00
DA Method File	G012122_8011_W_CLT.m	Comment	
Tune File		Tune Date	
Batch Name	G012122_8011_W_CLT.batch.bin	Last Calib Update	1/24/2022 11:53:09 AM
Ref Library			

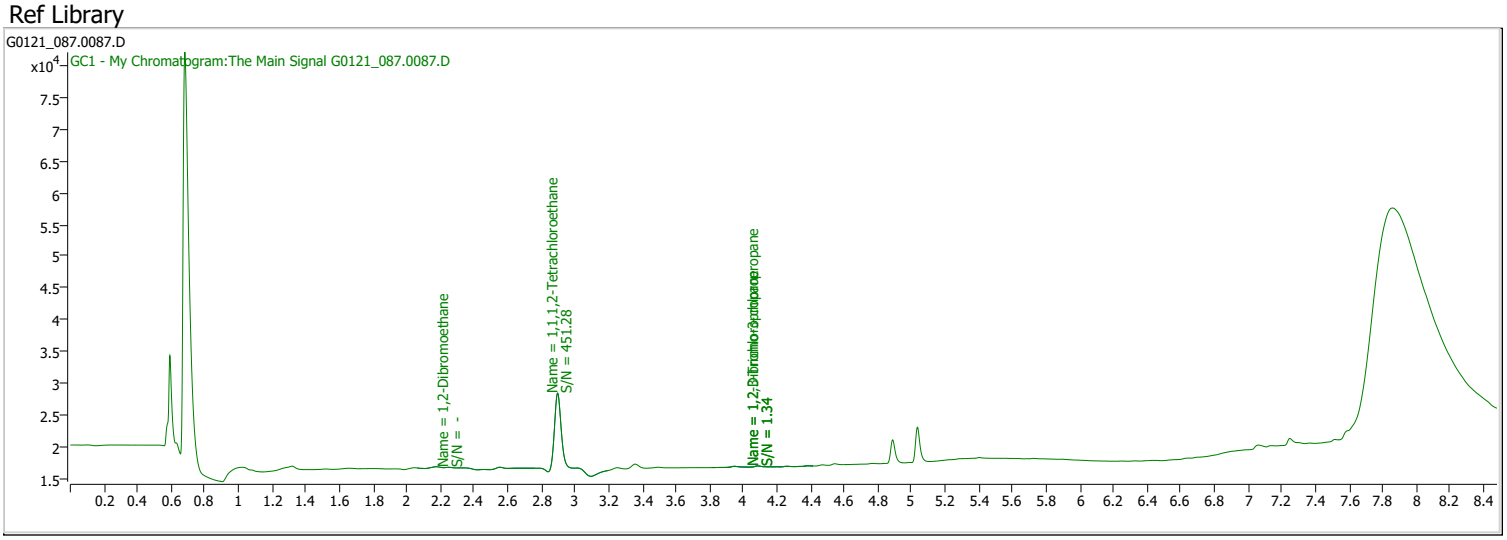

Compound	RT	QIon	Resp.	Conc.	Units		Dev(Min)
Internal Standards							
System Monitoring Compounds							
S 1,1,1,2-Tetrachloroethane	2.896	0.0	31822	0.0921	µg/L	m	0.000
Spiked Amount: 0.100	Range: 70.0 - 130.0%			Recovery = 92.10%			
Target Compounds							**QValue**
M 1,2-Dibromoethane	2.245	0.0	0		µg/L	md	1

(#) = Qualifier Out of Range; (m) = Manual Integration; (+) = Area Summed; (*) = Surrogate Percent Recovery Out of Range; (d): Zeroed Peak

Compound	Conc.	RT	Dev(Min)	Resp.	QIon	QRatio	Lower	Upper
1,2-Dibromoethane		0		0				

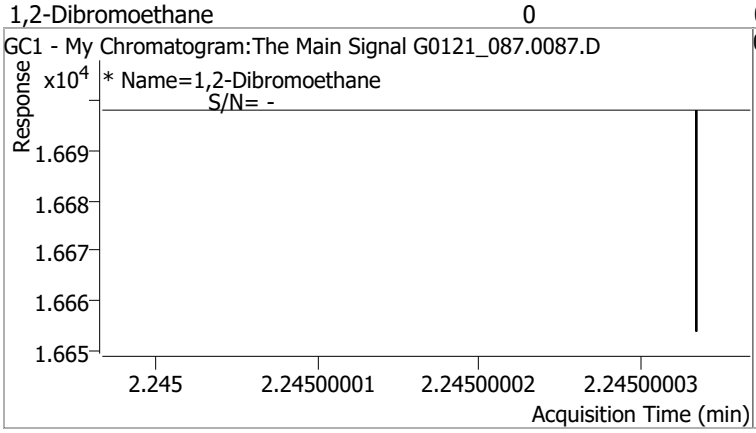

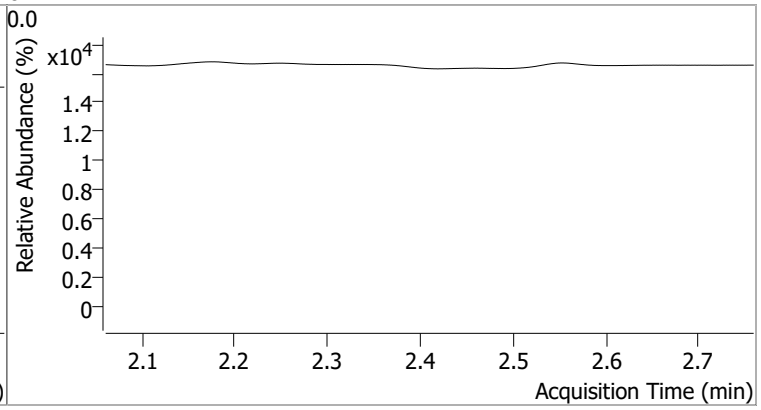

Compound	Conc.	RT	Dev(Min)	Resp.	QIon	QRatio	Lower	Upper
1,1,1,2-Tetrachloroethane	0.0921	2.90	0.00	31822 (m)				

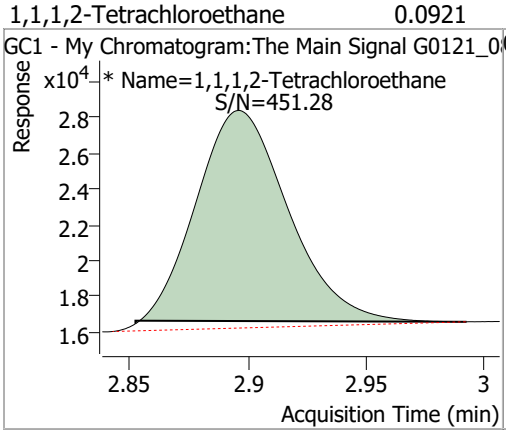

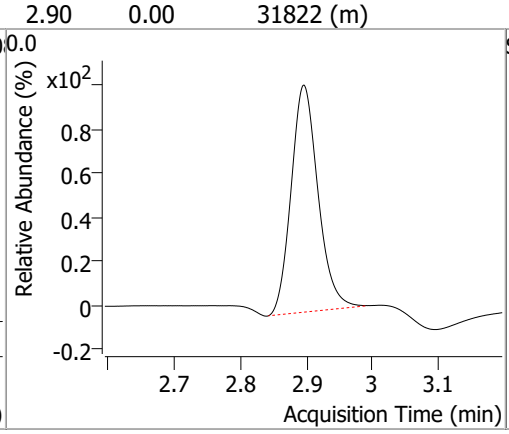

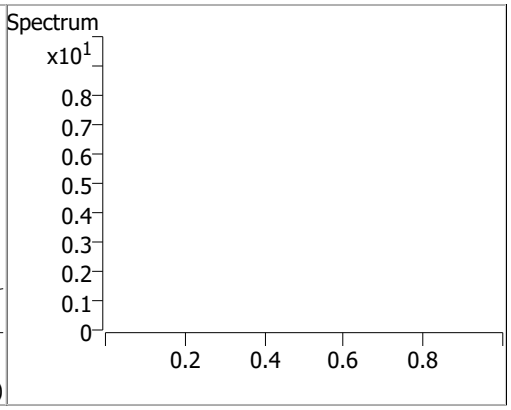

Quantitation Results Report (QT Reviewed)

Data File	G0121_088.0088.D	Operator	
Acq. Method	testAcqFileNamePath	Acq. Date-Time	1/22/2022 2:34:18 PM
Sample Name	B22011214-001H	Instrument	WJB
Vial		Multiplier	1.00
DA Method File	G012122_8011_W_CLT.m	Comment	
Tune File		Tune Date	
Batch Name	G012122_8011_W_CLT.batch.bin	Last Calib Update	1/24/2022 11:53:09 AM
Ref Library			

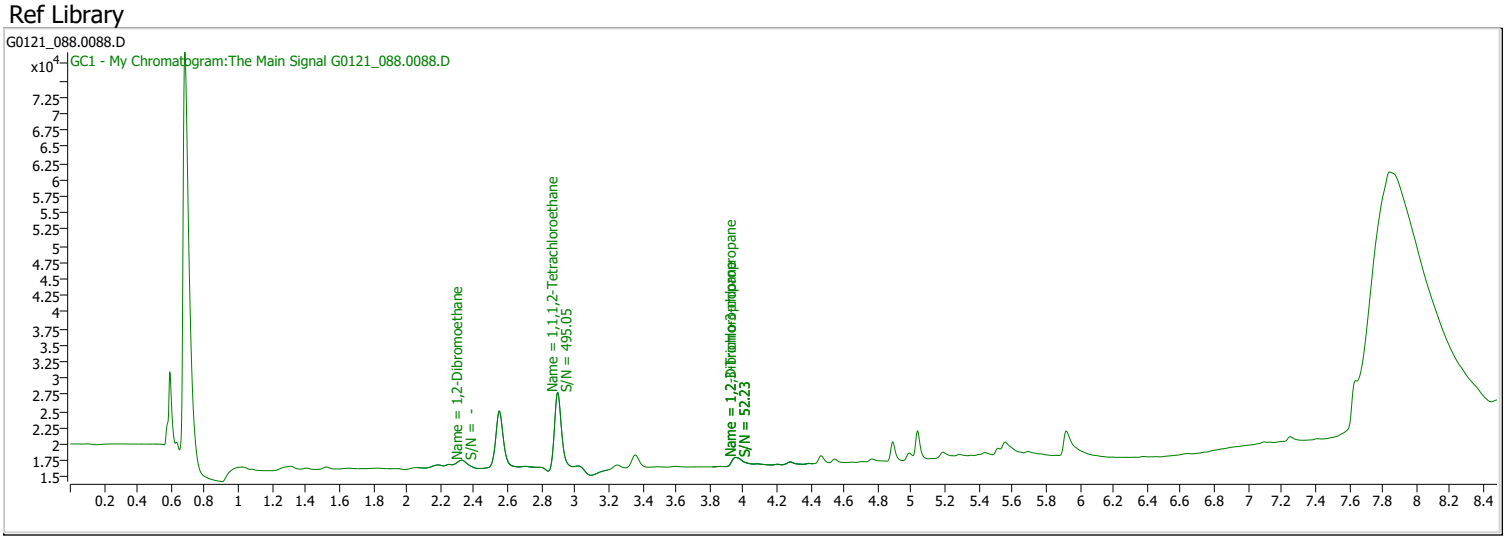

Compound	RT	QIon	Resp.	Conc.	Units		Dev(Min)
Internal Standards							
System Monitoring Compounds							
S 1,1,1,2-Tetrachloroethane	2.896	0.0	31567	0.0915	µg/L	m	0.000
Spiked Amount: 0.100	Range: 70.0 - 130.0%			Recovery = 91.45%			
Target Compounds							**QValue**
M 1,2-Dibromoethane	2.328	0.0	0		µg/L	md	1

(#) = Qualifier Out of Range; (m) = Manual Integration; (+) = Area Summed; (*) = Surrogate Percent Recovery Out of Range; (d): Zeroed Peak

Compound	Conc.	RT	Dev(Min)	Resp.	QIon	QRatio	Lower	Upper
1,2-Dibromoethane		0		0				

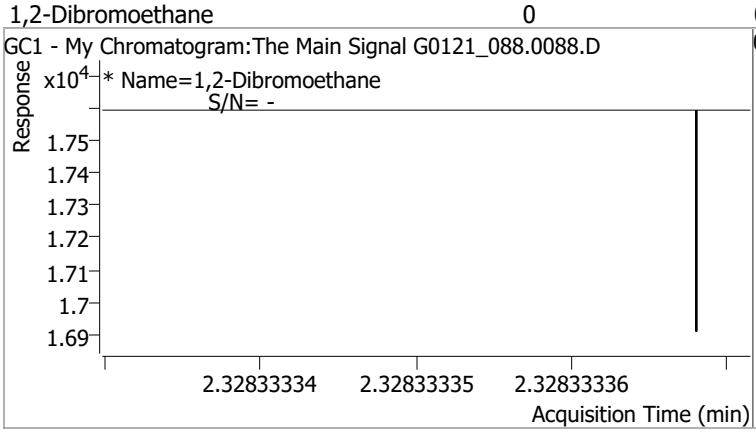

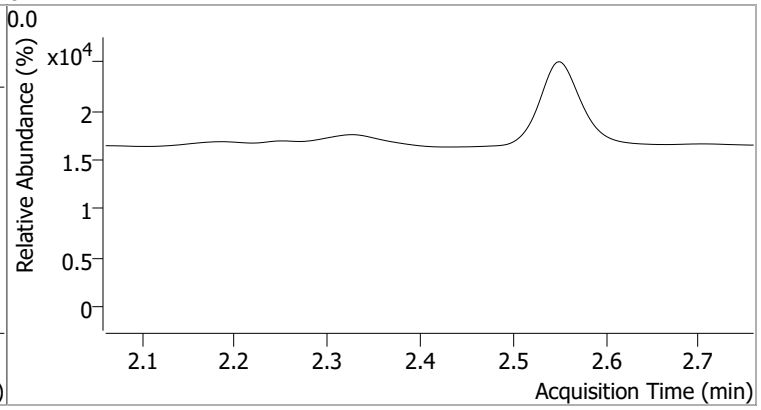

Compound	Conc.	RT	Dev(Min)	Resp.	QIon	QRatio	Lower	Upper
1,1,1,2-Tetrachloroethane	0.0915	2.90	0.00	31567 (m)				

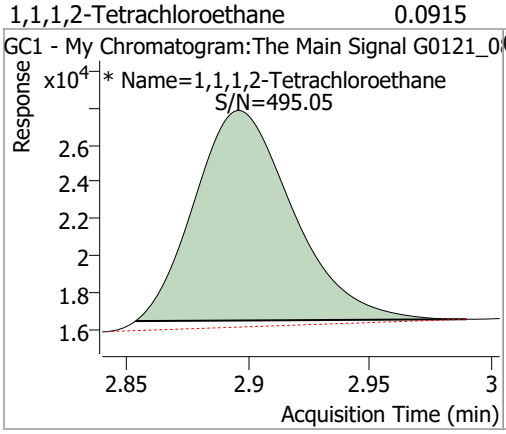

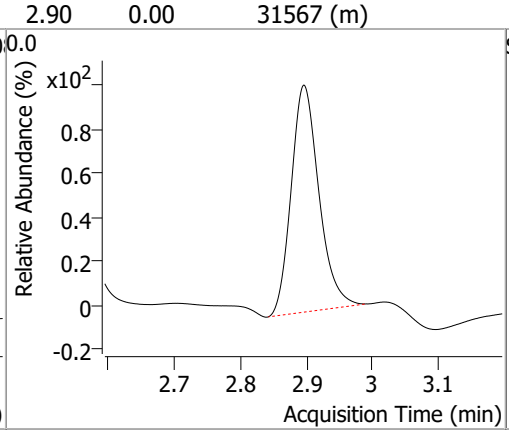

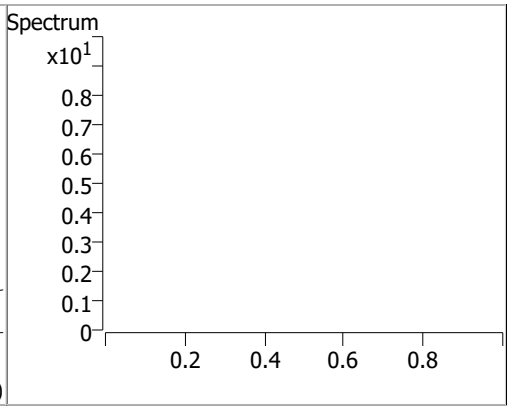

Quantitation Results Report (QT Reviewed)

Data File	G0121_089.0089.D	Operator	
Acq. Method	testAcqFileNamePath	Acq. Date-Time	1/22/2022 2:54:23 PM
Sample Name	B22011214-004A	Instrument	WJB
Vial		Multiplier	1.00
DA Method File	G012122_8011_W_CLT.m	Comment	
Tune File		Tune Date	
Batch Name	G012122_8011_W_CLT.batch.bin	Last Calib Update	1/24/2022 11:53:09 AM
Ref Library			

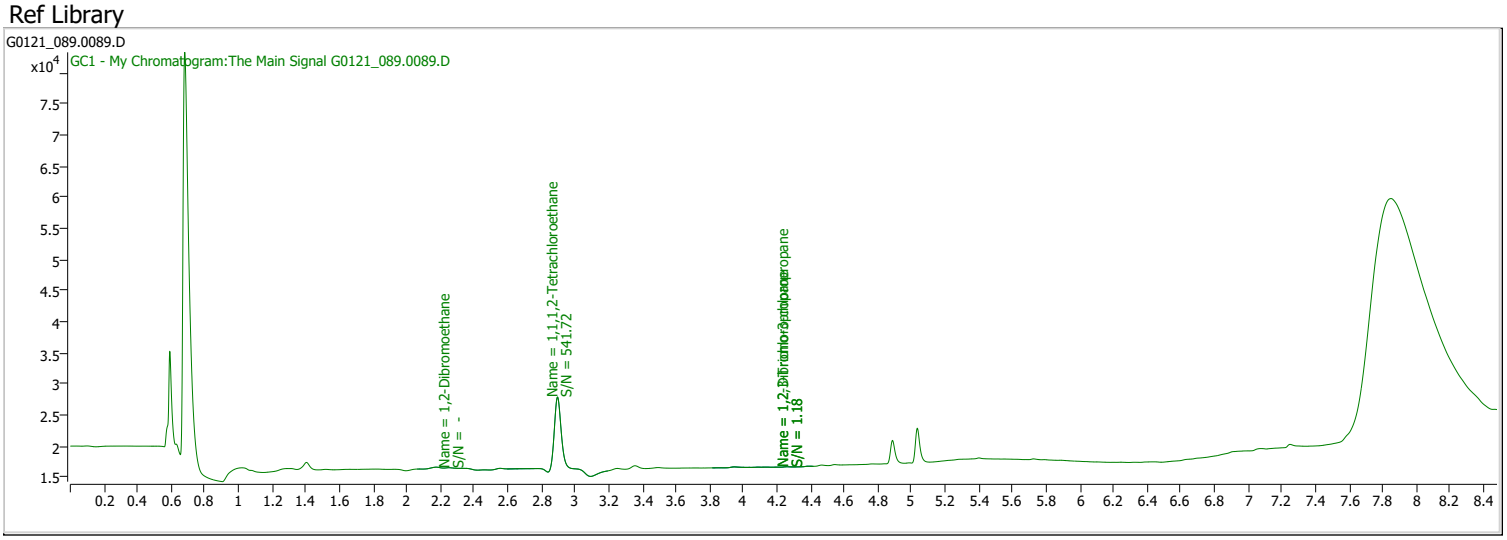

Compound	RT	QIon	Resp.	Conc.	Units		Dev(Min)
Internal Standards							
System Monitoring Compounds							
S 1,1,1,2-Tetrachloroethane	2.895	0.0	32103	0.0928	µg/L	m	-0.001
Spiked Amount: 0.100	Range: 70.0 - 130.0%			Recovery = 92.81%			
Target Compounds							**QValue**
M 1,2-Dibromoethane	2.253	0.0	0		µg/L	md	1

(#) = Qualifier Out of Range; (m) = Manual Integration; (+) = Area Summed; (*) = Surrogate Percent Recovery Out of Range; (d): Zeroed Peak

Compound	Conc.	RT	Dev(Min)	Resp.	QIon	QRatio	Lower	Upper
1,2-Dibromoethane		0		0				

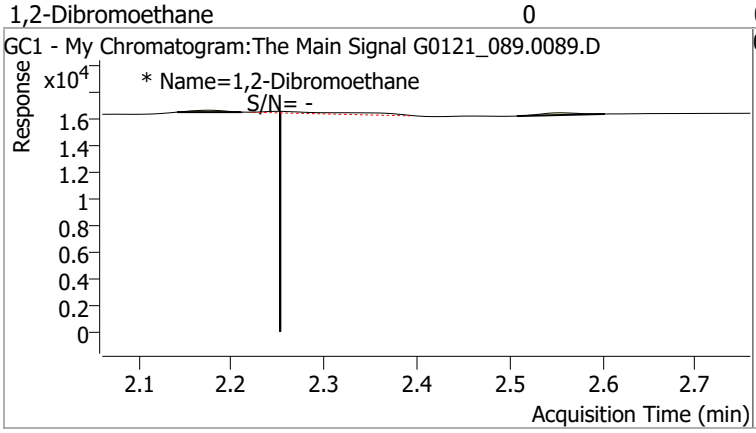

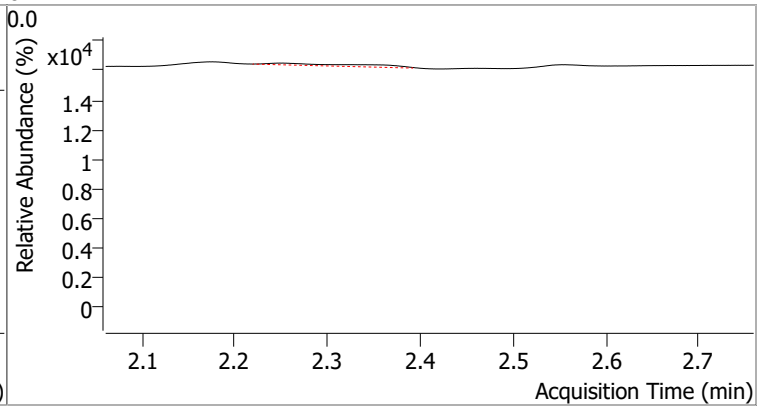

Compound	Conc.	RT	Dev(Min)	Resp.	QIon	QRatio	Lower	Upper
1,1,1,2-Tetrachloroethane	0.0928	2.90	0.00	32103 (m)				

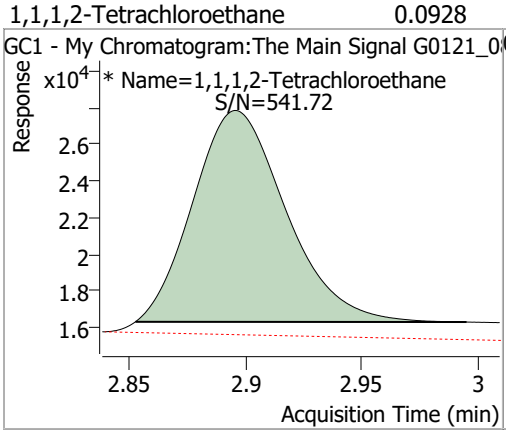

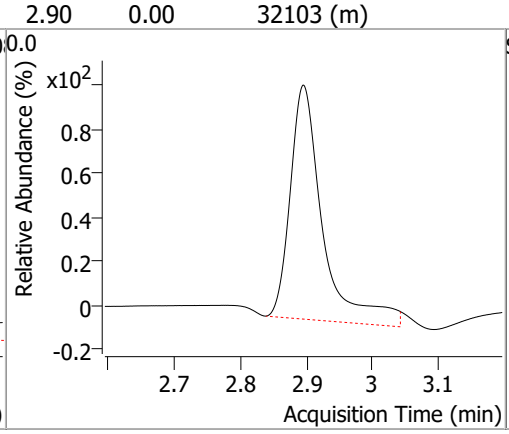

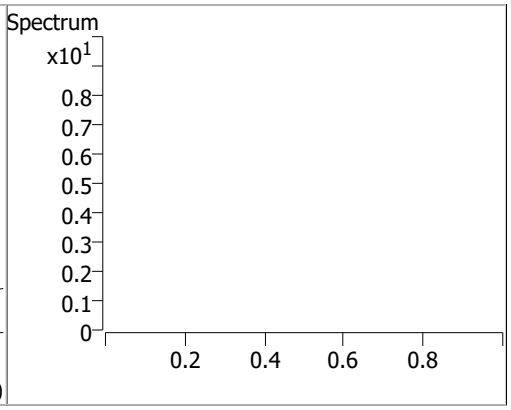

Quantitation Results Report (QT Reviewed)

Data File	G0121_090.0090.D	Operator	
Acq. Method	testAcqFileNamePath	Acq. Date-Time	1/22/2022 3:53:46 PM
Sample Name	B22011227-001H	Instrument	WJB
Vial		Multiplier	1.00
DA Method File	G012122_8011_W_CLT.m	Comment	
Tune File		Tune Date	
Batch Name	G012122_8011_W_CLT.batch.bin	Last Calib Update	1/24/2022 11:53:09 AM
Ref Library			

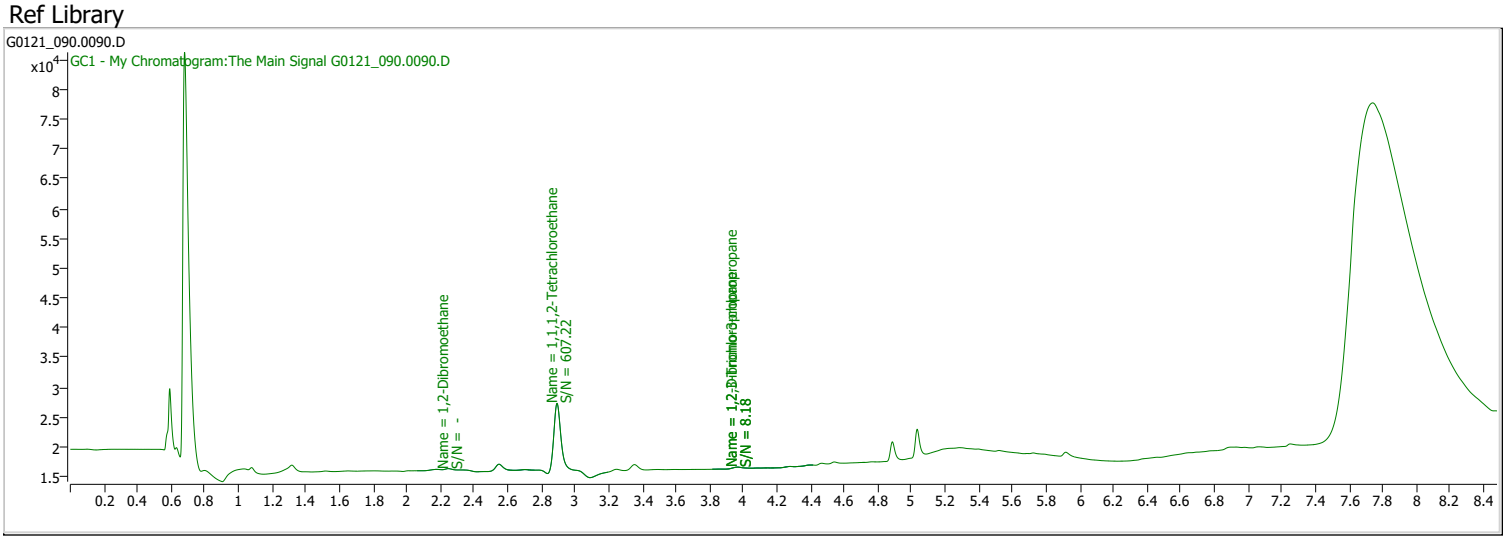

Compound	RT	QIon	Resp.	Conc.	Units		Dev(Min)
Internal Standards							
System Monitoring Compounds							
S 1,1,1,2-Tetrachloroethane	2.893	0.0	31884	0.0923	µg/L	m	-0.003
Spiked Amount: 0.100	Range: 70.0 - 130.0%			Recovery = 92.26%			
Target Compounds							**QValue**
M 1,2-Dibromoethane	2.246	0.0	0		µg/L	md	1

(#) = Qualifier Out of Range; (m) = Manual Integration; (+) = Area Summed; (*) = Surrogate Percent Recovery Out of Range; (d): Zeroed Peak

Compound	Conc.	RT	Dev(Min)	Resp.	QIon	QRatio	Lower	Upper
1,2-Dibromoethane		0		0				

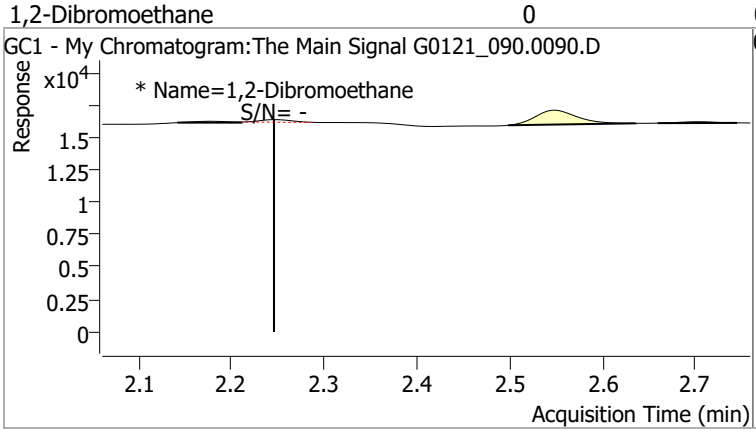

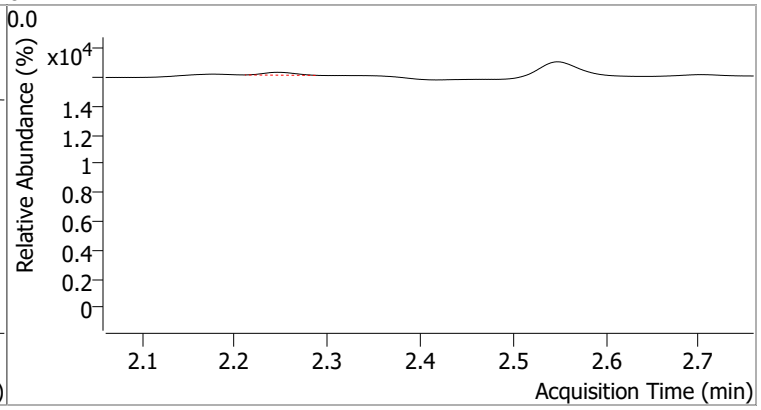

Compound	Conc.	RT	Dev(Min)	Resp.	QIon	QRatio	Lower	Upper
1,1,1,2-Tetrachloroethane	0.0923	2.89	0.00	31884 (m)				

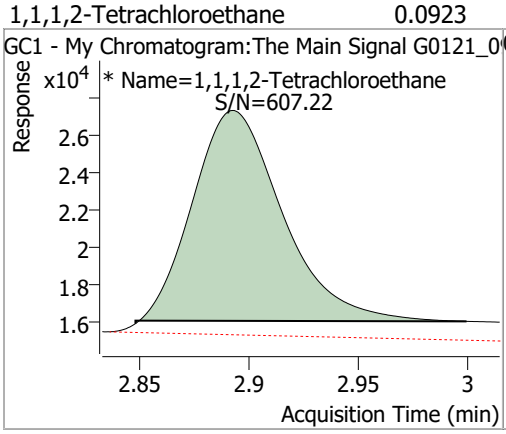

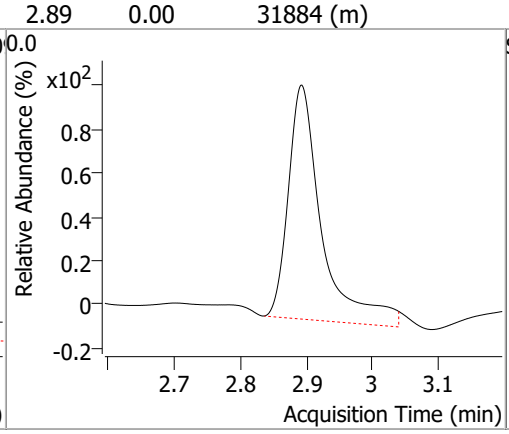

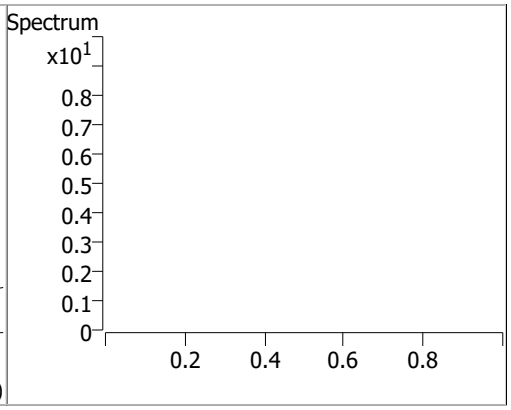

Quantitation Results Report (QT Reviewed)

Data File	G0121_091.0091.D	Operator	
Acq. Method	testAcqFileNamePath	Acq. Date-Time	1/22/2022 4:13:34 PM
Sample Name	B22011227-004A	Instrument	WJB
Vial		Multiplier	1.00
DA Method File	G012122_8011_W_CLT.m	Comment	
Tune File		Tune Date	
Batch Name	G012122_8011_W_CLT.batch.bin	Last Calib Update	1/24/2022 11:53:09 AM
Ref Library			

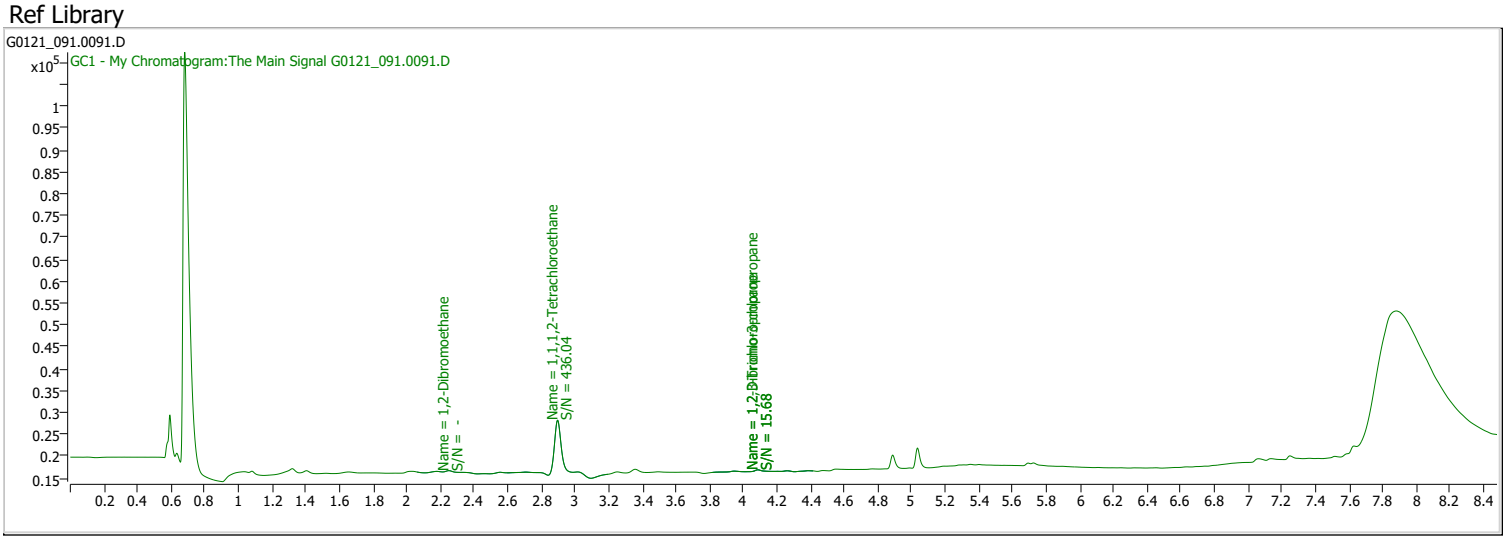

Compound	RT	QIon	Resp.	Conc.	Units		Dev(Min)
Internal Standards							
System Monitoring Compounds							
S 1,1,1,2-Tetrachloroethane	2.896	0.0	32237	0.0932	µg/L	m	0.000
Spiked Amount: 0.100	Range: 70.0 - 130.0%			Recovery = 93.15%			
Target Compounds							**QValue**
M 1,2-Dibromoethane	2.248	0.0	0		µg/L	md	1

(#) = Qualifier Out of Range; (m) = Manual Integration; (+) = Area Summed; (*) = Surrogate Percent Recovery Out of Range; (d): Zeroed Peak

Compound	Conc.	RT	Dev(Min)	Resp.	QIon	QRatio	Lower	Upper
1,2-Dibromoethane		0		0				

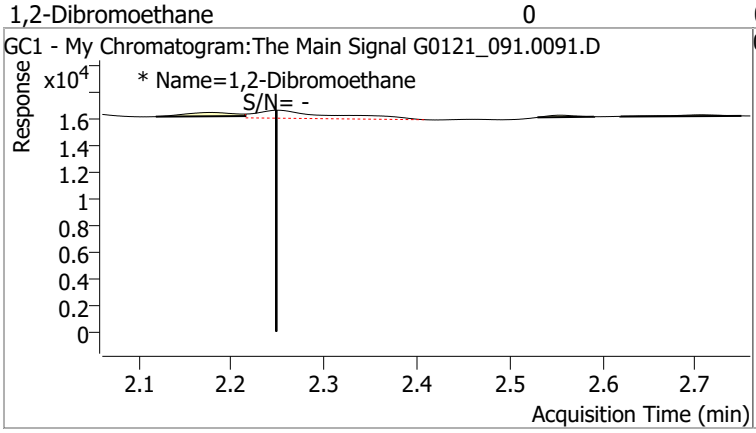

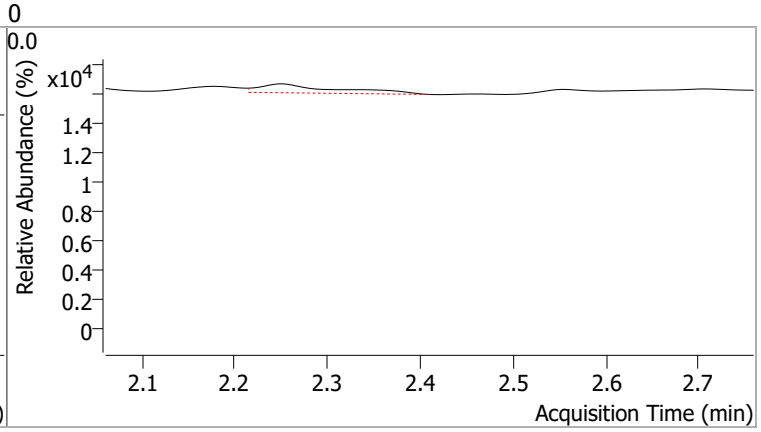

Compound	Conc.	RT	Dev(Min)	Resp.	QIon	QRatio	Lower	Upper
1,1,1,2-Tetrachloroethane	0.0932	2.90	0.00	32237 (m)				

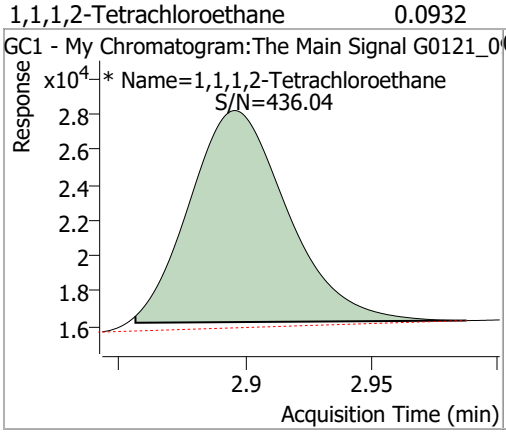

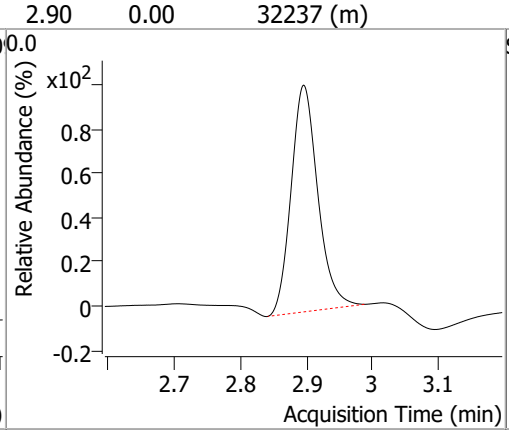

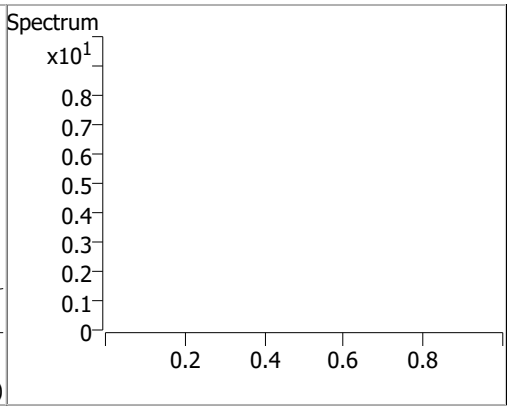

Quantitation Results Report (QT Reviewed)

Data File	G0121_092.0092.D	Operator	
Acq. Method	testAcqFileNamePath	Acq. Date-Time	1/22/2022 4:33:52 PM
Sample Name	Hexan	Instrument	WJB
Vial		Multiplier	1.00
DA Method File	G012122_8011_W_CLT.m	Comment	
Tune File		Tune Date	
Batch Name	G012122_8011_W_CLT.batch.bin	Last Calib Update	1/24/2022 11:53:09 AM
Ref Library			

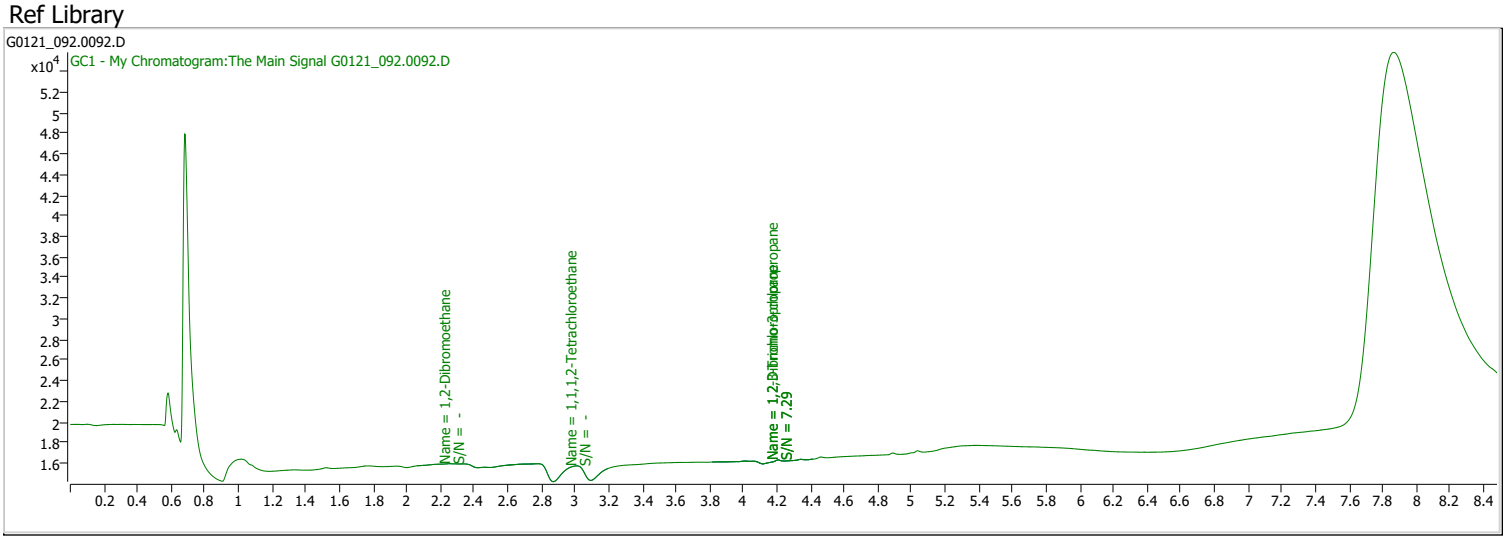

Compound	RT	QIon	Resp.	Conc.	Units		Dev(Min)
Internal Standards							
System Monitoring Compounds							
S 1,1,1,2-Tetrachloroethane	3.008	0.0	0		µg/L	md	0.112
Spiked Amount: 0.100	Range: 70.0 - 130.0%			Recovery = NA%			
Target Compounds							**QValue**
M 1,2-Dibromoethane	2.258	0.0	0		µg/L	md	1

(#) = Qualifier Out of Range; (m) = Manual Integration; (+) = Area Summed; (*) = Surrogate Percent Recovery Out of Range; (d): Zeroed Peak

Compound	Conc.	RT	Dev(Min)	Resp.	QIon	QRatio	Lower	Upper
1,2-Dibromoethane		0		0				

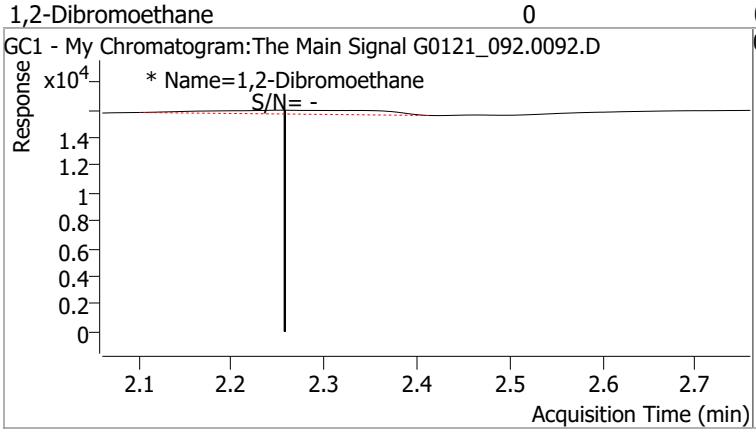

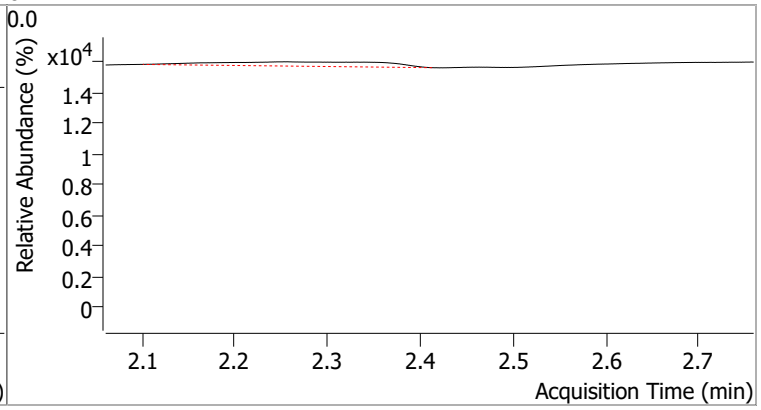

Compound	Conc.	RT	Dev(Min)	Resp.	QIon	QRatio	Lower	Upper
1,1,1,2-Tetrachloroethane		0		0				

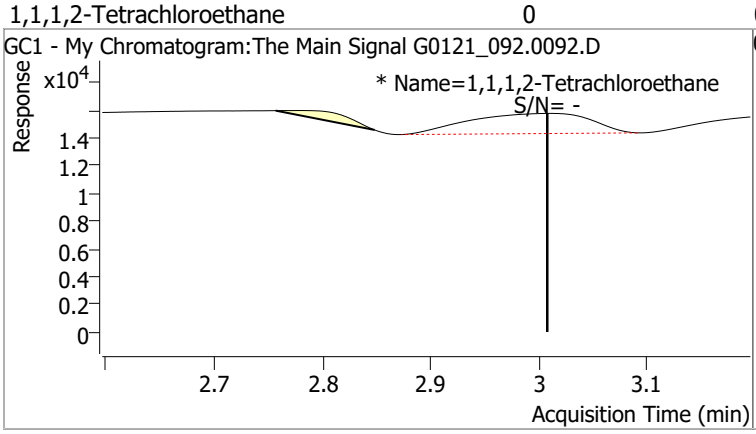

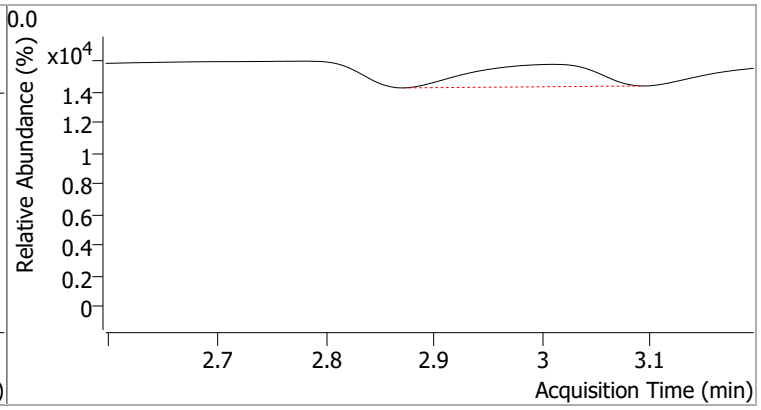

Quantitation Results Report (QT Reviewed)

Data File	G0121_093.0093.D	Operator	
Acq. Method	testAcqFileNamePath	Acq. Date-Time	1/22/2022 4:53:30 PM
Sample Name	CK3-163129	Instrument	WJB
Vial		Multiplier	1.00
DA Method File	G012122_8011_W_CLT.m	Comment	
Tune File		Tune Date	
Batch Name	G012122_8011_W_CLT.batch.bin	Last Calib Update	1/24/2022 11:53:09 AM
Ref Library			

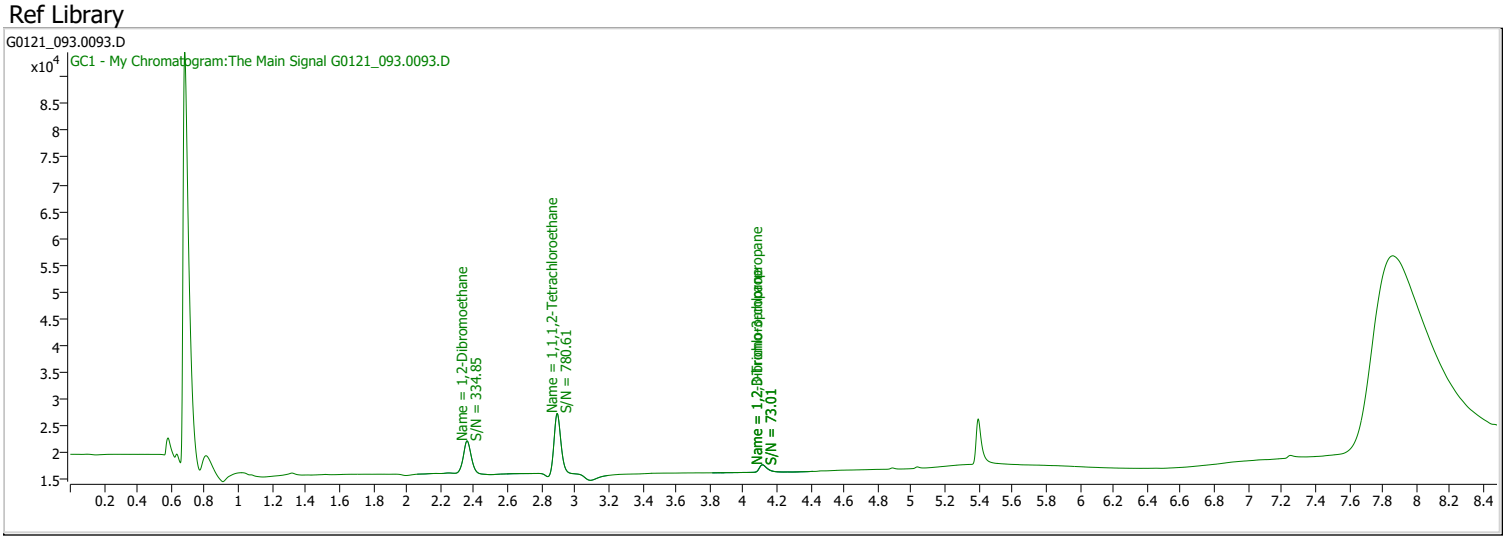

Compound	RT	QIon	Resp.	Conc.	Units		Dev(Min)
Internal Standards							
System Monitoring Compounds							
S 1,1,1,2-Tetrachloroethane	2.893	0.0	30938	0.0899	µg/L	m	-0.003
Spiked Amount: 0.100	Range: 70.0 - 130.0%			Recovery = 89.86%			
Target Compounds							**QValue**
M 1,2-Dibromoethane	2.358	0.0	20028	0.1011	µg/L		100

(#) = Qualifier Out of Range; (m) = Manual Integration; (+) = Area Summed; (*) = Surrogate Percent Recovery Out of Range; (d): Zeroed Peak

Compound	Conc.	RT	Dev(Min)	Resp.	QIon	QRatio	Lower	Upper
1,2-Dibromoethane	0.1011	2.36	0.00	20028				

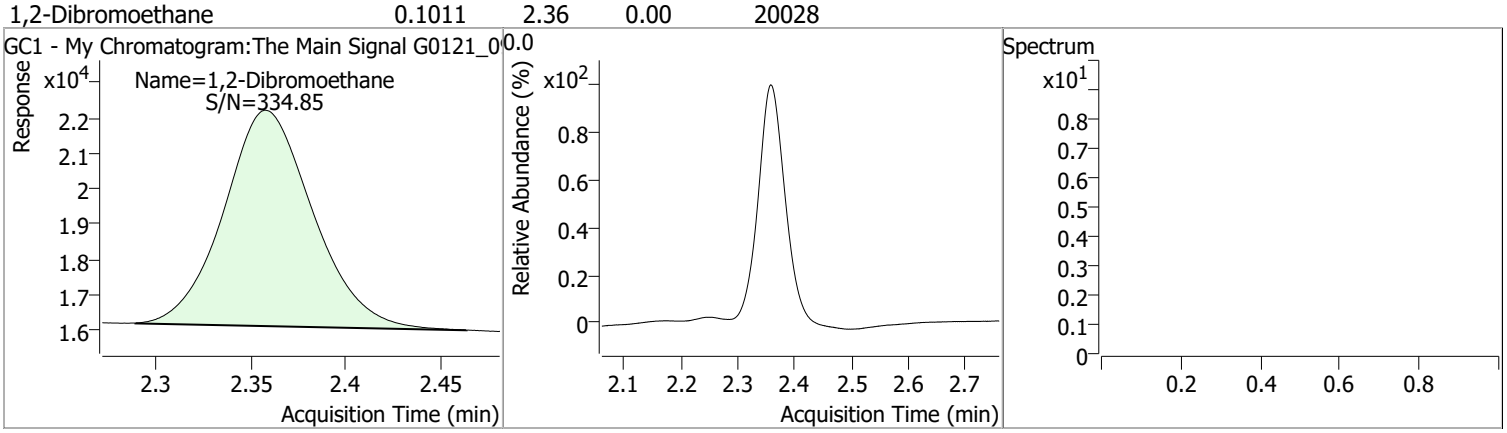

Compound	Conc.	RT	Dev(Min)	Resp.	QIon	QRatio	Lower	Upper
1,1,1,2-Tetrachloroethane	0.0899	2.89	0.00	30938 (m)				

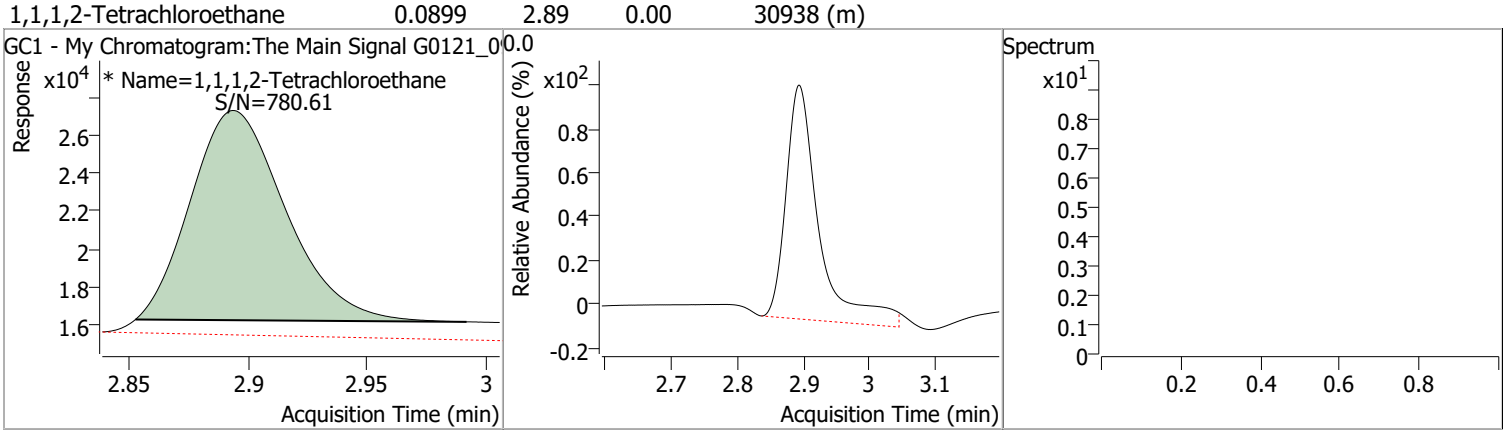

Quantitation Results Report (QT Reviewed)

Data File	G0121_094.0094.D	Operator	
Acq. Method	testAcqFileNamePath	Acq. Date-Time	1/22/2022 5:13:55 PM
Sample Name	B22011228-001H	Instrument	WJB
Vial		Multiplier	1.00
DA Method File	G012122_8011_W_CLT.m	Comment	
Tune File		Tune Date	
Batch Name	G012122_8011_W_CLT.batch.bin	Last Calib Update	1/24/2022 11:53:09 AM
Ref Library			

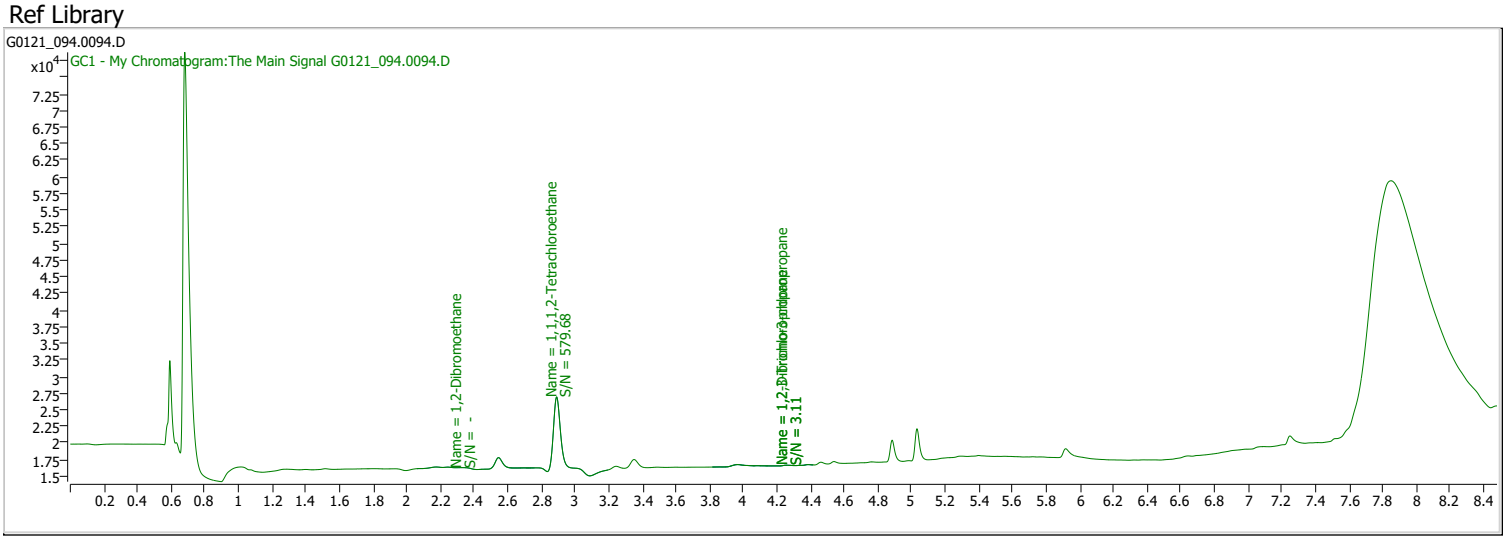

Compound	RT	QIon	Resp.	Conc.	Units		Dev(Min)
Internal Standards							
System Monitoring Compounds							
S 1,1,1,2-Tetrachloroethane	2.890	0.0	30060	0.0876	µg/L	m	-0.006
Spiked Amount: 0.100	Range: 70.0 - 130.0%			Recovery = 87.63%			
Target Compounds							**QValue**
M 1,2-Dibromoethane	2.323	0.0	0		µg/L	md	1

(#) = Qualifier Out of Range; (m) = Manual Integration; (+) = Area Summed; (*) = Surrogate Percent Recovery Out of Range; (d): Zeroed Peak

Compound	Conc.	RT	Dev(Min)	Resp.	QIon	QRatio	Lower	Upper
1,2-Dibromoethane		0		0				

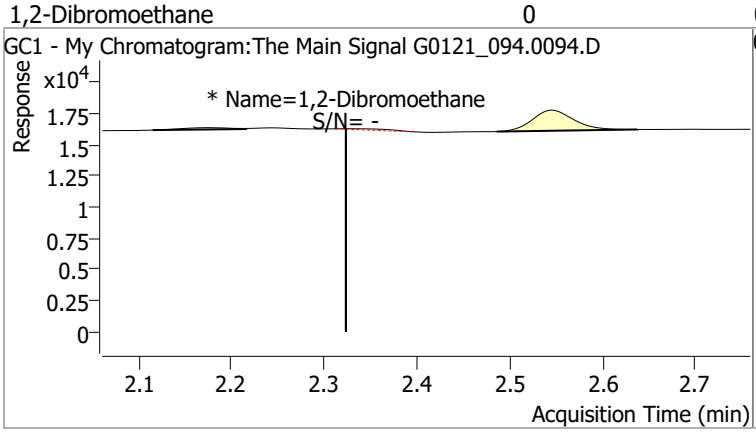

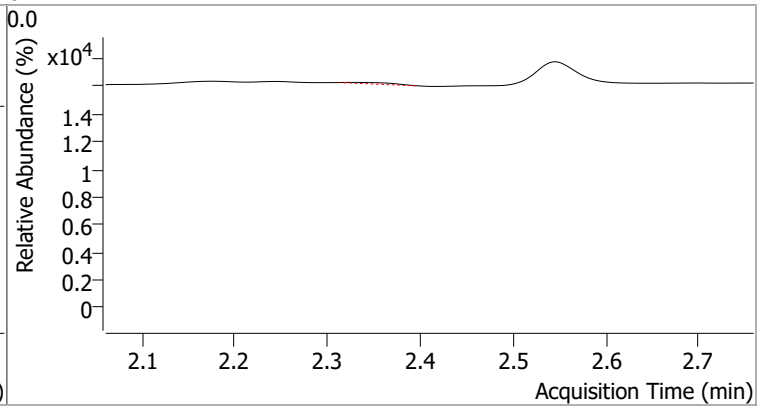

Compound	Conc.	RT	Dev(Min)	Resp.	QIon	QRatio	Lower	Upper
1,1,1,2-Tetrachloroethane	0.0876	2.89	-0.01	30060 (m)				

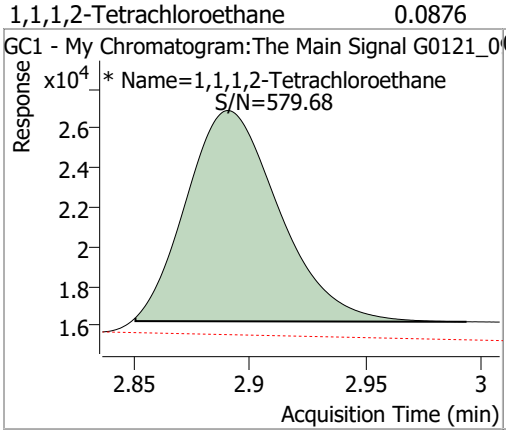

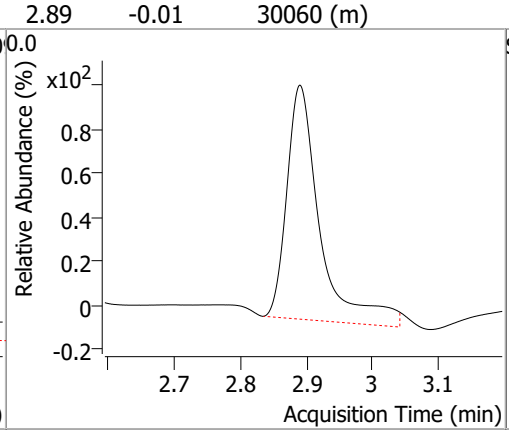

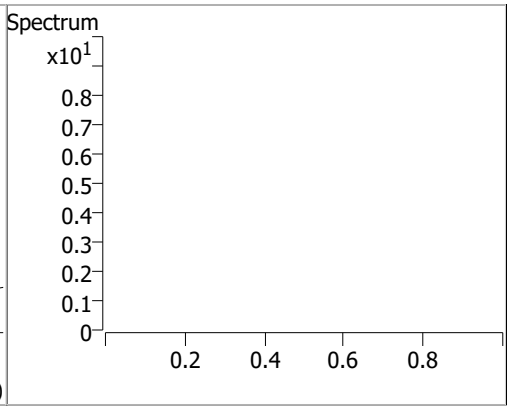

Quantitation Results Report (QT Reviewed)

Data File	G0121_095.0095.D	Operator	
Acq. Method	testAcqFileNamePath	Acq. Date-Time	1/22/2022 5:33:25 PM
Sample Name	B22011228-004A	Instrument	WJB
Vial		Multiplier	1.00
DA Method File	G012122_8011_W_CLT.m	Comment	
Tune File		Tune Date	
Batch Name	G012122_8011_W_CLT.batch.bin	Last Calib Update	1/24/2022 11:53:09 AM
Ref Library			

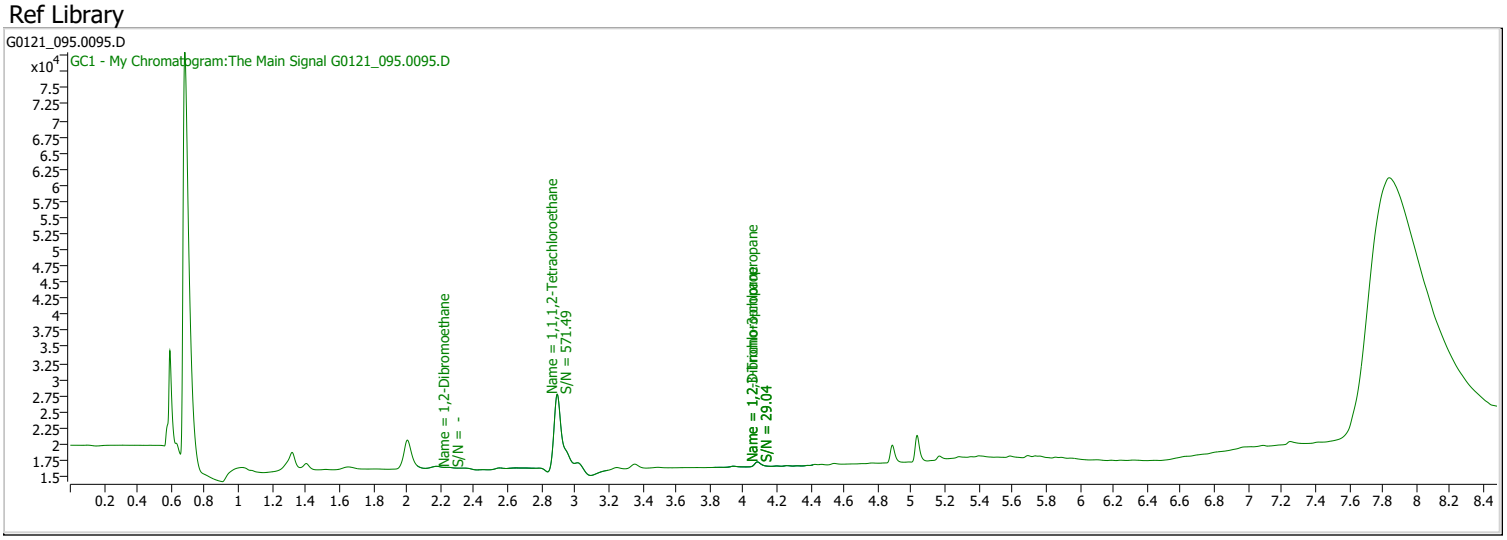

Compound	RT	QIon	Resp.	Conc.	Units		Dev(Min)
Internal Standards							
System Monitoring Compounds							
S 1,1,1,2-Tetrachloroethane	2.893	0.0	31607	0.0916	µg/L	m	-0.003
Spiked Amount: 0.100	Range: 70.0 - 130.0%			Recovery = 91.55%			
Target Compounds							**QValue**
M 1,2-Dibromoethane	2.251	0.0	0		µg/L	md	1

(#) = Qualifier Out of Range; (m) = Manual Integration; (+) = Area Summed; (*) = Surrogate Percent Recovery Out of Range; (d): Zeroed Peak

Compound	Conc.	RT	Dev(Min)	Resp.	QIon	QRatio	Lower	Upper
1,2-Dibromoethane		0		0				

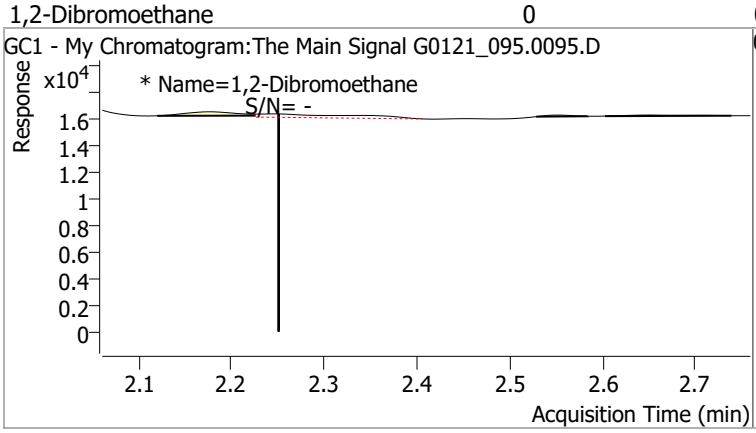

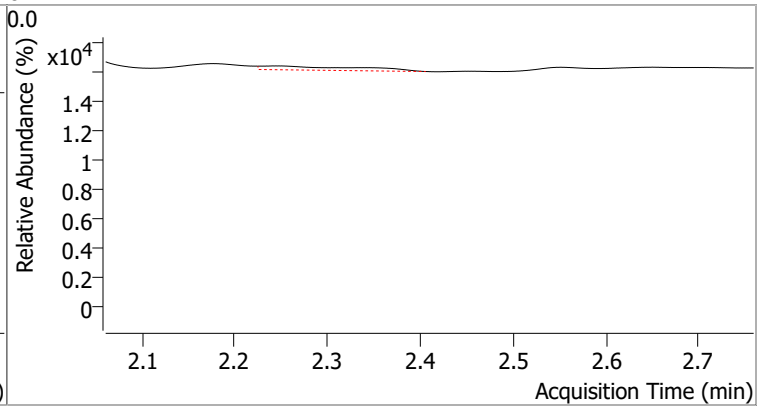

Compound	Conc.	RT	Dev(Min)	Resp.	QIon	QRatio	Lower	Upper
1,1,1,2-Tetrachloroethane	0.0916	2.89	0.00	31607 (m)				

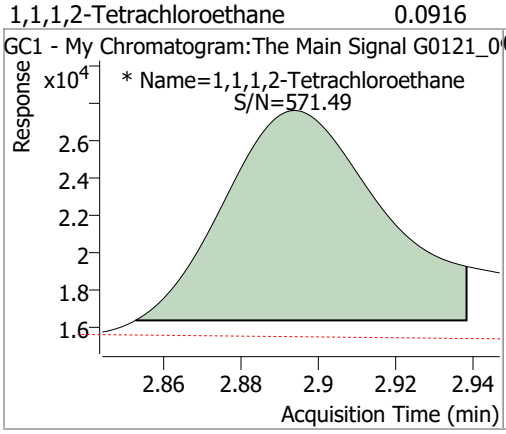

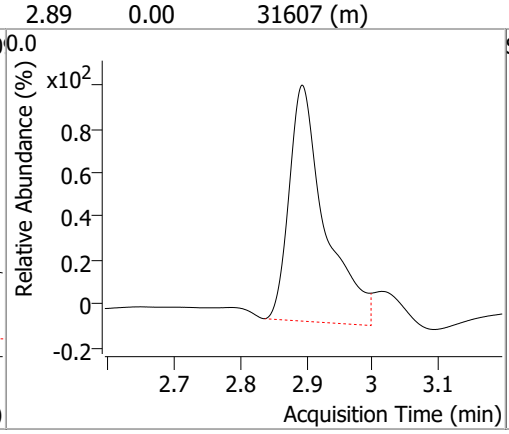

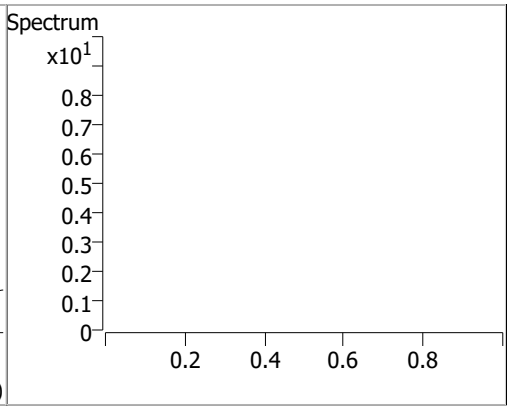

Quantitation Results Report (QT Reviewed)

Data File	G0121_096.0096.D	Operator	
Acq. Method	testAcqFileNamePath	Acq. Date-Time	1/22/2022 5:53:29 PM
Sample Name	Hexan	Instrument	WJB
Vial		Multiplier	1.00
DA Method File	G012122_8011_W_CLT.m	Comment	
Tune File		Tune Date	
Batch Name	G012122_8011_W_CLT.batch.bin	Last Calib Update	1/24/2022 11:53:09 AM
Ref Library			

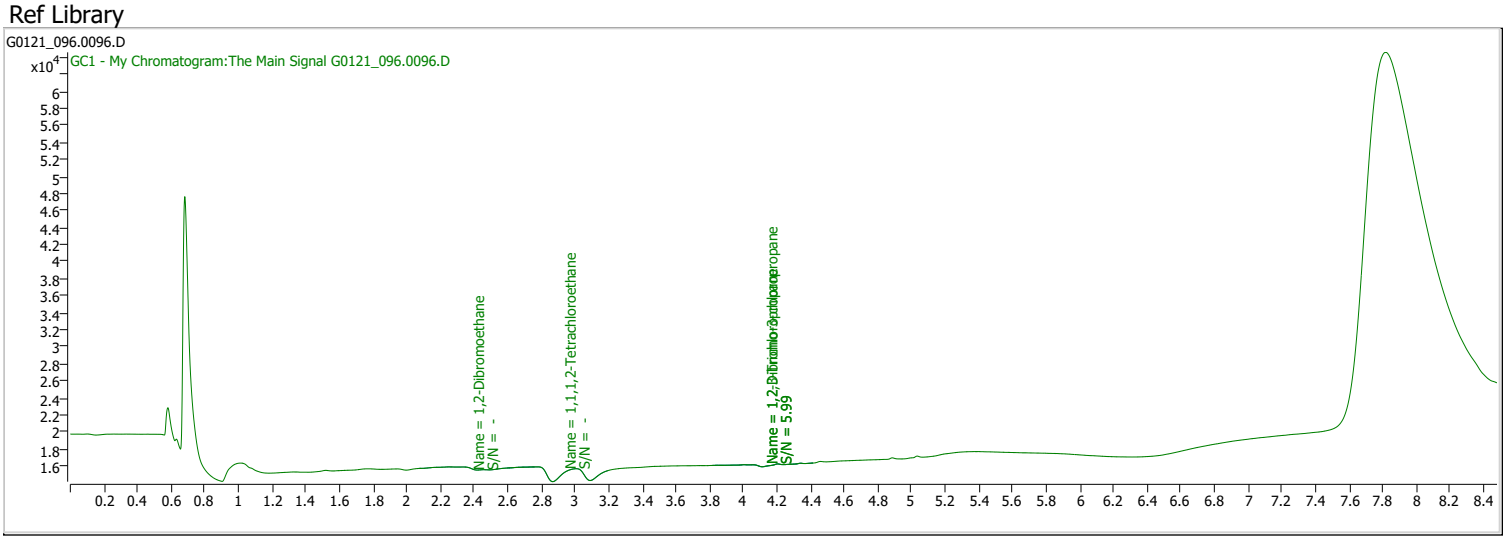

Compound	RT	QIon	Resp.	Conc.	Units		Dev(Min)
Internal Standards							
System Monitoring Compounds							
S 1,1,1,2-Tetrachloroethane	3.004	0.0	0		µg/L	md	0.108
Spiked Amount: 0.100	Range: 70.0 - 130.0%			Recovery = NA%			
Target Compounds							**QValue**
M 1,2-Dibromoethane	2.459	0.0	0		µg/L	md	1

(#) = Qualifier Out of Range; (m) = Manual Integration; (+) = Area Summed; (*) = Surrogate Percent Recovery Out of Range; (d): Zeroed Peak

Compound	Conc.	RT	Dev(Min)	Resp.	QIon	QRatio	Lower	Upper
1,2-Dibromoethane		0		0				

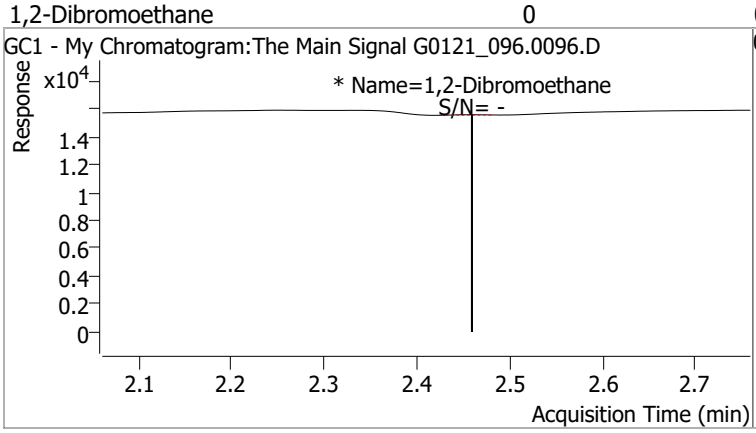

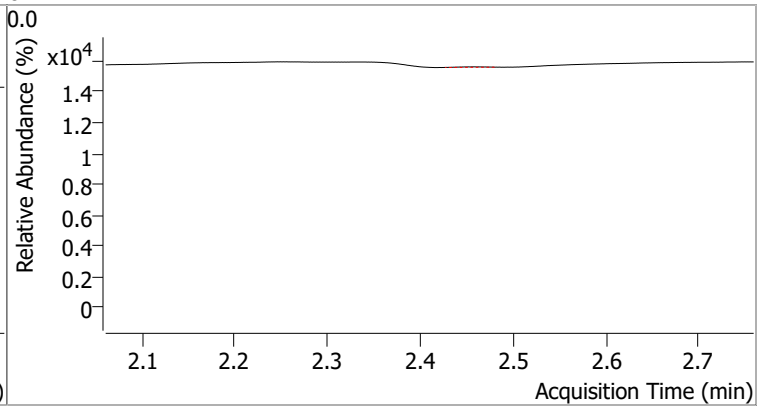

Compound	Conc.	RT	Dev(Min)	Resp.	QIon	QRatio	Lower	Upper
1,1,1,2-Tetrachloroethane		0		0				

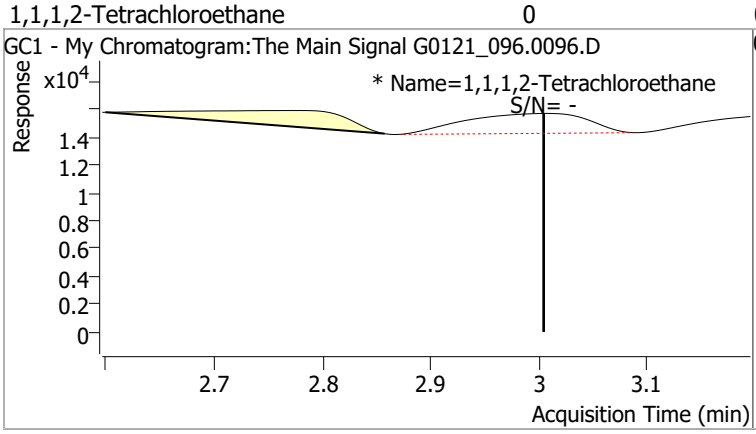

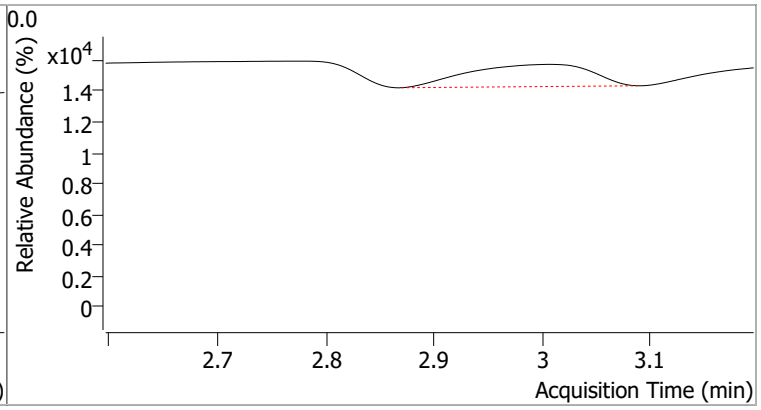

Quantitation Results Report (QT Reviewed)

Data File	G0121_097.0097.D	Operator	
Acq. Method	testAcqFileNamePath	Acq. Date-Time	1/22/2022 6:13:35 PM
Sample Name	CK5-163129	Instrument	WJB
Vial		Multiplier	1.00
DA Method File	G012122_8011_W_CLT.m	Comment	
Tune File		Tune Date	
Batch Name	G012122_8011_W_CLT.batch.bin	Last Calib Update	1/24/2022 11:53:09 AM
Ref Library			

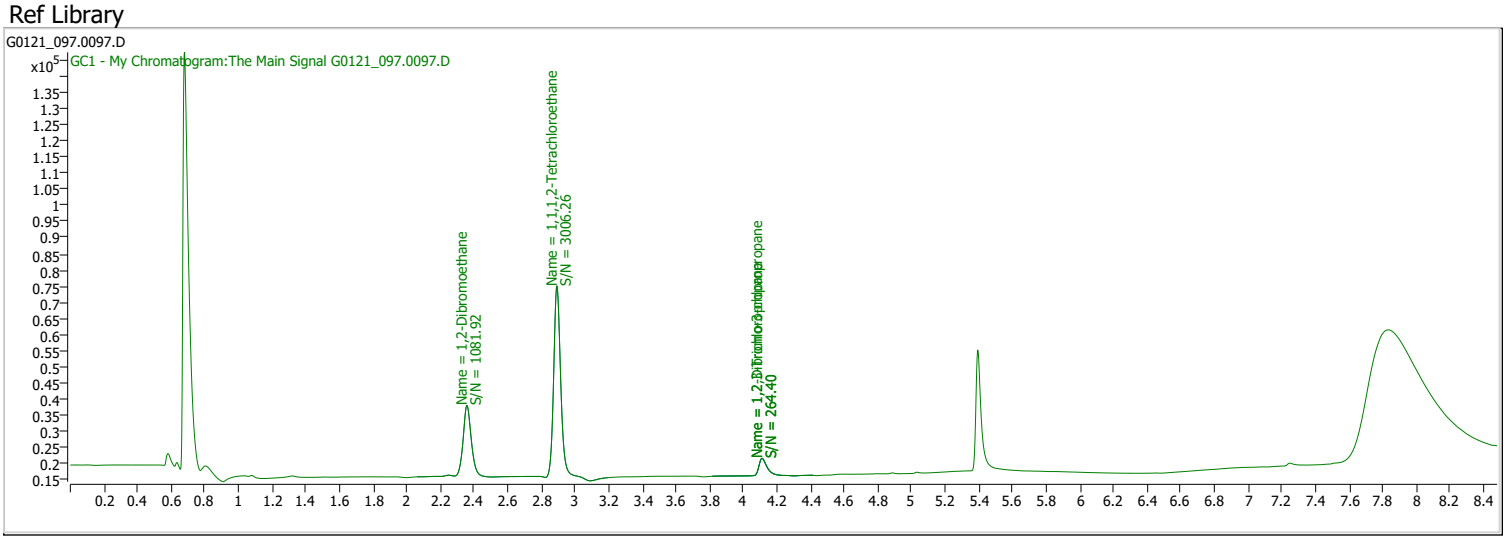

Compound	RT	QIon	Resp.	Conc.	Units		Dev(Min)
Internal Standards							
System Monitoring Compounds							
S 1,1,1,2-Tetrachloroethane	2.892	0.0	170339	0.4231	µg/L	m	-0.004
Spiked Amount: 0.100	Range: 70.0 - 130.0%			Recovery = 423.11%		*	
Target Compounds							**QValue**
M 1,2-Dibromoethane	2.357	0.0	74755	0.3943	µg/L		100

(#) = Qualifier Out of Range; (m) = Manual Integration; (+) = Area Summed; (*) = Surrogate Percent Recovery Out of Range; (d): Zeroed Peak

Compound	Conc.	RT	Dev(Min)	Resp.	QIon	QRatio	Lower	Upper
1,2-Dibromoethane	0.3943	2.36	0.00	74755				

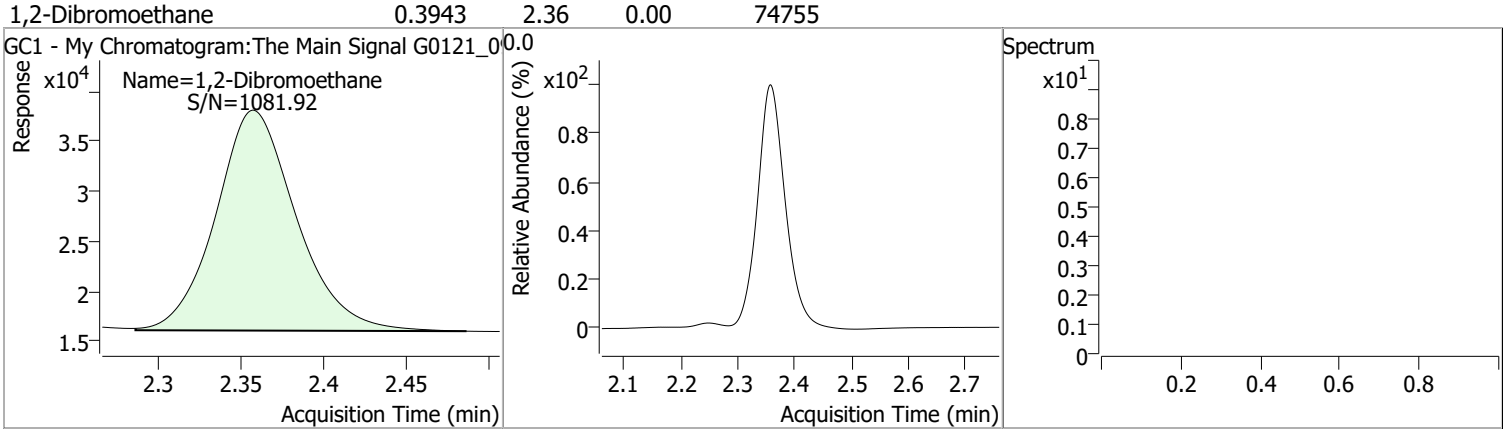

Compound	Conc.	RT	Dev(Min)	Resp.	QIon	QRatio	Lower	Upper
1,1,1,2-Tetrachloroethane	0.4231	2.89	0.00	170339 (m)				

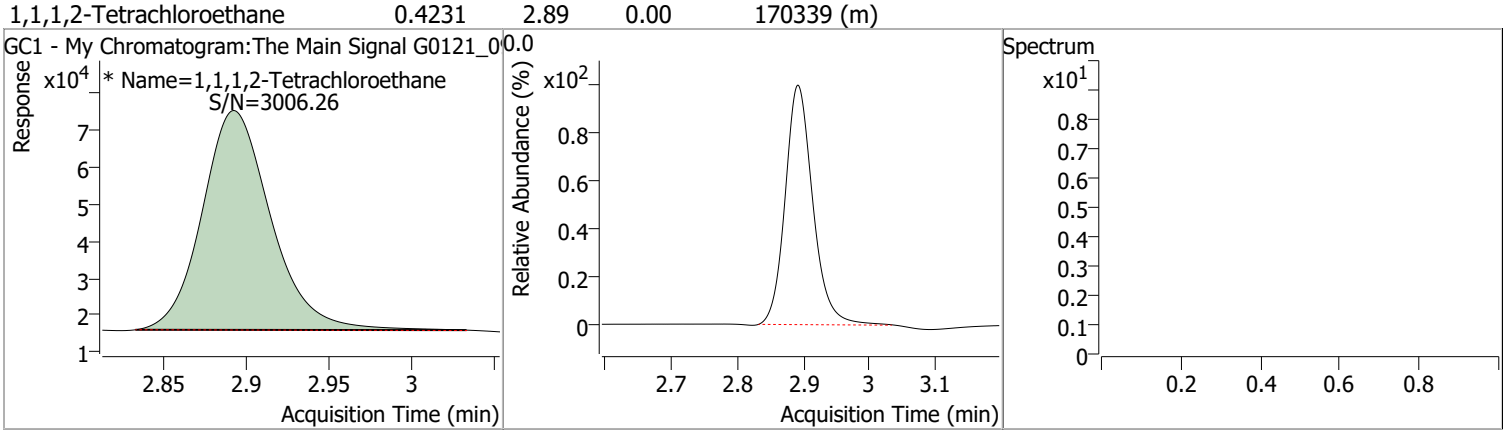

Audit Trail report

Batch name and path: \\MASSHUNTER\Org\Data\GECD.I\G012122\aiaexport\QuantResults\G012122_8011_W_CLT.batch.bin
Quant batch version: 10.0
Quant reporting version: 10.0

Name	User	Time	Action	Reason	Comment	Succeed	Exception
CmdNewBatchTable	BL2000\ctran	1/24/2022 9:59:56 AM	Create new batch \\MASSHUNTER\Org\Data\GECD.I\G012122\aiaexport\G012122_8011_W_CLT.batch.bin			✓	

Audit Trail report

Name	User	Time	Action	Reason	Comment	Succeed	Exception
CmdImportSamplesFromWorklist	BL2000\ctran	1/24/2022 10:00:31 AM	Add samples from worklist: \\MASSHUNTER\Org\Data\GECD.I\G012122\aiaexport\G0121_097.0097.D, \\MASSHUNTER\Org\Data\GECD.I\G012122\aiaexport\G0121_096.0096.D, \\MASSHUNTER\Org\Data\GECD.I\G012122\aiaexport\G0121_095.0095.D, \\MASSHUNTER\Org\Data\GECD.I\G012122\aiaexport\G0121_094.0094.D, \\MASSHUNTER\Org\Data\GECD.I\G012122\aiaexport\G0121_093.0093.D, \\MASSHUNTER\Org\Data\GECD.I\G012122\aiaexport\G0121_092.0092.D, \\MASSHUNTER\Org\Data\GECD.I\G012122\aiaexport\G0121_091.0091.D, \\MASSHUNTER\Org\Data\GECD.I\G012122\aiaexport\G0121_090.0090.D, \\MASSHUNTER\Org\Data\GECD.I\G012122\aiaexport\G0121_089.0089.D, \\MASSHUNTER\Org\Data\GECD.I\G012122\aiaexport\G0121_088.0088.D, \\MASSHUNTER\Org\Data\GECD.I\G012122\aiaexport\G0121_087.0087.D, \\MASSHUNTER\Org\Data\GECD.I\G012122\aiaexport\G0121_086.0086.D, \\MASSHUNTER\Org\Data\GECD.I\G012122\aiaexport\G0121_085.0085.D, \\MASSHUNTER\Org\Data\GECD.I\G012122\aiaexport\G0121_084.0084.D, \\MASSHUNTER\Org\Data\GECD.I\G012122\aiaexport\G0121_083.0083.D, \\MASSHUNTER\Org\Data\GECD.I\G012122\aiaexport\G0121_082.0082.D, \\MASSHUNTER\Org\Data\GECD.I\G012122\aiaexport\G0121_081.0081.D, \\MASSHUNTER\Org\Data\GECD.I\G012122\aiaexport\G0121_080.0080.D, \\MASSHUNTER\Org\Data\GECD.I\G012122\aiaexport\G0121_079.0079.D, \\MASSHUNTER\Org\Data\GECD.I\G012122\aiaexport\G0121_078.0078.D, \\MASSHUNTER\Org\Data\GECD.I\G012122\aiaexport\G0121_077.0077.D, \\MASSHUNTER\Org\Data\GECD.I\G012122\aiaexport\G0121_076.0076.D, \\MASSHUNTER\Org\Data\GECD.I\G012122\aiaexport\G0121_075.0075.D, \\MASSHUNTER\Org\Data\GECD.I\G012122\aiaexport\G0121_074.0074.D, \\MASSHUNTER\Org\Data\GECD.I\G012122\aiaexport\G0121_073.0073.D, \\MASSHUNTER\Org\Data\GECD.I\G012122\aiaexport\G0121_072.0072.D, \\MASSHUNTER\Org\Data\GECD.I\G012122\aiaexport\G0121_071.0071.D, \\MASSHUNTER\Org\Data\GECD.I\G012122\aiaexport\G0121_070.0070.D, \\MASSHUNTER\Org\Data\GECD.I\G012122\aiaexport\G0121_069.0069.D,			✓	

Name	User	Time	Action	Reason	Comment	Succeed	Exception
			\\MASSHUNTER\Org\Data\GECD.I\G012122\aiaexport\G0121_068.0068.D, \\MASSHUNTER\Org\Data\GECD.I\G012122\aiaexport\G0121_067.0067.D, \\MASSHUNTER\Org\Data\GECD.I\G012122\aiaexport\G0121_066.0066.D, \\MASSHUNTER\Org\Data\GECD.I\G012122\aiaexport\G0121_065.0065.D, \\MASSHUNTER\Org\Data\GECD.I\G012122\aiaexport\G0121_064.0064.D, \\MASSHUNTER\Org\Data\GECD.I\G012122\aiaexport\G0121_063.0063.D, \\MASSHUNTER\Org\Data\GECD.I\G012122\aiaexport\G0121_062.0062.D, \\MASSHUNTER\Org\Data\GECD.I\G012122\aiaexport\G0121_061.0061.D, \\MASSHUNTER\Org\Data\GECD.I\G012122\aiaexport\G0121_060.0060.D, \\MASSHUNTER\Org\Data\GECD.I\G012122\aiaexport\G0121_059.0059.D, \\MASSHUNTER\Org\Data\GECD.I\G012122\aiaexport\G0121_058.0058.D, \\MASSHUNTER\Org\Data\GECD.I\G012122\aiaexport\G0121_057.0057.D, \\MASSHUNTER\Org\Data\GECD.I\G012122\aiaexport\G0121_056.0056.D, \\MASSHUNTER\Org\Data\GECD.I\G012122\aiaexport\G0121_055.0055.D, \\MASSHUNTER\Org\Data\GECD.I\G012122\aiaexport\G0121_054.0054.D, \\MASSHUNTER\Org\Data\GECD.I\G012122\aiaexport\G0121_053.0053.D, \\MASSHUNTER\Org\Data\GECD.I\G012122\aiaexport\G0121_052.0052.D, \\MASSHUNTER\Org\Data\GECD.I\G012122\aiaexport\G0121_051.0051.D, \\MASSHUNTER\Org\Data\GECD.I\G012122\aiaexport\G0121_050.0050.D, \\MASSHUNTER\Org\Data\GECD.I\G012122\aiaexport\G0121_049.0049.D, \\MASSHUNTER\Org\Data\GECD.I\G012122\aiaexport\G0121_048.0048.D, \\MASSHUNTER\Org\Data\GECD.I\G012122\aiaexport\G0121_047.0047.D, \\MASSHUNTER\Org\Data\GECD.I\G012122\aiaexport\G0121_046.0046.D, \\MASSHUNTER\Org\Data\GECD.I\G012122\aiaexport\G0121_045.0045.D, \\MASSHUNTER\Org\Data\GECD.I\G012122\aiaexport\G0121_044.0044.D, \\MASSHUNTER\Org\Data\GECD.I\G012122\aiaexport\G0121_043.0043.D, \\MASSHUNTER\Org\Data\GECD.I\G012122\aiaexport\G0121_042.0042.D, \\MASSHUNTER\Org\Data\GECD.I\G012122\aiaexport\G0121_041.0041.D, \\MASSHUNTER\Org\Data\GECD.I\G012122\aiaexport\G0121_040.0040.D, \\MASSHUNTER\Org\Data\GECD.I\G01				

Name	User	Time	Action	Reason	Comment	Succeed	Exception
			2122\aiaexport\G0121_039.0039.D, \\MASSHUNTER\Org\Data\GECD.I\G01 2122\aiaexport\G0121_038.0038.D, \\MASSHUNTER\Org\Data\GECD.I\G01 2122\aiaexport\G0121_037.0037.D, \\MASSHUNTER\Org\Data\GECD.I\G01 2122\aiaexport\G0121_036.0036.D, \\MASSHUNTER\Org\Data\GECD.I\G01 2122\aiaexport\G0121_035.0035.D, \\MASSHUNTER\Org\Data\GECD.I\G01 2122\aiaexport\G0121_034.0034.D, \\MASSHUNTER\Org\Data\GECD.I\G01 2122\aiaexport\G0121_033.0033.D, \\MASSHUNTER\Org\Data\GECD.I\G01 2122\aiaexport\G0121_032.0032.D, \\MASSHUNTER\Org\Data\GECD.I\G01 2122\aiaexport\G0121_031.0031.D, \\MASSHUNTER\Org\Data\GECD.I\G01 2122\aiaexport\G0121_030.0030.D, \\MASSHUNTER\Org\Data\GECD.I\G01 2122\aiaexport\G0121_029.0029.D, \\MASSHUNTER\Org\Data\GECD.I\G01 2122\aiaexport\G0121_028.0028.D, \\MASSHUNTER\Org\Data\GECD.I\G01 2122\aiaexport\G0121_027.0027.D, \\MASSHUNTER\Org\Data\GECD.I\G01 2122\aiaexport\G0121_026.0026.D, \\MASSHUNTER\Org\Data\GECD.I\G01 2122\aiaexport\G0121_025.0025.D, \\MASSHUNTER\Org\Data\GECD.I\G01 2122\aiaexport\G0121_024.0024.D, \\MASSHUNTER\Org\Data\GECD.I\G01 2122\aiaexport\G0121_023.0023.D, \\MASSHUNTER\Org\Data\GECD.I\G01 2122\aiaexport\G0121_022.0022.D, \\MASSHUNTER\Org\Data\GECD.I\G01 2122\aiaexport\G0121_021.0021.D				
CmdStartMethodEditing	BL2000\ctran	1/24/2022 10:00:44 AM	Start method editing			✓	
CmdImportMethodFrom File	BL2000\ctran	1/24/2022 10:00:45 AM	Import method from file \\MASSHUNTER\Org\Data\GECD.I\GECD_methods\G011922_8011_W_CLT.m			✓	
CmdApplyMethodToAllSamples	BL2000\ctran	1/24/2022 10:00:57 AM	Apply method to all samples			✓	
CmdMethodClear	BL2000\ctran	1/24/2022 10:00:57 AM	Clear method			✓	
CmdEndMethodEditing	BL2000\ctran	1/24/2022 10:00:58 AM	End method editing			✓	
CmdQuantitate	BL2000\ctran	1/24/2022 10:01:02 AM	Quantitate all compounds in all samples			✓	
CmdManuallyIntegrate DropBaseline	BL2000\ctran	1/24/2022 10:01:12 AM	Drop baseline for compound 1,2-Dibromoethane in sample G0121_022.0022.D to y = 16297, new integration is from x, y = 2.305, 16297 to 2.397, 16297 and new response = 1757; previous integration is from x, y = 2.305, 16297 to 2.397, 16321 and previous response = 1688.			✓	

Name	User	Time	Action	Reason	Comment	Succeed	Exception
CmdSetTargetCompoundAttribute	BL2000\ctran	1/24/2022 10:01:16 AM	Set UserAnnotation = LT for compound 1,2-Dibromoethane in sample G0121_022.0022.D; previous value =			✓	
CmdManuallyIntegratePeak	BL2000\ctran	1/24/2022 10:01:24 AM	Manually integrate compound 1,1,1,2-Tetrachloroethane in sample G0121_023.0023.D, from x, y = 2.858, 15317 to 2.969, 15884, result = 5792; previous integration is from x, y = 2.858, 15317 to 3.096, 16781 and previous response = 542.			✓	
CmdManuallyIntegratePeak	BL2000\ctran	1/24/2022 10:01:29 AM	Manually integrate compound 1,1,1,2-Tetrachloroethane in sample G0121_023.0023.D, from x, y = 2.878, 16144 to 2.969, 15884, result = 3389; previous integration is from x, y = 2.858, 15317 to 2.969, 15884 and previous response = 5792.			✓	
CmdManuallyIntegrateSnapBaseline	BL2000\ctran	1/24/2022 10:01:30 AM	Snap baseline for compound 1,1,1,2-Tetrachloroethane in sample G0121_023.0023.D, from x = 2.878 to x = 2.969, new integration is from x, y = 2.878, 16323 to 2.969, 16031 and new response = 2492; previous integration is from x, y = 2.878, 16144 to 2.969, 15884 and previous response = 3389.			✓	
CmdManuallyIntegrateDropBaseline	BL2000\ctran	1/24/2022 10:01:32 AM	Drop baseline for compound 1,1,1,2-Tetrachloroethane in sample G0121_023.0023.D to y = 16031, new integration is from x, y = 2.878, 16031 to 2.969, 16031 and new response = 3294; previous integration is from x, y = 2.878, 16323 to 2.969, 16031 and previous response = 2492.			✓	
CmdManuallyIntegratePeak	BL2000\ctran	1/24/2022 10:01:37 AM	Manually integrate compound 1,1,1,2-Tetrachloroethane in sample G0121_023.0023.D, from x, y = 2.876, 16025 to 2.969, 16031, result = 3334; previous integration is from x, y = 2.878, 16031 to 2.969, 16031 and previous response = 3294.			✓	
CmdSetTargetCompoundAttribute	BL2000\ctran	1/24/2022 10:01:39 AM	Set UserAnnotation = GT for compound 1,1,1,2-Tetrachloroethane in sample G0121_023.0023.D; previous value =			✓	
CmdManuallyIntegrateDropBaseline	BL2000\ctran	1/24/2022 10:01:47 AM	Drop baseline for compound 1,2-Dibromoethane in sample G0121_024.0024.D to y = 16277, new integration is from x, y = 2.293, 16277 to 2.419, 16277 and new response = 9989; previous integration is from x, y = 2.293, 16277 to 2.419, 16306 and previous response = 9877.			✓	

Name	User	Time	Action	Reason	Comment	Succeed	Exception
CmdManuallyIntegratePeak	BL2000\ctran	1/24/2022 10:02:00 AM	Manually integrate compound 1,1,1,2-Tetrachloroethane in sample G0121_024.0024.D, from x, y = 2.865, 16220 to 2.997, 16099, result = 13571; previous integration is from x, y = 2.846, 15523 to 3.085, 15008 and previous response = 23799.			✓	
CmdSetTargetCompoundAttribute	BL2000\ctran	1/24/2022 10:02:02 AM	Set UserAnnotation = GT for compound 1,1,1,2-Tetrachloroethane in sample G0121_024.0024.D; previous value =			✓	
CmdManuallyIntegratePeak	BL2000\ctran	1/24/2022 10:02:09 AM	Manually integrate compound 1,1,1,2-Tetrachloroethane in sample G0121_025.0025.D, from x, y = 2.851, 16005 to 2.997, 16125, result = 32209; previous integration is from x, y = 2.839, 15635 to 3.047, 15073 and previous response = 40667.			✓	
CmdManuallyIntegrateSnapBaseline	BL2000\ctran	1/24/2022 10:02:12 AM	Snap baseline for compound 1,1,1,2-Tetrachloroethane in sample G0121_025.0025.D, from x = 2.851 to x = 2.997, new integration is from x, y = 2.851, 16005 to 2.997, 16125 and new response = 32209; previous integration is from x, y = 2.851, 16005 to 2.997, 16125 and previous response = 32209.			✓	
CmdManuallyIntegratePeak	BL2000\ctran	1/24/2022 10:02:20 AM	Manually integrate compound 1,1,1,2-Tetrachloroethane in sample G0121_025.0025.D, from x, y = 2.855, 16150 to 2.997, 16125, result = 31564; previous integration is from x, y = 2.851, 16005 to 2.997, 16125 and previous response = 32209.			✓	
CmdSetTargetCompoundAttribute	BL2000\ctran	1/24/2022 10:02:21 AM	Set UserAnnotation = GT for compound 1,1,1,2-Tetrachloroethane in sample G0121_025.0025.D; previous value =			✓	
CmdManuallyIntegrateSnapBaseline	BL2000\ctran	1/24/2022 10:02:34 AM	Snap baseline for compound 1,1,1,2-Tetrachloroethane in sample G0121_028.0028.D, from x = 2.830 to x = 3.040, new integration is from x, y = 2.830, 16719 to 3.040, 16250 and new response = 444401; previous integration is from x, y = 2.830, 16240 to 3.040, 16240 and previous response = 447489.			✓	
CmdClearManualIntegration	BL2000\ctran	1/24/2022 10:02:36 AM	Clear manual integration of target signal for compound 1,1,1,2-Tetrachloroethane in sample G0121_028.0028.D			✓	
CmdSetSampleAttribute	BL2000\ctran	1/24/2022 10:03:11 AM	Set SampleType = Calibration for sample G0121_023.0023.D; previous value = Sample			✓	

Name	User	Time	Action	Reason	Comment	Succeed	Exception
CmdSetSampleAttribute	BL2000\ctran	1/24/2022 10:03:16 AM	Set LevelName = 7 for sample G0121_023.0023.D; previous value =			✓	
CmdSetSampleAttribute	BL2000\ctran	1/24/2022 10:03:19 AM	Set SampleType = Calibration for sample G0121_024.0024.D; previous value = Sample			✓	
CmdSetSampleAttribute	BL2000\ctran	1/24/2022 10:03:24 AM	Set LevelName = 2 for sample G0121_024.0024.D; previous value =			✓	
CmdSetSampleAttribute	BL2000\ctran	1/24/2022 10:03:27 AM	Set SampleType = Calibration for sample G0121_025.0025.D; previous value = Sample			✓	
CmdSetSampleAttribute	BL2000\ctran	1/24/2022 10:03:31 AM	Set LevelName = 3 for sample G0121_025.0025.D; previous value =			✓	
CmdSetSampleAttribute	BL2000\ctran	1/24/2022 10:03:37 AM	Set SampleType = Calibration for sample G0121_026.0026.D; previous value = Sample			✓	
CmdSetSampleAttribute	BL2000\ctran	1/24/2022 10:03:40 AM	Set LevelName = 4 for sample G0121_026.0026.D; previous value =			✓	
CmdSetSampleAttribute	BL2000\ctran	1/24/2022 10:03:44 AM	Set SampleType = Calibration for sample G0121_027.0027.D; previous value = Sample			✓	
CmdSetSampleAttribute	BL2000\ctran	1/24/2022 10:03:48 AM	Set LevelName = 5 for sample G0121_027.0027.D; previous value =			✓	
CmdSetSampleAttribute	BL2000\ctran	1/24/2022 10:03:52 AM	Set SampleType = Calibration for sample G0121_028.0028.D; previous value = Sample			✓	
CmdSetSampleAttribute	BL2000\ctran	1/24/2022 10:03:56 AM	Set LevelName = 6 for sample G0121_028.0028.D; previous value =			✓	
CmdQuantitate	BL2000\ctran	1/24/2022 10:04:02 AM	Quantitate all compounds in all samples			✓	
CmdManuallyIntegrateSnapBaseline	BL2000\ctran	1/24/2022 10:04:10 AM	Snap baseline for compound 1,1,1,2-Tetrachloroethane in sample G0121_027.0027.D, from x = 2.833 to x = 3.039, new integration is from x, y = 2.833, 16135 to 3.039, 16026 and new response = 167856; previous integration is from x, y = 2.833, 15947 to 3.039, 15207 and previous response = 174103.			✓	
CmdManuallyIntegrateSnapBaseline	BL2000\ctran	1/24/2022 10:04:14 AM	Snap baseline for compound 1,1,1,2-Tetrachloroethane in sample G0121_026.0026.D, from x = 2.835 to x = 3.029, new integration is from x, y = 2.835, 15865 to 3.029, 16073 and new response = 74947; previous integration is from x, y = 2.835, 15847 to 3.029, 15216 and previous response = 80040.			✓	

Name	User	Time	Action	Reason	Comment	Succeed	Exception
CmdCalibrate	BL2000\ctran	1/24/2022 10:04:24 AM	Replace level 6 with Calibration sample G0121_028.0028.D for compounds {1,2,3-Trichloropropane, 1,2-Dibromo-3-chloropropane, 1,2-Dibromoethane, 1,1,1,2-Tetrachloroethane}; Replace level 5 with Calibration sample G0121_027.0027.D for compounds {1,2,3-Trichloropropane, 1,2-Dibromo-3-chloropropane, 1,2-Dibromoethane, 1,1,1,2-Tetrachloroethane}; Replace level 4 with Calibration sample G0121_026.0026.D for compounds {1,2,3-Trichloropropane, 1,2-Dibromo-3-chloropropane, 1,2-Dibromoethane, 1,1,1,2-Tetrachloroethane}; Replace level 3 with Calibration sample G0121_025.0025.D for compounds {1,2,3-Trichloropropane, 1,2-Dibromo-3-chloropropane, 1,2-Dibromoethane, 1,1,1,2-Tetrachloroethane}; Replace level 2 with Calibration sample G0121_024.0024.D for compounds {1,2,3-Trichloropropane, 1,2-Dibromo-3-chloropropane, 1,2-Dibromoethane, 1,1,1,2-Tetrachloroethane}; Replace level 7 with Calibration sample G0121_023.0023.D for compounds {1,2,3-Trichloropropane, 1,2-Dibromo-3-chloropropane, 1,2-Dibromoethane, 1,1,1,2-Tetrachloroethane};			✓	
CmdQuantitate	BL2000\ctran	1/24/2022 10:04:31 AM	Quantitate all compounds in all samples			✓	
CmdSaveBatchTable	BL2000\ctran	1/24/2022 10:04:32 AM	Save batch \\MASSHUNTER\Org\Data\GECD.I\G012122\aiaexport\QuantResults\G012122_8011_W_CLT.batch.bin			✓	
CmdSetSampleAttribute	BL2000\ctran	1/24/2022 10:04:39 AM	Set SampleType = Calibration for sample G0121_022.0022.D; previous value = Sample			✓	
CmdSetSampleAttribute	BL2000\ctran	1/24/2022 10:04:41 AM	Set LevelName = 1 for sample G0121_022.0022.D; previous value =			✓	
CmdQuantitate	BL2000\ctran	1/24/2022 10:04:44 AM	Quantitate all compounds in all samples			✓	

Name	User	Time	Action	Reason	Comment	Succeed	Exception
CmdCalibrate	BL2000\ctran	1/24/2022 10:04:53 AM	Replace level 6 with Calibration sample G0121_028.0028.D for compounds {1,2,3-Trichloropropane, 1,2-Dibromo-3-chloropropane, 1,1,1,2-Tetrachloroethane, 1,2-Dibromoethane}; Replace level 5 with Calibration sample G0121_027.0027.D for compounds {1,2,3-Trichloropropane, 1,2-Dibromo-3-chloropropane, 1,1,1,2-Tetrachloroethane, 1,2-Dibromoethane}; Replace level 4 with Calibration sample G0121_026.0026.D for compounds {1,2,3-Trichloropropane, 1,2-Dibromo-3-chloropropane, 1,1,1,2-Tetrachloroethane, 1,2-Dibromoethane}; Replace level 3 with Calibration sample G0121_025.0025.D for compounds {1,2,3-Trichloropropane, 1,2-Dibromo-3-chloropropane, 1,1,1,2-Tetrachloroethane, 1,2-Dibromoethane}; Replace level 2 with Calibration sample G0121_024.0024.D for compounds {1,2,3-Trichloropropane, 1,2-Dibromo-3-chloropropane, 1,1,1,2-Tetrachloroethane, 1,2-Dibromoethane}; Replace level 7 with Calibration sample G0121_023.0023.D for compounds {1,2,3-Trichloropropane, 1,2-Dibromo-3-chloropropane, 1,1,1,2-Tetrachloroethane, 1,2-Dibromoethane}; Replace level 1 with Calibration sample G0121_022.0022.D for compounds {1,2,3-Trichloropropane, 1,2-Dibromo-3-chloropropane, 1,1,1,2-Tetrachloroethane, 1,2-Dibromoethane};			✓	
CmdQuantitate	BL2000\ctran	1/24/2022 10:04:58 AM	Quantitate all compounds in all samples			✓	
CmdSetSampleAttribute	BL2000\ctran	1/24/2022 10:06:05 AM	Set SampleType = CC for sample G0121_097.0097.D; previous value = Sample			✓	
CmdSetSampleAttribute	BL2000\ctran	1/24/2022 10:06:07 AM	Set LevelName = 5 for sample G0121_097.0097.D; previous value =			✓	
CmdQuantitate	BL2000\ctran	1/24/2022 10:06:16 AM	Quantitate all compounds in all samples			✓	
CmdSetSampleAttribute	BL2000\ctran	1/24/2022 10:06:24 AM	Set SampleType = CC for sample G0121_093.0093.D; previous value = Sample			✓	
CmdSetSampleAttribute	BL2000\ctran	1/24/2022 10:06:26 AM	Set LevelName = 3 for sample G0121_093.0093.D; previous value =			✓	

Name	User	Time	Action	Reason	Comment	Succeed	Exception
CmdManuallyIntegratePeak	BL2000\ctran	1/24/2022 10:06:35 AM	Manually integrate compound 1,1,1,2-Tetrachloroethane in sample G0121_093.0093.D, from x, y = 2.853, 16240 to 2.992, 16115, result = 30938; previous integration is from x, y = 2.837, 15578 to 3.044, 15013 and previous response = 40966.			✓	
CmdSetTargetCompoundAttribute	BL2000\ctran	1/24/2022 10:06:36 AM	Set UserAnnotation = GT for compound 1,1,1,2-Tetrachloroethane in sample G0121_093.0093.D; previous value =			✓	
CmdQuantitate	BL2000\ctran	1/24/2022 10:06:39 AM	Quantitate all compounds in all samples			✓	
CmdSetSampleAttribute	BL2000\ctran	1/24/2022 10:06:56 AM	Set LevelName = 4 for sample G0121_080.0080.D; previous value =			✓	
CmdSetSampleAttribute	BL2000\ctran	1/24/2022 10:07:01 AM	Set LevelName = 5 for sample G0121_080.0080.D; previous value = 4			✓	
CmdSetSampleAttribute	BL2000\ctran	1/24/2022 10:07:05 AM	Set SampleType = CC for sample G0121_080.0080.D; previous value = Sample			✓	
CmdManuallyIntegrateSnapBaseline	BL2000\ctran	1/24/2022 10:07:08 AM	Snap baseline for compound 1,1,1,2-Tetrachloroethane in sample G0121_080.0080.D, from x = 2.836 to x = 3.030, new integration is from x, y = 2.836, 16182 to 3.030, 16203 and new response = 167157; previous integration is from x, y = 2.836, 15939 to 3.030, 15193 and previous response = 174460.			✓	
CmdQuantitate	BL2000\ctran	1/24/2022 10:07:16 AM	Quantitate all compounds in all samples			✓	
CmdQuantitate	BL2000\ctran	1/24/2022 10:07:27 AM	Quantitate all compounds in all samples			✓	
CmdSetSampleAttribute	BL2000\ctran	1/24/2022 10:07:35 AM	Set LevelName = 4 for sample G0121_080.0080.D; previous value = 5			✓	
CmdSetSampleAttribute	BL2000\ctran	1/24/2022 10:07:37 AM	Set LevelName = 5 for sample G0121_080.0080.D; previous value = 4			✓	
CmdQuantitate	BL2000\ctran	1/24/2022 10:07:41 AM	Quantitate all compounds in all samples			✓	
CmdManuallyIntegratePeak	BL2000\ctran	1/24/2022 10:07:59 AM	Manually integrate compound 1,1,1,2-Tetrachloroethane in sample G0121_060.0060.D, from x, y = 2.857, 16453 to 3.007, 16318, result = 31505; previous integration is from x, y = 2.843, 15777 to 3.053, 15178 and previous response = 42028.			✓	
CmdSetTargetCompoundAttribute	BL2000\ctran	1/24/2022 10:07:59 AM	Set UserAnnotation = GT for compound 1,1,1,2-Tetrachloroethane in sample G0121_060.0060.D; previous value =			✓	

Name	User	Time	Action	Reason	Comment	Succeed	Exception
CmdSetSampleAttribute	BL2000\ctran	1/24/2022 10:08:03 AM	Set SampleType = CC for sample G0121_060.0060.D; previous value = Sample			✓	
CmdSetSampleAttribute	BL2000\ctran	1/24/2022 10:08:06 AM	Set LevelName = 3 for sample G0121_060.0060.D; previous value =			✓	
CmdQuantitate	BL2000\ctran	1/24/2022 10:08:10 AM	Quantitate all compounds in all samples			✓	
CmdSetSampleAttribute	BL2000\ctran	1/24/2022 10:08:21 AM	Set SampleType = CC for sample G0121_047.0047.D; previous value = Sample			✓	
CmdSetSampleAttribute	BL2000\ctran	1/24/2022 10:08:23 AM	Set LevelName = 5 for sample G0121_047.0047.D; previous value =			✓	
CmdQuantitate	BL2000\ctran	1/24/2022 10:08:27 AM	Quantitate all compounds in all samples			✓	
CmdManuallyIntegrateSnapBaseline	BL2000\ctran	1/24/2022 10:08:32 AM	Snap baseline for compound 1,1,1,2-Tetrachloroethane in sample G0121_047.0047.D, from x = 2.835 to x = 3.043, new integration is from x, y = 2.835, 16141 to 3.043, 16068 and new response = 169996; previous integration is from x, y = 2.835, 15986 to 3.043, 15274 and previous response = 175897.			✓	
CmdSetSampleAttribute	BL2000\ctran	1/24/2022 10:08:44 AM	Set SampleType = CC for sample G0121_031.0031.D; previous value = Sample			✓	
CmdSetSampleAttribute	BL2000\ctran	1/24/2022 10:08:47 AM	Set LevelName = 3 for sample G0121_031.0031.D; previous value =			✓	
CmdQuantitate	BL2000\ctran	1/24/2022 10:08:51 AM	Quantitate all compounds in all samples			✓	
CmdManuallyIntegratePeak	BL2000\ctran	1/24/2022 10:09:01 AM	Manually integrate compound 1,1,1,2-Tetrachloroethane in sample G0121_031.0031.D, from x, y = 2.853, 16234 to 2.995, 15918, result = 32781; previous integration is from x, y = 2.838, 15588 to 3.046, 15025 and previous response = 41765.			✓	
CmdManuallyIntegrateSnapBaseline	BL2000\ctran	1/24/2022 10:09:03 AM	Snap baseline for compound 1,1,1,2-Tetrachloroethane in sample G0121_031.0031.D, from x = 2.853 to x = 2.995, new integration is from x, y = 2.853, 16234 to 2.995, 16073 and new response = 32121; previous integration is from x, y = 2.853, 16234 to 2.995, 15918 and previous response = 32781.			✓	
CmdSetSampleAttribute	BL2000\ctran	1/24/2022 10:09:14 AM	Set SampleType = QC for sample G0121_030.0030.D; previous value = Sample			✓	
CmdSetSampleAttribute	BL2000\ctran	1/24/2022 10:09:18 AM	Set LevelName = LCS for sample G0121_030.0030.D; previous value =			✓	
CmdQuantitate	BL2000\ctran	1/24/2022 10:09:21 AM	Quantitate all compounds in all samples			✓	

Name	User	Time	Action	Reason	Comment	Succeed	Exception
CmdManuallyIntegratePeak	BL2000\ctran	1/24/2022 10:09:27 AM	Manually integrate compound 1,1,1,2-Tetrachloroethane in sample G0121_030.0030.D, from x, y = 2.852, 16130 to 2.992, 16063, result = 31456; previous integration is from x, y = 2.837, 15557 to 3.044, 14993 and previous response = 40879.			✓	
CmdSaveBatchTable	BL2000\ctran	1/24/2022 10:09:55 AM	Save batch \\MASSHUNTER\Org\Data\GECD.I\G012122\aiaexport\QuantResults\G012122_8011_W_CLT.batch.bin			✓	
CmdOpenBatchTable	BL2000\ctran	1/24/2022 11:40:32 AM	Open batch \\MASSHUNTER\Org\Data\GECD.I\G012122\aiaexport\G012122_8011_W_CLT.batch.bin			✓	
CmdSetSampleAttribute	BL2000\ctran	1/24/2022 11:50:41 AM	Set SampleType = DoubleBlank for sample G0121_021.0021.D; previous value = Sample			✓	
CmdZeroOutPeak	BL2000\ctran	1/24/2022 11:50:44 AM	Zero out primary peak of compound 1,2-Dibromoethane in sample G0121_021.0021.D			✓	
CmdZeroOutPeak	BL2000\ctran	1/24/2022 11:50:45 AM	Zero out primary peak of compound 1,1,1,2-Tetrachloroethane in sample G0121_021.0021.D			✓	
CmdSetSampleAttribute	BL2000\ctran	1/24/2022 11:50:48 AM	Set SampleApproved = True for sample G0121_021.0021.D; previous value = False			✓	
CmdSetTargetCompoundAttribute	BL2000\ctran	1/24/2022 11:51:04 AM	Set UserAnnotation = GT for compound 1,1,1,2-Tetrachloroethane in sample G0121_023.0023.D; previous value = GT			✓	
CmdSetSampleAttribute	BL2000\ctran	1/24/2022 11:51:05 AM	Set SampleApproved = True for sample G0121_023.0023.D; previous value = False			✓	
CmdSetSampleAttribute	BL2000\ctran	1/24/2022 11:51:07 AM	Set SampleApproved = True for sample G0121_022.0022.D; previous value = False			✓	
CmdSetTargetCompoundAttribute	BL2000\ctran	1/24/2022 11:51:10 AM	Set UserAnnotation = GT for compound 1,1,1,2-Tetrachloroethane in sample G0121_024.0024.D; previous value = GT			✓	
CmdSetTargetCompoundAttribute	BL2000\ctran	1/24/2022 11:51:15 AM	Set UserAnnotation = LT for compound 1,2-Dibromoethane in sample G0121_024.0024.D; previous value =			✓	
CmdSetTargetCompoundAttribute	BL2000\ctran	1/24/2022 11:51:22 AM	Set UserAnnotation = GT for compound 1,1,1,2-Tetrachloroethane in sample G0121_025.0025.D; previous value = GT			✓	
CmdSetSampleAttribute	BL2000\ctran	1/24/2022 11:51:24 AM	Set SampleApproved = True for sample G0121_025.0025.D; previous value = False			✓	

Name	User	Time	Action	Reason	Comment	Succeed	Exception
CmdSetSampleAttribute	BL2000\ctran	1/24/2022 11:51:24 AM	Set SampleApproved = True for sample G0121_024.0024.D; previous value = False			✓	
CmdSetTargetCompoundAttribute	BL2000\ctran	1/24/2022 11:52:47 AM	Set UserAnnotation = GT for compound 1,1,1,2-Tetrachloroethane in sample G0121_026.0026.D; previous value =			✓	
CmdSetTargetCompoundAttribute	BL2000\ctran	1/24/2022 11:52:54 AM	Set UserAnnotation = GT for compound 1,1,1,2-Tetrachloroethane in sample G0121_027.0027.D; previous value =			✓	
CmdSetSampleAttribute	BL2000\ctran	1/24/2022 11:52:55 AM	Set SampleApproved = True for sample G0121_027.0027.D; previous value = False			✓	
CmdSetSampleAttribute	BL2000\ctran	1/24/2022 11:52:56 AM	Set SampleApproved = True for sample G0121_026.0026.D; previous value = False			✓	
CmdSetSampleAttribute	BL2000\ctran	1/24/2022 11:53:02 AM	Set SampleApproved = True for sample G0121_028.0028.D; previous value = False			✓	

Name	User	Time	Action	Reason	Comment	Succeed	Exception
CmdCalibrate	BL2000\ctran	1/24/2022 11:53:09 AM	Replace level 5 with CC sample G0121_097.0097.D for compounds {1,2,3-Trichloropropane, 1,2-Dibromo-3-chloropropane, 1,1,1,2-Tetrachloroethane, 1,2-Dibromoethane}; Replace level 3 with CC sample G0121_093.0093.D for compounds {1,2,3-Trichloropropane, 1,2-Dibromo-3-chloropropane, 1,1,1,2-Tetrachloroethane, 1,2-Dibromoethane}; Replace level 5 with CC sample G0121_080.0080.D for compounds {1,2,3-Trichloropropane, 1,2-Dibromo-3-chloropropane, 1,1,1,2-Tetrachloroethane, 1,2-Dibromoethane}; Replace level 3 with CC sample G0121_060.0060.D for compounds {1,2,3-Trichloropropane, 1,2-Dibromo-3-chloropropane, 1,1,1,2-Tetrachloroethane, 1,2-Dibromoethane}; Replace level 5 with CC sample G0121_047.0047.D for compounds {1,2,3-Trichloropropane, 1,2-Dibromo-3-chloropropane, 1,1,1,2-Tetrachloroethane, 1,2-Dibromoethane}; Replace level 3 with CC sample G0121_031.0031.D for compounds {1,2,3-Trichloropropane, 1,2-Dibromo-3-chloropropane, 1,1,1,2-Tetrachloroethane, 1,2-Dibromoethane}; Replace level LCS with QC sample G0121_030.0030.D for compounds {1,2,3-Trichloropropane, 1,2-Dibromo-3-chloropropane, 1,1,1,2-Tetrachloroethane, 1,2-Dibromoethane}; Replace level 6 with Calibration sample G0121_028.0028.D for compounds {1,2,3-Trichloropropane, 1,2-Dibromo-3-chloropropane, 1,1,1,2-Tetrachloroethane, 1,2-Dibromoethane}; Replace level 5 with Calibration sample G0121_027.0027.D for compounds {1,2,3-Trichloropropane, 1,2-Dibromo-3-chloropropane, 1,1,1,2-Tetrachloroethane, 1,2-Dibromoethane}; Replace level 4 with Calibration sample G0121_026.0026.D for compounds {1,2,3-Trichloropropane, 1,2-Dibromo-3-chloropropane, 1,1,1,2-Tetrachloroethane, 1,2-Dibromoethane}; Replace level 3 with Calibration sample G0121_025.0025.D for compounds {1,2,3-Trichloropropane, 1,2-Dibromo-3-chloropropane, 1,1,1,2-Tetrachloroethane, 1,2-			✓	

Name	User	Time	Action	Reason	Comment	Succeed	Exception
			Dibromoethane}; Replace level 2 with Calibration sample G0121_024.0024.D for compounds {1,2,3-Trichloropropane, 1,2-Dibromo-3-chloropropane, 1,1,1,2-Tetrachloroethane, 1,2-Dibromoethane}; Replace level 7 with Calibration sample G0121_023.0023.D for compounds {1,2,3-Trichloropropane, 1,2-Dibromo-3-chloropropane, 1,1,1,2-Tetrachloroethane, 1,2-Dibromoethane}; Replace level 1 with Calibration sample G0121_022.0022.D for compounds {1,2,3-Trichloropropane, 1,2-Dibromo-3-chloropropane, 1,1,1,2-Tetrachloroethane, 1,2-Dibromoethane};				
CmdStartMethodEditing	BL2000\ctran	1/24/2022 11:53:23 AM	Start method editing			✓	
CmdImportMethodFromSample	BL2000\ctran	1/24/2022 11:53:23 AM	Import method from sample G0121_028.0028.D			✓	
CmdSaveMethodAs	BL2000\ctran	1/24/2022 11:53:42 AM	Save method to file \\MASSHUNTER\Org\Data\GECD.I\GECD_methods\G012122_8011_W_CLT.m			✓	
CmdApplyMethodToAllSamples	BL2000\ctran	1/24/2022 11:53:50 AM	Apply method to all samples			✓	
CmdMethodClear	BL2000\ctran	1/24/2022 11:53:50 AM	Clear method			✓	
CmdEndMethodEditing	BL2000\ctran	1/24/2022 11:53:51 AM	End method editing			✓	
CmdQuantitate	BL2000\ctran	1/24/2022 11:53:55 AM	Quantitate all compounds in all samples			✓	
CmdUpdateRetentionTimes	BL2000\ctran	1/24/2022 11:54:09 AM	Update retention time for compound 1,2,3-Trichloropropane; 1,2-Dibromo-3-chloropropane; 1,2-Dibromoethane; 1,1,1,2-Tetrachloroethane;			✓	
CmdSetSampleAttribute	BL2000\ctran	1/24/2022 11:54:47 AM	Set SampleType = DoubleBlank for sample G0121_029.0029.D; previous value = Sample			✓	
CmdSetSampleAttribute	BL2000\ctran	1/24/2022 11:54:51 AM	Set SampleType = Blank for sample G0121_032.0032.D; previous value = Sample			✓	
CmdSetSampleAttribute	BL2000\ctran	1/24/2022 11:54:58 AM	Set SampleType = QC for sample G0121_033.0033.D; previous value = Sample			✓	
CmdSetSampleAttribute	BL2000\ctran	1/24/2022 11:55:01 AM	Set LevelName = LCS for sample G0121_033.0033.D; previous value =			✓	
CmdSetSampleAttribute	BL2000\ctran	1/24/2022 11:55:03 AM	Set SampleType = QC for sample G0121_034.0034.D; previous value = Sample			✓	
CmdSetSampleAttribute	BL2000\ctran	1/24/2022 11:55:07 AM	Set LevelName = LCS1 for sample G0121_034.0034.D; previous value =			✓	

Name	User	Time	Action	Reason	Comment	Succeed	Exception
CmdSetSampleAttribute	BL2000\ctran	1/24/2022 11:55:10 AM	Set SampleType = DoubleBlank for sample G0121_035.0035.D; previous value = Sample			✓	
CmdSetSampleAttribute	BL2000\ctran	1/24/2022 11:55:17 AM	Set SampleType = MatrixBlank for sample G0121_043.0043.D; previous value = Sample			✓	
CmdSetSampleAttribute	BL2000\ctran	1/24/2022 11:55:20 AM	Set SampleType = Matrix for sample G0121_044.0044.D; previous value = Sample			✓	
CmdSetSampleAttribute	BL2000\ctran	1/24/2022 11:55:22 AM	Set SampleType = MatrixDup for sample G0121_045.0045.D; previous value = Sample			✓	
CmdSetSampleAttribute	BL2000\ctran	1/24/2022 11:55:37 AM	Set MatrixSpikeGroup = G22011124 for sample G0121_043.0043.D; previous value =			✓	
CmdSetSampleAttribute	BL2000\ctran	1/24/2022 11:55:38 AM	Set MatrixSpikeGroup = G22011124 for sample G0121_044.0044.D; previous value =			✓	
CmdSetSampleAttribute	BL2000\ctran	1/24/2022 11:55:40 AM	Set MatrixSpikeGroup = G22011124 for sample G0121_045.0045.D; previous value =			✓	
CmdSetSampleAttribute	BL2000\ctran	1/24/2022 11:55:43 AM	Set SampleType = DoubleBlank for sample G0121_046.0046.D; previous value = Sample			✓	
CmdSetSampleAttribute	BL2000\ctran	1/24/2022 11:55:46 AM	Set SampleType = DoubleBlank for sample G0121_048.0048.D; previous value = Sample			✓	
CmdSetSampleAttribute	BL2000\ctran	1/24/2022 11:55:52 AM	Set SampleType = DoubleBlank for sample G0121_059.0059.D; previous value = Sample			✓	
CmdSetSampleAttribute	BL2000\ctran	1/24/2022 11:55:55 AM	Set SampleType = Blank for sample G0121_061.0061.D; previous value = Sample			✓	
CmdSetSampleAttribute	BL2000\ctran	1/24/2022 11:55:59 AM	Set SampleType = QC for sample G0121_062.0062.D; previous value = Sample			✓	
CmdSetSampleAttribute	BL2000\ctran	1/24/2022 11:56:02 AM	Set LevelName = LCS for sample G0121_062.0062.D; previous value =			✓	
CmdSetSampleAttribute	BL2000\ctran	1/24/2022 11:56:05 AM	Set SampleType = QC for sample G0121_063.0063.D; previous value = Sample			✓	
CmdSetSampleAttribute	BL2000\ctran	1/24/2022 11:56:08 AM	Set LevelName = LCS1 for sample G0121_063.0063.D; previous value =			✓	
CmdSetSampleAttribute	BL2000\ctran	1/24/2022 11:56:10 AM	Set SampleType = QC for sample G0121_064.0064.D; previous value = Sample			✓	
CmdSetSampleAttribute	BL2000\ctran	1/24/2022 11:56:13 AM	Set LevelName = LCS for sample G0121_064.0064.D; previous value =			✓	
CmdSetSampleAttribute	BL2000\ctran	1/24/2022 11:56:17 AM	Set SampleType = MatrixDup for sample G0121_065.0065.D; previous value = Sample			✓	

Name	User	Time	Action	Reason	Comment	Succeed	Exception
CmdSetSampleAttribute	BL2000\ctran	1/24/2022 11:56:20 AM	Set SampleType = QC for sample G0121_065.0065.D; previous value = MatrixDup			✓	
CmdSetSampleAttribute	BL2000\ctran	1/24/2022 11:56:22 AM	Set LevelName = LCS for sample G0121_065.0065.D; previous value =			✓	
CmdSetSampleAttribute	BL2000\ctran	1/24/2022 11:56:25 AM	Set SampleType = QC for sample G0121_066.0066.D; previous value = Sample			✓	
CmdSetSampleAttribute	BL2000\ctran	1/24/2022 11:56:28 AM	Set LevelName = LCS for sample G0121_066.0066.D; previous value =			✓	
CmdSetSampleAttribute	BL2000\ctran	1/24/2022 11:56:31 AM	Set SampleType = QC for sample G0121_067.0067.D; previous value = Sample			✓	
CmdSetSampleAttribute	BL2000\ctran	1/24/2022 11:56:34 AM	Set LevelName = LCS for sample G0121_067.0067.D; previous value =			✓	
CmdSetSampleAttribute	BL2000\ctran	1/24/2022 11:56:37 AM	Set SampleType = DoubleBlank for sample G0121_068.0068.D; previous value = Sample			✓	
CmdSetSampleAttribute	BL2000\ctran	1/24/2022 11:56:42 AM	Set SampleType = Matrix for sample G0121_076.0076.D; previous value = Sample			✓	
CmdSetSampleAttribute	BL2000\ctran	1/24/2022 11:56:45 AM	Set SampleType = MatrixBlank for sample G0121_076.0076.D; previous value = Matrix			✓	
CmdSetSampleAttribute	BL2000\ctran	1/24/2022 11:56:48 AM	Set SampleType = Matrix for sample G0121_077.0077.D; previous value = Sample			✓	
CmdSetSampleAttribute	BL2000\ctran	1/24/2022 11:56:52 AM	Set SampleType = MatrixDup for sample G0121_078.0078.D; previous value = Sample			✓	
CmdSetSampleAttribute	BL2000\ctran	1/24/2022 11:56:56 AM	Set SampleType = DoubleBlank for sample G0121_079.0079.D; previous value = Sample			✓	
CmdSetSampleAttribute	BL2000\ctran	1/24/2022 11:57:09 AM	Set MatrixSpikeGroup = G22011131 for sample G0121_076.0076.D; previous value =			✓	
CmdSetSampleAttribute	BL2000\ctran	1/24/2022 11:57:10 AM	Set MatrixSpikeGroup = G22011131 for sample G0121_077.0077.D; previous value =			✓	
CmdSetSampleAttribute	BL2000\ctran	1/24/2022 11:57:11 AM	Set MatrixSpikeGroup = G22011131 for sample G0121_078.0078.D; previous value =			✓	
CmdSetSampleAttribute	BL2000\ctran	1/24/2022 11:57:15 AM	Set SampleType = DoubleBlank for sample G0121_081.0081.D; previous value = Sample			✓	
CmdSetSampleAttribute	BL2000\ctran	1/24/2022 11:57:20 AM	Set SampleType = DoubleBlank for sample G0121_092.0092.D; previous value = Sample			✓	
CmdSetSampleAttribute	BL2000\ctran	1/24/2022 11:57:25 AM	Set SampleType = DoubleBlank for sample G0121_096.0096.D; previous value = Sample			✓	

Name	User	Time	Action	Reason	Comment	Succeed	Exception
CmdQuantitate	BL2000\ctran	1/24/2022 11:57:29 AM	Quantitate all compounds in all samples			✓	
CmdZeroOutPeak	BL2000\ctran	1/24/2022 11:59:29 AM	Zero out primary peak of compound 1,1,1,2-Tetrachloroethane in sample G0121_029.0029.D			✓	
CmdZeroOutPeak	BL2000\ctran	1/24/2022 11:59:31 AM	Zero out primary peak of compound 1,2-Dibromoethane in sample G0121_029.0029.D			✓	
CmdSetSampleAttribute	BL2000\ctran	1/24/2022 11:59:40 AM	Set SampleApproved = True for sample G0121_029.0029.D; previous value = False			✓	
CmdSetTargetCompoundAttribute	BL2000\ctran	1/24/2022 11:59:44 AM	Set UserAnnotation = GT for compound 1,1,1,2-Tetrachloroethane in sample G0121_030.0030.D; previous value =			✓	
CmdSetSampleAttribute	BL2000\ctran	1/24/2022 11:59:50 AM	Set SampleApproved = True for sample G0121_030.0030.D; previous value = False			✓	
CmdSetTargetCompoundAttribute	BL2000\ctran	1/24/2022 11:59:56 AM	Set UserAnnotation = GT for compound 1,1,1,2-Tetrachloroethane in sample G0121_031.0031.D; previous value =			✓	
CmdSetSampleAttribute	BL2000\ctran	1/24/2022 11:59:57 AM	Set SampleApproved = True for sample G0121_031.0031.D; previous value = False			✓	
CmdManuallyIntegratePeak	BL2000\ctran	1/24/2022 12:00:05 PM	Manually integrate compound 1,1,1,2-Tetrachloroethane in sample G0121_032.0032.D, from x, y = 2.854, 16067 to 2.993, 16089, result = 34174; previous integration is from x, y = 2.839, 15646 to 3.033, 15121 and previous response = 41904.			✓	
CmdSetTargetCompoundAttribute	BL2000\ctran	1/24/2022 12:00:07 PM	Set UserAnnotation = GT for compound 1,1,1,2-Tetrachloroethane in sample G0121_032.0032.D; previous value =			✓	
CmdSetSampleAttribute	BL2000\ctran	1/24/2022 12:00:09 PM	Set SampleApproved = True for sample G0121_032.0032.D; previous value = False			✓	
CmdZeroOutPeak	BL2000\ctran	1/24/2022 12:00:11 PM	Zero out primary peak of compound 1,2-Dibromoethane in sample G0121_032.0032.D			✓	
CmdManuallyIntegratePeak	BL2000\ctran	1/24/2022 12:00:20 PM	Manually integrate compound 1,2-Dibromoethane in sample G0121_033.0033.D, from x, y = 2.290, 16217 to 2.495, 16010, result = 45764; previous integration is from x, y = 2.290, 16217 to 2.443, 16306 and previous response = 44408.			✓	
CmdSetTargetCompoundAttribute	BL2000\ctran	1/24/2022 12:00:23 PM	Set UserAnnotation = LT for compound 1,2-Dibromoethane in sample G0121_033.0033.D; previous value =			✓	

Name	User	Time	Action	Reason	Comment	Succeed	Exception
CmdManuallyIntegratePeak	BL2000\ctran	1/24/2022 12:00:30 PM	Manually integrate compound 1,1,1,2-Tetrachloroethane in sample G0121_033.0033.D, from x, y = 2.853, 16130 to 2.995, 16094, result = 31753; previous integration is from x, y = 2.838, 15594 to 3.046, 15024 and previous response = 41054.			✓	
CmdSetTargetCompoundAttribute	BL2000\ctran	1/24/2022 12:00:32 PM	Set UserAnnotation = GT for compound 1,1,1,2-Tetrachloroethane in sample G0121_033.0033.D; previous value =			✓	
CmdSetSampleAttribute	BL2000\ctran	1/24/2022 12:00:33 PM	Set SampleApproved = True for sample G0121_033.0033.D; previous value = False			✓	
CmdManuallyIntegrateDropBaseline	BL2000\ctran	1/24/2022 12:00:36 PM	Drop baseline for compound 1,1,1,2-Tetrachloroethane in sample G0121_034.0034.D to y = 16109, new integration is from x, y = 2.856, 16109 to 2.992, 16109 and new response = 32364; previous integration is from x, y = 2.856, 16410 to 2.992, 16109 and previous response = 31147.			✓	
CmdSetTargetCompoundAttribute	BL2000\ctran	1/24/2022 12:00:38 PM	Set UserAnnotation = LT for compound 1,1,1,2-Tetrachloroethane in sample G0121_034.0034.D; previous value =			✓	
CmdSetSampleAttribute	BL2000\ctran	1/24/2022 12:00:43 PM	Set SampleApproved = True for sample G0121_034.0034.D; previous value = False			✓	
CmdZeroOutPeak	BL2000\ctran	1/24/2022 12:00:46 PM	Zero out primary peak of compound 1,2-Dibromoethane in sample G0121_035.0035.D			✓	
CmdZeroOutPeak	BL2000\ctran	1/24/2022 12:00:48 PM	Zero out primary peak of compound 1,1,1,2-Tetrachloroethane in sample G0121_035.0035.D			✓	
CmdSetSampleAttribute	BL2000\ctran	1/24/2022 12:00:49 PM	Set SampleApproved = True for sample G0121_035.0035.D; previous value = False			✓	
CmdManuallyIntegratePeak	BL2000\ctran	1/24/2022 12:00:54 PM	Manually integrate compound 1,1,1,2-Tetrachloroethane in sample G0121_036.0036.D, from x, y = 2.853, 16073 to 2.992, 16125, result = 30900; previous integration is from x, y = 2.842, 15577 to 2.992, 16125 and previous response = 32890.			✓	
CmdSetTargetCompoundAttribute	BL2000\ctran	1/24/2022 12:00:56 PM	Set UserAnnotation = GT for compound 1,1,1,2-Tetrachloroethane in sample G0121_036.0036.D; previous value =			✓	
CmdZeroOutPeak	BL2000\ctran	1/24/2022 12:11:54 PM	Zero out primary peak of compound 1,2-Dibromoethane in sample G0121_036.0036.D			✓	

Name	User	Time	Action	Reason	Comment	Succeed	Exception
CmdSetSampleAttribute	BL2000\ctran	1/24/2022 12:11:58 PM	Set SampleApproved = True for sample G0121_036.0036.D; previous value = False			✓	
CmdSetTargetCompoundAttribute	BL2000\ctran	1/24/2022 12:12:01 PM	Set UserAnnotation = GT for compound 1,1,1,2-Tetrachloroethane in sample G0121_036.0036.D; previous value = GT			✓	
CmdManuallyIntegratePeak	BL2000\ctran	1/24/2022 12:12:09 PM	Manually integrate compound 1,1,1,2-Tetrachloroethane in sample G0121_037.0037.D, from x, y = 2.855, 16224 to 3.003, 16083, result = 31763; previous integration is from x, y = 2.840, 15579 to 3.043, 14978 and previous response = 41646.			✓	
CmdSetTargetCompoundAttribute	BL2000\ctran	1/24/2022 12:12:10 PM	Set UserAnnotation = GT for compound 1,1,1,2-Tetrachloroethane in sample G0121_037.0037.D; previous value =			✓	
CmdZeroOutPeak	BL2000\ctran	1/24/2022 12:12:20 PM	Zero out primary peak of compound 1,2-Dibromoethane in sample G0121_037.0037.D			✓	
CmdSetSampleAttribute	BL2000\ctran	1/24/2022 12:12:59 PM	Set SampleApproved = True for sample G0121_037.0037.D; previous value = False			✓	
CmdManuallyIntegratePeak	BL2000\ctran	1/24/2022 12:13:10 PM	Manually integrate compound 1,1,1,2-Tetrachloroethane in sample G0121_038.0038.D, from x, y = 2.855, 16205 to 2.981, 16302, result = 32646; previous integration is from x, y = 2.841, 15729 to 2.981, 16302 and previous response = 34396.			✓	
CmdSetTargetCompoundAttribute	BL2000\ctran	1/24/2022 12:13:11 PM	Set UserAnnotation = GT for compound 1,1,1,2-Tetrachloroethane in sample G0121_038.0038.D; previous value =			✓	
CmdZeroOutPeak	BL2000\ctran	1/24/2022 12:13:49 PM	Zero out primary peak of compound 1,2-Dibromoethane in sample G0121_038.0038.D			✓	
CmdZeroOutPeak	BL2000\ctran	1/24/2022 12:14:00 PM	Zero out primary peak of compound 1,2-Dibromoethane in sample G0121_039.0039.D			✓	
CmdSetSampleAttribute	BL2000\ctran	1/24/2022 12:14:06 PM	Set SampleApproved = True for sample G0121_039.0039.D; previous value = False			✓	
CmdZeroOutPeak	BL2000\ctran	1/24/2022 12:14:10 PM	Zero out primary peak of compound 1,2-Dibromoethane in sample G0121_039.0039.D			✓	
CmdZeroOutPeak	BL2000\ctran	1/24/2022 12:14:18 PM	Zero out primary peak of compound 1,2-Dibromoethane in sample G0121_040.0040.D			✓	
CmdSetSampleAttribute	BL2000\ctran	1/24/2022 12:14:34 PM	Set SampleApproved = True for sample G0121_040.0040.D; previous value = False			✓	

Name	User	Time	Action	Reason	Comment	Succeed	Exception
CmdZeroOutPeak	BL2000\ctran	1/24/2022 12:14:43 PM	Zero out primary peak of compound 1,2-Dibromoethane in sample G0121_041.0041.D			✓	
CmdManuallyIntegratePeak	BL2000\ctran	1/24/2022 12:14:59 PM	Manually integrate compound 1,1,1,2-Tetrachloroethane in sample G0121_041.0041.D, from x, y = 2.853, 16411 to 2.993, 16443, result = 33696; previous integration is from x, y = 2.841, 15930 to 3.043, 15360 and previous response = 42819.			✓	
CmdSetTargetCompoundAttribute	BL2000\ctran	1/24/2022 12:15:01 PM	Set UserAnnotation = GT for compound 1,1,1,2-Tetrachloroethane in sample G0121_041.0041.D; previous value =			✓	
CmdSetSampleAttribute	BL2000\ctran	1/24/2022 12:15:05 PM	Set SampleApproved = True for sample G0121_041.0041.D; previous value = False			✓	
CmdZeroOutPeak	BL2000\ctran	1/24/2022 12:15:10 PM	Zero out primary peak of compound 1,2-Dibromoethane in sample G0121_042.0042.D			✓	
CmdSetSampleAttribute	BL2000\ctran	1/24/2022 12:15:12 PM	Set SampleApproved = True for sample G0121_042.0042.D; previous value = False			✓	
CmdZeroOutPeak	BL2000\ctran	1/24/2022 12:15:36 PM	Zero out primary peak of compound 1,2-Dibromoethane in sample G0121_043.0043.D			✓	
CmdSetSampleAttribute	BL2000\ctran	1/24/2022 12:15:40 PM	Set SampleApproved = True for sample G0121_043.0043.D; previous value = False			✓	
CmdManuallyIntegratePeak	BL2000\ctran	1/24/2022 12:15:44 PM	Manually integrate compound 1,1,1,2-Tetrachloroethane in sample G0121_044.0044.D, from x, y = 2.855, 16351 to 3.000, 16365, result = 32730; previous integration is from x, y = 2.840, 15821 to 3.053, 15252 and previous response = 42615.			✓	
CmdSetTargetCompoundAttribute	BL2000\ctran	1/24/2022 12:15:45 PM	Set UserAnnotation = GT for compound 1,1,1,2-Tetrachloroethane in sample G0121_044.0044.D; previous value =			✓	
CmdSetSampleAttribute	BL2000\ctran	1/24/2022 12:15:57 PM	Set SampleApproved = True for sample G0121_044.0044.D; previous value = False			✓	
CmdManuallyIntegratePeak	BL2000\ctran	1/24/2022 12:16:02 PM	Manually integrate compound 1,2-Dibromoethane in sample G0121_045.0045.D, from x, y = 2.294, 16487 to 2.482, 16245, result = 47743; previous integration is from x, y = 2.294, 16487 to 2.440, 16623 and previous response = 46069.			✓	
CmdSetTargetCompoundAttribute	BL2000\ctran	1/24/2022 12:16:04 PM	Set UserAnnotation = LT for compound 1,2-Dibromoethane in sample G0121_045.0045.D; previous value =			✓	

Name	User	Time	Action	Reason	Comment	Succeed	Exception
CmdManuallyIntegratePeak	BL2000\ctran	1/24/2022 12:16:12 PM	Manually integrate compound 1,1,1,2-Tetrachloroethane in sample G0121_045.0045.D, from x, y = 2.853, 16281 to 2.998, 16307, result = 33913; previous integration is from x, y = 2.841, 15823 to 3.049, 15228 and previous response = 42996.			✓	
CmdSetTargetCompoundAttribute	BL2000\ctran	1/24/2022 12:16:13 PM	Set UserAnnotation = GT for compound 1,1,1,2-Tetrachloroethane in sample G0121_045.0045.D; previous value =			✓	
CmdSetSampleAttribute	BL2000\ctran	1/24/2022 12:16:15 PM	Set SampleApproved = True for sample G0121_045.0045.D; previous value = False			✓	
CmdZeroOutPeak	BL2000\ctran	1/24/2022 12:16:22 PM	Zero out primary peak of compound 1,1,1,2-Tetrachloroethane in sample G0121_046.0046.D			✓	
CmdZeroOutPeak	BL2000\ctran	1/24/2022 12:16:24 PM	Zero out primary peak of compound 1,2-Dibromoethane in sample G0121_046.0046.D			✓	
CmdZeroOutPeak	BL2000\ctran	1/24/2022 12:18:20 PM	Zero out primary peak of compound 1,1,1,2-Tetrachloroethane in sample G0121_046.0046.D			✓	
CmdSetSampleAttribute	BL2000\ctran	1/24/2022 12:22:20 PM	Set SampleApproved = True for sample G0121_046.0046.D; previous value = False			✓	
CmdSetTargetCompoundAttribute	BL2000\ctran	1/24/2022 12:22:45 PM	Set UserAnnotation = GT for compound 1,1,1,2-Tetrachloroethane in sample G0121_047.0047.D; previous value =			✓	
CmdSetSampleAttribute	BL2000\ctran	1/24/2022 12:22:46 PM	Set SampleApproved = True for sample G0121_047.0047.D; previous value = False			✓	
CmdZeroOutPeak	BL2000\ctran	1/24/2022 12:22:48 PM	Zero out primary peak of compound 1,1,1,2-Tetrachloroethane in sample G0121_048.0048.D			✓	
CmdZeroOutPeak	BL2000\ctran	1/24/2022 12:22:50 PM	Zero out primary peak of compound 1,2-Dibromoethane in sample G0121_048.0048.D			✓	
CmdSetSampleAttribute	BL2000\ctran	1/24/2022 12:22:51 PM	Set SampleApproved = True for sample G0121_048.0048.D; previous value = False			✓	
CmdZeroOutPeak	BL2000\ctran	1/24/2022 12:23:07 PM	Zero out primary peak of compound 1,2-Dibromoethane in sample G0121_049.0049.D			✓	
CmdZeroOutPeak	BL2000\ctran	1/24/2022 12:23:42 PM	Zero out primary peak of compound 1,2-Dibromoethane in sample G0121_049.0049.D			✓	
CmdClearManualIntegration	BL2000\ctran	1/24/2022 12:23:42 PM	Clear manual integration of target signal for compound 1,2-Dibromoethane in sample G0121_049.0049.D			✓	

Name	User	Time	Action	Reason	Comment	Succeed	Exception
CmdZeroOutPeak	BL2000\ctran	1/24/2022 12:23:44 PM	Zero out primary peak of compound 1,2-Dibromoethane in sample G0121_049.0049.D			✓	
CmdSetSampleAttribute	BL2000\ctran	1/24/2022 12:23:46 PM	Set SampleApproved = True for sample G0121_049.0049.D; previous value = False			✓	
CmdZeroOutPeak	BL2000\ctran	1/24/2022 12:23:51 PM	Zero out primary peak of compound 1,2-Dibromoethane in sample G0121_050.0050.D			✓	
CmdManuallyIntegratePeak	BL2000\ctran	1/24/2022 12:23:58 PM	Manually integrate compound 1,1,1,2-Tetrachloroethane in sample G0121_049.0049.D, from x, y = 2.854, 16281 to 3.002, 16307, result = 33536; previous integration is from x, y = 2.842, 15786 to 3.043, 15254 and previous response = 42490.			✓	
CmdSetTargetCompoundAttribute	BL2000\ctran	1/24/2022 12:23:59 PM	Set UserAnnotation = GT for compound 1,1,1,2-Tetrachloroethane in sample G0121_049.0049.D; previous value =			✓	
CmdSetSampleAttribute	BL2000\ctran	1/24/2022 12:24:02 PM	Set SampleApproved = True for sample G0121_050.0050.D; previous value = False			✓	
CmdManuallyIntegratePeak	BL2000\ctran	1/24/2022 12:24:13 PM	Manually integrate compound 1,1,1,2-Tetrachloroethane in sample G0121_051.0051.D, from x, y = 2.858, 16677 to 3.003, 16085, result = 32581; previous integration is from x, y = 2.847, 15865 to 3.044, 15255 and previous response = 41851.			✓	
CmdManuallyIntegrateSnapBaseline	BL2000\ctran	1/24/2022 12:24:14 PM	Snap baseline for compound 1,1,1,2-Tetrachloroethane in sample G0121_051.0051.D, from x = 2.858 to x = 3.003, new integration is from x, y = 2.858, 16677 to 3.003, 16339 and new response = 31479; previous integration is from x, y = 2.858, 16677 to 3.003, 16085 and previous response = 32581.			✓	
CmdSetTargetCompoundAttribute	BL2000\ctran	1/24/2022 12:24:17 PM	Set UserAnnotation = GT for compound 1,1,1,2-Tetrachloroethane in sample G0121_051.0051.D; previous value =			✓	
CmdZeroOutPeak	BL2000\ctran	1/24/2022 12:24:22 PM	Zero out primary peak of compound 1,2-Dibromoethane in sample G0121_051.0051.D			✓	
CmdSetSampleAttribute	BL2000\ctran	1/24/2022 12:24:24 PM	Set SampleApproved = True for sample G0121_051.0051.D; previous value = False			✓	
CmdZeroOutPeak	BL2000\ctran	1/24/2022 12:24:26 PM	Zero out primary peak of compound 1,2-Dibromoethane in sample G0121_052.0052.D			✓	

Name	User	Time	Action	Reason	Comment	Succeed	Exception
CmdManuallyIntegrateSplit	BL2000\ctran	1/24/2022 12:24:32 PM	Split peak for compound 1,1,1,2-Tetrachloroethane in sample G0121_052.0052.D and keep left peak, new integration is from x, y = 2.842, 15770.7480769648 to 2.996, 15446.1020166913 and new response = 44567, previous integration is from x, y = 2.842, 15771 to 3.007, 15423 and previous response = 45522.			✓	
CmdManuallyIntegratePeak	BL2000\ctran	1/24/2022 12:24:38 PM	Manually integrate compound 1,1,1,2-Tetrachloroethane in sample G0121_052.0052.D, from x, y = 2.842, 15771 to 2.943, 15671, result = 36250; previous integration is from x, y = 2.842, 15771 to 2.996, 15446 and previous response = 44567.			✓	
CmdManuallyIntegratePeak	BL2000\ctran	1/24/2022 12:24:43 PM	Manually integrate compound 1,1,1,2-Tetrachloroethane in sample G0121_052.0052.D, from x, y = 2.858, 16609 to 2.943, 15671, result = 33792; previous integration is from x, y = 2.842, 15771 to 2.943, 15671 and previous response = 36250.			✓	
CmdManuallyIntegratePeak	BL2000\ctran	1/24/2022 12:24:46 PM	Manually integrate compound 1,1,1,2-Tetrachloroethane in sample G0121_052.0052.D, from x, y = 2.858, 16609 to 2.943, 16790, result = 30912; previous integration is from x, y = 2.858, 16609 to 2.943, 15671 and previous response = 33792.			✓	
CmdManuallyIntegrateDropBaseline	BL2000\ctran	1/24/2022 12:24:47 PM	Drop baseline for compound 1,1,1,2-Tetrachloroethane in sample G0121_052.0052.D to y = 16609, new integration is from x, y = 2.858, 16609 to 2.943, 16609 and new response = 31376; previous integration is from x, y = 2.858, 16609 to 2.943, 16790 and previous response = 30912.			✓	
CmdSetTargetCompoundAttribute	BL2000\ctran	1/24/2022 12:24:50 PM	Set UserAnnotation = GT for compound 1,1,1,2-Tetrachloroethane in sample G0121_052.0052.D; previous value =			✓	
CmdSetSampleAttribute	BL2000\ctran	1/24/2022 12:24:56 PM	Set SampleApproved = True for sample G0121_052.0052.D; previous value = False			✓	
CmdManuallyIntegratePeak	BL2000\ctran	1/24/2022 12:25:03 PM	Manually integrate compound 1,1,1,2-Tetrachloroethane in sample G0121_053.0053.D, from x, y = 2.855, 16510 to 2.994, 16698, result = 33686; previous integration is from x, y = 2.842, 15965 to 3.053, 15330 and previous response = 45124.			✓	

Name	User	Time	Action	Reason	Comment	Succeed	Exception
CmdSetTargetCompoundAttribute	BL2000\ctran	1/24/2022 12:25:05 PM	Set UserAnnotation = GT for compound 1,1,1,2-Tetrachloroethane in sample G0121_053.0053.D; previous value =			✓	
CmdZeroOutPeak	BL2000\ctran	1/24/2022 12:25:10 PM	Zero out primary peak of compound 1,2-Dibromoethane in sample G0121_053.0053.D			✓	
CmdSetSampleAttribute	BL2000\ctran	1/24/2022 12:25:11 PM	Set SampleApproved = True for sample G0121_053.0053.D; previous value = False			✓	
CmdZeroOutPeak	BL2000\ctran	1/24/2022 12:25:14 PM	Zero out primary peak of compound 1,2-Dibromoethane in sample G0121_054.0054.D			✓	
CmdManuallyIntegratePeak	BL2000\ctran	1/24/2022 12:25:22 PM	Manually integrate compound 1,1,1,2-Tetrachloroethane in sample G0121_054.0054.D, from x, y = 2.853, 16372 to 3.014, 16006, result = 32951; previous integration is from x, y = 2.842, 15713 to 3.050, 15146 and previous response = 41872.			✓	
CmdManuallyIntegrateSnapBaseline	BL2000\ctran	1/24/2022 12:25:23 PM	Snap baseline for compound 1,1,1,2-Tetrachloroethane in sample G0121_054.0054.D, from x = 2.853 to x = 3.014, new integration is from x, y = 2.853, 16099 to 3.014, 16151 and new response = 33567; previous integration is from x, y = 2.853, 16372 to 3.014, 16006 and previous response = 32951.			✓	
CmdSetTargetCompoundAttribute	BL2000\ctran	1/24/2022 12:25:25 PM	Set UserAnnotation = GT for compound 1,1,1,2-Tetrachloroethane in sample G0121_054.0054.D; previous value =			✓	
CmdSetSampleAttribute	BL2000\ctran	1/24/2022 12:25:29 PM	Set SampleApproved = True for sample G0121_054.0054.D; previous value = False			✓	
CmdZeroOutPeak	BL2000\ctran	1/24/2022 12:25:33 PM	Zero out primary peak of compound 1,2-Dibromoethane in sample G0121_055.0055.D			✓	
CmdManuallyIntegrateSnapBaseline	BL2000\ctran	1/24/2022 12:25:39 PM	Snap baseline for compound 1,1,1,2-Tetrachloroethane in sample G0121_055.0055.D, from x = 2.844 to x = 2.996, new integration is from x, y = 2.844, 15813 to 2.996, 15875 and new response = 36555; previous integration is from x, y = 2.844, 15813 to 2.996, 15874 and previous response = 36557.			✓	
CmdClearManualIntegration	BL2000\ctran	1/24/2022 12:25:40 PM	Clear manual integration of target signal for compound 1,1,1,2-Tetrachloroethane in sample G0121_055.0055.D			✓	

Name	User	Time	Action	Reason	Comment	Succeed	Exception
CmdManuallyIntegratePeak	BL2000\ctran	1/24/2022 12:25:43 PM	Manually integrate compound 1,1,1,2-Tetrachloroethane in sample G0121_055.0055.D, from x, y = 2.858, 16323 to 2.971, 16458, result = 32296; previous integration is from x, y = 2.844, 15813 to 2.996, 15874 and previous response = 36557.			✓	
CmdManuallyIntegratePeak	BL2000\ctran	1/24/2022 12:25:50 PM	Manually integrate compound 1,1,1,2-Tetrachloroethane in sample G0121_055.0055.D, from x, y = 2.858, 16323 to 2.995, 16077, result = 33463; previous integration is from x, y = 2.858, 16323 to 2.971, 16458 and previous response = 32296.			✓	
CmdClearManualIntegration	BL2000\ctran	1/24/2022 12:25:52 PM	Clear manual integration of target signal for compound 1,1,1,2-Tetrachloroethane in sample G0121_055.0055.D			✓	
CmdManuallyIntegrateSnapBaseline	BL2000\ctran	1/24/2022 12:25:57 PM	Snap baseline for compound 1,1,1,2-Tetrachloroethane in sample G0121_055.0055.D, from x = 2.844 to x = 2.996, new integration is from x, y = 2.844, 15813 to 2.996, 15875 and new response = 36555; previous integration is from x, y = 2.844, 15813 to 2.996, 15874 and previous response = 36557.			✓	
CmdClearManualIntegration	BL2000\ctran	1/24/2022 12:25:58 PM	Clear manual integration of target signal for compound 1,1,1,2-Tetrachloroethane in sample G0121_055.0055.D			✓	
CmdManuallyIntegratePeak	BL2000\ctran	1/24/2022 12:26:01 PM	Manually integrate compound 1,1,1,2-Tetrachloroethane in sample G0121_055.0055.D, from x, y = 2.859, 16338 to 2.996, 15874, result = 34199; previous integration is from x, y = 2.844, 15813 to 2.996, 15874 and previous response = 36557.			✓	
CmdManuallyIntegratePeak	BL2000\ctran	1/24/2022 12:26:05 PM	Manually integrate compound 1,1,1,2-Tetrachloroethane in sample G0121_055.0055.D, from x, y = 2.859, 16338 to 2.980, 16172, result = 33232; previous integration is from x, y = 2.859, 16338 to 2.996, 15874 and previous response = 34199.			✓	
CmdSetTargetCompoundAttribute	BL2000\ctran	1/24/2022 12:26:10 PM	Set UserAnnotation = GT for compound 1,1,1,2-Tetrachloroethane in sample G0121_055.0055.D; previous value =			✓	
CmdZeroOutPeak	BL2000\ctran	1/24/2022 12:26:15 PM	Zero out primary peak of compound 1,2-Dibromoethane in sample G0121_055.0055.D			✓	
CmdSetSampleAttribute	BL2000\ctran	1/24/2022 12:26:27 PM	Set SampleApproved = True for sample G0121_055.0055.D; previous value = False			✓	

Name	User	Time	Action	Reason	Comment	Succeed	Exception
CmdZeroOutPeak	BL2000\ctran	1/24/2022 12:26:34 PM	Zero out primary peak of compound 1,2-Dibromoethane in sample G0121_056.0056.D			✓	
CmdSetSampleAttribute	BL2000\ctran	1/24/2022 12:26:35 PM	Set SampleApproved = True for sample G0121_056.0056.D; previous value = False			✓	
CmdZeroOutPeak	BL2000\ctran	1/24/2022 12:26:38 PM	Zero out primary peak of compound 1,2-Dibromoethane in sample G0121_057.0057.D			✓	
CmdManuallyIntegratePeak	BL2000\ctran	1/24/2022 12:26:46 PM	Manually integrate compound 1,1,1,2-Tetrachloroethane in sample G0121_057.0057.D, from x, y = 2.858, 16517 to 2.994, 16542, result = 32061; previous integration is from x, y = 2.842, 15901 to 3.040, 15306 and previous response = 42544.			✓	
CmdSetTargetCompoundAttribute	BL2000\ctran	1/24/2022 12:26:47 PM	Set UserAnnotation = GT for compound 1,1,1,2-Tetrachloroethane in sample G0121_057.0057.D; previous value =			✓	
CmdSetSampleAttribute	BL2000\ctran	1/24/2022 12:26:50 PM	Set SampleApproved = True for sample G0121_057.0057.D; previous value = False			✓	
CmdZeroOutPeak	BL2000\ctran	1/24/2022 12:27:02 PM	Zero out primary peak of compound 1,2-Dibromoethane in sample G0121_057.0057.D			✓	
CmdSetTargetCompoundAttribute	BL2000\ctran	1/24/2022 12:27:05 PM	Set UserAnnotation = GT for compound 1,1,1,2-Tetrachloroethane in sample G0121_057.0057.D; previous value = GT			✓	
CmdZeroOutPeak	BL2000\ctran	1/24/2022 12:27:18 PM	Zero out primary peak of compound 1,2-Dibromoethane in sample G0121_058.0058.D			✓	
CmdZeroOutPeak	BL2000\ctran	1/24/2022 12:27:20 PM	Zero out primary peak of compound 1,2-Dibromoethane in sample G0121_059.0059.D			✓	
CmdZeroOutPeak	BL2000\ctran	1/24/2022 12:27:23 PM	Zero out primary peak of compound 1,1,1,2-Tetrachloroethane in sample G0121_059.0059.D			✓	
CmdManuallyIntegratePeak	BL2000\ctran	1/24/2022 12:27:32 PM	Manually integrate compound 1,1,1,2-Tetrachloroethane in sample G0121_056.0056.D, from x, y = 2.859, 16854 to 2.924, 15797, result = 31581; previous integration is from x, y = 2.843, 15940 to 2.924, 15797 and previous response = 33704.			✓	
CmdManuallyIntegratePeak	BL2000\ctran	1/24/2022 12:27:36 PM	Manually integrate compound 1,1,1,2-Tetrachloroethane in sample G0121_056.0056.D, from x, y = 2.859, 16854 to 2.921, 16467, result = 28535; previous integration is from x, y = 2.859, 16854 to 2.924, 15797 and previous response = 31581.			✓	

Name	User	Time	Action	Reason	Comment	Succeed	Exception
CmdClearManualIntegration	BL2000\ctran	1/24/2022 12:27:38 PM	Clear manual integration of target signal for compound 1,1,1,2-Tetrachloroethane in sample G0121_056.0056.D			✓	
CmdSetSampleAttribute	BL2000\ctran	1/24/2022 12:27:45 PM	Set SampleApproved = True for sample G0121_058.0058.D; previous value = False			✓	
CmdZeroOutPeak	BL2000\ctran	1/24/2022 12:27:47 PM	Zero out primary peak of compound 1,2-Dibromoethane in sample G0121_059.0059.D			✓	
CmdZeroOutPeak	BL2000\ctran	1/24/2022 12:27:50 PM	Zero out primary peak of compound 1,1,1,2-Tetrachloroethane in sample G0121_059.0059.D			✓	
CmdSetSampleAttribute	BL2000\ctran	1/24/2022 12:27:52 PM	Set SampleApproved = True for sample G0121_059.0059.D; previous value = False			✓	
CmdSetTargetCompoundAttribute	BL2000\ctran	1/24/2022 12:28:09 PM	Set UserAnnotation = GT for compound 1,1,1,2-Tetrachloroethane in sample G0121_060.0060.D; previous value = GT			✓	
CmdSetSampleAttribute	BL2000\ctran	1/24/2022 12:28:15 PM	Set SampleApproved = True for sample G0121_060.0060.D; previous value = False			✓	
CmdZeroOutPeak	BL2000\ctran	1/24/2022 12:28:18 PM	Zero out primary peak of compound 1,2-Dibromoethane in sample G0121_061.0061.D			✓	
CmdSetSampleAttribute	BL2000\ctran	1/24/2022 12:28:22 PM	Set SampleApproved = True for sample G0121_061.0061.D; previous value = False			✓	
CmdManuallyIntegratePeak	BL2000\ctran	1/24/2022 12:28:28 PM	Manually integrate compound 1,1,1,2-Tetrachloroethane in sample G0121_062.0062.D, from x, y = 2.859, 16364 to 2.993, 16401, result = 32277; previous integration is from x, y = 2.843, 15797 to 3.050, 15174 and previous response = 42666.			✓	
CmdSetTargetCompoundAttribute	BL2000\ctran	1/24/2022 12:28:29 PM	Set UserAnnotation = GT for compound 1,1,1,2-Tetrachloroethane in sample G0121_062.0062.D; previous value =			✓	
CmdManuallyIntegrateDropBaseline	BL2000\ctran	1/24/2022 12:28:35 PM	Drop baseline for compound 1,2-Dibromoethane in sample G0121_062.0062.D to y = 16501, new integration is from x, y = 2.292, 16501 to 2.438, 16501 and new response = 44883; previous integration is from x, y = 2.292, 16501 to 2.438, 16645 and previous response = 44253.			✓	

Name	User	Time	Action	Reason	Comment	Succeed	Exception
CmdManuallyIntegratePeak	BL2000\ctran	1/24/2022 12:29:06 PM	Manually integrate compound 1,2-Dibromoethane in sample G0121_062.0062.D, from x, y = 2.292, 16501 to 2.481, 16266, result = 45950; previous integration is from x, y = 2.292, 16501 to 2.438, 16501 and previous response = 44883.			✓	
CmdSetTargetCompoundAttribute	BL2000\ctran	1/24/2022 12:29:08 PM	Set UserAnnotation = LT for compound 1,2-Dibromoethane in sample G0121_062.0062.D; previous value =			✓	
CmdSetTargetCompoundAttribute	BL2000\ctran	1/24/2022 12:29:11 PM	Set UserAnnotation = GT for compound 1,1,1,2-Tetrachloroethane in sample G0121_062.0062.D; previous value = GT			✓	
CmdSetSampleAttribute	BL2000\ctran	1/24/2022 12:29:14 PM	Set SampleApproved = True for sample G0121_062.0062.D; previous value = False			✓	
CmdManuallyIntegratePeak	BL2000\ctran	1/24/2022 12:29:21 PM	Manually integrate compound 1,1,1,2-Tetrachloroethane in sample G0121_063.0063.D, from x, y = 2.858, 16305 to 3.007, 16286, result = 32083; previous integration is from x, y = 2.841, 15734 to 3.043, 15158 and previous response = 41817.			✓	
CmdSetTargetCompoundAttribute	BL2000\ctran	1/24/2022 12:29:22 PM	Set UserAnnotation = GT for compound 1,1,1,2-Tetrachloroethane in sample G0121_063.0063.D; previous value =			✓	
CmdManuallyIntegrateSnapBaseline	BL2000\ctran	1/24/2022 12:29:27 PM	Snap baseline for compound 1,2-Dibromoethane in sample G0121_063.0063.D, from x = 2.291 to x = 2.451, new integration is from x, y = 2.291, 16427 to 2.451, 16229 and new response = 19282; previous integration is from x, y = 2.291, 16314 to 2.451, 16228 and previous response = 19830.			✓	
CmdClearManualIntegration	BL2000\ctran	1/24/2022 12:29:30 PM	Clear manual integration of target signal for compound 1,2-Dibromoethane in sample G0121_063.0063.D			✓	
CmdSetSampleAttribute	BL2000\ctran	1/24/2022 12:29:36 PM	Set SampleApproved = True for sample G0121_063.0063.D; previous value = False			✓	
CmdManuallyIntegratePeak	BL2000\ctran	1/24/2022 12:29:40 PM	Manually integrate compound 1,2-Dibromoethane in sample G0121_064.0064.D, from x, y = 2.291, 16416 to 2.477, 16219, result = 45276; previous integration is from x, y = 2.291, 16416 to 2.439, 16524 and previous response = 43881.			✓	

Name	User	Time	Action	Reason	Comment	Succeed	Exception
CmdSetTargetCompoundAttribute	BL2000\ctran	1/24/2022 12:29:42 PM	Set UserAnnotation = LT for compound 1,2-Dibromoethane in sample G0121_064.0064.D; previous value =			✓	
CmdManuallyIntegrateSnapBaseline	BL2000\ctran	1/24/2022 12:29:46 PM	Snap baseline for compound 1,1,1,2-Tetrachloroethane in sample G0121_064.0064.D, from x = 2.852 to x = 3.043, new integration is from x, y = 2.852, 16052 to 3.043, 15974 and new response = 34537; previous integration is from x, y = 2.852, 16054 to 3.043, 15803 and previous response = 35510.			✓	
CmdManuallyIntegratePeak	BL2000\ctran	1/24/2022 12:29:50 PM	Manually integrate compound 1,1,1,2-Tetrachloroethane in sample G0121_064.0064.D, from x, y = 2.858, 16327 to 3.014, 16255, result = 31576; previous integration is from x, y = 2.852, 16052 to 3.043, 15974 and previous response = 34537.			✓	
CmdSetTargetCompoundAttribute	BL2000\ctran	1/24/2022 12:29:50 PM	Set UserAnnotation = GT for compound 1,1,1,2-Tetrachloroethane in sample G0121_064.0064.D; previous value =			✓	
CmdSetSampleAttribute	BL2000\ctran	1/24/2022 12:30:02 PM	Set SampleApproved = True for sample G0121_064.0064.D; previous value = False			✓	
CmdManuallyIntegratePeak	BL2000\ctran	1/24/2022 12:30:07 PM	Manually integrate compound 1,1,1,2-Tetrachloroethane in sample G0121_065.0065.D, from x, y = 2.859, 16378 to 2.993, 16333, result = 31393; previous integration is from x, y = 2.843, 15772 to 3.039, 15210 and previous response = 41035.			✓	
CmdSetTargetCompoundAttribute	BL2000\ctran	1/24/2022 12:30:08 PM	Set UserAnnotation = GT for compound 1,1,1,2-Tetrachloroethane in sample G0121_065.0065.D; previous value =			✓	
CmdManuallyIntegrateDropBaseline	BL2000\ctran	1/24/2022 12:30:13 PM	Drop baseline for compound 1,2-Dibromoethane in sample G0121_065.0065.D to y = 16455, new integration is from x, y = 2.294, 16455 to 2.438, 16455 and new response = 44306; previous integration is from x, y = 2.294, 16455 to 2.438, 16553 and previous response = 43881.			✓	
CmdManuallyIntegratePeak	BL2000\ctran	1/24/2022 12:30:24 PM	Manually integrate compound 1,2-Dibromoethane in sample G0121_065.0065.D, from x, y = 2.294, 16455 to 2.478, 16255, result = 45191; previous integration is from x, y = 2.294, 16455 to 2.438, 16455 and previous response = 44306.			✓	

Name	User	Time	Action	Reason	Comment	Succeed	Exception
CmdSetTargetCompoundAttribute	BL2000\ctran	1/24/2022 12:30:26 PM	Set UserAnnotation = LT for compound 1,2-Dibromoethane in sample G0121_065.0065.D; previous value =			✓	
CmdSetSampleAttribute	BL2000\ctran	1/24/2022 12:30:31 PM	Set SampleApproved = True for sample G0121_065.0065.D; previous value = False			✓	
CmdManuallyIntegratePeak	BL2000\ctran	1/24/2022 12:30:37 PM	Manually integrate compound 1,1,1,2-Tetrachloroethane in sample G0121_066.0066.D, from x, y = 2.854, 16323 to 2.996, 16333, result = 31334; previous integration is from x, y = 2.841, 15781 to 3.043, 15215 and previous response = 40825.			✓	
CmdSetTargetCompoundAttribute	BL2000\ctran	1/24/2022 12:30:38 PM	Set UserAnnotation = GT for compound 1,1,1,2-Tetrachloroethane in sample G0121_066.0066.D; previous value =			✓	
CmdSetSampleAttribute	BL2000\ctran	1/24/2022 12:30:42 PM	Set SampleApproved = True for sample G0121_066.0066.D; previous value = False			✓	
CmdManuallyIntegratePeak	BL2000\ctran	1/24/2022 12:30:46 PM	Manually integrate compound 1,2-Dibromoethane in sample G0121_067.0067.D, from x, y = 2.293, 16450 to 2.467, 16318, result = 44826; previous integration is from x, y = 2.293, 16450 to 2.442, 16562 and previous response = 43685.			✓	
CmdSetTargetCompoundAttribute	BL2000\ctran	1/24/2022 12:30:47 PM	Set UserAnnotation = LT for compound 1,2-Dibromoethane in sample G0121_067.0067.D; previous value =			✓	
CmdManuallyIntegratePeak	BL2000\ctran	1/24/2022 12:30:52 PM	Manually integrate compound 1,1,1,2-Tetrachloroethane in sample G0121_067.0067.D, from x, y = 2.860, 16431 to 2.995, 16344, result = 31357; previous integration is from x, y = 2.843, 15758 to 3.050, 15171 and previous response = 41910.			✓	
CmdSetTargetCompoundAttribute	BL2000\ctran	1/24/2022 12:30:54 PM	Set UserAnnotation = GT for compound 1,1,1,2-Tetrachloroethane in sample G0121_067.0067.D; previous value =			✓	
CmdSetSampleAttribute	BL2000\ctran	1/24/2022 12:30:55 PM	Set SampleApproved = True for sample G0121_067.0067.D; previous value = False			✓	
CmdZeroOutPeak	BL2000\ctran	1/24/2022 12:30:58 PM	Zero out primary peak of compound 1,1,1,2-Tetrachloroethane in sample G0121_068.0068.D			✓	
CmdZeroOutPeak	BL2000\ctran	1/24/2022 12:30:59 PM	Zero out primary peak of compound 1,2-Dibromoethane in sample G0121_068.0068.D			✓	

Name	User	Time	Action	Reason	Comment	Succeed	Exception
CmdSetSampleAttribute	BL2000\ctran	1/24/2022 12:31:11 PM	Set SampleApproved = True for sample G0121_068.0068.D; previous value = False			✓	
CmdZeroOutPeak	BL2000\ctran	1/24/2022 12:31:41 PM	Zero out primary peak of compound 1,2-Dibromoethane in sample G0121_069.0069.D			✓	
CmdManuallyIntegratePeak	BL2000\ctran	1/24/2022 12:31:49 PM	Manually integrate compound 1,1,1,2-Tetrachloroethane in sample G0121_069.0069.D, from x, y = 2.858, 16194 to 3.003, 16214, result = 32279; previous integration is from x, y = 2.843, 15688 to 3.045, 15135 and previous response = 41409.			✓	
CmdSetTargetCompoundAttribute	BL2000\ctran	1/24/2022 12:31:52 PM	Set UserAnnotation = GT for compound 1,1,1,2-Tetrachloroethane in sample G0121_069.0069.D; previous value =			✓	
CmdSetSampleAttribute	BL2000\ctran	1/24/2022 12:31:54 PM	Set SampleApproved = True for sample G0121_069.0069.D; previous value = False			✓	
CmdZeroOutPeak	BL2000\ctran	1/24/2022 12:31:56 PM	Zero out primary peak of compound 1,2-Dibromoethane in sample G0121_070.0070.D			✓	
CmdManuallyIntegratePeak	BL2000\ctran	1/24/2022 12:32:03 PM	Manually integrate compound 1,1,1,2-Tetrachloroethane in sample G0121_070.0070.D, from x, y = 2.855, 16323 to 3.000, 16328, result = 31376; previous integration is from x, y = 2.839, 15742 to 3.048, 15153 and previous response = 41731.			✓	
CmdSetTargetCompoundAttribute	BL2000\ctran	1/24/2022 12:32:04 PM	Set UserAnnotation = GT for compound 1,1,1,2-Tetrachloroethane in sample G0121_070.0070.D; previous value =			✓	
CmdSetSampleAttribute	BL2000\ctran	1/24/2022 12:32:05 PM	Set SampleApproved = True for sample G0121_070.0070.D; previous value = False			✓	
CmdZeroOutPeak	BL2000\ctran	1/24/2022 12:32:09 PM	Zero out primary peak of compound 1,2-Dibromoethane in sample G0121_071.0071.D			✓	
CmdSetSampleAttribute	BL2000\ctran	1/24/2022 12:32:10 PM	Set SampleApproved = True for sample G0121_071.0071.D; previous value = False			✓	
CmdZeroOutPeak	BL2000\ctran	1/24/2022 12:32:13 PM	Zero out primary peak of compound 1,2-Dibromoethane in sample G0121_072.0072.D			✓	
CmdManuallyIntegratePeak	BL2000\ctran	1/24/2022 12:32:21 PM	Manually integrate compound 1,1,1,2-Tetrachloroethane in sample G0121_072.0072.D, from x, y = 2.855, 16276 to 2.999, 16153, result = 32882; previous integration is from x, y = 2.842, 15766 to 3.054, 15173 and previous response = 41988.			✓	

Name	User	Time	Action	Reason	Comment	Succeed	Exception
CmdManuallyIntegrateSnapBaseline	BL2000\ctran	1/24/2022 12:32:22 PM	Snap baseline for compound 1,1,1,2-Tetrachloroethane in sample G0121_072.0072.D, from x = 2.855 to x = 2.999, new integration is from x, y = 2.855, 16276 to 2.999, 16302 and new response = 32239; previous integration is from x, y = 2.855, 16276 to 2.999, 16153 and previous response = 32882.			✓	
CmdManuallyIntegrateDropBaseline	BL2000\ctran	1/24/2022 12:32:24 PM	Drop baseline for compound 1,1,1,2-Tetrachloroethane in sample G0121_072.0072.D to y = 16276, new integration is from x, y = 2.855, 16276 to 2.999, 16276 and new response = 32351; previous integration is from x, y = 2.855, 16276 to 2.999, 16302 and previous response = 32239.			✓	
CmdSetTargetCompoundAttribute	BL2000\ctran	1/24/2022 12:32:26 PM	Set UserAnnotation = GT for compound 1,1,1,2-Tetrachloroethane in sample G0121_072.0072.D; previous value =			✓	
CmdSetSampleAttribute	BL2000\ctran	1/24/2022 12:32:28 PM	Set SampleApproved = True for sample G0121_072.0072.D; previous value = False			✓	
CmdZeroOutPeak	BL2000\ctran	1/24/2022 12:32:31 PM	Zero out primary peak of compound 1,2-Dibromoethane in sample G0121_073.0073.D			✓	
CmdManuallyIntegratePeak	BL2000\ctran	1/24/2022 12:32:38 PM	Manually integrate compound 1,1,1,2-Tetrachloroethane in sample G0121_073.0073.D, from x, y = 2.858, 16267 to 2.996, 16219, result = 31267; previous integration is from x, y = 2.843, 15688 to 3.039, 15132 and previous response = 40562.			✓	
CmdSetTargetCompoundAttribute	BL2000\ctran	1/24/2022 12:32:39 PM	Set UserAnnotation = GT for compound 1,1,1,2-Tetrachloroethane in sample G0121_073.0073.D; previous value =			✓	
CmdSetSampleAttribute	BL2000\ctran	1/24/2022 12:32:41 PM	Set SampleApproved = True for sample G0121_073.0073.D; previous value = False			✓	
CmdManuallyIntegratePeak	BL2000\ctran	1/24/2022 12:32:49 PM	Manually integrate compound 1,1,1,2-Tetrachloroethane in sample G0121_074.0074.D, from x, y = 2.858, 16296 to 2.999, 16292, result = 31404; previous integration is from x, y = 2.843, 15743 to 3.048, 15152 and previous response = 41288.			✓	
CmdSetTargetCompoundAttribute	BL2000\ctran	1/24/2022 12:32:51 PM	Set UserAnnotation = GT for compound 1,1,1,2-Tetrachloroethane in sample G0121_074.0074.D; previous value =			✓	
CmdZeroOutPeak	BL2000\ctran	1/24/2022 12:32:53 PM	Zero out primary peak of compound 1,2-Dibromoethane in sample G0121_074.0074.D			✓	

Name	User	Time	Action	Reason	Comment	Succeed	Exception
CmdSetSampleAttribute	BL2000\ctran	1/24/2022 12:32:54 PM	Set SampleApproved = True for sample G0121_074.0074.D; previous value = False			✓	
CmdZeroOutPeak	BL2000\ctran	1/24/2022 12:32:56 PM	Zero out primary peak of compound 1,2-Dibromoethane in sample G0121_075.0075.D			✓	
CmdManuallyIntegratePeak	BL2000\ctran	1/24/2022 12:33:04 PM	Manually integrate compound 1,1,1,2-Tetrachloroethane in sample G0121_075.0075.D, from x, y = 2.850, 16309 to 2.986, 16369, result = 30648; previous integration is from x, y = 2.840, 15760 to 2.986, 16369 and previous response = 32783.			✓	
CmdSetTargetCompoundAttribute	BL2000\ctran	1/24/2022 12:33:05 PM	Set UserAnnotation = GT for compound 1,1,1,2-Tetrachloroethane in sample G0121_075.0075.D; previous value =			✓	
CmdSetSampleAttribute	BL2000\ctran	1/24/2022 12:33:07 PM	Set SampleApproved = True for sample G0121_075.0075.D; previous value = False			✓	
CmdZeroOutPeak	BL2000\ctran	1/24/2022 12:33:20 PM	Zero out primary peak of compound 1,2-Dibromoethane in sample G0121_076.0076.D			✓	
CmdManuallyIntegratePeak	BL2000\ctran	1/24/2022 12:33:24 PM	Manually integrate compound 1,1,1,2-Tetrachloroethane in sample G0121_076.0076.D, from x, y = 2.855, 16439 to 3.003, 16375, result = 31042; previous integration is from x, y = 2.850, 15993 to 3.045, 15286 and previous response = 39670.			✓	
CmdSetTargetCompoundAttribute	BL2000\ctran	1/24/2022 12:33:25 PM	Set UserAnnotation = GT for compound 1,1,1,2-Tetrachloroethane in sample G0121_076.0076.D; previous value =			✓	
CmdManuallyIntegratePeak	BL2000\ctran	1/24/2022 12:33:33 PM	Manually integrate compound 1,1,1,2-Tetrachloroethane in sample G0121_077.0077.D, from x, y = 2.843, 15870 to 2.939, 15726, result = 36506; previous integration is from x, y = 2.843, 15870 to 3.092, 15212 and previous response = 57609.			✓	
CmdManuallyIntegratePeak	BL2000\ctran	1/24/2022 12:33:36 PM	Manually integrate compound 1,1,1,2-Tetrachloroethane in sample G0121_077.0077.D, from x, y = 2.860, 16979 to 2.939, 15726, result = 33444; previous integration is from x, y = 2.843, 15870 to 2.939, 15726 and previous response = 36506.			✓	

Name	User	Time	Action	Reason	Comment	Succeed	Exception
CmdManuallyIntegrateSnapBaseline	BL2000\ctran	1/24/2022 12:33:38 PM	Snap baseline for compound 1,1,1,2-Tetrachloroethane in sample G0121_077.0077.D, from x = 2.860 to x = 2.939, new integration is from x, y = 2.860, 16979 to 2.939, 21328 and new response = 20138; previous integration is from x, y = 2.860, 16979 to 2.939, 15726 and previous response = 33444.			✓	
CmdManuallyIntegrateDropBaseline	BL2000\ctran	1/24/2022 12:33:40 PM	Drop baseline for compound 1,1,1,2-Tetrachloroethane in sample G0121_077.0077.D to y = 16979, new integration is from x, y = 2.860, 16979 to 2.939, 16979 and new response = 30467; previous integration is from x, y = 2.860, 16979 to 2.939, 21328 and previous response = 20138.			✓	
CmdSetTargetCompoundAttribute	BL2000\ctran	1/24/2022 12:33:43 PM	Set UserAnnotation = GT for compound 1,1,1,2-Tetrachloroethane in sample G0121_077.0077.D; previous value =			✓	
CmdSetSampleAttribute	BL2000\ctran	1/24/2022 12:33:51 PM	Set SampleApproved = True for sample G0121_076.0076.D; previous value = False			✓	
CmdSetSampleAttribute	BL2000\ctran	1/24/2022 12:33:52 PM	Set SampleApproved = True for sample G0121_077.0077.D; previous value = False			✓	
CmdManuallyIntegratePeak	BL2000\ctran	1/24/2022 12:33:56 PM	Manually integrate compound 1,2-Dibromoethane in sample G0121_078.0078.D, from x, y = 2.291, 16374 to 2.463, 16203, result = 44963; previous integration is from x, y = 2.291, 16374 to 2.440, 16421 and previous response = 43978.			✓	
CmdManuallyIntegratePeak	BL2000\ctran	1/24/2022 12:34:04 PM	Manually integrate compound 1,1,1,2-Tetrachloroethane in sample G0121_078.0078.D, from x, y = 2.857, 16306 to 3.007, 16255, result = 31688; previous integration is from x, y = 2.849, 15916 to 3.047, 15173 and previous response = 40059.			✓	
CmdSetTargetCompoundAttribute	BL2000\ctran	1/24/2022 12:34:07 PM	Set UserAnnotation = GT for compound 1,1,1,2-Tetrachloroethane in sample G0121_078.0078.D; previous value =			✓	
CmdSetSampleAttribute	BL2000\ctran	1/24/2022 12:34:10 PM	Set SampleApproved = True for sample G0121_078.0078.D; previous value = False			✓	
CmdZeroOutPeak	BL2000\ctran	1/24/2022 12:34:14 PM	Zero out primary peak of compound 1,2-Dibromoethane in sample G0121_079.0079.D			✓	
CmdZeroOutPeak	BL2000\ctran	1/24/2022 12:34:15 PM	Zero out primary peak of compound 1,1,1,2-Tetrachloroethane in sample G0121_079.0079.D			✓	

Name	User	Time	Action	Reason	Comment	Succeed	Exception
CmdSetSampleAttribute	BL2000\ctran	1/24/2022 12:34:23 PM	Set SampleApproved = True for sample G0121_080.0080.D; previous value = False			✓	
CmdSetSampleAttribute	BL2000\ctran	1/24/2022 12:34:24 PM	Set SampleApproved = True for sample G0121_079.0079.D; previous value = False			✓	
CmdZeroOutPeak	BL2000\ctran	1/24/2022 12:34:29 PM	Zero out primary peak of compound 1,1,1,2-Tetrachloroethane in sample G0121_081.0081.D			✓	
CmdZeroOutPeak	BL2000\ctran	1/24/2022 12:34:30 PM	Zero out primary peak of compound 1,2-Dibromoethane in sample G0121_081.0081.D			✓	
CmdZeroOutPeak	BL2000\ctran	1/24/2022 12:34:33 PM	Zero out primary peak of compound 1,2-Dibromoethane in sample G0121_082.0082.D			✓	
CmdManuallyIntegratePeak	BL2000\ctran	1/24/2022 12:34:43 PM	Manually integrate compound 1,1,1,2-Tetrachloroethane in sample G0121_082.0082.D, from x, y = 2.850, 16293 to 2.999, 16276, result = 32072; previous integration is from x, y = 2.839, 15777 to 3.042, 15220 and previous response = 41170.			✓	
CmdSetTargetCompoundAttribute	BL2000\ctran	1/24/2022 12:34:45 PM	Set UserAnnotation = GT for compound 1,1,1,2-Tetrachloroethane in sample G0121_082.0082.D; previous value =			✓	
CmdSetSampleAttribute	BL2000\ctran	1/24/2022 12:34:47 PM	Set SampleApproved = True for sample G0121_082.0082.D; previous value = False			✓	
CmdSetSampleAttribute	BL2000\ctran	1/24/2022 12:34:48 PM	Set SampleApproved = True for sample G0121_081.0081.D; previous value = False			✓	
CmdZeroOutPeak	BL2000\ctran	1/24/2022 12:34:55 PM	Zero out primary peak of compound 1,2-Dibromoethane in sample G0121_083.0083.D			✓	
CmdManuallyIntegratePeak	BL2000\ctran	1/24/2022 12:35:01 PM	Manually integrate compound 1,1,1,2-Tetrachloroethane in sample G0121_083.0083.D, from x, y = 2.854, 16420 to 3.004, 16219, result = 31883; previous integration is from x, y = 2.840, 15719 to 3.033, 15186 and previous response = 41273.			✓	
CmdSetTargetCompoundAttribute	BL2000\ctran	1/24/2022 12:35:03 PM	Set UserAnnotation = GT for compound 1,1,1,2-Tetrachloroethane in sample G0121_083.0083.D; previous value =			✓	
CmdSetSampleAttribute	BL2000\ctran	1/24/2022 12:35:05 PM	Set SampleApproved = True for sample G0121_083.0083.D; previous value = False			✓	
CmdZeroOutPeak	BL2000\ctran	1/24/2022 12:35:10 PM	Zero out primary peak of compound 1,2-Dibromoethane in sample G0121_084.0084.D			✓	

Name	User	Time	Action	Reason	Comment	Succeed	Exception
CmdSetSampleAttribute	BL2000\ctran	1/24/2022 12:35:47 PM	Set SampleApproved = True for sample G0121_084.0084.D; previous value = False			✓	
CmdManuallyIntegratePeak	BL2000\ctran	1/24/2022 12:35:52 PM	Manually integrate compound 1,1,1,2-Tetrachloroethane in sample G0121_085.0085.D, from x, y = 2.841, 16334 to 2.846, 15797, result = -96; previous integration is from x, y = 2.841, 15714 to 2.992, 16349 and previous response = 34034.			✓	
CmdClearManualIntegration	BL2000\ctran	1/24/2022 12:35:52 PM	Clear manual integration of target signal for compound 1,1,1,2-Tetrachloroethane in sample G0121_085.0085.D			✓	
CmdManuallyIntegratePeak	BL2000\ctran	1/24/2022 12:35:56 PM	Manually integrate compound 1,1,1,2-Tetrachloroethane in sample G0121_085.0085.D, from x, y = 2.851, 16206 to 2.992, 16349, result = 32078; previous integration is from x, y = 2.841, 15714 to 2.992, 16349 and previous response = 34034.			✓	
CmdSetTargetCompoundAttribute	BL2000\ctran	1/24/2022 12:35:58 PM	Set UserAnnotation = GT for compound 1,1,1,2-Tetrachloroethane in sample G0121_085.0085.D; previous value =			✓	
CmdZeroOutPeak	BL2000\ctran	1/24/2022 12:36:01 PM	Zero out primary peak of compound 1,2-Dibromoethane in sample G0121_085.0085.D			✓	
CmdSetSampleAttribute	BL2000\ctran	1/24/2022 12:36:02 PM	Set SampleApproved = True for sample G0121_085.0085.D; previous value = False			✓	
CmdZeroOutPeak	BL2000\ctran	1/24/2022 12:36:06 PM	Zero out primary peak of compound 1,2-Dibromoethane in sample G0121_086.0086.D			✓	
CmdManuallyIntegratePeak	BL2000\ctran	1/24/2022 12:36:11 PM	Manually integrate compound 1,1,1,2-Tetrachloroethane in sample G0121_086.0086.D, from x, y = 2.854, 16417 to 2.993, 16438, result = 32673; previous integration is from x, y = 2.841, 15806 to 3.042, 15130 and previous response = 43572.			✓	
CmdSetTargetCompoundAttribute	BL2000\ctran	1/24/2022 12:36:12 PM	Set UserAnnotation = GT for compound 1,1,1,2-Tetrachloroethane in sample G0121_086.0086.D; previous value =			✓	
CmdSetSampleAttribute	BL2000\ctran	1/24/2022 12:36:13 PM	Set SampleApproved = True for sample G0121_086.0086.D; previous value = False			✓	

Name	User	Time	Action	Reason	Comment	Succeed	Exception
CmdManuallyIntegratePeak	BL2000\ctran	1/24/2022 12:36:18 PM	Manually integrate compound 1,1,1,2-Tetrachloroethane in sample G0121_087.0087.D, from x, y = 2.853, 16625 to 2.992, 16563, result = 31822; previous integration is from x, y = 2.843, 16020 to 2.992, 16563 and previous response = 34297.			✓	
CmdSetTargetCompoundAttribute	BL2000\ctran	1/24/2022 12:36:18 PM	Set UserAnnotation = GT for compound 1,1,1,2-Tetrachloroethane in sample G0121_087.0087.D; previous value =			✓	
CmdZeroOutPeak	BL2000\ctran	1/24/2022 12:36:22 PM	Zero out primary peak of compound 1,2-Dibromoethane in sample G0121_087.0087.D			✓	
CmdSetSampleAttribute	BL2000\ctran	1/24/2022 12:36:23 PM	Set SampleApproved = True for sample G0121_087.0087.D; previous value = False			✓	
CmdManuallyIntegratePeak	BL2000\ctran	1/24/2022 12:36:33 PM	Manually integrate compound 1,1,1,2-Tetrachloroethane in sample G0121_088.0088.D, from x, y = 2.854, 16521 to 2.989, 16620, result = 31567; previous integration is from x, y = 2.843, 15957 to 2.989, 16620 and previous response = 33765.			✓	
CmdZeroOutPeak	BL2000\ctran	1/24/2022 12:36:36 PM	Zero out primary peak of compound 1,2-Dibromoethane in sample G0121_088.0088.D			✓	
CmdSetSampleAttribute	BL2000\ctran	1/24/2022 12:36:58 PM	Set SampleApproved = True for sample G0121_088.0088.D; previous value = False			✓	
CmdQuantitate	BL2000\ctran	1/24/2022 12:37:01 PM	Quantitate all compounds in all samples			✓	
CmdSaveBatchTable	BL2000\ctran	1/24/2022 12:37:06 PM	Save batch \\MASSHUNTER\Org\Data\GECD.I\G012122\aiaexport\QuantResults\G012122_8011_W_CLT.batch.bin			✓	
CmdSaveBatchTable	BL2000\ctran	1/24/2022 12:52:07 PM	Save batch \\MASSHUNTER\Org\Data\GECD.I\G012122\aiaexport\QuantResults\G012122_8011_W_CLT.batch.bin			✓	
CmdOpenBatchTable	BL2000\ctran	1/24/2022 2:21:53 PM	Open batch \\MASSHUNTER\Org\Data\GECD.I\G012122\aiaexport\G012122_8011_W_CLT.batch.bin			✓	
CmdZeroOutPeak	BL2000\ctran	1/24/2022 2:23:44 PM	Zero out primary peak of compound 1,2-Dibromoethane in sample G0121_089.0089.D			✓	
CmdManuallyIntegratePeak	BL2000\ctran	1/24/2022 2:23:58 PM	Manually integrate compound 1,1,1,2-Tetrachloroethane in sample G0121_089.0089.D, from x, y = 2.853, 16328 to 2.995, 16318, result = 32103; previous integration is from x, y = 2.839, 15784 to 3.042, 15227 and previous response = 41470.			✓	

Name	User	Time	Action	Reason	Comment	Succeed	Exception
CmdSetTargetCompoundAttribute	BL2000\ctran	1/24/2022 2:24:01 PM	Set UserAnnotation = GT for compound 1,1,1,2-Tetrachloroethane in sample G0121_089.0089.D; previous value =			✓	
CmdSetTargetCompoundAttribute	BL2000\ctran	1/24/2022 2:24:04 PM	Set UserAnnotation = GT for compound 1,1,1,2-Tetrachloroethane in sample G0121_088.0088.D; previous value =			✓	
CmdSetSampleAttribute	BL2000\ctran	1/24/2022 2:24:26 PM	Set SampleApproved = True for sample G0121_089.0089.D; previous value = False			✓	
CmdManuallyIntegratePeak	BL2000\ctran	1/24/2022 2:24:34 PM	Manually integrate compound 1,1,1,2-Tetrachloroethane in sample G0121_090.0090.D, from x, y = 2.848, 16133 to 2.999, 16094, result = 31884; previous integration is from x, y = 2.837, 15536 to 3.039, 14982 and previous response = 41672.			✓	
CmdSetTargetCompoundAttribute	BL2000\ctran	1/24/2022 2:24:35 PM	Set UserAnnotation = GT for compound 1,1,1,2-Tetrachloroethane in sample G0121_090.0090.D; previous value =			✓	
CmdZeroOutPeak	BL2000\ctran	1/24/2022 2:24:38 PM	Zero out primary peak of compound 1,2-Dibromoethane in sample G0121_090.0090.D			✓	
CmdSetSampleAttribute	BL2000\ctran	1/24/2022 2:24:54 PM	Set SampleApproved = True for sample G0121_090.0090.D; previous value = False			✓	
CmdZeroOutPeak	BL2000\ctran	1/24/2022 2:25:22 PM	Zero out primary peak of compound 1,2-Dibromoethane in sample G0121_091.0091.D			✓	
CmdManuallyIntegratePeak	BL2000\ctran	1/24/2022 2:25:33 PM	Manually integrate compound 1,1,1,2-Tetrachloroethane in sample G0121_091.0091.D, from x, y = 2.857, 16196 to 2.988, 16322, result = 32237; previous integration is from x, y = 2.842, 15666 to 2.988, 16322 and previous response = 34296.			✓	
CmdSetTargetCompoundAttribute	BL2000\ctran	1/24/2022 2:25:34 PM	Set UserAnnotation = GT for compound 1,1,1,2-Tetrachloroethane in sample G0121_091.0091.D; previous value =			✓	
CmdSetSampleAttribute	BL2000\ctran	1/24/2022 2:25:39 PM	Set SampleApproved = True for sample G0121_091.0091.D; previous value = False			✓	
CmdZeroOutPeak	BL2000\ctran	1/24/2022 2:25:43 PM	Zero out primary peak of compound 1,2-Dibromoethane in sample G0121_092.0092.D			✓	
CmdZeroOutPeak	BL2000\ctran	1/24/2022 2:25:45 PM	Zero out primary peak of compound 1,1,1,2-Tetrachloroethane in sample G0121_092.0092.D			✓	

Name	User	Time	Action	Reason	Comment	Succeed	Exception
CmdSetSampleAttribute	BL2000\ctran	1/24/2022 2:25:46 PM	Set SampleApproved = True for sample G0121_092.0092.D; previous value = False			✓	
CmdSetTargetCompoundAttribute	BL2000\ctran	1/24/2022 2:25:51 PM	Set UserAnnotation = GT for compound 1,1,1,2-Tetrachloroethane in sample G0121_093.0093.D; previous value = GT			✓	
CmdSetSampleAttribute	BL2000\ctran	1/24/2022 2:25:56 PM	Set SampleApproved = True for sample G0121_093.0093.D; previous value = False			✓	
CmdZeroOutPeak	BL2000\ctran	1/24/2022 2:26:00 PM	Zero out primary peak of compound 1,2-Dibromoethane in sample G0121_094.0094.D			✓	
CmdManuallyIntegratePeak	BL2000\ctran	1/24/2022 2:26:05 PM	Manually integrate compound 1,1,1,2-Tetrachloroethane in sample G0121_094.0094.D, from x, y = 2.850, 16242 to 2.994, 16208, result = 30060; previous integration is from x, y = 2.836, 15696 to 3.041, 15175 and previous response = 39241.			✓	
CmdSetTargetCompoundAttribute	BL2000\ctran	1/24/2022 2:26:07 PM	Set UserAnnotation = GT for compound 1,1,1,2-Tetrachloroethane in sample G0121_094.0094.D; previous value =			✓	
CmdSetSampleAttribute	BL2000\ctran	1/24/2022 2:26:10 PM	Set SampleApproved = True for sample G0121_094.0094.D; previous value = False			✓	
CmdZeroOutPeak	BL2000\ctran	1/24/2022 2:26:13 PM	Zero out primary peak of compound 1,2-Dibromoethane in sample G0121_095.0095.D			✓	
CmdManuallyIntegratePeak	BL2000\ctran	1/24/2022 2:26:26 PM	Manually integrate compound 1,1,1,2-Tetrachloroethane in sample G0121_095.0095.D, from x, y = 2.853, 16432 to 2.990, 16703, result = 35617; previous integration is from x, y = 2.838, 15682 to 2.998, 15332 and previous response = 45406.			✓	
CmdManuallyIntegratePeak	BL2000\ctran	1/24/2022 2:26:31 PM	Manually integrate compound 1,1,1,2-Tetrachloroethane in sample G0121_095.0095.D, from x, y = 2.853, 16432 to 2.938, 16526, result = 31367; previous integration is from x, y = 2.853, 16432 to 2.990, 16703 and previous response = 35617.			✓	
CmdManuallyIntegrateDropBaseline	BL2000\ctran	1/24/2022 2:26:35 PM	Drop baseline for compound 1,1,1,2-Tetrachloroethane in sample G0121_095.0095.D to y = 16432, new integration is from x, y = 2.853, 16432 to 2.938, 16432 and new response = 31607; previous integration is from x, y = 2.853, 16432 to 2.938, 16526 and previous response = 31367.			✓	

Name	User	Time	Action	Reason	Comment	Succeed	Exception
CmdSetTargetCompoundAttribute	BL2000\ctran	1/24/2022 2:26:36 PM	Set UserAnnotation = GT for compound 1,1,1,2-Tetrachloroethane in sample G0121_095.0095.D; previous value =			✓	
CmdSetSampleAttribute	BL2000\ctran	1/24/2022 2:26:40 PM	Set SampleApproved = True for sample G0121_095.0095.D; previous value = False			✓	
CmdZeroOutPeak	BL2000\ctran	1/24/2022 2:26:42 PM	Zero out primary peak of compound 1,2-Dibromoethane in sample G0121_096.0096.D			✓	
CmdZeroOutPeak	BL2000\ctran	1/24/2022 2:26:44 PM	Zero out primary peak of compound 1,1,1,2-Tetrachloroethane in sample G0121_096.0096.D			✓	
CmdManuallyIntegrateSnapBaseline	BL2000\ctran	1/24/2022 2:27:02 PM	Snap baseline for compound 1,1,1,2-Tetrachloroethane in sample G0121_097.0097.D, from x = 2.833 to x = 3.033, new integration is from x, y = 2.833, 16104 to 3.033, 16010 and new response = 170339; previous integration is from x, y = 2.833, 16101 to 3.033, 15906 and previous response = 170985.			✓	
CmdSetTargetCompoundAttribute	BL2000\ctran	1/24/2022 2:27:04 PM	Set UserAnnotation = GT for compound 1,1,1,2-Tetrachloroethane in sample G0121_097.0097.D; previous value =			✓	
CmdSetSampleAttribute	BL2000\ctran	1/24/2022 2:27:05 PM	Set SampleApproved = True for sample G0121_097.0097.D; previous value = False			✓	
CmdSetSampleAttribute	BL2000\ctran	1/24/2022 2:27:18 PM	Set SampleApproved = True for sample G0121_096.0096.D; previous value = False			✓	
CmdSetTargetCompoundAttribute	BL2000\ctran	1/24/2022 2:27:41 PM	Set UserAnnotation = GT for compound 1,1,1,2-Tetrachloroethane in sample G0121_038.0038.D; previous value = GT			✓	
CmdSetSampleAttribute	BL2000\ctran	1/24/2022 2:27:47 PM	Set SampleApproved = True for sample G0121_038.0038.D; previous value = False			✓	
CmdClearManualIntegration	BL2000\ctran	1/24/2022 2:38:00 PM	Clear manual integration of target signal for compound 1,2-Dibromoethane in sample G0121_038.0038.D			✓	
CmdZeroOutPeak	BL2000\ctran	1/24/2022 2:38:03 PM	Zero out primary peak of compound 1,2-Dibromoethane in sample G0121_038.0038.D			✓	
CmdSaveBatchTable	BL2000\ctran	1/24/2022 2:48:19 PM	Save batch \\MASSHUNTER\Org\Data\GECD.I\G012122\aiaexport\QuantResults\G012122_8011_W_CLT.batch.bin			✓	
CmdQuantitate	BL2000\ctran	1/24/2022 2:48:38 PM	Quantitate all compounds in all samples			✓	

Name	User	Time	Action	Reason	Comment	Succeed	Exception
CmdSetSampleAttribute	BL2000\ctran	1/24/2022 2:48:53 PM	Set SampleType = CC for sample G0121_022.0022.D; previous value = Calibration			✓	
CmdSetSampleAttribute	BL2000\ctran	1/24/2022 2:48:56 PM	Set SampleType = CC for sample G0121_023.0023.D; previous value = Calibration			✓	
CmdSetSampleAttribute	BL2000\ctran	1/24/2022 2:48:58 PM	Set SampleType = CC for sample G0121_024.0024.D; previous value = Calibration			✓	
CmdSetSampleAttribute	BL2000\ctran	1/24/2022 2:49:01 PM	Set SampleType = CC for sample G0121_025.0025.D; previous value = Calibration			✓	
CmdSetSampleAttribute	BL2000\ctran	1/24/2022 2:49:05 PM	Set SampleType = CC for sample G0121_026.0026.D; previous value = Calibration			✓	
CmdSetSampleAttribute	BL2000\ctran	1/24/2022 2:49:07 PM	Set SampleType = CC for sample G0121_027.0027.D; previous value = Calibration			✓	
CmdSetSampleAttribute	BL2000\ctran	1/24/2022 2:49:09 PM	Set SampleType = CC for sample G0121_028.0028.D; previous value = Calibration			✓	
CmdQuantitate	BL2000\ctran	1/24/2022 2:50:55 PM	Quantitate all compounds in all samples			✓	
CmdSaveBatchTable	BL2000\ctran	1/24/2022 2:50:57 PM	Save batch \\MASSHUNTER\Org\Data\GECD.I\G012122\aiaexport\QuantResults\G012122_8011_W_CLT.batch.bin			✓	
CmdManuallyIntegrateDropBaseline	BL2000\ctran	1/24/2022 2:51:36 PM	Drop baseline for compound 1,1,1,2-Tetrachloroethane in sample G0121_053.0053.D to y = 16510, new integration is from x, y = 2.855, 16510 to 2.994, 16510 and new response = 34469; previous integration is from x, y = 2.855, 16510 to 2.994, 16698 and previous response = 33686.			✓	
CmdSaveBatchTable	BL2000\ctran	1/24/2022 2:53:05 PM	Save batch \\MASSHUNTER\Org\Data\GECD.I\G012122\aiaexport\QuantResults\G012122_8011_W_CLT.batch.bin			✓	
CmdSaveBatchTable	BL2000\ctran	1/24/2022 2:53:18 PM	Save batch \\MASSHUNTER\Org\Data\GECD.I\G012122\aiaexport\QuantResults\G012122_8011_W_CLT.batch.bin			✓	
CmdQuantitate	BL2000\ctran	1/24/2022 2:53:31 PM	Quantitate all compounds in all samples			✓	
CmdSaveBatchTable	BL2000\ctran	1/24/2022 2:53:33 PM	Save batch \\MASSHUNTER\Org\Data\GECD.I\G012122\aiaexport\QuantResults\G012122_8011_W_CLT.batch.bin			✓	
CmdSaveBatchTable	BL2000\ctran	1/24/2022 3:53:56 PM	Save batch \\MASSHUNTER\Org\Data\GECD.I\G012122\aiaexport\QuantResults\G012122_8011_W_CLT.batch.bin			✓	

Audit Trail report

Name	User	Time	Action	Reason	Comment	Succeed	Exception
CmdOpenBatchTable	BL2000\ctran	3/9/2022 1:03:04 PM	Open batch \\MASSHUNTER\Org\Data\GECD.I\G012122\aiaexport\G012122_8011_W_CLT.batch.bin			✓	
GenerateReport	BL2000\ctran	3/9/2022 1:09:00 PM	Generates report - Method: \\MASSHUNTER\Org\reports\Gen_ResultsSummary.m, Output Path: \\MASSHUNTER\Org\Data\GECD.I\G012122\aiaexport\QuantReports\G012122_8011_W_CLT			✓	
GenerateReport	BL2000\ctran	3/9/2022 1:11:27 PM	Generates report - Method: \\MASSHUNTER\Org\reports\init_cal_rpt.m, Output Path: \\MASSHUNTER\Org\Data\GECD.I\G012122\aiaexport\QuantReports\G012122_8011_W_CLT-1			✓	
GenerateReport	BL2000\ctran	3/9/2022 1:13:37 PM	Generates report - Method: \\MASSHUNTER\Org\reports\Gen_Calibration.m, Output Path: \\MASSHUNTER\Org\Data\GECD.I\G012122\aiaexport\QuantReports\G012122_8011_W_CLT-2			✓	
GenerateReport	BL2000\ctran	3/9/2022 1:17:07 PM	Generates report - Method: \\MASSHUNTER\Org\reports\Env_QuantResults_wGraphics+Chromatogram.m, Output Path: \\MASSHUNTER\Org\Data\GECD.I\G012122\aiaexport\QuantReports\G012122_8011_W_CLT-3			✓	

Agilent

ID #: 13327
Opened:
Calibration Standard
Expires: 12/31/2023
Rec'd: 12/11/2020
Energy Laboratories Inc 1120 So. 27th Street
Billings MT 59107

Certificate of Analysis

Product Name: Calibration Standard

Product Number: DWM-514-1 **Lot Issue Date:** 08-Dec-2020

Lot Number: 0006573696 **Expiration Date:** 31-Dec-2023

Description:
This analytical reference material (RM) was manufactured and verified in accordance with an ISO 9001 registered quality system and analyte concentrations were verified by an ISO 17025 accredited laboratory. The concentration and uncertainty value at the 95% confidence level for each analyte, determined gravimetrically, is listed below.

Analyte	CAS#	Analyte Lot	Concentration ± Uncertainty
1,2-dibromo-3-chloropropane	000096-12-8	RM12895	200.7 ± 1.0 µg/mL
1,2-dibromoethane	000106-93-4	RM00018	200.2 ± 1.0 µg/mL
1,2,3-trichloropropane	000096-18-4	RM13082	200.4 ± 1.0 µg/mL

Matrix: methanol (methyl alcohol)

Storage Conditions: Store Frozen (-25° to -10°C).

Traceability:
The balances used for these measurements are calibrated with weights traceable to NIST in compliance with ANSI/NCSL Z540.3, ISO 9001, ISO 17025, and ISO 17034. Calibrated Class A glassware is used for volumetric measurements. Thermometers are calibrated against a NIST traceable thermometer in accordance with NIST Special Publication 1088.

Homogeneity:
This RM was unitized according to an in-house procedure and is guaranteed to be homogeneous. There is no minimum sub-sample size required.

Intended Use:
This RM is intended for the preparation of working reference samples for use in routine laboratory analyses, calibration of instruments, validation of analytical methods, assessments of measurement methods, and continuing calibration verification.

Instructions for Use:
Sample aliquots for analysis should be withdrawn at 20°C to 25°C immediately after opening the container and should be processed without delay for the certified values to be valid within the stated uncertainties.

Hazards:
Refer to the Safety Data Sheet on www.agilent.com for information regarding this RM.

ANAB ACCREDITED ISO 17034 REFERENCE MATERIAL PRODUCER

ISO 17034 Cert
No. AR-1936

RM was produced in accordance with TUV USA Inc registered ISO 9001 Quality Management System. Cert # 56 100 18560026
Page: 1 of 2

www.agilent.com/quality/
CSD-QA-015.1

ANAB ACCREDITED ISO/IEC 17025 TESTING LABORATORY

ISO 17025 Cert
No. AT-1937

250 Smith Street North Kingstown, Rhode Island 02852 www.agilent.com/quality

Certificate of Analysis

Product Number: DWM-514-1 **Lot Number:** 0006573696

Expiration of Certification:
The certification of this RM is valid until the expiration date specified above, provided the RM is handled and stored in accordance with the instructions given in this certificate. This certification is nullified if the RM is damaged, contaminated, or otherwise modified.

Maintenance of Certification:
If substantive changes are noted that affect the certification before the expiration of this certificate, Agilent will notify the purchaser.

Sample lot approver:

Monica Bourgeois
QMS Representative

ISO 17034 Cert
No. AR-1936

RM was produced in accordance with TUV USA Inc registered ISO 9001 Quality Management System. Cert # 56 100 18560026
Page: 2 of 2

www.agilent.com/quality/
CSD-QA-015.1

ISO 17025 Cert
No. AT-1937

Energy Laboratories Inc

Spike LOG

Standard ID:	PH121120504P		
Standard Name	504.1 Mix (200ug/mL) MeOH	Type:	Primary
Date Prepared	12/11/2019	BY:	Selina R. Cox
Date Expires:	12/31/2023		
Department	PST/HRBPR	Status:	New
Vendor:	Agilent		
Lot Number:	0006573696		
Balance ID:			
Comments:	Date prepped is same as date received. [200ug/mL] MeOH. Recieved x4 1mL vials.		

Chemical / Solvent Used	BottleNo	Amt	Units	Exp
Calibration Standard	13327	4	mL	12/31

Final Volume: 1 mL

Stock Source **Base Units** **Amount Added**

Analytes **CAS** Conc: **ug/mL**

Page: *1 of 1*

Energy Laboratories Inc

Standard LOG

Standard ID:	PH011122504C3		
Standard Name	504.1 Cal Stock 3(0.7ug/mL) MeOH	Type:	Secondary
Date Prepared	1/11/2022	BY:	Carry L Tran
Date Expires:	2/12/2023		
Department	PST/HRBPR	Status:	New
Vendor:			
Lot Number:			
Balance ID:			

Comments: Final concentration = 0.7ug/mL Vol Flask# - EX-0117. Concentration represents both calmix and surrogate. 4/27/21 SRC.

Chemical / Solvent Used	BottleNo	Amt	Units	Exp
Methanol, Purge and Trap EA899	13926	9.895	mL	2/12/
1, 1, 1, 2-Tetrachloroethane Standard	14248	0.07	mL	11/30

Final Volume: 10 mL

Stock Source		Base Units	Amount Added
PH121120504P	504.1 Mix (200ug/mL) MeOH	ug/mL	0.035 mL

Analytes	CAS	Conc:	ug/mL

Page: *1 of 1*

Energy Laboratories Inc

Standard LOG

Standard ID:	PH011122504C2		
Standard Name	504.1 Cal Stock 2(0.07ug/mL) MeOH	Type:	Tertiary
Date Prepared	1/11/2022	BY:	Carry L Tran
Date Expires:	2/12/2023		
Department	PST/HRBPR	Status:	New
Vendor:			
Lot Number:			
Balance ID:			

Comments: Final concentration = 0.07ug/mL Vol Flask# - EX-0117

Chemical / Solvent Used	BottleNo	Amt	Units	Exp
Methanol, Purge and Trap EA899	13926	9	mL	2/12/

Final Volume: 10 mL

Stock Source		Base Units	Amount Added
PH011122504C3	504.1 Cal Stock 3(0.7ug/mL) MeOH	ug/mL	1 mL

Analytes	CAS	Conc:	ug/mL

Page: *1 of 1*

Energy Laboratories Inc

Standard LOG

Standard ID:	PH011122504C1		
Standard Name	504.1 Cal Stock 1(0.007ug/mL) MeOH	Type:	Tertiary
Date Prepared	1/11/2022	BY:	Carry L Tran
Date Expires:	2/12/2023		
Department	PST/HRBPR	Status:	New
Vendor:			
Lot Number:			
Balance ID:			
Comments:	Final concentration = 0.007ug/mL Vol Flask# - EX-0117		

Chemical / Solvent Used	BottleNo	Amt	Units	Exp
Methanol, Purge and Trap EA899	13926	9	mL	2/12/

Final Volume: 10 mL

Stock Source		Base Units	Amount Added
PH011122504C2	504.1 Cal Stock 2(0.07ug/mL) MeOH	ug/mL	1 mL

Analytes	CAS	Conc:	ug/mL

Page: *1 of 1*

125 Market Street
New Haven, CT 06513
USA

AccuStandard®

Tel (203)786-5290
Fax (203)786-5287
www.AccuStandard.com

CERTIFICATE OF ANALYSIS

Catalog No: M-504.1-LFB
Description: Laboratory Fortified Blank Sample Concentrate
Lot: 220021015
Solvent: Methanol
Hazards: *Refer to SDS for complete safety information*

Signal Word: Danger

Date Certified: Feb 6, 2020
Expiration: Feb 6, 2023
Sample Size: 1 mL
Components: 3
Storage Condition: Ambient (>5 °C)

Certified Reference Material

ANAB AR-1463 ANAB AT-1339 ilac-MRA

Component	CAS #	Purity % (GC/FID)	Prepared Concentration[2] (µg/mL)	Certified Analyte Concentration[1] (µg/mL)
1,2-Dibromoethane	106-93-4	99.9	0.2503	0.2500
1,2-Dibromo-3-chloropropane	96-12-8	100.0	0.2505	0.2505
1,2,3-Trichloropropane	96-18-4	99.0	0.2503	0.2478

ID #: 14729
Opened:
Laboratory Fortified Blank Sample Concentra
Expires: 2/6/2023
Rec'd: 1/6/2022
Energy Laboratories Inc 1120 So. 27th Street
Billings MT 59107

A product with a suffix (-1A, -2B, etc. or -01, -02, etc.) on its lot number has had its expiration date extended and is identical to the same lot number without the suffix.

Matrix blank to be used for background correction.

[2] All weights are traceable through NIST, Test No. 684/289871-17

[1] Certified Analyte Concentration = Purity x Prepared Concentration.

The Uncertainty associated with the certified concentration reported on this certificate is ±2.4%. This value is the combined expanded uncertainty and represents an estimated standard deviation equal to the positive square root of the total variation of the uncertainty of components. A normal distribution is assumed and a coverage factor of K=2 is chosen using approximately a 95% confidence level.

Labels and certificates follow U.S. Conventions in reporting numerical values: A comma (,) is used to separate units of one-thousand or greater. A period (.) is used as a decimal place marker.

The information on this certificate may not be reproduced without the express permission of the manufacturer. See reverse side for additional information

Hazard Information: Please refer to the SDS for information regarding the hazards associated with using this material.

This product was prepared according to in-house procedures and is guaranteed to be homogeneous.

Certified By: Larry Decker, Organic QC Manager

Page 1 of 1

For use in routine laboratory analysis.

AccuStandard is accredited to ISO 17034, ISO/IEC 17025 and certified to ISO 9001:2015

QR-ORG/INO-001
Rev. 7/20

ID #: 14248
Opened:
1. 1. 1. 2-Tetrachloroethane Standard
Expires: 11/30/2024
Rec'd: 9/7/2021
Energy Laboratories Inc 1120 So. 27th Street
Billings MT 59107

Agilent

Certificate of Analysis

Product Name: 1,1,1,2-Tetrachloroethane Standard

Product Number: HC-410-1 **Lot Issue Date:** 27-Oct-2020

Lot Number: 0006567948 **Expiration Date:** 30-Nov-2024

Description:
This analytical reference material (RM) was manufactured and verified in accordance with an ISO 9001 registered quality system and analyte concentrations were verified by an ISO 17025 accredited laboratory. The concentration and uncertainty value at the 95% confidence level for each analyte, determined gravimetrically, is listed below.

Analyte	CAS#	Analyte Lot	Concentration ± Uncertainty
1,1,1,2-tetrachloroethane	000630-20-6	RM12632	99.9 ± 0.5 µg/mL

Matrix: methanol (methyl alcohol)

Storage Conditions: Store Frozen (-25° to -10°C).

Traceability:
The balances used for these measurements are calibrated with weights traceable to NIST in compliance with ANSI/NCSL Z540.3, ISO 9001, ISO 17025, and ISO 17034. Calibrated Class A glassware is used for volumetric measurements. Thermometers are calibrated against a NIST traceable thermometer in accordance with NIST Special Publication 1088.

Homogeneity:
This RM was unitized according to an in-house procedure and is guaranteed to be homogeneous. There is no minimum sub-sample size required.

Intended Use:
This RM is intended for the preparation of working reference samples for use in routine laboratory analyses, calibration of instruments, validation of analytical methods, assessments of measurement methods, and continuing calibration verification.

Instructions for Use:
Sample aliquots for analysis should be withdrawn at 20°C to 25°C immediately after opening the container and should be processed without delay for the certified values to be valid within the stated uncertainties.

Hazards:
Refer to the Safety Data Sheet on www.agilent.com for information regarding this RM.

Expiration of Certification:
The certification of this RM is valid until the expiration date specified above, provided the RM is handled and stored in accordance with the instructions given in this certificate. This certification is nullified if the RM is damaged, contaminated, or otherwise modified.

Maintenance of Certification:
If substantive changes are noted that affect the certification before the expiration of this certificate, Agilent will notify the purchaser.

Sample lot approver:

M Bourgeois
Monica Bourgeois
QMS Representative

ANAB ACCREDITED ISO 17034 REFERENCE MATERIAL PRODUCER
ISO 17034 Cert No. AR-1936

RM was produced in accordance with TUV USA Inc registered ISO 9001 Quality Management System. Cert # 56 100 18560026
Page: 1 of 1
www.agilent.com/quality/
CSD-QA-015.1

ANAB ACCREDITED ISO/IEC 17025 TESTING LABORATORY
ISO 17025 Cert No. AT-1937

Energy Laboratories Inc

Standard LOG

Standard ID:	PH011922504SU		
Standard Name	504.1 Surrogate (0.1ug/mL)MeOH	Type:	Secondary
Date Prepared	1/19/2022	BY:	Carry L Tran
Date Expires:	3/20/2023		
Department	PST/HRBPR	Status:	New
Vendor:			
Lot Number:			
Balance ID:			

Comments: Final Concentration = (0.1ug/mL) Vol Flask: EX-0117

Chemical / Solvent Used	BottleNo	Amt	Units	Exp
Methanol, Purge and Trap - EB199-US	14334	9.99	mL	3/20/
1, 1, 1, 2-Tetrachloroethane Standard	14248	0.01	mL	11/30

Final Volume: 10 mL

Stock Source	**Base Units**	**Amount Added**
Analytes	**CAS**	Conc: **ug/mL**

Page:*1 of 1*

Energy Laboratories Inc

ANALYTICAL RUN Summary

13-Jan-22

Run ID GCFID-HP5-B_220111A

Run Start Date:	1/11/2022
Analyst:	Ann Nebel
Ical:	
Column ID:	
Comments:	ICAL-SW8015C_DRO220111JA.CAL

Std ID	Std Name	Std Amount	Std Units	Samp Amount	Samp Units	SampType	Expiration Date
DRO211012B	#2 Diesel in Acetone 150,000 ug/mL					ICV	11/5/2023
DRO211101A	OTP-4000 ug/mL DCM					OTP-CAL	9/30/2024
DRO211214C	Diesel Fuel #2 50,000 ug/mL in DCM					CCV-CAL	4/30/2023
DRO220102D	ALASKA MARKER-200ug/mL					MARKER	5/31/2022

Seq No	Lab ID	Test Code	Sample Typ	File ID	Analysis Date	DF	Batch ID	Prep Date	SPKref	RPDref	pmoist
14976981	CCV_0111HP50	HC-8015-DRO-	CCV		1/11/2022 8:59:2	1	R373149		0	0	

Analyte	T	Units	RAW	Final	Text	Spike	SPKref	RPDref	MDL	PQL	UQL	%REC	LOW	HIGH	%RPD	Q
Total Extractable Hydrocarbons	A	mg/L		3.205893		15	0	0	0.0749	0.3	50	21%	80	120	0%	S
o-Terphenyl	S	mg/L		0.1968894		0.2	0	0	0.000429	0.002	0	98%	80	120	0%	

Seq No	Lab ID	Test Code	Sample Typ	File ID	Analysis Date	DF	Batch ID	Prep Date	SPKref	RPDref	pmoist
14976982	CCV_0111HP50	HC-8015-DRO-	CAL1		1/11/2022 10:25:	1	R373149		0	0	

Analyte	T	Units	RAW	Final	Text	Spike	SPKref	RPDref	MDL	PQL	UQL	%REC	LOW	HIGH	%RPD	Q
o-Terphenyl	S	mg/L		0.00201677		0.002	0	0	0.000429	0.002	0	101%	80	120	0%	

Seq No	Lab ID	Test Code	Sample Typ	File ID	Analysis Date	DF	Batch ID	Prep Date	SPKref	RPDref	pmoist
14976983	CCV_0111HP50	HC-8015-DRO-	CAL2		1/11/2022 11:08:	1	R373149		0	0	

Analyte	T	Units	RAW	Final	Text	Spike	SPKref	RPDref	MDL	PQL	UQL	%REC	LOW	HIGH	%RPD	Q
o-Terphenyl	S	mg/L		0.0489019		0.05	0	0	0.000429	0.002	0	98%	80	120	0%	

Seq No	Lab ID	Test Code	Sample Typ	File ID	Analysis Date	DF	Batch ID	Prep Date	SPKref	RPDref	pmoist
14976984	CCV_0111HP50	HC-8015-DRO-	CAL3		1/11/2022 11:51:	1	R373149		0	0	

Analyte	T	Units	RAW	Final	Text	Spike	SPKref	RPDref	MDL	PQL	UQL	%REC	LOW	HIGH	%RPD	Q
o-Terphenyl	S	mg/L		0.2047389		0.2	0	0	0.000429	0.002	0	102%	80	120	0%	

Seq No	Lab ID	Test Code	Sample Typ	File ID	Analysis Date	DF	Batch ID	Prep Date	SPKref	RPDref	pmoist
14976985	CCV_0111HP50	HC-8015-DRO-	CAL4		1/11/2022 12:34:	1	R373149		0	0	

Analyte	T	Units	RAW	Final	Text	Spike	SPKref	RPDref	MDL	PQL	UQL	%REC	LOW	HIGH	%RPD	Q
o-Terphenyl	S	mg/L		0.4884362		0.5	0	0	0.000429	0.002	0	98%	80	120	0%	

Seq No	Lab ID	Test Code	Sample Typ	File ID	Analysis Date	DF	Batch ID	Prep Date	SPKref	RPDref	pmoist
14976986	CCV_0111HP50	HC-8015-DRO-	CAL5		1/11/2022 1:17:0	1	R373149		0	0	

Analyte	T	Units	RAW	Final	Text	Spike	SPKref	RPDref	MDL	PQL	UQL	%REC	LOW	HIGH	%RPD	Q
o-Terphenyl	S	mg/L		1.013008		1	0	0	0.000429	0.002	0	101%	80	120	0%	

Seq No	Lab ID	Test Code	Sample Typ	File ID	Analysis Date	DF	Batch ID	Prep Date	SPKref	RPDref	pmoist
14976987	CCV_0111HP50	HC-8015-DRO-	CAL1		1/11/2022 1:59:5	1	R373149		0	0	

Analyte	T	Units	RAW	Final	Text	Spike	SPKref	RPDref	MDL	PQL	UQL	%REC	LOW	HIGH	%RPD	Q
Total Extractable Hydrocarbons	A	mg/L		0.1635249		0.15	0	0	0.0749	0.3	50	109%	80	120	0%	

Seq No	Lab ID	Test Code	Sample Typ	File ID	Analysis Date	DF	Batch ID	Prep Date	SPKref	RPDref	pmoist
14976989	CCV_0111HP51	HC-8015-DRO-	CAL2		1/11/2022 2:42:3	1	R373149		0	0	

Analyte	T	Units	RAW	Final	Text	Spike	SPKref	RPDref	MDL	PQL	UQL	%REC	LOW	HIGH	%RPD	Q
Total Extractable Hydrocarbons	A	mg/L		3.698293		3.75	0	0	0.0749	0.3	50	99%	80	120	0%	

Seq No	Lab ID	Test Code	Sample Typ	File ID	Analysis Date	DF	Batch ID	Prep Date	SPKref	RPDref	pmoist
14976990	CCV_0111HP51	HC-8015-DRO-	CAL3		1/11/2022 3:25:2	1	R373149		0	0	

Analyte	T	Units	RAW	Final	Text	Spike	SPKref	RPDref	MDL	PQL	UQL	%REC	LOW	HIGH	%RPD	Q
Total Extractable Hydrocarbons	A	mg/L		14.75864		15	0	0	0.0749	0.3	50	98%	80	120	0%	

Seq No	Lab ID	Test Code	Sample Typ	File ID	Analysis Date	DF	Batch ID	Prep Date	SPKref	RPDref	pmoist
14976991	CCV_0111HP51	HC-8015-DRO-	CAL4		1/11/2022 4:08:0	1	R373149		0	0	

Analyte	T	Units	RAW	Final	Text	Spike	SPKref	RPDref	MDL	PQL	UQL	%REC	LOW	HIGH	%RPD	Q
Total Extractable Hydrocarbons	A	mg/L		36.29137		37.5	0	0	0.0749	0.3	50	97%	80	120	0%	

Seq No	Lab ID	Test Code	Sample Typ	File ID	Analysis Date	DF	Batch ID	Prep Date	SPKref	RPDref	pmoist
14976992	CCV_0111HP51	HC-8015-DRO-	CAL5		1/11/2022 4:51:0	1	R373149		0	0	

Analyte	T	Units	RAW	Final	Text	Spike	SPKref	RPDref	MDL	PQL	UQL	%REC	LOW	HIGH	%RPD	Q
Total Extractable Hydrocarbons	A	mg/L		48.59718		50	0	0	0.0749	0.3	50	97%	80	120	0%	

Seq No	Lab ID	Test Code	Sample Typ	File ID	Analysis Date	DF	Batch ID	Prep Date	SPKref	RPDref	pmoist
14976993	CCV_0111HP51	HC-8015-DRO-	ICV		1/11/2022 5:34:2	1	R373149		0	0	

Analyte	T	Units	RAW	Final	Text	Spike	SPKref	RPDref	MDL	PQL	UQL	%REC	LOW	HIGH	%RPD	Q
Total Extractable Hydrocarbons	A	mg/L		14.05379		15	0	0	0.0749	0.3	50	94%	80	120	0%	

Write Sequence Data File	Insert Entries(Have the first cell for entries selecte Sample Name	Method	Weight	Dil Factor	Amt Inj.	IS	Cal ID
G:\org\HP5\DAT\HP5011122_b\0111HP5.01r	DCM-Baseline Check-V01	G:\Org\HP5\Methods\DR_8015-IC-LEXP.met	1	1	1	1	0
G:\org\HP5\DAT\HP5011122_b\0111HP5.02r	CCV_0111HP502r, DRO ;0111HP5 , DRO220102D	G:\Org\HP5\Methods\DC_8015-JA-L%.met	1	1	1	1	0
G:\org\HP5\DAT\HP5011122_b\0111HP5.03r	DCM-Baseline Check-V03	G:\Org\HP5\Methods\DR_8015-IC-LEXP.met	1	1	1	1	0
G:\org\HP5\DAT\HP5011122_b\0111HP5.04r	CCV_0111HP504r, CAL1 ;0111HP5 , 2 ug per mL OTP (10 uL of Cal3 + 990 uL DCM(14647)	G:\Org\HP5\Methods\DS_8015-JA-L#.met	1	1	1	1	0
G:\org\HP5\DAT\HP5011122_b\0111HP5.05r	CCV_0111HP505r, CAL2 ;0111HP5 , 50 ug per mL OTP (100 uL Cal4 + 900 uL of DCM(14647)	G:\Org\HP5\Methods\DS_8015-JA-L#.met	1	1	1	1	0
G:\org\HP5\DAT\HP5011122_b\0111HP5.06r	CCV_0111HP506r, CAL3 ;0111HP5 , 200 ug per mL OTP (100uL of Cal5 + 400 uL DCM(14647)	G:\Org\HP5\Methods\DS_8015-JA-L#.met	1	1	1	1	0
G:\org\HP5\DAT\HP5011122_b\0111HP5.07r	CCV_0111HP507r, CAL4 ;0111HP5 , 500 ug per mL OTP (250uL of Cal5 + 250 uL DCM(14647)	G:\Org\HP5\Methods\DS_8015-JA-L#.met	1	1	1	1	0
G:\org\HP5\DAT\HP5011122_b\0111HP5.08r	CCV_0111HP508r, CAL5 ;0111HP5 , 1000 ug per mL OTP (250 uL 4000 ug/mL OTP DRO211101A + 750 DCM(14647)	G:\Org\HP5\Methods\DS_8015-JA-L#.met	1	1	1	1	0
G:\org\HP5\DAT\HP5011122_b\0111HP5.09r	CCV_0111HP509r, CAL1 ;0111HP5 , 150 ug per mL Diesel (20 uL of Cal3 + 980 uL DCM(14647), then 100 uL of that + 100 uL of DCM (14647))	G:\Org\HP5\Methods\DC_8015-JA-L%.met	1	1	1	1	0
G:\org\HP5\DAT\HP5011122_b\0111HP5.10r	CCV_0111HP510r, CAL2 ;0111HP5 , 3750 ug per mL Diesel (100 uL Cal4 + 900 uL of DCM(14647)	G:\Org\HP5\Methods\DC_8015-JA-L%.met	1	1	1	1	0
G:\org\HP5\DAT\HP5011122_b\0111HP5.11r	CCV_0111HP511r, CAL3 ;0111HP5 , 15000 ug per mL Diesel (300 uL of DRO211214C + 700 uL DCM(14647)	G:\Org\HP5\Methods\DC_8015-JA-L%.met	1	1	1	1	0
G:\org\HP5\DAT\HP5011122_b\0111HP5.12r	CCV_0111HP512r, CAL4 ;0111HP5 , 37500ug per mL Diesel (750 uL of DRO211214C + 250 uL DCM(14647)	G:\Org\HP5\Methods\DC_8015-JA-L%.met	1	1	1	1	0
G:\org\HP5\DAT\HP5011122_b\0111HP5.13r	CCV_0111HP513r, CAL5 ;0111HP5 , 50000 ug per mL Diesel (200 uL of DRO211214C)	G:\Org\HP5\Methods\DC_8015-JA-L%.met	1	1	1	1	0
G:\org\HP5\DAT\HP5011122_b\0111HP5.14r	CCV_0111HP514r, Second Source ;0111HP5 , 15000 ug per mL (100uL of DRO211012B + 900uL DCM(14647)	G:\Org\HP5\Methods\DC_8015-JA-L%.met	1	1	1	1	0

File Name: G:\Org\HP5\Cals\SW8015C_DRO220111JA.CAL
Version: 12

Creator: AMN 01/13/2022
Description: 8015C-DRO. New ICal Per 0111HP5 (2022)-2 uL Inj.; COD added using OTP RFs
Reason for change:

External standard calibration
Standard injection volume: 1
Standard sample weight: 1
Area reject threshold: 500
Reference peak area reject threshold: 500
Amount units: nanograms
No default component

Method of calculating data point averages: Equal weight for all updates
No calibration update report

All levels are normal data points.

1 DRO Range Start

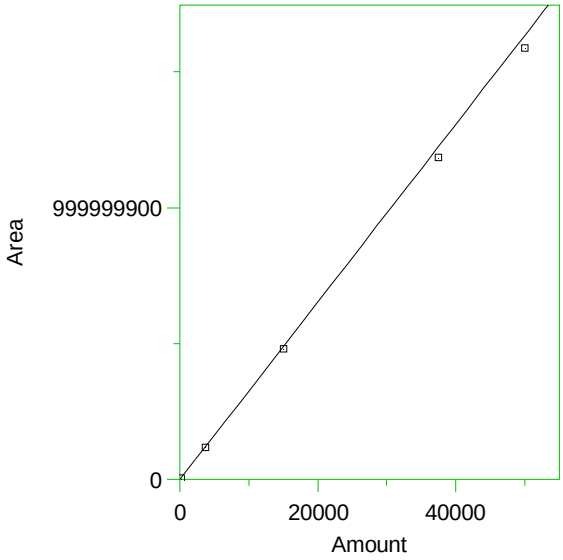

Expected retention time:	6.68 minutes
Search window:	0.05 minutes
No retention time reference component	
Group number:	0
High alarm limit:	0
Low alarm limit:	0
Component constant:	0

Single peak quantification by area

Y = 32675.36 X + 0

Average CF fit with equal weighting, forced to origin

Coefficient of determination:	0.9980255
Average error:	3.607%
Average CF:	32675.36
RSD:	5.100%

Level	Amount	Response	Cal Factor	Error, %	Source	Date and time
1	150	5343235	35621.57	9.017	Manual	1/13/2022 12:28:36 PM
2	3750	1.20843E+08	32224.8	-1.379	Manual	1/13/2022 12:29:11 PM
3	15000	4.82244E+08	32149.6	-1.609	Manual	1/13/2022 12:29:24 PM
4	37500	1.185834E+09	31622.24	-3.223	Manual	1/13/2022 12:29:37 PM
5	50000	1.58793E+09	31758.6	-2.806	Manual	1/13/2022 12:28:57 PM

2 *o-Terphenyl

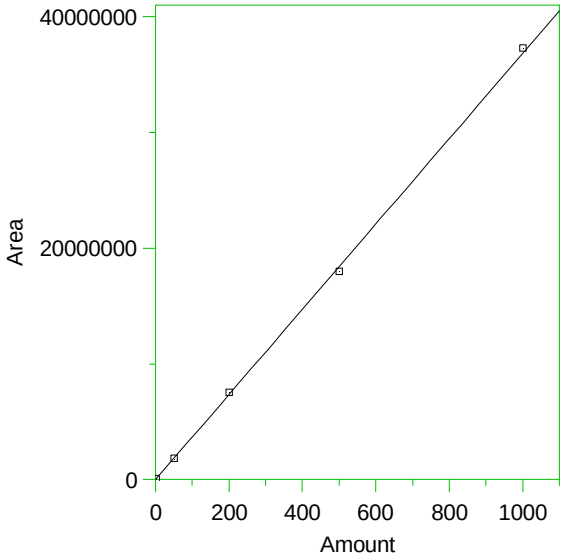

Expected retention time:	12.35 minutes
Search window:	0.05 minutes
No retention time reference component	
Group number:	0
High alarm limit:	0
Low alarm limit:	0
Component constant:	0

Single peak quantification by area

Y = 36857.86 X + 0

Average CF fit with equal weighting, forced to origin

Coefficient of determination:	0.9995278
Average error:	1.804%
Average CF:	36857.86
RSD:	2.132%

Level	Amount	Response	Cal Factor	Error, %	Source	Date and time
1	2	74333.97	37166.98	0.839	G:\Org\HP5\DAT\HP5011122_b\0111HP5.0004.BND	1/13/2022 12:27:15 PM
2	50	1802420	36048.4	-2.196	G:\Org\HP5\DAT\HP5011122_b\0111HP5.0005.BND	1/13/2022 12:27:23 PM
3	200	7546240	37731.2	2.369	G:\Org\HP5\DAT\HP5011122_b\0111HP5.0006.BND	1/13/2022 12:27:28 PM
4	500	1.800271E+07	36005.42	-2.313	G:\Org\HP5\DAT\HP5011122_b\0111HP5.0007.BND	1/13/2022 12:27:34 PM
5	1000	3.733731E+07	37337.31	1.301	G:\Org\HP5\DAT\HP5011122_b\0111HP5.0008.BND	1/13/2022 12:27:40 PM

3 *1-Chlorooctadecane

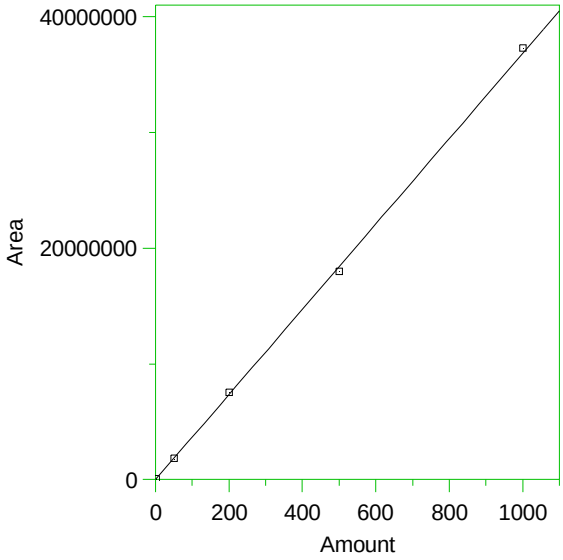

Expected retention time:	13.16 minutes
Search window:	0.05 minutes
No retention time reference component	
Group number:	0
High alarm limit:	0
Low alarm limit:	0
Component constant:	0

Single peak quantification by area

Y = 36857.86 X + 0

Average CF fit with equal weighting, forced to origin

Coefficient of determination:	0.9995278
Average error:	1.804%
Average CF:	36857.86
RSD:	2.132%

Level	Amount	Response	Cal Factor	Error, %	Source	Date and time
1	2	74333.97	37166.98	0.839	Manual	1/13/2022 12:27:45 PM
2	50	1802420	36048.4	-2.196	Manual	1/13/2022 12:27:47 PM
3	200	7546240	37731.2	2.369	Manual	1/13/2022 12:27:49 PM
4	500	1.800271E+07	36005.42	-2.313	Manual	1/13/2022 12:27:51 PM
5	1000	3.733731E+07	37337.31	1.301	Manual	1/13/2022 12:27:53 PM

Write Sequence Data File	Insert Entries(Have the first cell for entries selecte Sample Name	Method	Weight	Dil Factor	Amt Inj.	IS	Cal ID	Manual Integrations
G:\org\HP5\DAT\HP5011122_b\0111HP5.01r	DCM-Baseline Check-V01	G:\Org\HP5\Methods\DR_8015-IC-LEXP.met	1	1	1	1	0	No Integration
G:\org\HP5\DAT\HP5011122_b\0111HP5.02r	CCV_0111HP502r, DRO ;0111HP5 , DRO220102D	G:\Org\HP5\Methods\DC_8015-JA-L%.met	1	1	1	1	0	No Integration
G:\org\HP5\DAT\HP5011122_b\0111HP5.03r	DCM-Baseline Check-V03	G:\Org\HP5\Methods\DR_8015-IC-LEXP.met	1	1	1	1	0	No Integration
G:\org\HP5\DAT\HP5011122_b\0111HP5.04r	CCV_0111HP504r, CAL1 ;0111HP5 , 2 ug per mL OTP (10 uL of Cal3 + 990 uL DCM(14647)	G:\Org\HP5\Methods\DS_8015-JA-L#.met	1	1	1	1	0	Surrogates are integrated using a valley to valley integration Set Baseline All Valley on at 12.01 minutes.
G:\org\HP5\DAT\HP5011122_b\0111HP5.05r	CCV_0111HP505r, CAL2 ;0111HP5 , 50 ug per mL OTP (100 uL Cal4 + 900 uL of DCM(14647)	G:\Org\HP5\Methods\DS_8015-JA-L#.met	1	1	1	1	0	Surrogates are integrated using a valley to valley integration Set Baseline All Valley on at 12.01 minutes.
G:\org\HP5\DAT\HP5011122_b\0111HP5.06r	CCV_0111HP506r, CAL3 ;0111HP5 , 200 ug per mL OTP (100uL of Cal5 + 400 uL DCM(14647)	G:\Org\HP5\Methods\DS_8015-JA-L#.met	1	1	1	1	0	Surrogates are integrated using a valley to valley integration Set Baseline All Valley on at 12.01 minutes.
G:\org\HP5\DAT\HP5011122_b\0111HP5.07r	CCV_0111HP507r, CAL4 ;0111HP5 , 500 ug per mL OTP (250uL of Cal5 + 250 uL DCM(14647)	G:\Org\HP5\Methods\DS_8015-JA-L#.met	1	1	1	1	0	Surrogates are integrated using a valley to valley integration Set Baseline All Valley on at 12.01 minutes.
G:\org\HP5\DAT\HP5011122_b\0111HP5.08r	CCV_0111HP508r, CAL5 ;0111HP5 , 1000 ug per mL OTP (250 uL 4000 ug/mL OTP DRO211101A + 750 DCM(14647)	G:\Org\HP5\Methods\DS_8015-JA-L#.met	1	1	1	1	0	Surrogates are integrated using a valley to valley integration Set Baseline All Valley on at 12.01 minutes.
G:\org\HP5\DAT\HP5011122_b\0111HP5.09r	CCV_0111HP509r, CAL1 ;0111HP5 , 150 ug per mL Diesel (20 uL of Cal3 + 980 uL DCM(14647), then 100 uL of that + 100 uL of DCM (14647))	G:\Org\HP5\Methods\DC_8015-JA-L%.met	1	1	1	1	0	The integration of Diesel Range Organics and Total Extractable Hydrocarbons is the hydrocarbon response with reference to the baseline. Assigned Set Baseline on All Valley on at 16.36 minutes.
G:\org\HP5\DAT\HP5011122_b\0111HP5.10r	CCV_0111HP510r, CAL2 ;0111HP5 , 3750 ug per mL Diesel (100 uL Cal4 + 900 uL of DCM(14647)	G:\Org\HP5\Methods\DC_8015-JA-L%.met	1	1	1	1	0	The integration of Diesel Range Organics and Total Extractable Hydrocarbons is the hydrocarbon response with reference to the baseline. Assigned Set Baseline on All Valley on at 16.36 minutes.
G:\org\HP5\DAT\HP5011122_b\0111HP5.11r	CCV_0111HP511r, CAL3 ;0111HP5 , 15000 ug per mL Diesel (300 uL of DRO211214C + 700 uL DCM(14647)	G:\Org\HP5\Methods\DC_8015-JA-L%.met	1	1	1	1	0	The integration of Diesel Range Organics and Total Extractable Hydrocarbons is the hydrocarbon response with reference to the baseline. Assigned Set Baseline on All Valley on at 16.36 minutes.
G:\org\HP5\DAT\HP5011122_b\0111HP5.12r	CCV_0111HP512r, CAL4 ;0111HP5 , 37500ug per mL Diesel (750 uL of DRO211214C + 250 uL DCM(14647)	G:\Org\HP5\Methods\DC_8015-JA-L%.met	1	1	1	1	0	The integration of Diesel Range Organics and Total Extractable Hydrocarbons is the hydrocarbon response with reference to the baseline. Assigned Set Baseline on All Valley on at 16.36 minutes.
G:\org\HP5\DAT\HP5011122_b\0111HP5.13r	CCV_0111HP513r, CAL5 ;0111HP5 , 50000 ug per mL Diesel (200 uL of DRO211214C)	G:\Org\HP5\Methods\DC_8015-JA-L%.met	1	1	1	1	0	The integration of Diesel Range Organics and Total Extractable Hydrocarbons is the hydrocarbon response with reference to the baseline. Assigned Set Baseline on All Valley on at 16.36 minutes.
G:\org\HP5\DAT\HP5011122_b\0111HP5.14r	CCV_0111HP514r, Second Source ;0111HP5 , 15000 ug per mL (100uL of DRO211012B + 900uL DCM(14647)	G:\Org\HP5\Methods\DC_8015-JA-L%.met	1	1	1	1	0	The integration of Diesel Range Organics and Total Extractable Hydrocarbons is the hydrocarbon response with reference to the baseline. Assigned Set Baseline on All Valley on at 16.36 minutes.

Ann Nebel

Digitally signed by
Ann Nebel
Date: 2022.02.11 10:29:19 -07:00

Write Sequence Data File	Insert Entries(Have the first cell for entries selecte Sample Name	Method	Weight	Dil Factor	Amt Inj.	IS	Cal ID	Manual Integrations
G:\org\HP5\DAT\HP5011122_b\0111HP5.01r	DCM-Baseline Check-V01	G:\Org\HP5\Methods\DR_8015-IC-LEXP.met	1	1	1	1	0	No Integration
G:\org\HP5\DAT\HP5011122_b\0111HP5.02r	CCV_0111HP502r, DRO ;0111HP5 , DRO220102D	G:\Org\HP5\Methods\DC_8015-JA-L%.met	1	1	1	1	0	No Integration
G:\org\HP5\DAT\HP5011122_b\0111HP5.03r	DCM-Baseline Check-V03	G:\Org\HP5\Methods\DR_8015-IC-LEXP.met	1	1	1	1	0	No Integration
G:\org\HP5\DAT\HP5011122_b\0111HP5.04r	CCV_0111HP504r, CAL1 ;0111HP5 , 2 ug per mL OTP (10 uL of Cal3 + 990 uL DCM(14647)	G:\Org\HP5\Methods\DS_8015-JA-L#.met	1	1	1	1	0	Surrogates are integrated using a valley to valley integration Set Baseline All Valley on at 12.01 minutes.
G:\org\HP5\DAT\HP5011122_b\0111HP5.05r	CCV_0111HP505r, CAL2 ;0111HP5 , 50 ug per mL OTP (100 uL Cal4 + 900 uL of DCM(14647)	G:\Org\HP5\Methods\DS_8015-JA-L#.met	1	1	1	1	0	Surrogates are integrated using a valley to valley integration Set Baseline All Valley on at 12.01 minutes.
G:\org\HP5\DAT\HP5011122_b\0111HP5.06r	CCV_0111HP506r, CAL3 ;0111HP5 , 200 ug per mL OTP (100uL of Cal5 + 400 uL DCM(14647)	G:\Org\HP5\Methods\DS_8015-JA-L#.met	1	1	1	1	0	Surrogates are integrated using a valley to valley integration Set Baseline All Valley on at 12.01 minutes.
G:\org\HP5\DAT\HP5011122_b\0111HP5.07r	CCV_0111HP507r, CAL4 ;0111HP5 , 500 ug per mL OTP (250uL of Cal5 + 250 uL DCM(14647)	G:\Org\HP5\Methods\DS_8015-JA-L#.met	1	1	1	1	0	Surrogates are integrated using a valley to valley integration Set Baseline All Valley on at 12.01 minutes.
G:\org\HP5\DAT\HP5011122_b\0111HP5.08r	CCV_0111HP508r, CAL5 ;0111HP5 , 1000 ug per mL OTP (250 uL 4000 ug/mL OTP DRO211101A + 750 DCM(14647)	G:\Org\HP5\Methods\DS_8015-JA-L#.met	1	1	1	1	0	Surrogates are integrated using a valley to valley integration Set Baseline All Valley on at 12.01 minutes.
G:\org\HP5\DAT\HP5011122_b\0111HP5.09r	CCV_0111HP509r, CAL1 ;0111HP5 , 150 ug per mL Diesel (20 uL of Cal3 + 980 uL DCM(14647), then 100 uL of that + 100 uL of DCM (14647))	G:\Org\HP5\Methods\DC_8015-JA-L%.met	1	1	1	1	0	The integration of Diesel Range Organics and Total Extractable Hydrocarbons is the hydrocarbon response with reference to the baseline. Assigned Set Baseline on All Valley on at 16.36 minutes.
G:\org\HP5\DAT\HP5011122_b\0111HP5.10r	CCV_0111HP510r, CAL2 ;0111HP5 , 3750 ug per mL Diesel (100 uL Cal4 + 900 uL of DCM(14647)	G:\Org\HP5\Methods\DC_8015-JA-L%.met	1	1	1	1	0	The integration of Diesel Range Organics and Total Extractable Hydrocarbons is the hydrocarbon response with reference to the baseline. Assigned Set Baseline on All Valley on at 16.36 minutes.
G:\org\HP5\DAT\HP5011122_b\0111HP5.11r	CCV_0111HP511r, CAL3 ;0111HP5 , 15000 ug per mL Diesel (300 uL of DRO211214C + 700 uL DCM(14647)	G:\Org\HP5\Methods\DC_8015-JA-L%.met	1	1	1	1	0	The integration of Diesel Range Organics and Total Extractable Hydrocarbons is the hydrocarbon response with reference to the baseline. Assigned Set Baseline on All Valley on at 16.36 minutes.
G:\org\HP5\DAT\HP5011122_b\0111HP5.12r	CCV_0111HP512r, CAL4 ;0111HP5 , 37500ug per mL Diesel (750 uL of DRO211214C + 250 uL DCM(14647)	G:\Org\HP5\Methods\DC_8015-JA-L%.met	1	1	1	1	0	The integration of Diesel Range Organics and Total Extractable Hydrocarbons is the hydrocarbon response with reference to the baseline. Assigned Set Baseline on All Valley on at 16.36 minutes.
G:\org\HP5\DAT\HP5011122_b\0111HP5.13r	CCV_0111HP513r, CAL5 ;0111HP5 , 50000 ug per mL Diesel (200 uL of DRO211214C)	G:\Org\HP5\Methods\DC_8015-JA-L%.met	1	1	1	1	0	The integration of Diesel Range Organics and Total Extractable Hydrocarbons is the hydrocarbon response with reference to the baseline. Assigned Set Baseline on All Valley on at 16.36 minutes.
G:\org\HP5\DAT\HP5011122_b\0111HP5.14r	CCV_0111HP514r, Second Source ;0111HP5 , 15000 ug per mL (100uL of DRO211012B + 900uL DCM(14647)	G:\Org\HP5\Methods\DC_8015-JA-L%.met	1	1	1	1	0	The integration of Diesel Range Organics and Total Extractable Hydrocarbons is the hydrocarbon response with reference to the baseline. Assigned Set Baseline on All Valley on at 16.36 minutes.

Ann Nebel

Digitally signed by
Ann Nebel
Date: 2022.02.11 10:29:19 -07:00

Energy Laboratories Inc

ANALYTICAL RUN Summary

14-Jan-22

Run ID GCFID-HP5-B_220111C

Run Start Date:	1/11/2022
Analyst:	Ann Nebel
Ical:	
Column ID:	
Comments:	ICAL-SW8015C_ORO220111BA.CAL with Triacontane

Std ID	Std Name	Std Amount	Std Units	Samp Amount	Samp Units	SampType	Expiration Date
DRO210902A	50,000 ug/mL Oil Std for RRO-In DCM					ICV	9/1/2026
DRO211006A	Triacontane SURR 2000 ug/mL					CAL-SURR	4/6/2026
DRO211118A	50,000 ug/mL Oil Std For AK103 RRO-In DCM					CAL-ORO	10/31/2028

Seq No	Lab ID	Test Code	Sample Typ	File ID	Analysis Date	DF	Batch ID	Prep Date	SPKref	RPDref	pmoist
14977288	CCV_0111HP52	HC-8015-DRO-	CAL1		1/12/2022 3:39:1	1	R373160		0	0	

Analyte	T	Units	RAW	Final	Text	Spike	SPKref	RPDref	MDL	PQL	UQL	%REC	LOW	HIGH	%RPD	Q
n-Triacontane	S	mg/L		0.00190245		0.002	0	0	0.000336	0.002	0	95%	80	120	0%	

Seq No	Lab ID	Test Code	Sample Typ	File ID	Analysis Date	DF	Batch ID	Prep Date	SPKref	RPDref	pmoist
14977289	CCV_0111HP52	HC-8015-DRO-	CAL2		1/12/2022 4:22:1	1	R373160		0	0	

Analyte	T	Units	RAW	Final	Text	Spike	SPKref	RPDref	MDL	PQL	UQL	%REC	LOW	HIGH	%RPD	Q
n-Triacontane	S	mg/L		0.04984459		0.05	0	0	0.000336	0.002	0	100%	80	120	0%	

Seq No	Lab ID	Test Code	Sample Typ	File ID	Analysis Date	DF	Batch ID	Prep Date	SPKref	RPDref	pmoist
14977290	CCV_0111HP53	HC-8015-DRO-	CAL3		1/12/2022 5:05:2	1	R373160		0	0	

Analyte	T	Units	RAW	Final	Text	Spike	SPKref	RPDref	MDL	PQL	UQL	%REC	LOW	HIGH	%RPD	Q
n-Triacontane	S	mg/L		0.2024053		0.2	0	0	0.000336	0.002	0	101%	80	120	0%	

Seq No	Lab ID	Test Code	Sample Typ	File ID	Analysis Date	DF	Batch ID	Prep Date	SPKref	RPDref	pmoist
14977291	CCV_0111HP53	HC-8015-DRO-	CAL4		1/12/2022 5:48:3	1	R373160		0	0	

Analyte	T	Units	RAW	Final	Text	Spike	SPKref	RPDref	MDL	PQL	UQL	%REC	LOW	HIGH	%RPD	Q
n-Triacontane	S	mg/L		0.5035697		0.5	0	0	0.000336	0.002	0	101%	80	120	0%	

Seq No	Lab ID	Test Code	Sample Typ	File ID	Analysis Date	DF	Batch ID	Prep Date	SPKref	RPDref	pmoist
14977292	CCV_0111HP55	HC-8015-DRO-	CAL5		1/12/2022 8:49:5	1	R373160		0	0	

Analyte	T	Units	RAW	Final	Text	Spike	SPKref	RPDref	MDL	PQL	UQL	%REC	LOW	HIGH	%RPD	Q
n-Triacontane	S	mg/L		1.032718		1	0	0	0.000336	0.002	0	103%	80	120	0%	

Seq No	Lab ID	Test Code	Sample Typ	File ID	Analysis Date	DF	Batch ID	Prep Date	SPKref	RPDref	pmoist
14977293	CCV_0111HP55	HC-8015-DRO-	CAL1		1/13/2022 3:06:1	1	R373160		0	0	

Analyte	T	Units	RAW	Final	Text	Spike	SPKref	RPDref	MDL	PQL	UQL	%REC	LOW	HIGH	%RPD	Q
TEH(Oil Range)	A	mg/L		0.15954587		0.15	0	0	0.0879	0.3	0	106%	80	120	0%	

Seq No	Lab ID	Test Code	Sample Typ	File ID	Analysis Date	DF	Batch ID	Prep Date	SPKref	RPDref	pmoist
14977294	CCV_0111HP55	HC-8015-DRO-	CAL2		1/13/2022 4:31:3	1	R373160		0	0	

Analyte	T	Units	RAW	Final	Text	Spike	SPKref	RPDref	MDL	PQL	UQL	%REC	LOW	HIGH	%RPD	Q
TEH(Oil Range)	A	mg/L		1.03294141		1	0	0	0.0879	0.3	0	103%	80	120	0%	

Seq No	Lab ID	Test Code	Sample Typ	File ID	Analysis Date	DF	Batch ID	Prep Date	SPKref	RPDref	pmoist
14977295	CCV_0111HP55	HC-8015-DRO-	CAL3		1/13/2022 5:57:4	1	R373160		0	0	

Analyte	T	Units	RAW	Final	Text	Spike	SPKref	RPDref	MDL	PQL	UQL	%REC	LOW	HIGH	%RPD	Q
TEH(Oil Range)	A	mg/L		4.9326875		5	0	0	0.0879	0.3	0	99%	80	120	0%	

Seq No	Lab ID	Test Code	Sample Typ	File ID	Analysis Date	DF	Batch ID	Prep Date	SPKref	RPDref	pmoist
14977296	CCV_0111HP56	HC-8015-DRO-	CAL4		1/13/2022 7:24:1	1	R373160		0	0	

Analyte	T	Units	RAW	Final	Text	Spike	SPKref	RPDref	MDL	PQL	UQL	%REC	LOW	HIGH	%RPD	Q
TEH(Oil Range)	A	mg/L		14.328667		15	0	0	0.0879	0.3	0	96%	80	120	0%	

Seq No	Lab ID	Test Code	Sample Typ	File ID	Analysis Date	DF	Batch ID	Prep Date	SPKref	RPDref	pmoist
14977297	CCV_0111HP56	HC-8015-DRO-	CAL5		1/13/2022 8:50:3	1	R373160		0	0	

Analyte	T	Units	RAW	Final	Text	Spike	SPKref	RPDref	MDL	PQL	UQL	%REC	LOW	HIGH	%RPD	Q
TEH(Oil Range)	A	mg/L		28.7914395		30	0	0	0.0879	0.3	0	96%	80	120	0%	

Seq No	Lab ID	Test Code	Sample Typ	File ID	Analysis Date	DF	Batch ID	Prep Date	SPKref	RPDref	pmoist
14977298	CCV_0111HP56	HC-8015-DRO-	ICV		1/14/2022 8:18:1	0	R373160		0	0	

Analyte	T	Units	RAW	Final	Text	Spike	SPKref	RPDref	MDL	PQL	UQL	%REC	LOW	HIGH	%RPD	Q
TEH(Oil Range)	A	mg/L		5.07699902		5	0	0	0	0.3	0	102%	80	120	0%	

Write Sequence Data File	Insert Entries(Have the first cell for entries selecte Sample Name	Method	Weight	Dil Factor	Amt Inj.	IS	Cal ID
G:\org\HP5\DAT\HP5011122_b\0111HP5.25r	DCM-Baseline Check-V25	G:\Org\HP5\Methods\DR_8015-IC-LEXP.met	1	1	1	1	0
G:\org\HP5\DAT\HP5011122_b\0111HP5.26r	Marker_0111HP526r, DRO ;0111HP5 , DRO220111A	g:\org\HP5\Methods\\CSC210212.met	1	1	1	1	0
G:\org\HP5\DAT\HP5011122_b\0111HP5.27r	DCM-Baseline Check-V27	G:\Org\HP5\Methods\DR_8015-HS-LEXP.met	1	1	1	1	0
G:\org\HP5\DAT\HP5011122_b\0111HP5.28r	CCV_0111HP528r, CAL1 ;0111HP5 , 2 ug per mL Triacontane (10 uL of Cal3 + 990 uL DCM(14647)	G:\Org\HP5\Methods\DS_ORO-BA-L#.MET	1	1	1	1	0
G:\org\HP5\DAT\HP5011122_b\0111HP5.29r	CCV_0111HP529r, CAL2 ;0111HP5 , 50 ug per mL Triacontane (100 uL Cal4 + 900 uL of DCM(14647)	G:\Org\HP5\Methods\DS_ORO-BA-L#.MET	1	1	1	1	0
G:\org\HP5\DAT\HP5011122_b\0111HP5.30r	CCV_0111HP530r, CAL3 ;0111HP5 , 200 ug per mL Triacontane (100uL of Cal5 + 400 uL DCM(14647)	G:\Org\HP5\Methods\DS_ORO-BA-L#.MET	1	1	1	1	0
G:\org\HP5\DAT\HP5011122_b\0111HP5.31r	CCV_0111HP531r, CAL4 ;0111HP5 , 500 ug per mL Triacontane (250uL of Cal5 + 250 uL DCM(14647)	G:\Org\HP5\Methods\DS_ORO-BA-L#.MET	1	1	1	1	0
G:\org\HP5\DAT\HP5011122_b\0111HP5.32r	DCM-Baseline Check-V33	G:\Org\HP5\Methods\DR_8015-HE-LEXP.met	1	1	1	1	0
G:\org\HP5\DAT\HP5011122_b\0111HP5.50r	CCV_0111HP550r, CAL5 ;0111HP5 , 1000 ug per mL Triacontane (DRO211006A)	G:\Org\HP5\Methods\DS_ORO-BA-L#.MET	1	1	1	1	0
G:\org\HP5\DAT\HP5011122_b\0111HP5.51r	DCM-Baseline Check-V51	G:\Org\HP5\Methods\DR_8015-IC-LEXP.met	1	1	1	1	0
G:\org\HP5\DAT\HP5011122_b\0111HP5.52r	DCM-Baseline Check-V52	G:\Org\HP5\Methods\DR_8015-IC-LEXP.met	1	1	1	1	0
G:\org\HP5\DAT\HP5011122_b\0111HP5.53r	Marker_0111HP553r, DRO ;0111HP5 , DRO220111A	g:\org\HP5\Methods\\CSC210212.met	1	1	1	1	0
G:\org\HP5\DAT\HP5011122_b\0111HP5.54r	DCM-Baseline Check-V54	G:\Org\HP5\Methods\DR_8015-IC-LEXP.met	1	1	1	1	0
G:\org\HP5\DAT\HP5011122_b\0111HP5.55r	CCV_0111HP555r, CAL1 ;0111HP5 , 150 ug per mLOil (10 uL of Cal4 + 990 uL DCM(14647)	G:\Org\HP5\Methods\DC_ORO-55-BA-L%.xls	1	1	1	1	0
G:\org\HP5\DAT\HP5011122_b\0111HP5.56r	DCM-Baseline Check-V56	G:\Org\HP5\Methods\DR_8015-HE-LEXP.met	1	1	1	1	0
G:\org\HP5\DAT\HP5011122_b\0111HP5.57r	CCV_0111HP557r, CAL2 ;0111HP5 , 1000 ug per mL Oil (200 uL of Cal 3 +800 uL DCM(14647)	G:\Org\HP5\Methods\DC_ORO-57-BA-L%.xls	1	1	1	1	0
G:\org\HP5\DAT\HP5011122_b\0111HP5.58r	DCM-Baseline Check-V58	G:\Org\HP5\Methods\DR_8015-HE-LEXP.met	1	1	1	1	0
G:\org\HP5\DAT\HP5011122_b\0111HP5.59r	CCV_0111HP559r, CAL3 ;0111HP5 , 5000 ug per mL Oil (100 uL of DRO211118A + 900 uL DCM(14647)	G:\Org\HP5\Methods\DC_ORO-59-BA-L%.xls	1	1	1	1	0
G:\org\HP5\DAT\HP5011122_b\0111HP5.60r	DCM-Baseline Check-V60	G:\Org\HP5\Methods\DR_8015-HE-LEXP.met	1	1	1	1	0
G:\org\HP5\DAT\HP5011122_b\0111HP5.61r	CCV_0111HP561r, CAL4 ;0111HP5 , 15000 ug per mL Oil (200 uL of CAL5 + 200 uL DCM(14647)	G:\Org\HP5\Methods\DC_ORO-61-BA-L%.xls	1	1	1	1	0
G:\org\HP5\DAT\HP5011122_b\0111HP5.62r	DCM-Baseline Check-V62	G:\Org\HP5\Methods\DR_8015-HE-LEXP.met	1	1	1	1	0
G:\org\HP5\DAT\HP5011122_b\0111HP5.63r	CCV_0111HP563r, CAL5 ;0111HP5 , 30000 ug per mL Oil (600 uL of DRO211118A + 400 uL of DCM)	G:\Org\HP5\Methods\DC_ORO-BA-L%.xls	1	1	1	1	0
G:\org\HP5\DAT\HP5011122_b\0111HP5.64r	DCM-Baseline Check-V64	G:\Org\HP5\Methods\DR_8015-HE-LEXP.met	1	1	1	1	0
G:\org\HP5\DAT\HP5011122_b\0111HP5.65r	DCM-Baseline Check-V65	G:\Org\HP5\Methods\DR_8015-HE-LEXP.met	1	1	1	1	0
G:\org\HP5\DAT\HP5011122_b\0111HP5.66r	DCM-Baseline Check-V66	G:\Org\HP5\Methods\DR_8015-HE-LEXP.met	1	1	1	1	0
G:\org\HP5\DAT\HP5011122_b\0111HP5.68r	DCM-Baseline Check-V68	G:\Org\HP5\Methods\DR_8015-IC-LEXP.met	1	1	1	1	0
G:\org\HP5\DAT\HP5011122_b\0111HP5.69r	CCV_0111HP567r, Second Source ;0111HP5 , 5000 ug per mL (100uL of DRO210902A + 900uL DCM(14647)	G:\Org\HP5\Methods\DC_ORO-59-BA-L%.xls	1	1	1	1	0

File Name: G:\Org\HP5\Cals\SW8015C_ORO220111BA.CAL
Version: 11

Creator: AMN
Description: 8015C-Oil Range with Triacontane. New ICal Per 0111HP5,(2022)-2 uL Inj.;
Reason for change:

External standard calibration
Standard injection volume: 1
Standard sample weight: 1
Area reject threshold: 500
Reference peak area reject threshold: 500
Amount units: nanograms
No default component

Method of calculating data point averages: Equal weight for all updates
No calibration update report

All levels are normal data points.

1 *30-40 Motor Oil

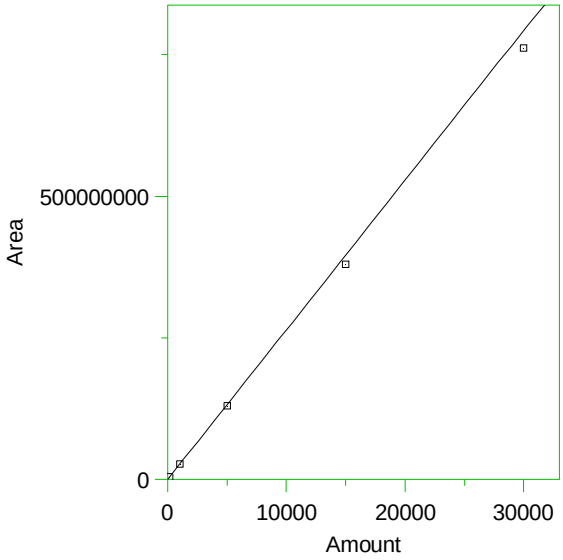

Expected retention time:	6.4 minutes
Search window:	0.05 minutes
No retention time reference component	
Group number:	0
High alarm limit:	0
Low alarm limit:	0
Component constant:	0

Single peak quantification by area

Y = 26424.55 X + 0

Average CF fit with equal weighting, forced to origin

Coefficient of determination:	0.9969108
Average error:	3.495%
Average CF:	26424.55
RSD:	4.293%

Level	Amount	Response	Cal Factor	Error, %	Source	Date and time
1	150	4177025	27846.83	5.382	Manual	1/14/2022 7:51:42 AM
2	1000	2.73111E+07	27311.1	3.355	Manual	1/14/2022 8:05:40 AM
3	5000	1.313247E+08	26264.94	-0.604	Manual	1/14/2022 8:05:24 AM
4	15000	3.796282E+08	25308.55	-4.223	Manual	1/14/2022 8:05:07 AM
5	30000	7.617404E+08	25391.35	-3.910	Manual	1/14/2022 8:04:35 AM

2 #C20

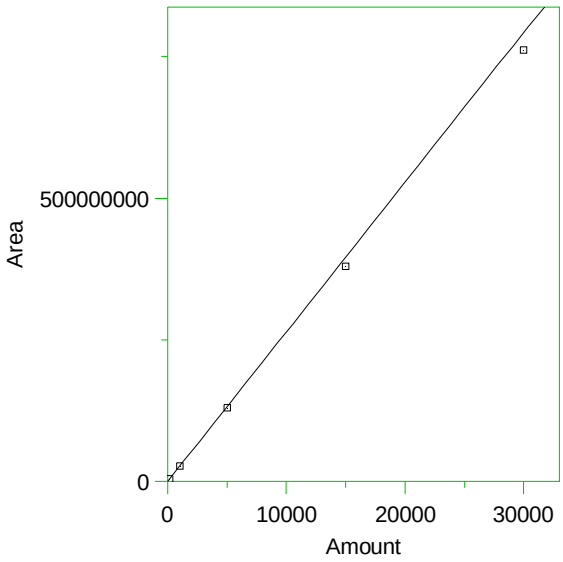

Expected retention time: 12.56 minutes
Search window: 0.05 minutes
No retention time reference component
Group number: 0

High alarm limit: 0
Low alarm limit: 0
Component constant: 0

Single peak quantification by area

Y = 26424.55 X + 0

Average CF fit with equal weighting, forced to origin
Coefficient of determination: 0.9969108
Average error: 3.495%
Average CF: 26424.55
RSD: 4.293%

Level	Amount	Response	Cal Factor	Error, %	Source	Date and time
1	150	4177025	27846.83	5.382	Manual	1/14/2022 8:06:03 AM
2	1000	2.73111E+07	27311.1	3.355	Manual	1/14/2022 8:06:05 AM
3	5000	1.313247E+08	26264.94	-0.604	Manual	1/14/2022 8:06:06 AM
4	15000	3.796282E+08	25308.55	-4.223	Manual	1/14/2022 8:06:11 AM
5	30000	7.617404E+08	25391.35	-3.910	Manual	1/14/2022 8:06:13 AM

3 *#Triacontane

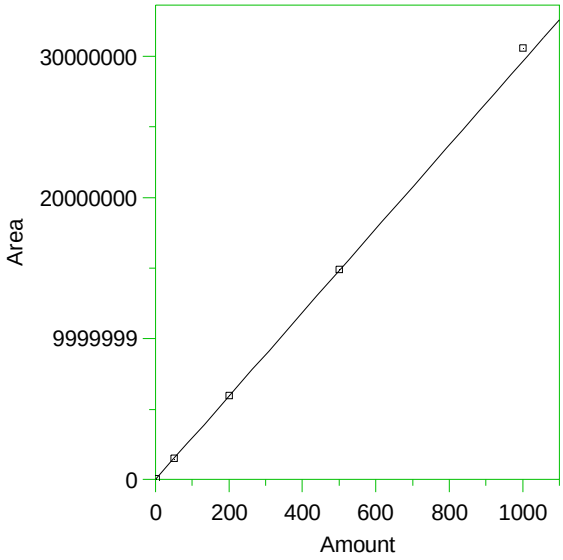

Expected retention time:	16.44 minutes
Search window:	0.05 minutes
No retention time reference component	
Group number:	0
High alarm limit:	0
Low alarm limit:	0
Component constant:	0

Single peak quantification by area

Y = 29636.1 X + 0

Average CF fit with equal weighting, forced to origin

Coefficient of determination:	0.9984925
Average error:	2.075%
Average CF:	29636.1
RSD:	3.023%

Level	Amount	Response	Cal Factor	Error, %	Source	Date and time
1	2	56381.2	28190.6	-4.878	Manual	1/13/2022 12:38:47 PM
2	50	1477199	29543.98	-0.311	Manual	1/13/2022 12:38:50 PM
3	200	5998503	29992.52	1.203	Manual	1/13/2022 12:38:53 PM
4	500	1.492384E+07	29847.68	0.714	Manual	1/13/2022 12:38:56 PM
5	1000	3.060573E+07	30605.73	3.272	Manual	1/13/2022 12:39:03 PM

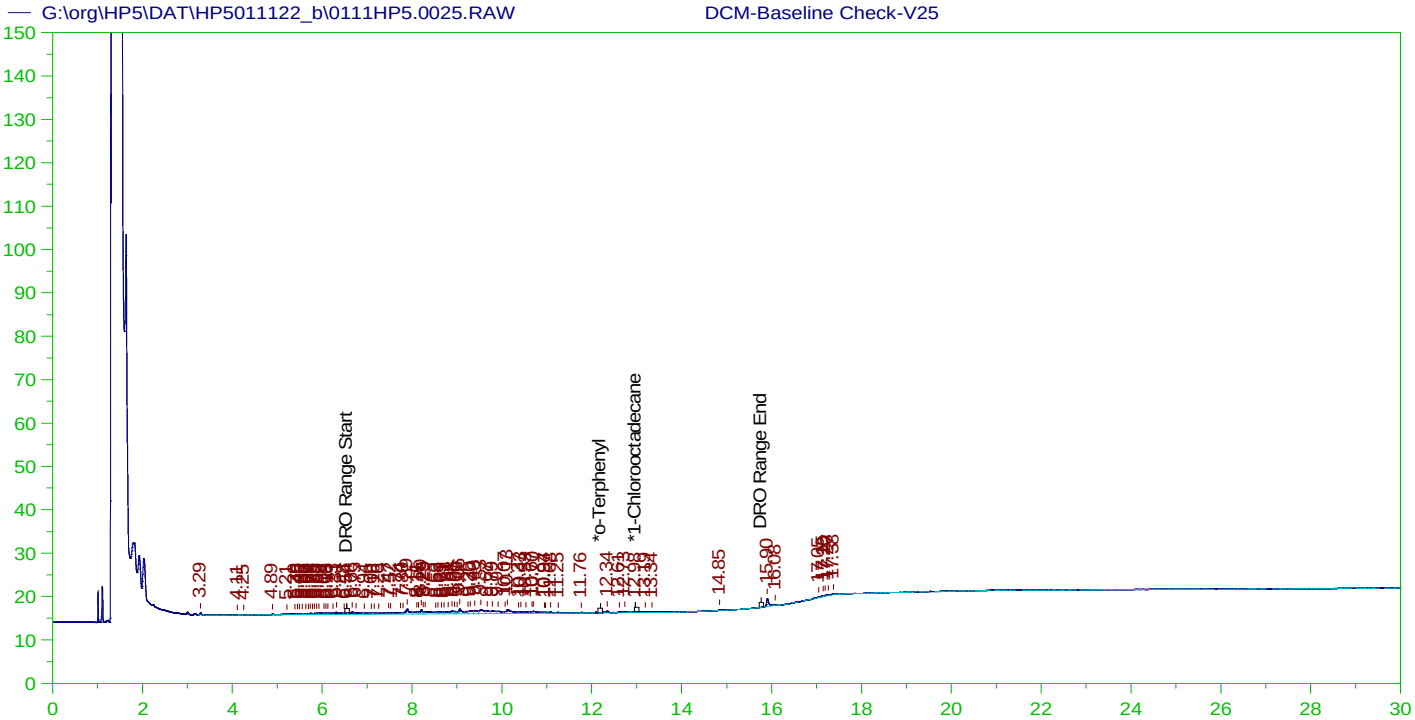

DIESEL RANGE ORGANICS CHROMATOGRAM REPORT

Sample Name: DCM-Baseline Check-V25
Raw File: G:\org\HP5\DAT\HP5011122_b\0111HP5.0025.RAW
Date & Time Acquired: 1/12/2022 1:29:46 AM
Method File: G:\Org\HP5\Methods\DR_8015-IC-LEXP.met
Calibration File: G:\Org\HP5\Cals\SW8015C_DRO211102IC.CAL
Sample Weight: 1 Dilution: 1 S.A.: 1

Mean RF for TEH: 31353.19
Rt range for Diesel Range Organics: 6.5 to 15.82

SURROGATE COMPOUND	RT	ACTUAL	MEASURED	%REC
*o-Terphenyl	29.899	200.	.	. -
*1-Chlorooctadecane	12.975	200.	.017	.01 -

DRO Area:132028.6 DRO Amount: 4.211011
TEH Area:186308.4 TEH Amount: 5.942247

G:\org\HP5\dat\HP5011122_b\Review\025_DCM-Baseline Chec_DR_8015-IC-LEXP.xls

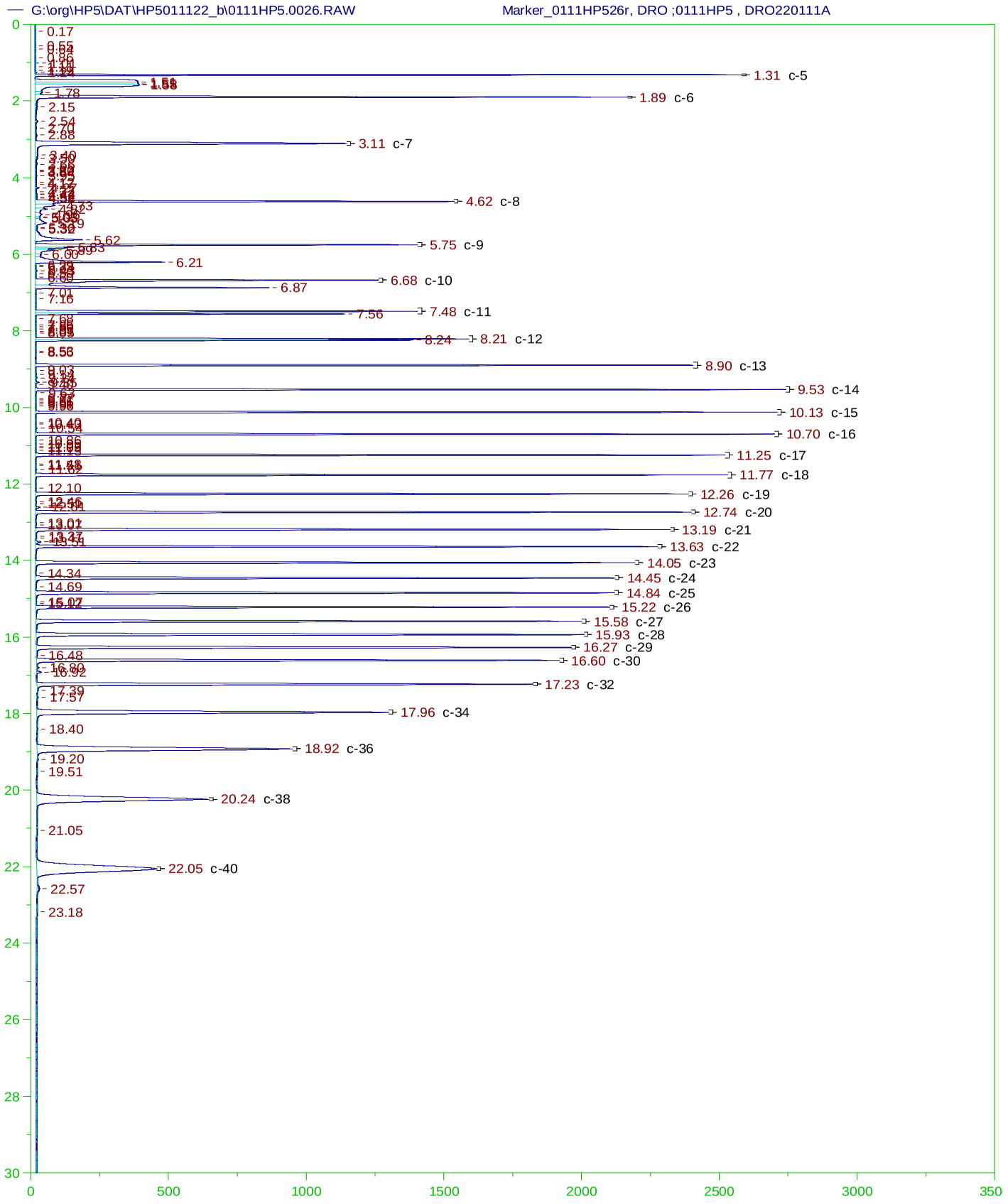
G:\org\HP5\DAT\HP5011122_b\0111HP5.0026.RAW
Marker_0111HP526r, DRO ;0111HP5 , DRO220111A
1.31 c-5
1.89 c-6
3.11 c-7
4.62 c-8
5.75 c-9
6.68 c-10
7.48 c-11
8.21 c-12
8.90 c-13
9.53 c-14
10.13 c-15
10.70 c-16
11.25 c-17
11.77 c-18
12.26 c-19
12.74 c-20
13.19 c-21
13.63 c-22
14.05 c-23
14.45 c-24
14.84 c-25
15.22 c-26
15.58 c-27
15.93 c-28
16.27 c-29
16.60 c-30
17.23 c-32
17.96 c-34
18.92 c-36
20.24 c-38
22.05 c-40

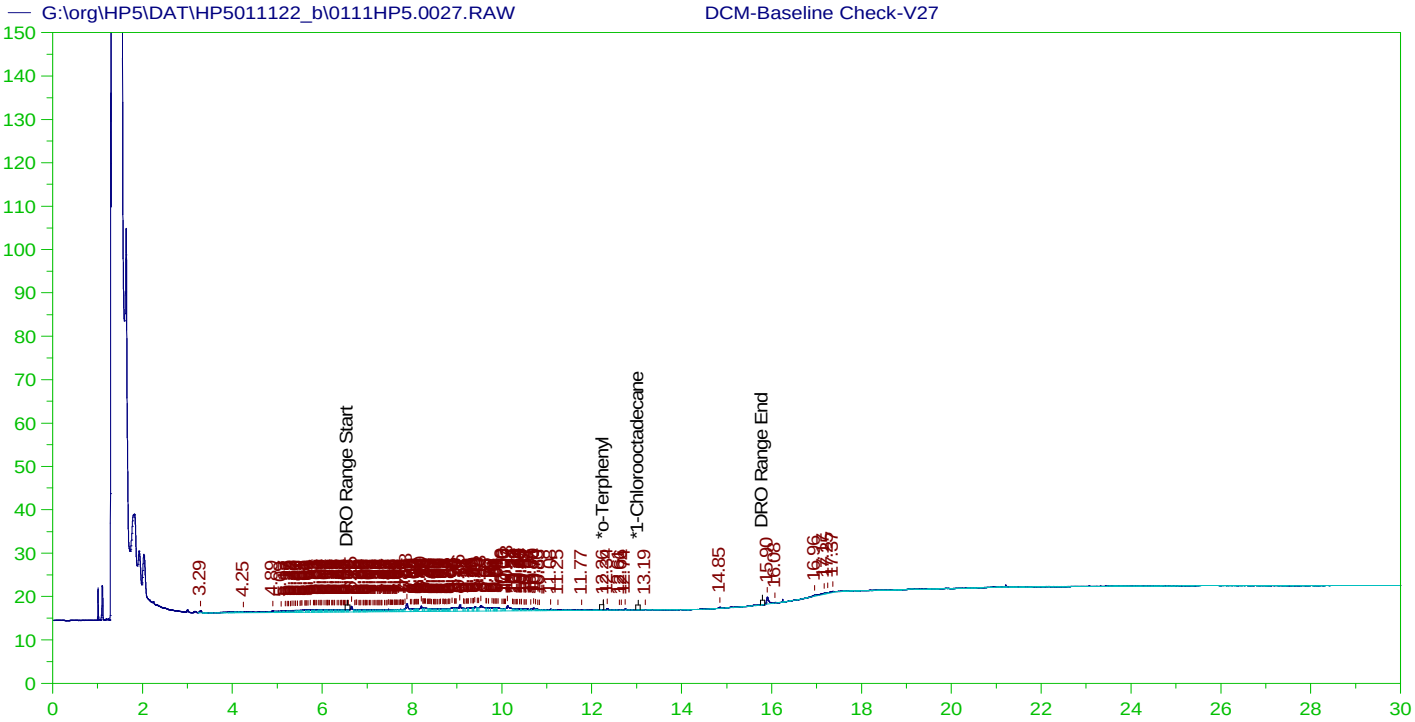

DIESEL RANGE ORGANICS CHROMATOGRAM REPORT

Sample Name: DCM-Baseline Check-V27
Raw File: G:\org\HP5\DAT\HP5011122_b\0111HP5.0027.RAW
Date & Time Acquired: 1/12/2022 2:56:04 AM
Method File: G:\Org\HP5\Methods\DR_8015-HS-LEXP.met
Calibration File: G:\Org\HP5\Cals\SW8015C_DRO210108Hs.CAL
Sample Weight: 1 Dilution: 1 S.A.: 1

Mean RF for TEH: 29457.33
Rt range for Diesel Range Organics: 6.51 to 15.85

SURROGATE COMPOUND	RT	ACTUAL	MEASURED	%REC
*o-Terphenyl	12.261	200.	.017	.01 -
*1-Chlorooctadecane	29.983	200.	.	. -

DRO Area:193795.7 DRO Amount: 6.578862
TEH Area:272770 TEH Amount: 9.259835

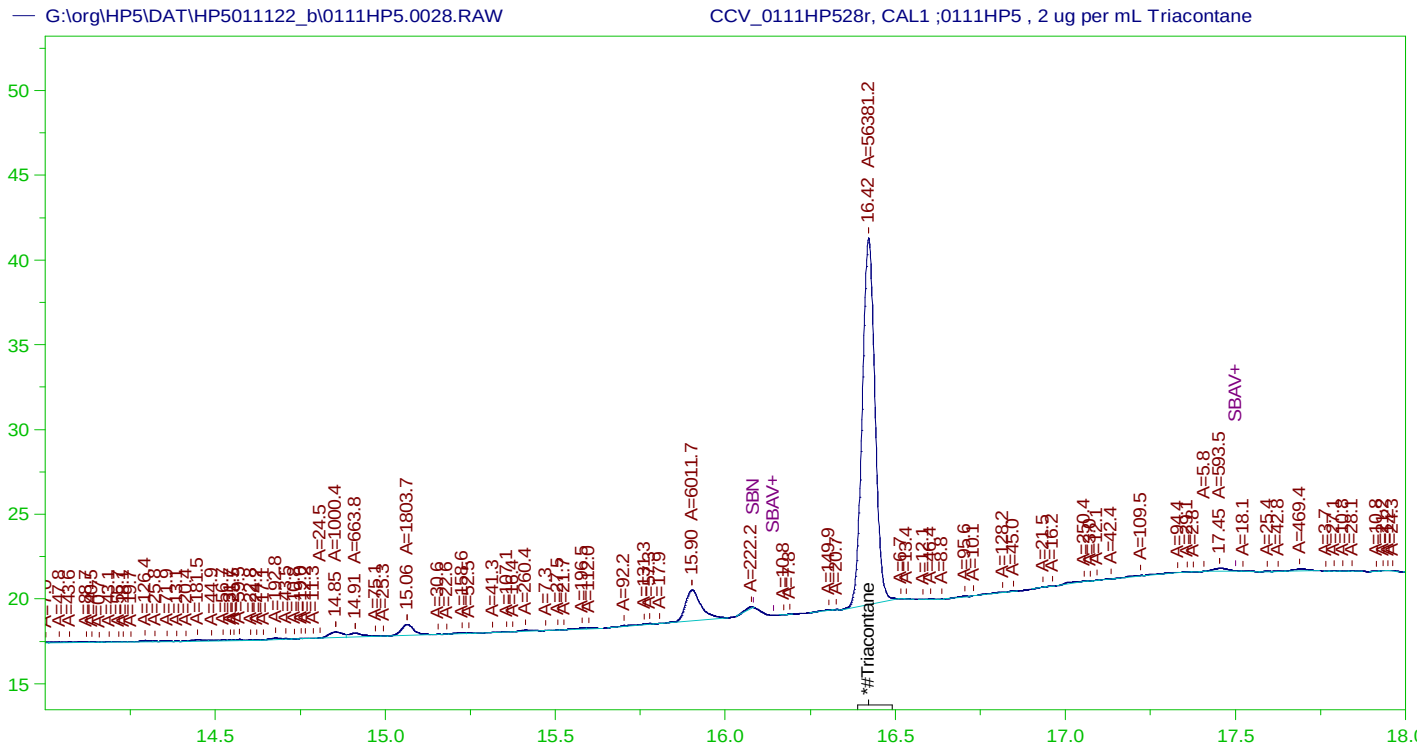

RESIDUAL RANGE ORGANICS CHROMATOGRAM

Sample Name: CCV_0111HP528r, CAL1 ;0111HP5 , 2 ug per mL Triacontane
Raw File: G:\org\HP5\DAT\HP5011122_b\0111HP5.0028.RAW
Date & Time Acquired: 1/12/2022 3:39:11 AM
Method File: G:\Org\HP5\Methods\DS_ORO-BA-L%.MET
Calibration File: G:\Org\HP5\Cals\SW8015C_ORO220111ba.CAL
Sample Weight: 1 Dilution: 1 S.A.: 1

Mean RF for for Residual Range Organics Calculations: 28542.41
Rt range for Residual Range Organics: 12.51 to 30.05

SURROGATE COMPOUND	RT	ACTUAL	MEASURED	%REC	
*#Triacontane	16.421	500.	1.902	.38	-

RRO Area:11465.21 RRO AMOUNT: 0.4016902

CONTINUING CALIBRATION REPORT: G:\org\HP5\DAT\HP5011122_b\0111HP5.0028.RAW

COMPOUND	ACTUAL(NG)	MEASURED(NG)	%RECOVERY	LIMITS
*30-40 Motor Oil	5000.	.056	.	75-125

SURROGATE COMPOUND	RT	ACTUAL	MEASURED	%REC	LIMITS
*#Triacontane	16.421	200.	1.902	.95	75-125

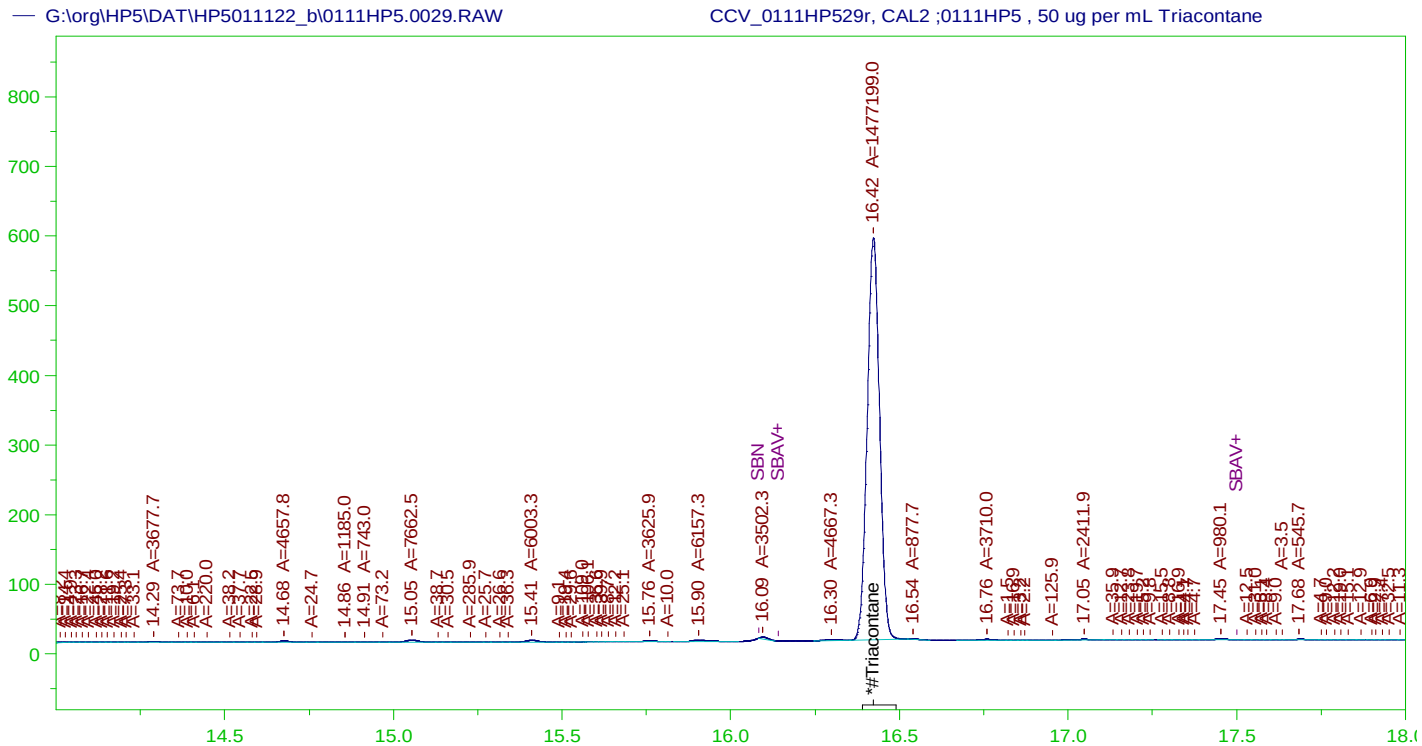

RESIDUAL RANGE ORGANICS CHROMATOGRAM
Sample Name: CCV_0111HP529r, CAL2 ;0111HP5 , 50 ug per mL Triacontane
Raw File: G:\org\HP5\DAT\HP5011122_b\0111HP5.0029.RAW
Date & Time Acquired: 1/12/2022 4:22:15 AM
Method File: G:\Org\HP5\Methods\DS_ORO-BA-L%.MET
Calibration File: G:\Org\HP5\Cals\SW8015C_ORO220111ba.CAL
Sample Weight: 1 Dilution: 1 S.A.: 1

Mean RF for for Residual Range Organics Calculations: 28542.41
Rt range for Residual Range Organics: 12.51 to 30.05

SURROGATE COMPOUND	RT	ACTUAL	MEASURED	%REC	
*#Triacontane	16.423	500.	49.845	9.97	-

RRO Area:60154.51 RRO AMOUNT: 2.107548

CONTINUING CALIBRATION REPORT: G:\org\HP5\DAT\HP5011122_b\0111HP5.0029.RAW

COMPOUND	ACTUAL(NG)	MEASURED(NG)	%RECOVERY	LIMITS
*30-40 Motor Oil	5000.	.023	.	75-125

SURROGATE COMPOUND	RT	ACTUAL	MEASURED	%REC	LIMITS
*#Triacontane	16.423	200.	49.845	24.92	75-125

G:\org\HP5\dat\HP5011122_b\Review\029_CCV_0111HP529r_DS_ORO-BA-L%.xls

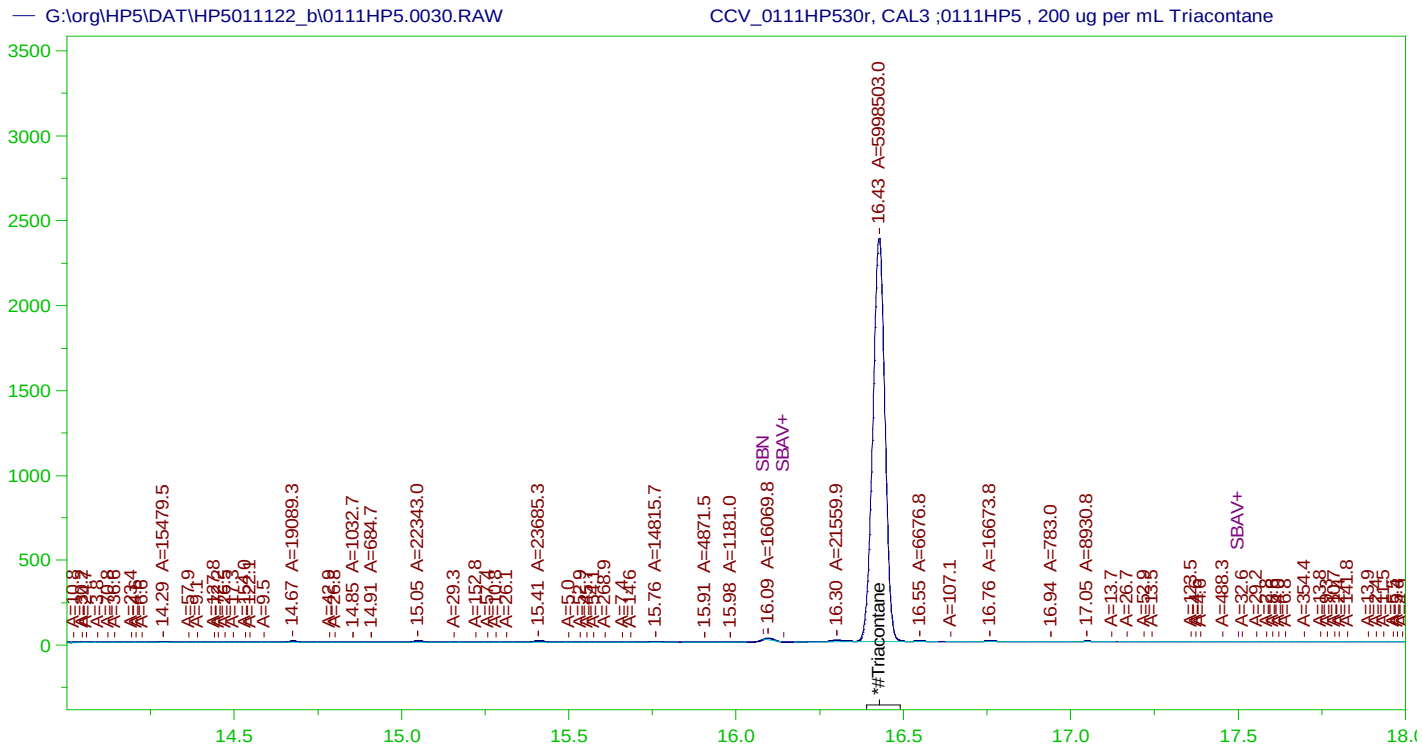

RESIDUAL RANGE ORGANICS CHROMATOGRAM
Sample Name: CCV_0111HP530r, CAL3 ;0111HP5 , 200 ug per mL Triacontane
Raw File: G:\org\HP5\DAT\HP5011122_b\0111HP5.0030.RAW
Date & Time Acquired: 1/12/2022 5:05:25 AM
Method File: G:\Org\HP5\Methods\DS_ORO-BA-L%.MET
Calibration File: G:\Org\HP5\Cals\SW8015C_ORO220111ba.CAL
Sample Weight: 1 Dilution: 1 S.A.: 1

Mean RF for for Residual Range Organics Calculations: 28542.41
Rt range for Residual Range Organics: 12.51 to 30.05

SURROGATE COMPOUND	RT	ACTUAL	MEASURED	%REC	
*#Triacontane	16.427	500.	202.405	40.48	-

RRO Area:200104.8 RRO AMOUNT: 7.01079

CONTINUING CALIBRATION REPORT: G:\org\HP5\DAT\HP5011122_b\0111HP5.0030.RAW

COMPOUND	ACTUAL(NG)	MEASURED(NG)	%RECOVERY	LIMITS
*30-40 Motor Oil	5000.	.	.	75-125

SURROGATE COMPOUND	RT	ACTUAL	MEASURED	%REC	LIMITS
*#Triacontane	16.427	200.	202.405	101.2	75-125

G:\org\HP5\dat\HP5011122_b\Review\030_CCV_0111HP530r_DS_ORO-BA-L%.xls

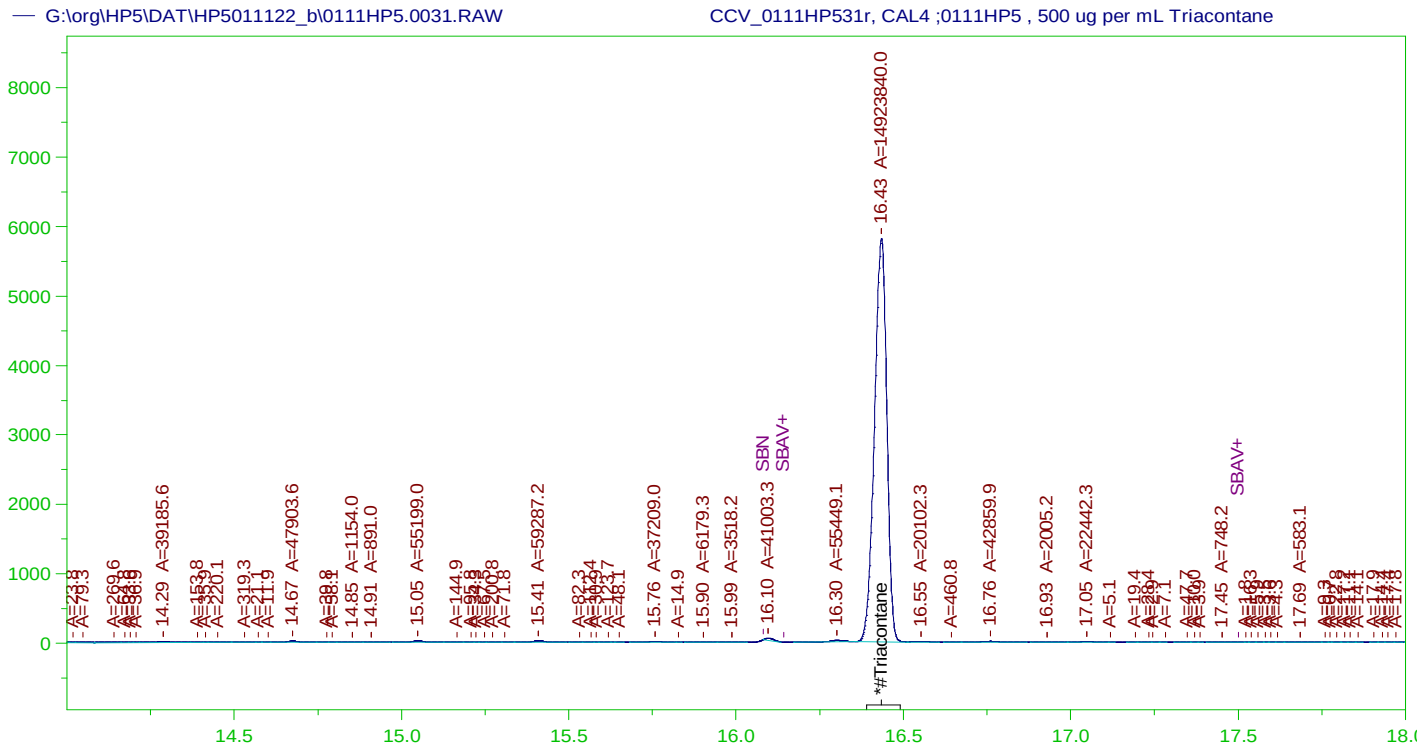

RESIDUAL RANGE ORGANICS CHROMATOGRAM
Sample Name: CCV_0111HP531r, CAL4 ;0111HP5 , 500 ug per mL Triacontane
Raw File: G:\org\HP5\DAT\HP5011122_b\0111HP5.0031.RAW
Date & Time Acquired: 1/12/2022 5:48:34 AM
Method File: G:\Org\HP5\Methods\DS_ORO-BA-L%.MET
Calibration File: G:\Org\HP5\Cals\SW8015C_ORO220111ba.CAL
Sample Weight: 1 Dilution: 1 S.A.: 1

Mean RF for for Residual Range Organics Calculations: 28542.41
Rt range for Residual Range Organics: 12.51 to 30.05

SURROGATE COMPOUND	RT	ACTUAL	MEASURED	%REC	
*#Triacontane	16.434	500.	503.57	100.71	-

RRO Area:497882.9 RRO AMOUNT: 17.44362

CONTINUING CALIBRATION REPORT: G:\org\HP5\DAT\HP5011122_b\0111HP5.0031.RAW

COMPOUND	ACTUAL(NG)	MEASURED(NG)	%RECOVERY	LIMITS
*30-40 Motor Oil	5000.	.	.	75-125

SURROGATE COMPOUND	RT	ACTUAL	MEASURED	%REC	LIMITS
*#Triacontane	16.434	200.	503.57	251.78	75-125

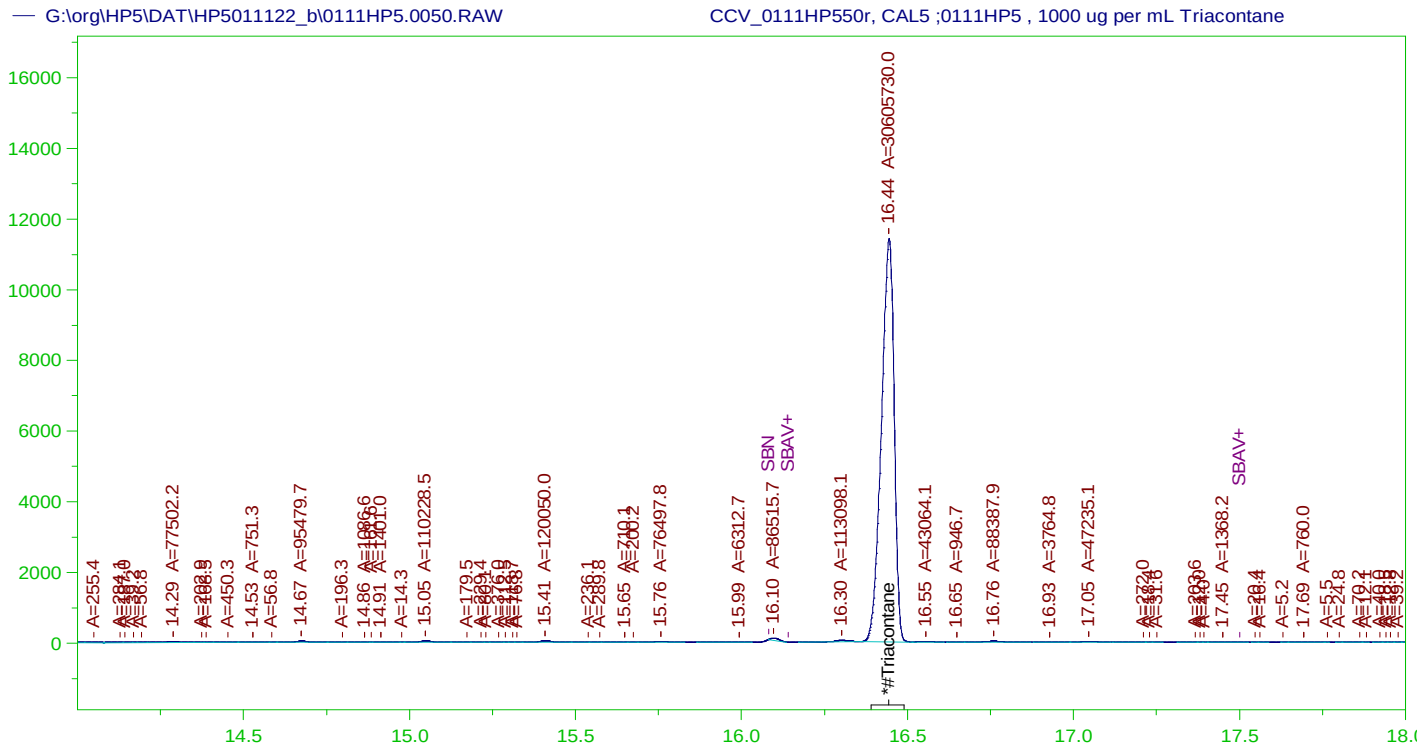

RESIDUAL RANGE ORGANICS CHROMATOGRAM
Sample Name: CCV_0111HP550r, CAL5 ;0111HP5 , 1000 ug per mL Triacontane
Raw File: G:\org\HP5\DAT\HP5011122_b\0111HP5.0050.RAW
Date & Time Acquired: 1/12/2022 8:49:58 PM
Method File: G:\Org\HP5\Methods\DS_ORO-BA-L%.MET
Calibration File: G:\Org\HP5\Cals\SW8015C_ORO220111ba.CAL
Sample Weight: 1 Dilution: 1 S.A.: 1

Mean RF for for Residual Range Organics Calculations: 28542.41
Rt range for Residual Range Organics: 12.51 to 30.05

SURROGATE COMPOUND	RT	ACTUAL	MEASURED	%REC	
*#Triacontane	16.444	500.	1032.718	206.54	-

RRO Area:993904.8 RRO AMOUNT: 34.82203

CONTINUING CALIBRATION REPORT: G:\org\HP5\DAT\HP5011122_b\0111HP5.0050.RAW

COMPOUND	ACTUAL(NG)	MEASURED(NG)	%RECOVERY	LIMITS
*30-40 Motor Oil	5000.	.	.	75-125

SURROGATE COMPOUND	RT	ACTUAL	MEASURED	%REC	LIMITS
*#Triacontane	16.444	200.	1032.718	516.36	75-125

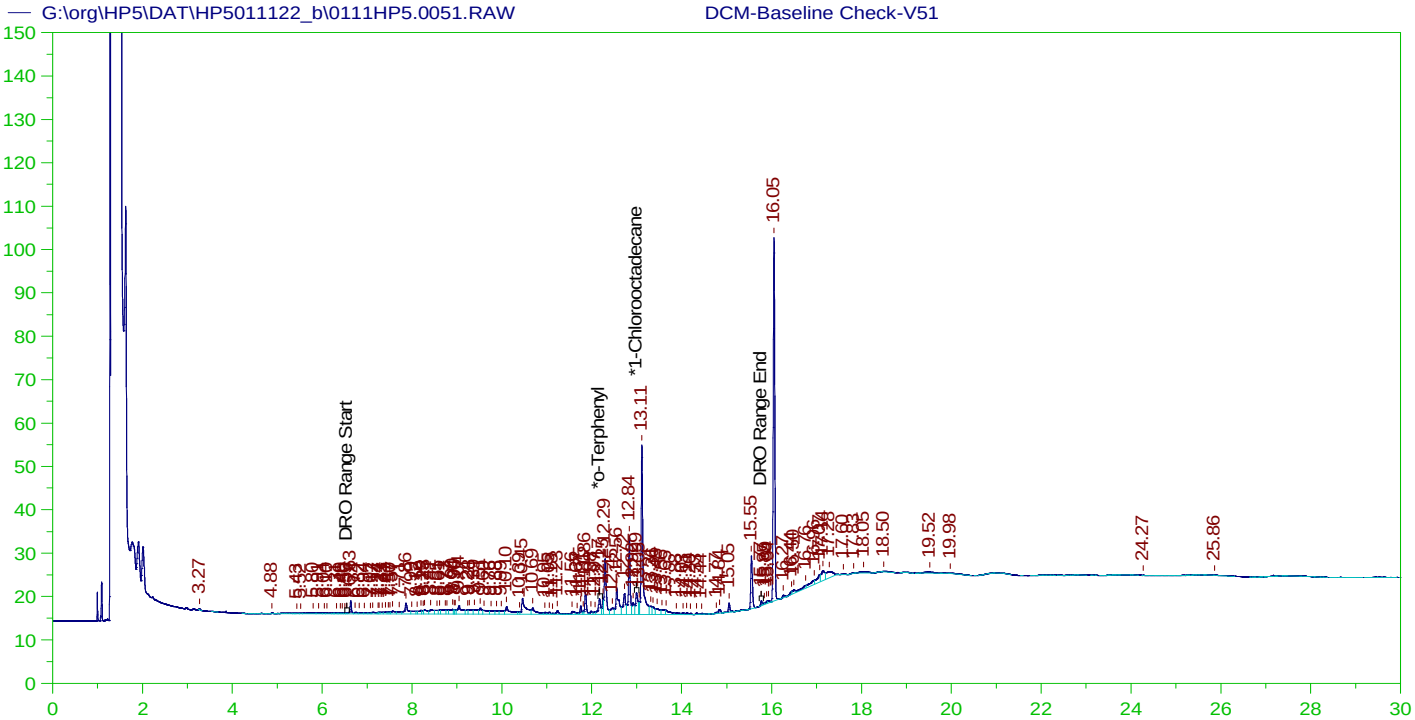

DIESEL RANGE ORGANICS CHROMATOGRAM REPORT

Sample Name: DCM-Baseline Check-V51
Raw File: G:\org\HP5\DAT\HP5011122_b\0111HP5.0051.RAW
Date & Time Acquired: 1/13/2022 12:15:29 PM
Method File: G:\Org\HP5\Methods\DR_8015-IC-LEXP.met
Calibration File: G:\Org\HP5\Cals\SW8015C_DRO211102IC.CAL
Sample Weight: 1 Dilution: 1 S.A.: 1

Mean RF for TEH: 31353.19
Rt range for Diesel Range Organics: 6.5 to 15.82

SURROGATE COMPOUND	RT	ACTUAL	MEASURED	%REC	
*o-Terphenyl	12.166	200.	.369	.18	-
*1-Chlorooctadecane	12.994	200.	.464	.23	-

DRO Area:587062.5 DRO Amount: 18.72417
TEH Area:891448.4 TEH Amount: 28.43246

G:\org\HP5\dat\HP5011122_b\Review\051_DCM-Baseline Chec_DR_8015-IC-LEXP.xls

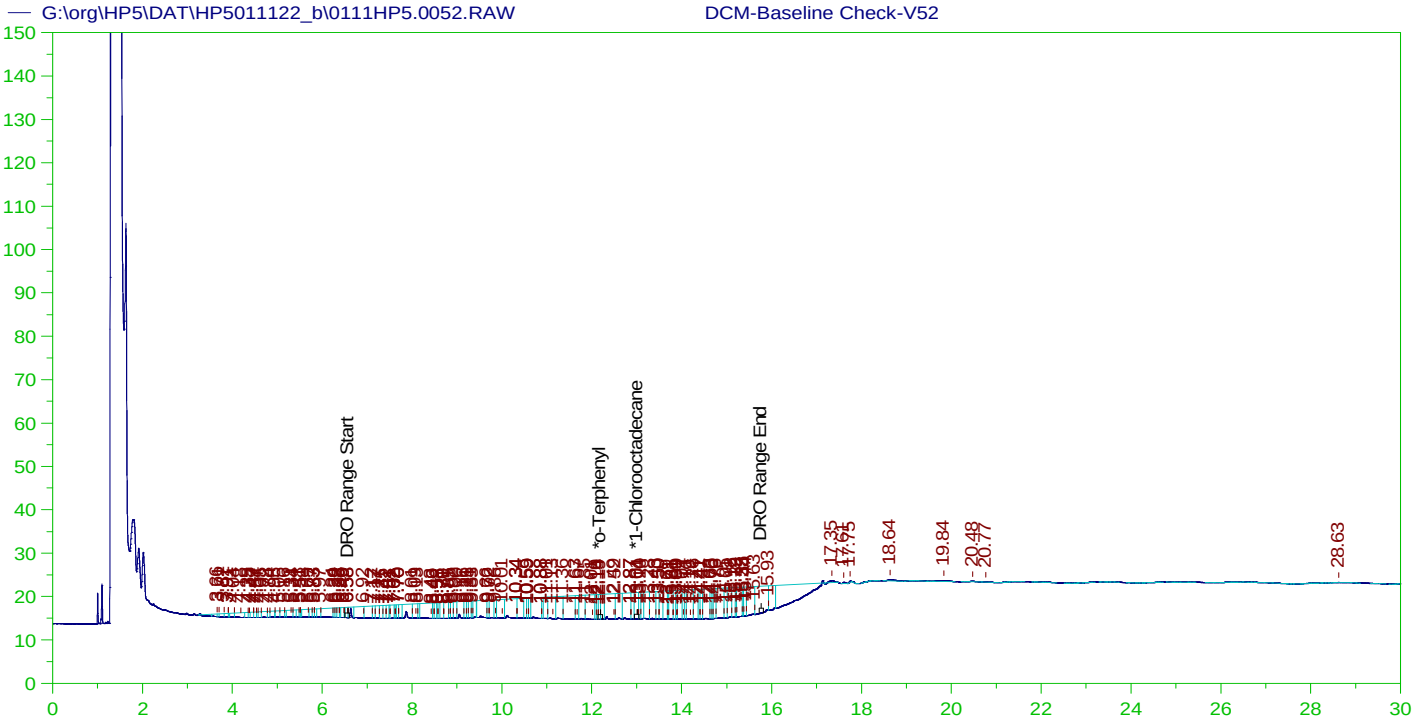

DIESEL RANGE ORGANICS CHROMATOGRAM REPORT

Sample Name: DCM-Baseline Check-V52
Raw File: G:\org\HP5\DAT\HP5011122_b\0111HP5.0052.RAW
Date & Time Acquired: 1/13/2022 12:58:31 PM
Method File: G:\Org\HP5\Methods\DR_8015-IC-LEXP.met
Calibration File: G:\Org\HP5\Cals\SW8015C_DRO211102IC.CAL
Sample Weight: 1 Dilution: 1 S.A.: 1

Mean RF for TEH: 31353.19
Rt range for Diesel Range Organics: 6.5 to 15.82

SURROGATE COMPOUND	RT	ACTUAL	MEASURED	%REC	
*o-Terphenyl	12.192	200.	.855	.43	-
*1-Chlorooctadecane	13.007	200.	.955	.48	-

DRO Area:2710300 DRO Amount: 86.44414
TEH Area:2842315 TEH Amount: 90.65472

G:\org\HP5\dat\HP5011122_b\Review\052_DCM-Baseline Chec_DR_8015-IC-LEXP.xls

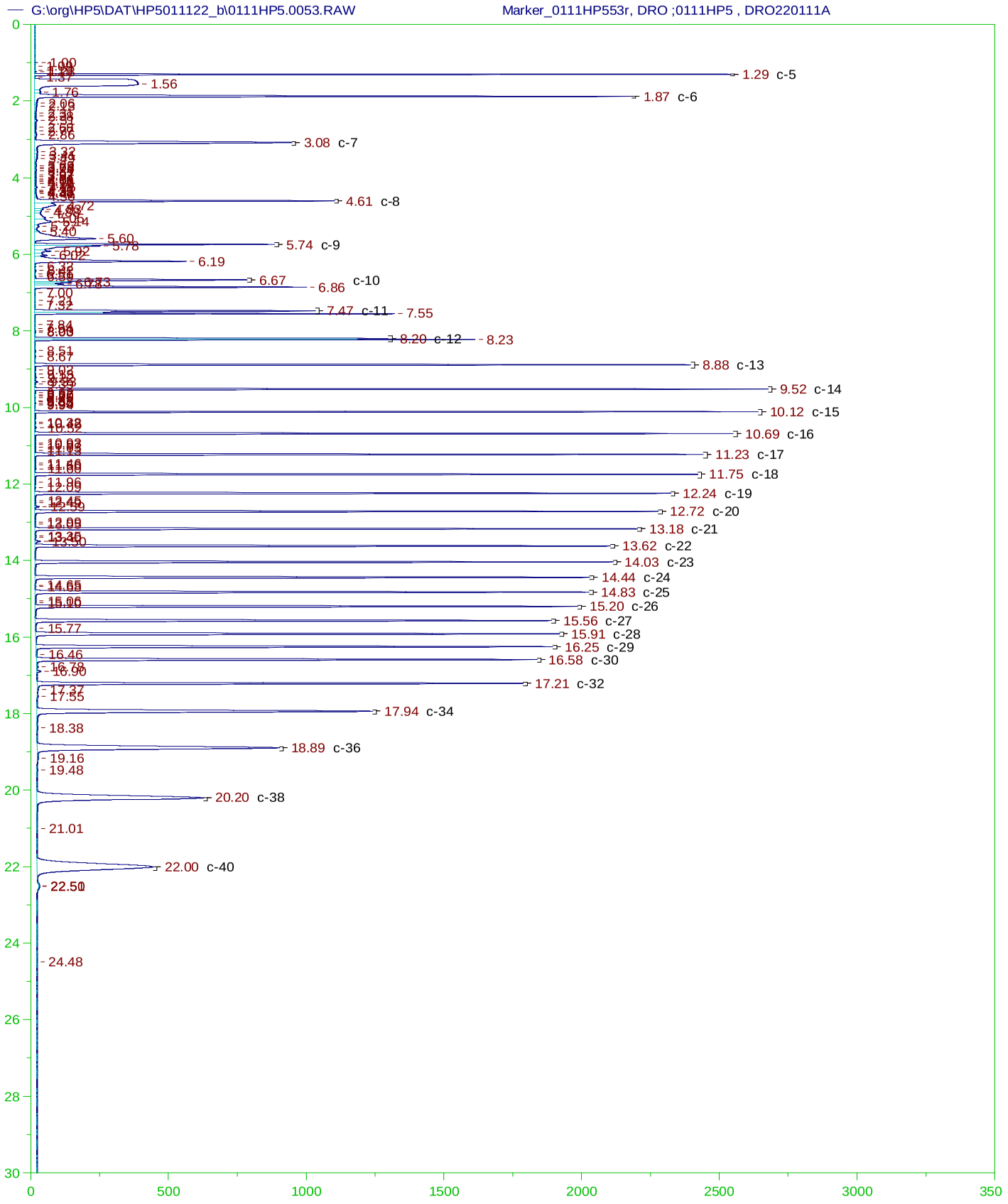

G:\org\HP5\dat\HP5011122_b\Review\053_Marker_0111HP553r_CSC220111.xls

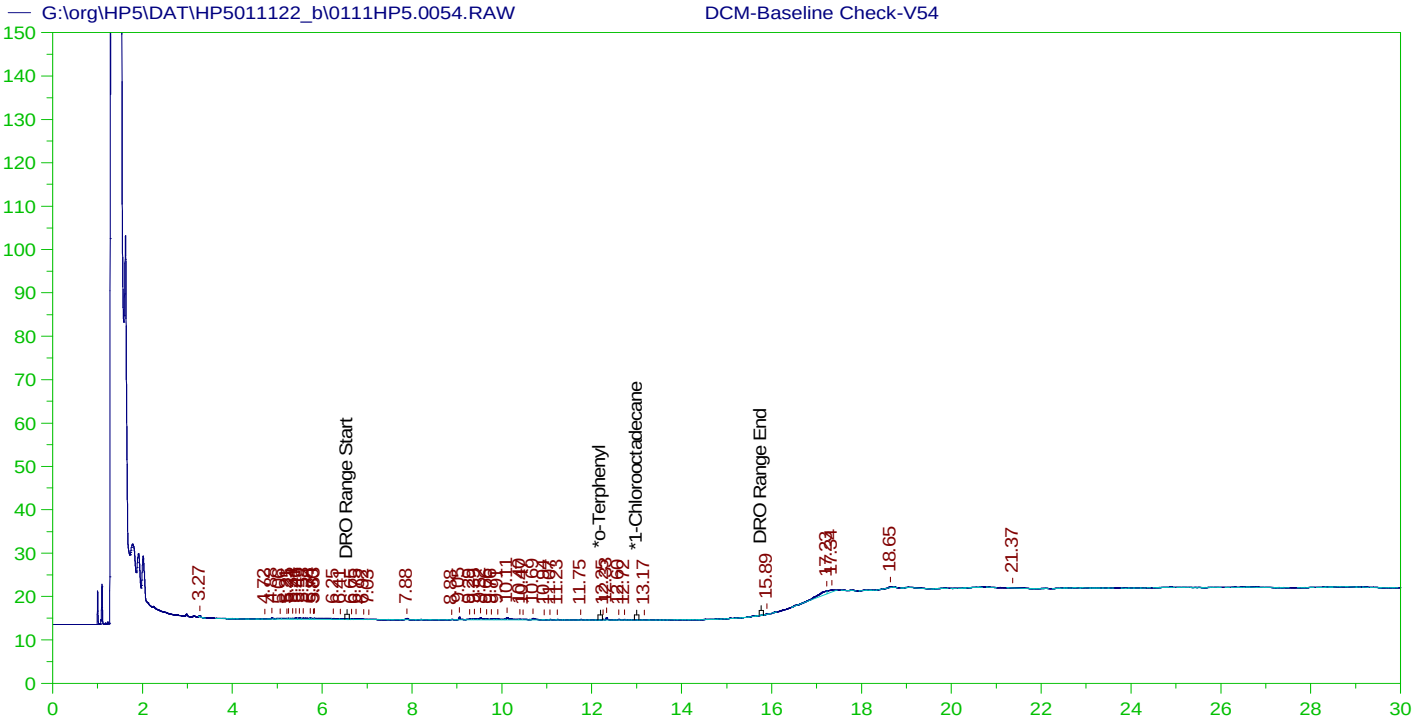

DIESEL RANGE ORGANICS CHROMATOGRAM REPORT
Sample Name: DCM-Baseline Check-V54
Raw File: G:\org\HP5\DAT\HP5011122_b\0111HP5.0054.RAW
Date & Time Acquired: 1/13/2022 2:23:42 PM
Method File: G:\Org\HP5\Methods\DR_8015-IC-LEXP.met
Calibration File: G:\Org\HP5\Cals\SW8015C_DRO211102IC.CAL
Sample Weight: 1 Dilution: 1 S.A.: 1

Mean RF for TEH: 31353.19
Rt range for Diesel Range Organics: 6.5 to 15.82

SURROGATE COMPOUND	RT	ACTUAL	MEASURED		%REC
*o-Terphenyl_____	29.882	200.	.	.	-
*1-Chlorooctadecane_____	29.882	200.	.	.	-

DRO Area:44798.44 DRO Amount: 1.428832
TEH Area:97771.24 TEH Amount: 3.118382

G:\org\HP5\dat\HP5011122_b\Review\054_DCM-Baseline Chec_DR_8015-IC-LEXP.xls

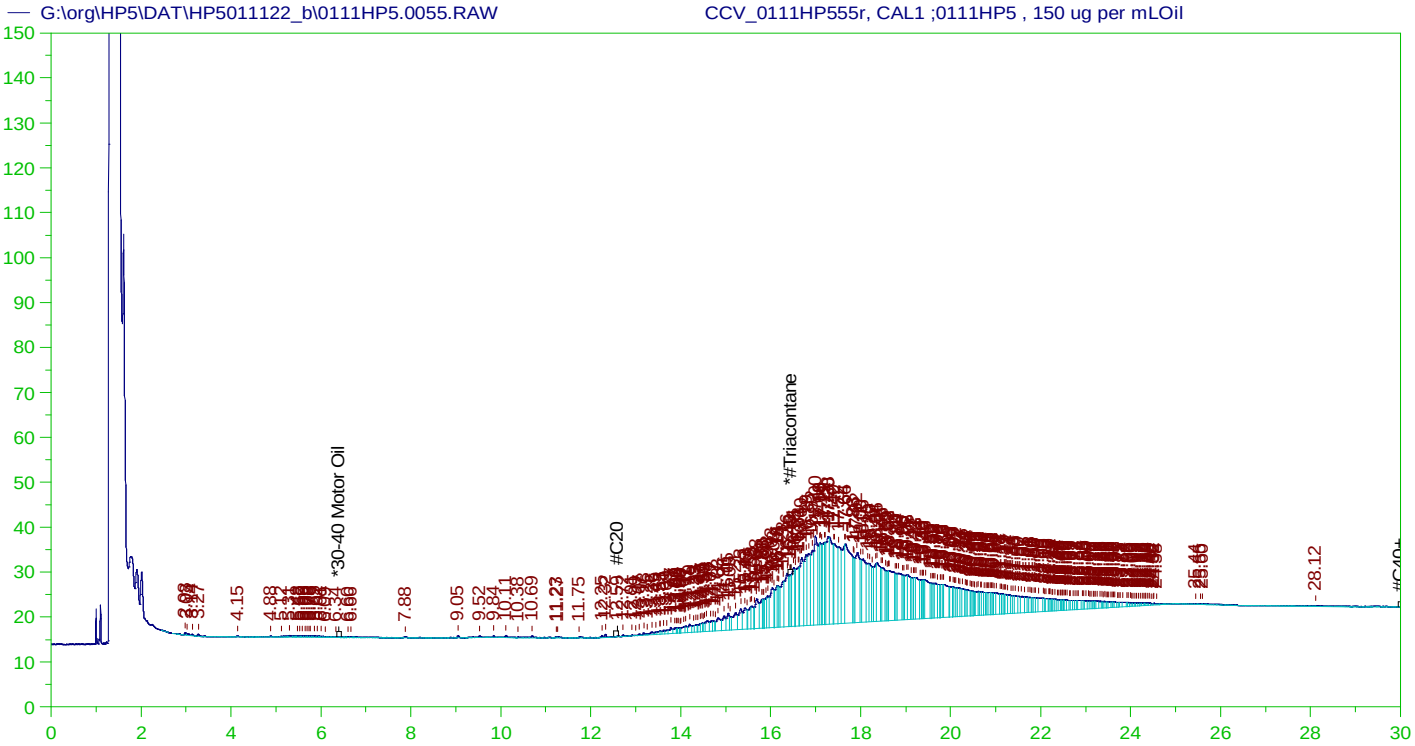

RESIDUAL RANGE ORGANICS CHROMATOGRAM
Sample Name: CCV_0111HP555r, CAL1 ;0111HP5 , 150 ug per mLOil
Raw File: G:\org\HP5\DAT\HP5011122_b\0111HP5.0055.RAW
Date & Time Acquired: 1/13/2022 3:06:11 PM
Method File: G:\Org\HP5\Methods\DC_ORO-55-BA-L%.MET
Calibration File: G:\Org\HP5\Cals\SW8015C_ORO220111BA.CAL
Sample Weight: 1 Dilution: 1 S.A.: 1

Mean RF for for Residual Range Organics Calculations: 26424.55
Rt range for Residual Range Organics: 12.51 to 30.05

SURROGATE COMPOUND	RT	ACTUAL	MEASURED	%REC	
*#Triacontane	16.447	500.	.47	.09	-

RRO Area:4215928 RRO AMOUNT: 159.5459

CONTINUING CALIBRATION REPORT: G:\org\HP5\DAT\HP5011122_b\0111HP5.0055.RAW

COMPOUND	ACTUAL(NG)	MEASURED(NG)	%RECOVERY	LIMITS
*30-40 Motor Oil	5000.	.	.	75-125

SURROGATE COMPOUND	RT	ACTUAL	MEASURED	%REC	LIMITS
*#Triacontane	16.447	200.	.47	.23	75-125

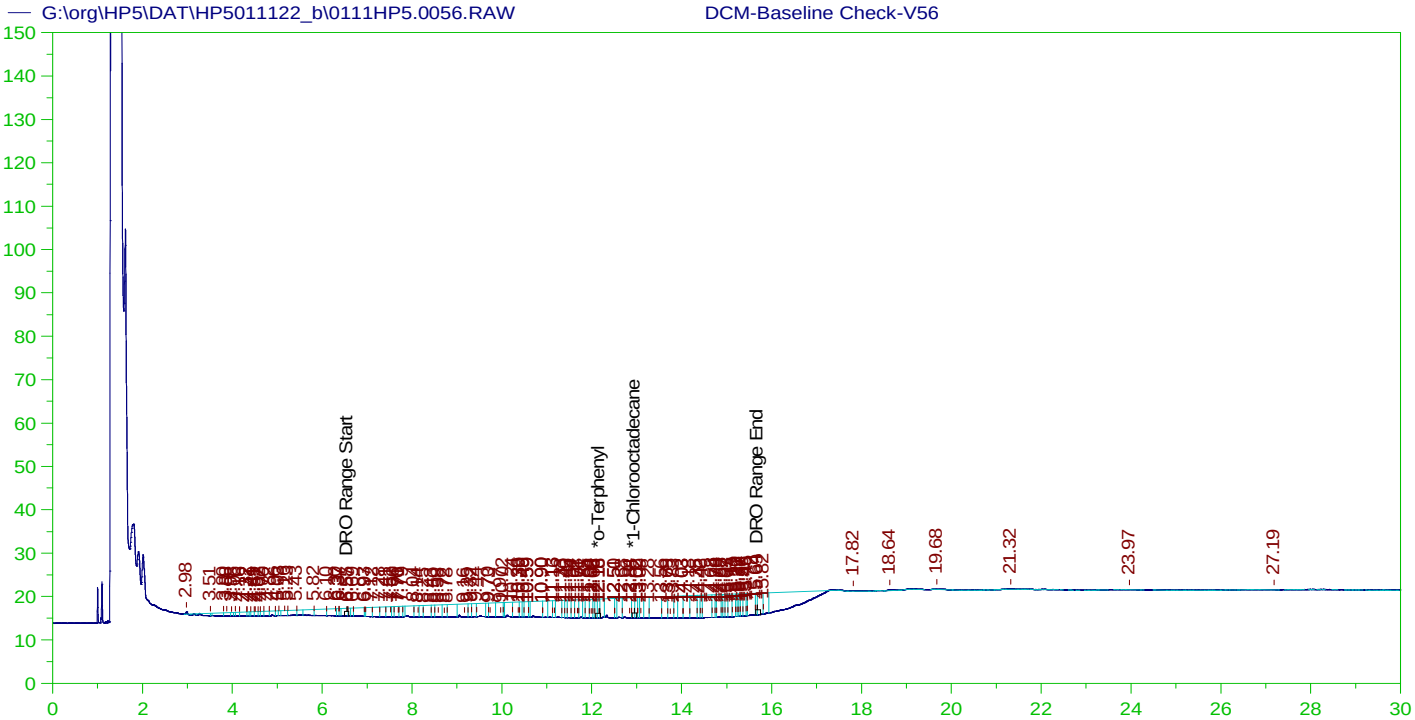

DIESEL RANGE ORGANICS CHROMATOGRAM REPORT
Sample Name: DCM-Baseline Check-V56
Raw File: G:\org\HP5\DAT\HP5011122_b\0111HP5.0056.RAW
Date & Time Acquired: 1/13/2022 3:48:53 PM
Method File: G:\Org\HP5\Methods\DR_8015-HE-LEXP.met
Calibration File: G:\Org\HP5\Cals\SW8015C_DRO210108HE.CAL
Sample Weight: 1 Dilution: 1 S.A.: 1

Mean RF for TEH: 29457.33
Rt range for Diesel Range Organics: 6.49 to 15.75

SURROGATE COMPOUND	RT	ACTUAL	MEASURED	%REC
*o-Terphenyl	12.162	200.	.406	.2 -
*1-Chlorooctadecane	29.946	200.	.	. -

DRO Area:2125703 DRO Amount: 72.16209
TEH Area:2146824 TEH Amount: 72.8791

G:\org\HP5\dat\HP5011122_b\Review\056_DCM-Baseline Chec_DR_8015-HE-LEXP.xls

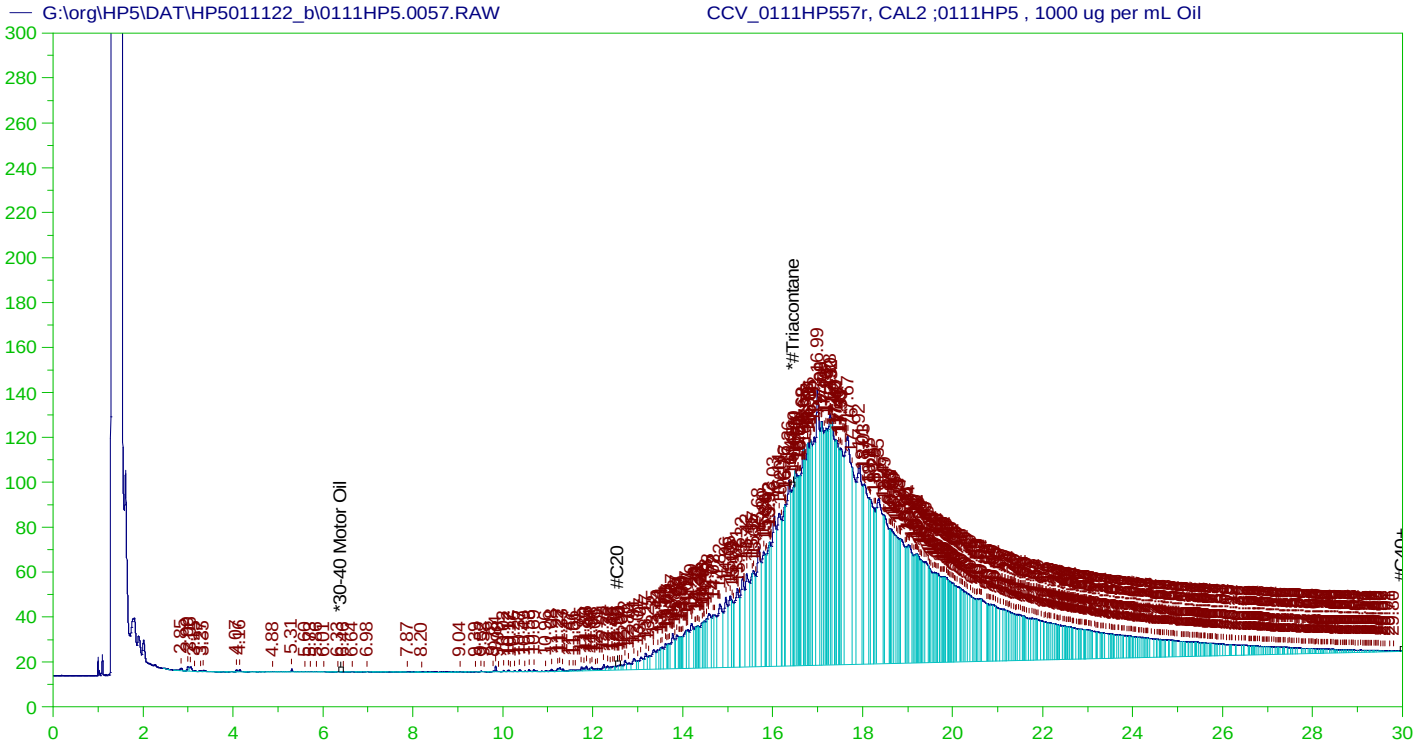

RESIDUAL RANGE ORGANICS CHROMATOGRAM
Sample Name: CCV_0111HP557r, CAL2 ;0111HP5 , 1000 ug per mL Oil
Raw File: G:\org\HP5\DAT\HP5011122_b\0111HP5.0057.RAW
Date & Time Acquired: 1/13/2022 4:31:31 PM
Method File: G:\Org\HP5\Methods\DC_ORO-57-BA-L%.MET
Calibration File: G:\Org\HP5\Cals\SW8015C_ORO220111BA.CAL
Sample Weight: 1 Dilution: 1 S.A.: 1

Mean RF for for Residual Range Organics Calculations: 26424.55
Rt range for Residual Range Organics: 12.51 to 30.05

SURROGATE COMPOUND	RT	ACTUAL	MEASURED	%REC	
*#Triacontane	16.454	500.	3.058	.61	-

RRO Area:2.729502E+07 RRO AMOUNT: 1032.941

CONTINUING CALIBRATION REPORT: G:\org\HP5\DAT\HP5011122_b\0111HP5.0057.RAW

COMPOUND	ACTUAL(NG)	MEASURED(NG)	%RECOVERY	LIMITS
*30-40 Motor Oil	5000.	.	.	75-125

SURROGATE COMPOUND	RT	ACTUAL	MEASURED	%REC	LIMITS
*#Triacontane	16.454	200.	3.058	1.53	75-125

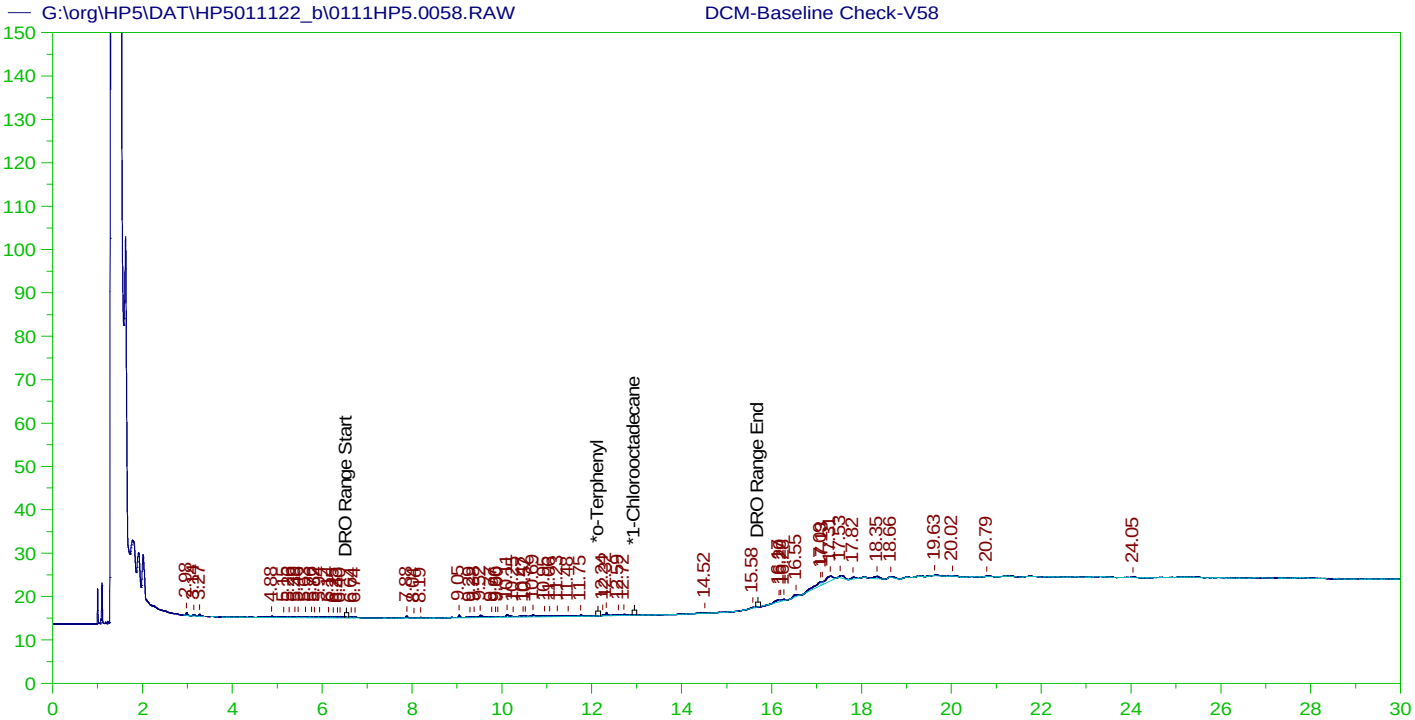

DIESEL RANGE ORGANICS CHROMATOGRAM REPORT

Sample Name: DCM-Baseline Check-V58
Raw File: G:\org\HP5\DAT\HP5011122_b\0111HP5.0058.RAW
Date & Time Acquired: 1/13/2022 5:14:45 PM
Method File: G:\Org\HP5\Methods\DR_8015-HE-LEXP.met
Calibration File: G:\Org\HP5\Cals\SW8015C_DRO210108HE.CAL
Sample Weight: 1 Dilution: 1 S.A.: 1

Mean RF for TEH: 29457.33
Rt range for Diesel Range Organics: 6.49 to 15.75

SURROGATE COMPOUND	RT	ACTUAL	MEASURED		%REC
*o-Terphenyl	29.94	200.	.	.	-
*1-Chlorooctadecane	29.94	200.	.	.	-

DRO Area:48306.73 DRO Amount: 1.639888
TEH Area:141285.5 TEH Amount: 4.796276

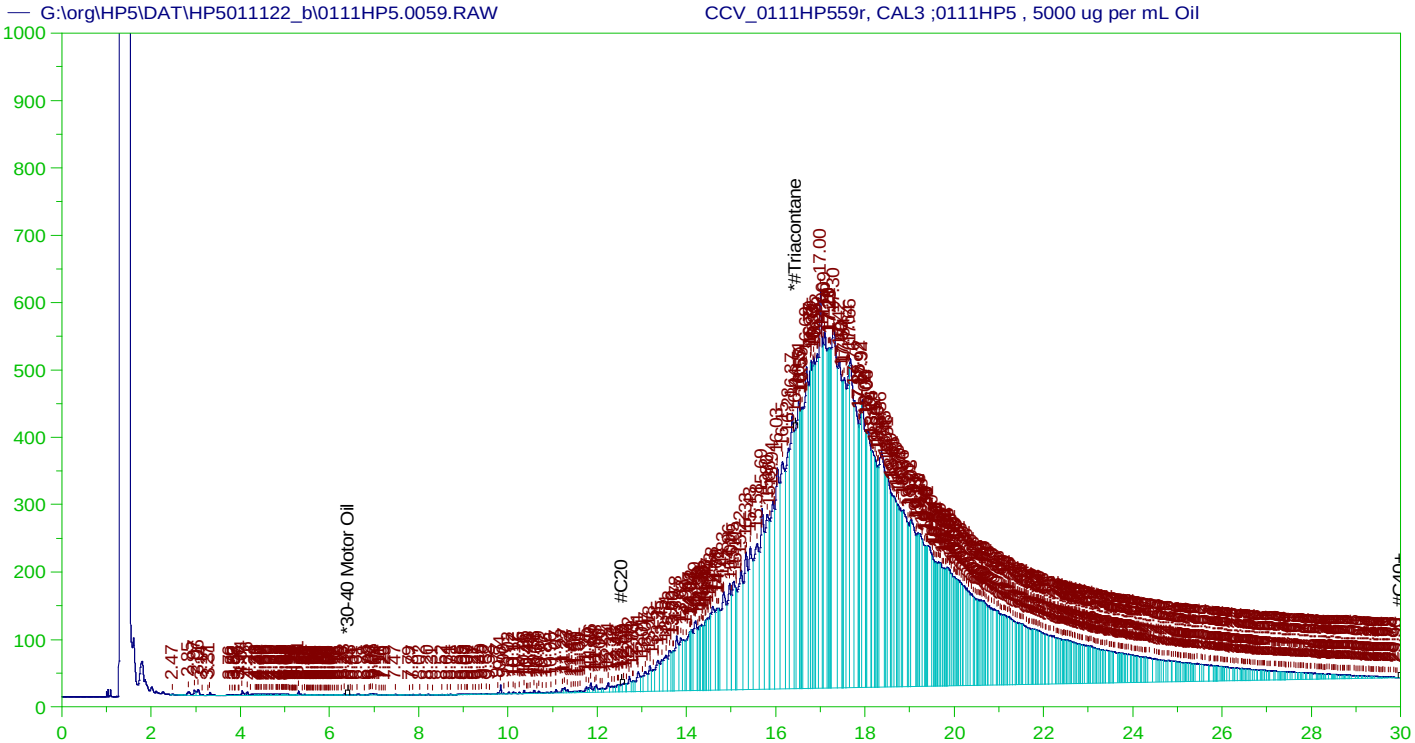

RESIDUAL RANGE ORGANICS CHROMATOGRAM

Sample Name: CCV_0111HP559r, CAL3 ;0111HP5 , 5000 ug per mL Oil
Raw File: G:\org\HP5\DAT\HP5011122_b\0111HP5.0059.RAW
Date & Time Acquired: 1/13/2022 5:57:48 PM
Method File: G:\Org\HP5\Methods\DC_ORO-59-BA-L%.MET
Calibration File: G:\Org\HP5\Cals\SW8015C_ORO220111BA.CAL
Sample Weight: 1 Dilution: 1 S.A.: 1

Mean RF for for Residual Range Organics Calculations: 26424.55
Rt range for Residual Range Organics: 12.51 to 30.05

SURROGATE COMPOUND	RT	ACTUAL	MEASURED	%REC	
*#Triacontane	16.442	500.	33.09	6.62	-

RRO Area:1.303441E+08 RRO AMOUNT: 4932.688

CONTINUING CALIBRATION REPORT: G:\org\HP5\DAT\HP5011122_b\0111HP5.0059.RAW

COMPOUND	ACTUAL(NG)	MEASURED(NG)	%RECOVERY	LIMITS
*30-40 Motor Oil	5000.	.037	.	75-125

SURROGATE COMPOUND	RT	ACTUAL	MEASURED	%REC	LIMITS
*#Triacontane	16.442	200.	33.09	16.54	75-125

G:\org\HP5\dat\HP5011122_b\Review\059_CCV_0111HP559r_DC_ORO-59-BA-L%.xls

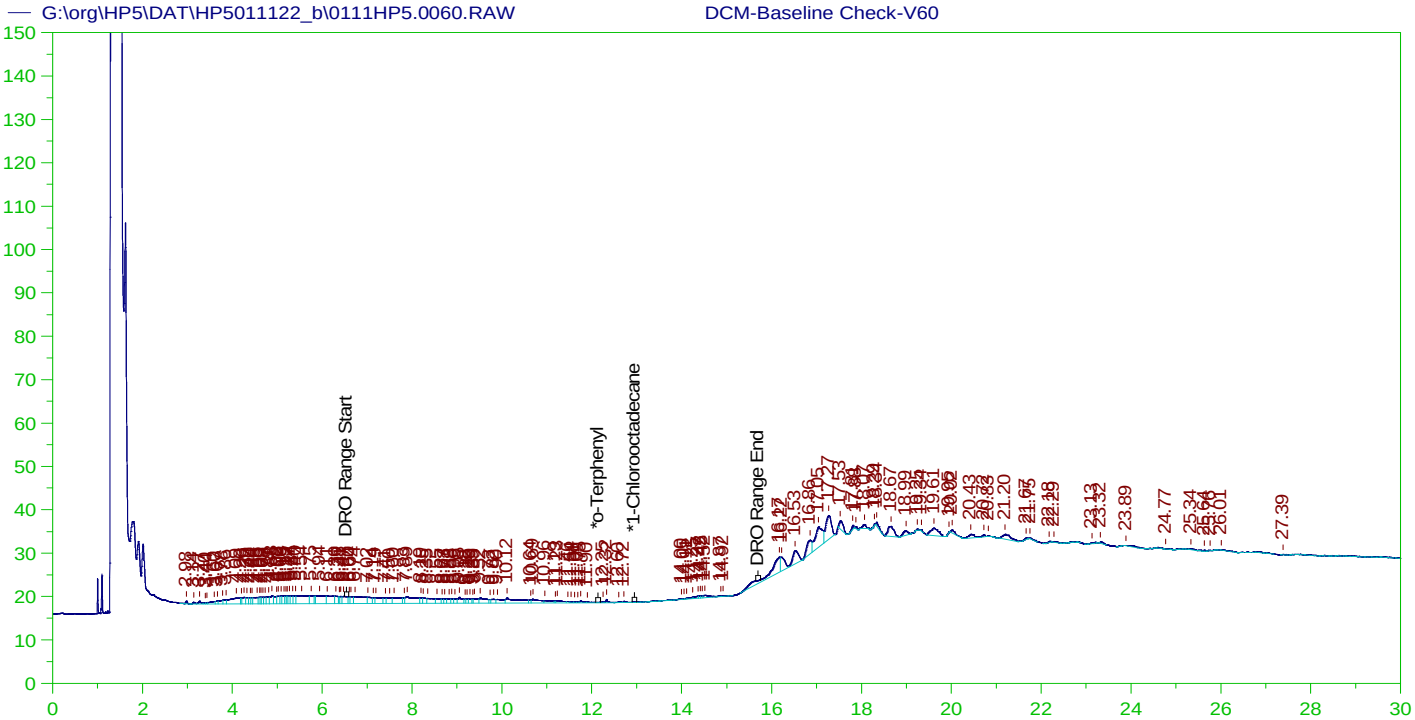

DIESEL RANGE ORGANICS CHROMATOGRAM REPORT

Sample Name: DCM-Baseline Check-V60
Raw File: G:\org\HP5\DAT\HP5011122_b\0111HP5.0060.RAW
Date & Time Acquired: 1/13/2022 6:41:03 PM
Method File: G:\Org\HP5\Methods\DR_8015-HE-LEXP.met
Calibration File: G:\Org\HP5\Cals\SW8015C_DRO210108HE.CAL
Sample Weight: 1 Dilution: 1 S.A.: 1

Mean RF for TEH: 29457.33
Rt range for Diesel Range Organics: 6.49 to 15.75

SURROGATE COMPOUND	RT	ACTUAL	MEASURED		%REC
*o-Terphenyl	29.911	200.	.	.	-
*1-Chlorooctadecane	29.911	200.	.	.	-

DRO Area:316779.5 DRO Amount: 10.75384
TEH Area:980005.5 TEH Amount: 33.26864

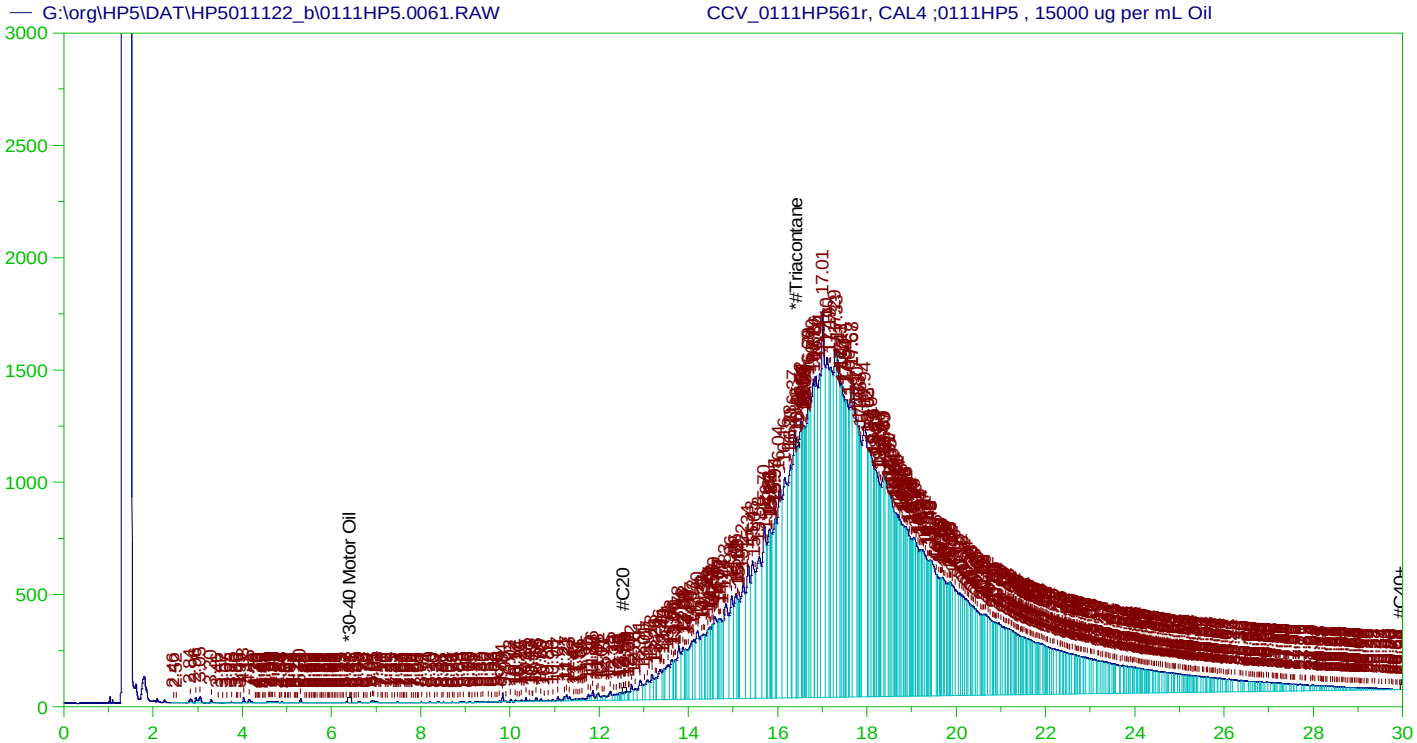

RESIDUAL RANGE ORGANICS CHROMATOGRAM
Sample Name: CCV_0111HP561r, CAL4 ;0111HP5 , 15000 ug per mL Oil
Raw File: G:\org\HP5\DAT\HP5011122_b\0111HP5.0061.RAW
Date & Time Acquired: 1/13/2022 7:24:16 PM
Method File: G:\Org\HP5\Methods\DC_ORO-61-BA-L%.MET
Calibration File: G:\Org\HP5\Cals\SW8015C_ORO220111BA.CAL
Sample Weight: 1 Dilution: 1 S.A.: 1

Mean RF for for Residual Range Organics Calculations: 26424.55
Rt range for Residual Range Organics: 12.51 to 30.05

SURROGATE COMPOUND	RT	ACTUAL	MEASURED	%REC	
*#Triacontane	16.429	500.	33.728	6.75	-

RRO Area:3.786286E+08 RRO AMOUNT: 14328.67

CONTINUING CALIBRATION REPORT: G:\org\HP5\DAT\HP5011122_b\0111HP5.0061.RAW

COMPOUND	ACTUAL(NG)	MEASURED(NG)	%RECOVERY	LIMITS
*30-40 Motor Oil	5000.	.086	.	75-125

SURROGATE COMPOUND	RT	ACTUAL	MEASURED	%REC	LIMITS
*#Triacontane	16.429	200.	33.728	16.86	75-125

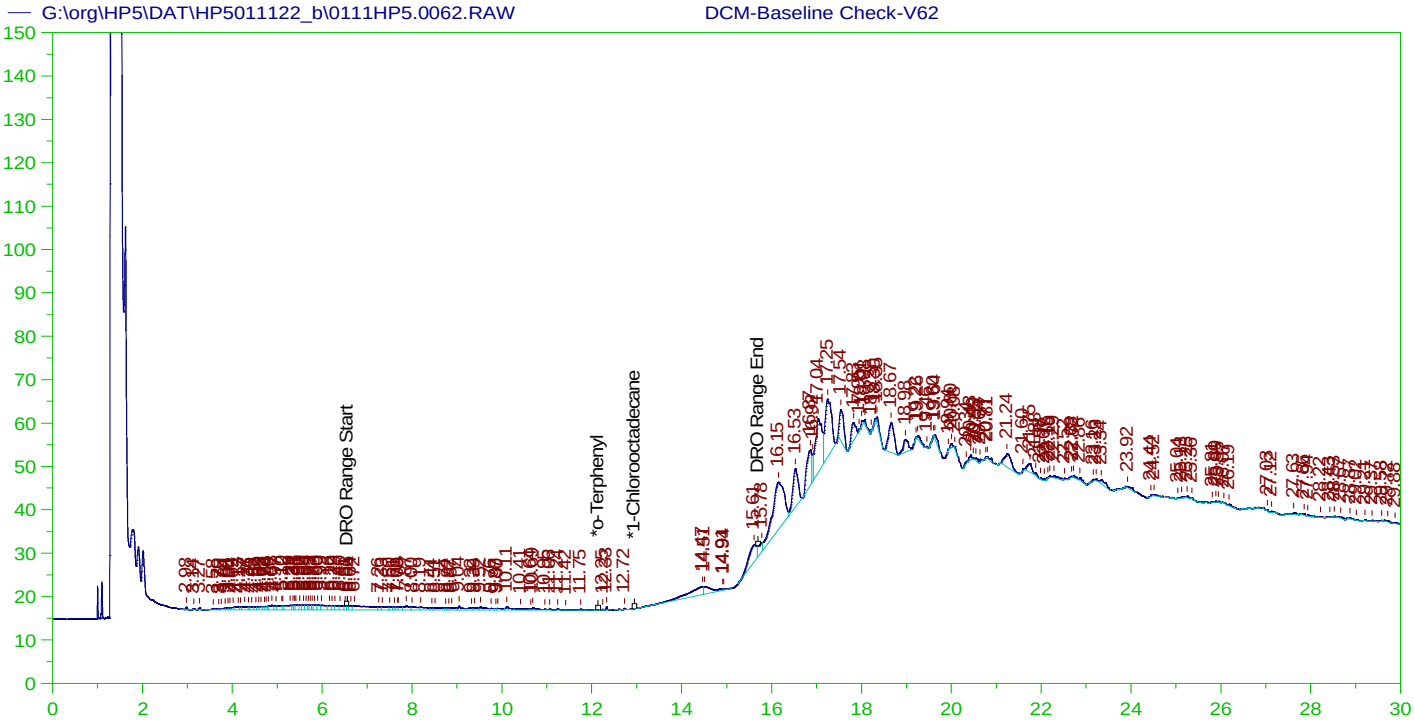

DIESEL RANGE ORGANICS CHROMATOGRAM REPORT
Sample Name: DCM-Baseline Check-V62
Raw File: G:\org\HP5\DAT\HP5011122_b\0111HP5.0062.RAW
Date & Time Acquired: 1/13/2022 8:07:28 PM
Method File: G:\Org\HP5\Methods\DR_8015-HE-LEXP.met
Calibration File: G:\Org\HP5\Cals\SW8015C_DRO210108HE.CAL
Sample Weight: 1 Dilution: 1 S.A.: 1

Mean RF for TEH: 29457.33
Rt range for Diesel Range Organics: 6.49 to 15.75

SURROGATE COMPOUND	RT	ACTUAL	MEASURED		%REC
*o-Terphenyl	29.883	200.	.	.	-
*1-Chlorooctadecane	29.883	200.	.	.	-

DRO Area:289041.4 DRO Amount: 9.812207
TEH Area:1408450 TEH Amount: 47.81323

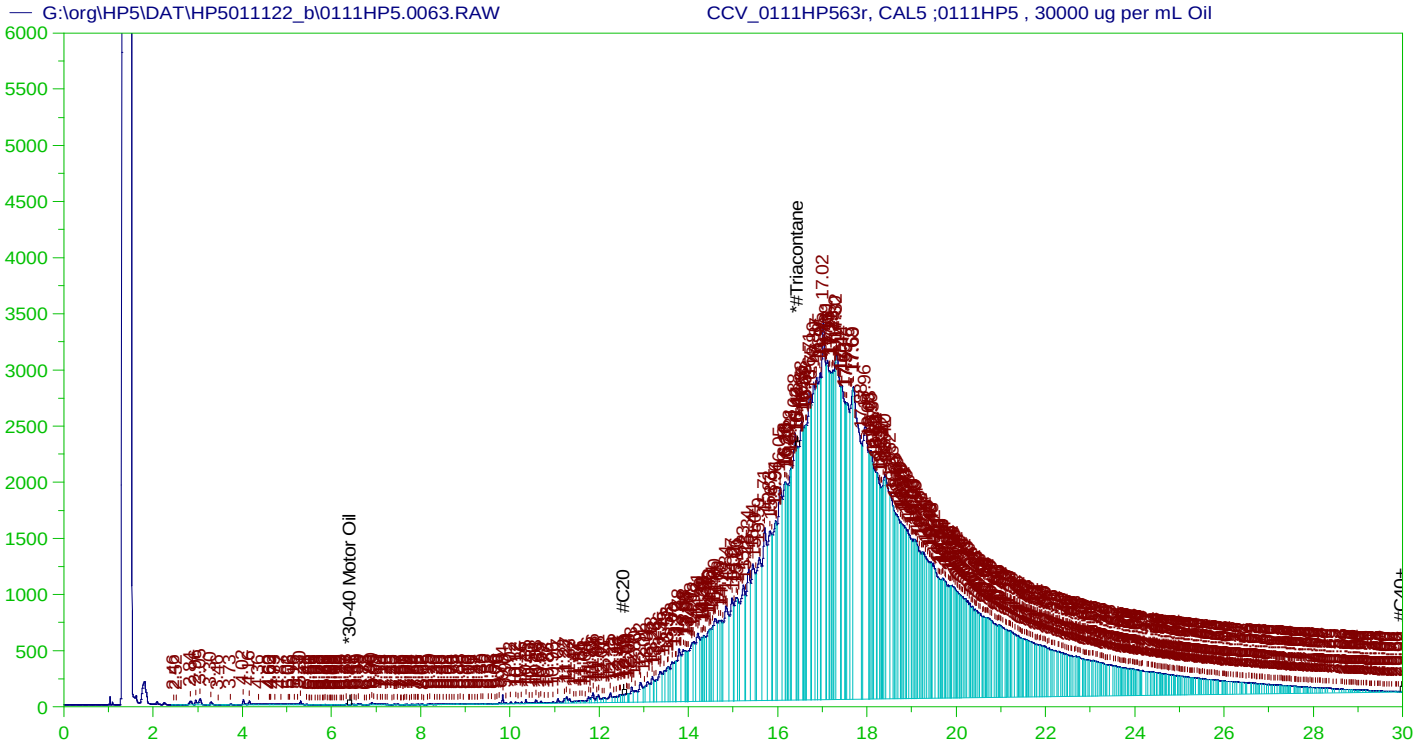

RESIDUAL RANGE ORGANICS CHROMATOGRAM
Sample Name: CCV_0111HP563r, CAL5 ;0111HP5 , 30000 ug per mL Oil
Raw File: G:\org\HP5\DAT\HP5011122_b\0111HP5.0063.RAW
Date & Time Acquired: 1/13/2022 8:50:32 PM
Method File: G:\Org\HP5\Methods\DC_ORO-BA-L%.MET
Calibration File: G:\Org\HP5\Cals\SW8015C_ORO220111BA.CAL
Sample Weight: 1 Dilution: 1 S.A.: 1

Mean RF for for Residual Range Organics Calculations: 26424.55
Rt range for Residual Range Organics: 12.51 to 30.05

SURROGATE COMPOUND	RT	ACTUAL	MEASURED	%REC	
*#Triacontane	16.44	500.	102.625	20.52	-

RRO Area:7.608009E+08 RRO AMOUNT: 28791.44

CONTINUING CALIBRATION REPORT: G:\org\HP5\DAT\HP5011122_b\0111HP5.0063.RAW

COMPOUND	ACTUAL(NG)	MEASURED(NG)	%RECOVERY	LIMITS
*30-40 Motor Oil	5000.	.102	.	75-125

SURROGATE COMPOUND	RT	ACTUAL	MEASURED	%REC	LIMITS
*#Triacontane	16.44	200.	102.625	51.31	75-125

G:\org\HP5\dat\HP5011122_b\Review\063_CCV_0111HP563r_DC_ORO-BA-L%.xls

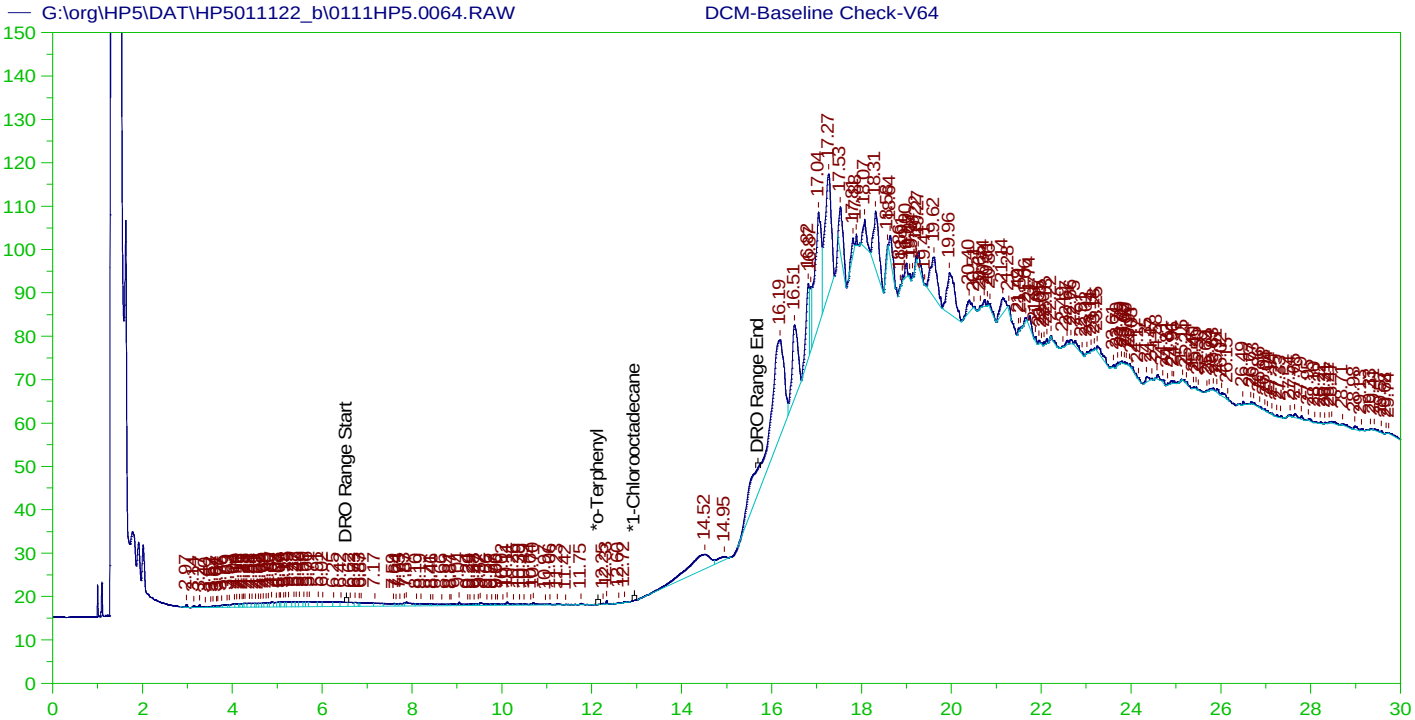

DIESEL RANGE ORGANICS CHROMATOGRAM REPORT

Sample Name: DCM-Baseline Check-V64
Raw File: G:\org\HP5\DAT\HP5011122_b\0111HP5.0064.RAW
Date & Time Acquired: 1/13/2022 9:33:32 PM
Method File: G:\Org\HP5\Methods\DR_8015-HE-LEXP.met
Calibration File: G:\Org\HP5\Cals\SW8015C_DRO210108HE.CAL
Sample Weight: 1 Dilution: 1 S.A.: 1

Mean RF for TEH: 29457.33
Rt range for Diesel Range Organics: 6.49 to 15.75

SURROGATE COMPOUND	RT	ACTUAL	MEASURED		%REC
*o-Terphenyl	29.741	200.	.	.	-
*1-Chlorooctadecane	29.741	200.	.	.	-

DRO Area:282237.4 DRO Amount: 9.581227
TEH Area:2669631 TEH Amount: 90.62704

G:\org\HP5\dat\HP5011122_b\Review\064_DCM-Baseline Chec_DR_8015-HE-LEXP.xls

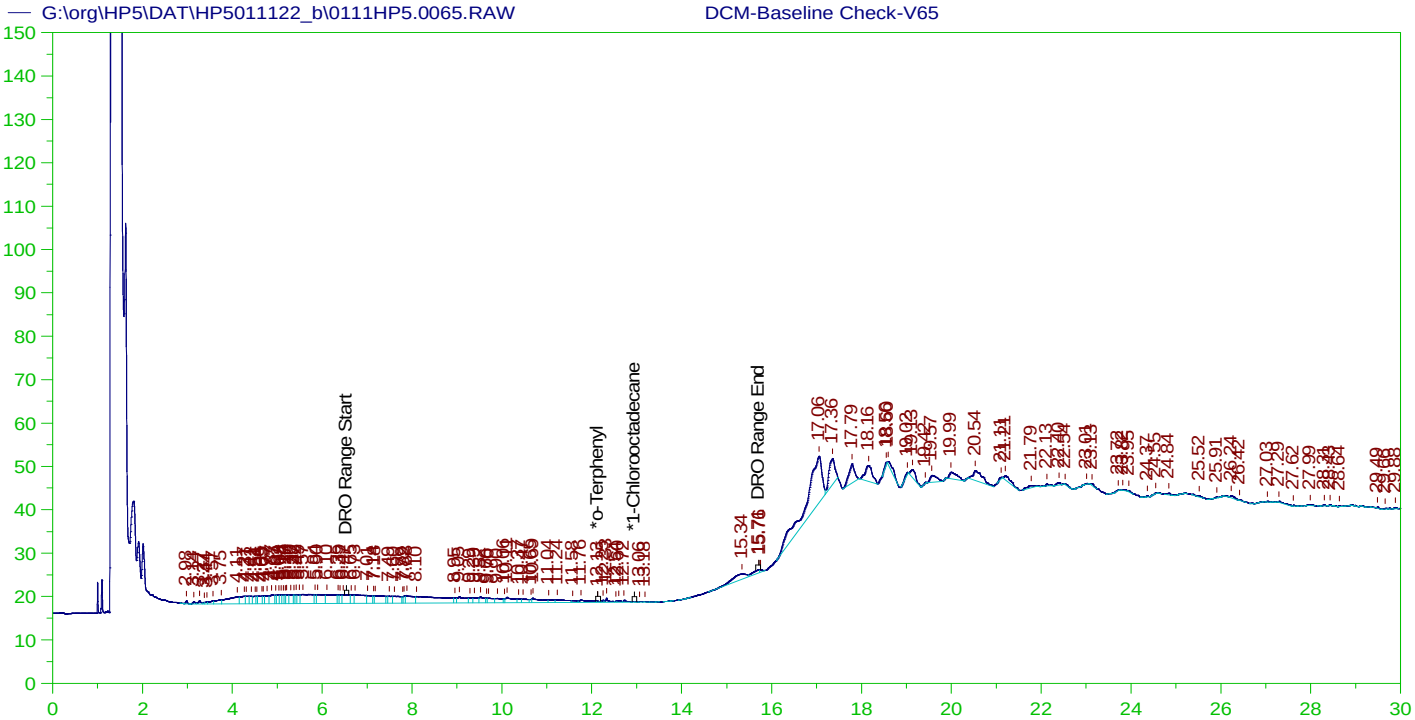

DIESEL RANGE ORGANICS CHROMATOGRAM REPORT
Sample Name: DCM-Baseline Check-V65
Raw File: G:\org\HP5\DAT\HP5011122_b\0111HP5.0065.RAW
Date & Time Acquired: 1/13/2022 10:16:33 PM
Method File: G:\Org\HP5\Methods\DR_8015-HE-LEXP.met
Calibration File: G:\Org\HP5\Cals\SW8015C_DRO210108HE.CAL
Sample Weight: 1 Dilution: 1 S.A.: 1

Mean RF for TEH: 29457.33
Rt range for Diesel Range Organics: 6.49 to 15.75

SURROGATE COMPOUND	RT	ACTUAL	MEASURED	%REC	
*o-Terphenyl	12.129	200.	.021	.01	-
*1-Chlorooctadecane	29.884	200.	.	.	-

DRO Area:397141.5 DRO Amount: 13.48192
TEH Area:1310457 TEH Amount: 44.48662

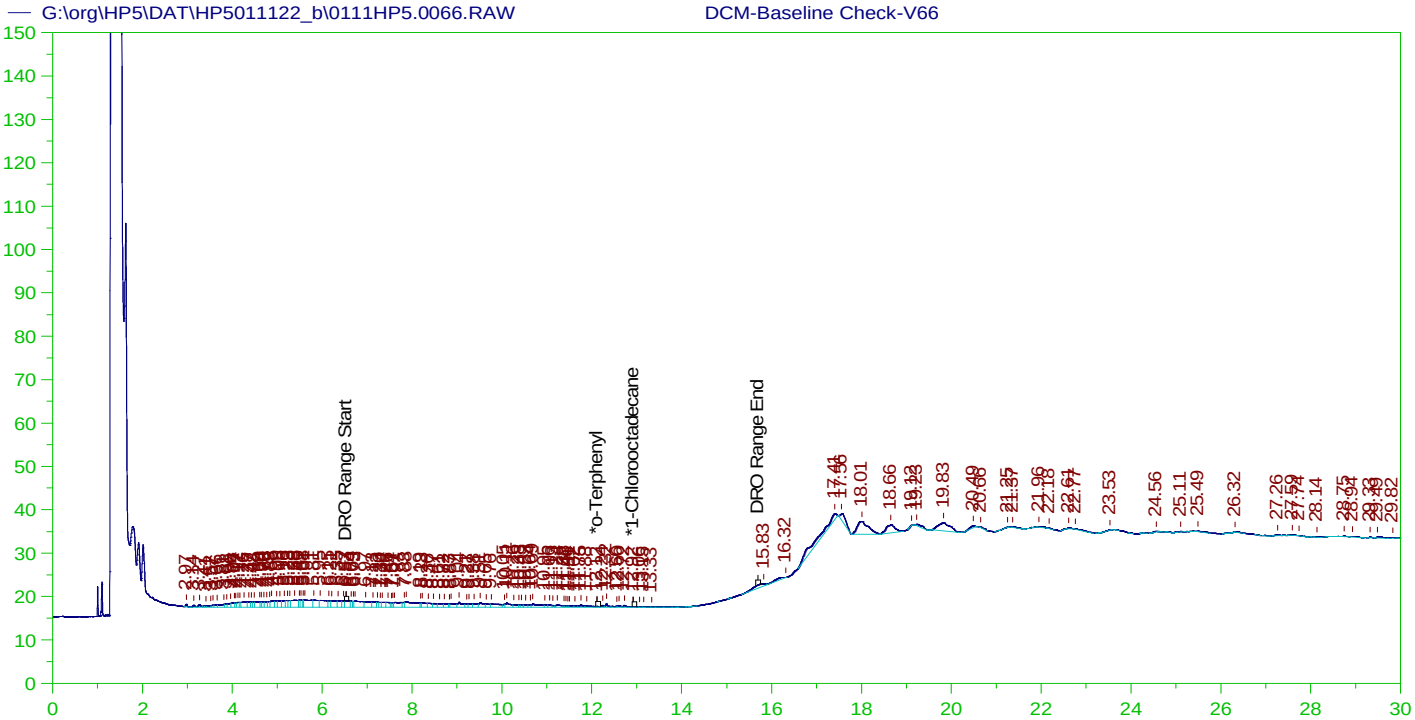

DIESEL RANGE ORGANICS CHROMATOGRAM REPORT

Sample Name: DCM-Baseline Check-V66
Raw File: G:\org\HP5\DAT\HP5011122_b\0111HP5.0066.RAW
Date & Time Acquired: 1/13/2022 10:59:39 PM
Method File: G:\Org\HP5\Methods\DR_8015-HE-LEXP.met
Calibration File: G:\Org\HP5\Cals\SW8015C_DRO210108HE.CAL
Sample Weight: 1 Dilution: 1 S.A.: 1

Mean RF for TEH: 29457.33
Rt range for Diesel Range Organics: 6.49 to 15.75

SURROGATE COMPOUND	RT	ACTUAL	MEASURED	%REC	
*o-Terphenyl	12.12	200.	.025	.01	-
*1-Chlorooctadecane	12.922	200.	.037	.02	-

DRO Area:278500.4 DRO Amount: 9.454367
TEH Area:757930.2 TEH Amount: 25.72976

G:\org\HP5\dat\HP5011122_b\Review\066_DCM-Baseline Chec_DR_8015-HE-LEXP.xls

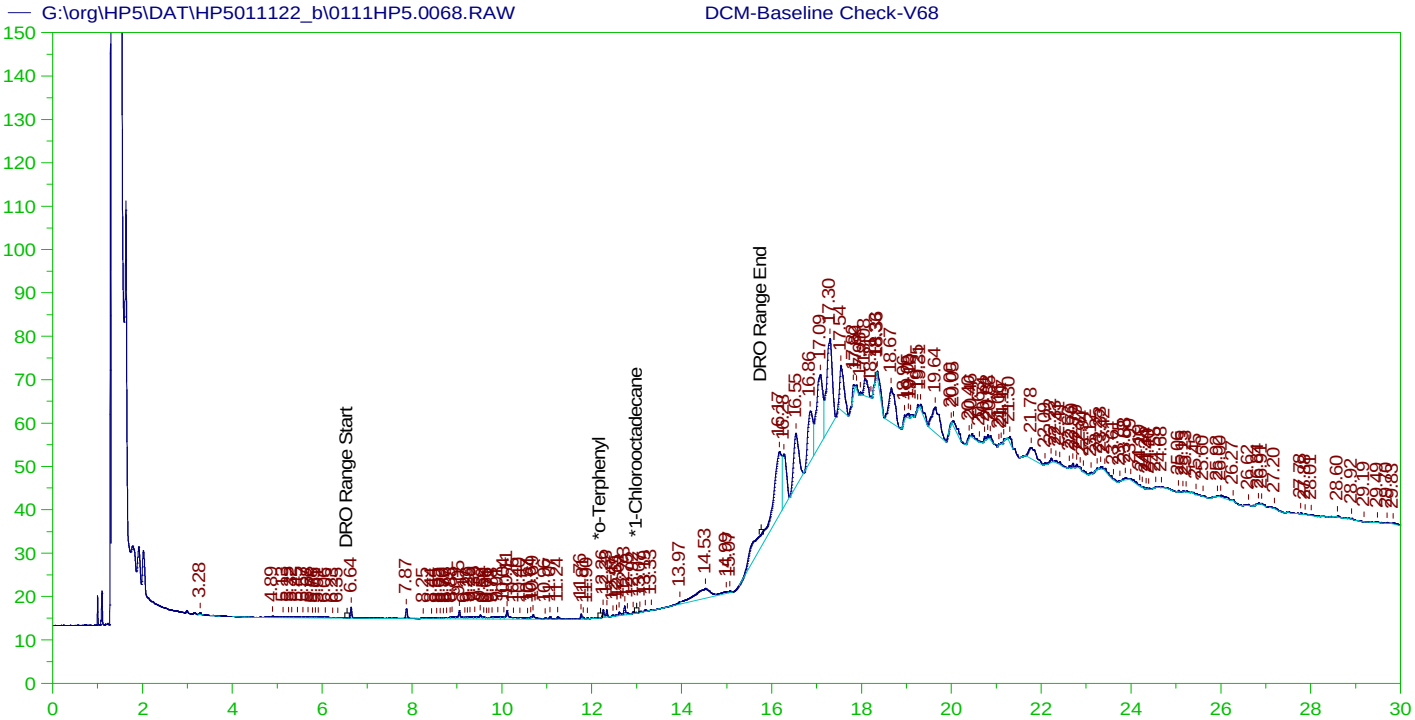

DIESEL RANGE ORGANICS CHROMATOGRAM REPORT

Sample Name: DCM-Baseline Check-V68
Raw File: G:\org\HP5\DAT\HP5011122_b\0111HP5.0068.RAW
Date & Time Acquired: 1/14/2022 7:35:26 AM
Method File: G:\Org\HP5\Methods\DR_8015-IC-LEXP.met
Calibration File: G:\Org\HP5\Cals\SW8015C_DRO211102IC.CAL
Sample Weight: 1 Dilution: 1 S.A.: 1

Mean RF for TEH: 31353.19
Rt range for Diesel Range Organics: 6.5 to 15.82

SURROGATE COMPOUND	RT	ACTUAL	MEASURED		%REC
*o-Terphenyl	29.833	200.	.	.	-
*1-Chlorooctadecane	29.833	200.	.	.	-

DRO Area:178261.1 DRO Amount: 5.685582
TEH Area:1513925 TEH Amount: 48.28614

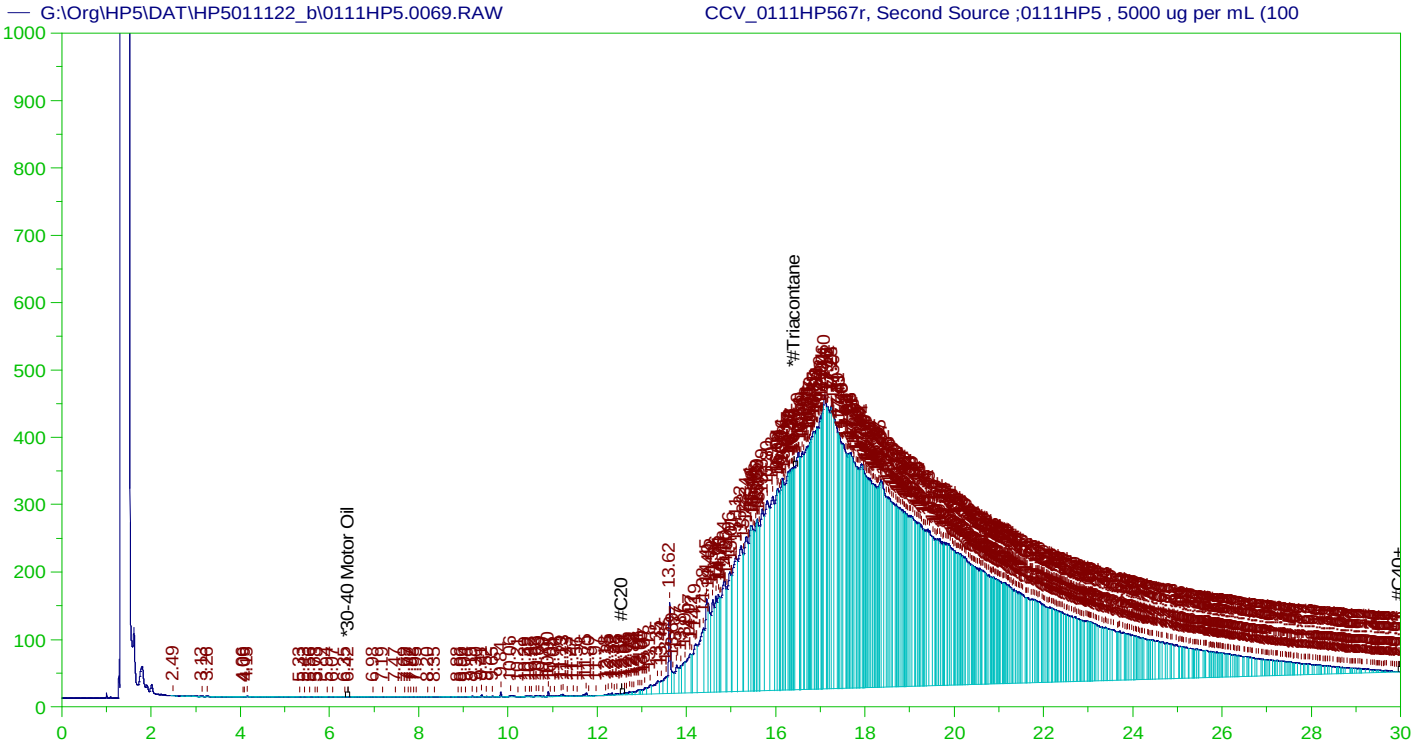

RESIDUAL RANGE ORGANICS CHROMATOGRAM

Sample Name: CCV_0111HP567r, Second Source ;0111HP5 , 5000 ug per mL (100
Raw File: G:\Org\HP5\DAT\HP5011122_b\0111HP5.0069.RAW
Date & Time Acquired: 1/14/2022 8:18:14 AM
Method File: G:\Org\HP5\Methods\DC_ORO-59-BA-L%.MET
Calibration File: G:\Org\HP5\Cals\SW8015C_ORO220111BA.CAL
Sample Weight: 1 Dilution: 1 S.A.: 1

Mean RF for for Residual Range Organics Calculations: 26424.55
Rt range for Residual Range Organics: 12.51 to 30.05

SURROGATE COMPOUND	RT	ACTUAL	MEASURED	%REC	
*#Triacontane	16.408	500.	23.958	4.79	-

RRO Area:1.341574E+08 RRO AMOUNT: 5076.999

CONTINUING CALIBRATION REPORT: G:\Org\HP5\DAT\HP5011122_b\0111HP5.0069.RAW

COMPOUND	ACTUAL(NG)	MEASURED(NG)	%RECOVERY	LIMITS
*30-40 Motor Oil	5000.	.033	.	75-125

SURROGATE COMPOUND	RT	ACTUAL	MEASURED	%REC	LIMITS
*#Triacontane	16.408	200.	23.958	11.98	75-125

Write Sequence | Insert Entries(Have the first cell for entries selecte

Data File	Sample Name	Method	Weight	Dil Factor	Amt Inj.	IS	Cal ID	Manual Integrations
G:\org\HP5\DAT\HP5011122_b\0111HP5.25r	DCM-Baseline Check-V25	G:\Org\HP5\Methods\DR_8015-IC-LEXP.met	1	1	1	1	0	No Integrations
G:\org\HP5\DAT\HP5011122_b\0111HP5.26r	Marker_0111HP526r, DRO ;0111HP5 , DRO220111A	g:\org\HP5\Methods\\CSC210212.met	1	1	1	1	0	No Integrations
G:\org\HP5\DAT\HP5011122_b\0111HP5.27r	DCM-Baseline Check-V27	G:\Org\HP5\Methods\DR_8015-HS-LEXP.met	1	1	1	1	0	No Integrations
G:\org\HP5\DAT\HP5011122_b\0111HP5.28r	CCV_0111HP528r, CAL1 ;0111HP5 , 2 ug per mL Triacontane (10 uL of Cal3 + 990 uL DCM(14647)	G:\Org\HP5\Methods\DS_ORO-BA-L#.MET	1	1	1	1	0	Surrogates are integrated using a valley to valley integration Set Baseline All Valley on at 16.04 minutes.
G:\org\HP5\DAT\HP5011122_b\0111HP5.29r	CCV_0111HP529r, CAL2 ;0111HP5 , 50 ug per mL Triacontane (100 uL Cal4 + 900 uL of DCM(14647)	G:\Org\HP5\Methods\DS_ORO-BA-L#.MET	1	1	1	1	0	Surrogates are integrated using a valley to valley integration Set Baseline All Valley on at 16.04 minutes.
G:\org\HP5\DAT\HP5011122_b\0111HP5.30r	CCV_0111HP530r, CAL3 ;0111HP5 , 200 ug per mL Triacontane (100uL of Cal5 + 400 uL DCM(14647)	G:\Org\HP5\Methods\DS_ORO-BA-L#.MET	1	1	1	1	0	Surrogates are integrated using a valley to valley integration Set Baseline All Valley on at 16.04 minutes.
G:\org\HP5\DAT\HP5011122_b\0111HP5.31r	CCV_0111HP531r, CAL4 ;0111HP5 , 500 ug per mL Triacontane (250uL of Cal5 + 250 uL DCM(14647)	G:\Org\HP5\Methods\DS_ORO-BA-L#.MET	1	1	1	1	0	Surrogates are integrated using a valley to valley integration Set Baseline All Valley on at 16.04 minutes.
G:\org\HP5\DAT\HP5011122_b\0111HP5.32r	DCM-Baseline Check-V33	G:\Org\HP5\Methods\DR_8015-HE-LEXP.met	1	1	1	1	0	No Integrations
G:\org\HP5\DAT\HP5011122_b\0111HP5.50r	CCV_0111HP550r, CAL5 ;0111HP5 , 1000 ug per mL Triacontane (DRO211006A)	G:\Org\HP5\Methods\DS_ORO-BA-L#.MET	1	1	1	1	0	Surrogates are integrated using a valley to valley integration Set Baseline All Valley on at 16.04 minutes.
G:\org\HP5\DAT\HP5011122_b\0111HP5.51r	DCM-Baseline Check-V51	G:\Org\HP5\Methods\DR_8015-IC-LEXP.met	1	1	1	1	0	No Integrations
G:\org\HP5\DAT\HP5011122_b\0111HP5.52r	DCM-Baseline Check-V52	G:\Org\HP5\Methods\DR_8015-IC-LEXP.met	1	1	1	1	0	No Integrations
G:\org\HP5\DAT\HP5011122_b\0111HP5.53r	Marker_0111HP553r, DRO ;0111HP5 , DRO220111A	g:\org\HP5\Methods\\CSC210212.met	1	1	1	1	0	No Integrations
G:\org\HP5\DAT\HP5011122_b\0111HP5.54r	DCM-Baseline Check-V54	G:\Org\HP5\Methods\DR_8015-IC-LEXP.met	1	1	1	1	0	No Integrations
G:\org\HP5\DAT\HP5011122_b\0111HP5.55r	CCV_0111HP555r, CAL1 ;0111HP5 , 150 ug per mLOil (10 uL of Cal4 + 990 uL DCM(14647)	G:\Org\HP5\Methods\DC_ORO-55-BA-L%.xls	1	1	1	1	0	The integration of TEH(Oil Range)is the hydrocarbon response with reference to the baseline. Assigned Set Baseline Now at 25 minutes. Y-Scale adjusted.
G:\org\HP5\DAT\HP5011122_b\0111HP5.56r	DCM-Baseline Check-V56	G:\Org\HP5\Methods\DR_8015-HE-LEXP.met	1	1	1	1	0	No Integrations
G:\org\HP5\DAT\HP5011122_b\0111HP5.57r	CCV_0111HP557r, CAL2 ;0111HP5 , 1000 ug per mL Oil (200 uL of Cal 3 +800 uL DCM(14647)	G:\Org\HP5\Methods\DC_ORO-57-BA-L%.xls	1	1	1	1	0	The integration of TEH(Oil Range)is the hydrocarbon response with reference to the baseline. Y-Scale adjusted.
G:\org\HP5\DAT\HP5011122_b\0111HP5.58r	DCM-Baseline Check-V58	G:\Org\HP5\Methods\DR_8015-HE-LEXP.met	1	1	1	1	0	No Integrations
G:\org\HP5\DAT\HP5011122_b\0111HP5.59r	CCV_0111HP559r, CAL3 ;0111HP5 , 5000 ug per mL Oil (100 uL of DRO211118A + 900 uL DCM(14647)	G:\Org\HP5\Methods\DC_ORO-59-BA-L%.xls	1	1	1	1	0	The integration of TEH(Oil Range)is the hydrocarbon response with reference to the baseline. Y-Scale adjusted.
G:\org\HP5\DAT\HP5011122_b\0111HP5.60r	DCM-Baseline Check-V60	G:\Org\HP5\Methods\DR_8015-HE-LEXP.met	1	1	1	1	0	No Integrations
G:\org\HP5\DAT\HP5011122_b\0111HP5.61r	CCV_0111HP561r, CAL4 ;0111HP5 , 15000 ug per mL Oil (200 uL of CAL5 + 200 uL DCM(14647)	G:\Org\HP5\Methods\DC_ORO-61-BA-L%.xls	1	1	1	1	0	The integration of TEH(Oil Range)is the hydrocarbon response with reference to the baseline. Y-Scale adjusted.
G:\org\HP5\DAT\HP5011122_b\0111HP5.62r	DCM-Baseline Check-V62	G:\Org\HP5\Methods\DR_8015-HE-LEXP.met	1	1	1	1	0	No Integrations
G:\org\HP5\DAT\HP5011122_b\0111HP5.63r	CCV_0111HP563r, CAL5 ;0111HP5 , 30000 ug per mL Oil (600 uL of DRO211118A + 400 uL of DCM)	G:\Org\HP5\Methods\DC_ORO-BA-L%.xls	1	1	1	1	0	The integration of TEH(Oil Range)is the hydrocarbon response with reference to the baseline. Y-Scale adjusted.
G:\org\HP5\DAT\HP5011122_b\0111HP5.64r	DCM-Baseline Check-V64	G:\Org\HP5\Methods\DR_8015-HE-LEXP.met	1	1	1	1	0	No Integrations
G:\org\HP5\DAT\HP5011122_b\0111HP5.65r	DCM-Baseline Check-V65	G:\Org\HP5\Methods\DR_8015-HE-LEXP.met	1	1	1	1	0	No Integrations
G:\org\HP5\DAT\HP5011122_b\0111HP5.66r	DCM-Baseline Check-V66	G:\Org\HP5\Methods\DR_8015-HE-LEXP.met	1	1	1	1	0	No Integrations
G:\org\HP5\DAT\HP5011122_b\0111HP5.68r	DCM-Baseline Check-V68	G:\Org\HP5\Methods\DR_8015-IC-LEXP.met	1	1	1	1	0	No Integrations
G:\org\HP5\DAT\HP5011122_b\0111HP5.69r	CCV_0111HP567r, Second Source ;0111HP5 , 5000 ug per mL (100uL of DRO210902A + 900uL DCM(14647)	G:\Org\HP5\Methods\DC_ORO-59-BA-L%.xls	1	1	1	1	0	The integration of TEH(Oil Range)is the hydrocarbon response with reference to the baseline. Y-Scale adjusted.

Ann Nebel

Digitally signed by
Ann Nebel
Date: 2022.02.11 10:29:31 -07:00

PREP BATCH REPORT

Prep Code: **HC-3520-DRO** Technician: **Jillian L Bostwick** Prep Start Date: **1/19/2022 4:29:51 PM**

Prep Batch **163074** Prep Temp **NA °C** Batch Units: **ML** Prep End Date: **1/21/2022 4:59:00 PM**

Sample ID	Matrix	pH	Initial Samp Amt	Sol Added	Sol Recovered	Final Vol (mL)	Factor	Balance	Prep Start Date	Prep End Date
MB-163074			1000	0	0	1.00	0.001		1/19/2022	1/21/2022
Start time: 4:16 PM, 1/19/2022. End time: 01/20/2022 at 10:16 AM. SGT by ALN on remainder of sample on 1/24/2022.										
LCS-163074			1000	0	0	1.00	0.001		1/19/2022	1/21/2022
All bottles were completely used, defaced and disposed of on 1/19/2022. S SGT by ALN on remainder of sample on 1/24/2022.										
LCS-163074-RRO			1000	0	0	1.00	0.001		1/19/2022	1/21/2022
SGT by ALN on remainder of sample on 1/24/2022.										
MBN2-163074			1000	0	0	1.00	0.001		1/19/2022	1/21/2022
SGT by ALN on remainder of sample on 1/24/2022.										
MDL2-163074			1000	0	0	1.00	0.001		1/19/2022	1/21/2022
SGT by ALN on remainder of sample on 1/24/2022.										
B22011136-001D	Ground Water	2	1010	0	0	1.00	0.00099		1/19/2022	1/21/2022
Bottle 1/6. Clear, orange sediment. SGT by ALN on remainder of sample on 1/24/2022.										
B22011136-001DMS	Ground Water	2	1010	0	0	1.00	0.00099		1/19/2022	1/21/2022
Bottle 2/6. Clear, orange sediment. SGT by ALN on remainder of sample on 1/24/2022.										
B22011136-001DMSD	Ground Water	2	1010	0	0	1.00	0.00099		1/19/2022	1/21/2022
Bottle 3/6. Clear, orange sediment. SGT by ALN on remainder of sample on 1/24/2022.										
B22011136-001DMS-RRO	Ground Water	2	1000	0	0	1.00	0.001		1/19/2022	1/21/2022
Bottle 4/6. Clear, orange sediment. SGT by ALN on remainder of sample on 1/24/2022.										
B22011136-001DMSD-RRO	Ground Water	2	1030	0	0	1.00	0.000971		1/19/2022	1/21/2022
Bottle 5/6. Clear, orange sediment. SGT by ALN on remainder of sample on 1/24/2022.										
B22011124-001D	Ground Water	2	1000	0	0	1.00	0.001		1/19/2022	1/21/2022
Bottle 1/2. Clear.										
B22011125-001D	Ground Water	2	990	0	0	1.00	0.00101		1/19/2022	1/21/2022
Bottle 1/2. Clear. SGT by ALN on remainder of sample on 1/24/2022.										
B22011126-001D	Ground Water	2	1050	0	0	1.00	0.000952		1/19/2022	1/21/2022
Bottle 1/2. Clear. SGT by ALN on remainder of sample on 1/24/2022.										
B22011127-001D	Ground Water	2	1050	0	0	1.00	0.000952		1/19/2022	1/21/2022
Bottle 1/2. Clear.										

Number	Reagent Name	Exp Date
11	Carbon Filter Water	1/1/2023
13379	PTFE Boiling Stones 27463755	12/30/2025
14206	pH-indicator Strips 0-14 HC160347	8/26/2026
14719	4ML, Amber Vial, 20220104	1/4/2027
14747	Dichloromethane EC849	11/1/2023

Spk ID	Spike Name	SampType	AmtAdd	Exp Date
FP220113 14446	DCM RINSED FILTER PAPER	all	1	4/6/2026
Sulfate 01/18/22 (	Baked Sodium Sulfate	all	Varies	11/29/2026
DRO220119A	Triacontane SURR 1000 ug/mL	All except LCS, L	100 uL	4/6/2026
DRO211213A	OTP only SURR 2000 ug/mL	All except RRO-L	100 uL	9/30/2024
DRO220106C	#2 Diesel in Acetone 150,000 ug/mL	LCS, LCSD, MS,	100 uL	11/5/2023
DRO220112A	50,000 ug/mL Oil Std for RRO-In D	LCS-RRO, LCSD	100 uL	9/1/2026
DRO211121C	MDL Diesel SPK 3000 ug/mL in Acet	MDL	50 uL	11/5/2023
DRO220117A	OTPonly SURR 20 ug/mL	MDL	100 uL	9/30/2024

PREP BATCH REPORT

Prep Code: **HC-3520-DRO** Technician: **Jillian L Bostwick** Prep Start Date: **1/19/2022 4:29:51 PM**

Prep Batch **163074** Prep Temp **NA °C** Batch Units: **ML** Prep End Date: **1/21/2022 4:59:00 PM**

Sample ID	Matrix	pH	Initial Samp Amt	Sol Added	Sol Recovered	Final Vol (mL)	Factor	Balance	Prep Start Date	Prep End Date
B22011128-001D	Ground Water	2	1030	0	0	1.00	0.000971		1/19/2022	1/21/2022
Bottle 1/2. Clear. SGT by ALN on remainder of sample on 1/24/2022.										
B22011129-001D	Ground Water	2	1050	0	0	1.00	0.000952		1/19/2022	1/21/2022
Bottle 1/2. Turbid, light sediment. SGT by ALN on remainder of sample on 1/24/2022.										
B22011130-001D	Ground Water	2	1050	0	0	1.00	0.000952		1/19/2022	1/21/2022
Bottle 1/2. Clear.										
B22011131-001D	Ground Water	2	1050	0	0	1.00	0.000952		1/19/2022	1/21/2022
Bottle 1/2. Clear.										
B22011132-001D	Ground Water	2	1010	0	0	1.00	0.00099		1/19/2022	1/21/2022
Bottle 1/2. Clear, light sediment.										
B22011133-001D	Ground Water	2	970	0	0	1.00	0.00103		1/19/2022	1/21/2022
Bottle 1/2. Clear.										
B22011134-001D	Ground Water	2	1000	0	0	1.00	0.001		1/19/2022	1/21/2022
Bottle 1/2. Clear. SGT by ALN on remainder of sample on 1/24/2022.										
B22011134-002B	Ground Water	2	990	0	0	1.00	0.00101		1/19/2022	1/21/2022
Bottle 1/2. Clear. SGT by ALN on remainder of sample on 1/24/2022.										
B22011135-001D	Ground Water	2	990	0	0	1.00	0.00101		1/19/2022	1/21/2022
Bottle 1/2. Clear, light sediment. SGT by ALN on remainder of sample on 1/24/2022.										
B22011137-001D	Ground Water	2	1030	0	0	1.00	0.000971		1/19/2022	1/21/2022
Bottle 1/2. Clear. SGT by ALN on remainder of sample on 1/24/2022.										
MDL1-163074-RRO			1000	0	0	1.00	0.001		1/20/2022	1/21/2022
Lines 25-28 Start time: 1:12 PM, 1/20/2022. End time: 01/21/2022 at 7:52 AM. SGT by ALN on remainder of sample on 1/24/2022.										
LOD-163074-RRO			1000	0	0	1.00	0.001		1/20/2022	1/21/2022
SGT by ALN on remainder of sample on 1/24/2022.										
B22011214-001D	Ground Water	2	1000	0	0	1.00	0.001		1/20/2022	1/21/2022
Bottle 1/2. Clear. SGT by ALN on remainder of sample on 1/24/2022.										
B22011227-001D	Ground Water	2	990	0	0	1.00	0.00101		1/20/2022	1/21/2022
Bottle 1/2. Clear. SGT by ALN on remainder of sample on 1/24/2022.										

Number	Reagent Name	Exp Date	A
11	Carbon Filter Water	1/1/2023	
13379	PTFE Boiling Stones 27463755	12/30/2025	
14206	pH-indicator Strips 0-14 HC160347	8/26/2026	
14719	4ML, Amber Vial, 20220104	1/4/2027	
14747	Dichloromethane EC849	11/1/2023	

Spk ID	Spike Name	SampType	AmtAdd	Exp Date
FP220113 14446	DCM RINSED FILTER PAPER	all	1	4/6/2026
Sulfate 01/18/22 (	Baked Sodium Sulfate	all	Varies	11/29/2026
DRO220119A	Triacontane SURR 1000 ug/mL	All except LCS, L	100 uL	4/6/2026
DRO211213A	OTP only SURR 2000 ug/mL	All except RRO-L	100 uL	9/30/2024
DRO220106C	#2 Diesel in Acetone 150,000 ug/mL	LCS, LCSD, MS,	100 uL	11/5/2023
DRO220112A	50,000 ug/mL Oil Std for RRO-In D	LCS-RRO, LCSD	100 uL	9/1/2026
DRO211121C	MDL Diesel SPK 3000 ug/mL in Acet	MDL	50 uL	11/5/2023
DRO220117A	OTPonly SURR 20 ug/mL	MDL	100 uL	9/30/2024

PREP BATCH REPORT

Prep Code: **HC-3520-DRO** Technician: **Jillian L Bostwick** Prep Start Date: **1/19/2022 4:29:51 PM**

Prep Batch **163074** Prep Temp **NA °C** Batch Units: **ML** Prep End Date: **1/21/2022 4:59:00 PM**

Sample ID	Matrix	pH	Initial Samp Amt	Sol Added	Sol Recovered	Final Vol (mL)	Factor	Balance	Prep Start Date	Prep End Date
B22011228-001D	Ground Water	2	1020	0	0	1.00	0.00098		1/20/2022	1/21/2022

Bottle 1/2. Clear. Start time: 2:18 PM, 1/20/2022. End time: 01/21/2022 at 8:20 AM. SGT by ALN on remainder of sample on 1/24/2022.

Number	Reagent Name	Exp Date	
11	Carbon Filter Water	1/1/2023	
13379	PTFE Boiling Stones 27463755	12/30/2025	
14206	pH-indicator Strips 0-14 HC160347	8/26/2026	
14719	4ML, Amber Vial, 20220104	1/4/2027	
14747	Dichloromethane EC849	11/1/2023	

Spk ID	Spike Name	SampType	AmtAdd	Exp Date
FP220113 14446	DCM RINSED FILTER PAPER	all	1	4/6/2026
Sulfate 01/18/22 (	Baked Sodium Sulfate	all	Varies	11/29/2026
DRO220119A	Triacontane SURR 1000 ug/mL	All except LCS, L	100 uL	4/6/2026
DRO211213A	OTP only SURR 2000 ug/mL	All except RRO-L	100 uL	9/30/2024
DRO220106C	#2 Diesel in Acetone 150,000 ug/mL	LCS, LCSD, MS,	100 uL	11/5/2023
DRO220112A	50,000 ug/mL Oil Std for RRO-In D	LCS-RRO, LCSD	100 uL	9/1/2026
DRO211121C	MDL Diesel SPK 3000 ug/mL in Acet	MDL	50 uL	11/5/2023
DRO220117A	OTPonly SURR 20 ug/mL	MDL	100 uL	9/30/2024

Energy Laboratories Inc

ANALYTICAL RUN Summary

25-Jan-22

Run ID GCFID-HP5-B_220122A

Run Start Date: 1/22/2022
Analyst: Ann Nebel
Ical:
Column ID:
Comments: DRO-8015-ICAL information is in Index GCFID-HP5-B_220111A 8015C OIL range calibration GCFID-HP5-B_220111C

Std ID	Std Name	Std Amount	Std Units	Samp Amount	Samp Units	SampType	Expiration Date
DRO220111A	Carbon Scan STD-Marker					MARKER	7/13/2026
DRO220114A	8015 CCV-15,000ug/mL + 200 OTP					CCV-DRO	4/30/2023
DRO220118A	5,000 ug/mL RRO CCV 200 ug/mL Triacontane					CCV-RRO	4/6/2026

Seq No	Lab ID	Test Code	Sample Typ	File ID	Analysis Date	DF	Batch ID	Prep Date	SPKref	RPDref	pmoist
14993838	CCV_0122HP50	HC-8015-DRO-	CCV		1/22/2022 12:23:	1	R373590		0	0	

Analyte	T	Units	RAW	Final	Text	Spike	SPKref	RPDref	MDL	PQL	UQL	%REC	LOW	HIGH	%RPD	Q
TEH(Oil Range)	A	mg/L		4.58725049		5	0	0	0.0879	0.3	0	92%	80	120	0%	
n-Triacontane	S	mg/L		0.2082392		0.2	0	0	0.000336	0.002	0	104%	80	120	0%	

Seq No	Lab ID	Test Code	Sample Typ	File ID	Analysis Date	DF	Batch ID	Prep Date	SPKref	RPDref	pmoist
14993839	CCV_0122HP50	HC-8015-DRO-	CCV		1/22/2022 1:05:5	1	R373590		0	0	

Analyte	T	Units	RAW	Final	Text	Spike	SPKref	RPDref	MDL	PQL	UQL	%REC	LOW	HIGH	%RPD	Q
Diesel Range Organics (C10 to C24)	A	mg/L		14.31278		15	0	0	0.0389	0.3	0	95%	80	120	0%	
Total Extractable Hydrocarbons	A	mg/L		14.83332		15	0	0	0.0749	0.3	50	99%	80	120	0%	
o-Terphenyl	S	mg/L		0.2057624		0.2	0	0	0.000429	0.002	0	103%	80	120	0%	

Seq No	Lab ID	Test Code	Sample Typ	File ID	Analysis Date	DF	Batch ID	Prep Date	SPKref	RPDref	pmoist
14993840	LCS-163074	HC-8015-DRO-	LCS-DOD		1/22/2022 3:13:4	1	163074	1/19/2022 4:	0	0	

Analyte	T	Units	RAW	Final	Text	Spike	SPKref	RPDref	MDL	PQL	UQL	%REC	LOW	HIGH	%RPD	Q

Seq No	Lab ID	Test Code	Sample Typ	File ID	Analysis Date	DF	Batch ID	Prep Date	SPKref	RPDref	pmoist
14993840	LCS-163074	HC-8015-DRO-	LCS-DOD		1/22/2022 3:13:4	1	163074	1/19/2022 4:	0	0	

Analyte	T	Units	RAW	Final	Text	Spike	SPKref	RPDref	MDL	PQL	UQL	%REC	LOW	HIGH	%RPD	Q
Diesel Range Organics (C10 to C24)	A	mg/L		12.4444		15	0	0	0.0389	0.3	0	83%	36	132	0%	
Total Extractable Hydrocarbons	A	mg/L		13.27563		15	0	0	0.0749	0.3	50	89%	60	132	0%	
o-Terphenyl	S	mg/L		0.19445		0.2	0	0	0.000429	0.002	0	97%	56	125	0%	

Seq No	Lab ID	Test Code	Sample Typ	File ID	Analysis Date	DF	Batch ID	Prep Date	SPKref	RPDref	pmoist
14993841	MB-163074	HC-8015-DRO-	MBLK		1/22/2022 3:56:2	1	163074	1/19/2022 4:	0	0	

Analyte	T	Units	RAW	Final	Text	Spike	SPKref	RPDref	MDL	PQL	UQL	%REC	LOW	HIGH	%RPD	Q
Diesel Range Organics (C10 to C24)	A	mg/L		0		0	0	0	0.0389	0.15	0	0%	0	0	0%	
Oil Range Hydrocarbons (C24 to C40	A	mg/L		0		0	0	0	0.0879	0.15	0	0%	0	0	0%	
Total Extractable Hydrocarbons	A	mg/L		0		0	0	0	0.0749	0.15	50	0%	0	0	0%	
n-Triacontane	S	mg/L		0.099		0.1	0	0	0.000336	0.002	0	99%	50	150	0%	
o-Terphenyl	S	mg/L		0.1900033		0.2	0	0	0.000429	0.002	0	95%	56	125	0%	

Seq No	Lab ID	Test Code	Sample Typ	File ID	Analysis Date	DF	Batch ID	Prep Date	SPKref	RPDref	pmoist
14993842	B22011133-001	HC-8015-DRO-	SAMP		1/22/2022 4:38:5	1	163074	1/19/2022 4:	0	0	

Analyte	T	Units	RAW	Final	Text	Spike	SPKref	RPDref	MDL	PQL	UQL	%REC	LOW	HIGH	%RPD	Q
Diesel Range Organics (C10 to C24)	A	mg/L		0		0	0	0	0.040067	0.309	0	0%	0	0	0%	U
Oil Range Hydrocarbons (C24 to C40	A	mg/L		0		0	0	0	0.090537	0.309	0	0%	0	0	0%	U
Total Extractable Hydrocarbons	A	mg/L		0		0	0	0	0.077147	0.309	50	0%	0	0	0%	U
n-Triacontane	S	mg/L		0.104		0.103	0	0	0.0003461	0.00206	0	101%	50	150	0%	
o-Terphenyl	S	mg/L		0.2001346		0.206	0	0	0.0004419	0.00206	0	97%	56	125	0%	

Seq No	Lab ID	Test Code	Sample Typ	File ID	Analysis Date	DF	Batch ID	Prep Date	SPKref	RPDref	pmoist
14993843	B22011130-001	HC-8015-DRO-	SAMP		1/22/2022 5:21:4	1	163074	1/19/2022 4:	0	0	

Analyte	T	Units	RAW	Final	Text	Spike	SPKref	RPDref	MDL	PQL	UQL	%REC	LOW	HIGH	%RPD	Q
Diesel Range Organics (C10 to C24)	A	mg/L		0		0	0	0	0.0370328	0.3	0	0%	0	0	0%	U
Oil Range Hydrocarbons (C24 to C40	A	mg/L		0		0	0	0	0.0836808	0.3	0	0%	0	0	0%	U
Total Extractable Hydrocarbons	A	mg/L		0		0	0	0	0.0713048	0.3	50	0%	0	0	0%	U
n-Triacontane	S	mg/L		0.093		0.0952	0	0	0.0003199	0.001904	0	98%	50	150	0%	
o-Terphenyl	S	mg/L		0.1795577		0.1904	0	0	0.0004084	0.002	0	94%	56	125	0%	

Seq No	Lab ID	Test Code	Sample Typ	File ID	Analysis Date	DF	Batch ID	Prep Date	SPKref	RPDref	pmoist
14993844	B22011127-001	HC-8015-DRO-	SAMP		1/22/2022 6:04:4	1	163074	1/19/2022 4:	0	0	

Analyte	T	Units	RAW	Final	Text	Spike	SPKref	RPDref	MDL	PQL	UQL	%REC	LOW	HIGH	%RPD	Q
Diesel Range Organics (C10 to C24)	A	mg/L		0		0	0	0	0.0370328	0.3	0	0%	0	0	0%	U
Oil Range Hydrocarbons (C24 to C40	A	mg/L		0		0	0	0	0.0836808	0.3	0	0%	0	0	0%	U
Total Extractable Hydrocarbons	A	mg/L		0		0	0	0	0.0713048	0.3	50	0%	0	0	0%	U
n-Triacontane	S	mg/L		0.093		0.0952	0	0	0.0003199	0.001904	0	98%	50	150	0%	
o-Terphenyl	S	mg/L		0.1770193		0.1904	0	0	0.0004084	0.002	0	93%	56	125	0%	

Seq No	Lab ID	Test Code	Sample Typ	File ID	Analysis Date	DF	Batch ID	Prep Date	SPKref	RPDref	pmoist
14993845	B22011124-001	HC-8015-DRO-	SAMP		1/22/2022 7:30:3	1	163074	1/19/2022 4:	0	0	

Analyte	T	Units	RAW	Final	Text	Spike	SPKref	RPDref	MDL	PQL	UQL	%REC	LOW	HIGH	%RPD	Q
Diesel Range Organics (C10 to C24)	A	mg/L		0		0	0	0	0.0389	0.3	0	0%	0	0	0%	U
Oil Range Hydrocarbons (C24 to C40	A	mg/L		0		0	0	0	0.0879	0.3	0	0%	0	0	0%	U
Total Extractable Hydrocarbons	A	mg/L		0		0	0	0	0.0749	0.3	50	0%	0	0	0%	U
n-Triacontane	S	mg/L		0.098		0.1	0	0	0.000336	0.002	0	98%	50	150	0%	
o-Terphenyl	S	mg/L		0.1868575		0.2	0	0	0.000429	0.002	0	93%	56	125	0%	

Seq No	Lab ID	Test Code	Sample Typ	File ID	Analysis Date	DF	Batch ID	Prep Date	SPKref	RPDref	pmoist
14993846	B22011136-001	HC-8015-DRO-	SAMP		1/22/2022 8:13:2	1	163074	1/19/2022 4:	0	0	

Analyte	T	Units	RAW	Final	Text	Spike	SPKref	RPDref	MDL	PQL	UQL	%REC	LOW	HIGH	%RPD	Q
Diesel Range Organics (C10 to C24)	A	mg/L		0.04119858		0	0	0	0.038511	0.3	0	0%	0	0	0%	J
Oil Range Hydrocarbons (C24 to C40	A	mg/L		0		0	0	0	0.087021	0.3	0	0%	0	0	0%	U
Total Extractable Hydrocarbons	A	mg/L		0.133291		0	0	0	0.074151	0.3	50	0%	0	0	0%	J
n-Triacontane	S	mg/L		0.098		0.099	0	0	0.0003326	0.00198	0	99%	50	150	0%	
o-Terphenyl	S	mg/L		0.1798325		0.198	0	0	0.0004247	0.002	0	91%	56	125	0%	
TEH(Oil Range)	X	mg/L		0.12946054		0	0	0	0.087021	0.3	0	0%	0	0	0%	J

Seq No	Lab ID	Test Code	Sample Typ	File ID	Analysis Date	DF	Batch ID	Prep Date	SPKref	RPDref	pmoist
14993847	B22011136-001	HC-8015-DRO-	MS-DOD		1/22/2022 8:56:2	1	163074	1/19/2022 4:	1E+07	0	

Analyte	T	Units	RAW	Final	Text	Spike	SPKref	RPDref	MDL	PQL	UQL	%REC	LOW	HIGH	%RPD	Q
Diesel Range Organics (C10 to C24)	A	mg/L		12.01359		14.85	0.0411986	0	0.038511	0.3	0	81%	36	132	0%	
Total Extractable Hydrocarbons	A	mg/L		12.84102		14.85	0.133291	0	0.074151	0.3	50	86%	60	132	0%	
o-Terphenyl	S	mg/L		0.1797402		0.198	0	0	0.0004247	0.002	0	91%	56	125	0%	

Seq No	Lab ID	Test Code	Sample Typ	File ID	Analysis Date	DF	Batch ID	Prep Date	SPKref	RPDref	pmoist
14993848	B22011136-001	HC-8015-DRO-	MSD-DOD		1/22/2022 9:39:2	1	163074	1/19/2022 4:	1E+07	1E+07	

Analyte	T	Units	RAW	Final	Text	Spike	SPKref	RPDref	MDL	PQL	UQL	%REC	LOW	HIGH	%RPD	Q
Diesel Range Organics (C10 to C24)	A	mg/L		12.86723		14.85	0.0411986	12.01359	0.038511	0.3	0	86%	36	132	7%	
Total Extractable Hydrocarbons	A	mg/L		13.80055		14.85	0.133291	12.84102	0.074151	0.3	50	92%	60	132	7%	
o-Terphenyl	S	mg/L		0.1917537		0.198	0	0	0.0004247	0.002	0	97%	56	125	0%	

Seq No	Lab ID	Test Code	Sample Typ	File ID	Analysis Date	DF	Batch ID	Prep Date	SPKref	RPDref	pmoist
14993849	CCV_0122HP51	HC-8015-DRO-	CCV		1/22/2022 11:05:	1	R373590		0	0	

Analyte	T	Units	RAW	Final	Text	Spike	SPKref	RPDref	MDL	PQL	UQL	%REC	LOW	HIGH	%RPD	Q
TEH(Oil Range)	A	mg/L		4.6328252		5	0	0	0.0879	0.3	0	93%	80	120	0%	
n-Triacontane	S	mg/L		0.2100352		0.2	0	0	0.000336	0.002	0	105%	80	120	0%	

Seq No	Lab ID	Test Code	Sample Typ	File ID	Analysis Date	DF	Batch ID	Prep Date	SPKref	RPDref	pmoist
14993850	CCV_0122HP52	HC-8015-DRO-	CCV		1/22/2022 11:47:	1	R373590		0	0	

Analyte	T	Units	RAW	Final	Text	Spike	SPKref	RPDref	MDL	PQL	UQL	%REC	LOW	HIGH	%RPD	Q
Diesel Range Organics (C10 to C24)	A	mg/L		15.16167		15	0	0	0.0389	0.3	0	101%	80	120	0%	
Total Extractable Hydrocarbons	A	mg/L		15.67054		15	0	0	0.0749	0.3	50	104%	80	120	0%	
o-Terphenyl	S	mg/L		0.21784		0.2	0	0	0.000429	0.002	0	109%	80	120	0%	

Seq No	Lab ID	Test Code	Sample Typ	File ID	Analysis Date	DF	Batch ID	Prep Date	SPKref	RPDref	pmoist
14993851	B22011131-001	HC-8015-DRO-	SAMP		1/23/2022 1:56:3	1	163074	1/19/2022 4:	0	0	

Analyte	T	Units	RAW	Final	Text	Spike	SPKref	RPDref	MDL	PQL	UQL	%REC	LOW	HIGH	%RPD	Q
Diesel Range Organics (C10 to C24)	A	mg/L		0		0	0	0	0.0370328	0.3	0	0%	0	0	0%	U
Oil Range Hydrocarbons (C24 to C40	A	mg/L		0		0	0	0	0.0836808	0.3	0	0%	0	0	0%	U
Total Extractable Hydrocarbons	A	mg/L		0		0	0	0	0.0713048	0.3	50	0%	0	0	0%	U
n-Triacontane	S	mg/L		0.096		0.0952	0	0	0.0003199	0.001904	0	101%	50	150	0%	
o-Terphenyl	S	mg/L		0.1823359		0.1904	0	0	0.0004084	0.002	0	96%	56	125	0%	

Seq No	Lab ID	Test Code	Sample Typ	File ID	Analysis Date	DF	Batch ID	Prep Date	SPKref	RPDref	pmoist
14993852	B22011137-001	HC-8015-DRO-	SAMP		1/23/2022 2:39:2	1	163074	1/19/2022 4:	0	0	

Analyte	T	Units	RAW	Final	Text	Spike	SPKref	RPDref	MDL	PQL	UQL	%REC	LOW	HIGH	%RPD	Q

Seq No	Lab ID	Test Code	Sample Typ	File ID	Analysis Date	DF	Batch ID	Prep Date	SPKref	RPDref	pmoist
14993852	B22011137-001	HC-8015-DRO-	SAMP		1/23/2022 2:39:2	1	163074	1/19/2022 4:	0	0	

Analyte	T	Units	RAW	Final	Text	Spike	SPKref	RPDref	MDL	PQL	UQL	%REC	LOW	HIGH	%RPD	Q
Diesel Range Organics (C10 to C24)	A	mg/L		5.152228		0	0	0	0.0377719	0.3	0	0%	0	0	0%	
Oil Range Hydrocarbons (C24 to C40	A	mg/L		0.42649785		0	0	0	0.0853509	0.3	0	0%	0	0	0%	
Total Extractable Hydrocarbons	A	mg/L		5.573177		0	0	0	0.0727279	0.3	50	0%	0	0	0%	
n-Triacontane	S	mg/L		0.094		0.0971	0	0	0.0003263	0.001942	0	97%	50	150	0%	
o-Terphenyl	S	mg/L		0.1442989		0.1942	0	0	0.0004166	0.002	0	74%	56	125	0%	

Seq No	Lab ID	Test Code	Sample Typ	File ID	Analysis Date	DF	Batch ID	Prep Date	SPKref	RPDref	pmoist
14993853	B22011132-001	HC-8015-DRO-	SAMP		1/23/2022 4:05:0	1	163074	1/19/2022 4:	0	0	

Analyte	T	Units	RAW	Final	Text	Spike	SPKref	RPDref	MDL	PQL	UQL	%REC	LOW	HIGH	%RPD	Q
Diesel Range Organics (C10 to C24)	A	mg/L		0		0	0	0	0.038511	0.3	0	0%	0	0	0%	U
Oil Range Hydrocarbons (C24 to C40	A	mg/L		0		0	0	0	0.087021	0.3	0	0%	0	0	0%	U
Total Extractable Hydrocarbons	A	mg/L		0		0	0	0	0.074151	0.3	50	0%	0	0	0%	U
n-Triacontane	S	mg/L		0.097		0.099	0	0	0.0003326	0.00198	0	98%	50	150	0%	
o-Terphenyl	S	mg/L		0.1822185		0.198	0	0	0.0004247	0.002	0	92%	56	125	0%	

Seq No	Lab ID	Test Code	Sample Typ	File ID	Analysis Date	DF	Batch ID	Prep Date	SPKref	RPDref	pmoist
14993854	B22011134-001	HC-8015-DRO-	SAMP		1/23/2022 4:48:0	1	163074	1/19/2022 4:	0	0	

Analyte	T	Units	RAW	Final	Text	Spike	SPKref	RPDref	MDL	PQL	UQL	%REC	LOW	HIGH	%RPD	Q
Diesel Range Organics (C10 to C24)	A	mg/L		0.1591228		0	0	0	0.0389	0.3	0	0%	0	0	0%	J
Oil Range Hydrocarbons (C24 to C40	A	mg/L		0		0	0	0	0.0879	0.3	0	0%	0	0	0%	U
Total Extractable Hydrocarbons	A	mg/L		0.1883437		0	0	0	0.0749	0.3	50	0%	0	0	0%	J
n-Triacontane	S	mg/L		0.097		0.1	0	0	0.000336	0.002	0	97%	50	150	0%	
o-Terphenyl	S	mg/L		0.1194513		0.2	0	0	0.000429	0.002	0	60%	56	125	0%	

Seq No	Lab ID	Test Code	Sample Typ	File ID	Analysis Date	DF	Batch ID	Prep Date	SPKref	RPDref	pmoist
14993855	B22011134-002	HC-8015-DRO-	SAMP		1/23/2022 5:30:4	1	163074	1/19/2022 4:	0	0	

Analyte	T	Units	RAW	Final	Text	Spike	SPKref	RPDref	MDL	PQL	UQL	%REC	LOW	HIGH	%RPD	Q
Diesel Range Organics (C10 to C24)	A	mg/L		0.2807122		0	0	0	0.039289	0.303	0	0%	0	0	0%	J
Oil Range Hydrocarbons (C24 to C40	A	mg/L		0.23253545		0	0	0	0.088779	0.303	0	0%	0	0	0%	J
Total Extractable Hydrocarbons	A	mg/L		0.5500479		0	0	0	0.075649	0.303	50	0%	0	0	0%	
n-Triacontane	S	mg/L		0.106		0.101	0	0	0.0003394	0.00202	0	105%	50	150	0%	

Seq No	Lab ID	Test Code	Sample Typ	File ID	Analysis Date	DF	Batch ID	Prep Date	SPKref	RPDref	pmoist
14993855	B22011134-002	HC-8015-DRO-	SAMP		1/23/2022 5:30:4	1	163074	1/19/2022 4:	0	0	

Analyte	T	Units	RAW	Final	Text	Spike	SPKref	RPDref	MDL	PQL	UQL	%REC	LOW	HIGH	%RPD	Q
o-Terphenyl	S	mg/L		0.2003157		0.202	0	0	0.0004333	0.00202	0	99%	56	125	0%	

Seq No	Lab ID	Test Code	Sample Typ	File ID	Analysis Date	DF	Batch ID	Prep Date	SPKref	RPDref	pmoist
14993856	B22011126-001	HC-8015-DRO-	SAMP		1/23/2022 6:56:2	1	163074	1/19/2022 4:	0	0	

Analyte	T	Units	RAW	Final	Text	Spike	SPKref	RPDref	MDL	PQL	UQL	%REC	LOW	HIGH	%RPD	Q
Diesel Range Organics (C10 to C24)	A	mg/L		0.1177243		0	0	0	0.0370328	0.3	0	0%	0	0	0%	J
Oil Range Hydrocarbons (C24 to C40	A	mg/L		0.24069065		0	0	0	0.0836808	0.3	0	0%	0	0	0%	J
Total Extractable Hydrocarbons	A	mg/L		0.3627226		0	0	0	0.0713048	0.3	50	0%	0	0	0%	
n-Triacontane	S	mg/L		0.087		0.0952	0	0	0.0003199	0.001904	0	91%	50	150	0%	
o-Terphenyl	S	mg/L		0.1628372		0.1904	0	0	0.0004084	0.002	0	86%	56	125	0%	

Seq No	Lab ID	Test Code	Sample Typ	File ID	Analysis Date	DF	Batch ID	Prep Date	SPKref	RPDref	pmoist
14993857	B22011128-001	HC-8015-DRO-	SAMP		1/23/2022 7:38:5	1	163074	1/19/2022 4:	0	0	

Analyte	T	Units	RAW	Final	Text	Spike	SPKref	RPDref	MDL	PQL	UQL	%REC	LOW	HIGH	%RPD	Q
Diesel Range Organics (C10 to C24)	A	mg/L		0.1783622		0	0	0	0.0377719	0.3	0	0%	0	0	0%	J
Oil Range Hydrocarbons (C24 to C40	A	mg/L		0.40822896		0	0	0	0.0853509	0.3	0	0%	0	0	0%	
Total Extractable Hydrocarbons	A	mg/L		0.6003284		0	0	0	0.0727279	0.3	50	0%	0	0	0%	
n-Triacontane	S	mg/L		0.097		0.0971	0	0	0.0003263	0.001942	0	100%	50	150	0%	
o-Terphenyl	S	mg/L		0.1865468		0.1942	0	0	0.0004166	0.002	0	96%	56	125	0%	

Seq No	Lab ID	Test Code	Sample Typ	File ID	Analysis Date	DF	Batch ID	Prep Date	SPKref	RPDref	pmoist
14993858	B22011125-001	HC-8015-DRO-	SAMP		1/23/2022 8:21:3	1	163074	1/19/2022 4:	0	0	

Analyte	T	Units	RAW	Final	Text	Spike	SPKref	RPDref	MDL	PQL	UQL	%REC	LOW	HIGH	%RPD	Q
Diesel Range Organics (C10 to C24)	A	mg/L		0.05833516		0	0	0	0.039289	0.303	0	0%	0	0	0%	J
Oil Range Hydrocarbons (C24 to C40	A	mg/L		0.24068913		0	0	0	0.088779	0.303	0	0%	0	0	0%	J
Total Extractable Hydrocarbons	A	mg/L		0.3083444		0	0	0	0.075649	0.303	50	0%	0	0	0%	
n-Triacontane	S	mg/L		0.103		0.101	0	0	0.0003394	0.00202	0	102%	50	150	0%	
o-Terphenyl	S	mg/L		0.1957013		0.202	0	0	0.0004333	0.00202	0	97%	56	125	0%	

Seq No	Lab ID	Test Code	Sample Typ	File ID	Analysis Date	DF	Batch ID	Prep Date	SPKref	RPDref	pmoist
14993859	CCV_0122HP53	HC-8015-DRO-	CCV		1/23/2022 9:46:5	1	R373590		0	0	

Analyte	T	Units	RAW	Final	Text	Spike	SPKref	RPDref	MDL	PQL	UQL	%REC	LOW	HIGH	%RPD	Q
TEH(Oil Range)	A	mg/L		4.44504004		5	0	0	0.0879	0.3	0	89%	80	120	0%	
n-Triacontane	S	mg/L		0.2019936		0.2	0	0	0.000336	0.002	0	101%	80	120	0%	

Seq No	Lab ID	Test Code	Sample Typ	File ID	Analysis Date	DF	Batch ID	Prep Date	SPKref	RPDref	pmoist
14993860	CCV_0122HP53	HC-8015-DRO-	CCV		1/23/2022 10:29:	1	R373590		0	0	

Analyte	T	Units	RAW	Final	Text	Spike	SPKref	RPDref	MDL	PQL	UQL	%REC	LOW	HIGH	%RPD	Q
Diesel Range Organics (C10 to C24)	A	mg/L		13.80116		15	0	0	0.0389	0.3	0	92%	80	120	0%	
Total Extractable Hydrocarbons	A	mg/L		14.29655		15	0	0	0.0749	0.3	50	95%	80	120	0%	
o-Terphenyl	S	mg/L		0.1996613		0.2	0	0	0.000429	0.002	0	100%	80	120	0%	

Seq No	Lab ID	Test Code	Sample Typ	File ID	Analysis Date	DF	Batch ID	Prep Date	SPKref	RPDref	pmoist
14993861	LCS-163074-RR	HC-8015-DRO-	LCS-DOD		1/23/2022 4:52:4	1	163074	1/19/2022 4:	0	0	

Analyte	T	Units	RAW	Final	Text	Spike	SPKref	RPDref	MDL	PQL	UQL	%REC	LOW	HIGH	%RPD	Q
TEH(Oil Range)	A	mg/L		4.99422026		5	0	0	0.0879	0.3	0	100%	41	113	0%	
n-Triacontane	S	mg/L		0.098		0.1	0	0	0.000336	0.002	0	98%	50	150	0%	

Seq No	Lab ID	Test Code	Sample Typ	File ID	Analysis Date	DF	Batch ID	Prep Date	SPKref	RPDref	pmoist
14993862	B22011136-001	HC-8015-DRO-	MS-DOD		1/23/2022 6:18:4	1	163074	1/19/2022 4:	1E+07	0	

Analyte	T	Units	RAW	Final	Text	Spike	SPKref	RPDref	MDL	PQL	UQL	%REC	LOW	HIGH	%RPD	Q
TEH(Oil Range)	A	mg/L		4.77760887		5	0.1294605	0	0.0879	0.3	0	93%	41	113	0%	
n-Triacontane	S	mg/L		0.094		0.1	0	0	0.000336	0.002	0	94%	50	150	0%	

Seq No	Lab ID	Test Code	Sample Typ	File ID	Analysis Date	DF	Batch ID	Prep Date	SPKref	RPDref	pmoist
14993863	B22011136-001	HC-8015-DRO-	MSD-DOD		1/23/2022 7:01:4	1	163074	1/19/2022 4:	1E+07	1E+07	

Analyte	T	Units	RAW	Final	Text	Spike	SPKref	RPDref	MDL	PQL	UQL	%REC	LOW	HIGH	%RPD	Q
TEH(Oil Range)	A	mg/L		4.87107563		4.855	0.1294605	4.7776089	0.0853509	0.3	0	98%	41	113	2%	
n-Triacontane	S	mg/L		0.088		0.0971	0	0	0.0003263	0.002	0	91%	50	150	0%	

Seq No	Lab ID	Test Code	Sample Typ	File ID	Analysis Date	DF	Batch ID	Prep Date	SPKref	RPDref	pmoist
14993864	CCV_0122HP54	HC-8015-DRO-	CCV		1/23/2022 8:27:3	1	R373590		0	0	

Analyte	T	Units	RAW	Final	Text	Spike	SPKref	RPDref	MDL	PQL	UQL	%REC	LOW	HIGH	%RPD	Q
TEH(Oil Range)	A	mg/L		4.44444043		5	0	0	0.0879	0.3	0	89%	80	120	0%	
n-Triacontane	S	mg/L		0.1929698		0.2	0	0	0.000336	0.002	0	96%	80	120	0%	

Energy Laboratories Inc

ANALYTICAL RUN Summary

25-Jan-22

Run ID GCFID-HP5-B_220124A

Run Start Date: 1/24/2022
Analyst: Ann Nebel
Ical:
Column ID:
Comments: DRO-8015-ICAL information is in Index GCFID-HP5-B_220111A 8015C OIL range calibration GCFID-HP5-B_220111C

Std ID	Std Name	Std Amount	Std Units	Samp Amount	Samp Units	SampType	Expiration Date
DRO220111A	Carbon Scan STD-Marker					MARKER	7/13/2026
DRO220114A	8015 CCV-15,000ug/mL + 200 OTP					CCV-DRO	4/30/2023
DRO220118A	5,000 ug/mL RRO CCV 200 ug/mL Triacontane					CCV-RRO	4/6/2026

Seq No	Lab ID	Test Code	Sample Typ	File ID	Analysis Date	DF	Batch ID	Prep Date	SPKref	RPDref	pmoist
14997025	CCV_0124HP50	HC-8015-DRO-	CCV		1/24/2022 9:37:0	1	R373655		0	0	

Analyte	T	Units	RAW	Final	Text	Spike	SPKref	RPDref	MDL	PQL	UQL	%REC	LOW	HIGH	%RPD	Q
Diesel Range Organics (C10 to C24)	A	mg/L		14.39205		15	0	0	0.0389	0.3	0	96%	80	120	0%	
Total Extractable Hydrocarbons	A	mg/L		14.90563		15	0	0	0.0749	0.3	50	99%	80	120	0%	
o-Terphenyl	S	mg/L		0.2062031		0.2	0	0	0.000429	0.002	0	103%	80	120	0%	

Seq No	Lab ID	Test Code	Sample Typ	File ID	Analysis Date	DF	Batch ID	Prep Date	SPKref	RPDref	pmoist
14997026	CCV_0124HP50	HC-8015-DRO-	CCV		1/24/2022 10:43:	1	R373655		0	0	

Analyte	T	Units	RAW	Final	Text	Spike	SPKref	RPDref	MDL	PQL	UQL	%REC	LOW	HIGH	%RPD	Q
TEH(Oil Range)	A	mg/L		4.52936621		5	0	0	0.0879	0.3	0	91%	80	120	0%	
n-Triacontane	S	mg/L		0.2041319		0.2	0	0	0.000336	0.002	0	102%	80	120	0%	

Seq No	Lab ID	Test Code	Sample Typ	File ID	Analysis Date	DF	Batch ID	Prep Date	SPKref	RPDref	pmoist
14997027	B22011227-001	HC-8015-DRO-	SAMP		1/24/2022 12:50:	1	163074	1/20/2022 1:	0	0	

Analyte	T	Units	RAW	Final	Text	Spike	SPKref	RPDref	MDL	PQL	UQL	%REC	LOW	HIGH	%RPD	Q

Seq No	Lab ID	Test Code	Sample Typ	File ID	Analysis Date	DF	Batch ID	Prep Date	SPKref	RPDref	pmoist
14997027	B22011227-001	HC-8015-DRO-	SAMP		1/24/2022 12:50:	1	163074	1/20/2022 1:	0	0	

Analyte	T	Units	RAW	Final	Text	Spike	SPKref	RPDref	MDL	PQL	UQL	%REC	LOW	HIGH	%RPD	Q
Diesel Range Organics (C10 to C24)	A	mg/L		0		0	0	0	0.039289	0.303	0	0%	0	0	0%	U
Oil Range Hydrocarbons (C24 to C40	A	mg/L		0.08959737		0	0	0	0.088779	0.303	0	0%	0	0	0%	J
Total Extractable Hydrocarbons	A	mg/L		0.1248949		0	0	0	0.075649	0.303	50	0%	0	0	0%	J
n-Triacontane	S	mg/L		0.104		0.101	0	0	0.0003394	0.00202	0	103%	50	150	0%	
o-Terphenyl	S	mg/L		0.2010817		0.202	0	0	0.0004333	0.00202	0	100%	56	125	0%	

Seq No	Lab ID	Test Code	Sample Typ	File ID	Analysis Date	DF	Batch ID	Prep Date	SPKref	RPDref	pmoist
14997028	B22011214-001	HC-8015-DRO-	SAMP		1/24/2022 1:33:1	1	163074	1/20/2022 1:	0	0	

Analyte	T	Units	RAW	Final	Text	Spike	SPKref	RPDref	MDL	PQL	UQL	%REC	LOW	HIGH	%RPD	Q
Diesel Range Organics (C10 to C24)	A	mg/L		0.06739876		0	0	0	0.0389	0.3	0	0%	0	0	0%	J
Oil Range Hydrocarbons (C24 to C40	A	mg/L		0.15814121		0	0	0	0.0879	0.3	0	0%	0	0	0%	J
Total Extractable Hydrocarbons	A	mg/L		0.2345351		0	0	0	0.0749	0.3	50	0%	0	0	0%	J
n-Triacontane	S	mg/L		0.099		0.1	0	0	0.000336	0.002	0	99%	50	150	0%	
o-Terphenyl	S	mg/L		0.1755822		0.2	0	0	0.000429	0.002	0	88%	56	125	0%	

Seq No	Lab ID	Test Code	Sample Typ	File ID	Analysis Date	DF	Batch ID	Prep Date	SPKref	RPDref	pmoist
14997029	B22011228-001	HC-8015-DRO-	SAMP		1/24/2022 2:15:4	1	163074	1/20/2022 2:	0	0	

Analyte	T	Units	RAW	Final	Text	Spike	SPKref	RPDref	MDL	PQL	UQL	%REC	LOW	HIGH	%RPD	Q
Diesel Range Organics (C10 to C24)	A	mg/L		0.1016414		0	0	0	0.038122	0.3	0	0%	0	0	0%	J
Oil Range Hydrocarbons (C24 to C40	A	mg/L		0.20358017		0	0	0	0.086142	0.3	0	0%	0	0	0%	J
Total Extractable Hydrocarbons	A	mg/L		0.3135355		0	0	0	0.073402	0.3	50	0%	0	0	0%	
n-Triacontane	S	mg/L		0.1		0.098	0	0	0.0003293	0.00196	0	102%	50	150	0%	
o-Terphenyl	S	mg/L		0.1893192		0.196	0	0	0.0004204	0.002	0	97%	56	125	0%	

Seq No	Lab ID	Test Code	Sample Typ	File ID	Analysis Date	DF	Batch ID	Prep Date	SPKref	RPDref	pmoist
14997030	B22011135-001	HC-8015-DRO-	SAMP		1/24/2022 2:58:1	1	163074	1/19/2022 4:	0	0	

Analyte	T	Units	RAW	Final	Text	Spike	SPKref	RPDref	MDL	PQL	UQL	%REC	LOW	HIGH	%RPD	Q
Diesel Range Organics (C10 to C24)	A	mg/L		0.3593759		0	0	0	0.039289	0.303	0	0%	0	0	0%	
Oil Range Hydrocarbons (C24 to C40	A	mg/L		0.54547250		0	0	0	0.088779	0.303	0	0%	0	0	0%	
Total Extractable Hydrocarbons	A	mg/L		0.9182599		0	0	0	0.075649	0.303	50	0%	0	0	0%	
n-Triacontane	S	mg/L		0.097		0.101	0	0	0.0003394	0.00202	0	96%	50	150	0%	

2

Seq No	Lab ID	Test Code	Sample Typ	File ID	Analysis Date	DF	Batch ID	Prep Date	SPKref	RPDref	pmoist
14997030	B22011135-001	HC-8015-DRO-	SAMP		1/24/2022 2:58:1	1	163074	1/19/2022 4:	0	0	

Analyte	T	Units	RAW	Final	Text	Spike	SPKref	RPDref	MDL	PQL	UQL	%REC	LOW	HIGH	%RPD	Q
o-Terphenyl	S	mg/L		0.1849527		0.202	0	0	0.0004333	0.00202	0	92%	56	125	0%	

Seq No	Lab ID	Test Code	Sample Typ	File ID	Analysis Date	DF	Batch ID	Prep Date	SPKref	RPDref	pmoist
14997031	B22011129-001	HC-8015-DRO-	SAMP		1/24/2022 3:40:5	1	163074	1/19/2022 4:	0	0	

Analyte	T	Units	RAW	Final	Text	Spike	SPKref	RPDref	MDL	PQL	UQL	%REC	LOW	HIGH	%RPD	Q
Diesel Range Organics (C10 to C24)	A	mg/L		0.3300634		0	0	0	0.0370328	0.3	0	0%	0	0	0%	
Oil Range Hydrocarbons (C24 to C40	A	mg/L		0.54697472		0	0	0	0.0836808	0.3	0	0%	0	0	0%	
Total Extractable Hydrocarbons	A	mg/L		0.9091387		0	0	0	0.0713048	0.3	50	0%	0	0	0%	
n-Triacontane	S	mg/L		0.092		0.0952	0	0	0.0003199	0.001904	0	97%	50	150	0%	
o-Terphenyl	S	mg/L		0.1616092		0.1904	0	0	0.0004084	0.002	0	85%	56	125	0%	

Seq No	Lab ID	Test Code	Sample Typ	File ID	Analysis Date	DF	Batch ID	Prep Date	SPKref	RPDref	pmoist
14997032	CCV_0124HP51	HC-8015-DRO-	CCV		1/24/2022 5:06:2	1	R373655		0	0	

Analyte	T	Units	RAW	Final	Text	Spike	SPKref	RPDref	MDL	PQL	UQL	%REC	LOW	HIGH	%RPD	Q
TEH(Oil Range)	A	mg/L		4.74737939		5	0	0	0.0879	0.3	0	95%	80	120	0%	
n-Triacontane	S	mg/L		0.2055034		0.2	0	0	0.000336	0.002	0	103%	80	120	0%	

Seq No	Lab ID	Test Code	Sample Typ	File ID	Analysis Date	DF	Batch ID	Prep Date	SPKref	RPDref	pmoist
14997033	CCV_0124HP51	HC-8015-DRO-	CCV		1/24/2022 5:49:0	1	R373655		0	0	

Analyte	T	Units	RAW	Final	Text	Spike	SPKref	RPDref	MDL	PQL	UQL	%REC	LOW	HIGH	%RPD	Q
Diesel Range Organics (C10 to C24)	A	mg/L		14.48981		15	0	0	0.0389	0.3	0	97%	80	120	0%	
Total Extractable Hydrocarbons	A	mg/L		15.00926		15	0	0	0.0749	0.3	50	100%	80	120	0%	
o-Terphenyl	S	mg/L		0.2110525		0.2	0	0	0.000429	0.002	0	106%	80	120	0%	

Energy Laboratories Inc

ANALYTICAL RUN Summary

26-Jan-22

Run ID GCFID-HP5-B_220124B

Run Start Date: 1/24/2022
Analyst: Ann Nebel
Ical:
Column ID:
Comments: DRO-8015-ICAL information is in Index GCFID-HP5-B_220111A 8015C OIL range calibration GCFID-HP5-B_220111C

Std ID	Std Name	Std Amount	Std Units	Samp Amount	Samp Units	SampType	Expiration Date
DRO220111A	Carbon Scan STD-Marker					MARKER	7/13/2026
DRO220114A	8015 CCV-15,000ug/mL + 200 OTP					CCV-DRO	4/30/2023
DRO220118A	5,000 ug/mL RRO CCV 200 ug/mL Triacontane					CCV-RRO	4/6/2026
DRO220124A	8015 CCV-15,000ug/mL + 200 OTP					CCV-DRO	4/30/2023

Seq No	Lab ID	Test Code	Sample Typ	File ID	Analysis Date	DF	Batch ID	Prep Date	SPKref	RPDref	pmoist
14998281	CCV_0124HP51	HC-8015-DRO-	CCV		1/24/2022 5:06:2	1	R373703		0	0	

Analyte	T	Units	RAW	Final	Text	Spike	SPKref	RPDref	MDL	PQL	UQL	%REC	LOW	HIGH	%RPD	Q
TEH(Oil Range)	A	mg/L		4.74737939		5	0	0	0.0879	0.3	0	95%	80	120	0%	
n-Triacontane	S	mg/L		0.2055034		0.2	0	0	0.000336	0.002	0	103%	80	120	0%	

Seq No	Lab ID	Test Code	Sample Typ	File ID	Analysis Date	DF	Batch ID	Prep Date	SPKref	RPDref	pmoist
14998282	CCV_0124HP51	HC-8015-DRO-	CCV		1/24/2022 5:49:0	1	R373703		0	0	

Analyte	T	Units	RAW	Final	Text	Spike	SPKref	RPDref	MDL	PQL	UQL	%REC	LOW	HIGH	%RPD	Q
Diesel Range Organics (C10 to C24)	A	mg/L		14.48981		15	0	0	0.0389	0.3	0	97%	80	120	0%	
Total Extractable Hydrocarbons	A	mg/L		15.00926		15	0	0	0.0749	0.3	50	100%	80	120	0%	
o-Terphenyl	S	mg/L		0.2110525		0.2	0	0	0.000429	0.002	0	106%	80	120	0%	

Seq No	Lab ID	Test Code	Sample Typ	File ID	Analysis Date	DF	Batch ID	Prep Date	SPKref	RPDref	pmoist
14998283	LCS-163074	HC-8015-DRO-	LCS-DOD		1/24/2022 7:57:0	1	163074	1/19/2022 4:	0	0	

Analyte	T	Units	RAW	Final	Text	Spike	SPKref	RPDref	MDL	PQL	UQL	%REC	LOW	HIGH	%RPD	Q
Diesel Range Organics (SGT-C10 to	A	mg/L		11.74684		15	0	0	0.0389	0.3	0	78%	36	132	0%	
Total Extractable Hydrocarbons (SGT	A	mg/L		12.45343		15	0	0	0.0329	0.3	0	83%	60	132	0%	
o-Terphenyl (SGT)	S	mg/L		0.1863207		0.2	0	0	0.000429	0.002	0	93%	56	125	0%	

Seq No	Lab ID	Test Code	Sample Typ	File ID	Analysis Date	DF	Batch ID	Prep Date	SPKref	RPDref	pmoist
14998284	B22011125-001	HC-8015-DRO-	SAMP		1/24/2022 9:22:2	1	163074	1/19/2022 4:	0	0	

Analyte	T	Units	RAW	Final	Text	Spike	SPKref	RPDref	MDL	PQL	UQL	%REC	LOW	HIGH	%RPD	Q
Diesel Range Organics (SGT-C10 to	A	mg/L		0		0	0	0	0.039289	0.303	0	0%	0	0	0%	U
Oil Range Hydrocarbons (SGT-C24 t	A	mg/L		0		0	0	0	0.088779	0.303	0	0%	0	0	0%	U
Total Extractable Hydrocarbons (SGT	A	mg/L		0		0	0	0	0.033229	0.303	0	0%	0	0	0%	U
n-Triacontane (SGT)	S	mg/L		0.092		0.101	0	0	0.0003394	0.00202	0	91%	50	150	0%	
o-Terphenyl (SGT)	S	mg/L		0.1867532		0.202	0	0	0.0004333	0.00202	0	92%	56	125	0%	

Seq No	Lab ID	Test Code	Sample Typ	File ID	Analysis Date	DF	Batch ID	Prep Date	SPKref	RPDref	pmoist
14998285	B22011136-001	HC-8015-DRO-	MS-DOD		1/24/2022 10:47:	1	163074	1/19/2022 4:	1E+07	0	

Analyte	T	Units	RAW	Final	Text	Spike	SPKref	RPDref	MDL	PQL	UQL	%REC	LOW	HIGH	%RPD	Q
Diesel Range Organics (SGT-C10 to	A	mg/L		10.55109		14.85	0	0	0.038511	0.3	0	71%	36	132	0%	
Total Extractable Hydrocarbons (SGT	A	mg/L		11.29288		14.85	0	0	0.032571	0.3	0	76%	60	132	0%	
o-Terphenyl (SGT)	S	mg/L		0.1618573		0.198	0	0	0.0004247	0.002	0	82%	56	125	0%	

Seq No	Lab ID	Test Code	Sample Typ	File ID	Analysis Date	DF	Batch ID	Prep Date	SPKref	RPDref	pmoist
14998286	B22011136-001	HC-8015-DRO-	MSD-DOD		1/24/2022 11:30:	1	163074	1/19/2022 4:	1E+07	1E+07	

Analyte	T	Units	RAW	Final	Text	Spike	SPKref	RPDref	MDL	PQL	UQL	%REC	LOW	HIGH	%RPD	Q
Diesel Range Organics (SGT-C10 to	A	mg/L		11.38712		14.85	0	10.55109	0.038511	0.3	0	77%	36	132	8%	
Total Extractable Hydrocarbons (SGT	A	mg/L		12.13289		14.85	0	11.29288	0.032571	0.3	0	82%	60	132	7%	
o-Terphenyl (SGT)	S	mg/L		0.1742236		0.198	0	0	0.0004247	0.002	0	88%	56	125	0%	

Seq No	Lab ID	Test Code	Sample Typ	File ID	Analysis Date	DF	Batch ID	Prep Date	SPKref	RPDref	pmoist
14998287	B22011136-001	HC-8015-DRO-	MS-DOD		1/25/2022 12:13:	1	163074	1/19/2022 4:	1E+07	0	

Analyte	T	Units	RAW	Final	Text	Spike	SPKref	RPDref	MDL	PQL	UQL	%REC	LOW	HIGH	%RPD	Q

Seq No	Lab ID	Test Code	Sample Typ	File ID	Analysis Date	DF	Batch ID	Prep Date	SPKref	RPDref	pmoist
14998287	B22011136-001	HC-8015-DRO-	MS-DOD		1/25/2022 12:13:	1	163074	1/19/2022 4:	1E+07	0	

Analyte	T	Units	RAW	Final	Text	Spike	SPKref	RPDref	MDL	PQL	UQL	%REC	LOW	HIGH	%RPD	Q
TEH (SGT-Oil Range)	A	mg/L		4.82225037		5	0	0	0.0879	0.3	0	96%	41	113	0%	
n-Triacontane (SGT)	S	mg/L		0.088		0.1	0	0	0.000336	0.002	0	88%	50	150	0%	

Seq No	Lab ID	Test Code	Sample Typ	File ID	Analysis Date	DF	Batch ID	Prep Date	SPKref	RPDref	pmoist
14998288	B22011136-001	HC-8015-DRO-	MSD-DOD		1/25/2022 1:38:2	1	163074	1/19/2022 4:	1E+07	1E+07	

Analyte	T	Units	RAW	Final	Text	Spike	SPKref	RPDref	MDL	PQL	UQL	%REC	LOW	HIGH	%RPD	Q
TEH (SGT-Oil Range)	A	mg/L		5.3156724		4.855	0	4.8222504	0.0853509	0.3	0	109%	41	113	10%	
n-Triacontane (SGT)	S	mg/L		0.096		0.0971	0	0	0.0003263	0.002	0	99%	50	150	0%	

Seq No	Lab ID	Test Code	Sample Typ	File ID	Analysis Date	DF	Batch ID	Prep Date	SPKref	RPDref	pmoist
14998289	LCS-163074-RR	HC-8015-DRO-	LCS-DOD		1/25/2022 3:03:4	1	163074	1/19/2022 4:	0	0	

Analyte	T	Units	RAW	Final	Text	Spike	SPKref	RPDref	MDL	PQL	UQL	%REC	LOW	HIGH	%RPD	Q
TEH (SGT-Oil Range)	A	mg/L		4.77240181		5	0	0	0.0879	0.3	0	95%	41	113	0%	
n-Triacontane (SGT)	S	mg/L		0.089		0.1	0	0	0.000336	0.002	0	89%	50	150	0%	

Seq No	Lab ID	Test Code	Sample Typ	File ID	Analysis Date	DF	Batch ID	Prep Date	SPKref	RPDref	pmoist
14998290	CCV_0124HP52	HC-8015-DRO-	CCV		1/25/2022 4:29:1	1	R373703		0	0	

Analyte	T	Units	RAW	Final	Text	Spike	SPKref	RPDref	MDL	PQL	UQL	%REC	LOW	HIGH	%RPD	Q
TEH(Oil Range)	A	mg/L		4.53375		5	0	0	0.0879	0.3	0	91%	80	120	0%	
n-Triacontane	S	mg/L		0.2028499		0.2	0	0	0.000336	0.002	0	101%	80	120	0%	

Seq No	Lab ID	Test Code	Sample Typ	File ID	Analysis Date	DF	Batch ID	Prep Date	SPKref	RPDref	pmoist
14998291	CCV_0124HP53	HC-8015-DRO-	CCV		1/25/2022 5:11:4	1	R373703		0	0	

Analyte	T	Units	RAW	Final	Text	Spike	SPKref	RPDref	MDL	PQL	UQL	%REC	LOW	HIGH	%RPD	Q
Diesel Range Organics (C10 to C24)	A	mg/L		13.37785		15	0	0	0.0389	0.3	0	89%	80	120	0%	
Total Extractable Hydrocarbons	A	mg/L		13.8535		15	0	0	0.0749	0.3	50	92%	80	120	0%	
o-Terphenyl	S	mg/L		0.1837787		0.2	0	0	0.000429	0.002	0	92%	80	120	0%	

Seq No	Lab ID	Test Code	Sample Typ	File ID	Analysis Date	DF	Batch ID	Prep Date	SPKref	RPDref	pmoist
14998292	B22011126-001	HC-8015-DRO-	SAMP		1/25/2022 7:19:3	1	163074	1/19/2022 4:	0	0	

Analyte	T	Units	RAW	Final	Text	Spike	SPKref	RPDref	MDL	PQL	UQL	%REC	LOW	HIGH	%RPD	Q
Diesel Range Organics (SGT-C10 to	A	mg/L		0		0	0	0	0.0370328	0.3	0	0%	0	0	0%	U
Oil Range Hydrocarbons (SGT-C24 t	A	mg/L		0		0	0	0	0.0836808	0.3	0	0%	0	0	0%	U
Total Extractable Hydrocarbons (SGT	A	mg/L		0		0	0	0	0.0313208	0.3	0	0%	0	0	0%	U
n-Triacontane (SGT)	S	mg/L		0.087		0.0952	0	0	0.0003199	0.001904	0	91%	50	150	0%	
o-Terphenyl (SGT)	S	mg/L		0.1775254		0.1904	0	0	0.0004084	0.001904	0	93%	56	125	0%	

Seq No	Lab ID	Test Code	Sample Typ	File ID	Analysis Date	DF	Batch ID	Prep Date	SPKref	RPDref	pmoist
14998293	MB-163074	HC-8015-DRO-	MBLK		1/25/2022 8:02:0	1	163074	1/19/2022 4:	0	0	

Analyte	T	Units	RAW	Final	Text	Spike	SPKref	RPDref	MDL	PQL	UQL	%REC	LOW	HIGH	%RPD	Q
Diesel Range Organics (SGT-C10 to	A	mg/L		0		0	0	0	0.0389	0.15	0	0%	0	0	0%	
Oil Range Hydrocarbons (SGT-C24 t	A	mg/L		0		0	0	0	0.0879	0.15	0	0%	0	0	0%	
Total Extractable Hydrocarbons (SGT	A	mg/L		0		0	0	0	0.0329	0.15	0	0%	0	0	0%	
n-Triacontane (SGT)	S	mg/L		0.077		0.1	0	0	0.000336	0.002	0	77%	50	150	0%	
o-Terphenyl (SGT)	S	mg/L		0.1580736		0.2	0	0	0.000429	0.002	0	79%	56	125	0%	

Seq No	Lab ID	Test Code	Sample Typ	File ID	Analysis Date	DF	Batch ID	Prep Date	SPKref	RPDref	pmoist
14998294	B22011136-001	HC-8015-DRO-	SAMP		1/25/2022 8:44:1	1	163074	1/19/2022 4:	0	0	

Analyte	T	Units	RAW	Final	Text	Spike	SPKref	RPDref	MDL	PQL	UQL	%REC	LOW	HIGH	%RPD	Q
Diesel Range Organics (SGT-C10 to	A	mg/L		0		0	0	0	0.038511	0.3	0	0%	0	0	0%	U
Oil Range Hydrocarbons (SGT-C24 t	A	mg/L		0		0	0	0	0.087021	0.3	0	0%	0	0	0%	U
Total Extractable Hydrocarbons (SGT	A	mg/L		0		0	0	0	0.032571	0.3	0	0%	0	0	0%	U
n-Triacontane (SGT)	S	mg/L		0.081		0.099	0	0	0.0003326	0.00198	0	82%	50	150	0%	
o-Terphenyl (SGT)	S	mg/L		0.1549775		0.198	0	0	0.0004247	0.00198	0	78%	56	125	0%	
TEH (SGT-Oil Range)	X	mg/L		0		0	0	0	0.087021	0.297	0	0%	0	0	0%	U

Seq No	Lab ID	Test Code	Sample Typ	File ID	Analysis Date	DF	Batch ID	Prep Date	SPKref	RPDref	pmoist
14998295	B22011134-001	HC-8015-DRO-	SAMP		1/25/2022 9:26:4	1	163074	1/19/2022 4:	0	0	

Analyte	T	Units	RAW	Final	Text	Spike	SPKref	RPDref	MDL	PQL	UQL	%REC	LOW	HIGH	%RPD	Q
Diesel Range Organics (SGT-C10 to	A	mg/L		0		0	0	0	0.0389	0.3	0	0%	0	0	0%	U
Oil Range Hydrocarbons (SGT-C24 t	A	mg/L		0		0	0	0	0.0879	0.3	0	0%	0	0	0%	U
Total Extractable Hydrocarbons (SGT	A	mg/L		0.04410544		0	0	0	0.0329	0.3	0	0%	0	0	0%	J

Seq No	Lab ID	Test Code	Sample Typ	File ID	Analysis Date	DF	Batch ID	Prep Date	SPKref	RPDref	pmoist
14998295	B22011134-001	HC-8015-DRO-	SAMP		1/25/2022 9:26:4	1	163074	1/19/2022 4:	0	0	

Analyte	T	Units	RAW	Final	Text	Spike	SPKref	RPDref	MDL	PQL	UQL	%REC	LOW	HIGH	%RPD	Q
n-Triacontane (SGT)	S	mg/L		0.088		0.1	0	0	0.000336	0.002	0	88%	50	150	0%	
o-Terphenyl (SGT)	S	mg/L		0.1201836		0.2	0	0	0.000429	0.002	0	60%	56	125	0%	

Seq No	Lab ID	Test Code	Sample Typ	File ID	Analysis Date	DF	Batch ID	Prep Date	SPKref	RPDref	pmoist
14998296	B22011134-002	HC-8015-DRO-	SAMP		1/25/2022 10:09:	1	163074	1/19/2022 4:	0	0	

Analyte	T	Units	RAW	Final	Text	Spike	SPKref	RPDref	MDL	PQL	UQL	%REC	LOW	HIGH	%RPD	Q
Diesel Range Organics (SGT-C10 to	A	mg/L		0.04540747		0	0	0	0.039289	0.303	0	0%	0	0	0%	J
Oil Range Hydrocarbons (SGT-C24 t	A	mg/L		0		0	0	0	0.088779	0.303	0	0%	0	0	0%	U
Total Extractable Hydrocarbons (SGT	A	mg/L		0.05270827		0	0	0	0.033229	0.303	0	0%	0	0	0%	J
n-Triacontane (SGT)	S	mg/L		0.093		0.101	0	0	0.0003394	0.00202	0	92%	50	150	0%	
o-Terphenyl (SGT)	S	mg/L		0.1963597		0.202	0	0	0.0004333	0.00202	0	97%	56	125	0%	

Seq No	Lab ID	Test Code	Sample Typ	File ID	Analysis Date	DF	Batch ID	Prep Date	SPKref	RPDref	pmoist
14998297	B22011135-001	HC-8015-DRO-	SAMP		1/25/2022 11:34:	1	163074	1/19/2022 4:	0	0	

Analyte	T	Units	RAW	Final	Text	Spike	SPKref	RPDref	MDL	PQL	UQL	%REC	LOW	HIGH	%RPD	Q
Diesel Range Organics (SGT-C10 to	A	mg/L		0		0	0	0	0.039289	0.303	0	0%	0	0	0%	U
Oil Range Hydrocarbons (SGT-C24 t	A	mg/L		0		0	0	0	0.088779	0.303	0	0%	0	0	0%	U
Total Extractable Hydrocarbons (SGT	A	mg/L		0		0	0	0	0.033229	0.303	0	0%	0	0	0%	U
n-Triacontane (SGT)	S	mg/L		0.079		0.101	0	0	0.0003394	0.00202	0	78%	50	150	0%	
o-Terphenyl (SGT)	S	mg/L		0.1663615		0.202	0	0	0.0004333	0.00202	0	82%	56	125	0%	

Seq No	Lab ID	Test Code	Sample Typ	File ID	Analysis Date	DF	Batch ID	Prep Date	SPKref	RPDref	pmoist
14998298	B22011137-001	HC-8015-DRO-	SAMP		1/25/2022 12:16:	1	163074	1/19/2022 4:	0	0	

Analyte	T	Units	RAW	Final	Text	Spike	SPKref	RPDref	MDL	PQL	UQL	%REC	LOW	HIGH	%RPD	Q
Diesel Range Organics (SGT-C10 to	A	mg/L		0.413486		0	0	0	0.0377719	0.3	0	0%	0	0	0%	
Oil Range Hydrocarbons (SGT-C24 t	A	mg/L		0		0	0	0	0.0853509	0.3	0	0%	0	0	0%	U
Total Extractable Hydrocarbons (SGT	A	mg/L		0.4255574		0	0	0	0.0319459	0.3	0	0%	0	0	0%	
n-Triacontane (SGT)	S	mg/L		0.083		0.0971	0	0	0.0003263	0.001942	0	85%	50	150	0%	
o-Terphenyl (SGT)	S	mg/L		0.1409088		0.1942	0	0	0.0004166	0.001942	0	73%	56	125	0%	

Seq No	Lab ID	Test Code	Sample Typ	File ID	Analysis Date	DF	Batch ID	Prep Date	SPKref	RPDref	pmoist
14998299	B22011214-001	HC-8015-DRO-	SAMP		1/25/2022 12:59:	1	163074	1/20/2022 1:	0	0	

Analyte	T	Units	RAW	Final	Text	Spike	SPKref	RPDref	MDL	PQL	UQL	%REC	LOW	HIGH	%RPD	Q
Diesel Range Organics (SGT-C10 to	A	mg/L		0		0	0	0	0.0389	0.3	0	0%	0	0	0%	U
Oil Range Hydrocarbons (SGT-C24 t	A	mg/L		0		0	0	0	0.0879	0.3	0	0%	0	0	0%	U
Total Extractable Hydrocarbons (SGT	A	mg/L		0		0	0	0	0.0329	0.3	0	0%	0	0	0%	U
n-Triacontane (SGT)	S	mg/L		0.076		0.1	0	0	0.000336	0.002	0	76%	50	150	0%	
o-Terphenyl (SGT)	S	mg/L		0.1490388		0.2	0	0	0.000429	0.002	0	75%	56	125	0%	

Seq No	Lab ID	Test Code	Sample Typ	File ID	Analysis Date	DF	Batch ID	Prep Date	SPKref	RPDref	pmoist
14998300	CCV_0124HP54	HC-8015-DRO-	CCV		1/25/2022 2:24:4	1	R373703		0	0	

Analyte	T	Units	RAW	Final	Text	Spike	SPKref	RPDref	MDL	PQL	UQL	%REC	LOW	HIGH	%RPD	Q
TEH(Oil Range)	A	mg/L		4.45913672		5	0	0	0.0879	0.3	0	89%	80	120	0%	
n-Triacontane	S	mg/L		0.1997785		0.2	0	0	0.000336	0.002	0	100%	80	120	0%	

Seq No	Lab ID	Test Code	Sample Typ	File ID	Analysis Date	DF	Batch ID	Prep Date	SPKref	RPDref	pmoist
14998301	CCV_0124HP54	HC-8015-DRO-	CCV		1/25/2022 3:07:0	1	R373703		0	0	

Analyte	T	Units	RAW	Final	Text	Spike	SPKref	RPDref	MDL	PQL	UQL	%REC	LOW	HIGH	%RPD	Q
Diesel Range Organics (C10 to C24)	A	mg/L		13.33436		15	0	0	0.0389	0.3	0	89%	80	120	0%	
Total Extractable Hydrocarbons	A	mg/L		13.78568		15	0	0	0.0749	0.3	50	92%	80	120	0%	
o-Terphenyl	S	mg/L		0.1832087		0.2	0	0	0.000429	0.002	0	92%	80	120	0%	

Seq No	Lab ID	Test Code	Sample Typ	File ID	Analysis Date	DF	Batch ID	Prep Date	SPKref	RPDref	pmoist
14998302	B22011227-001	HC-8015-DRO-	SAMP		1/25/2022 5:14:4	1	163074	1/20/2022 1:	0	0	

Analyte	T	Units	RAW	Final	Text	Spike	SPKref	RPDref	MDL	PQL	UQL	%REC	LOW	HIGH	%RPD	Q
Diesel Range Organics (SGT-C10 to	A	mg/L		0		0	0	0	0.039289	0.303	0	0%	0	0	0%	U
Oil Range Hydrocarbons (SGT-C24 t	A	mg/L		0		0	0	0	0.088779	0.303	0	0%	0	0	0%	U
Total Extractable Hydrocarbons (SGT	A	mg/L		0		0	0	0	0.033229	0.303	0	0%	0	0	0%	U
n-Triacontane (SGT)	S	mg/L		0.074		0.101	0	0	0.0003394	0.00202	0	73%	50	150	0%	
o-Terphenyl (SGT)	S	mg/L		0.1580607		0.202	0	0	0.0004333	0.00202	0	78%	56	125	0%	

Seq No	Lab ID	Test Code	Sample Typ	File ID	Analysis Date	DF	Batch ID	Prep Date	SPKref	RPDref	pmoist
14998303	B22011228-001	HC-8015-DRO-	SAMP		1/25/2022 5:57:4	1	163074	1/20/2022 2:	0	0	

Analyte	T	Units	RAW	Final	Text	Spike	SPKref	RPDref	MDL	PQL	UQL	%REC	LOW	HIGH	%RPD	Q
Diesel Range Organics (SGT-C10 to	A	mg/L		0		0	0	0	0.038122	0.3	0	0%	0	0	0%	U
Oil Range Hydrocarbons (SGT-C24 t	A	mg/L		0		0	0	0	0.086142	0.3	0	0%	0	0	0%	U
Total Extractable Hydrocarbons (SGT	A	mg/L		0		0	0	0	0.032242	0.3	0	0%	0	0	0%	U
n-Triacontane (SGT)	S	mg/L		0.08		0.098	0	0	0.0003293	0.00196	0	82%	50	150	0%	
o-Terphenyl (SGT)	S	mg/L		0.166846		0.196	0	0	0.0004204	0.00196	0	85%	56	125	0%	

Seq No	Lab ID	Test Code	Sample Typ	File ID	Analysis Date	DF	Batch ID	Prep Date	SPKref	RPDref	pmoist
14998304	B22011128-001	HC-8015-DRO-	SAMP		1/25/2022 7:23:3	1	163074	1/19/2022 4:	0	0	

Analyte	T	Units	RAW	Final	Text	Spike	SPKref	RPDref	MDL	PQL	UQL	%REC	LOW	HIGH	%RPD	Q
Diesel Range Organics (SGT-C10 to	A	mg/L		0		0	0	0	0.0377719	0.3	0	0%	0	0	0%	U
Oil Range Hydrocarbons (SGT-C24 t	A	mg/L		0		0	0	0	0.0853509	0.3	0	0%	0	0	0%	U
Total Extractable Hydrocarbons (SGT	A	mg/L		0		0	0	0	0.0319459	0.3	0	0%	0	0	0%	U
n-Triacontane (SGT)	S	mg/L		0.082		0.0971	0	0	0.0003263	0.001942	0	84%	50	150	0%	
o-Terphenyl (SGT)	S	mg/L		0.1735847		0.1942	0	0	0.0004166	0.001942	0	89%	56	125	0%	

Seq No	Lab ID	Test Code	Sample Typ	File ID	Analysis Date	DF	Batch ID	Prep Date	SPKref	RPDref	pmoist
14998305	B22011129-001	HC-8015-DRO-	SAMP		1/25/2022 8:06:2	1	163074	1/19/2022 4:	0	0	

Analyte	T	Units	RAW	Final	Text	Spike	SPKref	RPDref	MDL	PQL	UQL	%REC	LOW	HIGH	%RPD	Q
Diesel Range Organics (SGT-C10 to	A	mg/L		0		0	0	0	0.0370328	0.3	0	0%	0	0	0%	U
Oil Range Hydrocarbons (SGT-C24 t	A	mg/L		0		0	0	0	0.0836808	0.3	0	0%	0	0	0%	U
Total Extractable Hydrocarbons (SGT	A	mg/L		0		0	0	0	0.0313208	0.3	0	0%	0	0	0%	U
n-Triacontane (SGT)	S	mg/L		0.07		0.0952	0	0	0.0003199	0.001904	0	74%	50	150	0%	
o-Terphenyl (SGT)	S	mg/L		0.1341837		0.1904	0	0	0.0004084	0.001904	0	70%	56	125	0%	

Seq No	Lab ID	Test Code	Sample Typ	File ID	Analysis Date	DF	Batch ID	Prep Date	SPKref	RPDref	pmoist
14998306	CCV_0124HP55	HC-8015-DRO-	CCV		1/25/2022 9:31:5	1	R373703		0	0	

Analyte	T	Units	RAW	Final	Text	Spike	SPKref	RPDref	MDL	PQL	UQL	%REC	LOW	HIGH	%RPD	Q
TEH(Oil Range)	A	mg/L		4.42076123		5	0	0	0.0879	0.3	0	88%	80	120	0%	
n-Triacontane	S	mg/L		0.1980869		0.2	0	0	0.000336	0.002	0	99%	80	120	0%	

Seq No	Lab ID	Test Code	Sample Typ	File ID	Analysis Date	DF	Batch ID	Prep Date	SPKref	RPDref	pmoist
14998307	CCV_0124HP55	HC-8015-DRO-	CCV		1/25/2022 10:14:	1	R373703		0	0	

Analyte	T	Units	RAW	Final	Text	Spike	SPKref	RPDref	MDL	PQL	UQL	%REC	LOW	HIGH	%RPD	Q
Diesel Range Organics (C10 to C24)	A	mg/L		13.14187		15	0	0	0.0389	0.3	0	88%	80	120	0%	
Total Extractable Hydrocarbons	A	mg/L		13.5927		15	0	0	0.0749	0.3	50	91%	80	120	0%	
o-Terphenyl	S	mg/L		0.1800096		0.2	0	0	0.000429	0.002	0	90%	80	120	0%	

Write Sequence Data File	Insert Entries(Have the first cell for entries selecte Sample Name	Method	Weight	Dil Factor	Amt Inj.	IS	Cal ID
G:\org\HP5\DAT\HP5012222_b\0122HP5.01r	DCM-Baseline Check-V01	G:\Org\HP5\Methods\DR_8015-JA-LEXP.met	1	1	1	1	0
G:\org\HP5\DAT\HP5012222_b\0122HP5.02r	DCM-Baseline Check-V02	G:\Org\HP5\Methods\DR_8015-JA-LEXP.met	1	1	1	1	0
G:\org\HP5\DAT\HP5012222_b\0122HP5.03r	MARKER_0122HP503r, DRO ;0122HP5 , DRO220111A	g:\org\HP5\Methods\\CSC220120.met	1	1	1	1	0
G:\org\HP5\DAT\HP5012222_b\0122HP5.04r	CCV_0122HP504r, RRO ;0122HP5 , DRO220118A	G:\Org\HP5\Methods\DC_ORO-BB-L%.MET G:\Org\HP5\Methods\DS_ORO-BB-L%.MET	1	1	1	1	0
G:\org\HP5\DAT\HP5012222_b\0122HP5.05r	CCV_0122HP505r, DRO ;0122HP5 , DRO220114A	G:\Org\HP5\Methods\DC_8015-C24-JB-L%.met G:\Org\HP5\Methods\DS_8015-C24-JB-L#.met	1	1	1	1	0
G:\org\HP5\DAT\HP5012222_b\0122HP5.06r	DCM-Baseline Check-V06	G:\Org\HP5\Methods\DR_8015-JA-LEXP.met	1	1	1	1	0
G:\org\HP5\DAT\HP5012222_b\0122HP5.07r	DCM-Baseline Check-V07	G:\Org\HP5\Methods\DR_8015-JA-LEXP.met	1	1	1	1	0
G:\org\HP5\DAT\HP5012222_b\0122HP5.08r	LCS-163074 ;0122HP5 ,	G:\Org\HP5\Methods\D3_8015-C24-JB-L%.met G:\Org\HP5\Methods\DS_8015-C24-JB-L#.met	1000	1	1	1	0
G:\org\HP5\DAT\HP5012222_b\0122HP5.09r	MB-163074 ;0122HP5 ,	G:\Org\HP5\Methods\DR_8015-C24T-JB-L%.met G:\Org\HP5\Methods\DR_OROS-BBb-L%.MET G:\Org\HP5\Methods\DS_8015-C24T-BB-L#.met	1000	1	1	1	0
G:\org\HP5\DAT\HP5012222_b\0122HP5.10r	B22011133-001D ;0122HP5 , $HC-8015-DRO-W,	G:\Org\HP5\Methods\DR_8015-C24T-JB-L%.met G:\Org\HP5\Methods\DR_OROS-BBb-L%.MET G:\Org\HP5\Methods\DS_8015-C24T-BB-L#.met	970	1	1	1	0
G:\org\HP5\DAT\HP5012222_b\0122HP5.11r	B22011130-001D ;0122HP5 , $HC-8015-DRO-W,	G:\Org\HP5\Methods\DR_8015-C24T-JB-L%.met G:\Org\HP5\Methods\DR_OROS-BBb-L%.MET G:\Org\HP5\Methods\DS_8015-C24T-BB-L#.met	1050	1	1	1	0
G:\org\HP5\DAT\HP5012222_b\0122HP5.12r	B22011127-001D ;0122HP5 , $HC-8015-DRO-W,	G:\Org\HP5\Methods\DR_8015-C24T-JB-L%.met G:\Org\HP5\Methods\DR_OROS-BBb-L%.MET G:\Org\HP5\Methods\DS_8015-C24T-BB-L#.met	1050	1	1	1	0
G:\org\HP5\DAT\HP5012222_b\0122HP5.13r	DCM-Baseline Check-V13	G:\Org\HP5\Methods\DR_8015-JA-LEXP.met	1	1	1	1	0
G:\org\HP5\DAT\HP5012222_b\0122HP5.14r	B22011124-001D ;0122HP5 , $HC-8015-DRO-W,	G:\Org\HP5\Methods\DR_8015-C24T-JB-L%.met G:\Org\HP5\Methods\DR_OROS-BBb-L%.MET G:\Org\HP5\Methods\DS_8015-C24T-BB-L#.met	1000	1	1	1	0
G:\org\HP5\DAT\HP5012222_b\0122HP5.15r	B22011136-001D ;0122HP5 , $HC-8015-DRO-W,	G:\Org\HP5\Methods\DR_8015-012215-JB-L%.met G:\Org\HP5\Methods\DR_OROS-012215-BBb-L%.MET G:\Org\HP5\Methods\DS_8015-C24T-BB-L#.met	1010	1	1	1	0
G:\org\HP5\DAT\HP5012222_b\0122HP5.16r	B22011136-001DMS ;0122HP5 ,	G:\Org\HP5\Methods\D3_8015-C24-JB-L%.met G:\Org\HP5\Methods\DS_8015-C24-JB-L#.met	1010	1	1	1	0
G:\org\HP5\DAT\HP5012222_b\0122HP5.17r	B22011136-001DMSD ;0122HP5 ,	G:\Org\HP5\Methods\D3_8015-C24-JB-L%.met G:\Org\HP5\Methods\DS_8015-C24-JB-L#.met	1010	1	1	1	0
G:\org\HP5\DAT\HP5012222_b\0122HP5.18r	MARKER_0122HP518r, DRO ;0122HP5 , DRO220111A	g:\org\HP5\Methods\\CSC220120.met	1	1	1	1	0
G:\org\HP5\DAT\HP5012222_b\0122HP5.19r	CCV_0122HP519r, RRO ;0122HP5 , DRO220118A	G:\Org\HP5\Methods\DC_ORO-BB-L%.MET G:\Org\HP5\Methods\DS_ORO-BB-L%.MET	1	1	1	1	0
G:\org\HP5\DAT\HP5012222_b\0122HP5.20r	CCV_0122HP520r, DRO ;0122HP5 , DRO220114A	G:\Org\HP5\Methods\DC_8015-C24-JB-L%.met G:\Org\HP5\Methods\DS_8015-C24-JB-L#.met	1	1	1	1	0
G:\org\HP5\DAT\HP5012222_b\0122HP5.21r	DCM-Baseline Check-V21	G:\Org\HP5\Methods\DR_8015-JA-LEXP.met	1	1	1	1	0
G:\org\HP5\DAT\HP5012222_b\0122HP5.22r	DCM-Baseline Check-V22	G:\Org\HP5\Methods\DR_8015-JA-LEXP.met	1	1	1	1	0
G:\org\HP5\DAT\HP5012222_b\0122HP5.23r	B22011131-001D ;0122HP5 , $HC-8015-DRO-W,	G:\Org\HP5\Methods\DR_8015-C24T-JB-L%.met G:\Org\HP5\Methods\DR_OROS-BBb-L%.MET G:\Org\HP5\Methods\DS_8015-C24T-BB-L#.met	1050	1	1	1	0
G:\org\HP5\DAT\HP5012222_b\0122HP5.24r	B22011137-001D ;0122HP5 , $HC-8015-DRO-W,	G:\Org\HP5\Methods\D3_8015-C24T-JB-L%.met G:\Org\HP5\Methods\D3_OROS-BBb-L%.MET G:\Org\HP5\Methods\DS_8015-C24T-BB-L#.met	1030	1	1	1	0
G:\org\HP5\DAT\HP5012222_b\0122HP5.25r	DCM-Baseline Check-V25	G:\Org\HP5\Methods\DR_8015-JA-LEXP.met	1	1	1	1	0
G:\org\HP5\DAT\HP5012222_b\0122HP5.26r	B22011132-001D ;0122HP5 , $HC-8015-DRO-W,	G:\Org\HP5\Methods\DR_8015-C24T-JB-L%.met G:\Org\HP5\Methods\DR_OROS-BBb-L%.MET G:\Org\HP5\Methods\DS_8015-C24T-BB-L#.met	1010	1	1	1	0
G:\org\HP5\DAT\HP5012222_b\0122HP5.27r	B22011134-001D ;0122HP5 , $HC-8015-DRO-W,	G:\Org\HP5\Methods\DR_8015-C24T-JB-L%.met G:\Org\HP5\Methods\DR_OROS-BBb-L%.MET G:\Org\HP5\Methods\DS_8015-C24T-BB-L#.met	1000	1	1	1	0
G:\org\HP5\DAT\HP5012222_b\0122HP5.28r	B22011134-002B ;0122HP5 , $HC-8015-DRO-W,	G:\Org\HP5\Methods\D3_8015-C24T-JB-L%.met G:\Org\HP5\Methods\D3_OROS-BBb-L%.MET G:\Org\HP5\Methods\DS_8015-C24T-BB-L#.met	990	1	1	1	0
G:\org\HP5\DAT\HP5012222_b\0122HP5.29r	DCM-Baseline Check-V29	G:\Org\HP5\Methods\DR_8015-JA-LEXP.met	1	1	1	1	0
G:\org\HP5\DAT\HP5012222_b\0122HP5.30r	B22011126-001D ;0122HP5 , $HC-8015-DRO-W,	G:\Org\HP5\Methods\D3_8015-C24T-JB-L%.met G:\Org\HP5\Methods\D3_OROS-BBb-L%.MET G:\Org\HP5\Methods\DS_8015-C24T-BB-L#.met	1050	1	1	1	0
G:\org\HP5\DAT\HP5012222_b\0122HP5.31r	B22011128-001D ;0122HP5 , $HC-8015-DRO-W,	G:\Org\HP5\Methods\D3_8015-C24T-JB-L%.met G:\Org\HP5\Methods\D3_OROS-BBb-L%.MET G:\Org\HP5\Methods\DS_8015-C24T-BB-L#.met	1030	1	1	1	0
G:\org\HP5\DAT\HP5012222_b\0122HP5.32r	B22011125-001D ;0122HP5 , $HC-8015-DRO-W,	G:\Org\HP5\Methods\D3_8015-012232-JB-L%.met G:\Org\HP5\Methods\D3_OROS-012232-BBb-L%.MET G:\Org\HP5\Methods\DS_8015-C24T-BB-L#.met	990	1	1	1	0
G:\org\HP5\DAT\HP5012222_b\0122HP5.33r	MARKER_0122HP533r, DRO ;0122HP5 , DRO220111A	g:\org\HP5\Methods\\CSC220120.met	1	1	1	1	0
G:\org\HP5\DAT\HP5012222_b\0122HP5.34r	CCV_0122HP534r, RRO ;0122HP5 , DRO220118A	G:\Org\HP5\Methods\DC_ORO-BB-L%.MET G:\Org\HP5\Methods\DS_ORO-BB-L%.MET	1	1	1	1	0
G:\org\HP5\DAT\HP5012222_b\0122HP5.35r	CCV_0122HP535r, DRO ;0122HP5 , DRO220114A	G:\Org\HP5\Methods\DC_8015-C24-JB-L%.met G:\Org\HP5\Methods\DS_8015-C24-JB-L#.met	1	1	1	1	0
G:\org\HP5\DAT\HP5012222_b\0122HP5.36r	DCM-Baseline Check-V36	G:\Org\HP5\Methods\DR_8015-JA-LEXP.met	1	1	1	1	0
G:\org\HP5\DAT\HP5012222_b\0122HP5.37r	DCM-Baseline Check-V37	G:\Org\HP5\Methods\DR_8015-JA-LEXP.met	1	1	1	1	0
G:\org\HP5\DAT\HP5012222_b\0122HP5.38r	B22011228-001D ;0122HP5 , $HC-8015-DRO-W, Needs Rerun due to ending CCV not poking	G:\Org\HP5\Methods\DR_8015-JA-LEXP.met	1020	1	1	1	0
G:\org\HP5\DAT\HP5012222_b\0122HP5.39r	B22011135-001D ;0122HP5 , $HC-8015-DRO-W, Needs Rerun due to ending CCV not poking	G:\Org\HP5\Methods\DR_8015-JA-LEXP.met	990	1	1	1	0
G:\org\HP5\DAT\HP5012222_b\0122HP5.40r	B22011129-001D ;0122HP5 , $HC-8015-DRO-W, Needs Rerun due to ending CCV not poking	G:\Org\HP5\Methods\DR_8015-JA-LEXP.met	1050	1	1	1	0
G:\org\HP5\DAT\HP5012222_b\0122HP5.41r	DCM-Baseline Check-V41	G:\Org\HP5\Methods\DR_8015-JA-LEXP.met	1	1	1	1	0
G:\org\HP5\DAT\HP5012222_b\0122HP5.42r	B22011214-001D ;0122HP5 , $HC-8015-DRO-W, Needs rr due to baseline	G:\Org\HP5\Methods\DR_8015-C24T-JB-L0.met	1000	1	1	1	0
G:\org\HP5\DAT\HP5012222_b\0122HP5.43r	B22011227-001D ;0122HP5 , $HC-8015-DRO-W, Needs rr due to baseline	G:\Org\HP5\Methods\DR_8015-C24T-JB-L0.met	990	1	1	1	0
G:\org\HP5\DAT\HP5012222_b\0122HP5.44r	LCS-163074-RRO ;0122HP5 ,	G:\Org\HP5\Methods\D3_ORO-BB-L%.MET G:\Org\HP5\Methods\DS_ORO-BB-L%.MET	1000	1	1	1	0
G:\org\HP5\DAT\HP5012222_b\0122HP5.45r	DCM-Baseline Check-V45	G:\Org\HP5\Methods\DR_8015-JA-LEXP.met	1	1	1	1	0
G:\org\HP5\DAT\HP5012222_b\0122HP5.46r	B22011136-001DMS-RRO ;0122HP5 ,	G:\Org\HP5\Methods\D3_ORO-BB-L%.MET G:\Org\HP5\Methods\DS_ORO-BB-L%.MET	1000	1	1	1	0
G:\org\HP5\DAT\HP5012222_b\0122HP5.47r	B22011136-001DMSD-RRO ;0122HP5 ,	G:\Org\HP5\Methods\D3_ORO-BB-L%.MET G:\Org\HP5\Methods\DS_ORO-BB-L%.MET	1030	1	1	1	0
G:\org\HP5\DAT\HP5012222_b\0122HP5.48r	MARKER_0122HP548r, DRO ;0122HP5 , DRO220111A	g:\org\HP5\Methods\\CSC220120.met	1	1	1	1	0
G:\org\HP5\DAT\HP5012222_b\0122HP5.49r	CCV_0122HP549r, RRO ;0122HP5 , DRO220118A	G:\Org\HP5\Methods\DC_ORO-BB-L%.MET G:\Org\HP5\Methods\DS_ORO-BB-L%.MET	1	1	1	1	0
G:\org\HP5\DAT\HP5012222_b\0122HP5.50r	CCV_0122HP550r, DRO ;0122HP5 , DRO220114A-lost communication with acquisition did not poke any vial just ran	G:\Org\HP5\Methods\DC_8015-C24-JB-L0.met	1	1	1	1	0

Write Sequence Data File	Insert Entries(Have the first cell for entries selecte Sample Name	Method	Weight	Dil Factor	Amt Inj.	IS	Cal ID
G:\org\HP5\DAT\HP5012422_b\0124HP5.01r	DCM-Baseline Check-V01	G:\Org\HP5\Methods\DR_8015-JA-LEXP.met	1	1	1	1	0
G:\org\HP5\DAT\HP5012422_b\0124HP5.02r	MARKER_0124HP502r, DRO ;0124HP5 , DRO220111A	g:\org\HP5\Methods\\CSC220124.met	1	1	1	1	0
G:\org\HP5\DAT\HP5012422_b\0124HP5.03r	CCV_0124HP503r, DRO ;0124HP5 , DRO220114A	G:\Org\HP5\Methods\DC_8015-C24-JC-L%.met G:\Org\HP5\Methods\DS_8015-C24-JC-L#.met	1	1	1	1	0
G:\org\HP5\DAT\HP5012422_b\0124HP5.04r	CCV_0124HP504r, RRO ;0124HP5 , DRO220118A	G:\Org\HP5\Methods\DC_ORO-BC-L%.MET G:\Org\HP5\Methods\DS_ORO-BC-L%.MET	1	1	1	1	0
G:\org\HP5\DAT\HP5012422_b\0124HP5.05r	DCM-Baseline Check-V05	G:\Org\HP5\Methods\DR_8015-JA-LEXP.met	1	1	1	1	0
G:\org\HP5\DAT\HP5012422_b\0124HP5.06r	DCM-Baseline Check-V06	G:\Org\HP5\Methods\DR_8015-JA-LEXP.met	1	1	1	1	0
G:\org\HP5\DAT\HP5012422_b\0124HP5.07r	B22011227-001D ;0124HP5 , $HC-8015-DRO-W,	G:\Org\HP5\Methods\DR_8015-012407-JC-L%.met G:\Org\HP5\Methods\DR_OROS-012407-BC-L%.MET G:\Org\HP5\Methods\DS_8015-C24T-JC-L#.met	990	1	1	1	0
G:\org\HP5\DAT\HP5012422_b\0124HP5.08r	B22011214-001D ;0124HP5 , $HC-8015-DRO-W,	G:\Org\HP5\Methods\D3_8015-C24T-JC-L%.met G:\Org\HP5\Methods\D3_OROS-BC-L%.MET G:\Org\HP5\Methods\DS_8015-C24T-JC-L#.met	1000	1	1	1	0
G:\org\HP5\DAT\HP5012422_b\0124HP5.09r	B22011228-001D ;0124HP5 , $HC-8015-DRO-W,	G:\Org\HP5\Methods\D3_8015-012409-JC-L%.met G:\Org\HP5\Methods\D3_OROS-012409-BC-L%.MET G:\Org\HP5\Methods\DS_8015-C24T-JC-L#.met	1020	1	1	1	0
G:\org\HP5\DAT\HP5012422_b\0124HP5.10r	B22011135-001D ;0124HP5 , $HC-8015-DRO-W,	G:\Org\HP5\Methods\D3_8015-012410-JC-L%.met G:\Org\HP5\Methods\D3_OROS-BC-L%.MET G:\Org\HP5\Methods\DS_8015-C24T-JC-L#.met	990	1	1	1	0
G:\org\HP5\DAT\HP5012422_b\0124HP5.11r	B22011129-001D ;0124HP5 , $HC-8015-DRO-W,	G:\Org\HP5\Methods\D3_8015-C24T-JC-L%.met G:\Org\HP5\Methods\D3_OROS-BC-L%.MET G:\Org\HP5\Methods\DS_8015-C24T-JC-L#.met	1050	1	1	1	0
G:\org\HP5\DAT\HP5012422_b\0124HP5.12r	MARKER_0124HP512r, DRO ;0124HP5 , DRO220111A	g:\org\HP5\Methods\\CSC220124.met	1	1	1	1	0
G:\org\HP5\DAT\HP5012422_b\0124HP5.13r	CCV_0124HP513r, RRO ;0124HP5 , DRO220118A	G:\Org\HP5\Methods\DC_ORO-BC-L%.MET G:\Org\HP5\Methods\DS_ORO-BC-L%.MET	1	1	1	1	0
G:\org\HP5\DAT\HP5012422_b\0124HP5.14r	CCV_0124HP514r, DRO ;0124HP5 , DRO220114A	G:\Org\HP5\Methods\DC_8015-C24-JC-L%.met G:\Org\HP5\Methods\DS_8015-C24-JC-L#.met	1	1	1	1	0

Write Sequence Data File	Insert Entries(Have the first cell for entries selecte Sample Name	Method	Weight	Dil Factor	Amt Inj.	IS	Cal ID
G:\org\HP5\DAT\HP5012422_b\0124HP5.12r	MARKER_0124HP512r, DRO ;0124HP5 , DRO220111A	g:\org\HP5\Methods\\CSC220124.met	1	1	1	1	0
G:\org\HP5\DAT\HP5012422_b\0124HP5.13r	CCV_0124HP513r, RRO ;0124HP5 , DRO220118A	G:\Org\HP5\Methods\DC_ORO-BC-L%.MET G:\Org\HP5\Methods\DS_ORO-BC-L%.MET	1	1	1	1	0
G:\org\HP5\DAT\HP5012422_b\0124HP5.14r	CCV_0124HP514r, DRO ;0124HP5 , DRO220114A	G:\Org\HP5\Methods\DC_8015-C24-JC-L%.met G:\Org\HP5\Methods\DS_8015-C24-JC-L#.met	1	1	1	1	0
G:\org\HP5\DAT\HP5012422_b\0124HP5.15r	DCM-Baseline Check-V15	G:\Org\HP5\Methods\DR_8015-JA-LEXP.met	1	1	1	1	0
G:\org\HP5\DAT\HP5012422_b\0124HP5.16r	DCM-Baseline Check-V16	G:\Org\HP5\Methods\DR_8015-JA-LEXP.met	1	1	1	1	0
G:\org\HP5\DAT\HP5012422_b\0124HP5.17r	LCS-163074 ;0124HP5 , SGT	G:\Org\HP5\Methods\D3_8015-C24-JC-L%.met G:\Org\HP5\Methods\DS_8015-C24-JC-L#.met	1000	1	1	1	0
G:\org\HP5\DAT\HP5012422_b\0124HP5.18r	MB-163074 ;0124HP5 , SGT-Needs rerun due to baseline rise	G:\Org\HP5\Methods\DR_8015-C24T-JB-L0.met	1000	1	1	1	0
G:\org\HP5\DAT\HP5012422_b\0124HP5.19r	B22011125-001D ;0124HP5 , $HC-8015-DRO-W, SGT	G:\Org\HP5\Methods\DR_8015-C24T-JC-L%.met G:\Org\HP5\Methods\DR_OROS-BC-L%.MET G:\Org\HP5\Methods\DS_8015-C24T-JC-L#.met	990	1	1	1	0
G:\org\HP5\DAT\HP5012422_b\0124HP5.20r	B22011136-001D ;0124HP5 , $HC-8015-DRO-W, SGT Needs rerun due to baseline rise	G:\Org\HP5\Methods\DR_8015-C24T-JB-L0.met	1010	1	1	1	0
G:\org\HP5\DAT\HP5012422_b\0124HP5.21r	B22011136-001DMS ;0124HP5 , SGT	G:\Org\HP5\Methods\D3_8015-C24-JC-L%.met G:\Org\HP5\Methods\DS_8015-C24-JC-L#.met	1010	1	1	1	0
G:\org\HP5\DAT\HP5012422_b\0124HP5.22r	B22011136-001DMSD ;0124HP5 , SGT	G:\Org\HP5\Methods\D3_8015-C24-JC-L%.met G:\Org\HP5\Methods\DS_8015-C24-JC-L#.met	1010	1	1	1	0
G:\org\HP5\DAT\HP5012422_b\0124HP5.23r	B22011136-001DMS-RRO ;0124HP5 , SGT	G:\Org\HP5\Methods\D3_ORO-BC-L%.MET G:\Org\HP5\Methods\DS_ORO-BC-L%.MET	1000	1	1	1	0
G:\org\HP5\DAT\HP5012422_b\0124HP5.24r	DCM-Baseline Check-V24	G:\Org\HP5\Methods\DR_8015-JA-LEXP.met	1	1	1	1	0
G:\org\HP5\DAT\HP5012422_b\0124HP5.25r	B22011136-001DMSD-RRO ;0124HP5 , SGT	G:\Org\HP5\Methods\D3_ORO-BC-L%.MET G:\Org\HP5\Methods\DS_ORO-BC-L%.MET	1030	1	1	1	0
G:\org\HP5\DAT\HP5012422_b\0124HP5.26r	DCM-Baseline Check-V26	G:\Org\HP5\Methods\DR_8015-JA-LEXP.met	1	1	1	1	0
G:\org\HP5\DAT\HP5012422_b\0124HP5.27r	LCS-163074-RRO ;0124HP5 , SGT	G:\Org\HP5\Methods\D3_ORO-BC-L%.MET G:\Org\HP5\Methods\DS_ORO-BC-L%.MET	1000	1	1	1	0
G:\org\HP5\DAT\HP5012422_b\0124HP5.28r	MARKER_0124HP528r, DRO ;0124HP5 , DRO220111A	g:\org\HP5\Methods\\CSC220124.met	1	1	1	1	0
G:\org\HP5\DAT\HP5012422_b\0124HP5.29r	CCV_0124HP529r, RRO ;0124HP5 , DRO220118A	G:\Org\HP5\Methods\DC_ORO-BC-L%.MET G:\Org\HP5\Methods\DS_ORO-BC-L%.MET	1	1	1	1	0
G:\org\HP5\DAT\HP5012422_b\0124HP5.30r	CCV_0124HP530r, DRO ;0124HP5 , DRO220124A	G:\Org\HP5\Methods\DC_8015-C24-JC-L%.met G:\Org\HP5\Methods\DS_8015-C24-JC-L#.met	1	1	1	1	0
G:\org\HP5\DAT\HP5012422_b\0124HP5.31r	DCM-Baseline Check-V31	G:\Org\HP5\Methods\DR_8015-JA-LEXP.met	1	1	1	1	0
G:\org\HP5\DAT\HP5012422_b\0124HP5.32r	DCM-Baseline Check-V32	G:\Org\HP5\Methods\DR_8015-JA-LEXP.met	1	1	1	1	0
G:\org\HP5\DAT\HP5012422_b\0124HP5.33r	B22011126-001D ;0124HP5 , $HC-8015-DRO-W, SGT	G:\Org\HP5\Methods\DR_8015-C24T-JC-L%.met G:\Org\HP5\Methods\DR_OROS-BC-L%.MET G:\Org\HP5\Methods\DS_8015-C24T-JC-L#.met	1050	1	1	1	0
G:\org\HP5\DAT\HP5012422_b\0124HP5.34r	MB-163074 ;0124HP5 , RR-SGT	G:\Org\HP5\Methods\DR_8015-C24T-JC-L%.met G:\Org\HP5\Methods\DR_OROS-BC-L%.MET G:\Org\HP5\Methods\DS_8015-C24T-JC-L#.met	1000	1	1	1	0
G:\org\HP5\DAT\HP5012422_b\0124HP5.35r	B22011136-001D ;0124HP5 , $HC-8015-DRO-W, RR-SGT	G:\Org\HP5\Methods\DR_8015-C24T-JC-L%.met G:\Org\HP5\Methods\DR_OROS-BC-L%.MET G:\Org\HP5\Methods\DS_8015-C24T-JC-L#.met	1010	1	1	1	0
G:\org\HP5\DAT\HP5012422_b\0124HP5.36r	B22011134-001D ;0124HP5 , $HC-8015-DRO-W, SGT	G:\Org\HP5\Methods\DR_8015-C24T-JC-L%.met G:\Org\HP5\Methods\DR_OROS-BC-L%.MET G:\Org\HP5\Methods\DS_8015-C24T-JC-L#.met	1000	1	1	1	0
G:\org\HP5\DAT\HP5012422_b\0124HP5.37r	B22011134-002B ;0124HP5 , $HC-8015-DRO-W, SGT	G:\Org\HP5\Methods\DR_8015-C24T-JC-L%.met G:\Org\HP5\Methods\DR_OROS-BC-L%.MET G:\Org\HP5\Methods\DS_8015-C24T-JC-L#.met	990	1	1	1	0
G:\org\HP5\DAT\HP5012422_b\0124HP5.38r	DCM-Baseline Check-V38	G:\Org\HP5\Methods\DR_8015-JA-LEXP.met	1	1	1	1	0
G:\org\HP5\DAT\HP5012422_b\0124HP5.39r	B22011135-001D ;0124HP5 , $HC-8015-DRO-W, SGT	G:\Org\HP5\Methods\DR_8015-C24T-JC-L%.met G:\Org\HP5\Methods\DR_OROS-BC-L%.MET G:\Org\HP5\Methods\DS_8015-C24T-JC-L#.met	990	1	1	1	0
G:\org\HP5\DAT\HP5012422_b\0124HP5.40r	B22011137-001D ;0124HP5 , $HC-8015-DRO-W, SGT	G:\Org\HP5\Methods\DR_8015-C24T-JC-L%.met G:\Org\HP5\Methods\DR_OROS-BC-L%.MET G:\Org\HP5\Methods\DS_8015-C24T-JC-L#.met	1030	1	1	1	0
G:\org\HP5\DAT\HP5012422_b\0124HP5.41r	B22011214-001D ;0124HP5 , $HC-8015-DRO-W, SGT	G:\Org\HP5\Methods\DR_8015-C24T-JC-L%.met G:\Org\HP5\Methods\DR_OROS-BC-L%.MET G:\Org\HP5\Methods\DS_8015-C24T-JC-L#.met	1000	1	1	1	0
G:\org\HP5\DAT\HP5012422_b\0124HP5.42r	MARKER_0124HP542r, DRO ;0124HP5 , DRO220111A	g:\org\HP5\Methods\\CSC220124.met	1	1	1	1	0
G:\org\HP5\DAT\HP5012422_b\0124HP5.43r	CCV_0124HP543r, RRO ;0124HP5 , DRO220118A	G:\Org\HP5\Methods\DC_ORO-BC-L%.MET G:\Org\HP5\Methods\DS_ORO-BC-L%.MET	1	1	1	1	0
G:\org\HP5\DAT\HP5012422_b\0124HP5.44r	CCV_0124HP544r, DRO ;0124HP5 , DRO220124A	G:\Org\HP5\Methods\DC_8015-C24-JC-L%.met G:\Org\HP5\Methods\DS_8015-C24-JC-L#.met	1	1	1	1	0
G:\org\HP5\DAT\HP5012422_b\0124HP5.45r	DCM-Baseline Check-V45	G:\Org\HP5\Methods\DR_8015-JA-LEXP.met	1	1	1	1	0
G:\org\HP5\DAT\HP5012422_b\0124HP5.46r	DCM-Baseline Check-V46	G:\Org\HP5\Methods\DR_8015-JA-LEXP.met	1	1	1	1	0
G:\org\HP5\DAT\HP5012422_b\0124HP5.47r	B22011227-001D ;0124HP5 , $HC-8015-DRO-W, SGT	G:\Org\HP5\Methods\DR_8015-C24T-JC-L%.met G:\Org\HP5\Methods\DR_OROS-BC-L%.MET G:\Org\HP5\Methods\DS_8015-C24T-JC-L#.met	990	1	1	1	0
G:\org\HP5\DAT\HP5012422_b\0124HP5.48r	B22011228-001D ;0124HP5 , $HC-8015-DRO-W, SGT	G:\Org\HP5\Methods\DR_8015-C24T-JC-L%.met G:\Org\HP5\Methods\DR_OROS-BC-L%.MET G:\Org\HP5\Methods\DS_8015-C24T-JC-L#.met	1020	1	1	1	0
G:\org\HP5\DAT\HP5012422_b\0124HP5.49r	DCM-Baseline Check-V49	G:\Org\HP5\Methods\DR_8015-JA-LEXP.met	1	1	1	1	0
G:\org\HP5\DAT\HP5012422_b\0124HP5.50r	B22011128-001D ;0124HP5 , $HC-8015-DRO-W, SGT	G:\Org\HP5\Methods\DR_8015-C24T-JC-L%.met G:\Org\HP5\Methods\DR_OROS-BC-L%.MET G:\Org\HP5\Methods\DS_8015-C24T-JC-L#.met	1030	1	1	1	0
G:\org\HP5\DAT\HP5012422_b\0124HP5.51r	B22011129-001D ;0124HP5 , $HC-8015-DRO-W, SGT	G:\Org\HP5\Methods\DR_8015-C24T-JC-L%.met G:\Org\HP5\Methods\DR_OROS-BC-L%.MET G:\Org\HP5\Methods\DS_8015-C24T-JC-L#.met	1050	1	1	1	0
G:\org\HP5\DAT\HP5012422_b\0124HP5.52r	MARKER_0124HP552r, DRO ;0124HP5 , DRO220111A	g:\org\HP5\Methods\\CSC220124.met	1	1	1	1	0
G:\org\HP5\DAT\HP5012422_b\0124HP5.53r	CCV_0124HP553r, RRO ;0124HP5 , DRO220118A	G:\Org\HP5\Methods\DC_ORO-BC-L%.MET G:\Org\HP5\Methods\DS_ORO-BC-L%.MET	1	1	1	1	0
G:\org\HP5\DAT\HP5012422_b\0124HP5.54r	CCV_0124HP554r, DRO ;0124HP5 , DRO220124A	G:\Org\HP5\Methods\DC_8015-C24-JC-L%.met G:\Org\HP5\Methods\DS_8015-C24-JC-L#.met	1	1	1	1	0

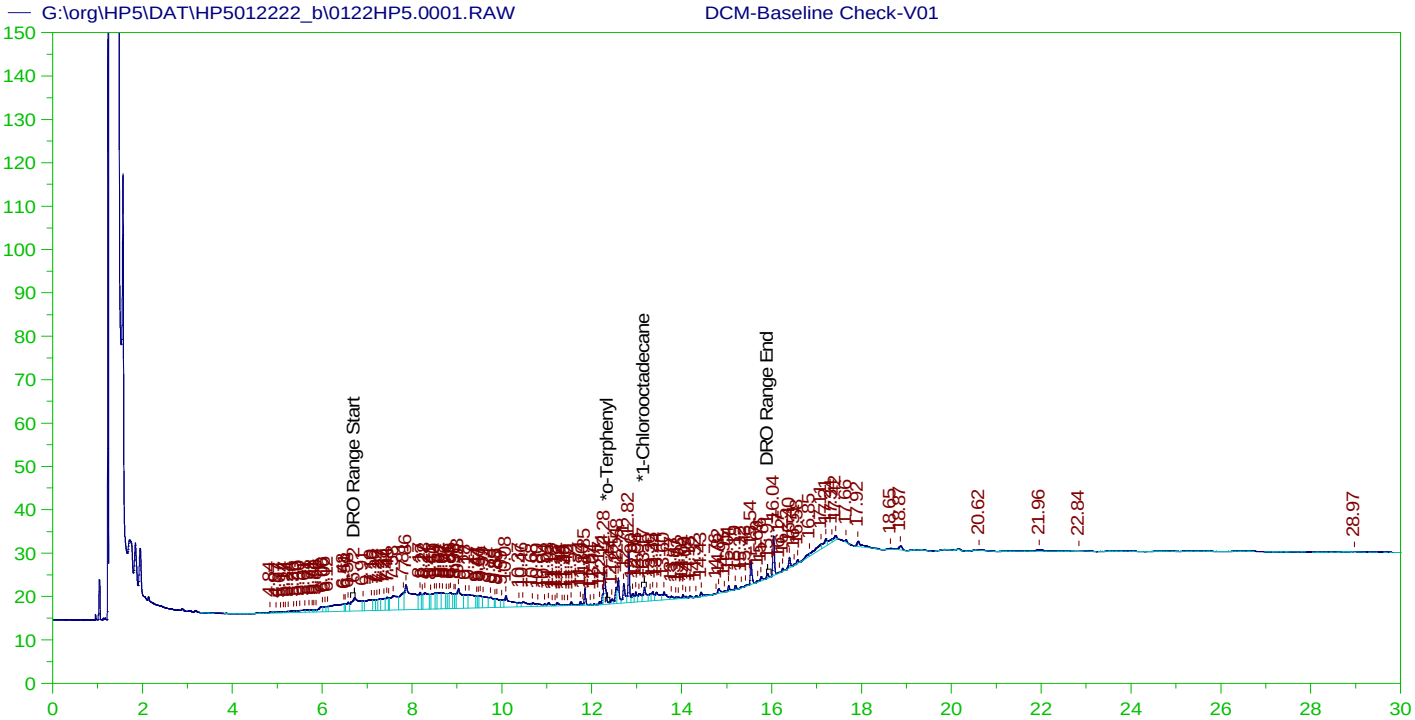

DIESEL RANGE ORGANICS CHROMATOGRAM REPORT

Sample Name: DCM-Baseline Check-V01
Raw File: G:\org\HP5\DAT\HP5012222_b\0122HP5.0001.RAW
Date & Time Acquired: 1/22/2022 10:15:51 AM
Method File: G:\Org\HP5\Methods\DR_8015-JA-LEXP.met
Calibration File: G:\Org\HP5\Cals\SW8015C_DRO220111JA.CAL
Sample Weight: 1 Dilution: 1 S.A.: 1

Mean RF for TEH: 32675.36
Rt range for Diesel Range Organics: 6.63 to 15.99

SURROGATE COMPOUND	RT	ACTUAL	MEASURED	%REC
*o-Terphenyl	29.971	200.	.	. -
*1-Chlorooctadecane	13.166	200.	.441	.22 -

DRO Area:909998 DRO Amount: 27.84967
TEH Area:1102300 TEH Amount: 33.7349

G:\org\HP5\dat\HP5012222_b\Review\001_DCM-Baseline Chec_DR_8015-JA-LEXP.xls

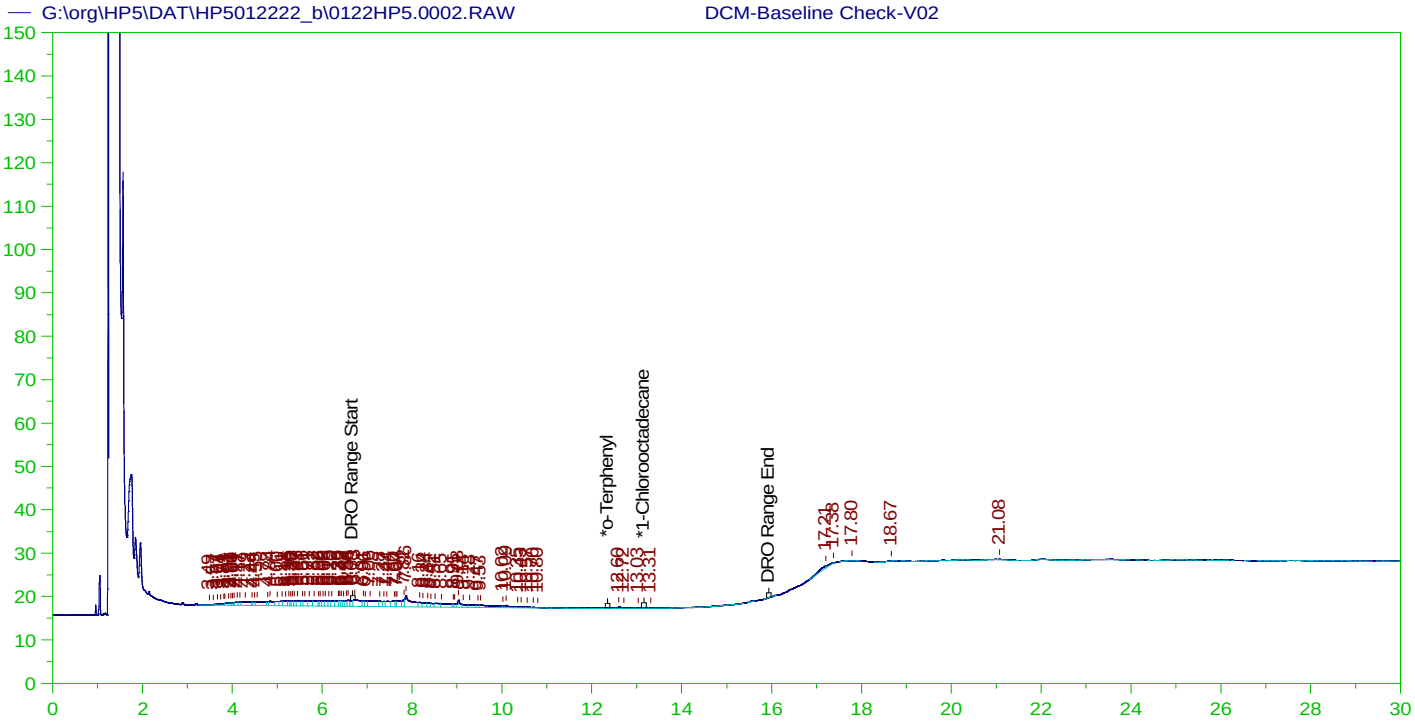

DIESEL RANGE ORGANICS CHROMATOGRAM REPORT
Sample Name: DCM-Baseline Check-V02
Raw File: G:\org\HP5\DAT\HP5012222_b\0122HP5.0002.RAW
Date & Time Acquired: 1/22/2022 10:58:13 AM
Method File: G:\Org\HP5\Methods\DR_8015-JA-LEXP.met
Calibration File: G:\Org\HP5\Cals\SW8015C_DRO220111JA.CAL
Sample Weight: 1 Dilution: 1 S.A.: 1

Mean RF for TEH: 32675.36
Rt range for Diesel Range Organics: 6.63 to 15.99

SURROGATE COMPOUND	RT	ACTUAL	MEASURED		%REC
*o-Terphenyl	29.985	200.	.	.	-
*1-Chlorooctadecane	29.985	200.	.	.	-

DRO Area:216019.8 DRO Amount: 6.611093
TEH Area:418614 TEH Amount: 12.81131

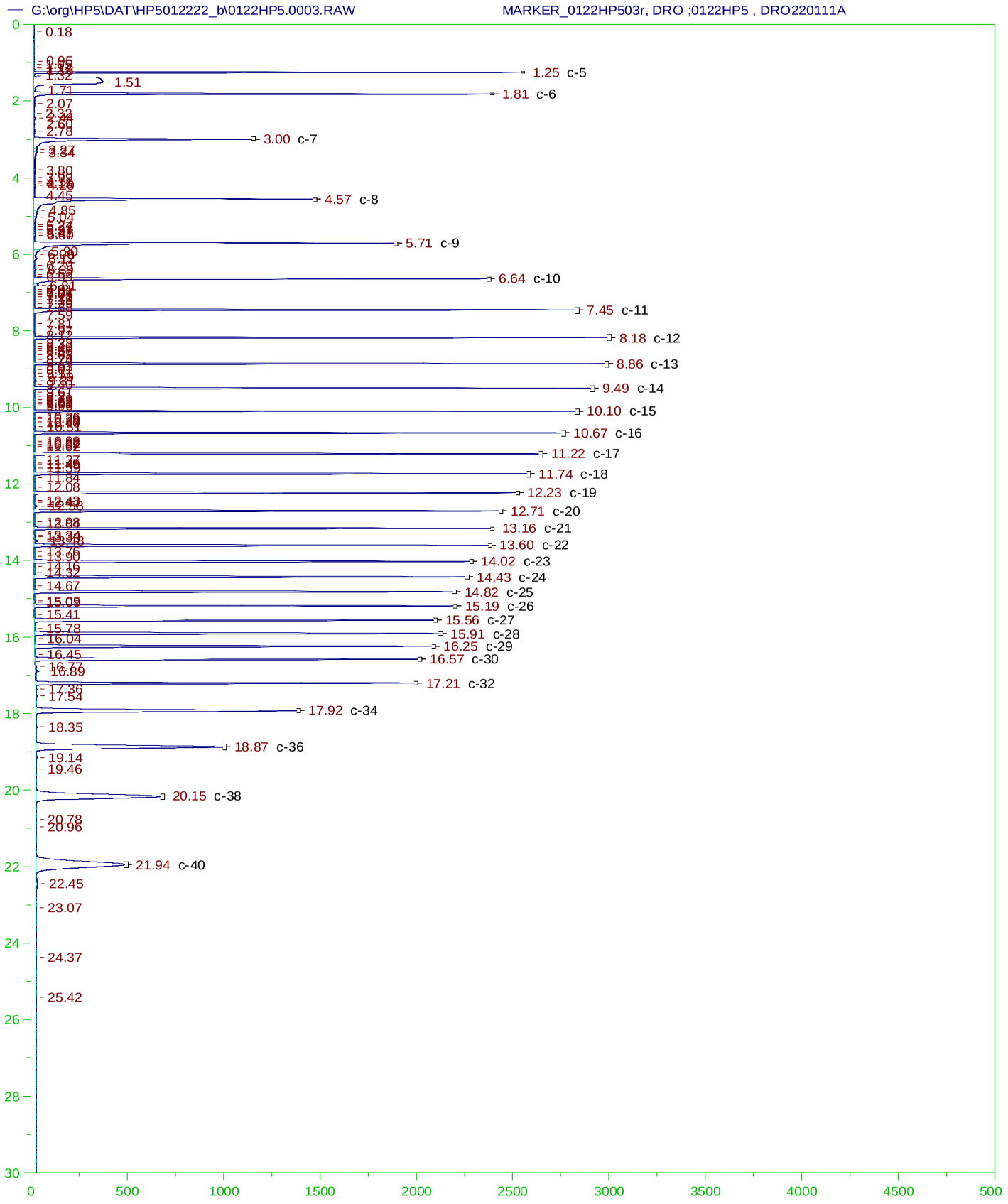

G:\org\HP5\dat\HP5012222_b\Review\003_MARKER_0122HP503r_CSC220120.xls

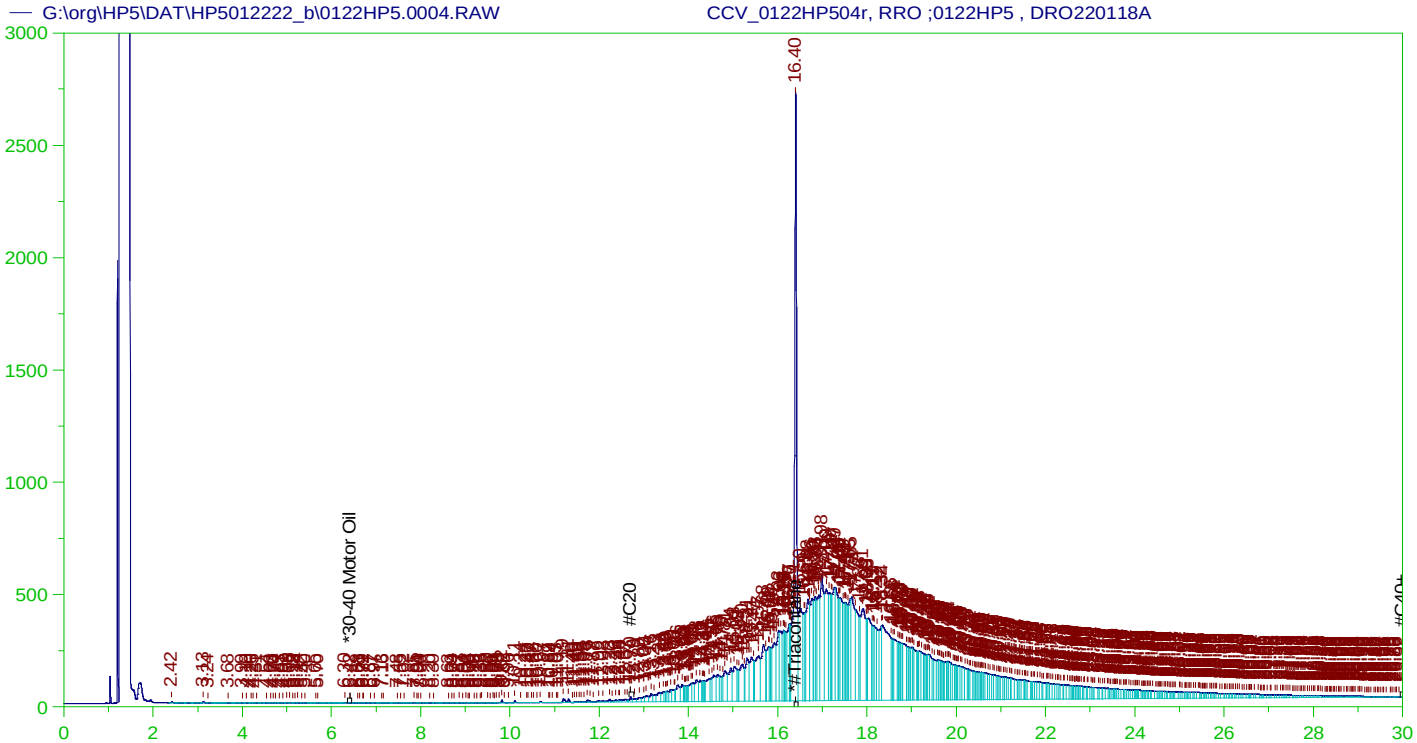

RESIDUAL RANGE ORGANICS CHROMATOGRAM
Sample Name: CCV_0122HP504r, RRO ;0122HP5 , DRO220118A
Raw File: G:\org\HP5\DAT\HP5012222_b\0122HP5.0004.RAW
Date & Time Acquired: 1/22/2022 12:23:23 PM
Method File: G:\Org\HP5\Methods\DC_ORO-BB-L%.MET
Calibration File: G:\Org\HP5\Cals\SW8015C_ORO220111BB.CAL
Sample Weight: 1 Dilution: 1 S.A.: 1

Mean RF for for ~~Residual~~ TEH(Oil Range) Organics Calculations: 26424.55
Rt range for ~~Residual~~ TEH(Oil Range) Organics: 12.67 to 30.05

SURROGATE COMPOUND	RT	ACTUAL	MEASURED	%REC	
*#Triacontane_____	16.399	500.	326.875	65.37	-

~~RRO~~ TEH(Oil Range) Area:1.21216E+08 ~~RRO~~ TEH(Oil Range) AMOUNT: 4587.25
_
CONTINUING CALIBRATION REPORT: G:\org\HP5\DAT\HP5012222_b\0122HP5.0004.RAW

COMPOUND	ACTUAL(NG)	MEASURED(NG)	%RECOVERY	LIMITS
*30-40 Motor Oil_____	5000.	.023	.	75-125

SURROGATE COMPOUND	RT	ACTUAL	MEASURED	%REC	LIMITS
*#Triacontane_____	16.399	200.	326.875	163.44	75-125

AMN 02/15/2022

G:\org\HP5\dat\HP5012222_b\Review\004_CCV_0122HP504r_DC_ORO-BB-L%.xls

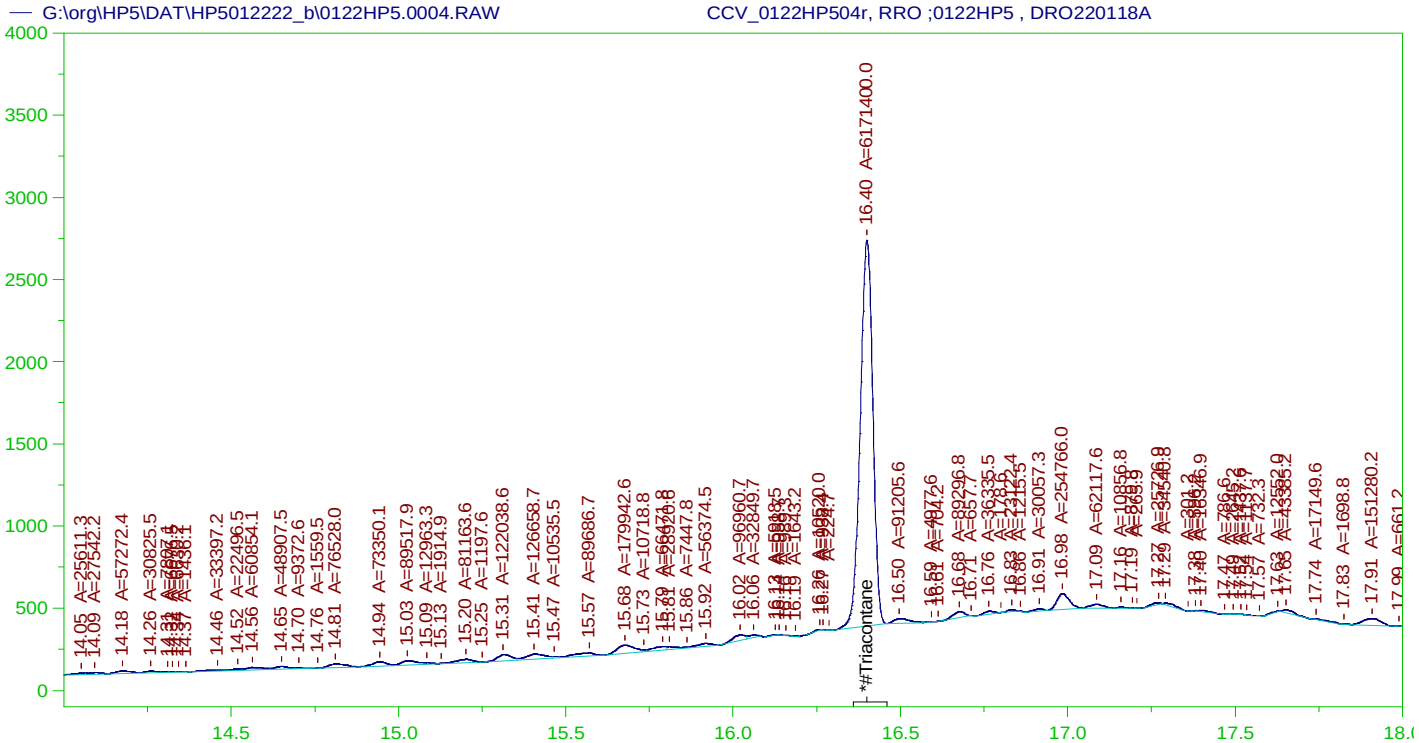

RESIDUAL RANGE ORGANICS CHROMATOGRAM
Sample Name: CCV_0122HP504r, RRO ;0122HP5 , DRO220118A
Raw File: G:\org\HP5\DAT\HP5012222_b\0122HP5.0004.RAW
Date & Time Acquired: 1/22/2022 12:23:23 PM
Method File: G:\Org\HP5\Methods\DS_ORO-BB-L%.MET
Calibration File: G:\Org\HP5\Cals\SW8015C_ORO220111BB.CAL
Sample Weight: 1 Dilution: 1 S.A.: 1

Mean RF for for Residual Range Organics Calculations: 26424.55
Rt range for Residual Range Organics: 12.67 to 30.05

SURROGATE COMPOUND	RT	ACTUAL	MEASURED	%REC	
*#Triacontane	16.399	500.	208.239	41.65	-

RRO Area:3046862 RRO AMOUNT: 115.3042

CONTINUING CALIBRATION REPORT: G:\org\HP5\DAT\HP5012222_b\0122HP5.0004.RAW

COMPOUND	ACTUAL(NG)	MEASURED(NG)	%RECOVERY	LIMITS
*30-40 Motor Oil	5000.	.023	.	75-125

SURROGATE COMPOUND	RT	ACTUAL	MEASURED	%REC	LIMITS
*#Triacontane	16.399	200.	208.239	104.12	75-125

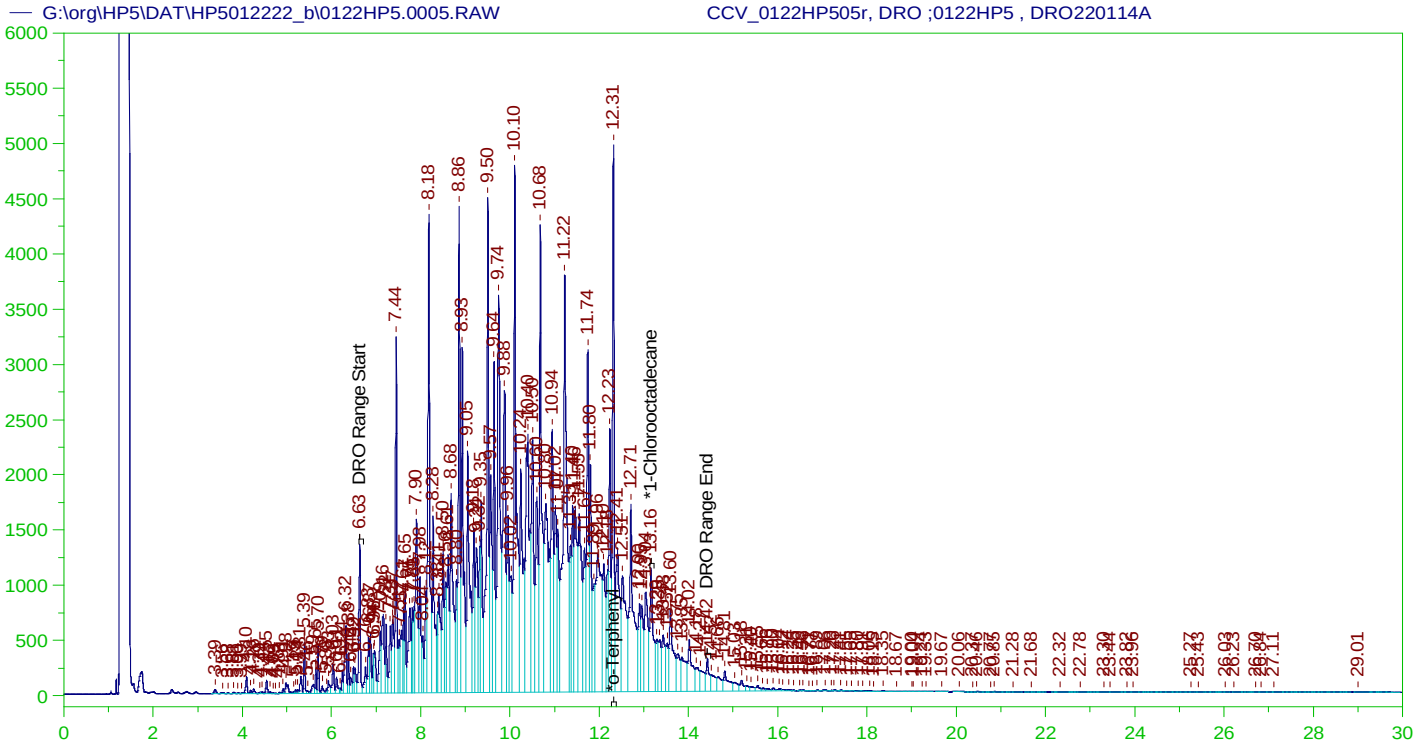

DIESEL RANGE ORGANICS CHROMATOGRAM REPORT

Sample Name: CCV_0122HP505r, DRO ;0122HP5 , DRO220114A
Raw File: G:\org\HP5\DAT\HP5012222_b\0122HP5.0005.RAW
Date & Time Acquired: 1/22/2022 1:05:51 PM
Method File: G:\Org\HP5\Methods\DC_8015-C24-JB-L%.met
Calibration File: G:\Org\HP5\Cals\SW8015C_DRO220111JB-C24.CAL
Sample Weight: 1 Dilution: 1 S.A.: 1

Mean RF for TEH: 32675.36
Rt range for Diesel Range Organics: 6.62 to 14.49

SURROGATE COMPOUND	RT	ACTUAL	MEASURED	%REC	
*o-Terphenyl	12.314	200.	330.973	165.49	-
*1-Chlorooctadecane	13.16	200.	154.387	77.19	-

DRO Area:4.676752E+08 DRO Amount: 14312.78
TEH Area:4.846842E+08 TEH Amount: 14833.32

CONTINUING CALIBRATION REPORT: G:\org\HP5\DAT\HP5012222_b\0122HP5.0005.RAW

COMPOUND	ACTUAL(NG)	MEASURED(NG)	%RECOVERY	LIMITS
TOTAL DRO	15000.	14833.32	98.89	85-115

SURROGATE COMPOUND	RT	ACTUAL	MEASURED	%REC	LIMITS
*o-Terphenyl	12.314	200.	330.973	165.49	85-115
*1-Chlorooctadecane	13.16	200.	154.387	77.19	85-115

G:\org\HP5\dat\HP5012222_b\Review\005_CCV_0122HP505r_DC_8015-C24-JB-L%.xls

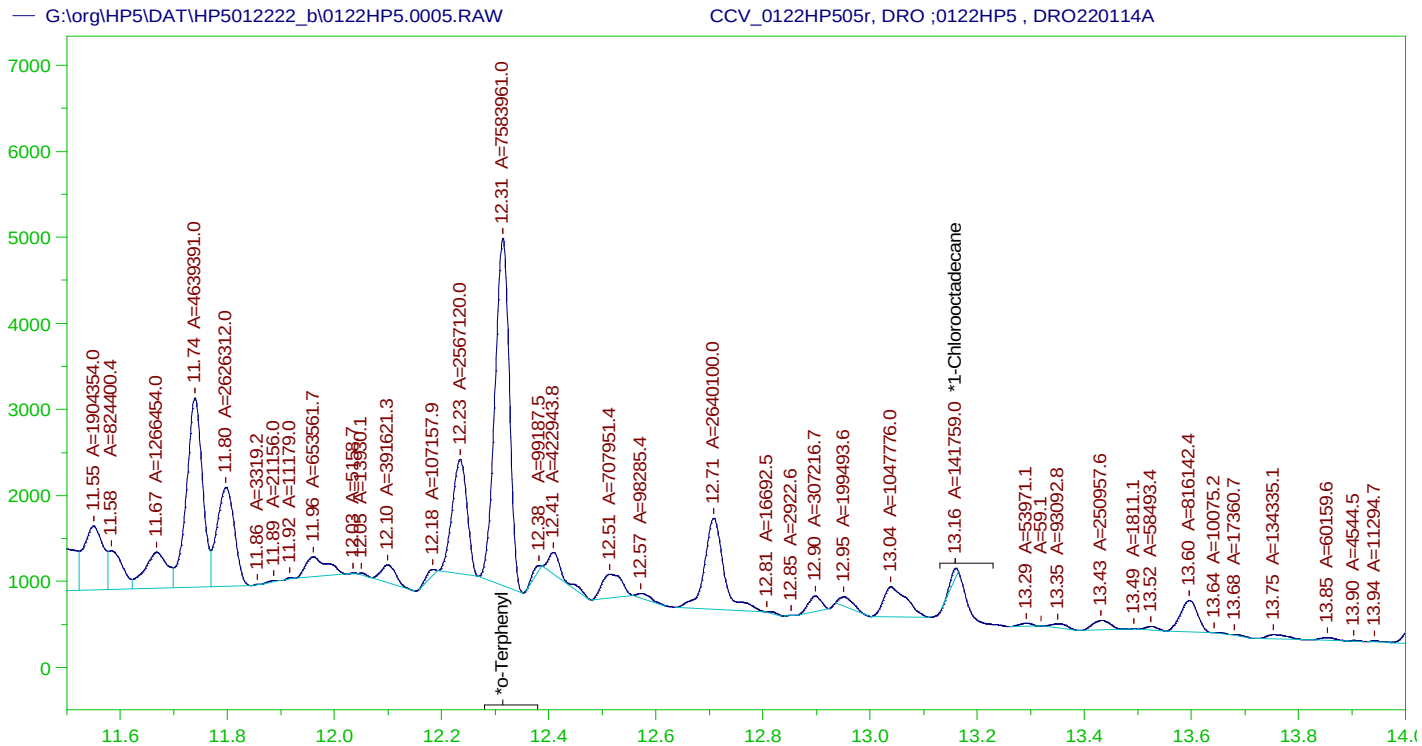

DIESEL RANGE ORGANICS CHROMATOGRAM REPORT
Sample Name: CCV_0122HP505r, DRO ;0122HP5 , DRO220114A
Raw File: G:\org\HP5\DAT\HP5012222_b\0122HP5.0005.RAW
Date & Time Acquired: 1/22/2022 1:05:51 PM
Method File: G:\Org\HP5\Methods\DS_8015-C24-JB-L#.met
Calibration File: G:\Org\HP5\Cals\SW8015C_DRO220111JB-C24.CAL
Sample Weight: 1 Dilution: 1 S.A.: 1

Mean RF for TEH: 32675.36
Rt range for Diesel Range Organics: 6.62 to 14.49

SURROGATE COMPOUND	RT	ACTUAL	MEASURED	%REC	
*o-Terphenyl	12.314	200.	205.762	102.88	-
*1-Chlorooctadecane	13.16	200.	3.846	1.92	-

DRO Area:2.416375E+08 DRO Amount: 7395.099
TEH Area:2.523883E+08 TEH Amount: 7724.116

CONTINUING CALIBRATION REPORT: G:\org\HP5\DAT\HP5012222_b\0122HP5.0005.RAW

COMPOUND	ACTUAL(NG)	MEASURED(NG)	%RECOVERY	LIMITS
TOTAL DRO	15000.	7724.12	51.49	85-115

SURROGATE COMPOUND	RT	ACTUAL	MEASURED	%REC	LIMITS
*o-Terphenyl	12.314	200.	205.762	102.88	85-115
*1-Chlorooctadecane	13.16	200.	3.846	1.92	85-115

G:\org\HP5\dat\HP5012222_b\Review\005_CCV_0122HP505r_DS_8015-C24-JB-L#.xls

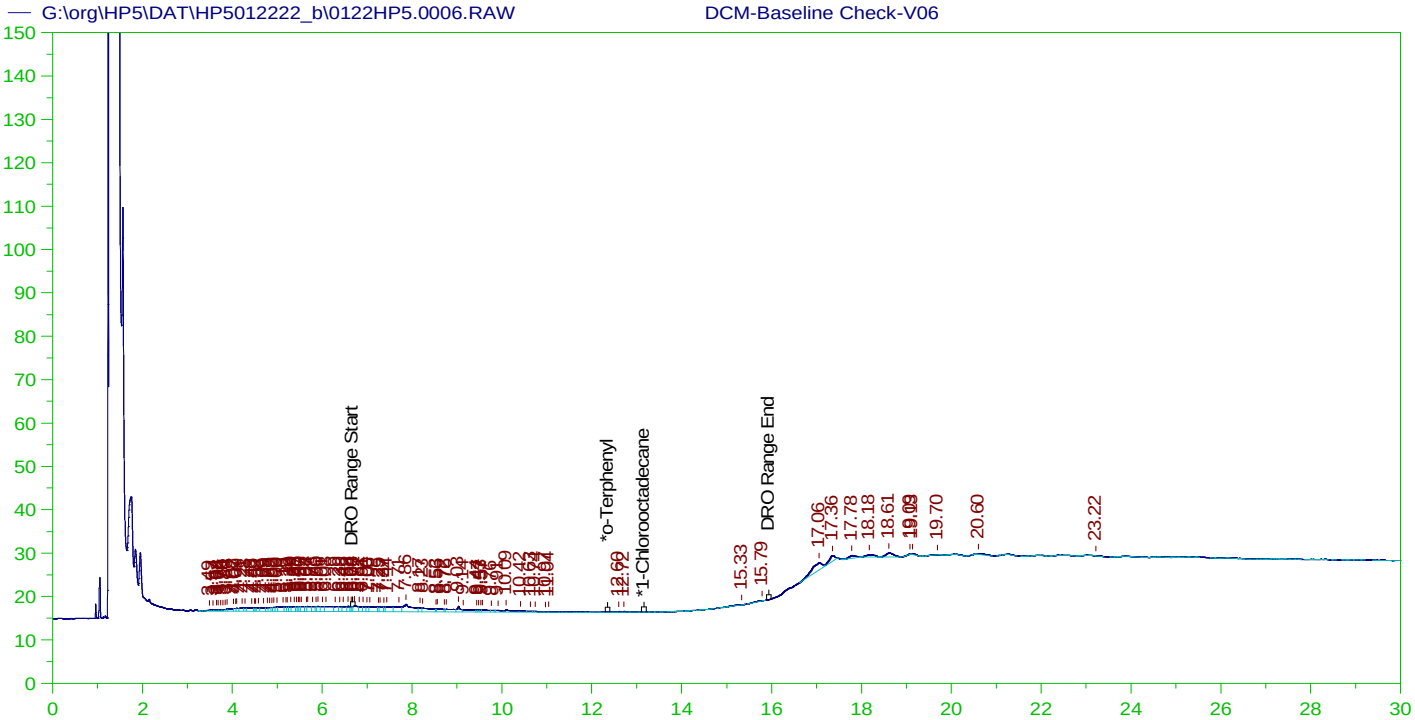

DIESEL RANGE ORGANICS CHROMATOGRAM REPORT

Sample Name: DCM-Baseline Check-V06
Raw File: G:\org\HP5\DAT\HP5012222_b\0122HP5.0006.RAW
Date & Time Acquired: 1/22/2022 1:48:24 PM
Method File: G:\Org\HP5\Methods\DR_8015-JA-LEXP.met
Calibration File: G:\Org\HP5\Cals\SW8015C_DRO220111JA.CAL
Sample Weight: 1 Dilution: 1 S.A.: 1

Mean RF for TEH: 32675.36
Rt range for Diesel Range Organics: 6.63 to 15.99

SURROGATE COMPOUND	RT	ACTUAL	MEASURED		%REC
*o-Terphenyl	29.963	200.	.	.	-
*1-Chlorooctadecane	29.963	200.	.	.	-

DRO Area:182864 DRO Amount: 5.59639
TEH Area:432282.7 TEH Amount: 13.22962

G:\org\HP5\dat\HP5012222_b\Review\006_DCM-Baseline Chec_DR_8015-JA-LEXP.xls

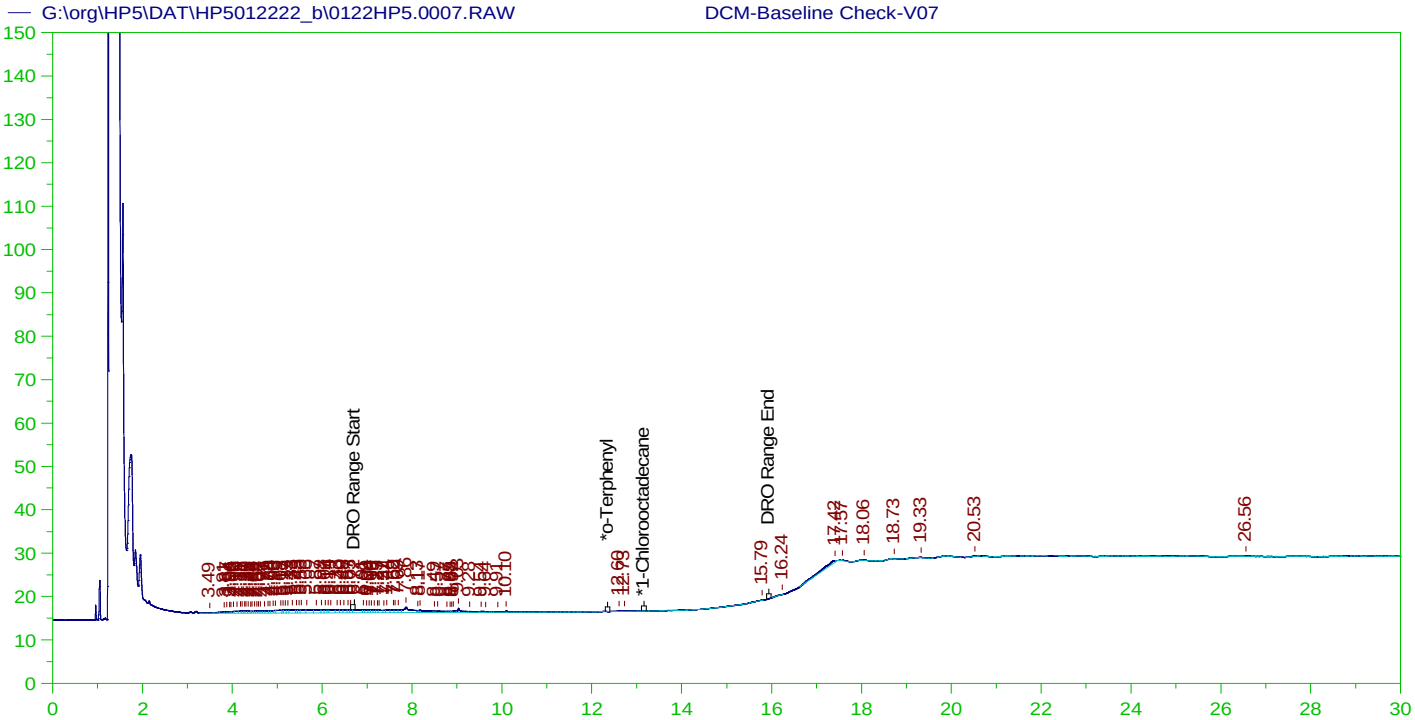

DIESEL RANGE ORGANICS CHROMATOGRAM REPORT
Sample Name: DCM-Baseline Check-V07
Raw File: G:\org\HP5\DAT\HP5012222_b\0122HP5.0007.RAW
Date & Time Acquired: 1/22/2022 2:31:08 PM
Method File: G:\Org\HP5\Methods\DR_8015-JA-LEXP.met
Calibration File: G:\Org\HP5\Cals\SW8015C_DRO220111JA.CAL
Sample Weight: 1 Dilution: 1 S.A.: 1

Mean RF for TEH: 32675.36
Rt range for Diesel Range Organics: 6.63 to 15.99

SURROGATE COMPOUND	RT	ACTUAL	MEASURED		%REC
*o-Terphenyl	29.915	200.	.	.	-
*1-Chlorooctadecane	29.915	200.	.	.	-

DRO Area:92756.09 DRO Amount: 2.838717
TEH Area:220008.3 TEH Amount: 6.733156

G:\org\HP5\dat\HP5012222_b\Review\007_DCM-Baseline Chec_DR_8015-JA-LEXP.xls

Batch ID: 163074

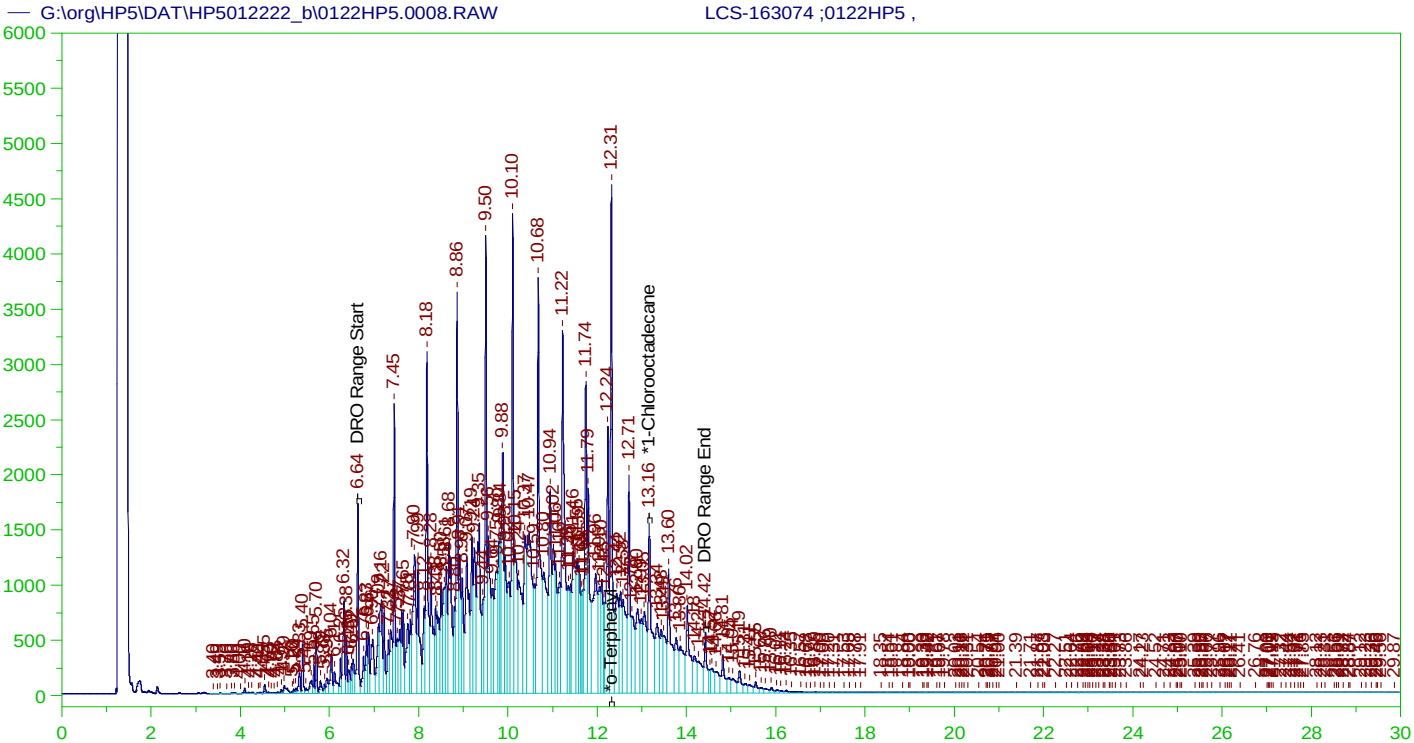

DIESEL RANGE ORGANICS CHROMATOGRAM REPORT

Sample Name: LCS-163074 ;0122HP5 ,
Raw File: G:\org\HP5\DAT\HP5012222_b\0122HP5.0008.RAW
Date & Time Acquired: 1/22/2022 3:13:41 PM
Method File: G:\Org\HP5\Methods\D3_8015-C24-JB-L%.met
Calibration File: G:\Org\HP5\Cals\SW8015C_DRO220111JB-C24.CAL
Sample Weight: 1000 Dilution: 1 S.A.: 1

Mean RF for TEH: 32675.36
Rt range for Diesel Range Organics: 6.62 to 14.49

SURROGATE COMPOUND	RT	ACTUAL	MEASURED	%REC	
*o-Terphenyl	12.314	.2	.339	169.56	-
*1-Chlorooctadecane	13.164	.2	.199	99.55	-

DRO Area:4.066252E+08 DRO Amount: 12.4444
TEH Area:4.337861E+08 TEH Amount: 13.27563

G:\org\HP5\dat\HP5012222_b\Review\008_LCS-163074_D3_8015-C24-JB-L%.xls

Batch ID: 163074

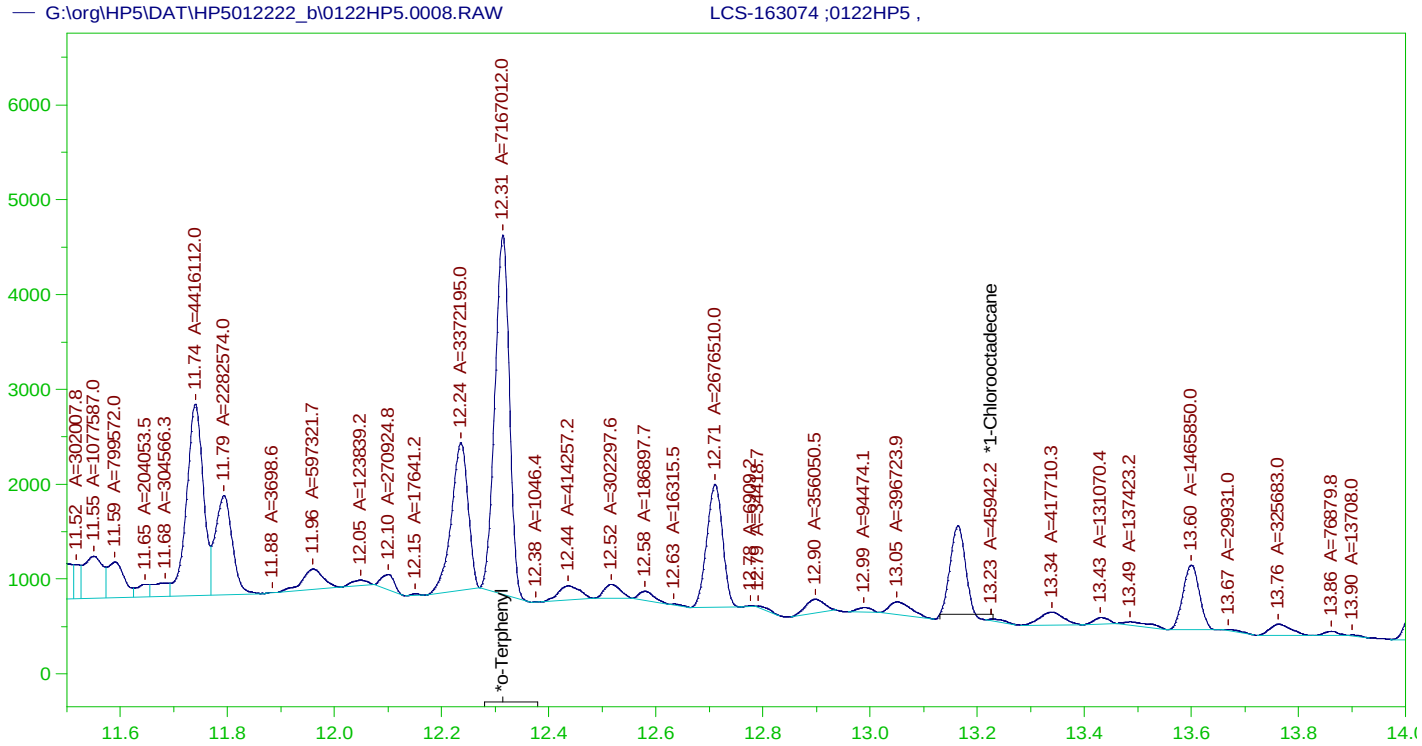

DIESEL RANGE ORGANICS CHROMATOGRAM REPORT
Sample Name: LCS-163074 ;0122HP5 ,
Raw File: G:\org\HP5\DAT\HP5012222_b\0122HP5.0008.RAW
Date & Time Acquired: 1/22/2022 3:13:41 PM
Method File: G:\Org\HP5\Methods\DS_8015-C24-JB-L#.met
Calibration File: G:\Org\HP5\Cals\SW8015C_DRO220111JB-C24.CAL
Sample Weight: 1000 Dilution: 1 S.A.: 1

Mean RF for TEH: 32675.36
Rt range for Diesel Range Organics: 6.62 to 14.49

SURROGATE COMPOUND	RT	ACTUAL	MEASURED	%REC	
*o-Terphenyl	12.314	.2	.194	97.23	-
*1-Chlorooctadecane	13.226	.2	.001	.62	-

DRO Area:1.903552E+08 DRO Amount: 5.82565
TEH Area:2.03395E+08 TEH Amount: 6.224721

G:\org\HP5\dat\HP5012222_b\Review\008_LCS-163074_DS_8015-C24-JB-L#.xls

Batch ID: 163074

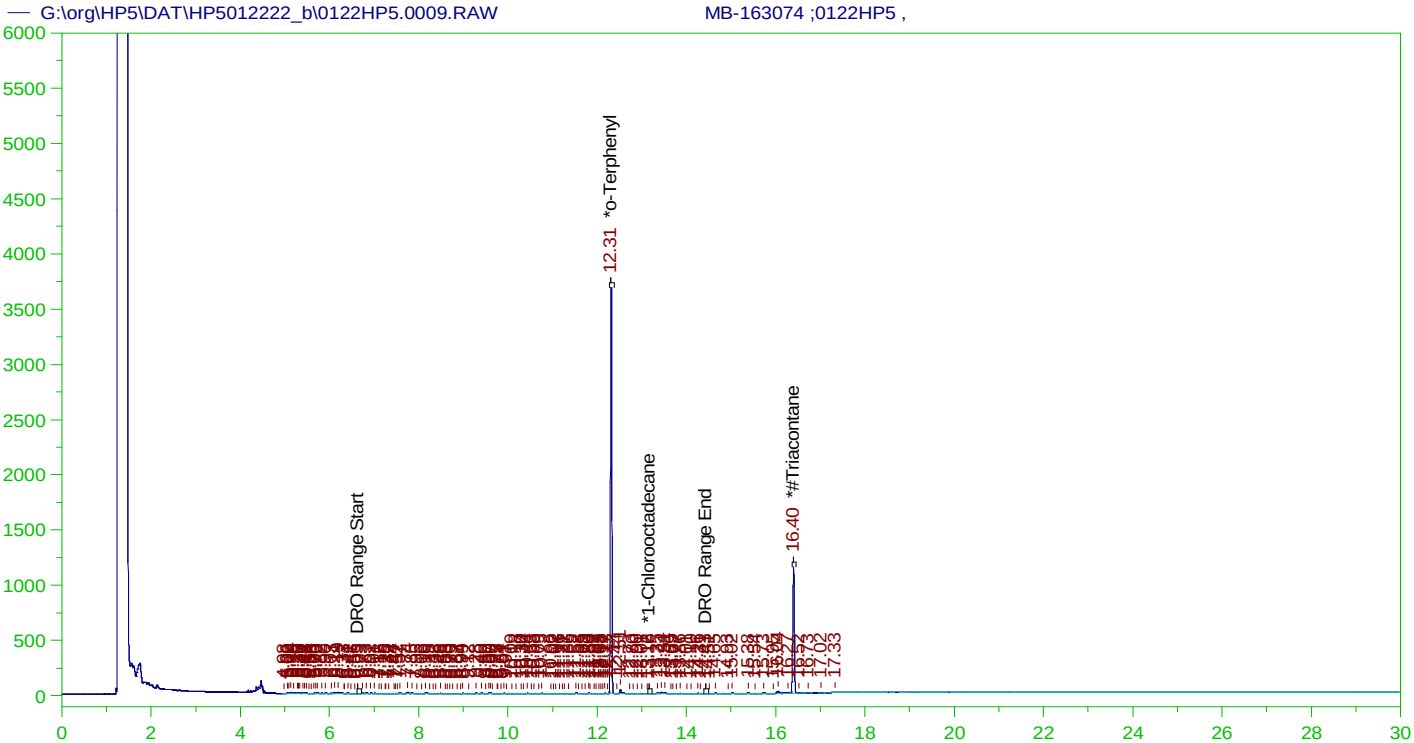

DIESEL RANGE ORGANICS CHROMATOGRAM REPORT
Sample Name: MB-163074 ;0122HP5 ,
Raw File: G:\org\HP5\DAT\HP5012222_b\0122HP5.0009.RAW
Date & Time Acquired: 1/22/2022 3:56:20 PM
Method File: G:\Org\HP5\Methods\DR_8015-C24T-JB-L%.met
Calibration File: G:\Org\HP5\Cals\SW8015C_DRO220111JB-C24-T.CAL
Sample Weight: 1000 Dilution: 1 S.A.: 1

Mean RF for TEH: 32675.36
Rt range for Diesel Range Organics: 6.62 to 14.49

SURROGATE COMPOUND	RT	ACTUAL	MEASURED	%REC	
*o-Terphenyl	12.31	.2	.19	95.08	-
*1-Chlorooctadecane	13.164	.2	.	.03	-
*#Triacontane	16.396	.2	.1	49.86	-

DRO Area:601706.3 DRO Amount: 1.841468E-02
TEH Area:972402.9 TEH Amount: 2.975952E-02

G:\org\HP5\dat\HP5012222_b\Review\009_MB-163074_DR_8015-C24T-JB-L%.xls

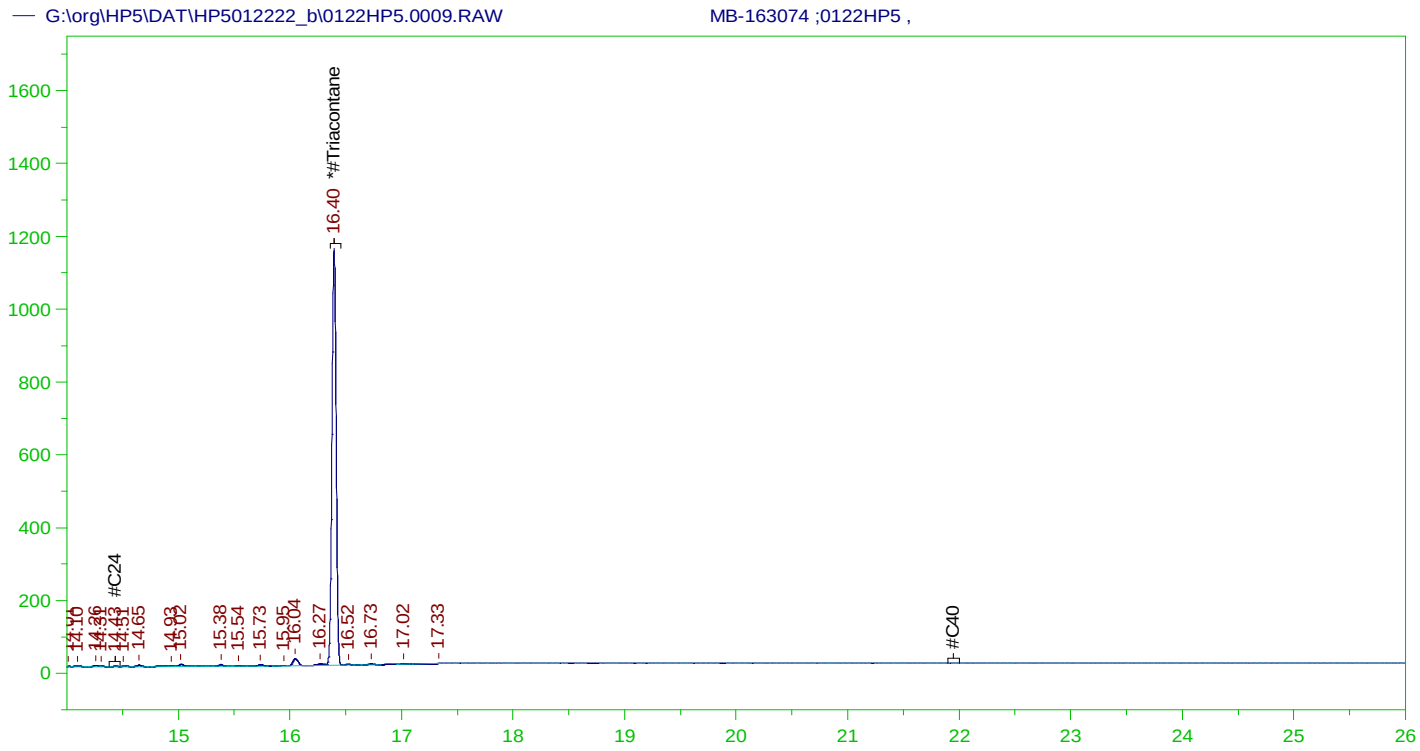

RESIDUAL RANGE ORGANICS CHROMATOGRAM

Sample Name: MB-163074 ;0122HP5 ,
Raw File: G:\org\HP5\DAT\HP5012222_b\0122HP5.0009.RAW
Date & Time Acquired: 1/22/2022 3:56:20 PM
Method File: G:\Org\HP5\Methods\DR_OROS-BBb-L%.MET
Calibration File: G:\Org\HP5\Cals\SW8015C_ORO220111BBb_SAMP.CAL
Sample Weight: 1000 Dilution: 1 S.A.: 1

Mean RF for for Residual Range Organics Calculations: 26424.55
Rt range for Residual Range Organics: 14.38 to 22

SURROGATE COMPOUND	RT	ACTUAL	MEASURED	%REC
*#Triacontane	16.396	.5	.1	19.94 -

RRO Area:170165.5 RRO AMOUNT: 6.439672E-03

G:\org\HP5\dat\HP5012222_b\Review\009_MB-163074_DR_OROS-BBb-L%.xls

Batch ID: 163074

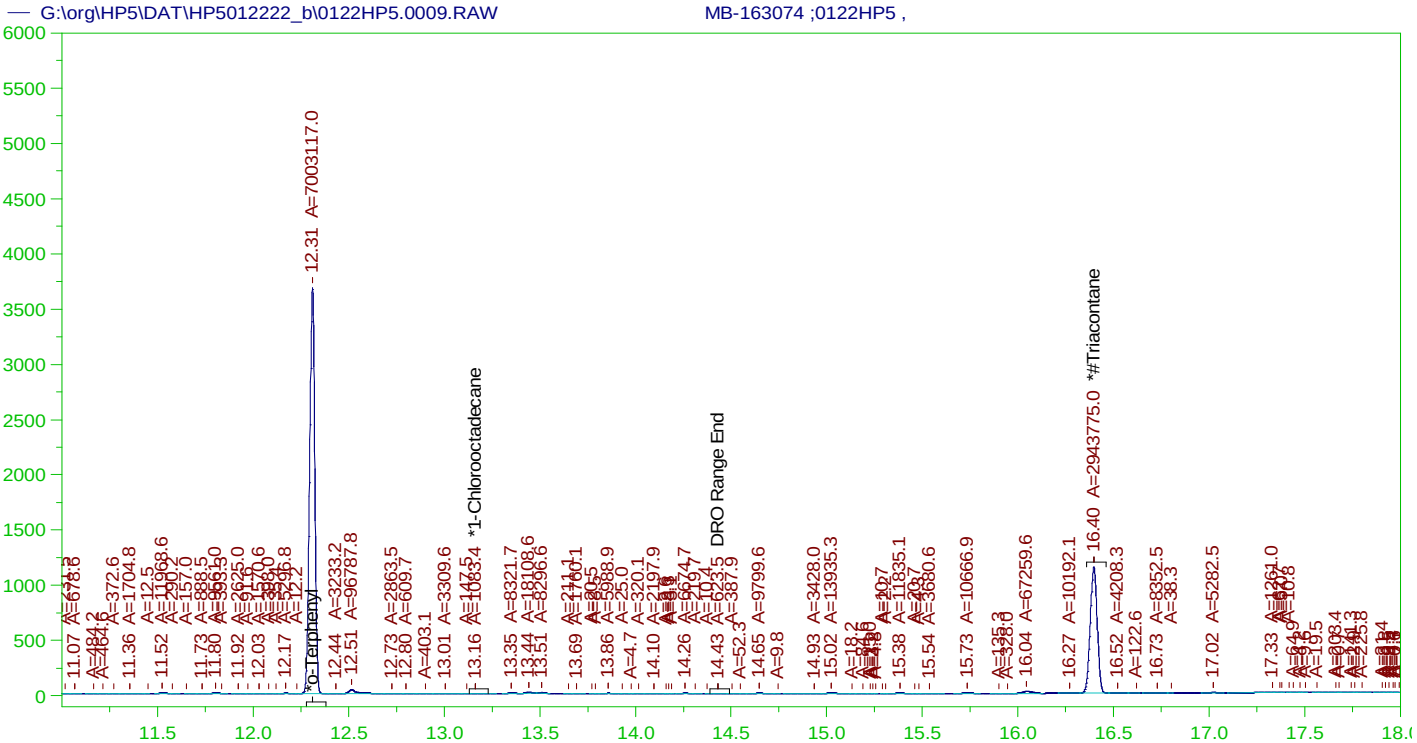

DIESEL RANGE ORGANICS CHROMATOGRAM REPORT
Sample Name: MB-163074 ;0122HP5 ,
Raw File: G:\org\HP5\DAT\HP5012222_b\0122HP5.0009.RAW
Date & Time Acquired: 1/22/2022 3:56:20 PM
Method File: G:\Org\HP5\Methods\DS_8015-C24T-BB-L#.met
Calibration File: G:\Org\HP5\Cals\SW8015C_DRO220111JB-C24-T.CAL
Sample Weight: 1000 Dilution: 1 S.A.: 1

Mean RF for TEH: 32675.36
Rt range for Diesel Range Organics: 6.62 to 14.49

SURROGATE COMPOUND	RT	ACTUAL	MEASURED	%REC
*o-Terphenyl	12.31	.2	.19	95. -
*1-Chlorooctadecane	13.164	.2	.01	. -
*#Triacontane	16.396	.2	.099	49.67 -

DRO Area:470968.8 DRO Amount: 1.441358E-02
TEH Area:1767367 TEH Amount: 5.408867E-02

G:\org\HP5\dat\HP5012222_b\Review\009_MB-163074_DS_8015-C24T-BB-L#.xls

ERH2444 (OWDFMW01) Batch ID: 163074

— G:\org\HP5\DAT\HP5012222_b\0122HP5.0010.RAW B22011133-001D ;0122HP5 , $HC-8015-DRO-W,

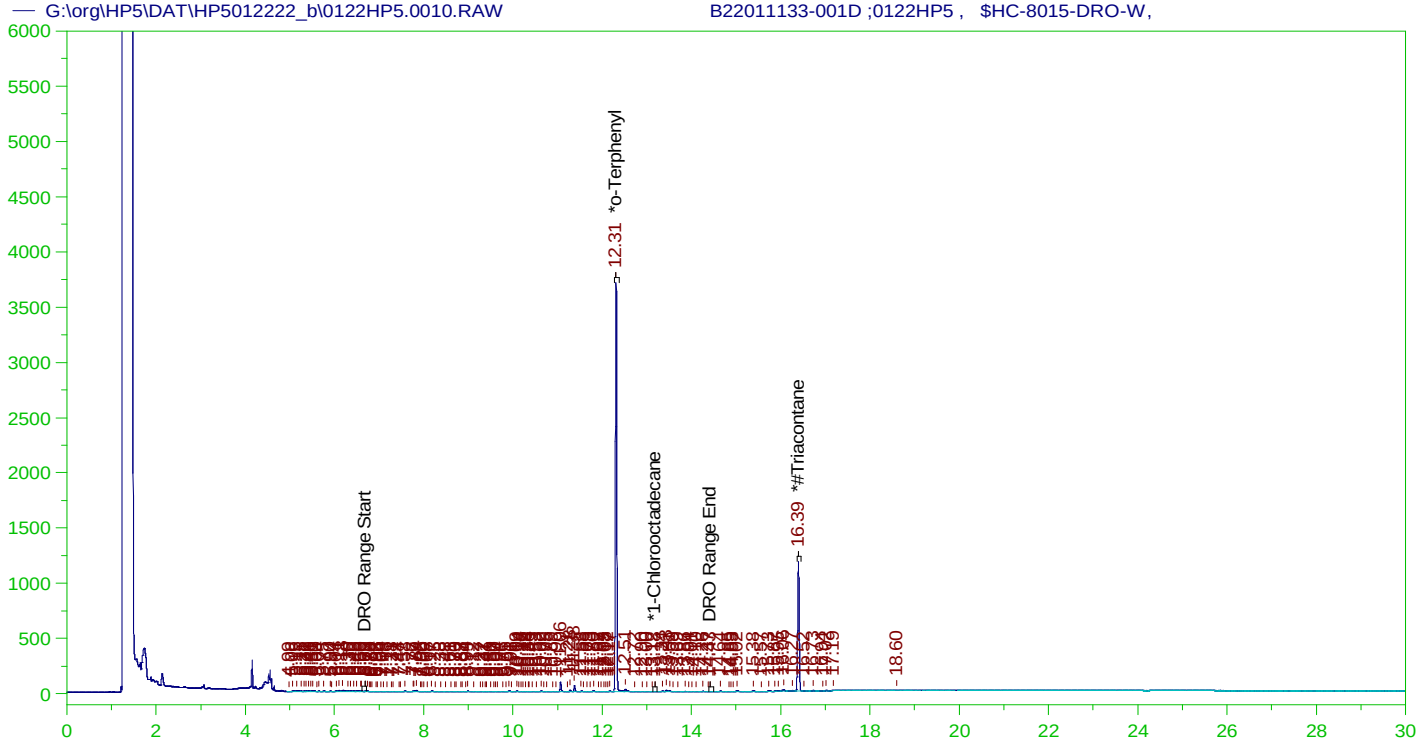

DIESEL RANGE ORGANICS CHROMATOGRAM REPORT

Sample Name: B22011133-001D ;0122HP5 , $HC-8015-DRO-W,
Raw File: G:\org\HP5\DAT\HP5012222_b\0122HP5.0010.RAW
Date & Time Acquired: 1/22/2022 4:38:57 PM
Method File: G:\Org\HP5\Methods\DR_8015-C24T-JB-L%.met
Calibration File: G:\Org\HP5\Cals\SW8015C_DRO220111JB-C24-T.CAL
Sample Weight: 970 Dilution: 1 S.A.: 1

Mean RF for TEH: 32675.36
Rt range for Diesel Range Organics: 6.62 to 14.49

SURROGATE COMPOUND	RT	ACTUAL	MEASURED	%REC	
*o-Terphenyl	12.308	.206	.201	97.31	-
*1-Chlorooctadecane	13.177	.206	.	.07	-
*#Triacontane	16.393	.206	.104	50.61	-

DRO Area:796086.2 DRO Amount: 2.511701E-02
TEH Area:1185946 TEH Amount: 3.741732E-02

G:\org\HP5\dat\HP5012222_b\Review\010_B22011133-001D_DR_8015-C24T-JB-L%.xls

ERH2444 (OWDFMW01) Batch ID: 163074

G:\org\HP5\DAT\HP5012222_b\0122HP5.0010.RAW B22011133-001D ;0122HP5 , $HC-8015-DRO-W,

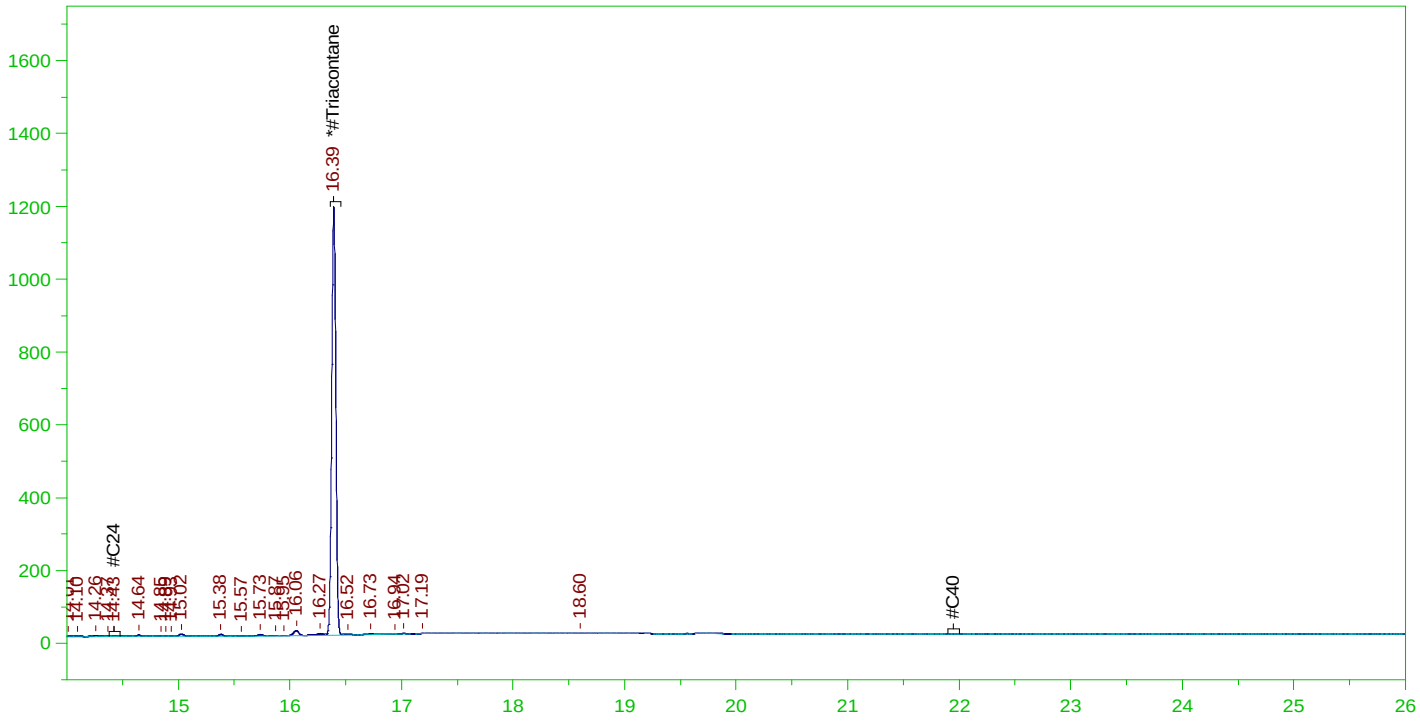

RESIDUAL RANGE ORGANICS CHROMATOGRAM

Sample Name: B22011133-001D ;0122HP5 , $HC-8015-DRO-W,
Raw File: G:\org\HP5\DAT\HP5012222_b\0122HP5.0010.RAW
Date & Time Acquired: 1/22/2022 4:38:57 PM
Method File: G:\Org\HP5\Methods\DR_OROS-BBb-L%.MET
Calibration File: G:\Org\HP5\Cals\SW8015C_ORO220111BBb_SAMP.CAL
Sample Weight: 970 Dilution: 1 S.A.: 1

Mean RF for for Residual Range Organics Calculations: 26424.55
Rt range for Residual Range Organics: 14.38 to 22

SURROGATE COMPOUND	RT	ACTUAL	MEASURED	%REC	
*#Triacontane	16.393	.515	.104	20.24	-

RRO Area:151454.3 RRO AMOUNT: 5.908842E-03

G:\org\HP5\dat\HP5012222_b\Review\010_B22011133-001D_DR_OROS-BBb-L%.xls

ERH2444 (OWDFMW01) Batch ID: 163074

— G:\org\HP5\DAT\HP5012222_b\0122HP5.0010.RAW B22011133-001D ;0122HP5 , $HC-8015-DRO-W,

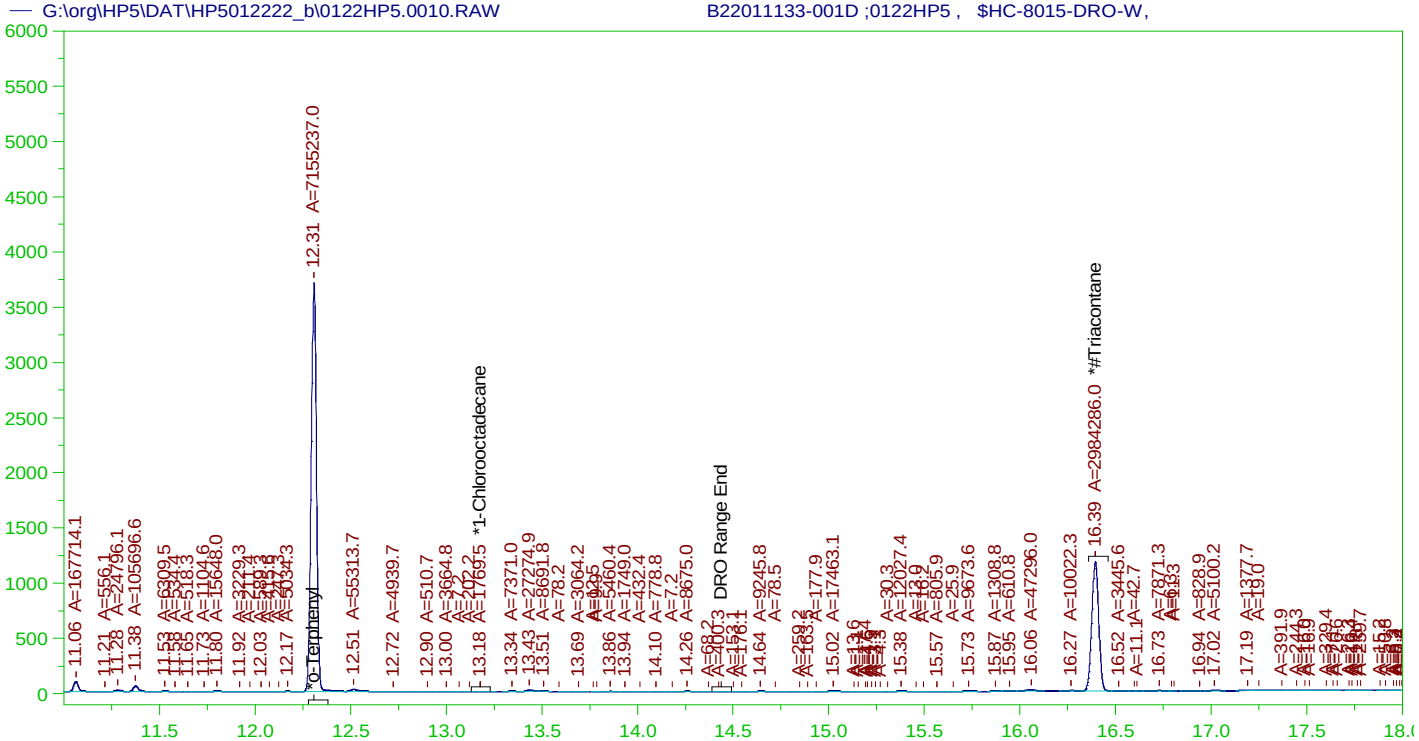

DIESEL RANGE ORGANICS CHROMATOGRAM REPORT

Sample Name: B22011133-001D ;0122HP5 , $HC-8015-DRO-W,
Raw File: G:\org\HP5\DAT\HP5012222_b\0122HP5.0010.RAW
Date & Time Acquired: 1/22/2022 4:38:57 PM
Method File: G:\Org\HP5\Methods\DS_8015-C24T-BB-L#.met
Calibration File: G:\Org\HP5\Cals\SW8015C_DRO220111JB-C24-T.CAL
Sample Weight: 970 Dilution: 1 S.A.: 1

Mean RF for TEH: 32675.36
Rt range for Diesel Range Organics: 6.62 to 14.49

SURROGATE COMPOUND	RT	ACTUAL	MEASURED	%REC	
*o-Terphenyl	12.308	.206	.2	97.07	-
*1-Chlorooctadecane	13.177	.206	.	.02	-
*#Triacontane	16.393	.206	.104	50.35	-

DRO Area:691580.6 DRO Amount: 2.181979E-02
TEH Area:3448091 TEH Amount: 0.1087894

G:\org\HP5\dat\HP5012222_b\Review\010_B22011133-001D_DS_8015-C24T-BB-L#.xls

ERH2458 (RHMW16) Batch ID: 163074

— G:\org\HP5\DAT\HP5012222_b\0122HP5.0011.RAW B22011130-001D ;0122HP5 , $HC-8015-DRO-W,

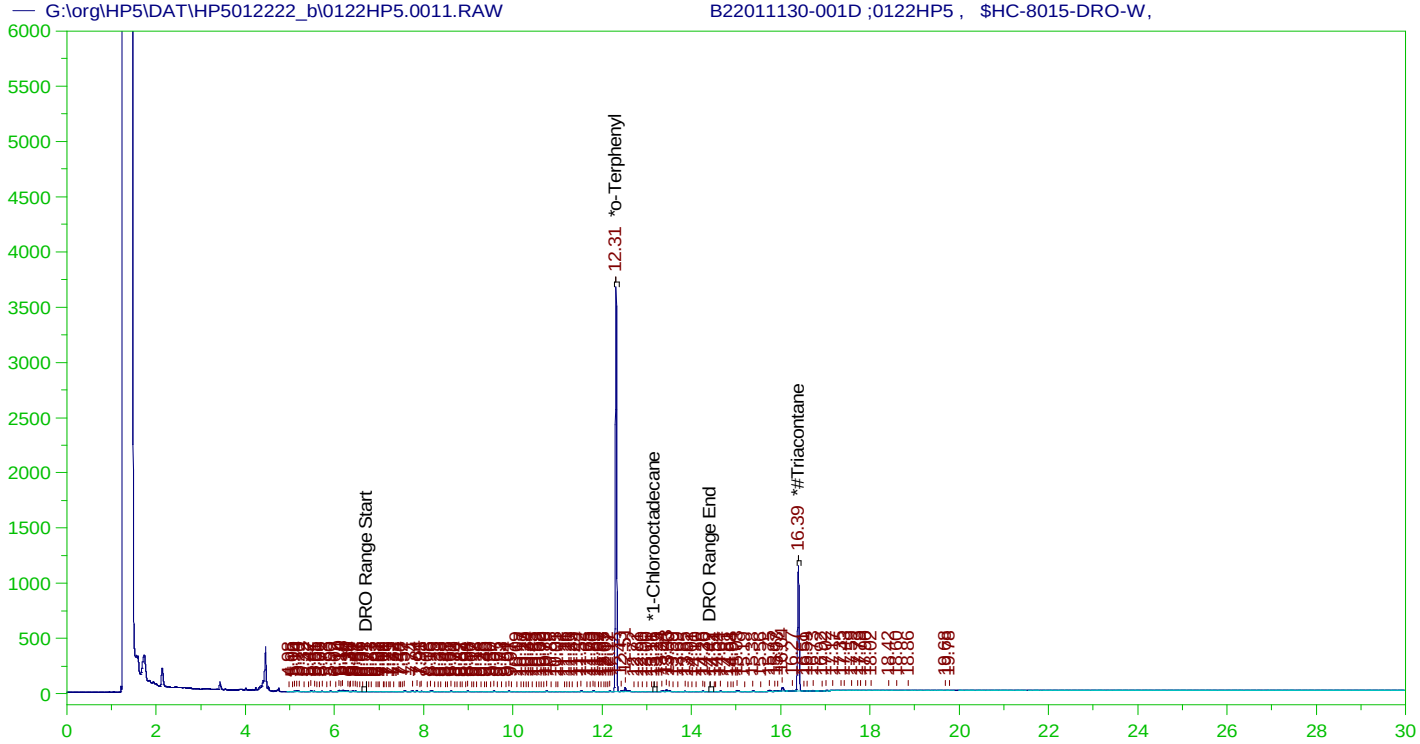

DIESEL RANGE ORGANICS CHROMATOGRAM REPORT

Sample Name: B22011130-001D ;0122HP5 , $HC-8015-DRO-W,
Raw File: G:\org\HP5\DAT\HP5012222_b\0122HP5.0011.RAW
Date & Time Acquired: 1/22/2022 5:21:49 PM
Method File: G:\Org\HP5\Methods\DR_8015-C24T-JB-L%.met
Calibration File: G:\Org\HP5\Cals\SW8015C_DRO220111JB-C24-T.CAL
Sample Weight: 1050 Dilution: 1 S.A.: 1

Mean RF for TEH: 32675.36
Rt range for Diesel Range Organics: 6.62 to 14.49

SURROGATE COMPOUND	RT	ACTUAL	MEASURED	%REC	
*o-Terphenyl	12.307	.19	.18	94.44	-
*1-Chlorooctadecane	13.162	.19	.	.06	-
*#Triacontane	16.392	.19	.094	49.15	-

DRO Area:696204.8 DRO Amount: 2.029211E-02
TEH Area:1196130 TEH Amount: 3.486333E-02

G:\org\HP5\dat\HP5012222_b\Review\011_B22011130-001D_DR_8015-C24T-JB-L%.xls

ERH2458 (RHMW16) Batch ID: 163074

— G:\org\HP5\DAT\HP5012222_b\0122HP5.0011.RAW B22011130-001D ;0122HP5 , $HC-8015-DRO-W,

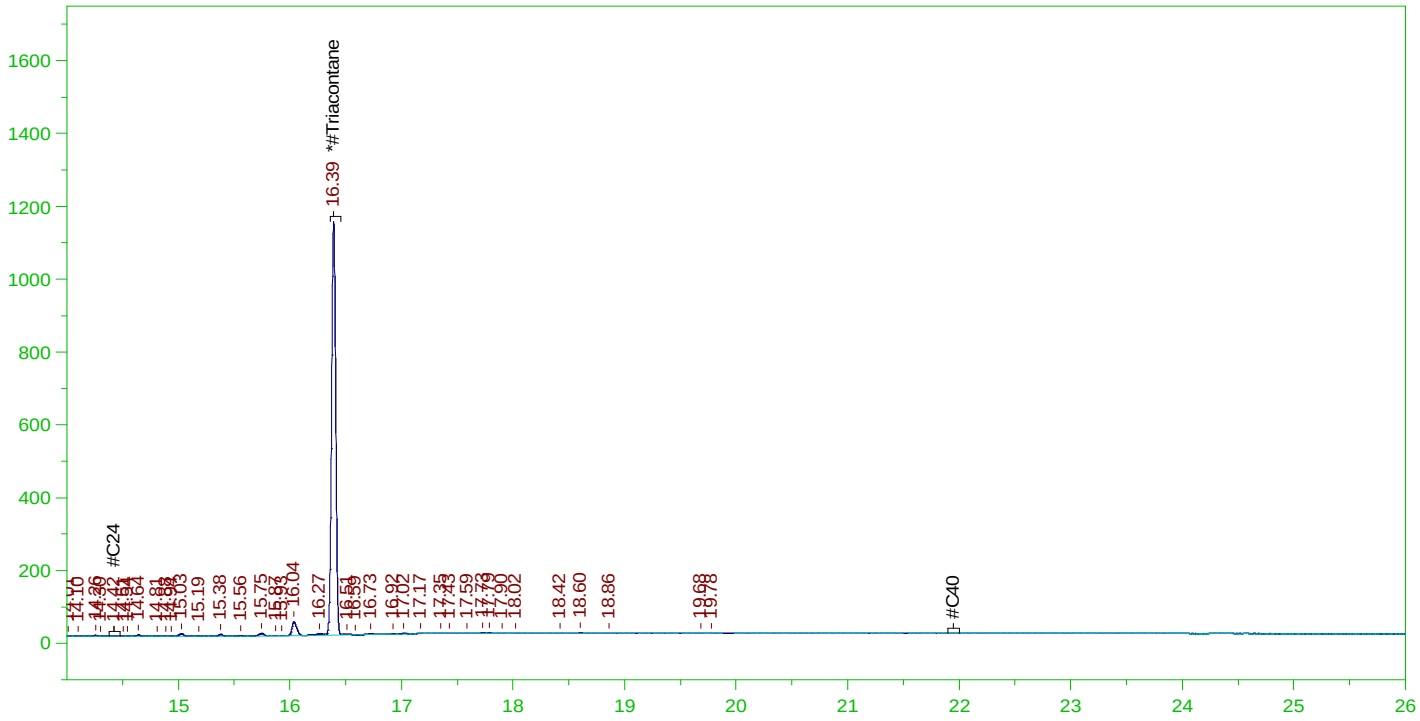

RESIDUAL RANGE ORGANICS CHROMATOGRAM

Sample Name: B22011130-001D ;0122HP5 , $HC-8015-DRO-W,
Raw File: G:\org\HP5\DAT\HP5012222_b\0122HP5.0011.RAW
Date & Time Acquired: 1/22/2022 5:21:49 PM
Method File: G:\Org\HP5\Methods\DR_OROS-BBb-L%.MET
Calibration File: G:\Org\HP5\Cals\SW8015C_ORO220111BBb_SAMP.CAL
Sample Weight: 1050 Dilution: 1 S.A.: 1

Mean RF for for Residual Range Organics Calculations: 26424.55
Rt range for Residual Range Organics: 14.38 to 22

SURROGATE COMPOUND	RT	ACTUAL	MEASURED	%REC	
*#Triacontane	16.392	.476	.094	19.66	-

RRO Area:272393.1 RRO AMOUNT: 9.817461E-03

G:\org\HP5\dat\HP5012222_b\Review\011_B22011130-001D_DR_OROS-BBb-L%.xls

ERH2458 (RHMW16) Batch ID: 163074

— G:\org\HP5\DAT\HP5012222_b\0122HP5.0011.RAW B22011130-001D ;0122HP5 , $HC-8015-DRO-W,

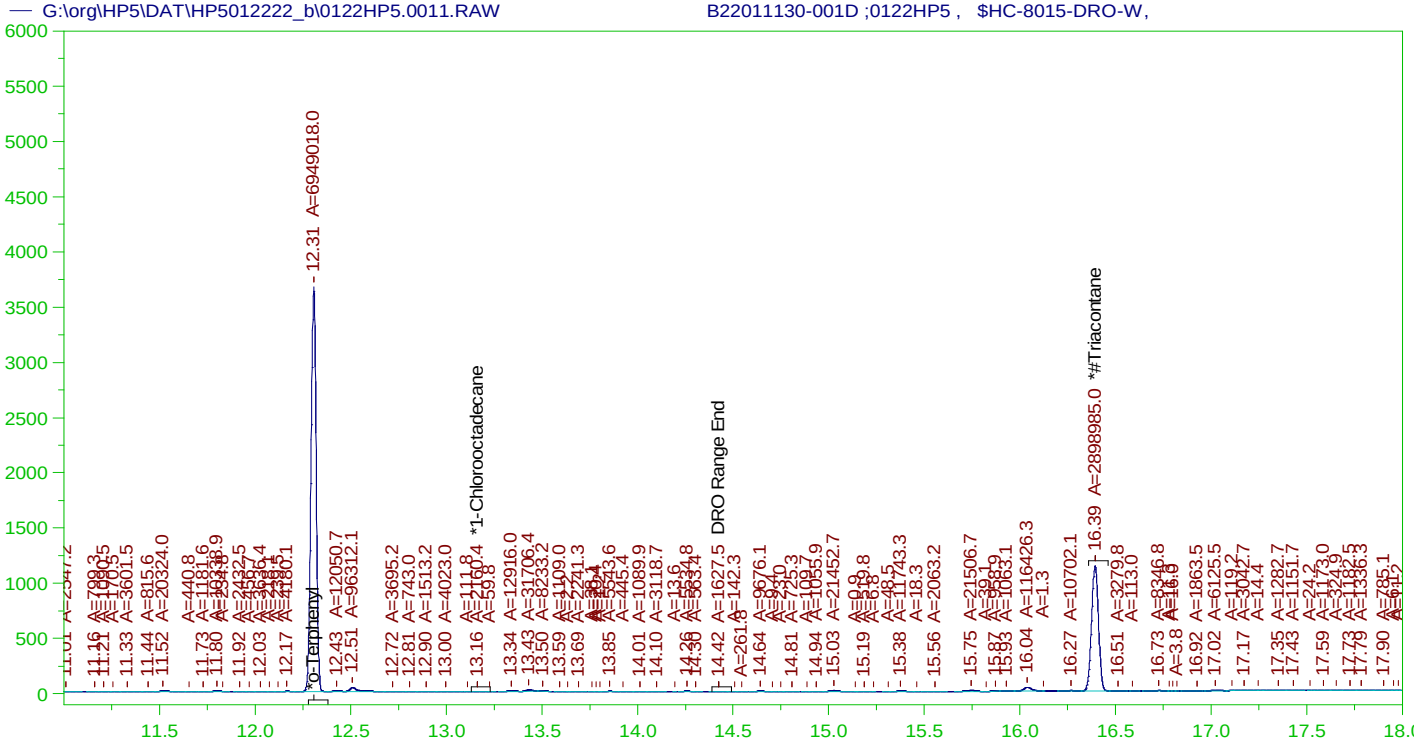

DIESEL RANGE ORGANICS CHROMATOGRAM REPORT

Sample Name: B22011130-001D ;0122HP5 , $HC-8015-DRO-W,
Raw File: G:\org\HP5\DAT\HP5012222_b\0122HP5.0011.RAW
Date & Time Acquired: 1/22/2022 5:21:49 PM
Method File: G:\Org\HP5\Methods\DS_8015-C24T-BB-L#.met
Calibration File: G:\Org\HP5\Cals\SW8015C_DRO220111JB-C24-T.CAL
Sample Weight: 1050 Dilution: 1 S.A.: 1

Mean RF for TEH: 32675.36
Rt range for Diesel Range Organics: 6.62 to 14.49

SURROGATE COMPOUND	RT	ACTUAL	MEASURED	%REC	
*o-Terphenyl	12.307	.19	.18	94.27	-
*1-Chlorooctadecane	13.162	.19	.	.03	-
*#Triacontane	16.392	.19	.093	48.91	-

DRO Area:533968.3 DRO Amount: 1.556345E-02
TEH Area:2906831 TEH Amount: 0.0847247

G:\org\HP5\dat\HP5012222_b\Review\011_B22011130-001D_DS_8015-C24T-BB-L#.xls

ERH2454 (OWDFMW08A) Batch ID: 163074

— G:\org\HP5\DAT\HP5012222_b\0122HP5.0012.RAW B22011127-001D ;0122HP5 , $HC-8015-DRO-W,

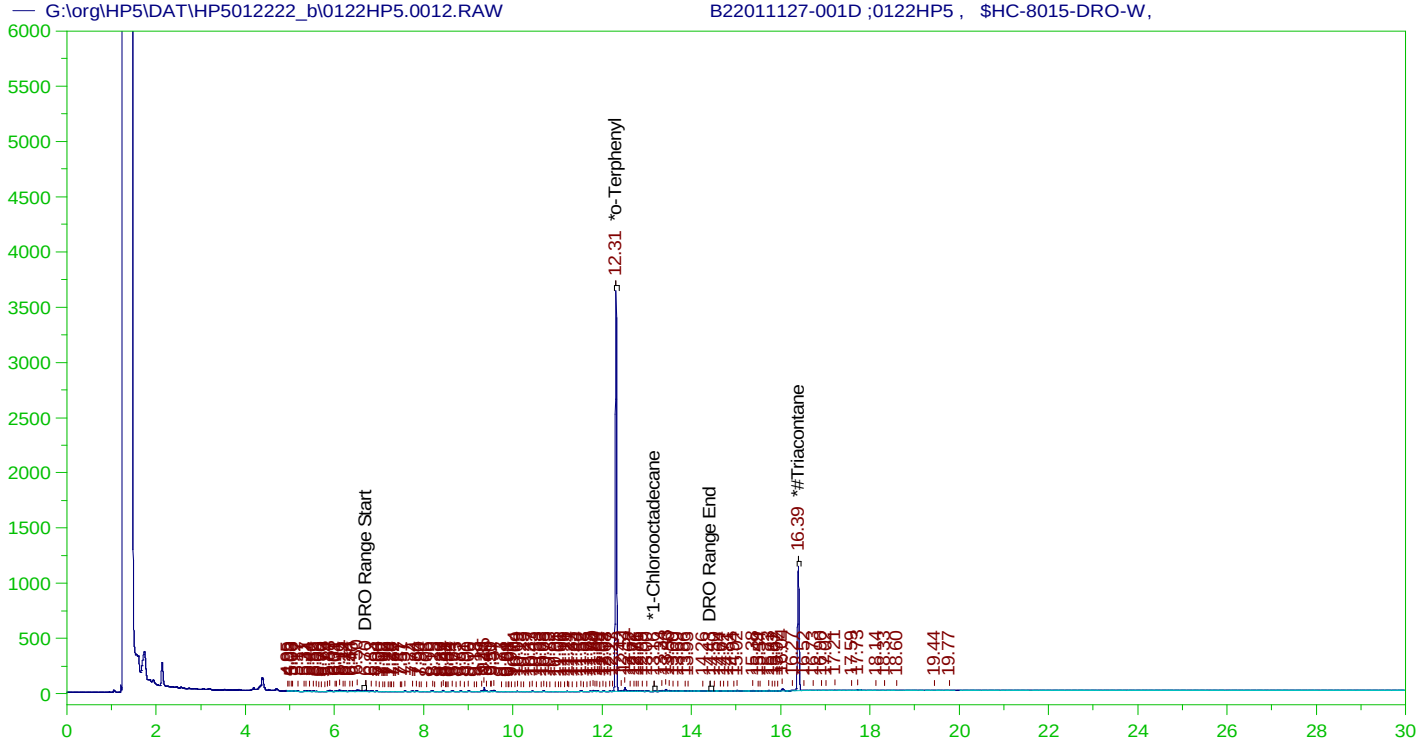

DIESEL RANGE ORGANICS CHROMATOGRAM REPORT

Sample Name: B22011127-001D ;0122HP5 , $HC-8015-DRO-W,
Raw File: G:\org\HP5\DAT\HP5012222_b\0122HP5.0012.RAW
Date & Time Acquired: 1/22/2022 6:04:41 PM
Method File: G:\Org\HP5\Methods\DR_8015-C24T-JB-L%.met
Calibration File: G:\Org\HP5\Cals\SW8015C_DRO220111JB-C24-T.CAL
Sample Weight: 1050 Dilution: 1 S.A.: 1

Mean RF for TEH: 32675.36
Rt range for Diesel Range Organics: 6.62 to 14.49

SURROGATE COMPOUND	RT	ACTUAL	MEASURED	%REC	
*o-Terphenyl	12.306	.19	.177	93.09	-
*1-Chlorooctadecane	13.162	.19	.	.02	-
*#Triacontane	16.391	.19	.093	48.86	-

DRO Area:761408.3 DRO Amount: 2.219259E-02
TEH Area:1251325 TEH Amount: 3.647208E-02

G:\org\HP5\dat\HP5012222_b\Review\012_B22011127-001D_DR_8015-C24T-JB-L%.xls

ERH2454 (OWDFMW08A) Batch ID: 163074

— G:\org\HP5\DAT\HP5012222_b\0122HP5.0012.RAW B22011127-001D ;0122HP5 , $HC-8015-DRO-W,

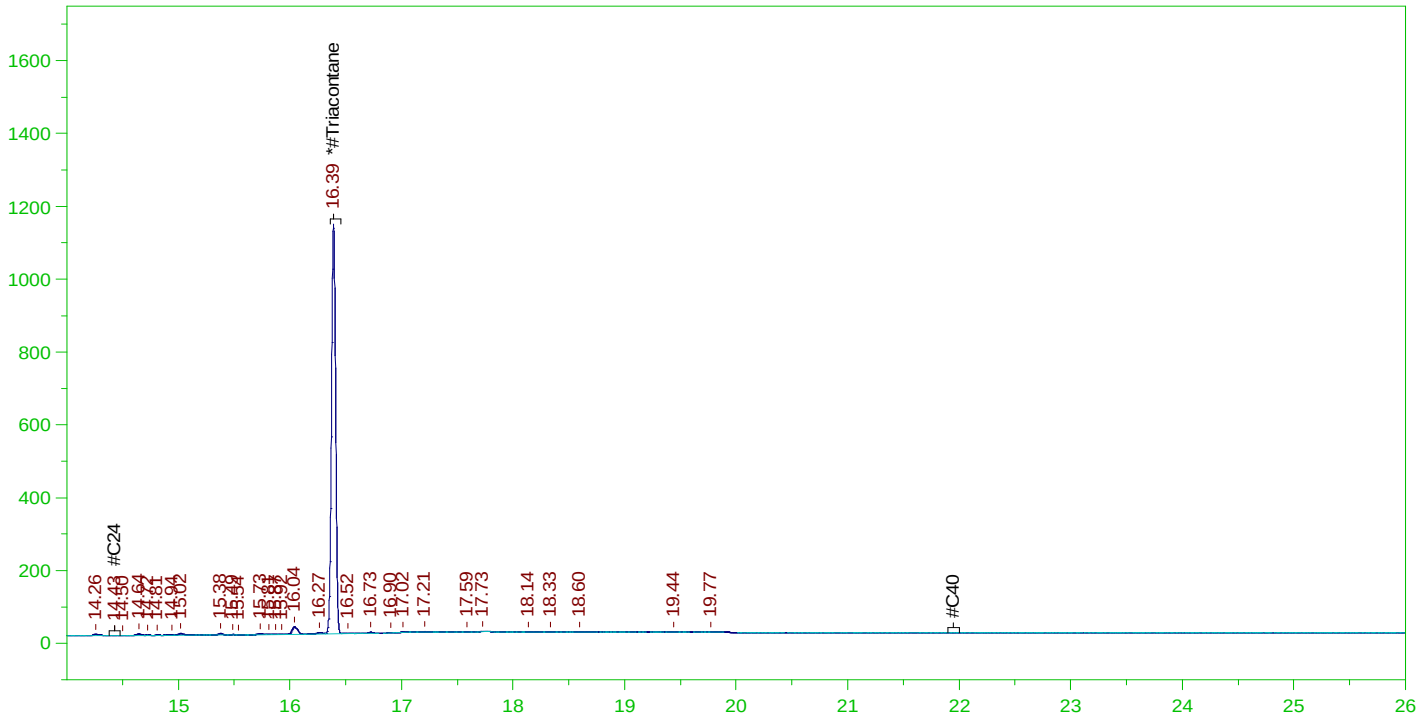

RESIDUAL RANGE ORGANICS CHROMATOGRAM

Sample Name: B22011127-001D ;0122HP5 , $HC-8015-DRO-W,
Raw File: G:\org\HP5\DAT\HP5012222_b\0122HP5.0012.RAW
Date & Time Acquired: 1/22/2022 6:04:41 PM
Method File: G:\Org\HP5\Methods\DR_OROS-BBb-L%.MET
Calibration File: G:\Org\HP5\Cals\SW8015C_ORO220111BBb_SAMP.CAL
Sample Weight: 1050 Dilution: 1 S.A.: 1

Mean RF for for Residual Range Organics Calculations: 26424.55
Rt range for Residual Range Organics: 14.38 to 22

SURROGATE COMPOUND	RT	ACTUAL	MEASURED	%REC	
*#Triacontane	16.391	.476	.093	19.54	-

RRO Area:200455.3 RRO AMOUNT: 7.224711E-03

G:\org\HP5\dat\HP5012222_b\Review\012_B22011127-001D_DR_OROS-BBb-L%.xls

ERH2454 (OWDFMW08A) Batch ID: 163074

— G:\org\HP5\DAT\HP5012222_b\0122HP5.0012.RAW B22011127-001D ;0122HP5 , $HC-8015-DRO-W,

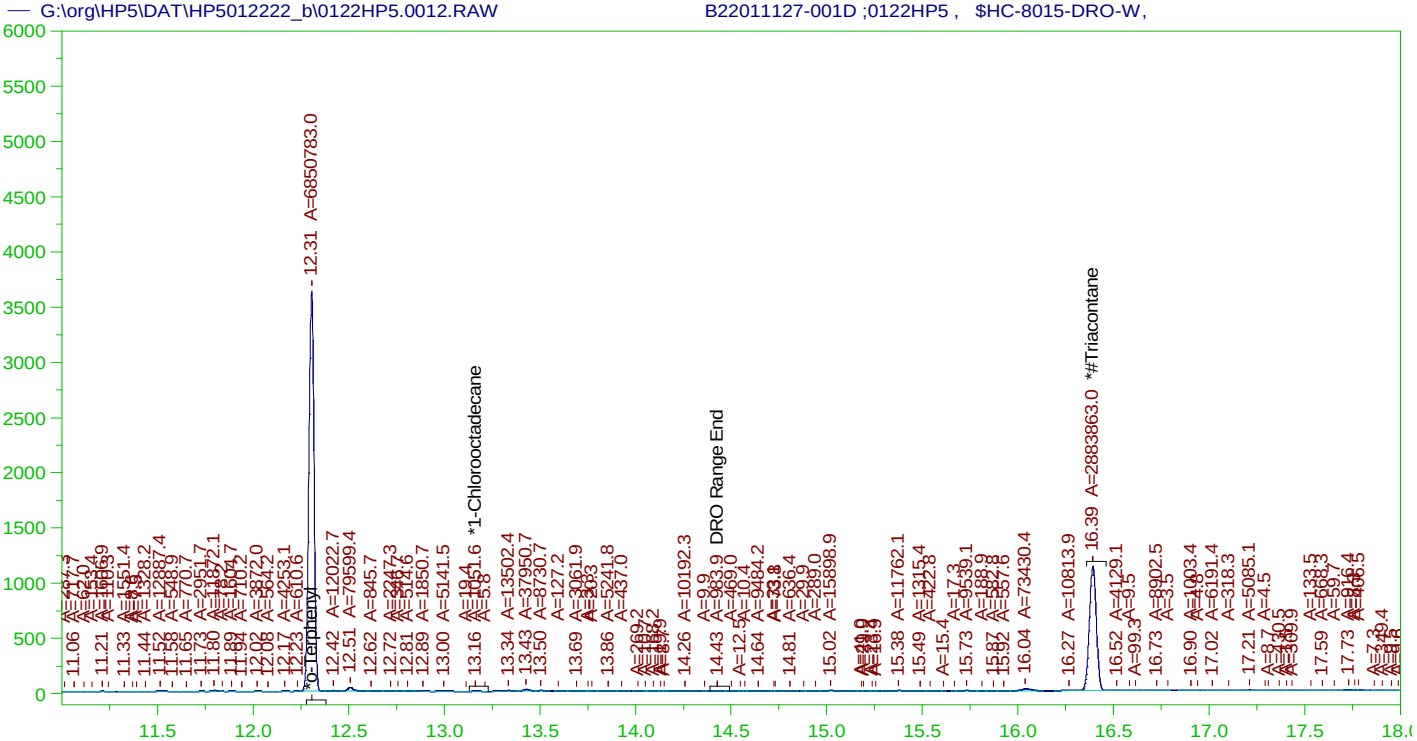

DIESEL RANGE ORGANICS CHROMATOGRAM REPORT

Sample Name: B22011127-001D ;0122HP5 , $HC-8015-DRO-W,
Raw File: G:\org\HP5\DAT\HP5012222_b\0122HP5.0012.RAW
Date & Time Acquired: 1/22/2022 6:04:41 PM
Method File: G:\Org\HP5\Methods\DS_8015-C24T-BB-L#.met
Calibration File: G:\Org\HP5\Cals\SW8015C_DRO220111JB-C24-T.CAL
Sample Weight: 1050 Dilution: 1 S.A.: 1

Mean RF for TEH: 32675.36
Rt range for Diesel Range Organics: 6.62 to 14.49

SURROGATE COMPOUND	RT	ACTUAL	MEASURED	%REC	
*o-Terphenyl	12.306	.19	.177	92.94	-
*1-Chlorooctadecane	13.162	.19	.	.01	-
*#Triacontane	16.391	.19	.093	48.65	-

DRO Area:647737.5 DRO Amount: 1.887945E-02
TEH Area:2172185 TEH Amount: 6.331217E-02

G:\org\HP5\dat\HP5012222_b\Review\012_B22011127-001D_DS_8015-C24T-BB-L#.xls

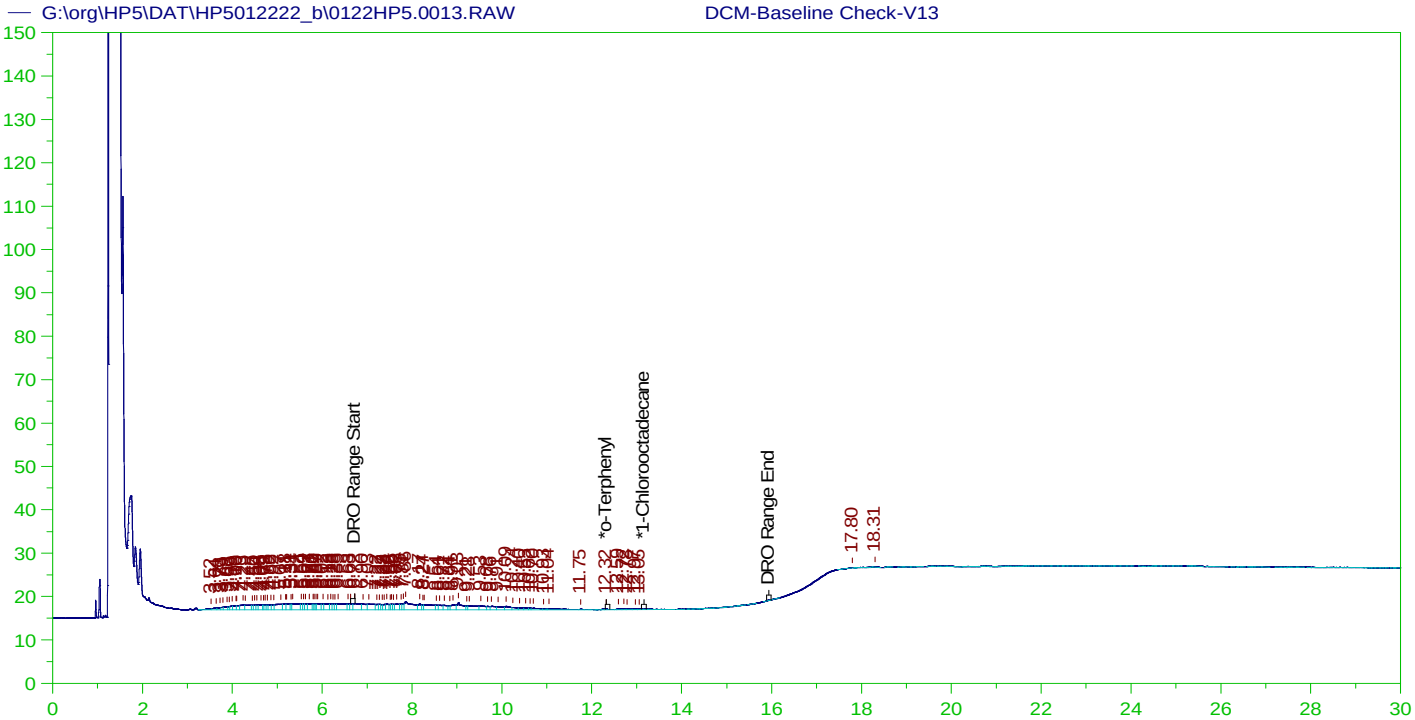

DIESEL RANGE ORGANICS CHROMATOGRAM REPORT
Sample Name: DCM-Baseline Check-V13
Raw File: G:\org\HP5\DAT\HP5012222_b\0122HP5.0013.RAW
Date & Time Acquired: 1/22/2022 6:47:38 PM
Method File: G:\Org\HP5\Methods\DR_8015-JA-LEXP.met
Calibration File: G:\Org\HP5\Cals\SW8015C_DRO220111JA.CAL
Sample Weight: 1 Dilution: 1 S.A.: 1

Mean RF for TEH: 32675.36
Rt range for Diesel Range Organics: 6.63 to 15.99

SURROGATE COMPOUND	RT	ACTUAL	MEASURED	%REC	
*o-Terphenyl	12.322	200.	.027	.01	-
*1-Chlorooctadecane	29.97	200.	.	.	-

DRO Area:245628.8 DRO Amount: 7.517249
TEH Area:464553 TEH Amount: 14.21723

G:\org\HP5\dat\HP5012222_b\Review\013_DCM-Baseline Chec_DR_8015-JA-LEXP.xls

ERH2446 (RHMW15 zone5) Batch ID: 163074

— G:\org\HP5\DAT\HP5012222_b\0122HP5.0014.RAW B22011124-001D ;0122HP5 , $HC-8015-DRO-W,

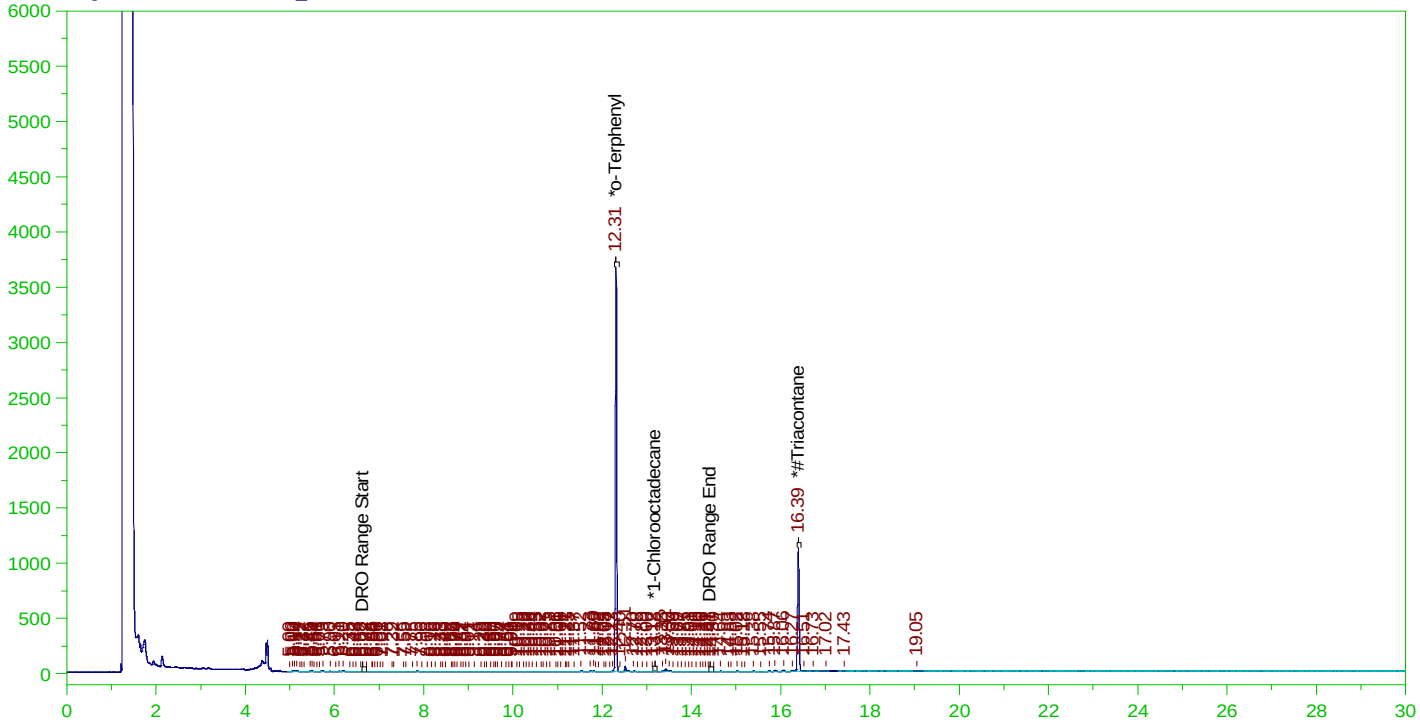

DIESEL RANGE ORGANICS CHROMATOGRAM REPORT

Sample Name: B22011124-001D ;0122HP5 , $HC-8015-DRO-W,
Raw File: G:\org\HP5\DAT\HP5012222_b\0122HP5.0014.RAW
Date & Time Acquired: 1/22/2022 7:30:31 PM
Method File: G:\Org\HP5\Methods\DR_8015-C24T-JB-L%.met
Calibration File: G:\Org\HP5\Cals\SW8015C_DRO220111JB-C24-T.CAL
Sample Weight: 1000 Dilution: 1 S.A.: 1

Mean RF for TEH: 32675.36
Rt range for Diesel Range Organics: 6.62 to 14.49

SURROGATE COMPOUND	RT	ACTUAL	MEASURED	%REC	
*o-Terphenyl	12.307	.2	.187	93.57	-
*1-Chlorooctadecane	13.177	.2	.	.13	-
*#Triacontane	16.391	.2	.098	49.12	-

DRO Area:625003.7 DRO Amount: 1.912768E-02
TEH Area:963934.3 TEH Amount: 2.950034E-02

G:\org\HP5\dat\HP5012222_b\Review\014_B22011124-001D_DR_8015-C24T-JB-L%.xls

ERH2446 (RHMW15 zone5) Batch ID: 163074

— G:\org\HP5\DAT\HP5012222_b\0122HP5.0014.RAW B22011124-001D ;0122HP5 , $HC-8015-DRO-W,

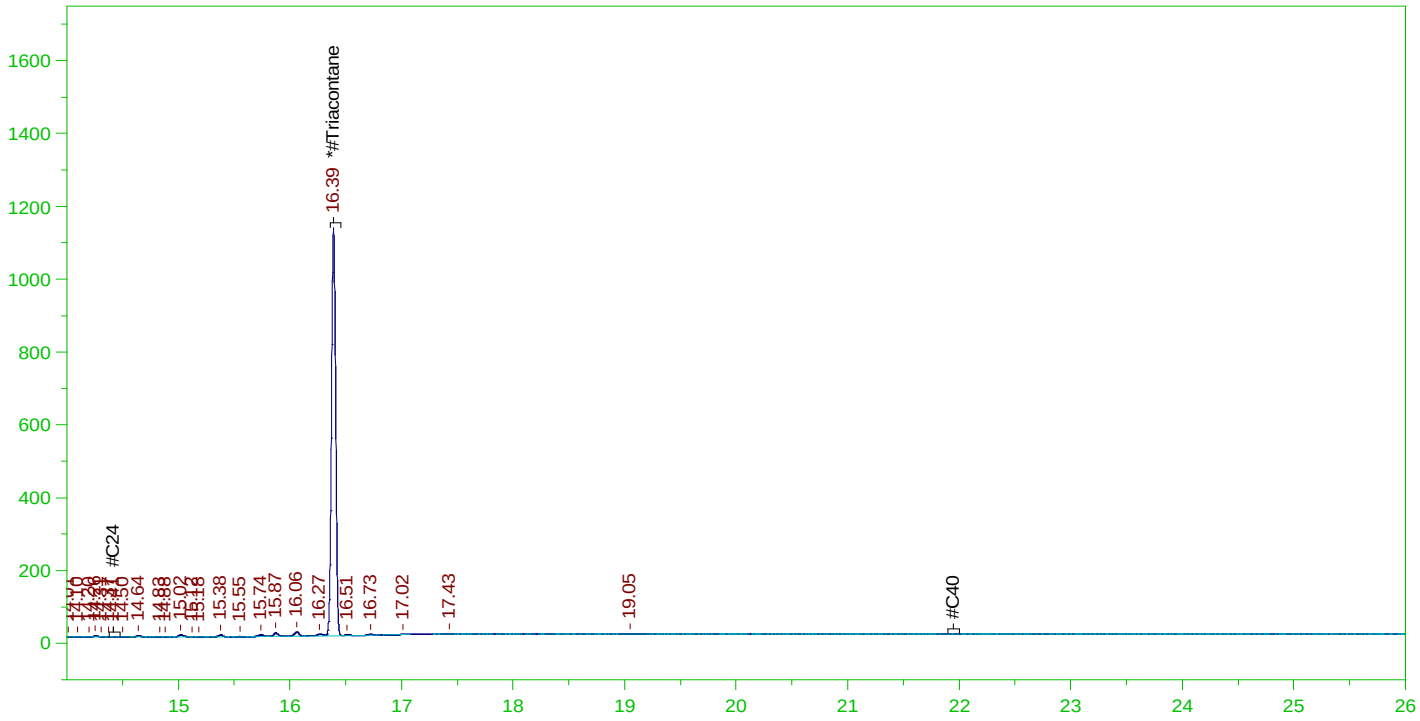

RESIDUAL RANGE ORGANICS CHROMATOGRAM

Sample Name: B22011124-001D ;0122HP5 , $HC-8015-DRO-W,
Raw File: G:\org\HP5\DAT\HP5012222_b\0122HP5.0014.RAW
Date & Time Acquired: 1/22/2022 7:30:31 PM
Method File: G:\Org\HP5\Methods\DR_OROS-BBb-L%.MET
Calibration File: G:\Org\HP5\Cals\SW8015C_ORO220111BBb_SAMP.CAL
Sample Weight: 1000 Dilution: 1 S.A.: 1

Mean RF for for Residual Range Organics Calculations: 26424.55
Rt range for Residual Range Organics: 14.38 to 22

SURROGATE COMPOUND	RT	ACTUAL	MEASURED	%REC	
*#Triacontane	16.391	.5	.098	19.65	-

RRO Area:174585 RRO AMOUNT: 6.606924E-03

G:\org\HP5\dat\HP5012222_b\Review\014_B22011124-001D_DR_OROS-BBb-L%.xls

ERH2446 (RHMW15 zone5) Batch ID: 163074

G:\org\HP5\DAT\HP5012222_b\0122HP5.0014.RAW B22011124-001D ;0122HP5 , $HC-8015-DRO-W,

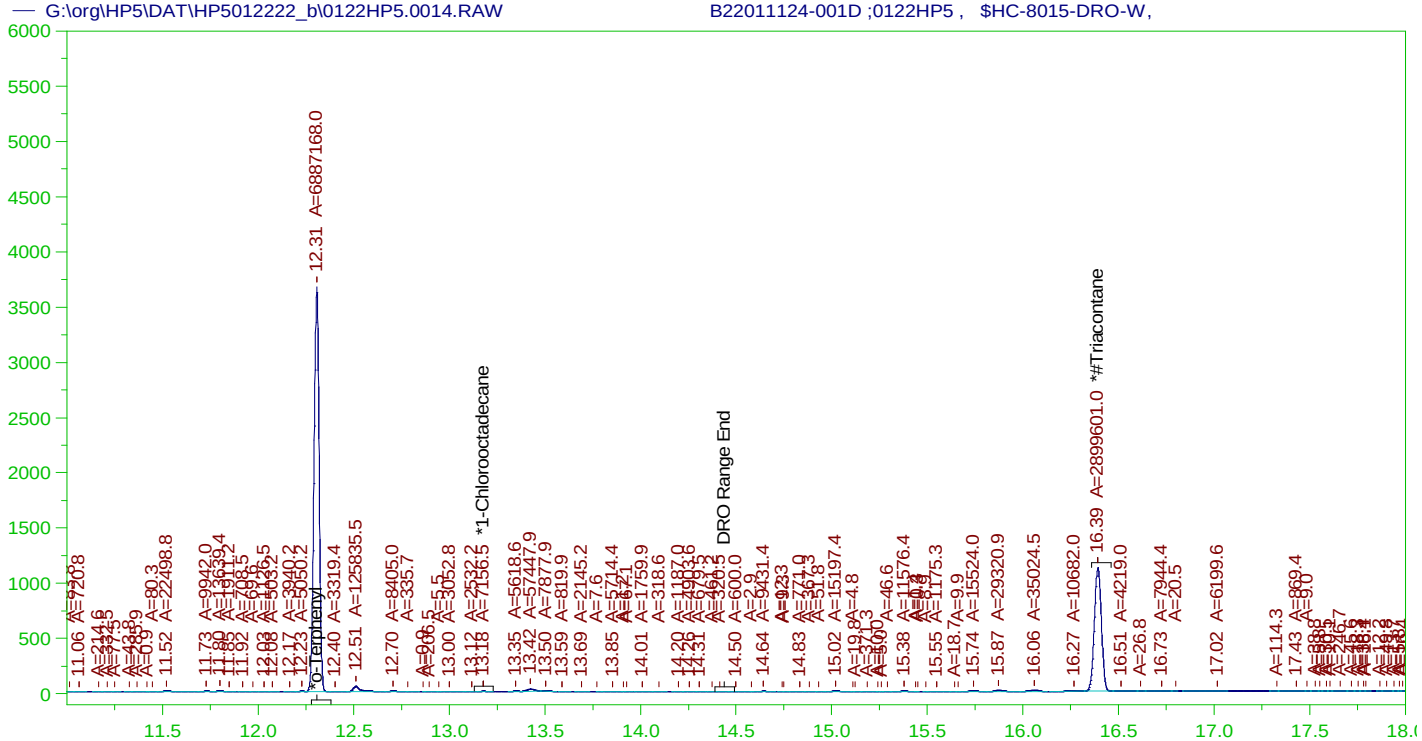

DIESEL RANGE ORGANICS CHROMATOGRAM REPORT

Sample Name: B22011124-001D ;0122HP5 , $HC-8015-DRO-W,
Raw File: G:\org\HP5\DAT\HP5012222_b\0122HP5.0014.RAW
Date & Time Acquired: 1/22/2022 7:30:31 PM
Method File: G:\Org\HP5\Methods\DS_8015-C24T-BB-L#.met
Calibration File: G:\Org\HP5\Cals\SW8015C_DRO220111JB-C24-T.CAL
Sample Weight: 1000 Dilution: 1 S.A.: 1

Mean RF for TEH: 32675.36
Rt range for Diesel Range Organics: 6.62 to 14.49

SURROGATE COMPOUND	RT	ACTUAL	MEASURED	%REC	
*o-Terphenyl	12.307	.2	.187	93.43	-
*1-Chlorooctadecane	13.177	.2	.1		-
*#Triacontane	16.391	.2	.098	48.92	-

DRO Area:456479.3 DRO Amount: 1.397014E-02
TEH Area:2940520 TEH Amount: 8.999197E-02

G:\org\HP5\dat\HP5012222_b\Review\014_B22011124-001D_DS_8015-C24T-BB-L#.xls

ERH2433 (RHMW05 w/MS/MSD volumes) Batch ID: 163074

— G:\org\HP5\DAT\HP5012222_b\0122HP5.0015.RAW B22011136-001D ;0122HP5 , $HC-8015-DRO-W,

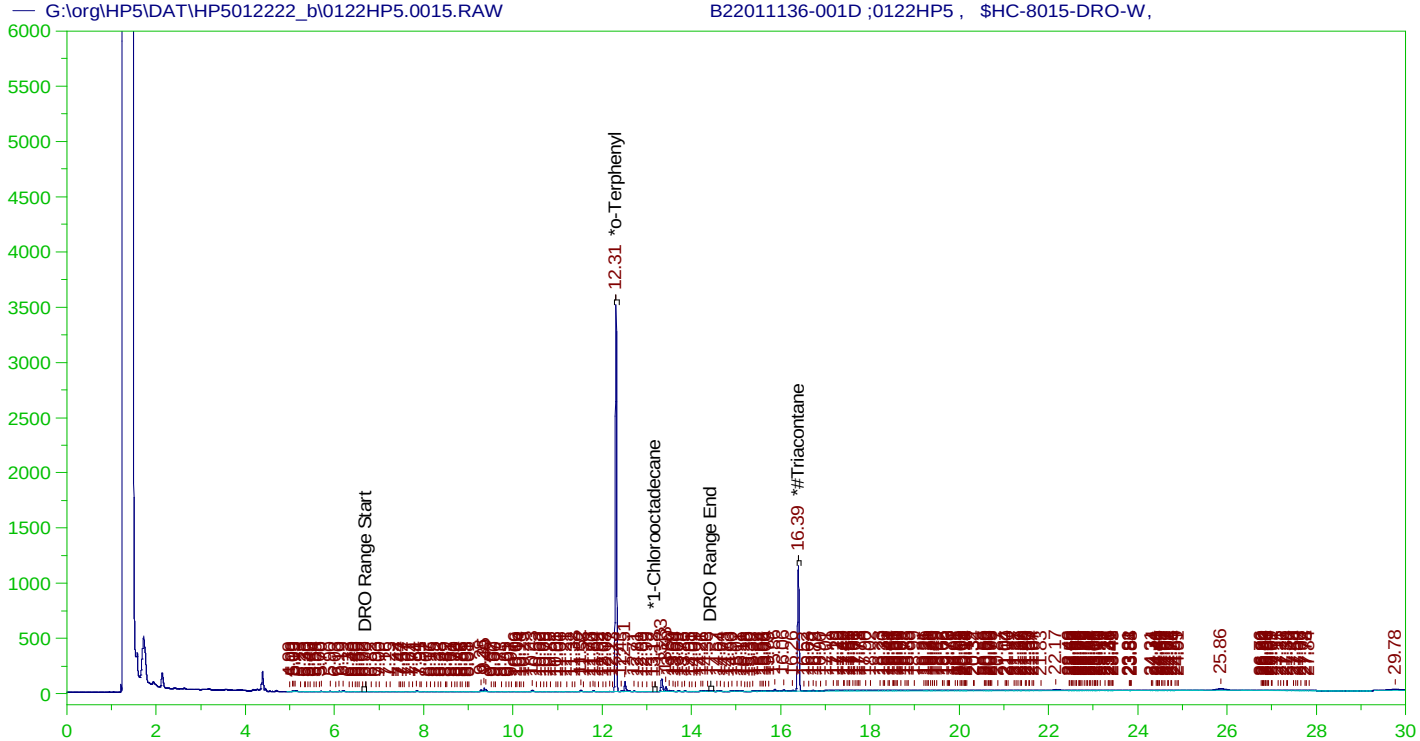

DIESEL RANGE ORGANICS CHROMATOGRAM REPORT

Sample Name: B22011136-001D ;0122HP5 , $HC-8015-DRO-W,
Raw File: G:\org\HP5\DAT\HP5012222_b\0122HP5.0015.RAW
Date & Time Acquired: 1/22/2022 8:13:28 PM
Method File: G:\Org\HP5\Methods\DR_8015-012215-JB-L%.met
Calibration File: G:\Org\HP5\Cals\SW8015C_DRO220111JB-C24-T.CAL
Sample Weight: 1010 Dilution: 1 S.A.: 1

Mean RF for TEH: 32675.36
Rt range for Diesel Range Organics: 6.62 to 14.49

SURROGATE COMPOUND	RT	ACTUAL	MEASURED	%REC	
*o-Terphenyl	12.306	.198	.18	90.97	-
*1-Chlorooctadecane	13.178	.198	.	.13	-
*#Triacontane	16.391	.198	.099	49.88	-

DRO Area:1359640 DRO Amount: 4.119858E-02
TEH Area:4398886 TEH Amount: 0.133291

G:\org\HP5\dat\HP5012222_b\Review\015_B22011136-001D_DR_8015-012215-JB-L%.xls

ERH2433 (RHMW05 w/MS/MSD volumes) Batch ID: 163074

— G:\org\HP5\DAT\HP5012222_b\0122HP5.0015.RAW B22011136-001D ;0122HP5 , $HC-8015-DRO-W,

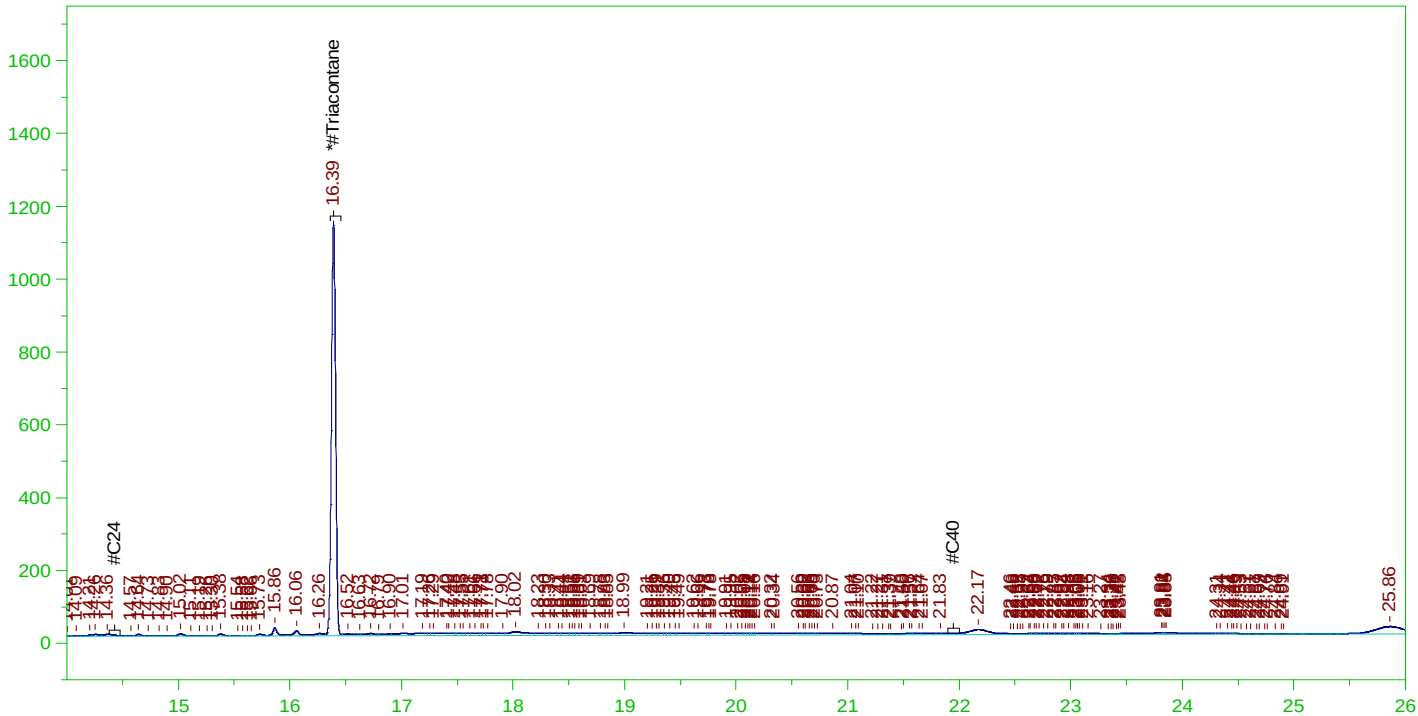

RESIDUAL RANGE ORGANICS CHROMATOGRAM

Sample Name: B22011136-001D ;0122HP5 , $HC-8015-DRO-W,
Raw File: G:\org\HP5\DAT\HP5012222_b\0122HP5.0015.RAW
Date & Time Acquired: 1/22/2022 8:13:28 PM
Method File: G:\Org\HP5\Methods\DR_OROS-012215-BBb-L%.MET
Calibration File: G:\Org\HP5\Cals\SW8015C_ORO220111BBb_SAMP.CAL
Sample Weight: 1010 Dilution: 1 S.A.: 1

Mean RF for for Residual Range Organics Calculations: 26424.55
Rt range for Residual Range Organics: 14.38 to 22

SURROGATE COMPOUND	RT	ACTUAL	MEASURED	%REC	
*#Triacontane	16.391	.495	.099	19.95	-

RRO Area:1814018 RRO AMOUNT: 6.796927E-02

G:\org\HP5\dat\HP5012222_b\Review\015_B22011136-001D_DR_OROS-012215-BBb-L%.xls

ERH2433 (RHMW05 w/MS/MSD volumes) Batch ID: 163074

— G:\org\HP5\DAT\HP5012222_b\0122HP5.0015.RAW B22011136-001D ;0122HP5 , $HC-8015-DRO-W,

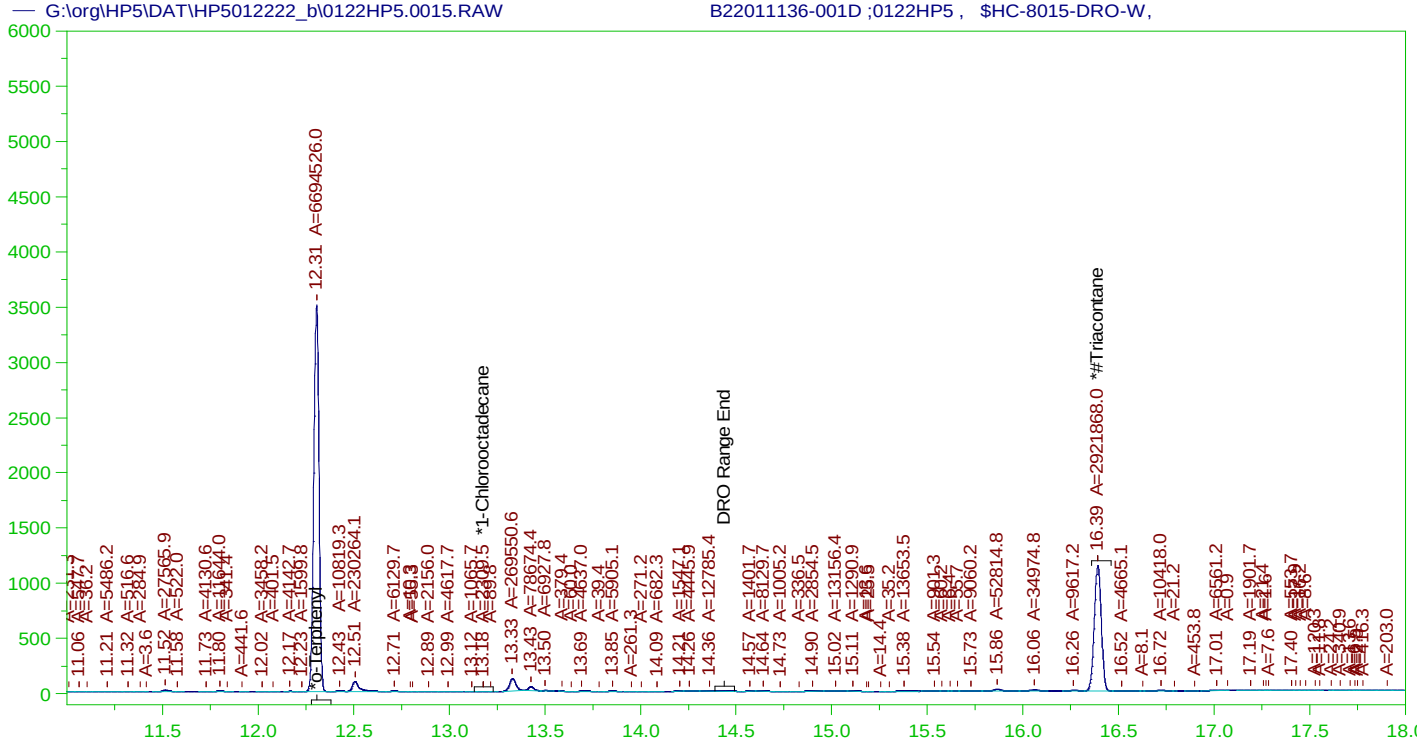

DIESEL RANGE ORGANICS CHROMATOGRAM REPORT

Sample Name: B22011136-001D ;0122HP5 , $HC-8015-DRO-W,
Raw File: G:\org\HP5\DAT\HP5012222_b\0122HP5.0015.RAW
Date & Time Acquired: 1/22/2022 8:13:28 PM
Method File: G:\Org\HP5\Methods\DS_8015-C24T-BB-L#.met
Calibration File: G:\Org\HP5\Cals\SW8015C_DRO220111JB-C24-T.CAL
Sample Weight: 1010 Dilution: 1 S.A.: 1

Mean RF for TEH: 32675.36
Rt range for Diesel Range Organics: 6.62 to 14.49

SURROGATE COMPOUND	RT	ACTUAL	MEASURED	%REC	
*o-Terphenyl	12.306	.198	.18	90.82	-
*1-Chlorooctadecane	13.178	.198	.	.03	-
*#Triacontane	16.391	.198	.098	49.3	-

DRO Area:1069270 DRO Amount: 3.240005E-02
TEH Area:2962380 TEH Amount: 8.976335E-02

G:\org\HP5\dat\HP5012222_b\Review\015_B22011136-001D_DS_8015-C24T-BB-L#.xls

Batch ID: 163074

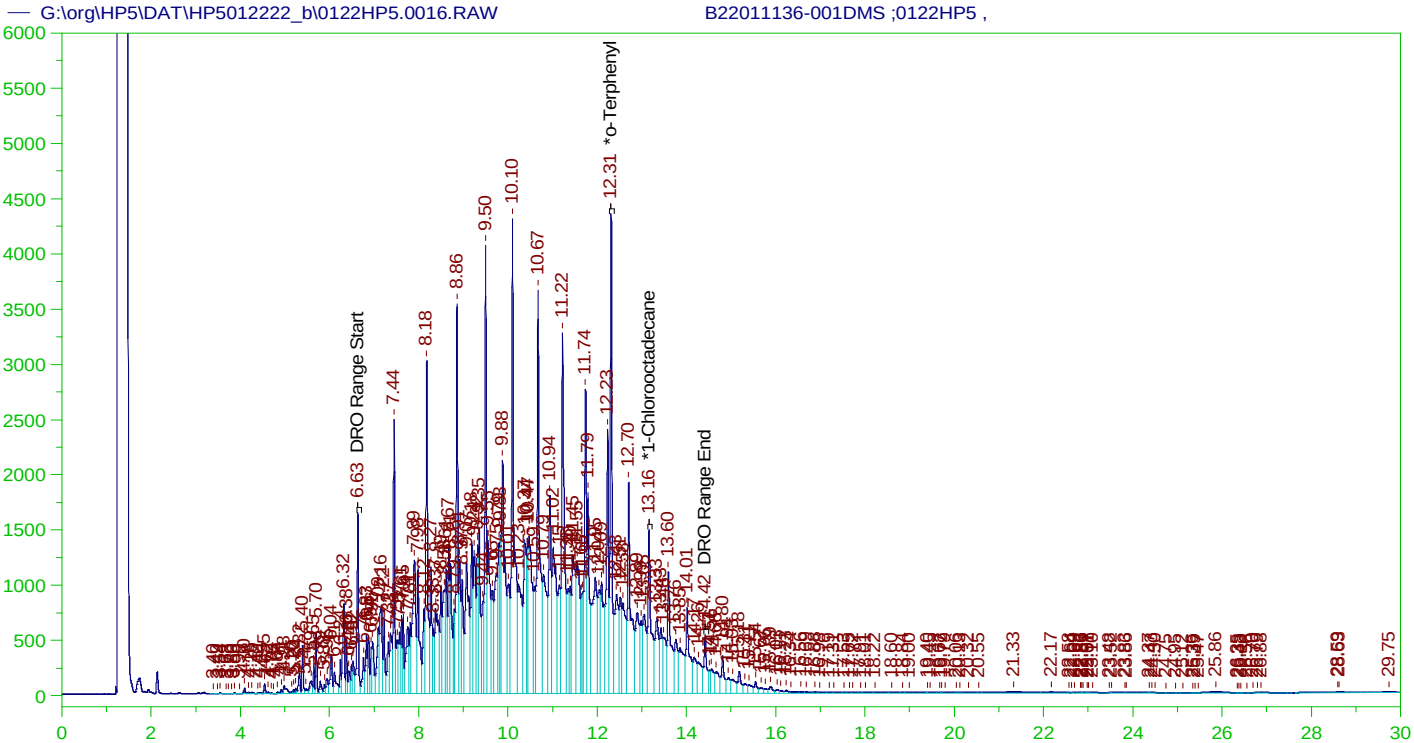

DIESEL RANGE ORGANICS CHROMATOGRAM REPORT
Sample Name: B22011136-001DMS ;0122HP5 ,
Raw File: G:\org\HP5\DAT\HP5012222_b\0122HP5.0016.RAW
Date & Time Acquired: 1/22/2022 8:56:24 PM
Method File: G:\Org\HP5\Methods\D3_8015-C24-JB-L%.met
Calibration File: G:\Org\HP5\Cals\SW8015C_DRO220111JB-C24.CAL
Sample Weight: 1010 Dilution: 1 S.A.: 1

Mean RF for TEH: 32675.36
Rt range for Diesel Range Organics: 6.62 to 14.49

SURROGATE COMPOUND	RT	ACTUAL	MEASURED	%REC	
*o-Terphenyl	12.308	.198	.306	154.42	-
*1-Chlorooctadecane	13.159	.198	.191	96.66	-

DRO Area:3.964739E+08 DRO Amount: 12.01359
TEH Area:4.237807E+08 TEH Amount: 12.84102

Batch ID: 163074

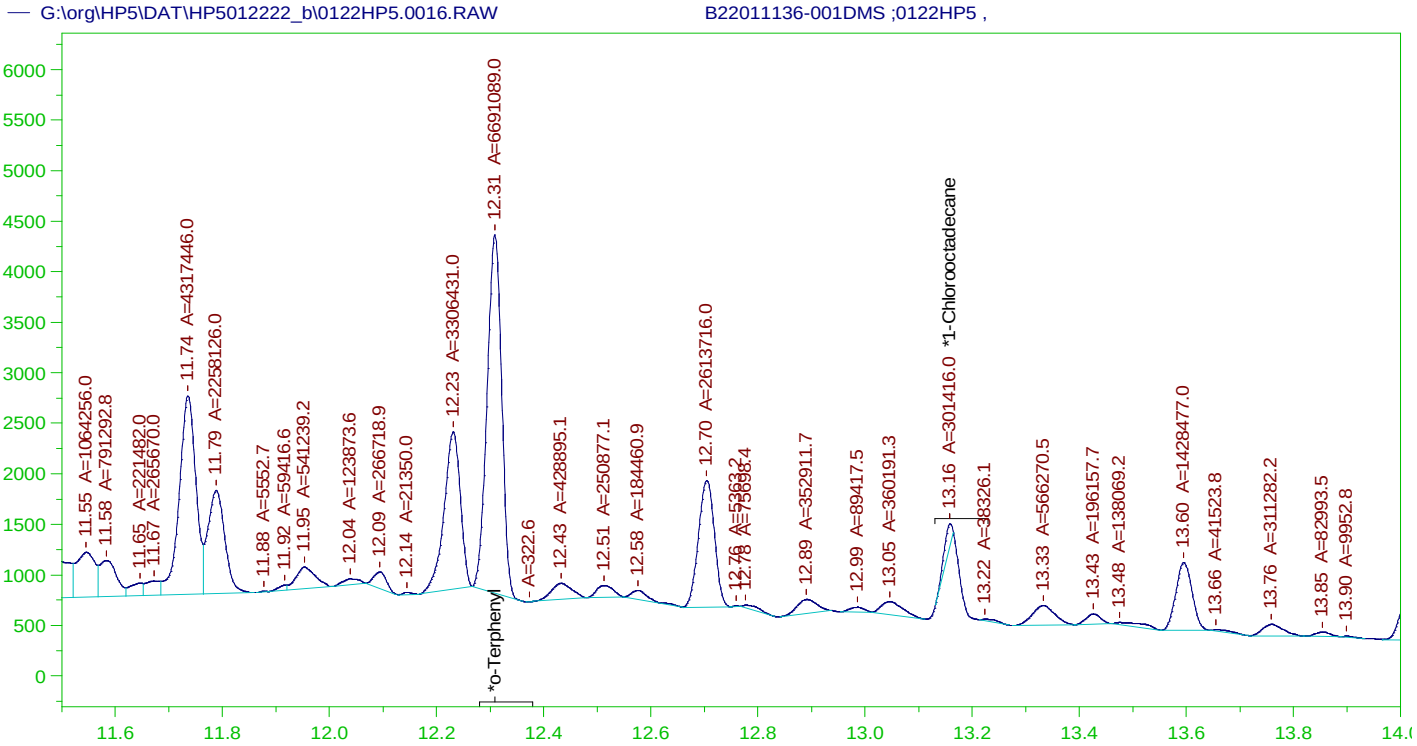

DIESEL RANGE ORGANICS CHROMATOGRAM REPORT
Sample Name: B22011136-001DMS ;0122HP5 ,
Raw File: G:\org\HP5\DAT\HP5012222_b\0122HP5.0016.RAW
Date & Time Acquired: 1/22/2022 8:56:24 PM
Method File: G:\Org\HP5\Methods\DS_8015-C24-JB-L#.met
Calibration File: G:\Org\HP5\Cals\SW8015C_DRO220111JB-C24.CAL
Sample Weight: 1010 Dilution: 1 S.A.: 1

Mean RF for TEH: 32675.36
Rt range for Diesel Range Organics: 6.62 to 14.49

SURROGATE COMPOUND	RT	ACTUAL	MEASURED	%REC	
*o-Terphenyl	12.308	.198	.18	90.77	-
*1-Chlorooctadecane	13.159	.198	.008	4.09	-

DRO Area:1.858293E+08 DRO Amount: 5.63083
TEH Area:1.986222E+08 TEH Amount: 6.018469

Batch ID: 163074

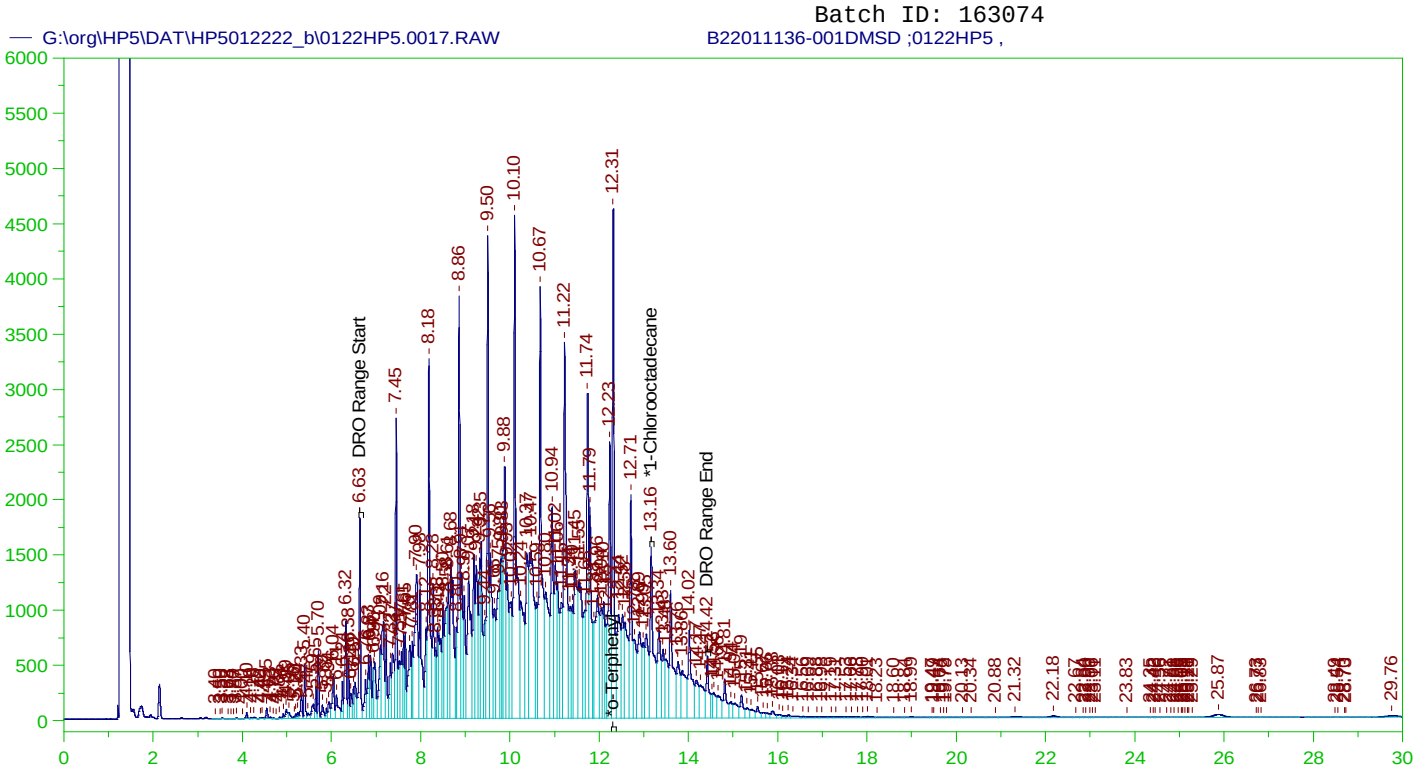

DIESEL RANGE ORGANICS CHROMATOGRAM REPORT
Sample Name: B22011136-001DMSD ;0122HP5 ,
Raw File: G:\org\HP5\DAT\HP5012222_b\0122HP5.0017.RAW
Date & Time Acquired: 1/22/2022 9:39:20 PM
Method File: G:\Org\HP5\Methods\D3_8015-C24-JB-L%.met
Calibration File: G:\Org\HP5\Cals\SW8015C_DRO220111JB-C24.CAL
Sample Weight: 1010 Dilution: 1 S.A.: 1

Mean RF for TEH: 32675.36
Rt range for Diesel Range Organics: 6.62 to 14.49

SURROGATE COMPOUND	RT	ACTUAL	MEASURED	%REC	
*o-Terphenyl	12.311	.198	.333	167.99	-
*1-Chlorooctadecane	13.163	.198	.202	101.8	-

DRO Area:4.246459E+08 DRO Amount: 12.86723
TEH Area:4.554472E+08 TEH Amount: 13.80055

G:\org\HP5\dat\HP5012222_b\Review\017_B22011136-001DMSD_D3_8015-C24-JB-L%.xls

Batch ID: 163074

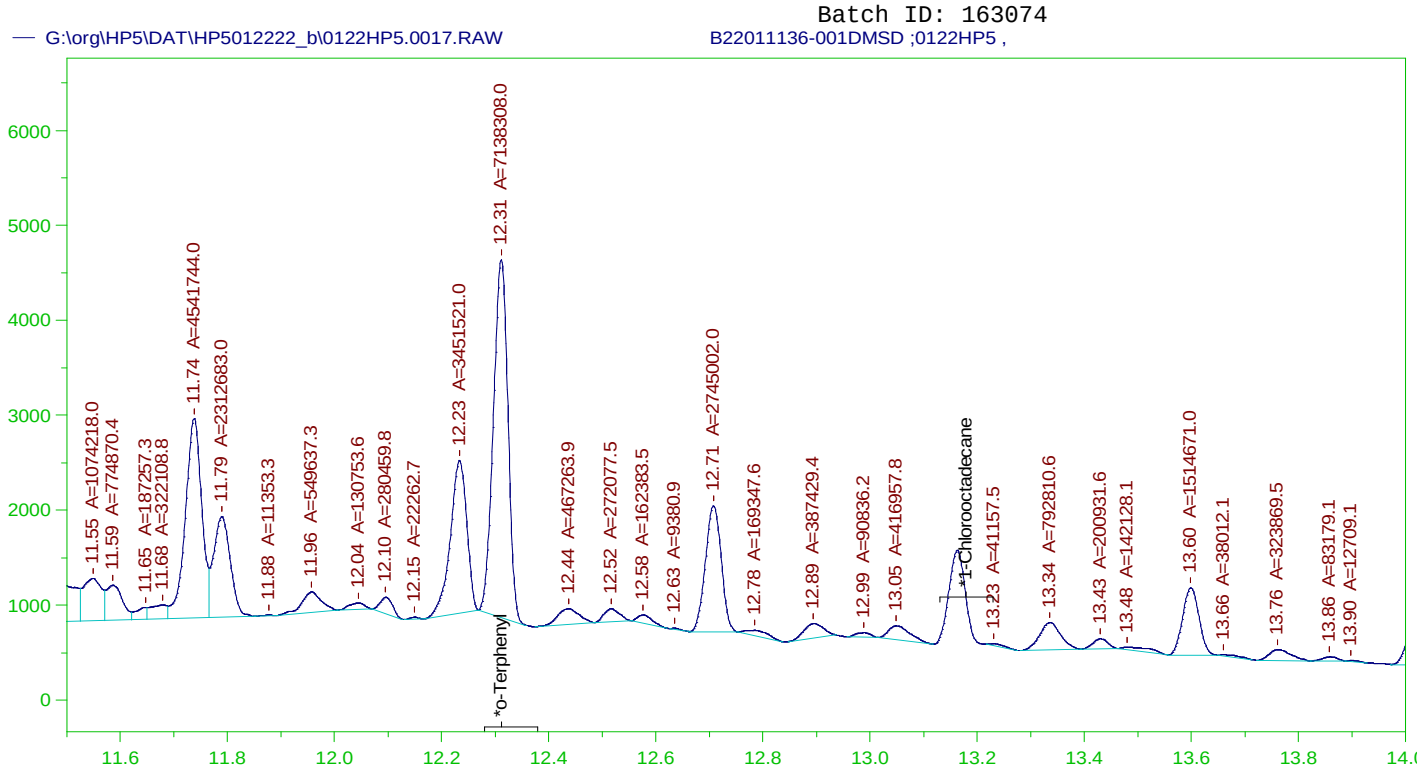

DIESEL RANGE ORGANICS CHROMATOGRAM REPORT

Sample Name: B22011136-001DMSD ;0122HP5 ,
Raw File: G:\org\HP5\DAT\HP5012222_b\0122HP5.0017.RAW
Date & Time Acquired: 1/22/2022 9:39:20 PM
Method File: G:\Org\HP5\Methods\DS_8015-C24-JB-L#.met
Calibration File: G:\Org\HP5\Cals\SW8015C_DRO220111JB-C24.CAL
Sample Weight: 1010 Dilution: 1 S.A.: 1

Mean RF for TEH: 32675.36
Rt range for Diesel Range Organics: 6.62 to 14.49

SURROGATE COMPOUND	RT	ACTUAL	MEASURED	%REC	
*o-Terphenyl	12.311	.198	.192	96.84	-
*1-Chlorooctadecane	15.761	.198	.	.	-

DRO Area:1.99379E+08 DRO Amount: 6.041402
TEH Area:2.136257E+08 TEH Amount: 6.473092

G:\org\HP5\dat\HP5012222_b\Review\017_B22011136-001DMSD_DS_8015-C24-JB-L#.xls

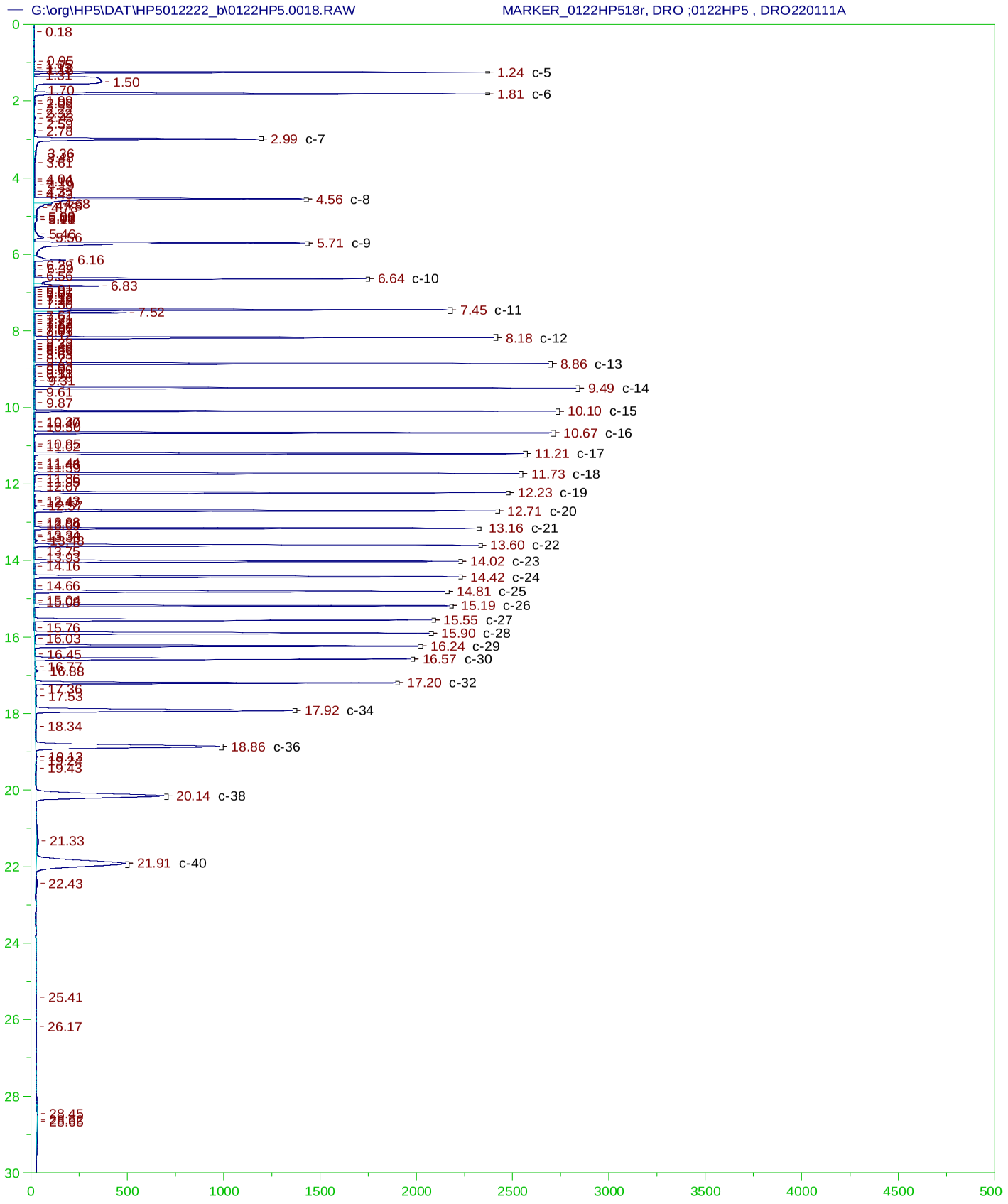

G:\org\HP5\dat\HP5012222_b\Review\018_MARKER_0122HP518r_CSC220120.xls

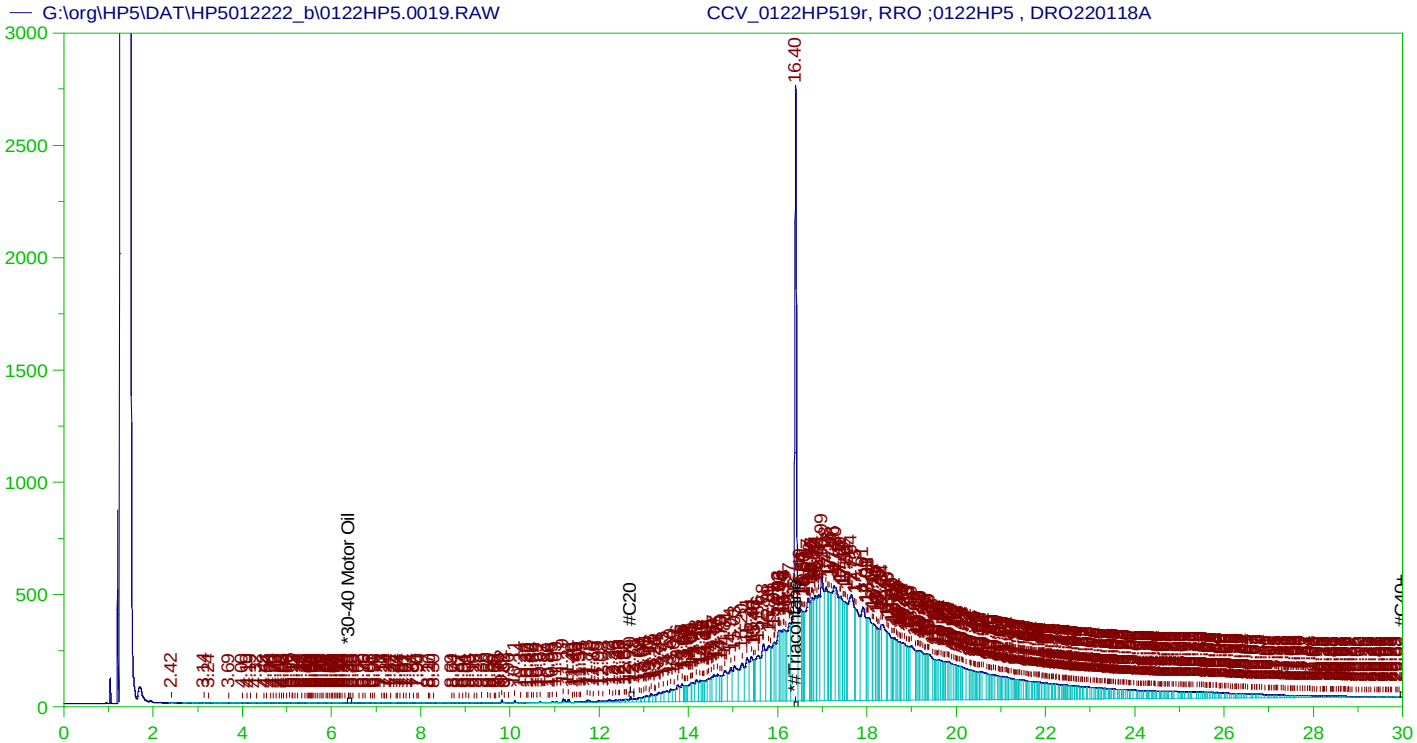

RESIDUAL RANGE ORGANICS CHROMATOGRAM
Sample Name: CCV_0122HP519r, RRO ;0122HP5 , DRO220118A
Raw File: G:\org\HP5\DAT\HP5012222_b\0122HP5.0019.RAW
Date & Time Acquired: 1/22/2022 11:05:03 PM
Method File: G:\Org\HP5\Methods\DC_ORO-BB-L%.MET
Calibration File: G:\Org\HP5\Cals\SW8015C_ORO220111BB.CAL
Sample Weight: 1 Dilution: 1 S.A.: 1

Mean RF for for ~~Residual~~ TEH(Oil Range) Organics Calculations: 26424.55
Rt range for ~~Residual~~ TEH(Oil Range) Organics: 12.67 to 30.05

SURROGATE COMPOUND	RT	ACTUAL	MEASURED	%REC	
*#Triacontane	16.4	500.	333.51	66.7	-

~~RRO~~ TEH(Oil Range) Area:1.224203E+08 ~~RRO~~ TEH(Oil Range) AMOUNT: 4632.825

CONTINUING CALIBRATION REPORT: G:\org\HP5\DAT\HP5012222_b\0122HP5.0019.RAW

COMPOUND	ACTUAL(NG)	MEASURED(NG)	%RECOVERY	LIMITS
*30-40 Motor Oil	5000.	.024	.	75-125

SURROGATE COMPOUND	RT	ACTUAL	MEASURED	%REC	LIMITS
*#Triacontane	16.4	200.	333.51	166.75	75-125

AMN 02/15/2022

G:\org\HP5\dat\HP5012222_b\Review\019_CCV_0122HP519r_DC_ORO-BB-L%.xls

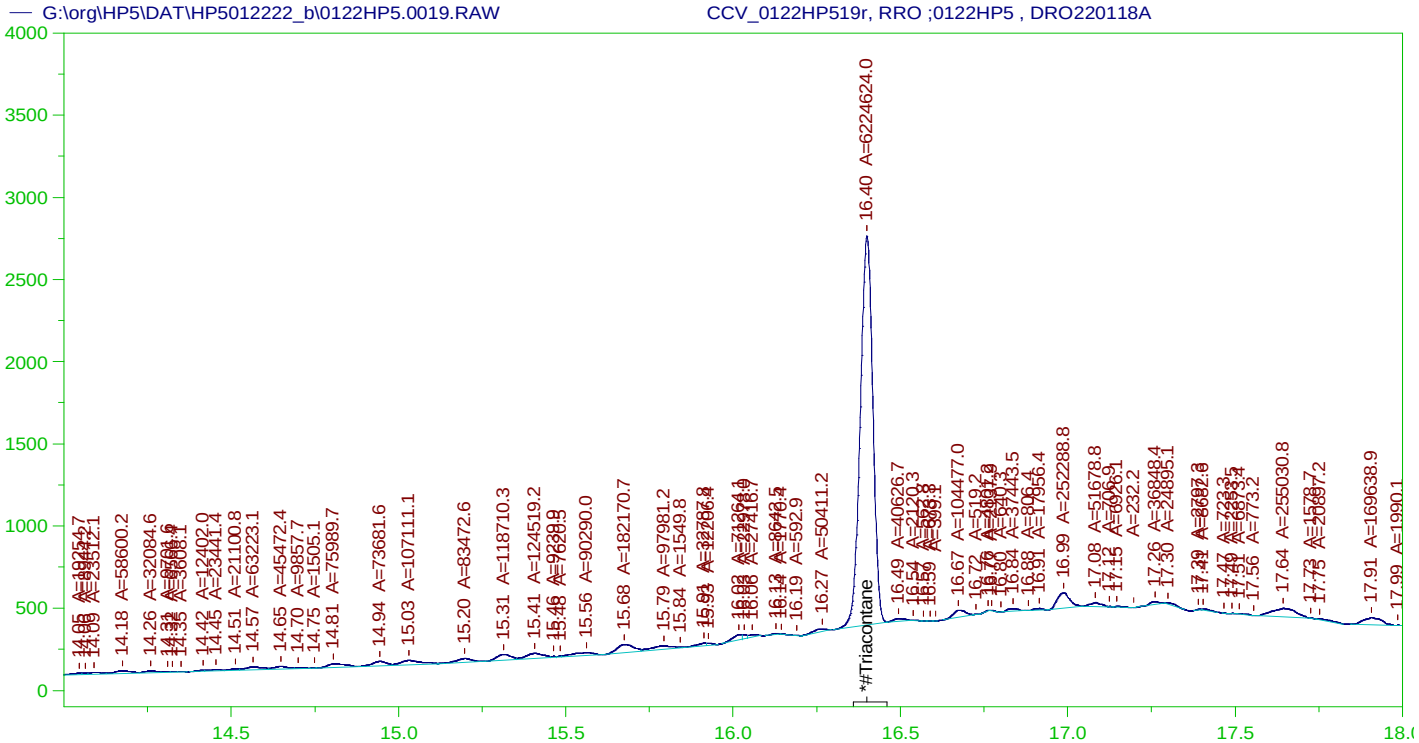

RESIDUAL RANGE ORGANICS CHROMATOGRAM
Sample Name: CCV_0122HP519r, RRO ;0122HP5 , DRO220118A
Raw File: G:\org\HP5\DAT\HP5012222_b\0122HP5.0019.RAW
Date & Time Acquired: 1/22/2022 11:05:03 PM
Method File: G:\Org\HP5\Methods\DS_ORO-BB-L%.MET
Calibration File: G:\Org\HP5\Cals\SW8015C_ORO220111BB.CAL
Sample Weight: 1 Dilution: 1 S.A.: 1

Mean RF for for Residual Range Organics Calculations: 26424.55
Rt range for Residual Range Organics: 12.67 to 30.05

SURROGATE COMPOUND	RT	ACTUAL	MEASURED	%REC	
*#Triacontane	16.4	500.	210.035	42.01	-

RRO Area:3252572 RRO AMOUNT: 123.089

CONTINUING CALIBRATION REPORT: G:\org\HP5\DAT\HP5012222_b\0122HP5.0019.RAW

COMPOUND	ACTUAL(NG)	MEASURED(NG)	%RECOVERY	LIMITS
*30-40 Motor Oil	5000.	.024	.	75-125

SURROGATE COMPOUND	RT	ACTUAL	MEASURED	%REC	LIMITS
*#Triacontane	16.4	200.	210.035	105.02	75-125

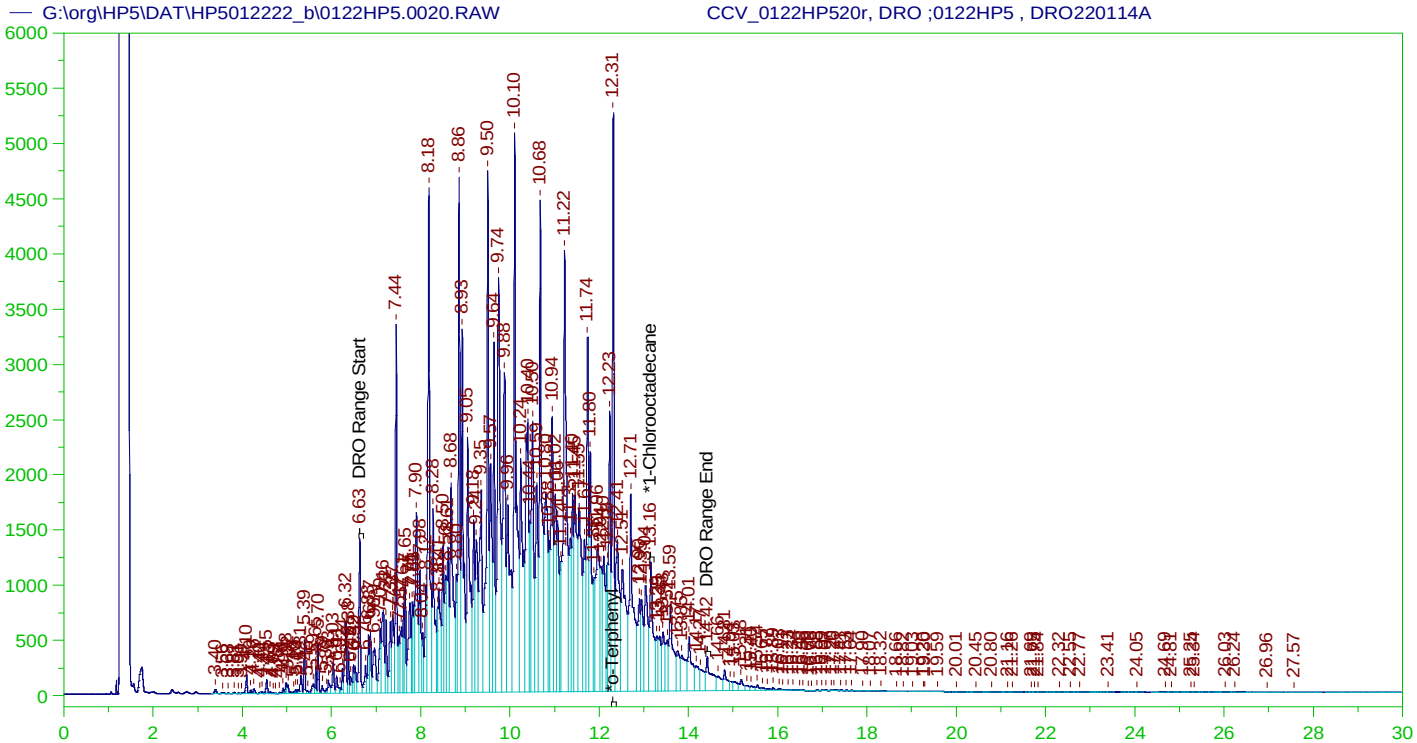

DIESEL RANGE ORGANICS CHROMATOGRAM REPORT
Sample Name: CCV_0122HP520r, DRO ;0122HP5 , DRO220114A
Raw File: G:\org\HP5\DAT\HP5012222_b\0122HP5.0020.RAW
Date & Time Acquired: 1/22/2022 11:47:55 PM
Method File: G:\Org\HP5\Methods\DC_8015-C24-JB-L%.met
Calibration File: G:\Org\HP5\Cals\SW8015C_DRO220111JB-C24.CAL
Sample Weight: 1 Dilution: 1 S.A.: 1

Mean RF for TEH: 32675.36
Rt range for Diesel Range Organics: 6.62 to 14.49

SURROGATE COMPOUND	RT	ACTUAL	MEASURED	%REC	
*o-Terphenyl	12.312	200.	350.301	175.15	-
*1-Chlorooctadecane	13.158	200.	164.571	82.29	-

DRO Area:4.954132E+08 DRO Amount: 15161.67
TEH Area:5.120406E+08 TEH Amount: 15670.54

CONTINUING CALIBRATION REPORT: G:\org\HP5\DAT\HP5012222_b\0122HP5.0020.RAW

COMPOUND	ACTUAL(NG)	MEASURED(NG)	%RECOVERY	LIMITS
TOTAL DRO	15000.	15670.54	104.47	85-115

SURROGATE COMPOUND	RT	ACTUAL	MEASURED	%REC	LIMITS
*o-Terphenyl	12.312	200.	350.301	175.15	85-115
*1-Chlorooctadecane	13.158	200.	164.571	82.29	85-115

G:\org\HP5\dat\HP5012222_b\Review\020_CCV_0122HP520r_DC_8015-C24-JB-L%.xls

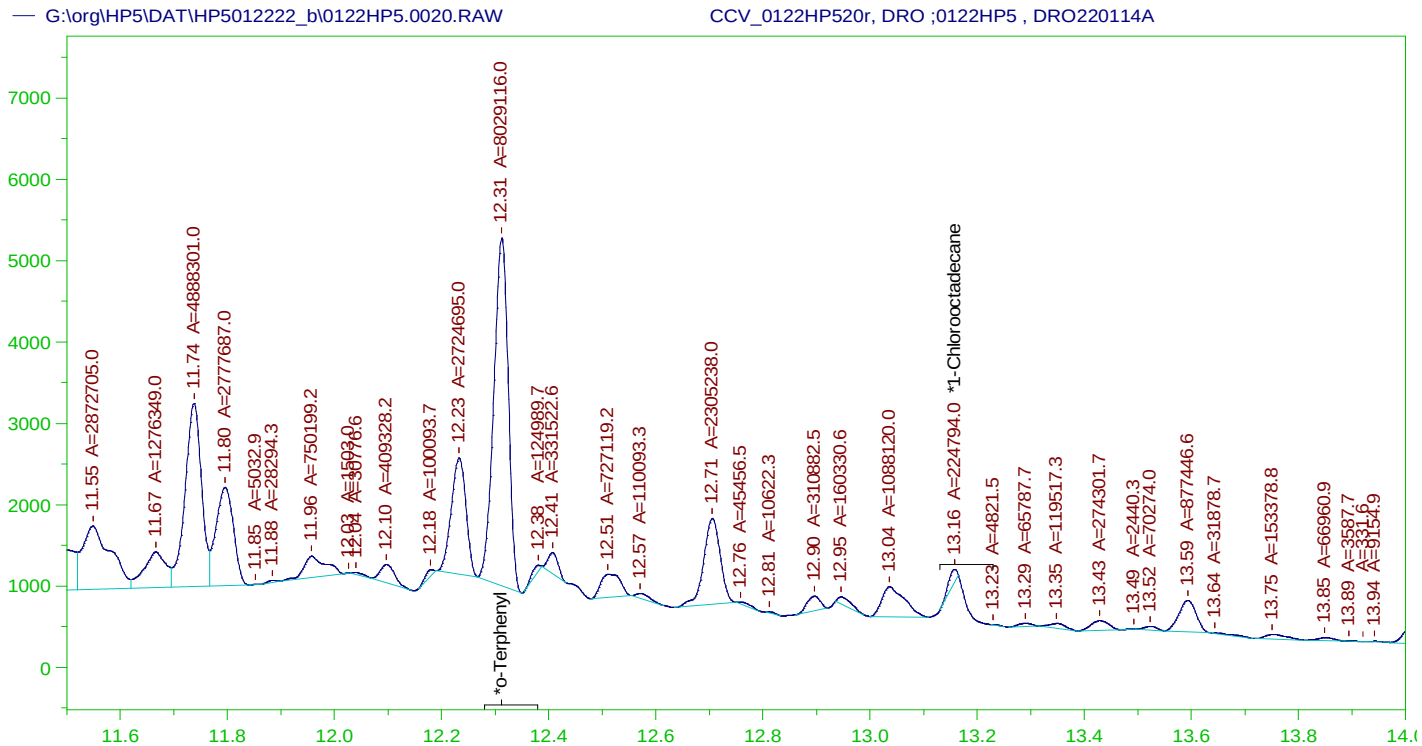

DIESEL RANGE ORGANICS CHROMATOGRAM REPORT
Sample Name: CCV_0122HP520r, DRO ;0122HP5 , DRO220114A
Raw File: G:\org\HP5\DAT\HP5012222_b\0122HP5.0020.RAW
Date & Time Acquired: 1/22/2022 11:47:55 PM
Method File: G:\Org\HP5\Methods\DS_8015-C24-JB-L#.met
Calibration File: G:\Org\HP5\Cals\SW8015C_DRO220111JB-C24.CAL
Sample Weight: 1 Dilution: 1 S.A.: 1

Mean RF for TEH: 32675.36
Rt range for Diesel Range Organics: 6.62 to 14.49

SURROGATE COMPOUND	RT	ACTUAL	MEASURED	%REC	
*o-Terphenyl	12.312	200.	217.84	108.92	-
*1-Chlorooctadecane	13.158	200.	6.099	3.05	-

DRO Area:2.539744E+08 DRO Amount: 7772.658
TEH Area:2.651958E+08 TEH Amount: 8116.079

CONTINUING CALIBRATION REPORT: G:\org\HP5\DAT\HP5012222_b\0122HP5.0020.RAW

COMPOUND	ACTUAL(NG)	MEASURED(NG)	%RECOVERY	LIMITS
TOTAL DRO	15000.	8116.08	54.11	85-115

SURROGATE COMPOUND	RT	ACTUAL	MEASURED	%REC	LIMITS
*o-Terphenyl	12.312	200.	217.84	108.92	85-115
*1-Chlorooctadecane	13.158	200.	6.099	3.05	85-115

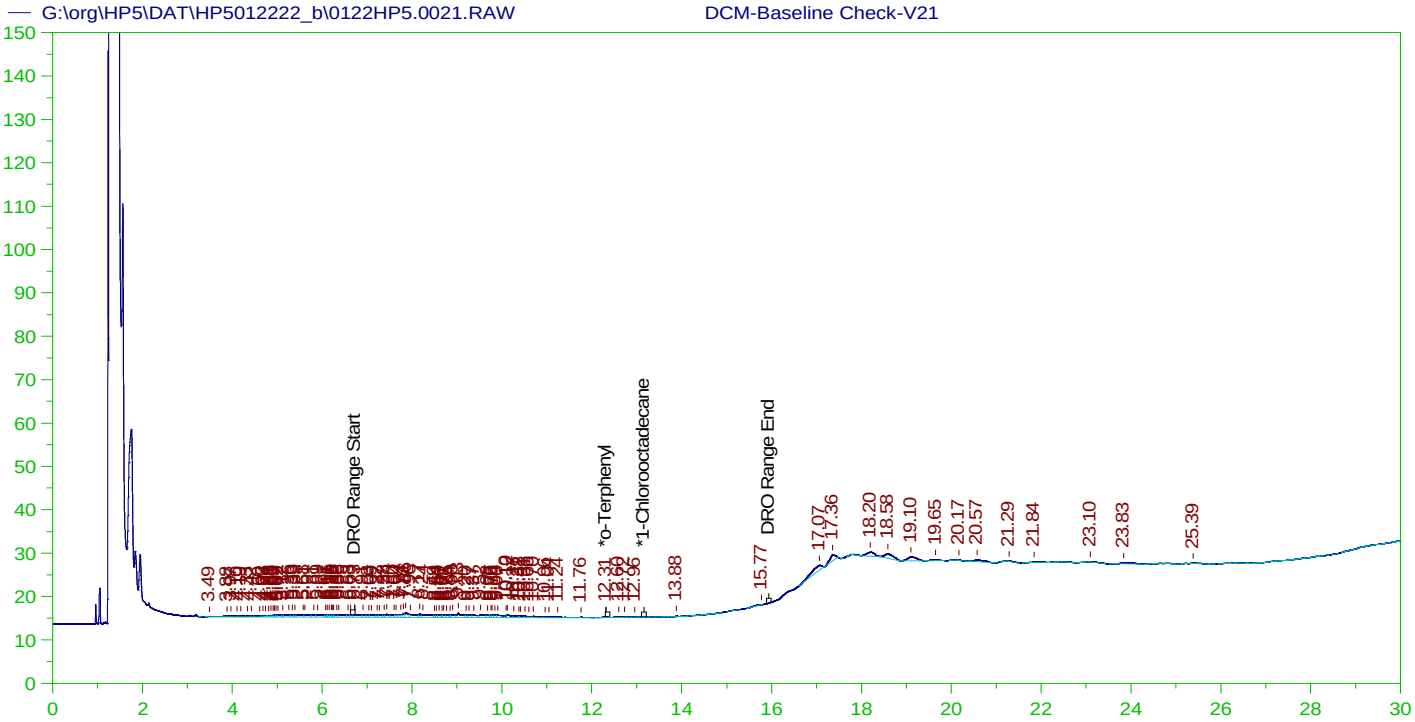

DIESEL RANGE ORGANICS CHROMATOGRAM REPORT
Sample Name: DCM-Baseline Check-V21
Raw File: G:\org\HP5\DAT\HP5012222_b\0122HP5.0021.RAW
Date & Time Acquired: 1/23/2022 12:30:51 AM
Method File: G:\Org\HP5\Methods\DR_8015-JA-LEXP.met
Calibration File: G:\Org\HP5\Cals\SW8015C_DRO220111JA.CAL
Sample Weight: 1 Dilution: 1 S.A.: 1

Mean RF for TEH: 32675.36
Rt range for Diesel Range Organics: 6.63 to 15.99

SURROGATE COMPOUND	RT	ACTUAL	MEASURED	%REC
*o-Terphenyl	12.31	200.	.014	.01 -
*1-Chlorooctadecane	29.975	200.	.	. -

DRO Area:137493.4 DRO Amount: 4.207861
TEH Area:305057.9 TEH Amount: 9.336024

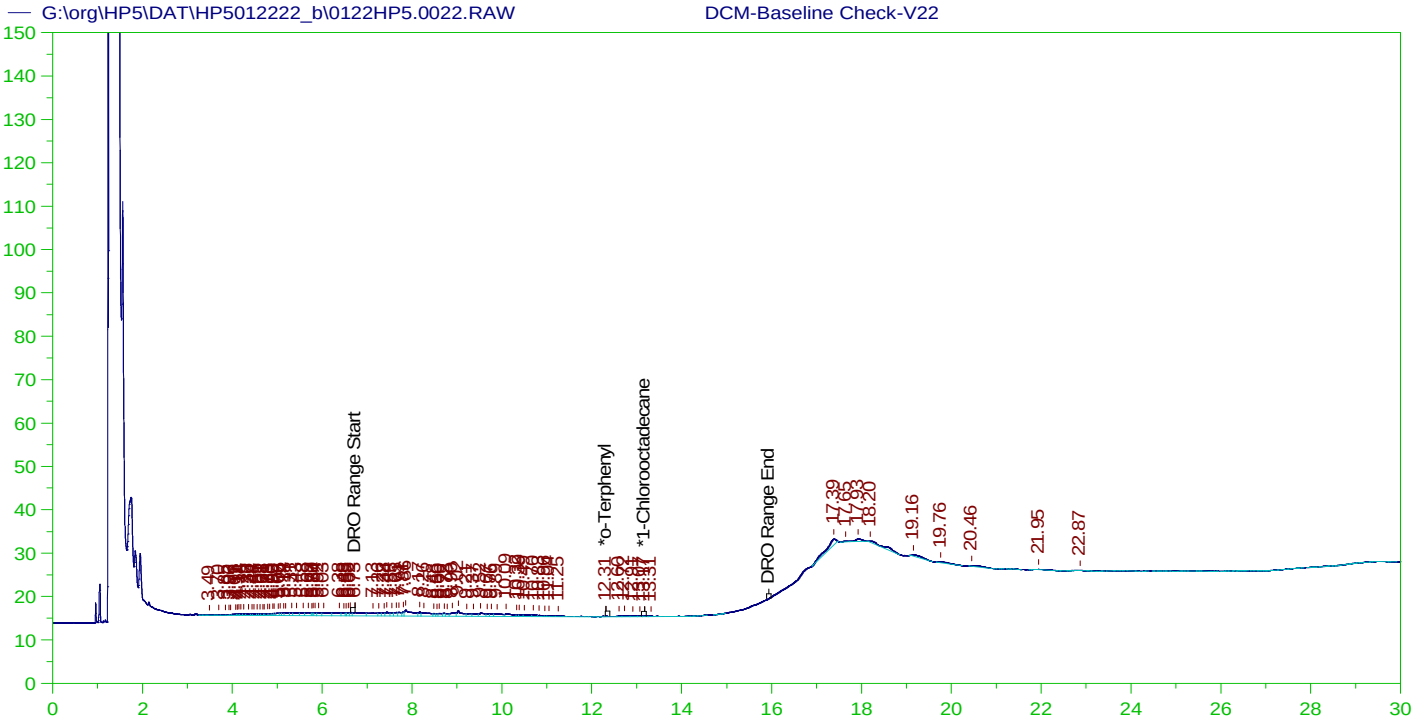

DIESEL RANGE ORGANICS CHROMATOGRAM REPORT
Sample Name: DCM-Baseline Check-V22
Raw File: G:\org\HP5\DAT\HP5012222_b\0122HP5.0022.RAW
Date & Time Acquired: 1/23/2022 1:13:40 AM
Method File: G:\Org\HP5\Methods\DR_8015-JA-LEXP.met
Calibration File: G:\Org\HP5\Cals\SW8015C_DRO220111JA.CAL
Sample Weight: 1 Dilution: 1 S.A.: 1

Mean RF for TEH: 32675.36
Rt range for Diesel Range Organics: 6.63 to 15.99

SURROGATE COMPOUND	RT	ACTUAL	MEASURED	%REC	
*o-Terphenyl	12.31	200.	.03	.02	-
*1-Chlorooctadecane	13.175	200.	.021	.01	-

DRO Area:174763 DRO Amount: 5.348466
TEH Area:336703.6 TEH Amount: 10.30451

G:\org\HP5\dat\HP5012222_b\Review\022_DCM-Baseline Chec_DR_8015-JA-LEXP.xls

ERH2460 (RHMW12A) Batch ID: 163074

— G:\org\HP5\DAT\HP5012222_b\0122HP5.0023.RAW B22011131-001D ;0122HP5 , $HC-8015-DRO-W,

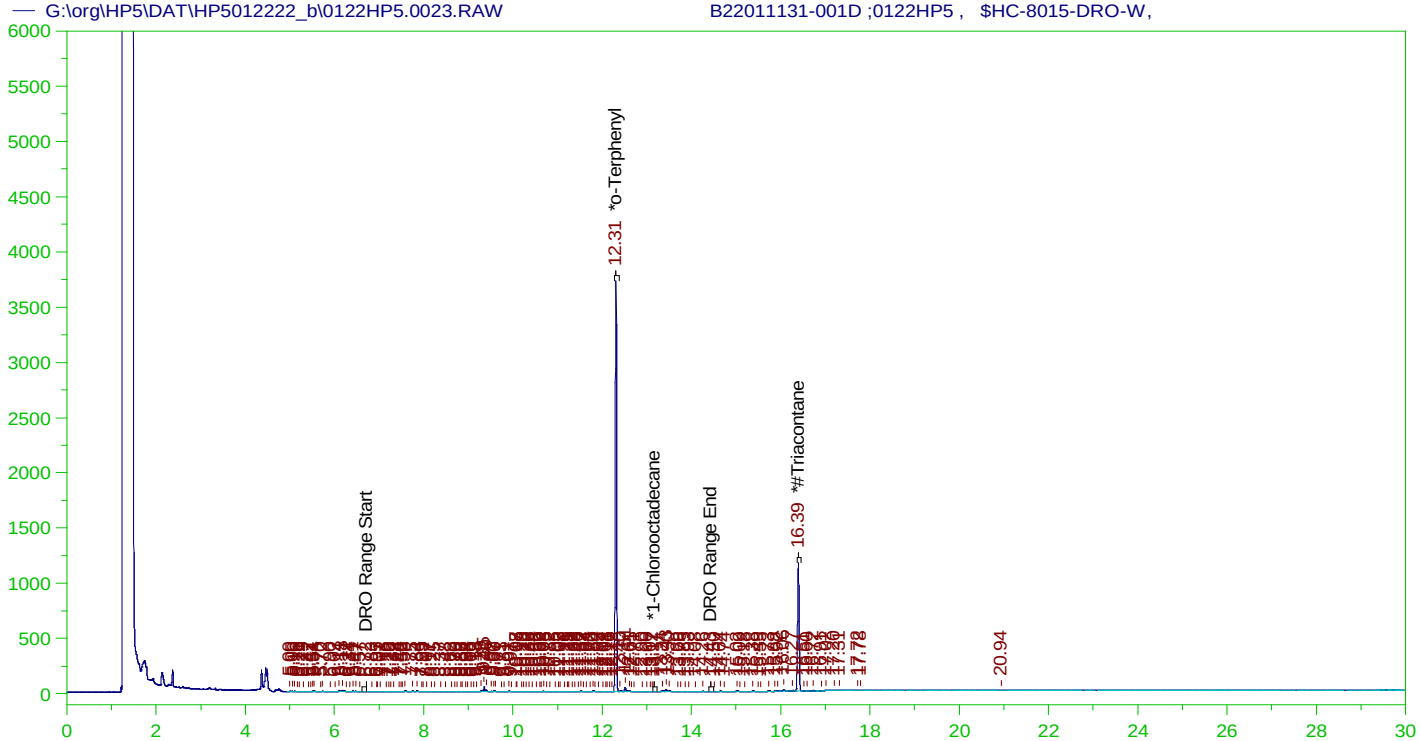

DIESEL RANGE ORGANICS CHROMATOGRAM REPORT

Sample Name: B22011131-001D ;0122HP5 , $HC-8015-DRO-W,
Raw File: G:\org\HP5\DAT\HP5012222_b\0122HP5.0023.RAW
Date & Time Acquired: 1/23/2022 1:56:33 AM
Method File: G:\Org\HP5\Methods\DR_8015-C24T-JB-L%.met
Calibration File: G:\Org\HP5\Cals\SW8015C_DRO220111JB-C24-T.CAL
Sample Weight: 1050 Dilution: 1 S.A.: 1

Mean RF for TEH: 32675.36
Rt range for Diesel Range Organics: 6.62 to 14.49

SURROGATE COMPOUND	RT	ACTUAL	MEASURED	%REC	
*o-Terphenyl	12.305	.19	.183	95.87	-
*1-Chlorooctadecane	13.172	.19	.	.03	-
*#Triacontane	16.392	.19	.096	50.6	-

DRO Area:838382.9 DRO Amount: 2.443615E-02
TEH Area:1264552 TEH Amount: 3.685759E-02

G:\org\HP5\dat\HP5012222_b\Review\023_B22011131-001D_DR_8015-C24T-JB-L%.xls

ERH2460 (RHMW12A) Batch ID: 163074

— G:\org\HP5\DAT\HP5012222_b\0122HP5.0023.RAW B22011131-001D ;0122HP5 , $HC-8015-DRO-W,

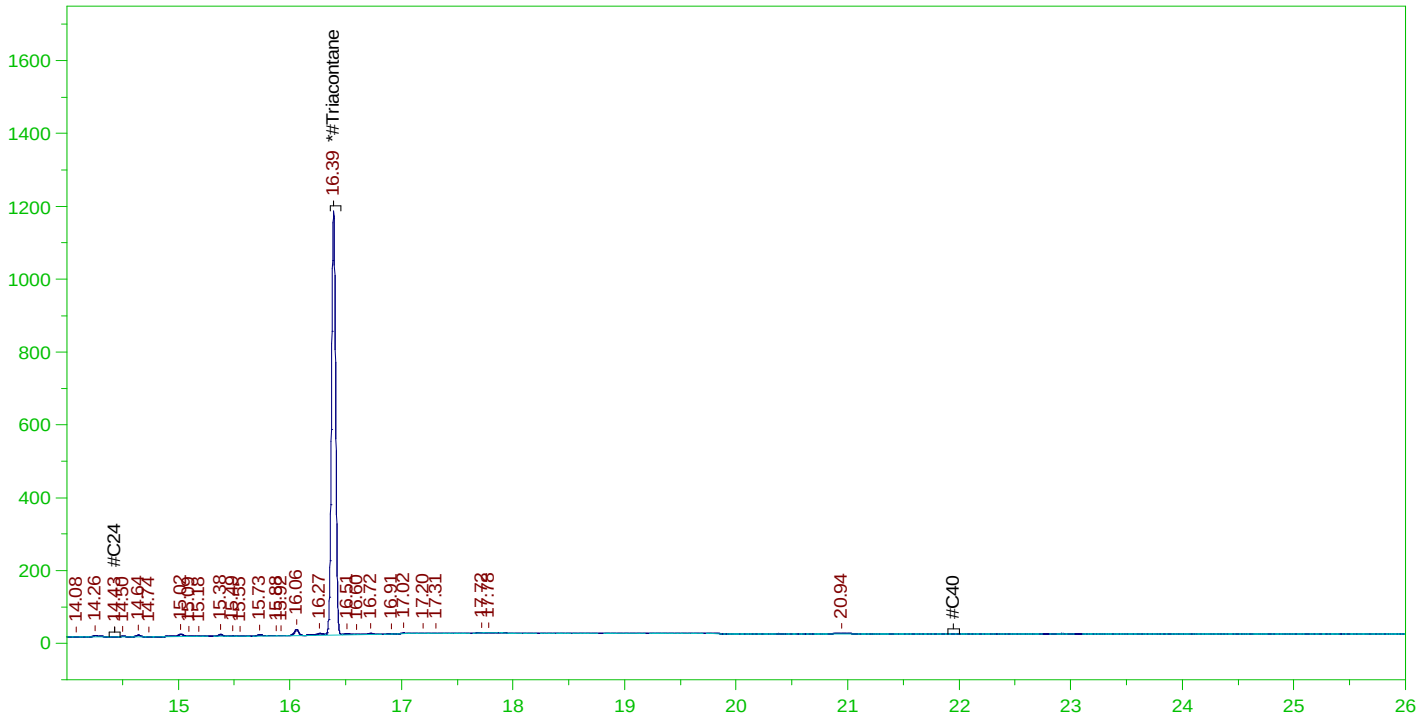

RESIDUAL RANGE ORGANICS CHROMATOGRAM

Sample Name: B22011131-001D ;0122HP5 , $HC-8015-DRO-W,
Raw File: G:\org\HP5\DAT\HP5012222_b\0122HP5.0023.RAW
Date & Time Acquired: 1/23/2022 1:56:33 AM
Method File: G:\Org\HP5\Methods\DR_OROS-BBb-L%.MET
Calibration File: G:\Org\HP5\Cals\SW8015C_ORO220111BBb_SAMP.CAL
Sample Weight: 1050 Dilution: 1 S.A.: 1

Mean RF for for Residual Range Organics Calculations: 26424.55
Rt range for Residual Range Organics: 14.38 to 22

SURROGATE COMPOUND	RT	ACTUAL	MEASURED	%REC	
*#Triacontane	16.392	.476	.096	20.24	-

RRO Area:177800.6 RRO AMOUNT: 6.408204E-03

G:\org\HP5\dat\HP5012222_b\Review\023_B22011131-001D_DR_OROS-BBb-L%.xls

ERH2460 (RHMW12A) Batch ID: 163074

— G:\org\HP5\DAT\HP5012222_b\0122HP5.0023.RAW B22011131-001D ;0122HP5 , $HC-8015-DRO-W,

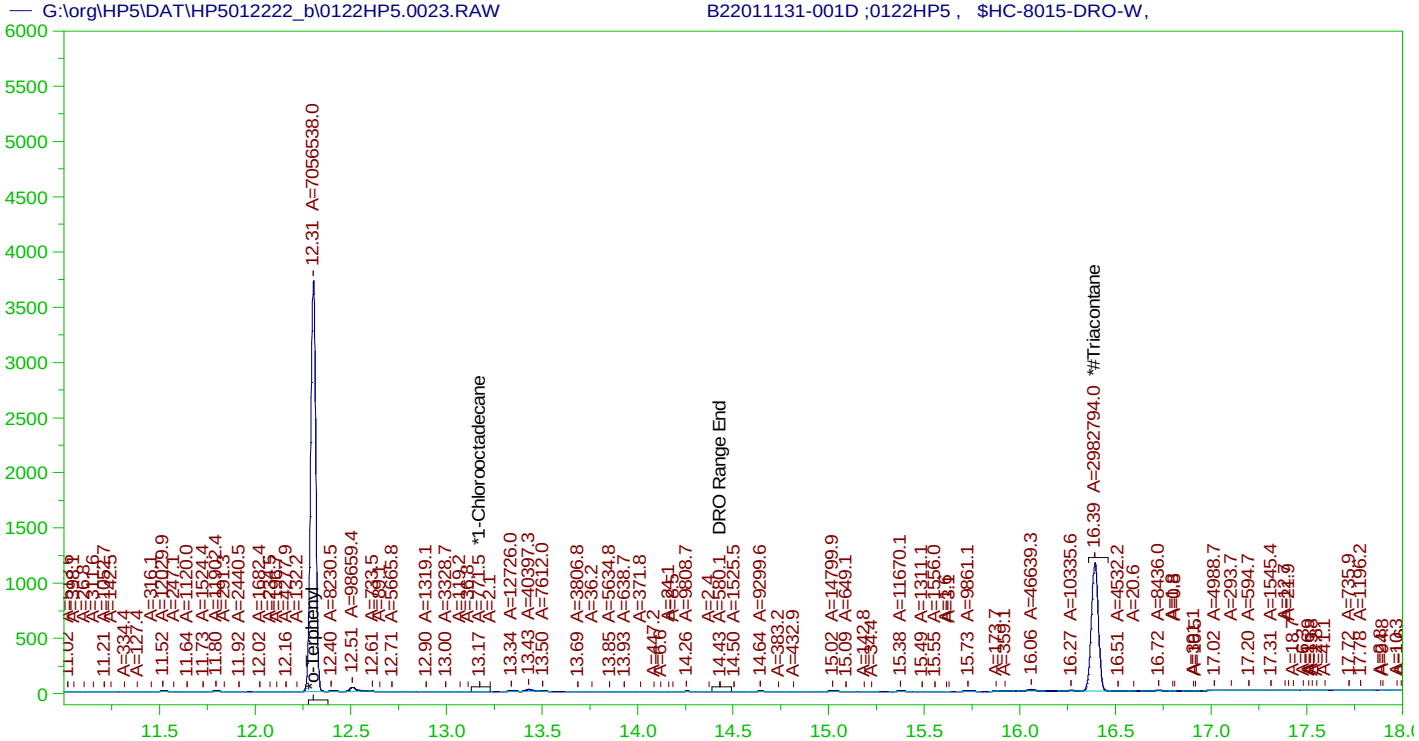

DIESEL RANGE ORGANICS CHROMATOGRAM REPORT

Sample Name: B22011131-001D ;0122HP5 , $HC-8015-DRO-W,
Raw File: G:\org\HP5\DAT\HP5012222_b\0122HP5.0023.RAW
Date & Time Acquired: 1/23/2022 1:56:33 AM
Method File: G:\Org\HP5\Methods\DS_8015-C24T-BB-L#.met
Calibration File: G:\Org\HP5\Cals\SW8015C_DRO220111JB-C24-T.CAL
Sample Weight: 1050 Dilution: 1 S.A.: 1

Mean RF for TEH: 32675.36
Rt range for Diesel Range Organics: 6.62 to 14.49

SURROGATE COMPOUND	RT	ACTUAL	MEASURED	%REC	
*o-Terphenyl	12.305	.19	.182	95.73	-
*1-Chlorooctadecane	13.172	.19	.	.01	-
*#Triacontane	16.392	.19	.096	50.32	-

DRO Area:655314 DRO Amount: 1.910028E-02
TEH Area:2780181 TEH Amount: 8.103328E-02

G:\org\HP5\dat\HP5012222_b\Review\023_B22011131-001D_DS_8015-C24T-BB-L#.xls

ERH2429 (RHMW02) Batch ID: 163074

— G:\org\HP5\DAT\HP5012222_b\0122HP5.0024.RAW B22011137-001D ;0122HP5 , $HC-8015-DRO-W,

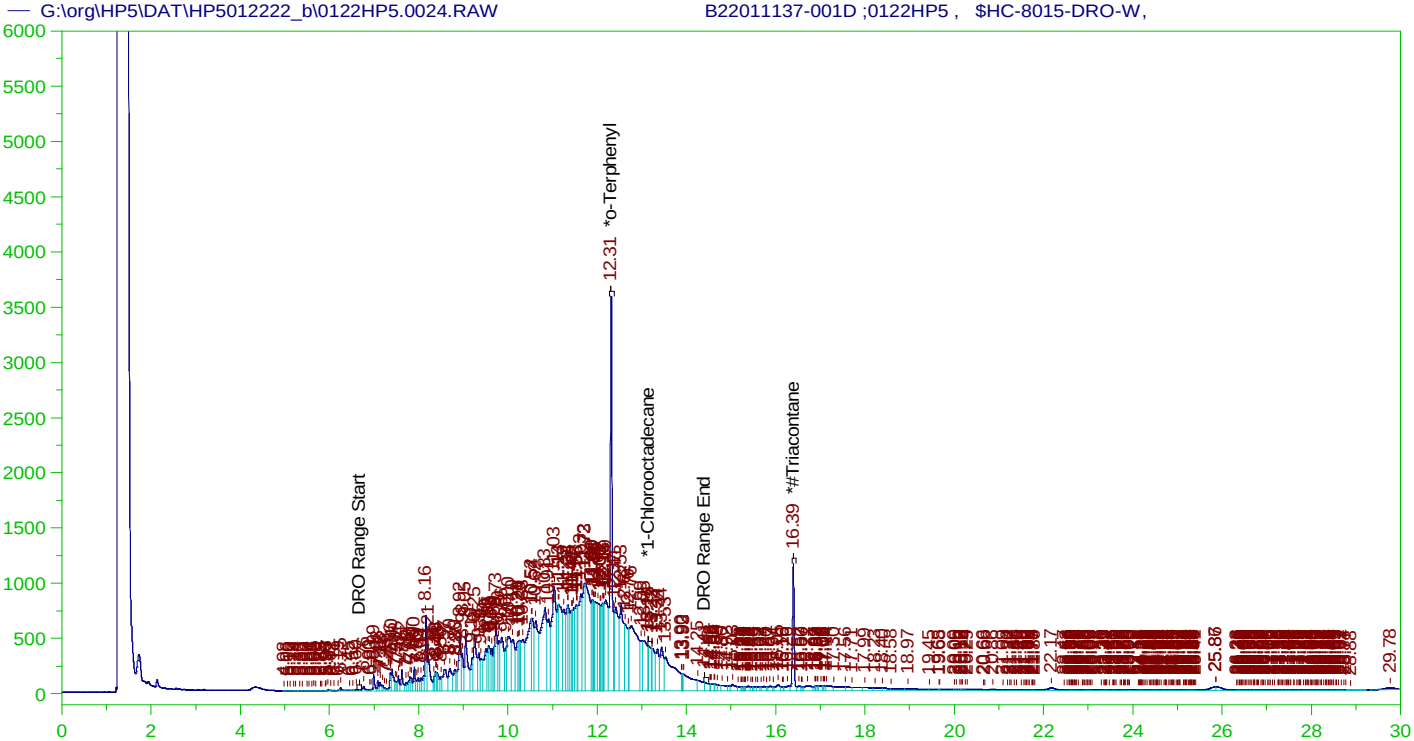

DIESEL RANGE ORGANICS CHROMATOGRAM REPORT

Sample Name: B22011137-001D ;0122HP5 , $HC-8015-DRO-W,
Raw File: G:\org\HP5\DAT\HP5012222_b\0122HP5.0024.RAW
Date & Time Acquired: 1/23/2022 2:39:24 AM
Method File: G:\Org\HP5\Methods\D3_8015-C24T-JB-L%.met
Calibration File: G:\Org\HP5\Cals\SW8015C_DRO220111JB-C24-T.CAL
Sample Weight: 1030 Dilution: 1 S.A.: 1

Mean RF for TEH: 32675.36
Rt range for Diesel Range Organics: 6.62 to 14.49

SURROGATE COMPOUND	RT	ACTUAL	MEASURED	%REC	
*o-Terphenyl	12.31	.194	.282	145.12	-
*1-Chlorooctadecane	13.154	.194	.036	18.29	-
*#Triacontane	16.39	.194	.106	54.41	-

DRO Area:1.734014E+08 DRO Amount: 5.152228
TEH Area:1.875687E+08 TEH Amount: 5.573177

G:\org\HP5\dat\HP5012222_b\Review\024_B22011137-001D_D3_8015-C24T-JB-L%.xls

ERH2429 (RHMW02) Batch ID: 163074

— G:\org\HP5\DAT\HP5012222_b\0122HP5.0024.RAW B22011137-001D ;0122HP5 , $HC-8015-DRO-W,

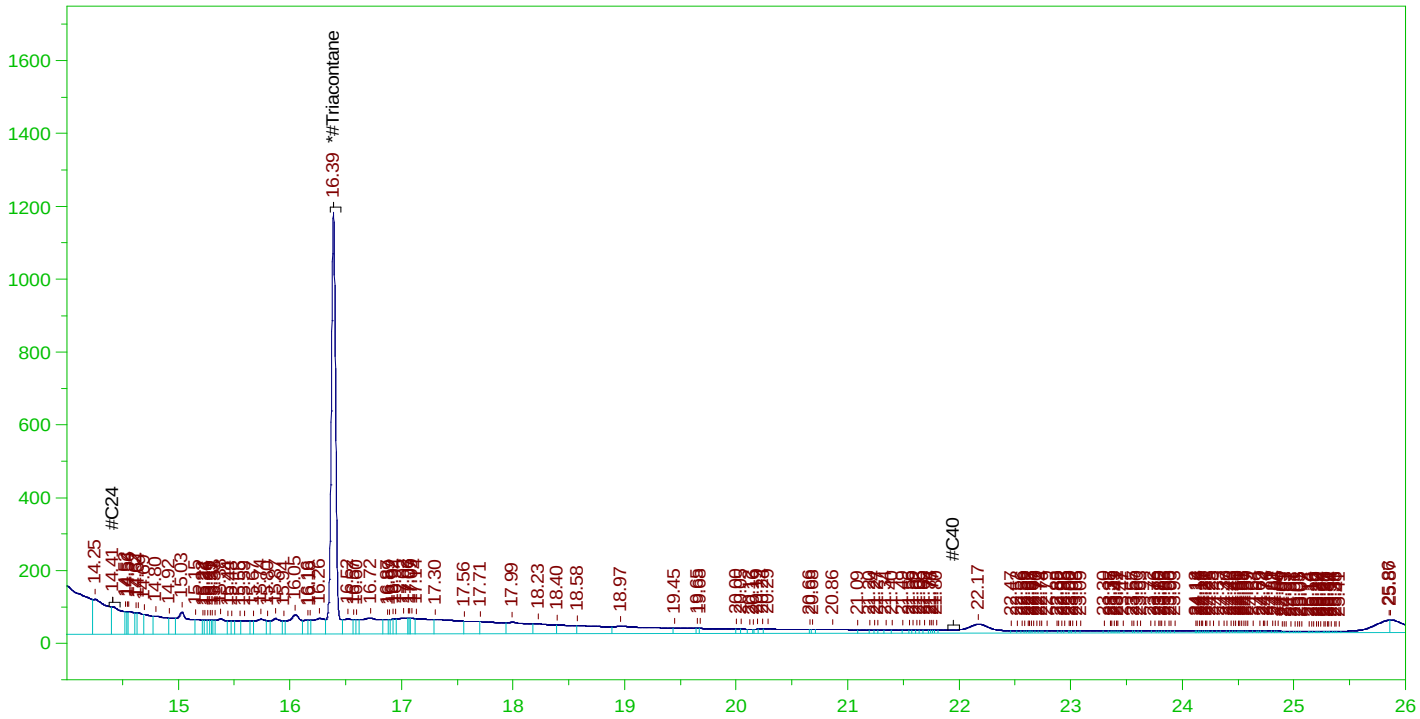

RESIDUAL RANGE ORGANICS CHROMATOGRAM

Sample Name: B22011137-001D ;0122HP5 , $HC-8015-DRO-W,
Raw File: G:\org\HP5\DAT\HP5012222_b\0122HP5.0024.RAW
Date & Time Acquired: 1/23/2022 2:39:24 AM
Method File: G:\Org\HP5\Methods\D3_OROS-BBb-L%.MET
Calibration File: G:\Org\HP5\Cals\SW8015C_ORO220111BBb_SAMP.CAL
Sample Weight: 1030 Dilution: 1 S.A.: 1

Mean RF for for Residual Range Organics Calculations: 26424.55
Rt range for Residual Range Organics: 14.38 to 22

SURROGATE COMPOUND	RT	ACTUAL	MEASURED	%REC	
*#Triacontane	16.39	.485	.106	21.76	-

RRO Area:1.160812E+07 RRO AMOUNT: 0.4264978

G:\org\HP5\dat\HP5012222_b\Review\024_B22011137-001D_D3_OROS-BBb-L%.xls

ERH2429 (RHMW02) Batch ID: 163074

— G:\org\HP5\DAT\HP5012222_b\0122HP5.0024.RAW B22011137-001D ;0122HP5 , $HC-8015-DRO-W,

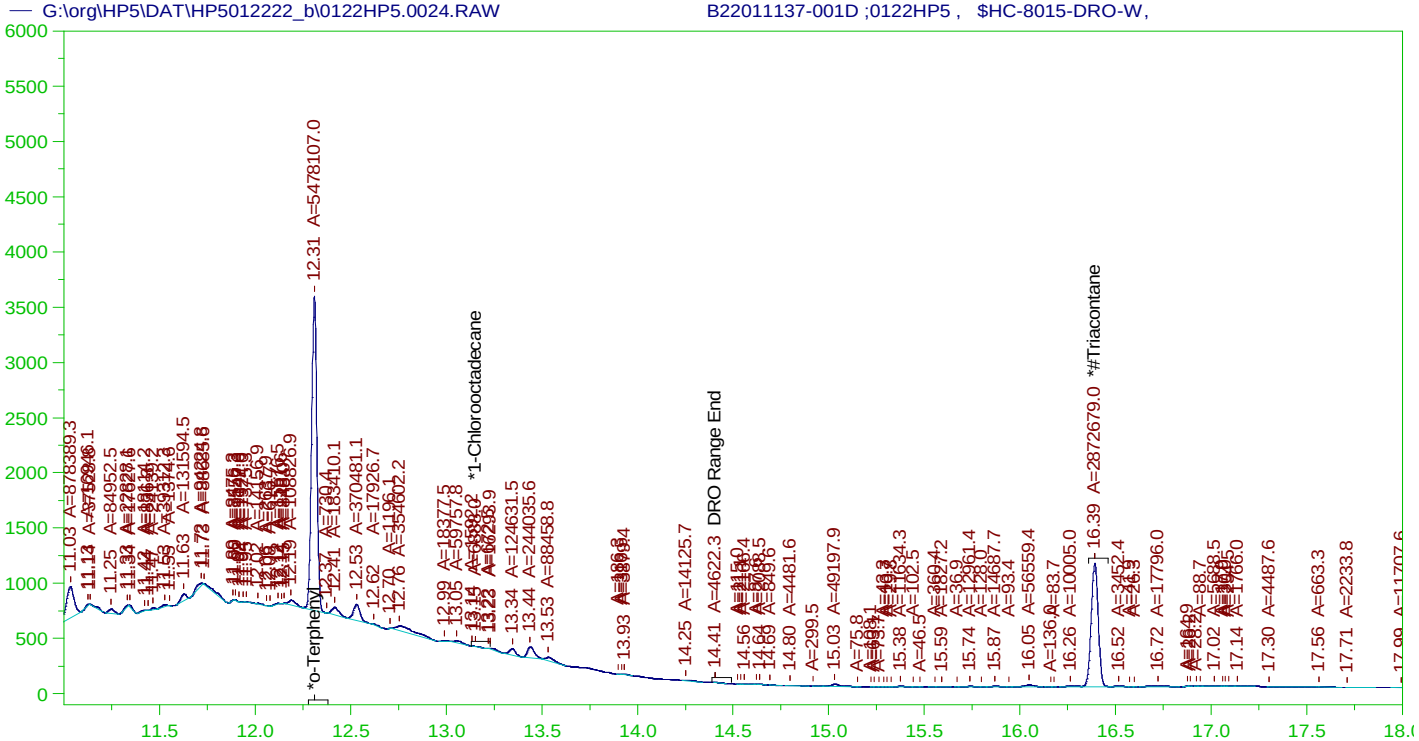

DIESEL RANGE ORGANICS CHROMATOGRAM REPORT

Sample Name: B22011137-001D ;0122HP5 , $HC-8015-DRO-W,
Raw File: G:\org\HP5\DAT\HP5012222_b\0122HP5.0024.RAW
Date & Time Acquired: 1/23/2022 2:39:24 AM
Method File: G:\Org\HP5\Methods\DS_8015-C24T-BB-L#.met
Calibration File: G:\Org\HP5\Cals\SW8015C_DRO220111JB-C24-T.CAL
Sample Weight: 1030 Dilution: 1 S.A.: 1

Mean RF for TEH: 32675.36
Rt range for Diesel Range Organics: 6.62 to 14.49

SURROGATE COMPOUND	RT	ACTUAL	MEASURED	%REC	
*o-Terphenyl	12.31	.194	.144	74.31	-
*1-Chlorooctadecane	13.154	.194	.	.09	-
*#Triacontane	16.39	.194	.094	48.47	-

DRO Area:2.254794E+07 DRO Amount: 0.6699606
TEH Area:2.434994E+07 TEH Amount: 0.7235029

G:\org\HP5\dat\HP5012222_b\Review\024_B22011137-001D_DS_8015-C24T-BB-L#.xls

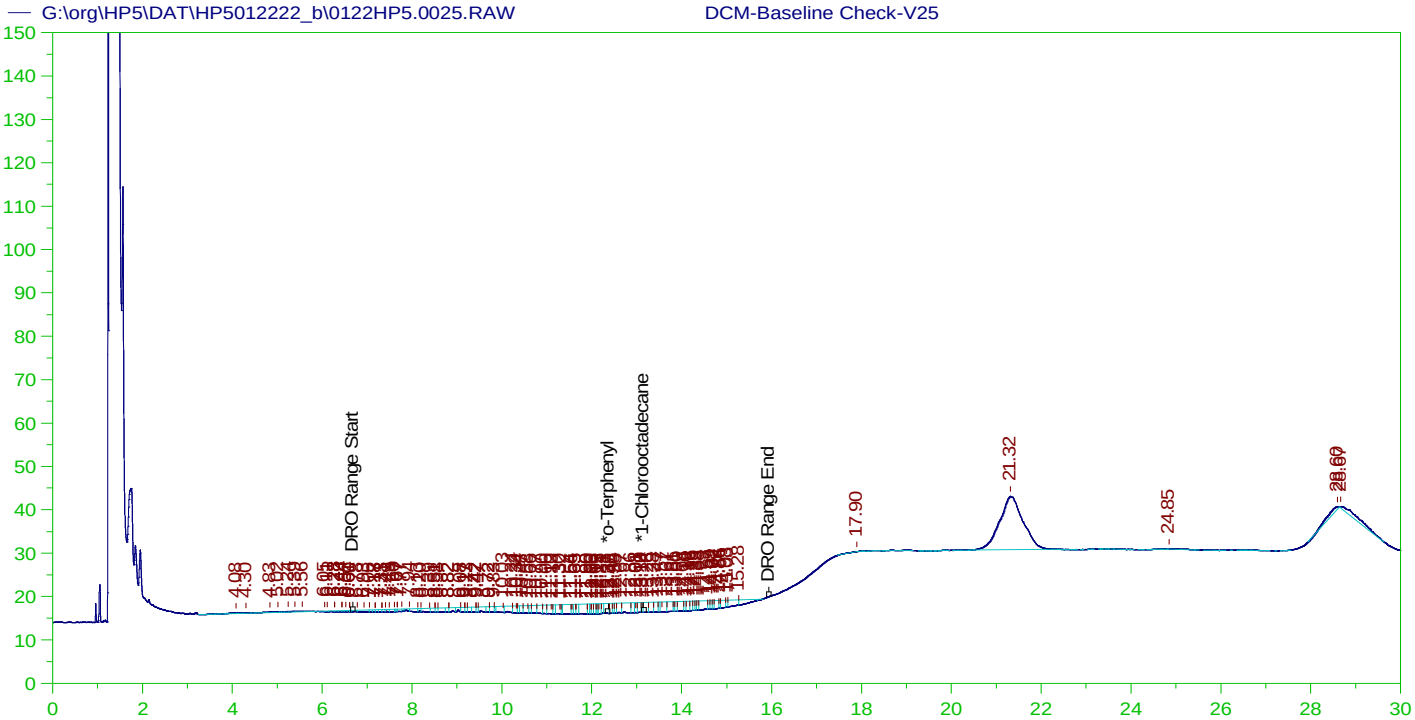

DIESEL RANGE ORGANICS CHROMATOGRAM REPORT

Sample Name: DCM-Baseline Check-V25
Raw File: G:\org\HP5\DAT\HP5012222_b\0122HP5.0025.RAW
Date & Time Acquired: 1/23/2022 3:22:17 AM
Method File: G:\Org\HP5\Methods\DR_8015-JA-LEXP.met
Calibration File: G:\Org\HP5\Cals\SW8015C_DRO220111JA.CAL
Sample Weight: 1 Dilution: 1 S.A.: 1

Mean RF for TEH: 32675.36
Rt range for Diesel Range Organics: 6.63 to 15.99

SURROGATE COMPOUND	RT	ACTUAL	MEASURED	%REC	
*o-Terphenyl	12.371	200.	.457	.23	-
*1-Chlorooctadecane	13.142	200.	.452	.23	-

DRO Area:799684.3 DRO Amount: 24.47362
TEH Area:1332747 TEH Amount: 40.78753

ERH2466 (RHMW09) Batch ID: 163074

— G:\org\HP5\DAT\HP5012222_b\0122HP5.0026.RAW B22011132-001D ;0122HP5 , $HC-8015-DRO-W,

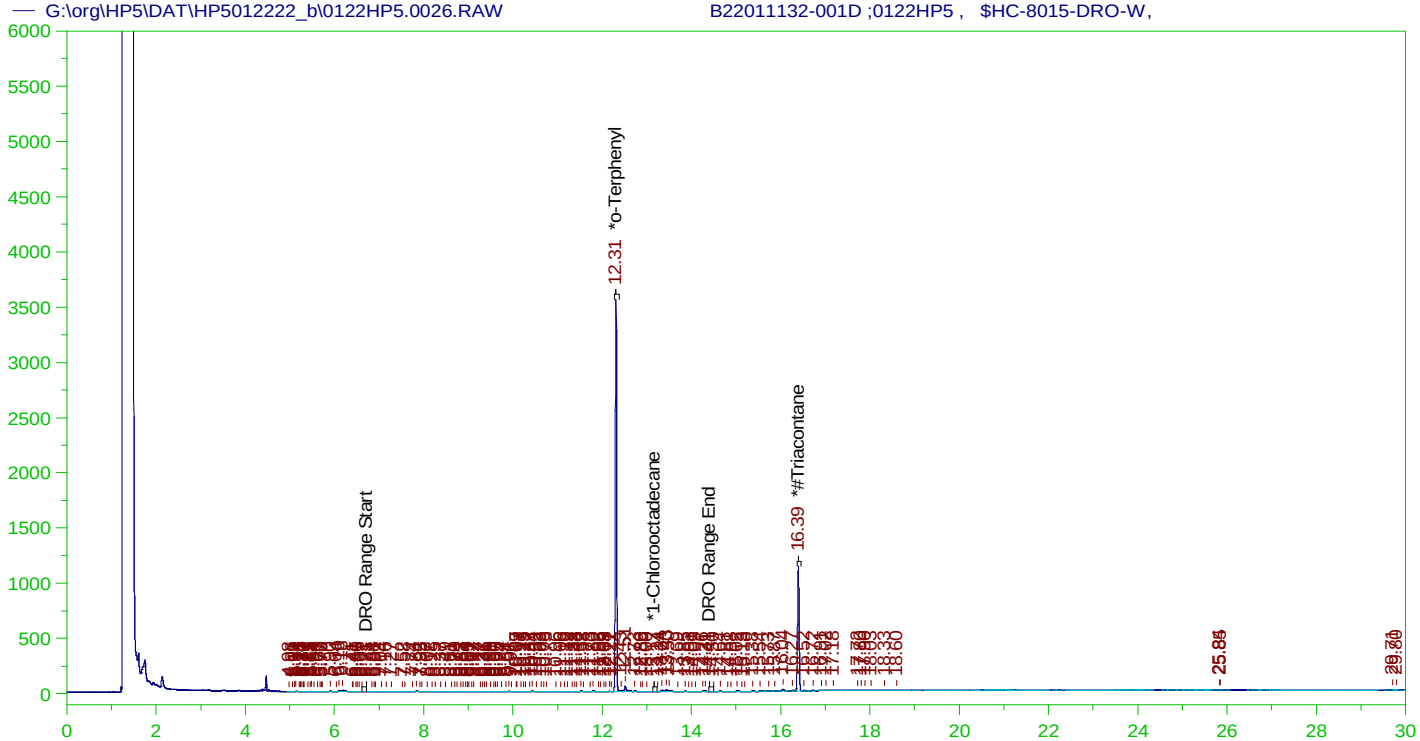

DIESEL RANGE ORGANICS CHROMATOGRAM REPORT

Sample Name: B22011132-001D ;0122HP5 , $HC-8015-DRO-W,
Raw File: G:\org\HP5\DAT\HP5012222_b\0122HP5.0026.RAW
Date & Time Acquired: 1/23/2022 4:05:09 AM
Method File: G:\Org\HP5\Methods\DR_8015-C24T-JB-L%.met
Calibration File: G:\Org\HP5\Cals\SW8015C_DRO220111JB-C24-T.CAL
Sample Weight: 1010 Dilution: 1 S.A.: 1

Mean RF for TEH: 32675.36
Rt range for Diesel Range Organics: 6.62 to 14.49

SURROGATE COMPOUND	RT	ACTUAL	MEASURED	%REC	
*o-Terphenyl	12.306	.198	.183	92.21	-
*1-Chlorooctadecane	13.167	.198	.	.01	-
*#Triacontane	16.391	.198	.097	49.16	-

DRO Area:611390.4 DRO Amount: 1.852579E-02
TEH Area:990232.6 TEH Amount: 3.000513E-02

G:\org\HP5\dat\HP5012222_b\Review\026_B22011132-001D_DR_8015-C24T-JB-L%.xls

ERH2466 (RHMW09) Batch ID: 163074

— G:\org\HP5\DAT\HP5012222_b\0122HP5.0026.RAW B22011132-001D ;0122HP5 , $HC-8015-DRO-W,

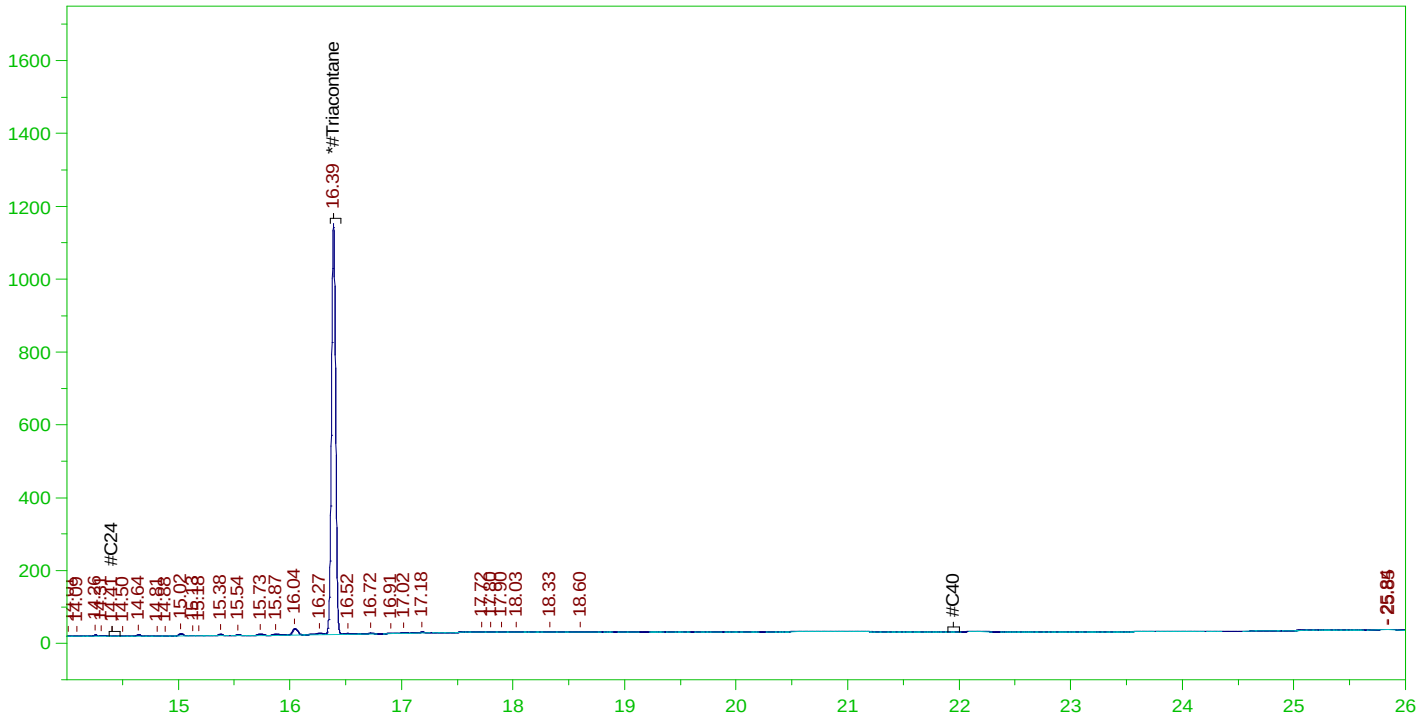

RESIDUAL RANGE ORGANICS CHROMATOGRAM

Sample Name: B22011132-001D ;0122HP5 , $HC-8015-DRO-W,
Raw File: G:\org\HP5\DAT\HP5012222_b\0122HP5.0026.RAW
Date & Time Acquired: 1/23/2022 4:05:09 AM
Method File: G:\Org\HP5\Methods\DR_OROS-BBb-L%.MET
Calibration File: G:\Org\HP5\Cals\SW8015C_ORO220111BBb_SAMP.CAL
Sample Weight: 1010 Dilution: 1 S.A.: 1

Mean RF for for Residual Range Organics Calculations: 26424.55
Rt range for Residual Range Organics: 14.38 to 22

SURROGATE COMPOUND	RT	ACTUAL	MEASURED	%REC	
*#Triacontane	16.391	.495	.097	19.66	-

RRO Area:199769 RRO AMOUNT: 7.485125E-03

G:\org\HP5\dat\HP5012222_b\Review\026_B22011132-001D_DR_OROS-BBb-L%.xls

ERH2466 (RHMW09) Batch ID: 163074

— G:\org\HP5\DAT\HP5012222_b\0122HP5.0026.RAW B22011132-001D ;0122HP5 , $HC-8015-DRO-W,

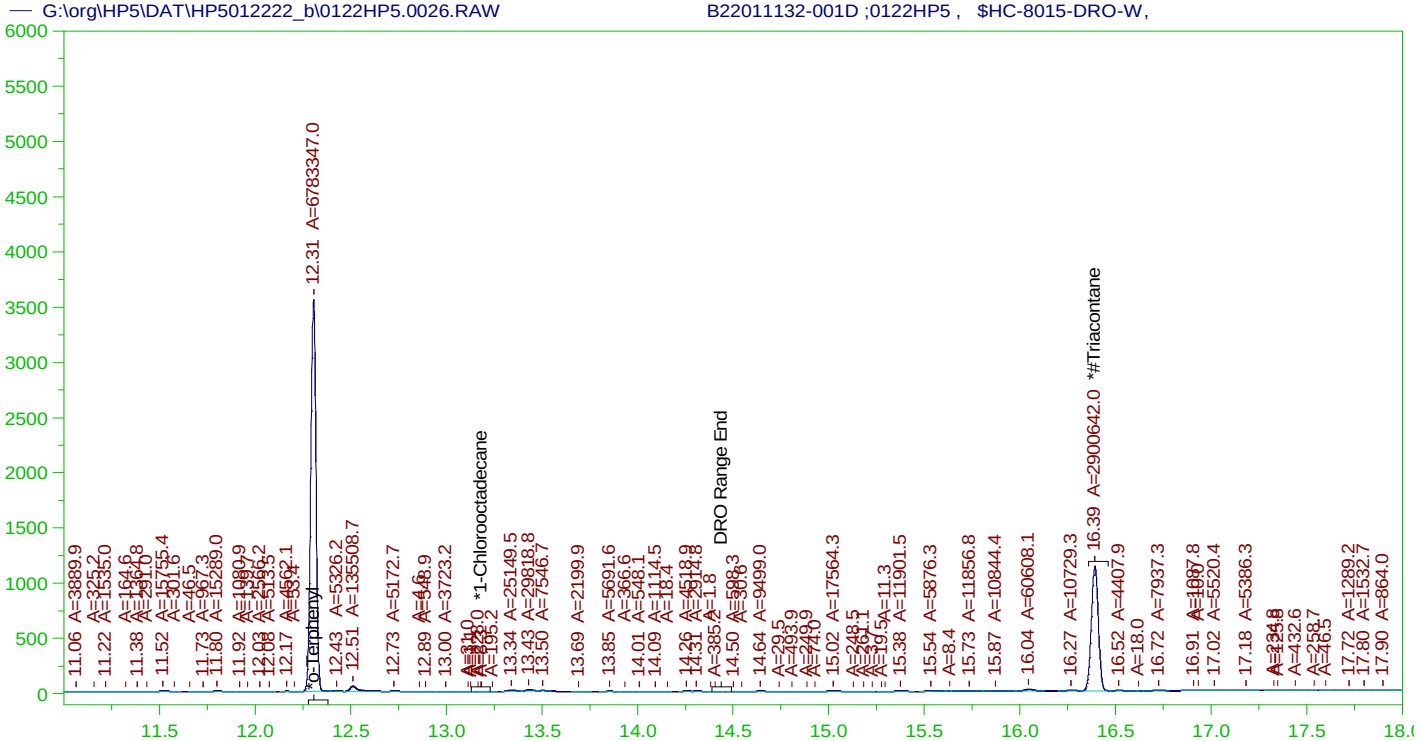

DIESEL RANGE ORGANICS CHROMATOGRAM REPORT

Sample Name: B22011132-001D ;0122HP5 , $HC-8015-DRO-W,
Raw File: G:\org\HP5\DAT\HP5012222_b\0122HP5.0026.RAW
Date & Time Acquired: 1/23/2022 4:05:09 AM
Method File: G:\Org\HP5\Methods\DS_8015-C24T-BB-L#.met
Calibration File: G:\Org\HP5\Cals\SW8015C_DRO220111JB-C24-T.CAL
Sample Weight: 1010 Dilution: 1 S.A.: 1

Mean RF for TEH: 32675.36
Rt range for Diesel Range Organics: 6.62 to 14.49

SURROGATE COMPOUND	RT	ACTUAL	MEASURED	%REC	
*o-Terphenyl	12.306	.198	.182	92.02	-
*1-Chlorooctadecane	29.805	.198	.	.	-
*#Triacontane	16.391	.198	.097	48.94	-

DRO Area:434290.4 DRO Amount: 1.315947E-02
TEH Area:1266974 TEH Amount: 3.839068E-02

G:\org\HP5\dat\HP5012222_b\Review\026_B22011132-001D_DS_8015-C24T-BB-L#.xls

ERH2426 (RHMW01R) Batch ID: 163074

— G:\org\HP5\DAT\HP5012222_b\0122HP5.0027.RAW B22011134-001D ;0122HP5 , $HC-8015-DRO-W,

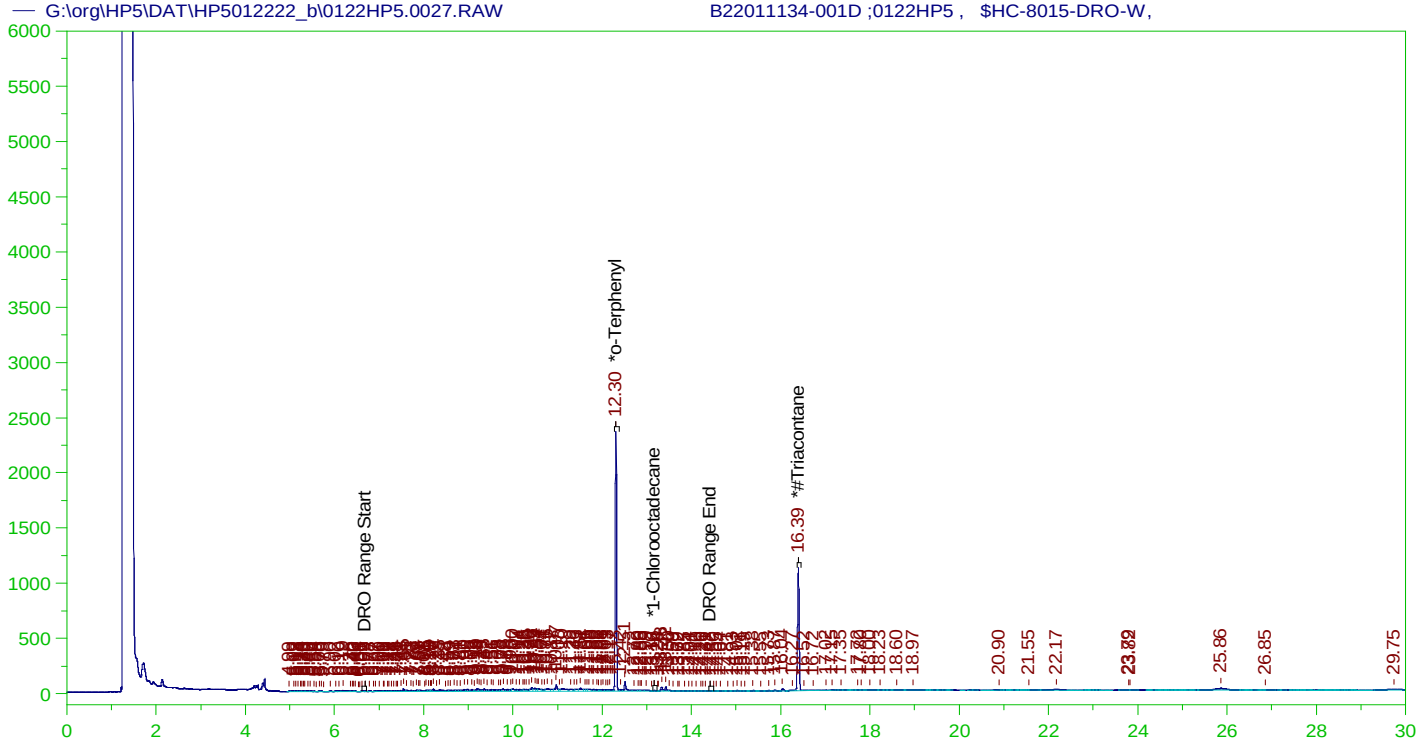

DIESEL RANGE ORGANICS CHROMATOGRAM REPORT

Sample Name: B22011134-001D ;0122HP5 , $HC-8015-DRO-W,
Raw File: G:\org\HP5\DAT\HP5012222_b\0122HP5.0027.RAW
Date & Time Acquired: 1/23/2022 4:48:00 AM
Method File: G:\Org\HP5\Methods\DR_8015-C24T-JB-L%.met
Calibration File: G:\Org\HP5\Cals\SW8015C_DRO220111JB-C24-T.CAL
Sample Weight: 1000 Dilution: 1 S.A.: 1

Mean RF for TEH: 32675.36
Rt range for Diesel Range Organics: 6.62 to 14.49

SURROGATE COMPOUND	RT	ACTUAL	MEASURED	%REC	
*o-Terphenyl	12.303	.2	.122	61.09	-
*1-Chlorooctadecane	13.164	.2	.001	.37	-
*#Triacontane	16.392	.2	.097	48.57	-

DRO Area:5199394 DRO Amount: 0.1591228
TEH Area:6154199 TEH Amount: 0.1883437

G:\org\HP5\dat\HP5012222_b\Review\027_B22011134-001D_DR_8015-C24T-JB-L%.xls

ERH2426 (RHMW01R) Batch ID: 163074

— G:\org\HP5\DAT\HP5012222_b\0122HP5.0027.RAW B22011134-001D ;0122HP5 , $HC-8015-DRO-W,

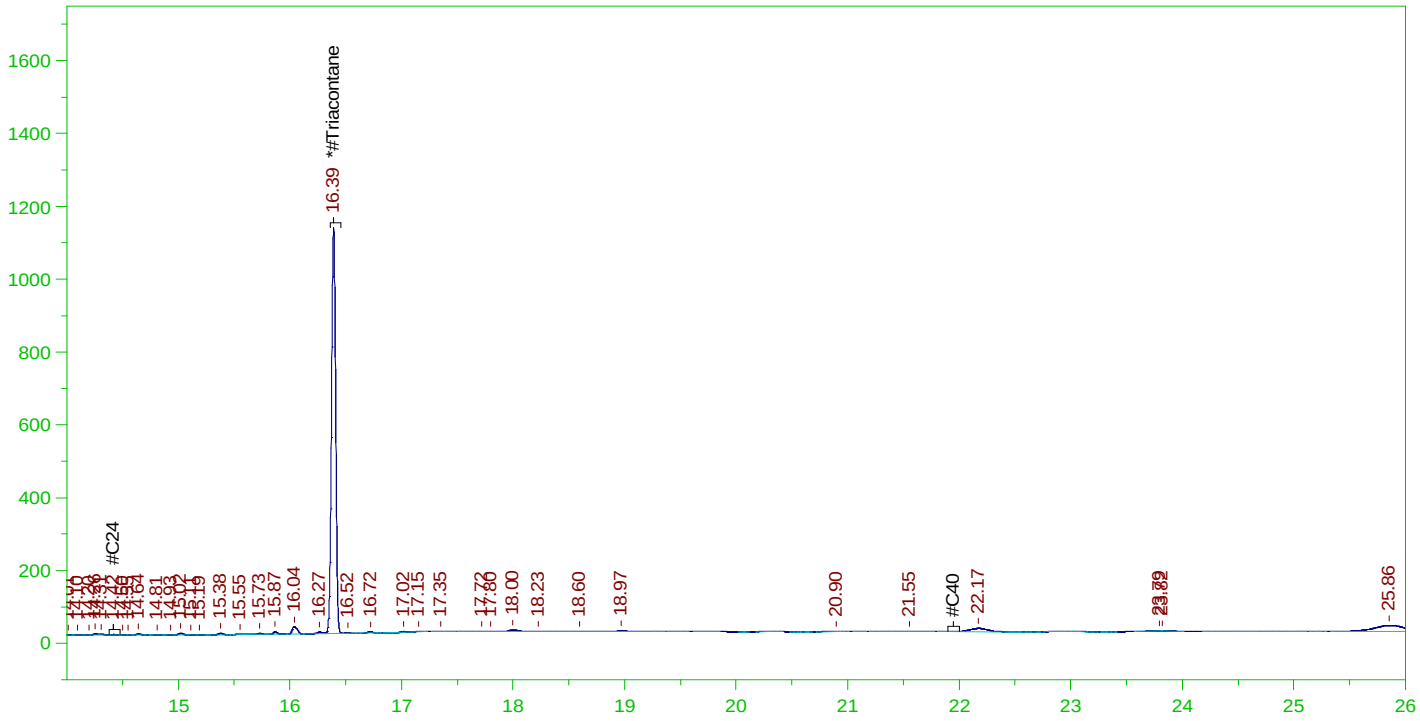

RESIDUAL RANGE ORGANICS CHROMATOGRAM

Sample Name: B22011134-001D ;0122HP5 , $HC-8015-DRO-W,
Raw File: G:\org\HP5\DAT\HP5012222_b\0122HP5.0027.RAW
Date & Time Acquired: 1/23/2022 4:48:00 AM
Method File: G:\Org\HP5\Methods\DR_OROS-BBb-L%.MET
Calibration File: G:\Org\HP5\Cals\SW8015C_ORO220111BBb_SAMP.CAL
Sample Weight: 1000 Dilution: 1 S.A.: 1

Mean RF for for Residual Range Organics Calculations: 26424.55
Rt range for Residual Range Organics: 14.38 to 22

SURROGATE COMPOUND	RT	ACTUAL	MEASURED	%REC	
*#Triacontane	16.392	.5	.097	19.43	-

RRO Area:254600.5 RRO AMOUNT: 9.634999E-03

G:\org\HP5\dat\HP5012222_b\Review\027_B22011134-001D_DR_OROS-BBb-L%.xls

ERH2426 (RHMW01R) Batch ID: 163074

— G:\org\HP5\DAT\HP5012222_b\0122HP5.0027.RAW B22011134-001D ;0122HP5 , $HC-8015-DRO-W,

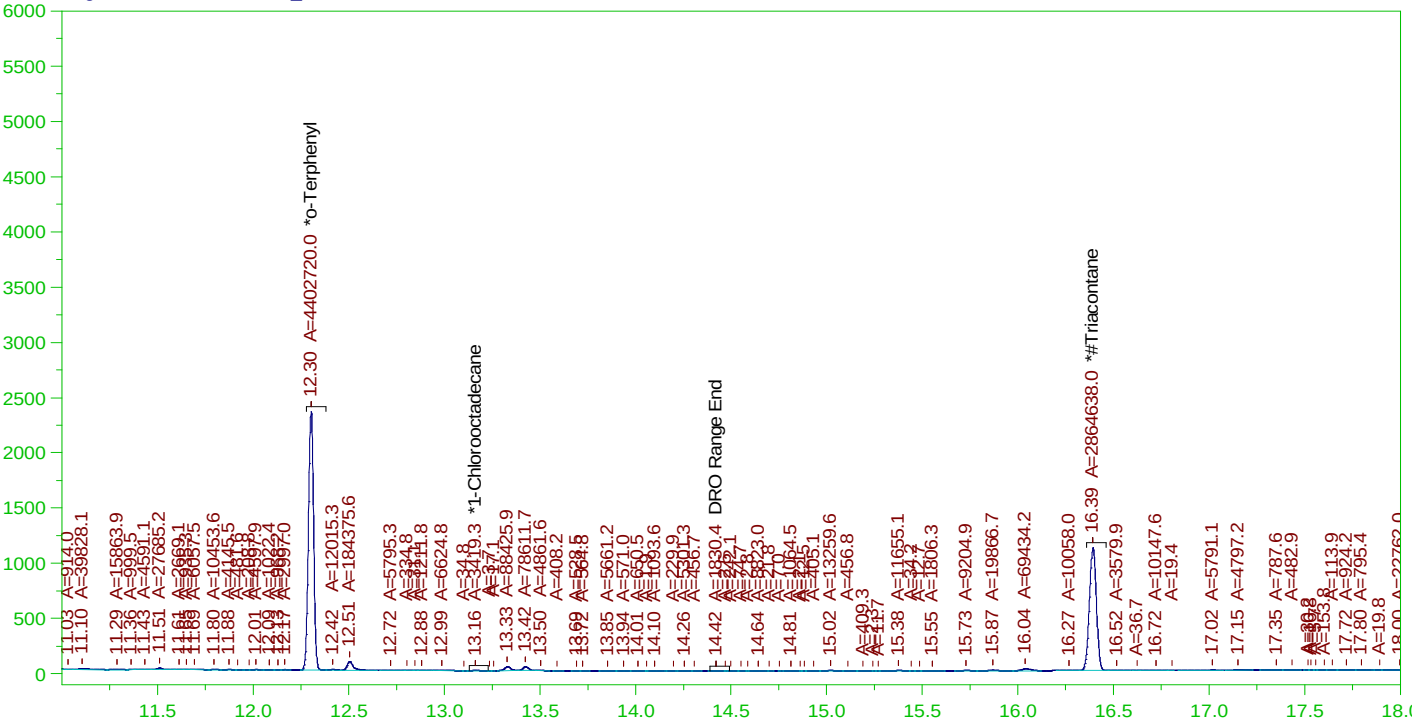

DIESEL RANGE ORGANICS CHROMATOGRAM REPORT

Sample Name: B22011134-001D ;0122HP5 , $HC-8015-DRO-W,
Raw File: G:\org\HP5\DAT\HP5012222_b\0122HP5.0027.RAW
Date & Time Acquired: 1/23/2022 4:48:00 AM
Method File: G:\Org\HP5\Methods\DS_8015-C24T-BB-L#.met
Calibration File: G:\Org\HP5\Cals\SW8015C_DRO220111JB-C24-T.CAL
Sample Weight: 1000 Dilution: 1 S.A.: 1

Mean RF for TEH: 32675.36
Rt range for Diesel Range Organics: 6.62 to 14.49

SURROGATE COMPOUND	RT	ACTUAL	MEASURED	%REC	
*o-Terphenyl	12.303	.2	.119	59.73	-
*1-Chlorooctadecane	13.164	.2	.	.05	-
*#Triacontane	16.392	.2	.097	48.33	-

DRO Area:1726446 DRO Amount: 5.283631E-02
TEH Area:3833031 TEH Amount: 0.1173065

G:\org\HP5\dat\HP5012222_b\Review\027_B22011134-001D_DS_8015-C24T-BB-L#.xls

ERH2427 (RHMW01R) Batch ID: 163074

— G:\org\HP5\DAT\HP5012222_b\0122HP5.0028.RAW B22011134-002B ;0122HP5 , $HC-8015-DRO-W,

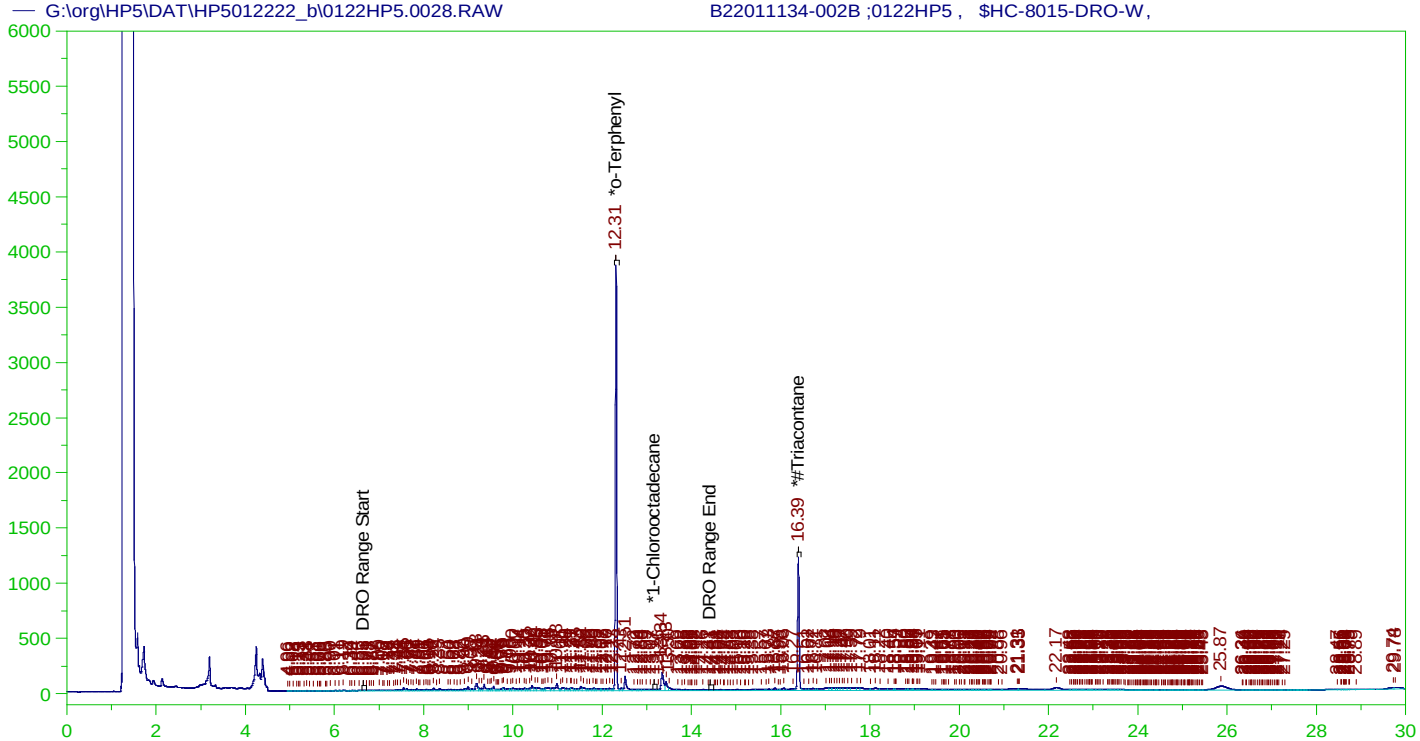

DIESEL RANGE ORGANICS CHROMATOGRAM REPORT

Sample Name: B22011134-002B ;0122HP5 , $HC-8015-DRO-W,
Raw File: G:\org\HP5\DAT\HP5012222_b\0122HP5.0028.RAW
Date & Time Acquired: 1/23/2022 5:30:48 AM
Method File: G:\Org\HP5\Methods\D3_8015-C24T-JB-L%.met
Calibration File: G:\Org\HP5\Cals\SW8015C_DRO220111JB-C24-T.CAL
Sample Weight: 990 Dilution: 1 S.A.: 1

Mean RF for TEH: 32675.36
Rt range for Diesel Range Organics: 6.62 to 14.49

SURROGATE COMPOUND	RT	ACTUAL	MEASURED	%REC	
*o-Terphenyl	12.307	.202	.204	101.13	-
*1-Chlorooctadecane	13.173	.202	.001	.71	-
*#Triacontane	16.392	.202	.111	55.03	-

DRO Area:9080650 DRO Amount: 0.2807122
TEH Area:1.779328E+07 TEH Amount: 0.5500479

G:\org\HP5\dat\HP5012222_b\Review\028_B22011134-002B_D3_8015-C24T-JB-L%.xls

ERH2427 (RHMW01R) Batch ID: 163074

G:\org\HP5\DAT\HP5012222_b\0122HP5.0028.RAW B22011134-002B ;0122HP5 , $HC-8015-DRO-W,

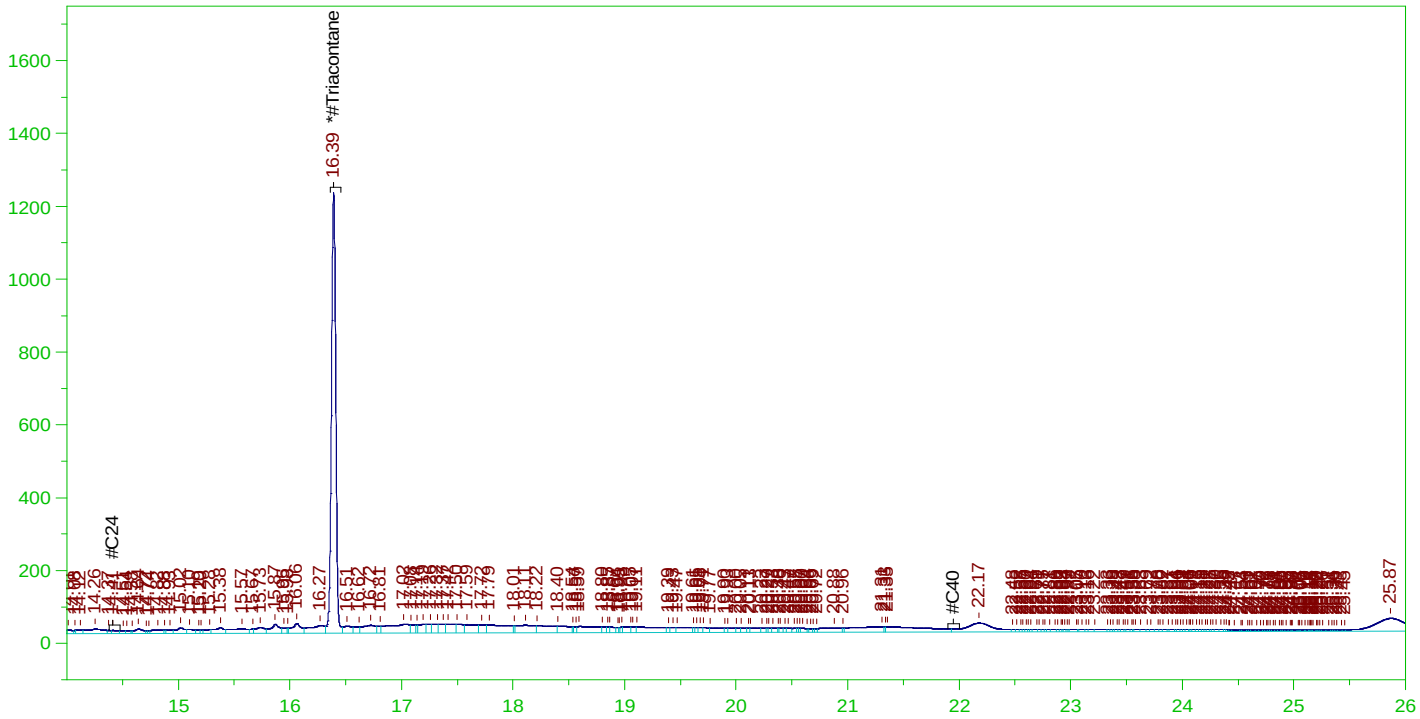

RESIDUAL RANGE ORGANICS CHROMATOGRAM

Sample Name: B22011134-002B ;0122HP5 , $HC-8015-DRO-W,
Raw File: G:\org\HP5\DAT\HP5012222_b\0122HP5.0028.RAW
Date & Time Acquired: 1/23/2022 5:30:48 AM
Method File: G:\Org\HP5\Methods\D3_OROS-BBb-L%.MET
Calibration File: G:\Org\HP5\Cals\SW8015C_ORO220111BBb_SAMP.CAL
Sample Weight: 990 Dilution: 1 S.A.: 1

Mean RF for for Residual Range Organics Calculations: 26424.55
Rt range for Residual Range Organics: 14.38 to 22

SURROGATE COMPOUND	RT	ACTUAL	MEASURED	%REC	
*#Triacontane	16.392	.505	.111	22.01	-

RRO Area:6083199 RRO AMOUNT: 0.2325355

G:\org\HP5\dat\HP5012222_b\Review\028_B22011134-002B_D3_OROS-BBb-L%.xls

ERH2427 (RHMW01R) Batch ID: 163074

— G:\org\HP5\DAT\HP5012222_b\0122HP5.0028.RAW B22011134-002B ;0122HP5 , $HC-8015-DRO-W,

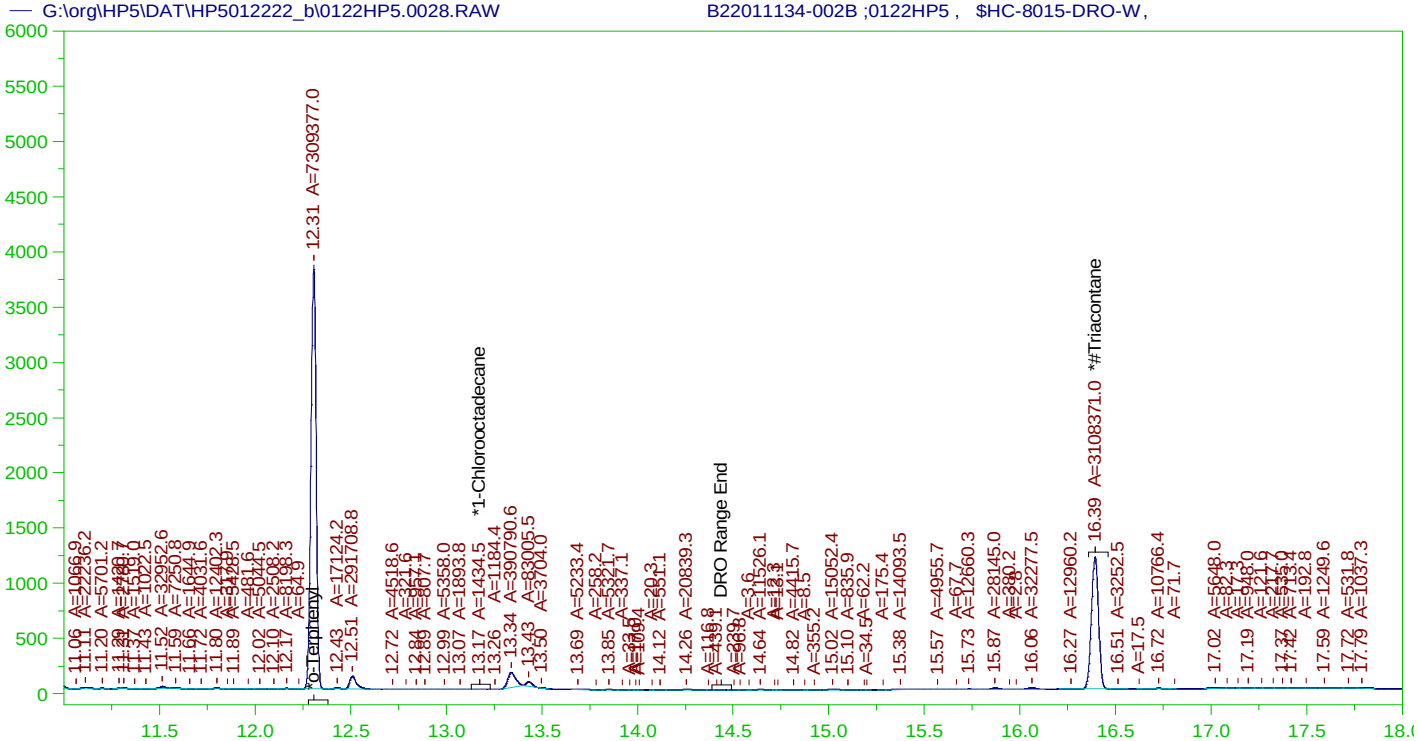

DIESEL RANGE ORGANICS CHROMATOGRAM REPORT

Sample Name: B22011134-002B ;0122HP5 , $HC-8015-DRO-W,
Raw File: G:\org\HP5\DAT\HP5012222_b\0122HP5.0028.RAW
Date & Time Acquired: 1/23/2022 5:30:48 AM
Method File: G:\Org\HP5\Methods\DS_8015-C24T-BB-L#.met
Calibration File: G:\Org\HP5\Cals\SW8015C_DRO220111JB-C24-T.CAL
Sample Weight: 990 Dilution: 1 S.A.: 1

Mean RF for TEH: 32675.36
Rt range for Diesel Range Organics: 6.62 to 14.49

SURROGATE COMPOUND	RT	ACTUAL	MEASURED	%REC	
*o-Terphenyl	12.307	.202	.2	99.16	-
*1-Chlorooctadecane	13.173	.202	.	.02	-
*#Triacontane	16.392	.202	.106	52.44	-

DRO Area:2870056 DRO Amount: 8.872272E-02
TEH Area:7762694 TEH Amount: 0.23997

G:\org\HP5\dat\HP5012222_b\Review\028_B22011134-002B_DS_8015-C24T-BB-L#.xls

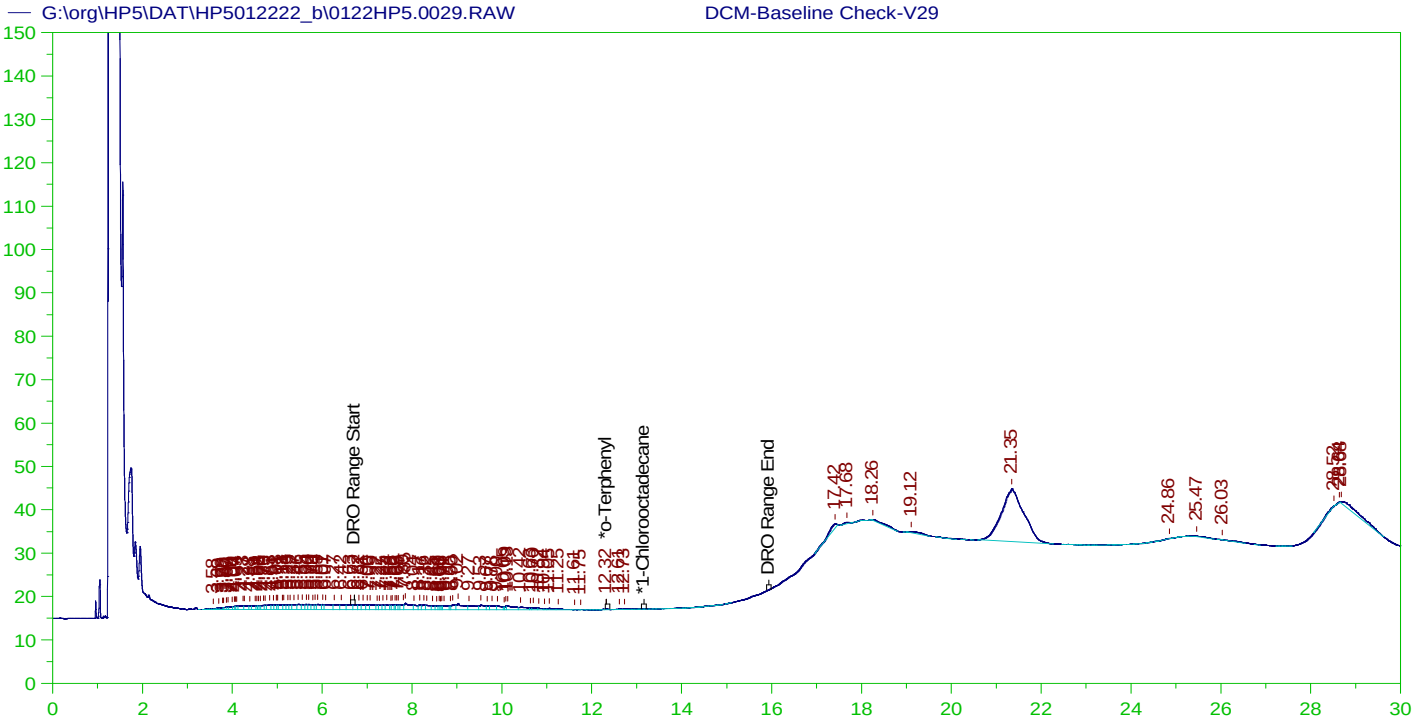

DIESEL RANGE ORGANICS CHROMATOGRAM REPORT

Sample Name: DCM-Baseline Check-V29
Raw File: G:\org\HP5\DAT\HP5012222_b\0122HP5.0029.RAW
Date & Time Acquired: 1/23/2022 6:13:37 AM
Method File: G:\Org\HP5\Methods\DR_8015-JA-LEXP.met
Calibration File: G:\Org\HP5\Cals\SW8015C_DRO220111JA.CAL
Sample Weight: 1 Dilution: 1 S.A.: 1

Mean RF for TEH: 32675.36
Rt range for Diesel Range Organics: 6.63 to 15.99

SURROGATE COMPOUND	RT	ACTUAL	MEASURED	%REC	
*o-Terphenyl	12.318	200.	.023	.01	-
*1-Chlorooctadecane	28.681	200.	.	.	-

DRO Area:227191.7 DRO Amount: 6.952997
TEH Area:903688.1 TEH Amount: 27.65656

G:\org\HP5\dat\HP5012222_b\Review\029_DCM-Baseline Chec_DR_8015-JA-LEXP.xls

ERH2450 (OWDFMW05A) Batch ID: 163074

— G:\org\HP5\DAT\HP5012222_b\0122HP5.0030.RAW B22011126-001D ;0122HP5 , $HC-8015-DRO-W,

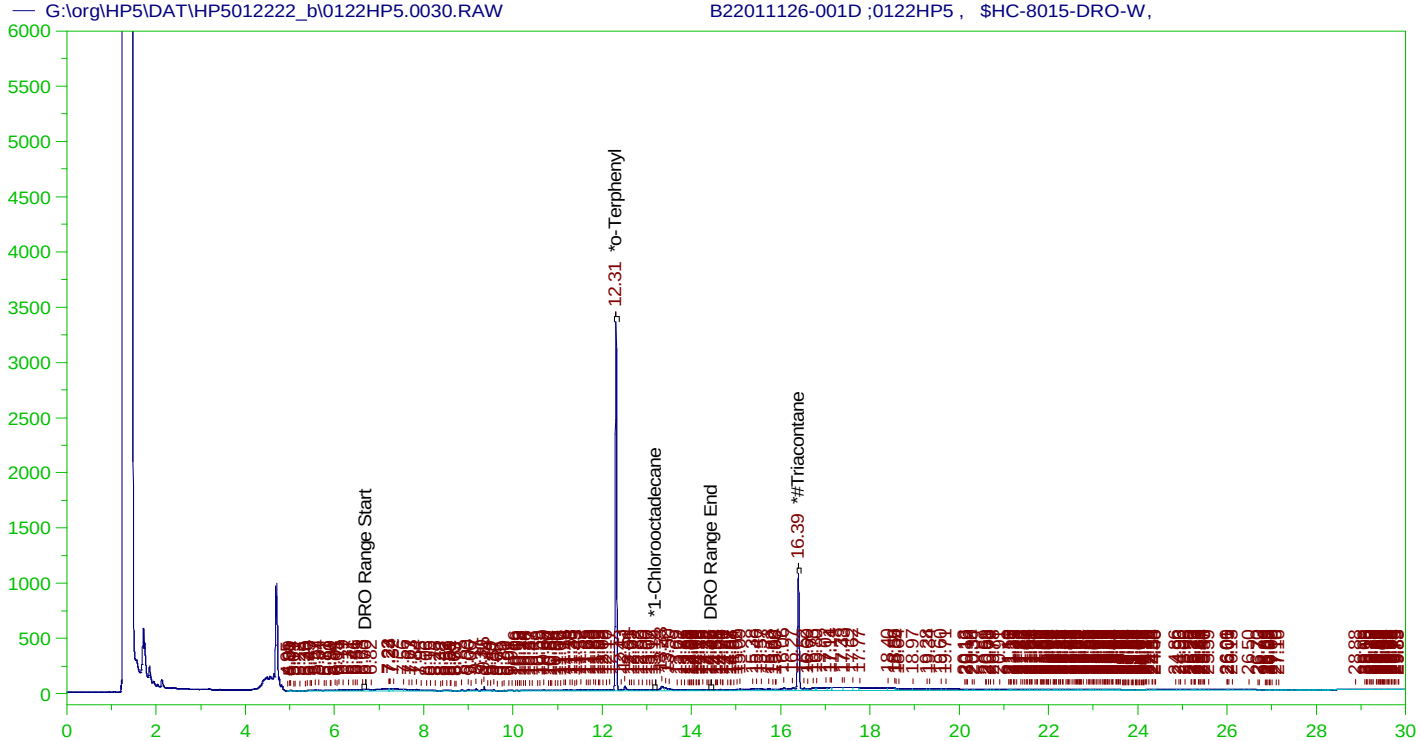

DIESEL RANGE ORGANICS CHROMATOGRAM REPORT

Sample Name: B22011126-001D ;0122HP5 , $HC-8015-DRO-W,
Raw File: G:\org\HP5\DAT\HP5012222_b\0122HP5.0030.RAW
Date & Time Acquired: 1/23/2022 6:56:23 AM
Method File: G:\Org\HP5\Methods\D3_8015-C24T-JB-L%.met
Calibration File: G:\Org\HP5\Cals\SW8015C_DRO220111JB-C24-T.CAL
Sample Weight: 1050 Dilution: 1 S.A.: 1

Mean RF for TEH: 32675.36
Rt range for Diesel Range Organics: 6.62 to 14.49

SURROGATE COMPOUND	RT	ACTUAL	MEASURED	%REC	
*o-Terphenyl	12.306	.19	.165	86.52	-
*1-Chlorooctadecane	13.189	.19	.001	.36	-
*#Triacontane	16.391	.19	.092	48.33	-

DRO Area:4039019 DRO Amount: 0.1177243
TEH Area:1.24447E+07 TEH Amount: 0.3627226

G:\org\HP5\dat\HP5012222_b\Review\030_B22011126-001D_D3_8015-C24T-JB-L%.xls

ERH2450 (OWDFMW05A) Batch ID: 163074

G:\org\HP5\DAT\HP5012222_b\0122HP5.0030.RAW B22011126-001D ;0122HP5 , $HC-8015-DRO-W,

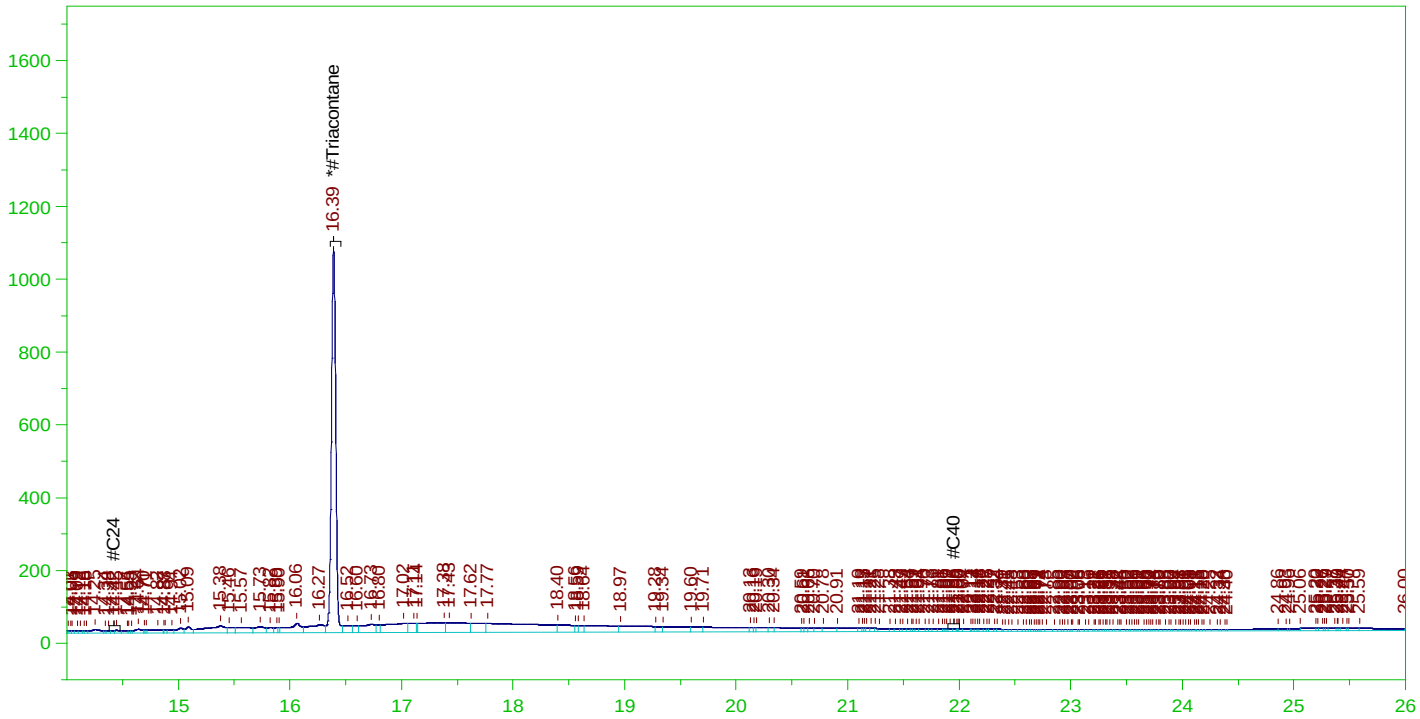

RESIDUAL RANGE ORGANICS CHROMATOGRAM

Sample Name: B22011126-001D ;0122HP5 , $HC-8015-DRO-W,
Raw File: G:\org\HP5\DAT\HP5012222_b\0122HP5.0030.RAW
Date & Time Acquired: 1/23/2022 6:56:23 AM
Method File: G:\Org\HP5\Methods\D3_OROS-BBb-L%.MET
Calibration File: G:\Org\HP5\Cals\SW8015C_ORO220111BBb_SAMP.CAL
Sample Weight: 1050 Dilution: 1 S.A.: 1

Mean RF for for Residual Range Organics Calculations: 26424.55
Rt range for Residual Range Organics: 14.38 to 22

SURROGATE COMPOUND	RT	ACTUAL	MEASURED	%REC	
*#Triacontane	16.391	.476	.092	19.33	-

RRO Area:6678150 RRO AMOUNT: 0.2406906

G:\org\HP5\dat\HP5012222_b\Review\030_B22011126-001D_D3_OROS-BBb-L%.xls

ERH2450 (OWDFMW05A) Batch ID: 163074

— G:\org\HP5\DAT\HP5012222_b\0122HP5.0030.RAW B22011126-001D ;0122HP5 , $HC-8015-DRO-W,

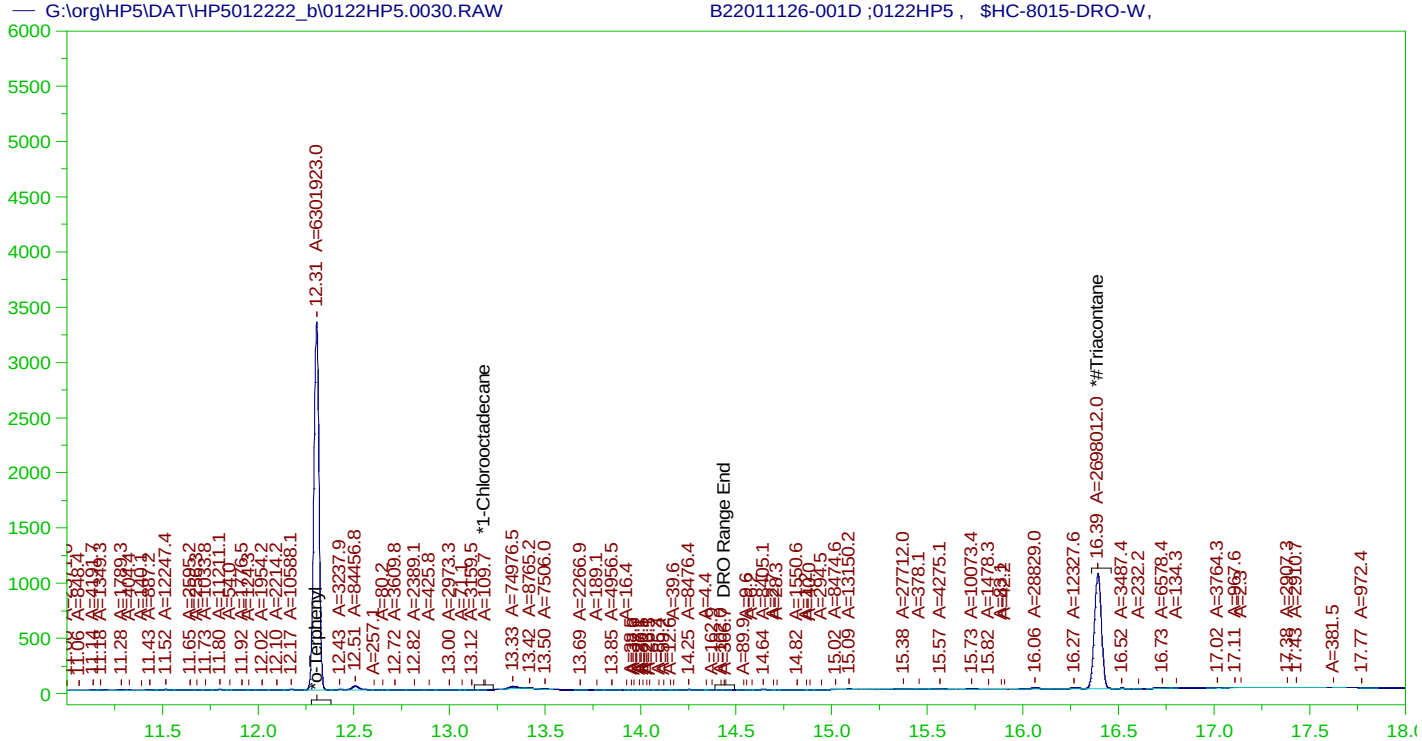

DIESEL RANGE ORGANICS CHROMATOGRAM REPORT

Sample Name: B22011126-001D ;0122HP5 , $HC-8015-DRO-W,
Raw File: G:\org\HP5\DAT\HP5012222_b\0122HP5.0030.RAW
Date & Time Acquired: 1/23/2022 6:56:23 AM
Method File: G:\Org\HP5\Methods\DS_8015-C24T-BB-L#.met
Calibration File: G:\Org\HP5\Cals\SW8015C_DRO220111JB-C24-T.CAL
Sample Weight: 1050 Dilution: 1 S.A.: 1

Mean RF for TEH: 32675.36
Rt range for Diesel Range Organics: 6.62 to 14.49

SURROGATE COMPOUND	RT	ACTUAL	MEASURED	%REC	
*o-Terphenyl	12.306	.19	.163	85.49	-
*1-Chlorooctadecane	29.988	.19	.	.	-
*#Triacontane	16.391	.19	.087	45.52	-

DRO Area:2163584 DRO Amount: 6.306146E-02
TEH Area:8371480 TEH Amount: 0.2440015

G:\org\HP5\dat\HP5012222_b\Review\030_B22011126-001D_DS_8015-C24T-BB-L#.xls

ERH2448 (OWDFMW04A) Batch ID: 163074

— G:\org\HP5\DAT\HP5012222_b\0122HP5.0031.RAW B22011128-001D ;0122HP5 , $HC-8015-DRO-W,

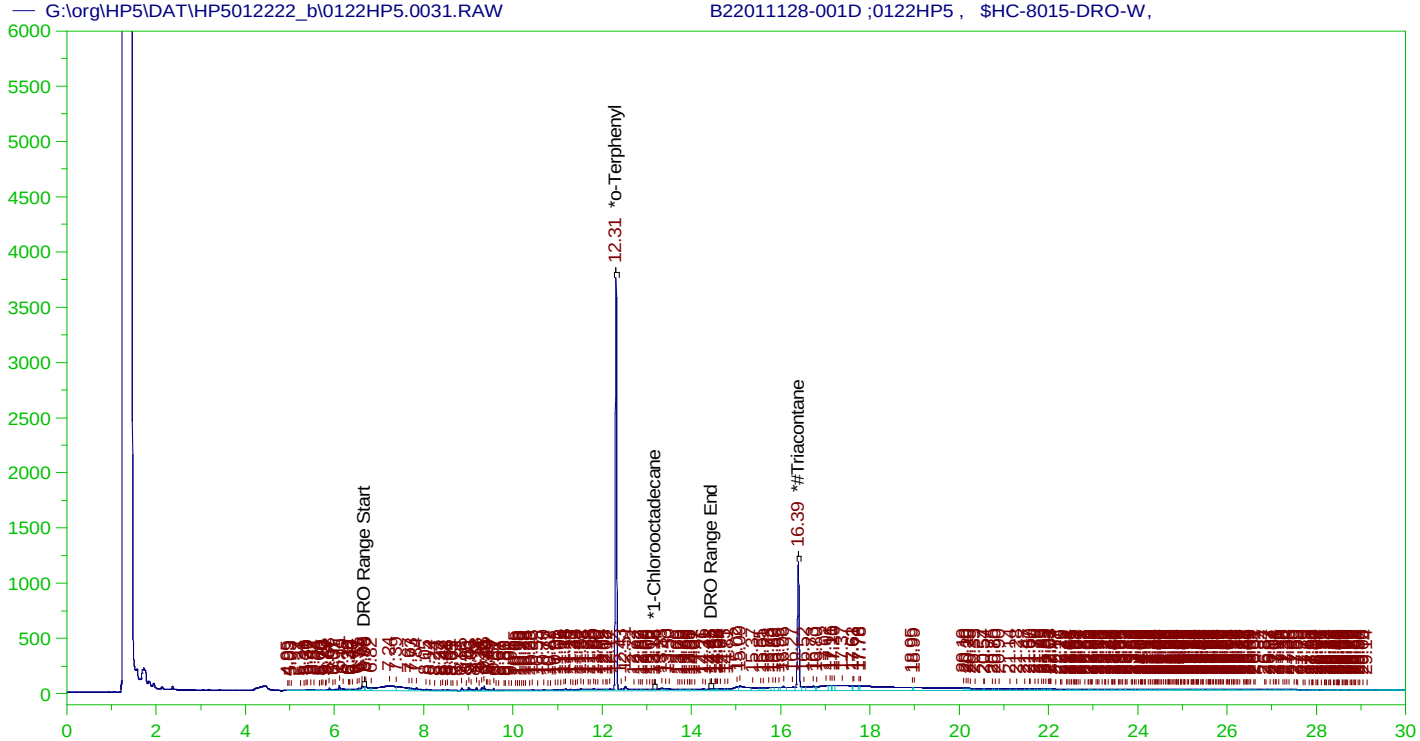

DIESEL RANGE ORGANICS CHROMATOGRAM REPORT

Sample Name: B22011128-001D ;0122HP5 , $HC-8015-DRO-W,
Raw File: G:\org\HP5\DAT\HP5012222_b\0122HP5.0031.RAW
Date & Time Acquired: 1/23/2022 7:38:54 AM
Method File: G:\Org\HP5\Methods\D3_8015-C24T-JB-L%.met
Calibration File: G:\Org\HP5\Cals\SW8015C_DRO220111JB-C24-T.CAL
Sample Weight: 1030 Dilution: 1 S.A.: 1

Mean RF for TEH: 32675.36
Rt range for Diesel Range Organics: 6.62 to 14.49

SURROGATE COMPOUND	RT	ACTUAL	MEASURED	%REC	
*o-Terphenyl	12.307	.194	.189	97.56	-
*1-Chlorooctadecane	13.179	.194	.	.21	-
*#Triacontane	16.391	.194	.105	54.28	-

DRO Area:6002891 DRO Amount: 0.1783622
TEH Area:2.020443E+07 TEH Amount: 0.6003284

G:\org\HP5\dat\HP5012222_b\Review\031_B22011128-001D_D3_8015-C24T-JB-L%.xls

ERH2448 (OWDFMW04A) Batch ID: 163074

— G:\org\HP5\DAT\HP5012222_b\0122HP5.0031.RAW B22011128-001D ;0122HP5 , $HC-8015-DRO-W,

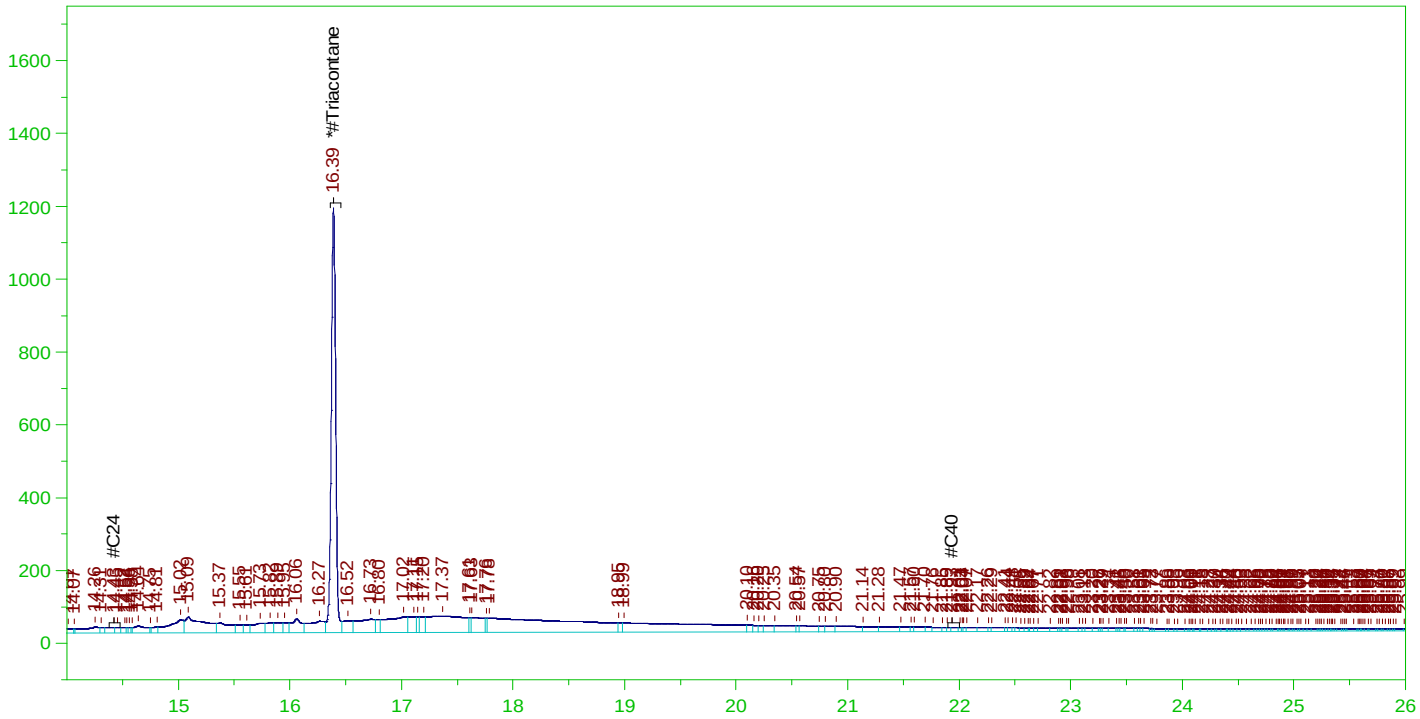

RESIDUAL RANGE ORGANICS CHROMATOGRAM

Sample Name: B22011128-001D ;0122HP5 , $HC-8015-DRO-W,
Raw File: G:\org\HP5\DAT\HP5012222_b\0122HP5.0031.RAW
Date & Time Acquired: 1/23/2022 7:38:54 AM
Method File: G:\Org\HP5\Methods\D3_OROS-BBb-L%.MET
Calibration File: G:\Org\HP5\Cals\SW8015C_ORO220111BBb_SAMP.CAL
Sample Weight: 1030 Dilution: 1 S.A.: 1

Mean RF for for Residual Range Organics Calculations: 26424.55
Rt range for Residual Range Organics: 14.38 to 22

SURROGATE COMPOUND	RT	ACTUAL	MEASURED	%REC	
*#Triacontane	16.391	.485	.105	21.71	-

RRO Area:1.111089E+07 RRO AMOUNT: 0.408229

G:\org\HP5\dat\HP5012222_b\Review\031_B22011128-001D_D3_OROS-BBb-L%.xls

ERH2448 (OWDFMW04A) Batch ID: 163074

— G:\org\HP5\DAT\HP5012222_b\0122HP5.0031.RAW B22011128-001D ;0122HP5 , $HC-8015-DRO-W,

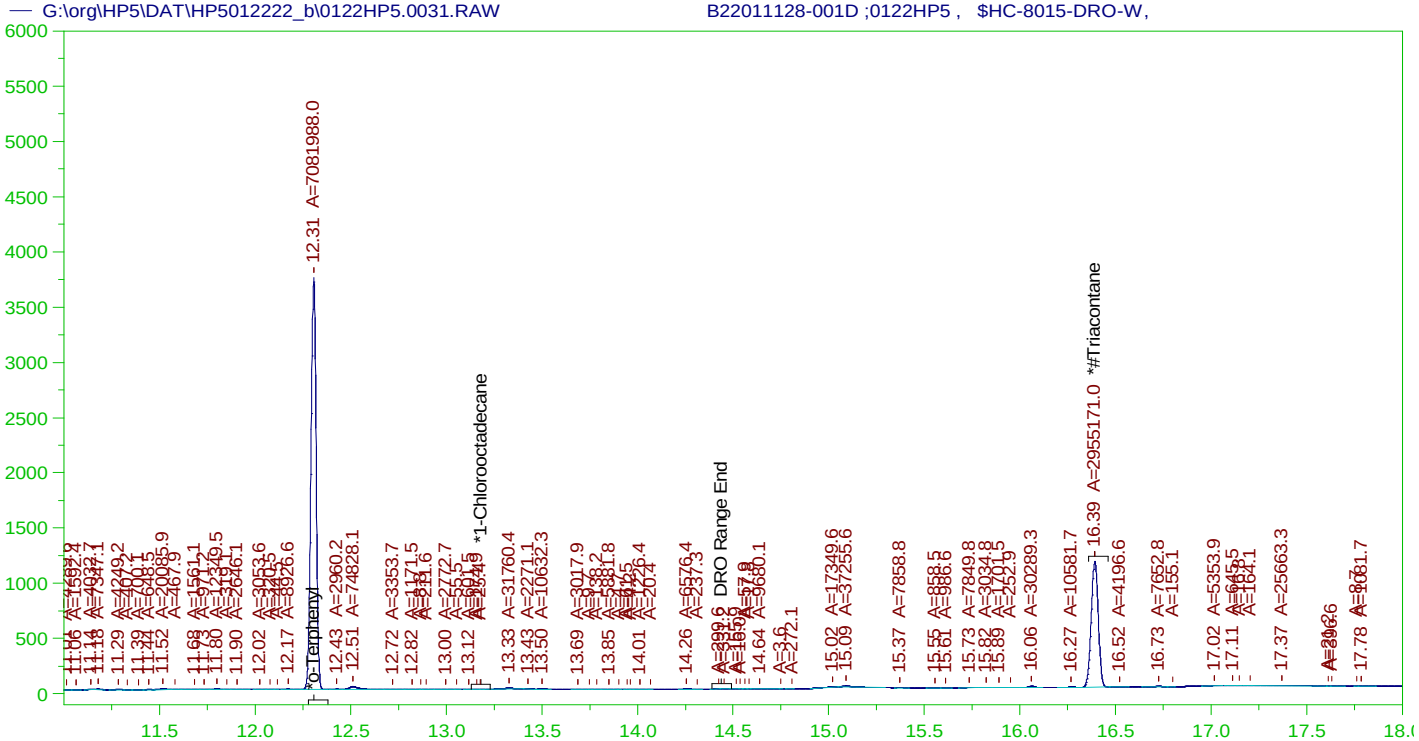

DIESEL RANGE ORGANICS CHROMATOGRAM REPORT

Sample Name: B22011128-001D ;0122HP5 , $HC-8015-DRO-W,
Raw File: G:\org\HP5\DAT\HP5012222_b\0122HP5.0031.RAW
Date & Time Acquired: 1/23/2022 7:38:54 AM
Method File: G:\Org\HP5\Methods\DS_8015-C24T-BB-L#.met
Calibration File: G:\Org\HP5\Cals\SW8015C_DRO220111JB-C24-T.CAL
Sample Weight: 1030 Dilution: 1 S.A.: 1

Mean RF for TEH: 32675.36
Rt range for Diesel Range Organics: 6.62 to 14.49

SURROGATE COMPOUND	RT	ACTUAL	MEASURED	%REC	
*o-Terphenyl	12.307	.194	.187	96.07	-
*1-Chlorooctadecane	29.983	.194	.	.	-
*#Triacontane	16.391	.194	.097	49.86	-

DRO Area:3455137 DRO Amount: 0.1026615
TEH Area:5686573 TEH Amount: 0.1689635

G:\org\HP5\dat\HP5012222_b\Review\031_B22011128-001D_DS_8015-C24T-BB-L#.xls

ERH2472 (RHMW04) Batch ID: 163074

— G:\org\HP5\DAT\HP5012222_b\0122HP5.0032.RAW B22011125-001D ;0122HP5 , $HC-8015-DRO-W,

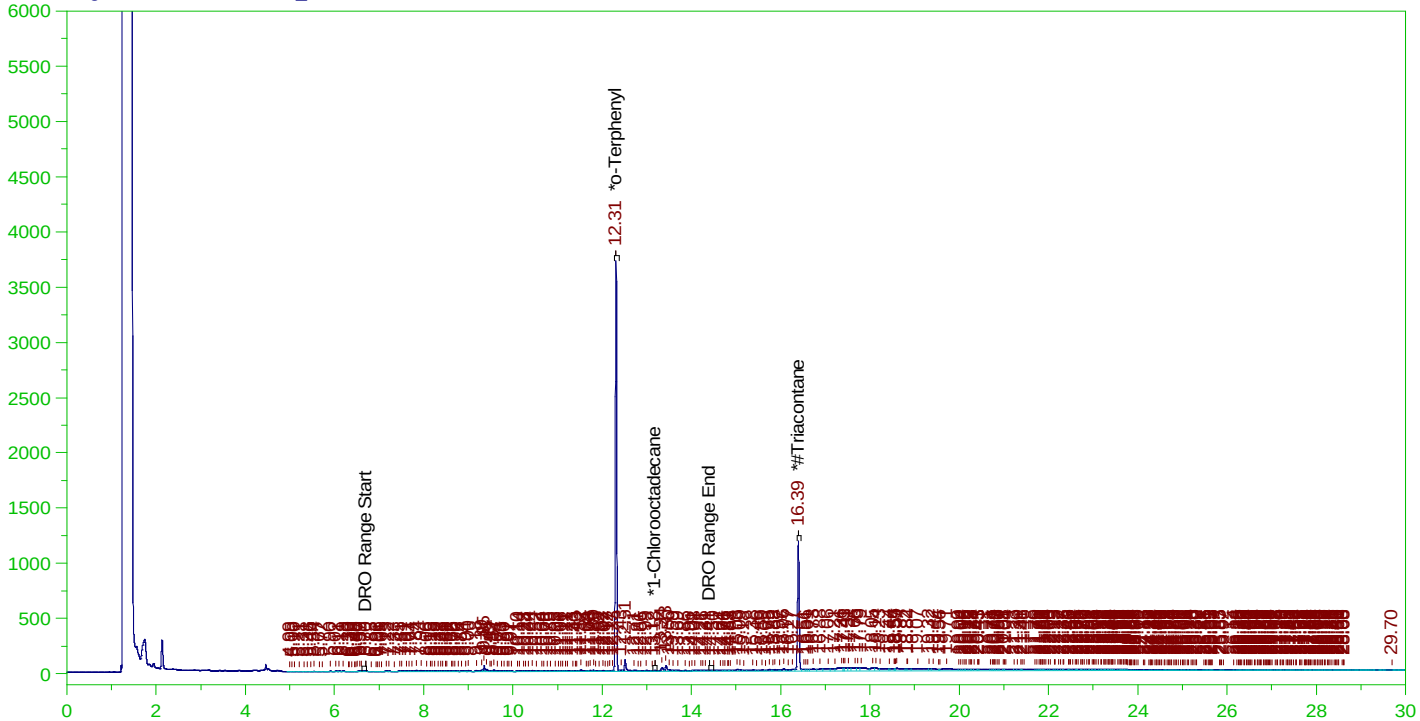

DIESEL RANGE ORGANICS CHROMATOGRAM REPORT

Sample Name: B22011125-001D ;0122HP5 , $HC-8015-DRO-W,
Raw File: G:\org\HP5\DAT\HP5012222_b\0122HP5.0032.RAW
Date & Time Acquired: 1/23/2022 8:21:33 AM
Method File: G:\Org\HP5\Methods\D3_8015-012232-JB-L%.met
Calibration File: G:\Org\HP5\Cals\SW8015C_DRO220111JB-C24-T.CAL
Sample Weight: 990 Dilution: 1 S.A.: 1

Mean RF for TEH: 32675.36
Rt range for Diesel Range Organics: 6.62 to 14.49

SURROGATE COMPOUND	RT	ACTUAL	MEASURED	%REC	
*o-Terphenyl	12.307	.202	.197	97.28	-
*1-Chlorooctadecane	13.175	.202	.001	.32	-
*#Triacontane	16.391	.202	.108	53.28	-

DRO Area:1887061 DRO Amount: 5.833516E-02
TEH Area:9974510 TEH Amount: 0.3083444

G:\org\HP5\dat\HP5012222_b\Review\032_B22011125-001D_D3_8015-012232-JB-L%.xls

ERH2472 (RHMW04) Batch ID: 163074

— G:\org\HP5\DAT\HP5012222_b\0122HP5.0032.RAW B22011125-001D ;0122HP5 , $HC-8015-DRO-W,

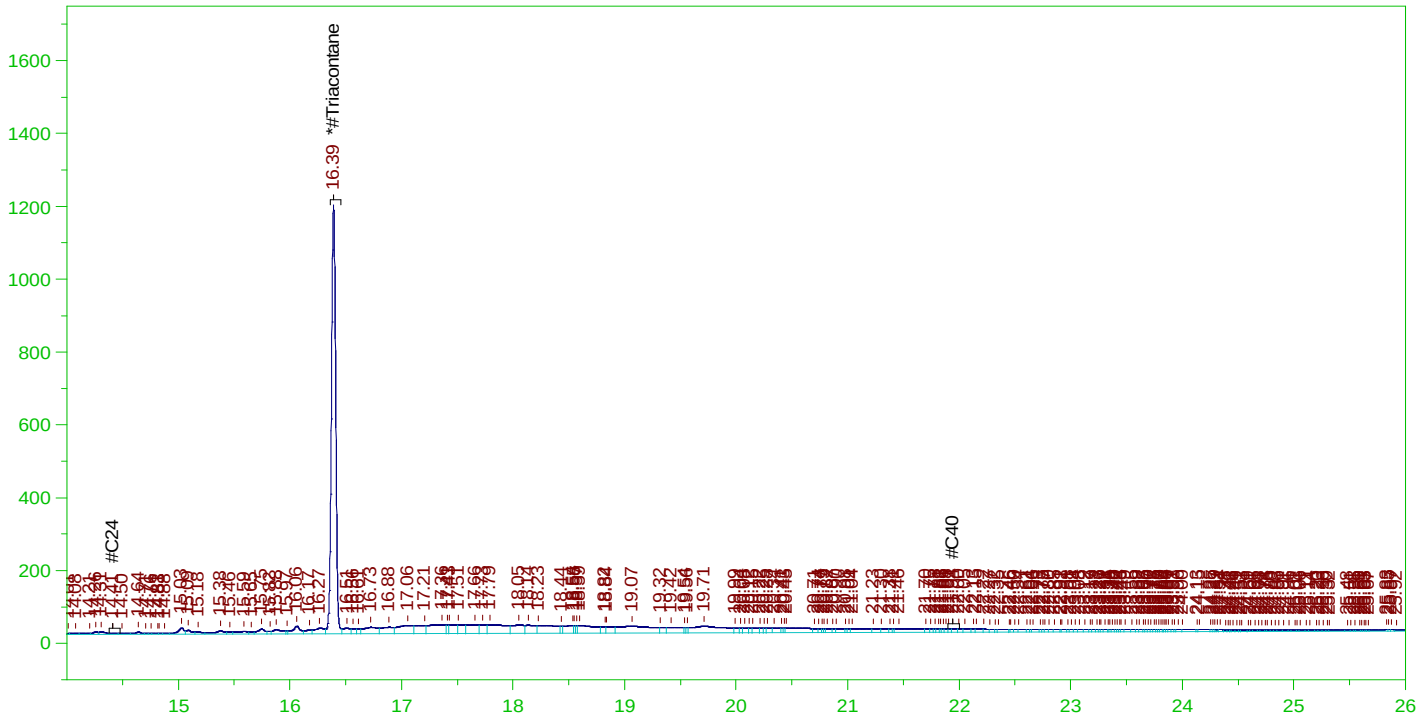

RESIDUAL RANGE ORGANICS CHROMATOGRAM

Sample Name: B22011125-001D ;0122HP5 , $HC-8015-DRO-W,
Raw File: G:\org\HP5\DAT\HP5012222_b\0122HP5.0032.RAW
Date & Time Acquired: 1/23/2022 8:21:33 AM
Method File: G:\Org\HP5\Methods\D3_OROS-012232-BBb-L%.MET
Calibration File: G:\Org\HP5\Cals\SW8015C_ORO220111BBb_SAMP.CAL
Sample Weight: 990 Dilution: 1 S.A.: 1

Mean RF for for Residual Range Organics Calculations: 26424.55
Rt range for Residual Range Organics: 14.38 to 22

SURROGATE COMPOUND	RT	ACTUAL	MEASURED	%REC	
*#Triacontane	16.391	.505	.108	21.31	-

RRO Area:6296502 RRO AMOUNT: 0.2406891

G:\org\HP5\dat\HP5012222_b\Review\032_B22011125-001D_D3_OROS-012232-BBb-L%.xls

ERH2472 (RHMW04) Batch ID: 163074

— G:\org\HP5\DAT\HP5012222_b\0122HP5.0032.RAW B22011125-001D ;0122HP5 , $HC-8015-DRO-W,

DIESEL RANGE ORGANICS CHROMATOGRAM REPORT

Sample Name: B22011125-001D ;0122HP5 , $HC-8015-DRO-W,
Raw File: G:\org\HP5\DAT\HP5012222_b\0122HP5.0032.RAW
Date & Time Acquired: 1/23/2022 8:21:33 AM
Method File: G:\Org\HP5\Methods\DS_8015-C24T-BB-L#.met
Calibration File: G:\Org\HP5\Cals\SW8015C_DRO220111JB-C24-T.CAL
Sample Weight: 990 Dilution: 1 S.A.: 1

Mean RF for TEH: 32675.36
Rt range for Diesel Range Organics: 6.62 to 14.49

SURROGATE COMPOUND	RT	ACTUAL	MEASURED	%REC	
*o-Terphenyl	12.307	.202	.196	96.87	-
*1-Chlorooctadecane	13.175	.202	.	.08	-
*#Triacontane	16.391	.202	.103	51.18	-

DRO Area:1231728 DRO Amount: 3.807671E-02
TEH Area:2086401 TEH Amount: 6.449739E-02

G:\org\HP5\dat\HP5012222_b\Review\032_B22011125-001D_DS_8015-C24T-BB-L#.xls

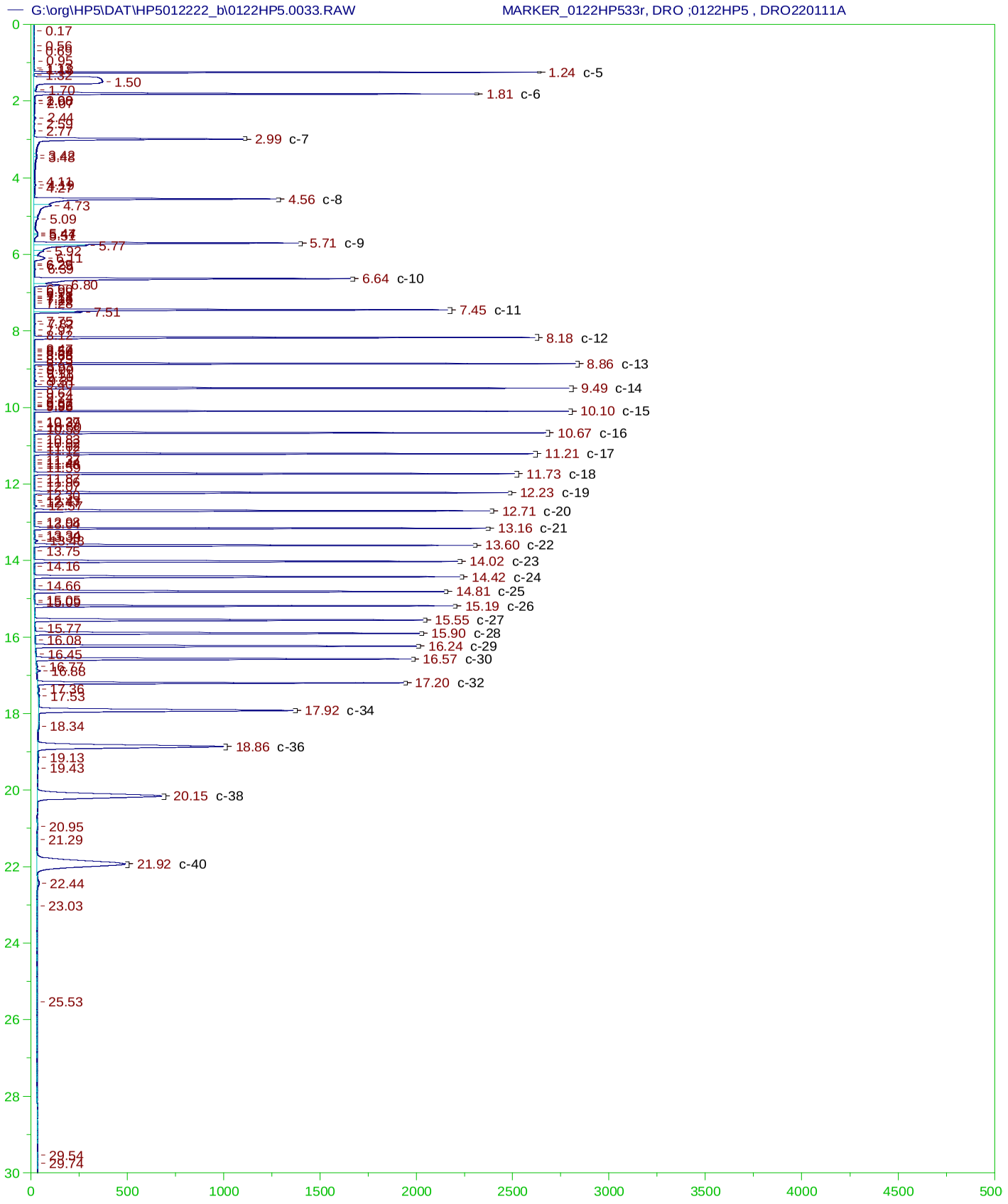
G:\org\HP5\DAT\HP5012222_b\0122HP5.0033.RAW
MARKER_0122HP533r, DRO ;0122HP5 , DRO220111A
1.24 c-5
1.81 c-6
2.99 c-7
4.56 c-8
5.71 c-9
6.64 c-10
7.45 c-11
8.18 c-12
8.86 c-13
9.49 c-14
10.10 c-15
10.67 c-16
11.21 c-17
11.73 c-18
12.23 c-19
12.71 c-20
13.16 c-21
13.60 c-22
14.02 c-23
14.42 c-24
14.81 c-25
15.19 c-26
15.55 c-27
15.90 c-28
16.24 c-29
16.57 c-30
17.20 c-32
17.92 c-34
18.86 c-36
20.15 c-38
21.92 c-40

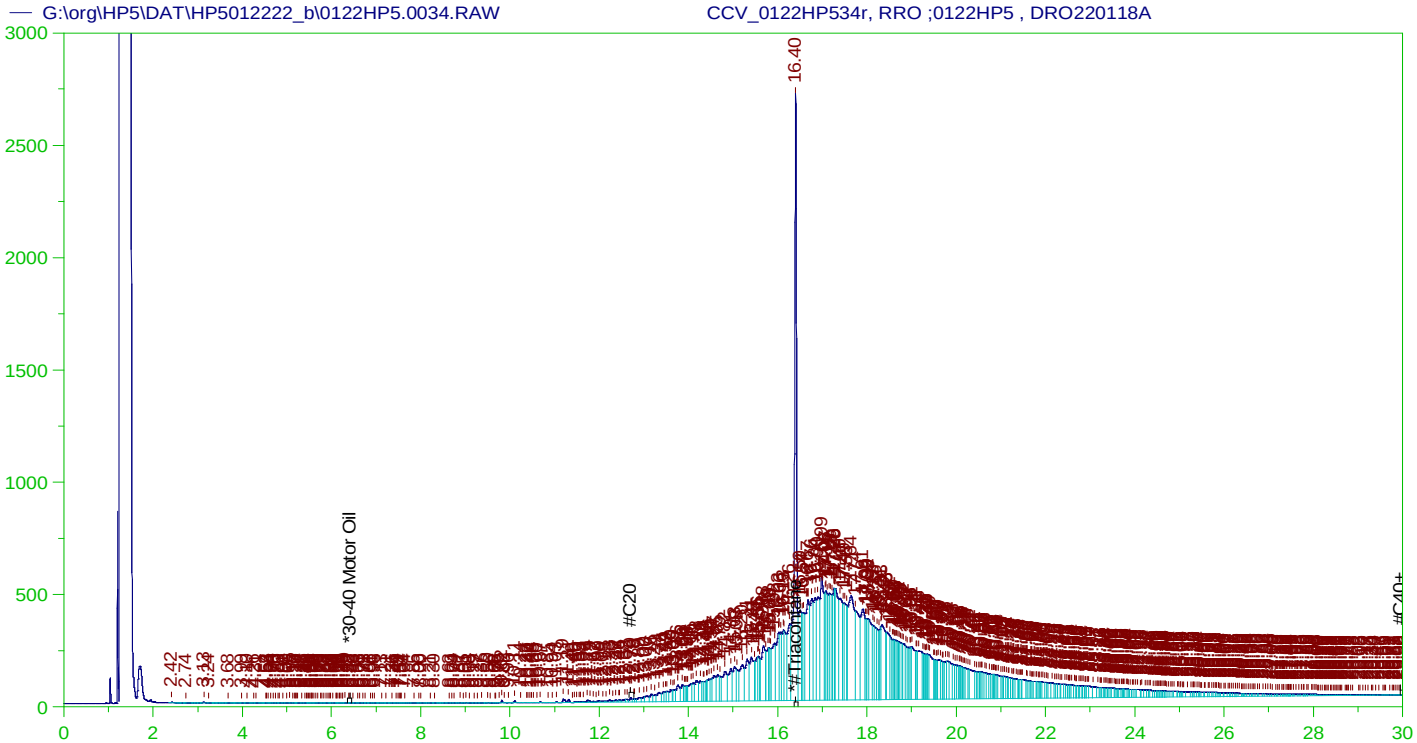

RESIDUAL RANGE ORGANICS CHROMATOGRAM
Sample Name: CCV_0122HP534r, RRO ;0122HP5 , DRO220118A
Raw File: G:\org\HP5\DAT\HP5012222_b\0122HP5.0034.RAW
Date & Time Acquired: 1/23/2022 9:46:55 AM
Method File: G:\Org\HP5\Methods\DC_ORO-BB-L%.MET
Calibration File: G:\Org\HP5\Cals\SW8015C_ORO220111BB.CAL
Sample Weight: 1 Dilution: 1 S.A.: 1

Mean RF for for ~~Residual~~ TEH(Oil Range) Organics Calculations: 26424.55
Rt range for ~~Residual~~ TEH(Oil Range) Organics: 12.67 to 30.05

SURROGATE COMPOUND	RT	ACTUAL	MEASURED	%REC	
*#Triacontane	16.398	500.	324.005	64.8	-

~~RRO~~ TEH(Oil Range) Area:1.174582E+08 ~~RRO~~ TEH(Oil Range) AMOUNT: 4445.04

CONTINUING CALIBRATION REPORT: G:\org\HP5\DAT\HP5012222_b\0122HP5.0034.RAW

COMPOUND	ACTUAL(NG)	MEASURED(NG)	%RECOVERY	LIMITS
*30-40 Motor Oil	5000.	.096	.	75-125

SURROGATE COMPOUND	RT	ACTUAL	MEASURED	%REC	LIMITS
*#Triacontane	16.398	200.	324.005	162.	75-125

AMN 02/15/2022

G:\org\HP5\dat\HP5012222_b\Review\034_CCV_0122HP534r_DC_ORO-BB-L%.xls

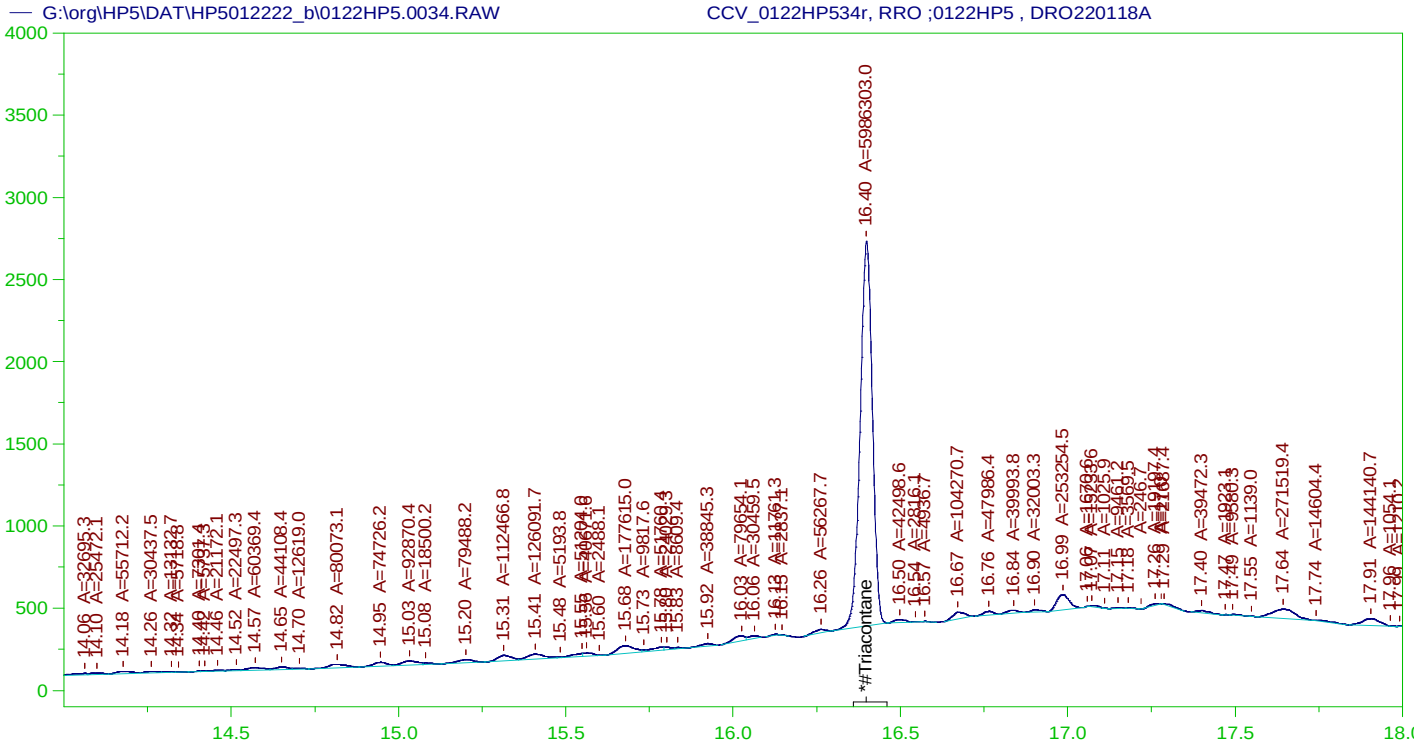

RESIDUAL RANGE ORGANICS CHROMATOGRAM
Sample Name: CCV_0122HP534r, RRO ;0122HP5 , DRO220118A
Raw File: G:\org\HP5\DAT\HP5012222_b\0122HP5.0034.RAW
Date & Time Acquired: 1/23/2022 9:46:55 AM
Method File: G:\Org\HP5\Methods\DS_ORO-BB-L%.MET
Calibration File: G:\Org\HP5\Cals\SW8015C_ORO220111BB.CAL
Sample Weight: 1 Dilution: 1 S.A.: 1

Mean RF for for Residual Range Organics Calculations: 26424.55
Rt range for Residual Range Organics: 12.67 to 30.05

SURROGATE COMPOUND	RT	ACTUAL	MEASURED	%REC	
*#Triacontane	16.398	500.	201.994	40.4	-

RRO Area:3237772 RRO AMOUNT: 122.5289

CONTINUING CALIBRATION REPORT: G:\org\HP5\DAT\HP5012222_b\0122HP5.0034.RAW

COMPOUND	ACTUAL(NG)	MEASURED(NG)	%RECOVERY	LIMITS
*30-40 Motor Oil	5000.	.096	.	75-125

SURROGATE COMPOUND	RT	ACTUAL	MEASURED	%REC	LIMITS
*#Triacontane	16.398	200.	201.994	101.	75-125

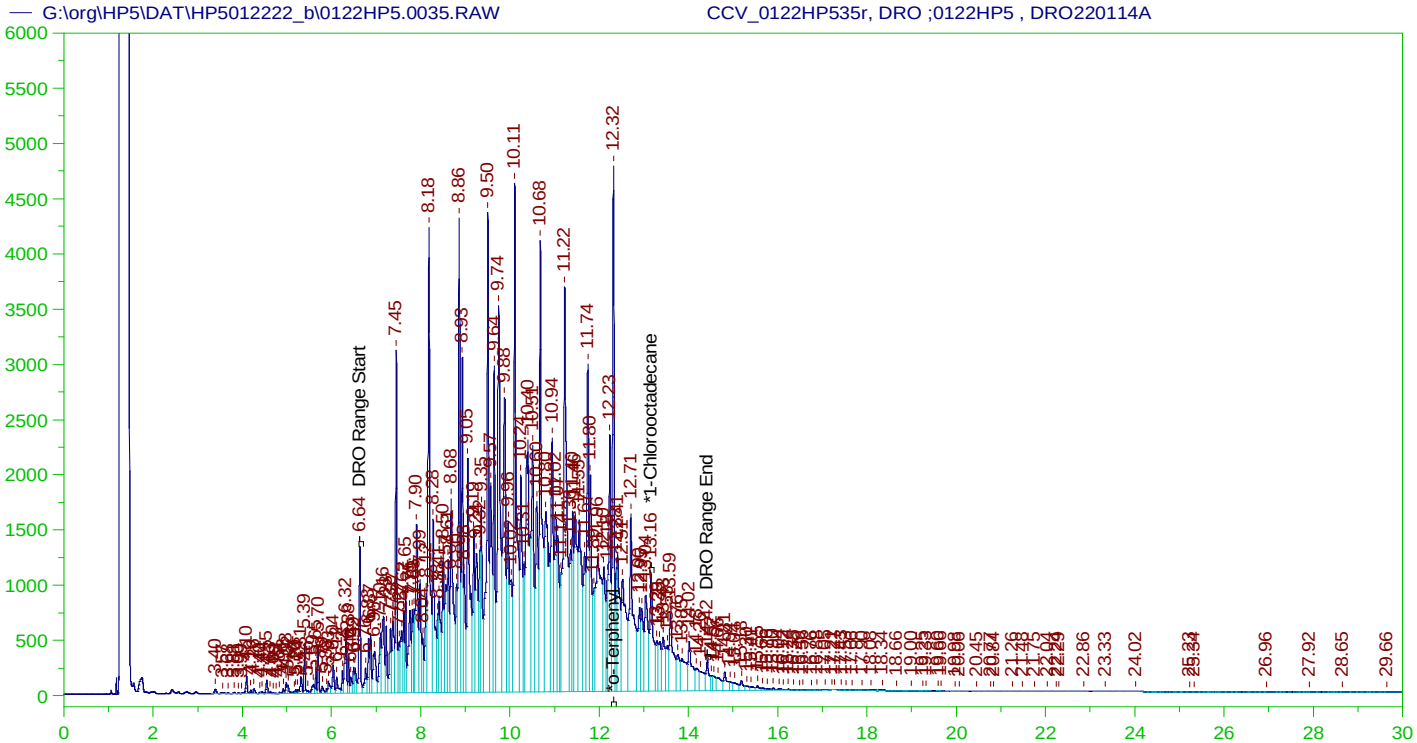

DIESEL RANGE ORGANICS CHROMATOGRAM REPORT
Sample Name: CCV_0122HP535r, DRO ;0122HP5 , DRO220114A
Raw File: G:\org\HP5\DAT\HP5012222_b\0122HP5.0035.RAW
Date & Time Acquired: 1/23/2022 10:29:33 AM
Method File: G:\Org\HP5\Methods\DC_8015-C24-JB-L%.met
Calibration File: G:\Org\HP5\Cals\SW8015C_DRO220111JB-C24.CAL
Sample Weight: 1 Dilution: 1 S.A.: 1

Mean RF for TEH: 32675.36
Rt range for Diesel Range Organics: 6.62 to 14.49

SURROGATE COMPOUND	RT	ACTUAL	MEASURED	%REC	
*o-Terphenyl	12.315	200.	320.323	160.16	-
*1-Chlorooctadecane	13.16	200.	150.577	75.29	-

DRO Area:4.509578E+08 DRO Amount: 13801.16
TEH Area:4.671448E+08 TEH Amount: 14296.55

CONTINUING CALIBRATION REPORT: G:\org\HP5\DAT\HP5012222_b\0122HP5.0035.RAW

COMPOUND	ACTUAL(NG)	MEASURED(NG)	%RECOVERY	LIMITS
TOTAL DRO	15000.	14296.55	95.31	85-115

SURROGATE COMPOUND	RT	ACTUAL	MEASURED	%REC	LIMITS
*o-Terphenyl	12.315	200.	320.323	160.16	85-115
*1-Chlorooctadecane	13.16	200.	150.577	75.29	85-115

G:\org\HP5\dat\HP5012222_b\Review\035_CCV_0122HP535r_DC_8015-C24-JB-L%.xls

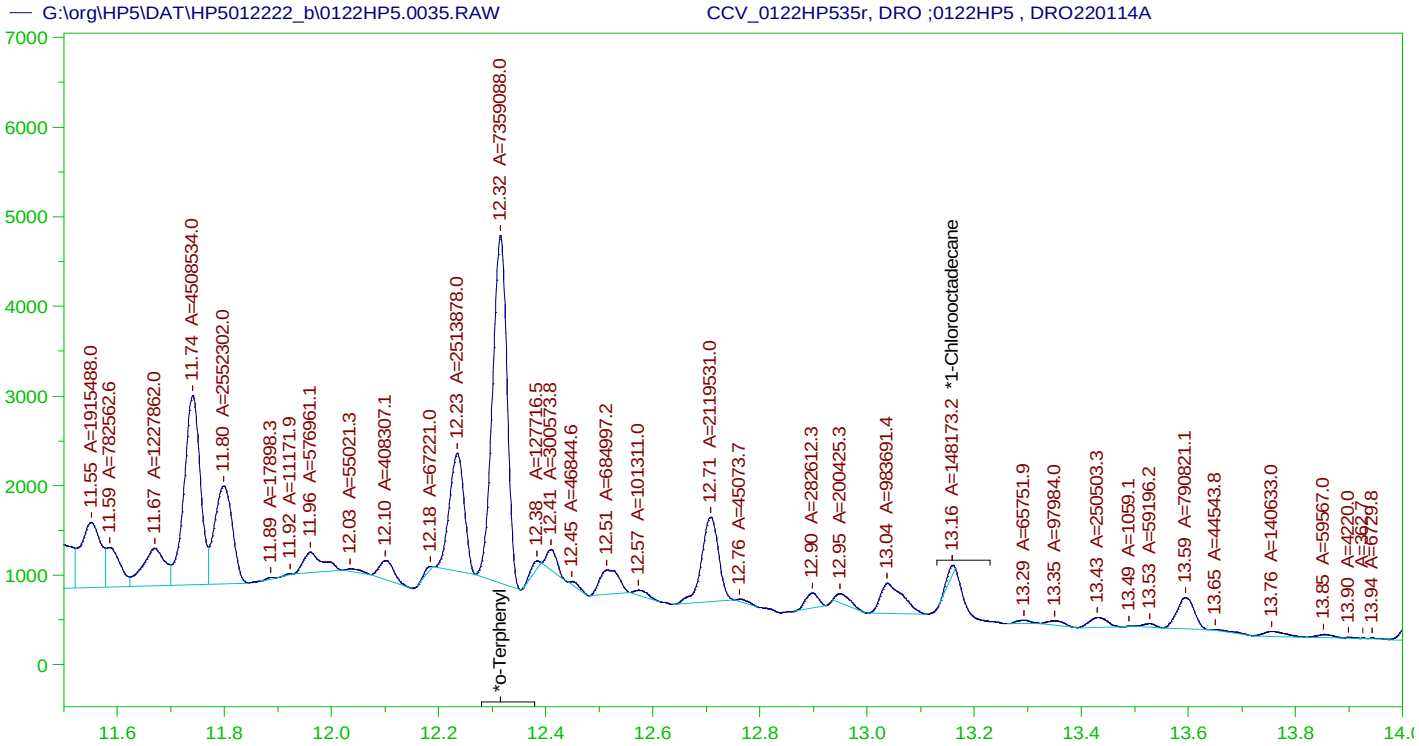

DIESEL RANGE ORGANICS CHROMATOGRAM REPORT
Sample Name: CCV_0122HP535r, DRO ;0122HP5 , DRO220114A
Raw File: G:\org\HP5\DAT\HP5012222_b\0122HP5.0035.RAW
Date & Time Acquired: 1/23/2022 10:29:33 AM
Method File: G:\Org\HP5\Methods\DS_8015-C24-JB-L#.met
Calibration File: G:\Org\HP5\Cals\SW8015C_DRO220111JB-C24.CAL
Sample Weight: 1 Dilution: 1 S.A.: 1

Mean RF for TEH: 32675.36
Rt range for Diesel Range Organics: 6.62 to 14.49

SURROGATE COMPOUND	RT	ACTUAL	MEASURED	%REC	
*o-Terphenyl	12.315	200.	199.661	99.83	-
*1-Chlorooctadecane	13.16	200.	4.02	2.01	-

DRO Area:2.342497E+08 DRO Amount: 7169.001
TEH Area:2.446785E+08 TEH Amount: 7488.165

CONTINUING CALIBRATION REPORT: G:\org\HP5\DAT\HP5012222_b\0122HP5.0035.RAW

COMPOUND	ACTUAL(NG)	MEASURED(NG)	%RECOVERY	LIMITS
TOTAL DRO	15000.	7488.17	49.92	85-115

SURROGATE COMPOUND	RT	ACTUAL	MEASURED	%REC	LIMITS
*o-Terphenyl	12.315	200.	199.661	99.83	85-115
*1-Chlorooctadecane	13.16	200.	4.02	2.01	85-115

G:\org\HP5\dat\HP5012222_b\Review\035_CCV_0122HP535r_DS_8015-C24-JB-L#.xls

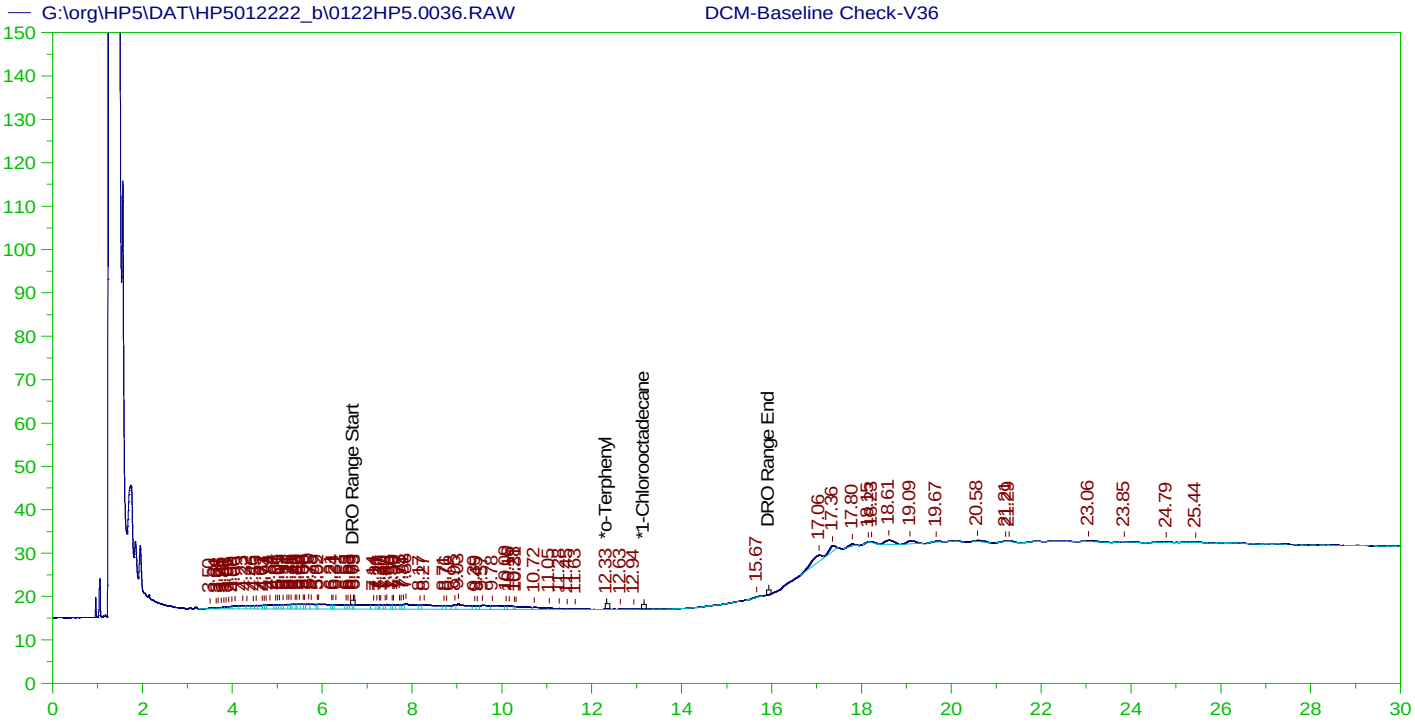

DIESEL RANGE ORGANICS CHROMATOGRAM REPORT
Sample Name: DCM-Baseline Check-V36
Raw File: G:\org\HP5\DAT\HP5012222_b\0122HP5.0036.RAW
Date & Time Acquired: 1/23/2022 11:12:03 AM
Method File: G:\Org\HP5\Methods\DR_8015-JA-LEXP.met
Calibration File: G:\Org\HP5\Cals\SW8015C_DRO220111JA.CAL
Sample Weight: 1 Dilution: 1 S.A.: 1

Mean RF for TEH: 32675.36
Rt range for Diesel Range Organics: 6.63 to 15.99

SURROGATE COMPOUND	RT	ACTUAL	MEASURED	%REC	
*o-Terphenyl	12.329	200.	.023	.01	-
*1-Chlorooctadecane	29.916	200.	.	.	-

DRO Area:224679.8 DRO Amount: 6.876124
TEH Area:475304.3 TEH Amount: 14.54626

G:\org\HP5\dat\HP5012222_b\Review\036_DCM-Baseline Chec_DR_8015-JA-LEXP.xls

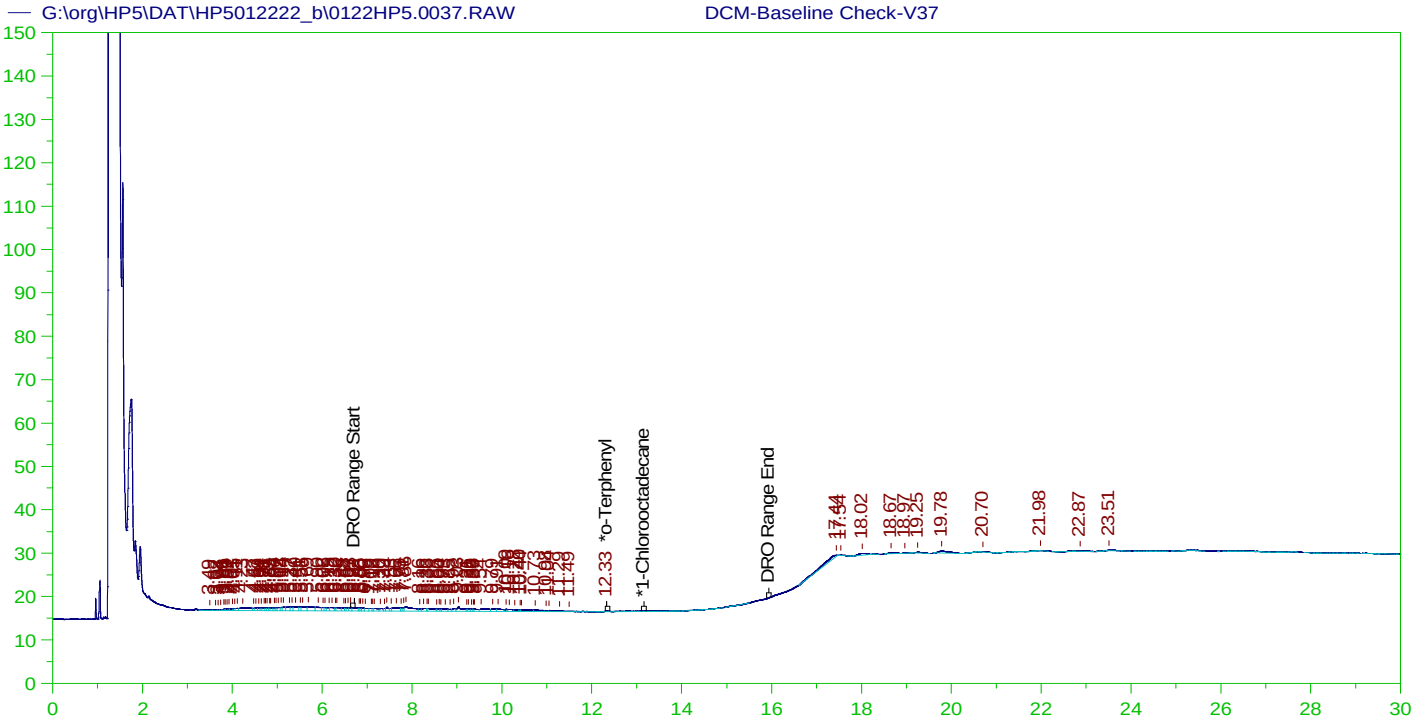

DIESEL RANGE ORGANICS CHROMATOGRAM REPORT
Sample Name: DCM-Baseline Check-V37
Raw File: G:\org\HP5\DAT\HP5012222_b\0122HP5.0037.RAW
Date & Time Acquired: 1/23/2022 11:54:43 AM
Method File: G:\Org\HP5\Methods\DR_8015-JA-LEXP.met
Calibration File: G:\Org\HP5\Cals\SW8015C_DRO220111JA.CAL
Sample Weight: 1 Dilution: 1 S.A.: 1

Mean RF for TEH: 32675.36
Rt range for Diesel Range Organics: 6.63 to 15.99

SURROGATE COMPOUND	RT	ACTUAL	MEASURED	%REC
*o-Terphenyl	12.326	200.	.031	.02 -
*1-Chlorooctadecane	29.916	200.	.	. -

DRO Area:154802.9 DRO Amount: 4.737605
TEH Area:324343.8 TEH Amount: 9.92625

ERH2424 (RHMW14 Zone3) Batch ID: 163074

— G:\org\HP5\DAT\HP5012222_b\0122HP5.0038.RAW B22011228-001D ;0122HP5 , $HC-8015-DRO-W,

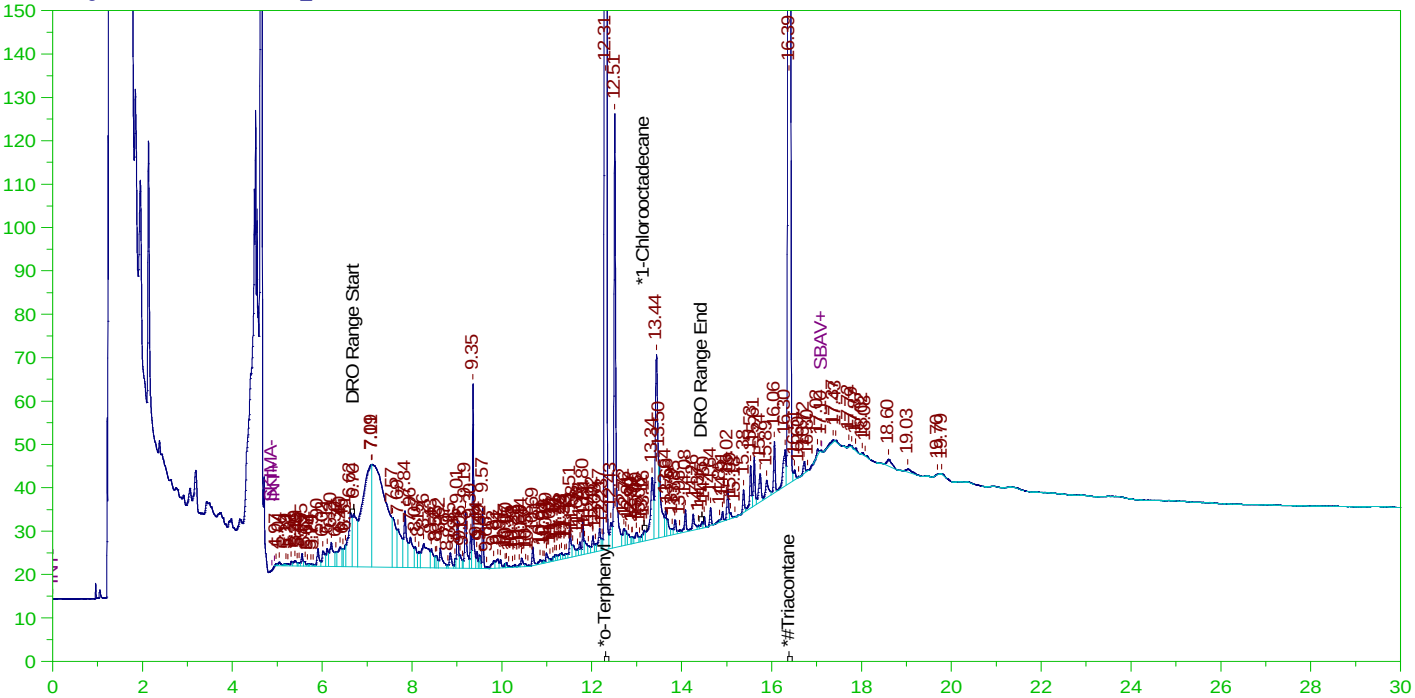

DIESEL RANGE ORGANICS CHROMATOGRAM REPORT

Sample Name: B22011228-001D ;0122HP5 , $HC-8015-DRO-W,
Raw File: G:\org\HP5\DAT\HP5012222_b\0122HP5.0038.RAW
Date & Time Acquired: 1/23/2022 12:37:26 PM
Method File: G:\Org\HP5\Methods\DR_8015-C24T-JB-L0.met
Calibration File: G:\Org\HP5\Cals\SW8015C_DRO220111JB-C24-T.CAL
Sample Weight: 1020 Dilution: 1 S.A.: 1

Mean RF for TEH: 32675.36
Rt range for Diesel Range Organics: 6.62 to 14.49

SURROGATE COMPOUND	RT	ACTUAL	MEASURED	%REC	
*o-Terphenyl	12.306	.196	.188	95.9	-
*1-Chlorooctadecane	13.16	.196	.	.11	-
*#Triacontane	16.39	.196	.1	51.06	-

DRO Area:2580882 DRO Amount: 7.743684E-02
TEH Area:3053680 TEH Amount: 9.162269E-02

G:\org\HP5\dat\HP5012222_b\Review\038_B22011228-001D_DR_8015-C24T-JB-L0.xls

ERH2431 (RHMW03) Batch ID: 163074

G:\org\HP5\DAT\HP5012222_b\0122HP5.0039.RAW B22011135-001D ;0122HP5 , $HC-8015-DRO-W,

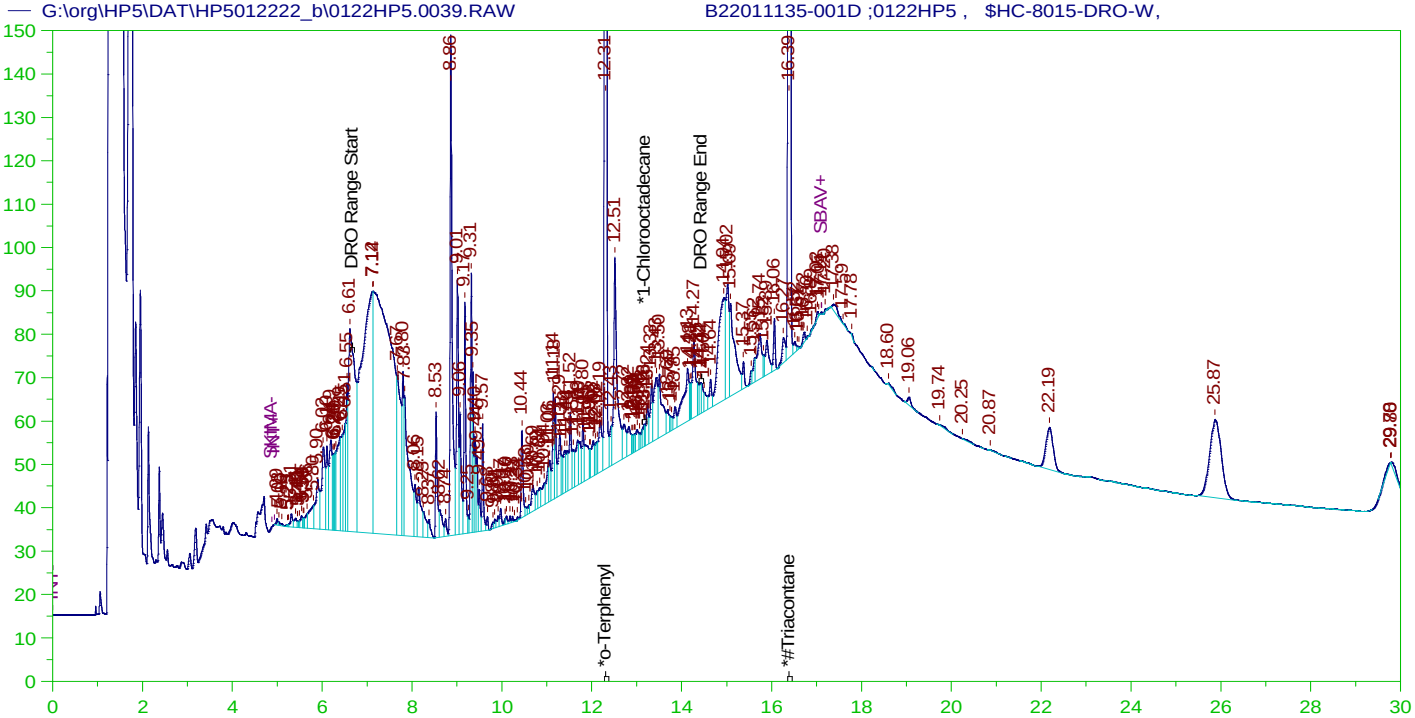

DIESEL RANGE ORGANICS CHROMATOGRAM REPORT

Sample Name: B22011135-001D ;0122HP5 , $HC-8015-DRO-W,
Raw File: G:\org\HP5\DAT\HP5012222_b\0122HP5.0039.RAW
Date & Time Acquired: 1/23/2022 1:20:00 PM
Method File: G:\Org\HP5\Methods\DR_8015-C24T-JB-L0.met
Calibration File: G:\Org\HP5\Cals\SW8015C_DRO220111JB-C24-T.CAL
Sample Weight: 990 Dilution: 1 S.A.: 1

Mean RF for TEH: 32675.36
Rt range for Diesel Range Organics: 6.62 to 14.49

SURROGATE COMPOUND	RT	ACTUAL	MEASURED	%REC	
*o-Terphenyl	12.308	.202	.186	91.89	-
*1-Chlorooctadecane	13.178	.202	.	.08	-
*#Triacontane	16.391	.202	.097	48.25	-

DRO Area:6437470 DRO Amount: 0.199003
TEH Area:9164600 TEH Amount: 0.2833074

G:\org\HP5\dat\HP5012222_b\Review\039_B22011135-001D_DR_8015-C24T-JB-L0.xls

ERH2422 (RHMW04) Batch ID: 163074

— G:\org\HP5\DAT\HP5012222_b\0122HP5.0040.RAW B22011129-001D ;0122HP5 , $HC-8015-DRO-W,

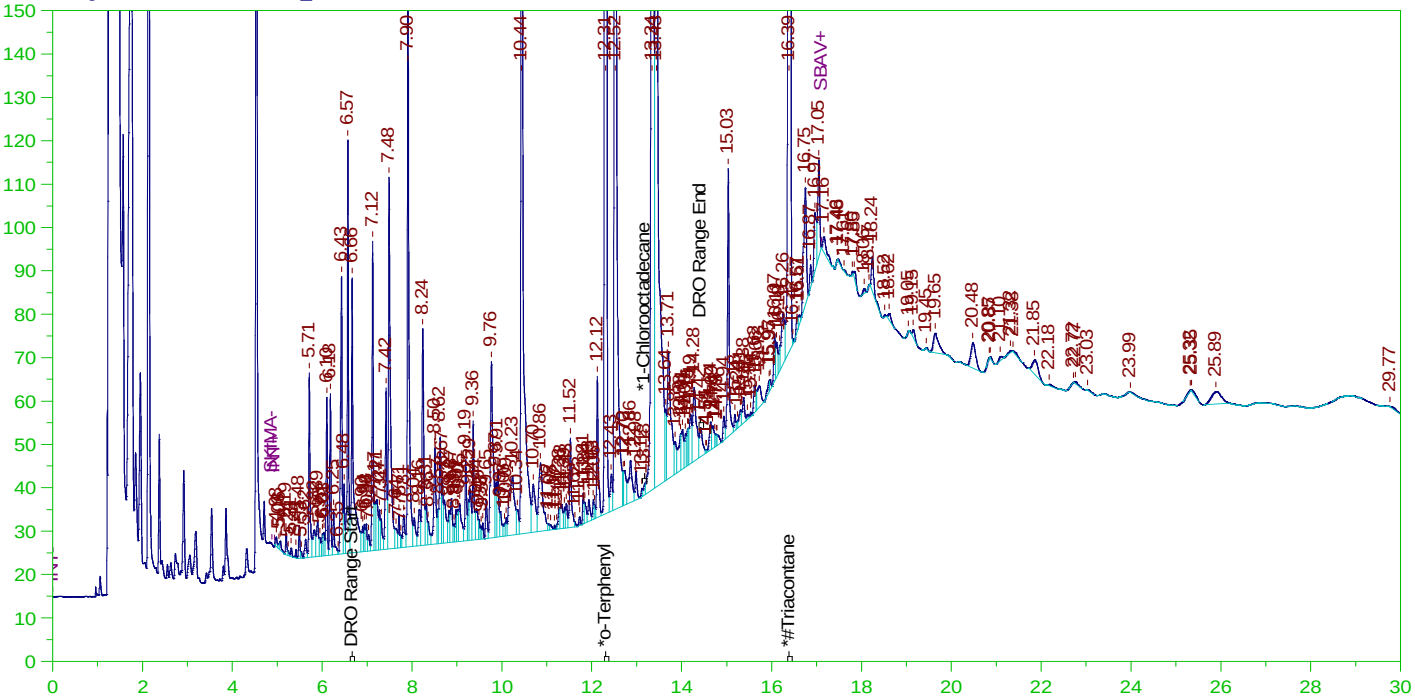

DIESEL RANGE ORGANICS CHROMATOGRAM REPORT

Sample Name: B22011129-001D ;0122HP5 , $HC-8015-DRO-W,
Raw File: G:\org\HP5\DAT\HP5012222_b\0122HP5.0040.RAW
Date & Time Acquired: 1/23/2022 2:02:33 PM
Method File: G:\Org\HP5\Methods\DR_8015-C24T-JB-L0.met
Calibration File: G:\Org\HP5\Cals\SW8015C_DRO220111JB-C24-T.CAL
Sample Weight: 1050 Dilution: 1 S.A.: 1

Mean RF for TEH: 32675.36
Rt range for Diesel Range Organics: 6.62 to 14.49

SURROGATE COMPOUND	RT	ACTUAL	MEASURED	%REC	
*o-Terphenyl	12.308	.19	.158	83.18	-
*1-Chlorooctadecane	13.176	.19	.	.1	-
*#Triacontane	16.392	.19	.092	48.13	-

DRO Area:9540176 DRO Amount: 0.2780652
TEH Area:1.136886E+07 TEH Amount: 0.3313655

G:\org\HP5\dat\HP5012222_b\Review\040_B22011129-001D_DR_8015-C24T-JB-L0.xls

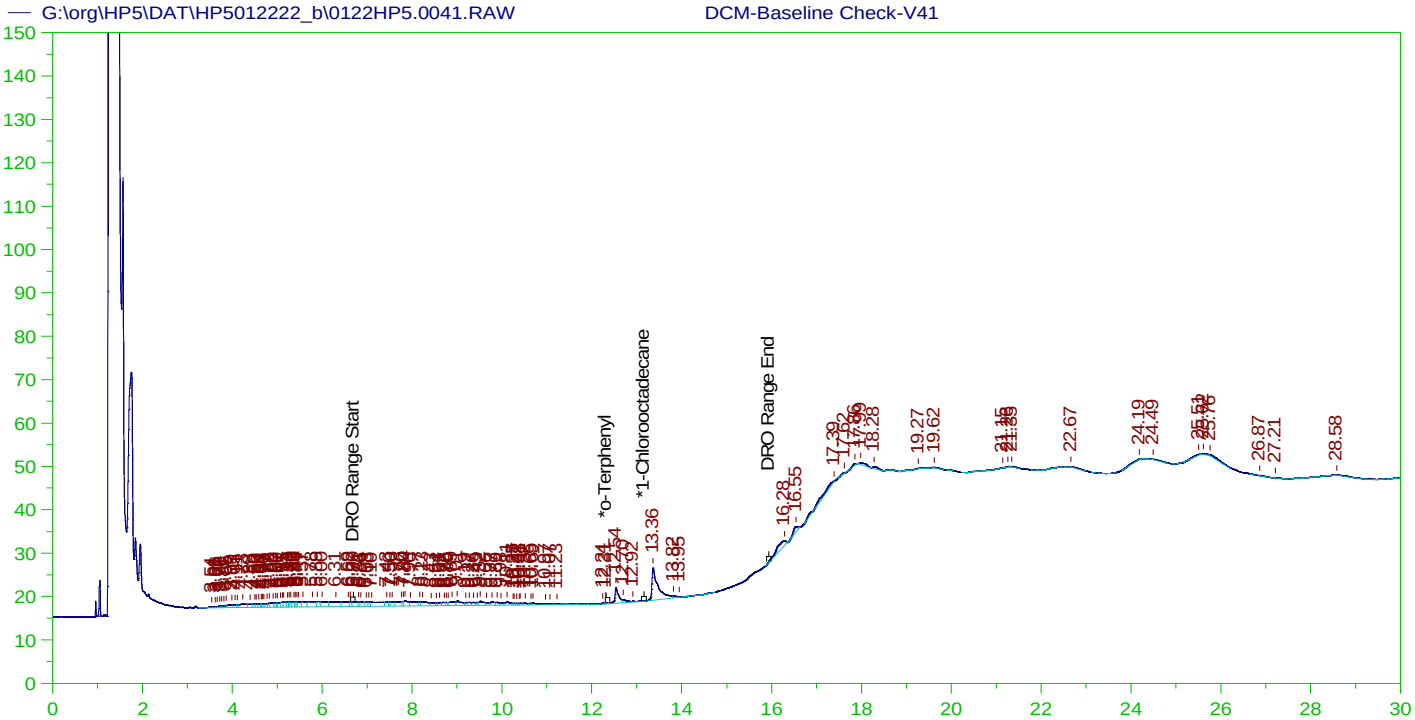

DIESEL RANGE ORGANICS CHROMATOGRAM REPORT
Sample Name: DCM-Baseline Check-V41
Raw File: G:\org\HP5\DAT\HP5012222_b\0122HP5.0041.RAW
Date & Time Acquired: 1/23/2022 2:45:17 PM
Method File: G:\Org\HP5\Methods\DR_8015-JA-LEXP.met
Calibration File: G:\Org\HP5\Cals\SW8015C_DRO220111JA.CAL
Sample Weight: 1 Dilution: 1 S.A.: 1

Mean RF for TEH: 32675.36
Rt range for Diesel Range Organics: 6.63 to 15.99

SURROGATE COMPOUND	RT	ACTUAL	MEASURED	%REC	
*o-Terphenyl	12.312	200.	.02	.01	-
*1-Chlorooctadecane	29.947	200.	.	.	-

DRO Area:290940.1 DRO Amount: 8.90396
TEH Area:565844.9 TEH Amount: 17.31717

G:\org\HP5\dat\HP5012222_b\Review\041_DCM-Baseline Chec_DR_8015-JA-LEXP.xls

ERH2464 (RHMW08) Batch ID: 163074

G:\org\HP5\DAT\HP5012222_b\0122HP5.0042.RAW B22011214-001D ;0122HP5 , $HC-8015-DRO-W,

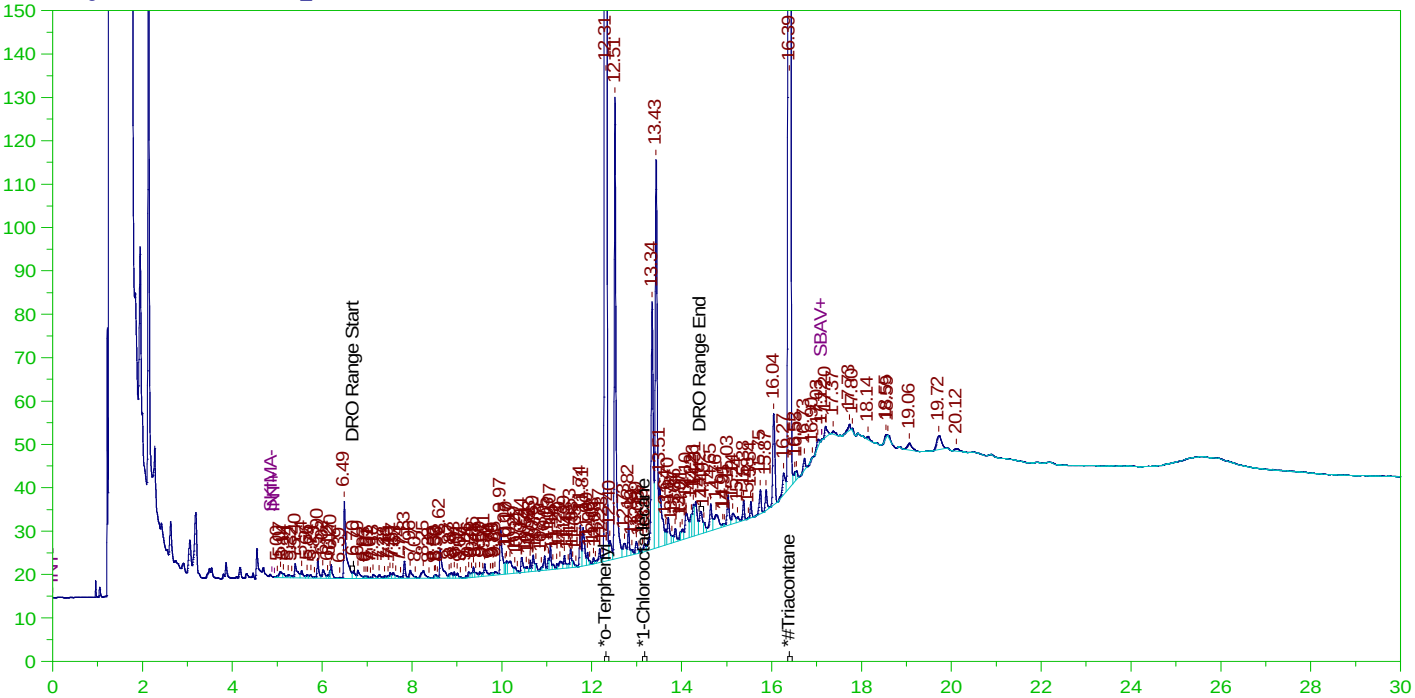

DIESEL RANGE ORGANICS CHROMATOGRAM REPORT

Sample Name: B22011214-001D ;0122HP5 , $HC-8015-DRO-W,
Raw File: G:\org\HP5\DAT\HP5012222_b\0122HP5.0042.RAW
Date & Time Acquired: 1/23/2022 3:27:46 PM
Method File: G:\Org\HP5\Methods\DR_8015-C24T-JB-L0.met
Calibration File: G:\Org\HP5\Cals\SW8015C_DRO220111JB-C24-T.CAL
Sample Weight: 1000 Dilution: 1 S.A.: 1

Mean RF for TEH: 32675.36
Rt range for Diesel Range Organics: 6.62 to 14.49

SURROGATE COMPOUND	RT	ACTUAL	MEASURED	%REC	
*o-Terphenyl	12.31	.2	.17	84.89	-
*1-Chlorooctadecane	13.173	.2	.	.08	-
*#Triacontane	16.395	.2	.097	48.37	-

DRO Area:1485269 DRO Amount: 4.545531E-02
TEH Area:1991736 TEH Amount: 0.0609553

G:\org\HP5\dat\HP5012222_b\Review\042_B22011214-001D_DR_8015-C24T-JB-L0.xls

ERH2468 (RHMW06) Batch ID: 163074

G:\org\HP5\DAT\HP5012222_b\0122HP5.0043.RAW B22011227-001D ;0122HP5 , $HC-8015-DRO-W,

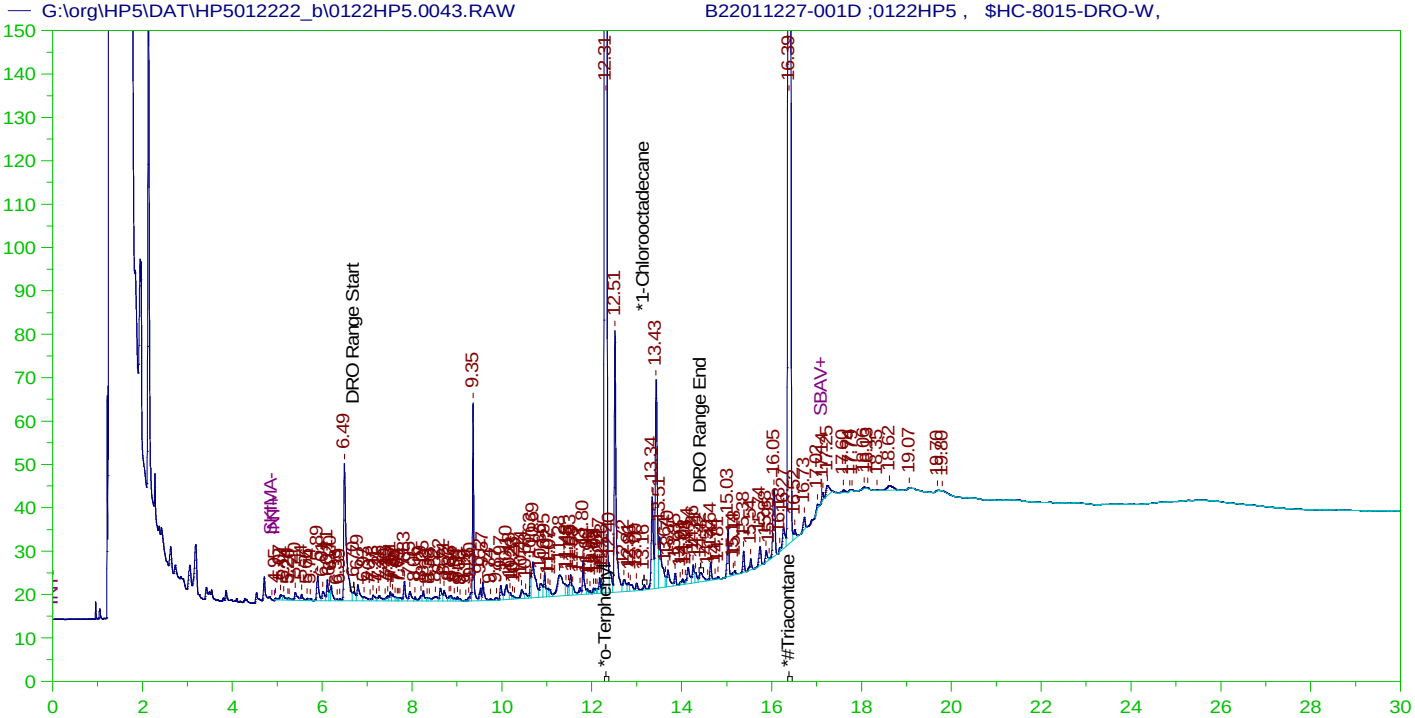

DIESEL RANGE ORGANICS CHROMATOGRAM REPORT

Sample Name: B22011227-001D ;0122HP5 , $HC-8015-DRO-W,
Raw File: G:\org\HP5\DAT\HP5012222_b\0122HP5.0043.RAW
Date & Time Acquired: 1/23/2022 4:10:20 PM
Method File: G:\Org\HP5\Methods\DR_8015-C24T-JB-L0.met
Calibration File: G:\Org\HP5\Cals\SW8015C_DRO220111JB-C24-T.CAL
Sample Weight: 990 Dilution: 1 S.A.: 1

Mean RF for TEH: 32675.36
Rt range for Diesel Range Organics: 6.62 to 14.49

SURROGATE COMPOUND	RT	ACTUAL	MEASURED	%REC	
*o-Terphenyl	12.309	.202	.197	97.37	-
*1-Chlorooctadecane	13.162	.202	.	.05	-
*#Triacontane	16.393	.202	.104	51.26	-

DRO Area:1120403 DRO Amount: 3.463528E-02
TEH Area:1578742 TEH Amount: 4.880403E-02

G:\org\HP5\dat\HP5012222_b\Review\043_B22011227-001D_DR_8015-C24T-JB-L0.xls

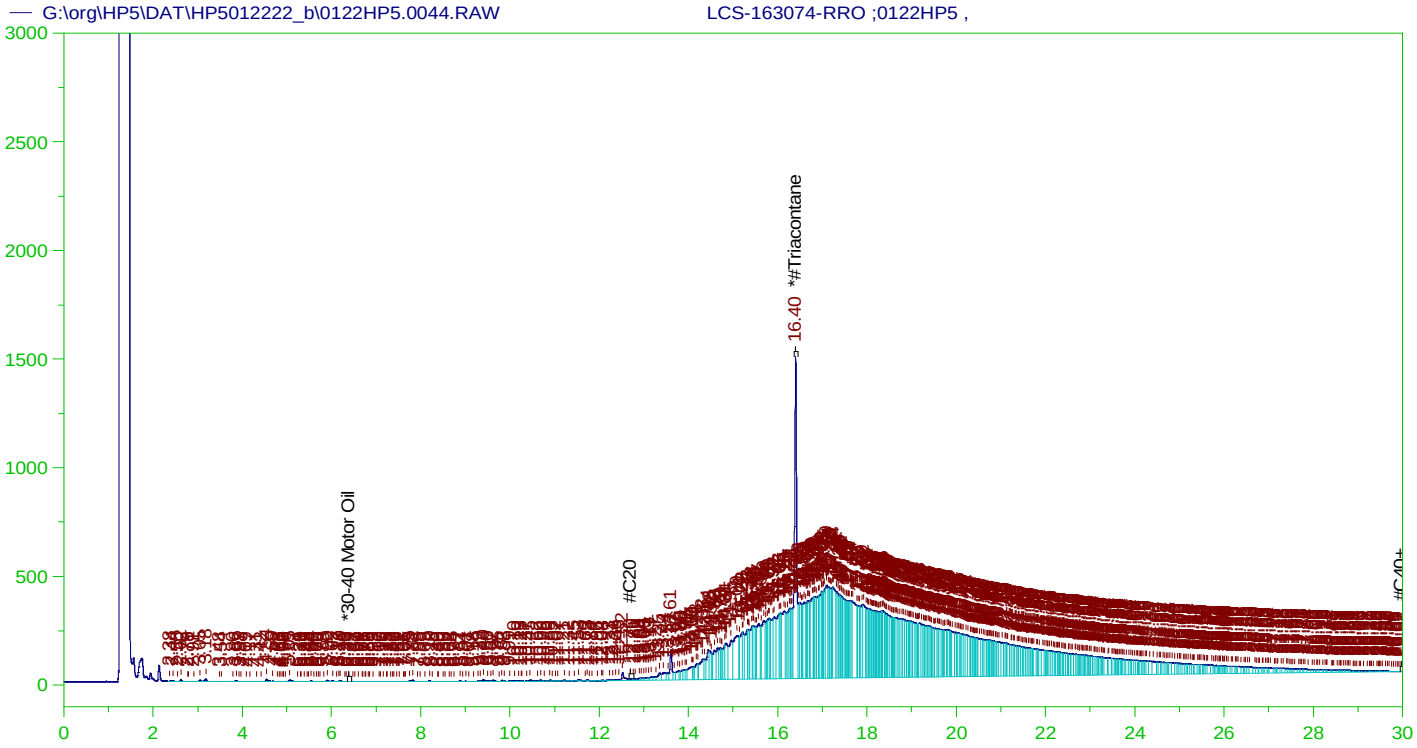

RESIDUAL RANGE ORGANICS CHROMATOGRAM
Sample Name: LCS-163074-RRO ;0122HP5 ,
Raw File: G:\org\HP5\DAT\HP5012222_b\0122HP5.0044.RAW
Date & Time Acquired: 1/23/2022 4:52:48 PM
Method File: G:\Org\HP5\Methods\D3_ORO-BB-L%.MET
Calibration File: G:\Org\HP5\Cals\SW8015C_ORO220111BB.CAL
Sample Weight: 1000 Dilution: 1 S.A.: 1

Mean RF for for ~~Residual~~ TEH(Oil Range) Organics Calculations: 26424.55
Rt range for ~~Residual~~ TEH(Oil Range) Organics: 12.67 to 30.05

SURROGATE COMPOUND	RT	ACTUAL	MEASURED	%REC	
*#Triacontane	16.398	.5	.183	36.65	-

~~RRO~~ TEH(Oil Range) Area:1.3197E+08 ~~RRO~~ TEH(Oil Range) AMOUNT: 4.99422

AMN 02/15/2022

G:\org\HP5\dat\HP5012222_b\Review\044_LCS-163074-RRO_D3_ORO-BB-L%.xls

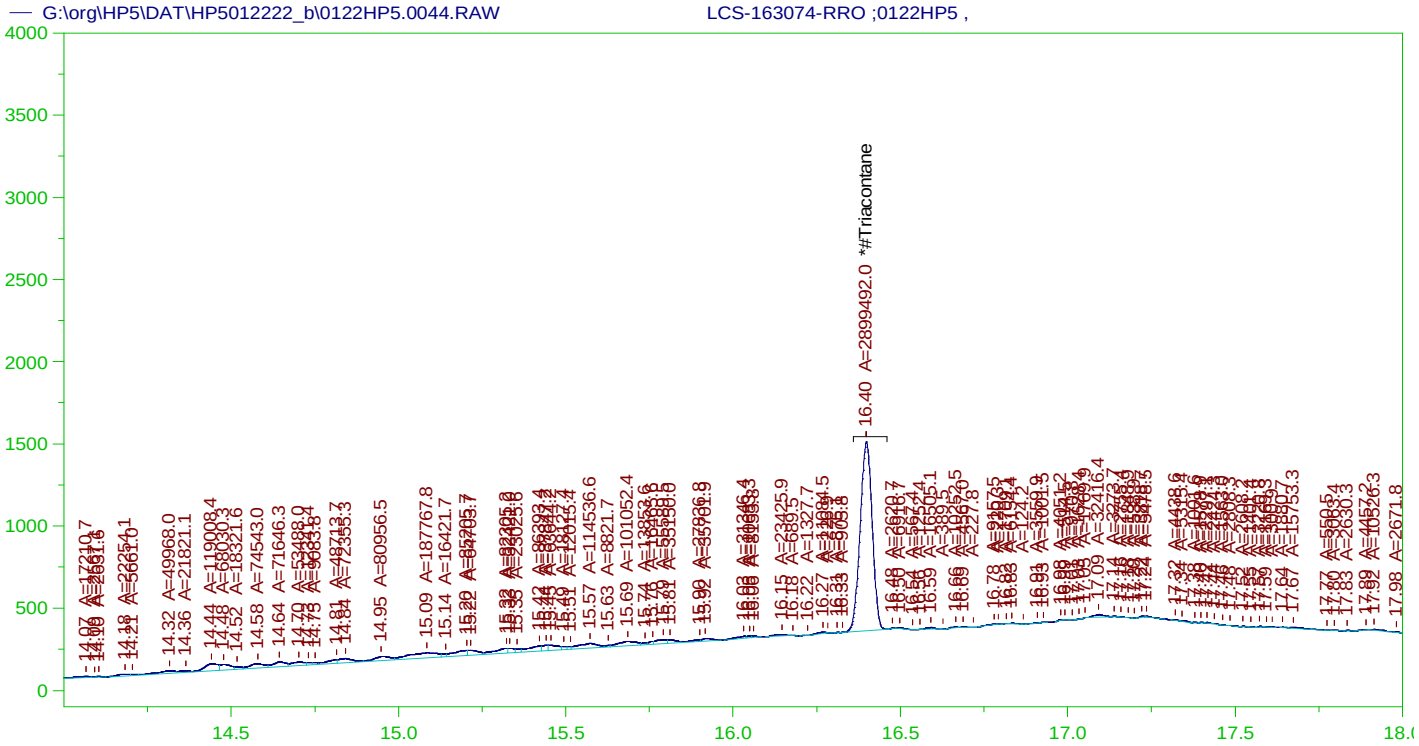

RESIDUAL RANGE ORGANICS CHROMATOGRAM

Sample Name: LCS-163074-RRO ;0122HP5 ,
Raw File: G:\org\HP5\DAT\HP5012222_b\0122HP5.0044.RAW
Date & Time Acquired: 1/23/2022 4:52:48 PM
Method File: G:\Org\HP5\Methods\DS_ORO-BB-L%.MET
Calibration File: G:\Org\HP5\Cals\SW8015C_ORO220111BB.CAL
Sample Weight: 1000 Dilution: 1 S.A.: 1

Mean RF for for Residual Range Organics Calculations: 26424.55
Rt range for Residual Range Organics: 12.67 to 30.05

SURROGATE COMPOUND	RT	ACTUAL	MEASURED	%REC	
*#Triacontane	16.398	.5	.098	19.57	-

RRO Area:2881369 RRO AMOUNT: 0.1090413

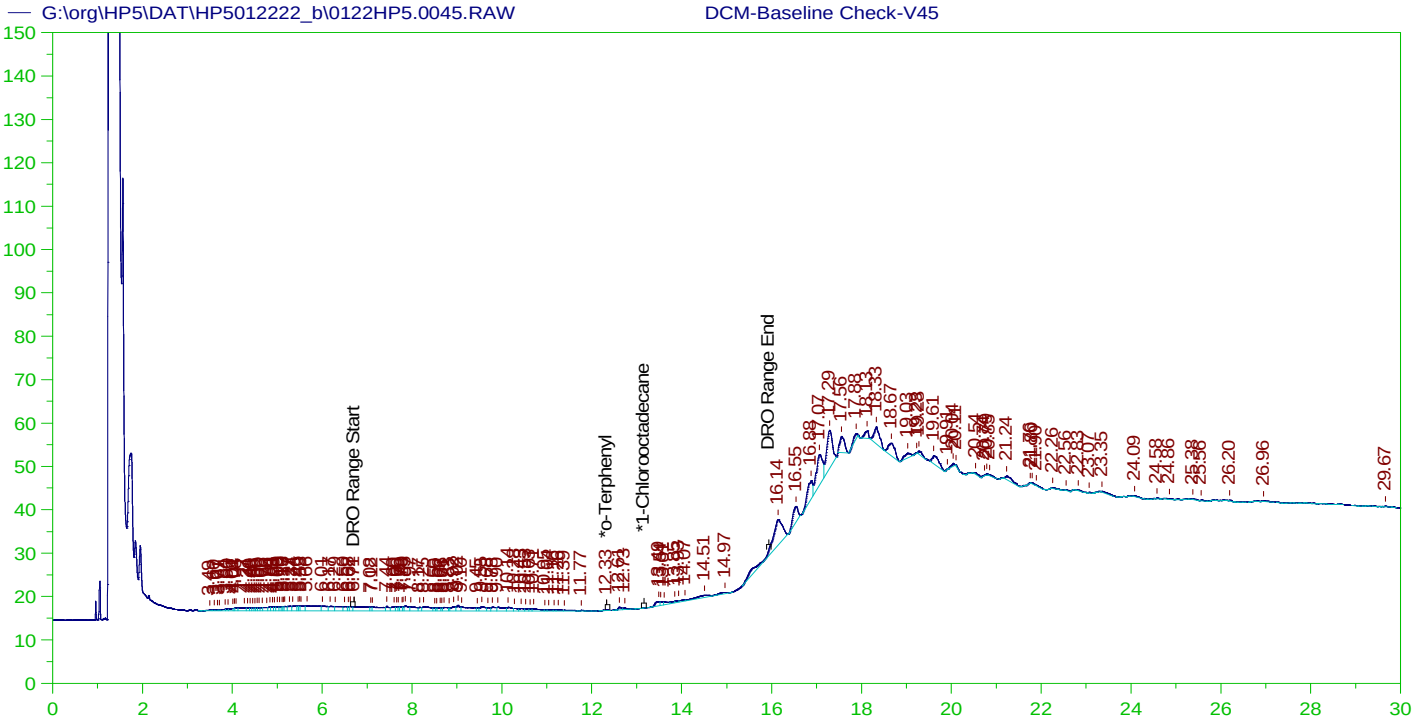

DIESEL RANGE ORGANICS CHROMATOGRAM REPORT
Sample Name: DCM-Baseline Check-V45
Raw File: G:\org\HP5\DAT\HP5012222_b\0122HP5.0045.RAW
Date & Time Acquired: 1/23/2022 5:35:47 PM
Method File: G:\Org\HP5\Methods\DR_8015-JA-LEXP.met
Calibration File: G:\Org\HP5\Cals\SW8015C_DRO220111JA.CAL
Sample Weight: 1 Dilution: 1 S.A.: 1

Mean RF for TEH: 32675.36
Rt range for Diesel Range Organics: 6.63 to 15.99

SURROGATE COMPOUND	RT	ACTUAL	MEASURED	%REC	
*o-Terphenyl	12.326	200.	.027	.01	-
*1-Chlorooctadecane	29.838	200.	.	.	-

DRO Area:247334.5 DRO Amount: 7.569449
TEH Area:930788.8 TEH Amount: 28.48595

G:\org\HP5\dat\HP5012222_b\Review\045_DCM-Baseline Chec_DR_8015-JA-LEXP.xls

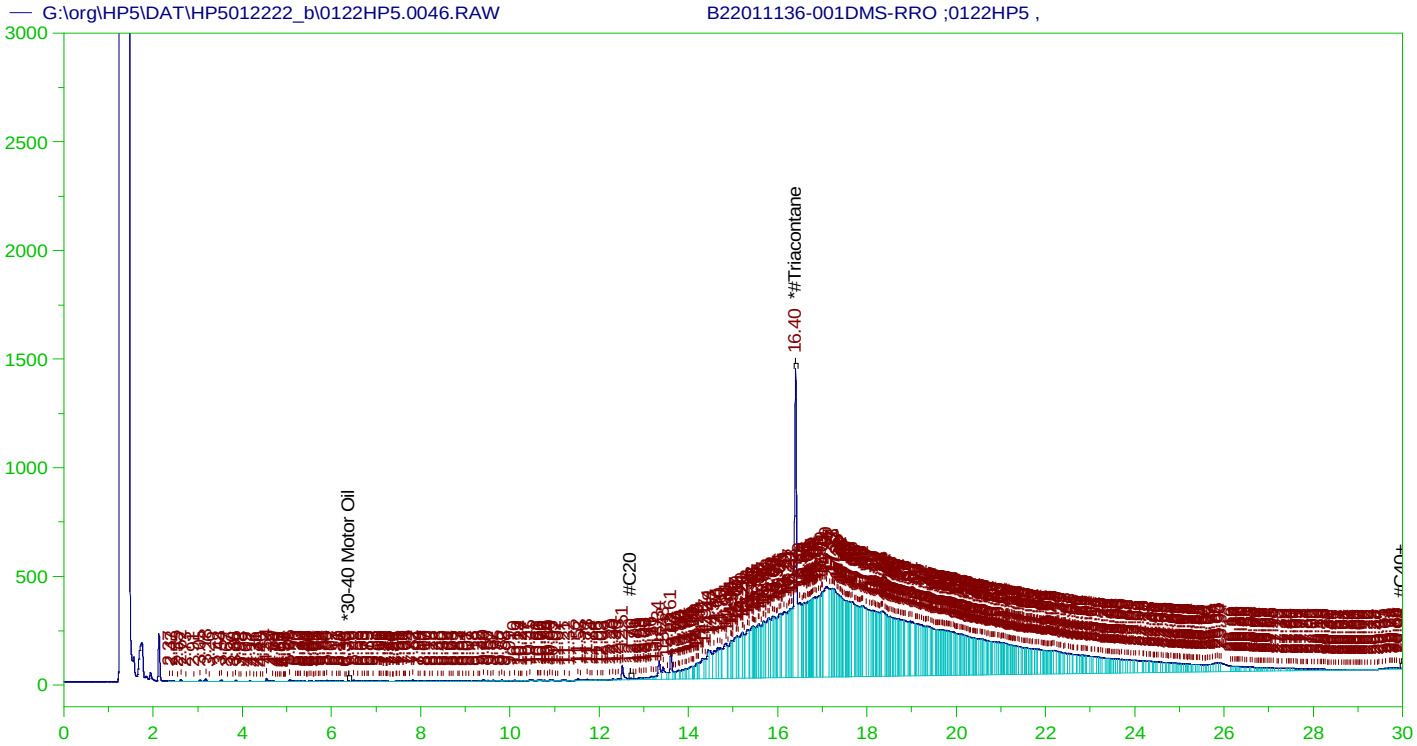

RESIDUAL RANGE ORGANICS CHROMATOGRAM
Sample Name: B22011136-001DMS-RRO ;0122HP5 ,
Raw File: G:\org\HP5\DAT\HP5012222_b\0122HP5.0046.RAW
Date & Time Acquired: 1/23/2022 6:18:45 PM
Method File: G:\Org\HP5\Methods\D3_ORO-BB-L%.MET
Calibration File: G:\Org\HP5\Cals\SW8015C_ORO220111BB.CAL
Sample Weight: 1000 Dilution: 1 S.A.: 1

Mean RF for for ~~Residual~~ TEH(Oil Range) Organics Calculations: 26424.55
Rt range for ~~Residual~~ TEH(Oil Range) Organics: 12.67 to 30.05

SURROGATE COMPOUND	RT	ACTUAL	MEASURED	%REC	
*#Triacontane	16.396	.5	.173	34.54	-

~~RRO~~ TEH(Oil Range) Area:1.262462E+08 ~~RRO~~ TEH(Oil Range) AMOUNT: 4.777609

AMN 02/15/2022

G:\org\HP5\dat\HP5012222_b\Review\046_B22011136-001DMS-RRO_D3_ORO-BB-L%.xls

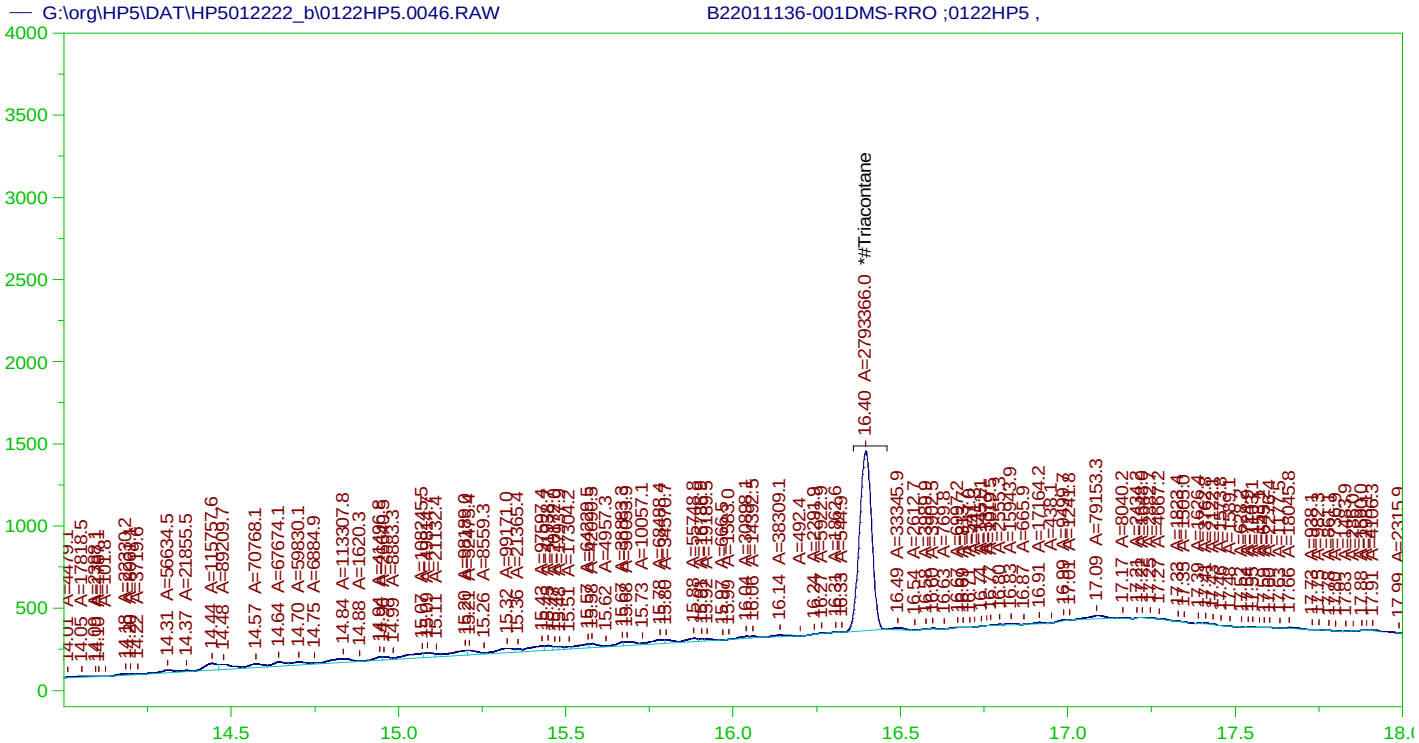

RESIDUAL RANGE ORGANICS CHROMATOGRAM

Sample Name: B22011136-001DMS-RRO ;0122HP5 ,
Raw File: G:\org\HP5\DAT\HP5012222_b\0122HP5.0046.RAW
Date & Time Acquired: 1/23/2022 6:18:45 PM
Method File: G:\Org\HP5\Methods\DS_ORO-BB-L%.MET
Calibration File: G:\Org\HP5\Cals\SW8015C_ORO220111BB.CAL
Sample Weight: 1000 Dilution: 1 S.A.: 1

Mean RF for for Residual Range Organics Calculations: 26424.55
Rt range for Residual Range Organics: 12.67 to 30.05

SURROGATE COMPOUND	RT	ACTUAL	MEASURED	%REC	
*#Triacontane	16.396	.5	.094	18.85	-

RRO Area:3150566 RRO AMOUNT: 0.1192287

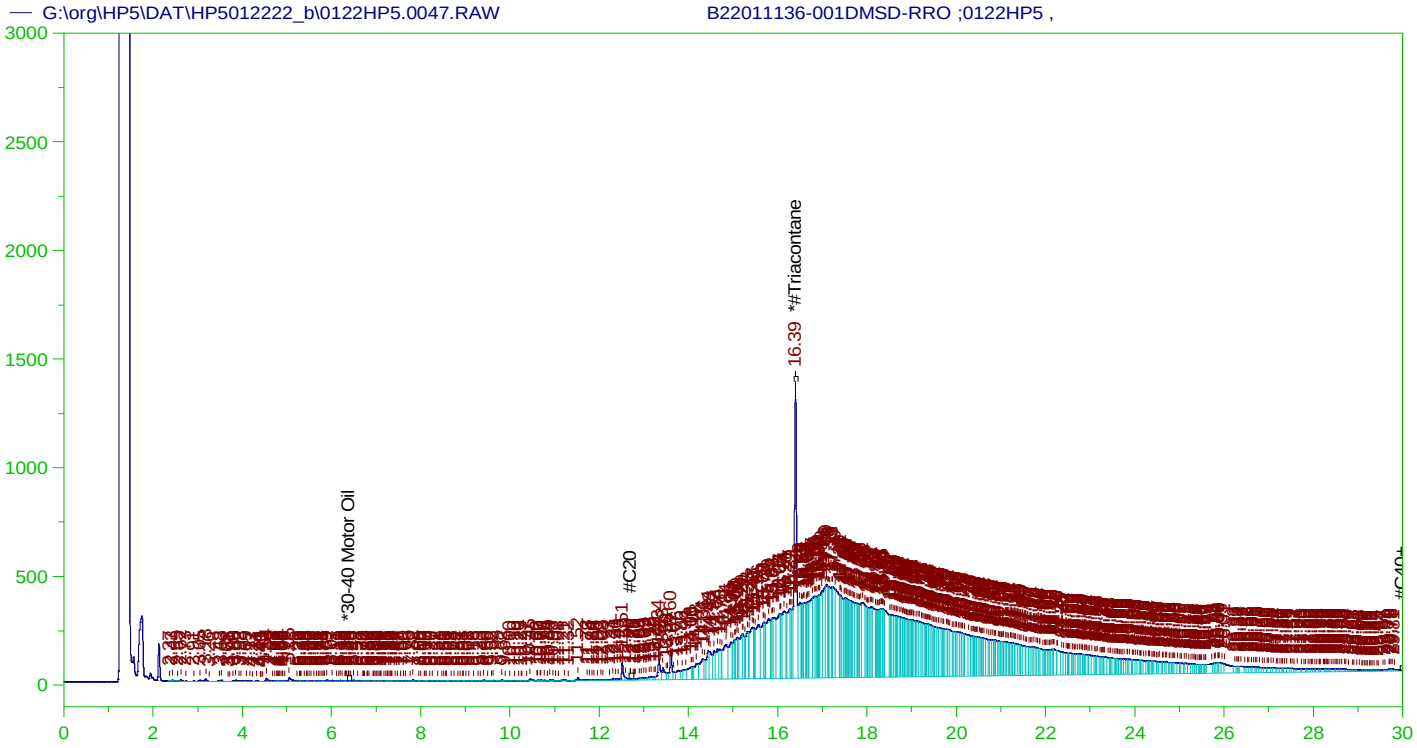

RESIDUAL RANGE ORGANICS CHROMATOGRAM
Sample Name: B22011136-001DMSD-RRO ;0122HP5 ,
Raw File: G:\org\HP5\DAT\HP5012222_b\0122HP5.0047.RAW
Date & Time Acquired: 1/23/2022 7:01:41 PM
Method File: G:\Org\HP5\Methods\D3_ORO-BB-L%.MET
Calibration File: G:\Org\HP5\Cals\SW8015C_ORO220111BB.CAL
Sample Weight: 1030 Dilution: 1 S.A.: 1

Mean RF for for ~~Residual~~ TEH(Oil Range) Organics Calculations: 26424.55
Rt range for ~~Residual~~ TEH(Oil Range) Organics: 12.67 to 30.05

SURROGATE COMPOUND	RT	ACTUAL	MEASURED	%REC	
*#Triacontane	16.394	.485	.166	34.15	-

~~RRO~~ TEH(Oil Range) Area:1.325775E+08 ~~RRO~~ TEH(Oil Range) AMOUNT: 4.871076

AMN 02/15/2022

G:\org\HP5\dat\HP5012222_b\Review\047_B22011136-001DMSD-RRO_D3_ORO-BB-L%.xls

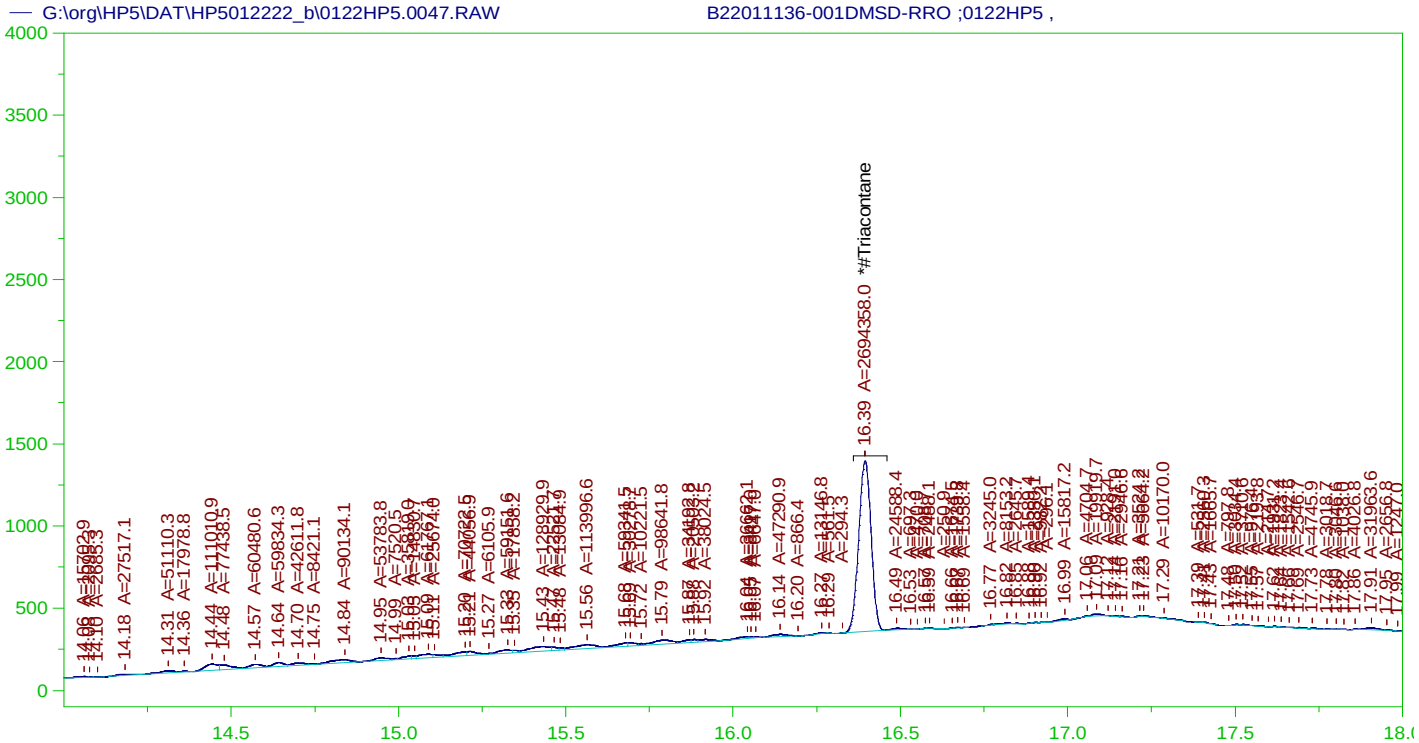

RESIDUAL RANGE ORGANICS CHROMATOGRAM
Sample Name: B22011136-001DMSD-RRO ;0122HP5 ,
Raw File: G:\org\HP5\DAT\HP5012222_b\0122HP5.0047.RAW
Date & Time Acquired: 1/23/2022 7:01:41 PM
Method File: G:\Org\HP5\Methods\DS_ORO-BB-L%.MET
Calibration File: G:\Org\HP5\Cals\SW8015C_ORO220111BB.CAL
Sample Weight: 1030 Dilution: 1 S.A.: 1

Mean RF for for Residual Range Organics Calculations: 26424.55
Rt range for Residual Range Organics: 12.67 to 30.05

SURROGATE COMPOUND	RT	ACTUAL	MEASURED	%REC	
*#Triacontane	16.394	.485	.088	18.18	-

RRO Area:2774162 RRO AMOUNT: 0.1019264

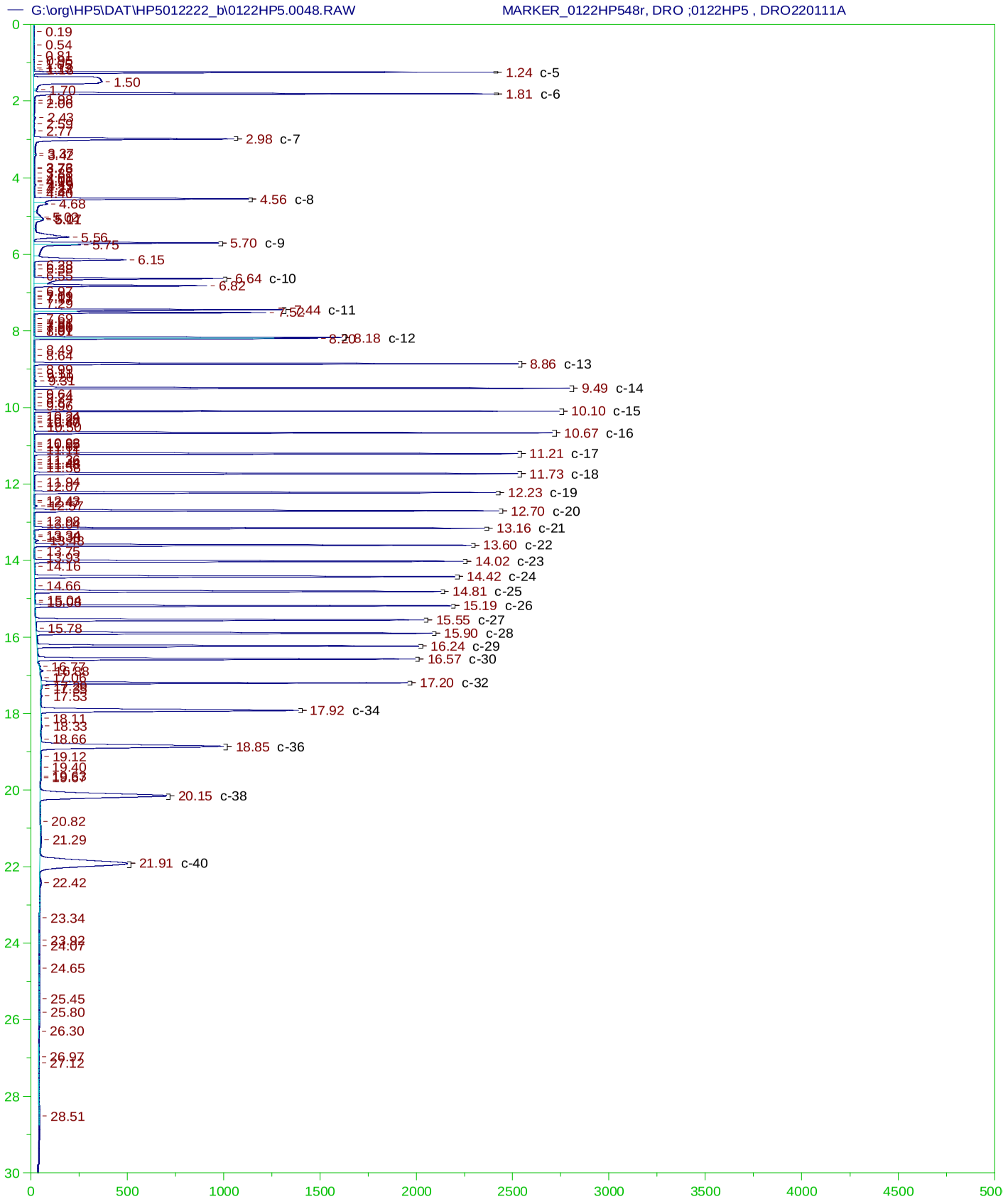

G:\org\HP5\dat\HP5012222_b\Review\048_MARKER_0122HP548r_CSC220120.xls

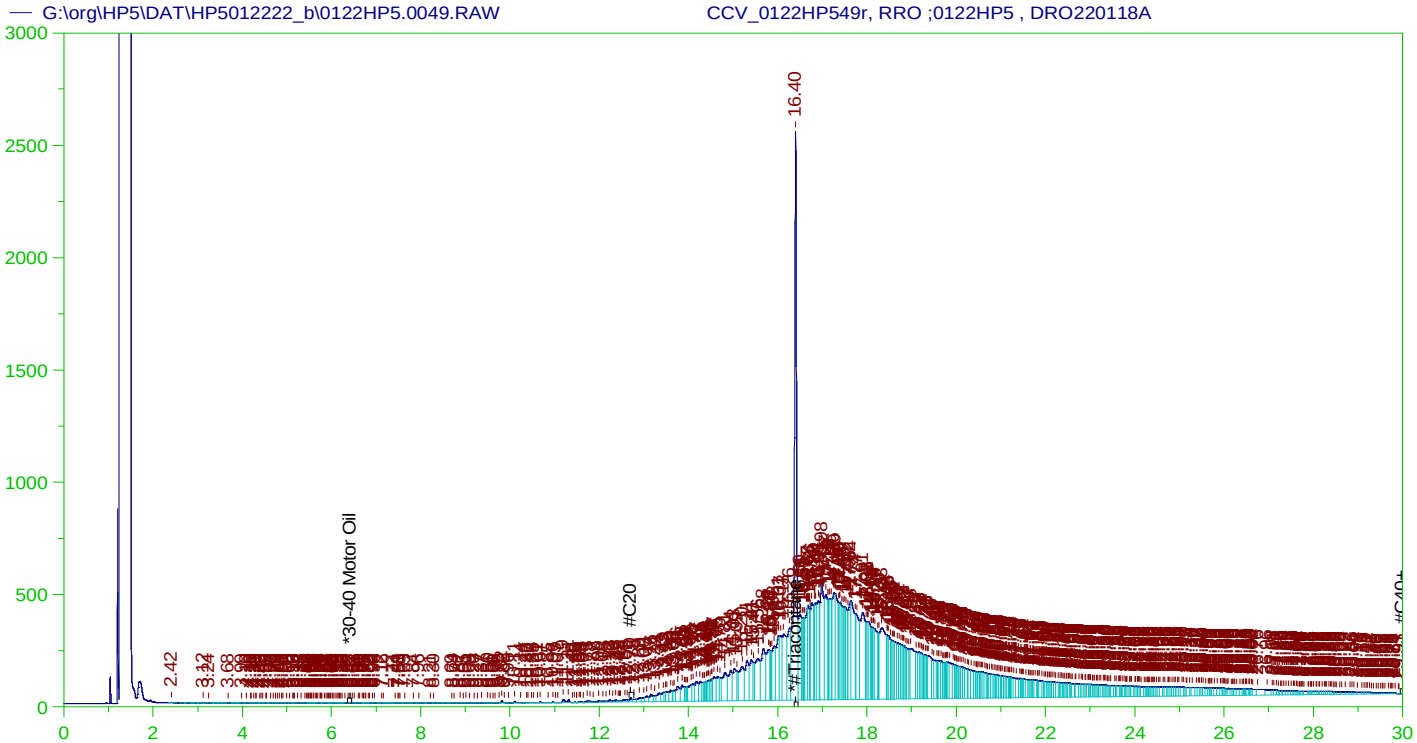

RESIDUAL RANGE ORGANICS CHROMATOGRAM
Sample Name: CCV_0122HP549r, RRO ;0122HP5 , DRO220118A
Raw File: G:\org\HP5\DAT\HP5012222_b\0122HP5.0049.RAW
Date & Time Acquired: 1/23/2022 8:27:34 PM
Method File: G:\Org\HP5\Methods\DC_ORO-BB-L%.MET
Calibration File: G:\Org\HP5\Cals\SW8015C_ORO220111BB.CAL
Sample Weight: 1 Dilution: 1 S.A.: 1

Mean RF for for ~~Residual~~ TEH(Oil Range) Organics Calculations: 26424.55
Rt range for ~~Residual~~ TEH(Oil Range) Organics: 12.67 to 30.05

SURROGATE COMPOUND	RT	ACTUAL	MEASURED	%REC	
*#Triacontane	16.397	500.	305.407	61.08	-

~~RRO~~ TEH(Oil Range) Area:1.174424E+08 ~~RRO~~ TEH(Oil Range) AMOUNT: 4444.44

CONTINUING CALIBRATION REPORT: G:\org\HP5\DAT\HP5012222_b\0122HP5.0049.RAW

COMPOUND	ACTUAL(NG)	MEASURED(NG)	%RECOVERY	LIMITS
*30-40 Motor Oil	5000.	.107	.	75-125

SURROGATE COMPOUND	RT	ACTUAL	MEASURED	%REC	LIMITS
*#Triacontane	16.397	200.	305.407	152.7	75-125

AMN 02/15/2022

G:\org\HP5\dat\HP5012222_b\Review\049_CCV_0122HP549r_DC_ORO-BB-L%.xls

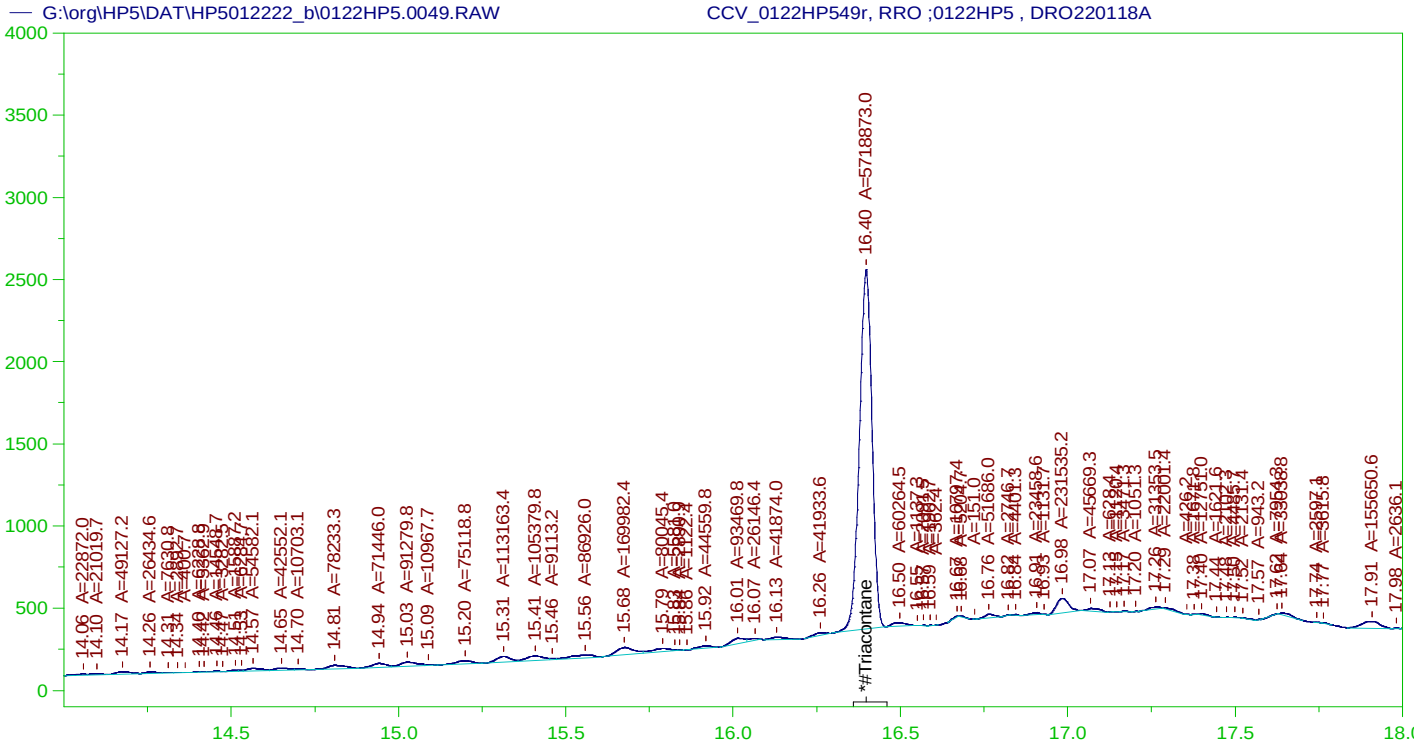

RESIDUAL RANGE ORGANICS CHROMATOGRAM
Sample Name: CCV_0122HP549r, RRO ;0122HP5 , DRO220118A
Raw File: G:\org\HP5\DAT\HP5012222_b\0122HP5.0049.RAW
Date & Time Acquired: 1/23/2022 8:27:34 PM
Method File: G:\Org\HP5\Methods\DS_ORO-BB-L%.MET
Calibration File: G:\Org\HP5\Cals\SW8015C_ORO220111BB.CAL
Sample Weight: 1 Dilution: 1 S.A.: 1

Mean RF for for Residual Range Organics Calculations: 26424.55
Rt range for Residual Range Organics: 12.67 to 30.05

SURROGATE COMPOUND	RT	ACTUAL	MEASURED	%REC	
*#Triacontane	16.397	500.	192.97	38.59	-

RRO Area:2841696 RRO AMOUNT: 107.54

CONTINUING CALIBRATION REPORT: G:\org\HP5\DAT\HP5012222_b\0122HP5.0049.RAW

COMPOUND	ACTUAL(NG)	MEASURED(NG)	%RECOVERY	LIMITS
*30-40 Motor Oil	5000.	.107	.	75-125

SURROGATE COMPOUND	RT	ACTUAL	MEASURED	%REC	LIMITS
*#Triacontane	16.397	200.	192.97	96.48	75-125

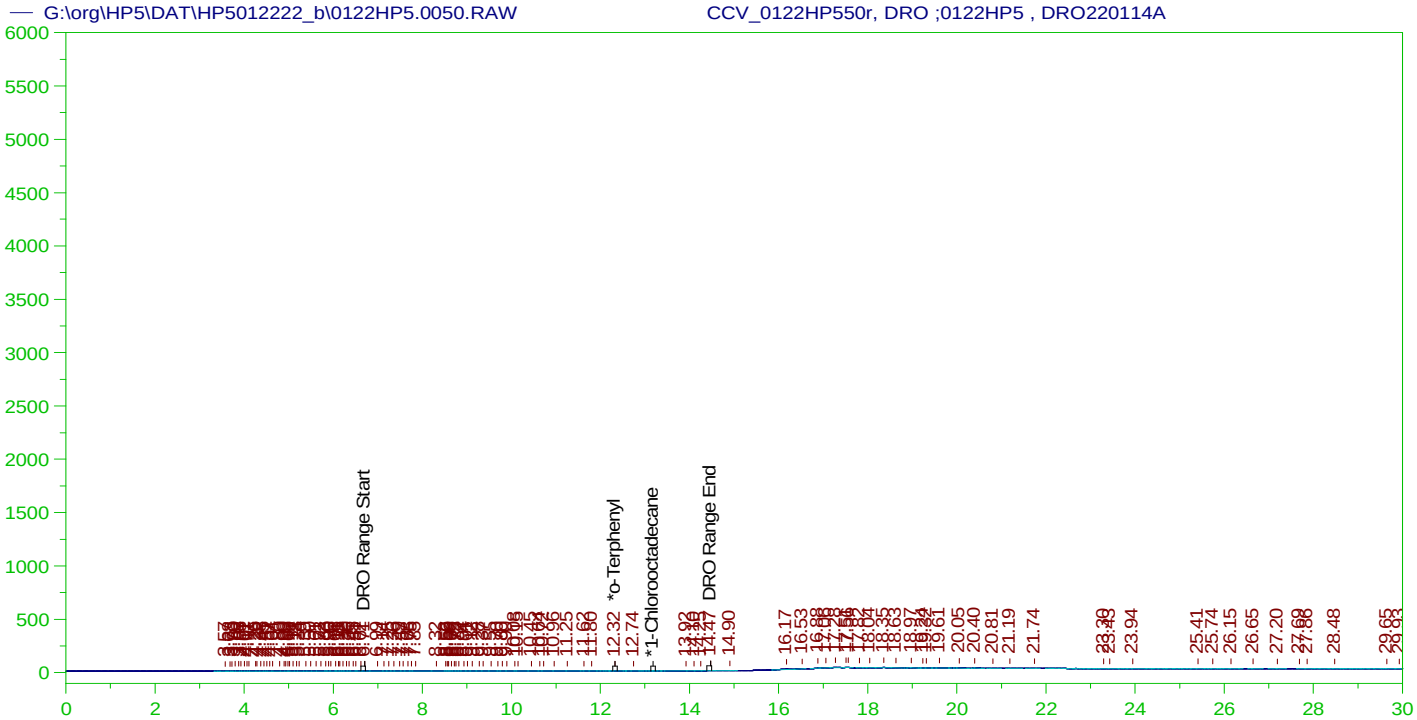

DIESEL RANGE ORGANICS CHROMATOGRAM REPORT
Sample Name: CCV_0122HP550r, DRO ;0122HP5 , DRO220114A
Raw File: G:\org\HP5\DAT\HP5012222_b\0122HP5.0050.RAW
Date & Time Acquired: 1/23/2022 9:09:23 PM
Method File: G:\Org\HP5\Methods\DC_8015-C24-JB-L0.met
Calibration File: G:\Org\HP5\Cals\SW8015C_DRO220111JB-C24.CAL
Sample Weight: 1 Dilution: 1 S.A.: 1

Mean RF for TEH: 32675.36
Rt range for Diesel Range Organics: 6.62 to 14.49

SURROGATE COMPOUND	RT	ACTUAL	MEASURED	%REC	
*o-Terphenyl	12.32	200.	.028	.01	-
*1-Chlorooctadecane	29.931	200.	.	.	-

DRO Area:188614.5 DRO Amount: 5.772377
TEH Area:500723.3 TEH Amount: 15.32419

CONTINUING CALIBRATION REPORT: G:\org\HP5\DAT\HP5012222_b\0122HP5.0050.RAW

COMPOUND	ACTUAL(NG)	MEASURED(NG)	%RECOVERY	LIMITS
TOTAL DRO	15000.	.	.	85-115

SURROGATE COMPOUND	RT	ACTUAL	MEASURED	%REC	LIMITS
*o-Terphenyl	12.32	200.	.028	.01	85-115
*1-Chlorooctadecane	29.931	200.	.	.	85-115

G:\org\HP5\dat\HP5012222_b\Review\050_CCV_0122HP550r_DC_8015-C24-JB-L0.xls

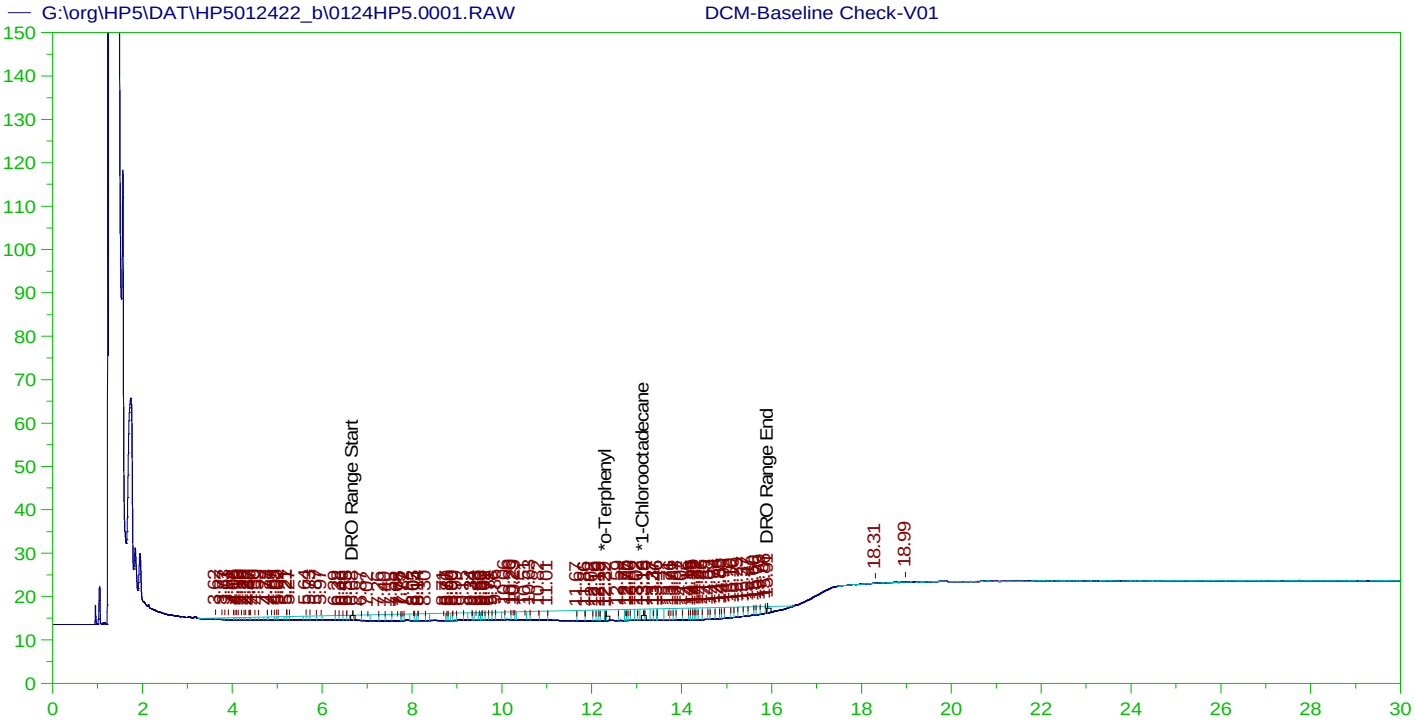

DIESEL RANGE ORGANICS CHROMATOGRAM REPORT
Sample Name: DCM-Baseline Check-V01
Raw File: G:\org\HP5\DAT\HP5012422_b\0124HP5.0001.RAW
Date & Time Acquired: 1/24/2022 8:12:21 AM
Method File: G:\Org\HP5\Methods\DR_8015-JA-LEXP.met
Calibration File: G:\Org\HP5\Cals\SW8015C_DRO220111JA.CAL
Sample Weight: 1 Dilution: 1 S.A.: 1

Mean RF for TEH: 32675.36
Rt range for Diesel Range Organics: 6.63 to 15.99

SURROGATE COMPOUND	RT	ACTUAL	MEASURED	%REC	
*o-Terphenyl	12.323	200.	1.084	.54	-
*1-Chlorooctadecane	13.155	200.	.448	.22	-

DRO Area:1124437 DRO Amount: 34.41237
TEH Area:1260756 TEH Amount: 38.58432

G:\org\HP5\dat\HP5012422_b\Review\001_DCM-Baseline Chec_DR_8015-JA-LEXP.xls

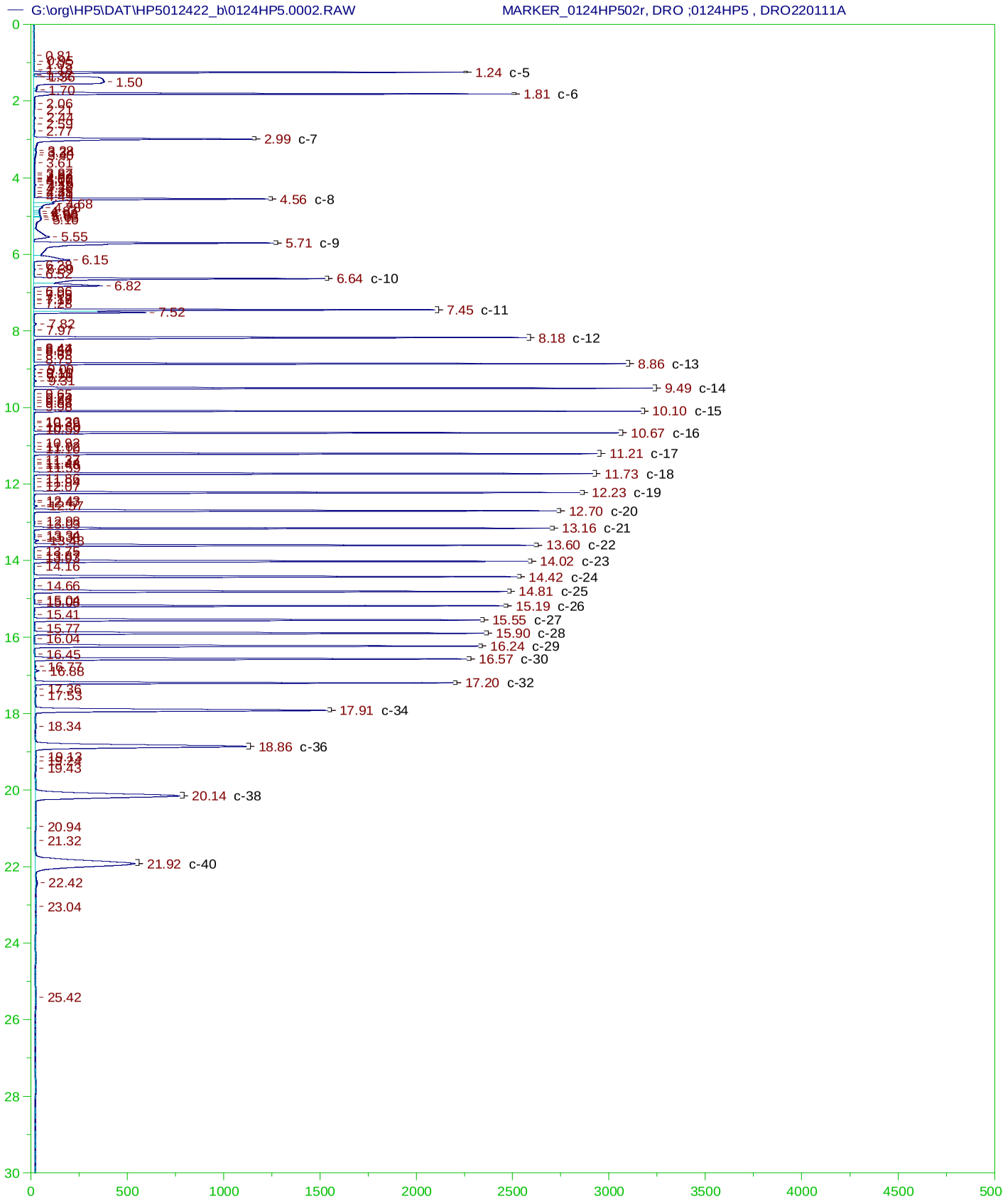
G:\org\HP5\DAT\HP5012422_b\0124HP5.0002.RAW
MARKER_0124HP502r, DRO ;0124HP5 , DRO220111A
1.24 c-5
1.50
1.81 c-6
2.99 c-7
4.56 c-8
5.55
5.71 c-9
6.15
6.64 c-10
6.82
7.52
7.45 c-11
8.18 c-12
8.86 c-13
9.49 c-14
10.10 c-15
10.67 c-16
11.21 c-17
11.73 c-18
12.23 c-19
12.70 c-20
13.16 c-21
13.60 c-22
14.02 c-23
14.42 c-24
14.81 c-25
15.19 c-26
15.55 c-27
15.90 c-28
16.24 c-29
16.57 c-30
17.20 c-32
17.91 c-34
18.86 c-36
20.14 c-38
21.92 c-40
G:\org\HP5\dat\HP5012422_b\Review\002_MARKER_0124HP502r_CSC220124.xls

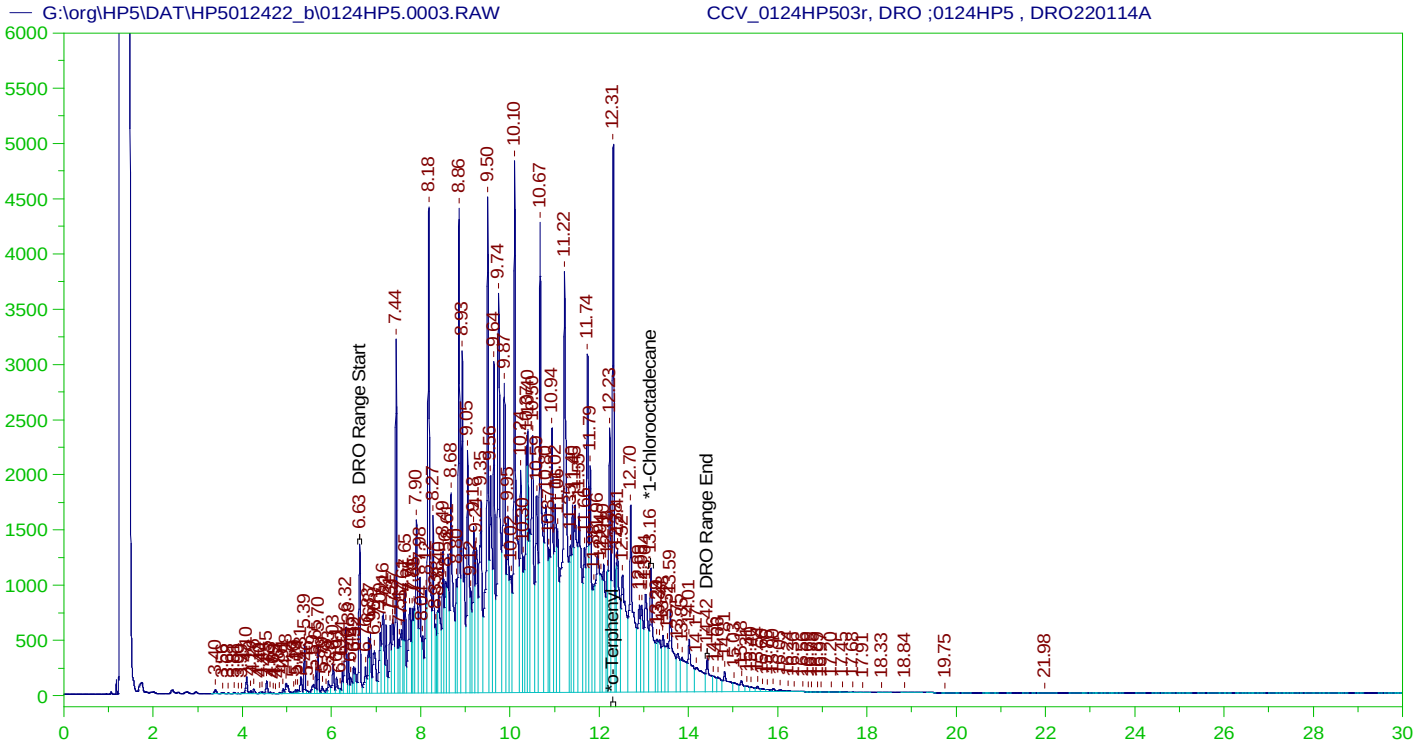

DIESEL RANGE ORGANICS CHROMATOGRAM REPORT
Sample Name: CCV_0124HP503r, DRO ;0124HP5 , DRO220114A
Raw File: G:\org\HP5\DAT\HP5012422_b\0124HP5.0003.RAW
Date & Time Acquired: 1/24/2022 9:37:08 AM
Method File: G:\Org\HP5\Methods\DC_8015-C24-JC-L%.met
Calibration File: G:\Org\HP5\Cals\SW8015C_DRO220111JC-C24.CAL
Sample Weight: 1 Dilution: 1 S.A.: 1

Mean RF for TEH: 32675.36
Rt range for Diesel Range Organics: 6.58 to 14.47

SURROGATE COMPOUND	RT	ACTUAL	MEASURED	%REC	
*o-Terphenyl	12.312	200.	331.191	165.6	-
*1-Chlorooctadecane	13.157	200.	154.816	77.41	-

DRO Area:4.702654E+08 DRO Amount: 14392.05
TEH Area:4.870467E+08 TEH Amount: 14905.63

CONTINUING CALIBRATION REPORT: G:\org\HP5\DAT\HP5012422_b\0124HP5.0003.RAW

COMPOUND	ACTUAL(NG)	MEASURED(NG)	%RECOVERY	LIMITS
TOTAL DRO	15000.	14905.63	99.37	85-115

SURROGATE COMPOUND	RT	ACTUAL	MEASURED	%REC	LIMITS
*o-Terphenyl	12.312	200.	331.191	165.6	85-115
*1-Chlorooctadecane	13.157	200.	154.816	77.41	85-115

G:\org\HP5\dat\HP5012422_b\Review\003_CCV_0124HP503r_DC_8015-C24-JC-L%.xls

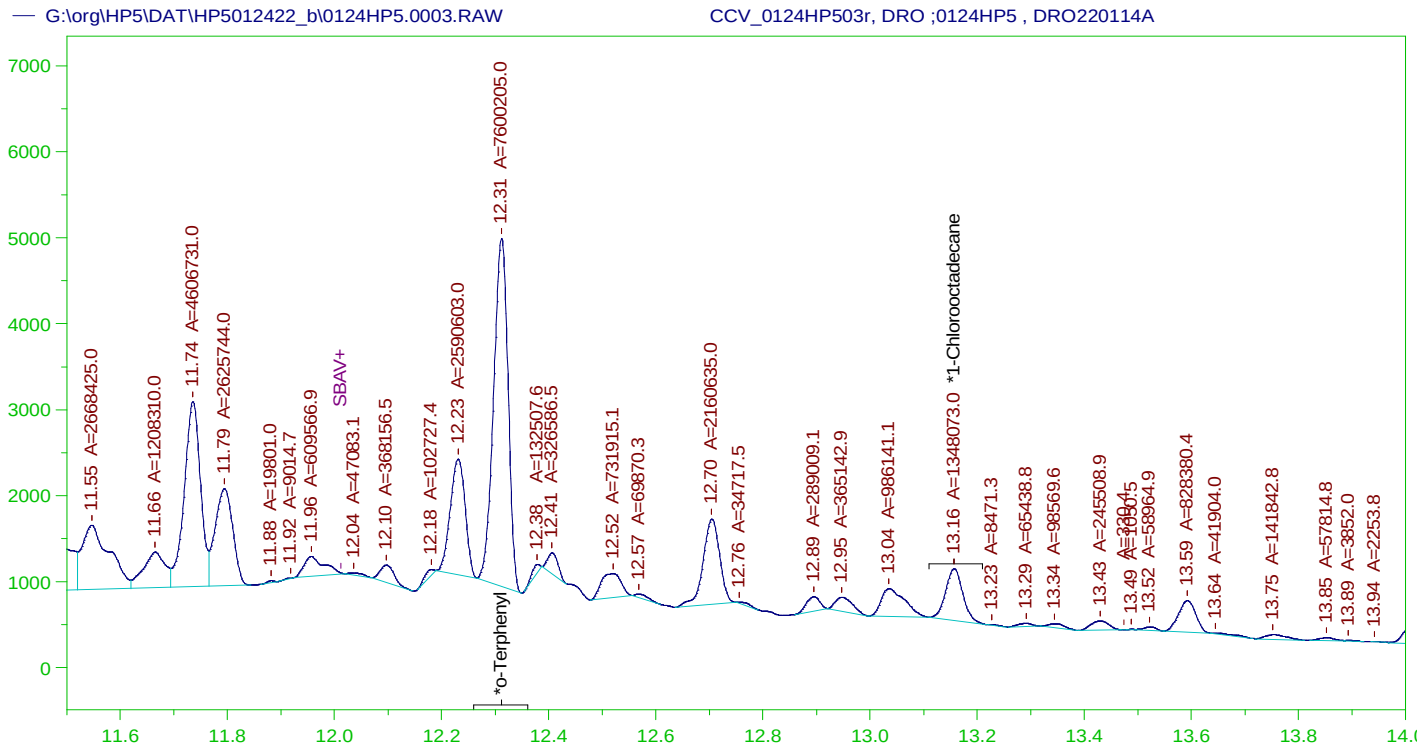

DIESEL RANGE ORGANICS CHROMATOGRAM REPORT
Sample Name: CCV_0124HP503r, DRO ;0124HP5 , DRO220114A
Raw File: G:\org\HP5\DAT\HP5012422_b\0124HP5.0003.RAW
Date & Time Acquired: 1/24/2022 9:37:08 AM
Method File: G:\Org\HP5\Methods\DS_8015-C24-JC-L#.met
Calibration File: G:\Org\HP5\Cals\SW8015C_DRO220111JC-C24.CAL
Sample Weight: 1 Dilution: 1 S.A.: 1

Mean RF for TEH: 32675.36
Rt range for Diesel Range Organics: 6.58 to 14.47

SURROGATE COMPOUND	RT	ACTUAL	MEASURED	%REC	
*o-Terphenyl	12.312	200.	206.203	103.1	-
*1-Chlorooctadecane	13.157	200.	36.575	18.29	-

DRO Area:2.406319E+08 DRO Amount: 7364.323
TEH Area:2.512761E+08 TEH Amount: 7690.08

CONTINUING CALIBRATION REPORT: G:\org\HP5\DAT\HP5012422_b\0124HP5.0003.RAW

COMPOUND	ACTUAL(NG)	MEASURED(NG)	%RECOVERY	LIMITS
TOTAL DRO	15000.	7690.08	51.27	85-115

SURROGATE COMPOUND	RT	ACTUAL	MEASURED	%REC	LIMITS
*o-Terphenyl	12.312	200.	206.203	103.1	85-115
*1-Chlorooctadecane	13.157	200.	36.575	18.29	85-115

G:\org\HP5\dat\HP5012422_b\Review\003_CCV_0124HP503r_DS_8015-C24-JC-L#.xls

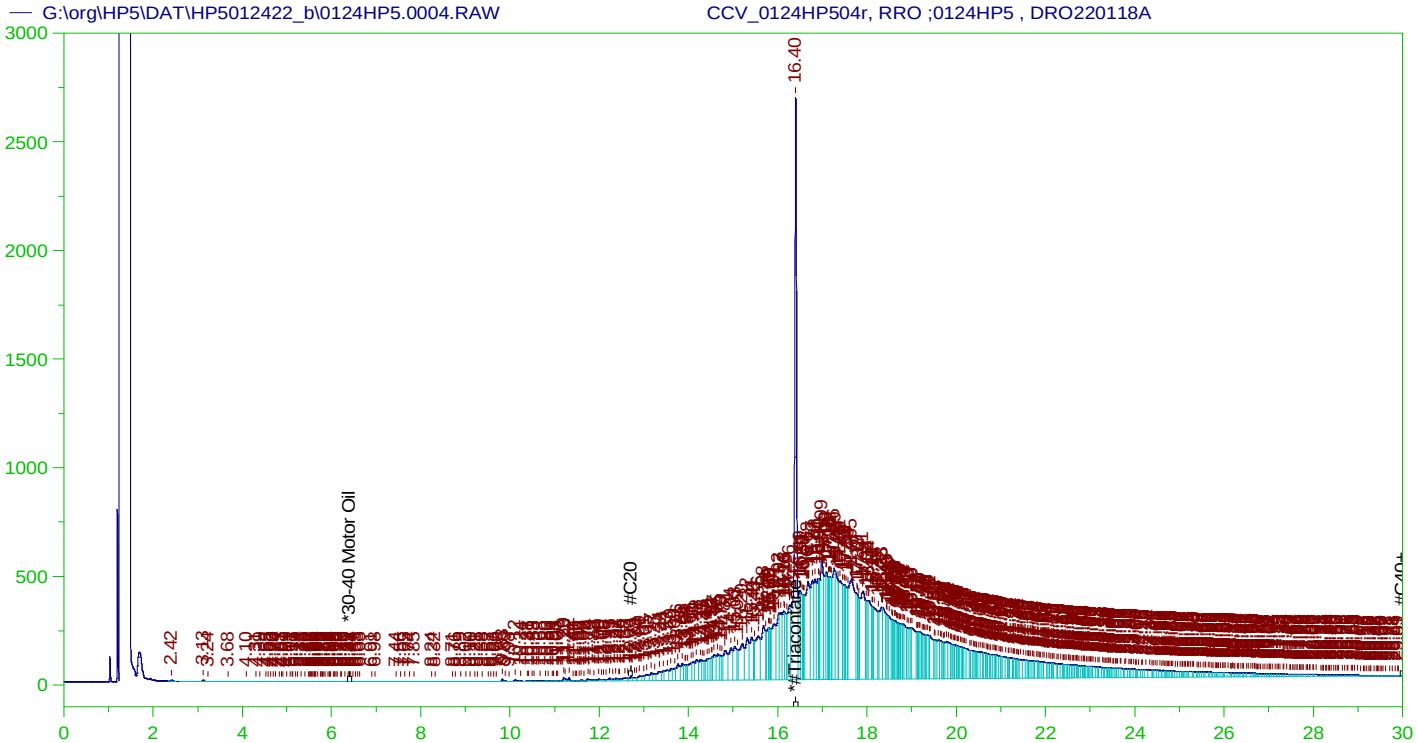

RESIDUAL RANGE ORGANICS CHROMATOGRAM
Sample Name: CCV_0124HP504r, RRO ;0124HP5 , DRO220118A
Raw File: G:\org\HP5\DAT\HP5012422_b\0124HP5.0004.RAW
Date & Time Acquired: 1/24/2022 10:43:02 AM
Method File: G:\Org\HP5\Methods\DC_ORO-BC-L%.MET
Calibration File: G:\Org\HP5\Cals\SW8015C_ORO220111BC.CAL
Sample Weight: 1 Dilution: 1 S.A.: 1

Mean RF for for ~~Residual~~ TEH(Oil Range) Organics Calculations: 26424.55
Rt range for ~~Residual~~ TEH(Oil Range) Organics: 12.65 to 30.05

SURROGATE COMPOUND	RT	ACTUAL	MEASURED	%REC	
*#Triacontane_____	16.4	500.	323.626	64.73	-

~~RRO~~ TEH(Oil Range) Area:1.196865E+08 ~~RRO~~ TEH(Oil Range) AMOUNT: 4529.366
_
CONTINUING CALIBRATION REPORT: G:\org\HP5\DAT\HP5012422_b\0124HP5.0004.RAW

COMPOUND	ACTUAL(NG)	MEASURED(NG)	%RECOVERY	LIMITS
*30-40 Motor Oil_____	5000.	.033	.	75-125

SURROGATE COMPOUND	RT	ACTUAL	MEASURED	%REC	LIMITS
*#Triacontane_____	16.4	200.	323.626	161.81	75-125

AMN 02/15/2022

G:\org\HP5\dat\HP5012422_b\Review\004_CCV_0124HP504r_DC_ORO-BC-L%.xls

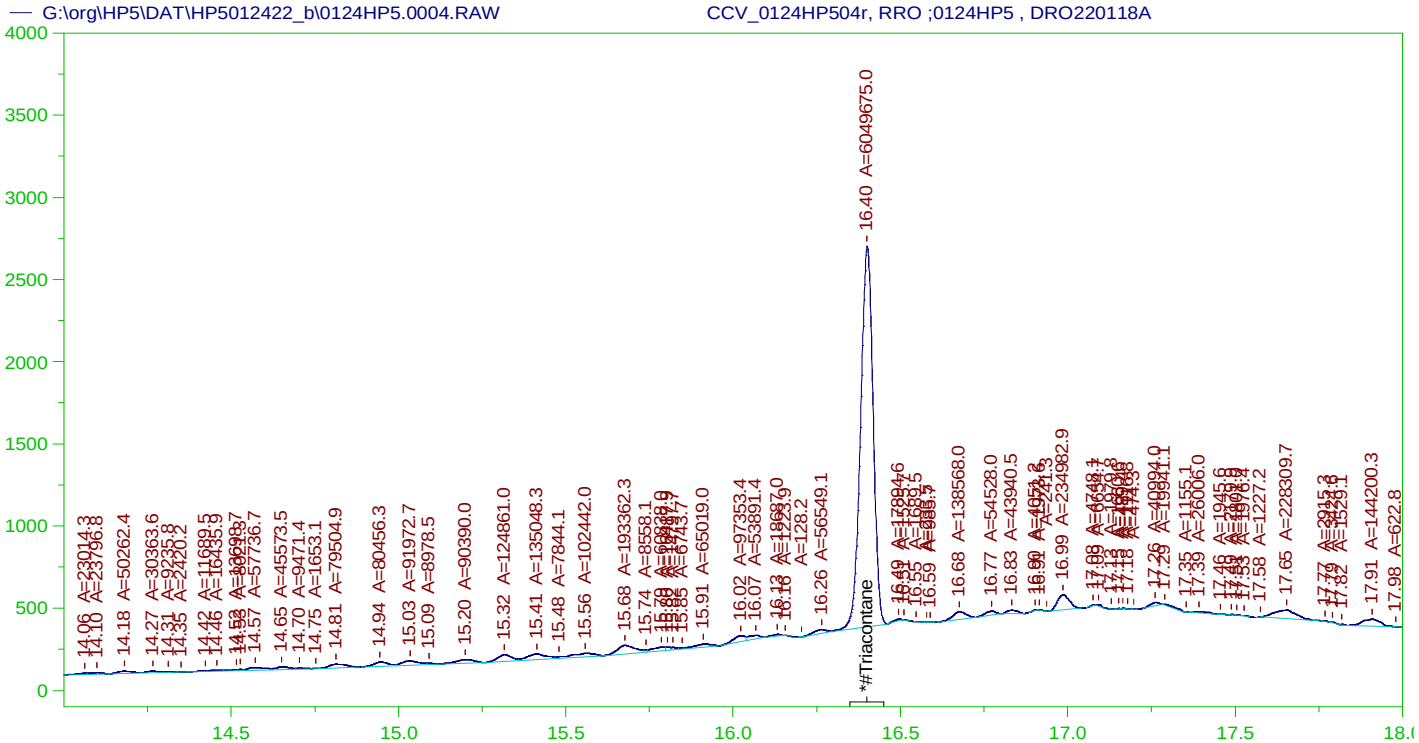

RESIDUAL RANGE ORGANICS CHROMATOGRAM
Sample Name: CCV_0124HP504r, RRO ;0124HP5 , DRO220118A
Raw File: G:\org\HP5\DAT\HP5012422_b\0124HP5.0004.RAW
Date & Time Acquired: 1/24/2022 10:43:02 AM
Method File: G:\Org\HP5\Methods\DS_ORO-BC-L%.MET
Calibration File: G:\Org\HP5\Cals\SW8015C_ORO220111BC.CAL
Sample Weight: 1 Dilution: 1 S.A.: 1

Mean RF for for Residual Range Organics Calculations: 26424.55
Rt range for Residual Range Organics: 12.65 to 30.05

SURROGATE COMPOUND	RT	ACTUAL	MEASURED	%REC	
*#Triacontane	16.4	500.	204.132	40.83	-

RRO Area:3180140 RRO AMOUNT: 120.3479

CONTINUING CALIBRATION REPORT: G:\org\HP5\DAT\HP5012422_b\0124HP5.0004.RAW

COMPOUND	ACTUAL(NG)	MEASURED(NG)	%RECOVERY	LIMITS
*30-40 Motor Oil	5000.	.033	.	75-125

SURROGATE COMPOUND	RT	ACTUAL	MEASURED	%REC	LIMITS
*#Triacontane	16.4	200.	204.132	102.07	75-125

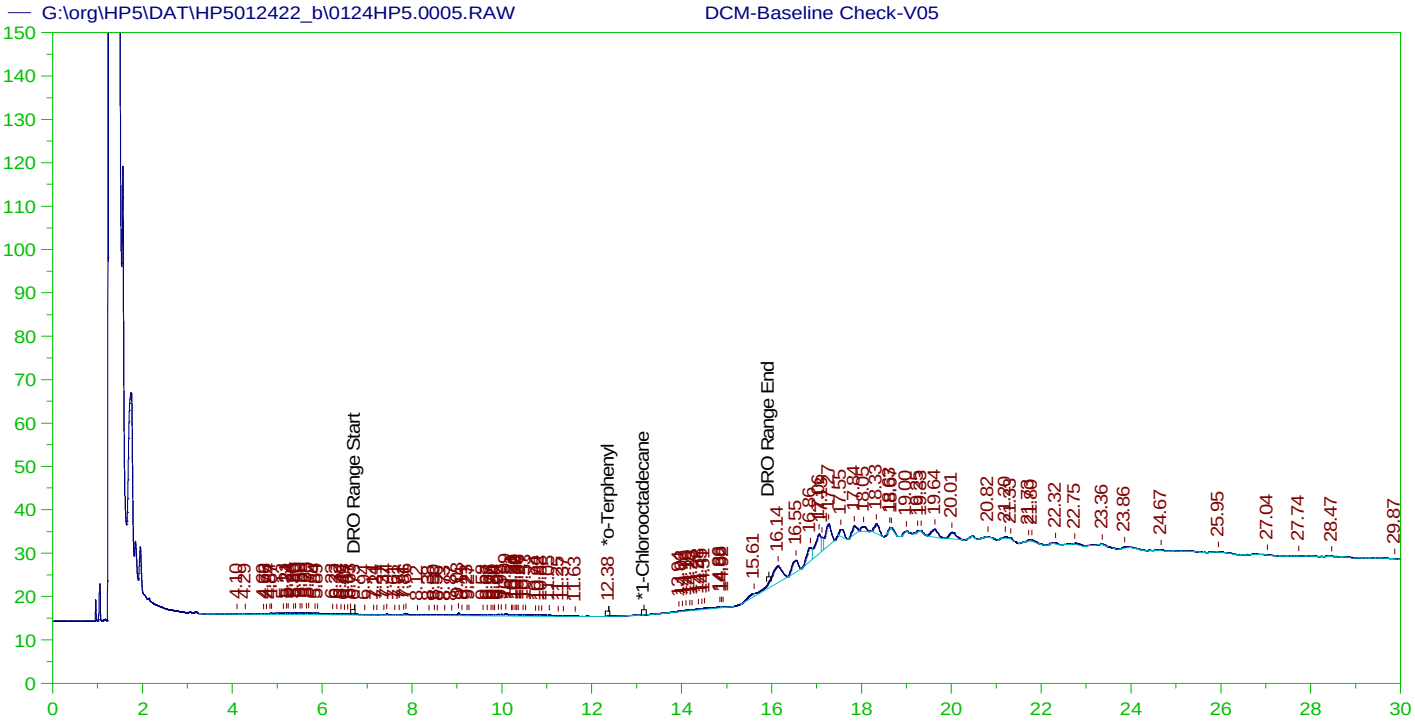

DIESEL RANGE ORGANICS CHROMATOGRAM REPORT

Sample Name: DCM-Baseline Check-V05
Raw File: G:\org\HP5\DAT\HP5012422_b\0124HP5.0005.RAW
Date & Time Acquired: 1/24/2022 11:25:24 AM
Method File: G:\Org\HP5\Methods\DR_8015-JA-LEXP.met
Calibration File: G:\Org\HP5\Cals\SW8015C_DRO220111JA.CAL
Sample Weight: 1 Dilution: 1 S.A.: 1

Mean RF for TEH: 32675.36
Rt range for Diesel Range Organics: 6.63 to 15.99

SURROGATE COMPOUND	RT	ACTUAL	MEASURED	%REC
*o-Terphenyl	12.382	200.	.03	.01 -
*1-Chlorooctadecane	29.988	200.	.	. -

DRO Area:84608.67 DRO Amount: 2.589372
TEH Area:468487 TEH Amount: 14.33762

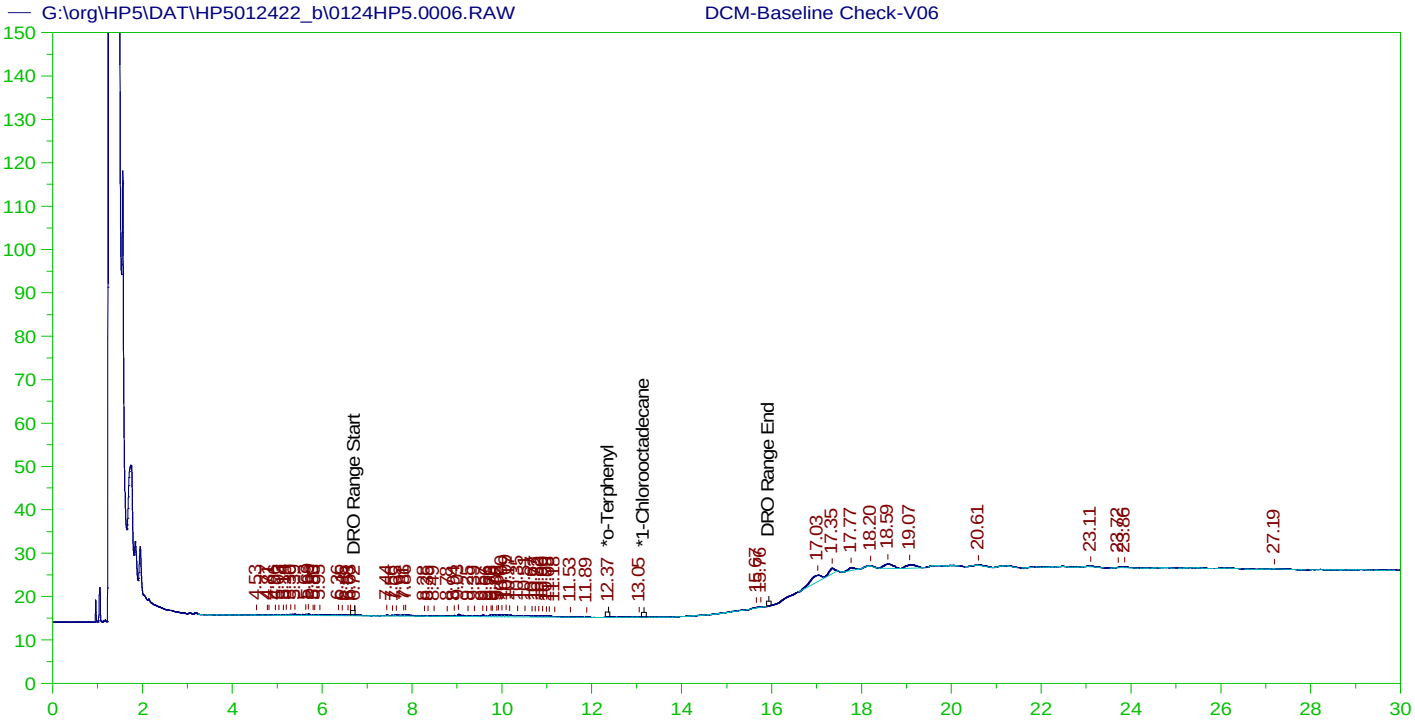

DIESEL RANGE ORGANICS CHROMATOGRAM REPORT

Sample Name: DCM-Baseline Check-V06
Raw File: G:\org\HP5\DAT\HP5012422_b\0124HP5.0006.RAW
Date & Time Acquired: 1/24/2022 12:08:05 PM
Method File: G:\Org\HP5\Methods\DR_8015-JA-LEXP.met
Calibration File: G:\Org\HP5\Cals\SW8015C_DRO220111JA.CAL
Sample Weight: 1 Dilution: 1 S.A.: 1

Mean RF for TEH: 32675.36
Rt range for Diesel Range Organics: 6.63 to 15.99

SURROGATE COMPOUND	RT	ACTUAL	MEASURED	%REC
*o-Terphenyl	12.375	200.	.028	.01 -
*1-Chlorooctadecane	29.764	200.	.	. -

DRO Area:62993.47 DRO Amount: 1.927858
TEH Area:182321.9 TEH Amount: 5.579799

G:\org\HP5\dat\HP5012422_b\Review\006_DCM-Baseline Chec_DR_8015-JA-LEXP.xls

ERH2468 (RHMW06) Batch ID: 163074

— G:\org\HP5\DAT\HP5012422_b\0124HP5.0007.RAW B22011227-001D ;0124HP5 , $HC-8015-DRO-W,

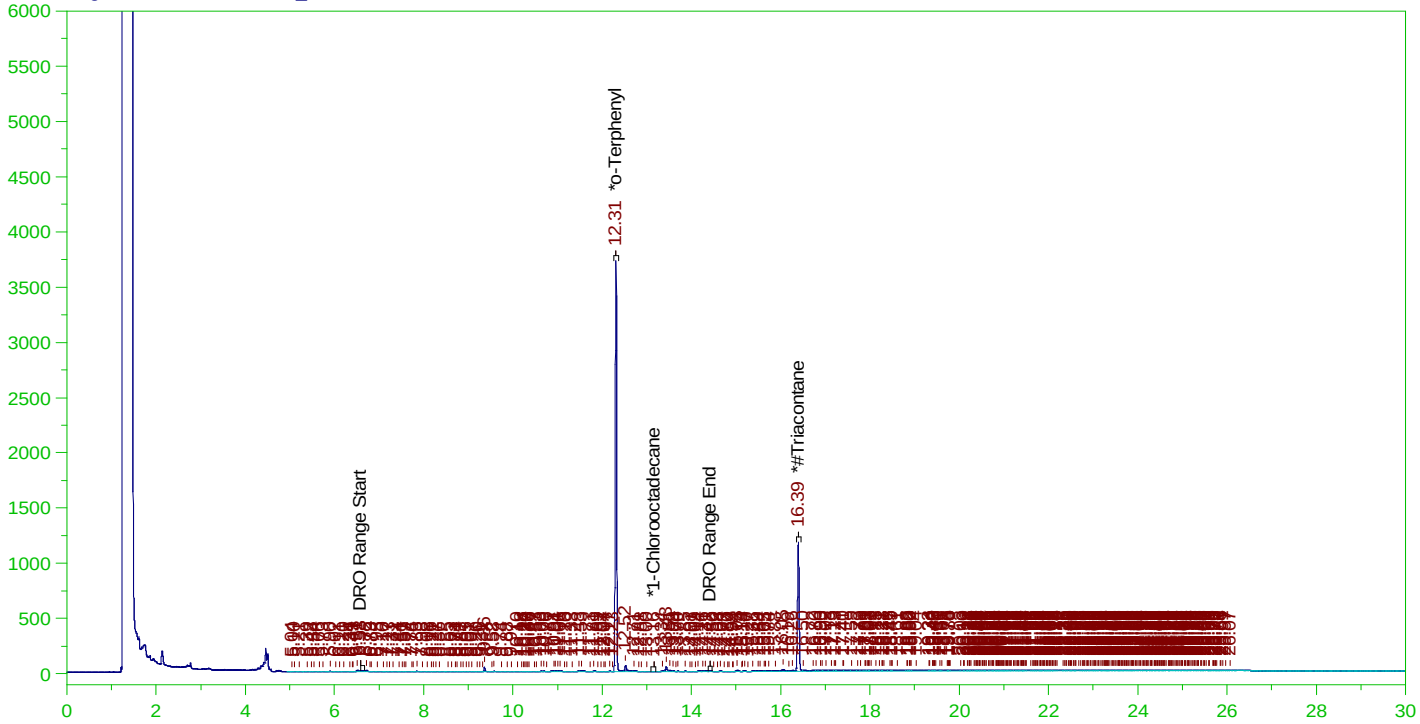

DIESEL RANGE ORGANICS CHROMATOGRAM REPORT

Sample Name: B22011227-001D ;0124HP5 , $HC-8015-DRO-W,
Raw File: G:\org\HP5\DAT\HP5012422_b\0124HP5.0007.RAW
Date & Time Acquired: 1/24/2022 12:50:43 PM
Method File: G:\Org\HP5\Methods\DR_8015-012407-JC-L%.met
Calibration File: G:\Org\HP5\Cals\SW8015C_DRO220111JC-C24-T.CAL
Sample Weight: 990 Dilution: 1 S.A.: 1

Mean RF for TEH: 32675.36
Rt range for Diesel Range Organics: 6.58 to 14.47

SURROGATE COMPOUND	RT	ACTUAL	MEASURED	%REC	
*o-Terphenyl	12.305	.202	.202	99.89	-
*1-Chlorooctadecane	13.164	.202	.	.08	-
*#Triacontane	16.39	.202	.106	52.62	-

DRO Area:1141547 DRO Amount: 0.0352889
TEH Area:4040177 TEH Amount: 0.1248949

G:\org\HP5\dat\HP5012422_b\Review\007_B22011227-001D_DR_8015-012407-JC-L%.xls

ERH2468 (RHMW06) Batch ID: 163074

— G:\org\HP5\DAT\HP5012422_b\0124HP5.0007.RAW B22011227-001D ;0124HP5 , $HC-8015-DRO-W,

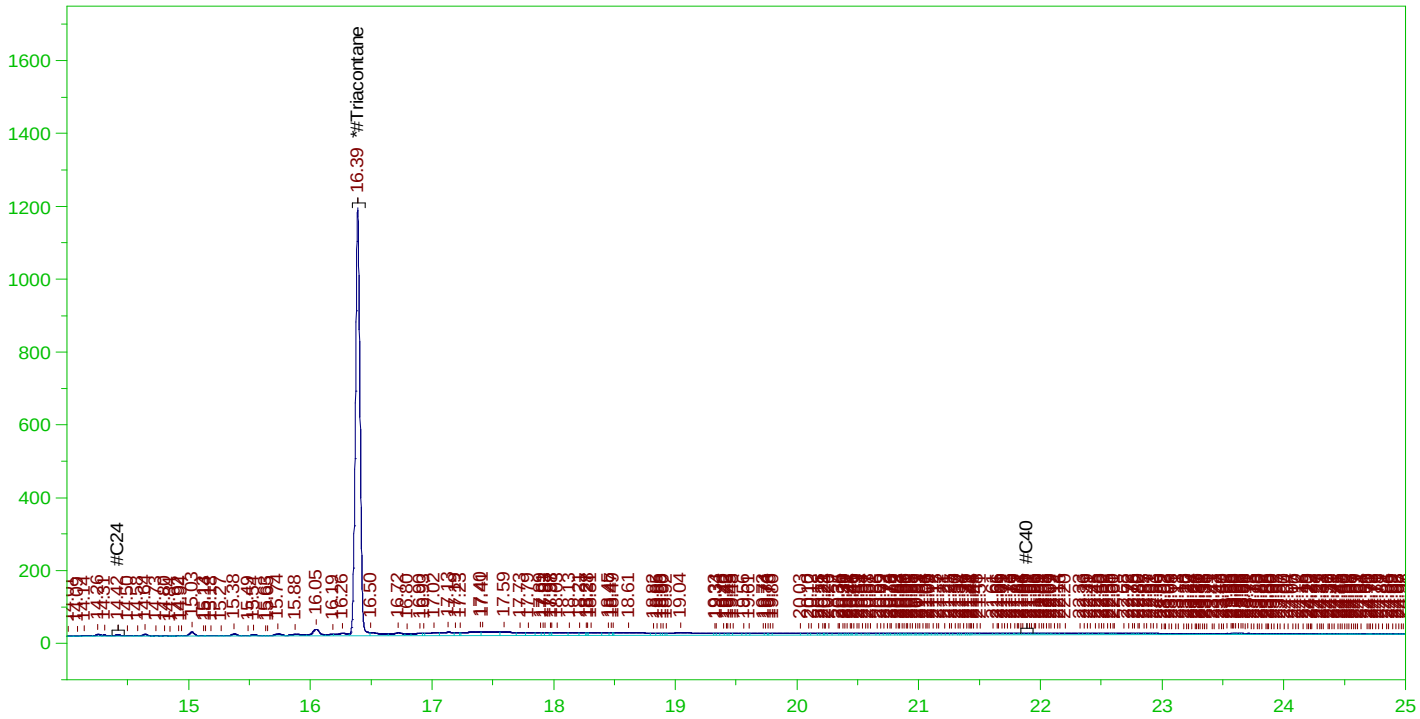

RESIDUAL RANGE ORGANICS CHROMATOGRAM

Sample Name: B22011227-001D ;0124HP5 , $HC-8015-DRO-W,
Raw File: G:\org\HP5\DAT\HP5012422_b\0124HP5.0007.RAW
Date & Time Acquired: 1/24/2022 12:50:43 PM
Method File: G:\Org\HP5\Methods\DR_OROS-012407-BC-L%.MET
Calibration File: G:\Org\HP5\Cals\SW8015C_ORO220111BC_SAMP.CAL
Sample Weight: 990 Dilution: 1 S.A.: 1

Mean RF for for Residual Range Organics Calculations: 26424.55
Rt range for Residual Range Organics: 14.37 to 21.94

SURROGATE COMPOUND	RT	ACTUAL	MEASURED	%REC	
*#Triacontane	16.39	.505	.106	21.05	-

RRO Area:2343895 RRO AMOUNT: 8.959737E-02

G:\org\HP5\dat\HP5012422_b\Review\007_B22011227-001D_DR_OROS-012407-BC-L%.xls

ERH2468 (RHMW06) Batch ID: 163074

— G:\org\HP5\DAT\HP5012422_b\0124HP5.0007.RAW B22011227-001D ;0124HP5 , $HC-8015-DRO-W,

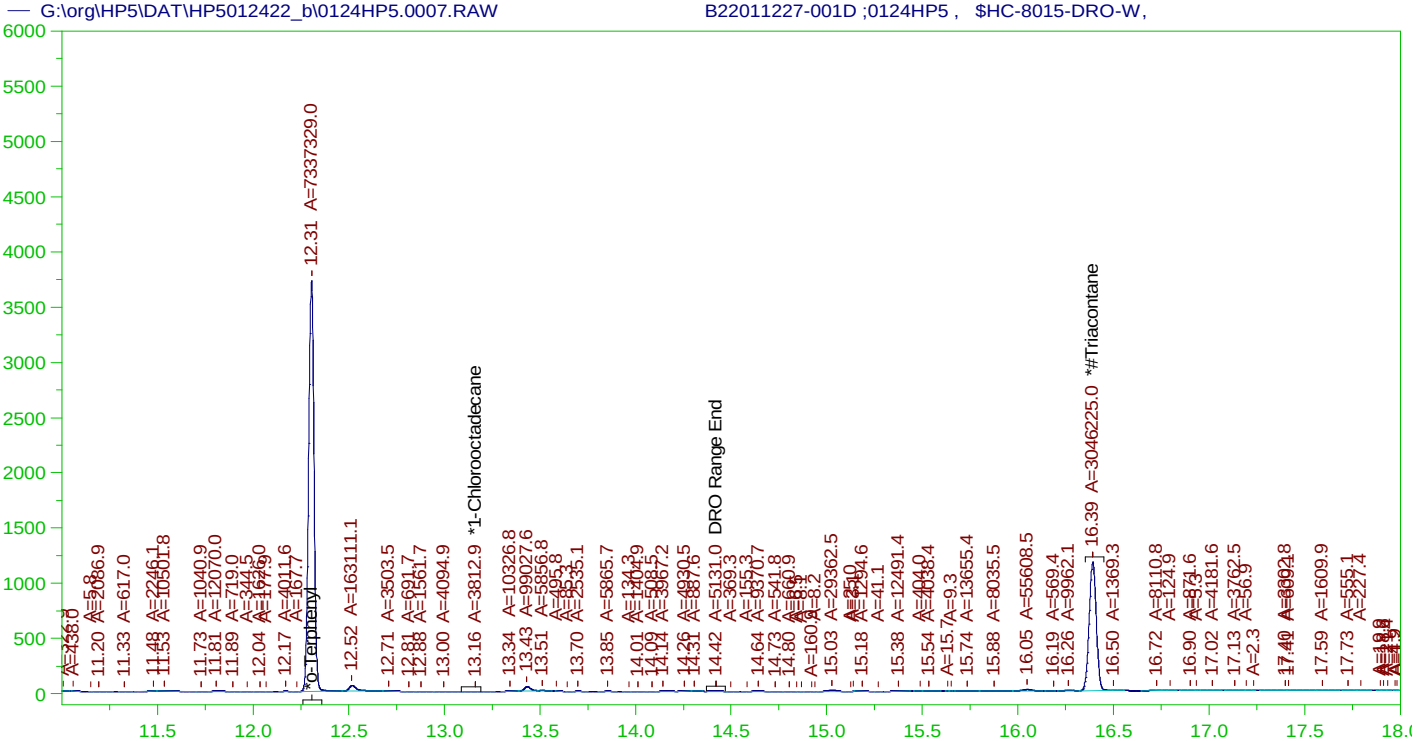

DIESEL RANGE ORGANICS CHROMATOGRAM REPORT

Sample Name: B22011227-001D ;0124HP5 , $HC-8015-DRO-W,
Raw File: G:\org\HP5\DAT\HP5012422_b\0124HP5.0007.RAW
Date & Time Acquired: 1/24/2022 12:50:43 PM
Method File: G:\Org\HP5\Methods\DS_8015-C24T-JC-L#.met
Calibration File: G:\Org\HP5\Cals\SW8015C_DRO220111JC-C24-T.CAL
Sample Weight: 990 Dilution: 1 S.A.: 1

Mean RF for TEH: 32675.36
Rt range for Diesel Range Organics: 6.58 to 14.47

SURROGATE COMPOUND	RT	ACTUAL	MEASURED	%REC	
*o-Terphenyl	12.305	.202	.201	99.54	-
*1-Chlorooctadecane	13.164	.202	.	.05	-
*#Triacontane	16.39	.202	.104	51.39	-

DRO Area:707894.6 DRO Amount: 2.188331E-02
TEH Area:2638916 TEH Amount: 8.157741E-02

G:\org\HP5\dat\HP5012422_b\Review\007_B22011227-001D_DS_8015-C24T-JC-L#.xls

ERH2464 (RHMW08) Batch ID: 163074

— G:\org\HP5\DAT\HP5012422_b\0124HP5.0008.RAW B22011214-001D ;0124HP5 , $HC-8015-DRO-W,

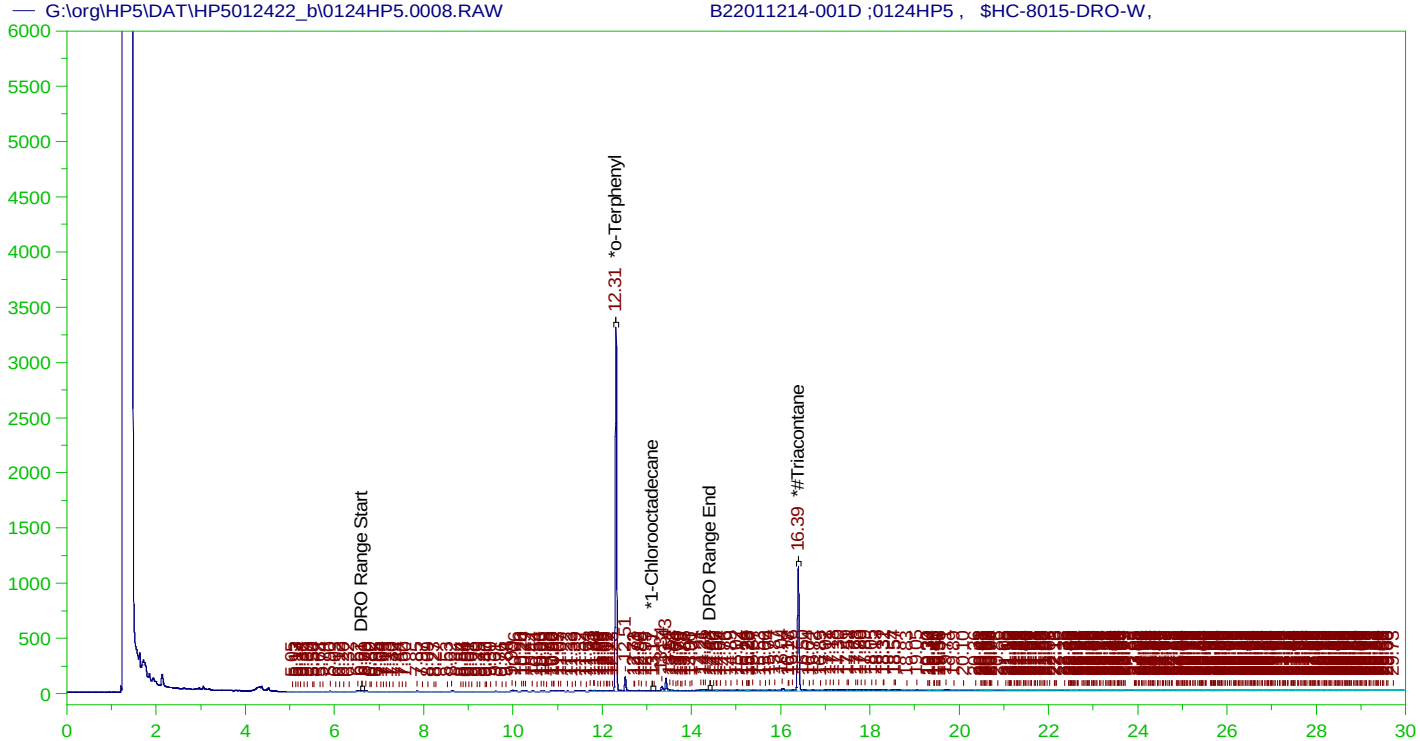

DIESEL RANGE ORGANICS CHROMATOGRAM REPORT

Sample Name: B22011214-001D ;0124HP5 , $HC-8015-DRO-W,
Raw File: G:\org\HP5\DAT\HP5012422_b\0124HP5.0008.RAW
Date & Time Acquired: 1/24/2022 1:33:13 PM
Method File: G:\Org\HP5\Methods\D3_8015-C24T-JC-L%.met
Calibration File: G:\Org\HP5\Cals\SW8015C_DRO220111JC-C24-T.CAL
Sample Weight: 1000 Dilution: 1 S.A.: 1

Mean RF for TEH: 32675.36
Rt range for Diesel Range Organics: 6.58 to 14.47

SURROGATE COMPOUND	RT	ACTUAL	MEASURED	%REC	
*o-Terphenyl	12.307	.2	.177	88.55	-
*1-Chlorooctadecane	13.114	.2	.	.2	-
*#Triacontane	16.39	.2	.102	51.22	-

DRO Area:2202279 DRO Amount: 6.739876E-02
TEH Area:7663518 TEH Amount: 0.2345351

G:\org\HP5\dat\HP5012422_b\Review\008_B22011214-001D_D3_8015-C24T-JC-L%.xls

ERH2464 (RHMW08) Batch ID: 163074

— G:\org\HP5\DAT\HP5012422_b\0124HP5.0008.RAW B22011214-001D ;0124HP5 , $HC-8015-DRO-W,

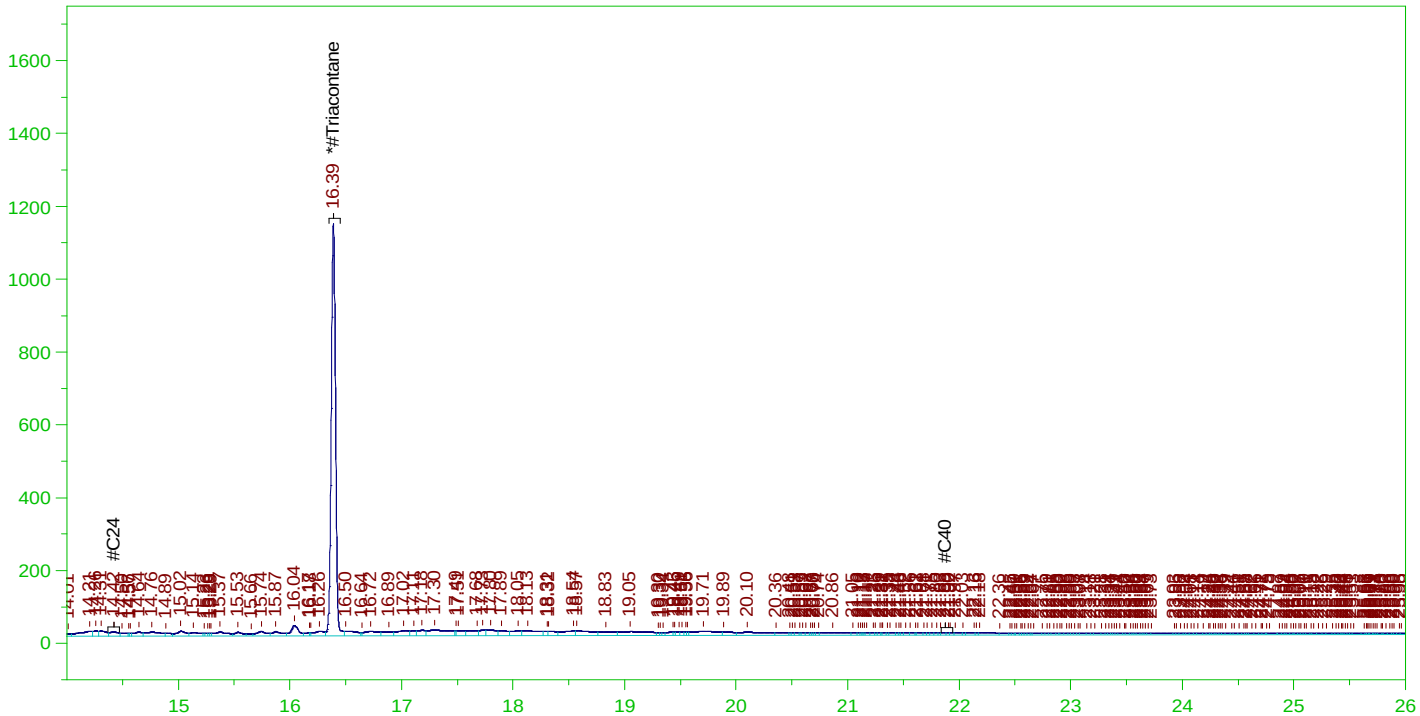

RESIDUAL RANGE ORGANICS CHROMATOGRAM

Sample Name: B22011214-001D ;0124HP5 , $HC-8015-DRO-W,
Raw File: G:\org\HP5\DAT\HP5012422_b\0124HP5.0008.RAW
Date & Time Acquired: 1/24/2022 1:33:13 PM
Method File: G:\Org\HP5\Methods\D3_OROS-BC-L%.MET
Calibration File: G:\Org\HP5\Cals\SW8015C_ORO220111BC_SAMP.CAL
Sample Weight: 1000 Dilution: 1 S.A.: 1

Mean RF for for Residual Range Organics Calculations: 26424.55
Rt range for Residual Range Organics: 14.37 to 21.94

SURROGATE COMPOUND	RT	ACTUAL	MEASURED	%REC	
*#Triacontane	16.39	.5	.102	20.49	-

RRO Area:4178811 RRO AMOUNT: 0.1581412

G:\org\HP5\dat\HP5012422_b\Review\008_B22011214-001D_D3_OROS-BC-L%.xls

ERH2464 (RHMW08) Batch ID: 163074

— G:\org\HP5\DAT\HP5012422_b\0124HP5.0008.RAW B22011214-001D ;0124HP5 , $HC-8015-DRO-W,

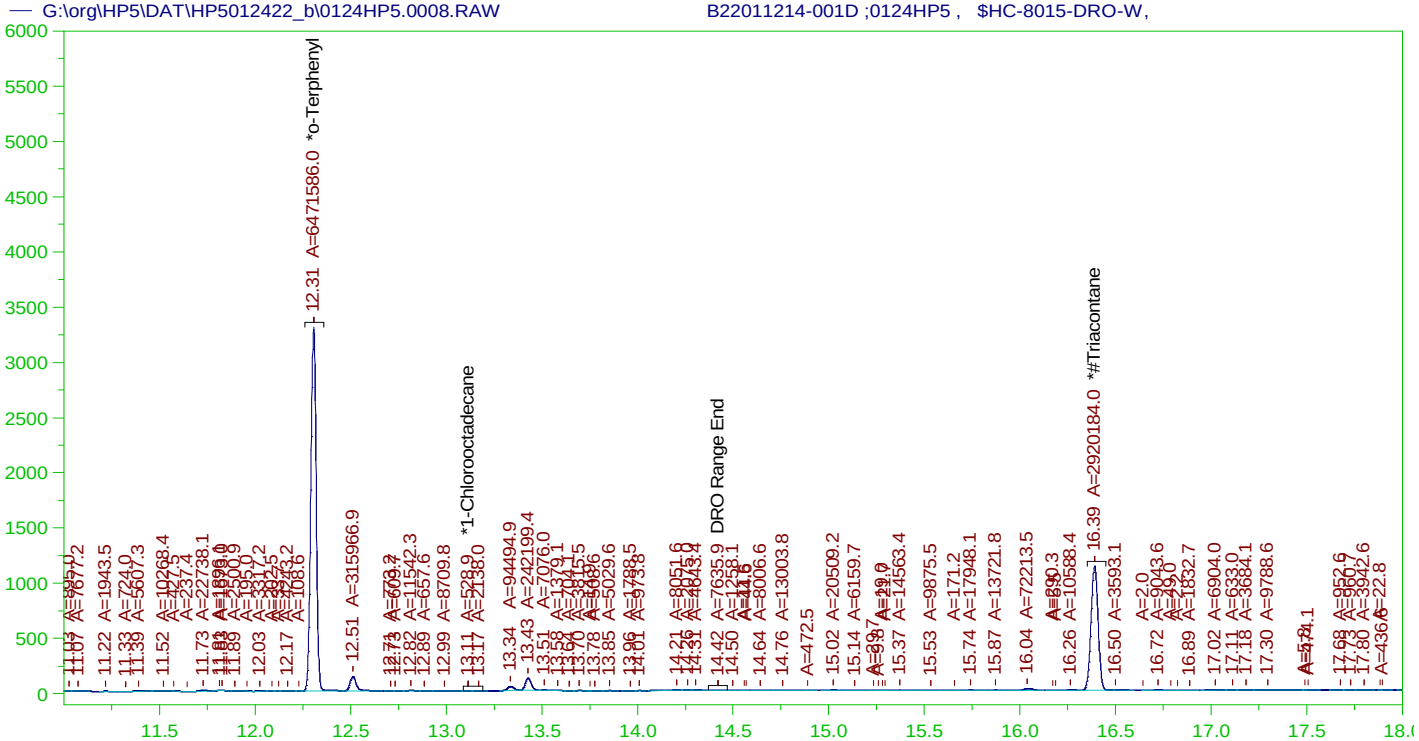

DIESEL RANGE ORGANICS CHROMATOGRAM REPORT

Sample Name: B22011214-001D ;0124HP5 , $HC-8015-DRO-W,
Raw File: G:\org\HP5\DAT\HP5012422_b\0124HP5.0008.RAW
Date & Time Acquired: 1/24/2022 1:33:13 PM
Method File: G:\Org\HP5\Methods\DS_8015-C24T-JC-L#.met
Calibration File: G:\Org\HP5\Cals\SW8015C_DRO220111JC-C24-T.CAL
Sample Weight: 1000 Dilution: 1 S.A.: 1

Mean RF for TEH: 32675.36
Rt range for Diesel Range Organics: 6.58 to 14.47

SURROGATE COMPOUND	RT	ACTUAL	MEASURED	%REC	
*o-Terphenyl	12.307	.2	.176	87.79	-
*1-Chlorooctadecane	13.114	.2	.	.01	-
*#Triacontane	16.39	.2	.099	49.27	-

DRO Area:1077470 DRO Amount: 3.297499E-02
TEH Area:2158743 TEH Amount: 6.606639E-02

G:\org\HP5\dat\HP5012422_b\Review\008_B22011214-001D_DS_8015-C24T-JC-L#.xls

ERH2424 (RHMW14 Zone3) Batch ID: 163074

— G:\org\HP5\DAT\HP5012422_b\0124HP5.0009.RAW B22011228-001D ;0124HP5 , $HC-8015-DRO-W,

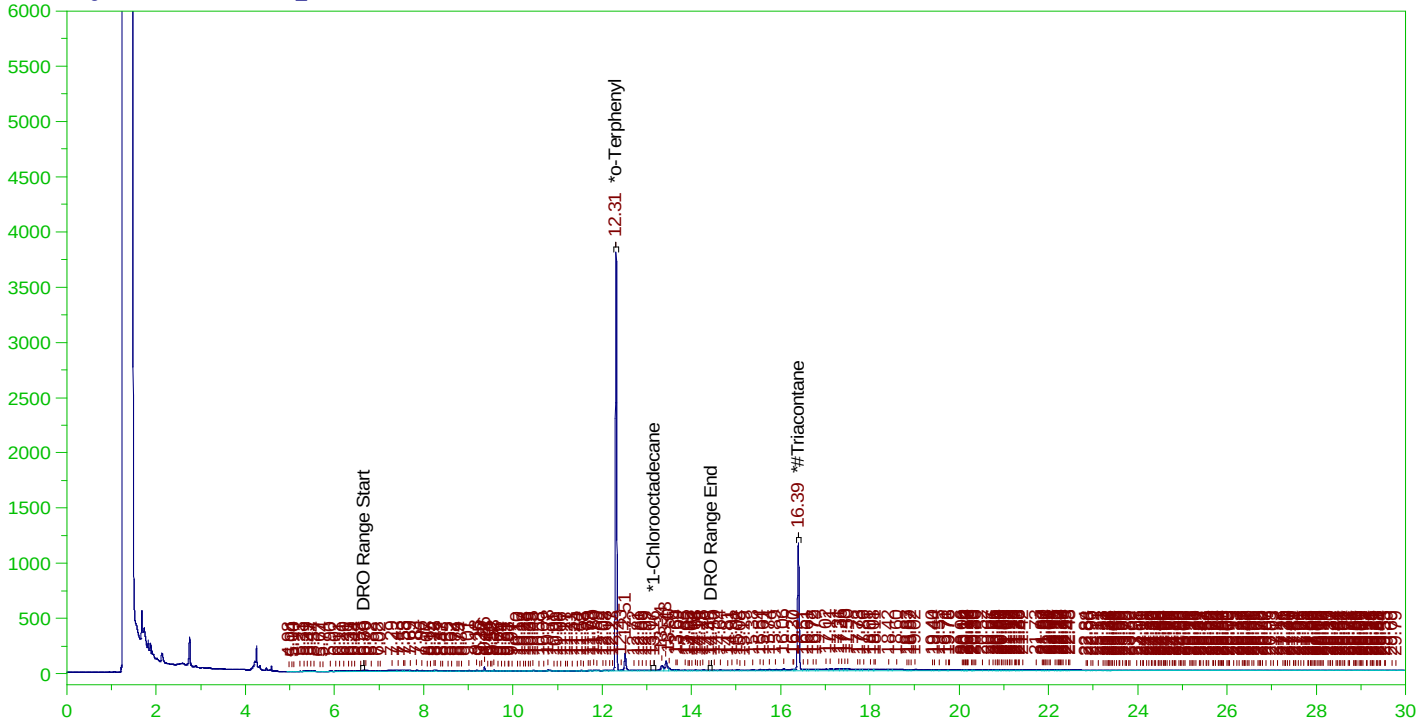

DIESEL RANGE ORGANICS CHROMATOGRAM REPORT

Sample Name: B22011228-001D ;0124HP5 , $HC-8015-DRO-W,
Raw File: G:\org\HP5\DAT\HP5012422_b\0124HP5.0009.RAW
Date & Time Acquired: 1/24/2022 2:15:47 PM
Method File: G:\Org\HP5\Methods\D3_8015-012409-JC-L%.met
Calibration File: G:\Org\HP5\Cals\SW8015C_DRO220111JC-C24-T.CAL
Sample Weight: 1020 Dilution: 1 S.A.: 1

Mean RF for TEH: 32675.36
Rt range for Diesel Range Organics: 6.58 to 14.47

SURROGATE COMPOUND	RT	ACTUAL	MEASURED	%REC	
*o-Terphenyl	12.308	.196	.191	97.43	-
*1-Chlorooctadecane	13.162	.196	.001	.69	-
*#Triacontane	16.39	.196	.105	53.65	-

DRO Area:3387593 DRO Amount: 0.1016414
TEH Area:1.044978E+07 TEH Amount: 0.3135355

G:\org\HP5\dat\HP5012422_b\Review\009_B22011228-001D_D3_8015-012409-JC-L%.xls

ERH2424 (RHMW14 Zone3) Batch ID: 163074

— G:\org\HP5\DAT\HP5012422_b\0124HP5.0009.RAW B22011228-001D ;0124HP5 , $HC-8015-DRO-W,

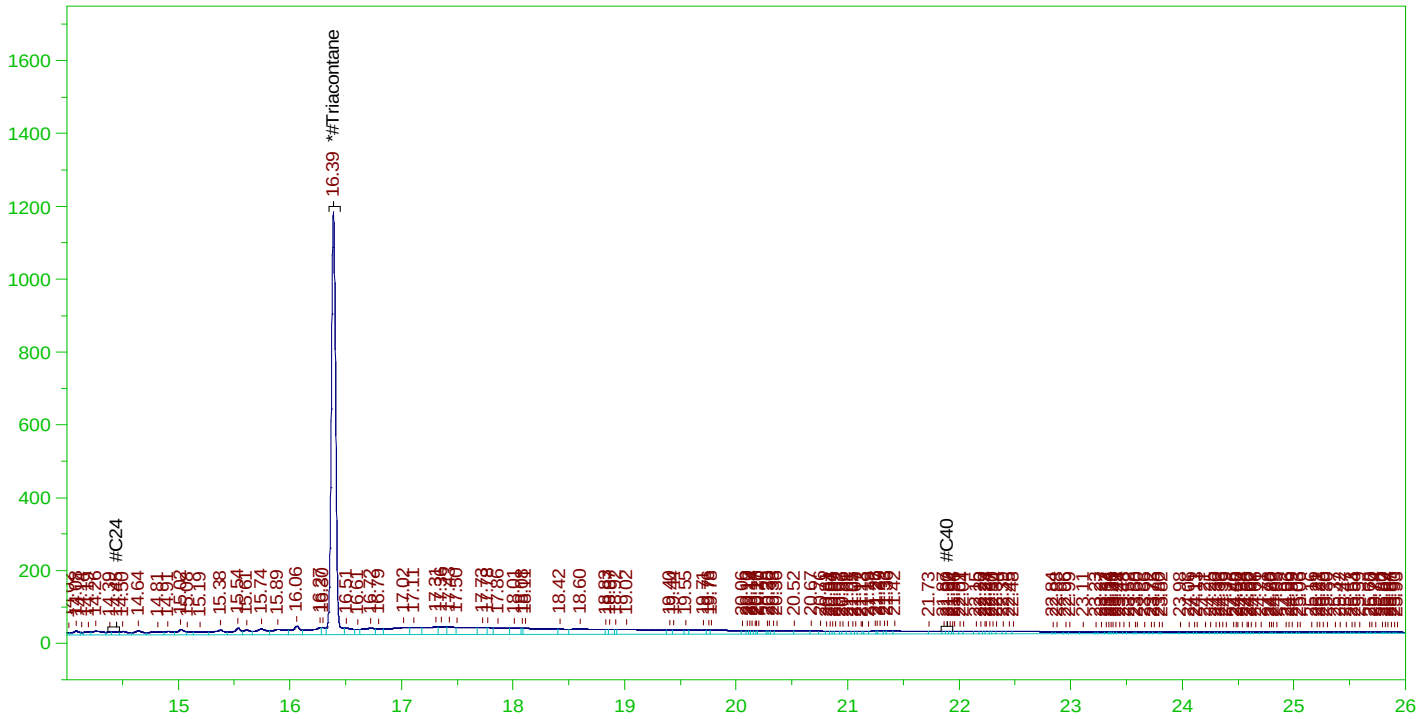

RESIDUAL RANGE ORGANICS CHROMATOGRAM

Sample Name: B22011228-001D ;0124HP5 , $HC-8015-DRO-W,
Raw File: G:\org\HP5\DAT\HP5012422_b\0124HP5.0009.RAW
Date & Time Acquired: 1/24/2022 2:15:47 PM
Method File: G:\Org\HP5\Methods\D3_OROS-012409-BC-L%.MET
Calibration File: G:\Org\HP5\Cals\SW8015C_ORO220111BC_SAMP.CAL
Sample Weight: 1020 Dilution: 1 S.A.: 1

Mean RF for for Residual Range Organics Calculations: 26424.55
Rt range for Residual Range Organics: 14.37 to 21.94

SURROGATE COMPOUND	RT	ACTUAL	MEASURED	%REC	
*#Triacontane	16.39	.49	.105	21.46	-

RRO Area:5487106 RRO AMOUNT: 0.2035802

G:\org\HP5\dat\HP5012422_b\Review\009_B22011228-001D_D3_OROS-012409-BC-L%.xls

ERH2424 (RHMW14 Zone3) Batch ID: 163074

— G:\org\HP5\DAT\HP5012422_b\0124HP5.0009.RAW B22011228-001D ;0124HP5 , $HC-8015-DRO-W,

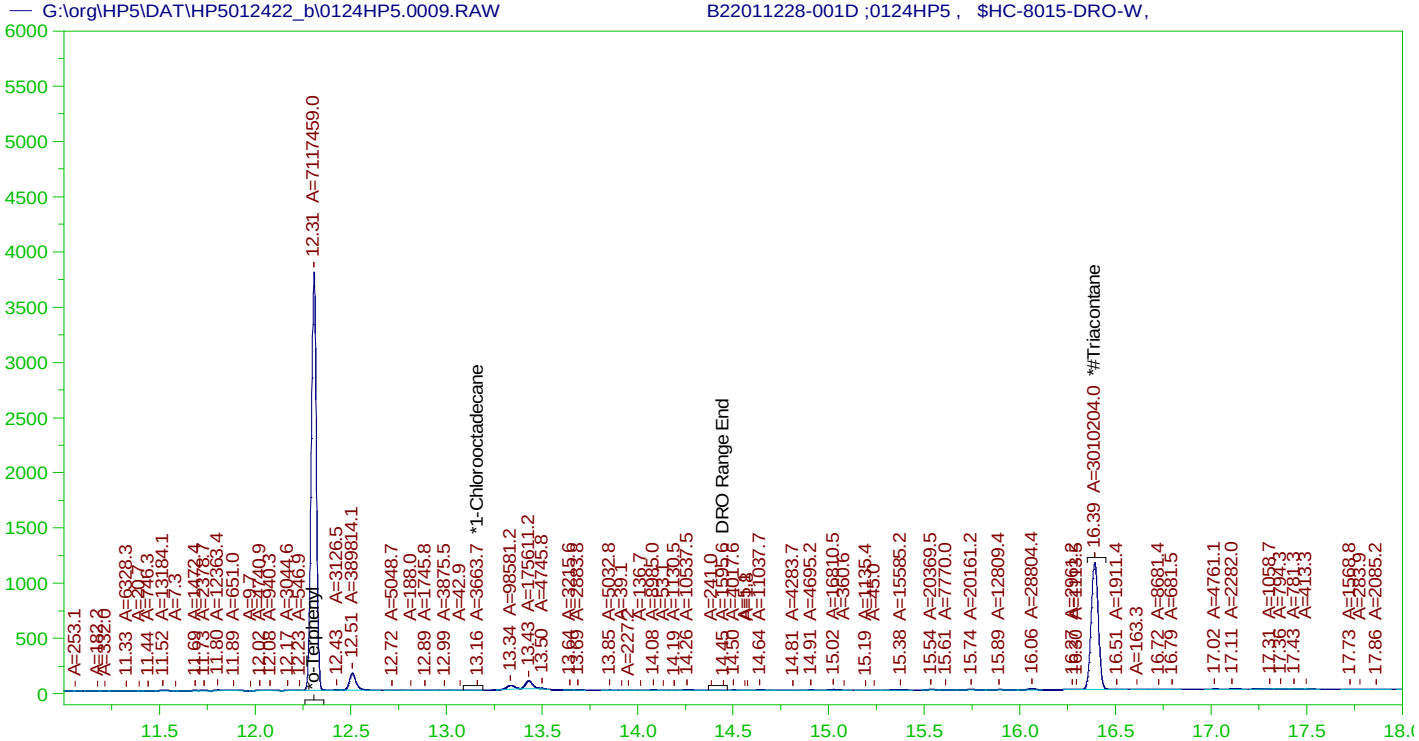

DIESEL RANGE ORGANICS CHROMATOGRAM REPORT

Sample Name: B22011228-001D ;0124HP5 , $HC-8015-DRO-W,
Raw File: G:\org\HP5\DAT\HP5012422_b\0124HP5.0009.RAW
Date & Time Acquired: 1/24/2022 2:15:47 PM
Method File: G:\Org\HP5\Methods\DS_8015-C24T-JC-L#.met
Calibration File: G:\Org\HP5\Cals\SW8015C_DRO220111JC-C24-T.CAL
Sample Weight: 1020 Dilution: 1 S.A.: 1

Mean RF for TEH: 32675.36
Rt range for Diesel Range Organics: 6.58 to 14.47

SURROGATE COMPOUND	RT	ACTUAL	MEASURED	%REC	
*o-Terphenyl	12.308	.196	.189	96.55	-
*1-Chlorooctadecane	13.162	.196	.	.05	-
*#Triacontane	16.39	.196	.1	50.79	-

DRO Area:1844840 DRO Amount: 5.535262E-02
TEH Area:3332278 TEH Amount: 9.998173E-02

G:\org\HP5\dat\HP5012422_b\Review\009_B22011228-001D_DS_8015-C24T-JC-L#.xls

ERH2431 (RHMW03) Batch ID: 163074

— G:\org\HP5\DAT\HP5012422_b\0124HP5.0010.RAW B22011135-001D ;0124HP5 , $HC-8015-DRO-W,

DIESEL RANGE ORGANICS CHROMATOGRAM REPORT

Sample Name: B22011135-001D ;0124HP5 , $HC-8015-DRO-W,
Raw File: G:\org\HP5\DAT\HP5012422_b\0124HP5.0010.RAW
Date & Time Acquired: 1/24/2022 2:58:15 PM
Method File: G:\Org\HP5\Methods\D3_8015-012410-JC-L%.met
Calibration File: G:\Org\HP5\Cals\SW8015C_DRO220111JC-C24-T.CAL
Sample Weight: 990 Dilution: 1 S.A.: 1

Mean RF for TEH: 32675.36
Rt range for Diesel Range Organics: 6.58 to 14.47

SURROGATE COMPOUND	RT	ACTUAL	MEASURED	%REC	
*o-Terphenyl	12.306	.202	.191	94.59	-
*1-Chlorooctadecane	13.162	.202	.005	2.45	-
*#Triacontane	16.387	.202	.11	54.32	-

DRO Area:1.162531E+07 DRO Amount: 0.3593759
TEH Area:2.970443E+07 TEH Amount: 0.9182599

ERH2431 (RHMW03) Batch ID: 163074

G:\org\HP5\DAT\HP5012422_b\0124HP5.0010.RAW B22011135-001D ;0124HP5 , $HC-8015-DRO-W,

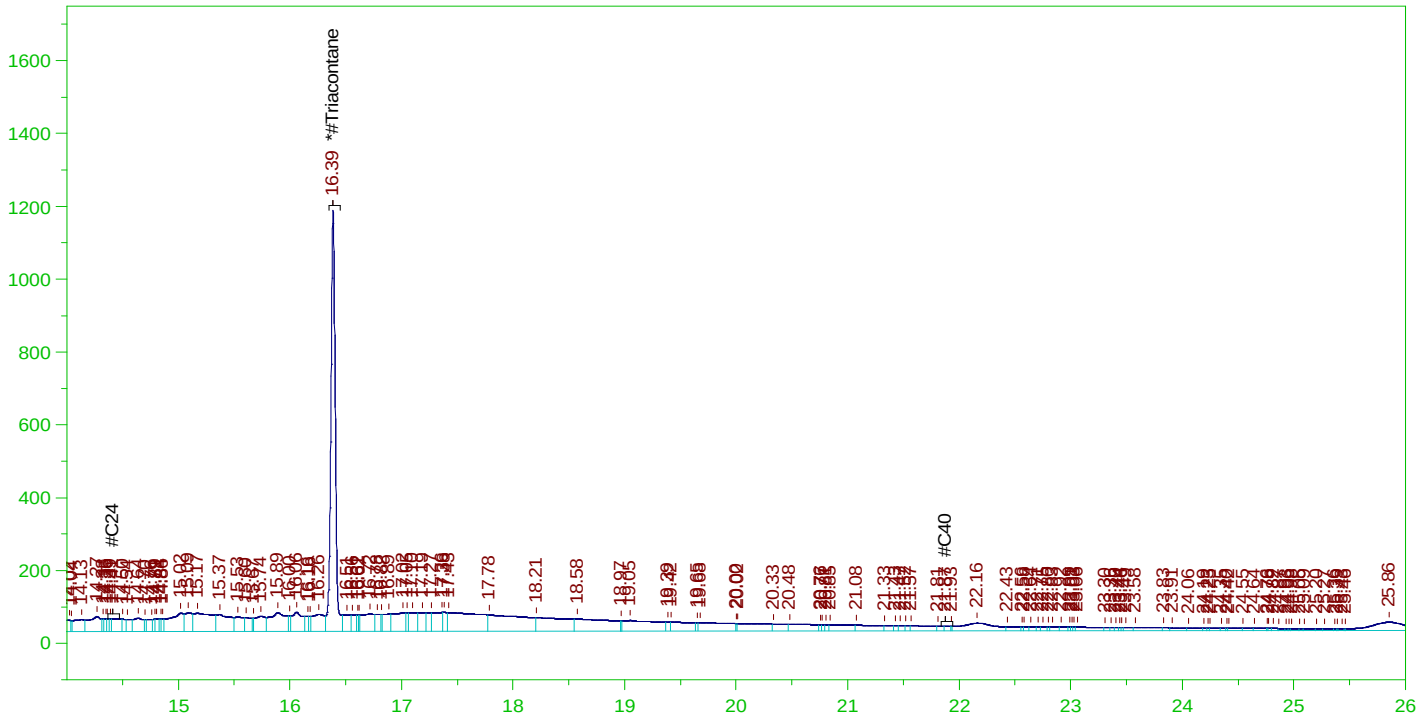

RESIDUAL RANGE ORGANICS CHROMATOGRAM

Sample Name: B22011135-001D ;0124HP5 , $HC-8015-DRO-W,
Raw File: G:\org\HP5\DAT\HP5012422_b\0124HP5.0010.RAW
Date & Time Acquired: 1/24/2022 2:58:15 PM
Method File: G:\Org\HP5\Methods\D3_OROS-BC-L%.MET
Calibration File: G:\Org\HP5\Cals\SW8015C_ORO220111BC_SAMP.CAL
Sample Weight: 990 Dilution: 1 S.A.: 1

Mean RF for for Residual Range Organics Calculations: 26424.55
Rt range for Residual Range Organics: 14.37 to 21.94

SURROGATE COMPOUND	RT	ACTUAL	MEASURED	%REC	
*#Triacontane	16.387	.505	.11	21.73	-

RRO Area:1.426973E+07 RRO AMOUNT: 0.5454725

G:\org\HP5\dat\HP5012422_b\Review\010_B22011135-001D_D3_OROS-BC-L%.xls

ERH2431 (RHMW03) Batch ID: 163074

— G:\org\HP5\DAT\HP5012422_b\0124HP5.0010.RAW B22011135-001D ;0124HP5 , $HC-8015-DRO-W,

DIESEL RANGE ORGANICS CHROMATOGRAM REPORT

Sample Name: B22011135-001D ;0124HP5 , $HC-8015-DRO-W,
Raw File: G:\org\HP5\DAT\HP5012422_b\0124HP5.0010.RAW
Date & Time Acquired: 1/24/2022 2:58:15 PM
Method File: G:\Org\HP5\Methods\DS_8015-C24T-JC-L#.met
Calibration File: G:\Org\HP5\Cals\SW8015C_DRO220111JC-C24-T.CAL
Sample Weight: 990 Dilution: 1 S.A.: 1

Mean RF for TEH: 32675.36
Rt range for Diesel Range Organics: 6.58 to 14.47

SURROGATE COMPOUND	RT	ACTUAL	MEASURED	%REC	
*o-Terphenyl	12.306	.202	.185	91.55	-
*1-Chlorooctadecane	13.162	.202	.04		-
*#Triacontane	16.387	.202	.097	47.77	-

DRO Area:5732940 DRO Amount: 0.1772237
TEH Area:8278990 TEH Amount: 0.2559303

ERH2422 (RHMW04) Batch ID: 163074

— G:\org\HP5\DAT\HP5012422_b\0124HP5.0011.RAW B22011129-001D ;0124HP5 , $HC-8015-DRO-W,

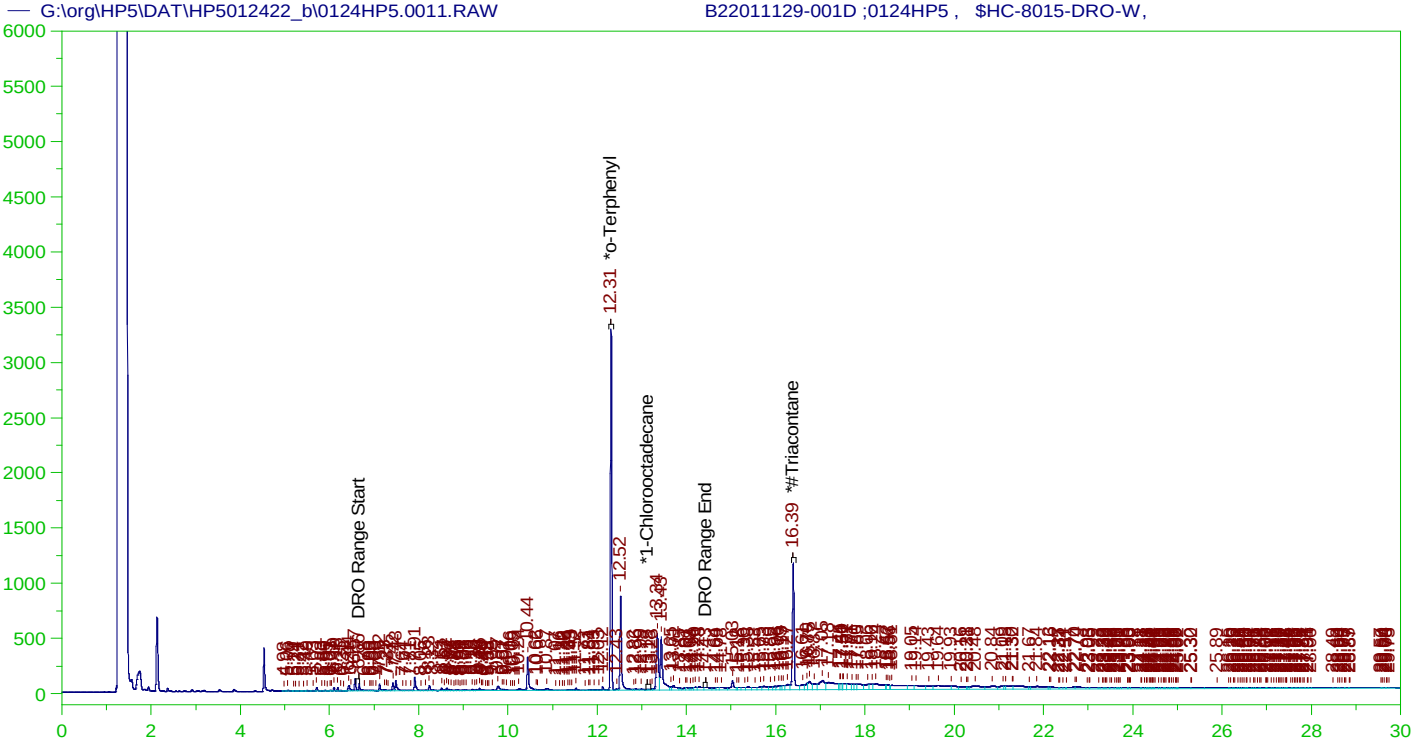

DIESEL RANGE ORGANICS CHROMATOGRAM REPORT

Sample Name: B22011129-001D ;0124HP5 , $HC-8015-DRO-W,
Raw File: G:\org\HP5\DAT\HP5012422_b\0124HP5.0011.RAW
Date & Time Acquired: 1/24/2022 3:40:51 PM
Method File: G:\Org\HP5\Methods\D3_8015-C24T-JC-L%.met
Calibration File: G:\Org\HP5\Cals\SW8015C_DRO220111JC-C24-T.CAL
Sample Weight: 1050 Dilution: 1 S.A.: 1

Mean RF for TEH: 32675.36
Rt range for Diesel Range Organics: 6.58 to 14.47

SURROGATE COMPOUND	RT	ACTUAL	MEASURED	%REC	
*o-Terphenyl	12.308	.19	.163	85.49	-
*1-Chlorooctadecane	13.118	.19	.001	.35	-
*#Triacontane	16.389	.19	.109	57.21	-

DRO Area:1.132419E+07 DRO Amount: 0.3300634
TEH Area:3.119176E+07 TEH Amount: 0.9091387

G:\org\HP5\dat\HP5012422_b\Review\011_B22011129-001D_D3_8015-C24T-JC-L%.xls

ERH2422 (RHMW04) Batch ID: 163074

— G:\org\HP5\DAT\HP5012422_b\0124HP5.0011.RAW B22011129-001D ;0124HP5 , $HC-8015-DRO-W,

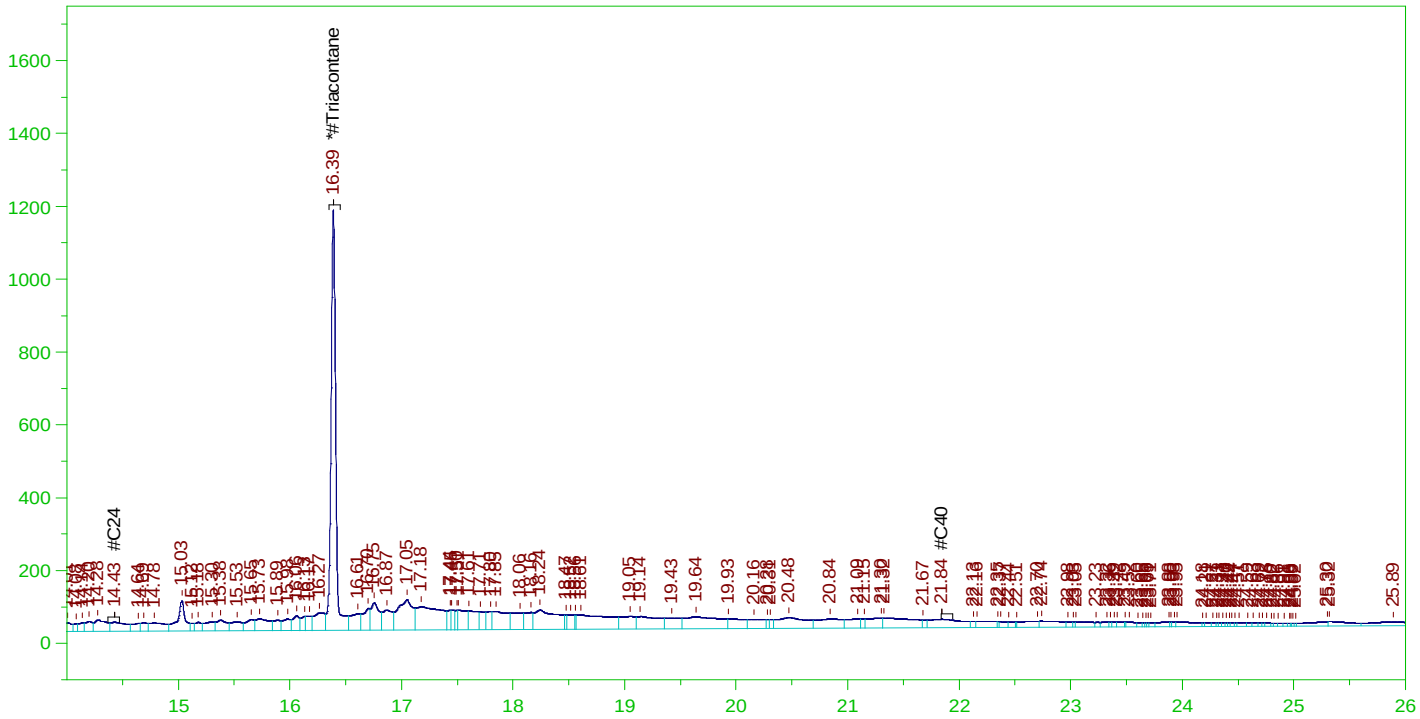

RESIDUAL RANGE ORGANICS CHROMATOGRAM

Sample Name: B22011129-001D ;0124HP5 , $HC-8015-DRO-W,
Raw File: G:\org\HP5\DAT\HP5012422_b\0124HP5.0011.RAW
Date & Time Acquired: 1/24/2022 3:40:51 PM
Method File: G:\Org\HP5\Methods\D3_OROS-BC-L%.MET
Calibration File: G:\Org\HP5\Cals\SW8015C_ORO220111BC_SAMP.CAL
Sample Weight: 1050 Dilution: 1 S.A.: 1

Mean RF for for Residual Range Organics Calculations: 26424.55
Rt range for Residual Range Organics: 14.37 to 21.94

SURROGATE COMPOUND	RT	ACTUAL	MEASURED	%REC	
*#Triacontane	16.389	.476	.109	22.88	-

RRO Area:1.517624E+07 RRO AMOUNT: 0.5469747

G:\org\HP5\dat\HP5012422_b\Review\011_B22011129-001D_D3_OROS-BC-L%.xls

ERH2422 (RHMW04) Batch ID: 163074

— G:\org\HP5\DAT\HP5012422_b\0124HP5.0011.RAW B22011129-001D ;0124HP5 , $HC-8015-DRO-W,

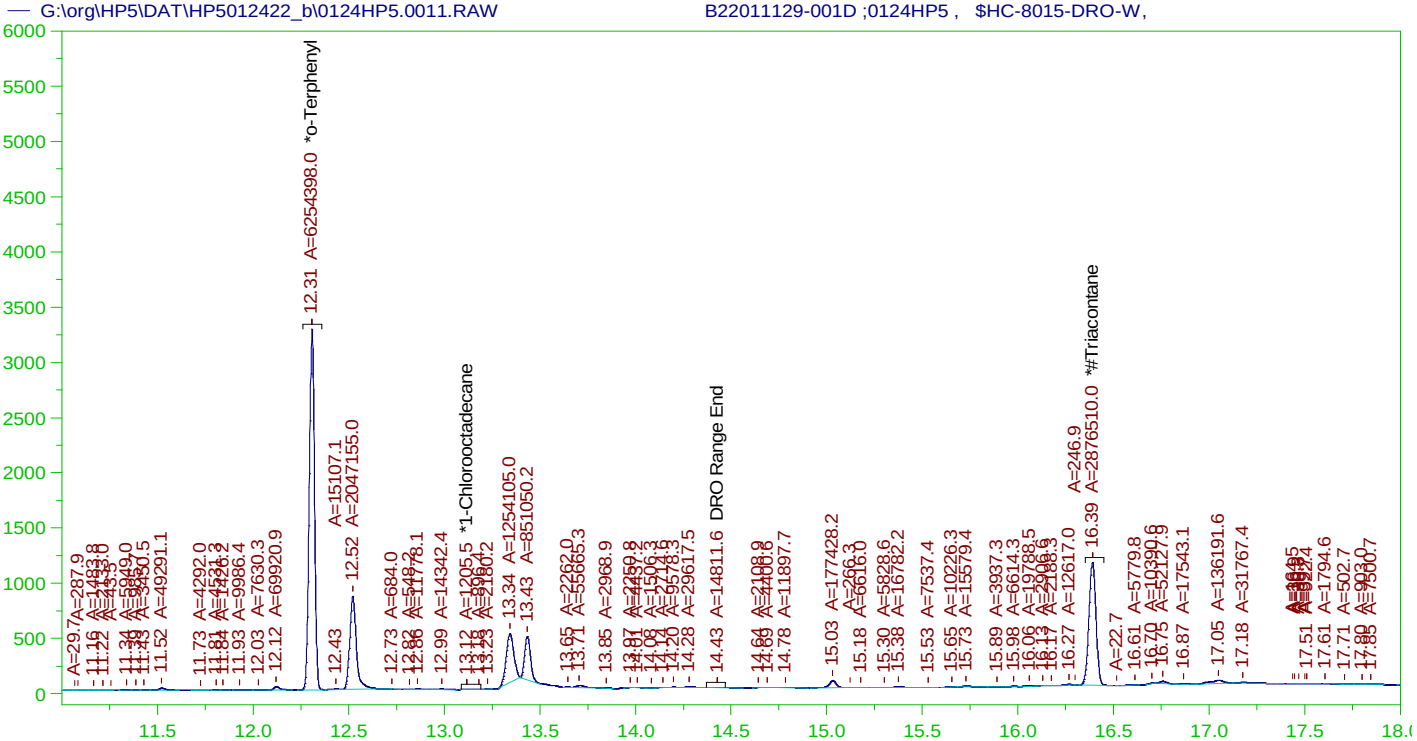

DIESEL RANGE ORGANICS CHROMATOGRAM REPORT

Sample Name: B22011129-001D ;0124HP5 , $HC-8015-DRO-W,
Raw File: G:\org\HP5\DAT\HP5012422_b\0124HP5.0011.RAW
Date & Time Acquired: 1/24/2022 3:40:51 PM
Method File: G:\Org\HP5\Methods\DS_8015-C24T-JC-L#.met
Calibration File: G:\Org\HP5\Cals\SW8015C_DRO220111JC-C24-T.CAL
Sample Weight: 1050 Dilution: 1 S.A.: 1

Mean RF for TEH: 32675.36
Rt range for Diesel Range Organics: 6.58 to 14.47

SURROGATE COMPOUND	RT	ACTUAL	MEASURED	%REC	
*o-Terphenyl	12.308	.19	.162	84.84	-
*1-Chlorooctadecane	13.118	.19	.	.02	-
*#Triacontane	16.389	.19	.092	48.53	-

DRO Area:8040703 DRO Amount: 0.2343605
TEH Area:1.107507E+07 TEH Amount: 0.3228024

G:\org\HP5\dat\HP5012422_b\Review\011_B22011129-001D_DS_8015-C24T-JC-L#.xls

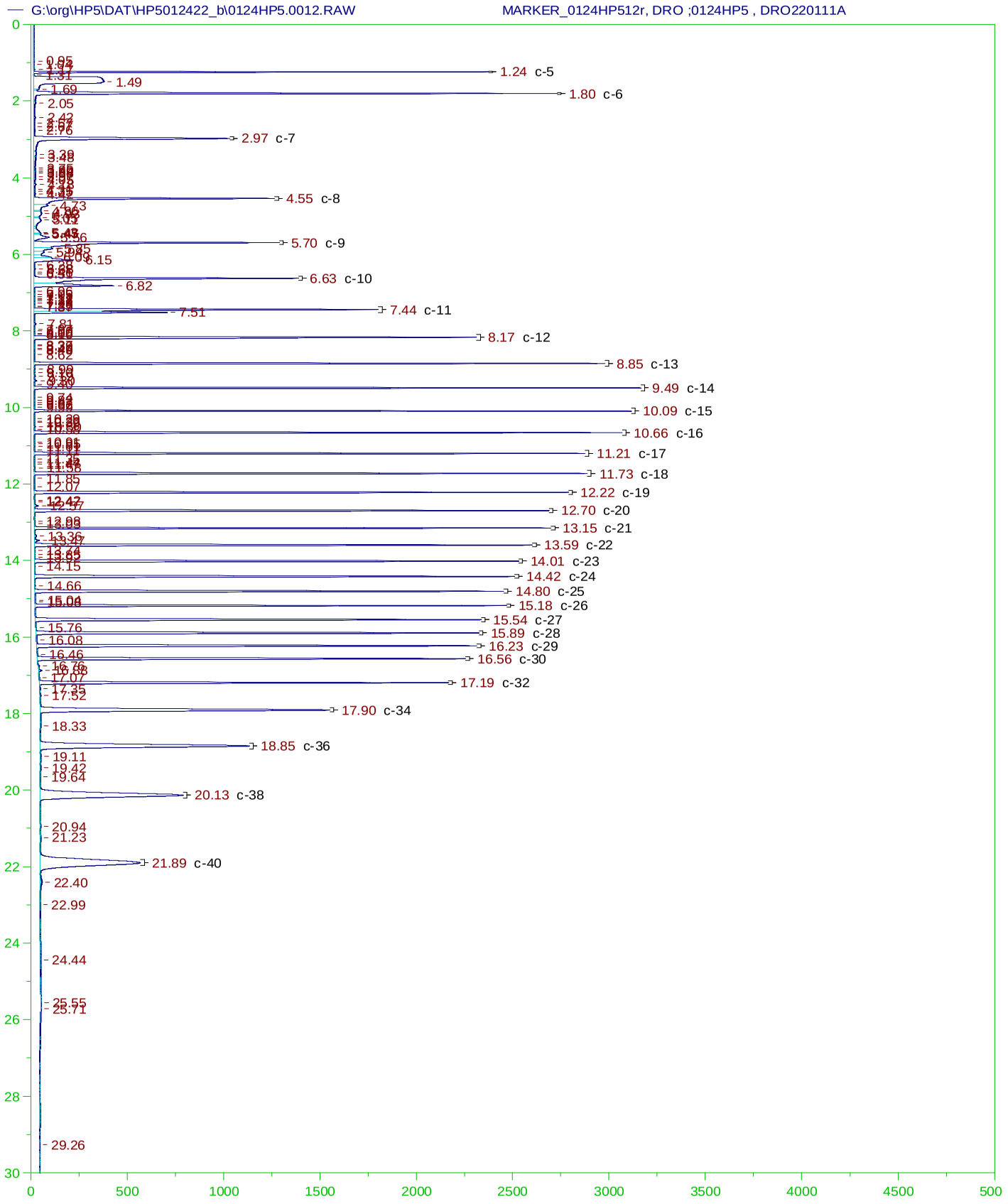
G:\org\HP5\DAT\HP5012422_b\0124HP5.0012.RAW
MARKER_0124HP512r, DRO ;0124HP5 , DRO220111A
1.24 c-5
1.49
1.80 c-6
2.97 c-7
4.55 c-8
5.70 c-9
6.15
6.63 c-10
6.82
7.44 c-11
8.17 c-12
8.85 c-13
9.49 c-14
10.09 c-15
10.66 c-16
11.21 c-17
11.73 c-18
12.22 c-19
12.70 c-20
13.15 c-21
13.59 c-22
14.01 c-23
14.42 c-24
14.80 c-25
15.18 c-26
15.54 c-27
15.89 c-28
16.23 c-29
16.56 c-30
17.19 c-32
17.90 c-34
18.85 c-36
20.13 c-38
21.89 c-40
G:\org\HP5\dat\HP5012422_b\Review\012_MARKER_0124HP512r_CSC220124.xls

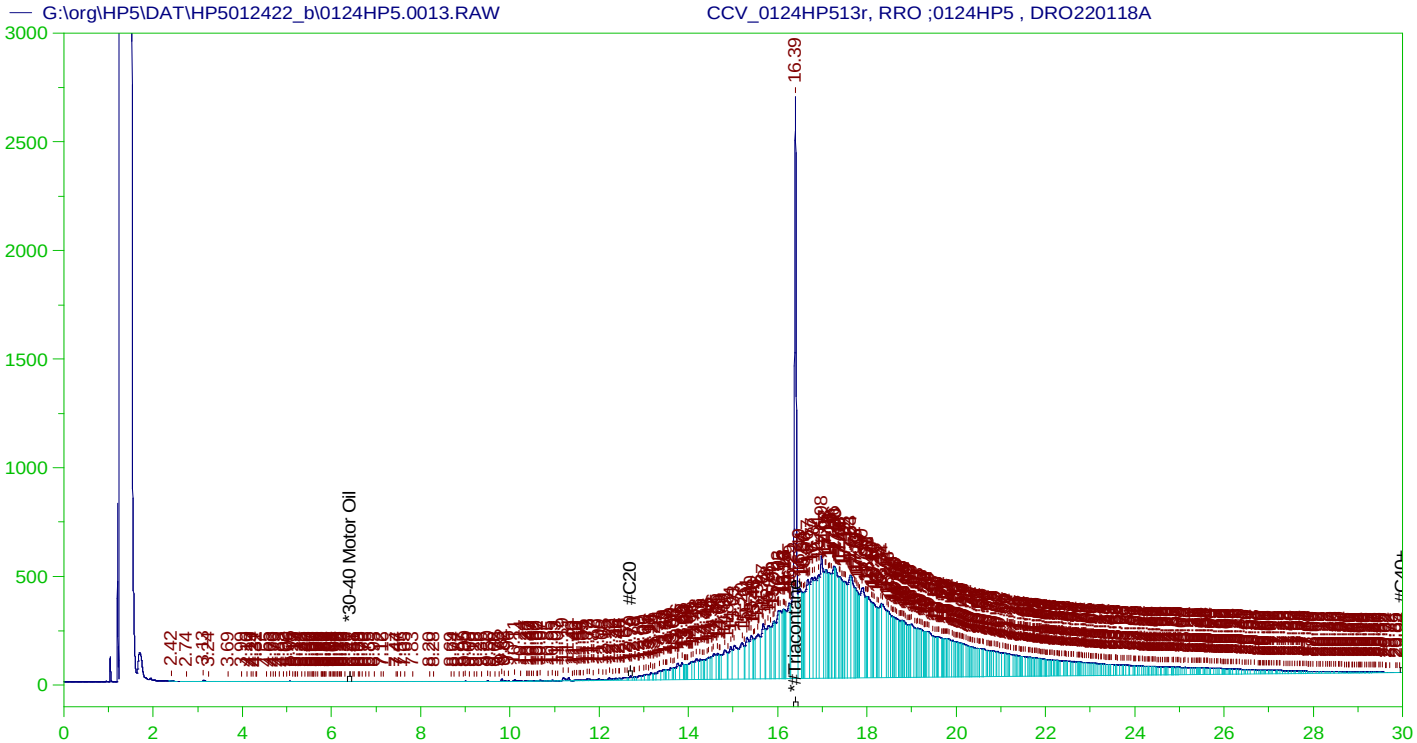

RESIDUAL RANGE ORGANICS CHROMATOGRAM
Sample Name: CCV_0124HP513r, RRO ;0124HP5 , DRO220118A
Raw File: G:\org\HP5\DAT\HP5012422_b\0124HP5.0013.RAW
Date & Time Acquired: 1/24/2022 5:06:20 PM
Method File: G:\Org\HP5\Methods\DC_ORO-BC-L%.MET
Calibration File: G:\Org\HP5\Cals\SW8015C_ORO220111BC.CAL
Sample Weight: 1 Dilution: 1 S.A.: 1

Mean RF for for ~~Residual~~ TEH(Oil Range) Organics Calculations: 26424.55
Rt range for ~~Residual~~ TEH(Oil Range) Organics: 12.65 to 30.05

SURROGATE COMPOUND	RT	ACTUAL	MEASURED	%REC	
*#Triacontane	16.393	500.	319.904	63.98	-

~~RRO~~ TEH(Oil Range) Area:1.254474E+08 ~~RRO~~ TEH(Oil Range) AMOUNT: 4747.379

CONTINUING CALIBRATION REPORT: G:\org\HP5\DAT\HP5012422_b\0124HP5.0013.RAW

COMPOUND	ACTUAL(NG)	MEASURED(NG)	%RECOVERY	LIMITS
*30-40 Motor Oil	5000.	.126	.	75-125

SURROGATE COMPOUND	RT	ACTUAL	MEASURED	%REC	LIMITS
*#Triacontane	16.393	200.	319.904	159.95	75-125

AMN 02/15/2022

G:\org\HP5\dat\HP5012422_b\Review\013_CCV_0124HP513r_DC_ORO-BC-L%.xls

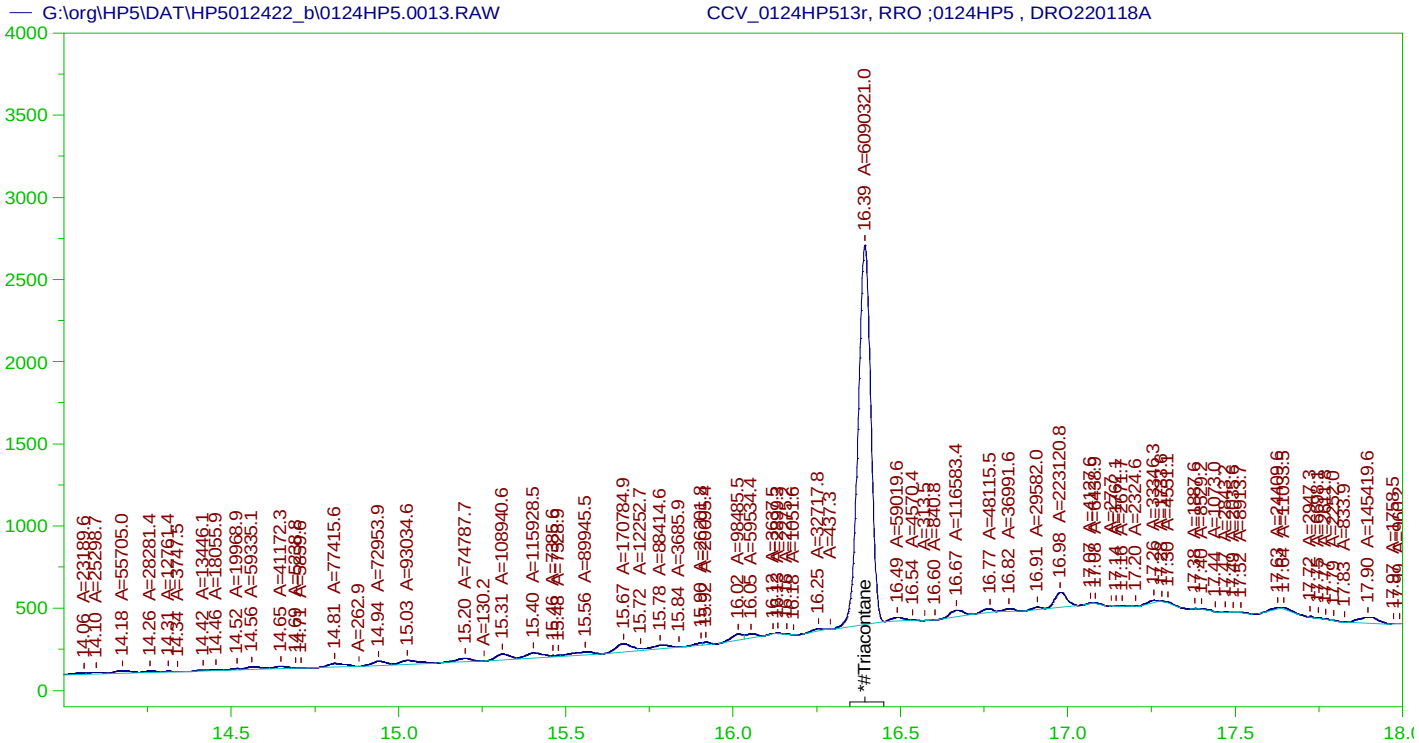

RESIDUAL RANGE ORGANICS CHROMATOGRAM
Sample Name: CCV_0124HP513r, RRO ;0124HP5 , DRO220118A
Raw File: G:\org\HP5\DAT\HP5012422_b\0124HP5.0013.RAW
Date & Time Acquired: 1/24/2022 5:06:20 PM
Method File: G:\Org\HP5\Methods\DS_ORO-BC-L%.MET
Calibration File: G:\Org\HP5\Cals\SW8015C_ORO220111BC.CAL
Sample Weight: 1 Dilution: 1 S.A.: 1

Mean RF for for Residual Range Organics Calculations: 26424.55
Rt range for Residual Range Organics: 12.65 to 30.05

SURROGATE COMPOUND	RT	ACTUAL	MEASURED	%REC	
*#Triacontane	16.393	500.	205.503	41.1	-

RRO Area:2892912 RRO AMOUNT: 109.4782

CONTINUING CALIBRATION REPORT: G:\org\HP5\DAT\HP5012422_b\0124HP5.0013.RAW

COMPOUND	ACTUAL(NG)	MEASURED(NG)	%RECOVERY	LIMITS
*30-40 Motor Oil	5000.	.126	.	75-125

SURROGATE COMPOUND	RT	ACTUAL	MEASURED	%REC	LIMITS
*#Triacontane	16.393	200.	205.503	102.75	75-125

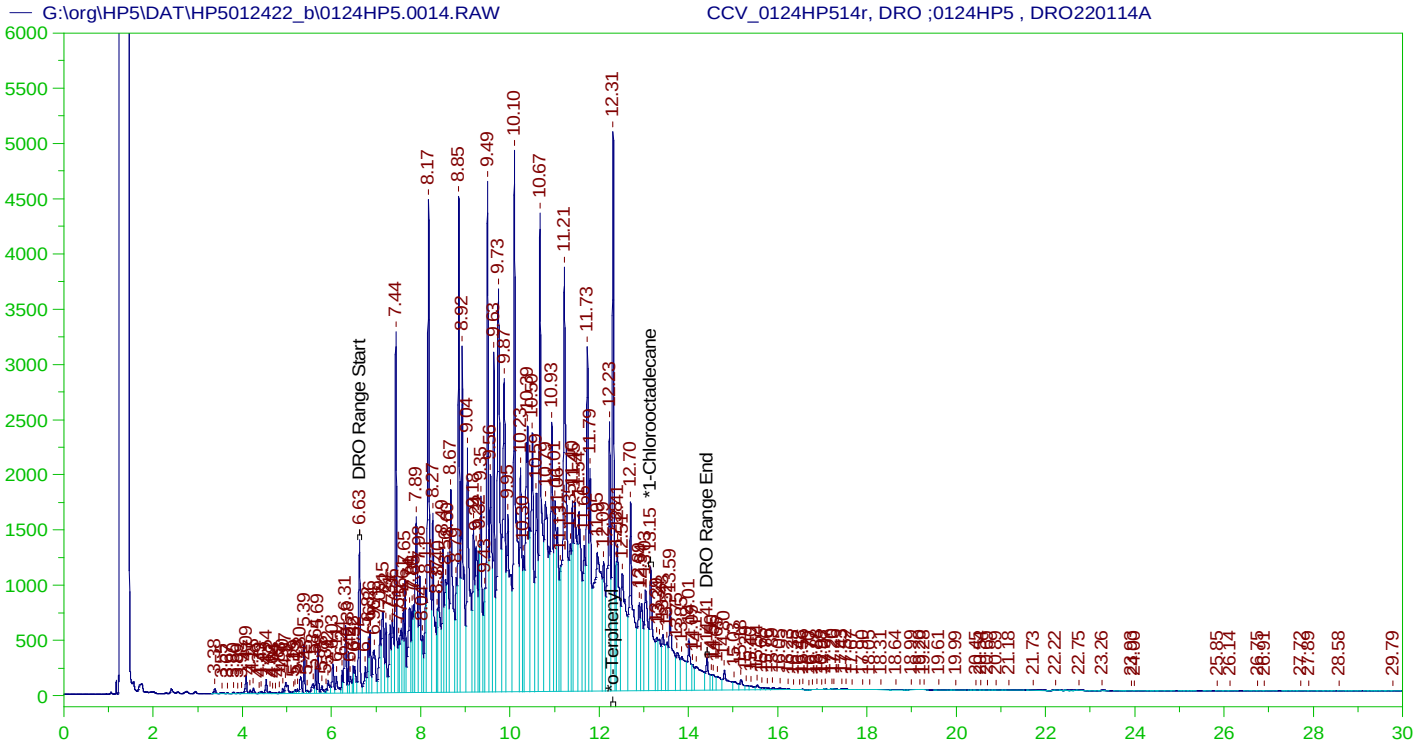

DIESEL RANGE ORGANICS CHROMATOGRAM REPORT

Sample Name: CCV_0124HP514r, DRO ;0124HP5 , DRO220114A
Raw File: G:\org\HP5\DAT\HP5012422_b\0124HP5.0014.RAW
Date & Time Acquired: 1/24/2022 5:49:02 PM
Method File: G:\Org\HP5\Methods\DC_8015-C24-JC-L%.met
Calibration File: G:\Org\HP5\Cals\SW8015C_DRO220111JC-C24.CAL
Sample Weight: 1 Dilution: 1 S.A.: 1

Mean RF for TEH: 32675.36
Rt range for Diesel Range Organics: 6.58 to 14.47

SURROGATE COMPOUND	RT	ACTUAL	MEASURED	%REC	
*o-Terphenyl	12.309	200.	338.358	169.18	-
*1-Chlorooctadecane	13.152	200.	155.373	77.69	-

DRO Area:4.734599E+08 DRO Amount: 14489.81
TEH Area:4.904331E+08 TEH Amount: 15009.26

CONTINUING CALIBRATION REPORT: G:\org\HP5\DAT\HP5012422_b\0124HP5.0014.RAW

COMPOUND	ACTUAL(NG)	MEASURED(NG)	%RECOVERY	LIMITS
TOTAL DRO	15000.	15009.26	100.06	85-115

SURROGATE COMPOUND	RT	ACTUAL	MEASURED	%REC	LIMITS
*o-Terphenyl	12.309	200.	338.358	169.18	85-115
*1-Chlorooctadecane	13.152	200.	155.373	77.69	85-115

G:\org\HP5\dat\HP5012422_b\Review\014_CCV_0124HP514r_DC_8015-C24-JC-L%.xls

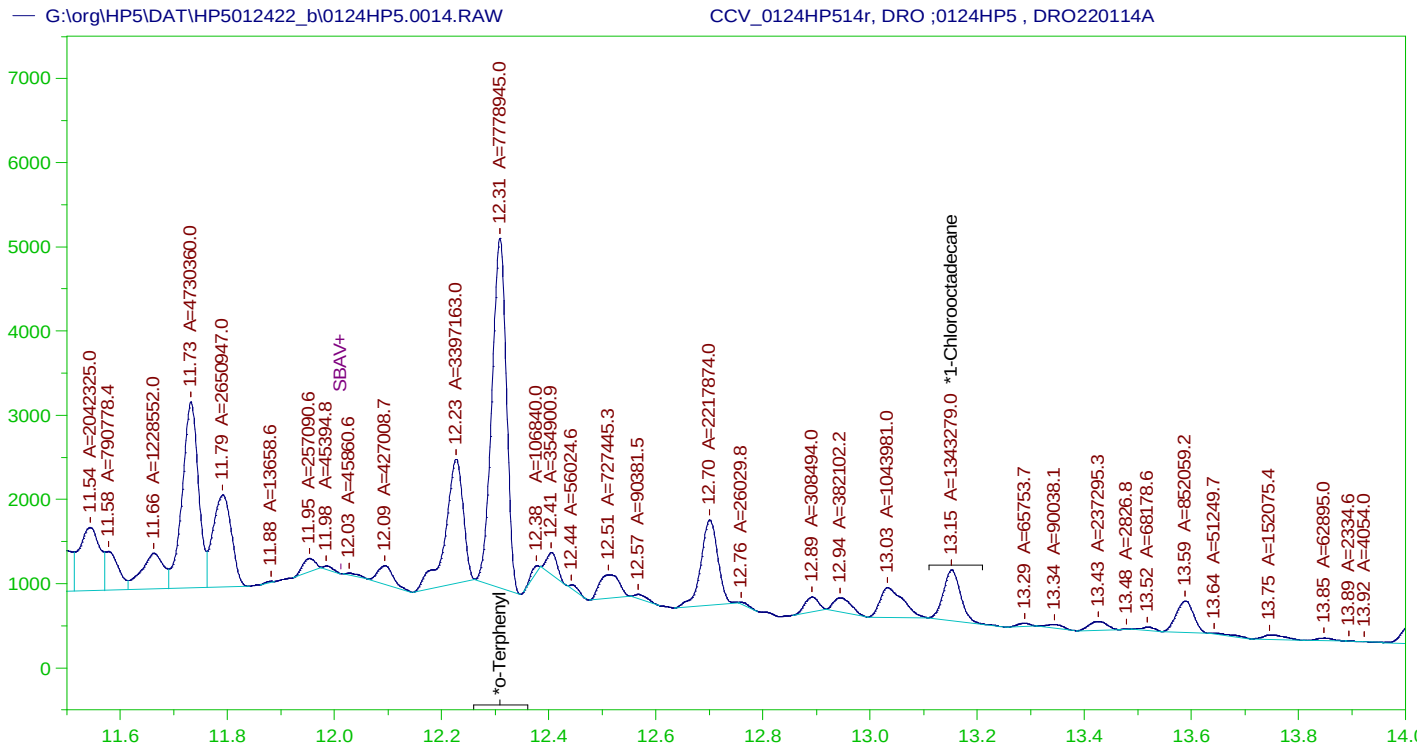

DIESEL RANGE ORGANICS CHROMATOGRAM REPORT
Sample Name: CCV_0124HP514r, DRO ;0124HP5 , DRO220114A
Raw File: G:\org\HP5\DAT\HP5012422_b\0124HP5.0014.RAW
Date & Time Acquired: 1/24/2022 5:49:02 PM
Method File: G:\Org\HP5\Methods\DS_8015-C24-JC-L#.met
Calibration File: G:\Org\HP5\Cals\SW8015C_DRO220111JC-C24.CAL
Sample Weight: 1 Dilution: 1 S.A.: 1

Mean RF for TEH: 32675.36
Rt range for Diesel Range Organics: 6.58 to 14.47

SURROGATE COMPOUND	RT	ACTUAL	MEASURED	%REC	
*o-Terphenyl	12.309	200.	211.053	105.53	-
*1-Chlorooctadecane	13.152	200.	36.445	18.22	-

DRO Area:2.448323E+08 DRO Amount: 7492.872
TEH Area:2.556175E+08 TEH Amount: 7822.942

CONTINUING CALIBRATION REPORT: G:\org\HP5\DAT\HP5012422_b\0124HP5.0014.RAW

COMPOUND	ACTUAL(NG)	MEASURED(NG)	%RECOVERY	LIMITS
TOTAL DRO	15000.	7822.94	52.15	85-115

SURROGATE COMPOUND	RT	ACTUAL	MEASURED	%REC	LIMITS
*o-Terphenyl	12.309	200.	211.053	105.53	85-115
*1-Chlorooctadecane	13.152	200.	36.445	18.22	85-115

G:\org\HP5\dat\HP5012422_b\Review\014_CCV_0124HP514r_DS_8015-C24-JC-L#.xls

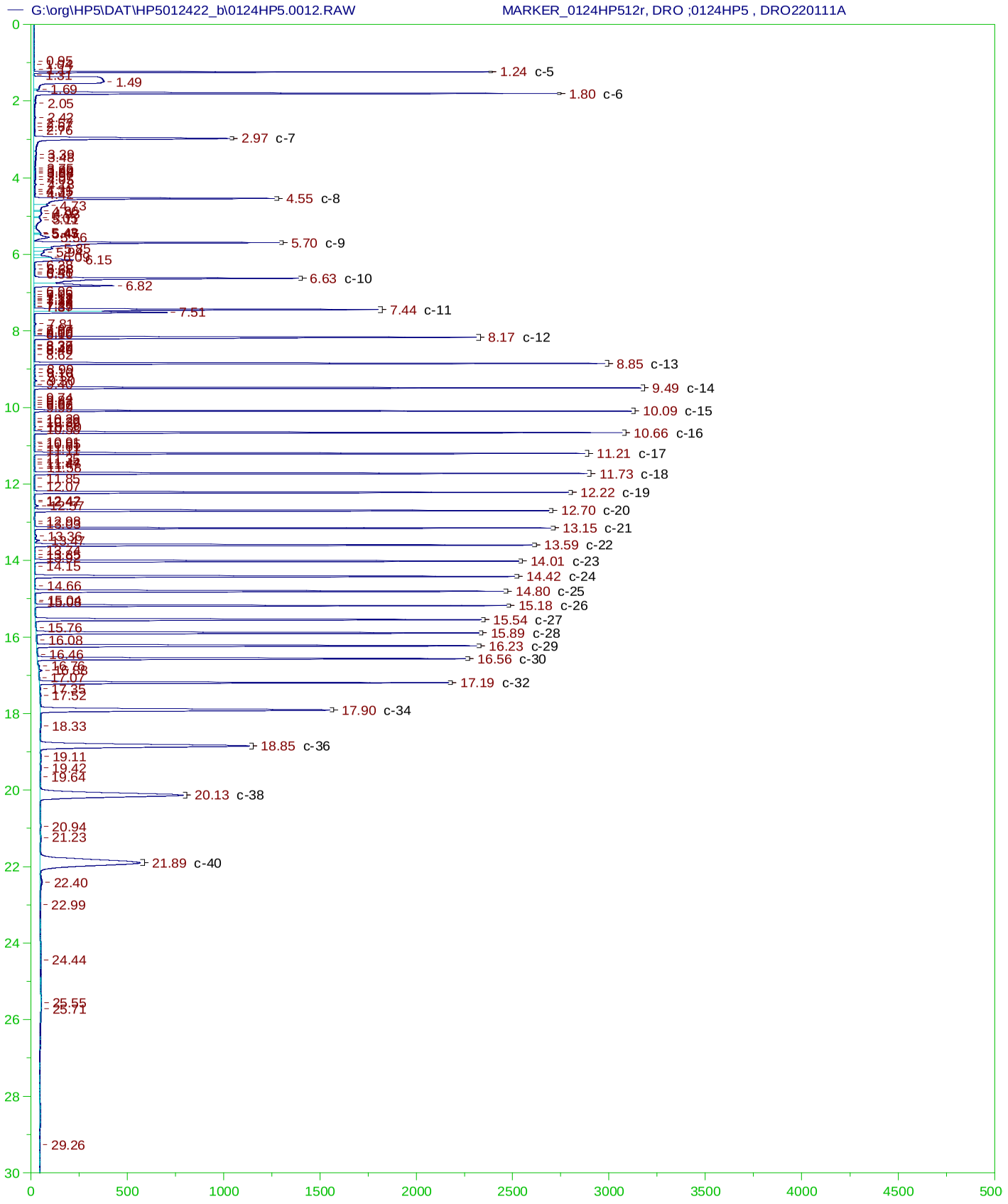
G:\org\HP5\DAT\HP5012422_b\0124HP5.0012.RAW
MARKER_0124HP512r, DRO ;0124HP5 , DRO220111A
1.24 c-5
1.49
1.80 c-6
2.97 c-7
4.55 c-8
5.70 c-9
6.15
6.63 c-10
6.82
7.44 c-11
8.17 c-12
8.85 c-13
9.49 c-14
10.09 c-15
10.66 c-16
11.21 c-17
11.73 c-18
12.22 c-19
12.70 c-20
13.15 c-21
13.59 c-22
14.01 c-23
14.42 c-24
14.80 c-25
15.18 c-26
15.54 c-27
15.89 c-28
16.23 c-29
16.56 c-30
17.19 c-32
17.90 c-34
18.85 c-36
20.13 c-38
21.89 c-40
G:\org\HP5\dat\HP5012422_b\Review\012_MARKER_0124HP512r_CSC220124.xls

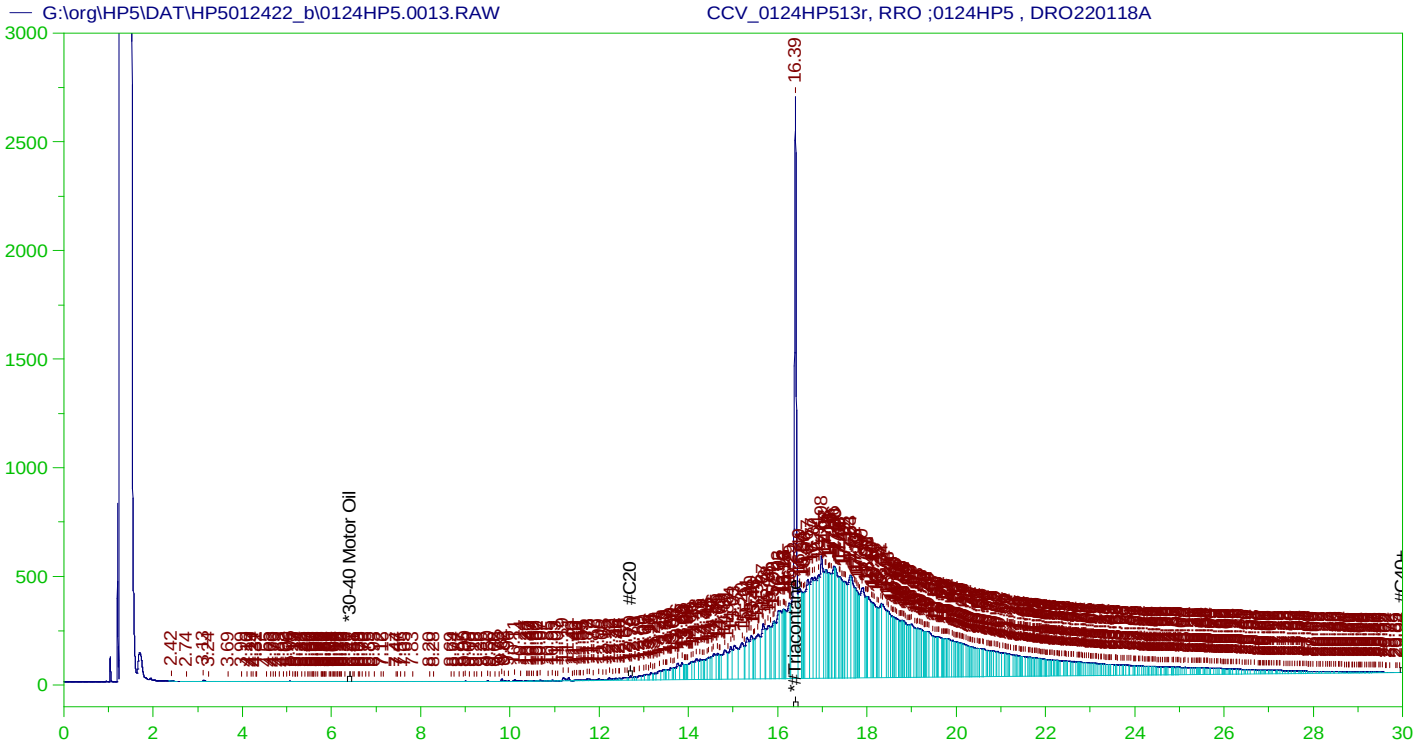

RESIDUAL RANGE ORGANICS CHROMATOGRAM
Sample Name: CCV_0124HP513r, RRO ;0124HP5 , DRO220118A
Raw File: G:\org\HP5\DAT\HP5012422_b\0124HP5.0013.RAW
Date & Time Acquired: 1/24/2022 5:06:20 PM
Method File: G:\Org\HP5\Methods\DC_ORO-BC-L%.MET
Calibration File: G:\Org\HP5\Cals\SW8015C_ORO220111BC.CAL
Sample Weight: 1 Dilution: 1 S.A.: 1

Mean RF for for ~~Residual~~ TEH(Oil Range) Organics Calculations: 26424.55
Rt range for ~~Residual~~ TEH(Oil Range) Organics: 12.65 to 30.05

SURROGATE COMPOUND	RT	ACTUAL	MEASURED	%REC	
*#Triacontane	16.393	500.	319.904	63.98	-

~~RRO~~ TEH(Oil Range) Area:1.254474E+08 ~~RRO~~ TEH(Oil Range) AMOUNT: 4747.379

CONTINUING CALIBRATION REPORT: G:\org\HP5\DAT\HP5012422_b\0124HP5.0013.RAW

COMPOUND	ACTUAL(NG)	MEASURED(NG)	%RECOVERY	LIMITS
*30-40 Motor Oil	5000.	.126	.	75-125

SURROGATE COMPOUND	RT	ACTUAL	MEASURED	%REC	LIMITS
*#Triacontane	16.393	200.	319.904	159.95	75-125

AMN 02/15/2022

G:\org\HP5\dat\HP5012422_b\Review\013_CCV_0124HP513r_DC_ORO-BC-L%.xls

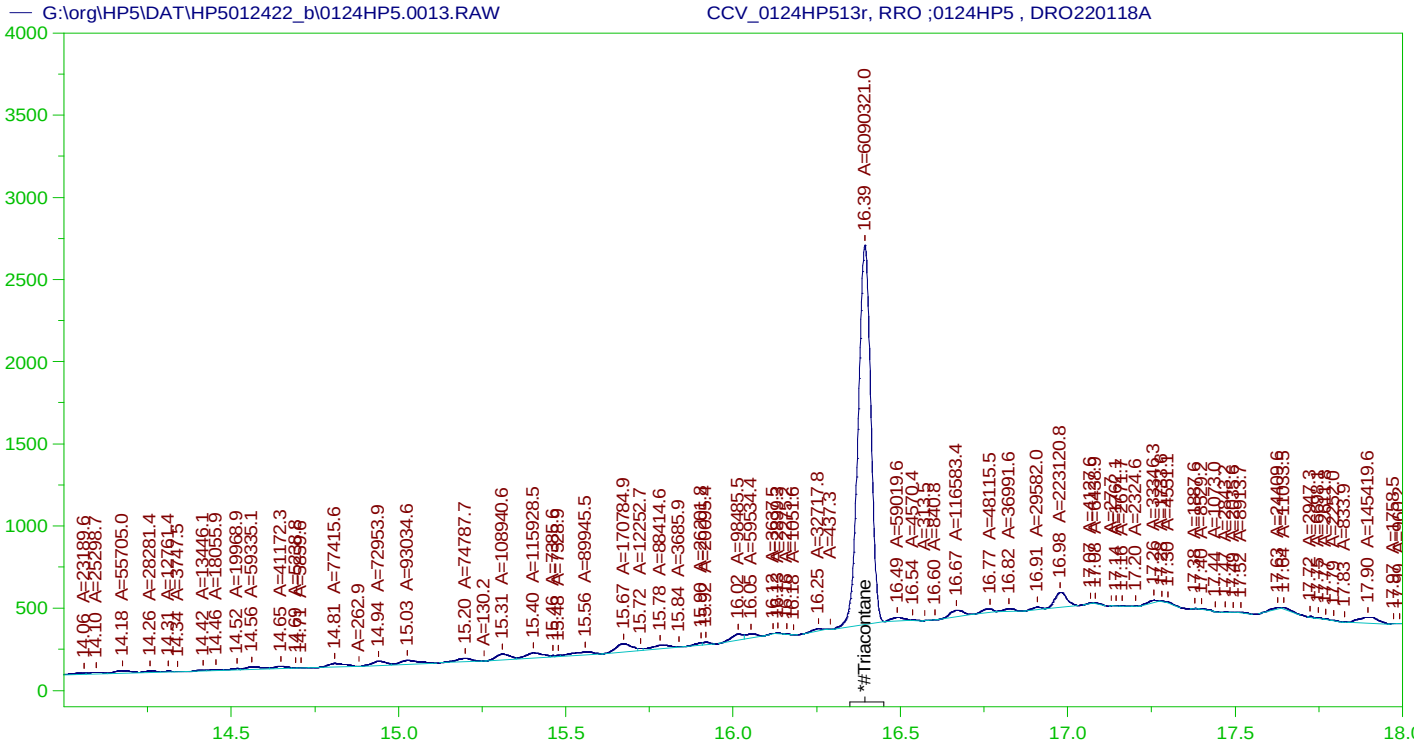

RESIDUAL RANGE ORGANICS CHROMATOGRAM
Sample Name: CCV_0124HP513r, RRO ;0124HP5 , DRO220118A
Raw File: G:\org\HP5\DAT\HP5012422_b\0124HP5.0013.RAW
Date & Time Acquired: 1/24/2022 5:06:20 PM
Method File: G:\Org\HP5\Methods\DS_ORO-BC-L%.MET
Calibration File: G:\Org\HP5\Cals\SW8015C_ORO220111BC.CAL
Sample Weight: 1 Dilution: 1 S.A.: 1

Mean RF for for Residual Range Organics Calculations: 26424.55
Rt range for Residual Range Organics: 12.65 to 30.05

SURROGATE COMPOUND	RT	ACTUAL	MEASURED	%REC	
*#Triacontane	16.393	500.	205.503	41.1	-

RRO Area:2892912 RRO AMOUNT: 109.4782

CONTINUING CALIBRATION REPORT: G:\org\HP5\DAT\HP5012422_b\0124HP5.0013.RAW

COMPOUND	ACTUAL(NG)	MEASURED(NG)	%RECOVERY	LIMITS
*30-40 Motor Oil	5000.	.126	.	75-125

SURROGATE COMPOUND	RT	ACTUAL	MEASURED	%REC	LIMITS
*#Triacontane	16.393	200.	205.503	102.75	75-125

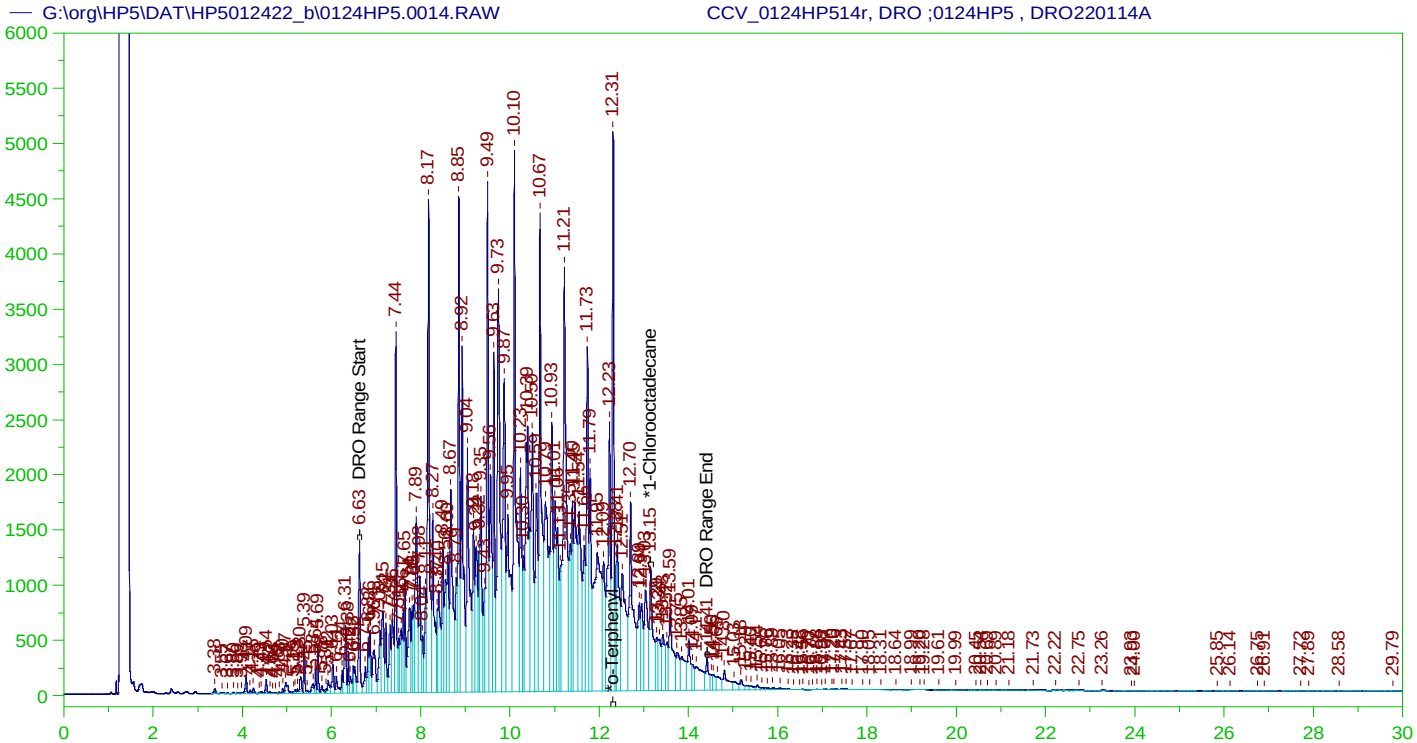

DIESEL RANGE ORGANICS CHROMATOGRAM REPORT

Sample Name: CCV_0124HP514r, DRO ;0124HP5 , DRO220114A
Raw File: G:\org\HP5\DAT\HP5012422_b\0124HP5.0014.RAW
Date & Time Acquired: 1/24/2022 5:49:02 PM
Method File: G:\Org\HP5\Methods\DC_8015-C24-JC-L%.met
Calibration File: G:\Org\HP5\Cals\SW8015C_DRO220111JC-C24.CAL
Sample Weight: 1 Dilution: 1 S.A.: 1

Mean RF for TEH: 32675.36
Rt range for Diesel Range Organics: 6.58 to 14.47

SURROGATE COMPOUND	RT	ACTUAL	MEASURED	%REC	
*o-Terphenyl	12.309	200.	338.358	169.18	-
*1-Chlorooctadecane	13.152	200.	155.373	77.69	-

DRO Area:4.734599E+08 DRO Amount: 14489.81
TEH Area:4.904331E+08 TEH Amount: 15009.26

CONTINUING CALIBRATION REPORT: G:\org\HP5\DAT\HP5012422_b\0124HP5.0014.RAW

COMPOUND	ACTUAL(NG)	MEASURED(NG)	%RECOVERY	LIMITS
TOTAL DRO	15000.	15009.26	100.06	85-115

SURROGATE COMPOUND	RT	ACTUAL	MEASURED	%REC	LIMITS
*o-Terphenyl	12.309	200.	338.358	169.18	85-115
*1-Chlorooctadecane	13.152	200.	155.373	77.69	85-115

G:\org\HP5\dat\HP5012422_b\Review\014_CCV_0124HP514r_DC_8015-C24-JC-L%.xls

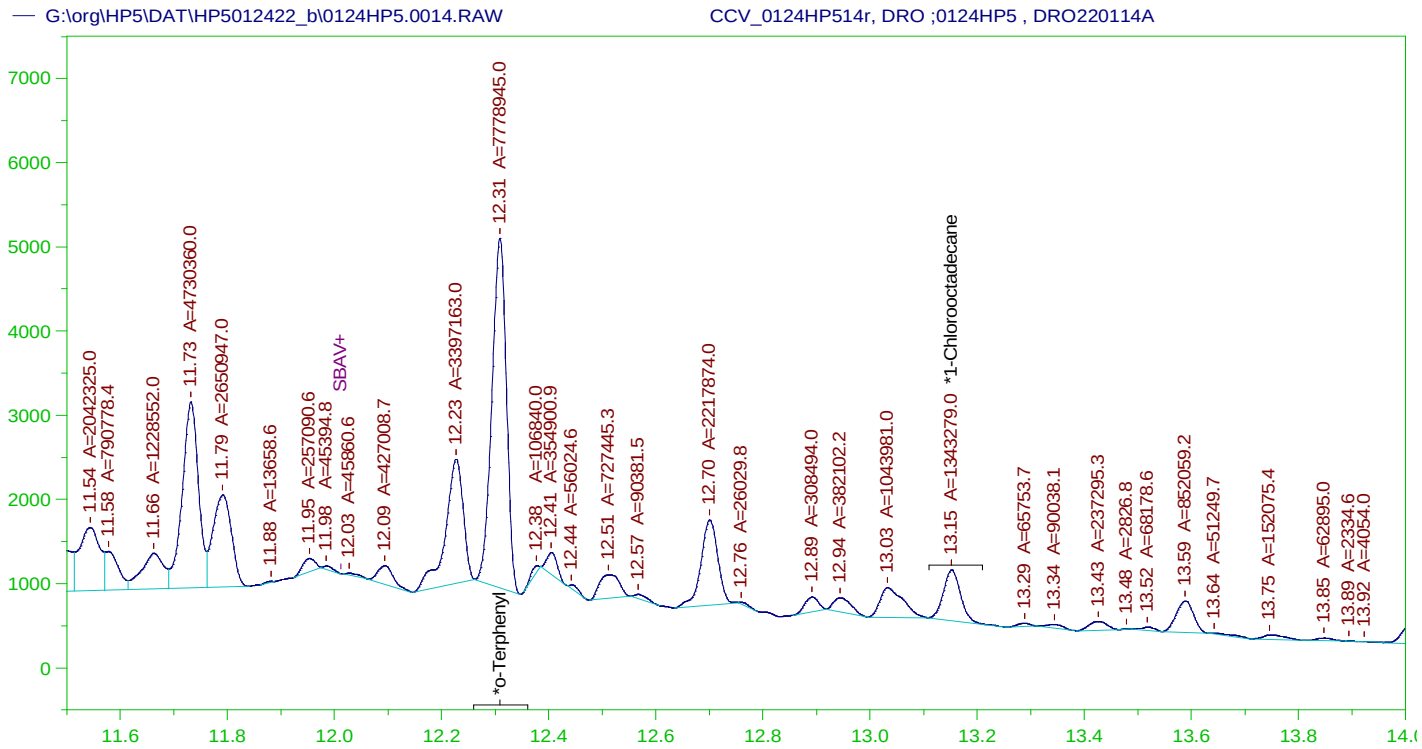

DIESEL RANGE ORGANICS CHROMATOGRAM REPORT
Sample Name: CCV_0124HP514r, DRO ;0124HP5 , DRO220114A
Raw File: G:\org\HP5\DAT\HP5012422_b\0124HP5.0014.RAW
Date & Time Acquired: 1/24/2022 5:49:02 PM
Method File: G:\Org\HP5\Methods\DS_8015-C24-JC-L#.met
Calibration File: G:\Org\HP5\Cals\SW8015C_DRO220111JC-C24.CAL
Sample Weight: 1 Dilution: 1 S.A.: 1

Mean RF for TEH: 32675.36
Rt range for Diesel Range Organics: 6.58 to 14.47

SURROGATE COMPOUND	RT	ACTUAL	MEASURED	%REC	
*o-Terphenyl	12.309	200.	211.053	105.53	-
*1-Chlorooctadecane	13.152	200.	36.445	18.22	-

DRO Area:2.448323E+08 DRO Amount: 7492.872
TEH Area:2.556175E+08 TEH Amount: 7822.942

CONTINUING CALIBRATION REPORT: G:\org\HP5\DAT\HP5012422_b\0124HP5.0014.RAW

COMPOUND	ACTUAL(NG)	MEASURED(NG)	%RECOVERY	LIMITS
TOTAL DRO	15000.	7822.94	52.15	85-115

SURROGATE COMPOUND	RT	ACTUAL	MEASURED	%REC	LIMITS
*o-Terphenyl	12.309	200.	211.053	105.53	85-115
*1-Chlorooctadecane	13.152	200.	36.445	18.22	85-115

G:\org\HP5\dat\HP5012422_b\Review\014_CCV_0124HP514r_DS_8015-C24-JC-L#.xls

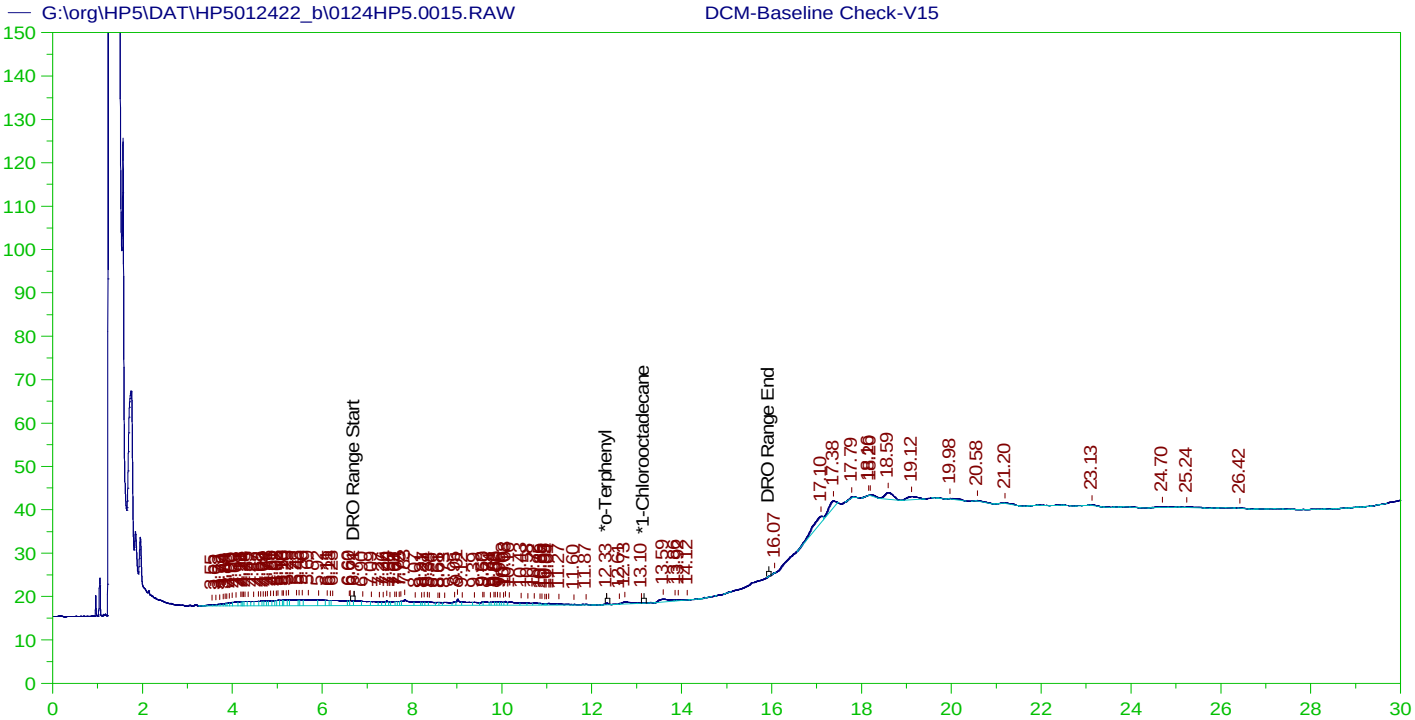

DIESEL RANGE ORGANICS CHROMATOGRAM REPORT

Sample Name: DCM-Baseline Check-V15
Raw File: G:\org\HP5\DAT\HP5012422_b\0124HP5.0015.RAW
Date & Time Acquired: 1/24/2022 6:31:47 PM
Method File: G:\Org\HP5\Methods\DR_8015-JA-LEXP.met
Calibration File: G:\Org\HP5\Cals\SW8015C_DRO220111JA.CAL
Sample Weight: 1 Dilution: 1 S.A.: 1

Mean RF for TEH: 32675.36
Rt range for Diesel Range Organics: 6.63 to 15.99

SURROGATE COMPOUND	RT	ACTUAL	MEASURED	%REC	
*o-Terphenyl	12.328	200.	.041	.02	-
*1-Chlorooctadecane	29.667	200.	.	.	-

DRO Area:215758 DRO Amount: 6.60308
TEH Area:528333.5 TEH Amount: 16.16917

G:\org\HP5\dat\HP5012422_b\Review\015_DCM-Baseline Chec_DR_8015-JA-LEXP.xls

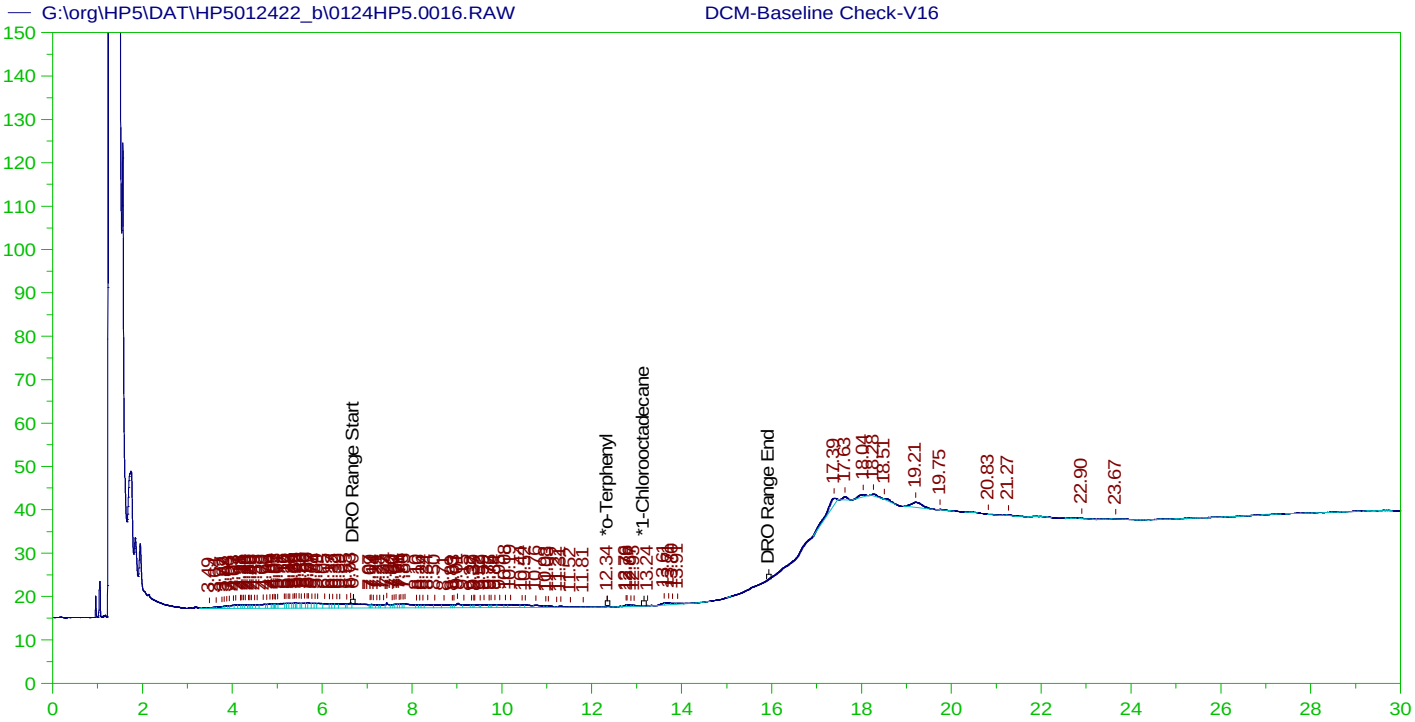

DIESEL RANGE ORGANICS CHROMATOGRAM REPORT
Sample Name: DCM-Baseline Check-V16
Raw File: G:\org\HP5\DAT\HP5012422_b\0124HP5.0016.RAW
Date & Time Acquired: 1/24/2022 7:14:24 PM
Method File: G:\Org\HP5\Methods\DR_8015-JA-LEXP.met
Calibration File: G:\Org\HP5\Cals\SW8015C_DRO220111JA.CAL
Sample Weight: 1 Dilution: 1 S.A.: 1

Mean RF for TEH: 32675.36
Rt range for Diesel Range Organics: 6.63 to 15.99

SURROGATE COMPOUND	RT	ACTUAL	MEASURED	%REC
*o-Terphenyl	12.338	200.	.039	.02 -
*1-Chlorooctadecane	29.768	200.	.	. -

DRO Area:201317 DRO Amount: 6.161127
TEH Area:447597.1 TEH Amount: 13.69831

G:\org\HP5\dat\HP5012422_b\Review\016_DCM-Baseline Chec_DR_8015-JA-LEXP.xls

Batch ID: 163074

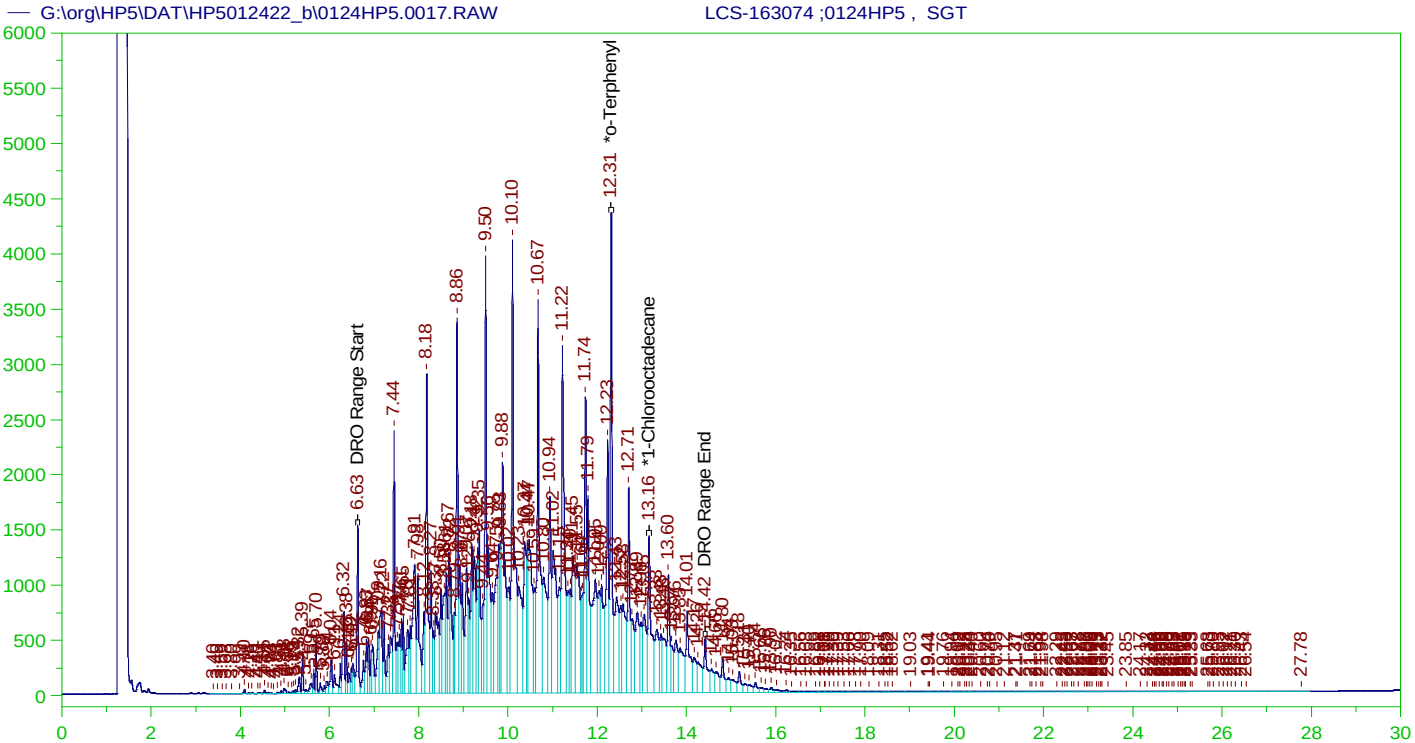

DIESEL RANGE ORGANICS CHROMATOGRAM REPORT

Sample Name: LCS-163074 ;0124HP5 , SGT
Raw File: G:\org\HP5\DAT\HP5012422_b\0124HP5.0017.RAW
Date & Time Acquired: 1/24/2022 7:57:08 PM
Method File: G:\Org\HP5\Methods\D3_8015-C24-JC-L%.met
Calibration File: G:\Org\HP5\Cals\SW8015C_DRO220111Jc-C24.CAL
Sample Weight: 1000 Dilution: 1 S.A.: 1

Mean RF for TEH: 32675.36
Rt range for Diesel Range Organics: 6.58 to 14.47

SURROGATE COMPOUND	RT	ACTUAL	MEASURED	%REC	
*o-Terphenyl	12.311	.2	.319	159.29	-
*1-Chlorooctadecane	13.159	.2	.187	93.34	-

DRO Area:3.838322E+08 DRO Amount: 11.74684
TEH Area:4.069204E+08 TEH Amount: 12.45343

G:\org\HP5\dat\HP5012422_b\Review\017_LCS-163074_D3_8015-C24-JC-L%.xls

Batch ID: 163074

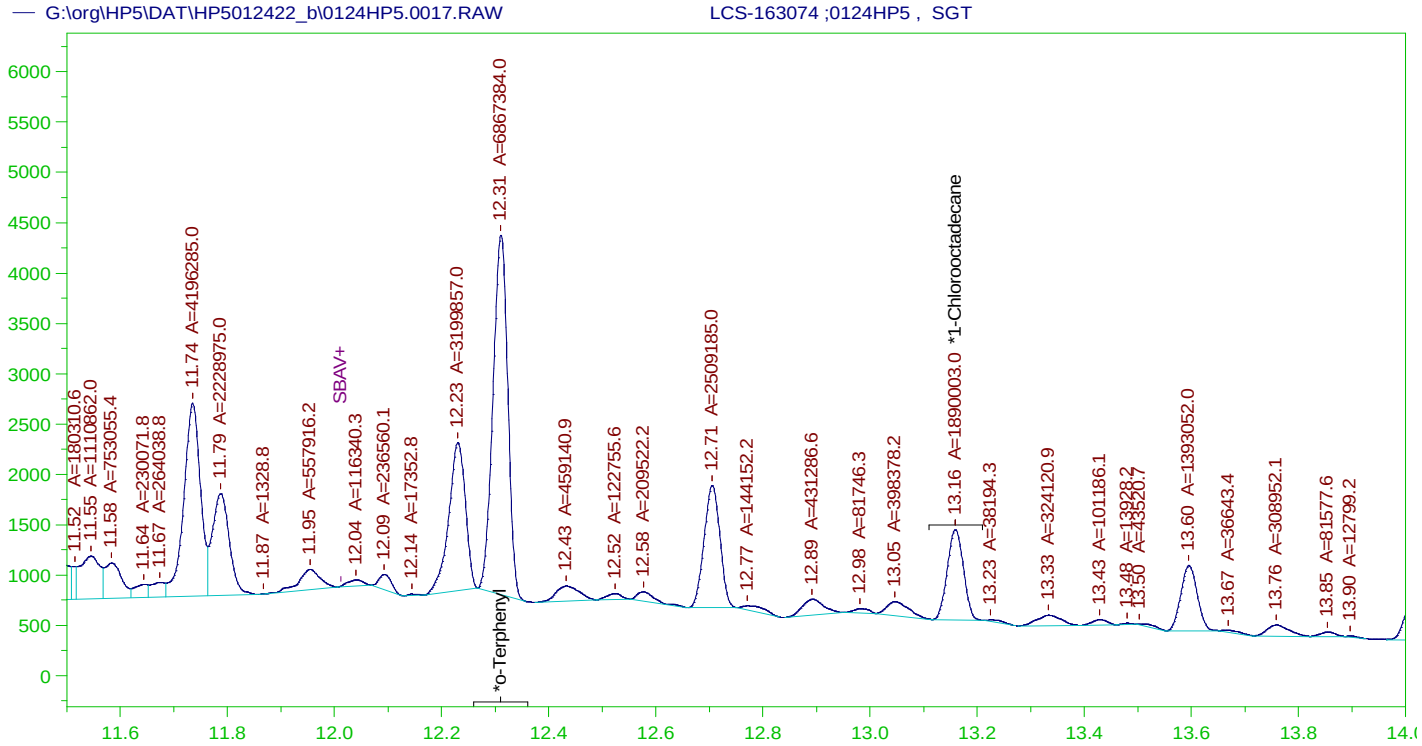

DIESEL RANGE ORGANICS CHROMATOGRAM REPORT

Sample Name: LCS-163074 ;0124HP5 , SGT
Raw File: G:\org\HP5\DAT\HP5012422_b\0124HP5.0017.RAW
Date & Time Acquired: 1/24/2022 7:57:08 PM
Method File: G:\Org\HP5\Methods\DS_8015-C24-JC-L#.met
Calibration File: G:\Org\HP5\Cals\SW8015C_DRO220111JC-C24.CAL
Sample Weight: 1000 Dilution: 1 S.A.: 1

Mean RF for TEH: 32675.36
Rt range for Diesel Range Organics: 6.58 to 14.47

SURROGATE COMPOUND	RT	ACTUAL	MEASURED	%REC	
*o-Terphenyl	12.311	.2	.186	93.16	-
*1-Chlorooctadecane	13.159	.2	.051	25.64	-

DRO Area:1.789397E+08 DRO Amount: 5.476289
TEH Area:1.896358E+08 TEH Amount: 5.803633

G:\org\HP5\dat\HP5012422_b\Review\017_LCS-163074_DS_8015-C24-JC-L#.xls

Batch ID: 163074

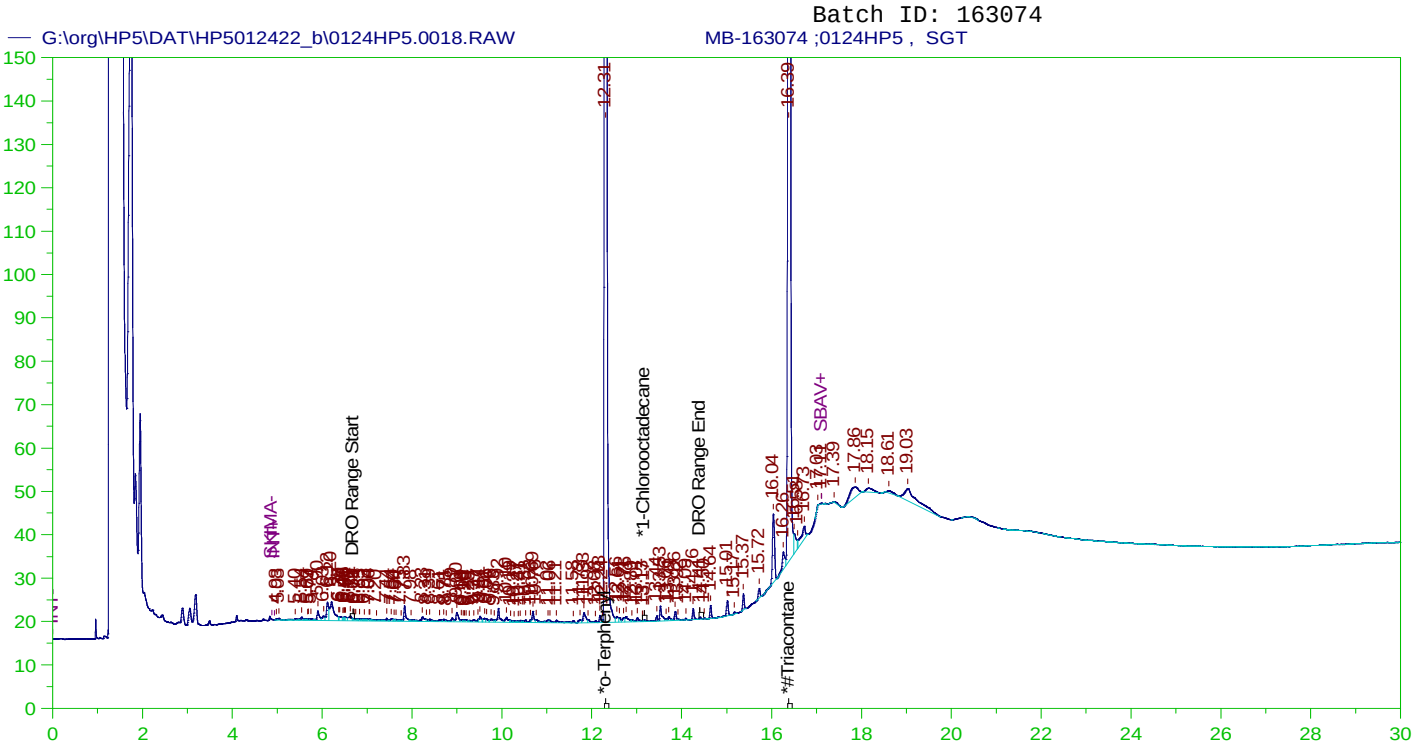

DIESEL RANGE ORGANICS CHROMATOGRAM REPORT

Sample Name: MB-163074 ;0124HP5 , SGT
Raw File: G:\org\HP5\DAT\HP5012422_b\0124HP5.0018.RAW
Date & Time Acquired: 1/24/2022 8:39:48 PM
Method File: G:\Org\HP5\Methods\DR_8015-C24T-JB-L0.met
Calibration File: G:\Org\HP5\Cals\SW8015C_DRO220111JB-C24-T.CAL
Sample Weight: 1000 Dilution: 1 S.A.: 1

Mean RF for TEH: 32675.36
Rt range for Diesel Range Organics: 6.62 to 14.49

SURROGATE COMPOUND	RT	ACTUAL	MEASURED	%REC	
*o-Terphenyl	12.306	.2	.164	81.85	-
*1-Chlorooctadecane	13.168	.2	.	.01	-
*#Triacontane	16.387	.2	.081	40.32	-

DRO Area:212750.3 DRO Amount: 6.51103E-03
TEH Area:545010.6 TEH Amount: 1.667956E-02

G:\org\HP5\dat\HP5012422_b\Review\018_MB-163074_DR_8015-C24T-JB-L0.xls

ERH2472 (RHMW04) Batch ID: 163074

— G:\org\HP5\DAT\HP5012422_b\0124HP5.0019.RAW B22011125-001D ;0124HP5 , $HC-8015-DRO-W, SGT

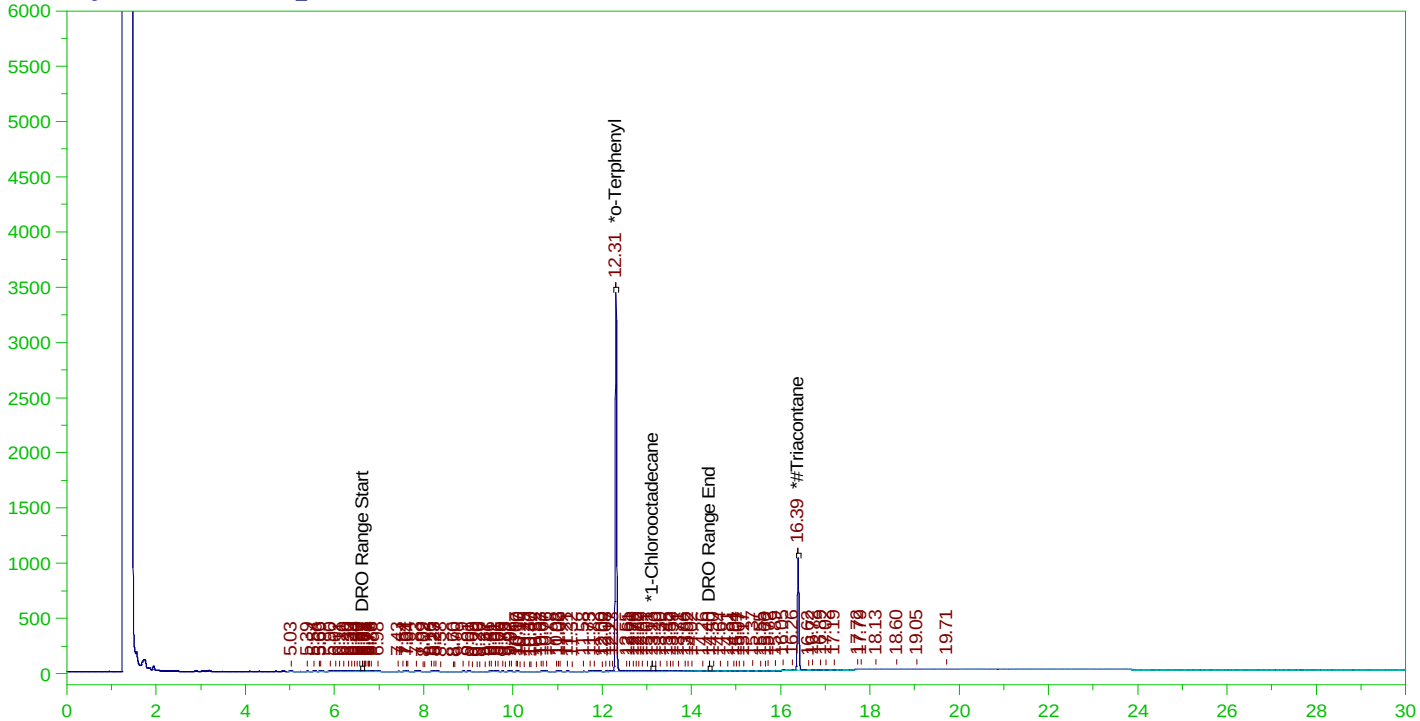

DIESEL RANGE ORGANICS CHROMATOGRAM REPORT

Sample Name: B22011125-001D ;0124HP5 , $HC-8015-DRO-W, SGT
Raw File: G:\org\HP5\DAT\HP5012422_b\0124HP5.0019.RAW
Date & Time Acquired: 1/24/2022 9:22:28 PM
Method File: G:\Org\HP5\Methods\DR_8015-C24T-JC-L%.met
Calibration File: G:\Org\HP5\Cals\SW8015C_DRO220111JC-C24-T.CAL
Sample Weight: 990 Dilution: 1 S.A.: 1

Mean RF for TEH: 32675.36
Rt range for Diesel Range Organics: 6.58 to 14.47

SURROGATE COMPOUND	RT	ACTUAL	MEASURED	%REC	
*o-Terphenyl	12.306	.202	.188	92.82	-
*1-Chlorooctadecane	13.127	.202	.	.03	-
*#Triacontane	16.387	.202	.093	45.95	-

DRO Area:269101.2 DRO Amount: 8.318787E-03
TEH Area:539507.1 TEH Amount: 1.667791E-02

G:\org\HP5\dat\HP5012422_b\Review\019_B22011125-001D_DR_8015-C24T-JC-L%.xls

ERH2472 (RHMW04) Batch ID: 163074

— G:\org\HP5\DAT\HP5012422_b\0124HP5.0019.RAW B22011125-001D ;0124HP5 , $HC-8015-DRO-W, SGT

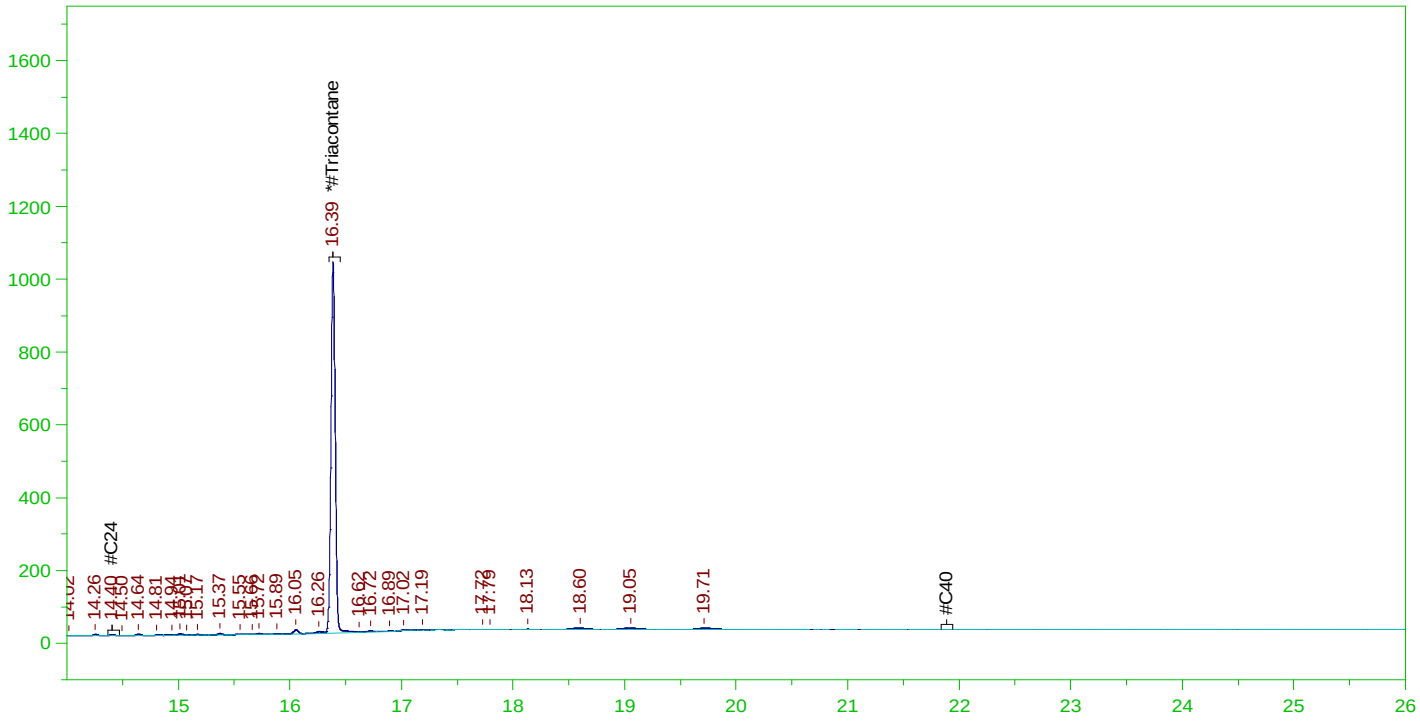

RESIDUAL RANGE ORGANICS CHROMATOGRAM

Sample Name: B22011125-001D ;0124HP5 , $HC-8015-DRO-W, SGT
Raw File: G:\org\HP5\DAT\HP5012422_b\0124HP5.0019.RAW
Date & Time Acquired: 1/24/2022 9:22:28 PM
Method File: G:\Org\HP5\Methods\DR_OROS-BC-L%.MET
Calibration File: G:\Org\HP5\Cals\SW8015C_ORO220111BC_SAMP.CAL
Sample Weight: 990 Dilution: 1 S.A.: 1

Mean RF for for Residual Range Organics Calculations: 26424.55
Rt range for Residual Range Organics: 14.37 to 21.94

SURROGATE COMPOUND	RT	ACTUAL	MEASURED	%REC	
*#Triacontane	16.387	.505	.093	18.38	-

RRO Area:212110.6 RRO AMOUNT: 8.108108E-03

G:\org\HP5\dat\HP5012422_b\Review\019_B22011125-001D_DR_OROS-BC-L%.xls

ERH2472 (RHMW04) Batch ID: 163074

— G:\org\HP5\DAT\HP5012422_b\0124HP5.0019.RAW B22011125-001D ;0124HP5 , $HC-8015-DRO-W, SGT

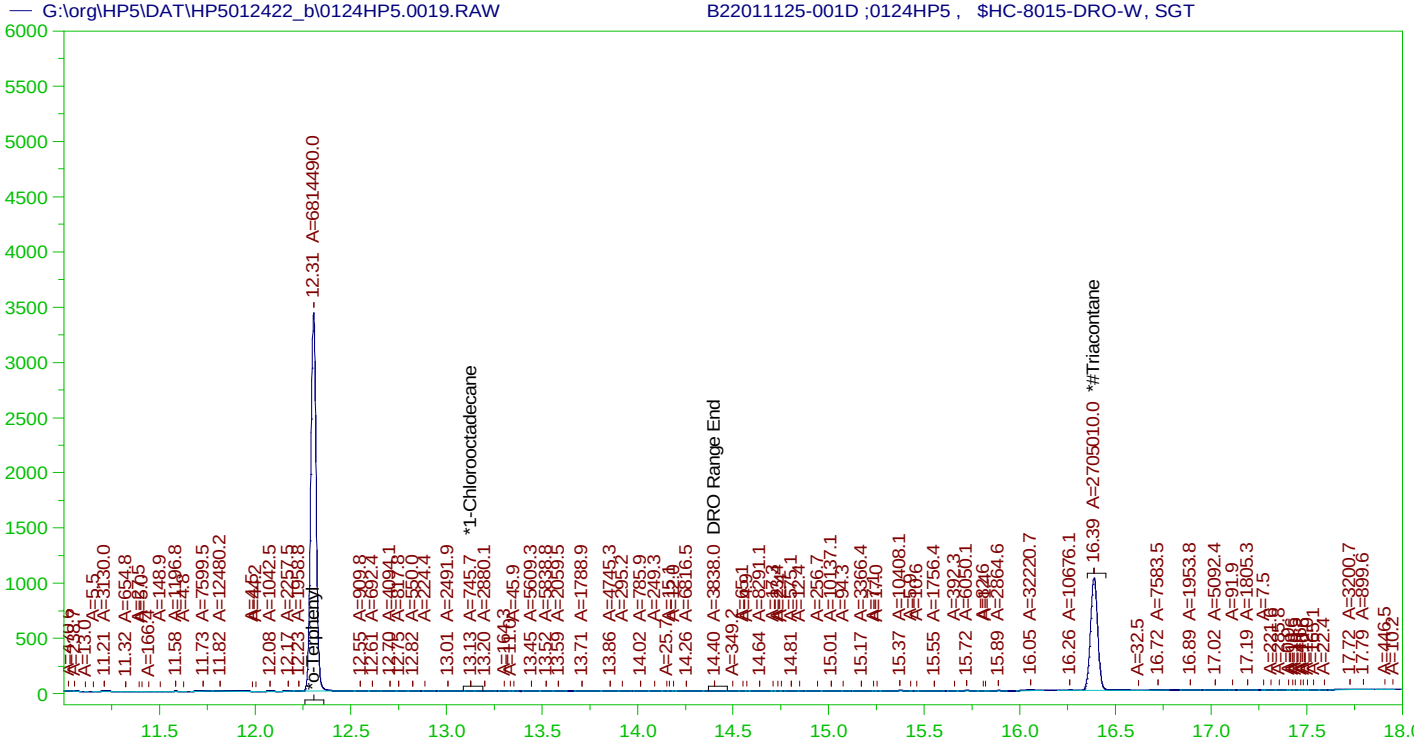

DIESEL RANGE ORGANICS CHROMATOGRAM REPORT

Sample Name: B22011125-001D ;0124HP5 , $HC-8015-DRO-W, SGT
Raw File: G:\org\HP5\DAT\HP5012422_b\0124HP5.0019.RAW
Date & Time Acquired: 1/24/2022 9:22:28 PM
Method File: G:\Org\HP5\Methods\DS_8015-C24T-JC-L#.met
Calibration File: G:\Org\HP5\Cals\SW8015C_DRO220111JC-C24-T.CAL
Sample Weight: 990 Dilution: 1 S.A.: 1

Mean RF for TEH: 32675.36
Rt range for Diesel Range Organics: 6.58 to 14.47

SURROGATE COMPOUND	RT	ACTUAL	MEASURED	%REC	
*o-Terphenyl	12.306	.202	.187	92.44	-
*1-Chlorooctadecane	13.127	.202	.	.01	-
*#Triacontane	16.387	.202	.092	45.64	-

DRO Area:270006.3 DRO Amount: 8.346767E-03
TEH Area:683944.4 TEH Amount: 2.114293E-02

G:\org\HP5\dat\HP5012422_b\Review\019_B22011125-001D_DS_8015-C24T-JC-L#.xls

ERH2433 (RHMW05 w/MS/MSD volumes) Batch ID: 163074

— G:\org\HP5\DAT\HP5012422_b\0124HP5.0020.RAW B22011136-001D ;0124HP5 , $HC-8015-DRO-W, SGT

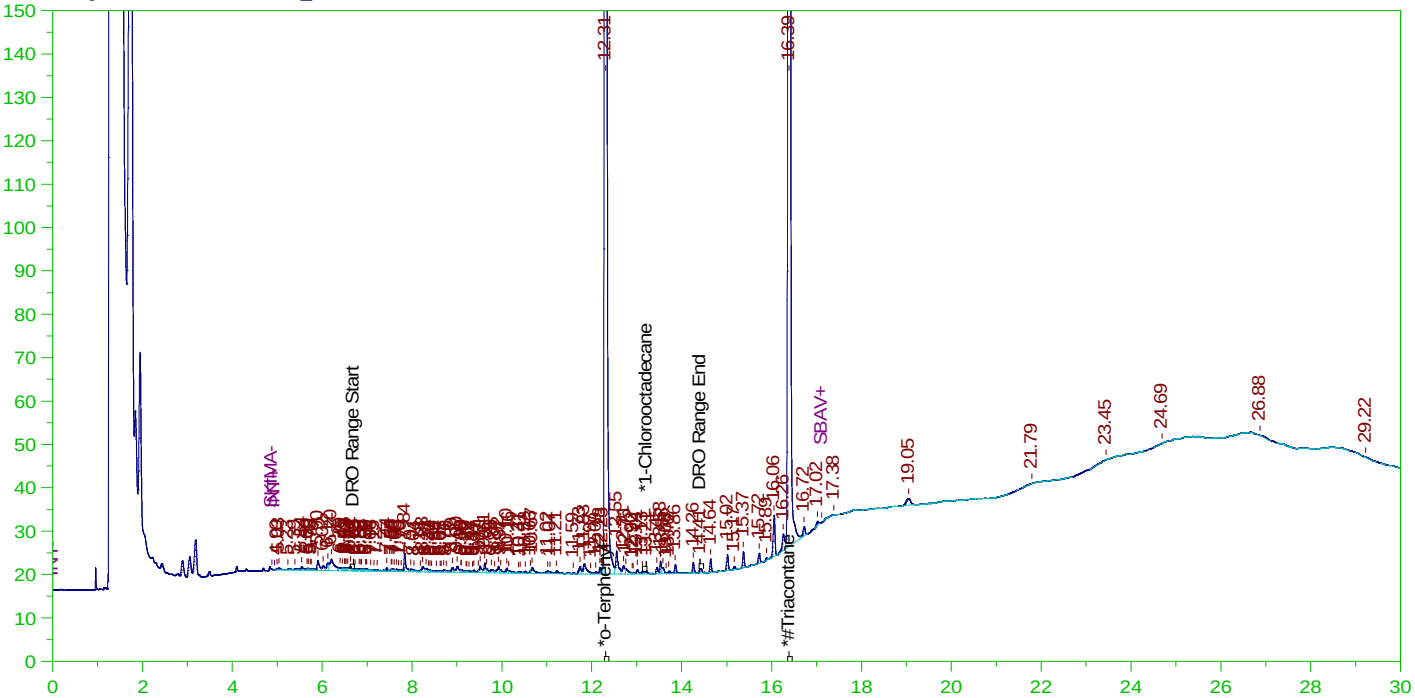

DIESEL RANGE ORGANICS CHROMATOGRAM REPORT

Sample Name: B22011136-001D ;0124HP5 , $HC-8015-DRO-W, SGT
Raw File: G:\org\HP5\DAT\HP5012422_b\0124HP5.0020.RAW
Date & Time Acquired: 1/24/2022 10:05:12 PM
Method File: G:\Org\HP5\Methods\DR_8015-C24T-JB-L0.met
Calibration File: G:\Org\HP5\Cals\SW8015C_DRO220111JB-C24-T.CAL
Sample Weight: 1010 Dilution: 1 S.A.: 1

Mean RF for TEH: 32675.36
Rt range for Diesel Range Organics: 6.62 to 14.49

SURROGATE COMPOUND	RT	ACTUAL	MEASURED	%REC	
*o-Terphenyl	12.305	.198	.152	76.62	-
*1-Chlorooctadecane	13.212	.198	.	.03	-
*#Triacontane	16.389	.198	.08	40.61	-

DRO Area:245882.4 DRO Amount: 7.450504E-03
TEH Area:427576.2 TEH Amount: 1.295602E-02

G:\org\HP5\dat\HP5012422_b\Review\020_B22011136-001D_DR_8015-C24T-JB-L0.xls

Batch ID: 163074

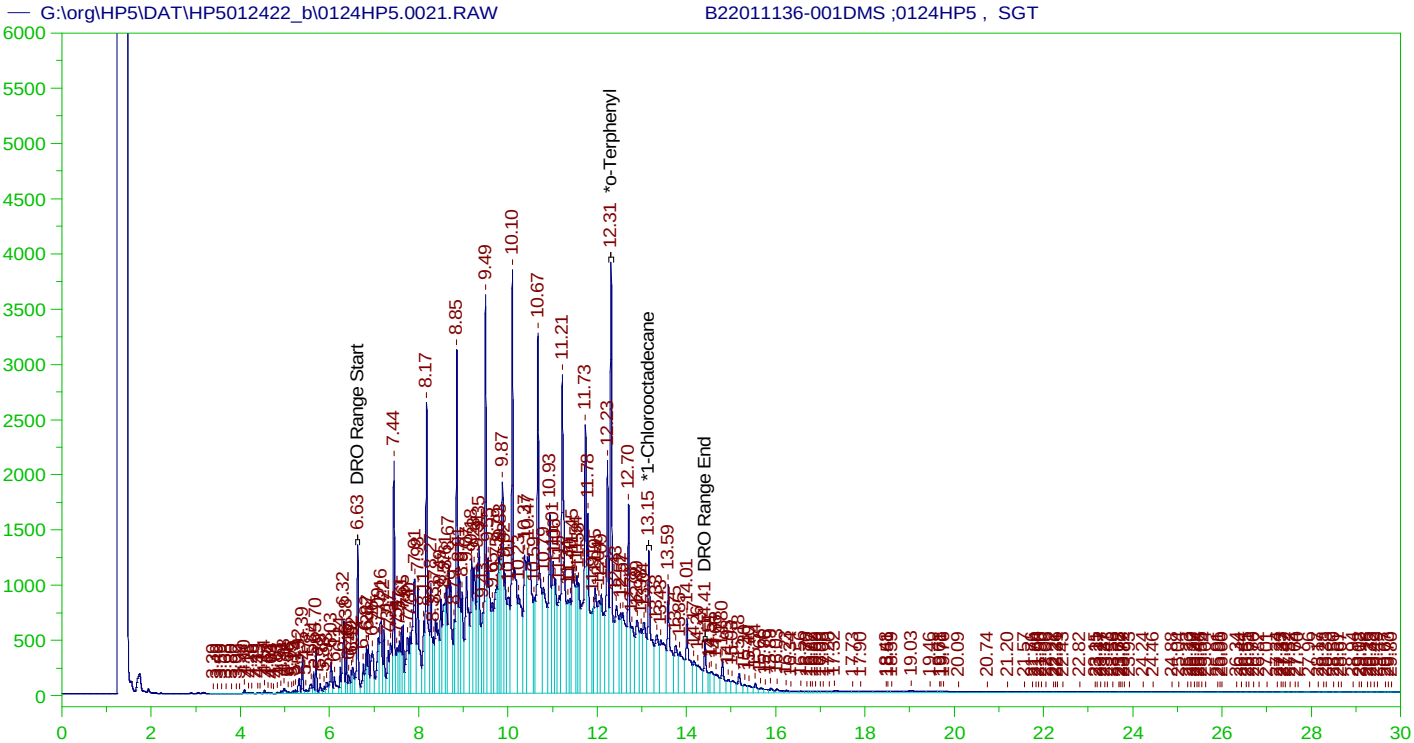

DIESEL RANGE ORGANICS CHROMATOGRAM REPORT

Sample Name: B22011136-001DMS ;0124HP5 , SGT
Raw File: G:\org\HP5\DAT\HP5012422_b\0124HP5.0021.RAW
Date & Time Acquired: 1/24/2022 10:47:53 PM
Method File: G:\Org\HP5\Methods\D3_8015-C24-JC-L%.met
Calibration File: G:\Org\HP5\Cals\SW8015C_DRO220111Jc-C24.CAL
Sample Weight: 1010 Dilution: 1 S.A.: 1

Mean RF for TEH: 32675.36
Rt range for Diesel Range Organics: 6.58 to 14.47

SURROGATE COMPOUND	RT	ACTUAL	MEASURED	%REC	
*o-Terphenyl	12.306	.198	.279	140.95	-
*1-Chlorooctadecane	13.154	.198	.171	86.3	-

DRO Area:3.482082E+08 DRO Amount: 10.55109
TEH Area:3.726887E+08 TEH Amount: 11.29288

G:\org\HP5\dat\HP5012422_b\Review\021_B22011136-001DMS_D3_8015-C24-JC-L%.xls

Batch ID: 163074

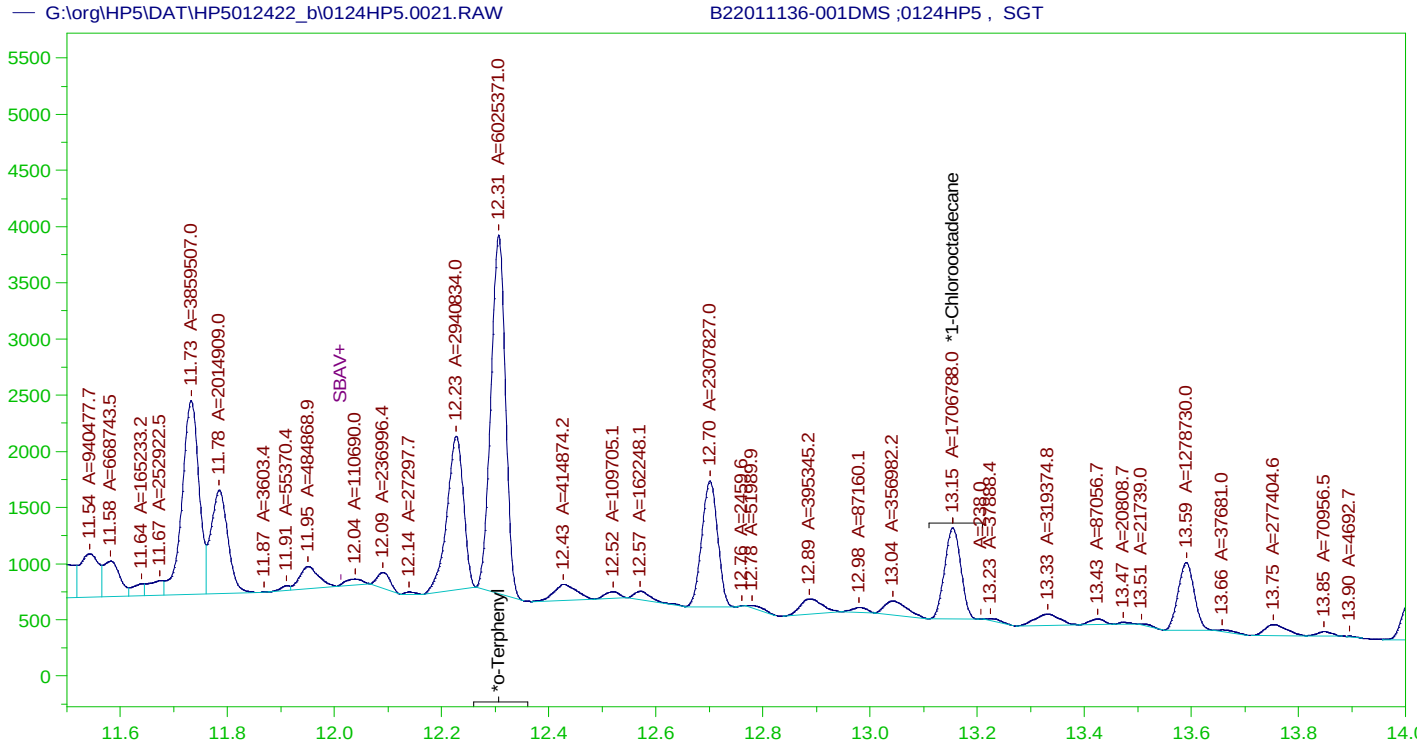

DIESEL RANGE ORGANICS CHROMATOGRAM REPORT

Sample Name: B22011136-001DMS ;0124HP5 , SGT
Raw File: G:\org\HP5\DAT\HP5012422_b\0124HP5.0021.RAW
Date & Time Acquired: 1/24/2022 10:47:53 PM
Method File: G:\Org\HP5\Methods\DS_8015-C24-JC-L#.met
Calibration File: G:\Org\HP5\Cals\SW8015C_DRO220111JC-C24.CAL
Sample Weight: 1010 Dilution: 1 S.A.: 1

Mean RF for TEH: 32675.36
Rt range for Diesel Range Organics: 6.58 to 14.47

SURROGATE COMPOUND	RT	ACTUAL	MEASURED	%REC	
*o-Terphenyl	12.306	.198	.162	81.74	-
*1-Chlorooctadecane	13.154	.198	.046	23.15	-

DRO Area:1.618862E+08 DRO Amount: 4.905327
TEH Area:1.714913E+08 TEH Amount: 5.196373

G:\org\HP5\dat\HP5012422_b\Review\021_B22011136-001DMS_DS_8015-C24-JC-L#.xls

Batch ID: 163074

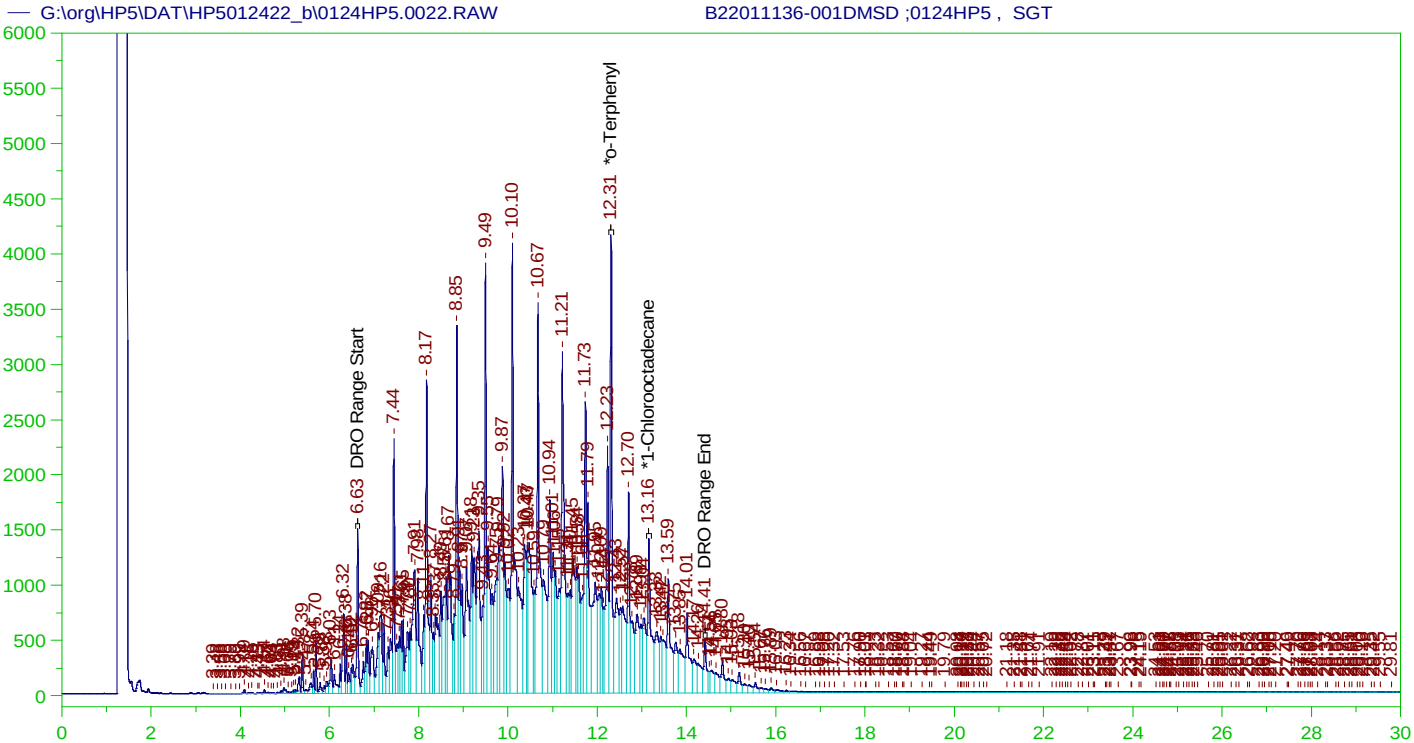

DIESEL RANGE ORGANICS CHROMATOGRAM REPORT

Sample Name: B22011136-001DMSD ;0124HP5 , SGT
Raw File: G:\org\HP5\DAT\HP5012422_b\0124HP5.0022.RAW
Date & Time Acquired: 1/24/2022 11:30:31 PM
Method File: G:\Org\HP5\Methods\D3_8015-C24-JC-L%.met
Calibration File: G:\Org\HP5\Cals\SW8015C_DRO220111Jc-C24.CAL
Sample Weight: 1010 Dilution: 1 S.A.: 1

Mean RF for TEH: 32675.36
Rt range for Diesel Range Organics: 6.58 to 14.47

SURROGATE COMPOUND	RT	ACTUAL	MEASURED	%REC	
*o-Terphenyl	12.307	.198	.304	153.38	-
*1-Chlorooctadecane	13.155	.198	.18	90.87	-

DRO Area:3.757989E+08 DRO Amount: 11.38712
TEH Area:4.004109E+08 TEH Amount: 12.13289

G:\org\HP5\dat\HP5012422_b\Review\022_B22011136-001DMSD_D3_8015-C24-JC-L%.xls

Batch ID: 163074

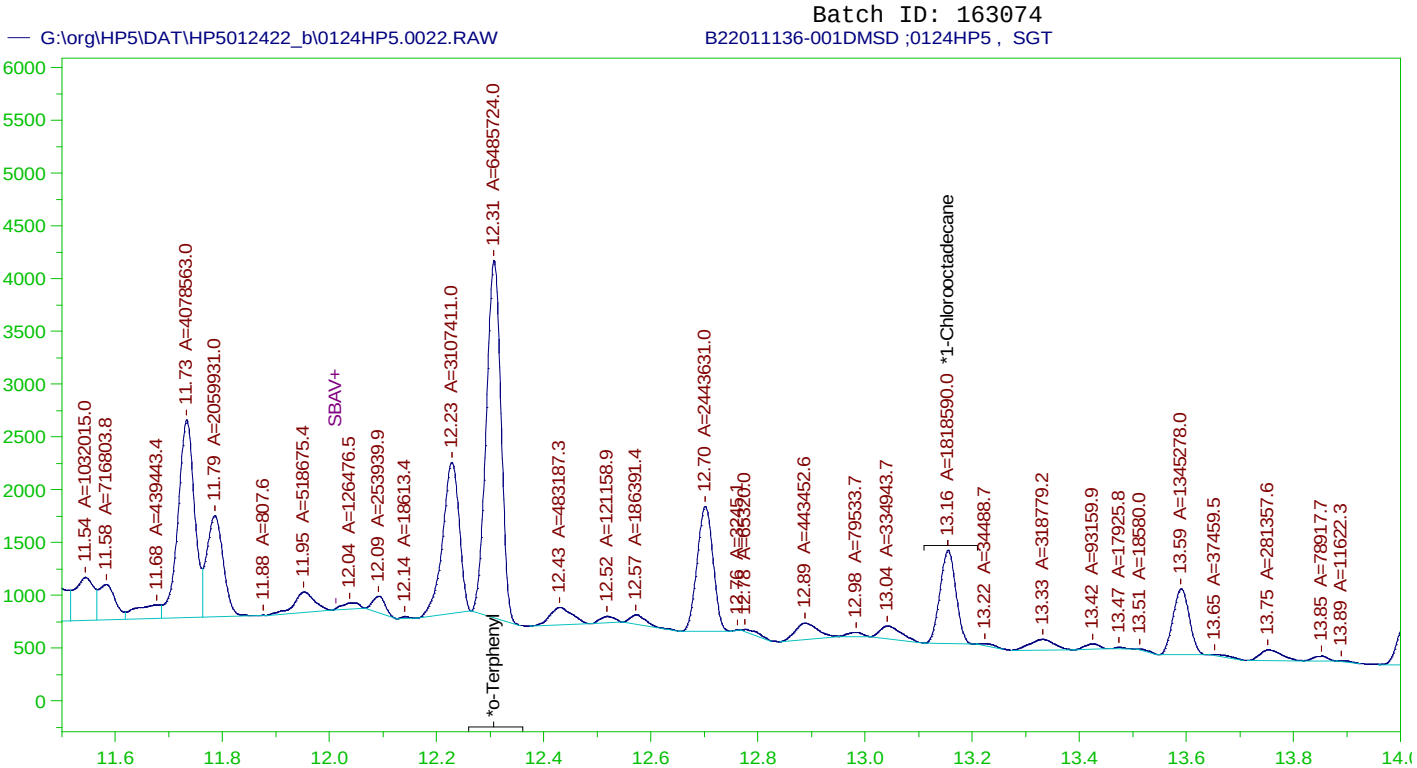

DIESEL RANGE ORGANICS CHROMATOGRAM REPORT

Sample Name: B22011136-001DMSD ;0124HP5 , SGT
Raw File: G:\org\HP5\DAT\HP5012422_b\0124HP5.0022.RAW
Date & Time Acquired: 1/24/2022 11:30:31 PM
Method File: G:\Org\HP5\Methods\DS_8015-C24-JC-L#.met
Calibration File: G:\Org\HP5\Cals\SW8015C_DRO220111JC-C24.CAL
Sample Weight: 1010 Dilution: 1 S.A.: 1

Mean RF for TEH: 32675.36
Rt range for Diesel Range Organics: 6.58 to 14.47

SURROGATE COMPOUND	RT	ACTUAL	MEASURED	%REC	
*o-Terphenyl	12.307	.198	.174	87.98	-
*1-Chlorooctadecane	13.155	.198	.049	24.67	-

DRO Area:1.74125E+08 DRO Amount: 5.276177
TEH Area:1.84695E+08 TEH Amount: 5.59646

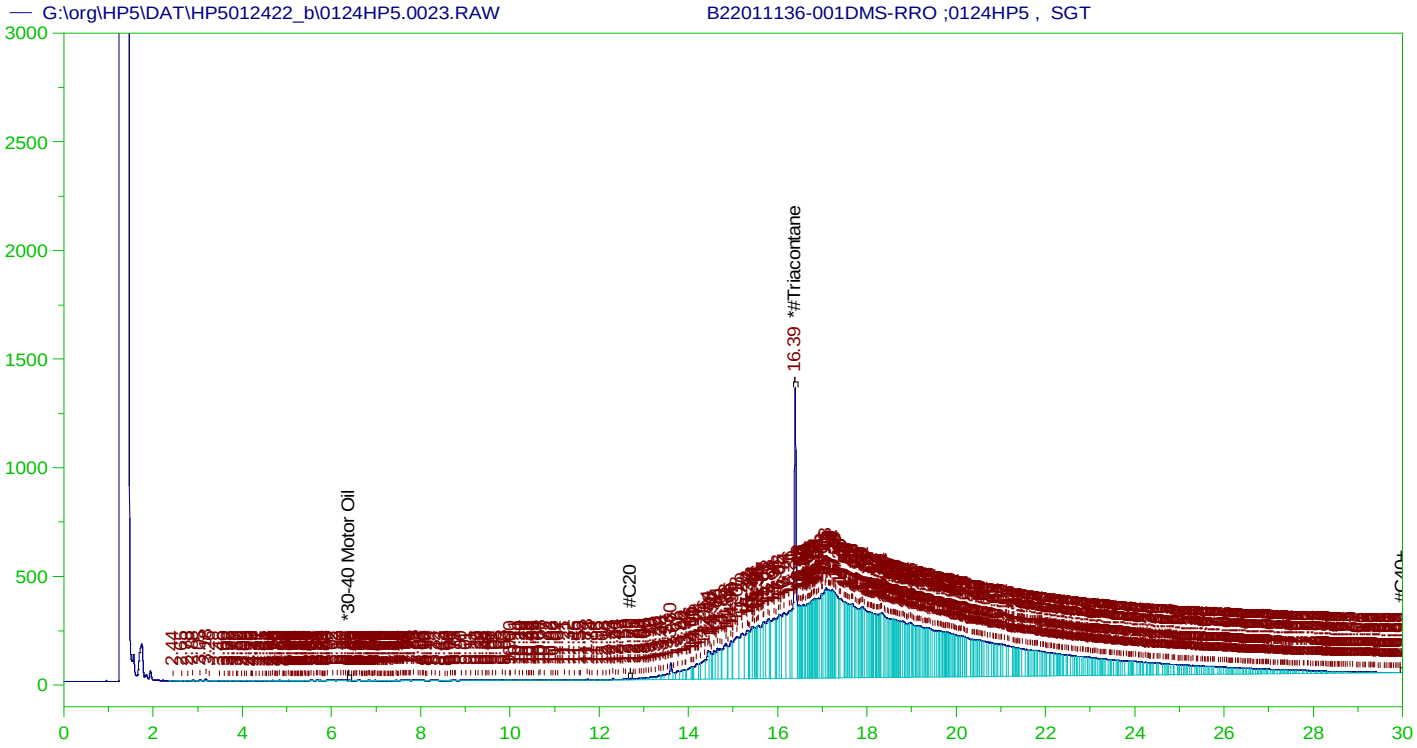

RESIDUAL RANGE ORGANICS CHROMATOGRAM
Sample Name: B22011136-001DMS-RRO ;0124HP5 , SGT
Raw File: G:\org\HP5\DAT\HP5012422_b\0124HP5.0023.RAW
Date & Time Acquired: 1/25/2022 12:13:12 AM
Method File: G:\Org\HP5\Methods\D3_ORO-BC-L%.MET
Calibration File: G:\Org\HP5\Cals\SW8015C_ORO220111Bc.CAL
Sample Weight: 1000 Dilution: 1 S.A.: 1

Mean RF for for ~~Residual~~ TEH(Oil Range) Organics Calculations: 26424.55
Rt range for ~~Residual~~ TEH(Oil Range) Organics: 12.65 to 30.05

SURROGATE COMPOUND	RT	ACTUAL	MEASURED	%REC	
*#Triacontane	16.388	.5	.175	34.99	-

~~RRO~~ TEH(Oil Range) Area:1.274258E+08 ~~RRO~~ TEH(Oil Range) AMOUNT: 4.82225

AMN 02/15/2022

G:\org\HP5\dat\HP5012422_b\Review\023_B22011136-001DMS-RRO_D3_ORO-BC-L%.xls

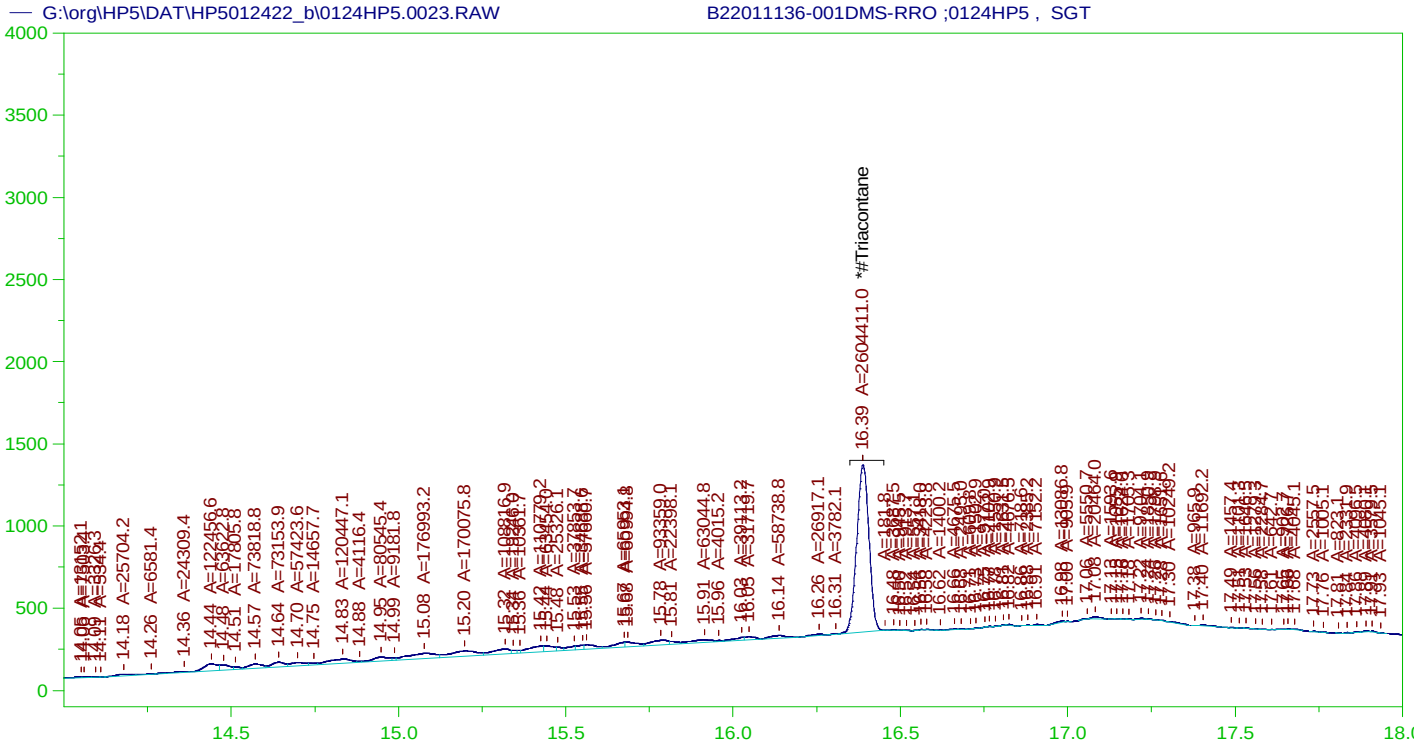

RESIDUAL RANGE ORGANICS CHROMATOGRAM

Sample Name: B22011136-001DMS-RRO ;0124HP5 , SGT
Raw File: G:\org\HP5\DAT\HP5012422_b\0124HP5.0023.RAW
Date & Time Acquired: 1/25/2022 12:13:12 AM
Method File: G:\Org\HP5\Methods\DS_ORO-BC-L%.MET
Calibration File: G:\Org\HP5\Cals\SW8015C_ORO220111BC.CAL
Sample Weight: 1000 Dilution: 1 S.A.: 1

Mean RF for for Residual Range Organics Calculations: 26424.55
Rt range for Residual Range Organics: 12.65 to 30.05

SURROGATE COMPOUND	RT	ACTUAL	MEASURED	%REC	
*#Triacontane	16.388	.5	.088	17.58	-

RRO Area:2773525 RRO AMOUNT: 0.1049601

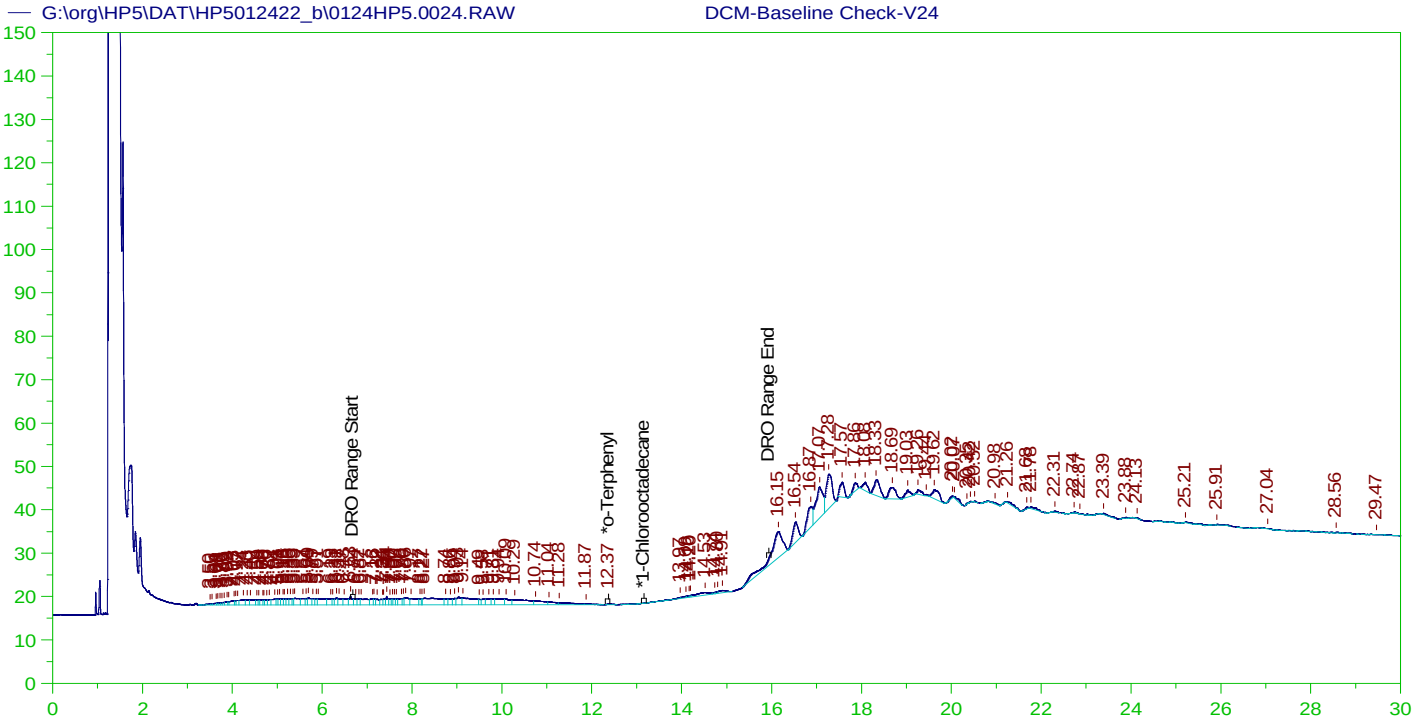

DIESEL RANGE ORGANICS CHROMATOGRAM REPORT

Sample Name: DCM-Baseline Check-V24
Raw File: G:\org\HP5\DAT\HP5012422_b\0124HP5.0024.RAW
Date & Time Acquired: 1/25/2022 12:55:48 AM
Method File: G:\Org\HP5\Methods\DR_8015-JA-LEXP.met
Calibration File: G:\Org\HP5\Cals\SW8015C_DRO220111JA.CAL
Sample Weight: 1 Dilution: 1 S.A.: 1

Mean RF for TEH: 32675.36
Rt range for Diesel Range Organics: 6.63 to 15.99

SURROGATE COMPOUND	RT	ACTUAL	MEASURED	%REC
*o-Terphenyl	12.375	200.	.033	.02 -
*1-Chlorooctadecane	29.931	200.	.	. -

DRO Area:379591.3 DRO Amount: 11.61705
TEH Area:1160877 TEH Amount: 35.52759

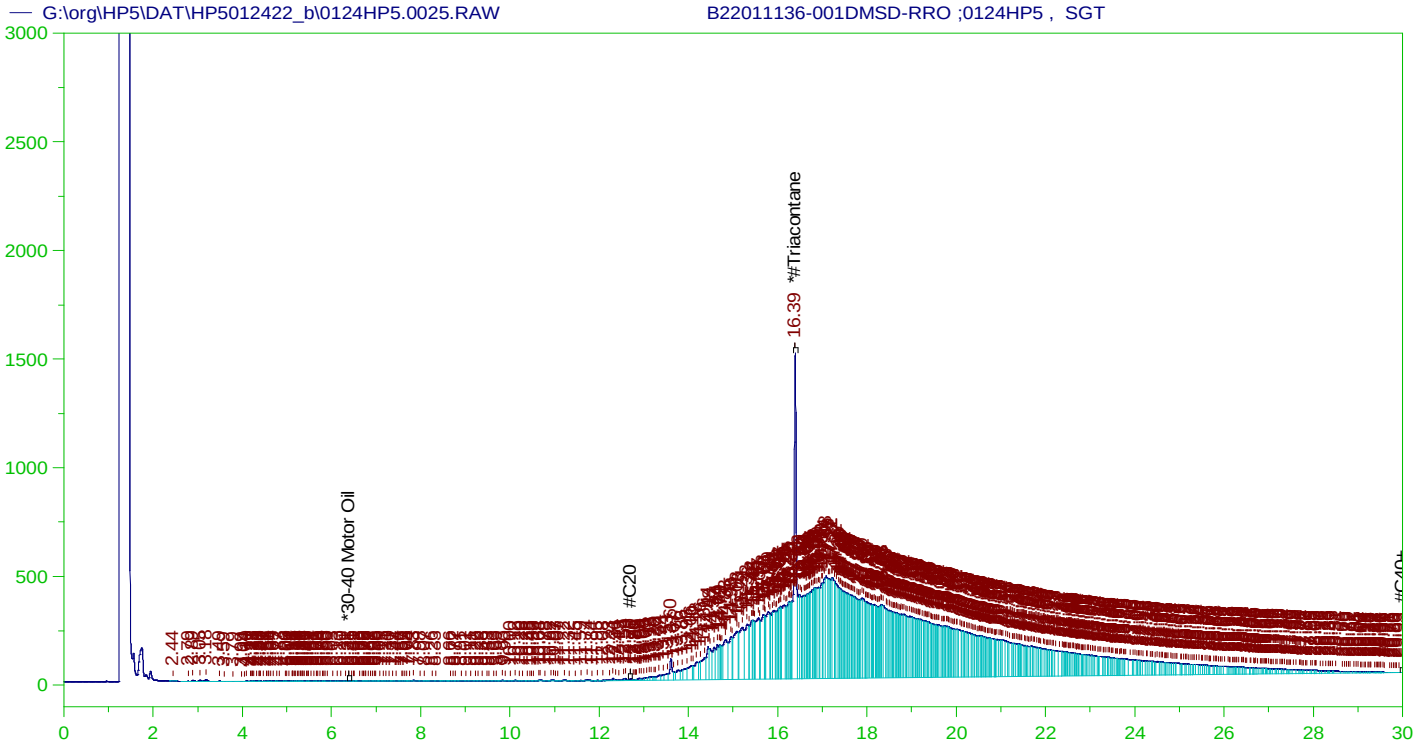

RESIDUAL RANGE ORGANICS CHROMATOGRAM
Sample Name: B22011136-001DMSD-RRO ;0124HP5 , SGT
Raw File: G:\org\HP5\DAT\HP5012422_b\0124HP5.0025.RAW
Date & Time Acquired: 1/25/2022 1:38:29 AM
Method File: G:\Org\HP5\Methods\D3_ORO-BC-L%.MET
Calibration File: G:\Org\HP5\Cals\SW8015C_ORO220111Bc.CAL
Sample Weight: 1030 Dilution: 1 S.A.: 1

Mean RF for for ~~Residual~~ TEH(Oil Range) Organics Calculations: 26424.55
Rt range for ~~Residual~~ TEH(Oil Range) Organics: 12.65 to 30.05

SURROGATE COMPOUND	RT	ACTUAL	MEASURED	%REC	
*#Triacontane	16.389	.485	.183	37.66	-

~~RRO~~ TEH(Oil Range) Area:1.446782E+08 ~~RRO~~ TEH(Oil Range) AMOUNT: 5.315672

AMN 02/15/2022

G:\org\HP5\dat\HP5012422_b\Review\025_B22011136-001DMSD-RRO_D3_ORO-BC-L%.xls

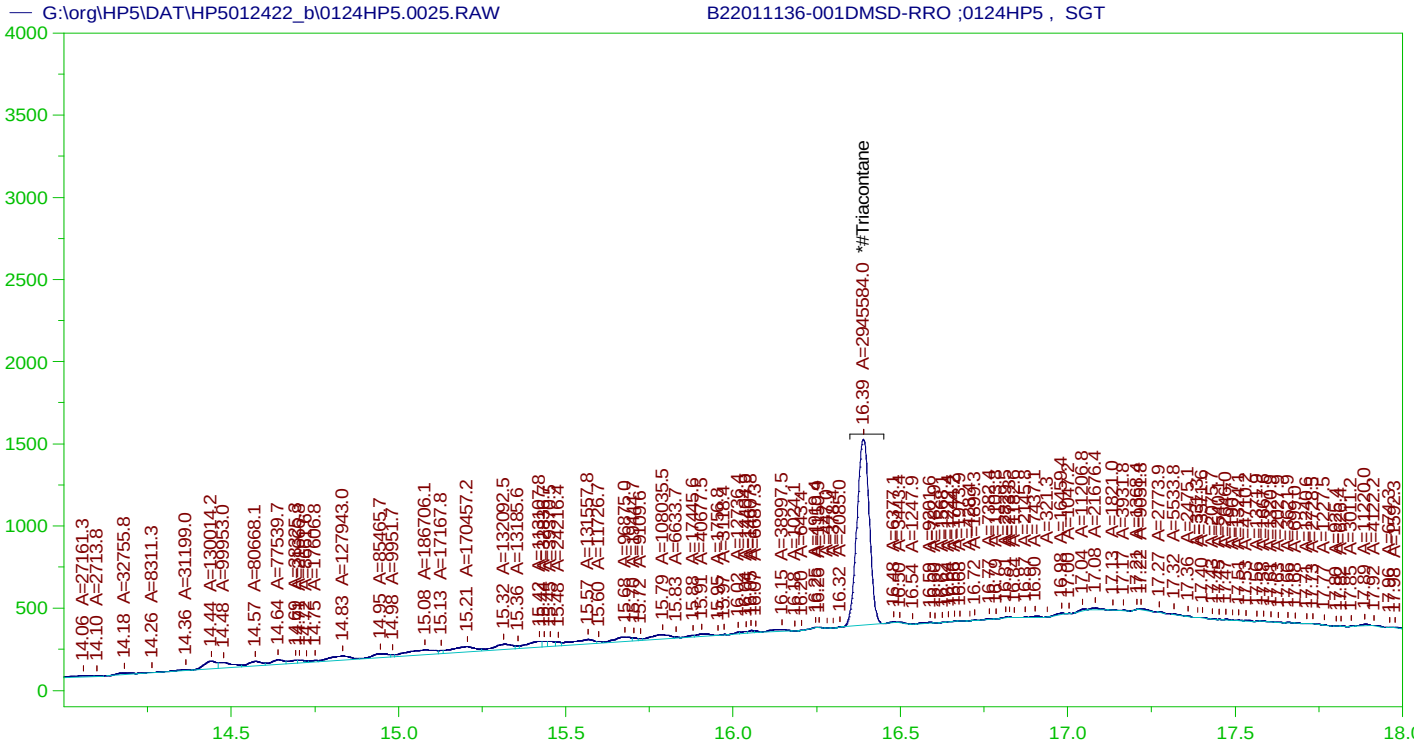

RESIDUAL RANGE ORGANICS CHROMATOGRAM

Sample Name: B22011136-001DMSD-RRO ;0124HP5 , SGT
Raw File: G:\org\HP5\DAT\HP5012422_b\0124HP5.0025.RAW
Date & Time Acquired: 1/25/2022 1:38:29 AM
Method File: G:\Org\HP5\Methods\DS_ORO-BC-L%.MET
Calibration File: G:\Org\HP5\Cals\SW8015C_ORO220111BC.CAL
Sample Weight: 1030 Dilution: 1 S.A.: 1

Mean RF for for Residual Range Organics Calculations: 26424.55
Rt range for Residual Range Organics: 12.65 to 30.05

SURROGATE COMPOUND	RT	ACTUAL	MEASURED	%REC	
*#Triacontane	16.389	.485	.096	19.88	-

RRO Area:2910224 RRO AMOUNT: 0.1069256

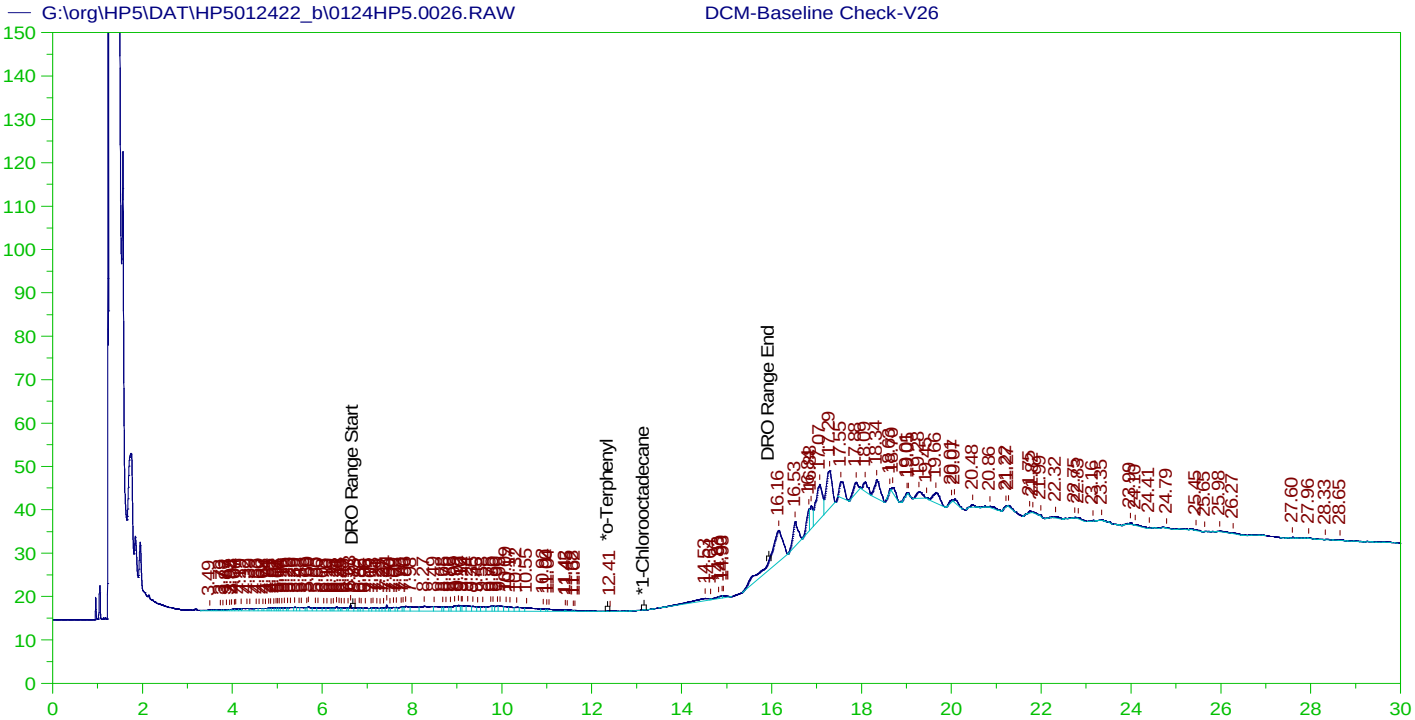

DIESEL RANGE ORGANICS CHROMATOGRAM REPORT

Sample Name: DCM-Baseline Check-V26
Raw File: G:\org\HP5\DAT\HP5012422_b\0124HP5.0026.RAW
Date & Time Acquired: 1/25/2022 2:21:09 AM
Method File: G:\Org\HP5\Methods\DR_8015-JA-LEXP.met
Calibration File: G:\Org\HP5\Cals\SW8015C_DRO220111JA.CAL
Sample Weight: 1 Dilution: 1 S.A.: 1

Mean RF for TEH: 32675.36
Rt range for Diesel Range Organics: 6.63 to 15.99

SURROGATE COMPOUND	RT	ACTUAL	MEASURED		%REC
*o-Terphenyl	29.882	200.	.	.	-
*1-Chlorooctadecane	29.882	200.	.	.	-

DRO Area:271141 DRO Amount: 8.298026
TEH Area:1006405 TEH Amount: 30.80013

G:\org\HP5\dat\HP5012422_b\Review\026_DCM-Baseline Chec_DR_8015-JA-LEXP.xls

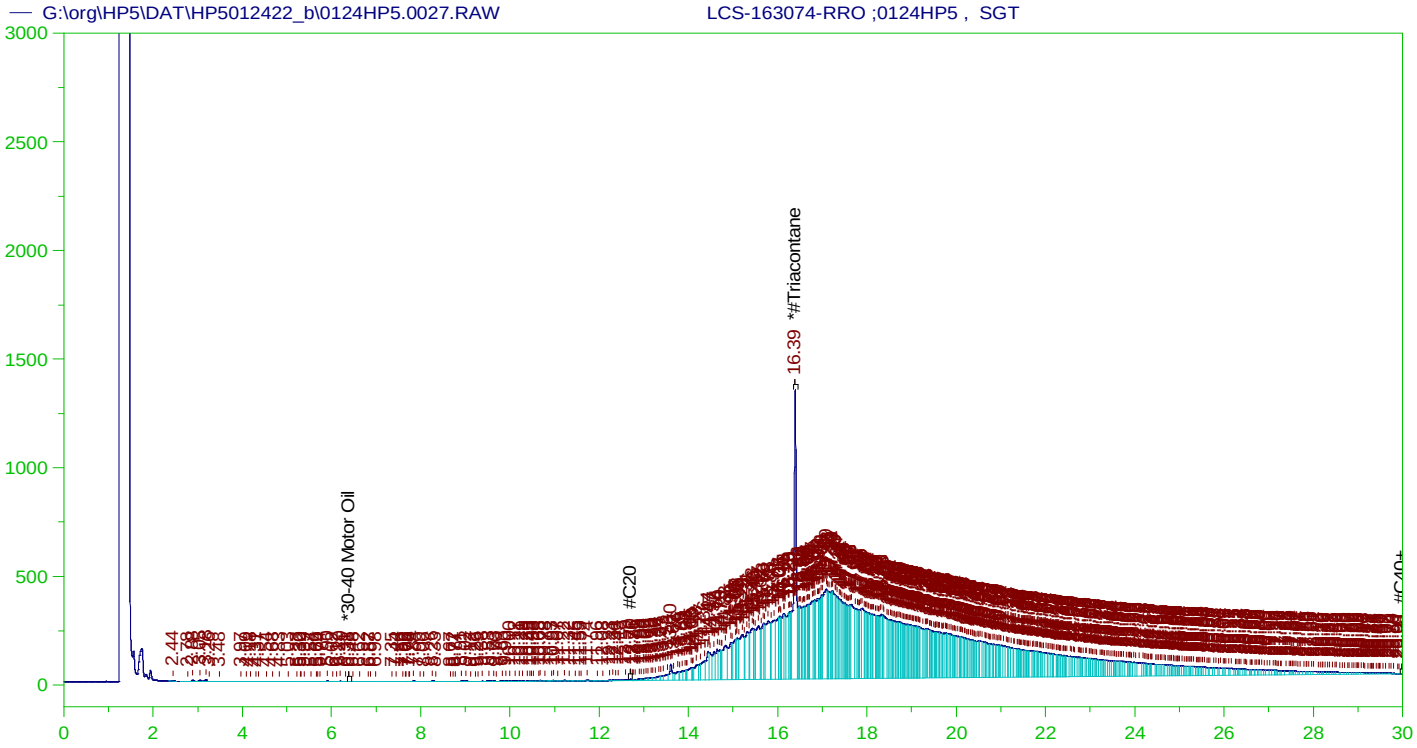

RESIDUAL RANGE ORGANICS CHROMATOGRAM
Sample Name: LCS-163074-RRO ;0124HP5 , SGT
Raw File: G:\org\HP5\DAT\HP5012422_b\0124HP5.0027.RAW
Date & Time Acquired: 1/25/2022 3:03:49 AM
Method File: G:\Org\HP5\Methods\D3_ORO-BC-L%.MET
Calibration File: G:\Org\HP5\Cals\SW8015C_ORO220111Bc.CAL
Sample Weight: 1000 Dilution: 1 S.A.: 1

Mean RF for for ~~Residual~~ TEH(Oil Range) Organics Calculations: 26424.55
Rt range for ~~Residual~~ TEH(Oil Range) Organics: 12.65 to 30.05

SURROGATE COMPOUND	RT	ACTUAL	MEASURED	%REC	
*#Triacontane	16.388	.5	.176	35.24	-

~~RRO~~ TEH(Oil Range) Area:1.261086E+08 ~~RRO~~ TEH(Oil Range) AMOUNT: 4.772402

AMN 02/15/2022

G:\org\HP5\dat\HP5012422_b\Review\027_LCS-163074-RRO_D3_ORO-BC-L%.xls

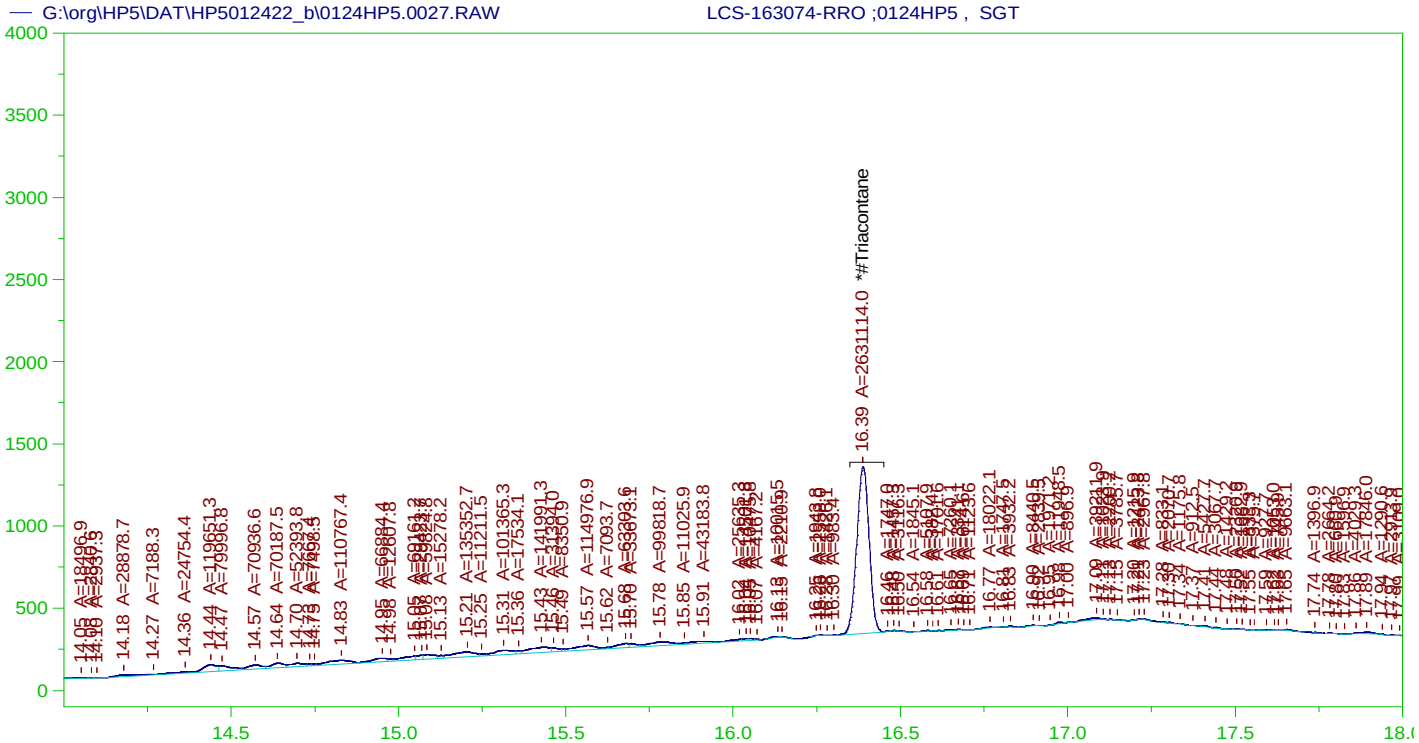

RESIDUAL RANGE ORGANICS CHROMATOGRAM

Sample Name: LCS-163074-RRO ;0124HP5 , SGT
Raw File: G:\org\HP5\DAT\HP5012422_b\0124HP5.0027.RAW
Date & Time Acquired: 1/25/2022 3:03:49 AM
Method File: G:\Org\HP5\Methods\DS_ORO-BC-L%.MET
Calibration File: G:\Org\HP5\Cals\SW8015C_ORO220111BC.CAL
Sample Weight: 1000 Dilution: 1 S.A.: 1

Mean RF for for Residual Range Organics Calculations: 26424.55
Rt range for Residual Range Organics: 12.65 to 30.05

SURROGATE COMPOUND	RT	ACTUAL	MEASURED	%REC	
*#Triacontane	16.388	.5	.089	17.76	-

RRO Area:2501881 RRO AMOUNT: 9.468018E-02

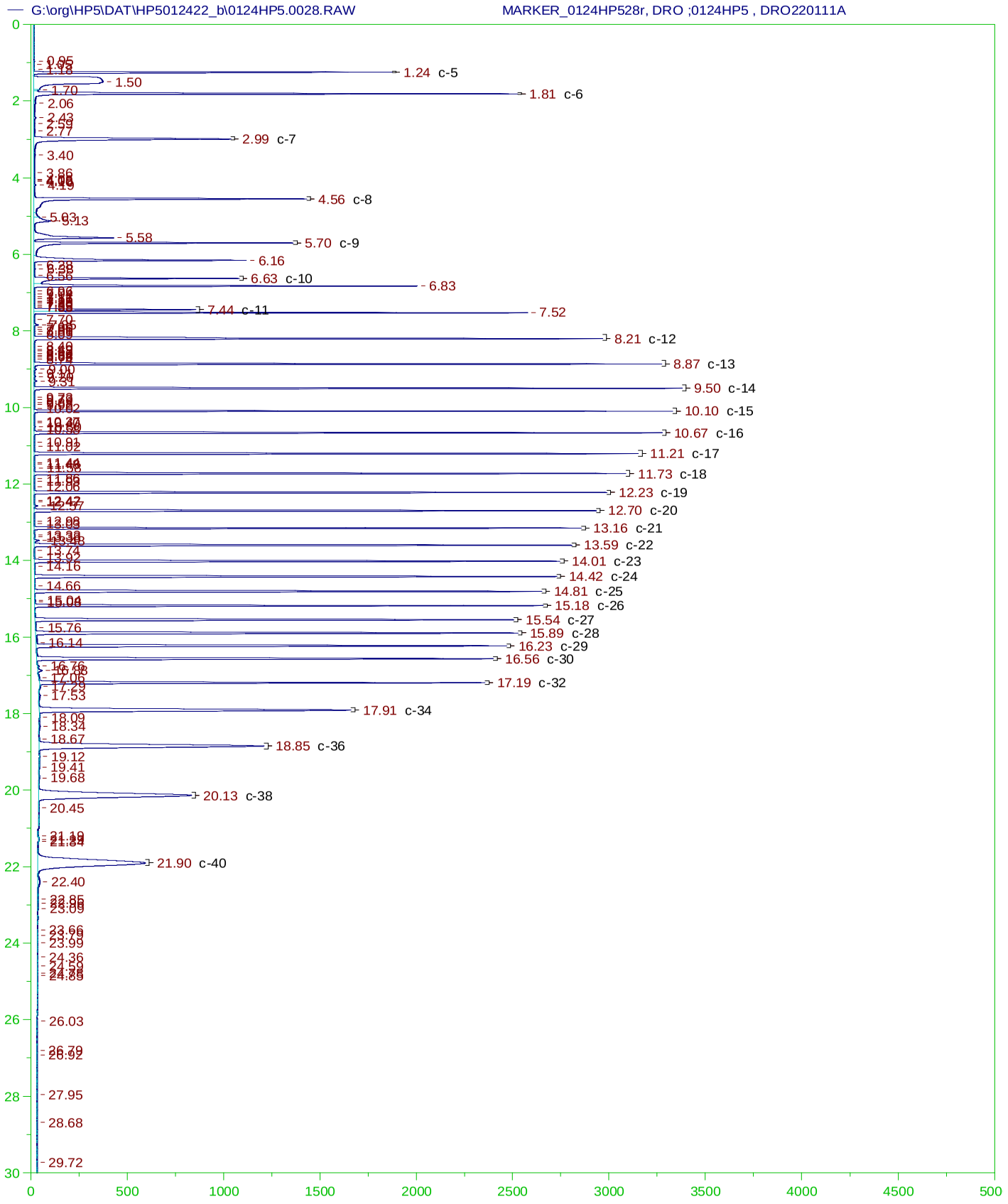

G:\org\HP5\dat\HP5012422_b\Review\028_MARKER_0124HP528r_CSC220124.xls

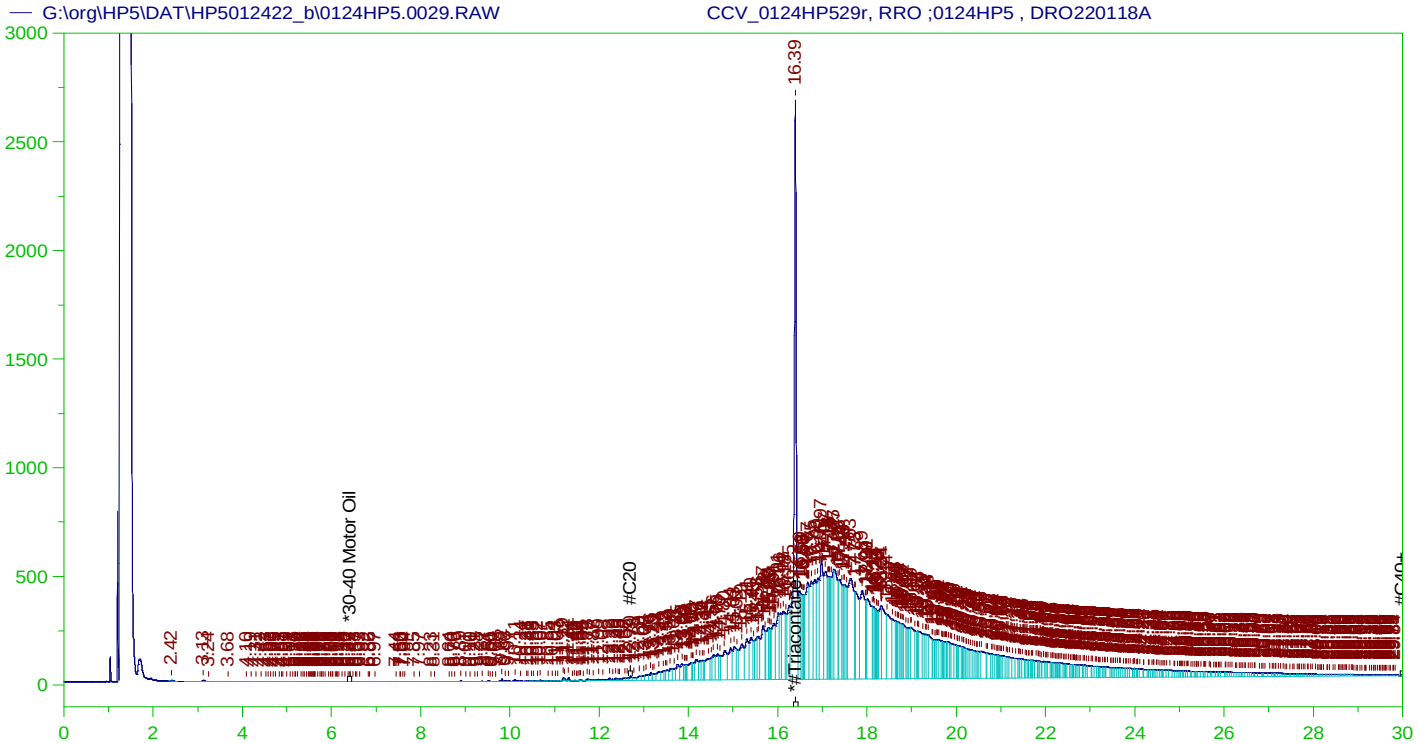

RESIDUAL RANGE ORGANICS CHROMATOGRAM
Sample Name: CCV_0124HP529r, RRO ;0124HP5 , DRO220118A
Raw File: G:\org\HP5\DAT\HP5012422_b\0124HP5.0029.RAW
Date & Time Acquired: 1/25/2022 4:29:10 AM
Method File: G:\Org\HP5\Methods\DC_ORO-BC-L%.MET
Calibration File: G:\Org\HP5\Cals\SW8015C_ORO220111BC.CAL
Sample Weight: 1 Dilution: 1 S.A.: 1

Mean RF for for ~~Residual~~ TEH(Oil Range) Organics Calculations: 26424.55
Rt range for ~~Residual~~ TEH(Oil Range) Organics: 12.65 to 30.05

SURROGATE COMPOUND	RT	ACTUAL	MEASURED	%REC	
*#Triacontane	16.391	500.	325.82	65.16	-

~~RRO~~ TEH(Oil Range) Area:1.198023E+08 ~~RRO~~ TEH(Oil Range) AMOUNT: 4533.75

CONTINUING CALIBRATION REPORT: G:\org\HP5\DAT\HP5012422_b\0124HP5.0029.RAW

COMPOUND	ACTUAL(NG)	MEASURED(NG)	%RECOVERY	LIMITS
*30-40 Motor Oil	5000.	.037	.	75-125

SURROGATE COMPOUND	RT	ACTUAL	MEASURED	%REC	LIMITS
*#Triacontane	16.391	200.	325.82	162.91	75-125

AMN 02/15/202

G:\org\HP5\dat\HP5012422_b\Review\029_CCV_0124HP529r_DC_ORO-BC-L%.xls

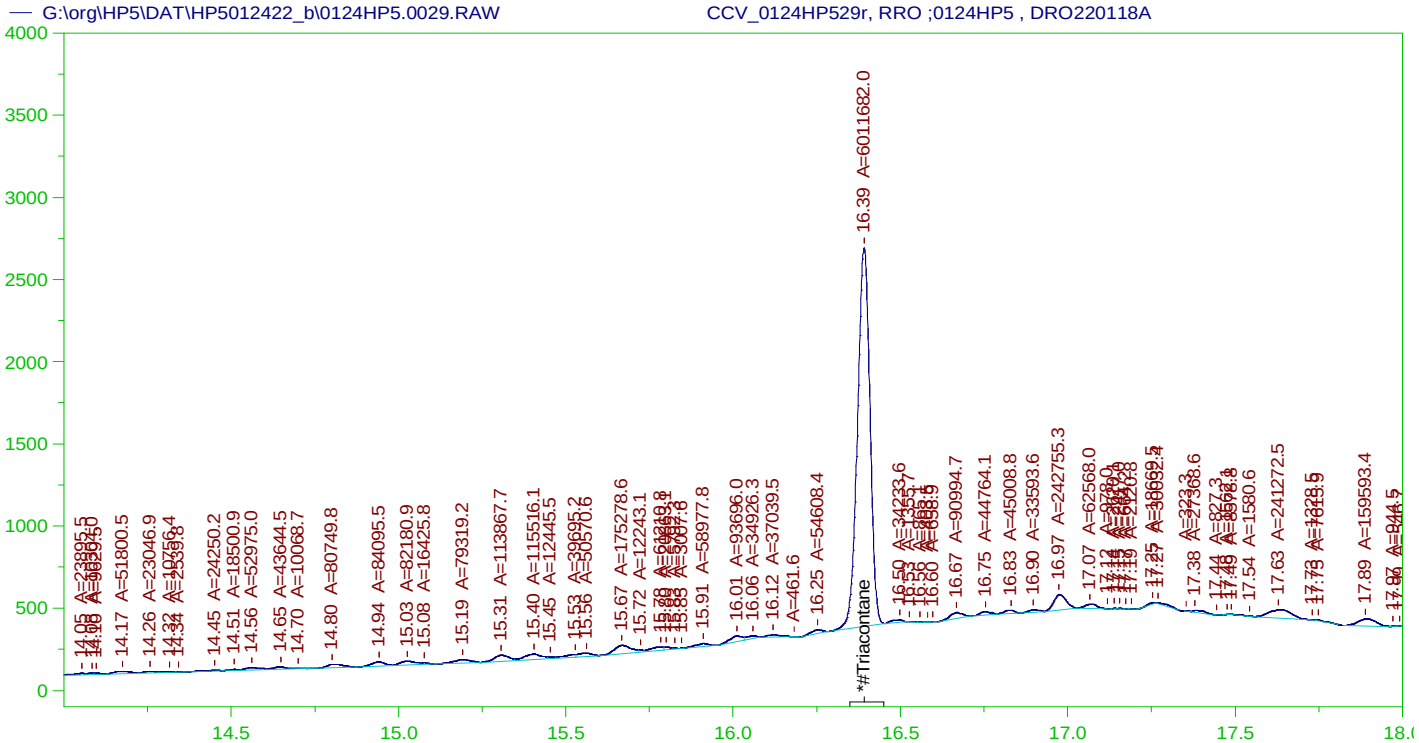

RESIDUAL RANGE ORGANICS CHROMATOGRAM
Sample Name: CCV_0124HP529r, RRO ;0124HP5 , DRO220118A
Raw File: G:\org\HP5\DAT\HP5012422_b\0124HP5.0029.RAW
Date & Time Acquired: 1/25/2022 4:29:10 AM
Method File: G:\Org\HP5\Methods\DS_ORO-BC-L%.MET
Calibration File: G:\Org\HP5\Cals\SW8015C_ORO220111BC.CAL
Sample Weight: 1 Dilution: 1 S.A.: 1

Mean RF for for Residual Range Organics Calculations: 26424.55
Rt range for Residual Range Organics: 12.65 to 30.05

SURROGATE COMPOUND	RT	ACTUAL	MEASURED	%REC	
*#Triacontane	16.391	500.	202.85	40.57	-

RRO Area:3206721 RRO AMOUNT: 121.3538

CONTINUING CALIBRATION REPORT: G:\org\HP5\DAT\HP5012422_b\0124HP5.0029.RAW

COMPOUND	ACTUAL(NG)	MEASURED(NG)	%RECOVERY	LIMITS
*30-40 Motor Oil	5000.	.037	.	75-125

SURROGATE COMPOUND	RT	ACTUAL	MEASURED	%REC	LIMITS
*#Triacontane	16.391	200.	202.85	101.43	75-125

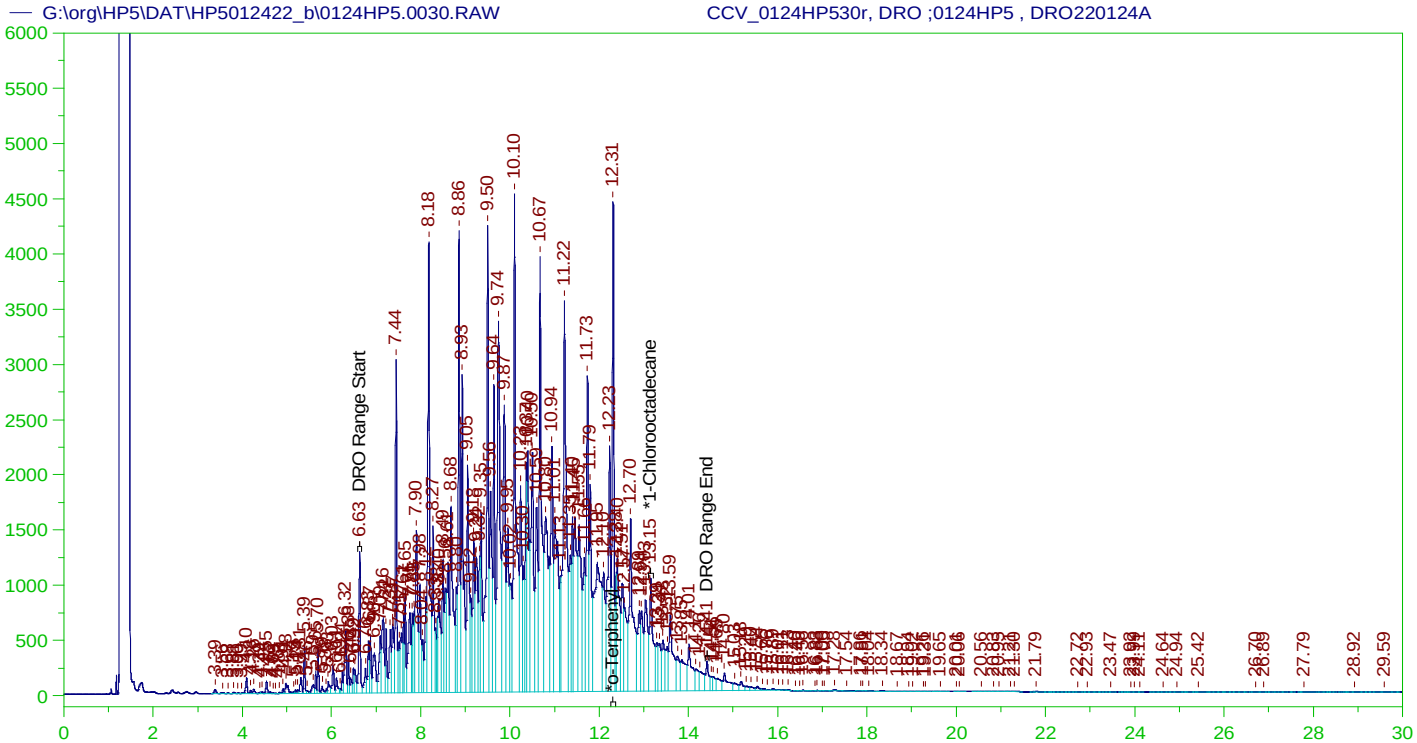

DIESEL RANGE ORGANICS CHROMATOGRAM REPORT

Sample Name: CCV_0124HP530r, DRO ;0124HP5 , DRO220124A
Raw File: G:\org\HP5\DAT\HP5012422_b\0124HP5.0030.RAW
Date & Time Acquired: 1/25/2022 5:11:45 AM
Method File: G:\Org\HP5\Methods\DC_8015-C24-JC-L%.met
Calibration File: G:\Org\HP5\Cals\SW8015C_DRO220111JC-C24.CAL
Sample Weight: 1 Dilution: 1 S.A.: 1

Mean RF for TEH: 32675.36
Rt range for Diesel Range Organics: 6.58 to 14.47

SURROGATE COMPOUND	RT	ACTUAL	MEASURED	%REC	
*o-Terphenyl	12.309	200.	299.58	149.79	-
*1-Chlorooctadecane	13.154	200.	142.564	71.28	-

DRO Area:4.37126E+08 DRO Amount: 13377.85
TEH Area:4.52668E+08 TEH Amount: 13853.5

CONTINUING CALIBRATION REPORT: G:\org\HP5\DAT\HP5012422_b\0124HP5.0030.RAW

COMPOUND	ACTUAL(NG)	MEASURED(NG)	%RECOVERY	LIMITS
TOTAL DRO	15000.	13853.5	92.36	85-115

SURROGATE COMPOUND	RT	ACTUAL	MEASURED	%REC	LIMITS
*o-Terphenyl	12.309	200.	299.58	149.79	85-115
*1-Chlorooctadecane	13.154	200.	142.564	71.28	85-115

G:\org\HP5\dat\HP5012422_b\Review\030_CCV_0124HP530r_DC_8015-C24-JC-L%.xls

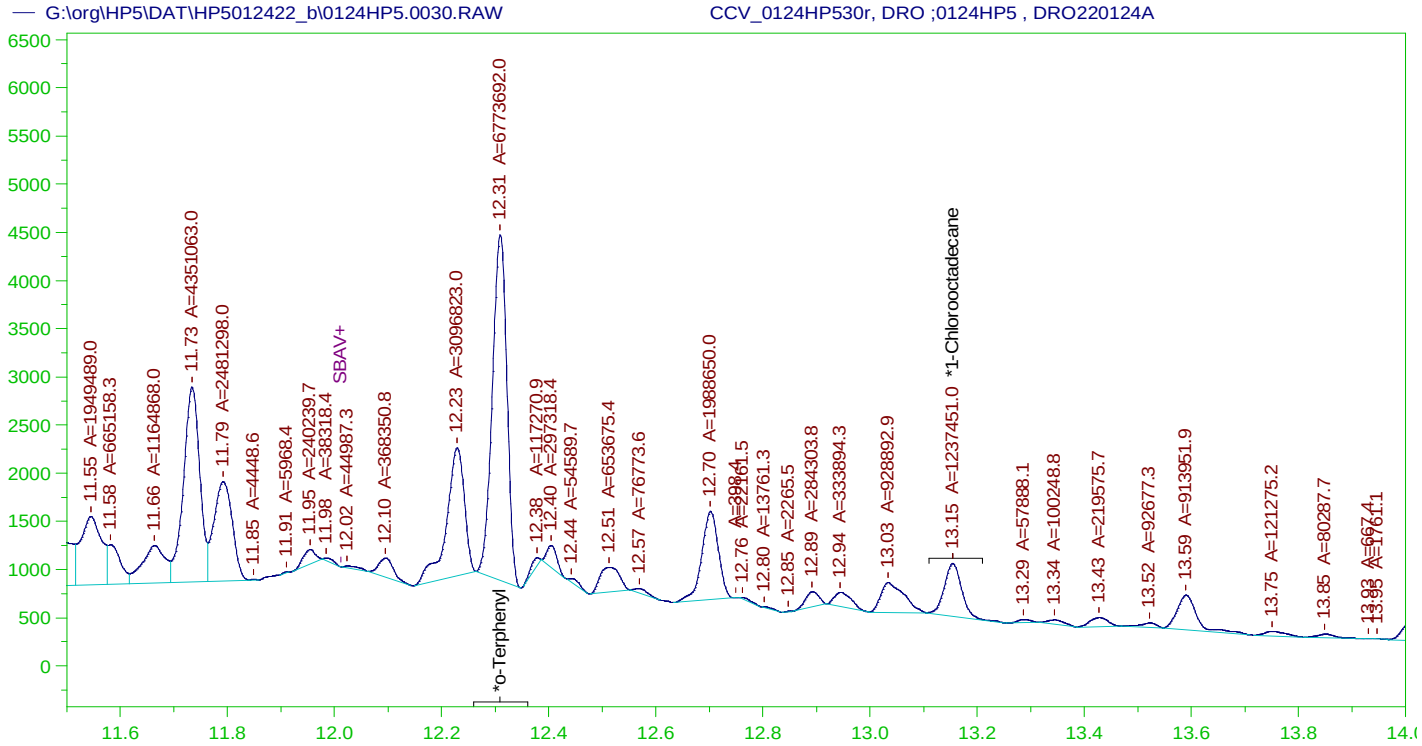

DIESEL RANGE ORGANICS CHROMATOGRAM REPORT
Sample Name: CCV_0124HP530r, DRO ;0124HP5 , DRO220124A
Raw File: G:\org\HP5\DAT\HP5012422_b\0124HP5.0030.RAW
Date & Time Acquired: 1/25/2022 5:11:45 AM
Method File: G:\Org\HP5\Methods\DS_8015-C24-JC-L#.met
Calibration File: G:\Org\HP5\Cals\SW8015C_DRO220111JC-C24.CAL
Sample Weight: 1 Dilution: 1 S.A.: 1

Mean RF for TEH: 32675.36
Rt range for Diesel Range Organics: 6.58 to 14.47

SURROGATE COMPOUND	RT	ACTUAL	MEASURED	%REC	
*o-Terphenyl	12.309	200.	183.779	91.89	-
*1-Chlorooctadecane	13.154	200.	33.574	16.79	-

DRO Area:2.269329E+08 DRO Amount: 6945.078
TEH Area:2.369588E+08 TEH Amount: 7251.911

CONTINUING CALIBRATION REPORT: G:\org\HP5\DAT\HP5012422_b\0124HP5.0030.RAW

COMPOUND	ACTUAL(NG)	MEASURED(NG)	%RECOVERY	LIMITS
TOTAL DRO	15000.	7251.91	48.35	85-115

SURROGATE COMPOUND	RT	ACTUAL	MEASURED	%REC	LIMITS
*o-Terphenyl	12.309	200.	183.779	91.89	85-115
*1-Chlorooctadecane	13.154	200.	33.574	16.79	85-115

G:\org\HP5\dat\HP5012422_b\Review\030_CCV_0124HP530r_DS_8015-C24-JC-L#.xls

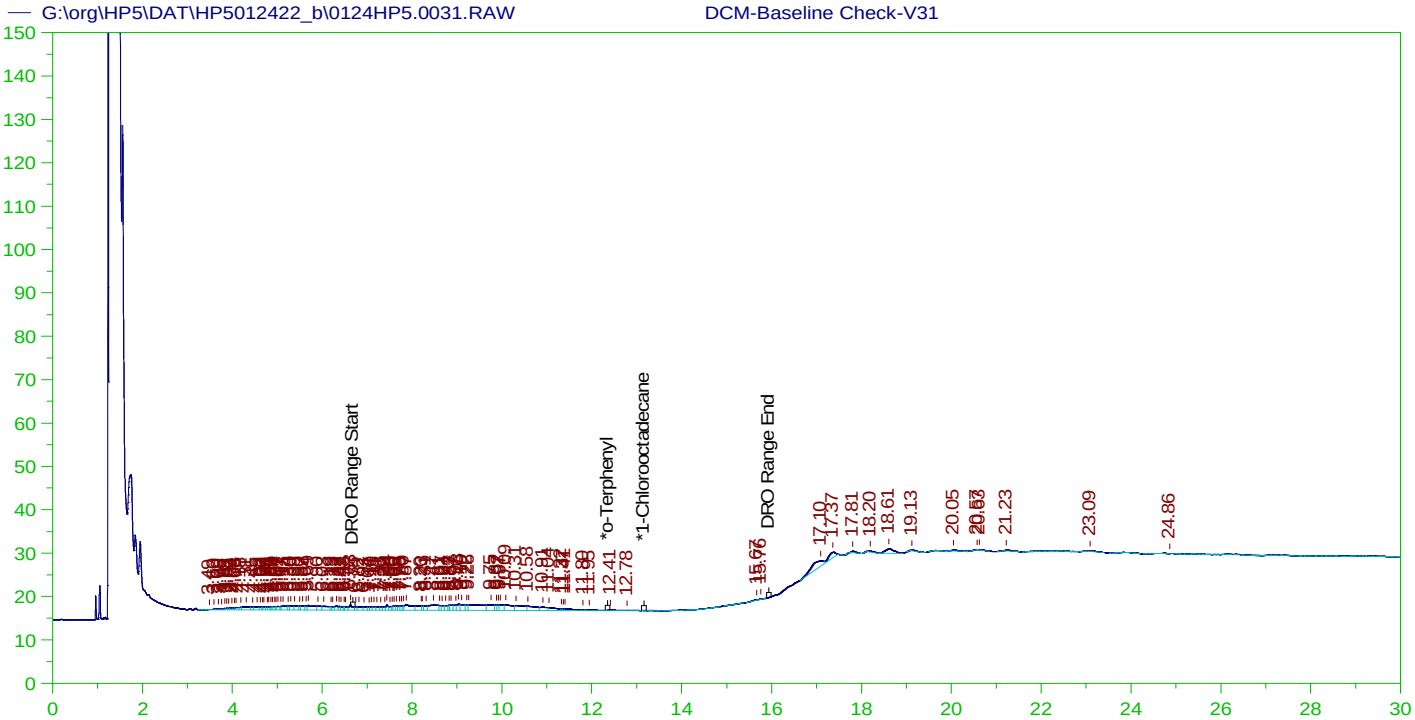

DIESEL RANGE ORGANICS CHROMATOGRAM REPORT
Sample Name: DCM-Baseline Check-V31
Raw File: G:\org\HP5\DAT\HP5012422_b\0124HP5.0031.RAW
Date & Time Acquired: 1/25/2022 5:54:25 AM
Method File: G:\Org\HP5\Methods\DR_8015-JA-LEXP.met
Calibration File: G:\Org\HP5\Cals\SW8015C_DRO220111JA.CAL
Sample Weight: 1 Dilution: 1 S.A.: 1

Mean RF for TEH: 32675.36
Rt range for Diesel Range Organics: 6.63 to 15.99

SURROGATE COMPOUND	RT	ACTUAL	MEASURED		%REC
*o-Terphenyl	29.96	200.	.	.	-
*1-Chlorooctadecane	29.96	200.	.	.	-

DRO Area:297589 DRO Amount: 9.107445
TEH Area:516095.7 TEH Amount: 15.79464

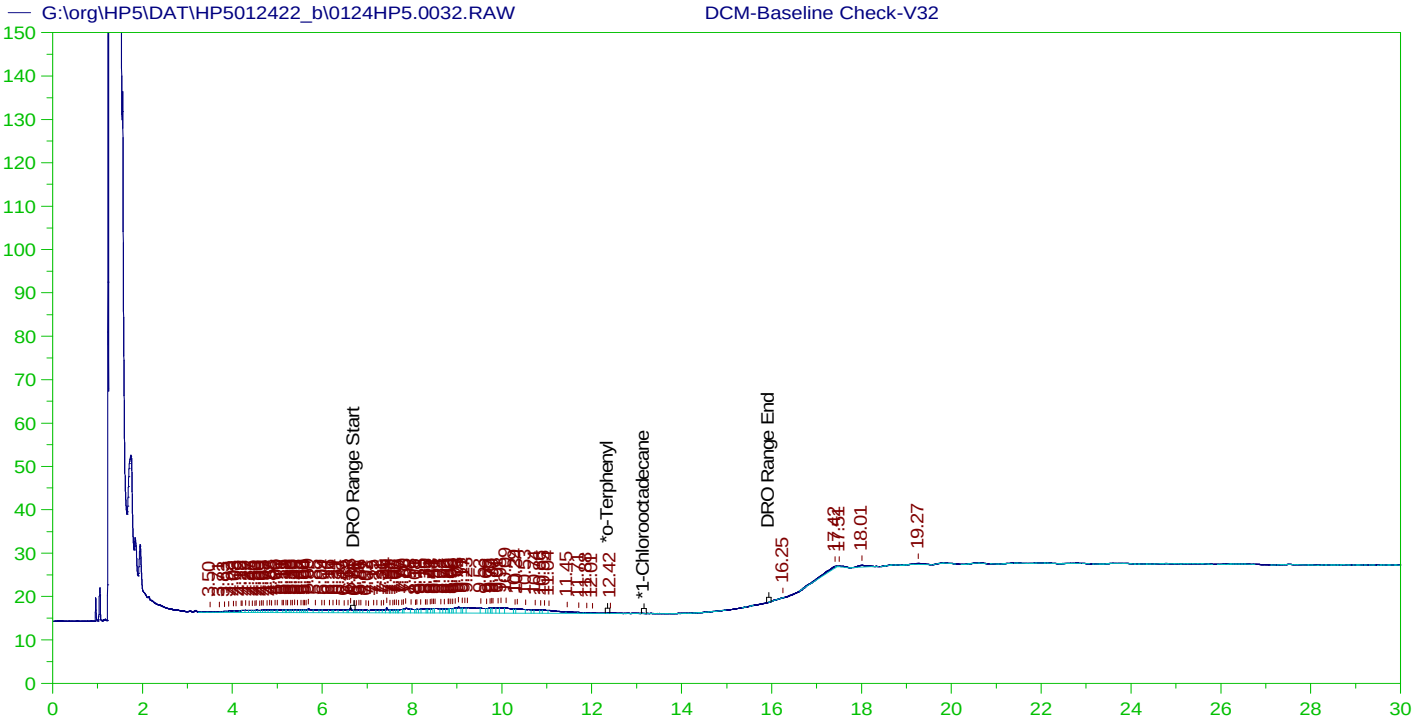

DIESEL RANGE ORGANICS CHROMATOGRAM REPORT

Sample Name: DCM-Baseline Check-V32
Raw File: G:\org\HP5\DAT\HP5012422_b\0124HP5.0032.RAW
Date & Time Acquired: 1/25/2022 6:37:01 AM
Method File: G:\Org\HP5\Methods\DR_8015-JA-LEXP.met
Calibration File: G:\Org\HP5\Cals\SW8015C_DRO220111JA.CAL
Sample Weight: 1 Dilution: 1 S.A.: 1

Mean RF for TEH: 32675.36
Rt range for Diesel Range Organics: 6.63 to 15.99

SURROGATE COMPOUND	RT	ACTUAL	MEASURED		%REC
*o-Terphenyl	29.958	200.	.	.	-
*1-Chlorooctadecane	29.958	200.	.	.	-

DRO Area:256509.5 DRO Amount: 7.850244
TEH Area:390082.3 TEH Amount: 11.93812

G:\org\HP5\dat\HP5012422_b\Review\032_DCM-Baseline Chec_DR_8015-JA-LEXP.xls

ERH2450 (OWDFMW05A) Batch ID: 163074

— G:\org\HP5\DAT\HP5012422_b\0124HP5.0033.RAW B22011126-001D ;0124HP5 , $HC-8015-DRO-W, SGT

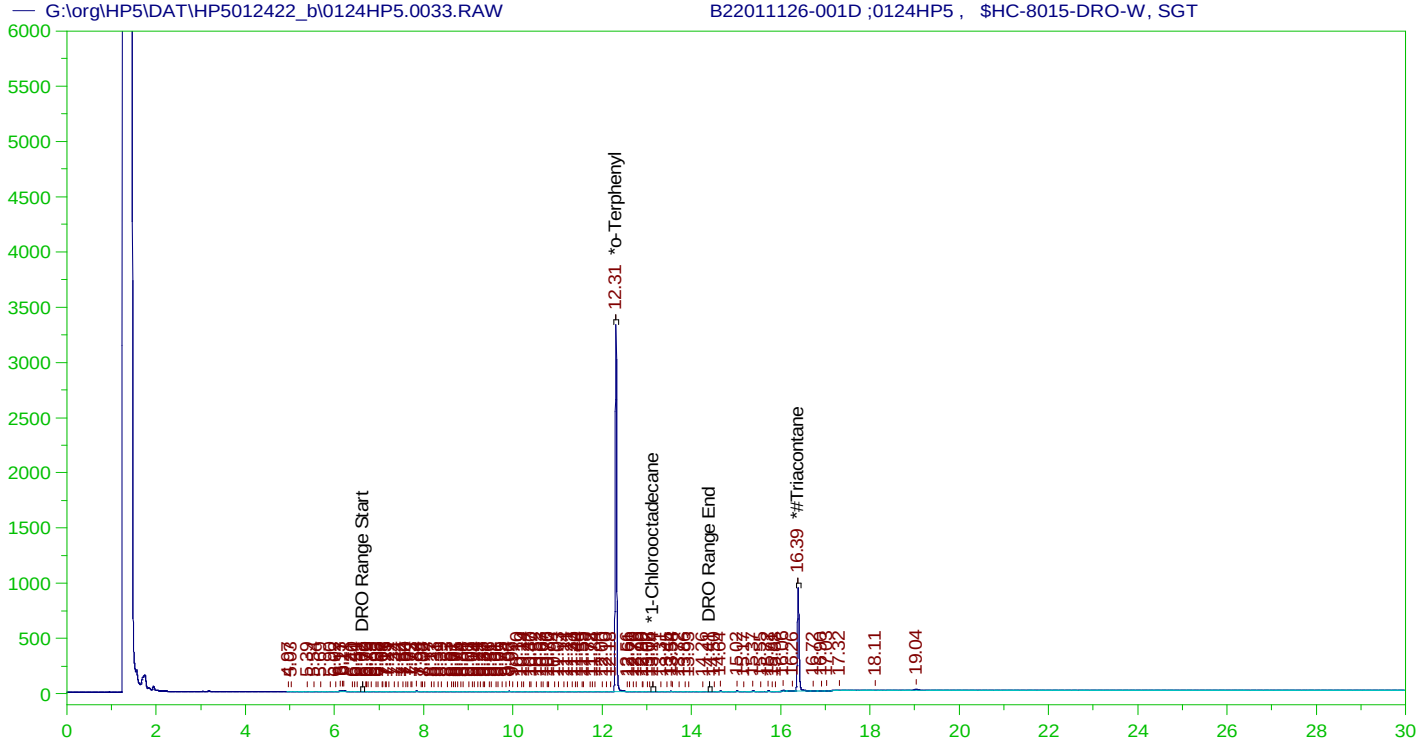

DIESEL RANGE ORGANICS CHROMATOGRAM REPORT

Sample Name: B22011126-001D ;0124HP5 , $HC-8015-DRO-W, SGT
Raw File: G:\org\HP5\DAT\HP5012422_b\0124HP5.0033.RAW
Date & Time Acquired: 1/25/2022 7:19:39 AM
Method File: G:\Org\HP5\Methods\DR_8015-C24T-JC-L%.met
Calibration File: G:\Org\HP5\Cals\SW8015C_DRO220111JC-C24-T.CAL
Sample Weight: 1050 Dilution: 1 S.A.: 1

Mean RF for TEH: 32675.36
Rt range for Diesel Range Organics: 6.58 to 14.47

SURROGATE COMPOUND	RT	ACTUAL	MEASURED	%REC	
*o-Terphenyl	12.305	.19	.178	93.59	-
*1-Chlorooctadecane	13.136	.19	.	.1	-
*#Triacontane	16.387	.19	.088	46.29	-

DRO Area:396949 DRO Amount: 1.156978E-02
TEH Area:721458.3 TEH Amount: 2.102817E-02

G:\org\HP5\dat\HP5012422_b\Review\033_B22011126-001D_DR_8015-C24T-JC-L%.xls

ERH2450 (OWDFMW05A) Batch ID: 163074

— G:\org\HP5\DAT\HP5012422_b\0124HP5.0033.RAW B22011126-001D ;0124HP5 , $HC-8015-DRO-W, SGT

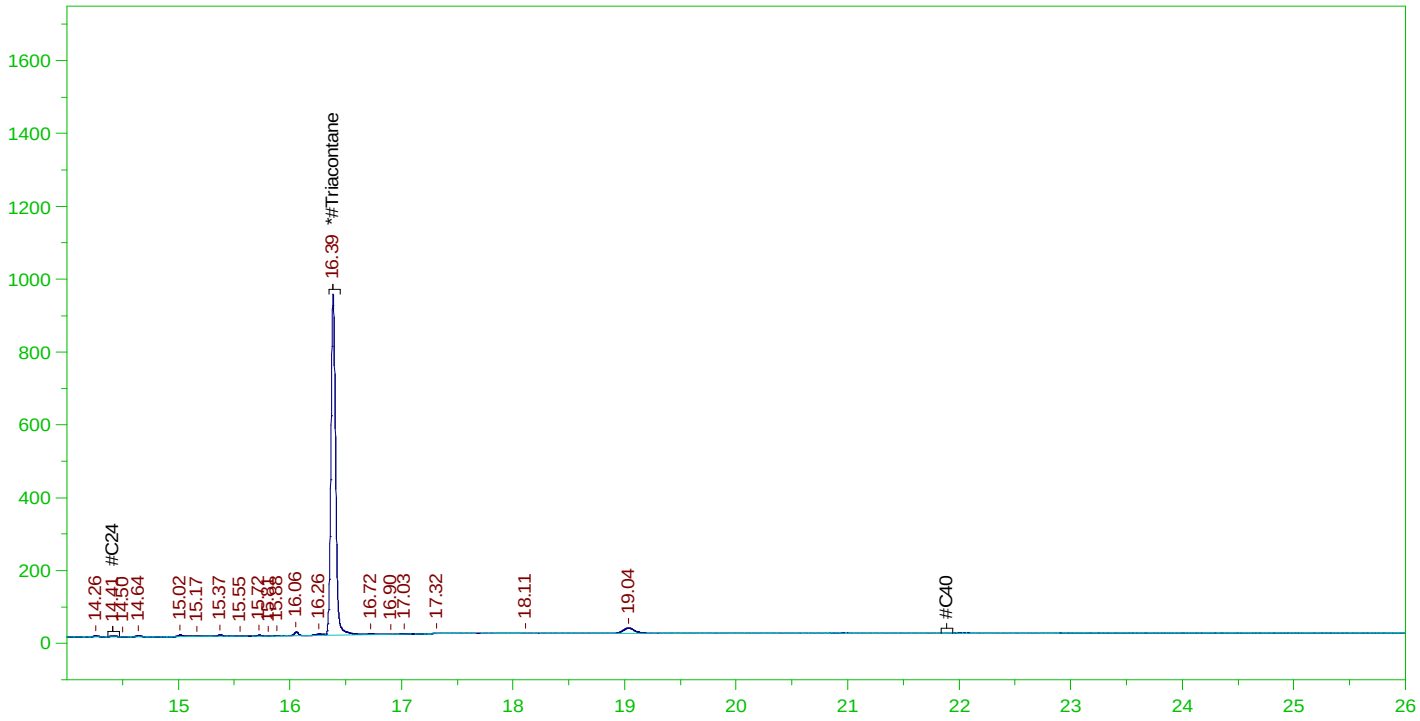

RESIDUAL RANGE ORGANICS CHROMATOGRAM

Sample Name: B22011126-001D ;0124HP5 , $HC-8015-DRO-W, SGT
Raw File: G:\org\HP5\DAT\HP5012422_b\0124HP5.0033.RAW
Date & Time Acquired: 1/25/2022 7:19:39 AM
Method File: G:\Org\HP5\Methods\DR_OROS-BC-L%.MET
Calibration File: G:\Org\HP5\Cals\SW8015C_ORO220111BC_SAMP.CAL
Sample Weight: 1050 Dilution: 1 S.A.: 1

Mean RF for for Residual Range Organics Calculations: 26424.55
Rt range for Residual Range Organics: 14.37 to 21.94

SURROGATE COMPOUND	RT	ACTUAL	MEASURED	%REC	
*#Triacontane	16.387	.476	.088	18.51	-

RRO Area:214743.8 RRO AMOUNT: 7.739694E-03

G:\org\HP5\dat\HP5012422_b\Review\033_B22011126-001D_DR_OROS-BC-L%.xls

ERH2450 (OWDFMW05A) Batch ID: 163074

— G:\org\HP5\DAT\HP5012422_b\0124HP5.0033.RAW B22011126-001D ;0124HP5 , $HC-8015-DRO-W, SGT

DIESEL RANGE ORGANICS CHROMATOGRAM REPORT

Sample Name: B22011126-001D ;0124HP5 , $HC-8015-DRO-W, SGT
Raw File: G:\org\HP5\DAT\HP5012422_b\0124HP5.0033.RAW
Date & Time Acquired: 1/25/2022 7:19:39 AM
Method File: G:\Org\HP5\Methods\DS_8015-C24T-JC-L#.met
Calibration File: G:\Org\HP5\Cals\SW8015C_DRO220111JC-C24-T.CAL
Sample Weight: 1050 Dilution: 1 S.A.: 1

Mean RF for TEH: 32675.36
Rt range for Diesel Range Organics: 6.58 to 14.47

SURROGATE COMPOUND	RT	ACTUAL	MEASURED	%REC	
*o-Terphenyl	12.305	.19	.178	93.2	-
*1-Chlorooctadecane	13.136	.19	.	.06	-
*#Triacontane	16.387	.19	.087	45.83	-

DRO Area:255910.1 DRO Amount: 7.458952E-03
TEH Area:587674.6 TEH Amount: 1.712881E-02

G:\org\HP5\dat\HP5012422_b\Review\033_B22011126-001D_DS_8015-C24T-JC-L#.xls

Batch ID: 163074

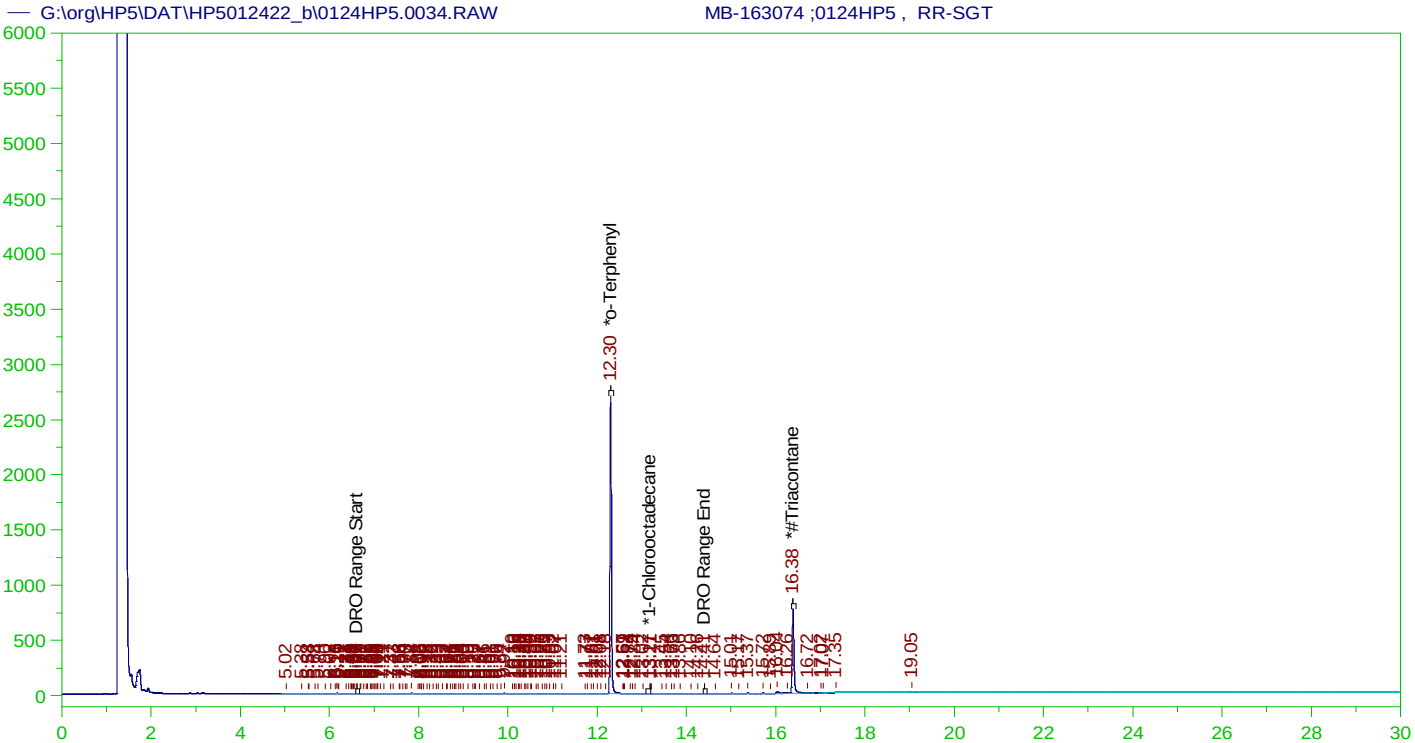

DIESEL RANGE ORGANICS CHROMATOGRAM REPORT
Sample Name: MB-163074 ;0124HP5 , RR-SGT
Raw File: G:\org\HP5\DAT\HP5012422_b\0124HP5.0034.RAW
Date & Time Acquired: 1/25/2022 8:02:01 AM
Method File: G:\Org\HP5\Methods\DR_8015-C24T-JC-L%.met
Calibration File: G:\Org\HP5\Cals\SW8015C_DRO220111JC-C24-T.CAL
Sample Weight: 1000 Dilution: 1 S.A.: 1

Mean RF for TEH: 32675.36
Rt range for Diesel Range Organics: 6.58 to 14.47

SURROGATE COMPOUND	RT	ACTUAL	MEASURED	%REC	
*o-Terphenyl	12.299	.2	.159	79.33	-
*1-Chlorooctadecane	13.175	.2	.	.01	-
*#Triacontane	16.383	.2	.078	39.05	-

DRO Area:269204.4 DRO Amount: 8.238759E-03
TEH Area:453819.4 TEH Amount: 1.388874E-02

G:\org\HP5\dat\HP5012422_b\Review\034_MB-163074_DR_8015-C24T-JC-L%.xls

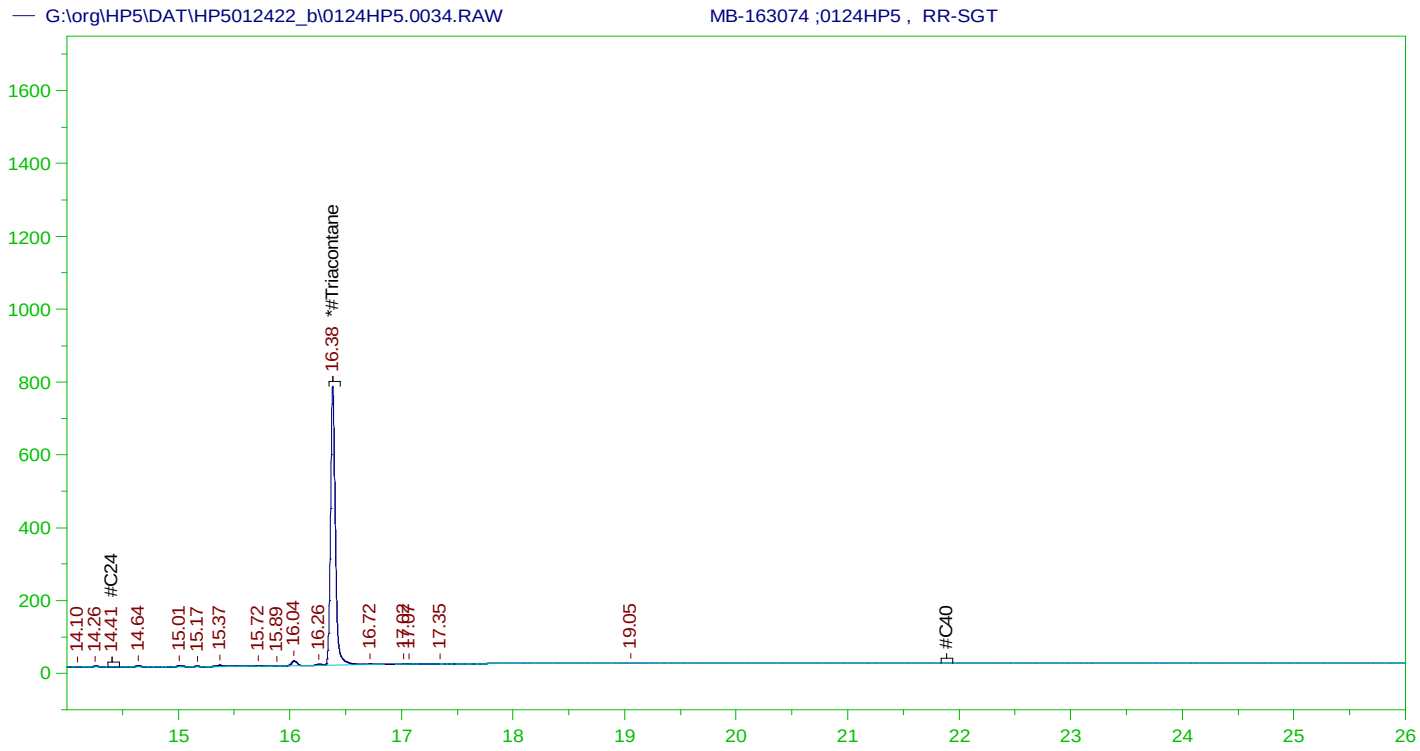

RESIDUAL RANGE ORGANICS CHROMATOGRAM

Sample Name: MB-163074 ;0124HP5 , RR-SGT
Raw File: G:\org\HP5\DAT\HP5012422_b\0124HP5.0034.RAW
Date & Time Acquired: 1/25/2022 8:02:01 AM
Method File: G:\Org\HP5\Methods\DR_OROS-BC-L%.MET
Calibration File: G:\Org\HP5\Cals\SW8015C_ORO220111BC_SAMP.CAL
Sample Weight: 1000 Dilution: 1 S.A.: 1

Mean RF for for Residual Range Organics Calculations: 26424.55
Rt range for Residual Range Organics: 14.37 to 21.94

SURROGATE COMPOUND	RT	ACTUAL	MEASURED	%REC	
*#Triacontane	16.383	.5	.078	15.62	-

RRO Area:118338.4 RRO AMOUNT: 4.478352E-03

Batch ID: 163074

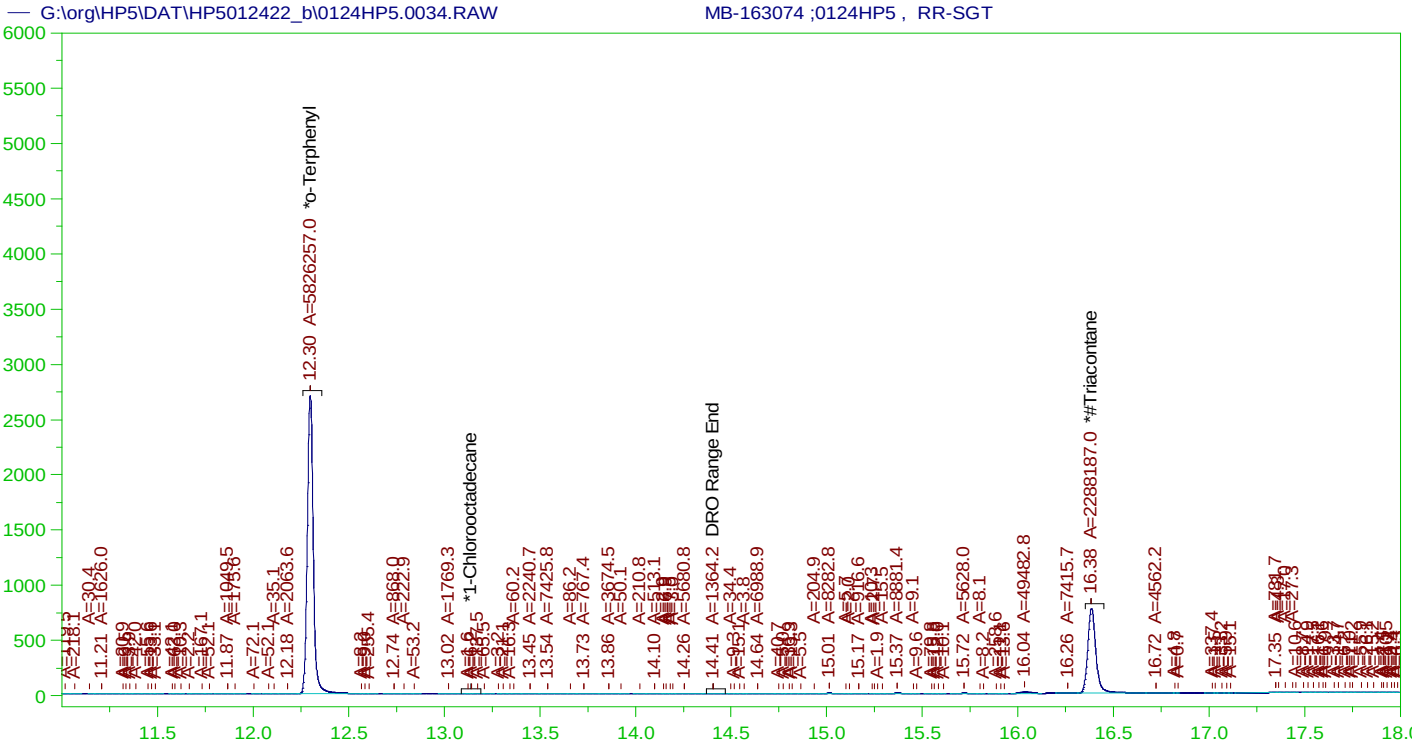

DIESEL RANGE ORGANICS CHROMATOGRAM REPORT

Sample Name: MB-163074 ;0124HP5 , RR-SGT
Raw File: G:\org\HP5\DAT\HP5012422_b\0124HP5.0034.RAW
Date & Time Acquired: 1/25/2022 8:02:01 AM
Method File: G:\Org\HP5\Methods\DS_8015-C24T-JC-L#.met
Calibration File: G:\Org\HP5\Cals\SW8015C_DRO220111JC-C24-T.CAL
Sample Weight: 1000 Dilution: 1 S.A.: 1

Mean RF for TEH: 32675.36
Rt range for Diesel Range Organics: 6.58 to 14.47

SURROGATE COMPOUND	RT	ACTUAL	MEASURED	%REC	
*o-Terphenyl	12.299	.2	.158	79.04	-
*1-Chlorooctadecane	29.964	.2	.	.	-
*#Triacontane	16.383	.2	.077	38.6	-

DRO Area:214237.3 DRO Amount: 6.55654E-03
TEH Area:481108 TEH Amount: 1.472388E-02

G:\org\HP5\dat\HP5012422_b\Review\034_MB-163074_DS_8015-C24T-JC-L#.xls

ERH2433 (RHMW05 w/MS/MSD volumes) Batch ID: 163074

— G:\org\HP5\DAT\HP5012422_b\0124HP5.0035.RAW B22011136-001D ;0124HP5 , $HC-8015-DRO-W, RR-SGT

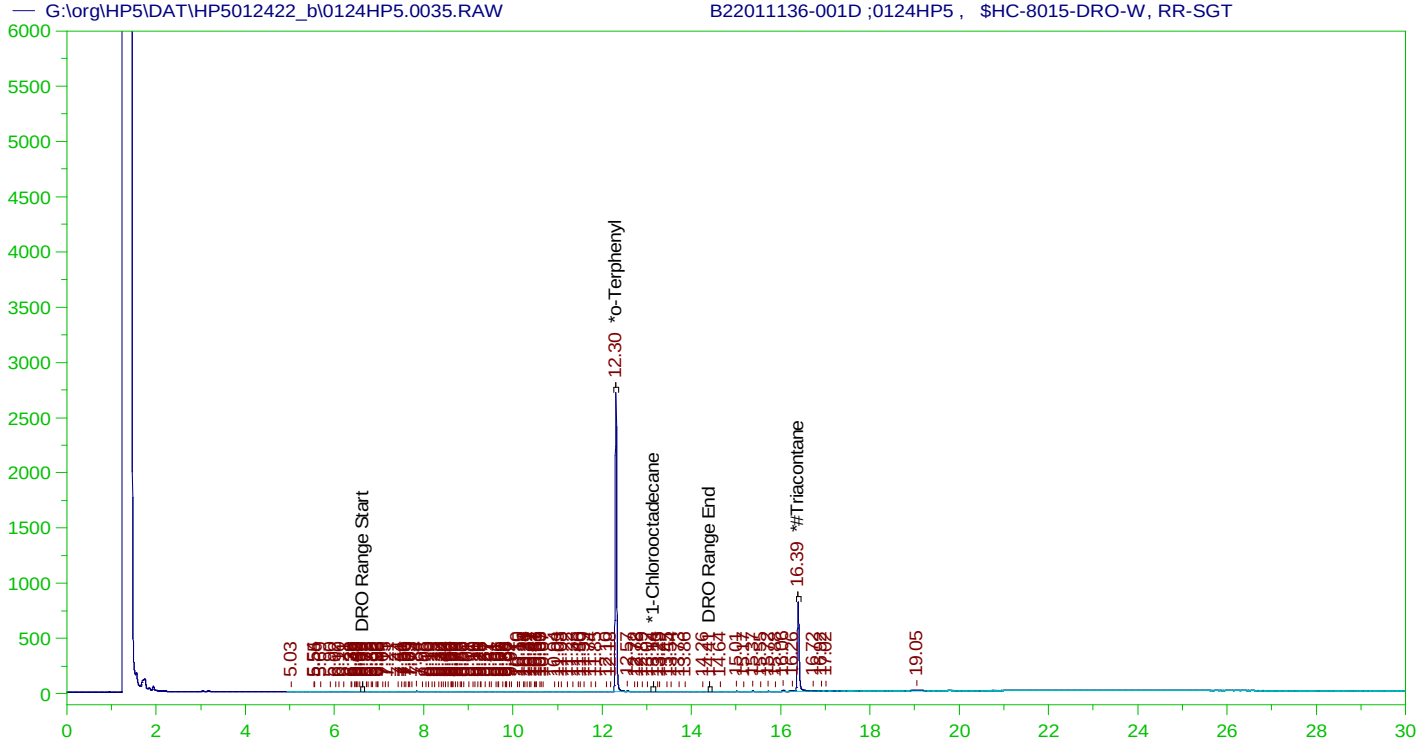

DIESEL RANGE ORGANICS CHROMATOGRAM REPORT

Sample Name: B22011136-001D ;0124HP5 , $HC-8015-DRO-W, RR-SGT
Raw File: G:\org\HP5\DAT\HP5012422_b\0124HP5.0035.RAW
Date & Time Acquired: 1/25/2022 8:44:19 AM
Method File: G:\Org\HP5\Methods\DR_8015-C24T-JC-L%.met
Calibration File: G:\Org\HP5\Cals\SW8015C_DRO220111JC-C24-T.CAL
Sample Weight: 1010 Dilution: 1 S.A.: 1

Mean RF for TEH: 32675.36
Rt range for Diesel Range Organics: 6.58 to 14.47

SURROGATE COMPOUND	RT	ACTUAL	MEASURED	%REC	
*o-Terphenyl	12.304	.198	.156	78.69	-
*1-Chlorooctadecane	13.145	.198	.	.04	-
*#Triacontane	16.387	.198	.082	41.49	-

DRO Area:307471.8 DRO Amount: 9.316731E-03
TEH Area:468380.3 TEH Amount: 1.419243E-02

G:\org\HP5\dat\HP5012422_b\Review\035_B22011136-001D_DR_8015-C24T-JC-L%.xls

ERH2433 (RHMW05 w/MS/MSD volumes) Batch ID: 163074

— G:\org\HP5\DAT\HP5012422_b\0124HP5.0035.RAW B22011136-001D ;0124HP5 , $HC-8015-DRO-W, RR-SGT

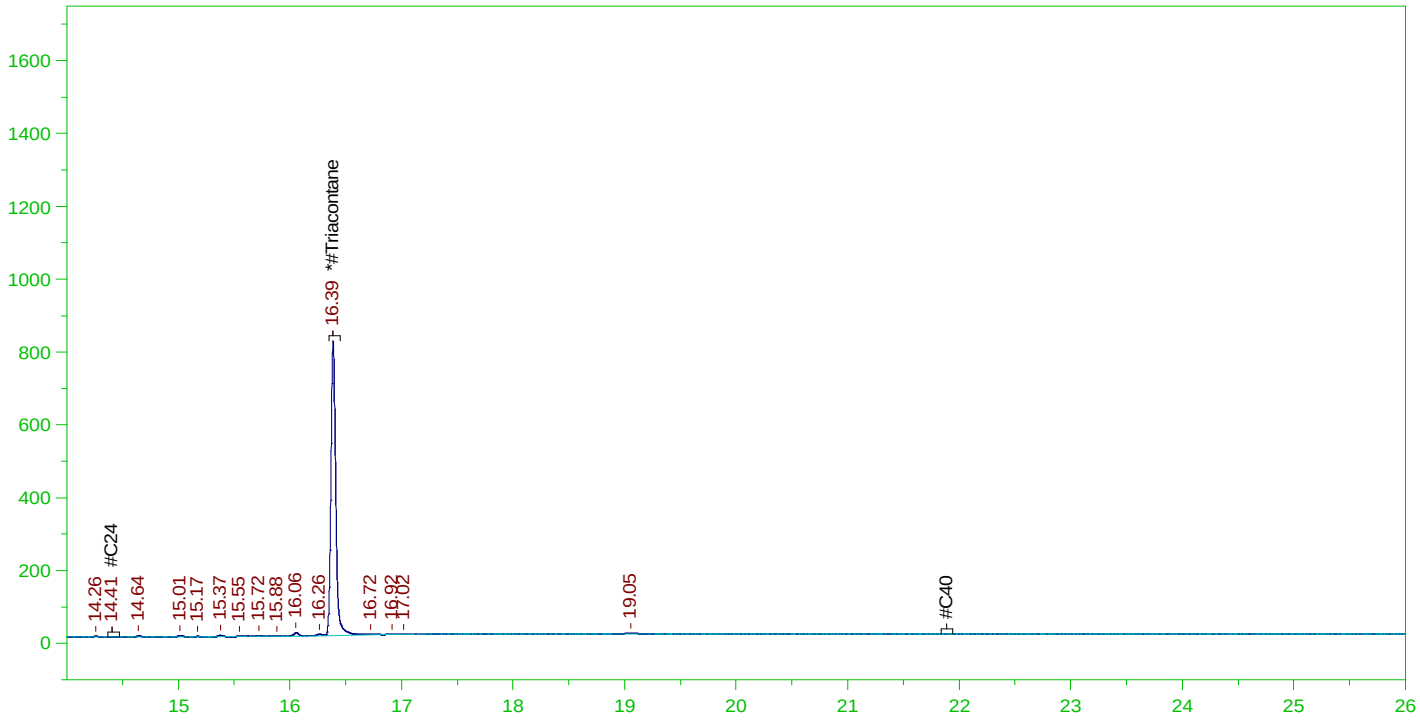

RESIDUAL RANGE ORGANICS CHROMATOGRAM

Sample Name: B22011136-001D ;0124HP5 , $HC-8015-DRO-W, RR-SGT
Raw File: G:\org\HP5\DAT\HP5012422_b\0124HP5.0035.RAW
Date & Time Acquired: 1/25/2022 8:44:19 AM
Method File: G:\Org\HP5\Methods\DR_OROS-BC-L%.MET
Calibration File: G:\Org\HP5\Cals\SW8015C_ORO220111BC_SAMP.CAL
Sample Weight: 1010 Dilution: 1 S.A.: 1

Mean RF for for Residual Range Organics Calculations: 26424.55
Rt range for Residual Range Organics: 14.37 to 21.94

SURROGATE COMPOUND	RT	ACTUAL	MEASURED	%REC	
*#Triacontane	16.387	.495	.082	16.6	-

RRO Area:110285.3 RRO AMOUNT: 4.132268E-03

G:\org\HP5\dat\HP5012422_b\Review\035_B22011136-001D_DR_OROS-BC-L%.xls

ERH2433 (RHMW05 w/MS/MSD volumes) Batch ID: 163074

— G:\org\HP5\DAT\HP5012422_b\0124HP5.0035.RAW B22011136-001D ;0124HP5 , $HC-8015-DRO-W, RR-SGT

DIESEL RANGE ORGANICS CHROMATOGRAM REPORT

Sample Name: B22011136-001D ;0124HP5 , $HC-8015-DRO-W, RR-SGT
Raw File: G:\org\HP5\DAT\HP5012422_b\0124HP5.0035.RAW
Date & Time Acquired: 1/25/2022 8:44:19 AM
Method File: G:\Org\HP5\Methods\DS_8015-C24T-JC-L#.met
Calibration File: G:\Org\HP5\Cals\SW8015C_DRO220111JC-C24-T.CAL
Sample Weight: 1010 Dilution: 1 S.A.: 1

Mean RF for TEH: 32675.36
Rt range for Diesel Range Organics: 6.58 to 14.47

SURROGATE COMPOUND	RT	ACTUAL	MEASURED	%REC	
*o-Terphenyl	12.304	.198	.155	78.26	-
*1-Chlorooctadecane	13.145	.198	.	.01	-
*#Triacontane	16.387	.198	.081	41.01	-

DRO Area:218720.9 DRO Amount: 6.627481E-03
TEH Area:435732.8 TEH Amount: 1.320318E-02

G:\org\HP5\dat\HP5012422_b\Review\035_B22011136-001D_DS_8015-C24T-JC-L#.xls

ERH2426 (RHMW01R) Batch ID: 163074

— G:\org\HP5\DAT\HP5012422_b\0124HP5.0036.RAW B22011134-001D ;0124HP5 , $HC-8015-DRO-W, SGT

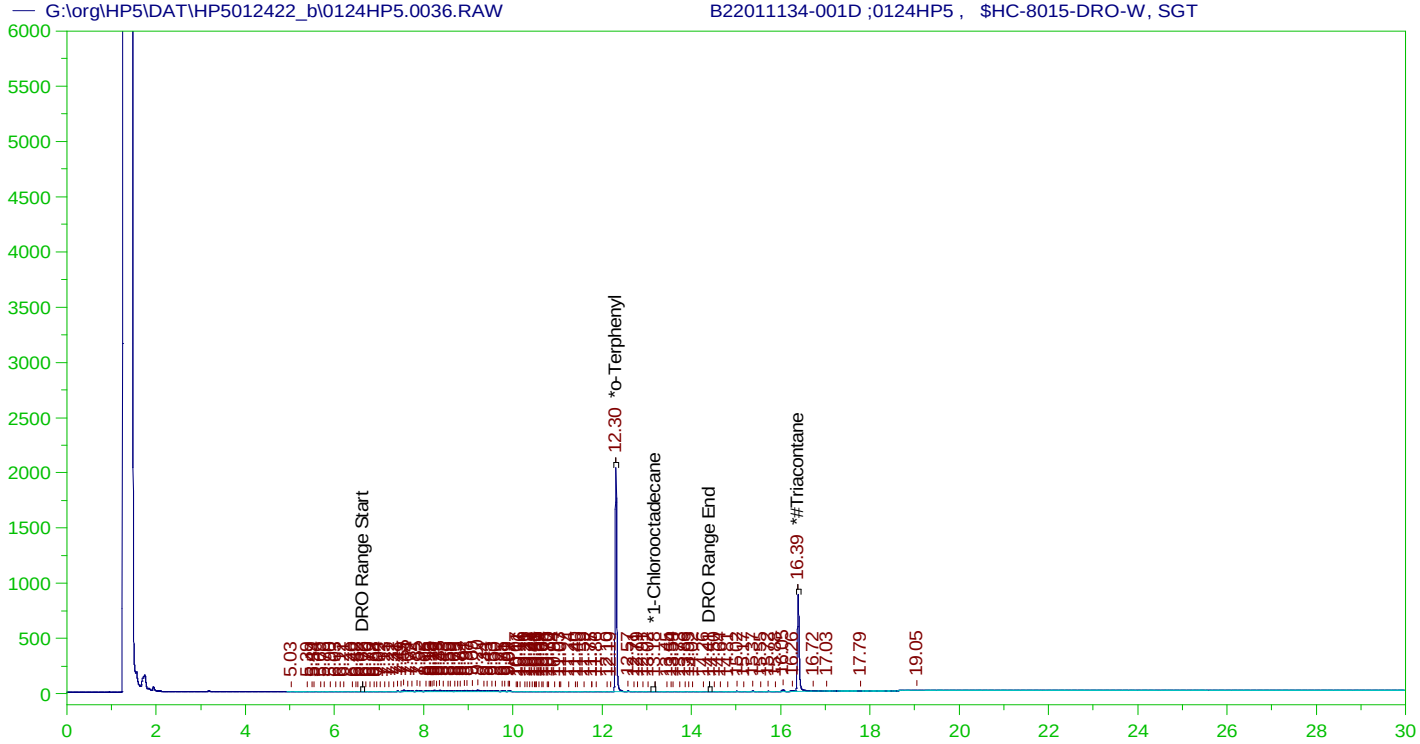

DIESEL RANGE ORGANICS CHROMATOGRAM REPORT

Sample Name: B22011134-001D ;0124HP5 , $HC-8015-DRO-W, SGT
Raw File: G:\org\HP5\DAT\HP5012422_b\0124HP5.0036.RAW
Date & Time Acquired: 1/25/2022 9:26:43 AM
Method File: G:\Org\HP5\Methods\DR_8015-C24T-JC-L%.met
Calibration File: G:\Org\HP5\Cals\SW8015C_DRO220111JC-C24-T.CAL
Sample Weight: 1000 Dilution: 1 S.A.: 1

Mean RF for TEH: 32675.36
Rt range for Diesel Range Organics: 6.58 to 14.47

SURROGATE COMPOUND	RT	ACTUAL	MEASURED	%REC	
*o-Terphenyl	12.304	.2	.121	60.36	-
*1-Chlorooctadecane	13.178	.2	.	.03	-
*#Triacontane	16.388	.2	.089	44.55	-

DRO Area:1233015 DRO Amount: 3.773531E-02
TEH Area:1441161 TEH Amount: 4.410544E-02

G:\org\HP5\dat\HP5012422_b\Review\036_B22011134-001D_DR_8015-C24T-JC-L%.xls

ERH2426 (RHMW01R) Batch ID: 163074

— G:\org\HP5\DAT\HP5012422_b\0124HP5.0036.RAW B22011134-001D ;0124HP5 , $HC-8015-DRO-W, SGT

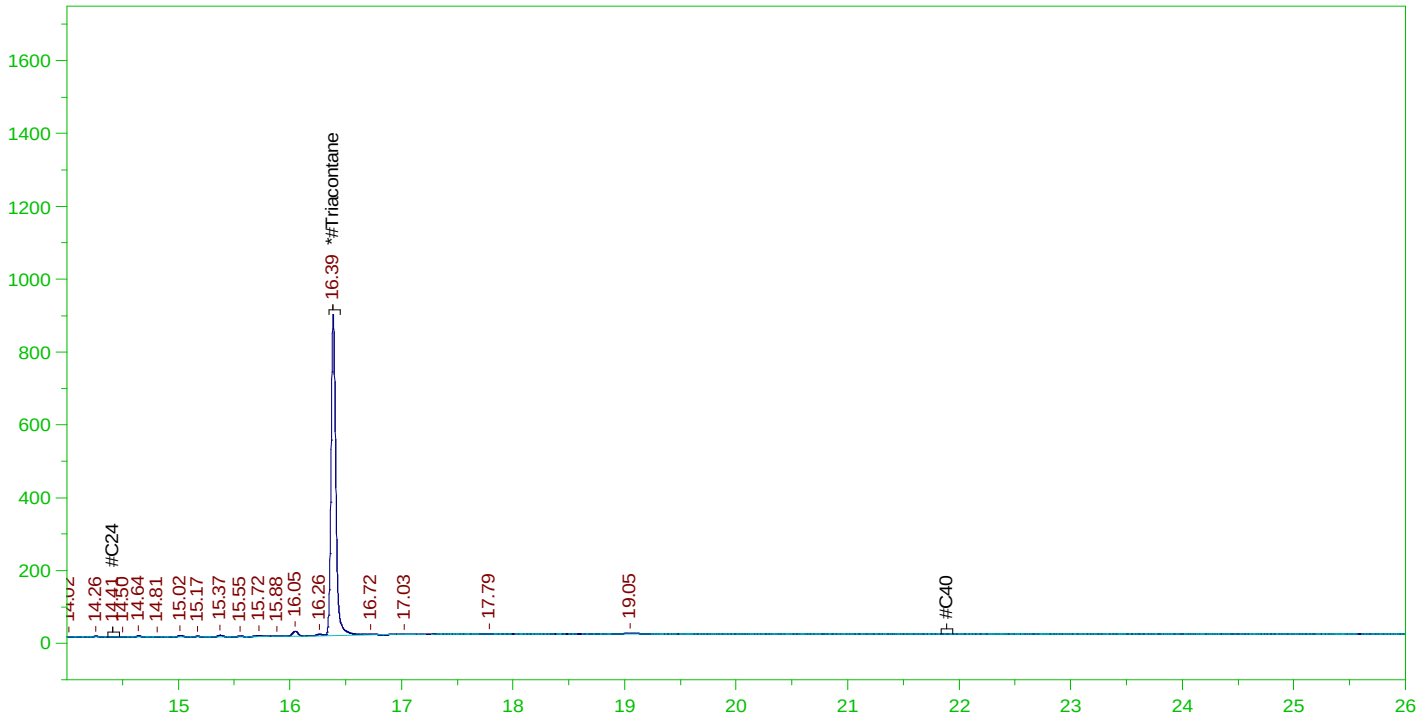

RESIDUAL RANGE ORGANICS CHROMATOGRAM

Sample Name: B22011134-001D ;0124HP5 , $HC-8015-DRO-W, SGT
Raw File: G:\org\HP5\DAT\HP5012422_b\0124HP5.0036.RAW
Date & Time Acquired: 1/25/2022 9:26:43 AM
Method File: G:\Org\HP5\Methods\DR_OROS-BC-L%.MET
Calibration File: G:\Org\HP5\Cals\SW8015C_ORO220111BC_SAMP.CAL
Sample Weight: 1000 Dilution: 1 S.A.: 1

Mean RF for for Residual Range Organics Calculations: 26424.55
Rt range for Residual Range Organics: 14.37 to 21.94

SURROGATE COMPOUND	RT	ACTUAL	MEASURED	%REC	
*#Triacontane	16.388	.5	.089	17.82	-

RRO Area:138503.6 RRO AMOUNT: 5.241474E-03

G:\org\HP5\dat\HP5012422_b\Review\036_B22011134-001D_DR_OROS-BC-L%.xls

ERH2426 (RHMW01R) Batch ID: 163074

— G:\org\HP5\DAT\HP5012422_b\0124HP5.0036.RAW B22011134-001D ;0124HP5 , $HC-8015-DRO-W, SGT

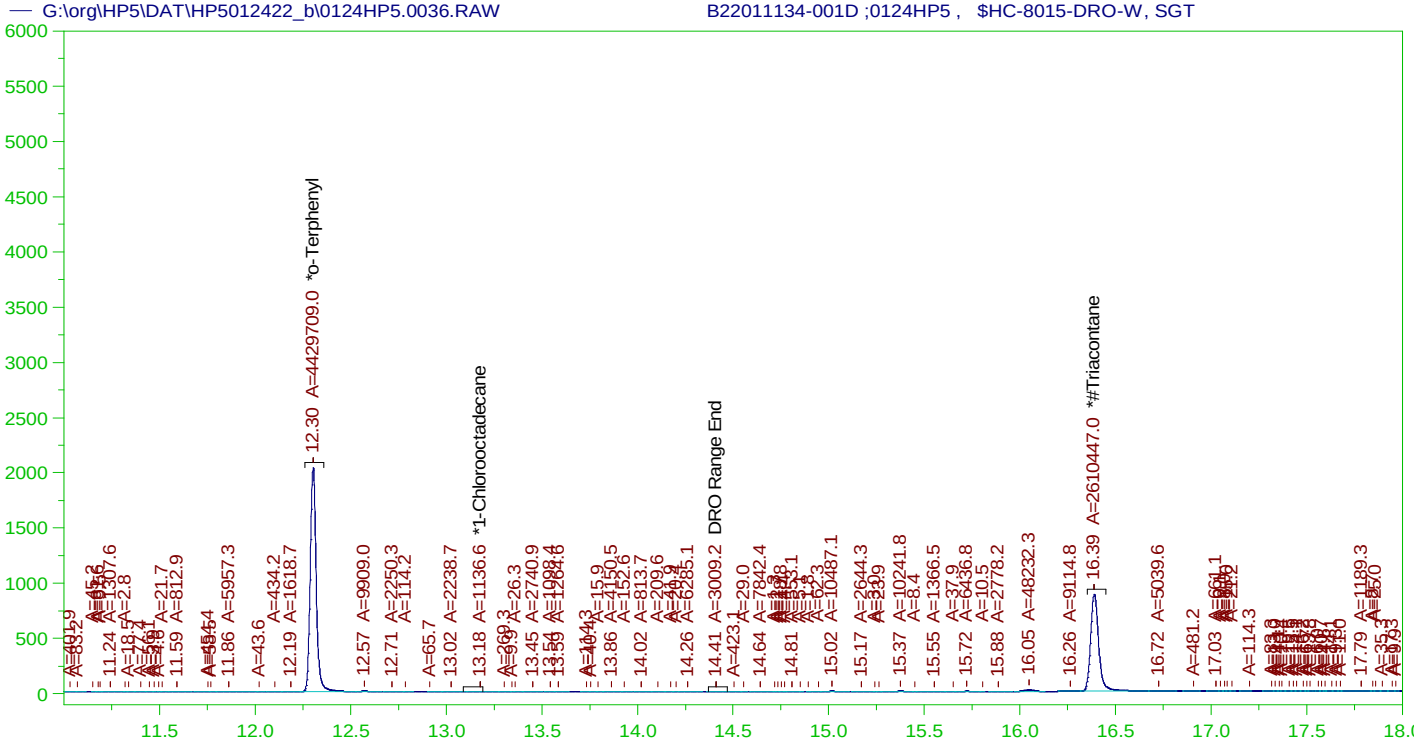

DIESEL RANGE ORGANICS CHROMATOGRAM REPORT

Sample Name: B22011134-001D ;0124HP5 , $HC-8015-DRO-W, SGT
Raw File: G:\org\HP5\DAT\HP5012422_b\0124HP5.0036.RAW
Date & Time Acquired: 1/25/2022 9:26:43 AM
Method File: G:\Org\HP5\Methods\DS_8015-C24T-JC-L#.met
Calibration File: G:\Org\HP5\Cals\SW8015C_DRO220111JC-C24-T.CAL
Sample Weight: 1000 Dilution: 1 S.A.: 1

Mean RF for TEH: 32675.36
Rt range for Diesel Range Organics: 6.58 to 14.47

SURROGATE COMPOUND	RT	ACTUAL	MEASURED	%REC	
*o-Terphenyl	12.304	.2	.12	60.09	-
*1-Chlorooctadecane	13.178	.2	.02		-
*#Triacontane	16.388	.2	.088	44.04	-

DRO Area:1056512 DRO Amount: 3.233361E-02
TEH Area:1268238 TEH Amount: 3.881327E-02

G:\org\HP5\dat\HP5012422_b\Review\036_B22011134-001D_DS_8015-C24T-JC-L#.xls

ERH2427 (RHMW01R) Batch ID: 163074

— G:\org\HP5\DAT\HP5012422_b\0124HP5.0037.RAW B22011134-002B ;0124HP5 , $HC-8015-DRO-W, SGT

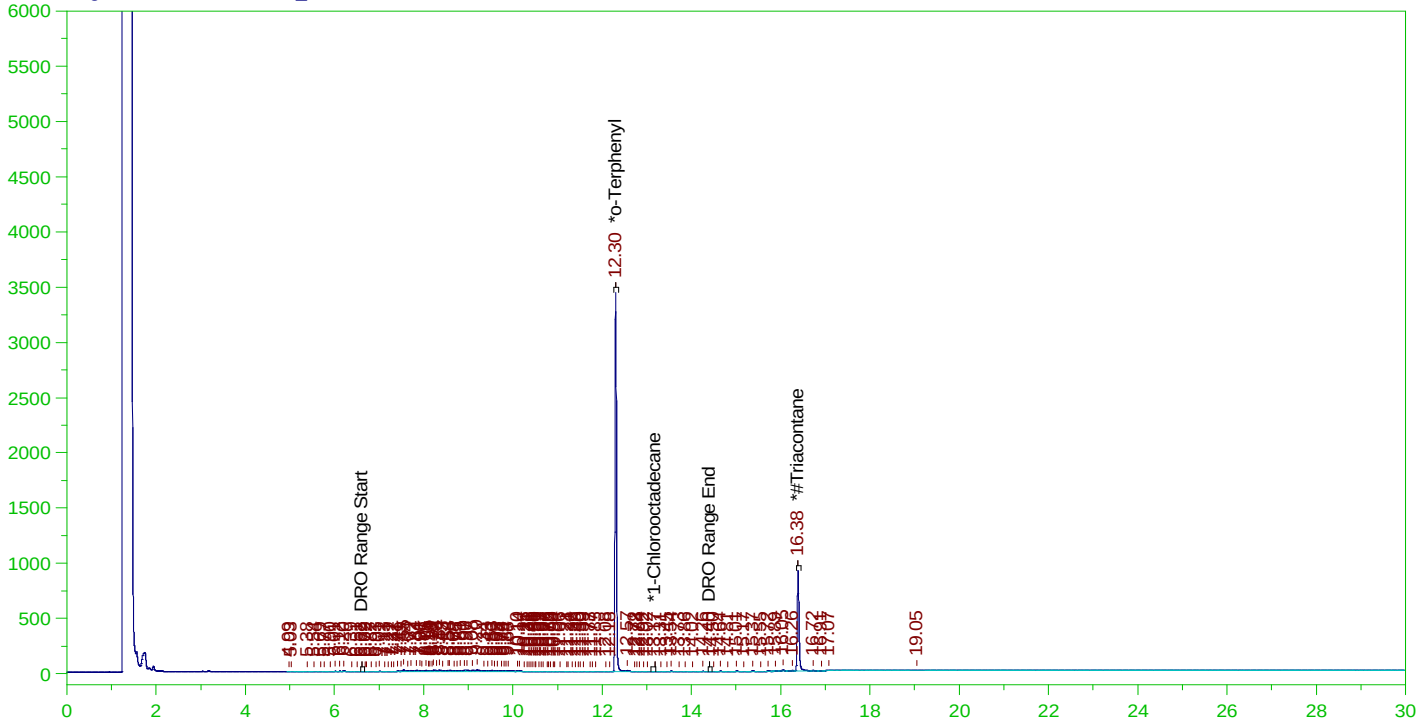

DIESEL RANGE ORGANICS CHROMATOGRAM REPORT

Sample Name: B22011134-002B ;0124HP5 , $HC-8015-DRO-W, SGT
Raw File: G:\org\HP5\DAT\HP5012422_b\0124HP5.0037.RAW
Date & Time Acquired: 1/25/2022 10:09:08 AM
Method File: G:\Org\HP5\Methods\DR_8015-C24T-JC-L%.met
Calibration File: G:\Org\HP5\Cals\SW8015C_DRO220111JC-C24-T.CAL
Sample Weight: 990 Dilution: 1 S.A.: 1

Mean RF for TEH: 32675.36
Rt range for Diesel Range Organics: 6.58 to 14.47

SURROGATE COMPOUND	RT	ACTUAL	MEASURED	%REC	
*o-Terphenyl	12.3	.202	.197	97.56	-
*1-Chlorooctadecane	13.174	.202	.	.03	-
*#Triacontane	16.385	.202	.094	46.6	-

DRO Area:1468868 DRO Amount: 4.540747E-02
TEH Area:1705039 TEH Amount: 5.270827E-02

G:\org\HP5\dat\HP5012422_b\Review\037_B22011134-002B_DR_8015-C24T-JC-L%.xls

ERH2427 (RHMW01R) Batch ID: 163074

— G:\org\HP5\DAT\HP5012422_b\0124HP5.0037.RAW B22011134-002B ;0124HP5 , $HC-8015-DRO-W, SGT

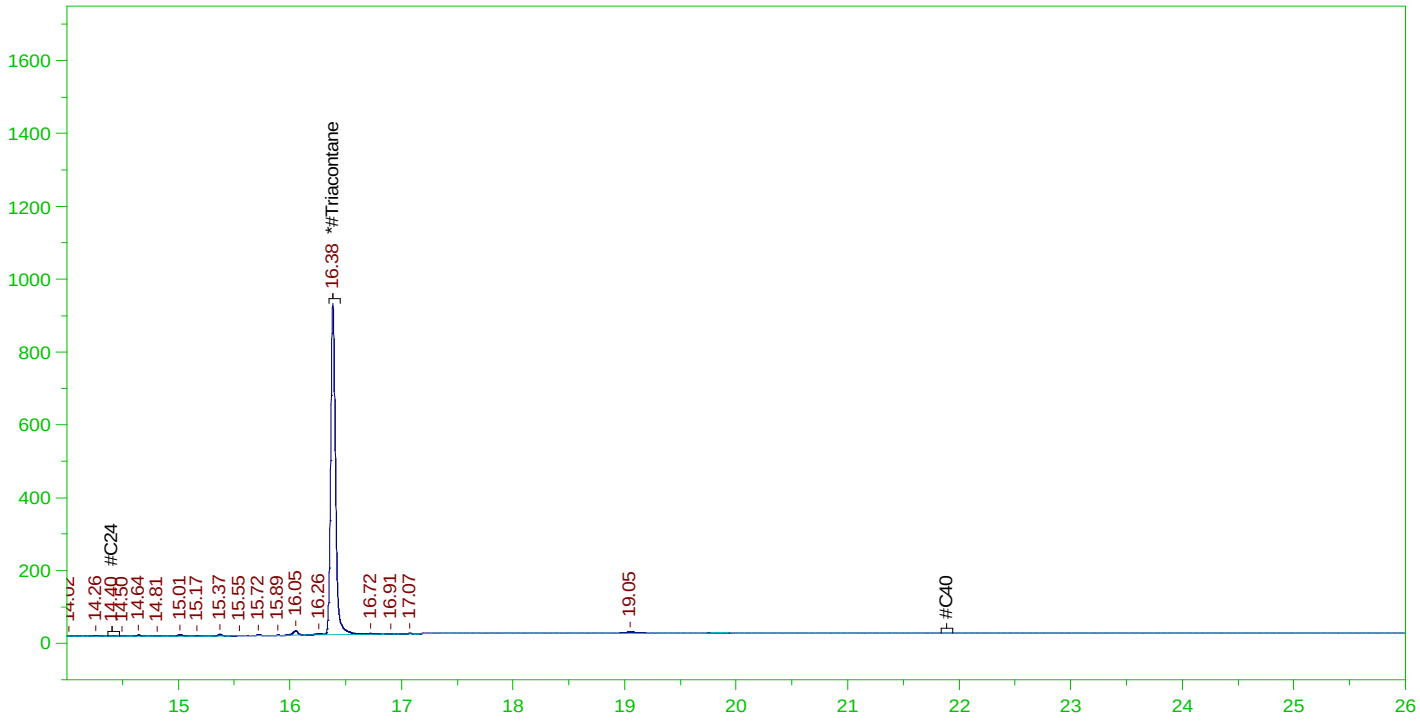

RESIDUAL RANGE ORGANICS CHROMATOGRAM

Sample Name: B22011134-002B ;0124HP5 , $HC-8015-DRO-W, SGT
Raw File: G:\org\HP5\DAT\HP5012422_b\0124HP5.0037.RAW
Date & Time Acquired: 1/25/2022 10:09:08 AM
Method File: G:\Org\HP5\Methods\DR_OROS-BC-L%.MET
Calibration File: G:\Org\HP5\Cals\SW8015C_ORO220111BC_SAMP.CAL
Sample Weight: 990 Dilution: 1 S.A.: 1

Mean RF for for Residual Range Organics Calculations: 26424.55
Rt range for Residual Range Organics: 14.37 to 21.94

SURROGATE COMPOUND	RT	ACTUAL	MEASURED	%REC	
*#Triacontane	16.385	.505	.094	18.64	-

RRO Area:148624.2 RRO AMOUNT: 5.681286E-03

G:\org\HP5\dat\HP5012422_b\Review\037_B22011134-002B_DR_OROS-BC-L%.xls

ERH2427 (RHMW01R) Batch ID: 163074

— G:\org\HP5\DAT\HP5012422_b\0124HP5.0037.RAW B22011134-002B ;0124HP5 , $HC-8015-DRO-W, SGT

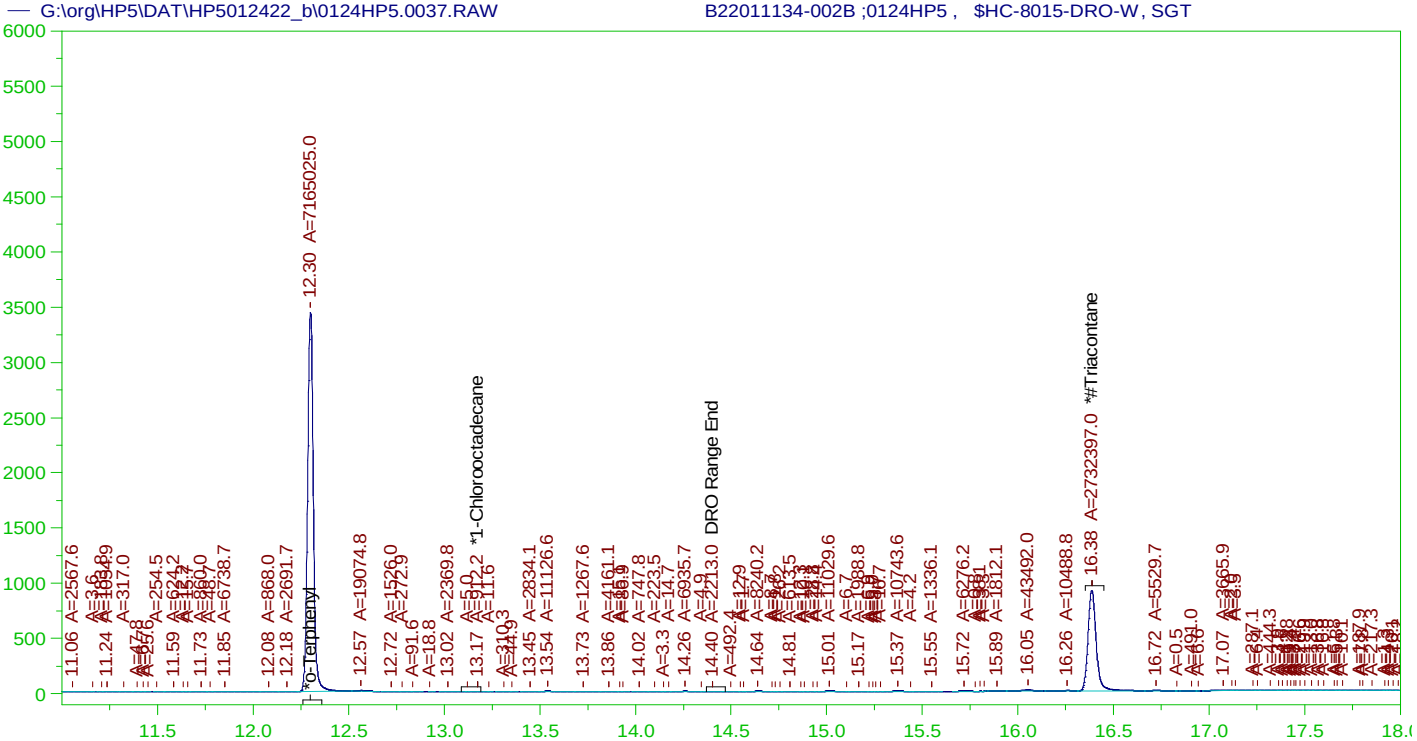

DIESEL RANGE ORGANICS CHROMATOGRAM REPORT

Sample Name: B22011134-002B ;0124HP5 , $HC-8015-DRO-W, SGT
Raw File: G:\org\HP5\DAT\HP5012422_b\0124HP5.0037.RAW
Date & Time Acquired: 1/25/2022 10:09:08 AM
Method File: G:\Org\HP5\Methods\DS_8015-C24T-JC-L#.met
Calibration File: G:\Org\HP5\Cals\SW8015C_DRO220111JC-C24-T.CAL
Sample Weight: 990 Dilution: 1 S.A.: 1

Mean RF for TEH: 32675.36
Rt range for Diesel Range Organics: 6.58 to 14.47

SURROGATE COMPOUND	RT	ACTUAL	MEASURED	%REC	
*o-Terphenyl	12.3	.202	.196	97.2	-
*1-Chlorooctadecane	13.174	.202	.	.01	-
*#Triacontane	16.385	.202	.093	46.1	-

DRO Area:1274476 DRO Amount: 3.939817E-02
TEH Area:1520852 TEH Amount: 4.701444E-02

G:\org\HP5\dat\HP5012422_b\Review\037_B22011134-002B_DS_8015-C24T-JC-L#.xls

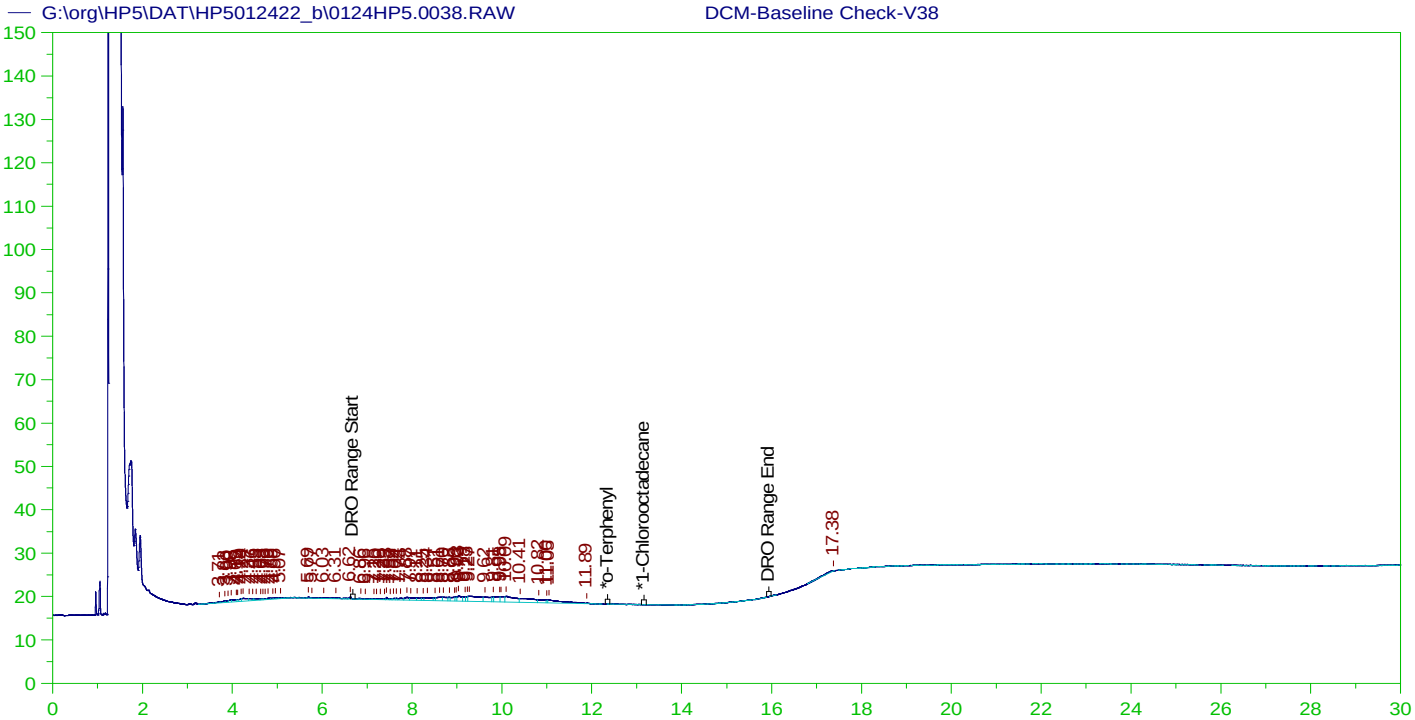

DIESEL RANGE ORGANICS CHROMATOGRAM REPORT
Sample Name: DCM-Baseline Check-V38
Raw File: G:\org\HP5\DAT\HP5012422_b\0124HP5.0038.RAW
Date & Time Acquired: 1/25/2022 10:51:39 AM
Method File: G:\Org\HP5\Methods\DR_8015-JA-LEXP.met
Calibration File: G:\Org\HP5\Cals\SW8015C_DRO220111JA.CAL
Sample Weight: 1 Dilution: 1 S.A.: 1

Mean RF for TEH: 32675.36
Rt range for Diesel Range Organics: 6.63 to 15.99

SURROGATE COMPOUND	RT	ACTUAL	MEASURED		%REC
*o-Terphenyl_____	29.968	200.	.	.	-
*1-Chlorooctadecane_____	29.968	200.	.	.	-

DRO Area:195860 DRO Amount: 5.994118
TEH Area:246660.8 TEH Amount: 7.548833

ERH2431 (RHMW03) Batch ID: 163074

— G:\org\HP5\DAT\HP5012422_b\0124HP5.0039.RAW B22011135-001D ;0124HP5 , $HC-8015-DRO-W, SGT

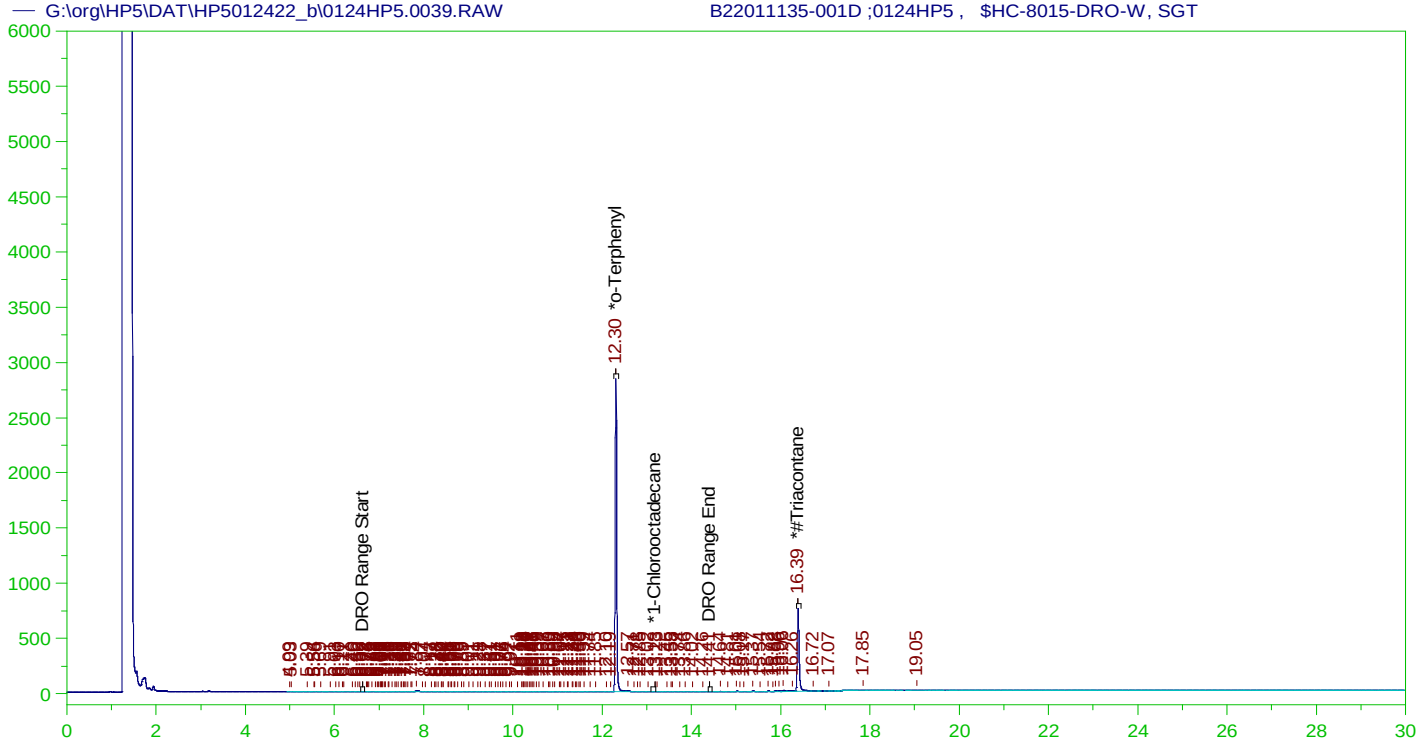

DIESEL RANGE ORGANICS CHROMATOGRAM REPORT

Sample Name: B22011135-001D ;0124HP5 , $HC-8015-DRO-W, SGT
Raw File: G:\org\HP5\DAT\HP5012422_b\0124HP5.0039.RAW
Date & Time Acquired: 1/25/2022 11:34:16 AM
Method File: G:\Org\HP5\Methods\DR_8015-C24T-JC-L%.met
Calibration File: G:\Org\HP5\Cals\SW8015C_DRO220111JC-C24-T.CAL
Sample Weight: 990 Dilution: 1 S.A.: 1

Mean RF for TEH: 32675.36
Rt range for Diesel Range Organics: 6.58 to 14.47

SURROGATE COMPOUND	RT	ACTUAL	MEASURED	%REC	
*o-Terphenyl	12.304	.202	.167	82.75	-
*1-Chlorooctadecane	13.177	.202	.	.04	-
*#Triacontane	16.386	.202	.08	39.39	-

DRO Area:432821.4 DRO Amount: 1.337991E-02
TEH Area:610219.1 TEH Amount: 1.886385E-02

G:\org\HP5\dat\HP5012422_b\Review\039_B22011135-001D_DR_8015-C24T-JC-L%.xls

ERH2431 (RHMW03) Batch ID: 163074

— G:\org\HP5\DAT\HP5012422_b\0124HP5.0039.RAW B22011135-001D ;0124HP5 , $HC-8015-DRO-W, SGT

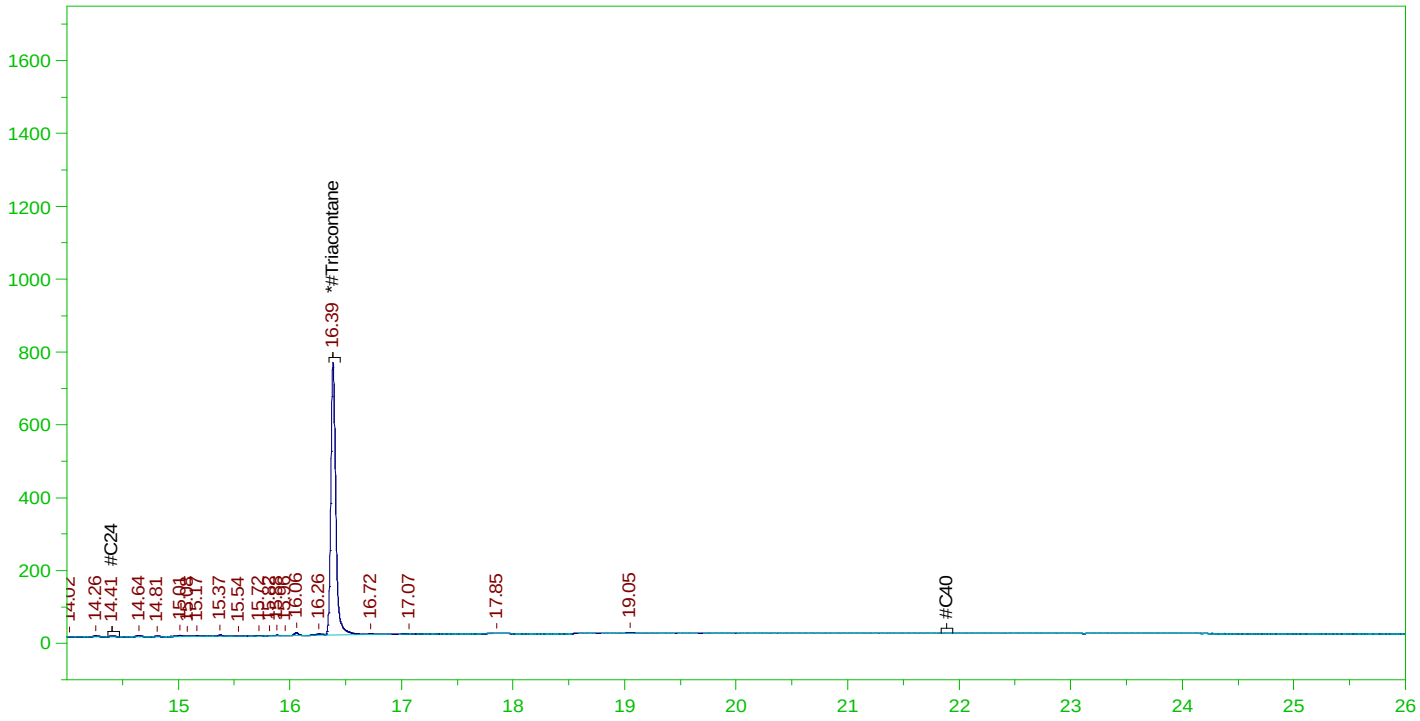

RESIDUAL RANGE ORGANICS CHROMATOGRAM

Sample Name: B22011135-001D ;0124HP5 , $HC-8015-DRO-W, SGT
Raw File: G:\org\HP5\DAT\HP5012422_b\0124HP5.0039.RAW
Date & Time Acquired: 1/25/2022 11:34:16 AM
Method File: G:\Org\HP5\Methods\DR_OROS-BC-L%.MET
Calibration File: G:\Org\HP5\Cals\SW8015C_ORO220111BC_SAMP.CAL
Sample Weight: 990 Dilution: 1 S.A.: 1

Mean RF for for Residual Range Organics Calculations: 26424.55
Rt range for Residual Range Organics: 14.37 to 21.94

SURROGATE COMPOUND	RT	ACTUAL	MEASURED	%REC	
*#Triacontane	16.386	.505	.08	15.75	-

RRO Area:118067.4 RRO AMOUNT: 4.513226E-03

G:\org\HP5\dat\HP5012422_b\Review\039_B22011135-001D_DR_OROS-BC-L%.xls

ERH2431 (RHMW03) Batch ID: 163074

— G:\org\HP5\DAT\HP5012422_b\0124HP5.0039.RAW B22011135-001D ;0124HP5 , $HC-8015-DRO-W, SGT

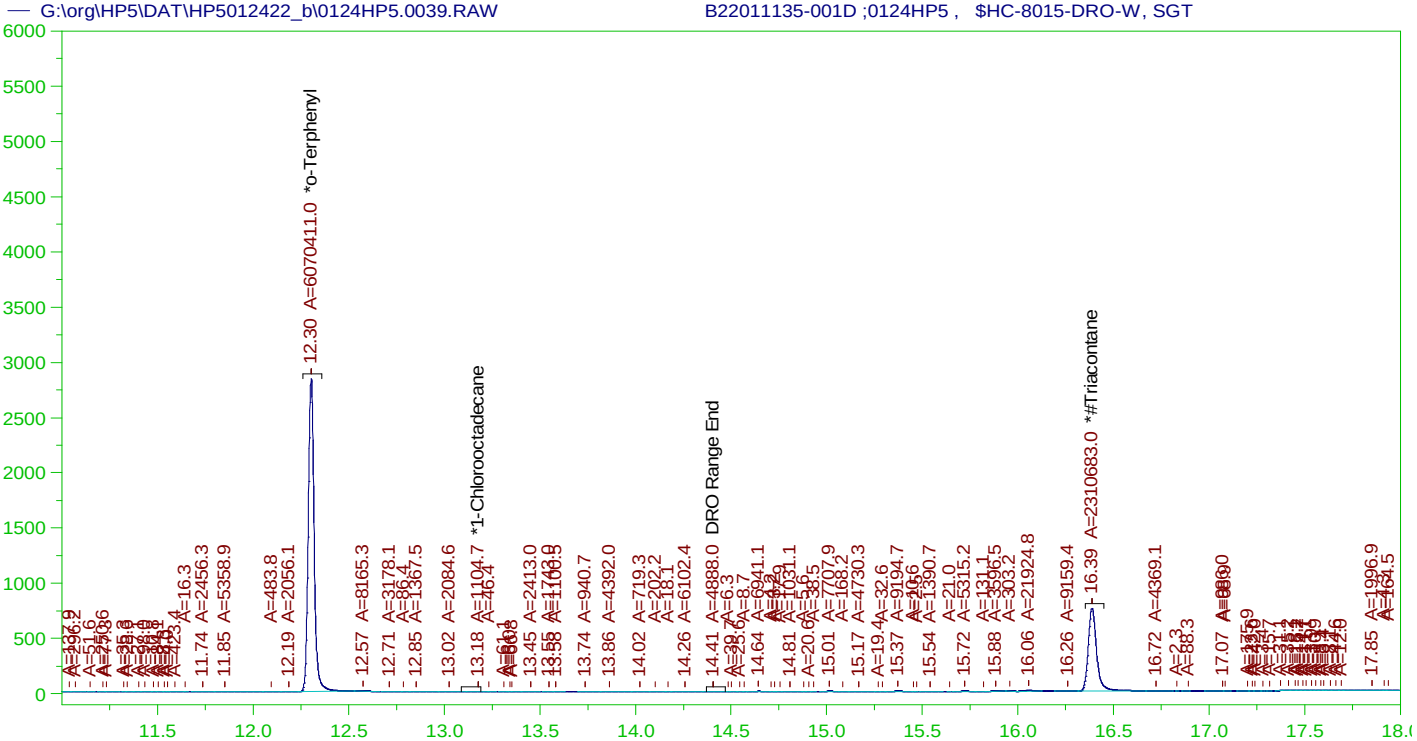

DIESEL RANGE ORGANICS CHROMATOGRAM REPORT

Sample Name: B22011135-001D ;0124HP5 , $HC-8015-DRO-W, SGT
Raw File: G:\org\HP5\DAT\HP5012422_b\0124HP5.0039.RAW
Date & Time Acquired: 1/25/2022 11:34:16 AM
Method File: G:\Org\HP5\Methods\DS_8015-C24T-JC-L#.met
Calibration File: G:\Org\HP5\Cals\SW8015C_DRO220111JC-C24-T.CAL
Sample Weight: 990 Dilution: 1 S.A.: 1

Mean RF for TEH: 32675.36
Rt range for Diesel Range Organics: 6.58 to 14.47

SURROGATE COMPOUND	RT	ACTUAL	MEASURED	%REC	
*o-Terphenyl	12.304	.202	.166	82.35	-
*1-Chlorooctadecane	13.177	.202	.	.01	-
*#Triacontane	16.386	.202	.079	38.98	-

DRO Area:268892.1 DRO Amount: 8.312325E-03
TEH Area:522240.3 TEH Amount: 1.614414E-02

G:\org\HP5\dat\HP5012422_b\Review\039_B22011135-001D_DS_8015-C24T-JC-L#.xls

ERH2429 (RHMW02) Batch ID: 163074

— G:\org\HP5\DAT\HP5012422_b\0124HP5.0040.RAW B22011137-001D ;0124HP5 , $HC-8015-DRO-W, SGT

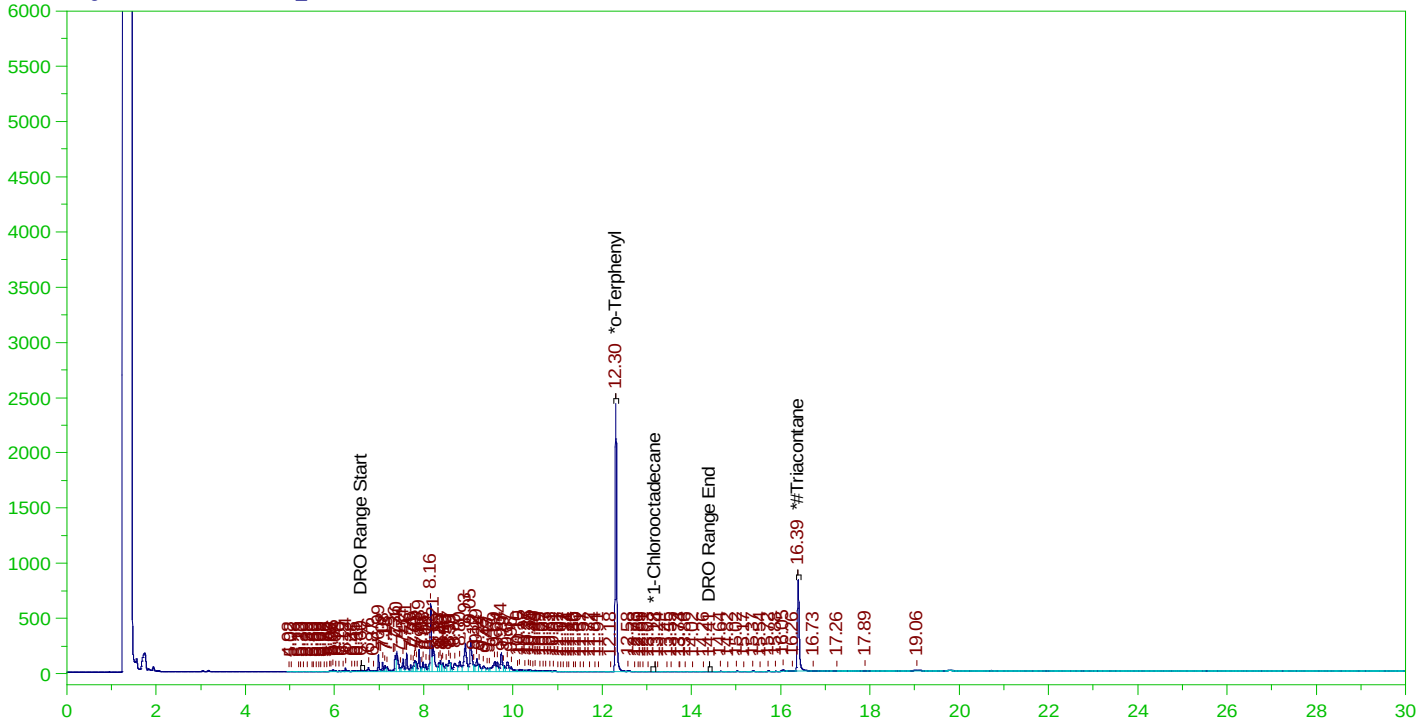

DIESEL RANGE ORGANICS CHROMATOGRAM REPORT

Sample Name: B22011137-001D ;0124HP5 , $HC-8015-DRO-W, SGT
Raw File: G:\org\HP5\DAT\HP5012422_b\0124HP5.0040.RAW
Date & Time Acquired: 1/25/2022 12:16:51 PM
Method File: G:\Org\HP5\Methods\DR_8015-C24T-JC-L%.met
Calibration File: G:\Org\HP5\Cals\SW8015C_DRO220111JC-C24-T.CAL
Sample Weight: 1030 Dilution: 1 S.A.: 1

Mean RF for TEH: 32675.36
Rt range for Diesel Range Organics: 6.58 to 14.47

SURROGATE COMPOUND	RT	ACTUAL	MEASURED	%REC	
*o-Terphenyl	12.303	.194	.142	72.89	-
*1-Chlorooctadecane	13.18	.194	.	.02	-
*#Triacontane	16.388	.194	.084	43.48	-

DRO Area:1.391613E+07 DRO Amount: 0.413486
TEH Area:1.43224E+07 TEH Amount: 0.4255574

G:\org\HP5\dat\HP5012422_b\Review\040_B22011137-001D_DR_8015-C24T-JC-L%.xls

ERH2429 (RHMW02) Batch ID: 163074

— G:\org\HP5\DAT\HP5012422_b\0124HP5.0040.RAW B22011137-001D ;0124HP5 , $HC-8015-DRO-W, SGT

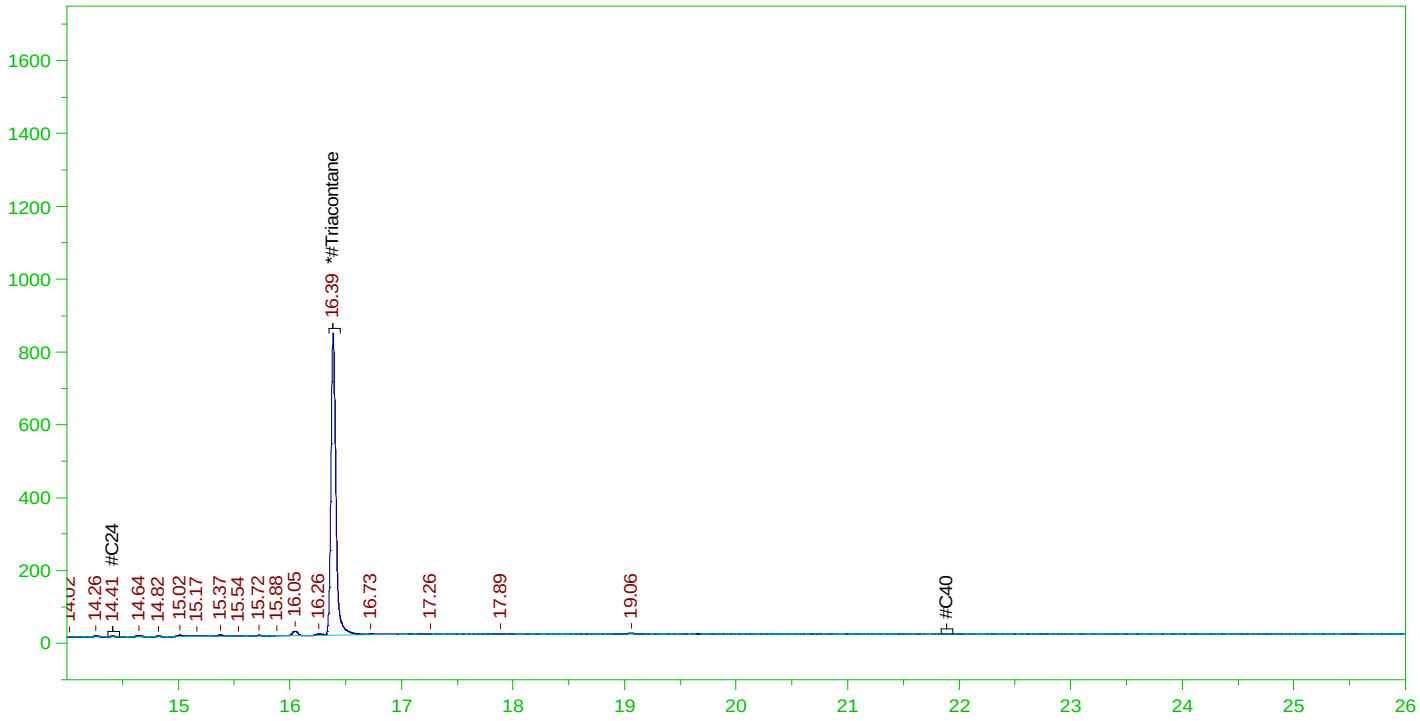

RESIDUAL RANGE ORGANICS CHROMATOGRAM

Sample Name: B22011137-001D ;0124HP5 , $HC-8015-DRO-W, SGT
Raw File: G:\org\HP5\DAT\HP5012422_b\0124HP5.0040.RAW
Date & Time Acquired: 1/25/2022 12:16:51 PM
Method File: G:\Org\HP5\Methods\DR_OROS-BC-L%.MET
Calibration File: G:\Org\HP5\Cals\SW8015C_ORO220111BC_SAMP.CAL
Sample Weight: 1030 Dilution: 1 S.A.: 1

Mean RF for for Residual Range Organics Calculations: 26424.55
Rt range for Residual Range Organics: 14.37 to 21.94

SURROGATE COMPOUND	RT	ACTUAL	MEASURED	%REC	
*#Triacontane	16.388	.485	.084	17.39	-

RRO Area:130214.7 RRO AMOUNT: 4.784264E-03

G:\org\HP5\dat\HP5012422_b\Review\040_B22011137-001D_DR_OROS-BC-L%.xls

ERH2429 (RHMW02) Batch ID: 163074

— G:\org\HP5\DAT\HP5012422_b\0124HP5.0040.RAW B22011137-001D ;0124HP5 , $HC-8015-DRO-W, SGT

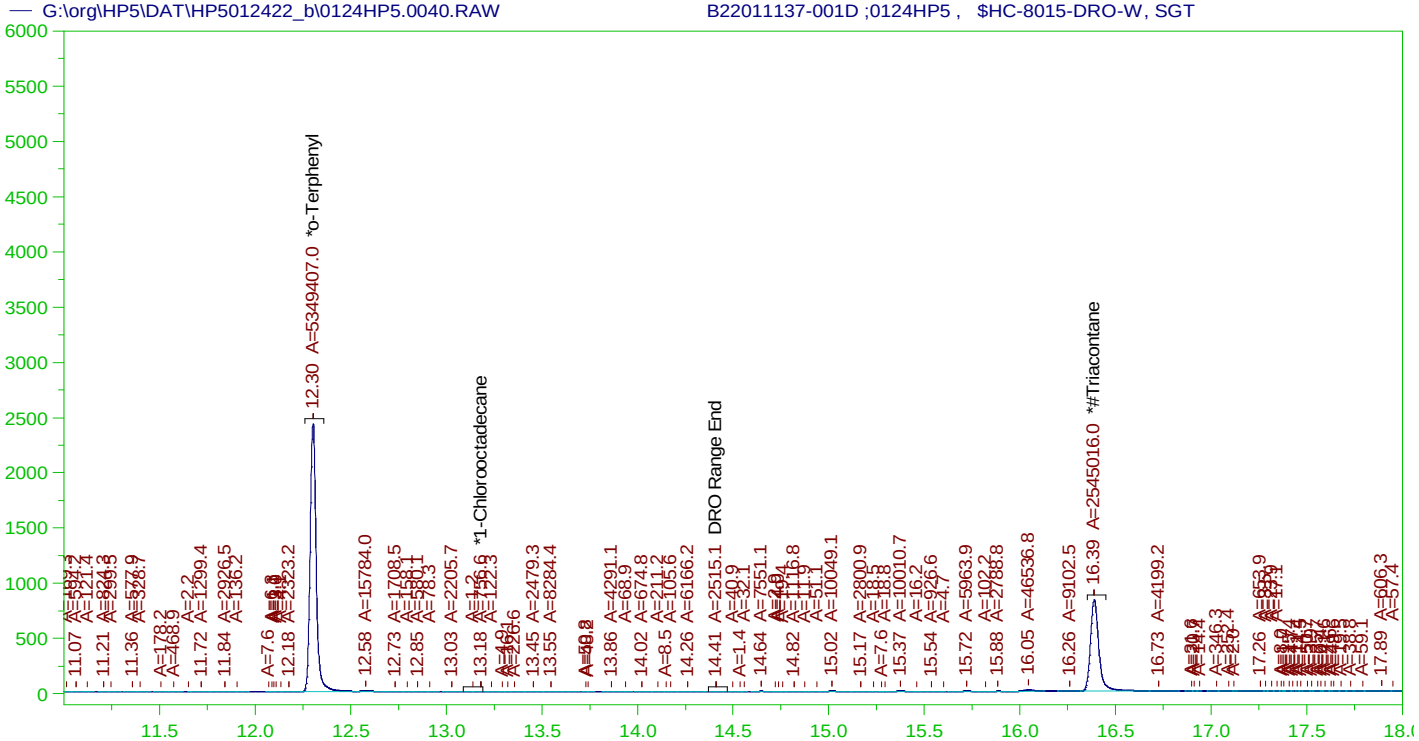

DIESEL RANGE ORGANICS CHROMATOGRAM REPORT

Sample Name: B22011137-001D ;0124HP5 , $HC-8015-DRO-W, SGT
Raw File: G:\org\HP5\DAT\HP5012422_b\0124HP5.0040.RAW
Date & Time Acquired: 1/25/2022 12:16:51 PM
Method File: G:\Org\HP5\Methods\DS_8015-C24T-JC-L#.met
Calibration File: G:\Org\HP5\Cals\SW8015C_DRO220111JC-C24-T.CAL
Sample Weight: 1030 Dilution: 1 S.A.: 1

Mean RF for TEH: 32675.36
Rt range for Diesel Range Organics: 6.58 to 14.47

SURROGATE COMPOUND	RT	ACTUAL	MEASURED	%REC	
*o-Terphenyl	12.303	.194	.141	72.57	-
*1-Chlorooctadecane	13.18	.194	.	.01	-
*#Triacontane	16.388	.194	.083	42.94	-

DRO Area:1.306614E+07 DRO Amount: 0.3882307
TEH Area:1.342918E+07 TEH Amount: 0.3990173

G:\org\HP5\dat\HP5012422_b\Review\040_B22011137-001D_DS_8015-C24T-JC-L#.xls

ERH2464 (RHMW08) Batch ID: 163074

— G:\org\HP5\DAT\HP5012422_b\0124HP5.0041.RAW B22011214-001D ;0124HP5 , $HC-8015-DRO-W, SGT

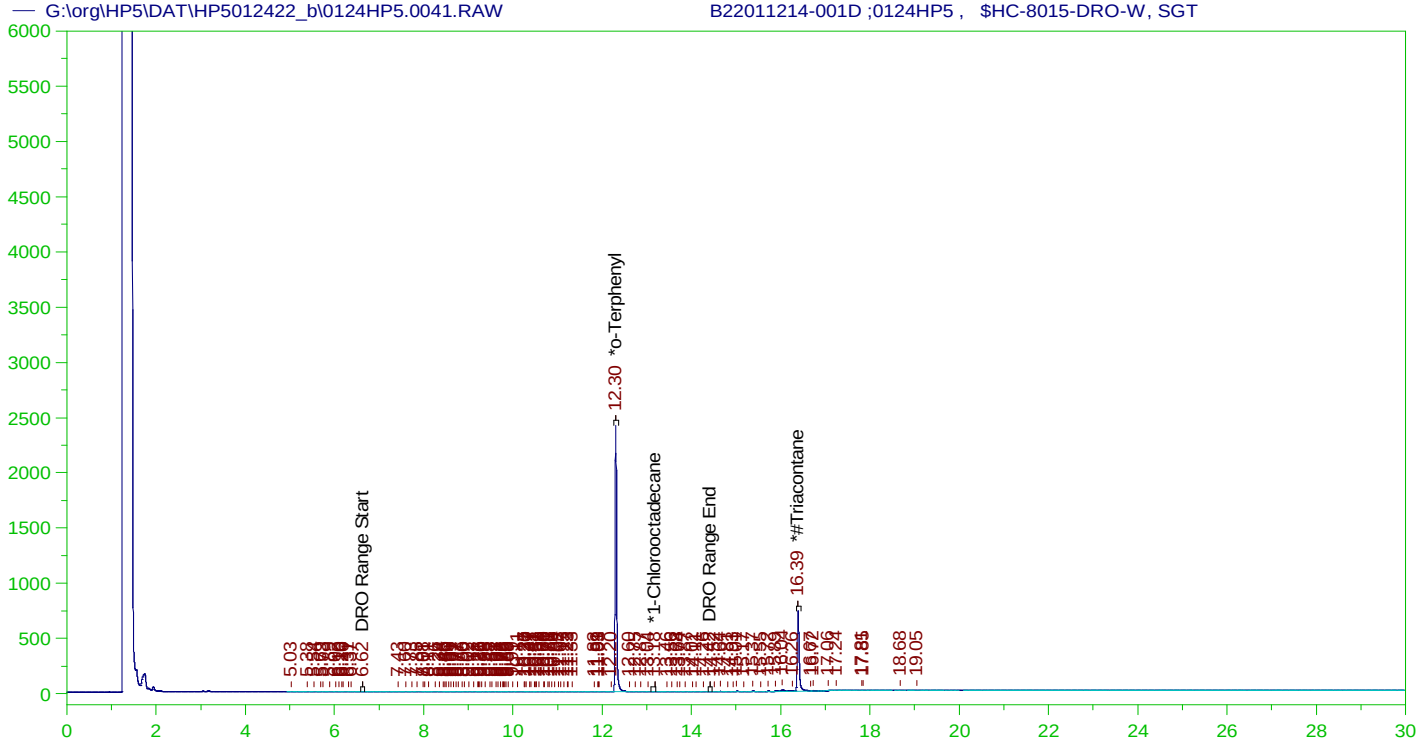

DIESEL RANGE ORGANICS CHROMATOGRAM REPORT

Sample Name: B22011214-001D ;0124HP5 , $HC-8015-DRO-W, SGT
Raw File: G:\org\HP5\DAT\HP5012422_b\0124HP5.0041.RAW
Date & Time Acquired: 1/25/2022 12:59:33 PM
Method File: G:\Org\HP5\Methods\DR_8015-C24T-JC-L%.met
Calibration File: G:\Org\HP5\Cals\SW8015C_DRO220111JC-C24-T.CAL
Sample Weight: 1000 Dilution: 1 S.A.: 1

Mean RF for TEH: 32675.36
Rt range for Diesel Range Organics: 6.58 to 14.47

SURROGATE COMPOUND	RT	ACTUAL	MEASURED	%REC
*o-Terphenyl	12.303	.2	.15	74.89 -
*1-Chlorooctadecane	13.184	.2	.	.04 -
*#Triacontane	16.387	.2	.077	38.7 -

DRO Area:229862.8 DRO Amount: 7.034743E-03
TEH Area:390879.8 TEH Amount: 1.196252E-02

G:\org\HP5\dat\HP5012422_b\Review\041_B22011214-001D_DR_8015-C24T-JC-L%.xls

ERH2464 (RHMW08) Batch ID: 163074

— G:\org\HP5\DAT\HP5012422_b\0124HP5.0041.RAW B22011214-001D ;0124HP5 , $HC-8015-DRO-W, SGT

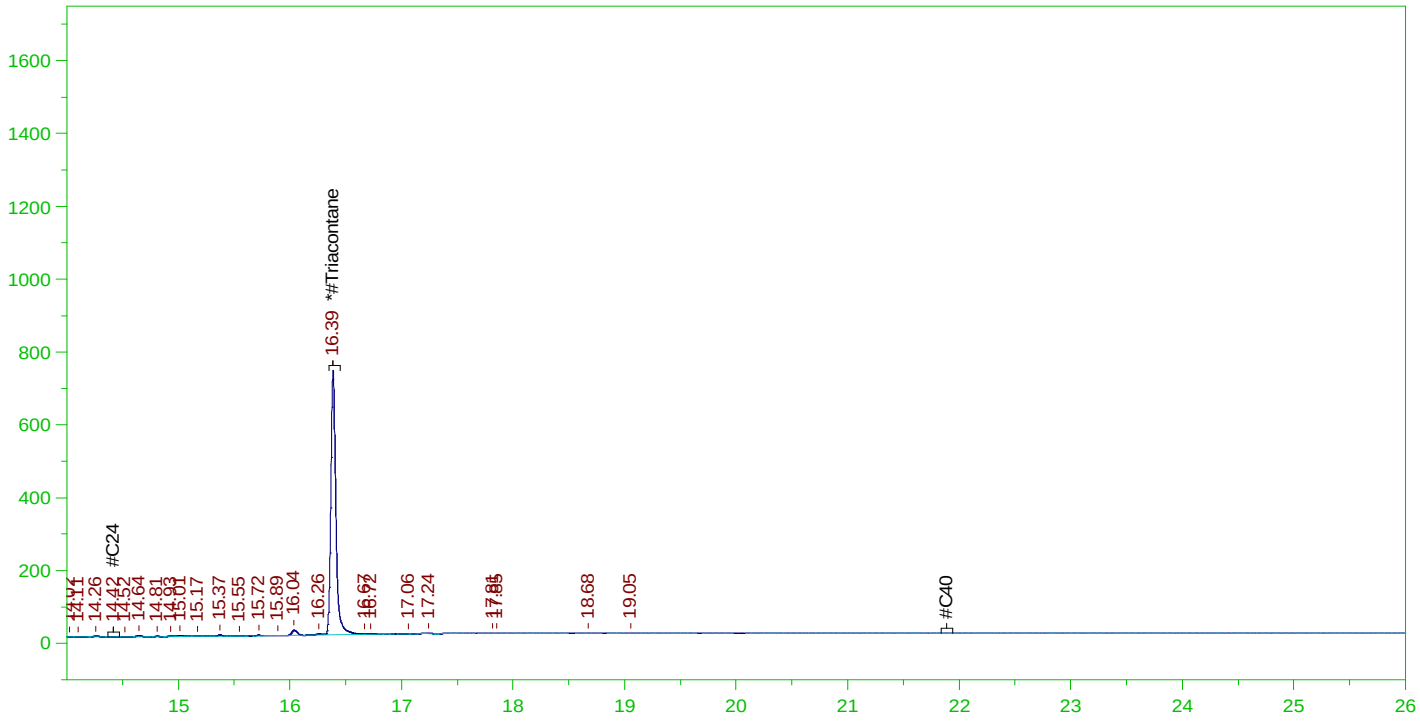

RESIDUAL RANGE ORGANICS CHROMATOGRAM

Sample Name: B22011214-001D ;0124HP5 , $HC-8015-DRO-W, SGT
Raw File: G:\org\HP5\DAT\HP5012422_b\0124HP5.0041.RAW
Date & Time Acquired: 1/25/2022 12:59:33 PM
Method File: G:\Org\HP5\Methods\DR_OROS-BC-L%.MET
Calibration File: G:\Org\HP5\Cals\SW8015C_ORO220111BC_SAMP.CAL
Sample Weight: 1000 Dilution: 1 S.A.: 1

Mean RF for for Residual Range Organics Calculations: 26424.55
Rt range for Residual Range Organics: 14.37 to 21.94

SURROGATE COMPOUND	RT	ACTUAL	MEASURED	%REC	
*#Triacontane	16.387	.5	.077	15.48	-

RRO Area:127586.6 RRO AMOUNT: 4.828334E-03

G:\org\HP5\dat\HP5012422_b\Review\041_B22011214-001D_DR_OROS-BC-L%.xls

ERH2464 (RHMW08) Batch ID: 163074

— G:\org\HP5\DAT\HP5012422_b\0124HP5.0041.RAW B22011214-001D ;0124HP5 , $HC-8015-DRO-W, SGT

DIESEL RANGE ORGANICS CHROMATOGRAM REPORT

Sample Name: B22011214-001D ;0124HP5 , $HC-8015-DRO-W, SGT
Raw File: G:\org\HP5\DAT\HP5012422_b\0124HP5.0041.RAW
Date & Time Acquired: 1/25/2022 12:59:33 PM
Method File: G:\Org\HP5\Methods\DS_8015-C24T-JC-L#.met
Calibration File: G:\Org\HP5\Cals\SW8015C_DRO220111JC-C24-T.CAL
Sample Weight: 1000 Dilution: 1 S.A.: 1

Mean RF for TEH: 32675.36
Rt range for Diesel Range Organics: 6.58 to 14.47

SURROGATE COMPOUND	RT	ACTUAL	MEASURED	%REC	
*o-Terphenyl	12.303	.2	.149	74.52	-
*1-Chlorooctadecane	13.184	.2	.	.02	-
*#Triacontane	16.387	.2	.076	38.24	-

DRO Area:117049.6 DRO Amount: 3.582198E-03
TEH Area:305516.1 TEH Amount: 9.350046E-03

G:\org\HP5\dat\HP5012422_b\Review\041_B22011214-001D_DS_8015-C24T-JC-L#.xls

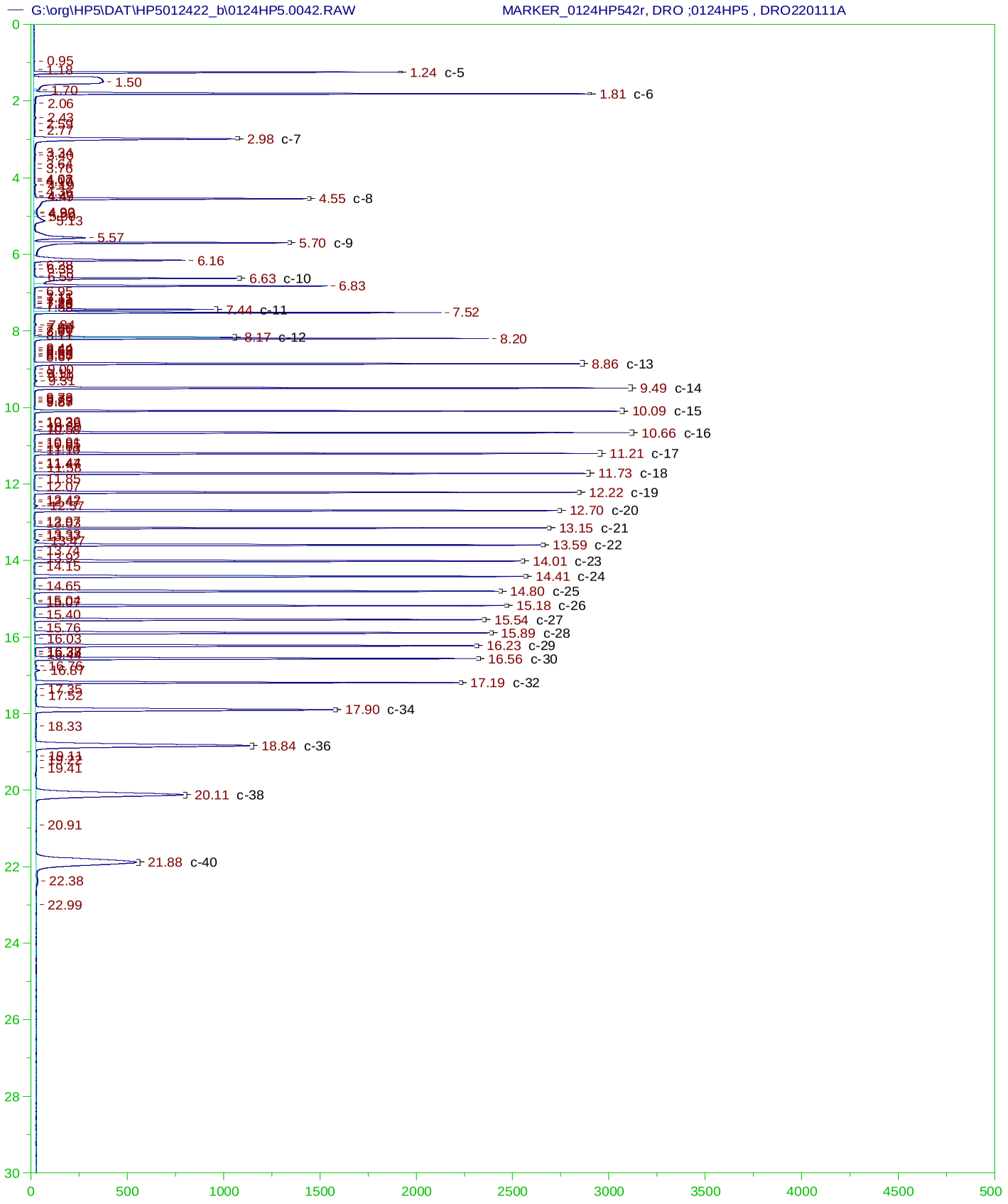
G:\org\HP5\DAT\HP5012422_b\0124HP5.0042.RAW
MARKER_0124HP542r, DRO ;0124HP5 , DRO220111A
1.24 c-5
1.81 c-6
2.98 c-7
4.55 c-8
5.70 c-9
6.63 c-10
7.44 c-11
8.17 c-12
8.86 c-13
9.49 c-14
10.09 c-15
10.66 c-16
11.21 c-17
11.73 c-18
12.22 c-19
12.70 c-20
13.15 c-21
13.59 c-22
14.01 c-23
14.41 c-24
14.80 c-25
15.18 c-26
15.54 c-27
15.89 c-28
16.23 c-29
16.56 c-30
17.19 c-32
17.90 c-34
18.84 c-36
20.11 c-38
21.88 c-40
G:\org\HP5\dat\HP5012422_b\Review\042_MARKER_0124HP542r_CSC220124.xls

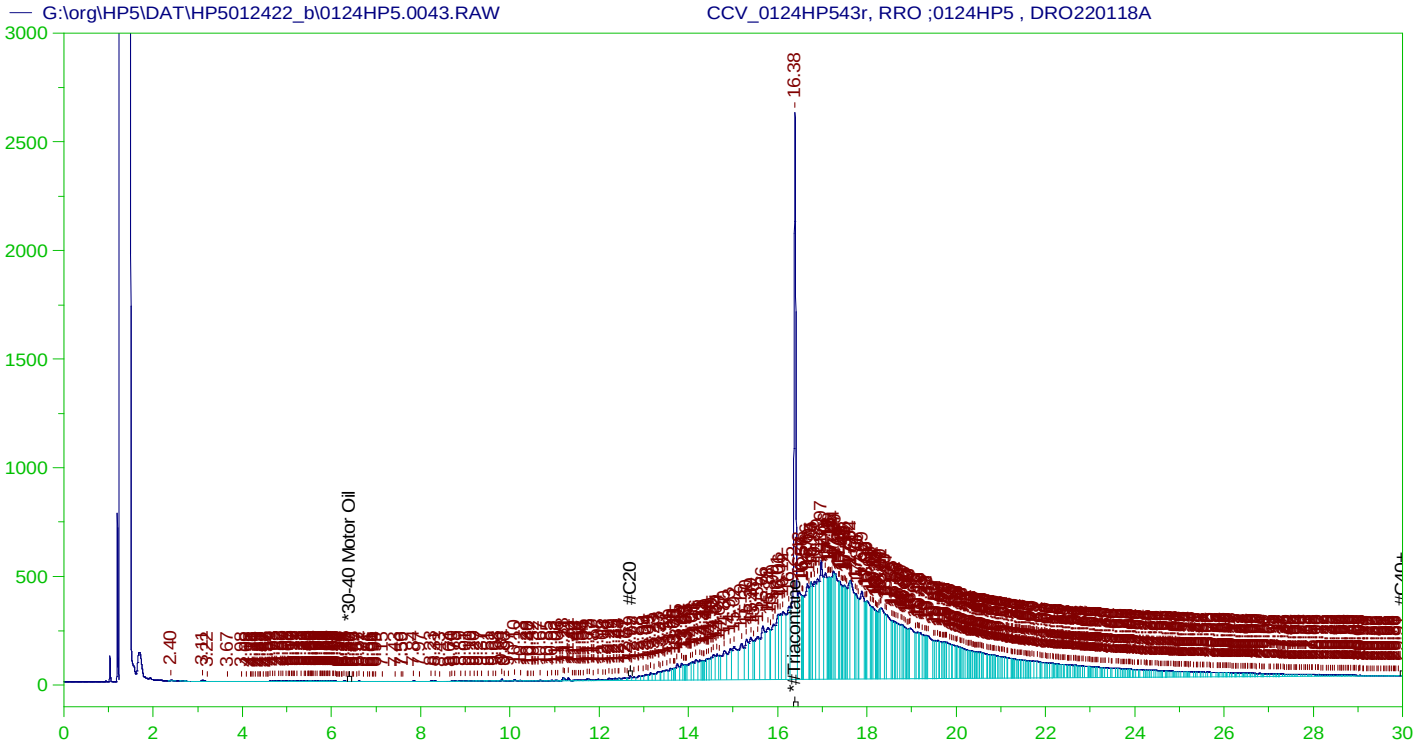

RESIDUAL RANGE ORGANICS CHROMATOGRAM
Sample Name: CCV_0124HP543r, RRO ;0124HP5 , DRO220118A
Raw File: G:\org\HP5\DAT\HP5012422_b\0124HP5.0043.RAW
Date & Time Acquired: 1/25/2022 2:24:48 PM
Method File: G:\Org\HP5\Methods\DC_ORO-BC-L%.MET
Calibration File: G:\Org\HP5\Cals\SW8015C_ORO220111BC.CAL
Sample Weight: 1 Dilution: 1 S.A.: 1

Mean RF for for ~~Residual~~ TEH(Oil Range) Organics Calculations: 26424.55
Rt range for ~~Residual~~ TEH(Oil Range) Organics: 12.65 to 30.05

SURROGATE COMPOUND	RT	ACTUAL	MEASURED	%REC	
*#Triacontane	16.384	500.	320.432	64.09	-

~~RRO~~ TEH(Oil Range) Area:1.178307E+08 ~~RRO~~ TEH(Oil Range) AMOUNT: 4459.137

CONTINUING CALIBRATION REPORT: G:\org\HP5\DAT\HP5012422_b\0124HP5.0043.RAW

COMPOUND	ACTUAL(NG)	MEASURED(NG)	%RECOVERY	LIMITS
*30-40 Motor Oil	5000.	.054	.	75-125

SURROGATE COMPOUND	RT	ACTUAL	MEASURED	%REC	LIMITS
*#Triacontane	16.384	200.	320.432	160.22	75-125

AMN 02/15/2022

G:\org\HP5\dat\HP5012422_b\Review\043_CCV_0124HP543r_DC_ORO-BC-L%.xls

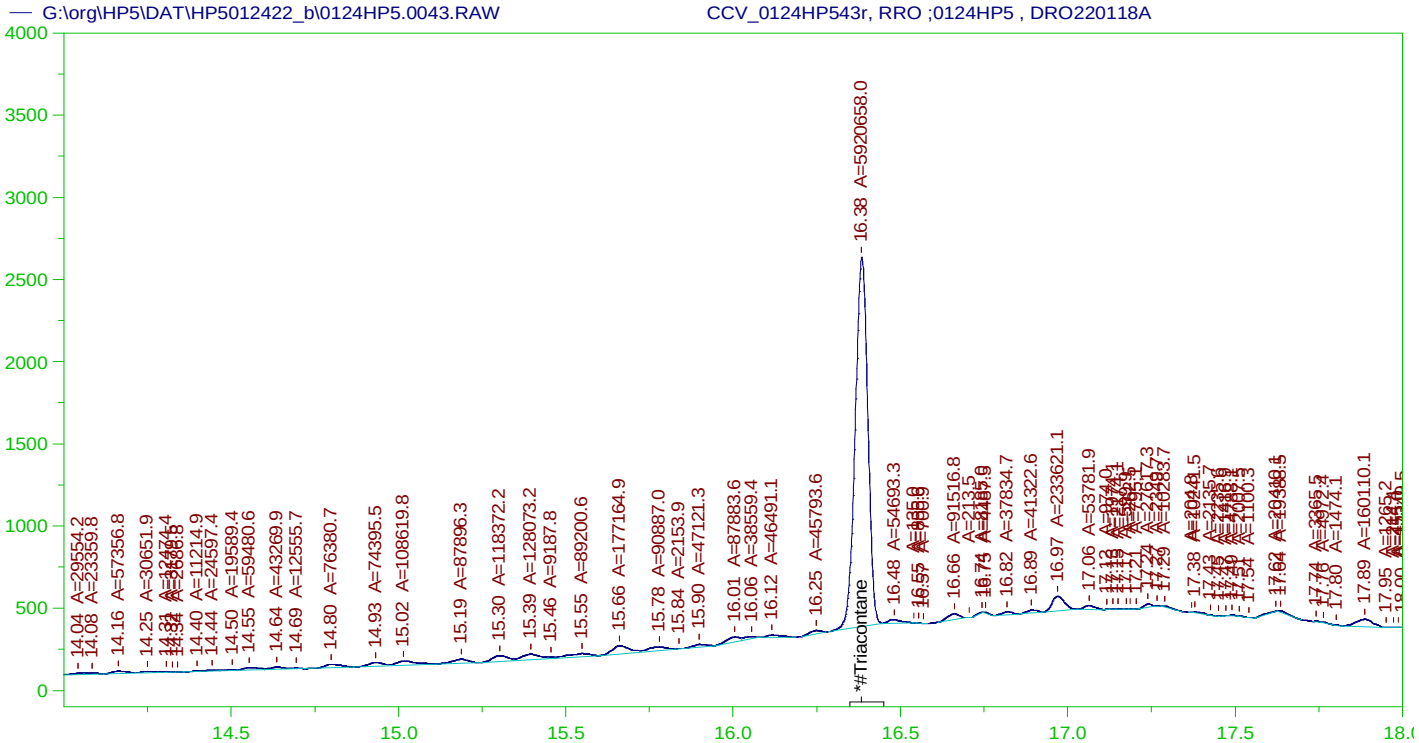

RESIDUAL RANGE ORGANICS CHROMATOGRAM
Sample Name: CCV_0124HP543r, RRO ;0124HP5 , DRO220118A
Raw File: G:\org\HP5\DAT\HP5012422_b\0124HP5.0043.RAW
Date & Time Acquired: 1/25/2022 2:24:48 PM
Method File: G:\Org\HP5\Methods\DS_ORO-BC-L%.MET
Calibration File: G:\Org\HP5\Cals\SW8015C_ORO220111BC.CAL
Sample Weight: 1 Dilution: 1 S.A.: 1

Mean RF for for Residual Range Organics Calculations: 26424.55
Rt range for Residual Range Organics: 12.65 to 30.05

SURROGATE COMPOUND	RT	ACTUAL	MEASURED	%REC	
*#Triacontane	16.384	500.	199.779	39.96	-

RRO Area:2974228 RRO AMOUNT: 112.5555
_
CONTINUING CALIBRATION REPORT: G:\org\HP5\DAT\HP5012422_b\0124HP5.0043.RAW

COMPOUND	ACTUAL(NG)	MEASURED(NG)	%RECOVERY	LIMITS
*30-40 Motor Oil	5000.	.054	.	75-125

SURROGATE COMPOUND	RT	ACTUAL	MEASURED	%REC	LIMITS
*#Triacontane	16.384	200.	199.779	99.89	75-125

G:\org\HP5\dat\HP5012422_b\Review\043_CCV_0124HP543r_DS_ORO-BC-L%.xls

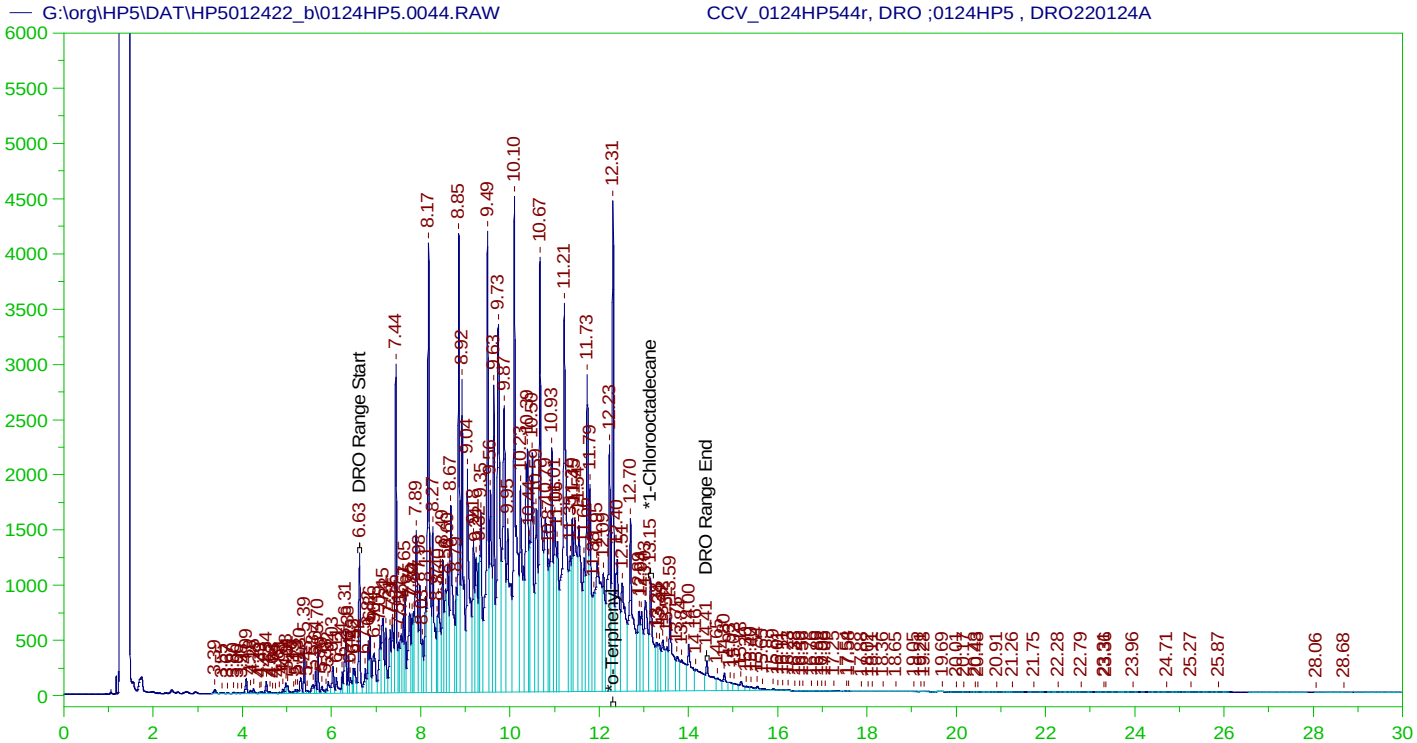

DIESEL RANGE ORGANICS CHROMATOGRAM REPORT
Sample Name: CCV_0124HP544r, DRO ;0124HP5 , DRO220124A
Raw File: G:\org\HP5\DAT\HP5012422_b\0124HP5.0044.RAW
Date & Time Acquired: 1/25/2022 3:07:07 PM
Method File: G:\Org\HP5\Methods\DC_8015-C24-JC-L%.met
Calibration File: G:\Org\HP5\Cals\SW8015C_DRO220111JC-C24.CAL
Sample Weight: 1 Dilution: 1 S.A.: 1

Mean RF for TEH: 32675.36
Rt range for Diesel Range Organics: 6.58 to 14.47

SURROGATE COMPOUND	RT	ACTUAL	MEASURED	%REC	
*o-Terphenyl	12.305	200.	297.872	148.94	-
*1-Chlorooctadecane	13.151	200.	141.158	70.58	-

DRO Area:4.360069E+08 DRO Amount: 13343.6
TEH Area:4.504521E+08 TEH Amount: 13785.68

CONTINUING CALIBRATION REPORT: G:\org\HP5\DAT\HP5012422_b\0124HP5.0044.RAW

COMPOUND	ACTUAL(NG)	MEASURED(NG)	%RECOVERY	LIMITS
TOTAL DRO	15000.	13785.68	91.9	85-115

SURROGATE COMPOUND	RT	ACTUAL	MEASURED	%REC	LIMITS
*o-Terphenyl	12.305	200.	297.872	148.94	85-115
*1-Chlorooctadecane	13.151	200.	141.158	70.58	85-115

G:\org\HP5\dat\HP5012422_b\Review\044_CCV_0124HP544r_DC_8015-C24-JC-L%.xls

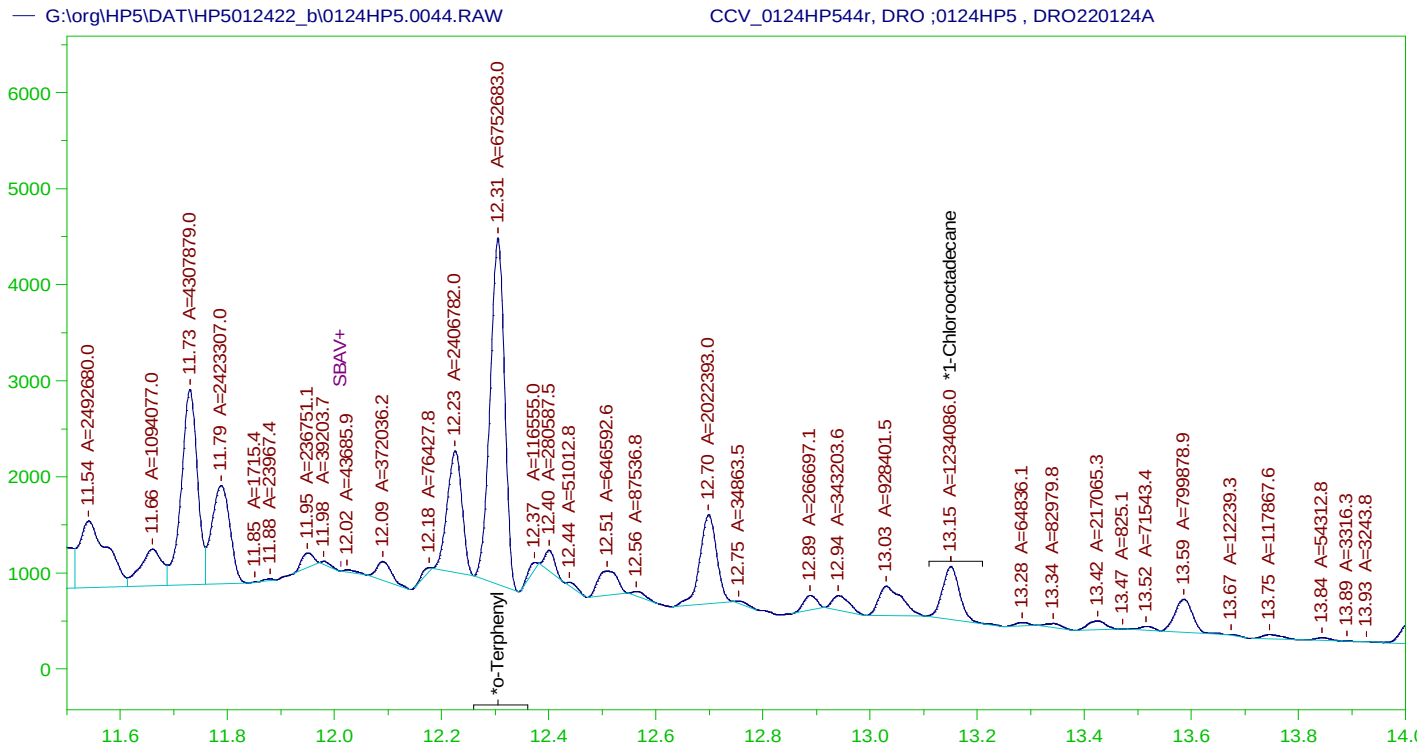

DIESEL RANGE ORGANICS CHROMATOGRAM REPORT
Sample Name: CCV_0124HP544r, DRO ;0124HP5 , DRO220124A
Raw File: G:\org\HP5\DAT\HP5012422_b\0124HP5.0044.RAW
Date & Time Acquired: 1/25/2022 3:07:07 PM
Method File: G:\Org\HP5\Methods\DS_8015-C24-JC-L#.met
Calibration File: G:\Org\HP5\Cals\SW8015C_DRO220111JC-C24.CAL
Sample Weight: 1 Dilution: 1 S.A.: 1

Mean RF for TEH: 32675.36
Rt range for Diesel Range Organics: 6.58 to 14.47

SURROGATE COMPOUND	RT	ACTUAL	MEASURED	%REC	
*o-Terphenyl	12.305	200.	183.209	91.6	-
*1-Chlorooctadecane	13.151	200.	33.482	16.74	-

DRO Area:2.236244E+08 DRO Amount: 6843.823
TEH Area:2.335689E+08 TEH Amount: 7148.167

CONTINUING CALIBRATION REPORT: G:\org\HP5\DAT\HP5012422_b\0124HP5.0044.RAW

COMPOUND	ACTUAL(NG)	MEASURED(NG)	%RECOVERY	LIMITS
TOTAL DRO	15000.	7148.17	47.65	85-115

SURROGATE COMPOUND	RT	ACTUAL	MEASURED	%REC	LIMITS
*o-Terphenyl	12.305	200.	183.209	91.6	85-115
*1-Chlorooctadecane	13.151	200.	33.482	16.74	85-115

G:\org\HP5\dat\HP5012422_b\Review\044_CCV_0124HP544r_DS_8015-C24-JC-L#.xls

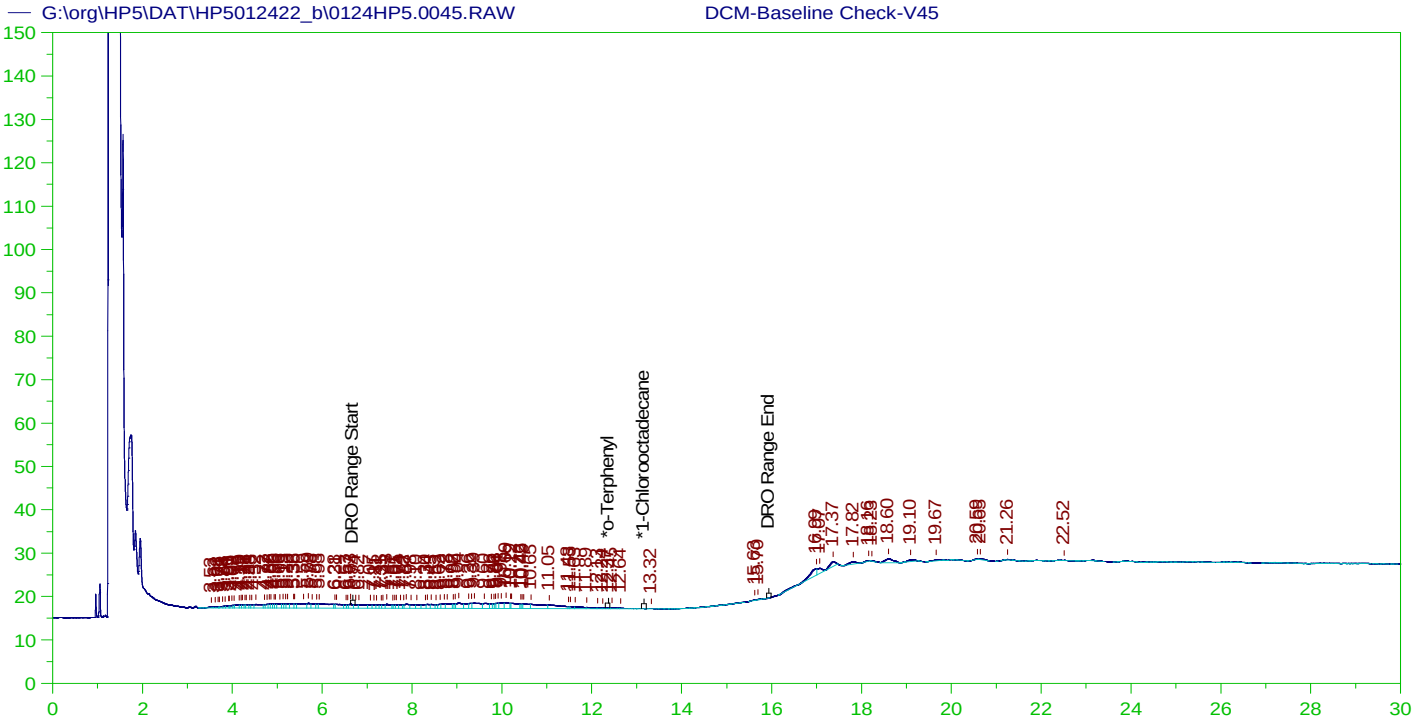

DIESEL RANGE ORGANICS CHROMATOGRAM REPORT

Sample Name: DCM-Baseline Check-V45
Raw File: G:\org\HP5\DAT\HP5012422_b\0124HP5.0045.RAW
Date & Time Acquired: 1/25/2022 3:49:26 PM
Method File: G:\Org\HP5\Methods\DR_8015-JA-LEXP.met
Calibration File: G:\Org\HP5\Cals\SW8015C_DRO220111JA.CAL
Sample Weight: 1 Dilution: 1 S.A.: 1

Mean RF for TEH: 32675.36
Rt range for Diesel Range Organics: 6.63 to 15.99

SURROGATE COMPOUND	RT	ACTUAL	MEASURED	%REC
*o-Terphenyl	12.373	200.	.016	.01 -
*1-Chlorooctadecane	29.851	200.	.	. -

DRO Area:289801.3 DRO Amount: 8.869109
TEH Area:532191.8 TEH Amount: 16.28725

G:\org\HP5\dat\HP5012422_b\Review\045_DCM-Baseline Chec_DR_8015-JA-LEXP.xls

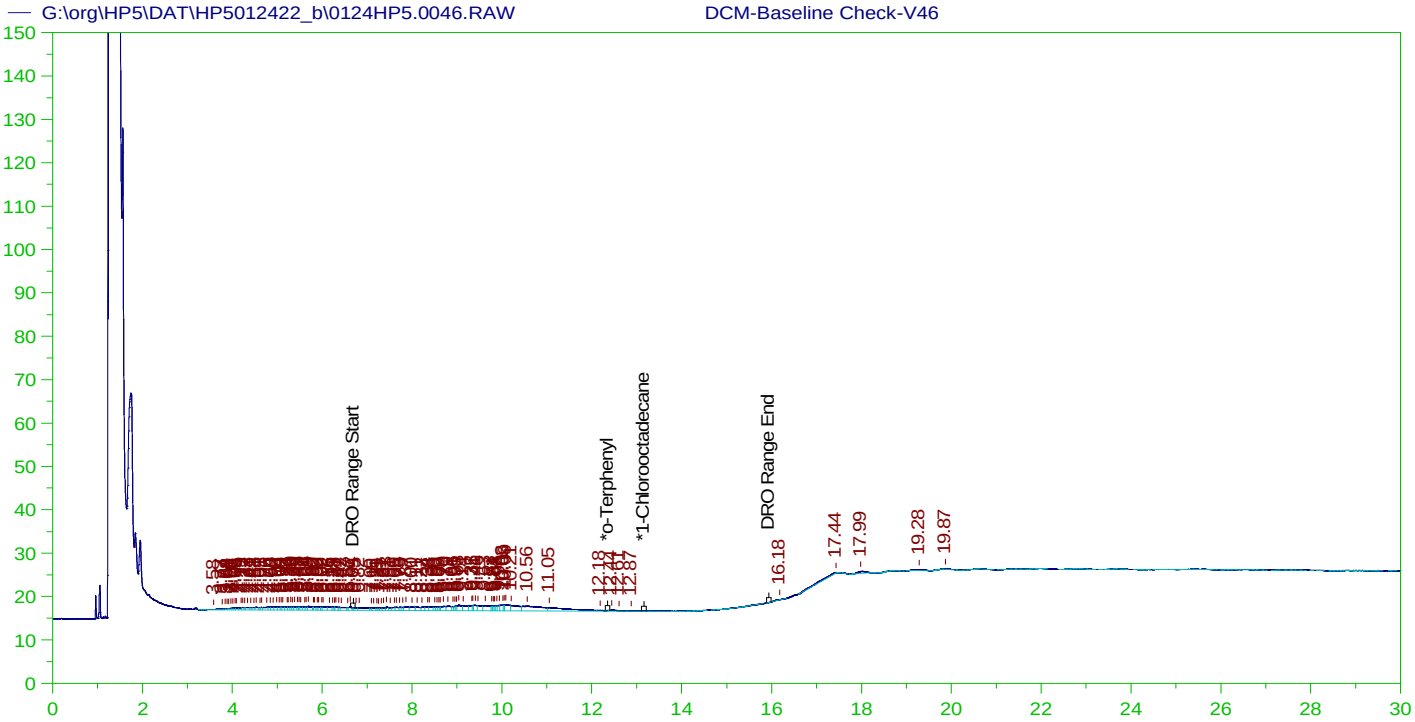

DIESEL RANGE ORGANICS CHROMATOGRAM REPORT

Sample Name: DCM-Baseline Check-V46
Raw File: G:\org\HP5\DAT\HP5012422_b\0124HP5.0046.RAW
Date & Time Acquired: 1/25/2022 4:31:45 PM
Method File: G:\Org\HP5\Methods\DR_8015-JA-LEXP.met
Calibration File: G:\Org\HP5\Cals\SW8015C_DRO220111JA.CAL
Sample Weight: 1 Dilution: 1 S.A.: 1

Mean RF for TEH: 32675.36
Rt range for Diesel Range Organics: 6.63 to 15.99

SURROGATE COMPOUND	RT	ACTUAL	MEASURED		%REC
*o-Terphenyl	29.815	200.	.	.	-
*1-Chlorooctadecane	29.815	200.	.	.	-

DRO Area:265474 DRO Amount: 8.124592
TEH Area:403350.3 TEH Amount: 12.34417

G:\org\HP5\dat\HP5012422_b\Review\046_DCM-Baseline Chec_DR_8015-JA-LEXP.xls

ERH2468 (RHMW06) Batch ID: 163074

— G:\org\HP5\DAT\HP5012422_b\0124HP5.0047.RAW B22011227-001D ;0124HP5 , $HC-8015-DRO-W, SGT

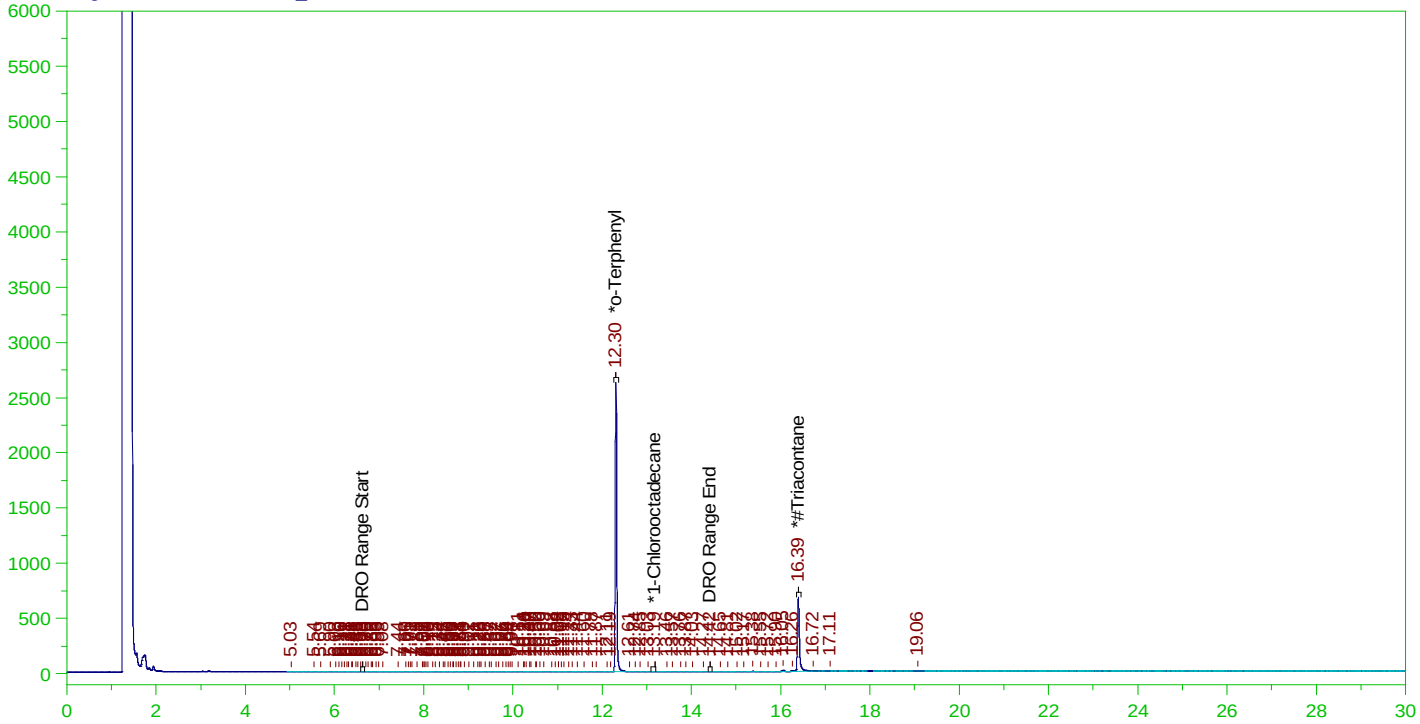

DIESEL RANGE ORGANICS CHROMATOGRAM REPORT

Sample Name: B22011227-001D ;0124HP5 , $HC-8015-DRO-W, SGT
Raw File: G:\org\HP5\DAT\HP5012422_b\0124HP5.0047.RAW
Date & Time Acquired: 1/25/2022 5:14:47 PM
Method File: G:\Org\HP5\Methods\DR_8015-C24T-JC-L%.met
Calibration File: G:\Org\HP5\Cals\SW8015C_DRO220111JC-C24-T.CAL
Sample Weight: 990 Dilution: 1 S.A.: 1

Mean RF for TEH: 32675.36
Rt range for Diesel Range Organics: 6.58 to 14.47

SURROGATE COMPOUND	RT	ACTUAL	MEASURED	%REC	
*o-Terphenyl	12.305	.202	.159	78.61	-
*1-Chlorooctadecane	13.187	.202	.	.03	-
*#Triacontane	16.39	.202	.075	37.17	-

DRO Area:248792.1 DRO Amount: 7.690968E-03
TEH Area:397073.6 TEH Amount: 1.227483E-02

G:\org\HP5\dat\HP5012422_b\Review\047_B22011227-001D_DR_8015-C24T-JC-L%.xls

ERH2468 (RHMW06) Batch ID: 163074

— G:\org\HP5\DAT\HP5012422_b\0124HP5.0047.RAW B22011227-001D ;0124HP5 , $HC-8015-DRO-W, SGT

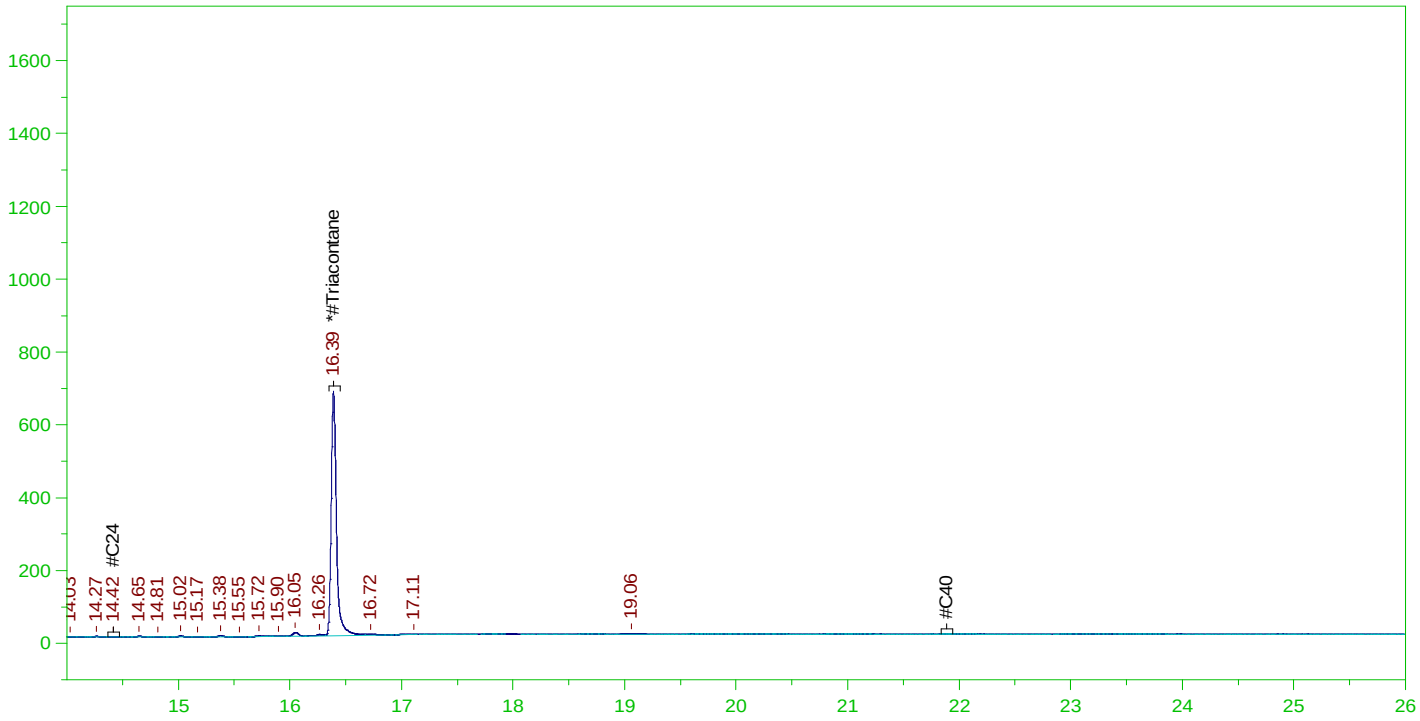

RESIDUAL RANGE ORGANICS CHROMATOGRAM

Sample Name: B22011227-001D ;0124HP5 , $HC-8015-DRO-W, SGT
Raw File: G:\org\HP5\DAT\HP5012422_b\0124HP5.0047.RAW
Date & Time Acquired: 1/25/2022 5:14:47 PM
Method File: G:\Org\HP5\Methods\DR_OROS-BC-L%.MET
Calibration File: G:\Org\HP5\Cals\SW8015C_ORO220111BC_SAMP.CAL
Sample Weight: 990 Dilution: 1 S.A.: 1

Mean RF for for Residual Range Organics Calculations: 26424.55
Rt range for Residual Range Organics: 14.37 to 21.94

SURROGATE COMPOUND	RT	ACTUAL	MEASURED	%REC	
*#Triacontane	16.39	.505	.075	14.87	-

RRO Area:111531.1 RRO AMOUNT: 4.263371E-03

G:\org\HP5\dat\HP5012422_b\Review\047_B22011227-001D_DR_OROS-BC-L%.xls

ERH2468 (RHMW06) Batch ID: 163074

— G:\org\HP5\DAT\HP5012422_b\0124HP5.0047.RAW B22011227-001D ;0124HP5 , $HC-8015-DRO-W, SGT

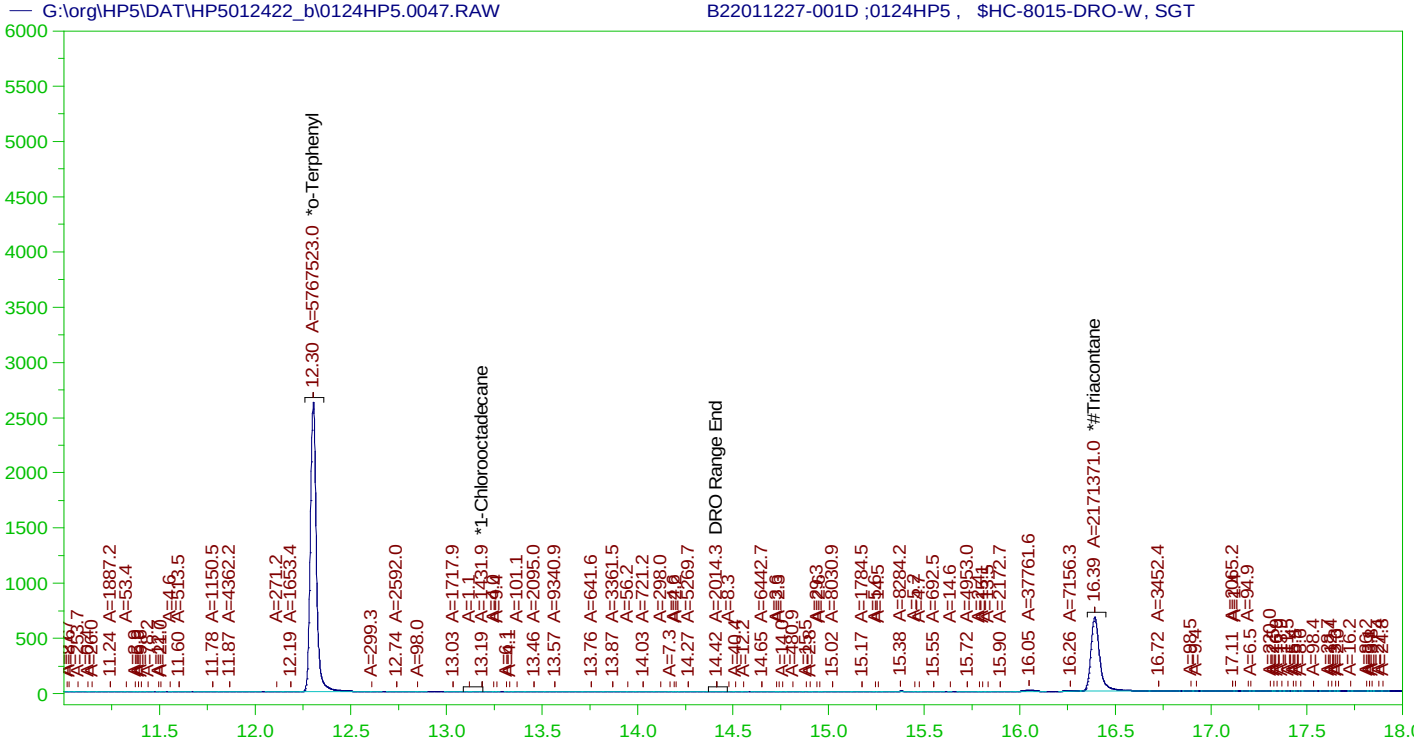

DIESEL RANGE ORGANICS CHROMATOGRAM REPORT

Sample Name: B22011227-001D ;0124HP5 , $HC-8015-DRO-W, SGT
Raw File: G:\org\HP5\DAT\HP5012422_b\0124HP5.0047.RAW
Date & Time Acquired: 1/25/2022 5:14:47 PM
Method File: G:\Org\HP5\Methods\DS_8015-C24T-JC-L#.met
Calibration File: G:\Org\HP5\Cals\SW8015C_DRO220111JC-C24-T.CAL
Sample Weight: 990 Dilution: 1 S.A.: 1

Mean RF for TEH: 32675.36
Rt range for Diesel Range Organics: 6.58 to 14.47

SURROGATE COMPOUND	RT	ACTUAL	MEASURED	%REC	
*o-Terphenyl	12.305	.202	.158	78.24	-
*1-Chlorooctadecane	13.187	.202	.	.02	-
*#Triacontane	16.39	.202	.074	36.63	-

DRO Area:143958.7 DRO Amount: 4.450229E-03
TEH Area:310877.6 TEH Amount: 9.610233E-03

G:\org\HP5\dat\HP5012422_b\Review\047_B22011227-001D_DS_8015-C24T-JC-L#.xls

ERH2424 (RHMW14 Zone3) Batch ID: 163074

— G:\org\HP5\DAT\HP5012422_b\0124HP5.0048.RAW B22011228-001D ;0124HP5 , $HC-8015-DRO-W, SGT

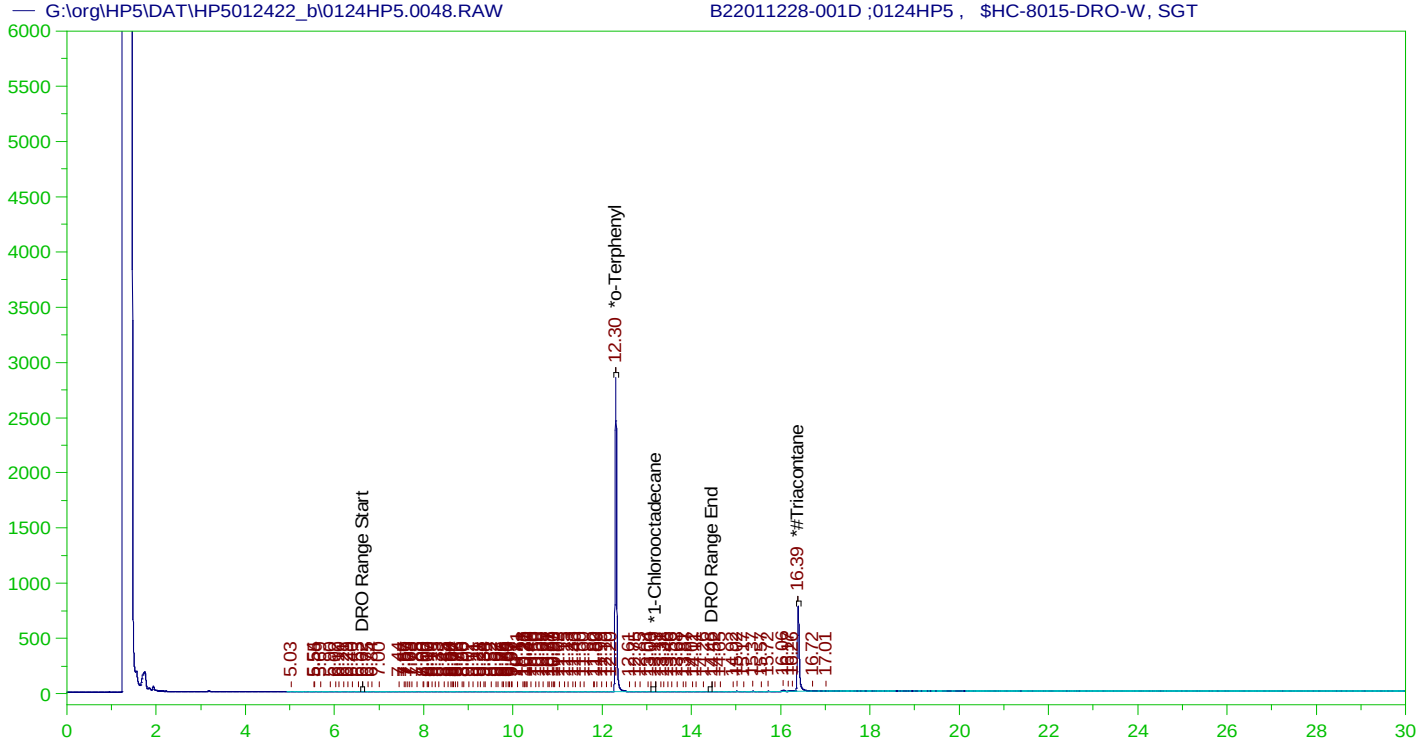

DIESEL RANGE ORGANICS CHROMATOGRAM REPORT

Sample Name: B22011228-001D ;0124HP5 , $HC-8015-DRO-W, SGT
Raw File: G:\org\HP5\DAT\HP5012422_b\0124HP5.0048.RAW
Date & Time Acquired: 1/25/2022 5:57:47 PM
Method File: G:\Org\HP5\Methods\DR_8015-C24T-JC-L%.met
Calibration File: G:\Org\HP5\Cals\SW8015C_DRO220111JC-C24-T.CAL
Sample Weight: 1020 Dilution: 1 S.A.: 1

Mean RF for TEH: 32675.36
Rt range for Diesel Range Organics: 6.58 to 14.47

SURROGATE COMPOUND	RT	ACTUAL	MEASURED	%REC	
*o-Terphenyl	12.303	.196	.168	85.52	-
*1-Chlorooctadecane	13.189	.196	.	.05	-
*#Triacontane	16.388	.196	.081	41.52	-

DRO Area:293337.1 DRO Amount: 8.801291E-03
TEH Area:452147 TEH Amount: 1.356623E-02

G:\org\HP5\dat\HP5012422_b\Review\048_B22011228-001D_DR_8015-C24T-JC-L%.xls

ERH2424 (RHMW14 Zone3) Batch ID: 163074

— G:\org\HP5\DAT\HP5012422_b\0124HP5.0048.RAW B22011228-001D ;0124HP5 , $HC-8015-DRO-W, SGT

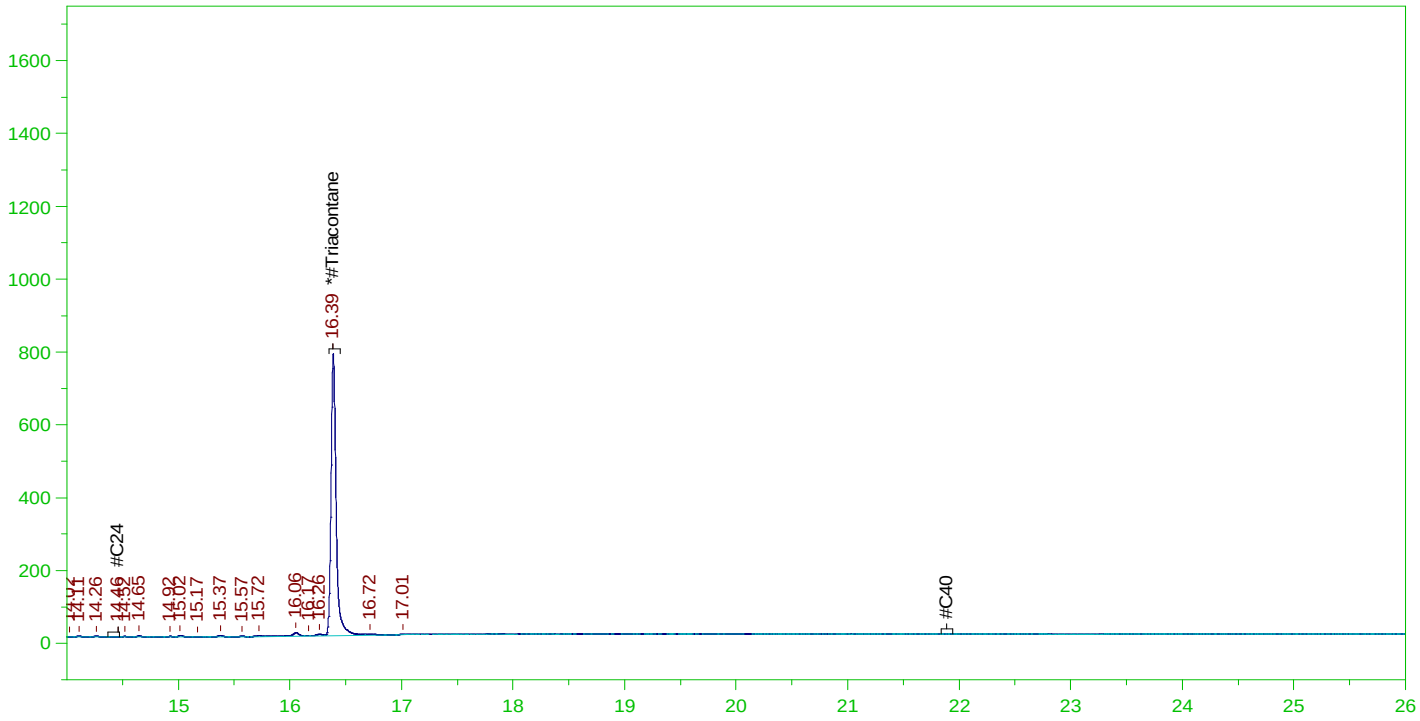

RESIDUAL RANGE ORGANICS CHROMATOGRAM

Sample Name: B22011228-001D ;0124HP5 , $HC-8015-DRO-W, SGT
Raw File: G:\org\HP5\DAT\HP5012422_b\0124HP5.0048.RAW
Date & Time Acquired: 1/25/2022 5:57:47 PM
Method File: G:\Org\HP5\Methods\DR_OROS-BC-L%.MET
Calibration File: G:\Org\HP5\Cals\SW8015C_ORO220111BC_SAMP.CAL
Sample Weight: 1020 Dilution: 1 S.A.: 1

Mean RF for for Residual Range Organics Calculations: 26424.55
Rt range for Residual Range Organics: 14.37 to 21.94

SURROGATE COMPOUND	RT	ACTUAL	MEASURED	%REC	
*#Triacontane	16.388	.49	.081	16.61	-

RRO Area:120801.1 RRO AMOUNT: 4.48191E-03

G:\org\HP5\dat\HP5012422_b\Review\048_B22011228-001D_DR_OROS-BC-L%.xls

ERH2424 (RHMW14 Zone3) Batch ID: 163074

— G:\org\HP5\DAT\HP5012422_b\0124HP5.0048.RAW B22011228-001D ;0124HP5 , $HC-8015-DRO-W, SGT

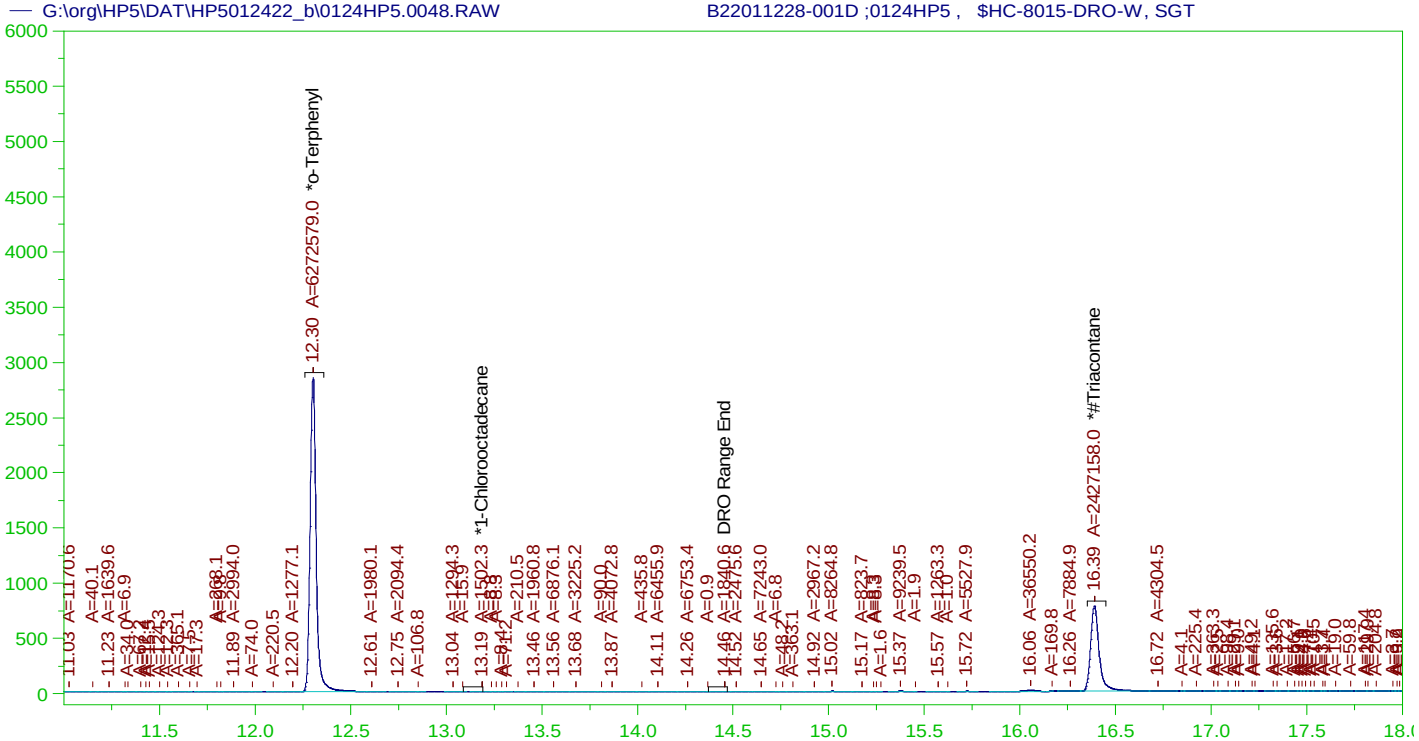

DIESEL RANGE ORGANICS CHROMATOGRAM REPORT

Sample Name: B22011228-001D ;0124HP5 , $HC-8015-DRO-W, SGT
Raw File: G:\org\HP5\DAT\HP5012422_b\0124HP5.0048.RAW
Date & Time Acquired: 1/25/2022 5:57:47 PM
Method File: G:\Org\HP5\Methods\DS_8015-C24T-JC-L#.met
Calibration File: G:\Org\HP5\Cals\SW8015C_DRO220111JC-C24-T.CAL
Sample Weight: 1020 Dilution: 1 S.A.: 1

Mean RF for TEH: 32675.36
Rt range for Diesel Range Organics: 6.58 to 14.47

SURROGATE COMPOUND	RT	ACTUAL	MEASURED	%REC	
*o-Terphenyl	12.303	.196	.167	85.09	-
*1-Chlorooctadecane	13.189	.196	.	.02	-
*#Triacontane	16.388	.196	.08	40.95	-

DRO Area:150899.1 DRO Amount: 4.52758E-03
TEH Area:308559.6 TEH Amount: 9.258028E-03

G:\org\HP5\dat\HP5012422_b\Review\048_B22011228-001D_DS_8015-C24T-JC-L#.xls

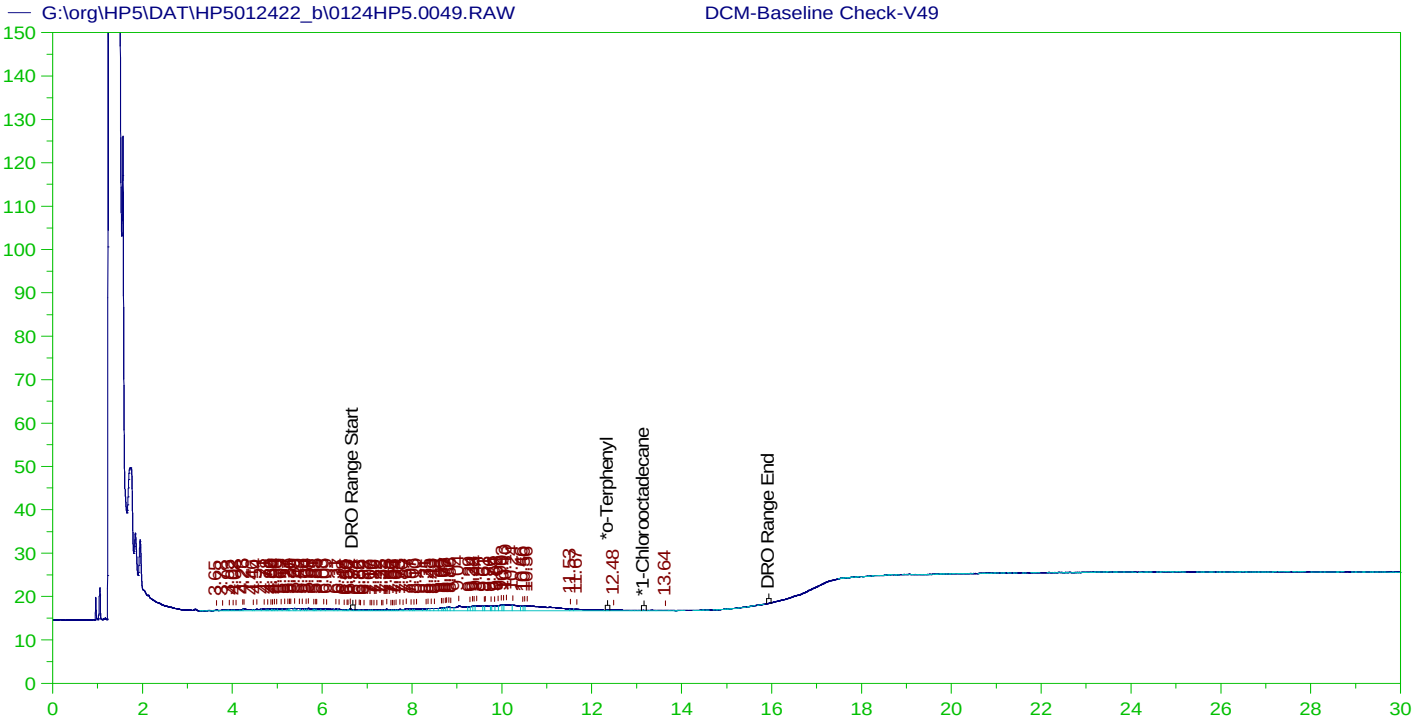

DIESEL RANGE ORGANICS CHROMATOGRAM REPORT
Sample Name: DCM-Baseline Check-V49
Raw File: G:\org\HP5\DAT\HP5012422_b\0124HP5.0049.RAW
Date & Time Acquired: 1/25/2022 6:40:41 PM
Method File: G:\Org\HP5\Methods\DR_8015-JA-LEXP.met
Calibration File: G:\Org\HP5\Cals\SW8015C_DRO220111JA.CAL
Sample Weight: 1 Dilution: 1 S.A.: 1

Mean RF for TEH: 32675.36
Rt range for Diesel Range Organics: 6.63 to 15.99

SURROGATE COMPOUND	RT	ACTUAL	MEASURED		%REC
*o-Terphenyl	29.937	200.	.	.	-
*1-Chlorooctadecane	29.937	200.	.	.	-

DRO Area:226599.9 DRO Amount: 6.934885
TEH Area:312396 TEH Amount: 9.560599

ERH2448 (OWDFMW04A) Batch ID: 163074

— G:\org\HP5\DAT\HP5012422_b\0124HP5.0050.RAW B22011128-001D ;0124HP5 , $HC-8015-DRO-W, SGT

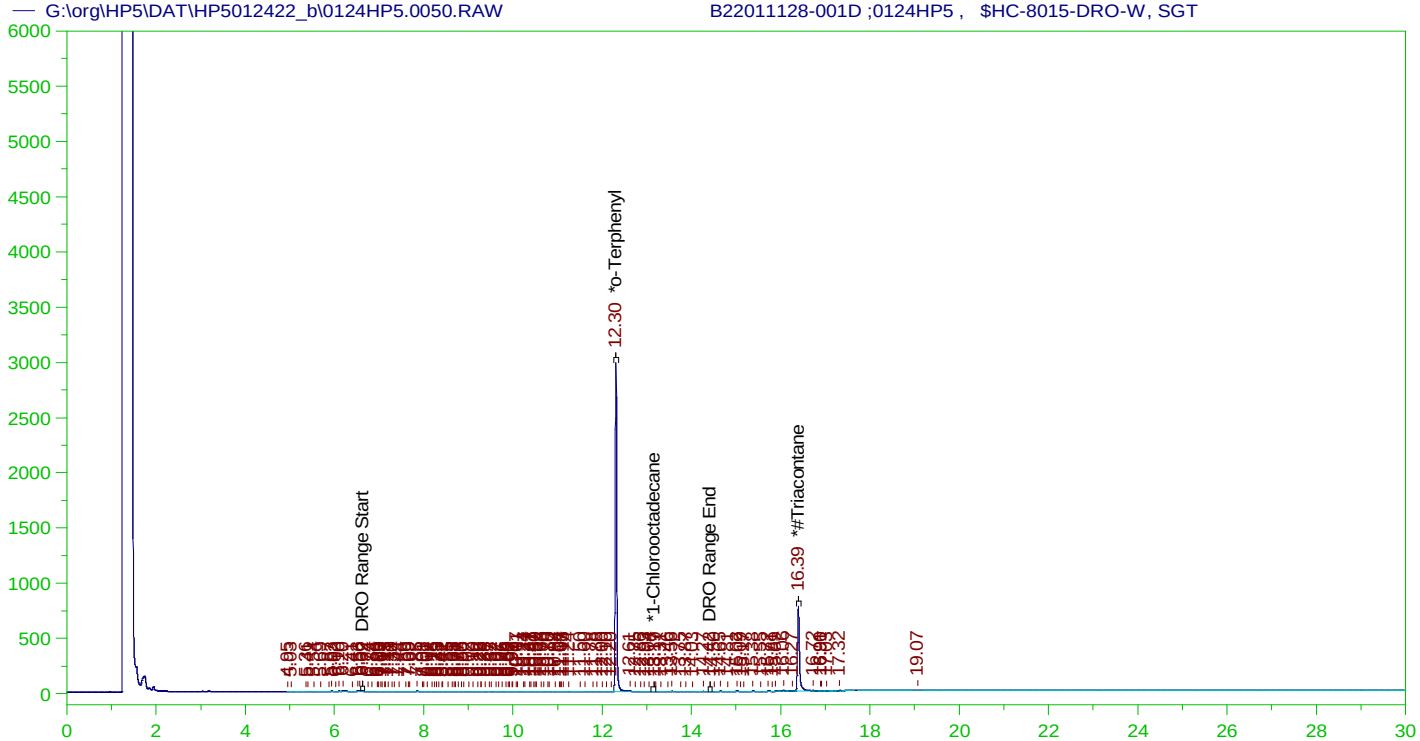

DIESEL RANGE ORGANICS CHROMATOGRAM REPORT

Sample Name: B22011128-001D ;0124HP5 , $HC-8015-DRO-W, SGT
Raw File: G:\org\HP5\DAT\HP5012422_b\0124HP5.0050.RAW
Date & Time Acquired: 1/25/2022 7:23:34 PM
Method File: G:\Org\HP5\Methods\DR_8015-C24T-JC-L%.met
Calibration File: G:\Org\HP5\Cals\SW8015C_DRO220111JC-C24-T.CAL
Sample Weight: 1030 Dilution: 1 S.A.: 1

Mean RF for TEH: 32675.36
Rt range for Diesel Range Organics: 6.58 to 14.47

SURROGATE COMPOUND	RT	ACTUAL	MEASURED	%REC	
*o-Terphenyl	12.305	.194	.174	89.85	-
*1-Chlorooctadecane	13.166	.194	.	.02	-
*#Triacontane	16.391	.194	.084	43.06	-

DRO Area:312919.2 DRO Amount: 9.297679E-03
TEH Area:551418.1 TEH Amount: 1.638413E-02

G:\org\HP5\dat\HP5012422_b\Review\050_B22011128-001D_DR_8015-C24T-JC-L%.xls

ERH2448 (OWDFMW04A) Batch ID: 163074

G:\org\HP5\DAT\HP5012422_b\0124HP5.0050.RAW B22011128-001D ;0124HP5 , $HC-8015-DRO-W, SGT

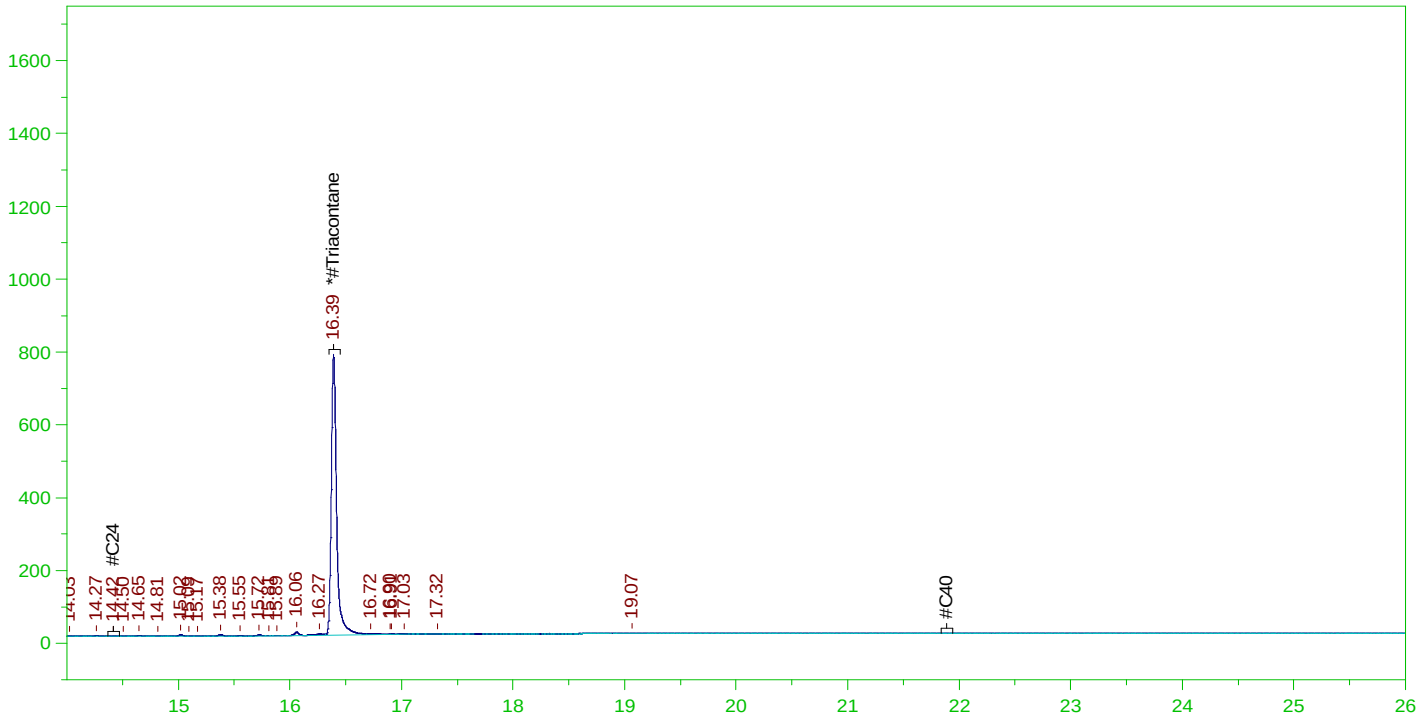

RESIDUAL RANGE ORGANICS CHROMATOGRAM

Sample Name: B22011128-001D ;0124HP5 , $HC-8015-DRO-W, SGT
Raw File: G:\org\HP5\DAT\HP5012422_b\0124HP5.0050.RAW
Date & Time Acquired: 1/25/2022 7:23:34 PM
Method File: G:\Org\HP5\Methods\DR_OROS-BC-L%.MET
Calibration File: G:\Org\HP5\Cals\SW8015C_ORO220111BC_SAMP.CAL
Sample Weight: 1030 Dilution: 1 S.A.: 1

Mean RF for for Residual Range Organics Calculations: 26424.55
Rt range for Residual Range Organics: 14.37 to 21.94

SURROGATE COMPOUND	RT	ACTUAL	MEASURED	%REC	
*#Triacontane	16.391	.485	.084	17.22	-

RRO Area:110803 RRO AMOUNT: 4.071052E-03

G:\org\HP5\dat\HP5012422_b\Review\050_B22011128-001D_DR_OROS-BC-L%.xls

ERH2448 (OWDFMW04A) Batch ID: 163074

— G:\org\HP5\DAT\HP5012422_b\0124HP5.0050.RAW B22011128-001D ;0124HP5 , $HC-8015-DRO-W, SGT

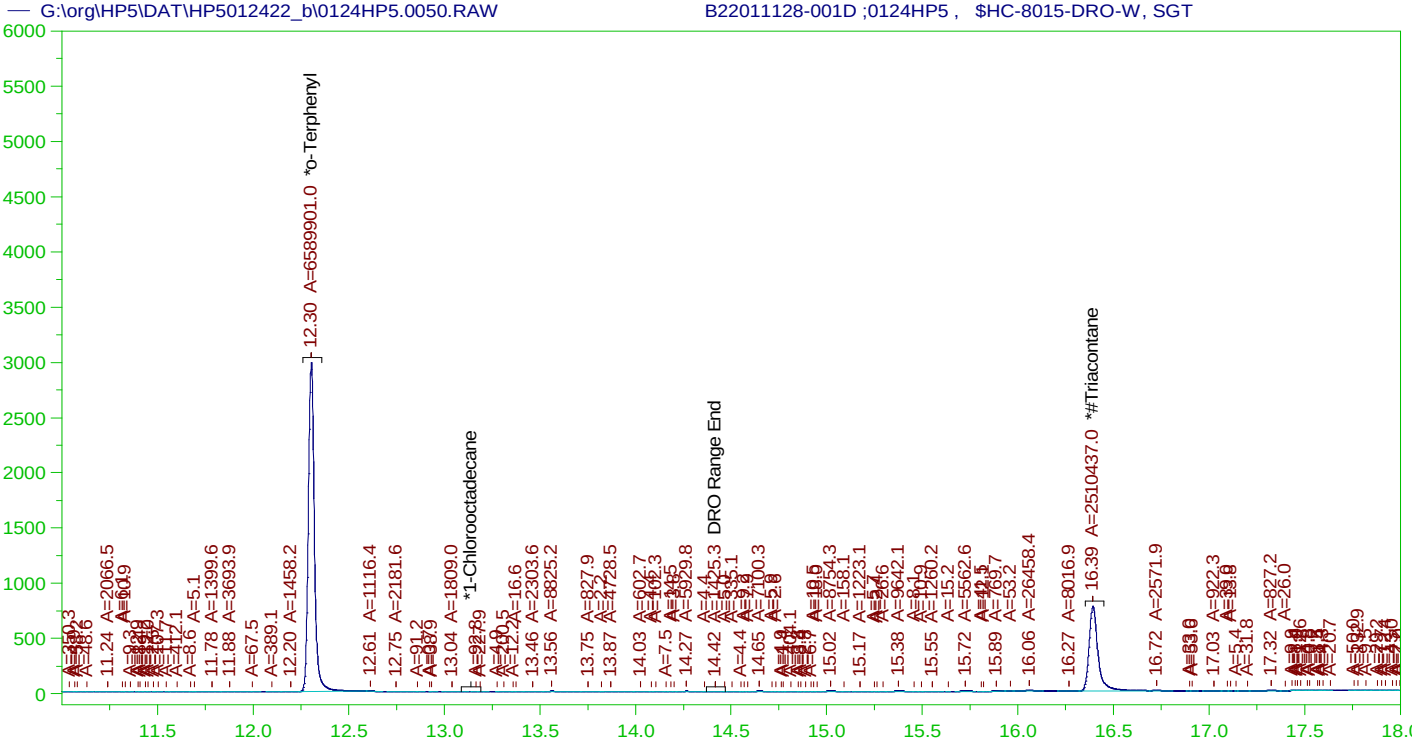

DIESEL RANGE ORGANICS CHROMATOGRAM REPORT

Sample Name: B22011128-001D ;0124HP5 , $HC-8015-DRO-W, SGT
Raw File: G:\org\HP5\DAT\HP5012422_b\0124HP5.0050.RAW
Date & Time Acquired: 1/25/2022 7:23:34 PM
Method File: G:\Org\HP5\Methods\DS_8015-C24T-JC-L#.met
Calibration File: G:\Org\HP5\Cals\SW8015C_DRO220111JC-C24-T.CAL
Sample Weight: 1030 Dilution: 1 S.A.: 1

Mean RF for TEH: 32675.36
Rt range for Diesel Range Organics: 6.58 to 14.47

SURROGATE COMPOUND	RT	ACTUAL	MEASURED	%REC	
*o-Terphenyl	12.305	.194	.174	89.4	-
*1-Chlorooctadecane	29.99	.194	.	.	-
*#Triacontane	16.391	.194	.082	42.35	-

DRO Area:213365 DRO Amount: 6.339654E-03
TEH Area:471970.4 TEH Amount: 1.402353E-02

G:\org\HP5\dat\HP5012422_b\Review\050_B22011128-001D_DS_8015-C24T-JC-L#.xls

ERH2422 (RHMW04) Batch ID: 163074

— G:\org\HP5\DAT\HP5012422_b\0124HP5.0051.RAW B22011129-001D ;0124HP5 , $HC-8015-DRO-W, SGT

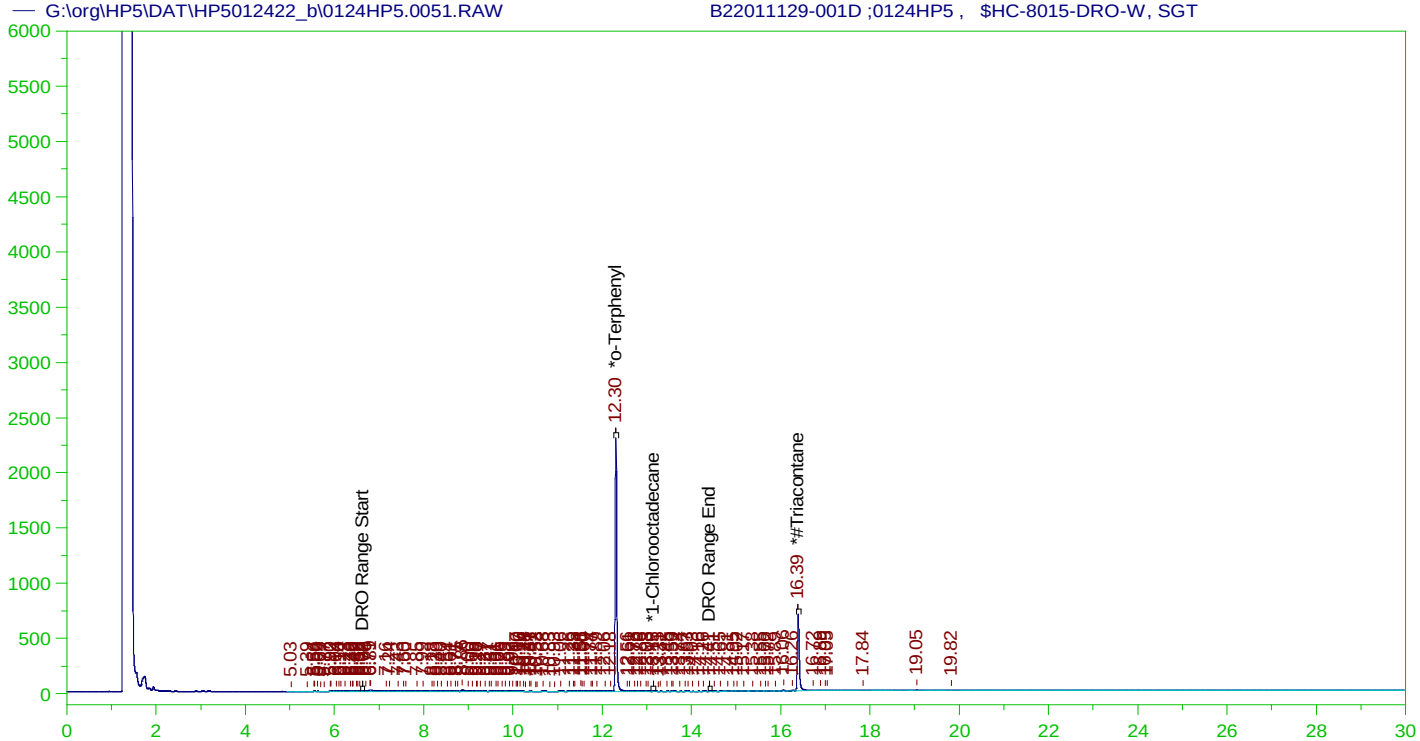

DIESEL RANGE ORGANICS CHROMATOGRAM REPORT

Sample Name: B22011129-001D ;0124HP5 , $HC-8015-DRO-W, SGT
Raw File: G:\org\HP5\DAT\HP5012422_b\0124HP5.0051.RAW
Date & Time Acquired: 1/25/2022 8:06:20 PM
Method File: G:\Org\HP5\Methods\DR_8015-C24T-JC-L%.met
Calibration File: G:\Org\HP5\Cals\SW8015C_DRO220111JC-C24-T.CAL
Sample Weight: 1050 Dilution: 1 S.A.: 1

Mean RF for TEH: 32675.36
Rt range for Diesel Range Organics: 6.58 to 14.47

SURROGATE COMPOUND	RT	ACTUAL	MEASURED	%REC	
*o-Terphenyl	12.303	.19	.135	70.92	-
*1-Chlorooctadecane	13.147	.19	.	.08	-
*#Triacontane	16.389	.19	.071	37.2	-

DRO Area:719385.6 DRO Amount: 2.096776E-02
TEH Area:974432.7 TEH Amount: 2.840156E-02

G:\org\HP5\dat\HP5012422_b\Review\051_B22011129-001D_DR_8015-C24T-JC-L%.xls

ERH2422 (RHMW04) Batch ID: 163074

— G:\org\HP5\DAT\HP5012422_b\0124HP5.0051.RAW B22011129-001D ;0124HP5 , $HC-8015-DRO-W, SGT

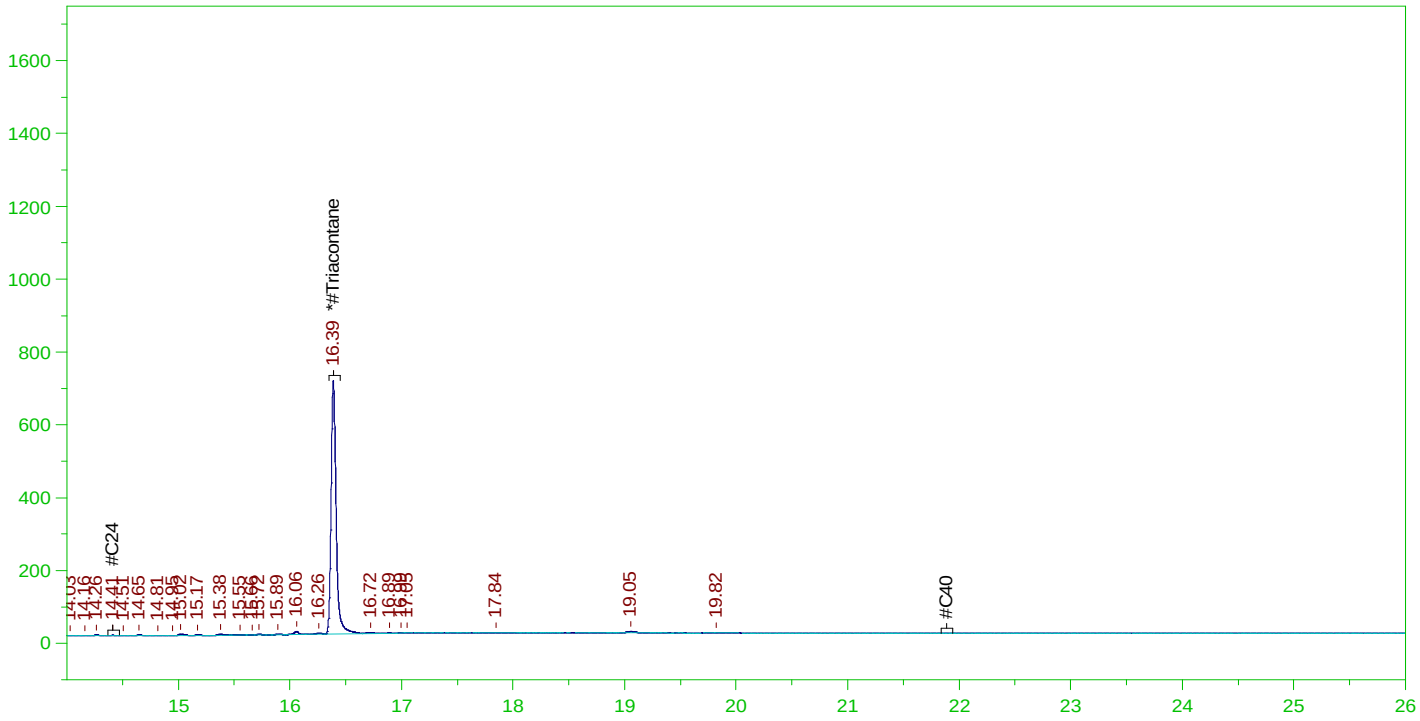

RESIDUAL RANGE ORGANICS CHROMATOGRAM

Sample Name: B22011129-001D ;0124HP5 , $HC-8015-DRO-W, SGT
Raw File: G:\org\HP5\DAT\HP5012422_b\0124HP5.0051.RAW
Date & Time Acquired: 1/25/2022 8:06:20 PM
Method File: G:\Org\HP5\Methods\DR_OROS-BC-L%.MET
Calibration File: G:\Org\HP5\Cals\SW8015C_ORO220111BC_SAMP.CAL
Sample Weight: 1050 Dilution: 1 S.A.: 1

Mean RF for for Residual Range Organics Calculations: 26424.55
Rt range for Residual Range Organics: 14.37 to 21.94

SURROGATE COMPOUND	RT	ACTUAL	MEASURED	%REC	
*#Triacontane	16.389	.476	.071	14.88	-

RRO Area:148629 RRO AMOUNT: 5.356816E-03

G:\org\HP5\dat\HP5012422_b\Review\051_B22011129-001D_DR_OROS-BC-L%.xls

ERH2422 (RHMW04) Batch ID: 163074

— G:\org\HP5\DAT\HP5012422_b\0124HP5.0051.RAW B22011129-001D ;0124HP5 , $HC-8015-DRO-W, SGT

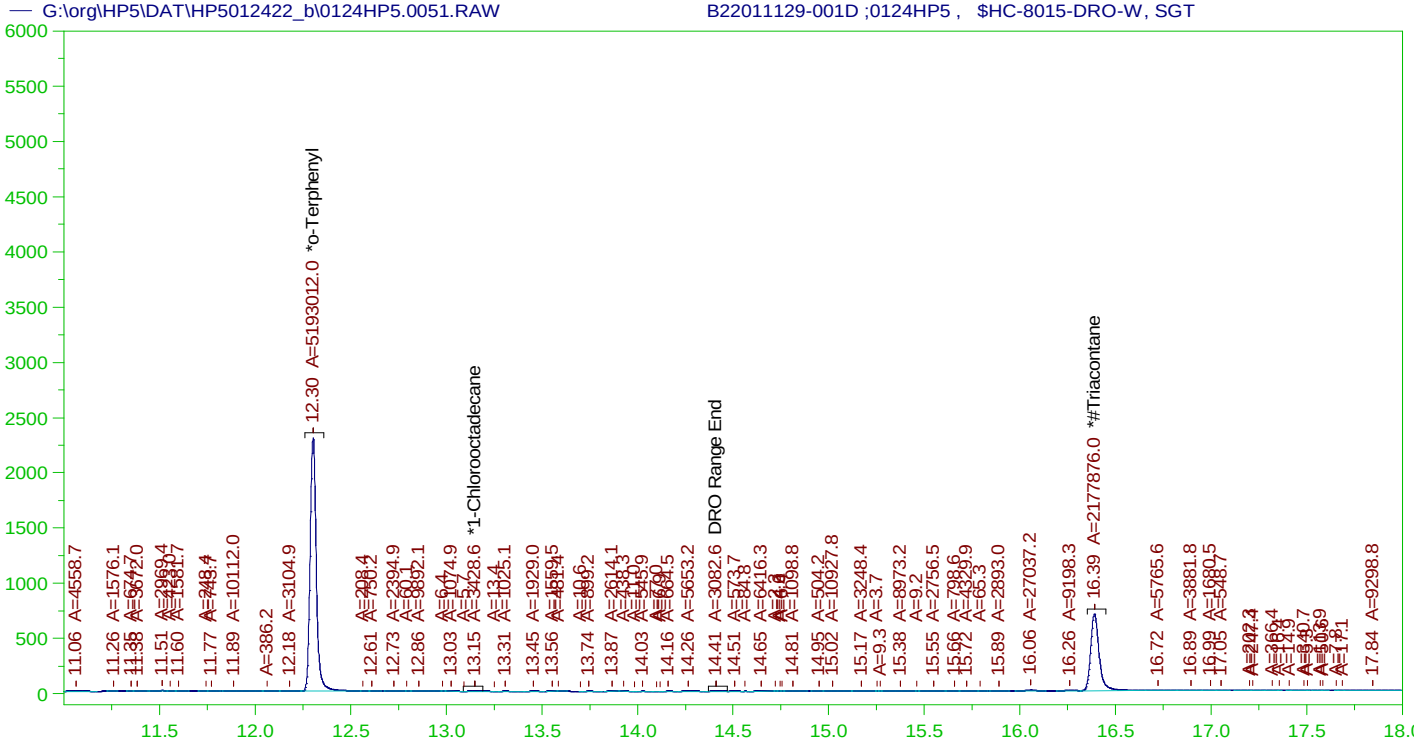

DIESEL RANGE ORGANICS CHROMATOGRAM REPORT

Sample Name: B22011129-001D ;0124HP5 , $HC-8015-DRO-W, SGT
Raw File: G:\org\HP5\DAT\HP5012422_b\0124HP5.0051.RAW
Date & Time Acquired: 1/25/2022 8:06:20 PM
Method File: G:\Org\HP5\Methods\DS_8015-C24T-JC-L#.met
Calibration File: G:\Org\HP5\Cals\SW8015C_DRO220111JC-C24-T.CAL
Sample Weight: 1050 Dilution: 1 S.A.: 1

Mean RF for TEH: 32675.36
Rt range for Diesel Range Organics: 6.58 to 14.47

SURROGATE COMPOUND	RT	ACTUAL	MEASURED	%REC	
*o-Terphenyl	12.303	.19	.134	70.45	-
*1-Chlorooctadecane	13.147	.19	.	.05	-
*#Triacontane	16.389	.19	.07	36.74	-

DRO Area:608058.4 DRO Amount: 1.772293E-02
TEH Area:993480 TEH Amount: 2.895673E-02

G:\org\HP5\dat\HP5012422_b\Review\051_B22011129-001D_DS_8015-C24T-JC-L#.xls

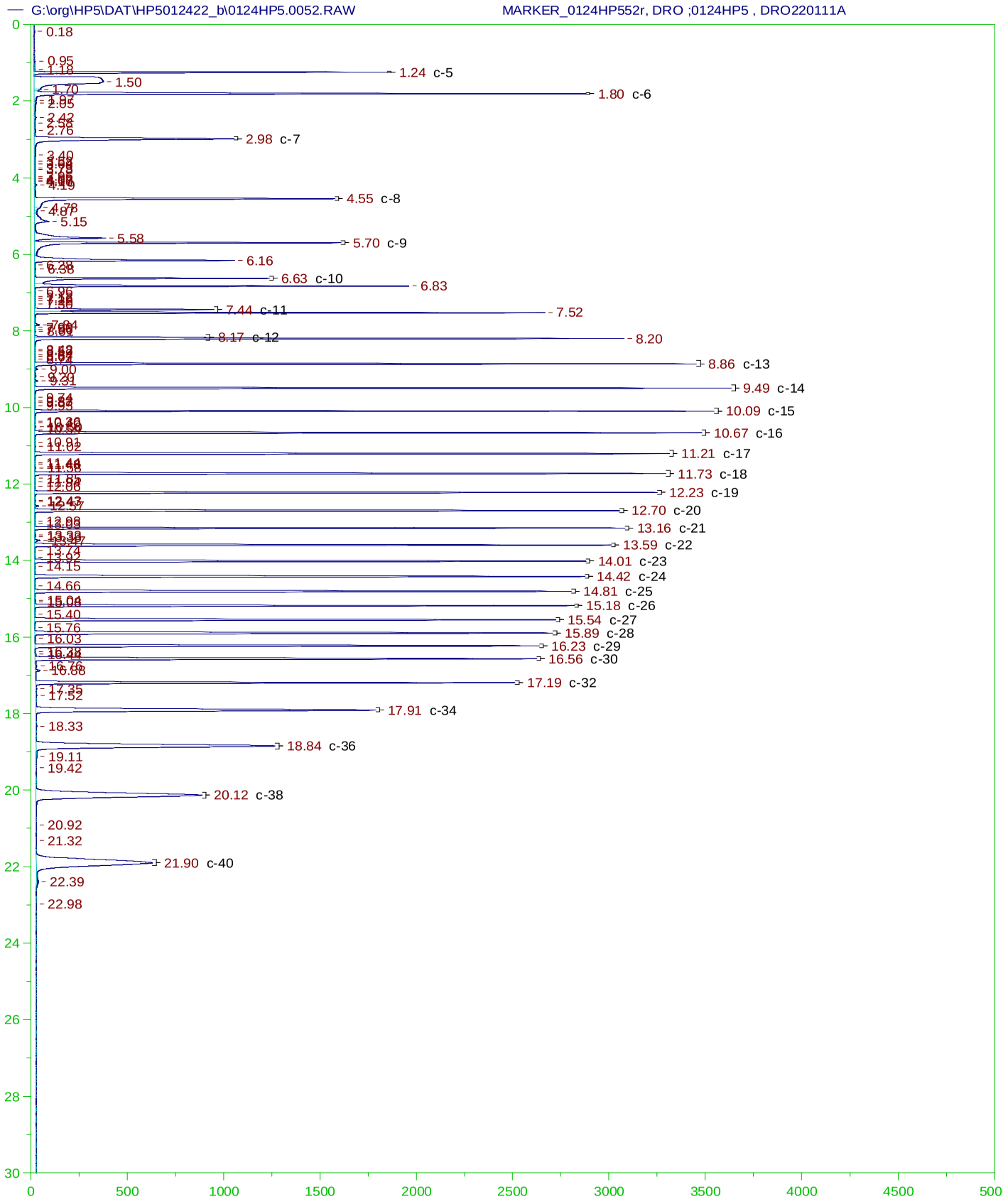

G:\org\HP5\dat\HP5012422_b\Review\052_MARKER_0124HP552r_CSC220124.xls

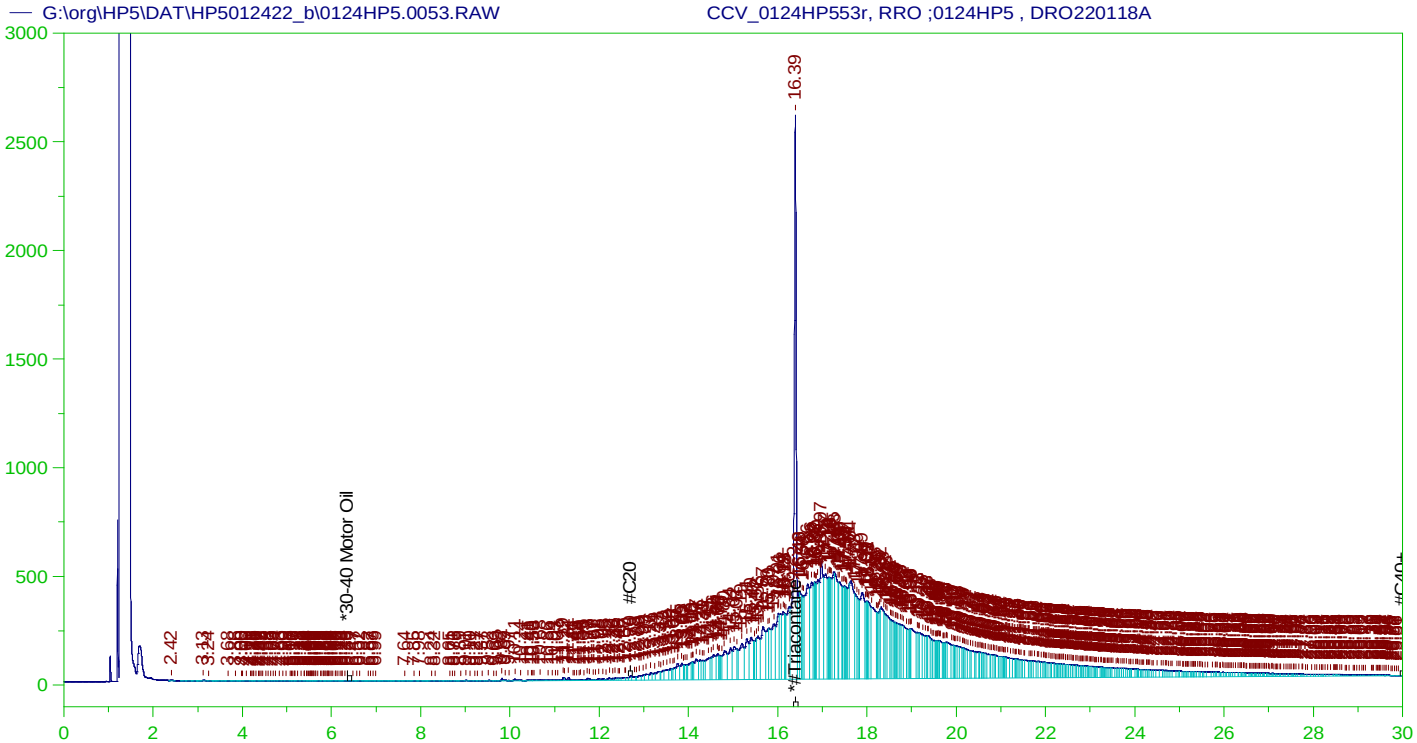

RESIDUAL RANGE ORGANICS CHROMATOGRAM
Sample Name: CCV_0124HP553r, RRO ;0124HP5 , DRO220118A
Raw File: G:\org\HP5\DAT\HP5012422_b\0124HP5.0053.RAW
Date & Time Acquired: 1/25/2022 9:31:52 PM
Method File: G:\Org\HP5\Methods\DC_ORO-BC-L%.MET
Calibration File: G:\Org\HP5\Cals\SW8015C_ORO220111BC.CAL
Sample Weight: 1 Dilution: 1 S.A.: 1

Mean RF for for ~~Residual~~ TEH(Oil Range) Organics Calculations: 26424.55
Rt range for ~~Residual~~ TEH(Oil Range) Organics: 12.65 to 30.05

SURROGATE COMPOUND	RT	ACTUAL	MEASURED	%REC	
*#Triacontane	16.39	500.	317.866	63.57	-

~~RRO~~ TEH(Oil Range) Area:1.168166E+08 ~~RRO~~ TEH(Oil Range) AMOUNT: 4420.761

CONTINUING CALIBRATION REPORT: G:\org\HP5\DAT\HP5012422_b\0124HP5.0053.RAW

COMPOUND	ACTUAL(NG)	MEASURED(NG)	%RECOVERY	LIMITS
*30-40 Motor Oil	5000.	.151	.	75-125

SURROGATE COMPOUND	RT	ACTUAL	MEASURED	%REC	LIMITS
*#Triacontane	16.39	200.	317.866	158.93	75-125

AMN 02/15/2022

G:\org\HP5\dat\HP5012422_b\Review\053_CCV_0124HP553r_DC_ORO-BC-L%.xls

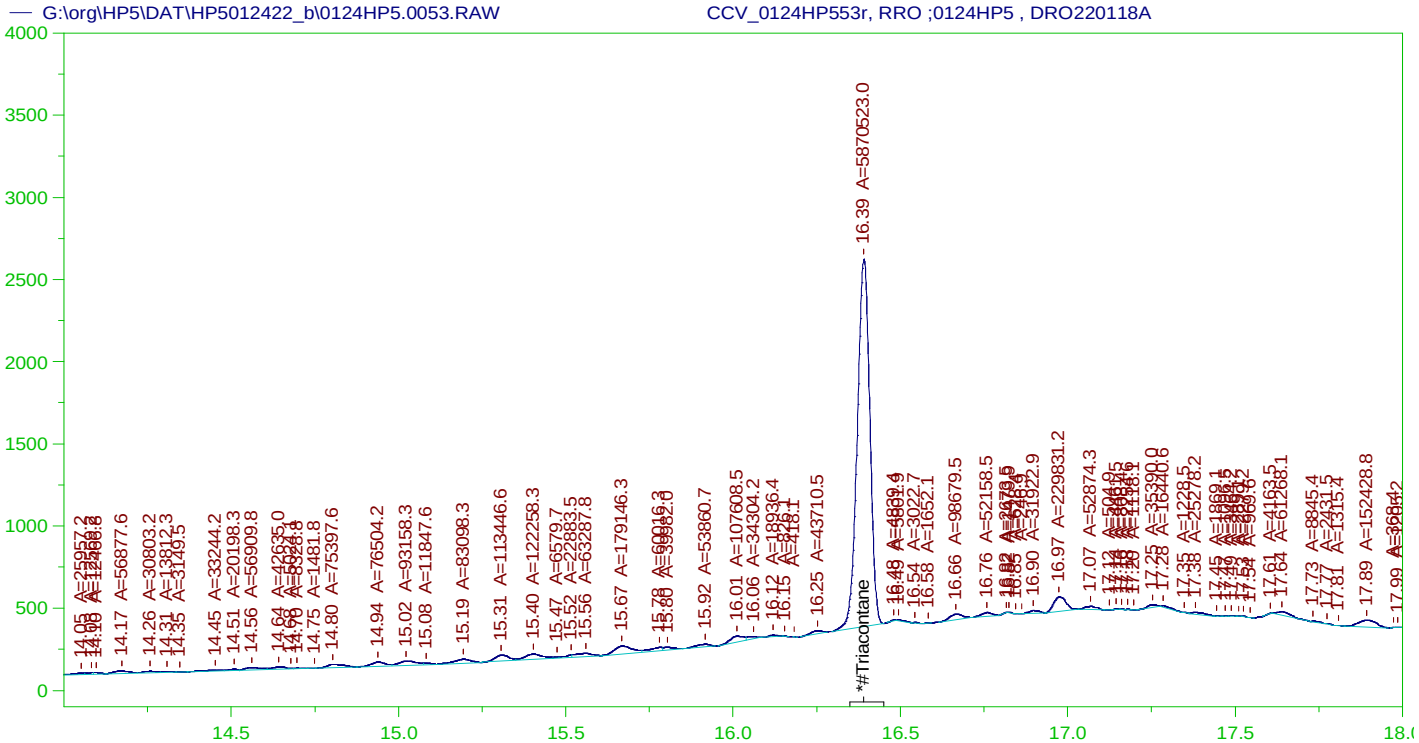

RESIDUAL RANGE ORGANICS CHROMATOGRAM
Sample Name: CCV_0124HP553r, RRO ;0124HP5 , DRO220118A
Raw File: G:\org\HP5\DAT\HP5012422_b\0124HP5.0053.RAW
Date & Time Acquired: 1/25/2022 9:31:52 PM
Method File: G:\Org\HP5\Methods\DS_ORO-BC-L%.MET
Calibration File: G:\Org\HP5\Cals\SW8015C_ORO220111BC.CAL
Sample Weight: 1 Dilution: 1 S.A.: 1

Mean RF for for Residual Range Organics Calculations: 26424.55
Rt range for Residual Range Organics: 12.65 to 30.05

SURROGATE COMPOUND	RT	ACTUAL	MEASURED	%REC	
*#Triacontane	16.39	500.	198.087	39.62	-

RRO Area:2989965 RRO AMOUNT: 113.151

CONTINUING CALIBRATION REPORT: G:\org\HP5\DAT\HP5012422_b\0124HP5.0053.RAW

COMPOUND	ACTUAL(NG)	MEASURED(NG)	%RECOVERY	LIMITS
*30-40 Motor Oil	5000.	.151	.	75-125

SURROGATE COMPOUND	RT	ACTUAL	MEASURED	%REC	LIMITS
*#Triacontane	16.39	200.	198.087	99.04	75-125

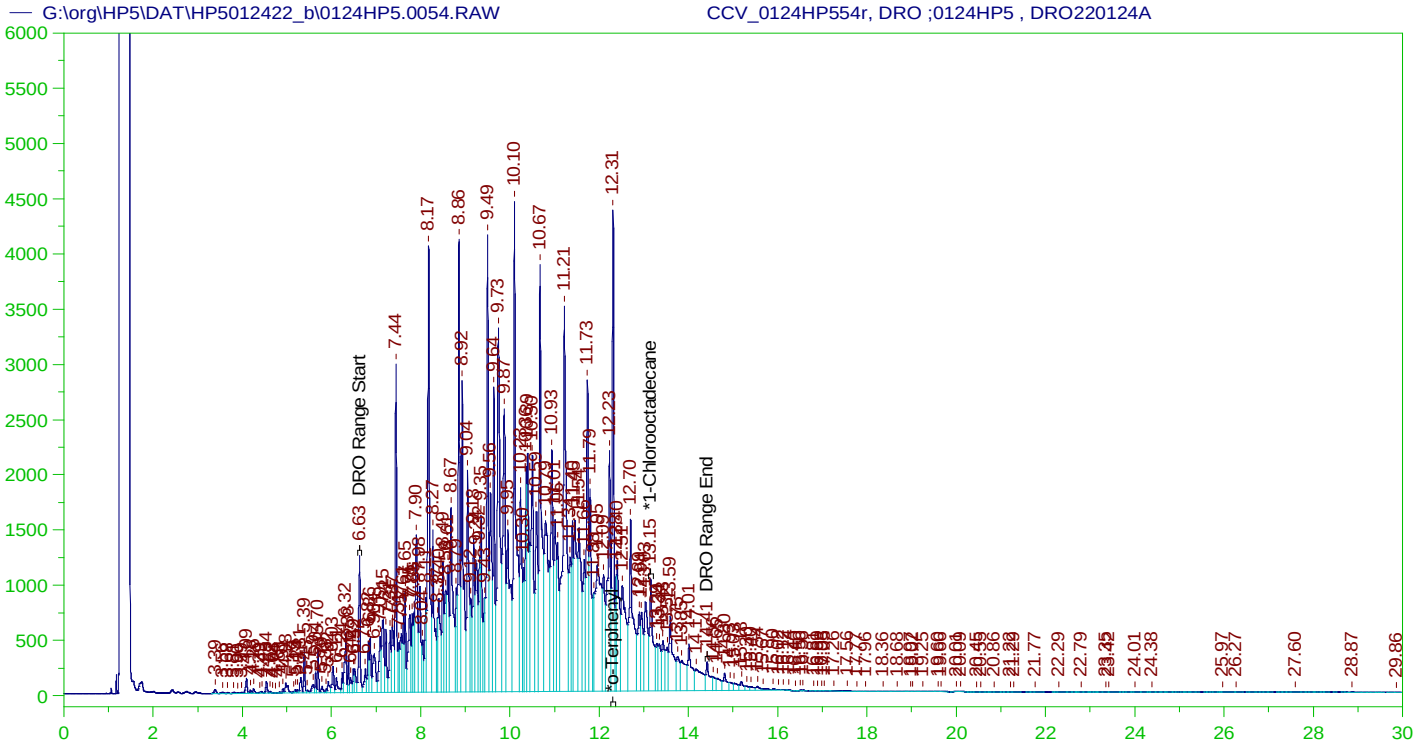

DIESEL RANGE ORGANICS CHROMATOGRAM REPORT

Sample Name: CCV_0124HP554r, DRO ;0124HP5 , DRO220124A
Raw File: G:\org\HP5\DAT\HP5012422_b\0124HP5.0054.RAW
Date & Time Acquired: 1/25/2022 10:14:31 PM
Method File: G:\Org\HP5\Methods\DC_8015-C24-JC-L%.met
Calibration File: G:\Org\HP5\Cals\SW8015C_DRO220111JC-C24.CAL
Sample Weight: 1 Dilution: 1 S.A.: 1

Mean RF for TEH: 32675.36
Rt range for Diesel Range Organics: 6.58 to 14.47

SURROGATE COMPOUND	RT	ACTUAL	MEASURED	%REC	
*o-Terphenyl	12.307	200.	293.495	146.75	-
*1-Chlorooctadecane	13.154	200.	140.825	70.41	-

DRO Area:4.294152E+08 DRO Amount: 13141.87
TEH Area:4.441462E+08 TEH Amount: 13592.7

CONTINUING CALIBRATION REPORT: G:\org\HP5\DAT\HP5012422_b\0124HP5.0054.RAW

COMPOUND	ACTUAL(NG)	MEASURED(NG)	%RECOVERY	LIMITS
TOTAL DRO	15000.	13592.7	90.62	85-115

SURROGATE COMPOUND	RT	ACTUAL	MEASURED	%REC	LIMITS
*o-Terphenyl	12.307	200.	293.495	146.75	85-115
*1-Chlorooctadecane	13.154	200.	140.825	70.41	85-115

G:\org\HP5\dat\HP5012422_b\Review\054_CCV_0124HP554r_DC_8015-C24-JC-L%.xls

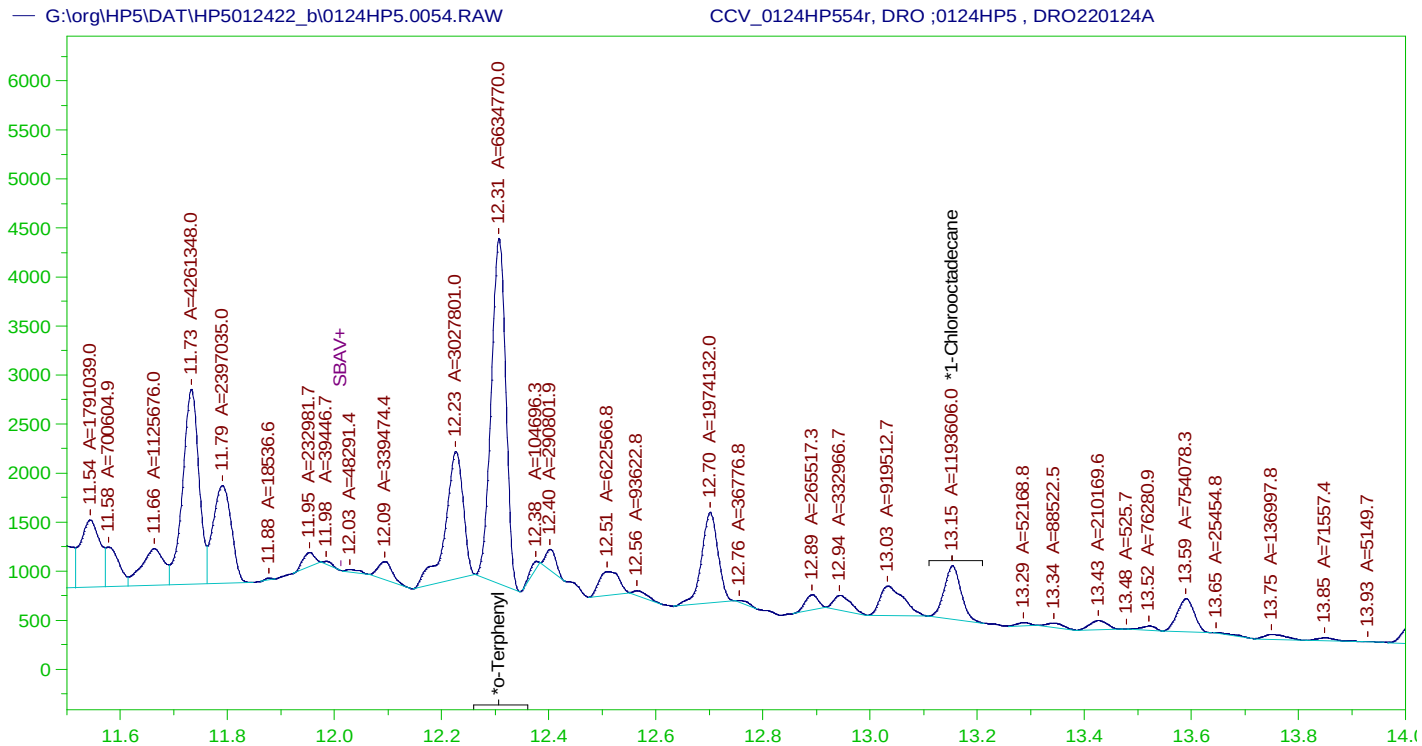

DIESEL RANGE ORGANICS CHROMATOGRAM REPORT
Sample Name: CCV_0124HP554r, DRO ;0124HP5 , DRO220124A
Raw File: G:\org\HP5\DAT\HP5012422_b\0124HP5.0054.RAW
Date & Time Acquired: 1/25/2022 10:14:31 PM
Method File: G:\Org\HP5\Methods\DS_8015-C24-JC-L#.met
Calibration File: G:\Org\HP5\Cals\SW8015C_DRO220111JC-C24.CAL
Sample Weight: 1 Dilution: 1 S.A.: 1

Mean RF for TEH: 32675.36
Rt range for Diesel Range Organics: 6.58 to 14.47

SURROGATE COMPOUND	RT	ACTUAL	MEASURED	%REC	
*o-Terphenyl	12.307	200.	180.01	90.	-
*1-Chlorooctadecane	13.154	200.	32.384	16.19	-

DRO Area:2.215508E+08 DRO Amount: 6780.362
TEH Area:2.312515E+08 TEH Amount: 7077.244

CONTINUING CALIBRATION REPORT: G:\org\HP5\DAT\HP5012422_b\0124HP5.0054.RAW

COMPOUND	ACTUAL(NG)	MEASURED(NG)	%RECOVERY	LIMITS
TOTAL DRO	15000.	7077.24	47.18	85-115

SURROGATE COMPOUND	RT	ACTUAL	MEASURED	%REC	LIMITS
*o-Terphenyl	12.307	200.	180.01	90.	85-115
*1-Chlorooctadecane	13.154	200.	32.384	16.19	85-115

G:\org\HP5\dat\HP5012422_b\Review\054_CCV_0124HP554r_DS_8015-C24-JC-L#.xls

Write Sequence

Insert Entries(Have the first cell for entries selecte

Data File	Sample Name	Method	Weight	Dil Factor	Amt Inj.	iS	Cal ID	Manual Integrations
G:\org\HP5\DAT\HP5012222_bl\0122HP5.01r	DCM-Baseline Check-V01	G:\Org\HP5\Methods\DR_8015-JA-LEXP.met	1	1	1	1	0	No integrations.
G:\org\HP5\DAT\HP5012222_bl\0122HP5.02r	DCM-Baseline Check-V02	G:\Org\HP5\Methods\DR_8015-JA-LEXP.met	1	1	1	1	0	No integrations.
G:\org\HP5\DAT\HP5012222_bl\0122HP5.03r	MARKER_0122HP503r, DRO ;0122HP5 , DRO220111A	g:\org\HP5\Methods\\CSC220120.met	1	1	1	1	0	No integrations.
G:\org\HP5\DAT\HP5012222_bl\0122HP5.04r	CCV_0122HP504r, RRO ;0122HP5 , DRO220118A	G:\Org\HP5\Methods\DC_ORO-BB-L%.MET G:\Org\HP5\Methods\DS_ORO-BB-L%.MET	1	1	1	1	0	The integration of Oil Range hydrocarbon is the hydrocarbon response with reference to the basline. Surrogates are integrated using a valley to valley integration using Set Basline All Valleys on placed at 16.14 minutes and X-axis scaling showing surrogate peak from 14-18 minutes.
G:\org\HP5\DAT\HP5012222_bl\0122HP5.05r	CCV_0122HP505r, DRO ;0122HP5 , DRO220114A	G:\Org\HP5\Methods\DC_8015-C24-JB-L%.met G:\Org\HP5\Methods\DS_8015-C24-JB-L#.met	1	1	1	1	0	The integration of Diesel Range Organics (C10-C24) and Total Extractable Hydrocarbons is the hydrocarbon response with reference to the basline. Assigned Set Baseline All Valley on at 16.35 minutes. Surrogates are integrated using a valley to valley integration using Set Basline All Valleys on placed at 12.01 minutes and X-axis scaling showing surrogate peak from 11.5-14 minutes.
G:\org\HP5\DAT\HP5012222_bl\0122HP5.06r	DCM-Baseline Check-V06	G:\Org\HP5\Methods\DR_8015-JA-LEXP.met	1	1	1	1	0	No integrations.
G:\org\HP5\DAT\HP5012222_bl\0122HP5.07r	DCM-Baseline Check-V07	G:\Org\HP5\Methods\DR_8015-JA-LEXP.met	1	1	1	1	0	No integrations.
G:\org\HP5\DAT\HP5012222_bl\0122HP5.08r	LCS-163074 ;0122HP5 ,	G:\Org\HP5\Methods\D3_8015-C24-JB-L%.met G:\Org\HP5\Methods\DS_8015-C24-JB-L#.met	1000	1	1	1	0	The integration of Diesel Range Organics (C10-C24) and Total Extractable Hydrocarbons is the hydrocarbon response with reference to the basline. Surrogates are integrated using a valley to valley integration using Set Basline All Valleys on placed at 12.01 minutes and X-axis scaling showing surrogate peak from 11.5-14 minutes.
G:\org\HP5\DAT\HP5012222_bl\0122HP5.09r	MB-163074 ;0122HP5 ,	G:\Org\HP5\Methods\DR_8015-C24T-JB-L%.met G:\Org\HP5\Methods\DR_OROS-BBb-L%.MET G:\Org\HP5\Methods\DS_8015-C24T-BB-L#.met	1000	1	1	1	0	The integration of Diesel Range Organics (C10-C24), C24-C40, and Total Extractable Hydrocarbons (TEH) is the hydrocarbon response with reference to the basline. Assigned Set Baseline All Valley on at 17.12 minutes. Surrogates are integrated using a valley to valley integration using Set Basline All Valleys on at 10.78 minutes and X-axis scaling showing surrogate peak from 11-18 minutes.
G:\org\HP5\DAT\HP5012222_bl\0122HP5.10r	B22011133-001D ;0122HP5 , $HC-8015-DRO-W,	G:\Org\HP5\Methods\DR_8015-C24T-JB-L%.met G:\Org\HP5\Methods\DR_OROS-BBb-L%.MET G:\Org\HP5\Methods\DS_8015-C24T-BB-L#.met	970	1	1	1	0	The integration of Diesel Range Organics (C10-C24), C24-C40, and Total Extractable Hydrocarbons (TEH) is the hydrocarbon response with reference to the basline. Assigned Set Baseline All Valley on at 17.12 minutes. Surrogates are integrated using a valley to valley integration using Set Basline All Valleys on at 10.78 minutes and X-axis scaling showing surrogate peak from 11-18 minutes.
G:\org\HP5\DAT\HP5012222_bl\0122HP5.11r	B22011130-001D ;0122HP5 , $HC-8015-DRO-W,	G:\Org\HP5\Methods\DR_8015-C24T-JB-L%.met G:\Org\HP5\Methods\DR_OROS-BBb-L%.MET G:\Org\HP5\Methods\DS_8015-C24T-BB-L#.met	1050	1	1	1	0	The integration of Diesel Range Organics (C10-C24), C24-C40, and Total Extractable Hydrocarbons (TEH) is the hydrocarbon response with reference to the basline. Assigned Set Baseline All Valley on at 17.12 minutes. Surrogates are integrated using a valley to valley integration using Set Basline All Valleys on at 10.78 minutes and X-axis scaling showing surrogate peak from 11-18 minutes.
G:\org\HP5\DAT\HP5012222_bl\0122HP5.12r	B22011127-001D ;0122HP5 , $HC-8015-DRO-W,	G:\Org\HP5\Methods\DR_8015-C24T-JB-L%.met G:\Org\HP5\Methods\DR_OROS-BBb-L%.MET G:\Org\HP5\Methods\DS_8015-C24T-BB-L#.met	1050	1	1	1	0	The integration of Diesel Range Organics (C10-C24), C24-C40, and Total Extractable Hydrocarbons (TEH) is the hydrocarbon response with reference to the basline. Assigned Set Baseline All Valley on at 17.12 minutes. Surrogates are integrated using a valley to valley integration using Set Basline All Valleys on at 10.78 minutes and X-axis scaling showing surrogate peak from 11-18 minutes.
G:\org\HP5\DAT\HP5012222_bl\0122HP5.13r	DCM-Baseline Check-V13	G:\Org\HP5\Methods\DR_8015-JA-LEXP.met	1	1	1	1	0	No integrations.
G:\org\HP5\DAT\HP5012222_bl\0122HP5.14r	B22011124-001D ;0122HP5 , $HC-8015-DRO-W,	G:\Org\HP5\Methods\DR_8015-C24T-JB-L%.met G:\Org\HP5\Methods\DR_OROS-BBb-L%.MET G:\Org\HP5\Methods\DS_8015-C24T-BB-L#.met	1000	1	1	1	0	The integration of Diesel Range Organics (C10-C24), C24-C40, and Total Extractable Hydrocarbons (TEH) is the hydrocarbon response with reference to the basline. Assigned Set Baseline All Valley on at 17.12 minutes. Surrogates are integrated using a valley to valley integration using Set Basline All Valleys on at 10.78 minutes and X-axis scaling showing surrogate peak from 11-18 minutes.
G:\org\HP5\DAT\HP5012222_bl\0122HP5.15r	B22011136-001D ;0122HP5 , $HC-8015-DRO-W,	G:\Org\HP5\Methods\DR_8015-012215-JB-L%.met G:\Org\HP5\Methods\DR_OROS-012215-BBb-L%.MET G:\Org\HP5\Methods\DS_8015-C24T-BB-L#.met	1010	1	1	1	0	The integration of Diesel Range Organics (C10-C24), C24-C40, and Total Extractable Hydrocarbons (TEH) is the hydrocarbon response with reference to the basline. Assigned Set Baseline Now at 25.46 minutes. Surrogates are integrated using a valley to valley integration using Set Basline All Valleys on at 10.78 minutes and X-axis scaling showing surrogate peak from 11-18 minutes.
G:\org\HP5\DAT\HP5012222_bl\0122HP5.16r	B22011136-001DMS ;0122HP5 ,	G:\Org\HP5\Methods\D3_8015-C24-JB-L%.met G:\Org\HP5\Methods\DS_8015-C24-JB-L#.met	1010	1	1	1	0	The integration of Diesel Range Organics (C10-C24) and Total Extractable Hydrocarbons is the hydrocarbon response with reference to the basline. Surrogates are integrated using a valley to valley integration using Set Basline All Valleys on placed at 12.01 minutes and X-axis scaling showing surrogate peak from 11.5-14 minutes.
G:\org\HP5\DAT\HP5012222_bl\0122HP5.17r	B22011136-001DMSD ;0122HP5 ,	G:\Org\HP5\Methods\D3_8015-C24-JB-L%.met G:\Org\HP5\Methods\DS_8015-C24-JB-L#.met	1010	1	1	1	0	The integration of Diesel Range Organics (C10-C24) and Total Extractable Hydrocarbons is the hydrocarbon response with reference to the basline. Surrogates are integrated using a valley to valley integration using Set Basline All Valleys on placed at 12.01 minutes and X-axis scaling showing surrogate peak from 11.5-14 minutes.
G:\org\HP5\DAT\HP5012222_bl\0122HP5.18r	MARKER_0122HP518r, DRO ;0122HP5 , DRO220111A	g:\org\HP5\Methods\\CSC220120.met	1	1	1	1	0	No integrations.
G:\org\HP5\DAT\HP5012222_bl\0122HP5.19r	CCV_0122HP519r, RRO ;0122HP5 , DRO220118A	G:\Org\HP5\Methods\DC_ORO-BB-L%.MET G:\Org\HP5\Methods\DS_ORO-BB-L%.MET	1	1	1	1	0	The integration of Oil Range hydrocarbon is the hydrocarbon response with reference to the basline. Surrogates are integrated using a valley to valley integration using Set Basline All Valleys on placed at 16.14 minutes and X-axis scaling showing surrogate peak from 14-18 minutes.
G:\org\HP5\DAT\HP5012222_bl\0122HP5.20r	CCV_0122HP520r, DRO ;0122HP5 , DRO220114A	G:\Org\HP5\Methods\DC_8015-C24-JB-L%.met G:\Org\HP5\Methods\DS_8015-C24-JB-L#.met	1	1	1	1	0	The integration of Diesel Range Organics (C10-C24) and Total Extractable Hydrocarbons is the hydrocarbon response with reference to the basline. Assigned Set Baseline All Valley on at 16.35 minutes. Surrogates are integrated using a valley to valley integration using Set Basline All Valleys on placed at 12.01 minutes and X-axis scaling showing surrogate peak from 11.5-14 minutes.
G:\org\HP5\DAT\HP5012222_bl\0122HP5.21r	DCM-Baseline Check-V21	G:\Org\HP5\Methods\DR_8015-JA-LEXP.met	1	1	1	1	0	No integrations.
G:\org\HP5\DAT\HP5012222_bl\0122HP5.22r	DCM-Baseline Check-V22	G:\Org\HP5\Methods\DR_8015-JA-LEXP.met	1	1	1	1	0	No integrations.
G:\org\HP5\DAT\HP5012222_bl\0122HP5.23r	B22011131-001D ;0122HP5 , $HC-8015-DRO-W,	G:\Org\HP5\Methods\DR_8015-C24T-JB-L%.met G:\Org\HP5\Methods\DR_OROS-BBb-L%.MET G:\Org\HP5\Methods\DS_8015-C24T-BB-L#.met	1050	1	1	1	0	The integration of Diesel Range Organics (C10-C24), C24-C40, and Total Extractable Hydrocarbons (TEH) is the hydrocarbon response with reference to the basline. Assigned Set Baseline All Valley on at 17.12 minutes. Surrogates are integrated using a valley to valley integration using Set Basline All Valleys on at 10.78 minutes and X-axis scaling showing surrogate peak from 11-18 minutes.

G:\org\HP5\DAT\HP5012222_bi\0122HP5.24r	B22011137-001D ;0122HP5 , $HC-8015-DRO-W,	G:\Org\HP5\Methods\D3_8015-C24T-JB-L%.met G:\Org\HP5\Methods\D3_OROS-BBb-L%.MET G:\Org\HP5\Methods\DS_8015-C24T-BB-L#.met	1030	1	1	1	0	The integration of Diesel Range Organics (C10-C24), C24-C40, and Total Extractable Hydrocarbons (TEH) is the hydrocarbon response with reference to the basline. Surrogates are integrated using a valley to valley integration using Set Basline All Valleys on at 10.78 minutes and X-axis scaling showing surrogate peak from 11-18 minutes.
G:\org\HP5\DAT\HP5012222_bi\0122HP5.25r	DCM-Baseline Check-V25	G:\Org\HP5\Methods\DR_8015-JA-LEXP.met	1	1	1	1	0	No integrations.
G:\org\HP5\DAT\HP5012222_bi\0122HP5.26r	B22011132-001D ;0122HP5 , $HC-8015-DRO-W,	G:\Org\HP5\Methods\DR_8015-C24T-JB-L%.met G:\Org\HP5\Methods\DR_OROS-BBb-L%.MET G:\Org\HP5\Methods\DS_8015-C24T-BB-L#.met	1010	1	1	1	0	The integration of Diesel Range Organics (C10-C24), C24-C40, and Total Extractable Hydrocarbons (TEH) is the hydrocarbon response with reference to the basline. Assigned Set Baseline All Valley on at 17.12 minutes. Surrogates are integrated using a valley to valley integration using Set Basline All Valleys on at 10.78 minutes and X-axis scaling showing surrogate peak from 11-18 minutes.
G:\org\HP5\DAT\HP5012222_bi\0122HP5.27r	B22011134-001D ;0122HP5 , $HC-8015-DRO-W,	G:\Org\HP5\Methods\DR_8015-C24T-JB-L%.met G:\Org\HP5\Methods\DR_OROS-BBb-L%.MET G:\Org\HP5\Methods\DS_8015-C24T-BB-L#.met	1000	1	1	1	0	The integration of Diesel Range Organics (C10-C24), C24-C40, and Total Extractable Hydrocarbons (TEH) is the hydrocarbon response with reference to the basline. Assigned Set Baseline All Valley on at 17.12 minutes. Surrogates are integrated using a valley to valley integration using Set Basline All Valleys on at 10.78 minutes and X-axis scaling showing surrogate peak from 11-18 minutes.
G:\org\HP5\DAT\HP5012222_bi\0122HP5.28r	B22011134-002B ;0122HP5 , $HC-8015-DRO-W,	G:\Org\HP5\Methods\D3_8015-C24T-JB-L%.met G:\Org\HP5\Methods\D3_OROS-BBb-L%.MET G:\Org\HP5\Methods\DS_8015-C24T-BB-L#.met	990	1	1	1	0	The integration of Diesel Range Organics (C10-C24), C24-C40, and Total Extractable Hydrocarbons (TEH) is the hydrocarbon response with reference to the basline. Surrogates are integrated using a valley to valley integration using Set Basline All Valleys on at 10.78 minutes and X-axis scaling showing surrogate peak from 11-18 minutes.
G:\org\HP5\DAT\HP5012222_bi\0122HP5.29r	DCM-Baseline Check-V29	G:\Org\HP5\Methods\DR_8015-JA-LEXP.met	1	1	1	1	0	No integrations.
G:\org\HP5\DAT\HP5012222_bi\0122HP5.30r	B22011126-001D ;0122HP5 , $HC-8015-DRO-W,	G:\Org\HP5\Methods\D3_8015-C24T-JB-L%.met G:\Org\HP5\Methods\D3_OROS-BBb-L%.MET G:\Org\HP5\Methods\DS_8015-C24T-BB-L#.met	1050	1	1	1	0	The integration of Diesel Range Organics (C10-C24), C24-C40, and Total Extractable Hydrocarbons (TEH) is the hydrocarbon response with reference to the basline. Surrogates are integrated using a valley to valley integration using Set Basline All Valleys on at 10.78 minutes and X-axis scaling showing surrogate peak from 11-18 minutes.
G:\org\HP5\DAT\HP5012222_bi\0122HP5.31r	B22011128-001D ;0122HP5 , $HC-8015-DRO-W,	G:\Org\HP5\Methods\D3_8015-C24T-JB-L%.met G:\Org\HP5\Methods\D3_OROS-BBb-L%.MET G:\Org\HP5\Methods\DS_8015-C24T-BB-L#.met	1030	1	1	1	0	The integration of Diesel Range Organics (C10-C24), C24-C40, and Total Extractable Hydrocarbons (TEH) is the hydrocarbon response with reference to the basline. Surrogates are integrated using a valley to valley integration using Set Basline All Valleys on at 10.78 minutes and X-axis scaling showing surrogate peak from 11-18 minutes.
G:\org\HP5\DAT\HP5012222_bi\0122HP5.32r	B22011125-001D ;0122HP5 , $HC-8015-DRO-W,	G:\Org\HP5\Methods\D3_8015-012232-JB-L%.met G:\Org\HP5\Methods\D3_OROS-012232-BBb-L%.MET G:\Org\HP5\Methods\DS_8015-C24T-BB-L#.met	990	1	1	1	0	The integration of Diesel Range Organics (C10-C24), C24-C40, and Total Extractable Hydrocarbons (TEH) is the hydrocarbon response with reference to the basline with peak width adjusted. Surrogates are integrated using a valley to valley integration using Set Basline All Valleys on at 10.78 minutes and X-axis scaling showing surrogate peak from 11-18 minutes.
G:\org\HP5\DAT\HP5012222_bi\0122HP5.33r	MARKER_0122HP533r, DRO ;0122HP5 , DRO220111A	g:\org\HP5\Methods\\CSC220120.met	1	1	1	1	0	No integrations.
G:\org\HP5\DAT\HP5012222_bi\0122HP5.34r	CCV_0122HP534r, RRO ;0122HP5 , DRO220118A	G:\Org\HP5\Methods\DC_ORO-BB-L%.MET G:\Org\HP5\Methods\DS_ORO-BB-L%.MET	1	1	1	1	0	The integration of Oil Range hydrocarbon is the hydrocarbon response with reference to the basline. Surrogates are integrated using a valley to valley integration using Set Basline All Valleys on placed at 16.14 minutes and X-axis scaling showing surrogate peak from 14-18 minutes.
G:\org\HP5\DAT\HP5012222_bi\0122HP5.35r	CCV_0122HP535r, DRO ;0122HP5 , DRO220114A	G:\Org\HP5\Methods\DC_8015-C24-JB-L%.met G:\Org\HP5\Methods\DS_8015-C24-JB-L#.met	1	1	1	1	0	The integration of Diesel Range Organics (C10-C24) and Total Extractable Hydrocarbons is the hydrocarbon response with reference to the basline. Assigned Set Baseline All Valley on at 16.35 minutes. Surrogates are integrated using a valley to valley integration using Set Basline All Valleys on placed at 12.01 minutes and X-axis scaling showing surrogate peak from 11.5-14 minutes.
G:\org\HP5\DAT\HP5012222_bi\0122HP5.36r	DCM-Baseline Check-V36	G:\Org\HP5\Methods\DR_8015-JA-LEXP.met	1	1	1	1	0	No integrations.
G:\org\HP5\DAT\HP5012222_bi\0122HP5.37r	DCM-Baseline Check-V37	G:\Org\HP5\Methods\DR_8015-JA-LEXP.met	1	1	1	1	0	No integrations.
G:\org\HP5\DAT\HP5012222_bi\0122HP5.38r	B22011228-001D ;0122HP5 , $HC-8015-DRO-W, Needs Rerun due to ending CCV not poking	G:\Org\HP5\Methods\DR_8015-JA-LEXP.met	1020	1	1	1	0	No integrations.
G:\org\HP5\DAT\HP5012222_bi\0122HP5.39r	B22011135-001D ;0122HP5 , $HC-8015-DRO-W, Needs Rerun due to ending CCV not poking	G:\Org\HP5\Methods\DR_8015-JA-LEXP.met	990	1	1	1	0	No integrations.
G:\org\HP5\DAT\HP5012222_bi\0122HP5.40r	B22011129-001D ;0122HP5 , $HC-8015-DRO-W, Needs Rerun due to ending CCV not poking	G:\Org\HP5\Methods\DR_8015-JA-LEXP.met	1050	1	1	1	0	No integrations.
G:\org\HP5\DAT\HP5012222_bi\0122HP5.41r	DCM-Baseline Check-V41	G:\Org\HP5\Methods\DR_8015-JA-LEXP.met	1	1	1	1	0	No integrations.
G:\org\HP5\DAT\HP5012222_bi\0122HP5.42r	B22011214-001D ;0122HP5 , $HC-8015-DRO-W, Needs rr due to baseline	G:\Org\HP5\Methods\DR_8015-C24T-JB-L0.met	1000	1	1	1	0	No integrations.
G:\org\HP5\DAT\HP5012222_bi\0122HP5.43r	B22011227-001D ;0122HP5 , $HC-8015-DRO-W, Needs rr due to baseline	G:\Org\HP5\Methods\DR_8015-C24T-JB-L0.met	990	1	1	1	0	No integrations.
G:\org\HP5\DAT\HP5012222_bi\0122HP5.44r	LCS-163074-RRO ;0122HP5 ,	G:\Org\HP5\Methods\D3_ORO-BB-L%.MET G:\Org\HP5\Methods\DS_ORO-BB-L%.MET	1000	1	1	1	0	The integration of Oil Range hydrocarbon is the hydrocarbon response with reference to the basline. Surrogates are integrated using a valley to valley integration using Set Basline All Valleys on placed at 16.14 minutes and X-axis scaling showing surrogate peak from 14-18 minutes.
G:\org\HP5\DAT\HP5012222_bi\0122HP5.45r	DCM-Baseline Check-V45	G:\Org\HP5\Methods\DR_8015-JA-LEXP.met	1	1	1	1	0	No integrations.
G:\org\HP5\DAT\HP5012222_bi\0122HP5.46r	B22011136-001DMS-RRO ;0122HP5 ,	G:\Org\HP5\Methods\D3_ORO-BB-L%.MET G:\Org\HP5\Methods\DS_ORO-BB-L%.MET	1000	1	1	1	0	The integration of Oil Range hydrocarbon is the hydrocarbon response with reference to the basline. Surrogates are integrated using a valley to valley integration using Set Basline All Valleys on placed at 16.14 minutes and X-axis scaling showing surrogate peak from 14-18 minutes.
G:\org\HP5\DAT\HP5012222_bi\0122HP5.47r	B22011136-001DMSD-RRO ;0122HP5 ,	G:\Org\HP5\Methods\D3_ORO-BB-L%.MET G:\Org\HP5\Methods\DS_ORO-BB-L%.MET	1030	1	1	1	0	The integration of Oil Range hydrocarbon is the hydrocarbon response with reference to the basline. Surrogates are integrated using a valley to valley integration using Set Basline All Valleys on placed at 16.14 minutes and X-axis scaling showing surrogate peak from 14-18 minutes.
G:\org\HP5\DAT\HP5012222_bi\0122HP5.48r	MARKER_0122HP548r, DRO ;0122HP5 , DRO220111A	g:\org\HP5\Methods\\CSC220120.met	1	1	1	1	0	No integrations.
G:\org\HP5\DAT\HP5012222_bi\0122HP5.49r	CCV_0122HP549r, RRO ;0122HP5 , DRO220118A	G:\Org\HP5\Methods\DC_ORO-BB-L%.MET G:\Org\HP5\Methods\DS_ORO-BB-L%.MET	1	1	1	1	0	The integration of Oil Range hydrocarbon is the hydrocarbon response with reference to the basline. Surrogates are integrated using a valley to valley integration using Set Basline All Valleys on placed at 16.14 minutes and X-axis scaling showing surrogate peak from 14-18 minutes.
G:\org\HP5\DAT\HP5012222_bi\0122HP5.50r	CCV_0122HP550r, DRO ;0122HP5 , DRO220114A-lost communication with acquisitition did not poke any vial just ran	G:\Org\HP5\Methods\DC_8015-C24-JB-L0.met	1	1	1	1	0	No integrations.

Ann Nebel

Digitally signed by
Ann Nebel
Date: 2022.02.15 15:09:41 -07:00

Write Sequence Data File	Insert Entries(Have the first cell for entries selecte Sample Name	Method	Weight	Dil Factor	Amt Inj.	IS	Cal ID	Manual Integrations
G:\org\HP5\DAT\HP5012422_b\0124HP5.01r	DCM-Baseline Check-V01	G:\Org\HP5\Methods\DR_8015-JA-LEXP.met	1	1	1	1	0	No Integrations
G:\org\HP5\DAT\HP5012422_b\0124HP5.02r	MARKER_0124HP502r, DRO ;0124HP5 , DRO220111A	g:\org\HP5\Methods\\CSC220124.met	1	1	1	1	0	No Integrations
G:\org\HP5\DAT\HP5012422_b\0124HP5.03r	CCV_0124HP503r, DRO ;0124HP5 , DRO220114A	G:\Org\HP5\Methods\DC_8015-C24-JC-L%.met G:\Org\HP5\Methods\DS_8015-C24-JC-L#.met	1	1	1	1	0	The integration of Diesel Range Organics (C10-C24) and Total Extractable Hydrocarbons is the hydrocarbon response with reference to the basline. Assigned Set Baseline All Valley on at 16.35 minutes. Surrogates are integrated using a valley to valley integration using Set Basline All Valleys on placed at 12.01 minutes and X-axis scaling showing surrogate peak from 11.5-14 minutes.
G:\org\HP5\DAT\HP5012422_b\0124HP5.04r	CCV_0124HP504r, RRO ;0124HP5 , DRO220118A	G:\Org\HP5\Methods\DC_ORO-BC-L%.MET G:\Org\HP5\Methods\DS_ORO-BC-L%.MET	1	1	1	1	0	The integration of Oil Range hydrocarbon is the hydrocarbon response with reference to the basline. Surrogates are integrated using a valley to valley integration using Set Basline All Valleys on placed at 16.14 minutes and X-axis scaling showing surrogate peak from 14-18 minutes.
G:\org\HP5\DAT\HP5012422_b\0124HP5.05r	DCM-Baseline Check-V05	G:\Org\HP5\Methods\DR_8015-JA-LEXP.met	1	1	1	1	0	No Integrations
G:\org\HP5\DAT\HP5012422_b\0124HP5.06r	DCM-Baseline Check-V06	G:\Org\HP5\Methods\DR_8015-JA-LEXP.met	1	1	1	1	0	No Integrations
G:\org\HP5\DAT\HP5012422_b\0124HP5.07r	B22011227-001D ;0124HP5 , $HC-8015-DRO-W,	G:\Org\HP5\Methods\DR_8015-012407-JC-L%.met G:\Org\HP5\Methods\DR_OROS-012407-BC-L%.MET G:\Org\HP5\Methods\DS_8015-C24T-JC-L#.met	990	1	1	1	0	The integration of Diesel Range Organics (C10-C24), C24-C40, and Total Extractable Hydrocarbons (TEH) is the hydrocarbon response with reference to the basline. Assigned Set Baseline Now at 26.29 minutes. Surrogates are integrated using a valley to valley integration using Set Basline All Valleys on at 10.78 minutes and X-axis scaling showing surrogate peak from 11-18 minutes.
G:\org\HP5\DAT\HP5012422_b\0124HP5.08r	B22011214-001D ;0124HP5 , $HC-8015-DRO-W,	G:\Org\HP5\Methods\D3_8015-C24T-JC-L%.met G:\Org\HP5\Methods\D3_OROS-BC-L%.MET G:\Org\HP5\Methods\DS_8015-C24T-JC-L#.met	1000	1	1	1	0	The integration of Diesel Range Organics (C10-C24), C24-C40, and Total Extractable Hydrocarbons (TEH) is the hydrocarbon response with reference to the basline. Surrogates are integrated using a valley to valley integration using Set Basline All Valleys on at 10.78 minutes and X-axis scaling showing surrogate peak from 11-18 minutes.
G:\org\HP5\DAT\HP5012422_b\0124HP5.09r	B22011228-001D ;0124HP5 , $HC-8015-DRO-W,	G:\Org\HP5\Methods\D3_8015-012409-JC-L%.met G:\Org\HP5\Methods\D3_OROS-012409-BC-L%.MET G:\Org\HP5\Methods\DS_8015-C24T-JC-L#.met	1020	1	1	1	0	The integration of Diesel Range Organics (C10-C24), C24-C40, and Total Extractable Hydrocarbons (TEH) is the hydrocarbon response with reference to the basline with peak width adjusted. Surrogates are integrated using a valley to valley integration using Set Basline All Valleys on at 10.78 minutes and X-axis scaling showing surrogate peak from 11-18 minutes.
G:\org\HP5\DAT\HP5012422_b\0124HP5.10r	B22011135-001D ;0124HP5 , $HC-8015-DRO-W,	G:\Org\HP5\Methods\D3_8015-012410-JC-L%.met G:\Org\HP5\Methods\D3_OROS-BC-L%.MET G:\Org\HP5\Methods\DS_8015-C24T-JC-L#.met	990	1	1	1	0	The integration of Diesel Range Organics (C10-C24), C24-C40, and Total Extractable Hydrocarbons (TEH) is the hydrocarbon response with reference to the basline with peak width adjusted. Surrogates are integrated using a valley to valley integration using Set Basline All Valleys on at 10.78 minutes and X-axis scaling showing surrogate peak from 11-18 minutes.
G:\org\HP5\DAT\HP5012422_b\0124HP5.11r	B22011129-001D ;0124HP5 , $HC-8015-DRO-W,	G:\Org\HP5\Methods\D3_8015-C24T-JC-L%.met G:\Org\HP5\Methods\D3_OROS-BC-L%.MET G:\Org\HP5\Methods\DS_8015-C24T-JC-L#.met	1050	1	1	1	0	The integration of Diesel Range Organics (C10-C24), C24-C40, and Total Extractable Hydrocarbons (TEH) is the hydrocarbon response with reference to the basline. Surrogates are integrated using a valley to valley integration using Set Basline All Valleys on at 10.78 minutes and X-axis scaling showing surrogate peak from 11-18 minutes.
G:\org\HP5\DAT\HP5012422_b\0124HP5.12r	MARKER_0124HP512r, DRO ;0124HP5 , DRO220111A	g:\org\HP5\Methods\\CSC220124.met	1	1	1	1	0	No Integrations
G:\org\HP5\DAT\HP5012422_b\0124HP5.13r	CCV_0124HP513r, RRO ;0124HP5 , DRO220118A	G:\Org\HP5\Methods\DC_ORO-BC-L%.MET G:\Org\HP5\Methods\DS_ORO-BC-L%.MET	1	1	1	1	0	The integration of Oil Range hydrocarbon is the hydrocarbon response with reference to the basline. Surrogates are integrated using a valley to valley integration using Set Basline All Valleys on placed at 16.14 minutes and X-axis scaling showing surrogate peak from 14-18 minutes.
G:\org\HP5\DAT\HP5012422_b\0124HP5.14r	CCV_0124HP514r, DRO ;0124HP5 , DRO220114A	G:\Org\HP5\Methods\DC_8015-C24-JC-L%.met G:\Org\HP5\Methods\DS_8015-C24-JC-L#.met	1	1	1	1	0	The integration of Diesel Range Organics (C10-C24) and Total Extractable Hydrocarbons is the hydrocarbon response with reference to the basline. Assigned Set Baseline All Valley on at 16.35 minutes. Surrogates are integrated using a valley to valley integration using Set Basline All Valleys on placed at 12.01 minutes and X-axis scaling showing surrogate peak from 11.5-14 minutes.

Ann Nebel

Digitally signed by
Ann Nebel
Date: 2022.02.15 15:10:00 -07:00

Write Sequence

Insert Entries(Have the first cell for entries selecte

Data File	Sample Name	Method	Weight	Dil Factor	Amt Inj.	IS	Cal ID	Manual Integrations
G:\org\HP5\DAT\HP5012422_b\0124HP5.12r	MARKER_0124HP512r, DRO ;0124HP5 , DRO220111A	g:\org\HP5\Methods\\CSC220124.met	1	1	1	1	0	No Integrations
G:\org\HP5\DAT\HP5012422_b\0124HP5.13r	CCV_0124HP513r, RRO ;0124HP5 , DRO220118A	G:\Org\HP5\Methods\DC_ORO-BC-L%.MET G:\Org\HP5\Methods\DS_ORO-BC-L%.MET	1	1	1	1	0	The integration of Oil Range hydrocarbon is the hydrocarbon response with reference to the basline. Surrogates are integrated using a valley to valley integration using Set Basline All Valleys on placed at 16.14 minutes and X-axis scaling showing surrogate peak from 14-18 minutes.
G:\org\HP5\DAT\HP5012422_b\0124HP5.14r	CCV_0124HP514r, DRO ;0124HP5 , DRO220114A	G:\Org\HP5\Methods\DC_8015-C24-JC-L%.met G:\Org\HP5\Methods\DS_8015-C24-JC-L#.met	1	1	1	1	0	The integration of Diesel Range Organics (C10-C24) and Total Extractable Hydrocarbons is the hydrocarbon response with reference to the basline. Assigned Set Baseline All Valley on at 16.35 minutes. Surrogates are integrated using a valley to valley integration using Set Basline All Valleys on placed at 12.01 minutes and X-axis scaling showing surrogate peak from 11.5-14 minutes.
G:\org\HP5\DAT\HP5012422_b\0124HP5.15r	DCM-Baseline Check-V15	G:\Org\HP5\Methods\DR_8015-JA-LEXP.met	1	1	1	1	0	No Integrations
G:\org\HP5\DAT\HP5012422_b\0124HP5.16r	DCM-Baseline Check-V16	G:\Org\HP5\Methods\DR_8015-JA-LEXP.met	1	1	1	1	0	No Integrations
G:\org\HP5\DAT\HP5012422_b\0124HP5.17r	LCS-163074 ;0124HP5 , SGT	G:\Org\HP5\Methods\D3_8015-C24-JC-L%.met G:\Org\HP5\Methods\DS_8015-C24-JC-L#.met	1000	1	1	1	0	The integration of Diesel Range Organics (C10-C24) and Total Extractable Hydrocarbons is the hydrocarbon response with reference to the basline. Surrogates are integrated using a valley to valley integration using Set Basline All Valleys on placed at 12.01 minutes and X-axis scaling showing surrogate peak from 11.5-14 minutes.
G:\org\HP5\DAT\HP5012422_b\0124HP5.18r	MB-163074 ;0124HP5 , SGT-Needs rerun due to baseline rise	G:\Org\HP5\Methods\DR_8015-C24T-JB-L0.met	1000	1	1	1	0	No Integrations
G:\org\HP5\DAT\HP5012422_b\0124HP5.19r	B22011125-001D ;0124HP5 , $HC-8015-DRO-W, SGT	G:\Org\HP5\Methods\DR_8015-C24T-JC-L%.met G:\Org\HP5\Methods\DR_OROS-BC-L%.MET G:\Org\HP5\Methods\DS_8015-C24T-JC-L#.met	990	1	1	1	0	The integration of Diesel Range Organics (C10-C24), C24-C40, and Total Extractable Hydrocarbons (TEH) is the hydrocarbon response with reference to the basline. Assigned Set Baseline All Valley on at 17.12 minutes. Surrogates are integrated using a valley to valley integration using Set Basline All Valleys on at 10.78 minutes and X-axis scaling showing surrogate peak from 11-18 minutes.
G:\org\HP5\DAT\HP5012422_b\0124HP5.20r	B22011136-001D ;0124HP5 , $HC-8015-DRO-W, SGT Needs rerun due to baseline rise	G:\Org\HP5\Methods\DR_8015-C24T-JB-L0.met	1010	1	1	1	0	No Integrations
G:\org\HP5\DAT\HP5012422_b\0124HP5.21r	B22011136-001DMS ;0124HP5 , SGT	G:\Org\HP5\Methods\D3_8015-C24-JC-L%.met G:\Org\HP5\Methods\DS_8015-C24-JC-L#.met	1010	1	1	1	0	The integration of Diesel Range Organics (C10-C24) and Total Extractable Hydrocarbons is the hydrocarbon response with reference to the basline. Surrogates are integrated using a valley to valley integration using Set Basline All Valleys on placed at 12.01 minutes and X-axis scaling showing surrogate peak from 11.5-14 minutes.
G:\org\HP5\DAT\HP5012422_b\0124HP5.22r	B22011136-001DMSD ;0124HP5 , SGT	G:\Org\HP5\Methods\D3_8015-C24-JC-L%.met G:\Org\HP5\Methods\DS_8015-C24-JC-L#.met	1010	1	1	1	0	The integration of Diesel Range Organics (C10-C24) and Total Extractable Hydrocarbons is the hydrocarbon response with reference to the basline. Surrogates are integrated using a valley to valley integration using Set Basline All Valleys on placed at 12.01 minutes and X-axis scaling showing surrogate peak from 11.5-14 minutes.
G:\org\HP5\DAT\HP5012422_b\0124HP5.23r	B22011136-001DMS-RRO ;0124HP5 , SGT	G:\Org\HP5\Methods\D3_ORO-BC-L%.MET G:\Org\HP5\Methods\DS_ORO-BC-L%.MET	1000	1	1	1	0	The integration of Oil Range hydrocarbon is the hydrocarbon response with reference to the basline. Surrogates are integrated using a valley to valley integration using Set Basline All Valleys on placed at 16.14 minutes and X-axis scaling showing surrogate peak from 14-18 minutes.
G:\org\HP5\DAT\HP5012422_b\0124HP5.24r	DCM-Baseline Check-V24	G:\Org\HP5\Methods\DR_8015-JA-LEXP.met	1	1	1	1	0	No Integrations
G:\org\HP5\DAT\HP5012422_b\0124HP5.25r	B22011136-001DMSD-RRO ;0124HP5 , SGT	G:\Org\HP5\Methods\D3_ORO-BC-L%.MET G:\Org\HP5\Methods\DS_ORO-BC-L%.MET	1030	1	1	1	0	The integration of Oil Range hydrocarbon is the hydrocarbon response with reference to the basline. Surrogates are integrated using a valley to valley integration using Set Basline All Valleys on placed at 16.14 minutes and X-axis scaling showing surrogate peak from 14-18 minutes.
G:\org\HP5\DAT\HP5012422_b\0124HP5.26r	DCM-Baseline Check-V26	G:\Org\HP5\Methods\DR_8015-JA-LEXP.met	1	1	1	1	0	No Integrations
G:\org\HP5\DAT\HP5012422_b\0124HP5.27r	LCS-163074-RRO ;0124HP5 , SGT	G:\Org\HP5\Methods\D3_ORO-BC-L%.MET G:\Org\HP5\Methods\DS_ORO-BC-L%.MET	1000	1	1	1	0	The integration of Oil Range hydrocarbon is the hydrocarbon response with reference to the basline. Surrogates are integrated using a valley to valley integration using Set Basline All Valleys on placed at 16.14 minutes and X-axis scaling showing surrogate peak from 14-18 minutes.
G:\org\HP5\DAT\HP5012422_b\0124HP5.28r	MARKER_0124HP528r, DRO ;0124HP5 , DRO220111A	g:\org\HP5\Methods\\CSC220124.met	1	1	1	1	0	No Integrations
G:\org\HP5\DAT\HP5012422_b\0124HP5.29r	CCV_0124HP529r, RRO ;0124HP5 , DRO220118A	G:\Org\HP5\Methods\DC_ORO-BC-L%.MET G:\Org\HP5\Methods\DS_ORO-BC-L%.MET	1	1	1	1	0	The integration of Oil Range hydrocarbon is the hydrocarbon response with reference to the basline. Surrogates are integrated using a valley to valley integration using Set Basline All Valleys on placed at 16.14 minutes and X-axis scaling showing surrogate peak from 14-18 minutes.
G:\org\HP5\DAT\HP5012422_b\0124HP5.30r	CCV_0124HP530r, DRO ;0124HP5 , DRO220124A	G:\Org\HP5\Methods\DC_8015-C24-JC-L%.met G:\Org\HP5\Methods\DS_8015-C24-JC-L#.met	1	1	1	1	0	The integration of Diesel Range Organics (C10-C24) and Total Extractable Hydrocarbons is the hydrocarbon response with reference to the basline. Assigned Set Baseline All Valley on at 16.35 minutes. Surrogates are integrated using a valley to valley integration using Set Basline All Valleys on placed at 12.01 minutes and X-axis scaling showing surrogate peak from 11.5-14 minutes.
G:\org\HP5\DAT\HP5012422_b\0124HP5.31r	DCM-Baseline Check-V31	G:\Org\HP5\Methods\DR_8015-JA-LEXP.met	1	1	1	1	0	No Integrations
G:\org\HP5\DAT\HP5012422_b\0124HP5.32r	DCM-Baseline Check-V32	G:\Org\HP5\Methods\DR_8015-JA-LEXP.met	1	1	1	1	0	No Integrations
G:\org\HP5\DAT\HP5012422_b\0124HP5.33r	B22011126-001D ;0124HP5 , $HC-8015-DRO-W, SGT	G:\Org\HP5\Methods\DR_8015-C24T-JC-L%.met G:\Org\HP5\Methods\DR_OROS-BC-L%.MET G:\Org\HP5\Methods\DS_8015-C24T-JC-L#.met	1050	1	1	1	0	The integration of Diesel Range Organics (C10-C24), C24-C40, and Total Extractable Hydrocarbons (TEH) is the hydrocarbon response with reference to the basline. Assigned Set Baseline All Valley on at 17.12 minutes. Surrogates are integrated using a valley to valley integration using Set Basline All Valleys on at 10.78 minutes and X-axis scaling showing surrogate peak from 11-18 minutes.

G:\org\HP5\DAT\HP5012422_b\0124HP5.34r	MB-163074 ;0124HP5 , RR-SGT	G:\Org\HP5\Methods\DR_8015-C24T-JC-L%.met G:\Org\HP5\Methods\DR_OROS-BC-L%.MET G:\Org\HP5\Methods\DS_8015-C24T-JC-L#.met	1000	1	1	1	0	The integration of Diesel Range Organics (C10-C24), C24-C40, and Total Extractable Hydrocarbons (TEH) is the hydrocarbon response with reference to the basline. Assigned Set Baseline All Valley on at 17.12 minutes. Surrogates are integrated using a valley to valley integration using Set Basline All Valleys on at 10.78 minutes and X-axis scaling showing surrogate peak from 11-18 minutes.
G:\org\HP5\DAT\HP5012422_b\0124HP5.35r	B22011136-001D ;0124HP5 , $HC-8015-DRO-W, RR-SGT	G:\Org\HP5\Methods\DR_8015-C24T-JC-L%.met G:\Org\HP5\Methods\DR_OROS-BC-L%.MET G:\Org\HP5\Methods\DS_8015-C24T-JC-L#.met	1010	1	1	1	0	The integration of Diesel Range Organics (C10-C24), C24-C40, and Total Extractable Hydrocarbons (TEH) is the hydrocarbon response with reference to the basline. Assigned Set Baseline All Valley on at 17.12 minutes. Surrogates are integrated using a valley to valley integration using Set Basline All Valleys on at 10.78 minutes and X-axis scaling showing surrogate peak from 11-18 minutes.
G:\org\HP5\DAT\HP5012422_b\0124HP5.36r	B22011134-001D ;0124HP5 , $HC-8015-DRO-W, SGT	G:\Org\HP5\Methods\DR_8015-C24T-JC-L%.met G:\Org\HP5\Methods\DR_OROS-BC-L%.MET G:\Org\HP5\Methods\DS_8015-C24T-JC-L#.met	1000	1	1	1	0	The integration of Diesel Range Organics (C10-C24), C24-C40, and Total Extractable Hydrocarbons (TEH) is the hydrocarbon response with reference to the basline. Assigned Set Baseline All Valley on at 17.12 minutes. Surrogates are integrated using a valley to valley integration using Set Basline All Valleys on at 10.78 minutes and X-axis scaling showing surrogate peak from 11-18 minutes.
G:\org\HP5\DAT\HP5012422_b\0124HP5.37r	B22011134-002B ;0124HP5 , $HC-8015-DRO-W, SGT	G:\Org\HP5\Methods\DR_8015-C24T-JC-L%.met G:\Org\HP5\Methods\DR_OROS-BC-L%.MET G:\Org\HP5\Methods\DS_8015-C24T-JC-L#.met	990	1	1	1	0	The integration of Diesel Range Organics (C10-C24), C24-C40, and Total Extractable Hydrocarbons (TEH) is the hydrocarbon response with reference to the basline. Assigned Set Baseline All Valley on at 17.12 minutes. Surrogates are integrated using a valley to valley integration using Set Basline All Valleys on at 10.78 minutes and X-axis scaling showing surrogate peak from 11-18 minutes.
G:\org\HP5\DAT\HP5012422_b\0124HP5.38r	DCM-Baseline Check-V38	G:\Org\HP5\Methods\DR_8015-JA-LEXP.met	1	1	1	1	0	No Integrations
G:\org\HP5\DAT\HP5012422_b\0124HP5.39r	B22011135-001D ;0124HP5 , $HC-8015-DRO-W, SGT	G:\Org\HP5\Methods\DR_8015-C24T-JC-L%.met G:\Org\HP5\Methods\DR_OROS-BC-L%.MET G:\Org\HP5\Methods\DS_8015-C24T-JC-L#.met	990	1	1	1	0	The integration of Diesel Range Organics (C10-C24), C24-C40, and Total Extractable Hydrocarbons (TEH) is the hydrocarbon response with reference to the basline. Assigned Set Baseline All Valley on at 17.12 minutes. Surrogates are integrated using a valley to valley integration using Set Basline All Valleys on at 10.78 minutes and X-axis scaling showing surrogate peak from 11-18 minutes.
G:\org\HP5\DAT\HP5012422_b\0124HP5.40r	B22011137-001D ;0124HP5 , $HC-8015-DRO-W, SGT	G:\Org\HP5\Methods\DR_8015-C24T-JC-L%.met G:\Org\HP5\Methods\DR_OROS-BC-L%.MET G:\Org\HP5\Methods\DS_8015-C24T-JC-L#.met	1030	1	1	1	0	The integration of Diesel Range Organics (C10-C24), C24-C40, and Total Extractable Hydrocarbons (TEH) is the hydrocarbon response with reference to the basline. Assigned Set Baseline All Valley on at 17.12 minutes. Surrogates are integrated using a valley to valley integration using Set Basline All Valleys on at 10.78 minutes and X-axis scaling showing surrogate peak from 11-18 minutes.
G:\org\HP5\DAT\HP5012422_b\0124HP5.41r	B22011214-001D ;0124HP5 , $HC-8015-DRO-W, SGT	G:\Org\HP5\Methods\DR_8015-C24T-JC-L%.met G:\Org\HP5\Methods\DR_OROS-BC-L%.MET G:\Org\HP5\Methods\DS_8015-C24T-JC-L#.met	1000	1	1	1	0	The integration of Diesel Range Organics (C10-C24), C24-C40, and Total Extractable Hydrocarbons (TEH) is the hydrocarbon response with reference to the basline. Assigned Set Baseline All Valley on at 17.12 minutes. Surrogates are integrated using a valley to valley integration using Set Basline All Valleys on at 10.78 minutes and X-axis scaling showing surrogate peak from 11-18 minutes.
G:\org\HP5\DAT\HP5012422_b\0124HP5.42r	MARKER_0124HP542r, DRO ;0124HP5 , DRO220111A	g:\org\HP5\Methods\\CSC220124.met	1	1	1	1	0	No Integrations
G:\org\HP5\DAT\HP5012422_b\0124HP5.43r	CCV_0124HP543r, RRO ;0124HP5 , DRO220118A	G:\Org\HP5\Methods\DC_ORO-BC-L%.MET G:\Org\HP5\Methods\DS_ORO-BC-L%.MET	1	1	1	1	0	The integration of Oil Range hydrocarbon is the hydrocarbon response with reference to the basline. Surrogates are integrated using a valley to valley integration using Set Basline All Valleys on placed at 16.14 minutes and X-axis scaling showing surrogate peak from 14-18 minutes.
G:\org\HP5\DAT\HP5012422_b\0124HP5.44r	CCV_0124HP544r, DRO ;0124HP5 , DRO220124A	G:\Org\HP5\Methods\DC_8015-C24-JC-L%.met G:\Org\HP5\Methods\DS_8015-C24-JC-L#.met	1	1	1	1	0	The integration of Diesel Range Organics (C10-C24) and Total Extractable Hydrocarbons is the hydrocarbon response with reference to the basline. Assigned Set Baseline All Valley on at 16.35 minutes. Surrogates are integrated using a valley to valley integration using Set Basline All Valleys on placed at 12.01 minutes and X-axis scaling showing surrogate peak from 11.5-14 minutes.
G:\org\HP5\DAT\HP5012422_b\0124HP5.45r	DCM-Baseline Check-V45	G:\Org\HP5\Methods\DR_8015-JA-LEXP.met	1	1	1	1	0	No Integrations
G:\org\HP5\DAT\HP5012422_b\0124HP5.46r	DCM-Baseline Check-V46	G:\Org\HP5\Methods\DR_8015-JA-LEXP.met	1	1	1	1	0	No Integrations
G:\org\HP5\DAT\HP5012422_b\0124HP5.47r	B22011227-001D ;0124HP5 , $HC-8015-DRO-W, SGT	G:\Org\HP5\Methods\DR_8015-C24T-JC-L%.met G:\Org\HP5\Methods\DR_OROS-BC-L%.MET G:\Org\HP5\Methods\DS_8015-C24T-JC-L#.met	990	1	1	1	0	The integration of Diesel Range Organics (C10-C24), C24-C40, and Total Extractable Hydrocarbons (TEH) is the hydrocarbon response with reference to the basline. Assigned Set Baseline All Valley on at 17.12 minutes. Surrogates are integrated using a valley to valley integration using Set Basline All Valleys on at 10.78 minutes and X-axis scaling showing surrogate peak from 11-18 minutes.
G:\org\HP5\DAT\HP5012422_b\0124HP5.48r	B22011228-001D ;0124HP5 , $HC-8015-DRO-W, SGT	G:\Org\HP5\Methods\DR_8015-C24T-JC-L%.met G:\Org\HP5\Methods\DR_OROS-BC-L%.MET G:\Org\HP5\Methods\DS_8015-C24T-JC-L#.met	1020	1	1	1	0	The integration of Diesel Range Organics (C10-C24), C24-C40, and Total Extractable Hydrocarbons (TEH) is the hydrocarbon response with reference to the basline. Assigned Set Baseline All Valley on at 17.12 minutes. Surrogates are integrated using a valley to valley integration using Set Basline All Valleys on at 10.78 minutes and X-axis scaling showing surrogate peak from 11-18 minutes.
G:\org\HP5\DAT\HP5012422_b\0124HP5.49r	DCM-Baseline Check-V49	G:\Org\HP5\Methods\DR_8015-JA-LEXP.met	1	1	1	1	0	No Integrations

G:\org\HP5\DAT\HP5012422_b\0124HP5.50r	B22011128-001D ;0124HP5 , $HC-8015-DRO-W, SGT	G:\Org\HP5\Methods\DR_8015-C24T-JC-L%.met G:\Org\HP5\Methods\DR_OROS-BC-L%.MET G:\Org\HP5\Methods\DS_8015-C24T-JC-L#.met	1030	1	1	1	0	The integration of Diesel Range Organics (C10-C24), C24-C40, and Total Extractable Hydrocarbons (TEH) is the hydrocarbon response with reference to the basline. Assigned Set Baseline All Valley on at 17.12 minutes. Surrogates are integrated using a valley to valley integration using Set Basline All Valleys on at 10.78 minutes and X-axis scaling showing surrogate peak from 11-18 minutes.
G:\org\HP5\DAT\HP5012422_b\0124HP5.51r	B22011129-001D ;0124HP5 , $HC-8015-DRO-W, SGT	G:\Org\HP5\Methods\DR_8015-C24T-JC-L%.met G:\Org\HP5\Methods\DR_OROS-BC-L%.MET G:\Org\HP5\Methods\DS_8015-C24T-JC-L#.met	1050	1	1	1	0	The integration of Diesel Range Organics (C10-C24), C24-C40, and Total Extractable Hydrocarbons (TEH) is the hydrocarbon response with reference to the basline. Assigned Set Baseline All Valley on at 17.12 minutes. Surrogates are integrated using a valley to valley integration using Set Basline All Valleys on at 10.78 minutes and X-axis scaling showing surrogate peak from 11-18 minutes.
G:\org\HP5\DAT\HP5012422_b\0124HP5.52r	MARKER_0124HP552r, DRO ;0124HP5 , DRO220111A	g:\org\HP5\Methods\\CSC220124.met	1	1	1	1	0	No Integrations
G:\org\HP5\DAT\HP5012422_b\0124HP5.53r	CCV_0124HP553r, RRO ;0124HP5 , DRO220118A	G:\Org\HP5\Methods\DC_ORO-BC-L%.MET G:\Org\HP5\Methods\DS_ORO-BC-L%.MET	1	1	1	1	0	The integration of Oil Range hydrocarbon is the hydrocarbon response with reference to the basline. Surrogates are integrated using a valley to valley integration using Set Basline All Valleys on placed at 16.14 minutes and X-axis scaling showing surrogate peak from 14-18 minutes.
G:\org\HP5\DAT\HP5012422_b\0124HP5.54r	CCV_0124HP554r, DRO ;0124HP5 , DRO220124A	G:\Org\HP5\Methods\DC_8015-C24-JC-L%.met G:\Org\HP5\Methods\DS_8015-C24-JC-L#.met	1	1	1	1	0	The integration of Diesel Range Organics (C10-C24) and Total Extractable Hydrocarbons is the hydrocarbon response with reference to the basline. Assigned Set Baseline All Valley on at 16.35 minutes. Surrogates are integrated using a valley to valley integration using Set Basline All Valleys on placed at 12.01 minutes and X-axis scaling showing surrogate peak from 11.5-14 minutes.

Ann Nebel

Digitally signed by
Ann Nebel
Date: 2022.02.15 15:10:15 -07:00

Analytical RunID GCFID-HP5-B_220111A Standards Traceability Report

Standard ID: DRO180126C
Standard Name: 2-Fluorobiphenyl
Prep Date: 1/26/2018
Exp Date: 10/31/2024
Department: dropr
Vendor: Chemservice
Lot Number: 5599700
Balance ID:
Comments:

Type: Neat
Prep By: Todd C Cooper
Status: New
Final Volume: mL

Chemical/Solvent Used	Bottle No	Amt	Units	Expires
2-Fluorobiphenyl	10069		mL	10/31/2024

Stock Source	Base Units	Amount Added

Analytical RunID GCFID-HP5-B_220111A Standards Traceability Report

Standard ID: DRO180823A
Standard Name: 2-Bromonaphthalene
Prep Date: 8/22/2016
Exp Date: 5/31/2022
Department: dropr
Vendor: Chemservice
Lot Number: 3150700
Balance ID:
Comments:

Type: Neat
Prep By: Ann Nebel
Status: New
Final Volume: mL

Chemical/Solvent Used	Bottle No	Amt	Units	Expires
2-Bromonaphthalene	10701		mL	5/31/2022

Stock Source	Base Units	Amount Added

Analytical RunID GCFID-HP5-B_220111A Standards Traceability Report

Standard ID: DRO181105A
Standard Name: #2 Diesel (NEAT)
Type: Neat
Prep Date: 11/5/2018
Prep By: Ann Nebel
Exp Date: 11/5/2023
Status: New
Department: dropr
Vendor: conoco
Final Volume: 250 mL
Lot Number:
Balance ID:
Comments: -18 Cloud peak. (Conoco Gas Sation 1240 S. 27th Billings, MT) 2nd Source

Chemical/Solvent Used	Bottle No	Amt	Units	Expires
				11/5/2023

Stock Source	Base Units	Amount Added

Analytical RunID GCFID-HP5-B_220111A Standards Traceability Report

Standard ID: DRO200430B
Standard Name: O-Terphenyl
Prep Date: 4/30/2020
Exp Date: 9/30/2024
Department: dropr
Vendor: Chemservice
Lot Number: 9972100
Balance ID:
Comments: ID#: 6271

Type: Neat
Prep By: Ann Nebel
Status: New
Final Volume: mL

Chemical/Solvent Used	Bottle No	Amt	Units	Expires
o-Terphenyl	12650	500	mg	9/30/2024

Stock Source	Base Units	Amount Added

Analytical RunID GCFID-HP5-B_220111A Standards Traceability Report

Standard ID: DRO201014C
Standard Name: 1-Chlorooctadecane
Type: Neat
Prep Date: 10/14/2019
Prep By: Ann Nebel
Exp Date: 12/31/2024
Status: Open
Department: dropr
Vendor: CSI1
Final Volume: mL
Lot Number: 10809500
Balance ID:
Comments: Date Certified: 12/9/16 ; N-10042-1G; 99.5% purity

Chemical/Solvent Used	Bottle No	Amt	Units	Expires
1-Chlorooctadecane	13192	1	g	12/31/2024

Stock Source	Base Units	Amount Added

Analytical RunID GCFID-HP5-B_220111A Standards Traceability Report

Standard ID: DRO201014D
Standard Name: n-Pentacosane
Prep Date: 10/14/2020
Exp Date: 2/28/2025
Department: dropr
Vendor: Chem Service
Lot Number: 9642200
Balance ID:
Comments: C-25; Used in AKDRO Marker

Type: Neat
Prep By: Ann Nebel
Status: New
Final Volume: mL

Chemical/Solvent Used	Bottle No	Amt	Units	Expires
n-Pentacosane	13193	100	mg	2/28/2025

Stock Source	Base Units	Amount Added

Analytical RunID GCFID-HP5-B_220111A Standards Traceability Report

Standard ID: DRO211012B
Standard Name: #2 Diesel in Acetone 150,000 ug/mL
Type: Secondary
Prep Date: 10/12/2021
Prep By: Ann Nebel
Exp Date: 11/5/2023
Status: New
Department: dropr
Vendor:
Final Volume: 25 mL
Lot Number:
Balance ID: BAL-DRO
Comments: #2 Diesel in Acetone 150,000 ug/mL.

Chemical/Solvent Used	Bottle No	Amt	Units	Expires
Acetone EA662	14050	25	mL	11/5/2023

Stock Source	Base Units	Amount Added
DRO181105A	ug/mL	3.7507 g

Analytical RunID GCFID-HP5-B_220111A Standards Traceability Report

Standard ID: DRO211025B
Standard Name: Ali Hydro Std 1000ug/mL
Type: Primary
Prep Date: 10/25/2021
Prep By: Ann Nebel
Exp Date: 11/30/2024
Status: New
Department: dropr
Vendor: Agilent
Final Volume: mL
Lot Number: 0006643302
Balance ID:
Comments: Ali Hydro Std 1000ug/mL For CCVs.

Chemical/Solvent Used	Bottle No	Amt	Units	Expires
Aliphatic Hydrocarbon Standard	14434	1	mL	11/30/2024

Stock Source	Base Units	Amount Added

Analytical RunID GCFID-HP5-B_220111A Standards Traceability Report

Spike ID: DRO211101A
Spike Name: OTP-4000 ug/mL DCM
Prep Date: 11/1/2021
Exp Date: 9/30/2024
Department: dropr
Vendor:
Lot Number:
Balance ID: BAL-DRO
Comments: Used to Prep DRO-8015 ICAL and CCV Solutions

Type: Secondary
Prep By: Ann Nebel
Status: Open
Final Volume: 25 mL

Chemical/Solvent Used	Bottle No	Amt	Units	Expires
Dichloromethane EC328	14408	25	mL	9/30/2024

Stock Source	Base Units	Amount Added
DRO200430B	ug/mL	0.1012 g

Analytical RunID GCFID-HP5-B_220111A Standards Traceability Report

Standard ID: DRO211214C
Standard Name: Diesel Fuel #2 50,000 ug/mL in DCM
Type: Primary
Prep Date: 12/14/2021
Prep By: Ann Nebel
Exp Date: 4/30/2023
Status: New
Department: dropr
Vendor: Sigma-Aldrich
Final Volume: mL
Lot Number: LRAC6316
Balance ID:
Comments: Diesel Fuel #2 For CCVs.

Chemical/Solvent Used	Bottle No	Amt	Units	Expires
Diesel Fuel No. 2	14623	1	mL	4/30/2023

Stock Source	Base Units	Amount Added
DRO211214C	ug/mL	

Analytical RunID GCFID-HP5-B_220111A Standards Traceability Report

Standard ID: DRO211222B
Standard Name: EPH (4) SURR-1000 ug/mL ea. in Hexane
Type: Secondary
Prep Date: 12/22/2021
Prep By: Jillian L Bostwick
Exp Date: 5/31/2022
Status: Open
Department: dropr
Vendor:
Final Volume: 50 mL
Lot Number:
Balance ID: BAL-DRO
Comments: EPH (4) SURR-1000 ug/mL ea. in Hexane

Chemical/Solvent Used	Bottle No	Amt	Units	Expires
Hexane EB754	14543	50	mL	5/31/2022

Stock Source	Base Units	Amount Added
DRO180823A	ug/mL	0.0507 g
DRO200430B	ug/mL	0.0504 g
DRO180126C	ug/mL	0.0496 g
DRO201014C	ug/mL	0.0504 g

Analytical RunID GCFID-HP5-B_220111A Standards Traceability Report

Standard ID: DRO220102D
Standard Name: ALASKA MARKER-200ug/mL
Type: Secondary
Prep Date: 1/2/2022
Prep By: Ann Nebel
Exp Date: 5/31/2022
Status: New
Department: dropr
Vendor:
Final Volume: 5.5 mL
Lot Number:
Balance ID:
Comments: ALASKA MARKER w/ C-10, C-25, and OTP/COD. Optimal C-25 is 0.0012g.

Chemical/Solvent Used	Bottle No	Amt	Units	Expires
Hexane EB754	14543	3.3	mL	5/31/2022

Stock Source	Base Units	Amount Added
DRO201014D	ug/mL	0.0016 g
DRO211222B	ug/mL	1.1 mL
DRO211025B	ug/mL	1.1 mL

Certificate of Analysis

Diesel Fuel No. 2

Certified Reference Material

Description

Product ID UST148
Lot **LRAC6316**
Expiration Date April 2023
Manufacturing Date April 2020
Storage Conditions Room Temperature
Solvent/Matrix DICHLOROMETHANE

ID #: 14623
Opened:
Diesel Fuel No. 2
Expires: 4/30/2023
Rec'd: 12/14/2021
Energy Laboratories Inc 1120 So. 27th Street
Billings MT 59107

Certified Values

Analyte	*Certified Value* [1,4]	*Units*	*Raw Material Purity,%*	*Raw Material Lot*	*CAS*
NO.2 FUEL OIL	50001 ± 2770	µg/mL	100.0	LA80505	68476-34-6

Informational Values

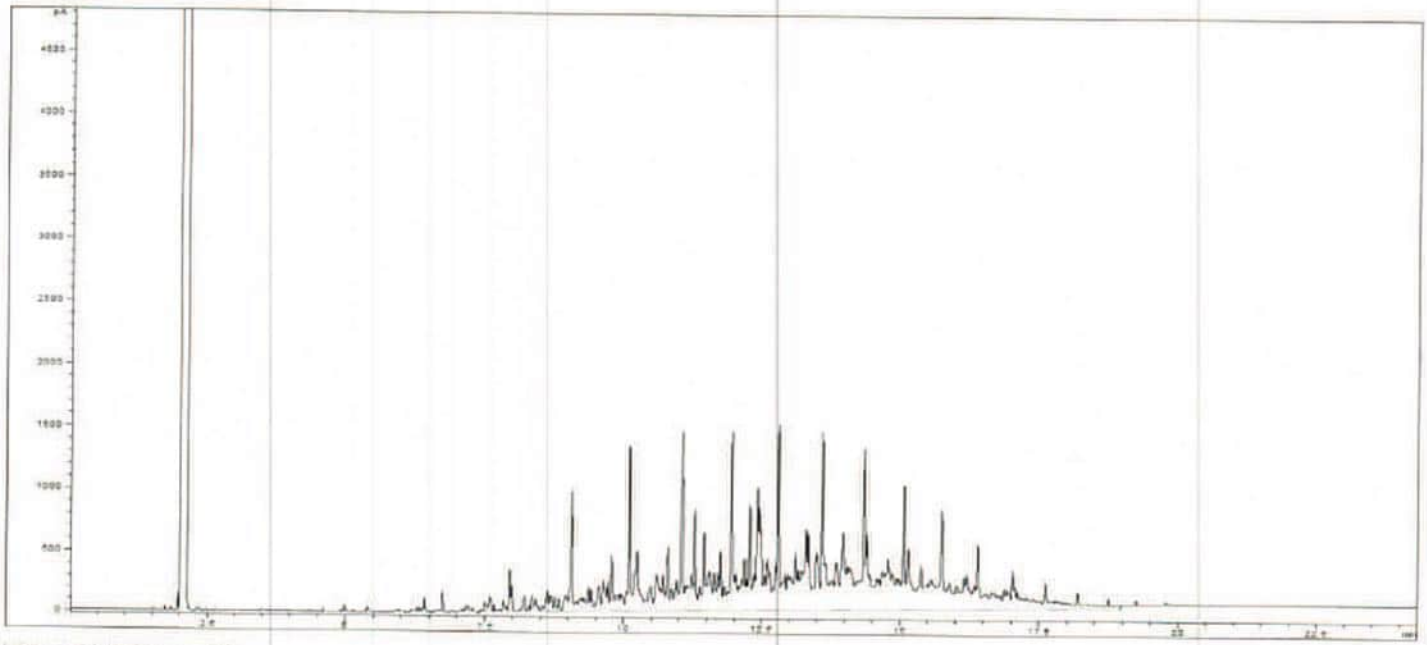

Additional Information:

Analytical Method Parameters:
Column: SPB-5, 30 m × 0.53 mm I.D., 1.5 µm film thickness (Column #214)
Carrier Gas: H2, Flow: 4.0 mL/min
Inlet Temperature: 250 °C, Injection Volume: 1.0 µL
Injection Mode: Split, Split Ratio: 10: 1
Temperature Program: 40 °C (Hold 2 min) @ 15 °C/min to 300 °C (Hold 5 min)
Detector: FID
Detector Temperature: 300 °C

ANAB ACCREDITED REFERENCE MATERIAL PRODUCER

SIGMA-ALDRICH
2931 Soldier Springs Rd. Laramie, Wyoming 82070 USA
800-325-5832
TechService@milliporesigma.com www.sigma-aldrich.com

Description

Lot	**LRAC6316**
Expiration Date	April 2023
Manufacturing Date	April 2020
Storage Conditions	Room Temperature
Solvent/Matrix	DICHLOROMETHANE

1 **Metrological traceability:** Traceable to the SI and higher order standards from NIST through an unbroken chain of comparisons. The balance used to weigh raw materials is accurate to +/-0.0001 g and calibrated regularly using mass standards traceable to NIST. All dilutions were performed gravimetrically. Additionally, individual analytes are traceable to NIST SRMs where available and specified above.
4 Ucrm - Uncertainty values in this document are expressed as Expanded Uncertainty (Ucrm) corresponding to the 95% confidence interval. Ucrm is derived from the combined standard uncertainty multiplied by the coverage factor k, which is obtained from a t-distribution and degrees of freedom. The components of combined standard uncertainty include the uncertainties due to characterization, homogeneity, long term stability, and short term stability (transport). The components due to stability are generally considered to be negligible unless otherwise indicated by stability studies. The mathematical representation of the Ucrm calculation is as follows:

$$u_{CRM} = \sqrt{u^2_{char} + u^2_{homogeneity} + u^2_{stability}}$$

k: Coverage factor derived from a t-distribution table, based on the degrees of freedom of the data set. Assume 2.0 for a **Confidence interval = 95%**

6 Analytical Value- For QC verification of the certified value only- not to be used in calculations. Represents the analytical data obtained by comparison to a standard as analyzed by the method described in the CoA or another acceptable method. The result may differ from the certified value and UCRM based on method uncertainty as well as the uncertainty associated with the standard used for comparison.

Traceability: The standard was manufactured under an ISO/IEC 17025:2017 certified quality system. The balance used to weigh raw materials is accurate to +/- 0.0001g and calibrated regularly using mass standards traceable to NIST. All dilutions were preformed gravimetrically. Additionally, individual analytes are traceable to NIST SRMs where available and specified above.

Homogeneity: Homogeneity was assessed in accordance with ISO 17034:2016. Completed units were sampled using a random stratified sampling protocol. The results of chemical analysis were then compared using a one-way analysis of variance approach as described by TNI EL-V3-2009 Appendix A.2. See Instructions for minimum sub-sample size.

Expiration is at end of month given on certificate and label.

MSDS reports for components comprising greater than 1.0% of the solution or 0.1% for components known to be carcinogens are available upon request.

THIS PRODUCT WAS DESIGNED, PRODUCED AND VERIFIED FOR ACCURACY AND STABILITY IN ACCORDANCE WITH **ISO/IEC 17025:2017 (ANAB Cert AT-1467)** and **ISO 17034:2016 (ANAB Cert AR-1470).**

Andy Ommen - QC Manager

Mark Pooler - QA Supervisor

Certification Date	April 30, 2020
Version	0-4302020

ANAB ACCREDITED REFERENCE MATERIAL PRODUCER

Ana

CHEM SERVICE INC

660 Tower Lane • P.O. Box 599 • West Chester, PA 19381-0599
1-800-452-9994 • 1-610-692-3026 • Fax 1-610-692-8729
info@chemservice.com • www.chemservice.com

CERTIFICATE OF ANALYSIS

o-Terphenyl

CATALOG NUMBER	N-12693-500MG
LOT NUMBER	9972100
DATE CERTIFIED	09/23/19
EXPIRATION DATE	09/30/24
CAS NUMBER	84-15-1
MOLECULAR FORMULA	C18H14
MOLECULAR WEIGHT	230.32
STORAGE	Store in a cool dry place.
HANDLING	See Safety Data Sheet
INTENDED USE	For laboratory use only.

Analytical Test	Value
FT-IR SPECTROSCOPY	CONFORMS TO STRUCTURE
GC/MS SPECTRA ID	MATCHES NIST DATABASE
MELTING POINT (°C)	57.1
% PURITY (GC/FID)	99.5

Chem Service, Inc. guarantees the purity to be +/- 0.5% deviation prior to the expiration date shown on the label and exclusive of any customer contamination.

Certified By:

Mary Beth O'Donnell

Mary Beth O'Donnell
CSM/TC

ID #: 12650
Opened:
o-Terphenyl
Expires: 9/30/2024
Rec'd: 4/30/2020
Energy Laboratories Inc 1120 So. 27th Street
Billings MT 59107

Chem Service is accredited to ISO 17034:2016, ISO/IEC 17025:2017 and certified to ISO 9001:2015

COA Form
Revision 3 (3/2015)

660 Tower Lane • P.O. Box 599 • West Chester, PA 19381-0599
1-800-452-9994 • 1-610-692-3026 • Fax 1-610-692-8729
info@chemservice.com • www.chemservice.com

CERTIFICATE OF ANALYSIS

Analysis Method:

Catalog Number:	N-12693-500MG
Description:	o-Terphenyl
Lot Number:	9972100
Expiration Date:	09/30/24

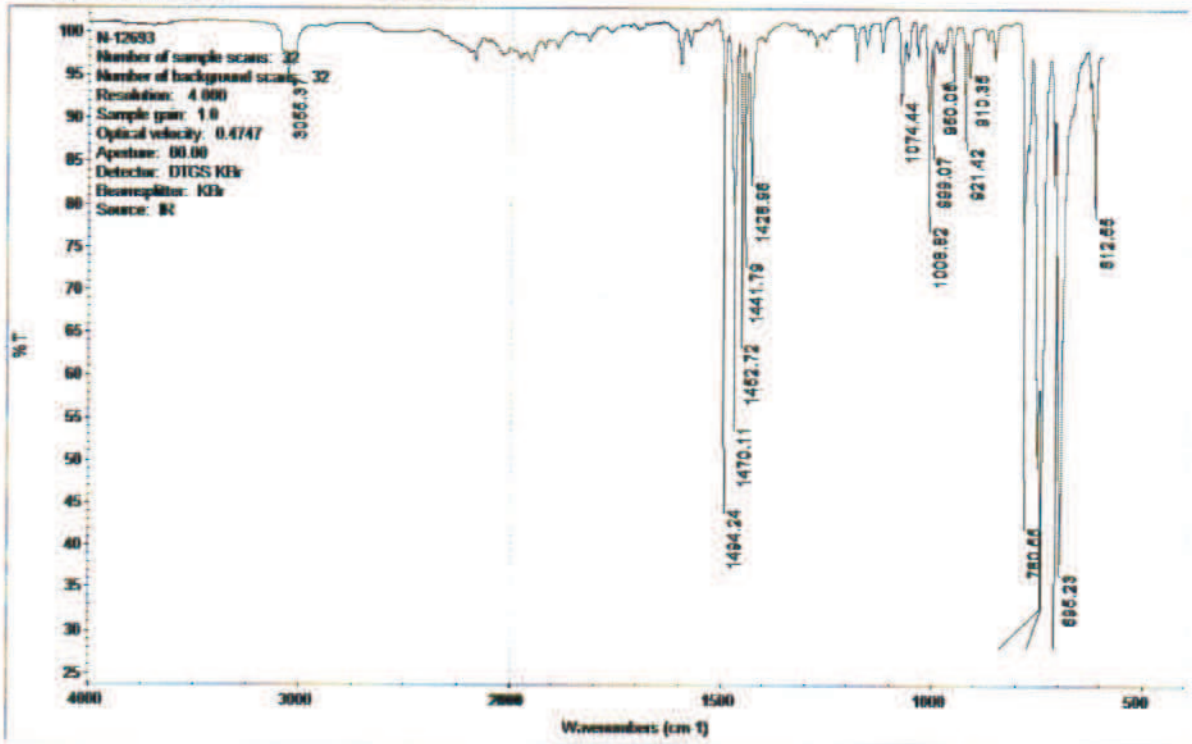

Chem Service is accredited to ISO 17034:2016, ISO/IEC 17025:2017 and certified to ISO 9001:2015

660 Tower Lane • P.O. Box 599 • West Chester, PA 19381-0599
1-800-452-9994 • 1-610-692-3026 • Fax 1-610-692-8729
info@chemservice.com • www.chemservice.com

CERTIFICATE OF ANALYSIS

Analysis Method:

Catalog Number:	N-12693-500MG
Description:	o-Terphenyl
Lot Number:	9972100
Expiration Date:	09/30/24

Chem Service Inc Area Percent Report

```
Data File: D:\msdchem\2019 DATA\0919\0923-01.D
Acq On     : 23 Sep 2019  10:40
Operator   :
Sample     : n-12693
Misc       :
ALS Vial   : 95

Integration Parameters: autoint1.e
Integrator: ChemStation

DataAcq Meth:SCREEN.M
Method     : D:\msdchem\2019 DATA\0919\0903-09.D\ERIN.M

Signal     : TIC: 0923-01.D\data.ms
```

peak #	R.T. min	first scan	max scan	last scan	PK TY	peak height	corr. area	corr. % max.	% of total
1	11.844	1597	1606	1613	BB	32038221	432253484	100.00%	100.000%

Sum of corrected areas: 432253484

ERIN.M Mon Sep 23 10:55:51 2019

Chem Service is accredited to ISO 17034:2016, ISO/IEC 17025:2017 and certified to ISO 9001:2015

660 Tower Lane • P.O. Box 599 • West Chester, PA 19381-0599
1-800-452-9994 • 1-610-692-3026 • Fax 1-610-692-8729
info@chemservice.com • www.chemservice.com

CERTIFICATE OF ANALYSIS

Analysis Method:

Catalog Number:	N-12693-500MG
Description:	o-Terphenyl
Lot Number:	9972100
Expiration Date:	09/30/24



Chem Service is accredited to ISO 17034:2016, ISO/IEC 17025:2017 and certified to ISO 9001:2015

660 Tower Lane • P.O. Box 599 • West Chester, PA 19381-0599
1-800-452-9994 • 1-610-692-3026 • Fax 1-610-692-8729
info@chemservice.com • www.chemservice.com

CERTIFICATE OF ANALYSIS

Analysis Method:

Catalog Number:	N-12693-500MG
Description:	o-Terphenyl
Lot Number:	9972100
Expiration Date:	09/30/24

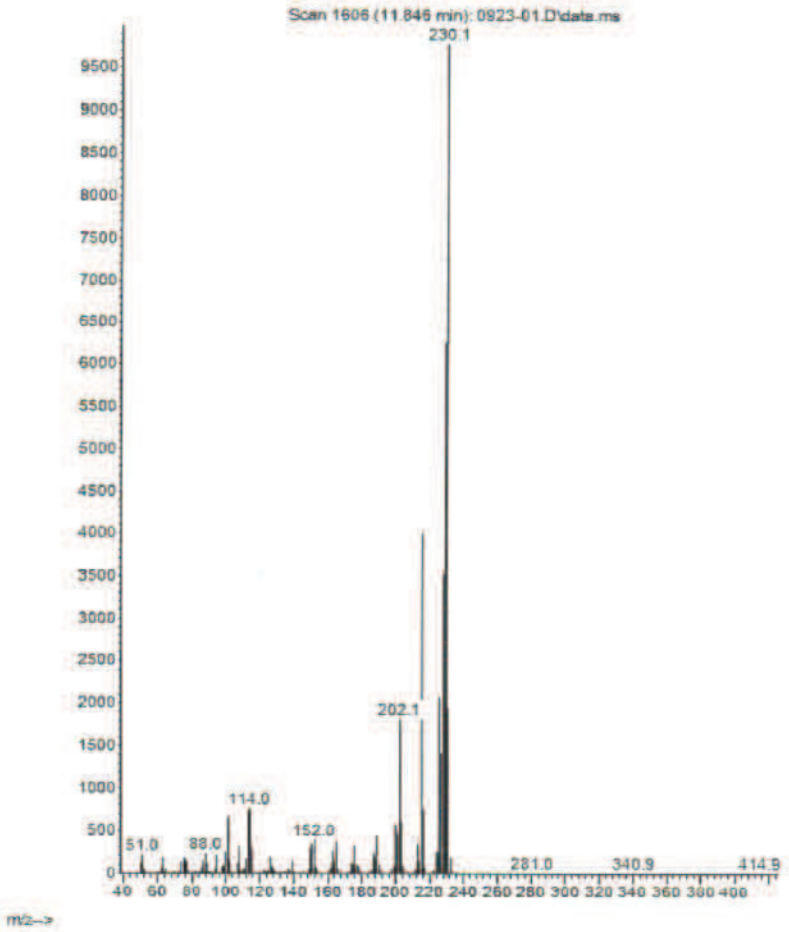

Chem Service is accredited to ISO 17034:2016, ISO/IEC 17025:2017 and certified to ISO 9001:2015

660 Tower Lane • P.O. Box 599 • West Chester, PA 19381-0599
1-800-452-9994 • 1-610-692-3026 • Fax 1-610-692-8729
info@chemservice.com • www.chemservice.com

CERTIFICATE OF ANALYSIS

Analysis Method:

Catalog Number:	N-12693-500MG
Description:	o-Terphenyl
Lot Number:	9972100
Expiration Date:	09/30/24

Chem Service is accredited to ISO 17034:2016, ISO/IEC 17025:2017 and certified to ISO 9001:2015

660 Tower Lane • P.O. Box 599 • West Chester, PA 19381-0599
1-800-452-9994 • 1-610-692-3026 • Fax 1-610-692-8729
info@chemservice.com • www.chemservice.com

Gas

CERTIFICATE OF ANALYSIS

Data file:	C:\CHEM3\		
Sample name:	N-12693		
Instrument:	GC 2	**Sample type:**	**Sample:**
Injection date:	9/23/2019 9:56:34 AM	**Location:**	Vial 141
Acq. method:	SCREEN.M	**Injection volume:**	1.0uL
Column name:	HP-5		

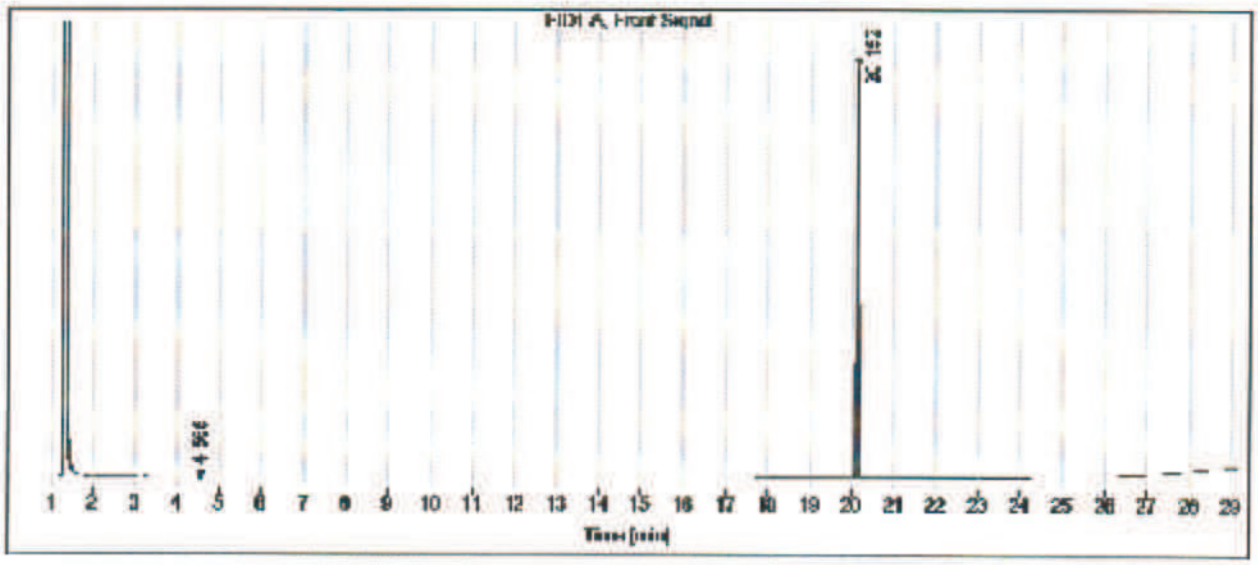

Signal: FID1 A, Front Signal

RT [min]	Type	Width [min]	Area	Height	Area%
4.565	BB	0.0305	1.2408	0.5122	0.11
20.152	BB	0.0391	1171.9556	439.4599	99.89
		Sum	1173.1963		

Chem Service is accredited to ISO 17034:2016, ISO/IEC 17025:2017 and certified to ISO 9001:2015

Analytical RunID GCFID-HP5-B_220111c Standards Traceability Report

Standard ID: DRO210406A
Standard Name: Triacontane-d62 Surr For AK103 RRO
Type: Neat
Prep Date: 4/6/2021
Prep By: Ann Nebel
Exp Date: 4/6/2026
Status: New
Department: dropr
Vendor: Sigma-Aldrich
Final Volume: mL
Lot Number: MBBC4347
Balance ID:
Comments: Alaska surr [for AK103 RRO]

Chemical/Solvent Used	Bottle No	Amt	Units	Expires
Triacontane-d62-98 atom % D	13736		mL	4/6/2026

Stock Source	Base Units	Amount Added

Analytical RunID GCFID-HP5-B_220111c Standards Traceability Report

Standard ID: DRO210901A
Standard Name: 30W Motor Oil-Valvoline
Type: Primary
Prep Date: 9/1/2021
Prep By: Jillian L Bostwick
Exp Date: 9/1/2026
Status: New
Department: dropr
Vendor:
Final Volume: mL
Lot Number: F1620C1
Balance ID:
Comments: Used to make 2nd Source Standard for AK103 method.

Chemical/Solvent Used	Bottle No	Amt	Units	Expires
Valvoline SAE 30 Motor Oil	14232		mL	9/1/2026

Stock Source	Base Units	Amount Added

Analytical RunID GCFID-HP5-B_220111c Standards Traceability Report

Standard ID: DRO210901B
Standard Name: 40W Motor Oil-Valvoline
Type: Primary
Prep Date: 9/1/2021
Prep By: Jillian L Bostwick
Exp Date: 9/1/2026
Status: New
Department: dropr
Vendor:
Final Volume: mL
Lot Number: L0717H2
Balance ID:
Comments: Used to Make 2nd Source Standards For Alaska AK103 RRO Method and Oil

Chemical/Solvent Used	Bottle No	Amt	Units	Expires
Valvoline SAE 40 Motor Oil	14231		mL	9/1/2026

Stock Source	Base Units	Amount Added

Analytical RunID GCFID-HP5-B_220111c Standards Traceability Report

Standard ID: DRO210902A
Standard Name: 50,000 ug/mL Oil Std for RRO-In DCM
Type: Secondary
Prep Date: 9/2/2021
Prep By: Jillian L Bostwick
Exp Date: 9/1/2026
Status: New
Department: dropr
Vendor:
Final Volume: 25 mL
Lot Number:
Balance ID: BAL-DRO
Comments: .625 g of 30W and 40 W each LCS for Oil range

Chemical/Solvent Used	Bottle No	Amt	Units	Expires
Dichloromethane EB867	14196	25	mL	9/1/2026

Stock Source	Base Units	Amount Added
DRO210901A	ug/mL	0.6254 g
DRO210901B	ug/mL	0.6261 g

Analytical RunID GCFID-HP5-B_220111c Standards Traceability Report

Standard ID: DRO211006A
Standard Name: Triacontane SURR 2000 ug/mL
Prep Date: 10/6/2021
Exp Date: 4/6/2026
Department: dropr
Vendor:
Lot Number:
Balance ID: BAL-DRO
Comments: Triacontane SURR 2000 ug/mL

Type: Secondary
Prep By: Jillian L Bostwick
Status: New
Final Volume: 50 mL

Chemical/Solvent Used	Bottle No	Amt	Units	Expires
Acetone DZ509	13553	50	mL	4/6/2026

Stock Source	Base Units	Amount Added
DRO210406A	ug/mL	0.1001 g

Analytical RunID GCFID-HP5-B_220111c Standards Traceability Report

Standard ID: DRO211118A
Standard Name: 50,000 ug/mL Oil Std For AK103 RRO-In DCM
Type: Primary
Prep Date: 11/18/2021
Prep By: Ann Nebel
Exp Date: 10/31/2028
Status: Open
Department: dropr
Vendor: Restek
Final Volume: 1 mL
Lot Number: A0176667
Balance ID: Sartorius 4 place balance
Comments:

Chemical/Solvent Used	Bottle No	Amt	Units	Expires
Residual Range Calibration Standard	14531	1	mL	10/31/2028

Stock Source	Base Units	Amount Added
DRO211118A	ug/mL	

Ana

RESTEK® CERTIFIED REFERENCE MATERIAL

110 Benner Circle
Bellefonte, PA 16823-8812
Tel: (800)356-1688
Fax: (814)353-1309

www.restek.com

ACCREDITED
ISO 17034 Accredited
Reference Material Producer
Certificate #3222.01

ACCREDITED
ISO/IEC 17025 Accredited
Testing Laboratory
Certificate #3222.02

Certificate of Analysis

FOR LABORATORY USE ONLY-READ SDS PRIOR TO USE.

This Reference Material is intended for Laboratory Use Only as a standard for the qualitative and/or quantitative determination of the analyte(s) listed.

Catalog No. : 31817 **Lot No.:** A0176667

Description : Residual Range Calibration Standard (RCS)

Residual Range Calib Std (RCS) 50,000µg/mL, Methylene Chloride, 1mL/ampul

Container Size : 2 mL **Pkg Amt:** > 1 mL

Expiration Date : October 31, 2028 **Storage:** 25°C nominal

Ship: Ambient

CERTIFIED VALUES

Elution Order	Compound	Grav. Conc. (weight/volume)	Expanded Uncertainty (95% C.L.; K=2)	
1	Motor Oil SAE30 & SAE40 Blend (Pennzoil) **CAS #** 64742-65-0.F (Lot A0126386) **Purity** ----%	50,102.0 µg/mL	+/- 293.3582 µg/mL +/- 1,492.1008 µg/mL +/- 1,591.3244 µg/mL	Gravimetric Unstressed Stressed

Solvent: Methylene chloride
CAS # 75-09-2
Purity 99%

ID #: 14531
Opened:
Residual Range Calibration Standard
Expires: 10/31/2028
Rec'd: 11/18/2021
Energy Laboratories Inc 1120 So. 27th Street
Billings MT 59107

Column:
30m x 0.25mm x 0.25µm
Rtx-5 (cat.#10223)

Carrier Gas:
hydrogen-constant pressure 10 psi.

Temp. Program:
40°C (hold 2 min.) to 330°C
@ 10°C/min. (hold 10 min.)

Inj. Temp:
250°C

Det. Temp:
330°C

Det. Type:
FID

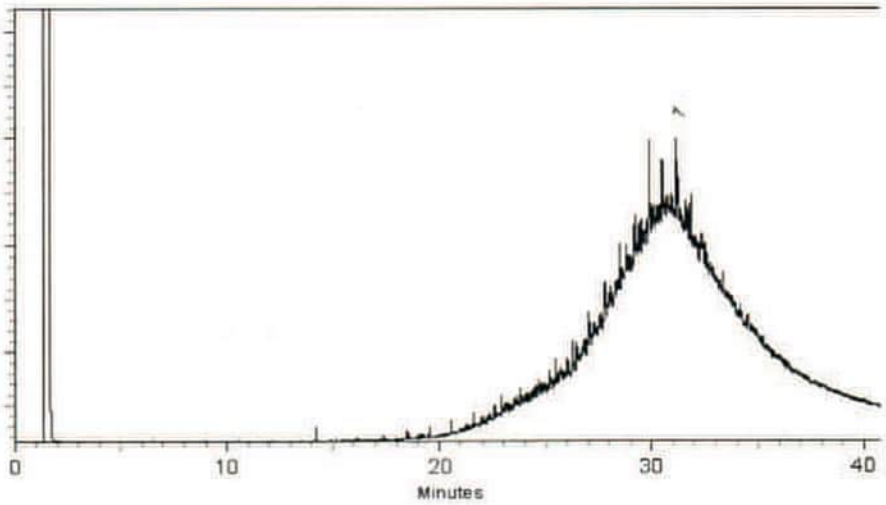

This chromatogram represents a general set of testing conditions chosen for product acceptance. For optimal results in your lab, conditions should be adjusted for your specific instrument, method, and application.

Sam Moodler - Operations Tech I

Date Mixed: 22-Sep-2021 **Balance:** 1128360905

Alexis Shelow - Operations Tech I

Date Passed: 23-Sep-2021

Manufactured under Restek's ISO 9001:2015
Registered Quality System
Certificate #FM 80397

General Certified Reference Material Notes

Expiration Notes:

- Expiration date valid for unopened ampul stored in compliance with the recommended conditions.
- Uncertainty, concentration, and expiration of the CRM are based on the unopened product being stored according to the recommended condition found in the storage field.

Purity Notes:

- Purity and/or chemical identity are determined by one or more of the following techniques: GC/FID, HPLC, GC/μECD, GC/MS, LC/MS, RI, and/or melting point.
- Compounds with a listed purity of less than 99% have been weight corrected to compensate for impurities and/or salts. A correction factor is used to calculate the amount of compound necessary to achieve the desired concentration of the parent compound in solution.
- Purity of isomeric compounds is reported as the sum of the isomers.
- Purity values are rounded to the nearest whole number.

Certified Uncertainty Value Notes:

- The uncertainties are determined in accordance with ISO 17034 and Guide 35. The certified combined stressed uncertainty value (includes gravimetric uncertainty, homogeneity between-ampul uncertainty, storage stability uncertainty and shipping stability uncertainty and were combined using the following formula:

$$U_{combined\ stressed} = k\sqrt{U^2_{gravimetric} + U^2_{homogeneity} + U^2_{storage\ stability} + U^2_{shipping\ stability}}$$

k is a coverage factor of 2, which gives a level of confidence of approximately 95%.

- It is important to note that the shipping stability uncertainty was obtained under temperature extremes for specific time intervals; therefore, the certified combined stressed uncertainty value should only be applied to the product if it was stored at non-standard temperature conditions up to and including 7 days. Contact Restek Technical Service at www.restek.com/Contact-Us for use recommendations if your shipment was in-transit for more than 7 days at non-standard temperature conditions.
- Apply the certified combined unstressed uncertainty value if the product was received under standard shipping conditions. Apply the certified combined stressed uncertainty value if the product was received under non-standard conditions as specified below.

Label Conditions	Standard Conditions	Non-Standard Conditions
25°C Nominal (Room Temperature)	< 60°C	≥ 60°C up to 7 days
10°C or colder (Refrigerate)	< 40°C	≥ 40°C up to 7 days
0°C or colder (Freezer) -20°C or colder (Deep Freezer)	< 25°C	≥ 25°C up to 7 days

- Separate (not combined) uncertainty values for gravimetric uncertainty are also displayed on the certificate, if needed, separate homogeneity between-ampul uncertainty, storage stability uncertainty and shipping stability uncertainty values are available by contacting Restek Technical Service at www.restek.com/Contact-Us.
- The packaged amount is the minimum sample size for which uncertainty is valid. The ampules are over-filled to ensure that the minimum packaged amount can be sufficiently transferred.

Manufacturing Notes:

- Concentration is based upon gravimetric preparation using either a balance whose calibration has been verified daily using NIST traceable weights, and/or dilutions with Class A glassware.

Handling Notes:

- Stability of the unopened product, when stored in compliance with the recommended conditions, is guaranteed through the expiration displayed on the product label and certificate. Contact Restek for additional opened product stability information, with the knowledge/understanding that open product stability is subject to the specific handling and environmental conditions to which the product is exposed. For your convenience Restek supplies deactivated vials with most standards packed in 2mL ampules. Larger volume deactivated vials are available through Restek as a custom ordered item. Additionally, Restek sells DMDCS for the purpose of glassware deactivation as catalog number 31861, which includes complete instructions.

SIGMA-ALDRICH

sigma-aldrich.com

3050 Spruce Street, Saint Louis, MO 63103, USA
Website: www.sigmaaldrich.com
Email USA: techserv@sial.com
Outside USA: eurtechserv@sial.com

Certificate of Analysis

Product Name:
Triacontane-d_{62} - 98 atom % D

Product Number:	**451789**
Batch Number:	**MBBC4347**
Brand:	ALDRICH
CAS Number:	93952-07-9
MDL Number:	MFCD00209794
Formula:	C30D62
Formula Weight:	485.20 g/mol
Quality Release Date:	27 APR 2018

$CD_3(CD_2)_{28}CD_3$

ID #: 13736
Opened:
Triacontane-d62-98 atom % D
Expires: 4/6/2026
Rec'd: 4/6/2021
Energy Laboratories Inc 1120 So 27th Street
Billings MT 59107

Test	Specification	Result
Purity (HPLC)	≥ 99.0 %	99.0 %
Proton NMR Spectrum	Conforms to Structure	Conforms
D Enrichment	≥ 98.0 %	99.0 %
Initial Melting Point		60.0 °C
Final Melting Point		62.0 °C

Greg Abernathy, Supervisor
Quality Control
Miamisburg, Ohio US

Sigma-Aldrich warrants, that at the time of the quality release or subsequent retest date this product conformed to the information contained in this publication. The current Specification sheet may be available at Sigma-Aldrich.com. For further inquiries, please contact Technical Service. Purchaser must determine the suitability of the product for its particular use. See reverse side of invoice or packing slip for additional terms and conditions of sale.

Version Number: 1

Prep Batch 163074 Standards Traceability Report

Spike ID: DRO181105A
Spike Name: #2 Diesel (NEAT)
Type: Neat
Prep Date: 11/5/2018
Prep By: Ann Nebel
Exp Date: 11/5/2023
Status: New
Department: dropr
Vendor: conoco
Final Volume: 250 mL
Lot Number:
Balance ID:
Comments: -18 Cloud peak. (Conoco Gas Sation 1240 S. 27th Billings, MT) 2nd Source

Chemical/Solvent Used	Bottle No	Amt	Units	Expires
				11/5/2023

Stock Source	Base Units	Amount Added

Prep Batch 163074 Standards Traceability Report

Spike ID: DRO200430B
Spike Name: O-Terphenyl
Prep Date: 4/30/2020
Exp Date: 9/30/2024
Department: dropr
Vendor: Chemservice
Lot Number: 9972100
Balance ID:
Comments: ID#: 6271

Type: Neat
Prep By: Ann Nebel
Status: New
Final Volume: mL

Chemical/Solvent Used	Bottle No	Amt	Units	Expires
o-Terphenyl	12650	500	mg	9/30/2024

Stock Source	Base Units	Amount Added

Prep Batch 163074 Standards Traceability Report

Spike ID: DRO210406A
Spike Name: Triacontane-d62 Surr For AK103 RRO
Type: Neat
Prep Date: 4/6/2021
Prep By: Ann Nebel
Exp Date: 4/6/2026
Status: New
Department: dropr
Vendor: Sigma-Aldrich
Final Volume: mL
Lot Number: MBBC4347
Balance ID:
Comments: Alaska surr [for AK103 RRO]

Chemical/Solvent Used	Bottle No	Amt	Units	Expires
Triacontane-d62-98 atom % D	13736	500	mg	4/6/2026

Stock Source	Base Units	Amount Added

Prep Batch 163074 Standards Traceability Report

Spike ID: DRO210901A
Spike Name: 30W Motor Oil-Valvoline
Prep Date: 9/1/2021
Exp Date: 9/1/2026
Department: dropr
Vendor:
Lot Number: F1620C1
Balance ID:
Comments: Used to make 2nd Source Standard for AK103 method.

Type: Primary
Prep By: Jillian L Bostwick
Status: New
Final Volume: mL

Chemical/Solvent Used	Bottle No	Amt	Units	Expires
Valvoline SAE 30 Motor Oil	14232		mL	9/1/2026

Stock Source	Base Units	Amount Added

Prep Batch 163074 Standards Traceability Report

Spike ID: DRO210901B
Spike Name: 40W Motor Oil-Valvoline
Prep Date: 9/1/2021
Exp Date: 9/1/2026
Department: dropr
Vendor:
Lot Number: L0717H2
Balance ID:
Comments: Used to Make 2nd Source Standards For Alaska AK103 RRO Method and Oil

Type: Primary
Prep By: Jillian L Bostwick
Status: New
Final Volume: mL

Chemical/Solvent Used	Bottle No	Amt	Units	Expires
Valvoline SAE 40 Motor Oil	14231		mL	9/1/2026

Stock Source	Base Units	Amount Added

Prep Batch 163074 Standards Traceability Report

Spike ID: DRO210902A
Spike Name: 50,000 ug/mL Oil Std for RRO-In DCM
Prep Date: 9/2/2021
Exp Date: 9/1/2026
Department: dropr
Vendor:
Lot Number:
Balance ID: BAL-DRO
Comments: .625 g of 30W and 40 W each LCS for Oil range

Type: Secondary
Prep By: Jillian L Bostwick
Status: New
Final Volume: 25 mL

Chemical/Solvent Used	Bottle No	Amt	Units	Expires
Dichloromethane EB867	14196	25	mL	9/1/2026

Stock Source	Base Units	Amount Added
DRO210901A	ug/mL	0.6254 g
DRO210901B	ug/mL	0.6261 g

Prep Batch 163074 Standards Traceability Report

Spike ID: DRO210902B
Spike Name: 30,000 ug/mL Oil Std For RRO-In DCM
Prep Date: 9/2/2021
Exp Date: 9/1/2026
Department: dropr
Vendor:
Lot Number:
Balance ID: BAL-DRO
Comments:

Type: Secondary
Prep By: Jillian L Bostwick
Status: New
Final Volume: 4 mL

Chemical/Solvent Used	Bottle No	Amt	Units	Expires
Dichloromethane EB867	14196	1.6	mL	9/1/2026

Stock Source	Base Units	Amount Added
DRO210902A	ug/mL	2.4 mL

Prep Batch 163074 Standards Traceability Report

Spike ID: DRO210902C
Spike Name: 3,000 ug/mL Oil Std For MDLS-In DCM
Prep Date: 9/2/2021
Exp Date: 9/1/2026
Department: dropr
Vendor:
Lot Number:
Balance ID: BAL-DRO
Comments: 100 uL for MDL = .3 mg/L

Type: Secondary
Prep By: Jillian L Bostwick
Status: New
Final Volume: 4 mL

Chemical/Solvent Used	Bottle No	Amt	Units	Expires
Dichloromethane EB867	14196	3.6	mL	9/1/2026

Stock Source	Base Units	Amount Added
DRO210902B	ug/mL	0.4 mL

Prep Batch 163074 Standards Traceability Report

Spike ID: DRO211006A
Spike Name: Triacontane SURR 2000 ug/mL
Prep Date: 10/6/2021
Exp Date: 4/6/2026
Department: dropr
Vendor:
Lot Number:
Balance ID: BAL-DRO
Comments: Triacontane SURR 2000 ug/mL

Type: Primary
Prep By: Jillian L Bostwick
Status: New
Final Volume: 50 mL

Chemical/Solvent Used	Bottle No	Amt	Units	Expires
Acetone DZ509	13553	50	mL	4/6/2026

Stock Source	Base Units	Amount Added
DRO210406A	ug/mL	0.1001 g

Prep Batch 163074 Standards Traceability Report

Spike ID: DRO211006B
Spike Name: Triacontane SURR 20 ug/mL
Prep Date: 10/6/2021
Exp Date: 4/6/2026
Department: dropr
Vendor:
Lot Number:
Balance ID: BAL-DRO
Comments: 100X dilution of Triacontane SURR 2000 ug/mL

Type: Secondary
Prep By: Jillian L Bostwick
Status: New
Final Volume: 4 mL

Chemical/Solvent Used	Bottle No	Amt	Units	Expires
Acetone DZ509	13553	3.96	mL	4/6/2026

Stock Source	Base Units	Amount Added
DRO211006A	ug/mL	40 uL

Prep Batch 163074 Standards Traceability Report

Spike ID: DRO211012B
Spike Name: #2 Diesel in Acetone 150,000 ug/mL
Prep Date: 10/12/2021
Exp Date: 11/5/2023
Department: dropr
Vendor:
Lot Number:
Balance ID: BAL-DRO
Comments: #2 Diesel in Acetone 150,000 ug/mL.

Type: Secondary
Prep By: Ann Nebel
Status: New
Final Volume: 25 mL

Chemical/Solvent Used	Bottle No	Amt	Units	Expires
Acetone EA662	14050	25	mL	11/5/2023

Stock Source	Base Units	Amount Added
DRO181105A	ug/mL	3.7507 g

Prep Batch 163074 Standards Traceability Report

Spike ID: DRO211121C
Spike Name: MDL Diesel SPK 3000 ug/mL in Acetone
Prep Date: 11/21/2021
Exp Date: 11/5/2023
Department: dropr
Vendor:
Lot Number:
Balance ID:
Comments: use 100 uL DRO MDLs-mdw)

Type: Secondary
Prep By: Ann Nebel
Status: New
Final Volume: 5 mL

Chemical/Solvent Used	Bottle No	Amt	Units	Expires
Acetone DY299	13297	4.9	mL	11/5/2023

Stock Source	Base Units	Amount Added
DRO211012B	ug/mL	0.1 mL

Prep Batch 163074 Standards Traceability Report

Spike ID: DRO211213A
Spike Name: OTP only SURR 2000 ug/mL
Prep Date: 12/13/2021
Exp Date: 9/30/2024
Department: dropr
Vendor:
Lot Number:
Balance ID: BAL-DRO
Comments: OTP SURR 2000 ug/mL

Type: Primary
Prep By: Jillian L Bostwick
Status: New
Final Volume: 100 mL

Chemical/Solvent Used	Bottle No	Amt	Units	Expires
Acetone DZ509	13553	100	mL	9/30/2024

Stock Source	Base Units	Amount Added
DRO200430B	ug/mL	0.2015 g

Prep Batch 163074 Standards Traceability Report

Spike ID: DRO220106C
Spike Name: #2 Diesel in Acetone 150,000 ug/mL
Prep Date: 1/6/2022
Exp Date: 11/5/2023
Department: dropr
Vendor:
Lot Number:
Balance ID: BAL-DRO
Comments:

Type: Secondary
Prep By: Ann Nebel
Status: New
Final Volume: 25 mL

Chemical/Solvent Used	Bottle No	Amt	Units	Expires
Acetone DZ509	13553	25	mL	11/5/2023

Stock Source	Base Units	Amount Added
DRO181105A	ug/mL	3.7506 g

Prep Batch 163074 Standards Traceability Report

Spike ID: DRO220112A
Spike Name: 50,000 ug/mL Oil Std for RRO-In DCM
Prep Date: 1/12/2022
Exp Date: 9/1/2026
Department: dropr
Vendor:
Lot Number:
Balance ID: BAL-DRO
Comments: .625 g of 30W and 40 W each LCS for Oil range

Type: Secondary
Prep By: Jillian L Bostwick
Status: New
Final Volume: 25 mL

Chemical/Solvent Used	Bottle No	Amt	Units	Expires
Dichloromethane EC832	14647	25	mL	9/1/2026

Stock Source	Base Units	Amount Added
DRO210901A	ug/mL	0.6225 g
DRO210901B	ug/mL	0.6273 g

Prep Batch 163074 Standards Traceability Report

Spike ID: DRO220117A
Spike Name: OTPonly SURR 20 ug/mL
Prep Date: 1/17/2022
Exp Date: 9/30/2024
Department: dropr
Vendor:
Lot Number:
Balance ID: BAL-DRO
Comments: 100X dilution of OTPonly SURR 2000 ug/mL

Type: Secondary
Prep By: Jillian L Bostwick
Status: New
Final Volume: 4 mL

Chemical/Solvent Used	Bottle No	Amt	Units	Expires
Acetone EA776	13927	3.96	mL	9/30/2024

Stock Source	Base Units	Amount Added
DRO211213A	ug/mL	40 uL

Prep Batch 163074 Standards Traceability Report

Spike ID: DRO220119A
Spike Name: Triacontane SURR 1000 ug/mL
Prep Date: 1/19/2022
Exp Date: 4/6/2026
Department: dropr
Vendor:
Lot Number:
Balance ID: BAL-DRO
Comments: 2X dilution of Triacontane SURR 2000 ug/mL

Type: Secondary
Prep By: Jillian L Bostwick
Status: New
Final Volume: 10 mL

Chemical/Solvent Used	Bottle No	Amt	Units	Expires
Dichloromethane EC849	14747	5	mL	4/6/2026

Stock Source	Base Units	Amount Added
DRO211006A	ug/mL	5 mL

Ana

CHEM SERVICE INC

660 Tower Lane • P.O. Box 599 • West Chester, PA 19381-0599
1-800-452-9994 • 1-610-692-3026 • Fax 1-610-692-8729
info@chemservice.com • www.chemservice.com

CERTIFICATE OF ANALYSIS

o-Terphenyl

CATALOG NUMBER	N-12693-500MG
LOT NUMBER	9972100
DATE CERTIFIED	09/23/19
EXPIRATION DATE	09/30/24
CAS NUMBER	84-15-1
MOLECULAR FORMULA	C18H14
MOLECULAR WEIGHT	230.32
STORAGE	Store in a cool dry place.
HANDLING	See Safety Data Sheet
INTENDED USE	For laboratory use only.

Analytical Test	Value
FT-IR SPECTROSCOPY	CONFORMS TO STRUCTURE
GC/MS SPECTRA ID	MATCHES NIST DATABASE
MELTING POINT (°C)	57.1
% PURITY (GC/FID)	99.5

Chem Service, Inc. guarantees the purity to be +/- 0.5% deviation prior to the expiration date shown on the label and exclusive of any customer contamination.

Certified By:

Mary Beth O'Donnell

Mary Beth O'Donnell
CSM/TC

ID #: 12650
Opened:
o-Terphenyl
Expires: 9/30/2024
Rec'd: 4/30/2020
Energy Laboratories Inc 1120 So. 27th Street
Billings MT 59107

Chem Service is accredited to ISO 17034:2016, ISO/IEC 17025:2017 and certified to ISO 9001:2015

COA Form
Revision 3 (3/2015)

660 Tower Lane • P.O. Box 599 • West Chester, PA 19381-0599
1-800-452-9994 • 1-610-692-3026 • Fax 1-610-692-8729
info@chemservice.com • www.chemservice.com

CERTIFICATE OF ANALYSIS

Analysis Method:

Catalog Number:	N-12693-500MG
Description:	o-Terphenyl
Lot Number:	9972100
Expiration Date:	09/30/24

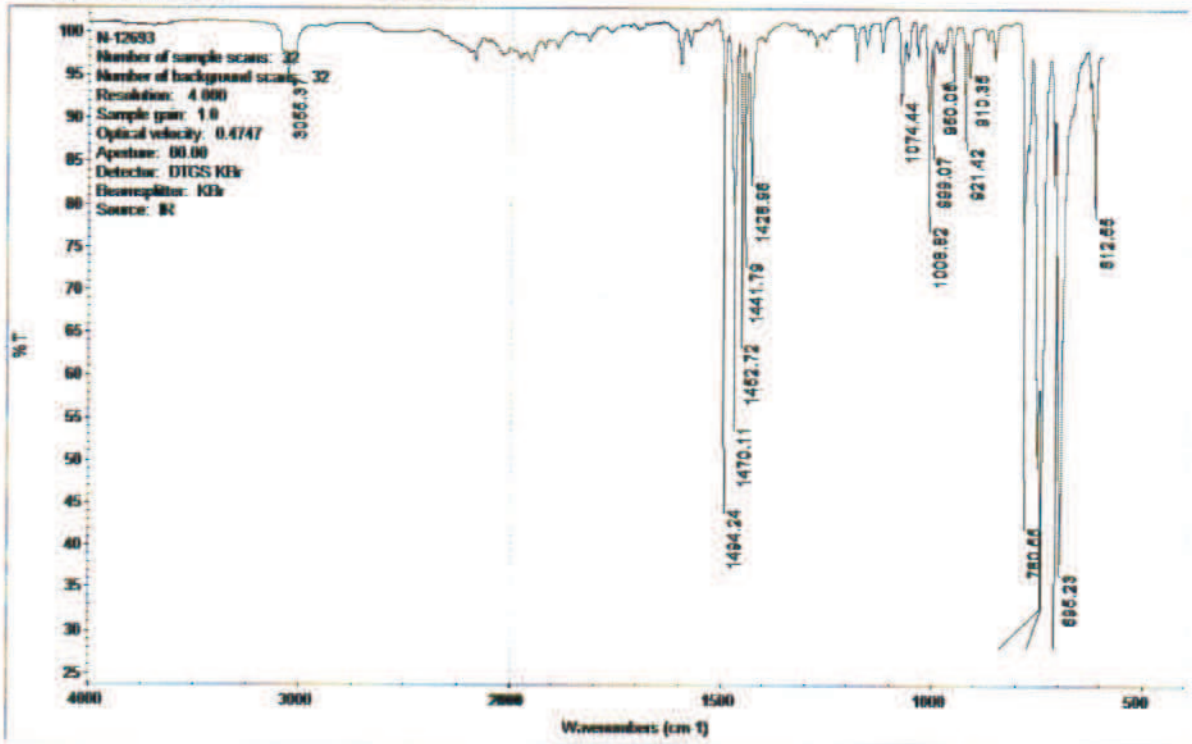

Chem Service is accredited to ISO 17034:2016, ISO/IEC 17025:2017 and certified to ISO 9001:2015

660 Tower Lane • P.O. Box 599 • West Chester, PA 19381-0599
1-800-452-9994 • 1-610-692-3026 • Fax 1-610-692-8729
info@chemservice.com • www.chemservice.com

CERTIFICATE OF ANALYSIS

Analysis Method:

Catalog Number:	N-12693-500MG
Description:	o-Terphenyl
Lot Number:	9972100
Expiration Date:	09/30/24

Chem Service Inc Area Percent Report

```
Data File: D:\msdchem\2019 DATA\0919\0923-01.D
Acq On     : 23 Sep 2019  10:40
Operator   :
Sample     : n-12693
Misc       :
ALS Vial   : 95

Integration Parameters: autoint1.e
Integrator: ChemStation

DataAcq Meth:SCREEN.M
Method     : D:\msdchem\2019 DATA\0919\0903-09.D\ERIN.M

Signal     : TIC: 0923-01.D\data.ms
```

peak #	R.T. min	first scan	max scan	last scan	PK TY	peak height	corr. area	corr. % max.	% of total
1	11.844	1597	1606	1613	BB	32038221	432253484	100.00%	100.000%

Sum of corrected areas: 432253484

ERIN.M Mon Sep 23 10:55:51 2019

Chem Service is accredited to ISO 17034:2016, ISO/IEC 17025:2017 and certified to ISO 9001:2015

660 Tower Lane • P.O. Box 599 • West Chester, PA 19381-0599
1-800-452-9994 • 1-610-692-3026 • Fax 1-610-692-8729
info@chemservice.com • www.chemservice.com

CERTIFICATE OF ANALYSIS

Analysis Method:

Catalog Number:	N-12693-500MG
Description:	o-Terphenyl
Lot Number:	9972100
Expiration Date:	09/30/24



Chem Service is accredited to ISO 17034:2016, ISO/IEC 17025:2017 and certified to ISO 9001:2015

660 Tower Lane • P.O. Box 599 • West Chester, PA 19381-0599
1-800-452-9994 • 1-610-692-3026 • Fax 1-610-692-8729
info@chemservice.com • www.chemservice.com

CERTIFICATE OF ANALYSIS

Analysis Method:

Catalog Number:	N-12693-500MG
Description:	o-Terphenyl
Lot Number:	9972100
Expiration Date:	09/30/24

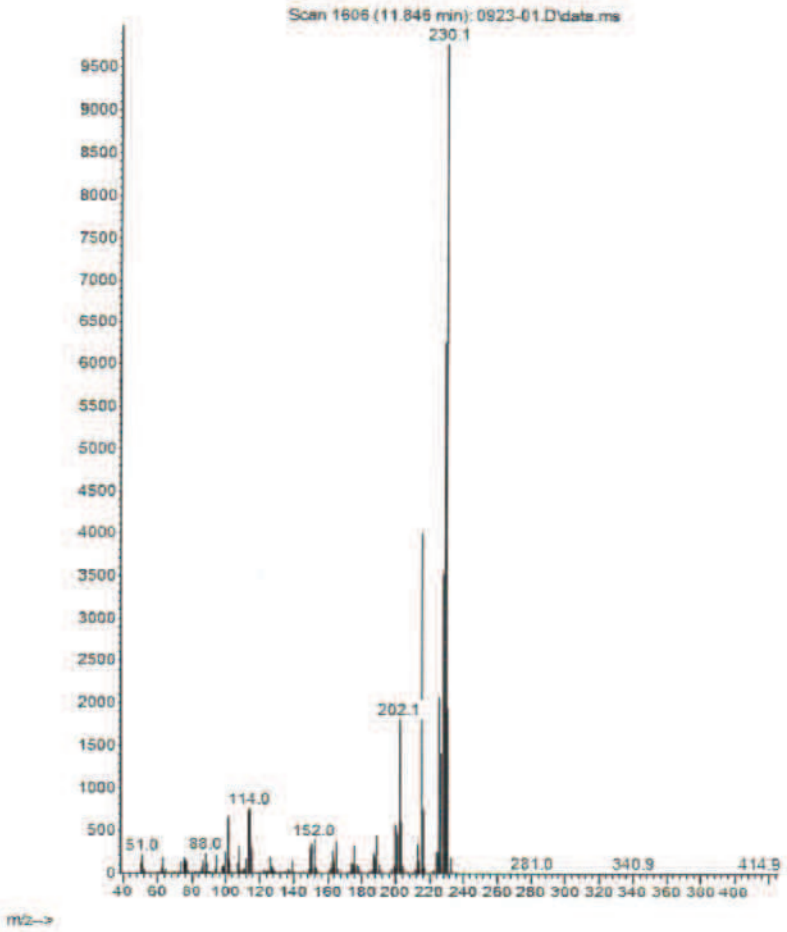

Chem Service is accredited to ISO 17034:2016, ISO/IEC 17025:2017 and certified to ISO 9001:2015

660 Tower Lane • P.O. Box 599 • West Chester, PA 19381-0599
1-800-452-9994 • 1-610-692-3026 • Fax 1-610-692-8729
info@chemservice.com • www.chemservice.com

CERTIFICATE OF ANALYSIS

Analysis Method:

Catalog Number:	N-12693-500MG
Description:	o-Terphenyl
Lot Number:	9972100
Expiration Date:	09/30/24

Chem Service is accredited to ISO 17034:2016, ISO/IEC 17025:2017 and certified to ISO 9001:2015

660 Tower Lane • P.O. Box 599 • West Chester, PA 19381-0599
1-800-452-9994 • 1-610-692-3026 • Fax 1-610-692-8729
info@chemservice.com • www.chemservice.com

Gas

CERTIFICATE OF ANALYSIS

Data file:	C:\CHEM3\		
Sample name:	N-12693		
Instrument:	GC 2	**Sample type:**	**Sample**
Injection date:	9/23/2019 9:56:34 AM	**Location:**	Vial 141
Acq. method:	SCREEN.M	**Injection volume:**	1.0uL
Column name:	HP-5		

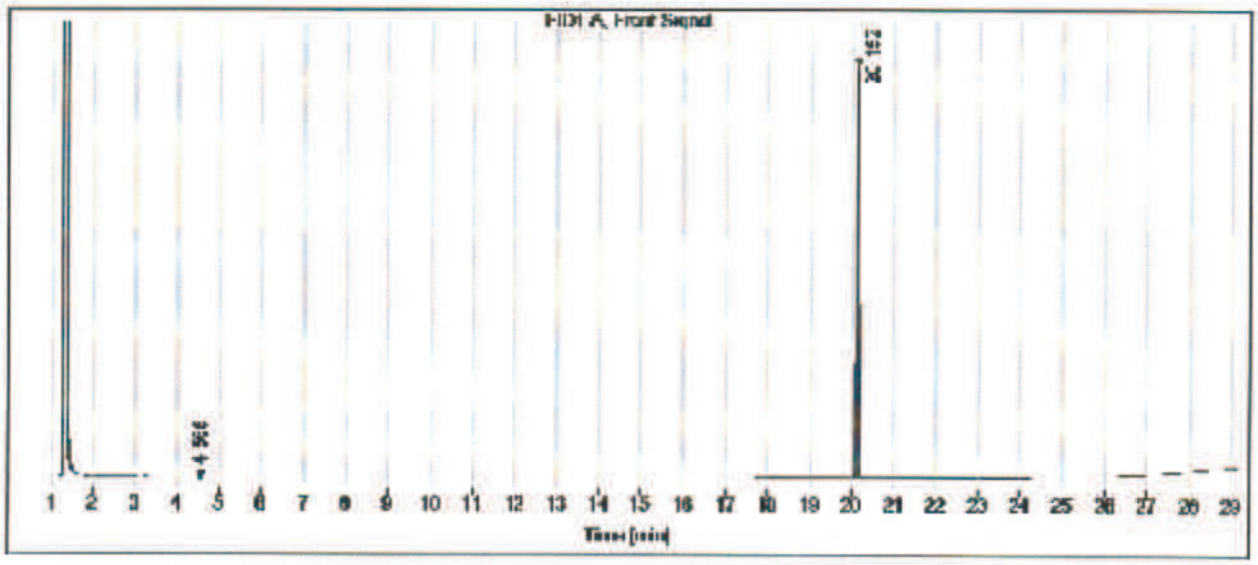

Signal: FID1 A, Front Signal

RT [min]	Type	Width [min]	Area	Height	Area%
4.565	BB	0.0305	1.2408	0.5122	0.11
20.152	BB	0.0391	1171.9556	439.4599	99.89
		Sum	1173.1963		

Chem Service is accredited to ISO 17034:2016, ISO/IEC 17025:2017 and certified to ISO 9001:2015

SIGMA-ALDRICH

sigma-aldrich.com

3050 Spruce Street, Saint Louis, MO 63103, USA
Website: www.sigmaaldrich.com
Email USA: techserv@sial.com
Outside USA: eurtechserv@sial.com

Certificate of Analysis

Product Name:
Triacontane-d_{62} - 98 atom % D

Product Number:	**451789**
Batch Number:	**MBBC4347**
Brand:	ALDRICH
CAS Number:	93952-07-9
MDL Number:	MFCD00209794
Formula:	C30D62
Formula Weight:	485.20 g/mol
Quality Release Date:	27 APR 2018

$CD_3(CD_2)_{28}CD_3$

ID #: 13736
Opened:
Triacontane-d62-98 atom % D
Expires: 4/6/2026
Rec'd: 4/6/2021
Energy Laboratories Inc 1120 So 27th Street
Billings MT 59107

Test	Specification	Result
Purity (HPLC)	≥ 99.0 %	99.0 %
Proton NMR Spectrum	Conforms to Structure	Conforms
D Enrichment	≥ 98.0 %	99.0 %
Initial Melting Point		60.0 °C
Final Melting Point		62.0 °C

Greg Abernathy, Supervisor
Quality Control
Miamisburg, Ohio US

Sigma-Aldrich warrants, that at the time of the quality release or subsequent retest date this product conformed to the information contained in this publication. The current Specification sheet may be available at Sigma-Aldrich.com. For further inquiries, please contact Technical Service. Purchaser must determine the suitability of the product for its particular use. See reverse side of invoice or packing slip for additional terms and conditions of sale.

Version Number: 1

Analytical RunID GCFID-HP5-B_220122A Standards Traceability Report

Standard ID: DRO200430B
Standard Name: O-Terphenyl
Prep Date: 4/30/2020
Exp Date: 9/30/2024
Department: dropr
Vendor: Chemservice
Lot Number: 9972100
Balance ID:
Comments: ID#: 6271

Type: Neat
Prep By: Ann Nebel
Status: New
Final Volume: mL

Chemical/Solvent Used	Bottle No	Amt	Units	Expires
o-Terphenyl	12650	500	mg	9/30/2024

Stock Source	Base Units	Amount Added

Analytical RunID GCFID-HP5-B_220122A Standards Traceability Report

Standard ID: DRO210406A
Standard Name: Triacontane-d62 Surr For AK103 RRO
Type: Neat
Prep Date: 4/6/2021
Prep By: Ann Nebel
Exp Date: 4/6/2026
Status: New
Department: dropr
Vendor: Sigma-Aldrich
Final Volume: mL
Lot Number: MBBC4347
Balance ID:
Comments: Alaska surr [for AK103 RRO]

Chemical/Solvent Used	Bottle No	Amt	Units	Expires
Triacontane-d62-98 atom % D	13736	500	mg	4/6/2026

Stock Source	Base Units	Amount Added

Analytical RunID GCFID-HP5-B_220122A Standards Traceability Report

Standard ID: DRO211006A
Standard Name: Triacontane SURR 2000 ug/mL
Prep Date: 10/6/2021
Exp Date: 4/6/2026
Department: dropr
Vendor:
Lot Number:
Balance ID: BAL-DRO
Comments: Triacontane SURR 2000 ug/mL

Type: Primary
Prep By: Jillian L Bostwick
Status: New
Final Volume: 50 mL

Chemical/Solvent Used	Bottle No	Amt	Units	Expires
Acetone DZ509	13553	50	mL	4/6/2026

Stock Source	Base Units	Amount Added
DRO210406A	ug/mL	0.1001 g

Analytical RunID GCFID-HP5-B_220122A Standards Traceability Report

Spike ID: DRO211101A
Spike Name: OTP-4000 ug/mL DCM
Prep Date: 11/1/2021
Exp Date: 9/30/2024
Department: dropr
Vendor:
Lot Number:
Balance ID: BAL-DRO
Comments: Used to Prep DRO-8015 ICAL and CCV Solutions

Type: Secondary
Prep By: Ann Nebel
Status: Open
Final Volume: 25 mL

Chemical/Solvent Used	Bottle No	Amt	Units	Expires
Dichloromethane EC328	14408	25	mL	9/30/2024

Stock Source	Base Units	Amount Added
DRO200430B	ug/mL	0.1012 g

Analytical RunID GCFID-HP5-B_220122A Standards Traceability Report

Standard ID: DRO211118A
Standard Name: 50,000 ug/mL Oil Std For AK103 RRO-In DCM
Type: Primary
Prep Date: 11/18/2021
Prep By: Ann Nebel
Exp Date: 10/31/2028
Status: Open
Department: dropr
Vendor: Restek
Final Volume: 1 mL
Lot Number: A0176667
Balance ID: Sartorius 4 place balance
Comments:

Chemical/Solvent Used	Bottle No	Amt	Units	Expires
Residual Range Calibration Standard	14531	1	mL	10/31/2028

Stock Source	Base Units	Amount Added
DRO211118A	ug/mL	

Analytical RunID GCFID-HP5-B_220122A Standards Traceability Report

Standard ID: DRO211214C
Standard Name: Diesel Fuel #2 50,000 ug/mL in DCM
Type: Primary
Prep Date: 12/14/2021
Prep By: Ann Nebel
Exp Date: 4/30/2023
Status: New
Department: dropr
Vendor: Sigma-Aldrich
Final Volume: mL
Lot Number: LRAC6316
Balance ID:
Comments: Diesel Fuel #2 For CCVs.

Chemical/Solvent Used	Bottle No	Amt	Units	Expires
Diesel Fuel No. 2	14623	1	mL	4/30/2023

Stock Source	Base Units	Amount Added
DRO211214C	ug/mL	

Analytical RunID GCFID-HP5-B_220122A Standards Traceability Report

Standard ID: DRO220106B
Standard Name: Triacontane SURR 1000 ug/mL
Prep Date: 1/6/2022
Exp Date: 4/6/2026
Department: dropr
Vendor:
Lot Number:
Balance ID: BAL-DRO
Comments: 2X dilution of Triacontane SURR 2000 ug/mL

Type: Secondary
Prep By: Jillian L Bostwick
Status: New
Final Volume: 10 mL

Chemical/Solvent Used	Bottle No	Amt	Units	Expires
Dichloromethane EC832	14647	5	mL	4/6/2026

Stock Source	Base Units	Amount Added
DRO211006A	ug/mL	5 mL

Analytical RunID GCFID-HP5-B_220122A Standards Traceability Report

Standard ID: DRO220110A
Standard Name: Carbon Scan STD-Marker
Type: Neat
Prep Date: 1/11/2022
Prep By: Ann Nebel
Exp Date: 7/13/2026
Status: Open
Department: dropr
Vendor: ASI2
Final Volume: 1.2 mL
Lot Number: 55064
Balance ID:
Comments: FOR Qualitative analyst only.31 compounds-C5 to C30,32,34,36,38,40.

Chemical/Solvent Used	Bottle No	Amt	Units	Expires
n-Hydrocarbons- C5 to C30, C32, C34, C36, C38, C40	14737	1.2	mL	7/13/2026

Stock Source	Base Units	Amount Added
DRO220110A	ug/mL	

Analytical RunID GCFID-HP5-B_220122A Standards Traceability Report

Standard ID: DRO220111A
Standard Name: Carbon Scan STD-Marker
Type: Primary
Prep Date: 1/11/2022
Prep By: Ann Nebel
Exp Date: 7/13/2026
Status: Open
Department: dropr
Vendor: ASI2
Final Volume: 2.4 mL
Lot Number: 071306
Balance ID:
Comments: FOR Qualitative analyst only.31 compounds-C5 to C30,32,34,36,38,40.

Chemical/Solvent Used	Bottle No	Amt	Units	Expires
Carbon Disulfide 55064	7477	1.2	mL	7/13/2026

Stock Source	Base Units	Amount Added
DRO220110A	ug/mL	1.2 mL

Analytical RunID GCFID-HP5-B_220122A Standards Traceability Report

Standard ID: DRO220114A
Standard Name: 8015 CCV-15,000ug/mL + 200 OTP
Prep Date: 1/14/2022
Exp Date: 4/30/2023
Department: dropr
Vendor:
Lot Number:
Balance ID:
Comments: 8015DRO CCV MIX-15,000ug/mL +200 OTP #2 Diesel

Type: Secondary
Prep By: Jillian L Bostwick
Status: New
Final Volume: 4 mL

Chemical/Solvent Used	Bottle No	Amt	Units	Expires
Dichloromethane EC832	14647	2.6	mL	4/30/2023

Stock Source	Base Units	Amount Added
DRO211214C	ug/mL	1.2 mL
DRO211101A	ug/mL	0.2 mL

Analytical RunID GCFID-HP5-B_220122A Standards Traceability Report

Standard ID: DRO220118A
Standard Name: 5,000 ug/mL RRO CCV 200 ug/mL Triacontane
Type: Secondary
Prep Date: 1/18/2022
Prep By: Ann Nebel
Exp Date: 4/6/2026
Status: New
Department: dropr
Vendor:
Final Volume: 4 mL
Lot Number:
Balance ID:
Comments: CCV for AK102 and 8015C RRO.

Chemical/Solvent Used	Bottle No	Amt	Units	Expires
Dichloromethane EC849	14747	2.8	mL	4/6/2026

Stock Source	Base Units	Amount Added
DRO220106B	ug/mL	800 µL
DRO211118A	ug/mL	400 µL

Ana

CHEM SERVICE INC

660 Tower Lane • P.O. Box 599 • West Chester, PA 19381-0599
1-800-452-9994 • 1-610-692-3026 • Fax 1-610-692-8729
info@chemservice.com • www.chemservice.com

CERTIFICATE OF ANALYSIS

o-Terphenyl

CATALOG NUMBER	N-12693-500MG
LOT NUMBER	9972100
DATE CERTIFIED	09/23/19
EXPIRATION DATE	09/30/24
CAS NUMBER	84-15-1
MOLECULAR FORMULA	C18H14
MOLECULAR WEIGHT	230.32
STORAGE	Store in a cool dry place.
HANDLING	See Safety Data Sheet
INTENDED USE	For laboratory use only.

Analytical Test	Value
FT-IR SPECTROSCOPY	CONFORMS TO STRUCTURE
GC/MS SPECTRA ID	MATCHES NIST DATABASE
MELTING POINT (°C)	57.1
% PURITY (GC/FID)	99.5

Chem Service, Inc. guarantees the purity to be +/- 0.5% deviation prior to the expiration date shown on the label and exclusive of any customer contamination.

Certified By:

Mary Beth O'Donnell

Mary Beth O'Donnell
CSM/TC

ID #: 12650
Opened:
o-Terphenyl
Expires: 9/30/2024
Rec'd: 4/30/2020
Energy Laboratories Inc 1120 So. 27th Street
Billings MT 59107

Chem Service is accredited to ISO 17034:2016, ISO/IEC 17025:2017 and certified to ISO 9001:2015

COA Form
Revision 3 (3/2015)

660 Tower Lane • P.O. Box 599 • West Chester, PA 19381-0599
1-800-452-9994 • 1-610-692-3026 • Fax 1-610-692-8729
info@chemservice.com • www.chemservice.com

CERTIFICATE OF ANALYSIS

Analysis Method:

Catalog Number:	N-12693-500MG
Description:	o-Terphenyl
Lot Number:	9972100
Expiration Date:	09/30/24

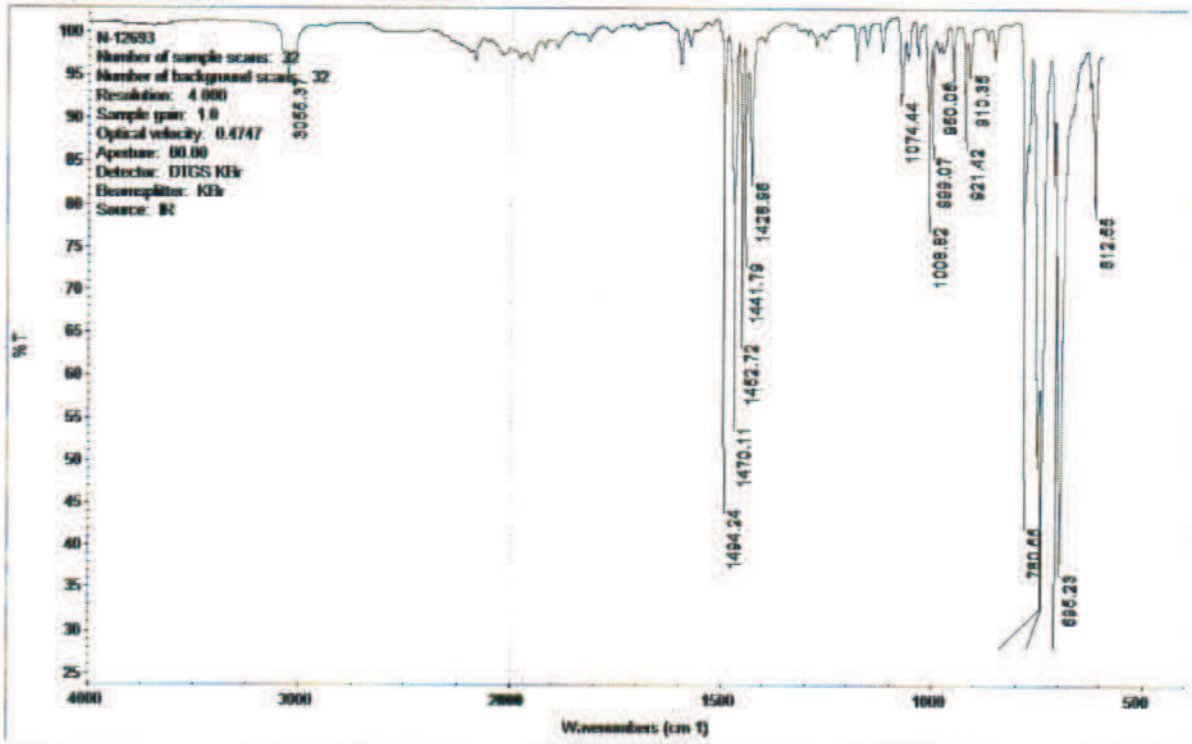

Chem Service is accredited to ISO 17034:2016, ISO/IEC 17025:2017 and certified to ISO 9001:2015

660 Tower Lane • P.O. Box 599 • West Chester, PA 19381-0599
1-800-452-9994 • 1-610-692-3026 • Fax 1-610-692-8729
info@chemservice.com • www.chemservice.com

CERTIFICATE OF ANALYSIS

Analysis Method:

Catalog Number:	N-12693-500MG
Description:	o-Terphenyl
Lot Number:	9972100
Expiration Date:	09/30/24

Chem Service Inc Area Percent Report

```
Data File: D:\msdchem\2019 DATA\0919\0923-01.D
Acq On     : 23 Sep 2019  10:40
Operator   :
Sample     : n-12693
Misc       :
ALS Vial   : 95

Integration Parameters: autoint1.e
Integrator: ChemStation

DataAcq Meth:SCREEN.M
Method     : D:\msdchem\2019 DATA\0919\0903-09.D\ERIN.M

Signal     : TIC: 0923-01.D\data.ms
```

peak #	R.T. min	first scan	max scan	last scan	PK TY	peak height	corr. area	corr. % max.	% of total
1	11.844	1597	1606	1613	BB	32038221	432253484	100.00%	100.000%

Sum of corrected areas: 432253484

ERIN.M Mon Sep 23 10:55:51 2019

Chem Service is accredited to ISO 17034:2016, ISO/IEC 17025:2017 and certified to ISO 9001:2015

660 Tower Lane • P.O. Box 599 • West Chester, PA 19381-0599
1-800-452-9994 • 1-610-692-3026 • Fax 1-610-692-8729
info@chemservice.com • www.chemservice.com

CERTIFICATE OF ANALYSIS

Analysis Method:

Catalog Number:	N-12693-500MG
Description:	o-Terphenyl
Lot Number:	9972100
Expiration Date:	09/30/24



Chem Service is accredited to ISO 17034:2016, ISO/IEC 17025:2017 and certified to ISO 9001:2015

660 Tower Lane • P.O. Box 599 • West Chester, PA 19381-0599
1-800-452-9994 • 1-610-692-3026 • Fax 1-610-692-8729
info@chemservice.com • www.chemservice.com

CERTIFICATE OF ANALYSIS

Analysis Method:

Catalog Number:	N-12693-500MG
Description:	o-Terphenyl
Lot Number:	9972100
Expiration Date:	09/30/24

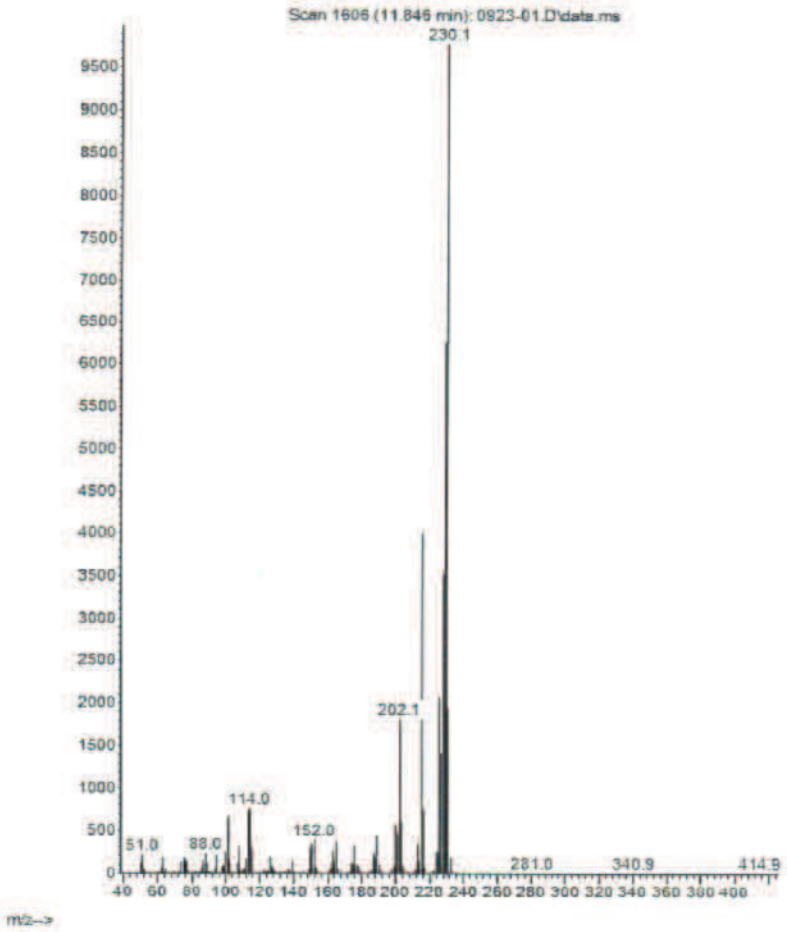

Chem Service is accredited to ISO 17034:2016, ISO/IEC 17025:2017 and certified to ISO 9001:2015

660 Tower Lane • P.O. Box 599 • West Chester, PA 19381-0599
1-800-452-9994 • 1-610-692-3026 • Fax 1-610-692-8729
info@chemservice.com • www.chemservice.com

CERTIFICATE OF ANALYSIS

Analysis Method:

Catalog Number:	N-12693-500MG
Description:	o-Terphenyl
Lot Number:	9972100
Expiration Date:	09/30/24

Chem Service is accredited to ISO 17034:2016, ISO/IEC 17025:2017 and certified to ISO 9001:2015

660 Tower Lane • P.O. Box 599 • West Chester, PA 19381-0599
1-800-452-9994 • 1-610-692-3026 • Fax 1-610-692-8729
info@chemservice.com • www.chemservice.com

Gas

CERTIFICATE OF ANALYSIS

Data file:	C:\CHEM3\		
Sample name:	N-12693		
Instrument:	GC 2	**Sample type:**	Sample
Injection date:	9/23/2019 9:56:34 AM	**Location:**	Vial 141
Acq. method:	SCREEN.M	**Injection volume:**	1.0uL
Column name:	HP-5		

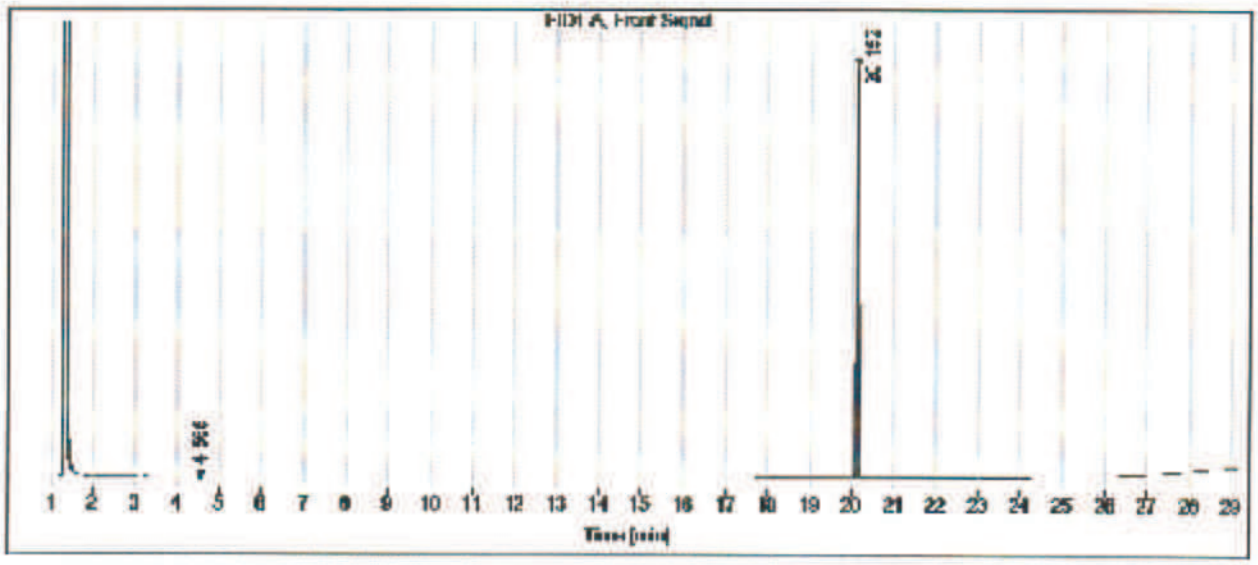

Signal: FID1 A, Front Signal

RT [min]	Type	Width [min]	Area	Height	Area%
4.565	BB	0.0305	1.2408	0.5122	0.11
20.152	BB	0.0391	1171.9556	439.4599	99.89
		Sum	1173.1963		

Chem Service is accredited to ISO 17034:2016, ISO/IEC 17025:2017 and certified to ISO 9001:2015

SIGMA-ALDRICH

sigma-aldrich.com

3050 Spruce Street, Saint Louis, MO 63103, USA
Website: www.sigmaaldrich.com
Email USA: techserv@sial.com
Outside USA: eurtechserv@sial.com

Certificate of Analysis

Product Name:
Triacontane-d62 - 98 atom % D

Product Number:	**451789**
Batch Number:	**MBBC4347**
Brand:	ALDRICH
CAS Number:	93952-07-9
MDL Number:	MFCD00209794
Formula:	C30D62
Formula Weight:	485.20 g/mol
Quality Release Date:	27 APR 2018

$CD_3(CD_2)_{28}CD_3$

ID #: 13736
Opened:
Triacontane-d62-98 atom % D
Expires: 4/6/2026
Rec'd: 4/6/2021
Energy Laboratories Inc 1120 So 27th Street
Billings MT 59107

Test	Specification	Result
Purity (HPLC)	≥ 99.0 %	99.0 %
Proton NMR Spectrum	Conforms to Structure	Conforms
D Enrichment	≥ 98.0 %	99.0 %
Initial Melting Point		60.0 °C
Final Melting Point		62.0 °C

Greg Abernathy, Supervisor
Quality Control
Miamisburg, Ohio US

Sigma-Aldrich warrants, that at the time of the quality release or subsequent retest date this product conformed to the information contained in this publication. The current Specification sheet may be available at Sigma-Aldrich.com. For further inquiries, please contact Technical Service. Purchaser must determine the suitability of the product for its particular use. See reverse side of invoice or packing slip for additional terms and conditions of sale.

Version Number: 1

Ana

RESTEK® CERTIFIED REFERENCE MATERIAL

110 Benner Circle
Bellefonte, PA 16823-8812
Tel: (800)356-1688
Fax: (814)353-1309

www.restek.com

ACCREDITED
ISO 17034 Accredited
Reference Material Producer
Certificate #3222.01

ACCREDITED
ISO/IEC 17025 Accredited
Testing Laboratory
Certificate #3222.02

Certificate of Analysis

FOR LABORATORY USE ONLY-READ SDS PRIOR TO USE.

This Reference Material is intended for Laboratory Use Only as a standard for the qualitative and/or quantitative determination of the analyte(s) listed.

Catalog No. : 31817 **Lot No.:** A0176667

Description : Residual Range Calibration Standard (RCS)

Residual Range Calib Std (RCS) 50,000µg/mL, Methylene Chloride, 1mL/ampul

Container Size : 2 mL **Pkg Amt:** > 1 mL

Expiration Date : October 31, 2028 **Storage:** 25°C nominal

Ship: Ambient

CERTIFIED VALUES

Elution Order	Compound	Grav. Conc. (weight/volume)	Expanded Uncertainty (95% C.L.; K=2)	
1	Motor Oil SAE30 & SAE40 Blend (Pennzoil) **CAS #** 64742-65-0.F (Lot A0126386) **Purity** ----%	50,102.0 µg/mL	+/- 293.3582 µg/mL +/- 1,492.1008 µg/mL +/- 1,591.3244 µg/mL	Gravimetric Unstressed Stressed

Solvent: Methylene chloride
CAS # 75-09-2
Purity 99%

ID #: 14531
Opened:
Residual Range Calibration Standard
Expires: 10/31/2028
Rec'd: 11/18/2021
Energy Laboratories Inc 1120 So. 27th Street
Billings MT 59107

Column:
30m x 0.25mm x 0.25µm
Rtx-5 (cat.#10223)

Carrier Gas:
hydrogen-constant pressure 10 psi.

Temp. Program:
40°C (hold 2 min.) to 330°C
@ 10°C/min. (hold 10 min.)

Inj. Temp:
250°C

Det. Temp:
330°C

Det. Type:
FID

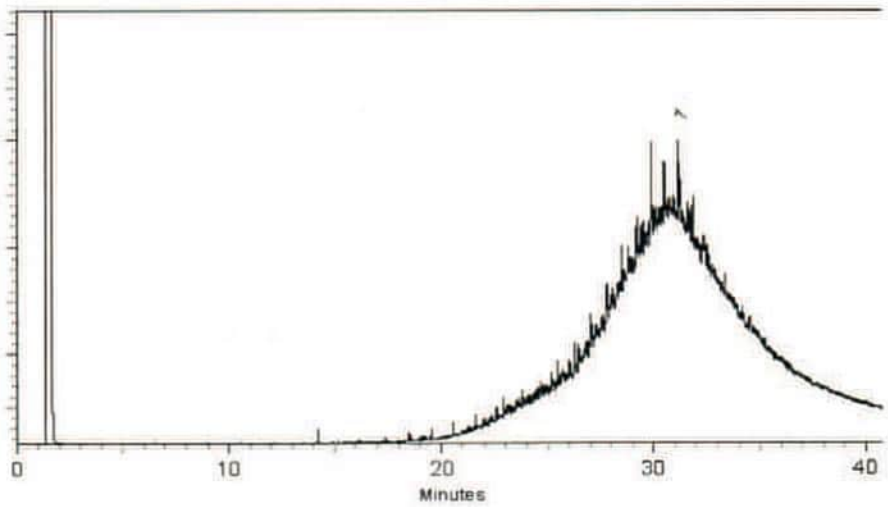

This chromatogram represents a general set of testing conditions chosen for product acceptance. For optimal results in your lab, conditions should be adjusted for your specific instrument, method, and application.

Sam Moodler - Operations Tech I

Date Mixed: 22-Sep-2021 **Balance:** 1128360905

Alexis Shelow - Operations Tech I

Date Passed: 23-Sep-2021

Manufactured under Restek's ISO 9001:2015
Registered Quality System
Certificate #FM 80397

General Certified Reference Material Notes

Expiration Notes:

- Expiration date valid for unopened ampul stored in compliance with the recommended conditions.
- Uncertainty, concentration, and expiration of the CRM are based on the unopened product being stored according to the recommended condition found in the storage field.

Purity Notes:

- Purity and/or chemical identity are determined by one or more of the following techniques: GC/FID, HPLC, GC/μECD, GC/MS, LC/MS, RI, and/or melting point.
- Compounds with a listed purity of less than 99% have been weight corrected to compensate for impurities and/or salts. A correction factor is used to calculate the amount of compound necessary to achieve the desired concentration of the parent compound in solution.
- Purity of isomeric compounds is reported as the sum of the isomers.
- Purity values are rounded to the nearest whole number.

Certified Uncertainty Value Notes:

- The uncertainties are determined in accordance with ISO 17034 and Guide 35. The certified combined stressed uncertainty value (includes gravimetric uncertainty, homogeneity between-ampul uncertainty, storage stability uncertainty and shipping stability uncertainty and were combined using the following formula:

$$U_{combined\ stressed} = k\sqrt{U^2_{gravimetric} + U^2_{homogeneity} + U^2_{storage\ stability} + U^2_{shipping\ stability}}$$

  k is a coverage factor of 2, which gives a level of confidence of approximately 95%.
- It is important to note that the shipping stability uncertainty was obtained under temperature extremes for specific time intervals; therefore, the certified combined stressed uncertainty value should only be applied to the product if it was stored at non-standard temperature conditions up to and including 7 days. Contact Restek Technical Service at www.restek.com/Contact-Us for use recommendations if your shipment was in-transit for more than 7 days at non-standard temperature conditions.
- Apply the certified combined unstressed uncertainty value if the product was received under standard shipping conditions. Apply the certified combined stressed uncertainty value if the product was received under non-standard conditions as specified below.

Label Conditions	Standard Conditions	Non-Standard Conditions
25°C Nominal (Room Temperature)	< 60°C	≥ 60°C up to 7 days
10°C or colder (Refrigerate)	< 40°C	≥ 40°C up to 7 days
0°C or colder (Freezer) -20°C or colder (Deep Freezer)	< 25°C	≥ 25°C up to 7 days

- Separate (not combined) uncertainty values for gravimetric uncertainty are also displayed on the certificate, if needed, separate homogeneity between-ampul uncertainty, storage stability uncertainty and shipping stability uncertainty values are available by contacting Restek Technical Service at www.restek.com/Contact-Us.
- The packaged amount is the minimum sample size for which uncertainty is valid. The ampules are over-filled to ensure that the minimum packaged amount can be sufficiently transferred.

Manufacturing Notes:

- Concentration is based upon gravimetric preparation using either a balance whose calibration has been verified daily using NIST traceable weights, and/or dilutions with Class A glassware.

Handling Notes:

- Stability of the unopened product, when stored in compliance with the recommended conditions, is guaranteed through the expiration displayed on the product label and certificate. Contact Restek for additional opened product stability information, with the knowledge/understanding that open product stability is subject to the specific handling and environmental conditions to which the product is exposed. For your convenience Restek supplies deactivated vials with most standards packed in 2mL ampules. Larger volume deactivated vials are available through Restek as a custom ordered item. Additionally, Restek sells DMDCS for the purpose of glassware deactivation as catalog number 31861, which includes complete instructions.

Certificate of Analysis

Diesel Fuel No. 2

Certified Reference Material

Description

Product ID UST148
Lot **LRAC6316**
Expiration Date April 2023
Manufacturing Date April 2020
Storage Conditions Room Temperature
Solvent/Matrix DICHLOROMETHANE

ID #: 14623
Opened:
Diesel Fuel No. 2
Expires: 4/30/2023
Rec'd: 12/14/2021
Energy Laboratories Inc 1120 So. 27th Street
Billings MT 59107

Certified Values

Analyte	*Certified Value* [1,4]	*Units*	*Raw Material Purity,%*	*Raw Material Lot*	*CAS*
NO.2 FUEL OIL	50001 ± 2770	µg/mL	100.0	LA80505	68476-34-6

Informational Values

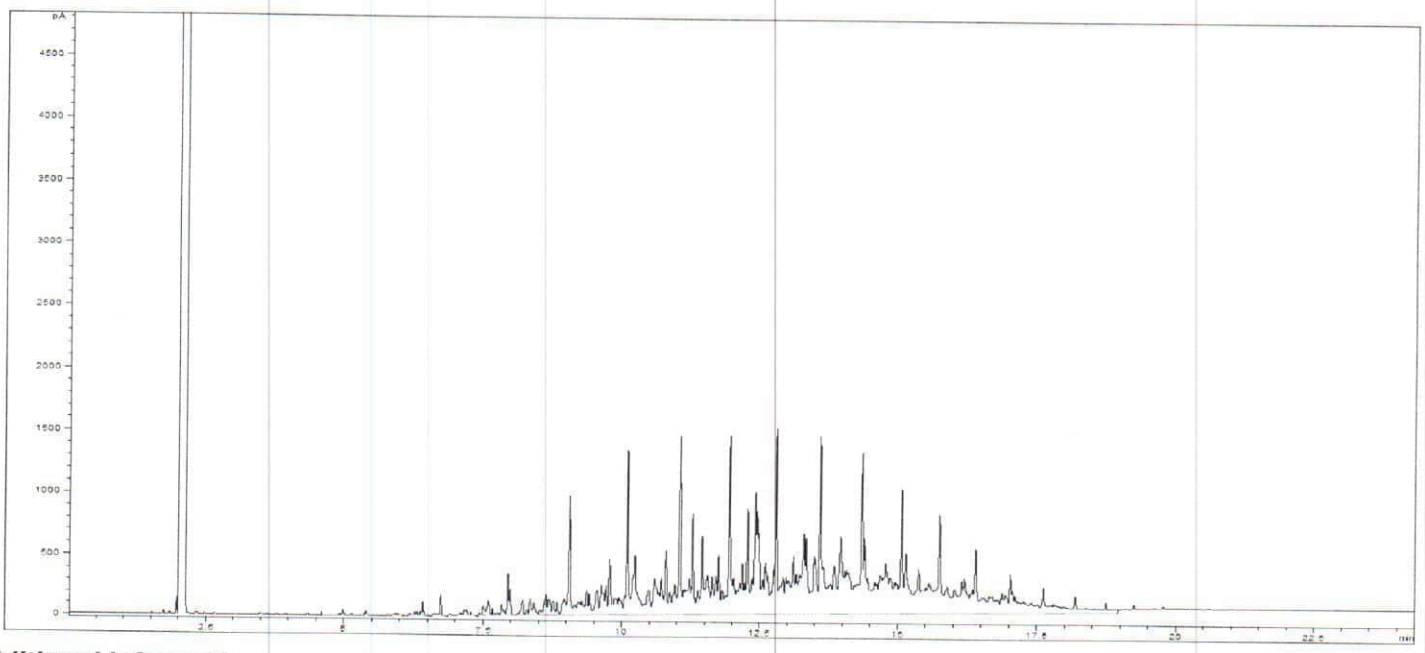

Additional Information:

Analytical Method Parameters:
Column: SPB-5, 30 m × 0.53 mm I.D., 1.5 µm film thickness (Column #214)
Carrier Gas: H2, Flow: 4.0 mL/min
Inlet Temperature: 250 °C, Injection Volume: 1.0 µL
Injection Mode: Split, Split Ratio: 10: 1
Temperature Program: 40 °C (Hold 2 min) @ 15 °C/min to 300 °C (Hold 5 min)
Detector: FID
Detector Temperature: 300 °C

ANAB ACCREDITED ISO 17034 REFERENCE MATERIAL PRODUCER

SIGMA-ALDRICH®
2931 Soldier Springs Rd. Laramie, Wyoming 82070 USA
800-325-5832
TechService@milliporesigma.com www.sigma-aldrich.com

Description

Lot	**LRAC6316**
Expiration Date	April 2023
Manufacturing Date	April 2020
Storage Conditions	Room Temperature
Solvent/Matrix	DICHLOROMETHANE

1 **Metrological traceability:** Traceable to the SI and higher order standards from NIST through an unbroken chain of comparisons. The balance used to weigh raw materials is accurate to +/-0.0001 g and calibrated regularly using mass standards traceable to NIST. All dilutions were performed gravimetrically. Additionally, individual analytes are traceable to NIST SRMs where available and specified above.
4 Ucrm - Uncertainty values in this document are expressed as Expanded Uncertainty (Ucrm) corresponding to the 95% confidence interval. Ucrm is derived from the combined standard uncertainty multiplied by the coverage factor k, which is obtained from a *t*-distribution and degrees of freedom. The components of combined standard uncertainty include the uncertainties due to characterization, homogeneity, long term stability, and short term stability (transport). The components due to stability are generally considered to be negligible unless otherwise indicated by stability studies. The mathematical representation of the Ucrm calculation is as follows:

$$u_{CRM} = \sqrt{u^2_{char} + u^2_{homogeneity} + u^2_{stability}}$$

k: Coverage factor derived from a t-distribution table, based on the degrees of freedom of the data set. Assume 2.0 for a **Confidence interval = 95%**

6 Analytical Value- For QC verification of the certified value only- not to be used in calculations. Represents the analytical data obtained by comparison to a standard as analyzed by the method described in the CoA or another acceptable method. The result may differ from the certified value and UCRM based on method uncertainty as well as the uncertainty associated with the standard used for comparison.

Traceability: The standard was manufactured under an ISO/IEC 17025:2017 certified quality system. The balance used to weigh raw materials is accurate to +/- 0.0001g and calibrated regularly using mass standards traceable to NIST. All dilutions were preformed gravimetrically. Additionally, individual analytes are traceable to NIST SRMs where available and specified above.

Homogeneity: Homogeneity was assessed in accordance with ISO 17034:2016. Completed units were sampled using a random stratified sampling protocol. The results of chemical analysis were then compared using a one-way analysis of variance approach as described by TNI EL-V3-2009 Appendix A.2. See Instructions for minimum sub-sample size.

Expiration is at end of month given on certificate and label.

MSDS reports for components comprising greater than 1.0% of the solution or 0.1% for components known to be carcinogens are available upon request.

THIS PRODUCT WAS DESIGNED, PRODUCED AND VERIFIED FOR ACCURACY AND STABILITY IN ACCORDANCE WITH **ISO/IEC 17025:2017 (ANAB Cert AT-1467)** and **ISO 17034:2016 (ANAB Cert AR-1470).**

Andy Ommen - QC Manager

Mark Pooler - QA Supervisor

Certification Date	April 30, 2020
Version	0-4302020

ANAB ACCREDITED ISO 17034 REFERENCE MATERIAL PRODUCER

Analytical RunID GCFID-HP5-B_220124A Standards Traceability Report

Standard ID: DRO200430B
Standard Name: O-Terphenyl
Prep Date: 4/30/2020
Exp Date: 9/30/2024
Department: dropr
Vendor: Chemservice
Lot Number: 9972100
Balance ID:
Comments: ID#: 6271

Type: Neat
Prep By: Ann Nebel
Status: New
Final Volume: mL

Chemical/Solvent Used	Bottle No	Amt	Units	Expires
o-Terphenyl	12650	500	mg	9/30/2024

Stock Source	Base Units	Amount Added

Analytical RunID GCFID-HP5-B_220124A Standards Traceability Report

Standard ID: DRO210406A
Standard Name: Triacontane-d62 Surr For AK103 RRO
Type: Neat
Prep Date: 4/6/2021
Prep By: Ann Nebel
Exp Date: 4/6/2026
Status: New
Department: dropr
Vendor: Sigma-Aldrich
Final Volume: mL
Lot Number: MBBC4347
Balance ID:
Comments: Alaska surr [for AK103 RRO]

Chemical/Solvent Used	Bottle No	Amt	Units	Expires
Triacontane-d62-98 atom % D	13736	500	mg	4/6/2026

Stock Source	Base Units	Amount Added

Analytical RunID GCFID-HP5-B_220124A Standards Traceability Report

Standard ID: DRO211006A
Standard Name: Triacontane SURR 2000 ug/mL
Prep Date: 10/6/2021
Exp Date: 4/6/2026
Department: dropr
Vendor:
Lot Number:
Balance ID: BAL-DRO
Comments: Triacontane SURR 2000 ug/mL

Type: Primary
Prep By: Jillian L Bostwick
Status: New
Final Volume: 50 mL

Chemical/Solvent Used	Bottle No	Amt	Units	Expires
Acetone DZ509	13553	50	mL	4/6/2026

Stock Source	Base Units	Amount Added
DRO210406A	ug/mL	0.1001 g

Analytical RunID GCFID-HP5-B_220124A Standards Traceability Report

Spike ID: DRO211101A
Spike Name: OTP-4000 ug/mL DCM
Prep Date: 11/1/2021
Exp Date: 9/30/2024
Department: dropr
Vendor:
Lot Number:
Balance ID: BAL-DRO
Comments: Used to Prep DRO-8015 ICAL and CCV Solutions

Type: Secondary
Prep By: Ann Nebel
Status: Open
Final Volume: 25 mL

Chemical/Solvent Used	Bottle No	Amt	Units	Expires
Dichloromethane EC328	14408	25	mL	9/30/2024

Stock Source	Base Units	Amount Added
DRO200430B	ug/mL	0.1012 g

Analytical RunID GCFID-HP5-B_220124A Standards Traceability Report

Standard ID: DRO211118A
Standard Name: 50,000 ug/mL Oil Std For AK103 RRO-In DCM
Type: Primary
Prep Date: 11/18/2021
Prep By: Ann Nebel
Exp Date: 10/31/2028
Status: Open
Department: dropr
Vendor: Restek
Final Volume: 1 mL
Lot Number: A0176667
Balance ID: Sartorius 4 place balance
Comments:

Chemical/Solvent Used	Bottle No	Amt	Units	Expires
Residual Range Calibration Standard	14531	1	mL	10/31/2028

Stock Source	Base Units	Amount Added
DRO211118A	ug/mL	

Analytical RunID GCFID-HP5-B_220124A Standards Traceability Report

Standard ID: DRO211214C
Standard Name: Diesel Fuel #2 50,000 ug/mL in DCM
Type: Primary
Prep Date: 12/14/2021
Prep By: Ann Nebel
Exp Date: 4/30/2023
Status: New
Department: dropr
Vendor: Sigma-Aldrich
Final Volume: mL
Lot Number: LRAC6316
Balance ID:
Comments: Diesel Fuel #2 For CCVs.

Chemical/Solvent Used	Bottle No	Amt	Units	Expires
Diesel Fuel No. 2	14623	1	mL	4/30/2023

Stock Source	Base Units	Amount Added
DRO211214C	ug/mL	

Analytical RunID GCFID-HP5-B_220124A Standards Traceability Report

Standard ID: DRO220106B
Standard Name: Triacontane SURR 1000 ug/mL
Type: Secondary
Prep Date: 1/6/2022
Prep By: Jillian L Bostwick
Exp Date: 4/6/2026
Status: New
Department: dropr
Vendor:
Final Volume: 10 mL
Lot Number:
Balance ID: BAL-DRO
Comments: 2X dilution of Triacontane SURR 2000 ug/mL

Chemical/Solvent Used	Bottle No	Amt	Units	Expires
Dichloromethane EC832	14647	5	mL	4/6/2026

Stock Source	Base Units	Amount Added
DRO211006A	ug/mL	5 mL

Analytical RunID GCFID-HP5-B_220124A Standards Traceability Report

Standard ID: DRO220110A
Standard Name: Carbon Scan STD-Marker
Type: Neat
Prep Date: 1/11/2022
Prep By: Ann Nebel
Exp Date: 7/13/2026
Status: Open
Department: dropr
Vendor: ASI2
Final Volume: 1.2 mL
Lot Number: 55064
Balance ID:
Comments: FOR Qualitative analyst only.31 compounds-C5 to C30,32,34,36,38,40.

Chemical/Solvent Used	Bottle No	Amt	Units	Expires
n-Hydrocarbons- C5 to C30, C32, C34, C36, C38, C40	14737	1.2	mL	7/13/2026

Stock Source	Base Units	Amount Added
DRO220110A	ug/mL	

Analytical RunID GCFID-HP5-B_220124A Standards Traceability Report

Standard ID: DRO220111A
Standard Name: Carbon Scan STD-Marker
Type: Primary
Prep Date: 1/11/2022
Prep By: Ann Nebel
Exp Date: 7/13/2026
Status: Open
Department: dropr
Vendor: ASI2
Final Volume: 2.4 mL
Lot Number: 071306
Balance ID:
Comments: FOR Qualitative analyst only.31 compounds-C5 to C30,32,34,36,38,40.

Chemical/Solvent Used	Bottle No	Amt	Units	Expires
Carbon Disulfide 55064	7477	1.2	mL	7/13/2026

Stock Source	Base Units	Amount Added
DRO220110A	ug/mL	1.2 mL

Analytical RunID GCFID-HP5-B_220124A Standards Traceability Report

Standard ID: DRO220114A
Standard Name: 8015 CCV-15,000ug/mL + 200 OTP
Prep Date: 1/14/2022
Exp Date: 4/30/2023
Department: dropr
Vendor:
Lot Number:
Balance ID:
Comments: 8015DRO CCV MIX-15,000ug/mL +200 OTP #2 Diesel

Type: Secondary
Prep By: Jillian L Bostwick
Status: New
Final Volume: 4 mL

Chemical/Solvent Used	Bottle No	Amt	Units	Expires
Dichloromethane EC832	14647	2.6	mL	4/30/2023

Stock Source	Base Units	Amount Added
DRO211214C	ug/mL	1.2 mL
DRO211101A	ug/mL	0.2 mL

Analytical RunID GCFID-HP5-B_220124A Standards Traceability Report

Standard ID: DRO220118A
Standard Name: 5,000 ug/mL RRO CCV 200 ug/mL Triacontane
Type: Secondary
Prep Date: 1/18/2022
Prep By: Ann Nebel
Exp Date: 4/6/2026
Status: New
Department: dropr
Vendor:
Final Volume: 4 mL
Lot Number:
Balance ID:
Comments: CCV for AK102 and 8015C RRO.

Chemical/Solvent Used	Bottle No	Amt	Units	Expires
Dichloromethane EC849	14747	2.8	mL	4/6/2026

Stock Source	Base Units	Amount Added
DRO220106B	ug/mL	800 µL
DRO211118A	ug/mL	400 µL

Ana

CHEM SERVICE INC

660 Tower Lane • P.O. Box 599 • West Chester, PA 19381-0599
1-800-452-9994 • 1-610-692-3026 • Fax 1-610-692-8729
info@chemservice.com • www.chemservice.com

CERTIFICATE OF ANALYSIS

o-Terphenyl

CATALOG NUMBER	N-12693-500MG
LOT NUMBER	9972100
DATE CERTIFIED	09/23/19
EXPIRATION DATE	09/30/24
CAS NUMBER	84-15-1
MOLECULAR FORMULA	C18H14
MOLECULAR WEIGHT	230.32
STORAGE	Store in a cool dry place.
HANDLING	See Safety Data Sheet
INTENDED USE	For laboratory use only.

Analytical Test	Value
FT-IR SPECTROSCOPY	CONFORMS TO STRUCTURE
GC/MS SPECTRA ID	MATCHES NIST DATABASE
MELTING POINT (°C)	57.1
% PURITY (GC/FID)	99.5

Chem Service, Inc. guarantees the purity to be +/- 0.5% deviation prior to the expiration date shown on the label and exclusive of any customer contamination.

Certified By:

Mary Beth O'Donnell

Mary Beth O'Donnell
CSM/TC

ID #: 12650
Opened:
o-Terphenyl
Expires: 9/30/2024
Rec'd: 4/30/2020
Energy Laboratories Inc 1120 So. 27th Street
Billings MT 59107

Chem Service is accredited to ISO 17034:2016, ISO/IEC 17025:2017 and certified to ISO 9001:2015

COA Form
Revision 3 (3/2015)

660 Tower Lane • P.O. Box 599 • West Chester, PA 19381-0599
1-800-452-9994 • 1-610-692-3026 • Fax 1-610-692-8729
info@chemservice.com • www.chemservice.com

CERTIFICATE OF ANALYSIS

Analysis Method:

Catalog Number:	N-12693-500MG
Description:	o-Terphenyl
Lot Number:	9972100
Expiration Date:	09/30/24

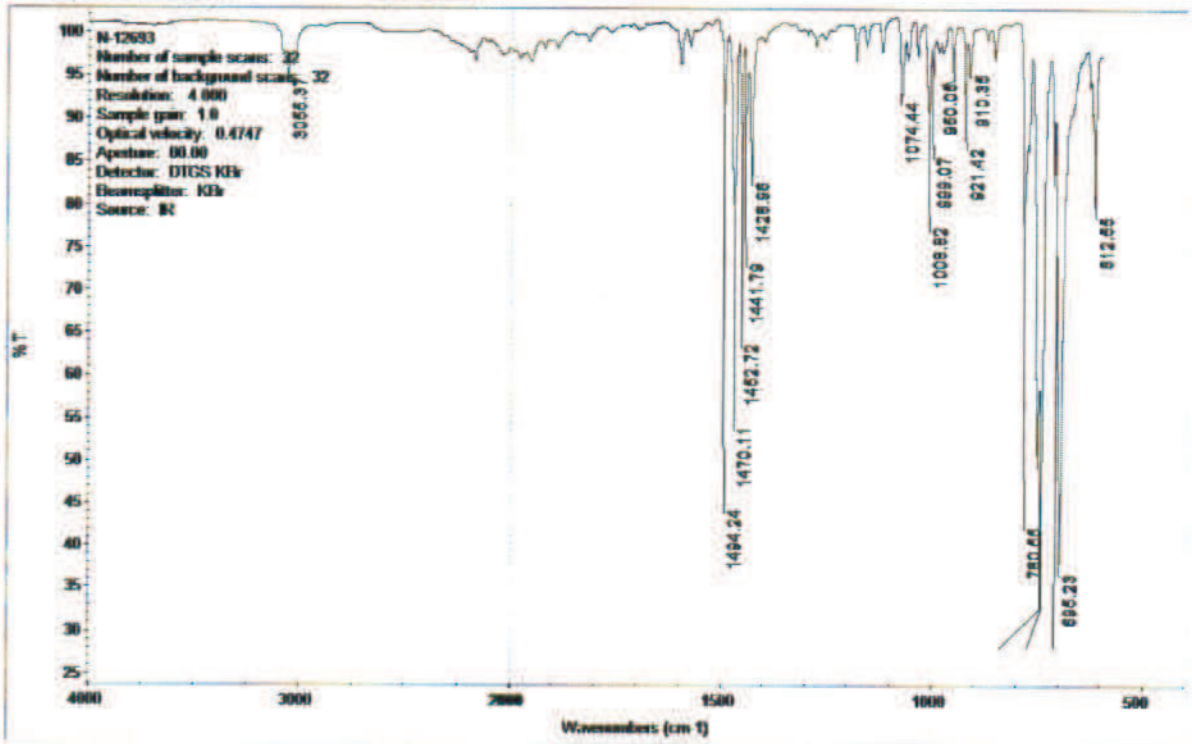

Chem Service is accredited to ISO 17034:2016, ISO/IEC 17025:2017 and certified to ISO 9001:2015

660 Tower Lane • P.O. Box 599 • West Chester, PA 19381-0599
1-800-452-9994 • 1-610-692-3026 • Fax 1-610-692-8729
info@chemservice.com • www.chemservice.com

CERTIFICATE OF ANALYSIS

Analysis Method:

Catalog Number:	N-12693-500MG
Description:	o-Terphenyl
Lot Number:	9972100
Expiration Date:	09/30/24

Chem Service Inc Area Percent Report

```
Data File: D:\msdchem\2019 DATA\0919\0923-01.D
Acq On     : 23 Sep 2019  10:40
Operator   :
Sample     : n-12693
Misc       :
ALS Vial   : 95

Integration Parameters: autoint1.e
Integrator: ChemStation

DataAcq Meth:SCREEN.M
Method     : D:\msdchem\2019 DATA\0919\0903-09.D\ERIN.M

Signal     : TIC: 0923-01.D\data.ms
```

peak #	R.T. min	first scan	max scan	last scan	PK TY	peak height	corr. area	corr. % max.	% of total
1	11.844	1597	1606	1613	BB	32038221	432253484	100.00%	100.000%

Sum of corrected areas: 432253484

ERIN.M Mon Sep 23 10:55:51 2019

Chem Service is accredited to ISO 17034:2016, ISO/IEC 17025:2017 and certified to ISO 9001:2015

660 Tower Lane • P.O. Box 599 • West Chester, PA 19381-0599
1-800-452-9994 • 1-610-692-3026 • Fax 1-610-692-8729
info@chemservice.com • www.chemservice.com

CERTIFICATE OF ANALYSIS

Analysis Method:

Catalog Number:	N-12693-500MG
Description:	o-Terphenyl
Lot Number:	9972100
Expiration Date:	09/30/24



Chem Service is accredited to ISO 17034:2016, ISO/IEC 17025:2017 and certified to ISO 9001:2015

660 Tower Lane • P.O. Box 599 • West Chester, PA 19381-0599
1-800-452-9994 • 1-610-692-3026 • Fax 1-610-692-8729
info@chemservice.com • www.chemservice.com

CERTIFICATE OF ANALYSIS

Analysis Method:

Catalog Number:	N-12693-500MG
Description:	o-Terphenyl
Lot Number:	9972100
Expiration Date:	09/30/24

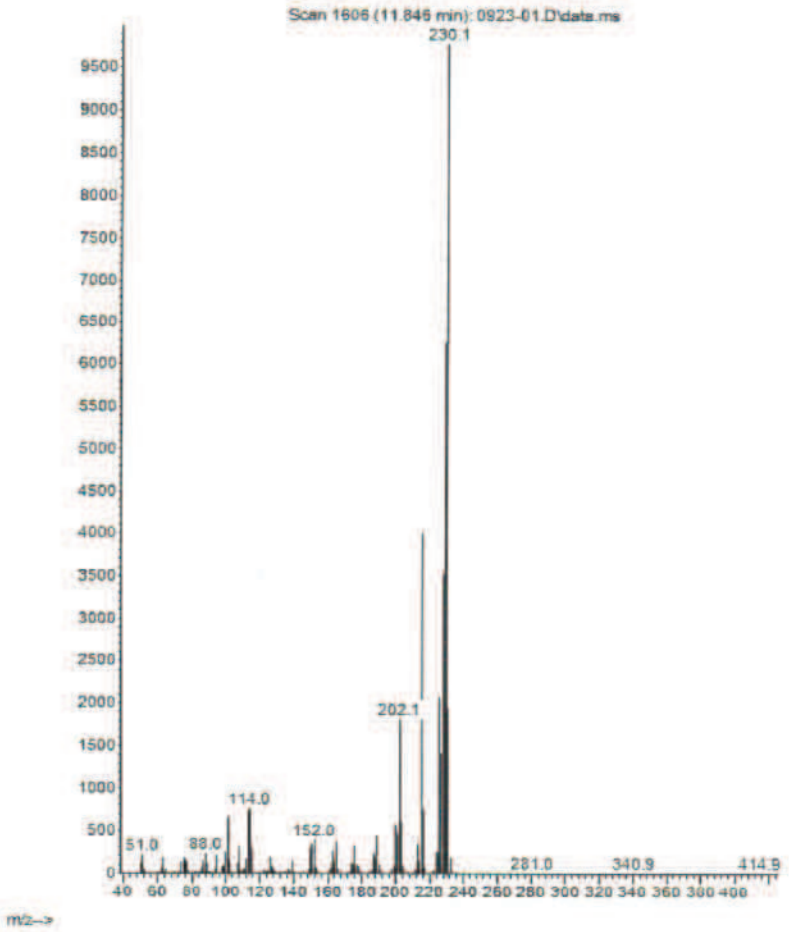

Chem Service is accredited to ISO 17034:2016, ISO/IEC 17025:2017 and certified to ISO 9001:2015

660 Tower Lane • P.O. Box 599 • West Chester, PA 19381-0599
1-800-452-9994 • 1-610-692-3026 • Fax 1-610-692-8729
info@chemservice.com • www.chemservice.com

CERTIFICATE OF ANALYSIS

Analysis Method:

Catalog Number:	N-12693-500MG
Description:	o-Terphenyl
Lot Number:	9972100
Expiration Date:	09/30/24

Chem Service is accredited to ISO 17034:2016, ISO/IEC 17025:2017 and certified to ISO 9001:2015

660 Tower Lane • P.O. Box 599 • West Chester, PA 19381-0599
1-800-452-9994 • 1-610-692-3026 • Fax 1-610-692-8729
info@chemservice.com • www.chemservice.com

Gas

CERTIFICATE OF ANALYSIS

Data file:	C:\CHEM3\		
Sample name:	N-12693		
Instrument:	GC 2	**Sample type:**	Sample
Injection date:	9/23/2019 9:56:34 AM	**Location:**	Vial 141
Acq. method:	SCREEN.M	**Injection volume:**	1.0uL
Column name:	HP-5		

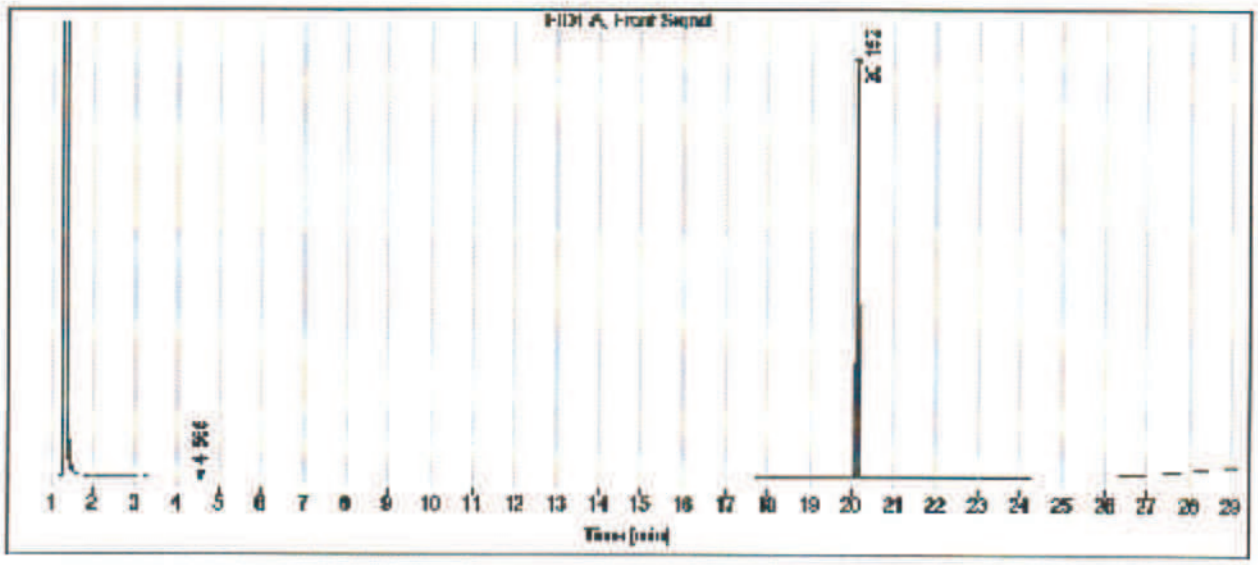

Signal: FID1 A, Front Signal

RT [min]	Type	Width [min]	Area	Height	Area%
4.565	BB	0.0305	1.2408	0.5122	0.11
20.152	BB	0.0391	1171.9556	439.4599	99.89
		Sum	1173.1963		

Chem Service is accredited to ISO 17034:2016, ISO/IEC 17025:2017 and certified to ISO 9001:2015

SIGMA-ALDRICH

sigma-aldrich.com

3050 Spruce Street, Saint Louis, MO 63103, USA
Website: www.sigmaaldrich.com
Email USA: techserv@sial.com
Outside USA: eurtechserv@sial.com

Certificate of Analysis

Product Name:
Triacontane-d62 - 98 atom % D

Product Number:	**451789**
Batch Number:	**MBBC4347**
Brand:	ALDRICH
CAS Number:	93952-07-9
MDL Number:	MFCD00209794
Formula:	C30D62
Formula Weight:	485.20 g/mol
Quality Release Date:	27 APR 2018

$CD_3(CD_2)_{28}CD_3$

ID #: 13736
Opened:
Triacontane-d62-98 atom % D
Expires: 4/6/2026
Rec'd: 4/6/2021
Energy Laboratories Inc 1120 So 27th Street
Billings MT 59107

Test	Specification	Result
Purity (HPLC)	≥ 99.0 %	99.0 %
Proton NMR Spectrum	Conforms to Structure	Conforms
D Enrichment	≥ 98.0 %	99.0 %
Initial Melting Point		60.0 °C
Final Melting Point		62.0 °C

Greg Abernathy, Supervisor
Quality Control
Miamisburg, Ohio US

Sigma-Aldrich warrants, that at the time of the quality release or subsequent retest date this product conformed to the information contained in this publication. The current Specification sheet may be available at Sigma-Aldrich.com. For further inquiries, please contact Technical Service. Purchaser must determine the suitability of the product for its particular use. See reverse side of invoice or packing slip for additional terms and conditions of sale.

Version Number: 1

Ana

RESTEK® CERTIFIED REFERENCE MATERIAL

110 Benner Circle
Bellefonte, PA 16823-8812
Tel: (800)356-1688
Fax: (814)353-1309

www.restek.com

ACCREDITED
ISO 17034 Accredited
Reference Material Producer
Certificate #3222.01

ACCREDITED
ISO/IEC 17025 Accredited
Testing Laboratory
Certificate #3222.02

Certificate of Analysis

FOR LABORATORY USE ONLY-READ SDS PRIOR TO USE.

This Reference Material is intended for Laboratory Use Only as a standard for the qualitative and/or quantitative determination of the analyte(s) listed.

Catalog No. : 31817 **Lot No.:** A0176667

Description : Residual Range Calibration Standard (RCS)

Residual Range Calib Std (RCS) 50,000µg/mL, Methylene Chloride, 1mL/ampul

Container Size : 2 mL **Pkg Amt:** > 1 mL

Expiration Date : October 31, 2028 **Storage:** 25°C nominal

Ship: Ambient

CERTIFIED VALUES

Elution Order	Compound	Grav. Conc. (weight/volume)	Expanded Uncertainty (95% C.L.; K=2)	
1	Motor Oil SAE30 & SAE40 Blend (Pennzoil) **CAS #** 64742-65-0.F (Lot A0126386) **Purity** ----%	50,102.0 µg/mL	+/- 293.3582 µg/mL +/- 1,492.1008 µg/mL +/- 1,591.3244 µg/mL	Gravimetric Unstressed Stressed

Solvent: Methylene chloride
CAS # 75-09-2
Purity 99%

ID #: 14531
Opened:
Residual Range Calibration Standard
Expires: 10/31/2028
Rec'd: 11/18/2021
Energy Laboratories Inc 1120 So. 27th Street
Billings MT 59107

Column:
30m x 0.25mm x 0.25µm
Rtx-5 (cat.#10223)

Carrier Gas:
hydrogen-constant pressure 10 psi.

Temp. Program:
40°C (hold 2 min.) to 330°C
@ 10°C/min. (hold 10 min.)

Inj. Temp:
250°C

Det. Temp:
330°C

Det. Type:
FID

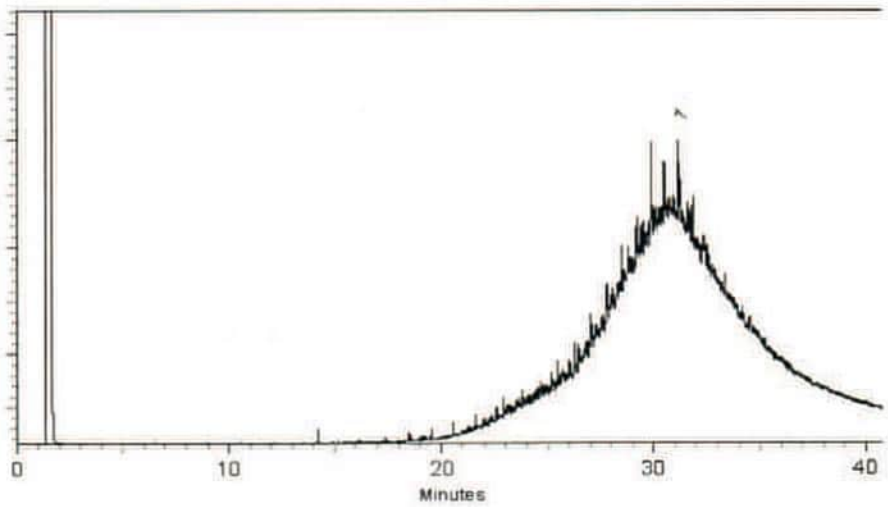

This chromatogram represents a general set of testing conditions chosen for product acceptance. For optimal results in your lab, conditions should be adjusted for your specific instrument, method, and application.

Sam Moodler - Operations Tech I

Date Mixed: 22-Sep-2021 **Balance:** 1128360905

Alexis Shelow - Operations Tech I

Date Passed: 23-Sep-2021

Manufactured under Restek's ISO 9001:2015
Registered Quality System
Certificate #FM 80397

General Certified Reference Material Notes

Expiration Notes:

- Expiration date valid for unopened ampul stored in compliance with the recommended conditions.
- Uncertainty, concentration, and expiration of the CRM are based on the unopened product being stored according to the recommended condition found in the storage field.

Purity Notes:

- Purity and/or chemical identity are determined by one or more of the following techniques: GC/FID, HPLC, GC/μECD, GC/MS, LC/MS, RI, and/or melting point.
- Compounds with a listed purity of less than 99% have been weight corrected to compensate for impurities and/or salts. A correction factor is used to calculate the amount of compound necessary to achieve the desired concentration of the parent compound in solution.
- Purity of isomeric compounds is reported as the sum of the isomers.
- Purity values are rounded to the nearest whole number.

Certified Uncertainty Value Notes:

- The uncertainties are determined in accordance with ISO 17034 and Guide 35. The certified combined stressed uncertainty value (includes gravimetric uncertainty, homogeneity between-ampul uncertainty, storage stability uncertainty and shipping stability uncertainty and were combined using the following formula:

$$U_{combined\ stressed} = k\sqrt{U^2_{gravimetric} + U^2_{homogeneity} + U^2_{storage\ stability} + U^2_{shipping\ stability}}$$

k is a coverage factor of 2, which gives a level of confidence of approximately 95%.

- It is important to note that the shipping stability uncertainty was obtained under temperature extremes for specific time intervals; therefore, the certified combined stressed uncertainty value should only be applied to the product if it was stored at non-standard temperature conditions up to and including 7 days. Contact Restek Technical Service at www.restek.com/Contact-Us for use recommendations if your shipment was in-transit for more than 7 days at non-standard temperature conditions.
- Apply the certified combined unstressed uncertainty value if the product was received under standard shipping conditions. Apply the certified combined stressed uncertainty value if the product was received under non-standard conditions as specified below.

Label Conditions	Standard Conditions	Non-Standard Conditions
25°C Nominal (Room Temperature)	< 60°C	≥ 60°C up to 7 days
10°C or colder (Refrigerate)	< 40°C	≥ 40°C up to 7 days
0°C or colder (Freezer) -20°C or colder (Deep Freezer)	< 25°C	≥ 25°C up to 7 days

- Separate (not combined) uncertainty values for gravimetric uncertainty are also displayed on the certificate, if needed, separate homogeneity between-ampul uncertainty, storage stability uncertainty and shipping stability uncertainty values are available by contacting Restek Technical Service at www.restek.com/Contact-Us.
- The packaged amount is the minimum sample size for which uncertainty is valid. The ampules are over-filled to ensure that the minimum packaged amount can be sufficiently transferred.

Manufacturing Notes:

- Concentration is based upon gravimetric preparation using either a balance whose calibration has been verified daily using NIST traceable weights, and/or dilutions with Class A glassware.

Handling Notes:

- Stability of the unopened product, when stored in compliance with the recommended conditions, is guaranteed through the expiration displayed on the product label and certificate. Contact Restek for additional opened product stability information, with the knowledge/understanding that open product stability is subject to the specific handling and environmental conditions to which the product is exposed. For your convenience Restek supplies deactivated vials with most standards packed in 2mL ampules. Larger volume deactivated vials are available through Restek as a custom ordered item. Additionally, Restek sells DMDCS for the purpose of glassware deactivation as catalog number 31861, which includes complete instructions.

Certificate of Analysis

Diesel Fuel No. 2

Certified Reference Material

Description

Product ID UST148
Lot **LRAC6316**
Expiration Date April 2023
Manufacturing Date April 2020
Storage Conditions Room Temperature
Solvent/Matrix DICHLOROMETHANE

ID #: 14623
Opened:
Diesel Fuel No. 2
Expires: 4/30/2023
Rec'd: 12/14/2021
Energy Laboratories Inc 1120 So. 27th Street
Billings MT 59107

Certified Values

Analyte	*Certified Value* [1,4]	*Units*	*Raw Material Purity,%*	*Raw Material Lot*	*CAS*
NO.2 FUEL OIL	50001 ± 2770	µg/mL	100.0	LA80505	68476-34-6

Informational Values

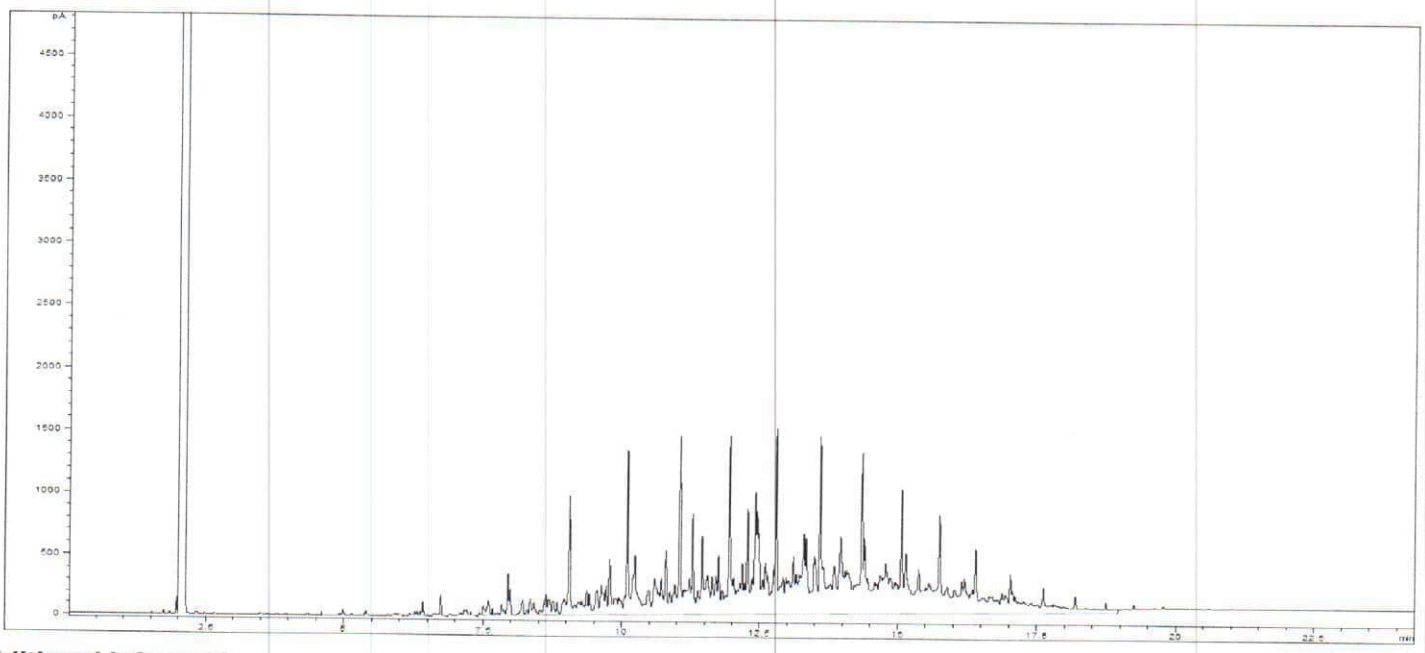

Additional Information:

Analytical Method Parameters:
Column: SPB-5, 30 m × 0.53 mm I.D., 1.5 µm film thickness (Column #214)
Carrier Gas: H2, Flow: 4.0 mL/min
Inlet Temperature: 250 °C, Injection Volume: 1.0 µL
Injection Mode: Split, Split Ratio: 10: 1
Temperature Program: 40 °C (Hold 2 min) @ 15 °C/min to 300 °C (Hold 5 min)
Detector: FID
Detector Temperature: 300 °C

ANAB ACCREDITED ISO 17034 REFERENCE MATERIAL PRODUCER

SIGMA-ALDRICH®
2931 Soldier Springs Rd. Laramie, Wyoming 82070 USA
800-325-5832
TechService@milliporesigma.com www.sigma-aldrich.com

Description

Lot **LRAC6316**
Expiration Date April 2023
Manufacturing Date April 2020
Storage Conditions Room Temperature
Solvent/Matrix DICHLOROMETHANE

1 **Metrological traceability:** Traceable to the SI and higher order standards from NIST through an unbroken chain of comparisons. The balance used to weigh raw materials is accurate to +/-0.0001 g and calibrated regularly using mass standards traceable to NIST. All dilutions were performed gravimetrically. Additionally, individual analytes are traceable to NIST SRMs where available and specified above.
4 Ucrm - Uncertainty values in this document are expressed as Expanded Uncertainty (Ucrm) corresponding to the 95% confidence interval. Ucrm is derived from the combined standard uncertainty multiplied by the coverage factor k, which is obtained from a *t*-distribution and degrees of freedom. The components of combined standard uncertainty include the uncertainties due to characterization, homogeneity, long term stability, and short term stability (transport). The components due to stability are generally considered to be negligible unless otherwise indicated by stability studies. The mathematical representation of the Ucrm calculation is as follows:

$$u_{CRM} = \sqrt{u^2_{char} + u^2_{homogeneity} + u^2_{stability}}$$

k: Coverage factor derived from a t-distribution table, based on the degrees of freedom of the data set. Assume 2.0 for a **Confidence interval = 95%**

6 Analytical Value- For QC verification of the certified value only- not to be used in calculations. Represents the analytical data obtained by comparison to a standard as analyzed by the method described in the CoA or another acceptable method. The result may differ from the certified value and UCRM based on method uncertainty as well as the uncertainty associated with the standard used for comparison.

Traceability: The standard was manufactured under an ISO/IEC 17025:2017 certified quality system. The balance used to weigh raw materials is accurate to +/- 0.0001g and calibrated regularly using mass standards traceable to NIST. All dilutions were preformed gravimetrically. Additionally, individual analytes are traceable to NIST SRMs where available and specified above.

Homogeneity: Homogeneity was assessed in accordance with ISO 17034:2016. Completed units were sampled using a random stratified sampling protocol. The results of chemical analysis were then compared using a one-way analysis of variance approach as described by TNI EL-V3-2009 Appendix A.2. See Instructions for minimum sub-sample size.

Expiration is at end of month given on certificate and label.

MSDS reports for components comprising greater than 1.0% of the solution or 0.1% for components known to be carcinogens are available upon request.

THIS PRODUCT WAS DESIGNED, PRODUCED AND VERIFIED FOR ACCURACY AND STABILITY IN ACCORDANCE WITH **ISO/IEC 17025:2017 (ANAB Cert AT-1467)** and **ISO 17034:2016 (ANAB Cert AR-1470).**

Andy Ommen - QC Manager

Mark Pooler - QA Supervisor

Certification Date April 30, 2020
Version 0-4302020

ANAB ACCREDITED ISO 17034 REFERENCE MATERIAL PRODUCER

Analytical RunID GCFID-HP5-B_220124B Standards Traceability Report

Standard ID: DRO200430B
Standard Name: O-Terphenyl
Prep Date: 4/30/2020
Exp Date: 9/30/2024
Department: dropr
Vendor: Chemservice
Lot Number: 9972100
Balance ID:
Comments: ID#: 6271

Type: Neat
Prep By: Ann Nebel
Status: New
Final Volume: mL

Chemical/Solvent Used	Bottle No	Amt	Units	Expires
o-Terphenyl	12650	500	mg	9/30/2024

Stock Source	Base Units	Amount Added

Analytical RunID GCFID-HP5-B_220124B Standards Traceability Report

Standard ID: DRO210406A
Standard Name: Triacontane-d62 Surr For AK103 RRO
Type: Neat
Prep Date: 4/6/2021
Prep By: Ann Nebel
Exp Date: 4/6/2026
Status: New
Department: dropr
Vendor: Sigma-Aldrich
Final Volume: mL
Lot Number: MBBC4347
Balance ID:
Comments: Alaska surr [for AK103 RRO]

Chemical/Solvent Used	Bottle No	Amt	Units	Expires
Triacontane-d62-98 atom % D	13736	500	mg	4/6/2026

Stock Source	Base Units	Amount Added

Analytical RunID GCFID-HP5-B_220124B Standards Traceability Report

Standard ID: DRO211006A
Standard Name: Triacontane SURR 2000 ug/mL
Type: Primary
Prep Date: 10/6/2021
Prep By: Jillian L Bostwick
Exp Date: 4/6/2026
Status: New
Department: dropr
Vendor:
Final Volume: 50 mL
Lot Number:
Balance ID: BAL-DRO
Comments: Triacontane SURR 2000 ug/mL

Chemical/Solvent Used	Bottle No	Amt	Units	Expires
Acetone DZ509	13553	50	mL	4/6/2026

Stock Source	Base Units	Amount Added
DRO210406A	ug/mL	0.1001 g

Analytical RunID GCFID-HP5-B_220124B Standards Traceability Report

Spike ID: DRO211101A
Spike Name: OTP-4000 ug/mL DCM
Prep Date: 11/1/2021
Exp Date: 9/30/2024
Department: dropr
Vendor:
Lot Number:
Balance ID: BAL-DRO
Comments: Used to Prep DRO-8015 ICAL and CCV Solutions

Type: Secondary
Prep By: Ann Nebel
Status: Open
Final Volume: 25 mL

Chemical/Solvent Used	Bottle No	Amt	Units	Expires
Dichloromethane EC328	14408	25	mL	9/30/2024

Stock Source	Base Units	Amount Added
DRO200430B	ug/mL	0.1012 g

Analytical RunID GCFID-HP5-B_220124B Standards Traceability Report

Standard ID: DRO211118A
Standard Name: 50,000 ug/mL Oil Std For AK103 RRO-In DCM
Type: Primary
Prep Date: 11/18/2021
Prep By: Ann Nebel
Exp Date: 10/31/2028
Status: Open
Department: dropr
Vendor: Restek
Final Volume: 1 mL
Lot Number: A0176667
Balance ID: Sartorius 4 place balance
Comments:

Chemical/Solvent Used	Bottle No	Amt	Units	Expires
Residual Range Calibration Standard	14531	1	mL	10/31/2028

Stock Source	Base Units	Amount Added
DRO211118A	ug/mL	

Analytical RunID GCFID-HP5-B_220124B Standards Traceability Report

Standard ID: DRO211214C
Standard Name: Diesel Fuel #2 50,000 ug/mL in DCM
Type: Primary
Prep Date: 12/14/2021
Prep By: Ann Nebel
Exp Date: 4/30/2023
Status: New
Department: dropr
Vendor: Sigma-Aldrich
Final Volume: mL
Lot Number: LRAC6316
Balance ID:
Comments: Diesel Fuel #2 For CCVs.

Chemical/Solvent Used	Bottle No	Amt	Units	Expires
Diesel Fuel No. 2	14623	1	mL	4/30/2023

Stock Source	Base Units	Amount Added
DRO211214C	ug/mL	

Analytical RunID GCFID-HP5-B_220124B Standards Traceability Report

Standard ID: DRO220106B
Standard Name: Triacontane SURR 1000 ug/mL
Type: Secondary
Prep Date: 1/6/2022
Prep By: Jillian L Bostwick
Exp Date: 4/6/2026
Status: New
Department: dropr
Vendor:
Final Volume: 10 mL
Lot Number:
Balance ID: BAL-DRO
Comments: 2X dilution of Triacontane SURR 2000 ug/mL

Chemical/Solvent Used	Bottle No	Amt	Units	Expires
Dichloromethane EC832	14647	5	mL	4/6/2026

Stock Source	Base Units	Amount Added
DRO211006A	ug/mL	5 mL

Analytical RunID GCFID-HP5-B_220124B Standards Traceability Report

Standard ID: DRO220110A
Standard Name: Carbon Scan STD-Marker
Type: Neat
Prep Date: 1/11/2022
Prep By: Ann Nebel
Exp Date: 7/13/2026
Status: Open
Department: dropr
Vendor: ASI2
Final Volume: 1.2 mL
Lot Number: 55064
Balance ID:
Comments: FOR Qualitative analyst only.31 compounds-C5 to C30,32,34,36,38,40.

Chemical/Solvent Used	Bottle No	Amt	Units	Expires
n-Hydrocarbons- C5 to C30, C32, C34, C36, C38, C40	14737	1.2	mL	7/13/2026

Stock Source	Base Units	Amount Added
DRO220110A	ug/mL	

Analytical RunID GCFID-HP5-B_220124B Standards Traceability Report

Standard ID: DRO220111A
Standard Name: Carbon Scan STD-Marker
Type: Primary
Prep Date: 1/11/2022
Prep By: Ann Nebel
Exp Date: 7/13/2026
Status: Open
Department: dropr
Vendor: ASI2
Final Volume: 2.4 mL
Lot Number: 071306
Balance ID:
Comments: FOR Qualitative analyst only.31 compounds-C5 to C30,32,34,36,38,40.

Chemical/Solvent Used	Bottle No	Amt	Units	Expires
Carbon Disulfide 55064	7477	1.2	mL	7/13/2026

Stock Source	Base Units	Amount Added
DRO220110A	ug/mL	1.2 mL

Analytical RunID GCFID-HP5-B_220124B Standards Traceability Report

Standard ID: DRO220114A
Standard Name: 8015 CCV-15,000ug/mL + 200 OTP
Prep Date: 1/14/2022
Exp Date: 4/30/2023
Department: dropr
Vendor:
Lot Number:
Balance ID:
Comments: 8015DRO CCV MIX-15,000ug/mL +200 OTP #2 Diesel

Type: Secondary
Prep By: Jillian L Bostwick
Status: New
Final Volume: 4 mL

Chemical/Solvent Used	Bottle No	Amt	Units	Expires
Dichloromethane EC832	14647	2.6	mL	4/30/2023

Stock Source	Base Units	Amount Added
DRO211214C	ug/mL	1.2 mL
DRO211101A	ug/mL	0.2 mL

Analytical RunID GCFID-HP5-B_220124B Standards Traceability Report

Standard ID: DRO220118A
Standard Name: 5,000 ug/mL RRO CCV 200 ug/mL Triacontane
Type: Secondary
Prep Date: 1/18/2022
Prep By: Ann Nebel
Exp Date: 4/6/2026
Status: New
Department: dropr
Vendor:
Final Volume: 4 mL
Lot Number:
Balance ID:
Comments: CCV for AK102 and 8015C RRO.

Chemical/Solvent Used	Bottle No	Amt	Units	Expires
Dichloromethane EC849	14747	2.8	mL	4/6/2026

Stock Source	Base Units	Amount Added
DRO220106B	ug/mL	800 µL
DRO211118A	ug/mL	400 µL

Analytical RunID GCFID-HP5-B_220124B Standards Traceability Report

Standard ID: DRO220124A
Standard Name: 8015 CCV-15,000ug/mL + 200 OTP
Prep Date: 1/24/2022
Exp Date: 4/30/2023
Department: dropr
Vendor:
Lot Number:
Balance ID:
Comments: 8015DRO CCV MIX-15,000ug/mL +200 OTP #2 Diesel

Type: Secondary
Prep By: Jillian L Bostwick
Status: New
Final Volume: 4 mL

Chemical/Solvent Used	Bottle No	Amt	Units	Expires
Dichloromethane EC849	14747	2.6	mL	4/30/2023

Stock Source	Base Units	Amount Added
DRO211214C	ug/mL	1.2 mL
DRO211101A	ug/mL	0.2 mL

Ana

CHEM SERVICE INC

660 Tower Lane • P.O. Box 599 • West Chester, PA 19381-0599
1-800-452-9994 • 1-610-692-3026 • Fax 1-610-692-8729
info@chemservice.com • www.chemservice.com

CERTIFICATE OF ANALYSIS

o-Terphenyl

CATALOG NUMBER	N-12693-500MG
LOT NUMBER	9972100
DATE CERTIFIED	09/23/19
EXPIRATION DATE	09/30/24
CAS NUMBER	84-15-1
MOLECULAR FORMULA	C18H14
MOLECULAR WEIGHT	230.32
STORAGE	Store in a cool dry place.
HANDLING	See Safety Data Sheet
INTENDED USE	For laboratory use only.

Analytical Test	Value
FT-IR SPECTROSCOPY	CONFORMS TO STRUCTURE
GC/MS SPECTRA ID	MATCHES NIST DATABASE
MELTING POINT (°C)	57.1
% PURITY (GC/FID)	99.5

Chem Service, Inc. guarantees the purity to be +/- 0.5% deviation prior to the expiration date shown on the label and exclusive of any customer contamination.

Certified By:

Mary Beth O'Donnell

Mary Beth O'Donnell
CSM/TC

ID #: 12650
Opened:
o-Terphenyl
Expires: 9/30/2024
Rec'd: 4/30/2020
Energy Laboratories Inc 1120 So. 27th Street
Billings MT 59107

Chem Service is accredited to ISO 17034:2016, ISO/IEC 17025:2017 and certified to ISO 9001:2015

COA Form
Revision 3 (3/2015)

660 Tower Lane • P.O. Box 599 • West Chester, PA 19381-0599
1-800-452-9994 • 1-610-692-3026 • Fax 1-610-692-8729
info@chemservice.com • www.chemservice.com

CERTIFICATE OF ANALYSIS

Analysis Method:

Catalog Number:	N-12693-500MG
Description:	o-Terphenyl
Lot Number:	9972100
Expiration Date:	09/30/24

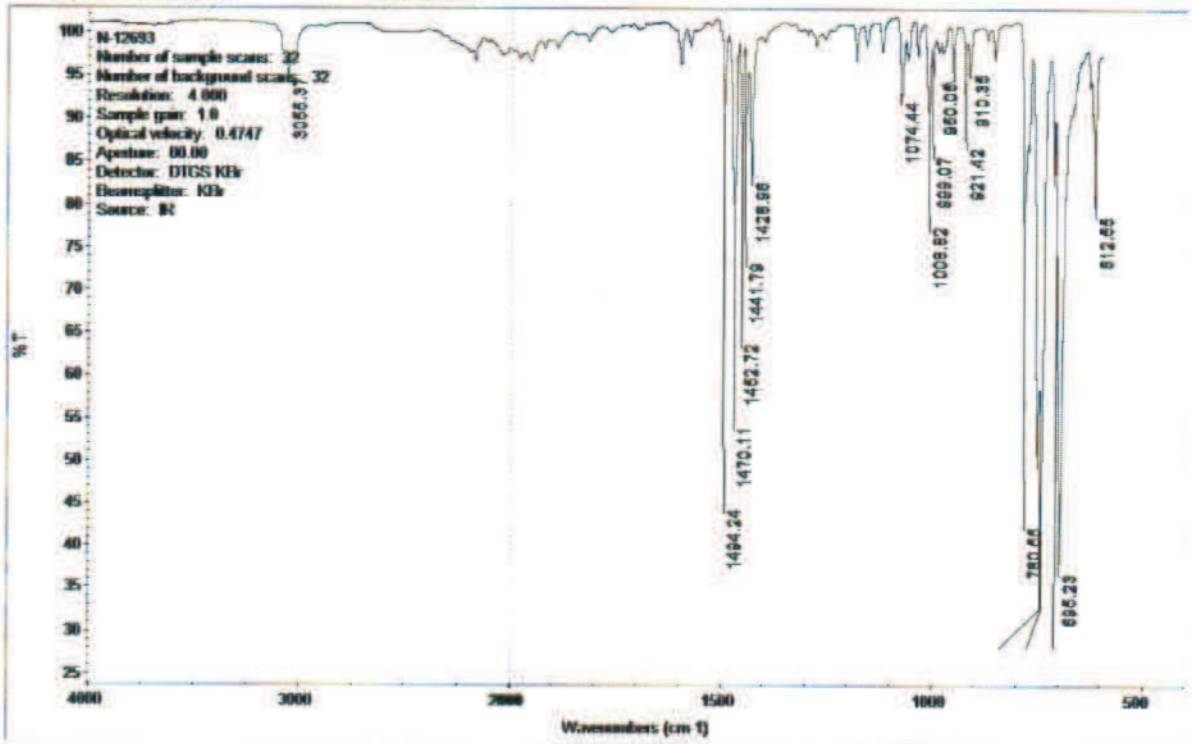

Chem Service is accredited to ISO 17034:2016, ISO/IEC 17025:2017 and certified to ISO 9001:2015

660 Tower Lane • P.O. Box 599 • West Chester, PA 19381-0599
1-800-452-9994 • 1-610-692-3026 • Fax 1-610-692-8729
info@chemservice.com • www.chemservice.com

CERTIFICATE OF ANALYSIS

Analysis Method:

Catalog Number:	N-12693-500MG
Description:	o-Terphenyl
Lot Number:	9972100
Expiration Date:	09/30/24

Chem Service Inc Area Percent Report

```
Data File: D:\msdchem\2019 DATA\0919\0923-01.D
Acq On     : 23 Sep 2019  10:40
Operator   :
Sample     : n-12693
Misc       :
ALS Vial   : 95

Integration Parameters: autoint1.e
Integrator: ChemStation

DataAcq Meth:SCREEN.M
Method     : D:\msdchem\2019 DATA\0919\0903-09.D\ERIN.M

Signal     : TIC: 0923-01.D\data.ms
```

peak #	R.T. min	first scan	max scan	last scan	PK TY	peak height	corr. area	corr. % max.	% of total
1	11.844	1597	1606	1613	BB	32038221	432253484	100.00%	100.000%

Sum of corrected areas: 432253484

ERIN.M Mon Sep 23 10:55:51 2019

Chem Service is accredited to ISO 17034:2016, ISO/IEC 17025:2017 and certified to ISO 9001:2015

660 Tower Lane • P.O. Box 599 • West Chester, PA 19381-0599
1-800-452-9994 • 1-610-692-3026 • Fax 1-610-692-8729
info@chemservice.com • www.chemservice.com

CERTIFICATE OF ANALYSIS

Analysis Method:

Catalog Number:	N-12693-500MG
Description:	o-Terphenyl
Lot Number:	9972100
Expiration Date:	09/30/24



Chem Service is accredited to ISO 17034:2016, ISO/IEC 17025:2017 and certified to ISO 9001:2015

660 Tower Lane • P.O. Box 599 • West Chester, PA 19381-0599
1-800-452-9994 • 1-610-692-3026 • Fax 1-610-692-8729
info@chemservice.com • www.chemservice.com

CERTIFICATE OF ANALYSIS

Analysis Method:

Catalog Number:	N-12693-500MG
Description:	o-Terphenyl
Lot Number:	9972100
Expiration Date:	09/30/24

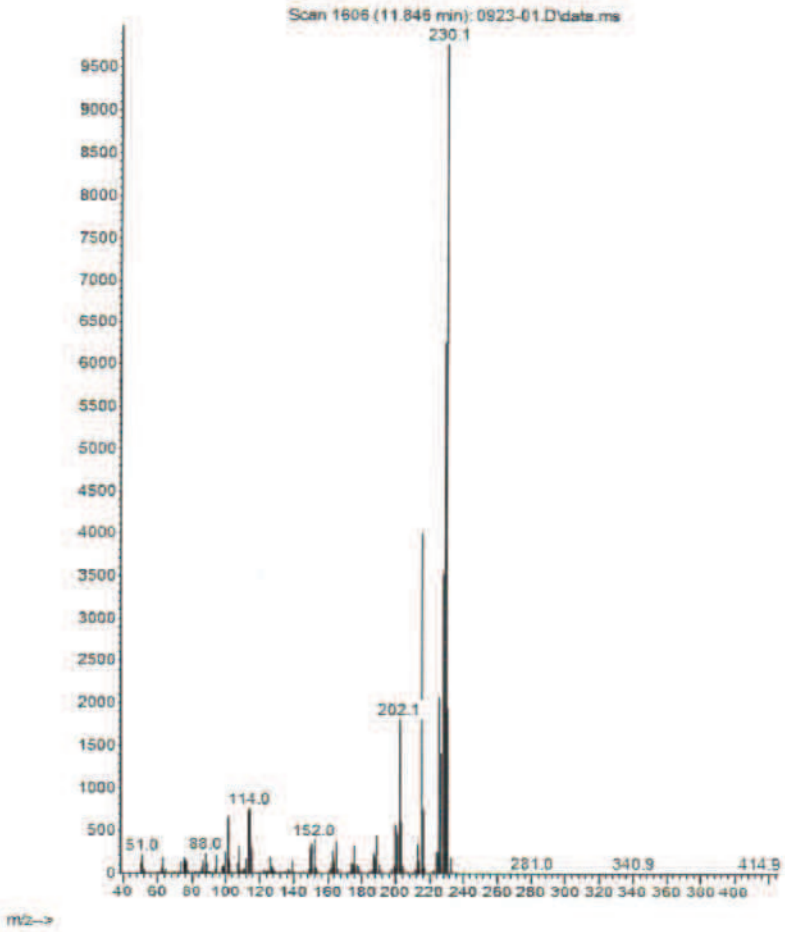

Chem Service is accredited to ISO 17034:2016, ISO/IEC 17025:2017 and certified to ISO 9001:2015

660 Tower Lane • P.O. Box 599 • West Chester, PA 19381-0599
1-800-452-9994 • 1-610-692-3026 • Fax 1-610-692-8729
info@chemservice.com • www.chemservice.com

CERTIFICATE OF ANALYSIS

Analysis Method:

Catalog Number:	N-12693-500MG
Description:	o-Terphenyl
Lot Number:	9972100
Expiration Date:	09/30/24

Chem Service is accredited to ISO 17034:2016, ISO/IEC 17025:2017 and certified to ISO 9001:2015

660 Tower Lane • P.O. Box 599 • West Chester, PA 19381-0599
1-800-452-9994 • 1-610-692-3026 • Fax 1-610-692-8729
info@chemservice.com • www.chemservice.com

Gas

CERTIFICATE OF ANALYSIS

Data file:	C:\CHEM3\		
Sample name:	N-12693		
Instrument:	GC 2	**Sample type:**	Sample
Injection date:	9/23/2019 9:56:34 AM	**Location:**	Vial 141
Acq. method:	SCREEN.M	**Injection volume:**	1.0uL
Column name:	HP-5		

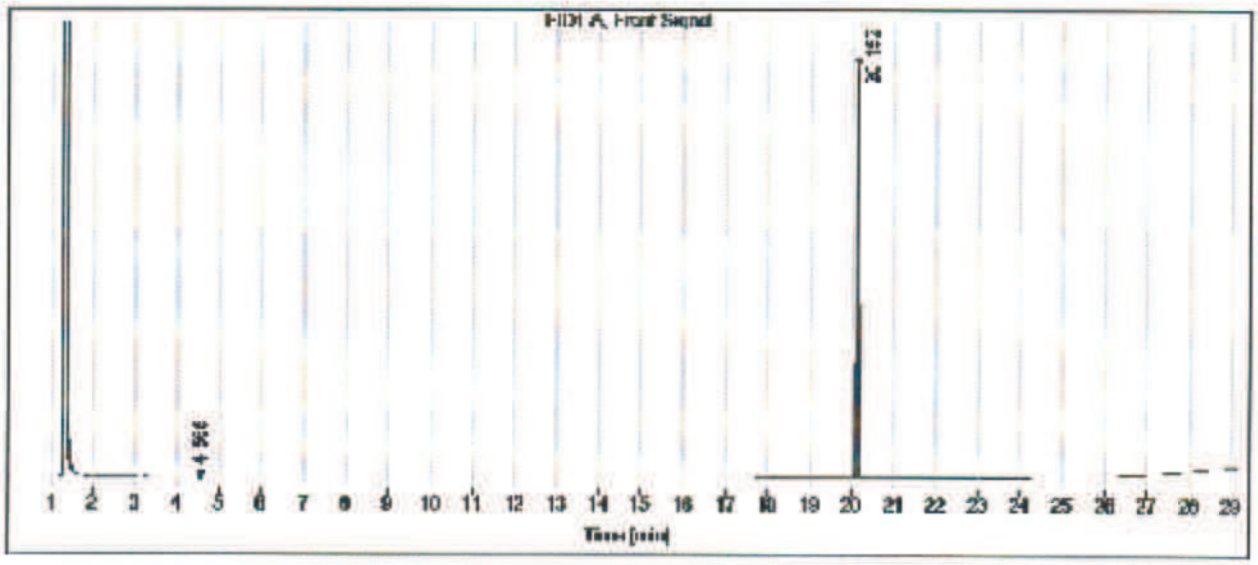

Signal: FID1 A, Front Signal

RT [min]	Type	Width [min]	Area	Height	Area%
4.565	BB	0.0305	1.2408	0.5122	0.11
20.152	BB	0.0391	1171.9556	439.4599	99.89
		Sum	1173.1963		

Chem Service is accredited to ISO 17034:2016, ISO/IEC 17025:2017 and certified to ISO 9001:2015

SIGMA-ALDRICH

sigma-aldrich.com

3050 Spruce Street, Saint Louis, MO 63103, USA
Website: www.sigmaaldrich.com
Email USA: techserv@sial.com
Outside USA: eurtechserv@sial.com

Certificate of Analysis

Product Name:
Triacontane-d62 - 98 atom % D

Product Number:	**451789**
Batch Number:	**MBBC4347**
Brand:	ALDRICH
CAS Number:	93952-07-9
MDL Number:	MFCD00209794
Formula:	C30D62
Formula Weight:	485.20 g/mol
Quality Release Date:	27 APR 2018

$CD_3(CD_2)_{28}CD_3$

ID #: 13736
Opened:
Triacontane-d62-98 atom % D
Expires: 4/6/2026
Rec'd: 4/6/2021
Energy Laboratories Inc 1120 So 27th Street
Billings MT 59107

Test	Specification	Result
Purity (HPLC)	≥ 99.0 %	99.0 %
Proton NMR Spectrum	Conforms to Structure	Conforms
D Enrichment	≥ 98.0 %	99.0 %
Initial Melting Point		60.0 °C
Final Melting Point		62.0 °C

Greg Abernathy, Supervisor
Quality Control
Miamisburg, Ohio US

Sigma-Aldrich warrants, that at the time of the quality release or subsequent retest date this product conformed to the information contained in this publication. The current Specification sheet may be available at Sigma-Aldrich.com. For further inquiries, please contact Technical Service. Purchaser must determine the suitability of the product for its particular use. See reverse side of invoice or packing slip for additional terms and conditions of sale.

Version Number: 1

Ana

RESTEK® CERTIFIED REFERENCE MATERIAL

110 Benner Circle
Bellefonte, PA 16823-8812
Tel: (800)356-1688
Fax: (814)353-1309

www.restek.com

Certificate of Analysis

ACCREDITED
ISO 17034 Accredited
Reference Material Producer
Certificate #3222.01

ilac-MRA

ACCREDITED
ISO/IEC 17025 Accredited
Testing Laboratory
Certificate #3222.02

FOR LABORATORY USE ONLY-READ SDS PRIOR TO USE.

This Reference Material is intended for Laboratory Use Only as a standard for the qualitative and/or quantitative determination of the analyte(s) listed.

Catalog No. : 31817 **Lot No.:** A0176667

Description : Residual Range Calibration Standard (RCS)

Residual Range Calib Std (RCS) 50,000µg/mL, Methylene Chloride, 1mL/ampul

Container Size : 2 mL **Pkg Amt:** > 1 mL

Expiration Date : October 31, 2028 **Storage:** 25°C nominal

Ship: Ambient

CERTIFIED VALUES

Elution Order	Compound	Grav. Conc. (weight/volume)	Expanded Uncertainty (95% C.L.; K=2)	
1	Motor Oil SAE30 & SAE40 Blend (Pennzoil) **CAS #** 64742-65-0.F (Lot A0126386) **Purity** ----%	50,102.0 µg/mL	+/- 293.3582 µg/mL +/- 1,492.1008 µg/mL +/- 1,591.3244 µg/mL	Gravimetric Unstressed Stressed

Solvent: Methylene chloride
CAS # 75-09-2
Purity 99%

ID #: 14531
Opened:
Residual Range Calibration Standard
Expires: 10/31/2028
Rec'd: 11/18/2021
Energy Laboratories Inc 1120 So. 27th Street
Billings MT 59107

Column:
30m x 0.25mm x 0.25µm
Rtx-5 (cat.#10223)

Carrier Gas:
hydrogen-constant pressure 10 psi.

Temp. Program:
40°C (hold 2 min.) to 330°C
@ 10°C/min. (hold 10 min.)

Inj. Temp:
250°C

Det. Temp:
330°C

Det. Type:
FID

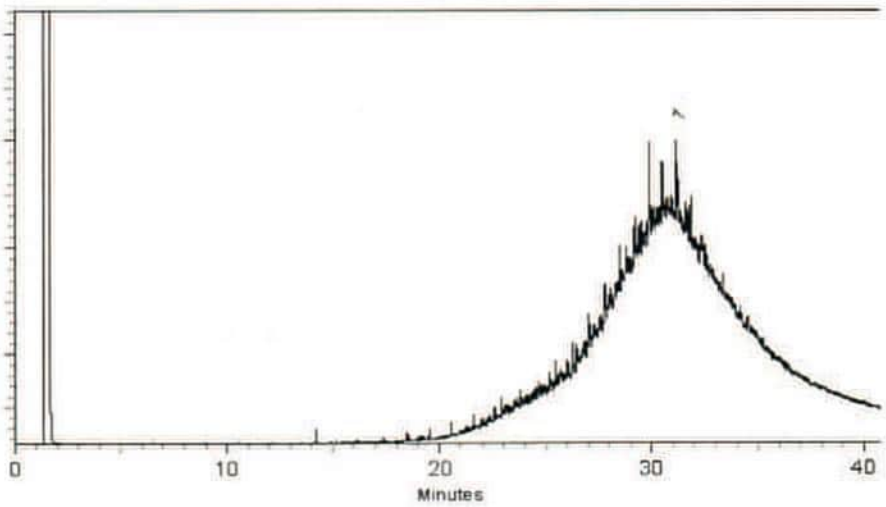

This chromatogram represents a general set of testing conditions chosen for product acceptance. For optimal results in your lab, conditions should be adjusted for your specific instrument, method, and application.

Sam Moodler - Operations Tech I

Date Mixed: 22-Sep-2021 **Balance:** 1128360905

Alexis Shelow - Operations Tech I

Date Passed: 23-Sep-2021

Manufactured under Restek's ISO 9001:2015
Registered Quality System
Certificate #FM 80397

General Certified Reference Material Notes

Expiration Notes:

- Expiration date valid for unopened ampul stored in compliance with the recommended conditions.
- Uncertainty, concentration, and expiration of the CRM are based on the unopened product being stored according to the recommended condition found in the storage field.

Purity Notes:

- Purity and/or chemical identity are determined by one or more of the following techniques: GC/FID, HPLC, GC/μECD, GC/MS, LC/MS, RI, and/or melting point.
- Compounds with a listed purity of less than 99% have been weight corrected to compensate for impurities and/or salts. A correction factor is used to calculate the amount of compound necessary to achieve the desired concentration of the parent compound in solution.
- Purity of isomeric compounds is reported as the sum of the isomers.
- Purity values are rounded to the nearest whole number.

Certified Uncertainty Value Notes:

- The uncertainties are determined in accordance with ISO 17034 and Guide 35. The certified combined stressed uncertainty value (includes gravimetric uncertainty, homogeneity between-ampul uncertainty, storage stability uncertainty and shipping stability uncertainty and were combined using the following formula:

$$U_{combined\ stressed} = k\sqrt{U^2_{gravimetric} + U^2_{homogeneity} + U^2_{storage\ stability} + U^2_{shipping\ stability}}$$

  k is a coverage factor of 2, which gives a level of confidence of approximately 95%.
- It is important to note that the shipping stability uncertainty was obtained under temperature extremes for specific time intervals; therefore, the certified combined stressed uncertainty value should only be applied to the product if it was stored at non-standard temperature conditions up to and including 7 days. Contact Restek Technical Service at www.restek.com/Contact-Us for use recommendations if your shipment was in-transit for more than 7 days at non-standard temperature conditions.
- Apply the certified combined unstressed uncertainty value if the product was received under standard shipping conditions. Apply the certified combined stressed uncertainty value if the product was received under non-standard conditions as specified below.

Label Conditions	Standard Conditions	Non-Standard Conditions
25°C Nominal (Room Temperature)	< 60°C	≥ 60°C up to 7 days
10°C or colder (Refrigerate)	< 40°C	≥ 40°C up to 7 days
0°C or colder (Freezer) -20°C or colder (Deep Freezer)	< 25°C	≥ 25°C up to 7 days

- Separate (not combined) uncertainty values for gravimetric uncertainty are also displayed on the certificate, if needed, separate homogeneity between-ampul uncertainty, storage stability uncertainty and shipping stability uncertainty values are available by contacting Restek Technical Service at www.restek.com/Contact-Us.
- The packaged amount is the minimum sample size for which uncertainty is valid. The ampules are over-filled to ensure that the minimum packaged amount can be sufficiently transferred.

Manufacturing Notes:

- Concentration is based upon gravimetric preparation using either a balance whose calibration has been verified daily using NIST traceable weights, and/or dilutions with Class A glassware.

Handling Notes:

- Stability of the unopened product, when stored in compliance with the recommended conditions, is guaranteed through the expiration displayed on the product label and certificate. Contact Restek for additional opened product stability information, with the knowledge/understanding that open product stability is subject to the specific handling and environmental conditions to which the product is exposed. For your convenience Restek supplies deactivated vials with most standards packed in 2mL ampules. Larger volume deactivated vials are available through Restek as a custom ordered item. Additionally, Restek sells DMDCS for the purpose of glassware deactivation as catalog number 31861, which includes complete instructions.

Certificate of Analysis

Diesel Fuel No. 2

Certified Reference Material

Description

Product ID UST148
Lot **LRAC6316**
Expiration Date April 2023
Manufacturing Date April 2020
Storage Conditions Room Temperature
Solvent/Matrix DICHLOROMETHANE

ID #: 14623
Opened:
Diesel Fuel No. 2
Expires: 4/30/2023
Rec'd: 12/14/2021
Energy Laboratories Inc 1120 So. 27th Street
Billings MT 59107

Certified Values

Analyte	*Certified Value* [1,4]	*Units*	*Raw Material Purity,%*	*Raw Material Lot*	*CAS*
NO.2 FUEL OIL	50001 ± 2770	µg/mL	100.0	LA80505	68476-34-6

Informational Values

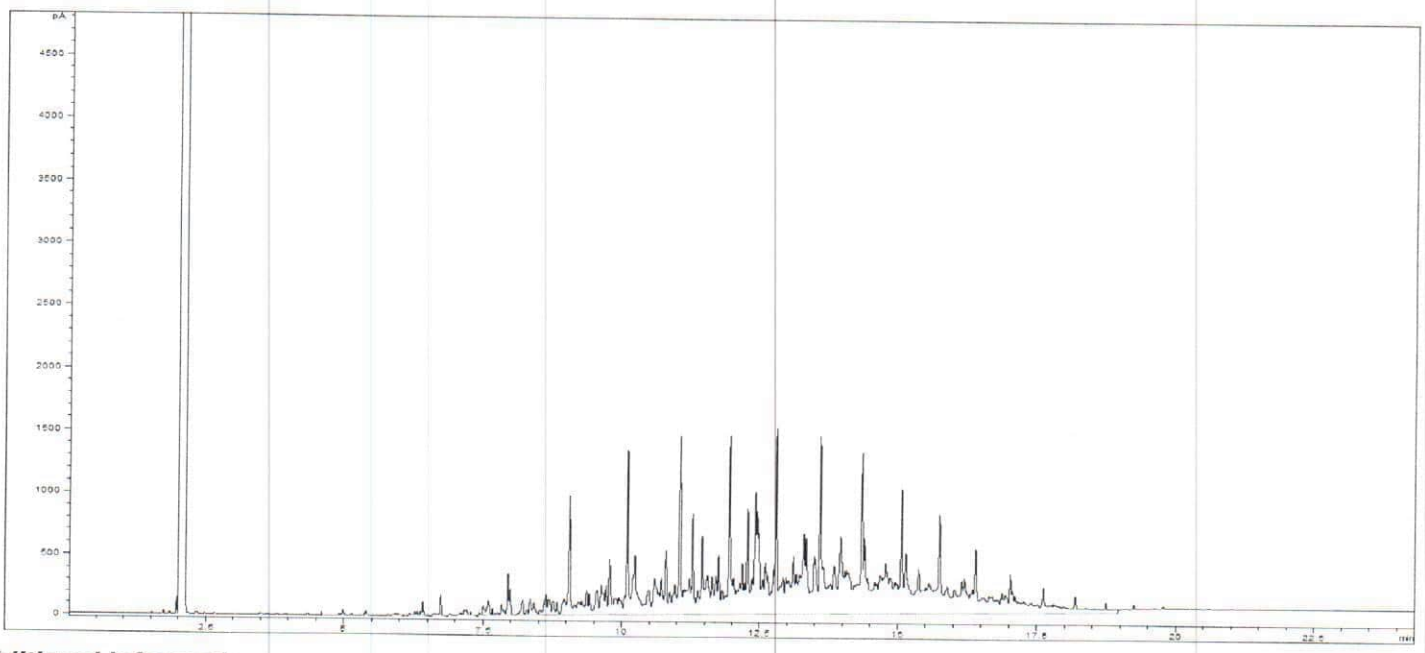

Additional Information:

Analytical Method Parameters:
Column: SPB-5, 30 m × 0.53 mm I.D., 1.5 µm film thickness (Column #214)
Carrier Gas: H2, Flow: 4.0 mL/min
Inlet Temperature: 250 °C, Injection Volume: 1.0 µL
Injection Mode: Split, Split Ratio: 10: 1
Temperature Program: 40 °C (Hold 2 min) @ 15 °C/min to 300 °C (Hold 5 min)
Detector: FID
Detector Temperature: 300 °C

ANAB ACCREDITED ISO 17034 REFERENCE MATERIAL PRODUCER

SIGMA-ALDRICH®
2931 Soldier Springs Rd. Laramie, Wyoming 82070 USA
800-325-5832
TechService@milliporesigma.com www.sigma-aldrich.com

Description

Lot **LRAC6316**
Expiration Date April 2023
Manufacturing Date April 2020
Storage Conditions Room Temperature
Solvent/Matrix DICHLOROMETHANE

1 **Metrological traceability:** Traceable to the SI and higher order standards from NIST through an unbroken chain of comparisons. The balance used to weigh raw materials is accurate to +/-0.0001 g and calibrated regularly using mass standards traceable to NIST. All dilutions were performed gravimetrically. Additionally, individual analytes are traceable to NIST SRMs where available and specified above.
4 Ucrm - Uncertainty values in this document are expressed as Expanded Uncertainty (Ucrm) corresponding to the 95% confidence interval. Ucrm is derived from the combined standard uncertainty multiplied by the coverage factor k, which is obtained from a *t*-distribution and degrees of freedom. The components of combined standard uncertainty include the uncertainties due to characterization, homogeneity, long term stability, and short term stability (transport). The components due to stability are generally considered to be negligible unless otherwise indicated by stability studies. The mathematical representation of the Ucrm calculation is as follows:

$$u_{CRM} = \sqrt{u^2_{char} + u^2_{homogeneity} + u^2_{stability}}$$

k: Coverage factor derived from a t-distribution table, based on the degrees of freedom of the data set. Assume 2.0 for a **Confidence interval = 95%**

6 Analytical Value- For QC verification of the certified value only- not to be used in calculations. Represents the analytical data obtained by comparison to a standard as analyzed by the method described in the CoA or another acceptable method. The result may differ from the certified value and UCRM based on method uncertainty as well as the uncertainty associated with the standard used for comparison.

Traceability: The standard was manufactured under an ISO/IEC 17025:2017 certified quality system. The balance used to weigh raw materials is accurate to +/- 0.0001g and calibrated regularly using mass standards traceable to NIST. All dilutions were preformed gravimetrically. Additionally, individual analytes are traceable to NIST SRMs where available and specified above.

Homogeneity: Homogeneity was assessed in accordance with ISO 17034:2016. Completed units were sampled using a random stratified sampling protocol. The results of chemical analysis were then compared using a one-way analysis of variance approach as described by TNI EL-V3-2009 Appendix A.2. See Instructions for minimum sub-sample size.

Expiration is at end of month given on certificate and label.

MSDS reports for components comprising greater than 1.0% of the solution or 0.1% for components known to be carcinogens are available upon request.

THIS PRODUCT WAS DESIGNED, PRODUCED AND VERIFIED FOR ACCURACY AND STABILITY IN ACCORDANCE WITH **ISO/IEC 17025:2017 (ANAB Cert AT-1467)** and **ISO 17034:2016 (ANAB Cert AR-1470).**

Andy Ommen - QC Manager

Mark Pooler - QA Supervisor

Certification Date April 30, 2020
Version 0-4302020

ANAB ACCREDITED ISO 17034 REFERENCE MATERIAL PRODUCER

Energy Laboratories Inc

ANALYTICAL RUN Summary

14-Jan-22

Run ID PE 1_211208B

Run Start Date: 12/8/2021
Analyst: Josie Pickard
Ical: 0
Column ID: Rtx-502.2
Comments:

Instrument ID	Description
VOC1-14	2-Place Balance

Std ID	Std Name	Std Amount	Std Units	Samp Amount	Samp Units	SampType	Expiration Date
GAS210122	Unleaded Gasoline Comp. Std.(2.0uL)						6/7/2023
GASL211208	Low Gasoline Std.						6/7/2023
GQC201214	Gasoline Composite Mix (1.68uL)	1.68	ul			ICV	4/2/2030
GROS200921	Gro Stock Standard Mt.Gro	0.84	ul			Marker	3/28/2029
SHP0292	VOA 1:1 HCl:H2O Solution	3	drops			ALL	12/15/2025
TFT211208	TFT (1.05uL)						9/10/2029
TFTL211208	TFTL						9/10/2029
TFTM211208	TFTM						9/10/2029

Seq No	Lab ID	Test Code	Sample Typ	File ID	Analysis Date	DF	Batch ID	Prep Date	SPKref	RPDref	pmoist
14910960	CCV_1208PE12	HC-8015-GRO-	CCV		12/8/2021 10:39:	1	R371441		0	0	

Analyte	T	Units	RAW	Final	Text	Spike	SPKref	RPDref	MDL	PQL	UQL	%REC	LOW	HIGH	%RPD	Q
Gasoline Range Organics (GRO)	A	ug/L	245.5184	245.5184		168	0	0	2.32	20	0	146%	80	120	0%	S
Total Purgeable Hydrocarbons	A	ug/L	256.3839	256.3839		200	0	0	3.56	20	0	128%	80	120	0%	S
Trifluorotoluene	S	ug/L	21.39915	21.39915		25	0	0	0.0743	1	0	86%	80	120	0%	
GRO as Gasoline	X	ug/L	245.5184	245.5184		0	0	0	2.32	20	0	0%	0	0	0%	

Seq No	Lab ID	Test Code	Sample Typ	File ID	Analysis Date	DF	Batch ID	Prep Date	SPKref	RPDref	pmoist
14910961	CCV_1208PE12	HC-8015-GRO-	CCV		12/9/2021 12:59:	1	R371441		0	0	

Analyte	T	Units	RAW	Final	Text	Spike	SPKref	RPDref	MDL	PQL	UQL	%REC	LOW	HIGH	%RPD	Q
Gasoline Range Organics (GRO)	A	ug/L	16.13485	16.13485		16.8	0	0	2.32	20	0	96%	80	120	0%	
Total Purgeable Hydrocarbons	A	ug/L	18.94534	18.94534		20	0	0	3.56	20	0	95%	80	120	0%	
Trifluorotoluene	S	ug/L	1.062791	1.062791		1	0	0	0.0743	1	0	106%	80	120	0%	
GRO as Gasoline	X	ug/L	16.13485	16.13485		0	0	0	2.32	20	0	0%	0	0	0%	

Seq No	Lab ID	Test Code	Sample Typ	File ID	Analysis Date	DF	Batch ID	Prep Date	SPKref	RPDref	pmoist
14910962	CCV_1208PE12	HC-8015-GRO-	CCV		12/9/2021 1:34:2	1	R371441		0	0	

Analyte	T	Units	RAW	Final	Text	Spike	SPKref	RPDref	MDL	PQL	UQL	%REC	LOW	HIGH	%RPD	Q
Gasoline Range Organics (GRO)	A	ug/L	84.50686	84.50686		84	0	0	2.32	20	0	101%	80	120	0%	
Total Purgeable Hydrocarbons	A	ug/L	100.3098	100.3098		100	0	0	3.56	20	0	100%	80	120	0%	
Trifluorotoluene	S	ug/L	5.58406	5.58406		5	0	0	0.0743	1	0	112%	80	120	0%	
GRO as Gasoline	X	ug/L	84.50686	84.50686		0	0	0	2.32	20	0	0%	0	0	0%	

Seq No	Lab ID	Test Code	Sample Typ	File ID	Analysis Date	DF	Batch ID	Prep Date	SPKref	RPDref	pmoist
14910963	CCV_1208PE12	HC-8015-GRO-	CCV		12/9/2021 2:09:2	1	R371441		0	0	

Analyte	T	Units	RAW	Final	Text	Spike	SPKref	RPDref	MDL	PQL	UQL	%REC	LOW	HIGH	%RPD	Q
Gasoline Range Organics (GRO)	A	ug/L	169.3677	169.3677		168	0	0	2.32	20	0	101%	80	120	0%	
Total Purgeable Hydrocarbons	A	ug/L	201.89	201.89		200	0	0	3.56	20	0	101%	80	120	0%	
Trifluorotoluene	S	ug/L	23.42411	23.42411		25	0	0	0.0743	1	0	94%	80	120	0%	
GRO as Gasoline	X	ug/L	169.3677	169.3677		0	0	0	2.32	20	0	0%	0	0	0%	

Seq No	Lab ID	Test Code	Sample Typ	File ID	Analysis Date	DF	Batch ID	Prep Date	SPKref	RPDref	pmoist
14910964	CCV_1208PE12	HC-8015-GRO-	CCV		12/9/2021 2:44:2	1	R371441		0	0	

Analyte	T	Units	RAW	Final	Text	Spike	SPKref	RPDref	MDL	PQL	UQL	%REC	LOW	HIGH	%RPD	Q
Gasoline Range Organics (GRO)	A	ug/L	849.1638	849.1638		840	0	0	2.32	20	0	101%	80	120	0%	
Total Purgeable Hydrocarbons	A	ug/L	1017.955	1017.955		1000	0	0	3.56	20	0	102%	80	120	0%	
Trifluorotoluene	S	ug/L	93.30469	93.30469		100	0	0	0.0743	1	0	93%	80	120	0%	
GRO as Gasoline	X	ug/L	849.1638	849.1638		0	0	0	2.32	20	0	0%	0	0	0%	

Seq No	Lab ID	Test Code	Sample Typ	File ID	Analysis Date	DF	Batch ID	Prep Date	SPKref	RPDref	pmoist
14910965	CCV_1208PE13	HC-8015-GRO-	CCV		12/9/2021 3:19:3	1	R371441		0	0	

Analyte	T	Units	RAW	Final	Text	Spike	SPKref	RPDref	MDL	PQL	UQL	%REC	LOW	HIGH	%RPD	Q
Gasoline Range Organics (GRO)	A	ug/L	1704.373	1704.373		1680	0	0	2.32	20	0	101%	80	120	0%	
Total Purgeable Hydrocarbons	A	ug/L	2044.461	2044.461		2000	0	0	3.56	20	0	102%	80	120	0%	
Trifluorotoluene	S	ug/L	190.0902	190.0902		200	0	0	0.0743	1	0	95%	80	120	0%	
GRO as Gasoline	X	ug/L	1704.373	1704.373		0	0	0	2.32	20	0	0%	0	0	0%	

Seq No	Lab ID	Test Code	Sample Typ	File ID	Analysis Date	DF	Batch ID	Prep Date	SPKref	RPDref	pmoist
14910966	LCS_1208PE13	HC-8015-GRO-	LCS		12/9/2021 4:29:4	1	R371441		0	0	

Analyte	T	Units	RAW	Final	Text	Spike	SPKref	RPDref	MDL	PQL	UQL	%REC	LOW	HIGH	%RPD	Q
Gasoline Range Organics (GRO)	A	ug/L	170.5147	170.5147		170	0	0	2.32	20	0	100%	80	120	0%	
Total Purgeable Hydrocarbons	A	ug/L	208.3308	208.3308		200	0	0	3.56	20	0	104%	80	120	0%	
Trifluorotoluene	S	ug/L	22.09964	22.09964		25	0	0	0.0743	1	0	88%	80	120	0%	
GRO as Gasoline	X	ug/L	170.5147	170.5147		170	0	0	2.32	20	0	100%	80	120	0%	

Seq No	Lab ID	Test Code	Sample Typ	File ID	Analysis Date	DF	Batch ID	Prep Date	SPKref	RPDref	pmoist
14910967	CCV_1208PE13	HC-8015-GRO-	CCV		12/9/2021 5:04:4	1	R371441		0	0	

Analyte	T	Units	RAW	Final	Text	Spike	SPKref	RPDref	MDL	PQL	UQL	%REC	LOW	HIGH	%RPD	Q
Gasoline Range Organics (GRO)	A	ug/L	169.2249	169.2249		168	0	0	2.32	20	0	101%	80	120	0%	
Total Purgeable Hydrocarbons	A	ug/L	202.0202	202.0202		200	0	0	3.56	20	0	101%	80	120	0%	
Trifluorotoluene	S	ug/L	23.20175	23.20175		25	0	0	0.0743	1	0	93%	80	120	0%	
GRO as Gasoline	X	ug/L	169.2249	169.2249		0	0	0	2.32	20	0	0%	0	0	0%	

Write Sequence | Insert Entries(Have the first cell for entries selecte

Data File	Sample Name	Method	Weight	Dil Factor	Amt Inj.	IS	Cal ID
G:\Org\PE1\DAT\PE1120821_b\1208PE1.22r	CCV_1208PE122r, GQC ;1208PE1 , 8015 Marker	G:\Org\PE1\Methods\21120	1	1	1	1	0
G:\Org\PE1\DAT\PE1120821_b\1208PE1.23r	BLANK	G:\Org\PE1\Methods\21120	1	1	1	1	0
G:\Org\PE1\DAT\PE1120821_b\1208PE1.24r	BLANK	G:\Org\PE1\Methods\21120	1	1	1	1	0
G:\Org\PE1\DAT\PE1120821_b\1208PE1.25r	BLANK	G:\Org\PE1\Methods\21120	1	1	1	1	0
G:\Org\PE1\DAT\PE1120821_b\1208PE1.26r	CCV_1208PE126r, GQC ;1208PE1 , G1	G:\Org\PE1\Methods\21120	1	1	1	1	0
G:\Org\PE1\DAT\PE1120821_b\1208PE1.27r	CCV_1208PE127r, GQC ;1208PE1 , G2	G:\Org\PE1\Methods\21120	1	1	1	1	0
G:\Org\PE1\DAT\PE1120821_b\1208PE1.28r	CCV_1208PE128r, GQC ;1208PE1 , G3	G:\Org\PE1\Methods\21120	1	1	1	1	0
G:\Org\PE1\DAT\PE1120821_b\1208PE1.29r	CCV_1208PE129r, GQC ;1208PE1 , G4	G:\Org\PE1\Methods\21120	1	1	1	1	0
G:\Org\PE1\DAT\PE1120821_b\1208PE1.30r	CCV_1208PE130r, GQC ;1208PE1 , G5	G:\Org\PE1\Methods\21120	1	1	1	1	0
G:\Org\PE1\DAT\PE1120821_b\1208PE1.31r	BLANK	G:\Org\PE1\Methods\21120	1	1	1	1	0
G:\Org\PE1\DAT\PE1120821_b\1208PE1.32r	LCS_1208PE132r, GQC ;1208PE1 , ICV	G:\Org\PE1\Methods\21120	5	1	1	1	0
G:\Org\PE1\DAT\PE1120821_b\1208PE1.33r	CCV_1208PE133r, GQC ;1208PE1 , CCV	G:\Org\PE1\Methods\21120	1	1	1	1	0
G:\Org\PE1\DAT\PE1120821_b\1208PE1.34r	BLANK	G:\Org\PE1\Methods\21120	1	1	1	1	0

File Name: G:\Org\PE1\Cals\211208GRO8015CB.CAL
Version: 4

Creator: jmp
Description: 8015 GRO Composite Gasoline Std 12/8/21
Reason for change:

External standard calibration
Standard injection volume: 1
Standard sample weight: 1
Area reject threshold: 50
Reference peak area reject threshold: 15000
Amount units: nanograms
No default component

Method of calculating data point averages: Current update equal to cal data
Print calibration update report

All levels are normal data points.

1 TPH

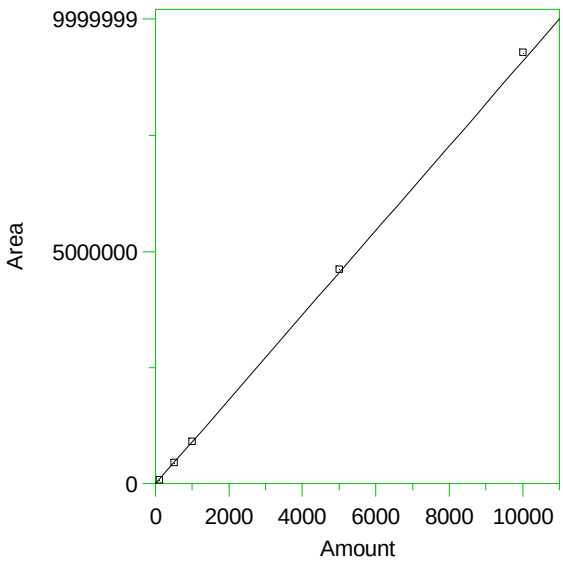

Expected retention time: 4.55 minutes
Search window: 0.1 minutes
No retention time reference component
Group number: 1

High alarm limit: 1000000
Low alarm limit: 1000
Component constant: 1

Single peak quantification by area

Y = 909.3915 X + 0

Average CF fit with equal weighting, forced to origin
Coefficient of determination: 0.9992262
Average error: 2.109%
Average CF: 909.3915
RSD: 3.040%

Level	Amount	Response	Cal Factor	Error, %	Source	Date and time
1	100	86143.63	861.4363	-5.273	Manual	12/9/2021 7:44:50 AM
2	500	456104.3	912.2086	0.310	Manual	12/9/2021 7:45:04 AM
3	1000	917985.1	917.9851	0.945	Manual	12/9/2021 7:45:17 AM
4	5000	4628599	925.7198	1.796	Manual	12/9/2021 7:45:32 AM
5	10000	9296078	929.6078	2.223	Manual	12/9/2021 7:45:57 AM

2 **Trifluorotoluene

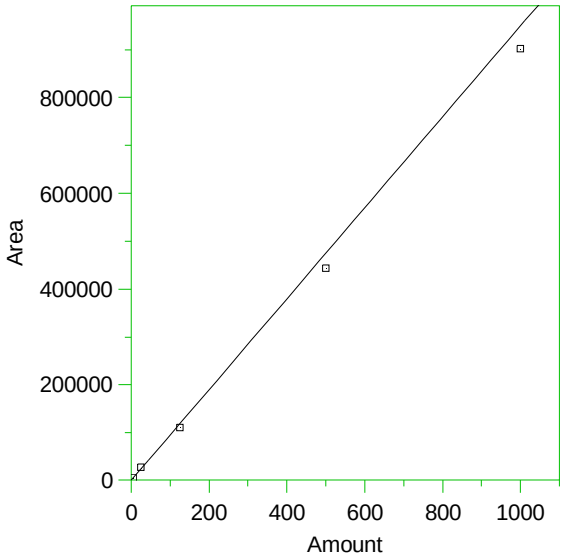

Expected retention time:	8.7 minutes
Search window:	0.1 minutes
No retention time reference component	
Group number:	1
High alarm limit:	1000000
Low alarm limit:	1000
Component constant:	1

Single peak quantification by area

Y = 949.8164 X + 0

Average CF fit with equal weighting, forced to origin

Coefficient of determination:	0.9943398
Average error:	7.181%
Average CF:	949.8164
RSD:	8.439%

Level	Amount	Response	Cal Factor	Error, %	Source	Date and time
1	5	5047	1009.4	6.273	Manual	12/9/2021 7:37:16 AM
2	25	26519	1060.76	11.681	Manual	12/9/2021 7:40:13 AM
3	125	111243	889.944	-6.304	Manual	12/9/2021 7:41:25 AM
4	500	443112	886.224	-6.695	Manual	12/9/2021 7:42:24 AM
5	1000	902754	902.754	-4.955	Manual	12/9/2021 7:43:15 AM

3 GRO Range End

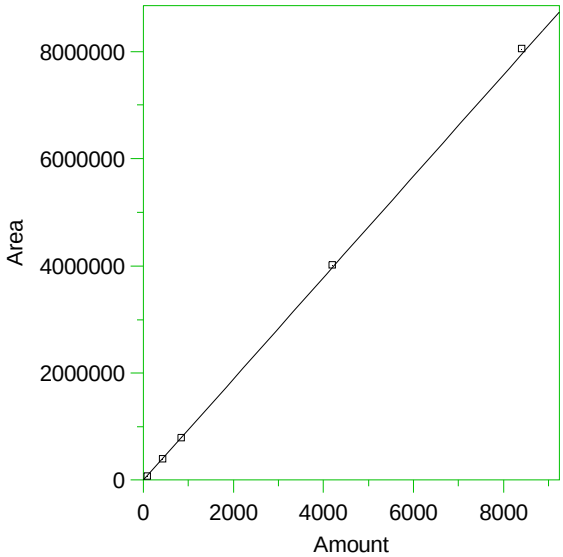

Expected retention time:	17.83 minutes
Search window:	0.1 minutes
No retention time reference component	
Group number:	1
High alarm limit:	1000000
Low alarm limit:	1000
Component constant:	1

Single peak quantification by area

Y = 945.9678 X + 0

Average CF fit with equal weighting, forced to origin

Coefficient of determination:	0.9996708
Average error:	1.584%
Average CF:	945.9678
RSD:	2.236%

Level	Amount	Response	Cal Factor	Error, %	Source	Date and time
1	84	76315.23	908.5146	-3.959	Manual	12/9/2021 7:44:54 AM
2	420	399703.8	951.6757	0.603	Manual	12/9/2021 7:45:09 AM
3	840	801082.1	953.6692	0.814	Manual	12/9/2021 7:45:23 AM
4	4200	4016408	956.2876	1.091	Manual	12/9/2021 7:45:44 AM
5	8400	8061411	959.6918	1.451	Manual	12/9/2021 7:46:02 AM

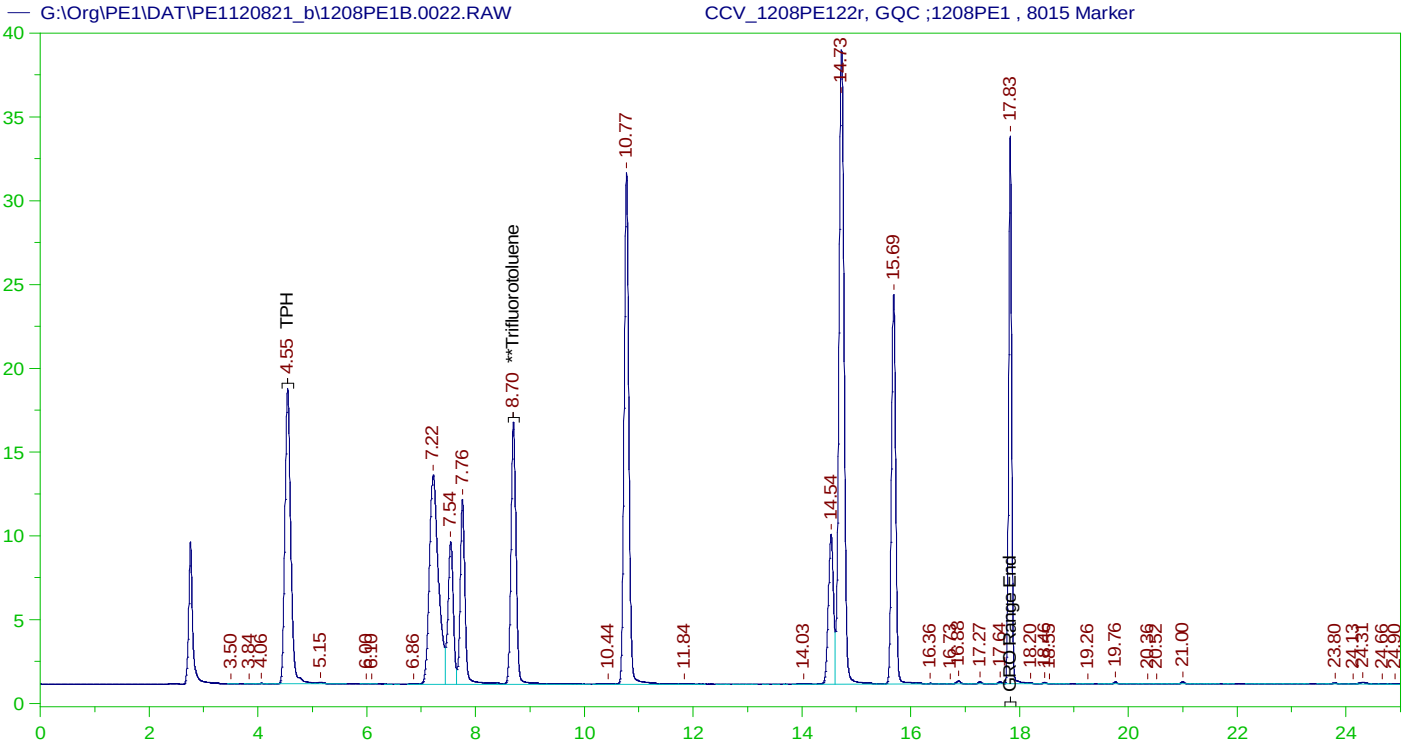

GASOLINE RANGE ORGANICS CHROMATOGRAM REPORT
Sample Name: CCV_1208PE122r, GQC ;1208PE1 , 8015 Marker
Raw File: G:\Org\PE1\DAT\PE1120821_b\1208PE1B.0022.RAW
Date & Time Acquired: 12/8/2021 10:39:19 PM
Method File: G:\Org\PE1\Methods\211208GROB.MET
Calibration File: G:\Org\PE1\Cals\211208GRO8015CB.CAL
Sample Weight: 1 Dilution: 1 S.A.: 1

Mean RF for GRO: 945.9678
Mean RF for TPH: 909.3915
Rt range for Gasoline Range Organics: 4.45 to 17.93

SURROGATE COMPOUND	RT	ACTUAL	MEASURED	%REC	
**Trifluorotoluene	8.697	125.	106.996	85.6	-

GRO Area:1161262 GRO Amount: 1227.592
TPH Area:1165767 TPH Amount: 1281.92

CONTINUING CALIBRATION REPORT: G:\Org\PE1\DAT\PE1120821_b\1208PE1B.0022.RAW

COMPOUND	ACTUAL(NG)	MEASURED(NG)	%RECOVERY	LIMITS
GRO	840.	1227.59	146.14	85-115
TPH	1000.	1281.92	128.19	85-115

SURROGATE COMPOUND	RT	ACTUAL	MEASURED	%REC	LIMITS
**Trifluorotoluene	8.697	125.	106.996	85.6	85-115

G:\org\PE1\dat\PE1120821_b\Review\022_CCV_1208PE122r_211208GROB.xls

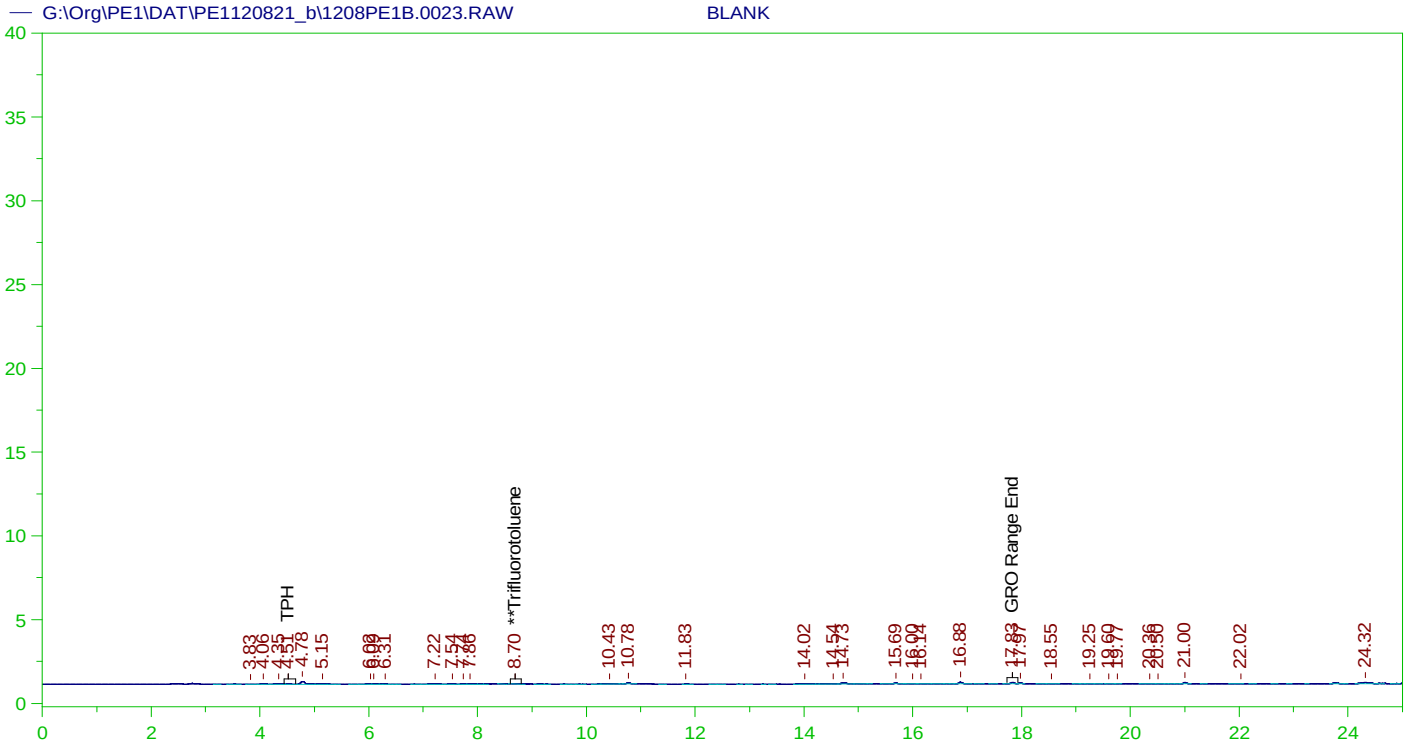

GASOLINE RANGE ORGANICS CHROMATOGRAM REPORT

Sample Name: BLANK
Raw File: G:\Org\PE1\DAT\PE1120821_b\1208PE1B.0023.RAW
Date & Time Acquired: 12/8/2021 11:14:25 PM
Method File: G:\Org\PE1\Methods\211208GROB.MET
Calibration File: G:\Org\PE1\Cals\211208GRO8015CB.CAL
Sample Weight: 1 Dilution: 1 S.A.: 1

Mean RF for GRO: 945.9678
Mean RF for TPH: 909.3915
Rt range for Gasoline Range Organics: 4.45 to 17.93

SURROGATE COMPOUND	RT	ACTUAL	MEASURED	%REC	
**Trifluorotoluene	8.696	125.	.173	.14	-

GRO Area:6425.571 GRO Amount: 6.79259
TPH Area:8542.397 TPH Amount: 9.393532

G:\org\PE1\dat\PE1120821_b\Review\023_BLANK_211208GROB.xls

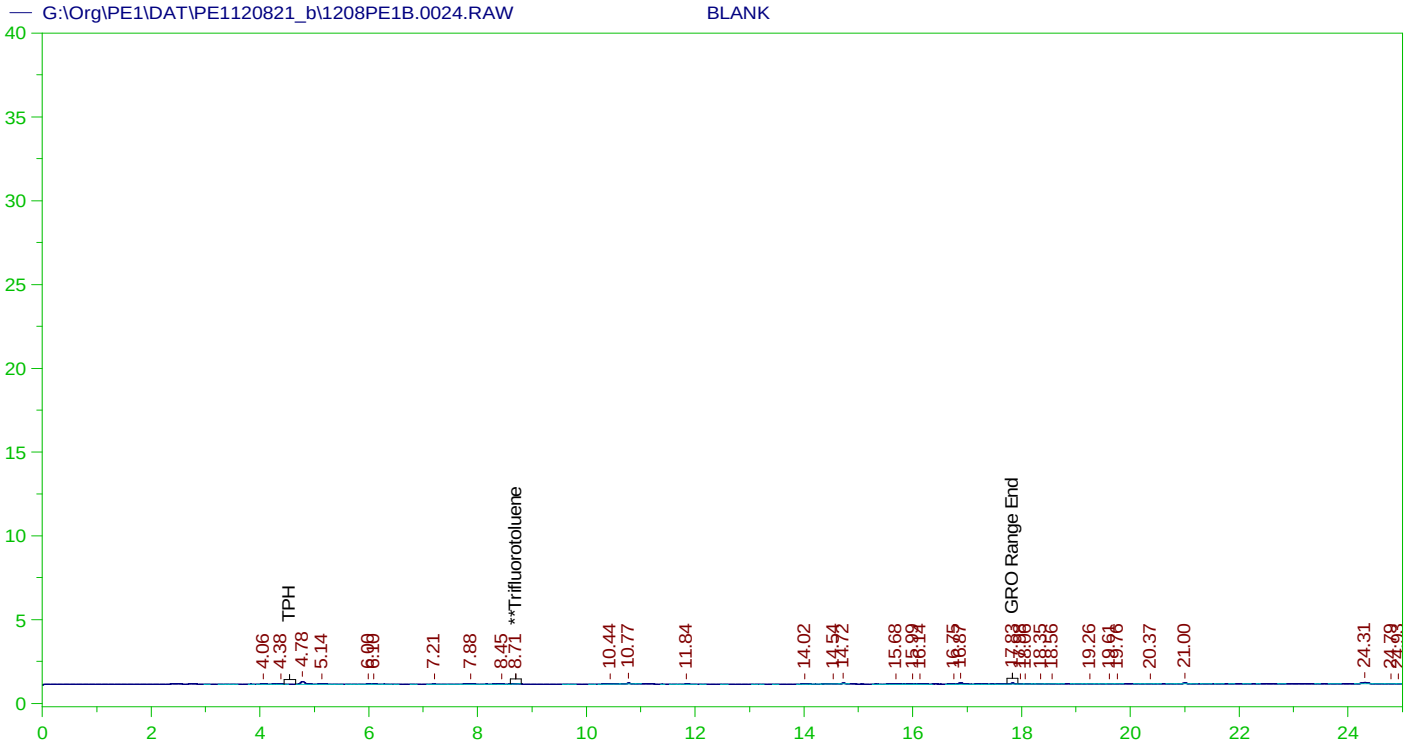

GASOLINE RANGE ORGANICS CHROMATOGRAM REPORT

Sample Name: BLANK
Raw File: G:\Org\PE1\DAT\PE1120821_b\1208PE1B.0024.RAW
Date & Time Acquired: 12/8/2021 11:49:21 PM
Method File: G:\Org\PE1\Methods\211208GROB.MET
Calibration File: G:\Org\PE1\Cals\211208GRO8015CB.CAL
Sample Weight: 1 Dilution: 1 S.A.: 1

Mean RF for GRO: 945.9678
Mean RF for TPH: 909.3915
Rt range for Gasoline Range Organics: 4.45 to 17.93

SURROGATE COMPOUND	RT	ACTUAL	MEASURED	%REC	
**Trifluorotoluene	8.709	125.	.078	.06	-

GRO Area:5165.113 GRO Amount: 5.460136
TPH Area:7678.714 TPH Amount: 8.443793

G:\org\PE1\dat\PE1120821_b\Review\024_BLANK_211208GROB.xls

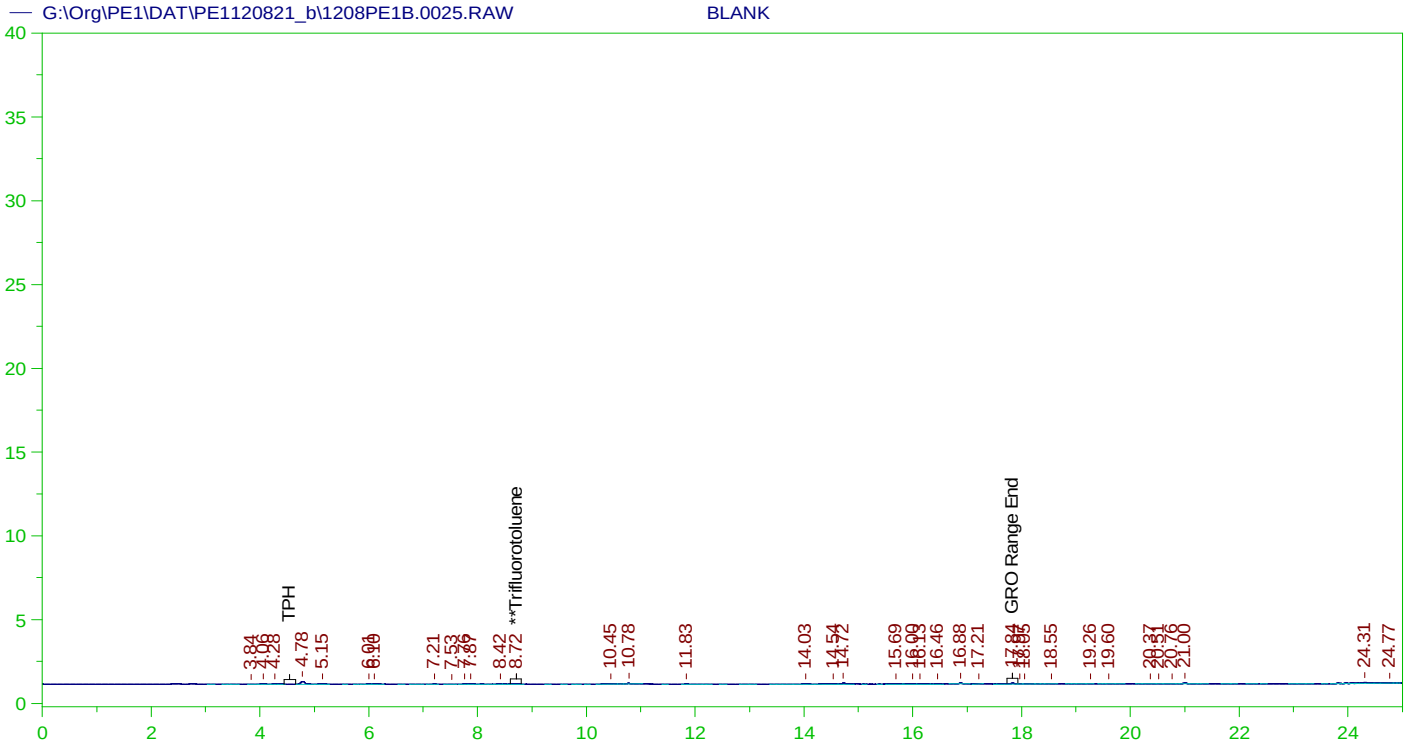

GASOLINE RANGE ORGANICS CHROMATOGRAM REPORT

Sample Name: BLANK
Raw File: G:\Org\PE1\DAT\PE1120821_b\1208PE1B.0025.RAW
Date & Time Acquired: 12/9/2021 12:24:28 AM
Method File: G:\Org\PE1\Methods\211208GROB.MET
Calibration File: G:\Org\PE1\Cals\211208GRO8015CB.CAL
Sample Weight: 1 Dilution: 1 S.A.: 1

Mean RF for GRO: 945.9678
Mean RF for TPH: 909.3915
Rt range for Gasoline Range Organics: 4.45 to 17.93

SURROGATE COMPOUND	RT	ACTUAL	MEASURED	%REC	
**Trifluorotoluene	8.721	125.	.148	.12	-

GRO Area:5271.259 GRO Amount: 5.572345
TPH Area:7787.289 TPH Amount: 8.563187

G:\org\PE1\dat\PE1120821_b\Review\025_BLANK_211208GROB.xls

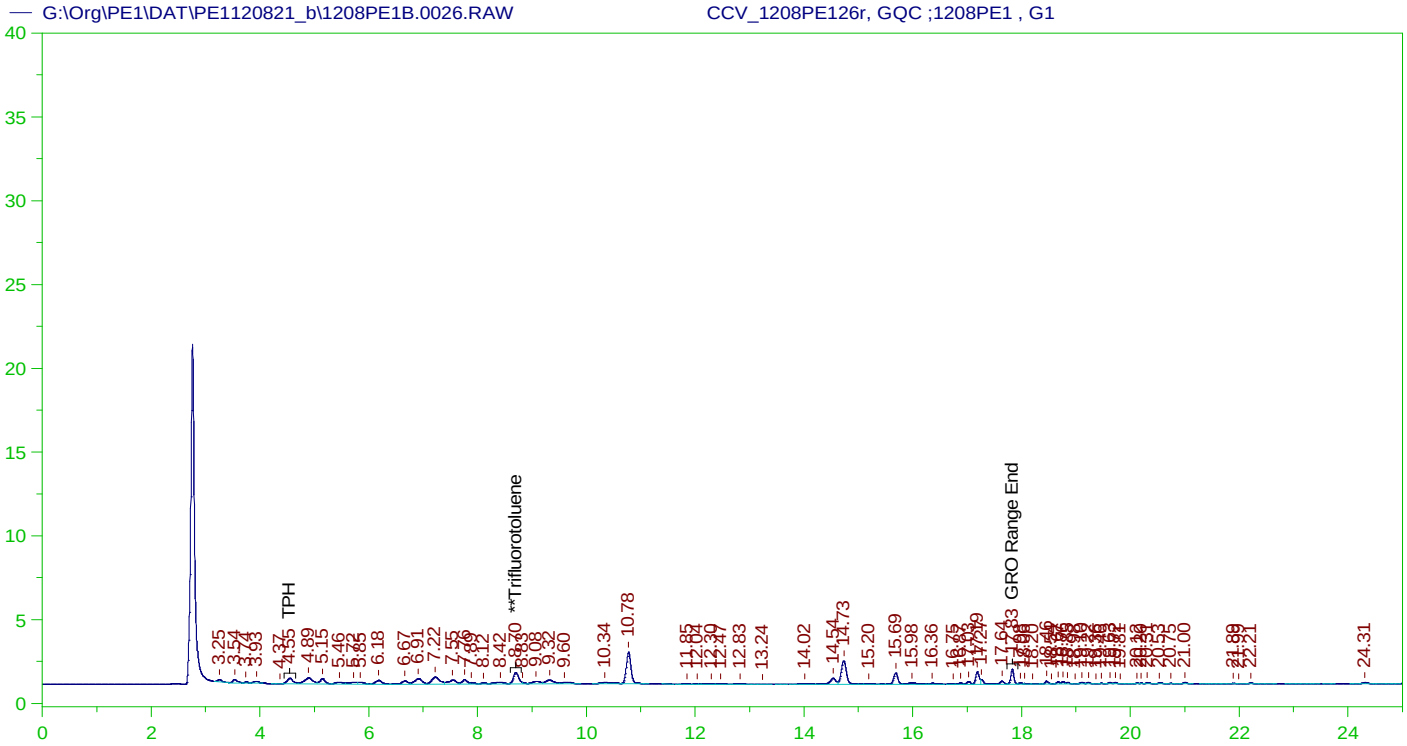

GASOLINE RANGE ORGANICS CHROMATOGRAM REPORT
Sample Name: CCV_1208PE126r, GQC ;1208PE1 , G1
Raw File: G:\Org\PE1\DAT\PE1120821_b\1208PE1B.0026.RAW
Date & Time Acquired: 12/9/2021 12:59:27 AM
Method File: G:\Org\PE1\Methods\211208GROG1B%.MET
Calibration File: G:\Org\PE1\Cals\211208GRO8015CB.CAL
Sample Weight: 1 Dilution: 1 S.A.: 1

Mean RF for GRO: 945.9678
Mean RF for TPH: 909.3915
Rt range for Gasoline Range Organics: 4.45 to 17.93

SURROGATE COMPOUND	RT	ACTUAL	MEASURED	%REC	
**Trifluorotoluene	8.703	125.	5.314	4.25	-

GRO Area:76315.23 GRO Amount: 80.67424
TPH Area:86143.63 TPH Amount: 94.72668

CONTINUING CALIBRATION REPORT: G:\Org\PE1\DAT\PE1120821_b\1208PE1B.0026.RAW

COMPOUND	ACTUAL(NG)	MEASURED(NG)	%RECOVERY	LIMITS
GRO	840.	80.67	9.6	85-115
TPH	1000.	94.73	9.47	85-115

SURROGATE COMPOUND	RT	ACTUAL	MEASURED	%REC	LIMITS
**Trifluorotoluene	8.703	125.	5.314	4.25	85-115

G:\org\PE1\dat\PE1120821_b\Review\026_CCV_1208PE126r_211208GROG1B%.xls

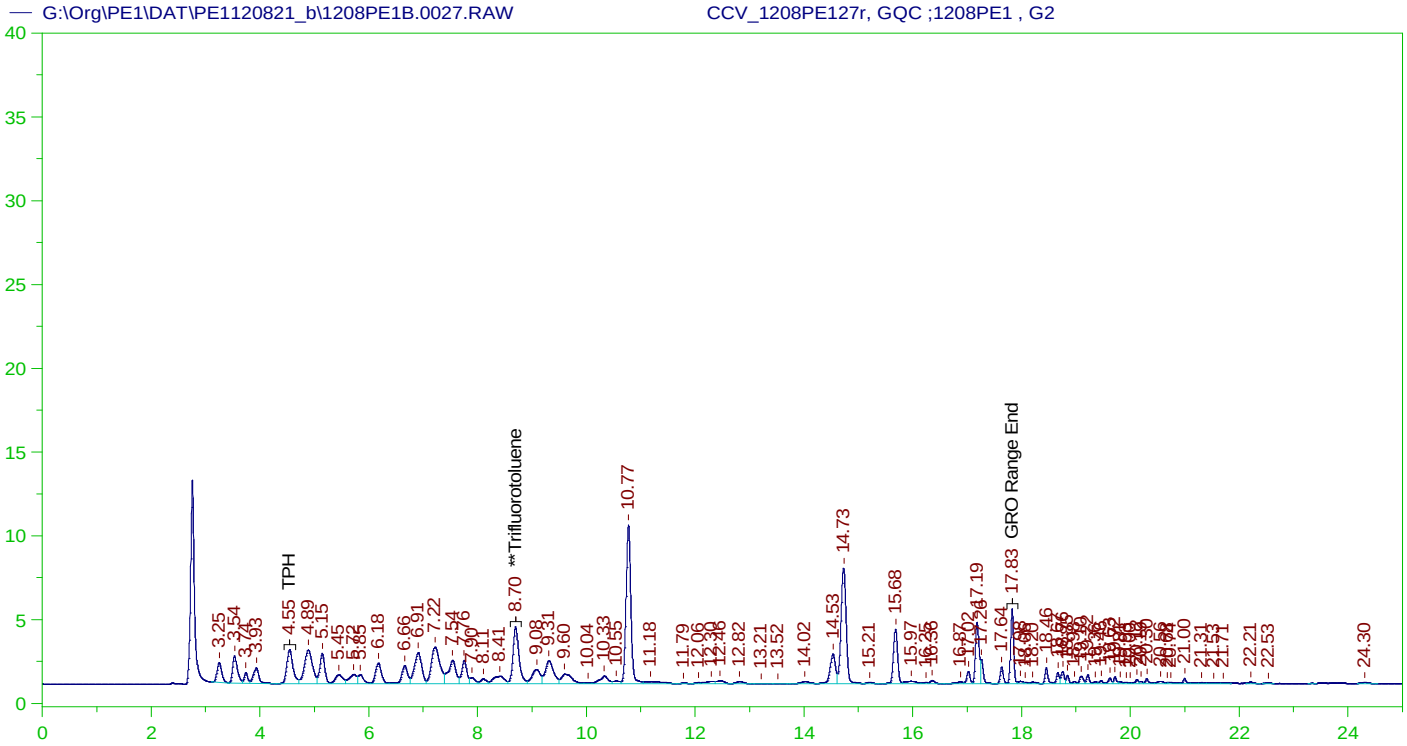

GASOLINE RANGE ORGANICS CHROMATOGRAM REPORT
Sample Name: CCV_1208PE127r, GQC ;1208PE1 , G2
Raw File: G:\Org\PE1\DAT\PE1120821_b\1208PE1B.0027.RAW
Date & Time Acquired: 12/9/2021 1:34:28 AM
Method File: G:\Org\PE1\Methods\211208GROG2B%.MET
Calibration File: G:\Org\PE1\Cals\211208GRO8015CB.CAL
Sample Weight: 1 Dilution: 1 S.A.: 1

Mean RF for GRO: 945.9678
Mean RF for TPH: 909.3915
Rt range for Gasoline Range Organics: 4.45 to 17.93

SURROGATE COMPOUND	RT	ACTUAL	MEASURED	%REC	
**Trifluorotoluene	8.701	125.	27.92	22.34	-

GRO Area:399703.8 GRO Amount: 422.5343
TPH Area:456104.3 TPH Amount: 501.549

CONTINUING CALIBRATION REPORT: G:\Org\PE1\DAT\PE1120821_b\1208PE1B.0027.RAW

COMPOUND	ACTUAL(NG)	MEASURED(NG)	%RECOVERY	LIMITS
GRO	840.	422.53	50.3	85-115
TPH	1000.	501.55	50.15	85-115

SURROGATE COMPOUND	RT	ACTUAL	MEASURED	%REC	LIMITS
**Trifluorotoluene	8.701	125.	27.92	22.34	85-115

G:\org\PE1\dat\PE1120821_b\Review\027_CCV_1208PE127r_211208GROG2B%.xls

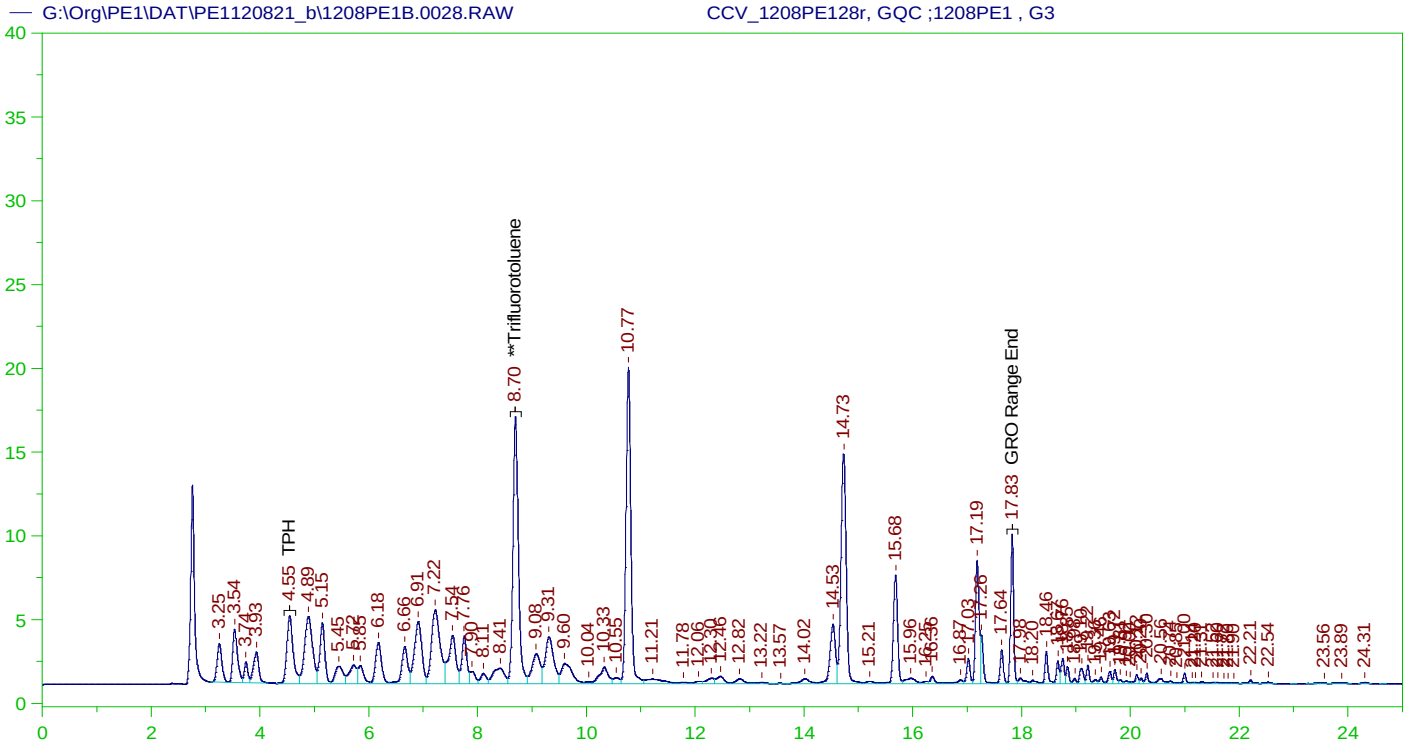

GASOLINE RANGE ORGANICS CHROMATOGRAM REPORT

Sample Name: CCV_1208PE128r, GQC ;1208PE1 , G3
Raw File: G:\Org\PE1\DAT\PE1120821_b\1208PE1B.0028.RAW
Date & Time Acquired: 12/9/2021 2:09:28 AM
Method File: G:\Org\PE1\Methods\211208GROG3B%.MET
Calibration File: G:\Org\PE1\Cals\211208GRO8015CB.CAL
Sample Weight: 1 Dilution: 1 S.A.: 1

Mean RF for GRO: 945.9678
Mean RF for TPH: 909.3915
Rt range for Gasoline Range Organics: 4.45 to 17.93

SURROGATE COMPOUND	RT	ACTUAL	MEASURED	%REC	
**Trifluorotoluene	8.698	125.	117.121	93.7	-

GRO Area:801082.1 GRO Amount: 846.8386
TPH Area:917985.1 TPH Amount: 1009.45

CONTINUING CALIBRATION REPORT: G:\Org\PE1\DAT\PE1120821_b\1208PE1B.0028.RAW

COMPOUND	ACTUAL(NG)	MEASURED(NG)	%RECOVERY	LIMITS
GRO	840.	846.84	100.81	85-115
TPH	1000.	1009.45	100.95	85-115

SURROGATE COMPOUND	RT	ACTUAL	MEASURED	%REC	LIMITS
**Trifluorotoluene	8.698	125.	117.121	93.7	85-115

G:\org\PE1\dat\PE1120821_b\Review\028_CCV_1208PE128r_211208GROG3B%.xls

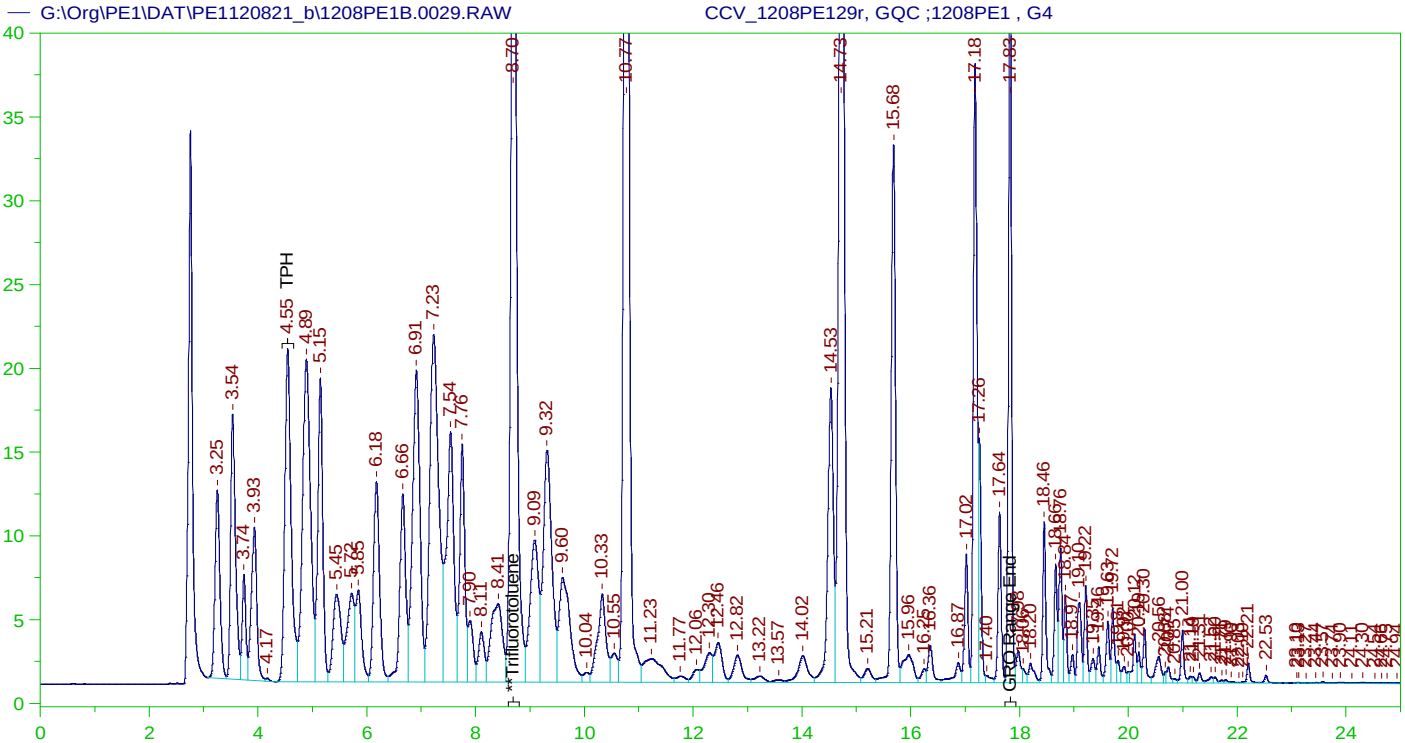

GASOLINE RANGE ORGANICS CHROMATOGRAM REPORT
Sample Name: CCV_1208PE129r, GQC ;1208PE1 , G4
Raw File: G:\Org\PE1\DAT\PE1120821_b\1208PE1B.0029.RAW
Date & Time Acquired: 12/9/2021 2:44:28 AM
Method File: G:\Org\PE1\Methods\211208GROG4B%.MET
Calibration File: G:\Org\PE1\Cals\211208GRO8015CB.CAL
Sample Weight: 1 Dilution: 1 S.A.: 1

Mean RF for GRO: 945.9678
Mean RF for TPH: 909.3915
Rt range for Gasoline Range Organics: 4.45 to 17.93

SURROGATE COMPOUND	RT	ACTUAL	MEASURED	%REC	
**Trifluorotoluene	8.698	125.	466.523	373.22	-

GRO Area:4016408 GRO Amount: 4245.819
TPH Area:4628599 TPH Amount: 5089.775

CONTINUING CALIBRATION REPORT: G:\Org\PE1\DAT\PE1120821_b\1208PE1B.0029.RAW

COMPOUND	ACTUAL(NG)	MEASURED(NG)	%RECOVERY	LIMITS
GRO	840.	4245.82	505.45	85-115
TPH	1000.	5089.78	508.98	85-115

SURROGATE COMPOUND	RT	ACTUAL	MEASURED	%REC	LIMITS
**Trifluorotoluene	8.698	125.	466.523	373.22	85-115

G:\org\PE1\dat\PE1120821_b\Review\029_CCV_1208PE129r_211208GROG4B%.xls

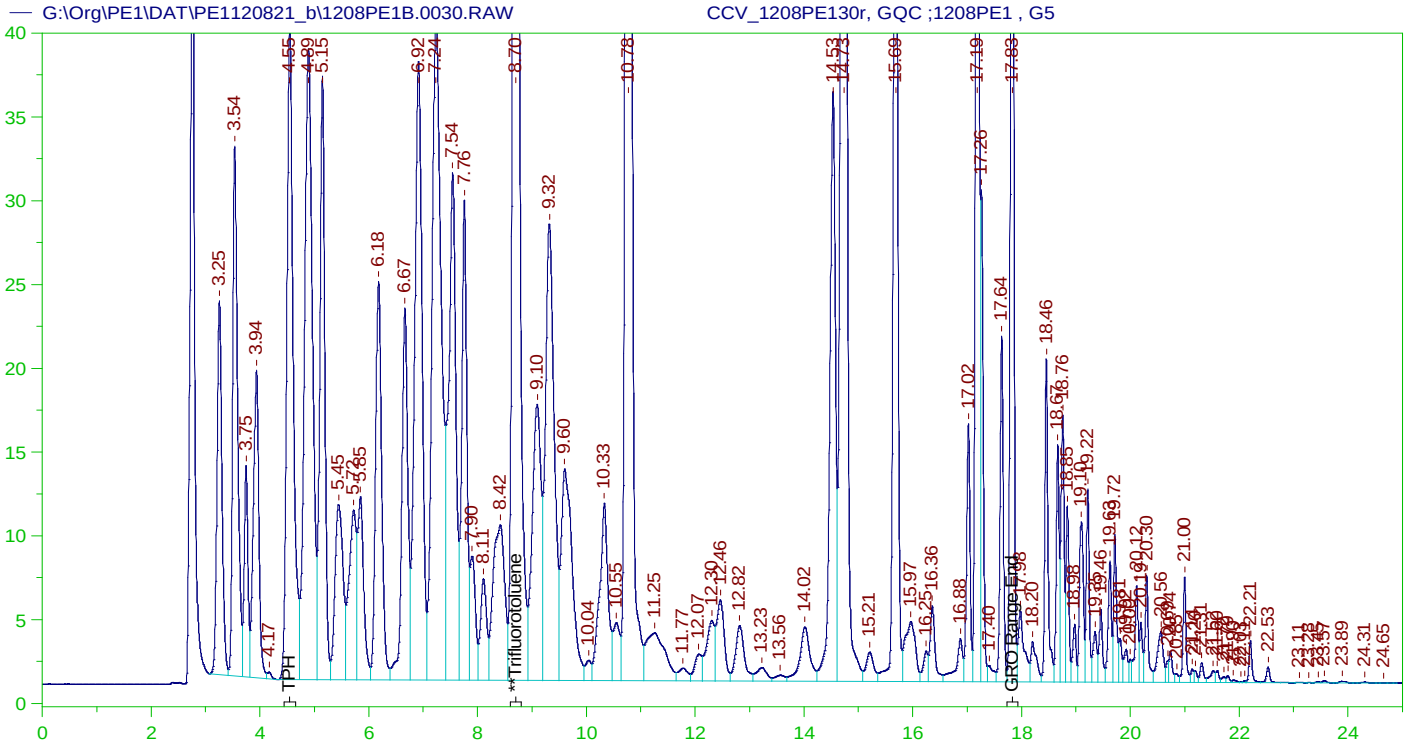

GASOLINE RANGE ORGANICS CHROMATOGRAM REPORT
Sample Name: CCV_1208PE130r, GQC ;1208PE1 , G5
Raw File: G:\Org\PE1\DAT\PE1120821_b\1208PE1B.0030.RAW
Date & Time Acquired: 12/9/2021 3:19:32 AM
Method File: G:\Org\PE1\Methods\211208GROG5B%.MET
Calibration File: G:\Org\PE1\Cals\211208GRO8015CB.CAL
Sample Weight: 1 Dilution: 1 S.A.: 1

Mean RF for GRO: 945.9678
Mean RF for TPH: 909.3915
Rt range for Gasoline Range Organics: 4.45 to 17.93

SURROGATE COMPOUND	RT	ACTUAL	MEASURED	%REC	
**Trifluorotoluene	8.7	125.	950.451	760.36	-

GRO Area:8061411 GRO Amount: 8521.866
TPH Area:9296078 TPH Amount: 10222.31

CONTINUING CALIBRATION REPORT: G:\Org\PE1\DAT\PE1120821_b\1208PE1B.0030.RAW

COMPOUND	ACTUAL(NG)	MEASURED(NG)	%RECOVERY	LIMITS
GRO	840.	8521.87	1014.51	85-115
TPH	1000.	10222.31	1022.23	85-115

SURROGATE COMPOUND	RT	ACTUAL	MEASURED	%REC	LIMITS
**Trifluorotoluene	8.7	125.	950.451	760.36	85-115

G:\org\PE1\dat\PE1120821_b\Review\030_CCV_1208PE130r_211208GROG5B%.xls

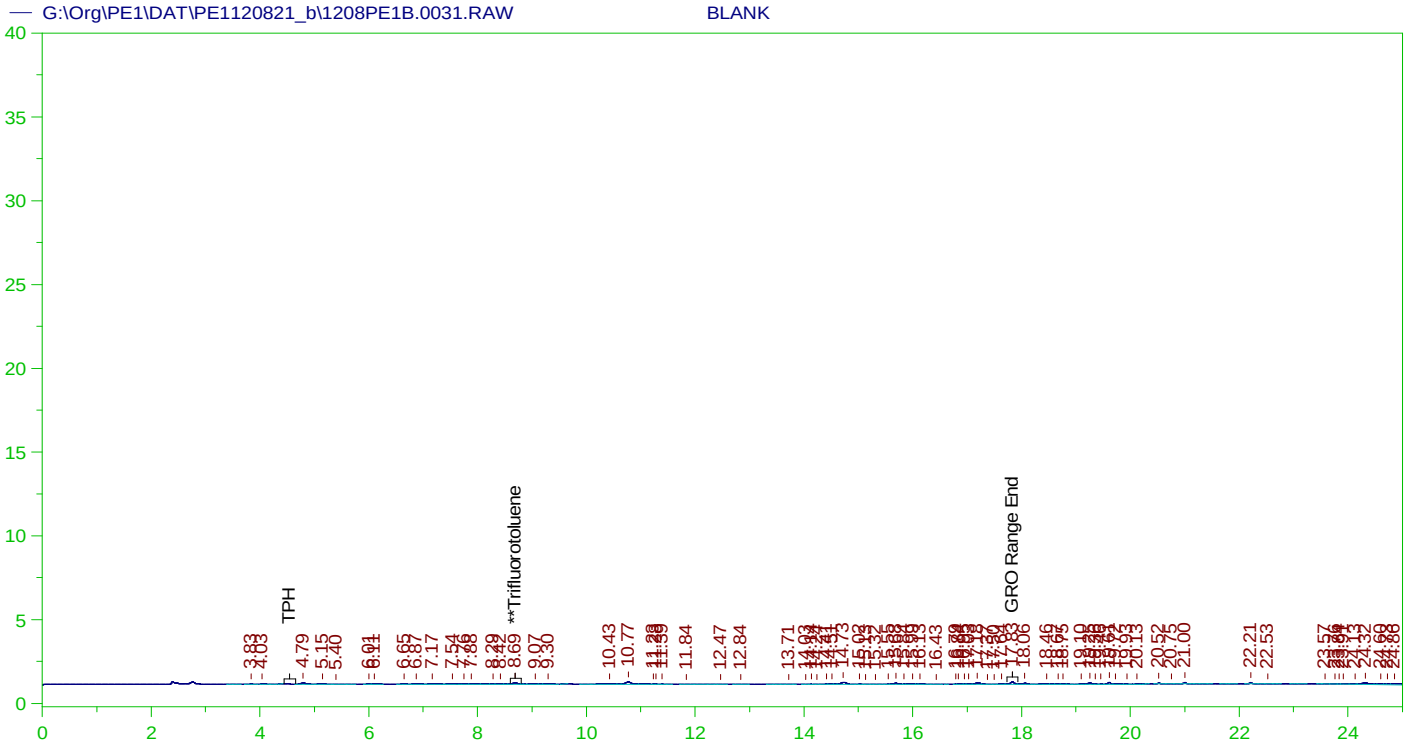

GASOLINE RANGE ORGANICS CHROMATOGRAM REPORT

Sample Name: BLANK
Raw File: G:\Org\PE1\DAT\PE1120821_b\1208PE1B.0031.RAW
Date & Time Acquired: 12/9/2021 3:54:35 AM
Method File: G:\Org\PE1\Methods\211208GROB.MET
Calibration File: G:\Org\PE1\Cals\211208GRO8015CB.CAL
Sample Weight: 1 Dilution: 1 S.A.: 1

Mean RF for GRO: 945.9678
Mean RF for TPH: 909.3915
Rt range for Gasoline Range Organics: 4.45 to 17.93

SURROGATE COMPOUND	RT	ACTUAL	MEASURED	%REC	
**Trifluorotoluene	8.691	125.	.572	.46	-

GRO Area:11585.88 GRO Amount: 12.24764
TPH Area:18600.47 TPH Amount: 20.45375

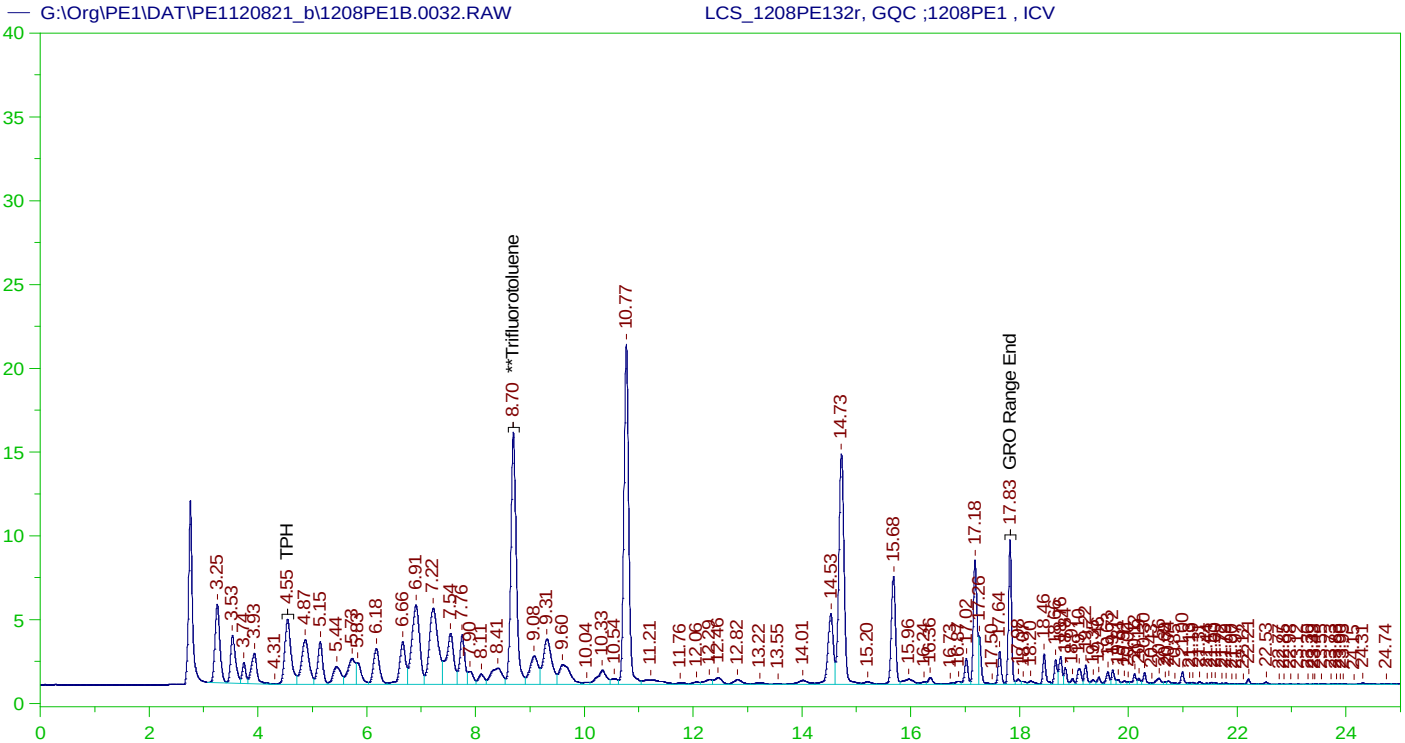

GASOLINE RANGE ORGANICS CHROMATOGRAM REPORT

Sample Name: LCS_1208PE132r, GQC ;1208PE1 , ICV
Raw File: G:\Org\PE1\DAT\PE1120821_b\1208PE1B.0032.RAW
Date & Time Acquired: 12/9/2021 4:29:41 AM
Method File: G:\Org\PE1\Methods\211208GROICVB%.MET
Calibration File: G:\Org\PE1\Cals\211208GRO8015CB.CAL
Sample Weight: 5 Dilution: 1 S.A.: 1

Mean RF for GRO: 945.9678
Mean RF for TPH: 909.3915
Rt range for Gasoline Range Organics: 4.45 to 17.93

SURROGATE COMPOUND	RT	ACTUAL	MEASURED	%REC	
**Trifluorotoluene	8.696	25.	22.1	88.4	-

GRO Area:806507.1 GRO Amount: 170.5147
TPH Area:947271.2 TPH Amount: 208.3308

G:\org\PE1\dat\PE1120821_b\Review\032_LCS_1208PE132r_211208GROICVB%.xls

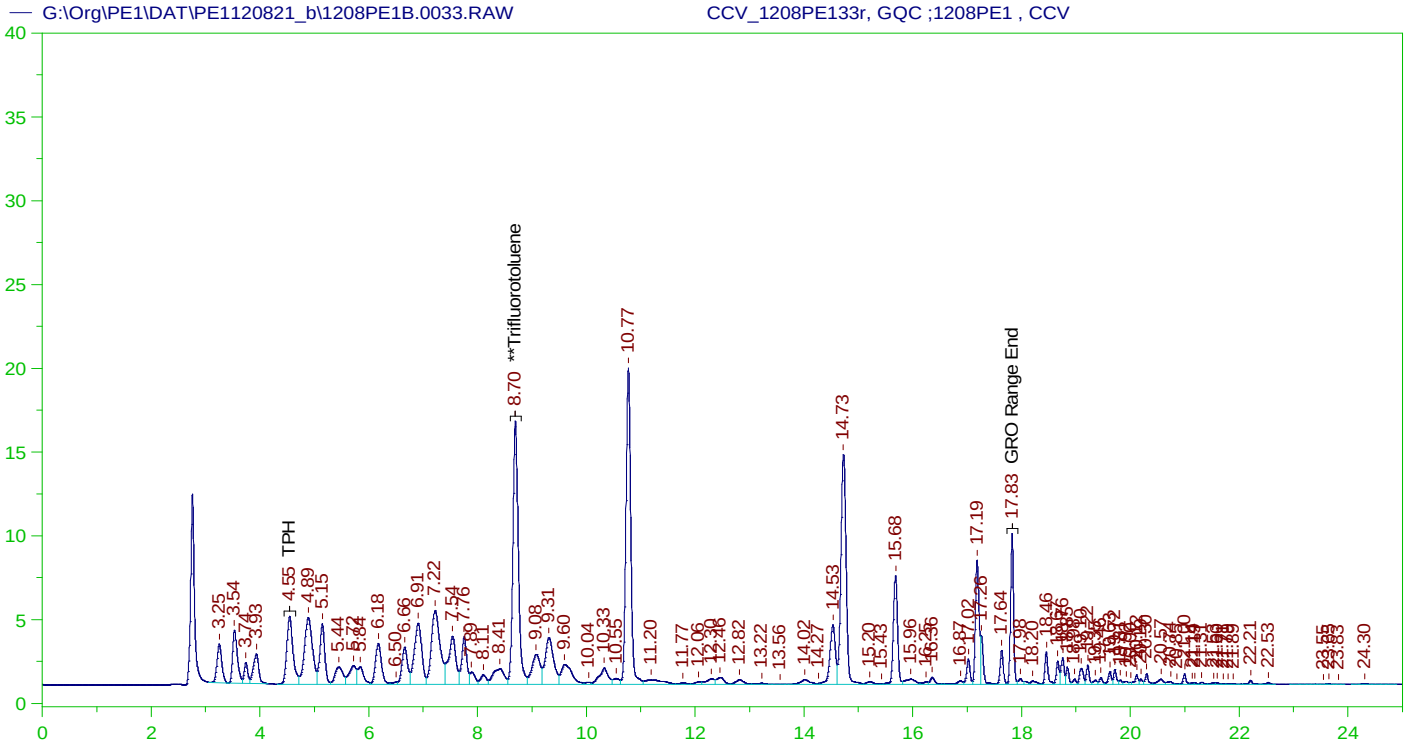

GASOLINE RANGE ORGANICS CHROMATOGRAM REPORT

Sample Name: CCV_1208PE133r, GQC ;1208PE1 , CCV
Raw File: G:\Org\PE1\DAT\PE1120821_b\1208PE1B.0033.RAW
Date & Time Acquired: 12/9/2021 5:04:40 AM
Method File: G:\Org\PE1\Methods\211208GROCCVB%.MET
Calibration File: G:\Org\PE1\Cals\211208GRO8015CB.CAL
Sample Weight: 1 Dilution: 1 S.A.: 1

Mean RF for GRO: 945.9678
Mean RF for TPH: 909.3915
Rt range for Gasoline Range Organics: 4.45 to 17.93

SURROGATE COMPOUND	RT	ACTUAL	MEASURED	%REC	
**Trifluorotoluene	8.697	125.	116.009	92.81	-

GRO Area:800406.4 GRO Amount: 846.1245
TPH Area:918577.3 TPH Amount: 1010.101

CONTINUING CALIBRATION REPORT: G:\Org\PE1\DAT\PE1120821_b\1208PE1B.0033.RAW

COMPOUND	ACTUAL(NG)	MEASURED(NG)	%RECOVERY	LIMITS
GRO	840.	846.12	100.73	85-115
TPH	1000.	1010.1	101.01	85-115

SURROGATE COMPOUND	RT	ACTUAL	MEASURED	%REC	LIMITS
**Trifluorotoluene	8.697	125.	116.009	92.81	85-115

G:\org\PE1\dat\PE1120821_b\Review\033_CCV_1208PE133r_211208GROCCVB%.xls

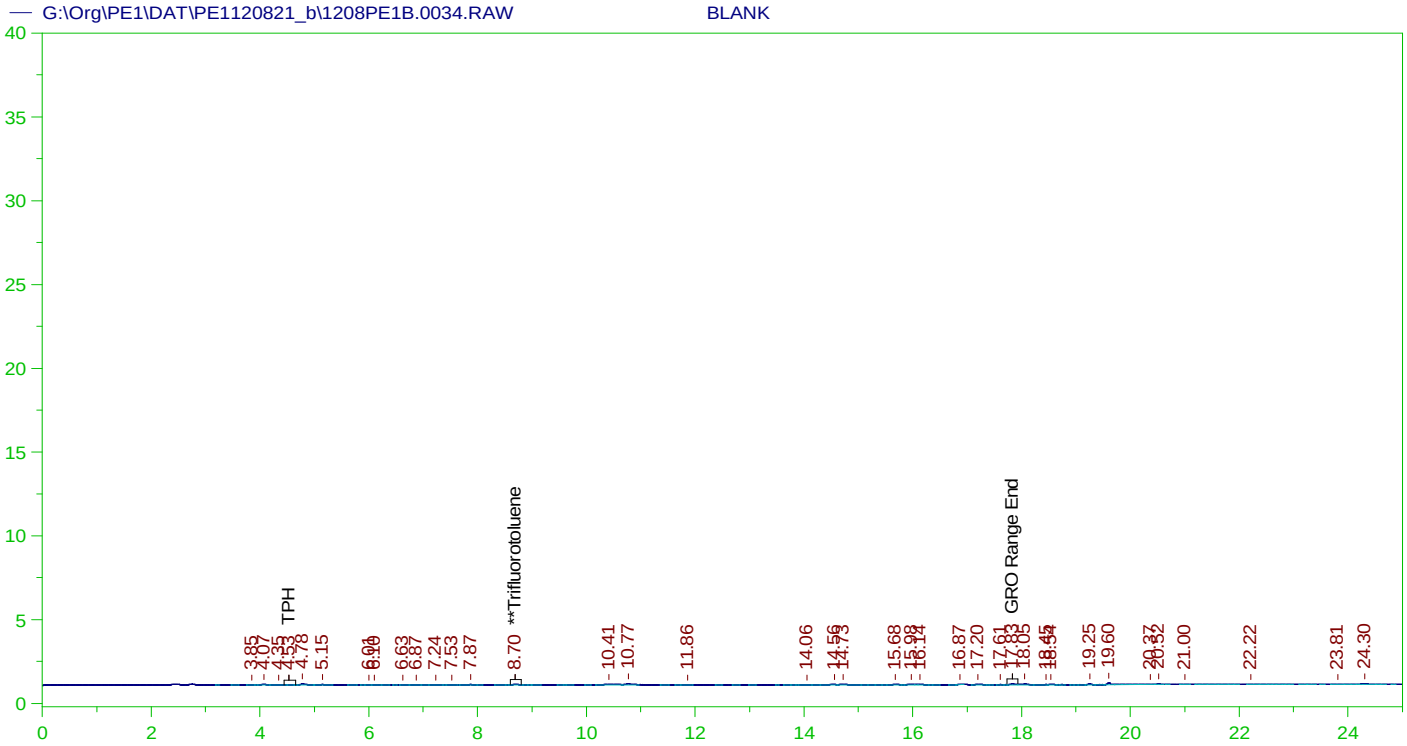

GASOLINE RANGE ORGANICS CHROMATOGRAM REPORT

Sample Name: BLANK
Raw File: G:\Org\PE1\DAT\PE1120821_b\1208PE1B.0034.RAW
Date & Time Acquired: 12/9/2021 5:39:46 AM
Method File: G:\Org\PE1\Methods\211208GROB.MET
Calibration File: G:\Org\PE1\Cals\211208GRO8015CB.CAL
Sample Weight: 1 Dilution: 1 S.A.: 1

Mean RF for GRO: 945.9678
Mean RF for TPH: 909.3915
Rt range for Gasoline Range Organics: 4.45 to 17.93

SURROGATE COMPOUND	RT	ACTUAL	MEASURED	%REC
**Trifluorotoluene	8.696	125.	.2	.16 -

GRO Area:5202.292 GRO Amount: 5.499439
TPH Area:8381.664 TPH Amount: 9.216784

G:\org\PE1\dat\PE1120821_b\Review\034_BLANK_211208GROB.xls

Write Sequence

Insert Entries(Have the first cell for entries selecte

Data File	Sample Name	Method	Weight	Dil Factor	Amt Inj.	IS	Cal ID	Manual Integrations
G:\Org\PE1\DAT\PE1120821_b\1208PE1.22r	CCV_1208PE122r, GQC ;1208PE1 , 8015 Marker	G:\Org\PE1\Methods\21120	1	1	1	1	0	None
G:\Org\PE1\DAT\PE1120821_b\1208PE1.23r	BLANK	G:\Org\PE1\Methods\21120	1	1	1	1	0	None
G:\Org\PE1\DAT\PE1120821_b\1208PE1.24r	BLANK	G:\Org\PE1\Methods\21120	1	1	1	1	0	None
G:\Org\PE1\DAT\PE1120821_b\1208PE1.25r	BLANK	G:\Org\PE1\Methods\21120	1	1	1	1	0	None
G:\Org\PE1\DAT\PE1120821_b\1208PE1.26r	CCV_1208PE126r, GQC ;1208PE1 , G1	G:\Org\PE1\Methods\21120	1	1	1	1	0	To maintain continuous baseline and split closely eluting hydrocarbons
G:\Org\PE1\DAT\PE1120821_b\1208PE1.27r	CCV_1208PE127r, GQC ;1208PE1 , G2	G:\Org\PE1\Methods\21120	1	1	1	1	0	To maintain continuous baseline and split closely eluting hydrocarbons
G:\Org\PE1\DAT\PE1120821_b\1208PE1.28r	CCV_1208PE128r, GQC ;1208PE1 , G3	G:\Org\PE1\Methods\21120	1	1	1	1	0	To maintain continuous baseline and split closely eluting hydrocarbons
G:\Org\PE1\DAT\PE1120821_b\1208PE1.29r	CCV_1208PE129r, GQC ;1208PE1 , G4	G:\Org\PE1\Methods\21120	1	1	1	1	0	To maintain continuous baseline and split closely eluting hydrocarbons
G:\Org\PE1\DAT\PE1120821_b\1208PE1.30r	CCV_1208PE130r, GQC ;1208PE1 , G5	G:\Org\PE1\Methods\21120	1	1	1	1	0	None
G:\Org\PE1\DAT\PE1120821_b\1208PE1.31r	BLANK	G:\Org\PE1\Methods\21120	1	1	1	1	0	None
G:\Org\PE1\DAT\PE1120821_b\1208PE1.32r	LCS_1208PE132r, GQC ;1208PE1 , ICV	G:\Org\PE1\Methods\21120	5	1	1	1	0	To maintain continuous baseline and split closely eluting hydrocarbons
G:\Org\PE1\DAT\PE1120821_b\1208PE1.33r	CCV_1208PE133r, GQC ;1208PE1 , CCV	G:\Org\PE1\Methods\21120	1	1	1	1	0	To maintain continuous baseline and split closely eluting hydrocarbons
G:\Org\PE1\DAT\PE1120821_b\1208PE1.34r	BLANK	G:\Org\PE1\Methods\21120	1	1	1	1	0	None

Chemist

Digitally signed by
Josie Pickard
Date: 2022.01.14 14:30:01 -07:00

Energy Laboratories Inc

ANALYTICAL RUN Summary

18-Feb-22

Run ID PE 1_220120A

Run Start Date:	1/20/2022
Analyst:	Josie Pickard
Ical:	0
Column ID:	Rtx-502.2
Comments:	Evaluated to include numbers that are above the MDL and below the LOD per QA and client request

Std ID	Std Name	Std Amount	Std Units	Samp Amount	Samp Units	SampType	Expiration Date
GAS220104	Unleaded Gasoline Comp. Std.(2.0uL)	2	ul			CCV	6/7/2023
GQC201214	Gasoline Composite Mix (1.68uL)	1.68	ul			LCS, MS/M	4/2/2030
GROS200921	Gro Stock Standard Mt.Gro	0.84	ul			Marker	3/28/2029
SHP0292	VOA 1:1 HCl:H2O Solution	3	drops			CCV, LCS,	12/15/2025
TFT220117	TFT (1.05uL)	1.05	ul			SURR	9/10/2029

Seq No	Lab ID	Test Code	Sample Typ	File ID	Analysis Date	DF	Batch ID	Prep Date	SPKref	RPDref	pmoist
14992689	CCV_0120PE10	HC-8015-GRO-	SAMP		1/20/2022 9:41:2	1	R373498		0	0	

Analyte	T	Units	RAW	Final	Text	Spike	SPKref	RPDref	MDL	PQL	UQL	%REC	LOW	HIGH	%RPD	Q
C6 to C10	A	ug/L	239.0307	239.0307		0	0	0	2.32	20	0	0%	0	0	0%	
Total Purgeable Hydrocarbons	A	ug/L	249.0853	249.0853		0	0	0	3.56	20	0	0%	0	0	0%	
Trifluorotoluene	S	ug/L	20.7788	20.7788		25	0	0	0.0743	1	0	83%	70	130	0%	

Seq No	Lab ID	Test Code	Sample Typ	File ID	Analysis Date	DF	Batch ID	Prep Date	SPKref	RPDref	pmoist
14992690	CCV_0120PE10	HC-8015-GRO-	CCV		1/20/2022 10:15:	1	R373498		0	0	

Analyte	T	Units	RAW	Final	Text	Spike	SPKref	RPDref	MDL	PQL	UQL	%REC	LOW	HIGH	%RPD	Q
C6 to C10	A	ug/L	184.3341	184.3341		168	0	0	2.32	20	0	110%	80	120	0%	
Total Purgeable Hydrocarbons	A	ug/L	220.7661	220.7661		200	0	0	3.56	20	0	110%	80	120	0%	
Trifluorotoluene	S	ug/L	23.93977	23.93977		25	0	0	0.0743	1	0	96%	80	120	0%	

Seq No	Lab ID	Test Code	Sample Typ	File ID	Analysis Date	DF	Batch ID	Prep Date	SPKref	RPDref	pmoist
14992691	LCS_0120PE10	HC-8015-GRO-	LCS		1/20/2022 10:49:	1	R373498		0	0	

Analyte	T	Units	RAW	Final	Text	Spike	SPKref	RPDref	MDL	PQL	UQL	%REC	LOW	HIGH	%RPD	Q
C6 to C10	A	ug/L	160.2502	160.2502		170	0	0	2.32	20	0	94%	78	122	0%	
Total Purgeable Hydrocarbons	A	ug/L	189.2893	189.2893		200	0	0	3.56	20	0	95%	70	130	0%	
Trifluorotoluene	S	ug/L	22.6964	22.6964		25	0	0	0.0743	1	0	91%	70	130	0%	

Seq No	Lab ID	Test Code	Sample Typ	File ID	Analysis Date	DF	Batch ID	Prep Date	SPKref	RPDref	pmoist
14992692	MBLK_0120PE	HC-8015-GRO-	MBLK		1/20/2022 11:24:	1	R373498		0	0	

Analyte	T	Units	RAW	Final	Text	Spike	SPKref	RPDref	MDL	PQL	UQL	%REC	LOW	HIGH	%RPD	Q
C6 to C10	A	ug/L	0	0		0	0	0	2.32	10	0	0%	0	0	0%	
Total Purgeable Hydrocarbons	A	ug/L	0	0		0	0	0	3.56	10	0	0%	0	0	0%	
Trifluorotoluene	S	ug/L	20.0065	20.0065		25	0	0	0.0743	1	0	80%	70	130	0%	

Seq No	Lab ID	Test Code	Sample Typ	File ID	Analysis Date	DF	Batch ID	Prep Date	SPKref	RPDref	pmoist
14992693	B22011124-001	HC-8015-GRO-	SAMP		1/20/2022 11:58:	1	R373498		0	0	

Analyte	T	Units	RAW	Final	Text	Spike	SPKref	RPDref	MDL	PQL	UQL	%REC	LOW	HIGH	%RPD	Q
C6 to C10	A	ug/L	0	0		0	0	0	2.32	20	0	0%	0	0	0%	U
Total Purgeable Hydrocarbons	A	ug/L	0	0		0	0	0	3.56	20	0	0%	0	0	0%	U
Trifluorotoluene	S	ug/L	20.00435	20.00435		25	0	0	0.0743	1	0	80%	70	130	0%	

Seq No	Lab ID	Test Code	Sample Typ	File ID	Analysis Date	DF	Batch ID	Prep Date	SPKref	RPDref	pmoist
14992694	B22011124-003	HC-8015-GRO-	SAMP		1/20/2022 1:07:0	1	R373498		0	0	

Analyte	T	Units	RAW	Final	Text	Spike	SPKref	RPDref	MDL	PQL	UQL	%REC	LOW	HIGH	%RPD	Q
C6 to C10	A	ug/L	0	0		0	0	0	2.32	20	0	0%	0	0	0%	U
Total Purgeable Hydrocarbons	A	ug/L	2.053564	0		0	0	0	3.56	20	0	0%	0	0	0%	U
Trifluorotoluene	S	ug/L	19.55894	19.55894		25	0	0	0.0743	1	0	78%	70	130	0%	

Seq No	Lab ID	Test Code	Sample Typ	File ID	Analysis Date	DF	Batch ID	Prep Date	SPKref	RPDref	pmoist
14992695	B22011125-003	HC-8015-GRO-	SAMP		1/20/2022 1:41:3	1	R373498		0	0	

Analyte	T	Units	RAW	Final	Text	Spike	SPKref	RPDref	MDL	PQL	UQL	%REC	LOW	HIGH	%RPD	Q

Seq No	Lab ID	Test Code	Sample Typ	File ID	Analysis Date	DF	Batch ID	Prep Date	SPKref	RPDref	pmoist
14992695	B22011125-003	HC-8015-GRO-	SAMP		1/20/2022 1:41:3	1	R373498		0	0	

Analyte	T	Units	RAW	Final	Text	Spike	SPKref	RPDref	MDL	PQL	UQL	%REC	LOW	HIGH	%RPD	Q
C6 to C10	A	ug/L	0	0		0	0	0	2.32	20	0	0%	0	0	0%	U
Total Purgeable Hydrocarbons	A	ug/L	2.06671	0		0	0	0	3.56	20	0	0%	0	0	0%	U
Trifluorotoluene	S	ug/L	20.19957	20.19957		25	0	0	0.0743	1	0	81%	70	130	0%	

Seq No	Lab ID	Test Code	Sample Typ	File ID	Analysis Date	DF	Batch ID	Prep Date	SPKref	RPDref	pmoist
14992696	B22011126-003	HC-8015-GRO-	SAMP		1/20/2022 2:15:4	1	R373498		0	0	

Analyte	T	Units	RAW	Final	Text	Spike	SPKref	RPDref	MDL	PQL	UQL	%REC	LOW	HIGH	%RPD	Q
C6 to C10	A	ug/L	0	0		0	0	0	2.32	20	0	0%	0	0	0%	U
Total Purgeable Hydrocarbons	A	ug/L	0	0		0	0	0	3.56	20	0	0%	0	0	0%	U
Trifluorotoluene	S	ug/L	20.38646	20.38646		25	0	0	0.0743	1	0	82%	70	130	0%	

Seq No	Lab ID	Test Code	Sample Typ	File ID	Analysis Date	DF	Batch ID	Prep Date	SPKref	RPDref	pmoist
14992697	B22011127-003	HC-8015-GRO-	SAMP		1/20/2022 2:50:0	1	R373498		0	0	

Analyte	T	Units	RAW	Final	Text	Spike	SPKref	RPDref	MDL	PQL	UQL	%REC	LOW	HIGH	%RPD	Q
C6 to C10	A	ug/L	0	0		0	0	0	2.32	20	0	0%	0	0	0%	U
Total Purgeable Hydrocarbons	A	ug/L	2.064478	0		0	0	0	3.56	20	0	0%	0	0	0%	U
Trifluorotoluene	S	ug/L	20.00778	20.00778		25	0	0	0.0743	1	0	80%	70	130	0%	

Seq No	Lab ID	Test Code	Sample Typ	File ID	Analysis Date	DF	Batch ID	Prep Date	SPKref	RPDref	pmoist
14992698	B22011129-003	HC-8015-GRO-	SAMP		1/20/2022 3:58:3	1	R373498		0	0	

Analyte	T	Units	RAW	Final	Text	Spike	SPKref	RPDref	MDL	PQL	UQL	%REC	LOW	HIGH	%RPD	Q
C6 to C10	A	ug/L	0	0		0	0	0	2.32	20	0	0%	0	0	0%	U
Total Purgeable Hydrocarbons	A	ug/L	2.201409	0		0	0	0	3.56	20	0	0%	0	0	0%	U
Trifluorotoluene	S	ug/L	19.60448	19.60448		25	0	0	0.0743	1	0	78%	70	130	0%	

Seq No	Lab ID	Test Code	Sample Typ	File ID	Analysis Date	DF	Batch ID	Prep Date	SPKref	RPDref	pmoist
14992699	B22011130-003	HC-8015-GRO-	SAMP		1/20/2022 4:32:5	1	R373498		0	0	

Analyte	T	Units	RAW	Final	Text	Spike	SPKref	RPDref	MDL	PQL	UQL	%REC	LOW	HIGH	%RPD	Q

Seq No	Lab ID	Test Code	Sample Typ	File ID	Analysis Date	DF	Batch ID	Prep Date	SPKref	RPDref	pmoist
14992699	B22011130-003	HC-8015-GRO-	SAMP		1/20/2022 4:32:5	1	R373498		0	0	

Analyte	T	Units	RAW	Final	Text	Spike	SPKref	RPDref	MDL	PQL	UQL	%REC	LOW	HIGH	%RPD	Q
C6 to C10	A	ug/L	0	0		0	0	0	2.32	20	0	0%	0	0	0%	U
Total Purgeable Hydrocarbons	A	ug/L	2.092087	0		0	0	0	3.56	20	0	0%	0	0	0%	U
Trifluorotoluene	S	ug/L	20.15448	20.15448		25	0	0	0.0743	1	0	81%	70	130	0%	

Seq No	Lab ID	Test Code	Sample Typ	File ID	Analysis Date	DF	Batch ID	Prep Date	SPKref	RPDref	pmoist
14992700	B22011131-003	HC-8015-GRO-	SAMP		1/20/2022 5:07:1	1	R373498		0	0	

Analyte	T	Units	RAW	Final	Text	Spike	SPKref	RPDref	MDL	PQL	UQL	%REC	LOW	HIGH	%RPD	Q
C6 to C10	A	ug/L	0	0		0	0	0	2.32	20	0	0%	0	0	0%	U
Total Purgeable Hydrocarbons	A	ug/L	0	0		0	0	0	3.56	20	0	0%	0	0	0%	U
Trifluorotoluene	S	ug/L	19.7763	19.7763		25	0	0	0.0743	1	0	79%	70	130	0%	

Seq No	Lab ID	Test Code	Sample Typ	File ID	Analysis Date	DF	Batch ID	Prep Date	SPKref	RPDref	pmoist
14992701	B22011132-003	HC-8015-GRO-	SAMP		1/20/2022 5:41:3	1	R373498		0	0	

Analyte	T	Units	RAW	Final	Text	Spike	SPKref	RPDref	MDL	PQL	UQL	%REC	LOW	HIGH	%RPD	Q
C6 to C10	A	ug/L	0	0		0	0	0	2.32	20	0	0%	0	0	0%	U
Total Purgeable Hydrocarbons	A	ug/L	2.850693	0		0	0	0	3.56	20	0	0%	0	0	0%	U
Trifluorotoluene	S	ug/L	19.99597	19.99597		25	0	0	0.0743	1	0	80%	70	130	0%	

Seq No	Lab ID	Test Code	Sample Typ	File ID	Analysis Date	DF	Batch ID	Prep Date	SPKref	RPDref	pmoist
14992702	B22011124-001	HC-8015-GRO-	MS		1/20/2022 6:50:2	1	R373498		1E+07	0	

Analyte	T	Units	RAW	Final	Text	Spike	SPKref	RPDref	MDL	PQL	UQL	%REC	LOW	HIGH	%RPD	Q
C6 to C10	A	ug/L	156.6109	156.6109		170	0	0	2.32	20	0	92%	78	122	0%	
Total Purgeable Hydrocarbons	A	ug/L	185.596	185.596		200	0	0	3.56	20	0	93%	70	130	0%	
Trifluorotoluene	S	ug/L	22.71717	22.71717		25	0	0	0.0743	1	0	91%	70	130	0%	

Seq No	Lab ID	Test Code	Sample Typ	File ID	Analysis Date	DF	Batch ID	Prep Date	SPKref	RPDref	pmoist
14992703	B22011124-001	HC-8015-GRO-	MSD		1/20/2022 7:24:5	1	R373498		1E+07	1E+07	

Analyte	T	Units	RAW	Final	Text	Spike	SPKref	RPDref	MDL	PQL	UQL	%REC	LOW	HIGH	%RPD	Q

Seq No	Lab ID	Test Code	Sample Typ	File ID	Analysis Date	DF	Batch ID	Prep Date	SPKref	RPDref	pmoist
14992703	B22011124-001	HC-8015-GRO-	MSD		1/20/2022 7:24:5	1	R373498		1E+07	1E+07	

Analyte	T	Units	RAW	Final	Text	Spike	SPKref	RPDref	MDL	PQL	UQL	%REC	LOW	HIGH	%RPD	Q
C6 to C10	A	ug/L	156.6635	156.6635		170	0	156.6109	2.32	20	0	92%	78	122	0%	
Total Purgeable Hydrocarbons	A	ug/L	185.1387	185.1387		200	0	185.596	3.56	20	0	93%	70	130	0%	
Trifluorotoluene	S	ug/L	22.85948	22.85948		25	0	0	0.0743	1	0	91%	70	130	0%	

Seq No	Lab ID	Test Code	Sample Typ	File ID	Analysis Date	DF	Batch ID	Prep Date	SPKref	RPDref	pmoist
14992704	CCV_0120PE12	HC-8015-GRO-	SAMP		1/20/2022 8:33:3	1	R373498		0	0	

Analyte	T	Units	RAW	Final	Text	Spike	SPKref	RPDref	MDL	PQL	UQL	%REC	LOW	HIGH	%RPD	Q
C6 to C10	A	ug/L	224.6099	224.6099		0	0	0	2.32	20	0	0%	0	0	0%	
Total Purgeable Hydrocarbons	A	ug/L	234.1694	234.1694		0	0	0	3.56	20	0	0%	0	0	0%	
Trifluorotoluene	S	ug/L	19.65531	19.65531		25	0	0	0.0743	1	0	79%	70	130	0%	

Seq No	Lab ID	Test Code	Sample Typ	File ID	Analysis Date	DF	Batch ID	Prep Date	SPKref	RPDref	pmoist
14992705	CCV_0120PE12	HC-8015-GRO-	CCV		1/20/2022 9:07:4	1	R373498		0	0	

Analyte	T	Units	RAW	Final	Text	Spike	SPKref	RPDref	MDL	PQL	UQL	%REC	LOW	HIGH	%RPD	Q
C6 to C10	A	ug/L	180.4831	180.4831		168	0	0	2.32	20	0	107%	80	120	0%	
Total Purgeable Hydrocarbons	A	ug/L	216.0255	216.0255		200	0	0	3.56	20	0	108%	80	120	0%	
Trifluorotoluene	S	ug/L	23.4734	23.4734		25	0	0	0.0743	1	0	94%	80	120	0%	

Seq No	Lab ID	Test Code	Sample Typ	File ID	Analysis Date	DF	Batch ID	Prep Date	SPKref	RPDref	pmoist
14992706	LCS_0120PE12	HC-8015-GRO-	LCS		1/20/2022 9:42:1	1	R373498		0	0	

Analyte	T	Units	RAW	Final	Text	Spike	SPKref	RPDref	MDL	PQL	UQL	%REC	LOW	HIGH	%RPD	Q
C6 to C10	A	ug/L	150.87	150.87		170	0	0	2.32	20	0	89%	78	122	0%	
Total Purgeable Hydrocarbons	A	ug/L	178.1796	178.1796		200	0	0	3.56	20	0	89%	70	130	0%	
Trifluorotoluene	S	ug/L	21.99084	21.99084		25	0	0	0.0743	1	0	88%	70	130	0%	

Seq No	Lab ID	Test Code	Sample Typ	File ID	Analysis Date	DF	Batch ID	Prep Date	SPKref	RPDref	pmoist
14992707	MBLK_0120PE	HC-8015-GRO-	MBLK		1/20/2022 10:16:	1	R373498		0	0	

Analyte	T	Units	RAW	Final	Text	Spike	SPKref	RPDref	MDL	PQL	UQL	%REC	LOW	HIGH	%RPD	Q

Seq No	Lab ID	Test Code	Sample Typ	File ID	Analysis Date	DF	Batch ID	Prep Date	SPKref	RPDref	pmoist
14992707	MBLK_0120PE	HC-8015-GRO-	MBLK		1/20/2022 10:16:	1	R373498		0	0	

Analyte	T	Units	RAW	Final	Text	Spike	SPKref	RPDref	MDL	PQL	UQL	%REC	LOW	HIGH	%RPD	Q
C6 to C10	A	ug/L	0	0		0	0	0	2.32	10	0	0%	0	0	0%	
Total Purgeable Hydrocarbons	A	ug/L	0	0		0	0	0	3.56	10	0	0%	0	0	0%	
Trifluorotoluene	S	ug/L	20.23373	20.23373		25	0	0	0.0743	1	0	81%	70	130	0%	

Seq No	Lab ID	Test Code	Sample Typ	File ID	Analysis Date	DF	Batch ID	Prep Date	SPKref	RPDref	pmoist
14992708	B22011133-003	HC-8015-GRO-	SAMP		1/20/2022 10:50:	1	R373498		0	0	

Analyte	T	Units	RAW	Final	Text	Spike	SPKref	RPDref	MDL	PQL	UQL	%REC	LOW	HIGH	%RPD	Q
C6 to C10	A	ug/L	0	0		0	0	0	2.32	20	0	0%	0	0	0%	U
Total Purgeable Hydrocarbons	A	ug/L	0	0		0	0	0	3.56	20	0	0%	0	0	0%	U
Trifluorotoluene	S	ug/L	20.06214	20.06214		25	0	0	0.0743	1	0	80%	70	130	0%	

Seq No	Lab ID	Test Code	Sample Typ	File ID	Analysis Date	DF	Batch ID	Prep Date	SPKref	RPDref	pmoist
14992709	B22011125-001	HC-8015-GRO-	SAMP		1/20/2022 11:25:	1	R373498		0	0	

Analyte	T	Units	RAW	Final	Text	Spike	SPKref	RPDref	MDL	PQL	UQL	%REC	LOW	HIGH	%RPD	Q
C6 to C10	A	ug/L	0	0		0	0	0	2.32	20	0	0%	0	0	0%	U
Total Purgeable Hydrocarbons	A	ug/L	0	0		0	0	0	3.56	20	0	0%	0	0	0%	U
Trifluorotoluene	S	ug/L	19.63003	19.63003		25	0	0	0.0743	1	0	79%	70	130	0%	

Seq No	Lab ID	Test Code	Sample Typ	File ID	Analysis Date	DF	Batch ID	Prep Date	SPKref	RPDref	pmoist
14992710	B22011126-001	HC-8015-GRO-	SAMP		1/21/2022 12:34:	1	R373498		0	0	

Analyte	T	Units	RAW	Final	Text	Spike	SPKref	RPDref	MDL	PQL	UQL	%REC	LOW	HIGH	%RPD	Q
C6 to C10	A	ug/L	0	0		0	0	0	2.32	20	0	0%	0	0	0%	U
Total Purgeable Hydrocarbons	A	ug/L	0	0		0	0	0	3.56	20	0	0%	0	0	0%	U
Trifluorotoluene	S	ug/L	20.17544	20.17544		25	0	0	0.0743	1	0	81%	70	130	0%	

Seq No	Lab ID	Test Code	Sample Typ	File ID	Analysis Date	DF	Batch ID	Prep Date	SPKref	RPDref	pmoist
14992711	B22011127-001	HC-8015-GRO-	SAMP		1/21/2022 1:08:2	1	R373498		0	0	

Analyte	T	Units	RAW	Final	Text	Spike	SPKref	RPDref	MDL	PQL	UQL	%REC	LOW	HIGH	%RPD	Q

Seq No	Lab ID	Test Code	Sample Typ	File ID	Analysis Date	DF	Batch ID	Prep Date	SPKref	RPDref	pmoist
14992711	B22011127-001	HC-8015-GRO-	SAMP		1/21/2022 1:08:2	1	R373498		0	0	

Analyte	T	Units	RAW	Final	Text	Spike	SPKref	RPDref	MDL	PQL	UQL	%REC	LOW	HIGH	%RPD	Q
C6 to C10	A	ug/L	0	0		0	0	0	2.32	20	0	0%	0	0	0%	U
Total Purgeable Hydrocarbons	A	ug/L	0	0		0	0	0	3.56	20	0	0%	0	0	0%	U
Trifluorotoluene	S	ug/L	19.99038	19.99038		25	0	0	0.0743	1	0	80%	70	130	0%	

Seq No	Lab ID	Test Code	Sample Typ	File ID	Analysis Date	DF	Batch ID	Prep Date	SPKref	RPDref	pmoist
14992712	B22011128-001	HC-8015-GRO-	SAMP		1/21/2022 2:17:0	1	R373498		0	0	

Analyte	T	Units	RAW	Final	Text	Spike	SPKref	RPDref	MDL	PQL	UQL	%REC	LOW	HIGH	%RPD	Q
C6 to C10	A	ug/L	0	0		0	0	0	2.32	20	0	0%	0	0	0%	U
Total Purgeable Hydrocarbons	A	ug/L	0	0		0	0	0	3.56	20	0	0%	0	0	0%	U
Trifluorotoluene	S	ug/L	19.66526	19.66526		25	0	0	0.0743	1	0	79%	70	130	0%	

Seq No	Lab ID	Test Code	Sample Typ	File ID	Analysis Date	DF	Batch ID	Prep Date	SPKref	RPDref	pmoist
14992713	B22011129-001	HC-8015-GRO-	SAMP		1/21/2022 2:51:2	1	R373498		0	0	

Analyte	T	Units	RAW	Final	Text	Spike	SPKref	RPDref	MDL	PQL	UQL	%REC	LOW	HIGH	%RPD	Q
C6 to C10	A	ug/L	30.08257	30.08257		0	0	0	2.32	20	0	0%	0	0	0%	
Total Purgeable Hydrocarbons	A	ug/L	37.96661	37.96661		0	0	0	3.56	20	0	0%	0	0	0%	
Trifluorotoluene	S	ug/L	21.68366	21.68366		25	0	0	0.0743	1	0	87%	70	130	0%	

Seq No	Lab ID	Test Code	Sample Typ	File ID	Analysis Date	DF	Batch ID	Prep Date	SPKref	RPDref	pmoist
14992714	B22011132-001	HC-8015-GRO-	SAMP		1/21/2022 5:42:4	1	R373498		0	0	

Analyte	T	Units	RAW	Final	Text	Spike	SPKref	RPDref	MDL	PQL	UQL	%REC	LOW	HIGH	%RPD	Q
C6 to C10	A	ug/L	0	0		0	0	0	2.32	20	0	0%	0	0	0%	U
Total Purgeable Hydrocarbons	A	ug/L	0	0		0	0	0	3.56	20	0	0%	0	0	0%	U
Trifluorotoluene	S	ug/L	19.68522	19.68522		25	0	0	0.0743	1	0	79%	70	130	0%	

Seq No	Lab ID	Test Code	Sample Typ	File ID	Analysis Date	DF	Batch ID	Prep Date	SPKref	RPDref	pmoist
14992715	B22011133-001	HC-8015-GRO-	SAMP		1/21/2022 6:17:0	1	R373498		0	0	

Analyte	T	Units	RAW	Final	Text	Spike	SPKref	RPDref	MDL	PQL	UQL	%REC	LOW	HIGH	%RPD	Q

Seq No	Lab ID	Test Code	Sample Typ	File ID	Analysis Date	DF	Batch ID	Prep Date	SPKref	RPDref	pmoist
14992715	B22011133-001	HC-8015-GRO-	SAMP		1/21/2022 6:17:0	1	R373498		0	0	

Analyte	T	Units	RAW	Final	Text	Spike	SPKref	RPDref	MDL	PQL	UQL	%REC	LOW	HIGH	%RPD	Q
C6 to C10	A	ug/L	0	0		0	0	0	2.32	20	0	0%	0	0	0%	U
Total Purgeable Hydrocarbons	A	ug/L	0	0		0	0	0	3.56	20	0	0%	0	0	0%	U
Trifluorotoluene	S	ug/L	19.40569	19.40569		25	0	0	0.0743	1	0	78%	70	130	0%	

Seq No	Lab ID	Test Code	Sample Typ	File ID	Analysis Date	DF	Batch ID	Prep Date	SPKref	RPDref	pmoist
14992716	CCV_0120PE14	HC-8015-GRO-	SAMP		1/21/2022 7:25:4	1	R373498		0	0	

Analyte	T	Units	RAW	Final	Text	Spike	SPKref	RPDref	MDL	PQL	UQL	%REC	LOW	HIGH	%RPD	Q
C6 to C10	A	ug/L	222.5863	222.5863		0	0	0	2.32	20	0	0%	0	0	0%	
Total Purgeable Hydrocarbons	A	ug/L	232.1174	232.1174		0	0	0	3.56	20	0	0%	0	0	0%	
Trifluorotoluene	S	ug/L	19.65821	19.65821		25	0	0	0.0743	1	0	79%	70	130	0%	

Seq No	Lab ID	Test Code	Sample Typ	File ID	Analysis Date	DF	Batch ID	Prep Date	SPKref	RPDref	pmoist
14992717	CCV_0120PE14	HC-8015-GRO-	CCV		1/21/2022 7:59:5	1	R373498		0	0	

Analyte	T	Units	RAW	Final	Text	Spike	SPKref	RPDref	MDL	PQL	UQL	%REC	LOW	HIGH	%RPD	Q
C6 to C10	A	ug/L	168.9038	168.9038		168	0	0	2.32	20	0	101%	80	120	0%	
Total Purgeable Hydrocarbons	A	ug/L	202.8736	202.8736		200	0	0	3.56	20	0	101%	80	120	0%	
Trifluorotoluene	S	ug/L	22.45234	22.45234		25	0	0	0.0743	1	0	90%	80	120	0%	

Seq No	Lab ID	Test Code	Sample Typ	File ID	Analysis Date	DF	Batch ID	Prep Date	SPKref	RPDref	pmoist
14992718	LCS_0120PE14	HC-8015-GRO-	LCS		1/21/2022 8:34:0	1	R373498		0	0	

Analyte	T	Units	RAW	Final	Text	Spike	SPKref	RPDref	MDL	PQL	UQL	%REC	LOW	HIGH	%RPD	Q
C6 to C10	A	ug/L	155.746	155.746		170	0	0	2.32	20	0	92%	78	122	0%	
Total Purgeable Hydrocarbons	A	ug/L	183.5047	183.5047		200	0	0	3.56	20	0	92%	70	130	0%	
Trifluorotoluene	S	ug/L	22.17251	22.17251		25	0	0	0.0743	1	0	89%	70	130	0%	

Seq No	Lab ID	Test Code	Sample Typ	File ID	Analysis Date	DF	Batch ID	Prep Date	SPKref	RPDref	pmoist
14992719	MBLK_0120PE	HC-8015-GRO-	MBLK		1/21/2022 9:08:2	1	R373498		0	0	

Analyte	T	Units	RAW	Final	Text	Spike	SPKref	RPDref	MDL	PQL	UQL	%REC	LOW	HIGH	%RPD	Q

Seq No	Lab ID	Test Code	Sample Typ	File ID	Analysis Date	DF	Batch ID	Prep Date	SPKref	RPDref	pmoist
14992719	MBLK_0120PE	HC-8015-GRO-	MBLK		1/21/2022 9:08:2	1	R373498		0	0	

Analyte	T	Units	RAW	Final	Text	Spike	SPKref	RPDref	MDL	PQL	UQL	%REC	LOW	HIGH	%RPD	Q
C6 to C10	A	ug/L	0	0		0	0	0	2.32	10	0	0%	0	0	0%	
Total Purgeable Hydrocarbons	A	ug/L	0	0		0	0	0	3.56	10	0	0%	0	0	0%	
Trifluorotoluene	S	ug/L	20.26402	20.26402		25	0	0	0.0743	1	0	81%	70	130	0%	

Seq No	Lab ID	Test Code	Sample Typ	File ID	Analysis Date	DF	Batch ID	Prep Date	SPKref	RPDref	pmoist
14992720	B22011130-001	HC-8015-GRO-	SAMP		1/21/2022 9:42:3	1	R373498		0	0	

Analyte	T	Units	RAW	Final	Text	Spike	SPKref	RPDref	MDL	PQL	UQL	%REC	LOW	HIGH	%RPD	Q
C6 to C10	A	ug/L	0	0		0	0	0	2.32	20	0	0%	0	0	0%	U
Total Purgeable Hydrocarbons	A	ug/L	0	0		0	0	0	3.56	20	0	0%	0	0	0%	U
Trifluorotoluene	S	ug/L	19.43074	19.43074		25	0	0	0.0743	1	0	78%	70	130	0%	

Seq No	Lab ID	Test Code	Sample Typ	File ID	Analysis Date	DF	Batch ID	Prep Date	SPKref	RPDref	pmoist
14992721	B22011131-001	HC-8015-GRO-	SAMP		1/21/2022 10:16:	1	R373498		0	0	

Analyte	T	Units	RAW	Final	Text	Spike	SPKref	RPDref	MDL	PQL	UQL	%REC	LOW	HIGH	%RPD	Q
C6 to C10	A	ug/L	0	0		0	0	0	2.32	20	0	0%	0	0	0%	U
Total Purgeable Hydrocarbons	A	ug/L	0	0		0	0	0	3.56	20	0	0%	0	0	0%	U
Trifluorotoluene	S	ug/L	20.12179	20.12179		25	0	0	0.0743	1	0	80%	70	130	0%	

Seq No	Lab ID	Test Code	Sample Typ	File ID	Analysis Date	DF	Batch ID	Prep Date	SPKref	RPDref	pmoist
14992722	B22011128-003	HC-8015-GRO-	SAMP		1/21/2022 10:51:	1	R373498		0	0	

Analyte	T	Units	RAW	Final	Text	Spike	SPKref	RPDref	MDL	PQL	UQL	%REC	LOW	HIGH	%RPD	Q
C6 to C10	A	ug/L	0	0		0	0	0	2.32	20	0	0%	0	0	0%	U
Total Purgeable Hydrocarbons	A	ug/L	0	0		0	0	0	3.56	20	0	0%	0	0	0%	U
Trifluorotoluene	S	ug/L	19.60327	19.60327		25	0	0	0.0743	1	0	78%	70	130	0%	

Seq No	Lab ID	Test Code	Sample Typ	File ID	Analysis Date	DF	Batch ID	Prep Date	SPKref	RPDref	pmoist
14992723	B22011136-001	HC-8015-GRO-	SAMP		1/21/2022 11:25:	1	R373498		0	0	

Analyte	T	Units	RAW	Final	Text	Spike	SPKref	RPDref	MDL	PQL	UQL	%REC	LOW	HIGH	%RPD	Q

Seq No	Lab ID	Test Code	Sample Typ	File ID	Analysis Date	DF	Batch ID	Prep Date	SPKref	RPDref	pmoist
14992723	B22011136-001	HC-8015-GRO-	SAMP		1/21/2022 11:25:	1	R373498		0	0	

Analyte	T	Units	RAW	Final	Text	Spike	SPKref	RPDref	MDL	PQL	UQL	%REC	LOW	HIGH	%RPD	Q
C6 to C10	A	ug/L	0	0		0	0	0	2.32	20	0	0%	0	0	0%	U
Total Purgeable Hydrocarbons	A	ug/L	2.015549	0		0	0	0	3.56	20	0	0%	0	0	0%	U
Trifluorotoluene	S	ug/L	19.42414	19.42414		25	0	0	0.0743	1	0	78%	70	130	0%	

Seq No	Lab ID	Test Code	Sample Typ	File ID	Analysis Date	DF	Batch ID	Prep Date	SPKref	RPDref	pmoist
14992724	B22011134-004	HC-8015-GRO-	SAMP		1/21/2022 12:34:	1	R373498		0	0	

Analyte	T	Units	RAW	Final	Text	Spike	SPKref	RPDref	MDL	PQL	UQL	%REC	LOW	HIGH	%RPD	Q
C6 to C10	A	ug/L	0	0		0	0	0	2.32	20	0	0%	0	0	0%	U
Total Purgeable Hydrocarbons	A	ug/L	0	0		0	0	0	3.56	20	0	0%	0	0	0%	U
Trifluorotoluene	S	ug/L	19.55929	19.55929		25	0	0	0.0743	1	0	78%	70	130	0%	

Seq No	Lab ID	Test Code	Sample Typ	File ID	Analysis Date	DF	Batch ID	Prep Date	SPKref	RPDref	pmoist
14992725	B22011136-003	HC-8015-GRO-	SAMP		1/21/2022 1:08:3	1	R373498		0	0	

Analyte	T	Units	RAW	Final	Text	Spike	SPKref	RPDref	MDL	PQL	UQL	%REC	LOW	HIGH	%RPD	Q
C6 to C10	A	ug/L	0	0		0	0	0	2.32	20	0	0%	0	0	0%	U
Total Purgeable Hydrocarbons	A	ug/L	0	0		0	0	0	3.56	20	0	0%	0	0	0%	U
Trifluorotoluene	S	ug/L	19.45271	19.45271		25	0	0	0.0743	1	0	78%	70	130	0%	

Seq No	Lab ID	Test Code	Sample Typ	File ID	Analysis Date	DF	Batch ID	Prep Date	SPKref	RPDref	pmoist
14992726	B22011137-003	HC-8015-GRO-	SAMP		1/21/2022 1:42:4	1	R373498		0	0	

Analyte	T	Units	RAW	Final	Text	Spike	SPKref	RPDref	MDL	PQL	UQL	%REC	LOW	HIGH	%RPD	Q
C6 to C10	A	ug/L	0	0		0	0	0	2.32	20	0	0%	0	0	0%	U
Total Purgeable Hydrocarbons	A	ug/L	2.110348	0		0	0	0	3.56	20	0	0%	0	0	0%	U
Trifluorotoluene	S	ug/L	19.49383	19.49383		25	0	0	0.0743	1	0	78%	70	130	0%	

Seq No	Lab ID	Test Code	Sample Typ	File ID	Analysis Date	DF	Batch ID	Prep Date	SPKref	RPDref	pmoist
14992727	B22011214-003	HC-8015-GRO-	SAMP		1/21/2022 2:16:5	1	R373498		0	0	

Analyte	T	Units	RAW	Final	Text	Spike	SPKref	RPDref	MDL	PQL	UQL	%REC	LOW	HIGH	%RPD	Q

Seq No	Lab ID	Test Code	Sample Typ	File ID	Analysis Date	DF	Batch ID	Prep Date	SPKref	RPDref	pmoist
14992727	B22011214-003	HC-8015-GRO-	SAMP		1/21/2022 2:16:5	1	R373498		0	0	

Analyte	T	Units	RAW	Final	Text	Spike	SPKref	RPDref	MDL	PQL	UQL	%REC	LOW	HIGH	%RPD	Q
C6 to C10	A	ug/L	0	0		0	0	0	2.32	20	0	0%	0	0	0%	U
Total Purgeable Hydrocarbons	A	ug/L	2.031422	0		0	0	0	3.56	20	0	0%	0	0	0%	U
Trifluorotoluene	S	ug/L	19.46085	19.46085		25	0	0	0.0743	1	0	78%	70	130	0%	

Seq No	Lab ID	Test Code	Sample Typ	File ID	Analysis Date	DF	Batch ID	Prep Date	SPKref	RPDref	pmoist
14992728	B22011227-003	HC-8015-GRO-	SAMP		1/21/2022 2:51:0	1	R373498		0	0	

Analyte	T	Units	RAW	Final	Text	Spike	SPKref	RPDref	MDL	PQL	UQL	%REC	LOW	HIGH	%RPD	Q
C6 to C10	A	ug/L	0	0		0	0	0	2.32	20	0	0%	0	0	0%	U
Total Purgeable Hydrocarbons	A	ug/L	0	0		0	0	0	3.56	20	0	0%	0	0	0%	U
Trifluorotoluene	S	ug/L	19.9427	19.9427		25	0	0	0.0743	1	0	80%	70	130	0%	

Seq No	Lab ID	Test Code	Sample Typ	File ID	Analysis Date	DF	Batch ID	Prep Date	SPKref	RPDref	pmoist
14992729	B22011228-003	HC-8015-GRO-	SAMP		1/21/2022 3:25:1	1	R373498		0	0	

Analyte	T	Units	RAW	Final	Text	Spike	SPKref	RPDref	MDL	PQL	UQL	%REC	LOW	HIGH	%RPD	Q
C6 to C10	A	ug/L	0	0		0	0	0	2.32	20	0	0%	0	0	0%	U
Total Purgeable Hydrocarbons	A	ug/L	2.007054	0		0	0	0	3.56	20	0	0%	0	0	0%	U
Trifluorotoluene	S	ug/L	19.64861	19.64861		25	0	0	0.0743	1	0	79%	70	130	0%	

Seq No	Lab ID	Test Code	Sample Typ	File ID	Analysis Date	DF	Batch ID	Prep Date	SPKref	RPDref	pmoist
14992730	B22011136-001	HC-8015-GRO-	MS		1/21/2022 4:33:4	1	R373498		1E+07	0	

Analyte	T	Units	RAW	Final	Text	Spike	SPKref	RPDref	MDL	PQL	UQL	%REC	LOW	HIGH	%RPD	Q
C6 to C10	A	ug/L	151.8374	151.8374		170	0	0	2.32	20	0	89%	78	122	0%	
Total Purgeable Hydrocarbons	A	ug/L	179.5659	179.5659		200	0	0	3.56	20	0	90%	70	130	0%	
Trifluorotoluene	S	ug/L	20.8055	20.8055		25	0	0	0.0743	1	0	83%	70	130	0%	

Seq No	Lab ID	Test Code	Sample Typ	File ID	Analysis Date	DF	Batch ID	Prep Date	SPKref	RPDref	pmoist
14992731	B22011136-001	HC-8015-GRO-	MSD		1/21/2022 5:08:0	1	R373498		1E+07	1E+07	

Analyte	T	Units	RAW	Final	Text	Spike	SPKref	RPDref	MDL	PQL	UQL	%REC	LOW	HIGH	%RPD	Q

Seq No	Lab ID	Test Code	Sample Typ	File ID	Analysis Date	DF	Batch ID	Prep Date	SPKref	RPDref	pmoist
14992731	B22011136-001	HC-8015-GRO-	MSD		1/21/2022 5:08:0	1	R373498		1E+07	1E+07	

Analyte	T	Units	RAW	Final	Text	Spike	SPKref	RPDref	MDL	PQL	UQL	%REC	LOW	HIGH	%RPD	Q
C6 to C10	A	ug/L	153.8296	153.8296		170	0	151.8374	2.32	20	0	90%	78	122	1%	
Total Purgeable Hydrocarbons	A	ug/L	181.4095	181.4095		200	0	179.5659	3.56	20	0	91%	70	130	1%	
Trifluorotoluene	S	ug/L	21.52617	21.52617		25	0	0	0.0743	1	0	86%	70	130	0%	

Seq No	Lab ID	Test Code	Sample Typ	File ID	Analysis Date	DF	Batch ID	Prep Date	SPKref	RPDref	pmoist
14992732	CCV_0120PE16	HC-8015-GRO-	SAMP		1/21/2022 6:16:5	1	R373498		0	0	

Analyte	T	Units	RAW	Final	Text	Spike	SPKref	RPDref	MDL	PQL	UQL	%REC	LOW	HIGH	%RPD	Q
C6 to C10	A	ug/L	227.4919	227.4919		0	0	0	2.32	20	0	0%	0	0	0%	
Total Purgeable Hydrocarbons	A	ug/L	237.0203	237.0203		0	0	0	3.56	20	0	0%	0	0	0%	
Trifluorotoluene	S	ug/L	18.85364	18.85364		25	0	0	0.0743	1	0	75%	70	130	0%	

Seq No	Lab ID	Test Code	Sample Typ	File ID	Analysis Date	DF	Batch ID	Prep Date	SPKref	RPDref	pmoist
14992733	CCV_0120PE16	HC-8015-GRO-	CCV		1/21/2022 6:51:2	1	R373498		0	0	

Analyte	T	Units	RAW	Final	Text	Spike	SPKref	RPDref	MDL	PQL	UQL	%REC	LOW	HIGH	%RPD	Q
C6 to C10	A	ug/L	180.5162	180.5162		168	0	0	2.32	20	0	107%	80	120	0%	
Total Purgeable Hydrocarbons	A	ug/L	217.5309	217.5309		200	0	0	3.56	20	0	109%	80	120	0%	
Trifluorotoluene	S	ug/L	22.24727	22.24727		25	0	0	0.0743	1	0	89%	80	120	0%	

Seq No	Lab ID	Test Code	Sample Typ	File ID	Analysis Date	DF	Batch ID	Prep Date	SPKref	RPDref	pmoist
14992734	LCS_0120PE16	HC-8015-GRO-	LCS		1/21/2022 7:25:4	1	R373498		0	0	

Analyte	T	Units	RAW	Final	Text	Spike	SPKref	RPDref	MDL	PQL	UQL	%REC	LOW	HIGH	%RPD	Q
C6 to C10	A	ug/L	146.895	146.895		170	0	0	2.32	20	0	86%	78	122	0%	
Total Purgeable Hydrocarbons	A	ug/L	173.1061	173.1061		200	0	0	3.56	20	0	87%	70	130	0%	
Trifluorotoluene	S	ug/L	20.94691	20.94691		25	0	0	0.0743	1	0	84%	70	130	0%	

Seq No	Lab ID	Test Code	Sample Typ	File ID	Analysis Date	DF	Batch ID	Prep Date	SPKref	RPDref	pmoist
14992735	MBLK_0120PE	HC-8015-GRO-	MBLK		1/21/2022 8:00:0	1	R373498		0	0	

Analyte	T	Units	RAW	Final	Text	Spike	SPKref	RPDref	MDL	PQL	UQL	%REC	LOW	HIGH	%RPD	Q

Seq No	Lab ID	Test Code	Sample Typ	File ID	Analysis Date	DF	Batch ID	Prep Date	SPKref	RPDref	pmoist
14992735	MBLK_0120PE	HC-8015-GRO-	MBLK		1/21/2022 8:00:0	1	R373498		0	0	

Analyte	T	Units	RAW	Final	Text	Spike	SPKref	RPDref	MDL	PQL	UQL	%REC	LOW	HIGH	%RPD	Q
C6 to C10	A	ug/L	0	0		0	0	0	2.32	10	0	0%	0	0	0%	
Total Purgeable Hydrocarbons	A	ug/L	0	0		0	0	0	3.56	10	0	0%	0	0	0%	
Trifluorotoluene	S	ug/L	18.54159	18.54159		25	0	0	0.0743	1	0	74%	70	130	0%	

Seq No	Lab ID	Test Code	Sample Typ	File ID	Analysis Date	DF	Batch ID	Prep Date	SPKref	RPDref	pmoist
14992736	B22011135-003	HC-8015-GRO-	SAMP		1/21/2022 8:34:1	1	R373498		0	0	

Analyte	T	Units	RAW	Final	Text	Spike	SPKref	RPDref	MDL	PQL	UQL	%REC	LOW	HIGH	%RPD	Q
C6 to C10	A	ug/L	0	0		0	0	0	2.32	20	0	0%	0	0	0%	U
Total Purgeable Hydrocarbons	A	ug/L	2.326536	0		0	0	0	3.56	20	0	0%	0	0	0%	U
Trifluorotoluene	S	ug/L	18.00624	18.00624		25	0	0	0.0743	1	0	72%	70	130	0%	

Seq No	Lab ID	Test Code	Sample Typ	File ID	Analysis Date	DF	Batch ID	Prep Date	SPKref	RPDref	pmoist
14992737	B22011134-001	HC-8015-GRO-	SAMP		1/21/2022 9:08:3	1	R373498		0	0	

Analyte	T	Units	RAW	Final	Text	Spike	SPKref	RPDref	MDL	PQL	UQL	%REC	LOW	HIGH	%RPD	Q
C6 to C10	A	ug/L	2.485615	2.485615		0	0	0	2.32	20	0	0%	0	0	0%	J
Total Purgeable Hydrocarbons	A	ug/L	42.3896	42.3896		0	0	0	3.56	20	0	0%	0	0	0%	
Trifluorotoluene	S	ug/L	19.03168	19.03168		25	0	0	0.0743	1	0	76%	70	130	0%	

Seq No	Lab ID	Test Code	Sample Typ	File ID	Analysis Date	DF	Batch ID	Prep Date	SPKref	RPDref	pmoist
14992738	B22011134-002	HC-8015-GRO-	SAMP		1/21/2022 10:17:	1	R373498		0	0	

Analyte	T	Units	RAW	Final	Text	Spike	SPKref	RPDref	MDL	PQL	UQL	%REC	LOW	HIGH	%RPD	Q
C6 to C10	A	ug/L	2.126058	0		0	0	0	2.32	20	0	0%	0	0	0%	U
Total Purgeable Hydrocarbons	A	ug/L	41.39277	41.39277		0	0	0	3.56	20	0	0%	0	0	0%	
Trifluorotoluene	S	ug/L	19.09601	19.09601		25	0	0	0.0743	1	0	76%	70	130	0%	

Seq No	Lab ID	Test Code	Sample Typ	File ID	Analysis Date	DF	Batch ID	Prep Date	SPKref	RPDref	pmoist
14992739	B22011135-001	HC-8015-GRO-	SAMP		1/21/2022 11:25:	1	R373498		0	0	

Analyte	T	Units	RAW	Final	Text	Spike	SPKref	RPDref	MDL	PQL	UQL	%REC	LOW	HIGH	%RPD	Q

Seq No	Lab ID	Test Code	Sample Typ	File ID	Analysis Date	DF	Batch ID	Prep Date	SPKref	RPDref	pmoist
14992739	B22011135-001	HC-8015-GRO-	SAMP		1/21/2022 11:25:	1	R373498		0	0	

Analyte	T	Units	RAW	Final	Text	Spike	SPKref	RPDref	MDL	PQL	UQL	%REC	LOW	HIGH	%RPD	Q
C6 to C10	A	ug/L	0	0		0	0	0	2.32	20	0	0%	0	0	0%	U
Total Purgeable Hydrocarbons	A	ug/L	2.583772	0		0	0	0	3.56	20	0	0%	0	0	0%	U
Trifluorotoluene	S	ug/L	18.28075	18.28075		25	0	0	0.0743	1	0	73%	70	130	0%	

Seq No	Lab ID	Test Code	Sample Typ	File ID	Analysis Date	DF	Batch ID	Prep Date	SPKref	RPDref	pmoist
14992740	B22011137-001	HC-8015-GRO-	SAMP		1/22/2022 12:34:	1	R373498		0	0	

Analyte	T	Units	RAW	Final	Text	Spike	SPKref	RPDref	MDL	PQL	UQL	%REC	LOW	HIGH	%RPD	Q
C6 to C10	A	ug/L	37.91792	37.91792		0	0	0	2.32	20	0	0%	0	0	0%	
Total Purgeable Hydrocarbons	A	ug/L	1134.306	1134.306		0	0	0	3.56	20	0	0%	0	0	0%	
Trifluorotoluene	S	ug/L	19.70923	19.70923		25	0	0	0.0743	1	0	79%	70	130	0%	

Seq No	Lab ID	Test Code	Sample Typ	File ID	Analysis Date	DF	Batch ID	Prep Date	SPKref	RPDref	pmoist
14992741	B22011214-001	HC-8015-GRO-	SAMP		1/22/2022 1:43:1	1	R373498		0	0	

Analyte	T	Units	RAW	Final	Text	Spike	SPKref	RPDref	MDL	PQL	UQL	%REC	LOW	HIGH	%RPD	Q
C6 to C10	A	ug/L	0	0		0	0	0	2.32	20	0	0%	0	0	0%	U
Total Purgeable Hydrocarbons	A	ug/L	2.242026	0		0	0	0	3.56	20	0	0%	0	0	0%	U
Trifluorotoluene	S	ug/L	18.6859	18.6859		25	0	0	0.0743	1	0	75%	70	130	0%	

Seq No	Lab ID	Test Code	Sample Typ	File ID	Analysis Date	DF	Batch ID	Prep Date	SPKref	RPDref	pmoist
14992742	B22011227-001	HC-8015-GRO-	SAMP		1/22/2022 2:51:4	1	R373498		0	0	

Analyte	T	Units	RAW	Final	Text	Spike	SPKref	RPDref	MDL	PQL	UQL	%REC	LOW	HIGH	%RPD	Q
C6 to C10	A	ug/L	0	0		0	0	0	2.32	20	0	0%	0	0	0%	U
Total Purgeable Hydrocarbons	A	ug/L	2.05813	0		0	0	0	3.56	20	0	0%	0	0	0%	U
Trifluorotoluene	S	ug/L	18.87133	18.87133		25	0	0	0.0743	1	0	75%	70	130	0%	

Seq No	Lab ID	Test Code	Sample Typ	File ID	Analysis Date	DF	Batch ID	Prep Date	SPKref	RPDref	pmoist
14992743	B22011228-001	HC-8015-GRO-	SAMP		1/22/2022 4:00:2	1	R373498		0	0	

Analyte	T	Units	RAW	Final	Text	Spike	SPKref	RPDref	MDL	PQL	UQL	%REC	LOW	HIGH	%RPD	Q

Seq No	Lab ID	Test Code	Sample Typ	File ID	Analysis Date	DF	Batch ID	Prep Date	SPKref	RPDref	pmoist
14992743	B22011228-001	HC-8015-GRO-	SAMP		1/22/2022 4:00:2	1	R373498		0	0	

Analyte	T	Units	RAW	Final	Text	Spike	SPKref	RPDref	MDL	PQL	UQL	%REC	LOW	HIGH	%RPD	Q
C6 to C10	A	ug/L	0	0		0	0	0	2.32	20	0	0%	0	0	0%	U
Total Purgeable Hydrocarbons	A	ug/L	0	0		0	0	0	3.56	20	0	0%	0	0	0%	U
Trifluorotoluene	S	ug/L	18.93484	18.93484		25	0	0	0.0743	1	0	76%	70	130	0%	

Seq No	Lab ID	Test Code	Sample Typ	File ID	Analysis Date	DF	Batch ID	Prep Date	SPKref	RPDref	pmoist
14992744	CCV_0120PE17	HC-8015-GRO-	SAMP		1/22/2022 5:09:0	1	R373498		0	0	

Analyte	T	Units	RAW	Final	Text	Spike	SPKref	RPDref	MDL	PQL	UQL	%REC	LOW	HIGH	%RPD	Q
C6 to C10	A	ug/L	224.7642	224.7642		0	0	0	2.32	20	0	0%	0	0	0%	
Total Purgeable Hydrocarbons	A	ug/L	234.329	234.329		0	0	0	3.56	20	0	0%	0	0	0%	
Trifluorotoluene	S	ug/L	19.04104	19.04104		25	0	0	0.0743	1	0	76%	70	130	0%	

Seq No	Lab ID	Test Code	Sample Typ	File ID	Analysis Date	DF	Batch ID	Prep Date	SPKref	RPDref	pmoist
14992745	CCV_0120PE18	HC-8015-GRO-	CCV		1/22/2022 5:43:2	1	R373498		0	0	

Analyte	T	Units	RAW	Final	Text	Spike	SPKref	RPDref	MDL	PQL	UQL	%REC	LOW	HIGH	%RPD	Q
C6 to C10	A	ug/L	174.4293	174.4293		168	0	0	2.32	20	0	104%	80	120	0%	
Total Purgeable Hydrocarbons	A	ug/L	209.4591	209.4591		200	0	0	3.56	20	0	105%	80	120	0%	
Trifluorotoluene	S	ug/L	22.18195	22.18195		25	0	0	0.0743	1	0	89%	80	120	0%	

Write Sequence Data File	Insert Entries(Have the first cell for entries selecte Sample Name	Method	Weight	Dil Factor	Amt Inj.	IS	Cal ID
G:\Org\PE1\DAT\PE1012022_b\0120PE1.01r	BLANK	G:\Org\PE1\Methods\21120	1	1	1	1	0
G:\Org\PE1\DAT\PE1012022_b\0120PE1.02r	BLANK	G:\Org\PE1\Methods\21120	1	1	1	1	0
G:\Org\PE1\DAT\PE1012022_b\0120PE1.03r	CCV_0120PE103r, GQC ;0120PE1 ,	G:\Org\PE1\Methods\21120	1	1	1	1	0
G:\Org\PE1\DAT\PE1012022_b\0120PE1.04r	CCV_0120PE104r, GQC ;0120PE1 ,	G:\Org\PE1\Methods\21120	1	1	1	1	0
G:\Org\PE1\DAT\PE1012022_b\0120PE1.05r	LCS_0120PE105r, GQC ;0120PE1 ,	G:\Org\PE1\Methods\21120	5	1	1	1	0
G:\Org\PE1\DAT\PE1012022_b\0120PE1.06r	MBLK_0120PE106r, QC ;0120PE1 ,	G:\Org\PE1\Methods\21120	5	1	1	1	0
G:\Org\PE1\DAT\PE1012022_b\0120PE1.07r	B22011124-001G ;0120PE1 , $HC-8015-GRO-W,	G:\Org\PE1\Methods\21120	5	1	1	1	0
G:\Org\PE1\DAT\PE1012022_b\0120PE1.08r	BLANK	G:\Org\PE1\Methods\21120	1	1	1	1	0
G:\Org\PE1\DAT\PE1012022_b\0120PE1.09r	B22011124-003A ;0120PE1 , $HC-8015-GRO-W,	G:\Org\PE1\Methods\21120	5	1	1	1	0
G:\Org\PE1\DAT\PE1012022_b\0120PE1.10r	B22011125-003A ;0120PE1 , $HC-8015-GRO-W,	G:\Org\PE1\Methods\21120	5	1	1	1	0
G:\Org\PE1\DAT\PE1012022_b\0120PE1.11r	B22011126-003A ;0120PE1 , $HC-8015-GRO-W,	G:\Org\PE1\Methods\21120	5	1	1	1	0
G:\Org\PE1\DAT\PE1012022_b\0120PE1.12r	B22011127-003A ;0120PE1 , $HC-8015-GRO-W,	G:\Org\PE1\Methods\21120	5	1	1	1	0
G:\Org\PE1\DAT\PE1012022_b\0120PE1.13r	***B22011128-003A ;0120PE1 , $HC-8015-GRO-W,***	G:\Org\PE1\Methods\21120	5	1	1	1	0
G:\Org\PE1\DAT\PE1012022_b\0120PE1.14r	B22011129-003A ;0120PE1 , $HC-8015-GRO-W,	G:\Org\PE1\Methods\21120	5	1	1	1	0
G:\Org\PE1\DAT\PE1012022_b\0120PE1.15r	B22011130-003A ;0120PE1 , $HC-8015-GRO-W,	G:\Org\PE1\Methods\21120	5	1	1	1	0
G:\Org\PE1\DAT\PE1012022_b\0120PE1.16r	B22011131-003A ;0120PE1 , $HC-8015-GRO-W,	G:\Org\PE1\Methods\21120	5	1	1	1	0
G:\Org\PE1\DAT\PE1012022_b\0120PE1.17r	B22011132-003A ;0120PE1 , $HC-8015-GRO-W,	G:\Org\PE1\Methods\21120	5	1	1	1	0
G:\Org\PE1\DAT\PE1012022_b\0120PE1.18r	BLANK	G:\Org\PE1\Methods\21120	1	1	1	1	0
G:\Org\PE1\DAT\PE1012022_b\0120PE1.19r	B22011124-001GMS, GQC ;0120PE1 , $HC-8015-GRO-W,	G:\Org\PE1\Methods\21120	5	1	1	1	0
G:\Org\PE1\DAT\PE1012022_b\0120PE1.20r	B22011124-001GMSD, GQC ;0120PE1 , $HC-8015-GRO-W,	G:\Org\PE1\Methods\21120	5	1	1	1	0
G:\Org\PE1\DAT\PE1012022_b\0120PE1.21r	BLANK	G:\Org\PE1\Methods\21120	1	1	1	1	0
G:\Org\PE1\DAT\PE1012022_b\0120PE1.22r	CCV_0120PE122r, GQC ;0120PE1 ,	G:\Org\PE1\Methods\21120	1	1	1	1	0
G:\Org\PE1\DAT\PE1012022_b\0120PE1.23r	CCV_0120PE123r, GQC ;0120PE1 ,	G:\Org\PE1\Methods\21120	1	1	1	1	0
G:\Org\PE1\DAT\PE1012022_b\0120PE1.24r	LCS_0120PE124r, GQC ;0120PE1 ,	G:\Org\PE1\Methods\21120	5	1	1	1	0
G:\Org\PE1\DAT\PE1012022_b\0120PE1.25r	MBLK_0120PE125r, QC ;0120PE1 ,	G:\Org\PE1\Methods\21120	5	1	1	1	0
G:\Org\PE1\DAT\PE1012022_b\0120PE1.26r	B22011133-003A ;0120PE1 , $HC-8015-GRO-W,	G:\Org\PE1\Methods\21120	5	1	1	1	0
G:\Org\PE1\DAT\PE1012022_b\0120PE1.27r	B22011125-001G ;0120PE1 , $HC-8015-GRO-W,	G:\Org\PE1\Methods\21120	5	1	1	1	0
G:\Org\PE1\DAT\PE1012022_b\0120PE1.28r	BLANK	G:\Org\PE1\Methods\21120	1	1	1	1	0
G:\Org\PE1\DAT\PE1012022_b\0120PE1.29r	B22011126-001G ;0120PE1 , $HC-8015-GRO-W,	G:\Org\PE1\Methods\21120	5	1	1	1	0
G:\Org\PE1\DAT\PE1012022_b\0120PE1.30r	B22011127-001G ;0120PE1 , $HC-8015-GRO-W,	G:\Org\PE1\Methods\21120	5	1	1	1	0
G:\Org\PE1\DAT\PE1012022_b\0120PE1.31r	BLANK	G:\Org\PE1\Methods\21120	1	1	1	1	0
G:\Org\PE1\DAT\PE1012022_b\0120PE1.32r	B22011128-001G ;0120PE1 , $HC-8015-GRO-W,	G:\Org\PE1\Methods\21120	5	1	1	1	0
G:\Org\PE1\DAT\PE1012022_b\0120PE1.33r	B22011129-001G ;0120PE1 , $HC-8015-GRO-W,	G:\Org\PE1\Methods\21120	5	1	1	1	0
G:\Org\PE1\DAT\PE1012022_b\0120PE1.34r	BLANK	G:\Org\PE1\Methods\21120	1	1	1	1	0
G:\Org\PE1\DAT\PE1012022_b\0120PE1.35r	***B22011130-001G ;0120PE1 , $HC-8015-GRO-W,***	G:\Org\PE1\Methods\21120	5	1	1	1	0
G:\Org\PE1\DAT\PE1012022_b\0120PE1.36r	***B22011131-001G ;0120PE1 , $HC-8015-GRO-W,***	G:\Org\PE1\Methods\21120	5	1	1	1	0
G:\Org\PE1\DAT\PE1012022_b\0120PE1.37r	BLANK	G:\Org\PE1\Methods\21120	1	1	1	1	0
G:\Org\PE1\DAT\PE1012022_b\0120PE1.38r	B22011132-001G ;0120PE1 , $HC-8015-GRO-W,	G:\Org\PE1\Methods\21120	5	1	1	1	0
G:\Org\PE1\DAT\PE1012022_b\0120PE1.39r	B22011133-001G ;0120PE1 , $HC-8015-GRO-W,	G:\Org\PE1\Methods\21120	5	1	1	1	0
G:\Org\PE1\DAT\PE1012022_b\0120PE1.40r	BLANK	G:\Org\PE1\Methods\21120	1	1	1	1	0
G:\Org\PE1\DAT\PE1012022_b\0120PE1.41r	CCV_0120PE141r, GQC ;0120PE1 ,	G:\Org\PE1\Methods\21120	1	1	1	1	0
G:\Org\PE1\DAT\PE1012022_b\0120PE1.42r	CCV_0120PE142r, GQC ;0120PE1 ,	G:\Org\PE1\Methods\21120	1	1	1	1	0
G:\Org\PE1\DAT\PE1012022_b\0120PE1.43r	LCS_0120PE143r, GQC ;0120PE1 ,	G:\Org\PE1\Methods\21120	5	1	1	1	0
G:\Org\PE1\DAT\PE1012022_b\0120PE1.44r	MBLK_0120PE144r, QC ;0120PE1 ,	G:\Org\PE1\Methods\21120	5	1	1	1	0
G:\Org\PE1\DAT\PE1012022_b\0120PE1.45r	B22011130-001G ;0120PE1 , $HC-8015-GRO-W,	G:\Org\PE1\Methods\21120	5	1	1	1	0
G:\Org\PE1\DAT\PE1012022_b\0120PE1.46r	B22011131-001G ;0120PE1 , $HC-8015-GRO-W,	G:\Org\PE1\Methods\21120	5	1	1	1	0
G:\Org\PE1\DAT\PE1012022_b\0120PE1.47r	B22011128-003A ;0120PE1 , $HC-8015-GRO-W,	G:\Org\PE1\Methods\21120	5	1	1	1	0
G:\Org\PE1\DAT\PE1012022_b\0120PE1.48r	B22011136-001G ;0120PE1 , $HC-8015-GRO-W,	G:\Org\PE1\Methods\21120	5	1	1	1	0

G:\Org\PE1\DAT\PE1012022_b\0120PE1.49r	BLANK	G:\Org\PE1\Methods\21120	1	1	1	1	0
G:\Org\PE1\DAT\PE1012022_b\0120PE1.50r	B22011134-004A ;0120PE1 , $HC-8015-GRO-W,	G:\Org\PE1\Methods\21120	5	1	1	1	0
G:\Org\PE1\DAT\PE1012022_b\0120PE1.51r	B22011136-003A ;0120PE1 , $HC-8015-GRO-W,	G:\Org\PE1\Methods\21120	5	1	1	1	0
G:\Org\PE1\DAT\PE1012022_b\0120PE1.52r	B22011137-003A ;0120PE1 , $HC-8015-GRO-W,	G:\Org\PE1\Methods\21120	5	1	1	1	0
G:\Org\PE1\DAT\PE1012022_b\0120PE1.53r	B22011214-003A ;0120PE1 , $HC-8015-GRO-W,	G:\Org\PE1\Methods\21120	5	1	1	1	0
G:\Org\PE1\DAT\PE1012022_b\0120PE1.54r	B22011227-003A ;0120PE1 , $HC-8015-GRO-W,	G:\Org\PE1\Methods\21120	5	1	1	1	0
G:\Org\PE1\DAT\PE1012022_b\0120PE1.55r	B22011228-003A ;0120PE1 , $HC-8015-GRO-W,	G:\Org\PE1\Methods\21120	5	1	1	1	0
G:\Org\PE1\DAT\PE1012022_b\0120PE1.56r	BLANK	G:\Org\PE1\Methods\21120	1	1	1	1	0
G:\Org\PE1\DAT\PE1012022_b\0120PE1.57r	B22011136-001GMS, GQC ;0120PE1 , $HC-8015-GRO-W,	G:\Org\PE1\Methods\21120	5	1	1	1	0
G:\Org\PE1\DAT\PE1012022_b\0120PE1.58r	B22011136-001GMSD, GQC ;0120PE1 , $HC-8015-GRO-W,	G:\Org\PE1\Methods\21120	5	1	1	1	0
G:\Org\PE1\DAT\PE1012022_b\0120PE1.59r	BLANK	G:\Org\PE1\Methods\21120	1	1	1	1	0
G:\Org\PE1\DAT\PE1012022_b\0120PE1.60r	CCV_0120PE160r, GQC ;0120PE1 ,	G:\Org\PE1\Methods\21120	1	1	1	1	0
G:\Org\PE1\DAT\PE1012022_b\0120PE1.61r	CCV_0120PE161r, GQC ;0120PE1 ,	G:\Org\PE1\Methods\21120	1	1	1	1	0
G:\Org\PE1\DAT\PE1012022_b\0120PE1.62r	LCS_0120PE162r, GQC ;0120PE1 ,	G:\Org\PE1\Methods\21120	5	1	1	1	0
G:\Org\PE1\DAT\PE1012022_b\0120PE1.63r	MBLK_0120PE163r, QC ;0120PE1 ,	G:\Org\PE1\Methods\21120	5	1	1	1	0
G:\Org\PE1\DAT\PE1012022_b\0120PE1.64r	B22011135-003A ;0120PE1 , $HC-8015-GRO-W,	G:\Org\PE1\Methods\21120	5	1	1	1	0
G:\Org\PE1\DAT\PE1012022_b\0120PE1.65r	B22011134-001G ;0120PE1 , $HC-8015-GRO-W,	G:\Org\PE1\Methods\21120	5	1	1	1	0
G:\Org\PE1\DAT\PE1012022_b\0120PE1.66r	BLANK	G:\Org\PE1\Methods\21120	1	1	1	1	0
G:\Org\PE1\DAT\PE1012022_b\0120PE1.67r	B22011134-002D ;0120PE1 , $HC-8015-GRO-W,	G:\Org\PE1\Methods\21120	5	1	1	1	0
G:\Org\PE1\DAT\PE1012022_b\0120PE1.68r	BLANK	G:\Org\PE1\Methods\21120	1	1	1	1	0
G:\Org\PE1\DAT\PE1012022_b\0120PE1.69r	B22011135-001G ;0120PE1 , $HC-8015-GRO-W,	G:\Org\PE1\Methods\21120	5	1	1	1	0
G:\Org\PE1\DAT\PE1012022_b\0120PE1.70r	BLANK	G:\Org\PE1\Methods\21120	1	1	1	1	0
G:\Org\PE1\DAT\PE1012022_b\0120PE1.71r	B22011137-001G ;0120PE1 , $HC-8015-GRO-W,	G:\Org\PE1\Methods\21120	5	1	1	1	0
G:\Org\PE1\DAT\PE1012022_b\0120PE1.72r	BLANK	G:\Org\PE1\Methods\21120	1	1	1	1	0
G:\Org\PE1\DAT\PE1012022_b\0120PE1.73r	B22011214-001G ;0120PE1 , $HC-8015-GRO-W,	G:\Org\PE1\Methods\21120	5	1	1	1	0
G:\Org\PE1\DAT\PE1012022_b\0120PE1.74r	BLANK	G:\Org\PE1\Methods\21120	1	1	1	1	0
G:\Org\PE1\DAT\PE1012022_b\0120PE1.75r	B22011227-001G ;0120PE1 , $HC-8015-GRO-W,	G:\Org\PE1\Methods\21120	5	1	1	1	0
G:\Org\PE1\DAT\PE1012022_b\0120PE1.76r	BLANK	G:\Org\PE1\Methods\21120	1	1	1	1	0
G:\Org\PE1\DAT\PE1012022_b\0120PE1.77r	B22011228-001G ;0120PE1 , $HC-8015-GRO-W,	G:\Org\PE1\Methods\21120	5	1	1	1	0
G:\Org\PE1\DAT\PE1012022_b\0120PE1.78r	BLANK	G:\Org\PE1\Methods\21120	1	1	1	1	0
G:\Org\PE1\DAT\PE1012022_b\0120PE1.79r	CCV_0120PE179r, GQC ;0120PE1 ,	G:\Org\PE1\Methods\21120	1	1	1	1	0
G:\Org\PE1\DAT\PE1012022_b\0120PE1.80r	CCV_0120PE180r, GQC ;0120PE1 ,	G:\Org\PE1\Methods\21120	1	1	1	1	0
G:\Org\PE1\DAT\PE1012022_b\0120PE1.81r	BLANK	G:\Org\PE1\Methods\21120	1	1	1	1	0

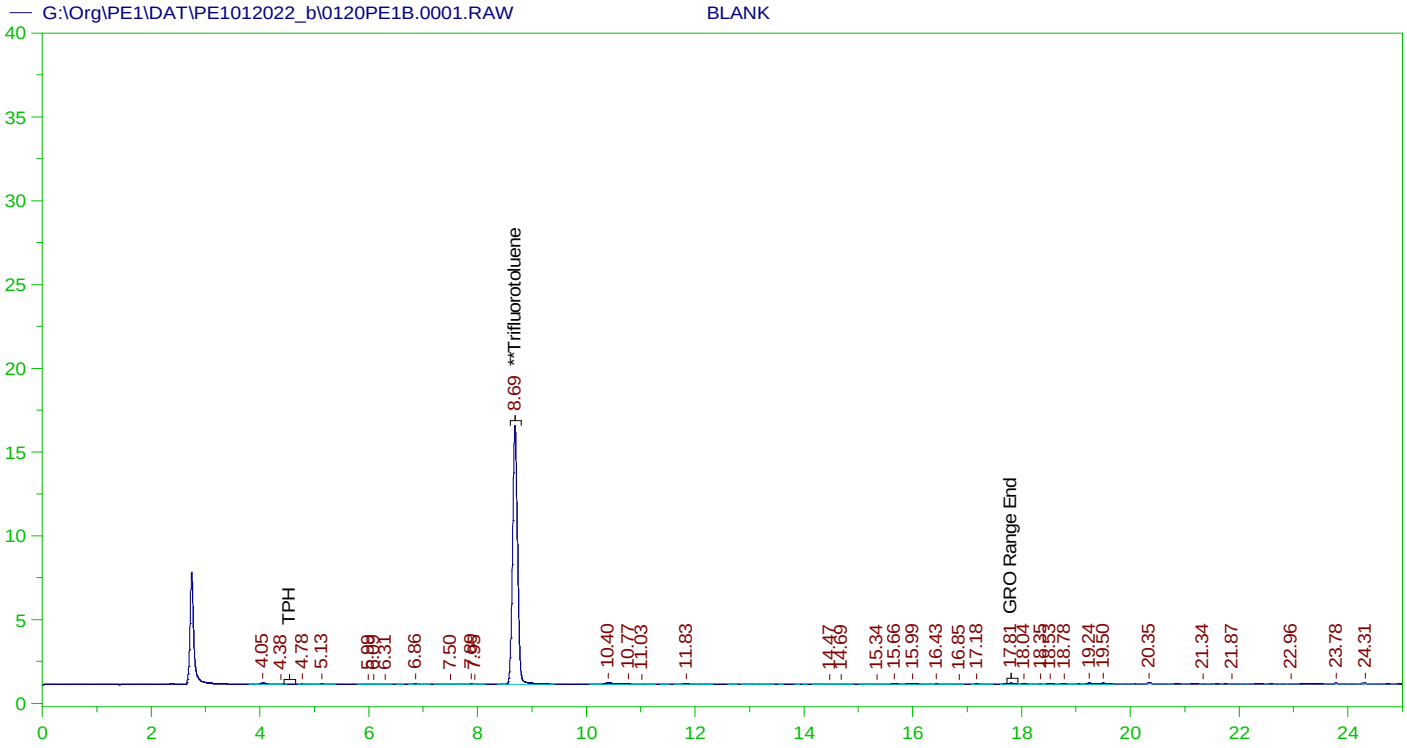

GASOLINE RANGE ORGANICS CHROMATOGRAM REPORT

Sample Name: BLANK
Raw File: G:\Org\PE1\DAT\PE1012022_b\0120PE1B.0001.RAW
Date & Time Acquired: 1/20/2022 8:33:09 AM
Method File: G:\Org\PE1\Methods\211208GRO_DoDB.MET
Calibration File: G:\Org\PE1\Cals\211208GRO8015CB.CAL
Sample Weight: 1 Dilution: 1 S.A.: 1

Mean RF for C6 to C10: 945.9678
Mean RF for TPH: 909.3915
Rt range for Gasoline Range Organics: 4.45 to 17.93

SURROGATE COMPOUND	RT	ACTUAL	MEASURED	%REC	
**Trifluorotoluene	8.689	125.	104.862	83.89	-

C6 to C10 Area:5473.673 C6 to C10 Amount: 5.786321
TPH Area:8237.238 TPH Amount: 9.057967

G:\org\PE1\dat\PE1012022_b\Review\001_BLANK_211208GRO_DoDB.xls

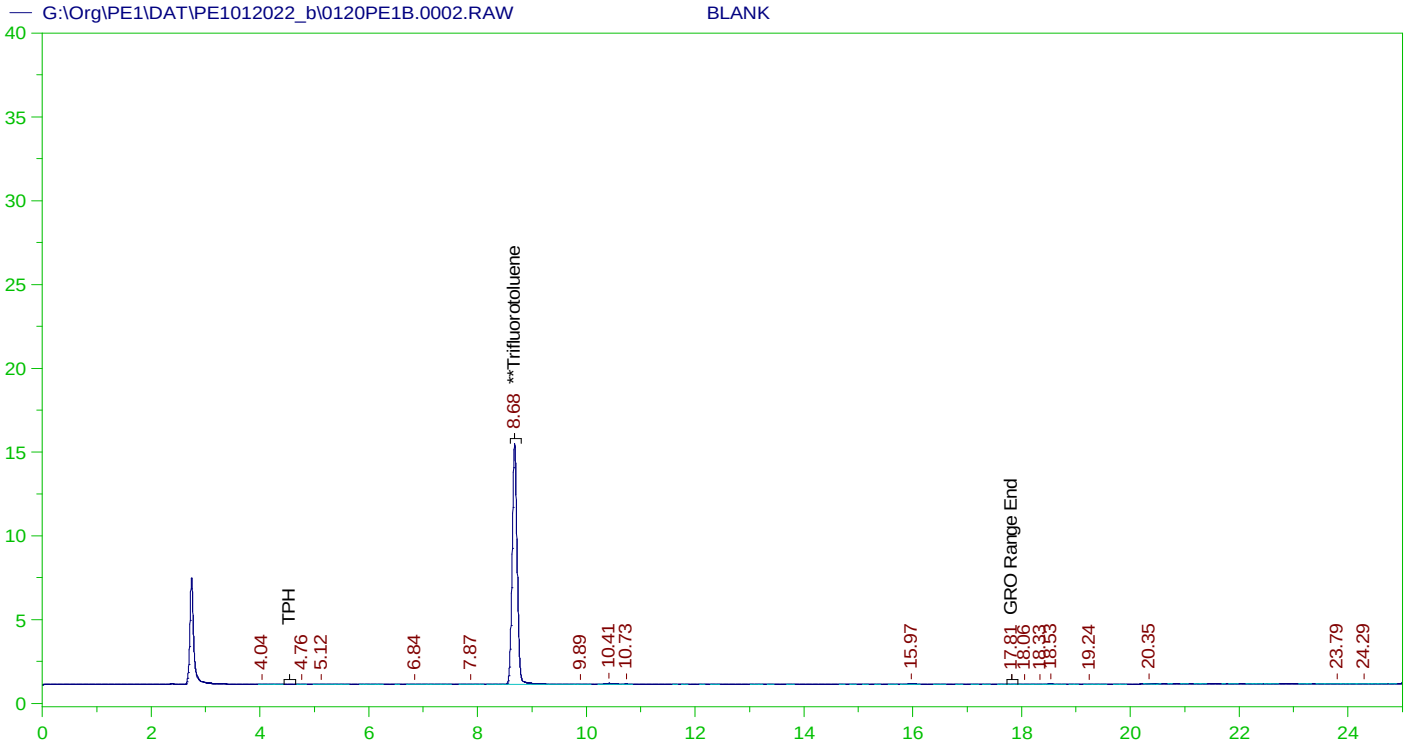

GASOLINE RANGE ORGANICS CHROMATOGRAM REPORT

Sample Name: BLANK
Raw File: G:\Org\PE1\DAT\PE1012022_b\0120PE1B.0002.RAW
Date & Time Acquired: 1/20/2022 9:07:19 AM
Method File: G:\Org\PE1\Methods\211208GRO_DoDB.MET
Calibration File: G:\Org\PE1\Cals\211208GRO8015CB.CAL
Sample Weight: 1 Dilution: 1 S.A.: 1

Mean RF for C6 to C10: 945.9678
Mean RF for TPH: 909.3915
Rt range for Gasoline Range Organics: 4.45 to 17.93

SURROGATE COMPOUND	RT	ACTUAL	MEASURED	%REC	
**Trifluorotoluene	8.682	125.	97.997	78.4	-

C6 to C10 Area:2286.41 C6 to C10 Amount: 2.417006
TPH Area:3572.655 TPH Amount: 3.928621

G:\org\PE1\dat\PE1012022_b\Review\002_BLANK_211208GRO_DoDB.xls

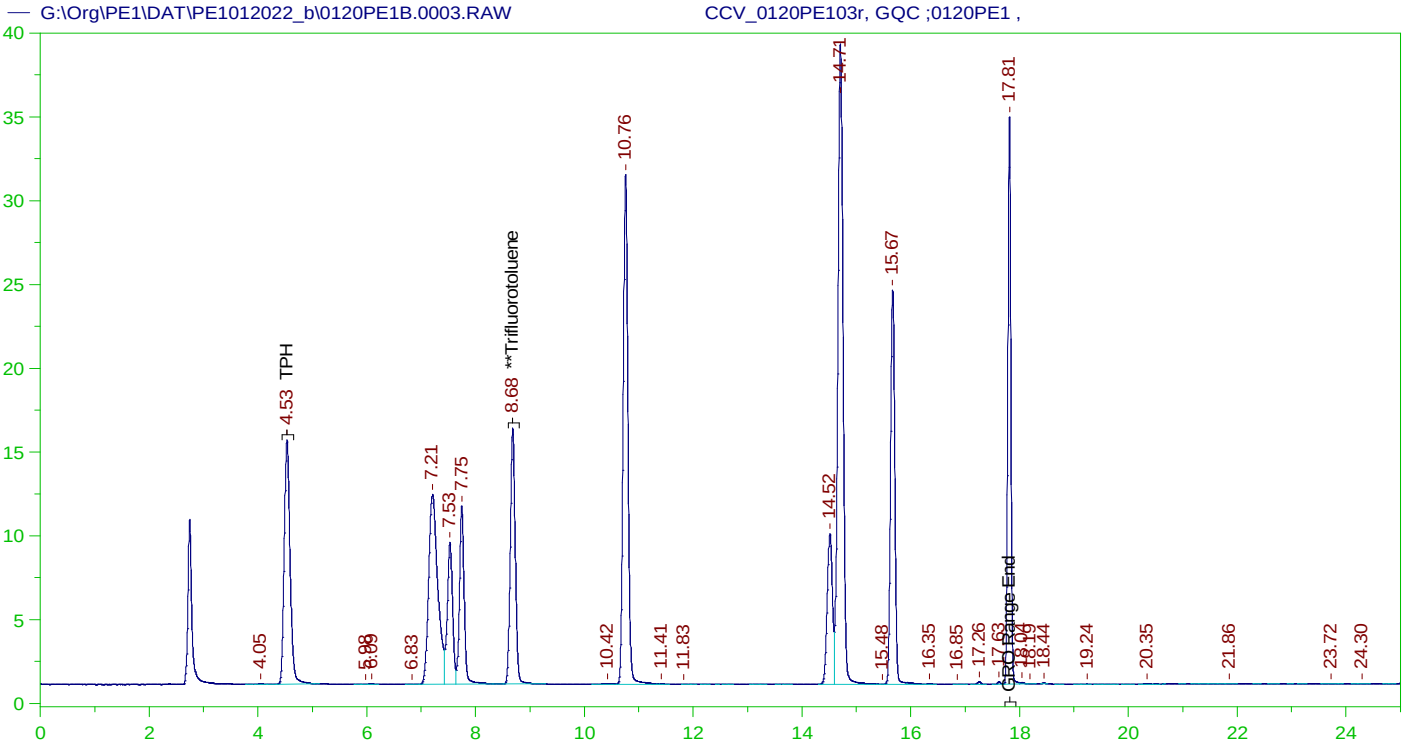

GASOLINE RANGE ORGANICS CHROMATOGRAM REPORT

Sample Name: CCV_0120PE103r, GQC ;0120PE1 ,
Raw File: G:\Org\PE1\DAT\PE1012022_b\0120PE1B.0003.RAW
Date & Time Acquired: 1/20/2022 9:41:29 AM
Method File: G:\Org\PE1\Methods\211208GRO_DoDB%.MET
Calibration File: G:\Org\PE1\Cals\211208GRO8015CB.CAL
Sample Weight: 1 Dilution: 1 S.A.: 1

Mean RF for C6 to C10: 945.9678
Mean RF for TPH: 909.3915
Rt range for Gasoline Range Organics: 4.45 to 17.93

SURROGATE COMPOUND	RT	ACTUAL	MEASURED	%REC	
**Trifluorotoluene	8.684	125.	103.894	83.12	-

C6 to C10 Area:1130577 C6 to C10 Amount: 1195.154
TPH Area:1132580 TPH Amount: 1245.427

CONTINUING CALIBRATION REPORT: G:\Org\PE1\DAT\PE1012022_b\0120PE1B.0003.RAW

COMPOUND	ACTUAL(NG)	MEASURED(NG)	%RECOVERY	LIMITS
C6 to C10	840.	1195.15	142.28	85-115
TPH	1000.	1245.43	124.54	85-115

SURROGATE COMPOUND	RT	ACTUAL	MEASURED	%REC	LIMITS
**Trifluorotoluene	8.684	125.	103.894	83.12	85-115

G:\org\PE1\dat\PE1012022_b\Review\003_CCV_0120PE103r_211208GRO_DoDB%.xls

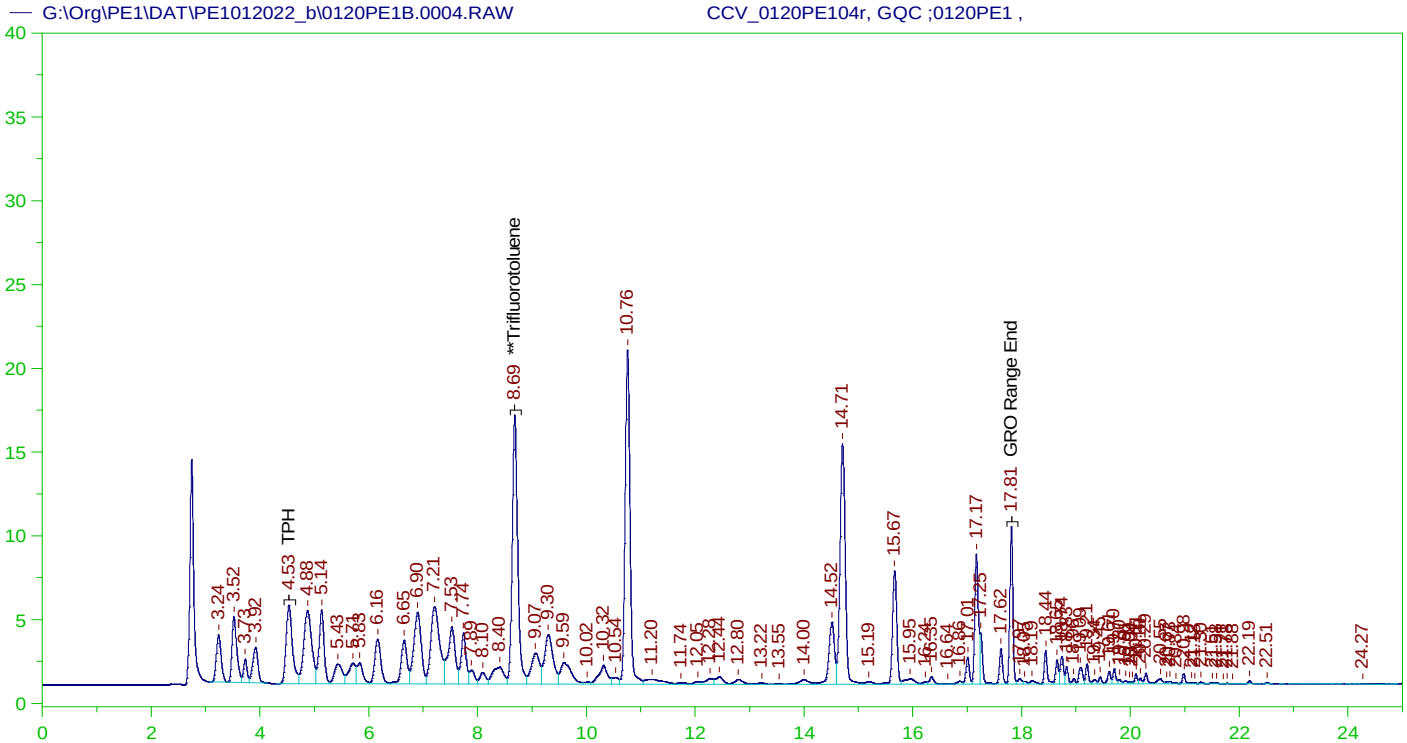

GASOLINE RANGE ORGANICS CHROMATOGRAM REPORT
Sample Name: CCV_0120PE104r, GQC ;0120PE1 ,
Raw File: G:\Org\PE1\DAT\PE1012022_b\0120PE1B.0004.RAW
Date & Time Acquired: 1/20/2022 10:15:41 AM
Method File: G:\Org\PE1\Methods\211208GCCV0120_04DoDB%.MET
Calibration File: G:\Org\PE1\Cals\211208GRO8015CB.CAL
Sample Weight: 1 Dilution: 1 S.A.: 1

Mean RF for C6 to C10: 945.9678
Mean RF for TPH: 909.3915
Rt range for Gasoline Range Organics: 4.45 to 17.93

SURROGATE COMPOUND	RT	ACTUAL	MEASURED	%REC	
**Trifluorotoluene	8.685	125.	119.699	95.76	-

C6 to C10 Area:871870.8 C6 to C10 Amount: 921.6707
TPH Area:1003814 TPH Amount: 1103.83

CONTINUING CALIBRATION REPORT: G:\Org\PE1\DAT\PE1012022_b\0120PE1B.0004.RAW

COMPOUND	ACTUAL(NG)	MEASURED(NG)	%RECOVERY	LIMITS
C6 to C10	840.	921.67	109.72	85-115
TPH	1000.	1103.83	110.38	85-115

SURROGATE COMPOUND	RT	ACTUAL	MEASURED	%REC	LIMITS
**Trifluorotoluene	8.685	125.	119.699	95.76	85-115

G:\org\PE1\dat\PE1012022_b\Review\004_CCV_0120PE104r_211208GCCV0120_04DoDB%.xls

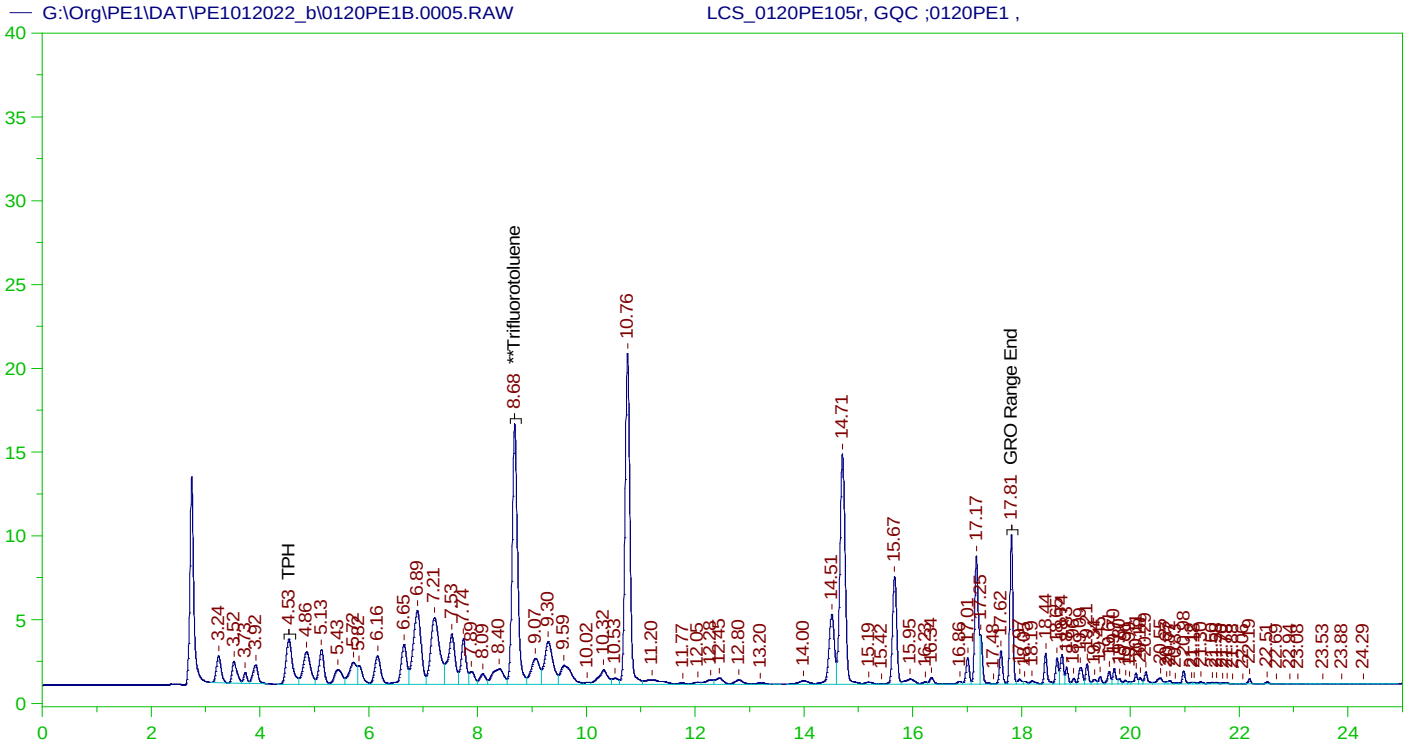

GASOLINE RANGE ORGANICS CHROMATOGRAM REPORT

Sample Name: LCS_0120PE105r, GQC ;0120PE1 ,
Raw File: G:\Org\PE1\DAT\PE1012022_b\0120PE1B.0005.RAW
Date & Time Acquired: 1/20/2022 10:49:55 AM
Method File: G:\Org\PE1\Methods\211208GLCS0120_05DoDB%.MET
Calibration File: G:\Org\PE1\Cals\211208GRO8015CB.CAL
Sample Weight: 5 Dilution: 1 S.A.: 1

Mean RF for C6 to C10: 945.9678
Mean RF for TPH: 909.3915
Rt range for Gasoline Range Organics: 4.45 to 17.93

SURROGATE COMPOUND	RT	ACTUAL	MEASURED	%REC	
**Trifluorotoluene	8.684	25.	22.696	90.79	-

C6 to C10 Area:757957.7 C6 to C10 Amount: 160.2502
TPH Area:860690.3 TPH Amount: 189.2893

G:\org\PE1\dat\PE1012022_b\Review\005_LCS_0120PE105r_211208GLCS0120_05DoDB%.xls

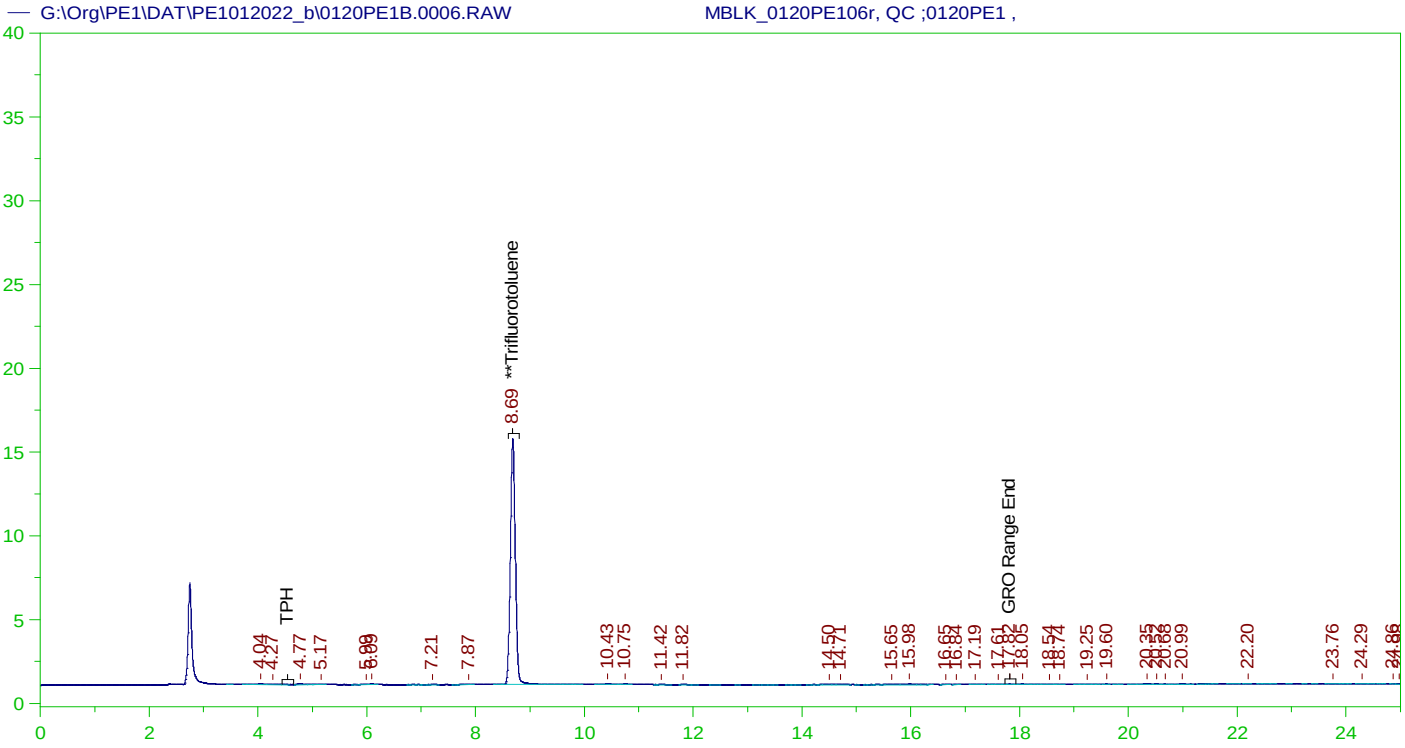

GASOLINE RANGE ORGANICS CHROMATOGRAM REPORT

Sample Name: MBLK_0120PE106r, QC ;0120PE1 ,
Raw File: G:\Org\PE1\DAT\PE1012022_b\0120PE1B.0006.RAW
Date & Time Acquired: 1/20/2022 11:24:09 AM
Method File: G:\Org\PE1\Methods\211208GRO_DoDB%.MET
Calibration File: G:\Org\PE1\Cals\211208GRO8015CB.CAL
Sample Weight: 5 Dilution: 1 S.A.: 1

Mean RF for C6 to C10: 945.9678
Mean RF for TPH: 909.3915
Rt range for Gasoline Range Organics: 4.45 to 17.93

SURROGATE COMPOUND	RT	ACTUAL	MEASURED	%REC	
**Trifluorotoluene	8.685	25.	20.007	80.03	-

C6 to C10 Area:4297.41 C6 to C10 Amount: 0.9085742
TPH Area:6932.855 TPH Amount: 1.524724

G:\org\PE1\dat\PE1012022_b\Review\006_MBLK_0120PE106r_211208GRO_DoDB%.xls

ERH2446 (RHMW15 zone5)

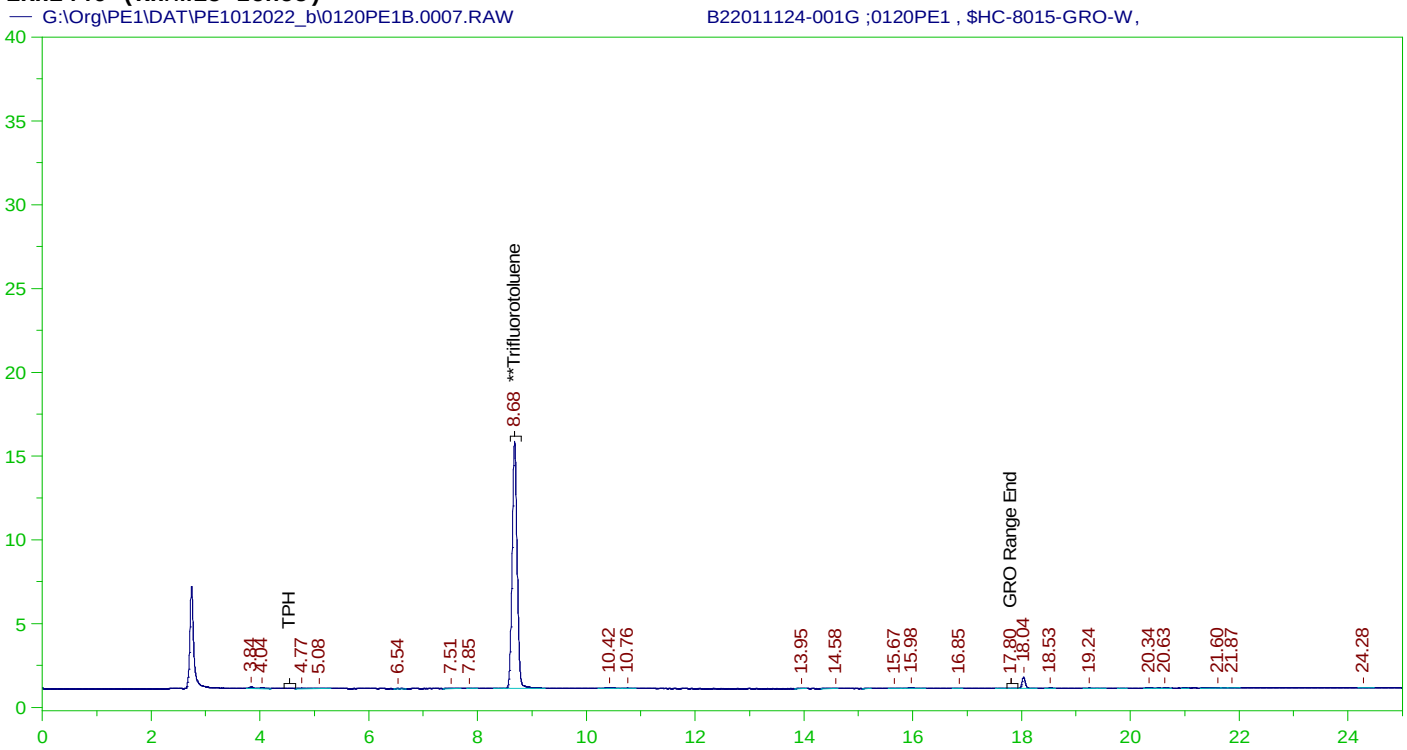

GASOLINE RANGE ORGANICS CHROMATOGRAM REPORT

Sample Name: B22011124-001G ;0120PE1 , $HC-8015-GRO-W,
Raw File: G:\Org\PE1\DAT\PE1012022_b\0120PE1B.0007.RAW
Date & Time Acquired: 1/20/2022 11:58:26 AM
Method File: G:\Org\PE1\Methods\211208G1124-1DoDB%.MET
Calibration File: G:\Org\PE1\Cals\211208GRO8015CB.CAL
Sample Weight: 5 Dilution: 1 S.A.: 1

Mean RF for C6 to C10: 945.9678
Mean RF for TPH: 909.3915
Rt range for Gasoline Range Organics: 4.45 to 17.93

SURROGATE COMPOUND	RT	ACTUAL	MEASURED	%REC	
**Trifluorotoluene	8.682	25.	20.004	80.02	-

C6 to C10 Area:2570.356 C6 to C10 Amount: 0.5434341
TPH Area:7159.903 TPH Amount: 1.574658

G:\org\PE1\dat\PE1012022_b\Review\007_B22011124-001G_211208G1124-1DoDB%.xls

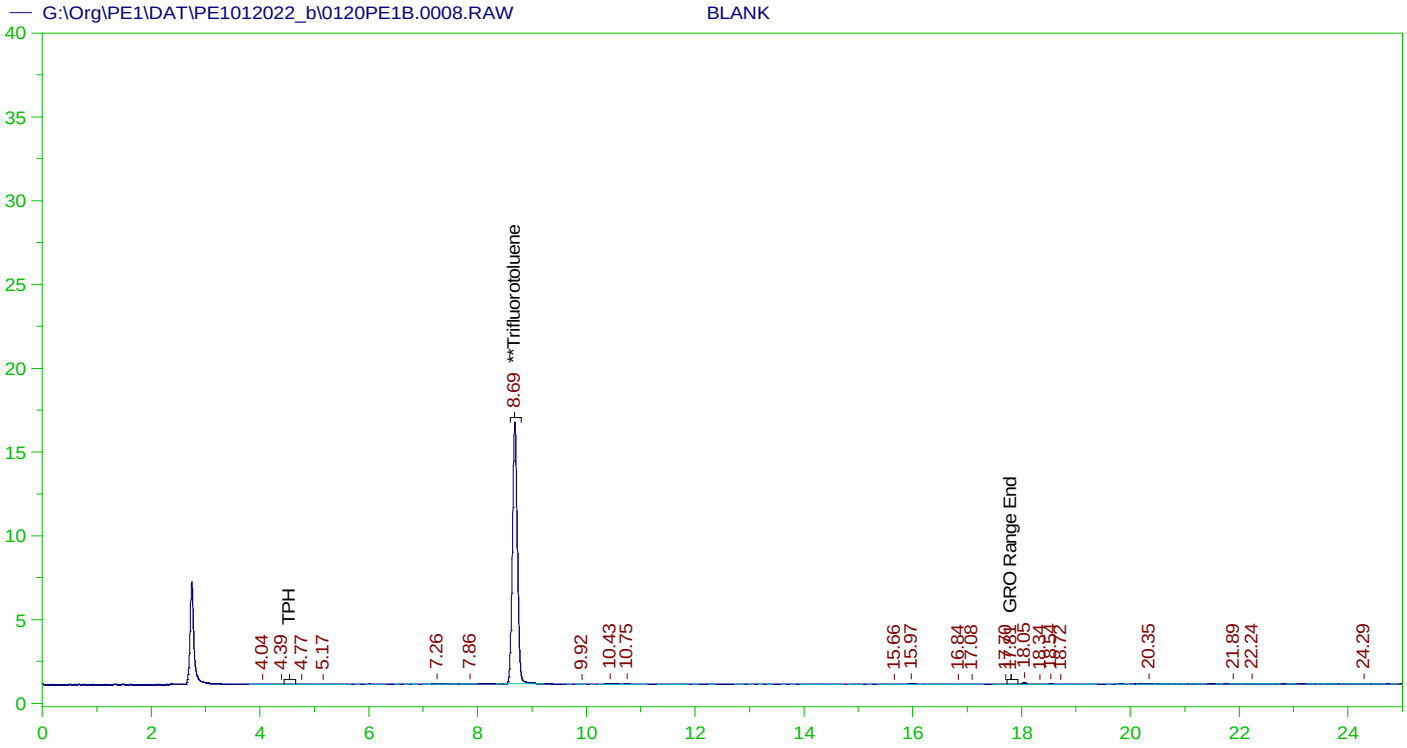

GASOLINE RANGE ORGANICS CHROMATOGRAM REPORT

Sample Name: BLANK
Raw File: G:\Org\PE1\DAT\PE1012022_b\0120PE1B.0008.RAW
Date & Time Acquired: 1/20/2022 12:32:44 PM
Method File: G:\Org\PE1\Methods\211208GRO_DoDB.MET
Calibration File: G:\Org\PE1\Cals\211208GRO8015CB.CAL
Sample Weight: 1 Dilution: 1 S.A.: 1

Mean RF for C6 to C10: 945.9678
Mean RF for TPH: 909.3915
Rt range for Gasoline Range Organics: 4.45 to 17.93

SURROGATE COMPOUND	RT	ACTUAL	MEASURED	%REC	
**Trifluorotoluene	8.686	125.	105.644	84.52	-

C6 to C10 Area:3285.099 C6 to C10 Amount: 3.472739
TPH Area:5434.42 TPH Amount: 5.975886

G:\org\PE1\dat\PE1012022_b\Review\008_BLANK_211208GRO_DoDB.xls

ERH2445 (Trip Blank) 14733

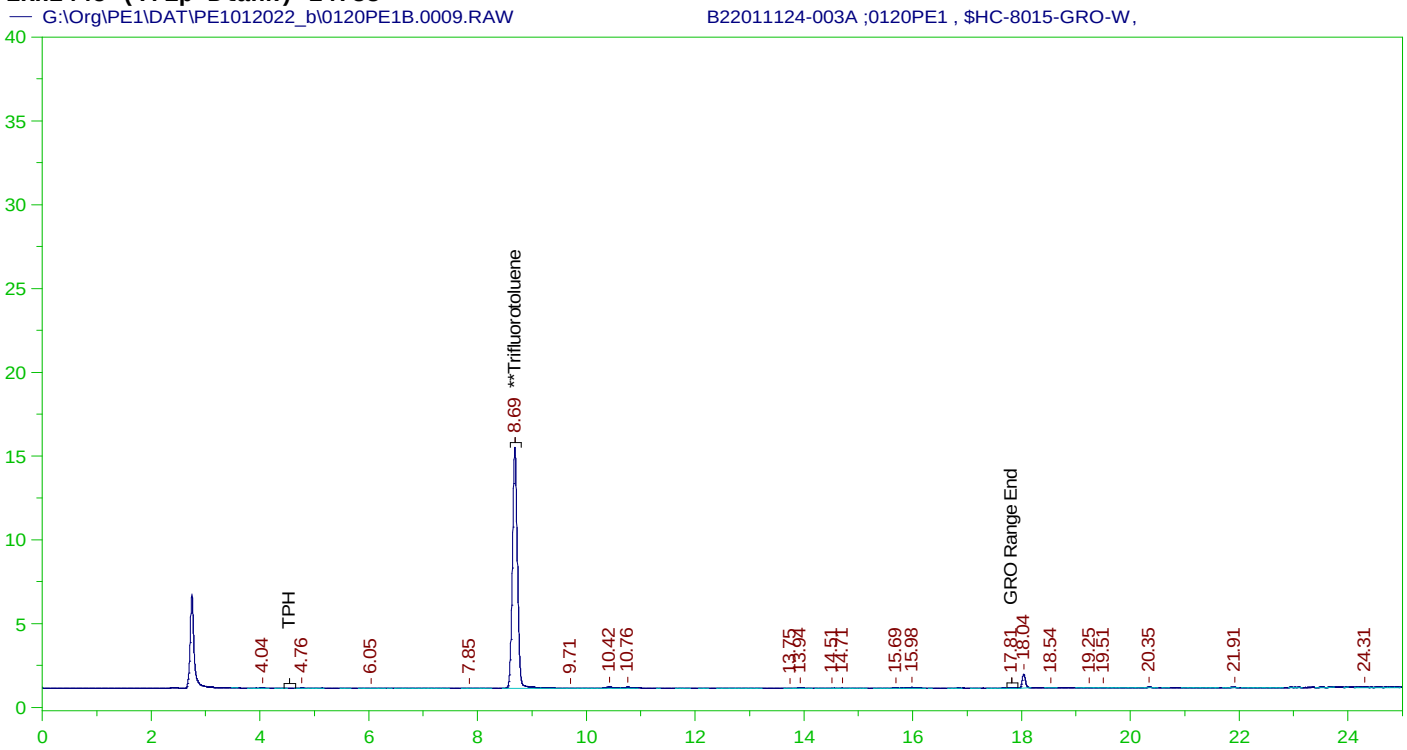

GASOLINE RANGE ORGANICS CHROMATOGRAM REPORT

Sample Name: B22011124-003A ;0120PE1 , $HC-8015-GRO-W,
Raw File: G:\Org\PE1\DAT\PE1012022_b\0120PE1B.0009.RAW
Date & Time Acquired: 1/20/2022 1:07:08 PM
Method File: G:\Org\PE1\Methods\211208GRO_DoDB%.MET
Calibration File: G:\Org\PE1\Cals\211208GRO8015CB.CAL
Sample Weight: 5 Dilution: 1 S.A.: 1

Mean RF for C6 to C10: 945.9678
Mean RF for TPH: 909.3915
Rt range for Gasoline Range Organics: 4.45 to 17.93

SURROGATE COMPOUND	RT	ACTUAL	MEASURED	%REC	
**Trifluorotoluene	8.686	25.	19.559	78.24	-

C6 to C10 Area:4088.039 C6 to C10 Amount: 0.8643084
TPH Area:9337.469 TPH Amount: 2.053564

G:\org\PE1\dat\PE1012022_b\Review\009_B22011124-003A_211208GRO_DoDB%.xls

ERH2471 (Trip Blank) 14733

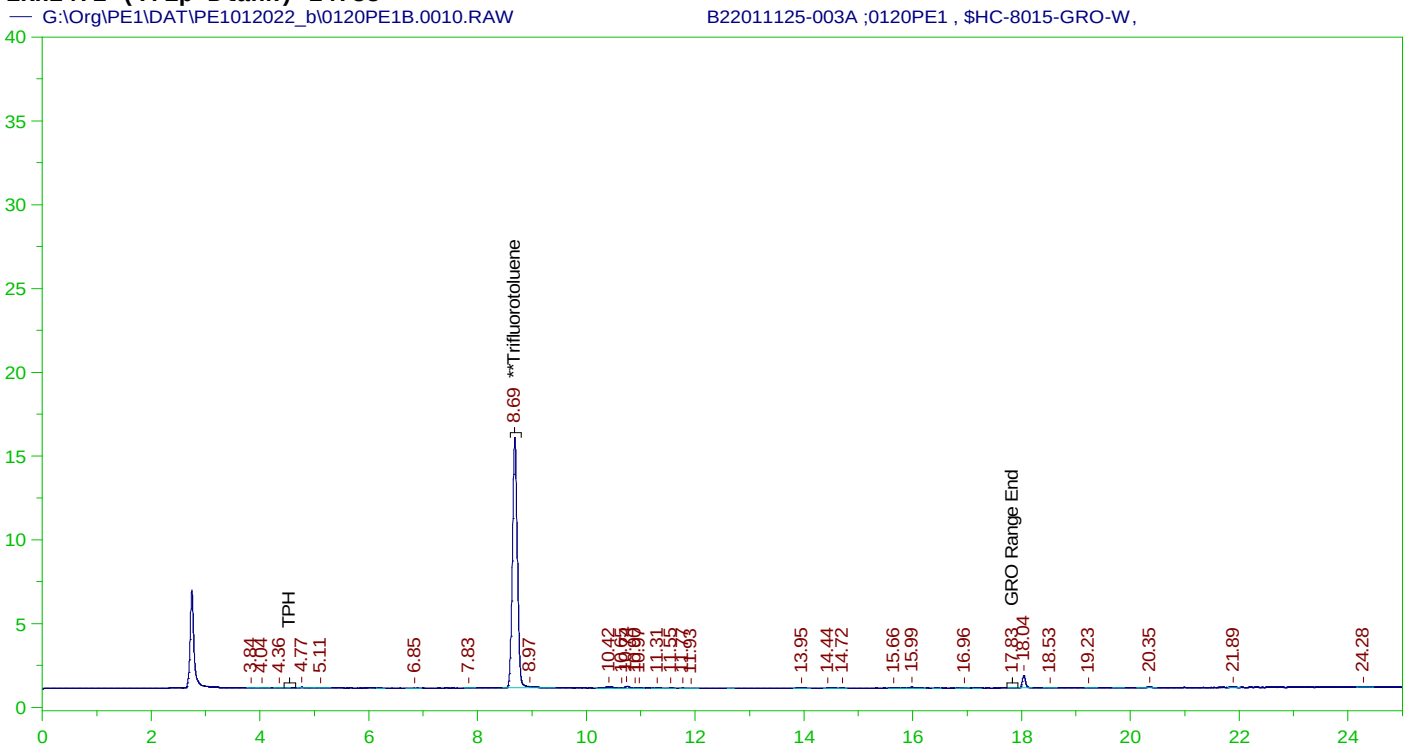

GASOLINE RANGE ORGANICS CHROMATOGRAM REPORT

Sample Name: B22011125-003A ;0120PE1 , $HC-8015-GRO-W,
Raw File: G:\Org\PE1\DAT\PE1012022_b\0120PE1B.0010.RAW
Date & Time Acquired: 1/20/2022 1:41:33 PM
Method File: G:\Org\PE1\Methods\211208G1125-3DoDB%.MET
Calibration File: G:\Org\PE1\Cals\211208GRO8015CB.CAL
Sample Weight: 5 Dilution: 1 S.A.: 1

Mean RF for C6 to C10: 945.9678
Mean RF for TPH: 909.3915
Rt range for Gasoline Range Organics: 4.45 to 17.93

SURROGATE COMPOUND	RT	ACTUAL	MEASURED	%REC	
**Trifluorotoluene	8.686	25.	20.2	80.8	-

C6 to C10 Area:5284.336 C6 to C10 Amount: 1.117234
TPH Area:9397.241 TPH Amount: 2.06671

G:\org\PE1\dat\PE1012022_b\Review\010_B22011125-003A_211208G1125-3DoDB%.xls

ERH2449 (Trip Blank) 14733

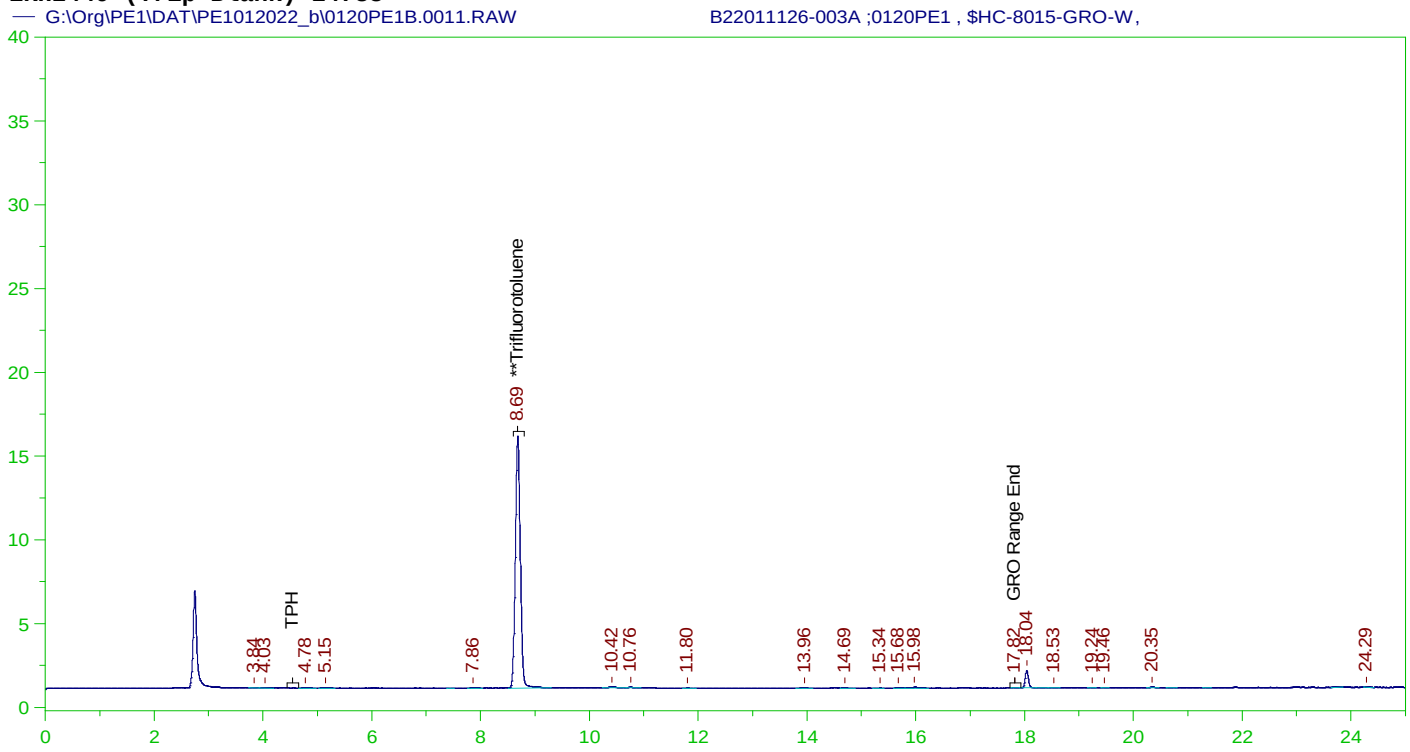

GASOLINE RANGE ORGANICS CHROMATOGRAM REPORT

Sample Name: B22011126-003A ;0120PE1 , $HC-8015-GRO-W,
Raw File: G:\Org\PE1\DAT\PE1012022_b\0120PE1B.0011.RAW
Date & Time Acquired: 1/20/2022 2:15:48 PM
Method File: G:\Org\PE1\Methods\211208G1126-3DoDB%.MET
Calibration File: G:\Org\PE1\Cals\211208GRO8015CB.CAL
Sample Weight: 5 Dilution: 1 S.A.: 1

Mean RF for C6 to C10: 945.9678
Mean RF for TPH: 909.3915
Rt range for Gasoline Range Organics: 4.45 to 17.93

SURROGATE COMPOUND	RT	ACTUAL	MEASURED	%REC	
**Trifluorotoluene	8.685	25.	20.386	81.55	-

C6 to C10 Area:2429.128 C6 to C10 Amount: 0.5135753
TPH Area:7685.205 TPH Amount: 1.690186

G:\org\PE1\dat\PE1012022_b\Review\011_B22011126-003A_211208G1126-3DoDB%.xls

ERH2453 (Trip Blank) 14733

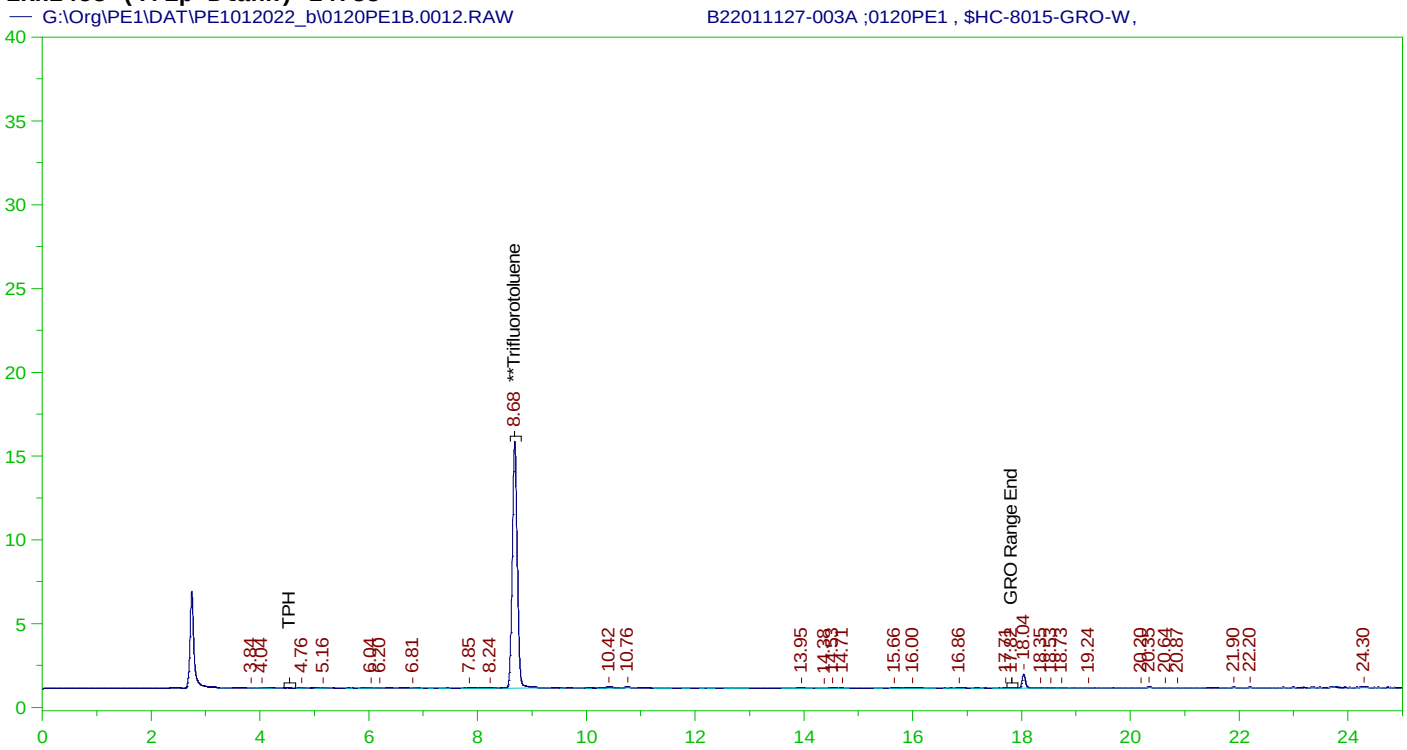

GASOLINE RANGE ORGANICS CHROMATOGRAM REPORT

Sample Name: B22011127-003A ;0120PE1 , $HC-8015-GRO-W,
Raw File: G:\Org\PE1\DAT\PE1012022_b\0120PE1B.0012.RAW
Date & Time Acquired: 1/20/2022 2:50:01 PM
Method File: G:\Org\PE1\Methods\211208GRO_DoDB%.MET
Calibration File: G:\Org\PE1\Cals\211208GRO8015CB.CAL
Sample Weight: 5 Dilution: 1 S.A.: 1

Mean RF for C6 to C10: 945.9678
Mean RF for TPH: 909.3915
Rt range for Gasoline Range Organics: 4.45 to 17.93

SURROGATE COMPOUND	RT	ACTUAL	MEASURED	%REC	
**Trifluorotoluene	8.684	25.	20.008	80.03	-

C6 to C10 Area:3733.621 C6 to C10 Amount: 0.7893759
TPH Area:9387.095 TPH Amount: 2.064478

G:\org\PE1\dat\PE1012022_b\Review\012_B22011127-003A_211208GRO_DoDB%.xls

ERH2447 (Trip Blank)-14733

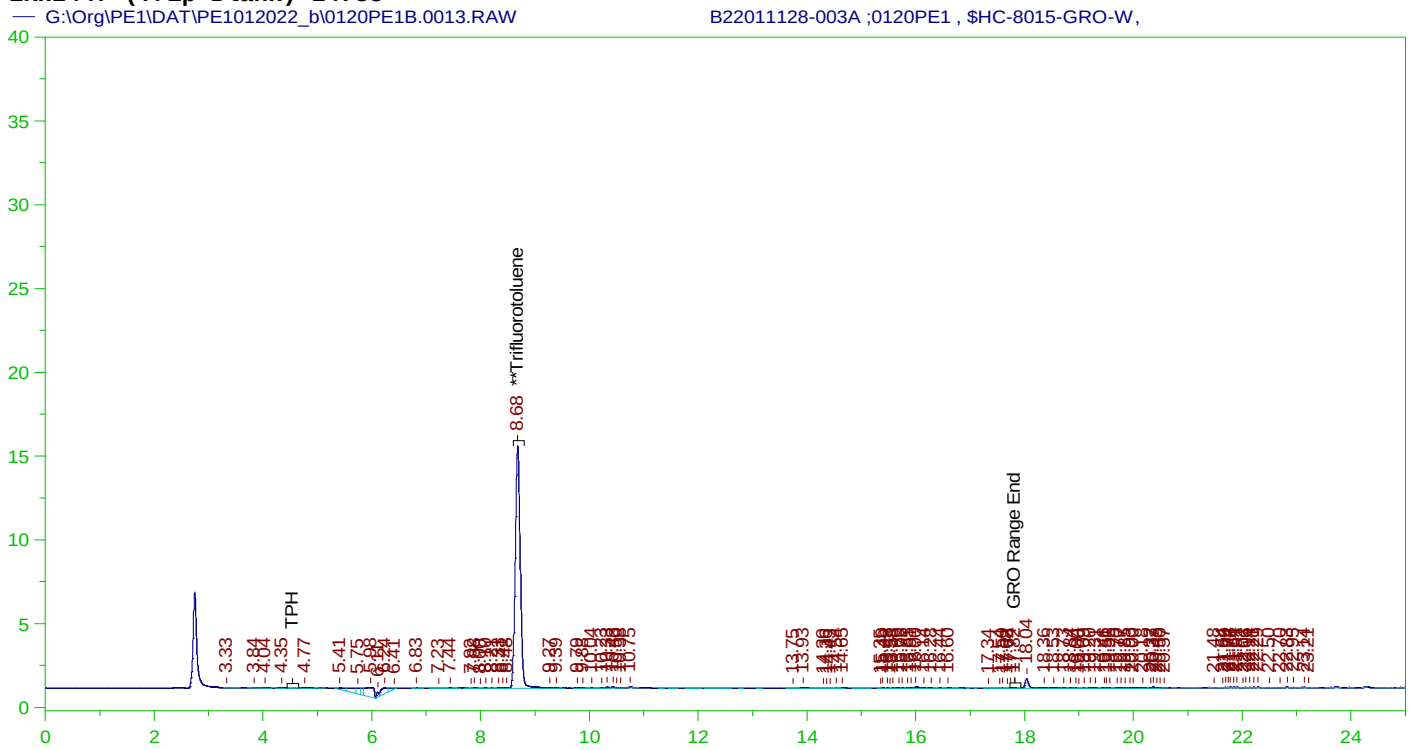

GASOLINE RANGE ORGANICS CHROMATOGRAM REPORT

Sample Name: B22011128-003A ;0120PE1 , $HC-8015-GRO-W,
Raw File: G:\Org\PE1\DAT\PE1012022_b\0120PE1B.0013.RAW
Date & Time Acquired: 1/20/2022 3:24:14 PM
Method File: G:\Org\PE1\Methods\211208GRO_DoDB.MET
Calibration File: G:\Org\PE1\Cals\211208GRO8015CB.CAL
Sample Weight: 5 Dilution: 1 S.A.: 1

Mean RF for C6 to C10: 945.9678
Mean RF for TPH: 909.3915
Rt range for Gasoline Range Organics: 4.45 to 17.93

SURROGATE COMPOUND	RT	ACTUAL	MEASURED	%REC	
**Trifluorotoluene	8.684	25.	19.854	79.42	-

C6 to C10 Area:21995.29 C6 to C10 Amount: 4.650325
TPH Area:31081.96 TPH Amount: 6.835772

G:\org\PE1\dat\PE1012022_b\Review\013_B22011128-003A_211208GRO_DoDB.xls

ERH2421 (Trip Blank) 14653

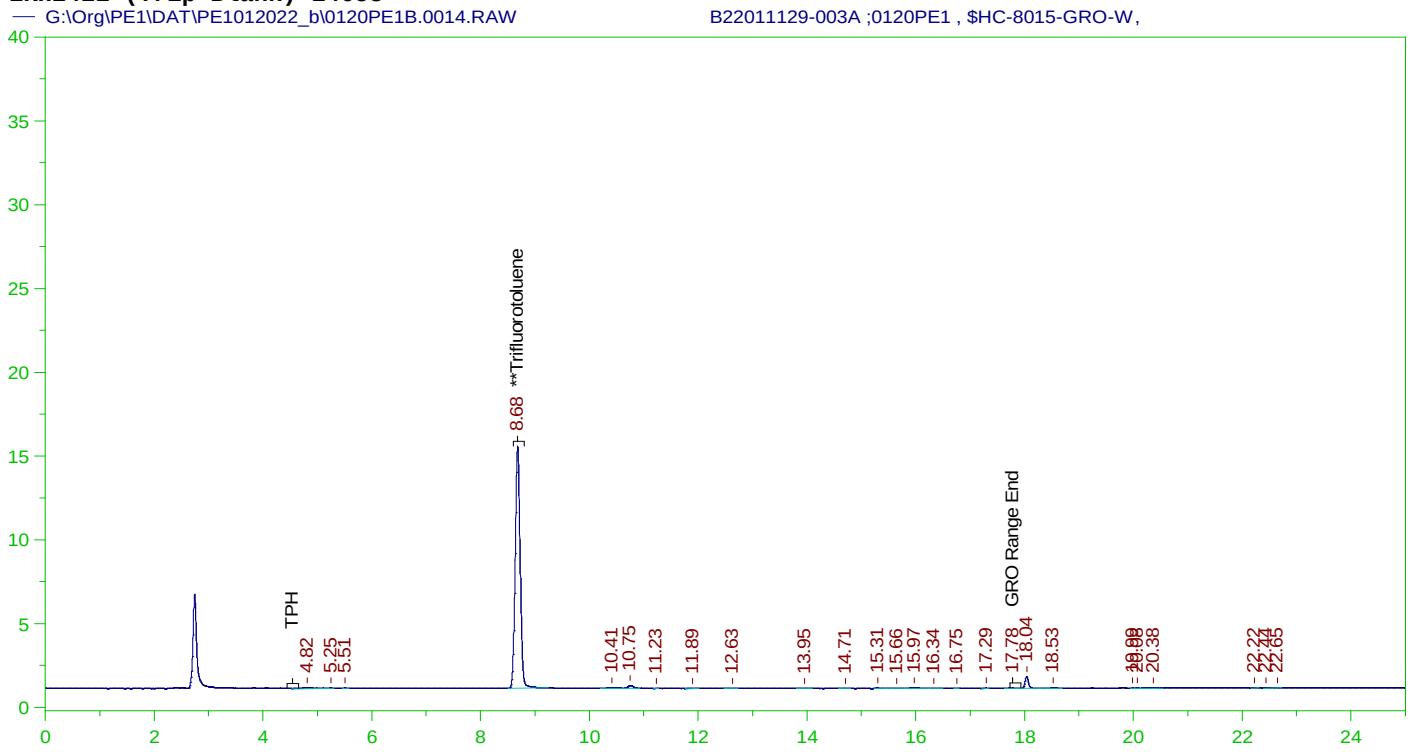

GASOLINE RANGE ORGANICS CHROMATOGRAM REPORT

Sample Name: B22011129-003A ;0120PE1 , $HC-8015-GRO-W,
Raw File: G:\Org\PE1\DAT\PE1012022_b\0120PE1B.0014.RAW
Date & Time Acquired: 1/20/2022 3:58:31 PM
Method File: G:\Org\PE1\Methods\211208G1129-3DoDB%.MET
Calibration File: G:\Org\PE1\Cals\211208GRO8015CB.CAL
Sample Weight: 5 Dilution: 1 S.A.: 1

Mean RF for C6 to C10: 945.9678
Mean RF for TPH: 909.3915
Rt range for Gasoline Range Organics: 4.45 to 17.93

SURROGATE COMPOUND	RT	ACTUAL	MEASURED	%REC	
**Trifluorotoluene	8.683	25.	19.604	78.42	-

C6 to C10 Area:5139.987 C6 to C10 Amount: 1.086715
TPH Area:10009.71 TPH Amount: 2.201409

G:\org\PE1\dat\PE1012022_b\Review\014_B22011129-003A_211208G1129-3DoDB%.xls

ERH2457 (Trip Blank)-14733

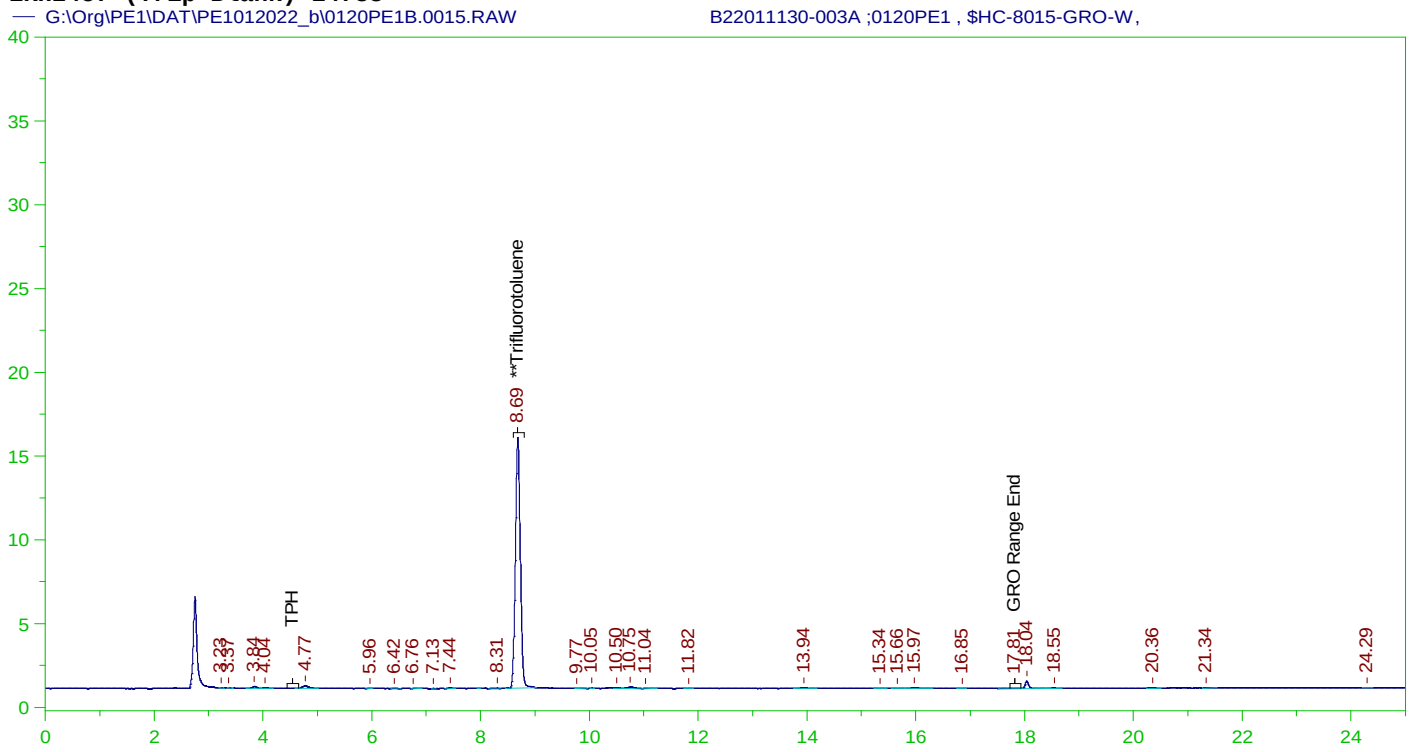

GASOLINE RANGE ORGANICS CHROMATOGRAM REPORT

Sample Name: B22011130-003A ;0120PE1 , $HC-8015-GRO-W,
Raw File: G:\Org\PE1\DAT\PE1012022_b\0120PE1B.0015.RAW
Date & Time Acquired: 1/20/2022 4:32:51 PM
Method File: G:\Org\PE1\Methods\211208G1130-3DoDB%.MET
Calibration File: G:\Org\PE1\Cals\211208GRO8015CB.CAL
Sample Weight: 5 Dilution: 1 S.A.: 1

Mean RF for C6 to C10: 945.9678
Mean RF for TPH: 909.3915
Rt range for Gasoline Range Organics: 4.45 to 17.93

SURROGATE COMPOUND	RT	ACTUAL	MEASURED	%REC	
**Trifluorotoluene	8.686	25.	20.154	80.62	-

C6 to C10 Area:5861.589 C6 to C10 Amount: 1.239279
TPH Area:9512.629 TPH Amount: 2.092087

G:\org\PE1\dat\PE1012022_b\Review\015_B22011130-003A_211208G1130-3DoDB%.xls

ERH2459 (Trip Blank)-14733

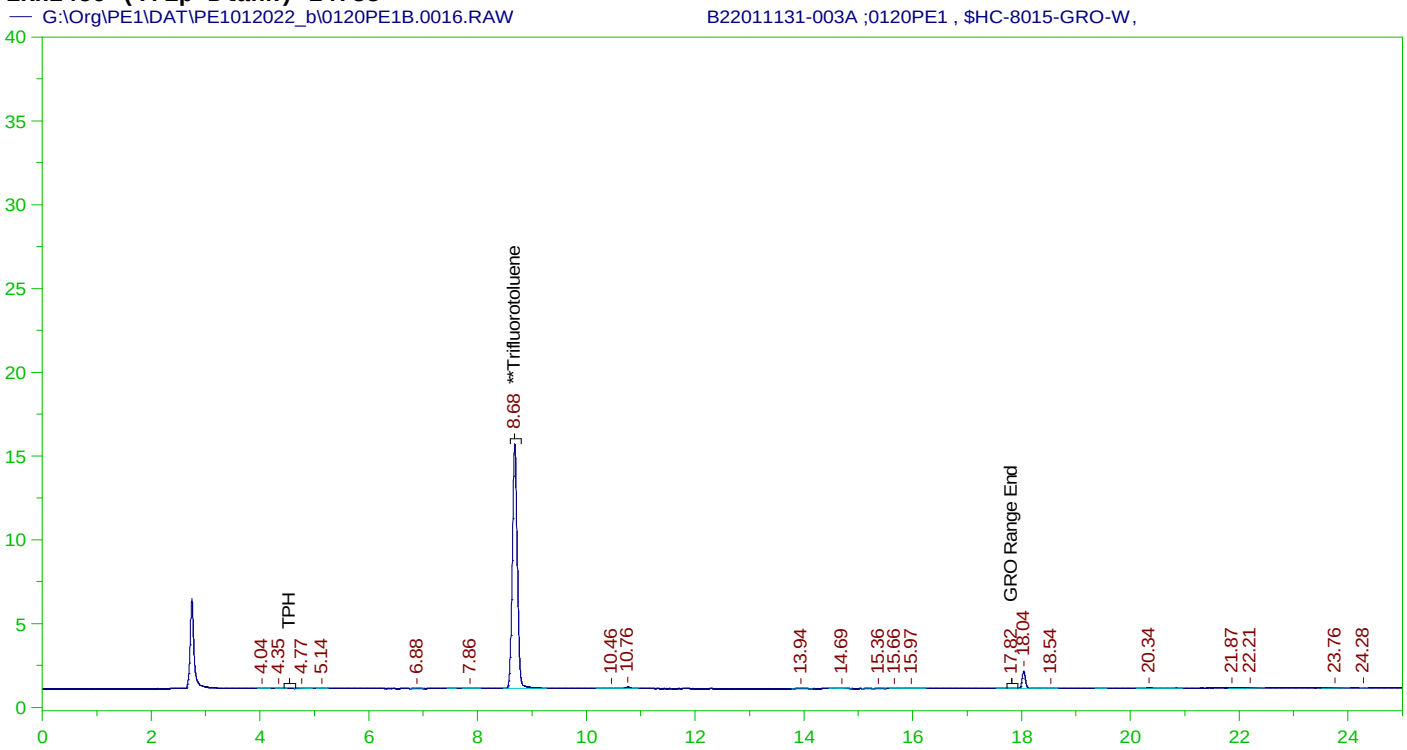

GASOLINE RANGE ORGANICS CHROMATOGRAM REPORT

Sample Name: B22011131-003A ;0120PE1 , $HC-8015-GRO-W,
Raw File: G:\Org\PE1\DAT\PE1012022_b\0120PE1B.0016.RAW
Date & Time Acquired: 1/20/2022 5:07:12 PM
Method File: G:\Org\PE1\Methods\211208G1131-3DoDB%.MET
Calibration File: G:\Org\PE1\Cals\211208GRO8015CB.CAL
Sample Weight: 5 Dilution: 1 S.A.: 1

Mean RF for C6 to C10: 945.9678
Mean RF for TPH: 909.3915
Rt range for Gasoline Range Organics: 4.45 to 17.93

SURROGATE COMPOUND	RT	ACTUAL	MEASURED	%REC	
**Trifluorotoluene	8.685	25.	19.776	79.11	-

C6 to C10 Area:2526.943 C6 to C10 Amount: 0.5342556
TPH Area:7899.134 TPH Amount: 1.737235

G:\org\PE1\dat\PE1012022_b\Review\016_B22011131-003A_211208G1131-3DoDB%.xls

ERH2465 (Trip Blank) 14733

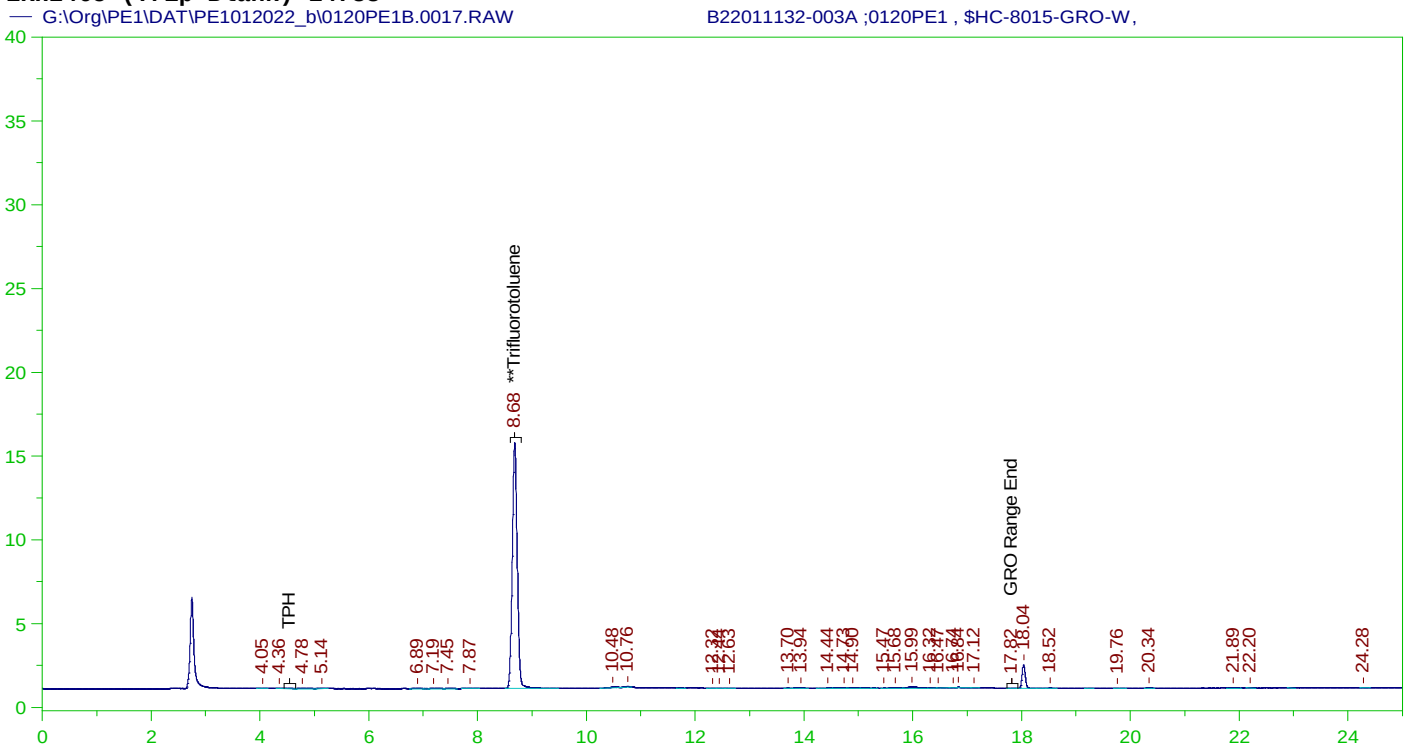

GASOLINE RANGE ORGANICS CHROMATOGRAM REPORT

Sample Name: B22011132-003A ;0120PE1 , $HC-8015-GRO-W,
Raw File: G:\Org\PE1\DAT\PE1012022_b\0120PE1B.0017.RAW
Date & Time Acquired: 1/20/2022 5:41:34 PM
Method File: G:\Org\PE1\Methods\211208G1132-3DoDB%.MET
Calibration File: G:\Org\PE1\Cals\211208GRO8015CB.CAL
Sample Weight: 5 Dilution: 1 S.A.: 1

Mean RF for C6 to C10: 945.9678
Mean RF for TPH: 909.3915
Rt range for Gasoline Range Organics: 4.45 to 17.93

SURROGATE COMPOUND	RT	ACTUAL	MEASURED	%REC	
**Trifluorotoluene	8.684	25.	19.996	79.98	-

C6 to C10 Area:6188.059 C6 to C10 Amount: 1.308302
TPH Area:12961.98 TPH Amount: 2.850693

G:\org\PE1\dat\PE1012022_b\Review\017_B22011132-003A_211208G1132-3DoDB%.xls

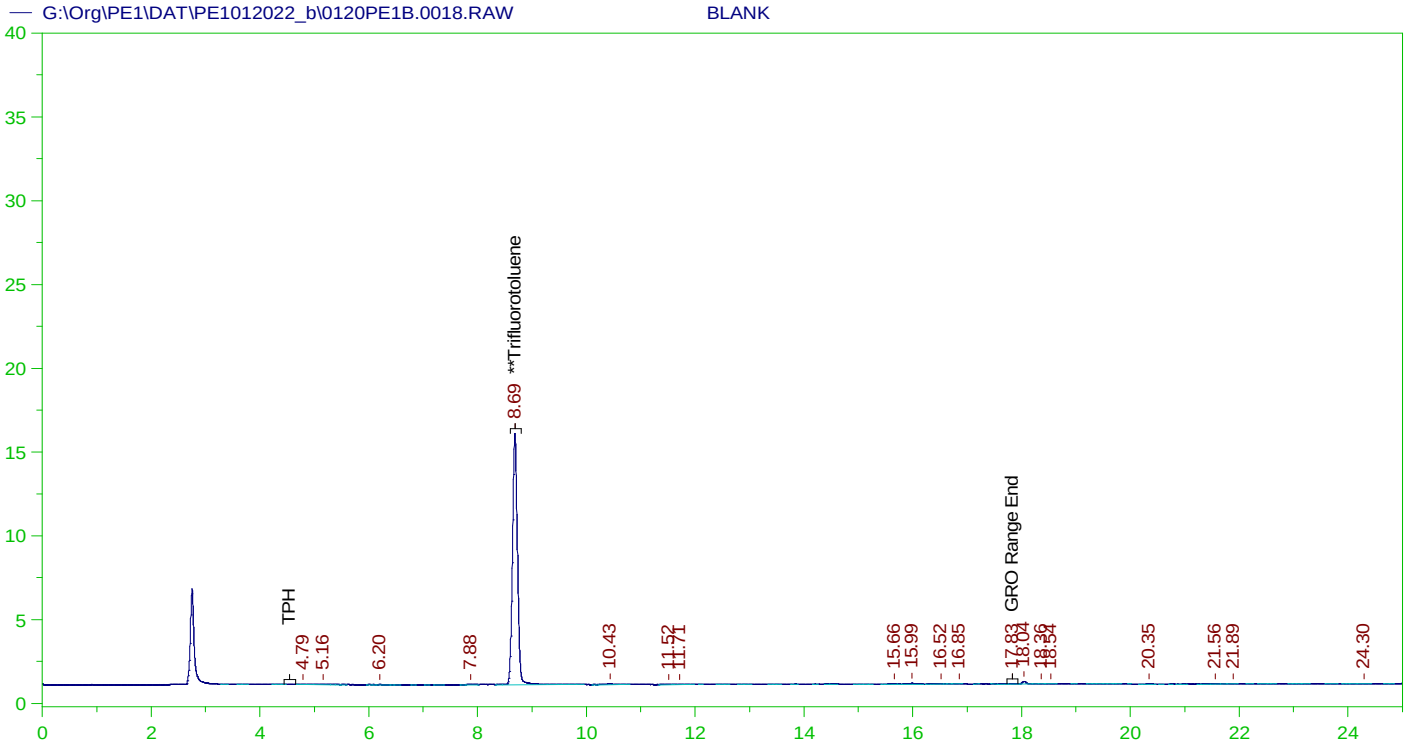

GASOLINE RANGE ORGANICS CHROMATOGRAM REPORT

Sample Name: BLANK
Raw File: G:\Org\PE1\DAT\PE1012022_b\0120PE1B.0018.RAW
Date & Time Acquired: 1/20/2022 6:15:55 PM
Method File: G:\Org\PE1\Methods\211208GRO_DoDB.MET
Calibration File: G:\Org\PE1\Cals\211208GRO8015CB.CAL
Sample Weight: 1 Dilution: 1 S.A.: 1

Mean RF for C6 to C10: 945.9678
Mean RF for TPH: 909.3915
Rt range for Gasoline Range Organics: 4.45 to 17.93

SURROGATE COMPOUND	RT	ACTUAL	MEASURED	%REC	
**Trifluorotoluene	8.687	125.	102.018	81.61	-

C6 to C10 Area:2966.481 C6 to C10 Amount: 3.135922
TPH Area:5288.984 TPH Amount: 5.81596

G:\org\PE1\dat\PE1012022_b\Review\018_BLANK_211208GRO_DoDB.xls

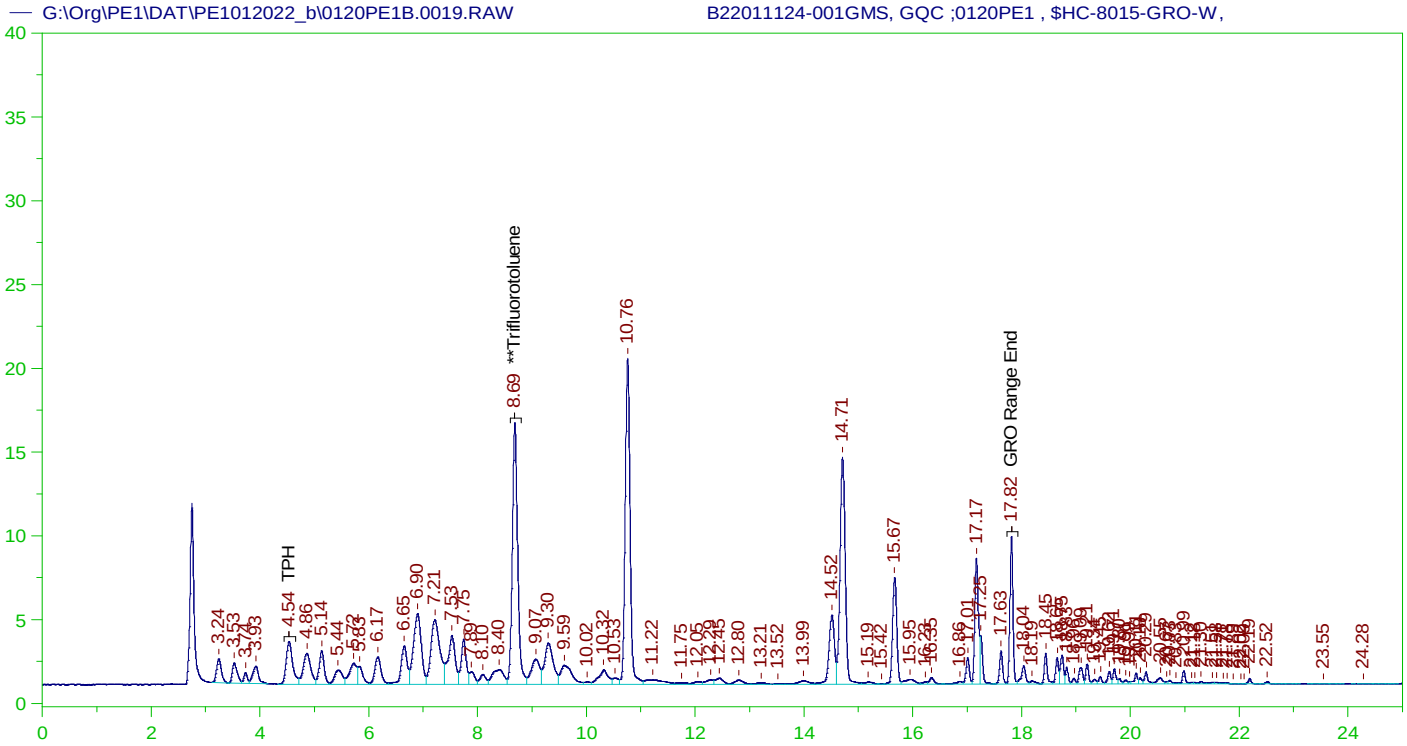

GASOLINE RANGE ORGANICS CHROMATOGRAM REPORT

Sample Name: B22011124-001GMS, GQC ;0120PE1 , $HC-8015-GRO-W,
Raw File: G:\Org\PE1\DAT\PE1012022_b\0120PE1B.0019.RAW
Date & Time Acquired: 1/20/2022 6:50:22 PM
Method File: G:\Org\PE1\Methods\211208G1124-1MSDoDB%.MET
Calibration File: G:\Org\PE1\Cals\211208GRO8015CB.CAL
Sample Weight: 5 Dilution: 1 S.A.: 1

Mean RF for C6 to C10: 945.9678
Mean RF for TPH: 909.3915
Rt range for Gasoline Range Organics: 4.45 to 17.93

SURROGATE COMPOUND	RT	ACTUAL	MEASURED	%REC	
**Trifluorotoluene	8.686	25.	22.717	90.87	-

C6 to C10 Area:740744.2 C6 to C10 Amount: 156.6109
TPH Area:843897.3 TPH Amount: 185.596

G:\org\PE1\dat\PE1012022_b\Review\019_B22011124-001GMS_211208G1124-1MSDoDB%.xls

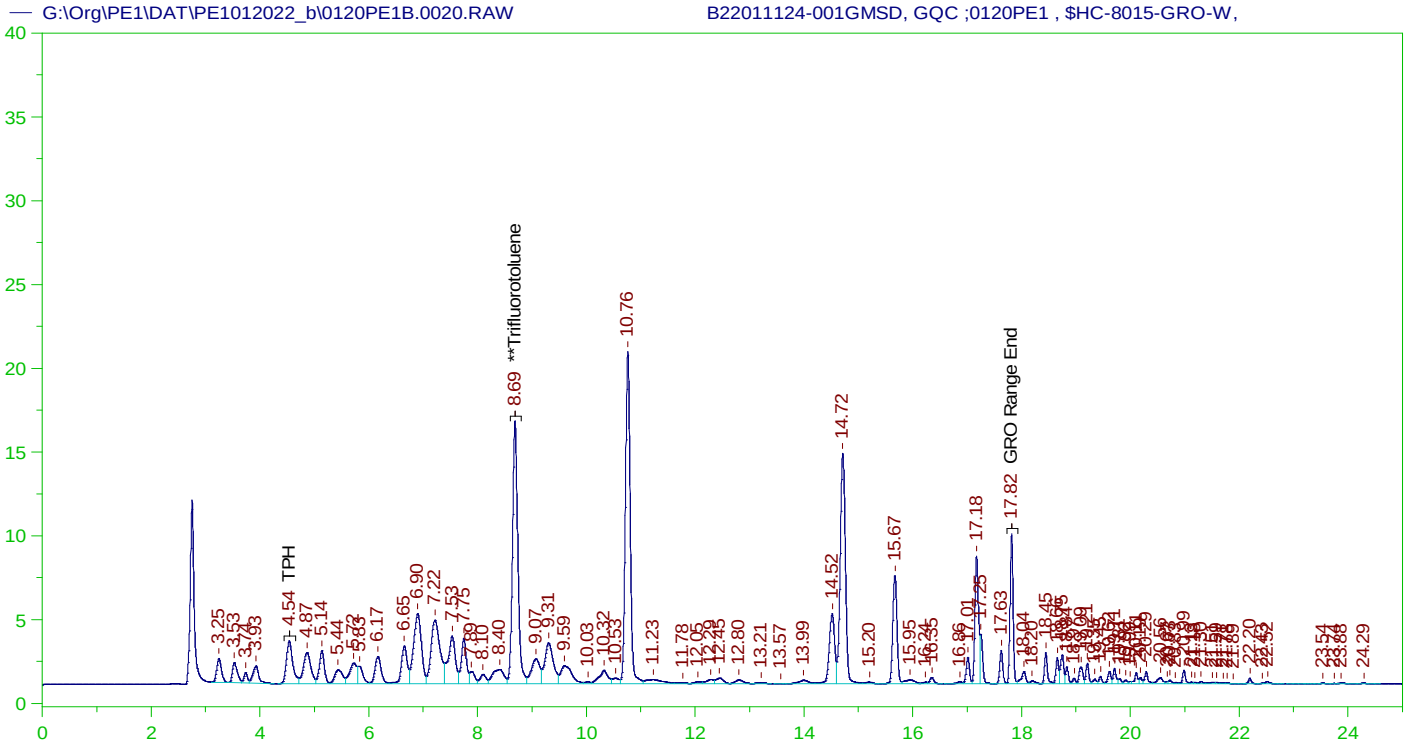

GASOLINE RANGE ORGANICS CHROMATOGRAM REPORT

Sample Name: B22011124-001GMSD, GQC ;0120PE1 , $HC-8015-GRO-W,
Raw File: G:\Org\PE1\DAT\PE1012022_b\0120PE1B.0020.RAW
Date & Time Acquired: 1/20/2022 7:24:54 PM
Method File: G:\Org\PE1\Methods\211208G1124-1MSDDoDB%.MET
Calibration File: G:\Org\PE1\Cals\211208GRO8015CB.CAL
Sample Weight: 5 Dilution: 1 S.A.: 1

Mean RF for C6 to C10: 945.9678
Mean RF for TPH: 909.3915
Rt range for Gasoline Range Organics: 4.45 to 17.93

SURROGATE COMPOUND	RT	ACTUAL	MEASURED	%REC	
**Trifluorotoluene	8.689	25.	22.859	91.44	-

C6 to C10 Area:740993.2 C6 to C10 Amount: 156.6635
TPH Area:841817.7 TPH Amount: 185.1387

G:\org\PE1\dat\PE1012022_b\Review\020_B22011124-001GMSD_211208G1124-1MSDDoDB%.xls

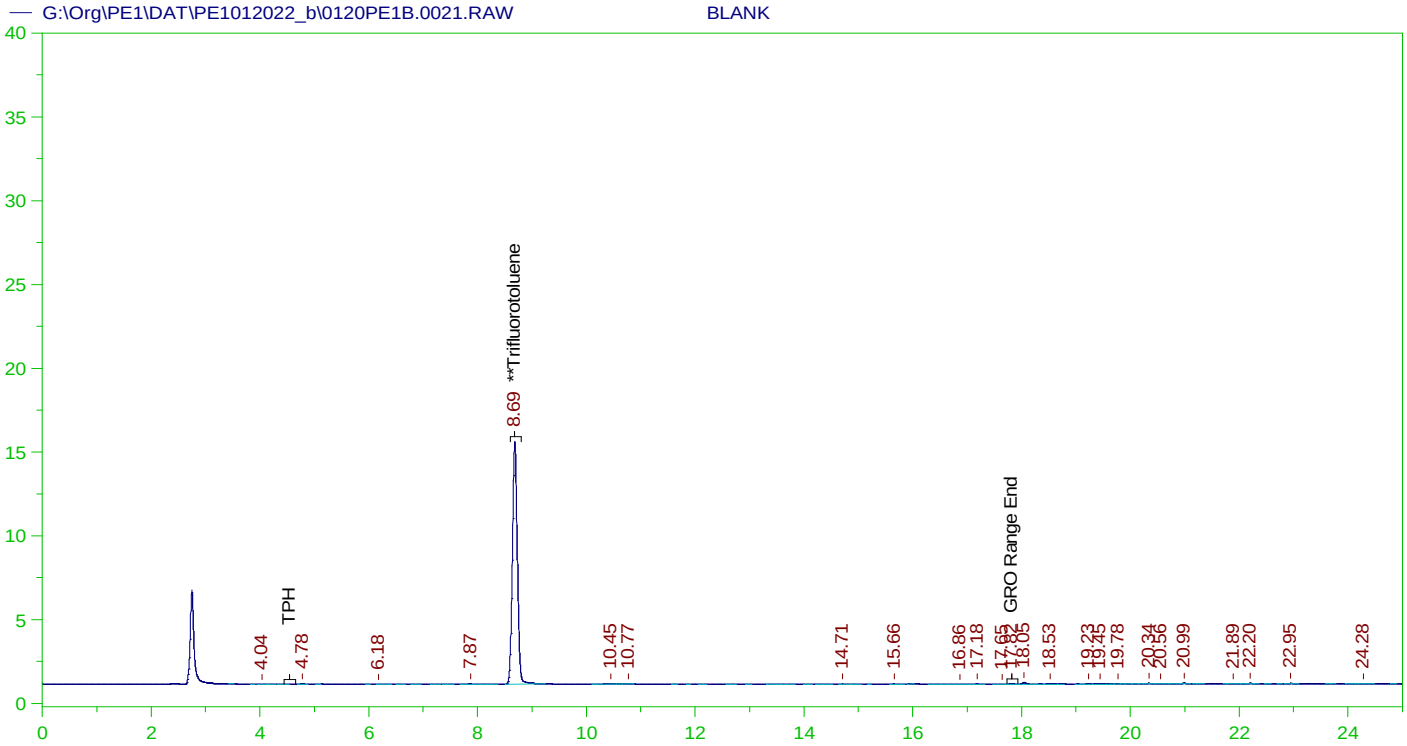

GASOLINE RANGE ORGANICS CHROMATOGRAM REPORT

Sample Name: BLANK
Raw File: G:\Org\PE1\DAT\PE1012022_b\0120PE1B.0021.RAW
Date & Time Acquired: 1/20/2022 7:59:12 PM
Method File: G:\Org\PE1\Methods\211208GRO_DoDB.MET
Calibration File: G:\Org\PE1\Cals\211208GRO8015CB.CAL
Sample Weight: 1 Dilution: 1 S.A.: 1

Mean RF for C6 to C10: 945.9678
Mean RF for TPH: 909.3915
Rt range for Gasoline Range Organics: 4.45 to 17.93

SURROGATE COMPOUND	RT	ACTUAL	MEASURED	%REC	
**Trifluorotoluene	8.686	125.	97.948	78.36	-

C6 to C10 Area:1980.975 C6 to C10 Amount: 2.094126
TPH Area:3965.489 TPH Amount: 4.360596

G:\org\PE1\dat\PE1012022_b\Review\021_BLANK_211208GRO_DoDB.xls

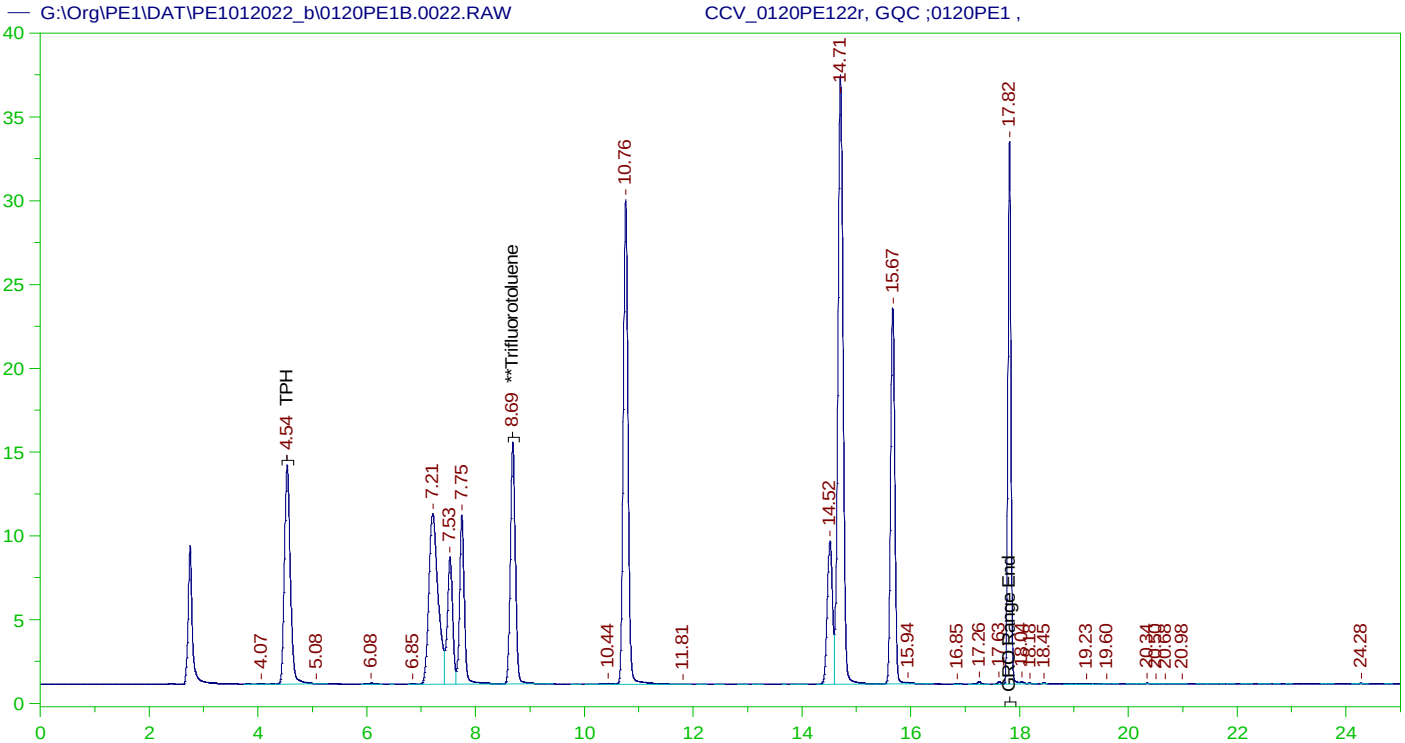

GASOLINE RANGE ORGANICS CHROMATOGRAM REPORT

Sample Name: CCV_0120PE122r, GQC ;0120PE1 ,
Raw File: G:\Org\PE1\DAT\PE1012022_b\0120PE1B.0022.RAW
Date & Time Acquired: 1/20/2022 8:33:31 PM
Method File: G:\Org\PE1\Methods\211208GRO_DoDB.MET
Calibration File: G:\Org\PE1\Cals\211208GRO8015CB.CAL
Sample Weight: 1 Dilution: 1 S.A.: 1

Mean RF for C6 to C10: 945.9678
Mean RF for TPH: 909.3915
Rt range for Gasoline Range Organics: 4.45 to 17.93

SURROGATE COMPOUND	RT	ACTUAL	MEASURED	%REC	
**Trifluorotoluene	8.685	125.	98.277	78.62	-

C6 to C10 Area:1062369 C6 to C10 Amount: 1123.049
TPH Area:1064758 TPH Amount: 1170.847

CONTINUING CALIBRATION REPORT: G:\Org\PE1\DAT\PE1012022_b\0120PE1B.0022.RAW

COMPOUND	ACTUAL(NG)	MEASURED(NG)	%RECOVERY	LIMITS
C6 to C10	840.	1123.05	133.7	85-115
TPH	1000.	1170.85	117.08	85-115

SURROGATE COMPOUND	RT	ACTUAL	MEASURED	%REC	LIMITS
**Trifluorotoluene	8.685	125.	98.277	78.62	85-115

G:\org\PE1\dat\PE1012022_b\Review\022_CCV_0120PE122r_211208GRO_DoDB.xls

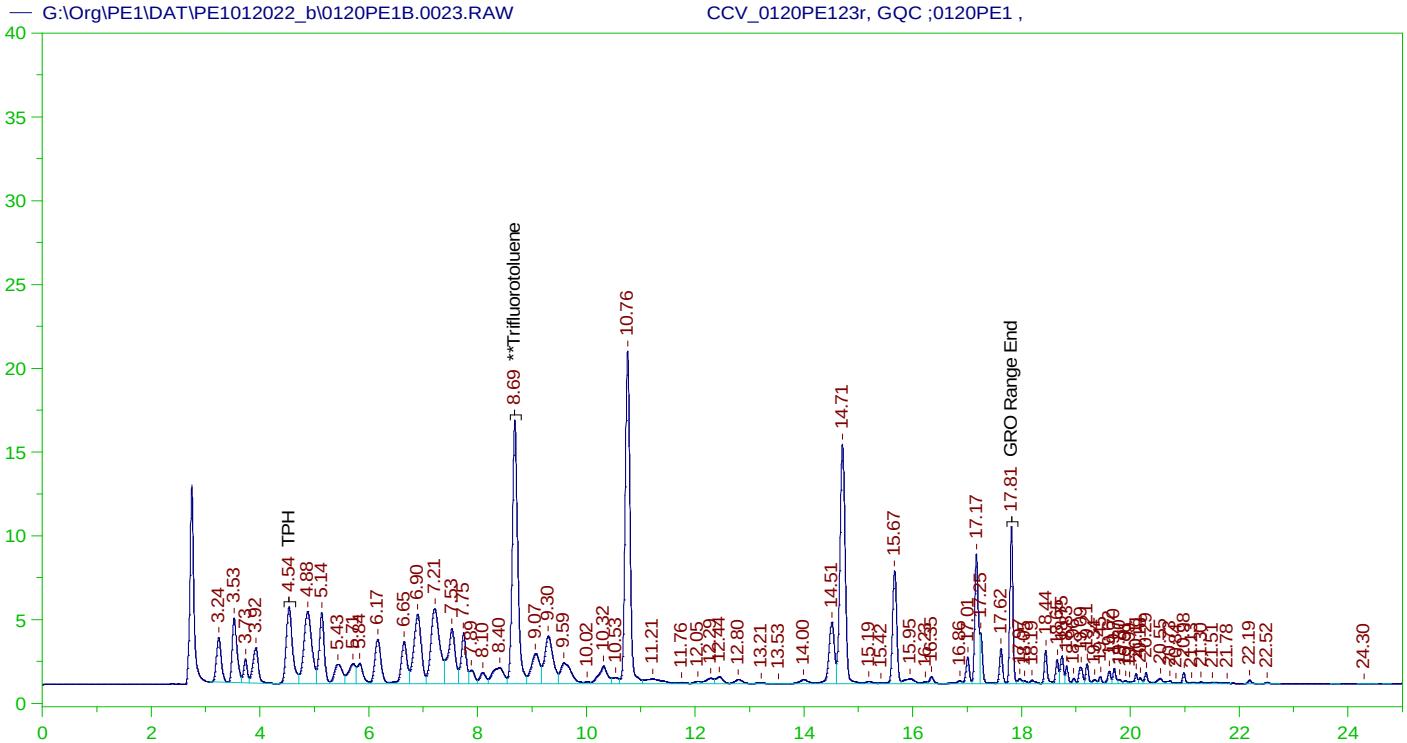

GASOLINE RANGE ORGANICS CHROMATOGRAM REPORT
Sample Name: CCV_0120PE123r, GQC ;0120PE1 ,
Raw File: G:\Org\PE1\DAT\PE1012022_b\0120PE1B.0023.RAW
Date & Time Acquired: 1/20/2022 9:07:49 PM
Method File: G:\Org\PE1\Methods\211208GCCV0120_23DoDB%.MET
Calibration File: G:\Org\PE1\Cals\211208GRO8015CB.CAL
Sample Weight: 1 Dilution: 1 S.A.: 1

Mean RF for C6 to C10: 945.9678
Mean RF for TPH: 909.3915
Rt range for Gasoline Range Organics: 4.45 to 17.93

SURROGATE COMPOUND	RT	ACTUAL	MEASURED	%REC	
**Trifluorotoluene	8.686	125.	117.367	93.89	-

C6 to C10 Area:853656.2 C6 to C10 Amount: 902.4157
TPH Area:982258.8 TPH Amount: 1080.128

CONTINUING CALIBRATION REPORT: G:\Org\PE1\DAT\PE1012022_b\0120PE1B.0023.RAW

COMPOUND	ACTUAL(NG)	MEASURED(NG)	%RECOVERY	LIMITS
C6 to C10	840.	902.42	107.43	85-115
TPH	1000.	1080.13	108.01	85-115

SURROGATE COMPOUND	RT	ACTUAL	MEASURED	%REC	LIMITS
**Trifluorotoluene	8.686	125.	117.367	93.89	85-115

G:\org\PE1\dat\PE1012022_b\Review\023_CCV_0120PE123r_211208GCCV0120_23DoDB%.xls

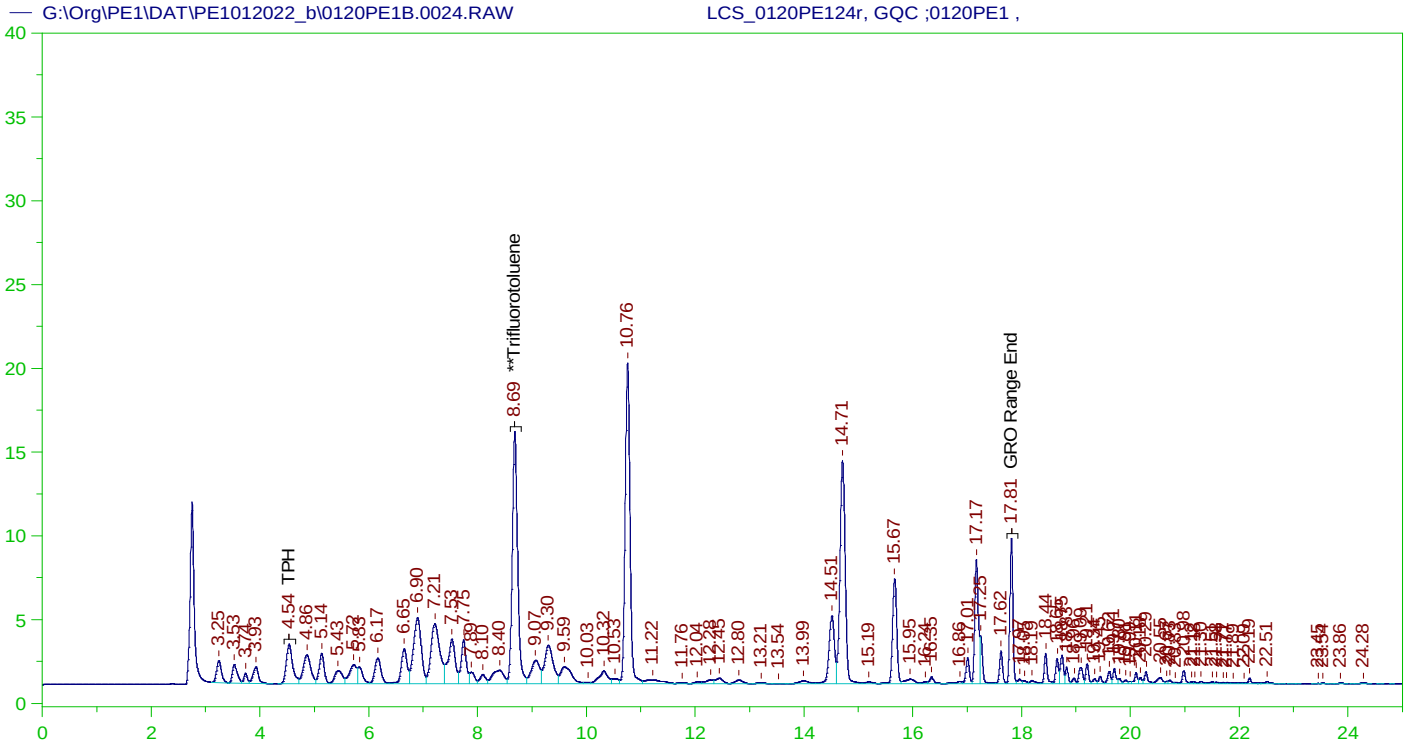

GASOLINE RANGE ORGANICS CHROMATOGRAM REPORT

Sample Name: LCS_0120PE124r, GQC ;0120PE1 ,
Raw File: G:\Org\PE1\DAT\PE1012022_b\0120PE1B.0024.RAW
Date & Time Acquired: 1/20/2022 9:42:10 PM
Method File: G:\Org\PE1\Methods\211208GLCS0120_24DoDB%.MET
Calibration File: G:\Org\PE1\Cals\211208GRO8015CB.CAL
Sample Weight: 5 Dilution: 1 S.A.: 1

Mean RF for C6 to C10: 945.9678
Mean RF for TPH: 909.3915
Rt range for Gasoline Range Organics: 4.45 to 17.93

SURROGATE COMPOUND	RT	ACTUAL	MEASURED	%REC	
**Trifluorotoluene	8.685	25.	21.991	87.96	-

C6 to C10 Area:713590.9 C6 to C10 Amount: 150.87
TPH Area:810175 TPH Amount: 178.1796

G:\org\PE1\dat\PE1012022_b\Review\024_LCS_0120PE124r_211208GLCS0120_24DoDB%.xls

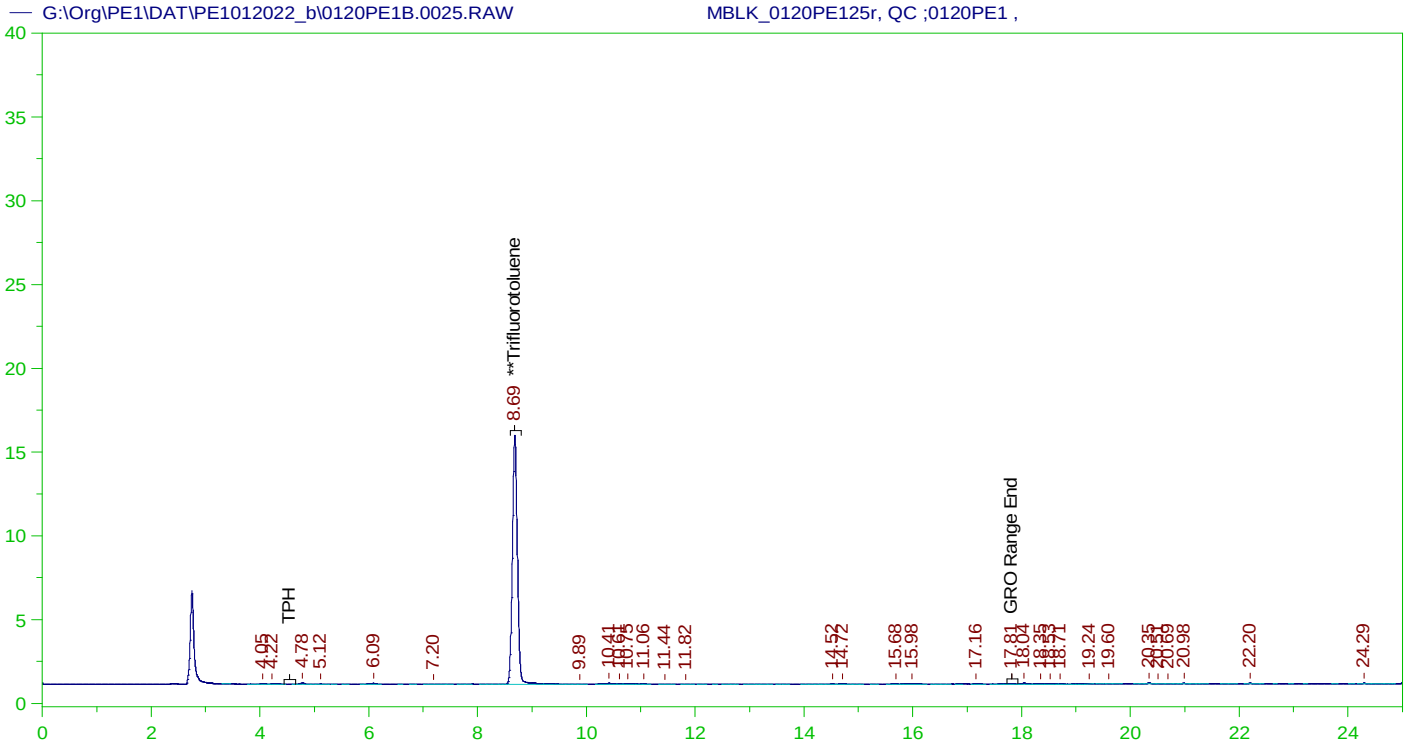

GASOLINE RANGE ORGANICS CHROMATOGRAM REPORT
Sample Name: MBLK_0120PE125r, QC ;0120PE1 ,
Raw File: G:\Org\PE1\DAT\PE1012022_b\0120PE1B.0025.RAW
Date & Time Acquired: 1/20/2022 10:16:32 PM
Method File: G:\Org\PE1\Methods\211208GRO_DoDB%.MET
Calibration File: G:\Org\PE1\Cals\211208GRO8015CB.CAL
Sample Weight: 5 Dilution: 1 S.A.: 1

Mean RF for C6 to C10: 945.9678
Mean RF for TPH: 909.3915
Rt range for Gasoline Range Organics: 4.45 to 17.93

SURROGATE COMPOUND	RT	ACTUAL	MEASURED	%REC	
**Trifluorotoluene	8.686	25.	20.234	80.93	-

C6 to C10 Area:4815.752 C6 to C10 Amount: 1.018164
TPH Area:7133.743 TPH Amount: 1.568905

G:\org\PE1\dat\PE1012022_b\Review\025_MBLK_0120PE125r_211208GRO_DoDB%.xls

ERH2443 (Trip Blank) 14733

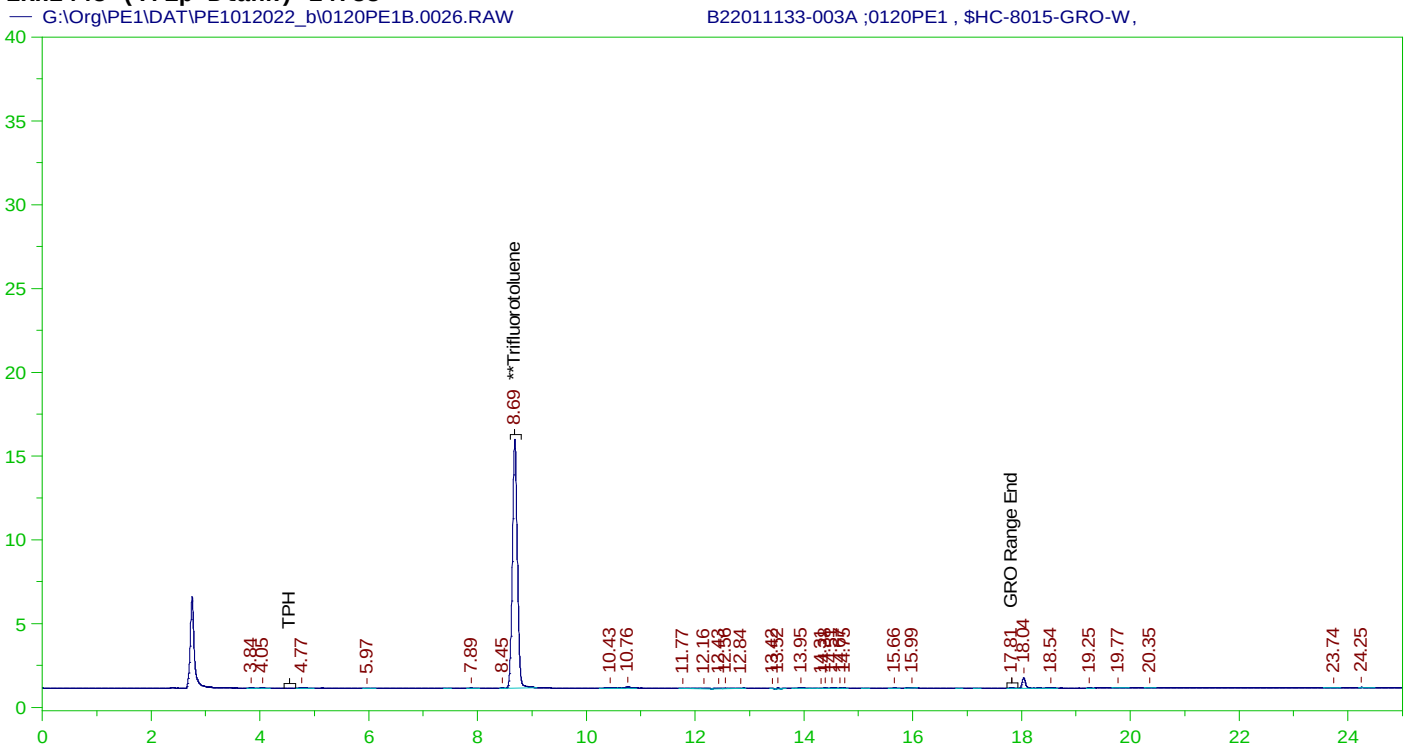

GASOLINE RANGE ORGANICS CHROMATOGRAM REPORT

Sample Name: B22011133-003A ;0120PE1 , $HC-8015-GRO-W,
Raw File: G:\Org\PE1\DAT\PE1012022_b\0120PE1B.0026.RAW
Date & Time Acquired: 1/20/2022 10:50:51 PM
Method File: G:\Org\PE1\Methods\211208G1133-3DoDB%.MET
Calibration File: G:\Org\PE1\Cals\211208GRO8015CB.CAL
Sample Weight: 5 Dilution: 1 S.A.: 1

Mean RF for C6 to C10: 945.9678
Mean RF for TPH: 909.3915
Rt range for Gasoline Range Organics: 4.45 to 17.93

SURROGATE COMPOUND	RT	ACTUAL	MEASURED	%REC	
**Trifluorotoluene	8.686	25.	20.062	80.25	-

C6 to C10 Area:4180.117 C6 to C10 Amount: 0.8837758
TPH Area:7723.708 TPH Amount: 1.698654

G:\org\PE1\dat\PE1012022_b\Review\026_B22011133-003A_211208G1133-3DoDB%.xls

ERH2472 (RHMW04)

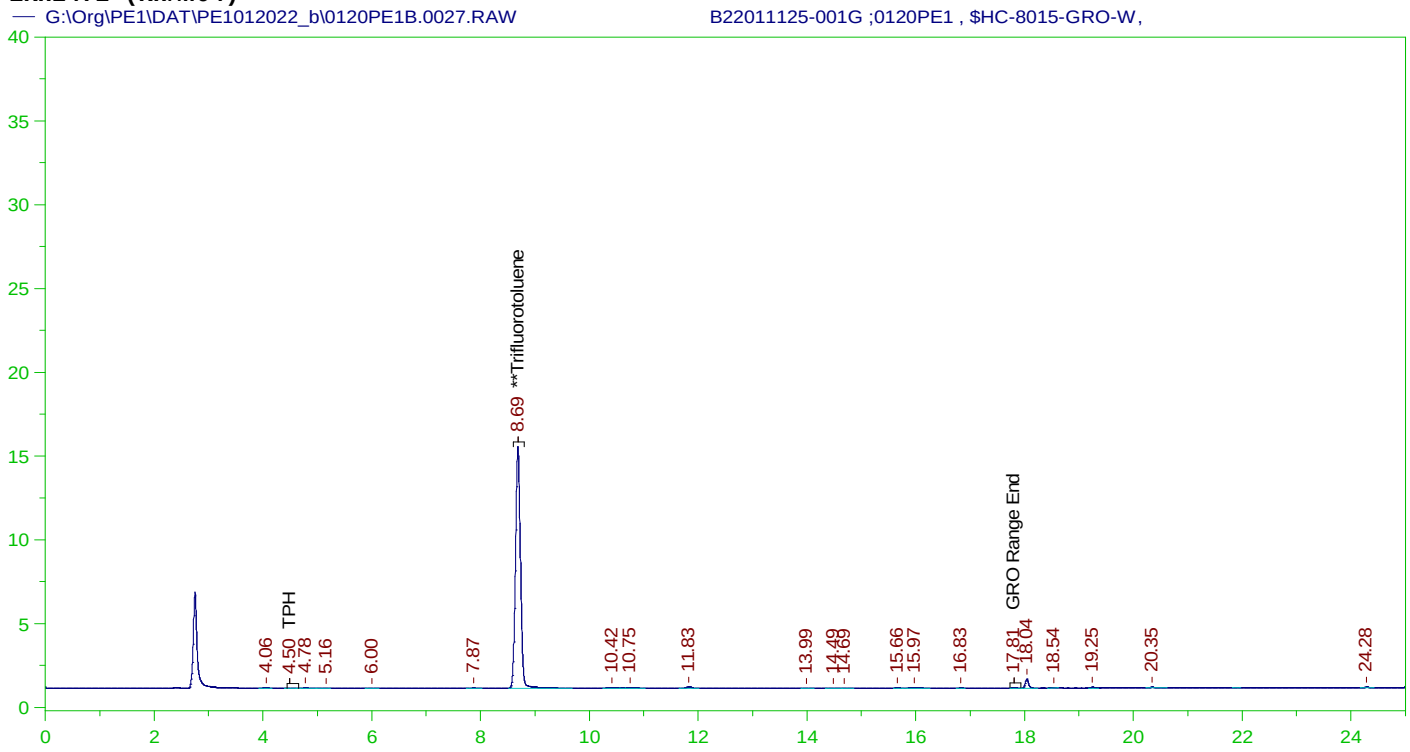

GASOLINE RANGE ORGANICS CHROMATOGRAM REPORT

Sample Name: B22011125-001G ;0120PE1 , $HC-8015-GRO-W,
Raw File: G:\Org\PE1\DAT\PE1012022_b\0120PE1B.0027.RAW
Date & Time Acquired: 1/20/2022 11:25:12 PM
Method File: G:\Org\PE1\Methods\211208G1125-1DoDB%.MET
Calibration File: G:\Org\PE1\Cals\211208GRO8015CB.CAL
Sample Weight: 5 Dilution: 1 S.A.: 1

Mean RF for C6 to C10: 945.9678
Mean RF for TPH: 909.3915
Rt range for Gasoline Range Organics: 4.45 to 17.93

SURROGATE COMPOUND	RT	ACTUAL	MEASURED	%REC	
**Trifluorotoluene	8.688	25.	19.63	78.52	-

C6 to C10 Area:3097.752 C6 to C10 Amount: 0.6549382
TPH Area:6282.431 TPH Amount: 1.381678

G:\org\PE1\dat\PE1012022_b\Review\027_B22011125-001G_211208G1125-1DoDB%.xls

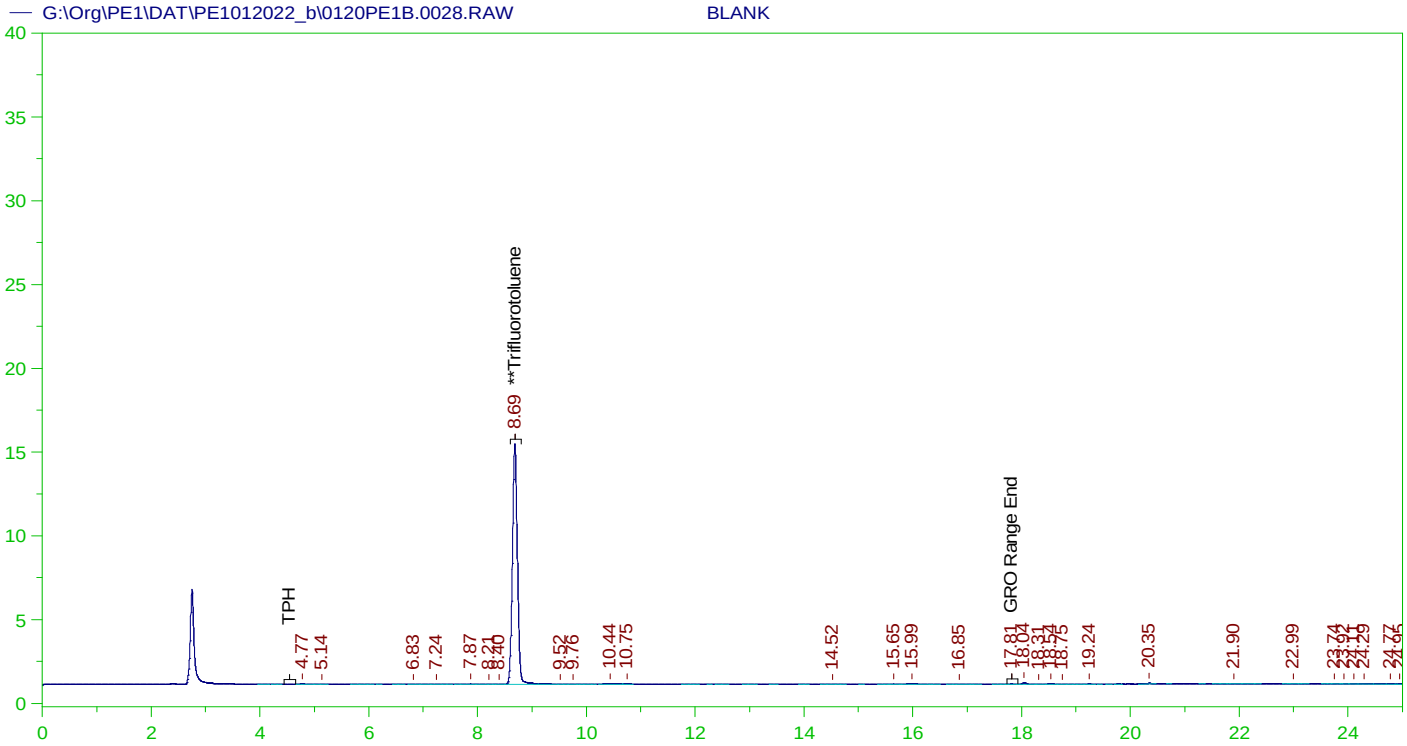

GASOLINE RANGE ORGANICS CHROMATOGRAM REPORT

Sample Name: BLANK
Raw File: G:\Org\PE1\DAT\PE1012022_b\0120PE1B.0028.RAW
Date & Time Acquired: 1/20/2022 11:59:36 PM
Method File: G:\Org\PE1\Methods\211208GRO_DoDB.MET
Calibration File: G:\Org\PE1\Cals\211208GRO8015CB.CAL
Sample Weight: 1 Dilution: 1 S.A.: 1

Mean RF for C6 to C10: 945.9678
Mean RF for TPH: 909.3915
Rt range for Gasoline Range Organics: 4.45 to 17.93

SURROGATE COMPOUND	RT	ACTUAL	MEASURED	%REC	
**Trifluorotoluene	8.686	125.	97.74	78.19	-

C6 to C10 Area:3371.24 C6 to C10 Amount: 3.5638
TPH Area:6577.169 TPH Amount: 7.232494

G:\org\PE1\dat\PE1012022_b\Review\028_BLANK_211208GRO_DoDB.xls

ERH2450 (OWDFMW05A)

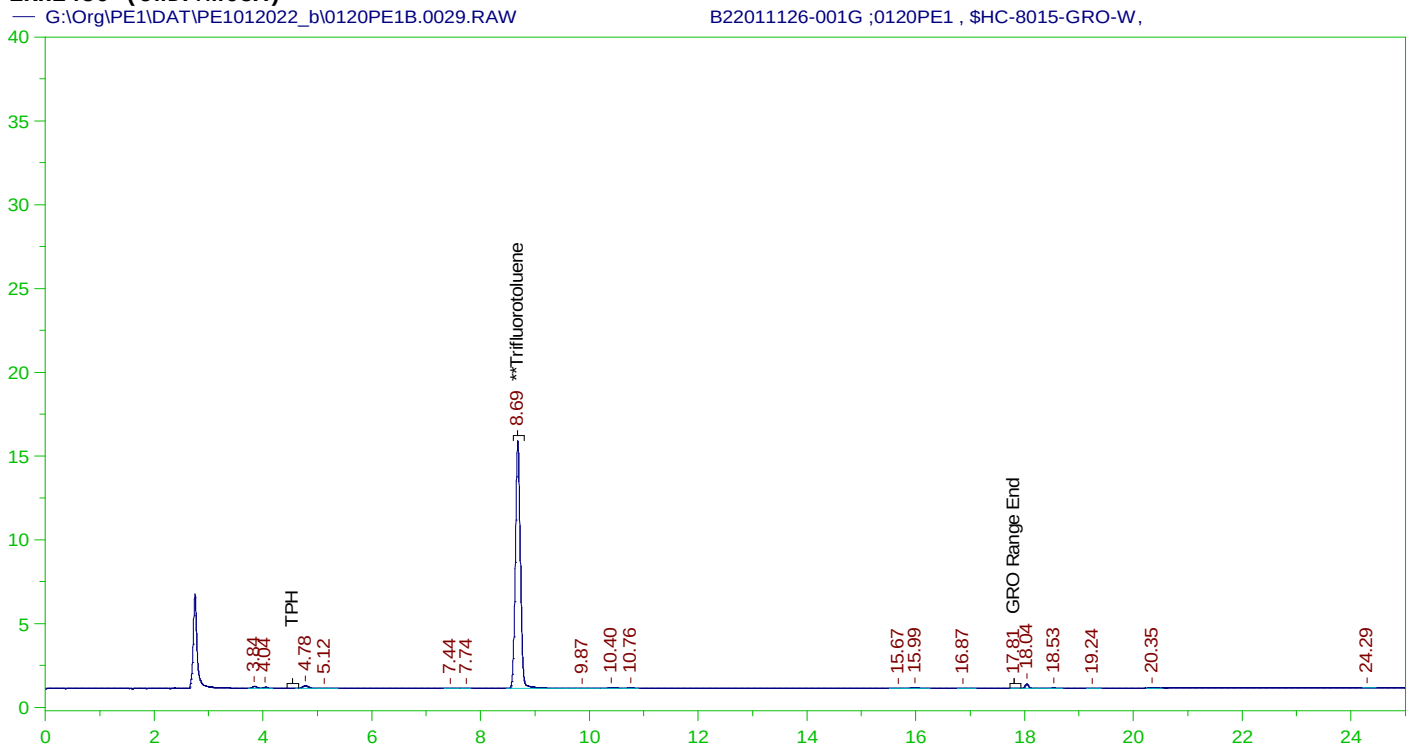

GASOLINE RANGE ORGANICS CHROMATOGRAM REPORT

Sample Name: B22011126-001G ;0120PE1 , $HC-8015-GRO-W,
Raw File: G:\Org\PE1\DAT\PE1012022_b\0120PE1B.0029.RAW
Date & Time Acquired: 1/21/2022 12:34:01 AM
Method File: G:\Org\PE1\Methods\211208G1126-1DoDB%.MET
Calibration File: G:\Org\PE1\Cals\211208GRO8015CB.CAL
Sample Weight: 5 Dilution: 1 S.A.: 1

Mean RF for C6 to C10: 945.9678
Mean RF for TPH: 909.3915
Rt range for Gasoline Range Organics: 4.45 to 17.93

SURROGATE COMPOUND	RT	ACTUAL	MEASURED	%REC	
**Trifluorotoluene	8.686	25.	20.175	80.7	-

C6 to C10 Area:3409.511 C6 to C10 Amount: 0.7208515
TPH Area:6184.753 TPH Amount: 1.360196

G:\org\PE1\dat\PE1012022_b\Review\029_B22011126-001G_211208G1126-1DoDB%.xls

ERH2454 (OWDFMW08A)

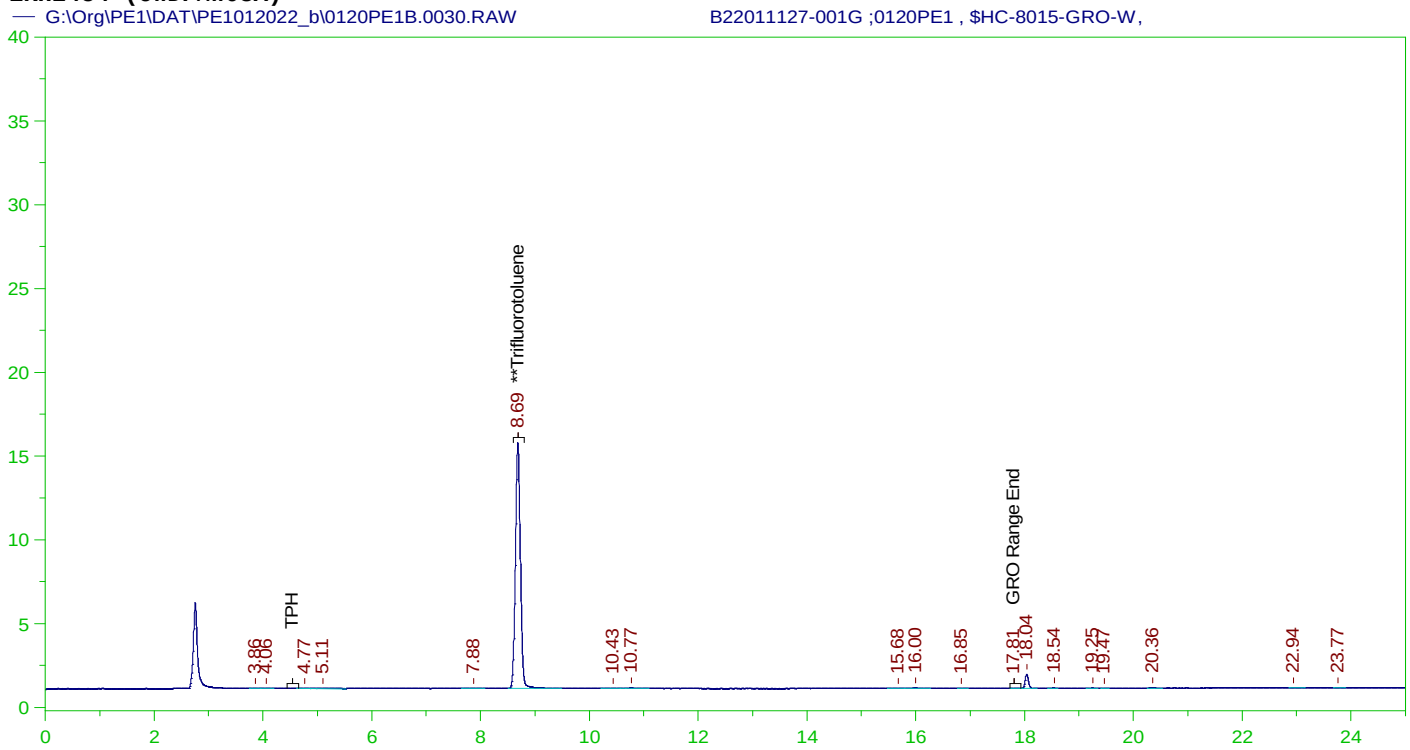

GASOLINE RANGE ORGANICS CHROMATOGRAM REPORT

Sample Name: B22011127-001G ;0120PE1 , $HC-8015-GRO-W,
Raw File: G:\Org\PE1\DAT\PE1012022_b\0120PE1B.0030.RAW
Date & Time Acquired: 1/21/2022 1:08:25 AM
Method File: G:\Org\PE1\Methods\211208G1127-1DoDB%.MET
Calibration File: G:\Org\PE1\Cals\211208GRO8015CB.CAL
Sample Weight: 5 Dilution: 1 S.A.: 1

Mean RF for C6 to C10: 945.9678
Mean RF for TPH: 909.3915
Rt range for Gasoline Range Organics: 4.45 to 17.93

SURROGATE COMPOUND	RT	ACTUAL	MEASURED	%REC	
**Trifluorotoluene	8.686	25.	19.99	79.96	-

C6 to C10 Area:2315.802 C6 to C10 Amount: 0.4896154
TPH Area:6582.532 TPH Amount: 1.447678

G:\org\PE1\dat\PE1012022_b\Review\030_B22011127-001G_211208G1127-1DoDB%.xls

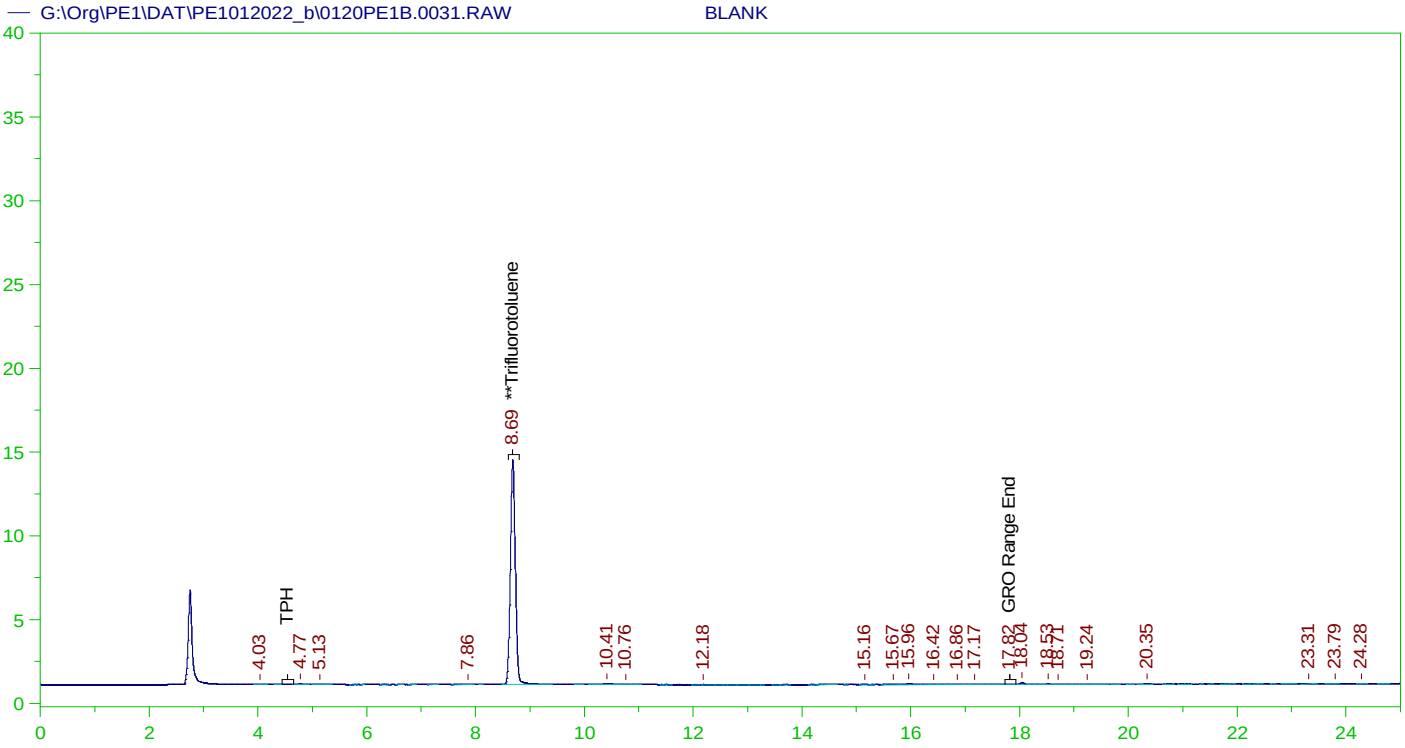

GASOLINE RANGE ORGANICS CHROMATOGRAM REPORT

Sample Name: BLANK
Raw File: G:\Org\PE1\DAT\PE1012022_b\0120PE1B.0031.RAW
Date & Time Acquired: 1/21/2022 1:42:44 AM
Method File: G:\Org\PE1\Methods\211208GRO_DoDB.MET
Calibration File: G:\Org\PE1\Cals\211208GRO8015CB.CAL
Sample Weight: 1 Dilution: 1 S.A.: 1

Mean RF for C6 to C10: 945.9678
Mean RF for TPH: 909.3915
Rt range for Gasoline Range Organics: 4.45 to 17.93

SURROGATE COMPOUND	RT	ACTUAL	MEASURED	%REC	
**Trifluorotoluene	8.686	125.	91.323	73.06	-

C6 to C10 Area:3330.869 C6 to C10 Amount: 3.521123
TPH Area:5272.458 TPH Amount: 5.797787

G:\org\PE1\dat\PE1012022_b\Review\031_BLANK_211208GRO_DoDB.xls

ERH2448 (OWDFMW04A)

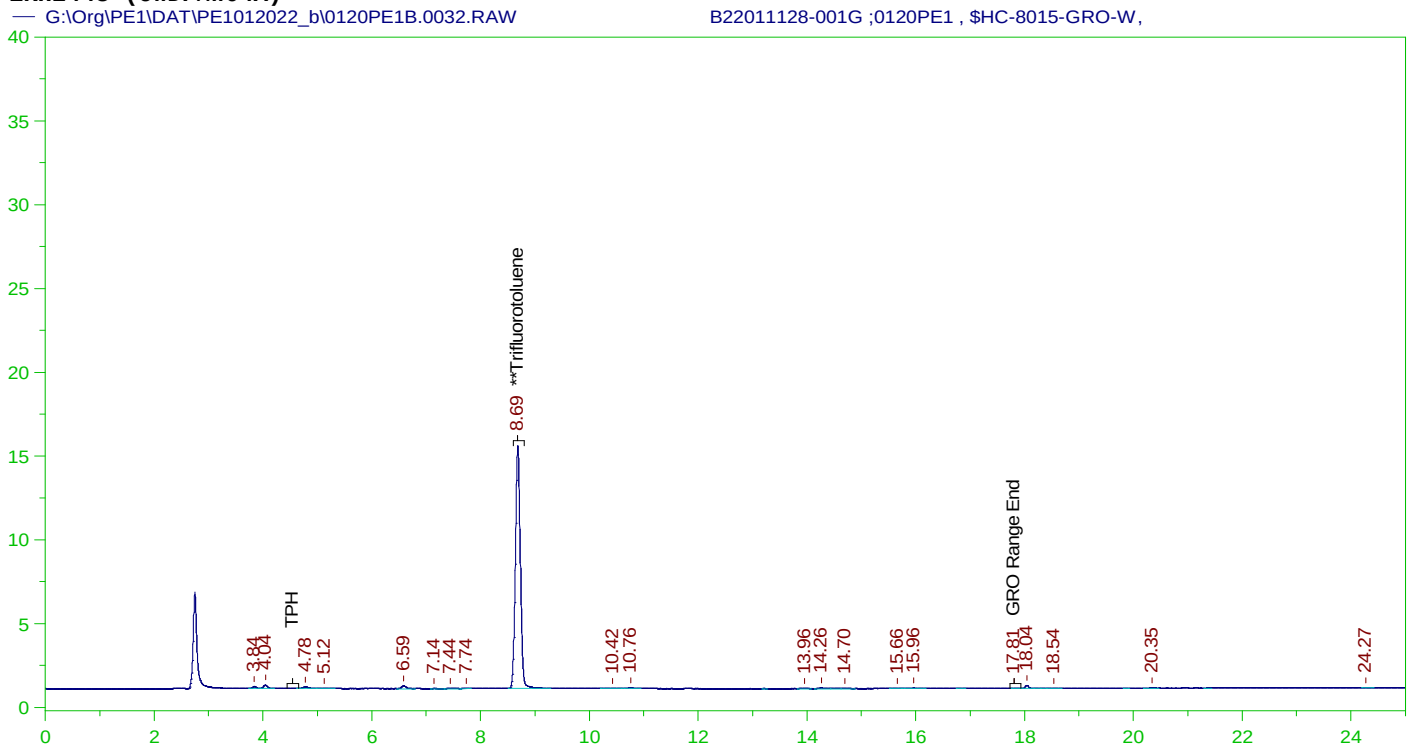

GASOLINE RANGE ORGANICS CHROMATOGRAM REPORT

Sample Name: B22011128-001G ;0120PE1 , $HC-8015-GRO-W,
Raw File: G:\Org\PE1\DAT\PE1012022_b\0120PE1B.0032.RAW
Date & Time Acquired: 1/21/2022 2:17:01 AM
Method File: G:\Org\PE1\Methods\211208G1128-1DoDB%.MET
Calibration File: G:\Org\PE1\Cals\211208GRO8015CB.CAL
Sample Weight: 5 Dilution: 1 S.A.: 1

Mean RF for C6 to C10: 945.9678
Mean RF for TPH: 909.3915
Rt range for Gasoline Range Organics: 4.45 to 17.93

SURROGATE COMPOUND	RT	ACTUAL	MEASURED	%REC	
**Trifluorotoluene	8.686	25.	19.665	78.66	-

C6 to C10 Area:3982.255 C6 to C10 Amount: 0.8419431
TPH Area:6974.028 TPH Amount: 1.533779

G:\org\PE1\dat\PE1012022_b\Review\032_B22011128-001G_211208G1128-1DoDB%.xls

ERH2422 (RHMW04)

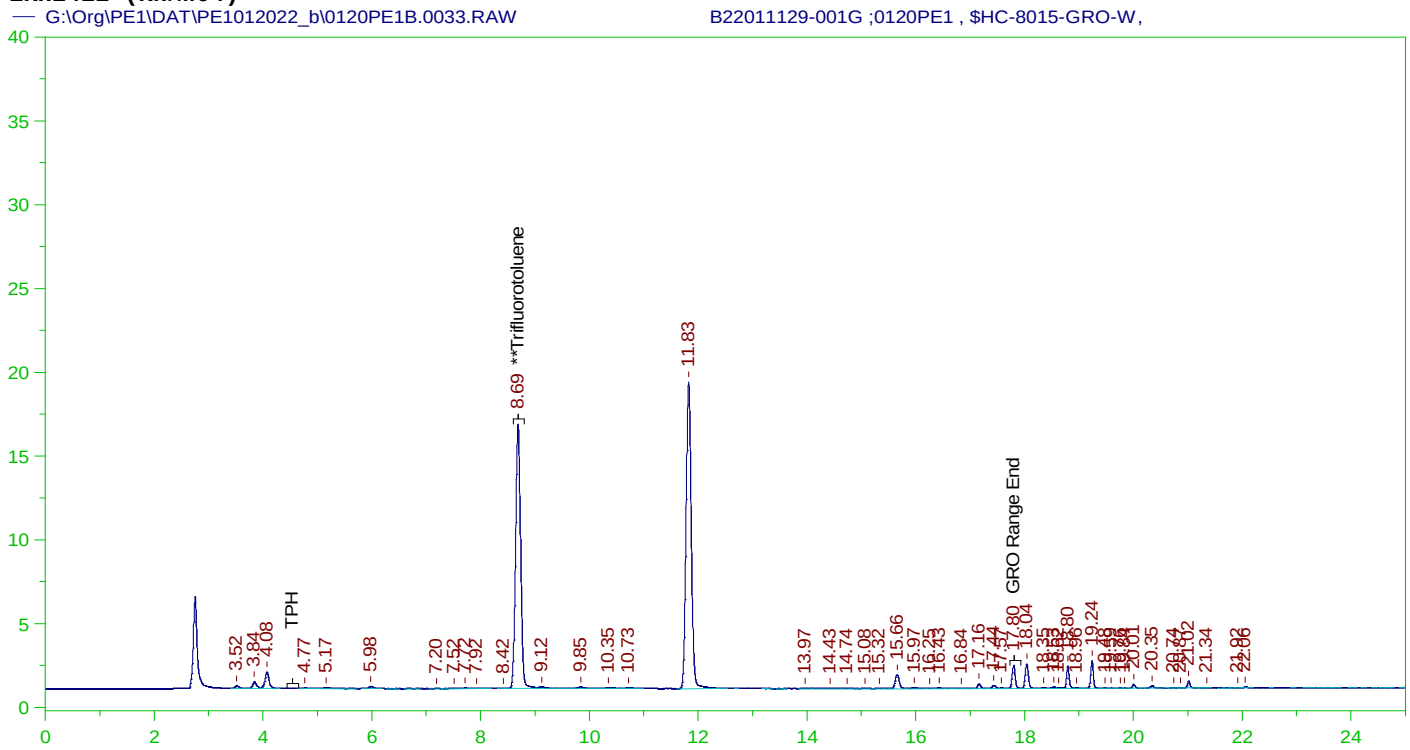

GASOLINE RANGE ORGANICS CHROMATOGRAM REPORT

Sample Name: B22011129-001G ;0120PE1 , $HC-8015-GRO-W,
Raw File: G:\Org\PE1\DAT\PE1012022_b\0120PE1B.0033.RAW
Date & Time Acquired: 1/21/2022 2:51:20 AM
Method File: G:\Org\PE1\Methods\211208GRO_DoDB%.MET
Calibration File: G:\Org\PE1\Cals\211208GRO8015CB.CAL
Sample Weight: 5 Dilution: 1 S.A.: 1

Mean RF for C6 to C10: 945.9678
Mean RF for TPH: 909.3915
Rt range for Gasoline Range Organics: 4.45 to 17.93

SURROGATE COMPOUND	RT	ACTUAL	MEASURED	%REC	
**Trifluorotoluene	8.69	25.	21.684	86.73	-

C6 to C10 Area:142285.7 C6 to C10 Amount: 30.08257
TPH Area:172632.5 TPH Amount: 37.96661

G:\org\PE1\dat\PE1012022_b\Review\033_B22011129-001G_211208GRO_DoDB%.xls

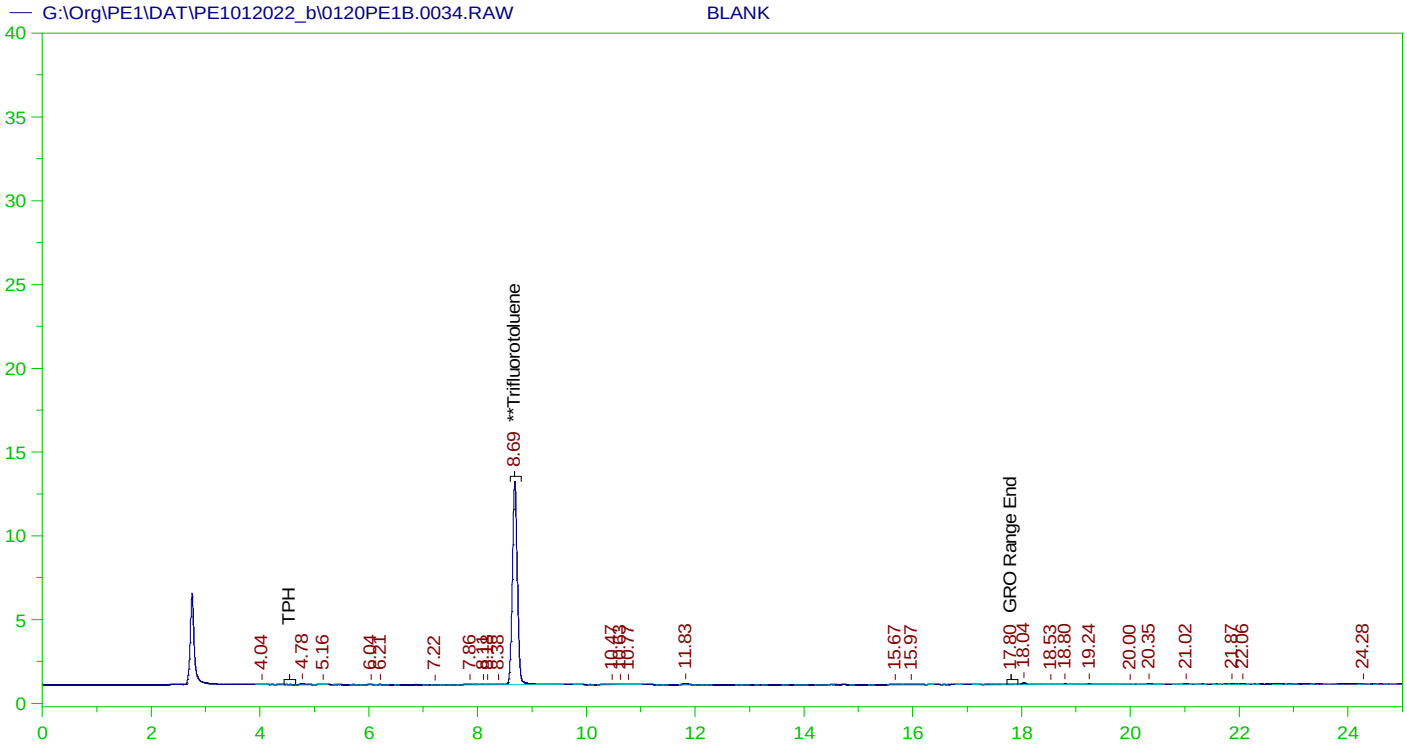

GASOLINE RANGE ORGANICS CHROMATOGRAM REPORT

Sample Name: BLANK
Raw File: G:\Org\PE1\DAT\PE1012022_b\0120PE1B.0034.RAW
Date & Time Acquired: 1/21/2022 3:25:40 AM
Method File: G:\Org\PE1\Methods\211208GRO_DoDB.MET
Calibration File: G:\Org\PE1\Cals\211208GRO8015CB.CAL
Sample Weight: 1 Dilution: 1 S.A.: 1

Mean RF for C6 to C10: 945.9678
Mean RF for TPH: 909.3915
Rt range for Gasoline Range Organics: 4.45 to 17.93

SURROGATE COMPOUND	RT	ACTUAL	MEASURED	%REC	
**Trifluorotoluene	8.685	125.	82.818	66.25	-

C6 to C10 Area:3719.147 C6 to C10 Amount: 3.931579
TPH Area:6150.52 TPH Amount: 6.763336

G:\org\PE1\dat\PE1012022_b\Review\034_BLANK_211208GRO_DoDB.xls

ERH2458 (RHMW16)

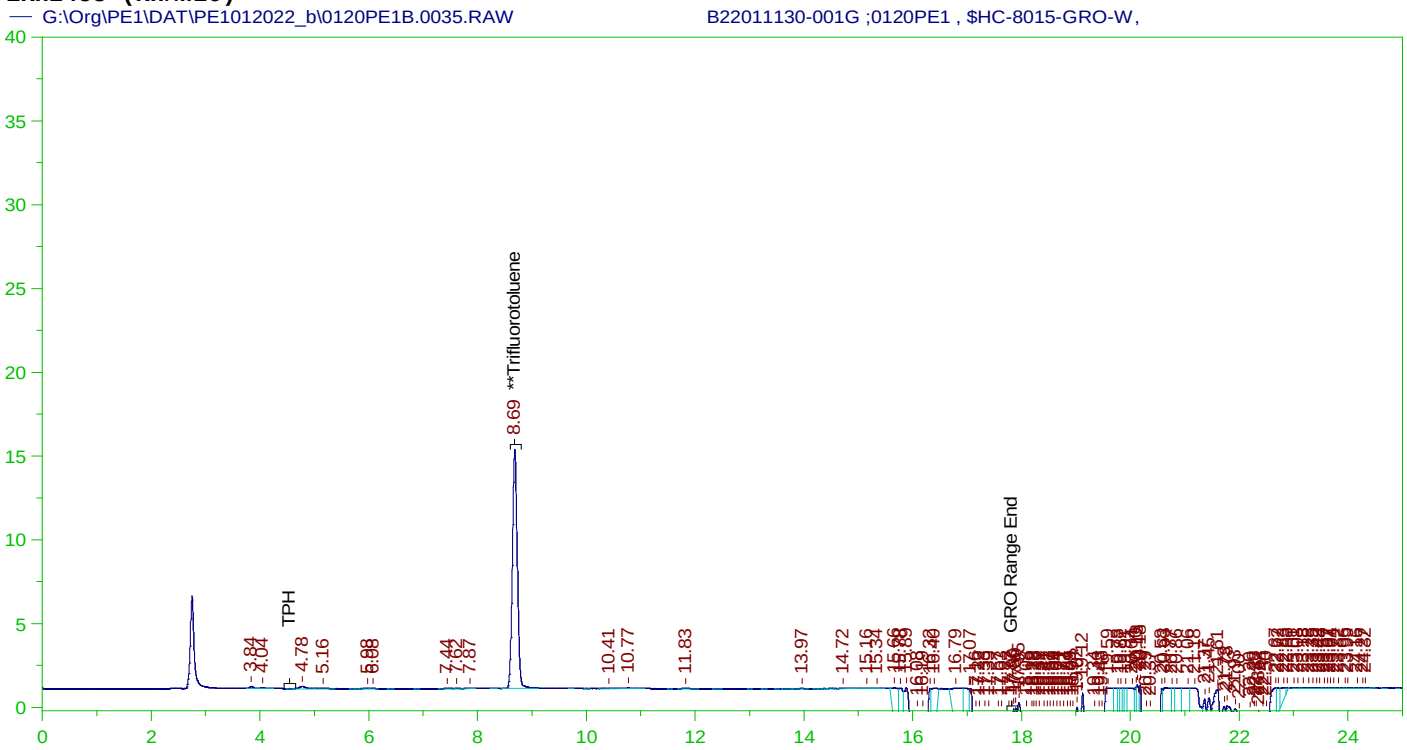

GASOLINE RANGE ORGANICS CHROMATOGRAM REPORT

Sample Name: B22011130-001G ;0120PE1 , $HC-8015-GRO-W,
Raw File: G:\Org\PE1\DAT\PE1012022_b\0120PE1B.0035.RAW
Date & Time Acquired: 1/21/2022 3:59:57 AM
Method File: G:\Org\PE1\Methods\211208GRO_DoDB.MET
Calibration File: G:\Org\PE1\Cals\211208GRO8015CB.CAL
Sample Weight: 5 Dilution: 1 S.A.: 1

Mean RF for C6 to C10: 945.9678
Mean RF for TPH: 909.3915
Rt range for Gasoline Range Organics: 4.45 to 17.93

SURROGATE COMPOUND	RT	ACTUAL	MEASURED	%REC	
**Trifluorotoluene	8.685	25.	19.257	77.03	-

C6 to C10 Area:463495.6 C6 to C10 Amount: 97.99396
TPH Area:1828525 TPH Amount: 402.1426

G:\org\PE1\dat\PE1012022_b\Review\035_B22011130-001G_211208GRO_DoDB.xls

ERH2460 (RHMW12A)

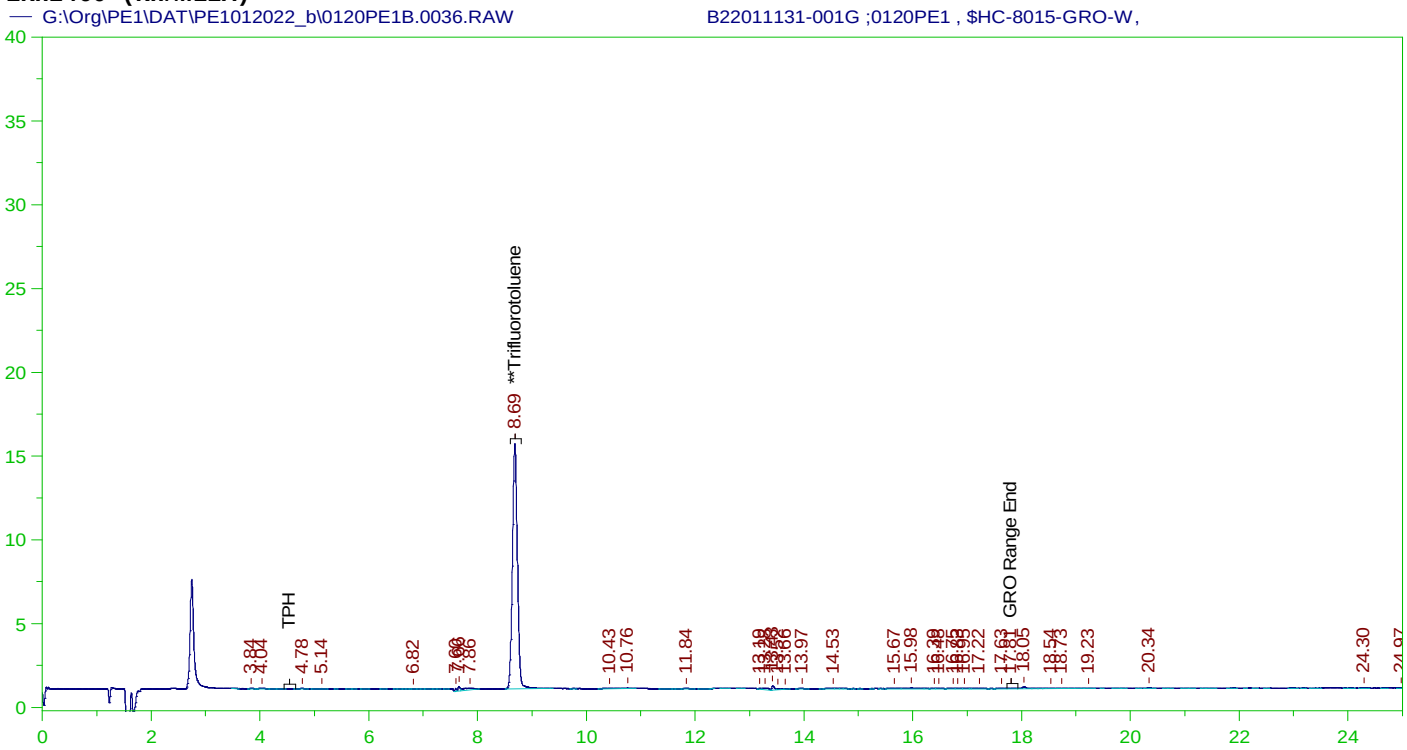

GASOLINE RANGE ORGANICS CHROMATOGRAM REPORT

Sample Name: B22011131-001G ;0120PE1 , $HC-8015-GRO-W,
Raw File: G:\Org\PE1\DAT\PE1012022_b\0120PE1B.0036.RAW
Date & Time Acquired: 1/21/2022 4:34:12 AM
Method File: G:\Org\PE1\Methods\211208GRO_DoDB.MET
Calibration File: G:\Org\PE1\Cals\211208GRO8015CB.CAL
Sample Weight: 5 Dilution: 1 S.A.: 1

Mean RF for C6 to C10: 945.9678
Mean RF for TPH: 909.3915
Rt range for Gasoline Range Organics: 4.45 to 17.93

SURROGATE COMPOUND	RT	ACTUAL	MEASURED	%REC	
**Trifluorotoluene	8.686	25.	19.836	79.34	-

C6 to C10 Area:7948.193 C6 to C10 Amount: 1.680436
TPH Area:9869.213 TPH Amount: 2.170509

G:\org\PE1\dat\PE1012022_b\Review\036_B22011131-001G_211208GRO_DoDB.xls

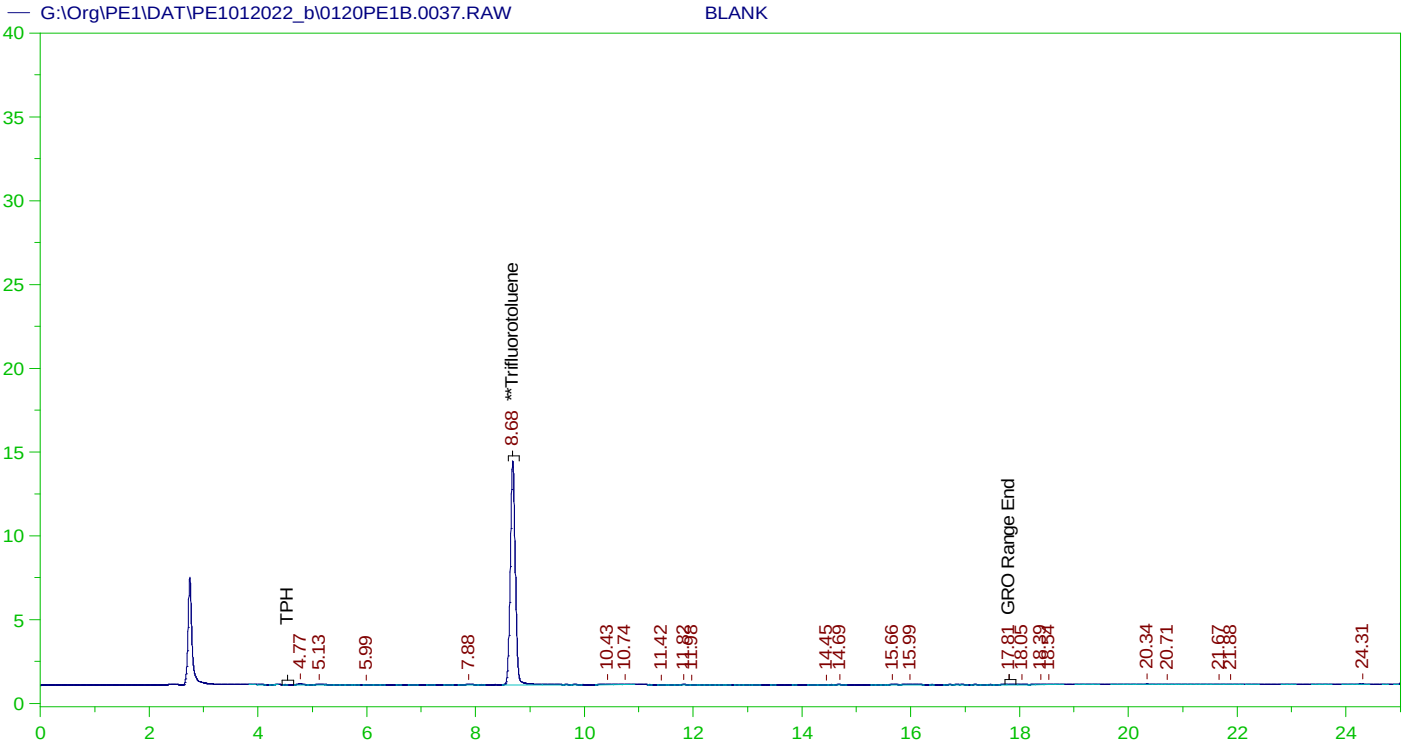

GASOLINE RANGE ORGANICS CHROMATOGRAM REPORT

Sample Name: BLANK
Raw File: G:\Org\PE1\DAT\PE1012022_b\0120PE1B.0037.RAW
Date & Time Acquired: 1/21/2022 5:08:28 AM
Method File: G:\Org\PE1\Methods\211208GRO_DoDB.MET
Calibration File: G:\Org\PE1\Cals\211208GRO8015CB.CAL
Sample Weight: 1 Dilution: 1 S.A.: 1

Mean RF for C6 to C10: 945.9678
Mean RF for TPH: 909.3915
Rt range for Gasoline Range Organics: 4.45 to 17.93

SURROGATE COMPOUND	RT	ACTUAL	MEASURED	%REC	
**Trifluorotoluene	8.685	125.	91.064	72.85	-

C6 to C10 Area:3299.625 C6 to C10 Amount: 3.488095
TPH Area:4783.455 TPH Amount: 5.260061

G:\org\PE1\dat\PE1012022_b\Review\037_BLANK_211208GRO_DoDB.xls

ERH2466 (RHMW09)

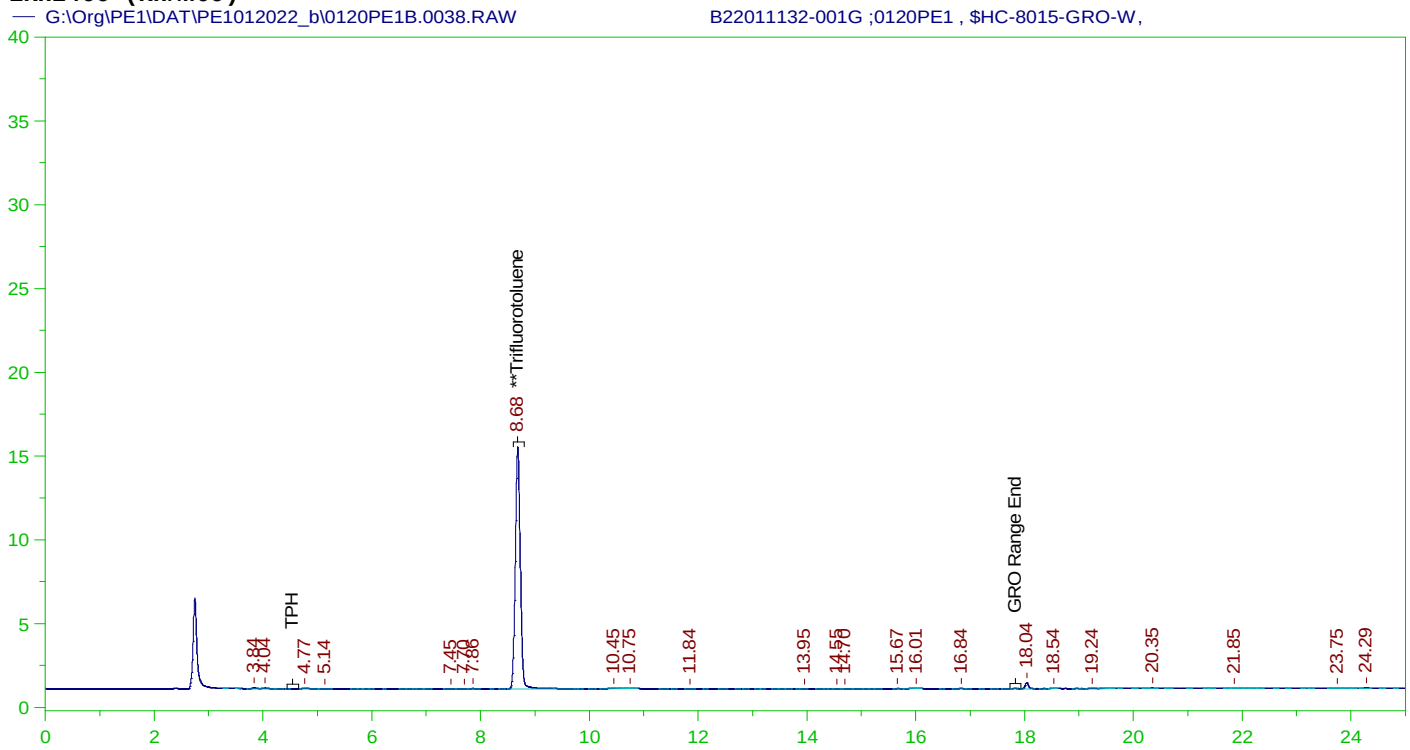

GASOLINE RANGE ORGANICS CHROMATOGRAM REPORT

Sample Name: B22011132-001G ;0120PE1 , $HC-8015-GRO-W,
Raw File: G:\Org\PE1\DAT\PE1012022_b\0120PE1B.0038.RAW
Date & Time Acquired: 1/21/2022 5:42:48 AM
Method File: G:\Org\PE1\Methods\211208GRO_DoDB%.MET
Calibration File: G:\Org\PE1\Cals\211208GRO8015CB.CAL
Sample Weight: 5 Dilution: 1 S.A.: 1

Mean RF for C6 to C10: 945.9678
Mean RF for TPH: 909.3915
Rt range for Gasoline Range Organics: 4.45 to 17.93

SURROGATE COMPOUND	RT	ACTUAL	MEASURED	%REC	
**Trifluorotoluene	8.685	25.	19.685	78.74	-

C6 to C10 Area:2511.224 C6 to C10 Amount: 0.5309322
TPH Area:5647.101 TPH Amount: 1.241951

G:\org\PE1\dat\PE1012022_b\Review\038_B22011132-001G_211208GRO_DoDB%.xls

ERH2444 (OWDFMW01)

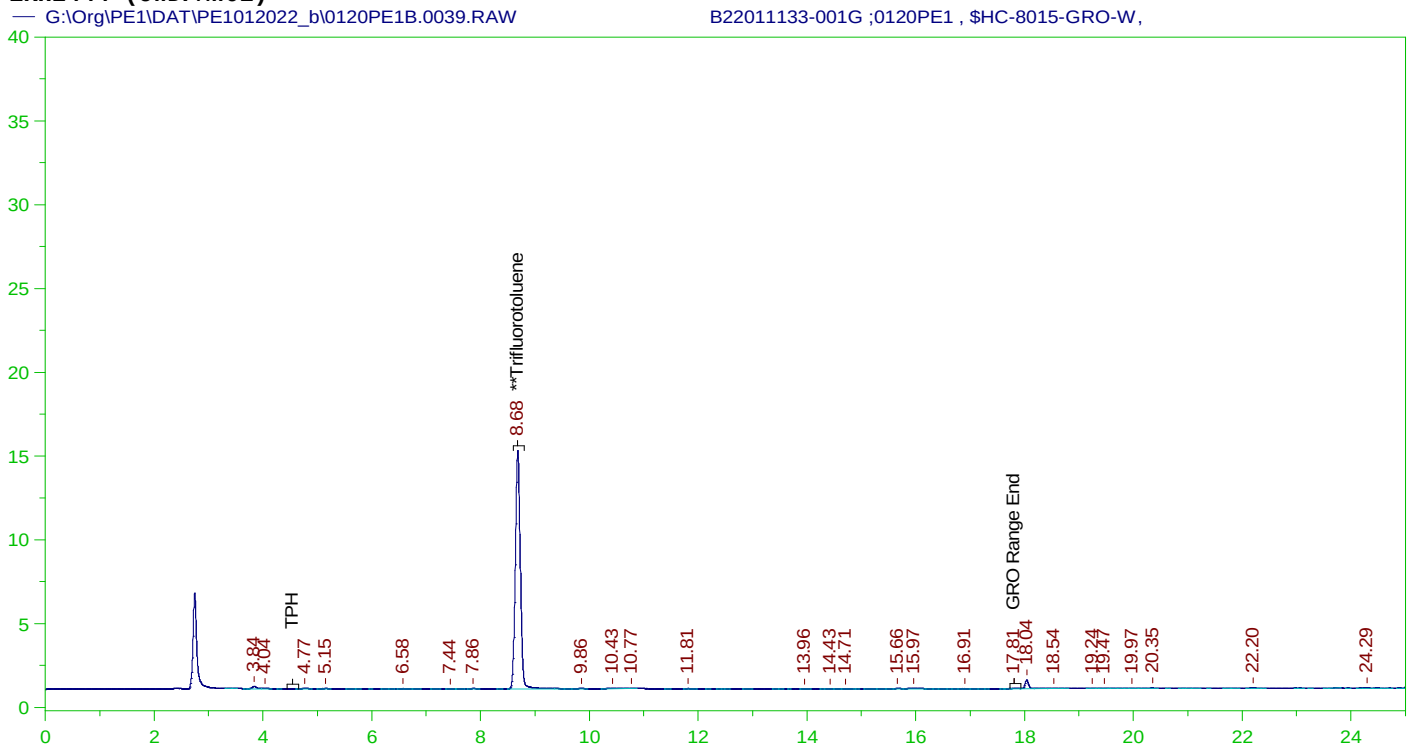

GASOLINE RANGE ORGANICS CHROMATOGRAM REPORT

Sample Name: B22011133-001G ;0120PE1 , $HC-8015-GRO-W,
Raw File: G:\Org\PE1\DAT\PE1012022_b\0120PE1B.0039.RAW
Date & Time Acquired: 1/21/2022 6:17:09 AM
Method File: G:\Org\PE1\Methods\211208GRO_DoDB%.MET
Calibration File: G:\Org\PE1\Cals\211208GRO8015CB.CAL
Sample Weight: 5 Dilution: 1 S.A.: 1

Mean RF for C6 to C10: 945.9678
Mean RF for TPH: 909.3915
Rt range for Gasoline Range Organics: 4.45 to 17.93

SURROGATE COMPOUND	RT	ACTUAL	MEASURED	%REC	
**Trifluorotoluene	8.685	25.	19.406	77.62	-

C6 to C10 Area:3026.909 C6 to C10 Amount: 0.6399603
TPH Area:7505.461 TPH Amount: 1.650656

G:\org\PE1\dat\PE1012022_b\Review\039_B22011133-001G_211208GRO_DoDB%.xls

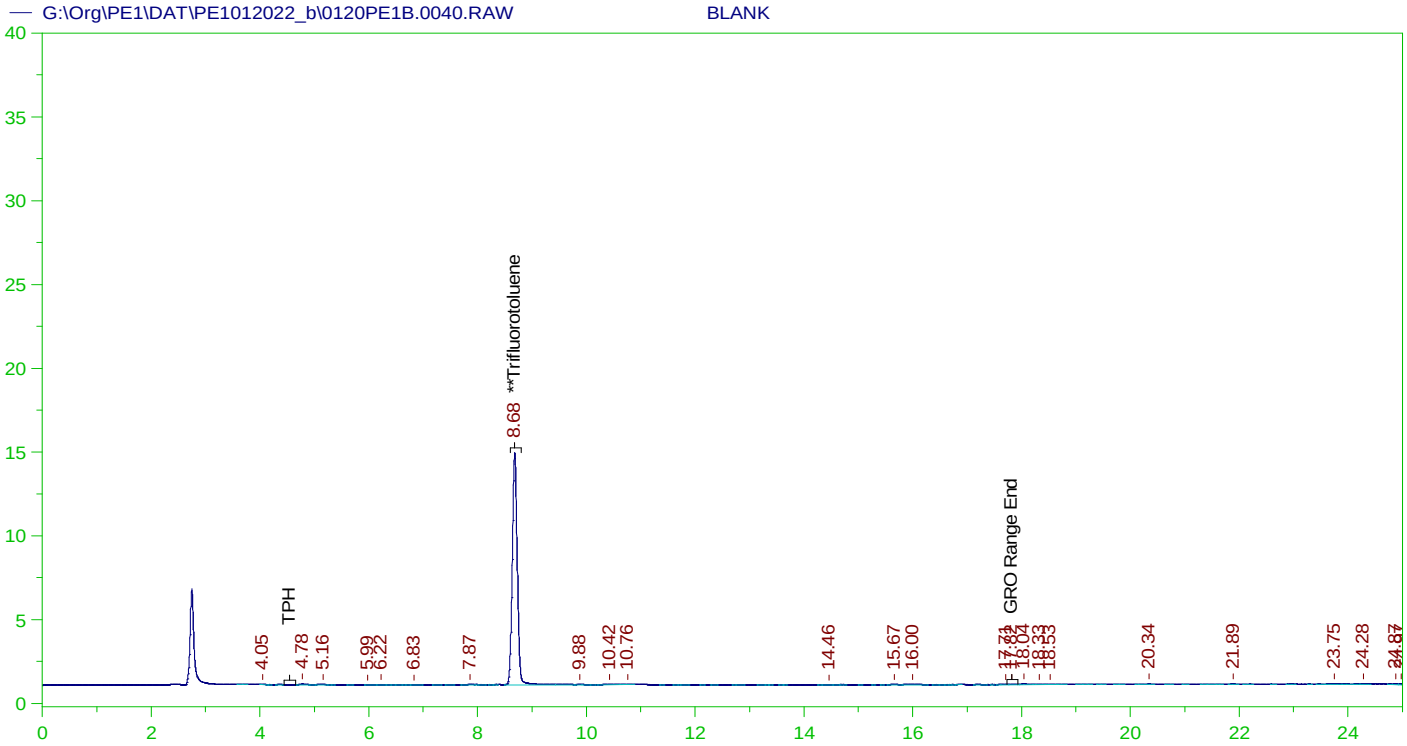

GASOLINE RANGE ORGANICS CHROMATOGRAM REPORT

Sample Name: BLANK
Raw File: G:\Org\PE1\DAT\PE1012022_b\0120PE1B.0040.RAW
Date & Time Acquired: 1/21/2022 6:51:29 AM
Method File: G:\Org\PE1\Methods\211208GRO_DoDB.MET
Calibration File: G:\Org\PE1\Cals\211208GRO8015CB.CAL
Sample Weight: 1 Dilution: 1 S.A.: 1

Mean RF for C6 to C10: 945.9678
Mean RF for TPH: 909.3915
Rt range for Gasoline Range Organics: 4.45 to 17.93

SURROGATE COMPOUND	RT	ACTUAL	MEASURED	%REC	
**Trifluorotoluene	8.684	125.	94.639	75.71	-

C6 to C10 Area:2609.229 C6 to C10 Amount: 2.758265
TPH Area:4507.014 TPH Amount: 4.956077

G:\org\PE1\dat\PE1012022_b\Review\040_BLANK_211208GRO_DoDB.xls

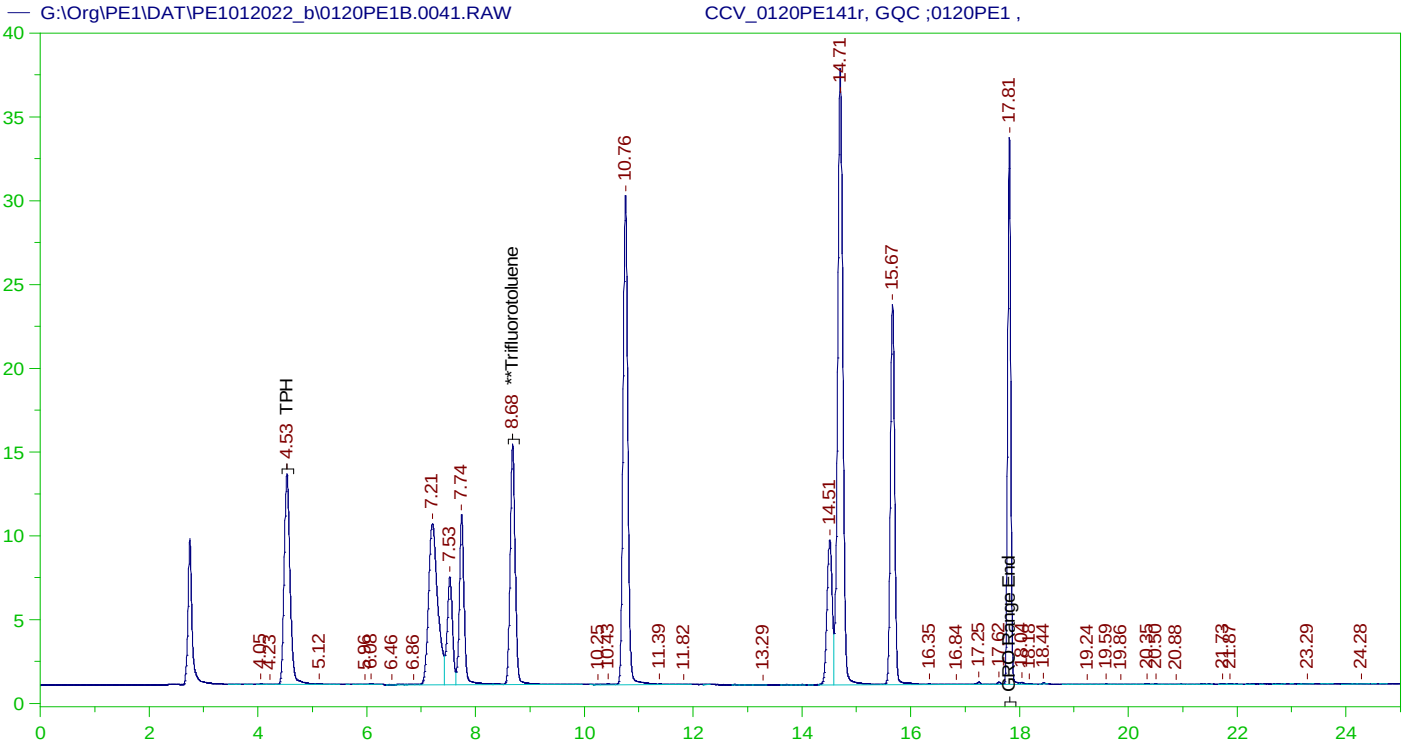

GASOLINE RANGE ORGANICS CHROMATOGRAM REPORT

Sample Name: CCV_0120PE141r, GQC ;0120PE1 ,
Raw File: G:\Org\PE1\DAT\PE1012022_b\0120PE1B.0041.RAW
Date & Time Acquired: 1/21/2022 7:25:45 AM
Method File: G:\Org\PE1\Methods\211208GRO_DoDB.MET
Calibration File: G:\Org\PE1\Cals\211208GRO8015CB.CAL
Sample Weight: 1 Dilution: 1 S.A.: 1

Mean RF for C6 to C10: 945.9678
Mean RF for TPH: 909.3915
Rt range for Gasoline Range Organics: 4.45 to 17.93

SURROGATE COMPOUND	RT	ACTUAL	MEASURED	%REC	
**Trifluorotoluene	8.682	125.	98.291	78.63	-

C6 to C10 Area:1052797 C6 to C10 Amount: 1112.931
TPH Area:1055428 TPH Amount: 1160.587

CONTINUING CALIBRATION REPORT: G:\Org\PE1\DAT\PE1012022_b\0120PE1B.0041.RAW

COMPOUND	ACTUAL(NG)	MEASURED(NG)	%RECOVERY	LIMITS
C6 to C10	840.	1112.93	132.49	85-115
TPH	1000.	1160.59	116.06	85-115

SURROGATE COMPOUND	RT	ACTUAL	MEASURED	%REC	LIMITS
**Trifluorotoluene	8.682	125.	98.291	78.63	85-115

G:\org\PE1\dat\PE1012022_b\Review\041_CCV_0120PE141r_211208GRO_DoDB.xls

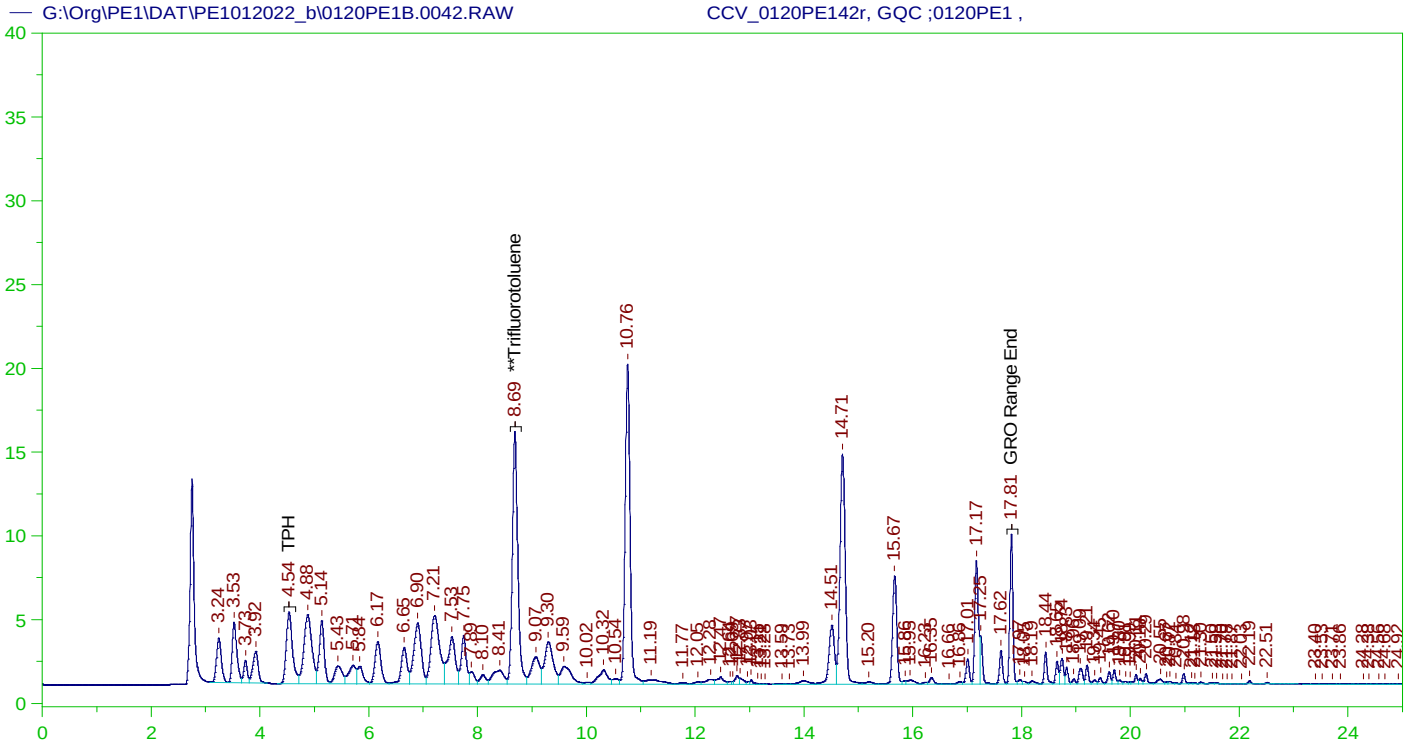

GASOLINE RANGE ORGANICS CHROMATOGRAM REPORT
Sample Name: CCV_0120PE142r, GQC ;0120PE1 ,
Raw File: G:\Org\PE1\DAT\PE1012022_b\0120PE1B.0042.RAW
Date & Time Acquired: 1/21/2022 7:59:56 AM
Method File: G:\Org\PE1\Methods\211208GCCV0120_42DoDB%.MET
Calibration File: G:\Org\PE1\Cals\211208GRO8015CB.CAL
Sample Weight: 1 Dilution: 1 S.A.: 1

Mean RF for C6 to C10: 945.9678
Mean RF for TPH: 909.3915
Rt range for Gasoline Range Organics: 4.45 to 17.93

SURROGATE COMPOUND	RT	ACTUAL	MEASURED	%REC	
**Trifluorotoluene	8.687	125.	112.262	89.81	-

C6 to C10 Area:798887.6 C6 to C10 Amount: 844.5188
TPH Area:922457.8 TPH Amount: 1014.368

CONTINUING CALIBRATION REPORT: G:\Org\PE1\DAT\PE1012022_b\0120PE1B.0042.RAW

COMPOUND	ACTUAL(NG)	MEASURED(NG)	%RECOVERY	LIMITS
C6 to C10	840.	844.52	100.54	85-115
TPH	1000.	1014.37	101.44	85-115

SURROGATE COMPOUND	RT	ACTUAL	MEASURED	%REC	LIMITS
**Trifluorotoluene	8.687	125.	112.262	89.81	85-115

G:\org\PE1\dat\PE1012022_b\Review\042_CCV_0120PE142r_211208GCCV0120_42DoDB%.xls

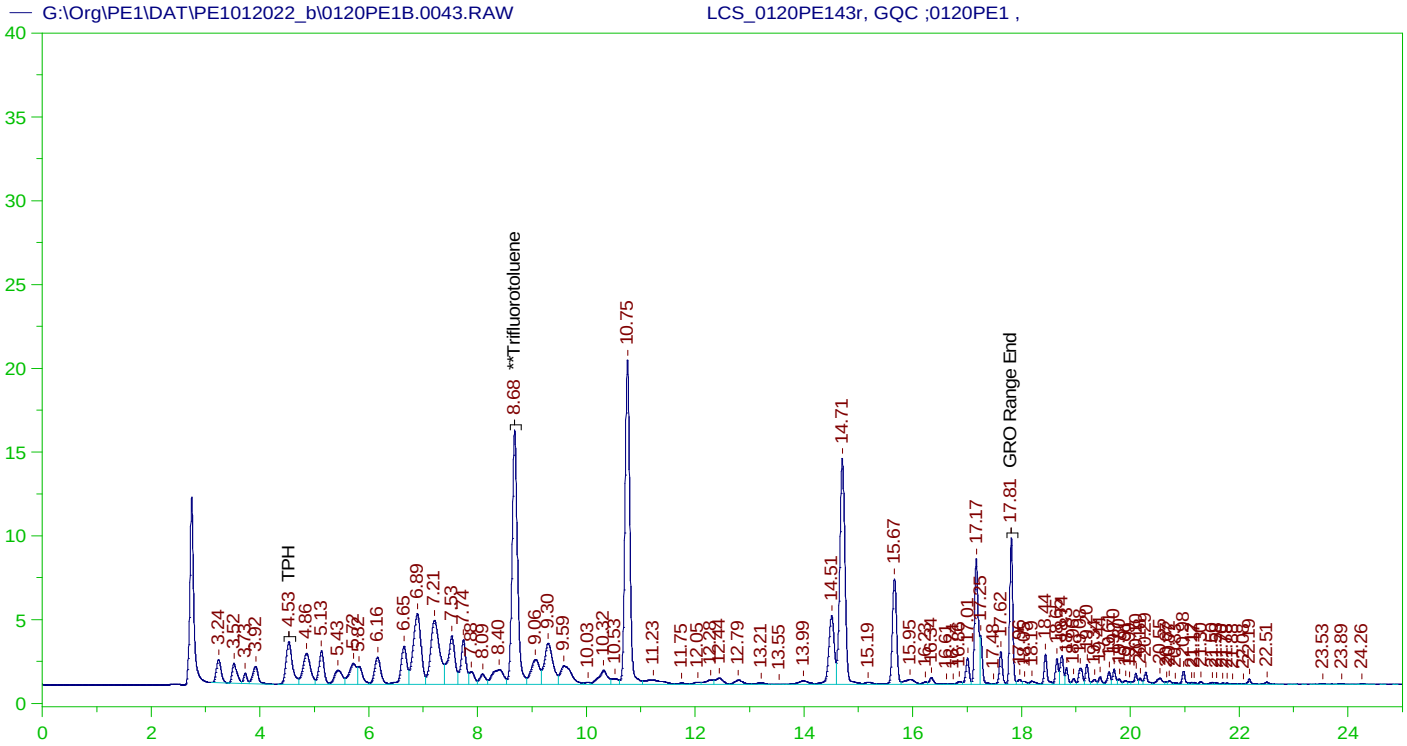

GASOLINE RANGE ORGANICS CHROMATOGRAM REPORT

Sample Name: LCS_0120PE143r, GQC ;0120PE1 ,
Raw File: G:\Org\PE1\DAT\PE1012022_b\0120PE1B.0043.RAW
Date & Time Acquired: 1/21/2022 8:34:09 AM
Method File: G:\Org\PE1\Methods\211208GLCS0120_43DoDB%.MET
Calibration File: G:\Org\PE1\Cals\211208GRO8015CB.CAL
Sample Weight: 5 Dilution: 1 S.A.: 1

Mean RF for C6 to C10: 945.9678
Mean RF for TPH: 909.3915
Rt range for Gasoline Range Organics: 4.45 to 17.93

SURROGATE COMPOUND	RT	ACTUAL	MEASURED	%REC	
**Trifluorotoluene	8.682	25.	22.173	88.69	-

C6 to C10 Area:736653.4 C6 to C10 Amount: 155.746
TPH Area:834388.1 TPH Amount: 183.5047

G:\org\PE1\dat\PE1012022_b\Review\043_LCS_0120PE143r_211208GLCS0120_43DoDB%.xls

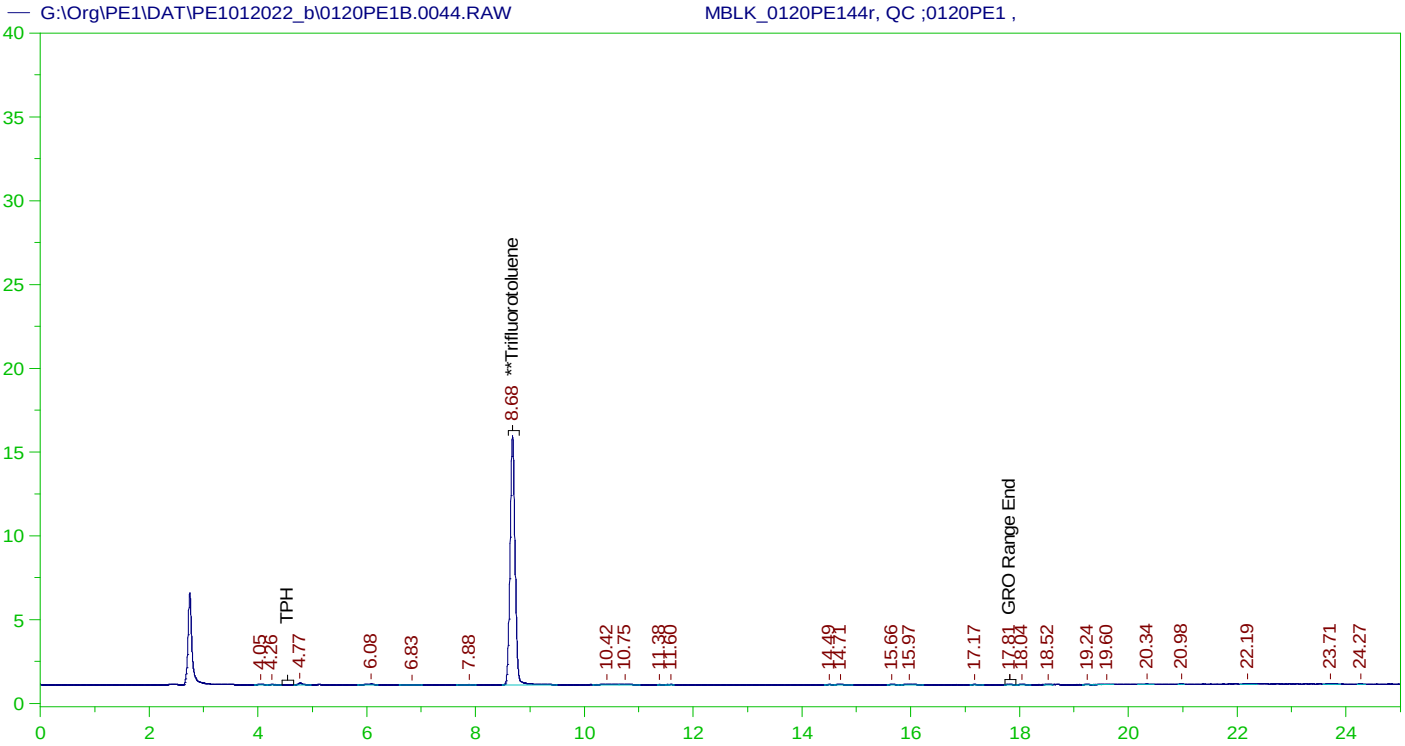

GASOLINE RANGE ORGANICS CHROMATOGRAM REPORT

Sample Name: MBLK_0120PE144r, QC ;0120PE1 ,
Raw File: G:\Org\PE1\DAT\PE1012022_b\0120PE1B.0044.RAW
Date & Time Acquired: 1/21/2022 9:08:23 AM
Method File: G:\Org\PE1\Methods\211208GMB0120_44DoDB%.MET
Calibration File: G:\Org\PE1\Cals\211208GRO8015CB.CAL
Sample Weight: 5 Dilution: 1 S.A.: 1

Mean RF for C6 to C10: 945.9678
Mean RF for TPH: 909.3915
Rt range for Gasoline Range Organics: 4.45 to 17.93

SURROGATE COMPOUND	RT	ACTUAL	MEASURED	%REC	
**Trifluorotoluene	8.68	25.	20.264	81.06	-

C6 to C10 Area:3751.622 C6 to C10 Amount: 0.7931818
TPH Area:4904.389 TPH Amount: 1.078609

G:\org\PE1\dat\PE1012022_b\Review\044_MBLK_0120PE144r_211208GMB0120_44DoDB%.xls

ERH2458 (RHMW16)

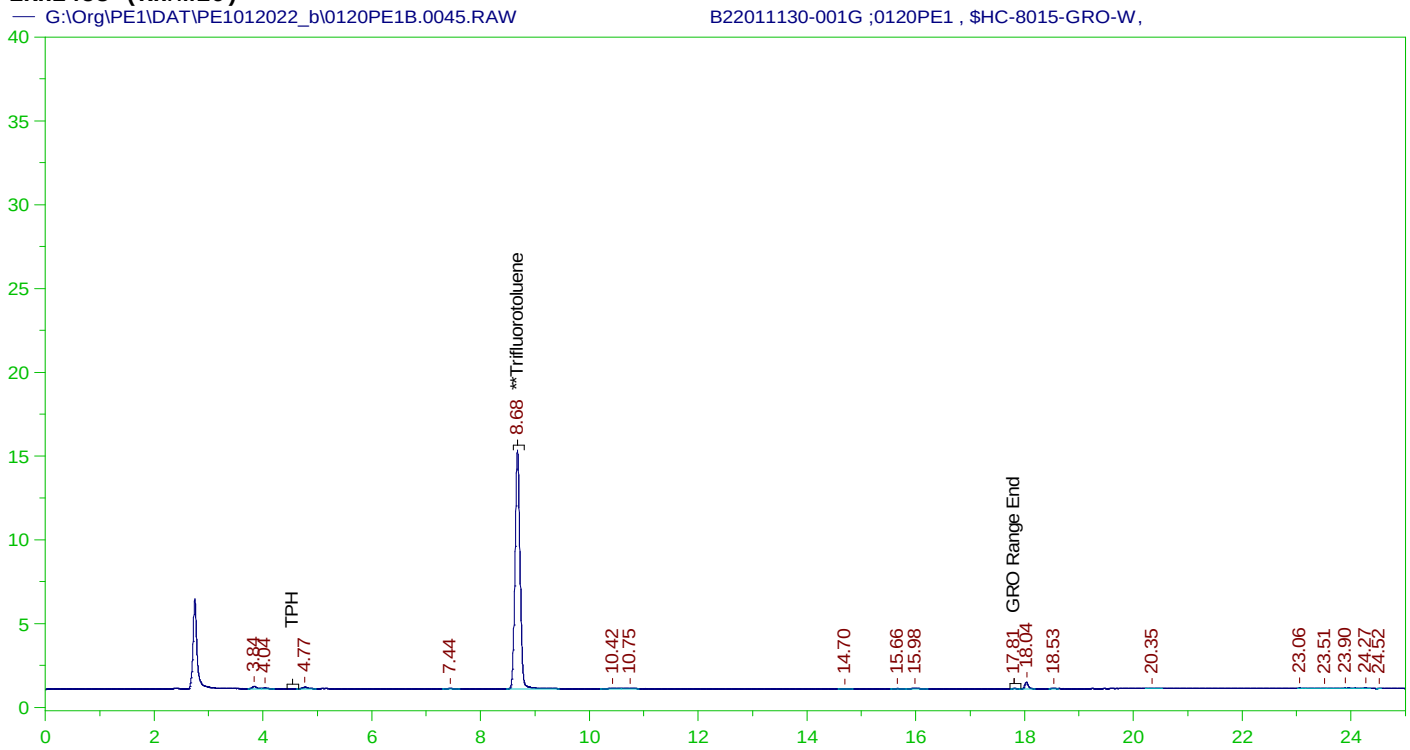

GASOLINE RANGE ORGANICS CHROMATOGRAM REPORT

Sample Name: B22011130-001G ;0120PE1 , $HC-8015-GRO-W,
Raw File: G:\Org\PE1\DAT\PE1012022_b\0120PE1B.0045.RAW
Date & Time Acquired: 1/21/2022 9:42:39 AM
Method File: G:\Org\PE1\Methods\211208G1130-1DoDB%.MET
Calibration File: G:\Org\PE1\Cals\211208GRO8015CB.CAL
Sample Weight: 5 Dilution: 1 S.A.: 1

Mean RF for C6 to C10: 945.9678
Mean RF for TPH: 909.3915
Rt range for Gasoline Range Organics: 4.45 to 17.93

SURROGATE COMPOUND	RT	ACTUAL	MEASURED	%REC	
**Trifluorotoluene	8.68	25.	19.431	77.72	-

C6 to C10 Area:2255.568 C6 to C10 Amount: 0.4768805
TPH Area:6238.109 TPH Amount: 1.37193

G:\org\PE1\dat\PE1012022_b\Review\045_B22011130-001G_211208G1130-1DoDB%.xls

ERH2460 (RHMW12A)

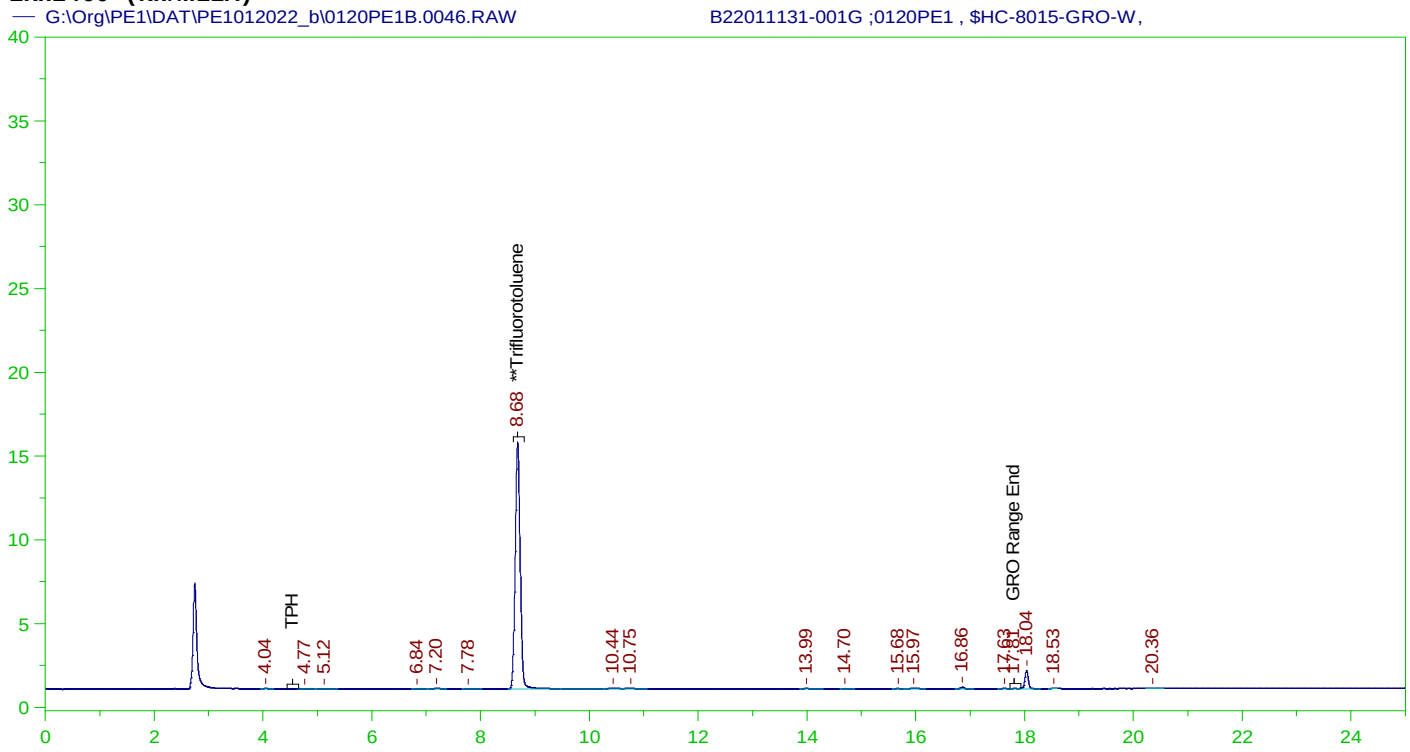

GASOLINE RANGE ORGANICS CHROMATOGRAM REPORT

Sample Name: B22011131-001G ;0120PE1 , $HC-8015-GRO-W,
Raw File: G:\Org\PE1\DAT\PE1012022_b\0120PE1B.0046.RAW
Date & Time Acquired: 1/21/2022 10:16:57 AM
Method File: G:\Org\PE1\Methods\211208G1131-1DoDB%.MET
Calibration File: G:\Org\PE1\Cals\211208GRO8015CB.CAL
Sample Weight: 5 Dilution: 1 S.A.: 1

Mean RF for C6 to C10: 945.9678
Mean RF for TPH: 909.3915
Rt range for Gasoline Range Organics: 4.45 to 17.93

SURROGATE COMPOUND	RT	ACTUAL	MEASURED	%REC	
**Trifluorotoluene	8.683	25.	20.122	80.49	-

C6 to C10 Area:3155.497 C6 to C10 Amount: 0.6671468
TPH Area:8431.092 TPH Amount: 1.854227

G:\org\PE1\dat\PE1012022_b\Review\046_B22011131-001G_211208G1131-1DoDB%.xls

ERH2447 (Trip Blank)-14733

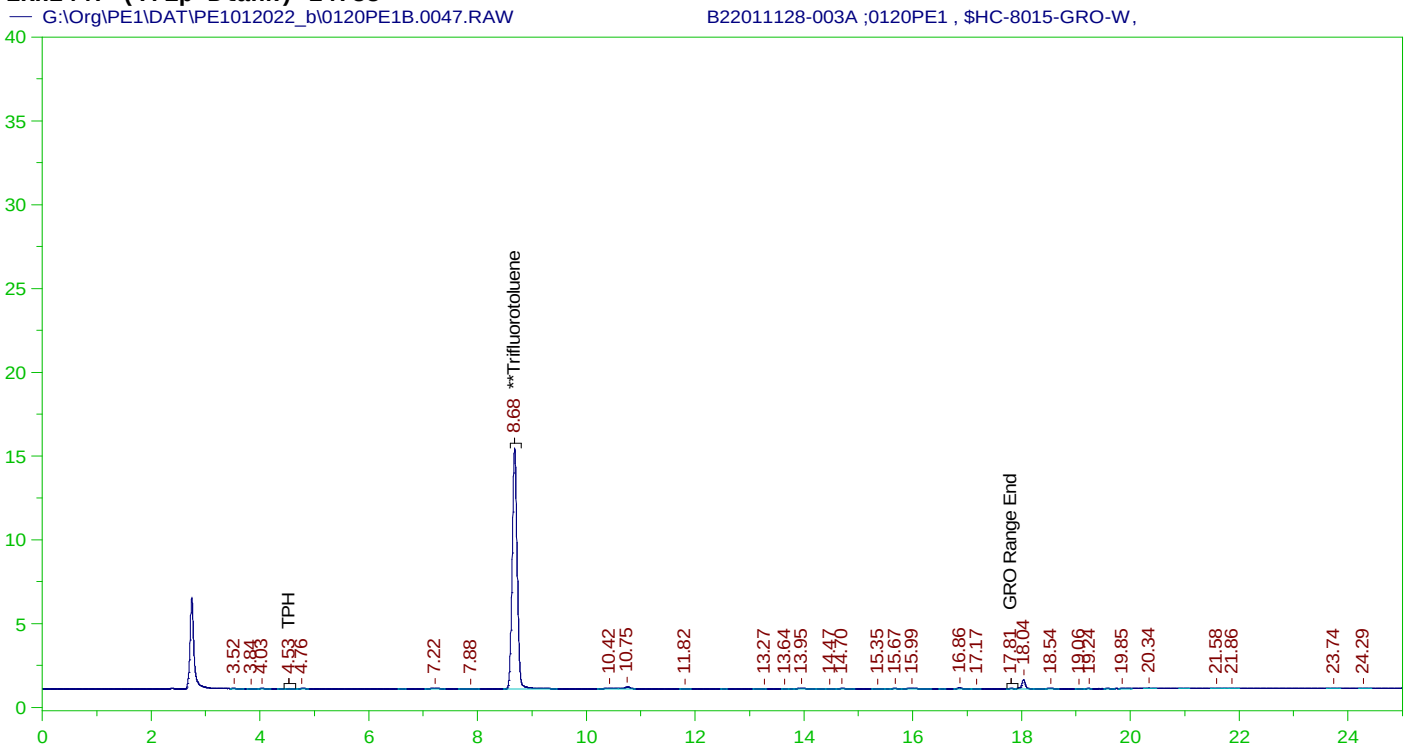

GASOLINE RANGE ORGANICS CHROMATOGRAM REPORT

Sample Name: B22011128-003A ;0120PE1 , $HC-8015-GRO-W,
Raw File: G:\Org\PE1\DAT\PE1012022_b\0120PE1B.0047.RAW
Date & Time Acquired: 1/21/2022 10:51:12 AM
Method File: G:\Org\PE1\Methods\211208G1128-3DoDB%.MET
Calibration File: G:\Org\PE1\Cals\211208GRO8015CB.CAL
Sample Weight: 5 Dilution: 1 S.A.: 1

Mean RF for C6 to C10: 945.9678
Mean RF for TPH: 909.3915
Rt range for Gasoline Range Organics: 4.45 to 17.93

SURROGATE COMPOUND	RT	ACTUAL	MEASURED	%REC	
**Trifluorotoluene	8.682	25.	19.603	78.41	-

C6 to C10 Area:4938.003 C6 to C10 Amount: 1.044011
TPH Area:8729.631 TPH Amount: 1.919884

G:\org\PE1\dat\PE1012022_b\Review\047_B22011128-003A_211208G1128-3DoDB%.xls

ERH2433 (RHMW05 w/MS/MSD volumes)

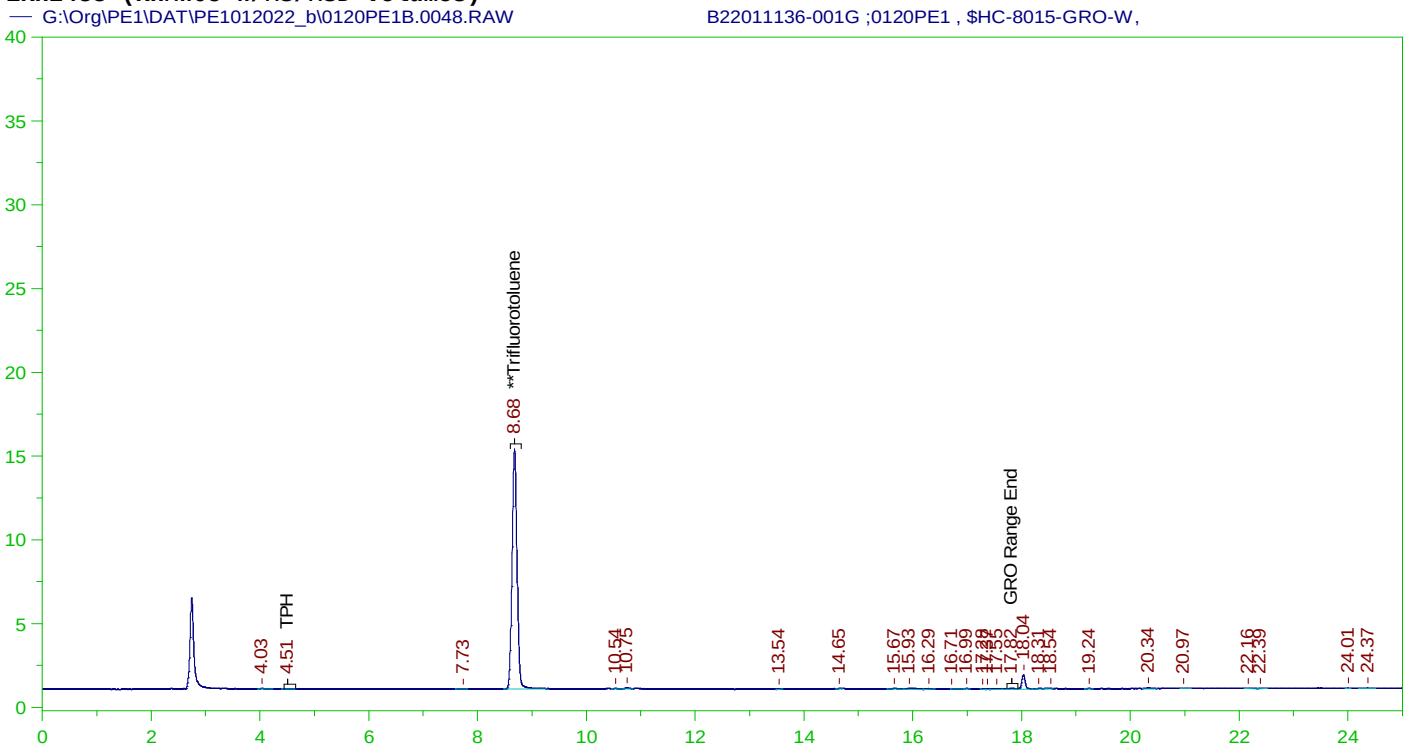

GASOLINE RANGE ORGANICS CHROMATOGRAM REPORT

Sample Name: B22011136-001G ;0120PE1 , $HC-8015-GRO-W,
Raw File: G:\Org\PE1\DAT\PE1012022_b\0120PE1B.0048.RAW
Date & Time Acquired: 1/21/2022 11:25:27 AM
Method File: G:\Org\PE1\Methods\211208G1136-1DoDB%.MET
Calibration File: G:\Org\PE1\Cals\211208GRO8015CB.CAL
Sample Weight: 5 Dilution: 1 S.A.: 1

Mean RF for C6 to C10: 945.9678
Mean RF for TPH: 909.3915
Rt range for Gasoline Range Organics: 4.45 to 17.93

SURROGATE COMPOUND	RT	ACTUAL	MEASURED	%REC	
**Trifluorotoluene	8.68	25.	19.424	77.7	-

C6 to C10 Area:3542.37 C6 to C10 Amount: 0.748941
TPH Area:9164.616 TPH Amount: 2.015549

G:\org\PE1\dat\PE1012022_b\Review\048_B22011136-001G_211208G1136-1DoDB%.xls

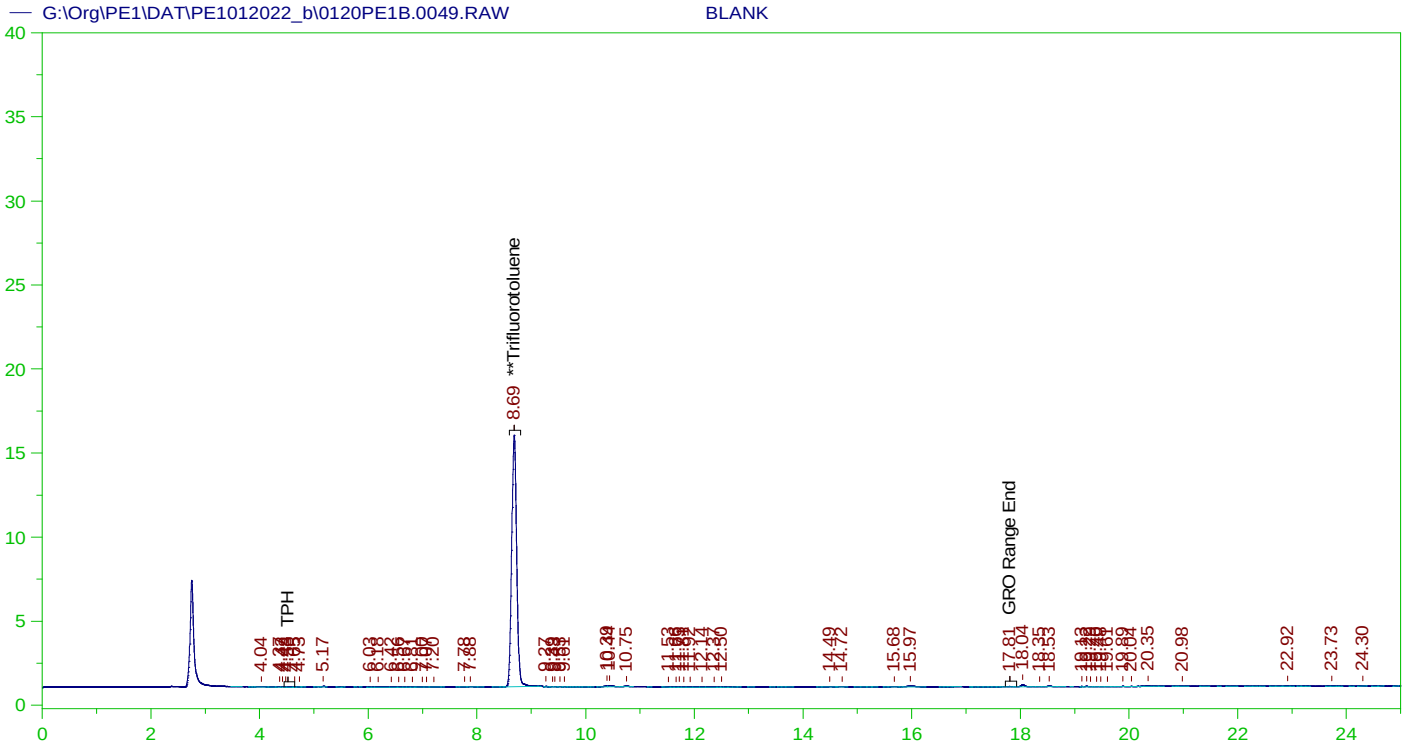

GASOLINE RANGE ORGANICS CHROMATOGRAM REPORT

Sample Name: BLANK
Raw File: G:\Org\PE1\DAT\PE1012022_b\0120PE1B.0049.RAW
Date & Time Acquired: 1/21/2022 11:59:50 AM
Method File: G:\Org\PE1\Methods\211208GROB.MET
Calibration File: G:\Org\PE1\Cals\211208GRO8015CB.CAL
Sample Weight: 1 Dilution: 1 S.A.: 1

Mean RF for GRO: 945.9678
Mean RF for TPH: 909.3915
Rt range for Gasoline Range Organics: 4.45 to 17.93

SURROGATE COMPOUND	RT	ACTUAL	MEASURED	%REC	
**Trifluorotoluene	8.685	125.	101.189	80.95	-

GRO Area:5802.168 GRO Amount: 6.133579
TPH Area:8987.053 TPH Amount: 9.88249

G:\org\PE1\dat\PE1012022_b\Review\049_BLANK_211208GROB.xls

ERH2425 (Trip Blank) 14733

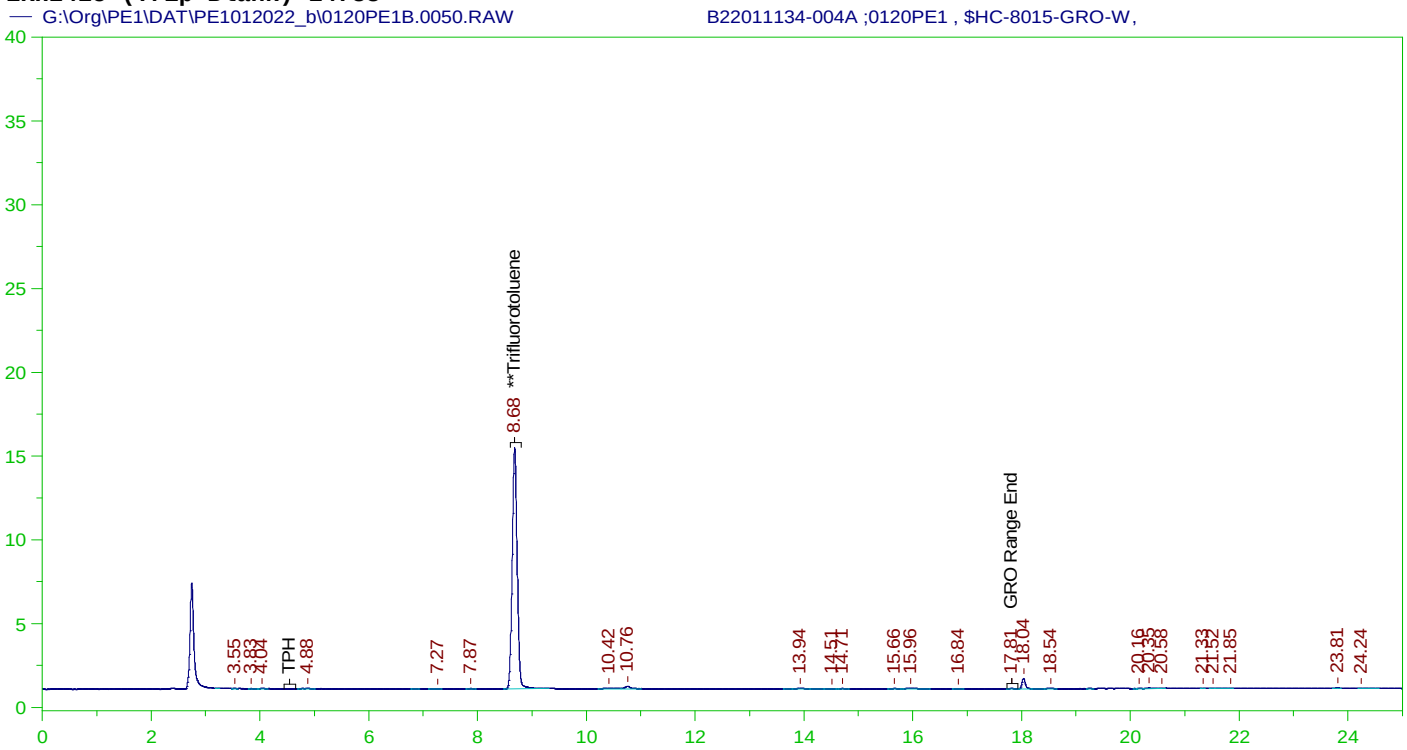

GASOLINE RANGE ORGANICS CHROMATOGRAM REPORT

Sample Name: B22011134-004A ;0120PE1 , $HC-8015-GRO-W,
Raw File: G:\Org\PE1\DAT\PE1012022_b\0120PE1B.0050.RAW
Date & Time Acquired: 1/21/2022 12:34:13 PM
Method File: G:\Org\PE1\Methods\211208G1134-4DoDB%.MET
Calibration File: G:\Org\PE1\Cals\211208GRO8015CB.CAL
Sample Weight: 5 Dilution: 1 S.A.: 1

Mean RF for C6 to C10: 945.9678
Mean RF for TPH: 909.3915
Rt range for Gasoline Range Organics: 4.45 to 17.93

SURROGATE COMPOUND	RT	ACTUAL	MEASURED	%REC	
**Trifluorotoluene	8.683	25.	19.559	78.24	-

C6 to C10 Area:3507.74 C6 to C10 Amount: 0.7416195
TPH Area:7912.024 TPH Amount: 1.74007

G:\org\PE1\dat\PE1012022_b\Review\050_B22011134-004A_211208G1134-4DoDB%.xls

ERH2432 (Trip Blank) 14733

G:\Org\PE1\DAT\PE1012022_b\0120PE1B.0051.RAW B22011136-003A ;0120PE1 , $HC-8015-GRO-W,

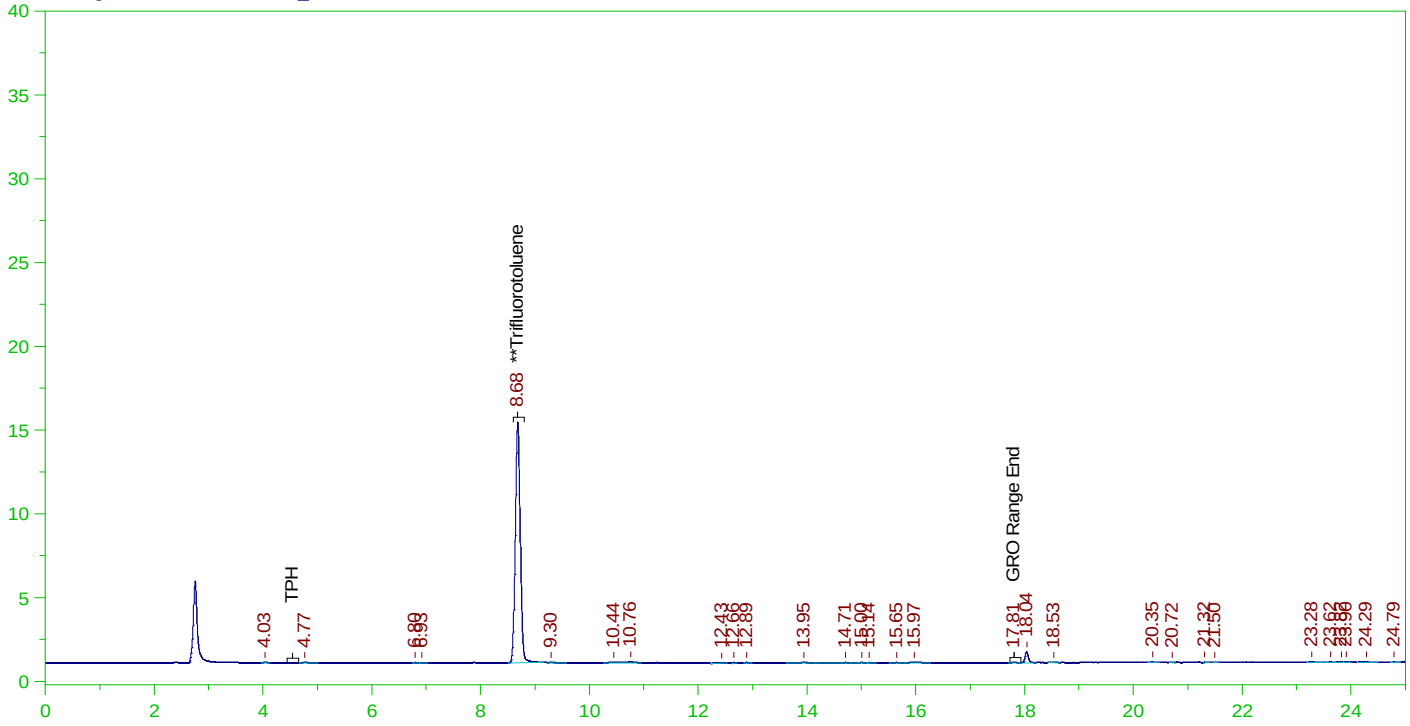

GASOLINE RANGE ORGANICS CHROMATOGRAM REPORT

Sample Name: B22011136-003A ;0120PE1 , $HC-8015-GRO-W,
Raw File: G:\Org\PE1\DAT\PE1012022_b\0120PE1B.0051.RAW
Date & Time Acquired: 1/21/2022 1:08:34 PM
Method File: G:\Org\PE1\Methods\211208G1136-3DoDB%.MET
Calibration File: G:\Org\PE1\Cals\211208GRO8015CB.CAL
Sample Weight: 5 Dilution: 1 S.A.: 1

Mean RF for C6 to C10: 945.9678
Mean RF for TPH: 909.3915
Rt range for Gasoline Range Organics: 4.45 to 17.93

SURROGATE COMPOUND	RT	ACTUAL	MEASURED	%REC	
**Trifluorotoluene	8.685	25.	19.453	77.81	-

C6 to C10 Area:3804.258 C6 to C10 Amount: 0.8043103
TPH Area:8778.078 TPH Amount: 1.930539

G:\org\PE1\dat\PE1012022_b\Review\051_B22011136-003A_211208G1136-3DoDB%.xls

ERH2428 (Trip Blank) 14694

G:\Org\PE1\DAT\PE1012022_b\0120PE1B.0052.RAW B22011137-003A ;0120PE1 , $HC-8015-GRO-W,

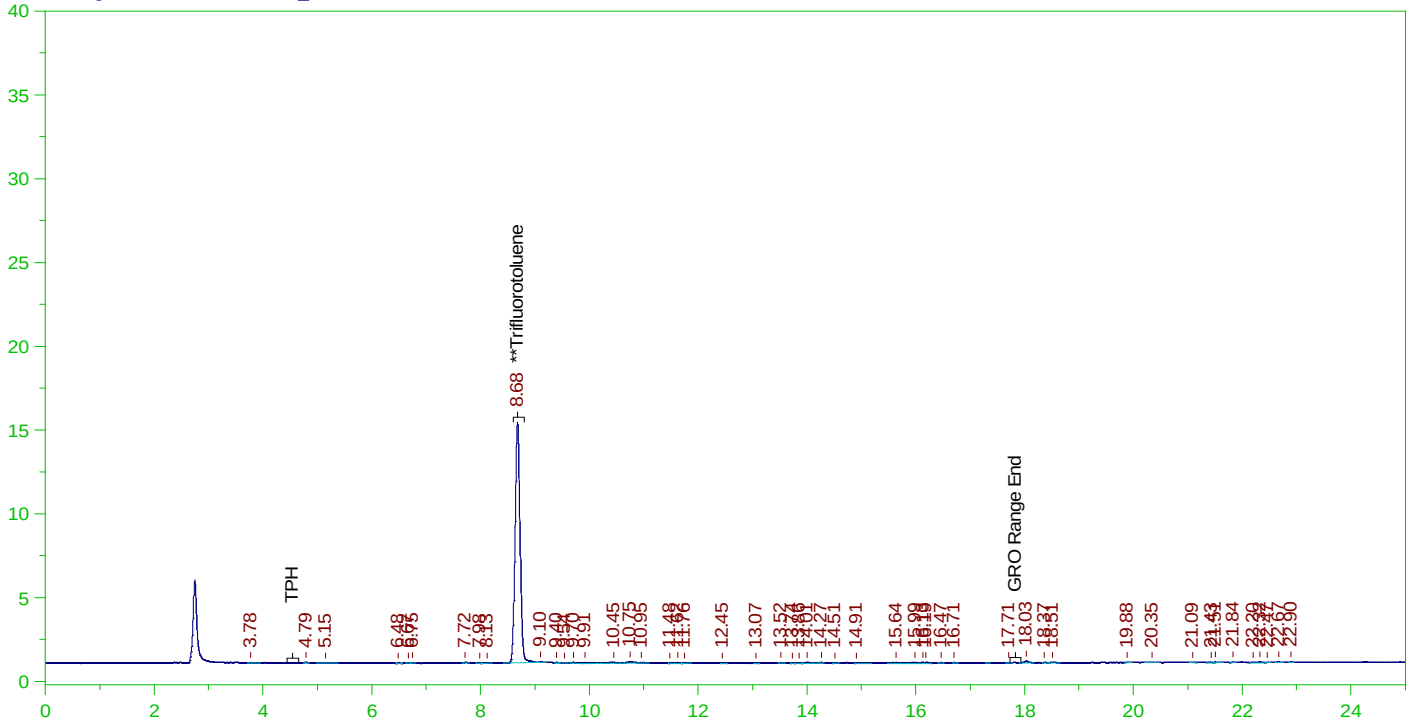

GASOLINE RANGE ORGANICS CHROMATOGRAM REPORT

Sample Name: B22011137-003A ;0120PE1 , $HC-8015-GRO-W,
Raw File: G:\Org\PE1\DAT\PE1012022_b\0120PE1B.0052.RAW
Date & Time Acquired: 1/21/2022 1:42:44 PM
Method File: G:\Org\PE1\Methods\211208G1137-3DoDB%.MET
Calibration File: G:\Org\PE1\Cals\211208GRO8015CB.CAL
Sample Weight: 5 Dilution: 1 S.A.: 1

Mean RF for C6 to C10: 945.9678
Mean RF for TPH: 909.3915
Rt range for Gasoline Range Organics: 4.45 to 17.93

SURROGATE COMPOUND	RT	ACTUAL	MEASURED	%REC	
**Trifluorotoluene	8.681	25.	19.494	77.98	-

C6 to C10 Area:6984.174 C6 to C10 Amount: 1.47662
TPH Area:9595.661 TPH Amount: 2.110348

G:\org\PE1\dat\PE1012022_b\Review\052_B22011137-003A_211208G1137-3DoDB%.xls

ERH2463 (Trip Blank) 14733

G:\Org\PE1\DAT\PE1012022_b\0120PE1B.0053.RAW B22011214-003A ;0120PE1 , $HC-8015-GRO-W,

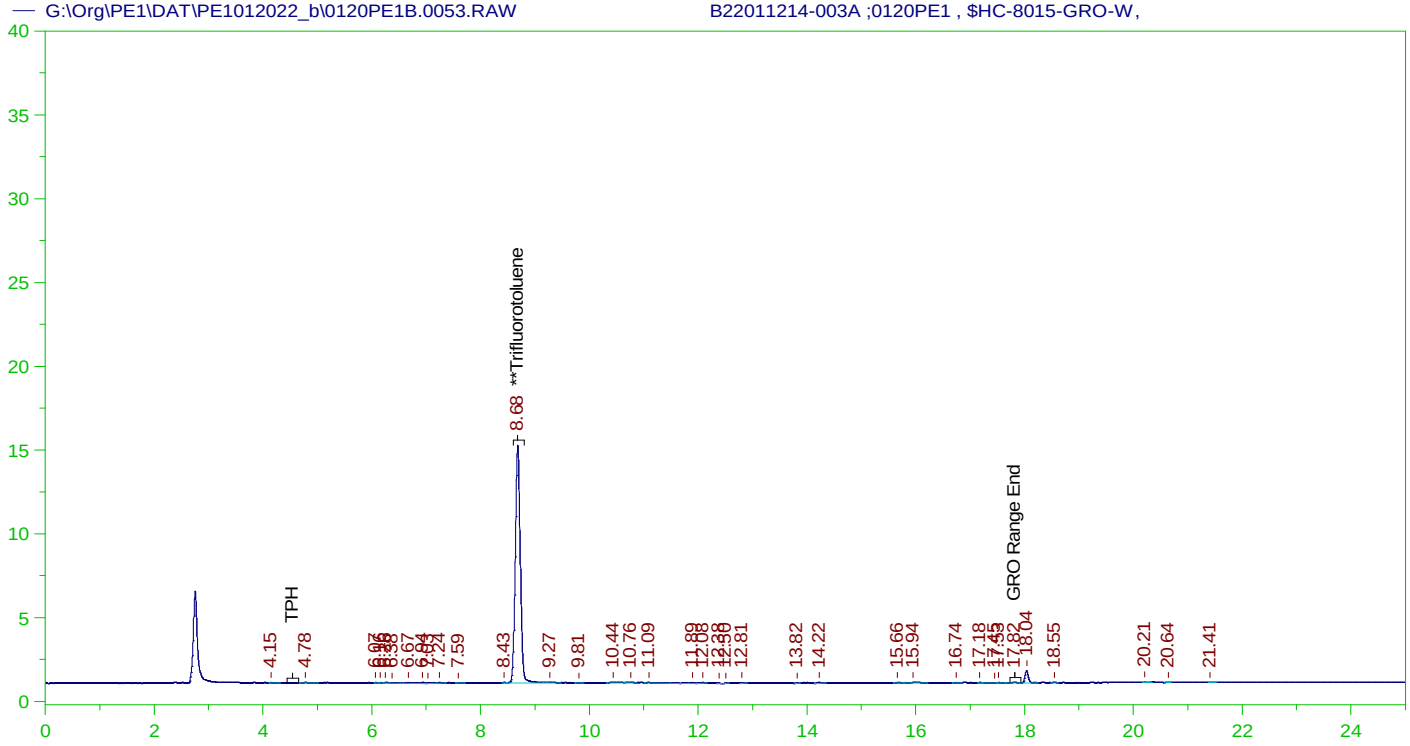

GASOLINE RANGE ORGANICS CHROMATOGRAM REPORT

Sample Name: B22011214-003A ;0120PE1 , $HC-8015-GRO-W,
Raw File: G:\Org\PE1\DAT\PE1012022_b\0120PE1B.0053.RAW
Date & Time Acquired: 1/21/2022 2:16:54 PM
Method File: G:\Org\PE1\Methods\211208G1214-3DoDB%.MET
Calibration File: G:\Org\PE1\Cals\211208GRO8015CB.CAL
Sample Weight: 5 Dilution: 1 S.A.: 1

Mean RF for C6 to C10: 945.9678
Mean RF for TPH: 909.3915
Rt range for Gasoline Range Organics: 4.45 to 17.93

SURROGATE COMPOUND	RT	ACTUAL	MEASURED	%REC	
**Trifluorotoluene	8.684	25.	19.461	77.84	-

C6 to C10 Area:5351.524 C6 to C10 Amount: 1.131439
TPH Area:9236.79 TPH Amount: 2.031422

G:\org\PE1\dat\PE1012022_b\Review\053_B22011214-003A_211208G1214-3DoDB%.xls

ERH2467 (Trip Blank) 14733

G:\Org\PE1\DAT\PE1012022_b\0120PE1B.0054.RAW B22011227-003A ;0120PE1 , $HC-8015-GRO-W,

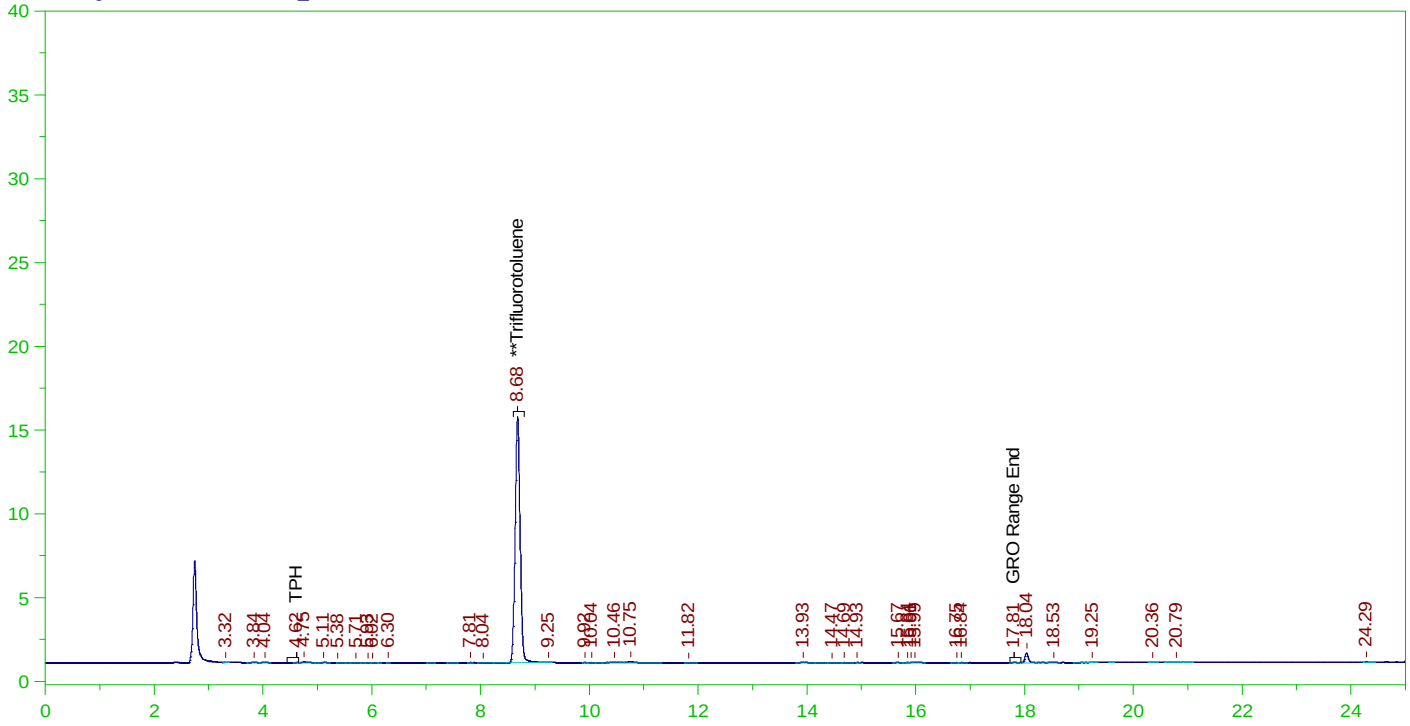

GASOLINE RANGE ORGANICS CHROMATOGRAM REPORT

Sample Name: B22011227-003A ;0120PE1 , $HC-8015-GRO-W,
Raw File: G:\Org\PE1\DAT\PE1012022_b\0120PE1B.0054.RAW
Date & Time Acquired: 1/21/2022 2:51:05 PM
Method File: G:\Org\PE1\Methods\211208G1227-3DoDB%.MET
Calibration File: G:\Org\PE1\Cals\211208GRO8015CB.CAL
Sample Weight: 5 Dilution: 1 S.A.: 1

Mean RF for C6 to C10: 945.9678
Mean RF for TPH: 909.3915
Rt range for Gasoline Range Organics: 4.45 to 17.93

SURROGATE COMPOUND	RT	ACTUAL	MEASURED	%REC	
**Trifluorotoluene	8.682	25.	19.943	79.77	-

C6 to C10 Area:5416.152 C6 to C10 Amount: 1.145103
TPH Area:8922.154 TPH Amount: 1.962225

G:\org\PE1\dat\PE1012022_b\Review\054_B22011227-003A_211208G1227-3DoDB%.xls

ERH2423 (Trip Blank) 14733

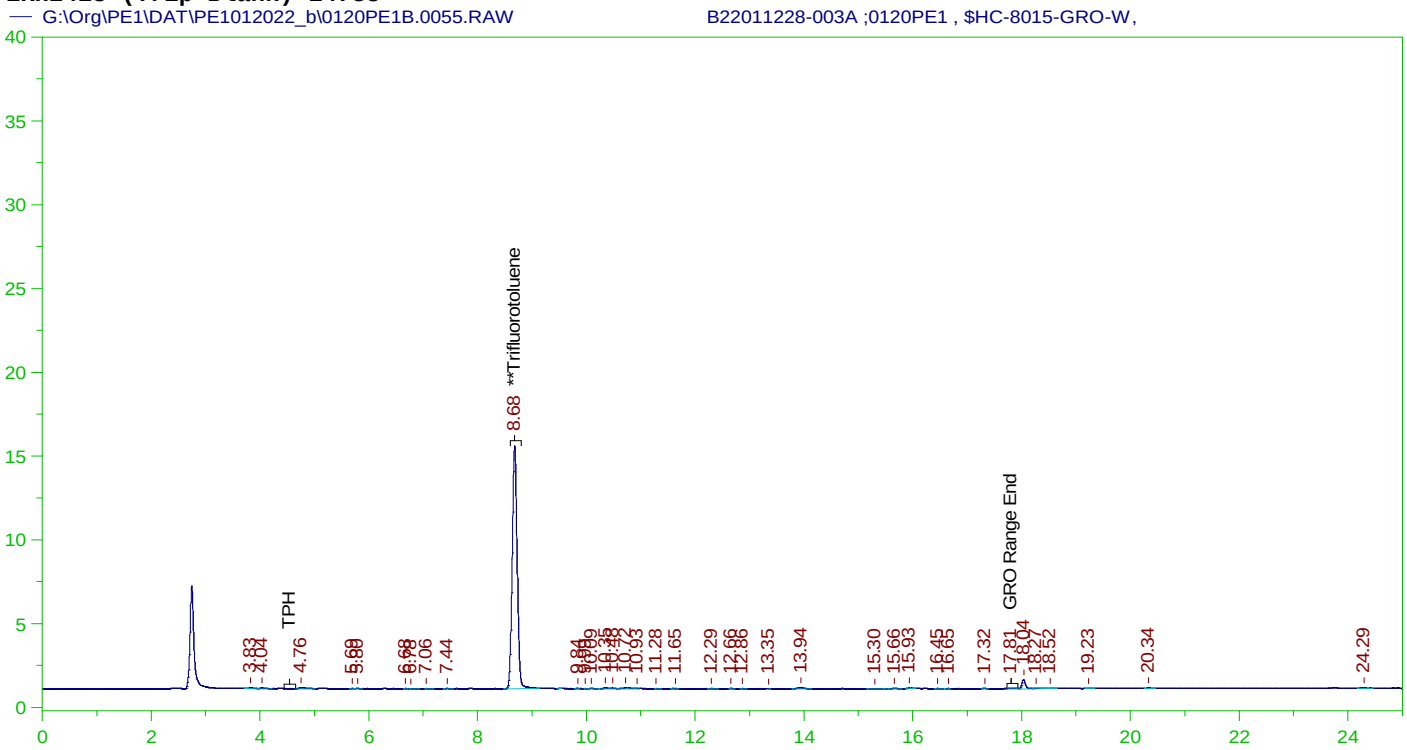

GASOLINE RANGE ORGANICS CHROMATOGRAM REPORT

Sample Name: B22011228-003A ;0120PE1 , $HC-8015-GRO-W,
Raw File: G:\Org\PE1\DAT\PE1012022_b\0120PE1B.0055.RAW
Date & Time Acquired: 1/21/2022 3:25:16 PM
Method File: G:\Org\PE1\Methods\211208G1228-3DoDB%.MET
Calibration File: G:\Org\PE1\Cals\211208GRO8015CB.CAL
Sample Weight: 5 Dilution: 1 S.A.: 1

Mean RF for C6 to C10: 945.9678
Mean RF for TPH: 909.3915
Rt range for Gasoline Range Organics: 4.45 to 17.93

SURROGATE COMPOUND	RT	ACTUAL	MEASURED	%REC	
**Trifluorotoluene	8.683	25.	19.649	78.59	-

C6 to C10 Area:5655.1 C6 to C10 Amount: 1.195622
TPH Area:9125.988 TPH Amount: 2.007054

G:\org\PE1\dat\PE1012022_b\Review\055_B22011228-003A_211208G1228-3DoDB%.xls

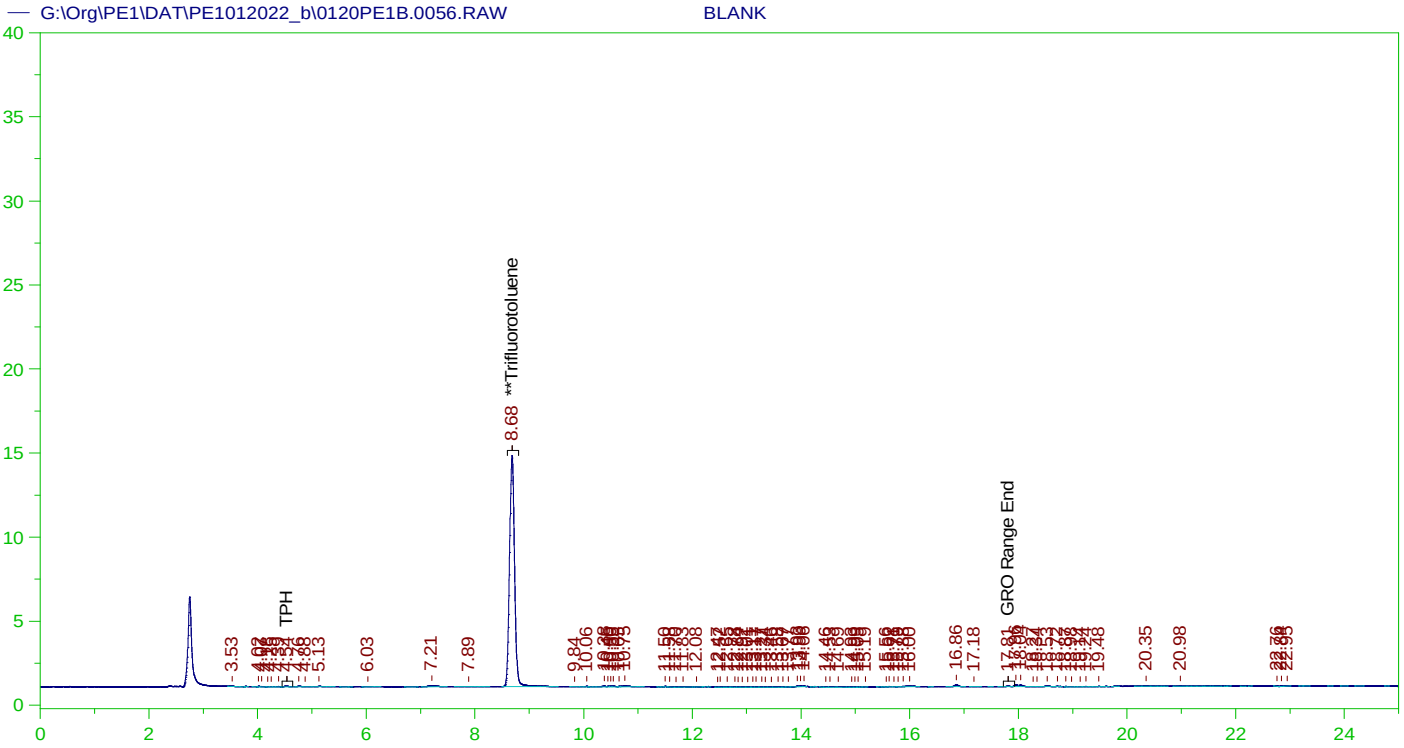

GASOLINE RANGE ORGANICS CHROMATOGRAM REPORT

Sample Name: BLANK
Raw File: G:\Org\PE1\DAT\PE1012022_b\0120PE1B.0056.RAW
Date & Time Acquired: 1/21/2022 3:59:27 PM
Method File: G:\Org\PE1\Methods\211208GRO_DoDB.MET
Calibration File: G:\Org\PE1\Cals\211208GRO8015CB.CAL
Sample Weight: 1 Dilution: 1 S.A.: 1

Mean RF for C6 to C10: 945.9678
Mean RF for TPH: 909.3915
Rt range for Gasoline Range Organics: 4.45 to 17.93

SURROGATE COMPOUND	RT	ACTUAL	MEASURED	%REC	
**Trifluorotoluene	8.683	125.	93.491	74.79	-

C6 to C10 Area:8386.362 C6 to C10 Amount: 8.865378
TPH Area:11652.34 TPH Amount: 12.81334

G:\org\PE1\dat\PE1012022_b\Review\056_BLANK_211208GRO_DoDB.xls

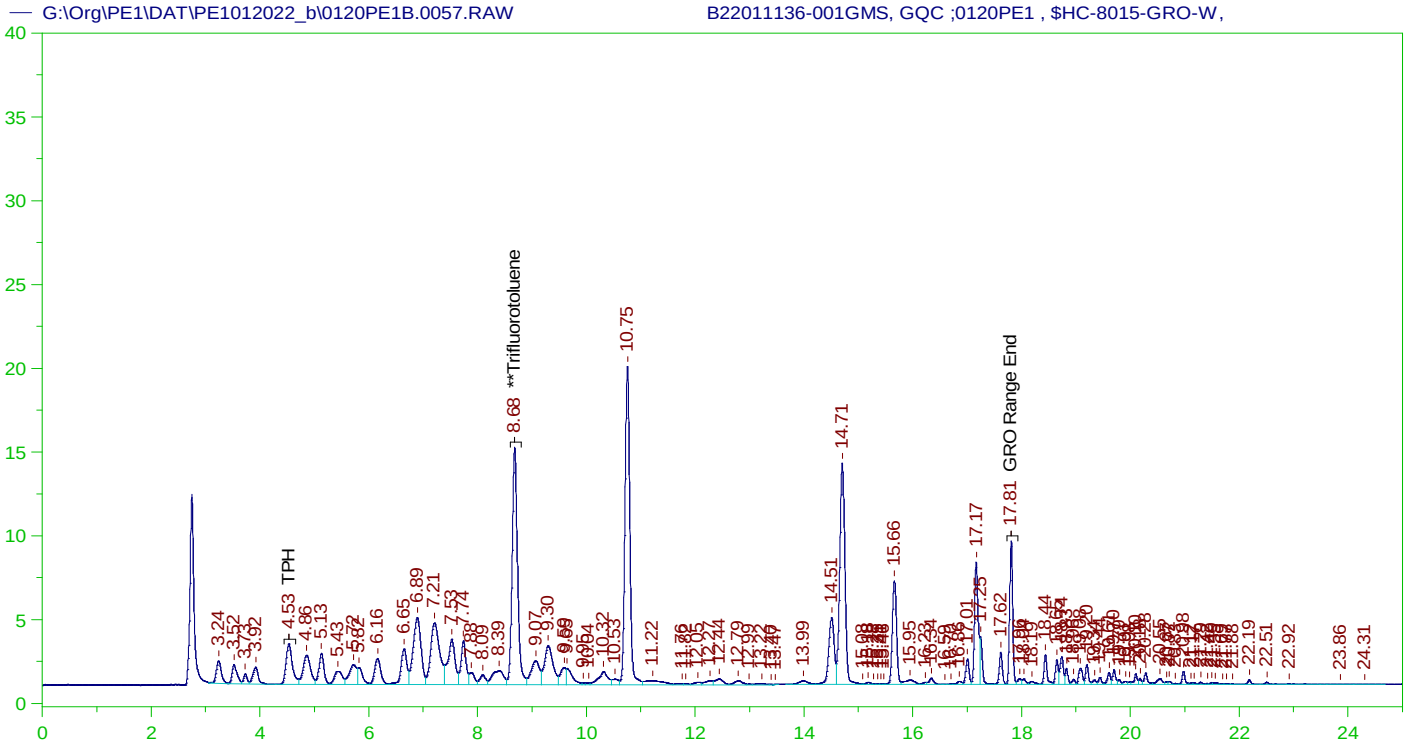

GASOLINE RANGE ORGANICS CHROMATOGRAM REPORT

Sample Name: B22011136-001GMS, GQC ;0120PE1 , $HC-8015-GRO-W,
Raw File: G:\Org\PE1\DAT\PE1012022_b\0120PE1B.0057.RAW
Date & Time Acquired: 1/21/2022 4:33:45 PM
Method File: G:\Org\PE1\Methods\211208G1136-1MSDoDB%.MET
Calibration File: G:\Org\PE1\Cals\211208GRO8015CB.CAL
Sample Weight: 5 Dilution: 1 S.A.: 1

Mean RF for C6 to C10: 945.9678
Mean RF for TPH: 909.3915
Rt range for Gasoline Range Organics: 4.45 to 17.93

SURROGATE COMPOUND	RT	ACTUAL	MEASURED	%REC	
**Trifluorotoluene	8.683	25.	20.806	83.22	-

C6 to C10 Area:718166.5 C6 to C10 Amount: 151.8374
TPH Area:816478.7 TPH Amount: 179.5659

G:\org\PE1\dat\PE1012022_b\Review\057_B22011136-001GMS_211208G1136-1MSDoDB%.xls

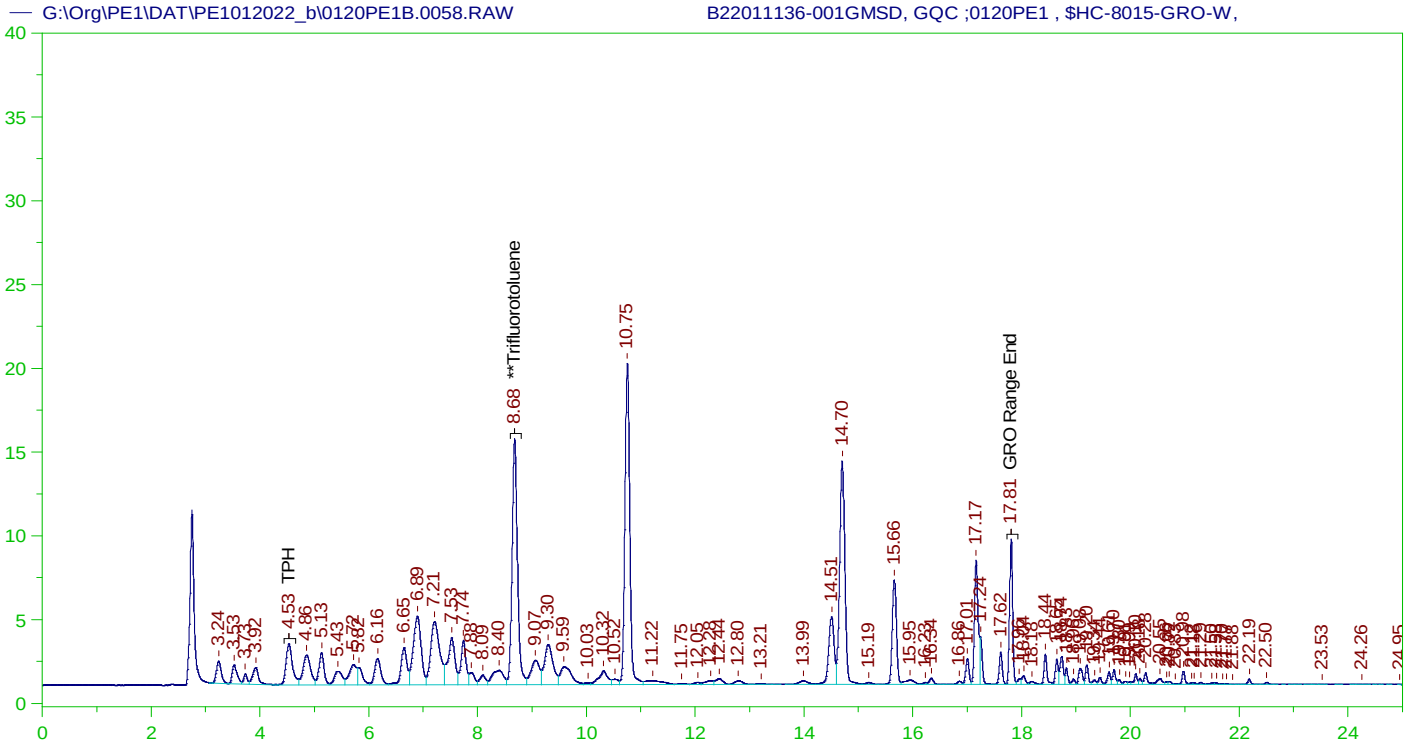

GASOLINE RANGE ORGANICS CHROMATOGRAM REPORT

Sample Name: B22011136-001GMSD, GQC ;0120PE1 , $HC-8015-GRO-W,
Raw File: G:\Org\PE1\DAT\PE1012022_b\0120PE1B.0058.RAW
Date & Time Acquired: 1/21/2022 5:08:05 PM
Method File: G:\Org\PE1\Methods\211208G1136-1MSDDoDB%.MET
Calibration File: G:\Org\PE1\Cals\211208GRO8015CB.CAL
Sample Weight: 5 Dilution: 1 S.A.: 1

Mean RF for C6 to C10: 945.9678
Mean RF for TPH: 909.3915
Rt range for Gasoline Range Organics: 4.45 to 17.93

SURROGATE COMPOUND	RT	ACTUAL	MEASURED	%REC	
**Trifluorotoluene	8.682	25.	21.526	86.1	-

C6 to C10 Area:727589.2 C6 to C10 Amount: 153.8296
TPH Area:824861.1 TPH Amount: 181.4095

G:\org\PE1\dat\PE1012022_b\Review\058_B22011136-001GMSD_211208G1136-1MSDDoDB%.xls

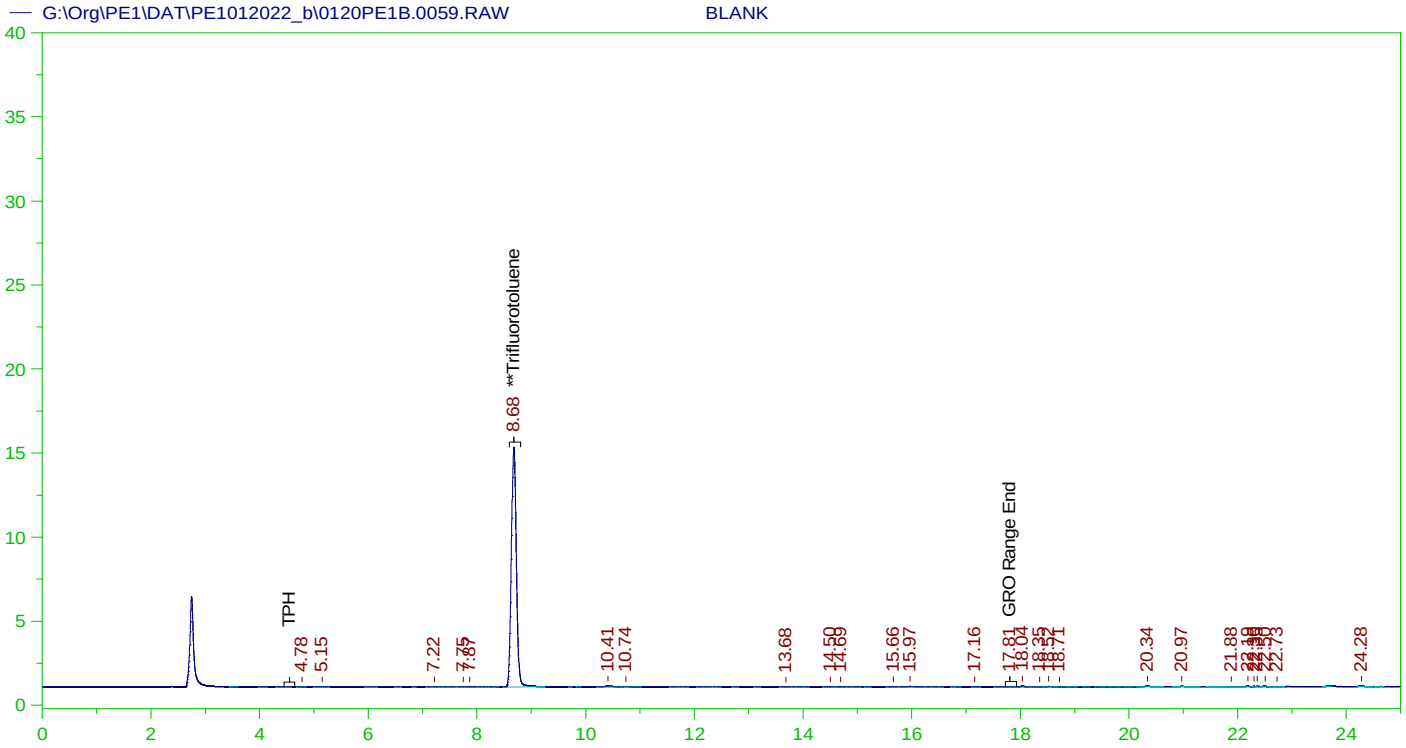

GASOLINE RANGE ORGANICS CHROMATOGRAM REPORT

Sample Name: BLANK
Raw File: G:\Org\PE1\DAT\PE1012022_b\0120PE1B.0059.RAW
Date & Time Acquired: 1/21/2022 5:42:30 PM
Method File: G:\Org\PE1\Methods\211208GRO_DoDB.MET
Calibration File: G:\Org\PE1\Cals\211208GRO8015CB.CAL
Sample Weight: 1 Dilution: 1 S.A.: 1

Mean RF for C6 to C10: 945.9678
Mean RF for TPH: 909.3915
Rt range for Gasoline Range Organics: 4.45 to 17.93

SURROGATE COMPOUND	RT	ACTUAL	MEASURED	%REC	
**Trifluorotoluene	8.679	125.	96.77	77.42	-

C6 to C10 Area:3255.979 C6 to C10 Amount: 3.441956
TPH Area:5843.128 TPH Amount: 6.425316

G:\org\PE1\dat\PE1012022_b\Review\059_BLANK_211208GRO_DoDB.xls

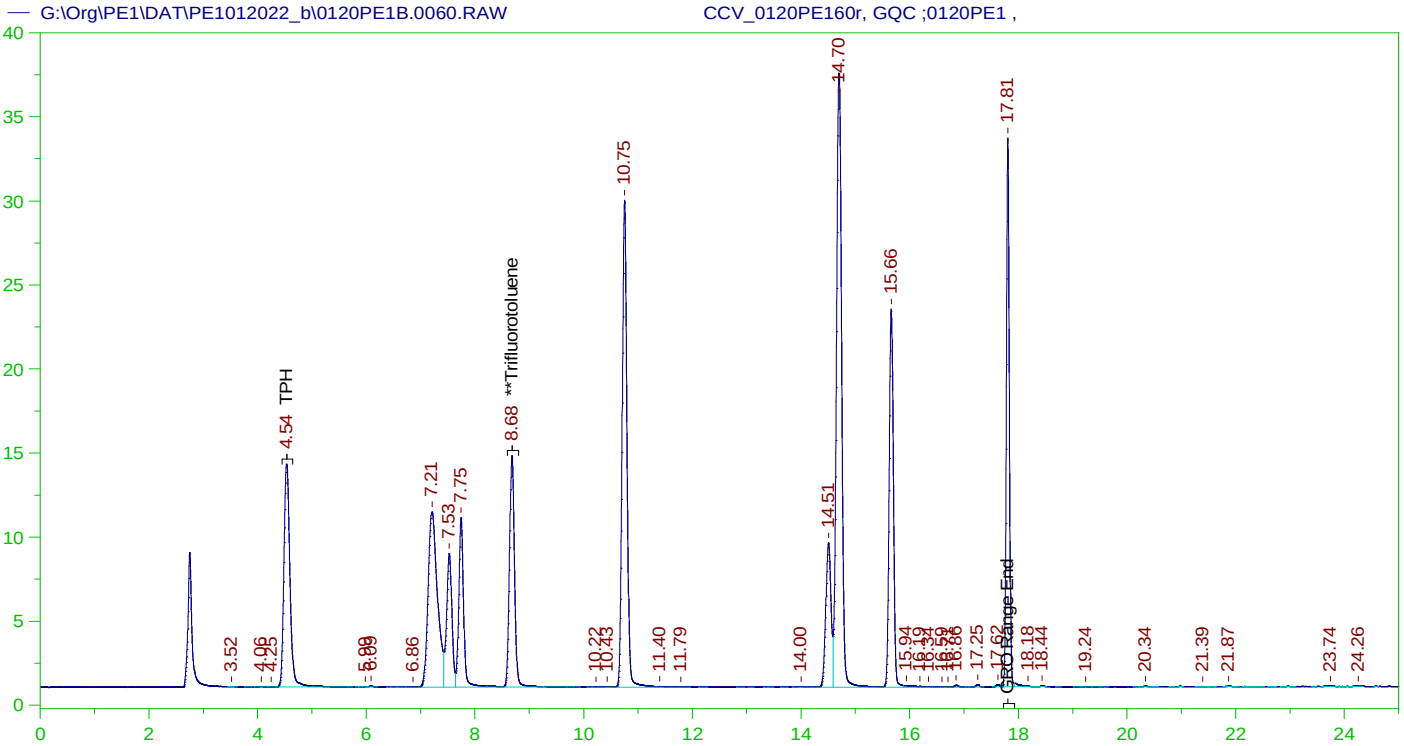

GASOLINE RANGE ORGANICS CHROMATOGRAM REPORT
Sample Name: CCV_0120PE160r, GQC ;0120PE1 ,
Raw File: G:\Org\PE1\DAT\PE1012022_b\0120PE1B.0060.RAW
Date & Time Acquired: 1/21/2022 6:16:56 PM
Method File: G:\Org\PE1\Methods\211208GRO_DoDB.MET
Calibration File: G:\Org\PE1\Cals\211208GRO8015CB.CAL
Sample Weight: 1 Dilution: 1 S.A.: 1

Mean RF for C6 to C10: 945.9678
Mean RF for TPH: 909.3915
Rt range for Gasoline Range Organics: 4.45 to 17.93

SURROGATE COMPOUND	RT	ACTUAL	MEASURED	%REC	
**Trifluorotoluene	8.681	125.	94.268	75.41	-

C6 to C10 Area:1076000 C6 to C10 Amount: 1137.46
TPH Area:1077721 TPH Amount: 1185.102

CONTINUING CALIBRATION REPORT: G:\Org\PE1\DAT\PE1012022_b\0120PE1B.0060.RAW

COMPOUND	ACTUAL(NG)	MEASURED(NG)	%RECOVERY	LIMITS
C6 to C10	840.	1137.46	135.41	85-115
TPH	1000.	1185.1	118.51	85-115

SURROGATE COMPOUND	RT	ACTUAL	MEASURED	%REC	LIMITS
**Trifluorotoluene	8.681	125.	94.268	75.41	85-115

G:\org\PE1\dat\PE1012022_b\Review\060_CCV_0120PE160r_211208GRO_DoDB.xls

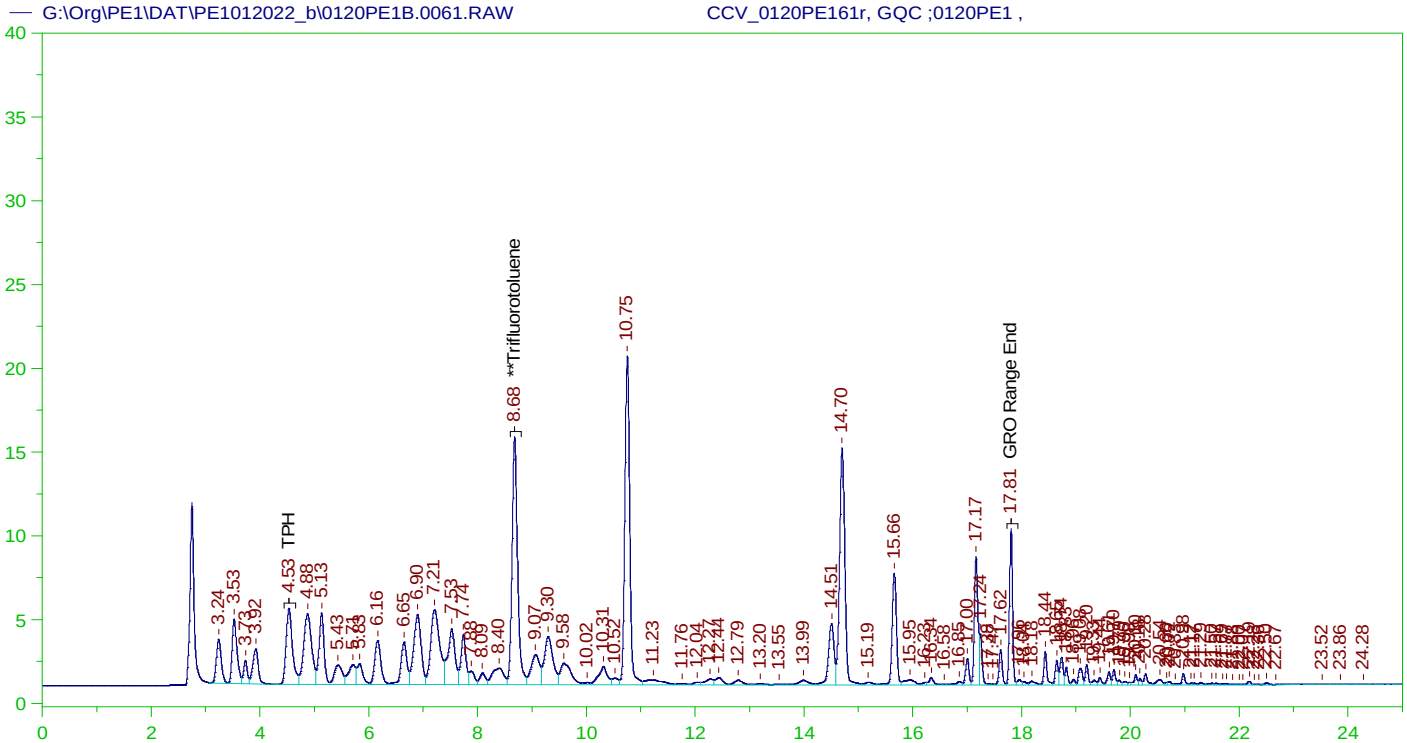

GASOLINE RANGE ORGANICS CHROMATOGRAM REPORT
Sample Name: CCV_0120PE161r, GQC ;0120PE1 ,
Raw File: G:\Org\PE1\DAT\PE1012022_b\0120PE1B.0061.RAW
Date & Time Acquired: 1/21/2022 6:51:28 PM
Method File: G:\Org\PE1\Methods\211208GCCV0120_61DoDB%.MET
Calibration File: G:\Org\PE1\Cals\211208GRO8015CB.CAL
Sample Weight: 1 Dilution: 1 S.A.: 1

Mean RF for C6 to C10: 945.9678
Mean RF for TPH: 909.3915
Rt range for Gasoline Range Organics: 4.45 to 17.93

SURROGATE COMPOUND	RT	ACTUAL	MEASURED	%REC	
**Trifluorotoluene	8.682	125.	111.236	88.99	-

C6 to C10 Area:853812.5 C6 to C10 Amount: 902.5809
TPH Area:989103.9 TPH Amount: 1087.655

CONTINUING CALIBRATION REPORT: G:\Org\PE1\DAT\PE1012022_b\0120PE1B.0061.RAW

COMPOUND	ACTUAL(NG)	MEASURED(NG)	%RECOVERY	LIMITS
C6 to C10	840.	902.58	107.45	85-115
TPH	1000.	1087.66	108.77	85-115

SURROGATE COMPOUND	RT	ACTUAL	MEASURED	%REC	LIMITS
**Trifluorotoluene	8.682	125.	111.236	88.99	85-115

G:\org\PE1\dat\PE1012022_b\Review\061_CCV_0120PE161r_211208GCCV0120_61DoDB%.xls

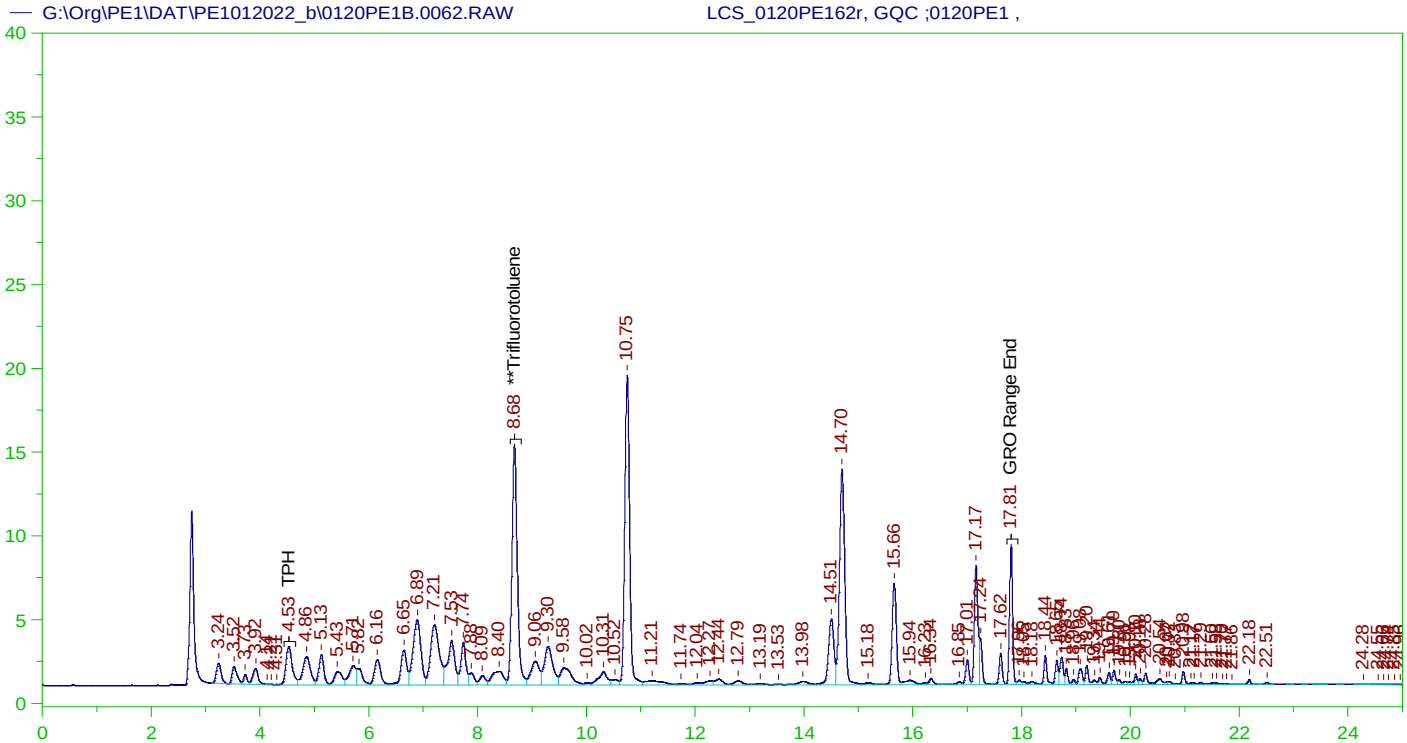

GASOLINE RANGE ORGANICS CHROMATOGRAM REPORT
Sample Name: LCS_0120PE162r, GQC ;0120PE1 ,
Raw File: G:\Org\PE1\DAT\PE1012022_b\0120PE1B.0062.RAW
Date & Time Acquired: 1/21/2022 7:25:44 PM
Method File: G:\Org\PE1\Methods\211208GLCS0120_62DoDB%.MET
Calibration File: G:\Org\PE1\Cals\211208GRO8015CB.CAL
Sample Weight: 5 Dilution: 1 S.A.: 1

Mean RF for C6 to C10: 945.9678
Mean RF for TPH: 909.3915
Rt range for Gasoline Range Organics: 4.45 to 17.93

SURROGATE COMPOUND	RT	ACTUAL	MEASURED	%REC	
**Trifluorotoluene	8.679	25.	20.947	83.79	-

C6 to C10 Area:694789.5 C6 to C10 Amount: 146.895
TPH Area:787105.9 TPH Amount: 173.1061

G:\org\PE1\dat\PE1012022_b\Review\062_LCS_0120PE162r_211208GLCS0120_62DoDB%.xls

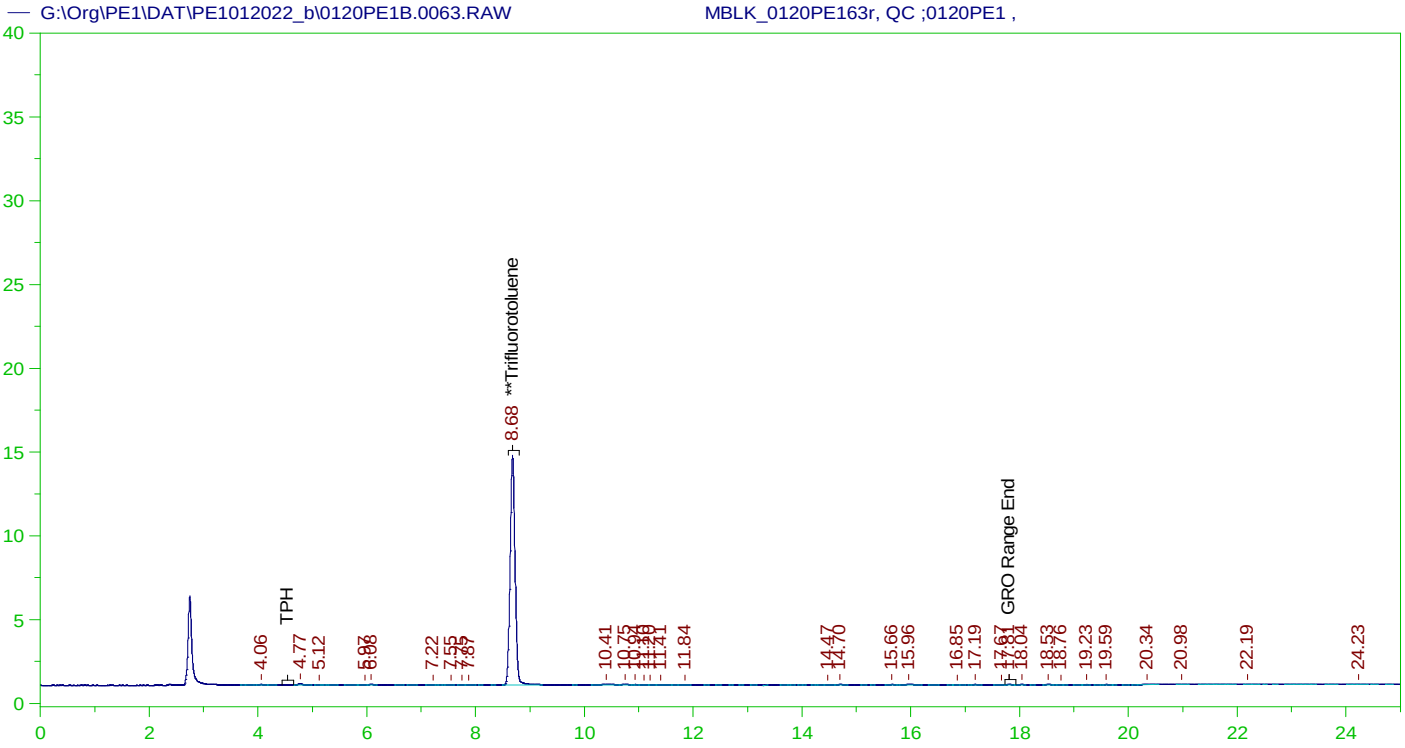

GASOLINE RANGE ORGANICS CHROMATOGRAM REPORT

Sample Name: MBLK_0120PE163r, QC ;0120PE1 ,
Raw File: G:\Org\PE1\DAT\PE1012022_b\0120PE1B.0063.RAW
Date & Time Acquired: 1/21/2022 8:00:03 PM
Method File: G:\Org\PE1\Methods\211208GRO_DoDB%.MET
Calibration File: G:\Org\PE1\Cals\211208GRO8015CB.CAL
Sample Weight: 5 Dilution: 1 S.A.: 1

Mean RF for C6 to C10: 945.9678
Mean RF for TPH: 909.3915
Rt range for Gasoline Range Organics: 4.45 to 17.93

SURROGATE COMPOUND	RT	ACTUAL	MEASURED	%REC	
**Trifluorotoluene	8.681	25.	18.542	74.17	-

C6 to C10 Area:5201.29 C6 to C10 Amount: 1.099676
TPH Area:6772.119 TPH Amount: 1.489374

G:\org\PE1\dat\PE1012022_b\Review\063_MBLK_0120PE163r_211208GRO_DoDB%.xls

ERH2430 (Trip Blank) 14733

G:\Org\PE1\DAT\PE1012022_b\0120PE1B.0064.RAW B22011135-003A ;0120PE1 , $HC-8015-GRO-W,

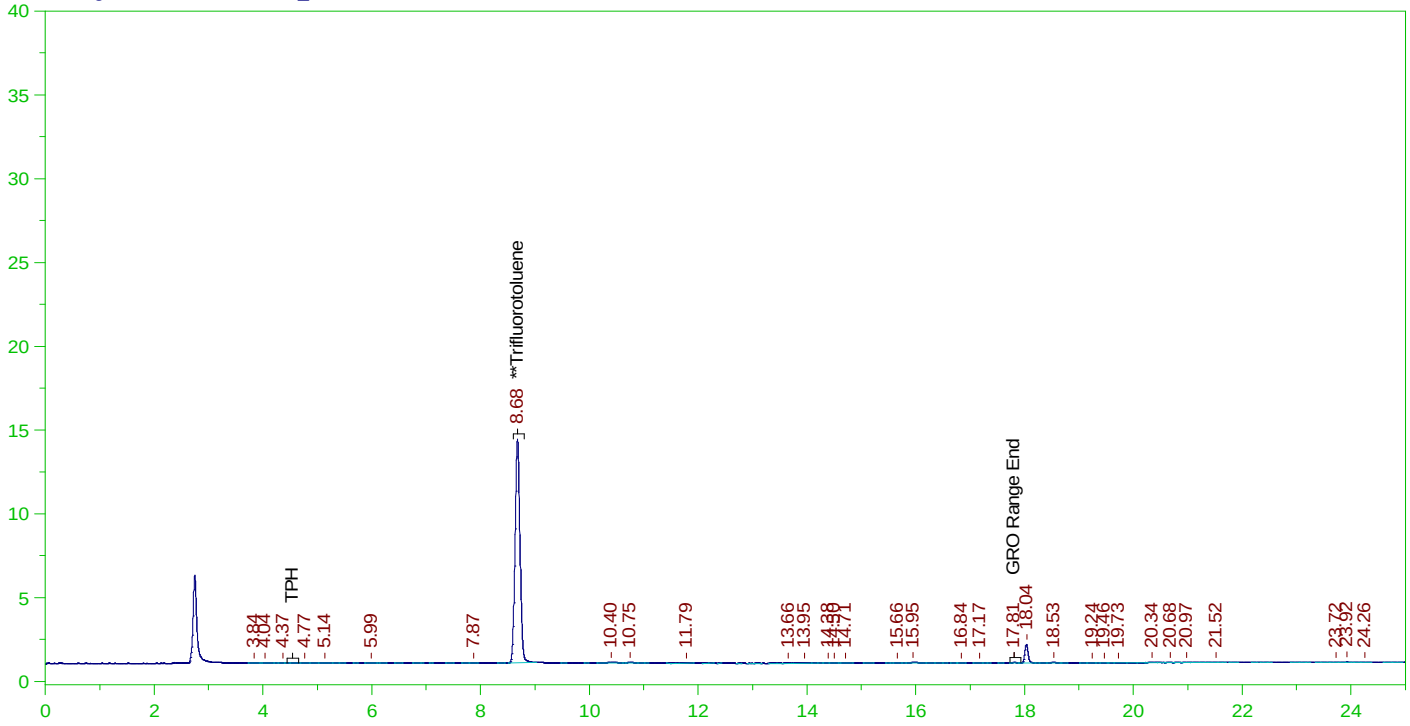

GASOLINE RANGE ORGANICS CHROMATOGRAM REPORT

Sample Name: B22011135-003A ;0120PE1 , $HC-8015-GRO-W,
Raw File: G:\Org\PE1\DAT\PE1012022_b\0120PE1B.0064.RAW
Date & Time Acquired: 1/21/2022 8:34:19 PM
Method File: G:\Org\PE1\Methods\211208GRO_DoDB%.MET
Calibration File: G:\Org\PE1\Cals\211208GRO8015CB.CAL
Sample Weight: 5 Dilution: 1 S.A.: 1

Mean RF for C6 to C10: 945.9678
Mean RF for TPH: 909.3915
Rt range for Gasoline Range Organics: 4.45 to 17.93

SURROGATE COMPOUND	RT	ACTUAL	MEASURED	%REC	
**Trifluorotoluene	8.68	25.	18.006	72.02	-

C6 to C10 Area:4001.179 C6 to C10 Amount: 0.8459441
TPH Area:10578.66 TPH Amount: 2.326536

G:\org\PE1\dat\PE1012022_b\Review\064_B22011135-003A_211208GRO_DoDB%.xls

ERH2426 (RHMW01R)

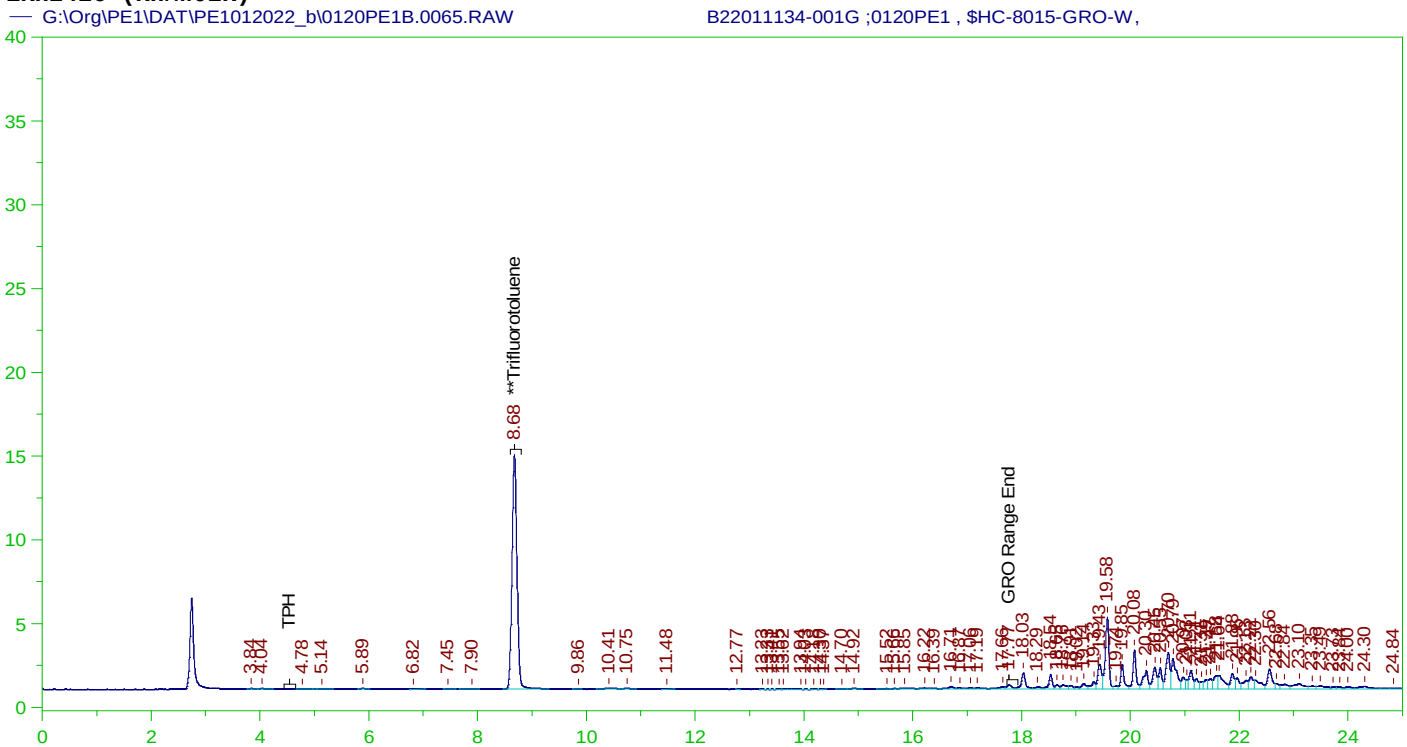

GASOLINE RANGE ORGANICS CHROMATOGRAM REPORT

Sample Name: B22011134-001G ;0120PE1 , $HC-8015-GRO-W,
Raw File: G:\Org\PE1\DAT\PE1012022_b\0120PE1B.0065.RAW
Date & Time Acquired: 1/21/2022 9:08:38 PM
Method File: G:\Org\PE1\Methods\211208G1134-1DoDB%.MET
Calibration File: G:\Org\PE1\Cals\211208GRO8015CB.CAL
Sample Weight: 5 Dilution: 1 S.A.: 1

Mean RF for C6 to C10: 945.9678
Mean RF for TPH: 909.3915
Rt range for Gasoline Range Organics: 4.45 to 17.93

SURROGATE COMPOUND	RT	ACTUAL	MEASURED	%REC	
**Trifluorotoluene	8.679	25.	19.032	76.13	-

C6 to C10 Area:11756.56 C6 to C10 Amount: 2.485615
TPH Area:192743.7 TPH Amount: 42.3896

G:\org\PE1\dat\PE1012022_b\Review\065_B22011134-001G_211208G1134-1DoDB%.xls

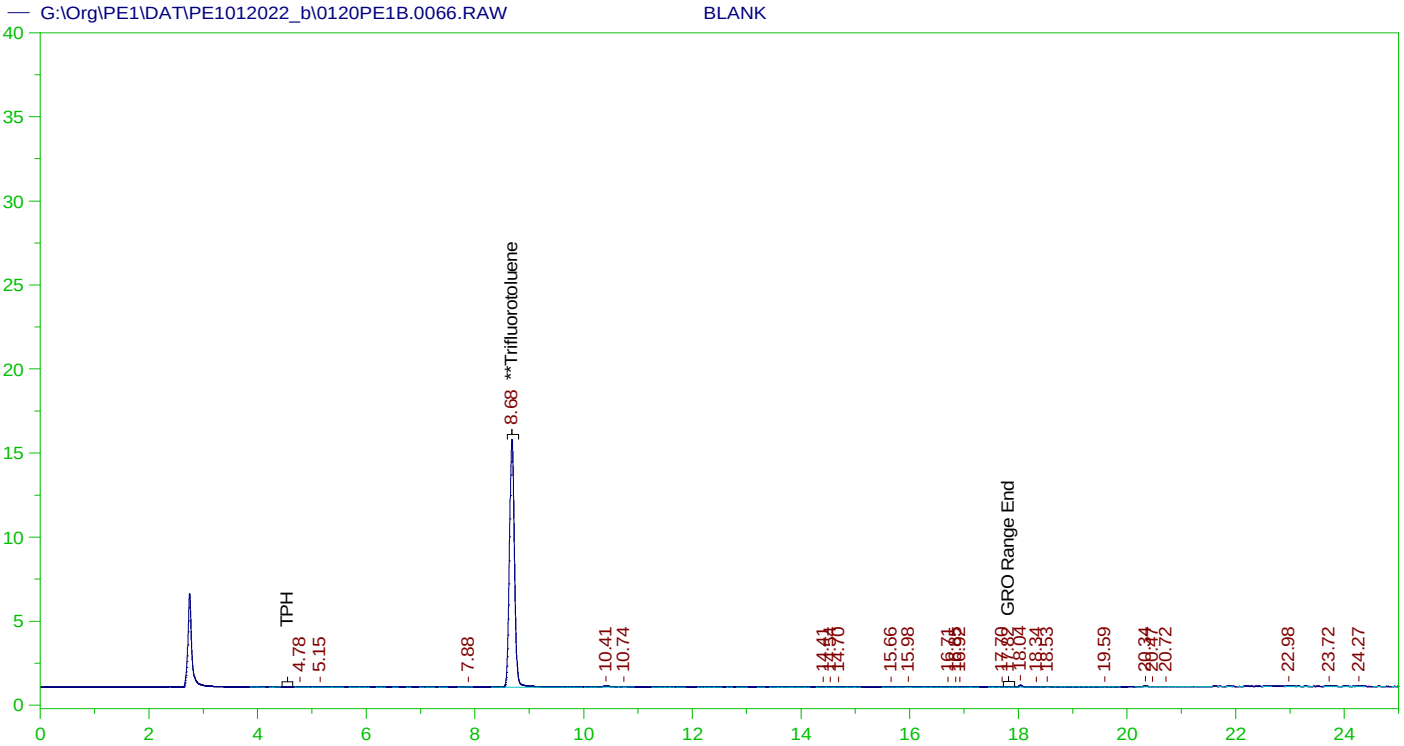

GASOLINE RANGE ORGANICS CHROMATOGRAM REPORT

Sample Name: BLANK
Raw File: G:\Org\PE1\DAT\PE1012022_b\0120PE1B.0066.RAW
Date & Time Acquired: 1/21/2022 9:42:54 PM
Method File: G:\Org\PE1\Methods\211208GRO_DoDB.MET
Calibration File: G:\Org\PE1\Cals\211208GRO8015CB.CAL
Sample Weight: 1 Dilution: 1 S.A.: 1

Mean RF for C6 to C10: 945.9678
Mean RF for TPH: 909.3915
Rt range for Gasoline Range Organics: 4.45 to 17.93

SURROGATE COMPOUND	RT	ACTUAL	MEASURED	%REC	
**Trifluorotoluene	8.681	125.	100.188	80.15	-

C6 to C10 Area:3512.797 C6 to C10 Amount: 3.713442
TPH Area:5722.362 TPH Amount: 6.292518

G:\org\PE1\dat\PE1012022_b\Review\066_BLANK_211208GRO_DoDB.xls

ERH2427 (RHMW01R)

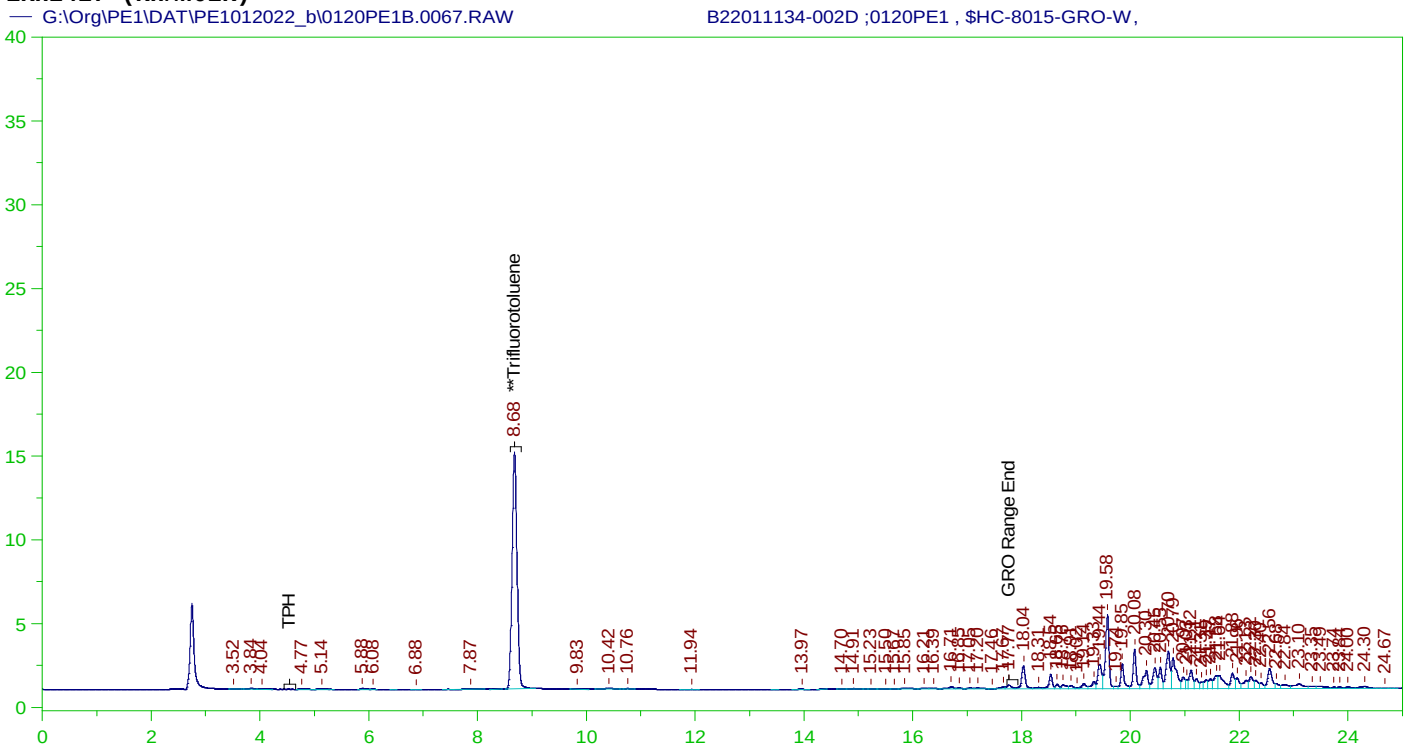

GASOLINE RANGE ORGANICS CHROMATOGRAM REPORT

Sample Name: B22011134-002D ;0120PE1 , $HC-8015-GRO-W,
Raw File: G:\Org\PE1\DAT\PE1012022_b\0120PE1B.0067.RAW
Date & Time Acquired: 1/21/2022 10:17:13 PM
Method File: G:\Org\PE1\Methods\211208G1134-2DoDB%.MET
Calibration File: G:\Org\PE1\Cals\211208GRO8015CB.CAL
Sample Weight: 5 Dilution: 1 S.A.: 1

Mean RF for C6 to C10: 945.9678
Mean RF for TPH: 909.3915
Rt range for Gasoline Range Organics: 4.45 to 17.93

SURROGATE COMPOUND	RT	ACTUAL	MEASURED	%REC	
**Trifluorotoluene	8.68	25.	19.096	76.38	-

C6 to C10 Area:10055.91 C6 to C10 Amount: 2.126058
TPH Area:188211.2 TPH Amount: 41.39277

G:\org\PE1\dat\PE1012022_b\Review\067_B22011134-002D_211208G1134-2DoDB%.xls

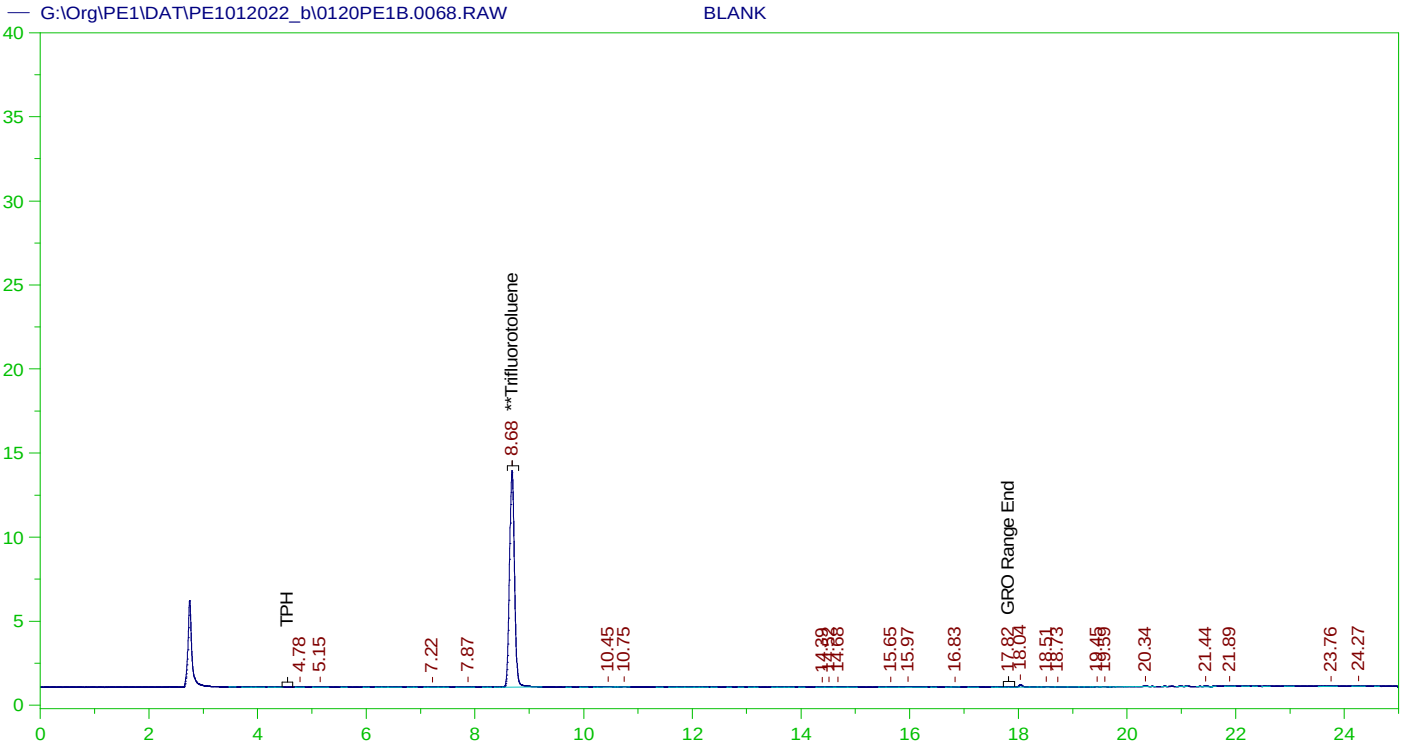

GASOLINE RANGE ORGANICS CHROMATOGRAM REPORT

Sample Name: BLANK
Raw File: G:\Org\PE1\DAT\PE1012022_b\0120PE1B.0068.RAW
Date & Time Acquired: 1/21/2022 10:51:34 PM
Method File: G:\Org\PE1\Methods\211208GRO_DoDB.MET
Calibration File: G:\Org\PE1\Cals\211208GRO8015CB.CAL
Sample Weight: 1 Dilution: 1 S.A.: 1

Mean RF for C6 to C10: 945.9678
Mean RF for TPH: 909.3915
Rt range for Gasoline Range Organics: 4.45 to 17.93

SURROGATE COMPOUND	RT	ACTUAL	MEASURED	%REC	
**Trifluorotoluene	8.682	125.	87.26	69.81	-

C6 to C10 Area:2852.39 C6 to C10 Amount: 3.015314
TPH Area:5340.645 TPH Amount: 5.872767

G:\org\PE1\dat\PE1012022_b\Review\068_BLANK_211208GRO_DoDB.xls

ERH2431 (RHMW03)

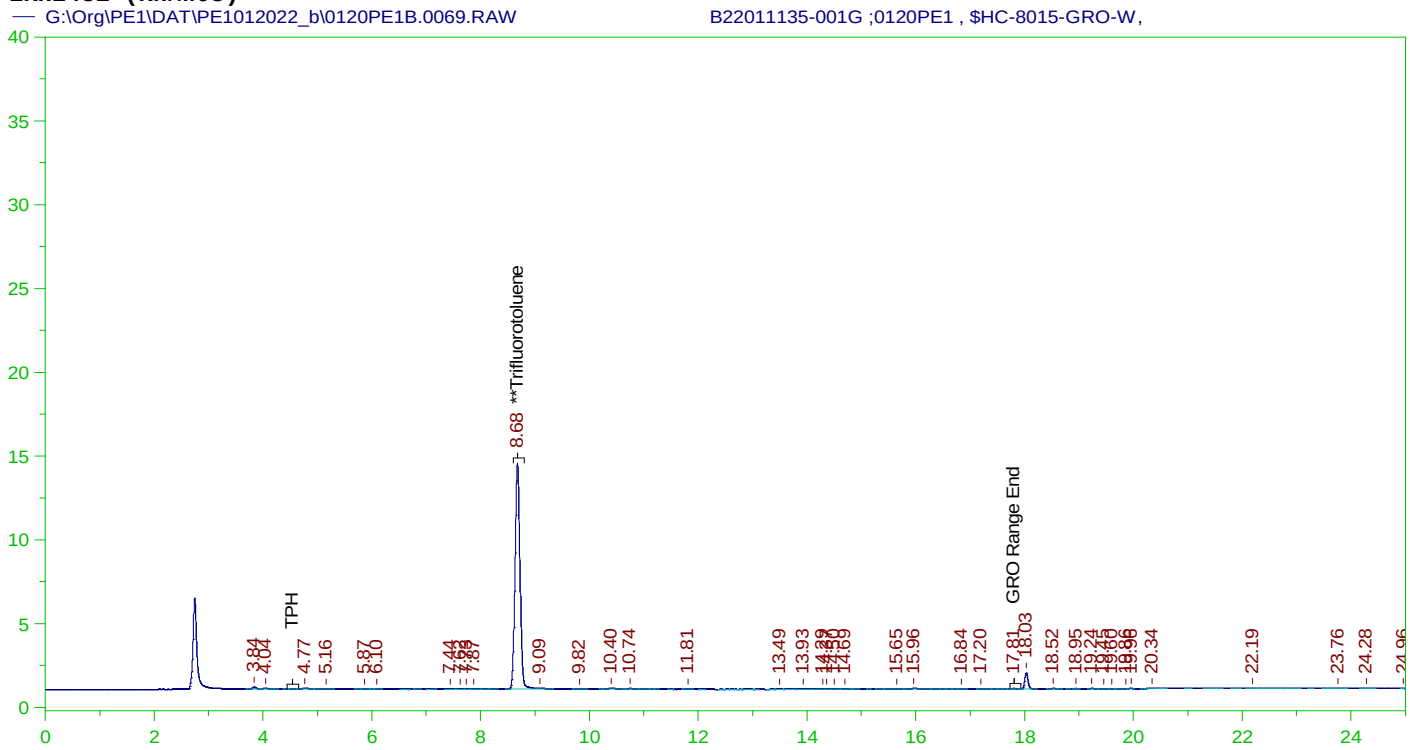

GASOLINE RANGE ORGANICS CHROMATOGRAM REPORT

Sample Name: B22011135-001G ;0120PE1 , $HC-8015-GRO-W,
Raw File: G:\Org\PE1\DAT\PE1012022_b\0120PE1B.0069.RAW
Date & Time Acquired: 1/21/2022 11:25:57 PM
Method File: G:\Org\PE1\Methods\211208GRO_DoDB%.MET
Calibration File: G:\Org\PE1\Cals\211208GRO8015CB.CAL
Sample Weight: 5 Dilution: 1 S.A.: 1

Mean RF for C6 to C10: 945.9678
Mean RF for TPH: 909.3915
Rt range for Gasoline Range Organics: 4.45 to 17.93

SURROGATE COMPOUND	RT	ACTUAL	MEASURED	%REC	
**Trifluorotoluene	8.679	25.	18.281	73.12	-

C6 to C10 Area:5064.617 C6 to C10 Amount: 1.07078
TPH Area:11748.3 TPH Amount: 2.583772

G:\org\PE1\dat\PE1012022_b\Review\069_B22011135-001G_211208GRO_DoDB%.xls

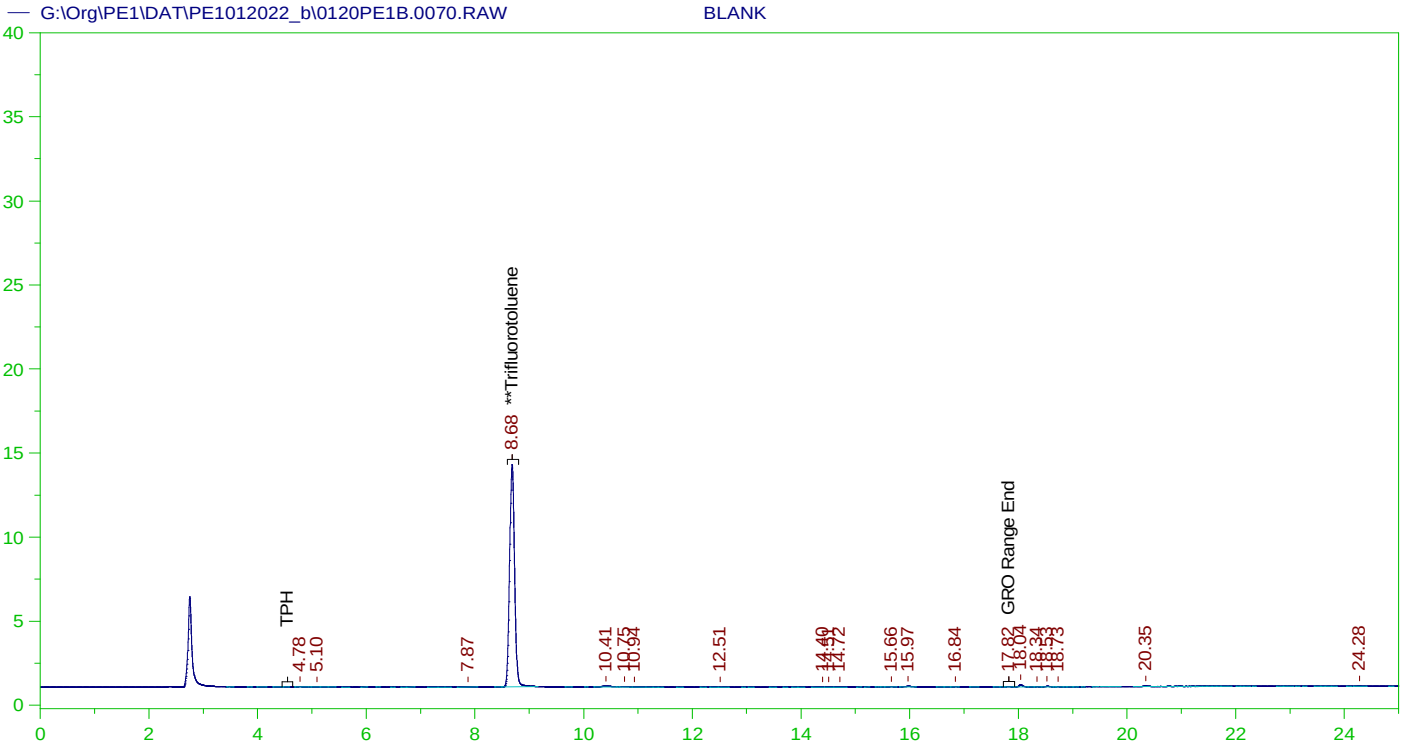

GASOLINE RANGE ORGANICS CHROMATOGRAM REPORT

Sample Name: BLANK
Raw File: G:\Org\PE1\DAT\PE1012022_b\0120PE1B.0070.RAW
Date & Time Acquired: 1/22/2022 12:00:19 AM
Method File: G:\Org\PE1\Methods\211208GRO_DoDB.MET
Calibration File: G:\Org\PE1\Cals\211208GRO8015CB.CAL
Sample Weight: 1 Dilution: 1 S.A.: 1

Mean RF for C6 to C10: 945.9678
Mean RF for TPH: 909.3915
Rt range for Gasoline Range Organics: 4.45 to 17.93

SURROGATE COMPOUND	RT	ACTUAL	MEASURED	%REC	
**Trifluorotoluene	8.683	125.	89.429	71.54	-

C6 to C10 Area:3275.514 C6 to C10 Amount: 3.462606
TPH Area:5372.339 TPH Amount: 5.907619

G:\org\PE1\dat\PE1012022_b\Review\070_BLANK_211208GRO_DoDB.xls

ERH2429 (RHMW02)

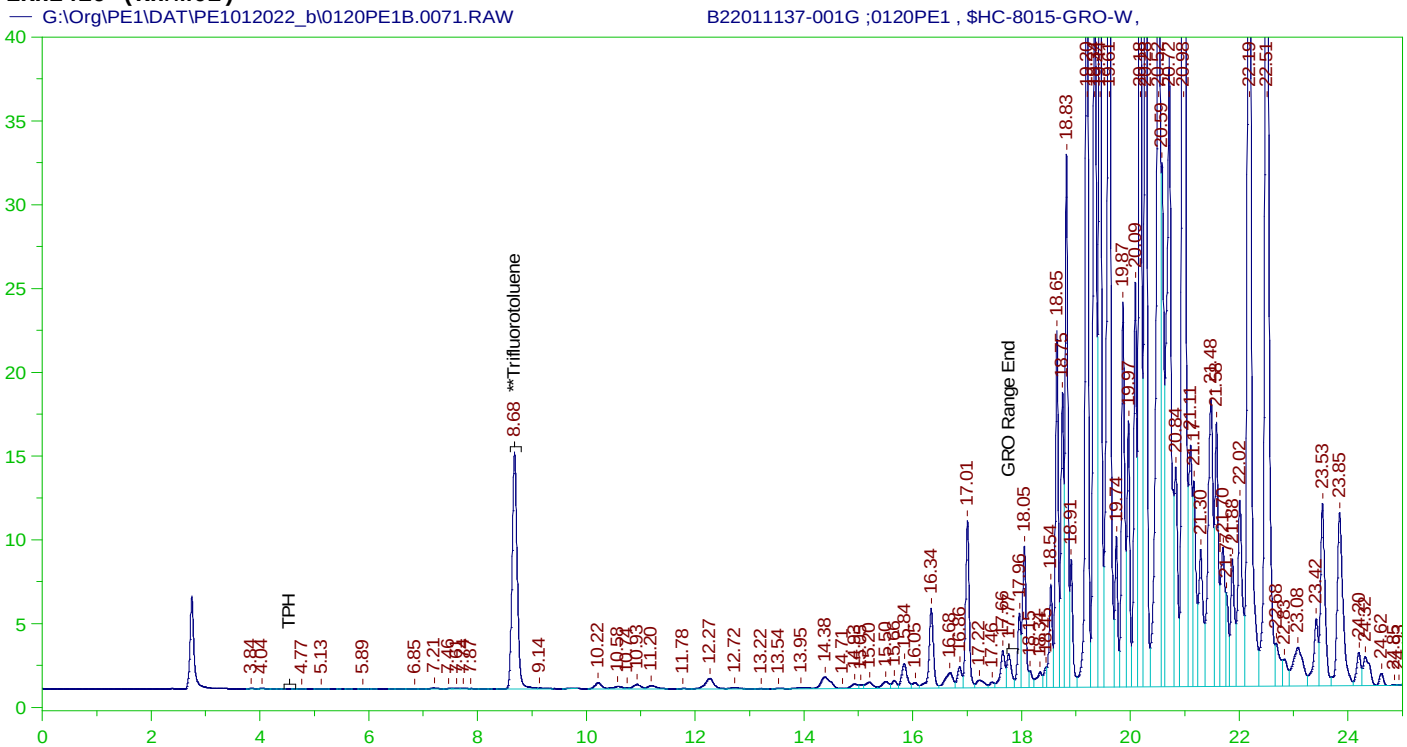

GASOLINE RANGE ORGANICS CHROMATOGRAM REPORT

Sample Name: B22011137-001G ;0120PE1 , $HC-8015-GRO-W,
Raw File: G:\Org\PE1\DAT\PE1012022_b\0120PE1B.0071.RAW
Date & Time Acquired: 1/22/2022 12:34:42 AM
Method File: G:\Org\PE1\Methods\211208G1137-1DoDB%.MET
Calibration File: G:\Org\PE1\Cals\211208GRO8015CB.CAL
Sample Weight: 5 Dilution: 1 S.A.: 1

Mean RF for C6 to C10: 945.9678
Mean RF for TPH: 909.3915
Rt range for Gasoline Range Organics: 4.45 to 17.93

SURROGATE COMPOUND	RT	ACTUAL	MEASURED	%REC	
**Trifluorotoluene	8.681	25.	19.709	78.84	-

C6 to C10 Area:179345.6 C6 to C10 Amount: 37.91792
TPH Area:5157643 TPH Amount: 1134.306

G:\org\PE1\dat\PE1012022_b\Review\071_B22011137-001G_211208G1137-1DoDB%.xls

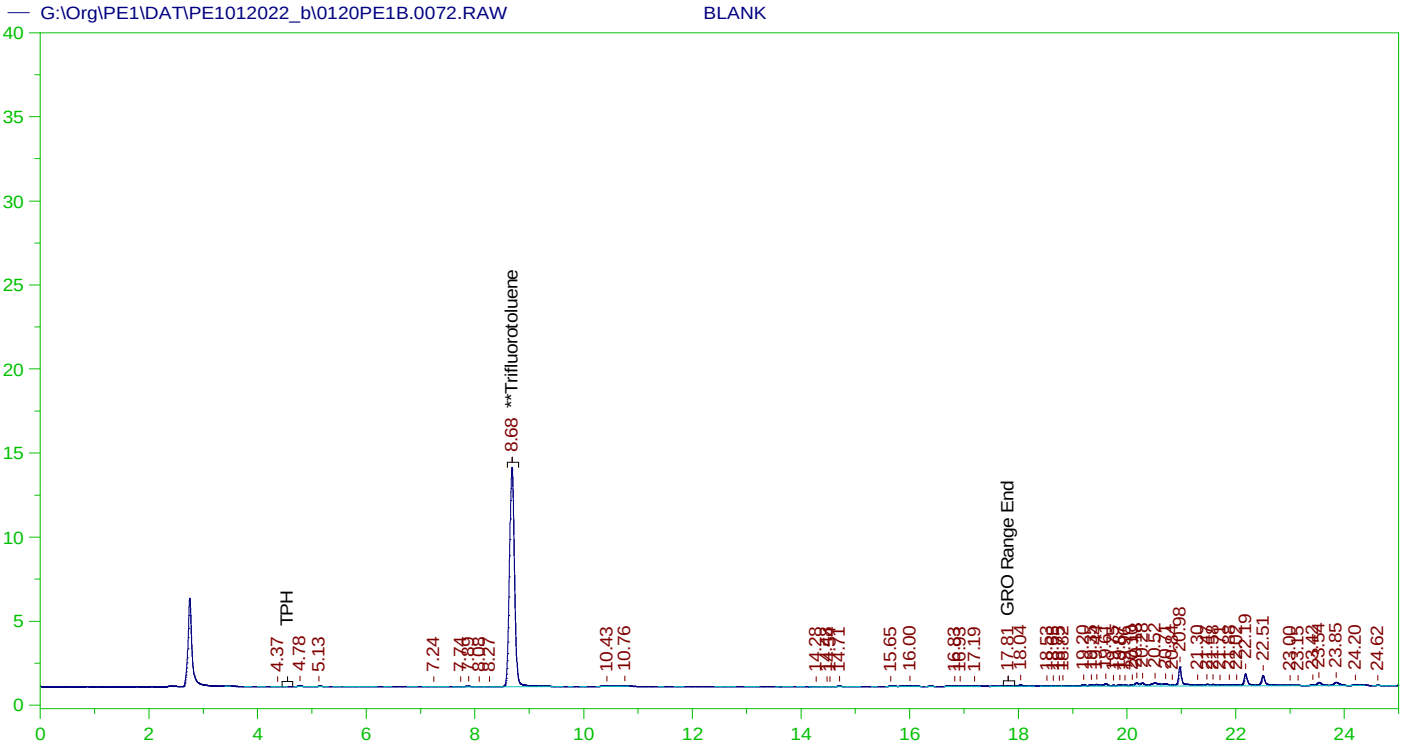

GASOLINE RANGE ORGANICS CHROMATOGRAM REPORT
Sample Name: BLANK
Raw File: G:\Org\PE1\DAT\PE1012022_b\0120PE1B.0072.RAW
Date & Time Acquired: 1/22/2022 1:08:57 AM
Method File: G:\Org\PE1\Methods\211208GRO_DoDB.MET
Calibration File: G:\Org\PE1\Cals\211208GRO8015CB.CAL
Sample Weight: 1 Dilution: 1 S.A.: 1

Mean RF for C6 to C10: 945.9678
Mean RF for TPH: 909.3915
Rt range for Gasoline Range Organics: 4.45 to 17.93

SURROGATE COMPOUND	RT	ACTUAL	MEASURED	%REC	
**Trifluorotoluene	8.681	125.	88.979	71.18	-

C6 to C10 Area:3051.354 C6 to C10 Amount: 3.225642
TPH Area:31753.23 TPH Amount: 34.91701

G:\org\PE1\dat\PE1012022_b\Review\072_BLANK_211208GRO_DoDB.xls

ERH2464 (RHMWW08)

G:\Org\PE1\DAT\PE1012022_b\0120PE1B.0073.RAW B22011214-001G ;0120PE1 , $HC-8015-GRO-W,

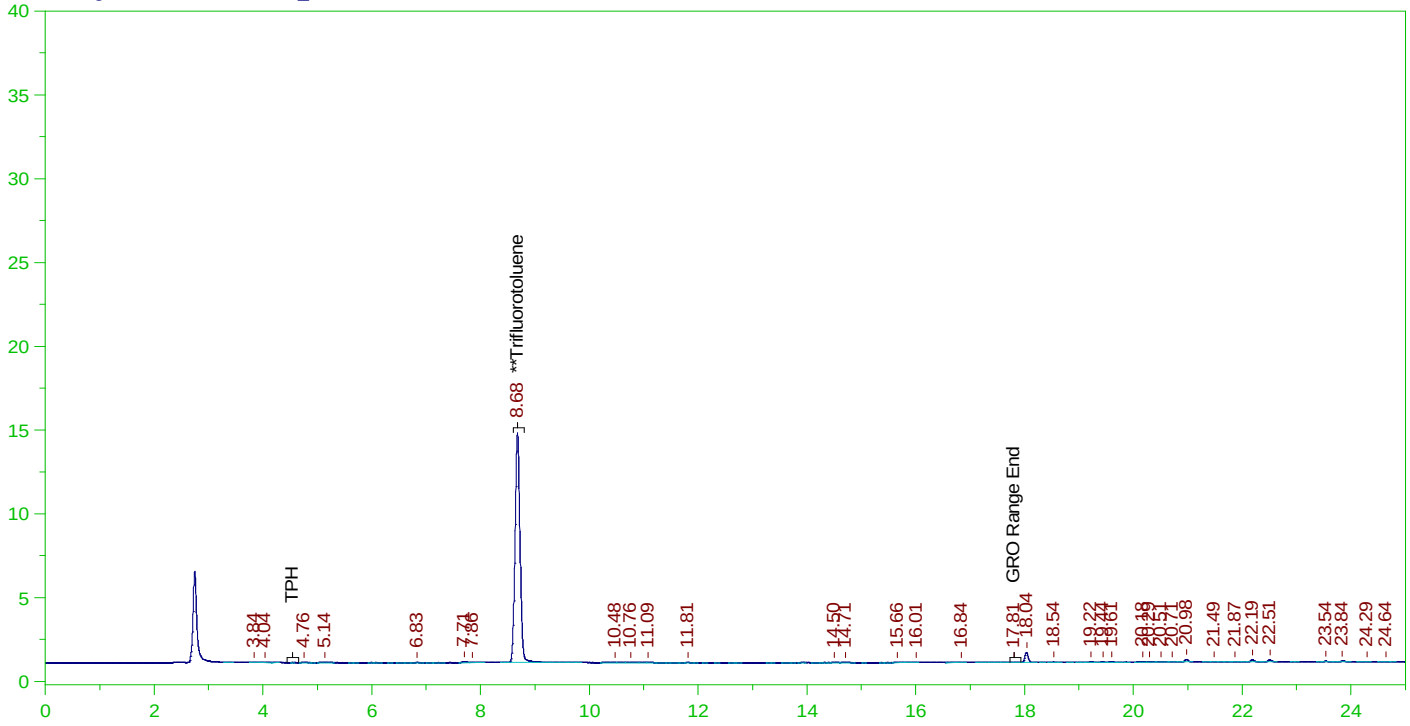

GASOLINE RANGE ORGANICS CHROMATOGRAM REPORT

Sample Name: B22011214-001G ;0120PE1 , $HC-8015-GRO-W,
Raw File: G:\Org\PE1\DAT\PE1012022_b\0120PE1B.0073.RAW
Date & Time Acquired: 1/22/2022 1:43:14 AM
Method File: G:\Org\PE1\Methods\211208GRO_DoDB%.MET
Calibration File: G:\Org\PE1\Cals\211208GRO8015CB.CAL
Sample Weight: 5 Dilution: 1 S.A.: 1

Mean RF for C6 to C10: 945.9678
Mean RF for TPH: 909.3915
Rt range for Gasoline Range Organics: 4.45 to 17.93

SURROGATE COMPOUND	RT	ACTUAL	MEASURED	%REC	
**Trifluorotoluene	8.68	25.	18.686	74.74	-

C6 to C10 Area:3148 C6 to C10 Amount: 0.6655618
TPH Area:10194.4 TPH Amount: 2.242026

G:\org\PE1\dat\PE1012022_b\Review\073_B22011214-001G_211208GRO_DoDB%.xls

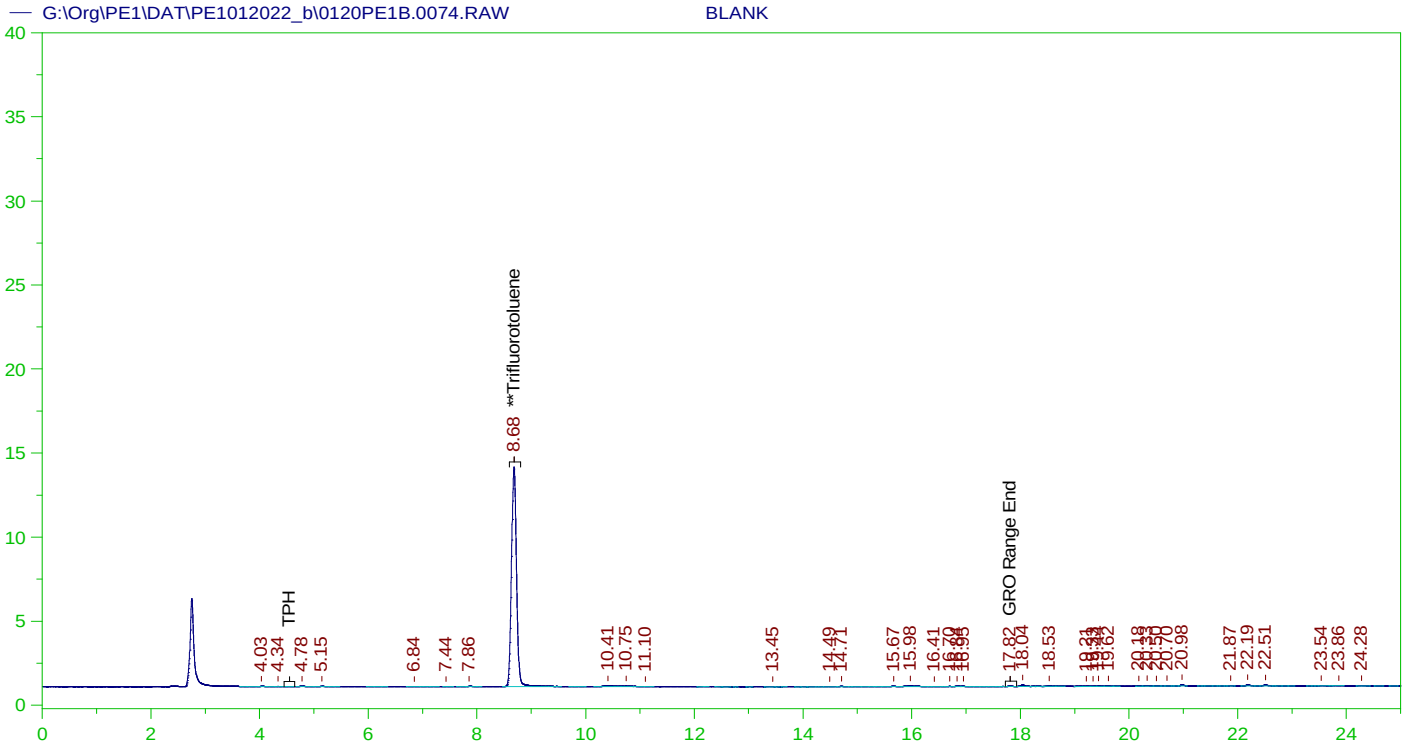

GASOLINE RANGE ORGANICS CHROMATOGRAM REPORT

Sample Name: BLANK
Raw File: G:\Org\PE1\DAT\PE1012022_b\0120PE1B.0074.RAW
Date & Time Acquired: 1/22/2022 2:17:30 AM
Method File: G:\Org\PE1\Methods\211208GRO_DoDB.MET
Calibration File: G:\Org\PE1\Cals\211208GRO8015CB.CAL
Sample Weight: 1 Dilution: 1 S.A.: 1

Mean RF for C6 to C10: 945.9678
Mean RF for TPH: 909.3915
Rt range for Gasoline Range Organics: 4.45 to 17.93

SURROGATE COMPOUND	RT	ACTUAL	MEASURED	%REC	
**Trifluorotoluene	8.682	125.	89.141	71.31	-

C6 to C10 Area:3873.749 C6 to C10 Amount: 4.095012
TPH Area:7024.901 TPH Amount: 7.724837

G:\org\PE1\dat\PE1012022_b\Review\074_BLANK_211208GRO_DoDB.xls

ERH2468 (RHMW06)

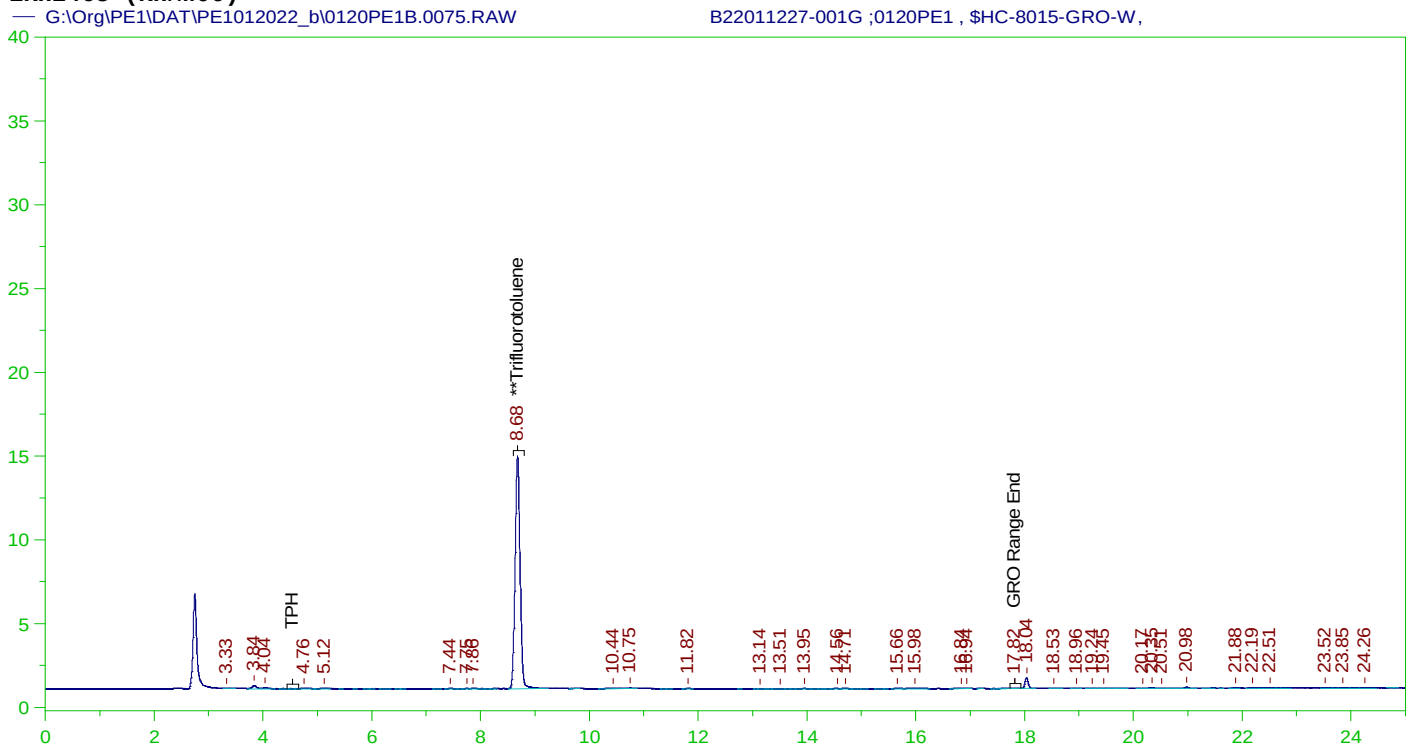

GASOLINE RANGE ORGANICS CHROMATOGRAM REPORT

Sample Name: B22011227-001G ;0120PE1 , $HC-8015-GRO-W,
Raw File: G:\Org\PE1\DAT\PE1012022_b\0120PE1B.0075.RAW
Date & Time Acquired: 1/22/2022 2:51:47 AM
Method File: G:\Org\PE1\Methods\211208GRO_DoDB%.MET
Calibration File: G:\Org\PE1\Cals\211208GRO8015CB.CAL
Sample Weight: 5 Dilution: 1 S.A.: 1

Mean RF for C6 to C10: 945.9678
Mean RF for TPH: 909.3915
Rt range for Gasoline Range Organics: 4.45 to 17.93

SURROGATE COMPOUND	RT	ACTUAL	MEASURED	%REC	
**Trifluorotoluene	8.681	25.	18.871	75.49	-

C6 to C10 Area:3281.19 C6 to C10 Amount: 0.6937214
TPH Area:9358.228 TPH Amount: 2.05813

G:\org\PE1\dat\PE1012022_b\Review\075_B22011227-001G_211208GRO_DoDB%.xls

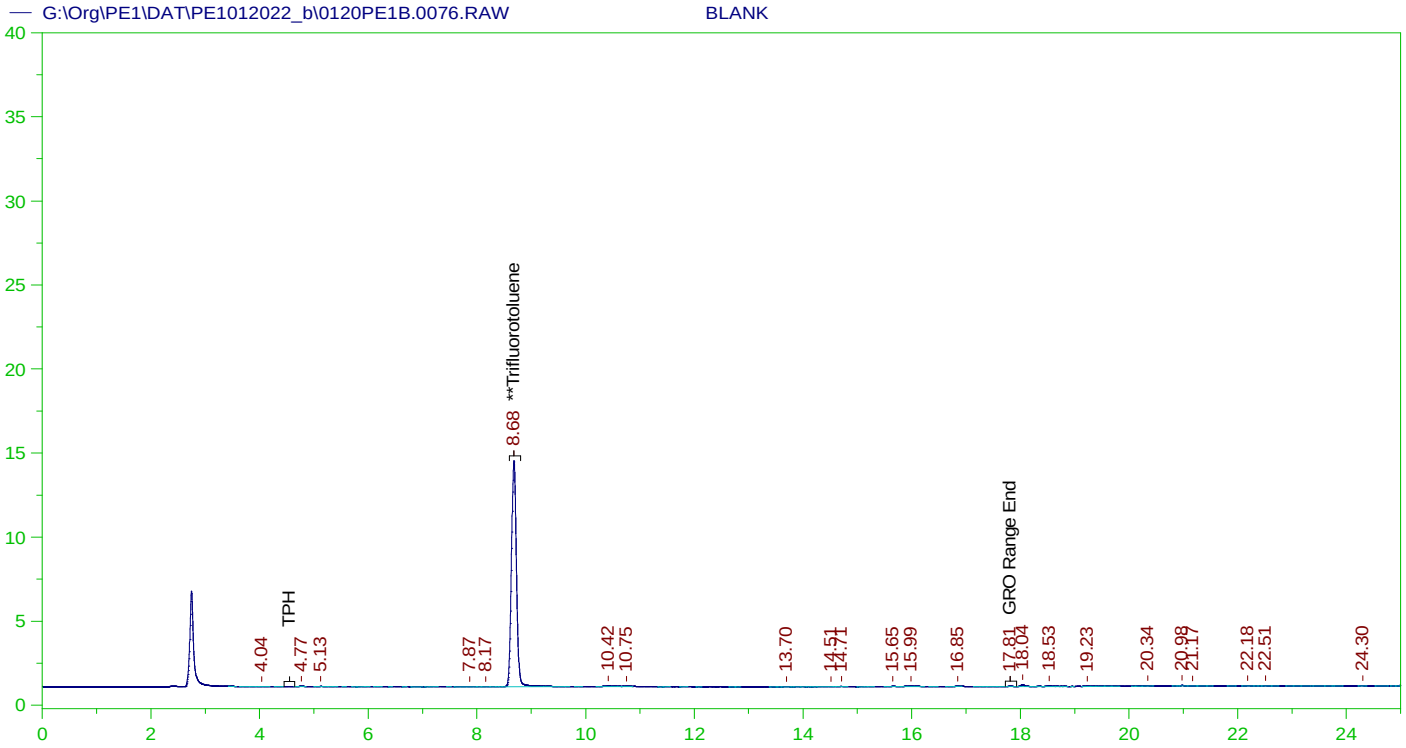

GASOLINE RANGE ORGANICS CHROMATOGRAM REPORT

Sample Name: BLANK
Raw File: G:\Org\PE1\DAT\PE1012022_b\0120PE1B.0076.RAW
Date & Time Acquired: 1/22/2022 3:26:03 AM
Method File: G:\Org\PE1\Methods\211208GRO_DoDB.MET
Calibration File: G:\Org\PE1\Cals\211208GRO8015CB.CAL
Sample Weight: 1 Dilution: 1 S.A.: 1

Mean RF for C6 to C10: 945.9678
Mean RF for TPH: 909.3915
Rt range for Gasoline Range Organics: 4.45 to 17.93

SURROGATE COMPOUND	RT	ACTUAL	MEASURED	%REC	
**Trifluorotoluene	8.681	125.	91.615	73.29	-

C6 to C10 Area:2844.317 C6 to C10 Amount: 3.00678
TPH Area:5142.154 TPH Amount: 5.6545

G:\org\PE1\dat\PE1012022_b\Review\076_BLANK_211208GRO_DoDB.xls

ERH2424 (RHMW14 Zone3)

G:\Org\PE1\DAT\PE1012022_b\0120PE1B.0077.RAW B22011228-001G ;0120PE1 , $HC-8015-GRO-W,

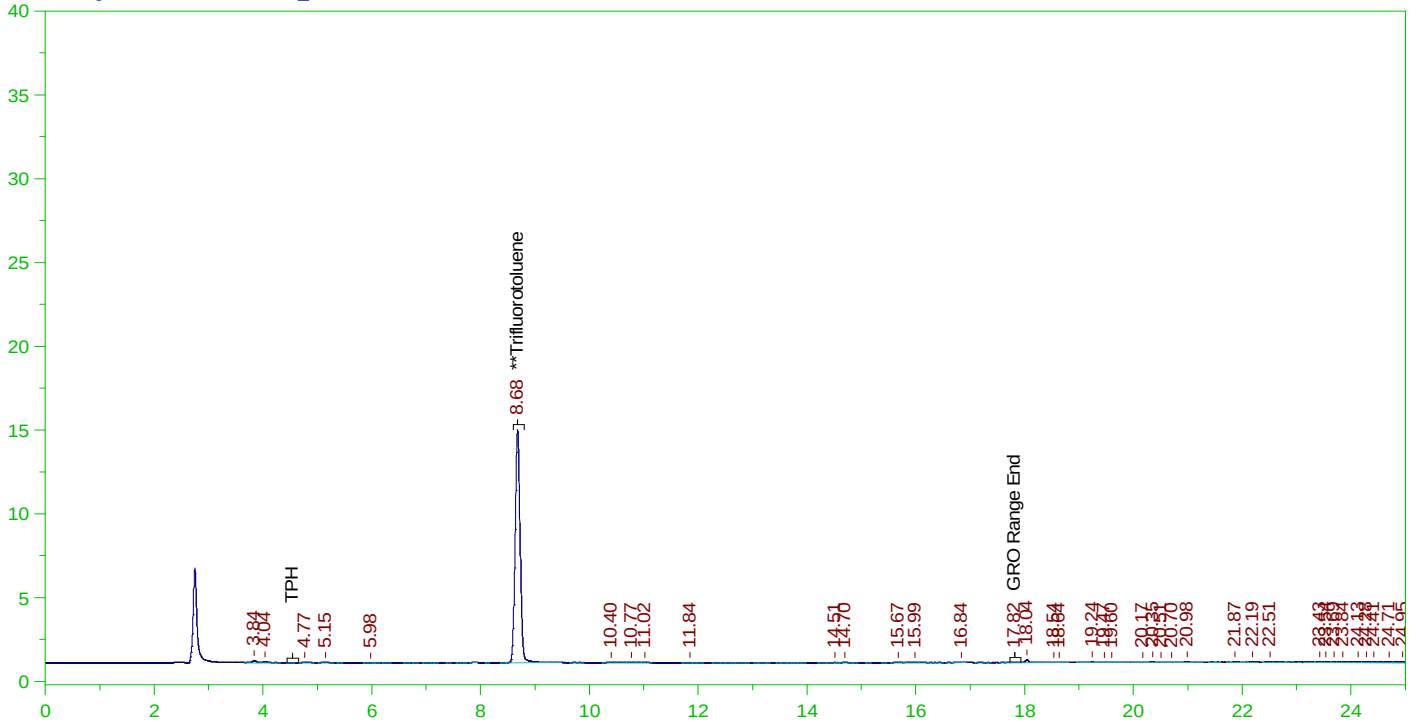

GASOLINE RANGE ORGANICS CHROMATOGRAM REPORT

Sample Name: B22011228-001G ;0120PE1 , $HC-8015-GRO-W,
Raw File: G:\Org\PE1\DAT\PE1012022_b\0120PE1B.0077.RAW
Date & Time Acquired: 1/22/2022 4:00:23 AM
Method File: G:\Org\PE1\Methods\211208GRO_DoDB%.MET
Calibration File: G:\Org\PE1\Cals\211208GRO8015CB.CAL
Sample Weight: 5 Dilution: 1 S.A.: 1

Mean RF for C6 to C10: 945.9678
Mean RF for TPH: 909.3915
Rt range for Gasoline Range Organics: 4.45 to 17.93

SURROGATE COMPOUND	RT	ACTUAL	MEASURED	%REC	
**Trifluorotoluene	8.682	25.	18.935	75.74	-

C6 to C10 Area:3002.852 C6 to C10 Amount: 0.634874
TPH Area:9021.959 TPH Amount: 1.984175

G:\org\PE1\dat\PE1012022_b\Review\077_B22011228-001G_211208GRO_DoDB%.xls

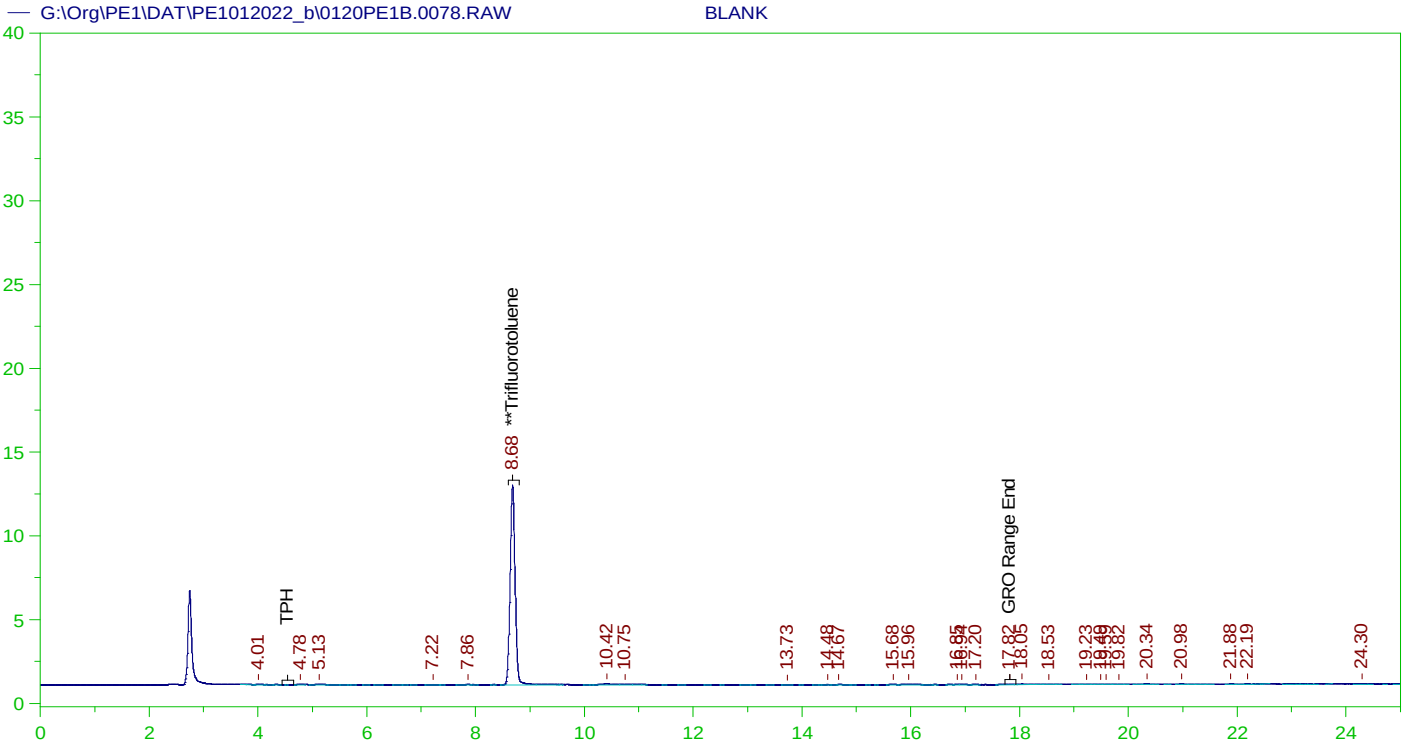

GASOLINE RANGE ORGANICS CHROMATOGRAM REPORT

Sample Name: BLANK
Raw File: G:\Org\PE1\DAT\PE1012022_b\0120PE1B.0078.RAW
Date & Time Acquired: 1/22/2022 4:34:39 AM
Method File: G:\Org\PE1\Methods\211208GRO_DoDB%.MET
Calibration File: G:\Org\PE1\Cals\211208GRO8015CB.CAL
Sample Weight: 1 Dilution: 1 S.A.: 1

Mean RF for C6 to C10: 945.9678
Mean RF for TPH: 909.3915
Rt range for Gasoline Range Organics: 4.45 to 17.93

SURROGATE COMPOUND	RT	ACTUAL	MEASURED	%REC	
**Trifluorotoluene	8.681	125.	80.912	64.73	-

C6 to C10 Area:3479.693 C6 to C10 Amount: 3.678447
TPH Area:5347.856 TPH Amount: 5.880698

G:\org\PE1\dat\PE1012022_b\Review\078_BLANK_211208GRO_DoDB%.xls

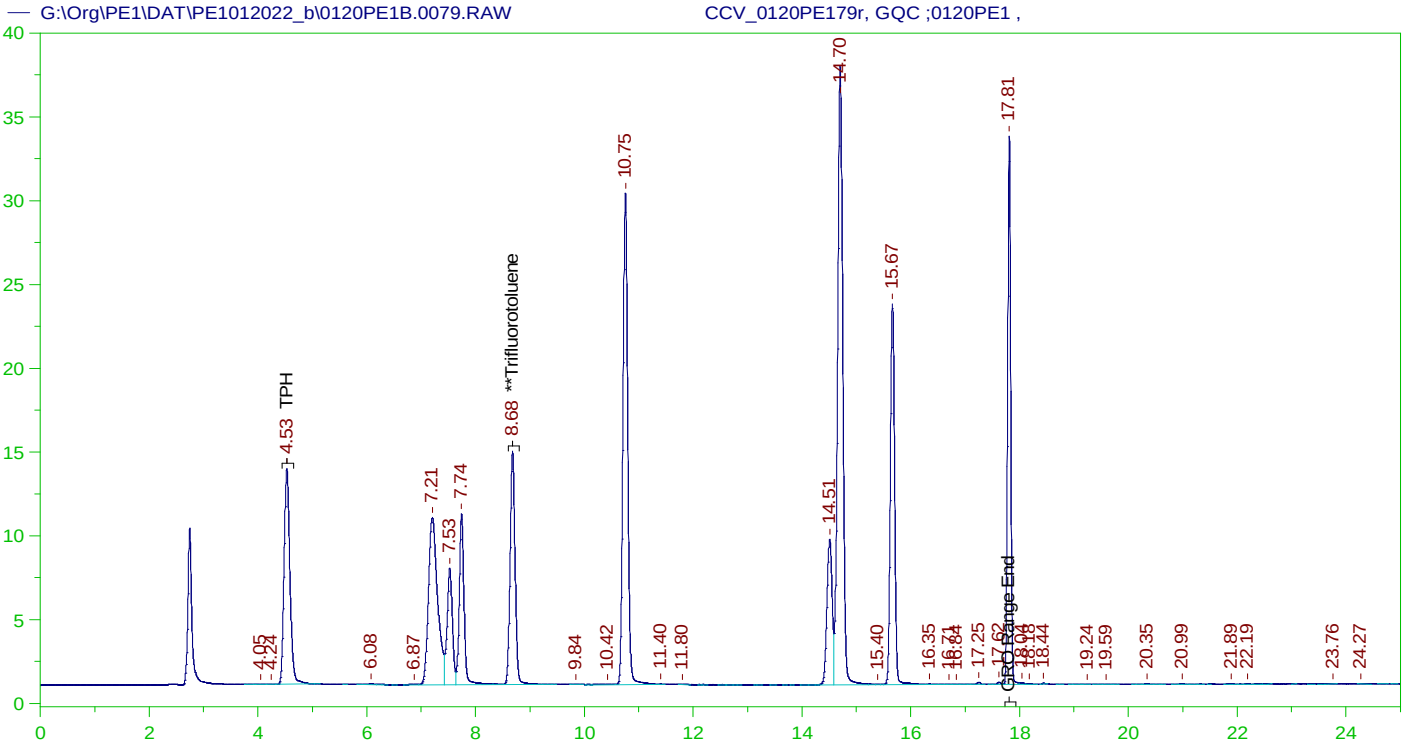

GASOLINE RANGE ORGANICS CHROMATOGRAM REPORT

Sample Name: CCV_0120PE179r, GQC ;0120PE1 ,
Raw File: G:\Org\PE1\DAT\PE1012022_b\0120PE1B.0079.RAW
Date & Time Acquired: 1/22/2022 5:09:00 AM
Method File: G:\Org\PE1\Methods\211208GRO_DoDB%.MET
Calibration File: G:\Org\PE1\Cals\211208GRO8015CB.CAL
Sample Weight: 1 Dilution: 1 S.A.: 1

Mean RF for C6 to C10: 945.9678
Mean RF for TPH: 909.3915
Rt range for Gasoline Range Organics: 4.45 to 17.93

SURROGATE COMPOUND	RT	ACTUAL	MEASURED	%REC	
**Trifluorotoluene	8.68	125.	95.205	76.16	-

C6 to C10 Area:1063098 C6 to C10 Amount: 1123.821
TPH Area:1065484 TPH Amount: 1171.645

CONTINUING CALIBRATION REPORT: G:\Org\PE1\DAT\PE1012022_b\0120PE1B.0079.RAW

COMPOUND	ACTUAL(NG)	MEASURED(NG)	%RECOVERY	LIMITS
C6 to C10	840.	1123.82	133.79	85-115
TPH	1000.	1171.65	117.16	85-115

SURROGATE COMPOUND	RT	ACTUAL	MEASURED	%REC	LIMITS
**Trifluorotoluene	8.68	125.	95.205	76.16	85-115

G:\org\PE1\dat\PE1012022_b\Review\079_CCV_0120PE179r_211208GRO_DoDB%.xls

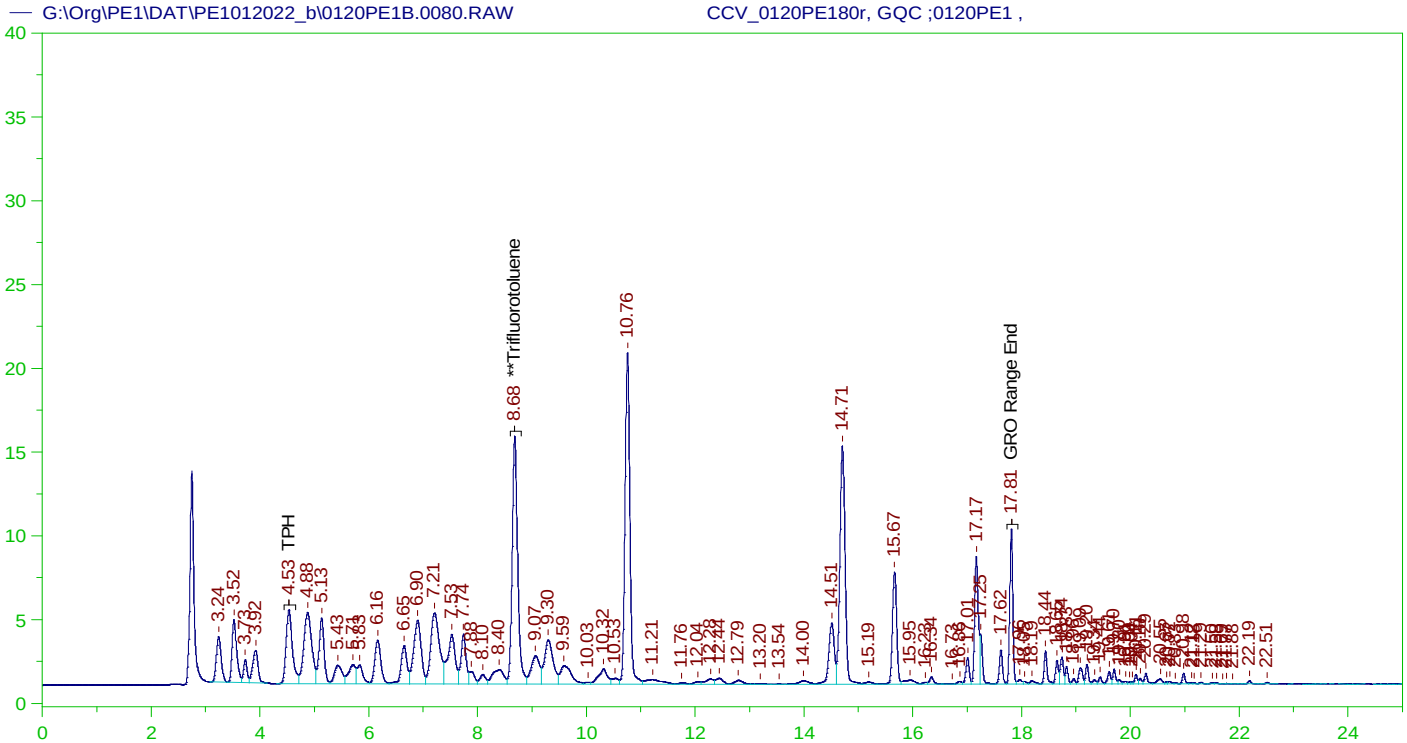

GASOLINE RANGE ORGANICS CHROMATOGRAM REPORT
Sample Name: CCV_0120PE180r, GQC ;0120PE1 ,
Raw File: G:\Org\PE1\DAT\PE1012022_b\0120PE1B.0080.RAW
Date & Time Acquired: 1/22/2022 5:43:20 AM
Method File: G:\Org\PE1\Methods\211208GCCV0120_80DoDB%.MET
Calibration File: G:\Org\PE1\Cals\211208GRO8015CB.CAL
Sample Weight: 1 Dilution: 1 S.A.: 1

Mean RF for C6 to C10: 945.9678
Mean RF for TPH: 909.3915
Rt range for Gasoline Range Organics: 4.45 to 17.93

SURROGATE COMPOUND	RT	ACTUAL	MEASURED	%REC	
**Trifluorotoluene	8.684	125.	110.91	88.73	-

C6 to C10 Area:825022.4 C6 to C10 Amount: 872.1464
TPH Area:952401.6 TPH Amount: 1047.296

CONTINUING CALIBRATION REPORT: G:\Org\PE1\DAT\PE1012022_b\0120PE1B.0080.RAW

COMPOUND	ACTUAL(NG)	MEASURED(NG)	%RECOVERY	LIMITS
C6 to C10	840.	872.15	103.83	85-115
TPH	1000.	1047.3	104.73	85-115

SURROGATE COMPOUND	RT	ACTUAL	MEASURED	%REC	LIMITS
**Trifluorotoluene	8.684	125.	110.91	88.73	85-115

G:\org\PE1\dat\PE1012022_b\Review\080_CCV_0120PE180r_211208GCCV0120_80DoDB%.xls

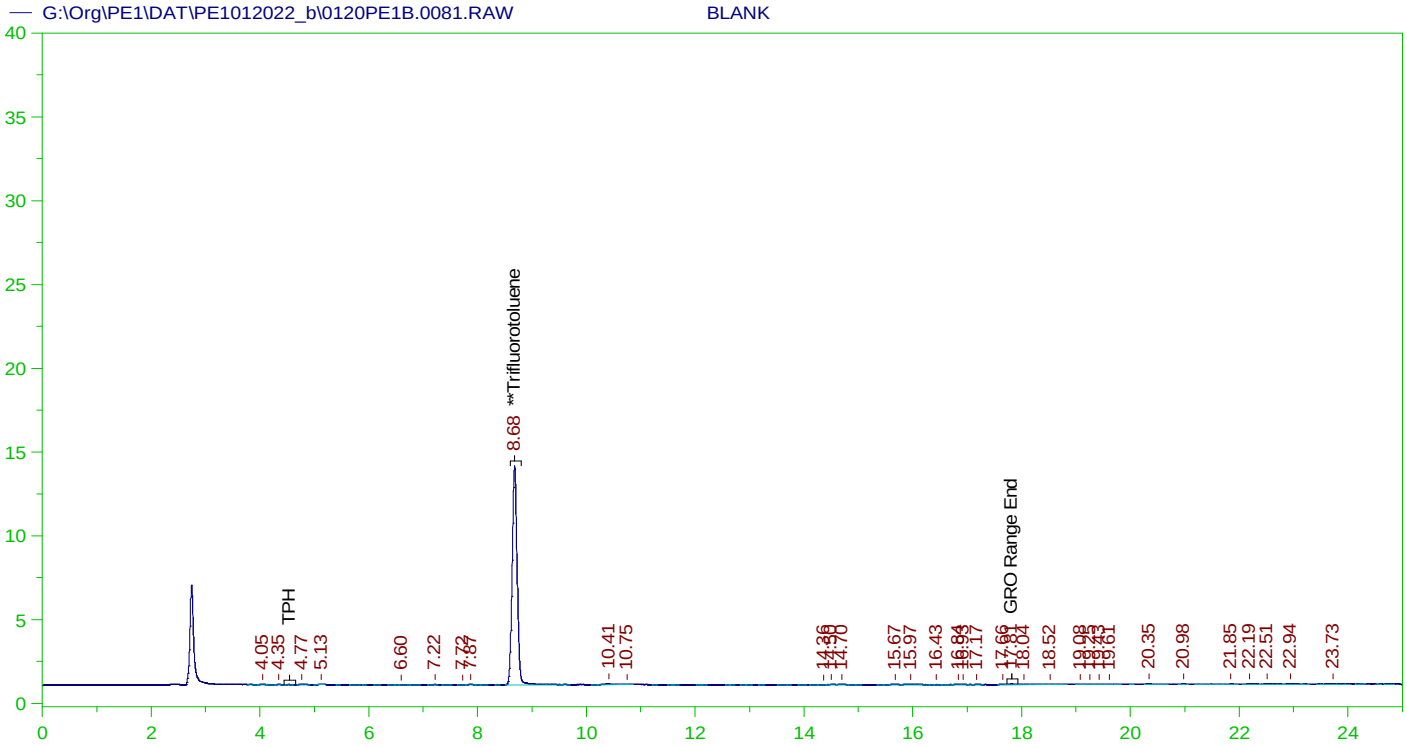

GASOLINE RANGE ORGANICS CHROMATOGRAM REPORT

Sample Name: BLANK
Raw File: G:\Org\PE1\DAT\PE1012022_b\0120PE1B.0081.RAW
Date & Time Acquired: 1/22/2022 6:17:42 AM
Method File: G:\Org\PE1\Methods\211208GRO_DoDB%.MET
Calibration File: G:\Org\PE1\Cals\211208GRO8015CB.CAL
Sample Weight: 1 Dilution: 1 S.A.: 1

Mean RF for C6 to C10: 945.9678
Mean RF for TPH: 909.3915
Rt range for Gasoline Range Organics: 4.45 to 17.93

SURROGATE COMPOUND	RT	ACTUAL	MEASURED	%REC	
**Trifluorotoluene	8.682	125.	88.983	71.19	-

C6 to C10 Area:3851.566 C6 to C10 Amount: 4.071562
TPH Area:5716.462 TPH Amount: 6.28603

Write Sequence | Insert Entries(Have the first cell for entries selecte

Data File	Sample Name	Method	Weight	Dil Factor	Amt Inj.	IS	Cal ID	Manual Integrations
G:\Org\PE1\DAT\PE1012022_b\0120PE1.01r	BLANK	G:\Org\PE1\Methods\21120	1	1	1	1	0	None
G:\Org\PE1\DAT\PE1012022_b\0120PE1.02r	BLANK	G:\Org\PE1\Methods\21120	1	1	1	1	0	None
G:\Org\PE1\DAT\PE1012022_b\0120PE1.03r	CCV_0120PE103r, GQC ;0120PE1 ,	G:\Org\PE1\Methods\21120	1	1	1	1	0	None
G:\Org\PE1\DAT\PE1012022_b\0120PE1.04r	CCV_0120PE104r, GQC ;0120PE1 ,	G:\Org\PE1\Methods\21120	1	1	1	1	0	To maintain continuous baseline and split closely eluting hydrocarbons
G:\Org\PE1\DAT\PE1012022_b\0120PE1.05r	LCS_0120PE105r, GQC ;0120PE1 ,	G:\Org\PE1\Methods\21120	5	1	1	1	0	To maintain continuous baseline and split closely eluting hydrocarbons
G:\Org\PE1\DAT\PE1012022_b\0120PE1.06r	MBLK_0120PE106r, QC ;0120PE1 ,	G:\Org\PE1\Methods\21120	5	1	1	1	0	None
G:\Org\PE1\DAT\PE1012022_b\0120PE1.07r	B22011124-001G ;0120PE1 , $HC-8015-GRO-W,	G:\Org\PE1\Methods\21120	5	1	1	1	0	To maintain continuous baseline and split closely eluting hydrocarbons
G:\Org\PE1\DAT\PE1012022_b\0120PE1.08r	BLANK	G:\Org\PE1\Methods\21120	1	1	1	1	0	None
G:\Org\PE1\DAT\PE1012022_b\0120PE1.09r	B22011124-003A ;0120PE1 , $HC-8015-GRO-W,	G:\Org\PE1\Methods\21120	5	1	1	1	0	None
G:\Org\PE1\DAT\PE1012022_b\0120PE1.10r	B22011125-003A ;0120PE1 , $HC-8015-GRO-W,	G:\Org\PE1\Methods\21120	5	1	1	1	0	To maintain continuous baseline and split closely eluting hydrocarbons
G:\Org\PE1\DAT\PE1012022_b\0120PE1.11r	B22011126-003A ;0120PE1 , $HC-8015-GRO-W,	G:\Org\PE1\Methods\21120	5	1	1	1	0	To maintain continuous baseline and split closely eluting hydrocarbons
G:\Org\PE1\DAT\PE1012022_b\0120PE1.12r	B22011127-003A ;0120PE1 , $HC-8015-GRO-W,	G:\Org\PE1\Methods\21120	5	1	1	1	0	None
G:\Org\PE1\DAT\PE1012022_b\0120PE1.13r	***B22011128-003A ;0120PE1 , $HC-8015-GRO-W,***	G:\Org\PE1\Methods\21120	5	1	1	1	0	None
G:\Org\PE1\DAT\PE1012022_b\0120PE1.14r	B22011129-003A ;0120PE1 , $HC-8015-GRO-W,	G:\Org\PE1\Methods\21120	5	1	1	1	0	To maintain continuous baseline and split closely eluting hydrocarbons
G:\Org\PE1\DAT\PE1012022_b\0120PE1.15r	B22011130-003A ;0120PE1 , $HC-8015-GRO-W,	G:\Org\PE1\Methods\21120	5	1	1	1	0	To maintain continuous baseline and split closely eluting hydrocarbons
G:\Org\PE1\DAT\PE1012022_b\0120PE1.16r	B22011131-003A ;0120PE1 , $HC-8015-GRO-W,	G:\Org\PE1\Methods\21120	5	1	1	1	0	To maintain continuous baseline and split closely eluting hydrocarbons

G:\Org\PE1\DAT\PE1012022_b\0120PE1.17r	B22011132-003A ;0120PE1 , $HC-8015-GRO-W,	G:\Org\PE1\Methods\21120	5	1	1	1	0	To maintain continuous baseline and split closely eluting hydrocarbons
G:\Org\PE1\DAT\PE1012022_b\0120PE1.18r	BLANK	G:\Org\PE1\Methods\21120	1	1	1	1	0	None
G:\Org\PE1\DAT\PE1012022_b\0120PE1.19r	B22011124-001GMS, GQC ;0120PE1 , $HC-8015-GRO-W,	G:\Org\PE1\Methods\21120	5	1	1	1	0	To maintain continuous baseline and split closely eluting hydrocarbons
G:\Org\PE1\DAT\PE1012022_b\0120PE1.20r	B22011124-001GMSD, GQC ;0120PE1 , $HC-8015-GRO-W,	G:\Org\PE1\Methods\21120	5	1	1	1	0	To maintain continuous baseline and split closely eluting hydrocarbons
G:\Org\PE1\DAT\PE1012022_b\0120PE1.21r	BLANK	G:\Org\PE1\Methods\21120	1	1	1	1	0	None
G:\Org\PE1\DAT\PE1012022_b\0120PE1.22r	CCV_0120PE122r, GQC ;0120PE1 ,	G:\Org\PE1\Methods\21120	1	1	1	1	0	None
G:\Org\PE1\DAT\PE1012022_b\0120PE1.23r	CCV_0120PE123r, GQC ;0120PE1 ,	G:\Org\PE1\Methods\21120	1	1	1	1	0	To maintain continuous baseline and split closely eluting hydrocarbons
G:\Org\PE1\DAT\PE1012022_b\0120PE1.24r	LCS_0120PE124r, GQC ;0120PE1 ,	G:\Org\PE1\Methods\21120	5	1	1	1	0	To maintain continuous baseline and split closely eluting hydrocarbons
G:\Org\PE1\DAT\PE1012022_b\0120PE1.25r	MBLK_0120PE125r, QC ;0120PE1 ,	G:\Org\PE1\Methods\21120	5	1	1	1	0	None
G:\Org\PE1\DAT\PE1012022_b\0120PE1.26r	B22011133-003A ;0120PE1 , $HC-8015-GRO-W,	G:\Org\PE1\Methods\21120	5	1	1	1	0	To maintain continuous baseline and split closely eluting hydrocarbons
G:\Org\PE1\DAT\PE1012022_b\0120PE1.27r	B22011125-001G ;0120PE1 , $HC-8015-GRO-W,	G:\Org\PE1\Methods\21120	5	1	1	1	0	To maintain continuous baseline and split closely eluting hydrocarbons
G:\Org\PE1\DAT\PE1012022_b\0120PE1.28r	BLANK	G:\Org\PE1\Methods\21120	1	1	1	1	0	None
G:\Org\PE1\DAT\PE1012022_b\0120PE1.29r	B22011126-001G ;0120PE1 , $HC-8015-GRO-W,	G:\Org\PE1\Methods\21120	5	1	1	1	0	To maintain continuous baseline and split closely eluting hydrocarbons
G:\Org\PE1\DAT\PE1012022_b\0120PE1.30r	B22011127-001G ;0120PE1 , $HC-8015-GRO-W,	G:\Org\PE1\Methods\21120	5	1	1	1	0	To maintain continuous baseline and split closely eluting hydrocarbons
G:\Org\PE1\DAT\PE1012022_b\0120PE1.31r	BLANK	G:\Org\PE1\Methods\21120	1	1	1	1	0	None

G:\Org\PE1\DAT\PE1012022_b\0120PE1.32r	B22011128-001G ;0120PE1 , $HC-8015-GRO-W,	G:\Org\PE1\Methods\21120	5	1	1	1	0	To maintain continuous baseline and split closely eluting hydrocarbons
G:\Org\PE1\DAT\PE1012022_b\0120PE1.33r	B22011129-001G ;0120PE1 , $HC-8015-GRO-W,	G:\Org\PE1\Methods\21120	5	1	1	1	0	None
G:\Org\PE1\DAT\PE1012022_b\0120PE1.34r	BLANK	G:\Org\PE1\Methods\21120	1	1	1	1	0	None
G:\Org\PE1\DAT\PE1012022_b\0120PE1.35r	***B22011130-001G ;0120PE1 , $HC-8015-GRO-W,***	G:\Org\PE1\Methods\21120	5	1	1	1	0	None
G:\Org\PE1\DAT\PE1012022_b\0120PE1.36r	***B22011131-001G ;0120PE1 , $HC-8015-GRO-W,***	G:\Org\PE1\Methods\21120	5	1	1	1	0	None
G:\Org\PE1\DAT\PE1012022_b\0120PE1.37r	BLANK	G:\Org\PE1\Methods\21120	1	1	1	1	0	None
G:\Org\PE1\DAT\PE1012022_b\0120PE1.38r	B22011132-001G ;0120PE1 , $HC-8015-GRO-W,	G:\Org\PE1\Methods\21120	5	1	1	1	0	None
G:\Org\PE1\DAT\PE1012022_b\0120PE1.39r	B22011133-001G ;0120PE1 , $HC-8015-GRO-W,	G:\Org\PE1\Methods\21120	5	1	1	1	0	None
G:\Org\PE1\DAT\PE1012022_b\0120PE1.40r	BLANK	G:\Org\PE1\Methods\21120	1	1	1	1	0	None
G:\Org\PE1\DAT\PE1012022_b\0120PE1.41r	CCV_0120PE141r, GQC ;0120PE1 ,	G:\Org\PE1\Methods\21120	1	1	1	1	0	None
G:\Org\PE1\DAT\PE1012022_b\0120PE1.42r	CCV_0120PE142r, GQC ;0120PE1 ,	G:\Org\PE1\Methods\21120	1	1	1	1	0	To maintain continuous baseline and split closely eluting hydrocarbons
G:\Org\PE1\DAT\PE1012022_b\0120PE1.43r	LCS_0120PE143r, GQC ;0120PE1 ,	G:\Org\PE1\Methods\21120	5	1	1	1	0	To maintain continuous baseline and split closely eluting hydrocarbons
G:\Org\PE1\DAT\PE1012022_b\0120PE1.44r	MBLK_0120PE144r, QC ;0120PE1 ,	G:\Org\PE1\Methods\21120	5	1	1	1	0	To maintain continuous baseline and split closely eluting hydrocarbons
G:\Org\PE1\DAT\PE1012022_b\0120PE1.45r	B22011130-001G ;0120PE1 , $HC-8015-GRO-W,	G:\Org\PE1\Methods\21120	5	1	1	1	0	To maintain continuous baseline and split closely eluting hydrocarbons
G:\Org\PE1\DAT\PE1012022_b\0120PE1.46r	B22011131-001G ;0120PE1 , $HC-8015-GRO-W,	G:\Org\PE1\Methods\21120	5	1	1	1	0	To maintain continuous baseline and split closely eluting hydrocarbons
G:\Org\PE1\DAT\PE1012022_b\0120PE1.47r	B22011128-003A ;0120PE1 , $HC-8015-GRO-W,	G:\Org\PE1\Methods\21120	5	1	1	1	0	To maintain continuous baseline and split closely eluting hydrocarbons
G:\Org\PE1\DAT\PE1012022_b\0120PE1.48r	B22011136-001G ;0120PE1 , $HC-8015-GRO-W,	G:\Org\PE1\Methods\21120	5	1	1	1	0	To maintain continuous baseline and split closely eluting hydrocarbons
G:\Org\PE1\DAT\PE1012022_b\0120PE1.49r	BLANK	G:\Org\PE1\Methods\21120	1	1	1	1	0	None

G:\Org\PE1\DAT\PE1012022_b\0120PE1.50r	B22011134-004A ;0120PE1 , $HC-8015-GRO-W,	G:\Org\PE1\Methods\21120	5	1	1	1	0	To maintain continuous baseline and split closely eluting hydrocarbons
G:\Org\PE1\DAT\PE1012022_b\0120PE1.51r	B22011136-003A ;0120PE1 , $HC-8015-GRO-W,	G:\Org\PE1\Methods\21120	5	1	1	1	0	To maintain continuous baseline and split closely eluting hydrocarbons
G:\Org\PE1\DAT\PE1012022_b\0120PE1.52r	B22011137-003A ;0120PE1 , $HC-8015-GRO-W,	G:\Org\PE1\Methods\21120	5	1	1	1	0	To maintain continuous baseline and split closely eluting hydrocarbons
G:\Org\PE1\DAT\PE1012022_b\0120PE1.53r	B22011214-003A ;0120PE1 , $HC-8015-GRO-W,	G:\Org\PE1\Methods\21120	5	1	1	1	0	To maintain continuous baseline and split closely eluting hydrocarbons
G:\Org\PE1\DAT\PE1012022_b\0120PE1.54r	B22011227-003A ;0120PE1 , $HC-8015-GRO-W,	G:\Org\PE1\Methods\21120	5	1	1	1	0	To maintain continuous baseline and split closely eluting hydrocarbons
G:\Org\PE1\DAT\PE1012022_b\0120PE1.55r	B22011228-003A ;0120PE1 , $HC-8015-GRO-W,	G:\Org\PE1\Methods\21120	5	1	1	1	0	To maintain continuous baseline and split closely eluting hydrocarbons
G:\Org\PE1\DAT\PE1012022_b\0120PE1.56r	BLANK	G:\Org\PE1\Methods\21120	1	1	1	1	0	None
G:\Org\PE1\DAT\PE1012022_b\0120PE1.57r	B22011136-001GMS, GQC ;0120PE1 , $HC-8015-GRO-W,	G:\Org\PE1\Methods\21120	5	1	1	1	0	To maintain continuous baseline and split closely eluting hydrocarbons
G:\Org\PE1\DAT\PE1012022_b\0120PE1.58r	B22011136-001GMSD, GQC ;0120PE1 , $HC-8015-GRO-W,	G:\Org\PE1\Methods\21120	5	1	1	1	0	To maintain continuous baseline and split closely eluting hydrocarbons
G:\Org\PE1\DAT\PE1012022_b\0120PE1.59r	BLANK	G:\Org\PE1\Methods\21120	1	1	1	1	0	None
G:\Org\PE1\DAT\PE1012022_b\0120PE1.60r	CCV_0120PE160r, GQC ;0120PE1 ,	G:\Org\PE1\Methods\21120	1	1	1	1	0	None
G:\Org\PE1\DAT\PE1012022_b\0120PE1.61r	CCV_0120PE161r, GQC ;0120PE1 ,	G:\Org\PE1\Methods\21120	1	1	1	1	0	To maintain continuous baseline and split closely eluting hydrocarbons
G:\Org\PE1\DAT\PE1012022_b\0120PE1.62r	LCS_0120PE162r, GQC ;0120PE1 ,	G:\Org\PE1\Methods\21120	5	1	1	1	0	To maintain continuous baseline and split closely eluting hydrocarbons
G:\Org\PE1\DAT\PE1012022_b\0120PE1.63r	MBLK_0120PE163r, QC ;0120PE1 ,	G:\Org\PE1\Methods\21120	5	1	1	1	0	None

G:\Org\PE1\DAT\PE1012022_b\0120PE1.64r	B22011135-003A ;0120PE1 , $HC-8015-GRO-W,	G:\Org\PE1\Methods\21120	5	1	1	1	0	None
G:\Org\PE1\DAT\PE1012022_b\0120PE1.65r	B22011134-001G ;0120PE1 , $HC-8015-GRO-W,	G:\Org\PE1\Methods\21120	5	1	1	1	0	To maintain continuous baseline and split closely eluting hydrocarbons
G:\Org\PE1\DAT\PE1012022_b\0120PE1.66r	BLANK	G:\Org\PE1\Methods\21120	1	1	1	1	0	None
G:\Org\PE1\DAT\PE1012022_b\0120PE1.67r	B22011134-002D ;0120PE1 , $HC-8015-GRO-W,	G:\Org\PE1\Methods\21120	5	1	1	1	0	To maintain continuous baseline and split closely eluting hydrocarbons
G:\Org\PE1\DAT\PE1012022_b\0120PE1.68r	BLANK	G:\Org\PE1\Methods\21120	1	1	1	1	0	None
G:\Org\PE1\DAT\PE1012022_b\0120PE1.69r	B22011135-001G ;0120PE1 , $HC-8015-GRO-W,	G:\Org\PE1\Methods\21120	5	1	1	1	0	None
G:\Org\PE1\DAT\PE1012022_b\0120PE1.70r	BLANK	G:\Org\PE1\Methods\21120	1	1	1	1	0	None
G:\Org\PE1\DAT\PE1012022_b\0120PE1.71r	B22011137-001G ;0120PE1 , $HC-8015-GRO-W,	G:\Org\PE1\Methods\21120	5	1	1	1	0	To maintain continuous baseline and split closely eluting hydrocarbons
G:\Org\PE1\DAT\PE1012022_b\0120PE1.72r	BLANK	G:\Org\PE1\Methods\21120	1	1	1	1	0	None
G:\Org\PE1\DAT\PE1012022_b\0120PE1.73r	B22011214-001G ;0120PE1 , $HC-8015-GRO-W,	G:\Org\PE1\Methods\21120	5	1	1	1	0	None
G:\Org\PE1\DAT\PE1012022_b\0120PE1.74r	BLANK	G:\Org\PE1\Methods\21120	1	1	1	1	0	None
G:\Org\PE1\DAT\PE1012022_b\0120PE1.75r	B22011227-001G ;0120PE1 , $HC-8015-GRO-W,	G:\Org\PE1\Methods\21120	5	1	1	1	0	None
G:\Org\PE1\DAT\PE1012022_b\0120PE1.76r	BLANK	G:\Org\PE1\Methods\21120	1	1	1	1	0	None
G:\Org\PE1\DAT\PE1012022_b\0120PE1.77r	B22011228-001G ;0120PE1 , $HC-8015-GRO-W,	G:\Org\PE1\Methods\21120	5	1	1	1	0	None
G:\Org\PE1\DAT\PE1012022_b\0120PE1.78r	BLANK	G:\Org\PE1\Methods\21120	1	1	1	1	0	None
G:\Org\PE1\DAT\PE1012022_b\0120PE1.79r	CCV_0120PE179r, GQC ;0120PE1 ,	G:\Org\PE1\Methods\21120	1	1	1	1	0	None
G:\Org\PE1\DAT\PE1012022_b\0120PE1.80r	CCV_0120PE180r, GQC ;0120PE1 ,	G:\Org\PE1\Methods\21120	1	1	1	1	0	To maintain continuous baseline and split closely eluting hydrocarbons
G:\Org\PE1\DAT\PE1012022_b\0120PE1.81r	BLANK	G:\Org\PE1\Methods\21120	1	1	1	1	0	None

Chemist

Digitally signed by
Josie Pickard
Date: 2022.02.18 09:14:52 -07:00

Energy Laboratories Inc

Standard LOG

Standard ID:	GASL211208		
Standard Name	Low Gasoline Std.	Type:	Secondary
Date Prepared	12/8/2021	BY:	Josie Pickard
Date Expires:	6/7/2023		
Department	GCVOA	Status:	Open
Vendor:			
Lot Number:			
Balance ID:			
Comments:	concentration 0.42ug/ul		

Chemical / Solvent Used	BottleNo	Amt	Units	Exp
Methanol, Purge and Trap EB199	14400	0.9	mL	3/20/

Final Volume: 1 mL

Stock Source		Base Units	Amount Added
GAS210122	Unleaded Gasoline Comp. Std.(2.0uL)	ug/mL	0.1 mL

Analytes	CAS	Conc:	ug/mL

Page:*1 of 1*

Energy Laboratories Inc

Standard LOG

Standard ID:	GAS210122		
Standard Name	Unleaded Gasoline Comp. Std.(2.0uL)	Type:	Secondary
Date Prepared	1/22/2021	BY:	Josie Pickard
Date Expires:	6/7/2023		
Department	GCVOA	Status:	New
Vendor:			
Lot Number:			
Balance ID:			
Comments:	Concentration : 4.2ug/ul		

Chemical / Solvent Used	BottleNo	Amt	Units	Exp
Methanol, Purge and Trap DZ880	13323	10	mL	9/18/

Final Volume: 10 mL

Stock Source		Base Units	Amount Added
GASH210122	Unleaded Gasoline Composite	ug/mL	0.84 mL

Analytes	CAS	Conc:	ug/mL

Energy Laboratories Inc

Standard LOG

Standard ID:	GASH210122		
Standard Name	Unleaded Gasoline Composite	Type:	Primary
Date Prepared	1/22/2021	BY:	Josie Pickard
Date Expires:	6/7/2023		
Department	GCVOA	Status:	New
Vendor:			
Lot Number:			
Balance ID:			

Comments: Concetration : 50,000 ug/ml

Chemical / Solvent Used	BottleNo	Amt	Units	Exp
Methanol, Purge and Trap DZ880	13323	10	mL	9/18/

Final Volume: 10 mL

Stock Source		Base Units	Amount Added
3GAS160127	Alaska Gasoline Calibration Mix Versio	ug/mL	0.5022 g

Analytes	CAS	Conc:	ug/mL

Page: *1 of 1*

Energy Laboratories Inc

Standard LOG

Standard ID:	3GAS160127		
Standard Name	Alaska Gasoline Calibration Mix Version 4/8/0	Type:	Neat
Date Prepared	1/27/2016	BY:	Josie Pickard
Date Expires:	6/7/2023		
Department	GCVOA	Status:	New
Vendor:	Accustandard		
Lot Number:	213051468		
Balance ID:			
Comments:	33% of each gasoline Date prepared is date received Assay ran 2/1/16 on PE1; GRO equals 84% of TPH jmp 2/1/16		

Chemical / Solvent Used	BottleNo	Amt	Units	Exp
Alaska Gasoline Calibration Mix Versio	8120	5	mL	6/7/2

Final Volume: 5 mL

Stock Source	**Base Units**	**Amount Added**
Analytes	**CAS**	Conc: **ug/mL**

Page:*1 of 1*

125 Market Street
New Haven, CT 06513
USA

AccuStandard® Inc.

Tel (203)786-5290
Fax (203)786-5287
www.AccuStandard.com

CERTIFICATE OF ANALYSIS

Catalog No: GRO-AK-101-GCS-R1
Description: Alaska Gasoline Calibration Mix Version 4/8/02
Lot: 213051468
Solvent: N/A
Hazards: HIGHLY FLAMMABLE - *Refer to SDS for safety info*

Danger 2

Date Certified: Jun 7, 2013
Expiration: Jun 7, 2023
Sample Size: 1 mL
Components: 3
Storage Condition: Ambient (>5 °C)

Included on ISO/IEC 17025 Scope of Accreditation: Yes

Included on ISO Guide 34 Scope of Accreditation: Yes

Component	CAS #	Purity % (GC/FID)	Prepared Concentration[1] (%w/w)	Certified Analyte Concentration[2] (%w/w)
Gasoline - Regular, unleaded	8006-61-9	Tech Mix	33.30	33.30
Gasoline - Plus, unleaded	8006-61-9	Tech Mix	33.40	33.40
Gasoline - Premium, unleaded	8006-61-9	Tech Mix	33.30	33.30

ID #: 8120
Opened:
Alaska Gasoline Calibration Mix Version 4/8/0
Expires: 6/7/2023
Rec'd 1/27/2016
Energy Laboratories Inc 1120 So. 27th Street
Billings MT 59107

A product with a suffix (-1A, -2B, etc. or -01, -02, etc.) on its lot number has had its expiration date extended and is identical to the same lot number without the suffix.

[1] All weights are traceable through NIST, Test No. 822-275872-11

[2] Certified Analyte Concentration = Purity x Prepared Concentration. The Uncertainty associated with the gravimetric values reported on this certificate is ±0.24%. The CRM Uncertainty calculated for this product is ±5%. These values are the expanded uncertainty and represent an estimated standard deviation equal to the positive square root of the total variation of the uncertainty of components. A normal distribution is assumed and a coverage factor of K=2 is chosen using approximately a 95% confidence level.

Labels and certificates follow U.S. Conventions in reporting numerical values:
A comma (,) is used to separate units of one-thousand or greater.
A period (.) is used as a decimal place marker.

See reverse side for additional information.

Certified By: Larry Decker, Organic QC Manager

Page 1 of 1

For use in routine laboratory analysis.

AccuStandard is accredited to ISO Guide 34, ISO/IEC 17025 and certified to ISO 9001

QR-ORGANIC-001
Rev. 011

Energy Laboratories Inc

Standard LOG

Standard ID:	TFTL211208		
Standard Name	TFTL	Type:	Secondary
Date Prepared	12/8/2021	BY:	Josie Pickard
Date Expires:	9/10/2029		
Department	GCVOA	Status:	New
Vendor:			
Lot Number:			
Balance ID:			
Comments:	Final concentration :0.01mg/mL		

Chemical / Solvent Used	BottleNo	Amt	Units	Exp
Methanol, Purge and Trap EB199	14400	0.9	mL	3/20/

Final Volume: 1 mL

Stock Source		Base Units	Amount Added
TFTM211208	TFTM	ug/mL	0.1 mL

Analytes	CAS	Conc:	ug/mL

Page:*1 of 1*

Energy Laboratories Inc

Standard LOG

Standard ID:	TFTM211208		
Standard Name	TFTM	Type:	Secondary
Date Prepared	12/8/2021	BY:	Josie Pickard
Date Expires:	9/10/2029		
Department	GCVOA	Status:	New
Vendor:			
Lot Number:			
Balance ID:			

Comments: Final concentration :0.1mg/mL

Chemical / Solvent Used	BottleNo	Amt	Units	Exp
Methanol, Purge and Trap EB199	14400	0.9	mL	3/20/

Final Volume: 1 mL

Stock Source		**Base Units**	**Amount Added**
TFT211208	TFT (1.05uL)	ug/mL	0.1 mL

Analytes	**CAS**	Conc:	**ug/mL**

Page:*1 of 1*

Energy Laboratories Inc

Standard LOG

Standard ID:	TFT211208		
Standard Name	TFT (1.05uL)	Type:	Secondary
Date Prepared	12/8/2021	BY:	Josie Pickard
Date Expires:	9/10/2029		
Department	GCVOA	Status:	New
Vendor:			
Lot Number:			
Balance ID:			
Comments:	Final concentration : 1.0mg/mL		

Chemical / Solvent Used	BottleNo	Amt	Units	Exp
Methanol, Purge and Trap EB199	14400	1.9	mL	3/20/

Final Volume: 2 mL

Stock Source		Base Units	Amount Added
TFTS210607	TFT Stock	ug/mL	0.1 mL

Analytes	CAS	Conc:	ug/mL

Page:*1 of 1*

Energy Laboratories Inc

Standard LOG

Standard ID:	TFTS210607		
Standard Name	TFT Stock	Type:	Primary
Date Prepared	6/7/2021	BY:	Josie Pickard
Date Expires:	9/10/2029		
Department	GCVOA	Status:	New
Vendor:	Accustandard		
Lot Number:	219091095		
Balance ID:			

Comments: 20mg/ml in Meoh Date prepared is date received.

Chemical / Solvent Used	BottleNo	Amt	Units	Exp
a,a,a-Trifluorotoluene	13921	10	mL	9/10/

Final Volume: 10 mL

Stock Source	**Base Units**	**Amount Added**
Analytes	**CAS**	Conc: **ug/mL**

Page: *1 of 1*

125 Market Street
New Haven, CT 06513
USA

AccuStandard®

Tel (203)786-5290
Fax (203)786-5287
www.AccuStandard.com

CERTIFICATE OF ANALYSIS

Catalog No: M-602-SS-100X
Description: a,a,a-Trifluorotoluene
Lot: 219091095
Solvent: Methanol
Hazards: *Refer to SDS for complete safety information*

Signal Word: Danger

Date Certified: Sep 10, 2019
Expiration: Sep 10, 2029
Sample Size: 1 mL
Components: 1
Storage Condition: Ambient (>5 °C)

Certified Reference Material

ANAB ACCREDITED REFERENCE MATERIAL PRODUCER AR-1463 ANAB ACCREDITED TESTING LABORATORY AT-1339 ilac-MRA

Component	CAS #	Purity % (GC/MS)	Prepared Concentration[2] (mg/mL)	Certified Analyte Concentration[1] (mg/mL)
a,a,a-Trifluorotoluene	98-08-8	99.9	20.01	19.99

ID #: 13921
Opened:_____
a,a,a-Trifluorotoluene
Expires: 9/10/2029
Rec'd: 6/7/2021
Energy Laboratories Inc 1120 So. 27th Street
Billings MT 59107

A product with a suffix (-1A, -2B, etc. or -01, -02, etc.) on its lot number has had its expiration date extended and is identical to the same lot number without the suffix.

[2] All weights are traceable through NIST, Test No. 684/289871-17

[1] Certified Analyte Concentration = Purity x Prepared Concentration.

The Uncertainty associated with the certified concentration reported on this certificate is ±2.4%. This value is the combined expanded uncertainty and represents an estimated standard deviation equal to the positive square root of the total variation of the uncertainty of components. A normal distribution is assumed and a coverage factor of K=2 is chosen using approximately a 95% confidence level.

Labels and certificates follow U.S. Conventions in reporting numerical values: A comma (,) is used to separate units of one-thousand or greater. A period (.) is used as a decimal place marker.

The information on this certificate may not be reproduced without the express permission of the manufacturer. See reverse side for additional information

Hazard Information: Please refer to the SDS for information regarding the hazards associated with using this material.

This product was prepared according to in-house procedures and is guaranteed to be homogeneous.

Certified By: _____
Larry Decker, Organic QC Manager

Page 1 of 1

For use in routine laboratory analysis.

AccuStandard is accredited to ISO 17034, ISO/IEC 17025 and certified to ISO 9001:2015

QR-ORG/INO-001
Rev. 7/20

Energy Laboratories Inc

Standard LOG

Standard ID:	GQC201214		
Standard Name	Gasoline Composite Mix (1.68uL)	Type:	Primary
Date Prepared	12/14/2020	BY:	Josie Pickard
Date Expires:	4/2/2030		
Department	GCVOA	Status:	New
Vendor:	Accustandard		
Lot Number:	220031562		
Balance ID:			

Comments: 5000 ug/mL in MeOH Date prepared is date received; Assay run 4/1/21 on Pe1 GRO range equals 85% jmp, mistyped the date received. The date received was 12/17/20 jmp

Chemical / Solvent Used	BottleNo	Amt	Units	Exp
Gasoline Composite Mix	13338	5	mL	4/2/2

Final Volume: 5 mL

Stock Source **Base Units** **Amount Added**

Analytes **CAS** Conc: **ug/mL**

Page: *1 of 1*

Josie

125 Market Street
New Haven, CT 06513
USA

AccuStandard®

Tel (203)786-5290
Fax (203)786-5287
www.AccuStandard.com

CERTIFICATE OF ANALYSIS

Catalog No: GRO-AK-101-GCS
Description: Gasoline Composite Mix
Lot: 220031562
Solvent: Methanol
Hazards: *Refer to SDS for complete safety information*

Signal Word: Danger

Date Certified: Apr 2, 2020
Expiration: Apr 2, 2030
Sample Size: 1 mL
Components: 3
Storage Condition: Ambient (>5 °C)

Certified Reference Material

ANAB AR-1463 ANAB AT-1339 ilac-MRA

Component	CAS #	Purity % (GC/MS)	Prepared Concentration[2] (µg/mL)	Certified Analyte Concentration[1] (µg/mL)
Gasoline - Premium, unleaded	N/A	Tech Mix	1660	1660
Gasoline - Regular, leaded	N/A	Tech Mix	1674	1674
Gasoline - Regular, unleaded	N/A	Tech Mix	1673	1673

ID #: 13338
Opened:_____
Gasoline Composite Mix
Expires: 4/2/2030
Rec'd: 12/17/2020
Energy Laboratories Inc 1120 So. 27th Street
Billings MT 59107

A product with a suffix (-1A, -2B, etc. or -01, -02, etc.) on its lot number has had its expiration date extended and is identical to the same lot number without the suffix.

[2] All weights are traceable through NIST, Test No. 684/289871-17

[1] Certified Analyte Concentration = Purity x Prepared Concentration.

The Uncertainty associated with the certified concentration reported on this certificate is ±2.4%. This value is the combined expanded uncertainty and represents an estimated standard deviation equal to the positive square root of the total variation of the uncertainty of components. A normal distribution is assumed and a coverage factor of K=2 is chosen using approximately a 95% confidence level.

Labels and certificates follow U.S. Conventions in reporting numerical values: A comma (,) is used to separate units of one-thousand or greater. A period (.) is used as a decimal place marker.

The information on this certificate may not be reproduced without the express permission of the manufacturer. See reverse side for additional information

Hazard Information: Please refer to the SDS for information regarding the hazards associated with using this material.

This product was prepared according to in-house procedures and is guaranteed to be homogeneous.

Certified By: _____
Larry Decker, Organic QC Manager

Page 1 of 1

For use in routine laboratory analysis.

AccuStandard is accredited to ISO 17034, ISO/IEC 17025 and certified to ISO 9001:2015

QR-ORG/INO-001
Rev. 7/20

Energy Laboratories Inc

Standard LOG

Standard ID:	GAS210122		
Standard Name	Unleaded Gasoline Comp. Std.(2.0uL)	Type:	Secondary
Date Prepared	1/22/2021	BY:	Josie Pickard
Date Expires:	6/7/2023		
Department	GCVOA	Status:	New
Vendor:			
Lot Number:			
Balance ID:			
Comments:	Concentration : 4.2ug/ul		

Chemical / Solvent Used	BottleNo	Amt	Units	Exp
Methanol, Purge and Trap DZ880	13323	10	mL	9/18/

Final Volume: 10 mL

Stock Source		Base Units	Amount Added
GASH210122	Unleaded Gasoline Composite	ug/mL	0.84 mL

Analytes	CAS	Conc:	ug/mL

Energy Laboratories Inc

Standard LOG

Standard ID:	GASH210122		
Standard Name	Unleaded Gasoline Composite	Type:	Primary
Date Prepared	1/22/2021	BY:	Josie Pickard
Date Expires:	6/7/2023		
Department	GCVOA	Status:	New
Vendor:			
Lot Number:			
Balance ID:			

Comments: Concetration : 50,000 ug/ml

Chemical / Solvent Used	BottleNo	Amt	Units	Exp
Methanol, Purge and Trap DZ880	13323	10	mL	9/18/

Final Volume: 10 mL

Stock Source		Base Units	Amount Added
3GAS160127	Alaska Gasoline Calibration Mix Versio	ug/mL	0.5022 g

Analytes	CAS	Conc:	ug/mL

Page: *1 of 1*

Energy Laboratories Inc

Standard LOG

Standard ID:	3GAS160127		
Standard Name	Alaska Gasoline Calibration Mix Version 4/8/0	Type:	Neat
Date Prepared	1/27/2016	BY:	Josie Pickard
Date Expires:	6/7/2023		
Department	GCVOA	Status:	New
Vendor:	Accustandard		
Lot Number:	213051468		
Balance ID:			
Comments:	33% of each gasoline Date prepared is date received Assay ran 2/1/16 on PE1; GRO equals 84% of TPH jmp 2/1/16		

Chemical / Solvent Used	BottleNo	Amt	Units	Exp
Alaska Gasoline Calibration Mix Versio	8120	5	mL	6/7/2

Final Volume: 5 mL

Stock Source	**Base Units**	**Amount Added**
Analytes	**CAS**	Conc: **ug/mL**

Page:*1 of 1*

125 Market Street
New Haven, CT 06513
USA

AccuStandard® Inc.

Tel (203)786-5290
Fax (203)786-5287
www.AccuStandard.com

CERTIFICATE OF ANALYSIS

Catalog No: GRO-AK-101-GCS-R1
Description: Alaska Gasoline Calibration Mix Version 4/8/02
Lot: 213051468
Solvent: N/A
Hazards: **HIGHLY FLAMMABLE** - *Refer to SDS for safety info*

Danger 2

Date Certified: Jun 7, 2013
Expiration: Jun 7, 2023
Sample Size: 1 mL
Components: 3
Storage Condition: Ambient (>5 °C)

Included on ISO/IEC 17025 Scope of Accreditation: Yes

Included on ISO Guide 34 Scope of Accreditation: Yes

Component	CAS #	Purity % (GC/FID)	Prepared Concentration[1] (%w/w)	Certified Analyte Concentration[2] (%w/w)
Gasoline - Regular, unleaded	8006-61-9	Tech Mix	33.30	33.30
Gasoline - Plus, unleaded	8006-61-9	Tech Mix	33.40	33.40
Gasoline - Premium, unleaded	8006-61-9	Tech Mix	33.30	33.30

ID #: 8120
Opened:
Alaska Gasoline Calibration Mix Version 4/8/0
Expires: 6/7/2023
Rec'd 1/27/2016
Energy Laboratories Inc 1120 So. 27th Street
Billings MT 59107

A product with a suffix (-1A, -2B, etc. or -01, -02, etc.) on its lot number has had its expiration date extended and is identical to the same lot number without the suffix.

[1] All weights are traceable through NIST, Test No. 822-275872-11

[2] Certified Analyte Concentration = Purity x Prepared Concentration. The Uncertainty associated with the gravimetric values reported on this certificate is ±0.24%. The CRM Uncertainty calculated for this product is ±5%. These values are the expanded uncertainty and represent an estimated standard deviation equal to the positive square root of the total variation of the uncertainty of components. A normal distribution is assumed and a coverage factor of K=2 is chosen using approximately a 95% confidence level.

Labels and certificates follow U.S. Conventions in reporting numerical values:
A comma (,) is used to separate units of one-thousand or greater.
A period (.) is used as a decimal place marker.

See reverse side for additional information.

Certified By:
Larry Decker, Organic QC Manager

Page 1 of 1

For use in routine laboratory analysis.

AccuStandard is accredited to ISO Guide 34, ISO/IEC 17025 and certified to ISO 9001

QR-ORGANIC-001
Rev. 011

Energy Laboratories Inc

Standard LOG

Standard ID:	TFT220117		
Standard Name	TFT (1.05uL)	Type:	Secondary
Date Prepared	1/17/2022	BY:	Josie Pickard
Date Expires:	9/10/2029		
Department	GCVOA	Status:	New
Vendor:			
Lot Number:			
Balance ID:			
Comments:	Final concentration : 1.0mg/mL		

Chemical / Solvent Used	BottleNo	Amt	Units	Exp
Methanol, Purge and Trap EB373	14519	1.9	mL	4/16/

Final Volume: 2 mL

Stock Source		**Base Units**	**Amount Added**
TFTS210607	TFT Stock	ug/mL	0.1 mL

Analytes	**CAS**	Conc:	**ug/mL**

Page:*1 of 1*

Energy Laboratories Inc

Standard LOG

Standard ID:	TFTS210607		
Standard Name	TFT Stock	Type:	Primary
Date Prepared	6/7/2021	BY:	Josie Pickard
Date Expires:	9/10/2029		
Department	GCVOA	Status:	New
Vendor:	Accustandard		
Lot Number:	219091095		
Balance ID:			

Comments: 20mg/ml in Meoh Date prepared is date received.

Chemical / Solvent Used	BottleNo	Amt	Units	Exp
a,a,a-Trifluorotoluene	13921	10	mL	9/10/

Final Volume: 10 mL

Stock Source	**Base Units**	**Amount Added**
Analytes	**CAS**	Conc: **ug/mL**

Page: *1 of 1*

125 Market Street
New Haven, CT 06513
USA

AccuStandard®

Tel (203)786-5290
Fax (203)786-5287
www.AccuStandard.com

CERTIFICATE OF ANALYSIS

Catalog No: M-602-SS-100X
Description: a,a,a-Trifluorotoluene
Lot: 219091095
Solvent: Methanol
Hazards: *Refer to SDS for complete safety information*

Signal Word: Danger

Date Certified: Sep 10, 2019
Expiration: Sep 10, 2029
Sample Size: 1 mL
Components: 1
Storage Condition: Ambient (>5 °C)

Certified Reference Material

ANAB ACCREDITED REFERENCE MATERIAL PRODUCER AR-1463 ANAB ACCREDITED TESTING LABORATORY AT-1339 ilac-MRA

Component	CAS #	Purity % (GC/MS)	Prepared Concentration[2] (mg/mL)	Certified Analyte Concentration[1] (mg/mL)
a,a,a-Trifluorotoluene	98-08-8	99.9	20.01	19.99

ID #: 13921
Opened:_____
a,a,a-Trifluorotoluene
Expires: 9/10/2029
Rec'd: 6/7/2021
Energy Laboratories Inc 1120 So. 27th Street
Billings MT 59107

A product with a suffix (-1A, -2B, etc. or -01, -02, etc.) on its lot number has had its expiration date extended and is identical to the same lot number without the suffix.

[2] All weights are traceable through NIST, Test No. 684/289871-17

[1] Certified Analyte Concentration = Purity x Prepared Concentration.

The Uncertainty associated with the certified concentration reported on this certificate is ±2.4%. This value is the combined expanded uncertainty and represents an estimated standard deviation equal to the positive square root of the total variation of the uncertainty of components. A normal distribution is assumed and a coverage factor of K=2 is chosen using approximately a 95% confidence level.

Labels and certificates follow U.S. Conventions in reporting numerical values: A comma (,) is used to separate units of one-thousand or greater. A period (.) is used as a decimal place marker.

The information on this certificate may not be reproduced without the express permission of the manufacturer. See reverse side for additional information

Hazard Information: Please refer to the SDS for information regarding the hazards associated with using this material.

This product was prepared according to in-house procedures and is guaranteed to be homogeneous.

Certified By: _____
Larry Decker, Organic QC Manager

Page 1 of 1

For use in routine laboratory analysis.

AccuStandard is accredited to ISO 17034, ISO/IEC 17025 and certified to ISO 9001:2015

QR-ORG/INO-001
Rev. 7/20

Energy Laboratories Inc

ANALYTICAL RUN Summary

14-Feb-22

Run ID VOA5975C.I_220119A

Run Start Date: 1/19/2022
Analyst: Melissa Chavez
Ical:
Column ID:
Comments:

Instrument ID	Description
Bal #22	Balance

Std ID	Std Name	Std Amount	Std Units	Samp Amount	Samp Units	SampType	Expiration Date
VOCF3517	Internal Standard / Surrogates (INT/SURR)	8.4	ul	42	ml	MBLK, ICV (	12/31/2022
VOCF3529B	2nd Source MtBE	1.05	ul	42	ml	ICV	1/29/2022
VOCF3546B	Liquids		ul	42	ml	CAL	2/13/2022
VOCF3558B	2nd Source Liquids	1.05	ul	42	ml	ICV	2/27/2022
VOCF3559A	MtBE		ul	42	ml	CAL	1/27/2022
VOCF3563	Internals	8.4	ul	42	ml	CAL	7/3/2022
VOCF3567A	2nd Source Ketones	1.05	ul	42	ml	ICV	2/12/2022
VOCF3569	Ketones		ul	42	ml	CAL	2/17/2022
VOCF3570A	Gases		ul	42	ml	CAL	1/25/2022
VOCF3571A	2nd Source Gases	1.05	ul	42	ml	ICV	1/26/2022
VOCF3573	Calibration Surrogates		ul	42	ml	CAL	7/19/2022

Seq No	Lab ID	Test Code	Sample Typ	File ID	Analysis Date	DF	Batch ID	Prep Date	SPKref	RPDref	pmoist
14993103	19JAN02_D_TU	VOC-8260-BFB	TUNE	)A5975C\VG011	1/19/2022 9:34:0	1	R373580		0	0	

Analyte	T	Units	RAW	Final	Text	Spike	SPKref	RPDref	MDL	PQL	UQL	%REC	LOW	HIGH	%RPD	Q
173, % of mass 174	A	%	1.1	1.1		100	0	0	0	0	0	1%	0	1.99	0%	
174, % of mass 95	A	%	94.2	94.2		100	0	0	0	0	0	94%	50	99.99	0%	
175, % of mass 174	A	%	7.5	7.5		100	0	0	0	0	0	8%	5	9	0%	
176, % of mass 174	A	%	96.1	96.1		100	0	0	0	0	0	96%	95	101	0%	
177, % of mass 176	A	%	6.6	6.6		100	0	0	0	0	0	7%	5	9	0%	
50, % of mass 95	A	%	21.4	21.4		100	0	0	0	0	0	21%	15	40	0%	
75, % of mass 95	A	%	50	50		100	0	0	0	0	0	50%	30	60	0%	
95, Base Peak	A	%	100	100		100	0	0	0	0	0	100%	0	100	0%	
96, % of mass 95	A	%	6.7	6.7		100	0	0	0	0	0	7%	5	9	0%	

Seq No	Lab ID	Test Code	Sample Typ	File ID	Analysis Date	DF	Batch ID	Prep Date	SPKref	RPDref	pmoist
14993111	MBLK011922_	VOC-8260-W-Q	MBLK	)A5975C\VG011	1/19/2022 10:13:	1	R373580		0	0	

Analyte	T	Units	RAW	Final	Text	Spike	SPKref	RPDref	MDL	PQL	UQL	%REC	LOW	HIGH	%RPD	Q
1,1,1,2-Tetrachloroethane	A	ug/L	0	0		0	0	0	0.101	0.5	500	0%	0	0	0%	
1,1,1-Trichloroethane	A	ug/L	0	0		0	0	0	0.131	0.5	500	0%	0	0	0%	
1,1,2,2-Tetrachloroethane	A	ug/L	0	0		0	0	0	0.0872	0.5	500	0%	0	0	0%	
1,1,2-Trichloroethane	A	ug/L	0	0		0	0	0	0.108	0.5	500	0%	0	0	0%	
1,1-Dichloroethane	A	ug/L	0	0		0	0	0	0.135	0.5	500	0%	0	0	0%	
1,1-Dichloroethene	A	ug/L	0	0		0	0	0	0.141	0.5	500	0%	0	0	0%	
1,1-Dichloropropene	A	ug/L	0	0		0	0	0	0.083	0.5	500	0%	0	0	0%	
1,2,3-Trichloropropane	A	ug/L	0	0		0	0	0	0.235	0.5	500	0%	0	0	0%	
1,2-Dibromoethane	A	ug/L	0	0		0	0	0	0.0916	0.5	500	0%	0	0	0%	
1,2-Dichlorobenzene	A	ug/L	0	0		0	0	0	0.0746	0.5	500	0%	0	0	0%	
1,2-Dichloroethane	A	ug/L	0	0		0	0	0	0.116	0.5	500	0%	0	0	0%	
1,2-Dichloropropane	A	ug/L	0	0		0	0	0	0.0847	0.5	500	0%	0	0	0%	
1,3-Dichlorobenzene	A	ug/L	0	0		0	0	0	0.0803	0.5	500	0%	0	0	0%	
1,3-Dichloropropane	A	ug/L	0	0		0	0	0	0.0791	0.5	500	0%	0	0	0%	
1,4-Dichlorobenzene	A	ug/L	0	0		0	0	0	0.0858	0.5	500	0%	0	0	0%	
2,2-Dichloropropane	A	ug/L	0	0		0	0	0	0.186	0.5	500	0%	0	0	0%	
2-Chlorotoluene	A	ug/L	0	0		0	0	0	0.0876	0.5	500	0%	0	0	0%	
4-Chlorotoluene	A	ug/L	0	0		0	0	0	0.0728	0.5	500	0%	0	0	0%	
Benzene	A	ug/L	0	0		0	0	0	0.0914	0.5	500	0%	0	0	0%	
Bromobenzene	A	ug/L	0	0		0	0	0	0.0831	0.5	500	0%	0	0	0%	
Bromochloromethane	A	ug/L	0	0		0	0	0	0.141	0.5	500	0%	0	0	0%	
Bromodichloromethane	A	ug/L	0	0		0	0	0	0.12	0.5	500	0%	0	0	0%	
Bromoform	A	ug/L	0	0		0	0	0	0.119	0.5	500	0%	0	0	0%	
Bromomethane	A	ug/L	2.5579	0		0	0	0	0.253	0.5	500	0%	0	0	0%	
Carbon tetrachloride	A	ug/L	0	0		0	0	0	0.143	0.5	500	0%	0	0	0%	
Chlorobenzene	A	ug/L	0	0		0	0	0	0.0914	0.5	500	0%	0	0	0%	
Chlorodibromomethane	A	ug/L	0	0		0	0	0	0.0841	0.5	500	0%	0	0	0%	
Chloroethane	A	ug/L	0	0		0	0	0	0.169	0.5	500	0%	0	0	0%	
Chloroform	A	ug/L	0	0		0	0	0	0.0789	0.5	500	0%	0	0	0%	
Chloromethane	A	ug/L	0.37083	0		0	0	0	0.162	0.5	500	0%	0	0	0%	
cis-1,2-Dichloroethene	A	ug/L	0	0		0	0	0	0.108	0.5	500	0%	0	0	0%	
cis-1,3-Dichloropropene	A	ug/L	0	0		0	0	0	0.073	0.5	500	0%	0	0	0%	
Dibromomethane	A	ug/L	0	0		0	0	0	0.147	0.5	500	0%	0	0	0%	
Dichlorodifluoromethane	A	ug/L	0	0		0	0	0	0.175	0.5	500	0%	0	0	0%	
Ethylbenzene	A	ug/L	0	0		0	0	0	0.0836	0.5	500	0%	0	0	0%	

2

Seq No	Lab ID	Test Code	Sample Typ	File ID	Analysis Date	DF	Batch ID	Prep Date	SPKref	RPDref	pmoist
14993111	MBLK011922_	VOC-8260-W-Q	MBLK	)A5975C\VG011	1/19/2022 10:13:	1	R373580		0	0	

Analyte	T	Units	RAW	Final	Text	Spike	SPKref	RPDref	MDL	PQL	UQL	%REC	LOW	HIGH	%RPD	Q
m+p-Xylenes	A	ug/L	0	0		0	0	0	0.15	0.5	1000	0%	0	0	0%	
Methyl ethyl ketone	A	ug/L	0	0		0	0	0	1.77	10	5000	0%	0	0	0%	
Methyl tert-butyl ether (MTBE)	A	ug/L	0	0		0	0	0	0.101	0.5	500	0%	0	0	0%	
Methylene chloride	A	ug/L	1.79994	0		0	0	0	0.338	0.5	500	0%	0	0	0%	
o-Xylene	A	ug/L	0	0		0	0	0	0.0604	0.5	500	0%	0	0	0%	
Styrene	A	ug/L	0	0		0	0	0	0.067	0.5	500	0%	0	0	0%	
Tetrachloroethene	A	ug/L	0	0		0	0	0	0.0671	0.5	500	0%	0	0	0%	
Toluene	A	ug/L	0	0		0	0	0	0.0679	0.5	500	0%	0	0	0%	
trans-1,2-Dichloroethene	A	ug/L	0	0		0	0	0	0.125	0.5	500	0%	0	0	0%	
trans-1,3-Dichloropropene	A	ug/L	0	0		0	0	0	0.0846	0.5	500	0%	0	0	0%	
Trichloroethene	A	ug/L	0	0		0	0	0	0.0993	0.5	500	0%	0	0	0%	
Trichlorofluoromethane	A	ug/L	0	0		0	0	0	0.134	0.5	500	0%	0	0	0%	
Vinyl chloride	A	ug/L	0.3842	0		0	0	0	0.153	0.5	500	0%	0	0	0%	
1,4-Dichlorobenzene-d4	I	ug/L	250	10		0	0	0	0	0	500	0%	0	0	0%	
Chlorobenzene-d5	I	ug/L	250	10		0	0	0	0	0	500	0%	0	0	0%	
Fluorobenzene	I	ug/L	250	10		0	0	0	0	0	500	0%	0	0	0%	
Xylenes, Total	M	ug/L	0	0		0	0	0	0.0604	0.5	1500	0%	0	0	0%	
1,2-Dichloroethane-d4	S	ug/L	296.9186	11.876744		10	0	0	0.229	0.5	500	119%	70	130	0%	
Dibromofluoromethane	S	ug/L	281.32071	11.2528284		10	0	0	0.129	0.5	500	113%	77	126	0%	
p-Bromofluorobenzene	S	ug/L	261.10788	10.4443152		10	0	0	0.149	0.5	500	104%	76	127	0%	
Toluene-d8	S	ug/L	258.94128	10.3576512		10	0	0	0.23	0.5	500	104%	79	122	0%	

Seq No	Lab ID	Test Code	Sample Typ	File ID	Analysis Date	DF	Batch ID	Prep Date	SPKref	RPDref	pmoist
14993112	ICAL011922_1	VOC-8260-W-Q	CAL1	)A5975C\VG011	1/19/2022 10:48:	1	R373580		0	0	

Analyte	T	Units	RAW	Final	Text	Spike	SPKref	RPDref	MDL	PQL	UQL	%REC	LOW	HIGH	%RPD	Q
1,2-Dichlorobenzene	A	ug/L	2.56161	0.1024644		0.1	0	0	0.0746	0.5	500	102%	50	150	0%	
1,2-Dichloroethane	A	ug/L	2.90043	0.1160172		0.1	0	0	0.116	0.5	500	116%	50	150	0%	
1,3-Dichlorobenzene	A	ug/L	2.60665	0.104266		0.1	0	0	0.0803	0.5	500	104%	50	150	0%	
1,4-Dichlorobenzene	A	ug/L	2.71995	0.108798		0.1	0	0	0.0858	0.5	500	109%	50	150	0%	
Benzene	A	ug/L	2.63388	0.1053552		0.1	0	0	0.0914	0.5	500	105%	50	150	0%	
Chloroform	A	ug/L	3.06575	0.12263		0.1	0	0	0.0789	0.5	500	123%	50	150	0%	
Ethylbenzene	A	ug/L	2.90887	0.1163548		0.1	0	0	0.0836	0.5	500	116%	50	150	0%	
m+p-Xylenes	A	ug/L	6.17379	0.2469516		0.2	0	0	0.15	0.5	1000	123%	50	150	0%	
o-Xylene	A	ug/L	3.08858	0.1235432		0.1	0	0	0.0604	0.5	500	124%	50	150	0%	

Seq No	Lab ID	Test Code	Sample Typ	File ID	Analysis Date	DF	Batch ID	Prep Date	SPKref	RPDref	pmoist
14993112	ICAL011922_1	VOC-8260-W-Q	CAL1	)A5975C\VG011	1/19/2022 10:48:	1	R373580		0	0	

Analyte	T	Units	RAW	Final	Text	Spike	SPKref	RPDref	MDL	PQL	UQL	%REC	LOW	HIGH	%RPD	Q
Styrene	A	ug/L	3.18392	0.1273568		0.1	0	0	0.067	0.5	500	127%	50	150	0%	
Tetrachloroethene	A	ug/L	2.62409	0.1049636		0.1	0	0	0.0671	0.5	500	105%	50	150	0%	
Toluene	A	ug/L	2.65	0.106		0.1	0	0	0.0679	0.5	500	106%	50	150	0%	
1,4-Dichlorobenzene-d4	I	ug/L	250	10		0	0	0	0	0	500	0%	50	150	0%	
Chlorobenzene-d5	I	ug/L	250	10		0	0	0	0	0	500	0%	50	150	0%	
Fluorobenzene	I	ug/L	250	10		0	0	0	0	0	500	0%	50	150	0%	
Xylenes, Total	M	ug/L	9.26237	0.3704948		0.3	0	0	0.0604	0.5	1500	123%	50	150	0%	

Seq No	Lab ID	Test Code	Sample Typ	File ID	Analysis Date	DF	Batch ID	Prep Date	SPKref	RPDref	pmoist
14993113	ICAL011922_2	VOC-8260-W-Q	CAL2	)A5975C\VG011	1/19/2022 11:15:	1	R373580		0	0	

Analyte	T	Units	RAW	Final	Text	Spike	SPKref	RPDref	MDL	PQL	UQL	%REC	LOW	HIGH	%RPD	Q
1,1,1,2-Tetrachloroethane	A	ug/L	12.03781	0.4815124		0.5	0	0	0.101	0.5	500	96%	50	150	0%	
1,1,1-Trichloroethane	A	ug/L	11.55095	0.462038		0.5	0	0	0.131	0.5	500	92%	50	150	0%	
1,1,2,2-Tetrachloroethane	A	ug/L	12.30338	0.4921352		0.5	0	0	0.0872	0.5	500	98%	50	150	0%	
1,1,2-Trichloroethane	A	ug/L	11.9543	0.478172		0.5	0	0	0.108	0.5	500	96%	50	150	0%	
1,1-Dichloroethane	A	ug/L	11.84931	0.4739724		0.5	0	0	0.135	0.5	500	95%	50	150	0%	
1,1-Dichloroethene	A	ug/L	11.68996	0.4675984		0.5	0	0	0.141	0.5	500	94%	50	150	0%	
1,1-Dichloropropene	A	ug/L	10.64606	0.4258424		0.5	0	0	0.083	0.5	500	85%	50	150	0%	
1,2,3-Trichloropropane	A	ug/L	12.3825	0.4953		0.5	0	0	0.235	0.5	500	99%	50	150	0%	
1,2-Dibromoethane	A	ug/L	11.21917	0.4487668		0.5	0	0	0.0916	0.5	500	90%	50	150	0%	
1,2-Dichlorobenzene	A	ug/L	11.56015	0.462406		0.5	0	0	0.0746	0.5	500	92%	70	130	0%	
1,2-Dichloroethane	A	ug/L	12.55104	0.5020416		0.5	0	0	0.116	0.5	500	100%	70	130	0%	
1,2-Dichloropropane	A	ug/L	11.50326	0.4601304		0.5	0	0	0.0847	0.5	500	92%	50	150	0%	
1,3-Dichlorobenzene	A	ug/L	11.51233	0.4604932		0.5	0	0	0.0803	0.5	500	92%	70	130	0%	
1,3-Dichloropropane	A	ug/L	12.39024	0.4956096		0.5	0	0	0.0791	0.5	500	99%	50	150	0%	
1,4-Dichlorobenzene	A	ug/L	11.70084	0.4680336		0.5	0	0	0.0858	0.5	500	94%	70	130	0%	
2,2-Dichloropropane	A	ug/L	12.0798	0.483192		0.5	0	0	0.186	0.5	500	97%	50	150	0%	
2-Chlorotoluene	A	ug/L	11.12433	0.4449732		0.5	0	0	0.0876	0.5	500	89%	50	150	0%	
4-Chlorotoluene	A	ug/L	10.21022	0.4084088		0.5	0	0	0.0728	0.5	500	82%	50	150	0%	
Benzene	A	ug/L	11.72138	0.4688552		0.5	0	0	0.0914	0.5	500	94%	70	130	0%	
Bromobenzene	A	ug/L	11.92659	0.4770636		0.5	0	0	0.0831	0.5	500	95%	50	150	0%	
Bromochloromethane	A	ug/L	12.15138	0.4860552		0.5	0	0	0.141	0.5	500	97%	50	150	0%	
Bromodichloromethane	A	ug/L	12.28616	0.4914464		0.5	0	0	0.12	0.5	500	98%	50	150	0%	
Bromoform	A	ug/L	13.0389	0.521556		0.5	0	0	0.119	0.5	500	104%	50	150	0%	

Seq No	Lab ID	Test Code	Sample Typ	File ID	Analysis Date	DF	Batch ID	Prep Date	SPKref	RPDref	pmoist
14993113	ICAL011922_2	VOC-8260-W-Q	CAL2	)A5975C\VG011	1/19/2022 11:15:	1	R373580		0	0	

Analyte	T	Units	RAW	Final	Text	Spike	SPKref	RPDref	MDL	PQL	UQL	%REC	LOW	HIGH	%RPD	Q
Bromomethane	A	ug/L	12.94988	0.5179952		0.5	0	0	0.253	0.5	500	104%	50	150	0%	
Carbon tetrachloride	A	ug/L	11.30839	0.4523356		0.5	0	0	0.143	0.5	500	90%	50	150	0%	
Chlorobenzene	A	ug/L	11.93316	0.4773264		0.5	0	0	0.0914	0.5	500	95%	50	150	0%	
Chlorodibromomethane	A	ug/L	12.44487	0.4977948		0.5	0	0	0.0841	0.5	500	100%	50	150	0%	
Chloroethane	A	ug/L	12.00958	0.4803832		0.5	0	0	0.169	0.5	500	96%	50	150	0%	
Chloroform	A	ug/L	11.92708	0.4770832		0.5	0	0	0.0789	0.5	500	95%	70	130	0%	
Chloromethane	A	ug/L	12.10942	0.4843768		0.5	0	0	0.162	0.5	500	97%	50	150	0%	
cis-1,2-Dichloroethene	A	ug/L	11.68991	0.4675964		0.5	0	0	0.108	0.5	500	94%	50	150	0%	
cis-1,3-Dichloropropene	A	ug/L	11.6126	0.464504		0.5	0	0	0.073	0.5	500	93%	50	150	0%	
Dibromomethane	A	ug/L	11.74498	0.4697992		0.5	0	0	0.147	0.5	500	94%	50	150	0%	
Dichlorodifluoromethane	A	ug/L	11.7428	0.469712		0.5	0	0	0.175	0.5	500	94%	50	150	0%	
Ethylbenzene	A	ug/L	11.9196	0.476784		0.5	0	0	0.0836	0.5	500	95%	70	130	0%	
m+p-Xylenes	A	ug/L	22.16451	0.8865804		1	0	0	0.15	0.5	1000	89%	70	130	0%	
Methyl ethyl ketone	A	ug/L	123.19473	4.9277892		5	0	0	1.77	10	5000	99%	50	150	0%	
Methyl tert-butyl ether (MTBE)	A	ug/L	12.20038	0.4880152		0.5	0	0	0.101	0.5	500	98%	50	150	0%	
Methylene chloride	A	ug/L	13.38833	0.5355332		0.5	0	0	0.338	0.5	500	107%	50	150	0%	
o-Xylene	A	ug/L	11.32344	0.4529376		0.5	0	0	0.0604	0.5	500	91%	70	130	0%	
Styrene	A	ug/L	10.92337	0.4369348		0.5	0	0	0.067	0.5	500	87%	70	130	0%	
Tetrachloroethene	A	ug/L	10.83554	0.4334216		0.5	0	0	0.0671	0.5	500	87%	70	130	0%	
Toluene	A	ug/L	10.7342	0.429368		0.5	0	0	0.0679	0.5	500	86%	70	130	0%	
trans-1,2-Dichloroethene	A	ug/L	12.53264	0.5013056		0.5	0	0	0.125	0.5	500	100%	50	150	0%	
trans-1,3-Dichloropropene	A	ug/L	11.17555	0.447022		0.5	0	0	0.0846	0.5	500	89%	50	150	0%	
Trichloroethene	A	ug/L	11.65772	0.4663088		0.5	0	0	0.0993	0.5	500	93%	50	150	0%	
Trichlorofluoromethane	A	ug/L	12.18881	0.4875524		0.5	0	0	0.134	0.5	500	98%	50	150	0%	
Vinyl chloride	A	ug/L	12.29095	0.491638		0.5	0	0	0.153	0.5	500	98%	50	150	0%	
1,4-Dichlorobenzene-d4	I	ug/L	250	10		0	0	0	0	0	500	0%	50	150	0%	
Chlorobenzene-d5	I	ug/L	250	10		0	0	0	0	0	500	0%	50	150	0%	
Fluorobenzene	I	ug/L	250	10		0	0	0	0	0	500	0%	50	150	0%	
Xylenes, Total	M	ug/L	33.48795	1.339518		1.5	0	0	0.0604	0.5	1500	89%	70	130	0%	
1,2-Dichloroethane-d4	S	ug/L	12.48825	0.49953		0.5	0	0	0.229	0.5	500	100%	50	150	0%	
Dibromofluoromethane	S	ug/L	12.2386	0.489544		0.5	0	0	0.129	0.5	500	98%	50	150	0%	
p-Bromofluorobenzene	S	ug/L	11.469	0.45876		0.5	0	0	0.149	0.5	500	92%	50	150	0%	
Toluene-d8	S	ug/L	11.09271	0.4437084		0.5	0	0	0.23	0.5	500	89%	50	150	0%	

Seq No	Lab ID	Test Code	Sample Typ	File ID	Analysis Date	DF	Batch ID	Prep Date	SPKref	RPDref	pmoist
14993114	ICAL011922_3	VOC-8260-W-Q	CAL3	)A5975C\VG011	1/19/2022 11:42:	1	R373580		0	0	

Analyte	T	Units	RAW	Final	Text	Spike	SPKref	RPDref	MDL	PQL	UQL	%REC	LOW	HIGH	%RPD	Q
1,1,1,2-Tetrachloroethane	A	ug/L	24.29982	0.9719928		1	0	0	0.101	0.5	500	97%	70	130	0%	
1,1,1-Trichloroethane	A	ug/L	24.59188	0.9836752		1	0	0	0.131	0.5	500	98%	70	130	0%	
1,1,2,2-Tetrachloroethane	A	ug/L	25.26178	1.0104712		1	0	0	0.0872	0.5	500	101%	70	130	0%	
1,1,2-Trichloroethane	A	ug/L	23.98758	0.9595032		1	0	0	0.108	0.5	500	96%	70	130	0%	
1,1-Dichloroethane	A	ug/L	25.32772	1.0131088		1	0	0	0.135	0.5	500	101%	70	130	0%	
1,1-Dichloroethene	A	ug/L	25.12213	1.0048852		1	0	0	0.141	0.5	500	100%	70	130	0%	
1,1-Dichloropropene	A	ug/L	23.25503	0.9302012		1	0	0	0.083	0.5	500	93%	70	130	0%	
1,2,3-Trichloropropane	A	ug/L	25.64354	1.0257416		1	0	0	0.235	0.5	500	103%	70	130	0%	
1,2-Dibromoethane	A	ug/L	25.34313	1.0137252		1	0	0	0.0916	0.5	500	101%	70	130	0%	
1,2-Dichlorobenzene	A	ug/L	25.09561	1.0038244		1	0	0	0.0746	0.5	500	100%	70	130	0%	
1,2-Dichloroethane	A	ug/L	24.11387	0.9645548		1	0	0	0.116	0.5	500	96%	70	130	0%	
1,2-Dichloropropane	A	ug/L	24.05552	0.9622208		1	0	0	0.0847	0.5	500	96%	70	130	0%	
1,3-Dichlorobenzene	A	ug/L	24.74451	0.9897804		1	0	0	0.0803	0.5	500	99%	70	130	0%	
1,3-Dichloropropane	A	ug/L	24.4891	0.979564		1	0	0	0.0791	0.5	500	98%	70	130	0%	
1,4-Dichlorobenzene	A	ug/L	24.93753	0.9975012		1	0	0	0.0858	0.5	500	100%	70	130	0%	
2,2-Dichloropropane	A	ug/L	25.46947	1.0187788		1	0	0	0.186	0.5	500	102%	70	130	0%	
2-Chlorotoluene	A	ug/L	24.60375	0.98415		1	0	0	0.0876	0.5	500	98%	70	130	0%	
4-Chlorotoluene	A	ug/L	23.76256	0.9505024		1	0	0	0.0728	0.5	500	95%	70	130	0%	
Benzene	A	ug/L	23.44421	0.9377684		1	0	0	0.0914	0.5	500	94%	70	130	0%	
Bromobenzene	A	ug/L	24.17617	0.9670468		1	0	0	0.0831	0.5	500	97%	70	130	0%	
Bromochloromethane	A	ug/L	25.29397	1.0117588		1	0	0	0.141	0.5	500	101%	70	130	0%	
Bromodichloromethane	A	ug/L	24.88164	0.9952656		1	0	0	0.12	0.5	500	100%	70	130	0%	
Bromoform	A	ug/L	25.73239	1.0292956		1	0	0	0.119	0.5	500	103%	70	130	0%	
Bromomethane	A	ug/L	26.14002	1.0456008		1	0	0	0.253	0.5	500	105%	70	130	0%	
Carbon tetrachloride	A	ug/L	24.59553	0.9838212		1	0	0	0.143	0.5	500	98%	70	130	0%	
Chlorobenzene	A	ug/L	24.30396	0.9721584		1	0	0	0.0914	0.5	500	97%	70	130	0%	
Chlorodibromomethane	A	ug/L	24.10204	0.9640816		1	0	0	0.0841	0.5	500	96%	70	130	0%	
Chloroethane	A	ug/L	27.05322	1.0821288		1	0	0	0.169	0.5	500	108%	70	130	0%	
Chloroform	A	ug/L	24.01936	0.9607744		1	0	0	0.0789	0.5	500	96%	70	130	0%	
Chloromethane	A	ug/L	26.08603	1.0434412		1	0	0	0.162	0.5	500	104%	70	130	0%	
cis-1,2-Dichloroethene	A	ug/L	24.17583	0.9670332		1	0	0	0.108	0.5	500	97%	70	130	0%	
cis-1,3-Dichloropropene	A	ug/L	22.71108	0.9084432		1	0	0	0.073	0.5	500	91%	70	130	0%	
Dibromomethane	A	ug/L	25.53036	1.0212144		1	0	0	0.147	0.5	500	102%	70	130	0%	
Dichlorodifluoromethane	A	ug/L	25.20923	1.0083692		1	0	0	0.175	0.5	500	101%	70	130	0%	
Ethylbenzene	A	ug/L	24.09209	0.9636836		1	0	0	0.0836	0.5	500	96%	70	130	0%	

Seq No	Lab ID	Test Code	Sample Typ	File ID	Analysis Date	DF	Batch ID	Prep Date	SPKref	RPDref	pmoist
14993114	ICAL011922_3	VOC-8260-W-Q	CAL3	)A5975C\VG011	1/19/2022 11:42:	1	R373580		0	0	

Analyte	T	Units	RAW	Final	Text	Spike	SPKref	RPDref	MDL	PQL	UQL	%REC	LOW	HIGH	%RPD	Q
m+p-Xylenes	A	ug/L	47.56168	1.9024672		2	0	0	0.15	0.5	1000	95%	70	130	0%	
Methyl ethyl ketone	A	ug/L	232.00881	9.2803524		10	0	0	1.77	10	5000	93%	70	130	0%	
Methyl tert-butyl ether (MTBE)	A	ug/L	23.51755	0.940702		1	0	0	0.101	0.5	500	94%	70	130	0%	
Methylene chloride	A	ug/L	27.26568	1.0906272		1	0	0	0.338	0.5	500	109%	70	130	0%	
o-Xylene	A	ug/L	23.38337	0.9353348		1	0	0	0.0604	0.5	500	94%	70	130	0%	
Styrene	A	ug/L	23.22155	0.928862		1	0	0	0.067	0.5	500	93%	70	130	0%	
Tetrachloroethene	A	ug/L	24.98591	0.9994364		1	0	0	0.0671	0.5	500	100%	70	130	0%	
Toluene	A	ug/L	23.1991	0.927964		1	0	0	0.0679	0.5	500	93%	70	130	0%	
trans-1,2-Dichloroethene	A	ug/L	25.11116	1.0044464		1	0	0	0.125	0.5	500	100%	70	130	0%	
trans-1,3-Dichloropropene	A	ug/L	23.21356	0.9285424		1	0	0	0.0846	0.5	500	93%	70	130	0%	
Trichloroethene	A	ug/L	24.33224	0.9732896		1	0	0	0.0993	0.5	500	97%	70	130	0%	
Trichlorofluoromethane	A	ug/L	25.40882	1.0163528		1	0	0	0.134	0.5	500	102%	70	130	0%	
Vinyl chloride	A	ug/L	25.49685	1.019874		1	0	0	0.153	0.5	500	102%	70	130	0%	
1,4-Dichlorobenzene-d4	I	ug/L	250	10		0	0	0	0	0	500	0%	70	130	0%	
Chlorobenzene-d5	I	ug/L	250	10		0	0	0	0	0	500	0%	70	130	0%	
Fluorobenzene	I	ug/L	250	10		0	0	0	0	0	500	0%	70	130	0%	
Xylenes, Total	M	ug/L	70.94505	2.837802		3	0	0	0.0604	0.5	1500	95%	70	130	0%	
1,2-Dichloroethane-d4	S	ug/L	25.16748	1.0066992		1	0	0	0.229	0.5	500	101%	70	130	0%	
Dibromofluoromethane	S	ug/L	25.01787	1.0007148		1	0	0	0.129	0.5	500	100%	70	130	0%	
p-Bromofluorobenzene	S	ug/L	24.24738	0.9698952		1	0	0	0.149	0.5	500	97%	70	130	0%	
Toluene-d8	S	ug/L	23.00531	0.9202124		1	0	0	0.23	0.5	500	92%	70	130	0%	

Seq No	Lab ID	Test Code	Sample Typ	File ID	Analysis Date	DF	Batch ID	Prep Date	SPKref	RPDref	pmoist
14993115	ICAL011922_4	VOC-8260-W-Q	CAL4	)A5975C\VG011	1/19/2022 12:09:	1	R373580		0	0	

Analyte	T	Units	RAW	Final	Text	Spike	SPKref	RPDref	MDL	PQL	UQL	%REC	LOW	HIGH	%RPD	Q
1,1,1,2-Tetrachloroethane	A	ug/L	46.87757	1.8751028		2	0	0	0.101	0.5	500	94%	70	130	0%	
1,1,1-Trichloroethane	A	ug/L	48.19441	1.9277764		2	0	0	0.131	0.5	500	96%	70	130	0%	
1,1,2,2-Tetrachloroethane	A	ug/L	50.15311	2.0061244		2	0	0	0.0872	0.5	500	100%	70	130	0%	
1,1,2-Trichloroethane	A	ug/L	47.51097	1.9004388		2	0	0	0.108	0.5	500	95%	70	130	0%	
1,1-Dichloroethane	A	ug/L	48.16509	1.9266036		2	0	0	0.135	0.5	500	96%	70	130	0%	
1,1-Dichloroethene	A	ug/L	47.66551	1.9066204		2	0	0	0.141	0.5	500	95%	70	130	0%	
1,1-Dichloropropene	A	ug/L	44.64836	1.7859344		2	0	0	0.083	0.5	500	89%	70	130	0%	
1,2,3-Trichloropropane	A	ug/L	47.9073	1.916292		2	0	0	0.235	0.5	500	96%	70	130	0%	
1,2-Dibromoethane	A	ug/L	46.21521	1.8486084		2	0	0	0.0916	0.5	500	92%	70	130	0%	

Seq No	Lab ID	Test Code	Sample Typ	File ID	Analysis Date	DF	Batch ID	Prep Date	SPKref	RPDref	pmoist
14993115	ICAL011922_4	VOC-8260-W-Q	CAL4	)A5975C\VG011	1/19/2022 12:09:	1	R373580		0	0	

Analyte	T	Units	RAW	Final	Text	Spike	SPKref	RPDref	MDL	PQL	UQL	%REC	LOW	HIGH	%RPD	Q
1,2-Dichlorobenzene	A	ug/L	45.71628	1.8286512		2	0	0	0.0746	0.5	500	91%	70	130	0%	
1,2-Dichloroethane	A	ug/L	48.93365	1.957346		2	0	0	0.116	0.5	500	98%	70	130	0%	
1,2-Dichloropropane	A	ug/L	46.1437	1.845748		2	0	0	0.0847	0.5	500	92%	70	130	0%	
1,3-Dichlorobenzene	A	ug/L	47.20101	1.8880404		2	0	0	0.0803	0.5	500	94%	70	130	0%	
1,3-Dichloropropane	A	ug/L	46.55683	1.8622732		2	0	0	0.0791	0.5	500	93%	70	130	0%	
1,4-Dichlorobenzene	A	ug/L	45.63319	1.8253276		2	0	0	0.0858	0.5	500	91%	70	130	0%	
2,2-Dichloropropane	A	ug/L	47.95819	1.9183276		2	0	0	0.186	0.5	500	96%	70	130	0%	
2-Chlorotoluene	A	ug/L	43.82762	1.7531048		2	0	0	0.0876	0.5	500	88%	70	130	0%	
4-Chlorotoluene	A	ug/L	45.74521	1.8298084		2	0	0	0.0728	0.5	500	91%	70	130	0%	
Benzene	A	ug/L	46.4135	1.85654		2	0	0	0.0914	0.5	500	93%	70	130	0%	
Bromobenzene	A	ug/L	46.29672	1.8518688		2	0	0	0.0831	0.5	500	93%	70	130	0%	
Bromochloromethane	A	ug/L	48.86136	1.9544544		2	0	0	0.141	0.5	500	98%	70	130	0%	
Bromodichloromethane	A	ug/L	46.66744	1.8666976		2	0	0	0.12	0.5	500	93%	70	130	0%	
Bromoform	A	ug/L	46.23167	1.8492668		2	0	0	0.119	0.5	500	92%	70	130	0%	
Bromomethane	A	ug/L	48.05999	1.9223996		2	0	0	0.253	0.5	500	96%	70	130	0%	
Carbon tetrachloride	A	ug/L	47.36264	1.8945056		2	0	0	0.143	0.5	500	95%	70	130	0%	
Chlorobenzene	A	ug/L	46.72829	1.8691316		2	0	0	0.0914	0.5	500	93%	70	130	0%	
Chlorodibromomethane	A	ug/L	46.00583	1.8402332		2	0	0	0.0841	0.5	500	92%	70	130	0%	
Chloroethane	A	ug/L	48.33063	1.9332252		2	0	0	0.169	0.5	500	97%	70	130	0%	
Chloroform	A	ug/L	47.31287	1.8925148		2	0	0	0.0789	0.5	500	95%	70	130	0%	
Chloromethane	A	ug/L	49.62746	1.9850984		2	0	0	0.162	0.5	500	99%	70	130	0%	
cis-1,2-Dichloroethene	A	ug/L	46.09973	1.8439892		2	0	0	0.108	0.5	500	92%	70	130	0%	
cis-1,3-Dichloropropene	A	ug/L	43.36449	1.7345796		2	0	0	0.073	0.5	500	87%	70	130	0%	
Dibromomethane	A	ug/L	47.76659	1.9106636		2	0	0	0.147	0.5	500	96%	70	130	0%	
Dichlorodifluoromethane	A	ug/L	47.76052	1.9104208		2	0	0	0.175	0.5	500	96%	70	130	0%	
Ethylbenzene	A	ug/L	44.73374	1.7893496		2	0	0	0.0836	0.5	500	89%	70	130	0%	
m+p-Xylenes	A	ug/L	89.33288	3.5733152		4	0	0	0.15	0.5	1000	89%	70	130	0%	
Methyl ethyl ketone	A	ug/L	474.78207	18.9912828		20	0	0	1.77	10	5000	95%	70	130	0%	
Methyl tert-butyl ether (MTBE)	A	ug/L	47.39841	1.8959364		2	0	0	0.101	0.5	500	95%	70	130	0%	
Methylene chloride	A	ug/L	49.36125	1.97445		2	0	0	0.338	0.5	500	99%	70	130	0%	
o-Xylene	A	ug/L	44.23203	1.7692812		2	0	0	0.0604	0.5	500	88%	70	130	0%	
Styrene	A	ug/L	44.29737	1.7718948		2	0	0	0.067	0.5	500	89%	70	130	0%	
Tetrachloroethene	A	ug/L	46.08198	1.8432792		2	0	0	0.0671	0.5	500	92%	70	130	0%	
Toluene	A	ug/L	44.66304	1.7865216		2	0	0	0.0679	0.5	500	89%	70	130	0%	
trans-1,2-Dichloroethene	A	ug/L	46.24552	1.8498208		2	0	0	0.125	0.5	500	92%	70	130	0%	

Seq No	Lab ID	Test Code	Sample Typ	File ID	Analysis Date	DF	Batch ID	Prep Date	SPKref	RPDref	pmoist
14993115	ICAL011922_4	VOC-8260-W-Q	CAL4	)A5975C\VG011	1/19/2022 12:09:	1	R373580		0	0	

Analyte	T	Units	RAW	Final	Text	Spike	SPKref	RPDref	MDL	PQL	UQL	%REC	LOW	HIGH	%RPD	Q
trans-1,3-Dichloropropene	A	ug/L	45.22155	1.808862		2	0	0	0.0846	0.5	500	90%	70	130	0%	
Trichloroethene	A	ug/L	46.31489	1.8525956		2	0	0	0.0993	0.5	500	93%	70	130	0%	
Trichlorofluoromethane	A	ug/L	47.3799	1.895196		2	0	0	0.134	0.5	500	95%	70	130	0%	
Vinyl chloride	A	ug/L	47.71052	1.9084208		2	0	0	0.153	0.5	500	95%	70	130	0%	
1,4-Dichlorobenzene-d4	I	ug/L	250	10		0	0	0	0	0	500	0%	70	130	0%	
Chlorobenzene-d5	I	ug/L	250	10		0	0	0	0	0	500	0%	70	130	0%	
Fluorobenzene	I	ug/L	250	10		0	0	0	0	0	500	0%	70	130	0%	
Xylenes, Total	M	ug/L	133.56491	5.3425964		6	0	0	0.0604	0.5	1500	89%	70	130	0%	
1,2-Dichloroethane-d4	S	ug/L	48.68311	1.9473244		2	0	0	0.229	0.5	500	97%	70	130	0%	
Dibromofluoromethane	S	ug/L	49.23347	1.9693388		2	0	0	0.129	0.5	500	98%	70	130	0%	
p-Bromofluorobenzene	S	ug/L	46.4666	1.858664		2	0	0	0.149	0.5	500	93%	70	130	0%	
Toluene-d8	S	ug/L	45.84352	1.8337408		2	0	0	0.23	0.5	500	92%	70	130	0%	

Seq No	Lab ID	Test Code	Sample Typ	File ID	Analysis Date	DF	Batch ID	Prep Date	SPKref	RPDref	pmoist
14993116	ICAL011922_5	VOC-8260-W-Q	CAL5	)A5975C\VG011	1/19/2022 1:04:2	1	R373580		0	0	

Analyte	T	Units	RAW	Final	Text	Spike	SPKref	RPDref	MDL	PQL	UQL	%REC	LOW	HIGH	%RPD	Q
1,1,1,2-Tetrachloroethane	A	ug/L	122.79511	4.9118044		5	0	0	0.101	0.5	500	98%	70	130	0%	
1,1,1-Trichloroethane	A	ug/L	123.8043	4.952172		5	0	0	0.131	0.5	500	99%	70	130	0%	
1,1,2,2-Tetrachloroethane	A	ug/L	121.31807	4.8527228		5	0	0	0.0872	0.5	500	97%	70	130	0%	
1,1,2-Trichloroethane	A	ug/L	125.78237	5.0312948		5	0	0	0.108	0.5	500	101%	70	130	0%	
1,1-Dichloroethane	A	ug/L	123.80376	4.9521504		5	0	0	0.135	0.5	500	99%	70	130	0%	
1,1-Dichloroethene	A	ug/L	122.95963	4.9183852		5	0	0	0.141	0.5	500	98%	70	130	0%	
1,1-Dichloropropene	A	ug/L	125.9718	5.038872		5	0	0	0.083	0.5	500	101%	70	130	0%	
1,2,3-Trichloropropane	A	ug/L	120.56102	4.8224408		5	0	0	0.235	0.5	500	96%	70	130	0%	
1,2-Dibromoethane	A	ug/L	126.20468	5.0481872		5	0	0	0.0916	0.5	500	101%	70	130	0%	
1,2-Dichlorobenzene	A	ug/L	123.95073	4.9580292		5	0	0	0.0746	0.5	500	99%	70	130	0%	
1,2-Dichloroethane	A	ug/L	115.6442	4.625768		5	0	0	0.116	0.5	500	93%	70	130	0%	
1,2-Dichloropropane	A	ug/L	122.95886	4.9183544		5	0	0	0.0847	0.5	500	98%	70	130	0%	
1,3-Dichlorobenzene	A	ug/L	122.19059	4.8876236		5	0	0	0.0803	0.5	500	98%	70	130	0%	
1,3-Dichloropropane	A	ug/L	119.39501	4.7758004		5	0	0	0.0791	0.5	500	96%	70	130	0%	
1,4-Dichlorobenzene	A	ug/L	123.13122	4.9252488		5	0	0	0.0858	0.5	500	99%	70	130	0%	
2,2-Dichloropropane	A	ug/L	122.57363	4.9029452		5	0	0	0.186	0.5	500	98%	70	130	0%	
2-Chlorotoluene	A	ug/L	127.39561	5.0958244		5	0	0	0.0876	0.5	500	102%	70	130	0%	
4-Chlorotoluene	A	ug/L	129.55214	5.1820856		5	0	0	0.0728	0.5	500	104%	70	130	0%	

Seq No	Lab ID	Test Code	Sample Typ	File ID	Analysis Date	DF	Batch ID	Prep Date	SPKref	RPDref	pmoist
14993116	ICAL011922_5	VOC-8260-W-Q	CAL5	)A5975C\VG011	1/19/2022 1:04:2	1	R373580		0	0	

Analyte	T	Units	RAW	Final	Text	Spike	SPKref	RPDref	MDL	PQL	UQL	%REC	LOW	HIGH	%RPD	Q
Benzene	A	ug/L	124.45449	4.9781796		5	0	0	0.0914	0.5	500	100%	70	130	0%	
Bromobenzene	A	ug/L	124.53646	4.9814584		5	0	0	0.0831	0.5	500	100%	70	130	0%	
Bromochloromethane	A	ug/L	124.02581	4.9610324		5	0	0	0.141	0.5	500	99%	70	130	0%	
Bromodichloromethane	A	ug/L	121.22551	4.8490204		5	0	0	0.12	0.5	500	97%	70	130	0%	
Bromoform	A	ug/L	120.91579	4.8366316		5	0	0	0.119	0.5	500	97%	70	130	0%	
Bromomethane	A	ug/L	112.181	4.48724		5	0	0	0.253	0.5	500	90%	70	130	0%	
Carbon tetrachloride	A	ug/L	123.95204	4.9580816		5	0	0	0.143	0.5	500	99%	70	130	0%	
Chlorobenzene	A	ug/L	122.81845	4.912738		5	0	0	0.0914	0.5	500	98%	70	130	0%	
Chlorodibromomethane	A	ug/L	123.07292	4.9229168		5	0	0	0.0841	0.5	500	98%	70	130	0%	
Chloroethane	A	ug/L	112.26554	4.4906216		5	0	0	0.169	0.5	500	90%	70	130	0%	
Chloroform	A	ug/L	118.32456	4.7329824		5	0	0	0.0789	0.5	500	95%	70	130	0%	
Chloromethane	A	ug/L	125.79911	5.0319644		5	0	0	0.162	0.5	500	101%	70	130	0%	
cis-1,2-Dichloroethene	A	ug/L	125.52039	5.0208156		5	0	0	0.108	0.5	500	100%	70	130	0%	
cis-1,3-Dichloropropene	A	ug/L	123.40028	4.9360112		5	0	0	0.073	0.5	500	99%	70	130	0%	
Dibromomethane	A	ug/L	121.7998	4.871992		5	0	0	0.147	0.5	500	97%	70	130	0%	
Dichlorodifluoromethane	A	ug/L	129.1152	5.164608		5	0	0	0.175	0.5	500	103%	70	130	0%	
Ethylbenzene	A	ug/L	123.10214	4.9240856		5	0	0	0.0836	0.5	500	98%	70	130	0%	
m+p-Xylenes	A	ug/L	248.10484	9.9241936		10	0	0	0.15	0.5	1000	99%	70	130	0%	
Methyl ethyl ketone	A	ug/L	1186.51975	47.46079		50	0	0	1.77	10	5000	95%	70	130	0%	
Methyl tert-butyl ether (MTBE)	A	ug/L	123.46483	4.9385932		5	0	0	0.101	0.5	500	99%	70	130	0%	
Methylene chloride	A	ug/L	120.03953	4.8015812		5	0	0	0.338	0.5	500	96%	70	130	0%	
o-Xylene	A	ug/L	125.18718	5.0074872		5	0	0	0.0604	0.5	500	100%	70	130	0%	
Styrene	A	ug/L	123.7696	4.950784		5	0	0	0.067	0.5	500	99%	70	130	0%	
Tetrachloroethene	A	ug/L	125.30349	5.0121396		5	0	0	0.0671	0.5	500	100%	70	130	0%	
Toluene	A	ug/L	125.42915	5.017166		5	0	0	0.0679	0.5	500	100%	70	130	0%	
trans-1,2-Dichloroethene	A	ug/L	124.2147	4.968588		5	0	0	0.125	0.5	500	99%	70	130	0%	
trans-1,3-Dichloropropene	A	ug/L	124.62799	4.9851196		5	0	0	0.0846	0.5	500	100%	70	130	0%	
Trichloroethene	A	ug/L	121.80953	4.8723812		5	0	0	0.0993	0.5	500	97%	70	130	0%	
Trichlorofluoromethane	A	ug/L	131.0926	5.243704		5	0	0	0.134	0.5	500	105%	70	130	0%	
Vinyl chloride	A	ug/L	124.84079	4.9936316		5	0	0	0.153	0.5	500	100%	70	130	0%	
1,4-Dichlorobenzene-d4	I	ug/L	250	10		0	0	0	0	0	500	0%	70	130	0%	
Chlorobenzene-d5	I	ug/L	250	10		0	0	0	0	0	500	0%	70	130	0%	
Fluorobenzene	I	ug/L	250	10		0	0	0	0	0	500	0%	70	130	0%	
Xylenes, Total	M	ug/L	373.29202	14.9316808		15	0	0	0.0604	0.5	1500	100%	70	130	0%	
1,2-Dichloroethane-d4	S	ug/L	126.73026	5.0692104		5	0	0	0.229	0.5	500	101%	70	130	0%	

Seq No	Lab ID	Test Code	Sample Typ	File ID	Analysis Date	DF	Batch ID	Prep Date	SPKref	RPDref	pmoist
14993116	ICAL011922_5	VOC-8260-W-Q	CAL5	)A5975C\VG011	1/19/2022 1:04:2	1	R373580		0	0	

Analyte	T	Units	RAW	Final	Text	Spike	SPKref	RPDref	MDL	PQL	UQL	%REC	LOW	HIGH	%RPD	Q
Dibromofluoromethane	S	ug/L	121.8025	4.8721		5	0	0	0.129	0.5	500	97%	70	130	0%	
p-Bromofluorobenzene	S	ug/L	125.01888	5.0007552		5	0	0	0.149	0.5	500	100%	70	130	0%	
Toluene-d8	S	ug/L	128.03806	5.1215224		5	0	0	0.23	0.5	500	102%	70	130	0%	

Seq No	Lab ID	Test Code	Sample Typ	File ID	Analysis Date	DF	Batch ID	Prep Date	SPKref	RPDref	pmoist
14993117	ICAL011922_6	VOC-8260-W-Q	CAL6	)A5975C\VG011	1/19/2022 1:58:4	1	R373580		0	0	

Analyte	T	Units	RAW	Final	Text	Spike	SPKref	RPDref	MDL	PQL	UQL	%REC	LOW	HIGH	%RPD	Q
1,1,1,2-Tetrachloroethane	A	ug/L	263.1086	10.524344		10	0	0	0.101	0.5	500	105%	70	130	0%	
1,1,1-Trichloroethane	A	ug/L	264.43182	10.5772728		10	0	0	0.131	0.5	500	106%	70	130	0%	
1,1,2,2-Tetrachloroethane	A	ug/L	256.80676	10.2722704		10	0	0	0.0872	0.5	500	103%	70	130	0%	
1,1,2-Trichloroethane	A	ug/L	260.6902	10.427608		10	0	0	0.108	0.5	500	104%	70	130	0%	
1,1-Dichloroethane	A	ug/L	260.03776	10.4015104		10	0	0	0.135	0.5	500	104%	70	130	0%	
1,1-Dichloroethene	A	ug/L	265.38957	10.6155828		10	0	0	0.141	0.5	500	106%	70	130	0%	
1,1-Dichloropropene	A	ug/L	275.64546	11.0258184		10	0	0	0.083	0.5	500	110%	70	130	0%	
1,2,3-Trichloropropane	A	ug/L	264.34203	10.5736812		10	0	0	0.235	0.5	500	106%	70	130	0%	
1,2-Dibromoethane	A	ug/L	265.92909	10.6371636		10	0	0	0.0916	0.5	500	106%	70	130	0%	
1,2-Dichlorobenzene	A	ug/L	265.45139	10.6180556		10	0	0	0.0746	0.5	500	106%	70	130	0%	
1,2-Dichloroethane	A	ug/L	245.44039	9.8176156		10	0	0	0.116	0.5	500	98%	70	130	0%	
1,2-Dichloropropane	A	ug/L	268.02802	10.7211208		10	0	0	0.0847	0.5	500	107%	70	130	0%	
1,3-Dichlorobenzene	A	ug/L	264.23691	10.5694764		10	0	0	0.0803	0.5	500	106%	70	130	0%	
1,3-Dichloropropane	A	ug/L	260.4297	10.417188		10	0	0	0.0791	0.5	500	104%	70	130	0%	
1,4-Dichlorobenzene	A	ug/L	260.21395	10.408558		10	0	0	0.0858	0.5	500	104%	70	130	0%	
2,2-Dichloropropane	A	ug/L	258.89815	10.355926		10	0	0	0.186	0.5	500	104%	70	130	0%	
2-Chlorotoluene	A	ug/L	274.60299	10.9841196		10	0	0	0.0876	0.5	500	110%	70	130	0%	
4-Chlorotoluene	A	ug/L	278.6073	11.144292		10	0	0	0.0728	0.5	500	111%	70	130	0%	
Benzene	A	ug/L	263.37887	10.5351548		10	0	0	0.0914	0.5	500	105%	70	130	0%	
Bromobenzene	A	ug/L	267.41392	10.6965568		10	0	0	0.0831	0.5	500	107%	70	130	0%	
Bromochloromethane	A	ug/L	262.8745	10.51498		10	0	0	0.141	0.5	500	105%	70	130	0%	
Bromodichloromethane	A	ug/L	260.10154	10.4040616		10	0	0	0.12	0.5	500	104%	70	130	0%	
Bromoform	A	ug/L	255.81511	10.2326044		10	0	0	0.119	0.5	500	102%	70	130	0%	
Bromomethane	A	ug/L	264.99935	10.599974		10	0	0	0.253	0.5	500	106%	70	130	0%	
Carbon tetrachloride	A	ug/L	266.17534	10.6470136		10	0	0	0.143	0.5	500	106%	70	130	0%	
Chlorobenzene	A	ug/L	263.10993	10.5243972		10	0	0	0.0914	0.5	500	105%	70	130	0%	
Chlorodibromomethane	A	ug/L	261.4293	10.457172		10	0	0	0.0841	0.5	500	105%	70	130	0%	

Seq No	Lab ID	Test Code	Sample Typ	File ID	Analysis Date	DF	Batch ID	Prep Date	SPKref	RPDref	pmoist
14993117	ICAL011922_6	VOC-8260-W-Q	CAL6	)A5975C\VG011	1/19/2022 1:58:4	1	R373580		0	0	

Analyte	T	Units	RAW	Final	Text	Spike	SPKref	RPDref	MDL	PQL	UQL	%REC	LOW	HIGH	%RPD	Q
Chloroethane	A	ug/L	286.46073	11.4584292		10	0	0	0.169	0.5	500	115%	70	130	0%	
Chloroform	A	ug/L	247.58044	9.9032176		10	0	0	0.0789	0.5	500	99%	70	130	0%	
Chloromethane	A	ug/L	250.29568	10.0118272		10	0	0	0.162	0.5	500	100%	70	130	0%	
cis-1,2-Dichloroethene	A	ug/L	264.30406	10.5721624		10	0	0	0.108	0.5	500	106%	70	130	0%	
cis-1,3-Dichloropropene	A	ug/L	272.72128	10.9088512		10	0	0	0.073	0.5	500	109%	70	130	0%	
Dibromomethane	A	ug/L	263.54118	10.5416472		10	0	0	0.147	0.5	500	105%	70	130	0%	
Dichlorodifluoromethane	A	ug/L	259.14165	10.365666		10	0	0	0.175	0.5	500	104%	70	130	0%	
Ethylbenzene	A	ug/L	259.56366	10.3825464		10	0	0	0.0836	0.5	500	104%	70	130	0%	
m+p-Xylenes	A	ug/L	520.92181	20.8368724		20	0	0	0.15	0.5	1000	104%	70	130	0%	
Methyl ethyl ketone	A	ug/L	2621.91595	104.876638		100	0	0	1.77	10	5000	105%	70	130	0%	
Methyl tert-butyl ether (MTBE)	A	ug/L	260.74156	10.4296624		10	0	0	0.101	0.5	500	104%	70	130	0%	
Methylene chloride	A	ug/L	242.95313	9.7181252		10	0	0	0.338	0.5	500	97%	70	130	0%	
o-Xylene	A	ug/L	257.92761	10.3171044		10	0	0	0.0604	0.5	500	103%	70	130	0%	
Styrene	A	ug/L	261.64734	10.4658936		10	0	0	0.067	0.5	500	105%	70	130	0%	
Tetrachloroethene	A	ug/L	263.51697	10.5406788		10	0	0	0.0671	0.5	500	105%	70	130	0%	
Toluene	A	ug/L	270.88303	10.8353212		10	0	0	0.0679	0.5	500	108%	70	130	0%	
trans-1,2-Dichloroethene	A	ug/L	257.35306	10.2941224		10	0	0	0.125	0.5	500	103%	70	130	0%	
trans-1,3-Dichloropropene	A	ug/L	268.88454	10.7553816		10	0	0	0.0846	0.5	500	108%	70	130	0%	
Trichloroethene	A	ug/L	266.30721	10.6522884		10	0	0	0.0993	0.5	500	107%	70	130	0%	
Trichlorofluoromethane	A	ug/L	251.01004	10.0404016		10	0	0	0.134	0.5	500	100%	70	130	0%	
Vinyl chloride	A	ug/L	259.06637	10.3626548		10	0	0	0.153	0.5	500	104%	70	130	0%	
1,4-Dichlorobenzene-d4	I	ug/L	250	10		0	0	0	0	0	500	0%	70	130	0%	
Chlorobenzene-d5	I	ug/L	250	10		0	0	0	0	0	500	0%	70	130	0%	
Fluorobenzene	I	ug/L	250	10		0	0	0	0	0	500	0%	70	130	0%	
Xylenes, Total	M	ug/L	778.84942	31.1539768		30	0	0	0.0604	0.5	1500	104%	70	130	0%	
1,2-Dichloroethane-d4	S	ug/L	253.93359	10.1573436		10	0	0	0.229	0.5	500	102%	70	130	0%	
Dibromofluoromethane	S	ug/L	261.68206	10.4672824		10	0	0	0.129	0.5	500	105%	70	130	0%	
p-Bromofluorobenzene	S	ug/L	268.52656	10.7410624		10	0	0	0.149	0.5	500	107%	70	130	0%	
Toluene-d8	S	ug/L	272.28351	10.8913404		10	0	0	0.23	0.5	500	109%	70	130	0%	

Seq No	Lab ID	Test Code	Sample Typ	File ID	Analysis Date	DF	Batch ID	Prep Date	SPKref	RPDref	pmoist
14993118	ICAL011922_7	VOC-8260-W-Q	CAL7	)A5975C\VG011	1/19/2022 2:53:1	1	R373580		0	0	

Analyte	T	Units	RAW	Final	Text	Spike	SPKref	RPDref	MDL	PQL	UQL	%REC	LOW	HIGH	%RPD	Q

Seq No	Lab ID	Test Code	Sample Typ	File ID	Analysis Date	DF	Batch ID	Prep Date	SPKref	RPDref	pmoist
14993118	ICAL011922_7	VOC-8260-W-Q	CAL7	)A5975C\VG011	1/19/2022 2:53:1	1	R373580		0	0	

Analyte	T	Units	RAW	Final	Text	Spike	SPKref	RPDref	MDL	PQL	UQL	%REC	LOW	HIGH	%RPD	Q
1,1,1,2-Tetrachloroethane	A	ug/L	395.11271	15.8045084		15	0	0	0.101	0.5	500	105%	70	130	0%	
1,1,1-Trichloroethane	A	ug/L	384.82827	15.3931308		15	0	0	0.131	0.5	500	103%	70	130	0%	
1,1,2,2-Tetrachloroethane	A	ug/L	373.82831	14.9531324		15	0	0	0.0872	0.5	500	100%	70	130	0%	
1,1,2-Trichloroethane	A	ug/L	395.05316	15.8021264		15	0	0	0.108	0.5	500	105%	70	130	0%	
1,1-Dichloroethane	A	ug/L	378.39611	15.1358444		15	0	0	0.135	0.5	500	101%	70	130	0%	
1,1-Dichloroethene	A	ug/L	382.35444	15.2941776		15	0	0	0.141	0.5	500	102%	70	130	0%	
1,1-Dichloropropene	A	ug/L	409.14804	16.3659216		15	0	0	0.083	0.5	500	109%	70	130	0%	
1,2,3-Trichloropropane	A	ug/L	376.5948	15.063792		15	0	0	0.235	0.5	500	100%	70	130	0%	
1,2-Dibromoethane	A	ug/L	395.10621	15.8042484		15	0	0	0.0916	0.5	500	105%	70	130	0%	
1,2-Dichlorobenzene	A	ug/L	386.59304	15.4637216		15	0	0	0.0746	0.5	500	103%	70	130	0%	
1,2-Dichloroethane	A	ug/L	373.42195	14.936878		15	0	0	0.116	0.5	500	100%	70	130	0%	
1,2-Dichloropropane	A	ug/L	401.58544	16.0634176		15	0	0	0.0847	0.5	500	107%	70	130	0%	
1,3-Dichlorobenzene	A	ug/L	385.60331	15.4241324		15	0	0	0.0803	0.5	500	103%	70	130	0%	
1,3-Dichloropropane	A	ug/L	396.07721	15.8430884		15	0	0	0.0791	0.5	500	106%	70	130	0%	
1,4-Dichlorobenzene	A	ug/L	380.66062	15.2264248		15	0	0	0.0858	0.5	500	102%	70	130	0%	
2,2-Dichloropropane	A	ug/L	382.15371	15.2861484		15	0	0	0.186	0.5	500	102%	70	130	0%	
2-Chlorotoluene	A	ug/L	395.55888	15.8223552		15	0	0	0.0876	0.5	500	105%	70	130	0%	
4-Chlorotoluene	A	ug/L	403.67075	16.14683		15	0	0	0.0728	0.5	500	108%	70	130	0%	
Benzene	A	ug/L	392.49506	15.6998024		15	0	0	0.0914	0.5	500	105%	70	130	0%	
Bromobenzene	A	ug/L	387.26596	15.4906384		15	0	0	0.0831	0.5	500	103%	70	130	0%	
Bromochloromethane	A	ug/L	379.27949	15.1711796		15	0	0	0.141	0.5	500	101%	70	130	0%	
Bromodichloromethane	A	ug/L	392.2653	15.690612		15	0	0	0.12	0.5	500	105%	70	130	0%	
Bromoform	A	ug/L	374.34382	14.9737528		15	0	0	0.119	0.5	500	100%	70	130	0%	
Bromomethane	A	ug/L	380.37666	15.2150664		15	0	0	0.253	0.5	500	101%	70	130	0%	
Carbon tetrachloride	A	ug/L	388.77442	15.5509768		15	0	0	0.143	0.5	500	104%	70	130	0%	
Chlorobenzene	A	ug/L	397.30881	15.8923524		15	0	0	0.0914	0.5	500	106%	70	130	0%	
Chlorodibromomethane	A	ug/L	394.19912	15.7679648		15	0	0	0.0841	0.5	500	105%	70	130	0%	
Chloroethane	A	ug/L	382.26624	15.2906496		15	0	0	0.169	0.5	500	102%	70	130	0%	
Chloroform	A	ug/L	369.36545	14.774618		15	0	0	0.0789	0.5	500	98%	70	130	0%	
Chloromethane	A	ug/L	373.55808	14.9423232		15	0	0	0.162	0.5	500	100%	70	130	0%	
cis-1,2-Dichloroethene	A	ug/L	392.49951	15.6999804		15	0	0	0.108	0.5	500	105%	70	130	0%	
cis-1,3-Dichloropropene	A	ug/L	413.10617	16.5242468		15	0	0	0.073	0.5	500	110%	70	130	0%	
Dibromomethane	A	ug/L	388.24814	15.5299256		15	0	0	0.147	0.5	500	104%	70	130	0%	
Dichlorodifluoromethane	A	ug/L	376.2647	15.050588		15	0	0	0.175	0.5	500	100%	70	130	0%	
Ethylbenzene	A	ug/L	381.44832	15.2579328		15	0	0	0.0836	0.5	500	102%	70	130	0%	

Seq No	Lab ID	Test Code	Sample Typ	File ID	Analysis Date	DF	Batch ID	Prep Date	SPKref	RPDref	pmoist
14993118	ICAL011922_7	VOC-8260-W-Q	CAL7	)A5975C\VG011	1/19/2022 2:53:1	1	R373580		0	0	

Analyte	T	Units	RAW	Final	Text	Spike	SPKref	RPDref	MDL	PQL	UQL	%REC	LOW	HIGH	%RPD	Q
m+p-Xylenes	A	ug/L	762.45088	30.4980352		30	0	0	0.15	0.5	1000	102%	70	130	0%	
Methyl ethyl ketone	A	ug/L	3961.28713	158.451485		150	0	0	1.77	10	5000	106%	70	130	0%	
Methyl tert-butyl ether (MTBE)	A	ug/L	389.6885	15.58754		15	0	0	0.101	0.5	500	104%	70	130	0%	
Methylene chloride	A	ug/L	359.82049	14.3928196		15	0	0	0.338	0.5	500	96%	70	130	0%	
o-Xylene	A	ug/L	384.01575	15.36063		15	0	0	0.0604	0.5	500	102%	70	130	0%	
Styrene	A	ug/L	382.73821	15.3095284		15	0	0	0.067	0.5	500	102%	70	130	0%	
Tetrachloroethene	A	ug/L	393.42479	15.7369916		15	0	0	0.0671	0.5	500	105%	70	130	0%	
Toluene	A	ug/L	410.14612	16.4058448		15	0	0	0.0679	0.5	500	109%	70	130	0%	
trans-1,2-Dichloroethene	A	ug/L	382.96484	15.3185936		15	0	0	0.125	0.5	500	102%	70	130	0%	
trans-1,3-Dichloropropene	A	ug/L	414.16774	16.5667096		15	0	0	0.0846	0.5	500	110%	70	130	0%	
Trichloroethene	A	ug/L	400.28495	16.011398		15	0	0	0.0993	0.5	500	107%	70	130	0%	
Trichlorofluoromethane	A	ug/L	368.02903	14.7211612		15	0	0	0.134	0.5	500	98%	70	130	0%	
Vinyl chloride	A	ug/L	371.90211	14.8760844		15	0	0	0.153	0.5	500	99%	70	130	0%	
1,4-Dichlorobenzene-d4	I	ug/L	250	10		0	0	0	0	0	500	0%	70	130	0%	
Chlorobenzene-d5	I	ug/L	250	10		0	0	0	0	0	500	0%	70	130	0%	
Fluorobenzene	I	ug/L	250	10		0	0	0	0	0	500	0%	70	130	0%	
Xylenes, Total	M	ug/L	1146.46663	45.8586652		45	0	0	0.0604	0.5	1500	102%	70	130	0%	
1,2-Dichloroethane-d4	S	ug/L	372.17398	14.8869592		15	0	0	0.229	0.5	500	99%	70	130	0%	
Dibromofluoromethane	S	ug/L	375.7157	15.028628		15	0	0	0.129	0.5	500	100%	70	130	0%	
p-Bromofluorobenzene	S	ug/L	392.51572	15.7006288		15	0	0	0.149	0.5	500	105%	70	130	0%	
Toluene-d8	S	ug/L	408.33456	16.3333824		15	0	0	0.23	0.5	500	109%	70	130	0%	

Seq No	Lab ID	Test Code	Sample Typ	File ID	Analysis Date	DF	Batch ID	Prep Date	SPKref	RPDref	pmoist
14993119	ICAL011922_8	VOC-8260-W-Q	CAL8	)A5975C\VG011	1/19/2022 3:47:4	1	R373580		0	0	

Analyte	T	Units	RAW	Final	Text	Spike	SPKref	RPDref	MDL	PQL	UQL	%REC	LOW	HIGH	%RPD	Q
1,1,1,2-Tetrachloroethane	A	ug/L	519.50104	20.7800416		20	0	0	0.101	0.5	500	104%	70	130	0%	
1,1,1-Trichloroethane	A	ug/L	526.99477	21.0797908		20	0	0	0.131	0.5	500	105%	70	130	0%	
1,1,2,2-Tetrachloroethane	A	ug/L	503.77463	20.1509852		20	0	0	0.0872	0.5	500	101%	70	130	0%	
1,1,2-Trichloroethane	A	ug/L	515.71916	20.6287664		20	0	0	0.108	0.5	500	103%	70	130	0%	
1,1-Dichloroethane	A	ug/L	518.00352	20.7201408		20	0	0	0.135	0.5	500	104%	70	130	0%	
1,1-Dichloroethene	A	ug/L	520.88026	20.8352104		20	0	0	0.141	0.5	500	104%	70	130	0%	
1,1-Dichloropropene	A	ug/L	561.8648	22.474592		20	0	0	0.083	0.5	500	112%	70	130	0%	
1,2,3-Trichloropropane	A	ug/L	499.70182	19.9880728		20	0	0	0.235	0.5	500	100%	70	130	0%	
1,2-Dibromoethane	A	ug/L	518.73322	20.7493288		20	0	0	0.0916	0.5	500	104%	70	130	0%	

Seq No	Lab ID	Test Code	Sample Typ	File ID	Analysis Date	DF	Batch ID	Prep Date	SPKref	RPDref	pmoist
14993119	ICAL011922_8	VOC-8260-W-Q	CAL8	)A5975C\VG011	1/19/2022 3:47:4	1	R373580		0	0	

Analyte	T	Units	RAW	Final	Text	Spike	SPKref	RPDref	MDL	PQL	UQL	%REC	LOW	HIGH	%RPD	Q
1,2-Dichlorobenzene	A	ug/L	524.03363	20.9613452		20	0	0	0.0746	0.5	500	105%	70	130	0%	
1,2-Dichloroethane	A	ug/L	494.90571	19.7962284		20	0	0	0.116	0.5	500	99%	70	130	0%	
1,2-Dichloropropane	A	ug/L	533.98337	21.3593348		20	0	0	0.0847	0.5	500	107%	70	130	0%	
1,3-Dichlorobenzene	A	ug/L	519.90292	20.7961168		20	0	0	0.0803	0.5	500	104%	70	130	0%	
1,3-Dichloropropane	A	ug/L	522.49769	20.8999076		20	0	0	0.0791	0.5	500	104%	70	130	0%	
1,4-Dichlorobenzene	A	ug/L	512.39362	20.4957448		20	0	0	0.0858	0.5	500	102%	70	130	0%	
2,2-Dichloropropane	A	ug/L	510.2077	20.408308		20	0	0	0.186	0.5	500	102%	70	130	0%	
2-Chlorotoluene	A	ug/L	538.47525	21.53901		20	0	0	0.0876	0.5	500	108%	70	130	0%	
4-Chlorotoluene	A	ug/L	545.23705	21.809482		20	0	0	0.0728	0.5	500	109%	70	130	0%	
Benzene	A	ug/L	523.44718	20.9378872		20	0	0	0.0914	0.5	500	105%	70	130	0%	
Bromobenzene	A	ug/L	527.11761	21.0847044		20	0	0	0.0831	0.5	500	105%	70	130	0%	
Bromochloromethane	A	ug/L	491.89341	19.6757364		20	0	0	0.141	0.5	500	98%	70	130	0%	
Bromodichloromethane	A	ug/L	516.12107	20.6448428		20	0	0	0.12	0.5	500	103%	70	130	0%	
Bromoform	A	ug/L	507.06116	20.2824464		20	0	0	0.119	0.5	500	101%	70	130	0%	
Bromomethane	A	ug/L	492.37196	19.6948784		20	0	0	0.253	0.5	500	98%	70	130	0%	
Carbon tetrachloride	A	ug/L	535.60256	21.4241024		20	0	0	0.143	0.5	500	107%	70	130	0%	
Chlorobenzene	A	ug/L	522.07254	20.8829016		20	0	0	0.0914	0.5	500	104%	70	130	0%	
Chlorodibromomethane	A	ug/L	519.35718	20.7742872		20	0	0	0.0841	0.5	500	104%	70	130	0%	
Chloroethane	A	ug/L	463.57413	18.5429652		20	0	0	0.169	0.5	500	93%	70	130	0%	
Chloroform	A	ug/L	495.30446	19.8121784		20	0	0	0.0789	0.5	500	99%	70	130	0%	
Chloromethane	A	ug/L	495.76266	19.8305064		20	0	0	0.162	0.5	500	99%	70	130	0%	
cis-1,2-Dichloroethene	A	ug/L	533.86717	21.3546868		20	0	0	0.108	0.5	500	107%	70	130	0%	
cis-1,3-Dichloropropene	A	ug/L	557.77754	22.3111016		20	0	0	0.073	0.5	500	112%	70	130	0%	
Dibromomethane	A	ug/L	509.98176	20.3992704		20	0	0	0.147	0.5	500	102%	70	130	0%	
Dichlorodifluoromethane	A	ug/L	512.06782	20.4827128		20	0	0	0.175	0.5	500	102%	70	130	0%	
Ethylbenzene	A	ug/L	492.0069	19.680276		20	0	0	0.0836	0.5	500	98%	70	130	0%	
m+p-Xylenes	A	ug/L	982.95572	39.3182288		40	0	0	0.15	0.5	1000	98%	70	130	0%	
Methyl ethyl ketone	A	ug/L	5412.58688	216.503475		200	0	0	1.77	10	5000	108%	70	130	0%	
Methyl tert-butyl ether (MTBE)	A	ug/L	532.72265	21.308906		20	0	0	0.101	0.5	500	107%	70	130	0%	
Methylene chloride	A	ug/L	479.71594	19.1886376		20	0	0	0.338	0.5	500	96%	70	130	0%	
o-Xylene	A	ug/L	490.56964	19.6227856		20	0	0	0.0604	0.5	500	98%	70	130	0%	
Styrene	A	ug/L	489.99584	19.5998336		20	0	0	0.067	0.5	500	98%	70	130	0%	
Tetrachloroethene	A	ug/L	528.40897	21.1363588		20	0	0	0.0671	0.5	500	106%	70	130	0%	
Toluene	A	ug/L	539.67631	21.5870524		20	0	0	0.0679	0.5	500	108%	70	130	0%	
trans-1,2-Dichloroethene	A	ug/L	511.83133	20.4732532		20	0	0	0.125	0.5	500	102%	70	130	0%	

Seq No	Lab ID	Test Code	Sample Typ	File ID	Analysis Date	DF	Batch ID	Prep Date	SPKref	RPDref	pmoist
14993119	ICAL011922_8	VOC-8260-W-Q	CAL8	)A5975C\VG011	1/19/2022 3:47:4	1	R373580		0	0	

Analyte	T	Units	RAW	Final	Text	Spike	SPKref	RPDref	MDL	PQL	UQL	%REC	LOW	HIGH	%RPD	Q
trans-1,3-Dichloropropene	A	ug/L	547.98665	21.919466		20	0	0	0.0846	0.5	500	110%	70	130	0%	
Trichloroethene	A	ug/L	530.332	21.21328		20	0	0	0.0993	0.5	500	106%	70	130	0%	
Trichlorofluoromethane	A	ug/L	513.3762	20.535048		20	0	0	0.134	0.5	500	103%	70	130	0%	
Vinyl chloride	A	ug/L	507.95433	20.3181732		20	0	0	0.153	0.5	500	102%	70	130	0%	
1,4-Dichlorobenzene-d4	I	ug/L	250	10		0	0	0	0	0	500	0%	70	130	0%	
Chlorobenzene-d5	I	ug/L	250	10		0	0	0	0	0	500	0%	70	130	0%	
Fluorobenzene	I	ug/L	250	10		0	0	0	0	0	500	0%	70	130	0%	
Xylenes, Total	M	ug/L	1473.52536	58.9410144		60	0	0	0.0604	0.5	1500	98%	70	130	0%	
1,2-Dichloroethane-d4	S	ug/L	499.26904	19.9707616		20	0	0	0.229	0.5	500	100%	70	130	0%	
Dibromofluoromethane	S	ug/L	506.23568	20.2494272		20	0	0	0.129	0.5	500	101%	70	130	0%	
p-Bromofluorobenzene	S	ug/L	531.14356	21.2457424		20	0	0	0.149	0.5	500	106%	70	130	0%	
Toluene-d8	S	ug/L	536.58503	21.4634012		20	0	0	0.23	0.5	500	107%	70	130	0%	

Seq No	Lab ID	Test Code	Sample Typ	File ID	Analysis Date	DF	Batch ID	Prep Date	SPKref	RPDref	pmoist
14993120	ICV011922_	VOC-8260-W-Q	ICV	)A5975C\VG011	1/19/2022 4:42:1	1	R373580		0	0	

Analyte	T	Units	RAW	Final	Text	Spike	SPKref	RPDref	MDL	PQL	UQL	%REC	LOW	HIGH	%RPD	Q
1,1,1,2-Tetrachloroethane	A	ug/L	121.14346	4.8457384		5	0	0	0.101	0.5	500	97%	80	120	0%	
1,1,1-Trichloroethane	A	ug/L	123.10323	4.9241292		5	0	0	0.131	0.5	500	98%	80	120	0%	
1,1,2,2-Tetrachloroethane	A	ug/L	123.71034	4.9484136		5	0	0	0.0872	0.5	500	99%	80	120	0%	
1,1,2-Trichloroethane	A	ug/L	122.33255	4.893302		5	0	0	0.108	0.5	500	98%	80	120	0%	
1,1-Dichloroethane	A	ug/L	126.68152	5.0672608		5	0	0	0.135	0.5	500	101%	80	120	0%	
1,1-Dichloroethene	A	ug/L	127.47339	5.0989356		5	0	0	0.141	0.5	500	102%	80	120	0%	
1,1-Dichloropropene	A	ug/L	122.69902	4.9079608		5	0	0	0.083	0.5	500	98%	80	120	0%	
1,2,3-Trichloropropane	A	ug/L	119.25111	4.7700444		5	0	0	0.235	0.5	500	95%	80	120	0%	
1,2-Dibromoethane	A	ug/L	123.8219	4.952876		5	0	0	0.0916	0.5	500	99%	80	120	0%	
1,2-Dichlorobenzene	A	ug/L	126.78928	5.0715712		5	0	0	0.0746	0.5	500	101%	80	120	0%	
1,2-Dichloroethane	A	ug/L	112.99307	4.5197228		5	0	0	0.116	0.5	500	90%	80	120	0%	
1,2-Dichloropropane	A	ug/L	125.26279	5.0105116		5	0	0	0.0847	0.5	500	100%	80	120	0%	
1,3-Dichlorobenzene	A	ug/L	127.90714	5.1162856		5	0	0	0.0803	0.5	500	102%	80	120	0%	
1,3-Dichloropropane	A	ug/L	115.25812	4.6103248		5	0	0	0.0791	0.5	500	92%	80	120	0%	
1,4-Dichlorobenzene	A	ug/L	126.91589	5.0766356		5	0	0	0.0858	0.5	500	102%	80	120	0%	
2,2-Dichloropropane	A	ug/L	130.60172	5.2240688		5	0	0	0.186	0.5	500	104%	80	120	0%	
2-Chlorotoluene	A	ug/L	128.02447	5.1209788		5	0	0	0.0876	0.5	500	102%	80	120	0%	
4-Chlorotoluene	A	ug/L	133.69052	5.3476208		5	0	0	0.0728	0.5	500	107%	80	120	0%	

Seq No	Lab ID	Test Code	Sample Typ	File ID	Analysis Date	DF	Batch ID	Prep Date	SPKref	RPDref	pmoist
14993120	ICV011922_	VOC-8260-W-Q	ICV	)A5975C\VG011	1/19/2022 4:42:1	1	R373580		0	0	

Analyte	T	Units	RAW	Final	Text	Spike	SPKref	RPDref	MDL	PQL	UQL	%REC	LOW	HIGH	%RPD	Q
Benzene	A	ug/L	124.79596	4.9918384		5	0	0	0.0914	0.5	500	100%	80	120	0%	
Bromobenzene	A	ug/L	128.75816	5.1503264		5	0	0	0.0831	0.5	500	103%	80	120	0%	
Bromochloromethane	A	ug/L	118.1582	4.726328		5	0	0	0.141	0.5	500	95%	80	120	0%	
Bromodichloromethane	A	ug/L	125.01778	5.0007112		5	0	0	0.12	0.5	500	100%	80	120	0%	
Bromoform	A	ug/L	118.4586	4.738344		5	0	0	0.119	0.5	500	95%	80	120	0%	
Bromomethane	A	ug/L	125.47532	5.0190128		5	0	0	0.253	0.5	500	100%	80	120	0%	
Carbon tetrachloride	A	ug/L	121.97422	4.8789688		5	0	0	0.143	0.5	500	98%	80	120	0%	
Chlorobenzene	A	ug/L	127.68425	5.10737		5	0	0	0.0914	0.5	500	102%	80	120	0%	
Chlorodibromomethane	A	ug/L	118.71875	4.74875		5	0	0	0.0841	0.5	500	95%	80	120	0%	
Chloroethane	A	ug/L	128.59249	5.1436996		5	0	0	0.169	0.5	500	103%	80	120	0%	
Chloroform	A	ug/L	116.04065	4.641626		5	0	0	0.0789	0.5	500	93%	80	120	0%	
Chloromethane	A	ug/L	108.15919	4.3263676		5	0	0	0.162	0.5	500	87%	80	120	0%	
cis-1,2-Dichloroethene	A	ug/L	126.74809	5.0699236		5	0	0	0.108	0.5	500	101%	80	120	0%	
cis-1,3-Dichloropropene	A	ug/L	121.1938	4.847752		5	0	0	0.073	0.5	500	97%	80	120	0%	
Dibromomethane	A	ug/L	119.73245	4.789298		5	0	0	0.147	0.5	500	96%	80	120	0%	
Dichlorodifluoromethane	A	ug/L	109.491	4.37964		5	0	0	0.175	0.5	500	88%	80	120	0%	
Ethylbenzene	A	ug/L	127.55124	5.1020496		5	0	0	0.0836	0.5	500	102%	80	120	0%	
m+p-Xylenes	A	ug/L	247.60848	9.9043392		10	0	0	0.15	0.5	1000	99%	80	120	0%	
Methyl ethyl ketone	A	ug/L	1190.01388	47.6005552		50	0	0	1.77	10	5000	95%	80	120	0%	
Methyl tert-butyl ether (MTBE)	A	ug/L	130.45844	5.2183376		5	0	0	0.101	0.5	500	104%	80	120	0%	
Methylene chloride	A	ug/L	117.91846	4.7167384		5	0	0	0.338	0.5	500	94%	80	120	0%	
o-Xylene	A	ug/L	125.95849	5.0383396		5	0	0	0.0604	0.5	500	101%	80	120	0%	
Styrene	A	ug/L	126.65625	5.06625		5	0	0	0.067	0.5	500	101%	80	120	0%	
Tetrachloroethene	A	ug/L	126.00053	5.0400212		5	0	0	0.0671	0.5	500	101%	80	120	0%	
Toluene	A	ug/L	126.57376	5.0629504		5	0	0	0.0679	0.5	500	101%	80	120	0%	
trans-1,2-Dichloroethene	A	ug/L	125.16318	5.0065272		5	0	0	0.125	0.5	500	100%	80	120	0%	
trans-1,3-Dichloropropene	A	ug/L	125.66541	5.0266164		5	0	0	0.0846	0.5	500	101%	80	120	0%	
Trichloroethene	A	ug/L	127.05504	5.0822016		5	0	0	0.0993	0.5	500	102%	80	120	0%	
Trichlorofluoromethane	A	ug/L	112.56002	4.5024008		5	0	0	0.134	0.5	500	90%	80	120	0%	
Vinyl chloride	A	ug/L	115.35056	4.6140224		5	0	0	0.153	0.5	500	92%	80	120	0%	
1,4-Dichlorobenzene-d4	I	ug/L	250	10		0	0	0	0	0	500	0%	0	0	0%	
Chlorobenzene-d5	I	ug/L	250	10		0	0	0	0	0	500	0%	0	0	0%	
Fluorobenzene	I	ug/L	250	10		0	0	0	0	0	500	0%	0	0	0%	
Xylenes, Total	M	ug/L	373.56697	14.9426788		15	0	0	0.0604	0.5	1500	100%	80	120	0%	
1,2-Dichloroethane-d4	S	ug/L	269.97549	10.7990196		10	0	0	0.229	0.5	500	108%	80	120	0%	

Seq No	Lab ID	Test Code	Sample Typ	File ID	Analysis Date	DF	Batch ID	Prep Date	SPKref	RPDref	pmoist
14993120	ICV011922_	VOC-8260-W-Q	ICV	)A5975C\VG011	1/19/2022 4:42:1	1	R373580		0	0	

Analyte	T	Units	RAW	Final	Text	Spike	SPKref	RPDref	MDL	PQL	UQL	%REC	LOW	HIGH	%RPD	Q
Dibromofluoromethane	S	ug/L	230.60106	9.2240424		10	0	0	0.129	0.5	500	92%	80	120	0%	
p-Bromofluorobenzene	S	ug/L	258.37948	10.3351792		10	0	0	0.149	0.5	500	103%	80	120	0%	
Toluene-d8	S	ug/L	272.49616	10.8998464		10	0	0	0.23	0.5	500	109%	80	120	0%	

```
Data file Name : C:\MSDCHEM\1\DATA\VG011922\19JAN01.D
Sample Name    : PRIMER
Operator       : MSC
Date injected  : 19 Jan 2022   9:07 am
Instrument     : VOA5975C
Method used    : 5975CACQF
No of spectra  : 5616
Start Time     : 0.840
End Time       : 16.498
Vial Number    : 1
---------------------------------------------------------------

Data file Name : C:\MSDCHEM\1\DATA\VG011922\19JAN02.D
Sample Name    : BFB011922_
Operator       : MSC
Date injected  : 19 Jan 2022   9:34 am
Instrument     : VOA5975C
Method used    : 5975CACQF
No of spectra  : 5616
Start Time     : 0.840
End Time       : 16.498
Vial Number    : 2
---------------------------------------------------------------

Data file Name : C:\MSDCHEM\1\DATA\VG011922\19JAN03.D
Sample Name    : MBLK011922_
Operator       : MSC
Date injected  : 19 Jan 2022  10:13 am
Instrument     : VOA5975C
Method used    : 5975CACQF
No of spectra  : 5616
Start Time     : 0.840
End Time       : 16.498
Vial Number    : 3
---------------------------------------------------------------

Data file Name : C:\MSDCHEM\1\DATA\VG011922\19JAN04.D
Sample Name    : ICAL011922_1
Operator       : MSC
Date injected  : 19 Jan 2022  10:48 am
Instrument     : VOA5975C
Method used    : 5975CACQF
No of spectra  : 5616
Start Time     : 0.840
End Time       : 16.498
Vial Number    : 4
---------------------------------------------------------------

Data file Name : C:\MSDCHEM\1\DATA\VG011922\19JAN05.D
Sample Name    : ICAL011922_2
Operator       : MSC
```

```
Date injected  : 19 Jan 2022  11:15 am
Instrument     : VOA5975C
Method used    : 5975CACQF
No of spectra  : 5616
Start Time     : 0.840
End Time       : 16.498
Vial Number    : 5
---------------------------------------------------------------

Data file Name : C:\MSDCHEM\1\DATA\VG011922\19JAN06.D
Sample Name    : ICAL011922_3
Operator       : MSC
Date injected  : 19 Jan 2022  11:42 am
Instrument     : VOA5975C
Method used    : 5975CACQF
No of spectra  : 5616
Start Time     : 0.840
End Time       : 16.498
Vial Number    : 6
---------------------------------------------------------------

Data file Name : C:\MSDCHEM\1\DATA\VG011922\19JAN07.D
Sample Name    : ICAL011922_4
Operator       : MSC
Date injected  : 19 Jan 2022  12:09 pm
Instrument     : VOA5975C
Method used    : 5975CACQF
No of spectra  : 5616
Start Time     : 0.840
End Time       : 16.498
Vial Number    : 7
---------------------------------------------------------------

Data file Name : C:\MSDCHEM\1\DATA\VG011922\19JAN08.D
Sample Name    : BLK
Operator       : MSC
Date injected  : 19 Jan 2022  12:37 pm
Instrument     : VOA5975C
Method used    : 5975CACQF
No of spectra  : 5616
Start Time     : 0.840
End Time       : 16.498
Vial Number    : 8
---------------------------------------------------------------

Data file Name : C:\MSDCHEM\1\DATA\VG011922\19JAN09.D
Sample Name    : ICAL011922_5
Operator       : MSC
Date injected  : 19 Jan 2022   1:04 pm
Instrument     : VOA5975C
Method used    : 5975CACQF
```

```
No of spectra  : 5616
Start Time     : 0.840
End Time       : 16.498
Vial Number    : 9
----------------------------------------------------------------

Data file Name : C:\MSDCHEM\1\DATA\VG011922\19JAN10.D
Sample Name    : BLK
Operator       : MSC
Date injected  : 19 Jan 2022   1:31 pm
Instrument     : VOA5975C
Method used    : 5975CACQF
No of spectra  : 5616
Start Time     : 0.840
End Time       : 16.498
Vial Number    : 10
----------------------------------------------------------------

Data file Name : C:\MSDCHEM\1\DATA\VG011922\19JAN11.D
Sample Name    : ICAL011922_6
Operator       : MSC
Date injected  : 19 Jan 2022   1:58 pm
Instrument     : VOA5975C
Method used    : 5975CACQF
No of spectra  : 5616
Start Time     : 0.840
End Time       : 16.498
Vial Number    : 11
----------------------------------------------------------------

Data file Name : C:\MSDCHEM\1\DATA\VG011922\19JAN12.D
Sample Name    : BLK
Operator       : MSC
Date injected  : 19 Jan 2022   2:26 pm
Instrument     : VOA5975C
Method used    : 5975CACQF
No of spectra  : 5616
Start Time     : 0.840
End Time       : 16.498
Vial Number    : 12
----------------------------------------------------------------

Data file Name : C:\MSDCHEM\1\DATA\VG011922\19JAN13.D
Sample Name    : ICAL011922_7
Operator       : MSC
Date injected  : 19 Jan 2022   2:53 pm
Instrument     : VOA5975C
Method used    : 5975CACQF
No of spectra  : 5616
Start Time     : 0.840
End Time       : 16.498
```

```
Vial Number    : 13
-------------------------------------------------------------

Data file Name : C:\MSDCHEM\1\DATA\VG011922\19JAN14.D
Sample Name    : BLK
Operator       : MSC
Date injected  : 19 Jan 2022   3:20 pm
Instrument     : VOA5975C
Method used    : 5975CACQF
No of spectra  : 5616
Start Time     : 0.840
End Time       : 16.498
Vial Number    : 14
-------------------------------------------------------------

Data file Name : C:\MSDCHEM\1\DATA\VG011922\19JAN15.D
Sample Name    : ICAL011922_8
Operator       : MSC
Date injected  : 19 Jan 2022   3:47 pm
Instrument     : VOA5975C
Method used    : 5975CACQF
No of spectra  : 5616
Start Time     : 0.840
End Time       : 16.498
Vial Number    : 15
-------------------------------------------------------------

Data file Name : C:\MSDCHEM\1\DATA\VG011922\19JAN16.D
Sample Name    : BLK
Operator       : MSC
Date injected  : 19 Jan 2022   4:15 pm
Instrument     : VOA5975C
Method used    : 5975CACQF
No of spectra  : 5616
Start Time     : 0.840
End Time       : 16.498
Vial Number    : 16
-------------------------------------------------------------

Data file Name : C:\MSDCHEM\1\DATA\VG011922\19JAN17.D
Sample Name    : ICV011922_
Operator       : MSC
Date injected  : 19 Jan 2022   4:42 pm
Instrument     : VOA5975C
Method used    : 5975CACQF
No of spectra  : 5616
Start Time     : 0.840
End Time       : 16.498
Vial Number    : 17
-------------------------------------------------------------
```

```
Data file Name : C:\MSDCHEM\1\DATA\VG011922\19JAN18.D
Sample Name    : BLK
Operator       : MSC
Date injected  : 19 Jan 2022   5:09 pm
Instrument     : VOA5975C
Method used    : 5975CACQF
No of spectra  : 5616
Start Time     : 0.840
End Time       : 16.498
Vial Number    : 18
----------------------------------------------------------------

Data file Name : C:\MSDCHEM\1\DATA\VG011922\19JAN19.D
Sample Name    : MDL011922_Q1_2
Operator       : MSC
Date injected  : 19 Jan 2022   5:36 pm
Instrument     : VOA5975C
Method used    : 5975CACQF
No of spectra  : 5616
Start Time     : 0.840
End Time       : 16.498
Vial Number    : 19
----------------------------------------------------------------

Data file Name : C:\MSDCHEM\1\DATA\VG011922\19JAN20.D
Sample Name    : LOD011922_HalfCal2
Operator       : MSC
Date injected  : 19 Jan 2022   6:03 pm
Instrument     : VOA5975C
Method used    : 5975CACQF
No of spectra  : 5616
Start Time     : 0.839
End Time       : 16.498
Vial Number    : 20
----------------------------------------------------------------

Data file Name : C:\MSDCHEM\1\DATA\VG011922\19JAN21.D
Sample Name    : LOD011922_2xCal1
Operator       : MSC
Date injected  : 19 Jan 2022   6:31 pm
Instrument     : VOA5975C
Method used    : 5975CACQF
No of spectra  : 5616
Start Time     : 0.839
End Time       : 16.498
Vial Number    : 21
----------------------------------------------------------------

Data file Name : C:\MSDCHEM\1\DATA\VG011922\19JAN22.D
Sample Name    : MBLK011922_NoSurr
Operator       : MSC
```

```
Date injected  : 19 Jan 2022   6:58 pm
Instrument     : VOA5975C
Method used    : 5975CACQF
No of spectra  : 5616
Start Time     : 0.840
End Time       : 16.498
Vial Number    : 22
----------------------------------------------------------------

Data file Name : C:\MSDCHEM\1\DATA\VG011922\19JAN23.D
Sample Name    : MBLK011922_
Operator       : MSC
Date injected  : 19 Jan 2022   7:25 pm
Instrument     : VOA5975C
Method used    : 5975CACQF
No of spectra  : 5616
Start Time     : 0.839
End Time       : 16.498
Vial Number    : 23
----------------------------------------------------------------
```

Tune Evaluation Report

Data Path:	D:\Org\Data\VOA5975C\VG011922\19JAN02.D
Acq on:	1/19/2022 9:34:49 AM
Operator:	MSC
Sample:	BFB011922_
Inst Name:	VOA5975C
ALS Vial:	2
Method:	\\MASSHUNTER\Org\Data\Methods\BFBavg.m

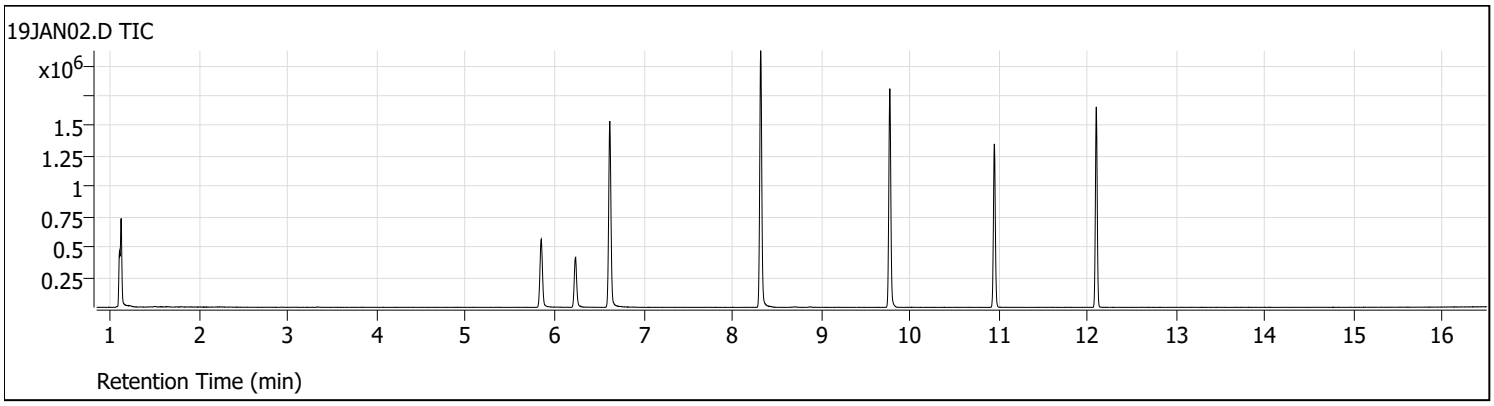

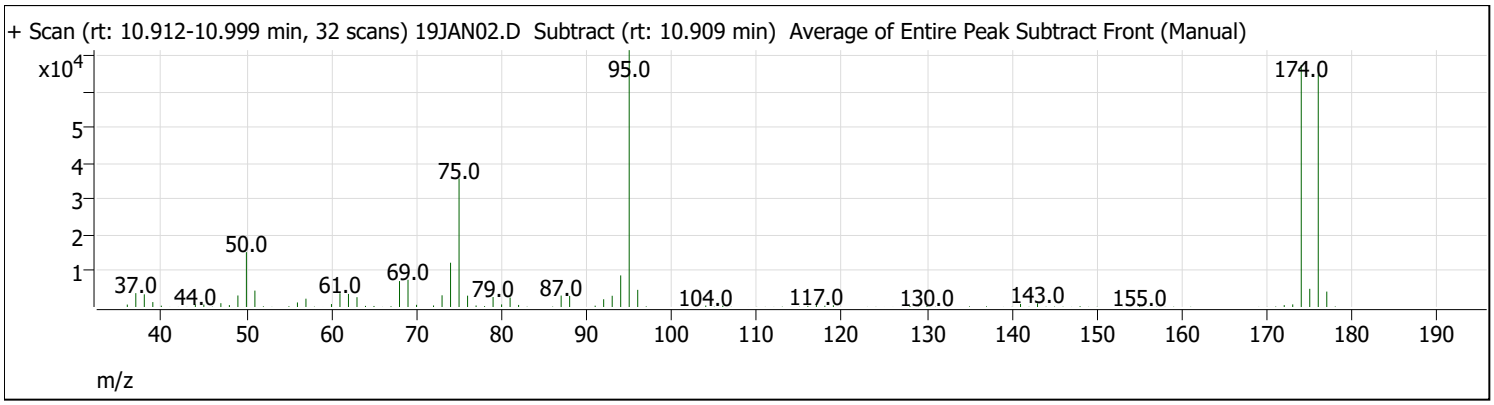

Target Mass	Rel. To Mass	Lower Limit%	Upper Limit%	Rel. Abn%	Raw Abn	Pass/Fail
50	95	15	40	21.4	15298	Pass
75	95	30	60	50.0	35802	Pass
95	95	100	100	100.0	71589	Pass
96	95	5	9	6.7	4783	Pass
173	174	0	2	1.1	722	Pass
174	95	50	100	94.2	67436	Pass
175	174	5	9	7.5	5067	Pass
176	174	95	101	96.1	64775	Pass
177	176	5	9	6.6	4289	Pass

Quantitative Analysis Results Summary Report

Batch Path	D:\Org\Data\VOA5975C\VG011922\QuantResults\VG011922_8260B.batch.bin		
Analysis Time	1/22/2022 1:32 PM	**Analyst Name**	BL2000\mchavez
Report Time	2/14/2022 3:09:49 PM	**Reporter Name**	BL2000\mchavez
Last Calib Update	1/20/2022 9:28 AM	**Batch State**	Processed
Quant Batch Version	10.0	**Quant Report Version**	10.0

Sequence Table

Data File	sample Name	Sample Type	Vial Position	Inj Vol	Level	Acq Method File
19JAN03.D	MBLK011922_	Method Blank	3	0		5975CACQF.M
19JAN04.D	ICAL011922_1	Cal	4	0	1	5975CACQF.M
19JAN05.D	ICAL011922_2	Cal	5	0	2	5975CACQF.M
19JAN06.D	ICAL011922_3	Cal	6	0	3	5975CACQF.M
19JAN07.D	ICAL011922_4	Cal	7	0	4	5975CACQF.M
19JAN09.D	ICAL011922_5	Cal	9	0	5	5975CACQF.M
19JAN11.D	ICAL011922_6	Cal	11	0	6	5975CACQF.M
19JAN13.D	ICAL011922_7	Cal	13	0	7	5975CACQF.M
19JAN15.D	ICAL011922_8	Cal	15	0	8	5975CACQF.M
19JAN17.D	ICV011922_	QC	17	0	QC	5975CACQF.M

Quantitation Results

Compound: Dichlorodifluoromethane

Data File	Sample Type	ISTD	RT	Resp	ISTD Resp	Resp Ratio	Final Conc	Exp. Conc	Accuracy
19JAN03.D	Blank	Fluorobenzene			812130		ND		
19JAN04.D	Calibration	Fluorobenzene	1.247	4690	794248	0.0059	4.3915	2.5000	175.7
19JAN05.D	Calibration	Fluorobenzene	1.241	12682	803183	0.0158	11.7428	12.5000	93.9
19JAN06.D	Calibration	Fluorobenzene	1.241	27745	818509	0.0339	25.2092	25.0000	100.8
19JAN07.D	Calibration	Fluorobenzene	1.244	51785	806368	0.0642	47.7605	50.0000	95.5
19JAN09.D	Calibration	Fluorobenzene	1.244	148367	854591	0.1736	129.1152	125.0000	103.3
19JAN11.D	Calibration	Fluorobenzene	1.241	304740	874562	0.3484	259.1417	250.0000	103.7
19JAN13.D	Calibration	Fluorobenzene	1.241	452793	894962	0.5059	376.2647	375.0000	100.3
19JAN15.D	Calibration	Fluorobenzene	1.241	629961	914923	0.6885	512.0678	500.0000	102.4
19JAN17.D	QC	Fluorobenzene	1.244	130579	886938	0.1472	109.4910	125.0000	

Compound: Chloromethane

Data File	Sample Type	ISTD	RT	Resp	ISTD Resp	Resp Ratio	Final Conc	Exp. Conc	Accuracy
19JAN03.D	Blank	Fluorobenzene	1.420	477	812130	0.0006	0.3708		
19JAN04.D	Calibration	Fluorobenzene	1.411	6614	794248	0.0083	5.2603	2.5000	210.4
19JAN05.D	Calibration	Fluorobenzene	1.411	15397	803183	0.0192	12.1094	12.5000	96.9
19JAN06.D	Calibration	Fluorobenzene	1.408	33801	818509	0.0413	26.0860	25.0000	104.3
19JAN07.D	Calibration	Fluorobenzene	1.408	63351	806368	0.0786	49.6275	50.0000	99.3
19JAN09.D	Calibration	Fluorobenzene	1.408	170190	854591	0.1991	125.7991	125.0000	100.6
19JAN11.D	Calibration	Fluorobenzene	1.409	346531	874562	0.3962	250.2957	250.0000	100.1
19JAN13.D	Calibration	Fluorobenzene	1.408	529250	894962	0.5914	373.5581	375.0000	99.6
19JAN15.D	Calibration	Fluorobenzene	1.409	718053	914923	0.7848	495.7627	500.0000	99.2

Compound: Chloromethane

Data File	Sample Type	ISTD	RT	Resp	ISTD Resp	Resp Ratio	Final Conc	Exp. Conc	Accuracy
19JAN17.D	QC	Fluorobenzene	1.409	151864	886938	0.1712	108.1592	125.0000	

Compound: Vinyl chloride

Data File	Sample Type	ISTD	RT	Resp	ISTD Resp	Resp Ratio	Final Conc	Exp. Conc	Accuracy
19JAN03.D	Blank	Fluorobenzene	1.501	450	812130	0.0006	0.3842		
19JAN04.D	Calibration	Fluorobenzene	1.503	5818	794248	0.0073	5.0835	2.5000	203.3
19JAN05.D	Calibration	Fluorobenzene	1.498	14225	803183	0.0177	12.2910	12.5000	98.3
19JAN06.D	Calibration	Fluorobenzene	1.498	30072	818509	0.0367	25.4969	25.0000	102.0
19JAN07.D	Calibration	Fluorobenzene	1.495	55437	806368	0.0687	47.7105	50.0000	95.4
19JAN09.D	Calibration	Fluorobenzene	1.498	153733	854591	0.1799	124.8408	125.0000	99.9
19JAN11.D	Calibration	Fluorobenzene	1.498	326478	874562	0.3733	259.0664	250.0000	103.6
19JAN13.D	Calibration	Fluorobenzene	1.498	479607	894962	0.5359	371.9021	375.0000	99.2
19JAN15.D	Calibration	Fluorobenzene	1.498	669671	914923	0.7319	507.9543	500.0000	101.6
19JAN17.D	QC	Fluorobenzene	1.498	147423	886938	0.1662	115.3506	125.0000	

Compound: Bromomethane

Data File	Sample Type	ISTD	RT	Resp	ISTD Resp	Resp Ratio	Final Conc	Exp. Conc	Accuracy
19JAN03.D	Blank	Fluorobenzene	1.807	344	812130	0.0004	2.5579		
19JAN04.D	Calibration	Fluorobenzene	1.804	2332	794248	0.0029	6.7043	2.5000	268.2
19JAN05.D	Calibration	Fluorobenzene	1.799	5411	803183	0.0067	12.9499	12.5000	103.6
19JAN06.D	Calibration	Fluorobenzene	1.802	12135	818509	0.0148	26.1400	25.0000	104.6
19JAN07.D	Calibration	Fluorobenzene	1.796	22944	806368	0.0285	48.0600	50.0000	96.1
19JAN09.D	Calibration	Fluorobenzene	1.799	59520	854591	0.0696	112.1810	125.0000	89.7
19JAN11.D	Calibration	Fluorobenzene	1.796	153759	874562	0.1758	264.9993	250.0000	106.0
19JAN13.D	Calibration	Fluorobenzene	1.793	235754	894962	0.2634	380.3767	375.0000	101.4
19JAN15.D	Calibration	Fluorobenzene	1.793	324434	914923	0.3546	492.3720	500.0000	98.5
19JAN17.D	QC	Fluorobenzene	1.796	69568	886938	0.0784	125.4753	125.0000	

Compound: Chloroethane

Data File	Sample Type	ISTD	RT	Resp	ISTD Resp	Resp Ratio	Final Conc	Exp. Conc	Accuracy
19JAN03.D	Blank	Fluorobenzene			812130		ND		
19JAN04.D	Calibration	Fluorobenzene	1.905	2651	794248	0.0033	4.8967	2.5000	195.9
19JAN05.D	Calibration	Fluorobenzene	1.897	6576	803183	0.0082	12.0096	12.5000	96.1
19JAN06.D	Calibration	Fluorobenzene	1.896	15096	818509	0.0184	27.0532	25.0000	108.2
19JAN07.D	Calibration	Fluorobenzene	1.894	26569	806368	0.0329	48.3306	50.0000	96.7
19JAN09.D	Calibration	Fluorobenzene	1.897	65407	854591	0.0765	112.2655	125.0000	89.8
19JAN11.D	Calibration	Fluorobenzene	1.897	170795	874562	0.1953	286.4607	250.0000	114.6
19JAN13.D	Calibration	Fluorobenzene	1.894	233233	894962	0.2606	382.2662	375.0000	101.9
19JAN15.D	Calibration	Fluorobenzene	1.894	289150	914923	0.3160	463.5741	500.0000	92.7
19JAN17.D	QC	Fluorobenzene	1.897	77755	886938	0.0877	128.5925	125.0000	

Compound: Trichlorofluoromethane

Data File	Sample Type	ISTD	RT	Resp	ISTD Resp	Resp Ratio	Final Conc	Exp. Conc	Accuracy
19JAN03.D	Blank	Fluorobenzene			812130		ND		
19JAN04.D	Calibration	Fluorobenzene	2.150	6220	794248	0.0078	4.5322	2.5000	181.3
19JAN05.D	Calibration	Fluorobenzene	2.148	16916	803183	0.0211	12.1888	12.5000	97.5
19JAN06.D	Calibration	Fluorobenzene	2.145	35936	818509	0.0439	25.4088	25.0000	101.6
19JAN07.D	Calibration	Fluorobenzene	2.142	66016	806368	0.0819	47.3799	50.0000	94.8
19JAN09.D	Calibration	Fluorobenzene	2.147	193579	854591	0.2265	131.0926	125.0000	104.9
19JAN11.D	Calibration	Fluorobenzene	2.145	379318	874562	0.4337	251.0100	250.0000	100.4
19JAN13.D	Calibration	Fluorobenzene	2.145	569126	894962	0.6359	368.0290	375.0000	98.1
19JAN15.D	Calibration	Fluorobenzene	2.142	811600	914923	0.8871	513.3762	500.0000	102.7
19JAN17.D	QC	Fluorobenzene	2.145	172504	886938	0.1945	112.5600	125.0000	

Compound: 1,1-Dichloroethene

Data File	Sample Type	ISTD	RT	Resp	ISTD Resp	Resp Ratio	Final Conc	Exp. Conc	Accuracy
19JAN03.D	Blank	Fluorobenzene			812130		ND		
19JAN04.D	Calibration	Fluorobenzene	2.694	2342	794248	0.0029	2.9328	2.5000	117.3
19JAN05.D	Calibration	Fluorobenzene	2.703	9440	803183	0.0118	11.6900	12.5000	93.5
19JAN06.D	Calibration	Fluorobenzene	2.700	20674	818509	0.0253	25.1221	25.0000	100.5
19JAN07.D	Calibration	Fluorobenzene	2.702	38644	806368	0.0479	47.6655	50.0000	95.3
19JAN09.D	Calibration	Fluorobenzene	2.702	105649	854591	0.1236	122.9596	125.0000	98.4
19JAN11.D	Calibration	Fluorobenzene	2.700	233356	874562	0.2668	265.3896	250.0000	106.2
19JAN13.D	Calibration	Fluorobenzene	2.700	344045	894962	0.3844	382.3544	375.0000	102.0
19JAN15.D	Calibration	Fluorobenzene	2.700	479145	914923	0.5237	520.8803	500.0000	104.2
19JAN17.D	QC	Fluorobenzene	2.700	113673	886938	0.1282	127.4734	125.0000	

Compound: Methylene chloride

Data File	Sample Type	ISTD	RT	Resp	ISTD Resp	Resp Ratio	Final Conc	Exp. Conc	Accuracy
19JAN03.D	Blank	Fluorobenzene	3.341	2137	812130	0.0026	1.7999		
19JAN04.D	Calibration	Fluorobenzene	3.327	4701	794248	0.0059	4.0490	2.5000	162.0
19JAN05.D	Calibration	Fluorobenzene	3.330	15719	803183	0.0196	13.3883	12.5000	107.1
19JAN06.D	Calibration	Fluorobenzene	3.333	32623	818509	0.0399	27.2657	25.0000	109.1
19JAN07.D	Calibration	Fluorobenzene	3.327	58184	806368	0.0722	49.3612	50.0000	98.7
19JAN09.D	Calibration	Fluorobenzene	3.333	149957	854591	0.1755	120.0395	125.0000	96.0
19JAN11.D	Calibration	Fluorobenzene	3.330	310597	874562	0.3551	242.9531	250.0000	97.2
19JAN13.D	Calibration	Fluorobenzene	3.330	470733	894962	0.5260	359.8205	375.0000	96.0
19JAN15.D	Calibration	Fluorobenzene	3.333	641583	914923	0.7012	479.7159	500.0000	95.9
19JAN17.D	QC	Fluorobenzene	3.333	152883	886938	0.1724	117.9185	125.0000	

Compound: trans-1,2-Dichloroethene

Data File	Sample Type	ISTD	RT	Resp	ISTD Resp	Resp Ratio	Final Conc	Exp. Conc	Accuracy
19JAN03.D	Blank	Fluorobenzene			812130		ND		
19JAN04.D	Calibration	Fluorobenzene	3.717	2132	794248	0.0027	2.5845	2.5000	103.4
19JAN05.D	Calibration	Fluorobenzene	3.718	10455	803183	0.0130	12.5326	12.5000	100.3

Compound: trans-1,2-Dichloroethene

Data File	Sample Type	ISTD	RT	Resp	ISTD Resp	Resp Ratio	Final Conc	Exp. Conc	Accuracy
19JAN06.D	Calibration	Fluorobenzene	3.715	21348	818509	0.0261	25.1112	25.0000	100.4
19JAN07.D	Calibration	Fluorobenzene	3.717	38732	806368	0.0480	46.2455	50.0000	92.5
19JAN09.D	Calibration	Fluorobenzene	3.720	110255	854591	0.1290	124.2147	125.0000	99.4
19JAN11.D	Calibration	Fluorobenzene	3.720	233769	874562	0.2673	257.3531	250.0000	102.9
19JAN13.D	Calibration	Fluorobenzene	3.715	355984	894962	0.3978	382.9648	375.0000	102.1
19JAN15.D	Calibration	Fluorobenzene	3.715	486383	914923	0.5316	511.8313	500.0000	102.4
19JAN17.D	QC	Fluorobenzene	3.718	115302	886938	0.1300	125.1632	125.0000	

Compound: Methyl tert-butyl ether (MTBE)

Data File	Sample Type	ISTD	RT	Resp	ISTD Resp	Resp Ratio	Final Conc	Exp. Conc	Accuracy
19JAN03.D	Blank	Fluorobenzene			812130		ND		
19JAN04.D	Calibration	Fluorobenzene	3.762	2662	794248	0.0034	2.5817	2.5000	103.3
19JAN05.D	Calibration	Fluorobenzene	3.757	12721	803183	0.0158	12.2004	12.5000	97.6
19JAN06.D	Calibration	Fluorobenzene	3.751	24989	818509	0.0305	23.5175	25.0000	94.1
19JAN07.D	Calibration	Fluorobenzene	3.751	49617	806368	0.0615	47.3984	50.0000	94.8
19JAN09.D	Calibration	Fluorobenzene	3.754	136973	854591	0.1603	123.4648	125.0000	98.8
19JAN11.D	Calibration	Fluorobenzene	3.754	296029	874562	0.3385	260.7416	250.0000	104.3
19JAN13.D	Calibration	Fluorobenzene	3.757	452747	894962	0.5059	389.6885	375.0000	103.9
19JAN15.D	Calibration	Fluorobenzene	3.751	632731	914923	0.6916	532.7227	500.0000	106.5
19JAN17.D	QC	Fluorobenzene	3.751	150210	886938	0.1694	130.4584	125.0000	

Compound: 1,1-Dichloroethane

Data File	Sample Type	ISTD	RT	Resp	ISTD Resp	Resp Ratio	Final Conc	Exp. Conc	Accuracy
19JAN03.D	Blank	Fluorobenzene			812130		ND		
19JAN04.D	Calibration	Fluorobenzene	4.378	4131	794248	0.0052	2.6757	2.5000	107.0
19JAN05.D	Calibration	Fluorobenzene	4.381	18500	803183	0.0230	11.8493	12.5000	94.8
19JAN06.D	Calibration	Fluorobenzene	4.384	40298	818509	0.0492	25.3277	25.0000	101.3
19JAN07.D	Calibration	Fluorobenzene	4.384	75497	806368	0.0936	48.1651	50.0000	96.3
19JAN09.D	Calibration	Fluorobenzene	4.378	205663	854591	0.2407	123.8038	125.0000	99.0
19JAN11.D	Calibration	Fluorobenzene	4.381	442070	874562	0.5055	260.0378	250.0000	104.0
19JAN13.D	Calibration	Fluorobenzene	4.381	658287	894962	0.7355	378.3961	375.0000	100.9
19JAN15.D	Calibration	Fluorobenzene	4.381	921258	914923	1.0069	518.0035	500.0000	103.6
19JAN17.D	QC	Fluorobenzene	4.378	218409	886938	0.2463	126.6815	125.0000	

Compound: 2,2-Dichloropropane

Data File	Sample Type	ISTD	RT	Resp	ISTD Resp	Resp Ratio	Final Conc	Exp. Conc	Accuracy
19JAN03.D	Blank	Fluorobenzene			812130		ND		
19JAN04.D	Calibration	Fluorobenzene	5.181	3183	794248	0.0040	2.7359	2.5000	109.4
19JAN05.D	Calibration	Fluorobenzene	5.190	14213	803183	0.0177	12.0798	12.5000	96.6
19JAN06.D	Calibration	Fluorobenzene	5.193	30539	818509	0.0373	25.4695	25.0000	101.9
19JAN07.D	Calibration	Fluorobenzene	5.193	56651	806368	0.0703	47.9582	50.0000	95.9
19JAN09.D	Calibration	Fluorobenzene	5.193	153450	854591	0.1796	122.5736	125.0000	98.1

Compound: 2,2-Dichloropropane

Data File	Sample Type	ISTD	RT	Resp	ISTD Resp	Resp Ratio	Final Conc	Exp. Conc	Accuracy
19JAN11.D	Calibration	Fluorobenzene	5.193	331689	874562	0.3793	258.8981	250.0000	103.6
19JAN13.D	Calibration	Fluorobenzene	5.195	501019	894962	0.5598	382.1537	375.0000	101.9
19JAN15.D	Calibration	Fluorobenzene	5.190	683822	914923	0.7474	510.2077	500.0000	102.0
19JAN17.D	QC	Fluorobenzene	5.193	169689	886938	0.1913	130.6017	125.0000	

Compound: cis-1,2-Dichloroethene

Data File	Sample Type	ISTD	RT	Resp	ISTD Resp	Resp Ratio	Final Conc	Exp. Conc	Accuracy
19JAN03.D	Blank	Fluorobenzene			812130		ND		
19JAN04.D	Calibration	Fluorobenzene	5.215	2334	794248	0.0029	2.7941	2.5000	111.8
19JAN05.D	Calibration	Fluorobenzene	5.209	9874	803183	0.0123	11.6899	12.5000	93.5
19JAN06.D	Calibration	Fluorobenzene	5.215	20810	818509	0.0254	24.1758	25.0000	96.7
19JAN07.D	Calibration	Fluorobenzene	5.212	39093	806368	0.0485	46.0997	50.0000	92.2
19JAN09.D	Calibration	Fluorobenzene	5.215	112808	854591	0.1320	125.5204	125.0000	100.4
19JAN11.D	Calibration	Fluorobenzene	5.215	243087	874562	0.2780	264.3041	250.0000	105.7
19JAN13.D	Calibration	Fluorobenzene	5.215	369412	894962	0.4128	392.4995	375.0000	104.7
19JAN15.D	Calibration	Fluorobenzene	5.212	513671	914923	0.5614	533.8672	500.0000	106.8
19JAN17.D	QC	Fluorobenzene	5.212	118223	886938	0.1333	126.7481	125.0000	

Compound: Methyl ethyl ketone

Data File	Sample Type	ISTD	RT	Resp	ISTD Resp	Resp Ratio	Final Conc	Exp. Conc	Accuracy
19JAN03.D	Blank	Fluorobenzene			812130		ND		
19JAN04.D	Calibration	Fluorobenzene	5.293	2962	794248	0.0037	24.5342	25.0000	98.1
19JAN05.D	Calibration	Fluorobenzene	5.288	15038	803183	0.0187	123.1947	125.0000	98.6
19JAN06.D	Calibration	Fluorobenzene	5.282	28861	818509	0.0353	232.0088	250.0000	92.8
19JAN07.D	Calibration	Fluorobenzene	5.285	58185	806368	0.0722	474.7821	500.0000	95.0
19JAN09.D	Calibration	Fluorobenzene	5.279	154105	854591	0.1803	1186.5197	1250.0000	94.9
19JAN11.D	Calibration	Fluorobenzene	5.279	348492	874562	0.3985	2621.9160	2500.0000	104.9
19JAN13.D	Calibration	Fluorobenzene	5.279	538796	894962	0.6020	3961.2871	3750.0000	105.6
19JAN15.D	Calibration	Fluorobenzene	5.279	752615	914923	0.8226	5412.5869	5000.0000	108.3
19JAN17.D	QC	Fluorobenzene	5.282	160409	886938	0.1809	1190.0139	1250.0000	

Compound: Bromochloromethane

Data File	Sample Type	ISTD	RT	Resp	ISTD Resp	Resp Ratio	Final Conc	Exp. Conc	Accuracy
19JAN03.D	Blank	Fluorobenzene			812130		ND		
19JAN04.D	Calibration	Fluorobenzene	5.516	901	794248	0.0011	2.6151	2.5000	104.6
19JAN05.D	Calibration	Fluorobenzene	5.516	4232	803183	0.0053	12.1514	12.5000	97.2
19JAN06.D	Calibration	Fluorobenzene	5.519	8977	818509	0.0110	25.2940	25.0000	101.2
19JAN07.D	Calibration	Fluorobenzene	5.511	17084	806368	0.0212	48.8614	50.0000	97.7
19JAN09.D	Calibration	Fluorobenzene	5.516	45958	854591	0.0538	124.0258	125.0000	99.2
19JAN11.D	Calibration	Fluorobenzene	5.516	99685	874562	0.1140	262.8745	250.0000	105.1
19JAN13.D	Calibration	Fluorobenzene	5.519	147182	894962	0.1645	379.2795	375.0000	101.1
19JAN15.D	Calibration	Fluorobenzene	5.519	195140	914923	0.2133	491.8934	500.0000	98.4

Compound: Bromochloromethane

Data File	Sample Type	ISTD	RT	Resp	ISTD Resp	Resp Ratio	Final Conc	Exp. Conc	Accuracy
19JAN17.D	QC	Fluorobenzene	5.519	45441	886938	0.0512	118.1582	125.0000	

Compound: Chloroform

Data File	Sample Type	ISTD	RT	Resp	ISTD Resp	Resp Ratio	Final Conc	Exp. Conc	Accuracy
19JAN03.D	Blank	Fluorobenzene			812130		ND		
19JAN04.D	Calibration	Fluorobenzene	5.656	4726	794248	0.0060	3.0658	2.5000	122.6
19JAN05.D	Calibration	Fluorobenzene	5.653	18593	803183	0.0231	11.9271	12.5000	95.4
19JAN06.D	Calibration	Fluorobenzene	5.647	38158	818509	0.0466	24.0194	25.0000	96.1
19JAN07.D	Calibration	Fluorobenzene	5.647	74048	806368	0.0918	47.3129	50.0000	94.6
19JAN09.D	Calibration	Fluorobenzene	5.653	196261	854591	0.2297	118.3246	125.0000	94.7
19JAN11.D	Calibration	Fluorobenzene	5.653	420250	874562	0.4805	247.5804	250.0000	99.0
19JAN13.D	Calibration	Fluorobenzene	5.653	641596	894962	0.7169	369.3654	375.0000	98.5
19JAN15.D	Calibration	Fluorobenzene	5.650	879544	914923	0.9613	495.3045	500.0000	99.1
19JAN17.D	QC	Fluorobenzene	5.653	199758	886938	0.2252	116.0406	125.0000	

Compound: 1,1,1-Trichloroethane

Data File	Sample Type	ISTD	RT	Resp	ISTD Resp	Resp Ratio	Final Conc	Exp. Conc	Accuracy
19JAN03.D	Blank	Fluorobenzene			812130		ND		
19JAN04.D	Calibration	Fluorobenzene	5.834	3627	794248	0.0046	2.5502	2.5000	102.0
19JAN05.D	Calibration	Fluorobenzene	5.829	16614	803183	0.0207	11.5510	12.5000	92.4
19JAN06.D	Calibration	Fluorobenzene	5.828	36046	818509	0.0440	24.5919	25.0000	98.4
19JAN07.D	Calibration	Fluorobenzene	5.834	69594	806368	0.0863	48.1944	50.0000	96.4
19JAN09.D	Calibration	Fluorobenzene	5.831	189468	854591	0.2217	123.8043	125.0000	99.0
19JAN11.D	Calibration	Fluorobenzene	5.834	414139	874562	0.4735	264.4318	250.0000	105.8
19JAN13.D	Calibration	Fluorobenzene	5.834	616756	894962	0.6891	384.8283	375.0000	102.6
19JAN15.D	Calibration	Fluorobenzene	5.831	863441	914923	0.9437	526.9948	500.0000	105.4
19JAN17.D	QC	Fluorobenzene	5.831	195526	886938	0.2205	123.1032	125.0000	

Compound: Dibromofluoromethane

Data File	Sample Type	ISTD	RT	Resp	ISTD Resp	Resp Ratio	Final Conc	Exp. Conc	Accuracy
19JAN03.D	Blank	Fluorobenzene	5.845	221291	812130	0.2725	281.3207		
19JAN04.D	Calibration	Fluorobenzene	5.851	2660	794248	0.0033	3.4579	2.5000	138.3
19JAN05.D	Calibration	Fluorobenzene	5.845	9521	803183	0.0119	12.2386	12.5000	97.9
19JAN06.D	Calibration	Fluorobenzene	5.851	19834	818509	0.0242	25.0179	25.0000	100.1
19JAN07.D	Calibration	Fluorobenzene	5.848	38453	806368	0.0477	49.2335	50.0000	98.5
19JAN09.D	Calibration	Fluorobenzene	5.851	100821	854591	0.1180	121.8025	125.0000	97.4
19JAN11.D	Calibration	Fluorobenzene	5.851	221667	874562	0.2535	261.6821	250.0000	104.7
19JAN13.D	Calibration	Fluorobenzene	5.845	325687	894962	0.3639	375.7157	375.0000	100.2
19JAN15.D	Calibration	Fluorobenzene	5.845	448615	914923	0.4903	506.2357	500.0000	101.2
19JAN17.D	QC	Fluorobenzene	5.848	198103	886938	0.2234	230.6011	250.0000	

Compound: Carbon tetrachloride

Data File	Sample Type	ISTD	RT	Resp	ISTD Resp	Resp Ratio	Final Conc	Exp. Conc	Accuracy
19JAN03.D	Blank	Fluorobenzene			812130		ND		
19JAN04.D	Calibration	Fluorobenzene	6.035	3586	794248	0.0045	2.5993	2.5000	104.0
19JAN05.D	Calibration	Fluorobenzene	6.024	15775	803183	0.0196	11.3084	12.5000	90.5
19JAN06.D	Calibration	Fluorobenzene	6.026	34965	818509	0.0427	24.5955	25.0000	98.4
19JAN07.D	Calibration	Fluorobenzene	6.026	66332	806368	0.0823	47.3626	50.0000	94.7
19JAN09.D	Calibration	Fluorobenzene	6.024	183978	854591	0.2153	123.9520	125.0000	99.2
19JAN11.D	Calibration	Fluorobenzene	6.027	404308	874562	0.4623	266.1753	250.0000	106.5
19JAN13.D	Calibration	Fluorobenzene	6.026	604305	894962	0.6752	388.7744	375.0000	103.7
19JAN15.D	Calibration	Fluorobenzene	6.027	851101	914923	0.9302	535.6026	500.0000	107.1
19JAN17.D	QC	Fluorobenzene	6.024	187895	886938	0.2118	121.9742	125.0000	

Compound: 1,1-Dichloropropene

Data File	Sample Type	ISTD	RT	Resp	ISTD Resp	Resp Ratio	Final Conc	Exp. Conc	Accuracy
19JAN03.D	Blank	Fluorobenzene			812130		ND		
19JAN04.D	Calibration	Fluorobenzene	6.052	2749	794248	0.0035	2.3833	2.5000	95.3
19JAN05.D	Calibration	Fluorobenzene	6.041	12417	803183	0.0155	10.6461	12.5000	85.2
19JAN06.D	Calibration	Fluorobenzene	6.035	27641	818509	0.0338	23.2550	25.0000	93.0
19JAN07.D	Calibration	Fluorobenzene	6.038	52282	806368	0.0648	44.6484	50.0000	89.3
19JAN09.D	Calibration	Fluorobenzene	6.040	156331	854591	0.1829	125.9718	125.0000	100.8
19JAN11.D	Calibration	Fluorobenzene	6.038	350070	874562	0.4003	275.6455	250.0000	110.3
19JAN13.D	Calibration	Fluorobenzene	6.043	531739	894962	0.5941	409.1480	375.0000	109.1
19JAN15.D	Calibration	Fluorobenzene	6.038	746500	914923	0.8159	561.8648	500.0000	112.4
19JAN17.D	QC	Fluorobenzene	6.040	158033	886938	0.1782	122.6990	125.0000	

Compound: 1,2-Dichloroethane-d4

Data File	Sample Type	ISTD	RT	Resp	ISTD Resp	Resp Ratio	Final Conc	Exp. Conc	Accuracy
19JAN03.D	Blank	Fluorobenzene	6.233	100892	812130	0.1242	296.9186		
19JAN04.D	Calibration	Fluorobenzene	6.241	979	794248	0.0012	2.9446	2.5000	117.8
19JAN05.D	Calibration	Fluorobenzene	6.227	4197	803183	0.0052	12.4883	12.5000	99.9
19JAN06.D	Calibration	Fluorobenzene	6.238	8619	818509	0.0105	25.1675	25.0000	100.7
19JAN07.D	Calibration	Fluorobenzene	6.233	16425	806368	0.0204	48.6831	50.0000	97.4
19JAN09.D	Calibration	Fluorobenzene	6.230	45314	854591	0.0530	126.7303	125.0000	101.4
19JAN11.D	Calibration	Fluorobenzene	6.236	92919	874562	0.1062	253.9336	250.0000	101.6
19JAN13.D	Calibration	Fluorobenzene	6.233	139362	894962	0.1557	372.1740	375.0000	99.2
19JAN15.D	Calibration	Fluorobenzene	6.230	191123	914923	0.2089	499.2690	500.0000	99.9
19JAN17.D	QC	Fluorobenzene	6.233	100187	886938	0.1130	269.9755	250.0000	

Compound: Benzene

Data File	Sample Type	ISTD	RT	Resp	ISTD Resp	Resp Ratio	Final Conc	Exp. Conc	Accuracy
19JAN03.D	Blank	Fluorobenzene			812130		ND		
19JAN04.D	Calibration	Fluorobenzene	6.275	8357	794248	0.0105	2.6339	2.5000	105.4
19JAN05.D	Calibration	Fluorobenzene	6.286	37609	803183	0.0468	11.7214	12.5000	93.8

Compound: Benzene

Data File	Sample Type	ISTD	RT	Resp	ISTD Resp	Resp Ratio	Final Conc	Exp. Conc	Accuracy
19JAN06.D	Calibration	Fluorobenzene	6.283	76658	818509	0.0937	23.4442	25.0000	93.8
19JAN07.D	Calibration	Fluorobenzene	6.277	149512	806368	0.1854	46.4135	50.0000	92.8
19JAN09.D	Calibration	Fluorobenzene	6.283	424881	854591	0.4972	124.4545	125.0000	99.6
19JAN11.D	Calibration	Fluorobenzene	6.277	920174	874562	1.0522	263.3789	250.0000	105.4
19JAN13.D	Calibration	Fluorobenzene	6.280	1403257	894962	1.5680	392.4951	375.0000	104.7
19JAN15.D	Calibration	Fluorobenzene	6.280	1913180	914923	2.0911	523.4472	500.0000	104.7
19JAN17.D	QC	Fluorobenzene	6.280	442173	886938	0.4985	124.7960	125.0000	

Compound: 1,2-Dichloroethane

Data File	Sample Type	ISTD	RT	Resp	ISTD Resp	Resp Ratio	Final Conc	Exp. Conc	Accuracy
19JAN03.D	Blank	Fluorobenzene			812130		ND		
19JAN04.D	Calibration	Fluorobenzene	6.316	2542	794248	0.0032	2.9004	2.5000	116.0
19JAN05.D	Calibration	Fluorobenzene	6.322	11123	803183	0.0138	12.5510	12.5000	100.4
19JAN06.D	Calibration	Fluorobenzene	6.322	21778	818509	0.0266	24.1139	25.0000	96.5
19JAN07.D	Calibration	Fluorobenzene	6.322	43538	806368	0.0540	48.9336	50.0000	97.9
19JAN09.D	Calibration	Fluorobenzene	6.325	109046	854591	0.1276	115.6442	125.0000	92.5
19JAN11.D	Calibration	Fluorobenzene	6.322	236845	874562	0.2708	245.4404	250.0000	98.2
19JAN13.D	Calibration	Fluorobenzene	6.322	368750	894962	0.4120	373.4220	375.0000	99.6
19JAN15.D	Calibration	Fluorobenzene	6.325	499614	914923	0.5461	494.9057	500.0000	99.0
19JAN17.D	QC	Fluorobenzene	6.325	110579	886938	0.1247	112.9931	125.0000	

Compound: Trichloroethene

Data File	Sample Type	ISTD	RT	Resp	ISTD Resp	Resp Ratio	Final Conc	Exp. Conc	Accuracy
19JAN03.D	Blank	Chlorobenzene-d5			329825		ND		
19JAN04.D	Calibration	Chlorobenzene-d5	7.030	2545	316490	0.0080	2.6860	2.5000	107.4
19JAN05.D	Calibration	Chlorobenzene-d5	7.022	10949	313722	0.0349	11.6577	12.5000	93.3
19JAN06.D	Calibration	Chlorobenzene-d5	7.030	23390	321094	0.0728	24.3322	25.0000	97.3
19JAN07.D	Calibration	Chlorobenzene-d5	7.030	44214	318877	0.1387	46.3149	50.0000	92.6
19JAN09.D	Calibration	Chlorobenzene-d5	7.025	120511	330468	0.3647	121.8095	125.0000	97.4
19JAN11.D	Calibration	Chlorobenzene-d5	7.028	265703	333271	0.7973	266.3072	250.0000	106.5
19JAN13.D	Calibration	Chlorobenzene-d5	7.028	399934	333736	1.1984	400.2849	375.0000	106.7
19JAN15.D	Calibration	Chlorobenzene-d5	7.028	553822	348824	1.5877	530.3320	500.0000	106.1
19JAN17.D	QC	Chlorobenzene-d5	7.028	128332	337386	0.3804	127.0550	125.0000	

Compound: 1,2-Dichloropropane

Data File	Sample Type	ISTD	RT	Resp	ISTD Resp	Resp Ratio	Final Conc	Exp. Conc	Accuracy
19JAN03.D	Blank	Chlorobenzene-d5			329825		ND		
19JAN04.D	Calibration	Chlorobenzene-d5	7.267	2351	316490	0.0074	2.8222	2.5000	112.9
19JAN05.D	Calibration	Chlorobenzene-d5	7.273	9499	313722	0.0303	11.5033	12.5000	92.0
19JAN06.D	Calibration	Chlorobenzene-d5	7.267	20331	321094	0.0633	24.0555	25.0000	96.2
19JAN07.D	Calibration	Chlorobenzene-d5	7.270	38730	318877	0.1215	46.1437	50.0000	92.3
19JAN09.D	Calibration	Chlorobenzene-d5	7.270	106955	330468	0.3236	122.9589	125.0000	98.4

Compound: 1,2-Dichloropropane

Data File	Sample Type	ISTD	RT	Resp	ISTD Resp	Resp Ratio	Final Conc	Exp. Conc	Accuracy
19JAN11.D	Calibration	Chlorobenzene-d5	7.270	235120	333271	0.7055	268.0280	250.0000	107.2
19JAN13.D	Calibration	Chlorobenzene-d5	7.270	352771	333736	1.0570	401.5854	375.0000	107.1
19JAN15.D	Calibration	Chlorobenzene-d5	7.270	490282	348824	1.4055	533.9834	500.0000	106.8
19JAN17.D	QC	Chlorobenzene-d5	7.273	111240	337386	0.3297	125.2628	125.0000	

Compound: Dibromomethane

Data File	Sample Type	ISTD	RT	Resp	ISTD Resp	Resp Ratio	Final Conc	Exp. Conc	Accuracy
19JAN03.D	Blank	Chlorobenzene-d5			329825		ND		
19JAN04.D	Calibration	Chlorobenzene-d5	7.398	1166	316490	0.0037	3.3195	2.5000	132.8
19JAN05.D	Calibration	Chlorobenzene-d5	7.396	4088	313722	0.0130	11.7450	12.5000	94.0
19JAN06.D	Calibration	Chlorobenzene-d5	7.398	9095	321094	0.0283	25.5304	25.0000	102.1
19JAN07.D	Calibration	Chlorobenzene-d5	7.393	16899	318877	0.0530	47.7666	50.0000	95.5
19JAN09.D	Calibration	Chlorobenzene-d5	7.398	44657	330468	0.1351	121.7998	125.0000	97.4
19JAN11.D	Calibration	Chlorobenzene-d5	7.396	97445	333271	0.2924	263.5412	250.0000	105.4
19JAN13.D	Calibration	Chlorobenzene-d5	7.396	143756	333736	0.4307	388.2481	375.0000	103.5
19JAN15.D	Calibration	Chlorobenzene-d5	7.393	197367	348824	0.5658	509.9818	500.0000	102.0
19JAN17.D	QC	Chlorobenzene-d5	7.399	44818	337386	0.1328	119.7325	125.0000	

Compound: Bromodichloromethane

Data File	Sample Type	ISTD	RT	Resp	ISTD Resp	Resp Ratio	Final Conc	Exp. Conc	Accuracy
19JAN03.D	Blank	Chlorobenzene-d5			329825		ND		
19JAN04.D	Calibration	Chlorobenzene-d5	7.588	2606	316490	0.0082	2.6393	2.5000	105.6
19JAN05.D	Calibration	Chlorobenzene-d5	7.585	12025	313722	0.0383	12.2862	12.5000	98.3
19JAN06.D	Calibration	Chlorobenzene-d5	7.585	24925	321094	0.0776	24.8816	25.0000	99.5
19JAN07.D	Calibration	Chlorobenzene-d5	7.585	46426	318877	0.1456	46.6674	50.0000	93.3
19JAN09.D	Calibration	Chlorobenzene-d5	7.580	124982	330468	0.3782	121.2255	125.0000	97.0
19JAN11.D	Calibration	Chlorobenzene-d5	7.585	270436	333271	0.8115	260.1015	250.0000	104.0
19JAN13.D	Calibration	Chlorobenzene-d5	7.583	408420	333736	1.2238	392.2653	375.0000	104.6
19JAN15.D	Calibration	Chlorobenzene-d5	7.585	561671	348824	1.6102	516.1211	500.0000	103.2
19JAN17.D	QC	Chlorobenzene-d5	7.583	131590	337386	0.3900	125.0178	125.0000	

Compound: cis-1,3-Dichloropropene

Data File	Sample Type	ISTD	RT	Resp	ISTD Resp	Resp Ratio	Final Conc	Exp. Conc	Accuracy
19JAN03.D	Blank	Chlorobenzene-d5			329825		ND		
19JAN04.D	Calibration	Chlorobenzene-d5	8.057	3052	316490	0.0096	2.8168	2.5000	112.7
19JAN05.D	Calibration	Chlorobenzene-d5	8.059	12472	313722	0.0398	11.6126	12.5000	92.9
19JAN06.D	Calibration	Chlorobenzene-d5	8.057	24965	321094	0.0777	22.7111	25.0000	90.8
19JAN07.D	Calibration	Chlorobenzene-d5	8.059	47339	318877	0.1485	43.3645	50.0000	86.7
19JAN09.D	Calibration	Chlorobenzene-d5	8.059	139607	330468	0.4225	123.4003	125.0000	98.7
19JAN11.D	Calibration	Chlorobenzene-d5	8.057	311156	333271	0.9336	272.7213	250.0000	109.1
19JAN13.D	Calibration	Chlorobenzene-d5	8.057	471983	333736	1.4142	413.1062	375.0000	110.2
19JAN15.D	Calibration	Chlorobenzene-d5	8.057	666084	348824	1.9095	557.7775	500.0000	111.6

Compound: cis-1,3-Dichloropropene

Data File	Sample Type	ISTD	RT	Resp	ISTD Resp	Resp Ratio	Final Conc	Exp. Conc	Accuracy
19JAN17.D	QC	Chlorobenzene-d5	8.057	139981	337386	0.4149	121.1938	125.0000	

Compound: Toluene-d8

Data File	Sample Type	ISTD	RT	Resp	ISTD Resp	Resp Ratio	Final Conc	Exp. Conc	Accuracy
19JAN03.D	Blank	Chlorobenzene-d5	8.322	833211	329825	2.5262	258.9413		
19JAN04.D	Calibration	Chlorobenzene-d5	8.319	8454	316490	0.0267	2.7380	2.5000	109.5
19JAN05.D	Calibration	Chlorobenzene-d5	8.319	33951	313722	0.1082	11.0927	12.5000	88.7
19JAN06.D	Calibration	Chlorobenzene-d5	8.319	72066	321094	0.2244	23.0053	25.0000	92.0
19JAN07.D	Calibration	Chlorobenzene-d5	8.322	142617	318877	0.4472	45.8435	50.0000	91.7
19JAN09.D	Calibration	Chlorobenzene-d5	8.319	412799	330468	1.2491	128.0381	125.0000	102.4
19JAN11.D	Calibration	Chlorobenzene-d5	8.322	885297	333271	2.6564	272.2835	250.0000	108.9
19JAN13.D	Calibration	Chlorobenzene-d5	8.322	1329503	333736	3.9837	408.3346	375.0000	108.9
19JAN15.D	Calibration	Chlorobenzene-d5	8.322	1826060	348824	5.2349	536.5850	500.0000	107.3
19JAN17.D	QC	Chlorobenzene-d5	8.319	896928	337386	2.6585	272.4962	250.0000	

Compound: Toluene

Data File	Sample Type	ISTD	RT	Resp	ISTD Resp	Resp Ratio	Final Conc	Exp. Conc	Accuracy
19JAN03.D	Blank	Chlorobenzene-d5			329825		ND		
19JAN04.D	Calibration	Chlorobenzene-d5	8.380	5454	316490	0.0172	2.6500	2.5000	106.0
19JAN05.D	Calibration	Chlorobenzene-d5	8.386	21899	313722	0.0698	10.7342	12.5000	85.9
19JAN06.D	Calibration	Chlorobenzene-d5	8.391	48441	321094	0.1509	23.1991	25.0000	92.8
19JAN07.D	Calibration	Chlorobenzene-d5	8.386	92615	318877	0.2904	44.6630	50.0000	89.3
19JAN09.D	Calibration	Chlorobenzene-d5	8.386	269549	330468	0.8157	125.4292	125.0000	100.3
19JAN11.D	Calibration	Chlorobenzene-d5	8.388	587069	333271	1.7615	270.8830	250.0000	108.4
19JAN13.D	Calibration	Chlorobenzene-d5	8.388	890126	333736	2.6672	410.1461	375.0000	109.4
19JAN15.D	Calibration	Chlorobenzene-d5	8.389	1224192	348824	3.5095	539.6763	500.0000	107.9
19JAN17.D	QC	Chlorobenzene-d5	8.389	277703	337386	0.8231	126.5738	125.0000	

Compound: trans-1,3-Dichloropropene

Data File	Sample Type	ISTD	RT	Resp	ISTD Resp	Resp Ratio	Final Conc	Exp. Conc	Accuracy
19JAN03.D	Blank	Chlorobenzene-d5			329825		ND		
19JAN04.D	Calibration	Chlorobenzene-d5	8.639	2153	316490	0.0068	2.7242	2.5000	109.0
19JAN05.D	Calibration	Chlorobenzene-d5	8.634	8755	313722	0.0279	11.1755	12.5000	89.4
19JAN06.D	Calibration	Chlorobenzene-d5	8.637	18613	321094	0.0580	23.2136	25.0000	92.9
19JAN07.D	Calibration	Chlorobenzene-d5	8.637	36009	318877	0.1129	45.2216	50.0000	90.4
19JAN09.D	Calibration	Chlorobenzene-d5	8.637	102846	330468	0.3112	124.6280	125.0000	99.7
19JAN11.D	Calibration	Chlorobenzene-d5	8.637	223772	333271	0.6714	268.8845	250.0000	107.6
19JAN13.D	Calibration	Chlorobenzene-d5	8.637	345161	333736	1.0342	414.1677	375.0000	110.4
19JAN15.D	Calibration	Chlorobenzene-d5	8.637	477330	348824	1.3684	547.9867	500.0000	109.6
19JAN17.D	QC	Chlorobenzene-d5	8.637	105873	337386	0.3138	125.6654	125.0000	

Compound: 1,1,2-Trichloroethane

Data File	Sample Type	ISTD	RT	Resp	ISTD Resp	Resp Ratio	Final Conc	Exp. Conc	Accuracy
19JAN03.D	Blank	Chlorobenzene-d5			329825		ND		
19JAN04.D	Calibration	Chlorobenzene-d5	8.818	1045	316490	0.0033	2.6009	2.5000	104.0
19JAN05.D	Calibration	Chlorobenzene-d5	8.815	4762	313722	0.0152	11.9543	12.5000	95.6
19JAN06.D	Calibration	Chlorobenzene-d5	8.821	9780	321094	0.0305	23.9876	25.0000	96.0
19JAN07.D	Calibration	Chlorobenzene-d5	8.818	19237	318877	0.0603	47.5110	50.0000	95.0
19JAN09.D	Calibration	Chlorobenzene-d5	8.818	52780	330468	0.1597	125.7824	125.0000	100.6
19JAN11.D	Calibration	Chlorobenzene-d5	8.818	110317	333271	0.3310	260.6902	250.0000	104.3
19JAN13.D	Calibration	Chlorobenzene-d5	8.815	167409	333736	0.5016	395.0532	375.0000	105.3
19JAN15.D	Calibration	Chlorobenzene-d5	8.815	228423	348824	0.6548	515.7192	500.0000	103.1
19JAN17.D	QC	Chlorobenzene-d5	8.815	52407	337386	0.1553	122.3326	125.0000	

Compound: Tetrachloroethene

Data File	Sample Type	ISTD	RT	Resp	ISTD Resp	Resp Ratio	Final Conc	Exp. Conc	Accuracy
19JAN03.D	Blank	Chlorobenzene-d5			329825		ND		
19JAN04.D	Calibration	Chlorobenzene-d5	8.927	2190	316490	0.0069	2.6241	2.5000	105.0
19JAN05.D	Calibration	Chlorobenzene-d5	8.938	8964	313722	0.0286	10.8355	12.5000	86.7
19JAN06.D	Calibration	Chlorobenzene-d5	8.938	21156	321094	0.0659	24.9859	25.0000	99.9
19JAN07.D	Calibration	Chlorobenzene-d5	8.935	38749	318877	0.1215	46.0820	50.0000	92.2
19JAN09.D	Calibration	Chlorobenzene-d5	8.935	109194	330468	0.3304	125.3035	125.0000	100.2
19JAN11.D	Calibration	Chlorobenzene-d5	8.938	231586	333271	0.6949	263.5170	250.0000	105.4
19JAN13.D	Calibration	Chlorobenzene-d5	8.935	346235	333736	1.0375	393.4248	375.0000	104.9
19JAN15.D	Calibration	Chlorobenzene-d5	8.935	486052	348824	1.3934	528.4090	500.0000	105.7
19JAN17.D	QC	Chlorobenzene-d5	8.938	112100	337386	0.3323	126.0005	125.0000	

Compound: 1,3-Dichloropropane

Data File	Sample Type	ISTD	RT	Resp	ISTD Resp	Resp Ratio	Final Conc	Exp. Conc	Accuracy
19JAN03.D	Blank	Chlorobenzene-d5			329825		ND		
19JAN04.D	Calibration	Chlorobenzene-d5	8.977	2260	316490	0.0071	2.7790	2.5000	111.2
19JAN05.D	Calibration	Chlorobenzene-d5	8.985	9988	313722	0.0318	12.3902	12.5000	99.1
19JAN06.D	Calibration	Chlorobenzene-d5	8.977	20205	321094	0.0629	24.4891	25.0000	98.0
19JAN07.D	Calibration	Chlorobenzene-d5	8.977	38147	318877	0.1196	46.5568	50.0000	93.1
19JAN09.D	Calibration	Chlorobenzene-d5	8.980	101384	330468	0.3068	119.3950	125.0000	95.5
19JAN11.D	Calibration	Chlorobenzene-d5	8.982	223019	333271	0.6692	260.4297	250.0000	104.2
19JAN13.D	Calibration	Chlorobenzene-d5	8.980	339654	333736	1.0177	396.0772	375.0000	105.6
19JAN15.D	Calibration	Chlorobenzene-d5	8.980	468322	348824	1.3426	522.4977	500.0000	104.5
19JAN17.D	QC	Chlorobenzene-d5	8.980	99920	337386	0.2962	115.2581	125.0000	

Compound: Chlorodibromomethane

Data File	Sample Type	ISTD	RT	Resp	ISTD Resp	Resp Ratio	Final Conc	Exp. Conc	Accuracy
19JAN03.D	Blank	Chlorobenzene-d5			329825		ND		
19JAN04.D	Calibration	Chlorobenzene-d5	9.205	2004	316490	0.0063	3.0962	2.5000	123.8
19JAN05.D	Calibration	Chlorobenzene-d5	9.203	7984	313722	0.0254	12.4449	12.5000	99.6

Compound: Chlorodibromomethane

Data File	Sample Type	ISTD	RT	Resp	ISTD Resp	Resp Ratio	Final Conc	Exp. Conc	Accuracy
19JAN06.D	Calibration	Chlorobenzene-d5	9.205	15826	321094	0.0493	24.1020	25.0000	96.4
19JAN07.D	Calibration	Chlorobenzene-d5	9.203	30000	318877	0.0941	46.0058	50.0000	92.0
19JAN09.D	Calibration	Chlorobenzene-d5	9.206	83172	330468	0.2517	123.0729	125.0000	98.5
19JAN11.D	Calibration	Chlorobenzene-d5	9.203	178171	333271	0.5346	261.4293	250.0000	104.6
19JAN13.D	Calibration	Chlorobenzene-d5	9.203	269032	333736	0.8061	394.1991	375.0000	105.1
19JAN15.D	Calibration	Chlorobenzene-d5	9.203	370474	348824	1.0621	519.3572	500.0000	103.9
19JAN17.D	QC	Chlorobenzene-d5	9.206	81909	337386	0.2428	118.7188	125.0000	

Compound: 1,2-Dibromoethane

Data File	Sample Type	ISTD	RT	Resp	ISTD Resp	Resp Ratio	Final Conc	Exp. Conc	Accuracy
19JAN03.D	Blank	Chlorobenzene-d5			329825		ND		
19JAN04.D	Calibration	Chlorobenzene-d5	9.309	1089	316490	0.0034	2.4525	2.5000	98.1
19JAN05.D	Calibration	Chlorobenzene-d5	9.306	4936	313722	0.0157	11.2192	12.5000	89.8
19JAN06.D	Calibration	Chlorobenzene-d5	9.303	11412	321094	0.0355	25.3431	25.0000	101.4
19JAN07.D	Calibration	Chlorobenzene-d5	9.303	20667	318877	0.0648	46.2152	50.0000	92.4
19JAN09.D	Calibration	Chlorobenzene-d5	9.300	58489	330468	0.1770	126.2047	125.0000	101.0
19JAN11.D	Calibration	Chlorobenzene-d5	9.303	124289	333271	0.3729	265.9291	250.0000	106.4
19JAN13.D	Calibration	Chlorobenzene-d5	9.306	184921	333736	0.5541	395.1062	375.0000	105.4
19JAN15.D	Calibration	Chlorobenzene-d5	9.303	253758	348824	0.7275	518.7332	500.0000	103.7
19JAN17.D	QC	Chlorobenzene-d5	9.306	58586	337386	0.1736	123.8219	125.0000	

Compound: Chlorobenzene

Data File	Sample Type	ISTD	RT	Resp	ISTD Resp	Resp Ratio	Final Conc	Exp. Conc	Accuracy
19JAN03.D	Blank	Chlorobenzene-d5			329825		ND		
19JAN04.D	Calibration	Chlorobenzene-d5	9.799	6152	316490	0.0194	2.7267	2.5000	109.1
19JAN05.D	Calibration	Chlorobenzene-d5	9.797	26688	313722	0.0851	11.9332	12.5000	95.5
19JAN06.D	Calibration	Chlorobenzene-d5	9.802	55632	321094	0.1733	24.3040	25.0000	97.2
19JAN07.D	Calibration	Chlorobenzene-d5	9.802	106223	318877	0.3331	46.7283	50.0000	93.5
19JAN09.D	Calibration	Chlorobenzene-d5	9.800	289340	330468	0.8755	122.8185	125.0000	98.3
19JAN11.D	Calibration	Chlorobenzene-d5	9.802	625101	333271	1.8757	263.1099	250.0000	105.2
19JAN13.D	Calibration	Chlorobenzene-d5	9.799	945250	333736	2.8323	397.3088	375.0000	105.9
19JAN15.D	Calibration	Chlorobenzene-d5	9.802	1298233	348824	3.7217	522.0725	500.0000	104.4
19JAN17.D	QC	Chlorobenzene-d5	9.802	307100	337386	0.9102	127.6842	125.0000	

Compound: 1,1,1,2-Tetrachloroethane

Data File	Sample Type	ISTD	RT	Resp	ISTD Resp	Resp Ratio	Final Conc	Exp. Conc	Accuracy
19JAN03.D	Blank	Chlorobenzene-d5			329825		ND		
19JAN04.D	Calibration	Chlorobenzene-d5	9.891	2284	316490	0.0072	2.8847	2.5000	115.4
19JAN05.D	Calibration	Chlorobenzene-d5	9.894	9446	313722	0.0301	12.0378	12.5000	96.3
19JAN06.D	Calibration	Chlorobenzene-d5	9.891	19516	321094	0.0608	24.2998	25.0000	97.2
19JAN07.D	Calibration	Chlorobenzene-d5	9.889	37389	318877	0.1173	46.8776	50.0000	93.8
19JAN09.D	Calibration	Chlorobenzene-d5	9.894	101500	330468	0.3071	122.7951	125.0000	98.2

Compound: 1,1,1,2-Tetrachloroethane

Data File	Sample Type	ISTD	RT	Resp	ISTD Resp	Resp Ratio	Final Conc	Exp. Conc	Accuracy
19JAN11.D	Calibration	Chlorobenzene-d5	9.889	219325	333271	0.6581	263.1086	250.0000	105.2
19JAN13.D	Calibration	Chlorobenzene-d5	9.889	329822	333736	0.9883	395.1127	375.0000	105.4
19JAN15.D	Calibration	Chlorobenzene-d5	9.892	453261	348824	1.2994	519.5010	500.0000	103.9
19JAN17.D	QC	Chlorobenzene-d5	9.892	102231	337386	0.3030	121.1435	125.0000	

Compound: Ethylbenzene

Data File	Sample Type	ISTD	RT	Resp	ISTD Resp	Resp Ratio	Final Conc	Exp. Conc	Accuracy
19JAN03.D	Blank	Chlorobenzene-d5			329825		ND		
19JAN04.D	Calibration	Chlorobenzene-d5	9.922	8834	316490	0.0279	2.9089	2.5000	116.4
19JAN05.D	Calibration	Chlorobenzene-d5	9.914	42980	313722	0.1370	11.9196	12.5000	95.4
19JAN06.D	Calibration	Chlorobenzene-d5	9.917	91590	321094	0.2852	24.0921	25.0000	96.4
19JAN07.D	Calibration	Chlorobenzene-d5	9.919	171854	318877	0.5389	44.7337	50.0000	89.5
19JAN09.D	Calibration	Chlorobenzene-d5	9.919	505127	330468	1.5285	123.1021	125.0000	98.5
19JAN11.D	Calibration	Chlorobenzene-d5	9.919	1116949	333271	3.3515	259.5637	250.0000	103.8
19JAN13.D	Calibration	Chlorobenzene-d5	9.919	1697682	333736	5.0869	381.4483	375.0000	101.7
19JAN15.D	Calibration	Chlorobenzene-d5	9.920	2354058	348824	6.7486	492.0069	500.0000	98.4
19JAN17.D	QC	Chlorobenzene-d5	9.919	535079	337386	1.5860	127.5512	125.0000	

Compound: m+p-Xylenes

Data File	Sample Type	ISTD	RT	Resp	ISTD Resp	Resp Ratio	Final Conc	Exp. Conc	Accuracy
19JAN03.D	Blank	Chlorobenzene-d5			329825		ND		
19JAN04.D	Calibration	Chlorobenzene-d5	10.036	6744	316490	0.0213	6.1738	5.0000	123.5
19JAN05.D	Calibration	Chlorobenzene-d5	10.037	31103	313722	0.0991	22.1645	25.0000	88.7
19JAN06.D	Calibration	Chlorobenzene-d5	10.036	71705	321094	0.2233	47.5617	50.0000	95.1
19JAN07.D	Calibration	Chlorobenzene-d5	10.039	136806	318877	0.4290	89.3329	100.0000	89.3
19JAN09.D	Calibration	Chlorobenzene-d5	10.039	405724	330468	1.2277	248.1048	250.0000	99.2
19JAN11.D	Calibration	Chlorobenzene-d5	10.039	887253	333271	2.6623	520.9218	500.0000	104.2
19JAN13.D	Calibration	Chlorobenzene-d5	10.037	1334216	333736	3.9978	762.4509	750.0000	101.7
19JAN15.D	Calibration	Chlorobenzene-d5	10.039	1838610	348824	5.2709	982.9557	1000.0000	98.3
19JAN17.D	QC	Chlorobenzene-d5	10.037	413361	337386	1.2252	247.6085	250.0000	

Compound: o-Xylene

Data File	Sample Type	ISTD	RT	Resp	ISTD Resp	Resp Ratio	Final Conc	Exp. Conc	Accuracy
19JAN03.D	Blank	Chlorobenzene-d5			329825		ND		
19JAN04.D	Calibration	Chlorobenzene-d5	10.432	2826	316490	0.0089	3.0886	2.5000	123.5
19JAN05.D	Calibration	Chlorobenzene-d5	10.435	13717	313722	0.0437	11.3234	12.5000	90.6
19JAN06.D	Calibration	Chlorobenzene-d5	10.427	30498	321094	0.0950	23.3834	25.0000	93.5
19JAN07.D	Calibration	Chlorobenzene-d5	10.433	58814	318877	0.1844	44.2320	50.0000	88.5
19JAN09.D	Calibration	Chlorobenzene-d5	10.433	179108	330468	0.5420	125.1872	125.0000	100.1
19JAN11.D	Calibration	Chlorobenzene-d5	10.430	387676	333271	1.1632	257.9276	250.0000	103.2
19JAN13.D	Calibration	Chlorobenzene-d5	10.433	598606	333736	1.7937	384.0157	375.0000	102.4
19JAN15.D	Calibration	Chlorobenzene-d5	10.433	822173	348824	2.3570	490.5696	500.0000	98.1

Compound: o-Xylene

Data File	Sample Type	ISTD	RT	Resp	ISTD Resp	Resp Ratio	Final Conc	Exp. Conc	Accuracy
19JAN17.D	QC	Chlorobenzene-d5	10.430	184033	337386	0.5455	125.9585	125.0000	

Compound: Styrene

Data File	Sample Type	ISTD	RT	Resp	ISTD Resp	Resp Ratio	Final Conc	Exp. Conc	Accuracy
19JAN03.D	Blank	Chlorobenzene-d5			329825		ND		
19JAN04.D	Calibration	Chlorobenzene-d5	10.444	4834	316490	0.0153	3.1839	2.5000	127.4
19JAN05.D	Calibration	Chlorobenzene-d5	10.447	21872	313722	0.0697	10.9234	12.5000	87.4
19JAN06.D	Calibration	Chlorobenzene-d5	10.446	50294	321094	0.1566	23.2215	25.0000	92.9
19JAN07.D	Calibration	Chlorobenzene-d5	10.446	97810	318877	0.3067	44.2974	50.0000	88.6
19JAN09.D	Calibration	Chlorobenzene-d5	10.446	292722	330468	0.8858	123.7696	125.0000	99.0
19JAN11.D	Calibration	Chlorobenzene-d5	10.449	646327	333271	1.9393	261.6473	250.0000	104.7
19JAN13.D	Calibration	Chlorobenzene-d5	10.449	973131	333736	2.9159	382.7382	375.0000	102.1
19JAN15.D	Calibration	Chlorobenzene-d5	10.447	1332807	348824	3.8209	489.9958	500.0000	98.0
19JAN17.D	QC	Chlorobenzene-d5	10.449	306077	337386	0.9072	126.6563	125.0000	

Compound: Bromoform

Data File	Sample Type	ISTD	RT	Resp	ISTD Resp	Resp Ratio	Final Conc	Exp. Conc	Accuracy
19JAN03.D	Blank	1,4-Dichlorobenzene-d4			253834		ND		
19JAN04.D	Calibration	1,4-Dichlorobenzene-d4	10.633	928	241587	0.0038	2.8662	2.5000	114.6
19JAN05.D	Calibration	1,4-Dichlorobenzene-d4	10.631	4402	251947	0.0175	13.0389	12.5000	104.3
19JAN06.D	Calibration	1,4-Dichlorobenzene-d4	10.628	8920	258693	0.0345	25.7324	25.0000	102.9
19JAN07.D	Calibration	1,4-Dichlorobenzene-d4	10.628	16290	262955	0.0619	46.2317	50.0000	92.5
19JAN09.D	Calibration	1,4-Dichlorobenzene-d4	10.625	45045	278012	0.1620	120.9158	125.0000	96.7
19JAN11.D	Calibration	1,4-Dichlorobenzene-d4	10.625	96001	280059	0.3428	255.8151	250.0000	102.3
19JAN13.D	Calibration	1,4-Dichlorobenzene-d4	10.625	143943	286959	0.5016	374.3438	375.0000	99.8
19JAN15.D	Calibration	1,4-Dichlorobenzene-d4	10.625	198345	291918	0.6795	507.0612	500.0000	101.4
19JAN17.D	QC	1,4-Dichlorobenzene-d4	10.622	45029	283678	0.1587	118.4586	125.0000	

Compound: p-Bromofluorobenzene

Data File	Sample Type	ISTD	RT	Resp	ISTD Resp	Resp Ratio	Final Conc	Exp. Conc	Accuracy
19JAN03.D	Blank	1,4-Dichlorobenzene-d4	10.951	244714	253834	0.9641	261.1079		
19JAN04.D	Calibration	1,4-Dichlorobenzene-d4	10.946	3195	241587	0.0132	3.5819	2.5000	143.3
19JAN05.D	Calibration	1,4-Dichlorobenzene-d4	10.954	10669	251947	0.0423	11.4690	12.5000	91.8
19JAN06.D	Calibration	1,4-Dichlorobenzene-d4	10.951	23160	258693	0.0895	24.2474	25.0000	97.0
19JAN07.D	Calibration	1,4-Dichlorobenzene-d4	10.954	45114	262955	0.1716	46.4666	50.0000	92.9
19JAN09.D	Calibration	1,4-Dichlorobenzene-d4	10.948	128330	278012	0.4616	125.0189	125.0000	100.0
19JAN11.D	Calibration	1,4-Dichlorobenzene-d4	10.951	277668	280059	0.9915	268.5266	250.0000	107.4
19JAN13.D	Calibration	1,4-Dichlorobenzene-d4	10.951	415878	286959	1.4493	392.5157	375.0000	104.7
19JAN15.D	Calibration	1,4-Dichlorobenzene-d4	10.951	572482	291918	1.9611	531.1436	500.0000	106.2
19JAN17.D	QC	1,4-Dichlorobenzene-d4	10.948	270628	283678	0.9540	258.3795	250.0000	

Compound: Bromobenzene

Data File	Sample Type	ISTD	RT	Resp	ISTD Resp	Resp Ratio	Final Conc	Exp. Conc	Accuracy
19JAN03.D	Blank	1,4-Dichlorobenzene-d4			253834		ND		
19JAN04.D	Calibration	1,4-Dichlorobenzene-d4	11.093	2095	241587	0.0087	2.6633	2.5000	106.5
19JAN05.D	Calibration	1,4-Dichlorobenzene-d4	11.091	9784	251947	0.0388	11.9266	12.5000	95.4
19JAN06.D	Calibration	1,4-Dichlorobenzene-d4	11.093	20364	258693	0.0787	24.1762	25.0000	96.7
19JAN07.D	Calibration	1,4-Dichlorobenzene-d4	11.093	39639	262955	0.1507	46.2967	50.0000	92.6
19JAN09.D	Calibration	1,4-Dichlorobenzene-d4	11.093	112733	278012	0.4055	124.5365	125.0000	99.6
19JAN11.D	Calibration	1,4-Dichlorobenzene-d4	11.093	243851	280059	0.8707	267.4139	250.0000	107.0
19JAN13.D	Calibration	1,4-Dichlorobenzene-d4	11.093	361843	286959	1.2610	387.2660	375.0000	103.3
19JAN15.D	Calibration	1,4-Dichlorobenzene-d4	11.094	501025	291918	1.7163	527.1176	500.0000	105.4
19JAN17.D	QC	1,4-Dichlorobenzene-d4	11.091	118930	283678	0.4192	128.7582	125.0000	

Compound: 1,1,2,2-Tetrachloroethane

Data File	Sample Type	ISTD	RT	Resp	ISTD Resp	Resp Ratio	Final Conc	Exp. Conc	Accuracy
19JAN03.D	Blank	1,4-Dichlorobenzene-d4			253834		ND		
19JAN04.D	Calibration	1,4-Dichlorobenzene-d4	11.116	1247	241587	0.0052	2.7802	2.5000	111.2
19JAN05.D	Calibration	1,4-Dichlorobenzene-d4	11.113	5757	251947	0.0229	12.3034	12.5000	98.4
19JAN06.D	Calibration	1,4-Dichlorobenzene-d4	11.116	12137	258693	0.0469	25.2618	25.0000	101.0
19JAN07.D	Calibration	1,4-Dichlorobenzene-d4	11.113	24493	262955	0.0931	50.1531	50.0000	100.3
19JAN09.D	Calibration	1,4-Dichlorobenzene-d4	11.113	62640	278012	0.2253	121.3181	125.0000	97.1
19JAN11.D	Calibration	1,4-Dichlorobenzene-d4	11.110	133573	280059	0.4769	256.8068	250.0000	102.7
19JAN13.D	Calibration	1,4-Dichlorobenzene-d4	11.113	199230	286959	0.6943	373.8283	375.0000	99.7
19JAN15.D	Calibration	1,4-Dichlorobenzene-d4	11.113	273124	291918	0.9356	503.7746	500.0000	100.8
19JAN17.D	QC	1,4-Dichlorobenzene-d4	11.110	65177	283678	0.2298	123.7103	125.0000	

Compound: 1,2,3-Trichloropropane

Data File	Sample Type	ISTD	RT	Resp	ISTD Resp	Resp Ratio	Final Conc	Exp. Conc	Accuracy
19JAN03.D	Blank	1,4-Dichlorobenzene-d4			253834		ND		
19JAN04.D	Calibration	1,4-Dichlorobenzene-d4	11.149	358	241587	0.0015	3.0373	2.5000	121.5
19JAN05.D	Calibration	1,4-Dichlorobenzene-d4	11.147	1522	251947	0.0060	12.3825	12.5000	99.1
19JAN06.D	Calibration	1,4-Dichlorobenzene-d4	11.144	3237	258693	0.0125	25.6435	25.0000	102.6
19JAN07.D	Calibration	1,4-Dichlorobenzene-d4	11.149	6147	262955	0.0234	47.9073	50.0000	95.8
19JAN09.D	Calibration	1,4-Dichlorobenzene-d4	11.152	16355	278012	0.0588	120.5610	125.0000	96.4
19JAN11.D	Calibration	1,4-Dichlorobenzene-d4	11.146	36124	280059	0.1290	264.3420	250.0000	105.7
19JAN13.D	Calibration	1,4-Dichlorobenzene-d4	11.149	52732	286959	0.1838	376.5948	375.0000	100.4
19JAN15.D	Calibration	1,4-Dichlorobenzene-d4	11.149	71179	291918	0.2438	499.7018	500.0000	99.9
19JAN17.D	QC	1,4-Dichlorobenzene-d4	11.152	16507	283678	0.0582	119.2511	125.0000	

Compound: 2-Chlorotoluene

Data File	Sample Type	ISTD	RT	Resp	ISTD Resp	Resp Ratio	Final Conc	Exp. Conc	Accuracy
19JAN03.D	Blank	1,4-Dichlorobenzene-d4			253834		ND		
19JAN04.D	Calibration	1,4-Dichlorobenzene-d4	11.289	2035	241587	0.0084	2.6139	2.5000	104.6
19JAN05.D	Calibration	1,4-Dichlorobenzene-d4	11.292	9032	251947	0.0358	11.1243	12.5000	89.0

Compound: 2-Chlorotoluene

Data File	Sample Type	ISTD	RT	Resp	ISTD Resp	Resp Ratio	Final Conc	Exp. Conc	Accuracy
19JAN06.D	Calibration	1,4-Dichlorobenzene-d4	11.291	20511	258693	0.0793	24.6038	25.0000	98.4
19JAN07.D	Calibration	1,4-Dichlorobenzene-d4	11.291	37139	262955	0.1412	43.8276	50.0000	87.7
19JAN09.D	Calibration	1,4-Dichlorobenzene-d4	11.291	114135	278012	0.4105	127.3956	125.0000	101.9
19JAN11.D	Calibration	1,4-Dichlorobenzene-d4	11.291	247831	280059	0.8849	274.6030	250.0000	109.8
19JAN13.D	Calibration	1,4-Dichlorobenzene-d4	11.291	365790	286959	1.2747	395.5589	375.0000	105.5
19JAN15.D	Calibration	1,4-Dichlorobenzene-d4	11.292	506556	291918	1.7353	538.4753	500.0000	107.7
19JAN17.D	QC	1,4-Dichlorobenzene-d4	11.291	117036	283678	0.4126	128.0245	125.0000	

Compound: 4-Chlorotoluene

Data File	Sample Type	ISTD	RT	Resp	ISTD Resp	Resp Ratio	Final Conc	Exp. Conc	Accuracy
19JAN03.D	Blank	1,4-Dichlorobenzene-d4			253834		ND		
19JAN04.D	Calibration	1,4-Dichlorobenzene-d4	11.400	5544	241587	0.0229	2.1986	2.5000	87.9
19JAN05.D	Calibration	1,4-Dichlorobenzene-d4	11.400	26850	251947	0.1066	10.2102	12.5000	81.7
19JAN06.D	Calibration	1,4-Dichlorobenzene-d4	11.403	64162	258693	0.2480	23.7626	25.0000	95.1
19JAN07.D	Calibration	1,4-Dichlorobenzene-d4	11.400	125553	262955	0.4775	45.7452	50.0000	91.5
19JAN09.D	Calibration	1,4-Dichlorobenzene-d4	11.400	375931	278012	1.3522	129.5521	125.0000	103.6
19JAN11.D	Calibration	1,4-Dichlorobenzene-d4	11.397	814408	280059	2.9080	278.6073	250.0000	111.4
19JAN13.D	Calibration	1,4-Dichlorobenzene-d4	11.400	1209058	286959	4.2133	403.6708	375.0000	107.6
19JAN15.D	Calibration	1,4-Dichlorobenzene-d4	11.400	1661293	291918	5.6910	545.2370	500.0000	109.0
19JAN17.D	QC	1,4-Dichlorobenzene-d4	11.400	395846	283678	1.3954	133.6905	125.0000	

Compound: 1,3-Dichlorobenzene

Data File	Sample Type	ISTD	RT	Resp	ISTD Resp	Resp Ratio	Final Conc	Exp. Conc	Accuracy
19JAN03.D	Blank	1,4-Dichlorobenzene-d4			253834		ND		
19JAN04.D	Calibration	1,4-Dichlorobenzene-d4	12.030	3715	241587	0.0154	2.6066	2.5000	104.3
19JAN05.D	Calibration	1,4-Dichlorobenzene-d4	12.033	17111	251947	0.0679	11.5123	12.5000	92.1
19JAN06.D	Calibration	1,4-Dichlorobenzene-d4	12.028	37763	258693	0.1460	24.7445	25.0000	99.0
19JAN07.D	Calibration	1,4-Dichlorobenzene-d4	12.033	73221	262955	0.2785	47.2010	50.0000	94.4
19JAN09.D	Calibration	1,4-Dichlorobenzene-d4	12.033	200403	278012	0.7208	122.1906	125.0000	97.8
19JAN11.D	Calibration	1,4-Dichlorobenzene-d4	12.033	436562	280059	1.5588	264.2369	250.0000	105.7
19JAN13.D	Calibration	1,4-Dichlorobenzene-d4	12.033	652775	286959	2.2748	385.6033	375.0000	102.8
19JAN15.D	Calibration	1,4-Dichlorobenzene-d4	12.033	895336	291918	3.0671	519.9029	500.0000	104.0
19JAN17.D	QC	1,4-Dichlorobenzene-d4	12.036	214054	283678	0.7546	127.9071	125.0000	

Compound: 1,4-Dichlorobenzene

Data File	Sample Type	ISTD	RT	Resp	ISTD Resp	Resp Ratio	Final Conc	Exp. Conc	Accuracy
19JAN03.D	Blank	1,4-Dichlorobenzene-d4			253834		ND		
19JAN04.D	Calibration	1,4-Dichlorobenzene-d4	12.122	3952	241587	0.0164	2.7200	2.5000	108.8
19JAN05.D	Calibration	1,4-Dichlorobenzene-d4	12.125	17730	251947	0.0704	11.7008	12.5000	93.6
19JAN06.D	Calibration	1,4-Dichlorobenzene-d4	12.122	38799	258693	0.1500	24.9375	25.0000	99.8
19JAN07.D	Calibration	1,4-Dichlorobenzene-d4	12.122	72168	262955	0.2745	45.6332	50.0000	91.3
19JAN09.D	Calibration	1,4-Dichlorobenzene-d4	12.122	205880	278012	0.7405	123.1312	125.0000	98.5

Compound: 1,4-Dichlorobenzene

Data File	Sample Type	ISTD	RT	Resp	ISTD Resp	Resp Ratio	Final Conc	Exp. Conc	Accuracy
19JAN11.D	Calibration	1,4-Dichlorobenzene-d4	12.122	438291	280059	1.5650	260.2139	250.0000	104.1
19JAN13.D	Calibration	1,4-Dichlorobenzene-d4	12.122	656962	286959	2.2894	380.6606	375.0000	101.5
19JAN15.D	Calibration	1,4-Dichlorobenzene-d4	12.123	899595	291918	3.0817	512.3936	500.0000	102.5
19JAN17.D	QC	1,4-Dichlorobenzene-d4	12.122	216533	283678	0.7633	126.9159	125.0000	

Compound: 1,2-Dichlorobenzene

Data File	Sample Type	ISTD	RT	Resp	ISTD Resp	Resp Ratio	Final Conc	Exp. Conc	Accuracy
19JAN03.D	Blank	1,4-Dichlorobenzene-d4			253834		ND		
19JAN04.D	Calibration	1,4-Dichlorobenzene-d4	12.488	3048	241587	0.0126	2.5616	2.5000	102.5
19JAN05.D	Calibration	1,4-Dichlorobenzene-d4	12.496	14345	251947	0.0569	11.5601	12.5000	92.5
19JAN06.D	Calibration	1,4-Dichlorobenzene-d4	12.496	31975	258693	0.1236	25.0956	25.0000	100.4
19JAN07.D	Calibration	1,4-Dichlorobenzene-d4	12.493	59208	262955	0.2252	45.7163	50.0000	91.4
19JAN09.D	Calibration	1,4-Dichlorobenzene-d4	12.493	169723	278012	0.6105	123.9507	125.0000	99.2
19JAN11.D	Calibration	1,4-Dichlorobenzene-d4	12.493	366153	280059	1.3074	265.4514	250.0000	106.2
19JAN13.D	Calibration	1,4-Dichlorobenzene-d4	12.493	546389	286959	1.9041	386.5930	375.0000	103.1
19JAN15.D	Calibration	1,4-Dichlorobenzene-d4	12.493	753439	291918	2.5810	524.0336	500.0000	104.8
19JAN17.D	QC	1,4-Dichlorobenzene-d4	12.493	177148	283678	0.6245	126.7893	125.0000	

Initial Calibration Report - VOA5975C

Method Path	\\MASSHUNTER\Org\Data\Methods\Quant\VOA5975C\VOA5975C_011922_CAL
Method File	VOA5975C_8260B_SHT_DoD_L4_011922.m
Batch Name	D:\Org\Data\VOA5975C\VG011922\QuantResults\VG011922_8260B.batch.bin
Last Calib Update	1/20/2022 9:28:12 AM

Level Name	Calibration Files	Acq. Date-Time	Level Last Update Time
1	D:\Org\Data\VOA5975C\VG011922\19JAN04.D	1/19/2022 10:48:21 AM	1/20/2022 9:28:12 AM
2	D:\Org\Data\VOA5975C\VG011922\19JAN05.D	1/19/2022 11:15:33 AM	1/20/2022 9:28:12 AM
3	D:\Org\Data\VOA5975C\VG011922\19JAN06.D	1/19/2022 11:42:44 AM	1/20/2022 9:28:12 AM
4	D:\Org\Data\VOA5975C\VG011922\19JAN07.D	1/19/2022 12:09:57 PM	1/20/2022 9:28:12 AM
5	D:\Org\Data\VOA5975C\VG011922\19JAN09.D	1/19/2022 1:04:20 PM	1/20/2022 9:28:12 AM
6	D:\Org\Data\VOA5975C\VG011922\19JAN11.D	1/19/2022 1:58:41 PM	1/20/2022 9:28:12 AM
7	D:\Org\Data\VOA5975C\VG011922\19JAN13.D	1/19/2022 2:53:18 PM	1/20/2022 9:28:12 AM
8	D:\Org\Data\VOA5975C\VG011922\19JAN15.D	1/19/2022 3:47:49 PM	1/20/2022 9:28:12 AM

Compound	Curve Fit	1	2	3	4	5	6	7	8	Avg RF	%RSD
I Fluorobenzene				---------- ISTD ----------							
T Dichlorodifluoromethane	Avg RF		0.3158	0.3390	0.3211	0.3472	0.3484	0.3373	0.3443	0.3362	3.821
T Chloromethane	Avg RF		0.3834	0.4130	0.3928	0.3983	0.3962	0.3942	0.3924	0.3958	2.254
T Vinyl chloride	Avg RF		0.3542	0.3674	0.3437	0.3598	0.3733	0.3573	0.3660	0.3602	2.711
T Bromomethane	Quadratic		0.1347	0.1483	0.1423	0.1393	0.1758	0.1756	0.1773	0.1562	12.289
T Chloroethane	Avg RF		0.1637	0.1844	0.1647	0.1531	0.1953	0.1737	0.1580	0.1704	8.825
T Trichlorofluoromethane	Avg RF		0.4212	0.4390	0.4093	0.4530	0.4337	0.4239	0.4435	0.4320	3.437
T 1,1-Dichloroethene	Avg RF		0.2351	0.2526	0.2396	0.2473	0.2668	0.2563	0.2618	0.2514	4.580
T Methylene chloride	Avg RF		0.3914	0.3986	0.3608	0.3509	0.3551	0.3507	0.3506	0.3654	5.639
T trans-1,2-Dichloroethene	Avg RF		0.2603	0.2608	0.2402	0.2580	0.2673	0.2652	0.2658	0.2597	3.554
T Methyl tert-butyl ether (MTBE)	Avg RF		0.3168	0.3053	0.3077	0.3206	0.3385	0.3373	0.3458	0.3245	4.935
T 1,1-Dichloroethane	Avg RF		0.4607	0.4923	0.4681	0.4813	0.5055	0.4904	0.5035	0.4860	3.491
T 2,2-Dichloropropane	Avg RF		0.3539	0.3731	0.3513	0.3591	0.3793	0.3732	0.3737	0.3662	3.048
T cis-1,2-Dichloroethene	Avg RF		0.2459	0.2542	0.2424	0.2640	0.2780	0.2752	0.2807	0.2629	5.976
T Methyl ethyl ketone	Avg RF		0.0374	0.0353	0.0361	0.0361	0.0398	0.0401	0.0411	0.0380 #	6.174
T Bromochloromethane	Avg RF		0.1054	0.1097	0.1059	0.1076	0.1140	0.1096	0.1066	0.1084	2.751
T Chloroform	Avg RF	0.5950	0.4630	0.4662	0.4591	0.4593	0.4805	0.4779	0.4807	0.4852	9.335
T 1,1,1-Trichloroethane	Avg RF		0.4137	0.4404	0.4315	0.4434	0.4735	0.4594	0.4719	0.4477	4.892
S Dibromofluoromethane	Avg RF		0.2371	0.2423	0.2384	0.2360	0.2535	0.2426	0.2452	0.2421	2.473
T Carbon tetrachloride	Avg RF		0.3928	0.4272	0.4113	0.4306	0.4623	0.4502	0.4651	0.4342	6.165
T 1,1-Dichloropropene	Avg RF		0.3092	0.3377	0.3242	0.3659	0.4003	0.3961	0.4080	0.3630	10.993
S 1,2-Dichloroethane-d4	Avg RF		0.1045	0.1053	0.1018	0.1060	0.1062	0.1038	0.1044	0.1046	1.436
T Benzene	Avg RF	1.0522	0.9365	0.9366	0.9271	0.9943	1.0522	1.0453	1.0455	0.9987	5.735
T 1,2-Dichloroethane	Avg RF	0.3200	0.2770	0.2661	0.2700	0.2552	0.2708	0.2747	0.2730	0.2758	6.912
I Chlorobenzene-d5				---------- ISTD ----------							
T Trichloroethene	Avg RF		0.6980	0.7284	0.6933	0.7293	0.7973	0.7989	0.7938	0.7484	6.301
T 1,2-Dichloropropane	Avg RF		0.6056	0.6332	0.6073	0.6473	0.7055	0.7047	0.7028	0.6580	6.934
T Dibromomethane	Avg RF		0.2606	0.2833	0.2650	0.2703	0.2924	0.2872	0.2829	0.2774	4.345
T Bromodichloromethane	Avg RF		0.7666	0.7763	0.7280	0.7564	0.8115	0.8159	0.8051	0.7799	4.176

Compound	Curve Fit	1	2	3	4	5	6	7	8	Avg RF	%RSD
T cis-1,3-Dichloropropene	Avg RF		0.7951	0.7775	0.7423	0.8449	0.9336	0.9428	0.9548	0.8559	10.258
S Toluene-d8	Avg RF		2.1644	2.2444	2.2362	2.4983	2.6564	2.6558	2.6175	2.4390	8.920
T Toluene	Avg RF	1.7233	1.3961	1.5086	1.4522	1.6313	1.7615	1.7781	1.7547	1.6257	9.427
T trans-1,3-Dichloropropene	Avg RF		0.5581	0.5797	0.5646	0.6224	0.6714	0.6895	0.6842	0.6243	9.247
T 1,1,2-Trichloroethane	Avg RF		0.3036	0.3046	0.3016	0.3194	0.3310	0.3344	0.3274	0.3174	4.423
T Tetrachloroethene	Avg RF	0.6920	0.5715	0.6589	0.6076	0.6608	0.6949	0.6916	0.6967	0.6592	7.062
T 1,3-Dichloropropane	Avg RF		0.6367	0.6293	0.5981	0.6136	0.6692	0.6785	0.6713	0.6424	4.860
T Chlorodibromomethane	Avg RF		0.5090	0.4929	0.4704	0.5034	0.5346	0.5374	0.5310	0.5112	4.854
T 1,2-Dibromoethane	Avg RF		0.3147	0.3554	0.3241	0.3540	0.3729	0.3694	0.3637	0.3506	6.435
T Chlorobenzene	Avg RF		1.7014	1.7326	1.6656	1.7511	1.8757	1.8882	1.8609	1.7822	5.108
T 1,1,1,2-Tetrachloroethane	Avg RF		0.6022	0.6078	0.5863	0.6143	0.6581	0.6588	0.6497	0.6253	4.745
T Ethylbenzene	Quadratic	2.7912	2.7400	2.8524	2.6947	3.0570	3.3515	3.3913	3.3743	3.0316	9.960
T m+p-Xylenes	Quadratic	1.0654	0.9914	1.1166	1.0726	1.2277	1.3311	1.3326	1.3177	1.1819	11.601
T o-Xylene	Quadratic	0.8929	0.8745	0.9498	0.9222	1.0840	1.1632	1.1958	1.1785	1.0326	13.257
T Styrene	Quadratic	1.5274	1.3944	1.5663	1.5337	1.7716	1.9393	1.9439	1.9104	1.6984	12.879
I 1,4-Dichlorobenzene-d4				---------- ISTD ----------							
T Bromoform	Avg RF		0.3494	0.3448	0.3097	0.3241	0.3428	0.3344	0.3397	0.3350	4.125
S p-Bromofluorobenzene	Avg RF		0.8469	0.8953	0.8578	0.9232	0.9915	0.9662	0.9806	0.9231	6.358
T Bromobenzene	Avg RF		0.7767	0.7872	0.7537	0.8110	0.8707	0.8406	0.8582	0.8140	5.409
T 1,1,2,2-Tetrachloroethane	Avg RF		0.4570	0.4692	0.4657	0.4506	0.4769	0.4629	0.4678	0.4643	1.845
T 1,2,3-Trichloropropane	Avg RF		0.1208	0.1251	0.1169	0.1177	0.1290	0.1225	0.1219	0.1220	3.434
T 2-Chlorotoluene	Avg RF		0.7170	0.7929	0.7062	0.8211	0.8849	0.8498	0.8676	0.8056	8.811
T 4-Chlorotoluene	Avg RF		2.1314	2.4802	2.3873	2.7044	2.9080	2.8089	2.8455	2.6094	10.931
T 1,3-Dichlorobenzene	Avg RF	1.5377	1.3583	1.4598	1.3923	1.4417	1.5588	1.5165	1.5335	1.4748	4.990
T 1,4-Dichlorobenzene	Avg RF	1.6358	1.4074	1.4998	1.3723	1.4811	1.5650	1.5263	1.5408	1.5036	5.631
T 1,2-Dichlorobenzene	Avg RF	1.2617	1.1387	1.2360	1.1258	1.2210	1.3074	1.2694	1.2905	1.2313	5.447

(RedFont and #) = Outlier Flag; (I) = Internal Standard; (T) = Target; (S) = Surrogate; (M) = Matrix Spike

Compounds with Curve fitting not using Avg Response Factor:

Compound	Curve Fit	Curve Fit Formula	Curve Fit R2
T Bromomethane	Quadratic	y = 0.015061 * x ^ 2 + 0.150956 * x - 0.001123	0.997553
T Ethylbenzene	Quadratic	y = 0.212781 * x ^ 2 + 3.013988 * x - 0.007186	0.998933
T m+p-Xylenes	Quadratic	y = 0.032978 * x ^ 2 + 1.213111 * x - 0.008669	0.998704
T o-Xylene	Quadratic	y = 0.077136 * x ^ 2 + 1.051862 * x - 0.004078	0.998666
T Styrene	Quadratic	y = 0.102118 * x ^ 2 + 1.752890 * x - 0.007067	0.998333

(RedFont and #) = Outlier Flag; (I) = Internal Standard; (T) = Target; (S) = Surrogate; (M) = Matrix Spike

Calibration Report

Batch Path	D:\Org\Data\VOA5975C\VG011922\QuantResults\VG011922_8260B.batch.bin		
Analysis Time	1/22/2022 1:32 PM	**Analyst Name**	BL2000\mchavez
Report Time	1/22/2022 1:35:39 PM	**Reporter Name**	BL2000\mchavez
Last Calib Update	1/20/2022 9:28 AM	**Batch State**	Processed
Quant Batch Version	10.0	**Quant Report Version**	10.0

Dichlorodifluoromethane %RSE = 3.8

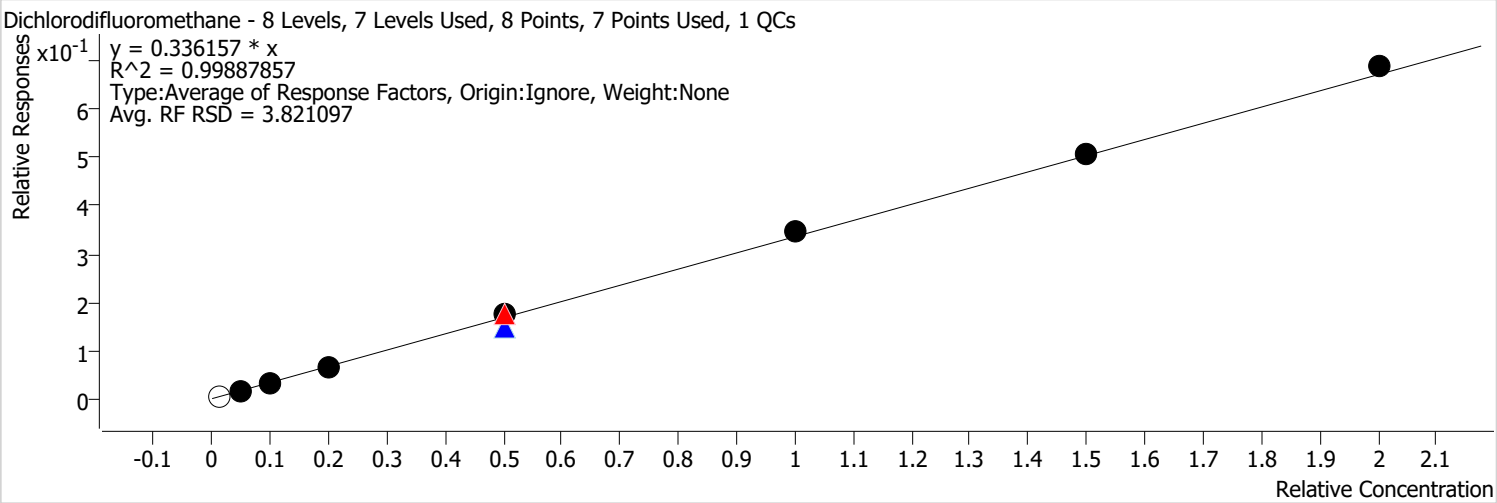

Calibration STD Path	Cal Type	Level	Enabled	Resp.	Exp. Conc	Resp. Factor	Level RSD
D:\Org\Data\VOA5975C\VG011922\19JAN04.D	Calibration	1		4690	2.5000	0.5905	
D:\Org\Data\VOA5975C\VG011922\19JAN05.D	Calibration	2	x	12682	12.5000	0.3158	
D:\Org\Data\VOA5975C\VG011922\19JAN06.D	Calibration	3	x	27745	25.0000	0.3390	
D:\Org\Data\VOA5975C\VG011922\19JAN07.D	Calibration	4	x	51785	50.0000	0.3211	
D:\Org\Data\VOA5975C\VG011922\19JAN09CC.D	CC	CC	x	148367	125.0000	0.3472	
D:\Org\Data\VOA5975C\VG011922\19JAN17.D	QC	QC	x	130579	125.0000	0.2944	
D:\Org\Data\VOA5975C\VG011922\19JAN09.D	Calibration	5	x	148367	125.0000	0.3472	
D:\Org\Data\VOA5975C\VG011922\19JAN11.D	Calibration	6	x	304740	250.0000	0.3484	
D:\Org\Data\VOA5975C\VG011922\19JAN13.D	Calibration	7	x	452793	375.0000	0.3373	
D:\Org\Data\VOA5975C\VG011922\19JAN15.D	Calibration	8	x	629961	500.0000	0.3443	

Calibration Report

Batch Path	D:\Org\Data\VOA5975C\VG011922\QuantResults\VG011922_8260B.batch.bin		
Analysis Time	1/22/2022 1:32 PM	**Analyst Name**	BL2000\mchavez
Report Time	1/22/2022 1:35:43 PM	**Reporter Name**	BL2000\mchavez
Last Calib Update	1/20/2022 9:28 AM	**Batch State**	Processed
Quant Batch Version	10.0	**Quant Report Version**	10.0

Chloromethane %RSE = 2.3

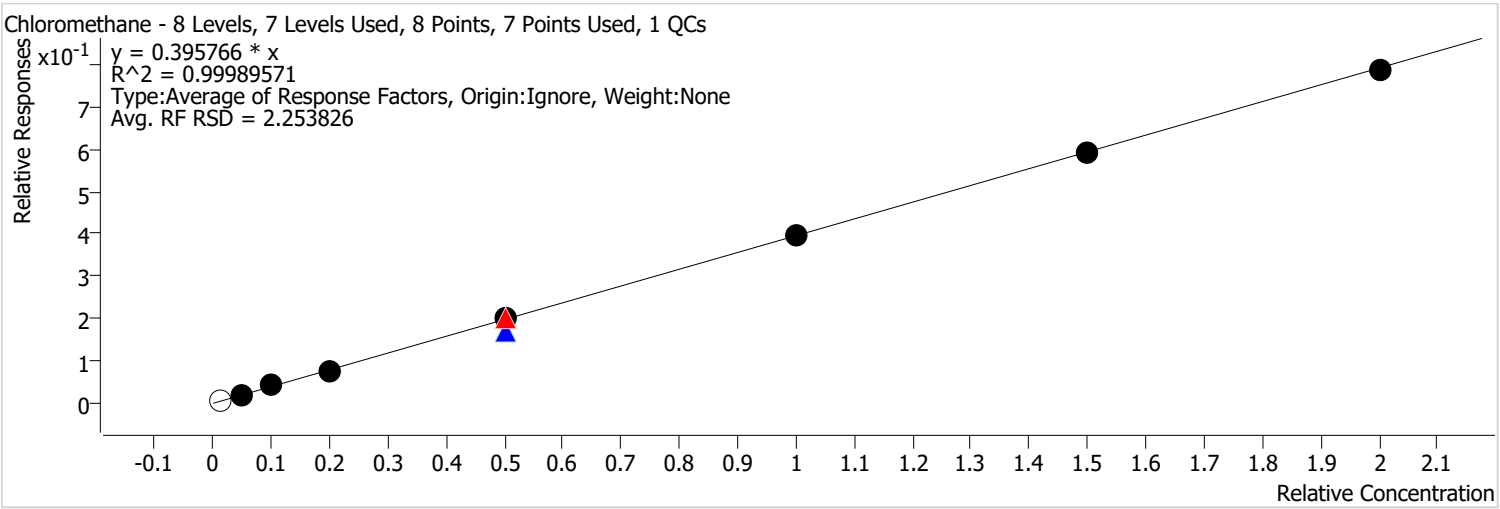

Calibration STD Path	Cal Type	Level	Enabled	Resp.	Exp. Conc	Resp. Factor	Level RSD
D:\Org\Data\VOA5975C\VG011922\19JAN04.D	Calibration	1		6614	2.5000	0.8327	
D:\Org\Data\VOA5975C\VG011922\19JAN05.D	Calibration	2	x	15397	12.5000	0.3834	
D:\Org\Data\VOA5975C\VG011922\19JAN06.D	Calibration	3	x	33801	25.0000	0.4130	
D:\Org\Data\VOA5975C\VG011922\19JAN07.D	Calibration	4	x	63351	50.0000	0.3928	
D:\Org\Data\VOA5975C\VG011922\19JAN09CC.D	CC	CC	x	170190	125.0000	0.3983	
D:\Org\Data\VOA5975C\VG011922\19JAN17.D	QC	QC	x	151864	125.0000	0.3424	
D:\Org\Data\VOA5975C\VG011922\19JAN09.D	Calibration	5	x	170190	125.0000	0.3983	
D:\Org\Data\VOA5975C\VG011922\19JAN11.D	Calibration	6	x	346531	250.0000	0.3962	
D:\Org\Data\VOA5975C\VG011922\19JAN13.D	Calibration	7	x	529250	375.0000	0.3942	
D:\Org\Data\VOA5975C\VG011922\19JAN15.D	Calibration	8	x	718053	500.0000	0.3924	

Calibration Report

Batch Path	D:\Org\Data\VOA5975C\VG011922\QuantResults\VG011922_8260B.batch.bin		
Analysis Time	1/22/2022 1:32 PM	**Analyst Name**	BL2000\mchavez
Report Time	1/22/2022 1:35:43 PM	**Reporter Name**	BL2000\mchavez
Last Calib Update	1/20/2022 9:28 AM	**Batch State**	Processed
Quant Batch Version	10.0	**Quant Report Version**	10.0

Vinyl chloride %RSE = 2.7

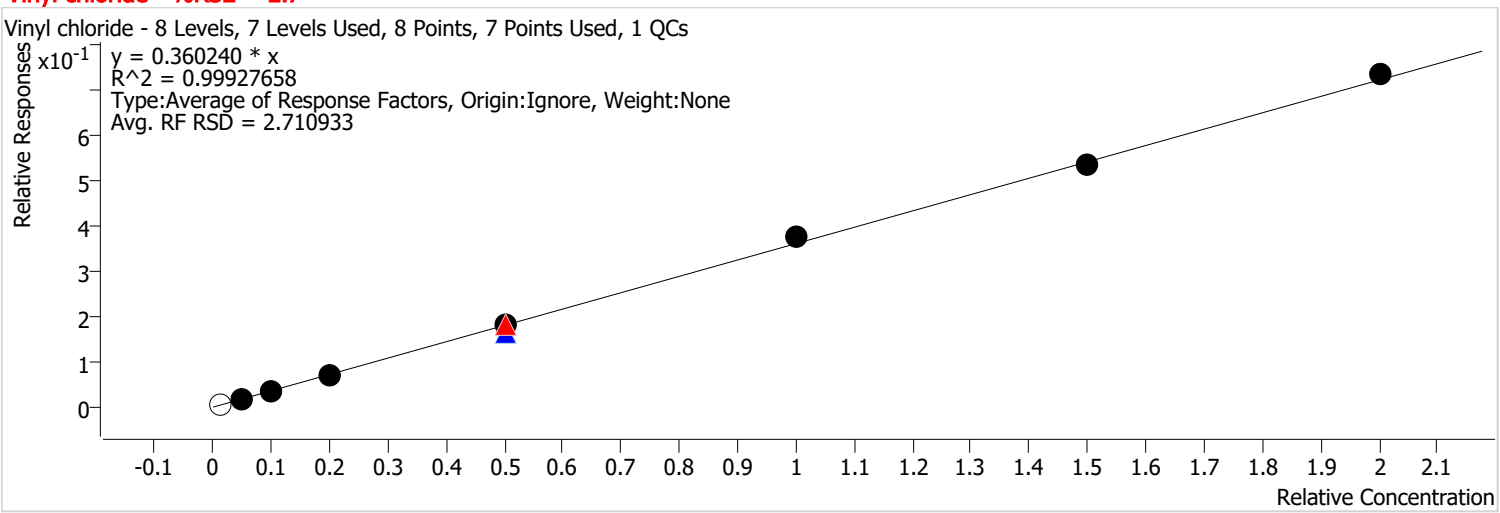

Calibration STD Path	Cal Type	Level	Enabled	Resp.	Exp. Conc	Resp. Factor	Level RSD
D:\Org\Data\VOA5975C\VG011922\19JAN04.D	Calibration	1		5818	2.5000	0.7325	
D:\Org\Data\VOA5975C\VG011922\19JAN05.D	Calibration	2	x	14225	12.5000	0.3542	
D:\Org\Data\VOA5975C\VG011922\19JAN06.D	Calibration	3	x	30072	25.0000	0.3674	
D:\Org\Data\VOA5975C\VG011922\19JAN07.D	Calibration	4	x	55437	50.0000	0.3437	
D:\Org\Data\VOA5975C\VG011922\19JAN09CC.D	CC	CC	x	153733	125.0000	0.3598	
D:\Org\Data\VOA5975C\VG011922\19JAN17.D	QC	QC	x	147423	125.0000	0.3324	
D:\Org\Data\VOA5975C\VG011922\19JAN09.D	Calibration	5	x	153733	125.0000	0.3598	
D:\Org\Data\VOA5975C\VG011922\19JAN11.D	Calibration	6	x	326478	250.0000	0.3733	
D:\Org\Data\VOA5975C\VG011922\19JAN13.D	Calibration	7	x	479607	375.0000	0.3573	
D:\Org\Data\VOA5975C\VG011922\19JAN15.D	Calibration	8	x	669671	500.0000	0.3660	

Calibration Report

Batch Path	D:\Org\Data\VOA5975C\VG011922\QuantResults\VG011922_8260B.batch.bin		
Analysis Time	1/22/2022 1:32 PM	**Analyst Name**	BL2000\mchavez
Report Time	1/22/2022 1:35:43 PM	**Reporter Name**	BL2000\mchavez
Last Calib Update	1/20/2022 9:28 AM	**Batch State**	Processed
Quant Batch Version	10.0	**Quant Report Version**	10.0

Bromomethane %RSE = 7.0

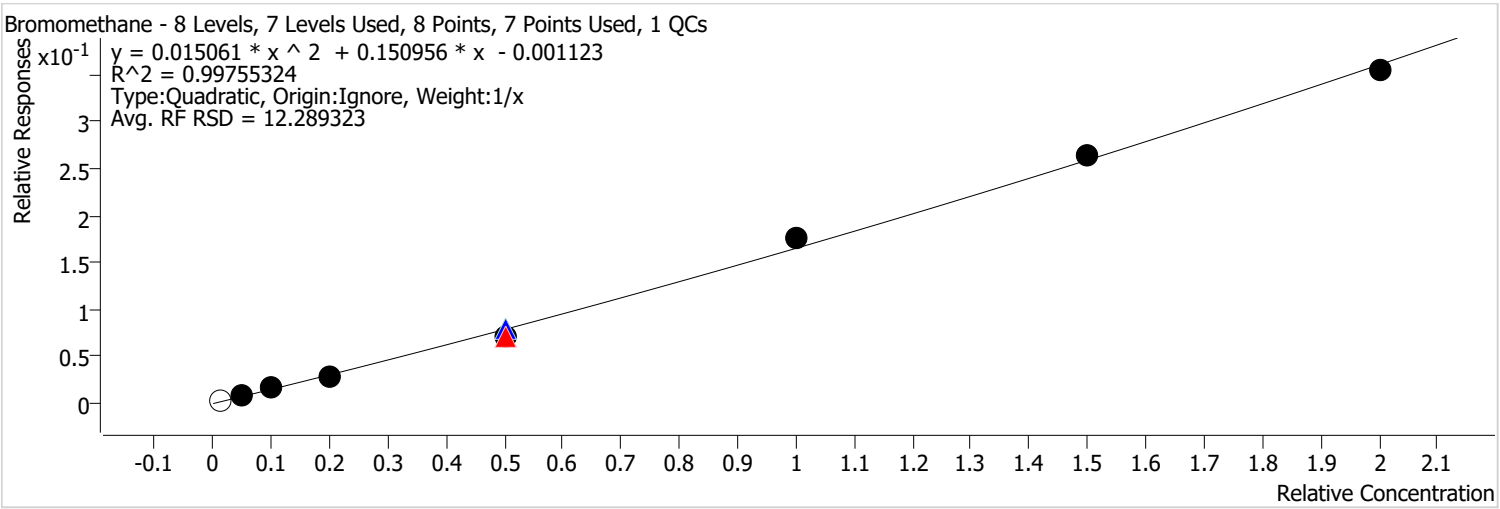

Calibration STD Path	Cal Type	Level	Enabled	Resp.	Exp. Conc	Resp. Factor	Level RSD
D:\Org\Data\VOA5975C\VG011922\19JAN04.D	Calibration	1		2332	2.5000	0.2936	
D:\Org\Data\VOA5975C\VG011922\19JAN05.D	Calibration	2	x	5411	12.5000	0.1347	
D:\Org\Data\VOA5975C\VG011922\19JAN06.D	Calibration	3	x	12135	25.0000	0.1483	
D:\Org\Data\VOA5975C\VG011922\19JAN07.D	Calibration	4	x	22944	50.0000	0.1423	
D:\Org\Data\VOA5975C\VG011922\19JAN09CC.D	CC	CC	x	59520	125.0000	0.1393	
D:\Org\Data\VOA5975C\VG011922\19JAN17.D	QC	QC	x	69568	125.0000	0.1569	
D:\Org\Data\VOA5975C\VG011922\19JAN09.D	Calibration	5	x	59520	125.0000	0.1393	
D:\Org\Data\VOA5975C\VG011922\19JAN11.D	Calibration	6	x	153759	250.0000	0.1758	
D:\Org\Data\VOA5975C\VG011922\19JAN13.D	Calibration	7	x	235754	375.0000	0.1756	
D:\Org\Data\VOA5975C\VG011922\19JAN15.D	Calibration	8	x	324434	500.0000	0.1773	

Calibration Report

Batch Path	D:\Org\Data\VOA5975C\VG011922\QuantResults\VG011922_8260B.batch.bin		
Analysis Time	1/22/2022 1:32 PM	**Analyst Name**	BL2000\mchavez
Report Time	1/22/2022 1:35:43 PM	**Reporter Name**	BL2000\mchavez
Last Calib Update	1/20/2022 9:28 AM	**Batch State**	Processed
Quant Batch Version	10.0	**Quant Report Version**	10.0

Chloroethane %RSE = 8.8

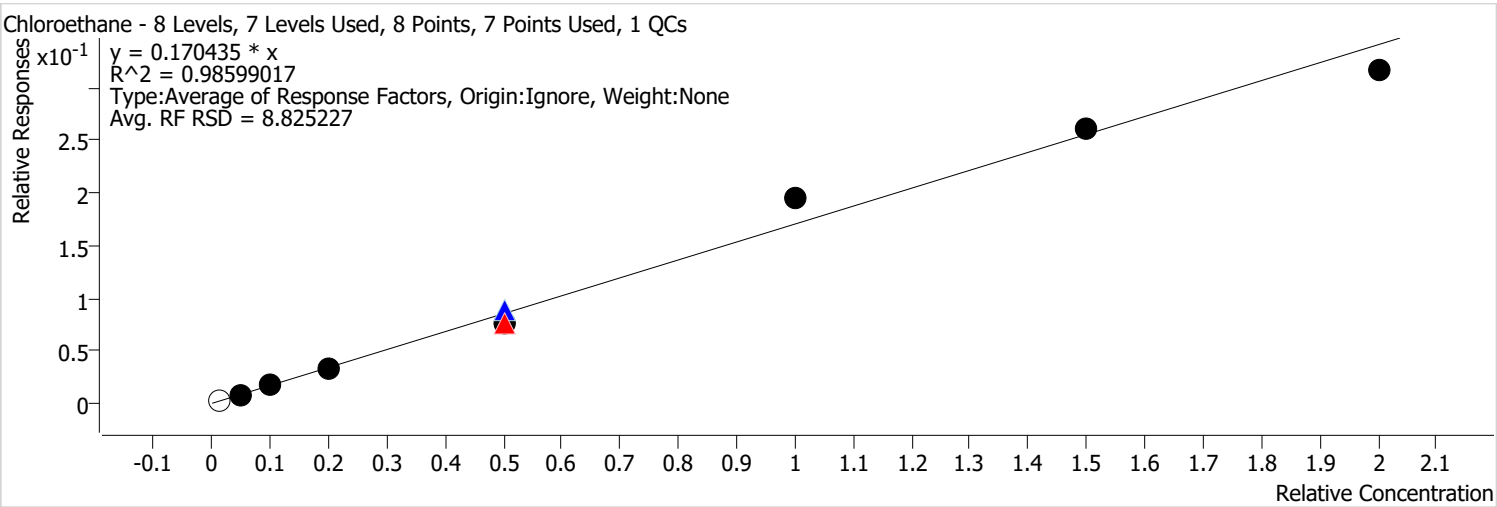

Calibration STD Path	Cal Type	Level	Enabled	Resp.	Exp. Conc	Resp. Factor	Level RSD
D:\Org\Data\VOA5975C\VG011922\19JAN04.D	Calibration	1		2651	2.5000	0.3338	
D:\Org\Data\VOA5975C\VG011922\19JAN05.D	Calibration	2	x	6576	12.5000	0.1637	
D:\Org\Data\VOA5975C\VG011922\19JAN06.D	Calibration	3	x	15096	25.0000	0.1844	
D:\Org\Data\VOA5975C\VG011922\19JAN07.D	Calibration	4	x	26569	50.0000	0.1647	
D:\Org\Data\VOA5975C\VG011922\19JAN09CC.D	CC	CC	x	65407	125.0000	0.1531	
D:\Org\Data\VOA5975C\VG011922\19JAN17.D	QC	QC	x	77755	125.0000	0.1753	
D:\Org\Data\VOA5975C\VG011922\19JAN09.D	Calibration	5	x	65407	125.0000	0.1531	
D:\Org\Data\VOA5975C\VG011922\19JAN11.D	Calibration	6	x	170795	250.0000	0.1953	
D:\Org\Data\VOA5975C\VG011922\19JAN13.D	Calibration	7	x	233233	375.0000	0.1737	
D:\Org\Data\VOA5975C\VG011922\19JAN15.D	Calibration	8	x	289150	500.0000	0.1580	

Calibration Report

Batch Path	D:\Org\Data\VOA5975C\VG011922\QuantResults\VG011922_8260B.batch.bin		
Analysis Time	1/22/2022 1:32 PM	**Analyst Name**	BL2000\mchavez
Report Time	1/22/2022 1:35:43 PM	**Reporter Name**	BL2000\mchavez
Last Calib Update	1/20/2022 9:28 AM	**Batch State**	Processed
Quant Batch Version	10.0	**Quant Report Version**	10.0

Trichlorofluoromethane %RSE = 3.4

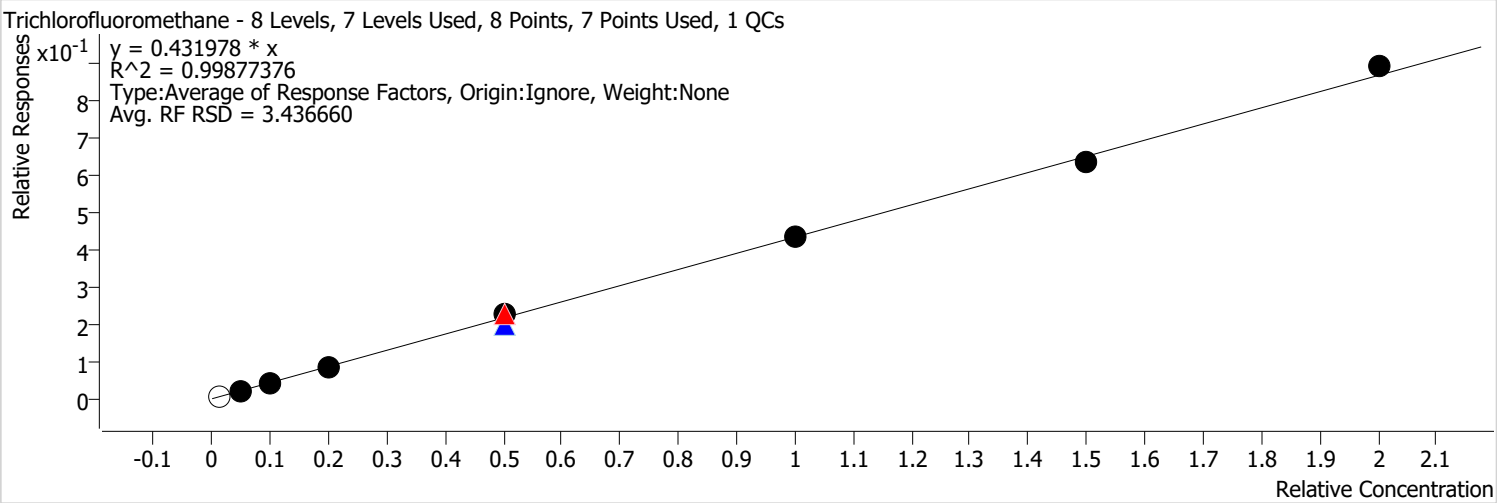

Calibration STD Path	Cal Type	Level	Enabled	Resp.	Exp. Conc	Resp. Factor	Level RSD
D:\Org\Data\VOA5975C\VG011922\19JAN04.D	Calibration	1		6220	2.5000	0.7831	
D:\Org\Data\VOA5975C\VG011922\19JAN05.D	Calibration	2	x	16916	12.5000	0.4212	
D:\Org\Data\VOA5975C\VG011922\19JAN06.D	Calibration	3	x	35936	25.0000	0.4390	
D:\Org\Data\VOA5975C\VG011922\19JAN07.D	Calibration	4	x	66016	50.0000	0.4093	
D:\Org\Data\VOA5975C\VG011922\19JAN09CC.D	CC	CC	x	193579	125.0000	0.4530	
D:\Org\Data\VOA5975C\VG011922\19JAN17.D	QC	QC	x	172504	125.0000	0.3890	
D:\Org\Data\VOA5975C\VG011922\19JAN09.D	Calibration	5	x	193579	125.0000	0.4530	
D:\Org\Data\VOA5975C\VG011922\19JAN11.D	Calibration	6	x	379318	250.0000	0.4337	
D:\Org\Data\VOA5975C\VG011922\19JAN13.D	Calibration	7	x	569126	375.0000	0.4239	
D:\Org\Data\VOA5975C\VG011922\19JAN15.D	Calibration	8	x	811600	500.0000	0.4435	

Calibration Report

Batch Path	D:\Org\Data\VOA5975C\VG011922\QuantResults\VG011922_8260B.batch.bin		
Analysis Time	1/22/2022 1:32 PM	**Analyst Name**	BL2000\mchavez
Report Time	1/22/2022 1:35:43 PM	**Reporter Name**	BL2000\mchavez
Last Calib Update	1/20/2022 9:28 AM	**Batch State**	Processed
Quant Batch Version	10.0	**Quant Report Version**	10.0

1,1-Dichloroethene %RSE = 4.6

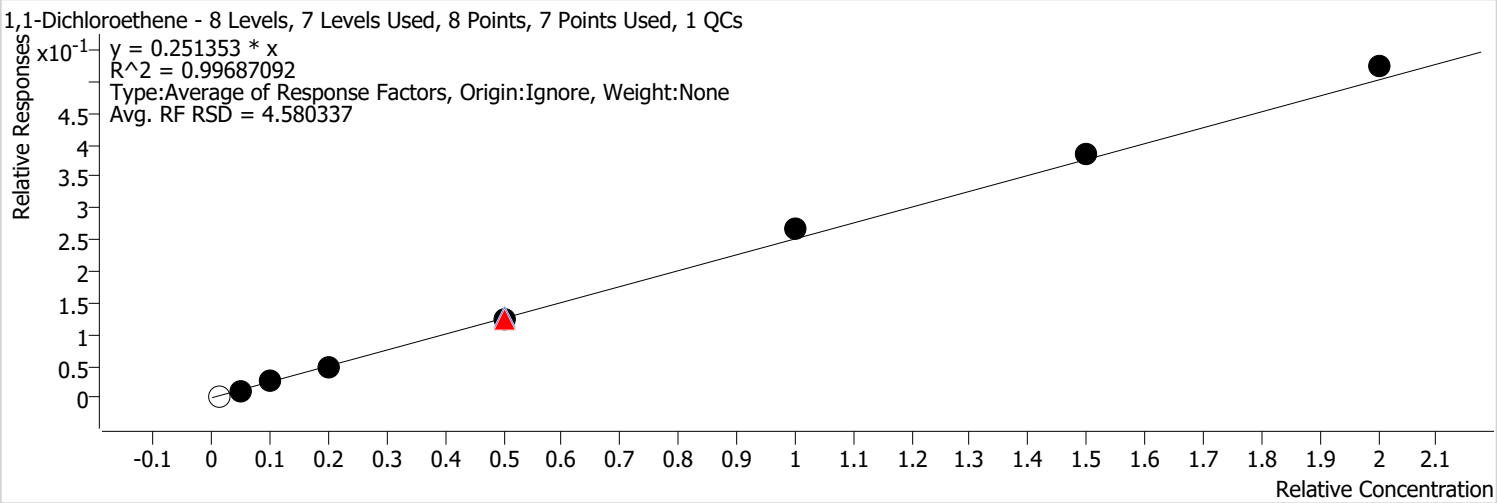

Calibration STD Path	Cal Type	Level	Enabled	Resp.	Exp. Conc	Resp. Factor	Level RSD
D:\Org\Data\VOA5975C\VG011922\19JAN04.D	Calibration	1		2342	2.5000	0.2949	
D:\Org\Data\VOA5975C\VG011922\19JAN05.D	Calibration	2	x	9440	12.5000	0.2351	
D:\Org\Data\VOA5975C\VG011922\19JAN06.D	Calibration	3	x	20674	25.0000	0.2526	
D:\Org\Data\VOA5975C\VG011922\19JAN07.D	Calibration	4	x	38644	50.0000	0.2396	
D:\Org\Data\VOA5975C\VG011922\19JAN09CC.D	CC	CC	x	105649	125.0000	0.2473	
D:\Org\Data\VOA5975C\VG011922\19JAN17.D	QC	QC	x	113673	125.0000	0.2563	
D:\Org\Data\VOA5975C\VG011922\19JAN09.D	Calibration	5	x	105649	125.0000	0.2473	
D:\Org\Data\VOA5975C\VG011922\19JAN11.D	Calibration	6	x	233356	250.0000	0.2668	
D:\Org\Data\VOA5975C\VG011922\19JAN13.D	Calibration	7	x	344045	375.0000	0.2563	
D:\Org\Data\VOA5975C\VG011922\19JAN15.D	Calibration	8	x	479145	500.0000	0.2618	

Calibration Report

Batch Path	D:\Org\Data\VOA5975C\VG011922\QuantResults\VG011922_8260B.batch.bin		
Analysis Time	1/22/2022 1:32 PM	**Analyst Name**	BL2000\mchavez
Report Time	1/22/2022 1:35:43 PM	**Reporter Name**	BL2000\mchavez
Last Calib Update	1/20/2022 9:28 AM	**Batch State**	Processed
Quant Batch Version	10.0	**Quant Report Version**	10.0

Methylene chloride %RSE = 5.6

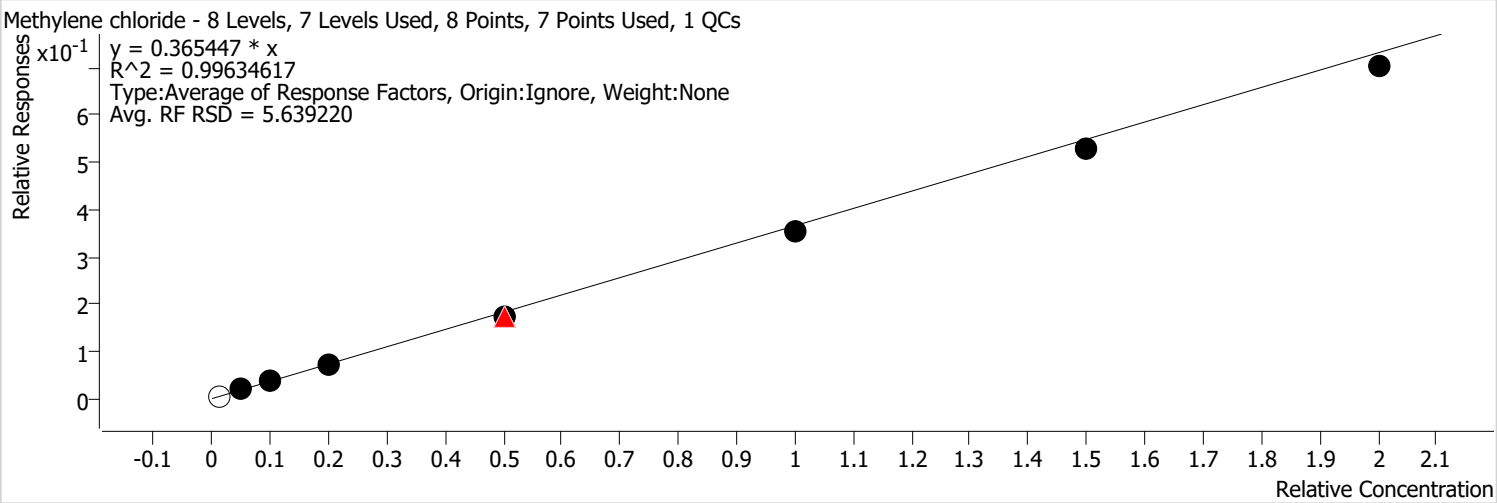

Calibration STD Path	Cal Type	Level	Enabled	Resp.	Exp. Conc	Resp. Factor	Level RSD
D:\Org\Data\VOA5975C\VG011922\19JAN04.D	Calibration	1		4701	2.5000	0.5919	
D:\Org\Data\VOA5975C\VG011922\19JAN05.D	Calibration	2	x	15719	12.5000	0.3914	
D:\Org\Data\VOA5975C\VG011922\19JAN06.D	Calibration	3	x	32623	25.0000	0.3986	
D:\Org\Data\VOA5975C\VG011922\19JAN07.D	Calibration	4	x	58184	50.0000	0.3608	
D:\Org\Data\VOA5975C\VG011922\19JAN09CC.D	CC	CC	x	149957	125.0000	0.3509	
D:\Org\Data\VOA5975C\VG011922\19JAN17.D	QC	QC	x	152883	125.0000	0.3447	
D:\Org\Data\VOA5975C\VG011922\19JAN09.D	Calibration	5	x	149957	125.0000	0.3509	
D:\Org\Data\VOA5975C\VG011922\19JAN11.D	Calibration	6	x	310597	250.0000	0.3551	
D:\Org\Data\VOA5975C\VG011922\19JAN13.D	Calibration	7	x	470733	375.0000	0.3507	
D:\Org\Data\VOA5975C\VG011922\19JAN15.D	Calibration	8	x	641583	500.0000	0.3506	

Calibration Report

Batch Path	D:\Org\Data\VOA5975C\VG011922\QuantResults\VG011922_8260B.batch.bin		
Analysis Time	1/22/2022 1:32 PM	**Analyst Name**	BL2000\mchavez
Report Time	1/22/2022 1:35:43 PM	**Reporter Name**	BL2000\mchavez
Last Calib Update	1/20/2022 9:28 AM	**Batch State**	Processed
Quant Batch Version	10.0	**Quant Report Version**	10.0

trans-1,2-Dichloroethene %RSE = 3.6

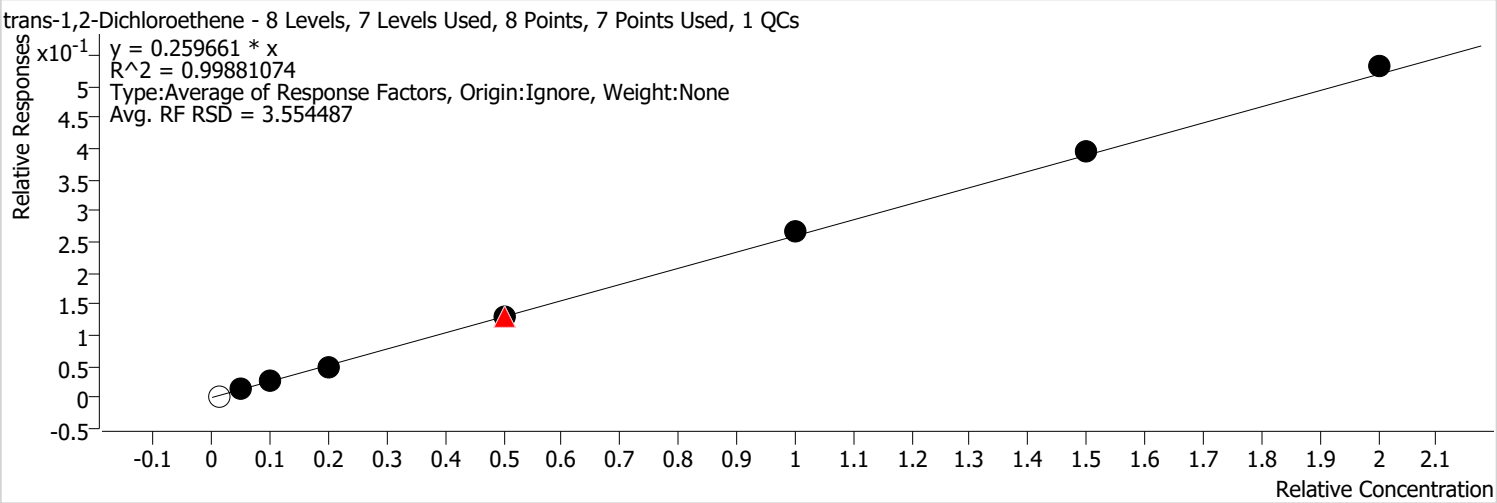

Calibration STD Path	Cal Type	Level	Enabled	Resp.	Exp. Conc	Resp. Factor	Level RSD
D:\Org\Data\VOA5975C\VG011922\19JAN04.D	Calibration	1		2132	2.5000	0.2684	
D:\Org\Data\VOA5975C\VG011922\19JAN05.D	Calibration	2	x	10455	12.5000	0.2603	
D:\Org\Data\VOA5975C\VG011922\19JAN06.D	Calibration	3	x	21348	25.0000	0.2608	
D:\Org\Data\VOA5975C\VG011922\19JAN07.D	Calibration	4	x	38732	50.0000	0.2402	
D:\Org\Data\VOA5975C\VG011922\19JAN09CC.D	CC	CC	x	110255	125.0000	0.2580	
D:\Org\Data\VOA5975C\VG011922\19JAN17.D	QC	QC	x	115302	125.0000	0.2600	
D:\Org\Data\VOA5975C\VG011922\19JAN09.D	Calibration	5	x	110255	125.0000	0.2580	
D:\Org\Data\VOA5975C\VG011922\19JAN11.D	Calibration	6	x	233769	250.0000	0.2673	
D:\Org\Data\VOA5975C\VG011922\19JAN13.D	Calibration	7	x	355984	375.0000	0.2652	
D:\Org\Data\VOA5975C\VG011922\19JAN15.D	Calibration	8	x	486383	500.0000	0.2658	

Calibration Report

Batch Path	D:\Org\Data\VOA5975C\VG011922\QuantResults\VG011922_8260B.batch.bin		
Analysis Time	1/22/2022 1:32 PM	**Analyst Name**	BL2000\mchavez
Report Time	1/22/2022 1:35:43 PM	**Reporter Name**	BL2000\mchavez
Last Calib Update	1/20/2022 9:28 AM	**Batch State**	Processed
Quant Batch Version	10.0	**Quant Report Version**	10.0

Methyl tert-butyl ether (MTBE) %RSE = 4.9

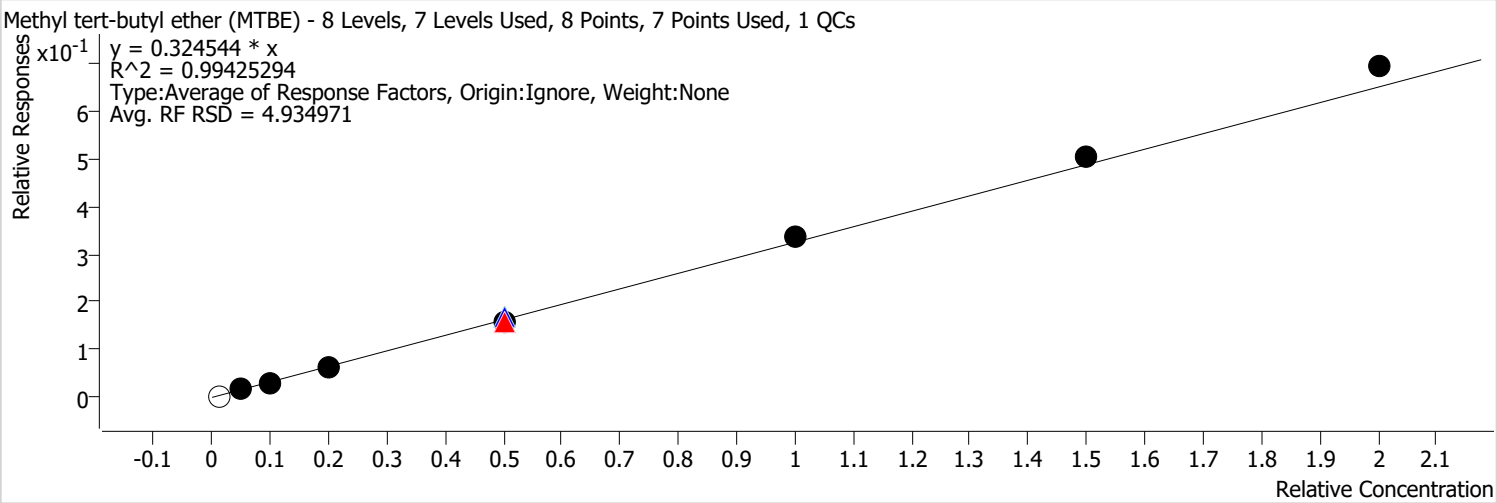

Calibration STD Path	Cal Type	Level	Enabled	Resp.	Exp. Conc	Resp. Factor	Level RSD
D:\Org\Data\VOA5975C\VG011922\19JAN04.D	Calibration	1		2662	2.5000	0.3352	
D:\Org\Data\VOA5975C\VG011922\19JAN05.D	Calibration	2	x	12721	12.5000	0.3168	
D:\Org\Data\VOA5975C\VG011922\19JAN06.D	Calibration	3	x	24989	25.0000	0.3053	
D:\Org\Data\VOA5975C\VG011922\19JAN07.D	Calibration	4	x	49617	50.0000	0.3077	
D:\Org\Data\VOA5975C\VG011922\19JAN09CC.D	CC	CC	x	136973	125.0000	0.3206	
D:\Org\Data\VOA5975C\VG011922\19JAN17.D	QC	QC	x	150210	125.0000	0.3387	
D:\Org\Data\VOA5975C\VG011922\19JAN09.D	Calibration	5	x	136973	125.0000	0.3206	
D:\Org\Data\VOA5975C\VG011922\19JAN11.D	Calibration	6	x	296029	250.0000	0.3385	
D:\Org\Data\VOA5975C\VG011922\19JAN13.D	Calibration	7	x	452747	375.0000	0.3373	
D:\Org\Data\VOA5975C\VG011922\19JAN15.D	Calibration	8	x	632731	500.0000	0.3458	

Calibration Report

Batch Path	D:\Org\Data\VOA5975C\VG011922\QuantResults\VG011922_8260B.batch.bin		
Analysis Time	1/22/2022 1:32 PM	**Analyst Name**	BL2000\mchavez
Report Time	1/22/2022 1:35:43 PM	**Reporter Name**	BL2000\mchavez
Last Calib Update	1/20/2022 9:28 AM	**Batch State**	Processed
Quant Batch Version	10.0	**Quant Report Version**	10.0

1,1-Dichloroethane %RSE = 3.5

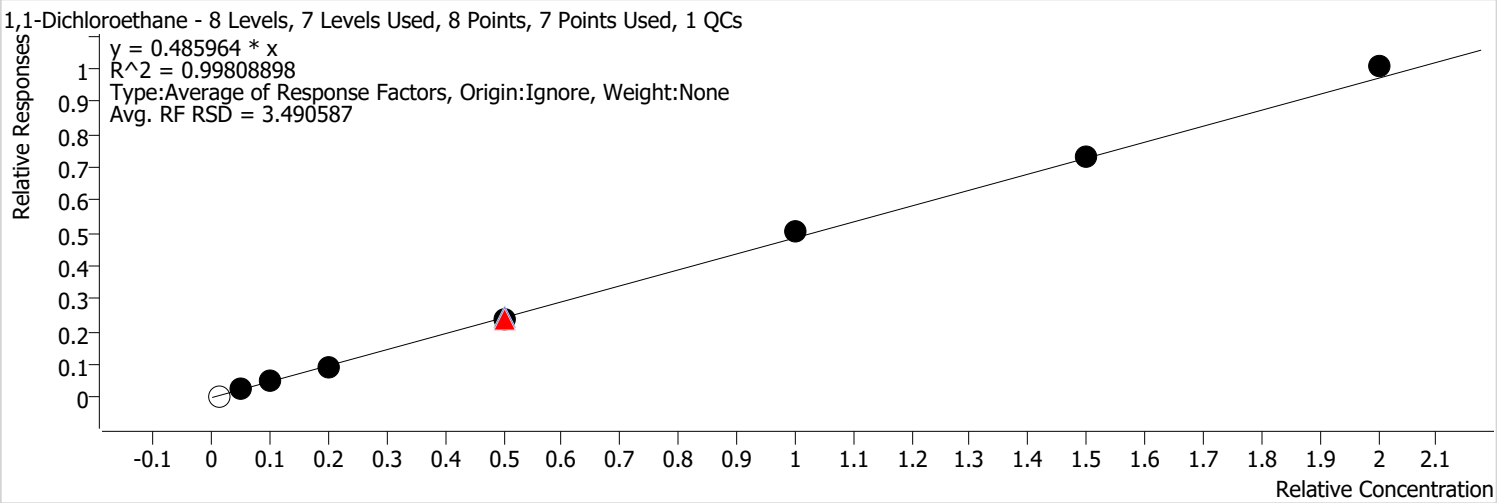

Calibration STD Path	Cal Type	Level	Enabled	Resp.	Exp. Conc	Resp. Factor	Level RSD
D:\Org\Data\VOA5975C\VG011922\19JAN04.D	Calibration	1		4131	2.5000	0.5201	
D:\Org\Data\VOA5975C\VG011922\19JAN05.D	Calibration	2	x	18500	12.5000	0.4607	
D:\Org\Data\VOA5975C\VG011922\19JAN06.D	Calibration	3	x	40298	25.0000	0.4923	
D:\Org\Data\VOA5975C\VG011922\19JAN07.D	Calibration	4	x	75497	50.0000	0.4681	
D:\Org\Data\VOA5975C\VG011922\19JAN09CC.D	CC	CC	x	205663	125.0000	0.4813	
D:\Org\Data\VOA5975C\VG011922\19JAN17.D	QC	QC	x	218409	125.0000	0.4925	
D:\Org\Data\VOA5975C\VG011922\19JAN09.D	Calibration	5	x	205663	125.0000	0.4813	
D:\Org\Data\VOA5975C\VG011922\19JAN11.D	Calibration	6	x	442070	250.0000	0.5055	
D:\Org\Data\VOA5975C\VG011922\19JAN13.D	Calibration	7	x	658287	375.0000	0.4904	
D:\Org\Data\VOA5975C\VG011922\19JAN15.D	Calibration	8	x	921258	500.0000	0.5035	

Calibration Report

Batch Path	D:\Org\Data\VOA5975C\VG011922\QuantResults\VG011922_8260B.batch.bin		
Analysis Time	1/22/2022 1:32 PM	**Analyst Name**	BL2000\mchavez
Report Time	1/22/2022 1:35:43 PM	**Reporter Name**	BL2000\mchavez
Last Calib Update	1/20/2022 9:28 AM	**Batch State**	Processed
Quant Batch Version	10.0	**Quant Report Version**	10.0

2,2-Dichloropropane %RSE = 3.0

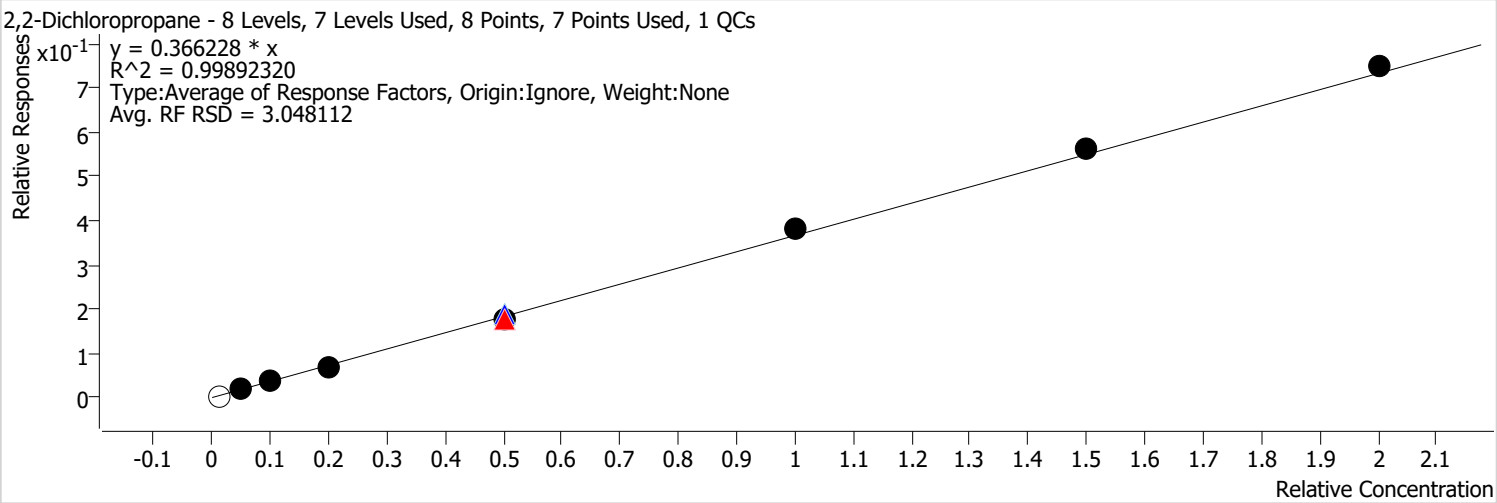

Calibration STD Path	Cal Type	Level	Enabled	Resp.	Exp. Conc	Resp. Factor	Level RSD
D:\Org\Data\VOA5975C\VG011922\19JAN04.D	Calibration	1		3183	2.5000	0.4008	
D:\Org\Data\VOA5975C\VG011922\19JAN05.D	Calibration	2	x	14213	12.5000	0.3539	
D:\Org\Data\VOA5975C\VG011922\19JAN06.D	Calibration	3	x	30539	25.0000	0.3731	
D:\Org\Data\VOA5975C\VG011922\19JAN07.D	Calibration	4	x	56651	50.0000	0.3513	
D:\Org\Data\VOA5975C\VG011922\19JAN09CC.D	CC	CC	x	153450	125.0000	0.3591	
D:\Org\Data\VOA5975C\VG011922\19JAN17.D	QC	QC	x	169689	125.0000	0.3826	
D:\Org\Data\VOA5975C\VG011922\19JAN09.D	Calibration	5	x	153450	125.0000	0.3591	
D:\Org\Data\VOA5975C\VG011922\19JAN11.D	Calibration	6	x	331689	250.0000	0.3793	
D:\Org\Data\VOA5975C\VG011922\19JAN13.D	Calibration	7	x	501019	375.0000	0.3732	
D:\Org\Data\VOA5975C\VG011922\19JAN15.D	Calibration	8	x	683822	500.0000	0.3737	

Calibration Report

Batch Path	D:\Org\Data\VOA5975C\VG011922\QuantResults\VG011922_8260B.batch.bin		
Analysis Time	1/22/2022 1:32 PM	**Analyst Name**	BL2000\mchavez
Report Time	1/22/2022 1:35:44 PM	**Reporter Name**	BL2000\mchavez
Last Calib Update	1/20/2022 9:28 AM	**Batch State**	Processed
Quant Batch Version	10.0	**Quant Report Version**	10.0

cis-1,2-Dichloroethene %RSE = 6.0

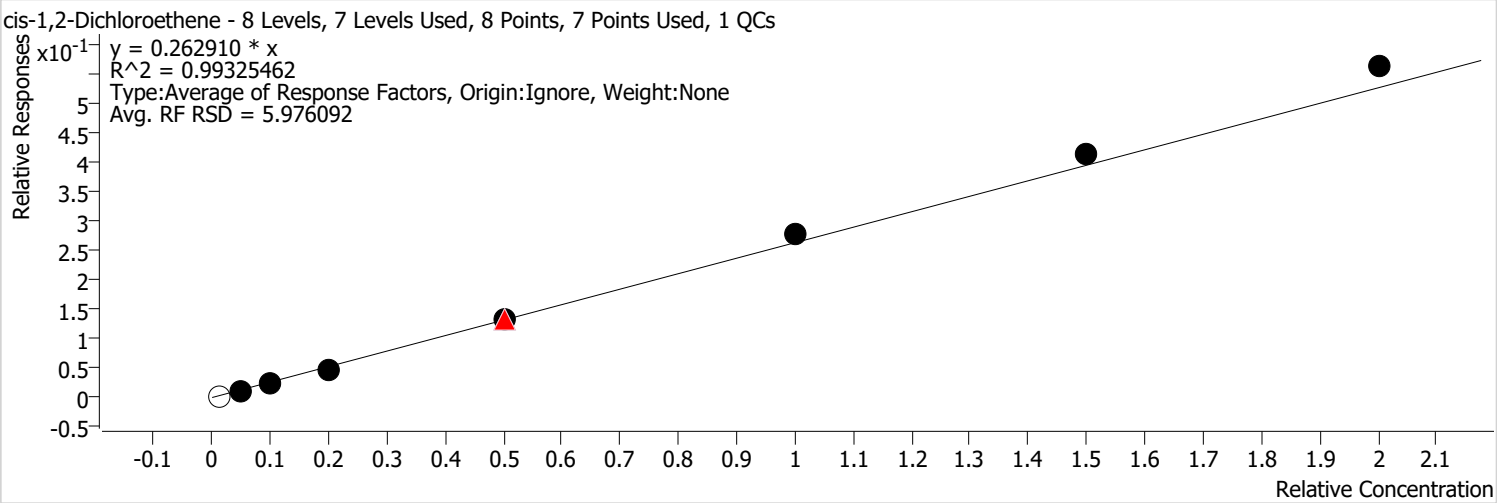

Calibration STD Path	Cal Type	Level	Enabled	Resp.	Exp. Conc	Resp. Factor	Level RSD
D:\Org\Data\VOA5975C\VG011922\19JAN04.D	Calibration	1		2334	2.5000	0.2938	
D:\Org\Data\VOA5975C\VG011922\19JAN05.D	Calibration	2	x	9874	12.5000	0.2459	
D:\Org\Data\VOA5975C\VG011922\19JAN06.D	Calibration	3	x	20810	25.0000	0.2542	
D:\Org\Data\VOA5975C\VG011922\19JAN07.D	Calibration	4	x	39093	50.0000	0.2424	
D:\Org\Data\VOA5975C\VG011922\19JAN09CC.D	CC	CC	x	112808	125.0000	0.2640	
D:\Org\Data\VOA5975C\VG011922\19JAN17.D	QC	QC	x	118223	125.0000	0.2666	
D:\Org\Data\VOA5975C\VG011922\19JAN09.D	Calibration	5	x	112808	125.0000	0.2640	
D:\Org\Data\VOA5975C\VG011922\19JAN11.D	Calibration	6	x	243087	250.0000	0.2780	
D:\Org\Data\VOA5975C\VG011922\19JAN13.D	Calibration	7	x	369412	375.0000	0.2752	
D:\Org\Data\VOA5975C\VG011922\19JAN15.D	Calibration	8	x	513671	500.0000	0.2807	

Calibration Report

Batch Path	D:\Org\Data\VOA5975C\VG011922\QuantResults\VG011922_8260B.batch.bin		
Analysis Time	1/22/2022 1:32 PM	**Analyst Name**	BL2000\mchavez
Report Time	1/22/2022 1:35:44 PM	**Reporter Name**	BL2000\mchavez
Last Calib Update	1/20/2022 9:28 AM	**Batch State**	Processed
Quant Batch Version	10.0	**Quant Report Version**	10.0

Methyl ethyl ketone %RSE = 6.2

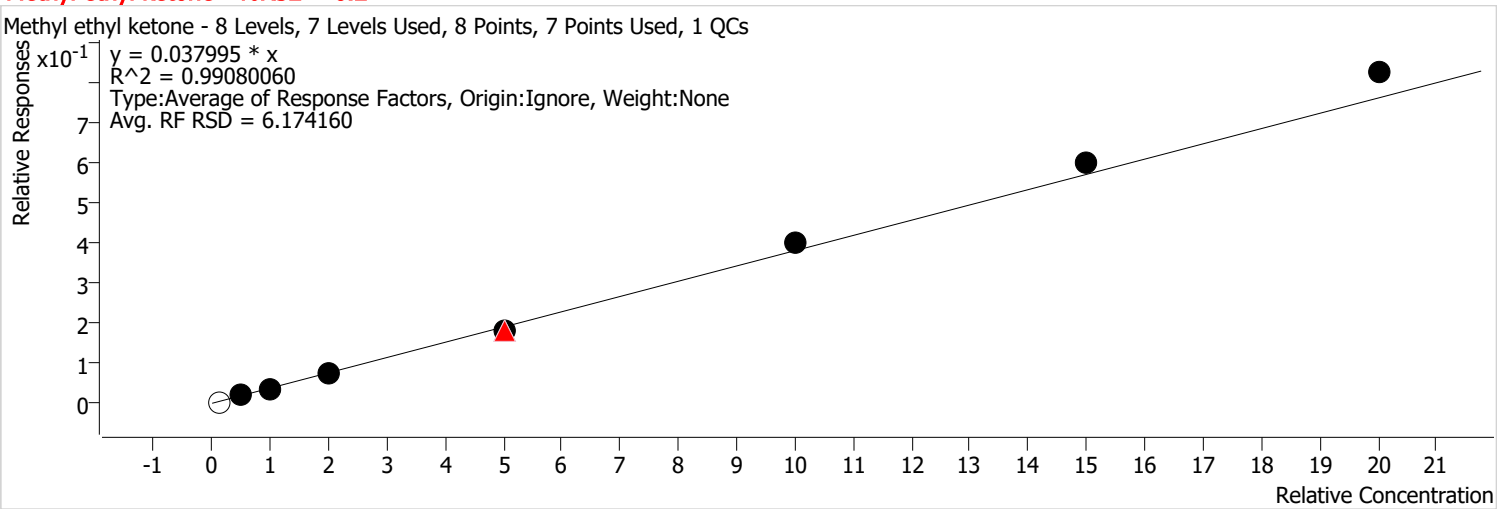

Calibration STD Path	Cal Type	Level	Enabled	Resp.	Exp. Conc	Resp. Factor	Level RSD
D:\Org\Data\VOA5975C\VG011922\19JAN04.D	Calibration	1		2962	25.0000	0.0373	
D:\Org\Data\VOA5975C\VG011922\19JAN05.D	Calibration	2	x	15038	125.0000	0.0374	
D:\Org\Data\VOA5975C\VG011922\19JAN06.D	Calibration	3	x	28861	250.0000	0.0353	
D:\Org\Data\VOA5975C\VG011922\19JAN07.D	Calibration	4	x	58185	500.0000	0.0361	
D:\Org\Data\VOA5975C\VG011922\19JAN09CC.D	CC	CC	x	154105	1250.0000	0.0361	
D:\Org\Data\VOA5975C\VG011922\19JAN17.D	QC	QC	x	160409	1250.0000	0.0362	
D:\Org\Data\VOA5975C\VG011922\19JAN09.D	Calibration	5	x	154105	1250.0000	0.0361	
D:\Org\Data\VOA5975C\VG011922\19JAN11.D	Calibration	6	x	348492	2500.0000	0.0398	
D:\Org\Data\VOA5975C\VG011922\19JAN13.D	Calibration	7	x	538796	3750.0000	0.0401	
D:\Org\Data\VOA5975C\VG011922\19JAN15.D	Calibration	8	x	752615	5000.0000	0.0411	

Calibration Report

Batch Path	D:\Org\Data\VOA5975C\VG011922\QuantResults\VG011922_8260B.batch.bin		
Analysis Time	1/22/2022 1:32 PM	**Analyst Name**	BL2000\mchavez
Report Time	1/22/2022 1:35:44 PM	**Reporter Name**	BL2000\mchavez
Last Calib Update	1/20/2022 9:28 AM	**Batch State**	Processed
Quant Batch Version	10.0	**Quant Report Version**	10.0

Bromochloromethane %RSE = 2.8

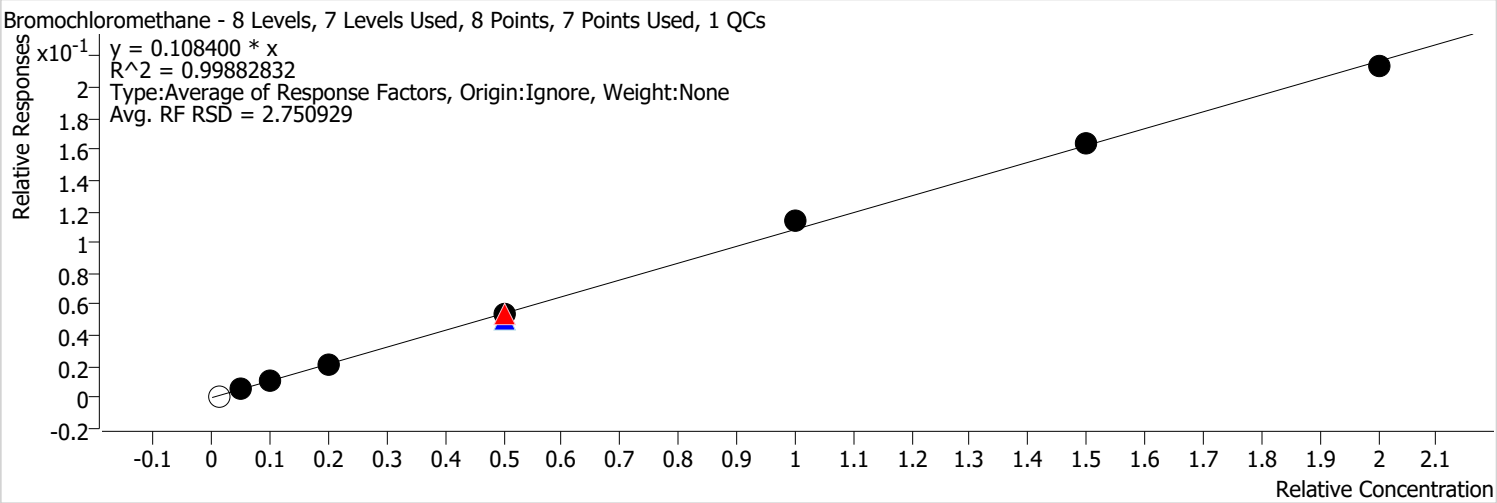

Calibration STD Path	Cal Type	Level	Enabled	Resp.	Exp. Conc	Resp. Factor	Level RSD
D:\Org\Data\VOA5975C\VG011922\19JAN04.D	Calibration	1		901	2.5000	0.1134	
D:\Org\Data\VOA5975C\VG011922\19JAN05.D	Calibration	2	x	4232	12.5000	0.1054	
D:\Org\Data\VOA5975C\VG011922\19JAN06.D	Calibration	3	x	8977	25.0000	0.1097	
D:\Org\Data\VOA5975C\VG011922\19JAN07.D	Calibration	4	x	17084	50.0000	0.1059	
D:\Org\Data\VOA5975C\VG011922\19JAN09CC.D	CC	CC	x	45958	125.0000	0.1076	
D:\Org\Data\VOA5975C\VG011922\19JAN17.D	QC	QC	x	45441	125.0000	0.1025	
D:\Org\Data\VOA5975C\VG011922\19JAN09.D	Calibration	5	x	45958	125.0000	0.1076	
D:\Org\Data\VOA5975C\VG011922\19JAN11.D	Calibration	6	x	99685	250.0000	0.1140	
D:\Org\Data\VOA5975C\VG011922\19JAN13.D	Calibration	7	x	147182	375.0000	0.1096	
D:\Org\Data\VOA5975C\VG011922\19JAN15.D	Calibration	8	x	195140	500.0000	0.1066	

Calibration Report

Batch Path	D:\Org\Data\VOA5975C\VG011922\QuantResults\VG011922_8260B.batch.bin		
Analysis Time	1/22/2022 1:32 PM	**Analyst Name**	BL2000\mchavez
Report Time	1/22/2022 1:35:44 PM	**Reporter Name**	BL2000\mchavez
Last Calib Update	1/20/2022 9:28 AM	**Batch State**	Processed
Quant Batch Version	10.0	**Quant Report Version**	10.0

Chloroform %RSE = 9.3

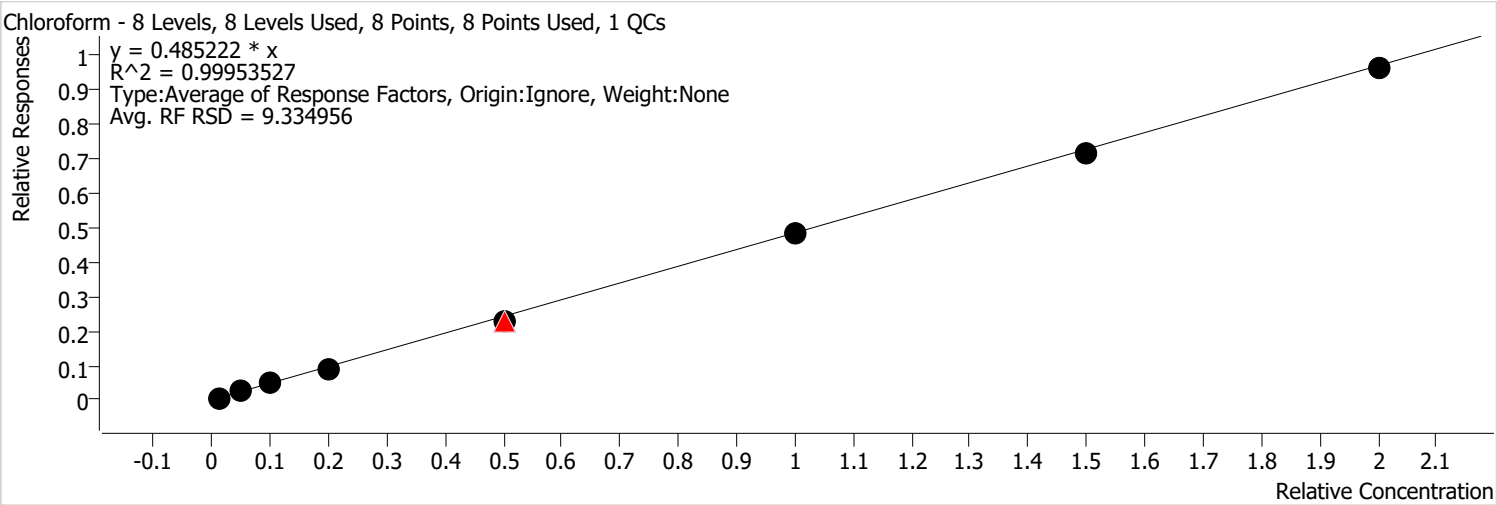

Calibration STD Path	Cal Type	Level	Enabled	Resp.	Exp. Conc	Resp. Factor	Level RSD
D:\Org\Data\VOA5975C\VG011922\19JAN04.D	Calibration	1	x	4726	2.5000	0.5950	
D:\Org\Data\VOA5975C\VG011922\19JAN05.D	Calibration	2	x	18593	12.5000	0.4630	
D:\Org\Data\VOA5975C\VG011922\19JAN06.D	Calibration	3	x	38158	25.0000	0.4662	
D:\Org\Data\VOA5975C\VG011922\19JAN07.D	Calibration	4	x	74048	50.0000	0.4591	
D:\Org\Data\VOA5975C\VG011922\19JAN09CC.D	CC	CC	x	196261	125.0000	0.4593	
D:\Org\Data\VOA5975C\VG011922\19JAN17.D	QC	QC	x	199758	125.0000	0.4504	
D:\Org\Data\VOA5975C\VG011922\19JAN09.D	Calibration	5	x	196261	125.0000	0.4593	
D:\Org\Data\VOA5975C\VG011922\19JAN11.D	Calibration	6	x	420250	250.0000	0.4805	
D:\Org\Data\VOA5975C\VG011922\19JAN13.D	Calibration	7	x	641596	375.0000	0.4779	
D:\Org\Data\VOA5975C\VG011922\19JAN15.D	Calibration	8	x	879544	500.0000	0.4807	

Calibration Report

Batch Path	D:\Org\Data\VOA5975C\VG011922\QuantResults\VG011922_8260B.batch.bin		
Analysis Time	1/22/2022 1:32 PM	**Analyst Name**	BL2000\mchavez
Report Time	1/22/2022 1:35:44 PM	**Reporter Name**	BL2000\mchavez
Last Calib Update	1/20/2022 9:28 AM	**Batch State**	Processed
Quant Batch Version	10.0	**Quant Report Version**	10.0

1,1,1-Trichloroethane %RSE = 4.9

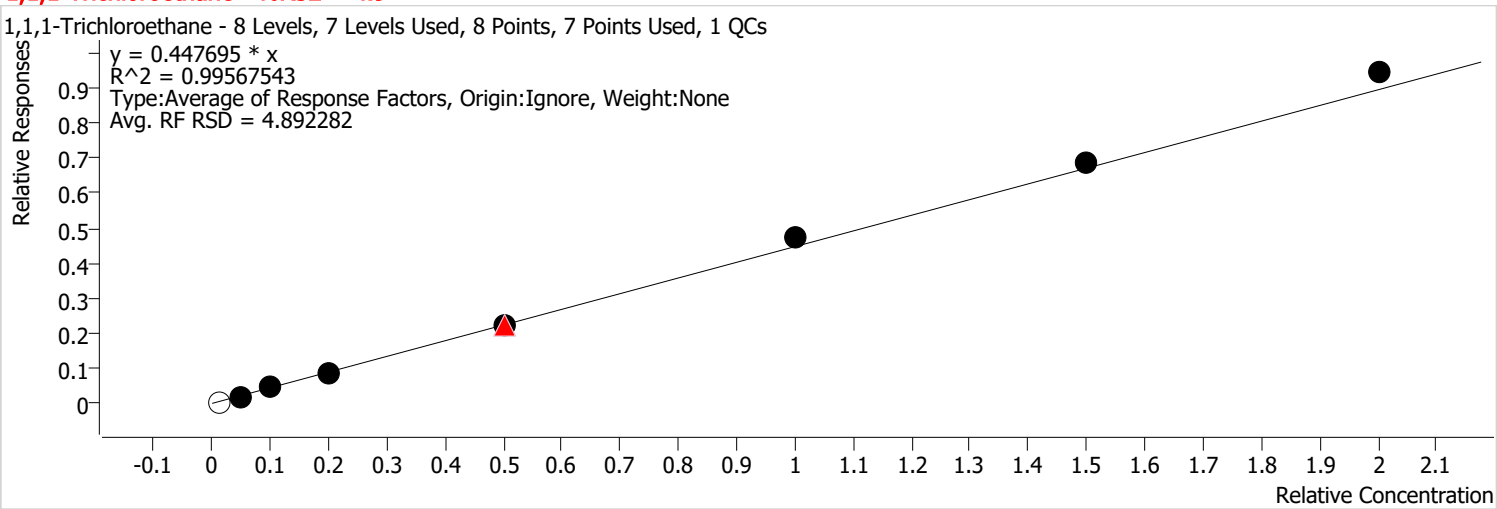

Calibration STD Path	Cal Type	Level	Enabled	Resp.	Exp. Conc	Resp. Factor	Level RSD
D:\Org\Data\VOA5975C\VG011922\19JAN04.D	Calibration	1		3627	2.5000	0.4567	
D:\Org\Data\VOA5975C\VG011922\19JAN05.D	Calibration	2	x	16614	12.5000	0.4137	
D:\Org\Data\VOA5975C\VG011922\19JAN06.D	Calibration	3	x	36046	25.0000	0.4404	
D:\Org\Data\VOA5975C\VG011922\19JAN07.D	Calibration	4	x	69594	50.0000	0.4315	
D:\Org\Data\VOA5975C\VG011922\19JAN09CC.D	CC	CC	x	189468	125.0000	0.4434	
D:\Org\Data\VOA5975C\VG011922\19JAN17.D	QC	QC	x	195526	125.0000	0.4409	
D:\Org\Data\VOA5975C\VG011922\19JAN09.D	Calibration	5	x	189468	125.0000	0.4434	
D:\Org\Data\VOA5975C\VG011922\19JAN11.D	Calibration	6	x	414139	250.0000	0.4735	
D:\Org\Data\VOA5975C\VG011922\19JAN13.D	Calibration	7	x	616756	375.0000	0.4594	
D:\Org\Data\VOA5975C\VG011922\19JAN15.D	Calibration	8	x	863441	500.0000	0.4719	

Calibration Report

Batch Path	D:\Org\Data\VOA5975C\VG011922\QuantResults\VG011922_8260B.batch.bin		
Analysis Time	1/22/2022 1:32 PM	**Analyst Name**	BL2000\mchavez
Report Time	1/22/2022 1:35:44 PM	**Reporter Name**	BL2000\mchavez
Last Calib Update	1/20/2022 9:28 AM	**Batch State**	Processed
Quant Batch Version	10.0	**Quant Report Version**	10.0

Dibromofluoromethane %RSE =

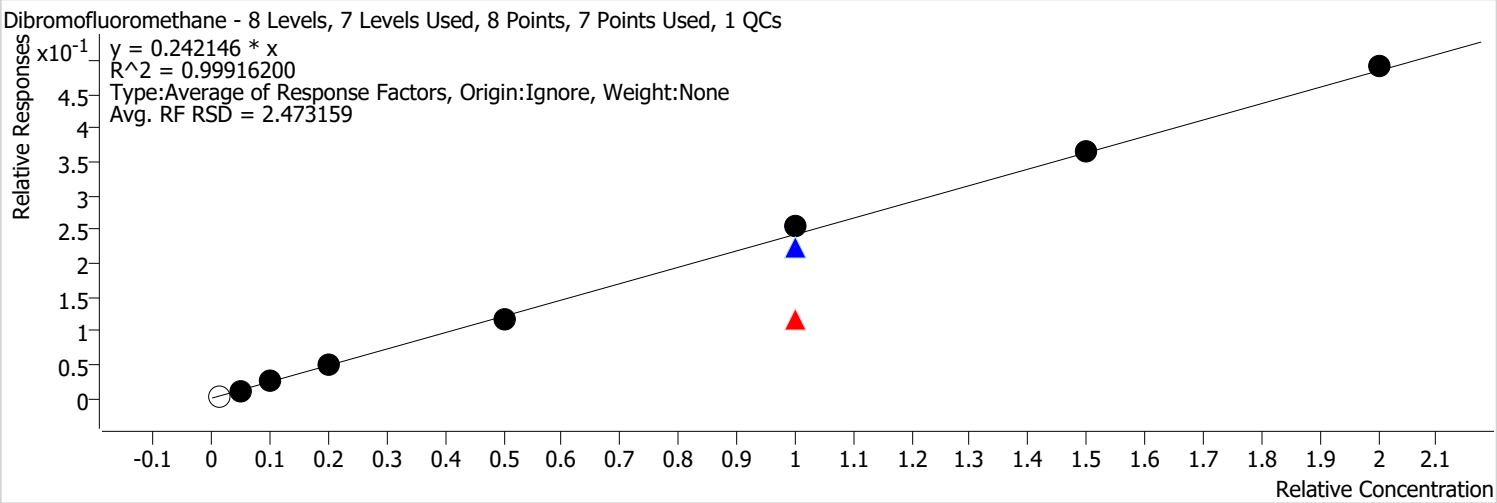

Calibration STD Path	Cal Type	Level	Enabled	Resp.	Exp. Conc	Resp. Factor	Level RSD
D:\Org\Data\VOA5975C\VG011922\19JAN04.D	Calibration	1		2660	2.5000	0.3349	
D:\Org\Data\VOA5975C\VG011922\19JAN05.D	Calibration	2	x	9521	12.5000	0.2371	
D:\Org\Data\VOA5975C\VG011922\19JAN06.D	Calibration	3	x	19834	25.0000	0.2423	
D:\Org\Data\VOA5975C\VG011922\19JAN07.D	Calibration	4	x	38453	50.0000	0.2384	
D:\Org\Data\VOA5975C\VG011922\19JAN09.D	Calibration	5	x	100821	125.0000	0.2360	
D:\Org\Data\VOA5975C\VG011922\19JAN09CC.D	CC	CC	x	100821	250.0000	0.1180	
D:\Org\Data\VOA5975C\VG011922\19JAN17.D	QC	QC	x	198103	250.0000	0.2234	
D:\Org\Data\VOA5975C\VG011922\19JAN11.D	Calibration	6	x	221667	250.0000	0.2535	
D:\Org\Data\VOA5975C\VG011922\19JAN13.D	Calibration	7	x	325687	375.0000	0.2426	
D:\Org\Data\VOA5975C\VG011922\19JAN15.D	Calibration	8	x	448615	500.0000	0.2452	

Calibration Report

Batch Path	D:\Org\Data\VOA5975C\VG011922\QuantResults\VG011922_8260B.batch.bin		
Analysis Time	1/22/2022 1:32 PM	**Analyst Name**	BL2000\mchavez
Report Time	1/22/2022 1:35:44 PM	**Reporter Name**	BL2000\mchavez
Last Calib Update	1/20/2022 9:28 AM	**Batch State**	Processed
Quant Batch Version	10.0	**Quant Report Version**	10.0

Carbon tetrachloride %RSE = 6.2

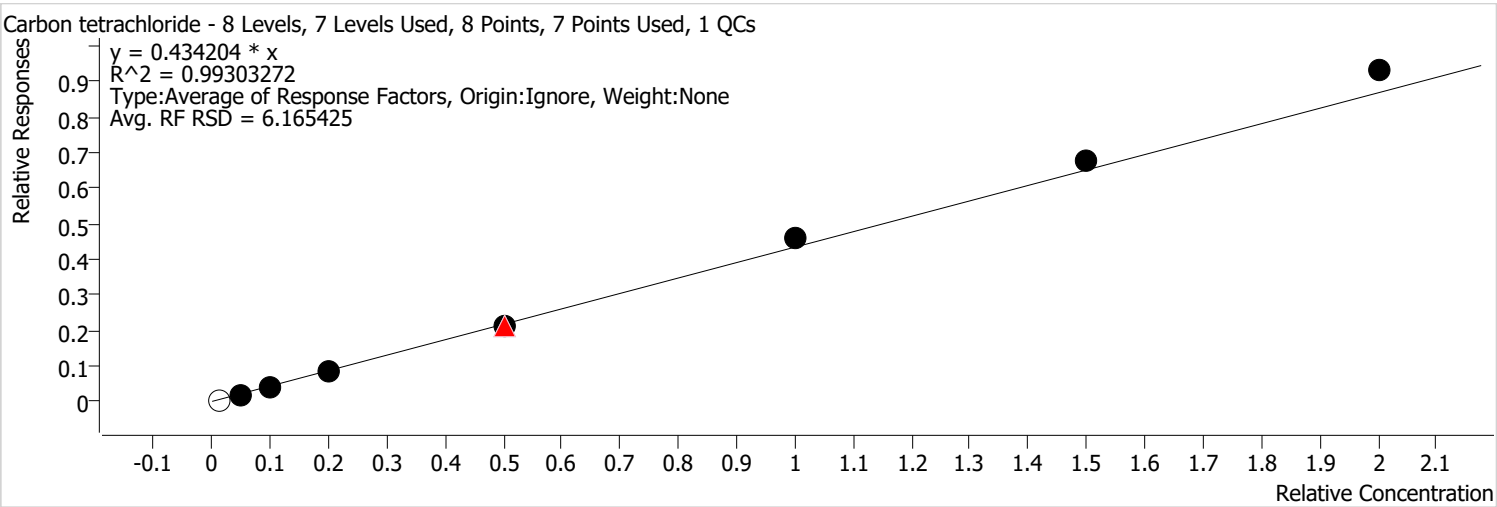

Calibration STD Path	Cal Type	Level	Enabled	Resp.	Exp. Conc	Resp. Factor	Level RSD
D:\Org\Data\VOA5975C\VG011922\19JAN04.D	Calibration	1		3586	2.5000	0.4514	
D:\Org\Data\VOA5975C\VG011922\19JAN05.D	Calibration	2	x	15775	12.5000	0.3928	
D:\Org\Data\VOA5975C\VG011922\19JAN06.D	Calibration	3	x	34965	25.0000	0.4272	
D:\Org\Data\VOA5975C\VG011922\19JAN07.D	Calibration	4	x	66332	50.0000	0.4113	
D:\Org\Data\VOA5975C\VG011922\19JAN09CC.D	CC	CC	x	183978	125.0000	0.4306	
D:\Org\Data\VOA5975C\VG011922\19JAN17.D	QC	QC	x	187895	125.0000	0.4237	
D:\Org\Data\VOA5975C\VG011922\19JAN09.D	Calibration	5	x	183978	125.0000	0.4306	
D:\Org\Data\VOA5975C\VG011922\19JAN11.D	Calibration	6	x	404308	250.0000	0.4623	
D:\Org\Data\VOA5975C\VG011922\19JAN13.D	Calibration	7	x	604305	375.0000	0.4502	
D:\Org\Data\VOA5975C\VG011922\19JAN15.D	Calibration	8	x	851101	500.0000	0.4651	

Calibration Report

Batch Path	D:\Org\Data\VOA5975C\VG011922\QuantResults\VG011922_8260B.batch.bin		
Analysis Time	1/22/2022 1:32 PM	**Analyst Name**	BL2000\mchavez
Report Time	1/22/2022 1:35:44 PM	**Reporter Name**	BL2000\mchavez
Last Calib Update	1/20/2022 9:28 AM	**Batch State**	Processed
Quant Batch Version	10.0	**Quant Report Version**	10.0

1,1-Dichloropropene %RSE = 11.0

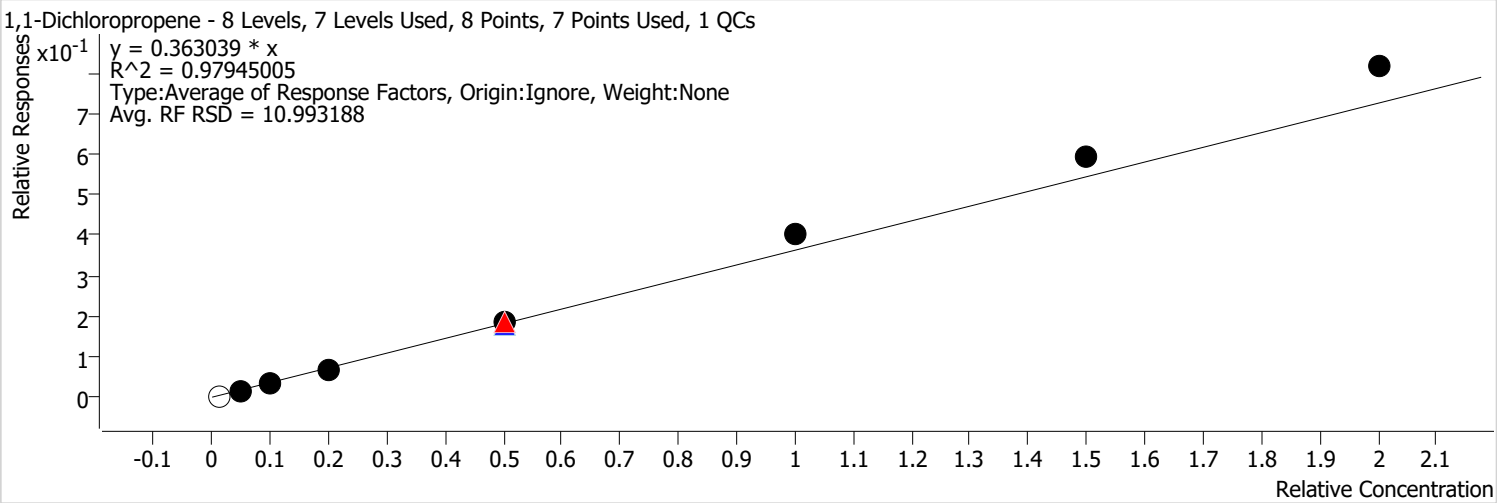

Calibration STD Path	Cal Type	Level	Enabled	Resp.	Exp. Conc	Resp. Factor	Level RSD
D:\Org\Data\VOA5975C\VG011922\19JAN04.D	Calibration	1		2749	2.5000	0.3461	
D:\Org\Data\VOA5975C\VG011922\19JAN05.D	Calibration	2	x	12417	12.5000	0.3092	
D:\Org\Data\VOA5975C\VG011922\19JAN06.D	Calibration	3	x	27641	25.0000	0.3377	
D:\Org\Data\VOA5975C\VG011922\19JAN07.D	Calibration	4	x	52282	50.0000	0.3242	
D:\Org\Data\VOA5975C\VG011922\19JAN09CC.D	CC	CC	x	156331	125.0000	0.3659	
D:\Org\Data\VOA5975C\VG011922\19JAN17.D	QC	QC	x	158033	125.0000	0.3564	
D:\Org\Data\VOA5975C\VG011922\19JAN09.D	Calibration	5	x	156331	125.0000	0.3659	
D:\Org\Data\VOA5975C\VG011922\19JAN11.D	Calibration	6	x	350070	250.0000	0.4003	
D:\Org\Data\VOA5975C\VG011922\19JAN13.D	Calibration	7	x	531739	375.0000	0.3961	
D:\Org\Data\VOA5975C\VG011922\19JAN15.D	Calibration	8	x	746500	500.0000	0.4080	

Calibration Report

Batch Path	D:\Org\Data\VOA5975C\VG011922\QuantResults\VG011922_8260B.batch.bin		
Analysis Time	1/22/2022 1:32 PM	**Analyst Name**	BL2000\mchavez
Report Time	1/22/2022 1:35:44 PM	**Reporter Name**	BL2000\mchavez
Last Calib Update	1/20/2022 9:28 AM	**Batch State**	Processed
Quant Batch Version	10.0	**Quant Report Version**	10.0

1,2-Dichloroethane-d4 %RSE =

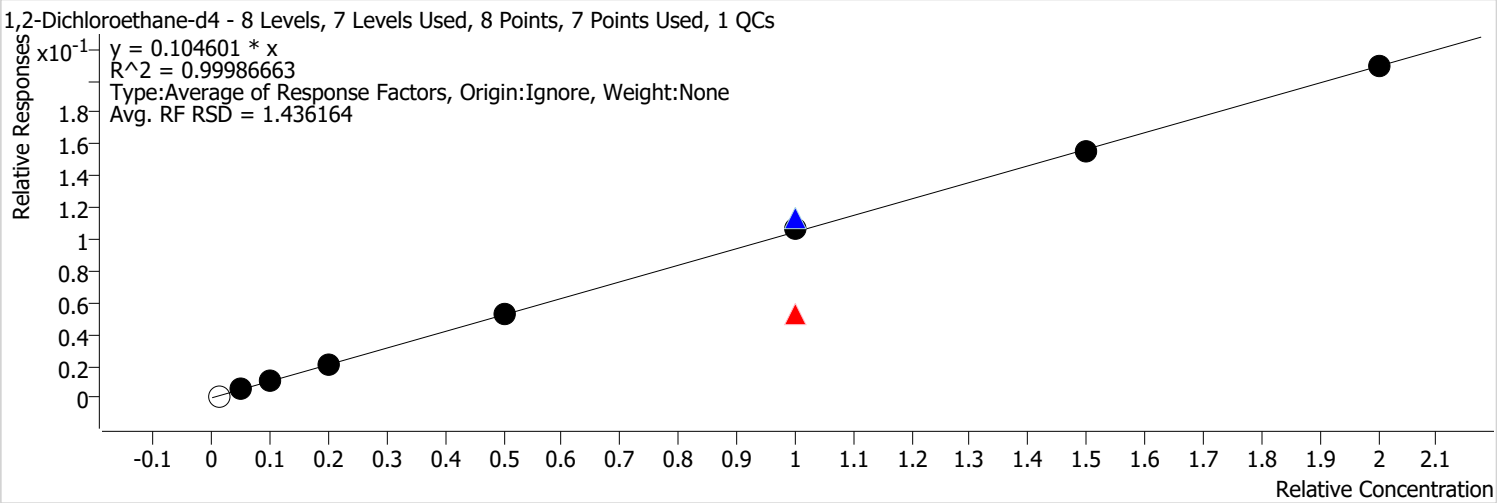

Calibration STD Path	Cal Type	Level	Enabled	Resp.	Exp. Conc	Resp. Factor	Level RSD
D:\Org\Data\VOA5975C\VG011922\19JAN04.D	Calibration	1		979	2.5000	0.1232	
D:\Org\Data\VOA5975C\VG011922\19JAN05.D	Calibration	2	x	4197	12.5000	0.1045	
D:\Org\Data\VOA5975C\VG011922\19JAN06.D	Calibration	3	x	8619	25.0000	0.1053	
D:\Org\Data\VOA5975C\VG011922\19JAN07.D	Calibration	4	x	16425	50.0000	0.1018	
D:\Org\Data\VOA5975C\VG011922\19JAN09.D	Calibration	5	x	45314	125.0000	0.1060	
D:\Org\Data\VOA5975C\VG011922\19JAN09CC.D	CC	CC	x	45314	250.0000	0.0530	
D:\Org\Data\VOA5975C\VG011922\19JAN17.D	QC	QC	x	100187	250.0000	0.1130	
D:\Org\Data\VOA5975C\VG011922\19JAN11.D	Calibration	6	x	92919	250.0000	0.1062	
D:\Org\Data\VOA5975C\VG011922\19JAN13.D	Calibration	7	x	139362	375.0000	0.1038	
D:\Org\Data\VOA5975C\VG011922\19JAN15.D	Calibration	8	x	191123	500.0000	0.1044	

Calibration Report

Batch Path	D:\Org\Data\VOA5975C\VG011922\QuantResults\VG011922_8260B.batch.bin		
Analysis Time	1/22/2022 1:32 PM	**Analyst Name**	BL2000\mchavez
Report Time	1/22/2022 1:35:44 PM	**Reporter Name**	BL2000\mchavez
Last Calib Update	1/20/2022 9:28 AM	**Batch State**	Processed
Quant Batch Version	10.0	**Quant Report Version**	10.0

Benzene %RSE = 5.7

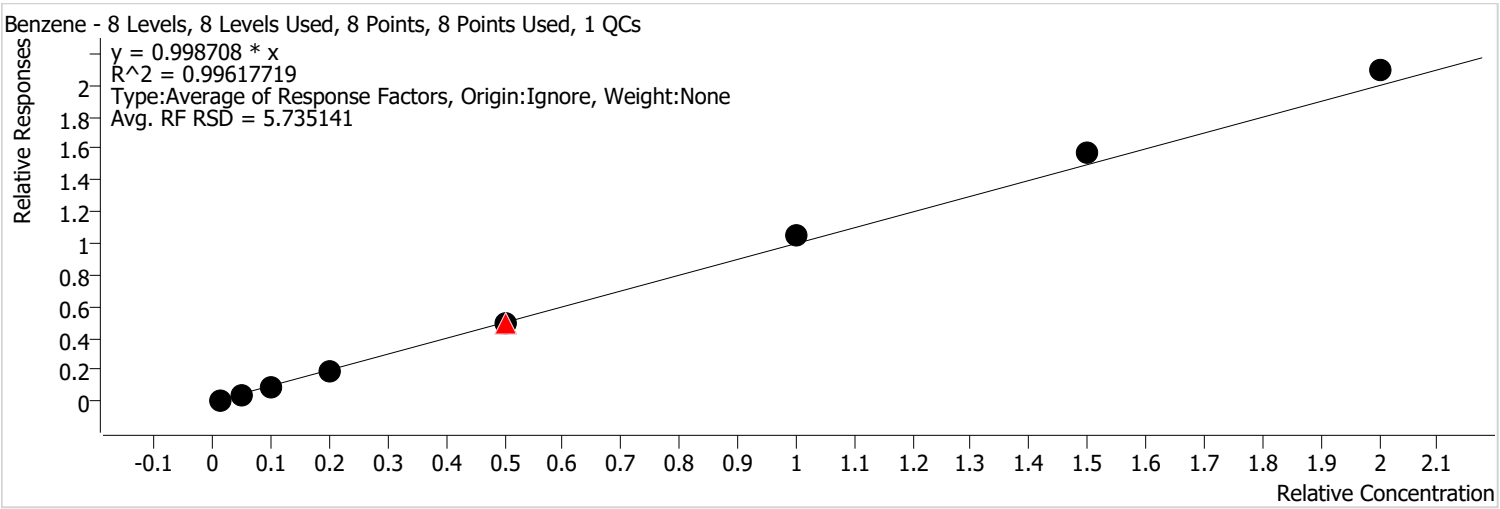

Calibration STD Path	Cal Type	Level	Enabled	Resp.	Exp. Conc	Resp. Factor	Level RSD
D:\Org\Data\VOA5975C\VG011922\19JAN04.D	Calibration	1	x	8357	2.5000	1.0522	
D:\Org\Data\VOA5975C\VG011922\19JAN05.D	Calibration	2	x	37609	12.5000	0.9365	
D:\Org\Data\VOA5975C\VG011922\19JAN06.D	Calibration	3	x	76658	25.0000	0.9366	
D:\Org\Data\VOA5975C\VG011922\19JAN07.D	Calibration	4	x	149512	50.0000	0.9271	
D:\Org\Data\VOA5975C\VG011922\19JAN09CC.D	CC	CC	x	424881	125.0000	0.9943	
D:\Org\Data\VOA5975C\VG011922\19JAN17.D	QC	QC	x	442173	125.0000	0.9971	
D:\Org\Data\VOA5975C\VG011922\19JAN09.D	Calibration	5	x	424881	125.0000	0.9943	
D:\Org\Data\VOA5975C\VG011922\19JAN11.D	Calibration	6	x	920174	250.0000	1.0522	
D:\Org\Data\VOA5975C\VG011922\19JAN13.D	Calibration	7	x	1403257	375.0000	1.0453	
D:\Org\Data\VOA5975C\VG011922\19JAN15.D	Calibration	8	x	1913180	500.0000	1.0455	

Calibration Report

Batch Path	D:\Org\Data\VOA5975C\VG011922\QuantResults\VG011922_8260B.batch.bin		
Analysis Time	1/22/2022 1:32 PM	**Analyst Name**	BL2000\mchavez
Report Time	1/22/2022 1:35:44 PM	**Reporter Name**	BL2000\mchavez
Last Calib Update	1/20/2022 9:28 AM	**Batch State**	Processed
Quant Batch Version	10.0	**Quant Report Version**	10.0

1,2-Dichloroethane %RSE = 6.9

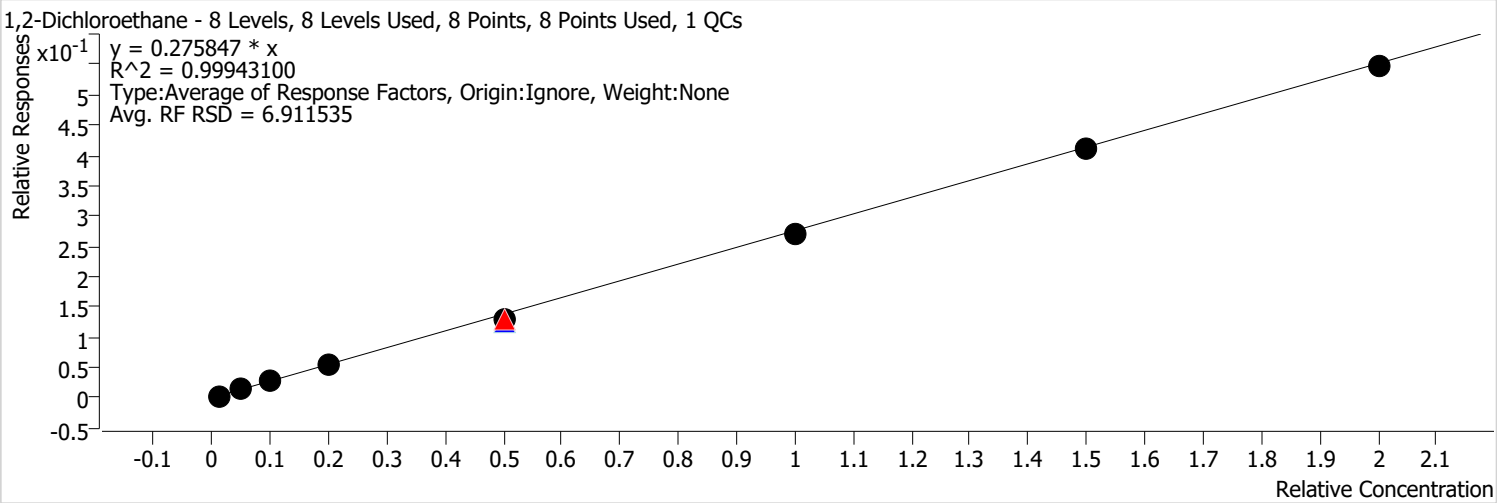

Calibration STD Path	Cal Type	Level	Enabled	Resp.	Exp. Conc	Resp. Factor	Level RSD
D:\Org\Data\VOA5975C\VG011922\19JAN04.D	Calibration	1	x	2542	2.5000	0.3200	
D:\Org\Data\VOA5975C\VG011922\19JAN05.D	Calibration	2	x	11123	12.5000	0.2770	
D:\Org\Data\VOA5975C\VG011922\19JAN06.D	Calibration	3	x	21778	25.0000	0.2661	
D:\Org\Data\VOA5975C\VG011922\19JAN07.D	Calibration	4	x	43538	50.0000	0.2700	
D:\Org\Data\VOA5975C\VG011922\19JAN09CC.D	CC	CC	x	109046	125.0000	0.2552	
D:\Org\Data\VOA5975C\VG011922\19JAN17.D	QC	QC	x	110579	125.0000	0.2494	
D:\Org\Data\VOA5975C\VG011922\19JAN09.D	Calibration	5	x	109046	125.0000	0.2552	
D:\Org\Data\VOA5975C\VG011922\19JAN11.D	Calibration	6	x	236845	250.0000	0.2708	
D:\Org\Data\VOA5975C\VG011922\19JAN13.D	Calibration	7	x	368750	375.0000	0.2747	
D:\Org\Data\VOA5975C\VG011922\19JAN15.D	Calibration	8	x	499614	500.0000	0.2730	

Calibration Report

Batch Path	D:\Org\Data\VOA5975C\VG011922\QuantResults\VG011922_8260B.batch.bin		
Analysis Time	1/22/2022 1:32 PM	**Analyst Name**	BL2000\mchavez
Report Time	1/22/2022 1:35:44 PM	**Reporter Name**	BL2000\mchavez
Last Calib Update	1/20/2022 9:28 AM	**Batch State**	Processed
Quant Batch Version	10.0	**Quant Report Version**	10.0

Trichloroethene %RSE = 6.3

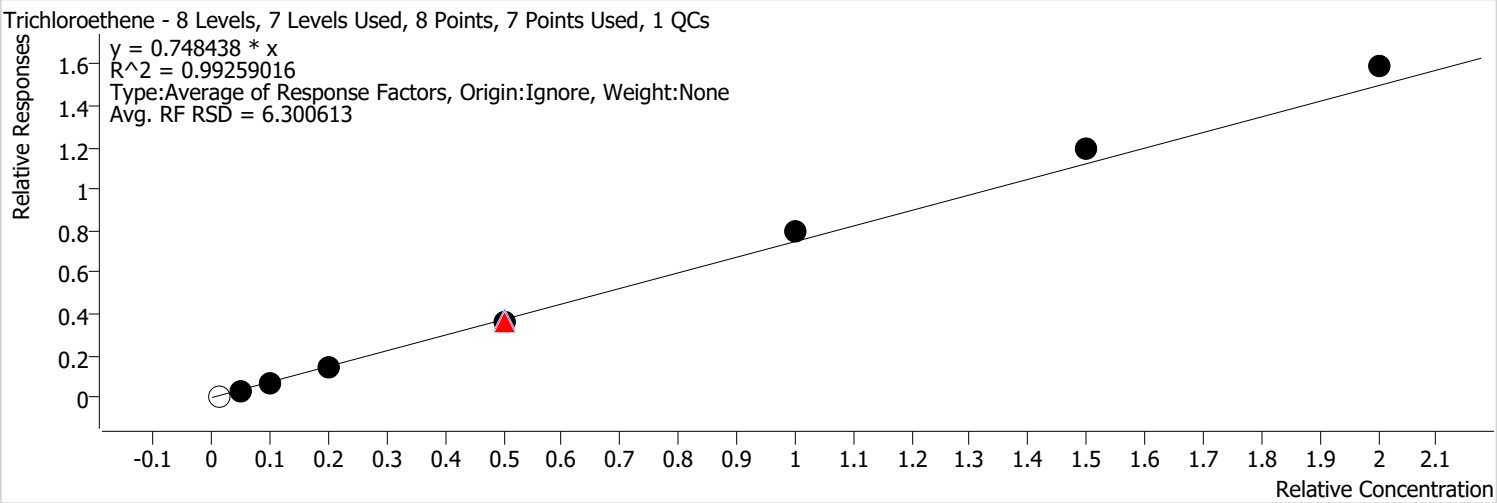

Calibration STD Path	Cal Type	Level	Enabled	Resp.	Exp. Conc	Resp. Factor	Level RSD
D:\Org\Data\VOA5975C\VG011922\19JAN04.D	Calibration	1		2545	2.5000	0.8041	
D:\Org\Data\VOA5975C\VG011922\19JAN05.D	Calibration	2	x	10949	12.5000	0.6980	
D:\Org\Data\VOA5975C\VG011922\19JAN06.D	Calibration	3	x	23390	25.0000	0.7284	
D:\Org\Data\VOA5975C\VG011922\19JAN07.D	Calibration	4	x	44214	50.0000	0.6933	
D:\Org\Data\VOA5975C\VG011922\19JAN09CC.D	CC	CC	x	120511	125.0000	0.7293	
D:\Org\Data\VOA5975C\VG011922\19JAN17.D	QC	QC	x	128332	125.0000	0.7607	
D:\Org\Data\VOA5975C\VG011922\19JAN09.D	Calibration	5	x	120511	125.0000	0.7293	
D:\Org\Data\VOA5975C\VG011922\19JAN11.D	Calibration	6	x	265703	250.0000	0.7973	
D:\Org\Data\VOA5975C\VG011922\19JAN13.D	Calibration	7	x	399934	375.0000	0.7989	
D:\Org\Data\VOA5975C\VG011922\19JAN15.D	Calibration	8	x	553822	500.0000	0.7938	

Calibration Report

Batch Path	D:\Org\Data\VOA5975C\VG011922\QuantResults\VG011922_8260B.batch.bin		
Analysis Time	1/22/2022 1:32 PM	**Analyst Name**	BL2000\mchavez
Report Time	1/22/2022 1:35:44 PM	**Reporter Name**	BL2000\mchavez
Last Calib Update	1/20/2022 9:28 AM	**Batch State**	Processed
Quant Batch Version	10.0	**Quant Report Version**	10.0

1,2-Dichloropropane %RSE = 6.9

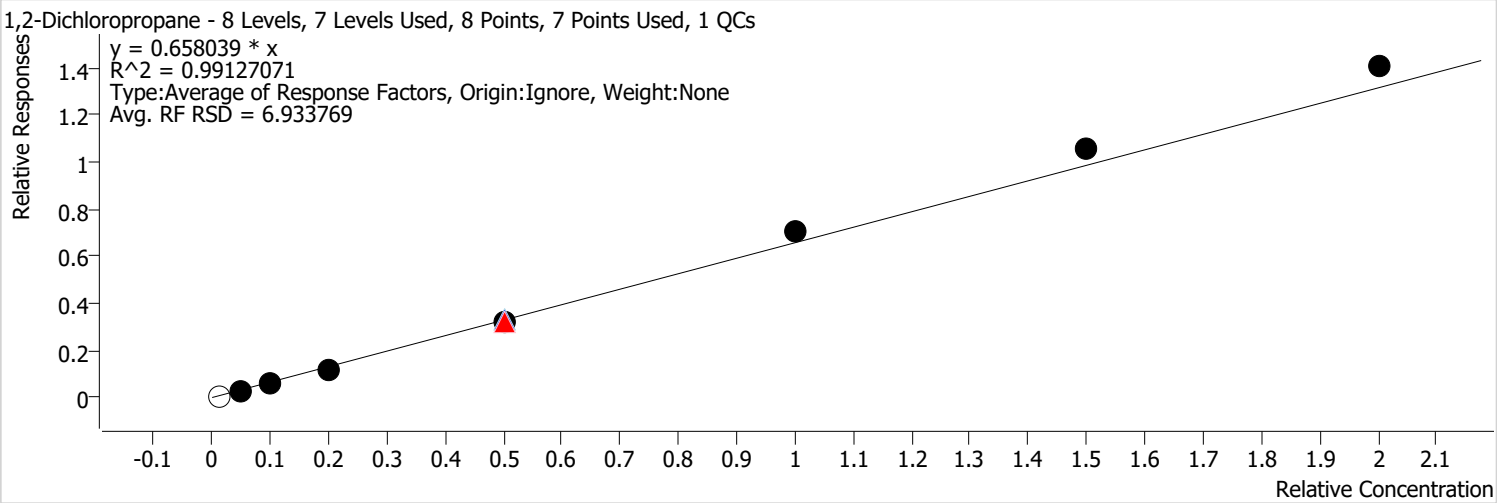

Calibration STD Path	Cal Type	Level	Enabled	Resp.	Exp. Conc	Resp. Factor	Level RSD
D:\Org\Data\VOA5975C\VG011922\19JAN04.D	Calibration	1		2351	2.5000	0.7428	
D:\Org\Data\VOA5975C\VG011922\19JAN05.D	Calibration	2	x	9499	12.5000	0.6056	
D:\Org\Data\VOA5975C\VG011922\19JAN06.D	Calibration	3	x	20331	25.0000	0.6332	
D:\Org\Data\VOA5975C\VG011922\19JAN07.D	Calibration	4	x	38730	50.0000	0.6073	
D:\Org\Data\VOA5975C\VG011922\19JAN09CC.D	CC	CC	x	106955	125.0000	0.6473	
D:\Org\Data\VOA5975C\VG011922\19JAN17.D	QC	QC	x	111240	125.0000	0.6594	
D:\Org\Data\VOA5975C\VG011922\19JAN09.D	Calibration	5	x	106955	125.0000	0.6473	
D:\Org\Data\VOA5975C\VG011922\19JAN11.D	Calibration	6	x	235120	250.0000	0.7055	
D:\Org\Data\VOA5975C\VG011922\19JAN13.D	Calibration	7	x	352771	375.0000	0.7047	
D:\Org\Data\VOA5975C\VG011922\19JAN15.D	Calibration	8	x	490282	500.0000	0.7028	

Calibration Report

Batch Path	D:\Org\Data\VOA5975C\VG011922\QuantResults\VG011922_8260B.batch.bin		
Analysis Time	1/22/2022 1:32 PM	**Analyst Name**	BL2000\mchavez
Report Time	1/22/2022 1:35:44 PM	**Reporter Name**	BL2000\mchavez
Last Calib Update	1/20/2022 9:28 AM	**Batch State**	Processed
Quant Batch Version	10.0	**Quant Report Version**	10.0

Dibromomethane %RSE = 4.3

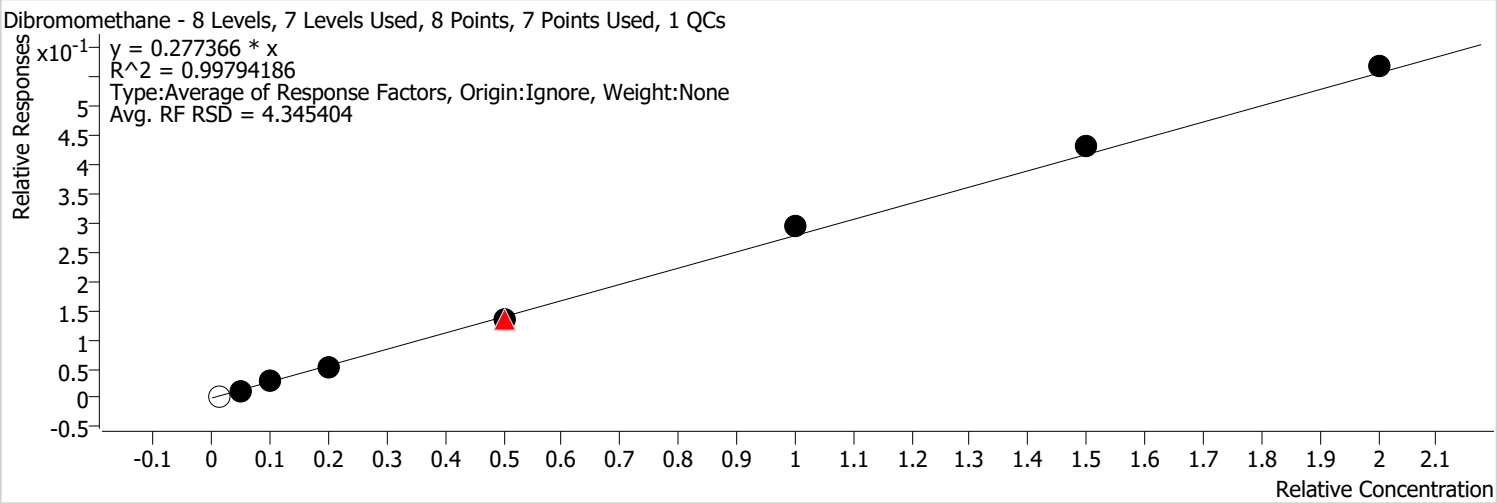

Calibration STD Path	Cal Type	Level	Enabled	Resp.	Exp. Conc	Resp. Factor	Level RSD
D:\Org\Data\VOA5975C\VG011922\19JAN04.D	Calibration	1		1166	2.5000	0.3683	
D:\Org\Data\VOA5975C\VG011922\19JAN05.D	Calibration	2	x	4088	12.5000	0.2606	
D:\Org\Data\VOA5975C\VG011922\19JAN06.D	Calibration	3	x	9095	25.0000	0.2833	
D:\Org\Data\VOA5975C\VG011922\19JAN07.D	Calibration	4	x	16899	50.0000	0.2650	
D:\Org\Data\VOA5975C\VG011922\19JAN09CC.D	CC	CC	x	44657	125.0000	0.2703	
D:\Org\Data\VOA5975C\VG011922\19JAN17.D	QC	QC	x	44818	125.0000	0.2657	
D:\Org\Data\VOA5975C\VG011922\19JAN09.D	Calibration	5	x	44657	125.0000	0.2703	
D:\Org\Data\VOA5975C\VG011922\19JAN11.D	Calibration	6	x	97445	250.0000	0.2924	
D:\Org\Data\VOA5975C\VG011922\19JAN13.D	Calibration	7	x	143756	375.0000	0.2872	
D:\Org\Data\VOA5975C\VG011922\19JAN15.D	Calibration	8	x	197367	500.0000	0.2829	

Calibration Report

Batch Path	D:\Org\Data\VOA5975C\VG011922\QuantResults\VG011922_8260B.batch.bin		
Analysis Time	1/22/2022 1:32 PM	**Analyst Name**	BL2000\mchavez
Report Time	1/22/2022 1:35:45 PM	**Reporter Name**	BL2000\mchavez
Last Calib Update	1/20/2022 9:28 AM	**Batch State**	Processed
Quant Batch Version	10.0	**Quant Report Version**	10.0

Bromodichloromethane %RSE = 4.2

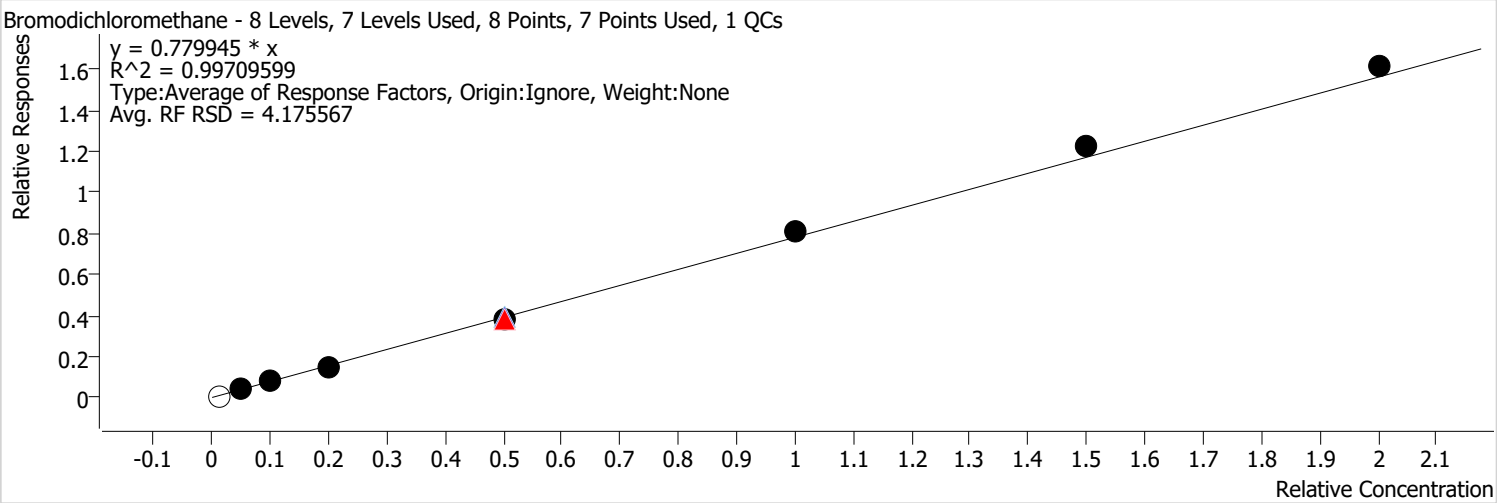

Calibration STD Path	Cal Type	Level	Enabled	Resp.	Exp. Conc	Resp. Factor	Level RSD
D:\Org\Data\VOA5975C\VG011922\19JAN04.D	Calibration	1		2606	2.5000	0.8234	
D:\Org\Data\VOA5975C\VG011922\19JAN05.D	Calibration	2	x	12025	12.5000	0.7666	
D:\Org\Data\VOA5975C\VG011922\19JAN06.D	Calibration	3	x	24925	25.0000	0.7763	
D:\Org\Data\VOA5975C\VG011922\19JAN07.D	Calibration	4	x	46426	50.0000	0.7280	
D:\Org\Data\VOA5975C\VG011922\19JAN09CC.D	CC	CC	x	124982	125.0000	0.7564	
D:\Org\Data\VOA5975C\VG011922\19JAN17.D	QC	QC	x	131590	125.0000	0.7801	
D:\Org\Data\VOA5975C\VG011922\19JAN09.D	Calibration	5	x	124982	125.0000	0.7564	
D:\Org\Data\VOA5975C\VG011922\19JAN11.D	Calibration	6	x	270436	250.0000	0.8115	
D:\Org\Data\VOA5975C\VG011922\19JAN13.D	Calibration	7	x	408420	375.0000	0.8159	
D:\Org\Data\VOA5975C\VG011922\19JAN15.D	Calibration	8	x	561671	500.0000	0.8051	

Calibration Report

Batch Path	D:\Org\Data\VOA5975C\VG011922\QuantResults\VG011922_8260B.batch.bin		
Analysis Time	1/22/2022 1:32 PM	**Analyst Name**	BL2000\mchavez
Report Time	1/22/2022 1:35:45 PM	**Reporter Name**	BL2000\mchavez
Last Calib Update	1/20/2022 9:28 AM	**Batch State**	Processed
Quant Batch Version	10.0	**Quant Report Version**	10.0

cis-1,3-Dichloropropene %RSE = 10.3

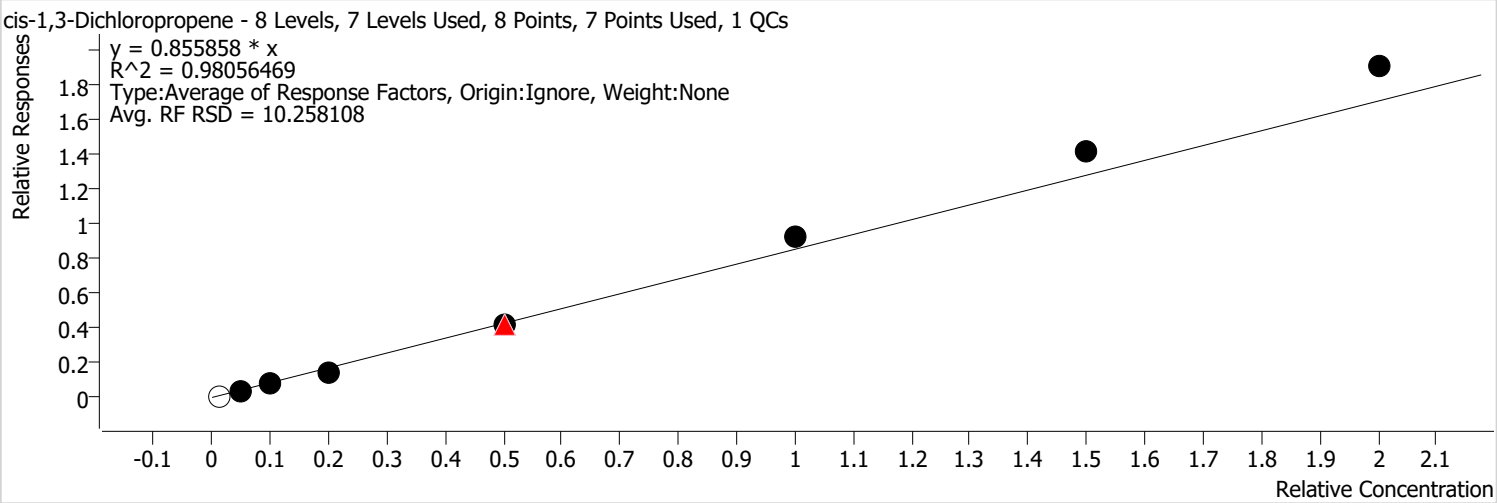

Calibration STD Path	Cal Type	Level	Enabled	Resp.	Exp. Conc	Resp. Factor	Level RSD
D:\Org\Data\VOA5975C\VG011922\19JAN04.D	Calibration	1		3052	2.5000	0.9643	
D:\Org\Data\VOA5975C\VG011922\19JAN05.D	Calibration	2	x	12472	12.5000	0.7951	
D:\Org\Data\VOA5975C\VG011922\19JAN06.D	Calibration	3	x	24965	25.0000	0.7775	
D:\Org\Data\VOA5975C\VG011922\19JAN07.D	Calibration	4	x	47339	50.0000	0.7423	
D:\Org\Data\VOA5975C\VG011922\19JAN09CC.D	CC	CC	x	139607	125.0000	0.8449	
D:\Org\Data\VOA5975C\VG011922\19JAN17.D	QC	QC	x	139981	125.0000	0.8298	
D:\Org\Data\VOA5975C\VG011922\19JAN09.D	Calibration	5	x	139607	125.0000	0.8449	
D:\Org\Data\VOA5975C\VG011922\19JAN11.D	Calibration	6	x	311156	250.0000	0.9336	
D:\Org\Data\VOA5975C\VG011922\19JAN13.D	Calibration	7	x	471983	375.0000	0.9428	
D:\Org\Data\VOA5975C\VG011922\19JAN15.D	Calibration	8	x	666084	500.0000	0.9548	

Calibration Report

Batch Path	D:\Org\Data\VOA5975C\VG011922\QuantResults\VG011922_8260B.batch.bin		
Analysis Time	1/22/2022 1:32 PM	**Analyst Name**	BL2000\mchavez
Report Time	1/22/2022 1:35:45 PM	**Reporter Name**	BL2000\mchavez
Last Calib Update	1/20/2022 9:28 AM	**Batch State**	Processed
Quant Batch Version	10.0	**Quant Report Version**	10.0

Toluene-d8 %RSE =

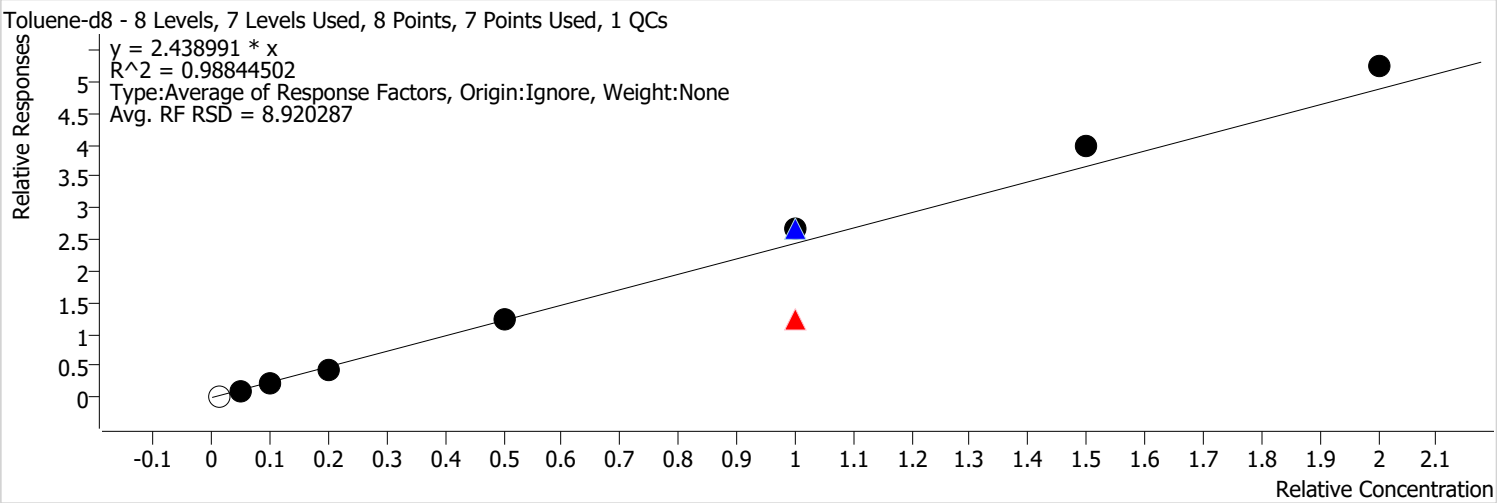

Calibration STD Path	Cal Type	Level	Enabled	Resp.	Exp. Conc	Resp. Factor	Level RSD
D:\Org\Data\VOA5975C\VG011922\19JAN04.D	Calibration	1		8454	2.5000	2.6712	
D:\Org\Data\VOA5975C\VG011922\19JAN05.D	Calibration	2	x	33951	12.5000	2.1644	
D:\Org\Data\VOA5975C\VG011922\19JAN06.D	Calibration	3	x	72066	25.0000	2.2444	
D:\Org\Data\VOA5975C\VG011922\19JAN07.D	Calibration	4	x	142617	50.0000	2.2362	
D:\Org\Data\VOA5975C\VG011922\19JAN09.D	Calibration	5	x	412799	125.0000	2.4983	
D:\Org\Data\VOA5975C\VG011922\19JAN09CC.D	CC	CC	x	412799	250.0000	1.2491	
D:\Org\Data\VOA5975C\VG011922\19JAN17.D	QC	QC	x	896928	250.0000	2.6585	
D:\Org\Data\VOA5975C\VG011922\19JAN11.D	Calibration	6	x	885297	250.0000	2.6564	
D:\Org\Data\VOA5975C\VG011922\19JAN13.D	Calibration	7	x	1329503	375.0000	2.6558	
D:\Org\Data\VOA5975C\VG011922\19JAN15.D	Calibration	8	x	1826060	500.0000	2.6175	

Calibration Report

Batch Path	D:\Org\Data\VOA5975C\VG011922\QuantResults\VG011922_8260B.batch.bin		
Analysis Time	1/22/2022 1:32 PM	**Analyst Name**	BL2000\mchavez
Report Time	1/22/2022 1:35:45 PM	**Reporter Name**	BL2000\mchavez
Last Calib Update	1/20/2022 9:28 AM	**Batch State**	Processed
Quant Batch Version	10.0	**Quant Report Version**	10.0

Toluene %RSE = 9.4

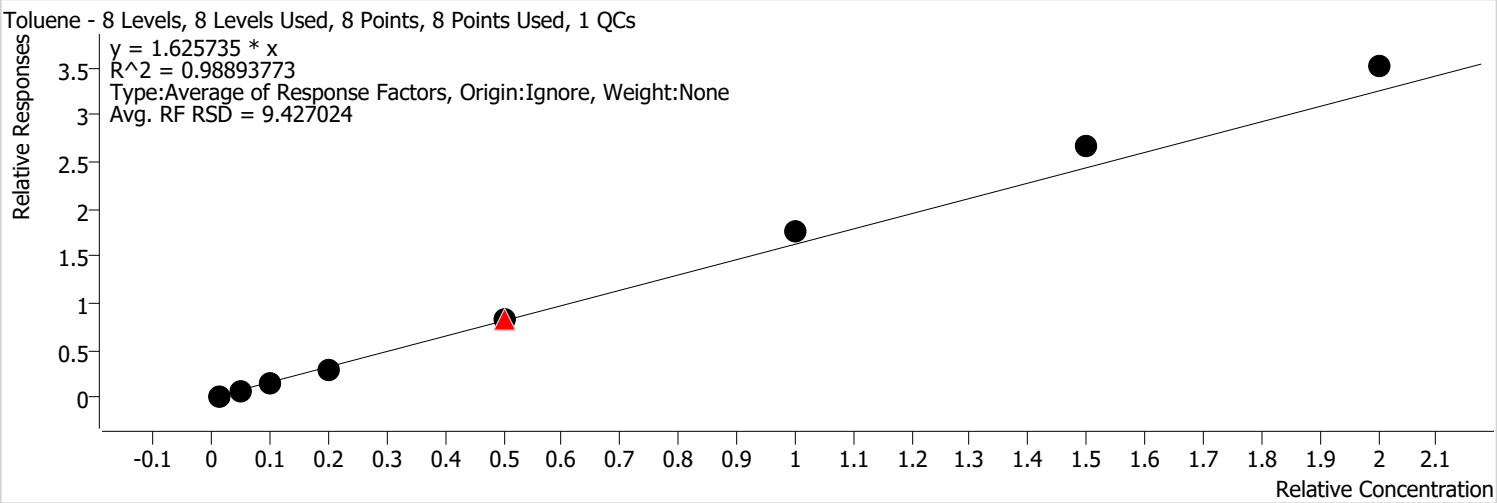

Calibration STD Path	Cal Type	Level	Enabled	Resp.	Exp. Conc	Resp. Factor	Level RSD
D:\Org\Data\VOA5975C\VG011922\19JAN04.D	Calibration	1	x	5454	2.5000	1.7233	
D:\Org\Data\VOA5975C\VG011922\19JAN05.D	Calibration	2	x	21899	12.5000	1.3961	
D:\Org\Data\VOA5975C\VG011922\19JAN06.D	Calibration	3	x	48441	25.0000	1.5086	
D:\Org\Data\VOA5975C\VG011922\19JAN07.D	Calibration	4	x	92615	50.0000	1.4522	
D:\Org\Data\VOA5975C\VG011922\19JAN09CC.D	CC	CC	x	269549	125.0000	1.6313	
D:\Org\Data\VOA5975C\VG011922\19JAN17.D	QC	QC	x	277703	125.0000	1.6462	
D:\Org\Data\VOA5975C\VG011922\19JAN09.D	Calibration	5	x	269549	125.0000	1.6313	
D:\Org\Data\VOA5975C\VG011922\19JAN11.D	Calibration	6	x	587069	250.0000	1.7615	
D:\Org\Data\VOA5975C\VG011922\19JAN13.D	Calibration	7	x	890126	375.0000	1.7781	
D:\Org\Data\VOA5975C\VG011922\19JAN15.D	Calibration	8	x	1224192	500.0000	1.7547	

Calibration Report

Batch Path	D:\Org\Data\VOA5975C\VG011922\QuantResults\VG011922_8260B.batch.bin		
Analysis Time	1/22/2022 1:32 PM	**Analyst Name**	BL2000\mchavez
Report Time	1/22/2022 1:35:45 PM	**Reporter Name**	BL2000\mchavez
Last Calib Update	1/20/2022 9:28 AM	**Batch State**	Processed
Quant Batch Version	10.0	**Quant Report Version**	10.0

trans-1,3-Dichloropropene %RSE = 9.2

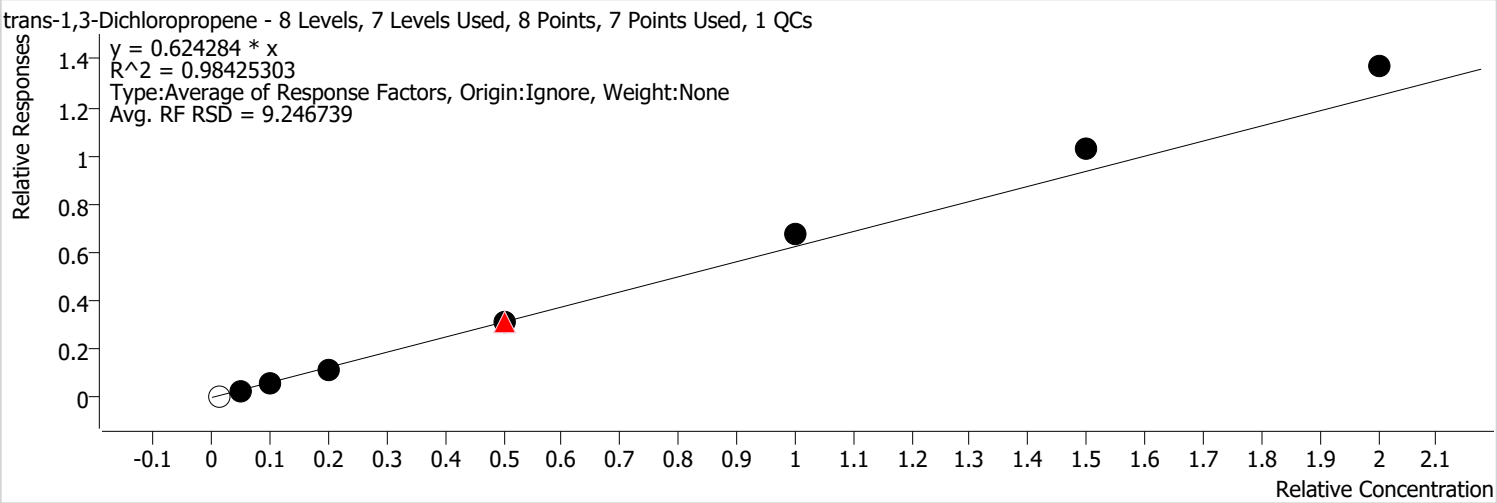

Calibration STD Path	Cal Type	Level	Enabled	Resp.	Exp. Conc	Resp. Factor	Level RSD
D:\Org\Data\VOA5975C\VG011922\19JAN04.D	Calibration	1		2153	2.5000	0.6803	
D:\Org\Data\VOA5975C\VG011922\19JAN05.D	Calibration	2	x	8755	12.5000	0.5581	
D:\Org\Data\VOA5975C\VG011922\19JAN06.D	Calibration	3	x	18613	25.0000	0.5797	
D:\Org\Data\VOA5975C\VG011922\19JAN07.D	Calibration	4	x	36009	50.0000	0.5646	
D:\Org\Data\VOA5975C\VG011922\19JAN09CC.D	CC	CC	x	102846	125.0000	0.6224	
D:\Org\Data\VOA5975C\VG011922\19JAN17.D	QC	QC	x	105873	125.0000	0.6276	
D:\Org\Data\VOA5975C\VG011922\19JAN09.D	Calibration	5	x	102846	125.0000	0.6224	
D:\Org\Data\VOA5975C\VG011922\19JAN11.D	Calibration	6	x	223772	250.0000	0.6714	
D:\Org\Data\VOA5975C\VG011922\19JAN13.D	Calibration	7	x	345161	375.0000	0.6895	
D:\Org\Data\VOA5975C\VG011922\19JAN15.D	Calibration	8	x	477330	500.0000	0.6842	

Calibration Report

Batch Path	D:\Org\Data\VOA5975C\VG011922\QuantResults\VG011922_8260B.batch.bin		
Analysis Time	1/22/2022 1:32 PM	**Analyst Name**	BL2000\mchavez
Report Time	1/22/2022 1:35:45 PM	**Reporter Name**	BL2000\mchavez
Last Calib Update	1/20/2022 9:28 AM	**Batch State**	Processed
Quant Batch Version	10.0	**Quant Report Version**	10.0

1,1,2-Trichloroethane %RSE = 4.4

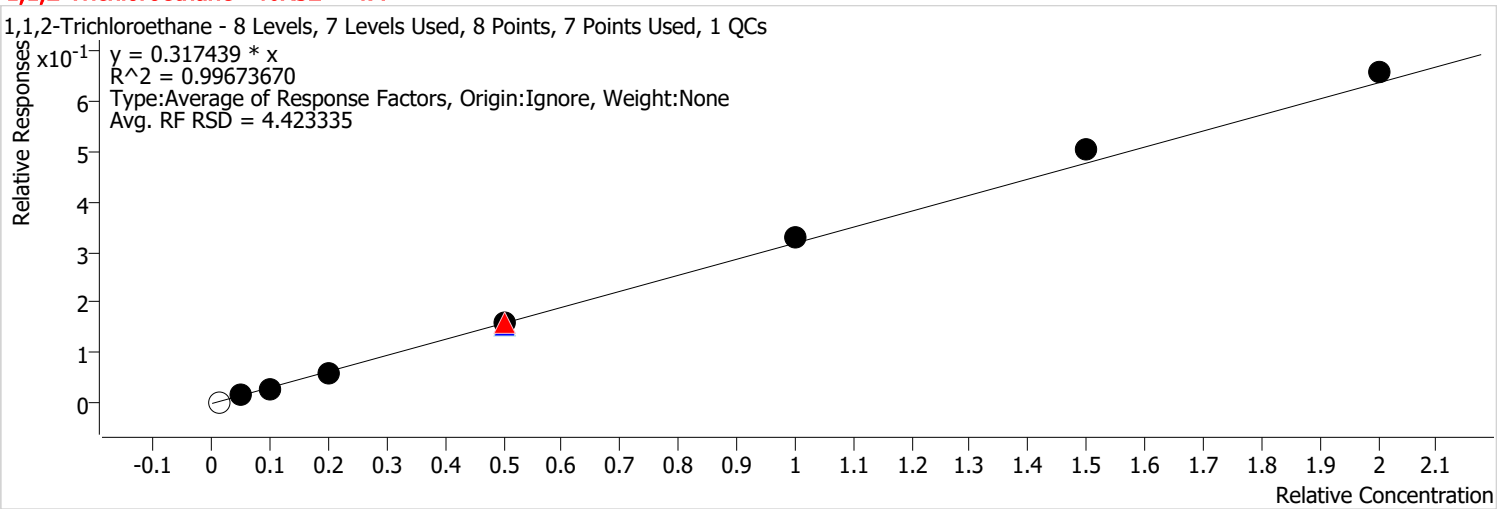

Calibration STD Path	Cal Type	Level	Enabled	Resp.	Exp. Conc	Resp. Factor	Level RSD
D:\Org\Data\VOA5975C\VG011922\19JAN04.D	Calibration	1		1045	2.5000	0.3303	
D:\Org\Data\VOA5975C\VG011922\19JAN05.D	Calibration	2	x	4762	12.5000	0.3036	
D:\Org\Data\VOA5975C\VG011922\19JAN06.D	Calibration	3	x	9780	25.0000	0.3046	
D:\Org\Data\VOA5975C\VG011922\19JAN07.D	Calibration	4	x	19237	50.0000	0.3016	
D:\Org\Data\VOA5975C\VG011922\19JAN09CC.D	CC	CC	x	52780	125.0000	0.3194	
D:\Org\Data\VOA5975C\VG011922\19JAN17.D	QC	QC	x	52407	125.0000	0.3107	
D:\Org\Data\VOA5975C\VG011922\19JAN09.D	Calibration	5	x	52780	125.0000	0.3194	
D:\Org\Data\VOA5975C\VG011922\19JAN11.D	Calibration	6	x	110317	250.0000	0.3310	
D:\Org\Data\VOA5975C\VG011922\19JAN13.D	Calibration	7	x	167409	375.0000	0.3344	
D:\Org\Data\VOA5975C\VG011922\19JAN15.D	Calibration	8	x	228423	500.0000	0.3274	

Calibration Report

Batch Path	D:\Org\Data\VOA5975C\VG011922\QuantResults\VG011922_8260B.batch.bin		
Analysis Time	1/22/2022 1:32 PM	**Analyst Name**	BL2000\mchavez
Report Time	1/22/2022 1:35:45 PM	**Reporter Name**	BL2000\mchavez
Last Calib Update	1/20/2022 9:28 AM	**Batch State**	Processed
Quant Batch Version	10.0	**Quant Report Version**	10.0

Tetrachloroethene %RSE = 7.1

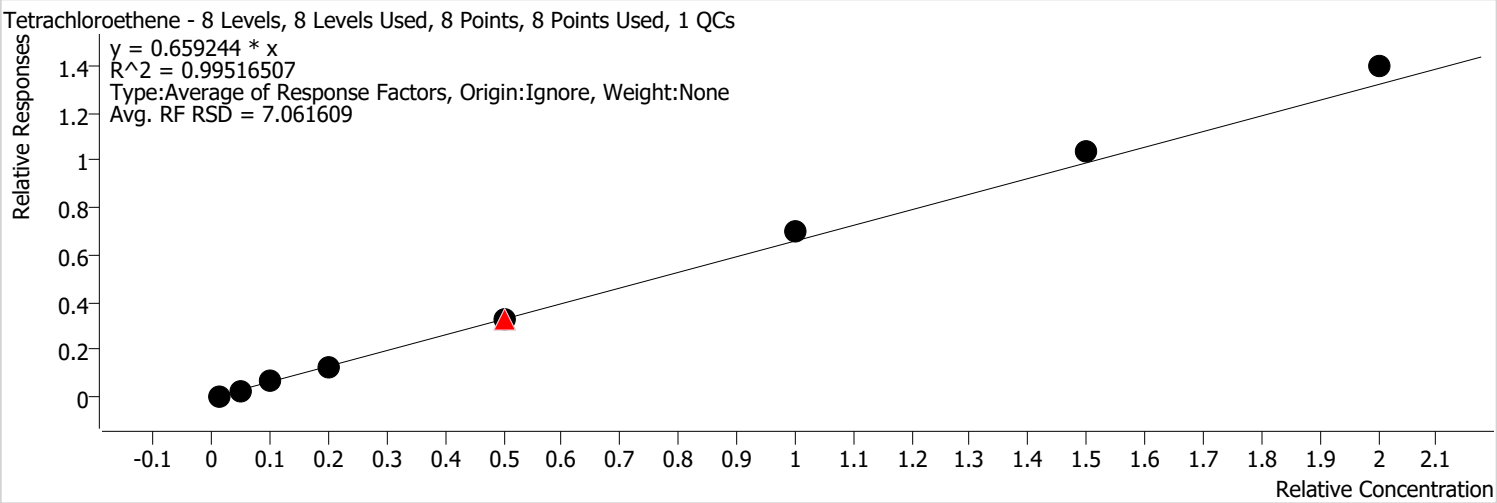

Calibration STD Path	Cal Type	Level	Enabled	Resp.	Exp. Conc	Resp. Factor	Level RSD
D:\Org\Data\VOA5975C\VG011922\19JAN04.D	Calibration	1	x	2190	2.5000	0.6920	
D:\Org\Data\VOA5975C\VG011922\19JAN05.D	Calibration	2	x	8964	12.5000	0.5715	
D:\Org\Data\VOA5975C\VG011922\19JAN06.D	Calibration	3	x	21156	25.0000	0.6589	
D:\Org\Data\VOA5975C\VG011922\19JAN07.D	Calibration	4	x	38749	50.0000	0.6076	
D:\Org\Data\VOA5975C\VG011922\19JAN09CC.D	CC	CC	x	109194	125.0000	0.6608	
D:\Org\Data\VOA5975C\VG011922\19JAN17.D	QC	QC	x	112100	125.0000	0.6645	
D:\Org\Data\VOA5975C\VG011922\19JAN09.D	Calibration	5	x	109194	125.0000	0.6608	
D:\Org\Data\VOA5975C\VG011922\19JAN11.D	Calibration	6	x	231586	250.0000	0.6949	
D:\Org\Data\VOA5975C\VG011922\19JAN13.D	Calibration	7	x	346235	375.0000	0.6916	
D:\Org\Data\VOA5975C\VG011922\19JAN15.D	Calibration	8	x	486052	500.0000	0.6967	

Calibration Report

Batch Path	D:\Org\Data\VOA5975C\VG011922\QuantResults\VG011922_8260B.batch.bin		
Analysis Time	1/22/2022 1:32 PM	**Analyst Name**	BL2000\mchavez
Report Time	1/22/2022 1:35:45 PM	**Reporter Name**	BL2000\mchavez
Last Calib Update	1/20/2022 9:28 AM	**Batch State**	Processed
Quant Batch Version	10.0	**Quant Report Version**	10.0

1,3-Dichloropropane %RSE = 4.9

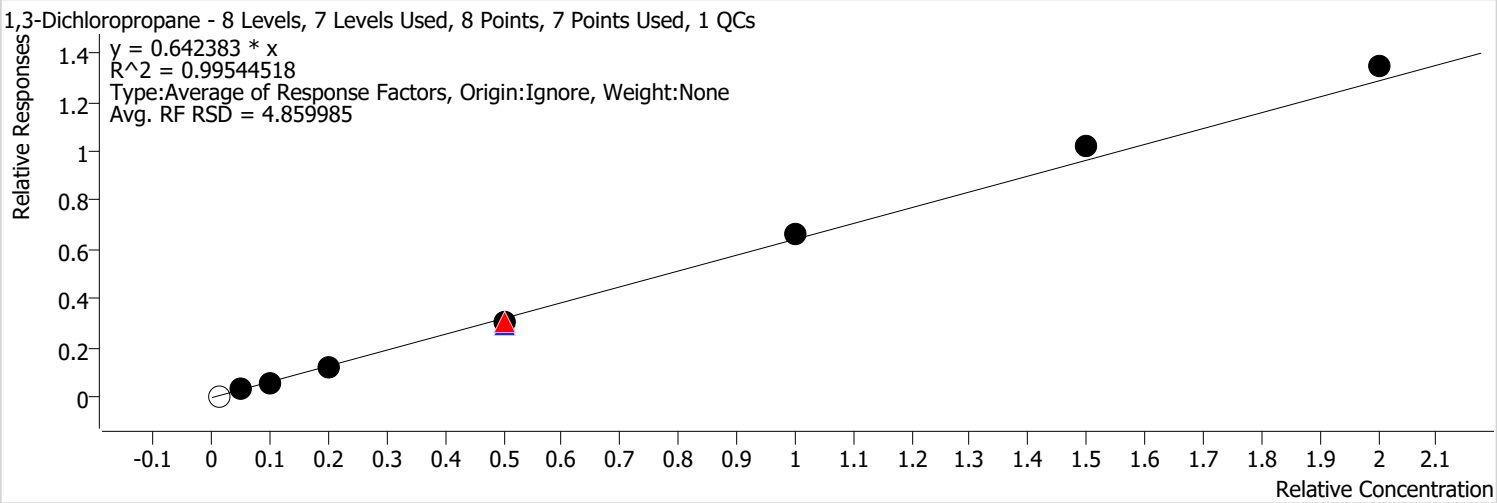

Calibration STD Path	Cal Type	Level	Enabled	Resp.	Exp. Conc	Resp. Factor	Level RSD
D:\Org\Data\VOA5975C\VG011922\19JAN04.D	Calibration	1		2260	2.5000	0.7141	
D:\Org\Data\VOA5975C\VG011922\19JAN05.D	Calibration	2	x	9988	12.5000	0.6367	
D:\Org\Data\VOA5975C\VG011922\19JAN06.D	Calibration	3	x	20205	25.0000	0.6293	
D:\Org\Data\VOA5975C\VG011922\19JAN07.D	Calibration	4	x	38147	50.0000	0.5981	
D:\Org\Data\VOA5975C\VG011922\19JAN09CC.D	CC	CC	x	101384	125.0000	0.6136	
D:\Org\Data\VOA5975C\VG011922\19JAN17.D	QC	QC	x	99920	125.0000	0.5923	
D:\Org\Data\VOA5975C\VG011922\19JAN09.D	Calibration	5	x	101384	125.0000	0.6136	
D:\Org\Data\VOA5975C\VG011922\19JAN11.D	Calibration	6	x	223019	250.0000	0.6692	
D:\Org\Data\VOA5975C\VG011922\19JAN13.D	Calibration	7	x	339654	375.0000	0.6785	
D:\Org\Data\VOA5975C\VG011922\19JAN15.D	Calibration	8	x	468322	500.0000	0.6713	

Calibration Report

Batch Path	D:\Org\Data\VOA5975C\VG011922\QuantResults\VG011922_8260B.batch.bin		
Analysis Time	1/22/2022 1:32 PM	**Analyst Name**	BL2000\mchavez
Report Time	1/22/2022 1:35:45 PM	**Reporter Name**	BL2000\mchavez
Last Calib Update	1/20/2022 9:28 AM	**Batch State**	Processed
Quant Batch Version	10.0	**Quant Report Version**	10.0

Chlorodibromomethane %RSE = 4.9

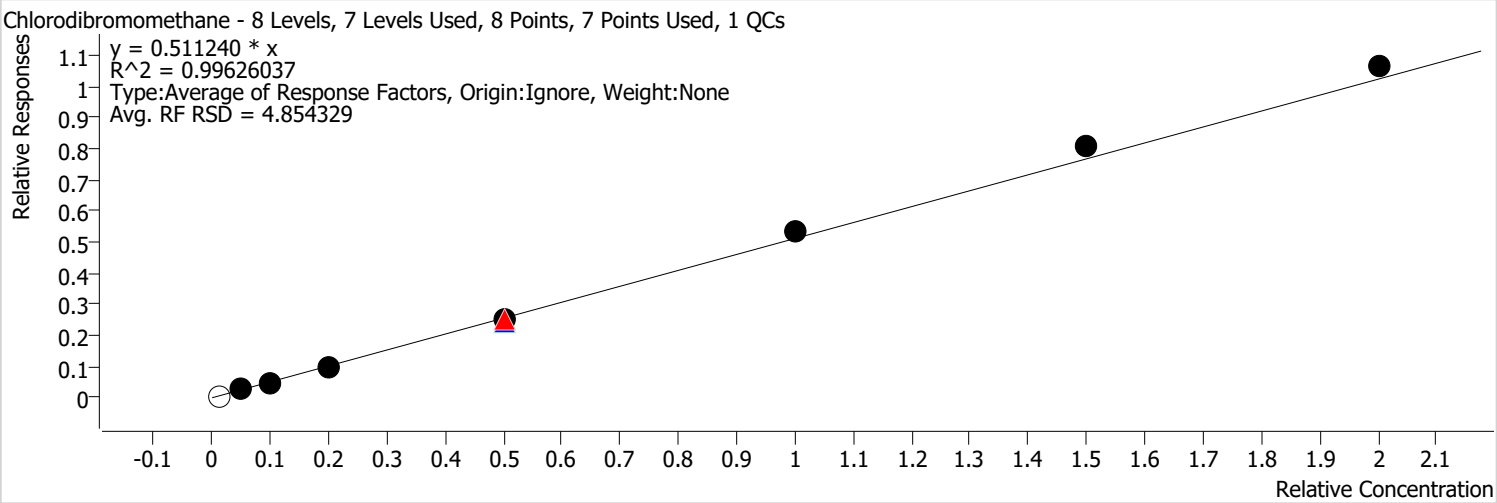

Calibration STD Path	Cal Type	Level	Enabled	Resp.	Exp. Conc	Resp. Factor	Level RSD
D:\Org\Data\VOA5975C\VG011922\19JAN04.D	Calibration	1		2004	2.5000	0.6332	
D:\Org\Data\VOA5975C\VG011922\19JAN05.D	Calibration	2	x	7984	12.5000	0.5090	
D:\Org\Data\VOA5975C\VG011922\19JAN06.D	Calibration	3	x	15826	25.0000	0.4929	
D:\Org\Data\VOA5975C\VG011922\19JAN07.D	Calibration	4	x	30000	50.0000	0.4704	
D:\Org\Data\VOA5975C\VG011922\19JAN09CC.D	CC	CC	x	83172	125.0000	0.5034	
D:\Org\Data\VOA5975C\VG011922\19JAN17.D	QC	QC	x	81909	125.0000	0.4856	
D:\Org\Data\VOA5975C\VG011922\19JAN09.D	Calibration	5	x	83172	125.0000	0.5034	
D:\Org\Data\VOA5975C\VG011922\19JAN11.D	Calibration	6	x	178171	250.0000	0.5346	
D:\Org\Data\VOA5975C\VG011922\19JAN13.D	Calibration	7	x	269032	375.0000	0.5374	
D:\Org\Data\VOA5975C\VG011922\19JAN15.D	Calibration	8	x	370474	500.0000	0.5310	

Calibration Report

Batch Path	D:\Org\Data\VOA5975C\VG011922\QuantResults\VG011922_8260B.batch.bin		
Analysis Time	1/22/2022 1:32 PM	**Analyst Name**	BL2000\mchavez
Report Time	1/22/2022 1:35:45 PM	**Reporter Name**	BL2000\mchavez
Last Calib Update	1/20/2022 9:28 AM	**Batch State**	Processed
Quant Batch Version	10.0	**Quant Report Version**	10.0

1,2-Dibromoethane %RSE = 6.4

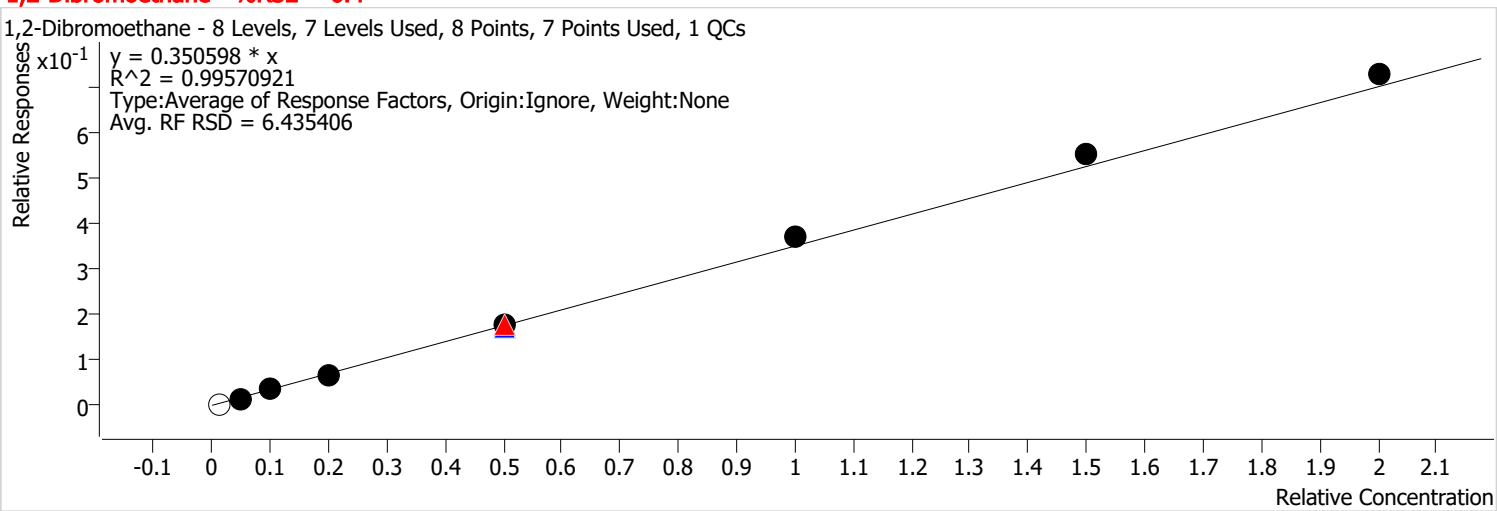

Calibration STD Path	Cal Type	Level	Enabled	Resp.	Exp. Conc	Resp. Factor	Level RSD
D:\Org\Data\VOA5975C\VG011922\19JAN04.D	Calibration	1		1089	2.5000	0.3439	
D:\Org\Data\VOA5975C\VG011922\19JAN05.D	Calibration	2	x	4936	12.5000	0.3147	
D:\Org\Data\VOA5975C\VG011922\19JAN06.D	Calibration	3	x	11412	25.0000	0.3554	
D:\Org\Data\VOA5975C\VG011922\19JAN07.D	Calibration	4	x	20667	50.0000	0.3241	
D:\Org\Data\VOA5975C\VG011922\19JAN09CC.D	CC	CC	x	58489	125.0000	0.3540	
D:\Org\Data\VOA5975C\VG011922\19JAN17.D	QC	QC	x	58586	125.0000	0.3473	
D:\Org\Data\VOA5975C\VG011922\19JAN09.D	Calibration	5	x	58489	125.0000	0.3540	
D:\Org\Data\VOA5975C\VG011922\19JAN11.D	Calibration	6	x	124289	250.0000	0.3729	
D:\Org\Data\VOA5975C\VG011922\19JAN13.D	Calibration	7	x	184921	375.0000	0.3694	
D:\Org\Data\VOA5975C\VG011922\19JAN15.D	Calibration	8	x	253758	500.0000	0.3637	

Calibration Report

Batch Path	D:\Org\Data\VOA5975C\VG011922\QuantResults\VG011922_8260B.batch.bin		
Analysis Time	1/22/2022 1:32 PM	**Analyst Name**	BL2000\mchavez
Report Time	1/22/2022 1:35:45 PM	**Reporter Name**	BL2000\mchavez
Last Calib Update	1/20/2022 9:28 AM	**Batch State**	Processed
Quant Batch Version	10.0	**Quant Report Version**	10.0

Chlorobenzene %RSE = 5.1

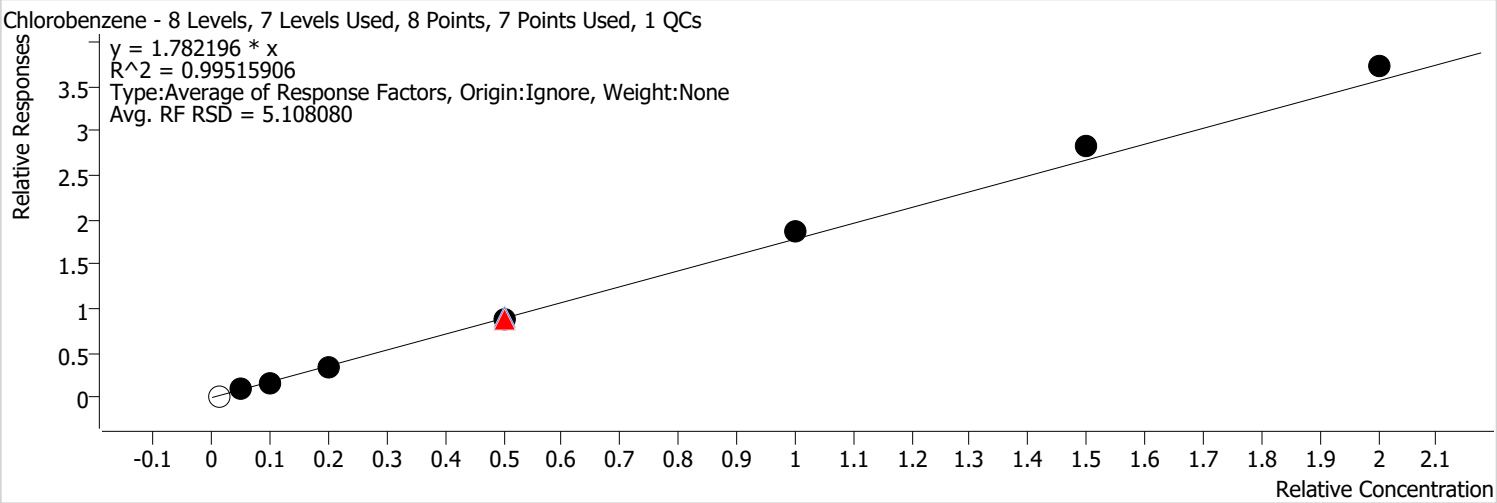

Calibration STD Path	Cal Type	Level	Enabled	Resp.	Exp. Conc	Resp. Factor	Level RSD
D:\Org\Data\VOA5975C\VG011922\19JAN04.D	Calibration	1		6152	2.5000	1.9438	
D:\Org\Data\VOA5975C\VG011922\19JAN05.D	Calibration	2	x	26688	12.5000	1.7014	
D:\Org\Data\VOA5975C\VG011922\19JAN06.D	Calibration	3	x	55632	25.0000	1.7326	
D:\Org\Data\VOA5975C\VG011922\19JAN07.D	Calibration	4	x	106223	50.0000	1.6656	
D:\Org\Data\VOA5975C\VG011922\19JAN09CC.D	CC	CC	x	289340	125.0000	1.7511	
D:\Org\Data\VOA5975C\VG011922\19JAN17.D	QC	QC	x	307100	125.0000	1.8205	
D:\Org\Data\VOA5975C\VG011922\19JAN09.D	Calibration	5	x	289340	125.0000	1.7511	
D:\Org\Data\VOA5975C\VG011922\19JAN11.D	Calibration	6	x	625101	250.0000	1.8757	
D:\Org\Data\VOA5975C\VG011922\19JAN13.D	Calibration	7	x	945250	375.0000	1.8882	
D:\Org\Data\VOA5975C\VG011922\19JAN15.D	Calibration	8	x	1298233	500.0000	1.8609	

Calibration Report

Batch Path	D:\Org\Data\VOA5975C\VG011922\QuantResults\VG011922_8260B.batch.bin		
Analysis Time	1/22/2022 1:32 PM	**Analyst Name**	BL2000\mchavez
Report Time	1/22/2022 1:35:45 PM	**Reporter Name**	BL2000\mchavez
Last Calib Update	1/20/2022 9:28 AM	**Batch State**	Processed
Quant Batch Version	10.0	**Quant Report Version**	10.0

1,1,1,2-Tetrachloroethane %RSE = 4.7

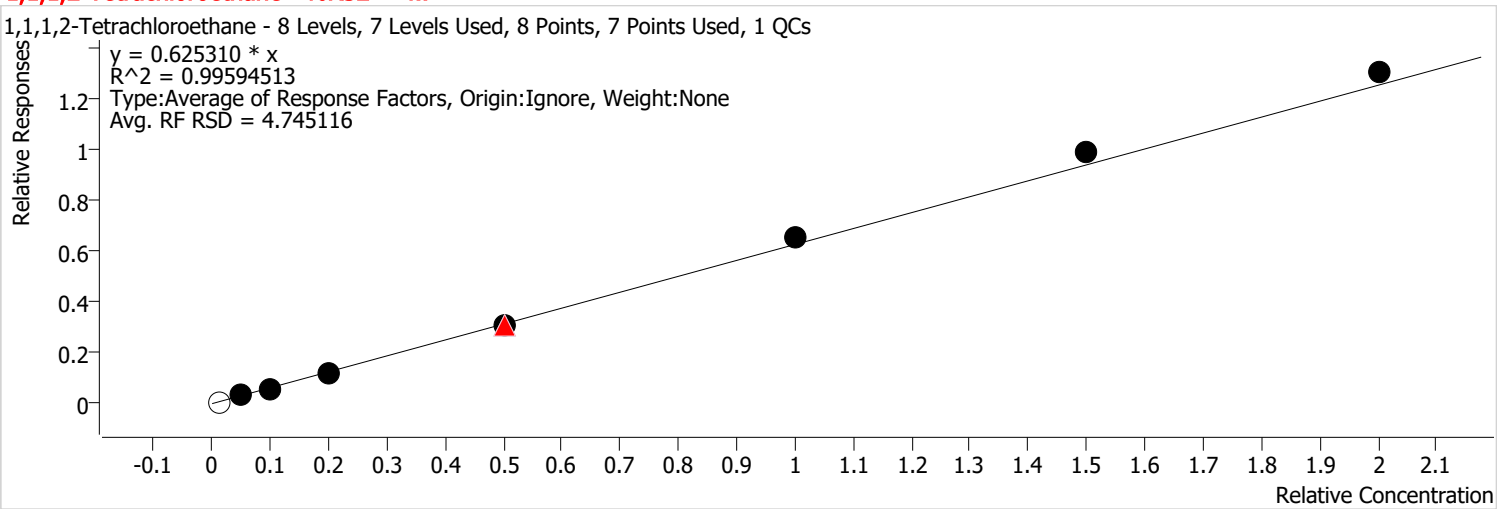

Calibration STD Path	Cal Type	Level	Enabled	Resp.	Exp. Conc	Resp. Factor	Level RSD
D:\Org\Data\VOA5975C\VG011922\19JAN04.D	Calibration	1		2284	2.5000	0.7215	
D:\Org\Data\VOA5975C\VG011922\19JAN05.D	Calibration	2	x	9446	12.5000	0.6022	
D:\Org\Data\VOA5975C\VG011922\19JAN06.D	Calibration	3	x	19516	25.0000	0.6078	
D:\Org\Data\VOA5975C\VG011922\19JAN07.D	Calibration	4	x	37389	50.0000	0.5863	
D:\Org\Data\VOA5975C\VG011922\19JAN09CC.D	CC	CC	x	101500	125.0000	0.6143	
D:\Org\Data\VOA5975C\VG011922\19JAN17.D	QC	QC	x	102231	125.0000	0.6060	
D:\Org\Data\VOA5975C\VG011922\19JAN09.D	Calibration	5	x	101500	125.0000	0.6143	
D:\Org\Data\VOA5975C\VG011922\19JAN11.D	Calibration	6	x	219325	250.0000	0.6581	
D:\Org\Data\VOA5975C\VG011922\19JAN13.D	Calibration	7	x	329822	375.0000	0.6588	
D:\Org\Data\VOA5975C\VG011922\19JAN15.D	Calibration	8	x	453261	500.0000	0.6497	

Calibration Report

Batch Path	D:\Org\Data\VOA5975C\VG011922\QuantResults\VG011922_8260B.batch.bin		
Analysis Time	1/22/2022 1:32 PM	**Analyst Name**	BL2000\mchavez
Report Time	1/22/2022 1:35:45 PM	**Reporter Name**	BL2000\mchavez
Last Calib Update	1/20/2022 9:28 AM	**Batch State**	Processed
Quant Batch Version	10.0	**Quant Report Version**	10.0

Ethylbenzene %RSE = 9.3

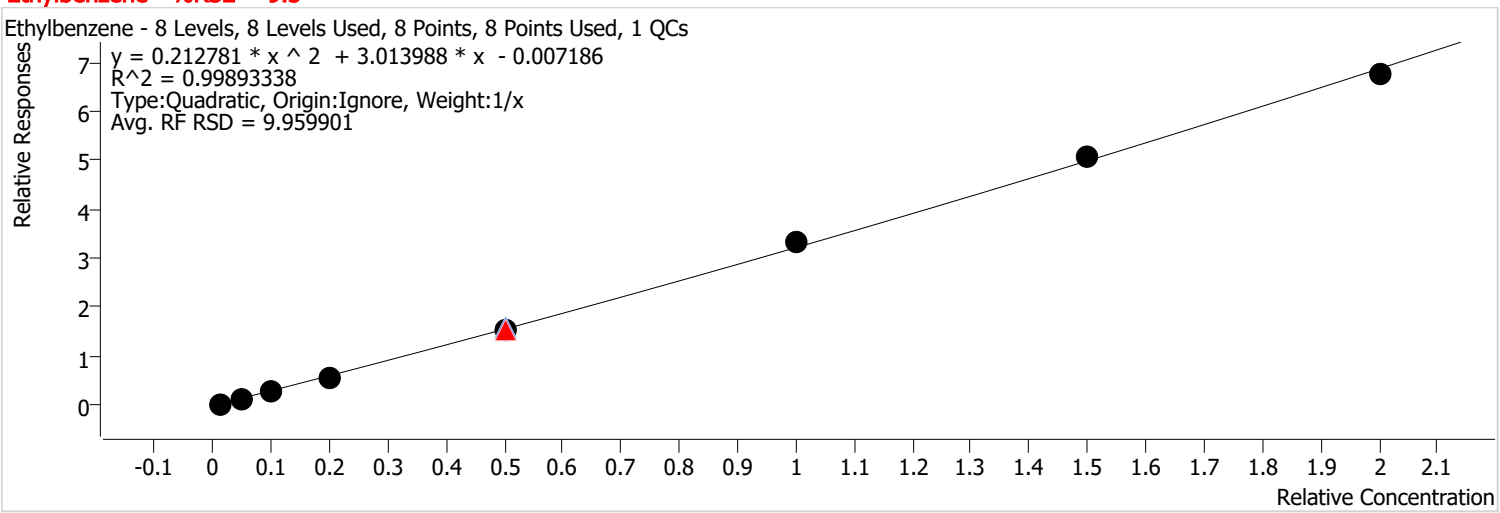

Calibration STD Path	Cal Type	Level	Enabled	Resp.	Exp. Conc	Resp. Factor	Level RSD
D:\Org\Data\VOA5975C\VG011922\19JAN04.D	Calibration	1	x	8834	2.5000	2.7912	
D:\Org\Data\VOA5975C\VG011922\19JAN05.D	Calibration	2	x	42980	12.5000	2.7400	
D:\Org\Data\VOA5975C\VG011922\19JAN06.D	Calibration	3	x	91590	25.0000	2.8524	
D:\Org\Data\VOA5975C\VG011922\19JAN07.D	Calibration	4	x	171854	50.0000	2.6947	
D:\Org\Data\VOA5975C\VG011922\19JAN09CC.D	CC	CC	x	505127	125.0000	3.0570	
D:\Org\Data\VOA5975C\VG011922\19JAN17.D	QC	QC	x	535079	125.0000	3.1719	
D:\Org\Data\VOA5975C\VG011922\19JAN09.D	Calibration	5	x	505127	125.0000	3.0570	
D:\Org\Data\VOA5975C\VG011922\19JAN11.D	Calibration	6	x	1116949	250.0000	3.3515	
D:\Org\Data\VOA5975C\VG011922\19JAN13.D	Calibration	7	x	1697682	375.0000	3.3913	
D:\Org\Data\VOA5975C\VG011922\19JAN15.D	Calibration	8	x	2354058	500.0000	3.3743	

Calibration Report

Batch Path	D:\Org\Data\VOA5975C\VG011922\QuantResults\VG011922_8260B.batch.bin		
Analysis Time	1/22/2022 1:32 PM	**Analyst Name**	BL2000\mchavez
Report Time	1/22/2022 1:35:45 PM	**Reporter Name**	BL2000\mchavez
Last Calib Update	1/20/2022 9:28 AM	**Batch State**	Processed
Quant Batch Version	10.0	**Quant Report Version**	10.0

m+p-Xylenes %RSE = 13.0

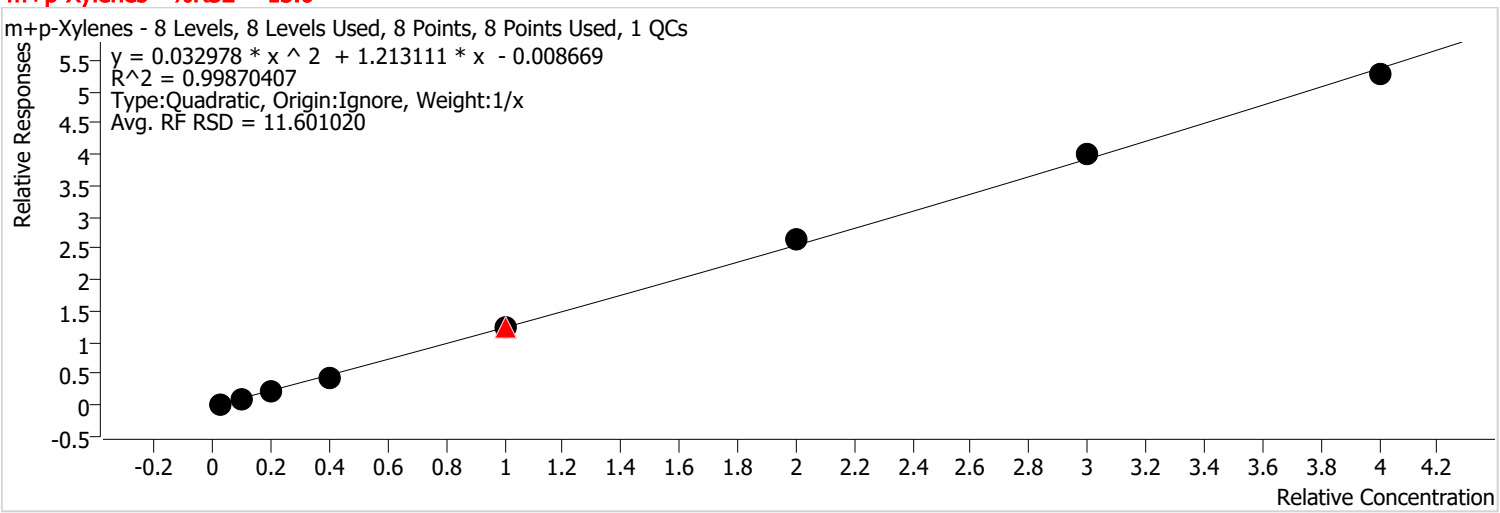

Calibration STD Path	Cal Type	Level	Enabled	Resp.	Exp. Conc	Resp. Factor	Level RSD
D:\Org\Data\VOA5975C\VG011922\19JAN04.D	Calibration	1	x	6744	5.0000	1.0654	
D:\Org\Data\VOA5975C\VG011922\19JAN05.D	Calibration	2	x	31103	25.0000	0.9914	
D:\Org\Data\VOA5975C\VG011922\19JAN06.D	Calibration	3	x	71705	50.0000	1.1166	
D:\Org\Data\VOA5975C\VG011922\19JAN07.D	Calibration	4	x	136806	100.0000	1.0726	
D:\Org\Data\VOA5975C\VG011922\19JAN09CC.D	CC	CC	x	405724	250.0000	1.2277	
D:\Org\Data\VOA5975C\VG011922\19JAN17.D	QC	QC	x	413361	250.0000	1.2252	
D:\Org\Data\VOA5975C\VG011922\19JAN09.D	Calibration	5	x	405724	250.0000	1.2277	
D:\Org\Data\VOA5975C\VG011922\19JAN11.D	Calibration	6	x	887253	500.0000	1.3311	
D:\Org\Data\VOA5975C\VG011922\19JAN13.D	Calibration	7	x	1334216	750.0000	1.3326	
D:\Org\Data\VOA5975C\VG011922\19JAN15.D	Calibration	8	x	1838610	1000.0000	1.3177	

Calibration Report

Batch Path	D:\Org\Data\VOA5975C\VG011922\QuantResults\VG011922_8260B.batch.bin		
Analysis Time	1/22/2022 1:32 PM	**Analyst Name**	BL2000\mchavez
Report Time	1/22/2022 1:35:45 PM	**Reporter Name**	BL2000\mchavez
Last Calib Update	1/20/2022 9:28 AM	**Batch State**	Processed
Quant Batch Version	10.0	**Quant Report Version**	10.0

o-Xylene %RSE = 12.9

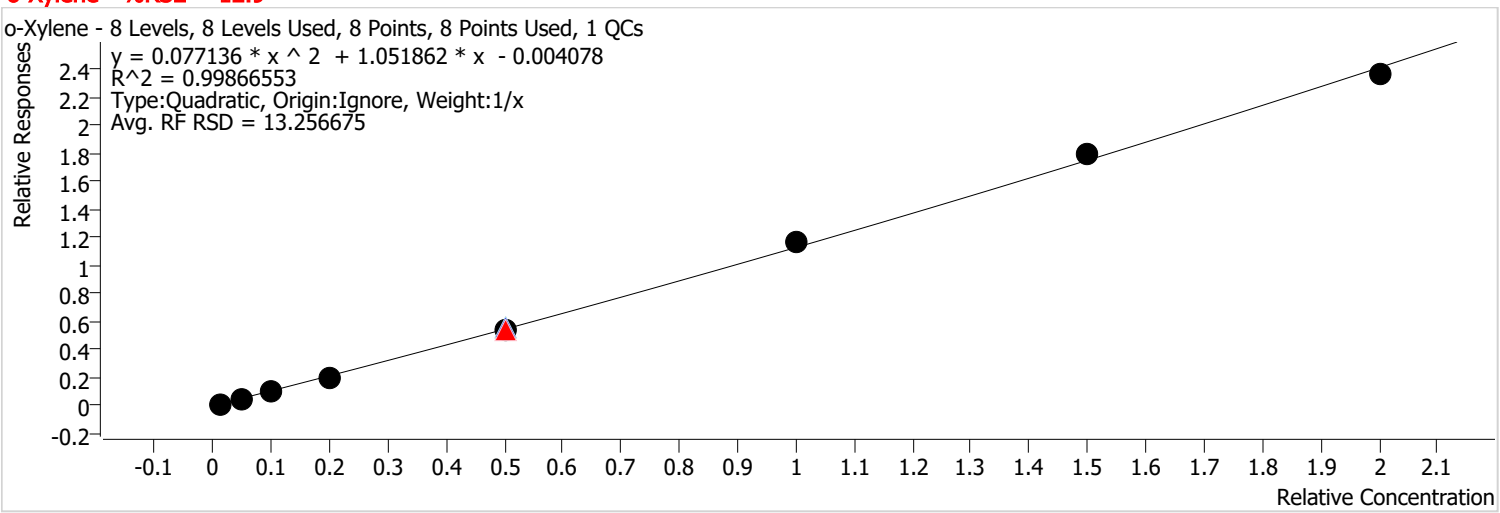

Calibration STD Path	Cal Type	Level	Enabled	Resp.	Exp. Conc	Resp. Factor	Level RSD
D:\Org\Data\VOA5975C\VG011922\19JAN04.D	Calibration	1	x	2826	2.5000	0.8929	
D:\Org\Data\VOA5975C\VG011922\19JAN05.D	Calibration	2	x	13717	12.5000	0.8745	
D:\Org\Data\VOA5975C\VG011922\19JAN06.D	Calibration	3	x	30498	25.0000	0.9498	
D:\Org\Data\VOA5975C\VG011922\19JAN07.D	Calibration	4	x	58814	50.0000	0.9222	
D:\Org\Data\VOA5975C\VG011922\19JAN09CC.D	CC	CC	x	179108	125.0000	1.0840	
D:\Org\Data\VOA5975C\VG011922\19JAN17.D	QC	QC	x	184033	125.0000	1.0909	
D:\Org\Data\VOA5975C\VG011922\19JAN09.D	Calibration	5	x	179108	125.0000	1.0840	
D:\Org\Data\VOA5975C\VG011922\19JAN11.D	Calibration	6	x	387676	250.0000	1.1632	
D:\Org\Data\VOA5975C\VG011922\19JAN13.D	Calibration	7	x	598606	375.0000	1.1958	
D:\Org\Data\VOA5975C\VG011922\19JAN15.D	Calibration	8	x	822173	500.0000	1.1785	

Calibration Report

Batch Path	D:\Org\Data\VOA5975C\VG011922\QuantResults\VG011922_8260B.batch.bin		
Analysis Time	1/22/2022 1:32 PM	**Analyst Name**	BL2000\mchavez
Report Time	1/22/2022 1:35:46 PM	**Reporter Name**	BL2000\mchavez
Last Calib Update	1/20/2022 9:28 AM	**Batch State**	Processed
Quant Batch Version	10.0	**Quant Report Version**	10.0

Styrene %RSE = 15.0

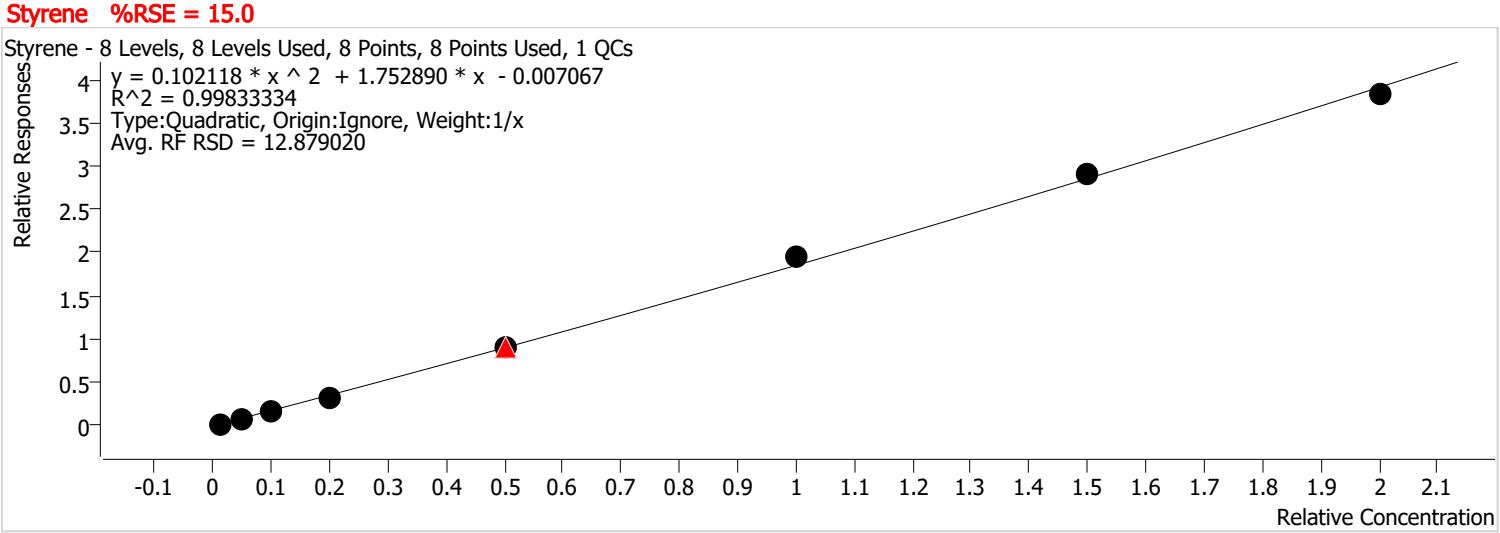

Calibration STD Path	Cal Type	Level	Enabled	Resp.	Exp. Conc	Resp. Factor	Level RSD
D:\Org\Data\VOA5975C\VG011922\19JAN04.D	Calibration	1	x	4834	2.5000	1.5274	
D:\Org\Data\VOA5975C\VG011922\19JAN05.D	Calibration	2	x	21872	12.5000	1.3944	
D:\Org\Data\VOA5975C\VG011922\19JAN06.D	Calibration	3	x	50294	25.0000	1.5663	
D:\Org\Data\VOA5975C\VG011922\19JAN07.D	Calibration	4	x	97810	50.0000	1.5337	
D:\Org\Data\VOA5975C\VG011922\19JAN09CC.D	CC	CC	x	292722	125.0000	1.7716	
D:\Org\Data\VOA5975C\VG011922\19JAN17.D	QC	QC	x	306077	125.0000	1.8144	
D:\Org\Data\VOA5975C\VG011922\19JAN09.D	Calibration	5	x	292722	125.0000	1.7716	
D:\Org\Data\VOA5975C\VG011922\19JAN11.D	Calibration	6	x	646327	250.0000	1.9393	
D:\Org\Data\VOA5975C\VG011922\19JAN13.D	Calibration	7	x	973131	375.0000	1.9439	
D:\Org\Data\VOA5975C\VG011922\19JAN15.D	Calibration	8	x	1332807	500.0000	1.9104	

Calibration Report

Batch Path	D:\Org\Data\VOA5975C\VG011922\QuantResults\VG011922_8260B.batch.bin		
Analysis Time	1/22/2022 1:32 PM	**Analyst Name**	BL2000\mchavez
Report Time	1/22/2022 1:35:46 PM	**Reporter Name**	BL2000\mchavez
Last Calib Update	1/20/2022 9:28 AM	**Batch State**	Processed
Quant Batch Version	10.0	**Quant Report Version**	10.0

Bromoform %RSE = 4.1

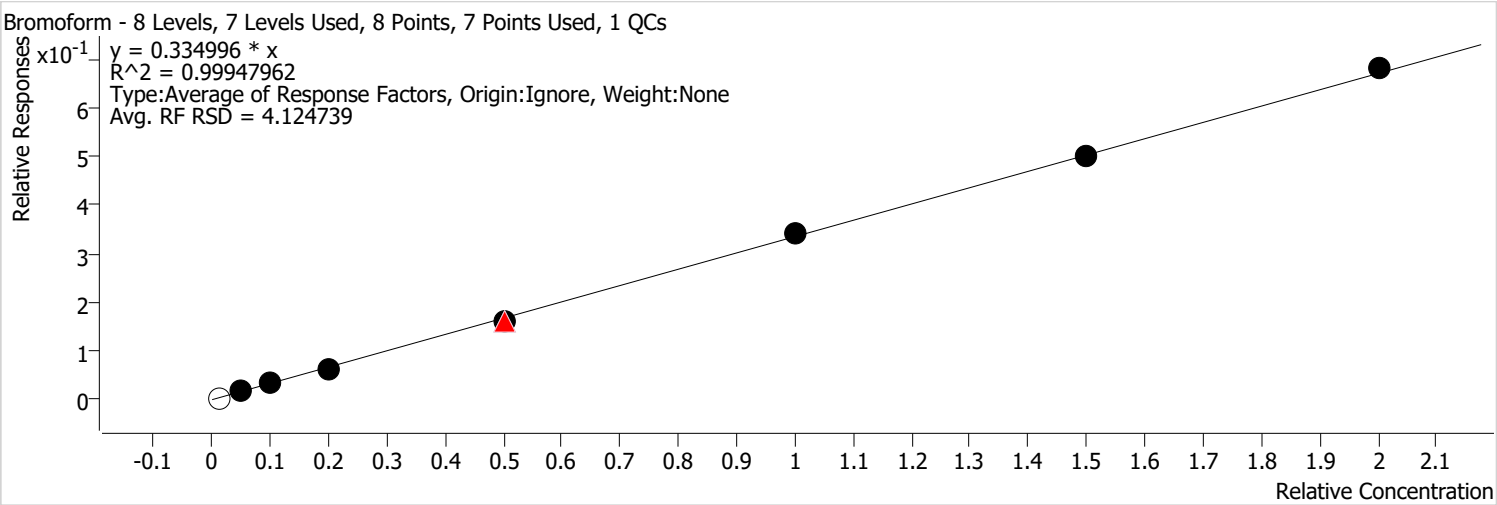

Calibration STD Path	Cal Type	Level	Enabled	Resp.	Exp. Conc	Resp. Factor	Level RSD
D:\Org\Data\VOA5975C\VG011922\19JAN04.D	Calibration	1		928	2.5000	0.3841	
D:\Org\Data\VOA5975C\VG011922\19JAN05.D	Calibration	2	x	4402	12.5000	0.3494	
D:\Org\Data\VOA5975C\VG011922\19JAN06.D	Calibration	3	x	8920	25.0000	0.3448	
D:\Org\Data\VOA5975C\VG011922\19JAN07.D	Calibration	4	x	16290	50.0000	0.3097	
D:\Org\Data\VOA5975C\VG011922\19JAN09CC.D	CC	CC	x	45045	125.0000	0.3241	
D:\Org\Data\VOA5975C\VG011922\19JAN17.D	QC	QC	x	45029	125.0000	0.3175	
D:\Org\Data\VOA5975C\VG011922\19JAN09.D	Calibration	5	x	45045	125.0000	0.3241	
D:\Org\Data\VOA5975C\VG011922\19JAN11.D	Calibration	6	x	96001	250.0000	0.3428	
D:\Org\Data\VOA5975C\VG011922\19JAN13.D	Calibration	7	x	143943	375.0000	0.3344	
D:\Org\Data\VOA5975C\VG011922\19JAN15.D	Calibration	8	x	198345	500.0000	0.3397	

Calibration Report

Batch Path	D:\Org\Data\VOA5975C\VG011922\QuantResults\VG011922_8260B.batch.bin		
Analysis Time	1/22/2022 1:32 PM	**Analyst Name**	BL2000\mchavez
Report Time	1/22/2022 1:35:46 PM	**Reporter Name**	BL2000\mchavez
Last Calib Update	1/20/2022 9:28 AM	**Batch State**	Processed
Quant Batch Version	10.0	**Quant Report Version**	10.0

p-Bromofluorobenzene %RSE =

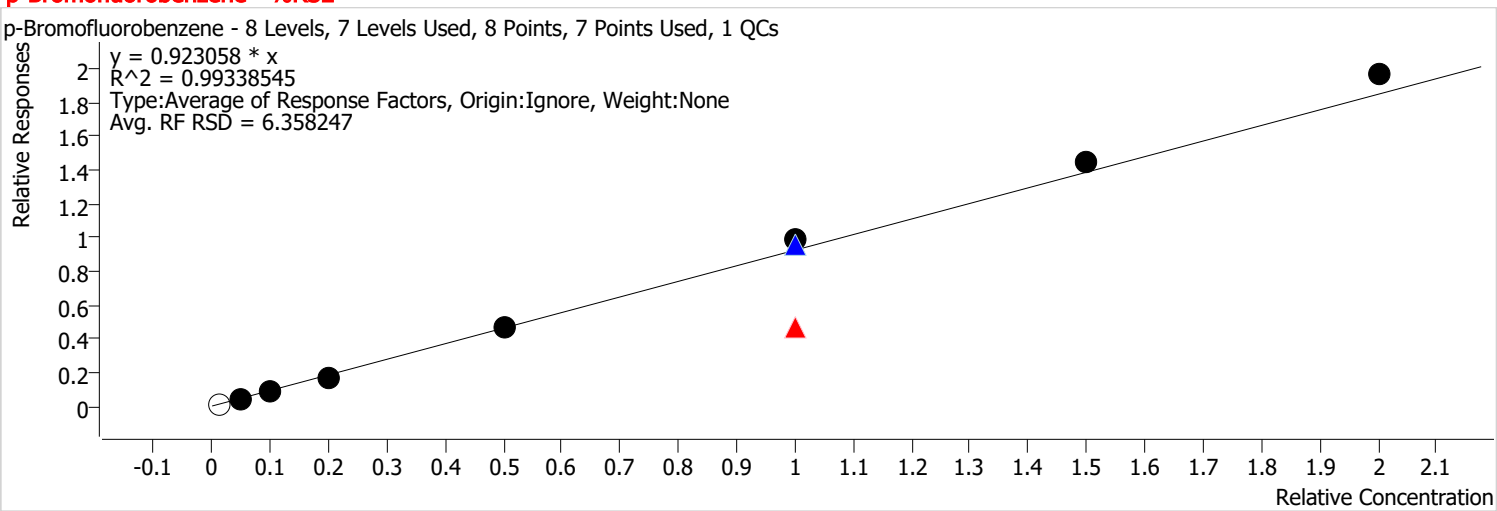

Calibration STD Path	Cal Type	Level	Enabled	Resp.	Exp. Conc	Resp. Factor	Level RSD
D:\Org\Data\VOA5975C\VG011922\19JAN04.D	Calibration	1		3195	2.5000	1.3225	
D:\Org\Data\VOA5975C\VG011922\19JAN05.D	Calibration	2	x	10669	12.5000	0.8469	
D:\Org\Data\VOA5975C\VG011922\19JAN06.D	Calibration	3	x	23160	25.0000	0.8953	
D:\Org\Data\VOA5975C\VG011922\19JAN07.D	Calibration	4	x	45114	50.0000	0.8578	
D:\Org\Data\VOA5975C\VG011922\19JAN09.D	Calibration	5	x	128330	125.0000	0.9232	
D:\Org\Data\VOA5975C\VG011922\19JAN09CC.D	CC	CC	x	128330	250.0000	0.4616	
D:\Org\Data\VOA5975C\VG011922\19JAN17.D	QC	QC	x	270628	250.0000	0.9540	
D:\Org\Data\VOA5975C\VG011922\19JAN11.D	Calibration	6	x	277668	250.0000	0.9915	
D:\Org\Data\VOA5975C\VG011922\19JAN13.D	Calibration	7	x	415878	375.0000	0.9662	
D:\Org\Data\VOA5975C\VG011922\19JAN15.D	Calibration	8	x	572482	500.0000	0.9806	

Calibration Report

Batch Path	D:\Org\Data\VOA5975C\VG011922\QuantResults\VG011922_8260B.batch.bin		
Analysis Time	1/22/2022 1:32 PM	**Analyst Name**	BL2000\mchavez
Report Time	1/22/2022 1:35:46 PM	**Reporter Name**	BL2000\mchavez
Last Calib Update	1/20/2022 9:28 AM	**Batch State**	Processed
Quant Batch Version	10.0	**Quant Report Version**	10.0

Bromobenzene %RSE = 5.4

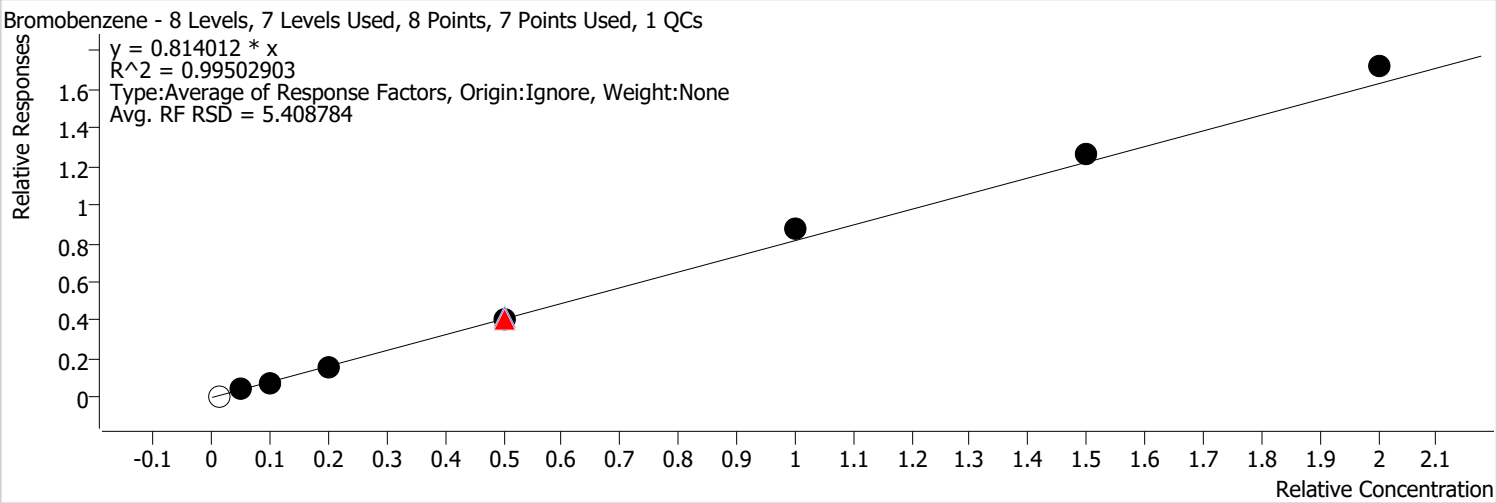

Calibration STD Path	Cal Type	Level	Enabled	Resp.	Exp. Conc	Resp. Factor	Level RSD
D:\Org\Data\VOA5975C\VG011922\19JAN04.D	Calibration	1		2095	2.5000	0.8672	
D:\Org\Data\VOA5975C\VG011922\19JAN05.D	Calibration	2	x	9784	12.5000	0.7767	
D:\Org\Data\VOA5975C\VG011922\19JAN06.D	Calibration	3	x	20364	25.0000	0.7872	
D:\Org\Data\VOA5975C\VG011922\19JAN07.D	Calibration	4	x	39639	50.0000	0.7537	
D:\Org\Data\VOA5975C\VG011922\19JAN09CC.D	CC	CC	x	112733	125.0000	0.8110	
D:\Org\Data\VOA5975C\VG011922\19JAN17.D	QC	QC	x	118930	125.0000	0.8385	
D:\Org\Data\VOA5975C\VG011922\19JAN09.D	Calibration	5	x	112733	125.0000	0.8110	
D:\Org\Data\VOA5975C\VG011922\19JAN11.D	Calibration	6	x	243851	250.0000	0.8707	
D:\Org\Data\VOA5975C\VG011922\19JAN13.D	Calibration	7	x	361843	375.0000	0.8406	
D:\Org\Data\VOA5975C\VG011922\19JAN15.D	Calibration	8	x	501025	500.0000	0.8582	

Calibration Report

Batch Path	D:\Org\Data\VOA5975C\VG011922\QuantResults\VG011922_8260B.batch.bin		
Analysis Time	1/22/2022 1:32 PM	**Analyst Name**	BL2000\mchavez
Report Time	1/22/2022 1:35:46 PM	**Reporter Name**	BL2000\mchavez
Last Calib Update	1/20/2022 9:28 AM	**Batch State**	Processed
Quant Batch Version	10.0	**Quant Report Version**	10.0

1,1,2,2-Tetrachloroethane %RSE = 1.8

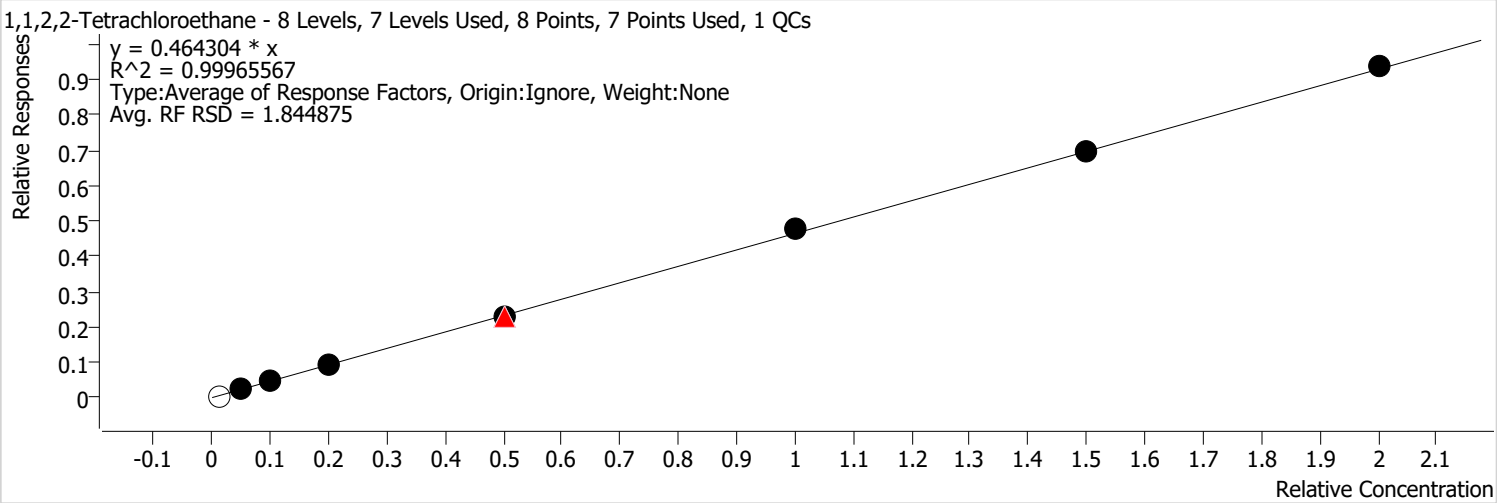

Calibration STD Path	Cal Type	Level	Enabled	Resp.	Exp. Conc	Resp. Factor	Level RSD
D:\Org\Data\VOA5975C\VG011922\19JAN04.D	Calibration	1		1247	2.5000	0.5163	
D:\Org\Data\VOA5975C\VG011922\19JAN05.D	Calibration	2	x	5757	12.5000	0.4570	
D:\Org\Data\VOA5975C\VG011922\19JAN06.D	Calibration	3	x	12137	25.0000	0.4692	
D:\Org\Data\VOA5975C\VG011922\19JAN07.D	Calibration	4	x	24493	50.0000	0.4657	
D:\Org\Data\VOA5975C\VG011922\19JAN09CC.D	CC	CC	x	62640	125.0000	0.4506	
D:\Org\Data\VOA5975C\VG011922\19JAN17.D	QC	QC	x	65177	125.0000	0.4595	
D:\Org\Data\VOA5975C\VG011922\19JAN09.D	Calibration	5	x	62640	125.0000	0.4506	
D:\Org\Data\VOA5975C\VG011922\19JAN11.D	Calibration	6	x	133573	250.0000	0.4769	
D:\Org\Data\VOA5975C\VG011922\19JAN13.D	Calibration	7	x	199230	375.0000	0.4629	
D:\Org\Data\VOA5975C\VG011922\19JAN15.D	Calibration	8	x	273124	500.0000	0.4678	

Calibration Report

Batch Path	D:\Org\Data\VOA5975C\VG011922\QuantResults\VG011922_8260B.batch.bin		
Analysis Time	1/22/2022 1:32 PM	**Analyst Name**	BL2000\mchavez
Report Time	1/22/2022 1:35:46 PM	**Reporter Name**	BL2000\mchavez
Last Calib Update	1/20/2022 9:28 AM	**Batch State**	Processed
Quant Batch Version	10.0	**Quant Report Version**	10.0

1,2,3-Trichloropropane %RSE = 3.4

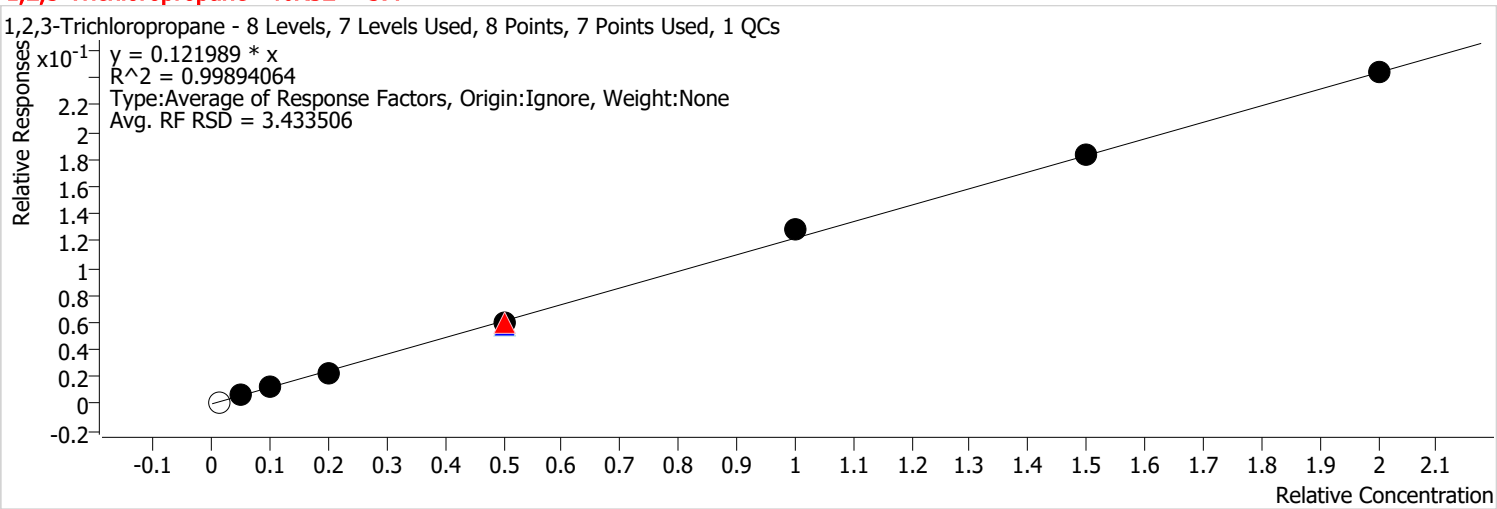

Calibration STD Path	Cal Type	Level	Enabled	Resp.	Exp. Conc	Resp. Factor	Level RSD
D:\Org\Data\VOA5975C\VG011922\19JAN04.D	Calibration	1		358	2.5000	0.1482	
D:\Org\Data\VOA5975C\VG011922\19JAN05.D	Calibration	2	x	1522	12.5000	0.1208	
D:\Org\Data\VOA5975C\VG011922\19JAN06.D	Calibration	3	x	3237	25.0000	0.1251	
D:\Org\Data\VOA5975C\VG011922\19JAN07.D	Calibration	4	x	6147	50.0000	0.1169	
D:\Org\Data\VOA5975C\VG011922\19JAN09CC.D	CC	CC	x	16355	125.0000	0.1177	
D:\Org\Data\VOA5975C\VG011922\19JAN17.D	QC	QC	x	16507	125.0000	0.1164	
D:\Org\Data\VOA5975C\VG011922\19JAN09.D	Calibration	5	x	16355	125.0000	0.1177	
D:\Org\Data\VOA5975C\VG011922\19JAN11.D	Calibration	6	x	36124	250.0000	0.1290	
D:\Org\Data\VOA5975C\VG011922\19JAN13.D	Calibration	7	x	52732	375.0000	0.1225	
D:\Org\Data\VOA5975C\VG011922\19JAN15.D	Calibration	8	x	71179	500.0000	0.1219	

Calibration Report

Batch Path	D:\Org\Data\VOA5975C\VG011922\QuantResults\VG011922_8260B.batch.bin		
Analysis Time	1/22/2022 1:32 PM	**Analyst Name**	BL2000\mchavez
Report Time	1/22/2022 1:35:46 PM	**Reporter Name**	BL2000\mchavez
Last Calib Update	1/20/2022 9:28 AM	**Batch State**	Processed
Quant Batch Version	10.0	**Quant Report Version**	10.0

2-Chlorotoluene %RSE = 8.8

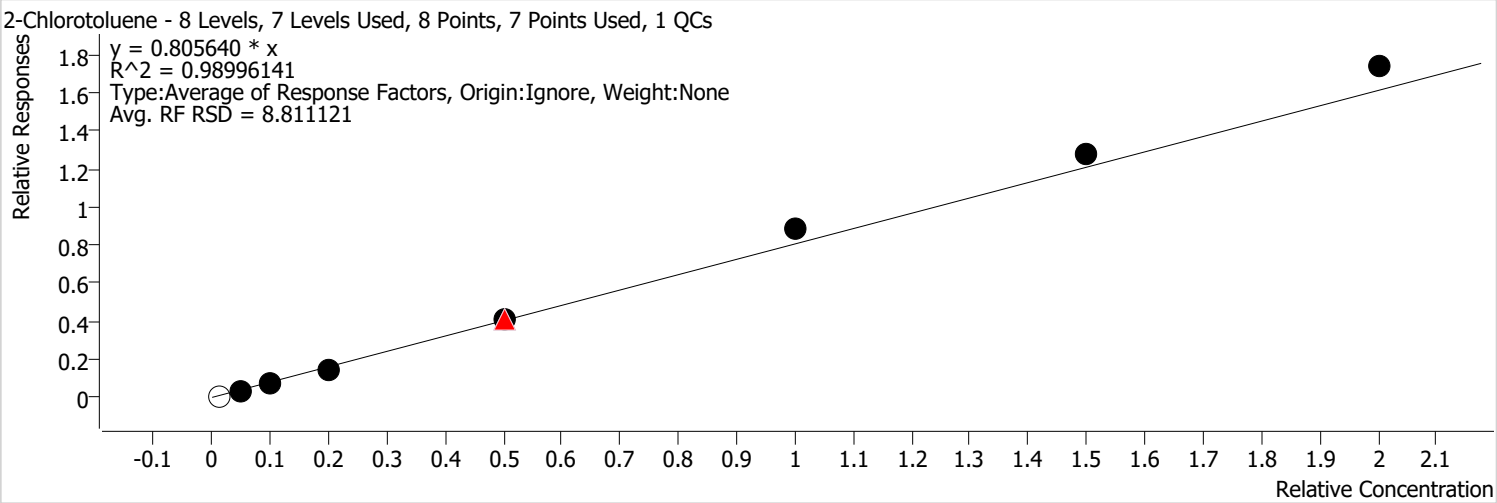

Calibration STD Path	Cal Type	Level	Enabled	Resp.	Exp. Conc	Resp. Factor	Level RSD
D:\Org\Data\VOA5975C\VG011922\19JAN04.D	Calibration	1		2035	2.5000	0.8423	
D:\Org\Data\VOA5975C\VG011922\19JAN05.D	Calibration	2	x	9032	12.5000	0.7170	
D:\Org\Data\VOA5975C\VG011922\19JAN06.D	Calibration	3	x	20511	25.0000	0.7929	
D:\Org\Data\VOA5975C\VG011922\19JAN07.D	Calibration	4	x	37139	50.0000	0.7062	
D:\Org\Data\VOA5975C\VG011922\19JAN09CC.D	CC	CC	x	114135	125.0000	0.8211	
D:\Org\Data\VOA5975C\VG011922\19JAN17.D	QC	QC	x	117036	125.0000	0.8251	
D:\Org\Data\VOA5975C\VG011922\19JAN09.D	Calibration	5	x	114135	125.0000	0.8211	
D:\Org\Data\VOA5975C\VG011922\19JAN11.D	Calibration	6	x	247831	250.0000	0.8849	
D:\Org\Data\VOA5975C\VG011922\19JAN13.D	Calibration	7	x	365790	375.0000	0.8498	
D:\Org\Data\VOA5975C\VG011922\19JAN15.D	Calibration	8	x	506556	500.0000	0.8676	

Calibration Report

Batch Path	D:\Org\Data\VOA5975C\VG011922\QuantResults\VG011922_8260B.batch.bin		
Analysis Time	1/22/2022 1:32 PM	**Analyst Name**	BL2000\mchavez
Report Time	1/22/2022 1:35:46 PM	**Reporter Name**	BL2000\mchavez
Last Calib Update	1/20/2022 9:28 AM	**Batch State**	Processed
Quant Batch Version	10.0	**Quant Report Version**	10.0

4-Chlorotoluene %RSE = 10.9

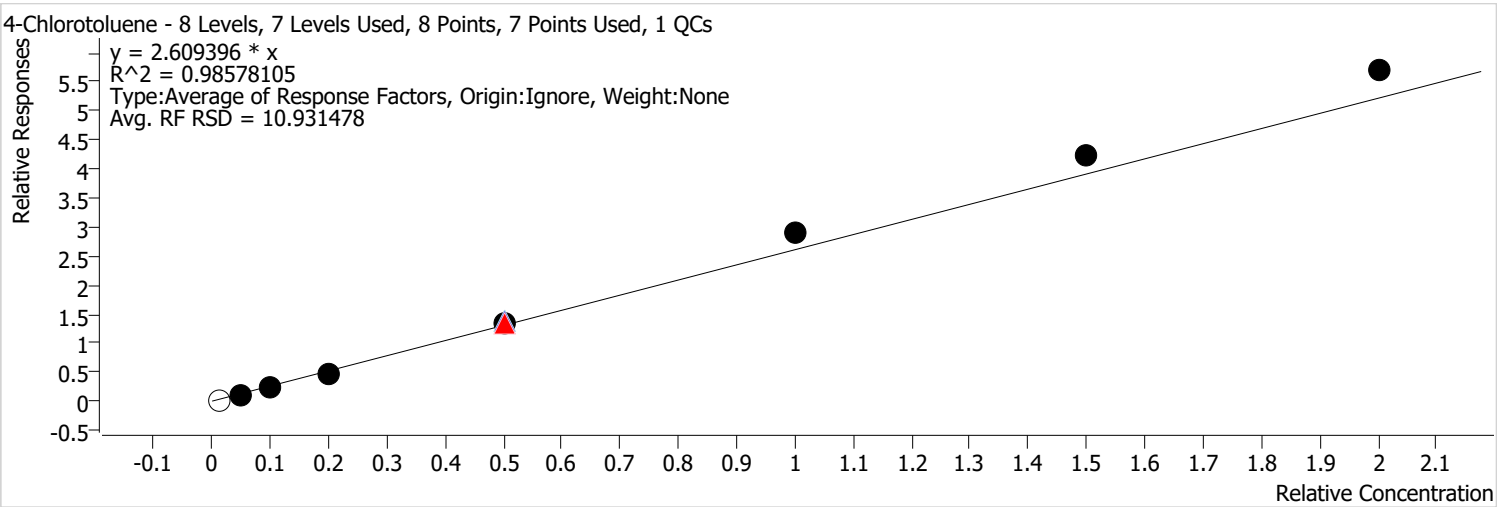

Calibration STD Path	Cal Type	Level	Enabled	Resp.	Exp. Conc	Resp. Factor	Level RSD
D:\Org\Data\VOA5975C\VG011922\19JAN04.D	Calibration	1		5544	2.5000	2.2948	
D:\Org\Data\VOA5975C\VG011922\19JAN05.D	Calibration	2	x	26850	12.5000	2.1314	
D:\Org\Data\VOA5975C\VG011922\19JAN06.D	Calibration	3	x	64162	25.0000	2.4802	
D:\Org\Data\VOA5975C\VG011922\19JAN07.D	Calibration	4	x	125553	50.0000	2.3873	
D:\Org\Data\VOA5975C\VG011922\19JAN09CC.D	CC	CC	x	375931	125.0000	2.7044	
D:\Org\Data\VOA5975C\VG011922\19JAN17.D	QC	QC	x	395846	125.0000	2.7908	
D:\Org\Data\VOA5975C\VG011922\19JAN09.D	Calibration	5	x	375931	125.0000	2.7044	
D:\Org\Data\VOA5975C\VG011922\19JAN11.D	Calibration	6	x	814408	250.0000	2.9080	
D:\Org\Data\VOA5975C\VG011922\19JAN13.D	Calibration	7	x	1209058	375.0000	2.8089	
D:\Org\Data\VOA5975C\VG011922\19JAN15.D	Calibration	8	x	1661293	500.0000	2.8455	

Calibration Report

Batch Path	D:\Org\Data\VOA5975C\VG011922\QuantResults\VG011922_8260B.batch.bin		
Analysis Time	1/22/2022 1:32 PM	**Analyst Name**	BL2000\mchavez
Report Time	1/22/2022 1:35:46 PM	**Reporter Name**	BL2000\mchavez
Last Calib Update	1/20/2022 9:28 AM	**Batch State**	Processed
Quant Batch Version	10.0	**Quant Report Version**	10.0

1,3-Dichlorobenzene %RSE = 5.0

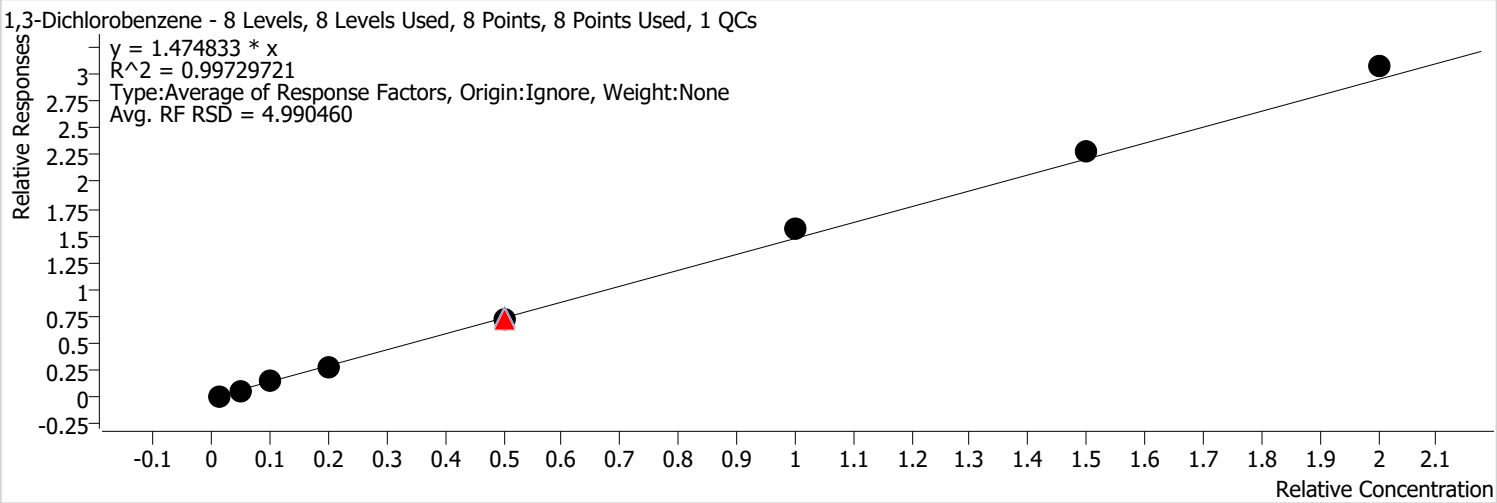

Calibration STD Path	Cal Type	Level	Enabled	Resp.	Exp. Conc	Resp. Factor	Level RSD
D:\Org\Data\VOA5975C\VG011922\19JAN04.D	Calibration	1	x	3715	2.5000	1.5377	
D:\Org\Data\VOA5975C\VG011922\19JAN05.D	Calibration	2	x	17111	12.5000	1.3583	
D:\Org\Data\VOA5975C\VG011922\19JAN06.D	Calibration	3	x	37763	25.0000	1.4598	
D:\Org\Data\VOA5975C\VG011922\19JAN07.D	Calibration	4	x	73221	50.0000	1.3923	
D:\Org\Data\VOA5975C\VG011922\19JAN09CC.D	CC	CC	x	200403	125.0000	1.4417	
D:\Org\Data\VOA5975C\VG011922\19JAN17.D	QC	QC	x	214054	125.0000	1.5091	
D:\Org\Data\VOA5975C\VG011922\19JAN09.D	Calibration	5	x	200403	125.0000	1.4417	
D:\Org\Data\VOA5975C\VG011922\19JAN11.D	Calibration	6	x	436562	250.0000	1.5588	
D:\Org\Data\VOA5975C\VG011922\19JAN13.D	Calibration	7	x	652775	375.0000	1.5165	
D:\Org\Data\VOA5975C\VG011922\19JAN15.D	Calibration	8	x	895336	500.0000	1.5335	

Calibration Report

Batch Path	D:\Org\Data\VOA5975C\VG011922\QuantResults\VG011922_8260B.batch.bin		
Analysis Time	1/22/2022 1:32 PM	**Analyst Name**	BL2000\mchavez
Report Time	1/22/2022 1:35:46 PM	**Reporter Name**	BL2000\mchavez
Last Calib Update	1/20/2022 9:28 AM	**Batch State**	Processed
Quant Batch Version	10.0	**Quant Report Version**	10.0

1,4-Dichlorobenzene %RSE = 5.6

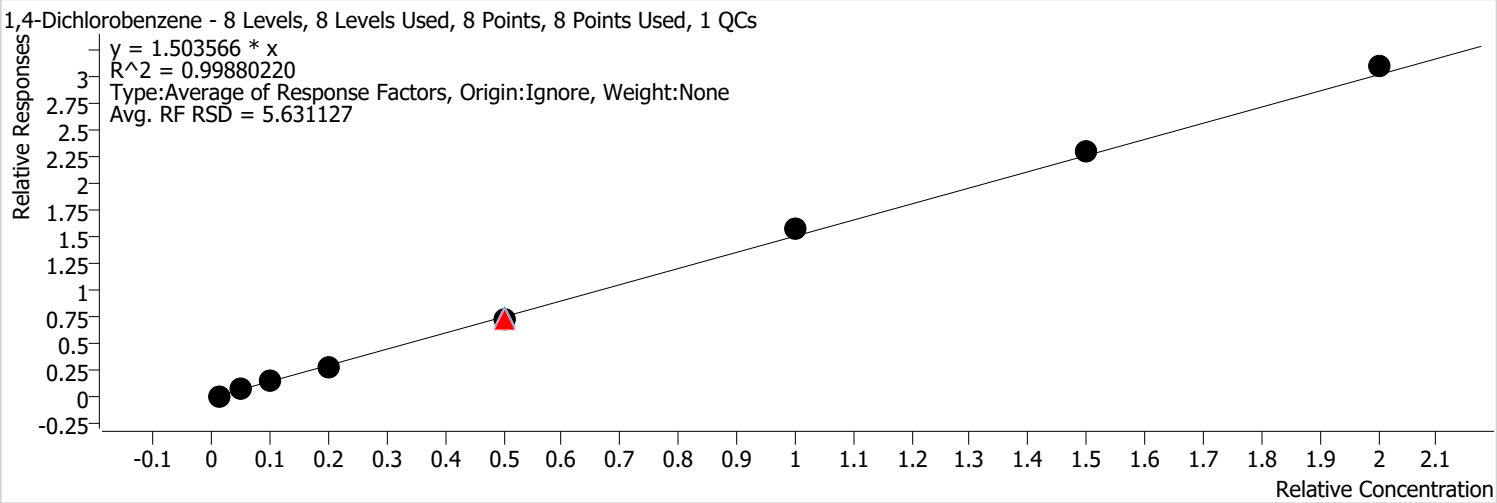

Calibration STD Path	Cal Type	Level	Enabled	Resp.	Exp. Conc	Resp. Factor	Level RSD
D:\Org\Data\VOA5975C\VG011922\19JAN04.D	Calibration	1	x	3952	2.5000	1.6358	
D:\Org\Data\VOA5975C\VG011922\19JAN05.D	Calibration	2	x	17730	12.5000	1.4074	
D:\Org\Data\VOA5975C\VG011922\19JAN06.D	Calibration	3	x	38799	25.0000	1.4998	
D:\Org\Data\VOA5975C\VG011922\19JAN07.D	Calibration	4	x	72168	50.0000	1.3723	
D:\Org\Data\VOA5975C\VG011922\19JAN09CC.D	CC	CC	x	205880	125.0000	1.4811	
D:\Org\Data\VOA5975C\VG011922\19JAN17.D	QC	QC	x	216533	125.0000	1.5266	
D:\Org\Data\VOA5975C\VG011922\19JAN09.D	Calibration	5	x	205880	125.0000	1.4811	
D:\Org\Data\VOA5975C\VG011922\19JAN11.D	Calibration	6	x	438291	250.0000	1.5650	
D:\Org\Data\VOA5975C\VG011922\19JAN13.D	Calibration	7	x	656962	375.0000	1.5263	
D:\Org\Data\VOA5975C\VG011922\19JAN15.D	Calibration	8	x	899595	500.0000	1.5408	

Calibration Report

Batch Path	D:\Org\Data\VOA5975C\VG011922\QuantResults\VG011922_8260B.batch.bin		
Analysis Time	1/22/2022 1:32 PM	**Analyst Name**	BL2000\mchavez
Report Time	1/22/2022 1:35:46 PM	**Reporter Name**	BL2000\mchavez
Last Calib Update	1/20/2022 9:28 AM	**Batch State**	Processed
Quant Batch Version	10.0	**Quant Report Version**	10.0

1,2-Dichlorobenzene %RSE = 5.4

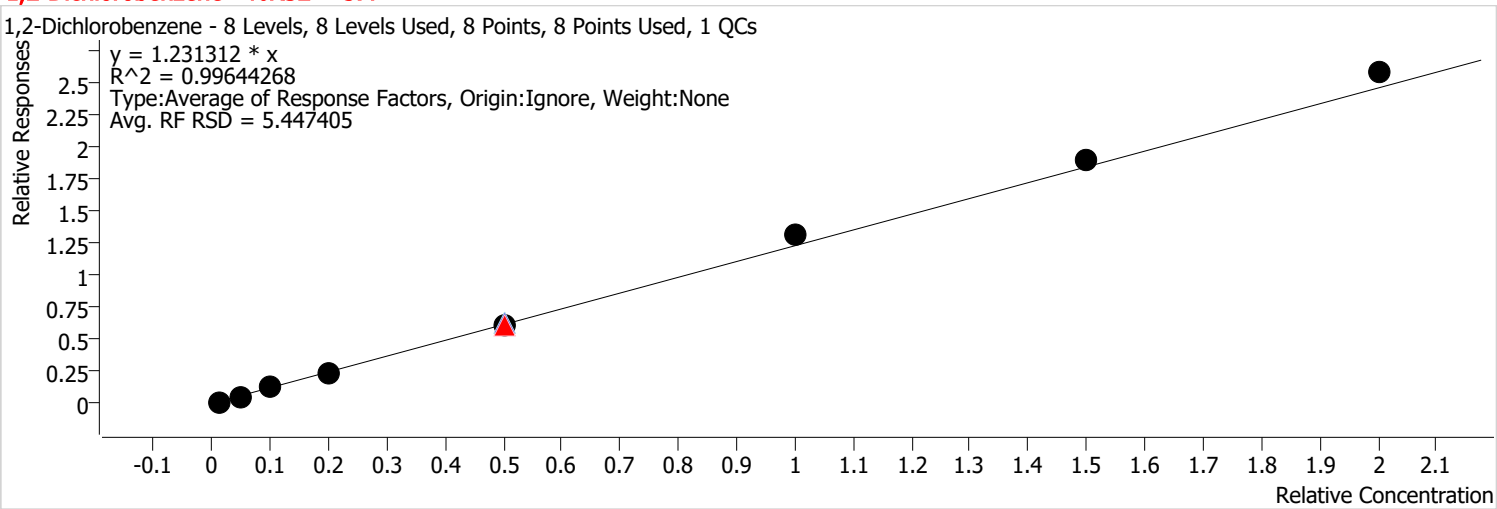

Calibration STD Path	Cal Type	Level	Enabled	Resp.	Exp. Conc	Resp. Factor	Level RSD
D:\Org\Data\VOA5975C\VG011922\19JAN04.D	Calibration	1	x	3048	2.5000	1.2617	
D:\Org\Data\VOA5975C\VG011922\19JAN05.D	Calibration	2	x	14345	12.5000	1.1387	
D:\Org\Data\VOA5975C\VG011922\19JAN06.D	Calibration	3	x	31975	25.0000	1.2360	
D:\Org\Data\VOA5975C\VG011922\19JAN07.D	Calibration	4	x	59208	50.0000	1.1258	
D:\Org\Data\VOA5975C\VG011922\19JAN09CC.D	CC	CC	x	169723	125.0000	1.2210	
D:\Org\Data\VOA5975C\VG011922\19JAN17.D	QC	QC	x	177148	125.0000	1.2489	
D:\Org\Data\VOA5975C\VG011922\19JAN09.D	Calibration	5	x	169723	125.0000	1.2210	
D:\Org\Data\VOA5975C\VG011922\19JAN11.D	Calibration	6	x	366153	250.0000	1.3074	
D:\Org\Data\VOA5975C\VG011922\19JAN13.D	Calibration	7	x	546389	375.0000	1.2694	
D:\Org\Data\VOA5975C\VG011922\19JAN15.D	Calibration	8	x	753439	500.0000	1.2905	

Quantitation Results Report (QT Reviewed)

Data File	19JAN03.D	Operator	MSC
Acq. Method	5975CACQF.M	Acq. Date-Time	1/19/2022 10:13:09 AM
Sample Name	MBLK011922_	Instrument	VOA5975C
Vial	3	Multiplier	1.00
DA Method File	VOA5975C_8260B_SHT_DoD_L4_011922.m	Comment	
Tune File	BFB_Atune3.u	Tune Date	10/11/2021 4:02:00 PM
Batch Name	VG011922_8260B.batch.bin	Last Calib Update	1/20/2022 9:28:12 AM
Ref Library	\\MASSHUNTER\Org\Library\NIST129K.l		

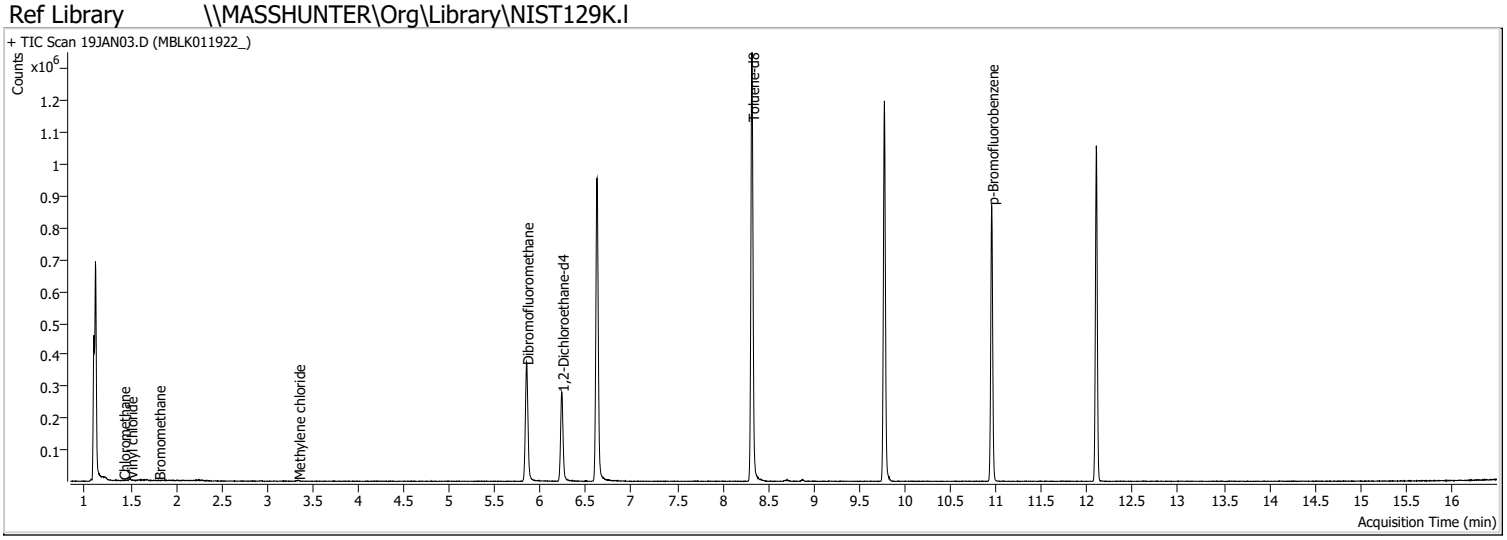

Compound	RT	QIon	Resp.	Conc.	Units		Dev(Min)
Internal Standards							
M Fluorobenzene	6.621	96.0	812130	250.0000	ng		0.000
M Chlorobenzene-d5	9.774	82.0	329825	250.0000	ng		0.000
M 1,4-Dichlorobenzene-d4	12.100	152.0	253834	250.0000	ng		0.000
System Monitoring Compounds							
S Dibromofluoromethane	5.845	113.0	221291	281.3207	ng		-0.006
Spiked Amount: 250.000	Range: 80.0 - 119.0%			Recovery = 112.53%			
S 1,2-Dichloroethane-d4	6.233	67.0	100892	296.9186	ng		0.003
Spiked Amount: 250.000	Range: 81.0 - 118.0%			Recovery = 118.77%		*	
S Toluene-d8	8.322	98.0	833211	258.9413	ng		0.003
Spiked Amount: 250.000	Range: 89.0 - 112.0%			Recovery = 103.58%			
S p-Bromofluorobenzene	10.951	95.0	244714	261.1079	ng		0.003
Spiked Amount: 250.000	Range: 85.0 - 114.0%			Recovery = 104.44%			
Target Compounds							**QValue**
T Dichlorodifluoromethane	0.000		0	N.D.			
T Chloromethane	1.420	50.0	477	0.3708	ng	m	67
T Vinyl chloride	1.501	62.0	450	0.3842	ng	m	51
T Bromomethane	1.807	96.0	344	2.5579	ng	m	96
T Chloroethane	0.000		0	N.D.			
T Trichlorofluoromethane	0.000		0	N.D.			
T 1,1-Dichloroethene	0.000		0	N.D.			
T Methylene chloride	3.341	49.0	2137	1.7999	ng	m	86
T trans-1,2-Dichloroethene	0.000		0	N.D.			
T Methyl tert-butyl ether (MTBE)	0.000		0	N.D.			
T 1,1-Dichloroethane	0.000		0	N.D.			
T 2,2-Dichloropropane	0.000		0	N.D.			
T cis-1,2-Dichloroethene	0.000		0	N.D.			
T Methyl ethyl ketone	0.000		0	N.D.			
T Bromochloromethane	0.000		0	N.D.			
T Chloroform	0.000		0	N.D.			

Compound	RT	QIon	Resp.	Conc.	Units	Dev(Min)
T 1,1,1-Trichloroethane	0.000		0	N.D.		
T Carbon tetrachloride	0.000		0	N.D.		
T 1,1-Dichloropropene	0.000		0	N.D.		
T Benzene	0.000		0	N.D.		
T 1,2-Dichloroethane	0.000		0	N.D.		
T Trichloroethene	0.000		0	N.D.		
T 1,2-Dichloropropane	0.000		0	N.D.		
T Dibromomethane	0.000		0	N.D.		
T Bromodichloromethane	0.000		0	N.D.		
T cis-1,3-Dichloropropene	0.000		0	N.D.		
T Toluene	0.000		0	N.D.		
T trans-1,3-Dichloropropene	0.000		0	N.D.		
T 1,1,2-Trichloroethane	0.000		0	N.D.		
T Tetrachloroethene	0.000		0	N.D.		
T 1,3-Dichloropropane	0.000		0	N.D.		
T Chlorodibromomethane	0.000		0	N.D.		
T 1,2-Dibromoethane	0.000		0	N.D.		
T Chlorobenzene	0.000		0	N.D.		
T 1,1,1,2-Tetrachloroethane	0.000		0	N.D.		
T Ethylbenzene	0.000		0	N.D.		
T m+p-Xylenes	0.000		0	N.D.		
T o-Xylene	0.000		0	N.D.		
T Styrene	0.000		0	N.D.		
T Bromoform	0.000		0	N.D.		
T Bromobenzene	0.000		0	N.D.		
T 1,1,2,2-Tetrachloroethane	0.000		0	N.D.		
T 1,2,3-Trichloropropane	0.000		0	N.D.		
T 2-Chlorotoluene	0.000		0	N.D.		
T 4-Chlorotoluene	0.000		0	N.D.		
T 1,3-Dichlorobenzene	0.000		0	N.D.		
T 1,4-Dichlorobenzene	0.000		0	N.D.		
T 1,2-Dichlorobenzene	0.000		0	N.D.		

(#) = Qualifier Out of Range; (m) = Manual Integration; (+) = Area Summed; (*) = Surrogate Percent Recovery Out of Range; (d): Zeroed Peak

Quantitation Results Report (QT Reviewed)

Compound	Conc.	Exp RT	QIon	Exp Ratio
Dichlorodifluoromethane	N.D.	1.24	87.0	31.8

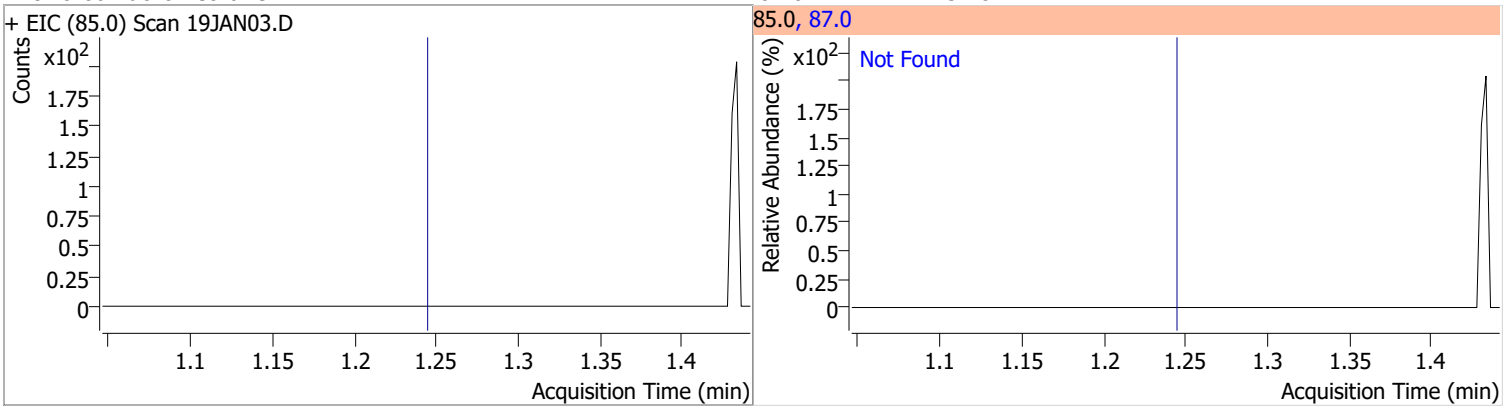

Compound	Conc.	RT	Dev(Min)	Resp.	QIon	QRatio	Lower	Upper
Chloromethane	0.3708	1.42	0.01	477 (m)	52.0	13.9	2.4	62.4

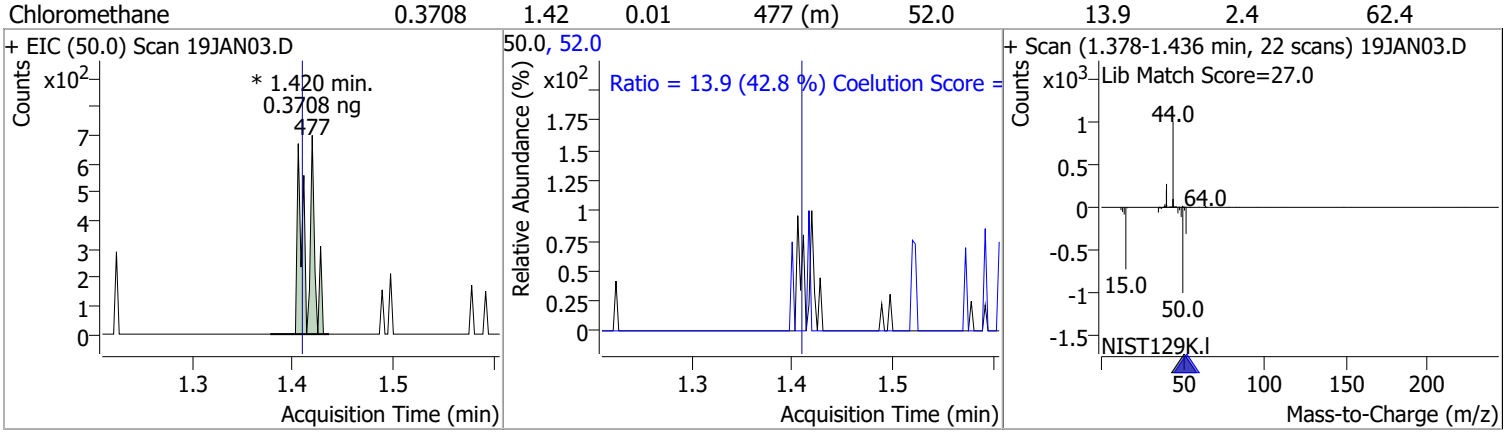

Compound	Conc.	RT	Dev(Min)	Resp.	QIon	QRatio	Lower	Upper
Vinyl chloride	0.3842	1.50	0.00	450 (m)	64.0	58.6	1.3	61.3

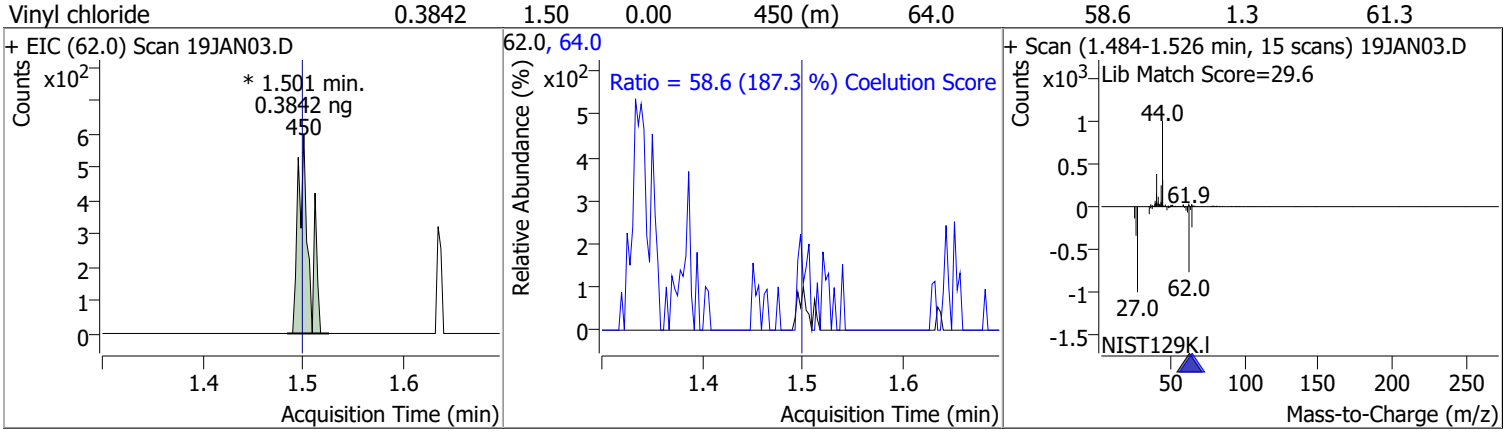

Compound	Conc.	RT	Dev(Min)	Resp.	QIon	QRatio	Lower	Upper
Bromomethane	2.5579	1.81	0.01	344 (m)	94.0	114.2	80.1	140.1

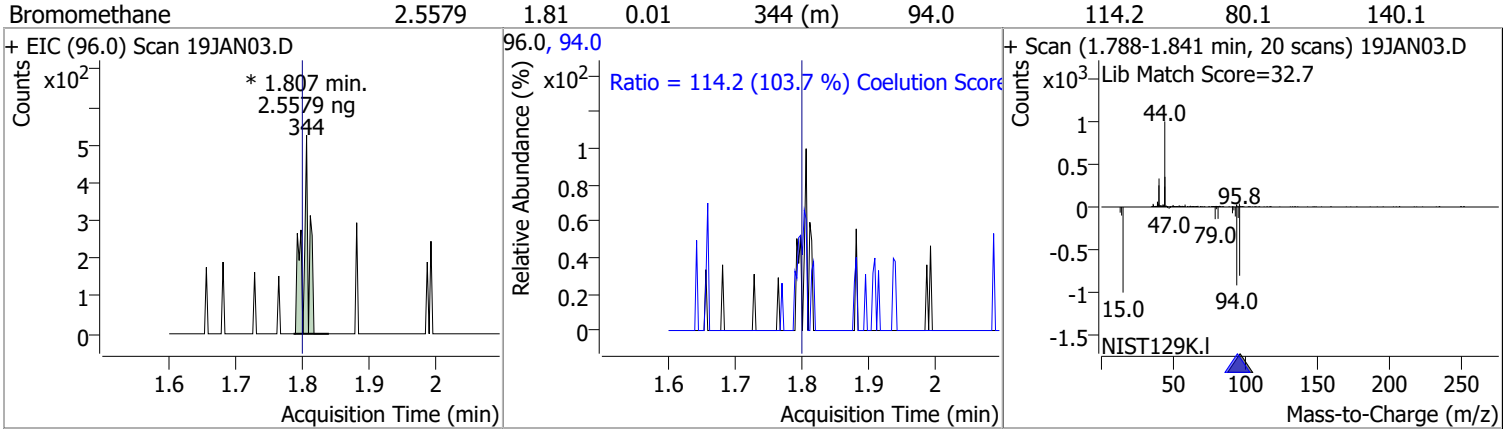

Quantitation Results Report (QT Reviewed)

Compound	Conc.	Exp RT	QIon	Exp Ratio
Chloroethane	N.D.	1.90	66.0	30.0

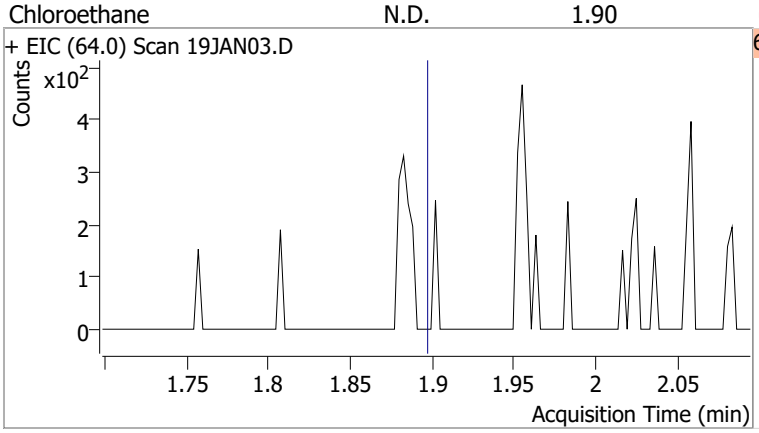

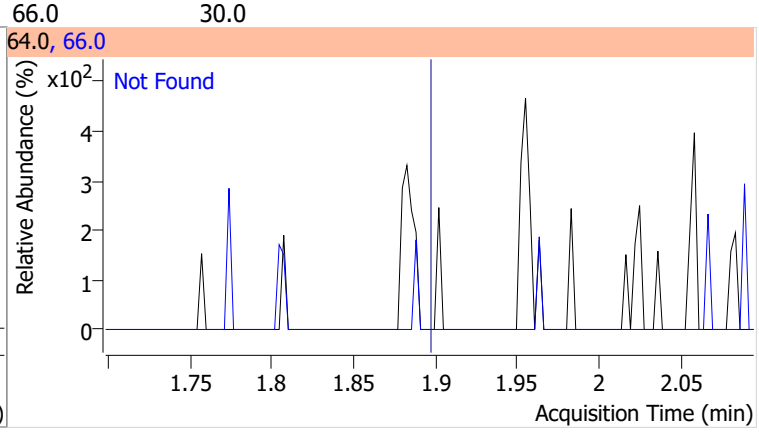

Compound	Conc.	Exp RT	QIon	Exp Ratio
Trichlorofluoromethane	N.D.	2.15	103.0	65.0

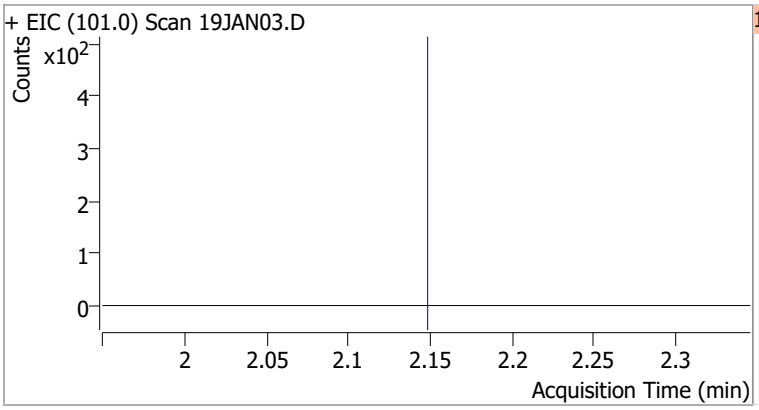

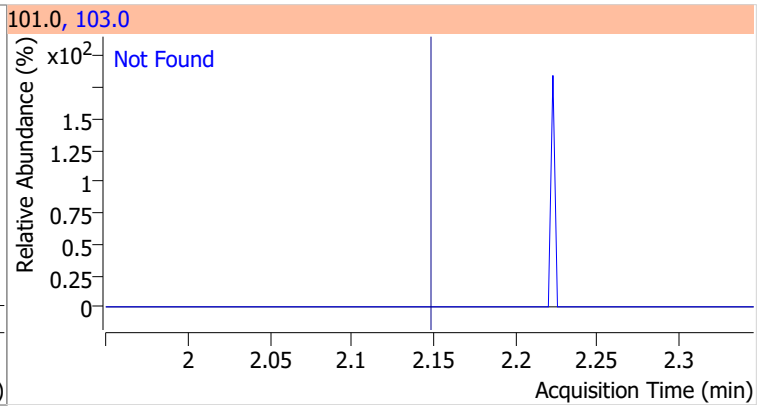

Compound	Conc.	Exp RT	QIon	Exp Ratio	QIon	Exp Ratio
1,1-Dichloroethene	N.D.	2.70	61.0	179.9	63.0	57.0

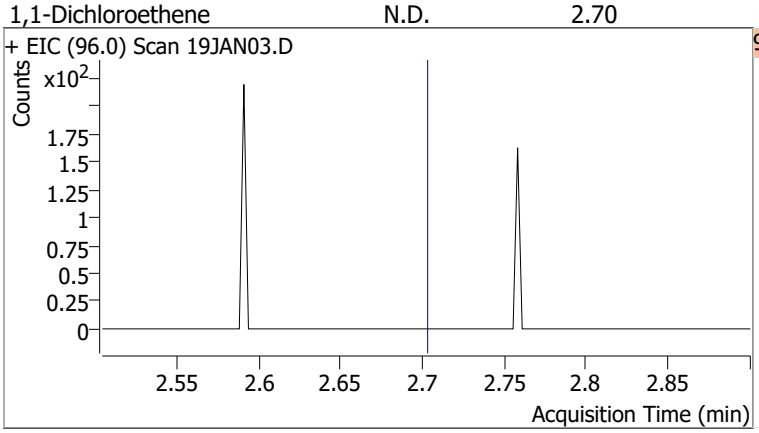

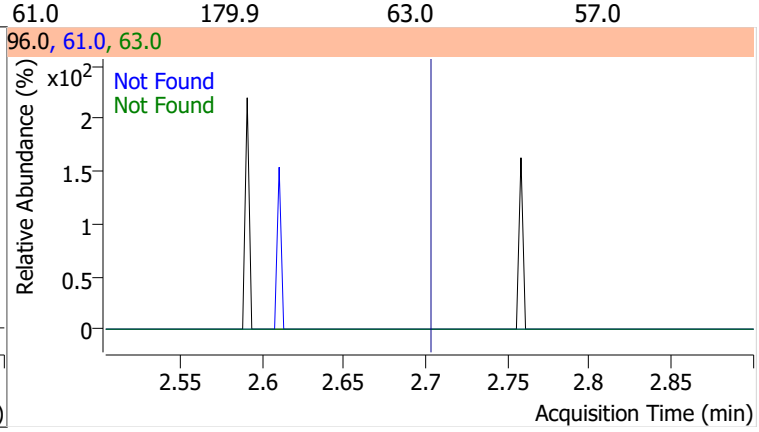

Compound	Conc.	RT	Dev(Min)	Resp.	QIon	QRatio	Lower	Upper
Methylene chloride	1.7999	3.34	0.01	2137 (m)	84.0	76.7	36.1	96.1
					86.0	32.8	11.8	71.8

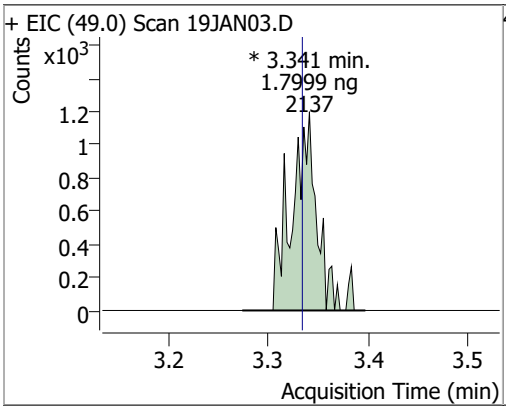

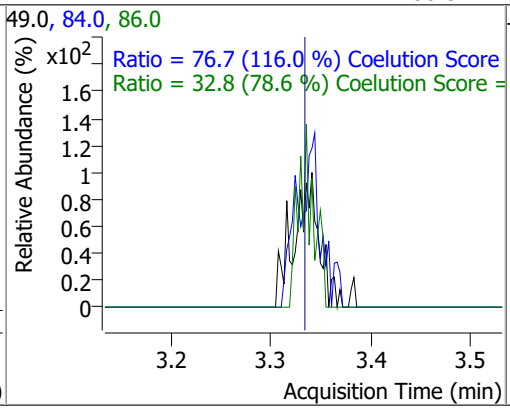

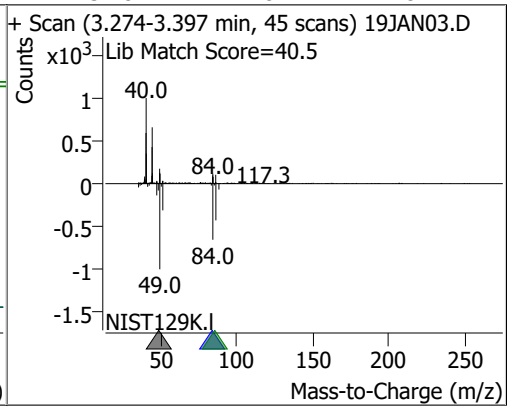

Compound	Conc.	Exp RT	QIon	Exp Ratio	QIon	Exp Ratio
trans-1,2-Dichloroethene	N.D.	3.72	61.0	154.8	98.0	62.1

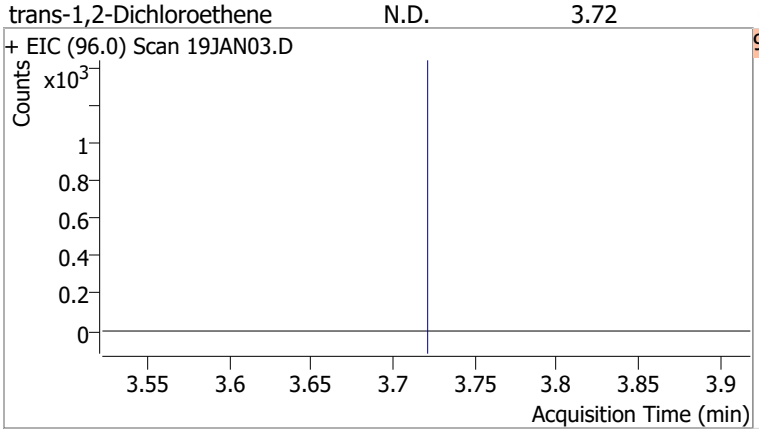

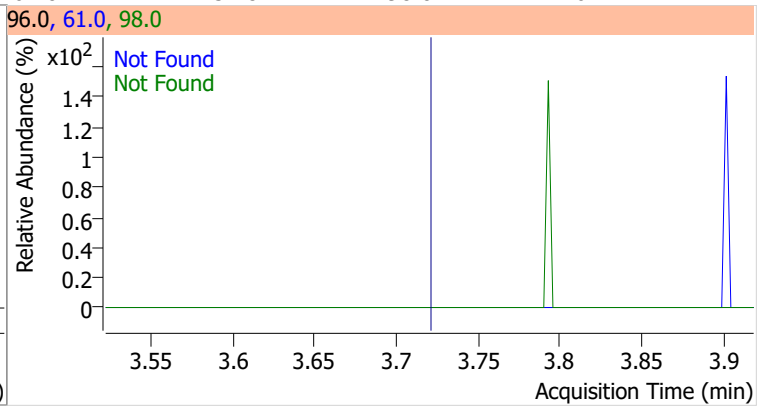

Compound	Conc.	Exp RT	QIon	Exp Ratio
Methyl tert-butyl ether (MTBE)	N.D.	3.75	57.0	24.6

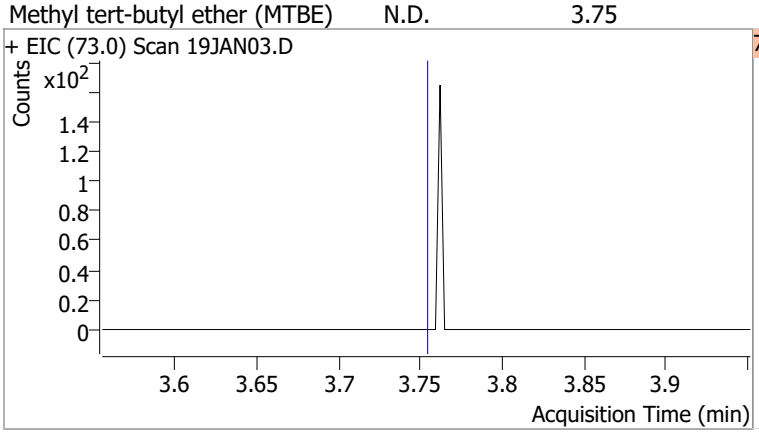

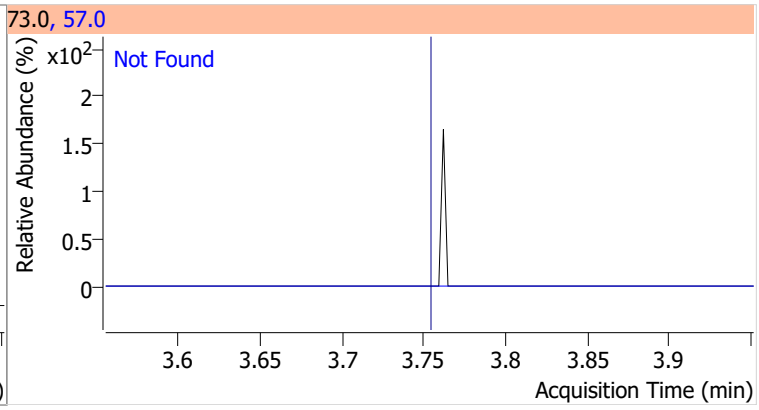

Compound	Conc.	Exp RT	QIon	Exp Ratio	QIon	Exp Ratio
1,1-Dichloroethane	N.D.	4.38	65.0	31.0	83.0	12.7

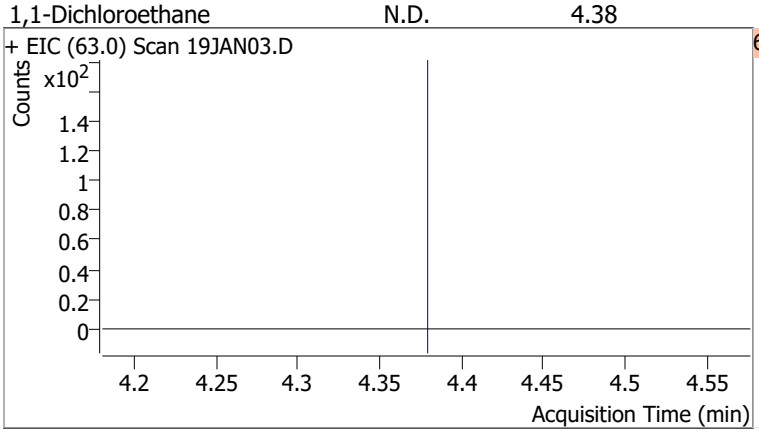

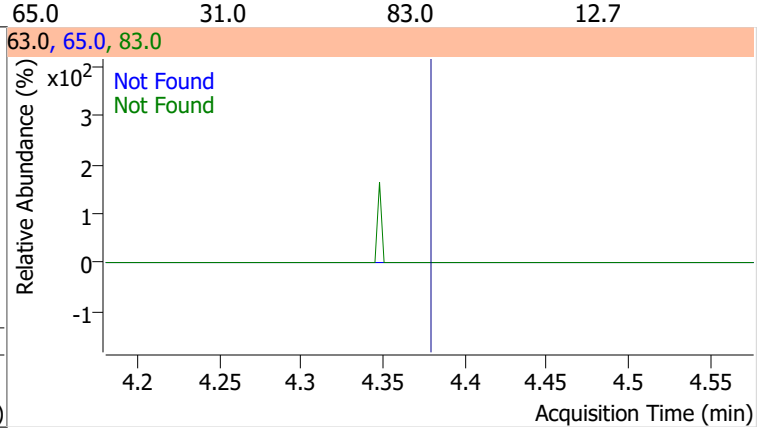

Compound	Conc.	Exp RT	QIon	Exp Ratio	QIon	Exp Ratio
2,2-Dichloropropane	N.D.	5.19	41.0	68.8	97.0	23.9

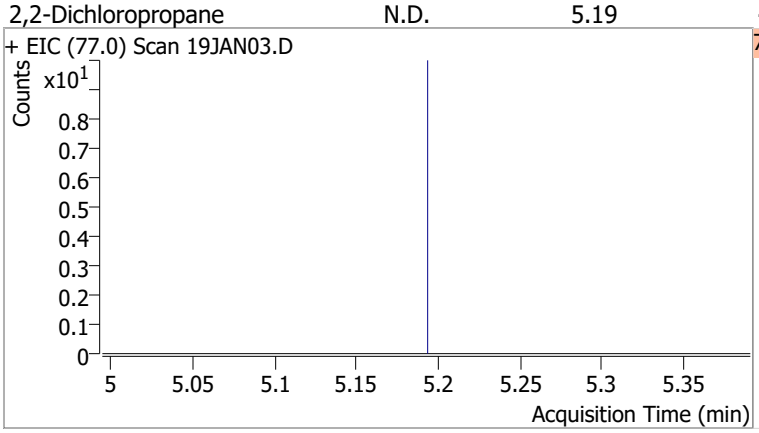

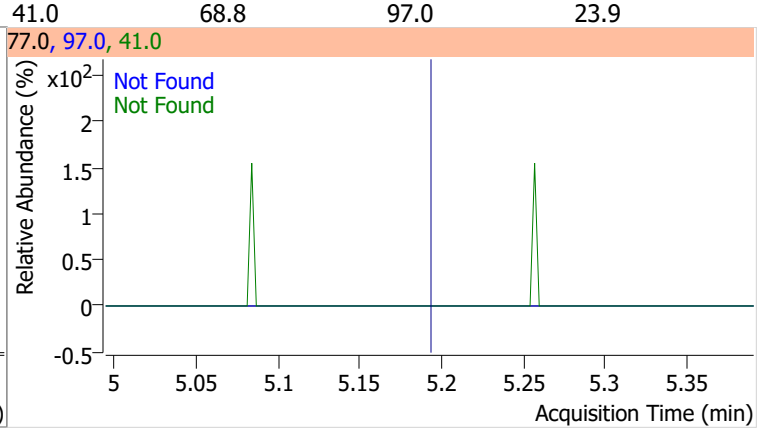

Compound	Conc.	Exp RT	QIon	Exp Ratio	QIon	Exp Ratio
cis-1,2-Dichloroethene	N.D.	5.21	61.0	160.4	98.0	66.2

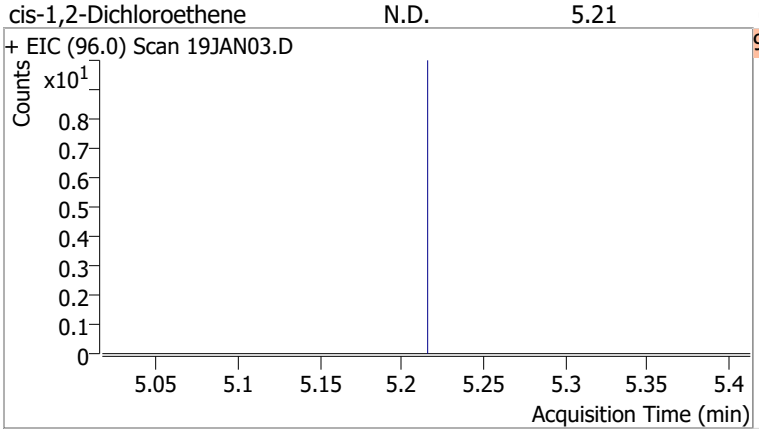

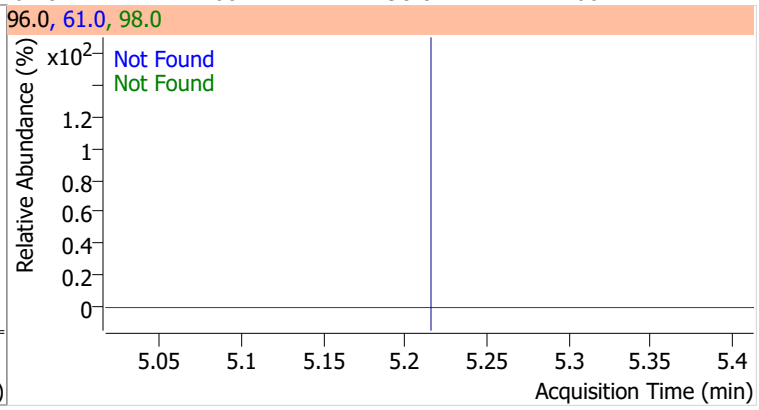

Compound	Conc.	Exp RT	QIon	Exp Ratio
Methyl ethyl ketone	N.D.	5.28	72.0	20.6

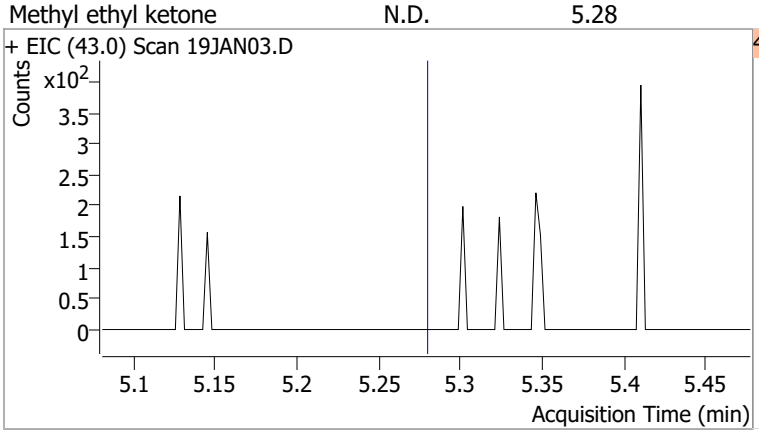

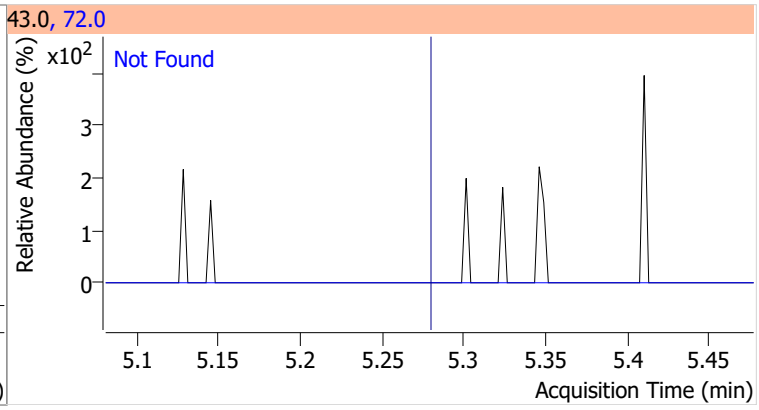

Compound	Conc.	Exp RT	QIon	Exp Ratio
Bromochloromethane	N.D.	5.52	49.0	182.2

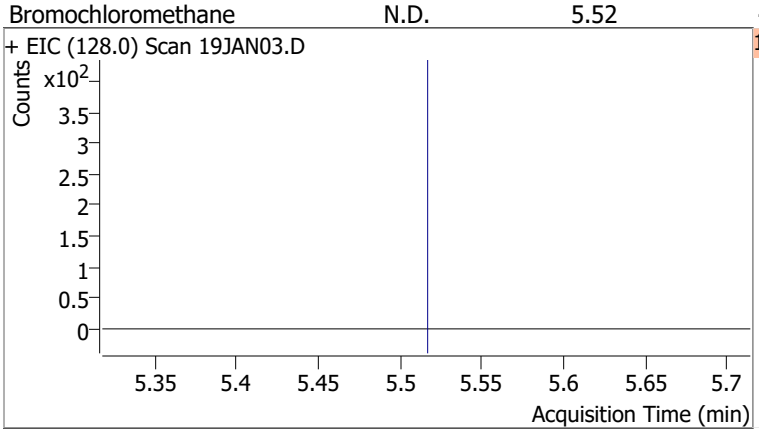

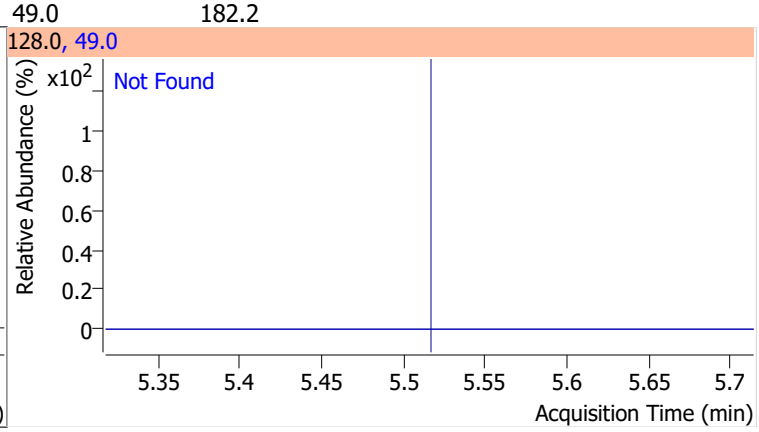

Compound	Conc.	Exp RT	QIon	Exp Ratio
Chloroform	N.D.	5.65	85.0	66.2

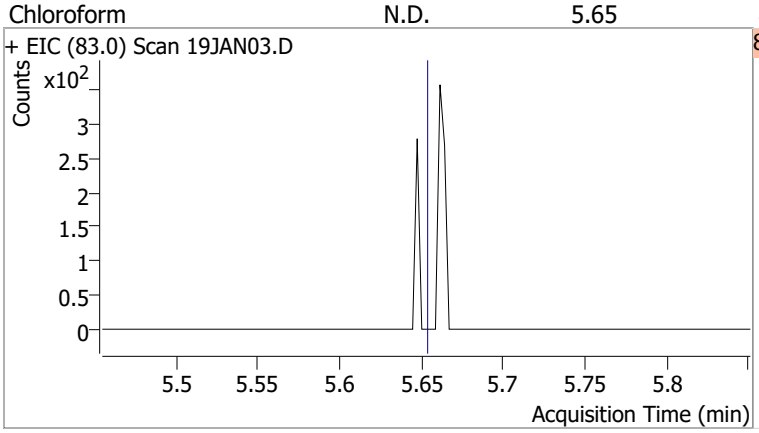

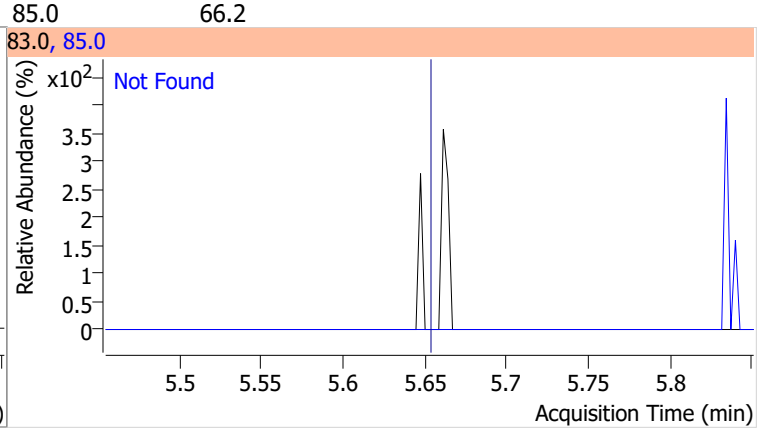

Compound	Conc.	Exp RT	QIon	Exp Ratio	QIon	Exp Ratio
1,1,1-Trichloroethane	N.D.	5.83	99.0	63.1	61.0	49.1

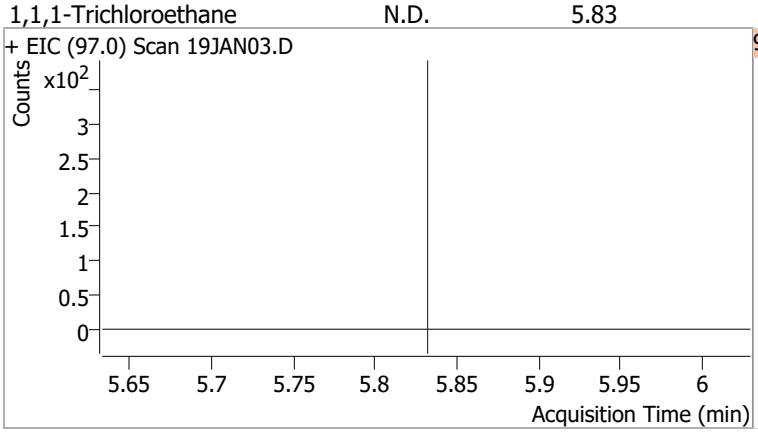

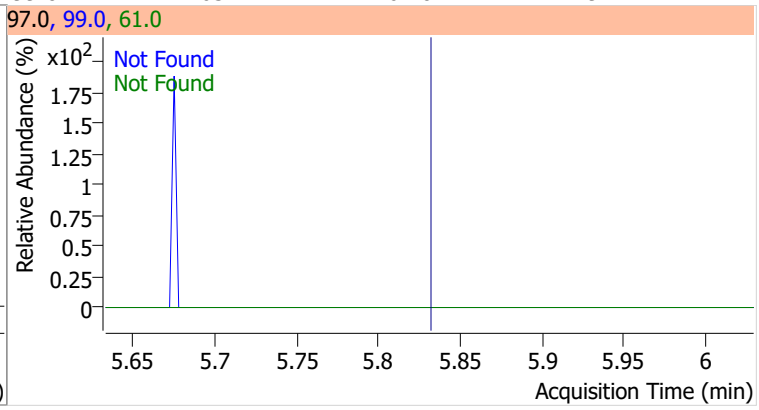

Compound	Conc.	RT	Dev(Min)	Resp.	QIon	QRatio	Lower	Upper
Dibromofluoromethane	281.3207	5.85	-0.01	221291	191.5	21.1	0.0	53.2

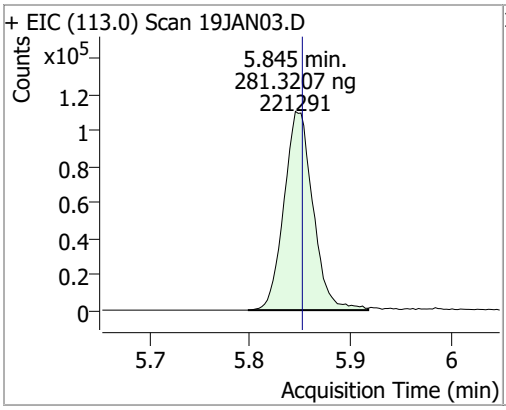

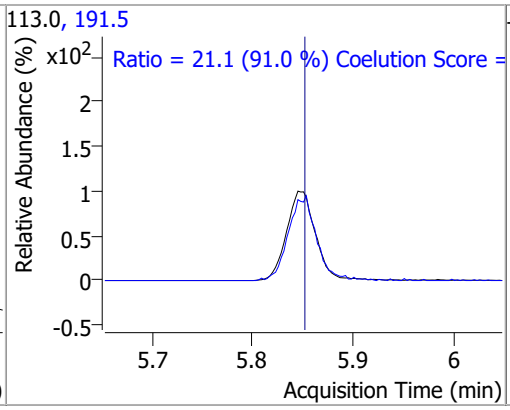

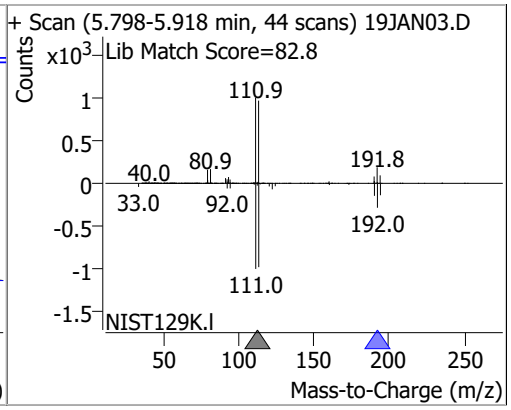

Compound	Conc.	Exp RT	QIon	Exp Ratio	QIon	Exp Ratio
Carbon tetrachloride	N.D.	6.02	119.0	97.6	121.0	30.7

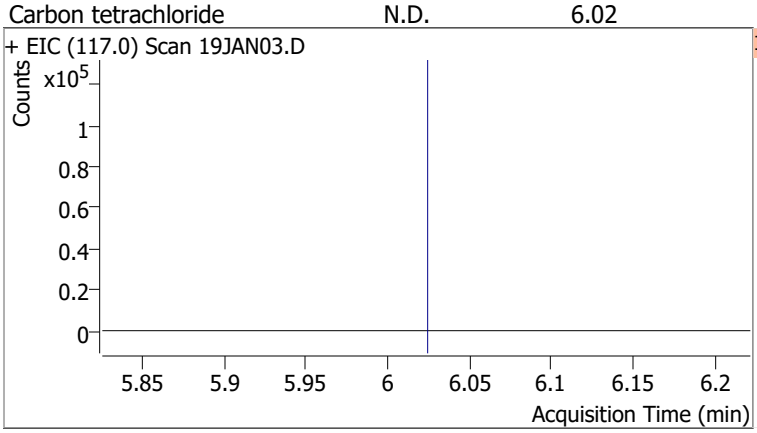

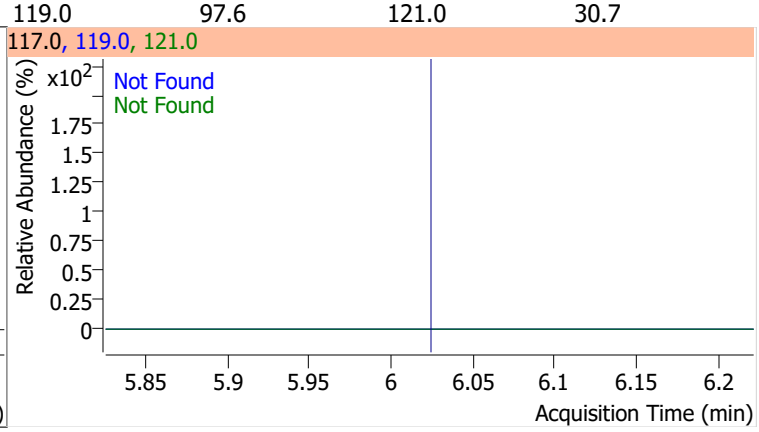

Compound	Conc.	Exp RT	QIon	Exp Ratio	QIon	Exp Ratio
1,1-Dichloropropene	N.D.	6.04	110.0	35.6	77.0	31.0

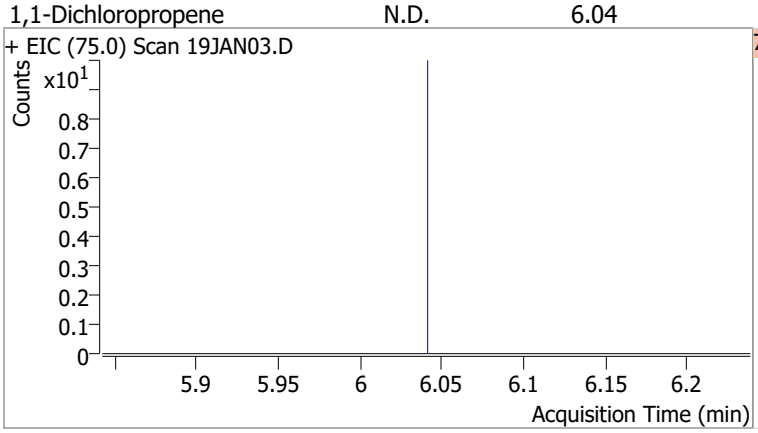

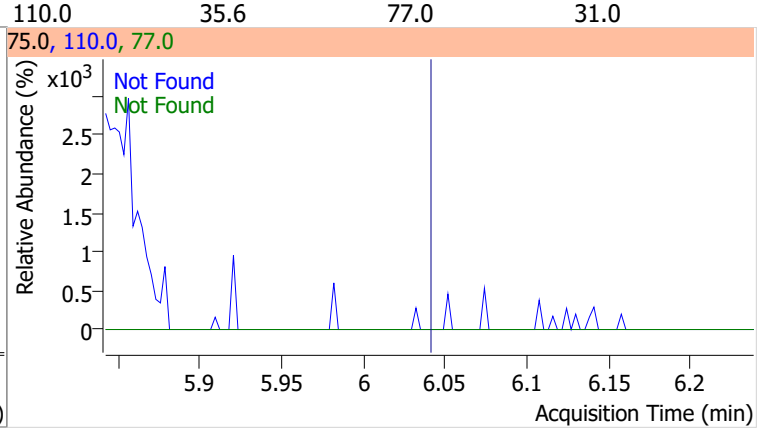

Quantitation Results Report (QT Reviewed)

Compound	Conc.	RT	Dev(Min)	Resp.	QIon	QRatio	Lower	Upper
1,2-Dichloroethane-d4	296.9186	6.23	0.00	100892	65.0	192.0	162.8	222.8

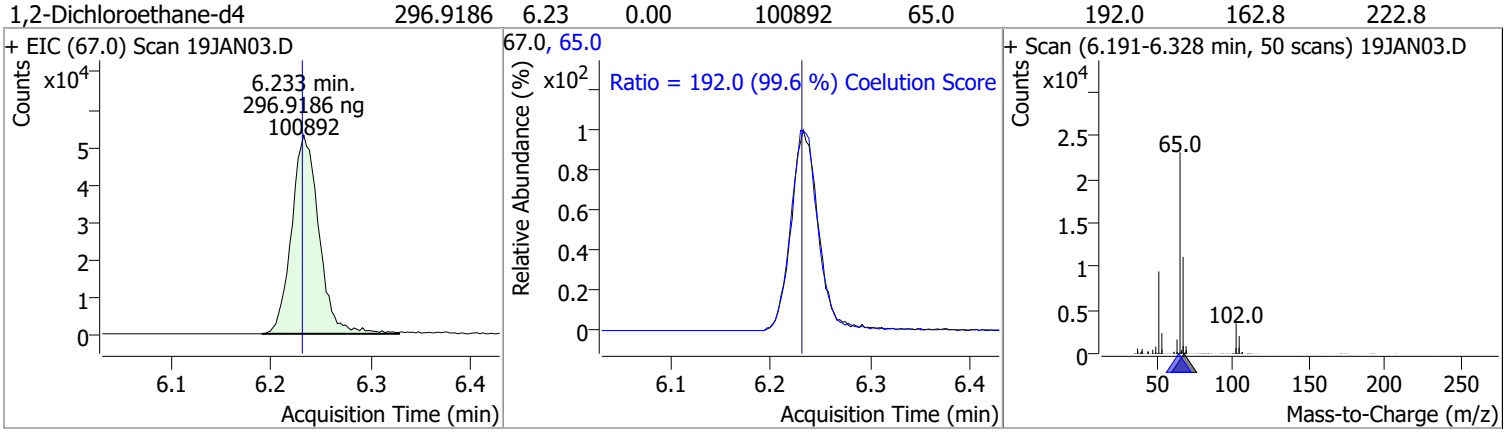

Compound	Conc.	Exp RT	QIon	Exp Ratio
Benzene	N.D.	6.28	77.0	23.3

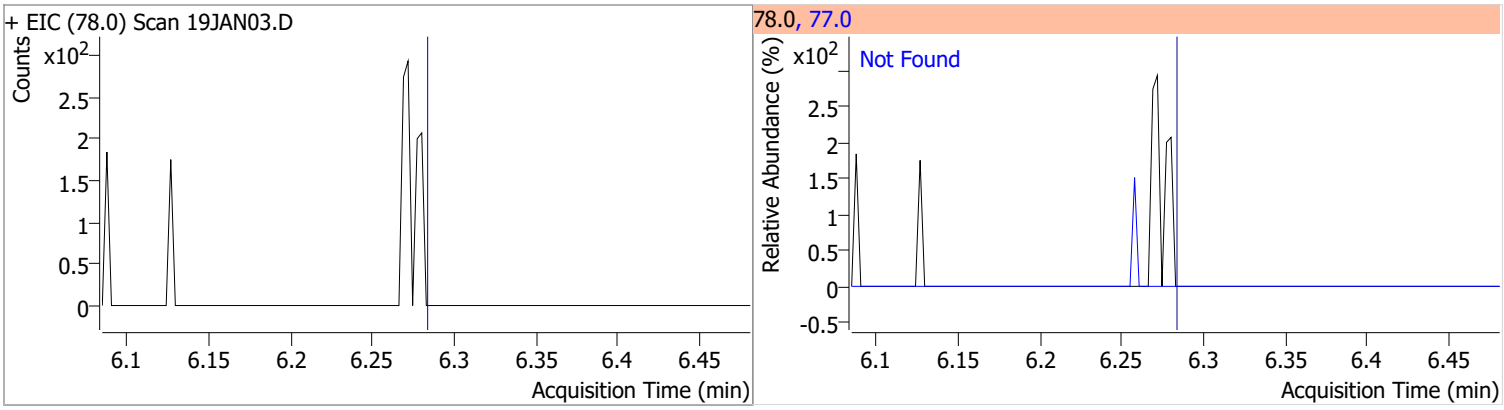

Compound	Conc.	Exp RT	QIon	Exp Ratio	QIon	Exp Ratio
1,2-Dichloroethane	N.D.	6.32	64.0	32.2	98.0	8.2

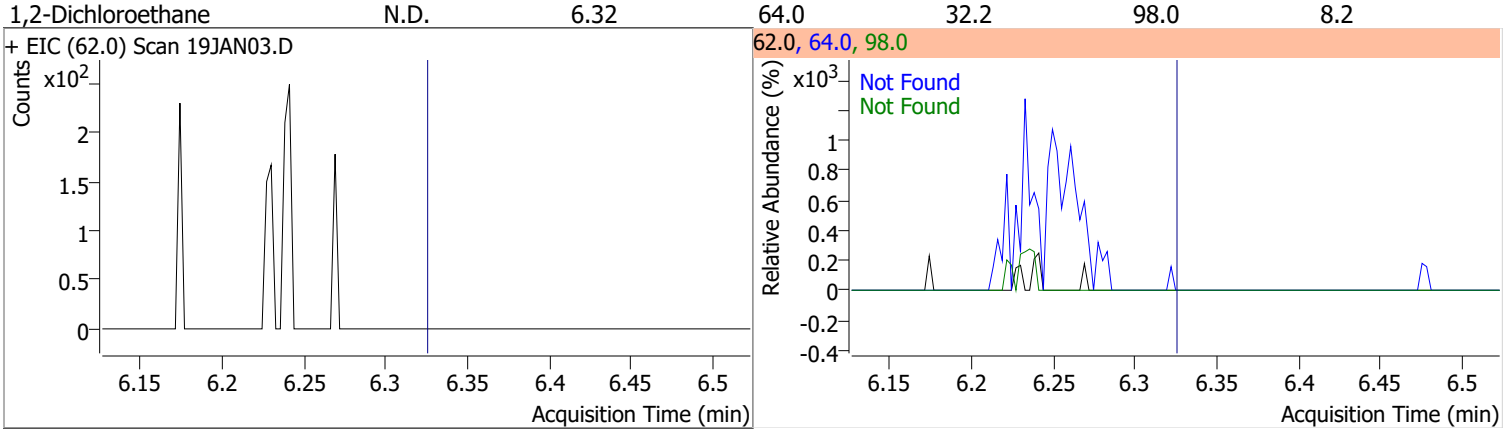

Compound	Conc.	Exp RT	QIon	Exp Ratio	QIon	Exp Ratio
Trichloroethene	N.D.	7.02	130.0	105.6	97.0	65.7

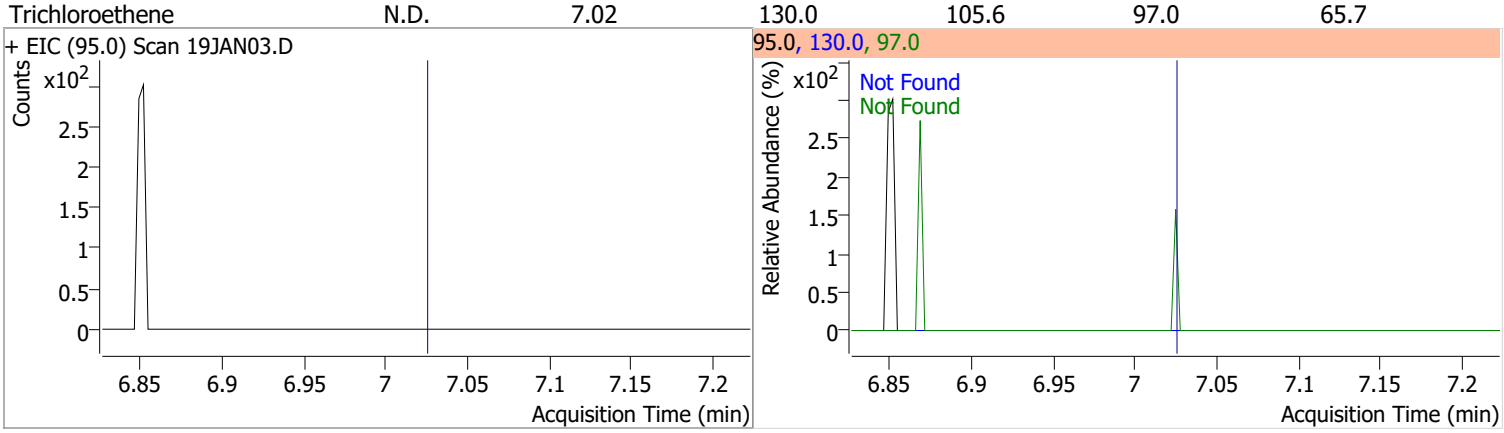

Compound	Conc.	Exp RT	QIon	Exp Ratio
1,2-Dichloropropane	N.D.	7.27	76.0	39.8

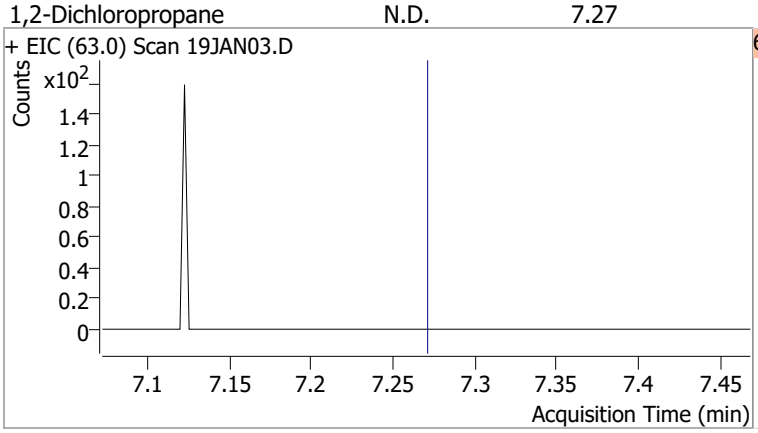

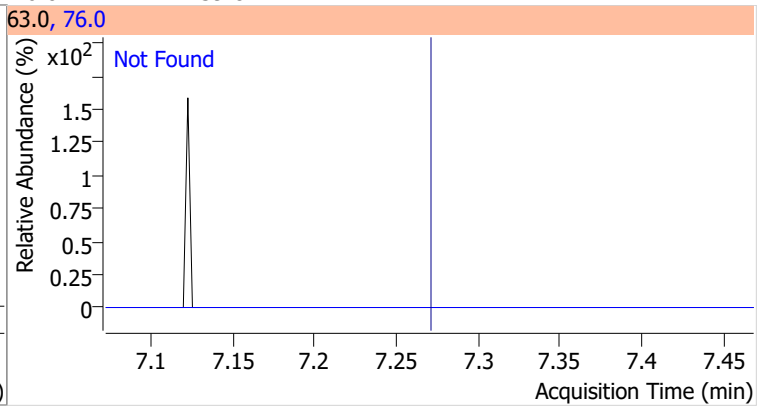

Compound	Conc.	Exp RT	QIon	Exp Ratio	QIon	Exp Ratio
Dibromomethane	N.D.	7.40	173.5	108.2	95.0	84.5

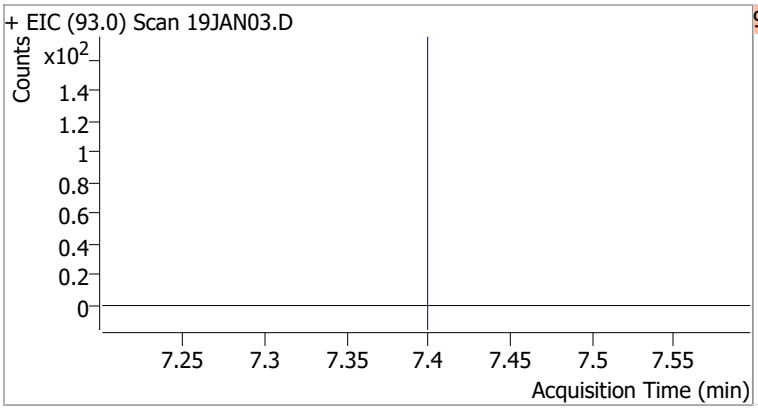

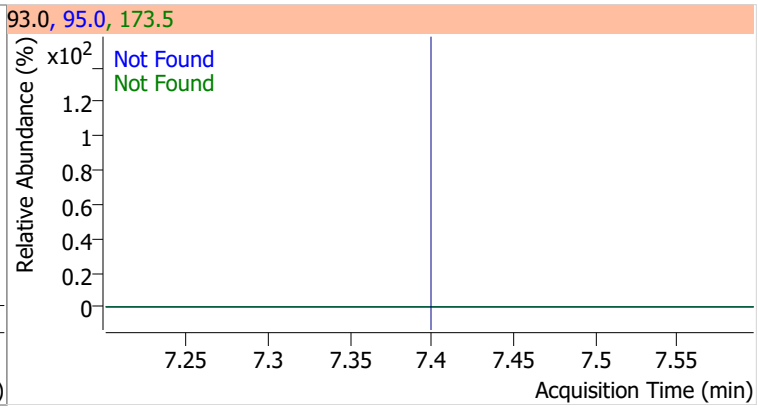

Compound	Conc.	Exp RT	QIon	Exp Ratio	QIon	Exp Ratio
Bromodichloromethane	N.D.	7.58	85.0	66.3	127.0	9.5

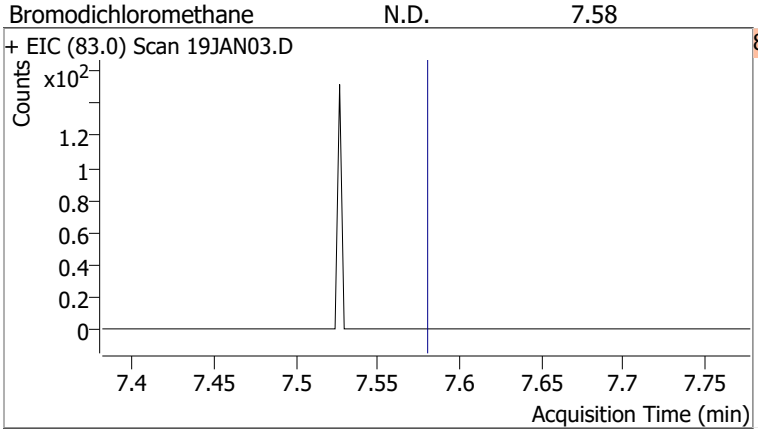

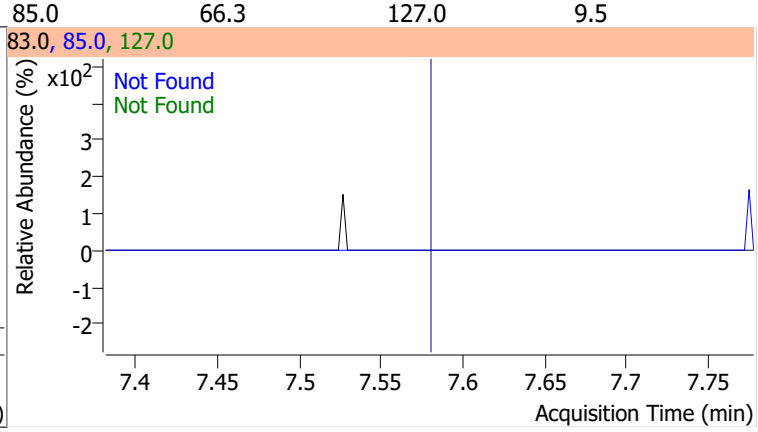

Compound	Conc.	Exp RT	QIon	Exp Ratio	QIon	Exp Ratio
cis-1,3-Dichloropropene	N.D.	8.06	39.0	52.5	77.0	31.8

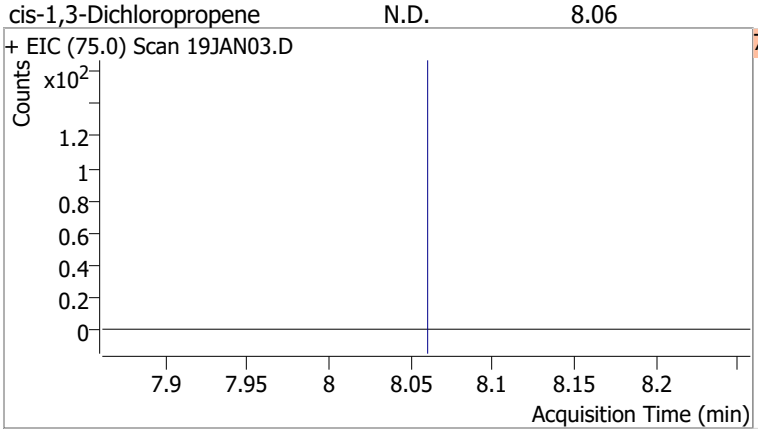

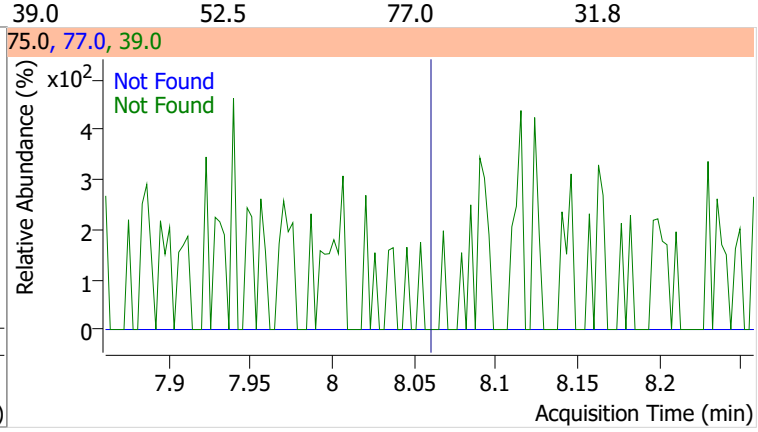

Quantitation Results Report (QT Reviewed)

Compound	Conc.	RT	Dev(Min)	Resp.	QIon	QRatio	Lower	Upper
Toluene-d8	258.9413	8.32	0.00	833211	100.0	63.8	34.3	94.3
					99.0	9.4	0.0	39.2

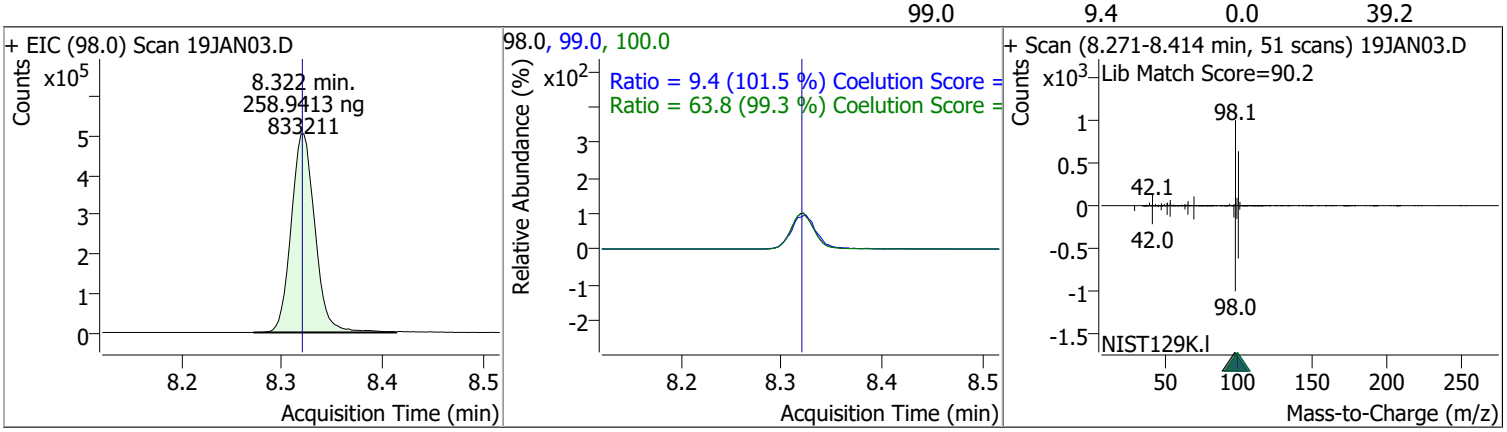

Compound	Conc.	Exp RT	QIon	Exp Ratio
Toluene	N.D.	8.39	91.0	174.1

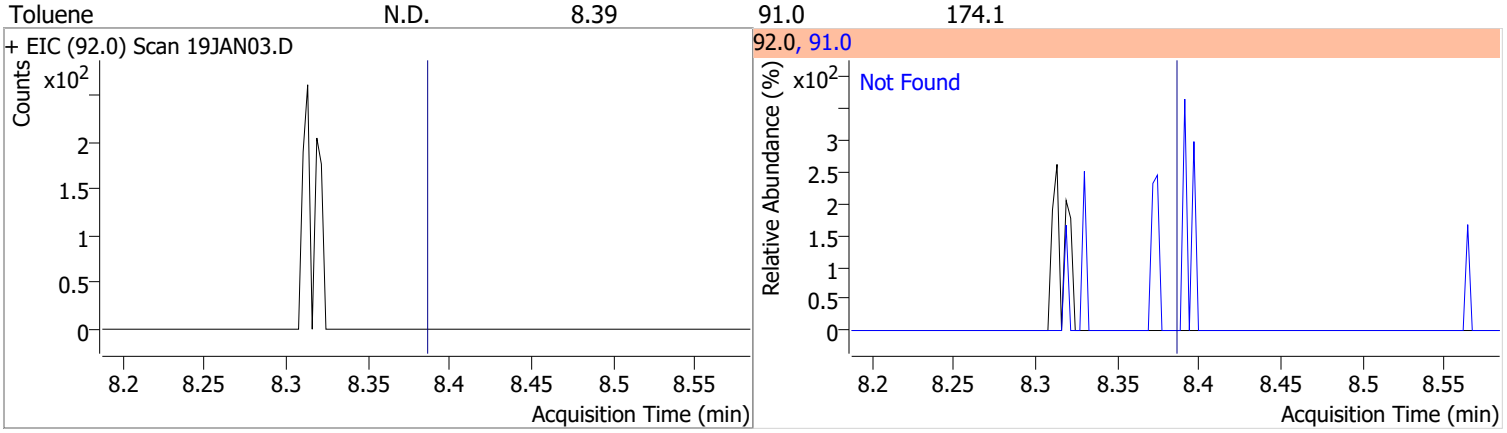

Compound	Conc.	Exp RT	QIon	Exp Ratio	QIon	Exp Ratio
trans-1,3-Dichloropropene	N.D.	8.64	39.0	53.0	77.0	31.0

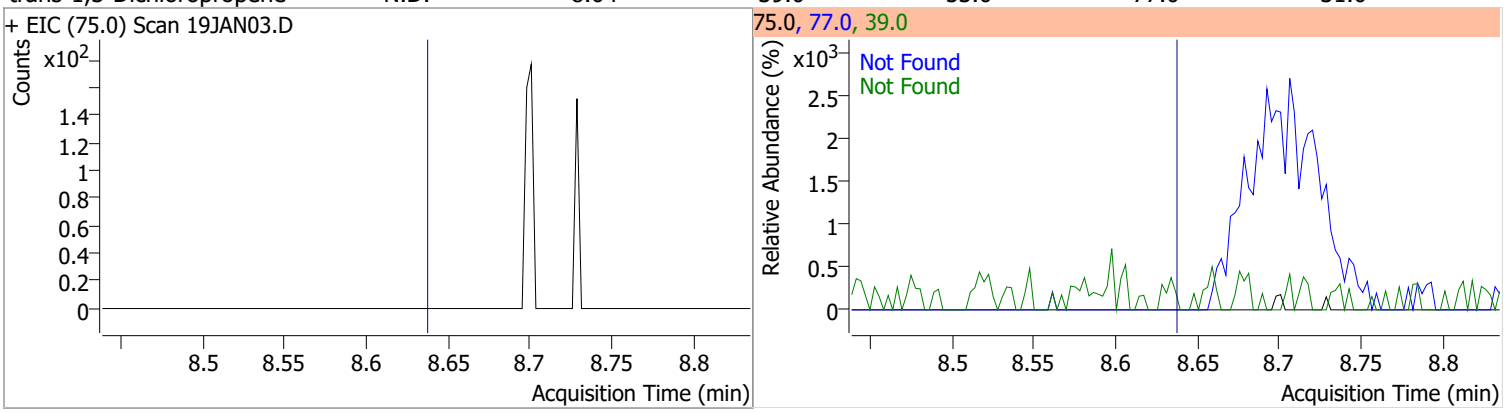

Compound	Conc.	Exp RT	QIon	Exp Ratio	QIon	Exp Ratio
1,1,2-Trichloroethane	N.D.	8.82	97.0	110.7	85.0	60.7

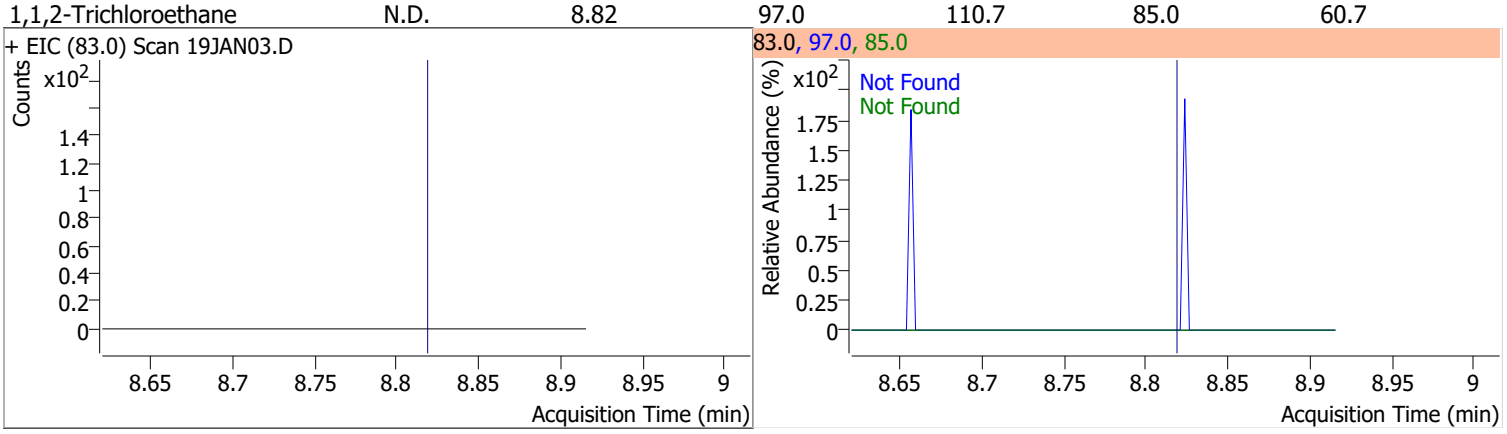

Compound	Conc.	Exp RT	QIon	Exp Ratio	QIon	Exp Ratio
Tetrachloroethene	N.D.	8.94	165.8	126.1	129.0	90.5

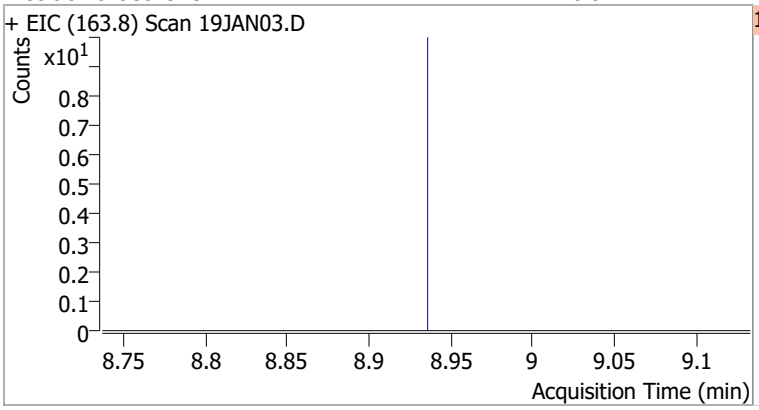

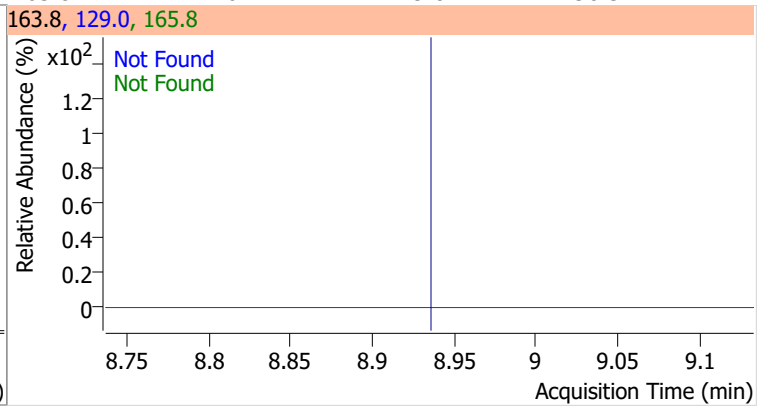

Compound	Conc.	Exp RT	QIon	Exp Ratio
1,3-Dichloropropane	N.D.	8.98	78.0	32.4

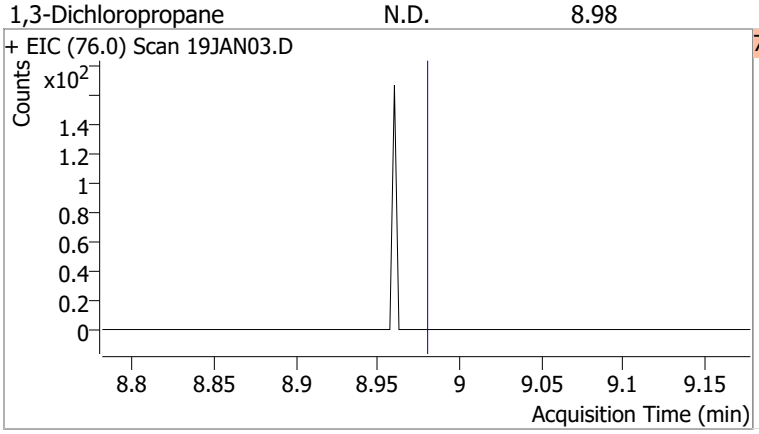

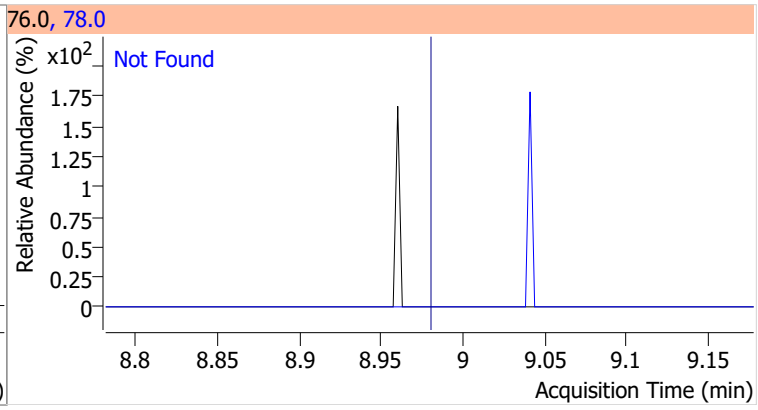

Compound	Conc.	Exp RT	QIon	Exp Ratio
Chlorodibromomethane	N.D.	9.21	127.0	77.2

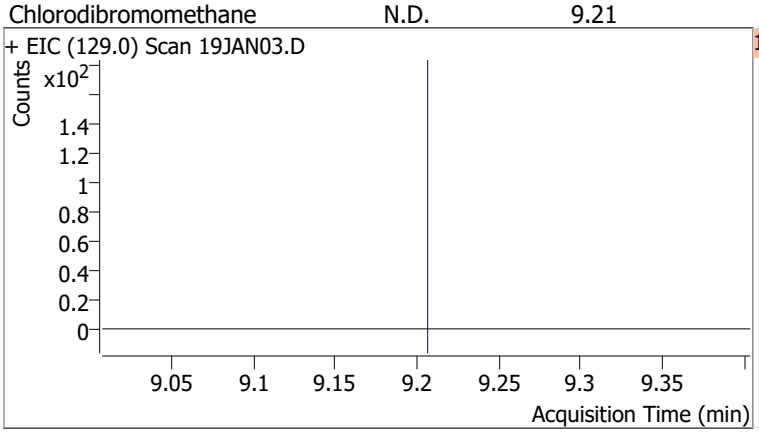

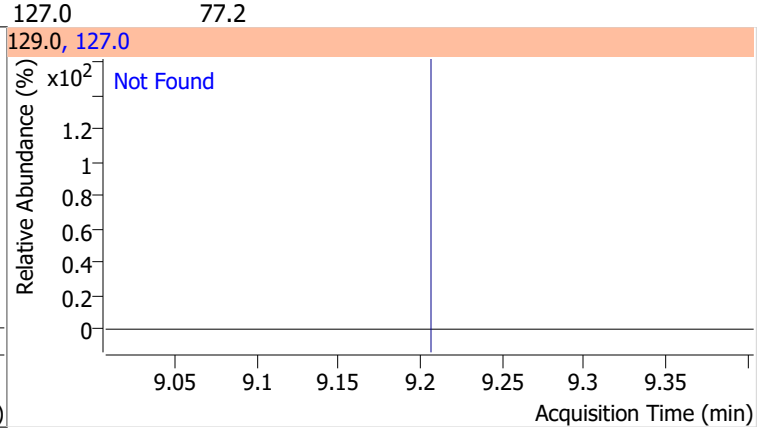

Compound	Conc.	Exp RT	QIon	Exp Ratio
1,2-Dibromoethane	N.D.	9.30	109.0	91.5

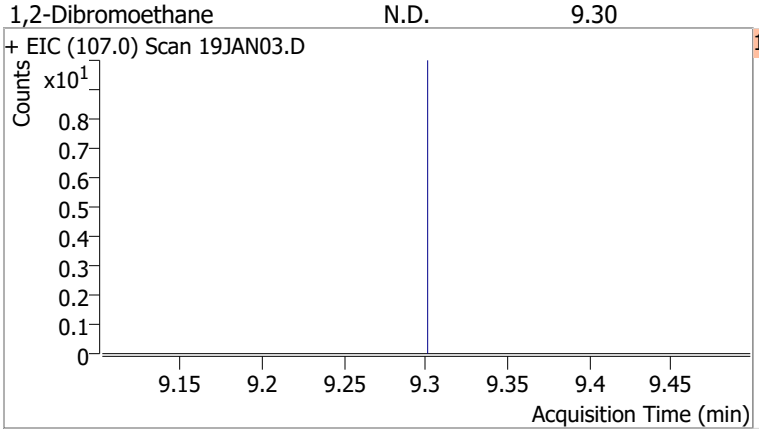

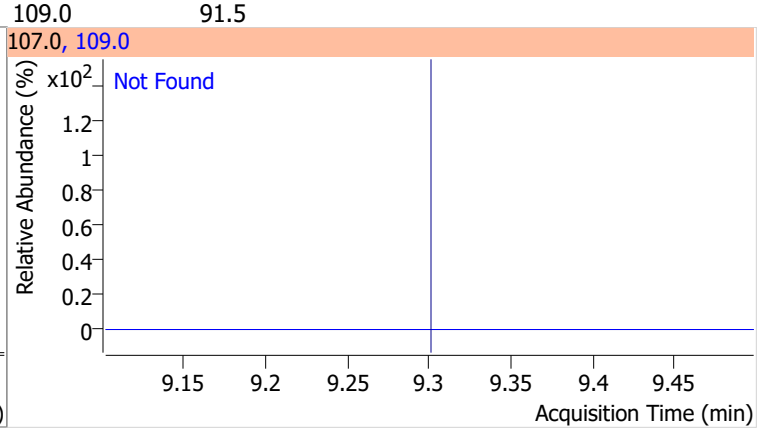

Compound	Conc.	Exp RT	QIon	Exp Ratio
Chlorobenzene	N.D.	9.80	114.0	32.2

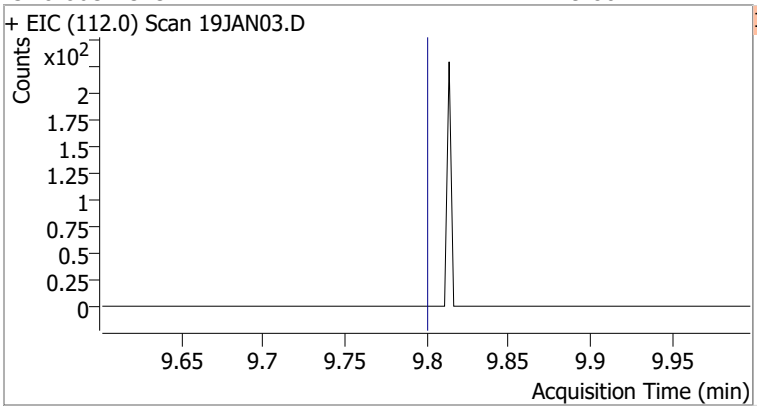

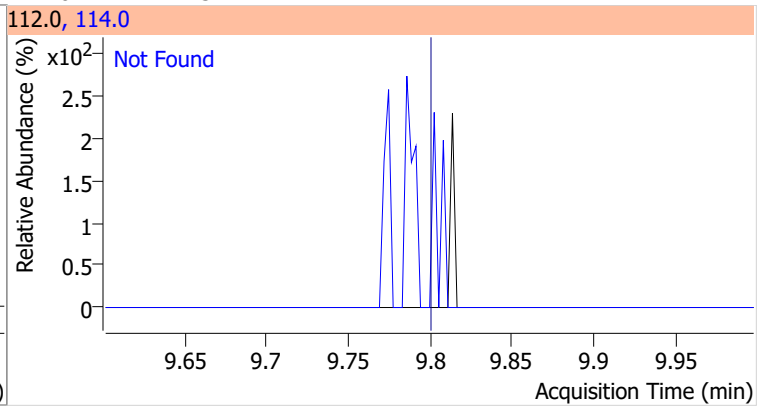

Compound	Conc.	Exp RT	QIon	Exp Ratio
1,1,1,2-Tetrachloroethane	N.D.	9.89	133.0	95.3

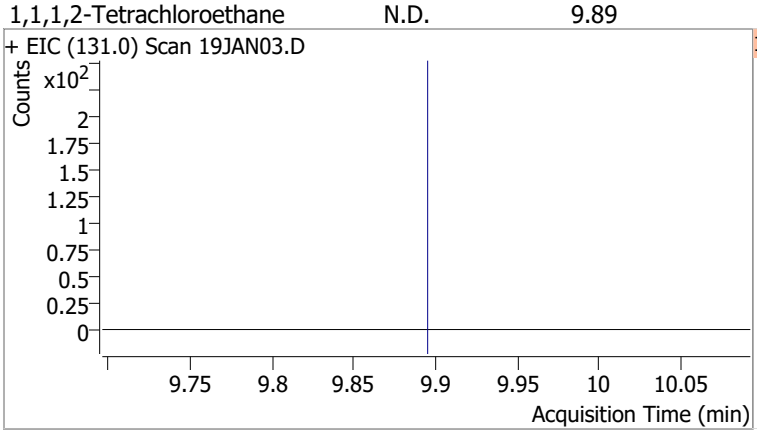

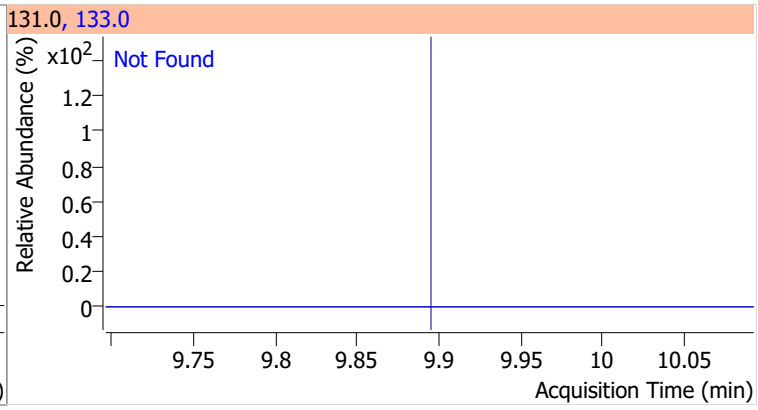

Compound	Conc.	Exp RT	QIon	Exp Ratio
Ethylbenzene	N.D.	9.92	106.0	31.7

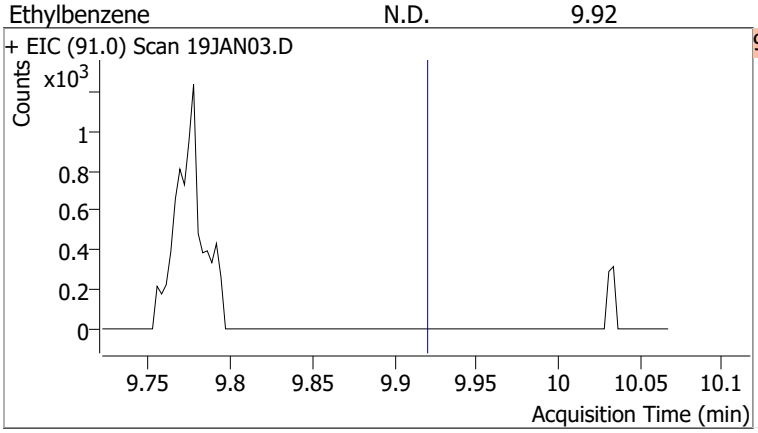

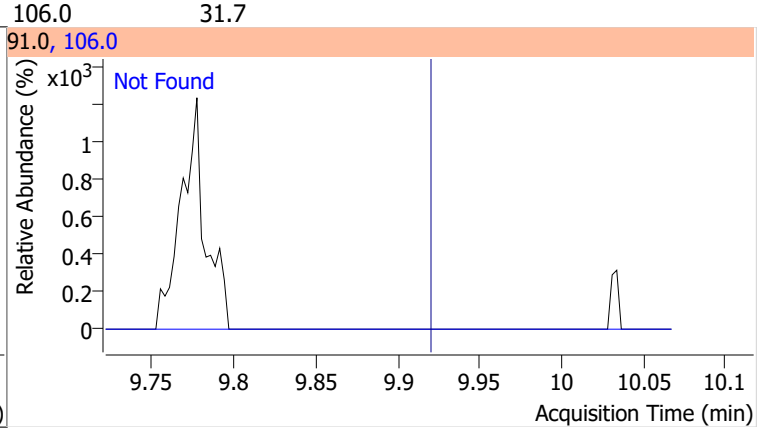

Compound	Conc.	Exp RT	QIon	Exp Ratio
m+p-Xylenes	N.D.	10.04	91.0	200.7

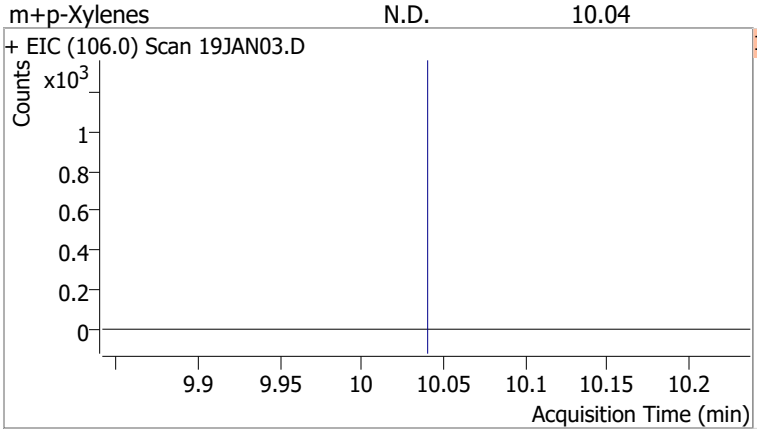

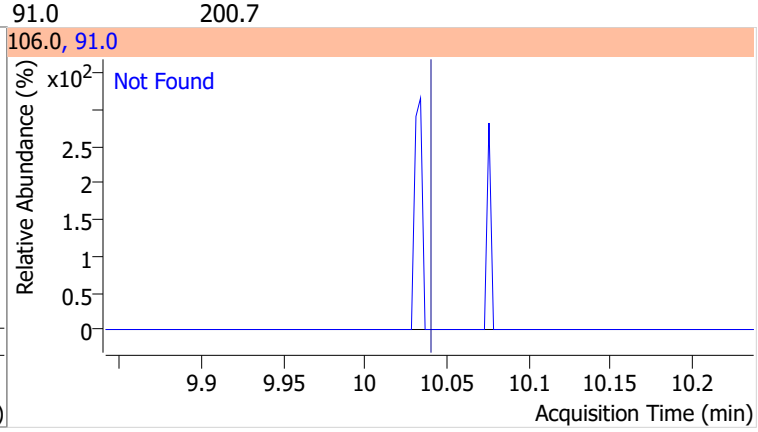

Compound	Conc.	Exp RT	QIon	Exp Ratio
o-Xylene	N.D.	10.43	91.0	211.4

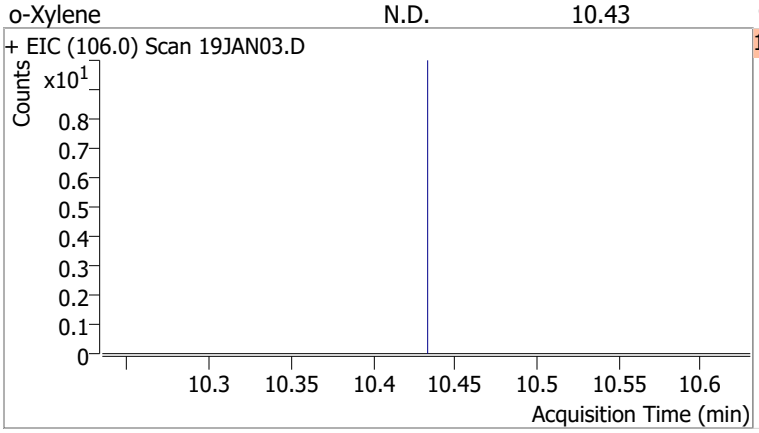

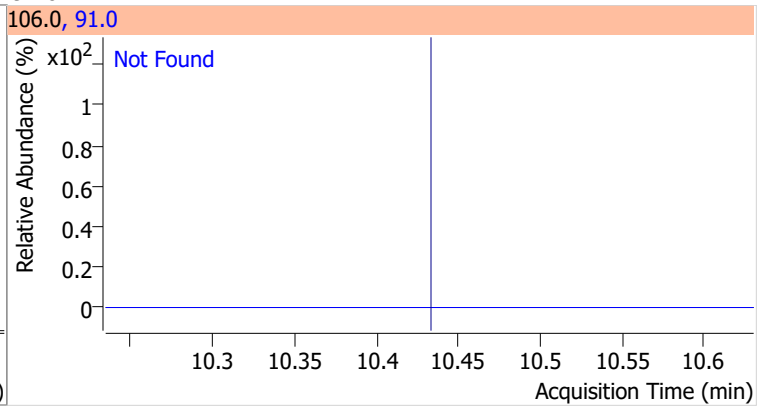

Compound	Conc.	Exp RT	QIon	Exp Ratio
Styrene	N.D.	10.45	78.0	50.6

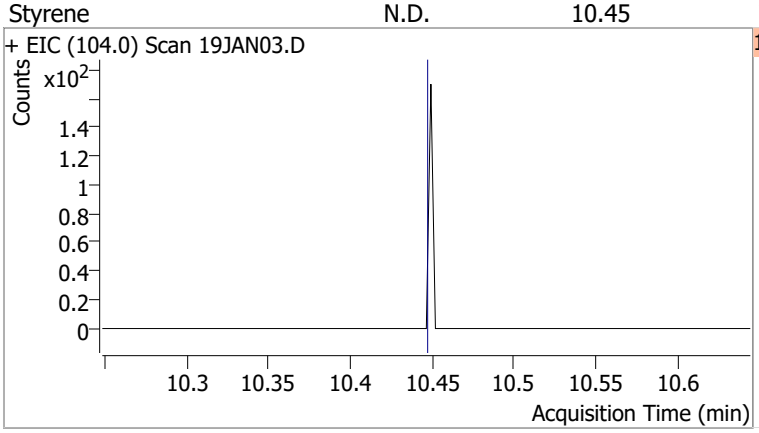

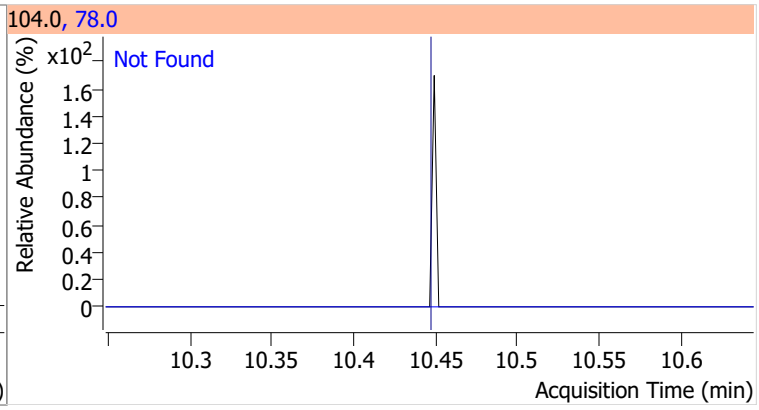

Compound	Conc.	Exp RT	QIon	Exp Ratio	QIon	Exp Ratio
Bromoform	N.D.	10.62	170.5	50.3	174.5	48.1

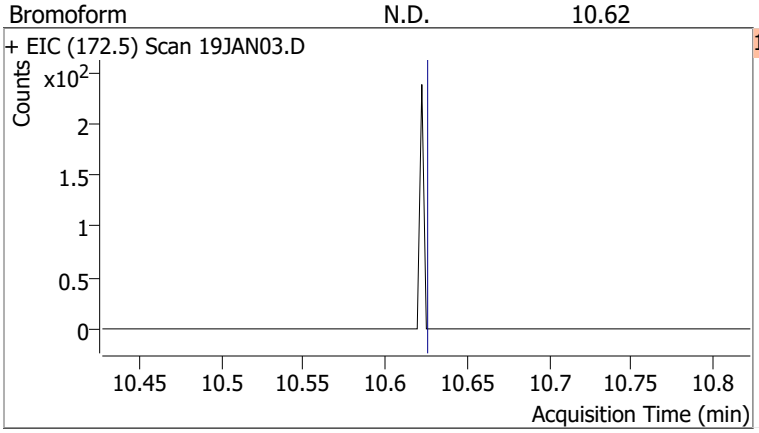

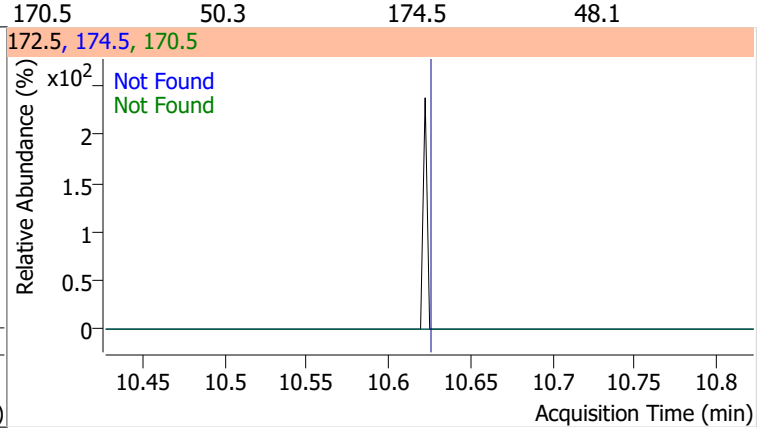

Compound	Conc.	RT	Dev(Min)	Resp.	QIon	QRatio	Lower	Upper
p-Bromofluorobenzene	261.1079	10.95	0.00	244714	174.0	94.5	65.3	125.3
					176.0	91.5	63.3	123.3

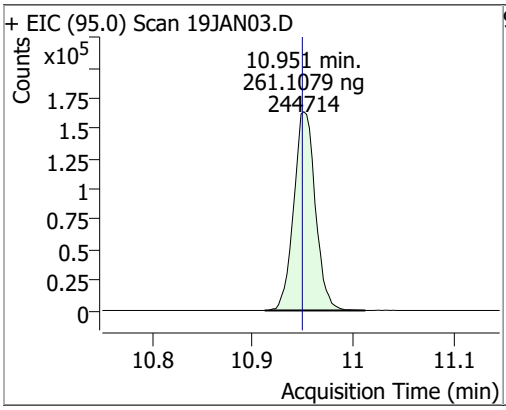

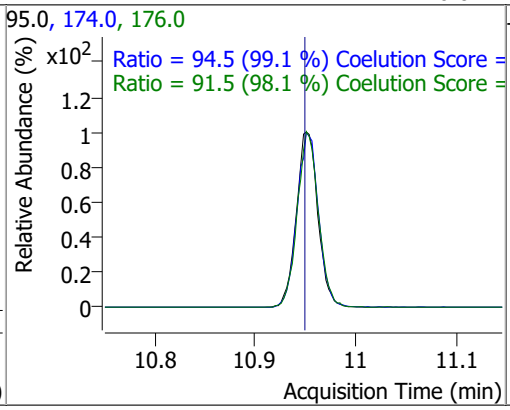

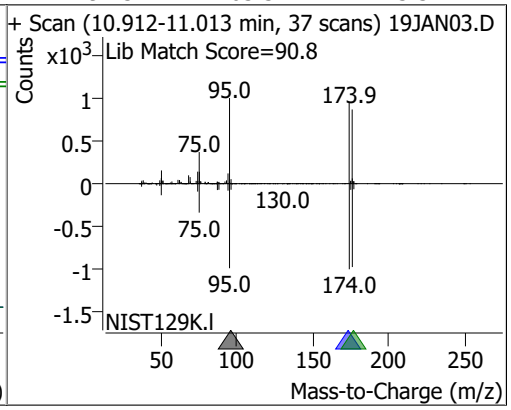

Compound	Conc.	Exp RT	QIon	Exp Ratio	QIon	Exp Ratio
Bromobenzene	N.D.	11.09	77.0	143.5	158.0	96.1

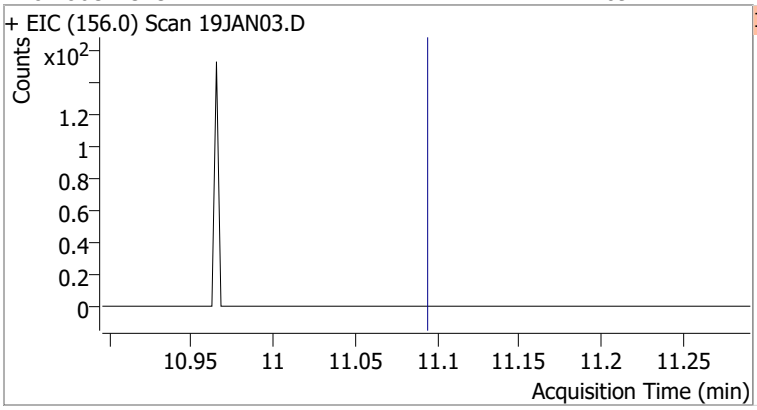

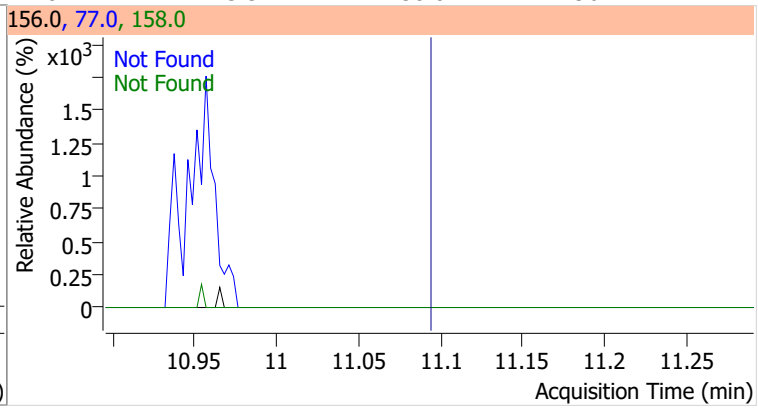

Compound	Conc.	Exp RT	QIon	Exp Ratio
1,1,2,2-Tetrachloroethane	N.D.	11.11	85.0	63.3

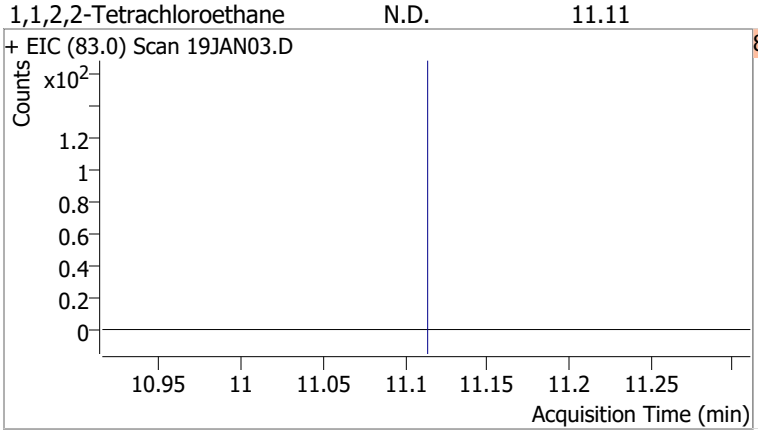

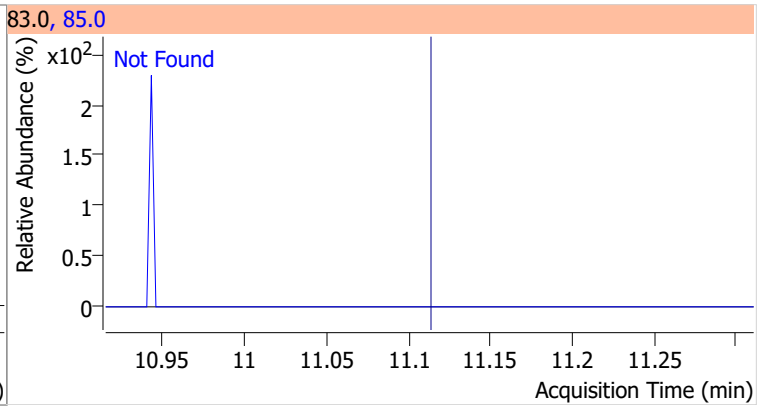

Compound	Conc.	Exp RT	QIon	Exp Ratio
1,2,3-Trichloropropane	N.D.	11.15	112.0	65.8

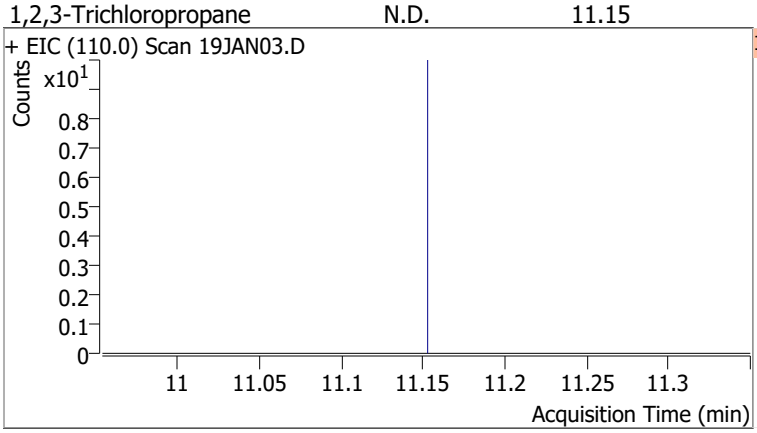

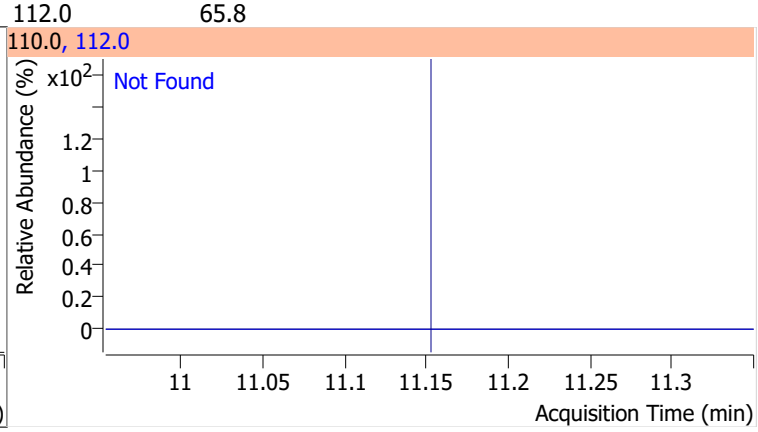

Compound	Conc.	Exp RT	QIon	Exp Ratio
2-Chlorotoluene	N.D.	11.29	91.0	276.2

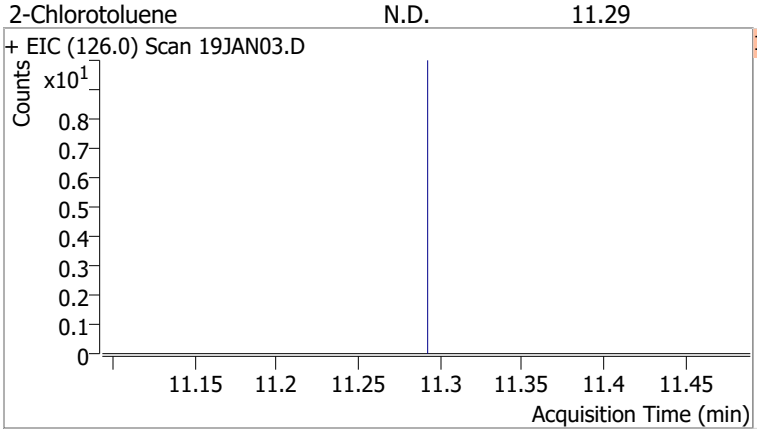

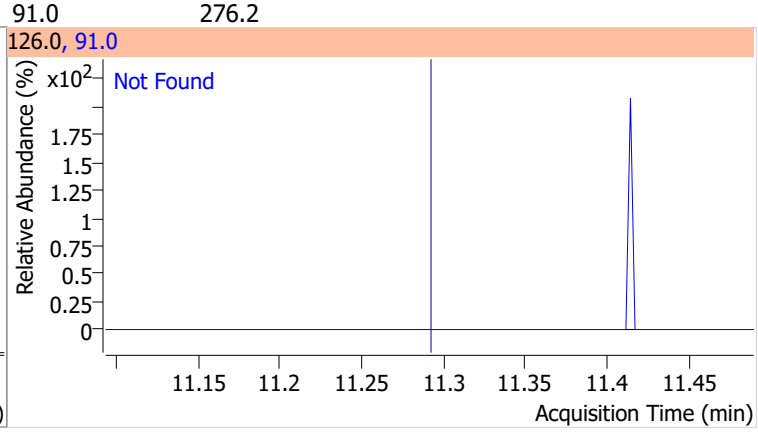

Compound	Conc.	Exp RT	QIon	Exp Ratio
4-Chlorotoluene	N.D.	11.40	126.0	31.3

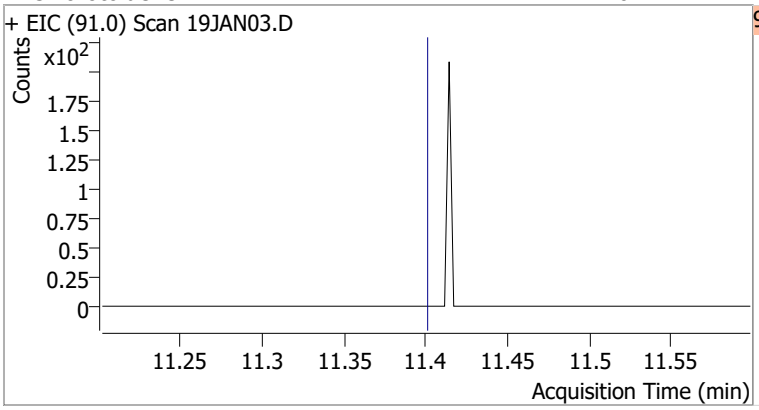

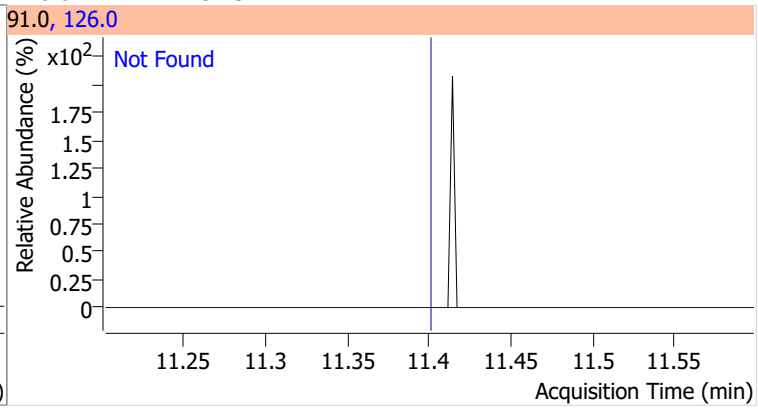

Compound	Conc.	Exp RT	QIon	Exp Ratio	QIon	Exp Ratio
1,3-Dichlorobenzene	N.D.	12.03	148.0	62.8	111.0	38.7

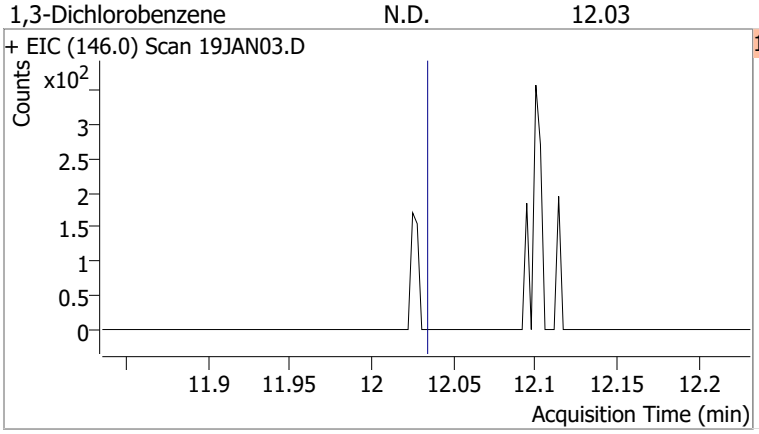

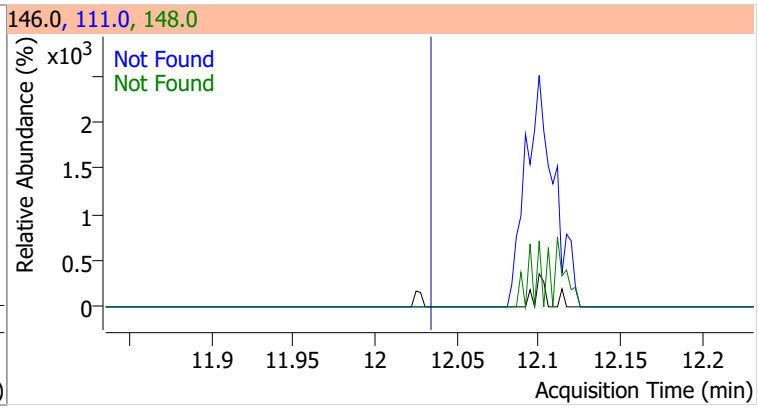

Compound	Conc.	Exp RT	QIon	Exp Ratio	QIon	Exp Ratio
1,4-Dichlorobenzene	N.D.	12.12	148.0	63.7	111.0	38.7

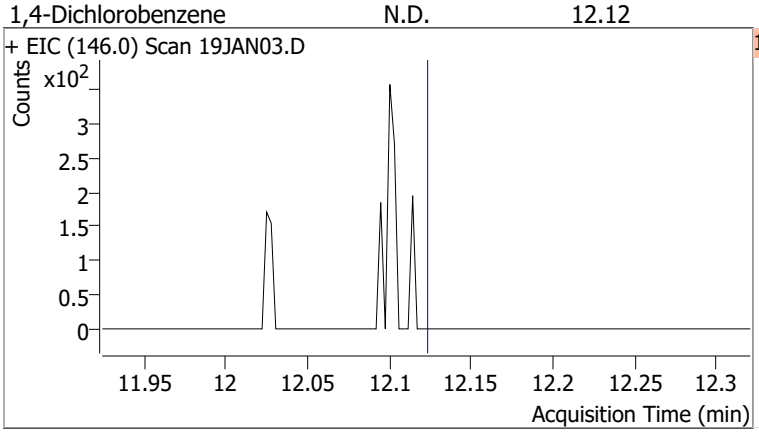

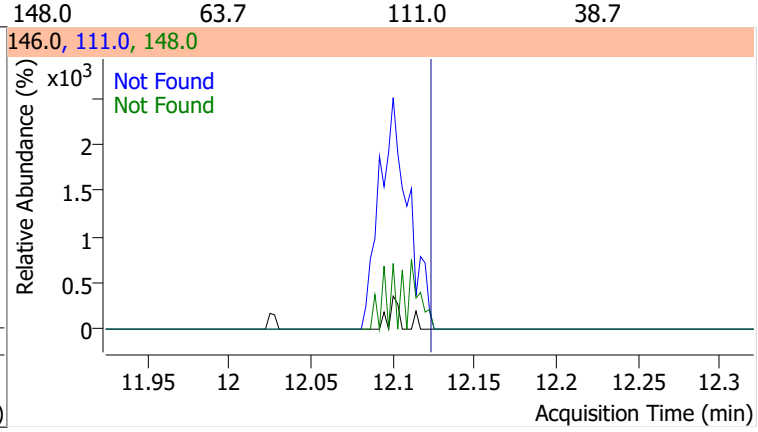

Compound	Conc.	Exp RT	QIon	Exp Ratio	QIon	Exp Ratio
1,2-Dichlorobenzene	N.D.	12.49	148.0	61.9	111.0	39.5

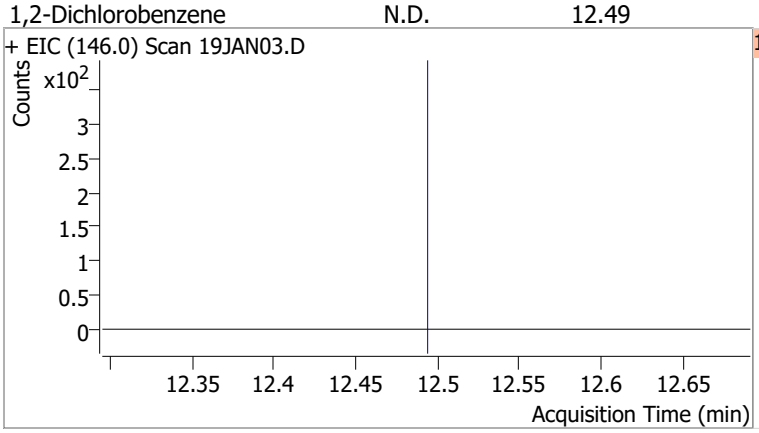

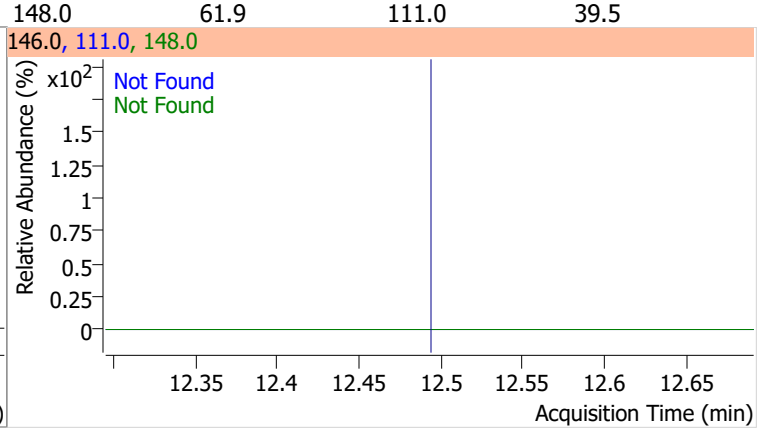

Quantitation Results Report (QT Reviewed)

Data File	19JAN04.D	Operator	MSC
Acq. Method	5975CACQF.M	Acq. Date-Time	1/19/2022 10:48:21 AM
Sample Name	ICAL011922_1	Instrument	VOA5975C
Vial	4	Multiplier	1.00
DA Method File	VOA5975C_8260B_SHT_DoD_L4_011922.m	Comment	
Tune File	BFB_Atune3.u	Tune Date	10/11/2021 4:02:00 PM
Batch Name	VG011922_8260B.batch.bin	Last Calib Update	1/20/2022 9:28:12 AM
Ref Library	\\MASSHUNTER\Org\Library\NIST129K.l		

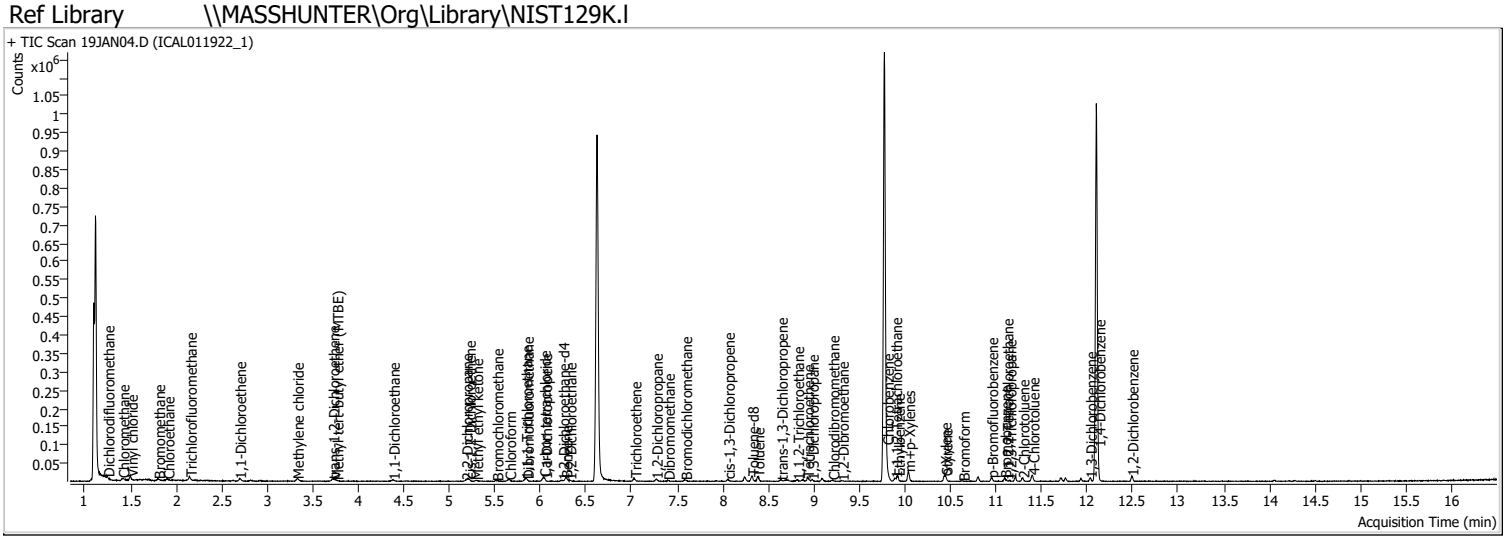

Compound	RT	QIon	Resp.	Conc.	Units		Dev(Min)
Internal Standards							
M Fluorobenzene	6.620	96.0	794248	250.0000	ng		0.000
M Chlorobenzene-d5	9.774	82.0	316490	250.0000	ng		0.000
M 1,4-Dichlorobenzene-d4	12.100	152.0	241587	250.0000	ng		0.000
System Monitoring Compounds							
S Dibromofluoromethane	5.851	113.0	2660	3.4579	ng	m	0.000
Spiked Amount: 250.000	Range: 80.0 - 119.0%			Recovery = 1.38%		*	
S 1,2-Dichloroethane-d4	6.241	67.0	979	2.9446	ng	m	0.011
Spiked Amount: 250.000	Range: 81.0 - 118.0%			Recovery = 1.18%		*	
S Toluene-d8	8.319	98.0	8454	2.7380	ng		0.000
Spiked Amount: 250.000	Range: 89.0 - 112.0%			Recovery = 1.10%		*	
S p-Bromofluorobenzene	10.946	95.0	3195	3.5819	ng		-0.003
Spiked Amount: 250.000	Range: 85.0 - 114.0%			Recovery = 1.43%		*	
Target Compounds							**QValue**
T Dichlorodifluoromethane	1.247	85.0	4690	4.3915	ng		98
T Chloromethane	1.411	50.0	6614	5.2603	ng		94
T Vinyl chloride	1.503	62.0	5818	5.0835	ng		98
T Bromomethane	1.804	96.0	2332	6.7043	ng		90
T Chloroethane	1.905	64.0	2651	4.8967	ng	m	90
T Trichlorofluoromethane	2.150	101.0	6220	4.5322	ng		99
T 1,1-Dichloroethene	2.694	96.0	2342	2.9328	ng		90
T Methylene chloride	3.327	49.0	4701	4.0490	ng		93
T trans-1,2-Dichloroethene	3.717	96.0	2132	2.5845	ng	m	95
T Methyl tert-butyl ether (MTBE)	3.762	73.0	2662	2.5817	ng	m	90
T 1,1-Dichloroethane	4.378	63.0	4131	2.6757	ng		87
T 2,2-Dichloropropane	5.181	77.0	3183	2.7359	ng	m	88
T cis-1,2-Dichloroethene	5.215	96.0	2334	2.7941	ng	m	92
T Methyl ethyl ketone	5.293	43.0	2962	24.5342	ng	m	94
T Bromochloromethane	5.516	128.0	901	2.6151	ng	#m	69
T Chloroform	5.656	83.0	4726	3.0658	ng		88

Compound	RT	QIon	Resp.	Conc.	Units		Dev(Min)
T 1,1,1-Trichloroethane	5.834	97.0	3627	2.5502	ng	m	99
T Carbon tetrachloride	6.035	117.0	3586	2.5993	ng	m	92
T 1,1-Dichloropropene	6.052	75.0	2749	2.3833	ng	m	87
T Benzene	6.275	78.0	8357	2.6339	ng		99
T 1,2-Dichloroethane	6.316	62.0	2542	2.9004	ng	m	86
T Trichloroethene	7.030	95.0	2545	2.6860	ng		92
T 1,2-Dichloropropane	7.267	63.0	2351	2.8222	ng		83
T Dibromomethane	7.398	93.0	1166	3.3195	ng	#m	69
T Bromodichloromethane	7.588	83.0	2606	2.6393	ng		88
T cis-1,3-Dichloropropene	8.057	75.0	3052	2.8168	ng		81
T Toluene	8.380	92.0	5454	2.6500	ng		88
T trans-1,3-Dichloropropene	8.639	75.0	2153	2.7242	ng		84
T 1,1,2-Trichloroethane	8.818	83.0	1045	2.6009	ng	m	82
T Tetrachloroethene	8.927	163.8	2190	2.6241	ng		96
T 1,3-Dichloropropane	8.977	76.0	2260	2.7790	ng		90
T Chlorodibromomethane	9.205	129.0	2004	3.0962	ng	m	82
T 1,2-Dibromoethane	9.309	107.0	1089	2.4525	ng	m	91
T Chlorobenzene	9.799	112.0	6152	2.7267	ng		83
T 1,1,1,2-Tetrachloroethane	9.891	131.0	2284	2.8847	ng	m	93
T Ethylbenzene	9.922	91.0	8834	2.9089	ng		95
T m+p-Xylenes	10.036	106.0	6744	6.1738	ng		95
T o-Xylene	10.432	106.0	2826	3.0886	ng		88
T Styrene	10.444	104.0	4834	3.1839	ng		98
T Bromoform	10.633	172.5	928	2.8662	ng	m	68
T Bromobenzene	11.093	156.0	2095	2.6633	ng		97
T 1,1,2,2-Tetrachloroethane	11.116	83.0	1247	2.7802	ng	m	90
T 1,2,3-Trichloropropane	11.149	110.0	358	3.0373	ng	m	70
T 2-Chlorotoluene	11.289	126.0	2035	2.6139	ng		86
T 4-Chlorotoluene	11.400	91.0	5544	2.1986	ng		94
T 1,3-Dichlorobenzene	12.030	146.0	3715	2.6066	ng		94
T 1,4-Dichlorobenzene	12.122	146.0	3952	2.7200	ng		74
T 1,2-Dichlorobenzene	12.488	146.0	3048	2.5616	ng		94

(#) = Qualifier Out of Range; (m) = Manual Integration; (+) = Area Summed; (*) = Surrogate Percent Recovery Out of Range; (d): Zeroed Peak

Quantitation Results Report (QT Reviewed)

Compound	Conc.	RT	Dev(Min)	Resp.	QIon	QRatio	Lower	Upper
Dichlorodifluoromethane	4.3915	1.25	0.00	4690	87.0	33.1	1.8	61.8

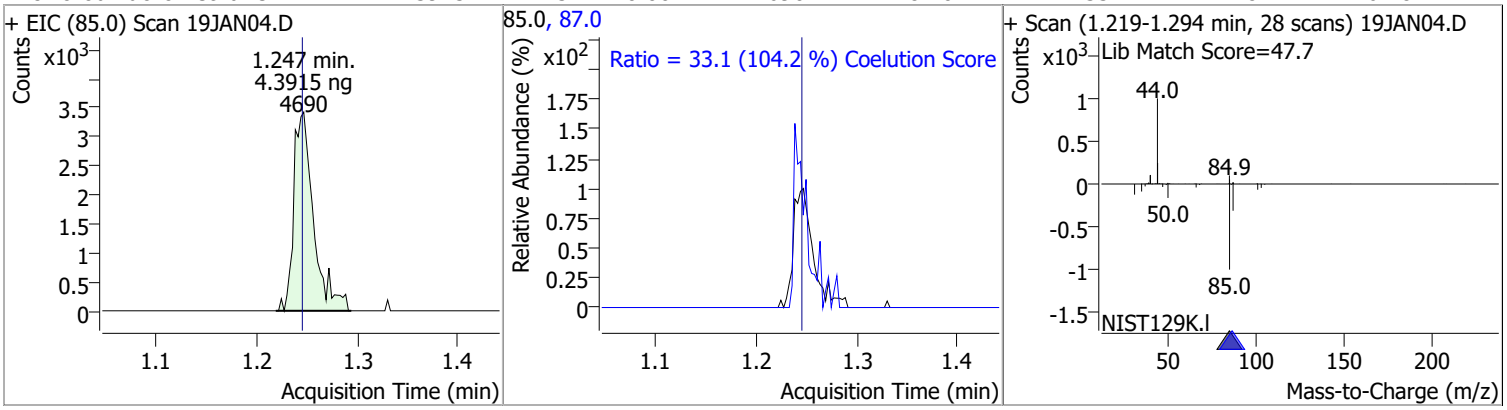

Compound	Conc.	RT	Dev(Min)	Resp.	QIon	QRatio	Lower	Upper
Chloromethane	5.2603	1.41	0.00	6614	52.0	36.0	2.4	62.4

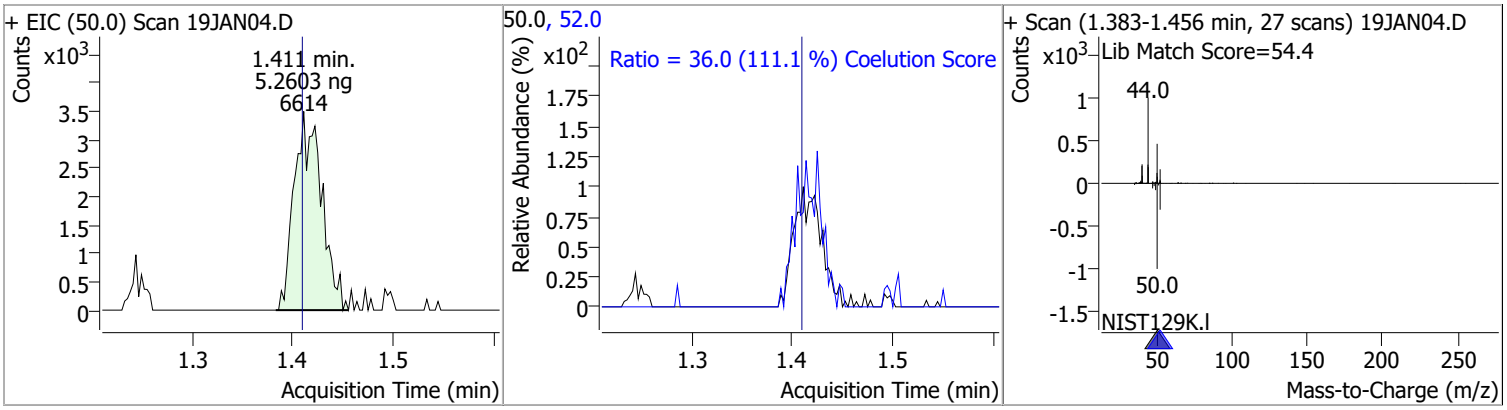

Compound	Conc.	RT	Dev(Min)	Resp.	QIon	QRatio	Lower	Upper
Vinyl chloride	5.0835	1.50	0.01	5818	64.0	32.3	1.3	61.3

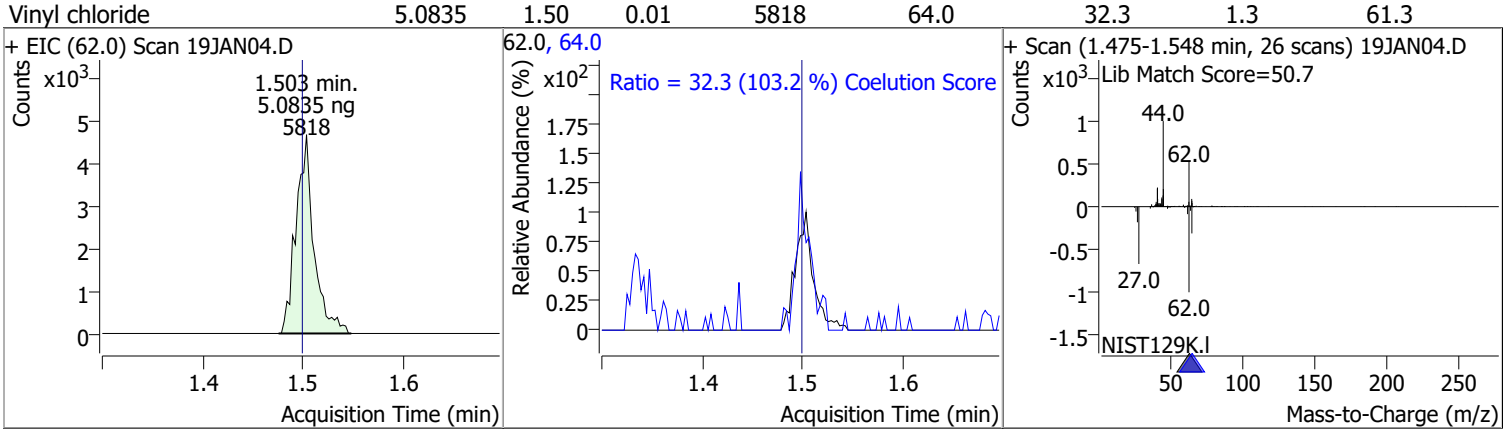

Compound	Conc.	RT	Dev(Min)	Resp.	QIon	QRatio	Lower	Upper
Bromomethane	6.7043	1.80	0.01	2332	94.0	99.4	80.1	140.1

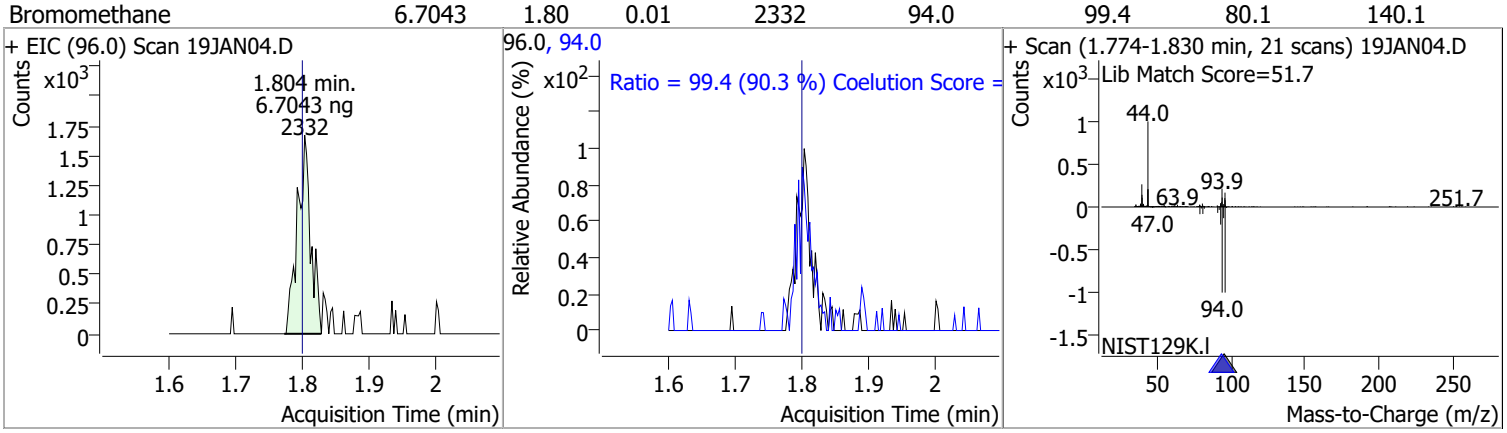

Compound	Conc.	RT	Dev(Min)	Resp.	QIon	QRatio	Lower	Upper
Chloroethane	4.8967	1.90	0.01	2651 (m)	66.0	35.3	0.0	60.0

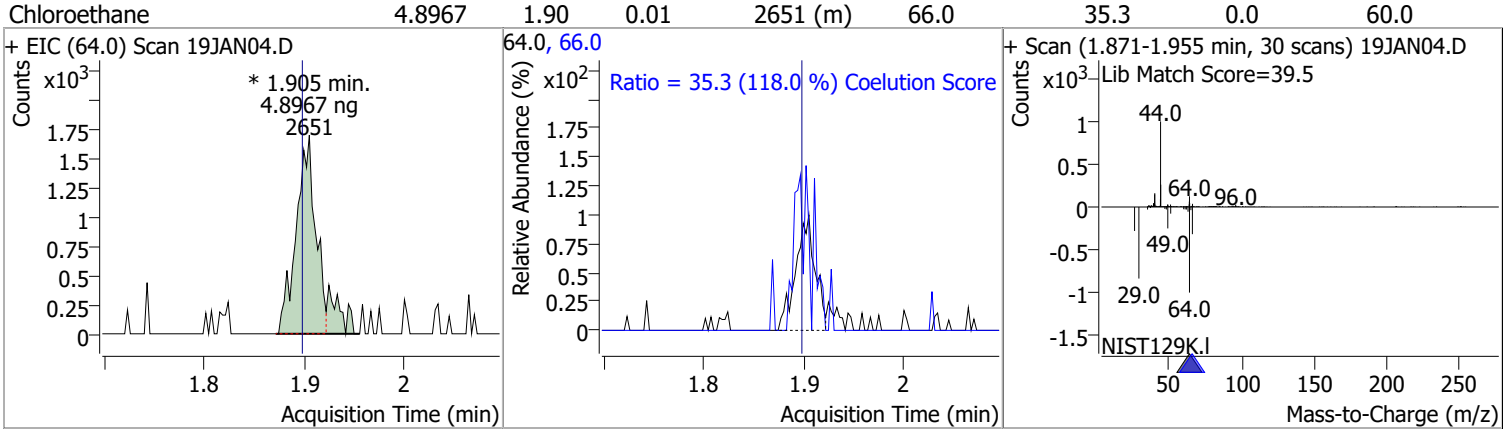

Compound	Conc.	RT	Dev(Min)	Resp.	QIon	QRatio	Lower	Upper
Trichlorofluoromethane	4.5322	2.15	0.00	6220	103.0	65.6	35.0	95.0

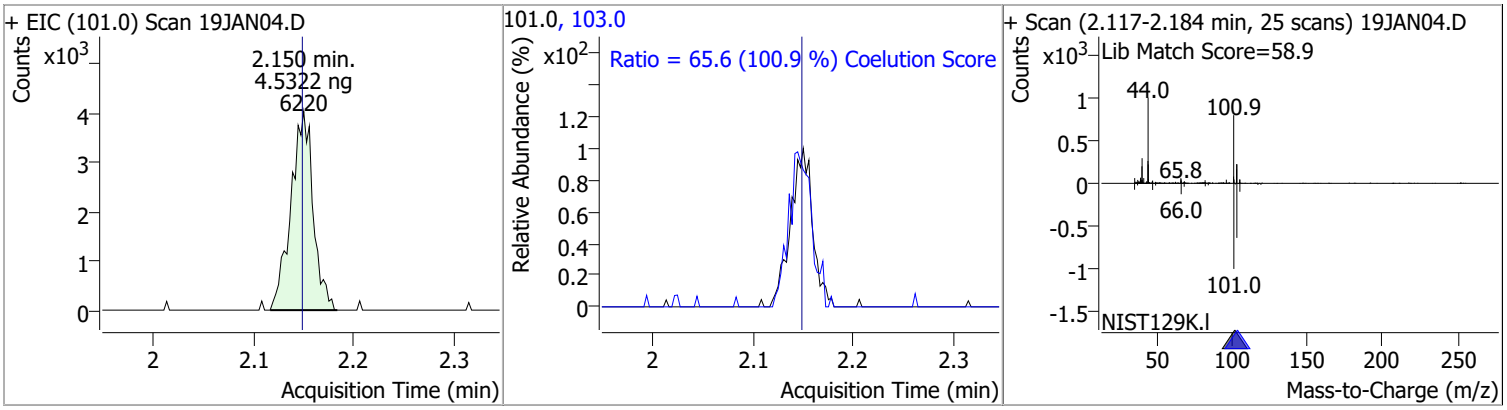

Compound	Conc.	RT	Dev(Min)	Resp.	QIon	QRatio	Lower	Upper
1,1-Dichloroethene	2.9328	2.69	-0.01	2342	61.0	164.0	149.9	209.9
					63.0	51.7	27.0	87.0

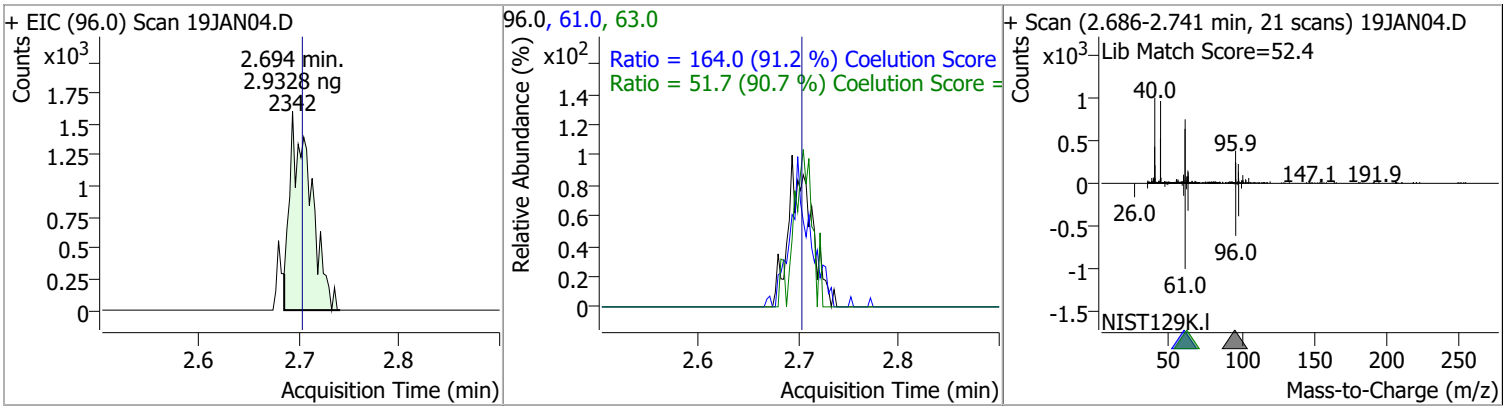

Compound	Conc.	RT	Dev(Min)	Resp.	QIon	QRatio	Lower	Upper
Methylene chloride	4.0490	3.33	-0.01	4701	84.0	69.8	36.1	96.1
					86.0	47.9	11.8	71.8

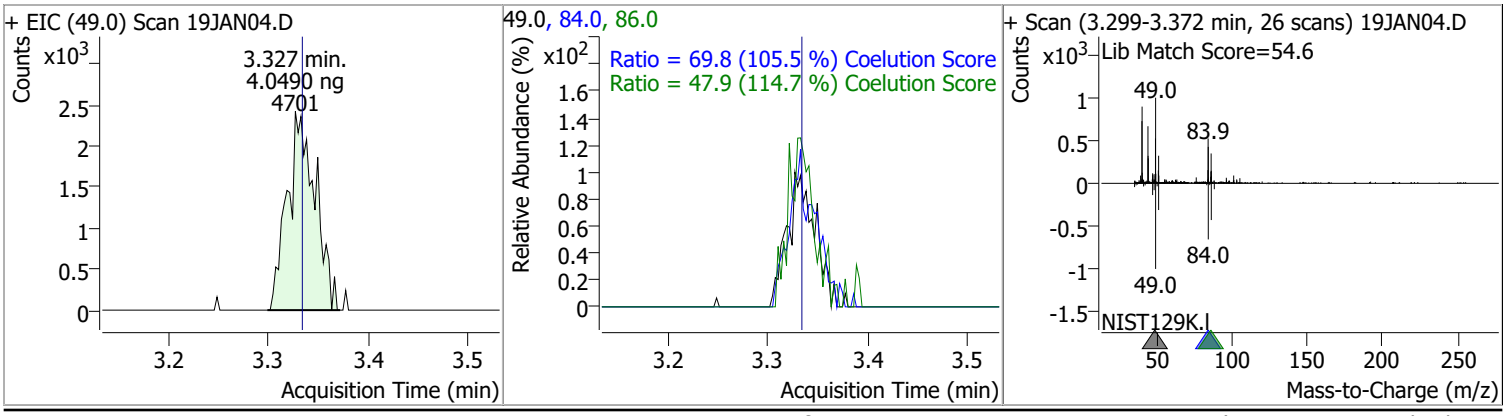

Compound	Conc.	RT	Dev(Min)	Resp.	QIon	QRatio	Lower	Upper
trans-1,2-Dichloroethene	2.5845	3.72	0.00	2132 (m)	61.0	160.4	124.8	184.8
					98.0	67.9	32.1	92.1

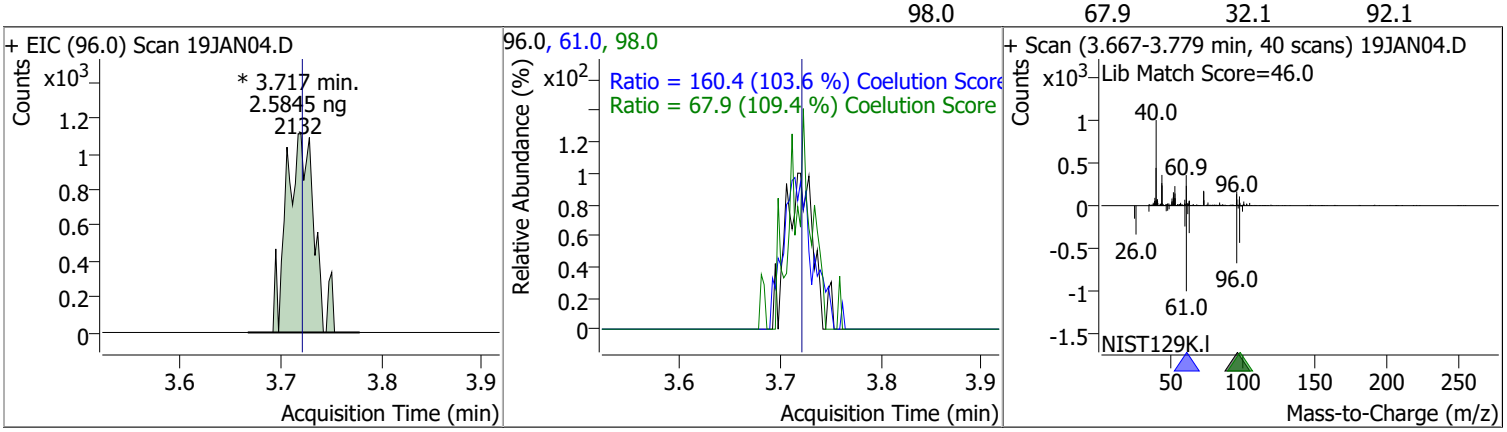

Compound	Conc.	RT	Dev(Min)	Resp.	QIon	QRatio	Lower	Upper
Methyl tert-butyl ether (MTBE)	2.5817	3.76	0.01	2662 (m)	57.0	19.6	0.0	54.6

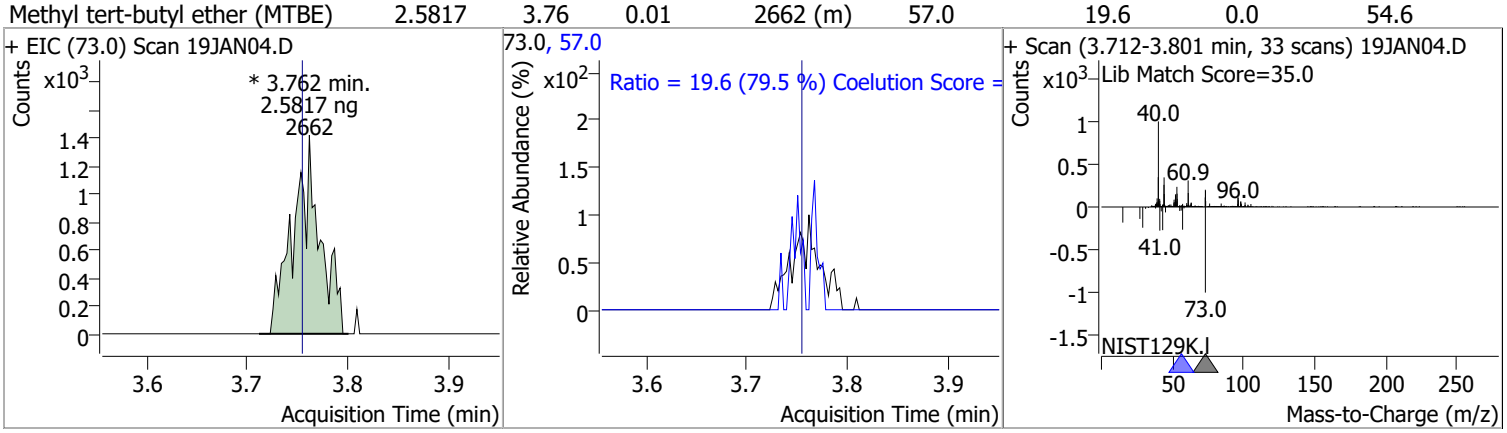

Compound	Conc.	RT	Dev(Min)	Resp.	QIon	QRatio	Lower	Upper
1,1-Dichloroethane	2.6757	4.38	0.00	4131	65.0	40.2	1.0	61.0
					83.0	11.2	0.0	42.7

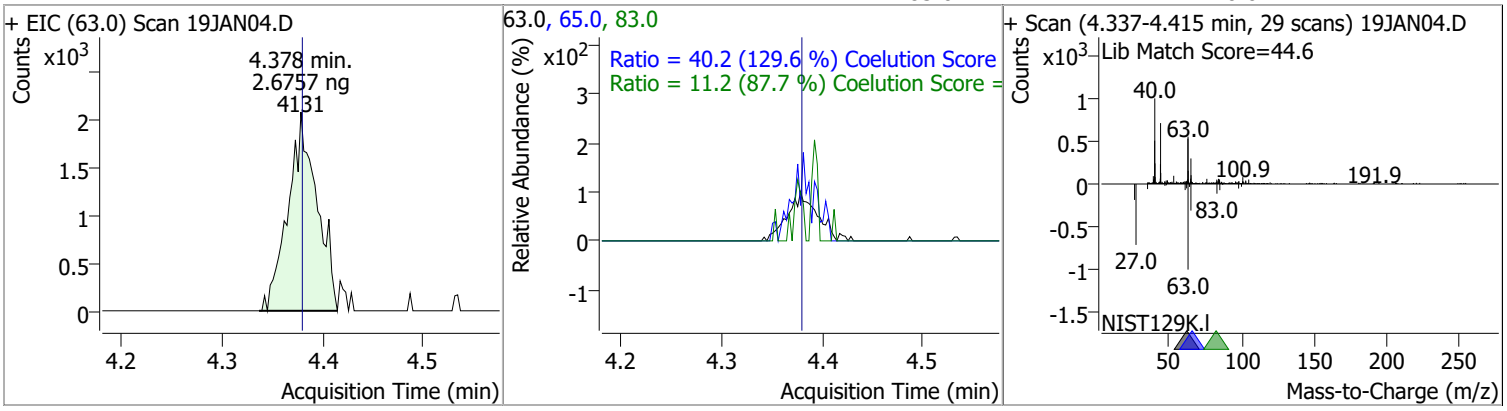

Compound	Conc.	RT	Dev(Min)	Resp.	QIon	QRatio	Lower	Upper
2,2-Dichloropropane	2.7359	5.18	-0.01	3183 (m)	41.0	80.5	38.8	98.8
					97.0	21.4	0.0	53.9

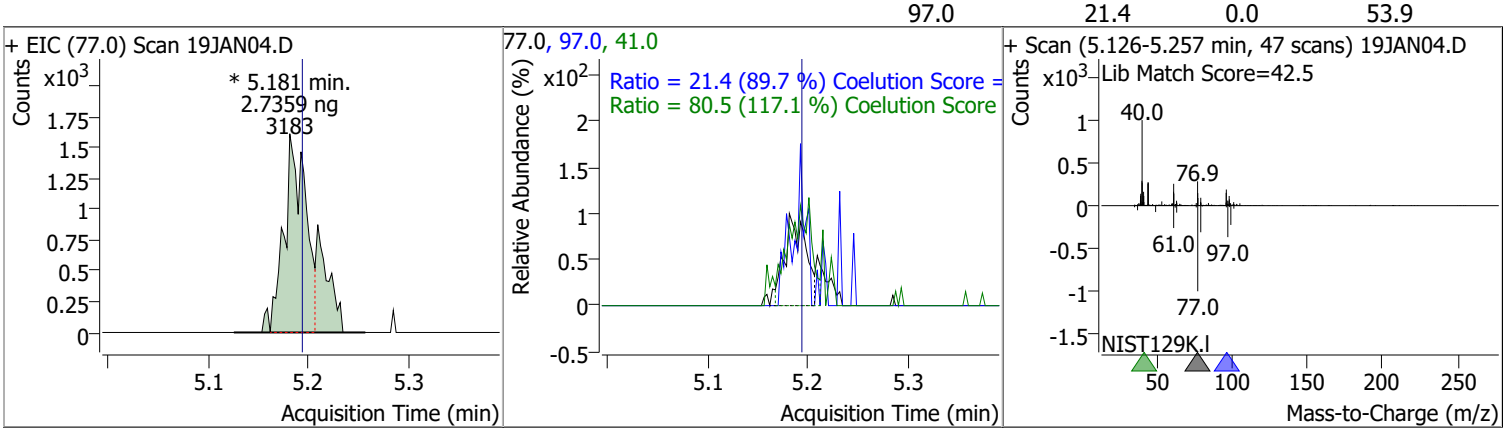

Compound	Conc.	RT	Dev(Min)	Resp.	QIon	QRatio	Lower	Upper
cis-1,2-Dichloroethene	2.7941	5.21	0.00	2334 (m)	61.0	147.8	130.4	190.4
					98.0	69.7	36.2	96.2

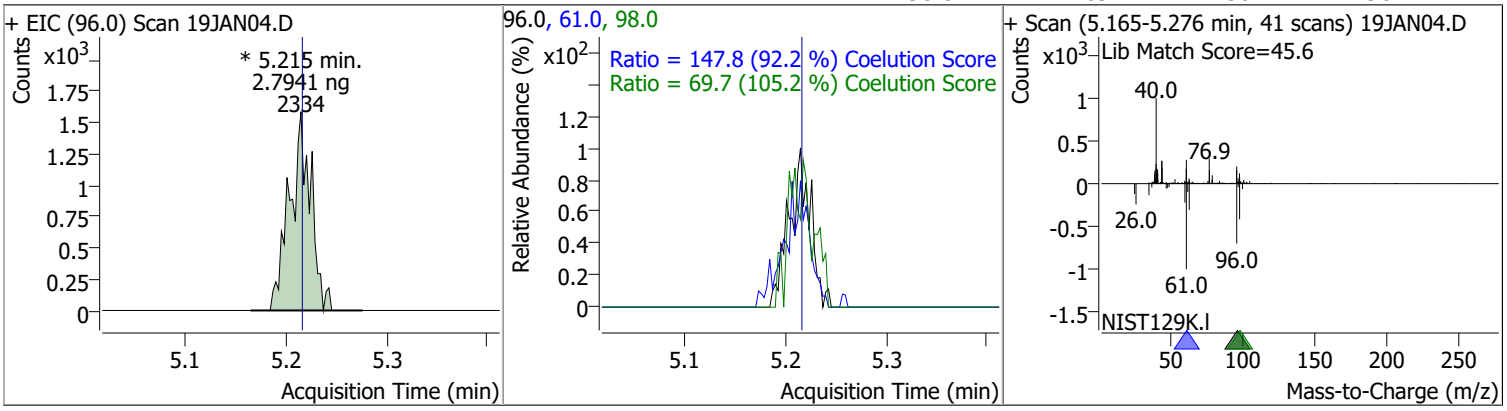

Compound	Conc.	RT	Dev(Min)	Resp.	QIon	QRatio	Lower	Upper
Methyl ethyl ketone	24.5342	5.29	0.01	2962 (m)	72.0	17.7	0.0	50.6

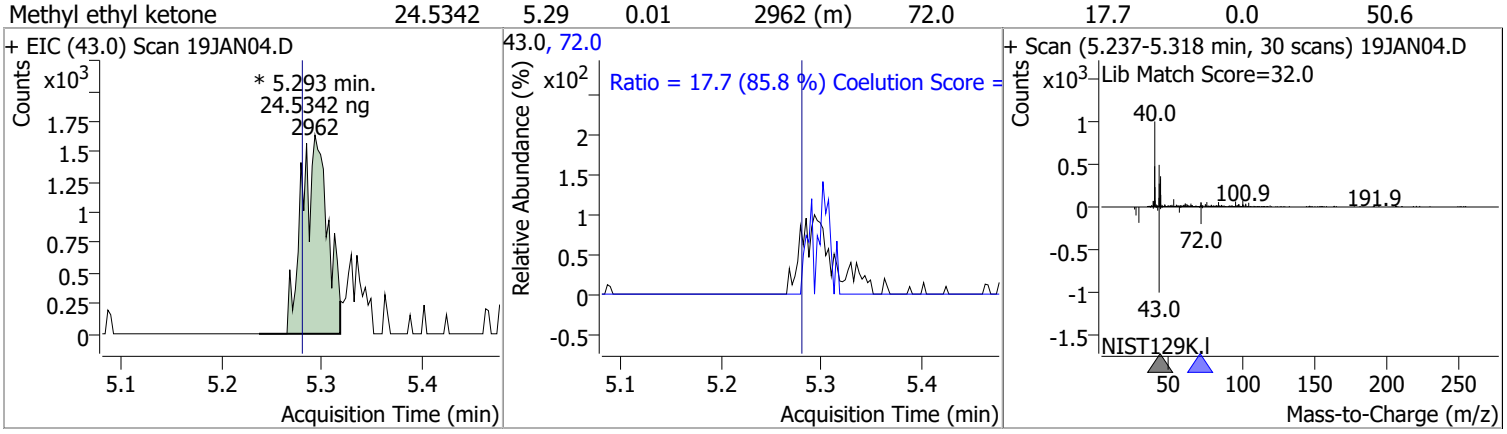

Compound	Conc.	RT	Dev(Min)	Resp.	QIon	QRatio	Lower	Upper
Bromochloromethane	2.6151	5.52	0.00	901 (m)	49.0	227.1	152.2	212.2

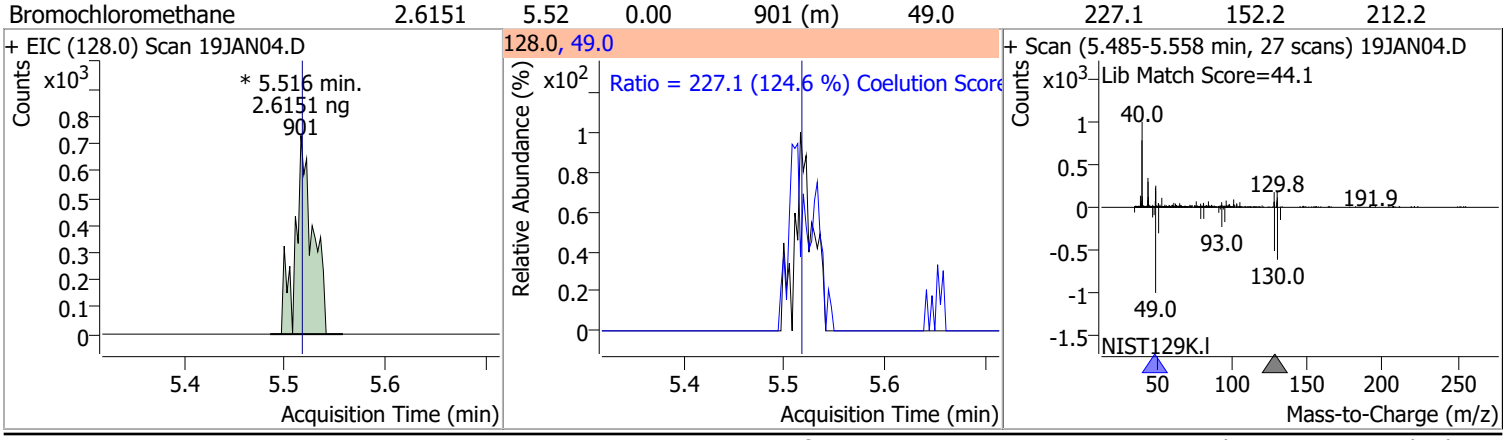

Compound	Conc.	RT	Dev(Min)	Resp.	QIon	QRatio	Lower	Upper
Chloroform	3.0658	5.66	0.00	4726	85.0	56.3	36.2	96.2

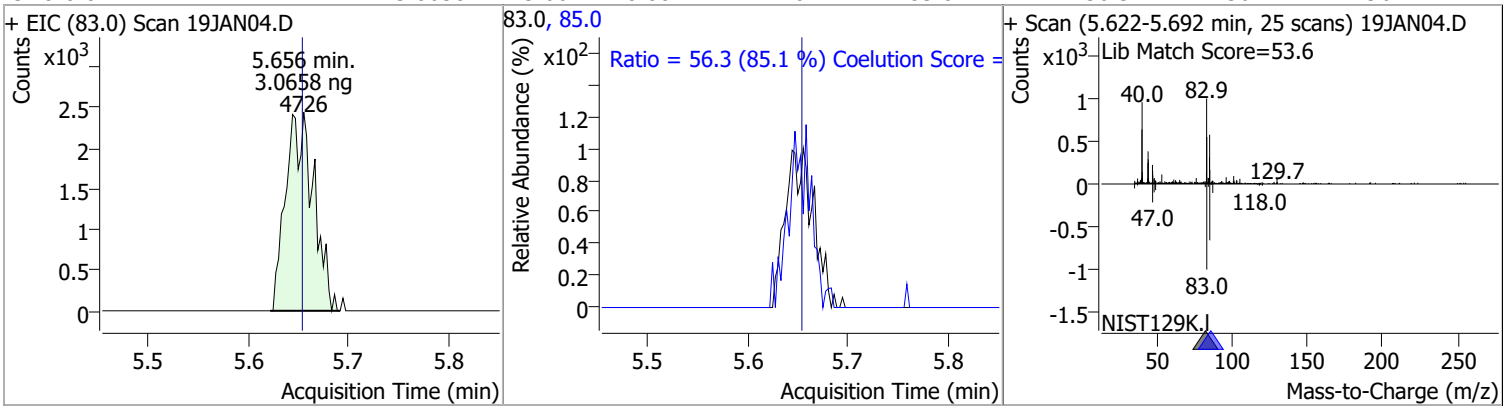

Compound	Conc.	RT	Dev(Min)	Resp.	QIon	QRatio	Lower	Upper
1,1,1-Trichloroethane	2.5502	5.83	0.00	3627 (m)	99.0	62.1	33.1	93.1
					61.0	48.4	19.1	79.1

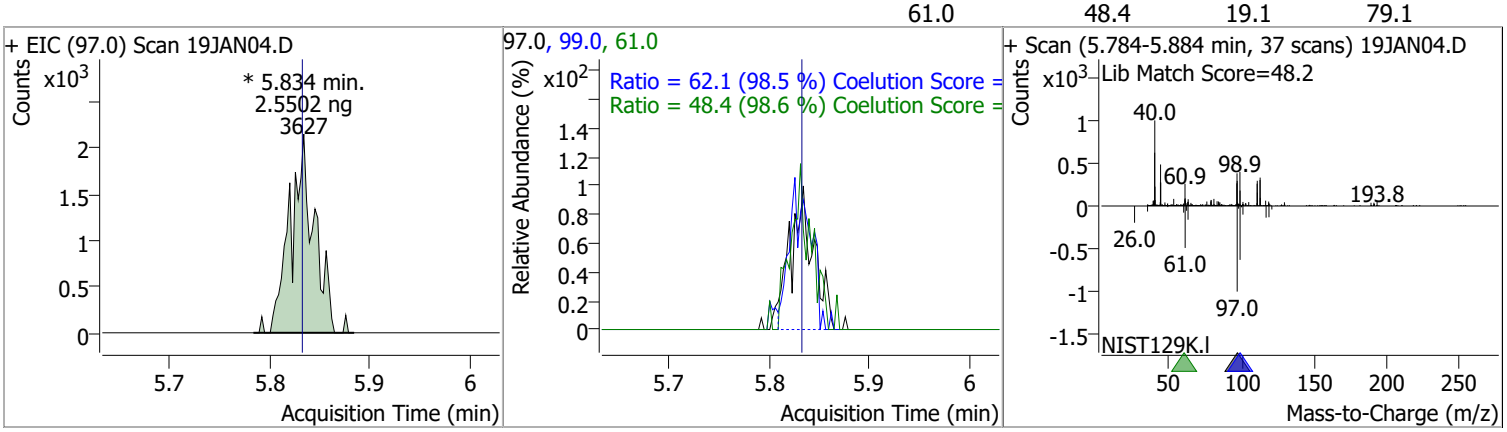

Compound	Conc.	RT	Dev(Min)	Resp.	QIon	QRatio	Lower	Upper
Dibromofluoromethane	3.4579	5.85	0.00	2660 (m)	191.5	15.2	0.0	53.2

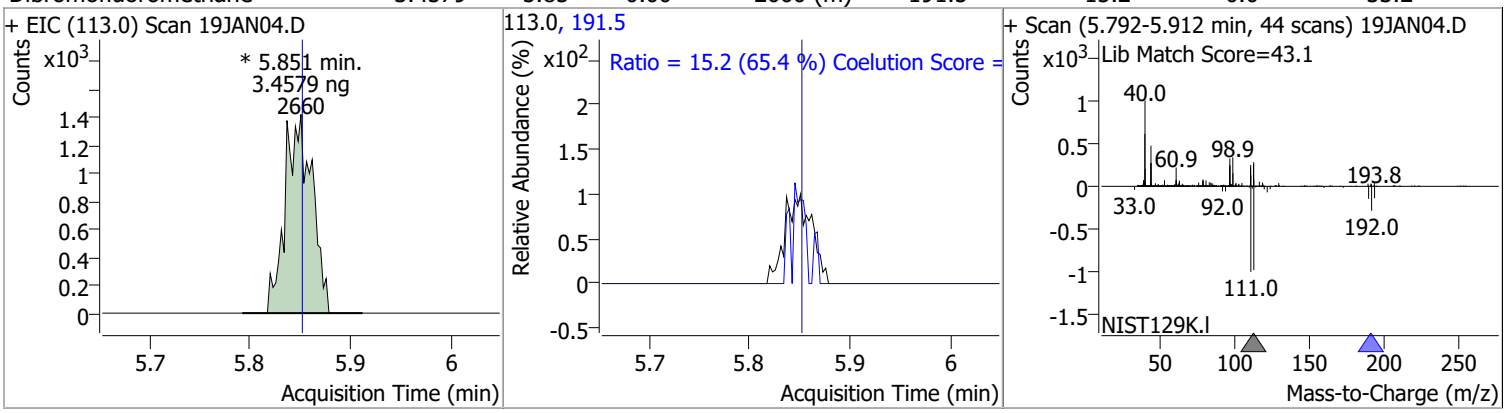

Compound	Conc.	RT	Dev(Min)	Resp.	QIon	QRatio	Lower	Upper
Carbon tetrachloride	2.5993	6.03	0.01	3586 (m)	119.0	105.1	67.6	127.6
					121.0	24.9	0.7	60.7

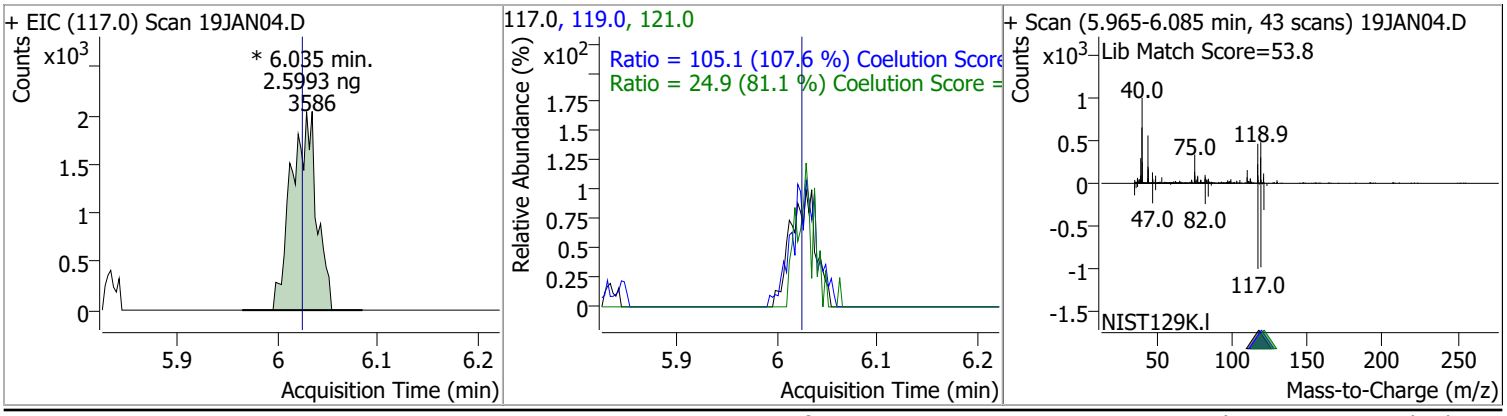

Quantitation Results Report (QT Reviewed)

Compound	Conc.	RT	Dev(Min)	Resp.	QIon	QRatio	Lower	Upper
1,1-Dichloropropene	2.3833	6.05	0.01	2749 (m)	110.0	42.3	5.6	65.6
					77.0	39.3	1.0	61.0

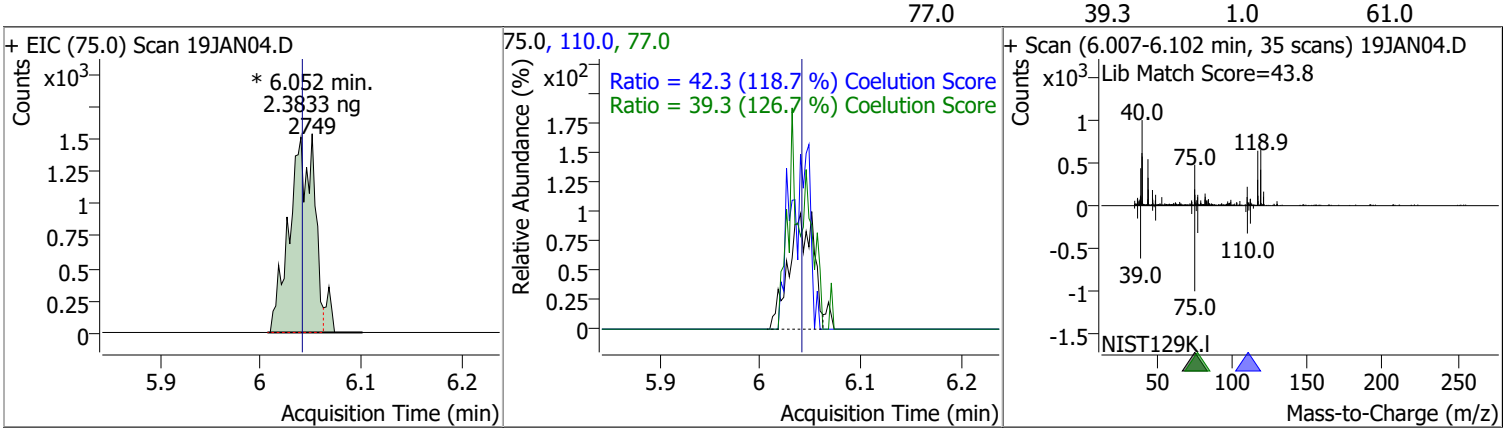

Compound	Conc.	RT	Dev(Min)	Resp.	QIon	QRatio	Lower	Upper
1,2-Dichloroethane-d4	2.9446	6.24	0.01	979 (m)	65.0	203.1	162.8	222.8

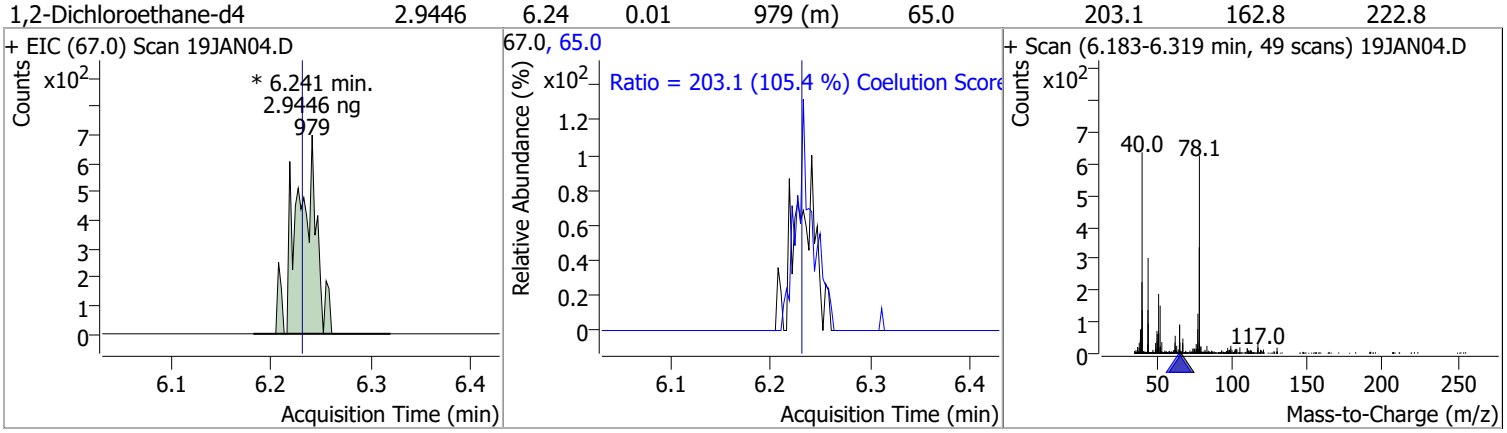

Compound	Conc.	RT	Dev(Min)	Resp.	QIon	QRatio	Lower	Upper
Benzene	2.6339	6.27	-0.01	8357	77.0	23.9	0.0	53.3

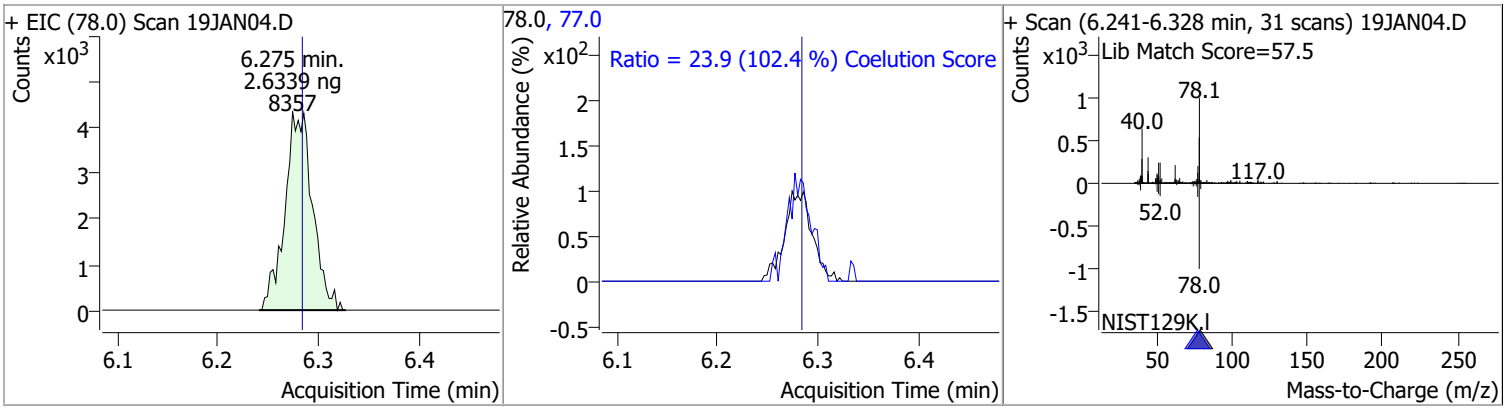

Compound	Conc.	RT	Dev(Min)	Resp.	QIon	QRatio	Lower	Upper
1,2-Dichloroethane	2.9004	6.32	-0.01	2542 (m)	64.0	24.7	2.2	62.2
					98.0	2.3	0.0	38.2

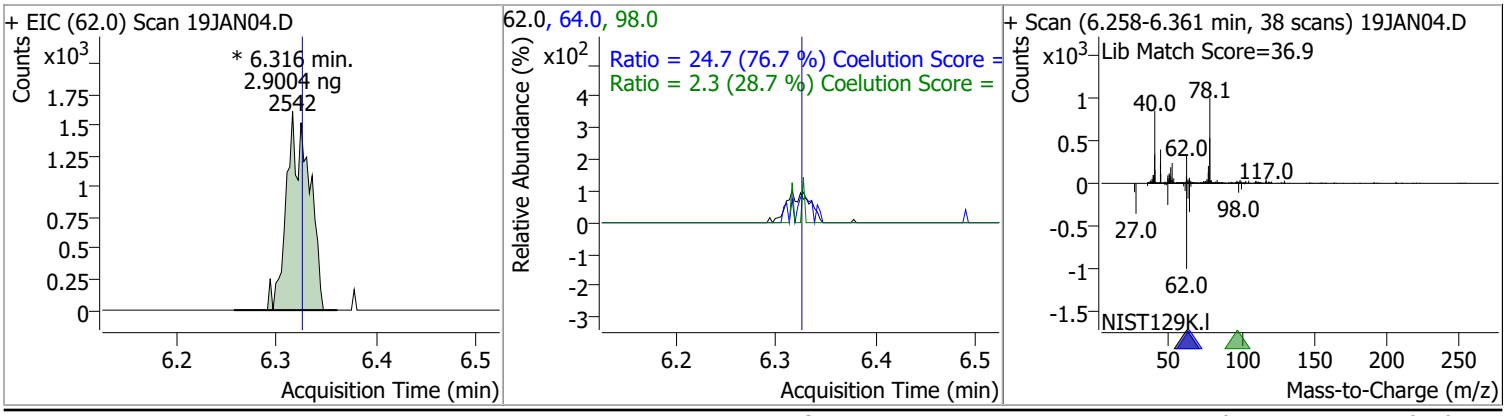

Quantitation Results Report (QT Reviewed)

Compound	Conc.	RT	Dev(Min)	Resp.	QIon	QRatio	Lower	Upper
Trichloroethene	2.6860	7.03	0.01	2545	130.0	93.8	75.6	135.6
					97.0	64.3	35.7	95.7

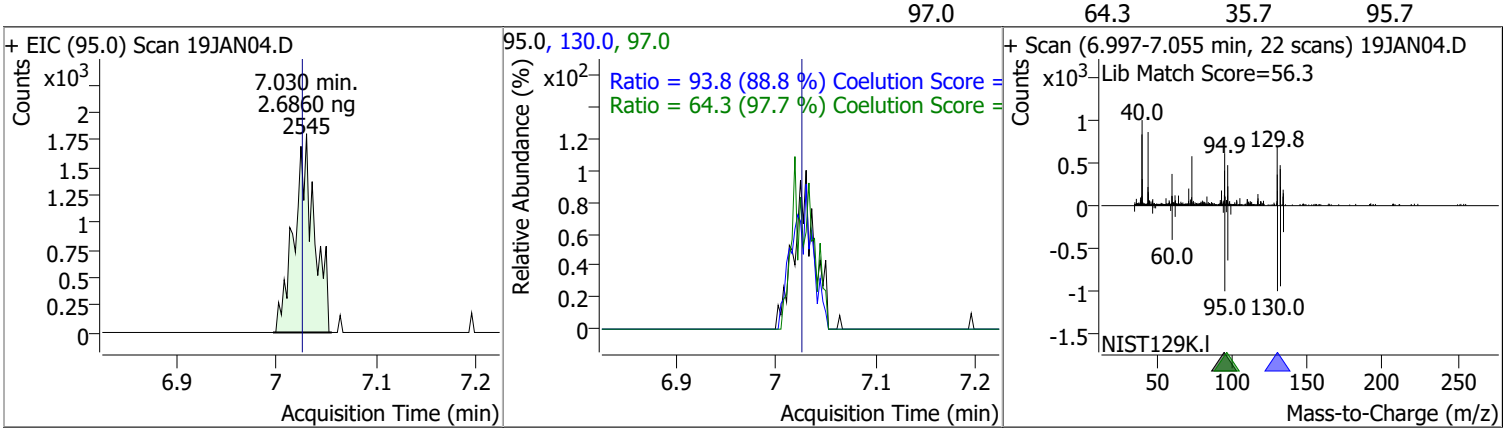

Compound	Conc.	RT	Dev(Min)	Resp.	QIon	QRatio	Lower	Upper
1,2-Dichloropropane	2.8222	7.27	0.00	2351	76.0	29.4	9.8	69.8

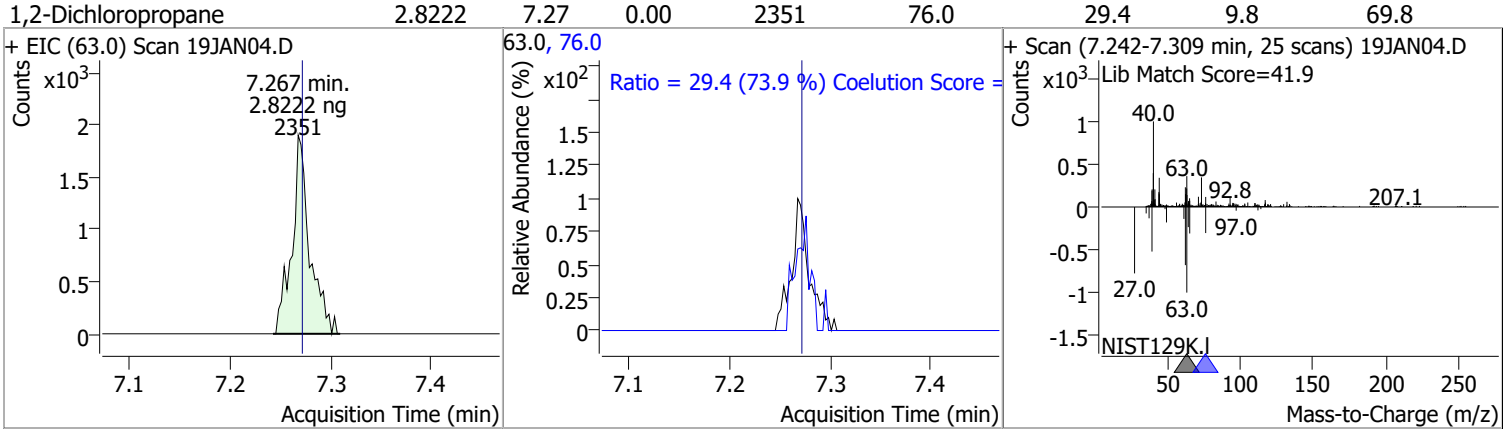

Compound	Conc.	RT	Dev(Min)	Resp.	QIon	QRatio	Lower	Upper
Dibromomethane	3.3195	7.40	0.00	1166 (m)	173.5	74.6	78.2	138.2
					95.0	56.9	54.5	114.5

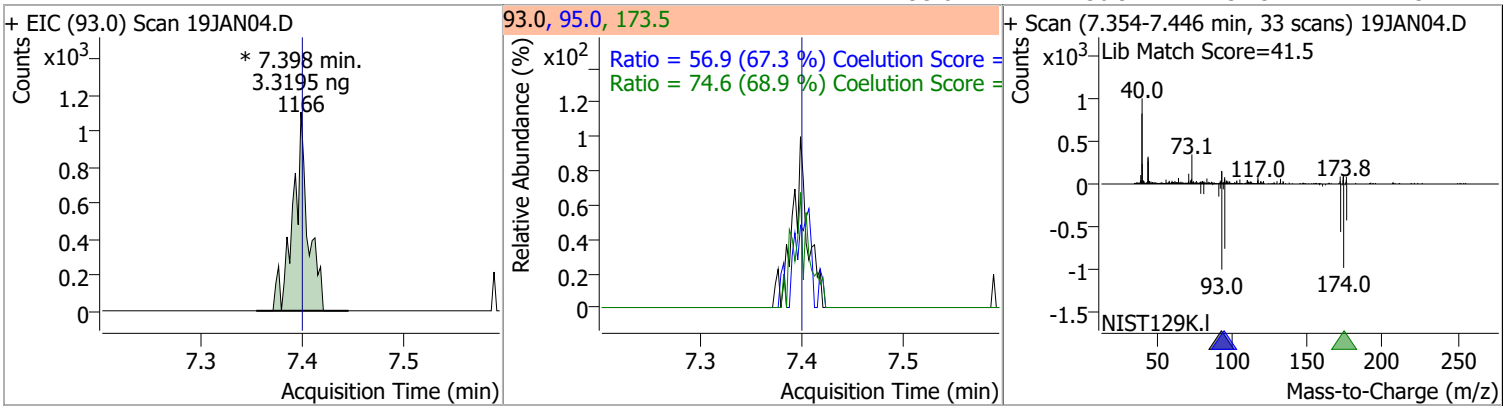

Compound	Conc.	RT	Dev(Min)	Resp.	QIon	QRatio	Lower	Upper
Bromodichloromethane	2.6393	7.59	0.01	2606	85.0	76.1	36.3	96.3
					127.0	4.6	0.0	39.5

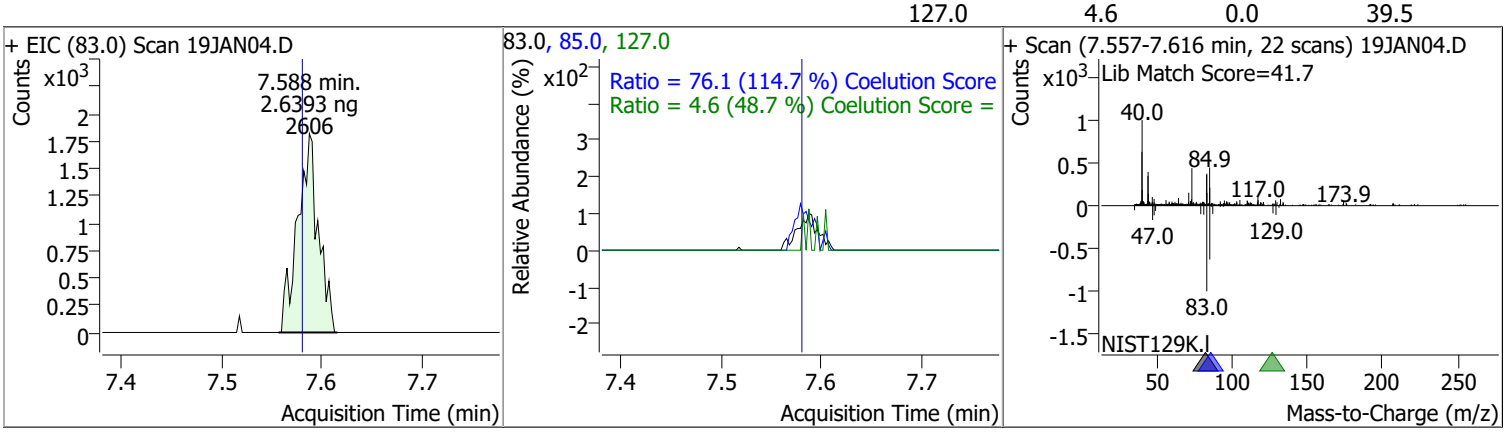

Compound	Conc.	RT	Dev(Min)	Resp.	QIon	QRatio	Lower	Upper
cis-1,3-Dichloropropene	2.8168	8.06	0.00	3052	39.0	71.2	22.5	82.5
					77.0	34.9	1.8	61.8

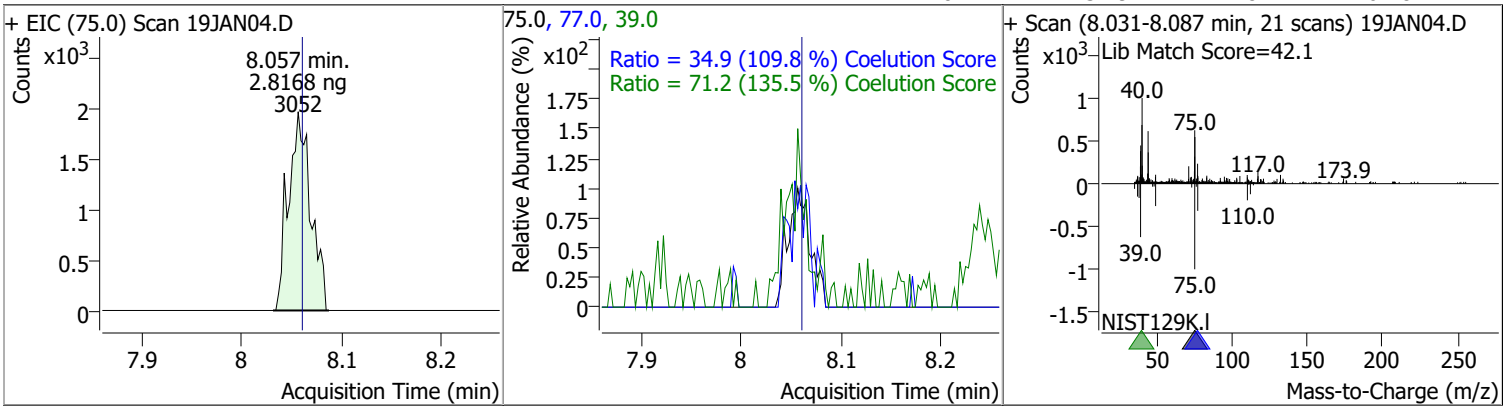

Compound	Conc.	RT	Dev(Min)	Resp.	QIon	QRatio	Lower	Upper
Toluene-d8	2.7380	8.32	0.00	8454	100.0	68.1	34.3	94.3
					99.0	11.1	0.0	39.2

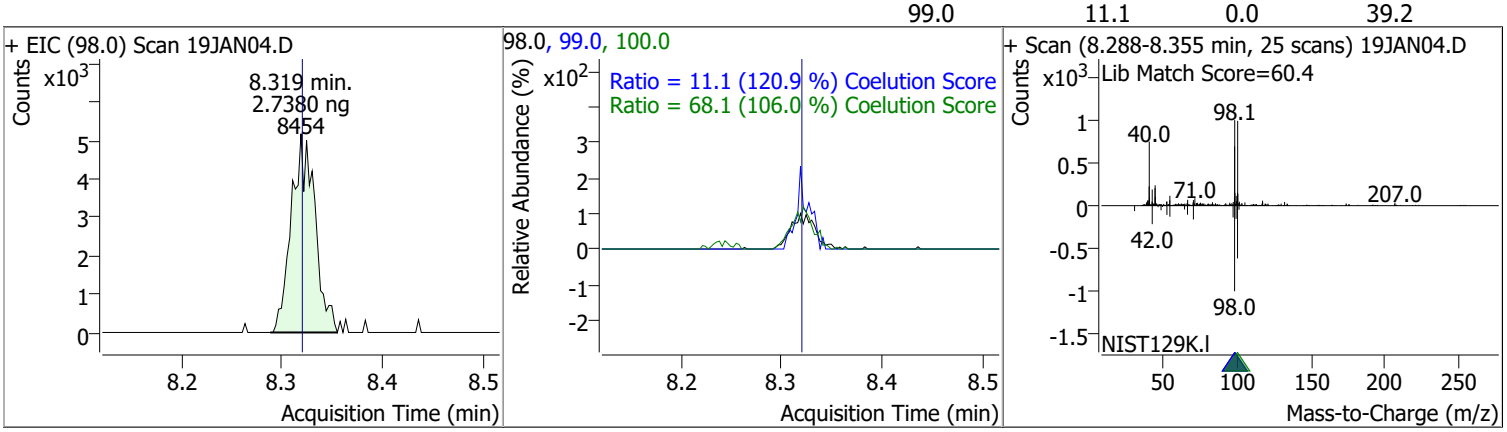

Quantitation Results Report (QT Reviewed)

Compound	Conc.	RT	Dev(Min)	Resp.	QIon	QRatio	Lower	Upper
Toluene	2.6500	8.38	-0.01	5454	91.0	158.0	144.1	204.1

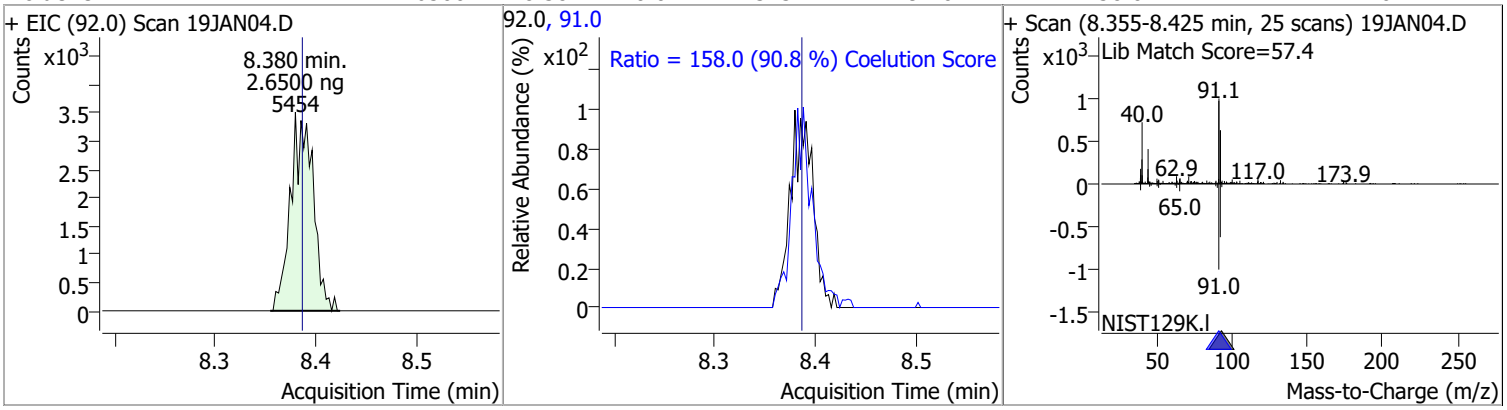

Compound	Conc.	RT	Dev(Min)	Resp.	QIon	QRatio	Lower	Upper
trans-1,3-Dichloropropene	2.7242	8.64	0.00	2153	39.0	66.6	23.0	83.0
					77.0	25.6	1.0	61.0

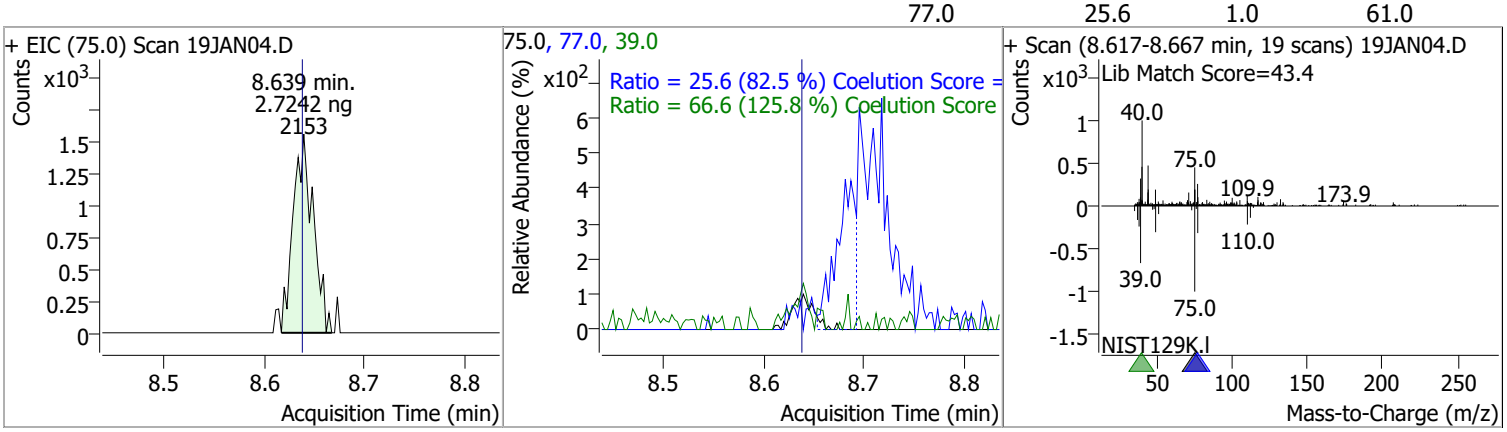

Compound	Conc.	RT	Dev(Min)	Resp.	QIon	QRatio	Lower	Upper
1,1,2-Trichloroethane	2.6009	8.82	0.00	1045 (m)	97.0	136.0	80.7	140.7
					85.0	65.5	30.7	90.7

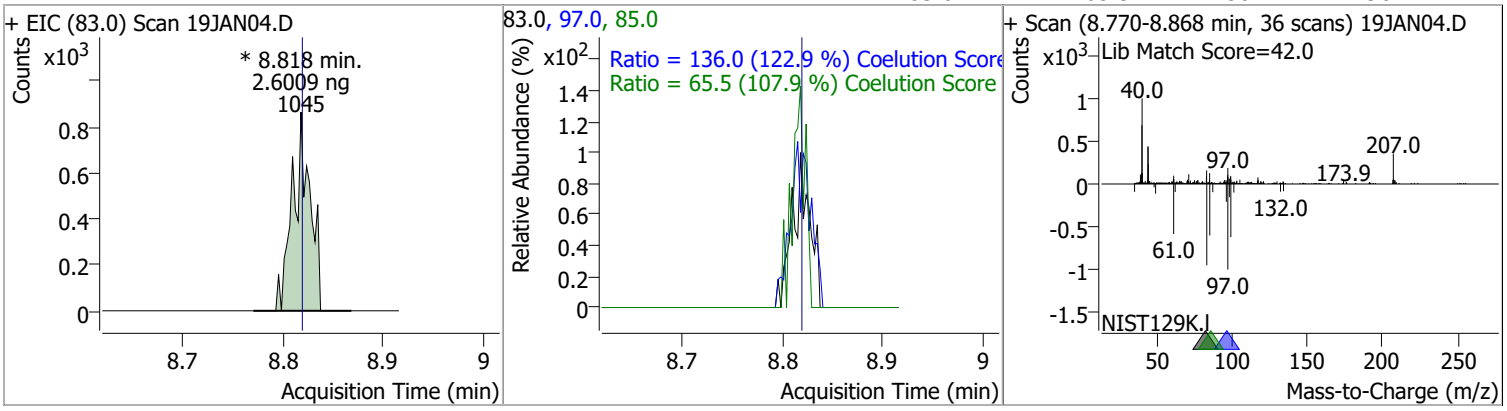

Quantitation Results Report (QT Reviewed)

Compound	Conc.	RT	Dev(Min)	Resp.	QIon	QRatio	Lower	Upper
Tetrachloroethene	2.6241	8.93	-0.01	2190	165.8	123.5	96.1	156.1
					129.0	85.5	60.5	120.5

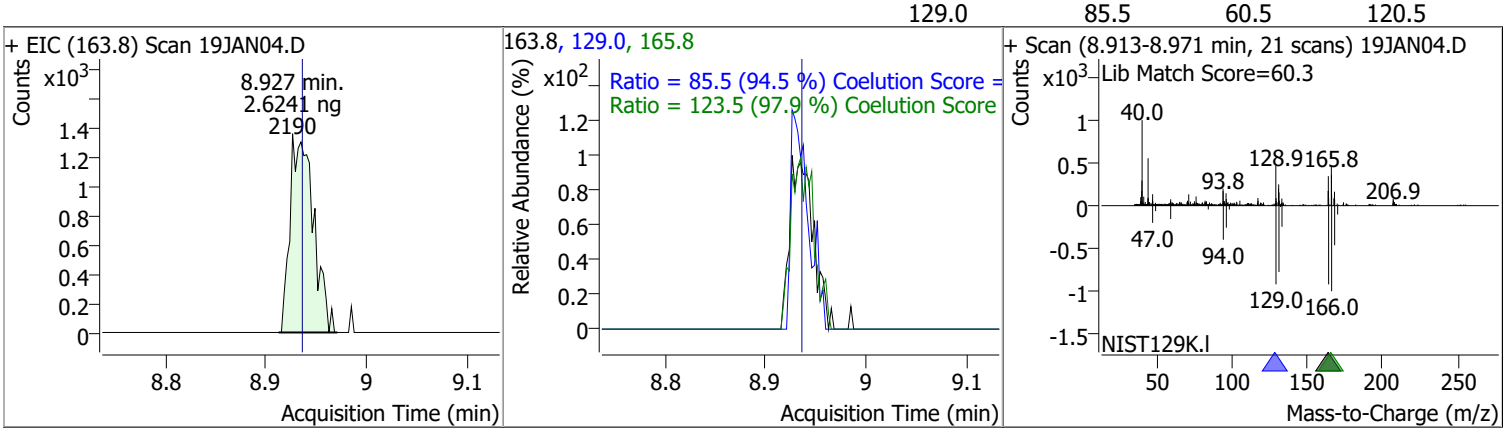

Compound	Conc.	RT	Dev(Min)	Resp.	QIon	QRatio	Lower	Upper
1,3-Dichloropropane	2.7790	8.98	0.00	2260	78.0	26.8	2.4	62.4

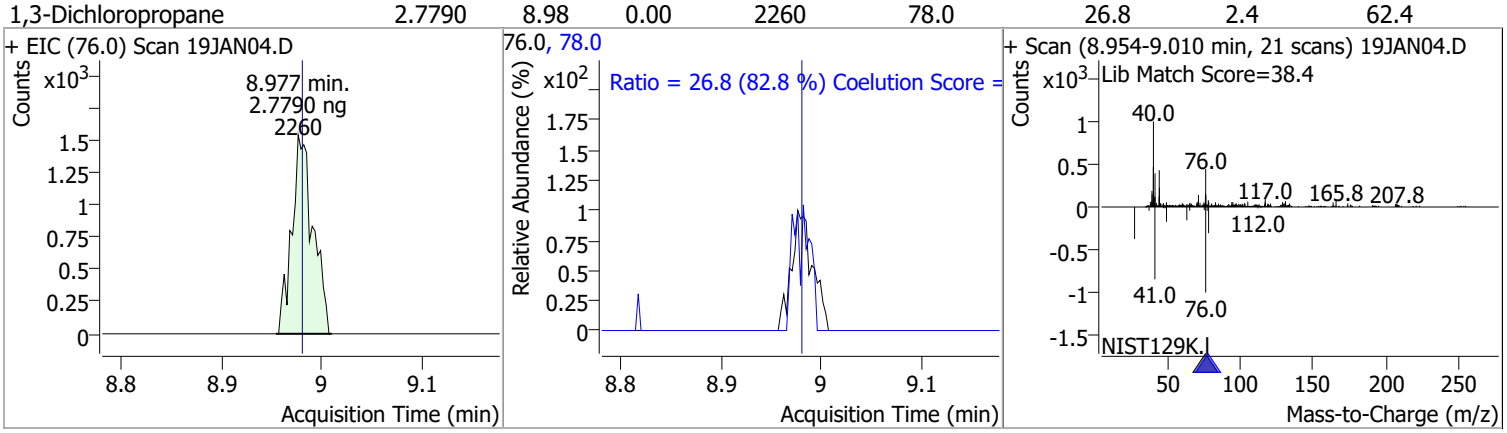

Compound	Conc.	RT	Dev(Min)	Resp.	QIon	QRatio	Lower	Upper
Chlorodibromomethane	3.0962	9.21	0.00	2004 (m)	127.0	61.8	47.2	107.2

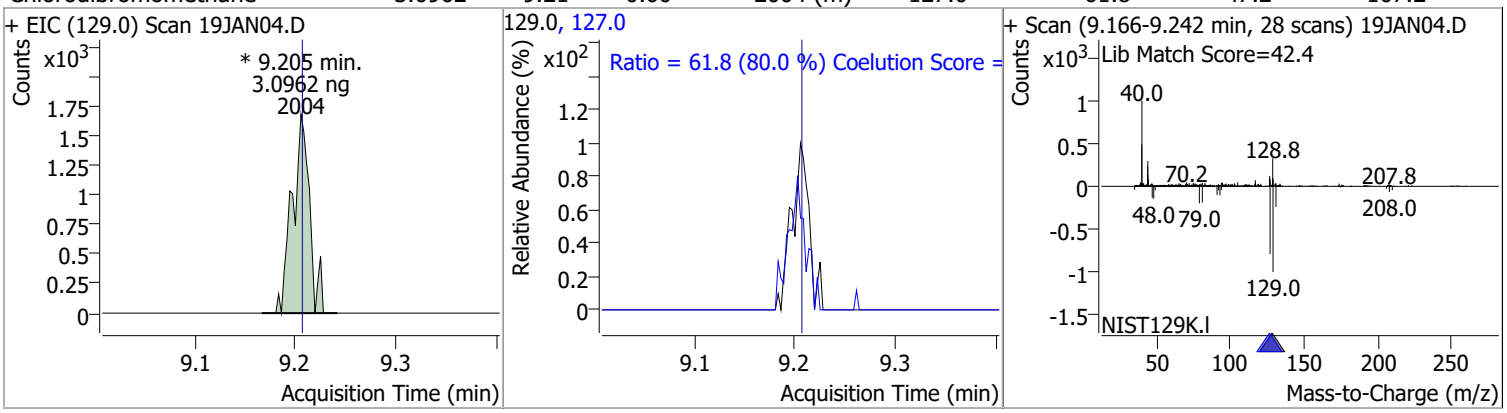

Compound	Conc.	RT	Dev(Min)	Resp.	QIon	QRatio	Lower	Upper
1,2-Dibromoethane	2.4525	9.31	0.01	1089 (m)	109.0	99.6	61.5	121.5

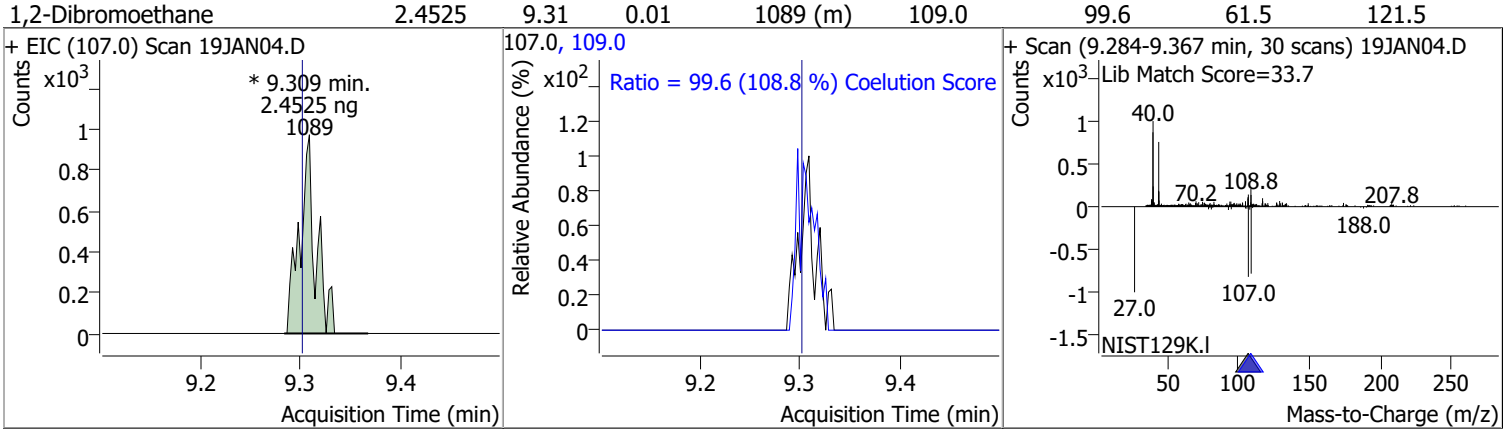

Quantitation Results Report (QT Reviewed)

Compound	Conc.	RT	Dev(Min)	Resp.	QIon	QRatio	Lower	Upper
Chlorobenzene	2.7267	9.80	0.00	6152	114.0	41.9	2.2	62.2

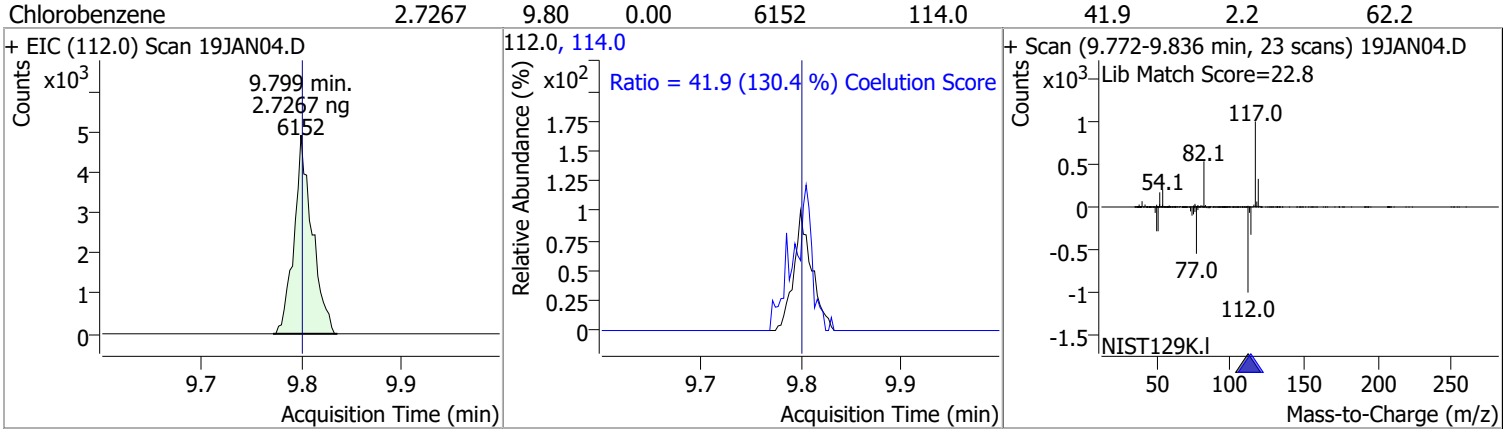

Compound	Conc.	RT	Dev(Min)	Resp.	QIon	QRatio	Lower	Upper
1,1,1,2-Tetrachloroethane	2.8847	9.89	0.00	2284 (m)	133.0	88.6	65.3	125.3

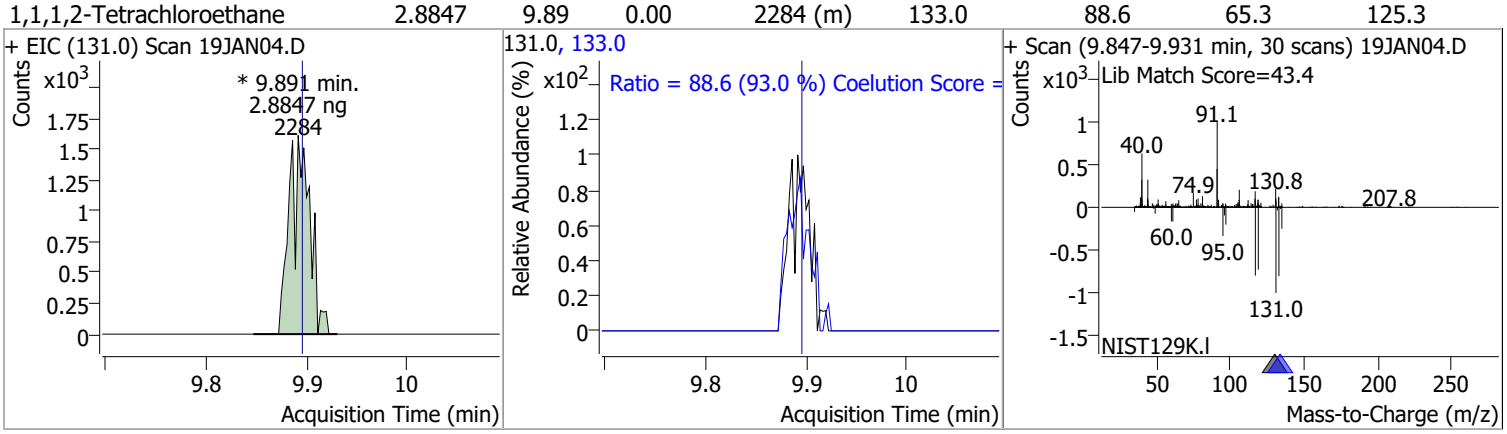

Compound	Conc.	RT	Dev(Min)	Resp.	QIon	QRatio	Lower	Upper
Ethylbenzene	2.9089	9.92	0.00	8834	106.0	28.7	1.7	61.7

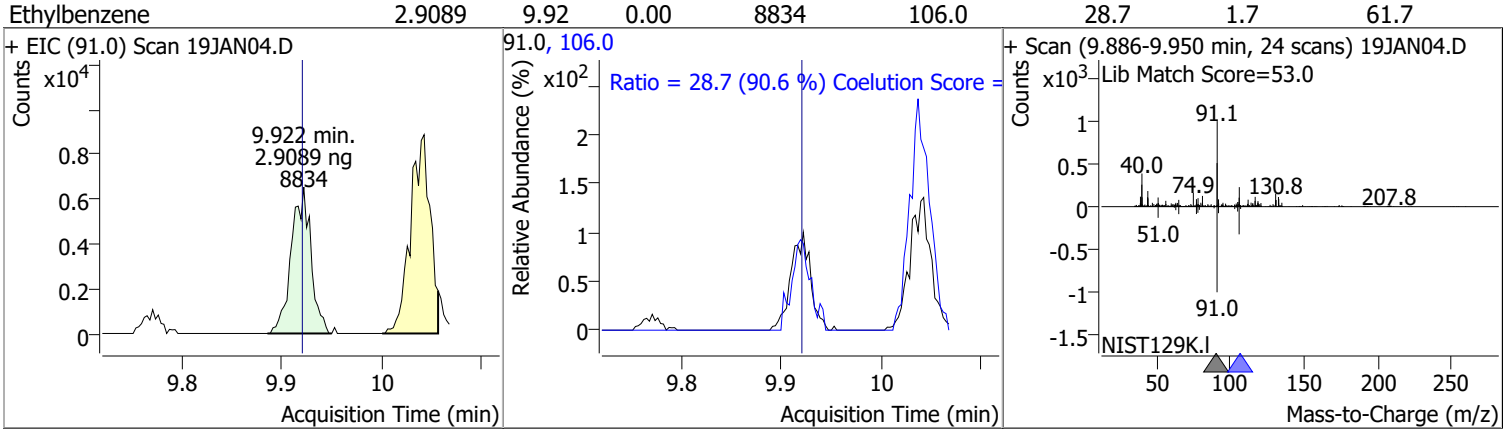

Compound	Conc.	RT	Dev(Min)	Resp.	QIon	QRatio	Lower	Upper
m+p-Xylenes	6.1738	10.04	0.00	6744	91.0	192.6	170.7	230.7

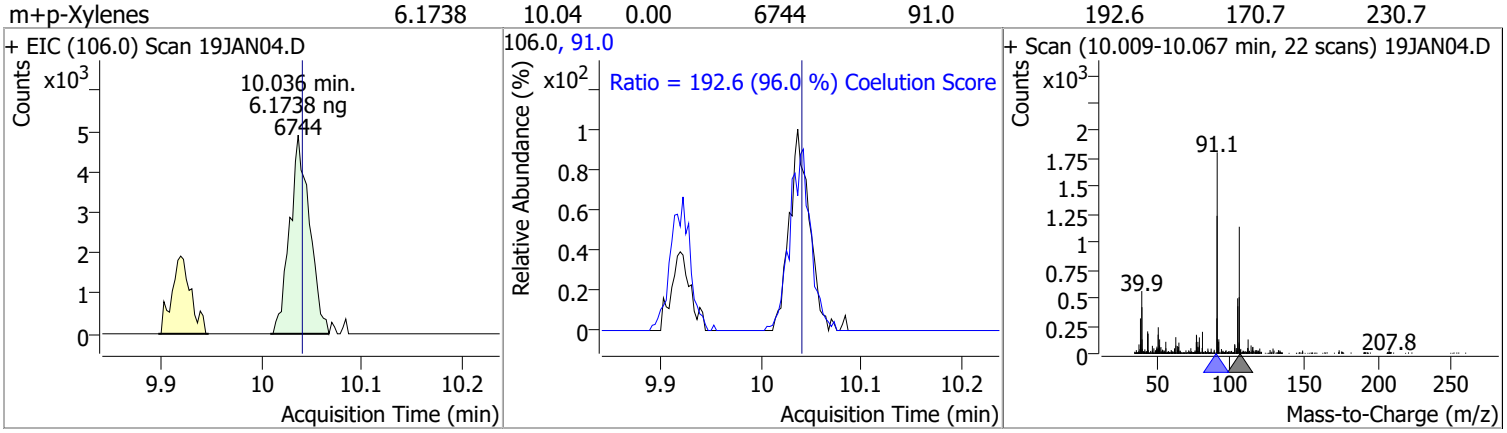

Compound	Conc.	RT	Dev(Min)	Resp.	QIon	QRatio	Lower	Upper
o-Xylene	3.0886	10.43	0.00	2826	91.0	231.0	181.4	241.4

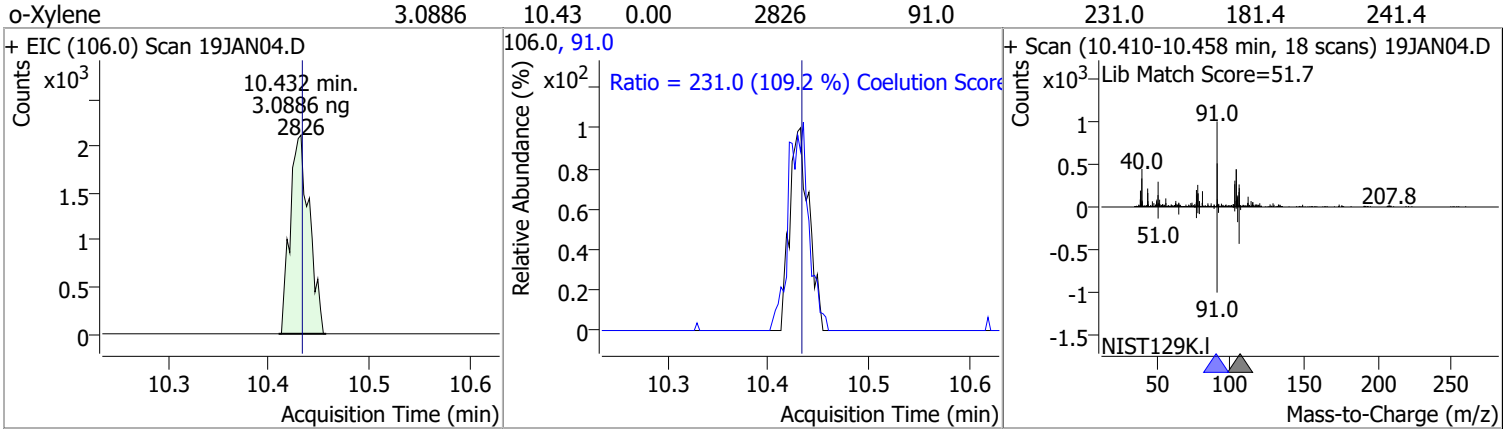

Compound	Conc.	RT	Dev(Min)	Resp.	QIon	QRatio	Lower	Upper
Styrene	3.1839	10.44	0.00	4834	78.0	52.1	20.6	80.6

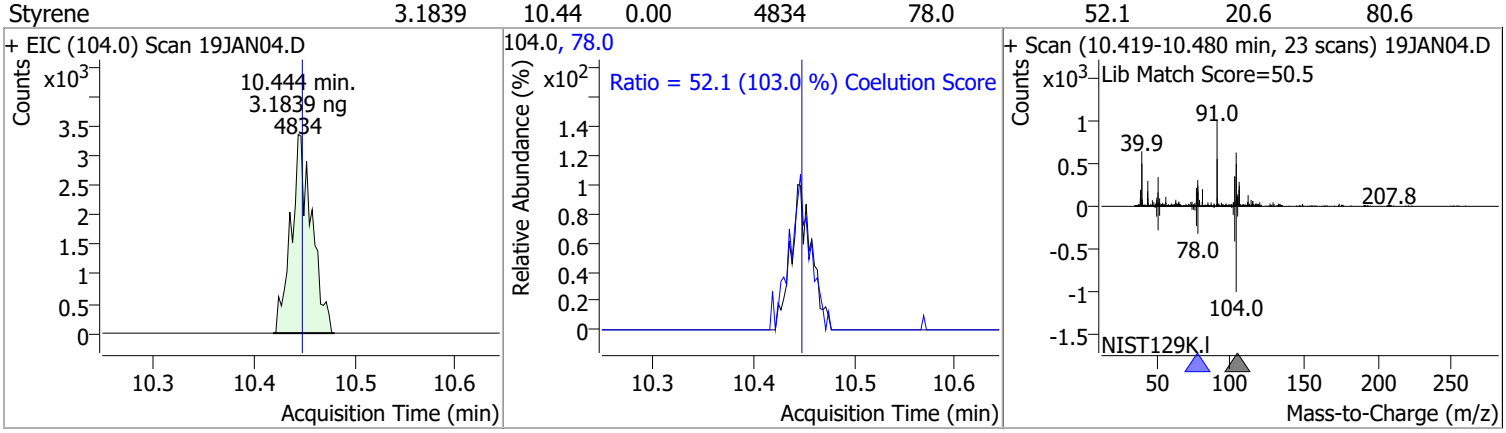

Compound	Conc.	RT	Dev(Min)	Resp.	QIon	QRatio	Lower	Upper
Bromoform	2.8662	10.63	0.01	928 (m)	170.5	33.8	20.3	80.3
					174.5	21.1	18.1	78.1

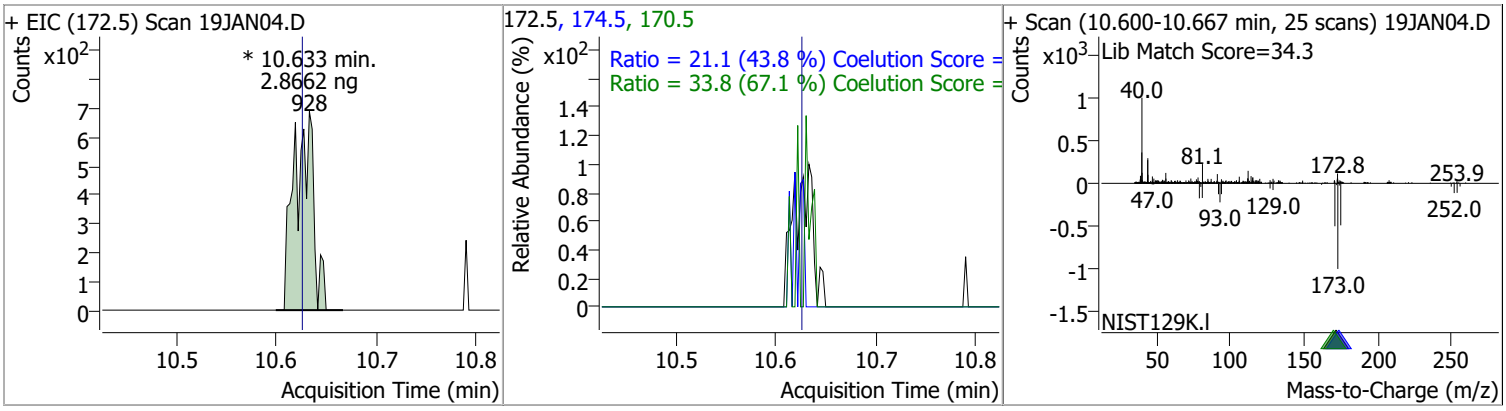

Compound	Conc.	RT	Dev(Min)	Resp.	QIon	QRatio	Lower	Upper
p-Bromofluorobenzene	3.5819	10.95	0.00	3195	174.0	89.6	65.3	125.3
					176.0	96.9	63.3	123.3

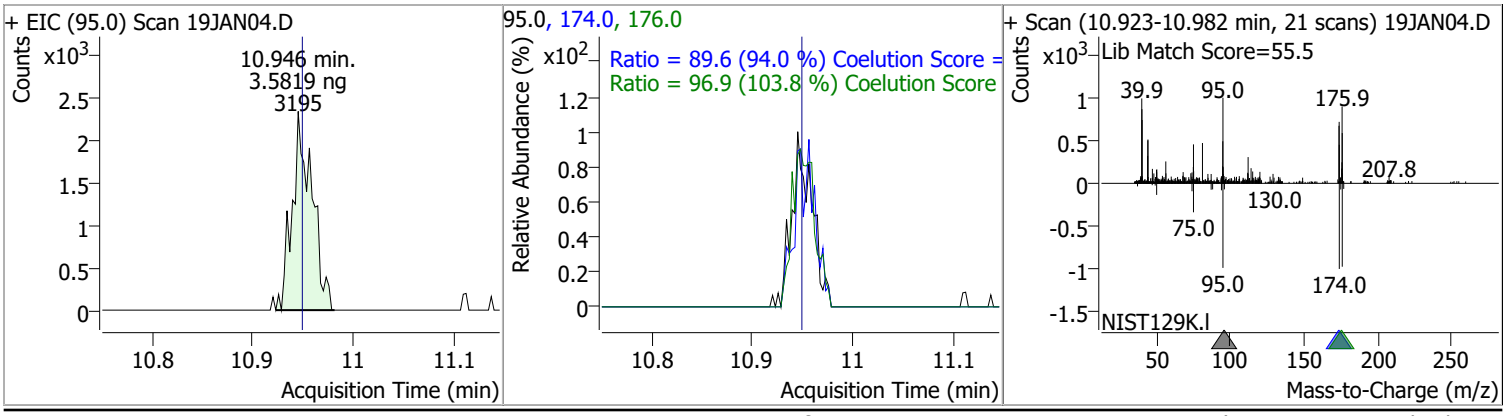

Compound	Conc.	RT	Dev(Min)	Resp.	QIon	QRatio	Lower	Upper
Bromobenzene	2.6633	11.09	0.00	2095	77.0	150.5	113.5	173.5
					158.0	96.3	66.1	126.1

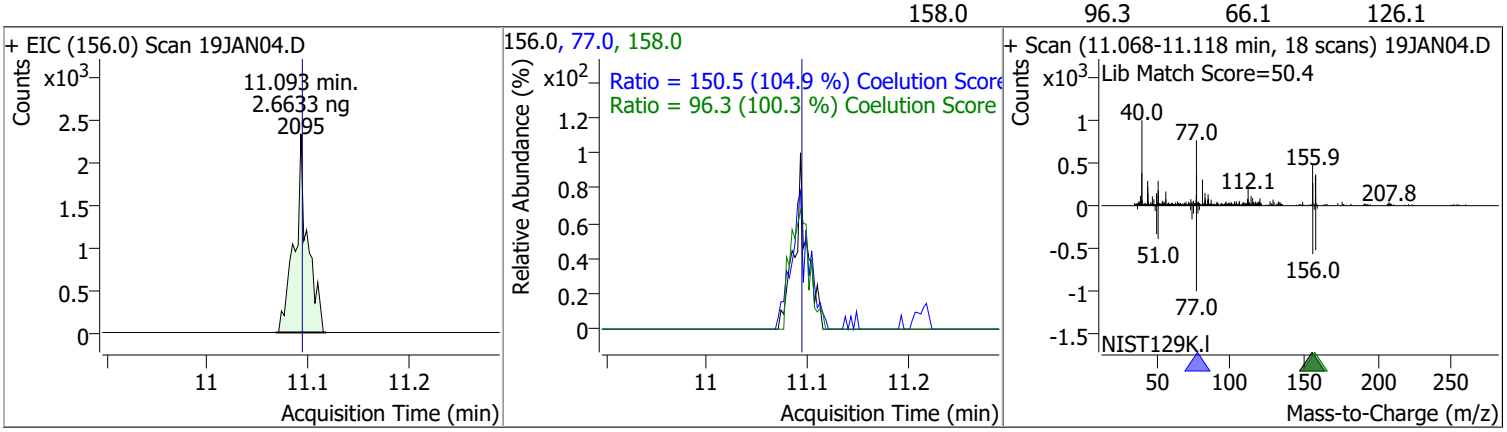

Compound	Conc.	RT	Dev(Min)	Resp.	QIon	QRatio	Lower	Upper
1,1,2,2-Tetrachloroethane	2.7802	11.12	0.00	1247 (m)	85.0	55.7	33.3	93.3

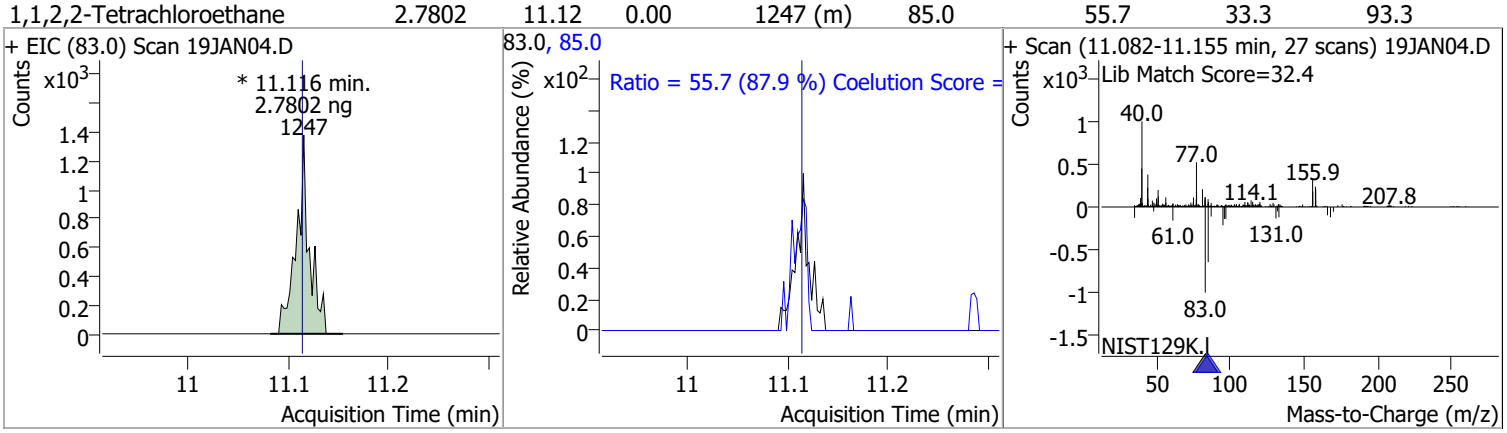

Compound	Conc.	RT	Dev(Min)	Resp.	QIon	QRatio	Lower	Upper
1,2,3-Trichloropropane	3.0373	11.15	0.00	358 (m)	112.0	42.3	35.8	95.8

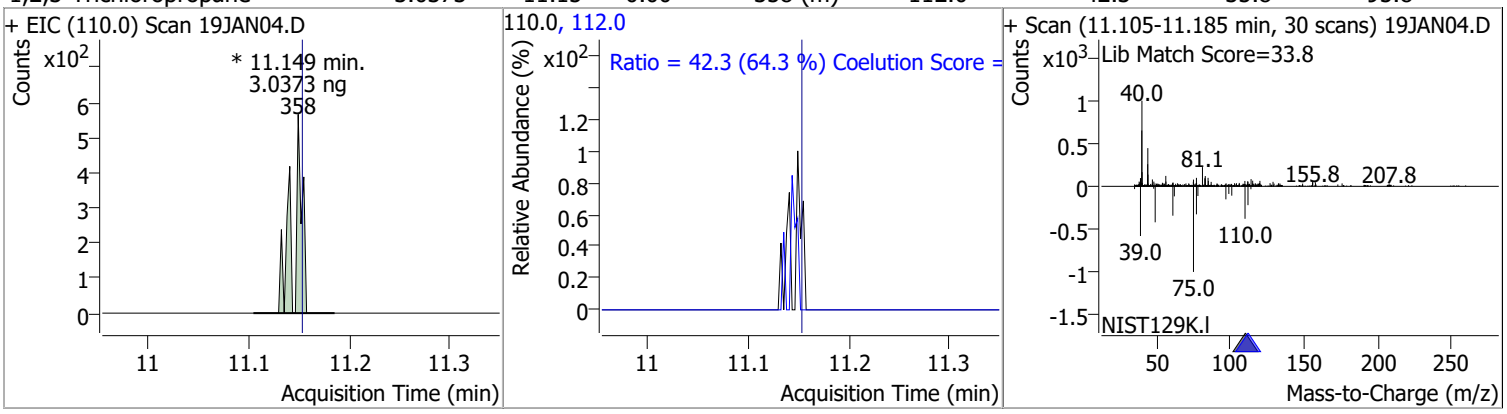

Compound	Conc.	RT	Dev(Min)	Resp.	QIon	QRatio	Lower	Upper
2-Chlorotoluene	2.6139	11.29	0.00	2035	91.0	250.0	246.2	306.2

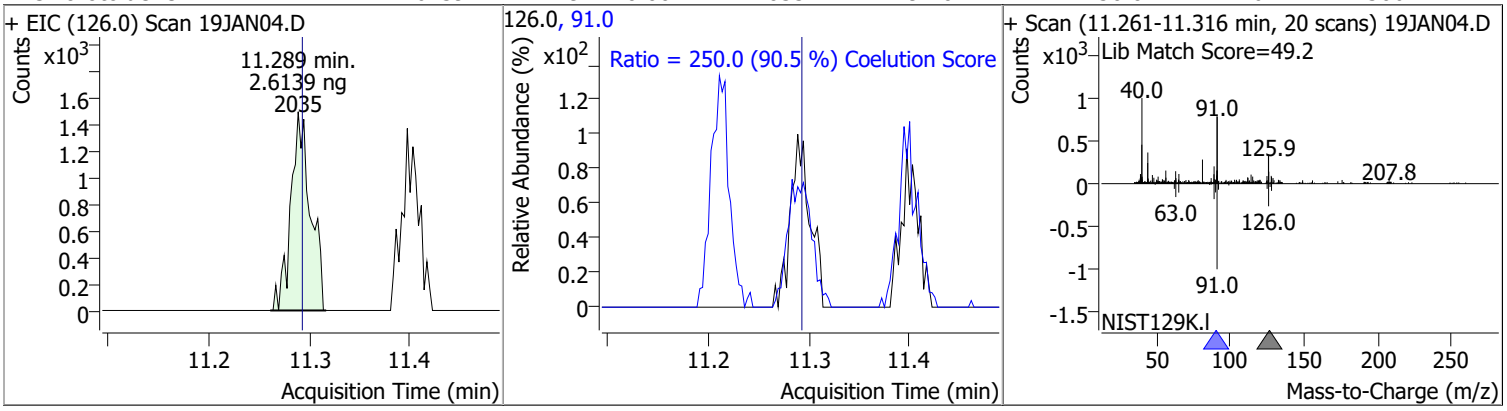

Quantitation Results Report (QT Reviewed)

Compound	Conc.	RT	Dev(Min)	Resp.	QIon	QRatio	Lower	Upper
4-Chlorotoluene	2.1986	11.40	0.00	5544	126.0	28.2	1.3	61.3

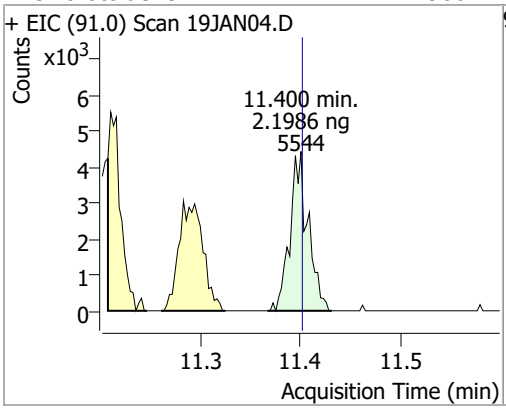

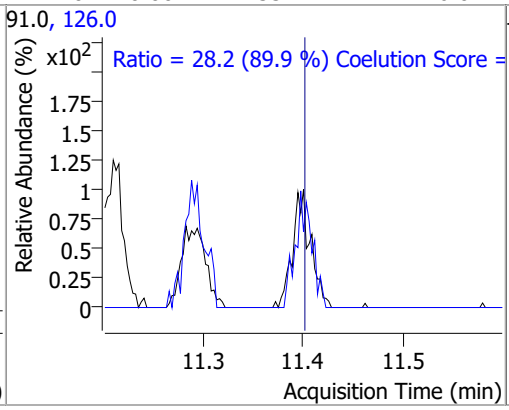

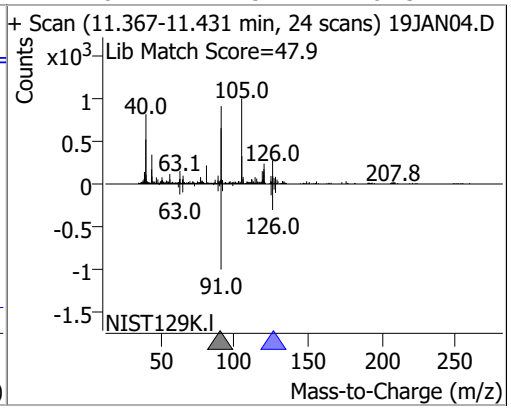

Compound	Conc.	RT	Dev(Min)	Resp.	QIon	QRatio	Lower	Upper
1,3-Dichlorobenzene	2.6066	12.03	0.00	3715	148.0	69.9	32.8	92.8
					111.0	39.2	8.7	68.7

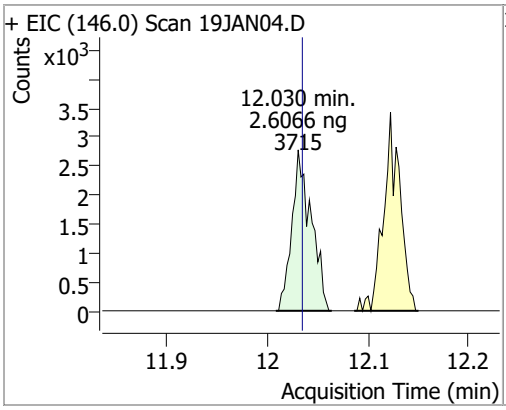

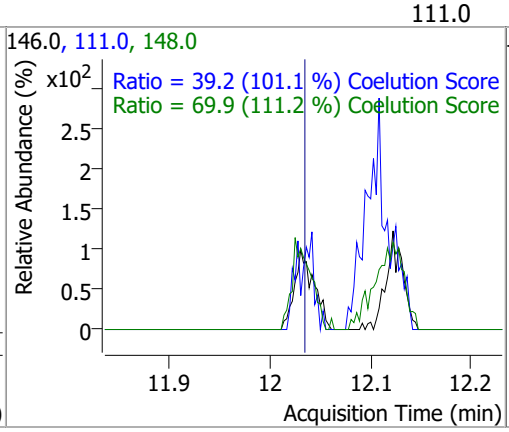

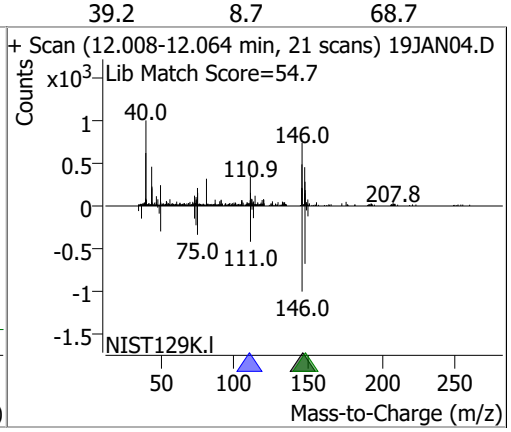

Compound	Conc.	RT	Dev(Min)	Resp.	QIon	QRatio	Lower	Upper
1,4-Dichlorobenzene	2.7200	12.12	0.00	3952	148.0	85.2	33.7	93.7
					111.0	24.2	8.7	68.7

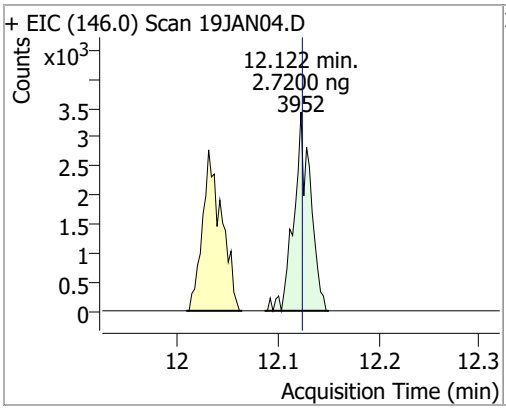

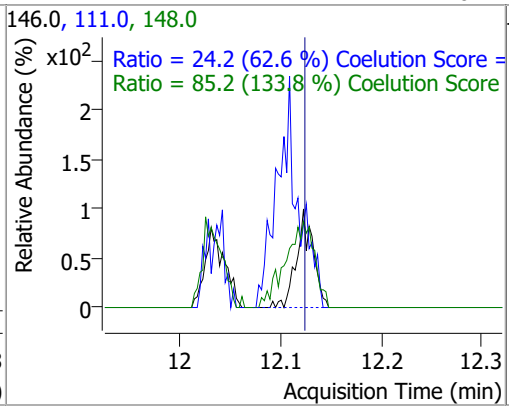

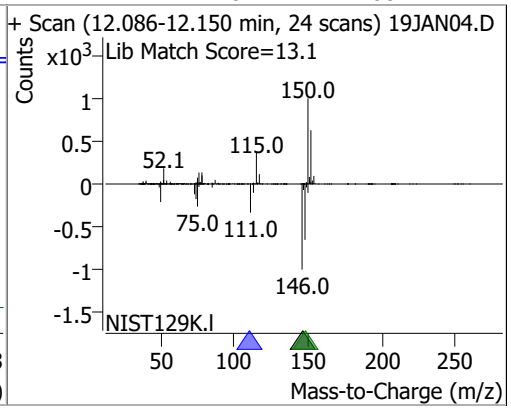

Quantitation Results Report (QT Reviewed)

Compound	Conc.	RT	Dev(Min)	Resp.	QIon	QRatio	Lower	Upper
1,2-Dichlorobenzene	2.5616	12.49	-0.01	3048	148.0	65.4	31.9	91.9
					111.0	35.1	9.5	69.5

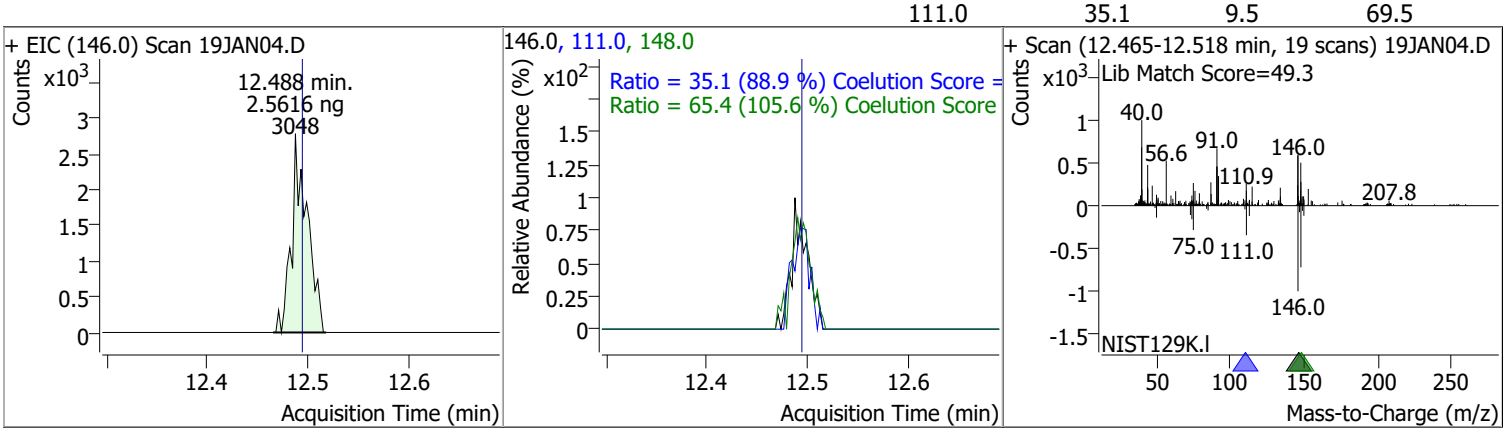

Quantitation Results Report (QT Reviewed)

Data File	19JAN05.D	Operator	MSC
Acq. Method	5975CACQF.M	Acq. Date-Time	1/19/2022 11:15:33 AM
Sample Name	ICAL011922_2	Instrument	VOA5975C
Vial	5	Multiplier	1.00
DA Method File	VOA5975C_8260B_SHT_DoD_L4_011922.m	Comment	
Tune File	BFB_Atune3.u	Tune Date	10/11/2021 4:02:00 PM
Batch Name	VG011922_8260B.batch.bin	Last Calib Update	1/20/2022 9:28:12 AM
Ref Library	\\MASSHUNTER\Org\Library\NIST129K.l		

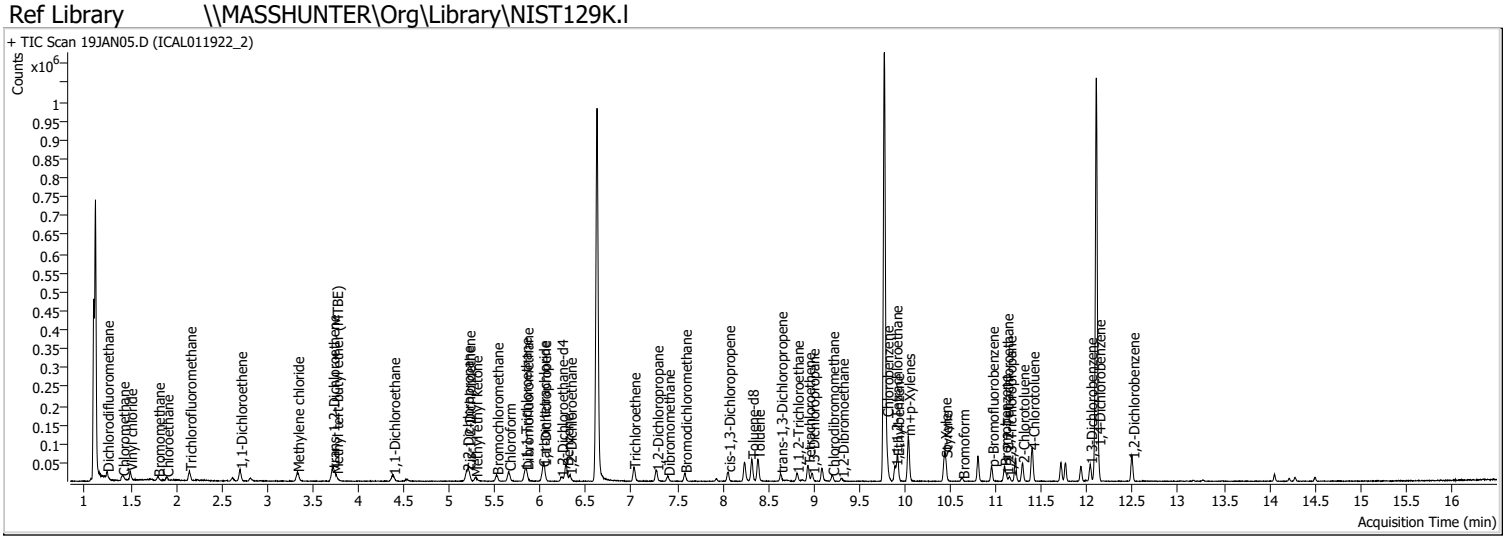

Compound	RT	QIon	Resp.	Conc.	Units		Dev(Min)
Internal Standards							
M Fluorobenzene	6.621	96.0	803183	250.0000	ng		0.000
M Chlorobenzene-d5	9.774	82.0	313722	250.0000	ng		0.000
M 1,4-Dichlorobenzene-d4	12.103	152.0	251947	250.0000	ng		0.003
System Monitoring Compounds							
S Dibromofluoromethane	5.845	113.0	9521	12.2386	ng		-0.005
Spiked Amount: 250.000	Range: 80.0 - 119.0%			Recovery = 4.90%		*	
S 1,2-Dichloroethane-d4	6.227	67.0	4197	12.4883	ng	m	-0.003
Spiked Amount: 250.000	Range: 81.0 - 118.0%			Recovery = 5.00%		*	
S Toluene-d8	8.319	98.0	33951	11.0927	ng		0.000
Spiked Amount: 250.000	Range: 89.0 - 112.0%			Recovery = 4.44%		*	
S p-Bromofluorobenzene	10.954	95.0	10669	11.4690	ng		0.006
Spiked Amount: 250.000	Range: 85.0 - 114.0%			Recovery = 4.59%		*	
Target Compounds							**QValue**
T Dichlorodifluoromethane	1.241	85.0	12682	11.7428	ng		94
T Chloromethane	1.411	50.0	15397	12.1094	ng		94
T Vinyl chloride	1.498	62.0	14225	12.2910	ng		94
T Bromomethane	1.799	96.0	5411	12.9499	ng		96
T Chloroethane	1.897	64.0	6576	12.0096	ng		92
T Trichlorofluoromethane	2.148	101.0	16916	12.1888	ng		100
T 1,1-Dichloroethene	2.703	96.0	9440	11.6900	ng		96
T Methylene chloride	3.330	49.0	15719	13.3883	ng		96
T trans-1,2-Dichloroethene	3.718	96.0	10455	12.5326	ng		94
T Methyl tert-butyl ether (MTBE)	3.757	73.0	12721	12.2004	ng		99
T 1,1-Dichloroethane	4.381	63.0	18500	11.8493	ng		98
T 2,2-Dichloropropane	5.190	77.0	14213	12.0798	ng		97
T cis-1,2-Dichloroethene	5.209	96.0	9874	11.6899	ng		95
T Methyl ethyl ketone	5.288	43.0	15038	123.1947	ng		97
T Bromochloromethane	5.516	128.0	4232	12.1514	ng	m	95
T Chloroform	5.653	83.0	18593	11.9271	ng		99

Compound	RT	QIon	Resp.	Conc.	Units		Dev(Min)
T 1,1,1-Trichloroethane	5.829	97.0	16614	11.5510	ng		98
T Carbon tetrachloride	6.024	117.0	15775	11.3084	ng		97
T 1,1-Dichloropropene	6.041	75.0	12417	10.6461	ng		94
T Benzene	6.286	78.0	37609	11.7214	ng		96
T 1,2-Dichloroethane	6.322	62.0	11123	12.5510	ng		99
T Trichloroethene	7.022	95.0	10949	11.6577	ng		97
T 1,2-Dichloropropane	7.273	63.0	9499	11.5033	ng		98
T Dibromomethane	7.396	93.0	4088	11.7450	ng		84
T Bromodichloromethane	7.585	83.0	12025	12.2862	ng		95
T cis-1,3-Dichloropropene	8.059	75.0	12472	11.6126	ng		92
T Toluene	8.386	92.0	21899	10.7342	ng		97
T trans-1,3-Dichloropropene	8.634	75.0	8755	11.1755	ng		93
T 1,1,2-Trichloroethane	8.815	83.0	4762	11.9543	ng		92
T Tetrachloroethene	8.938	163.8	8964	10.8355	ng		96
T 1,3-Dichloropropane	8.985	76.0	9988	12.3902	ng		94
T Chlorodibromomethane	9.203	129.0	7984	12.4449	ng		96
T 1,2-Dibromoethane	9.306	107.0	4936	11.2192	ng		87
T Chlorobenzene	9.797	112.0	26688	11.9332	ng		96
T 1,1,1,2-Tetrachloroethane	9.894	131.0	9446	12.0378	ng		94
T Ethylbenzene	9.914	91.0	42980	11.9196	ng		95
T m+p-Xylenes	10.037	106.0	31103	22.1645	ng		100
T o-Xylene	10.435	106.0	13717	11.3234	ng		98
T Styrene	10.447	104.0	21872	10.9234	ng		99
T Bromoform	10.631	172.5	4402	13.0389	ng		96
T Bromobenzene	11.091	156.0	9784	11.9266	ng		99
T 1,1,2,2-Tetrachloroethane	11.113	83.0	5757	12.3034	ng		97
T 1,2,3-Trichloropropane	11.147	110.0	1522	12.3825	ng	m	99
T 2-Chlorotoluene	11.292	126.0	9032	11.1243	ng		98
T 4-Chlorotoluene	11.400	91.0	26850	10.2102	ng		95
T 1,3-Dichlorobenzene	12.033	146.0	17111	11.5123	ng		96
T 1,4-Dichlorobenzene	12.125	146.0	17730	11.7008	ng		81
T 1,2-Dichlorobenzene	12.496	146.0	14345	11.5601	ng		97

(#) = Qualifier Out of Range; (m) = Manual Integration; (+) = Area Summed; (*) = Surrogate Percent Recovery Out of Range; (d): Zeroed Peak

Compound	Conc.	RT	Dev(Min)	Resp.	QIon	QRatio	Lower	Upper
Dichlorodifluoromethane	11.7428	1.24	0.00	12682	87.0	35.0	1.8	61.8

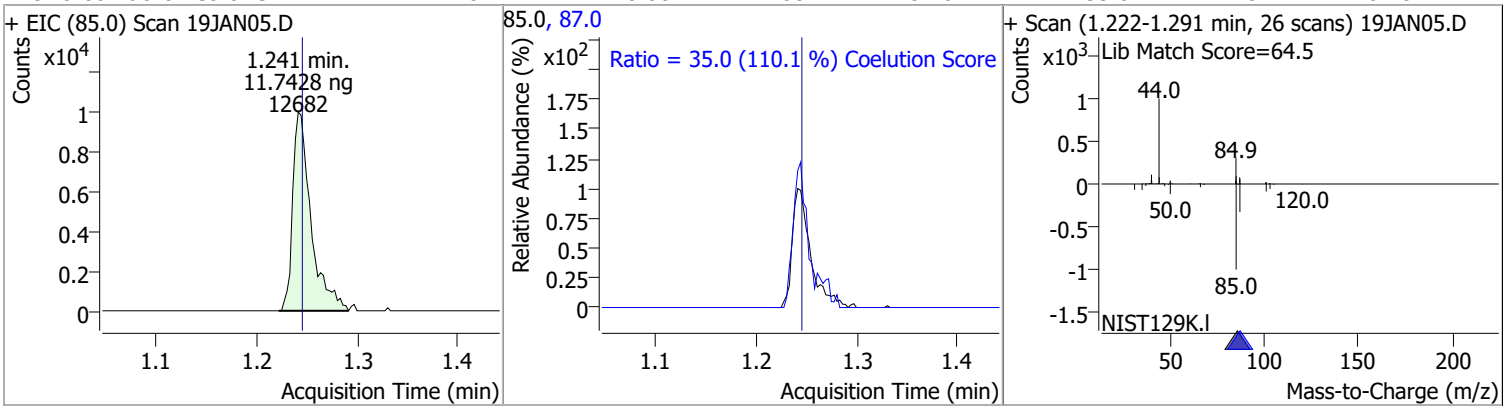

Compound	Conc.	RT	Dev(Min)	Resp.	QIon	QRatio	Lower	Upper
Chloromethane	12.1094	1.41	0.00	15397	52.0	35.9	2.4	62.4

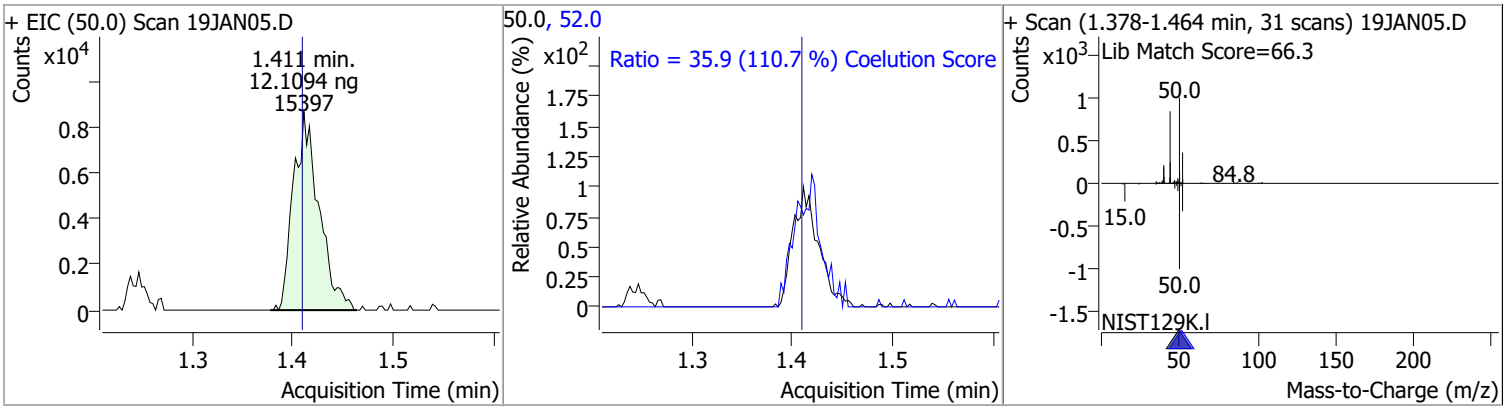

Compound	Conc.	RT	Dev(Min)	Resp.	QIon	QRatio	Lower	Upper
Vinyl chloride	12.2910	1.50	0.00	14225	64.0	34.7	1.3	61.3

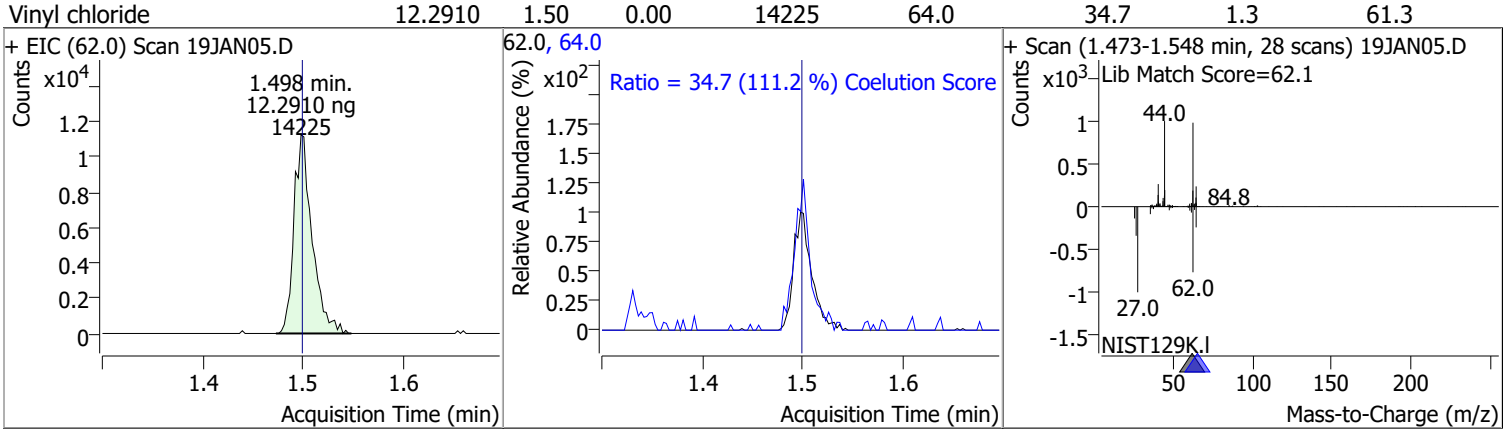

Compound	Conc.	RT	Dev(Min)	Resp.	QIon	QRatio	Lower	Upper
Bromomethane	12.9499	1.80	0.00	5411	94.0	106.3	80.1	140.1

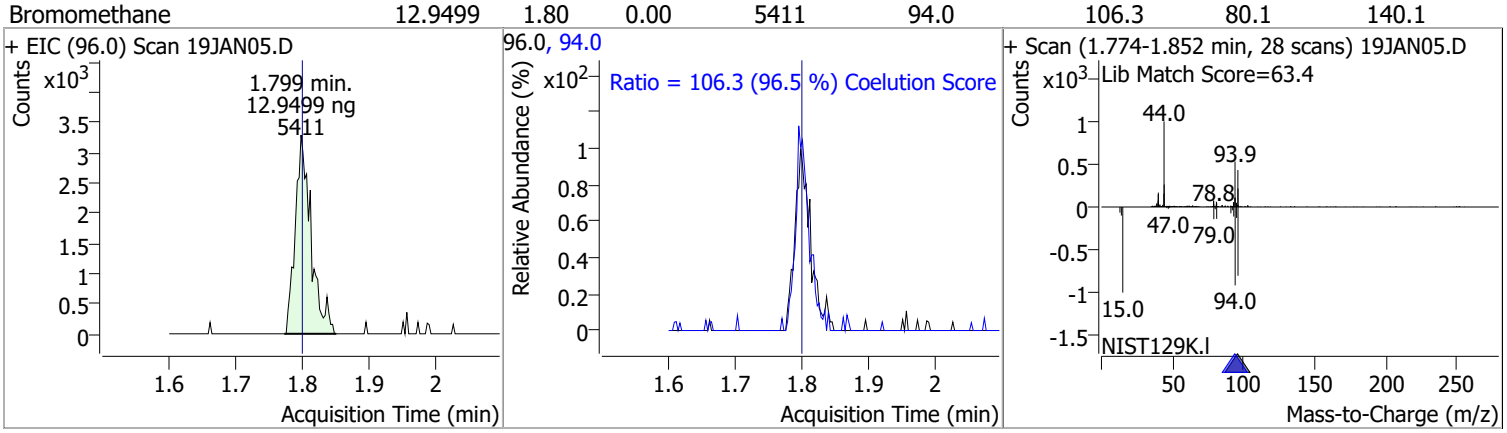

Compound	Conc.	RT	Dev(Min)	Resp.	QIon	QRatio	Lower	Upper
Chloroethane	12.0096	1.90	0.00	6576	66.0	34.3	0.0	60.0

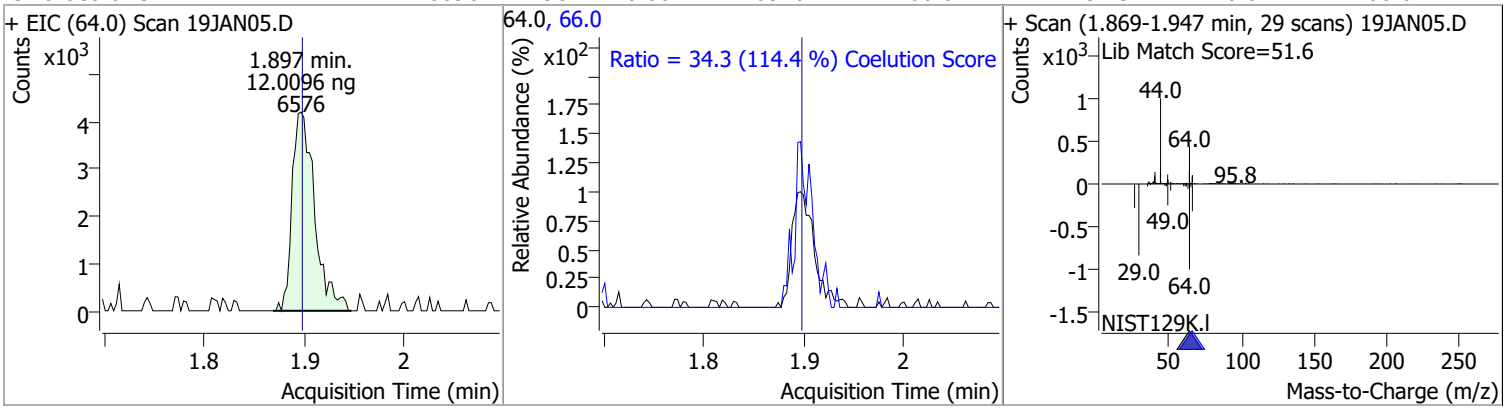

Compound	Conc.	RT	Dev(Min)	Resp.	QIon	QRatio	Lower	Upper
Trichlorofluoromethane	12.1888	2.15	0.00	16916	103.0	65.3	35.0	95.0

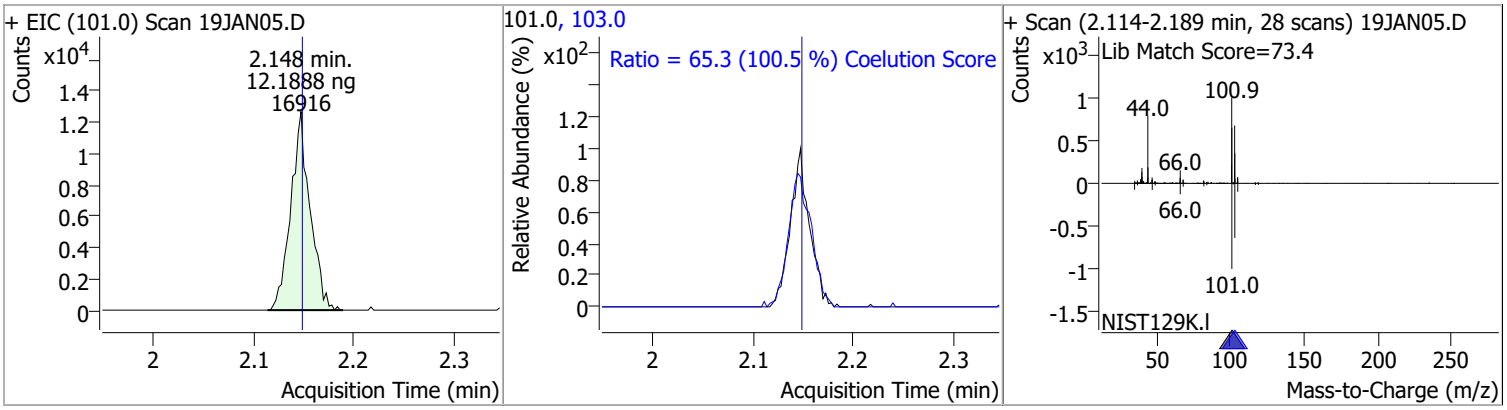

Compound	Conc.	RT	Dev(Min)	Resp.	QIon	QRatio	Lower	Upper
1,1-Dichloroethene	11.6900	2.70	0.00	9440	61.0	186.8	149.9	209.9
					63.0	56.9	27.0	87.0

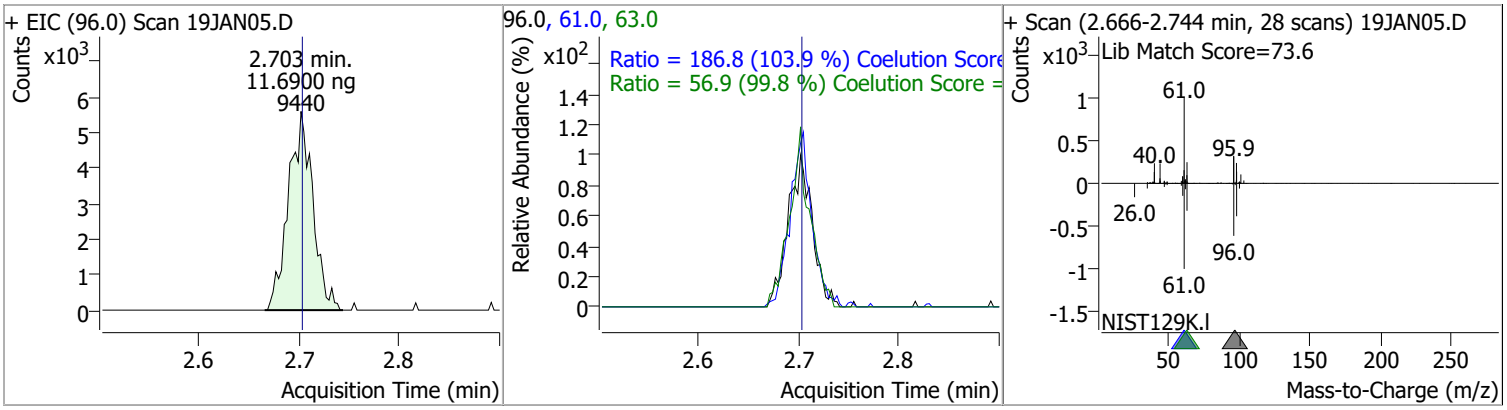

Compound	Conc.	RT	Dev(Min)	Resp.	QIon	QRatio	Lower	Upper
Methylene chloride	13.3883	3.33	0.00	15719	84.0	65.5	36.1	96.1
					86.0	47.4	11.8	71.8

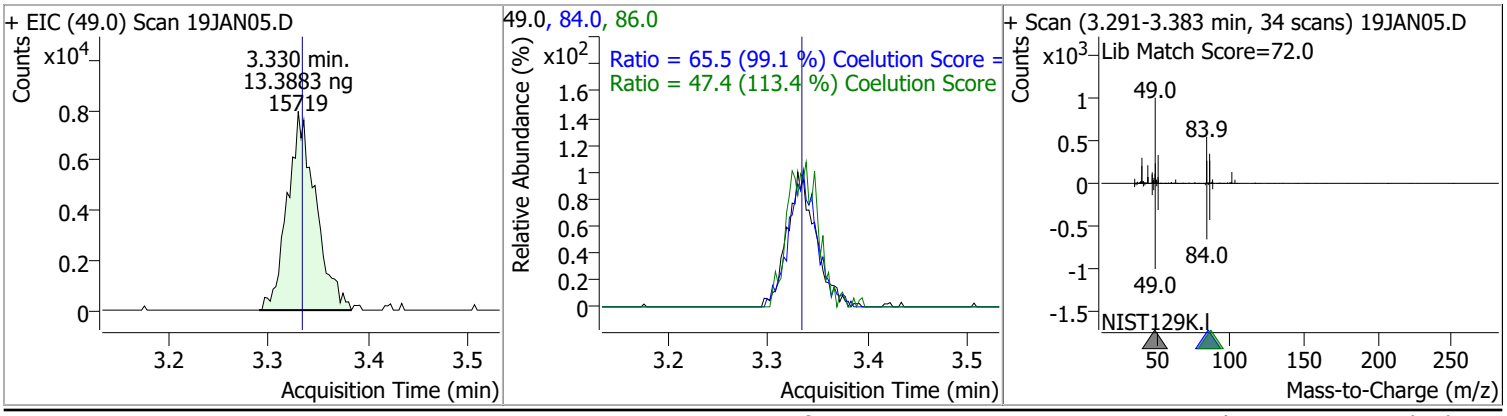

Quantitation Results Report (QT Reviewed)

Compound	Conc.	RT	Dev(Min)	Resp.	QIon	QRatio	Lower	Upper
trans-1,2-Dichloroethene	12.5326	3.72	0.00	10455	61.0	149.8	124.8	184.8
					98.0	54.3	32.1	92.1

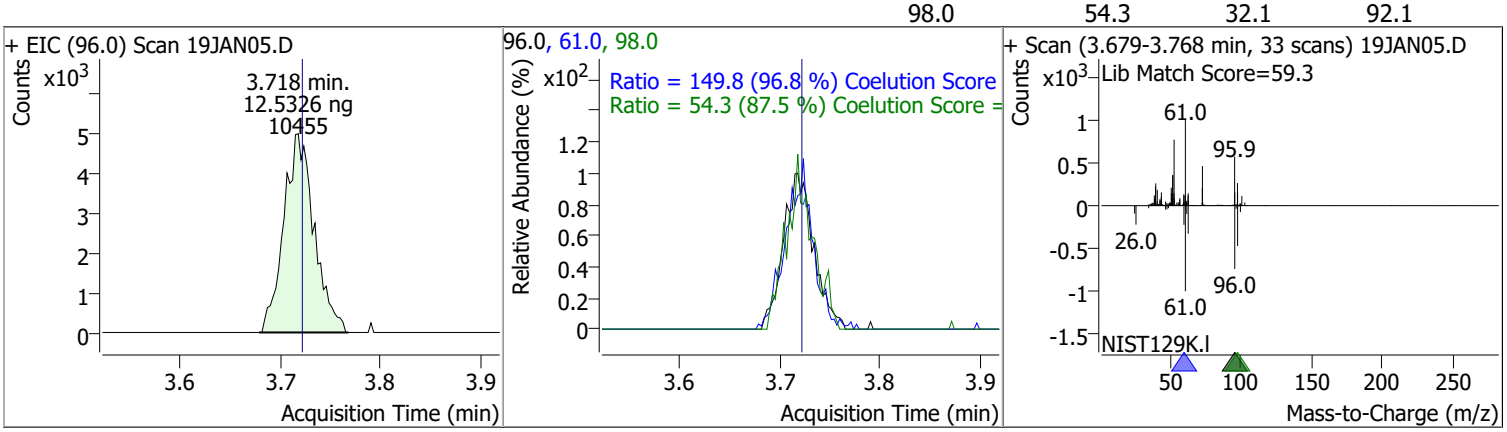

Compound	Conc.	RT	Dev(Min)	Resp.	QIon	QRatio	Lower	Upper
Methyl tert-butyl ether (MTBE)	12.2004	3.76	0.00	12721	57.0	25.1	0.0	54.6

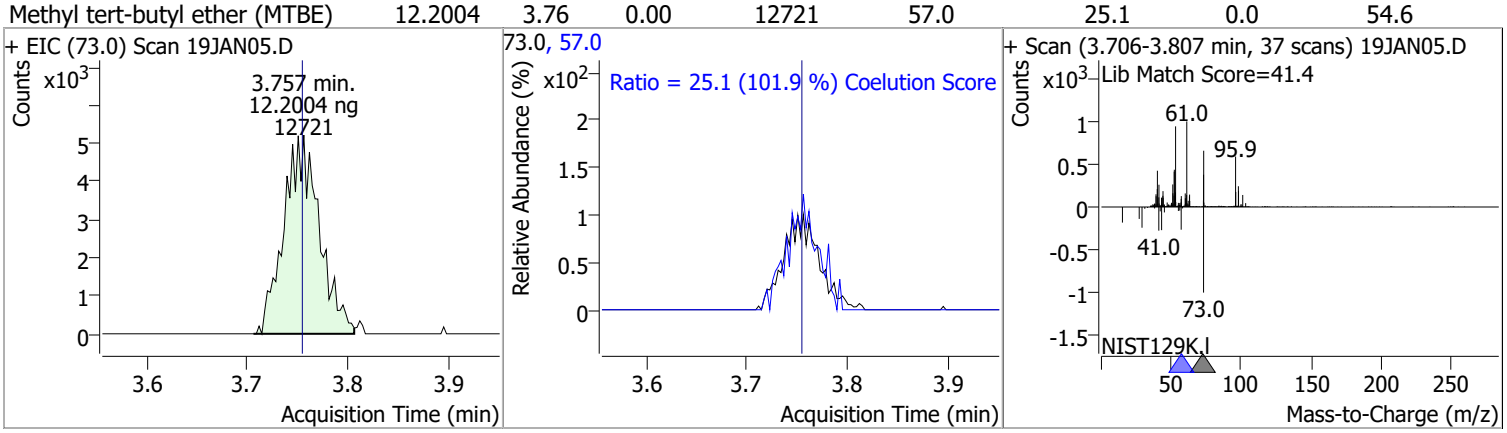

Compound	Conc.	RT	Dev(Min)	Resp.	QIon	QRatio	Lower	Upper
1,1-Dichloroethane	11.8493	4.38	0.00	18500	65.0	31.3	1.0	61.0
					83.0	14.5	0.0	42.7

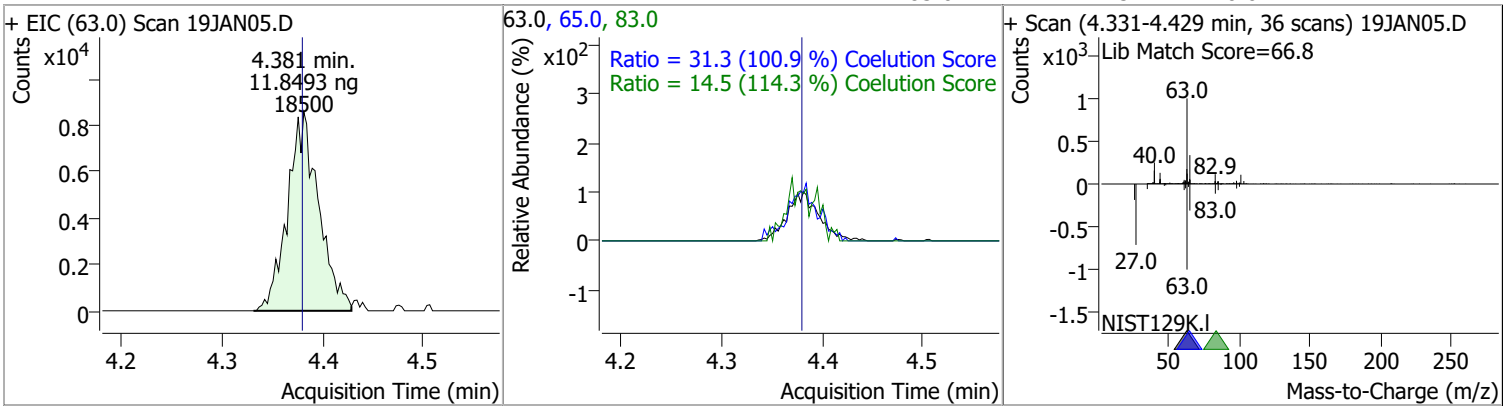

Compound	Conc.	RT	Dev(Min)	Resp.	QIon	QRatio	Lower	Upper
2,2-Dichloropropane	12.0798	5.19	0.00	14213	41.0	70.3	38.8	98.8
					97.0	27.0	0.0	53.9

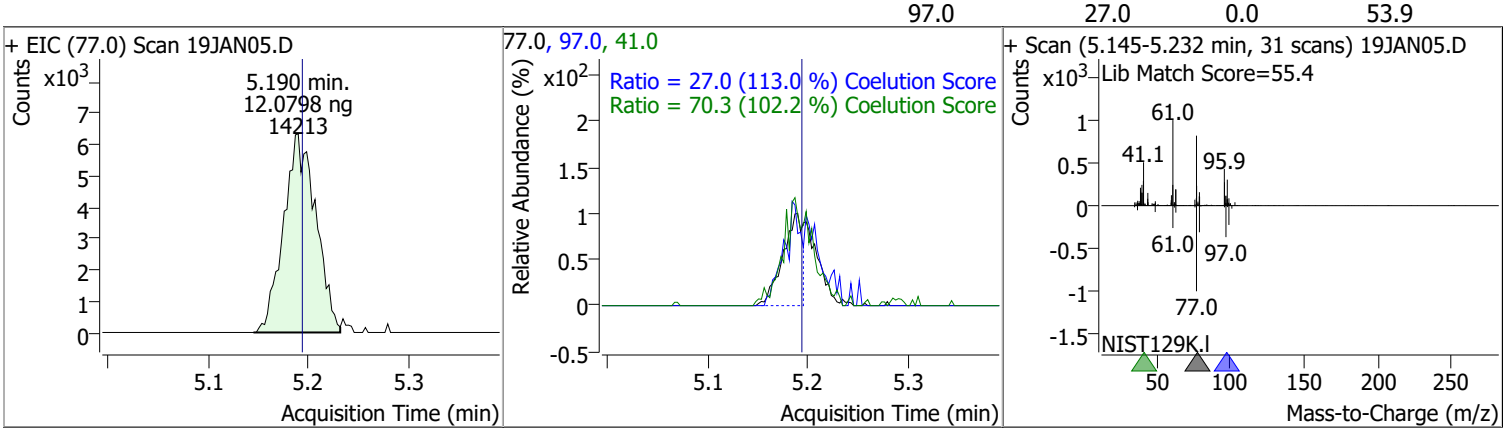

Compound	Conc.	RT	Dev(Min)	Resp.	QIon	QRatio	Lower	Upper
cis-1,2-Dichloroethene	11.6899	5.21	-0.01	9874	61.0	170.0	130.4	190.4
					98.0	65.5	36.2	96.2

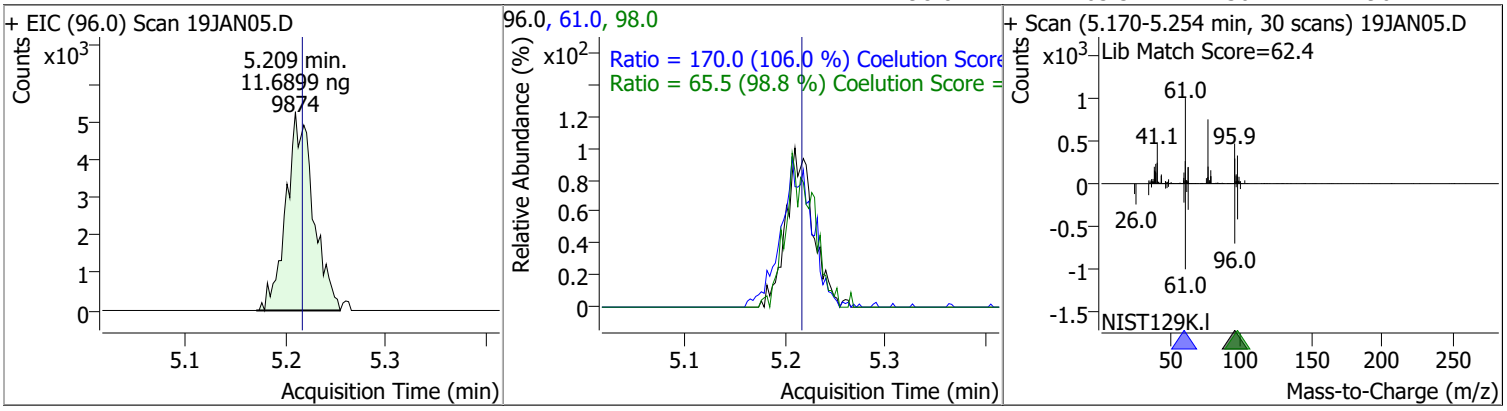

Compound	Conc.	RT	Dev(Min)	Resp.	QIon	QRatio	Lower	Upper
Methyl ethyl ketone	123.1947	5.29	0.01	15038	72.0	19.2	0.0	50.6

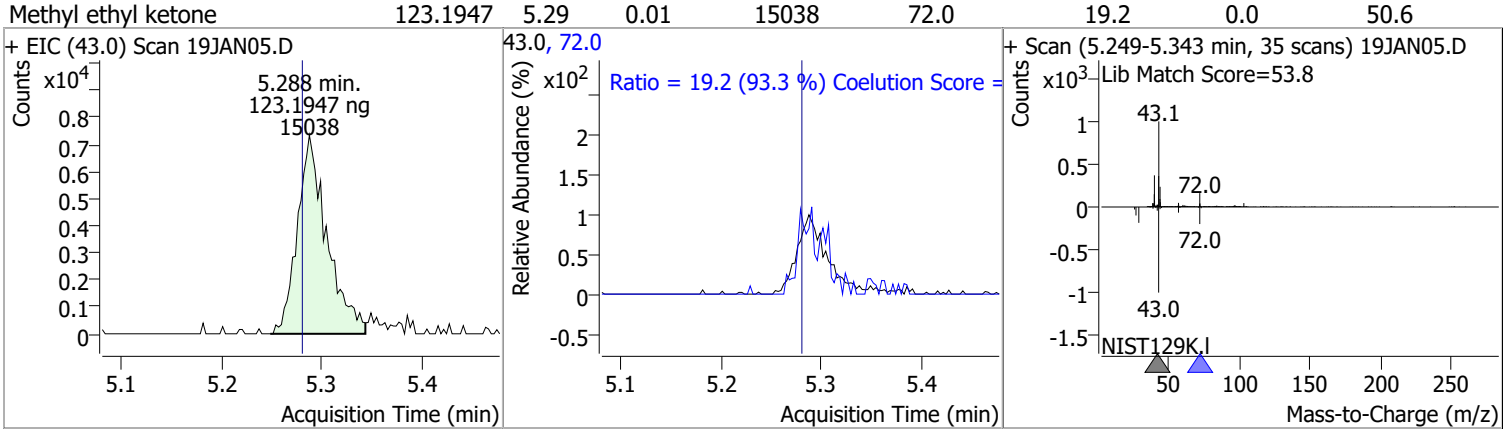

Compound	Conc.	RT	Dev(Min)	Resp.	QIon	QRatio	Lower	Upper
Bromochloromethane	12.1514	5.52	0.00	4232 (m)	49.0	175.1	152.2	212.2

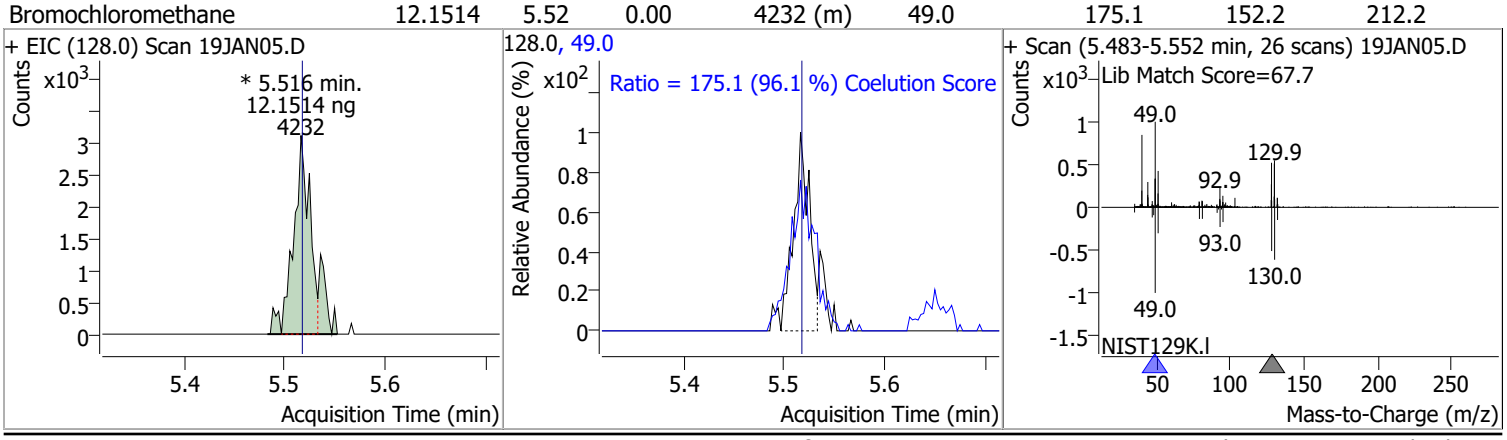

Compound	Conc.	RT	Dev(Min)	Resp.	QIon	QRatio	Lower	Upper
Chloroform	11.9271	5.65	0.00	18593	85.0	65.3	36.2	96.2

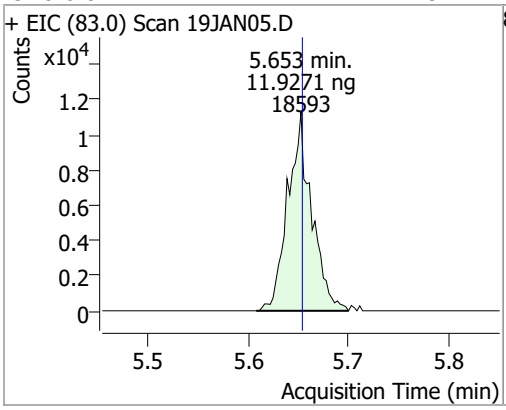

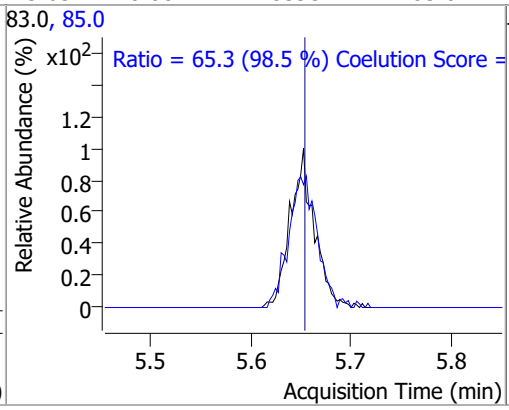

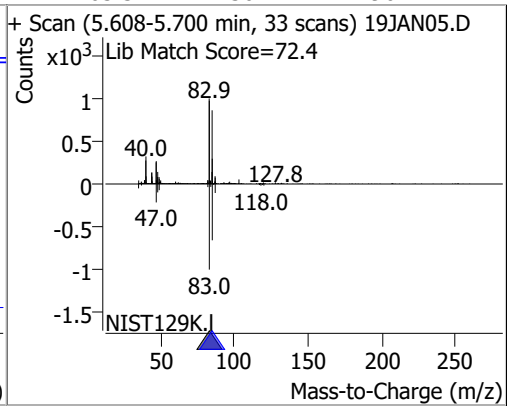

Compound	Conc.	RT	Dev(Min)	Resp.	QIon	QRatio	Lower	Upper
1,1,1-Trichloroethane	11.5510	5.83	0.00	16614	99.0	62.7	33.1	93.1
					61.0	51.4	19.1	79.1

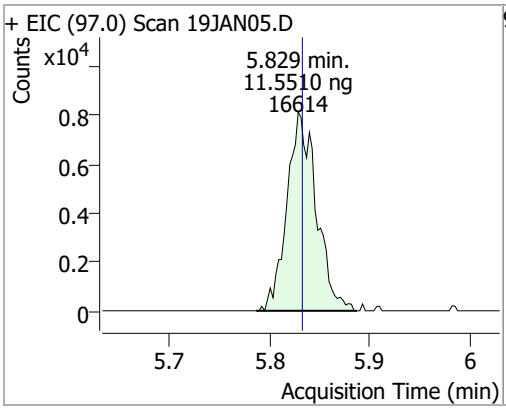

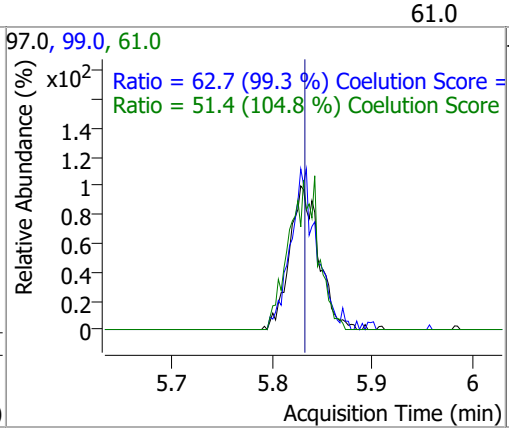

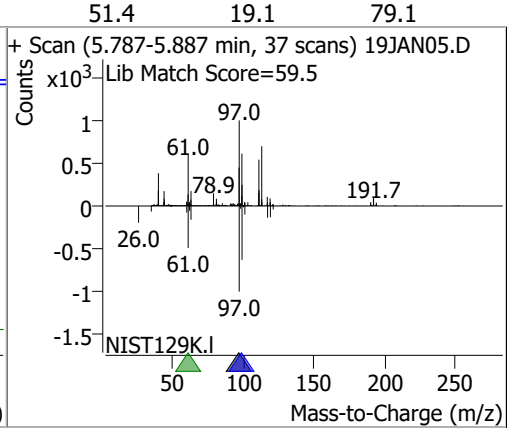

Compound	Conc.	RT	Dev(Min)	Resp.	QIon	QRatio	Lower	Upper
Dibromofluoromethane	12.2386	5.85	-0.01	9521	191.5	24.3	0.0	53.2

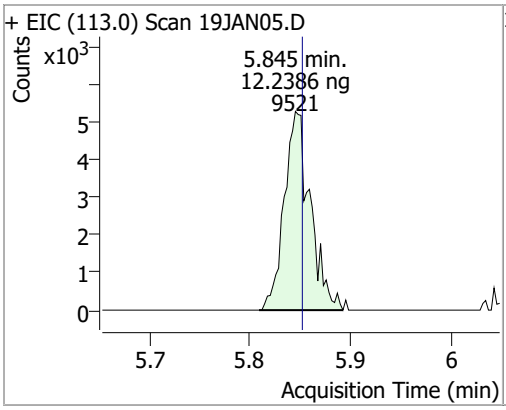

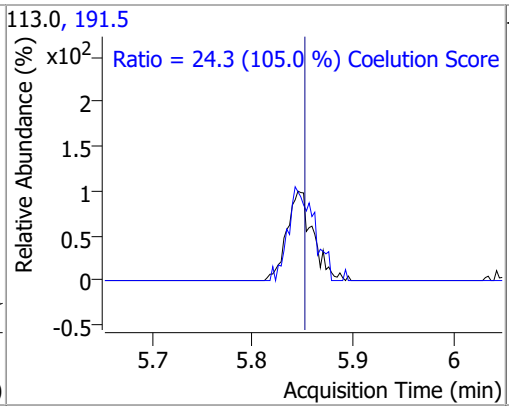

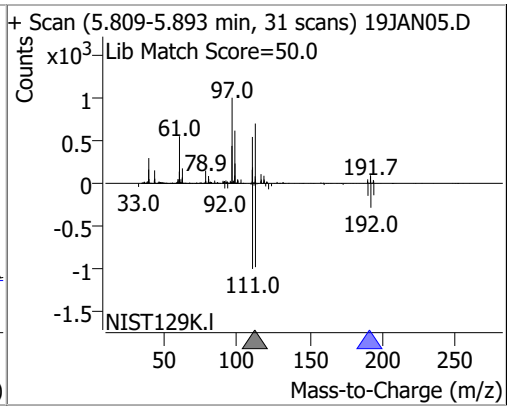

Compound	Conc.	RT	Dev(Min)	Resp.	QIon	QRatio	Lower	Upper
Carbon tetrachloride	11.3084	6.02	0.00	15775	119.0	100.4	67.6	127.6
					121.0	32.7	0.7	60.7

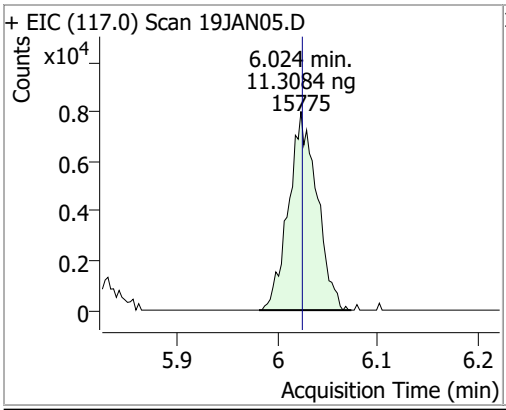

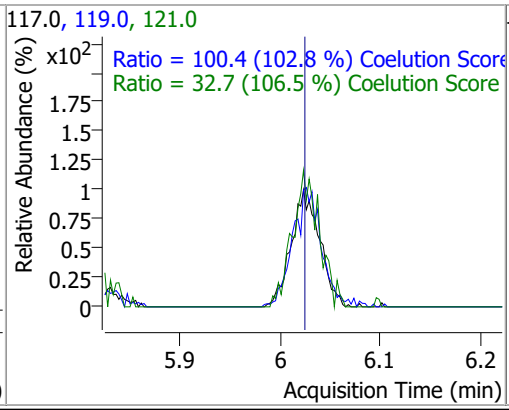

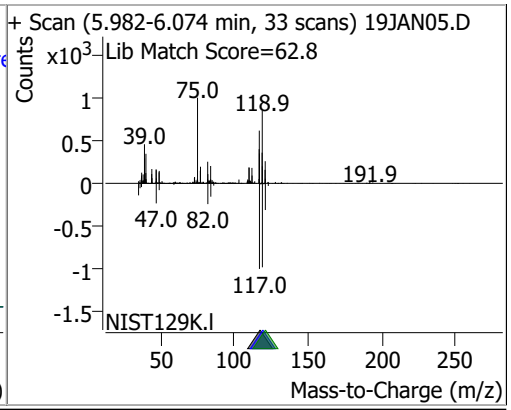

Quantitation Results Report (QT Reviewed)

Compound	Conc.	RT	Dev(Min)	Resp.	QIon	QRatio	Lower	Upper
1,1-Dichloropropene	10.6461	6.04	0.00	12417	110.0	39.8	5.6	65.6
					77.0	33.2	1.0	61.0

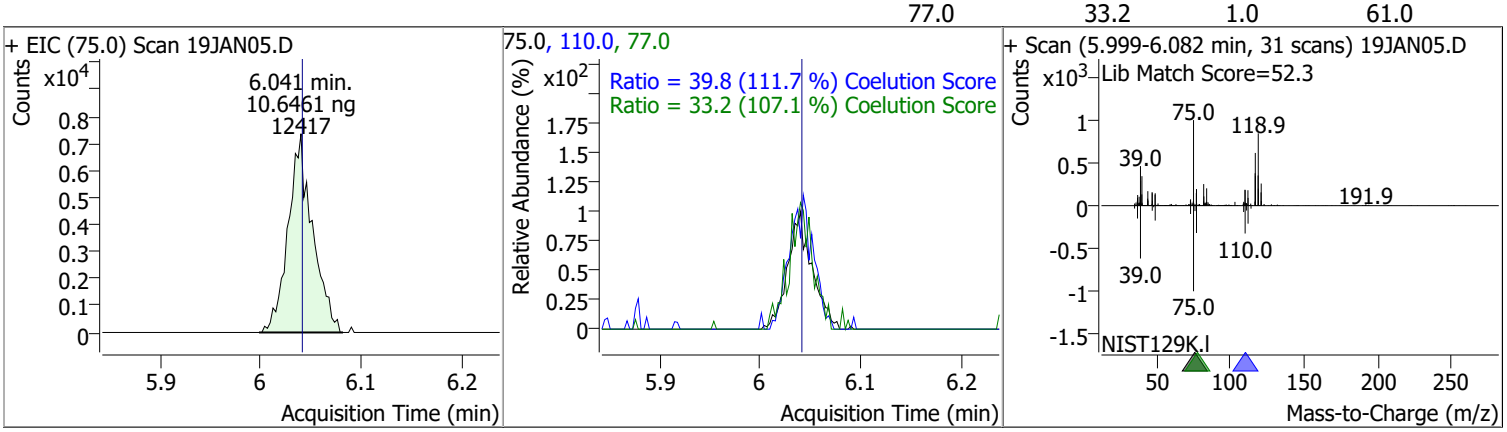

Compound	Conc.	RT	Dev(Min)	Resp.	QIon	QRatio	Lower	Upper
1,2-Dichloroethane-d4	12.4883	6.23	0.00	4197 (m)	65.0	201.7	162.8	222.8

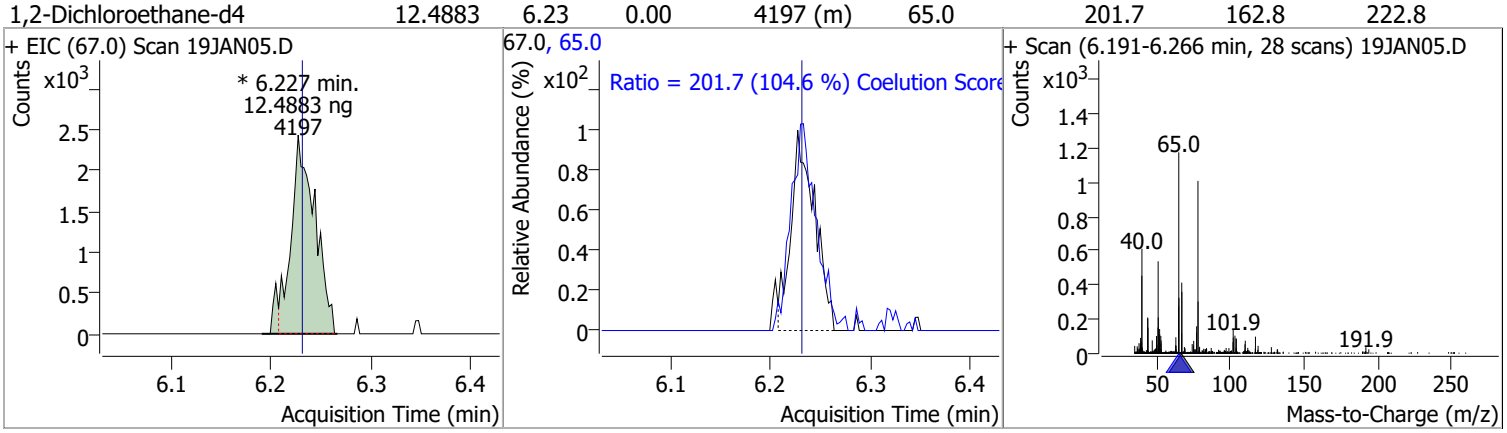

Compound	Conc.	RT	Dev(Min)	Resp.	QIon	QRatio	Lower	Upper
Benzene	11.7214	6.29	0.00	37609	77.0	21.5	0.0	53.3

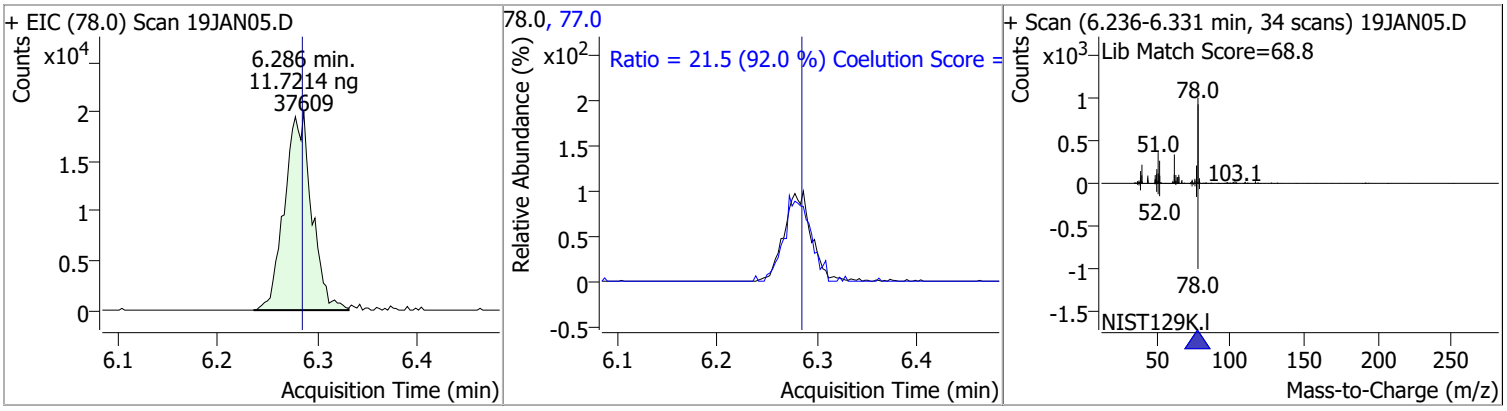

Compound	Conc.	RT	Dev(Min)	Resp.	QIon	QRatio	Lower	Upper
1,2-Dichloroethane	12.5510	6.32	0.00	11123	64.0	32.6	2.2	62.2
					98.0	8.5	0.0	38.2

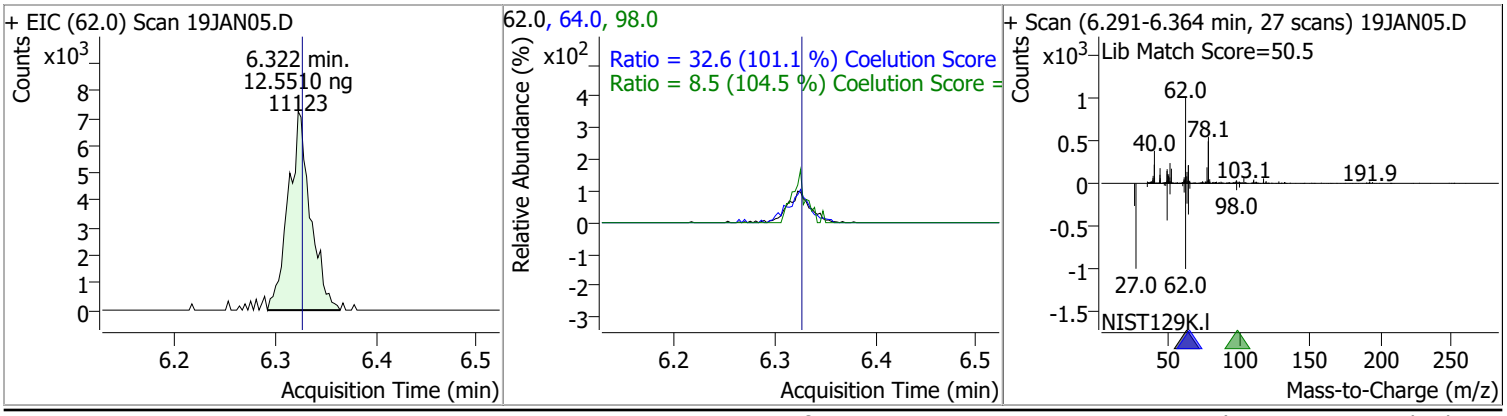

Quantitation Results Report (QT Reviewed)

Compound	Conc.	RT	Dev(Min)	Resp.	QIon	QRatio	Lower	Upper
Trichloroethene	11.6577	7.02	0.00	10949	130.0	110.1	75.6	135.6
					97.0	65.5	35.7	95.7

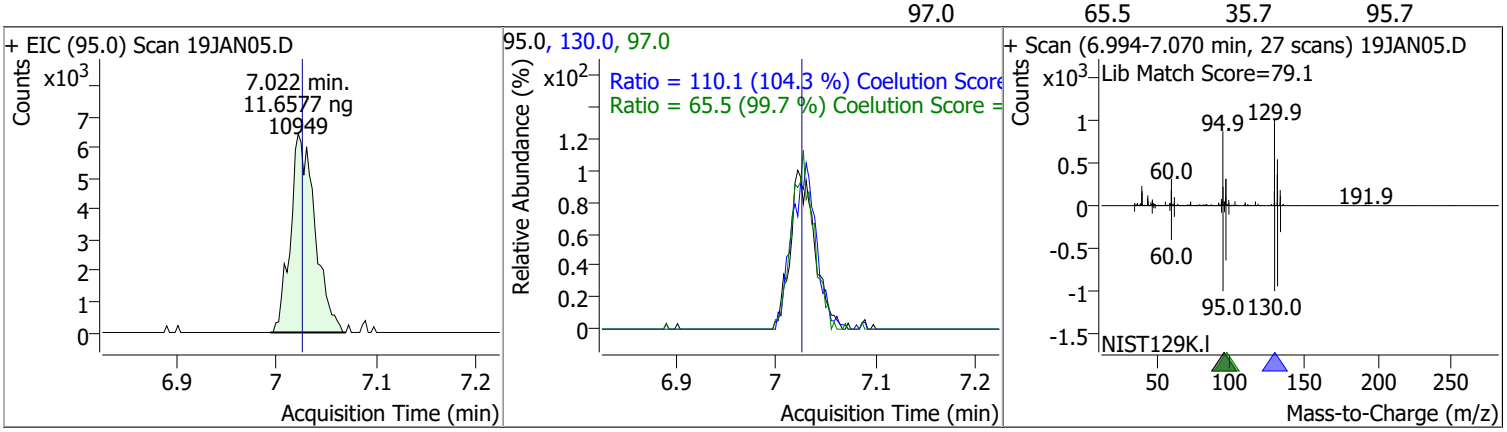

Compound	Conc.	RT	Dev(Min)	Resp.	QIon	QRatio	Lower	Upper
1,2-Dichloropropane	11.5033	7.27	0.00	9499	76.0	40.9	9.8	69.8

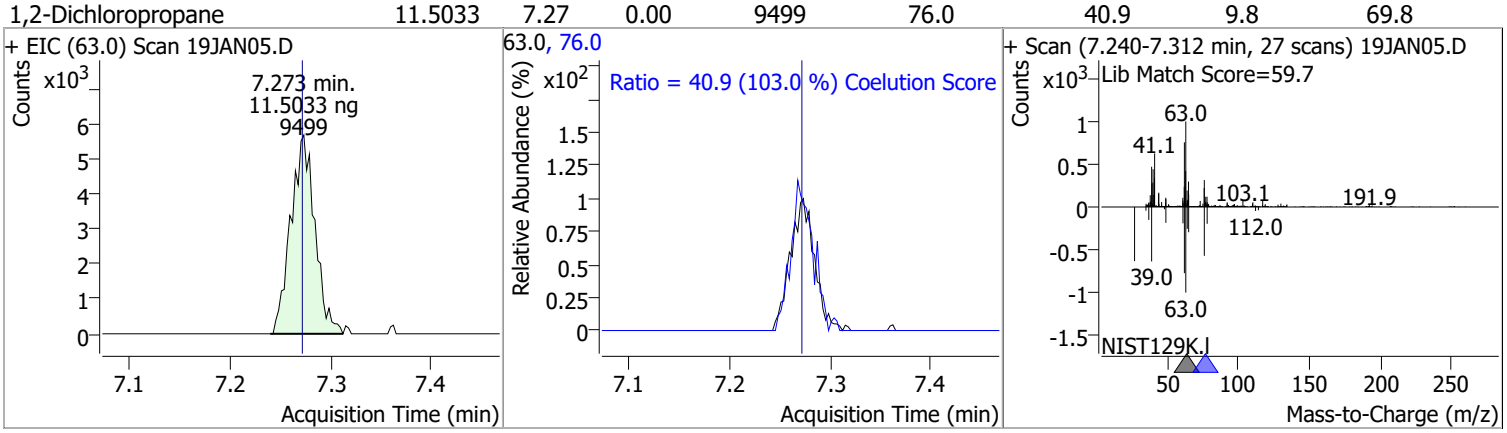

Compound	Conc.	RT	Dev(Min)	Resp.	QIon	QRatio	Lower	Upper
Dibromomethane	11.7450	7.40	0.00	4088	173.5	130.1	78.2	138.2
					95.0	92.7	54.5	114.5

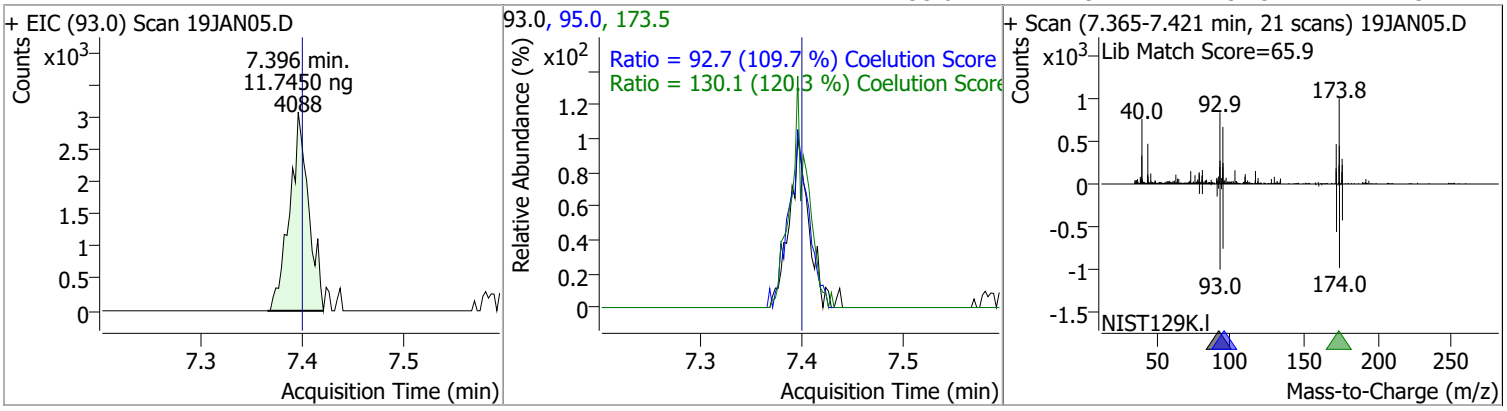

Compound	Conc.	RT	Dev(Min)	Resp.	QIon	QRatio	Lower	Upper
Bromodichloromethane	12.2862	7.59	0.01	12025	85.0	61.6	36.3	96.3
					127.0	8.6	0.0	39.5

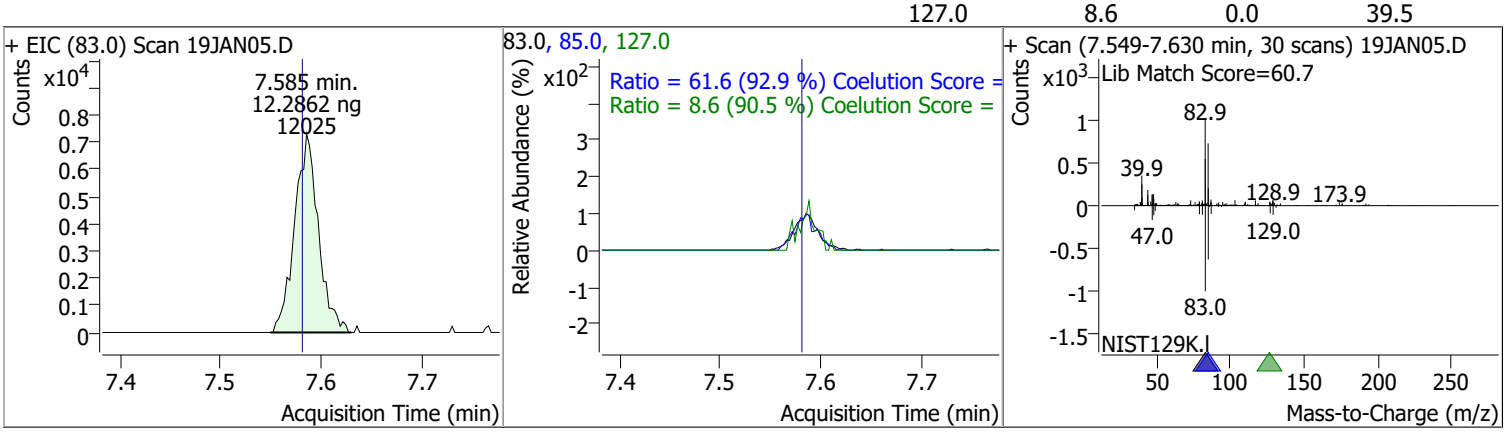

Compound	Conc.	RT	Dev(Min)	Resp.	QIon	QRatio	Lower	Upper
cis-1,3-Dichloropropene	11.6126	8.06	0.00	12472	39.0	60.2	22.5	82.5
					77.0	29.8	1.8	61.8

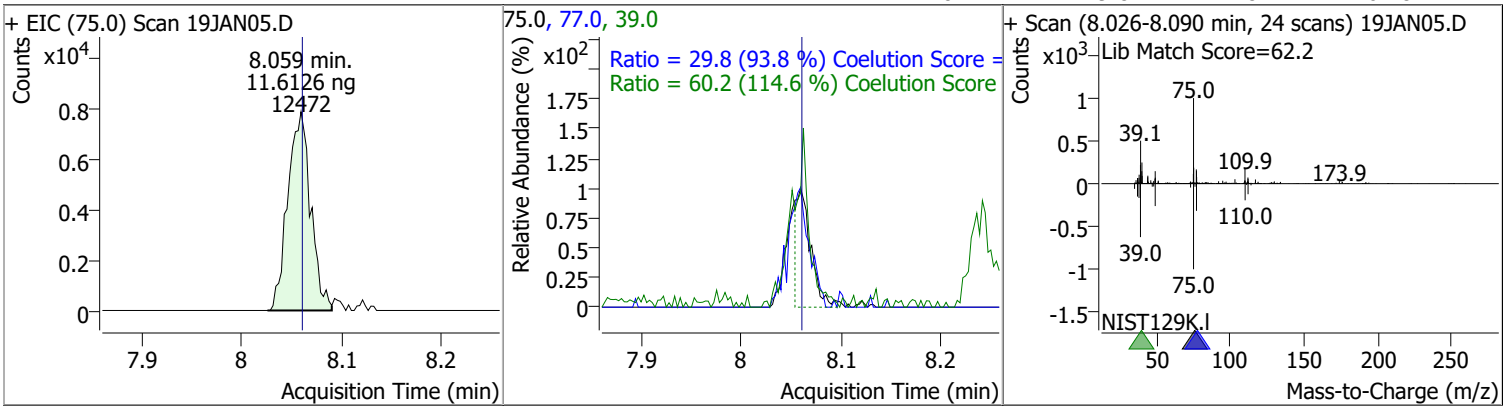

Compound	Conc.	RT	Dev(Min)	Resp.	QIon	QRatio	Lower	Upper
Toluene-d8	11.0927	8.32	0.00	33951	100.0	64.8	34.3	94.3
					99.0	9.9	0.0	39.2

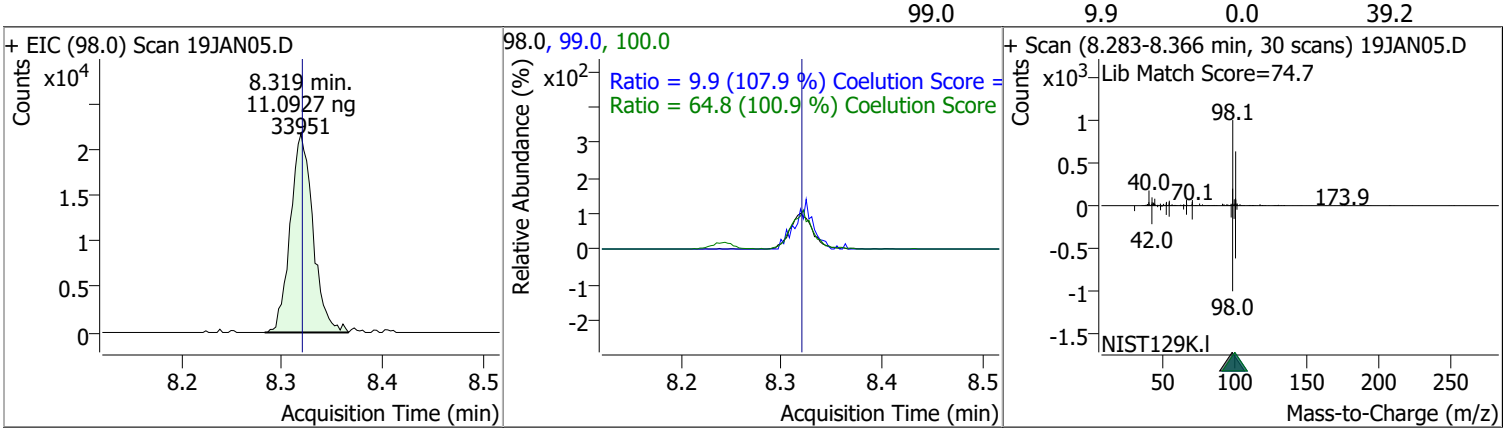

Compound	Conc.	RT	Dev(Min)	Resp.	QIon	QRatio	Lower	Upper
Toluene	10.7342	8.39	0.00	21899	91.0	170.1	144.1	204.1

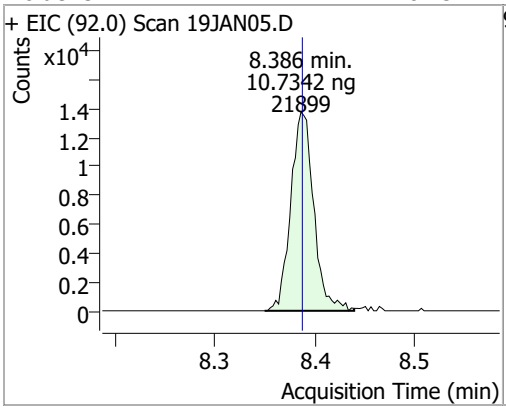

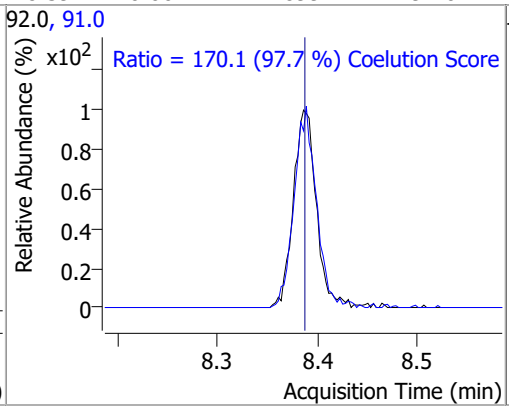

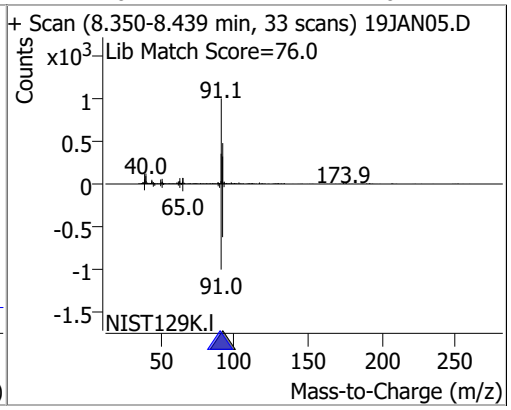

Compound	Conc.	RT	Dev(Min)	Resp.	QIon	QRatio	Lower	Upper
trans-1,3-Dichloropropene	11.1755	8.63	0.00	8755	39.0	58.4	23.0	83.0
					77.0	27.8	1.0	61.0

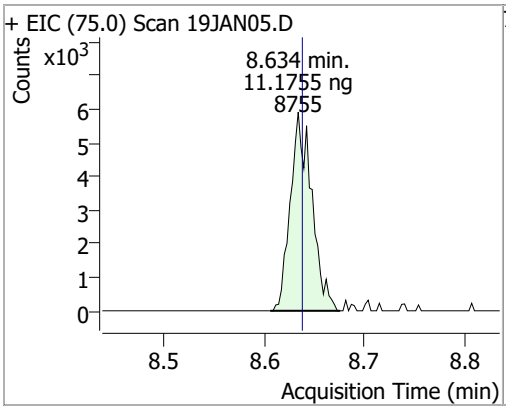

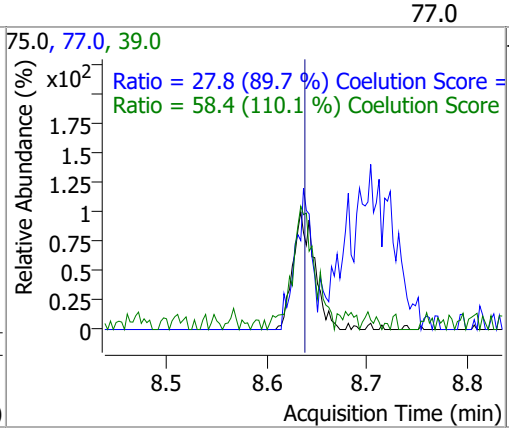

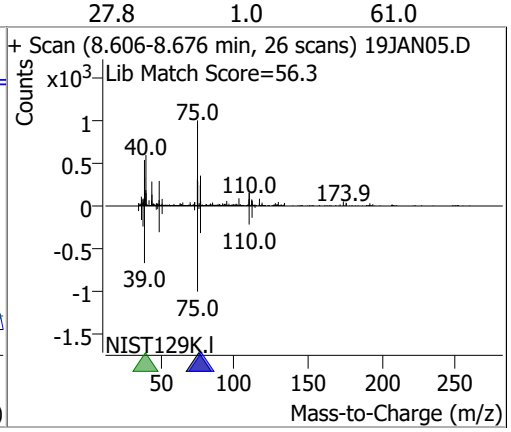

Compound	Conc.	RT	Dev(Min)	Resp.	QIon	QRatio	Lower	Upper
1,1,2-Trichloroethane	11.9543	8.82	0.00	4762	97.0	118.0	80.7	140.7
					85.0	69.5	30.7	90.7

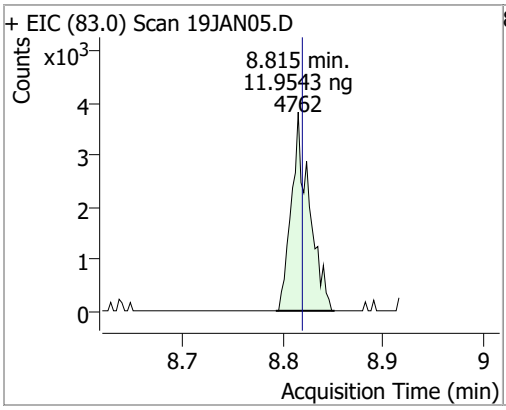

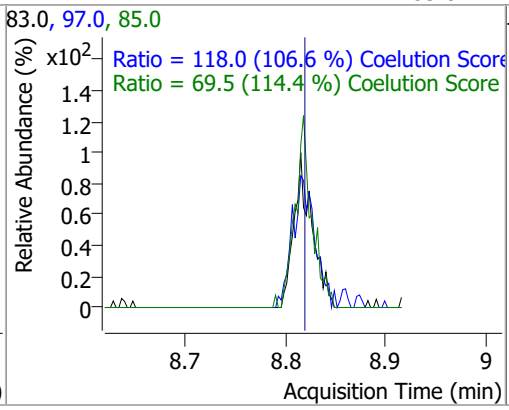

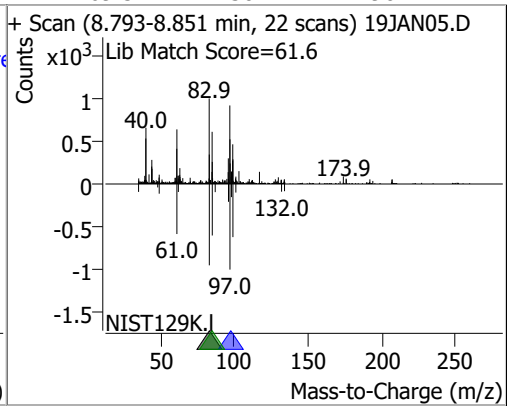

Quantitation Results Report (QT Reviewed)

Compound	Conc.	RT	Dev(Min)	Resp.	QIon	QRatio	Lower	Upper
Tetrachloroethene	10.8355	8.94	0.00	8964	165.8	133.7	96.1	156.1
					129.0	90.7	60.5	120.5

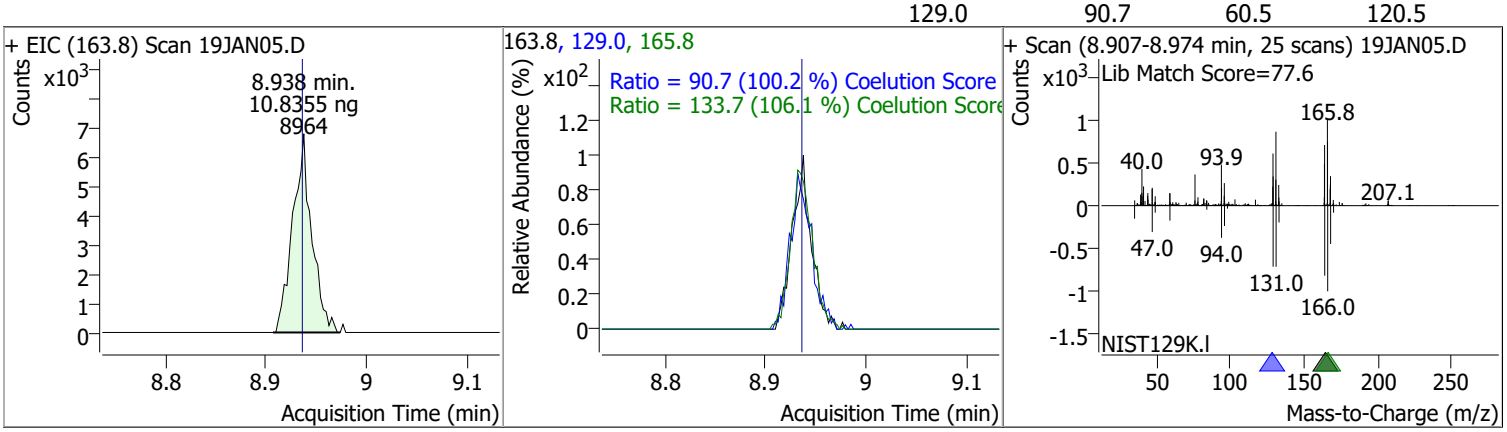

Compound	Conc.	RT	Dev(Min)	Resp.	QIon	QRatio	Lower	Upper
1,3-Dichloropropane	12.3902	8.99	0.01	9988	78.0	35.6	2.4	62.4

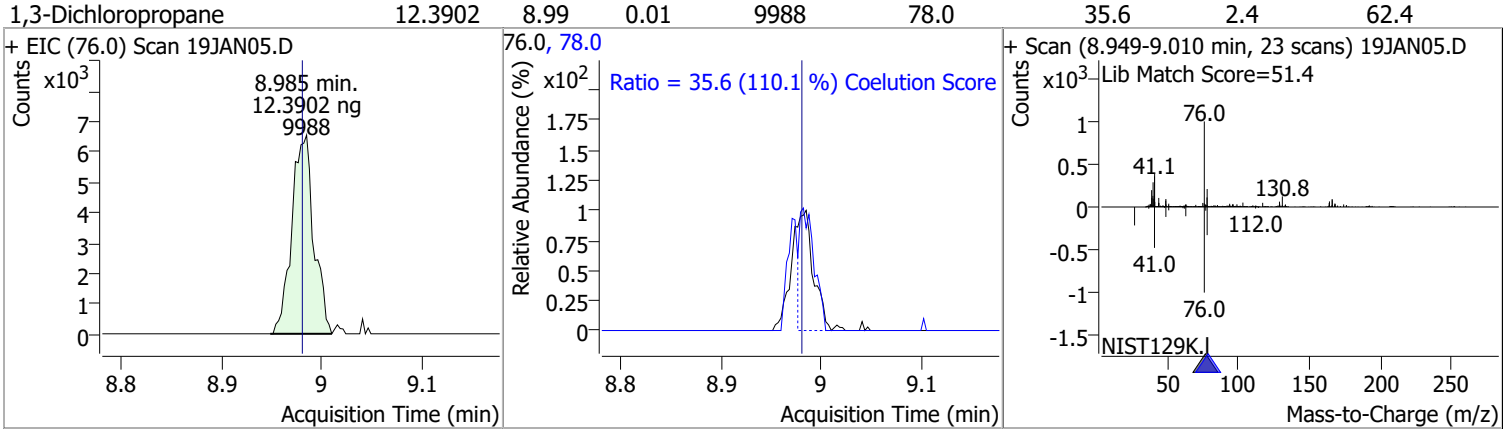

Compound	Conc.	RT	Dev(Min)	Resp.	QIon	QRatio	Lower	Upper
Chlorodibromomethane	12.4449	9.20	0.00	7984	127.0	73.9	47.2	107.2

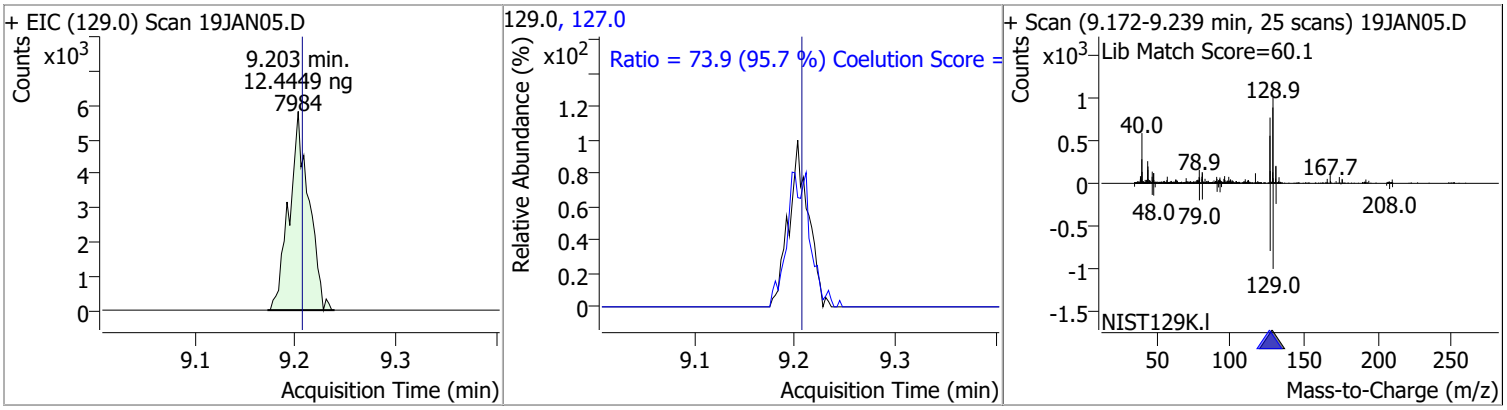

Compound	Conc.	RT	Dev(Min)	Resp.	QIon	QRatio	Lower	Upper
1,2-Dibromoethane	11.2192	9.31	0.01	4936	109.0	104.2	61.5	121.5

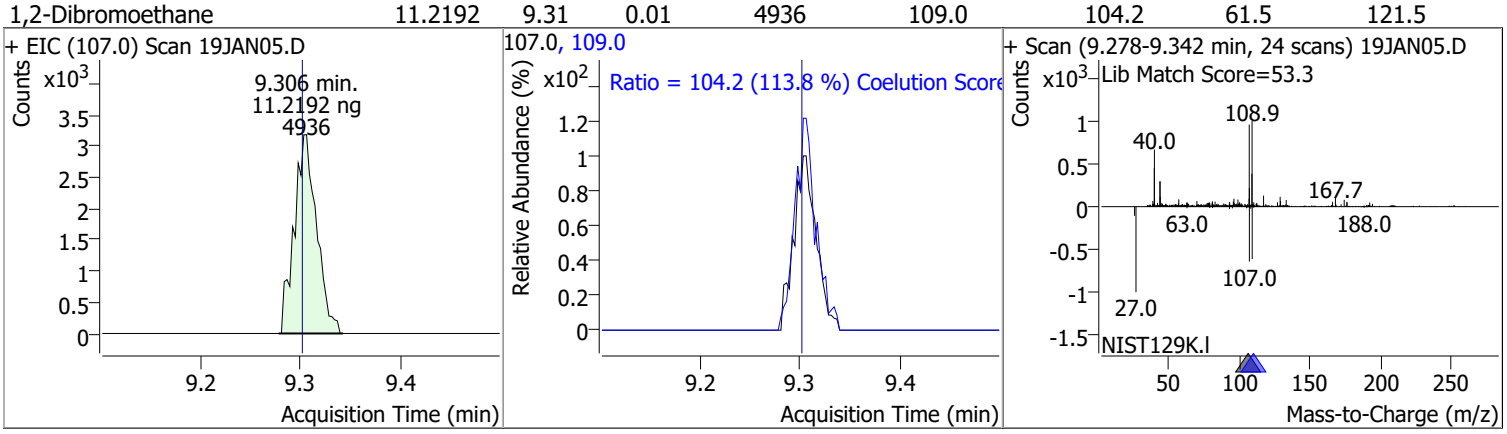

Quantitation Results Report (QT Reviewed)

Compound	Conc.	RT	Dev(Min)	Resp.	QIon	QRatio	Lower	Upper
Chlorobenzene	11.9332	9.80	0.00	26688	114.0	30.2	2.2	62.2

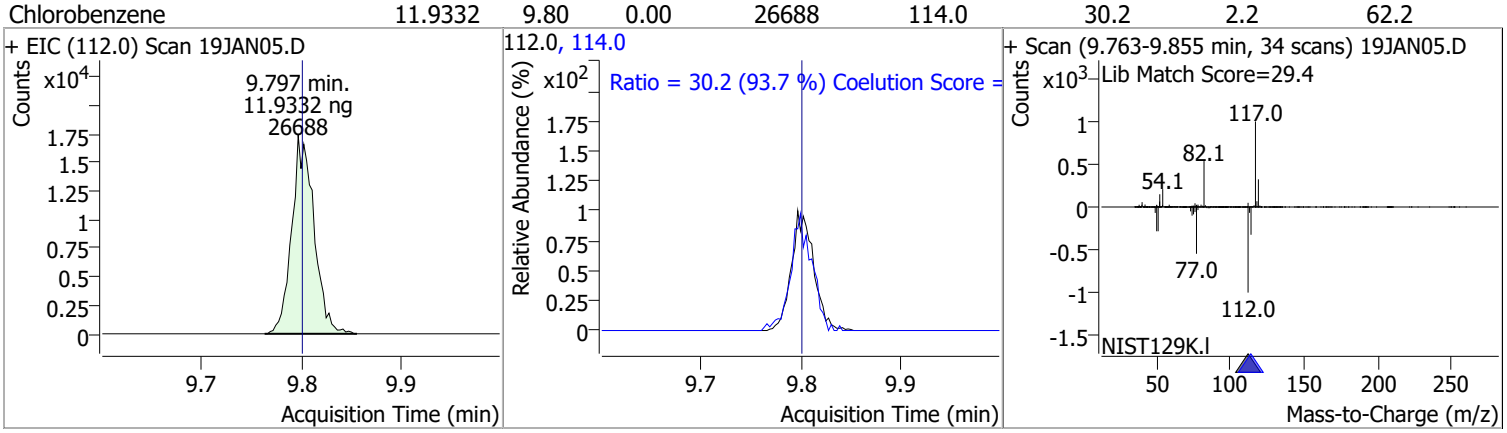

Compound	Conc.	RT	Dev(Min)	Resp.	QIon	QRatio	Lower	Upper
1,1,1,2-Tetrachloroethane	12.0378	9.89	0.00	9446	133.0	89.9	65.3	125.3

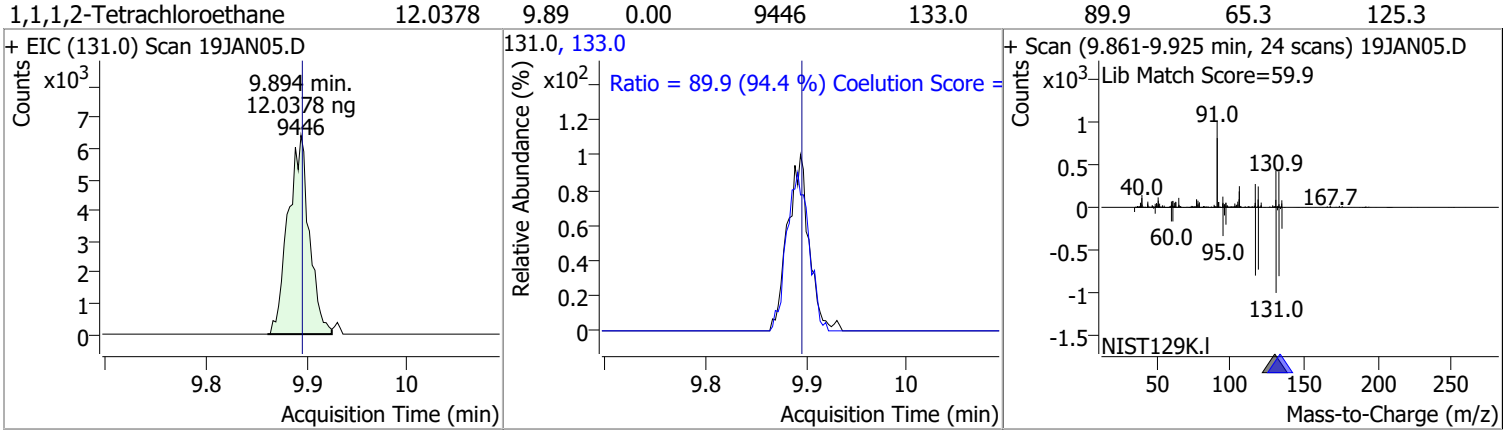

Compound	Conc.	RT	Dev(Min)	Resp.	QIon	QRatio	Lower	Upper
Ethylbenzene	11.9196	9.91	-0.01	42980	106.0	28.9	1.7	61.7

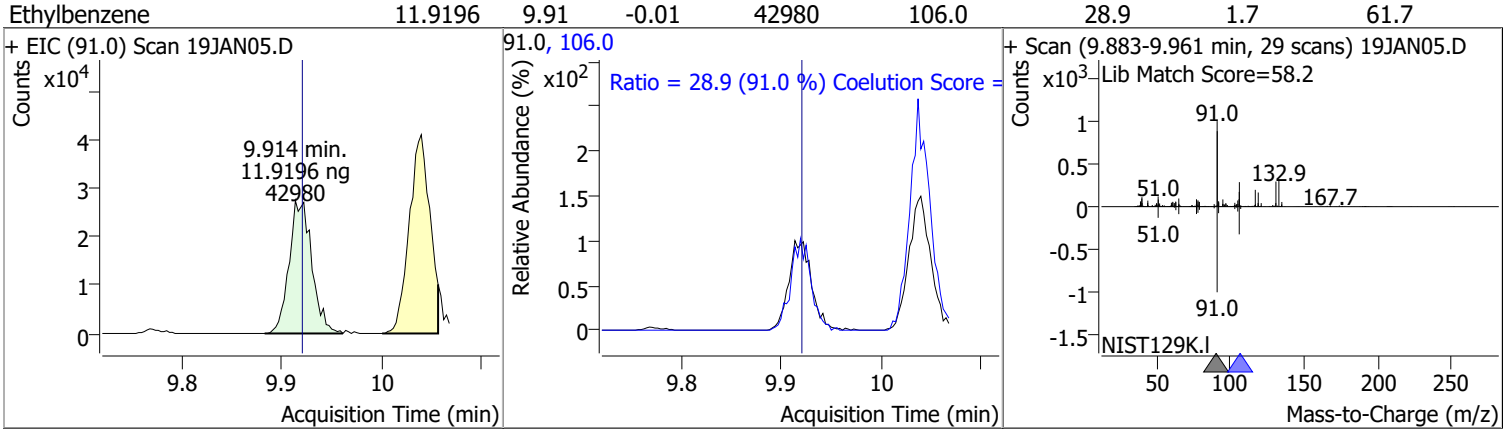

Compound	Conc.	RT	Dev(Min)	Resp.	QIon	QRatio	Lower	Upper
m+p-Xylenes	22.1645	10.04	0.00	31103	91.0	201.2	170.7	230.7

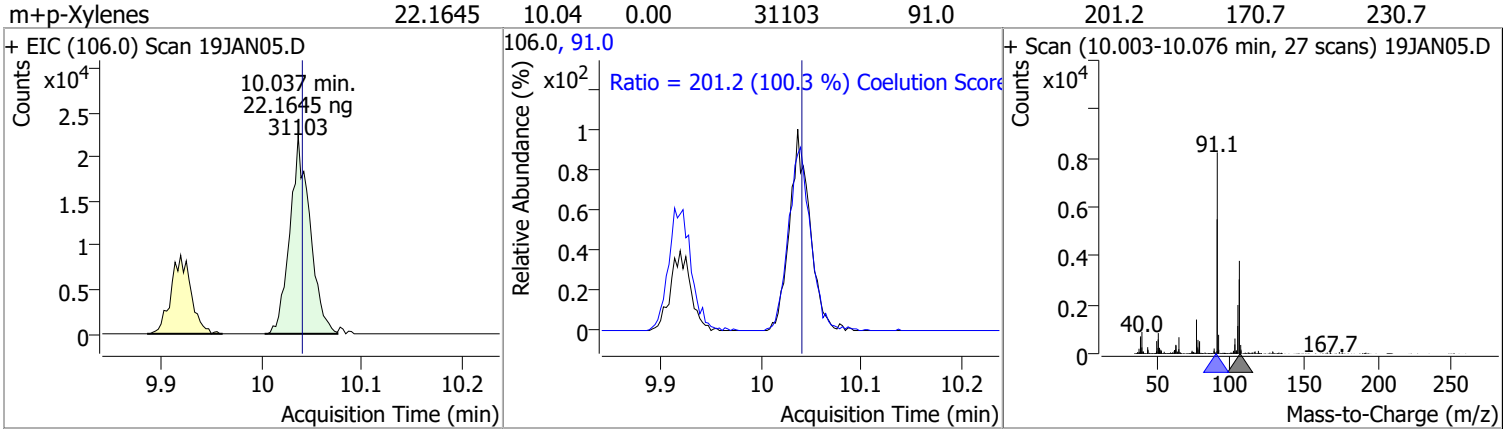

Compound	Conc.	RT	Dev(Min)	Resp.	QIon	QRatio	Lower	Upper
o-Xylene	11.3234	10.44	0.00	13717	91.0	208.6	181.4	241.4

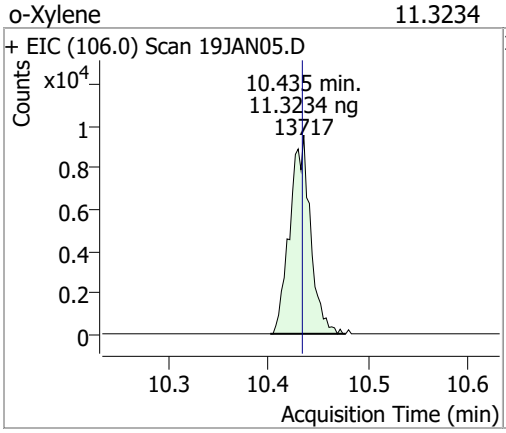

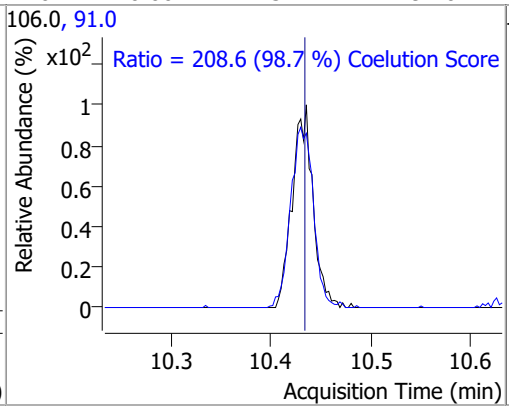

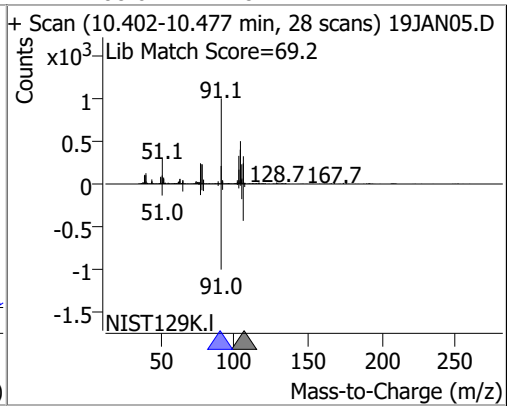

Compound	Conc.	RT	Dev(Min)	Resp.	QIon	QRatio	Lower	Upper
Styrene	10.9234	10.45	0.00	21872	78.0	50.1	20.6	80.6

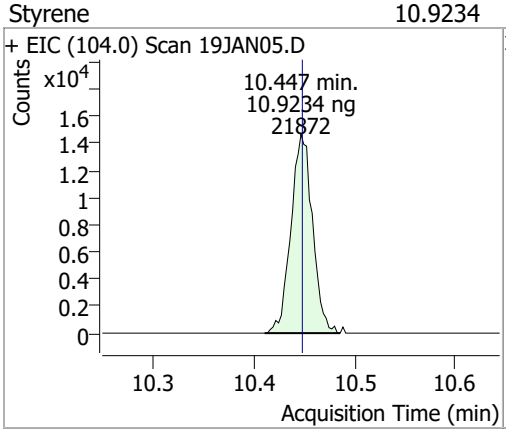

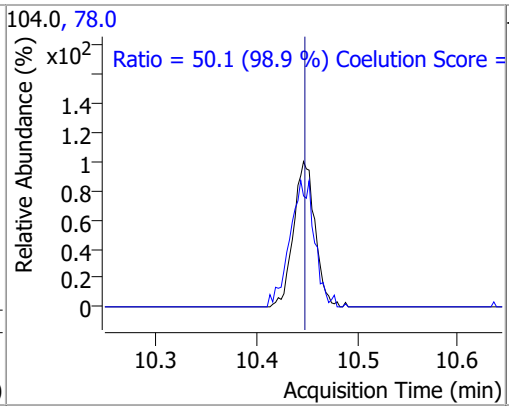

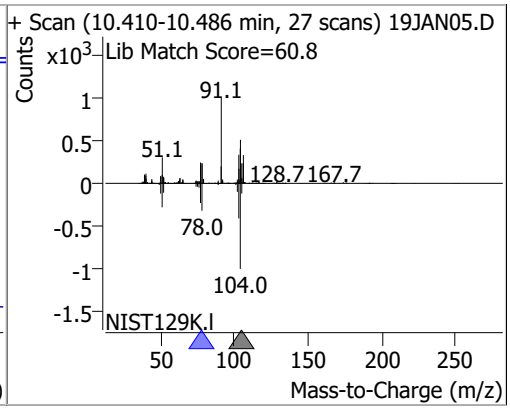

Compound	Conc.	RT	Dev(Min)	Resp.	QIon	QRatio	Lower	Upper
Bromoform	13.0389	10.63	0.01	4402	170.5	45.9	20.3	80.3
					174.5	49.8	18.1	78.1

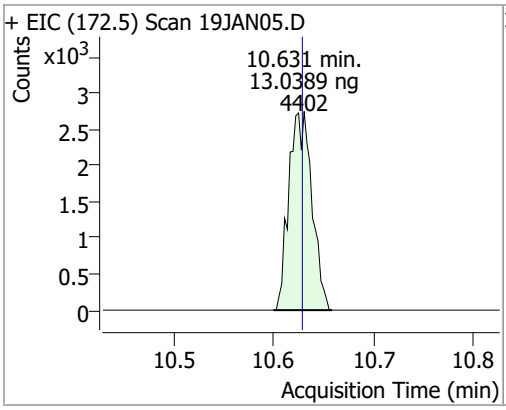

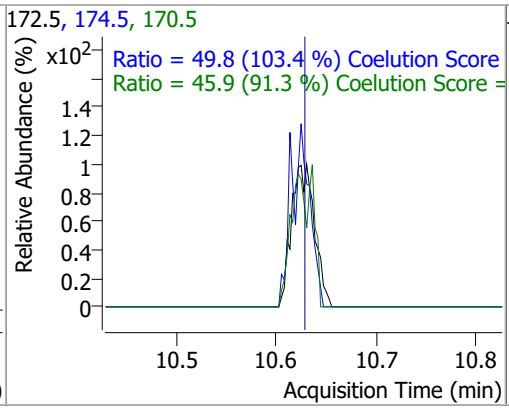

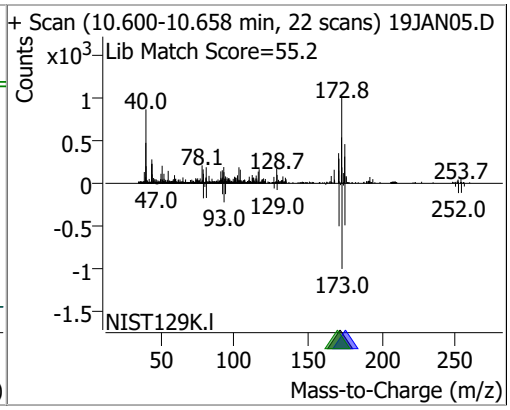

Compound	Conc.	RT	Dev(Min)	Resp.	QIon	QRatio	Lower	Upper
p-Bromofluorobenzene	11.4690	10.95	0.01	10669	174.0	97.8	65.3	125.3
					176.0	97.9	63.3	123.3

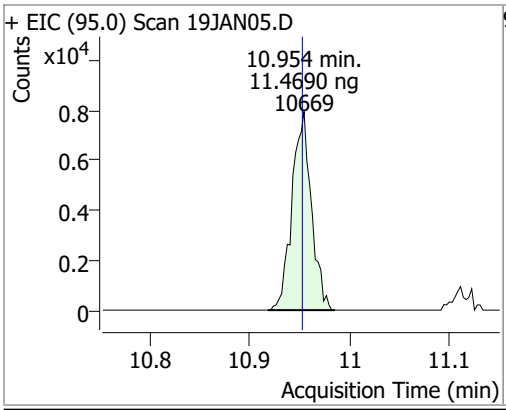

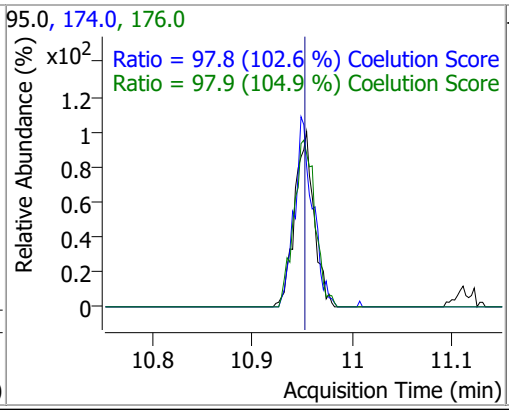

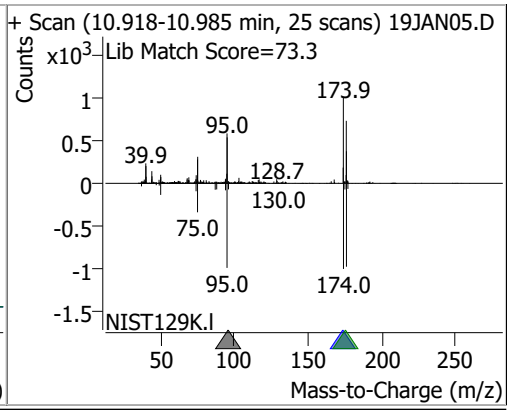

Compound	Conc.	RT	Dev(Min)	Resp.	QIon	QRatio	Lower	Upper
Bromobenzene	11.9266	11.09	0.00	9784	77.0	142.5	113.5	173.5
					158.0	94.0	66.1	126.1

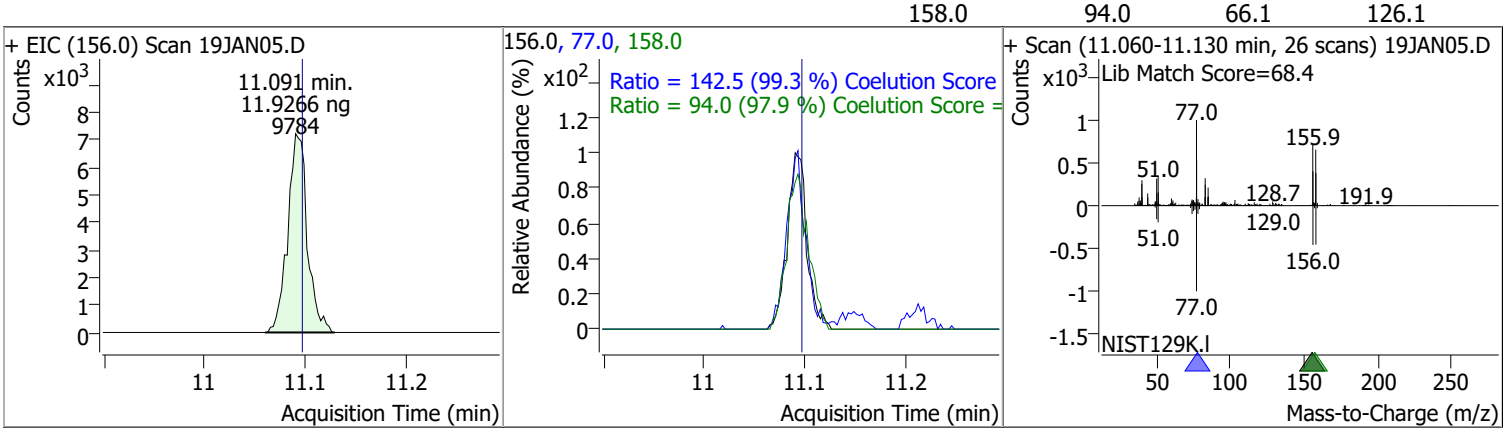

Compound	Conc.	RT	Dev(Min)	Resp.	QIon	QRatio	Lower	Upper
1,1,2,2-Tetrachloroethane	12.3034	11.11	0.00	5757	85.0	65.8	33.3	93.3

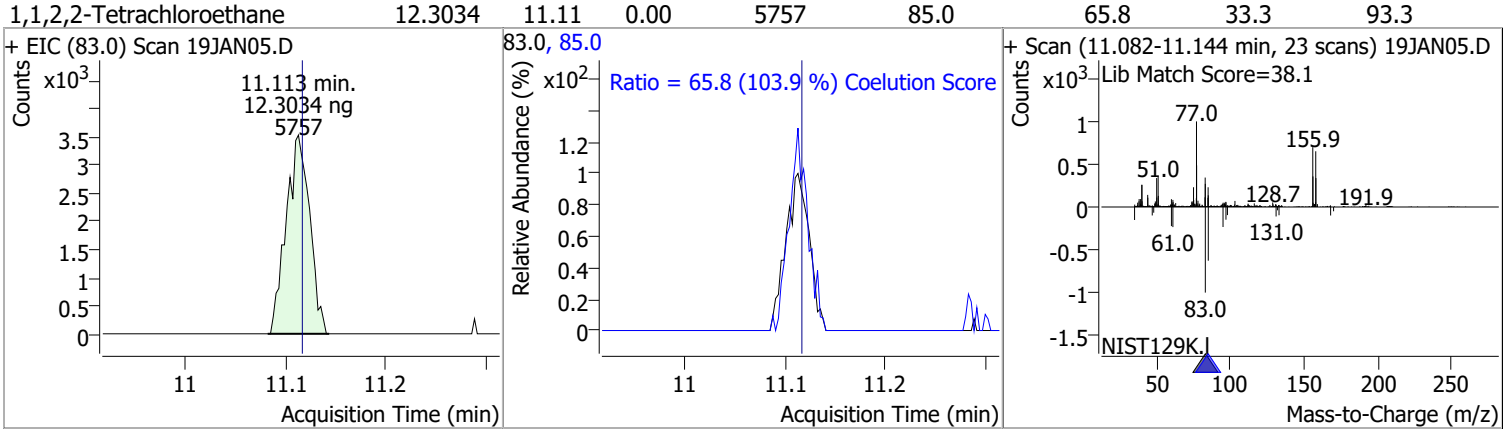

Compound	Conc.	RT	Dev(Min)	Resp.	QIon	QRatio	Lower	Upper
1,2,3-Trichloropropane	12.3825	11.15	-0.01	1522 (m)	112.0	64.8	35.8	95.8

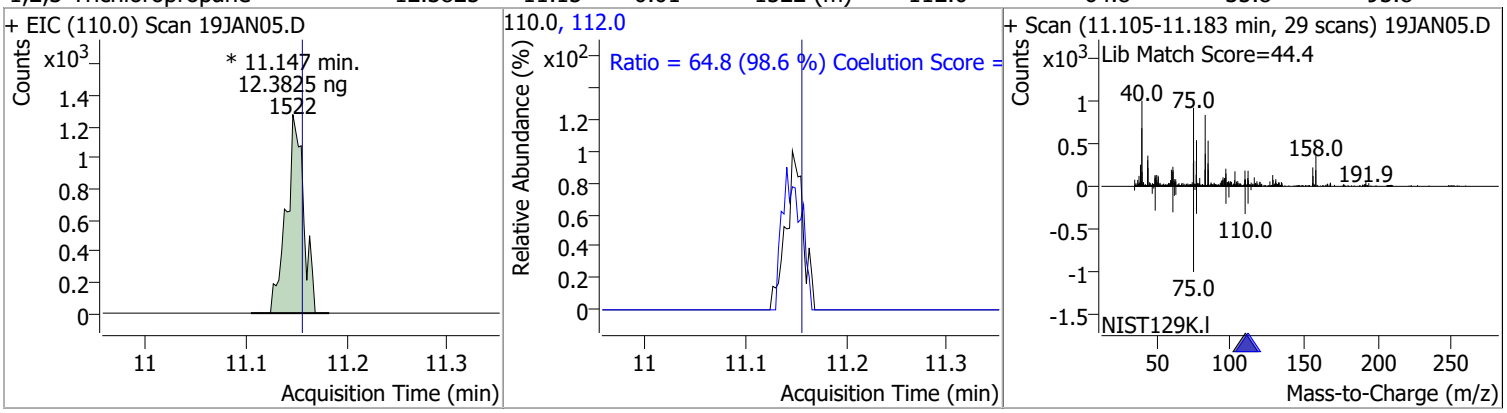

Compound	Conc.	RT	Dev(Min)	Resp.	QIon	QRatio	Lower	Upper
2-Chlorotoluene	11.1243	11.29	0.00	9032	91.0	273.0	246.2	306.2

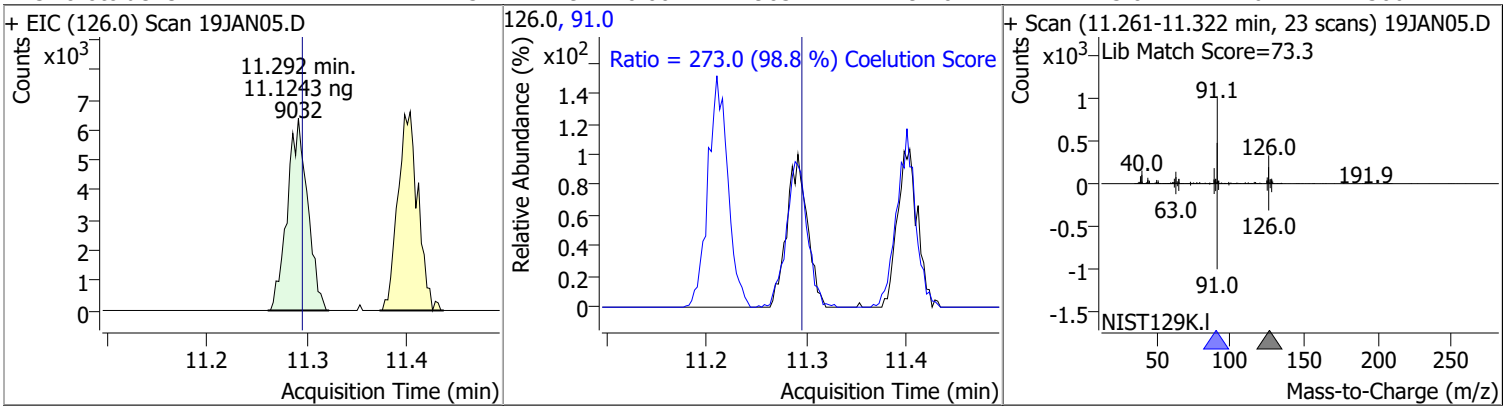

Quantitation Results Report (QT Reviewed)

Compound	Conc.	RT	Dev(Min)	Resp.	QIon	QRatio	Lower	Upper
4-Chlorotoluene	10.2102	11.40	0.00	26850	126.0	34.3	1.3	61.3

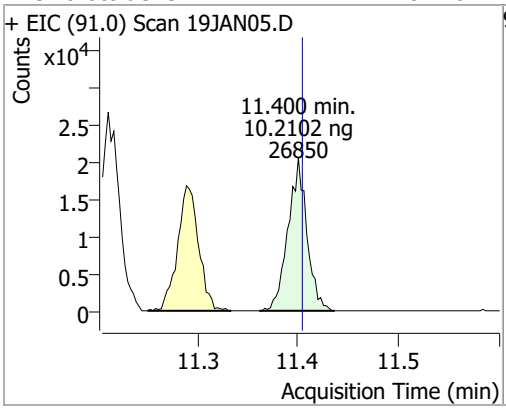

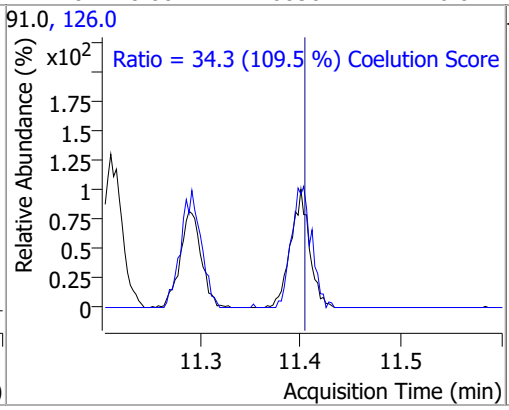

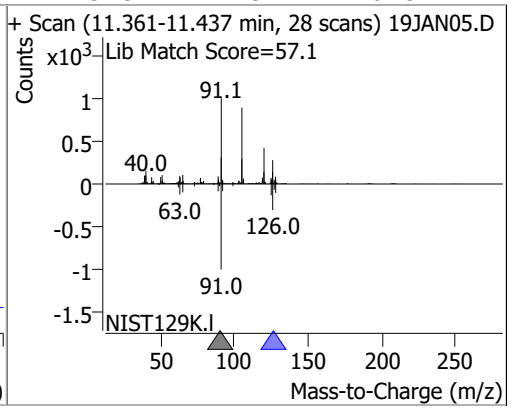

Compound	Conc.	RT	Dev(Min)	Resp.	QIon	QRatio	Lower	Upper
1,3-Dichlorobenzene	11.5123	12.03	0.00	17111	148.0	66.3	32.8	92.8
					111.0	41.1	8.7	68.7

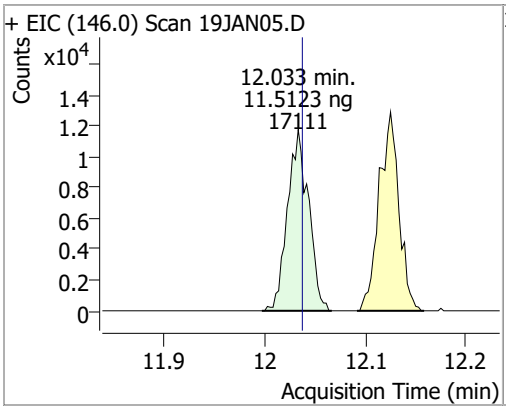

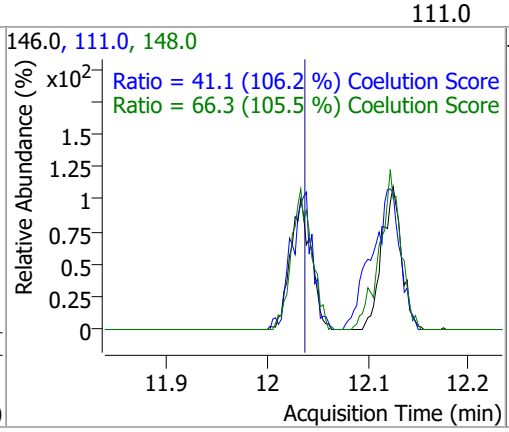

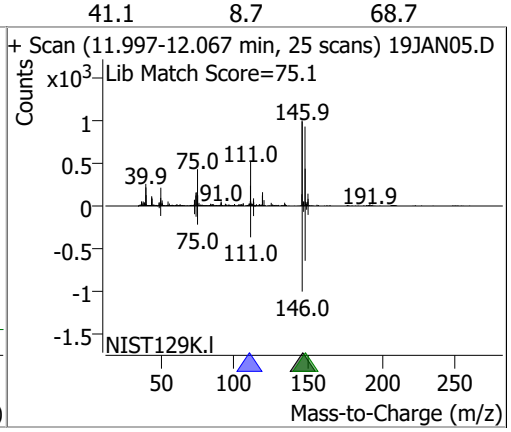

Compound	Conc.	RT	Dev(Min)	Resp.	QIon	QRatio	Lower	Upper
1,4-Dichlorobenzene	11.7008	12.13	0.00	17730	148.0	75.2	33.7	93.7
					111.0	54.7	8.7	68.7

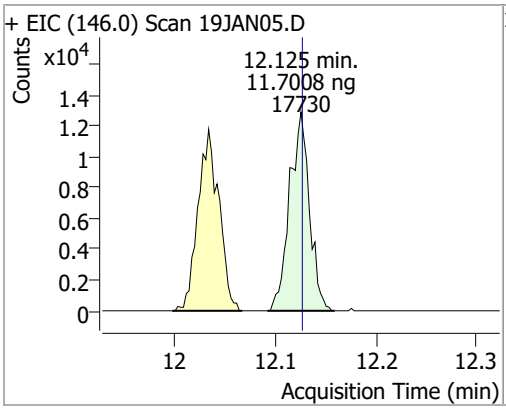

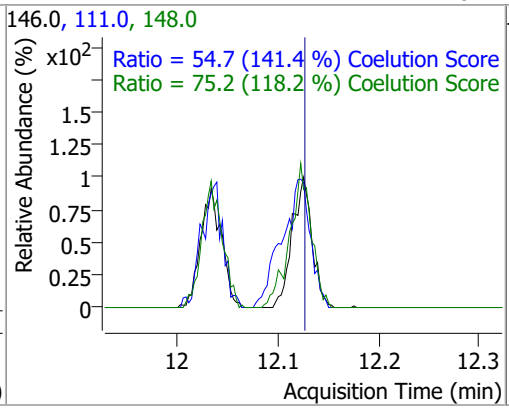

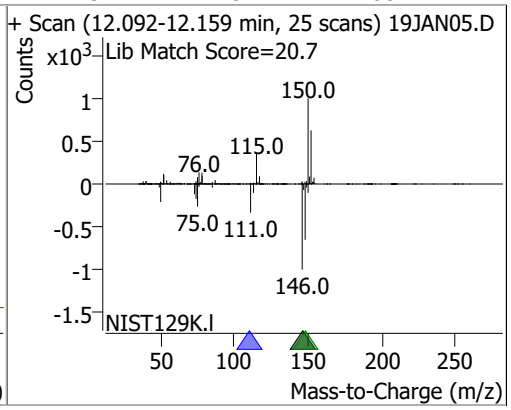

Quantitation Results Report (QT Reviewed)

Compound	Conc.	RT	Dev(Min)	Resp.	QIon	QRatio	Lower	Upper
1,2-Dichlorobenzene	11.5601	12.50	0.00	14345	148.0	61.3	31.9	91.9
					111.0	44.2	9.5	69.5

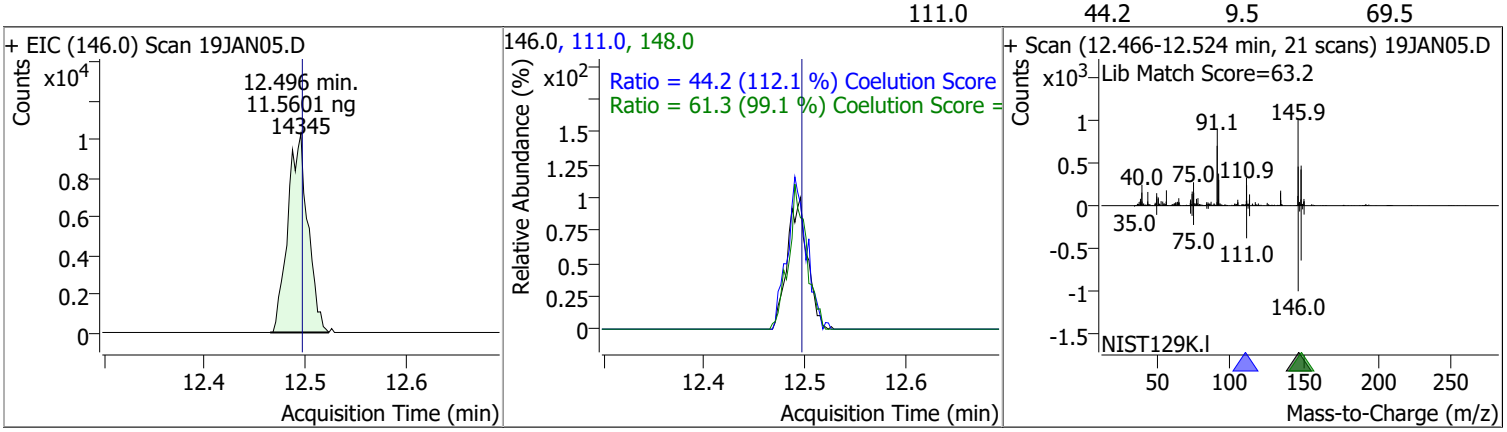

Quantitation Results Report (QT Reviewed)

Data File	19JAN06.D	Operator	MSC
Acq. Method	5975CACQF.M	Acq. Date-Time	1/19/2022 11:42:44 AM
Sample Name	ICAL011922_3	Instrument	VOA5975C
Vial	6	Multiplier	1.00
DA Method File	VOA5975C_8260B_SHT_DoD_L4_011922.m	Comment	
Tune File	BFB_Atune3.u	Tune Date	10/11/2021 4:02:00 PM
Batch Name	VG011922_8260B.batch.bin	Last Calib Update	1/20/2022 9:28:12 AM
Ref Library	\\MASSHUNTER\Org\Library\NIST129K.l		

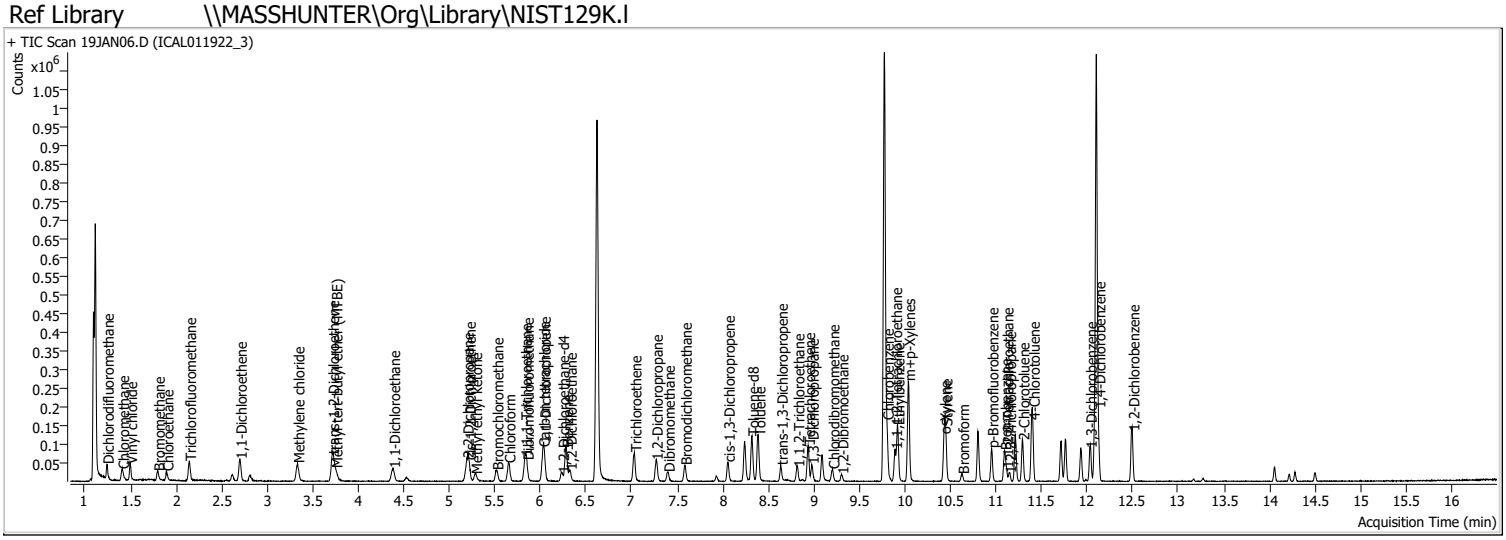

Compound	RT	QIon	Resp.	Conc.	Units		Dev(Min)
Internal Standards							
M Fluorobenzene	6.620	96.0	818509	250.0000	ng		0.000
M Chlorobenzene-d5	9.774	82.0	321094	250.0000	ng		0.000
M 1,4-Dichlorobenzene-d4	12.100	152.0	258693	250.0000	ng		0.000
System Monitoring Compounds							
S Dibromofluoromethane	5.851	113.0	19834	25.0179	ng		0.000
Spiked Amount: 250.000	Range: 80.0 - 119.0%			Recovery = 10.01%		*	
S 1,2-Dichloroethane-d4	6.238	67.0	8619	25.1675	ng		0.008
Spiked Amount: 250.000	Range: 81.0 - 118.0%			Recovery = 10.07%		*	
S Toluene-d8	8.319	98.0	72066	23.0053	ng		0.000
Spiked Amount: 250.000	Range: 89.0 - 112.0%			Recovery = 9.20%		*	
S p-Bromofluorobenzene	10.951	95.0	23160	24.2474	ng		0.003
Spiked Amount: 250.000	Range: 85.0 - 114.0%			Recovery = 9.70%		*	
Target Compounds							**QValue**
T Dichlorodifluoromethane	1.241	85.0	27745	25.2092	ng		98
T Chloromethane	1.408	50.0	33801	26.0860	ng		98
T Vinyl chloride	1.498	62.0	30072	25.4969	ng		96
T Bromomethane	1.802	96.0	12135	26.1400	ng		99
T Chloroethane	1.896	64.0	15096	27.0532	ng		98
T Trichlorofluoromethane	2.145	101.0	35936	25.4088	ng		97
T 1,1-Dichloroethene	2.700	96.0	20674	25.1221	ng		99
T Methylene chloride	3.333	49.0	32623	27.2657	ng		99
T trans-1,2-Dichloroethene	3.715	96.0	21348	25.1112	ng		97
T Methyl tert-butyl ether (MTBE)	3.751	73.0	24989	23.5175	ng		96
T 1,1-Dichloroethane	4.384	63.0	40298	25.3277	ng		98
T 2,2-Dichloropropane	5.193	77.0	30539	25.4695	ng		99
T cis-1,2-Dichloroethene	5.215	96.0	20810	24.1758	ng		95
T Methyl ethyl ketone	5.282	43.0	28861	232.0088	ng		100
T Bromochloromethane	5.519	128.0	8977	25.2940	ng		100
T Chloroform	5.647	83.0	38158	24.0194	ng		100

Compound	RT	QIon	Resp.	Conc.	Units	Dev(Min)
T 1,1,1-Trichloroethane	5.828	97.0	36046	24.5919	ng	99
T Carbon tetrachloride	6.026	117.0	34965	24.5955	ng	99
T 1,1-Dichloropropene	6.035	75.0	27641	23.2550	ng	96
T Benzene	6.283	78.0	76658	23.4442	ng	97
T 1,2-Dichloroethane	6.322	62.0	21778	24.1139	ng	99
T Trichloroethene	7.030	95.0	23390	24.3322	ng	93
T 1,2-Dichloropropane	7.267	63.0	20331	24.0555	ng	97
T Dibromomethane	7.398	93.0	9095	25.5304	ng	100
T Bromodichloromethane	7.585	83.0	24925	24.8816	ng	100
T cis-1,3-Dichloropropene	8.057	75.0	24965	22.7111	ng	92
T Toluene	8.391	92.0	48441	23.1991	ng	99
T trans-1,3-Dichloropropene	8.637	75.0	18613	23.2136	ng	95
T 1,1,2-Trichloroethane	8.821	83.0	9780	23.9876	ng	92
T Tetrachloroethene	8.938	163.8	21156	24.9859	ng	96
T 1,3-Dichloropropane	8.977	76.0	20205	24.4891	ng	93
T Chlorodibromomethane	9.205	129.0	15826	24.1020	ng	100
T 1,2-Dibromoethane	9.303	107.0	11412	25.3431	ng	99
T Chlorobenzene	9.802	112.0	55632	24.3040	ng	98
T 1,1,1,2-Tetrachloroethane	9.891	131.0	19516	24.2998	ng	100
T Ethylbenzene	9.917	91.0	91590	24.0921	ng	99
T m+p-Xylenes	10.036	106.0	71705	47.5617	ng	98
T o-Xylene	10.427	106.0	30498	23.3834	ng	99
T Styrene	10.446	104.0	50294	23.2215	ng	98
T Bromoform	10.628	172.5	8920	25.7324	ng	96
T Bromobenzene	11.093	156.0	20364	24.1762	ng	99
T 1,1,2,2-Tetrachloroethane	11.116	83.0	12137	25.2618	ng	99
T 1,2,3-Trichloropropane	11.144	110.0	3237	25.6435	ng	98
T 2-Chlorotoluene	11.291	126.0	20511	24.6038	ng	95
T 4-Chlorotoluene	11.403	91.0	64162	23.7626	ng	97
T 1,3-Dichlorobenzene	12.028	146.0	37763	24.7445	ng	98
T 1,4-Dichlorobenzene	12.122	146.0	38799	24.9375	ng	90
T 1,2-Dichlorobenzene	12.496	146.0	31975	25.0956	ng	98

(#) = Qualifier Out of Range; (m) = Manual Integration; (+) = Area Summed; (*) = Surrogate Percent Recovery Out of Range; (d): Zeroed Peak

Quantitation Results Report (QT Reviewed)

Compound	Conc.	RT	Dev(Min)	Resp.	QIon	QRatio	Lower	Upper
Dichlorodifluoromethane	25.2092	1.24	0.00	27745	87.0	30.6	1.8	61.8

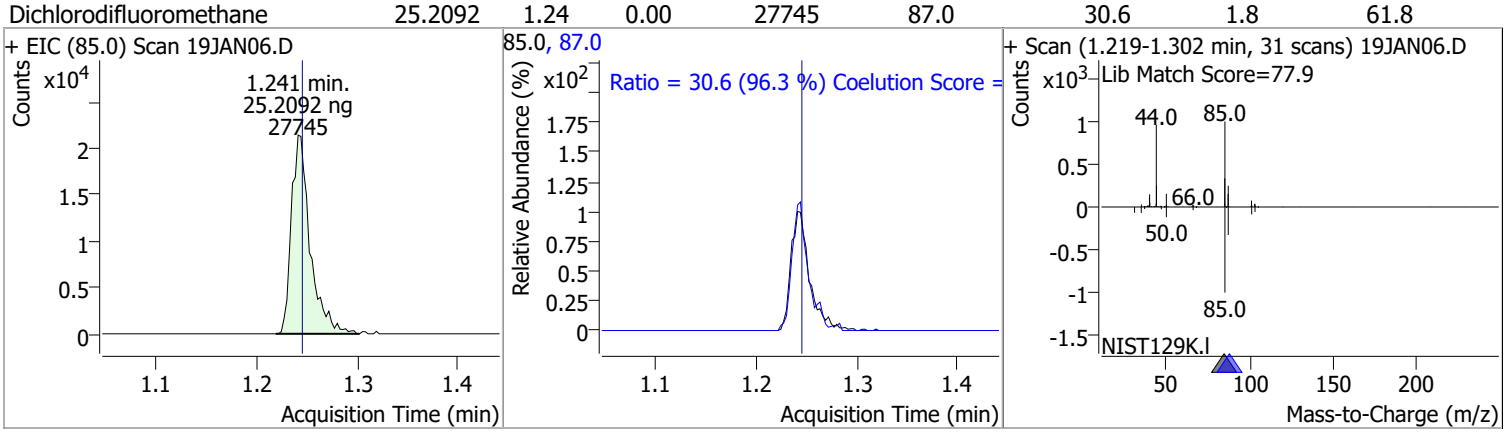

Compound	Conc.	RT	Dev(Min)	Resp.	QIon	QRatio	Lower	Upper
Chloromethane	26.0860	1.41	0.00	33801	52.0	31.3	2.4	62.4

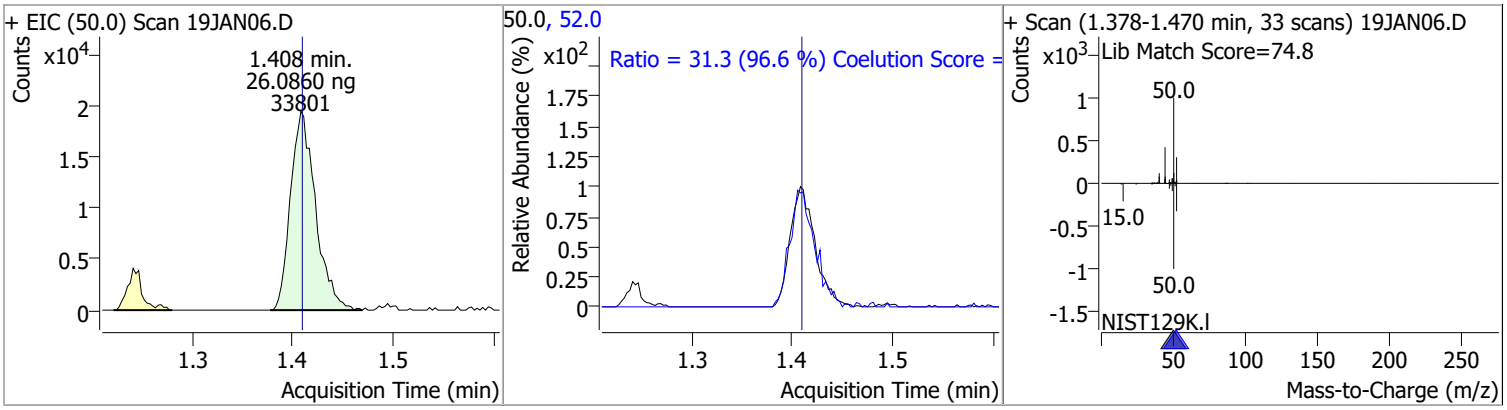

Compound	Conc.	RT	Dev(Min)	Resp.	QIon	QRatio	Lower	Upper
Vinyl chloride	25.4969	1.50	0.00	30072	64.0	33.3	1.3	61.3

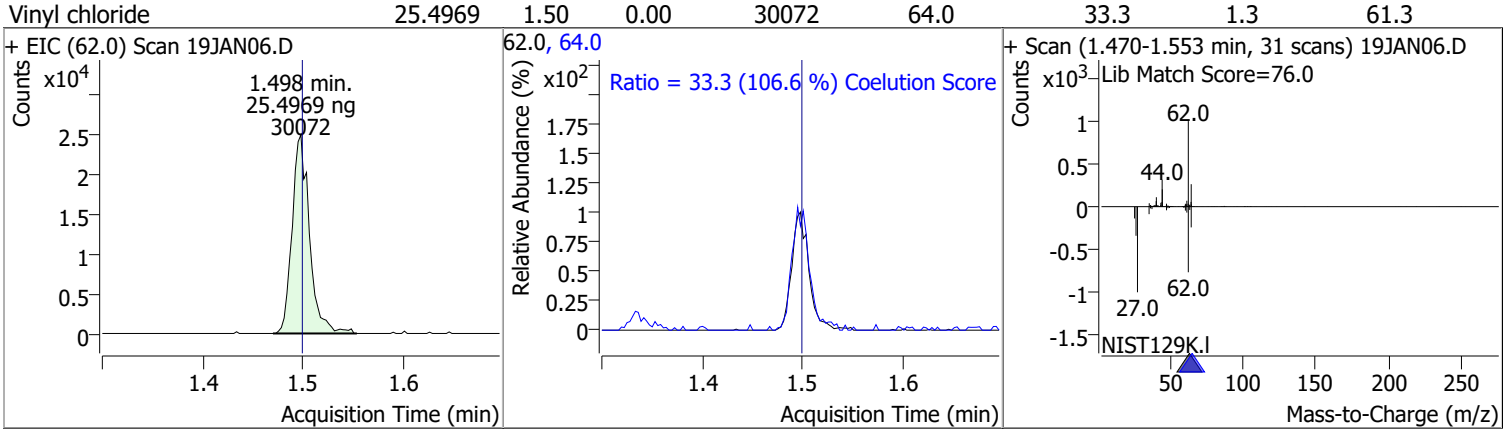

Compound	Conc.	RT	Dev(Min)	Resp.	QIon	QRatio	Lower	Upper
Bromomethane	26.1400	1.80	0.00	12135	94.0	110.7	80.1	140.1

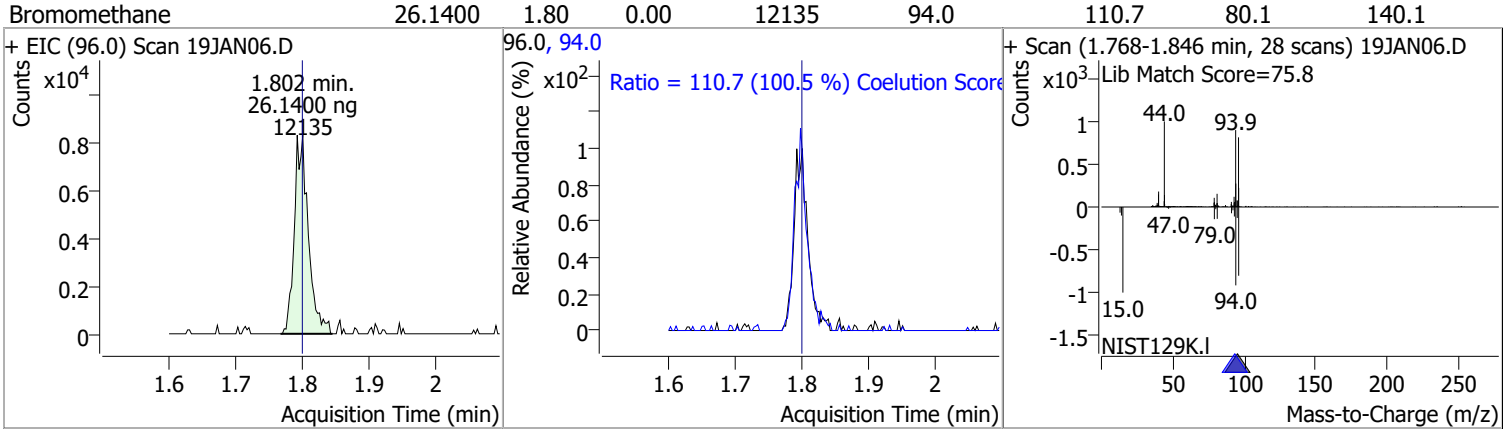

Quantitation Results Report (QT Reviewed)

Compound	Conc.	RT	Dev(Min)	Resp.	QIon	QRatio	Lower	Upper
Chloroethane	27.0532	1.90	0.00	15096	66.0	30.9	0.0	60.0

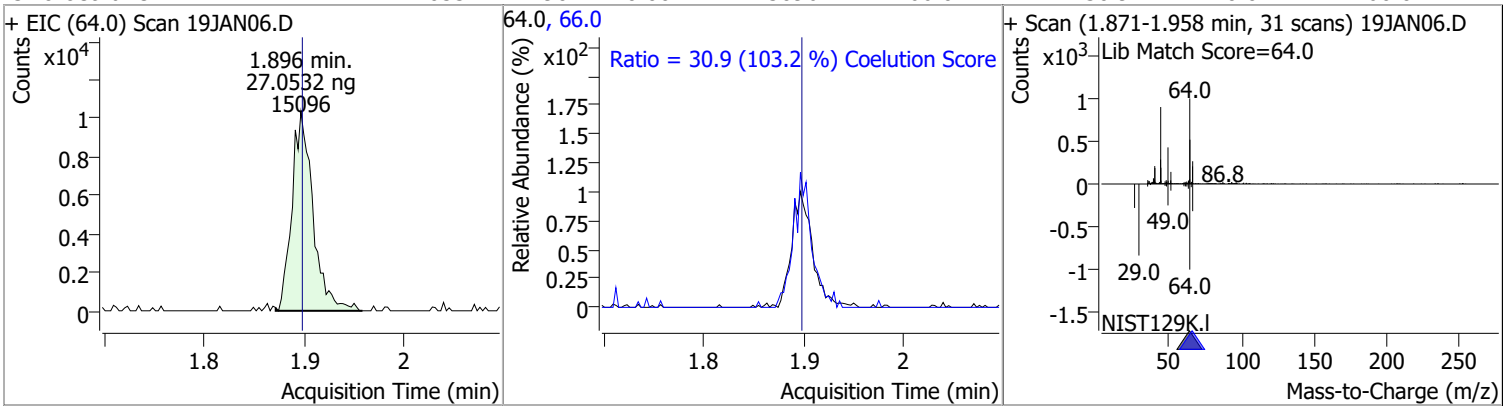

Compound	Conc.	RT	Dev(Min)	Resp.	QIon	QRatio	Lower	Upper
Trichlorofluoromethane	25.4088	2.14	0.00	35936	103.0	62.8	35.0	95.0

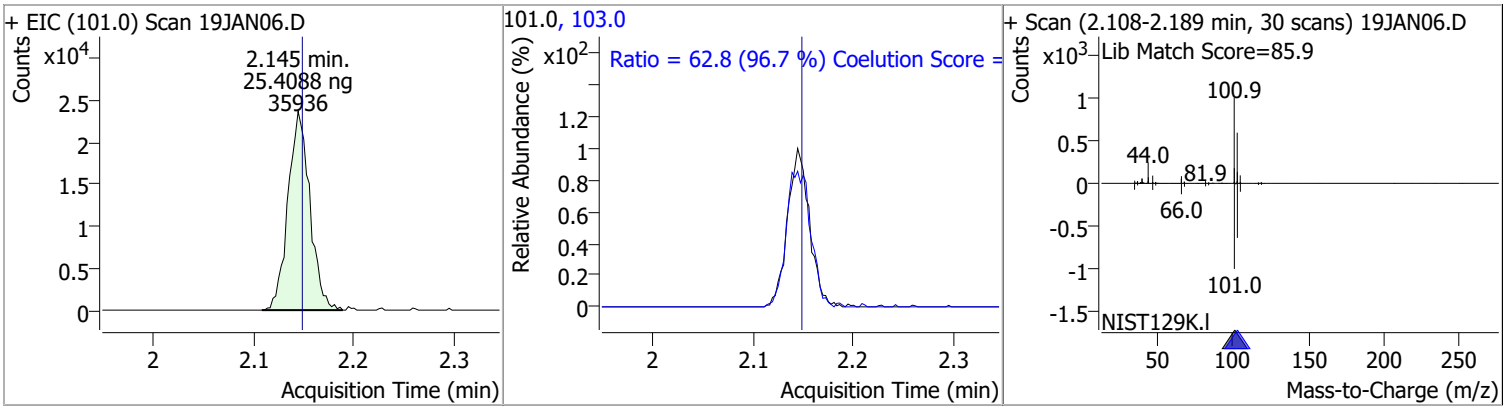

Compound	Conc.	RT	Dev(Min)	Resp.	QIon	QRatio	Lower	Upper
1,1-Dichloroethene	25.1221	2.70	0.00	20674	61.0	179.1	149.9	209.9
					63.0	55.0	27.0	87.0

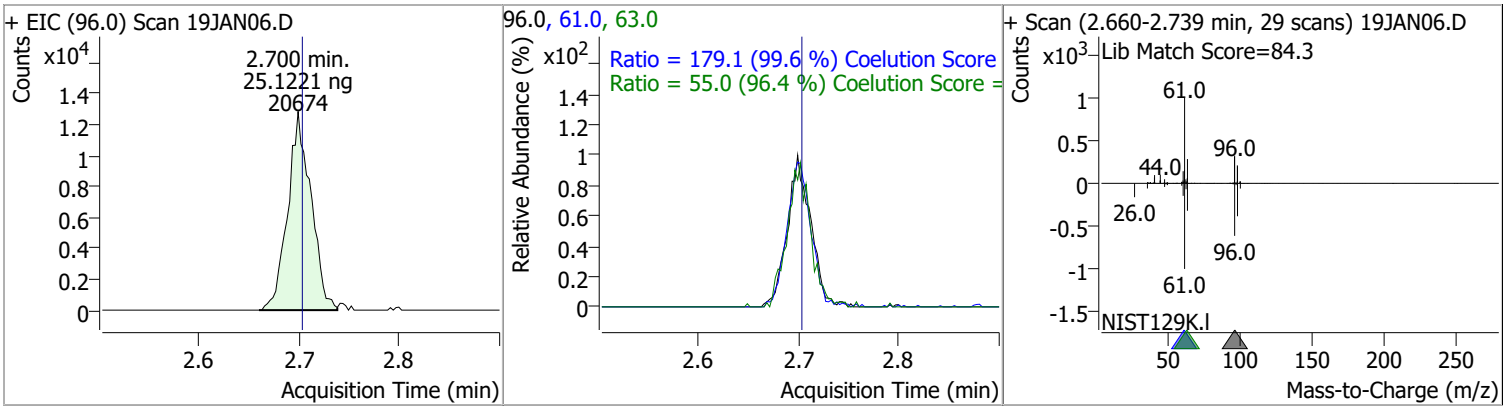

Compound	Conc.	RT	Dev(Min)	Resp.	QIon	QRatio	Lower	Upper
Methylene chloride	27.2657	3.33	0.00	32623	84.0	67.4	36.1	96.1
					86.0	42.1	11.8	71.8

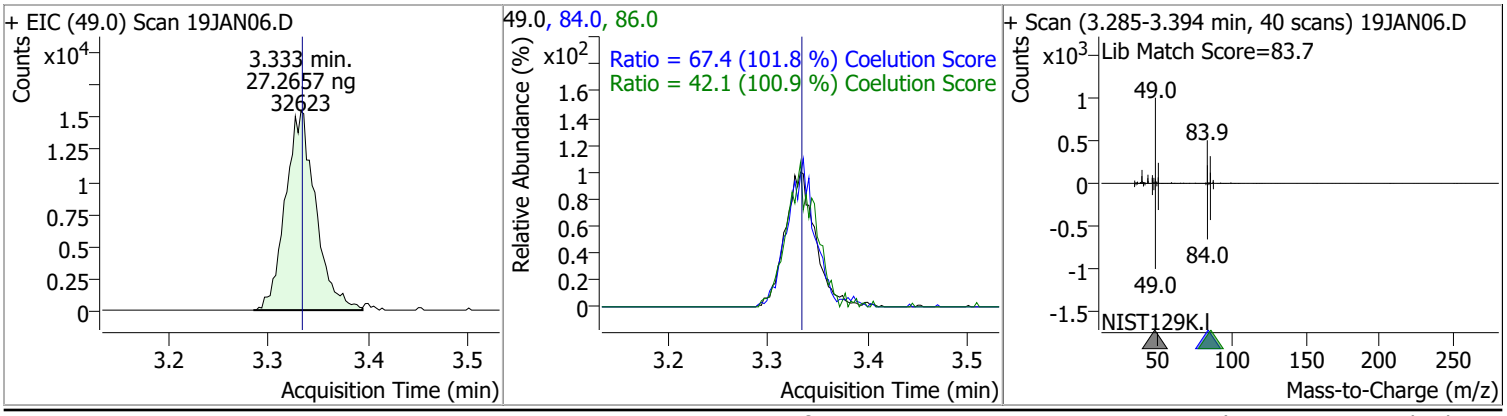

Quantitation Results Report (QT Reviewed)

Compound	Conc.	RT	Dev(Min)	Resp.	QIon	QRatio	Lower	Upper
trans-1,2-Dichloroethene	25.1112	3.71	-0.01	21348	61.0	150.6	124.8	184.8
					98.0	64.2	32.1	92.1

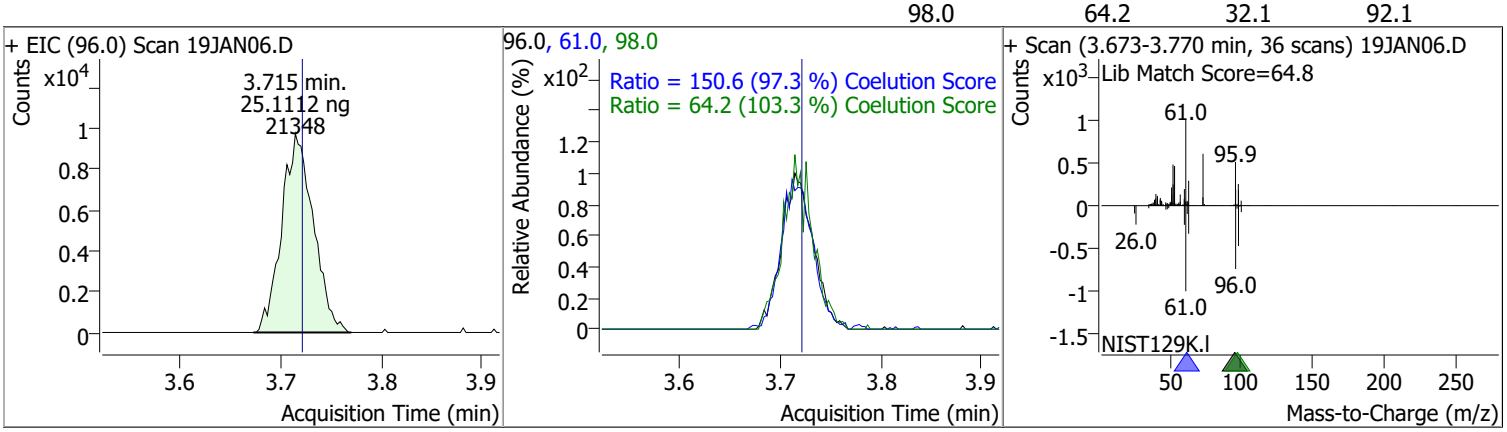

Compound	Conc.	RT	Dev(Min)	Resp.	QIon	QRatio	Lower	Upper
Methyl tert-butyl ether (MTBE)	23.5175	3.75	0.00	24989	57.0	26.6	0.0	54.6

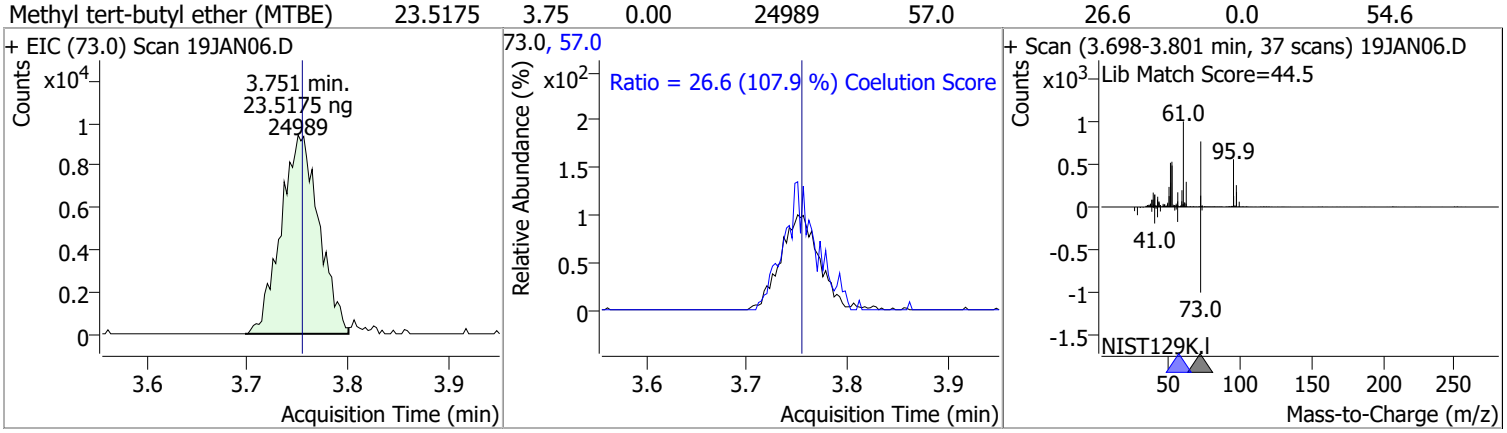

Compound	Conc.	RT	Dev(Min)	Resp.	QIon	QRatio	Lower	Upper
1,1-Dichloroethane	25.3277	4.38	0.01	40298	65.0	32.1	1.0	61.0
					83.0	13.4	0.0	42.7

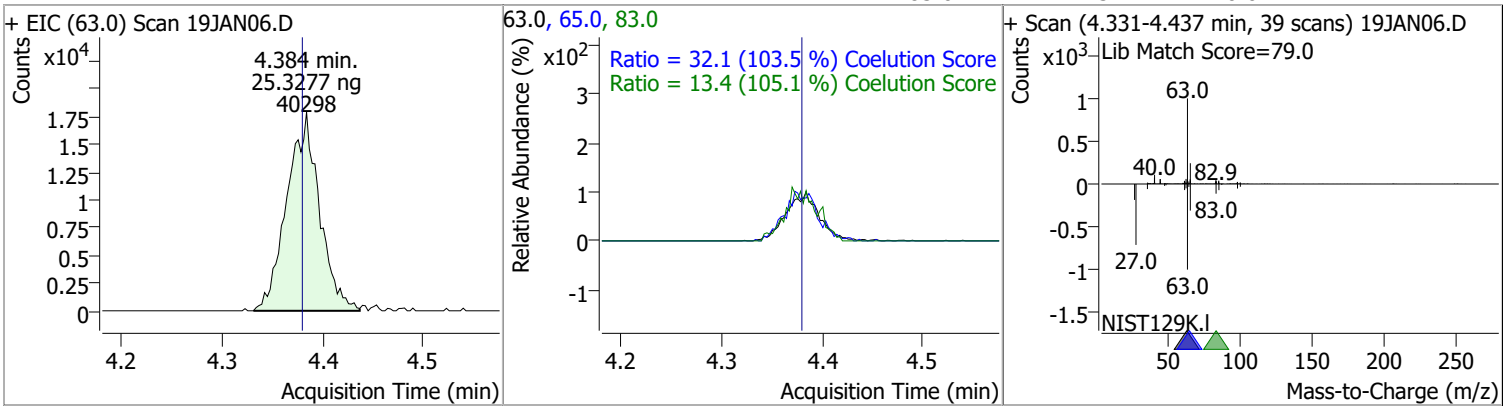

Compound	Conc.	RT	Dev(Min)	Resp.	QIon	QRatio	Lower	Upper
2,2-Dichloropropane	25.4695	5.19	0.00	30539	41.0	67.6	38.8	98.8
					97.0	23.9	0.0	53.9

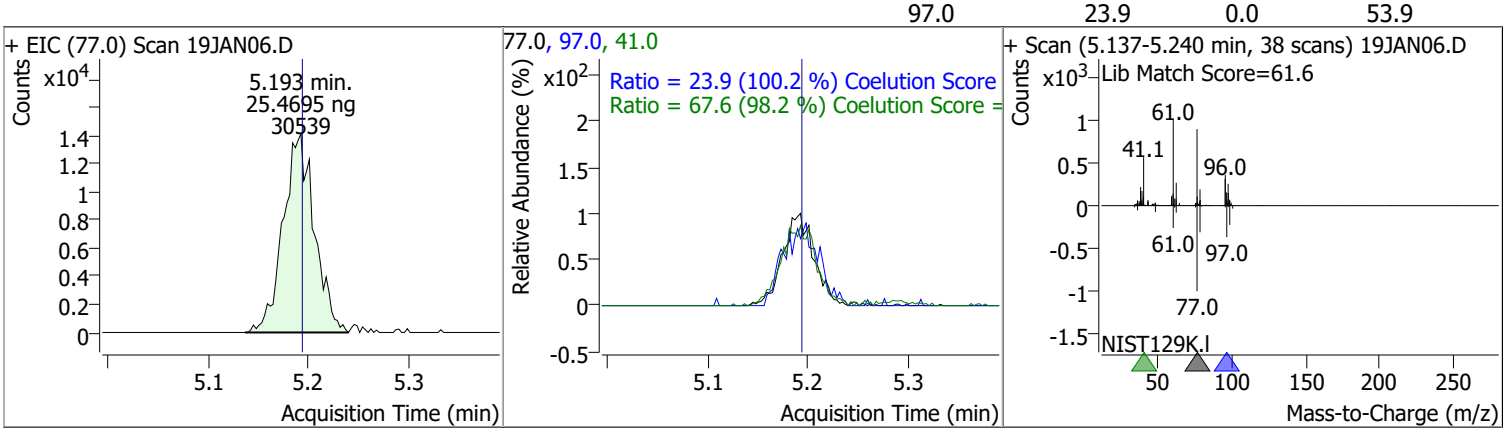

Compound	Conc.	RT	Dev(Min)	Resp.	QIon	QRatio	Lower	Upper
cis-1,2-Dichloroethene	24.1758	5.21	0.00	20810	61.0	170.2	130.4	190.4
					98.0	66.0	36.2	96.2

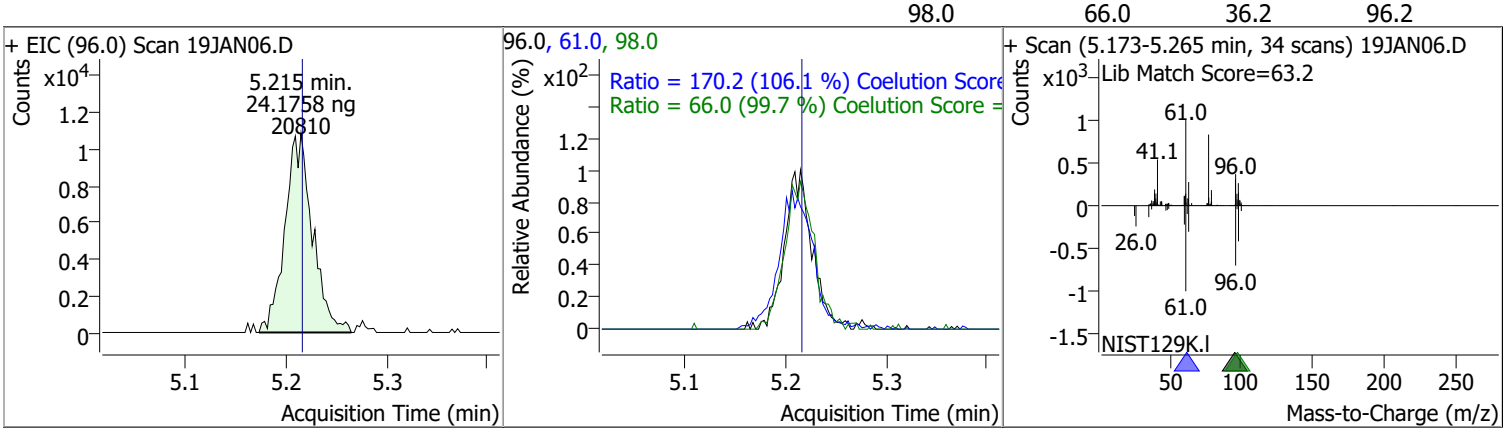

Compound	Conc.	RT	Dev(Min)	Resp.	QIon	QRatio	Lower	Upper
Methyl ethyl ketone	232.0088	5.28	0.00	28861	72.0	20.6	0.0	50.6

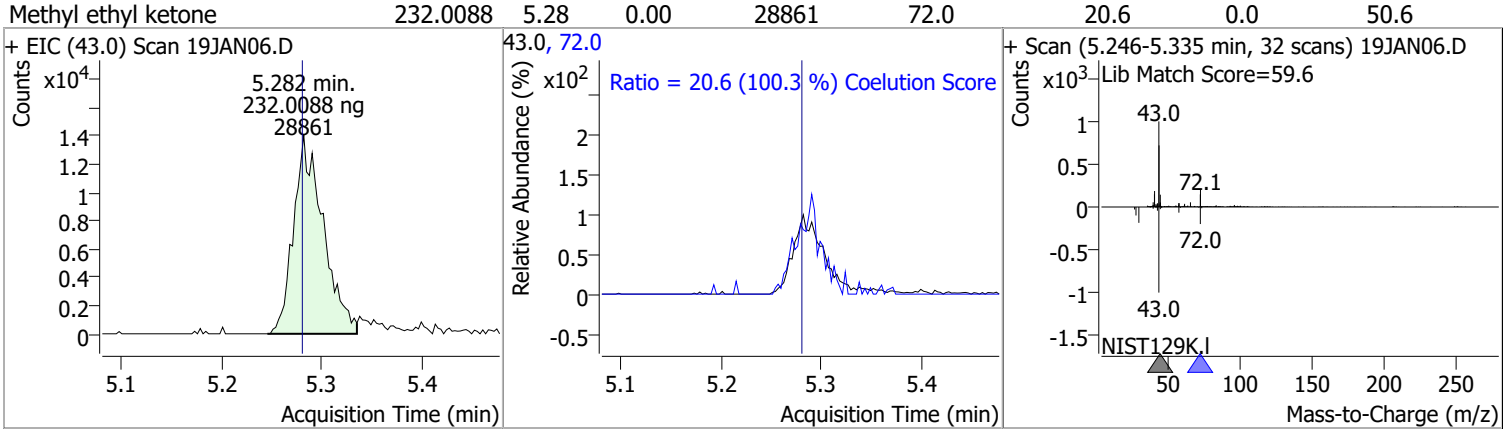

Compound	Conc.	RT	Dev(Min)	Resp.	QIon	QRatio	Lower	Upper
Bromochloromethane	25.2940	5.52	0.00	8977	49.0	182.6	152.2	212.2

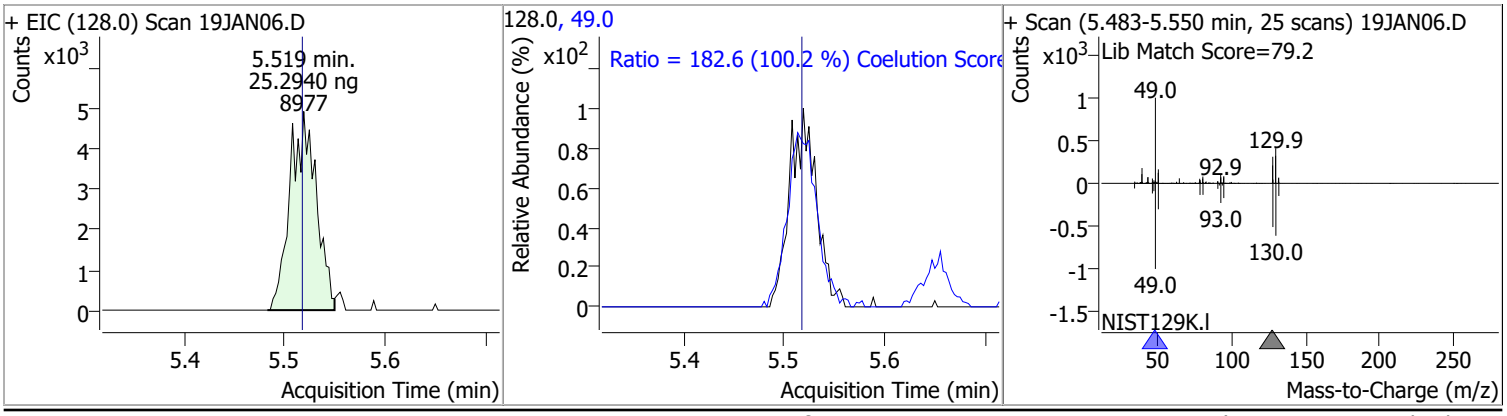

Compound	Conc.	RT	Dev(Min)	Resp.	QIon	QRatio	Lower	Upper
Chloroform	24.0194	5.65	-0.01	38158	85.0	66.2	36.2	96.2

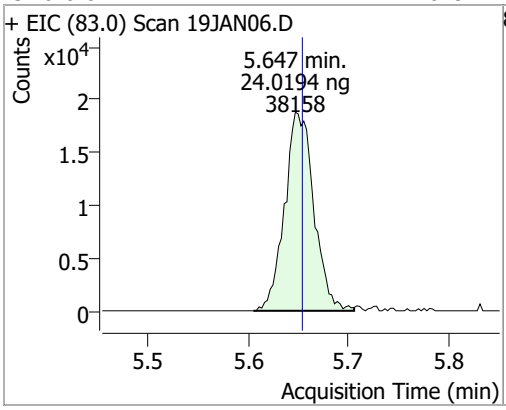

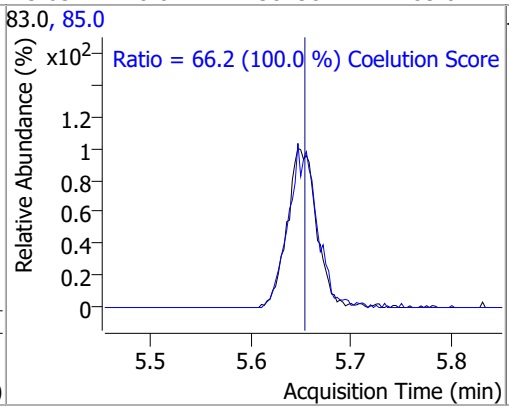

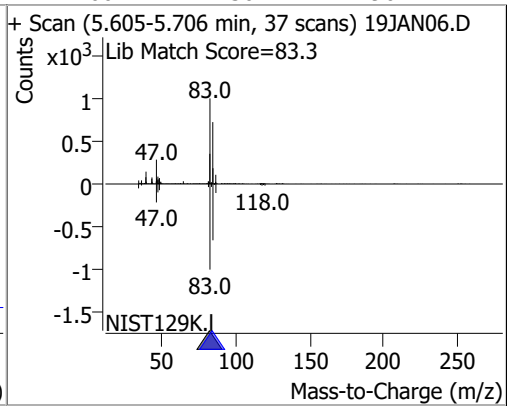

Compound	Conc.	RT	Dev(Min)	Resp.	QIon	QRatio	Lower	Upper
1,1,1-Trichloroethane	24.5919	5.83	0.00	36046	99.0	64.0	33.1	93.1
					61.0	49.6	19.1	79.1

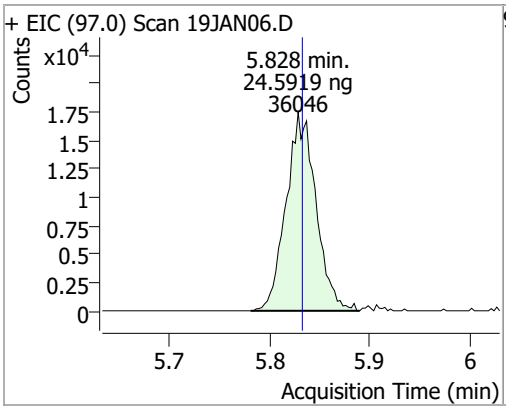

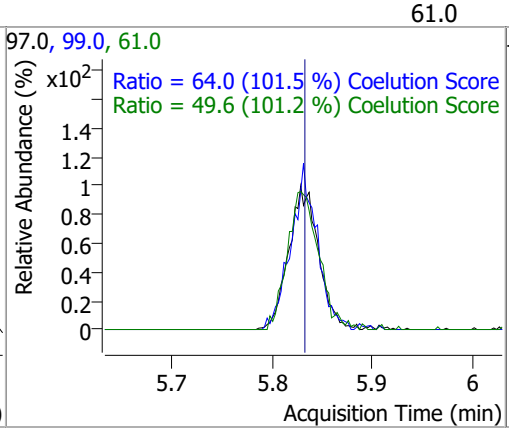

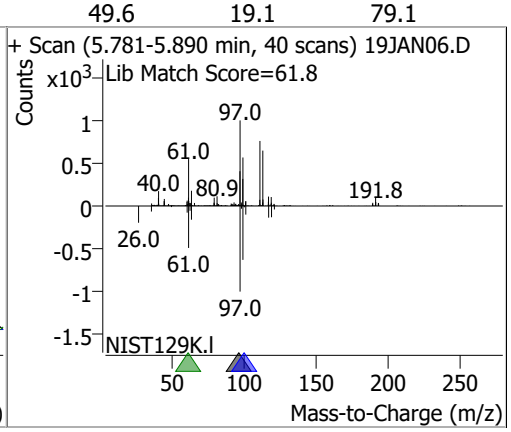

Compound	Conc.	RT	Dev(Min)	Resp.	QIon	QRatio	Lower	Upper
Dibromofluoromethane	25.0179	5.85	0.00	19834	191.5	21.2	0.0	53.2

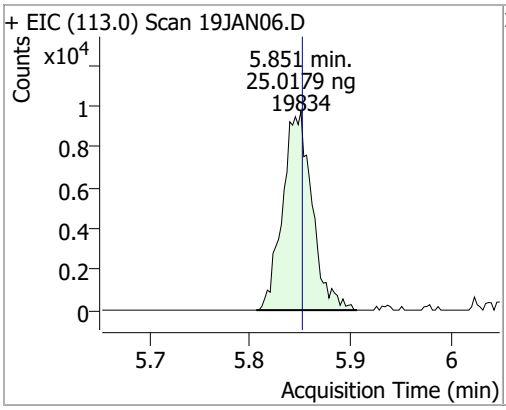

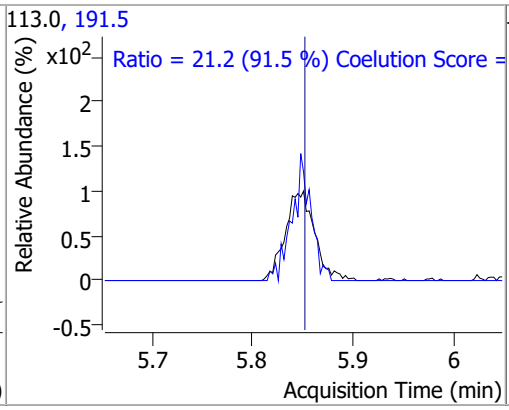

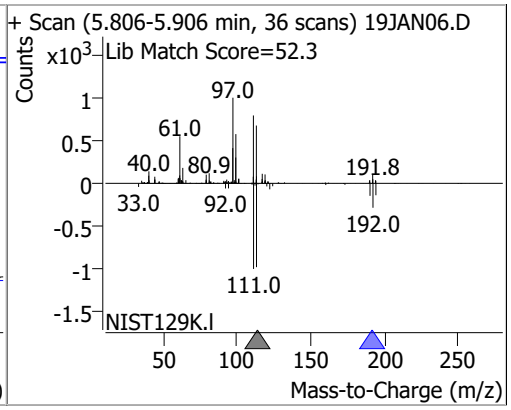

Compound	Conc.	RT	Dev(Min)	Resp.	QIon	QRatio	Lower	Upper
Carbon tetrachloride	24.5955	6.03	0.00	34965	119.0	96.7	67.6	127.6
					121.0	31.5	0.7	60.7

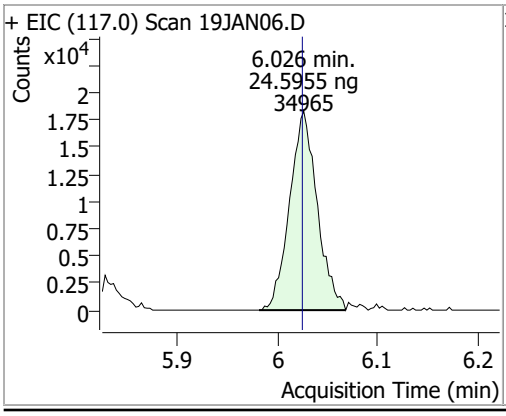

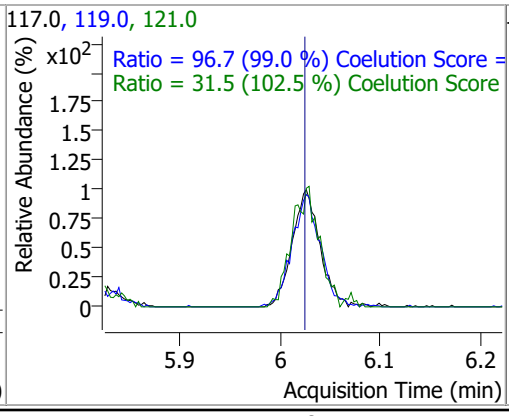

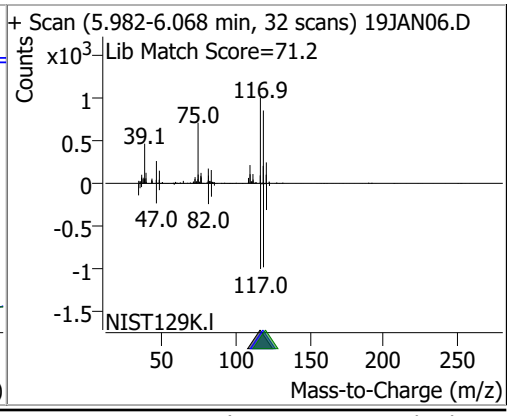

Quantitation Results Report (QT Reviewed)

Compound	Conc.	RT	Dev(Min)	Resp.	QIon	QRatio	Lower	Upper
1,1-Dichloropropene	23.2550	6.03	-0.01	27641	110.0	38.2	5.6	65.6
					77.0	32.5	1.0	61.0

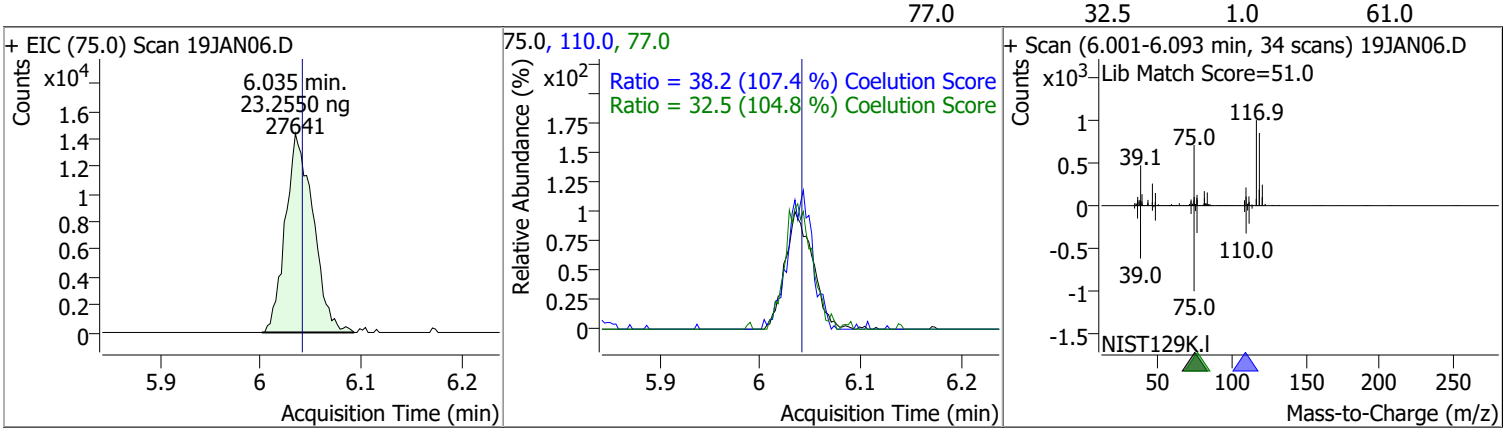

Compound	Conc.	RT	Dev(Min)	Resp.	QIon	QRatio	Lower	Upper
1,2-Dichloroethane-d4	25.1675	6.24	0.01	8619	65.0	204.4	162.8	222.8

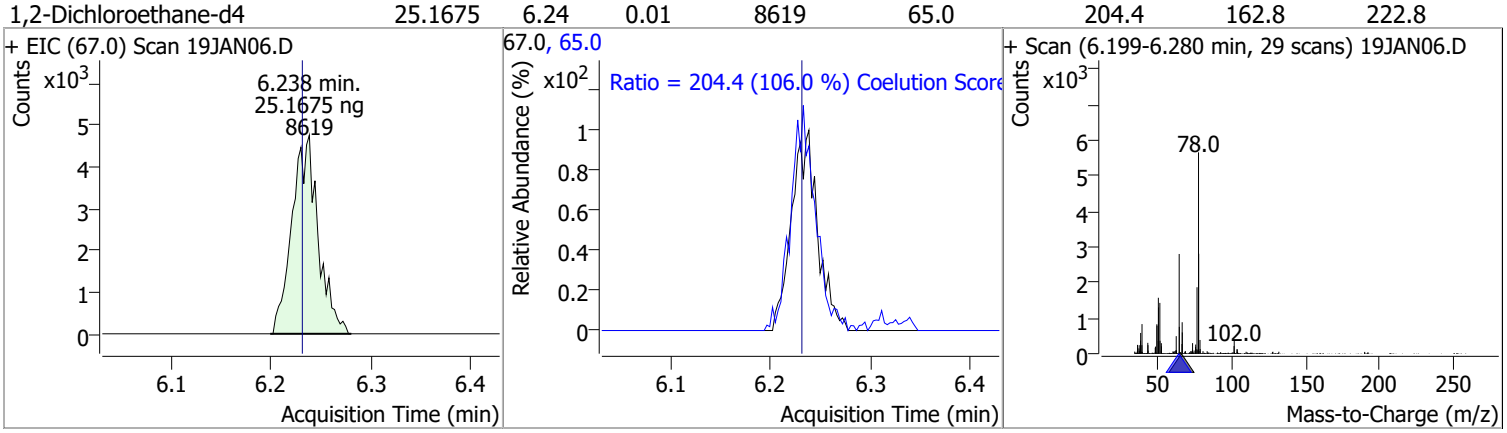

Compound	Conc.	RT	Dev(Min)	Resp.	QIon	QRatio	Lower	Upper
Benzene	23.4442	6.28	0.00	76658	77.0	24.8	0.0	53.3

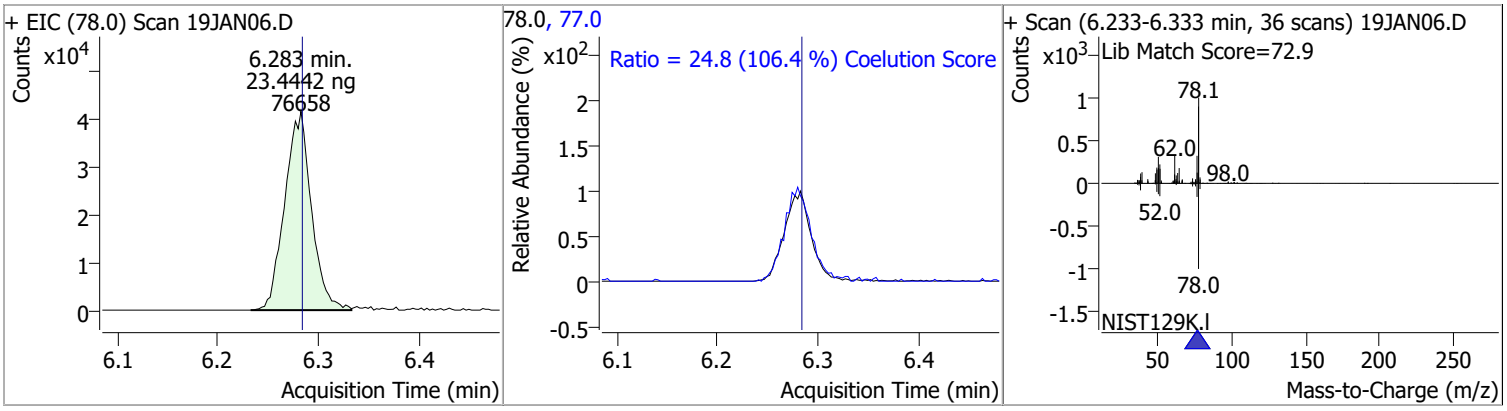

Compound	Conc.	RT	Dev(Min)	Resp.	QIon	QRatio	Lower	Upper
1,2-Dichloroethane	24.1139	6.32	0.00	21778	64.0	31.7	2.2	62.2
					98.0	8.5	0.0	38.2

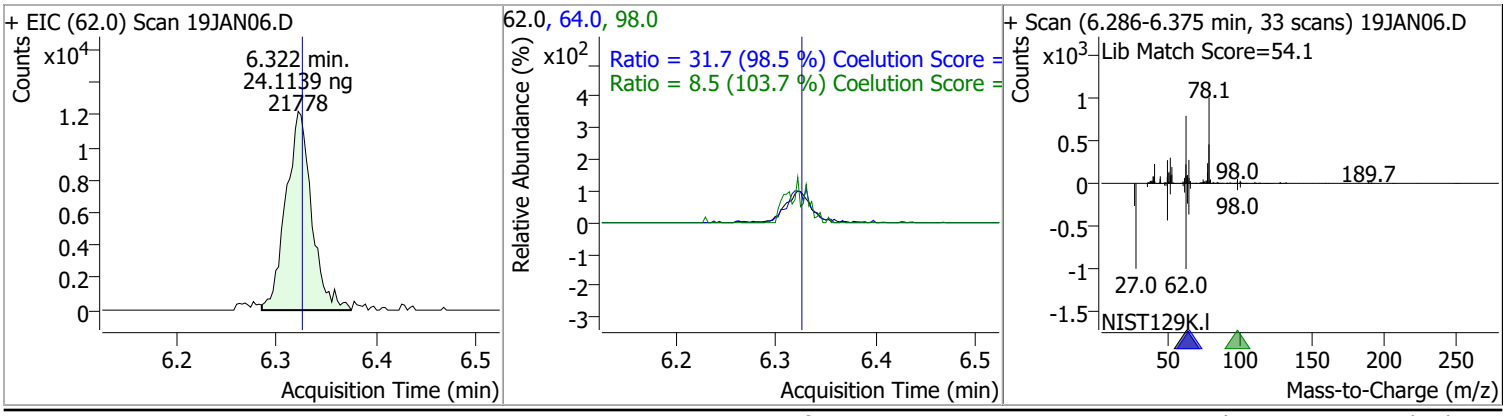

Quantitation Results Report (QT Reviewed)

Compound	Conc.	RT	Dev(Min)	Resp.	QIon	QRatio	Lower	Upper
Trichloroethene	24.3322	7.03	0.01	23390	130.0	95.9	75.6	135.6
					97.0	67.9	35.7	95.7

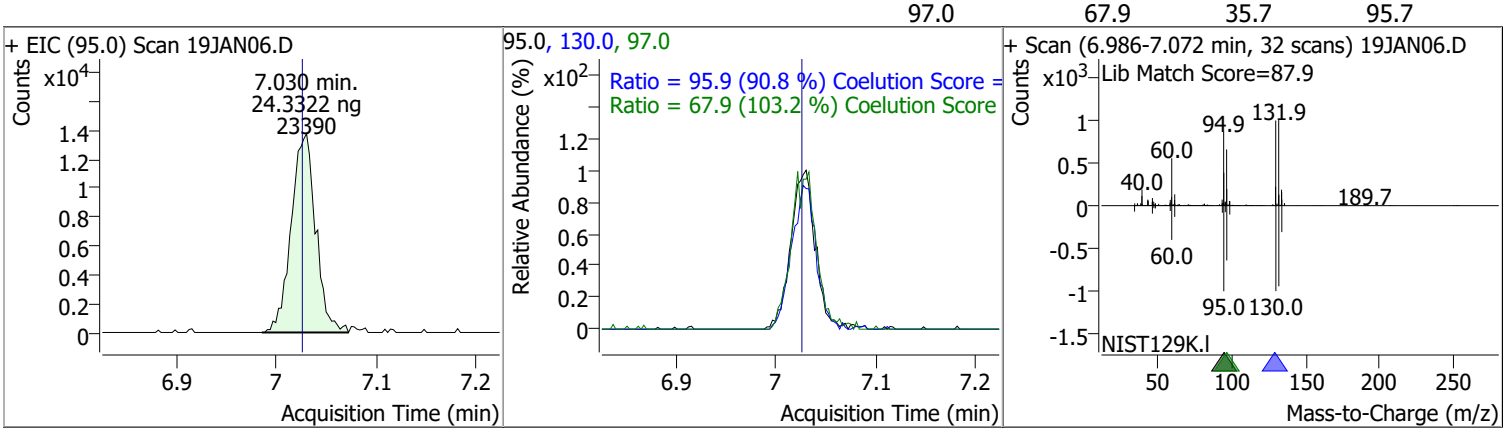

Compound	Conc.	RT	Dev(Min)	Resp.	QIon	QRatio	Lower	Upper
1,2-Dichloropropane	24.0555	7.27	0.00	20331	76.0	41.9	9.8	69.8

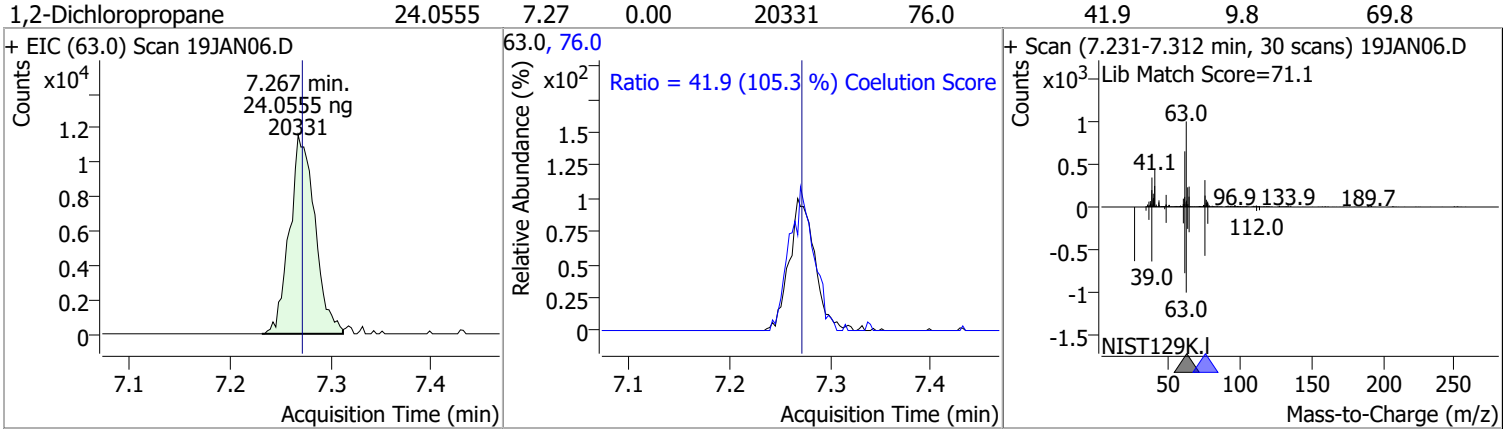

Compound	Conc.	RT	Dev(Min)	Resp.	QIon	QRatio	Lower	Upper
Dibromomethane	25.5304	7.40	0.00	9095	173.5	108.3	78.2	138.2
					95.0	84.5	54.5	114.5

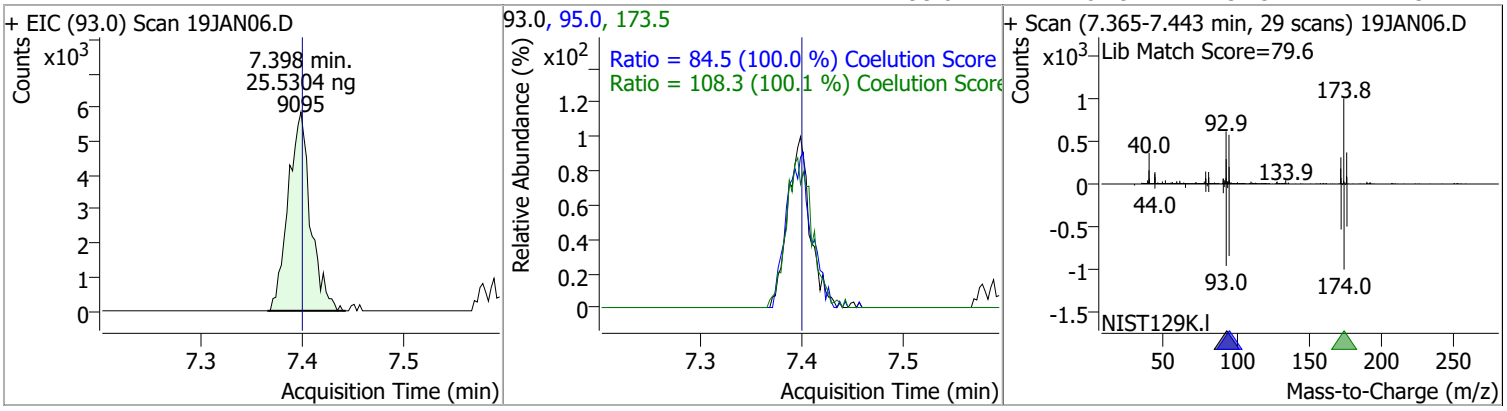

Compound	Conc.	RT	Dev(Min)	Resp.	QIon	QRatio	Lower	Upper
Bromodichloromethane	24.8816	7.59	0.01	24925	85.0	66.1	36.3	96.3
					127.0	9.4	0.0	39.5

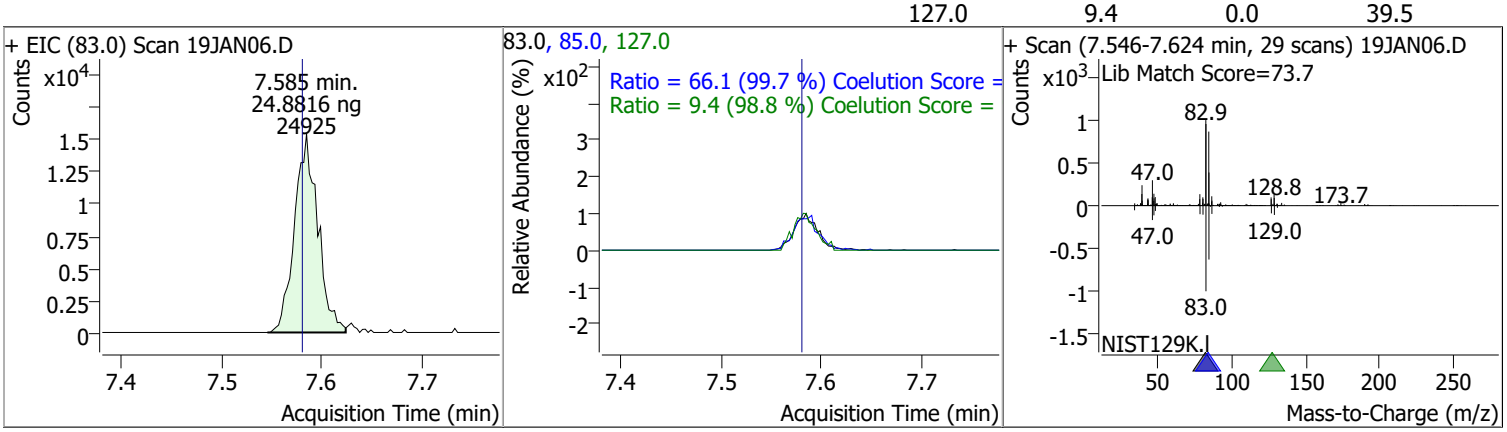

Compound	Conc.	RT	Dev(Min)	Resp.	QIon	QRatio	Lower	Upper
cis-1,3-Dichloropropene	22.7111	8.06	0.00	24965	39.0	60.7	22.5	82.5
					77.0	32.9	1.8	61.8

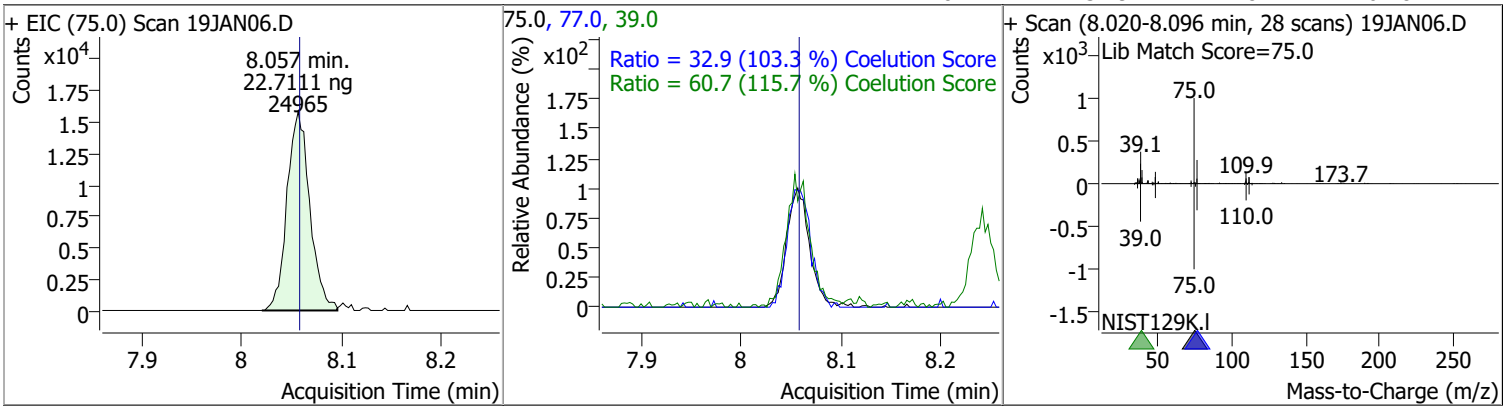

Compound	Conc.	RT	Dev(Min)	Resp.	QIon	QRatio	Lower	Upper
Toluene-d8	23.0053	8.32	0.00	72066	100.0	64.5	34.3	94.3
					99.0	9.7	0.0	39.2

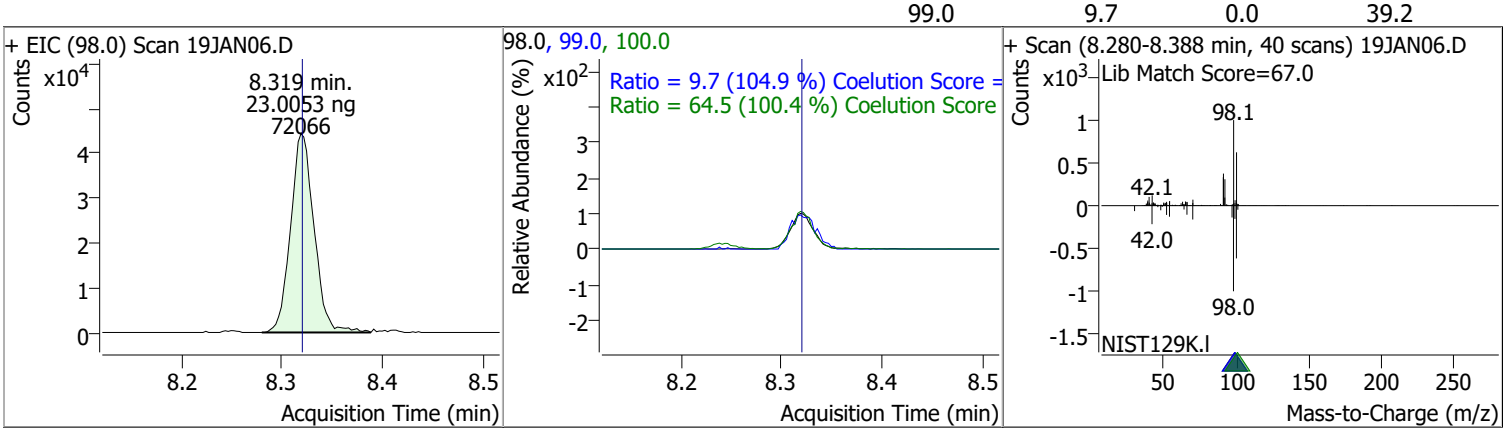

Compound	Conc.	RT	Dev(Min)	Resp.	QIon	QRatio	Lower	Upper
Toluene	23.1991	8.39	0.01	48441	91.0	175.3	144.1	204.1

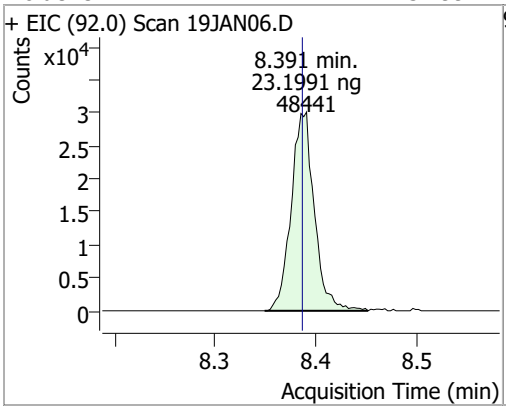

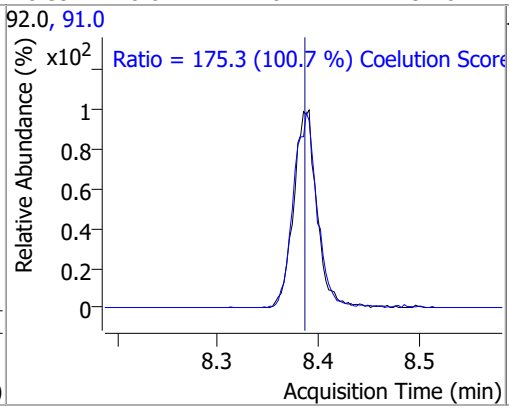

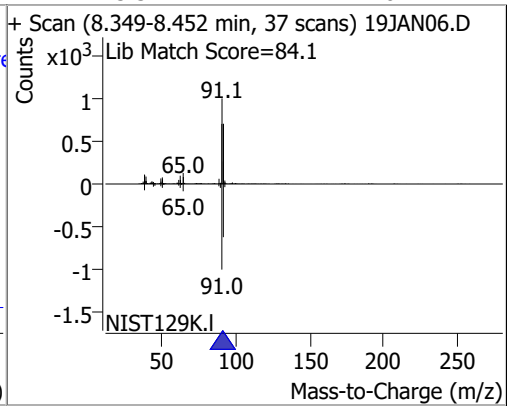

Compound	Conc.	RT	Dev(Min)	Resp.	QIon	QRatio	Lower	Upper
trans-1,3-Dichloropropene	23.2136	8.64	0.00	18613	39.0	56.3	23.0	83.0
					77.0	34.1	1.0	61.0

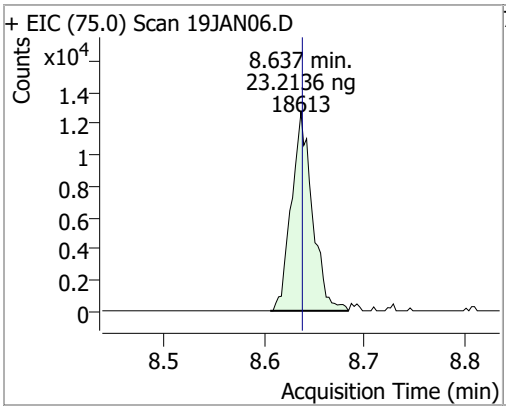

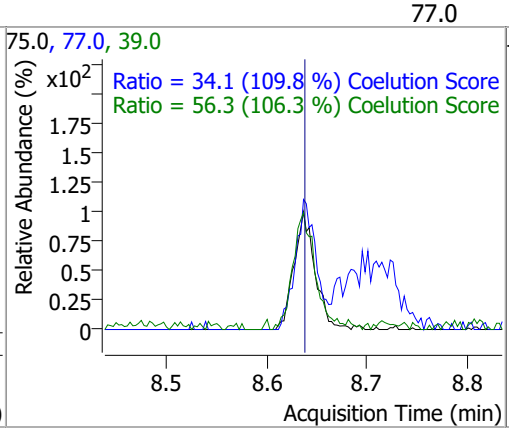

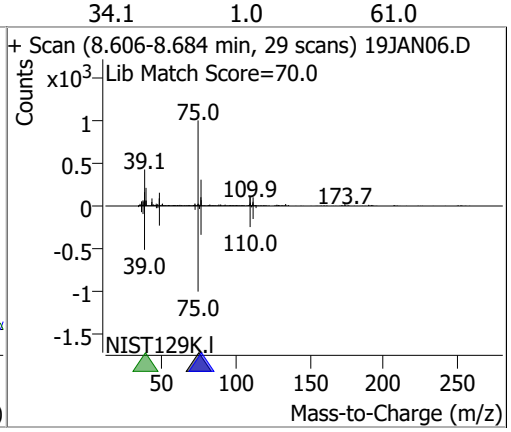

Compound	Conc.	RT	Dev(Min)	Resp.	QIon	QRatio	Lower	Upper
1,1,2-Trichloroethane	23.9876	8.82	0.00	9780	97.0	117.5	80.7	140.7
					85.0	68.4	30.7	90.7

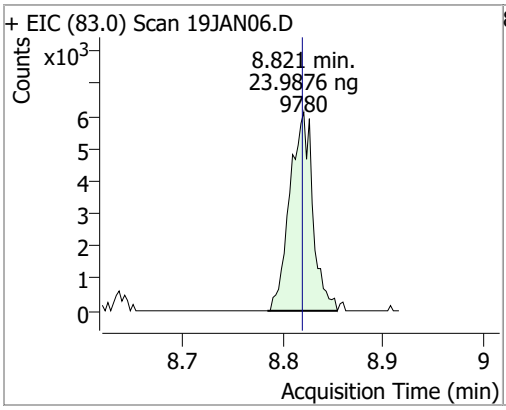

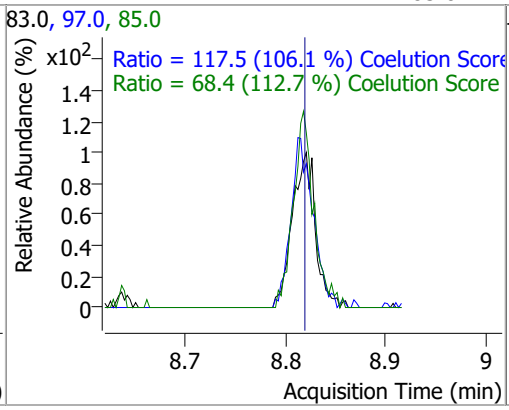

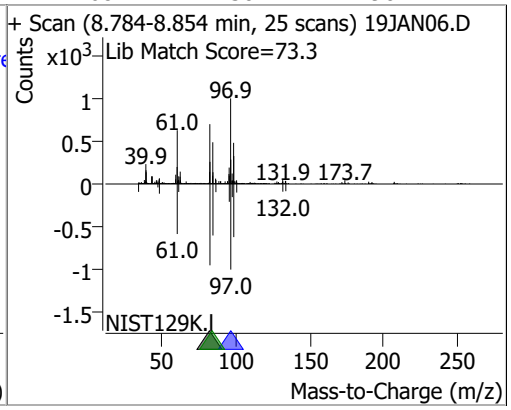

Compound	Conc.	RT	Dev(Min)	Resp.	QIon	QRatio	Lower	Upper
Tetrachloroethene	24.9859	8.94	0.00	21156	165.8	121.5	96.1	156.1
					129.0	85.9	60.5	120.5

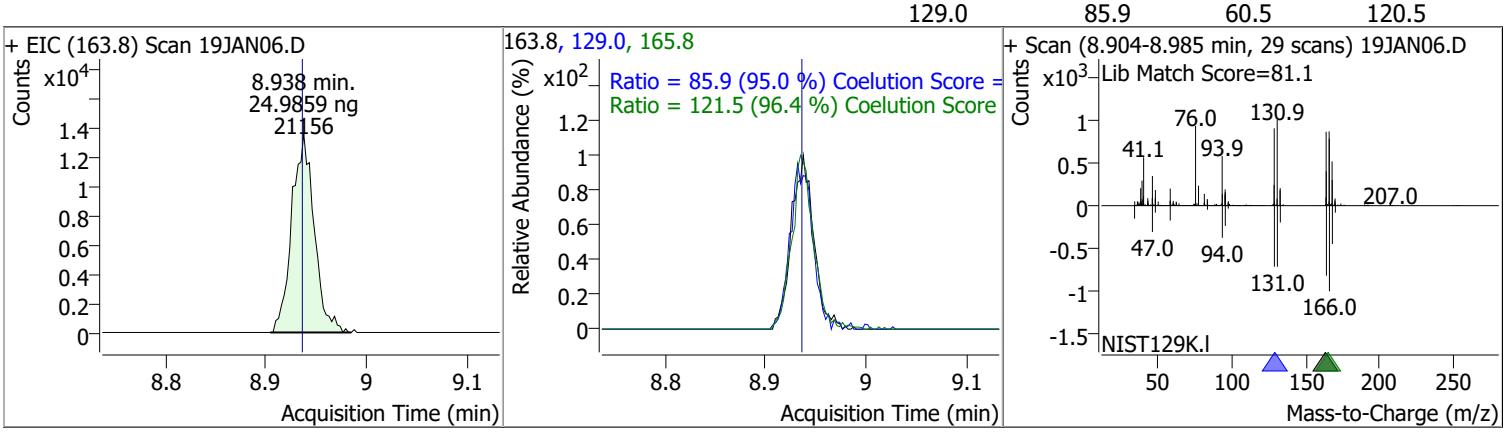

Compound	Conc.	RT	Dev(Min)	Resp.	QIon	QRatio	Lower	Upper
1,3-Dichloropropane	24.4891	8.98	0.00	20205	78.0	28.4	2.4	62.4

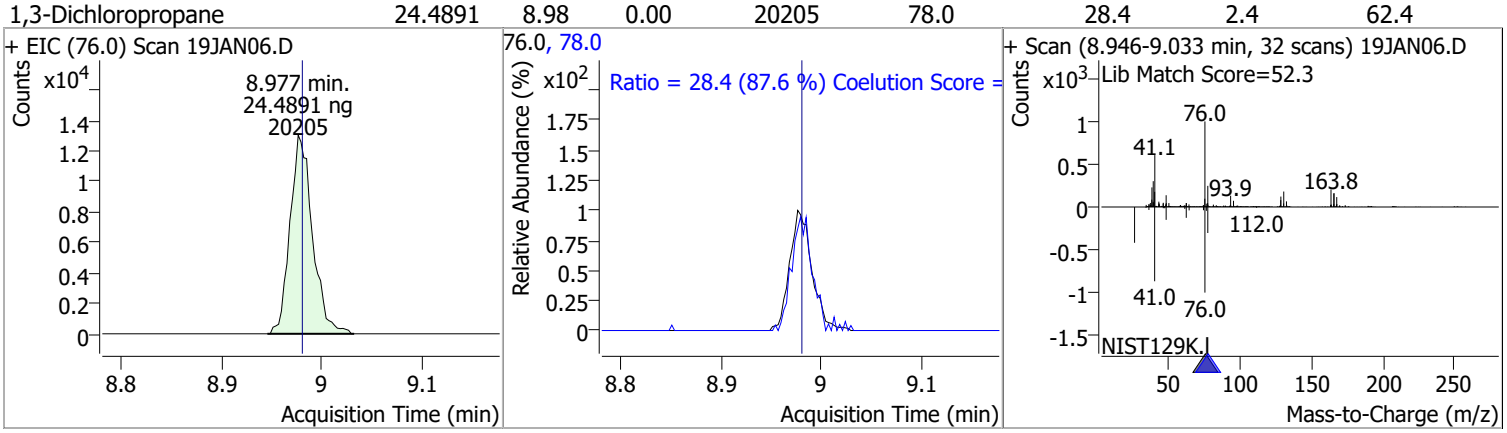

Compound	Conc.	RT	Dev(Min)	Resp.	QIon	QRatio	Lower	Upper
Chlorodibromomethane	24.1020	9.21	0.00	15826	127.0	77.2	47.2	107.2

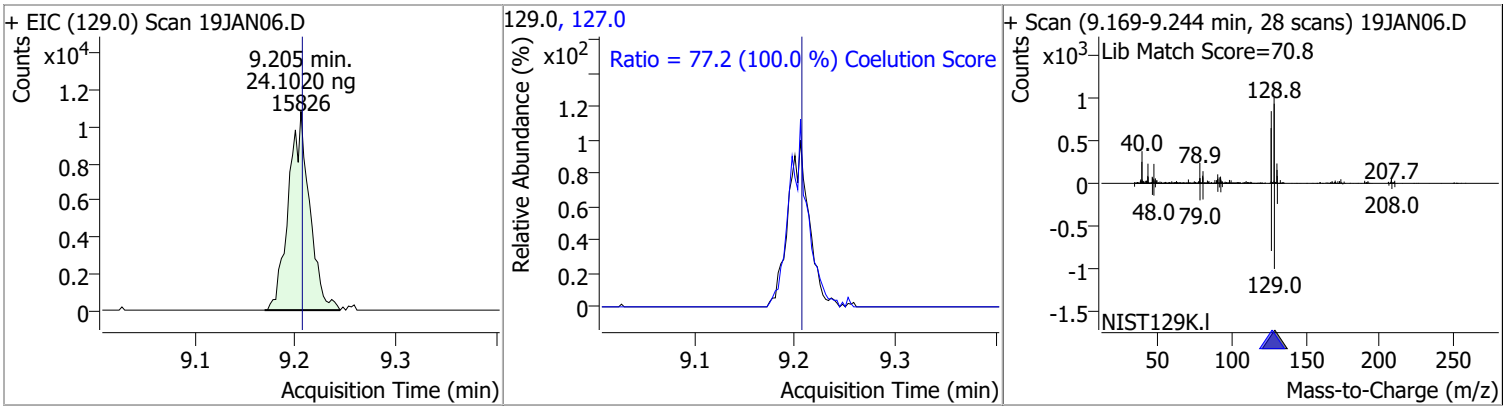

Compound	Conc.	RT	Dev(Min)	Resp.	QIon	QRatio	Lower	Upper
1,2-Dibromoethane	25.3431	9.30	0.00	11412	109.0	90.7	61.5	121.5

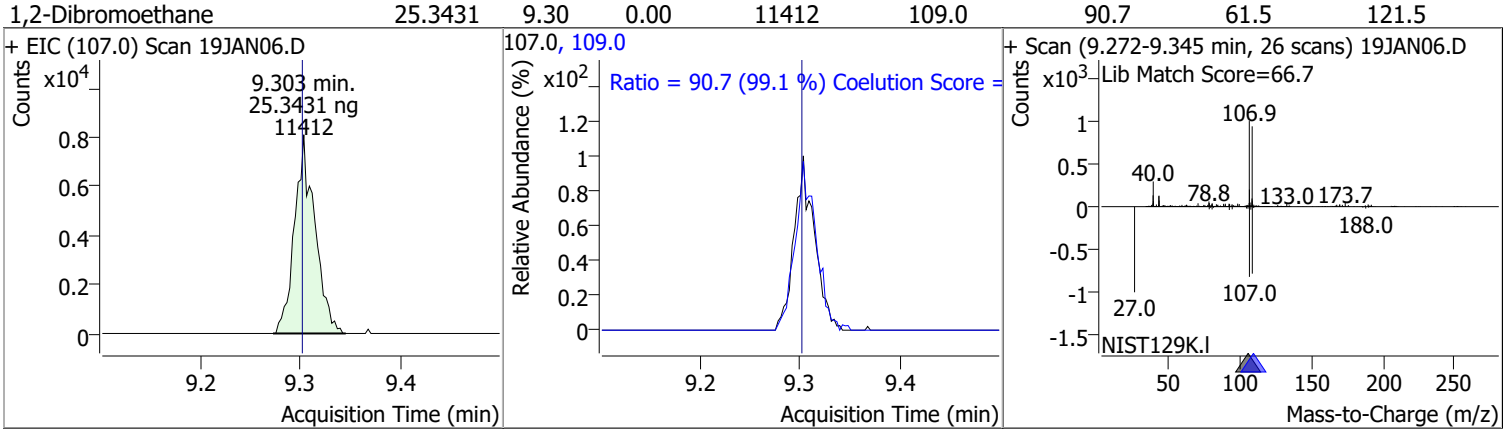

Compound	Conc.	RT	Dev(Min)	Resp.	QIon	QRatio	Lower	Upper
Chlorobenzene	24.3040	9.80	0.00	55632	114.0	33.6	2.2	62.2

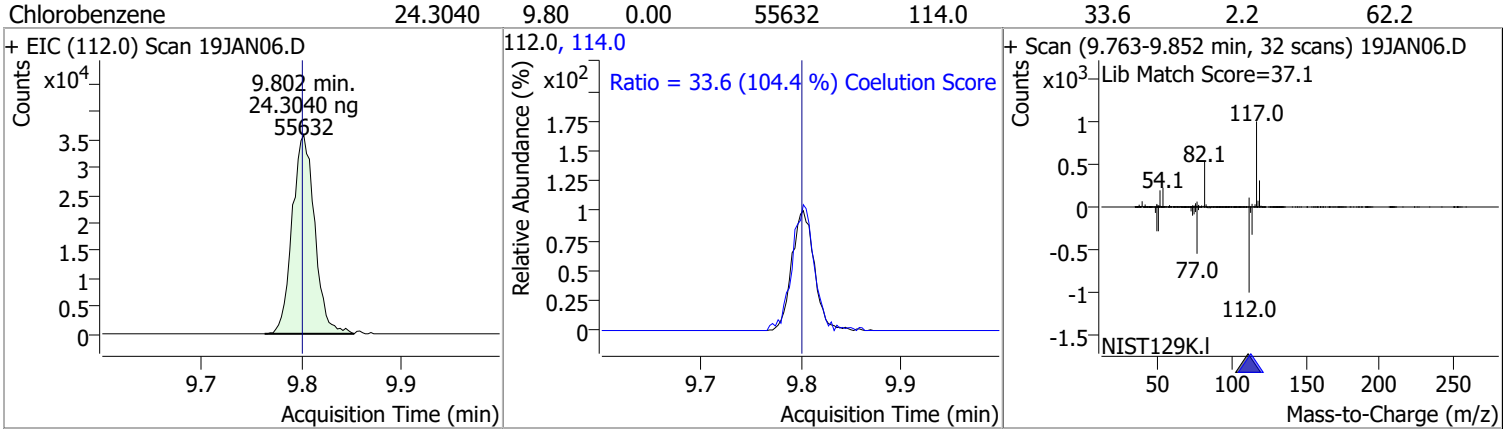

Compound	Conc.	RT	Dev(Min)	Resp.	QIon	QRatio	Lower	Upper
1,1,1,2-Tetrachloroethane	24.2998	9.89	0.00	19516	133.0	95.4	65.3	125.3

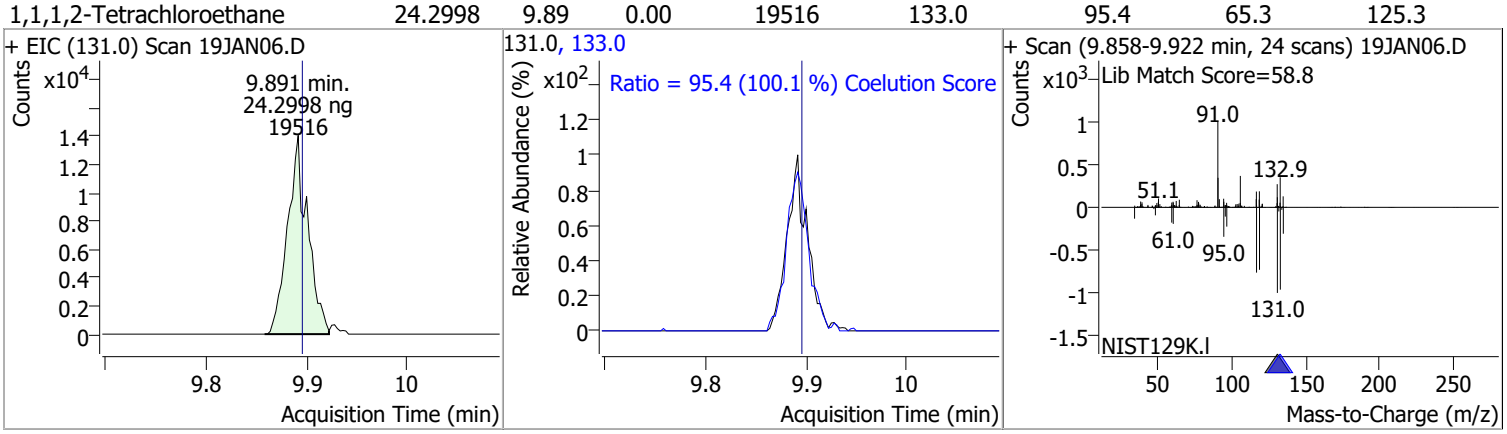

Compound	Conc.	RT	Dev(Min)	Resp.	QIon	QRatio	Lower	Upper
Ethylbenzene	24.0921	9.92	0.00	91590	106.0	31.1	1.7	61.7

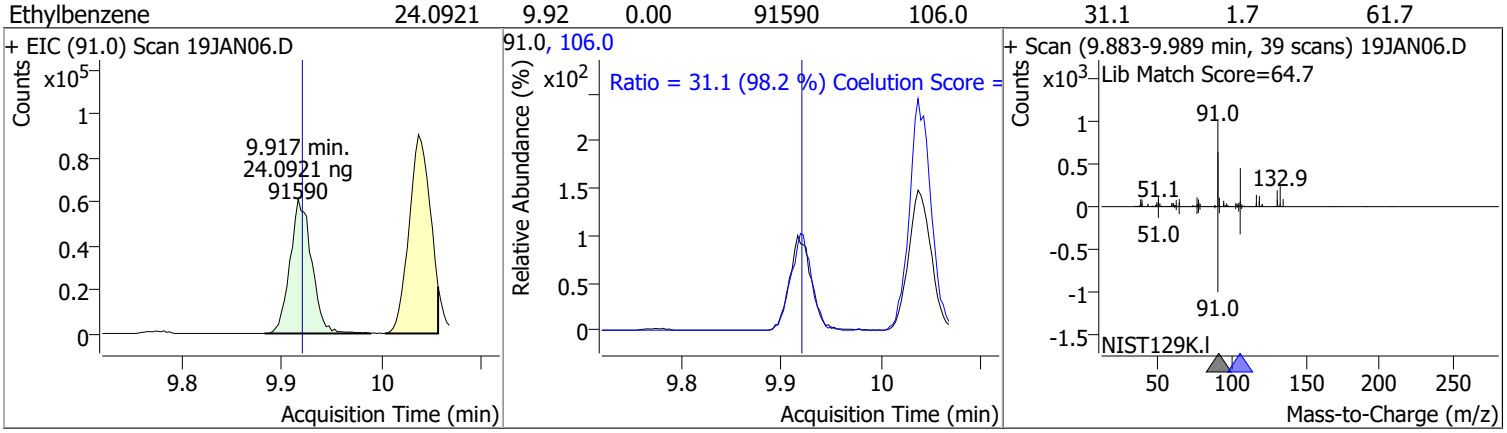

Compound	Conc.	RT	Dev(Min)	Resp.	QIon	QRatio	Lower	Upper
m+p-Xylenes	47.5617	10.04	0.00	71705	91.0	198.2	170.7	230.7

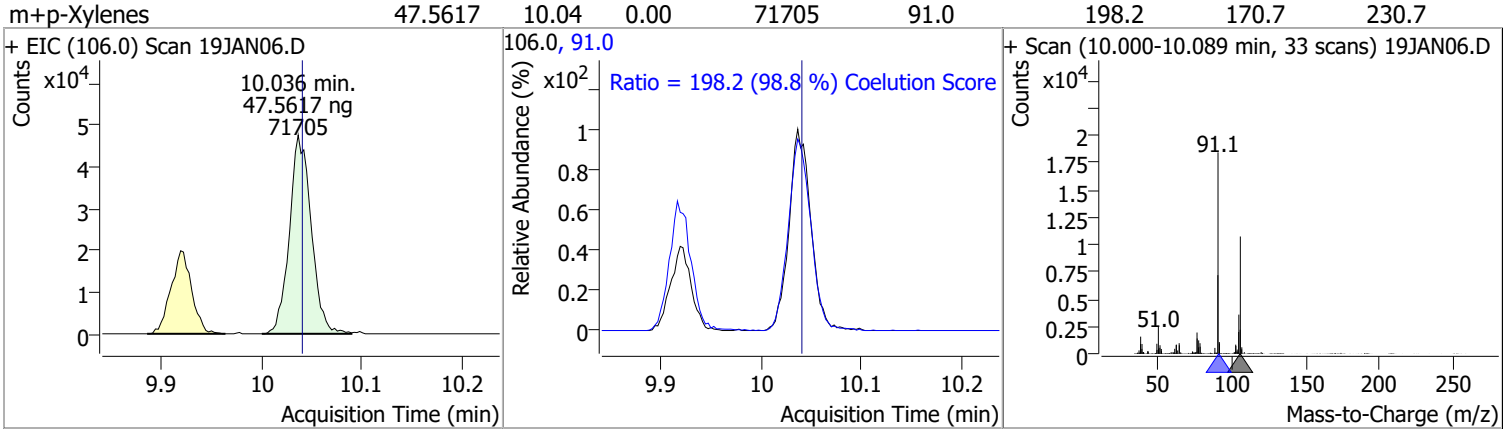

Quantitation Results Report (QT Reviewed)

Compound	Conc.	RT	Dev(Min)	Resp.	QIon	QRatio	Lower	Upper
o-Xylene	23.3834	10.43	-0.01	30498	91.0	210.6	181.4	241.4

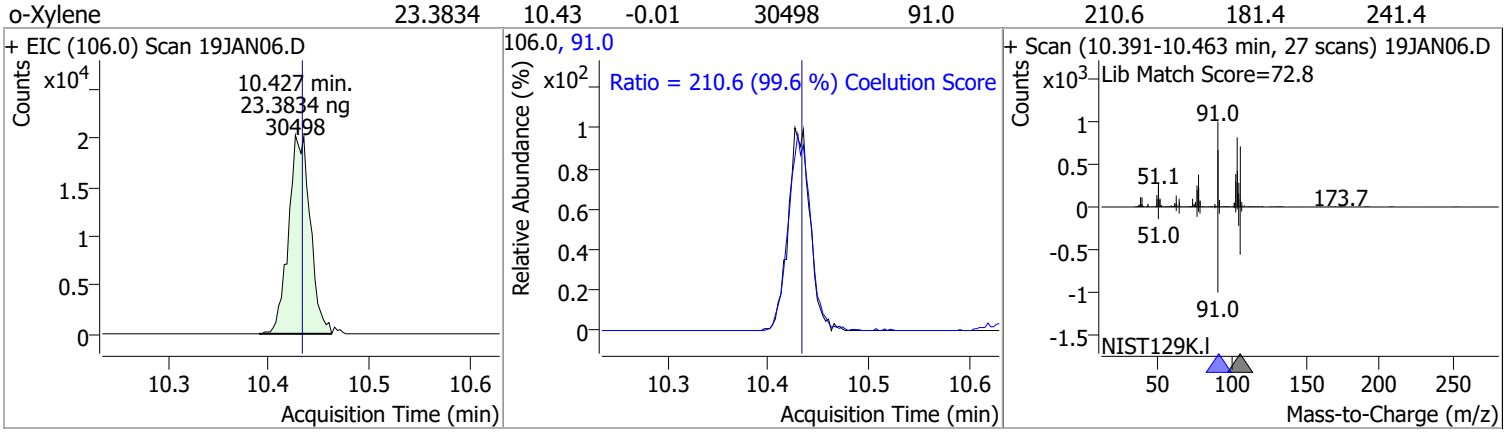

Compound	Conc.	RT	Dev(Min)	Resp.	QIon	QRatio	Lower	Upper
Styrene	23.2215	10.45	0.00	50294	78.0	49.2	20.6	80.6

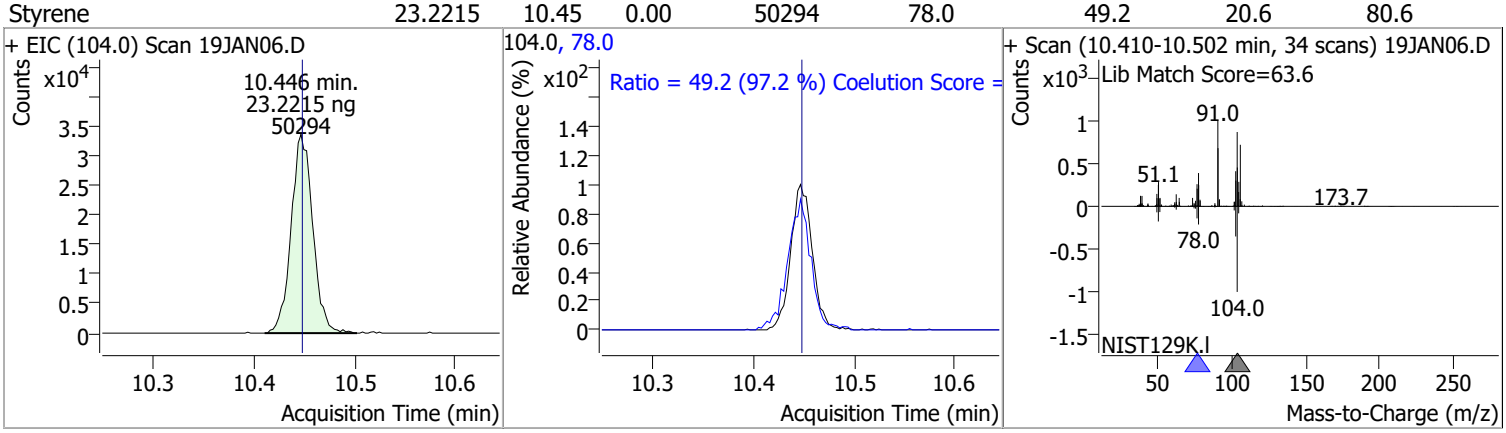

Compound	Conc.	RT	Dev(Min)	Resp.	QIon	QRatio	Lower	Upper
Bromoform	25.7324	10.63	0.00	8920	170.5	45.1	20.3	80.3
					174.5	47.3	18.1	78.1

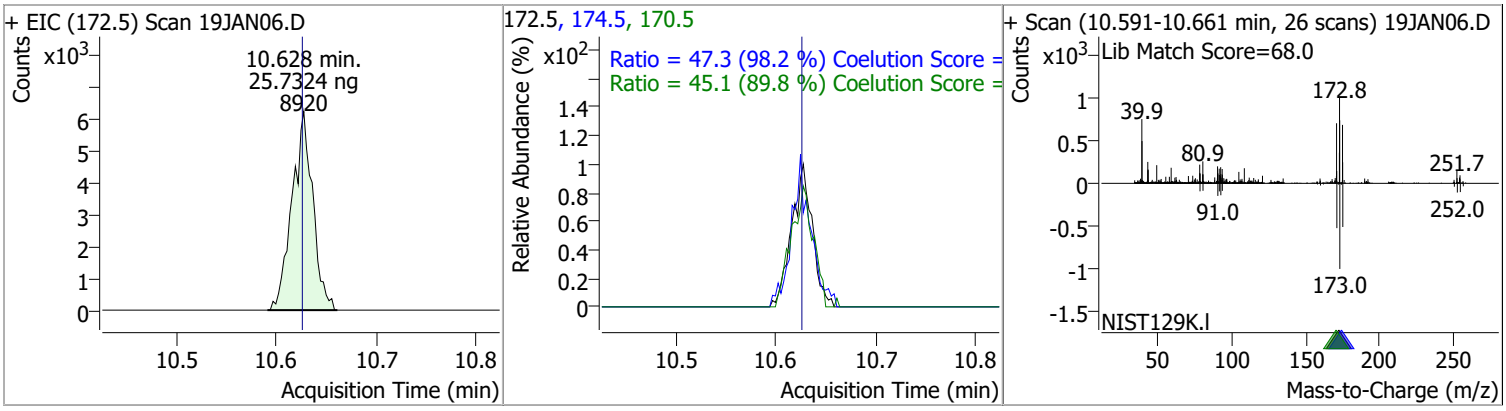

Compound	Conc.	RT	Dev(Min)	Resp.	QIon	QRatio	Lower	Upper
p-Bromofluorobenzene	24.2474	10.95	0.00	23160	174.0	100.0	65.3	125.3
					176.0	94.4	63.3	123.3

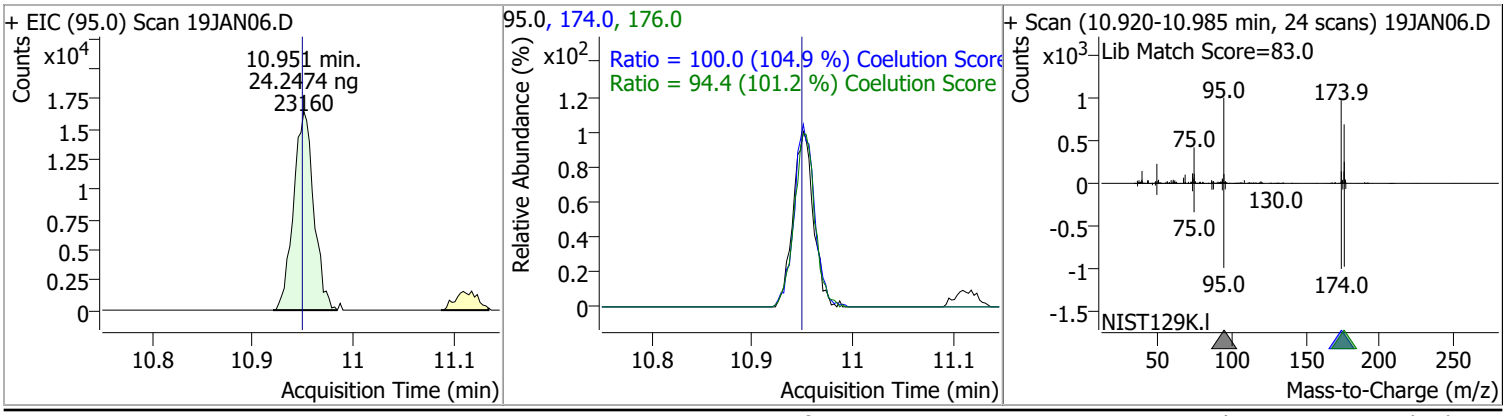

Compound	Conc.	RT	Dev(Min)	Resp.	QIon	QRatio	Lower	Upper
Bromobenzene	24.1762	11.09	0.00	20364	77.0	143.5	113.5	173.5
					158.0	97.8	66.1	126.1

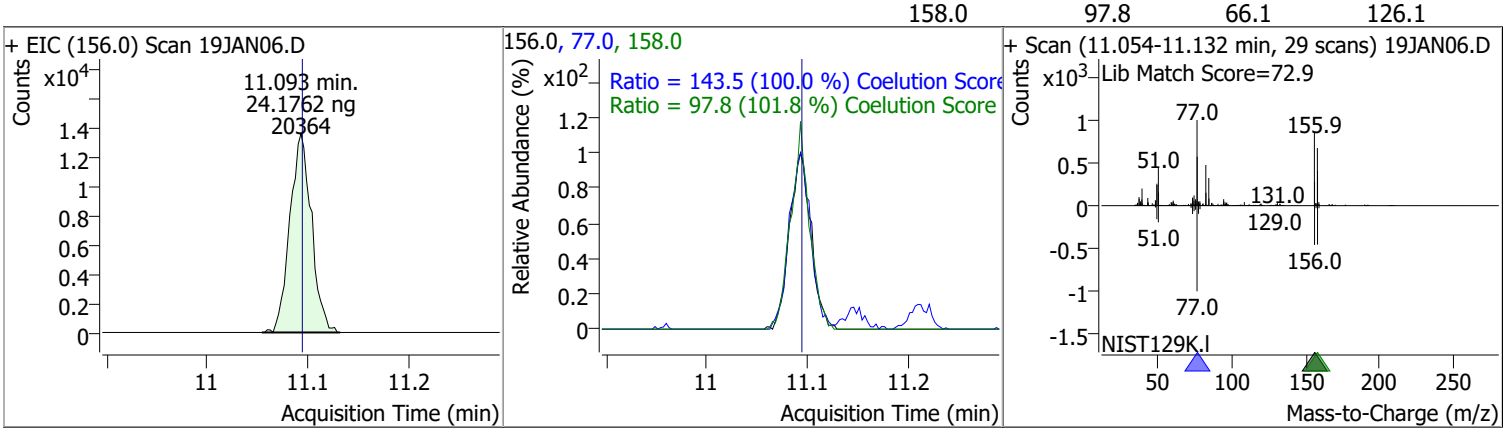

Compound	Conc.	RT	Dev(Min)	Resp.	QIon	QRatio	Lower	Upper
1,1,2,2-Tetrachloroethane	25.2618	11.12	0.00	12137	85.0	64.1	33.3	93.3

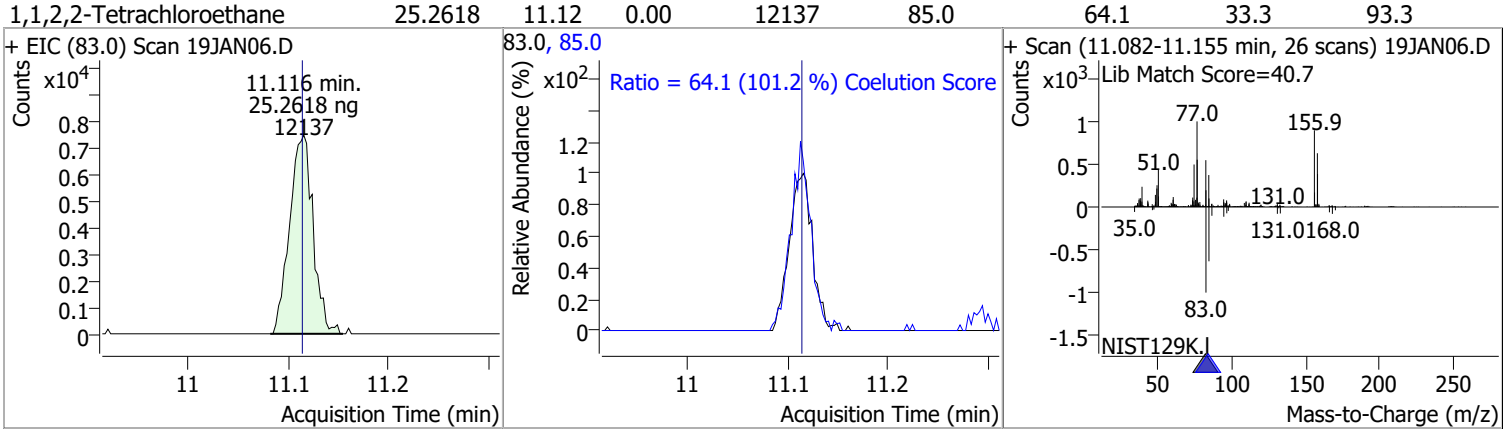

Compound	Conc.	RT	Dev(Min)	Resp.	QIon	QRatio	Lower	Upper
1,2,3-Trichloropropane	25.6435	11.14	-0.01	3237	112.0	64.5	35.8	95.8

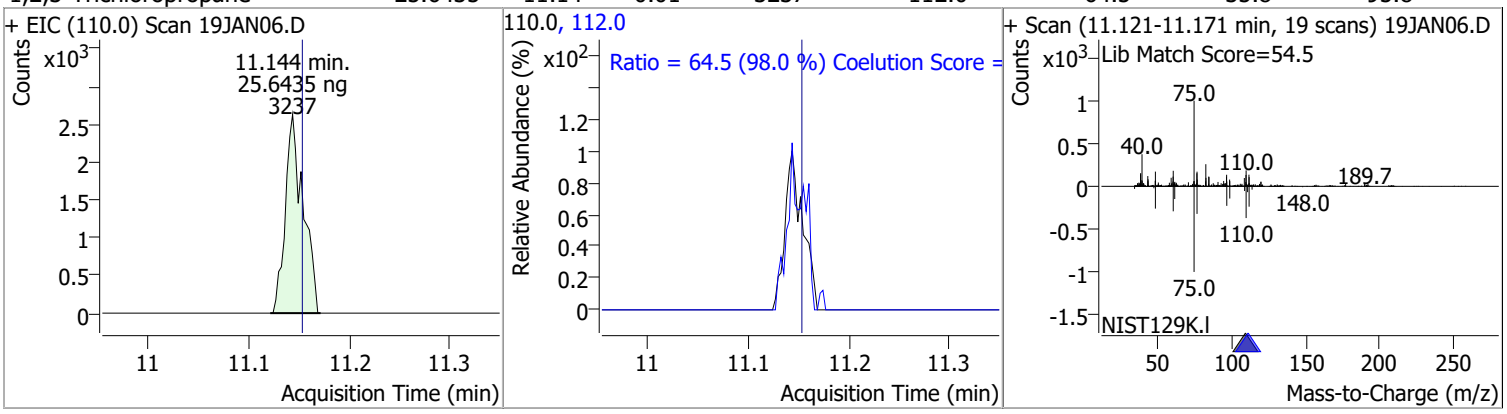

Compound	Conc.	RT	Dev(Min)	Resp.	QIon	QRatio	Lower	Upper
2-Chlorotoluene	24.6038	11.29	0.00	20511	91.0	266.2	246.2	306.2

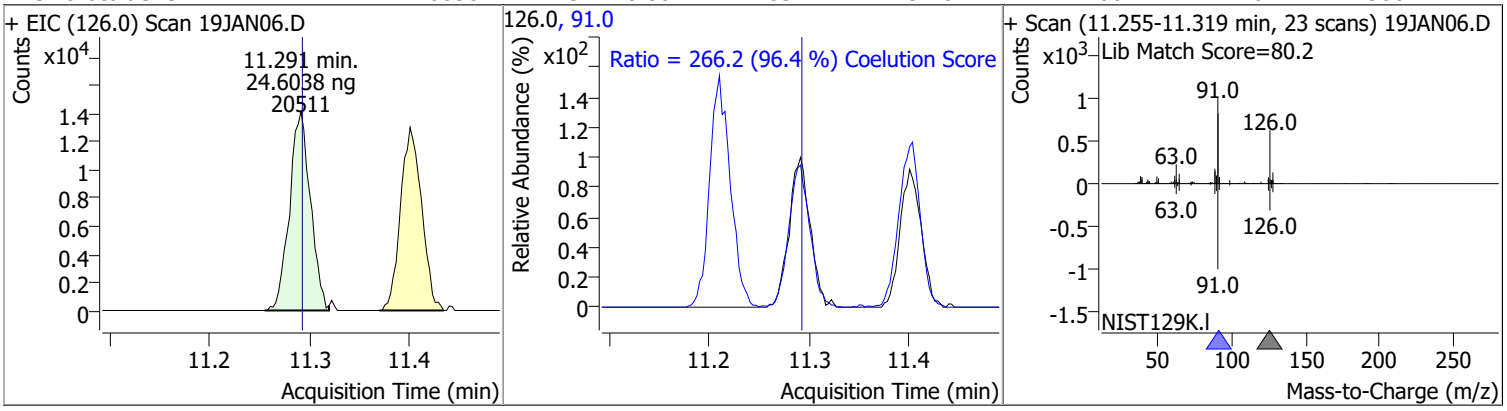

Quantitation Results Report (QT Reviewed)

Compound	Conc.	RT	Dev(Min)	Resp.	QIon	QRatio	Lower	Upper
4-Chlorotoluene	23.7626	11.40	0.00	64162	126.0	29.7	1.3	61.3

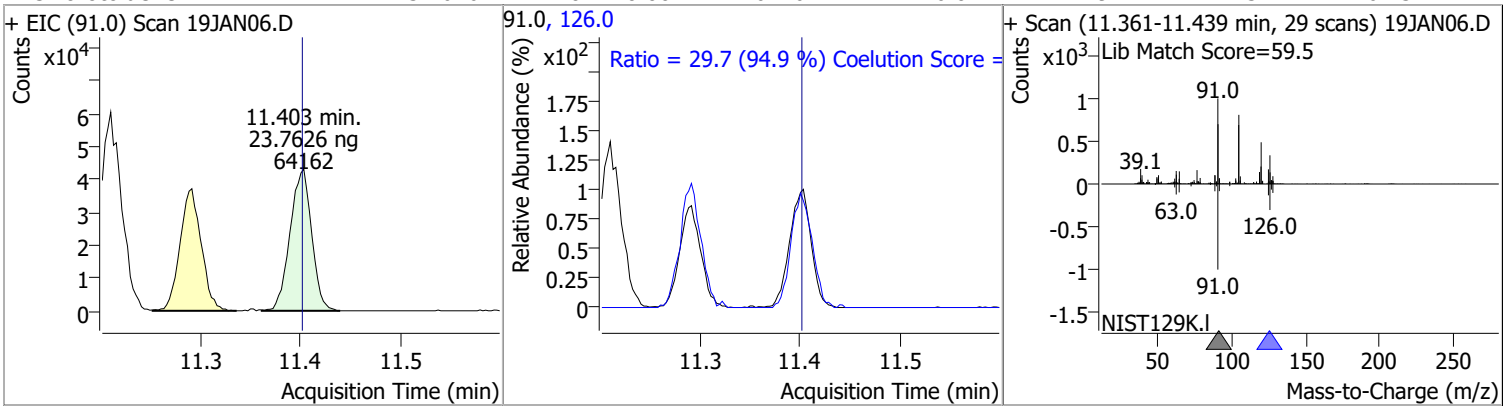

Compound	Conc.	RT	Dev(Min)	Resp.	QIon	QRatio	Lower	Upper
1,3-Dichlorobenzene	24.7445	12.03	-0.01	37763	148.0	64.3	32.8	92.8
					111.0	38.1	8.7	68.7

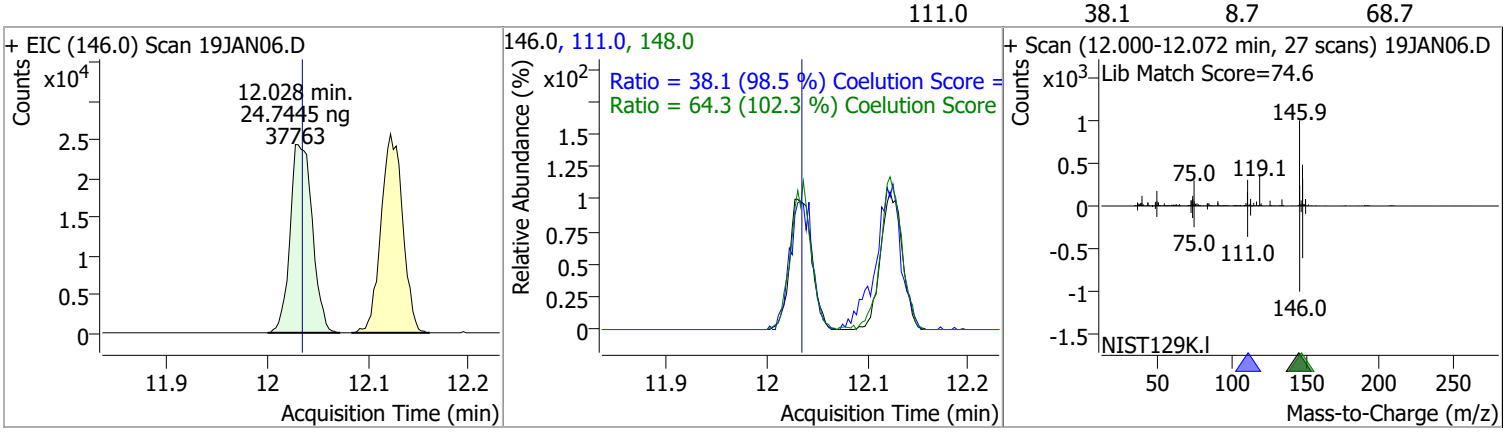

Compound	Conc.	RT	Dev(Min)	Resp.	QIon	QRatio	Lower	Upper
1,4-Dichlorobenzene	24.9375	12.12	0.00	38799	148.0	68.5	33.7	93.7
					111.0	48.2	8.7	68.7

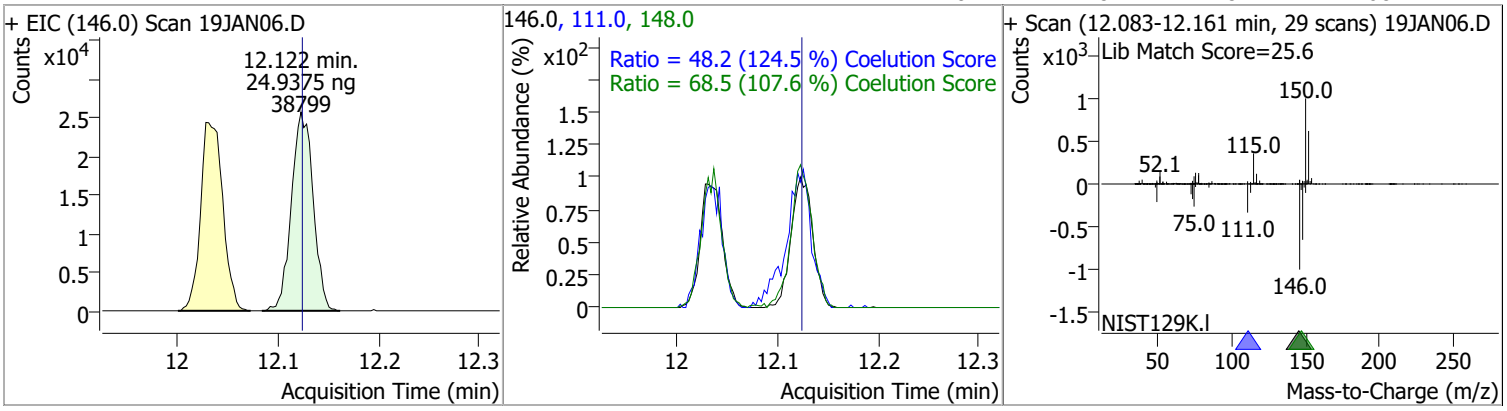

Quantitation Results Report (QT Reviewed)

Compound	Conc.	RT	Dev(Min)	Resp.	QIon	QRatio	Lower	Upper
1,2-Dichlorobenzene	25.0956	12.50	0.00	31975	148.0	60.7	31.9	91.9
					111.0	40.4	9.5	69.5

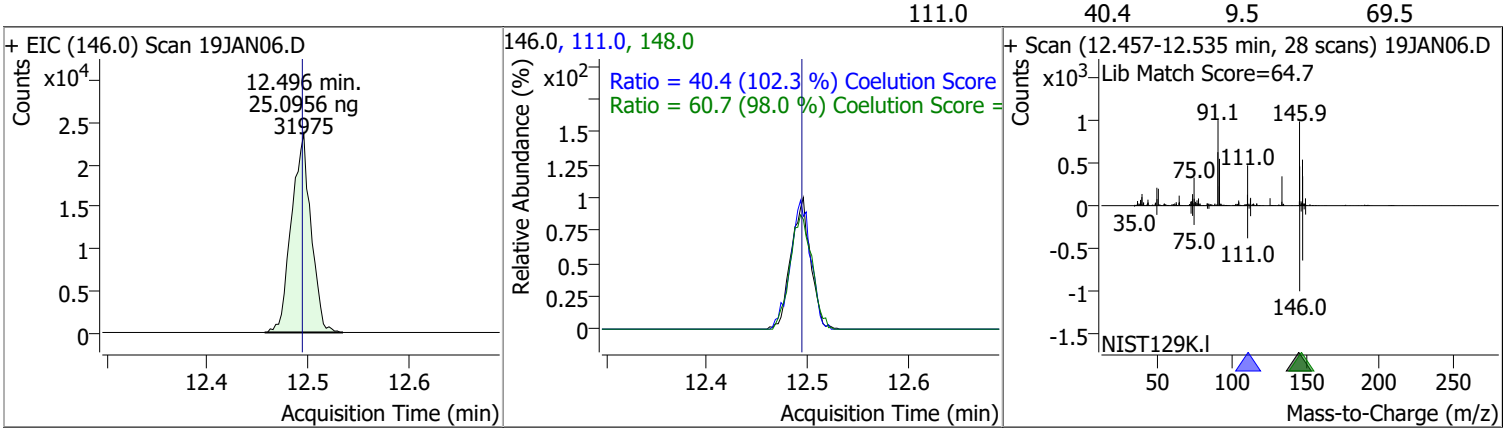

Quantitation Results Report (QT Reviewed)

Data File	19JAN07.D	Operator	MSC
Acq. Method	5975CACQF.M	Acq. Date-Time	1/19/2022 12:09:57 PM
Sample Name	ICAL011922_4	Instrument	VOA5975C
Vial	7	Multiplier	1.00
DA Method File	VOA5975C_8260B_SHT_DoD_L4_011922.m	Comment	
Tune File	BFB_Atune3.u	Tune Date	10/11/2021 4:02:00 PM
Batch Name	VG011922_8260B.batch.bin	Last Calib Update	1/20/2022 9:28:12 AM
Ref Library	\\MASSHUNTER\Org\Library\NIST129K.l		

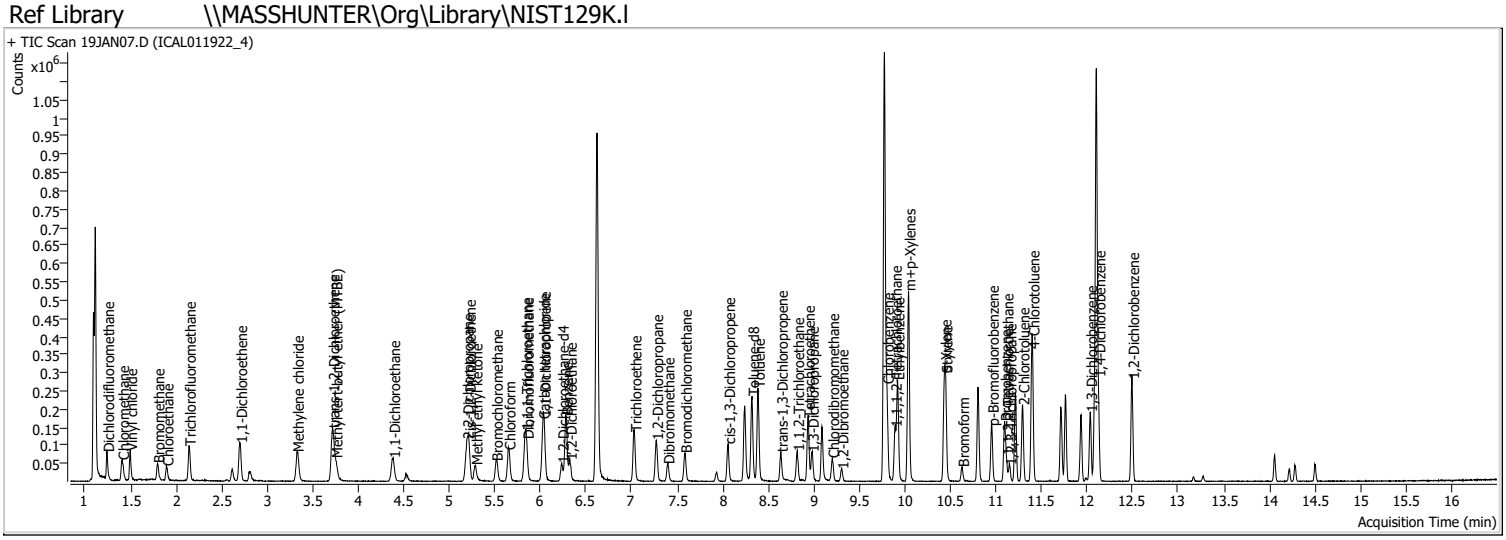

Compound	RT	QIon	Resp.	Conc.	Units		Dev(Min)
Internal Standards							
M Fluorobenzene	6.620	96.0	806368	250.0000	ng		0.000
M Chlorobenzene-d5	9.772	82.0	318877	250.0000	ng		-0.003
M 1,4-Dichlorobenzene-d4	12.100	152.0	262955	250.0000	ng		0.000
System Monitoring Compounds							
S Dibromofluoromethane	5.848	113.0	38453	49.2335	ng		-0.003
Spiked Amount: 250.000	Range: 80.0 - 119.0%			Recovery = 19.69%		*	
S 1,2-Dichloroethane-d4	6.233	67.0	16425	48.6831	ng		0.003
Spiked Amount: 250.000	Range: 81.0 - 118.0%			Recovery = 19.47%		*	
S Toluene-d8	8.322	98.0	142617	45.8435	ng		0.003
Spiked Amount: 250.000	Range: 89.0 - 112.0%			Recovery = 18.34%		*	
S p-Bromofluorobenzene	10.954	95.0	45114	46.4666	ng		0.006
Spiked Amount: 250.000	Range: 85.0 - 114.0%			Recovery = 18.59%		*	
Target Compounds							**QValue**
T Dichlorodifluoromethane	1.244	85.0	51785	47.7605	ng		98
T Chloromethane	1.408	50.0	63351	49.6275	ng		100
T Vinyl chloride	1.495	62.0	55437	47.7105	ng		98
T Bromomethane	1.796	96.0	22944	48.0600	ng		94
T Chloroethane	1.894	64.0	26569	48.3306	ng		98
T Trichlorofluoromethane	2.142	101.0	66016	47.3799	ng		97
T 1,1-Dichloroethene	2.702	96.0	38644	47.6655	ng		98
T Methylene chloride	3.327	49.0	58184	49.3612	ng		97
T trans-1,2-Dichloroethene	3.717	96.0	38732	46.2455	ng		98
T Methyl tert-butyl ether (MTBE)	3.751	73.0	49617	47.3984	ng		86
T 1,1-Dichloroethane	4.384	63.0	75497	48.1651	ng		98
T 2,2-Dichloropropane	5.193	77.0	56651	47.9582	ng		98
T cis-1,2-Dichloroethene	5.212	96.0	39093	46.0997	ng		94
T Methyl ethyl ketone	5.285	43.0	58185	474.7821	ng		99
T Bromochloromethane	5.511	128.0	17084	48.8614	ng		98
T Chloroform	5.647	83.0	74048	47.3129	ng		99

Compound	RT	QIon	Resp.	Conc.	Units	Dev(Min)
T 1,1,1-Trichloroethane	5.834	97.0	69594	48.1944	ng	98
T Carbon tetrachloride	6.026	117.0	66332	47.3626	ng	98
T 1,1-Dichloropropene	6.038	75.0	52282	44.6484	ng	99
T Benzene	6.277	78.0	149512	46.4135	ng	99
T 1,2-Dichloroethane	6.322	62.0	43538	48.9336	ng	96
T Trichloroethene	7.030	95.0	44214	46.3149	ng	96
T 1,2-Dichloropropane	7.270	63.0	38730	46.1437	ng	100
T Dibromomethane	7.393	93.0	16899	47.7666	ng	98
T Bromodichloromethane	7.585	83.0	46426	46.6674	ng	99
T cis-1,3-Dichloropropene	8.059	75.0	47339	43.3645	ng	94
T Toluene	8.386	92.0	92615	44.6630	ng	98
T trans-1,3-Dichloropropene	8.637	75.0	36009	45.2216	ng	99
T 1,1,2-Trichloroethane	8.818	83.0	19237	47.5110	ng	90
T Tetrachloroethene	8.935	163.8	38749	46.0820	ng	98
T 1,3-Dichloropropane	8.977	76.0	38147	46.5568	ng	98
T Chlorodibromomethane	9.203	129.0	30000	46.0058	ng	99
T 1,2-Dibromoethane	9.303	107.0	20667	46.2152	ng	93
T Chlorobenzene	9.802	112.0	106223	46.7283	ng	98
T 1,1,1,2-Tetrachloroethane	9.889	131.0	37389	46.8776	ng	96
T Ethylbenzene	9.919	91.0	171854	44.7337	ng	99
T m+p-Xylenes	10.039	106.0	136806	89.3329	ng	99
T o-Xylene	10.433	106.0	58814	44.2320	ng	96
T Styrene	10.446	104.0	97810	44.2974	ng	100
T Bromoform	10.628	172.5	16290	46.2317	ng	98
T Bromobenzene	11.093	156.0	39639	46.2967	ng	97
T 1,1,2,2-Tetrachloroethane	11.113	83.0	24493	50.1531	ng	98
T 1,2,3-Trichloropropane	11.149	110.0	6147	47.9073	ng	97
T 2-Chlorotoluene	11.291	126.0	37139	43.8276	ng	93
T 4-Chlorotoluene	11.400	91.0	125553	45.7452	ng	100
T 1,3-Dichlorobenzene	12.033	146.0	73221	47.2010	ng	97
T 1,4-Dichlorobenzene	12.122	146.0	72168	45.6332	ng	97
T 1,2-Dichlorobenzene	12.493	146.0	59208	45.7163	ng	96

(#) = Qualifier Out of Range; (m) = Manual Integration; (+) = Area Summed; (*) = Surrogate Percent Recovery Out of Range; (d): Zeroed Peak

Compound	Conc.	RT	Dev(Min)	Resp.	QIon	QRatio	Lower	Upper
Dichlorodifluoromethane	47.7605	1.24	0.00	51785	87.0	32.7	1.8	61.8

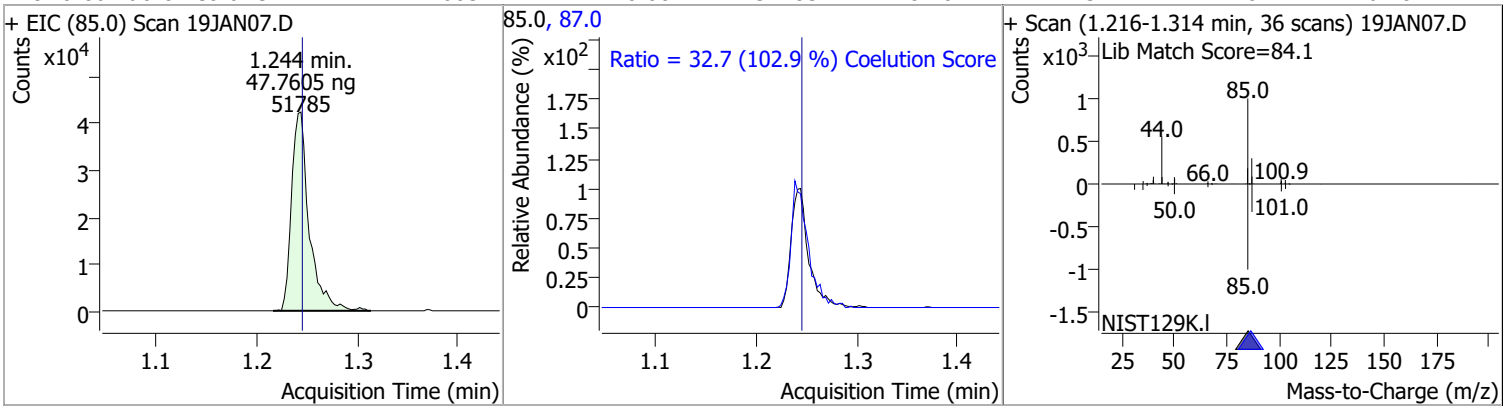

Compound	Conc.	RT	Dev(Min)	Resp.	QIon	QRatio	Lower	Upper
Chloromethane	49.6275	1.41	0.00	63351	52.0	32.5	2.4	62.4

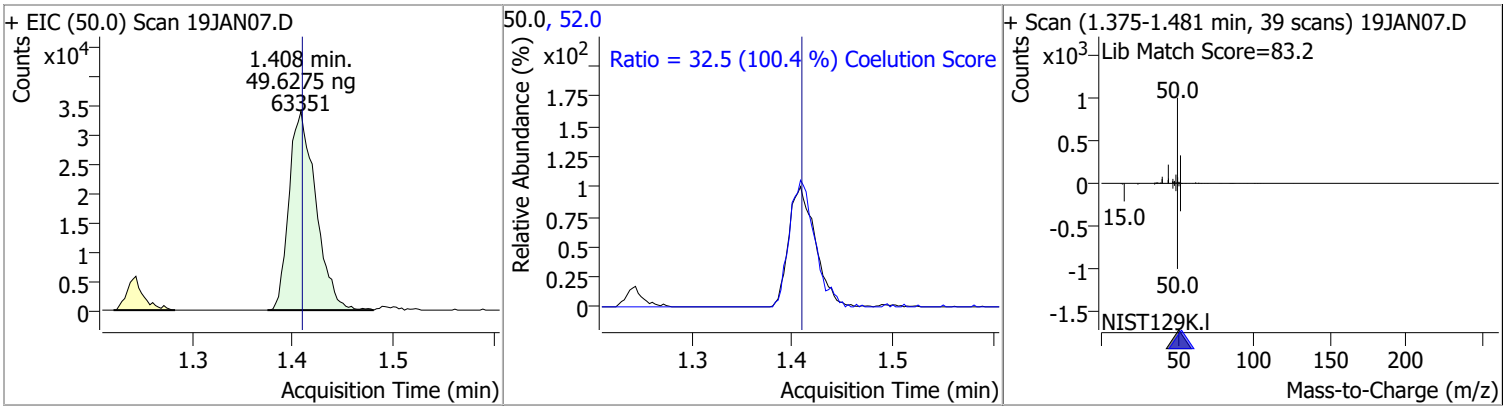

Compound	Conc.	RT	Dev(Min)	Resp.	QIon	QRatio	Lower	Upper
Vinyl chloride	47.7105	1.49	0.00	55437	64.0	32.2	1.3	61.3

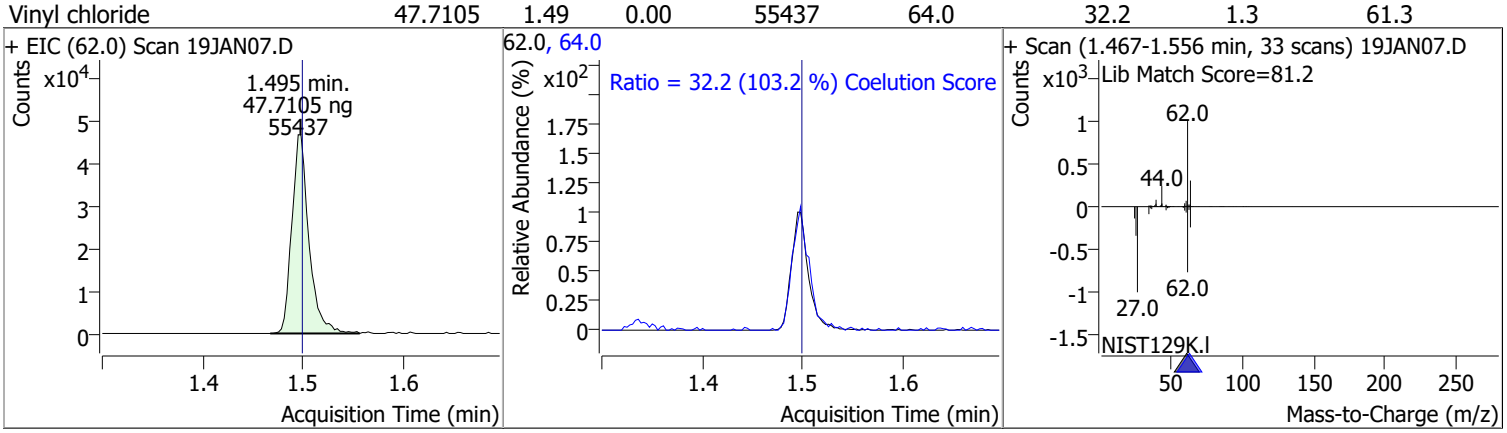

Compound	Conc.	RT	Dev(Min)	Resp.	QIon	QRatio	Lower	Upper
Bromomethane	48.0600	1.80	0.00	22944	94.0	116.6	80.1	140.1

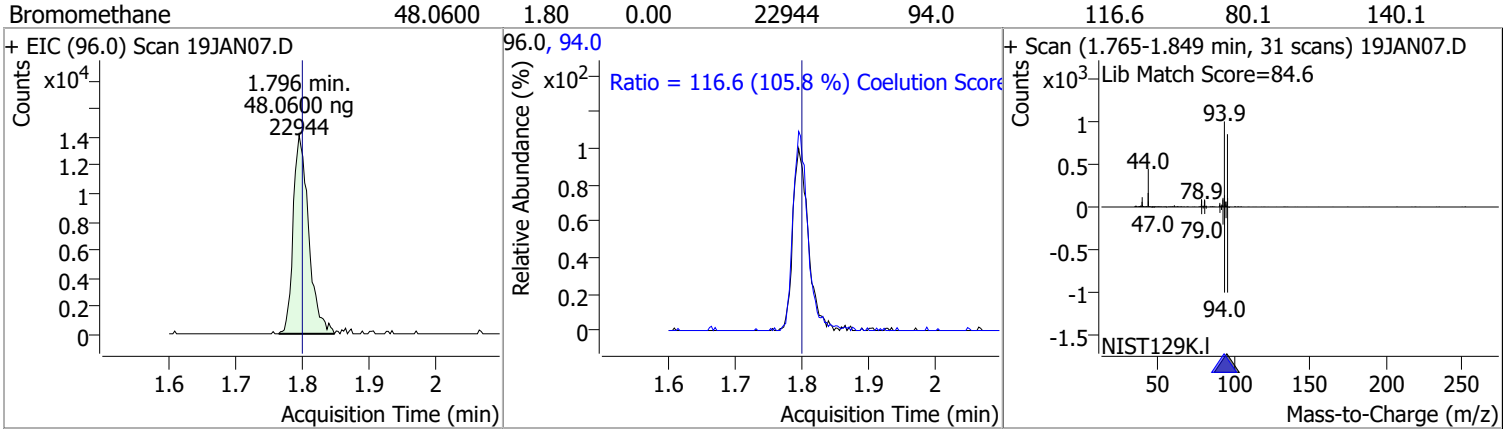

Compound	Conc.	RT	Dev(Min)	Resp.	QIon	QRatio	Lower	Upper
Chloroethane	48.3306	1.89	0.00	26569	66.0	31.2	0.0	60.0

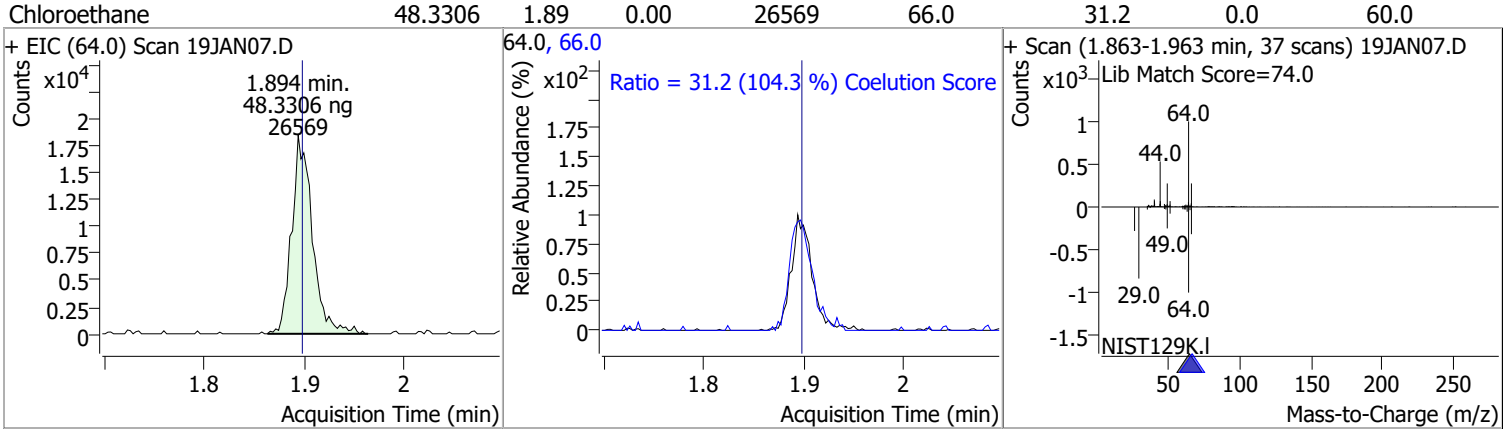

Compound	Conc.	RT	Dev(Min)	Resp.	QIon	QRatio	Lower	Upper
Trichlorofluoromethane	47.3799	2.14	-0.01	66016	103.0	63.0	35.0	95.0

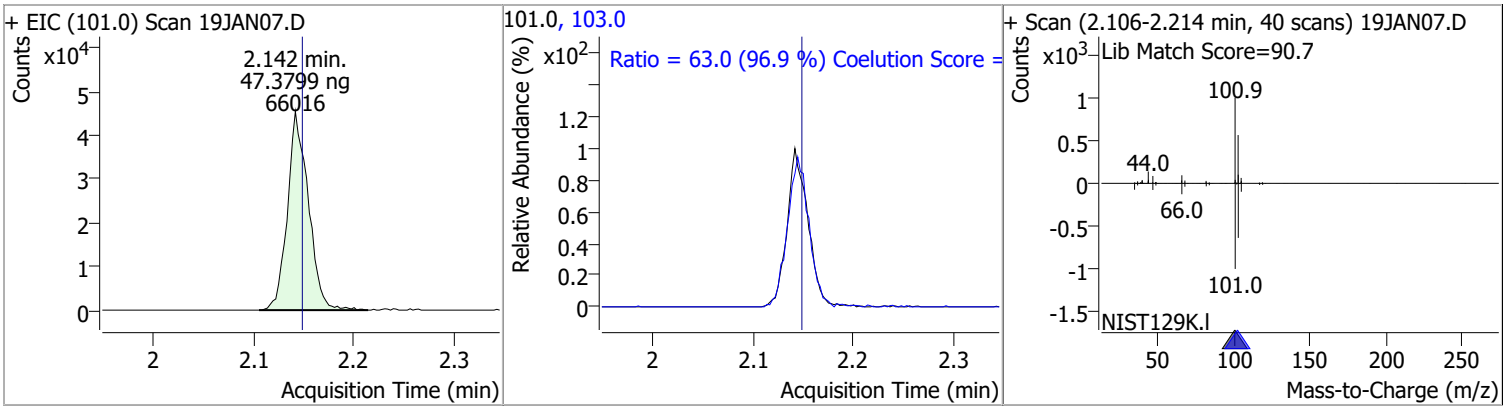

Compound	Conc.	RT	Dev(Min)	Resp.	QIon	QRatio	Lower	Upper
1,1-Dichloroethene	47.6655	2.70	0.00	38644	61.0	178.2	149.9	209.9
					63.0	54.4	27.0	87.0

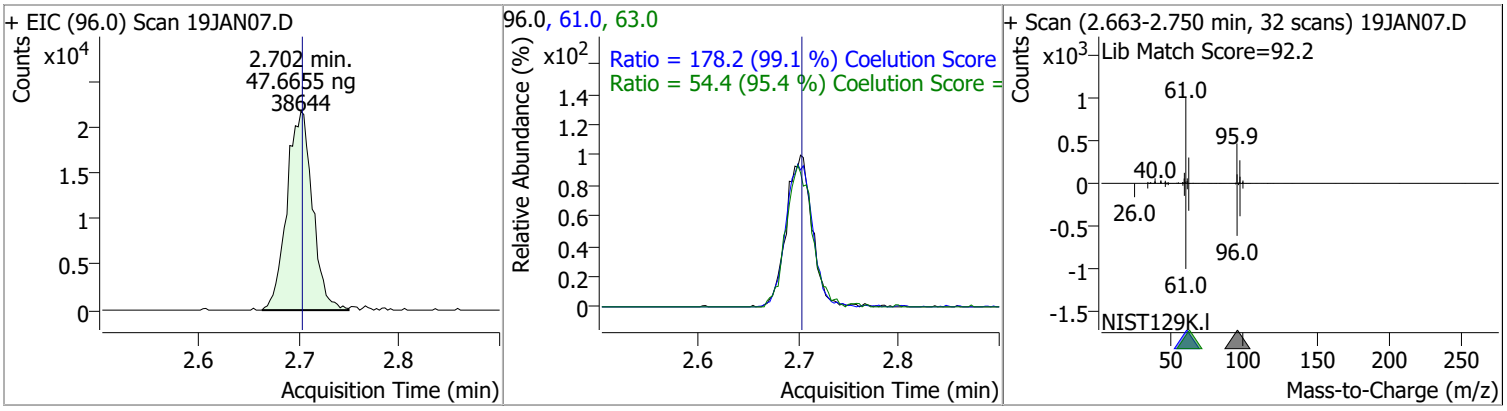

Compound	Conc.	RT	Dev(Min)	Resp.	QIon	QRatio	Lower	Upper
Methylene chloride	49.3612	3.33	-0.01	58184	84.0	68.2	36.1	96.1
					86.0	43.6	11.8	71.8

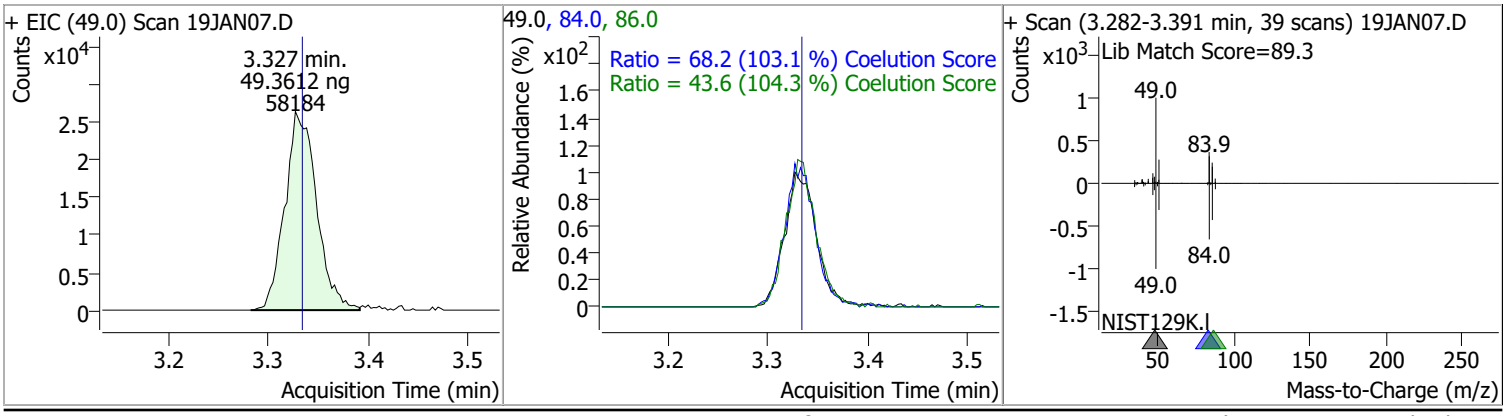

Quantitation Results Report (QT Reviewed)

Compound	Conc.	RT	Dev(Min)	Resp.	QIon	QRatio	Lower	Upper
trans-1,2-Dichloroethene	46.2455	3.72	0.00	38732	61.0	157.2	124.8	184.8
					98.0	64.3	32.1	92.1

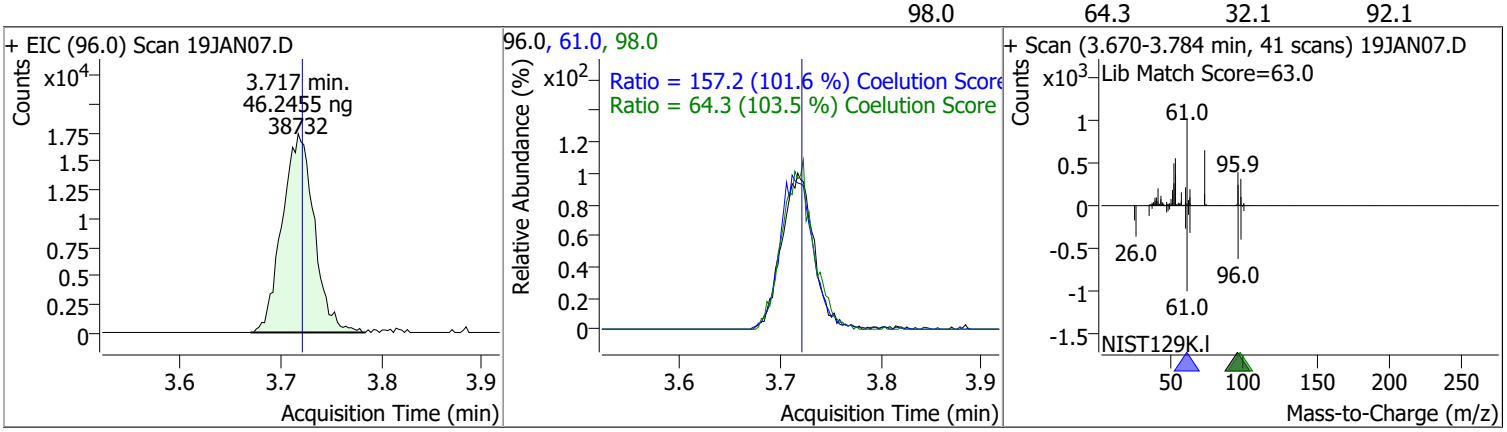

Compound	Conc.	RT	Dev(Min)	Resp.	QIon	QRatio	Lower	Upper
Methyl tert-butyl ether (MTBE)	47.3984	3.75	0.00	49617	57.0	17.6	0.0	54.6

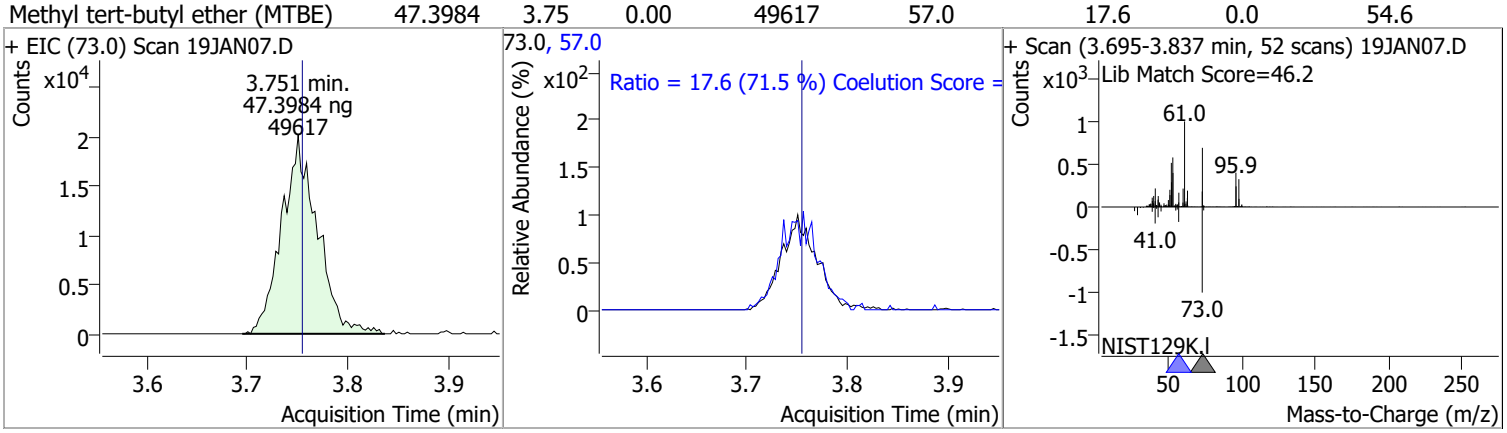

Compound	Conc.	RT	Dev(Min)	Resp.	QIon	QRatio	Lower	Upper
1,1-Dichloroethane	48.1651	4.38	0.01	75497	65.0	32.1	1.0	61.0
					83.0	12.4	0.0	42.7

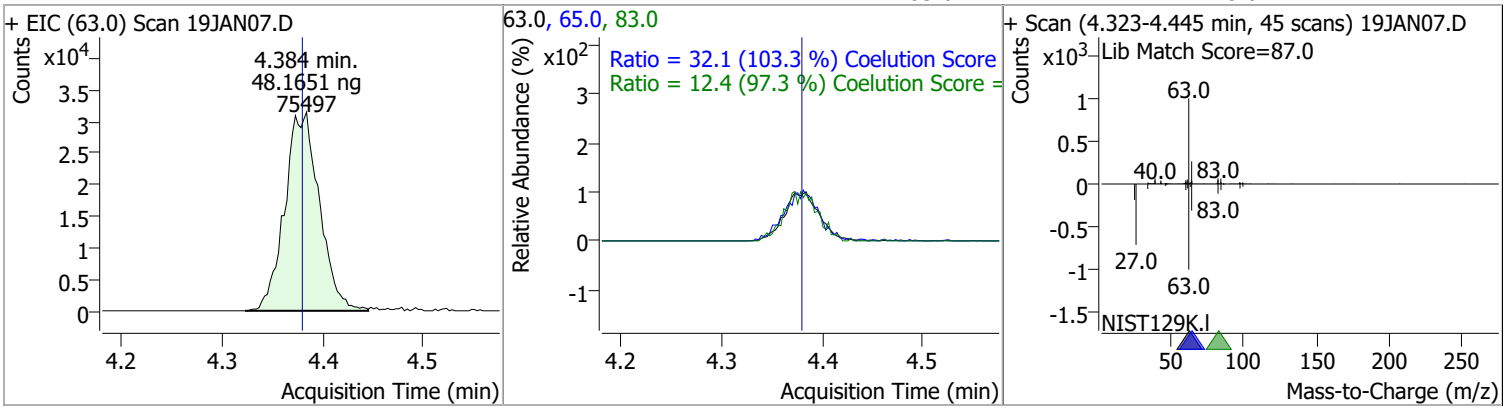

Compound	Conc.	RT	Dev(Min)	Resp.	QIon	QRatio	Lower	Upper
2,2-Dichloropropane	47.9582	5.19	0.00	56651	41.0	66.5	38.8	98.8
					97.0	23.9	0.0	53.9

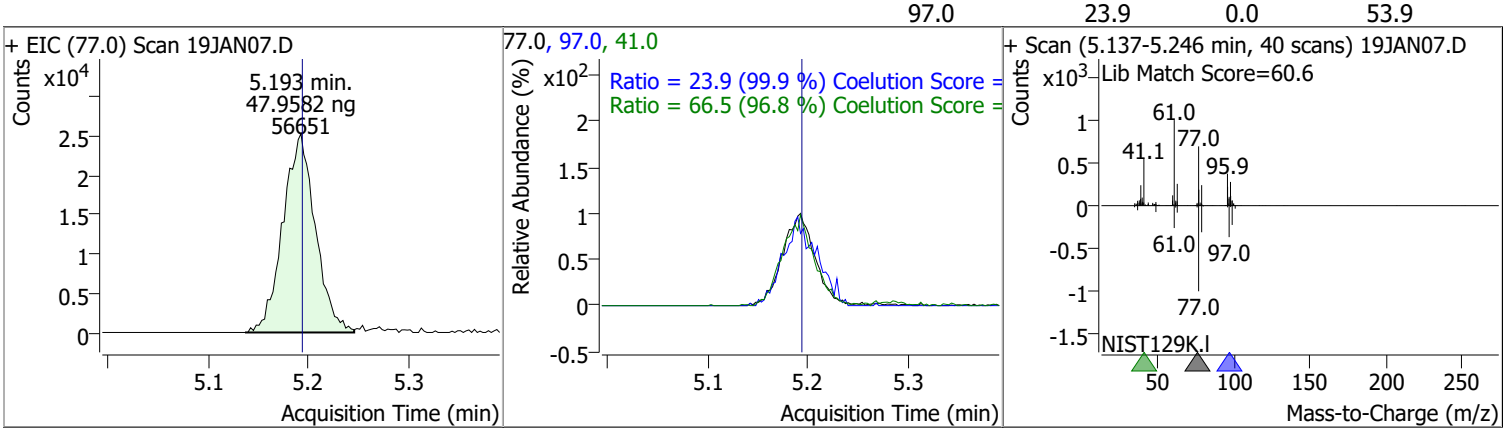

Compound	Conc.	RT	Dev(Min)	Resp.	QIon	QRatio	Lower	Upper
cis-1,2-Dichloroethene	46.0997	5.21	0.00	39093	61.0	170.1	130.4	190.4
					98.0	67.2	36.2	96.2

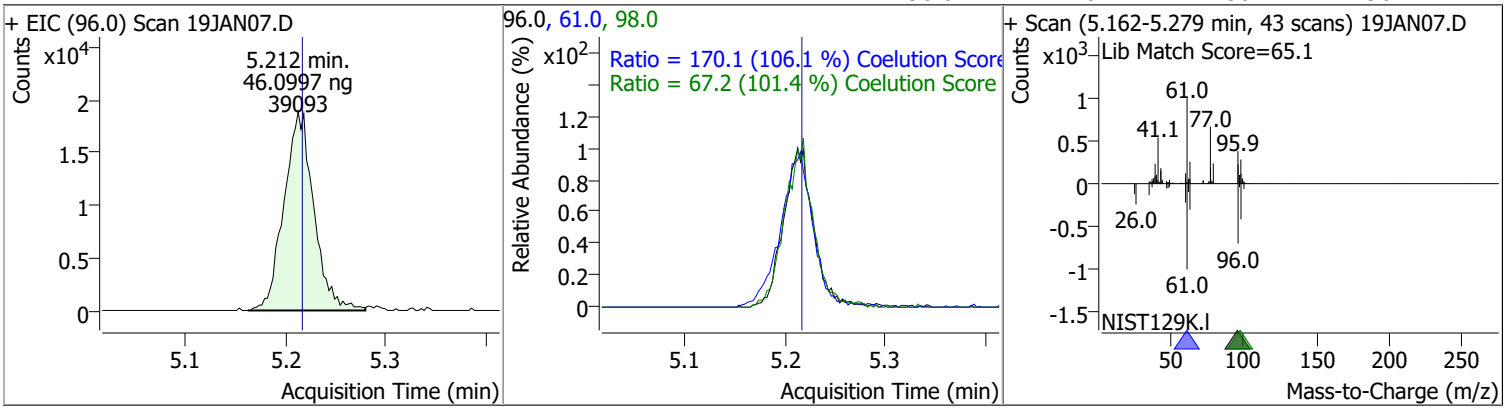

Compound	Conc.	RT	Dev(Min)	Resp.	QIon	QRatio	Lower	Upper
Methyl ethyl ketone	474.7821	5.28	0.01	58185	72.0	21.0	0.0	50.6

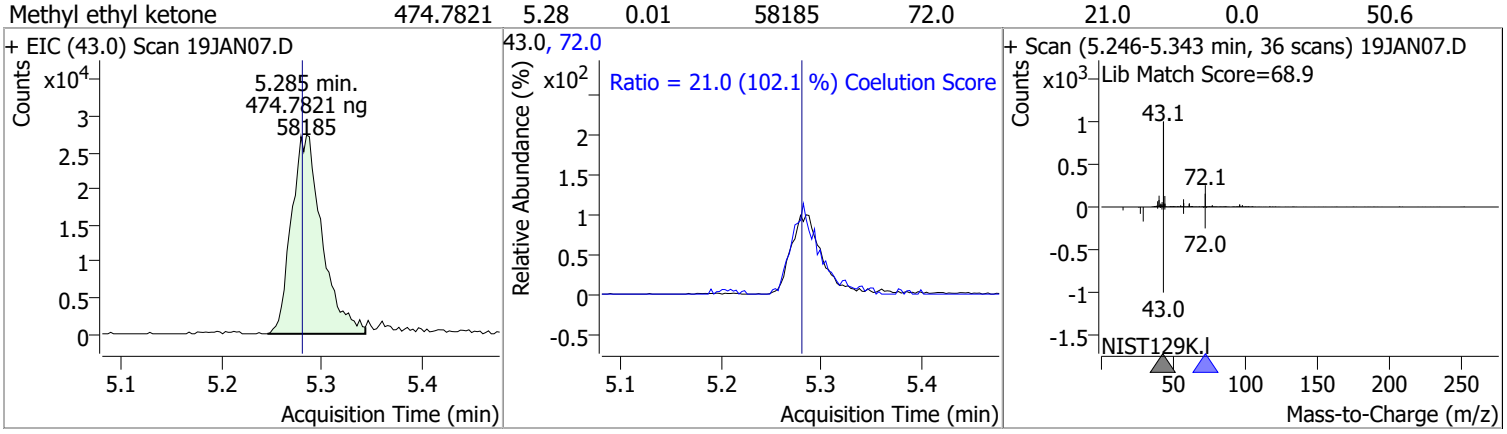

Compound	Conc.	RT	Dev(Min)	Resp.	QIon	QRatio	Lower	Upper
Bromochloromethane	48.8614	5.51	-0.01	17084	49.0	185.5	152.2	212.2

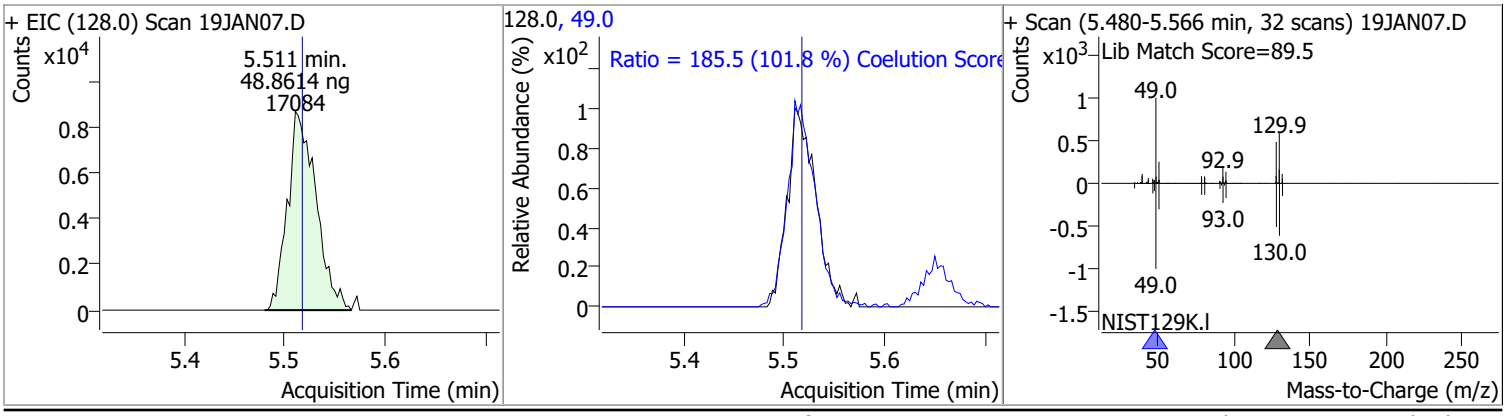

Compound	Conc.	RT	Dev(Min)	Resp.	QIon	QRatio	Lower	Upper
Chloroform	47.3129	5.65	-0.01	74048	85.0	65.6	36.2	96.2

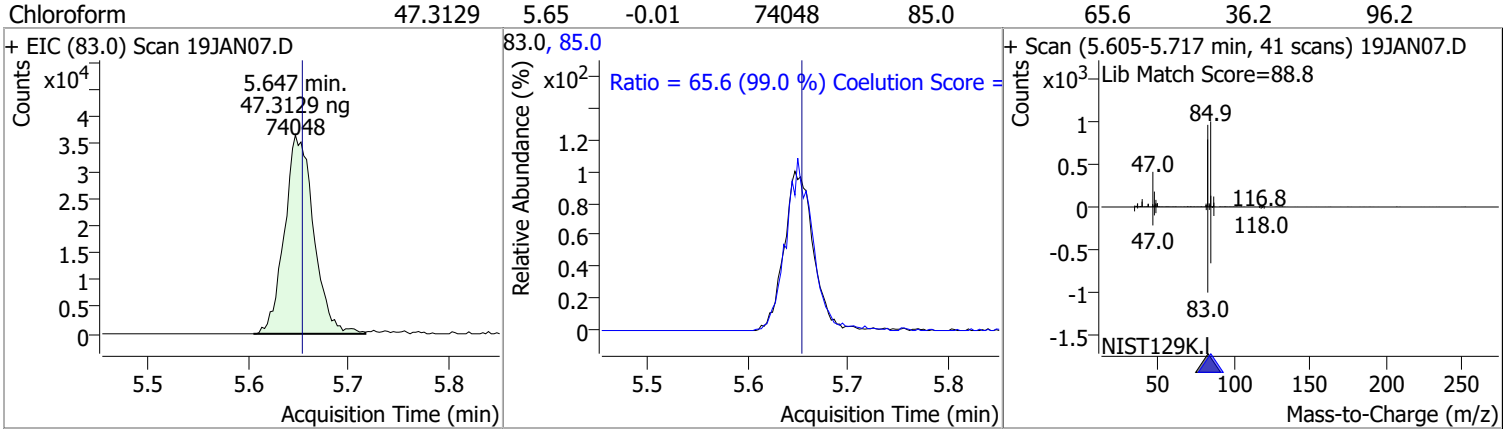

Compound	Conc.	RT	Dev(Min)	Resp.	QIon	QRatio	Lower	Upper
1,1,1-Trichloroethane	48.1944	5.83	0.00	69594	99.0	65.0	33.1	93.1
					61.0	48.5	19.1	79.1

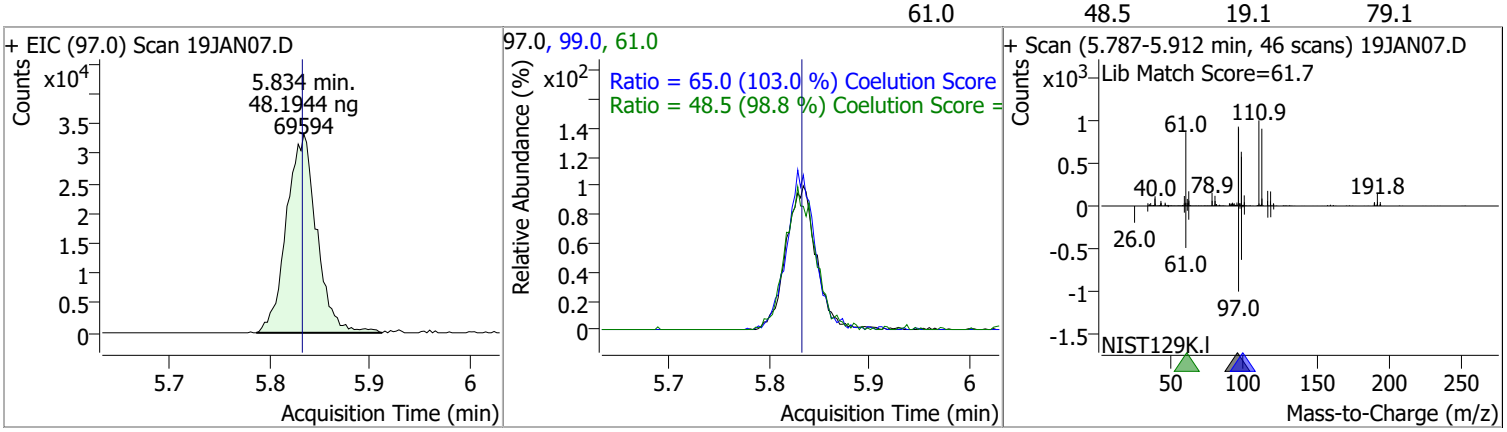

Compound	Conc.	RT	Dev(Min)	Resp.	QIon	QRatio	Lower	Upper
Dibromofluoromethane	49.2335	5.85	0.00	38453	191.5	21.2	0.0	53.2

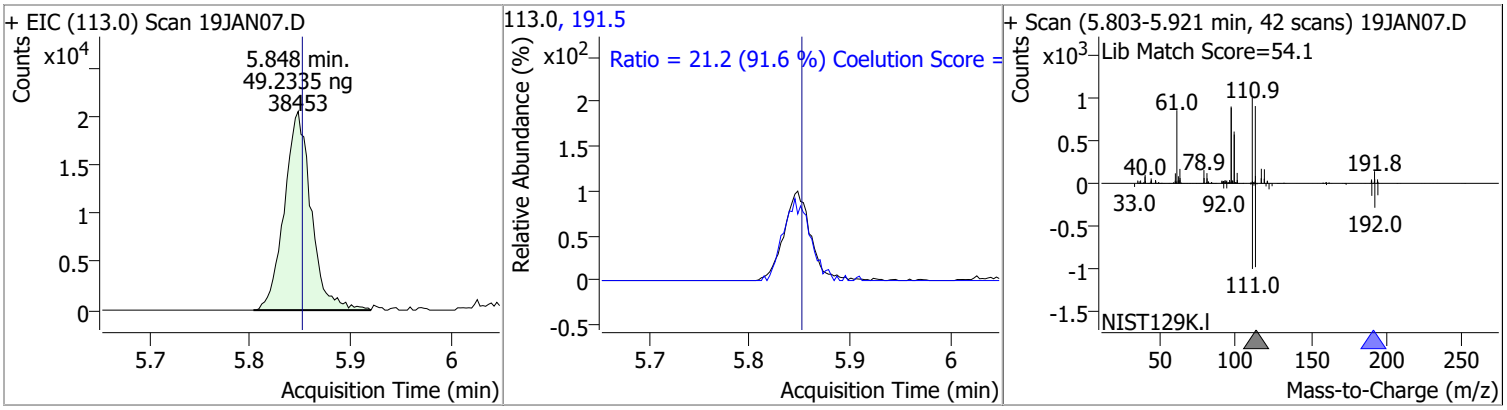

Compound	Conc.	RT	Dev(Min)	Resp.	QIon	QRatio	Lower	Upper
Carbon tetrachloride	47.3626	6.03	0.00	66332	119.0	95.2	67.6	127.6
					121.0	29.9	0.7	60.7

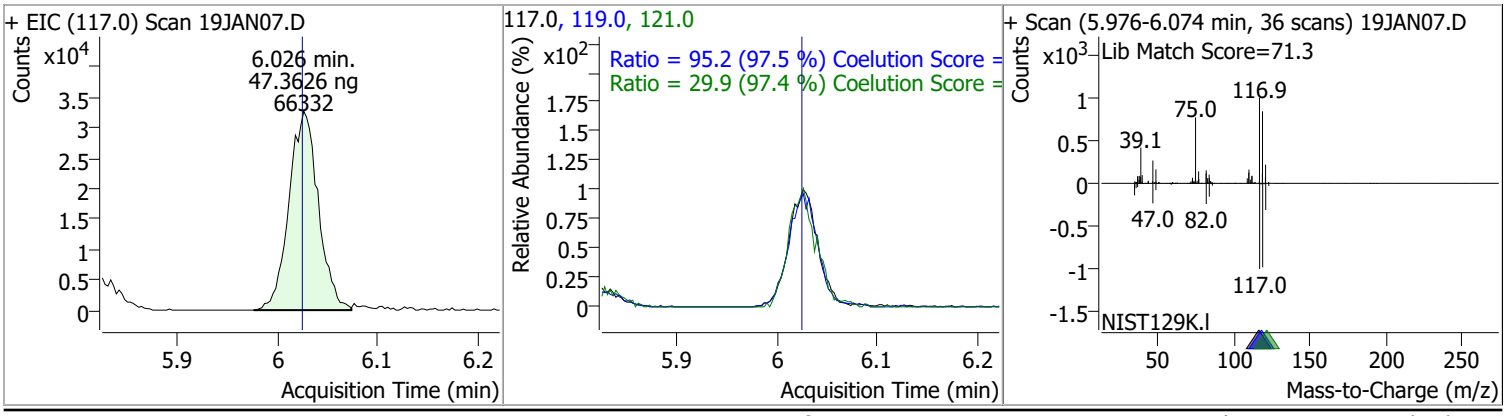

Quantitation Results Report (QT Reviewed)

Compound	Conc.	RT	Dev(Min)	Resp.	QIon	QRatio	Lower	Upper
1,1-Dichloropropene	44.6484	6.04	0.00	52282	110.0	36.4	5.6	65.6
					77.0	30.5	1.0	61.0

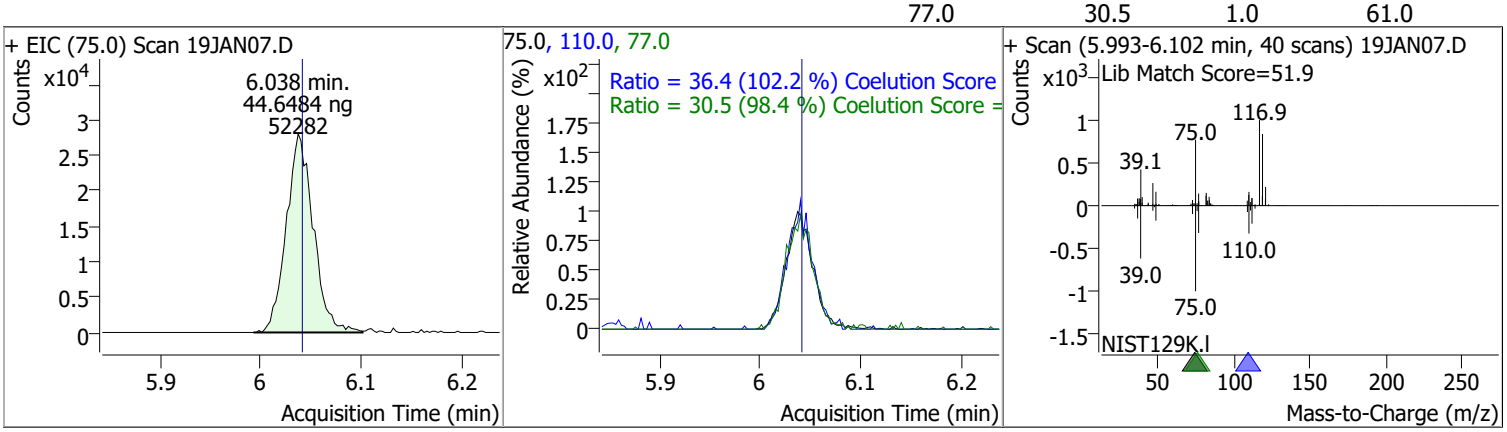

Compound	Conc.	RT	Dev(Min)	Resp.	QIon	QRatio	Lower	Upper
1,2-Dichloroethane-d4	48.6831	6.23	0.00	16425	65.0	196.4	162.8	222.8

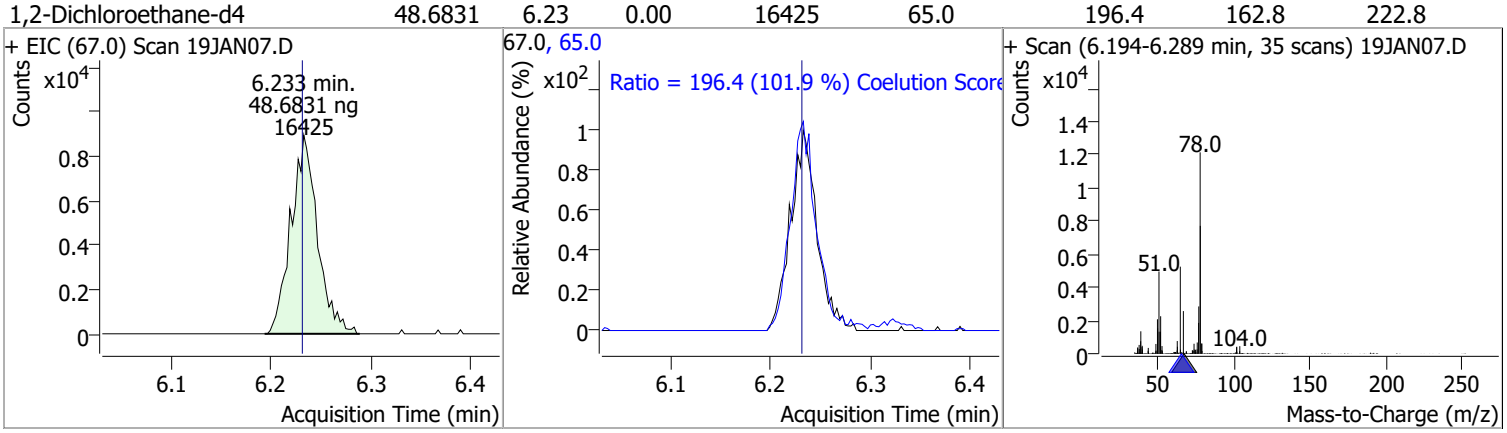

Compound	Conc.	RT	Dev(Min)	Resp.	QIon	QRatio	Lower	Upper
Benzene	46.4135	6.28	-0.01	149512	77.0	23.7	0.0	53.3

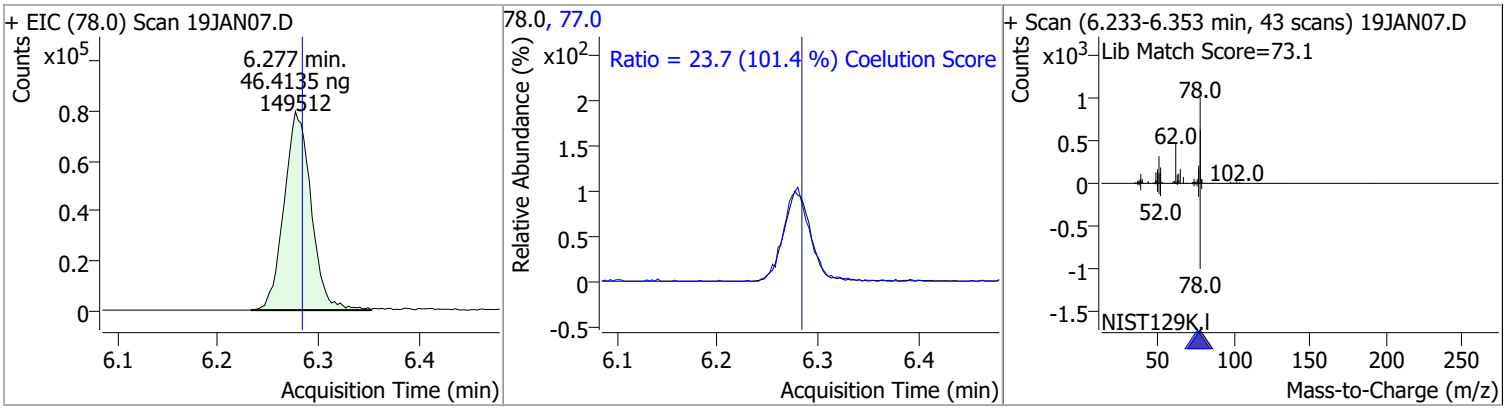

Compound	Conc.	RT	Dev(Min)	Resp.	QIon	QRatio	Lower	Upper
1,2-Dichloroethane	48.9336	6.32	0.00	43538	64.0	29.2	2.2	62.2
					98.0	8.6	0.0	38.2

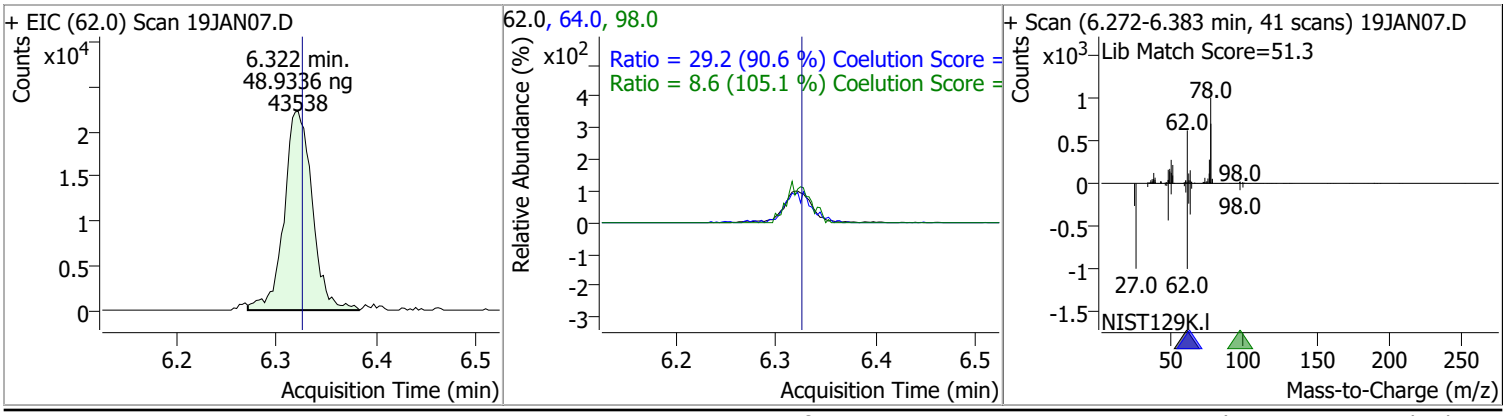

Quantitation Results Report (QT Reviewed)

Compound	Conc.	RT	Dev(Min)	Resp.	QIon	QRatio	Lower	Upper
Trichloroethene	46.3149	7.03	0.01	44214	130.0	102.0	75.6	135.6
					97.0	62.1	35.7	95.7

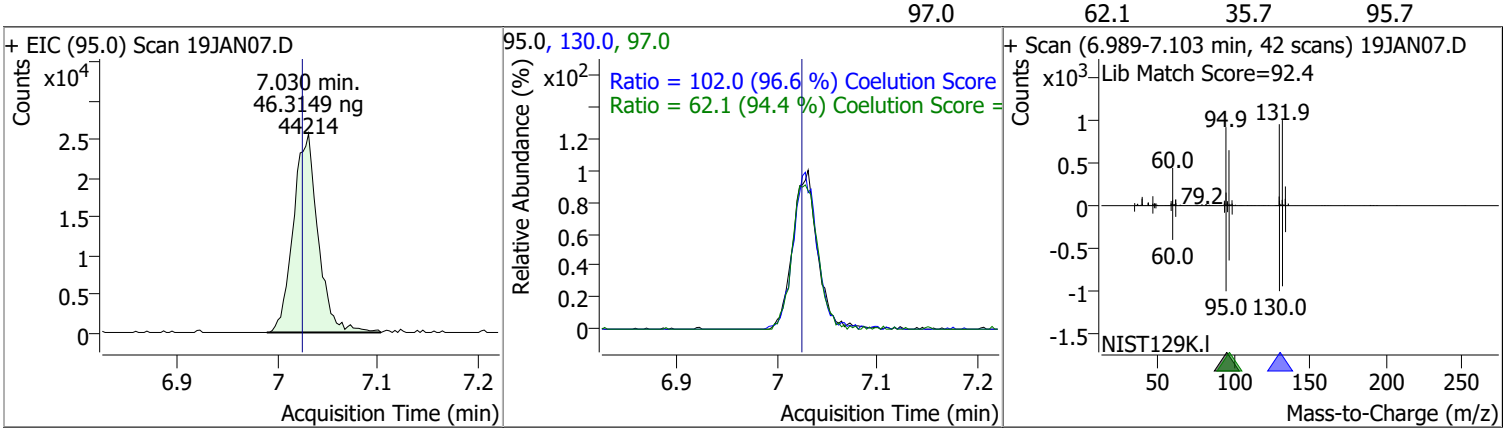

Compound	Conc.	RT	Dev(Min)	Resp.	QIon	QRatio	Lower	Upper
1,2-Dichloropropane	46.1437	7.27	0.00	38730	76.0	39.8	9.8	69.8

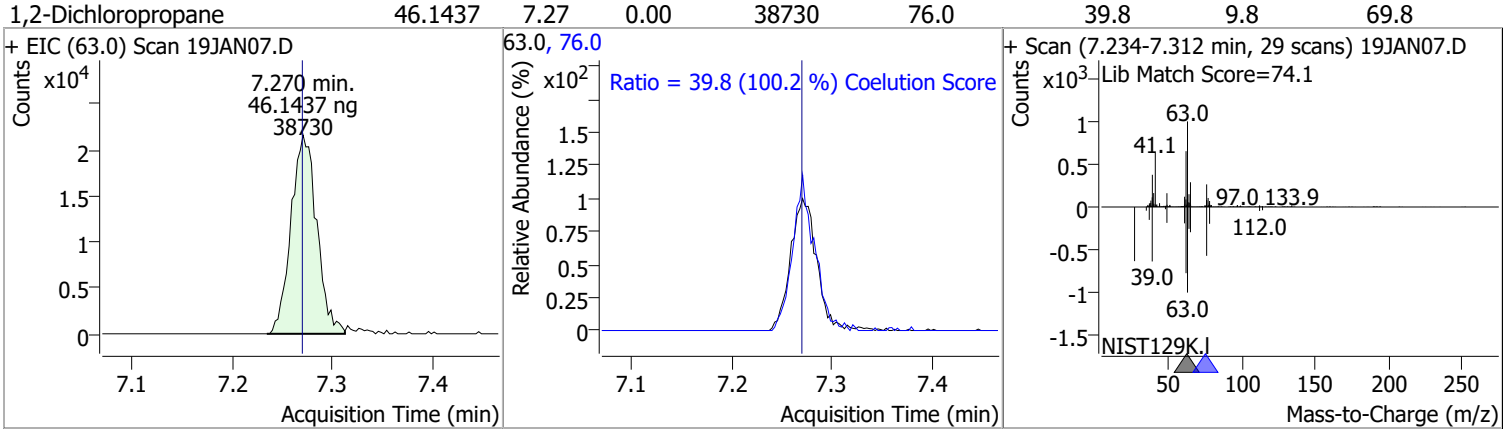

Compound	Conc.	RT	Dev(Min)	Resp.	QIon	QRatio	Lower	Upper
Dibromomethane	47.7666	7.39	-0.01	16899	173.5	106.0	78.2	138.2
					95.0	86.0	54.5	114.5

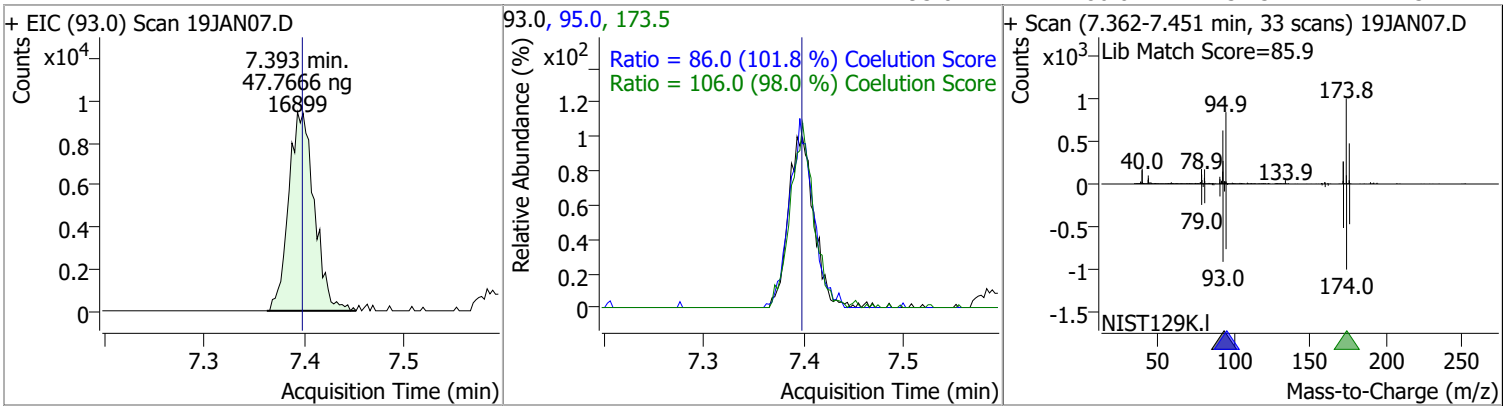

Compound	Conc.	RT	Dev(Min)	Resp.	QIon	QRatio	Lower	Upper
Bromodichloromethane	46.6674	7.59	0.01	46426	85.0	65.1	36.3	96.3
					127.0	9.5	0.0	39.5

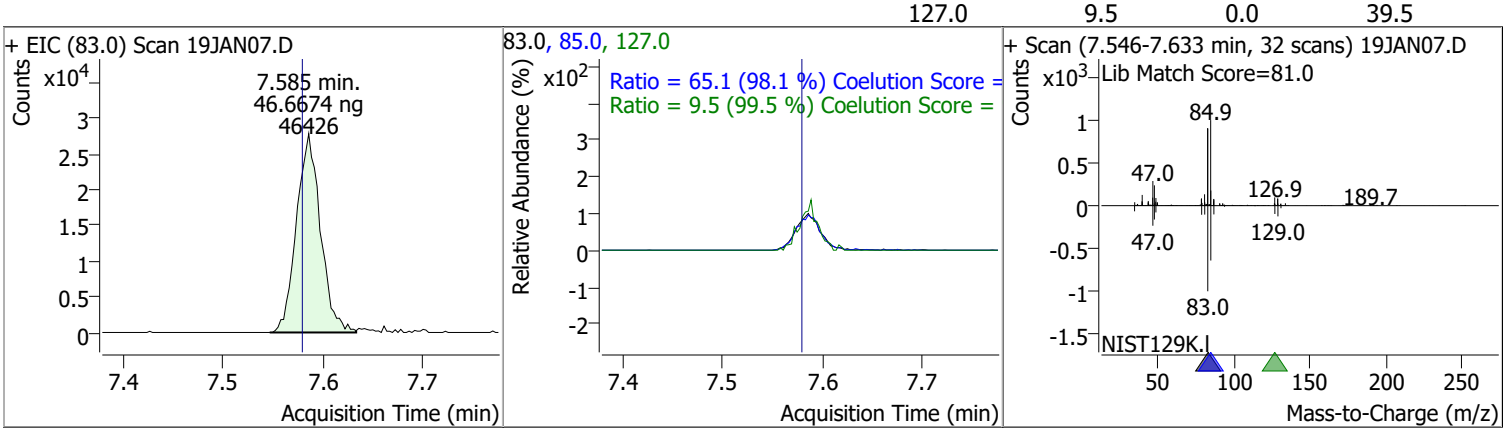

Compound	Conc.	RT	Dev(Min)	Resp.	QIon	QRatio	Lower	Upper
cis-1,3-Dichloropropene	43.3645	8.06	0.00	47339	39.0	56.6	22.5	82.5
					77.0	35.5	1.8	61.8

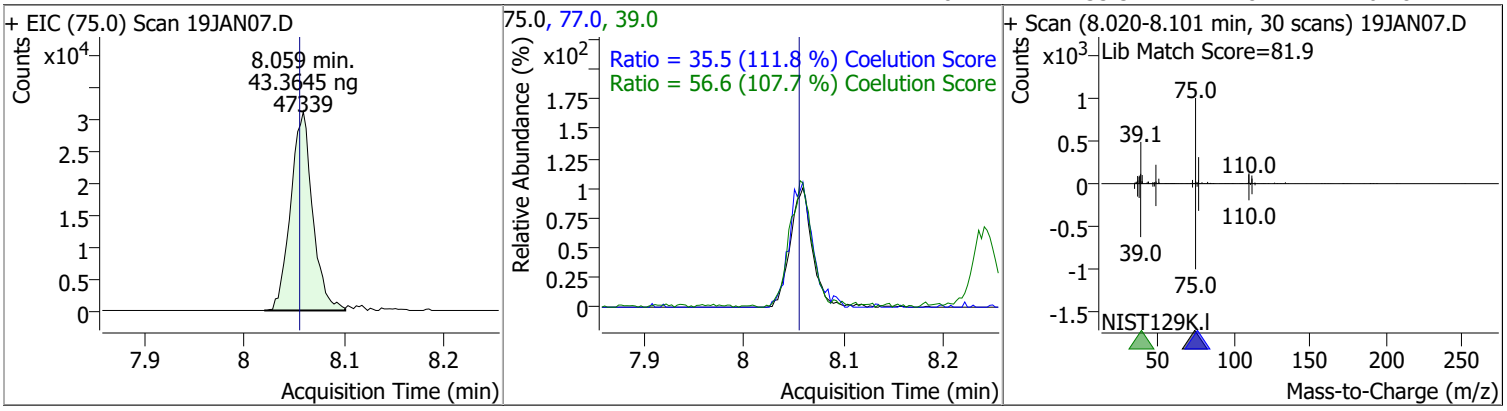

Compound	Conc.	RT	Dev(Min)	Resp.	QIon	QRatio	Lower	Upper
Toluene-d8	45.8435	8.32	0.00	142617	100.0	62.1	34.3	94.3
					99.0	9.4	0.0	39.2

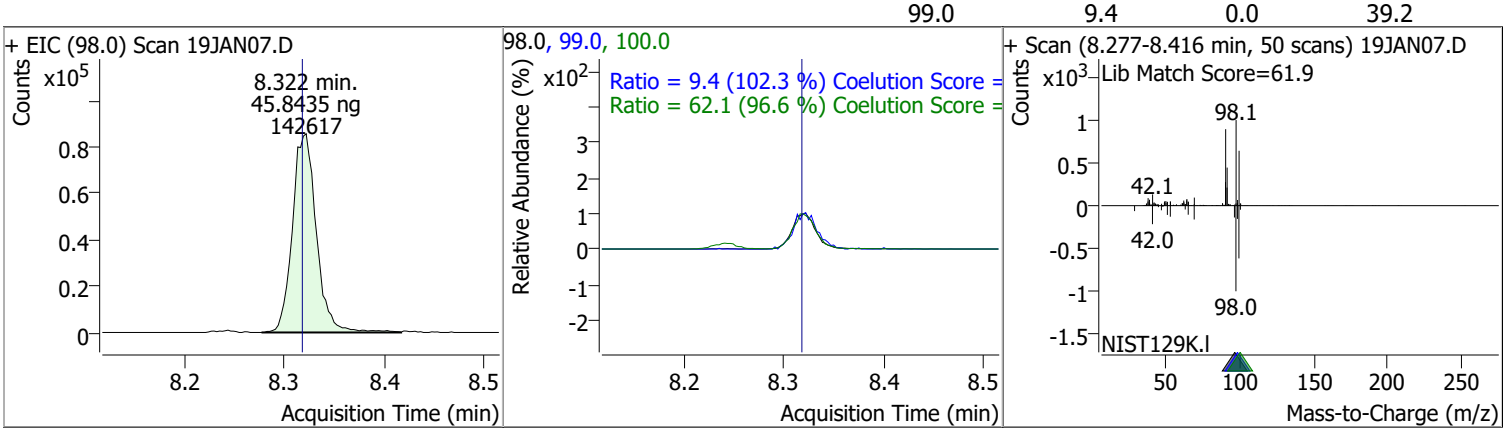

Quantitation Results Report (QT Reviewed)

Compound	Conc.	RT	Dev(Min)	Resp.	QIon	QRatio	Lower	Upper
Toluene	44.6630	8.39	0.00	92615	91.0	177.3	144.1	204.1

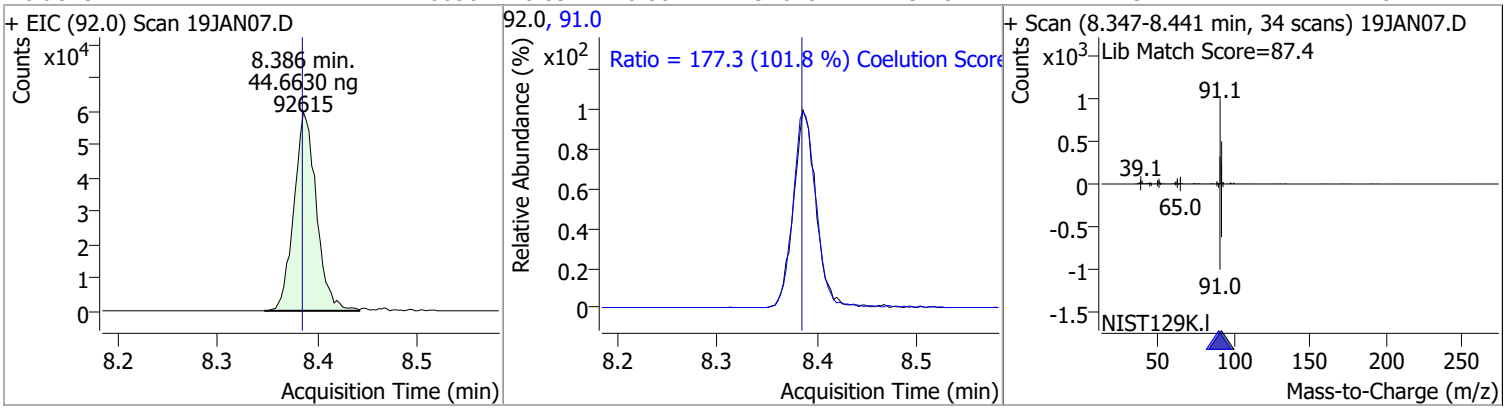

Compound	Conc.	RT	Dev(Min)	Resp.	QIon	QRatio	Lower	Upper
trans-1,3-Dichloropropene	45.2216	8.64	0.00	36009	39.0	52.7	23.0	83.0
					77.0	31.9	1.0	61.0

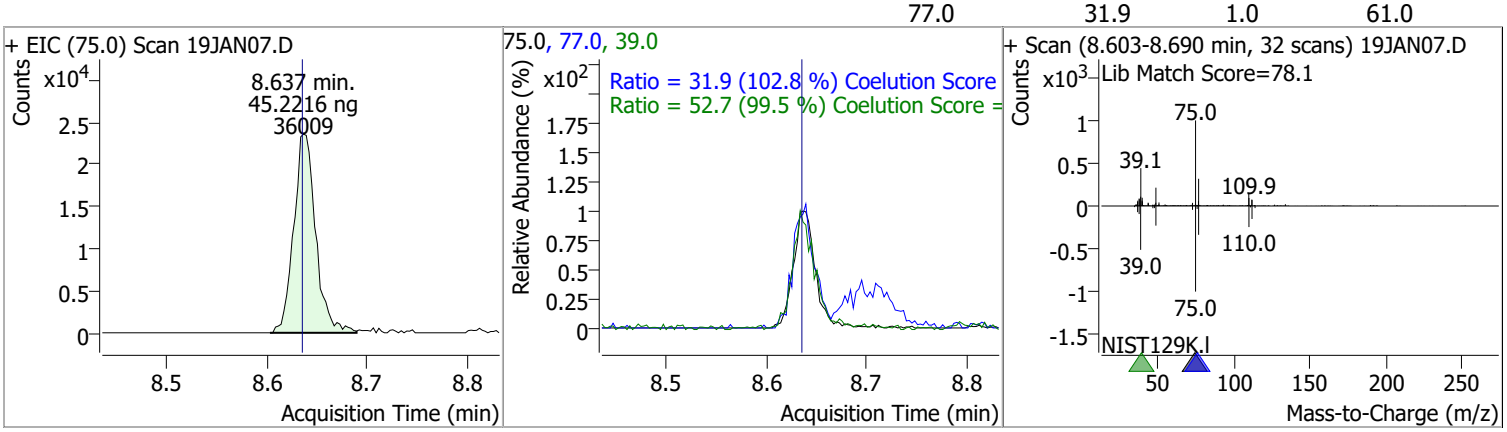

Compound	Conc.	RT	Dev(Min)	Resp.	QIon	QRatio	Lower	Upper
1,1,2-Trichloroethane	47.5110	8.82	0.00	19237	97.0	122.2	80.7	140.7
					85.0	66.5	30.7	90.7

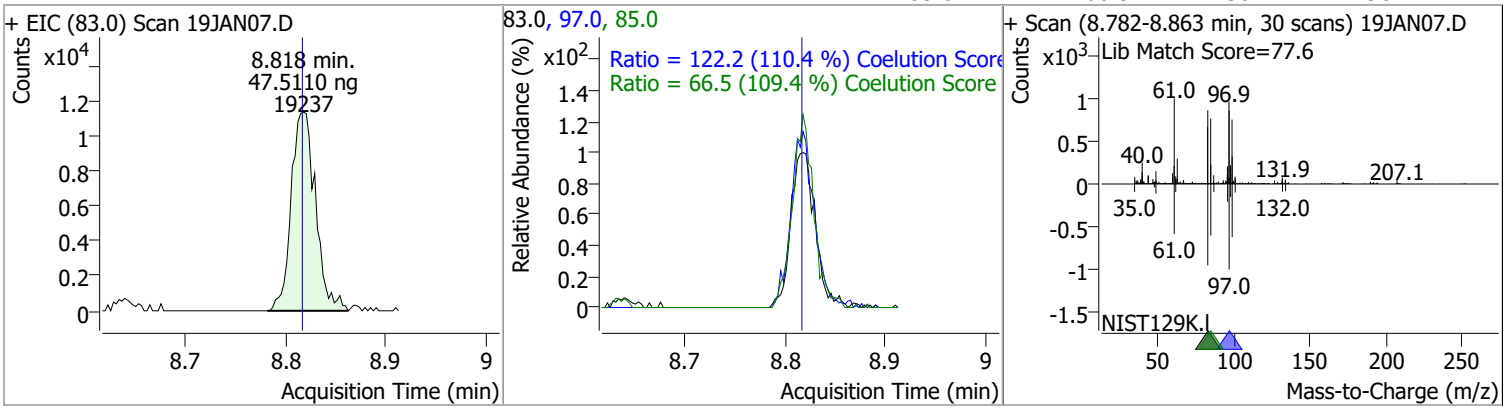

Quantitation Results Report (QT Reviewed)

Compound	Conc.	RT	Dev(Min)	Resp.	QIon	QRatio	Lower	Upper
Tetrachloroethene	46.0820	8.94	0.00	38749	165.8	124.5	96.1	156.1
					129.0	92.3	60.5	120.5

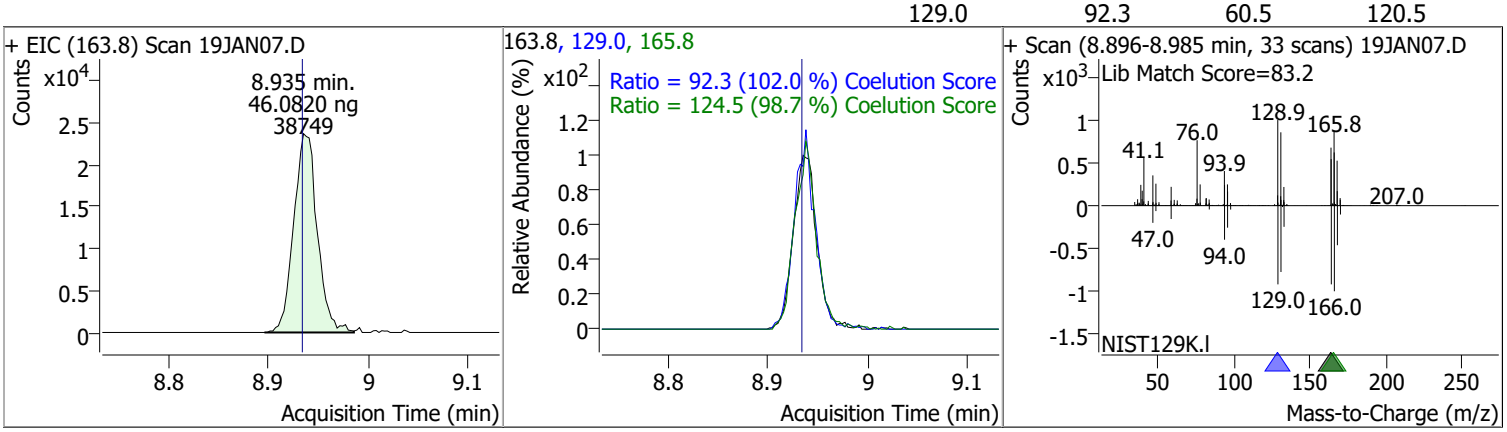

Compound	Conc.	RT	Dev(Min)	Resp.	QIon	QRatio	Lower	Upper
1,3-Dichloropropane	46.5568	8.98	0.00	38147	78.0	33.5	2.4	62.4

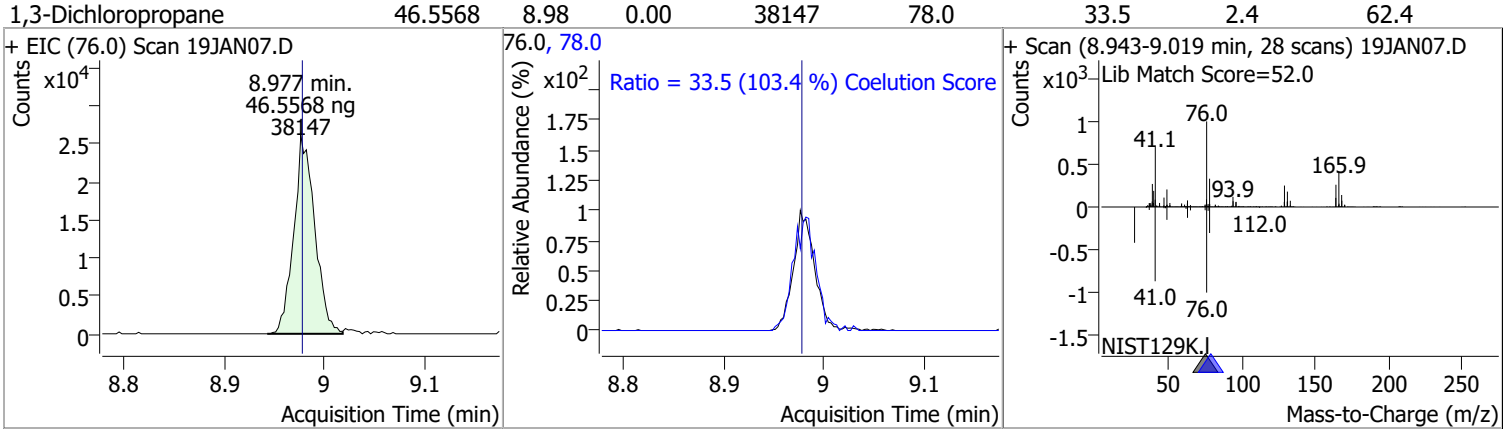

Compound	Conc.	RT	Dev(Min)	Resp.	QIon	QRatio	Lower	Upper
Chlorodibromomethane	46.0058	9.20	0.00	30000	127.0	76.4	47.2	107.2

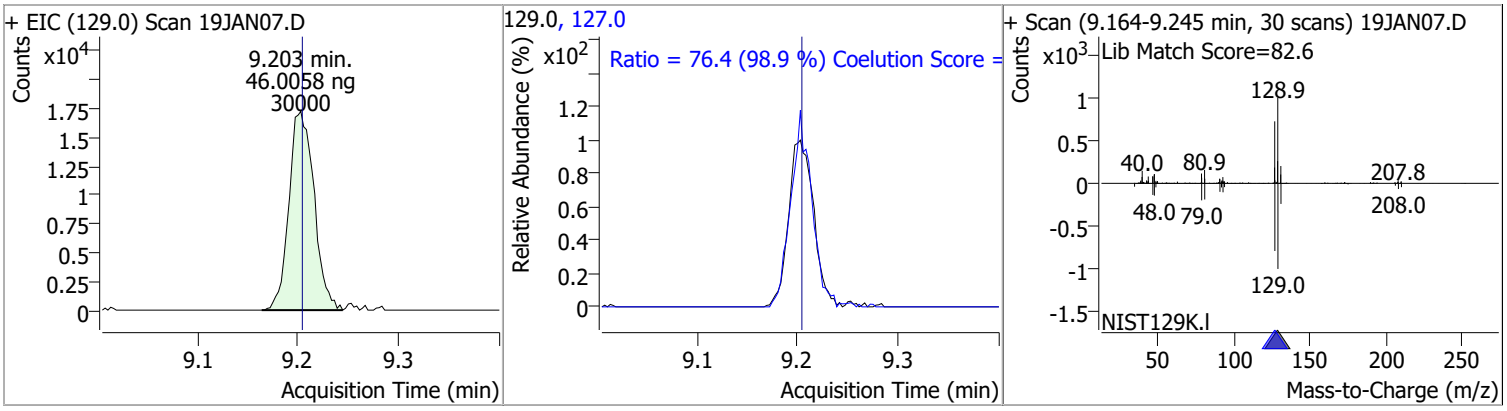

Compound	Conc.	RT	Dev(Min)	Resp.	QIon	QRatio	Lower	Upper
1,2-Dibromoethane	46.2152	9.30	0.00	20667	109.0	98.4	61.5	121.5

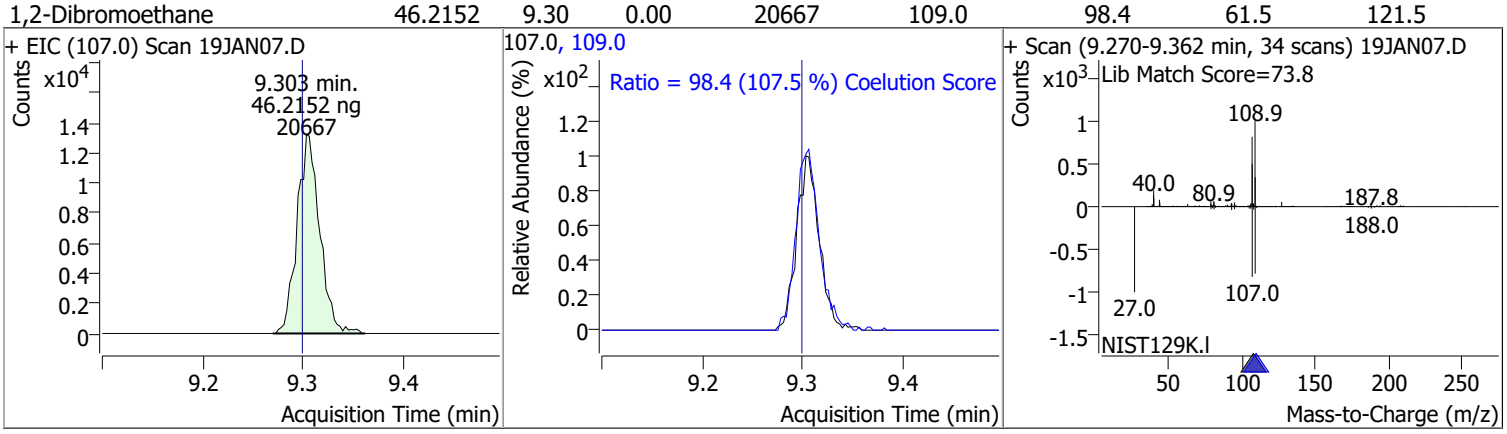

Quantitation Results Report (QT Reviewed)

Compound	Conc.	RT	Dev(Min)	Resp.	QIon	QRatio	Lower	Upper
Chlorobenzene	46.7283	9.80	0.00	106223	114.0	31.1	2.2	62.2

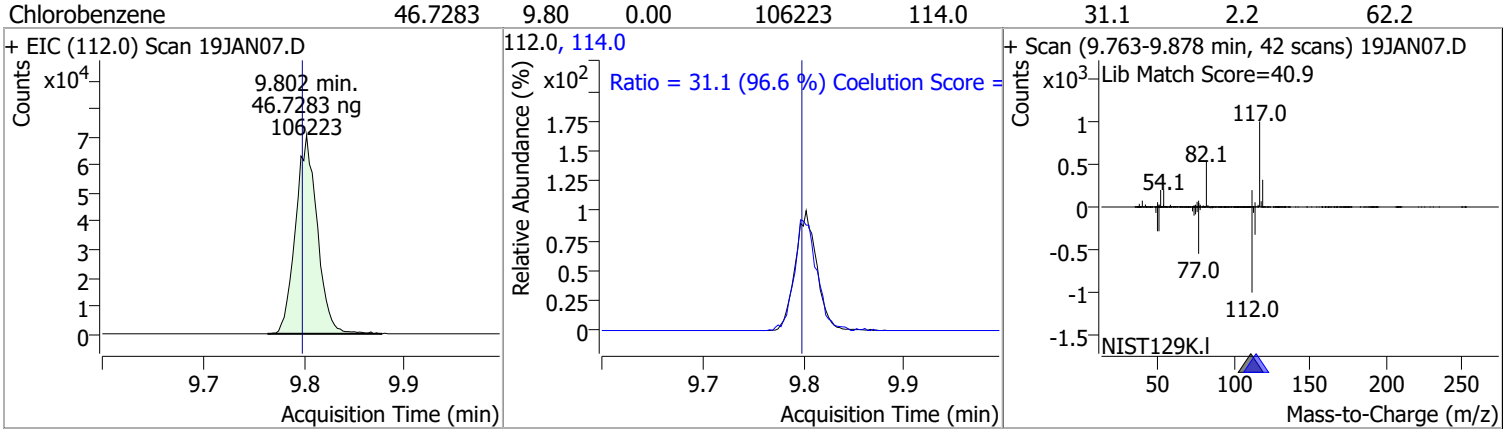

Compound	Conc.	RT	Dev(Min)	Resp.	QIon	QRatio	Lower	Upper
1,1,1,2-Tetrachloroethane	46.8776	9.89	-0.01	37389	133.0	91.1	65.3	125.3

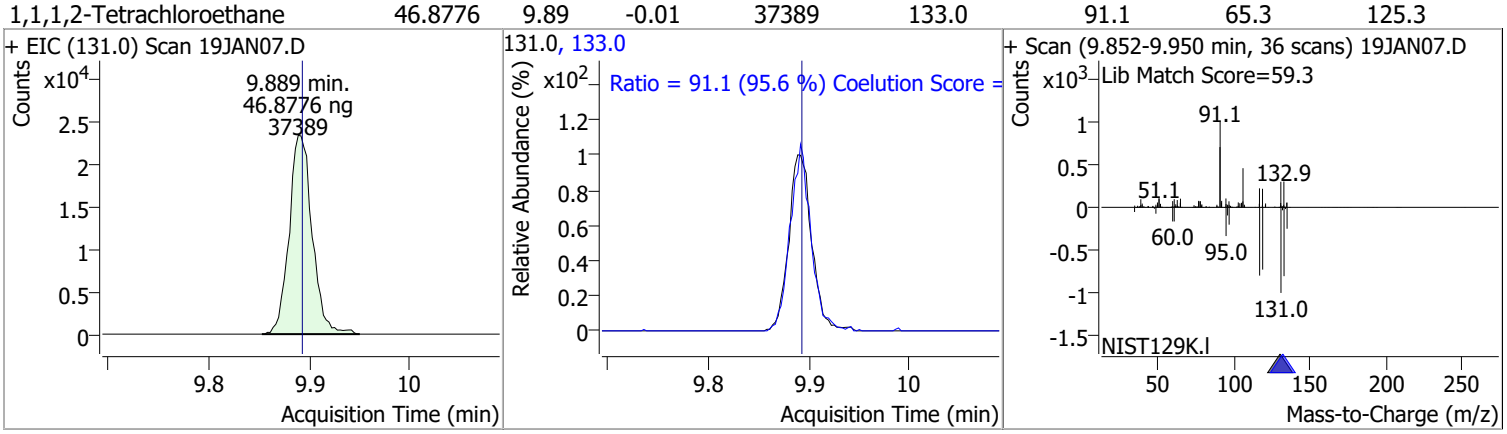

Compound	Conc.	RT	Dev(Min)	Resp.	QIon	QRatio	Lower	Upper
Ethylbenzene	44.7337	9.92	0.00	171854	106.0	31.2	1.7	61.7

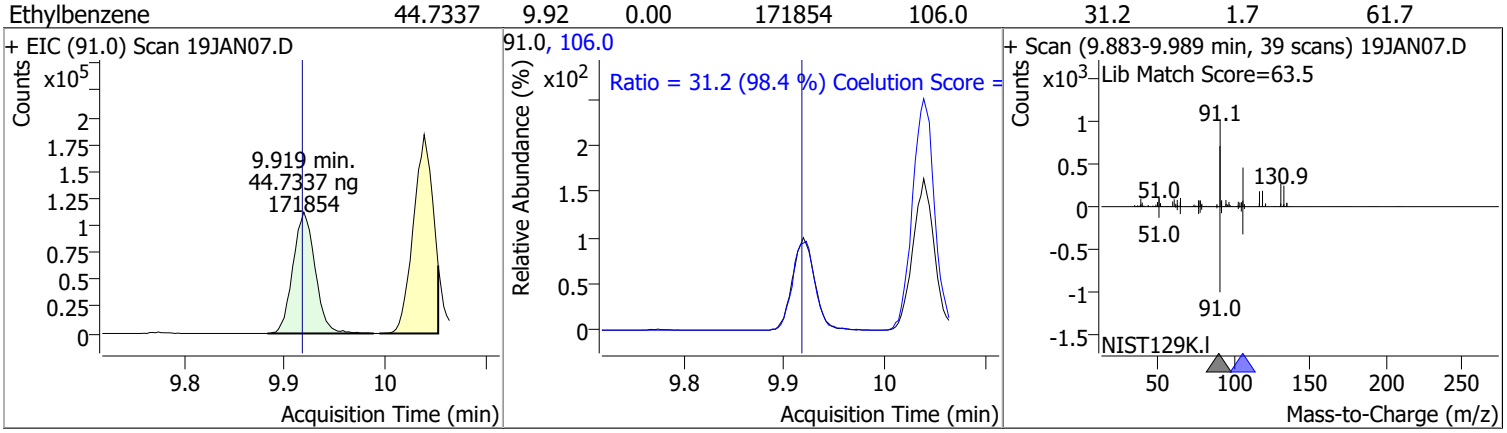

Compound	Conc.	RT	Dev(Min)	Resp.	QIon	QRatio	Lower	Upper
m+p-Xylenes	89.3329	10.04	0.00	136806	91.0	199.8	170.7	230.7

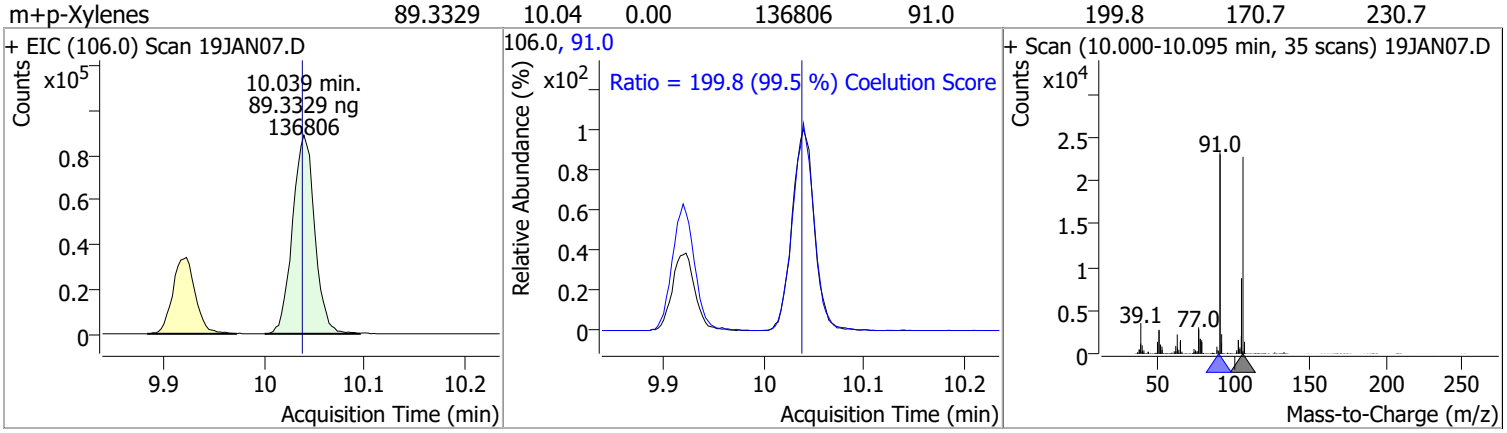

Compound	Conc.	RT	Dev(Min)	Resp.	QIon	QRatio	Lower	Upper
o-Xylene	44.2320	10.43	0.00	58814	91.0	217.4	181.4	241.4

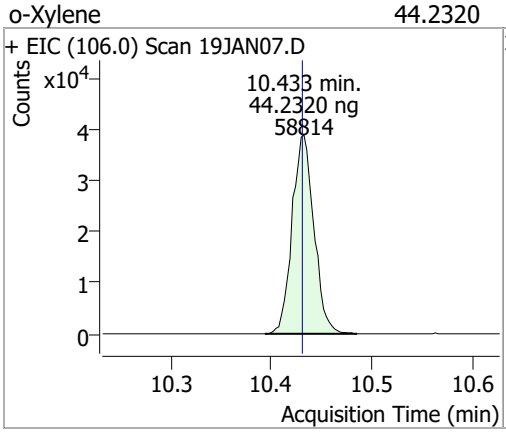

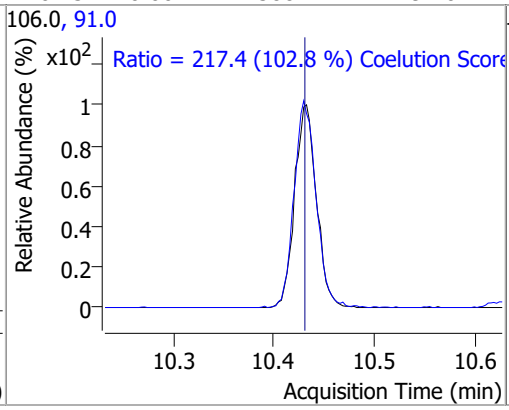

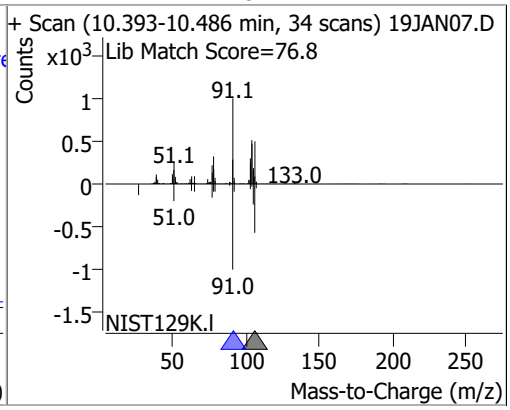

Compound	Conc.	RT	Dev(Min)	Resp.	QIon	QRatio	Lower	Upper
Styrene	44.2974	10.45	0.00	97810	78.0	50.3	20.6	80.6

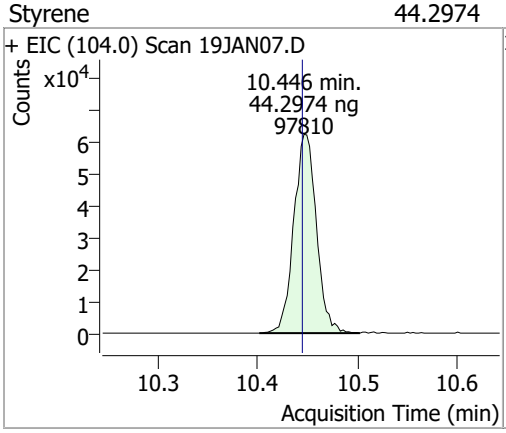

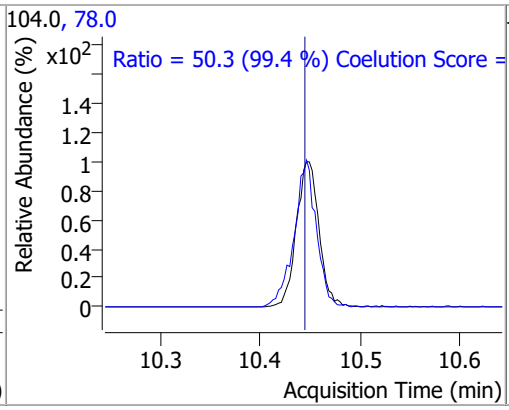

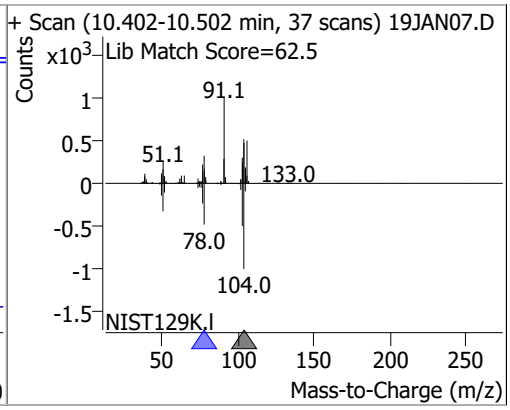

Compound	Conc.	RT	Dev(Min)	Resp.	QIon	QRatio	Lower	Upper
Bromoform	46.2317	10.63	0.00	16290	170.5	52.7	20.3	80.3
					174.5	48.6	18.1	78.1

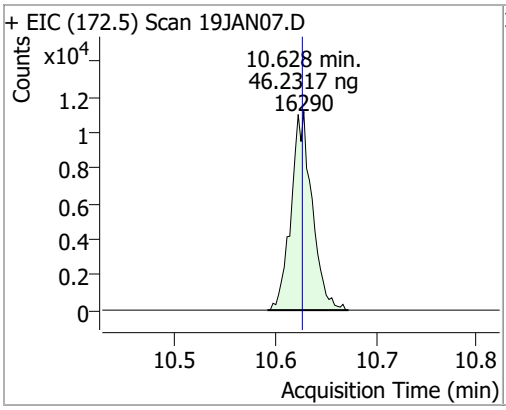

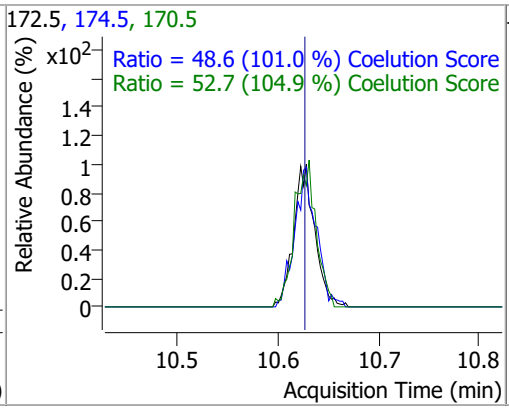

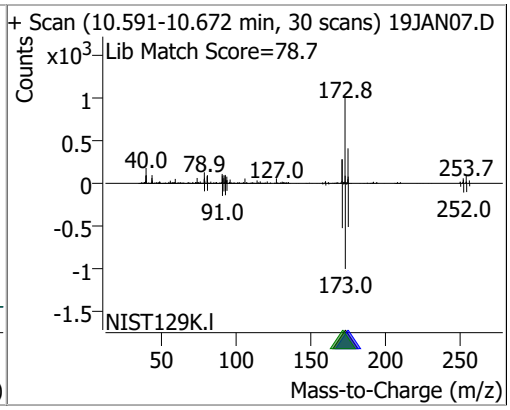

Compound	Conc.	RT	Dev(Min)	Resp.	QIon	QRatio	Lower	Upper
p-Bromofluorobenzene	46.4666	10.95	0.01	45114	174.0	93.6	65.3	125.3
					176.0	87.5	63.3	123.3

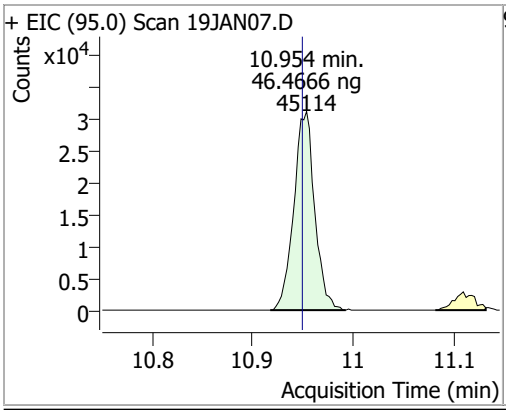

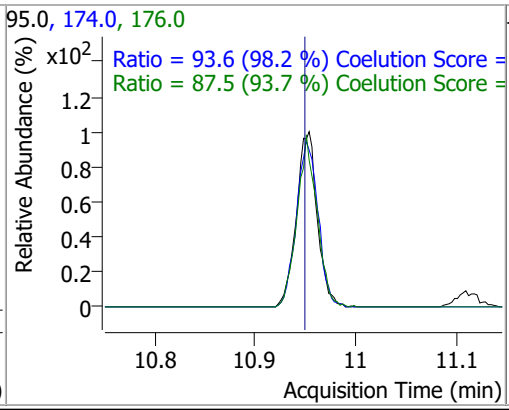

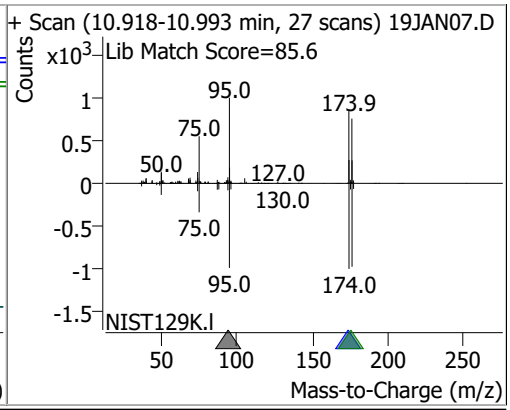

Quantitation Results Report (QT Reviewed)

Compound	Conc.	RT	Dev(Min)	Resp.	QIon	QRatio	Lower	Upper
Bromobenzene	46.2967	11.09	0.00	39639	77.0	138.6	113.5	173.5
					158.0	98.0	66.1	126.1

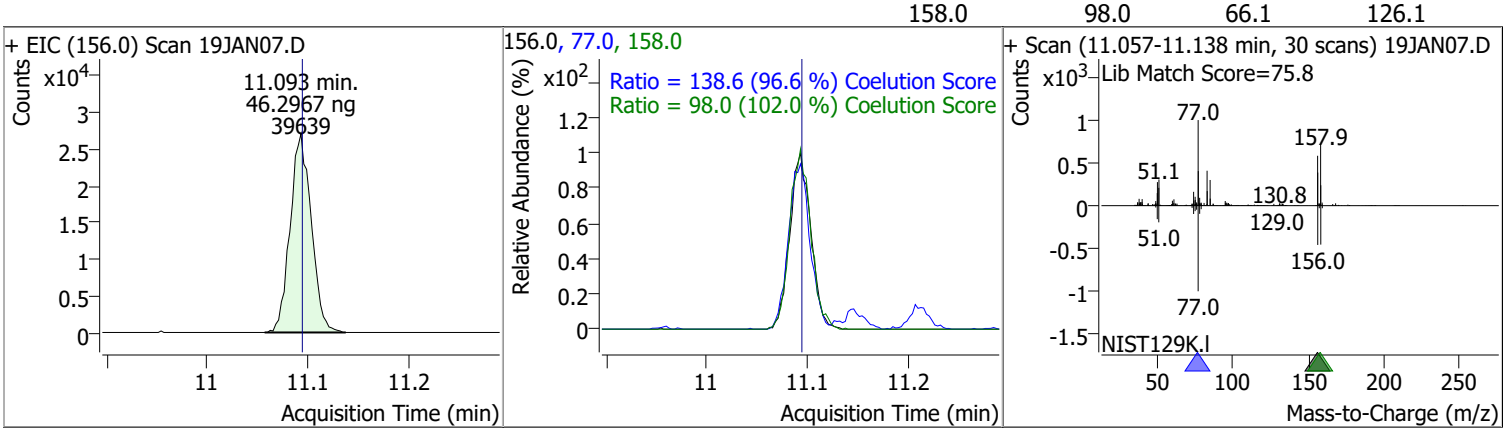

Compound	Conc.	RT	Dev(Min)	Resp.	QIon	QRatio	Lower	Upper
1,1,2,2-Tetrachloroethane	50.1531	11.11	0.00	24493	85.0	64.7	33.3	93.3

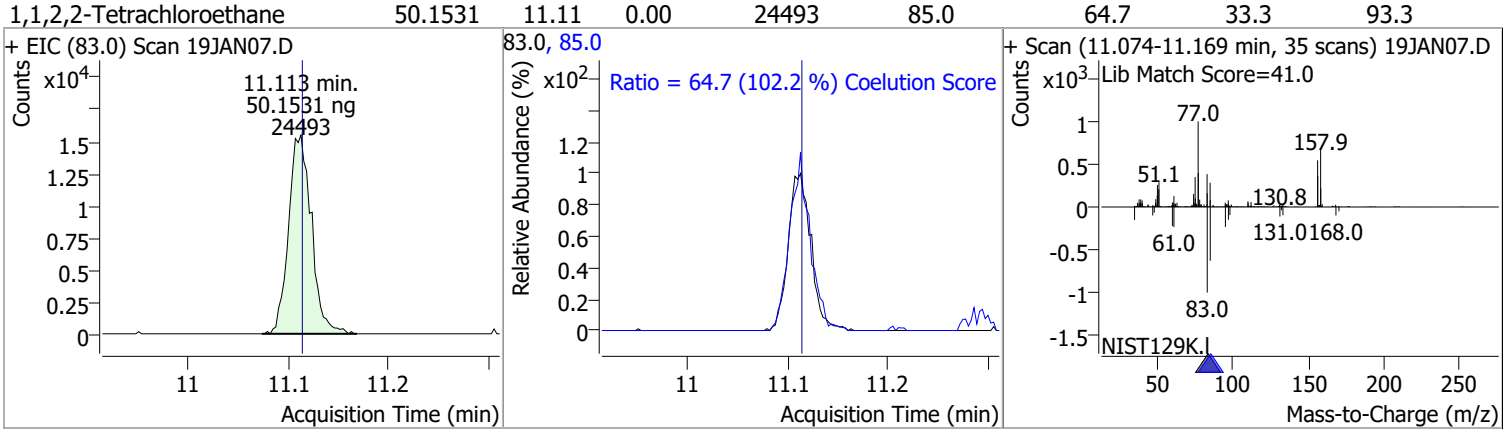

Compound	Conc.	RT	Dev(Min)	Resp.	QIon	QRatio	Lower	Upper
1,2,3-Trichloropropane	47.9073	11.15	0.00	6147	112.0	63.3	35.8	95.8

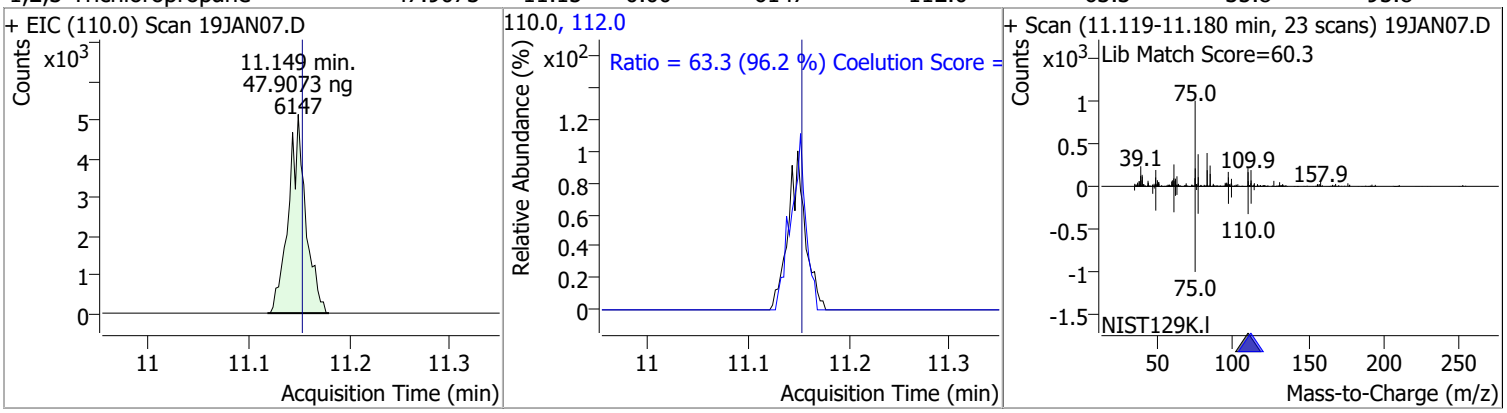

Compound	Conc.	RT	Dev(Min)	Resp.	QIon	QRatio	Lower	Upper
2-Chlorotoluene	43.8276	11.29	0.00	37139	91.0	288.8	246.2	306.2

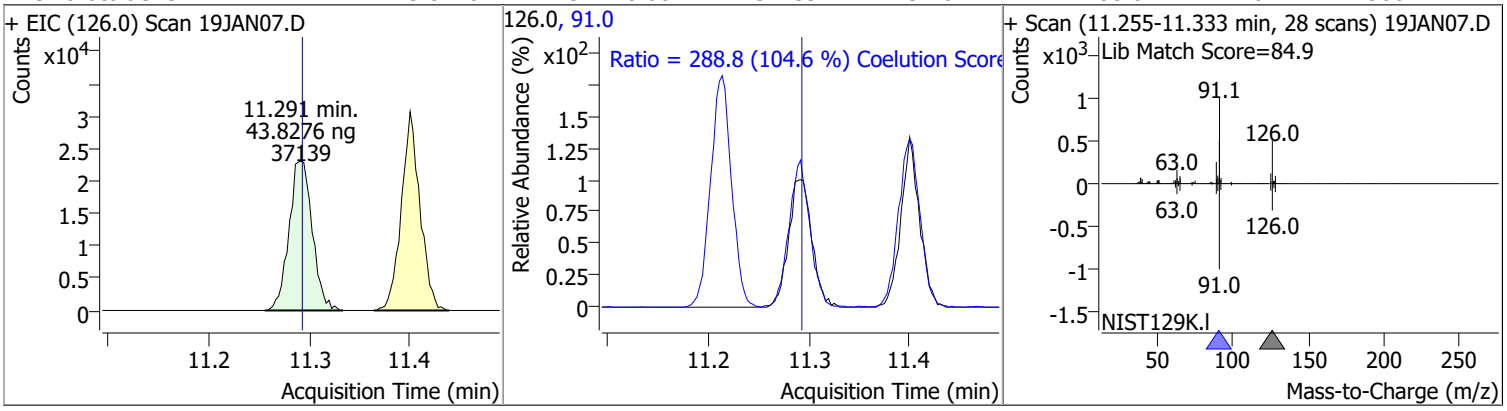

Quantitation Results Report (QT Reviewed)

Compound	Conc.	RT	Dev(Min)	Resp.	QIon	QRatio	Lower	Upper
4-Chlorotoluene	45.7452	11.40	0.00	125553	126.0	31.5	1.3	61.3

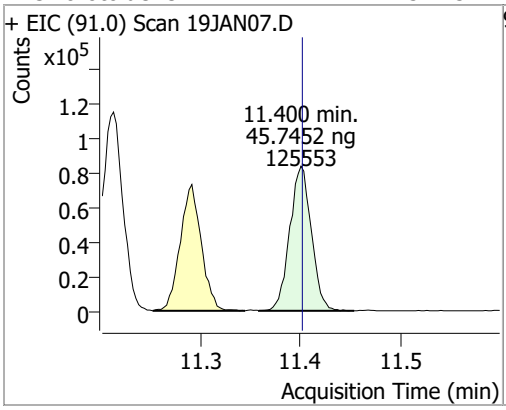

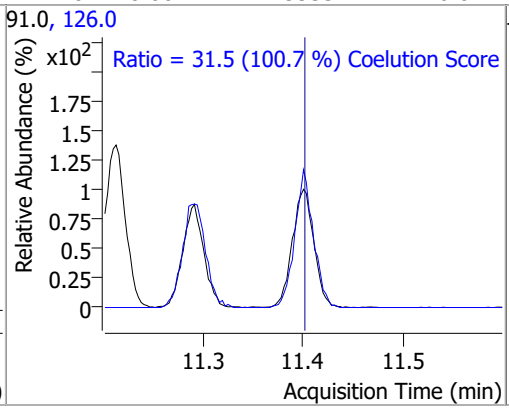

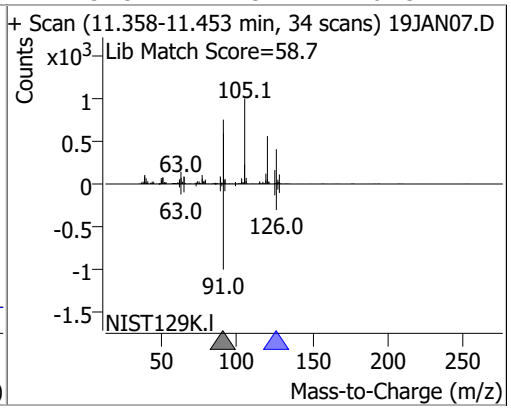

Compound	Conc.	RT	Dev(Min)	Resp.	QIon	QRatio	Lower	Upper
1,3-Dichlorobenzene	47.2010	12.03	0.00	73221	148.0	59.4	32.8	92.8
					111.0	37.7	8.7	68.7

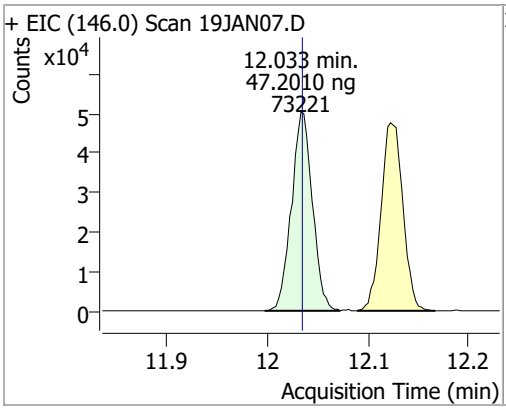

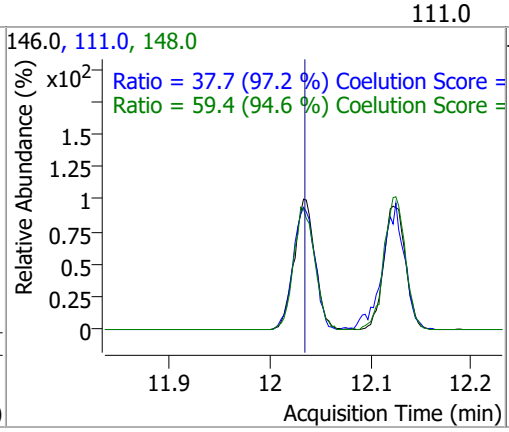

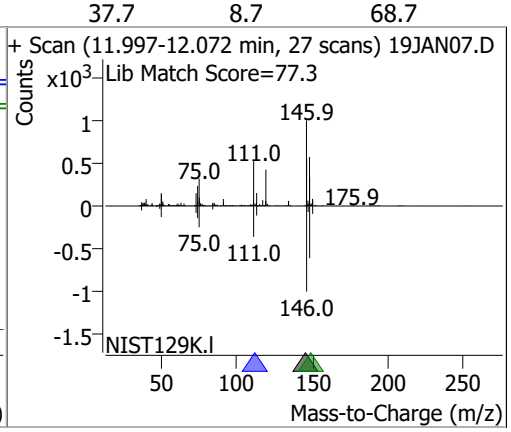

Compound	Conc.	RT	Dev(Min)	Resp.	QIon	QRatio	Lower	Upper
1,4-Dichlorobenzene	45.6332	12.12	0.00	72168	148.0	66.3	33.7	93.7
					111.0	40.3	8.7	68.7

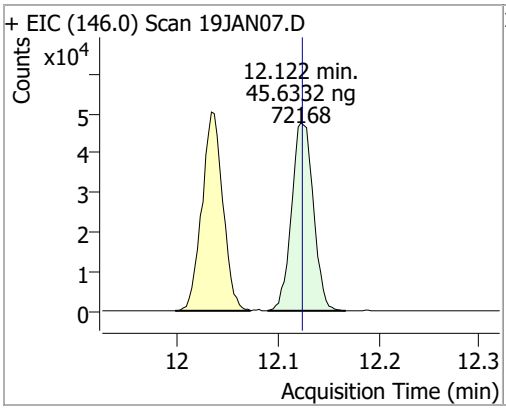

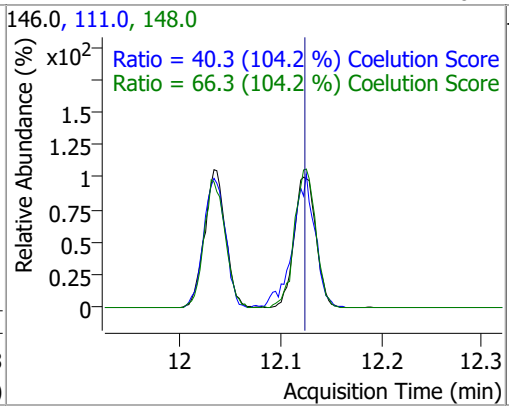

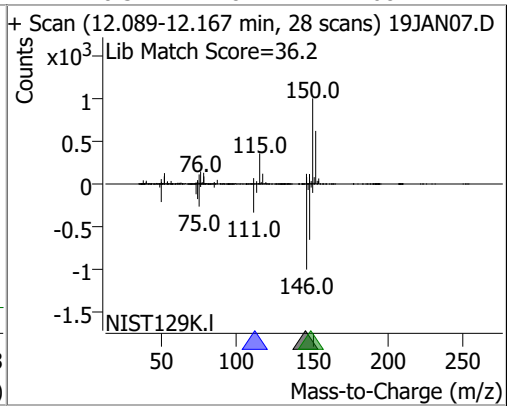

Quantitation Results Report (QT Reviewed)

Compound	Conc.	RT	Dev(Min)	Resp.	QIon	QRatio	Lower	Upper
1,2-Dichlorobenzene	45.7163	12.49	0.00	59208	148.0	67.0	31.9	91.9
					111.0	40.2	9.5	69.5

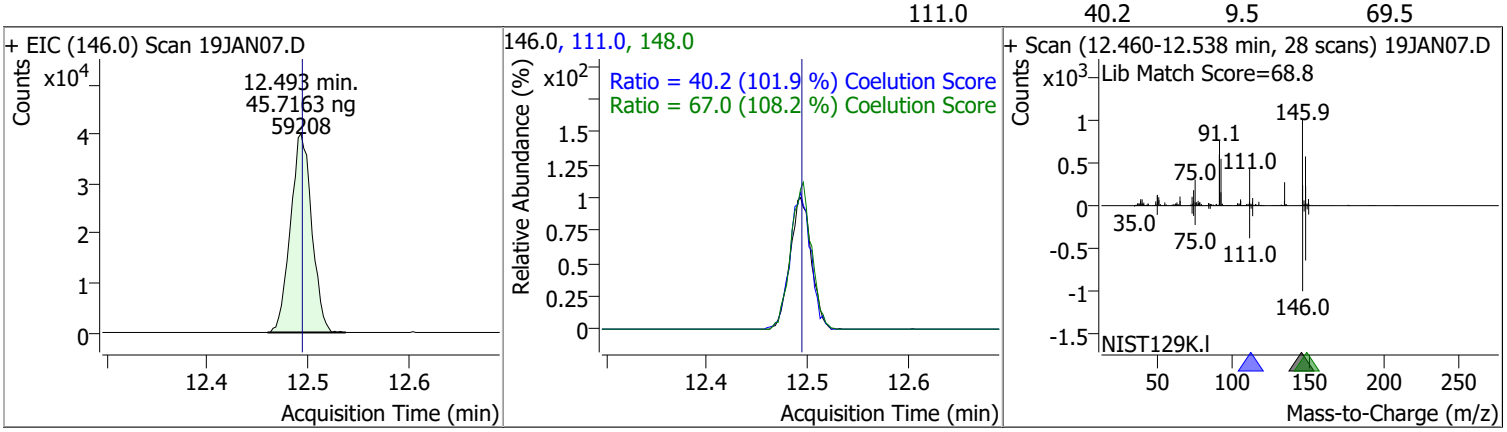

Quantitation Results Report (QT Reviewed)

Data File	19JAN09.D	Operator	MSC
Acq. Method	5975CACQF.M	Acq. Date-Time	1/19/2022 1:04:20 PM
Sample Name	ICAL011922_5	Instrument	VOA5975C
Vial	9	Multiplier	1.00
DA Method File	VOA5975C_8260B_SHT_DoD_L4_011922.m	Comment	
Tune File	BFB_Atune3.u	Tune Date	10/11/2021 4:02:00 PM
Batch Name	VG011922_8260B.batch.bin	Last Calib Update	1/20/2022 9:28:12 AM
Ref Library	\\MASSHUNTER\Org\Library\NIST129K.l		

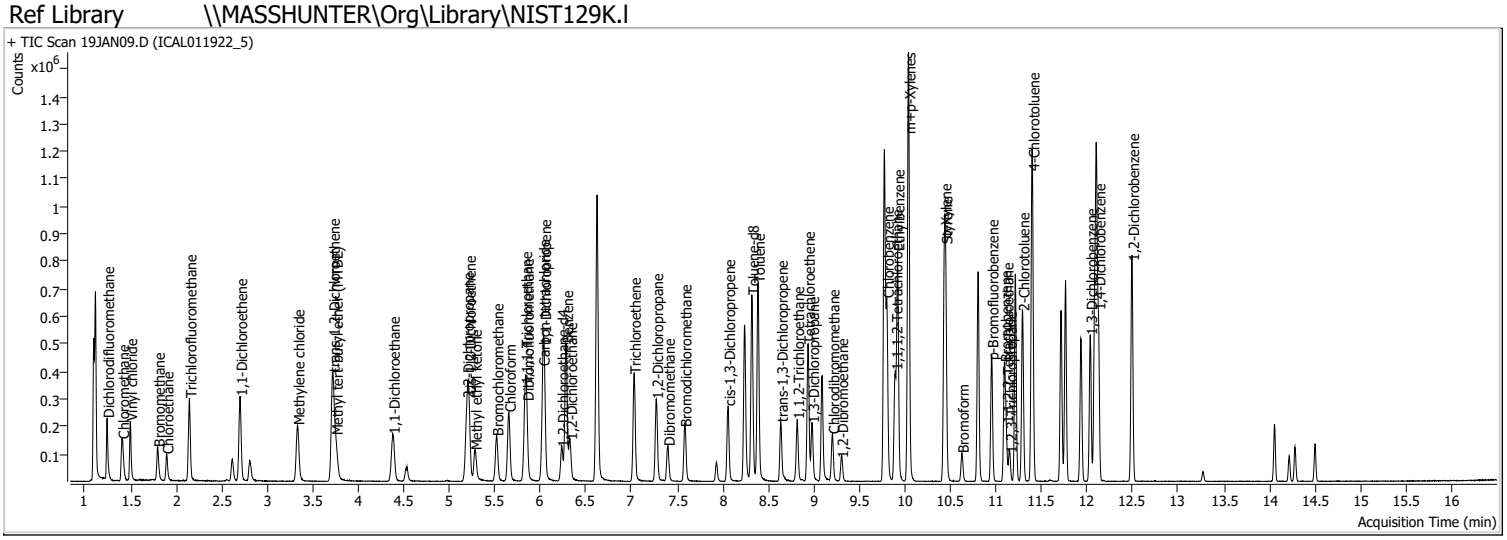

Compound	RT	QIon	Resp.	Conc.	Units		Dev(Min)
Internal Standards							
M Fluorobenzene	6.620	96.0	854591	250.0000	ng		0.000
M Chlorobenzene-d5	9.774	82.0	330468	250.0000	ng		0.000
M 1,4-Dichlorobenzene-d4	12.100	152.0	278012	250.0000	ng		0.000
System Monitoring Compounds							
S Dibromofluoromethane	5.851	113.0	100821	121.8025	ng		0.000
Spiked Amount: 250.000	Range: 80.0 - 119.0%			Recovery = 48.72%		*	
S 1,2-Dichloroethane-d4	6.230	67.0	45314	126.7303	ng		0.000
Spiked Amount: 250.000	Range: 81.0 - 118.0%			Recovery = 50.69%		*	
S Toluene-d8	8.319	98.0	412799	128.0381	ng		0.000
Spiked Amount: 250.000	Range: 89.0 - 112.0%			Recovery = 51.22%		*	
S p-Bromofluorobenzene	10.948	95.0	128330	125.0189	ng		0.000
Spiked Amount: 250.000	Range: 85.0 - 114.0%			Recovery = 50.01%		*	
Target Compounds							**QValue**
T Dichlorodifluoromethane	1.244	85.0	148367	129.1152	ng		100
T Chloromethane	1.408	50.0	170190	125.7991	ng		100
T Vinyl chloride	1.498	62.0	153733	124.8408	ng		100
T Bromomethane	1.799	96.0	59520	112.1810	ng		100
T Chloroethane	1.897	64.0	65407	112.2655	ng		100
T Trichlorofluoromethane	2.147	101.0	193579	131.0926	ng		100
T 1,1-Dichloroethene	2.702	96.0	105649	122.9596	ng		100
T Methylene chloride	3.333	49.0	149957	120.0395	ng		100
T trans-1,2-Dichloroethene	3.720	96.0	110255	124.2147	ng		100
T Methyl tert-butyl ether (MTBE)	3.754	73.0	136973	123.4648	ng		100
T 1,1-Dichloroethane	4.378	63.0	205663	123.8038	ng		100
T 2,2-Dichloropropane	5.193	77.0	153450	122.5736	ng		100
T cis-1,2-Dichloroethene	5.215	96.0	112808	125.5204	ng		100
T Methyl ethyl ketone	5.279	43.0	154105	1186.5197	ng		100
T Bromochloromethane	5.516	128.0	45958	124.0258	ng		100
T Chloroform	5.653	83.0	196261	118.3246	ng		100

Compound	RT	QIon	Resp.	Conc.	Units	Dev(Min)
T 1,1,1-Trichloroethane	5.831	97.0	189468	123.8043	ng	100
T Carbon tetrachloride	6.024	117.0	183978	123.9520	ng	100
T 1,1-Dichloropropene	6.040	75.0	156331	125.9718	ng	100
T Benzene	6.283	78.0	424881	124.4545	ng	100
T 1,2-Dichloroethane	6.325	62.0	109046	115.6442	ng	100
T Trichloroethene	7.025	95.0	120511	121.8095	ng	100
T 1,2-Dichloropropane	7.270	63.0	106955	122.9589	ng	100
T Dibromomethane	7.398	93.0	44657	121.7998	ng	100
T Bromodichloromethane	7.580	83.0	124982	121.2255	ng	100
T cis-1,3-Dichloropropene	8.059	75.0	139607	123.4003	ng	100
T Toluene	8.386	92.0	269549	125.4292	ng	100
T trans-1,3-Dichloropropene	8.637	75.0	102846	124.6280	ng	100
T 1,1,2-Trichloroethane	8.818	83.0	52780	125.7824	ng	100
T Tetrachloroethene	8.935	163.8	109194	125.3035	ng	100
T 1,3-Dichloropropane	8.980	76.0	101384	119.3950	ng	100
T Chlorodibromomethane	9.206	129.0	83172	123.0729	ng	100
T 1,2-Dibromoethane	9.300	107.0	58489	126.2047	ng	100
T Chlorobenzene	9.800	112.0	289340	122.8185	ng	100
T 1,1,1,2-Tetrachloroethane	9.894	131.0	101500	122.7951	ng	100
T Ethylbenzene	9.919	91.0	505127	123.1021	ng	100
T m+p-Xylenes	10.039	106.0	405724	248.1048	ng	100
T o-Xylene	10.433	106.0	179108	125.1872	ng	100
T Styrene	10.446	104.0	292722	123.7696	ng	100
T Bromoform	10.625	172.5	45045	120.9158	ng	100
T Bromobenzene	11.093	156.0	112733	124.5365	ng	100
T 1,1,2,2-Tetrachloroethane	11.113	83.0	62640	121.3181	ng	100
T 1,2,3-Trichloropropane	11.152	110.0	16355	120.5610	ng	100
T 2-Chlorotoluene	11.291	126.0	114135	127.3956	ng	100
T 4-Chlorotoluene	11.400	91.0	375931	129.5521	ng	100
T 1,3-Dichlorobenzene	12.033	146.0	200403	122.1906	ng	100
T 1,4-Dichlorobenzene	12.122	146.0	205880	123.1312	ng	100
T 1,2-Dichlorobenzene	12.493	146.0	169723	123.9507	ng	100

(#) = Qualifier Out of Range; (m) = Manual Integration; (+) = Area Summed; (*) = Surrogate Percent Recovery Out of Range; (d): Zeroed Peak

Compound	Conc.	RT	Dev(Min)	Resp.	QIon	QRatio	Lower	Upper
Dichlorodifluoromethane	129.1152	1.24	0.00	148367	87.0	31.8	1.8	61.8

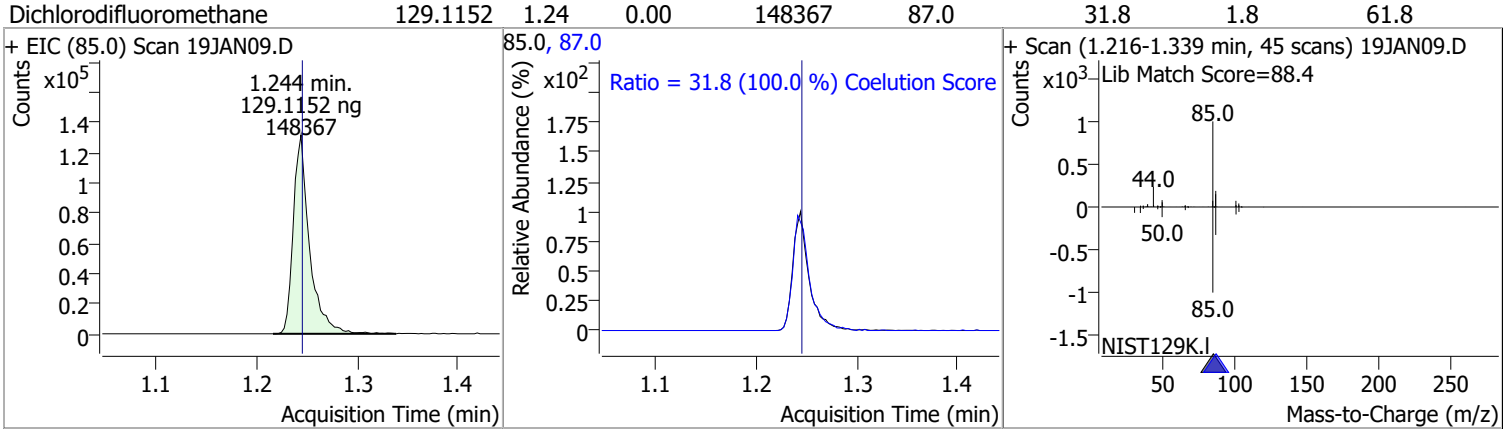

Compound	Conc.	RT	Dev(Min)	Resp.	QIon	QRatio	Lower	Upper
Chloromethane	125.7991	1.41	0.00	170190	52.0	32.4	2.4	62.4

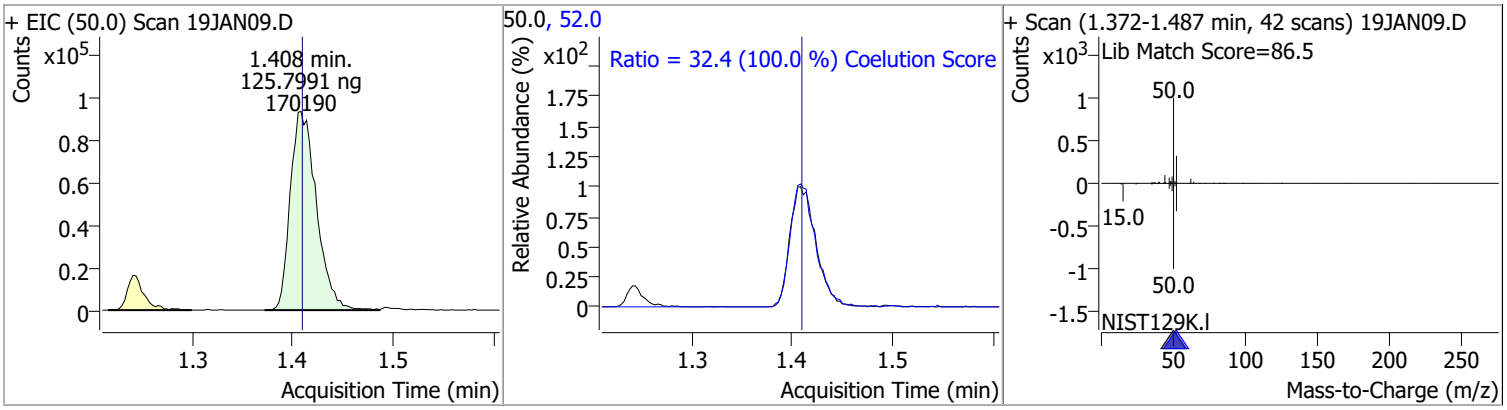

Compound	Conc.	RT	Dev(Min)	Resp.	QIon	QRatio	Lower	Upper
Vinyl chloride	124.8408	1.50	0.00	153733	64.0	31.3	1.3	61.3

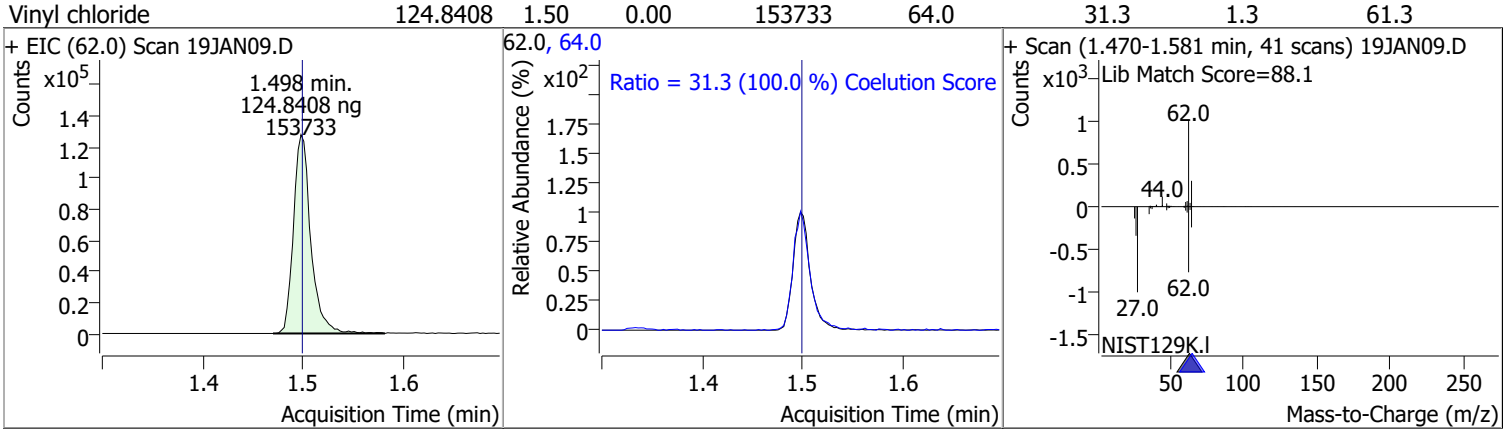

Compound	Conc.	RT	Dev(Min)	Resp.	QIon	QRatio	Lower	Upper
Bromomethane	112.1810	1.80	0.00	59520	94.0	110.1	80.1	140.1

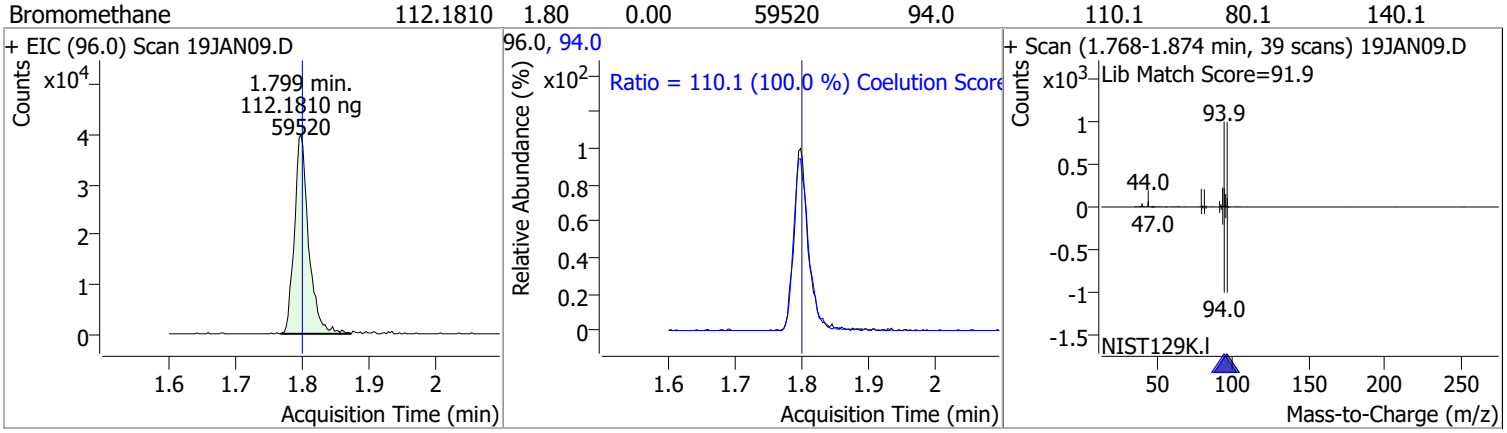

Compound	Conc.	RT	Dev(Min)	Resp.	QIon	QRatio	Lower	Upper
Chloroethane	112.2655	1.90	0.00	65407	66.0	30.0	0.0	60.0

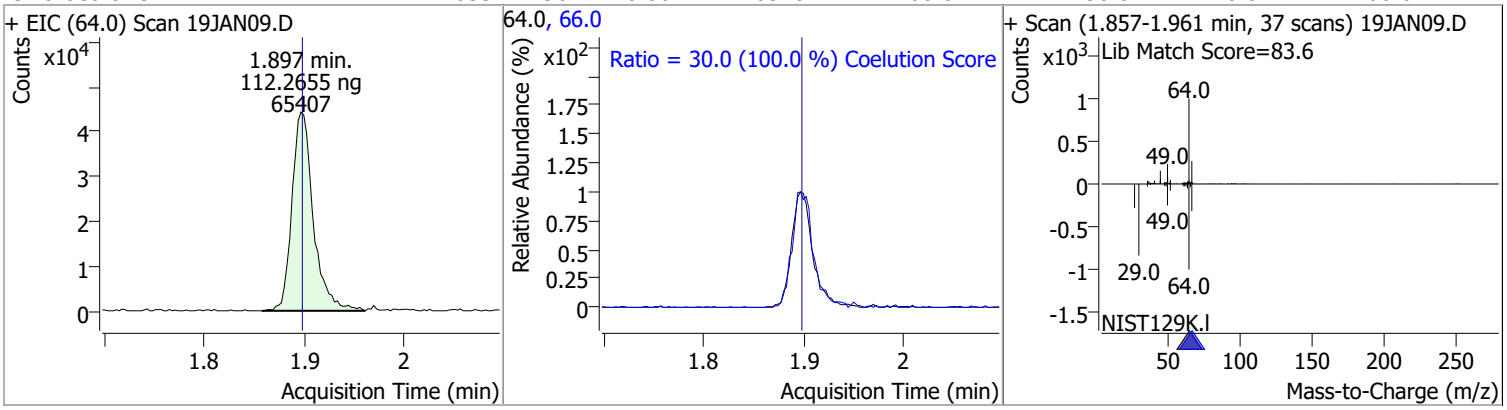

Compound	Conc.	RT	Dev(Min)	Resp.	QIon	QRatio	Lower	Upper
Trichlorofluoromethane	131.0926	2.15	0.00	193579	103.0	65.0	35.0	95.0

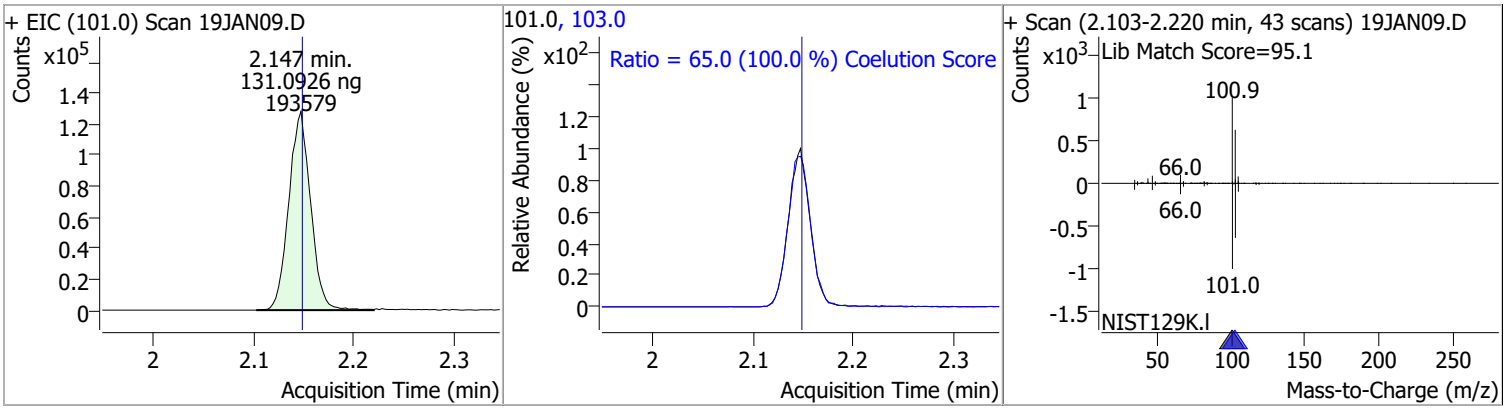

Compound	Conc.	RT	Dev(Min)	Resp.	QIon	QRatio	Lower	Upper
1,1-Dichloroethene	122.9596	2.70	0.00	105649	61.0	179.9	149.9	209.9
					63.0	57.0	27.0	87.0

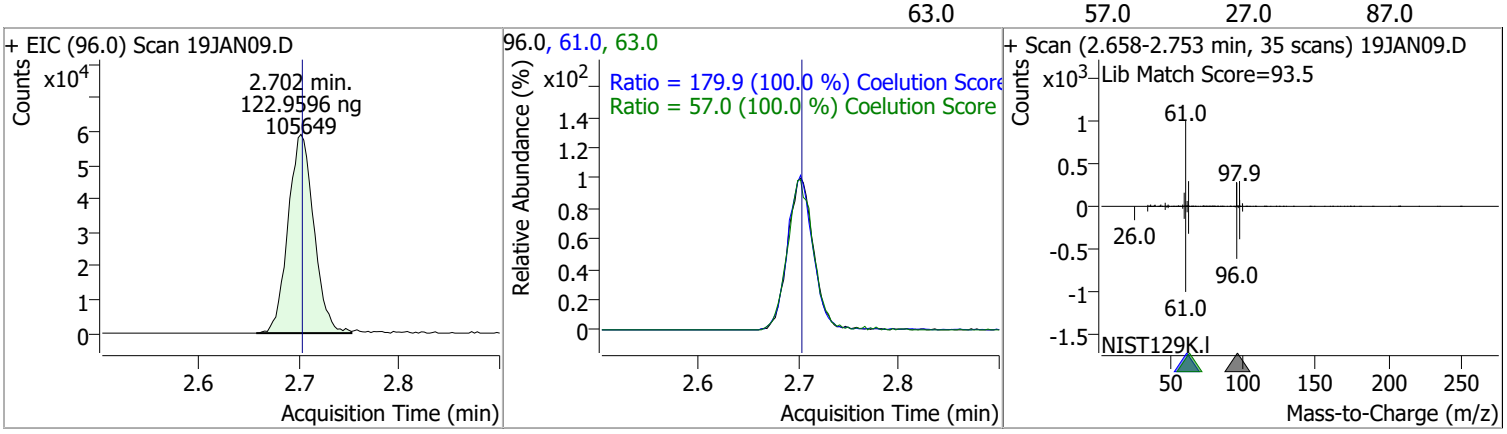

Compound	Conc.	RT	Dev(Min)	Resp.	QIon	QRatio	Lower	Upper
Methylene chloride	120.0395	3.33	0.00	149957	84.0	66.1	36.1	96.1
					86.0	41.8	11.8	71.8

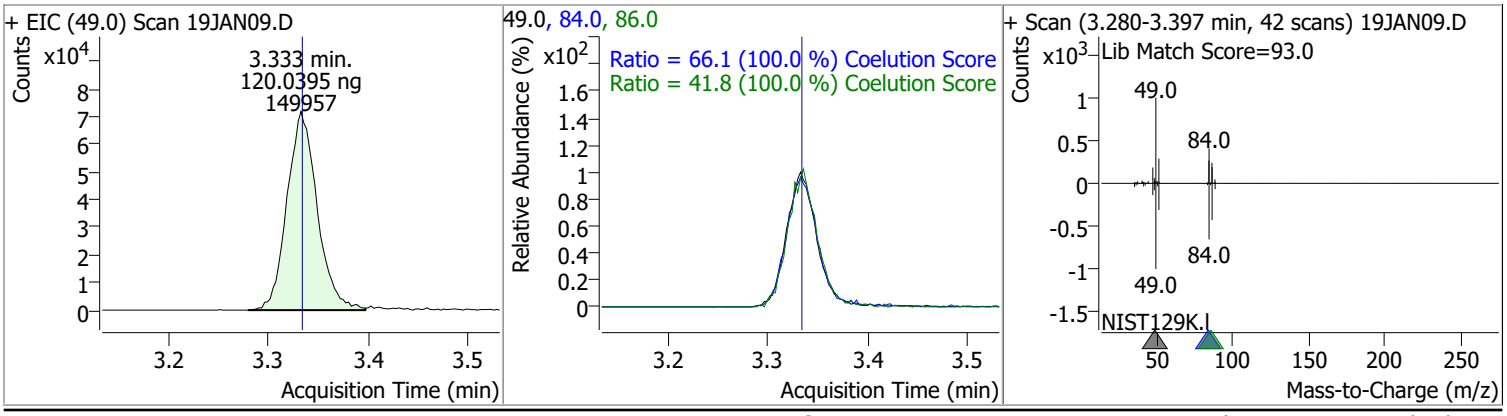

Compound	Conc.	RT	Dev(Min)	Resp.	QIon	QRatio	Lower	Upper
trans-1,2-Dichloroethene	124.2147	3.72	0.00	110255	61.0	154.8	124.8	184.8
					98.0	62.1	32.1	92.1

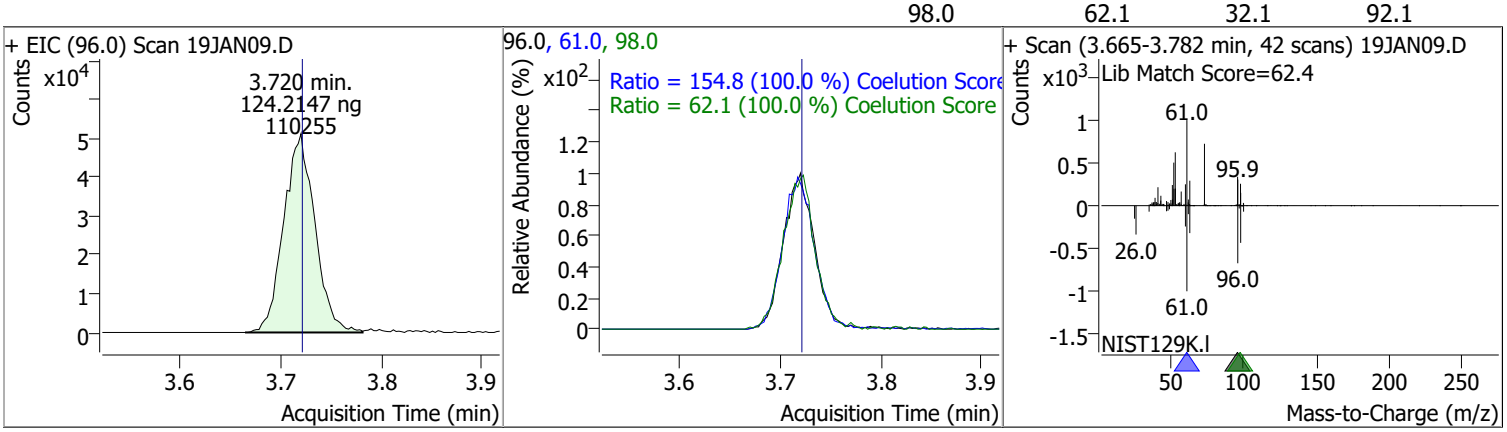

Compound	Conc.	RT	Dev(Min)	Resp.	QIon	QRatio	Lower	Upper
Methyl tert-butyl ether (MTBE)	123.4648	3.75	0.00	136973	57.0	24.6	0.0	54.6

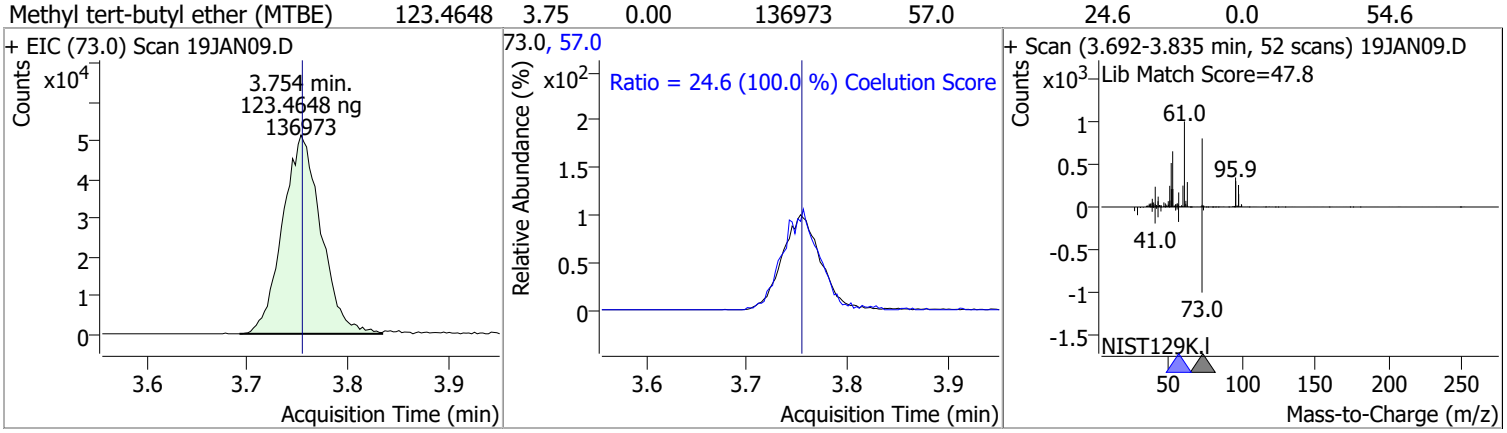

Compound	Conc.	RT	Dev(Min)	Resp.	QIon	QRatio	Lower	Upper
1,1-Dichloroethane	123.8038	4.38	0.00	205663	65.0	31.0	1.0	61.0
					83.0	12.7	0.0	42.7

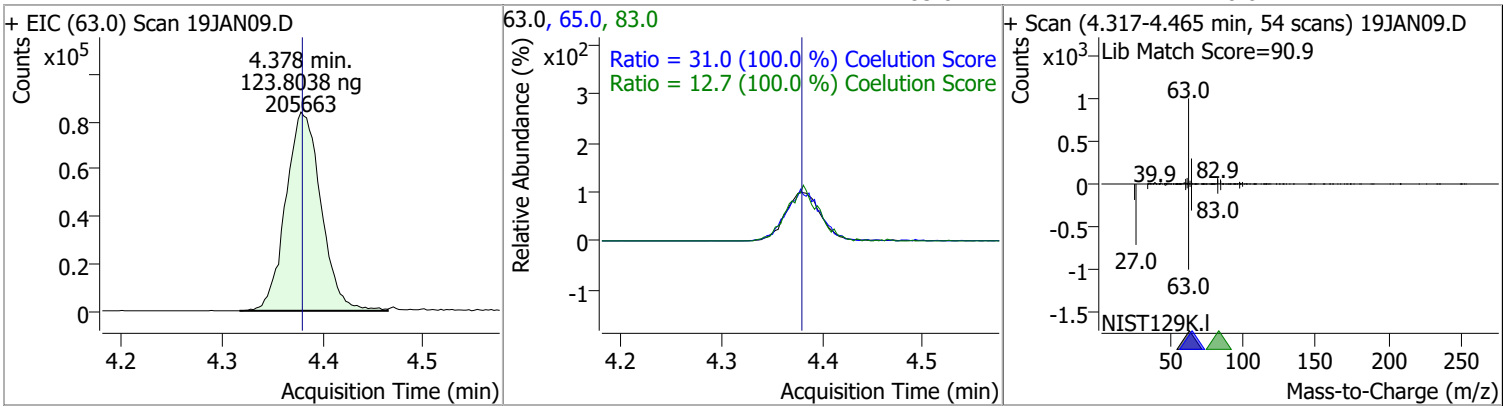

Compound	Conc.	RT	Dev(Min)	Resp.	QIon	QRatio	Lower	Upper
2,2-Dichloropropane	122.5736	5.19	0.00	153450	41.0	68.8	38.8	98.8
					97.0	23.9	0.0	53.9

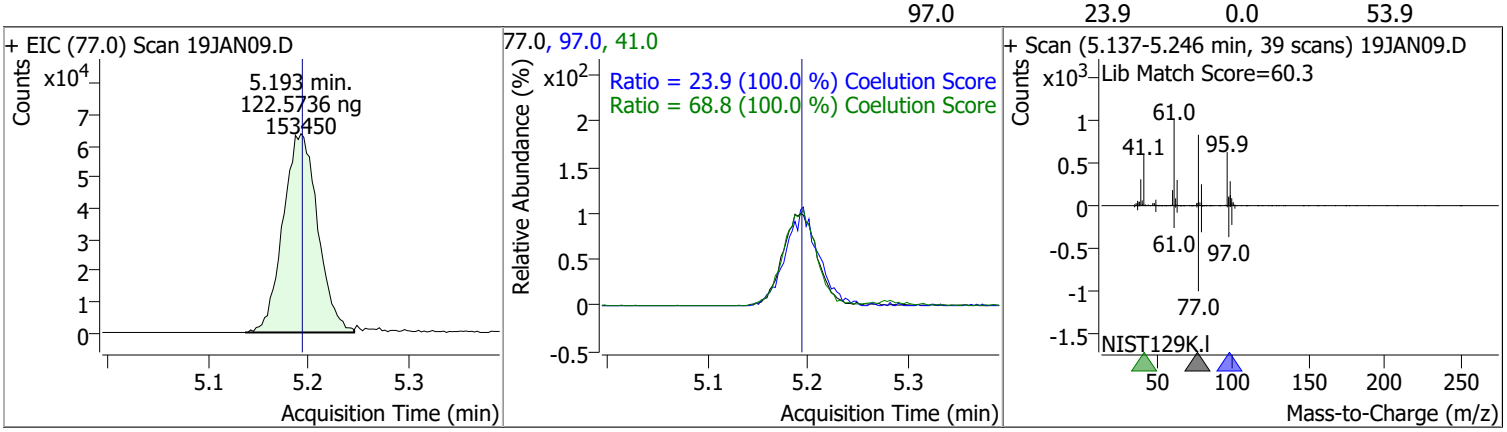

Compound	Conc.	RT	Dev(Min)	Resp.	QIon	QRatio	Lower	Upper
cis-1,2-Dichloroethene	125.5204	5.21	0.00	112808	61.0	160.4	130.4	190.4
					98.0	66.2	36.2	96.2

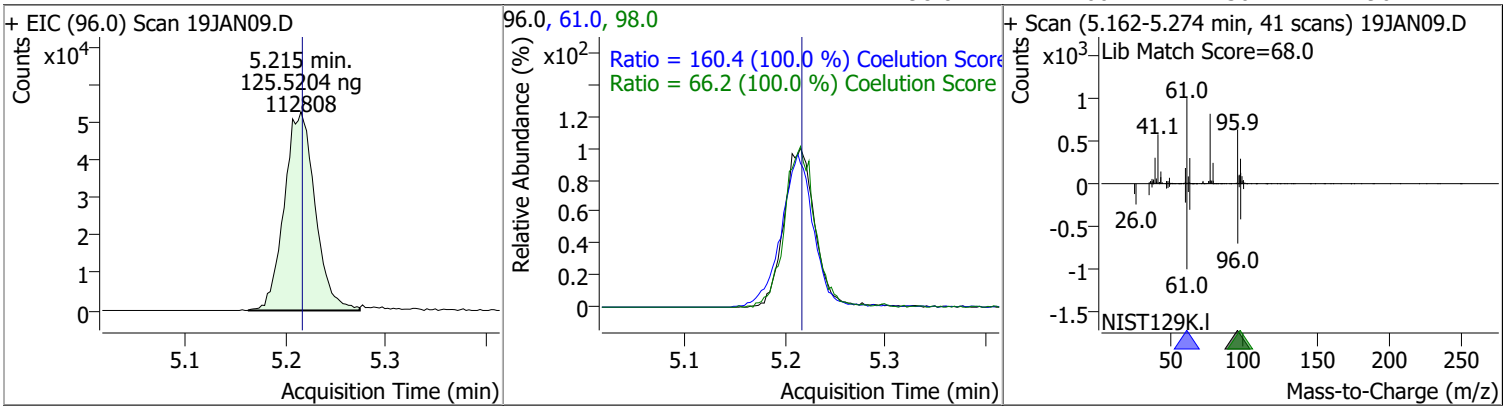

Compound	Conc.	RT	Dev(Min)	Resp.	QIon	QRatio	Lower	Upper
Methyl ethyl ketone	1186.5197	5.28	0.00	154105	72.0	20.6	0.0	50.6

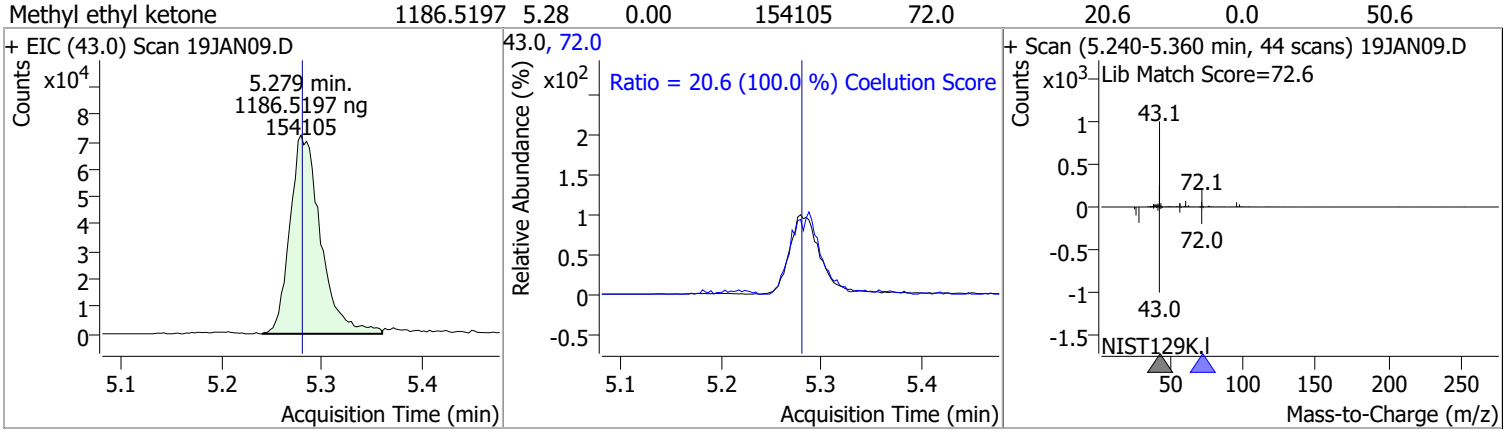

Compound	Conc.	RT	Dev(Min)	Resp.	QIon	QRatio	Lower	Upper
Bromochloromethane	124.0258	5.52	0.00	45958	49.0	182.2	152.2	212.2

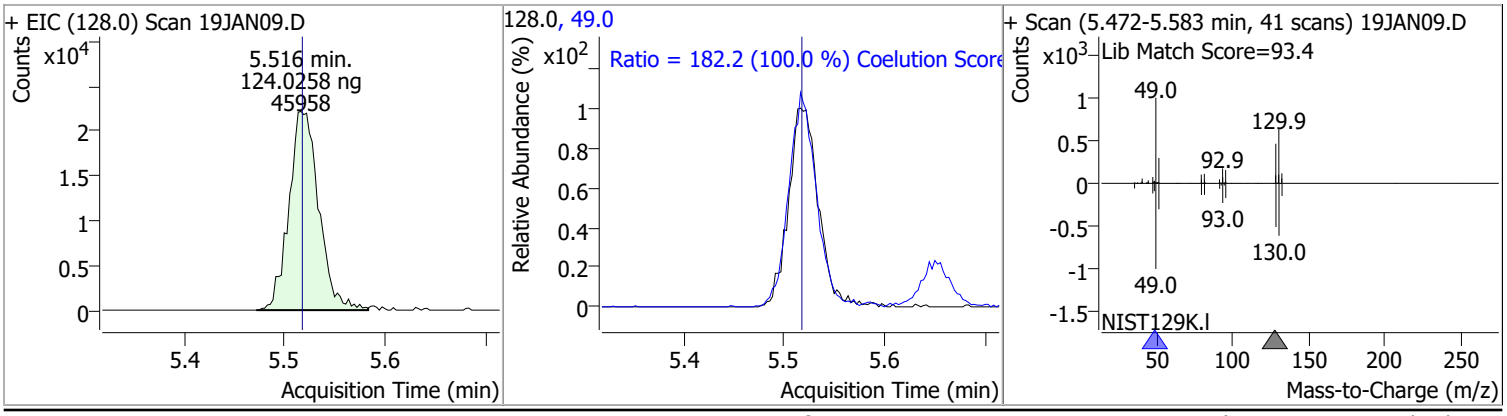

Compound	Conc.	RT	Dev(Min)	Resp.	QIon	QRatio	Lower	Upper
Chloroform	118.3246	5.65	0.00	196261	85.0	66.2	36.2	96.2

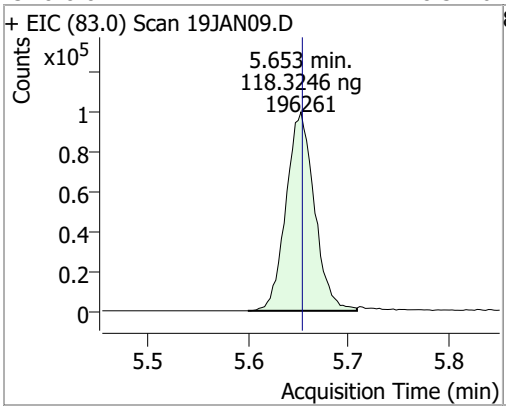

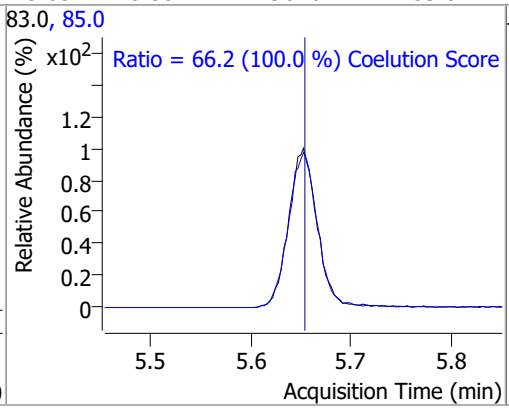

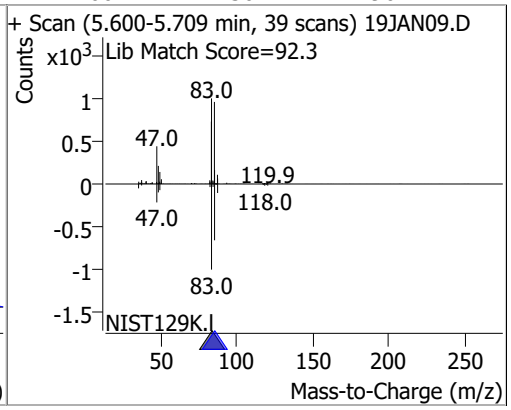

Compound	Conc.	RT	Dev(Min)	Resp.	QIon	QRatio	Lower	Upper
1,1,1-Trichloroethane	123.8043	5.83	0.00	189468	99.0	63.1	33.1	93.1
					61.0	49.1	19.1	79.1

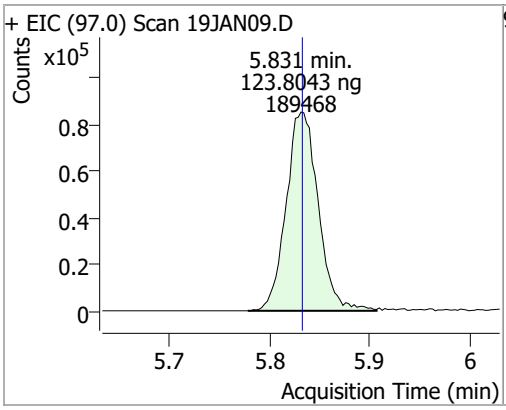

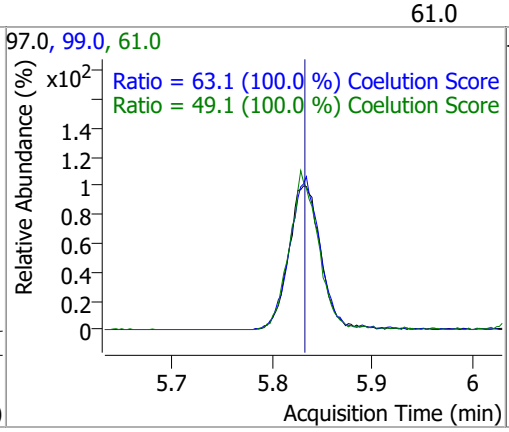

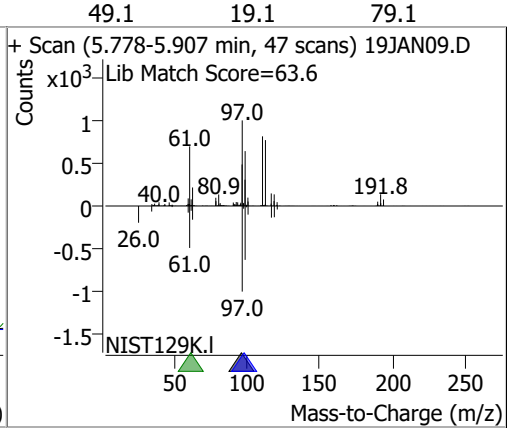

Compound	Conc.	RT	Dev(Min)	Resp.	QIon	QRatio	Lower	Upper
Dibromofluoromethane	121.8025	5.85	0.00	100821	191.5	23.2	0.0	53.2

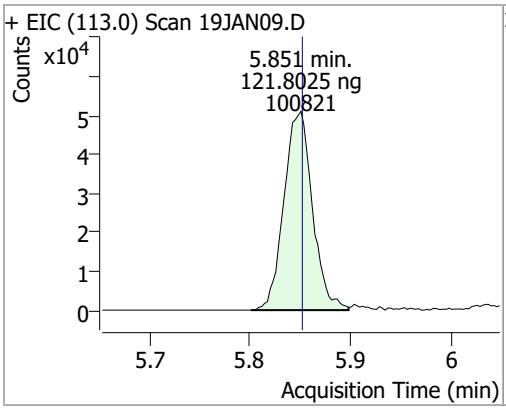

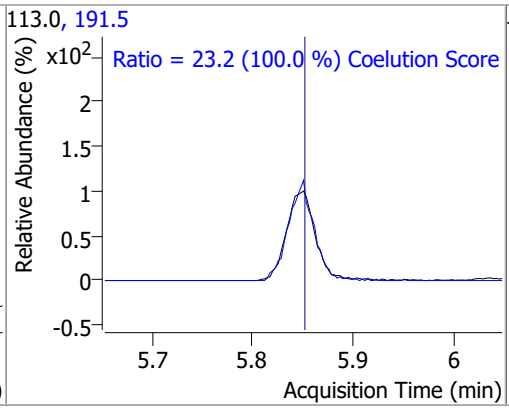

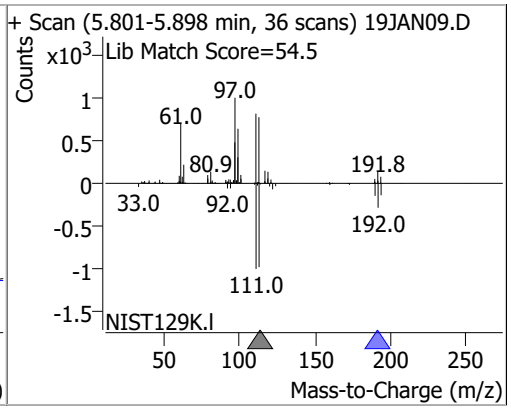

Compound	Conc.	RT	Dev(Min)	Resp.	QIon	QRatio	Lower	Upper
Carbon tetrachloride	123.9520	6.02	0.00	183978	119.0	97.6	67.6	127.6
					121.0	30.7	0.7	60.7

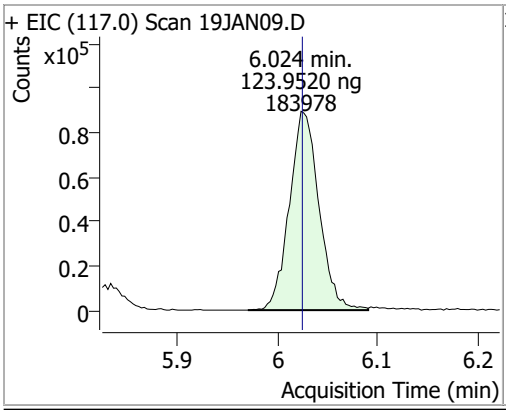

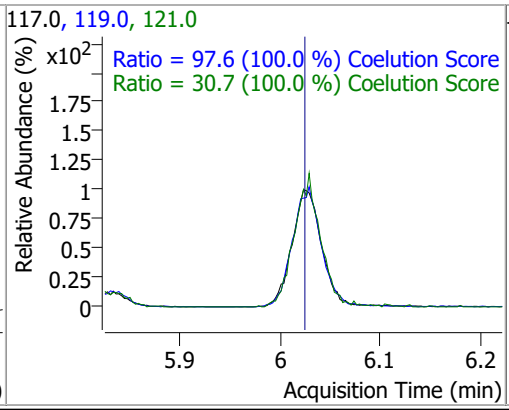

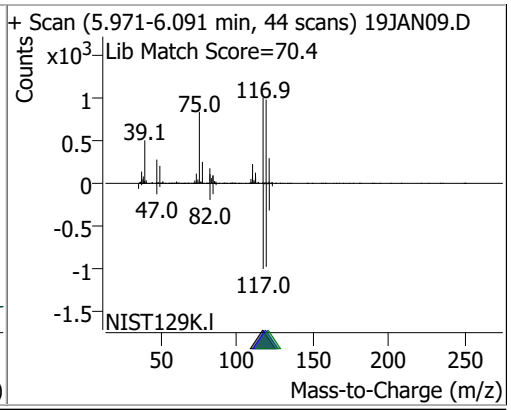

Quantitation Results Report (QT Reviewed)

Compound	Conc.	RT	Dev(Min)	Resp.	QIon	QRatio	Lower	Upper
1,1-Dichloropropene	125.9718	6.04	0.00	156331	110.0	35.6	5.6	65.6
					77.0	31.0	1.0	61.0

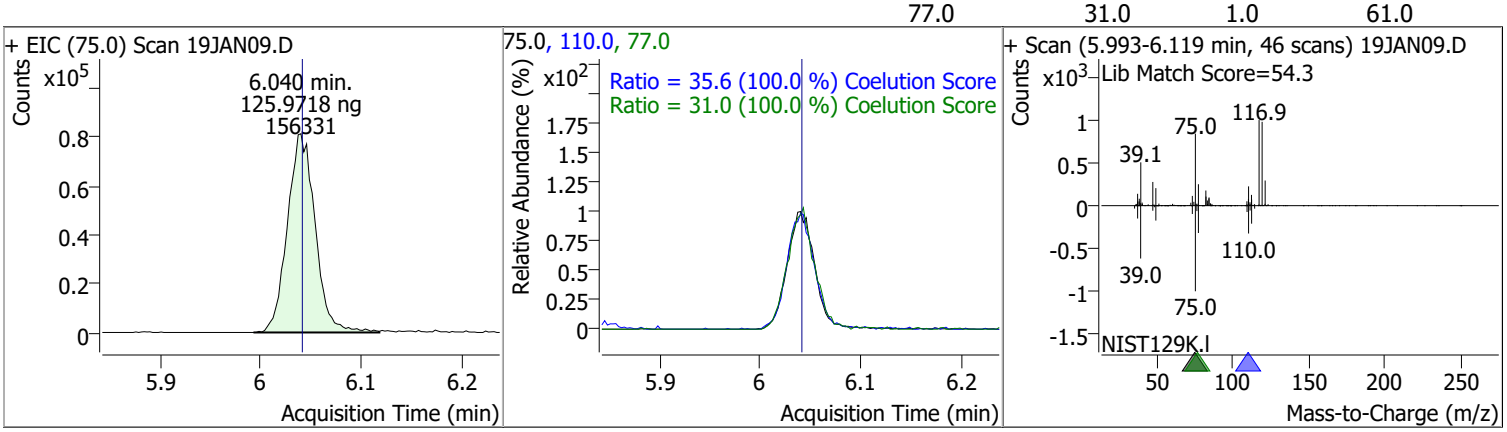

Compound	Conc.	RT	Dev(Min)	Resp.	QIon	QRatio	Lower	Upper
1,2-Dichloroethane-d4	126.7303	6.23	0.00	45314	65.0	192.8	162.8	222.8

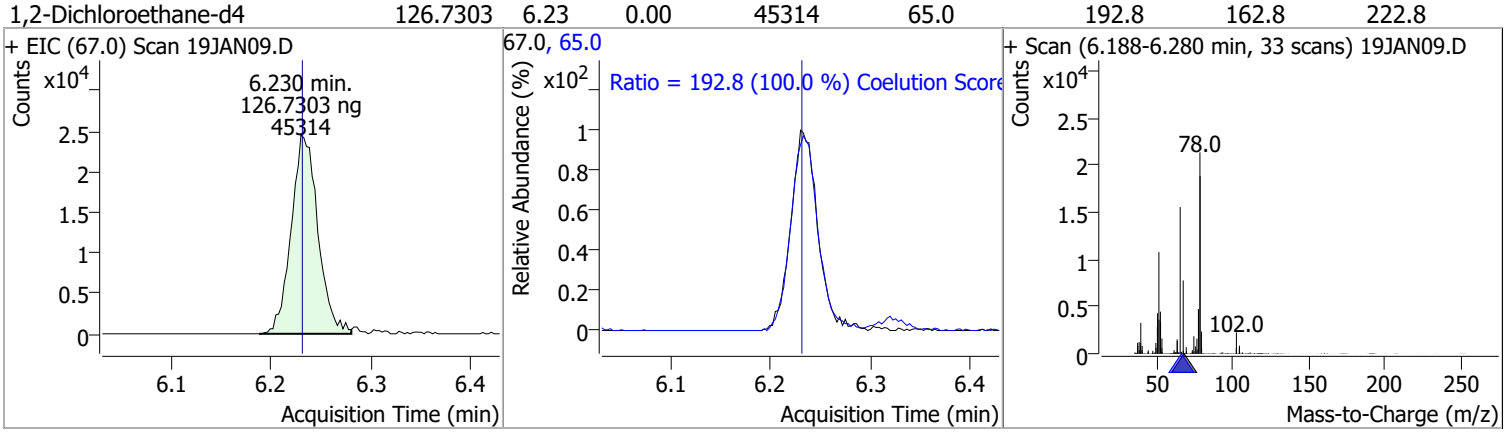

Compound	Conc.	RT	Dev(Min)	Resp.	QIon	QRatio	Lower	Upper
Benzene	124.4545	6.28	0.00	424881	77.0	23.3	0.0	53.3

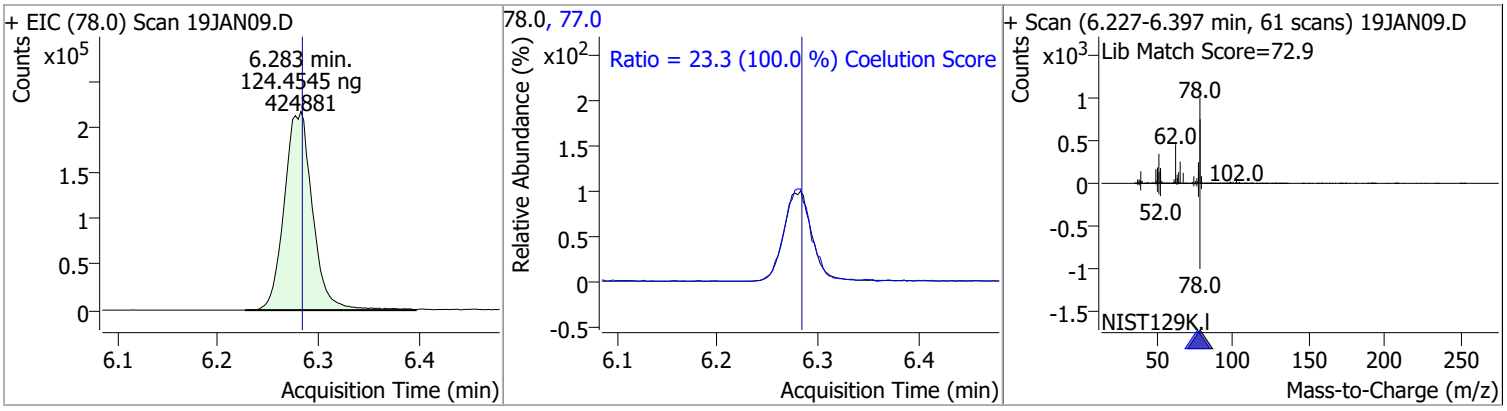

Compound	Conc.	RT	Dev(Min)	Resp.	QIon	QRatio	Lower	Upper
1,2-Dichloroethane	115.6442	6.32	0.00	109046	64.0	32.2	2.2	62.2
					98.0	8.2	0.0	38.2

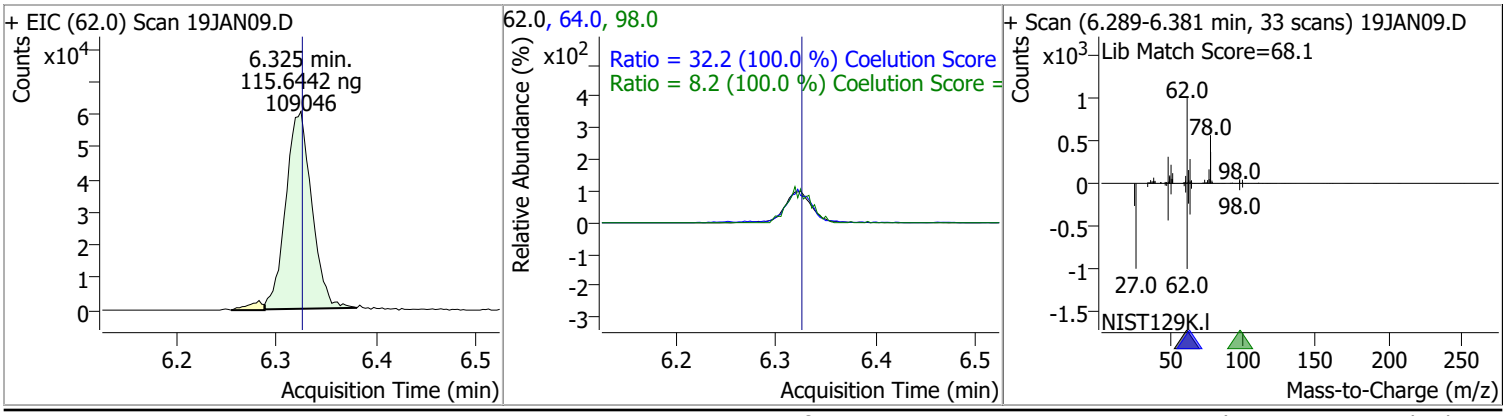

Quantitation Results Report (QT Reviewed)

Compound	Conc.	RT	Dev(Min)	Resp.	QIon	QRatio	Lower	Upper
Trichloroethene	121.8095	7.02	0.00	120511	130.0	105.6	75.6	135.6
					97.0	65.7	35.7	95.7

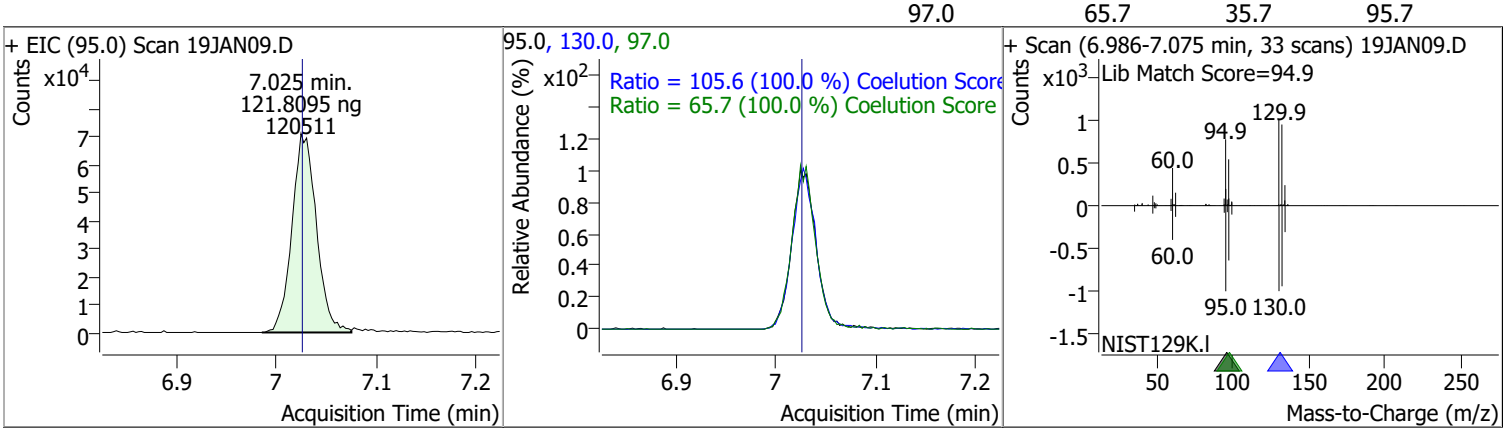

Compound	Conc.	RT	Dev(Min)	Resp.	QIon	QRatio	Lower	Upper
1,2-Dichloropropane	122.9589	7.27	0.00	106955	76.0	39.8	9.8	69.8

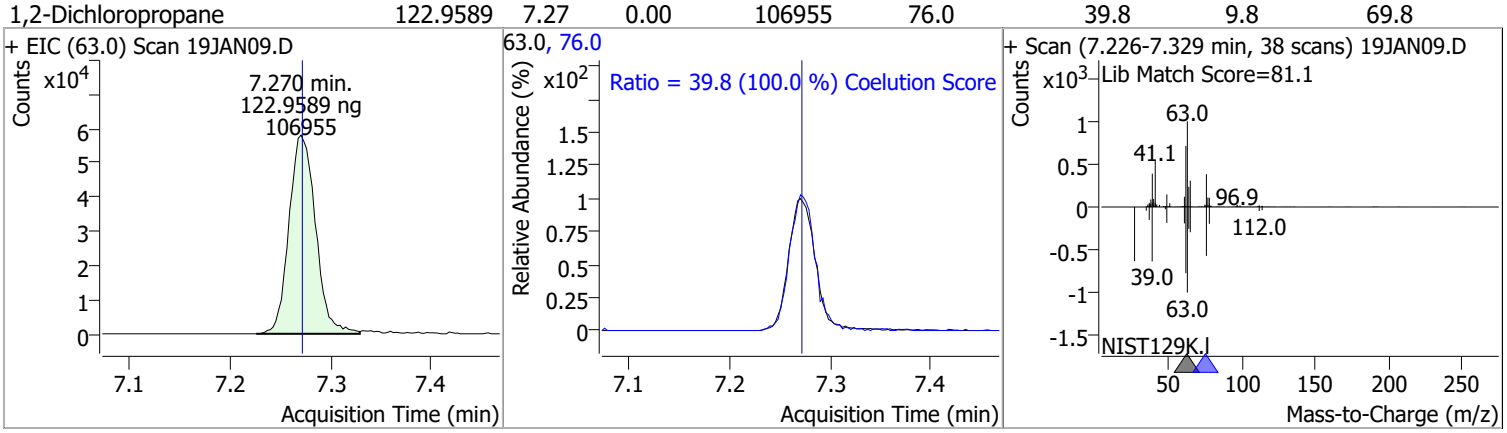

Compound	Conc.	RT	Dev(Min)	Resp.	QIon	QRatio	Lower	Upper
Dibromomethane	121.7998	7.40	0.00	44657	173.5	108.2	78.2	138.2
					95.0	84.5	54.5	114.5

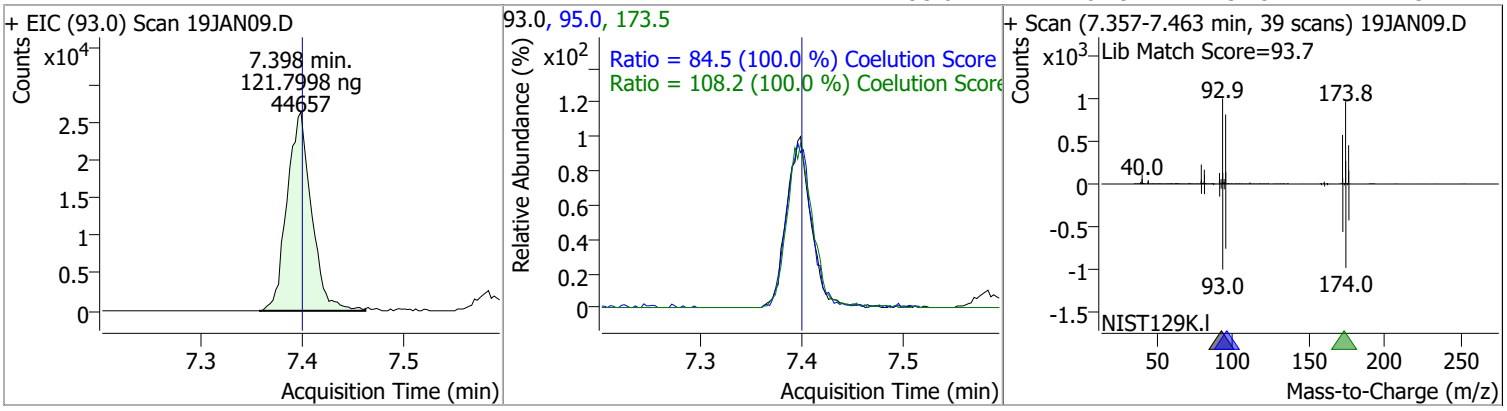

Compound	Conc.	RT	Dev(Min)	Resp.	QIon	QRatio	Lower	Upper
Bromodichloromethane	121.2255	7.58	0.00	124982	85.0	66.3	36.3	96.3
					127.0	9.5	0.0	39.5

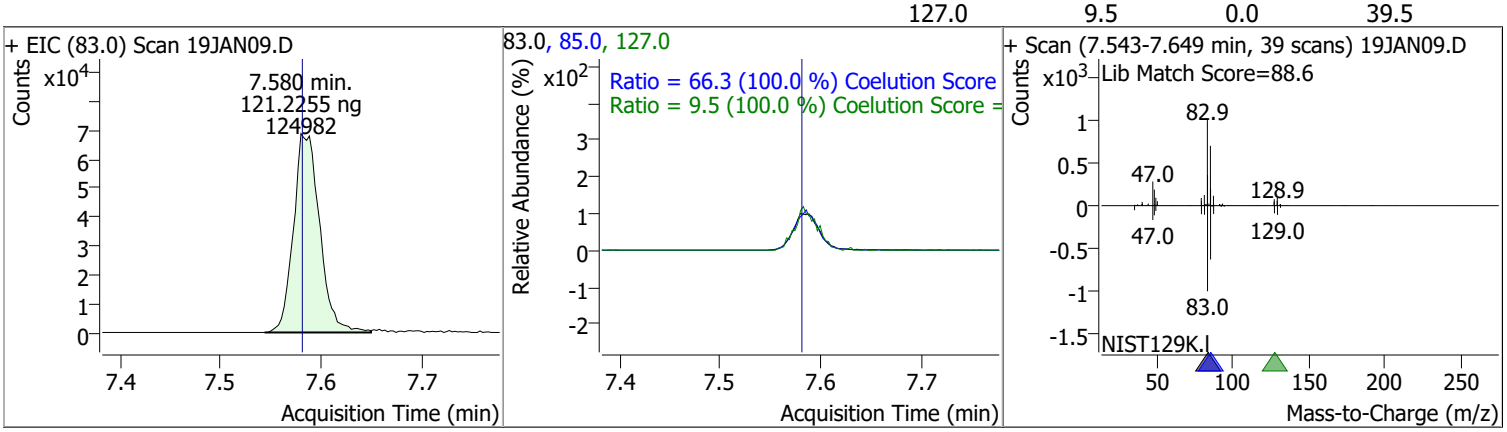

Compound	Conc.	RT	Dev(Min)	Resp.	QIon	QRatio	Lower	Upper
cis-1,3-Dichloropropene	123.4003	8.06	0.00	139607	39.0	52.5	22.5	82.5
					77.0	31.8	1.8	61.8

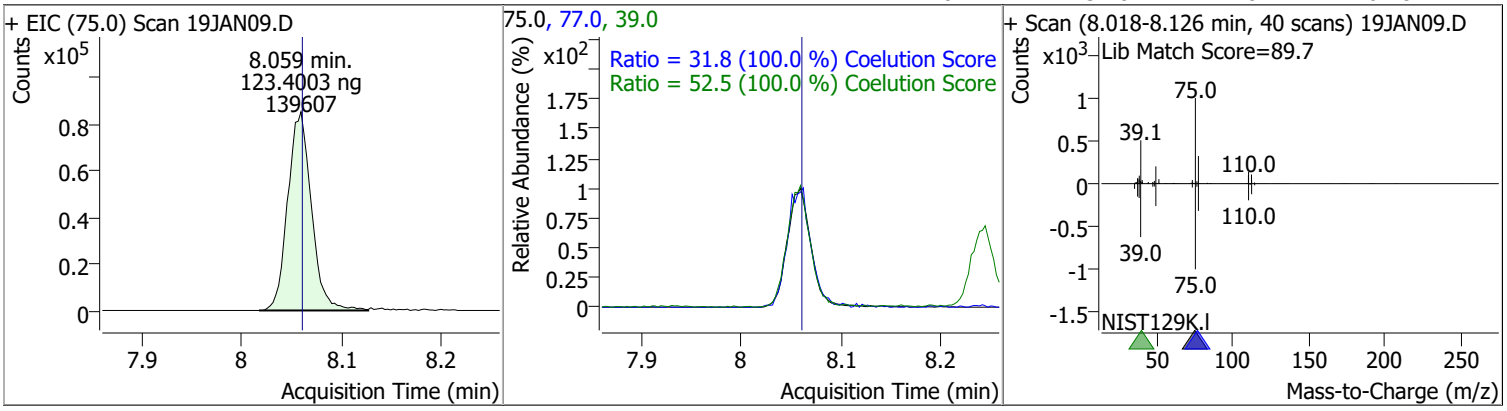

Compound	Conc.	RT	Dev(Min)	Resp.	QIon	QRatio	Lower	Upper
Toluene-d8	128.0381	8.32	0.00	412799	100.0	64.3	34.3	94.3
					99.0	9.2	0.0	39.2

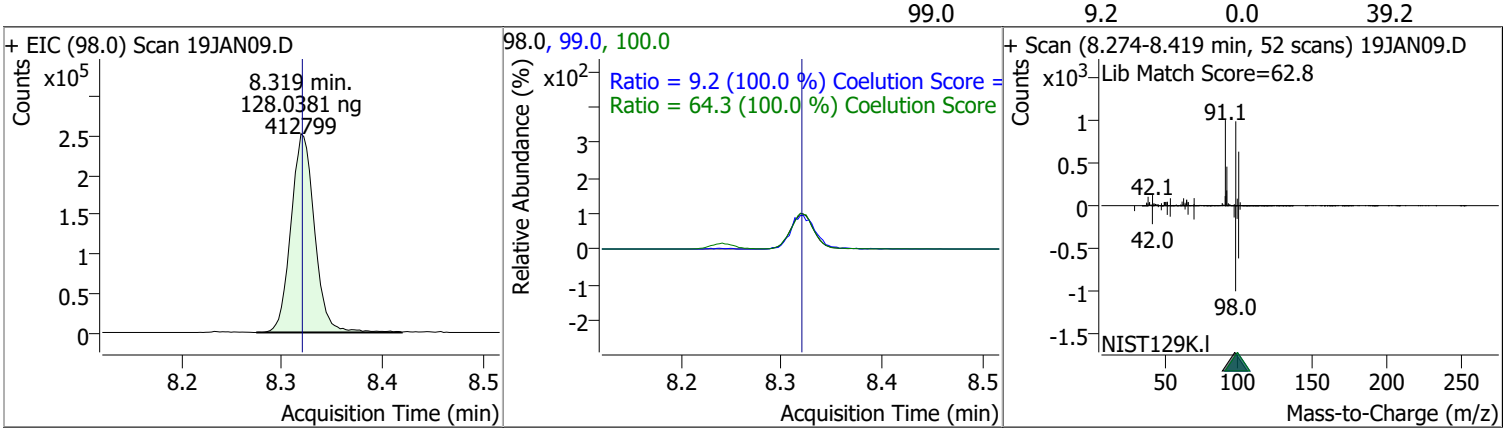

Quantitation Results Report (QT Reviewed)

Compound	Conc.	RT	Dev(Min)	Resp.	QIon	QRatio	Lower	Upper
Toluene	125.4292	8.39	0.00	269549	91.0	174.1	144.1	204.1

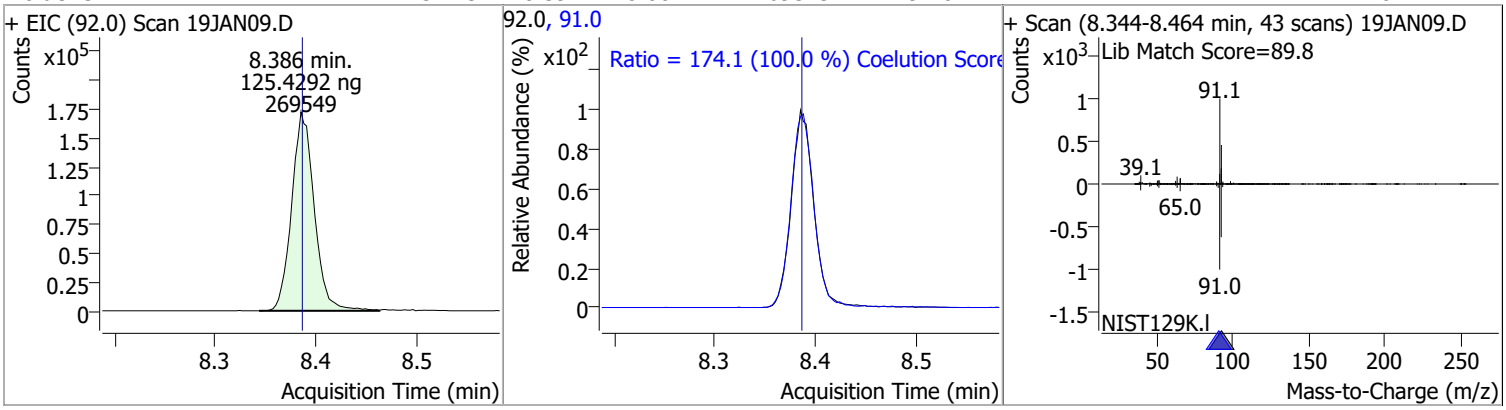

Compound	Conc.	RT	Dev(Min)	Resp.	QIon	QRatio	Lower	Upper
trans-1,3-Dichloropropene	124.6280	8.64	0.00	102846	39.0	53.0	23.0	83.0
					77.0	31.0	1.0	61.0

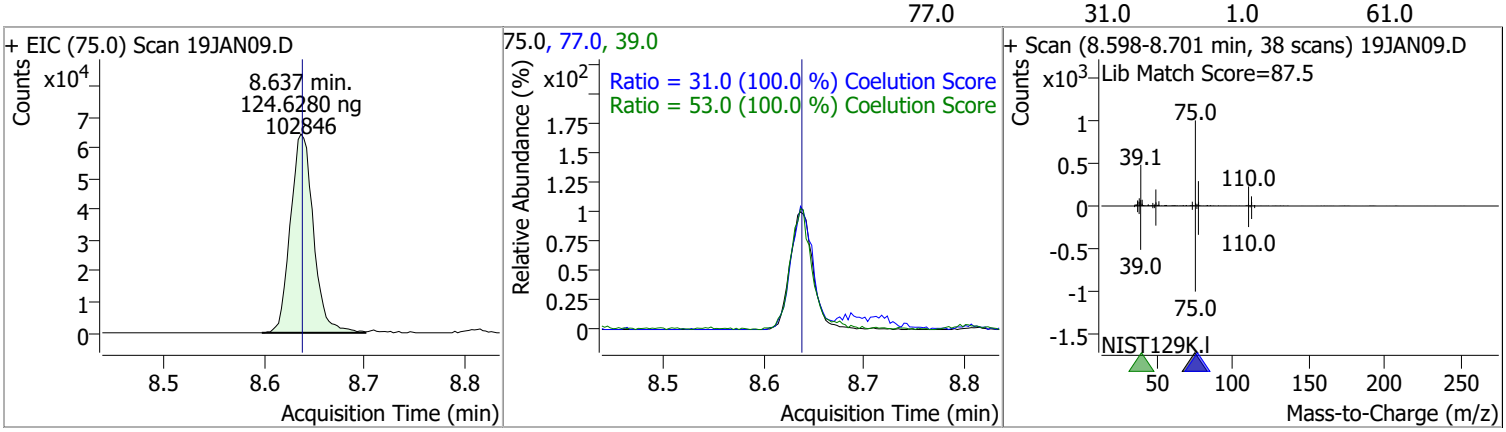

Compound	Conc.	RT	Dev(Min)	Resp.	QIon	QRatio	Lower	Upper
1,1,2-Trichloroethane	125.7824	8.82	0.00	52780	97.0	110.7	80.7	140.7
					85.0	60.7	30.7	90.7

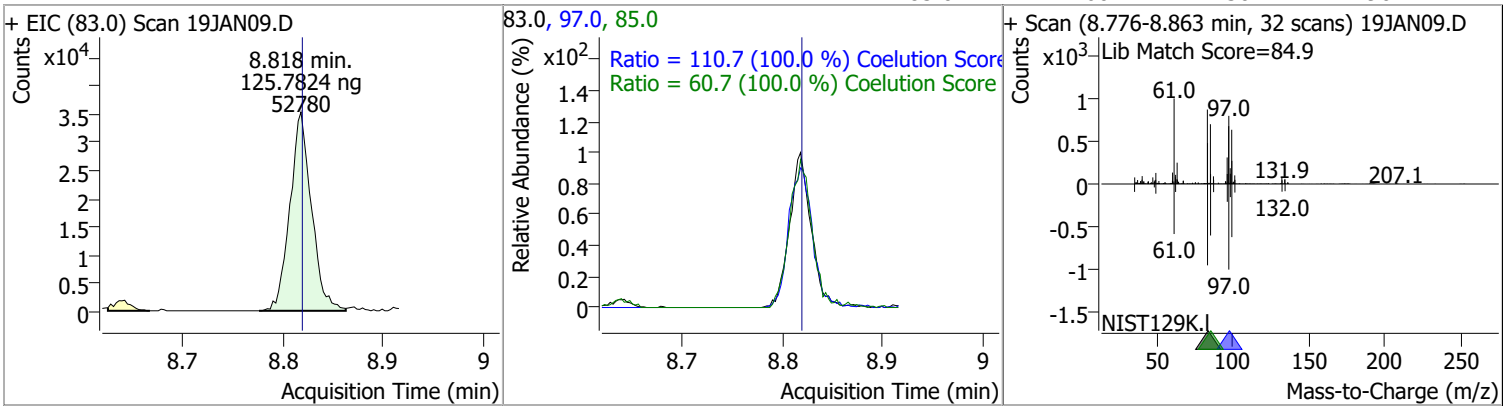

Quantitation Results Report (QT Reviewed)

Compound	Conc.	RT	Dev(Min)	Resp.	QIon	QRatio	Lower	Upper
Tetrachloroethene	125.3035	8.94	0.00	109194	165.8	126.1	96.1	156.1
					129.0	90.5	60.5	120.5

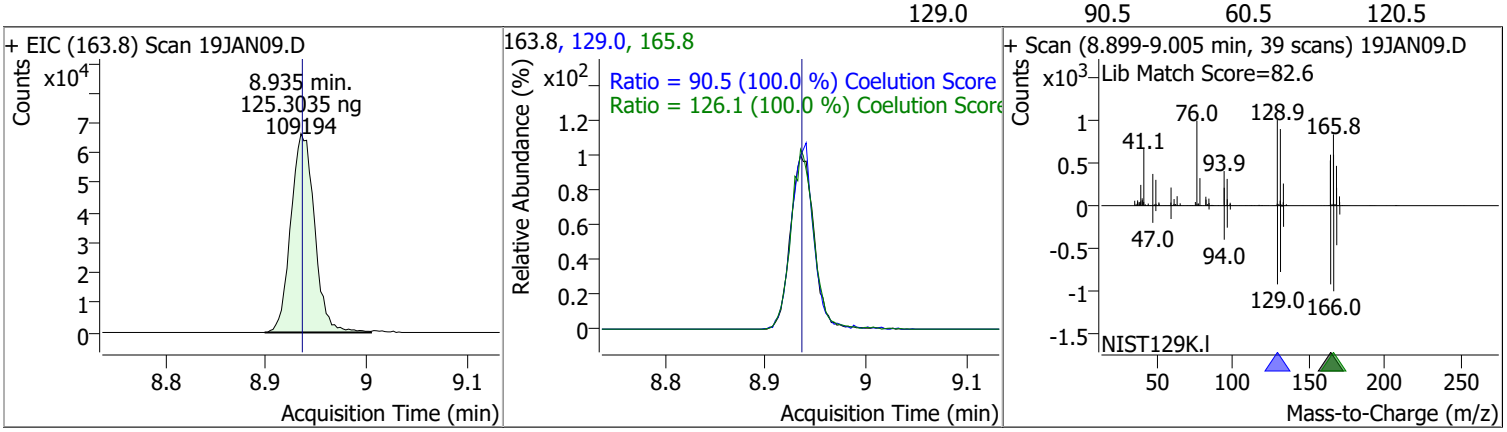

Compound	Conc.	RT	Dev(Min)	Resp.	QIon	QRatio	Lower	Upper
1,3-Dichloropropane	119.3950	8.98	0.00	101384	78.0	32.4	2.4	62.4

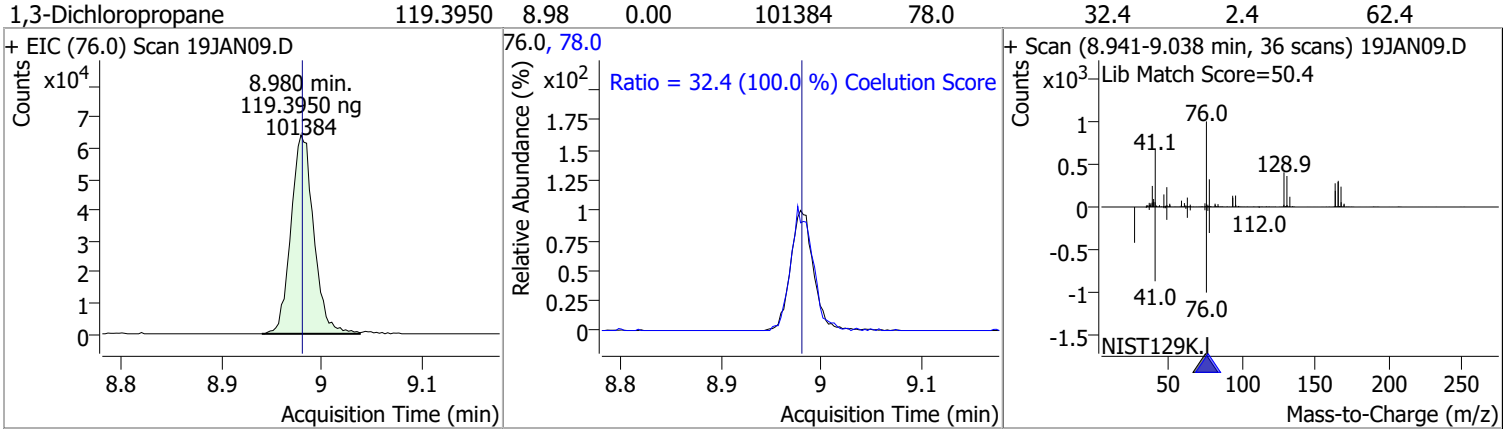

Compound	Conc.	RT	Dev(Min)	Resp.	QIon	QRatio	Lower	Upper
Chlorodibromomethane	123.0729	9.21	0.00	83172	127.0	77.2	47.2	107.2

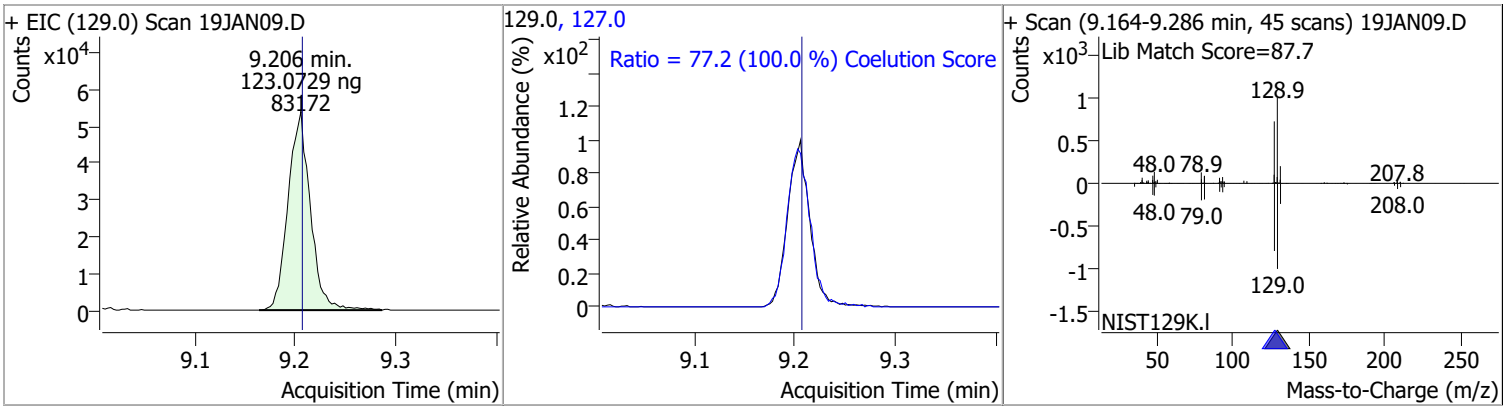

Compound	Conc.	RT	Dev(Min)	Resp.	QIon	QRatio	Lower	Upper
1,2-Dibromoethane	126.2047	9.30	0.00	58489	109.0	91.5	61.5	121.5

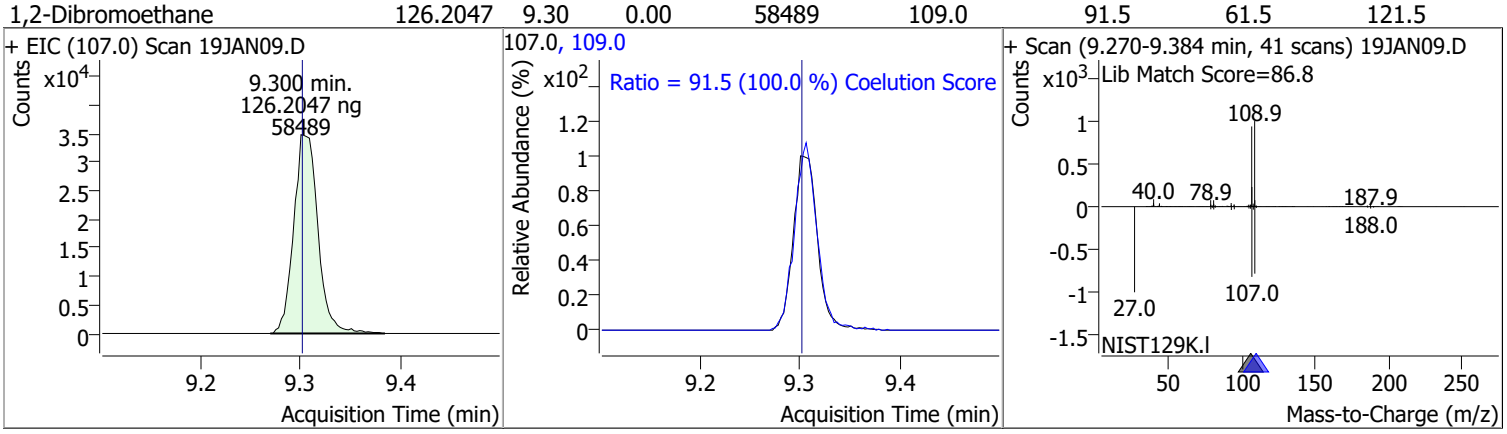

Quantitation Results Report (QT Reviewed)

Compound	Conc.	RT	Dev(Min)	Resp.	QIon	QRatio	Lower	Upper
Chlorobenzene	122.8185	9.80	0.00	289340	114.0	32.2	2.2	62.2

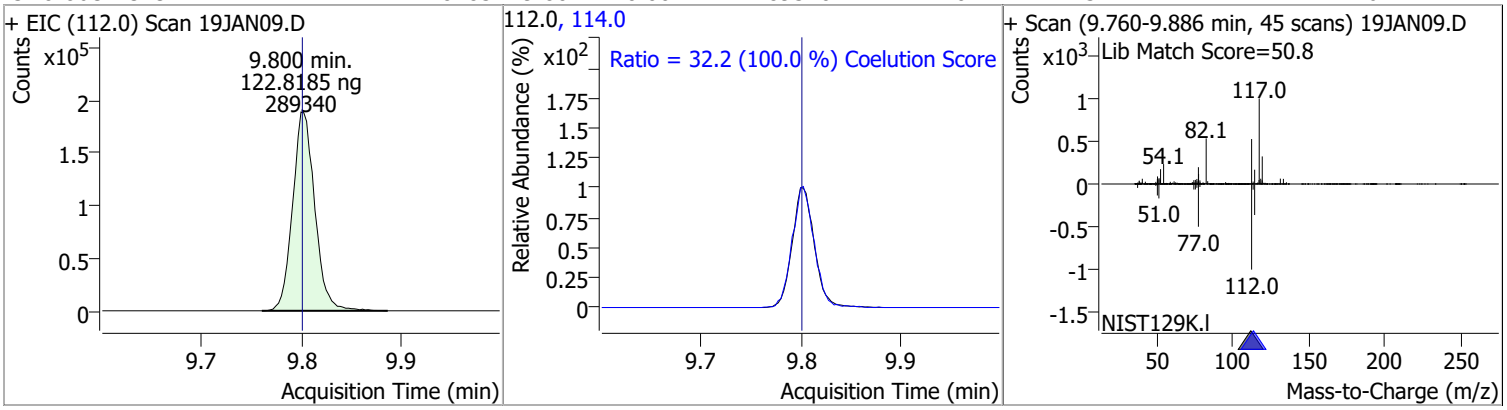

Compound	Conc.	RT	Dev(Min)	Resp.	QIon	QRatio	Lower	Upper
1,1,1,2-Tetrachloroethane	122.7951	9.89	0.00	101500	133.0	95.3	65.3	125.3

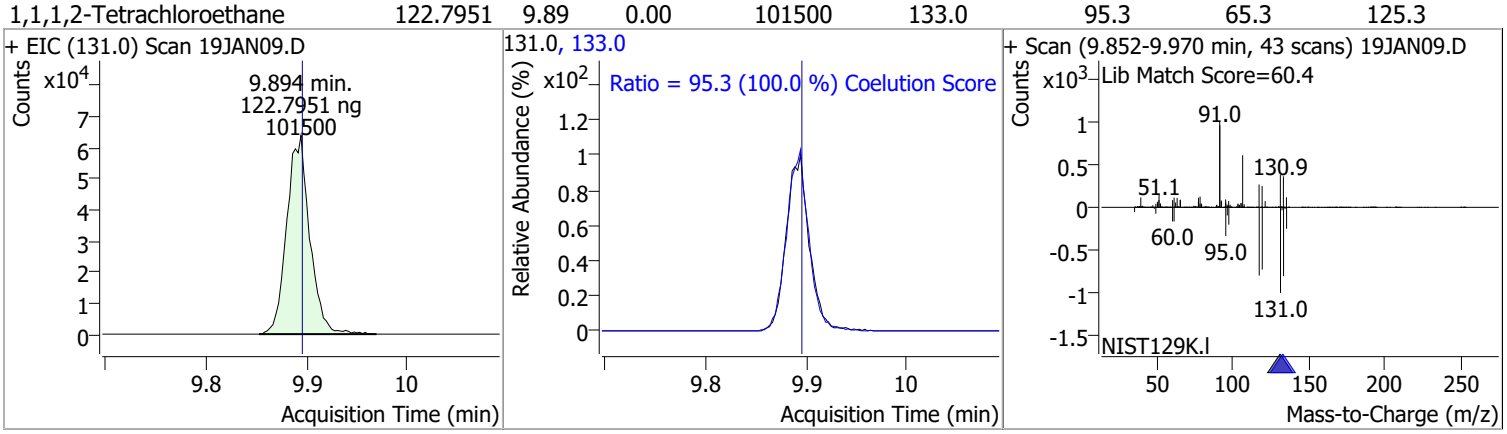

Compound	Conc.	RT	Dev(Min)	Resp.	QIon	QRatio	Lower	Upper
Ethylbenzene	123.1021	9.92	0.00	505127	106.0	31.7	1.7	61.7

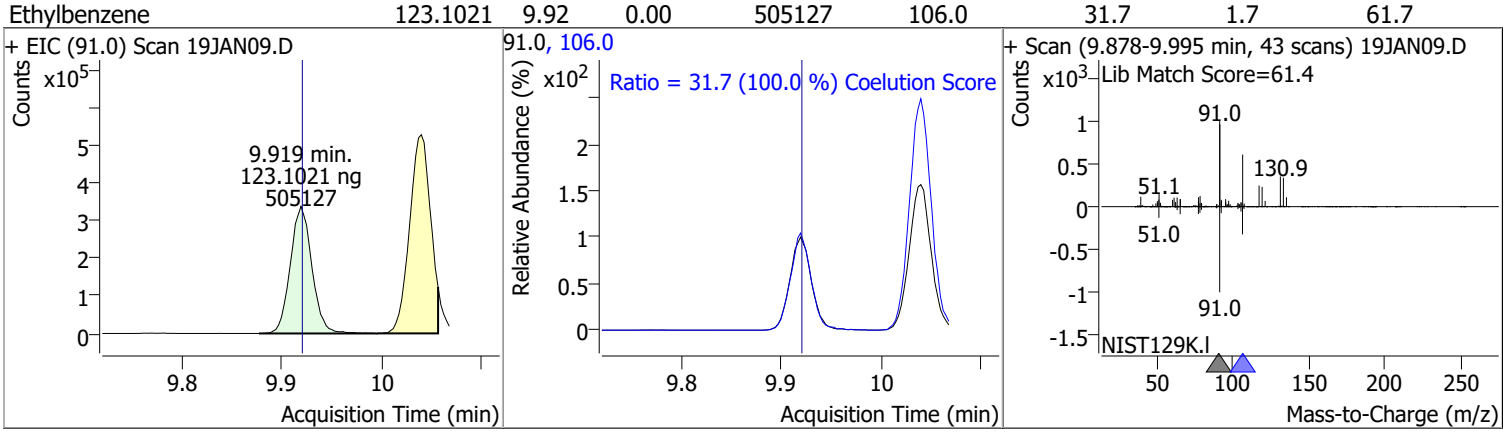

Compound	Conc.	RT	Dev(Min)	Resp.	QIon	QRatio	Lower	Upper
m+p-Xylenes	248.1048	10.04	0.00	405724	91.0	200.7	170.7	230.7

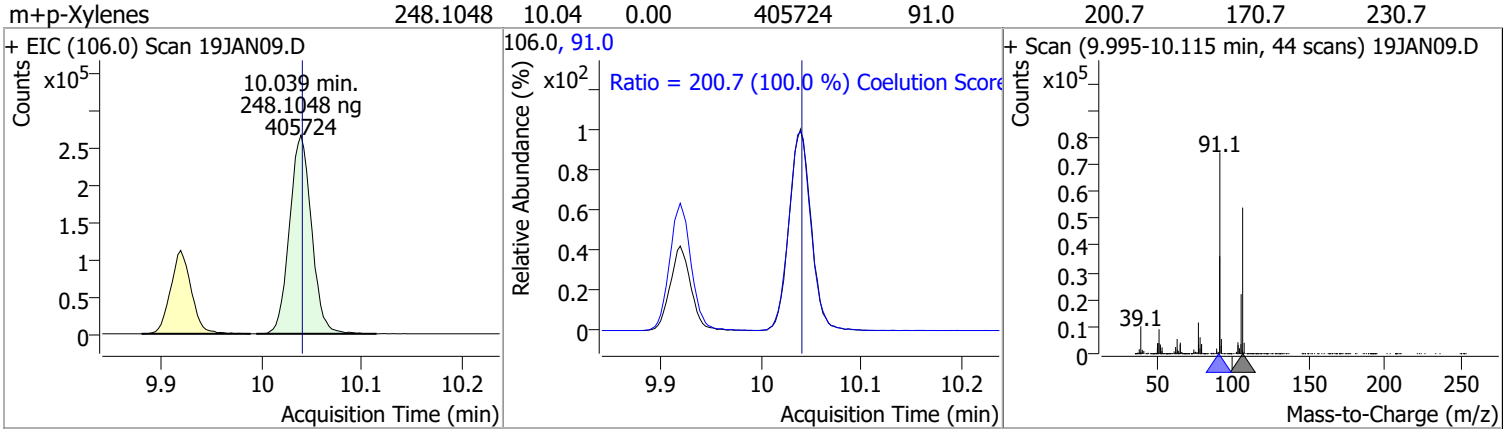

Quantitation Results Report (QT Reviewed)

Compound	Conc.	RT	Dev(Min)	Resp.	QIon	QRatio	Lower	Upper
o-Xylene	125.1872	10.43	0.00	179108	91.0	211.4	181.4	241.4

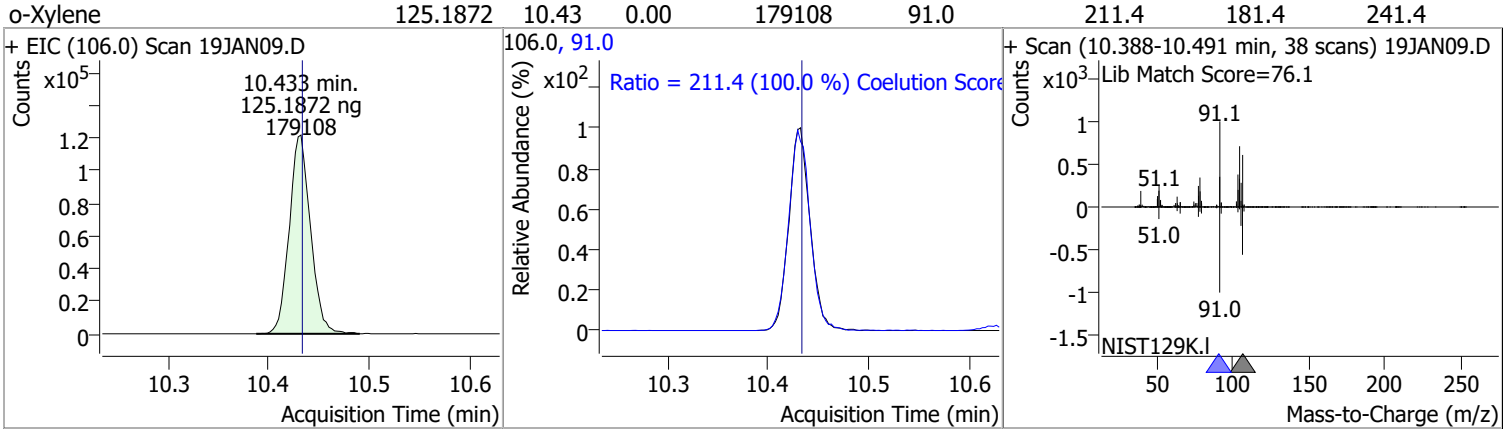

Compound	Conc.	RT	Dev(Min)	Resp.	QIon	QRatio	Lower	Upper
Styrene	123.7696	10.45	0.00	292722	78.0	50.6	20.6	80.6

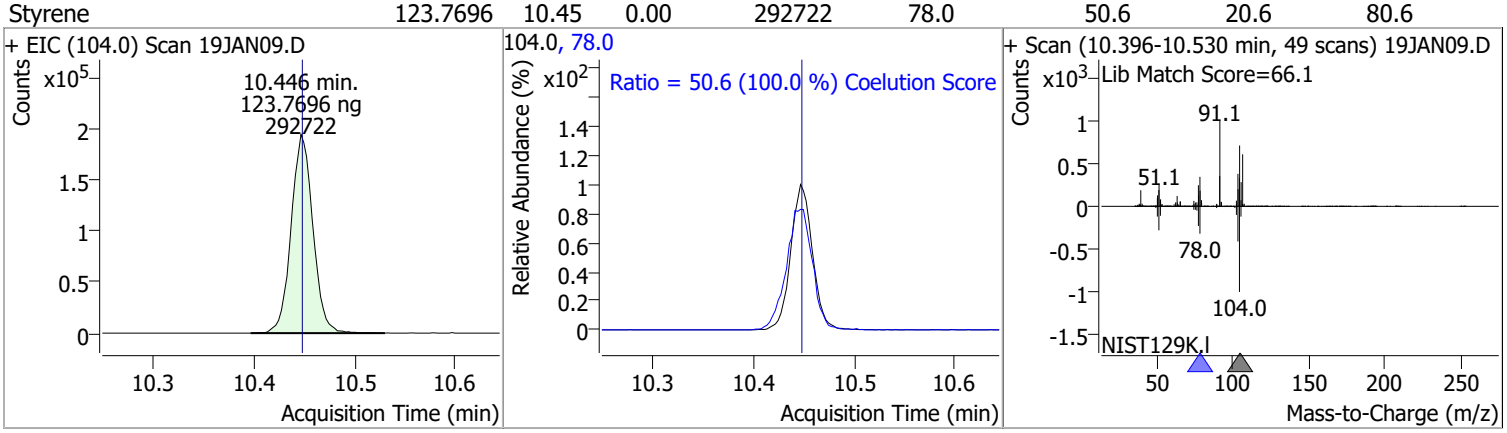

Compound	Conc.	RT	Dev(Min)	Resp.	QIon	QRatio	Lower	Upper
Bromoform	120.9158	10.62	0.00	45045	170.5	50.3	20.3	80.3
					174.5	48.1	18.1	78.1

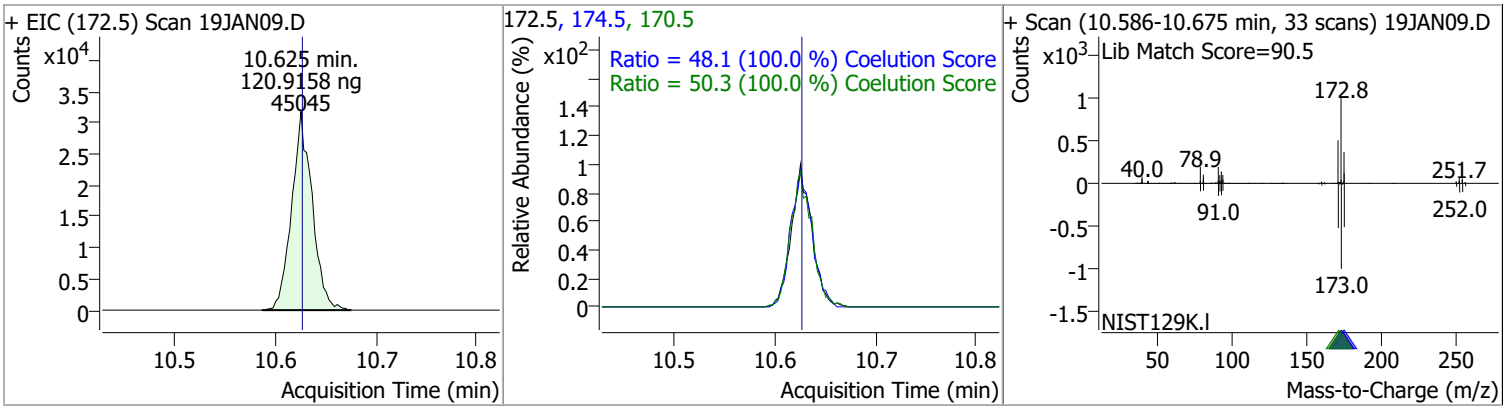

Compound	Conc.	RT	Dev(Min)	Resp.	QIon	QRatio	Lower	Upper
p-Bromofluorobenzene	125.0189	10.95	0.00	128330	174.0	95.3	65.3	125.3
					176.0	93.3	63.3	123.3

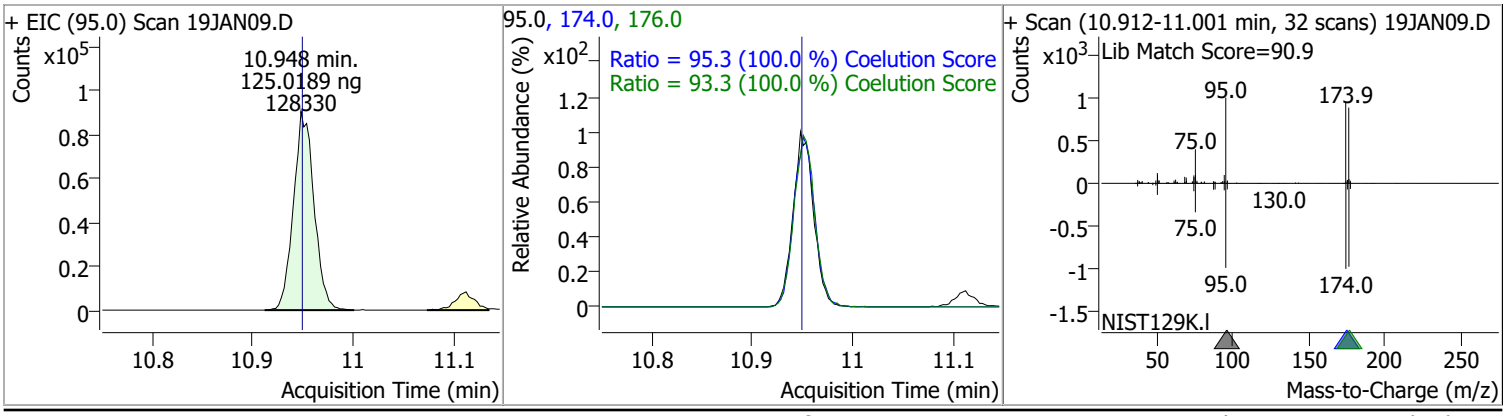

Quantitation Results Report (QT Reviewed)

Compound	Conc.	RT	Dev(Min)	Resp.	QIon	QRatio	Lower	Upper
Bromobenzene	124.5365	11.09	0.00	112733	77.0	143.5	113.5	173.5
					158.0	96.1	66.1	126.1

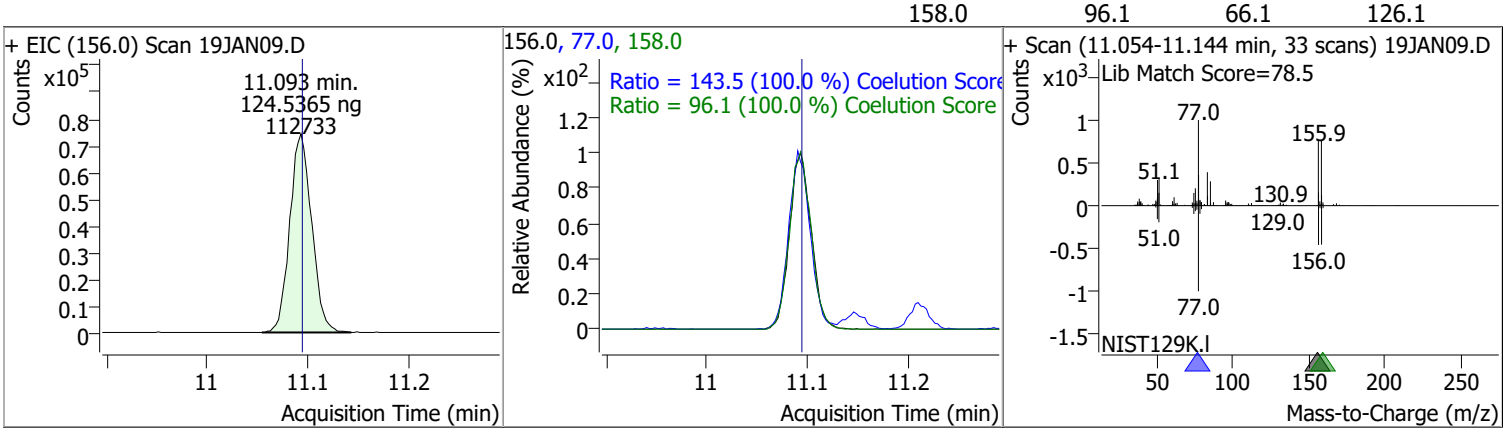

Compound	Conc.	RT	Dev(Min)	Resp.	QIon	QRatio	Lower	Upper
1,1,2,2-Tetrachloroethane	121.3181	11.11	0.00	62640	85.0	63.3	33.3	93.3

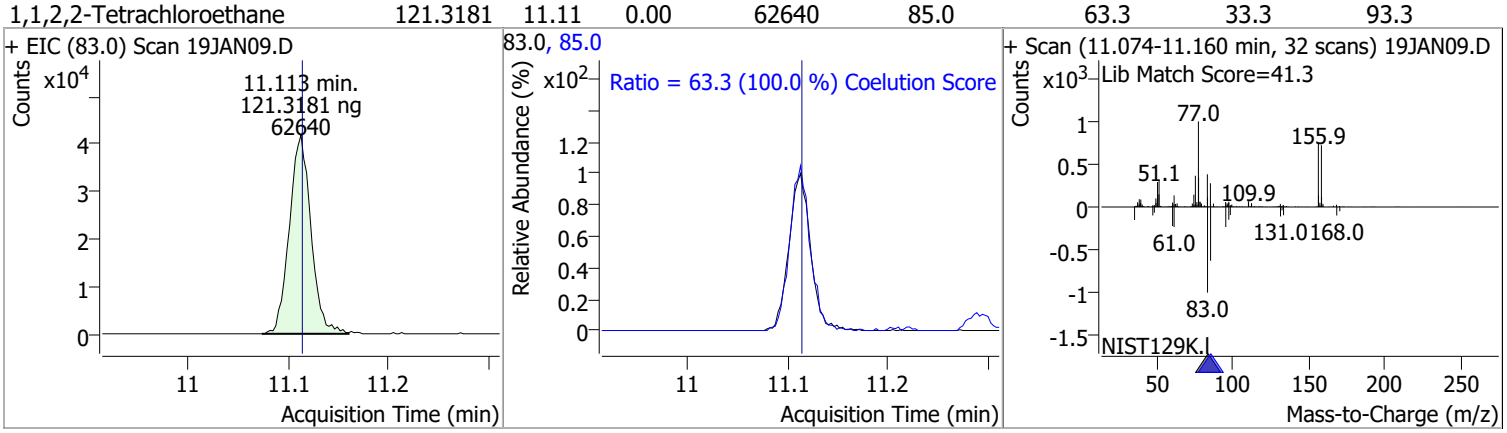

Compound	Conc.	RT	Dev(Min)	Resp.	QIon	QRatio	Lower	Upper
1,2,3-Trichloropropane	120.5610	11.15	0.00	16355	112.0	65.8	35.8	95.8

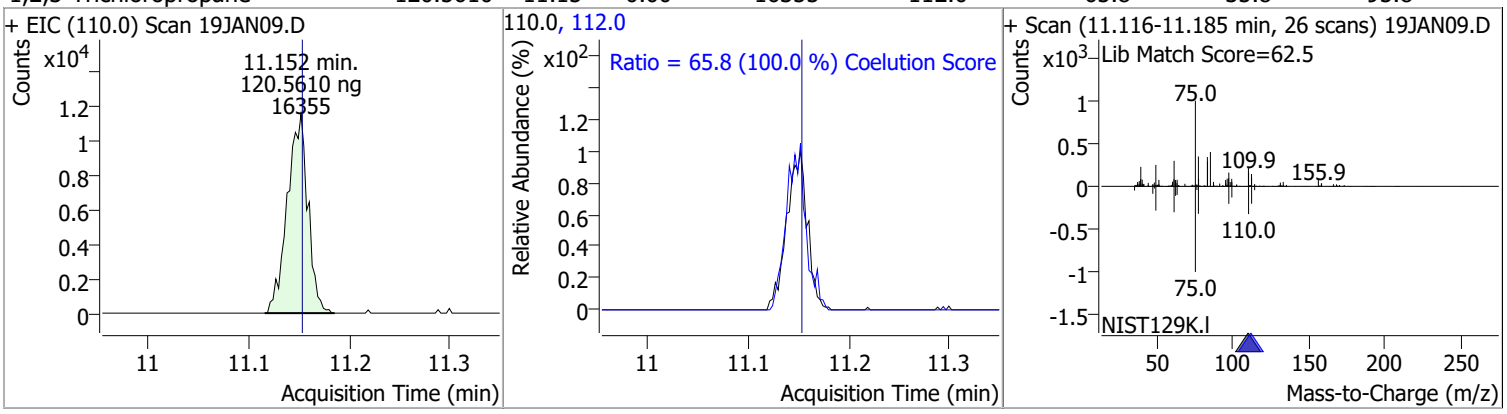

Compound	Conc.	RT	Dev(Min)	Resp.	QIon	QRatio	Lower	Upper
2-Chlorotoluene	127.3956	11.29	0.00	114135	91.0	276.2	246.2	306.2

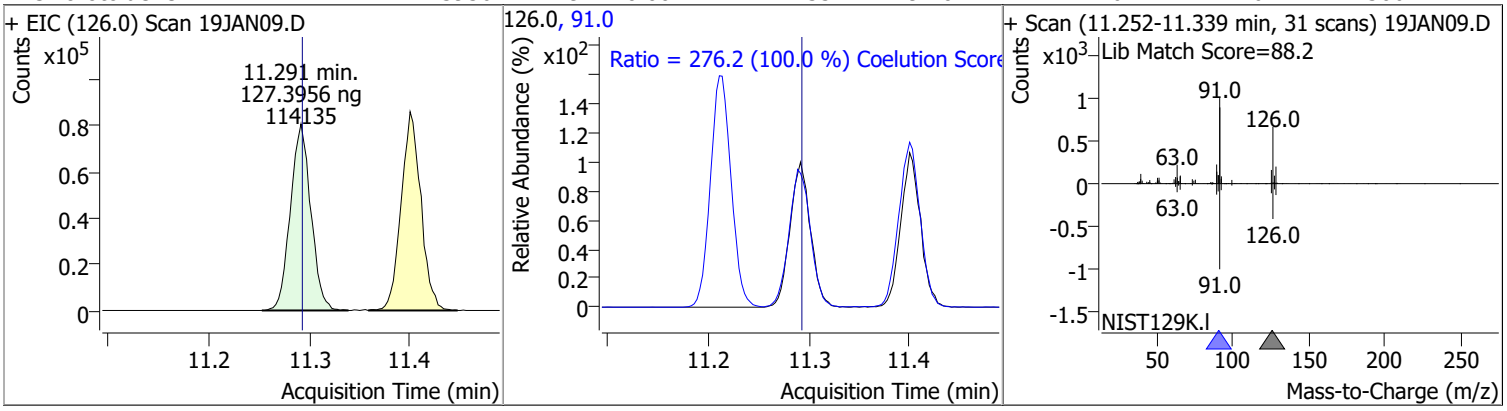

Quantitation Results Report (QT Reviewed)

Compound	Conc.	RT	Dev(Min)	Resp.	QIon	QRatio	Lower	Upper
4-Chlorotoluene	129.5521	11.40	0.00	375931	126.0	31.3	1.3	61.3

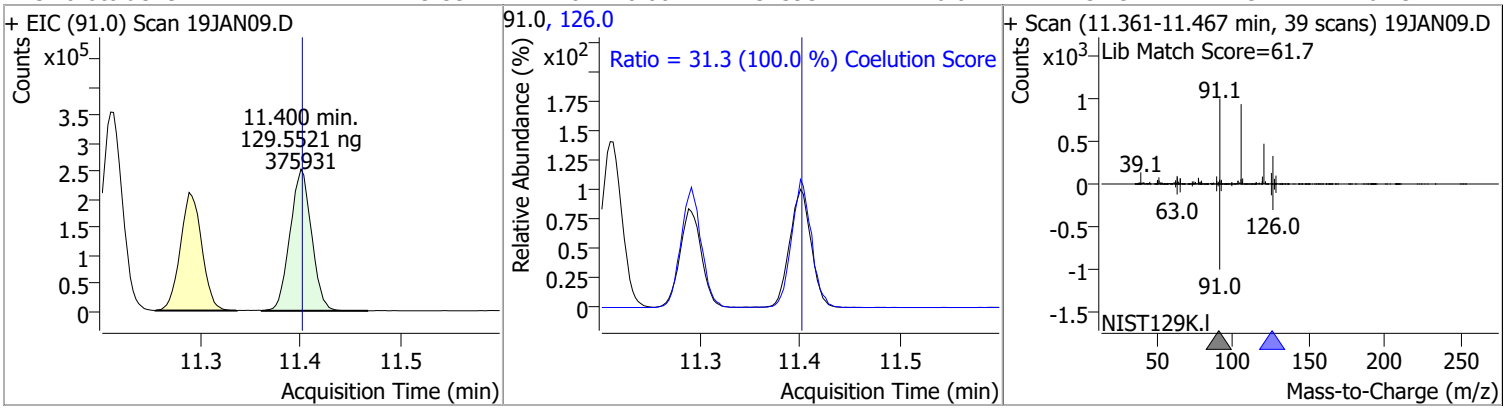

Compound	Conc.	RT	Dev(Min)	Resp.	QIon	QRatio	Lower	Upper
1,3-Dichlorobenzene	122.1906	12.03	0.00	200403	148.0	62.8	32.8	92.8
					111.0	38.7	8.7	68.7

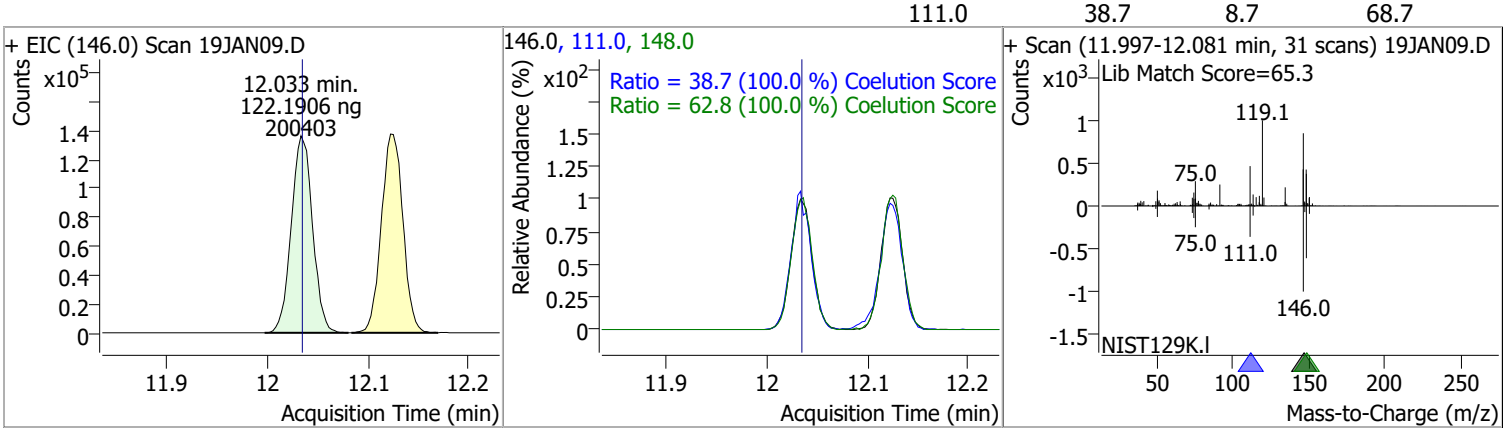

Compound	Conc.	RT	Dev(Min)	Resp.	QIon	QRatio	Lower	Upper
1,4-Dichlorobenzene	123.1312	12.12	0.00	205880	148.0	63.7	33.7	93.7
					111.0	38.7	8.7	68.7

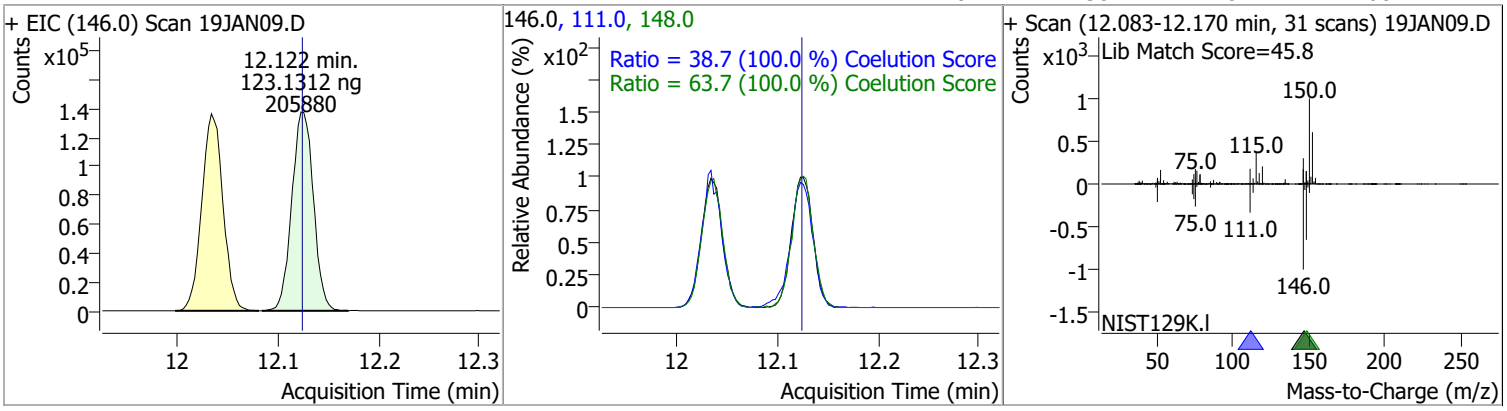

Quantitation Results Report (QT Reviewed)

Compound	Conc.	RT	Dev(Min)	Resp.	QIon	QRatio	Lower	Upper
1,2-Dichlorobenzene	123.9507	12.49	0.00	169723	148.0	61.9	31.9	91.9
					111.0	39.5	9.5	69.5

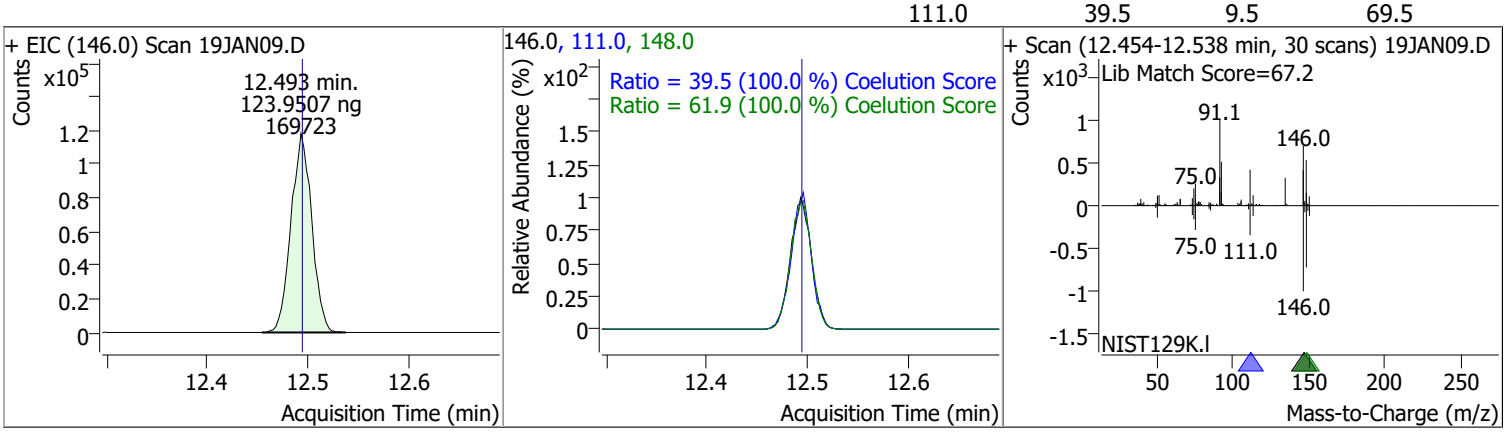

Quantitation Results Report (QT Reviewed)

Data File	19JAN11.D	Operator	MSC
Acq. Method	5975CACQF.M	Acq. Date-Time	1/19/2022 1:58:41 PM
Sample Name	ICAL011922_6	Instrument	VOA5975C
Vial	11	Multiplier	1.00
DA Method File	VOA5975C_8260B_SHT_DoD_L4_011922.m	Comment	
Tune File	BFB_Atune3.u	Tune Date	10/11/2021 4:02:00 PM
Batch Name	VG011922_8260B.batch.bin	Last Calib Update	1/20/2022 9:28:12 AM
Ref Library	\\MASSHUNTER\Org\Library\NIST129K.l		

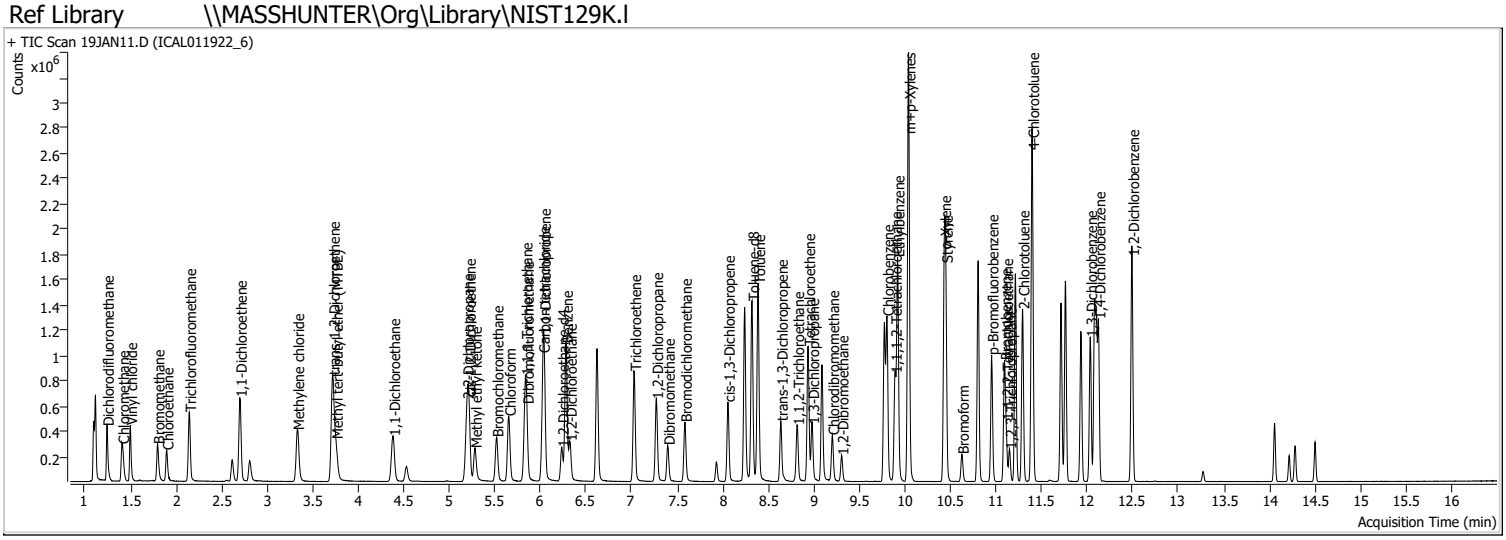

Compound	RT	QIon	Resp.	Conc.	Units	Dev(Min)
Internal Standards						
M Fluorobenzene	6.620	96.0	874562	250.0000	ng	0.000
M Chlorobenzene-d5	9.774	82.0	333271	250.0000	ng	0.000
M 1,4-Dichlorobenzene-d4	12.100	152.0	280059	250.0000	ng	0.000
System Monitoring Compounds						
S Dibromofluoromethane	5.851	113.0	221667	261.6821	ng	0.000
Spiked Amount: 250.000	Range: 80.0 - 119.0%			Recovery = 104.67%		
S 1,2-Dichloroethane-d4	6.236	67.0	92919	253.9336	ng	0.006
Spiked Amount: 250.000	Range: 81.0 - 118.0%			Recovery = 101.57%		
S Toluene-d8	8.322	98.0	885297	272.2835	ng	0.003
Spiked Amount: 250.000	Range: 89.0 - 112.0%			Recovery = 108.91%		
S p-Bromofluorobenzene	10.951	95.0	277668	268.5266	ng	0.003
Spiked Amount: 250.000	Range: 85.0 - 114.0%			Recovery = 107.41%		
Target Compounds						**QValue**
T Dichlorodifluoromethane	1.241	85.0	304740	259.1417	ng	100
T Chloromethane	1.409	50.0	346531	250.2957	ng	99
T Vinyl chloride	1.498	62.0	326478	259.0664	ng	98
T Bromomethane	1.796	96.0	153759	264.9993	ng	96
T Chloroethane	1.897	64.0	170795	286.4607	ng	97
T Trichlorofluoromethane	2.145	101.0	379318	251.0100	ng	98
T 1,1-Dichloroethene	2.700	96.0	233356	265.3896	ng	99
T Methylene chloride	3.330	49.0	310597	242.9531	ng	98
T trans-1,2-Dichloroethene	3.720	96.0	233769	257.3531	ng	100
T Methyl tert-butyl ether (MTBE)	3.754	73.0	296029	260.7416	ng	100
T 1,1-Dichloroethane	4.381	63.0	442070	260.0378	ng	99
T 2,2-Dichloropropane	5.193	77.0	331689	258.8981	ng	97
T cis-1,2-Dichloroethene	5.215	96.0	243087	264.3041	ng	98
T Methyl ethyl ketone	5.279	43.0	348492	2621.9160	ng	98
T Bromochloromethane	5.516	128.0	99685	262.8745	ng	99
T Chloroform	5.653	83.0	420250	247.5804	ng	99

Compound	RT	QIon	Resp.	Conc.	Units	Dev(Min)
T 1,1,1-Trichloroethane	5.834	97.0	414139	264.4318	ng	99
T Carbon tetrachloride	6.027	117.0	404308	266.1753	ng	99
T 1,1-Dichloropropene	6.038	75.0	350070	275.6455	ng	99
T Benzene	6.277	78.0	920174	263.3789	ng	100
T 1,2-Dichloroethane	6.322	62.0	236845	245.4404	ng	99
T Trichloroethene	7.028	95.0	265703	266.3072	ng	99
T 1,2-Dichloropropane	7.270	63.0	235120	268.0280	ng	97
T Dibromomethane	7.396	93.0	97445	263.5412	ng	98
T Bromodichloromethane	7.585	83.0	270436	260.1015	ng	98
T cis-1,3-Dichloropropene	8.057	75.0	311156	272.7213	ng	99
T Toluene	8.388	92.0	587069	270.8830	ng	100
T trans-1,3-Dichloropropene	8.637	75.0	223772	268.8845	ng	97
T 1,1,2-Trichloroethane	8.818	83.0	110317	260.6902	ng	96
T Tetrachloroethene	8.938	163.8	231586	263.5170	ng	98
T 1,3-Dichloropropane	8.982	76.0	223019	260.4297	ng	99
T Chlorodibromomethane	9.203	129.0	178171	261.4293	ng	100
T 1,2-Dibromoethane	9.303	107.0	124289	265.9291	ng	98
T Chlorobenzene	9.802	112.0	625101	263.1099	ng	100
T 1,1,1,2-Tetrachloroethane	9.889	131.0	219325	263.1086	ng	100
T Ethylbenzene	9.919	91.0	1116949	259.5637	ng	99
T m+p-Xylenes	10.039	106.0	887253	520.9218	ng	100
T o-Xylene	10.430	106.0	387676	257.9276	ng	97
T Styrene	10.449	104.0	646327	261.6473	ng	99
T Bromoform	10.625	172.5	96001	255.8151	ng	98
T Bromobenzene	11.093	156.0	243851	267.4139	ng	99
T 1,1,2,2-Tetrachloroethane	11.110	83.0	133573	256.8068	ng	100
T 1,2,3-Trichloropropane	11.146	110.0	36124	264.3420	ng	98
T 2-Chlorotoluene	11.291	126.0	247831	274.6030	ng	99
T 4-Chlorotoluene	11.397	91.0	814408	278.6073	ng	99
T 1,3-Dichlorobenzene	12.033	146.0	436562	264.2369	ng	100
T 1,4-Dichlorobenzene	12.122	146.0	438291	260.2139	ng	100
T 1,2-Dichlorobenzene	12.493	146.0	366153	265.4514	ng	98

(#) = Qualifier Out of Range; (m) = Manual Integration; (+) = Area Summed; (*) = Surrogate Percent Recovery Out of Range; (d): Zeroed Peak

Quantitation Results Report (QT Reviewed)

Compound	Conc.	RT	Dev(Min)	Resp.	QIon	QRatio	Lower	Upper
Dichlorodifluoromethane	259.1417	1.24	0.00	304740	87.0	32.1	1.8	61.8

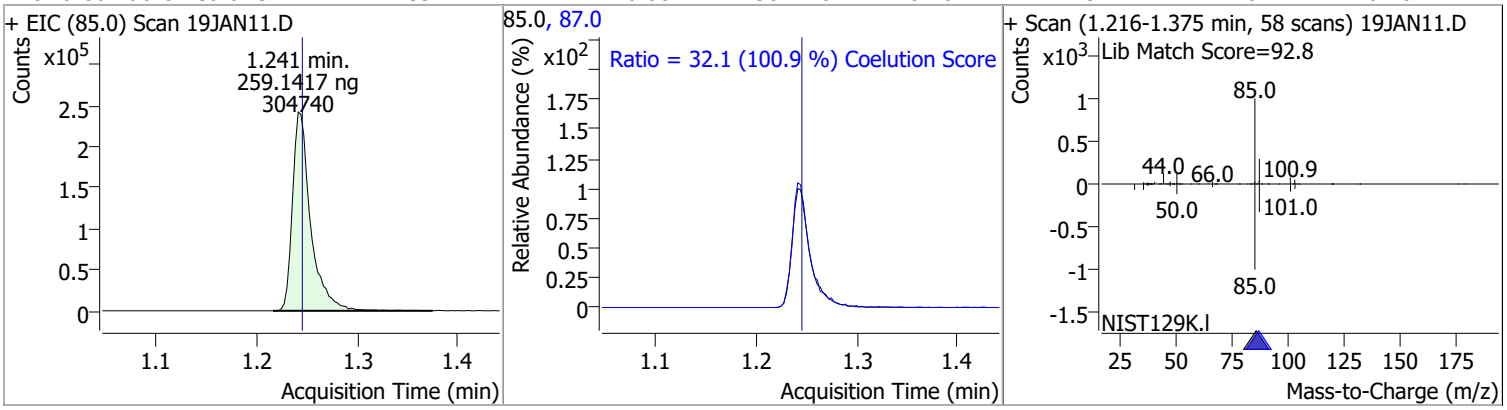

Compound	Conc.	RT	Dev(Min)	Resp.	QIon	QRatio	Lower	Upper
Chloromethane	250.2957	1.41	0.00	346531	52.0	32.8	2.4	62.4

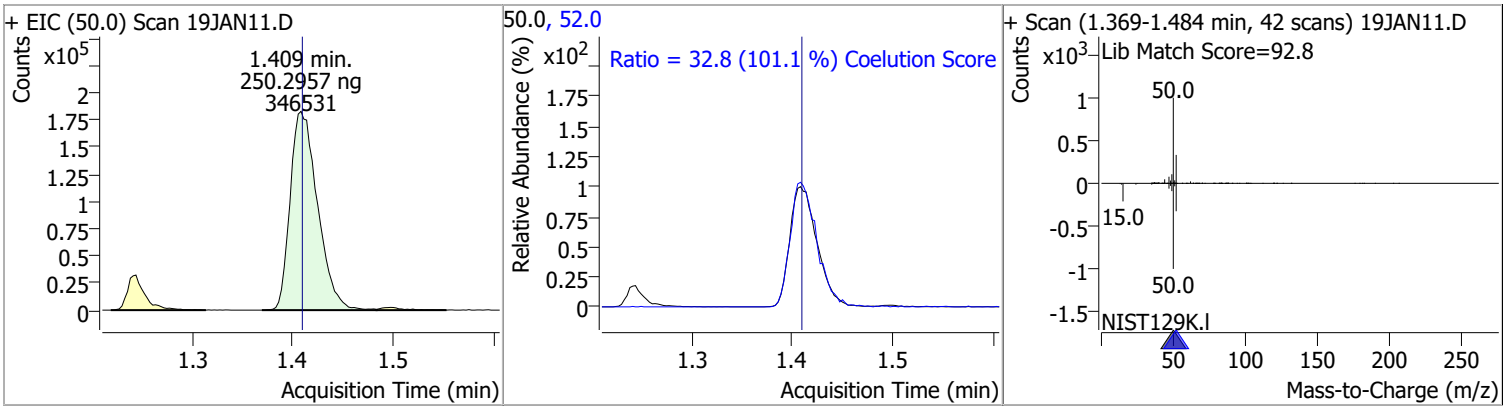

Compound	Conc.	RT	Dev(Min)	Resp.	QIon	QRatio	Lower	Upper
Vinyl chloride	259.0664	1.50	0.00	326478	64.0	30.0	1.3	61.3

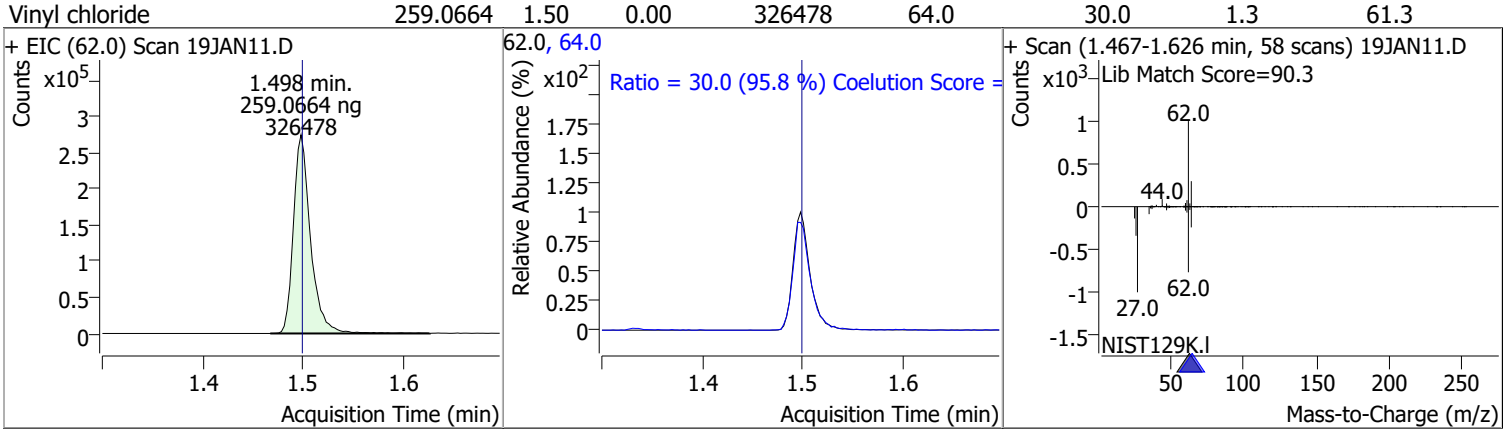

Compound	Conc.	RT	Dev(Min)	Resp.	QIon	QRatio	Lower	Upper
Bromomethane	264.9993	1.80	0.00	153759	94.0	106.3	80.1	140.1

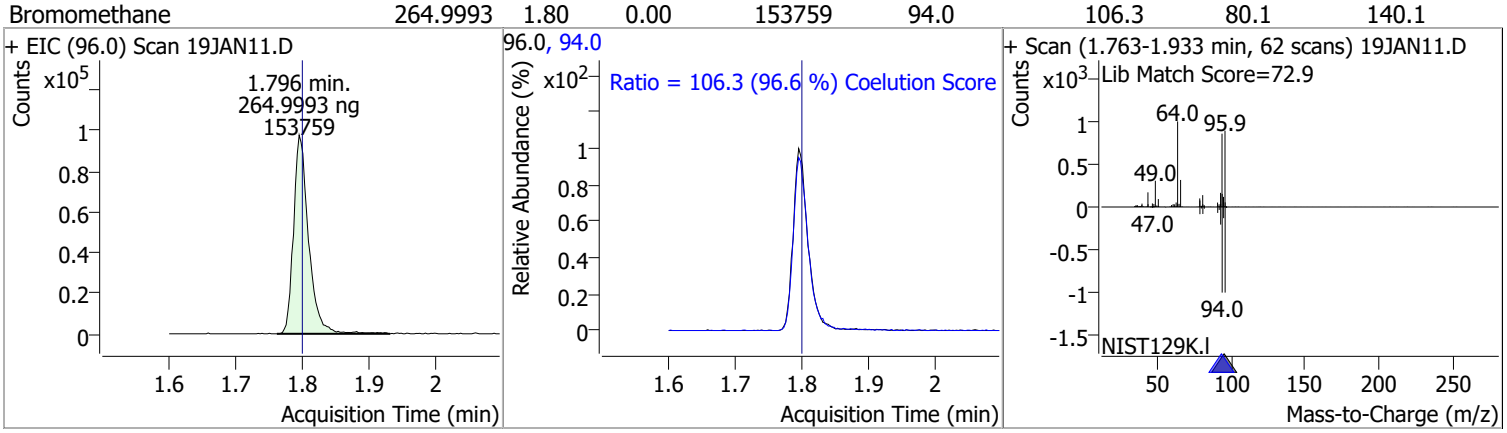

Compound	Conc.	RT	Dev(Min)	Resp.	QIon	QRatio	Lower	Upper
Chloroethane	286.4607	1.90	0.00	170795	66.0	31.4	0.0	60.0

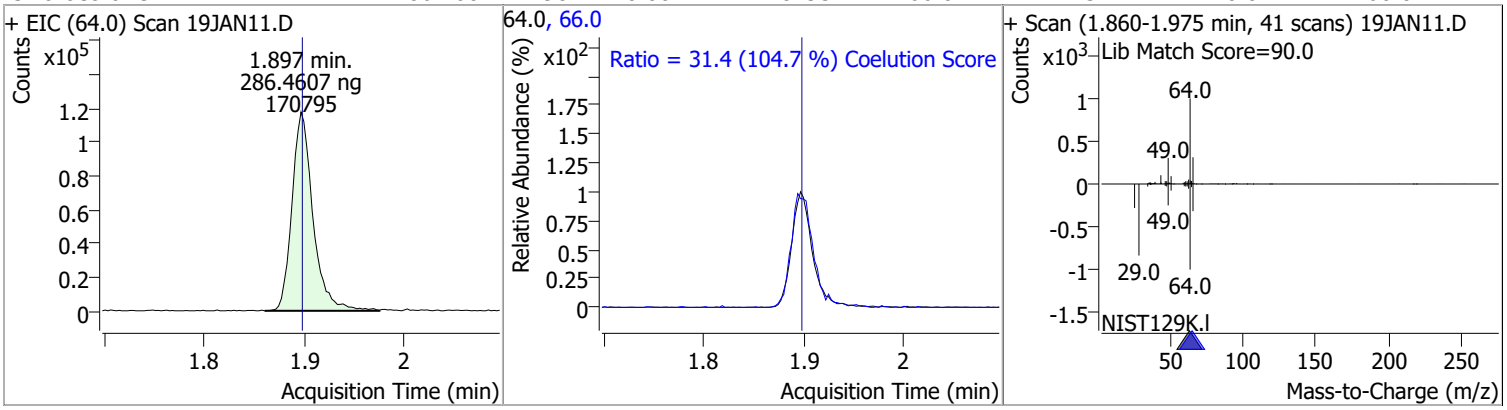

Compound	Conc.	RT	Dev(Min)	Resp.	QIon	QRatio	Lower	Upper
Trichlorofluoromethane	251.0100	2.14	0.00	379318	103.0	66.6	35.0	95.0

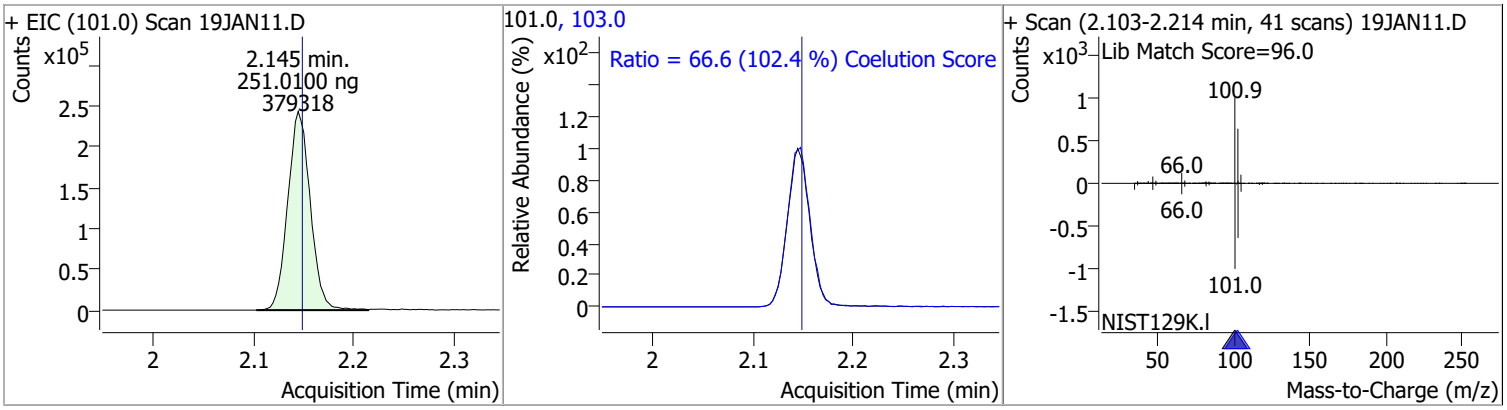

Compound	Conc.	RT	Dev(Min)	Resp.	QIon	QRatio	Lower	Upper
1,1-Dichloroethene	265.3896	2.70	0.00	233356	61.0	178.7	149.9	209.9
					63.0	57.2	27.0	87.0

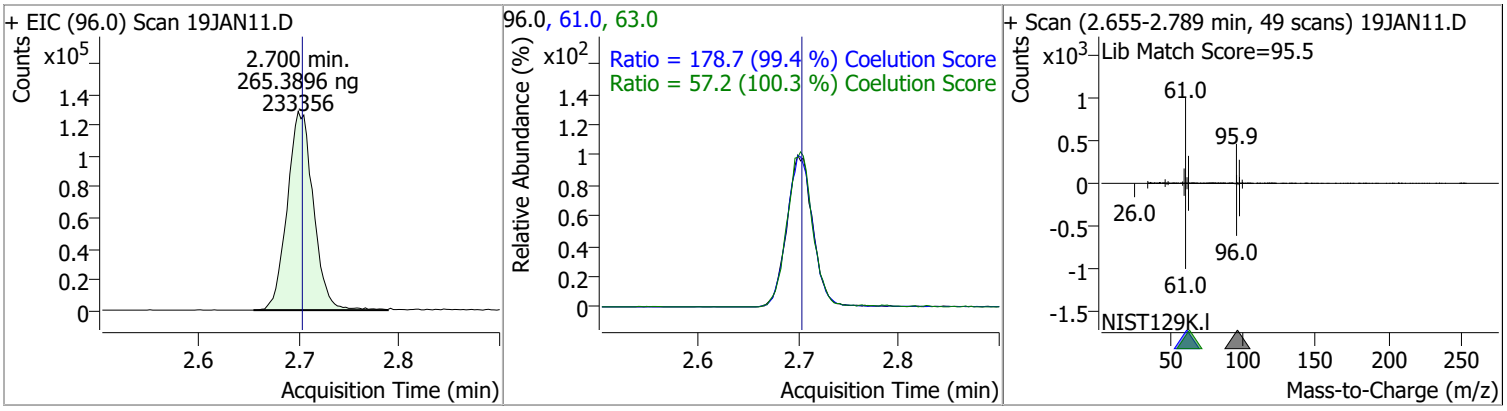

Compound	Conc.	RT	Dev(Min)	Resp.	QIon	QRatio	Lower	Upper
Methylene chloride	242.9531	3.33	0.00	310597	84.0	67.9	36.1	96.1
					86.0	43.3	11.8	71.8

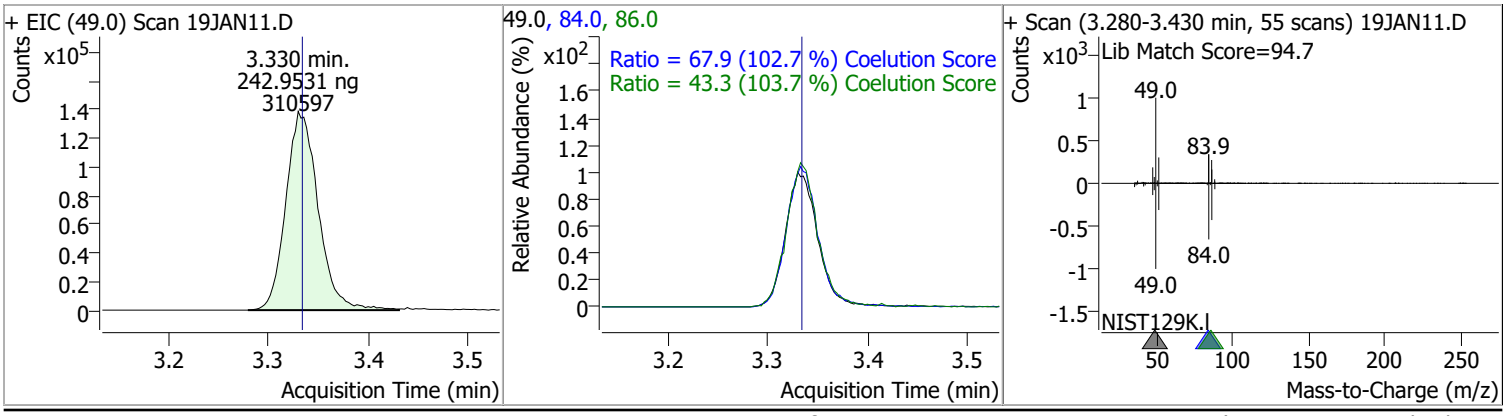

Quantitation Results Report (QT Reviewed)

Compound	Conc.	RT	Dev(Min)	Resp.	QIon	QRatio	Lower	Upper
trans-1,2-Dichloroethene	257.3531	3.72	0.00	233769	61.0	154.9	124.8	184.8
					98.0	63.3	32.1	92.1

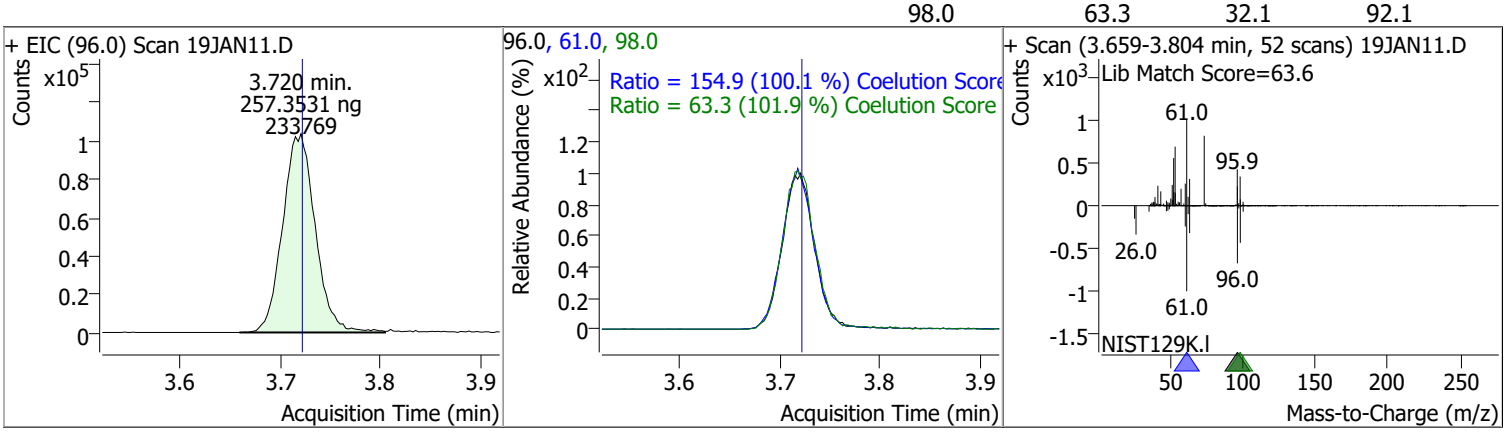

Compound	Conc.	RT	Dev(Min)	Resp.	QIon	QRatio	Lower	Upper
Methyl tert-butyl ether (MTBE)	260.7416	3.75	0.00	296029	57.0	24.8	0.0	54.6

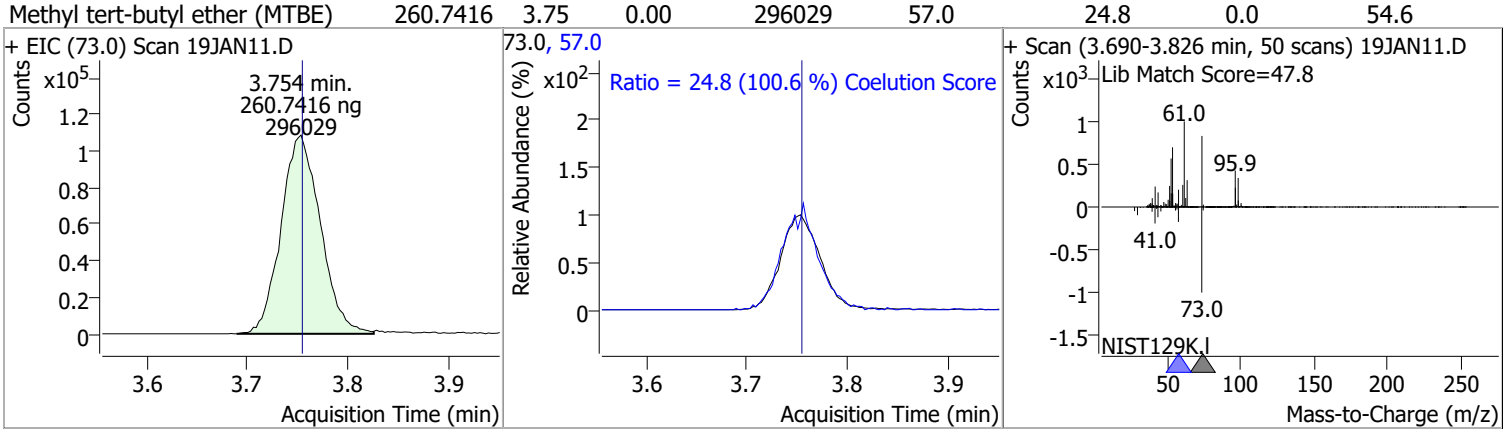

Compound	Conc.	RT	Dev(Min)	Resp.	QIon	QRatio	Lower	Upper
1,1-Dichloroethane	260.0378	4.38	0.00	442070	65.0	31.5	1.0	61.0
					83.0	12.7	0.0	42.7

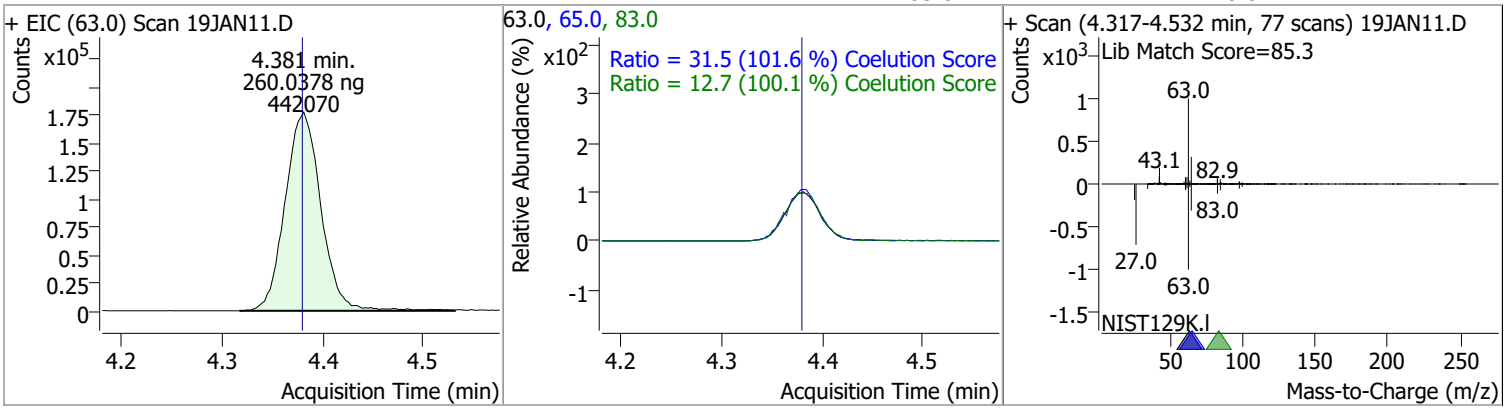

Compound	Conc.	RT	Dev(Min)	Resp.	QIon	QRatio	Lower	Upper
2,2-Dichloropropane	258.8981	5.19	0.00	331689	41.0	66.4	38.8	98.8
					97.0	23.2	0.0	53.9

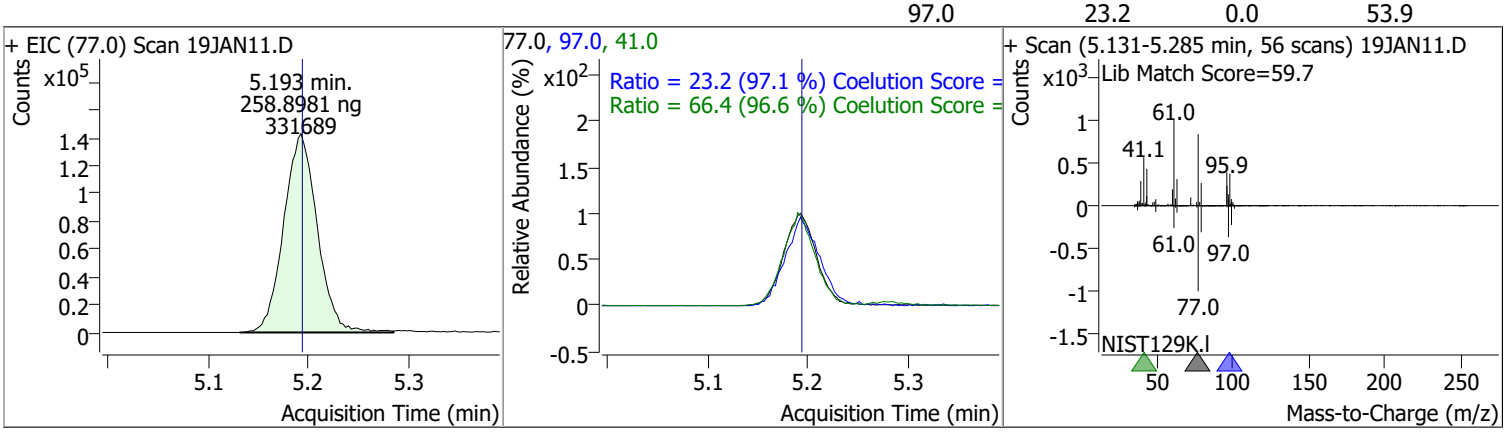

Compound	Conc.	RT	Dev(Min)	Resp.	QIon	QRatio	Lower	Upper
cis-1,2-Dichloroethene	264.3041	5.22	0.00	243087	61.0	162.2	130.4	190.4
					98.0	64.7	36.2	96.2

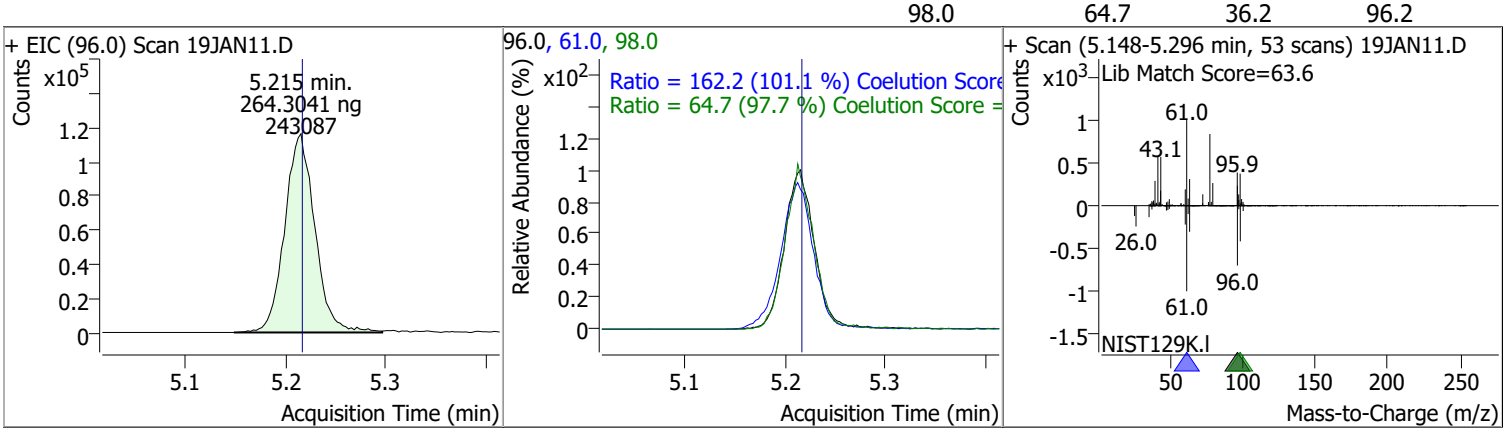

Compound	Conc.	RT	Dev(Min)	Resp.	QIon	QRatio	Lower	Upper
Methyl ethyl ketone	2621.9160	5.28	0.00	348492	72.0	21.7	0.0	50.6

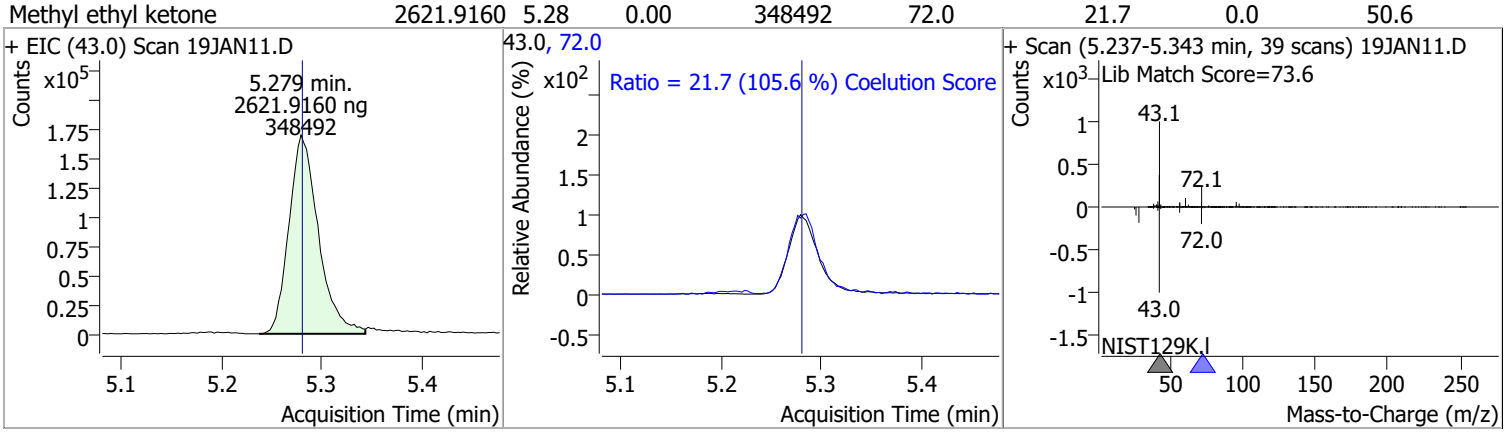

Compound	Conc.	RT	Dev(Min)	Resp.	QIon	QRatio	Lower	Upper
Bromochloromethane	262.8745	5.52	0.00	99685	49.0	180.6	152.2	212.2

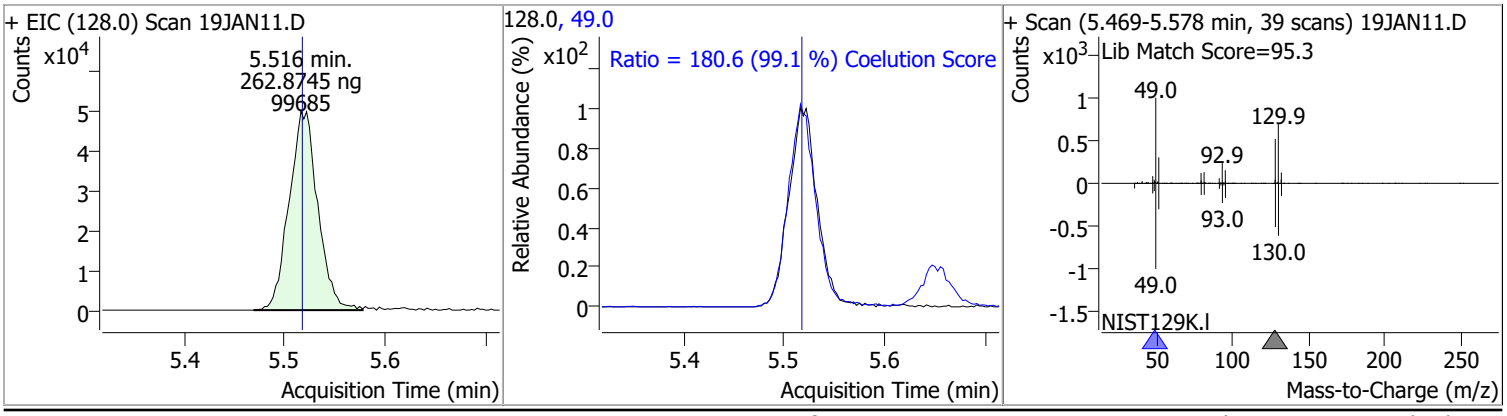

Compound	Conc.	RT	Dev(Min)	Resp.	QIon	QRatio	Lower	Upper
Chloroform	247.5804	5.65	0.00	420250	85.0	65.1	36.2	96.2

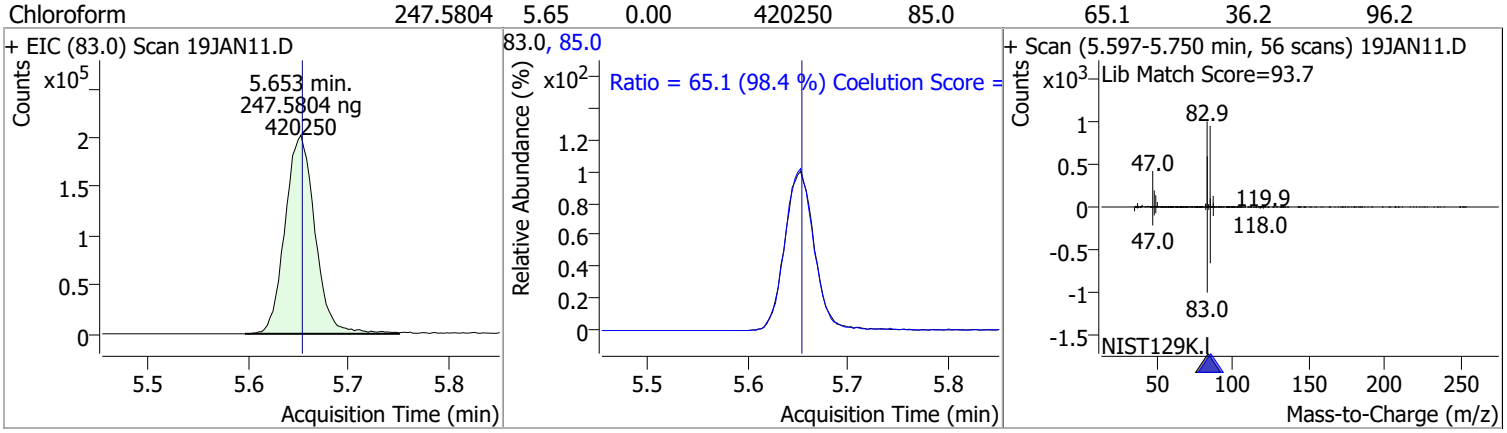

Compound	Conc.	RT	Dev(Min)	Resp.	QIon	QRatio	Lower	Upper
1,1,1-Trichloroethane	264.4318	5.83	0.00	414139	99.0	64.4	33.1	93.1
					61.0	48.6	19.1	79.1

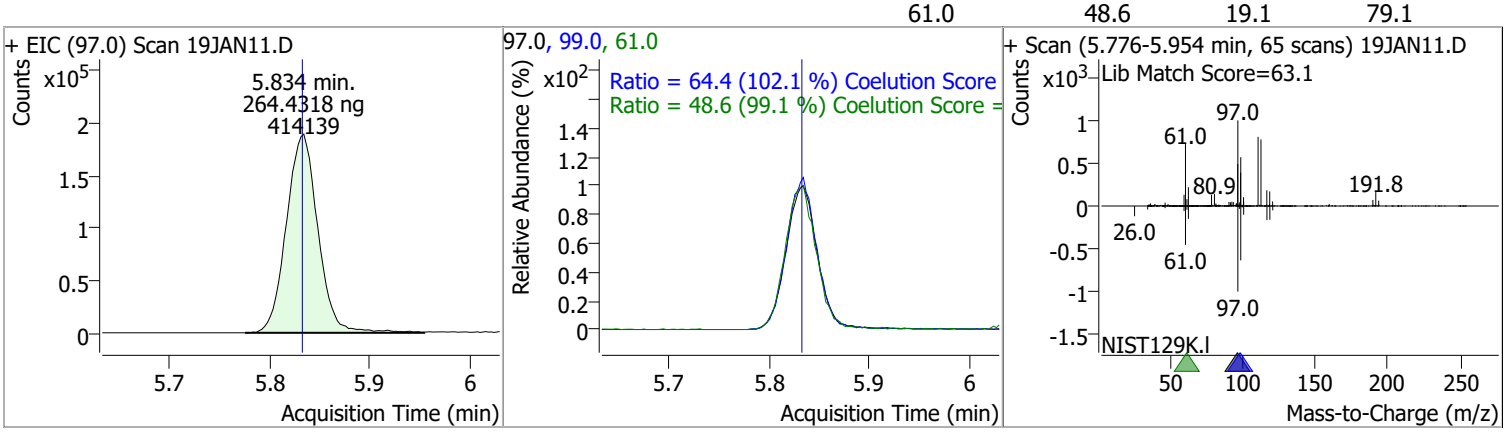

Compound	Conc.	RT	Dev(Min)	Resp.	QIon	QRatio	Lower	Upper
Dibromofluoromethane	261.6821	5.85	0.00	221667	191.5	21.3	0.0	53.2

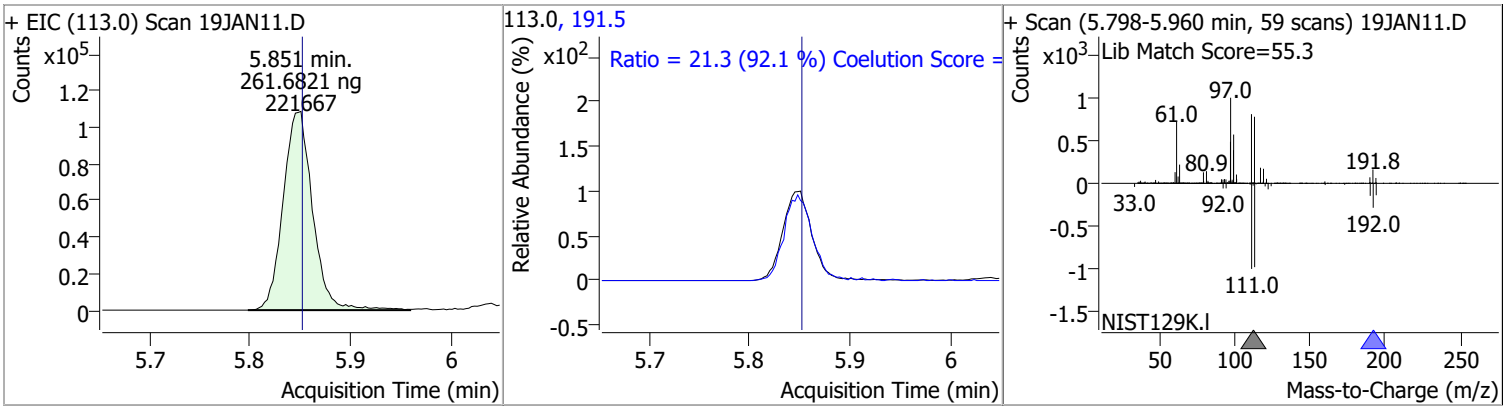

Compound	Conc.	RT	Dev(Min)	Resp.	QIon	QRatio	Lower	Upper
Carbon tetrachloride	266.1753	6.03	0.00	404308	119.0	96.4	67.6	127.6
					121.0	31.1	0.7	60.7

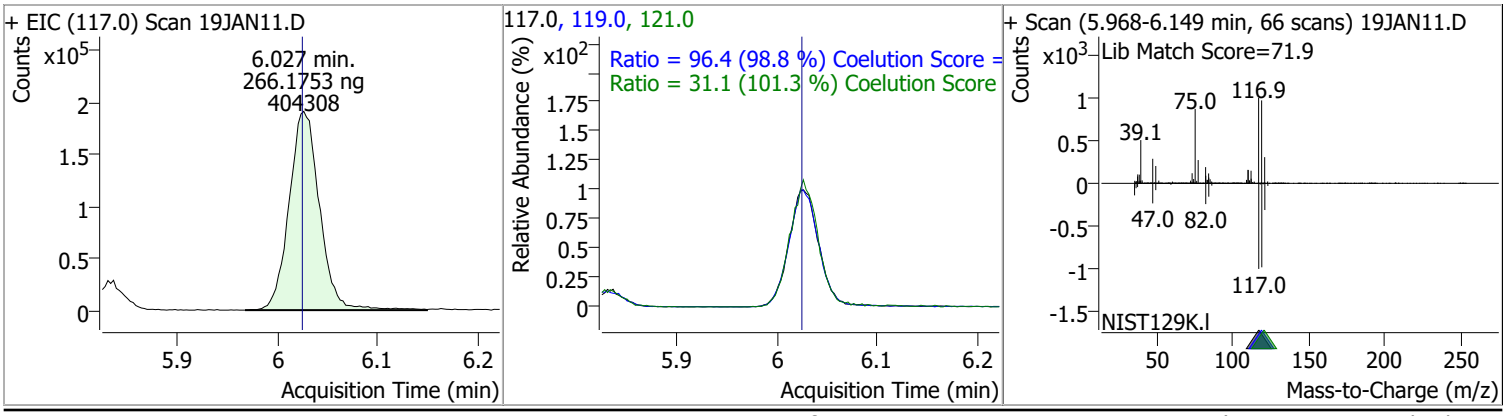

Quantitation Results Report (QT Reviewed)

Compound	Conc.	RT	Dev(Min)	Resp.	QIon	QRatio	Lower	Upper
1,1-Dichloropropene	275.6455	6.04	0.00	350070	110.0	36.2	5.6	65.6
					77.0	31.3	1.0	61.0

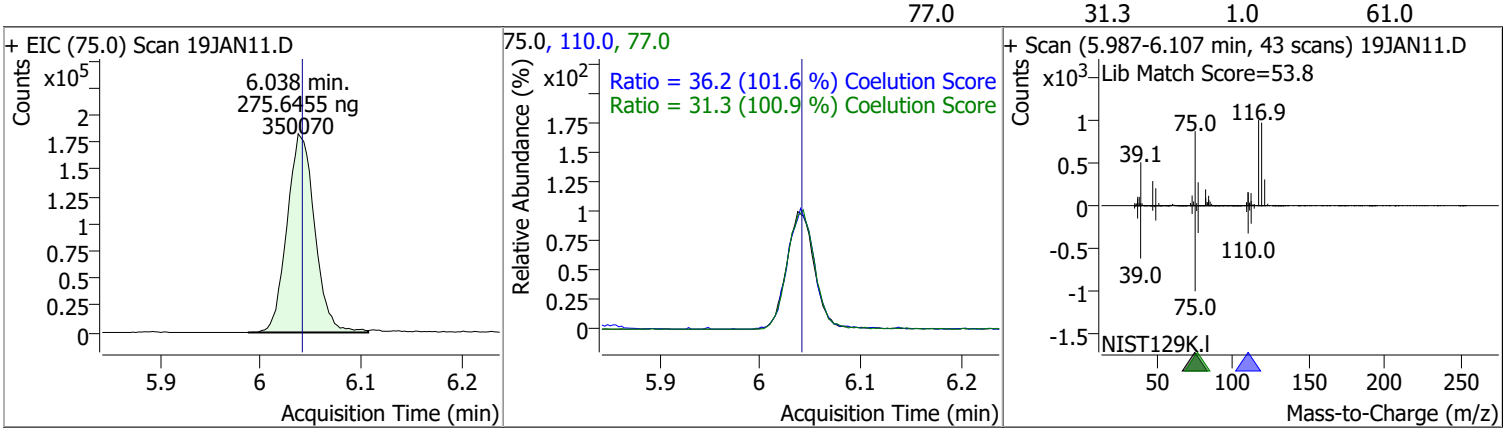

Compound	Conc.	RT	Dev(Min)	Resp.	QIon	QRatio	Lower	Upper
1,2-Dichloroethane-d4	253.9336	6.24	0.01	92919	65.0	199.8	162.8	222.8

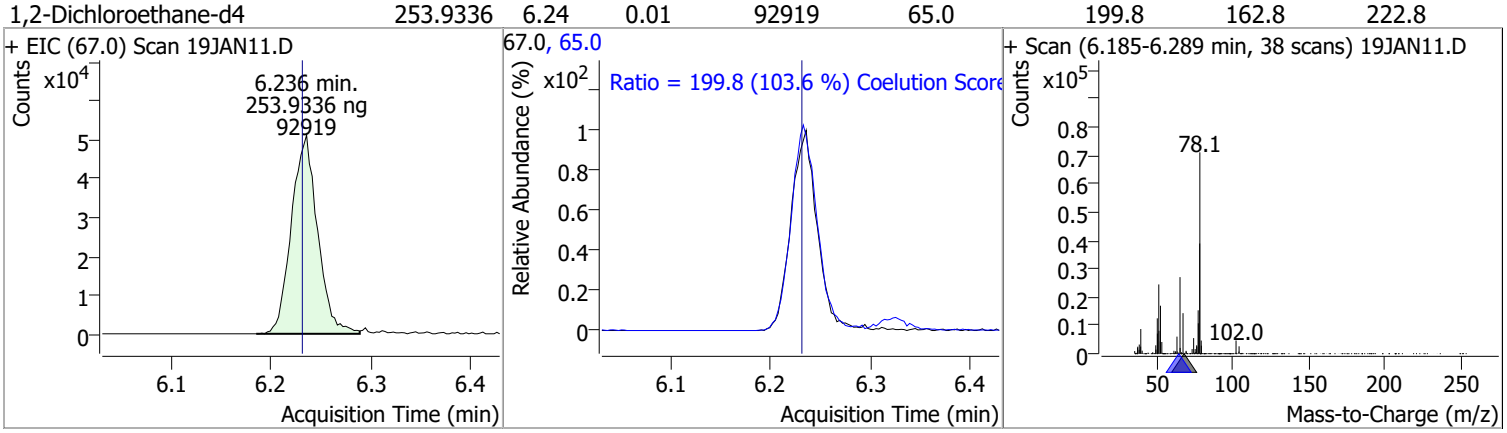

Compound	Conc.	RT	Dev(Min)	Resp.	QIon	QRatio	Lower	Upper
Benzene	263.3789	6.28	-0.01	920174	77.0	23.5	0.0	53.3

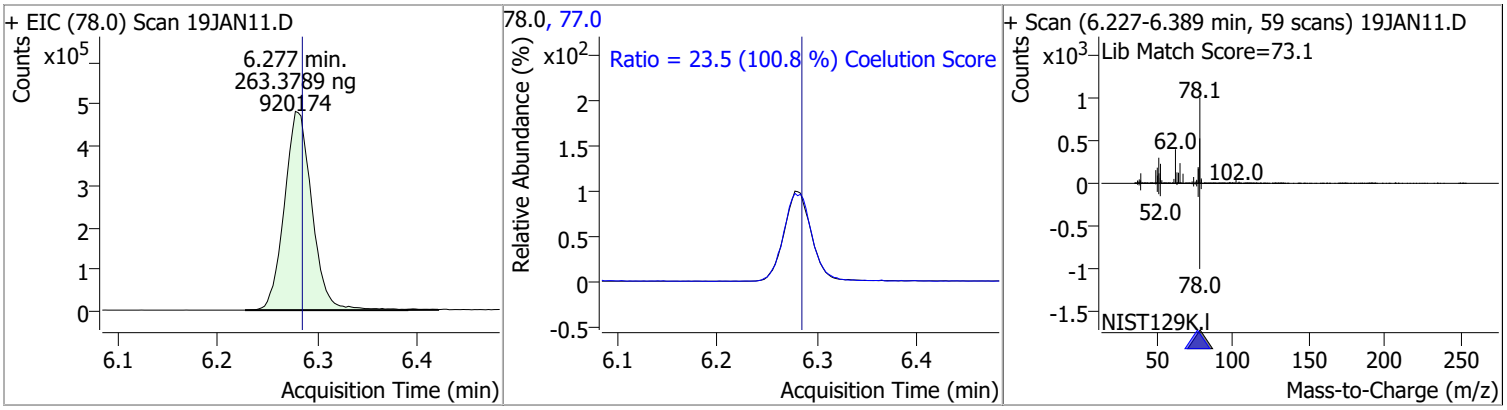

Compound	Conc.	RT	Dev(Min)	Resp.	QIon	QRatio	Lower	Upper
1,2-Dichloroethane	245.4404	6.32	0.00	236845	64.0	32.0	2.2	62.2
					98.0	7.5	0.0	38.2

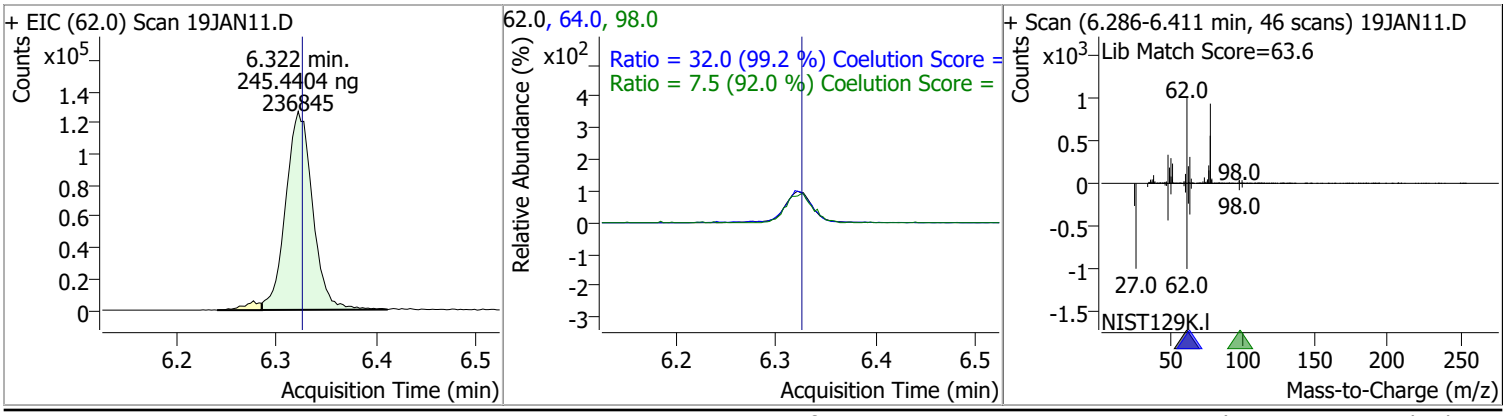

Quantitation Results Report (QT Reviewed)

Compound	Conc.	RT	Dev(Min)	Resp.	QIon	QRatio	Lower	Upper
Trichloroethene	266.3072	7.03	0.00	265703	130.0	103.4	75.6	135.6
					97.0	65.4	35.7	95.7

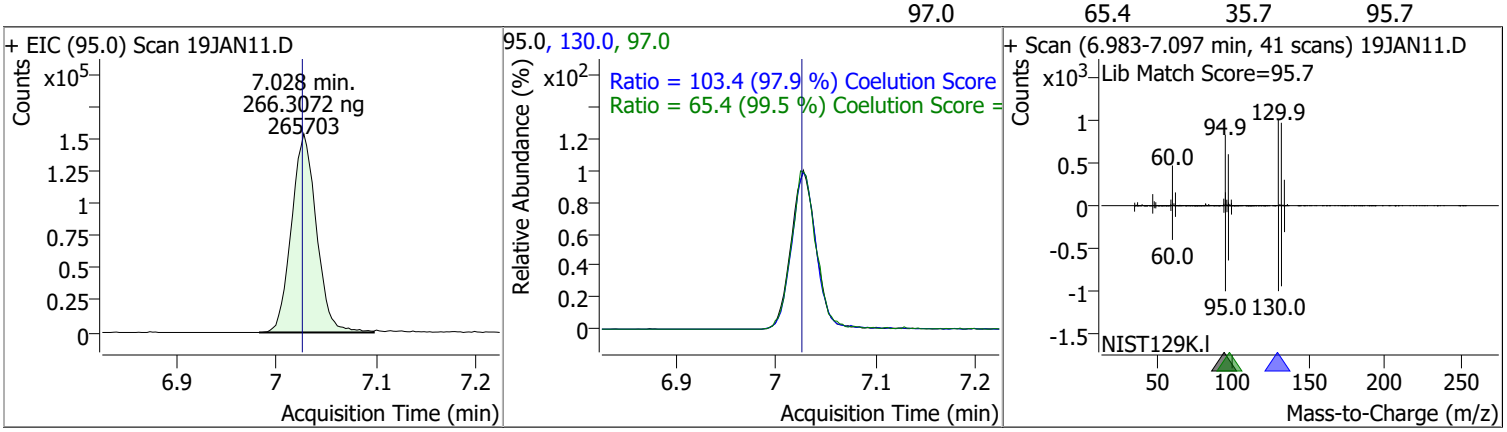

Compound	Conc.	RT	Dev(Min)	Resp.	QIon	QRatio	Lower	Upper
1,2-Dichloropropane	268.0280	7.27	0.00	235120	76.0	38.0	9.8	69.8

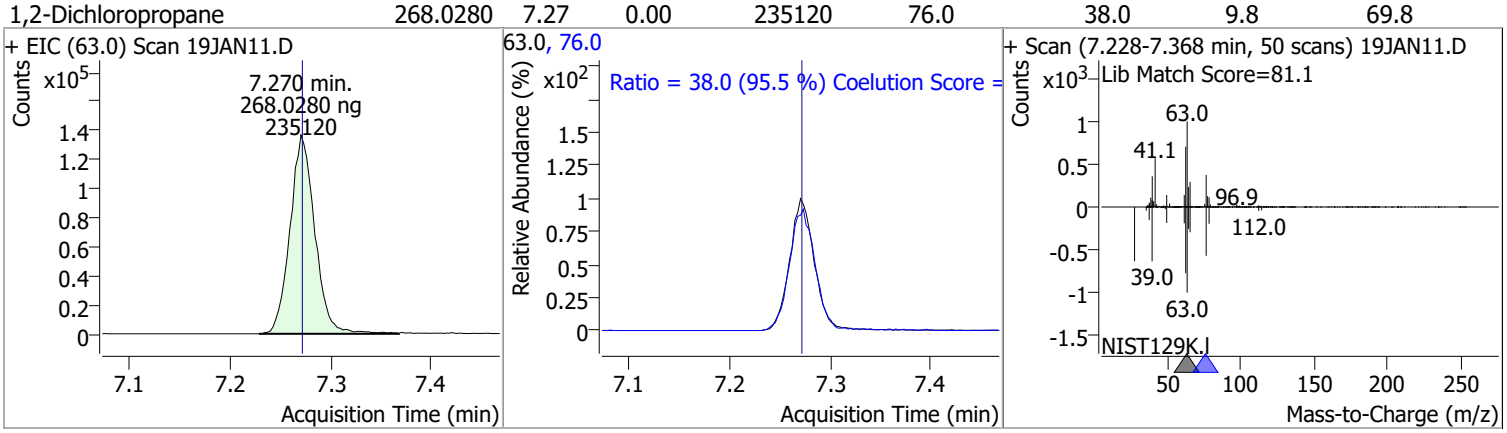

Compound	Conc.	RT	Dev(Min)	Resp.	QIon	QRatio	Lower	Upper
Dibromomethane	263.5412	7.40	0.00	97445	173.5	108.0	78.2	138.2
					95.0	80.5	54.5	114.5

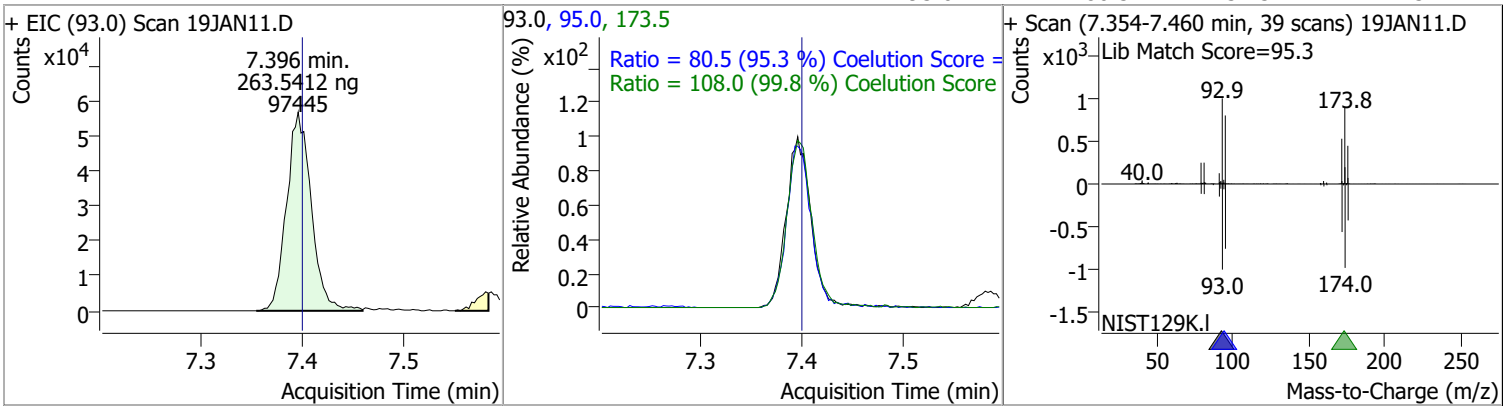

Compound	Conc.	RT	Dev(Min)	Resp.	QIon	QRatio	Lower	Upper
Bromodichloromethane	260.1015	7.59	0.01	270436	85.0	64.4	36.3	96.3
					127.0	9.5	0.0	39.5

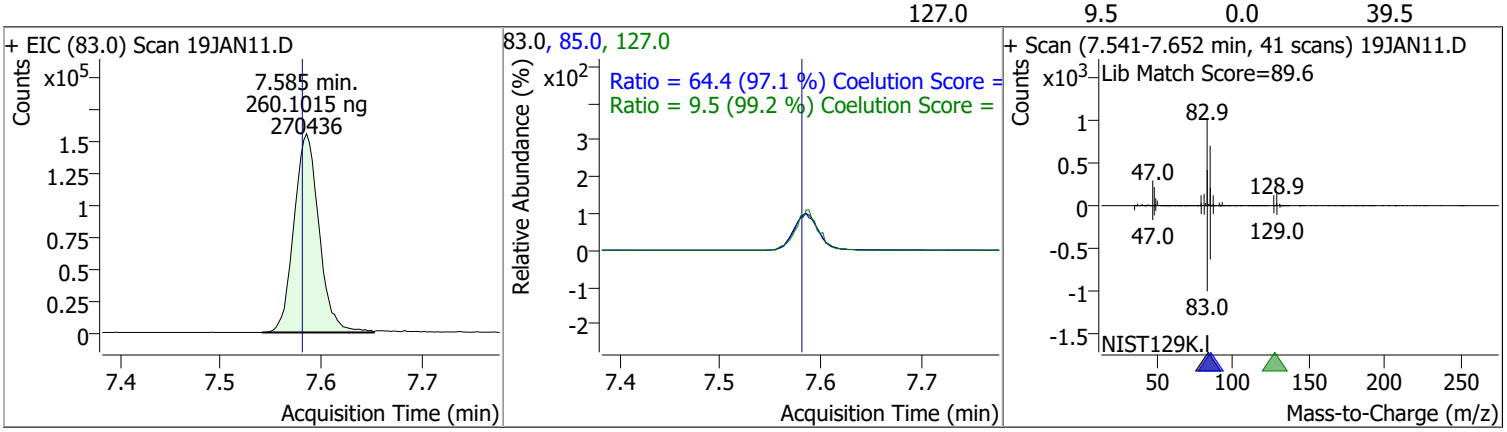

Compound	Conc.	RT	Dev(Min)	Resp.	QIon	QRatio	Lower	Upper
cis-1,3-Dichloropropene	272.7213	8.06	0.00	311156	39.0	53.1	22.5	82.5
					77.0	31.4	1.8	61.8

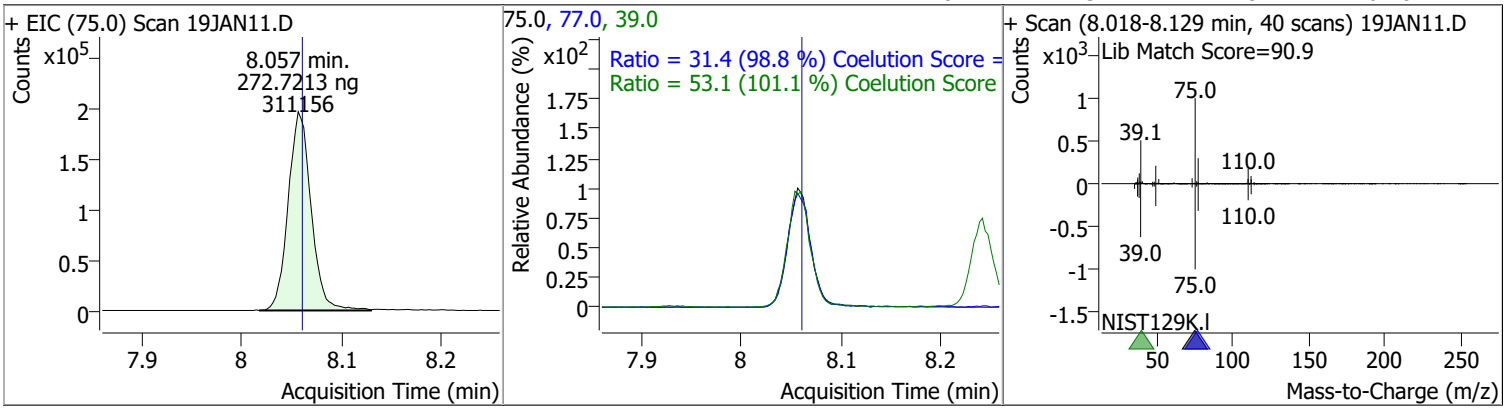

Compound	Conc.	RT	Dev(Min)	Resp.	QIon	QRatio	Lower	Upper
Toluene-d8	272.2835	8.32	0.00	885297	100.0	64.6	34.3	94.3
					99.0	9.3	0.0	39.2

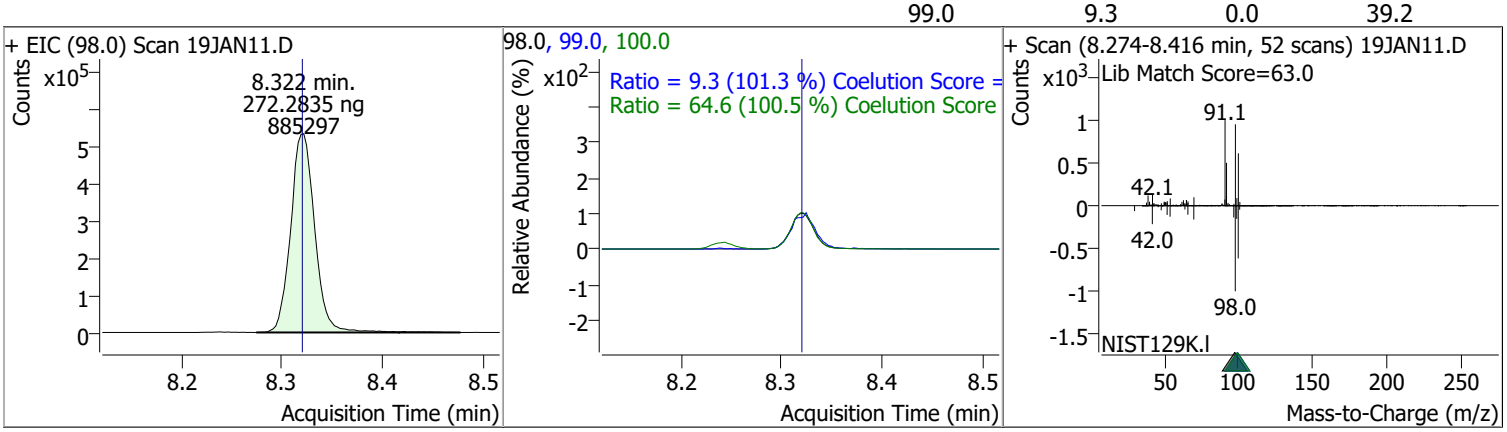

Compound	Conc.	RT	Dev(Min)	Resp.	QIon	QRatio	Lower	Upper
Toluene	270.8830	8.39	0.00	587069	91.0	173.5	144.1	204.1

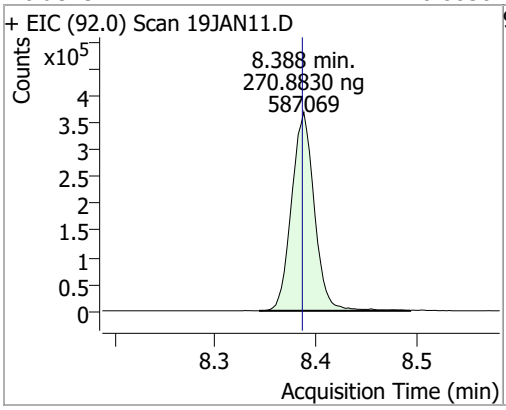

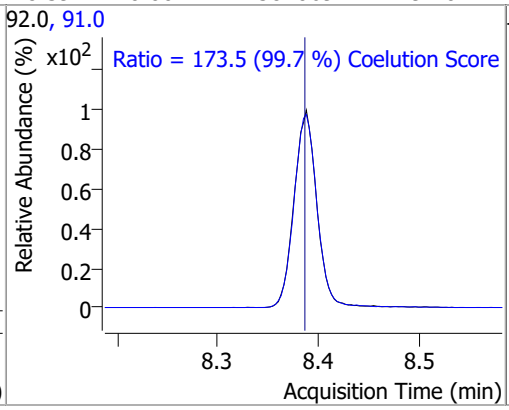

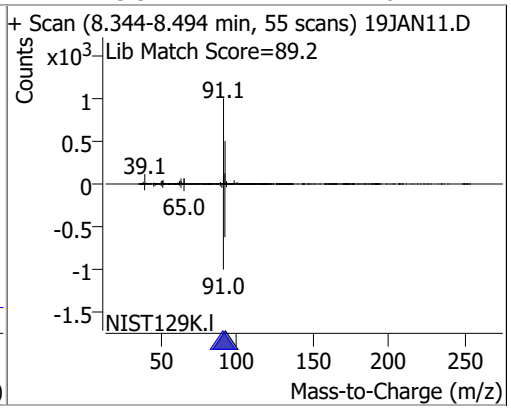

Compound	Conc.	RT	Dev(Min)	Resp.	QIon	QRatio	Lower	Upper
trans-1,3-Dichloropropene	268.8845	8.64	0.00	223772	39.0	51.4	23.0	83.0
					77.0	32.8	1.0	61.0

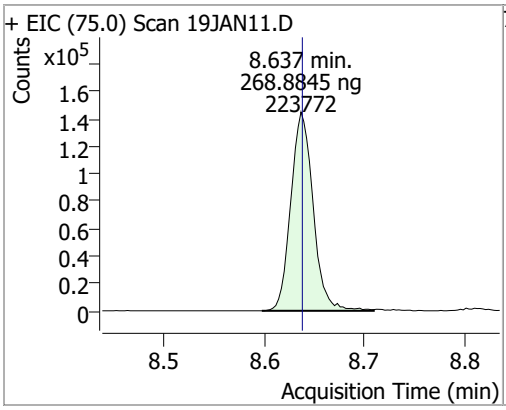

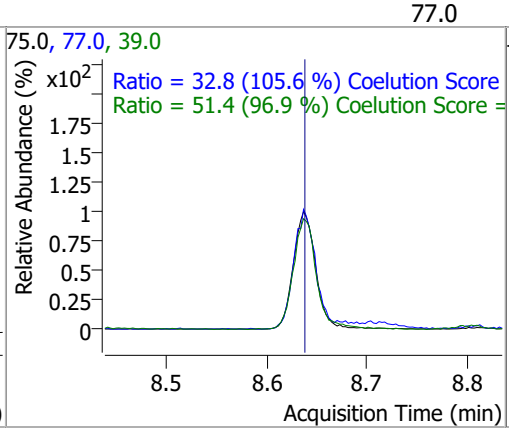

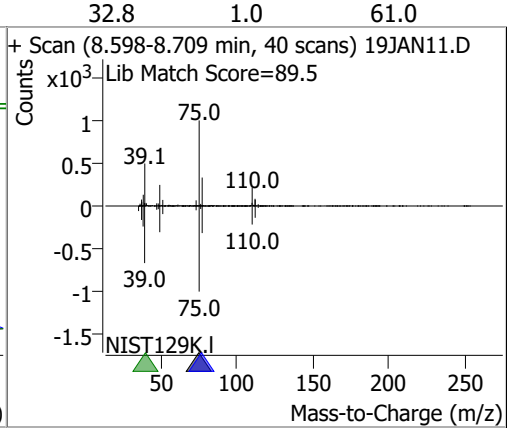

Compound	Conc.	RT	Dev(Min)	Resp.	QIon	QRatio	Lower	Upper
1,1,2-Trichloroethane	260.6902	8.82	0.00	110317	97.0	114.3	80.7	140.7
					85.0	64.9	30.7	90.7

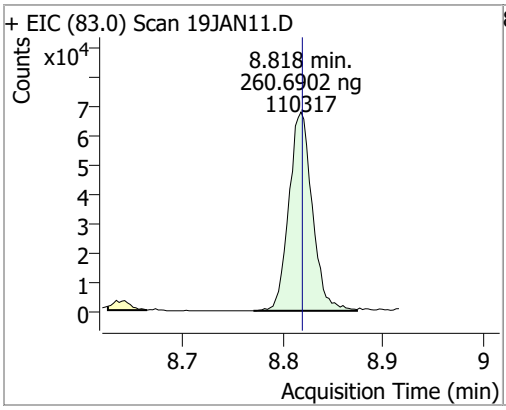

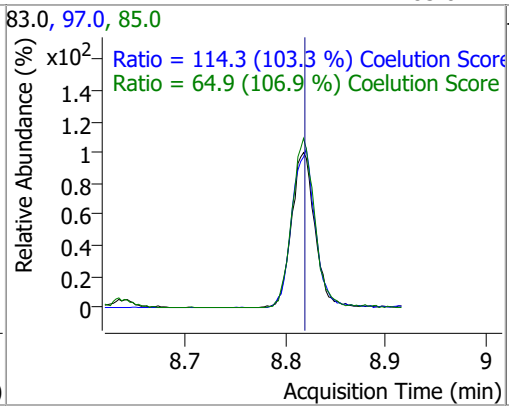

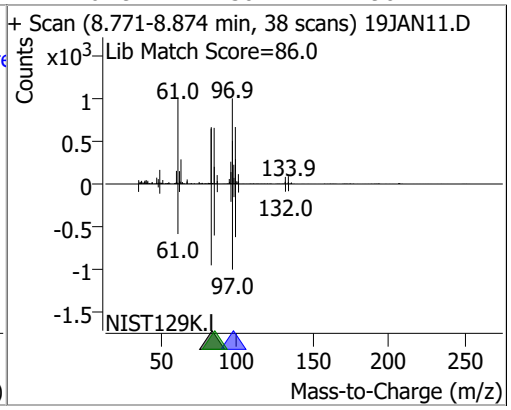

Quantitation Results Report (QT Reviewed)

Compound	Conc.	RT	Dev(Min)	Resp.	QIon	QRatio	Lower	Upper
Tetrachloroethene	263.5170	8.94	0.00	231586	165.8	129.9	96.1	156.1
					129.0	90.9	60.5	120.5

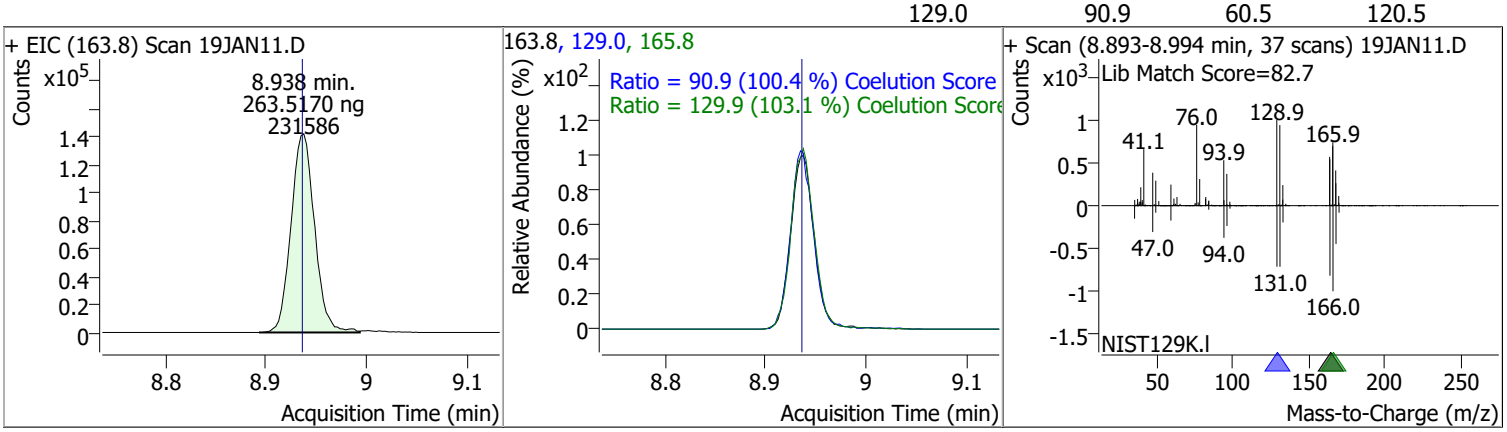

Compound	Conc.	RT	Dev(Min)	Resp.	QIon	QRatio	Lower	Upper
1,3-Dichloropropane	260.4297	8.98	0.00	223019	78.0	33.1	2.4	62.4

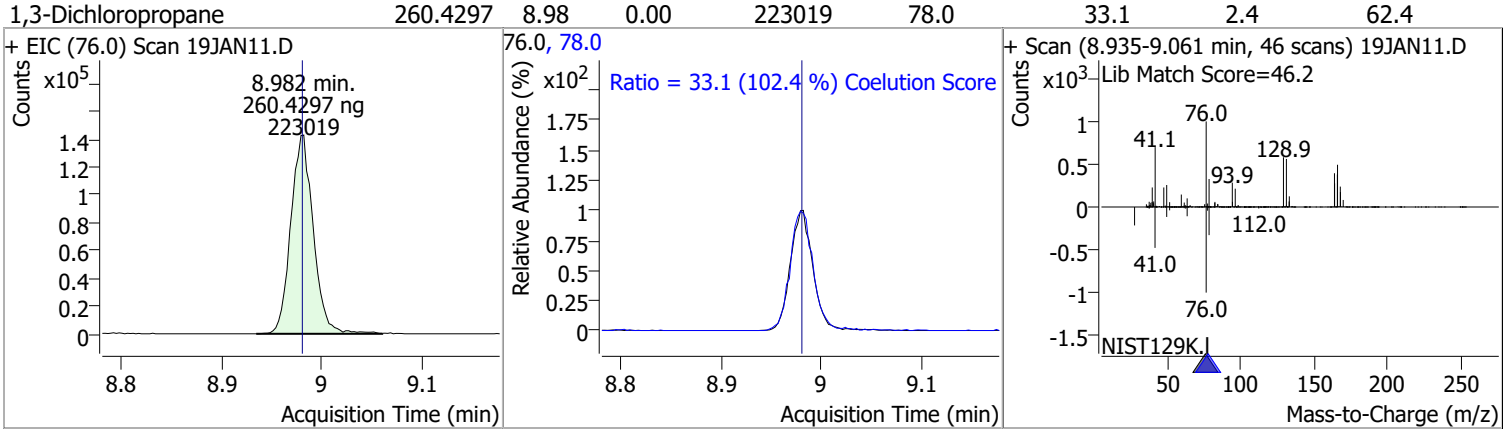

Compound	Conc.	RT	Dev(Min)	Resp.	QIon	QRatio	Lower	Upper
Chlorodibromomethane	261.4293	9.20	0.00	178171	127.0	77.0	47.2	107.2

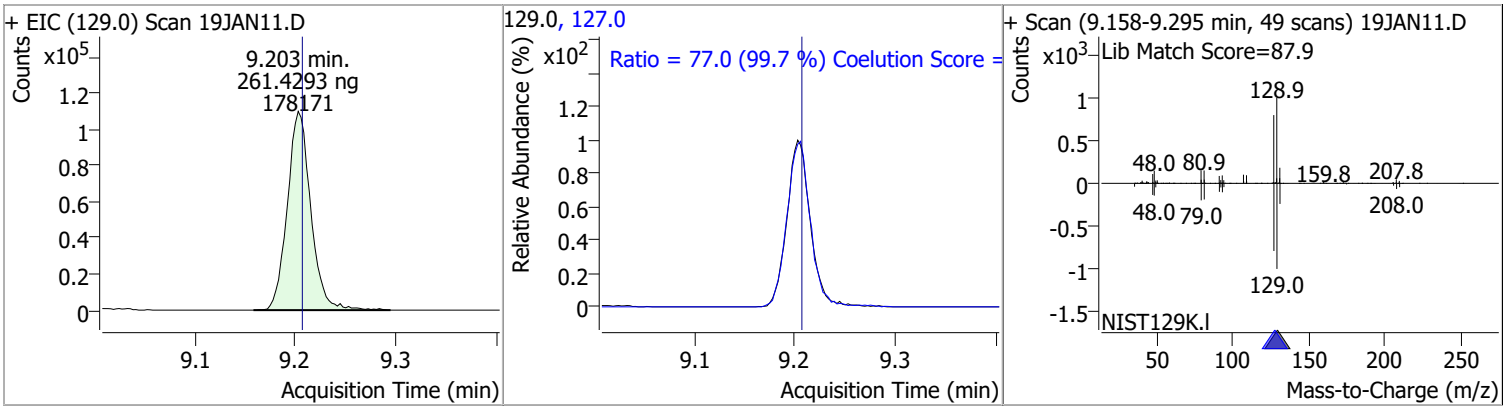

Compound	Conc.	RT	Dev(Min)	Resp.	QIon	QRatio	Lower	Upper
1,2-Dibromoethane	265.9291	9.30	0.00	124289	109.0	93.9	61.5	121.5

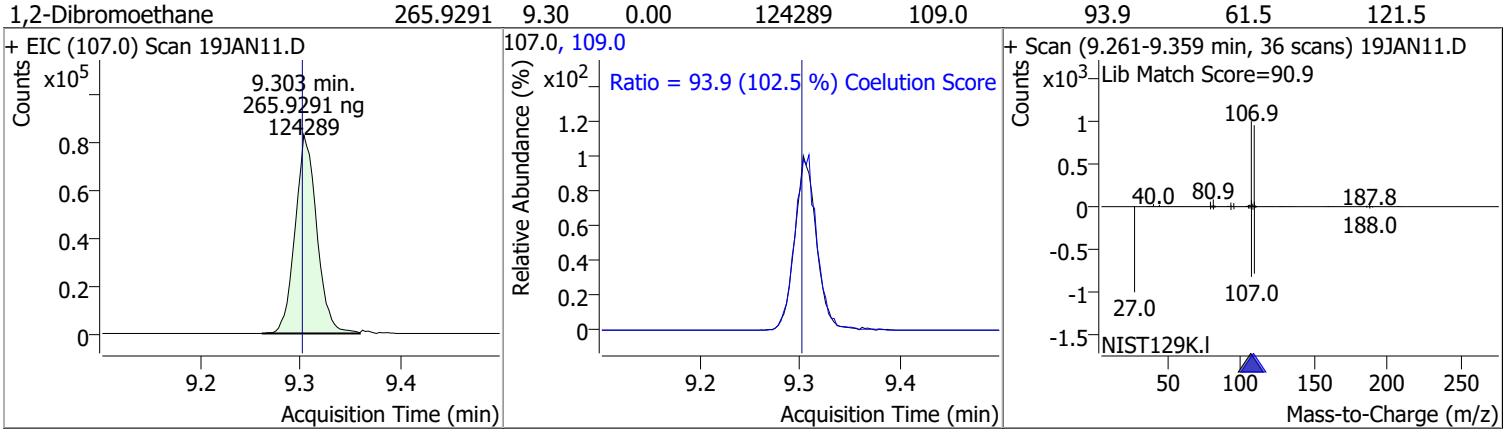

Quantitation Results Report (QT Reviewed)

Compound	Conc.	RT	Dev(Min)	Resp.	QIon	QRatio	Lower	Upper
Chlorobenzene	263.1099	9.80	0.00	625101	114.0	32.0	2.2	62.2

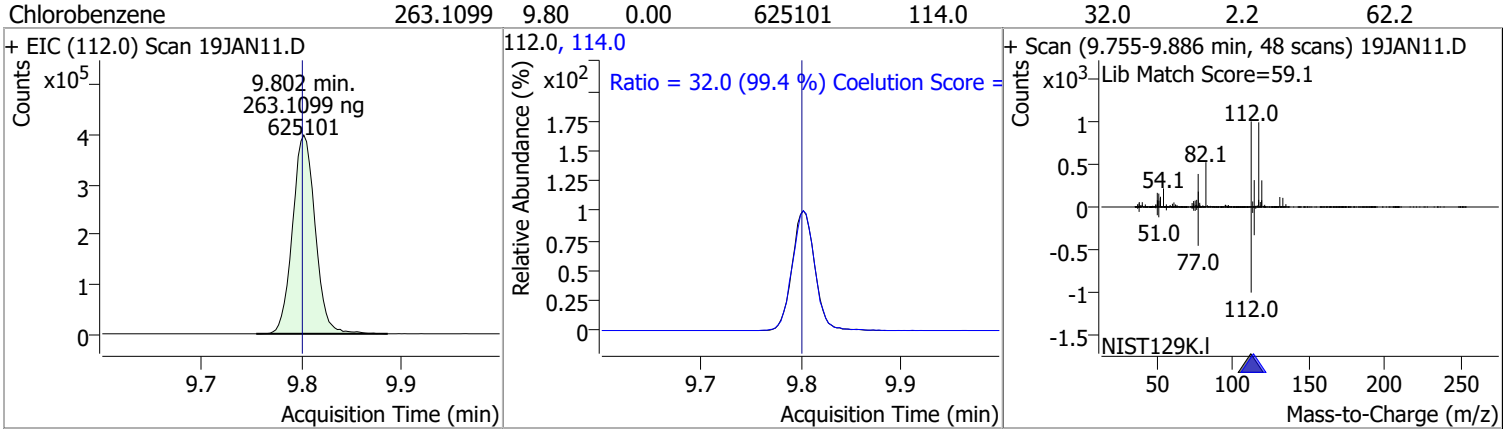

Compound	Conc.	RT	Dev(Min)	Resp.	QIon	QRatio	Lower	Upper
1,1,1,2-Tetrachloroethane	263.1086	9.89	-0.01	219325	133.0	95.6	65.3	125.3

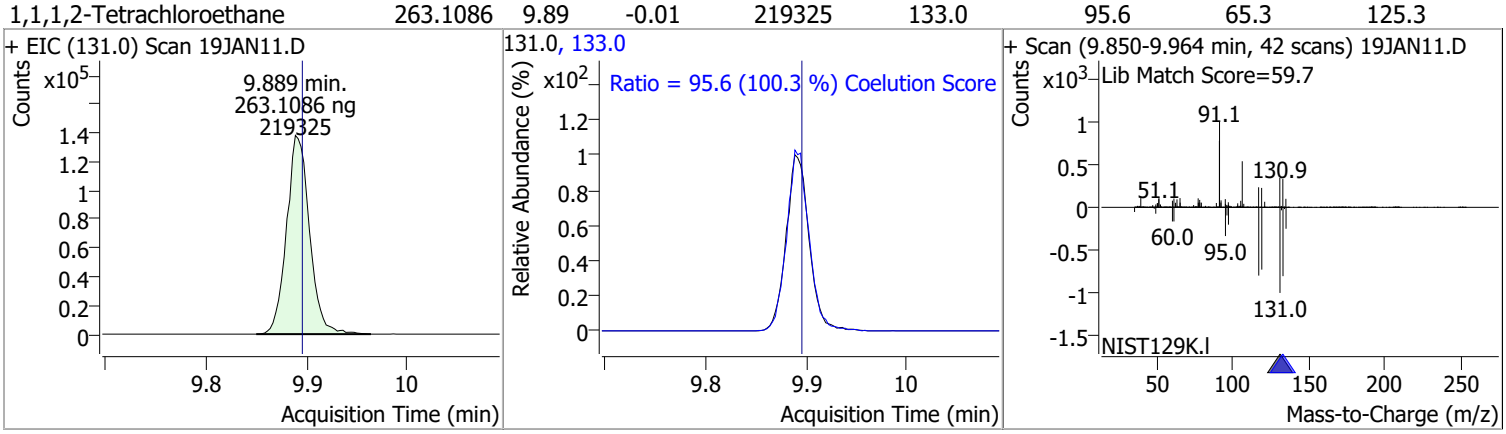

Compound	Conc.	RT	Dev(Min)	Resp.	QIon	QRatio	Lower	Upper
Ethylbenzene	259.5637	9.92	0.00	1116949	106.0	31.2	1.7	61.7

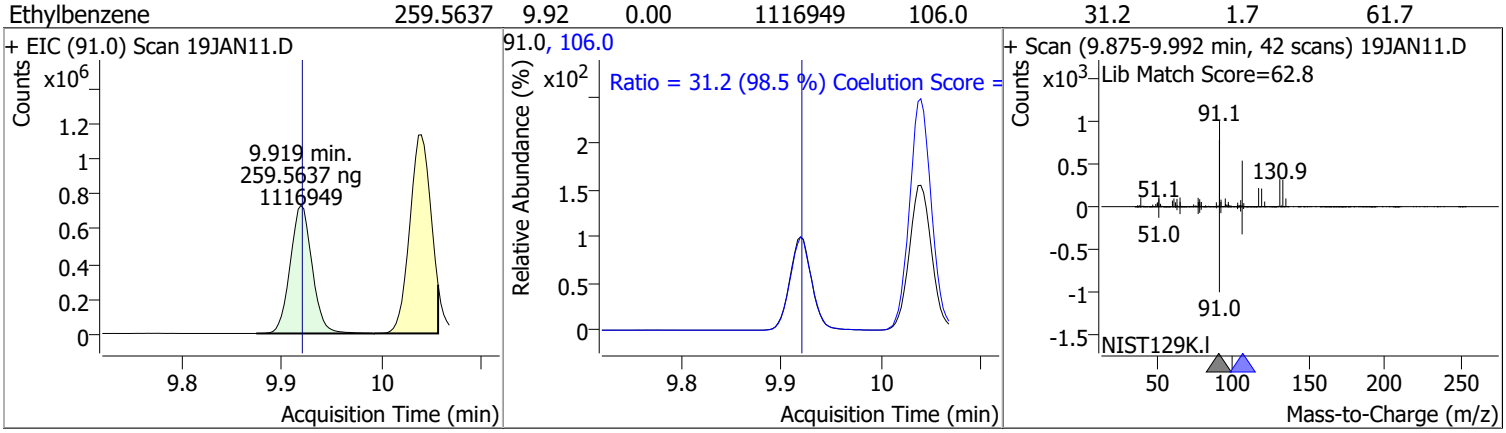

Compound	Conc.	RT	Dev(Min)	Resp.	QIon	QRatio	Lower	Upper
m+p-Xylenes	520.9218	10.04	0.00	887253	91.0	200.5	170.7	230.7

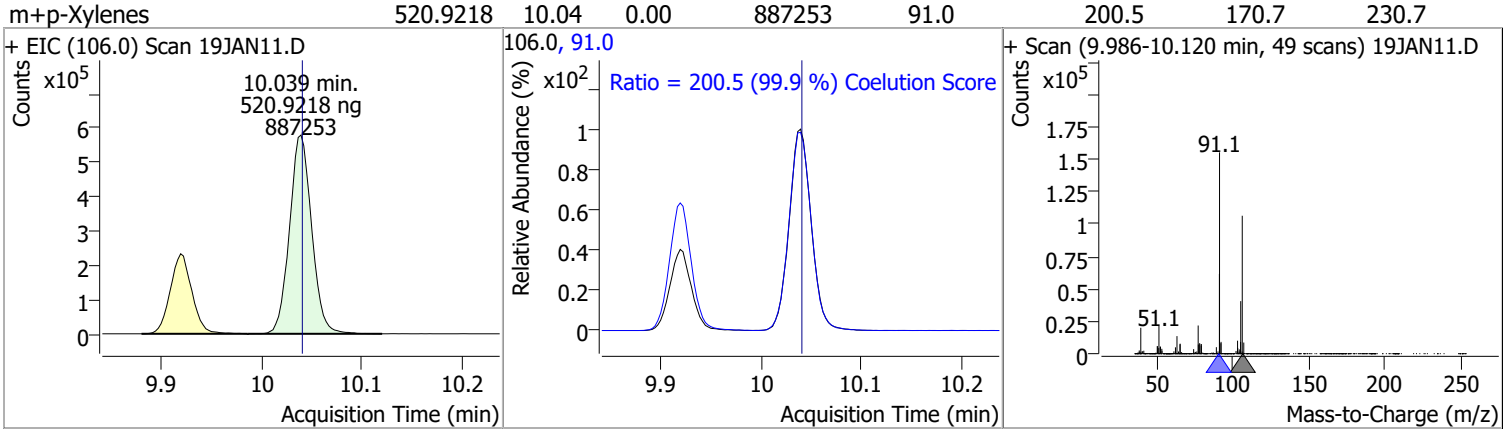

Quantitation Results Report (QT Reviewed)

Compound	Conc.	RT	Dev(Min)	Resp.	QIon	QRatio	Lower	Upper
o-Xylene	257.9276	10.43	0.00	387676	91.0	216.3	181.4	241.4

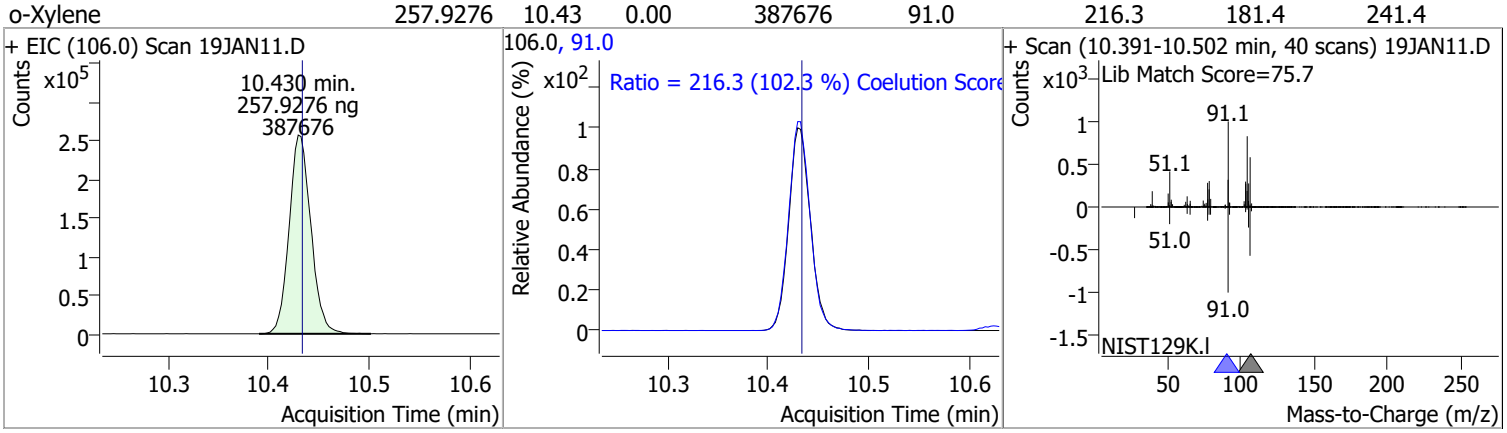

Compound	Conc.	RT	Dev(Min)	Resp.	QIon	QRatio	Lower	Upper
Styrene	261.6473	10.45	0.00	646327	78.0	50.2	20.6	80.6

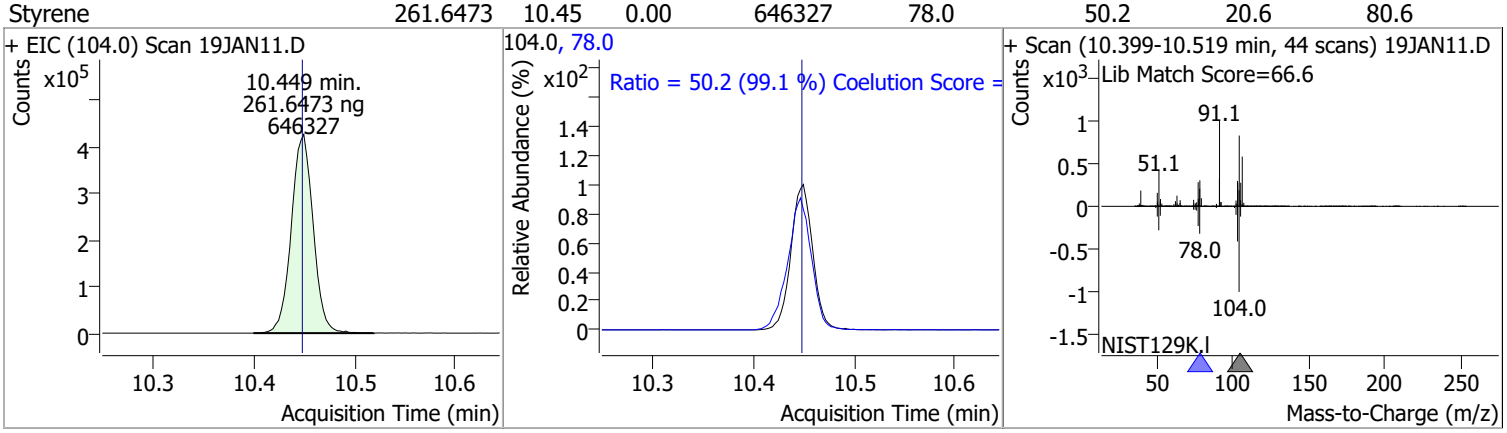

Compound	Conc.	RT	Dev(Min)	Resp.	QIon	QRatio	Lower	Upper
Bromoform	255.8151	10.62	0.00	96001	170.5	51.8	20.3	80.3
					174.5	47.2	18.1	78.1

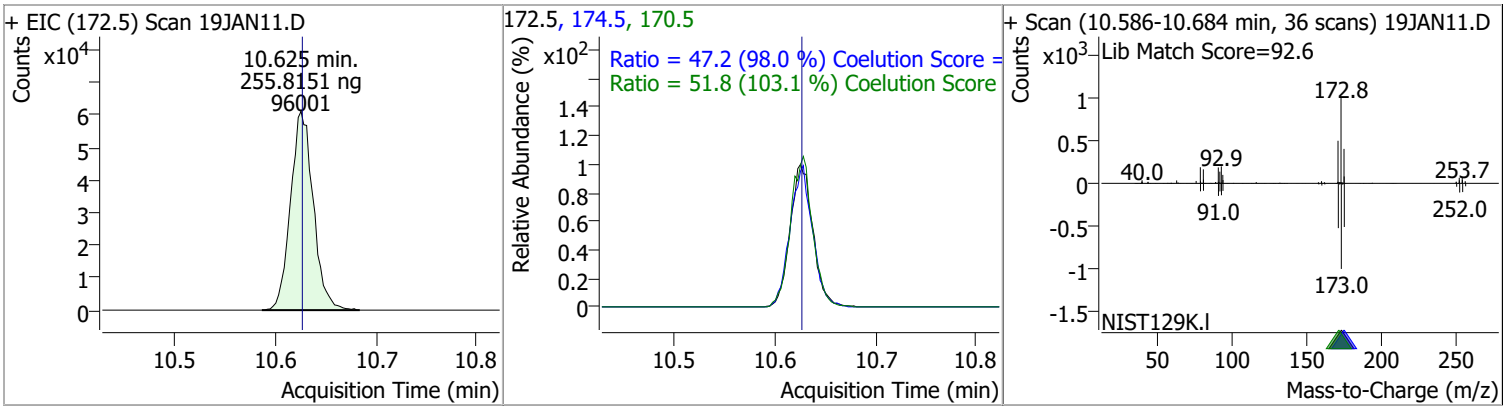

Compound	Conc.	RT	Dev(Min)	Resp.	QIon	QRatio	Lower	Upper
p-Bromofluorobenzene	268.5266	10.95	0.00	277668	174.0	93.3	65.3	125.3
					176.0	90.7	63.3	123.3

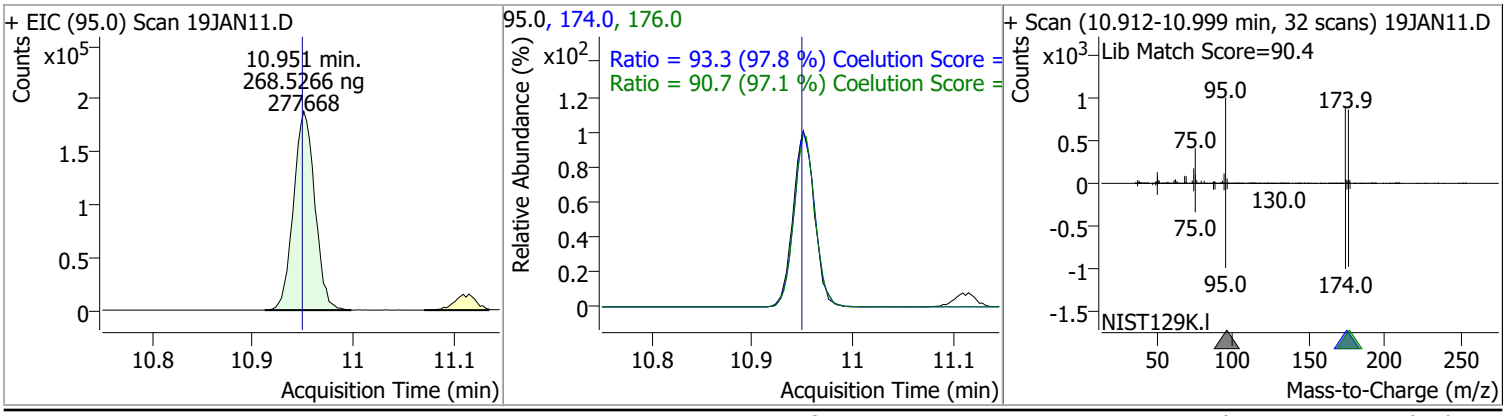

Quantitation Results Report (QT Reviewed)

Compound	Conc.	RT	Dev(Min)	Resp.	QIon	QRatio	Lower	Upper
Bromobenzene	267.4139	11.09	0.00	243851	77.0	141.8	113.5	173.5
					158.0	97.1	66.1	126.1

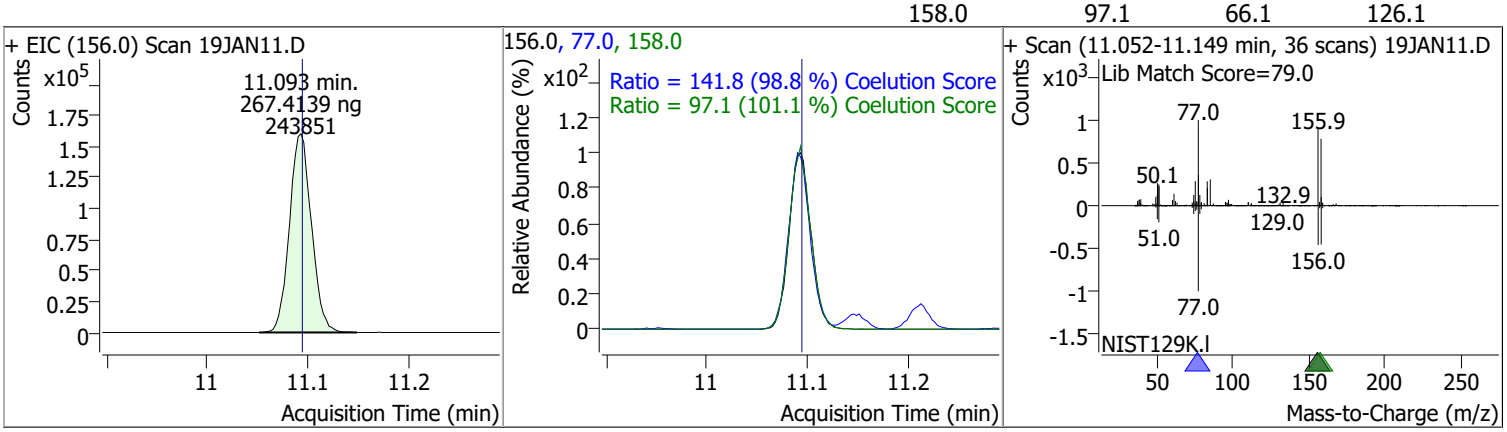

Compound	Conc.	RT	Dev(Min)	Resp.	QIon	QRatio	Lower	Upper
1,1,2,2-Tetrachloroethane	256.8068	11.11	0.00	133573	85.0	63.7	33.3	93.3

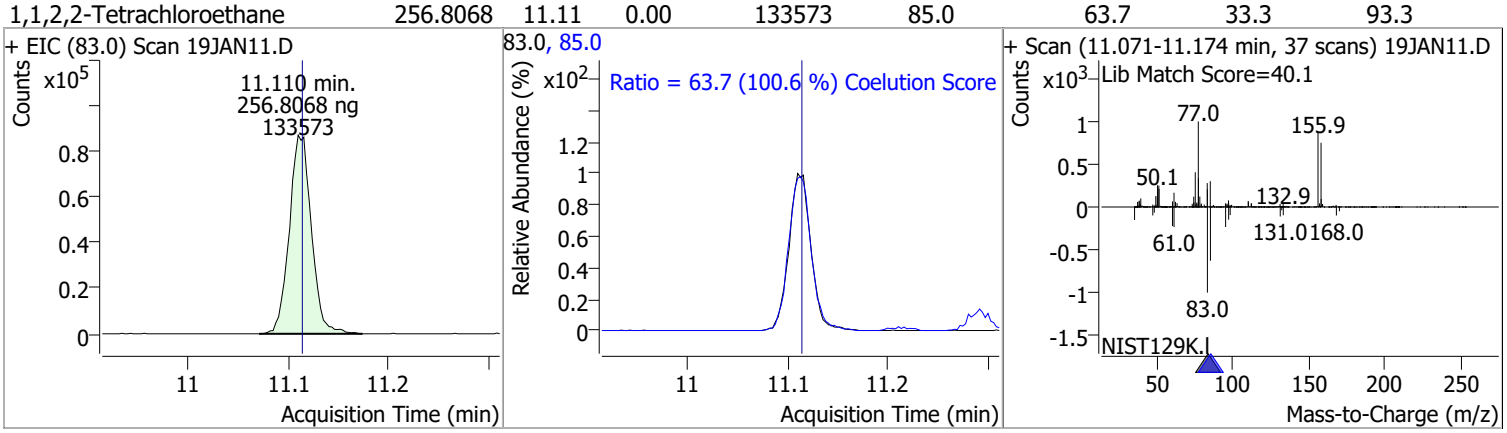

Compound	Conc.	RT	Dev(Min)	Resp.	QIon	QRatio	Lower	Upper
1,2,3-Trichloropropane	264.3420	11.15	-0.01	36124	112.0	64.3	35.8	95.8

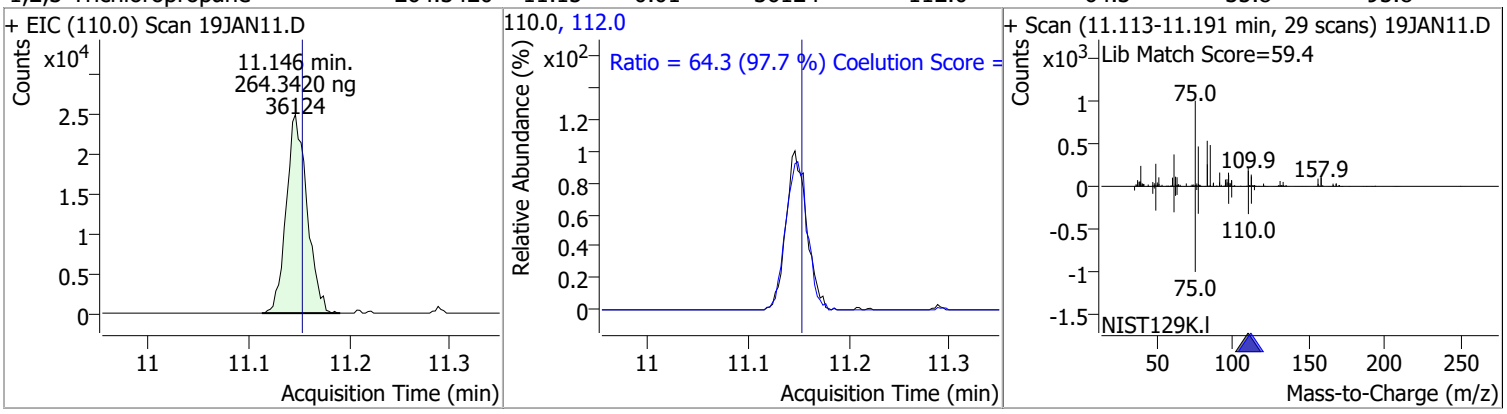

Compound	Conc.	RT	Dev(Min)	Resp.	QIon	QRatio	Lower	Upper
2-Chlorotoluene	274.6030	11.29	0.00	247831	91.0	278.5	246.2	306.2

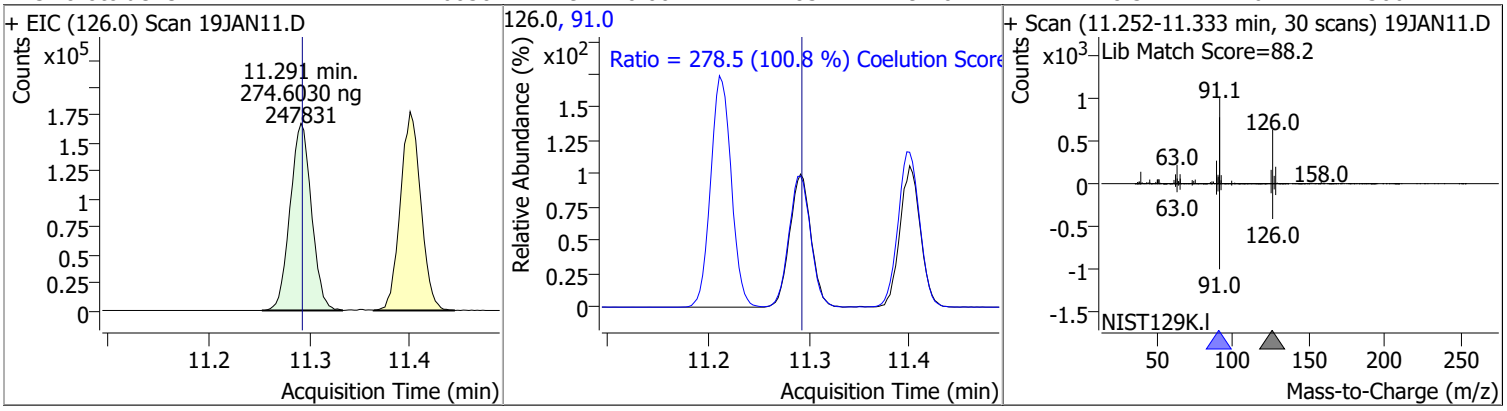

Compound	Conc.	RT	Dev(Min)	Resp.	QIon	QRatio	Lower	Upper
4-Chlorotoluene	278.6073	11.40	0.00	814408	126.0	31.0	1.3	61.3

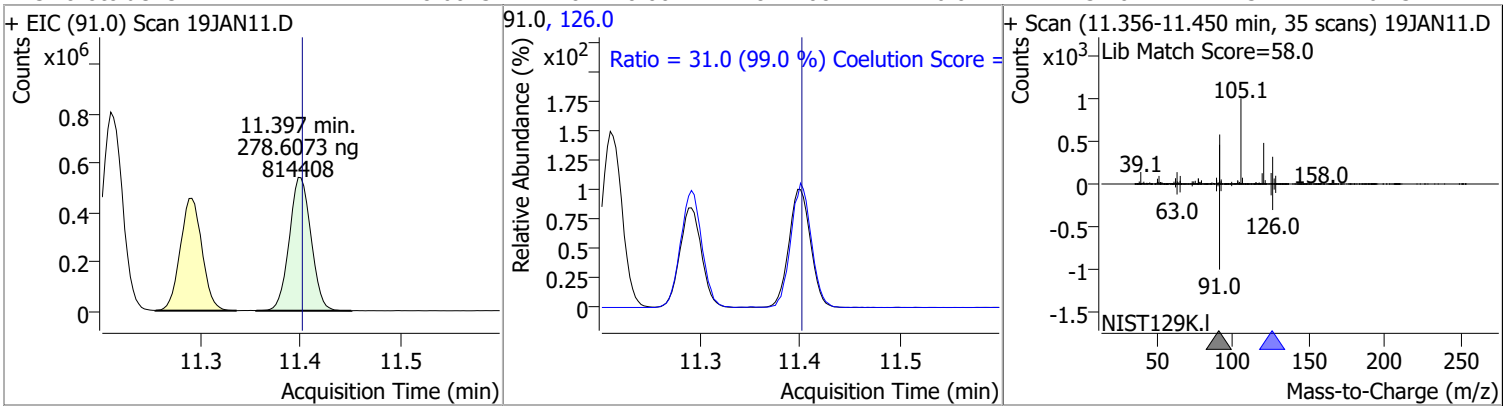

Compound	Conc.	RT	Dev(Min)	Resp.	QIon	QRatio	Lower	Upper
1,3-Dichlorobenzene	264.2369	12.03	0.00	436562	148.0	62.7	32.8	92.8
					111.0	39.2	8.7	68.7

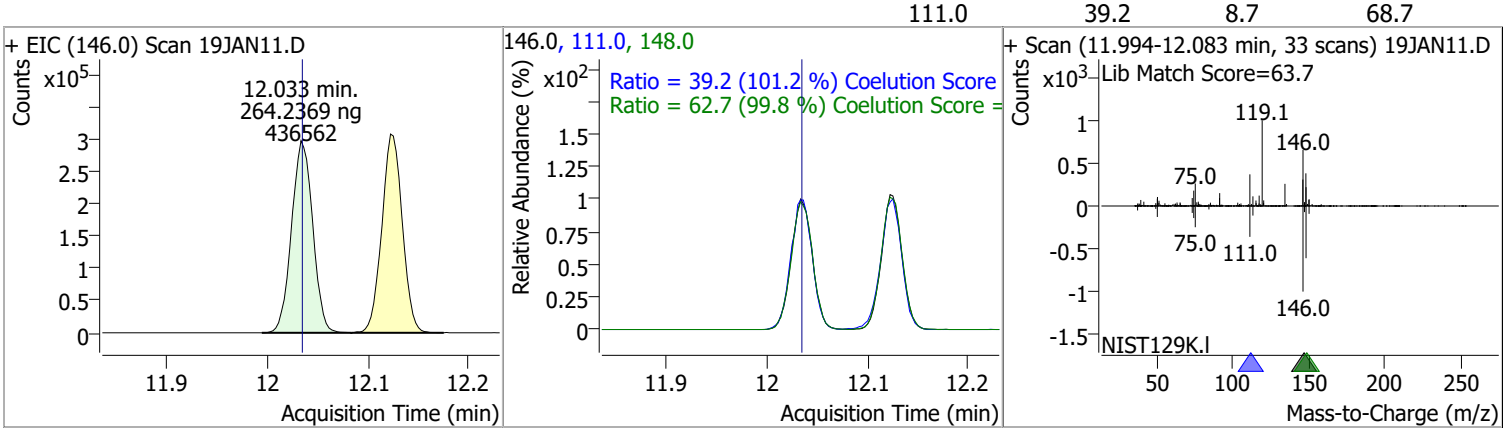

Compound	Conc.	RT	Dev(Min)	Resp.	QIon	QRatio	Lower	Upper
1,4-Dichlorobenzene	260.2139	12.12	0.00	438291	148.0	63.9	33.7	93.7
					111.0	38.8	8.7	68.7

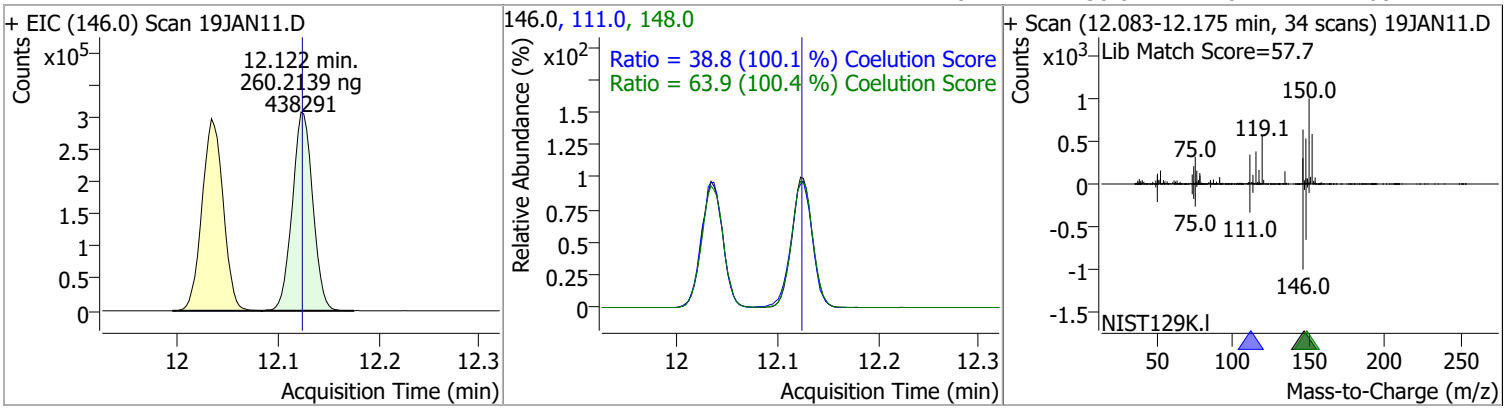

Quantitation Results Report (QT Reviewed)

Compound	Conc.	RT	Dev(Min)	Resp.	QIon	QRatio	Lower	Upper
1,2-Dichlorobenzene	265.4514	12.49	0.00	366153	148.0	64.2	31.9	91.9
					111.0	40.4	9.5	69.5

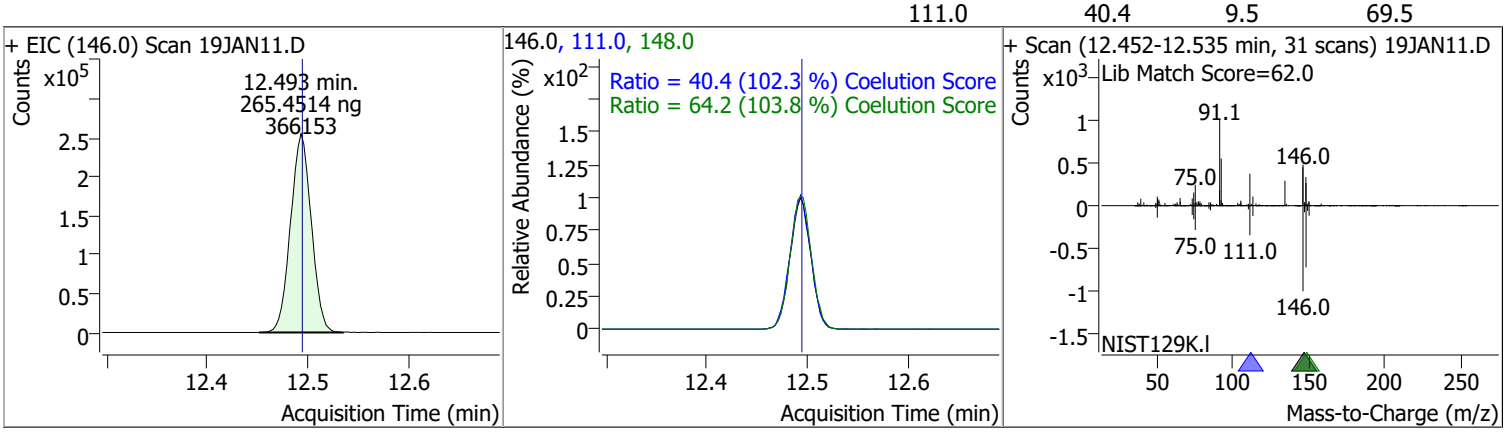

Quantitation Results Report (QT Reviewed)

Data File	19JAN13.D	Operator	MSC
Acq. Method	5975CACQF.M	Acq. Date-Time	1/19/2022 2:53:18 PM
Sample Name	ICAL011922_7	Instrument	VOA5975C
Vial	13	Multiplier	1.00
DA Method File	VOA5975C_8260B_SHT_DoD_L4_011922.m	Comment	
Tune File	BFB_Atune3.u	Tune Date	10/11/2021 4:02:00 PM
Batch Name	VG011922_8260B.batch.bin	Last Calib Update	1/20/2022 9:28:12 AM
Ref Library	\\MASSHUNTER\Org\Library\NIST129K.l		

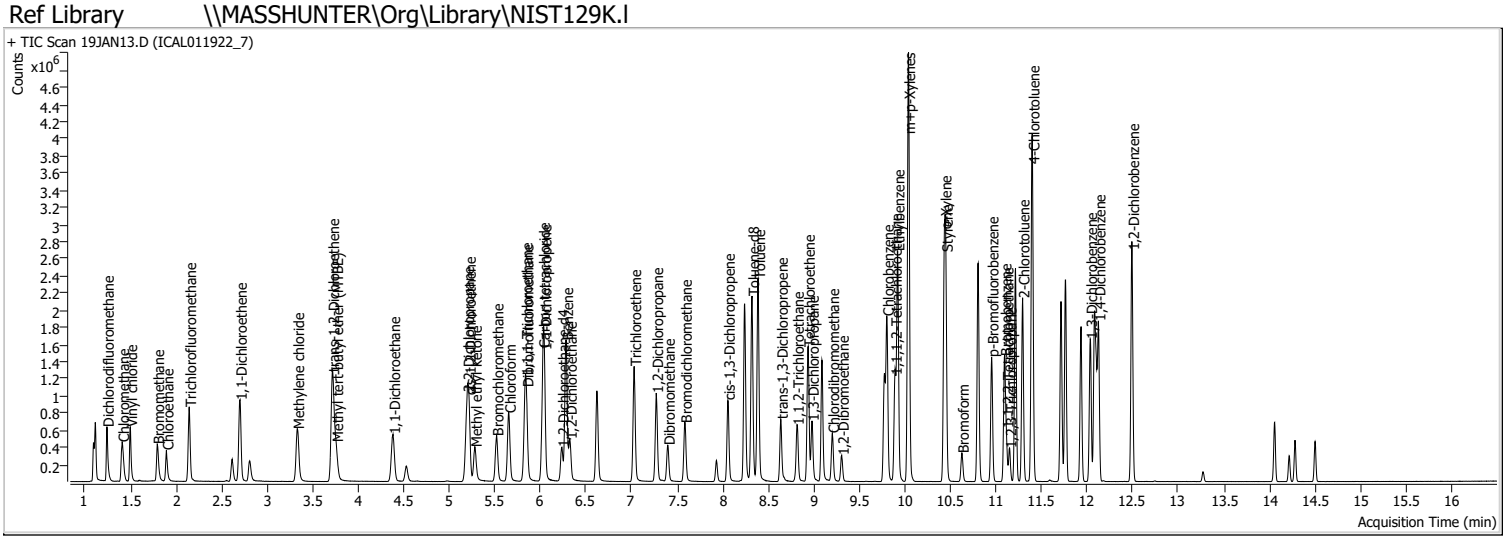

Compound	RT	QIon	Resp.	Conc.	Units		Dev(Min)
Internal Standards							
M Fluorobenzene	6.618	96.0	894962	250.0000	ng		-0.003
M Chlorobenzene-d5	9.774	82.0	333736	250.0000	ng		0.000
M 1,4-Dichlorobenzene-d4	12.100	152.0	286959	250.0000	ng		0.000
System Monitoring Compounds							
S Dibromofluoromethane	5.845	113.0	325687	375.7157	ng		-0.006
Spiked Amount: 250.000	Range: 80.0 - 119.0%			Recovery = 150.29%		*	
S 1,2-Dichloroethane-d4	6.233	67.0	139362	372.1740	ng		0.003
Spiked Amount: 250.000	Range: 81.0 - 118.0%			Recovery = 148.87%		*	
S Toluene-d8	8.322	98.0	1329503	408.3346	ng		0.003
Spiked Amount: 250.000	Range: 89.0 - 112.0%			Recovery = 163.33%		*	
S p-Bromofluorobenzene	10.951	95.0	415878	392.5157	ng		0.003
Spiked Amount: 250.000	Range: 85.0 - 114.0%			Recovery = 157.01%		*	
Target Compounds							**QValue**
T Dichlorodifluoromethane	1.241	85.0	452793	376.2647	ng		100
T Chloromethane	1.408	50.0	529250	373.5581	ng		100
T Vinyl chloride	1.498	62.0	479607	371.9021	ng		99
T Bromomethane	1.793	96.0	235754	380.3767	ng		96
T Chloroethane	1.894	64.0	233233	382.2662	ng		97
T Trichlorofluoromethane	2.145	101.0	569126	368.0290	ng		98
T 1,1-Dichloroethene	2.700	96.0	344045	382.3544	ng		98
T Methylene chloride	3.330	49.0	470733	359.8205	ng		99
T trans-1,2-Dichloroethene	3.715	96.0	355984	382.9648	ng		100
T Methyl tert-butyl ether (MTBE)	3.757	73.0	452747	389.6885	ng		100
T 1,1-Dichloroethane	4.381	63.0	658287	378.3961	ng		99
T 2,2-Dichloropropane	5.195	77.0	501019	382.1537	ng		96
T cis-1,2-Dichloroethene	5.215	96.0	369412	392.4995	ng		97
T Methyl ethyl ketone	5.279	43.0	538796	3961.2871	ng		98
T Bromochloromethane	5.519	128.0	147182	379.2795	ng		98
T Chloroform	5.653	83.0	641596	369.3654	ng		98

Compound	RT	QIon	Resp.	Conc.	Units	Dev(Min)
T 1,1,1-Trichloroethane	5.834	97.0	616756	384.8283	ng	99
T Carbon tetrachloride	6.026	117.0	604305	388.7744	ng	99
T 1,1-Dichloropropene	6.043	75.0	531739	409.1480	ng	99
T Benzene	6.280	78.0	1403257	392.4951	ng	100
T 1,2-Dichloroethane	6.322	62.0	368750	373.4220	ng	96
T Trichloroethene	7.028	95.0	399934	400.2849	ng	99
T 1,2-Dichloropropane	7.270	63.0	352771	401.5854	ng	98
T Dibromomethane	7.396	93.0	143756	388.2481	ng	99
T Bromodichloromethane	7.583	83.0	408420	392.2653	ng	98
T cis-1,3-Dichloropropene	8.057	75.0	471983	413.1062	ng	99
T Toluene	8.388	92.0	890126	410.1461	ng	99
T trans-1,3-Dichloropropene	8.637	75.0	345161	414.1677	ng	95
T 1,1,2-Trichloroethane	8.815	83.0	167409	395.0532	ng	98
T Tetrachloroethene	8.935	163.8	346235	393.4248	ng	98
T 1,3-Dichloropropane	8.980	76.0	339654	396.0772	ng	99
T Chlorodibromomethane	9.203	129.0	269032	394.1991	ng	99
T 1,2-Dibromoethane	9.306	107.0	184921	395.1062	ng	98
T Chlorobenzene	9.799	112.0	945250	397.3088	ng	100
T 1,1,1,2-Tetrachloroethane	9.889	131.0	329822	395.1127	ng	99
T Ethylbenzene	9.919	91.0	1697682	381.4483	ng	99
T m+p-Xylenes	10.037	106.0	1334216	762.4509	ng	99
T o-Xylene	10.433	106.0	598606	384.0157	ng	99
T Styrene	10.449	104.0	973131	382.7382	ng	100
T Bromoform	10.625	172.5	143943	374.3438	ng	98
T Bromobenzene	11.093	156.0	361843	387.2660	ng	99
T 1,1,2,2-Tetrachloroethane	11.113	83.0	199230	373.8283	ng	99
T 1,2,3-Trichloropropane	11.149	110.0	52732	376.5948	ng	95
T 2-Chlorotoluene	11.291	126.0	365790	395.5589	ng	95
T 4-Chlorotoluene	11.400	91.0	1209058	403.6708	ng	99
T 1,3-Dichlorobenzene	12.033	146.0	652775	385.6033	ng	99
T 1,4-Dichlorobenzene	12.122	146.0	656962	380.6606	ng	99
T 1,2-Dichlorobenzene	12.493	146.0	546389	386.5930	ng	98

(#) = Qualifier Out of Range; (m) = Manual Integration; (+) = Area Summed; (*) = Surrogate Percent Recovery Out of Range; (d): Zeroed Peak

Quantitation Results Report (QT Reviewed)

Compound	Conc.	RT	Dev(Min)	Resp.	QIon	QRatio	Lower	Upper
Dichlorodifluoromethane	376.2647	1.24	0.00	452793	87.0	31.9	1.8	61.8

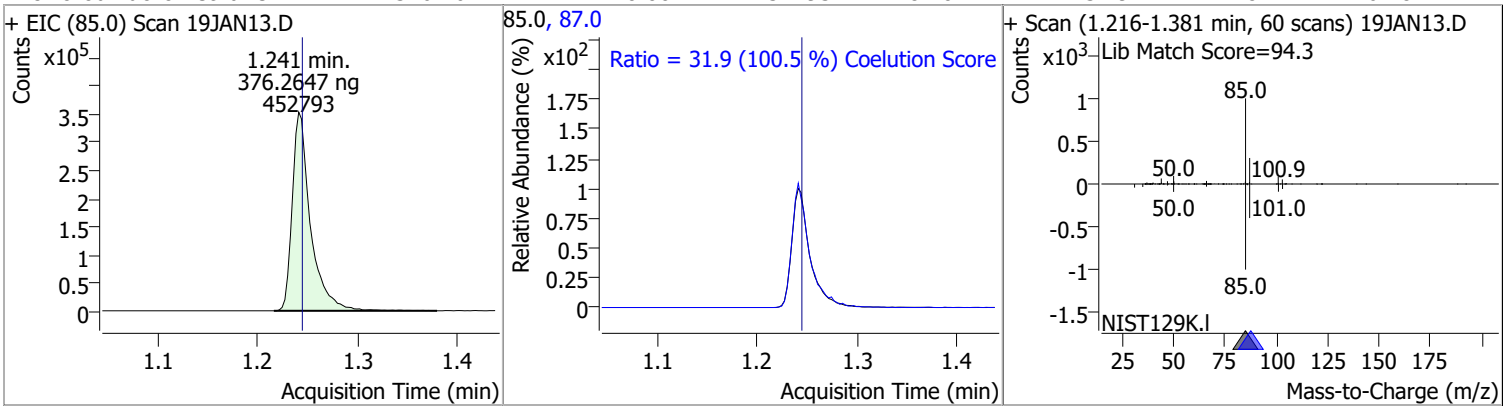

Compound	Conc.	RT	Dev(Min)	Resp.	QIon	QRatio	Lower	Upper
Chloromethane	373.5581	1.41	0.00	529250	52.0	32.4	2.4	62.4

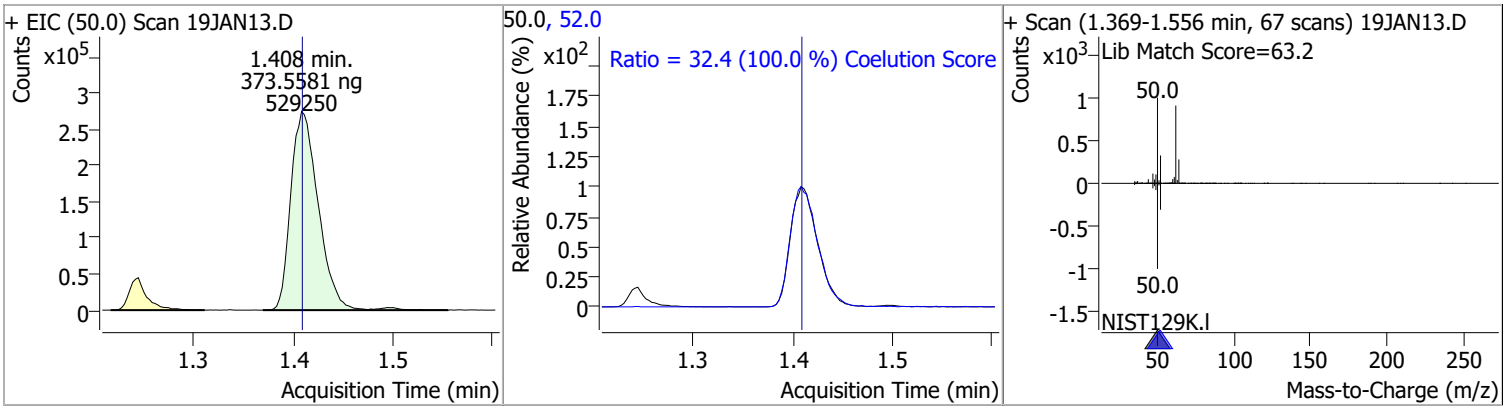

Compound	Conc.	RT	Dev(Min)	Resp.	QIon	QRatio	Lower	Upper
Vinyl chloride	371.9021	1.50	0.00	479607	64.0	30.9	1.3	61.3

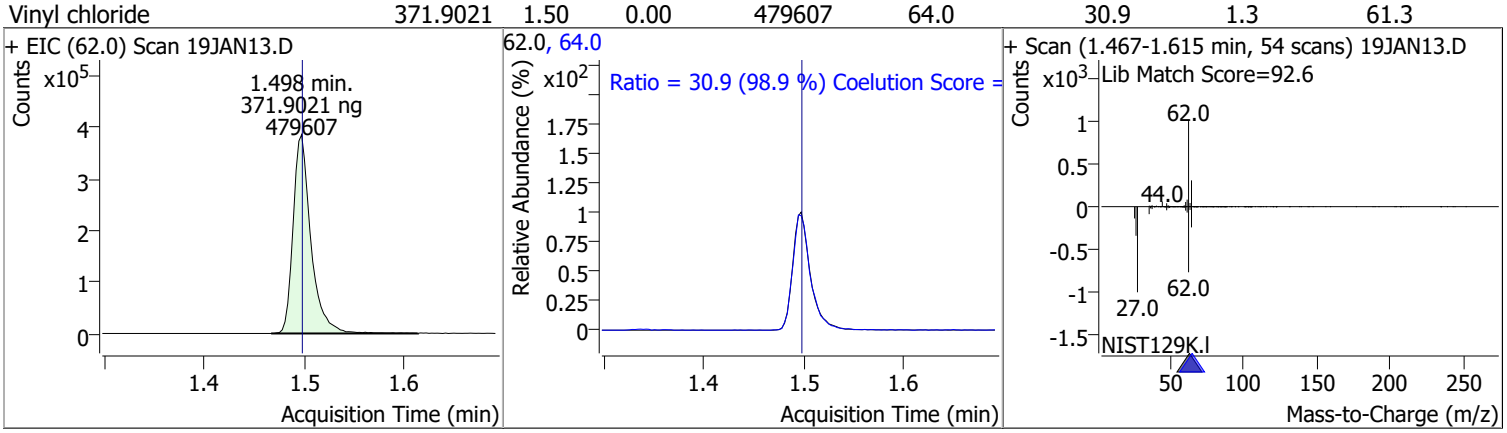

Compound	Conc.	RT	Dev(Min)	Resp.	QIon	QRatio	Lower	Upper
Bromomethane	380.3767	1.79	-0.01	235754	94.0	105.6	80.1	140.1

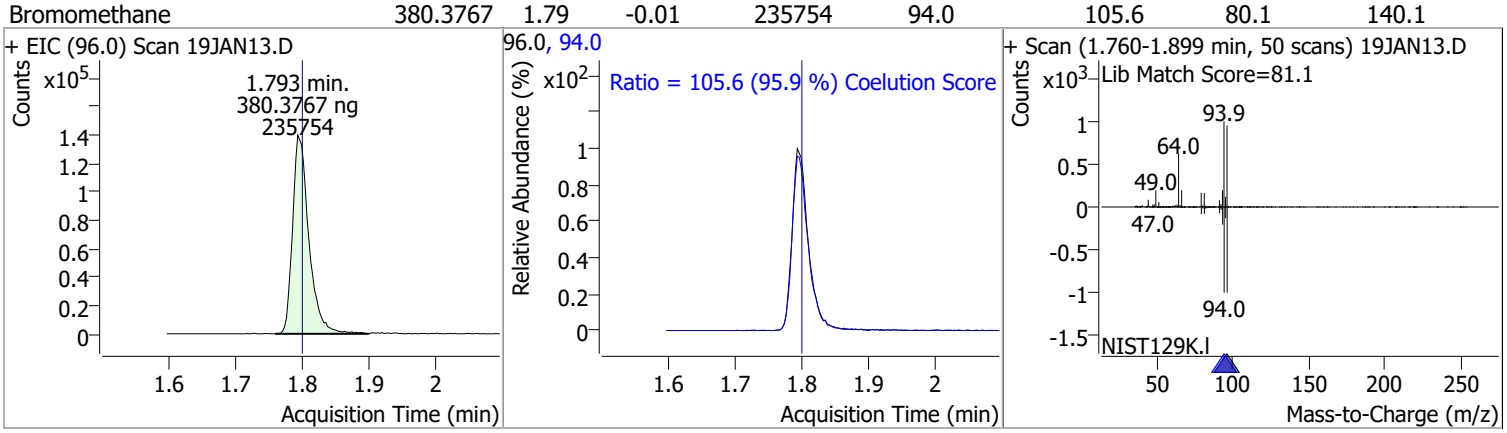

Quantitation Results Report (QT Reviewed)

Compound	Conc.	RT	Dev(Min)	Resp.	QIon	QRatio	Lower	Upper
Chloroethane	382.2662	1.89	0.00	233233	66.0	31.4	0.0	60.0

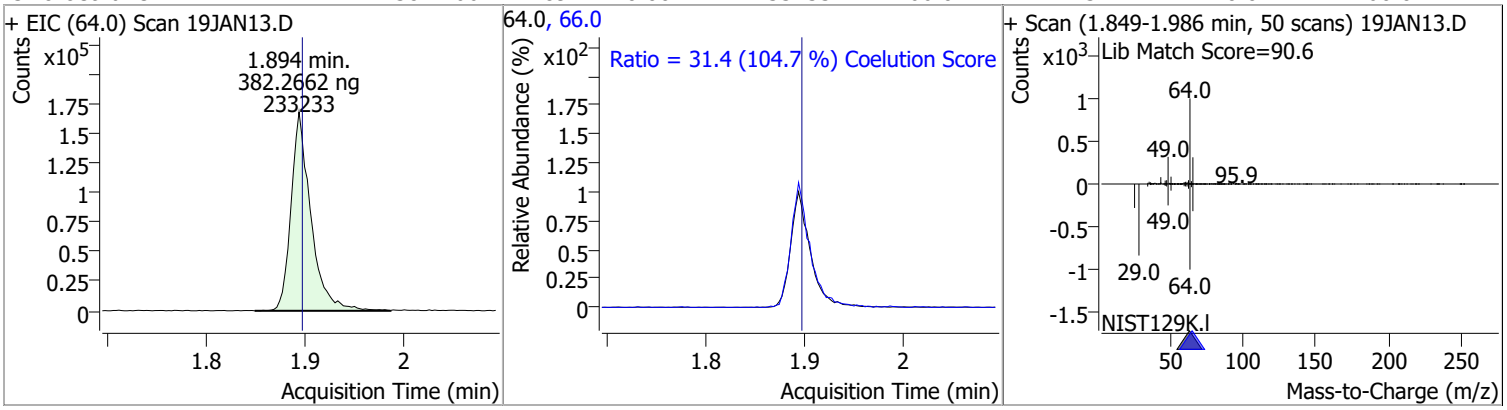

Compound	Conc.	RT	Dev(Min)	Resp.	QIon	QRatio	Lower	Upper
Trichlorofluoromethane	368.0290	2.14	0.00	569126	103.0	66.2	35.0	95.0

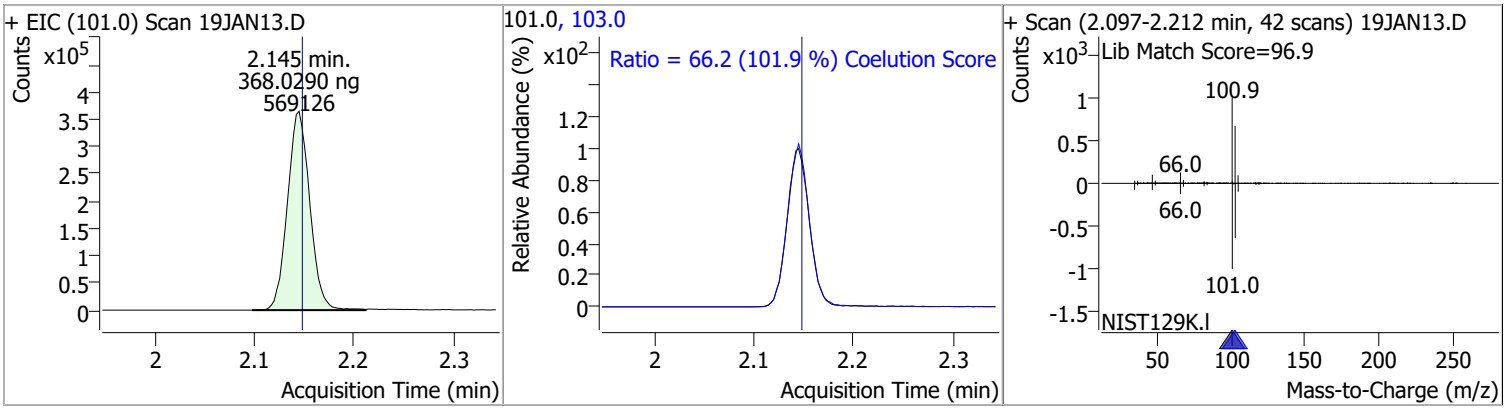

Compound	Conc.	RT	Dev(Min)	Resp.	QIon	QRatio	Lower	Upper
1,1-Dichloroethene	382.3544	2.70	0.00	344045	61.0	182.3	149.9	209.9
					63.0	58.2	27.0	87.0

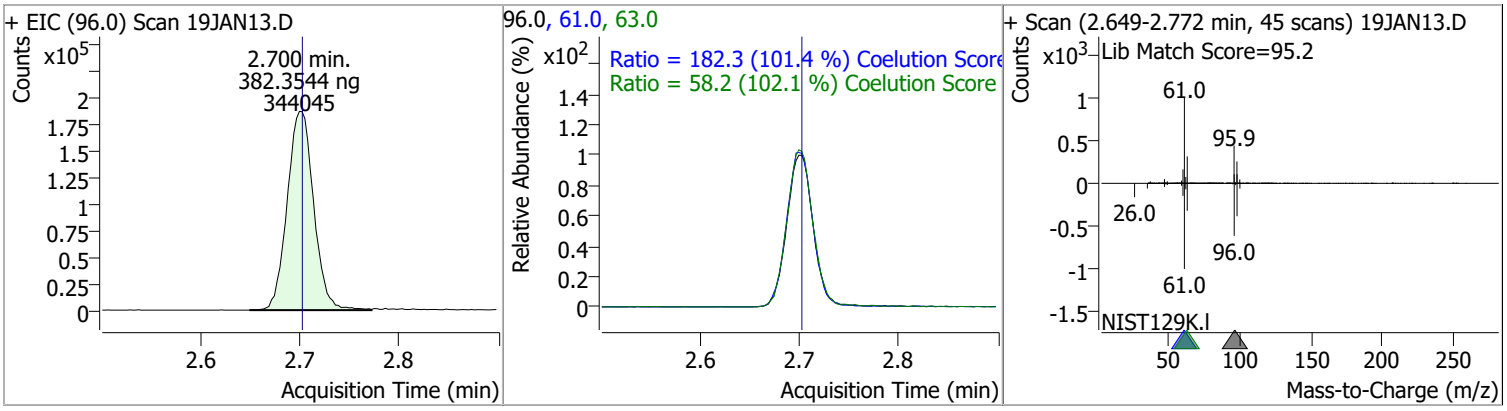

Compound	Conc.	RT	Dev(Min)	Resp.	QIon	QRatio	Lower	Upper
Methylene chloride	359.8205	3.33	0.00	470733	84.0	66.8	36.1	96.1
					86.0	42.6	11.8	71.8

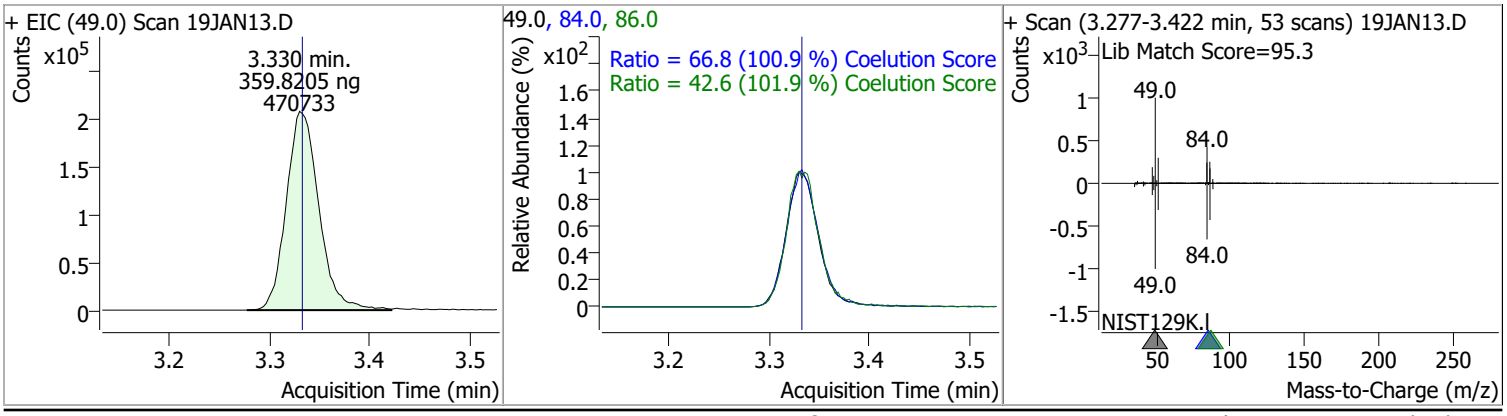

Quantitation Results Report (QT Reviewed)

Compound	Conc.	RT	Dev(Min)	Resp.	QIon	QRatio	Lower	Upper
trans-1,2-Dichloroethene	382.9648	3.71	-0.01	355984	61.0	154.8	124.8	184.8
					98.0	63.2	32.1	92.1

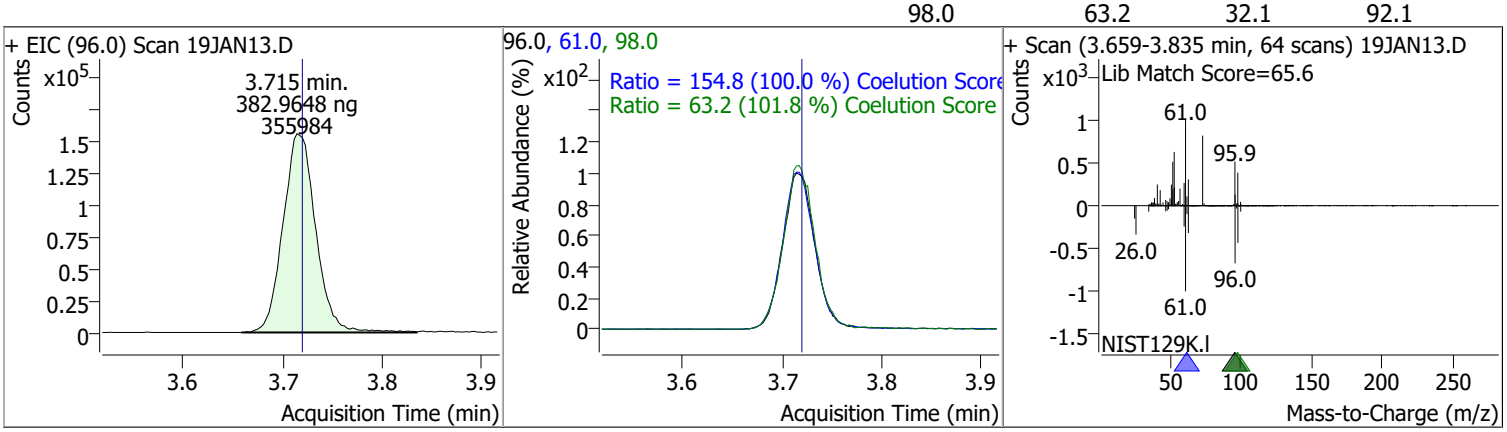

Compound	Conc.	RT	Dev(Min)	Resp.	QIon	QRatio	Lower	Upper
Methyl tert-butyl ether (MTBE)	389.6885	3.76	0.00	452747	57.0	24.8	0.0	54.6

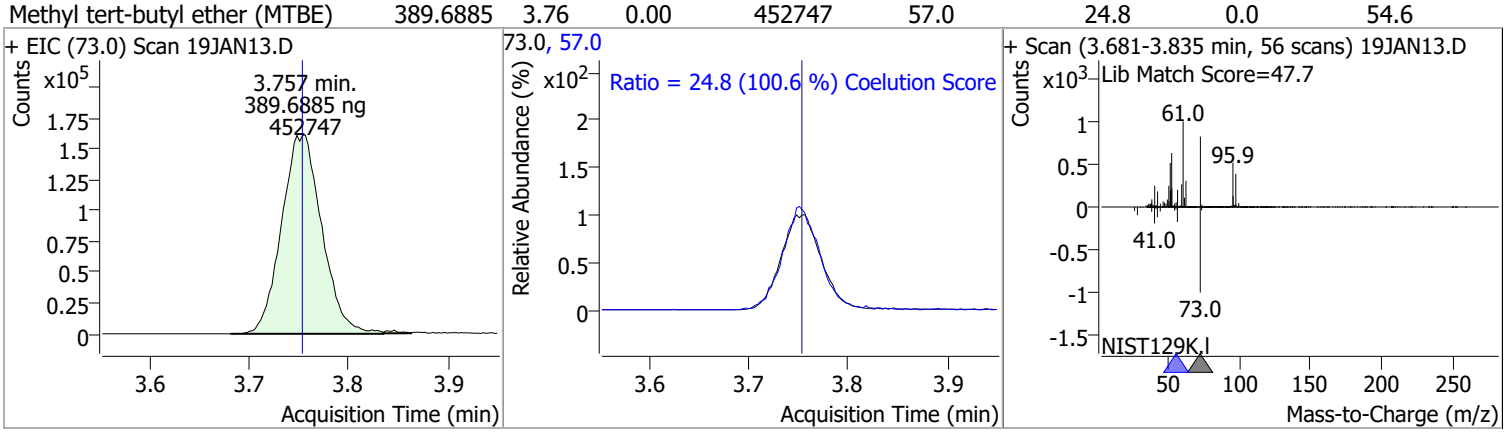

Compound	Conc.	RT	Dev(Min)	Resp.	QIon	QRatio	Lower	Upper
1,1-Dichloroethane	378.3961	4.38	0.00	658287	65.0	31.8	1.0	61.0
					83.0	13.3	0.0	42.7

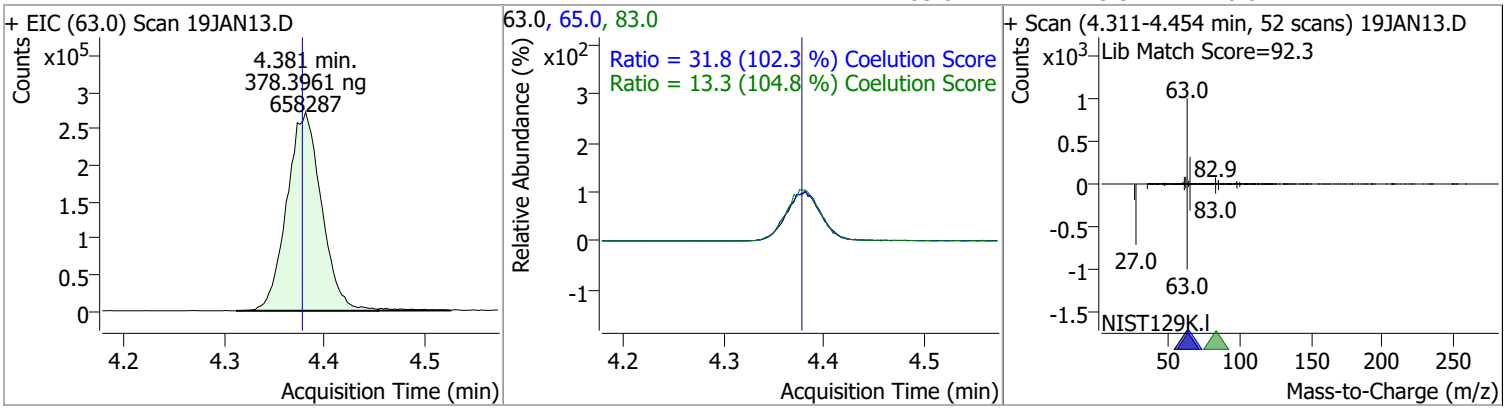

Compound	Conc.	RT	Dev(Min)	Resp.	QIon	QRatio	Lower	Upper
2,2-Dichloropropane	382.1537	5.20	0.00	501019	41.0	65.2	38.8	98.8
					97.0	23.1	0.0	53.9

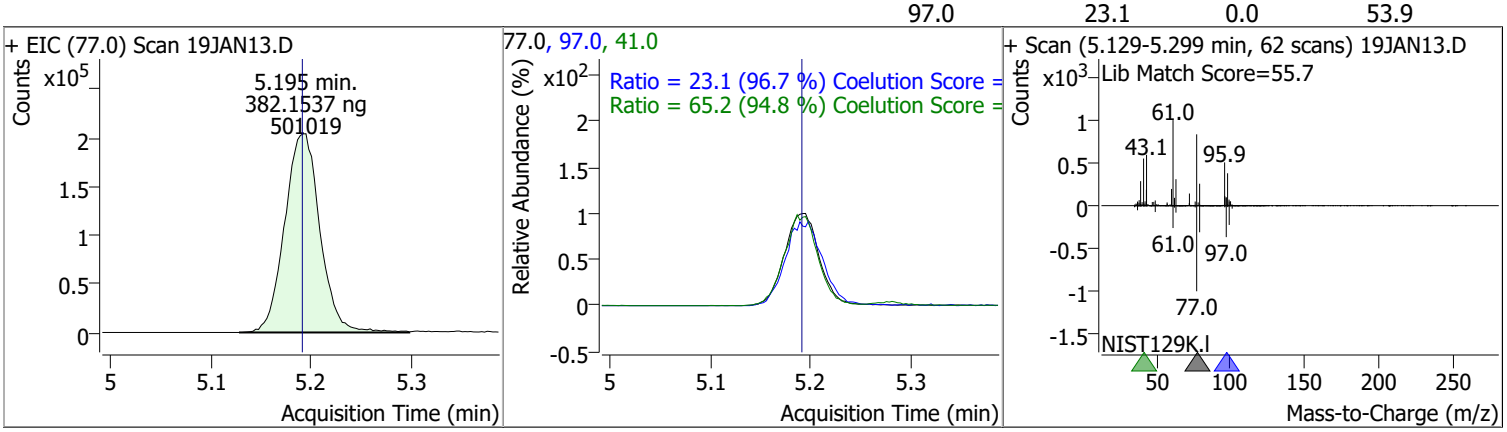

Compound	Conc.	RT	Dev(Min)	Resp.	QIon	QRatio	Lower	Upper
cis-1,2-Dichloroethene	392.4995	5.21	0.00	369412	61.0	163.6	130.4	190.4
					98.0	63.9	36.2	96.2

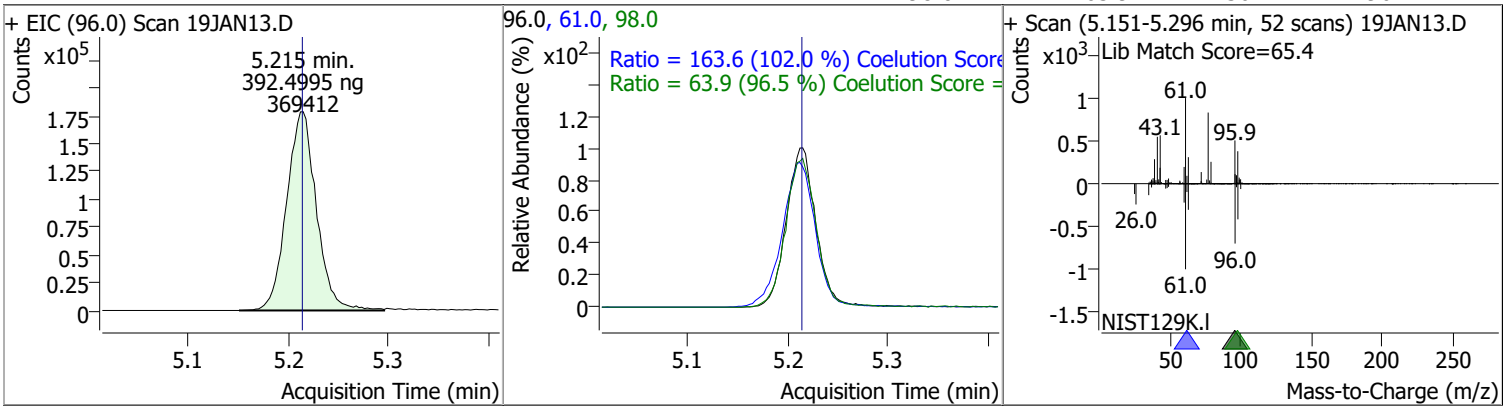

Compound	Conc.	RT	Dev(Min)	Resp.	QIon	QRatio	Lower	Upper
Methyl ethyl ketone	3961.2871	5.28	0.00	538796	72.0	21.4	0.0	50.6

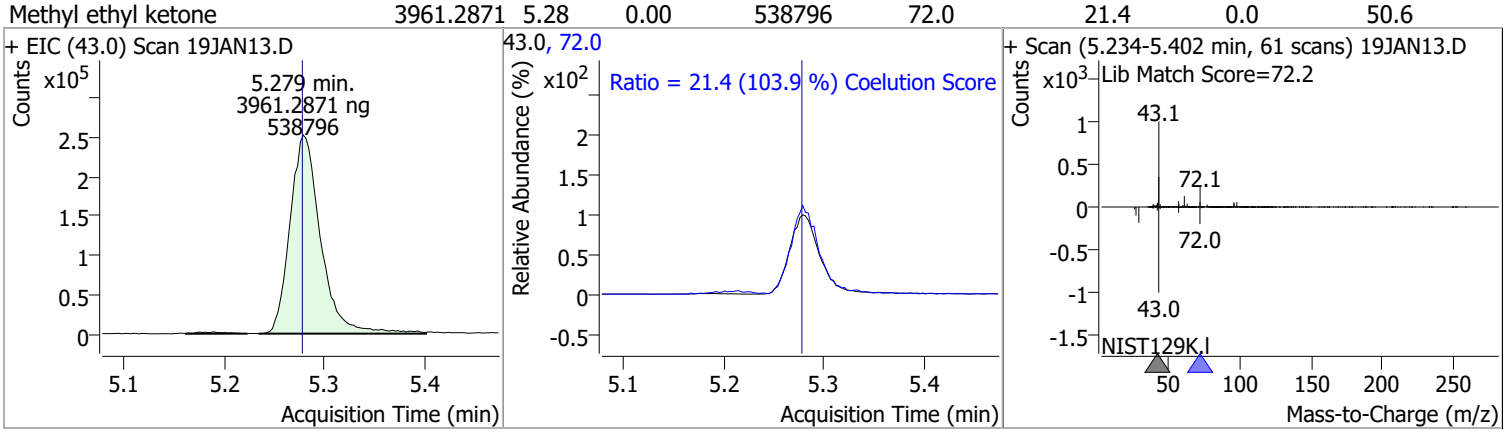

Compound	Conc.	RT	Dev(Min)	Resp.	QIon	QRatio	Lower	Upper
Bromochloromethane	379.2795	5.52	0.00	147182	49.0	184.7	152.2	212.2

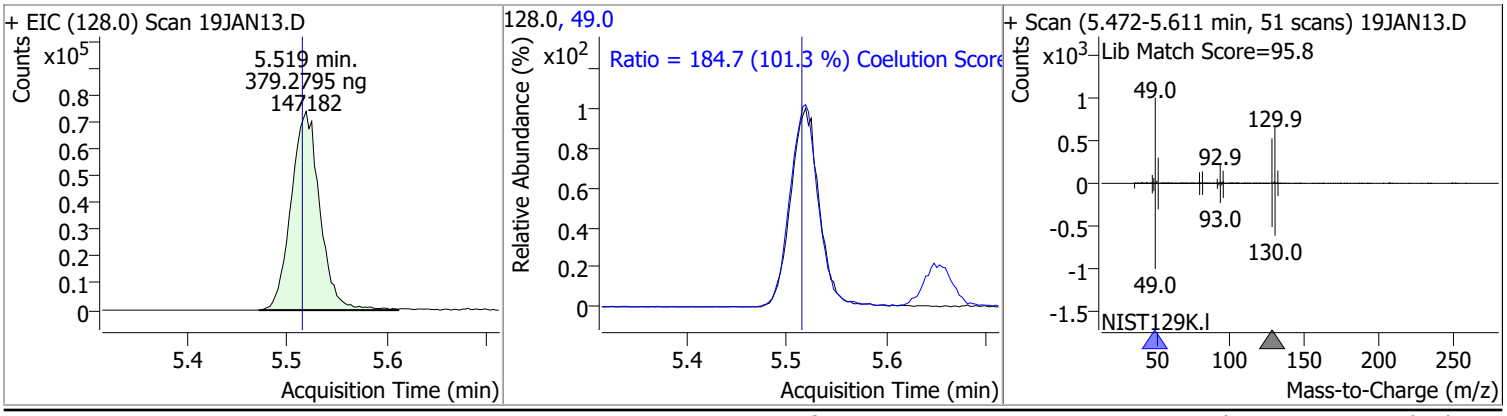

Compound	Conc.	RT	Dev(Min)	Resp.	QIon	QRatio	Lower	Upper
Chloroform	369.3654	5.65	0.00	641596	85.0	64.6	36.2	96.2

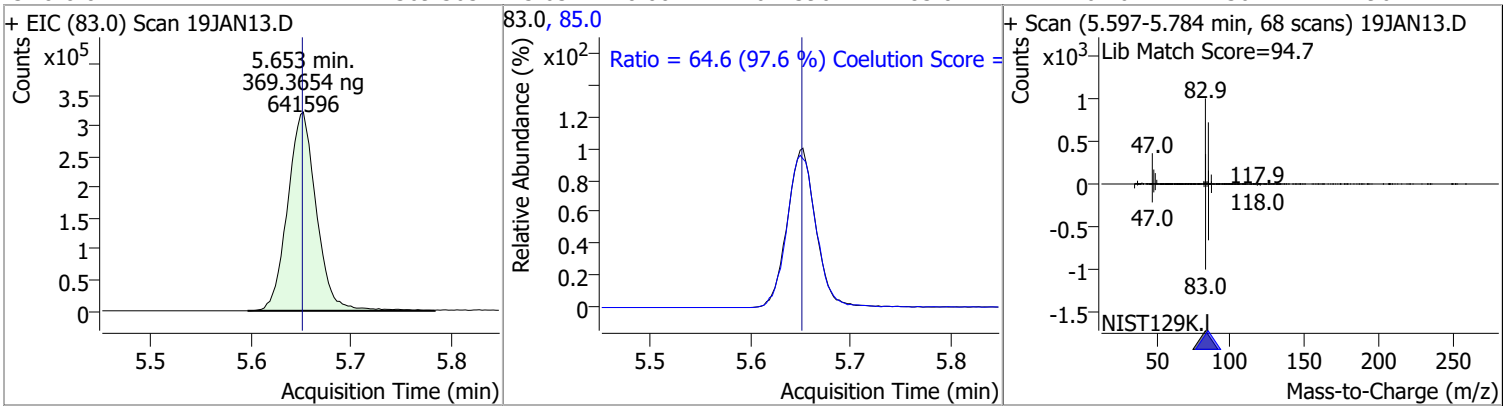

Compound	Conc.	RT	Dev(Min)	Resp.	QIon	QRatio	Lower	Upper
1,1,1-Trichloroethane	384.8283	5.83	0.00	616756	99.0	63.8	33.1	93.1
					61.0	48.4	19.1	79.1

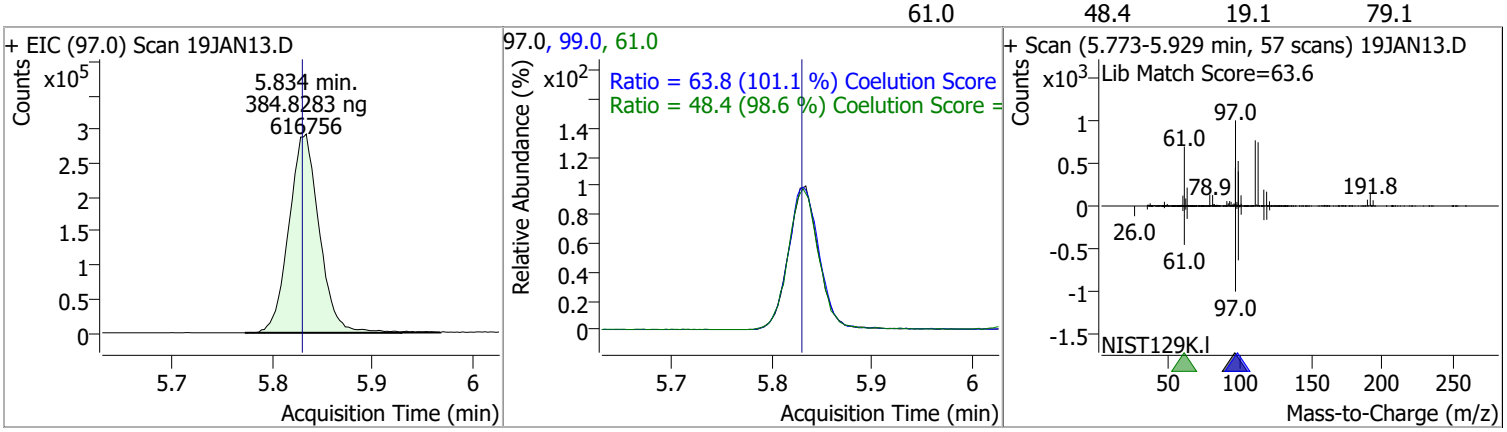

Compound	Conc.	RT	Dev(Min)	Resp.	QIon	QRatio	Lower	Upper
Dibromofluoromethane	375.7157	5.85	-0.01	325687	191.5	21.7	0.0	53.2

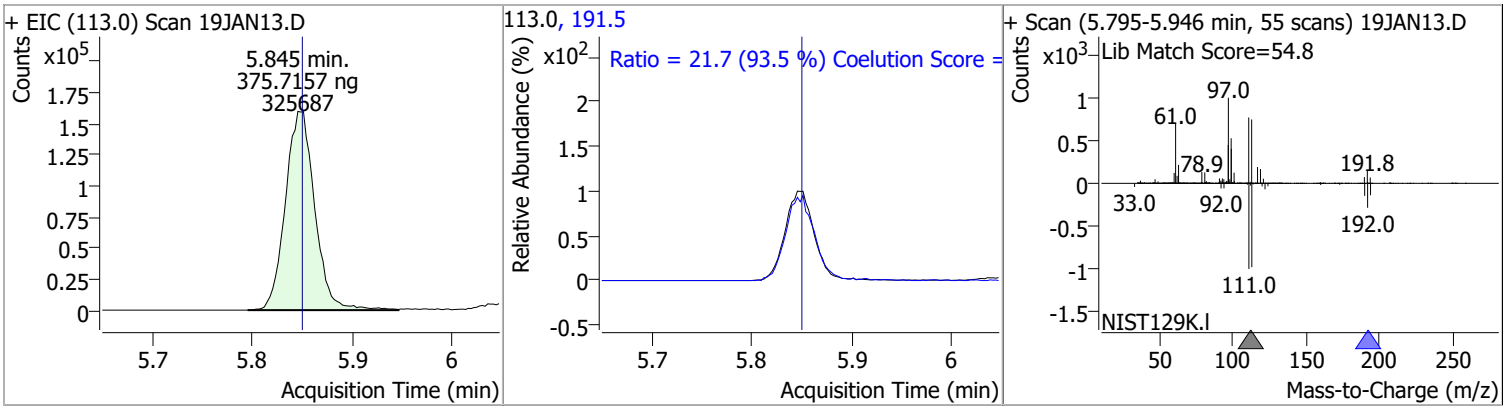

Compound	Conc.	RT	Dev(Min)	Resp.	QIon	QRatio	Lower	Upper
Carbon tetrachloride	388.7744	6.03	0.00	604305	119.0	97.0	67.6	127.6
					121.0	30.9	0.7	60.7

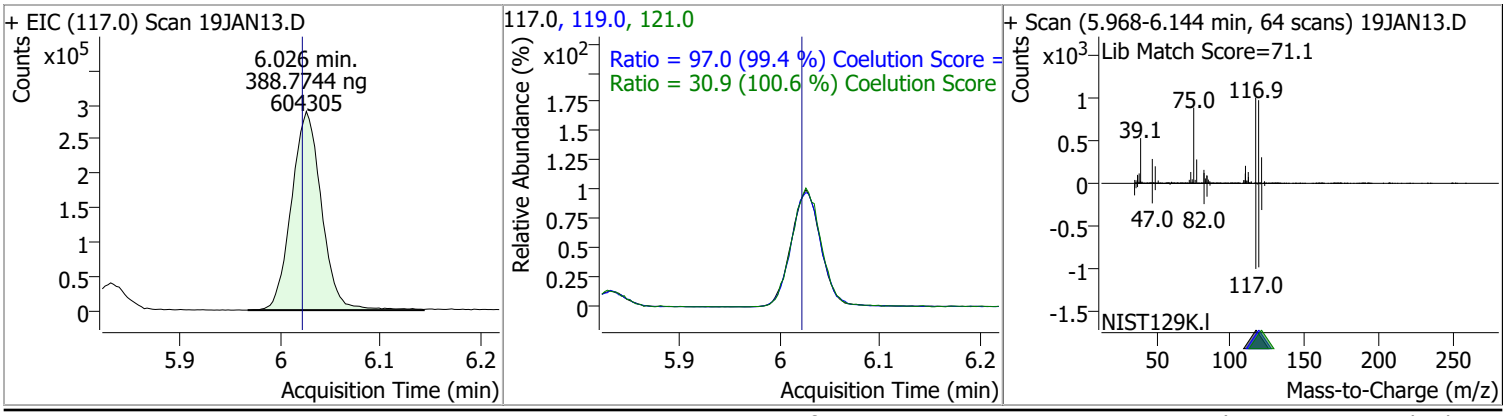

Compound	Conc.	RT	Dev(Min)	Resp.	QIon	QRatio	Lower	Upper
1,1-Dichloropropene	409.1480	6.04	0.00	531739	110.0	36.0	5.6	65.6
					77.0	31.5	1.0	61.0

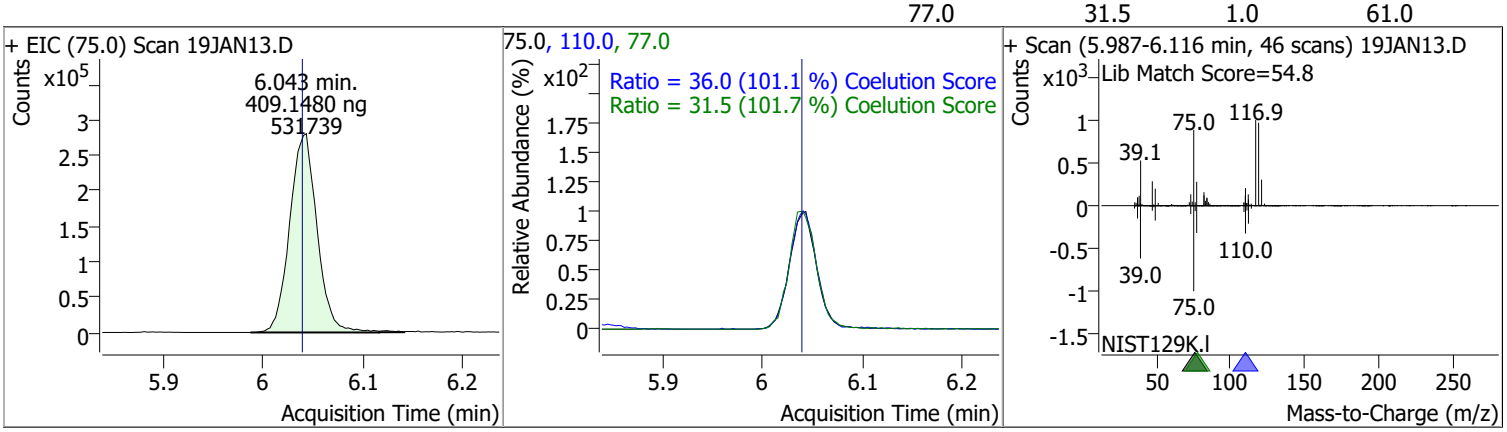

Compound	Conc.	RT	Dev(Min)	Resp.	QIon	QRatio	Lower	Upper
1,2-Dichloroethane-d4	372.1740	6.23	0.00	139362	65.0	196.5	162.8	222.8

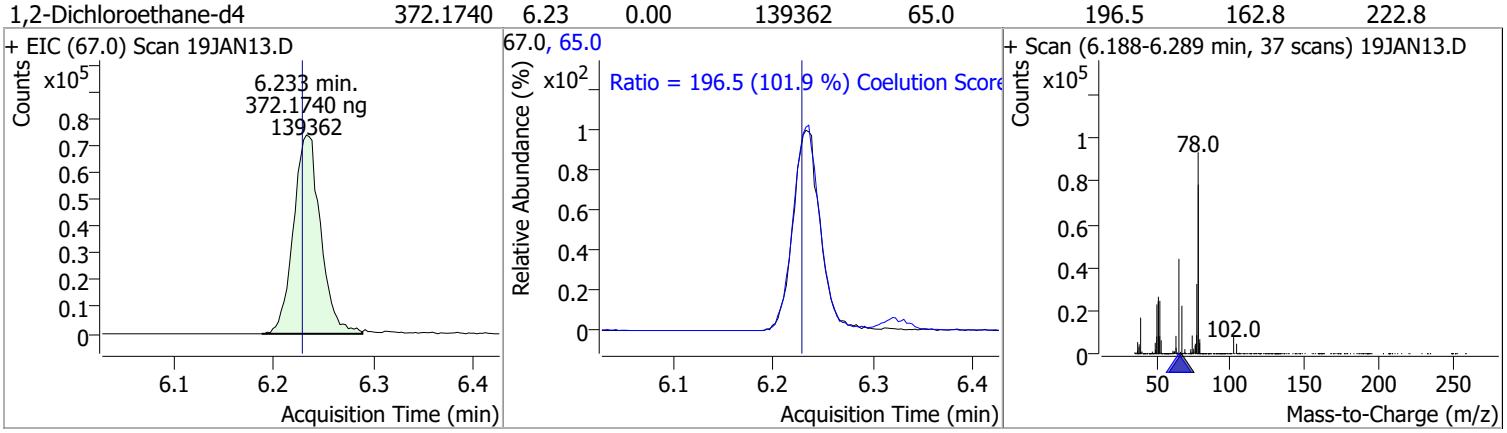

Compound	Conc.	RT	Dev(Min)	Resp.	QIon	QRatio	Lower	Upper
Benzene	392.4951	6.28	0.00	1403257	77.0	23.4	0.0	53.3

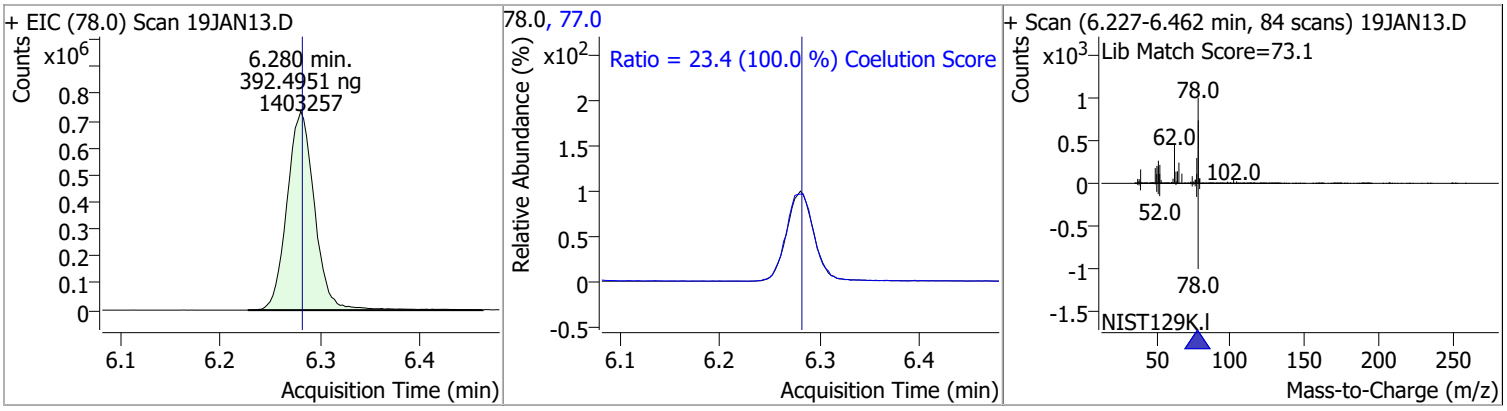

Compound	Conc.	RT	Dev(Min)	Resp.	QIon	QRatio	Lower	Upper
1,2-Dichloroethane	373.4220	6.32	0.00	368750	64.0	29.8	2.2	62.2
					98.0	7.7	0.0	38.2

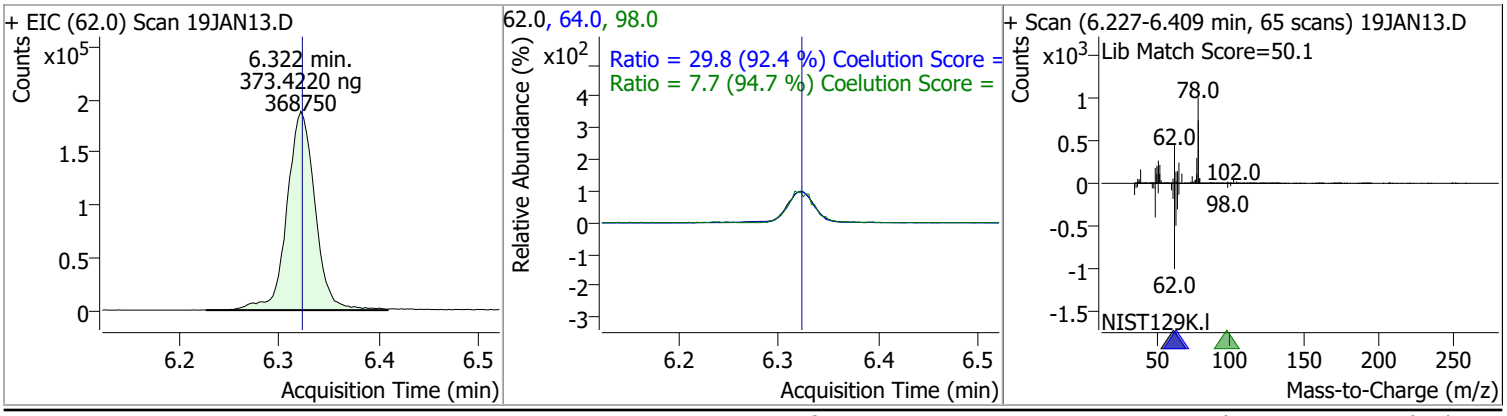

Quantitation Results Report (QT Reviewed)

Compound	Conc.	RT	Dev(Min)	Resp.	QIon	QRatio	Lower	Upper
Trichloroethene	400.2849	7.03	0.00	399934	130.0	104.3	75.6	135.6
					97.0	65.7	35.7	95.7

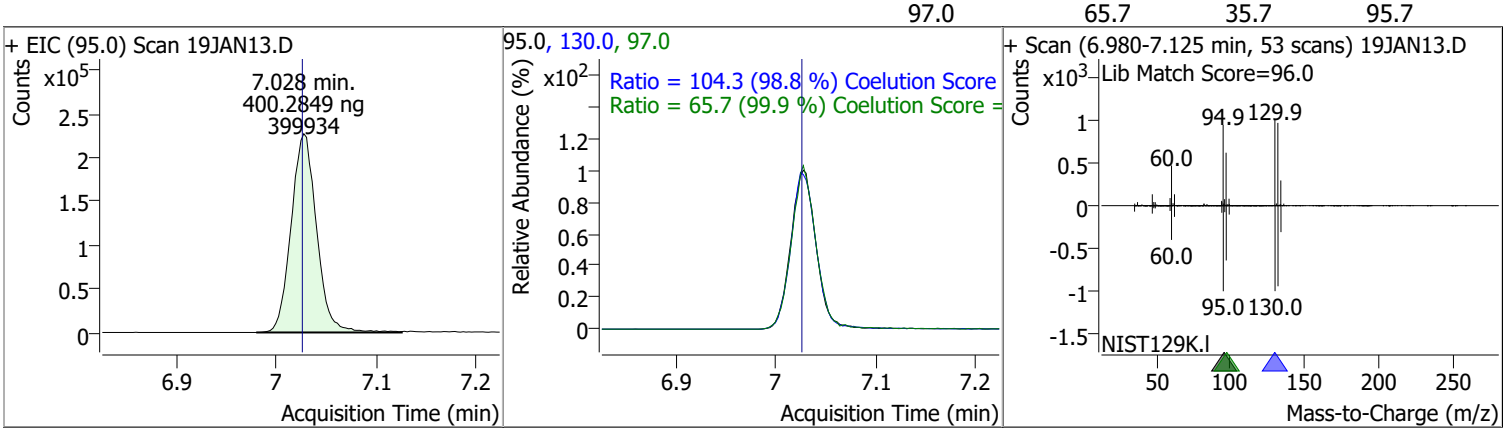

Compound	Conc.	RT	Dev(Min)	Resp.	QIon	QRatio	Lower	Upper
1,2-Dichloropropane	401.5854	7.27	0.00	352771	76.0	38.6	9.8	69.8

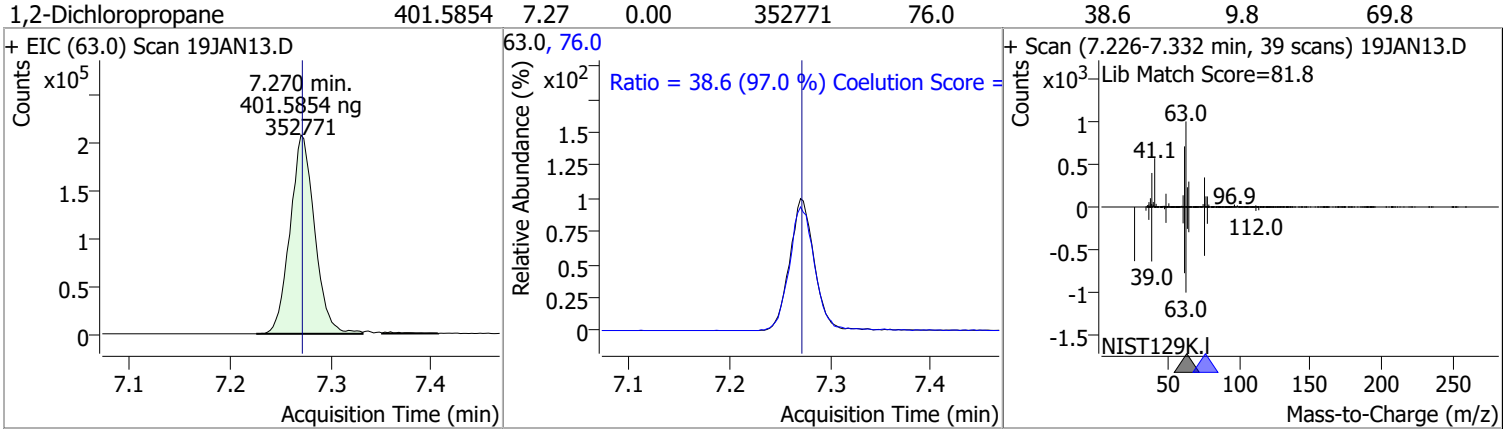

Compound	Conc.	RT	Dev(Min)	Resp.	QIon	QRatio	Lower	Upper
Dibromomethane	388.2481	7.40	0.00	143756	173.5	108.6	78.2	138.2
					95.0	82.9	54.5	114.5

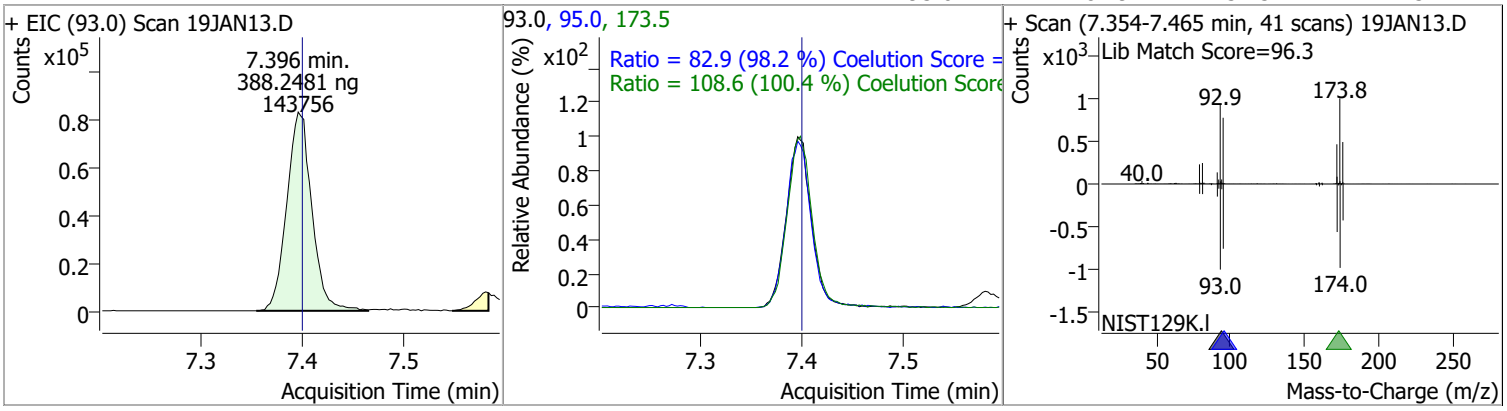

Compound	Conc.	RT	Dev(Min)	Resp.	QIon	QRatio	Lower	Upper
Bromodichloromethane	392.2653	7.58	0.00	408420	85.0	64.2	36.3	96.3
					127.0	9.0	0.0	39.5

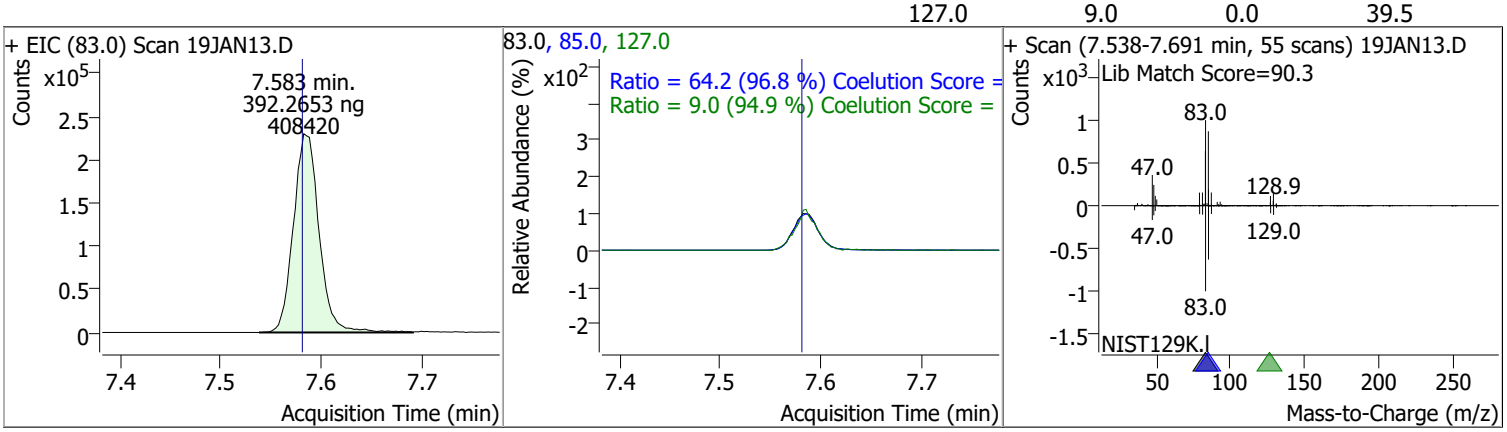

Compound	Conc.	RT	Dev(Min)	Resp.	QIon	QRatio	Lower	Upper
cis-1,3-Dichloropropene	413.1062	8.06	0.00	471983	39.0	53.3	22.5	82.5
					77.0	31.2	1.8	61.8

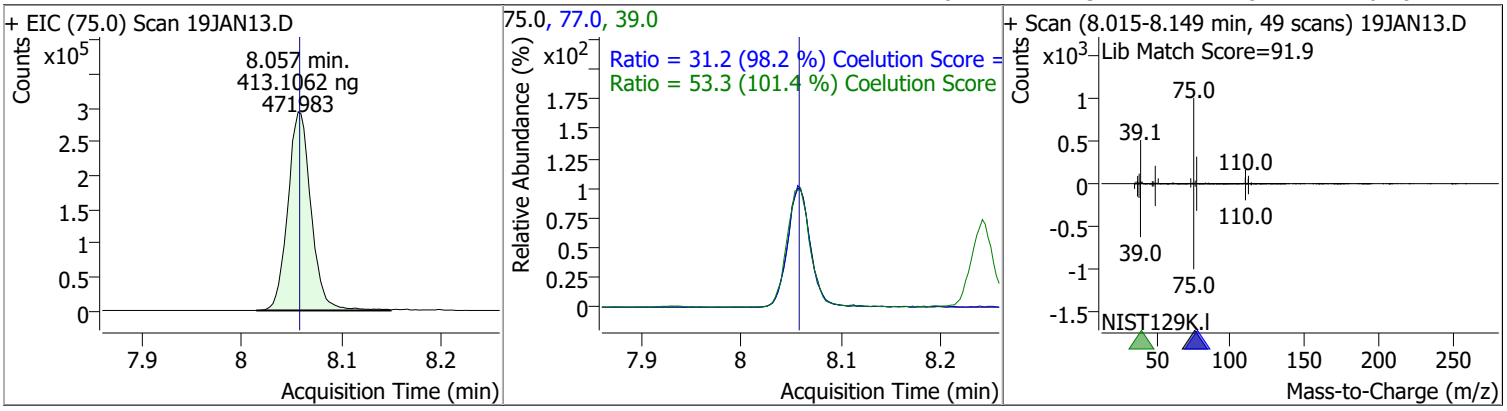

Compound	Conc.	RT	Dev(Min)	Resp.	QIon	QRatio	Lower	Upper
Toluene-d8	408.3346	8.32	0.00	1329503	100.0	64.0	34.3	94.3
					99.0	9.4	0.0	39.2

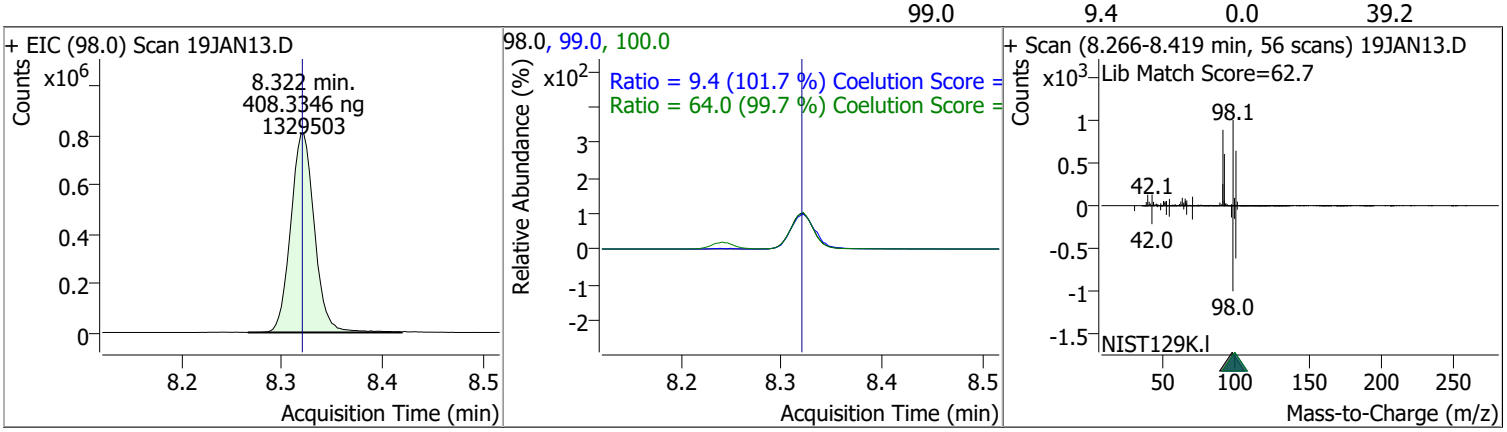

Compound	Conc.	RT	Dev(Min)	Resp.	QIon	QRatio	Lower	Upper
Toluene	410.1461	8.39	0.00	890126	91.0	172.8	144.1	204.1

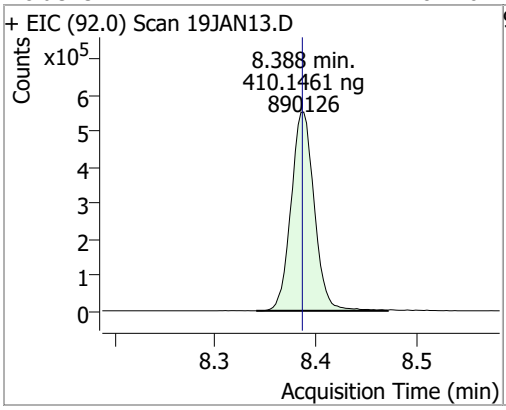

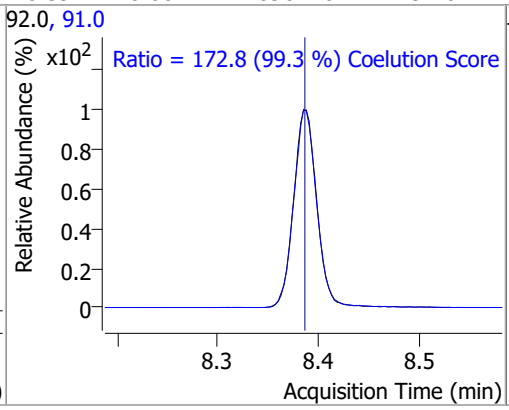

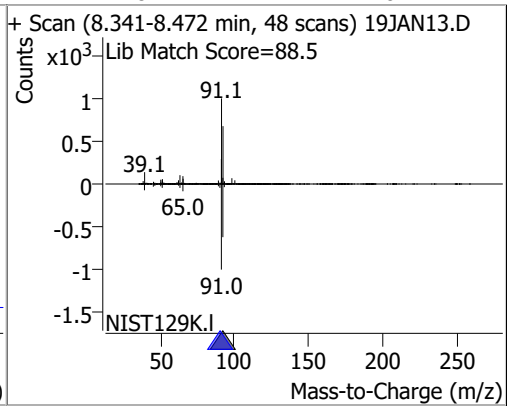

Compound	Conc.	RT	Dev(Min)	Resp.	QIon	QRatio	Lower	Upper
trans-1,3-Dichloropropene	414.1677	8.64	0.00	345161	39.0	49.6	23.0	83.0
					77.0	34.1	1.0	61.0

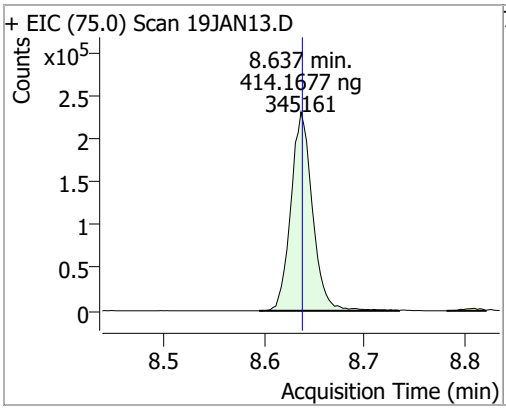

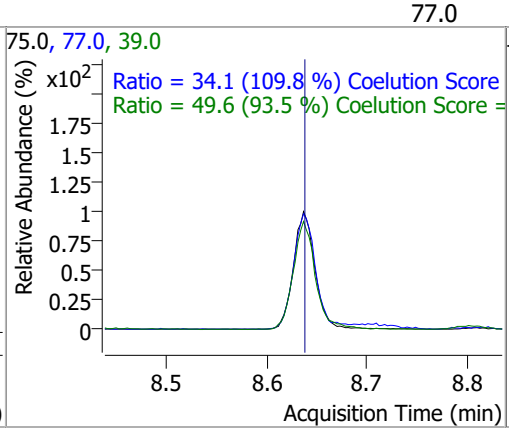

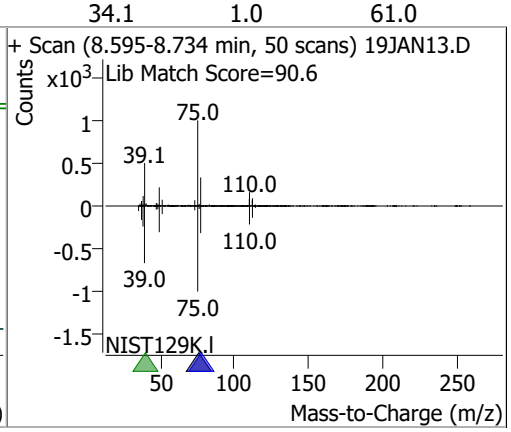

Compound	Conc.	RT	Dev(Min)	Resp.	QIon	QRatio	Lower	Upper
1,1,2-Trichloroethane	395.0532	8.82	0.00	167409	97.0	113.0	80.7	140.7
					85.0	62.9	30.7	90.7

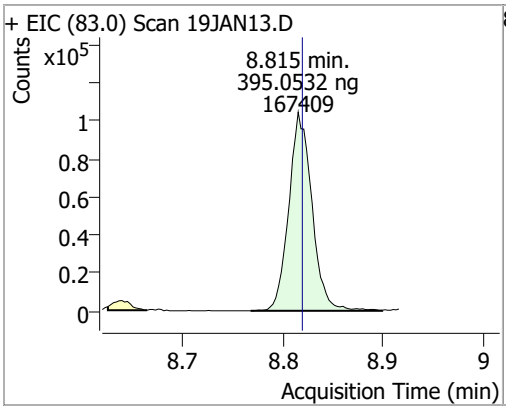

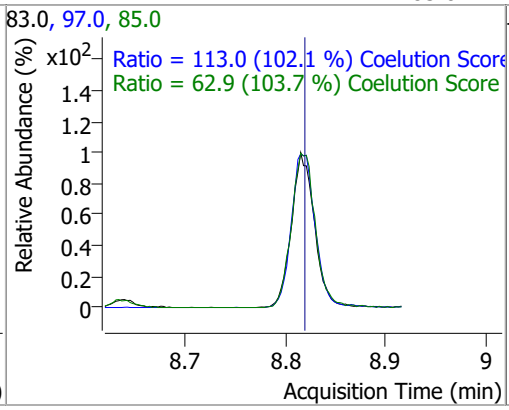

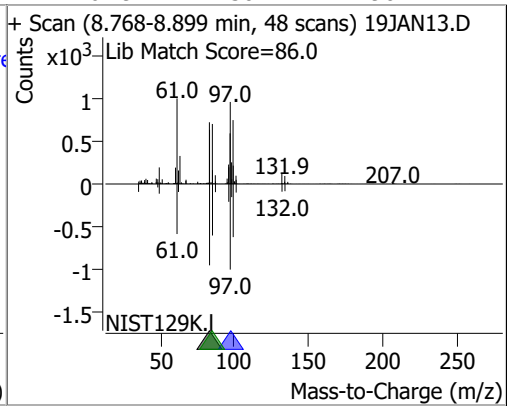

Compound	Conc.	RT	Dev(Min)	Resp.	QIon	QRatio	Lower	Upper
Tetrachloroethene	393.4248	8.94	0.00	346235	165.8	129.4	96.1	156.1
					129.0	91.7	60.5	120.5

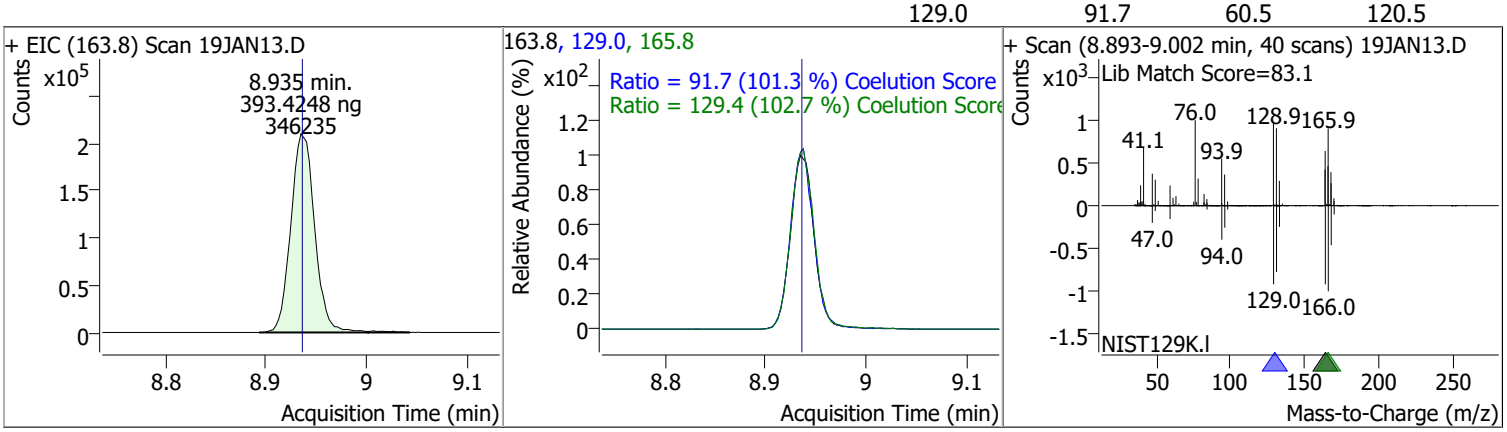

Compound	Conc.	RT	Dev(Min)	Resp.	QIon	QRatio	Lower	Upper
1,3-Dichloropropane	396.0772	8.98	0.00	339654	78.0	31.8	2.4	62.4

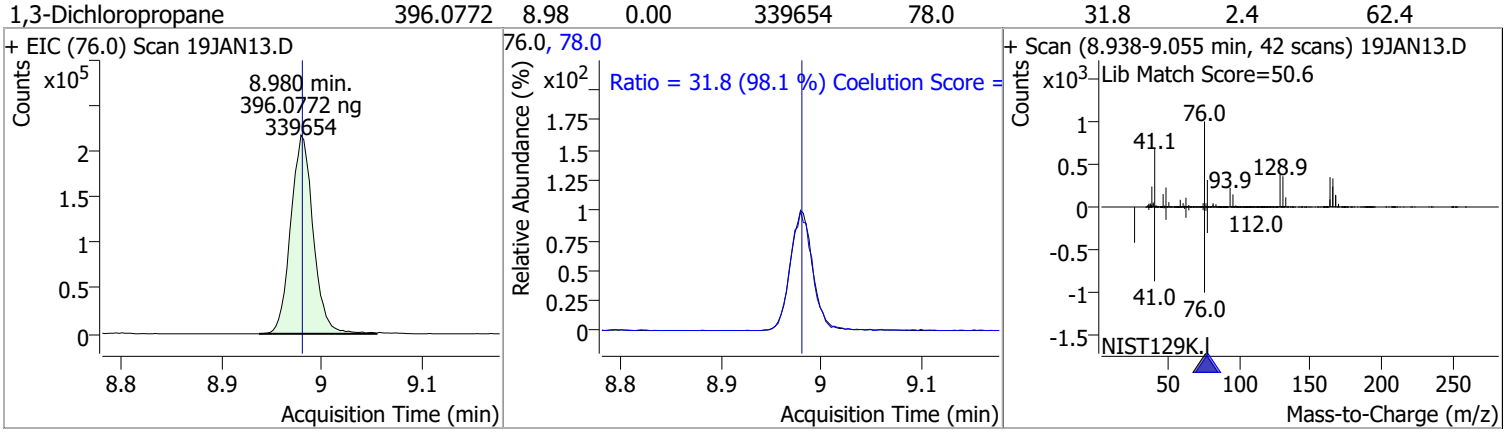

Compound	Conc.	RT	Dev(Min)	Resp.	QIon	QRatio	Lower	Upper
Chlorodibromomethane	394.1991	9.20	0.00	269032	127.0	77.8	47.2	107.2

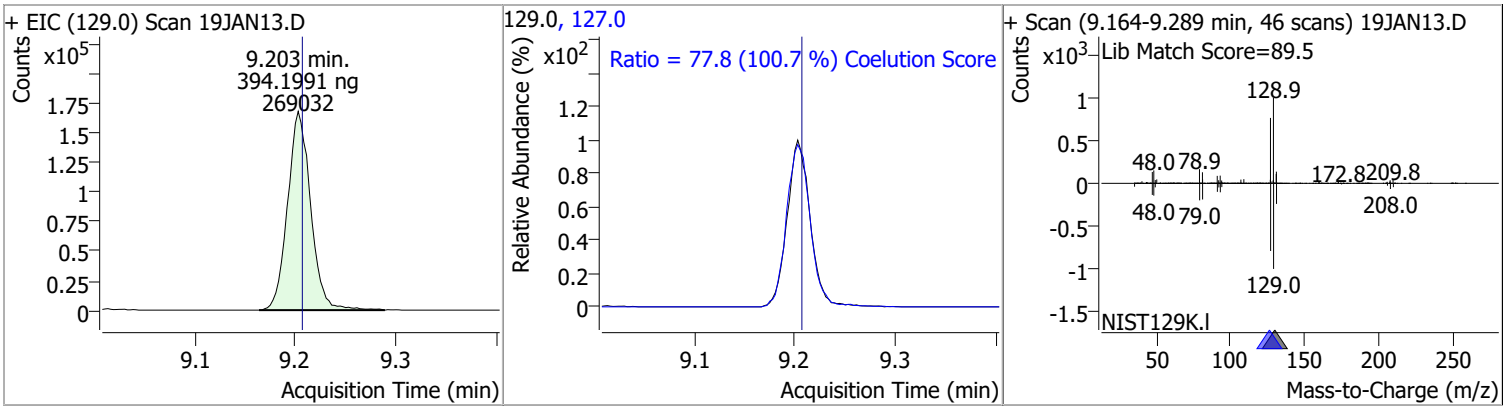

Compound	Conc.	RT	Dev(Min)	Resp.	QIon	QRatio	Lower	Upper
1,2-Dibromoethane	395.1062	9.31	0.01	184921	109.0	93.1	61.5	121.5

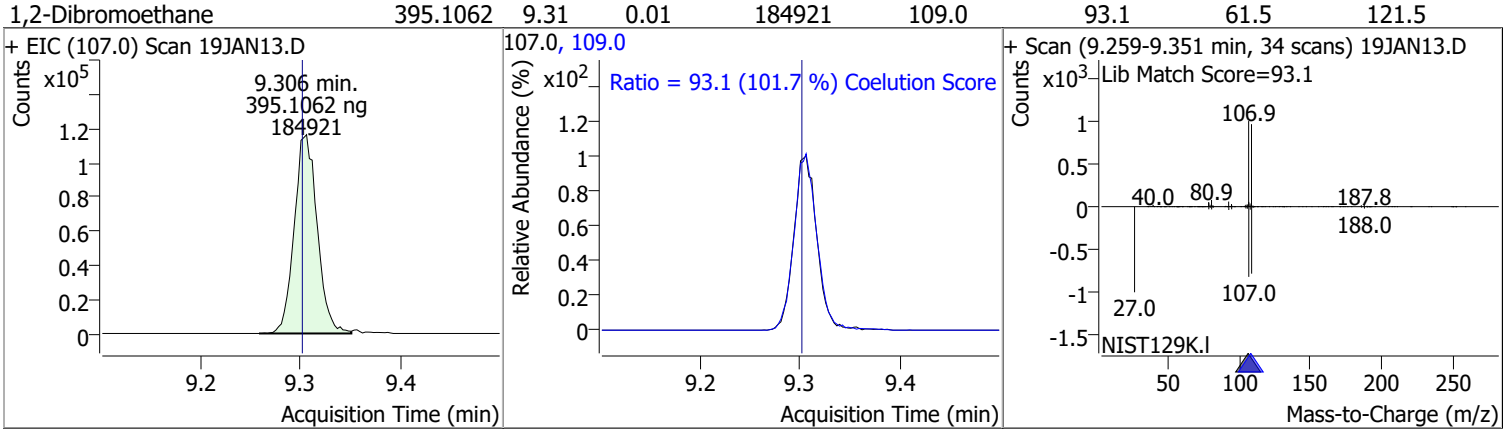

Quantitation Results Report (QT Reviewed)

Compound	Conc.	RT	Dev(Min)	Resp.	QIon	QRatio	Lower	Upper
Chlorobenzene	397.3088	9.80	0.00	945250	114.0	32.1	2.2	62.2

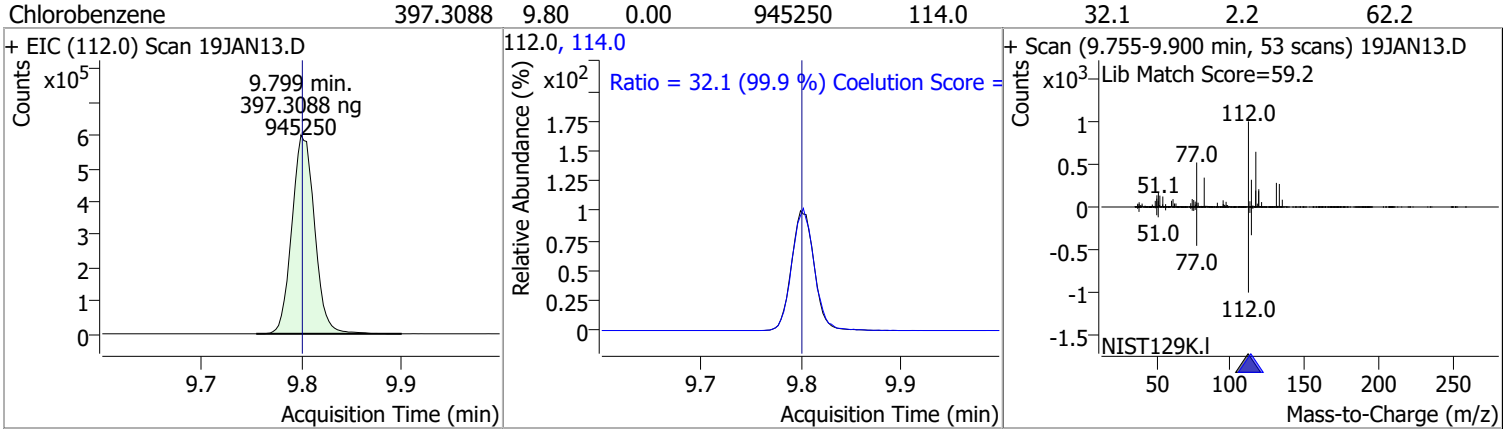

Compound	Conc.	RT	Dev(Min)	Resp.	QIon	QRatio	Lower	Upper
1,1,1,2-Tetrachloroethane	395.1127	9.89	-0.01	329822	133.0	96.3	65.3	125.3

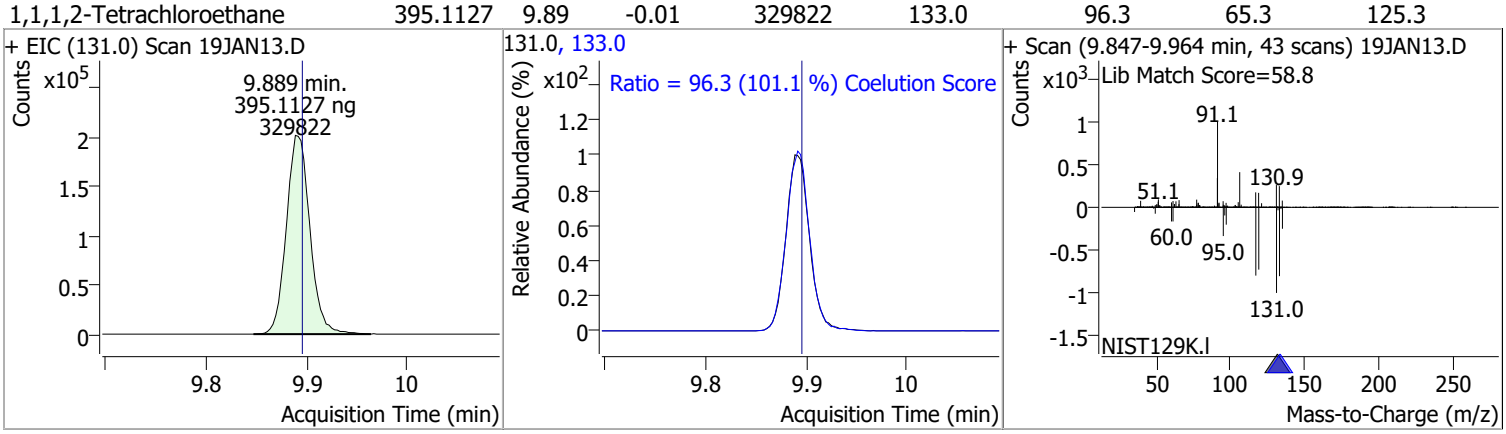

Compound	Conc.	RT	Dev(Min)	Resp.	QIon	QRatio	Lower	Upper
Ethylbenzene	381.4483	9.92	0.00	1697682	106.0	31.2	1.7	61.7

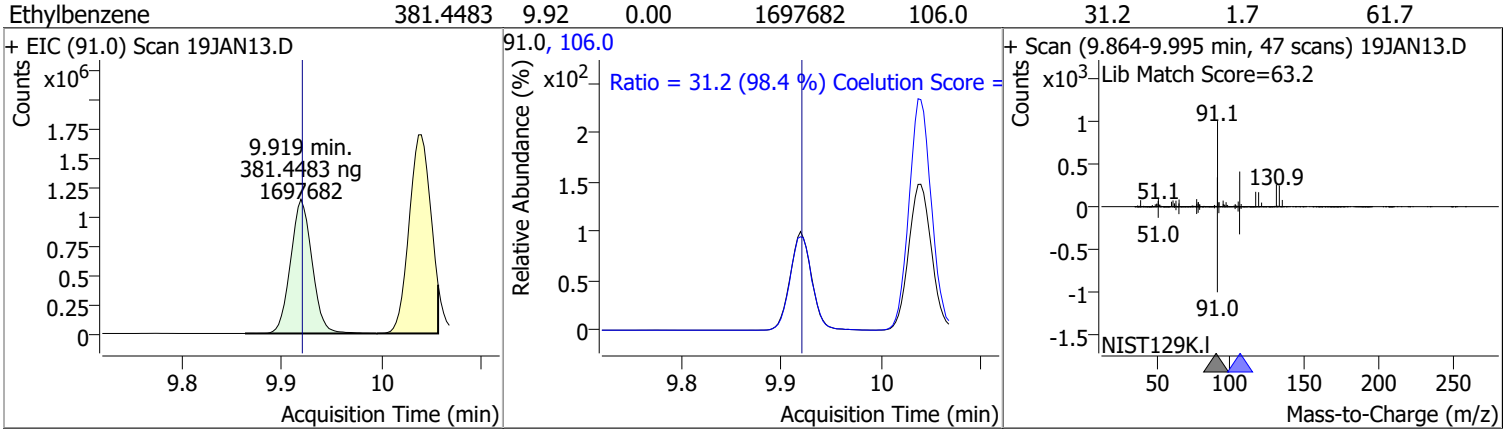

Compound	Conc.	RT	Dev(Min)	Resp.	QIon	QRatio	Lower	Upper
m+p-Xylenes	762.4509	10.04	0.00	1334216	91.0	201.9	170.7	230.7

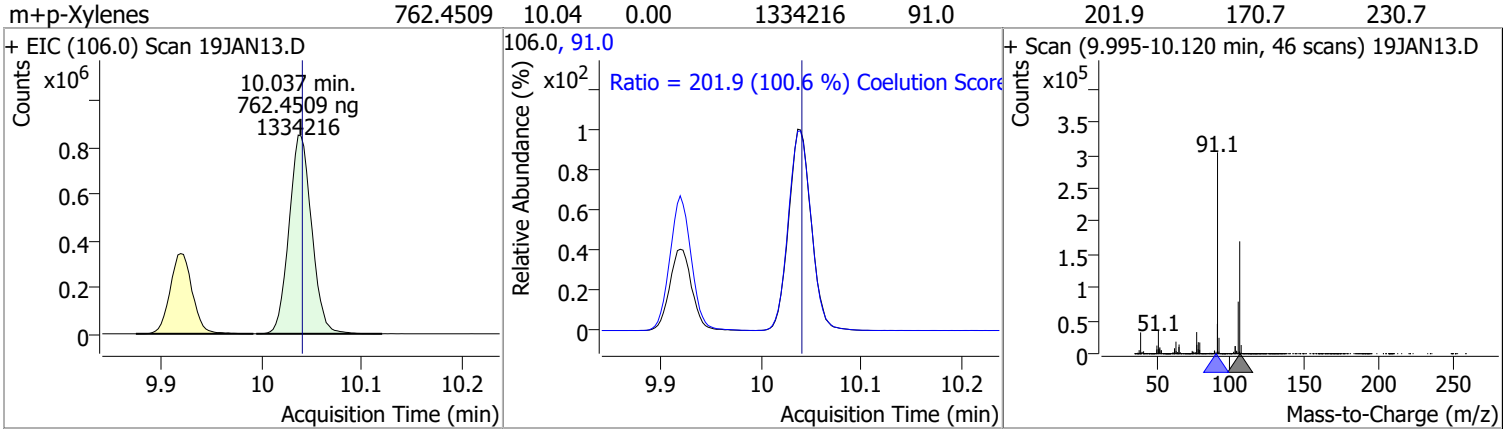

Quantitation Results Report (QT Reviewed)

Compound	Conc.	RT	Dev(Min)	Resp.	QIon	QRatio	Lower	Upper
o-Xylene	384.0157	10.43	0.00	598606	91.0	212.4	181.4	241.4

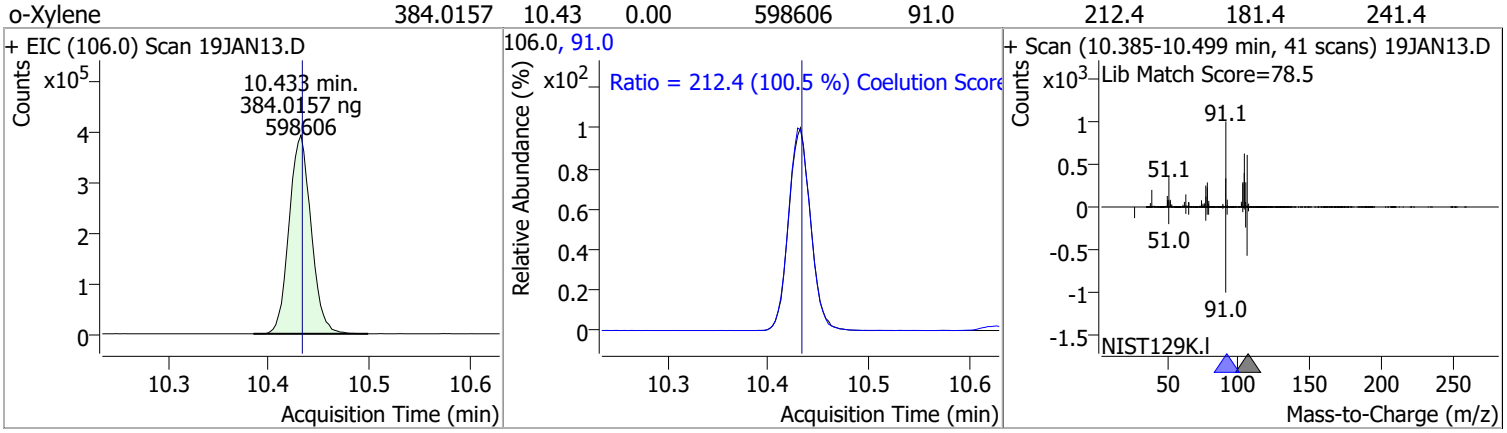

Compound	Conc.	RT	Dev(Min)	Resp.	QIon	QRatio	Lower	Upper
Styrene	382.7382	10.45	0.00	973131	78.0	50.6	20.6	80.6

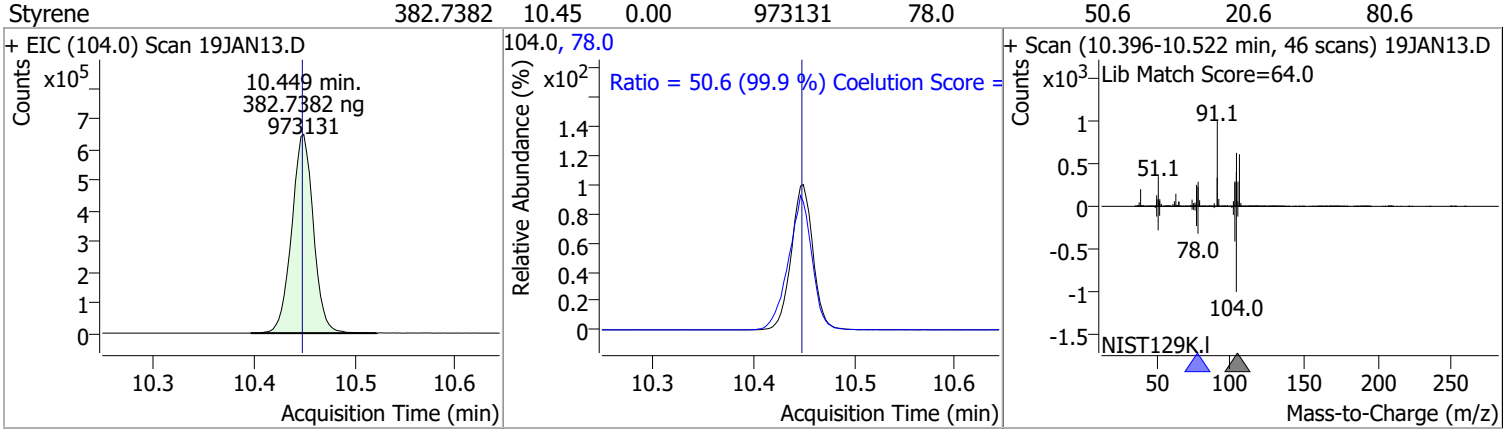

Compound	Conc.	RT	Dev(Min)	Resp.	QIon	QRatio	Lower	Upper
Bromoform	374.3438	10.62	0.00	143943	170.5	51.9	20.3	80.3
					174.5	48.8	18.1	78.1

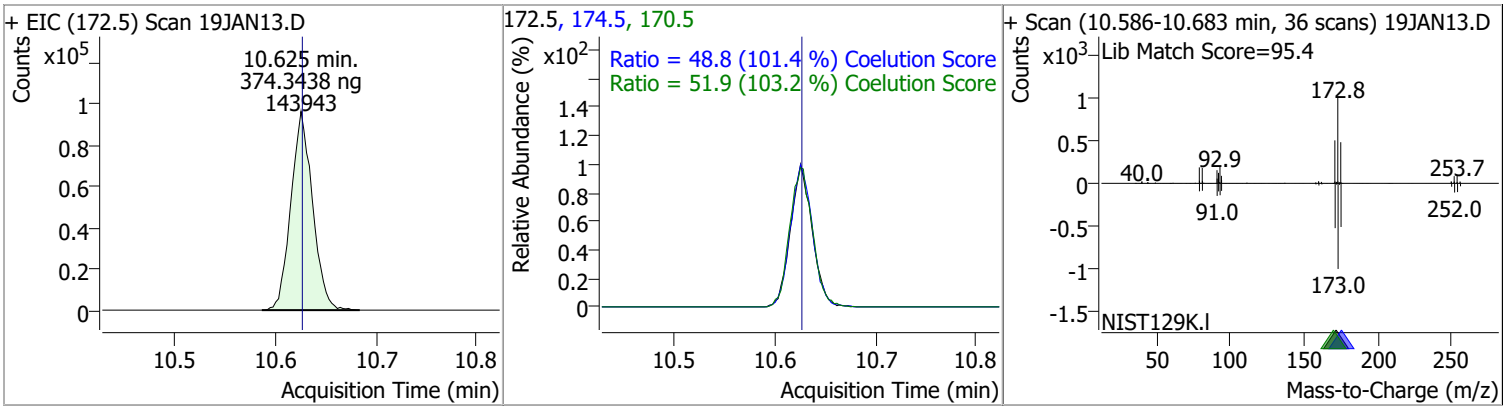

Compound	Conc.	RT	Dev(Min)	Resp.	QIon	QRatio	Lower	Upper
p-Bromofluorobenzene	392.5157	10.95	0.00	415878	174.0	94.5	65.3	125.3
					176.0	91.6	63.3	123.3

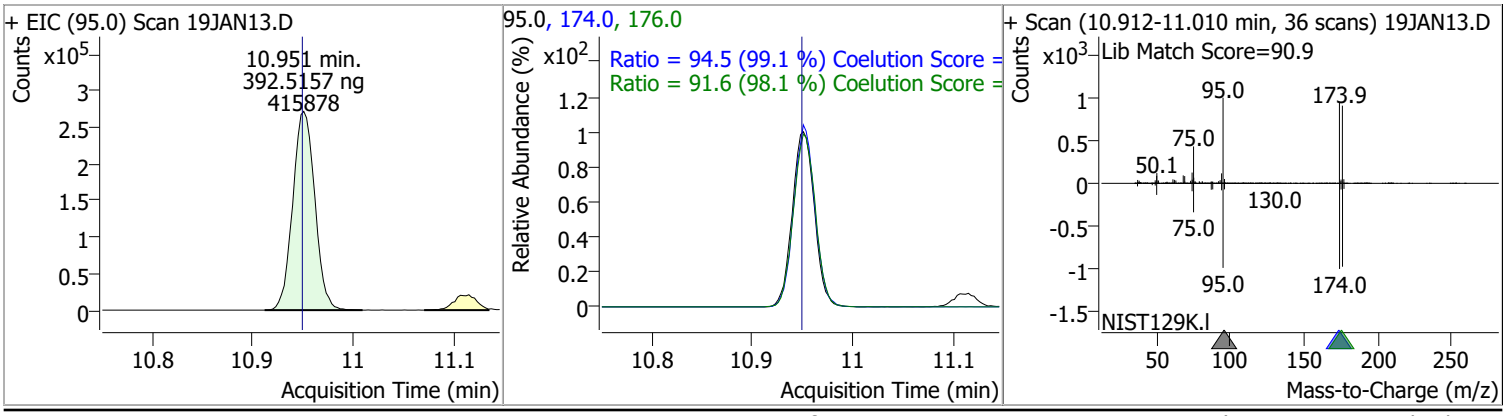

Compound	Conc.	RT	Dev(Min)	Resp.	QIon	QRatio	Lower	Upper
Bromobenzene	387.2660	11.09	0.00	361843	77.0	144.2	113.5	173.5
					158.0	97.9	66.1	126.1

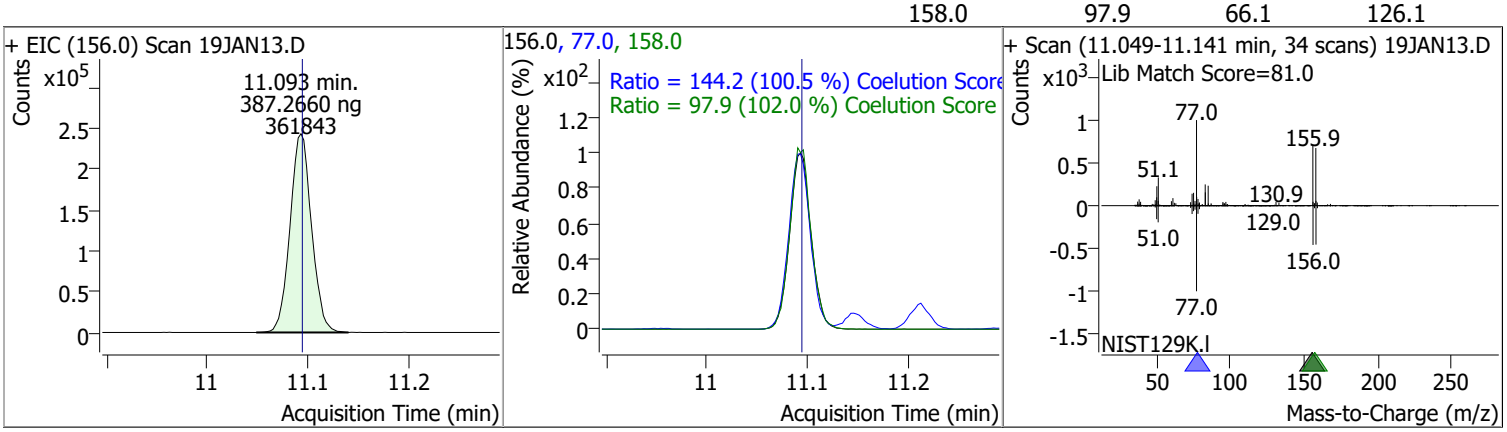

Compound	Conc.	RT	Dev(Min)	Resp.	QIon	QRatio	Lower	Upper
1,1,2,2-Tetrachloroethane	373.8283	11.11	0.00	199230	85.0	64.2	33.3	93.3

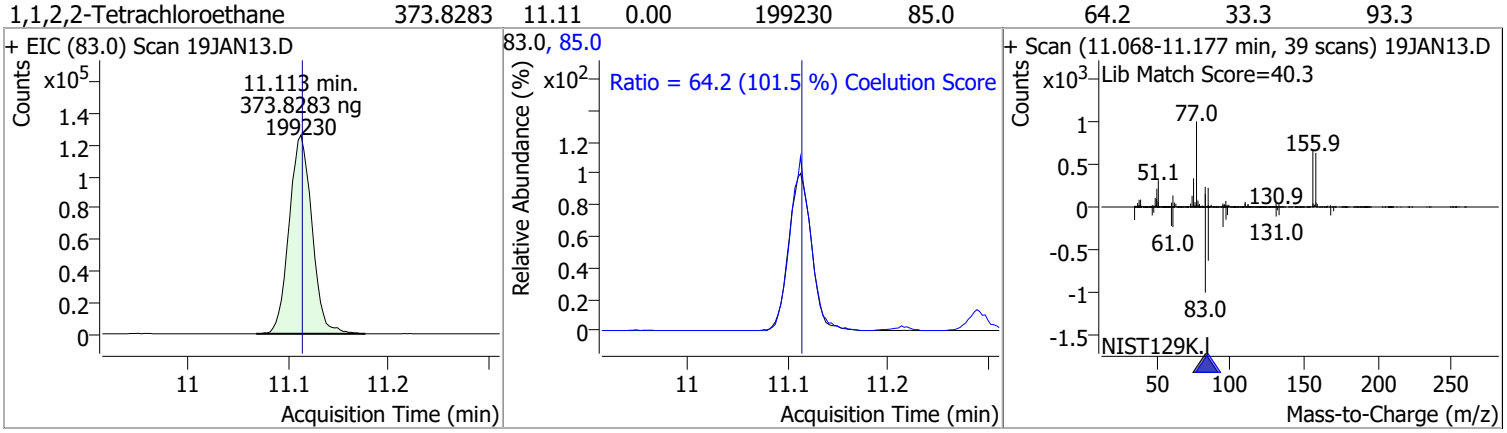

Compound	Conc.	RT	Dev(Min)	Resp.	QIon	QRatio	Lower	Upper
1,2,3-Trichloropropane	376.5948	11.15	0.00	52732	112.0	61.8	35.8	95.8

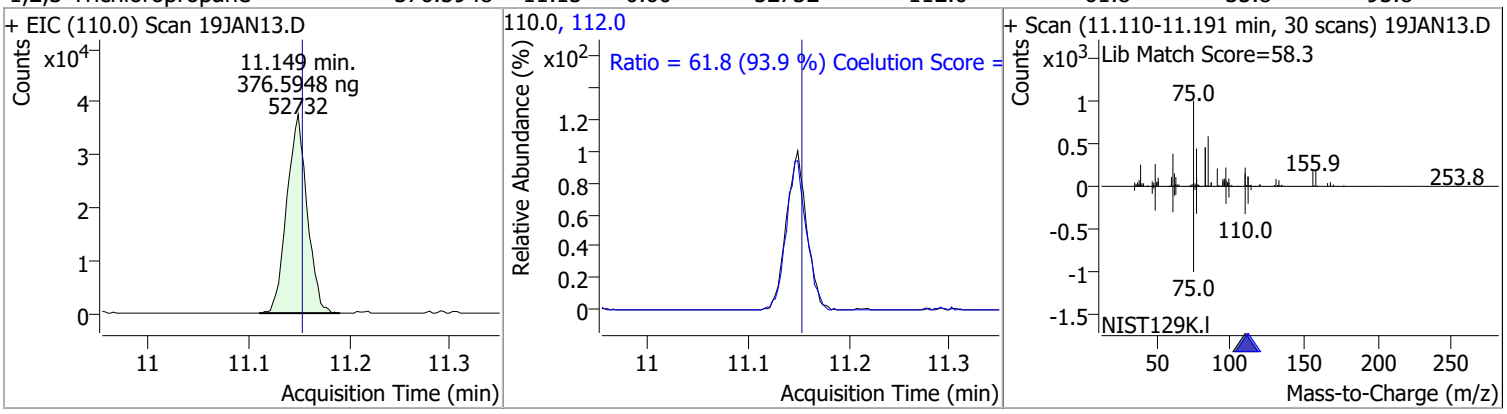

Compound	Conc.	RT	Dev(Min)	Resp.	QIon	QRatio	Lower	Upper
2-Chlorotoluene	395.5589	11.29	0.00	365790	91.0	285.7	246.2	306.2

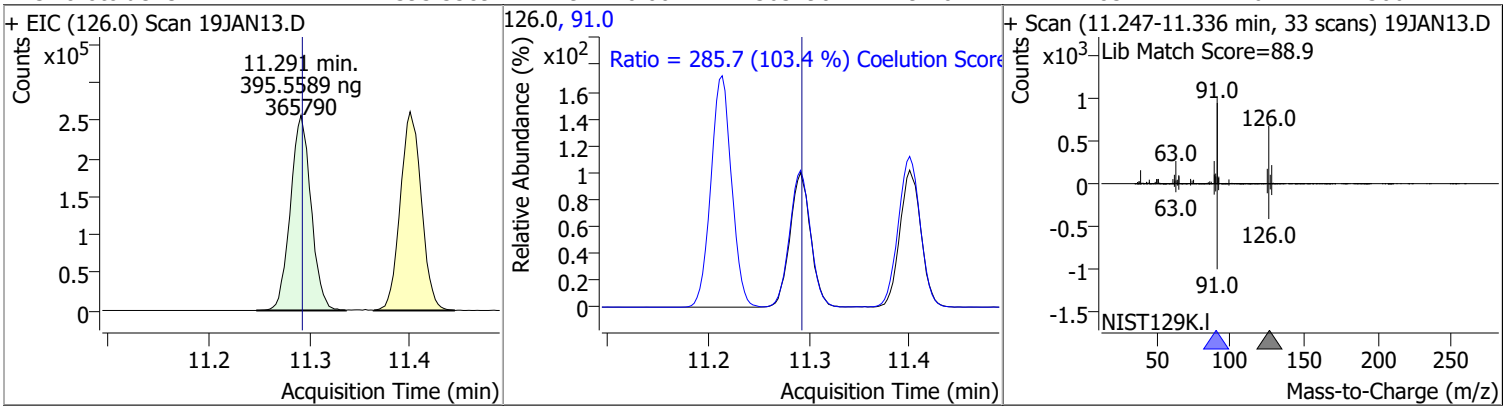

Compound	Conc.	RT	Dev(Min)	Resp.	QIon	QRatio	Lower	Upper
4-Chlorotoluene	403.6708	11.40	0.00	1209058	126.0	31.6	1.3	61.3

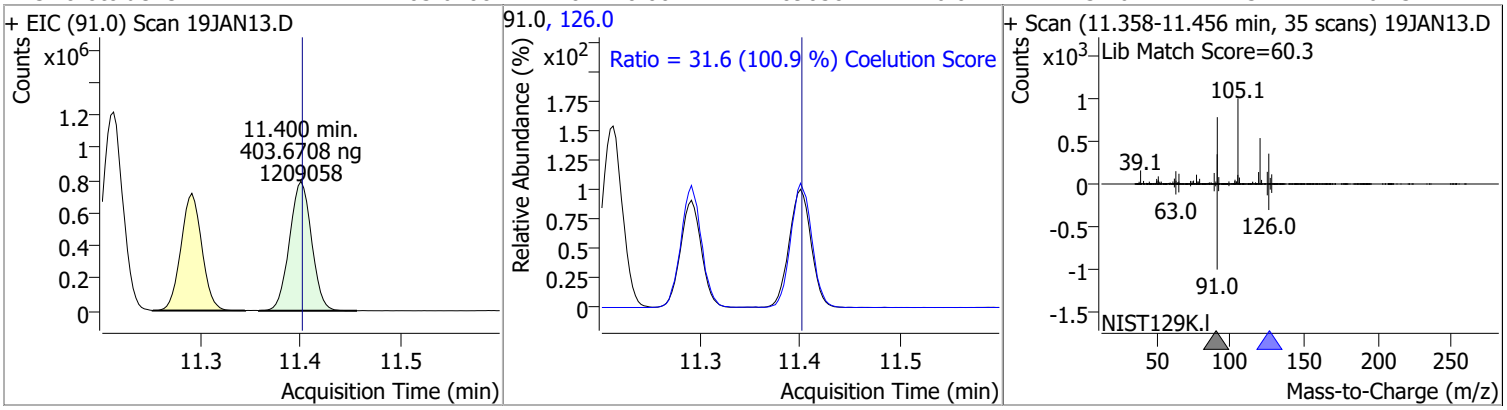

Compound	Conc.	RT	Dev(Min)	Resp.	QIon	QRatio	Lower	Upper
1,3-Dichlorobenzene	385.6033	12.03	0.00	652775	148.0	64.0	32.8	92.8
					111.0	38.8	8.7	68.7

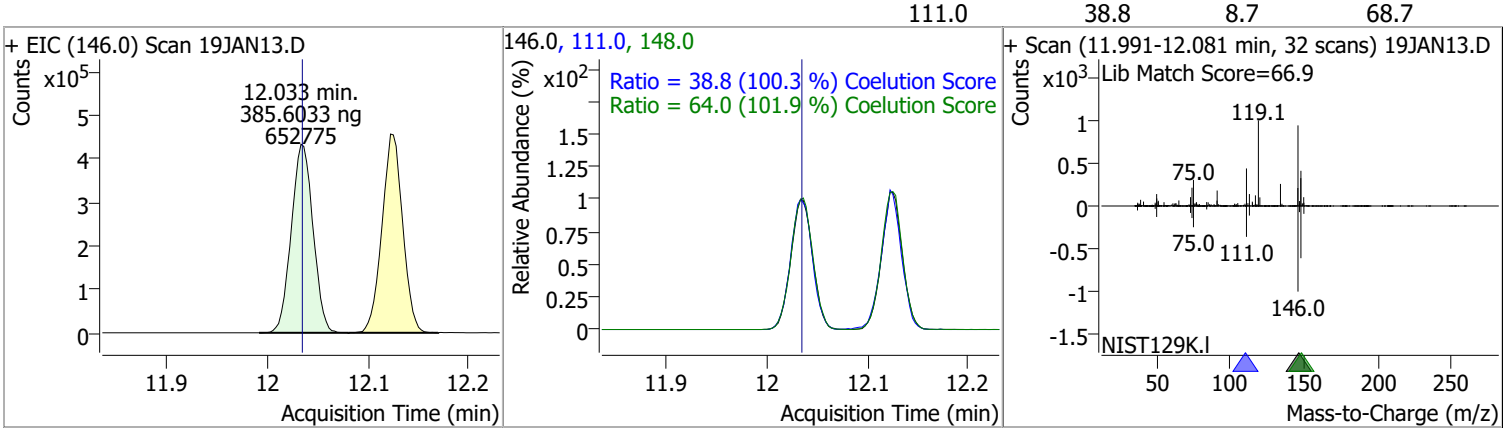

Compound	Conc.	RT	Dev(Min)	Resp.	QIon	QRatio	Lower	Upper
1,4-Dichlorobenzene	380.6606	12.12	0.00	656962	148.0	64.6	33.7	93.7
					111.0	38.0	8.7	68.7

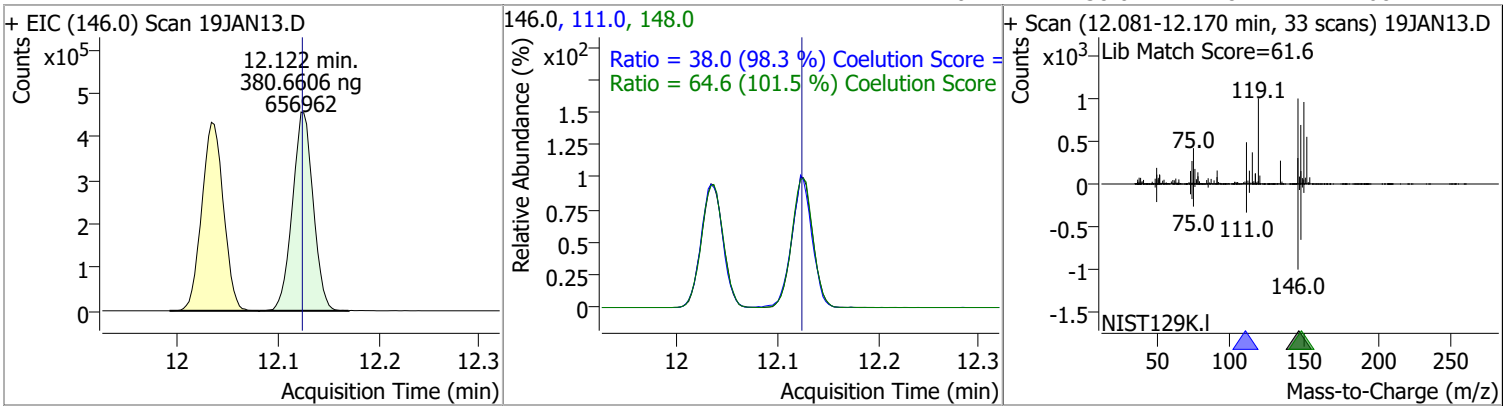

Quantitation Results Report (QT Reviewed)

Compound	Conc.	RT	Dev(Min)	Resp.	QIon	QRatio	Lower	Upper
1,2-Dichlorobenzene	386.5930	12.49	0.00	546389	148.0	63.6	31.9	91.9
					111.0	39.9	9.5	69.5

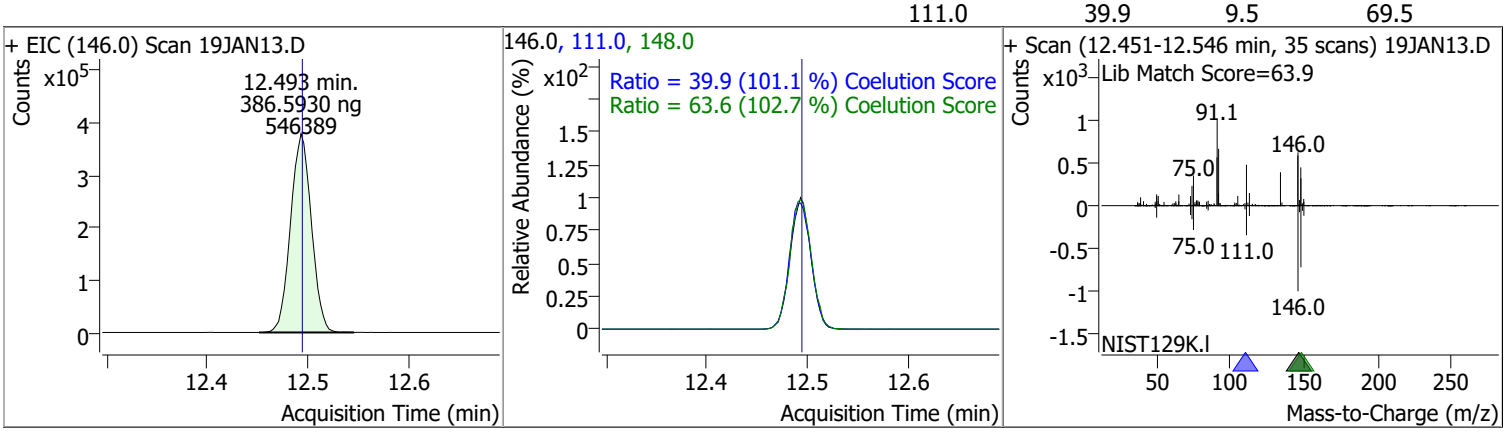

Quantitation Results Report (QT Reviewed)

Data File	19JAN15.D	Operator	MSC
Acq. Method	5975CACQF.M	Acq. Date-Time	1/19/2022 3:47:49 PM
Sample Name	ICAL011922_8	Instrument	VOA5975C
Vial	15	Multiplier	1.00
DA Method File	VOA5975C_8260B_SHT_DoD_L4_011922.m	Comment	
Tune File	BFB_Atune3.u	Tune Date	10/11/2021 4:02:00 PM
Batch Name	VG011922_8260B.batch.bin	Last Calib Update	1/20/2022 9:28:12 AM
Ref Library	\\MASSHUNTER\Org\Library\NIST129K.l		

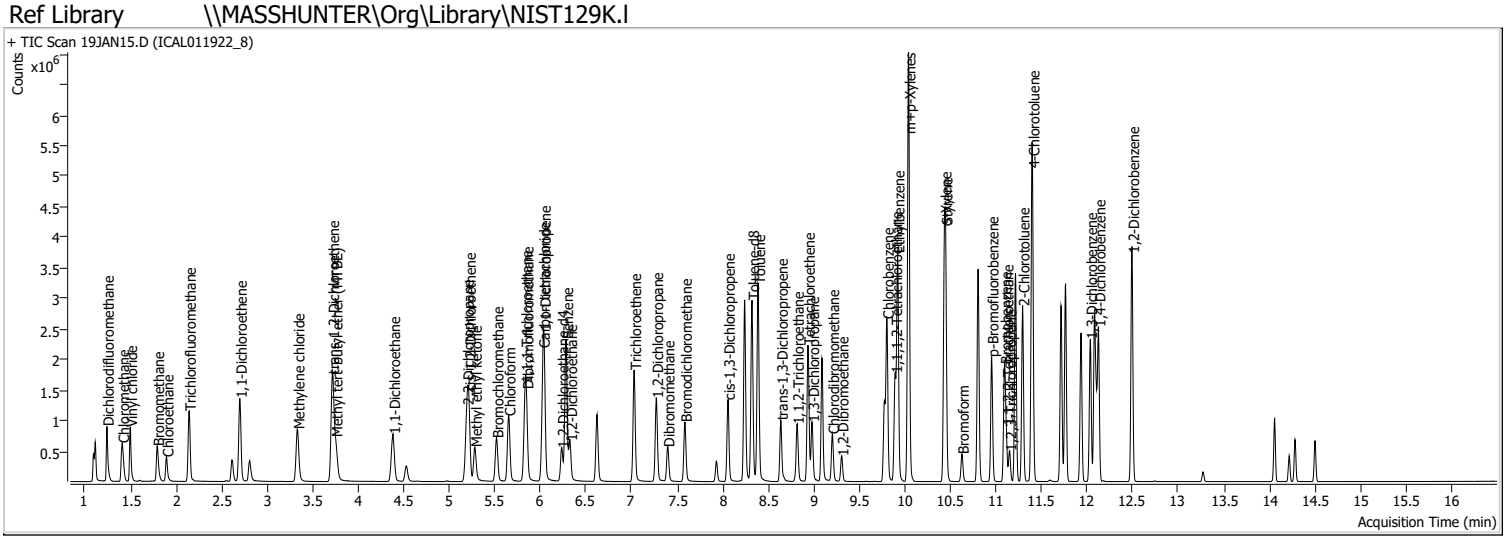

Compound	RT	QIon	Resp.	Conc.	Units		Dev(Min)
Internal Standards							
M Fluorobenzene	6.621	96.0	914923	250.0000	ng		0.000
M Chlorobenzene-d5	9.775	82.0	348824	250.0000	ng		0.000
M 1,4-Dichlorobenzene-d4	12.100	152.0	291918	250.0000	ng		0.000
System Monitoring Compounds							
S Dibromofluoromethane	5.845	113.0	448615	506.2357	ng		-0.005
Spiked Amount: 250.000	Range: 80.0 - 119.0%			Recovery = 202.49%		*	
S 1,2-Dichloroethane-d4	6.230	67.0	191123	499.2690	ng		0.000
Spiked Amount: 250.000	Range: 81.0 - 118.0%			Recovery = 199.71%		*	
S Toluene-d8	8.322	98.0	1826060	536.5850	ng		0.003
Spiked Amount: 250.000	Range: 89.0 - 112.0%			Recovery = 214.63%		*	
S p-Bromofluorobenzene	10.951	95.0	572482	531.1436	ng		0.003
Spiked Amount: 250.000	Range: 85.0 - 114.0%			Recovery = 212.46%		*	
Target Compounds							**QValue**
T Dichlorodifluoromethane	1.241	85.0	629961	512.0678	ng		99
T Chloromethane	1.409	50.0	718053	495.7627	ng		100
T Vinyl chloride	1.498	62.0	669671	507.9543	ng		99
T Bromomethane	1.793	96.0	324434	492.3720	ng		96
T Chloroethane	1.894	64.0	289150	463.5741	ng		99
T Trichlorofluoromethane	2.142	101.0	811600	513.3762	ng		100
T 1,1-Dichloroethene	2.700	96.0	479145	520.8803	ng		98
T Methylene chloride	3.333	49.0	641583	479.7159	ng		99
T trans-1,2-Dichloroethene	3.715	96.0	486383	511.8313	ng		99
T Methyl tert-butyl ether (MTBE)	3.751	73.0	632731	532.7227	ng		99
T 1,1-Dichloroethane	4.381	63.0	921258	518.0035	ng		99
T 2,2-Dichloropropane	5.190	77.0	683822	510.2077	ng		96
T cis-1,2-Dichloroethene	5.212	96.0	513671	533.8672	ng		98
T Methyl ethyl ketone	5.279	43.0	752615	5412.5869	ng		100
T Bromochloromethane	5.519	128.0	195140	491.8934	ng		94
T Chloroform	5.650	83.0	879544	495.3045	ng		99

Compound	RT	QIon	Resp.	Conc.	Units	Dev(Min)
T 1,1,1-Trichloroethane	5.831	97.0	863441	526.9948	ng	98
T Carbon tetrachloride	6.027	117.0	851101	535.6026	ng	98
T 1,1-Dichloropropene	6.038	75.0	746500	561.8648	ng	99
T Benzene	6.280	78.0	1913180	523.4472	ng	99
T 1,2-Dichloroethane	6.325	62.0	499614	494.9057	ng	97
T Trichloroethene	7.028	95.0	553822	530.3320	ng	99
T 1,2-Dichloropropane	7.270	63.0	490282	533.9834	ng	96
T Dibromomethane	7.393	93.0	197367	509.9818	ng	99
T Bromodichloromethane	7.585	83.0	561671	516.1211	ng	99
T cis-1,3-Dichloropropene	8.057	75.0	666084	557.7775	ng	100
T Toluene	8.389	92.0	1224192	539.6763	ng	100
T trans-1,3-Dichloropropene	8.637	75.0	477330	547.9867	ng	97
T 1,1,2-Trichloroethane	8.815	83.0	228423	515.7192	ng	96
T Tetrachloroethene	8.935	163.8	486052	528.4090	ng	99
T 1,3-Dichloropropane	8.980	76.0	468322	522.4977	ng	100
T Chlorodibromomethane	9.203	129.0	370474	519.3572	ng	100
T 1,2-Dibromoethane	9.303	107.0	253758	518.7332	ng	96
T Chlorobenzene	9.802	112.0	1298233	522.0725	ng	100
T 1,1,1,2-Tetrachloroethane	9.892	131.0	453261	519.5010	ng	97
T Ethylbenzene	9.920	91.0	2354058	492.0069	ng	100
T m+p-Xylenes	10.039	106.0	1838610	982.9557	ng	100
T o-Xylene	10.433	106.0	822173	490.5696	ng	99
T Styrene	10.447	104.0	1332807	489.9958	ng	100
T Bromoform	10.625	172.5	198345	507.0612	ng	100
T Bromobenzene	11.094	156.0	501025	527.1176	ng	99
T 1,1,2,2-Tetrachloroethane	11.113	83.0	273124	503.7746	ng	99
T 1,2,3-Trichloropropane	11.149	110.0	71179	499.7018	ng	97
T 2-Chlorotoluene	11.292	126.0	506556	538.4753	ng	97
T 4-Chlorotoluene	11.400	91.0	1661293	545.2370	ng	100
T 1,3-Dichlorobenzene	12.033	146.0	895336	519.9029	ng	99
T 1,4-Dichlorobenzene	12.123	146.0	899595	512.3936	ng	99
T 1,2-Dichlorobenzene	12.493	146.0	753439	524.0336	ng	98

(#) = Qualifier Out of Range; (m) = Manual Integration; (+) = Area Summed; (*) = Surrogate Percent Recovery Out of Range; (d): Zeroed Peak

Quantitation Results Report (QT Reviewed)

Compound	Conc.	RT	Dev(Min)	Resp.	QIon	QRatio	Lower	Upper
Dichlorodifluoromethane	512.0678	1.24	0.00	629961	87.0	32.4	1.8	61.8

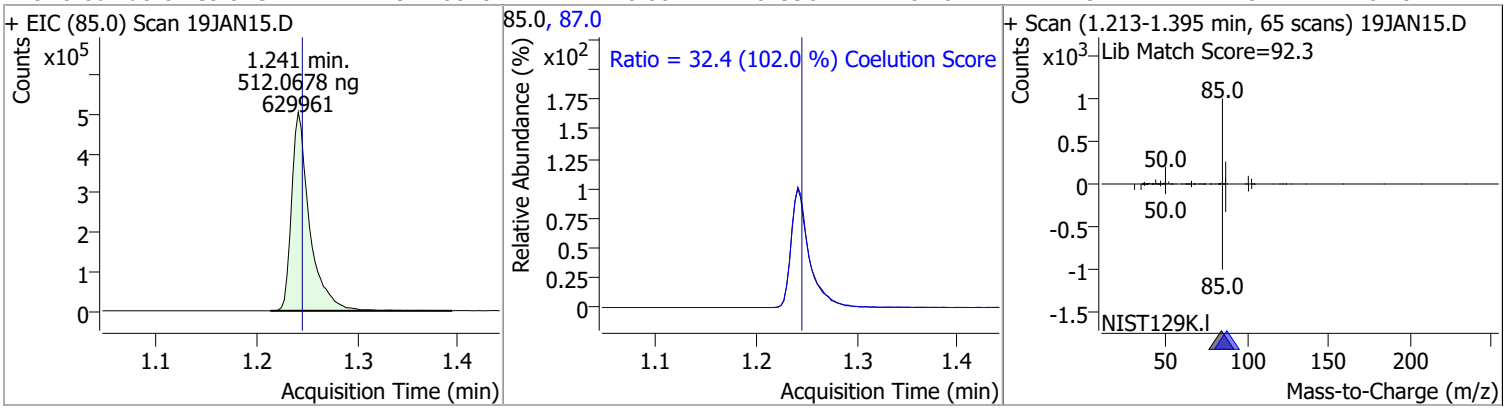

Compound	Conc.	RT	Dev(Min)	Resp.	QIon	QRatio	Lower	Upper
Chloromethane	495.7627	1.41	0.00	718053	52.0	32.7	2.4	62.4

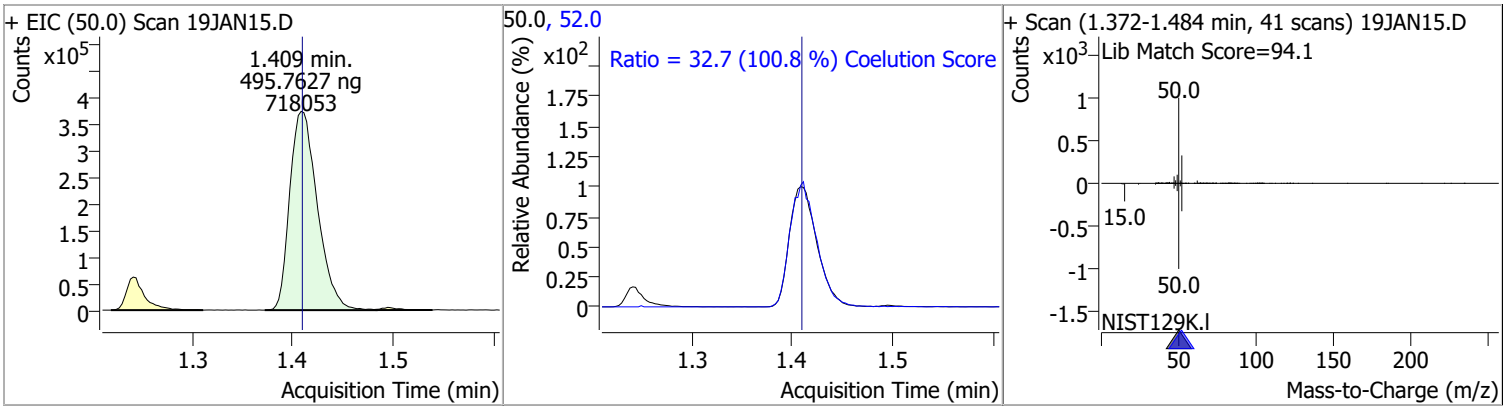

Compound	Conc.	RT	Dev(Min)	Resp.	QIon	QRatio	Lower	Upper
Vinyl chloride	507.9543	1.50	0.00	669671	64.0	30.8	1.3	61.3

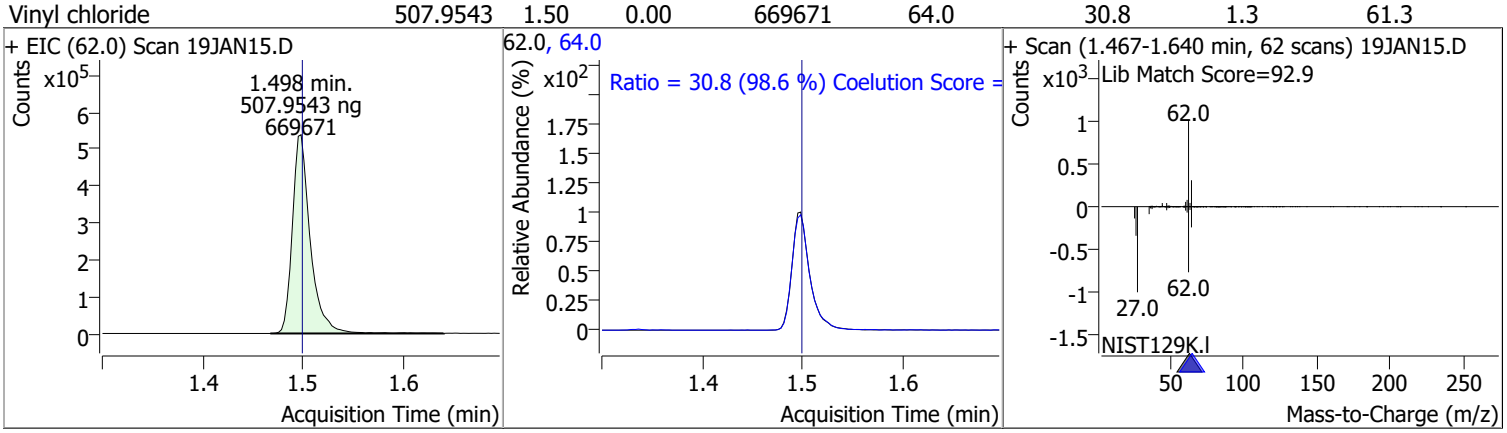

Compound	Conc.	RT	Dev(Min)	Resp.	QIon	QRatio	Lower	Upper
Bromomethane	492.3720	1.79	-0.01	324434	94.0	105.9	80.1	140.1

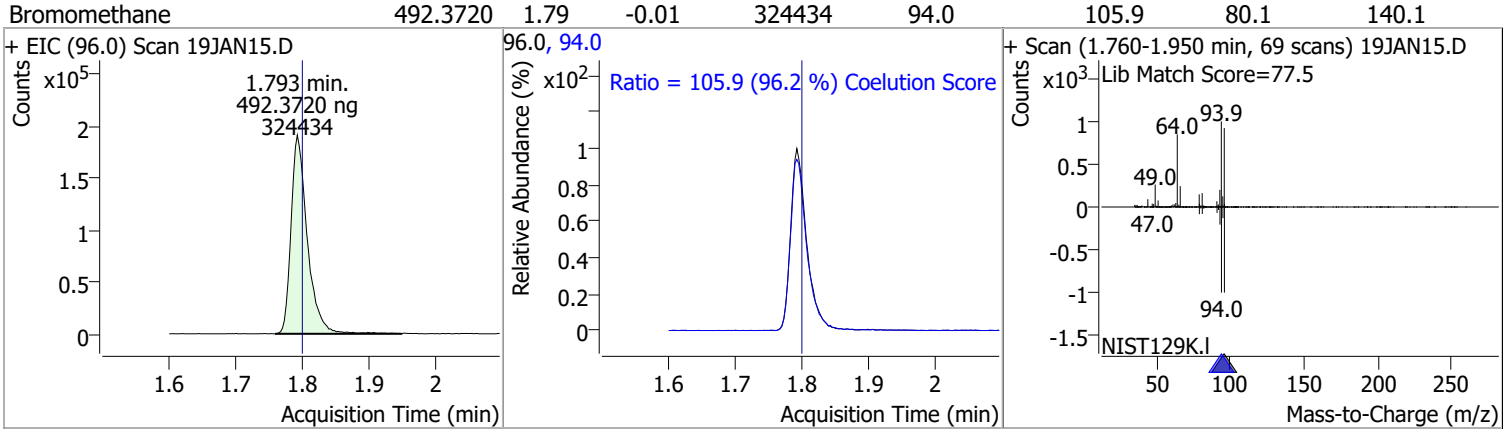

Compound	Conc.	RT	Dev(Min)	Resp.	QIon	QRatio	Lower	Upper
Chloroethane	463.5741	1.89	0.00	289150	66.0	30.6	0.0	60.0

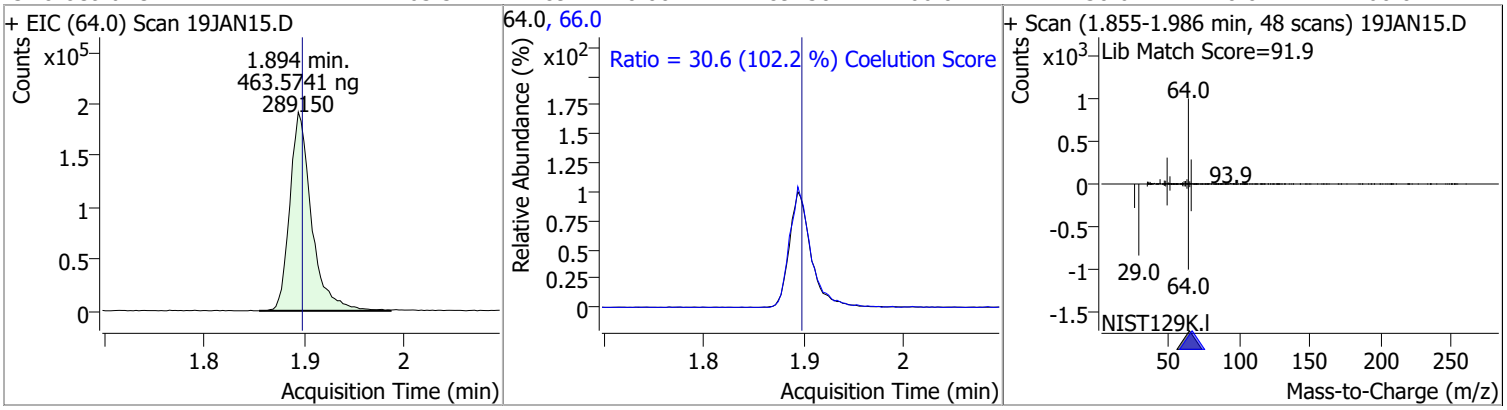

Compound	Conc.	RT	Dev(Min)	Resp.	QIon	QRatio	Lower	Upper
Trichlorofluoromethane	513.3762	2.14	-0.01	811600	103.0	65.1	35.0	95.0

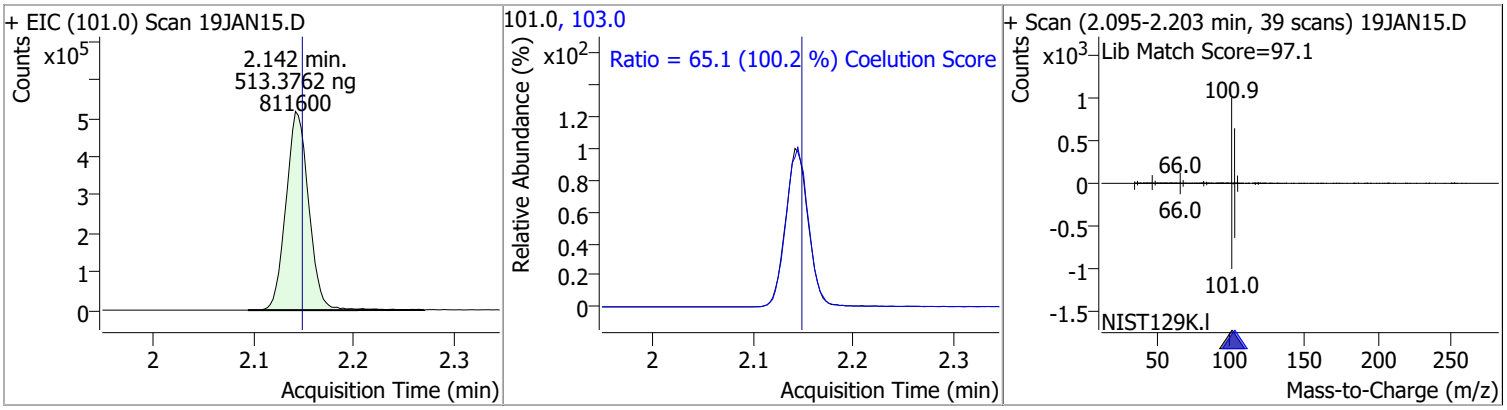

Compound	Conc.	RT	Dev(Min)	Resp.	QIon	QRatio	Lower	Upper
1,1-Dichloroethene	520.8803	2.70	0.00	479145	61.0	183.6	149.9	209.9
					63.0	57.5	27.0	87.0

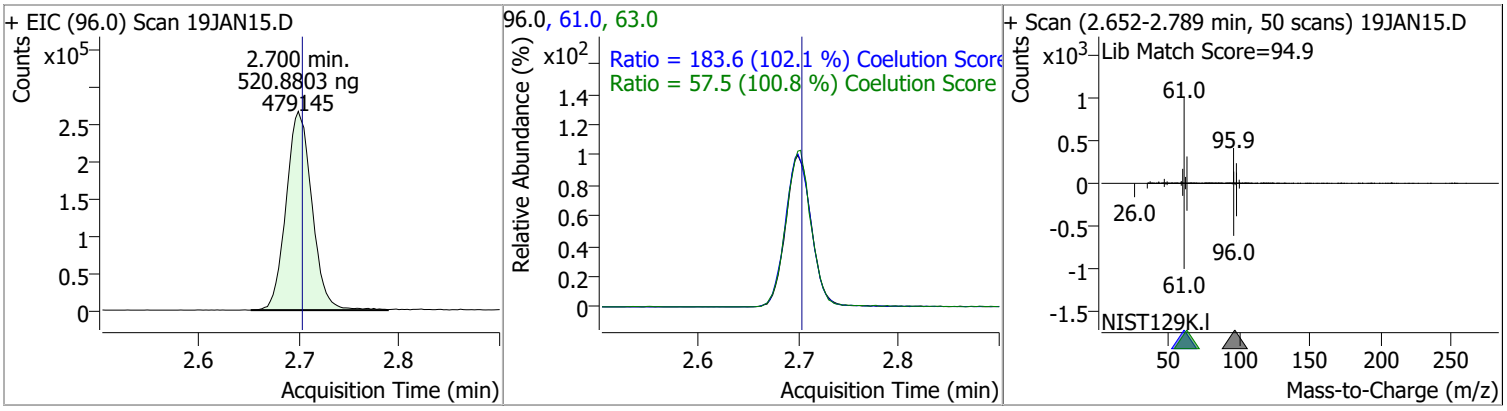

Compound	Conc.	RT	Dev(Min)	Resp.	QIon	QRatio	Lower	Upper
Methylene chloride	479.7159	3.33	0.00	641583	84.0	66.4	36.1	96.1
					86.0	42.9	11.8	71.8

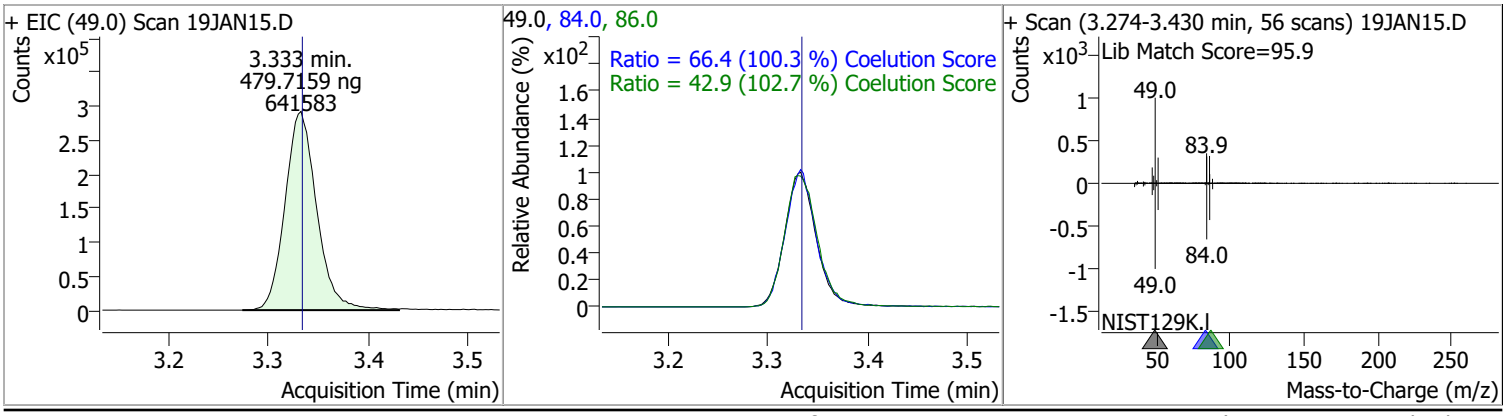

Compound	Conc.	RT	Dev(Min)	Resp.	QIon	QRatio	Lower	Upper
trans-1,2-Dichloroethene	511.8313	3.71	-0.01	486383	61.0	156.3	124.8	184.8
					98.0	63.7	32.1	92.1

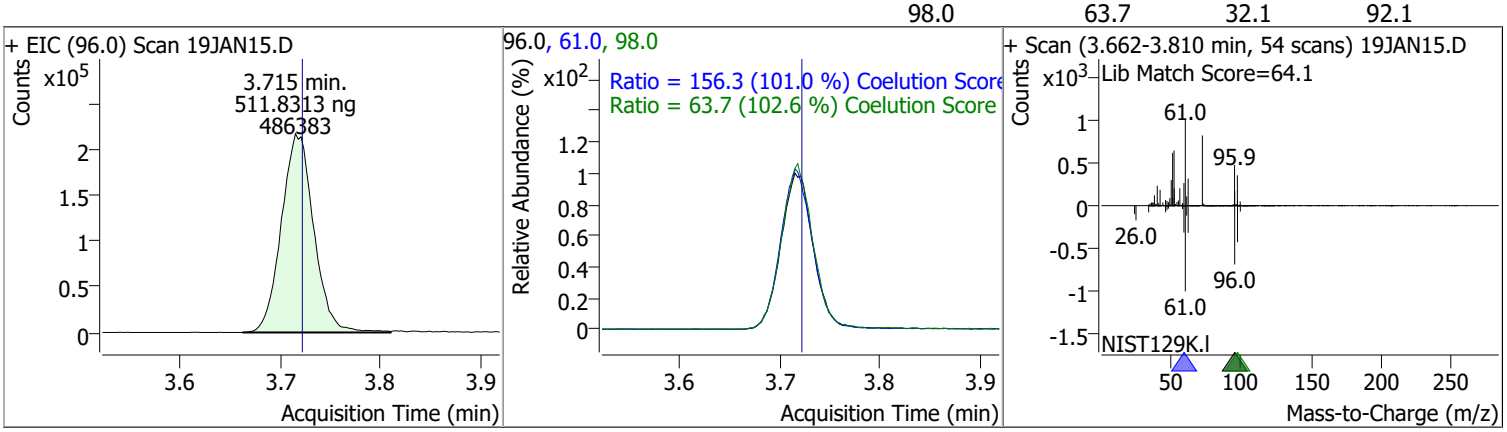

Compound	Conc.	RT	Dev(Min)	Resp.	QIon	QRatio	Lower	Upper
Methyl tert-butyl ether (MTBE)	532.7227	3.75	0.00	632731	57.0	24.9	0.0	54.6

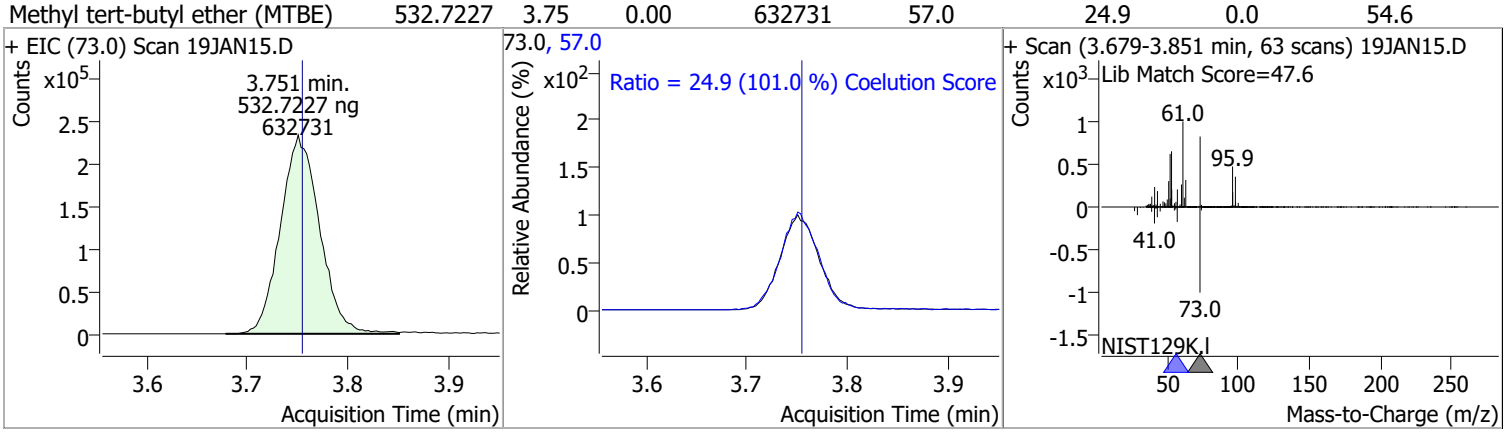

Compound	Conc.	RT	Dev(Min)	Resp.	QIon	QRatio	Lower	Upper
1,1-Dichloroethane	518.0035	4.38	0.00	921258	65.0	31.8	1.0	61.0
					83.0	12.7	0.0	42.7

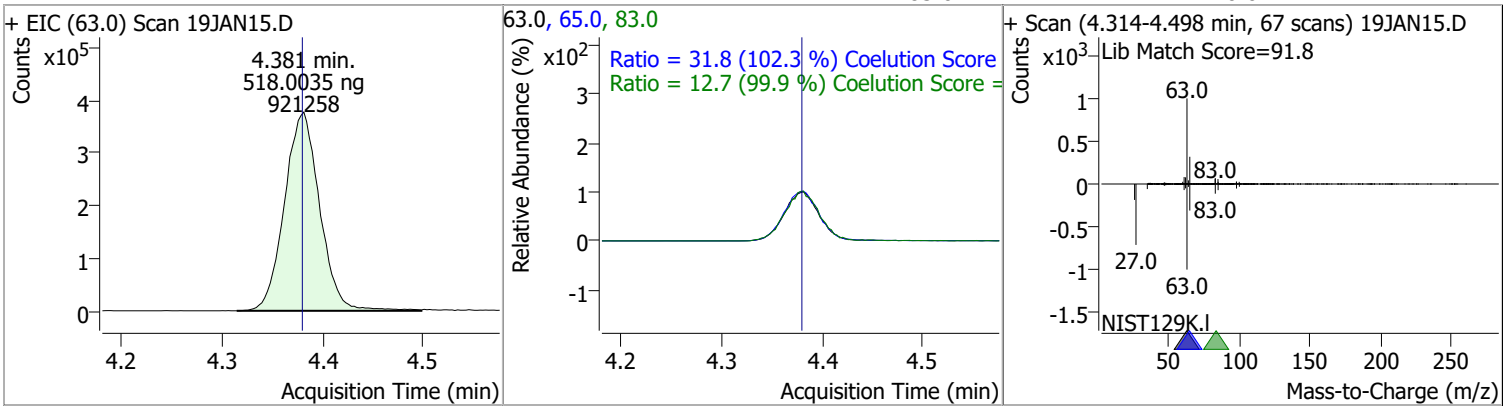

Compound	Conc.	RT	Dev(Min)	Resp.	QIon	QRatio	Lower	Upper
2,2-Dichloropropane	510.2077	5.19	0.00	683822	41.0	64.6	38.8	98.8
					97.0	23.1	0.0	53.9

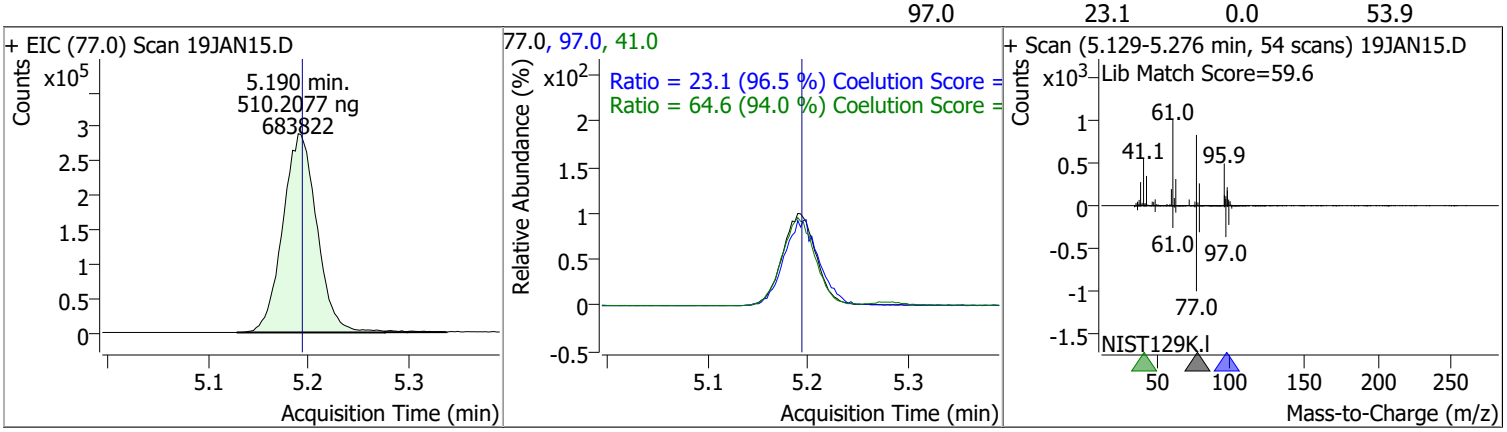

Compound	Conc.	RT	Dev(Min)	Resp.	QIon	QRatio	Lower	Upper
cis-1,2-Dichloroethene	533.8672	5.21	0.00	513671	61.0	162.9	130.4	190.4
					98.0	63.7	36.2	96.2

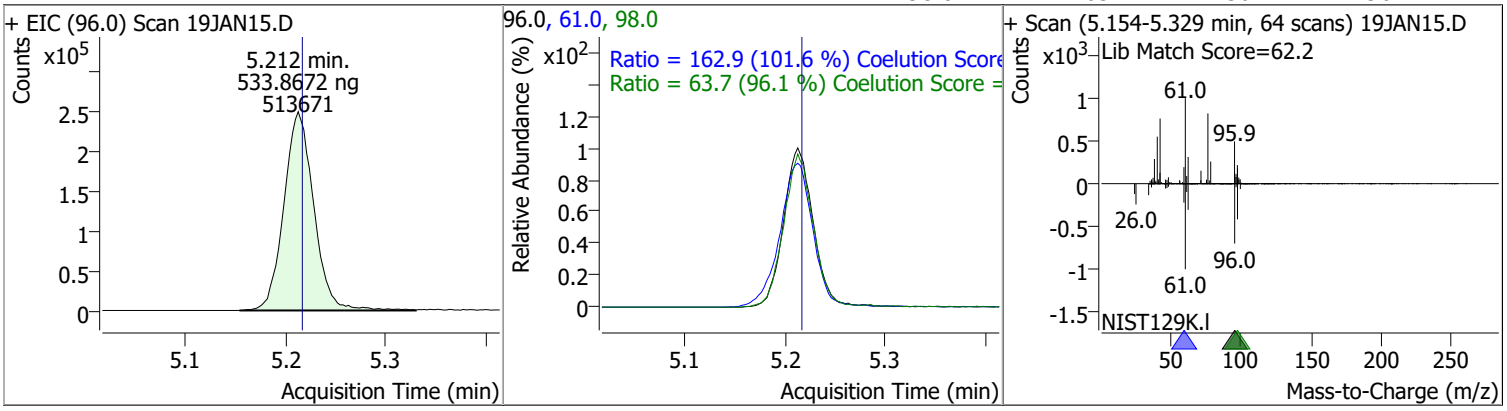

Compound	Conc.	RT	Dev(Min)	Resp.	QIon	QRatio	Lower	Upper
Methyl ethyl ketone	5412.5869	5.28	0.00	752615	72.0	20.8	0.0	50.6

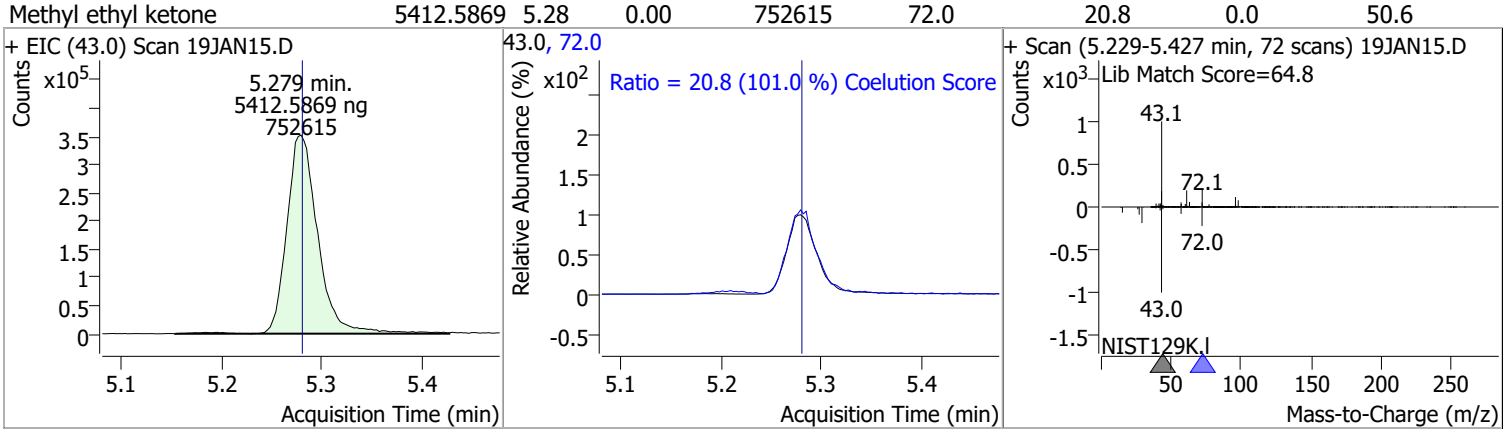

Compound	Conc.	RT	Dev(Min)	Resp.	QIon	QRatio	Lower	Upper
Bromochloromethane	491.8934	5.52	0.00	195140	49.0	190.5	152.2	212.2

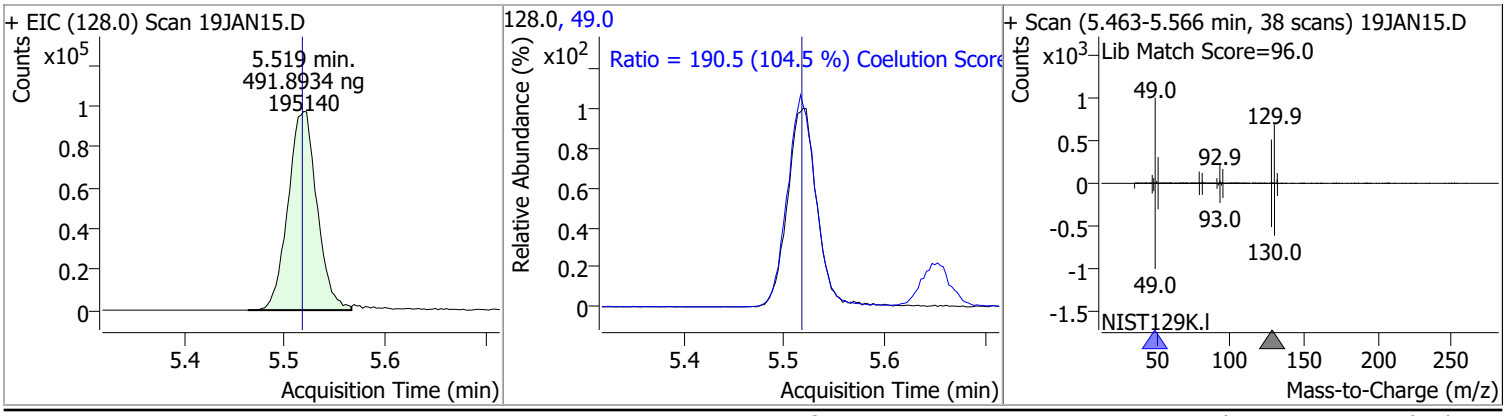

Compound	Conc.	RT	Dev(Min)	Resp.	QIon	QRatio	Lower	Upper
Chloroform	495.3045	5.65	0.00	879544	85.0	65.5	36.2	96.2

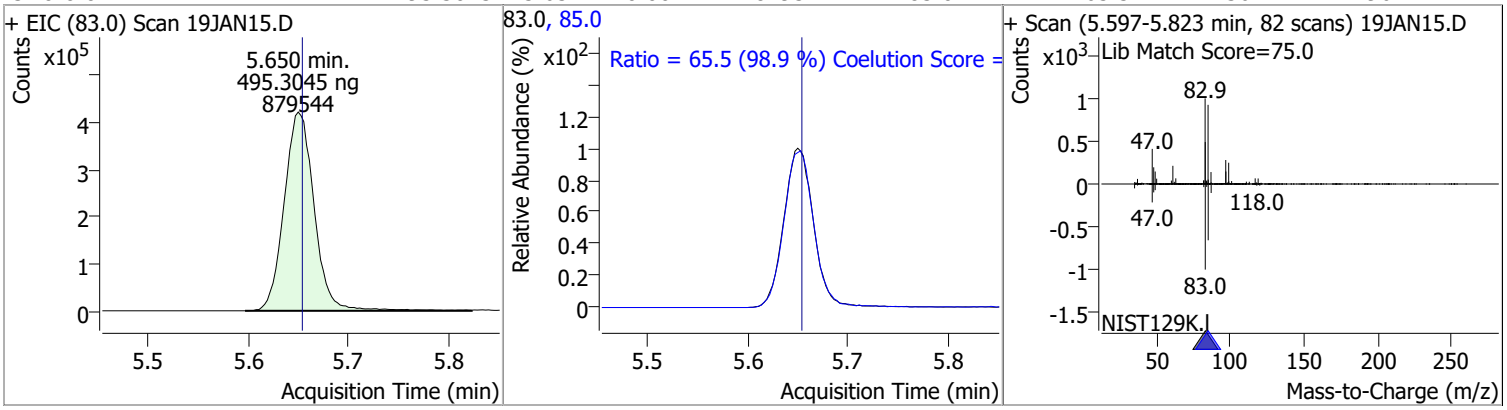

Compound	Conc.	RT	Dev(Min)	Resp.	QIon	QRatio	Lower	Upper
1,1,1-Trichloroethane	526.9948	5.83	0.00	863441	99.0	64.3	33.1	93.1
					61.0	46.9	19.1	79.1

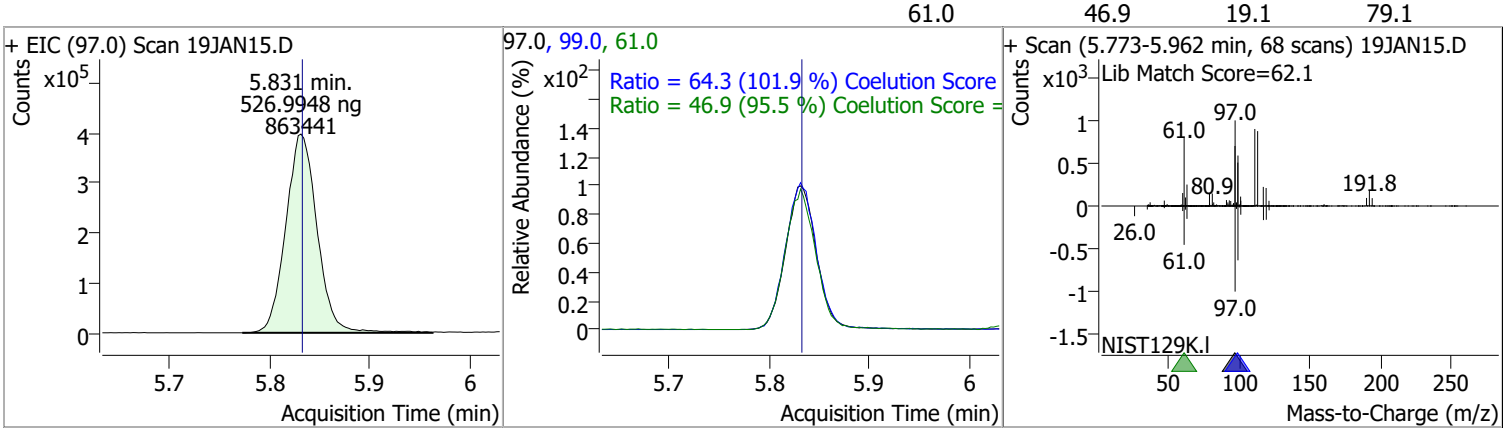

Compound	Conc.	RT	Dev(Min)	Resp.	QIon	QRatio	Lower	Upper
Dibromofluoromethane	506.2357	5.85	-0.01	448615	191.5	21.8	0.0	53.2

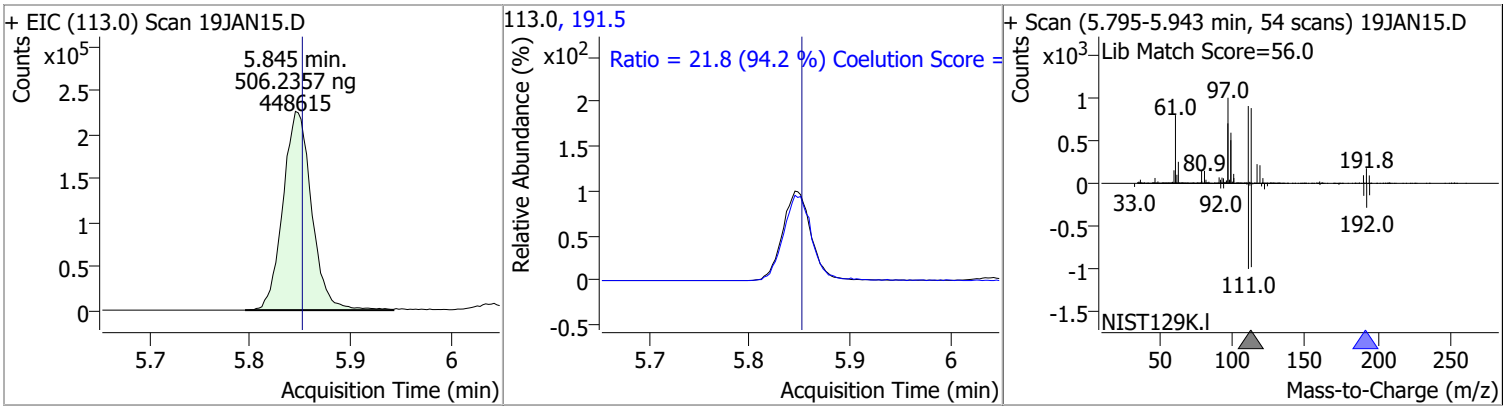

Compound	Conc.	RT	Dev(Min)	Resp.	QIon	QRatio	Lower	Upper
Carbon tetrachloride	535.6026	6.03	0.00	851101	119.0	95.4	67.6	127.6
					121.0	30.8	0.7	60.7

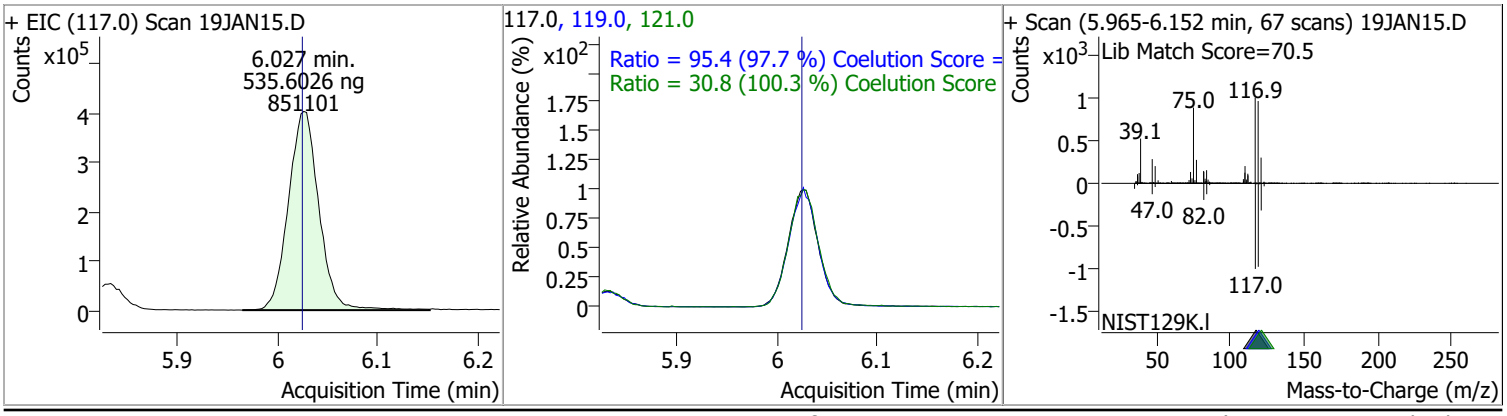

Quantitation Results Report (QT Reviewed)

Compound	Conc.	RT	Dev(Min)	Resp.	QIon	QRatio	Lower	Upper
1,1-Dichloropropene	561.8648	6.04	0.00	746500	110.0	36.6	5.6	65.6
					77.0	31.2	1.0	61.0

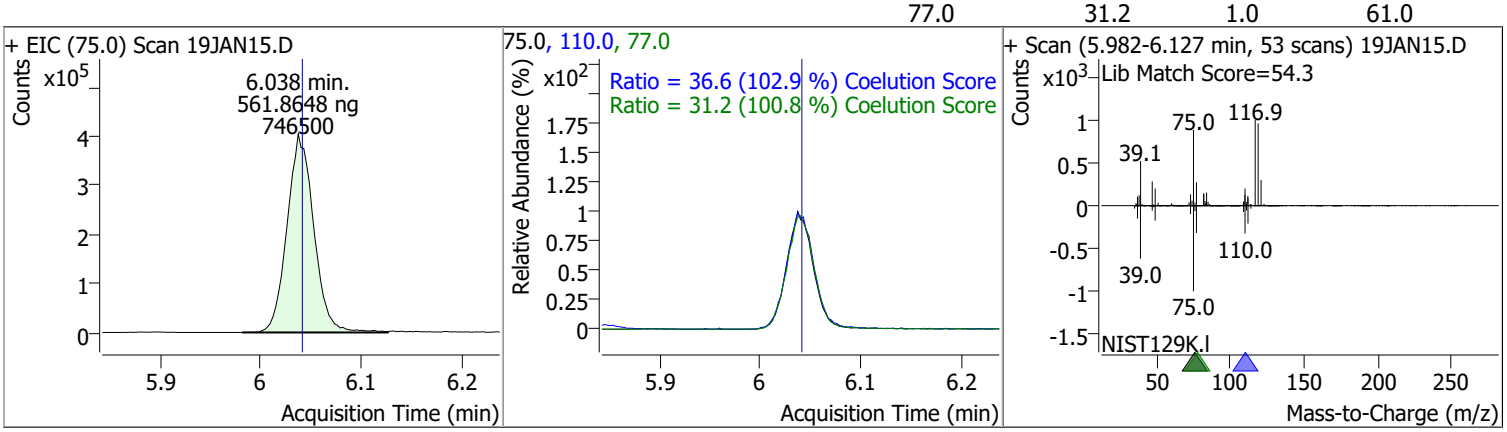

Compound	Conc.	RT	Dev(Min)	Resp.	QIon	QRatio	Lower	Upper
1,2-Dichloroethane-d4	499.2690	6.23	0.00	191123	65.0	196.3	162.8	222.8

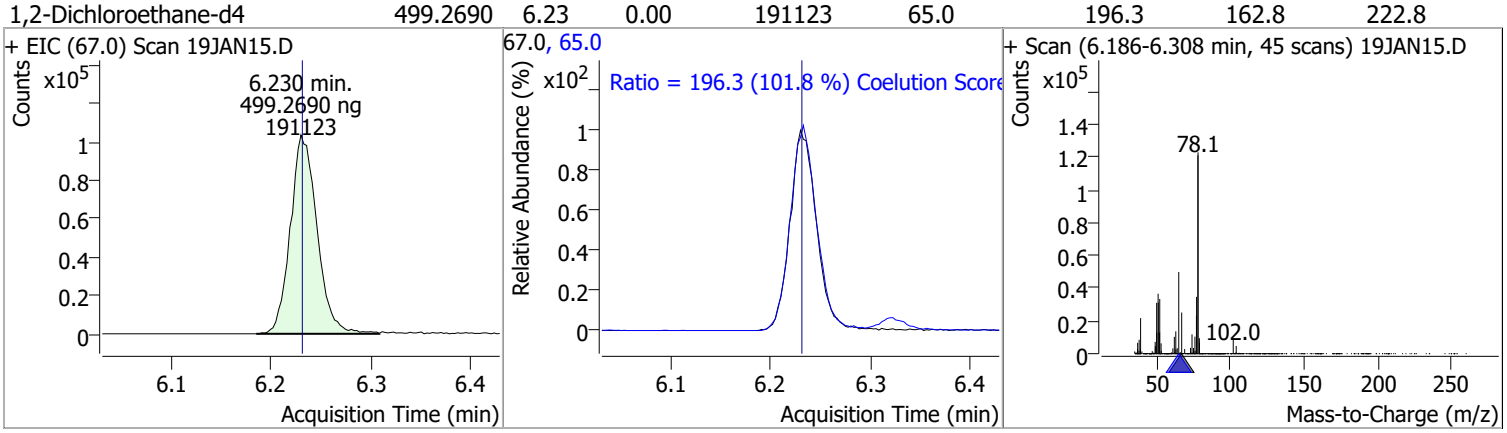

Compound	Conc.	RT	Dev(Min)	Resp.	QIon	QRatio	Lower	Upper
Benzene	523.4472	6.28	0.00	1913180	77.0	23.7	0.0	53.3

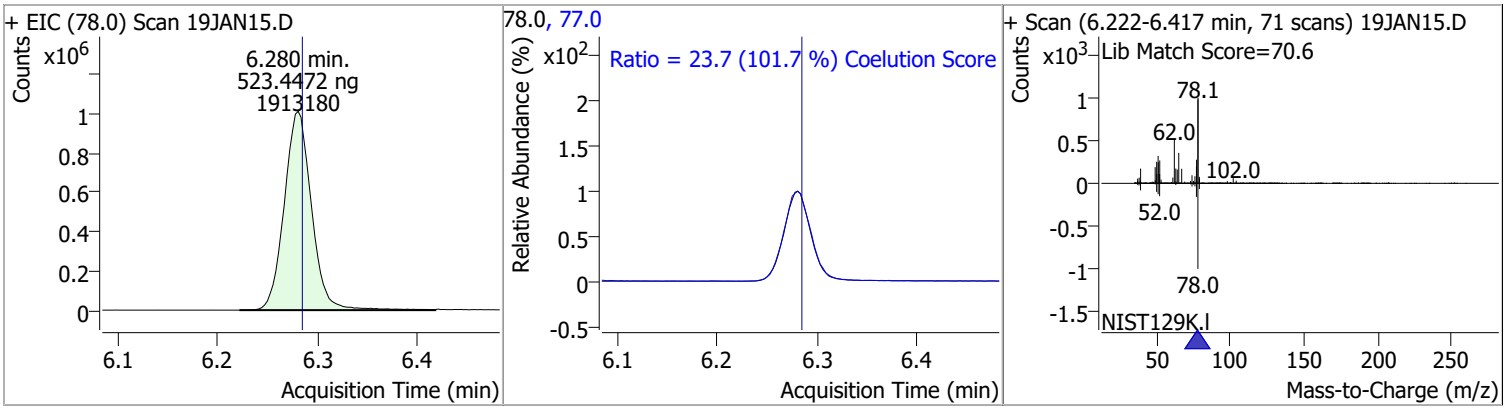

Compound	Conc.	RT	Dev(Min)	Resp.	QIon	QRatio	Lower	Upper
1,2-Dichloroethane	494.9057	6.32	0.00	499614	64.0	30.6	2.2	62.2
					98.0	7.7	0.0	38.2

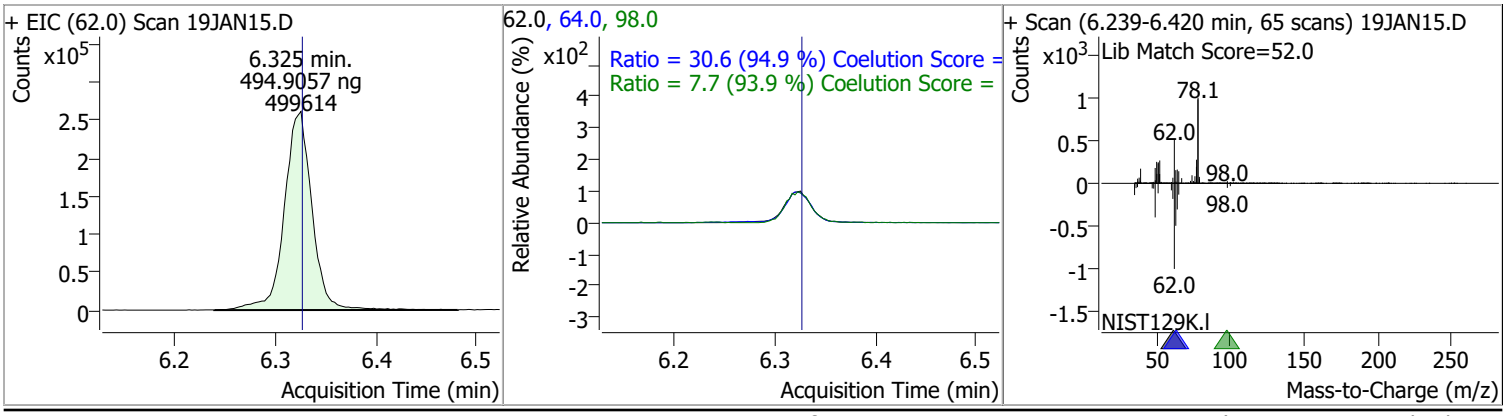

Quantitation Results Report (QT Reviewed)

Compound	Conc.	RT	Dev(Min)	Resp.	QIon	QRatio	Lower	Upper
Trichloroethene	530.3320	7.03	0.00	553822	130.0	105.1	75.6	135.6
					97.0	64.1	35.7	95.7

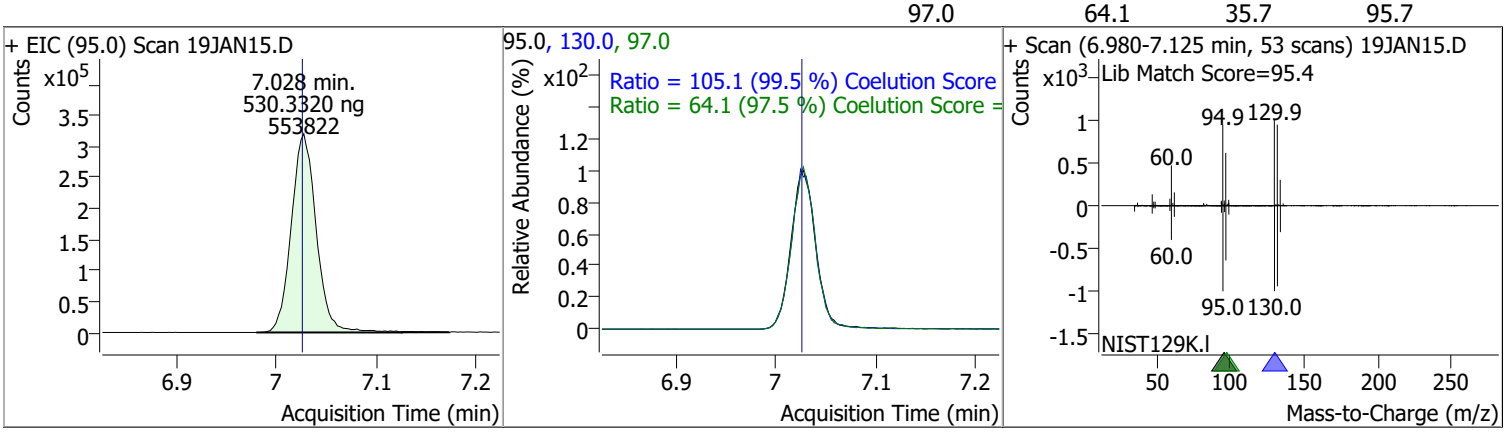

Compound	Conc.	RT	Dev(Min)	Resp.	QIon	QRatio	Lower	Upper
1,2-Dichloropropane	533.9834	7.27	0.00	490282	76.0	37.1	9.8	69.8

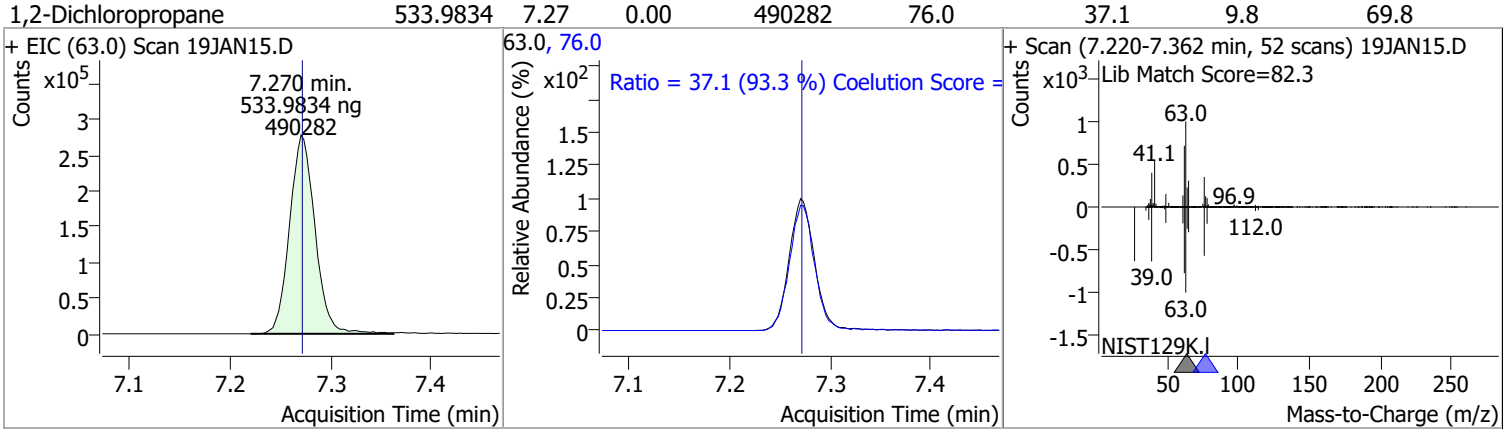

Compound	Conc.	RT	Dev(Min)	Resp.	QIon	QRatio	Lower	Upper
Dibromomethane	509.9818	7.39	-0.01	197367	173.5	108.9	78.2	138.2
					95.0	83.0	54.5	114.5

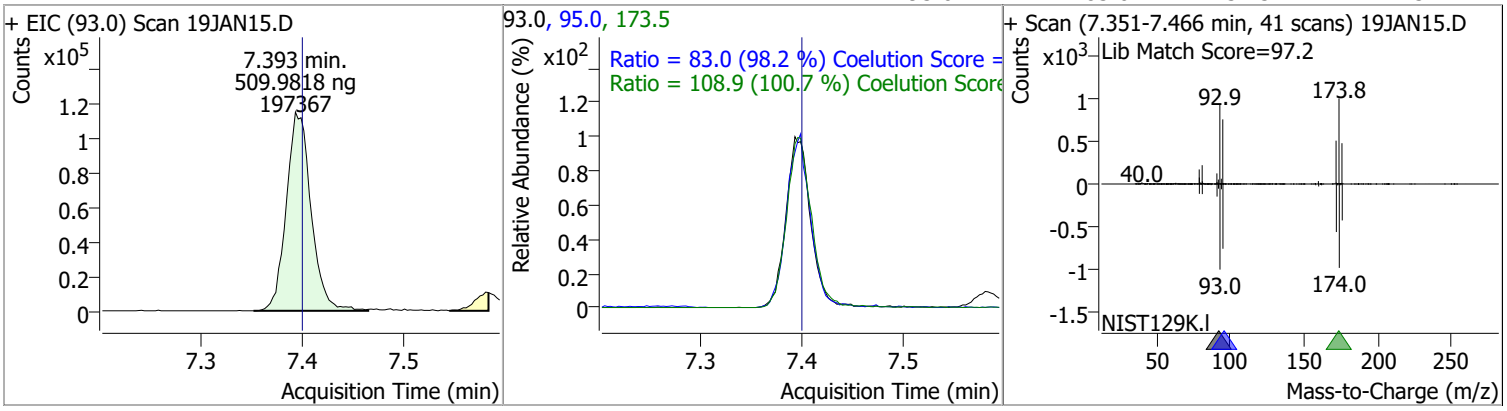

Quantitation Results Report (QT Reviewed)

Compound	Conc.	RT	Dev(Min)	Resp.	QIon	QRatio	Lower	Upper
Bromodichloromethane	516.1211	7.59	0.01	561671	85.0	65.4	36.3	96.3
					127.0	9.6	0.0	39.5

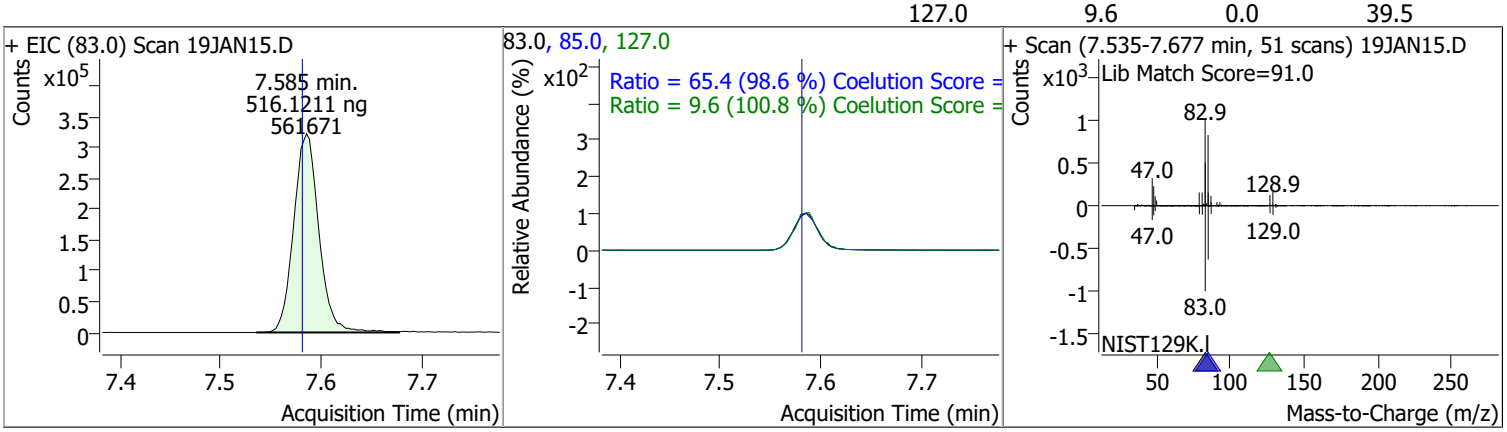

Compound	Conc.	RT	Dev(Min)	Resp.	QIon	QRatio	Lower	Upper
cis-1,3-Dichloropropene	557.7775	8.06	0.00	666084	39.0	52.3	22.5	82.5
					77.0	31.7	1.8	61.8

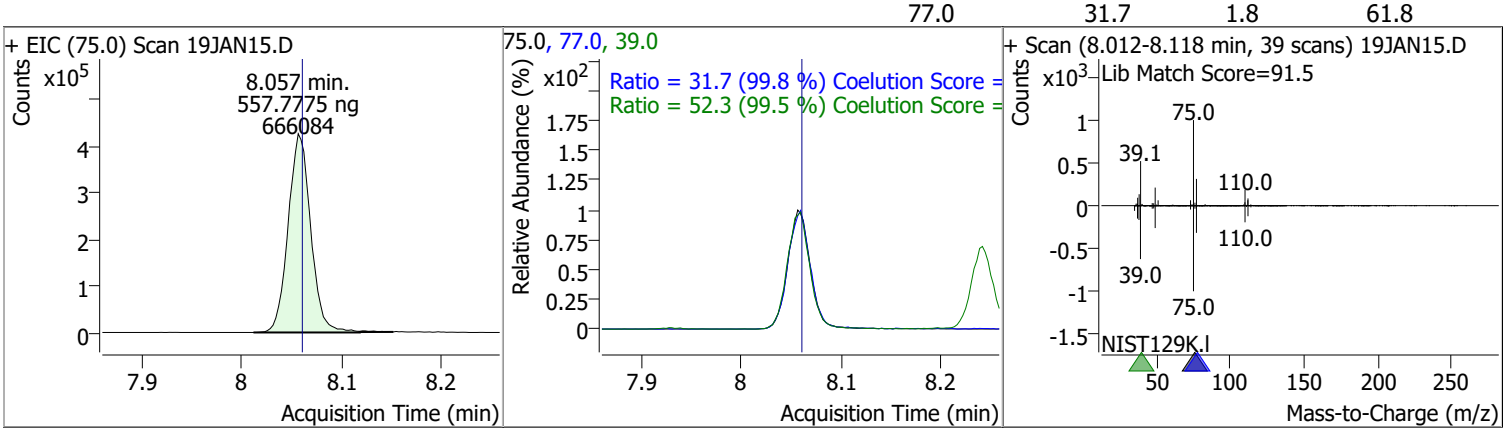

Compound	Conc.	RT	Dev(Min)	Resp.	QIon	QRatio	Lower	Upper
Toluene-d8	536.5850	8.32	0.00	1826060	100.0	64.2	34.3	94.3
					99.0	9.5	0.0	39.2

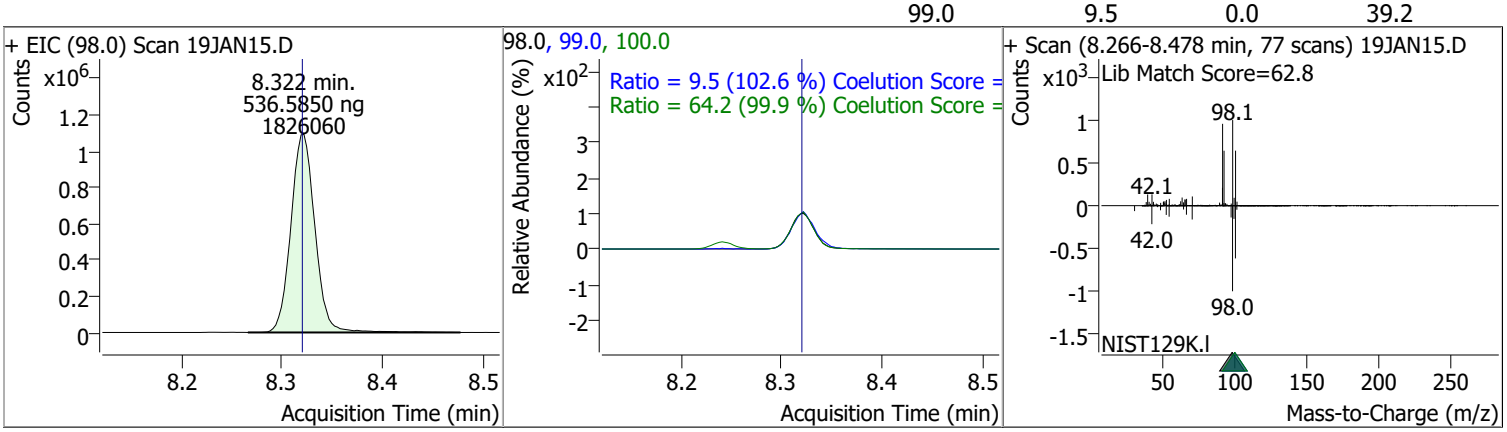

Compound	Conc.	RT	Dev(Min)	Resp.	QIon	QRatio	Lower	Upper
Toluene	539.6763	8.39	0.00	1224192	91.0	173.6	144.1	204.1

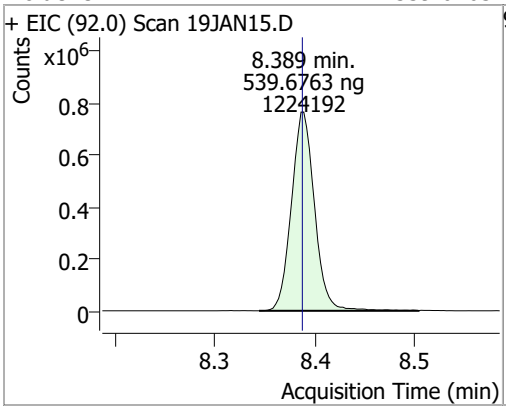

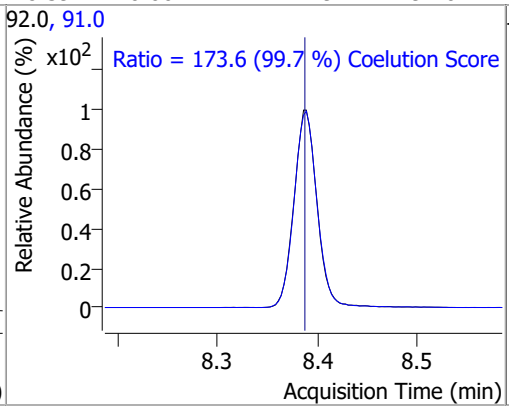

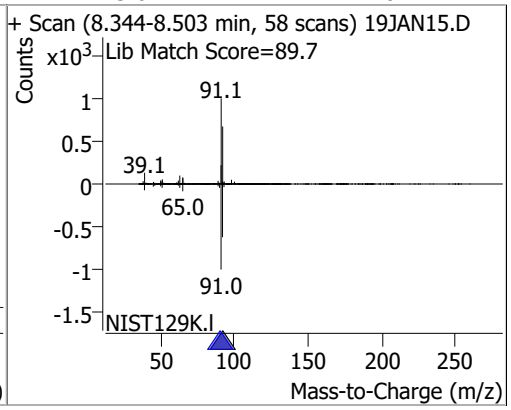

Compound	Conc.	RT	Dev(Min)	Resp.	QIon	QRatio	Lower	Upper
trans-1,3-Dichloropropene	547.9867	8.64	0.00	477330	39.0	50.7	23.0	83.0
					77.0	31.7	1.0	61.0

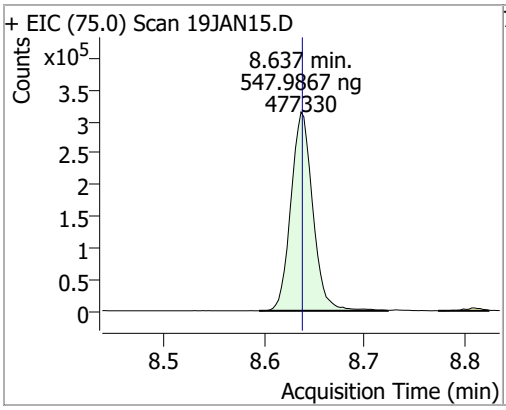

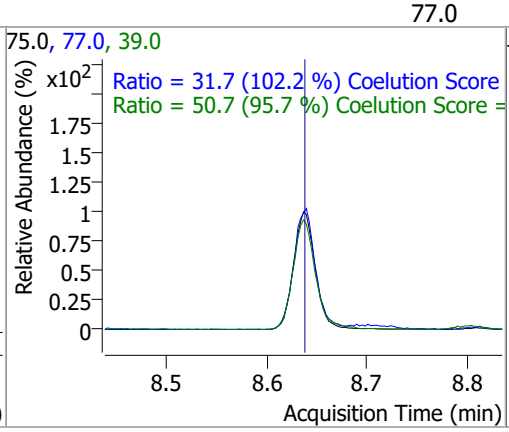

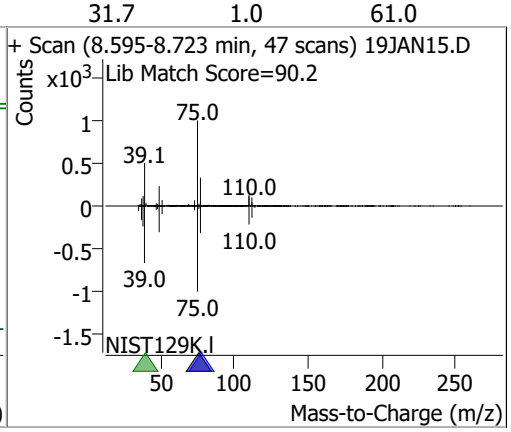

Compound	Conc.	RT	Dev(Min)	Resp.	QIon	QRatio	Lower	Upper
1,1,2-Trichloroethane	515.7192	8.82	0.00	228423	97.0	113.4	80.7	140.7
					85.0	64.9	30.7	90.7

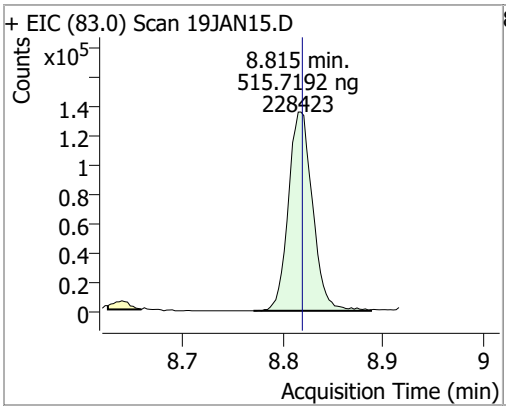

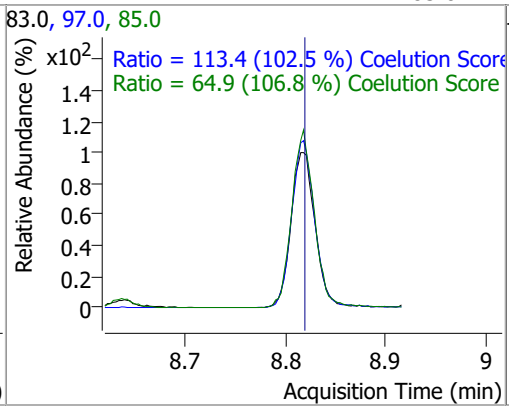

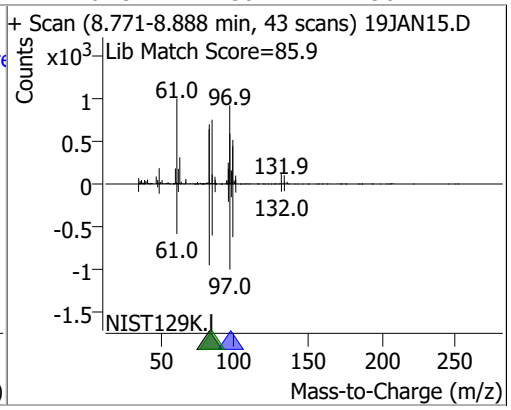

Compound	Conc.	RT	Dev(Min)	Resp.	QIon	QRatio	Lower	Upper
Tetrachloroethene	528.4090	8.94	0.00	486052	165.8	128.0	96.1	156.1
					129.0	90.7	60.5	120.5

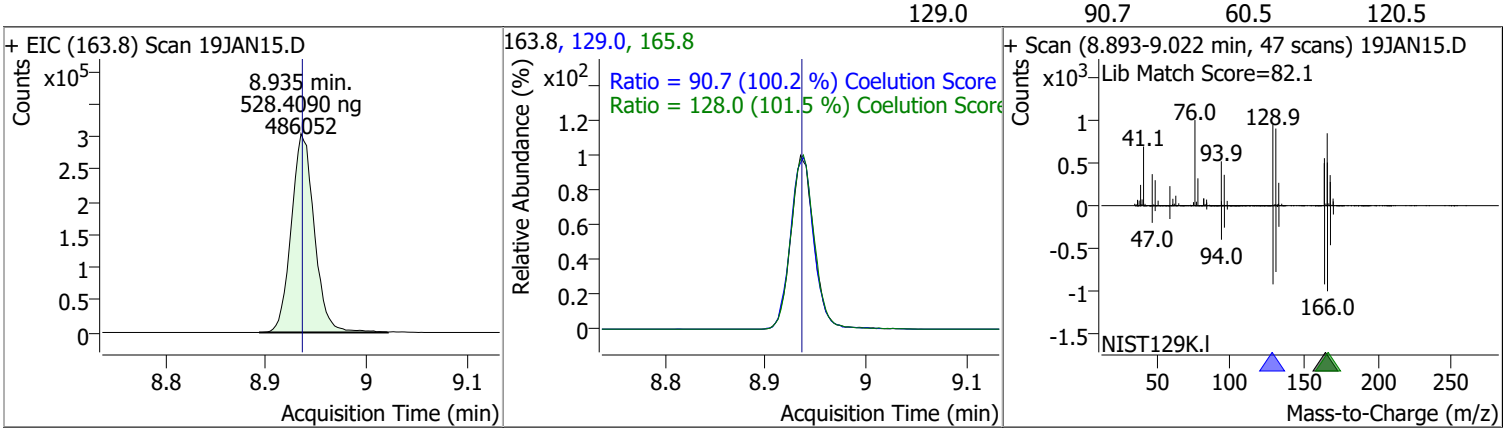

Compound	Conc.	RT	Dev(Min)	Resp.	QIon	QRatio	Lower	Upper
1,3-Dichloropropane	522.4977	8.98	0.00	468322	78.0	32.4	2.4	62.4

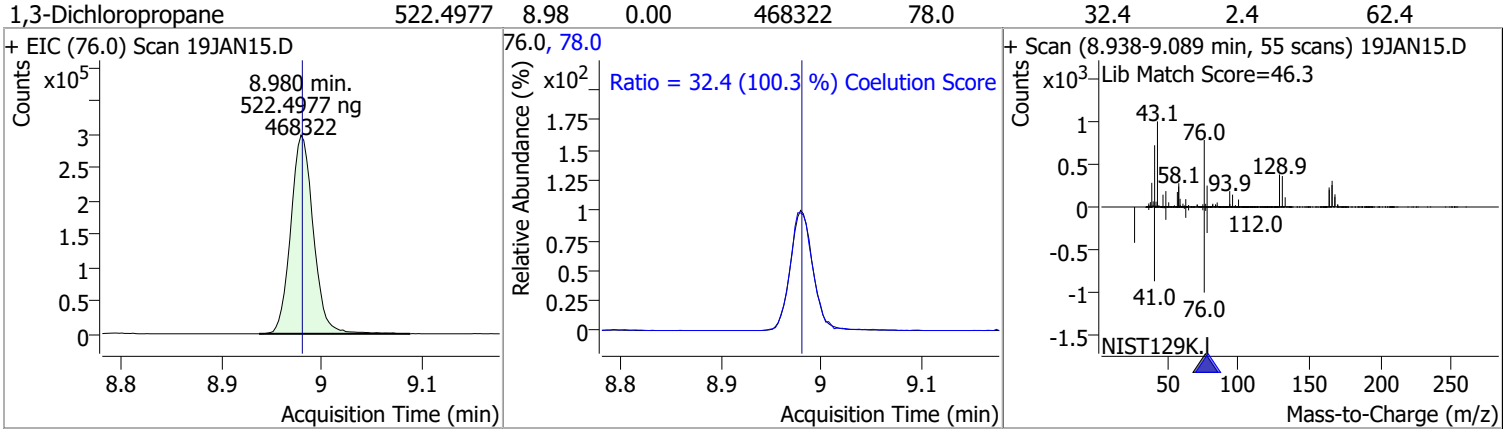

Compound	Conc.	RT	Dev(Min)	Resp.	QIon	QRatio	Lower	Upper
Chlorodibromomethane	519.3572	9.20	0.00	370474	127.0	77.6	47.2	107.2

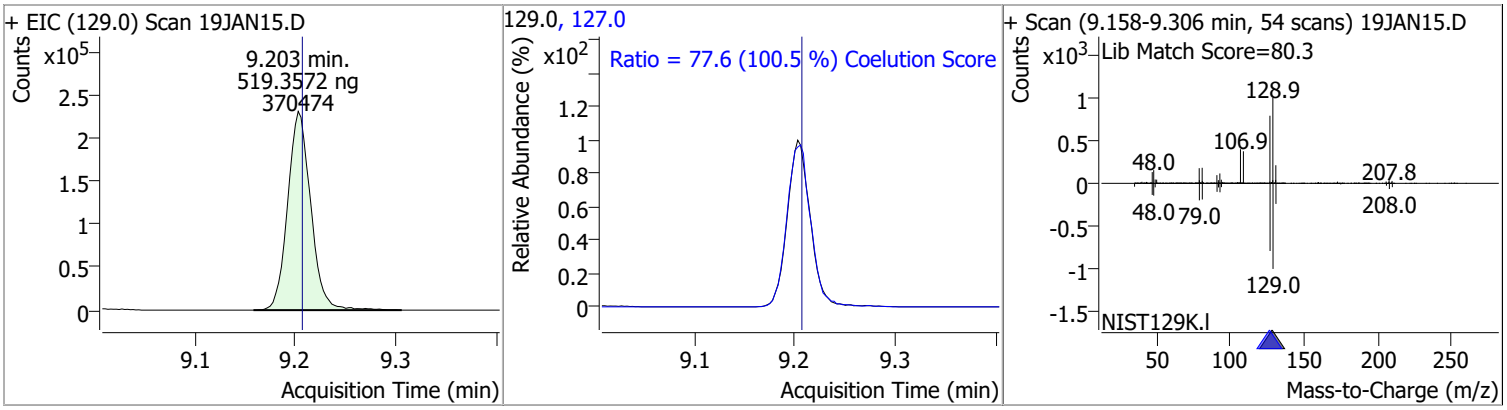

Compound	Conc.	RT	Dev(Min)	Resp.	QIon	QRatio	Lower	Upper
1,2-Dibromoethane	518.7332	9.30	0.00	253758	109.0	95.2	61.5	121.5

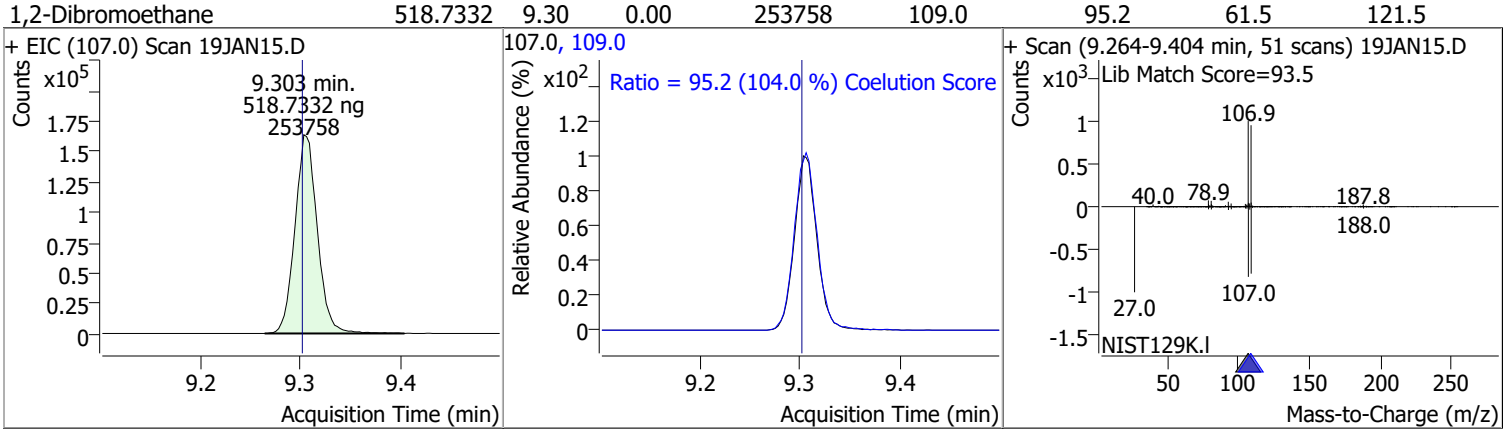

Quantitation Results Report (QT Reviewed)

Compound	Conc.	RT	Dev(Min)	Resp.	QIon	QRatio	Lower	Upper
Chlorobenzene	522.0725	9.80	0.00	1298233	114.0	32.4	2.2	62.2

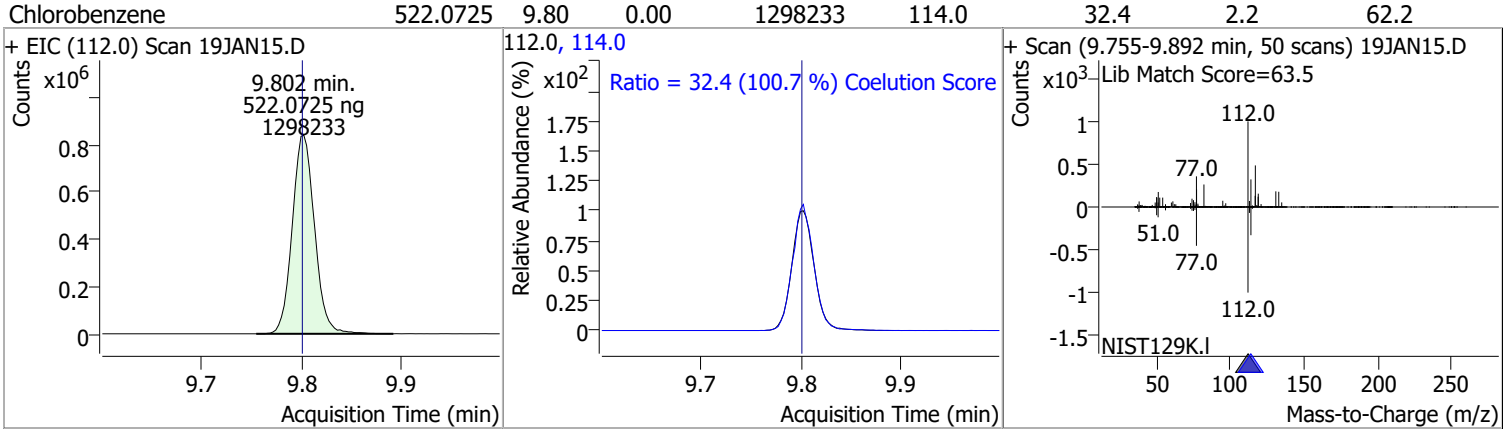

Compound	Conc.	RT	Dev(Min)	Resp.	QIon	QRatio	Lower	Upper
1,1,1,2-Tetrachloroethane	519.5010	9.89	0.00	453261	133.0	98.0	65.3	125.3

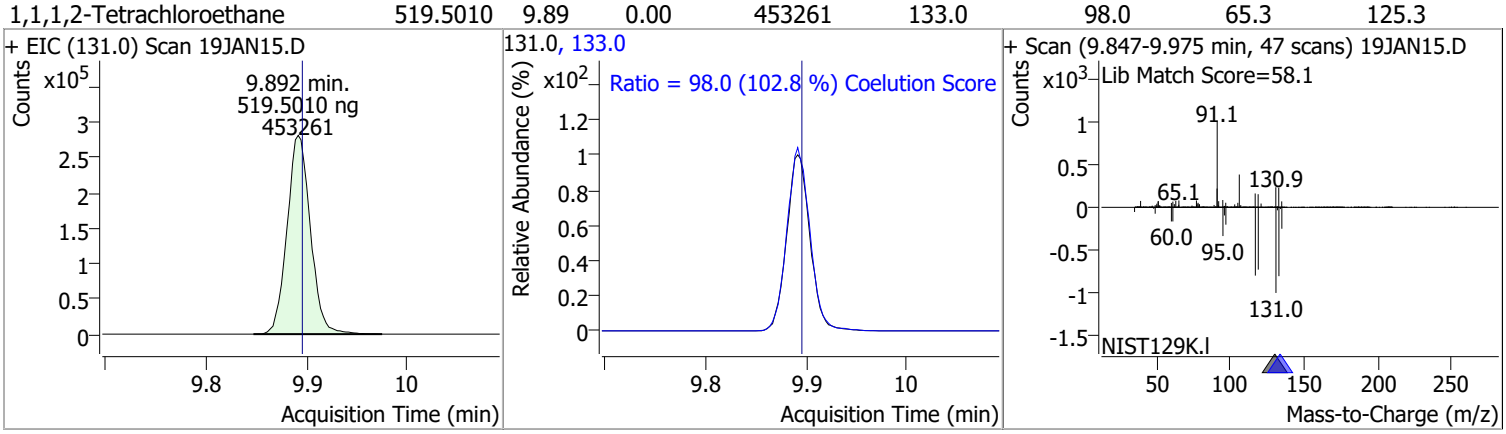

Compound	Conc.	RT	Dev(Min)	Resp.	QIon	QRatio	Lower	Upper
Ethylbenzene	492.0069	9.92	0.00	2354058	106.0	31.5	1.7	61.7

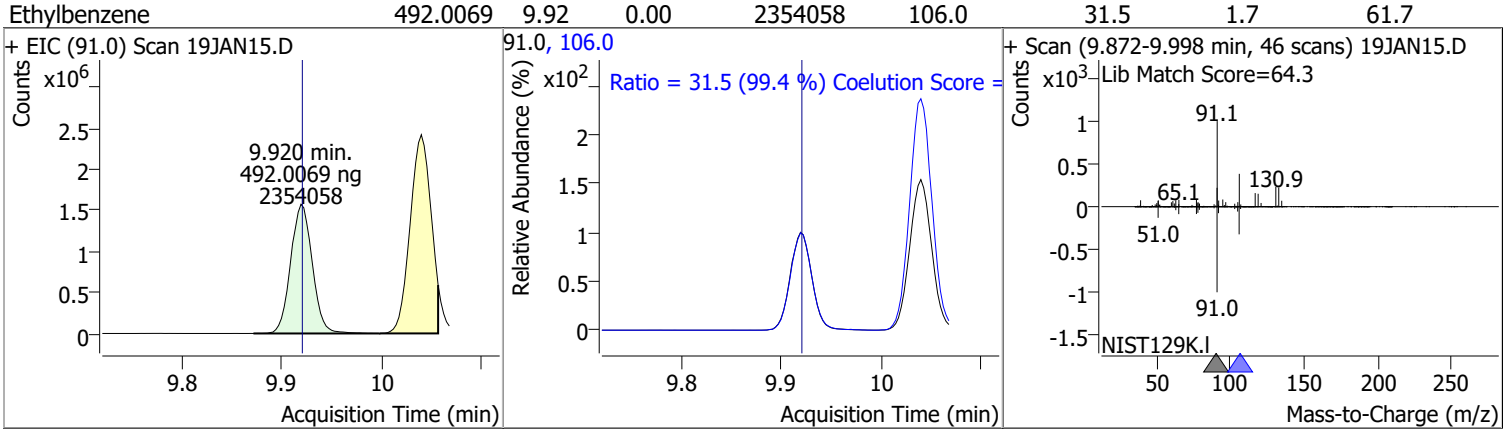

Compound	Conc.	RT	Dev(Min)	Resp.	QIon	QRatio	Lower	Upper
m+p-Xylenes	982.9557	10.04	0.00	1838610	91.0	201.3	170.7	230.7

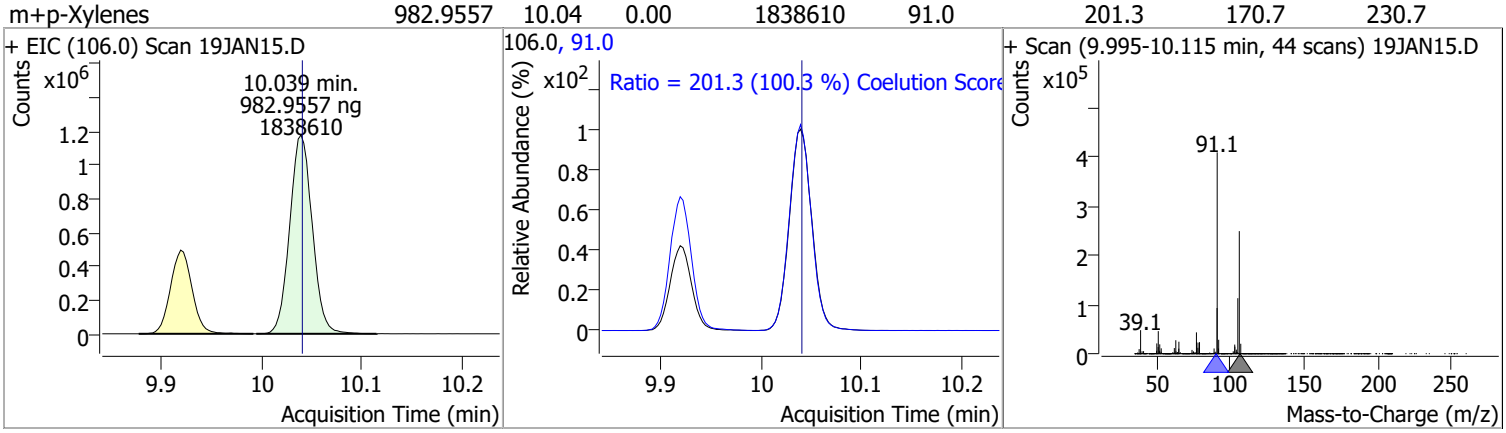

Compound	Conc.	RT	Dev(Min)	Resp.	QIon	QRatio	Lower	Upper
o-Xylene	490.5696	10.43	0.00	822173	91.0	213.1	181.4	241.4

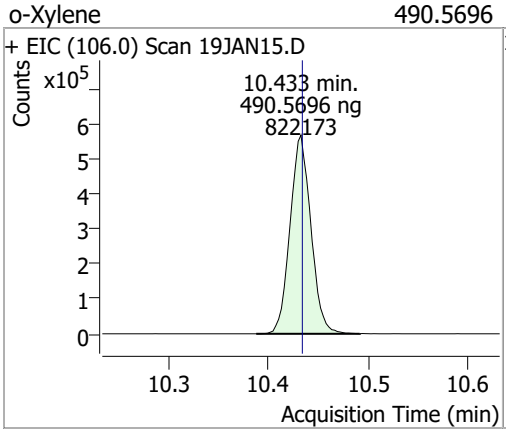

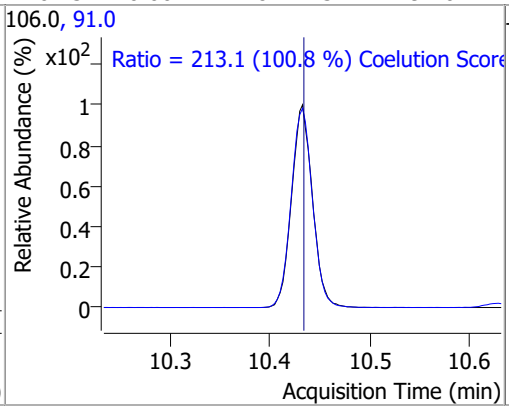

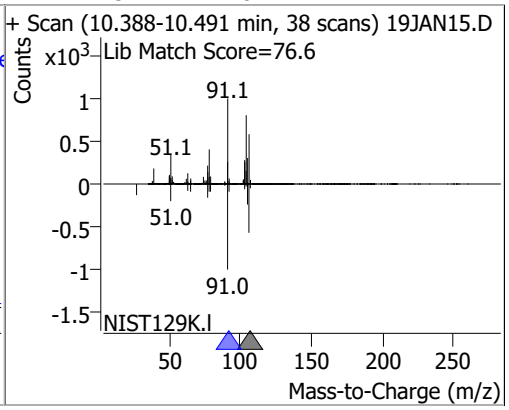

Compound	Conc.	RT	Dev(Min)	Resp.	QIon	QRatio	Lower	Upper
Styrene	489.9958	10.45	0.00	1332807	78.0	50.6	20.6	80.6

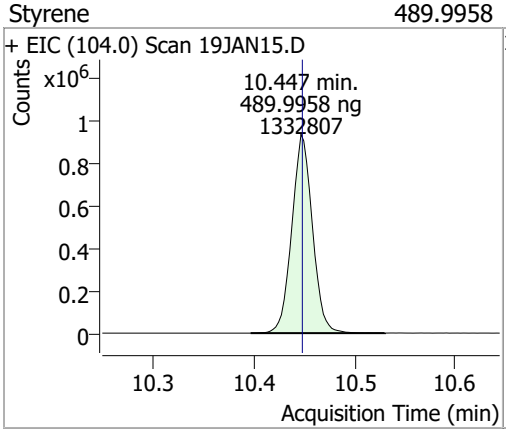

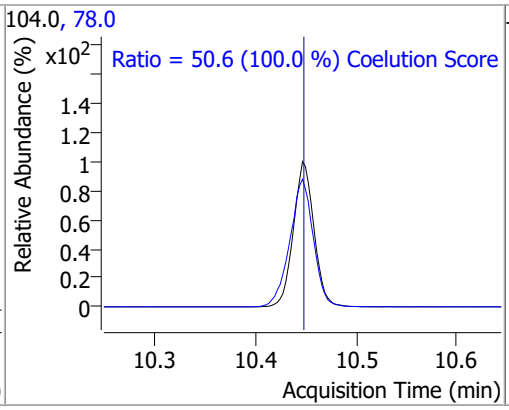

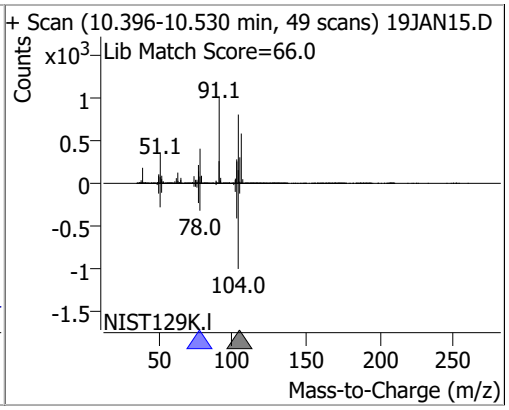

Compound	Conc.	RT	Dev(Min)	Resp.	QIon	QRatio	Lower	Upper
Bromoform	507.0612	10.63	0.00	198345	170.5	50.5	20.3	80.3
					174.5	48.4	18.1	78.1

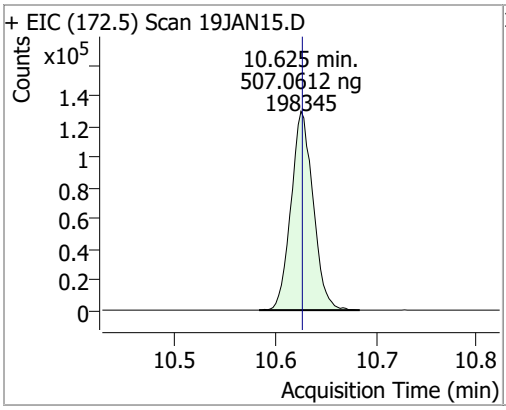

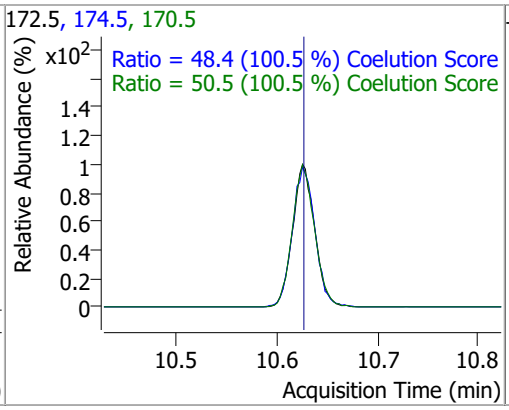

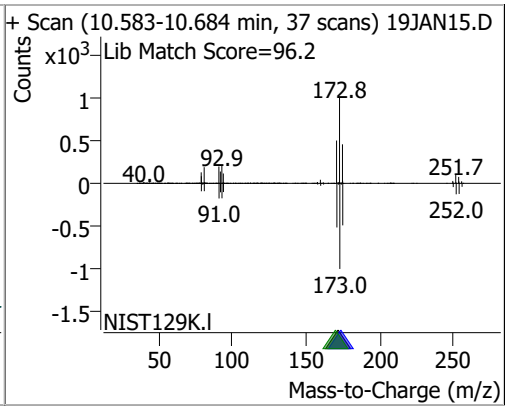

Compound	Conc.	RT	Dev(Min)	Resp.	QIon	QRatio	Lower	Upper
p-Bromofluorobenzene	531.1436	10.95	0.00	572482	174.0	94.9	65.3	125.3
					176.0	91.8	63.3	123.3

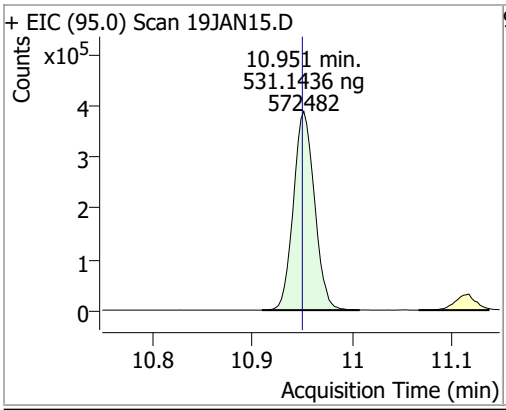

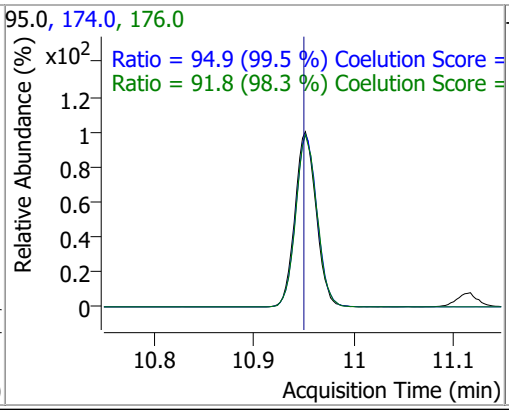

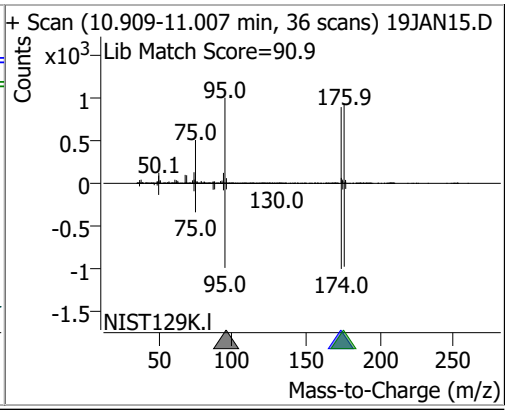

Quantitation Results Report (QT Reviewed)

Compound	Conc.	RT	Dev(Min)	Resp.	QIon	QRatio	Lower	Upper
Bromobenzene	527.1176	11.09	0.00	501025	77.0	142.2	113.5	173.5
					158.0	97.7	66.1	126.1

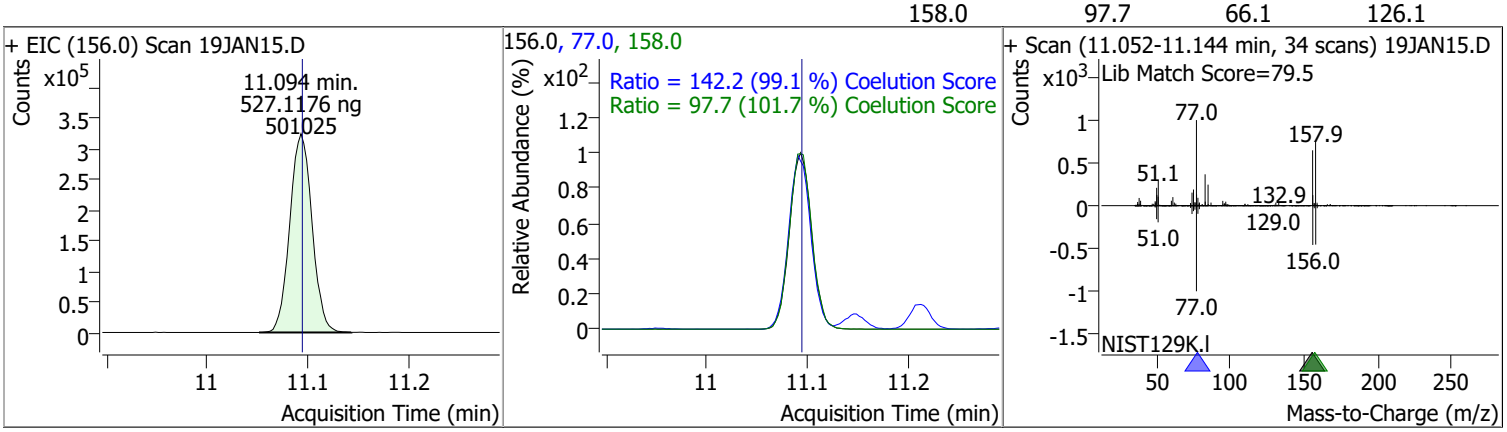

Compound	Conc.	RT	Dev(Min)	Resp.	QIon	QRatio	Lower	Upper
1,1,2,2-Tetrachloroethane	503.7746	11.11	0.00	273124	85.0	64.0	33.3	93.3

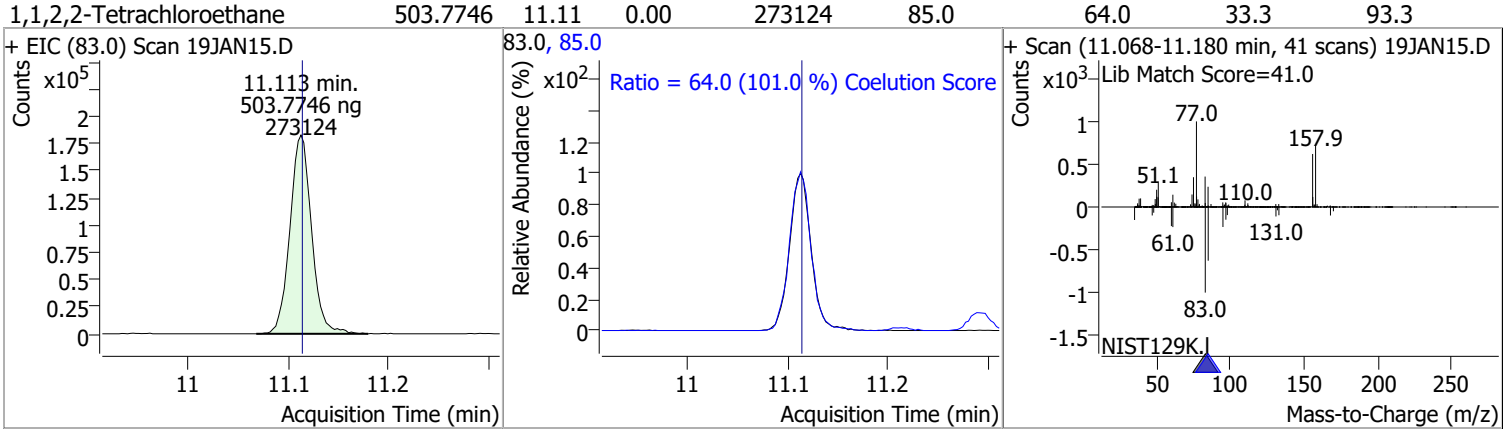

Compound	Conc.	RT	Dev(Min)	Resp.	QIon	QRatio	Lower	Upper
1,2,3-Trichloropropane	499.7018	11.15	0.00	71179	112.0	63.3	35.8	95.8

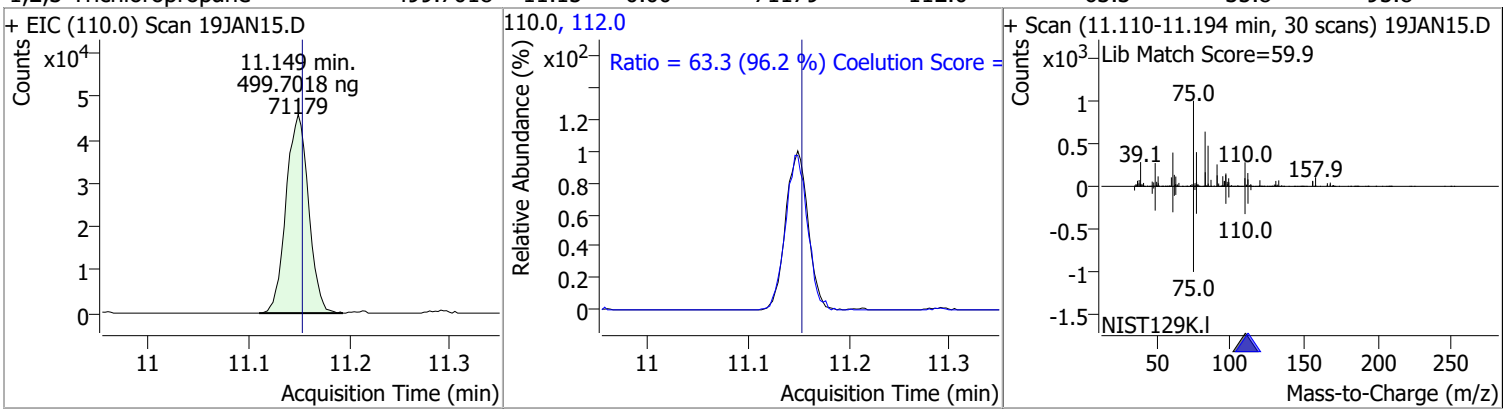

Compound	Conc.	RT	Dev(Min)	Resp.	QIon	QRatio	Lower	Upper
2-Chlorotoluene	538.4753	11.29	0.00	506556	91.0	281.0	246.2	306.2

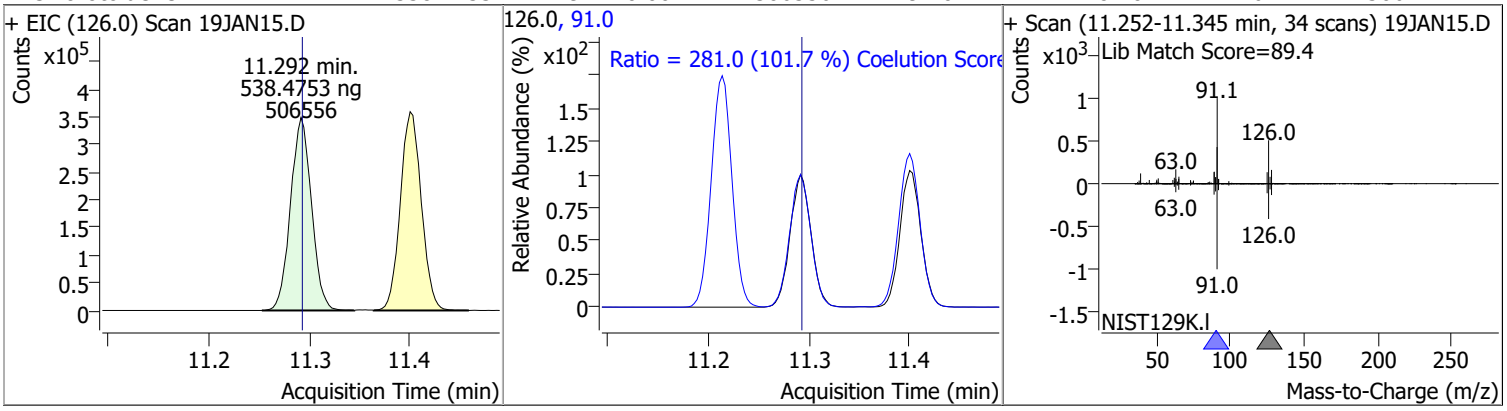

Compound	Conc.	RT	Dev(Min)	Resp.	QIon	QRatio	Lower	Upper
4-Chlorotoluene	545.2370	11.40	0.00	1661293	126.0	31.5	1.3	61.3

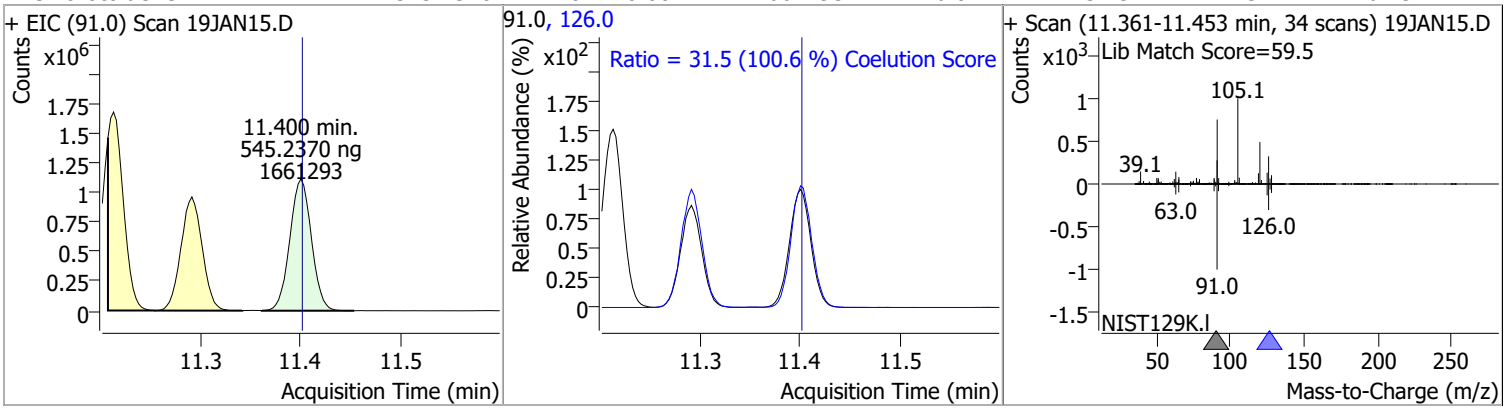

Compound	Conc.	RT	Dev(Min)	Resp.	QIon	QRatio	Lower	Upper
1,3-Dichlorobenzene	519.9029	12.03	0.00	895336	148.0	63.7	32.8	92.8
					111.0	39.4	8.7	68.7

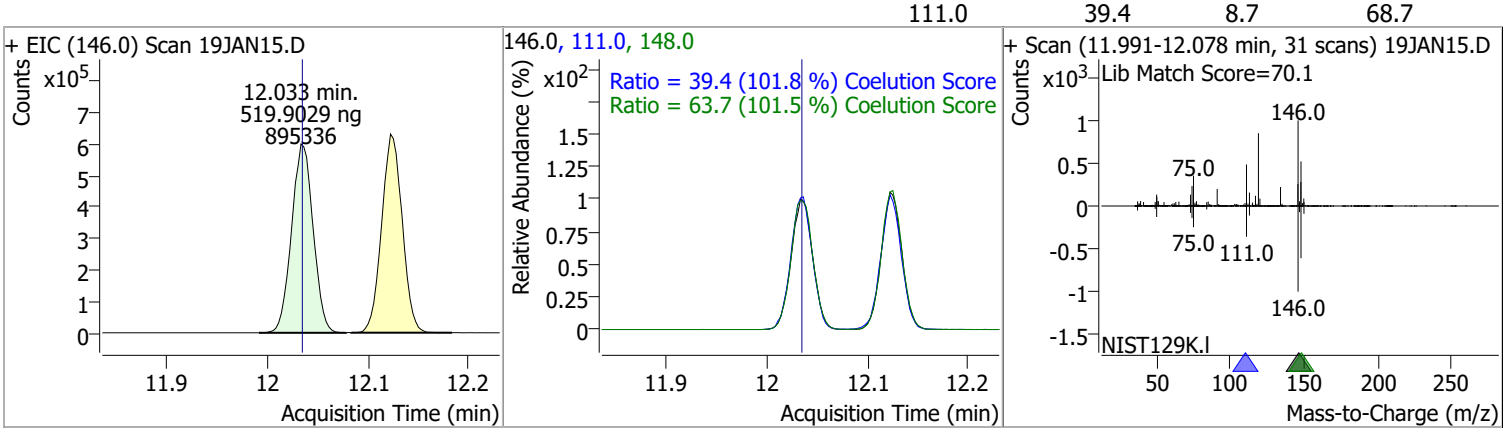

Compound	Conc.	RT	Dev(Min)	Resp.	QIon	QRatio	Lower	Upper
1,4-Dichlorobenzene	512.3936	12.12	0.00	899595	148.0	64.3	33.7	93.7
					111.0	38.0	8.7	68.7

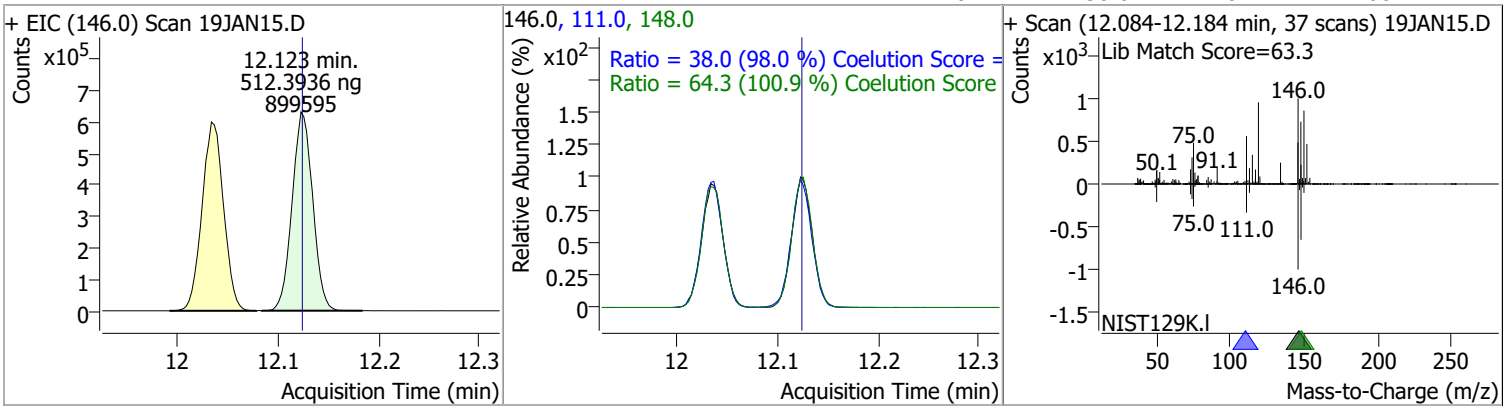

Quantitation Results Report (QT Reviewed)

Compound	Conc.	RT	Dev(Min)	Resp.	QIon	QRatio	Lower	Upper
1,2-Dichlorobenzene	524.0336	12.49	0.00	753439	148.0	63.4	31.9	91.9
					111.0	40.1	9.5	69.5

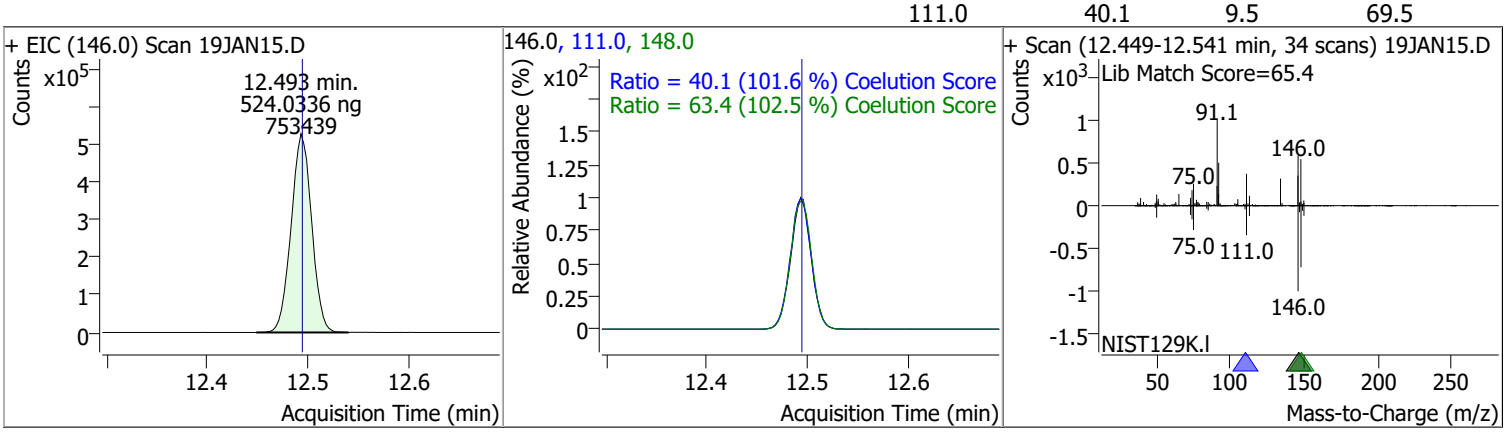

Quantitation Results Report (QT Reviewed)

Data File	19JAN17.D	Operator	MSC
Acq. Method	5975CACQF.M	Acq. Date-Time	1/19/2022 4:42:15 PM
Sample Name	ICV011922_	Instrument	VOA5975C
Vial	17	Multiplier	1.00
DA Method File	VOA5975C_8260B_SHT_DoD_L4_011922.m	Comment	
Tune File	BFB_Atune3.u	Tune Date	10/11/2021 4:02:00 PM
Batch Name	VG011922_8260B.batch.bin	Last Calib Update	1/20/2022 9:28:12 AM
Ref Library	\\MASSHUNTER\Org\Library\NIST129K.l		

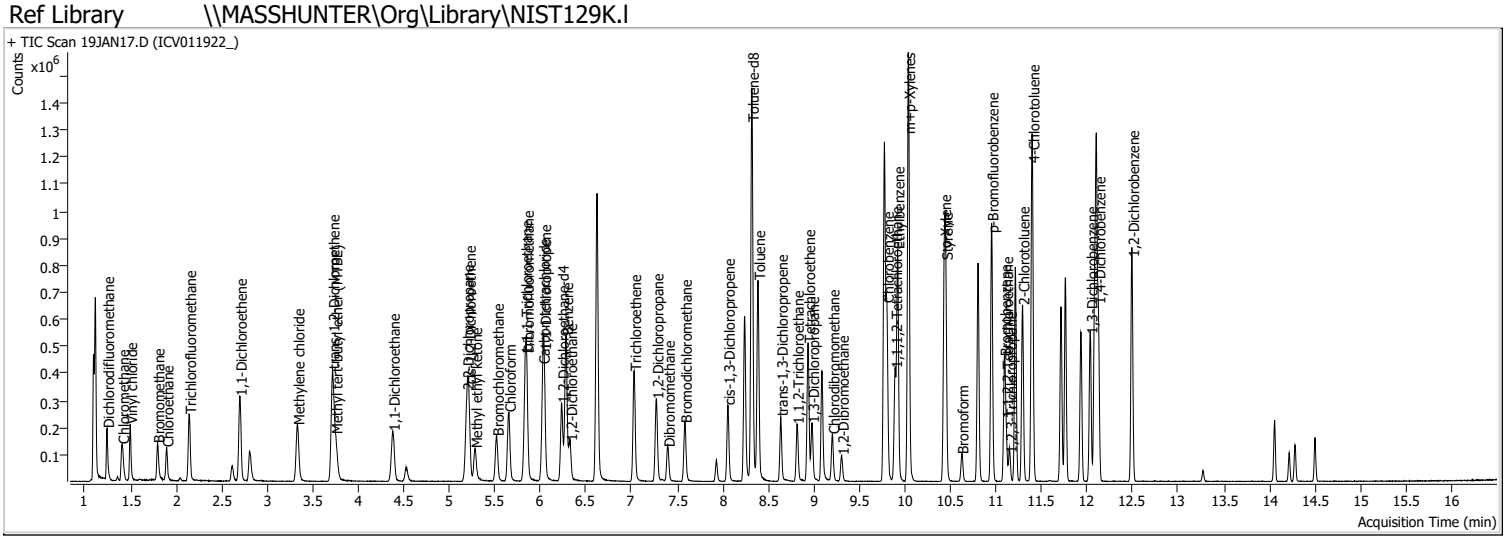

Compound	RT	QIon	Resp.	Conc.	Units	Dev(Min)
Internal Standards						
M Fluorobenzene	6.621	96.0	886938	250.0000	ng	0.000
M Chlorobenzene-d5	9.774	82.0	337386	250.0000	ng	0.000
M 1,4-Dichlorobenzene-d4	12.100	152.0	283678	250.0000	ng	0.000
System Monitoring Compounds						
S Dibromofluoromethane	5.848	113.0	198103	230.6011	ng	-0.003
Spiked Amount: 250.000	Range: 80.0 - 119.0%			Recovery = 92.24%		
S 1,2-Dichloroethane-d4	6.233	67.0	100187	269.9755	ng	0.003
Spiked Amount: 250.000	Range: 81.0 - 118.0%			Recovery = 107.99%		
S Toluene-d8	8.319	98.0	896928	272.4962	ng	0.000
Spiked Amount: 250.000	Range: 89.0 - 112.0%			Recovery = 109.00%		
S p-Bromofluorobenzene	10.948	95.0	270628	258.3795	ng	0.000
Spiked Amount: 250.000	Range: 85.0 - 114.0%			Recovery = 103.35%		
Target Compounds						**QValue**
T Dichlorodifluoromethane	1.244	85.0	130579	109.4910	ng	100
T Chloromethane	1.409	50.0	151864	108.1592	ng	100
T Vinyl chloride	1.498	62.0	147423	115.3506	ng	100
T Bromomethane	1.796	96.0	69568	125.4753	ng	96
T Chloroethane	1.897	64.0	77755	128.5925	ng	98
T Trichlorofluoromethane	2.145	101.0	172504	112.5600	ng	98
T 1,1-Dichloroethene	2.700	96.0	113673	127.4734	ng	98
T Methylene chloride	3.333	49.0	152883	117.9185	ng	99
T trans-1,2-Dichloroethene	3.718	96.0	115302	125.1632	ng	98
T Methyl tert-butyl ether (MTBE)	3.751	73.0	150210	130.4584	ng	99
T 1,1-Dichloroethane	4.378	63.0	218409	126.6815	ng	98
T 2,2-Dichloropropane	5.193	77.0	169689	130.6017	ng	95
T cis-1,2-Dichloroethene	5.212	96.0	118223	126.7481	ng	97
T Methyl ethyl ketone	5.282	43.0	160409	1190.0139	ng	98
T Bromochloromethane	5.519	128.0	45441	118.1582	ng	93
T Chloroform	5.653	83.0	199758	116.0406	ng	99

Compound	RT	QIon	Resp.	Conc.	Units	Dev(Min)
T 1,1,1-Trichloroethane	5.831	97.0	195526	123.1032	ng	98
T Carbon tetrachloride	6.024	117.0	187895	121.9742	ng	99
T 1,1-Dichloropropene	6.040	75.0	158033	122.6990	ng	99
T Benzene	6.280	78.0	442173	124.7960	ng	100
T 1,2-Dichloroethane	6.325	62.0	110579	112.9931	ng	99
T Trichloroethene	7.028	95.0	128332	127.0550	ng	96
T 1,2-Dichloropropane	7.273	63.0	111240	125.2628	ng	98
T Dibromomethane	7.399	93.0	44818	119.7325	ng	97
T Bromodichloromethane	7.583	83.0	131590	125.0178	ng	98
T cis-1,3-Dichloropropene	8.057	75.0	139981	121.1938	ng	99
T Toluene	8.389	92.0	277703	126.5738	ng	97
T trans-1,3-Dichloropropene	8.637	75.0	105873	125.6654	ng	97
T 1,1,2-Trichloroethane	8.815	83.0	52407	122.3326	ng	95
T Tetrachloroethene	8.938	163.8	112100	126.0005	ng	100
T 1,3-Dichloropropane	8.980	76.0	99920	115.2581	ng	98
T Chlorodibromomethane	9.206	129.0	81909	118.7188	ng	99
T 1,2-Dibromoethane	9.306	107.0	58586	123.8219	ng	98
T Chlorobenzene	9.802	112.0	307100	127.6842	ng	98
T 1,1,1,2-Tetrachloroethane	9.892	131.0	102231	121.1435	ng	99
T Ethylbenzene	9.919	91.0	535079	127.5512	ng	98
T m+p-Xylenes	10.037	106.0	413361	247.6085	ng	99
T o-Xylene	10.430	106.0	184033	125.9585	ng	98
T Styrene	10.449	104.0	306077	126.6563	ng	100
T Bromoform	10.622	172.5	45029	118.4586	ng	97
T Bromobenzene	11.091	156.0	118930	128.7582	ng	100
T 1,1,2,2-Tetrachloroethane	11.110	83.0	65177	123.7103	ng	100
T 1,2,3-Trichloropropane	11.152	110.0	16507	119.2511	ng	99
T 2-Chlorotoluene	11.291	126.0	117036	128.0245	ng	96
T 4-Chlorotoluene	11.400	91.0	395846	133.6905	ng	99
T 1,3-Dichlorobenzene	12.036	146.0	214054	127.9071	ng	98
T 1,4-Dichlorobenzene	12.122	146.0	216533	126.9159	ng	100
T 1,2-Dichlorobenzene	12.493	146.0	177148	126.7893	ng	98

(#) = Qualifier Out of Range; (m) = Manual Integration; (+) = Area Summed; (*) = Surrogate Percent Recovery Out of Range; (d): Zeroed Peak

Compound	Conc.	RT	Dev(Min)	Resp.	QIon	QRatio	Lower	Upper
Dichlorodifluoromethane	109.4910	1.24	0.00	130579	87.0	32.0	1.8	61.8

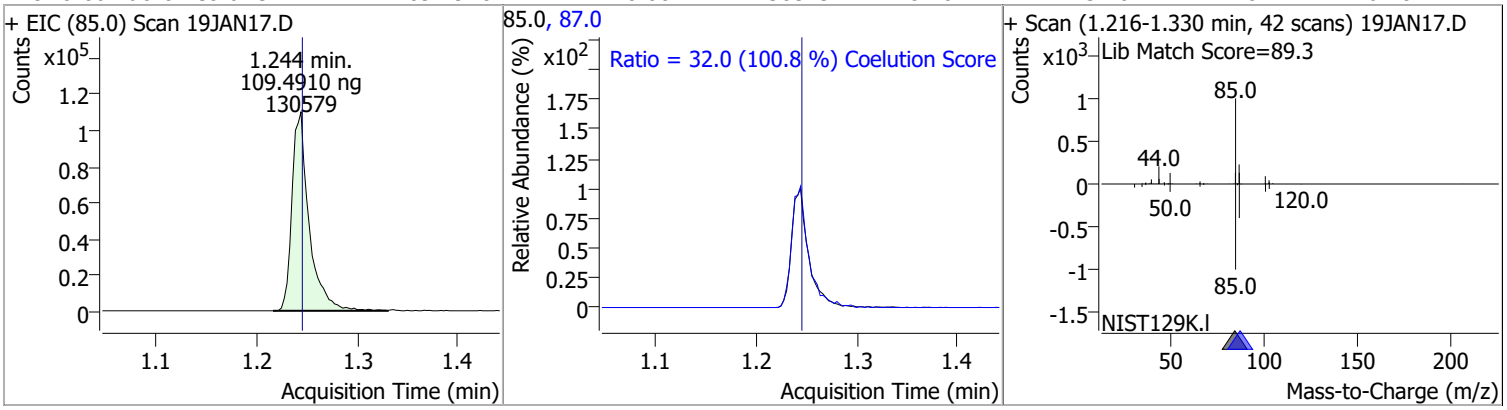

Compound	Conc.	RT	Dev(Min)	Resp.	QIon	QRatio	Lower	Upper
Chloromethane	108.1592	1.41	0.00	151864	52.0	32.4	2.4	62.4

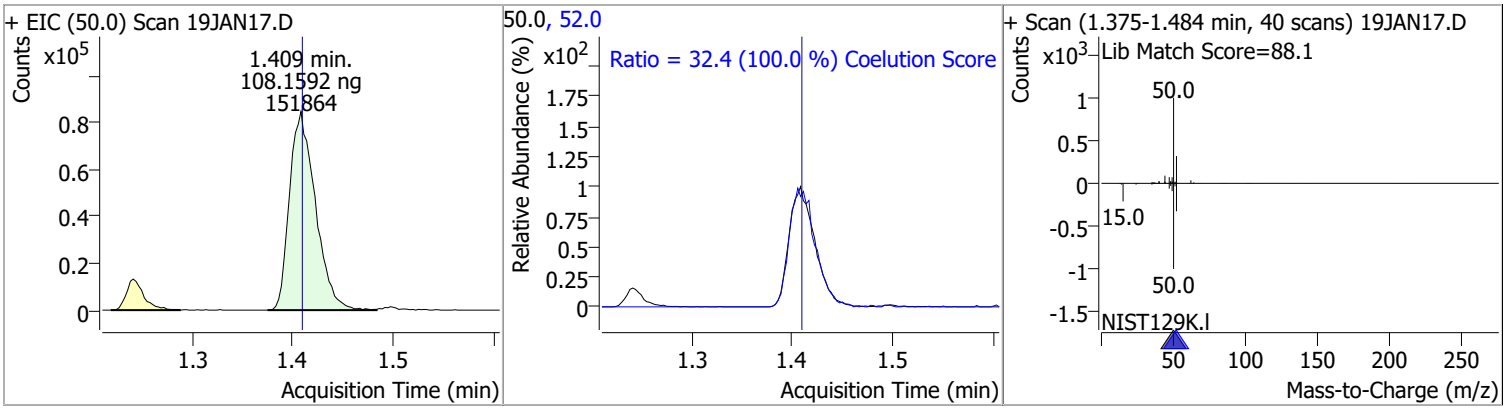

Compound	Conc.	RT	Dev(Min)	Resp.	QIon	QRatio	Lower	Upper
Vinyl chloride	115.3506	1.50	0.00	147423	64.0	31.1	1.3	61.3

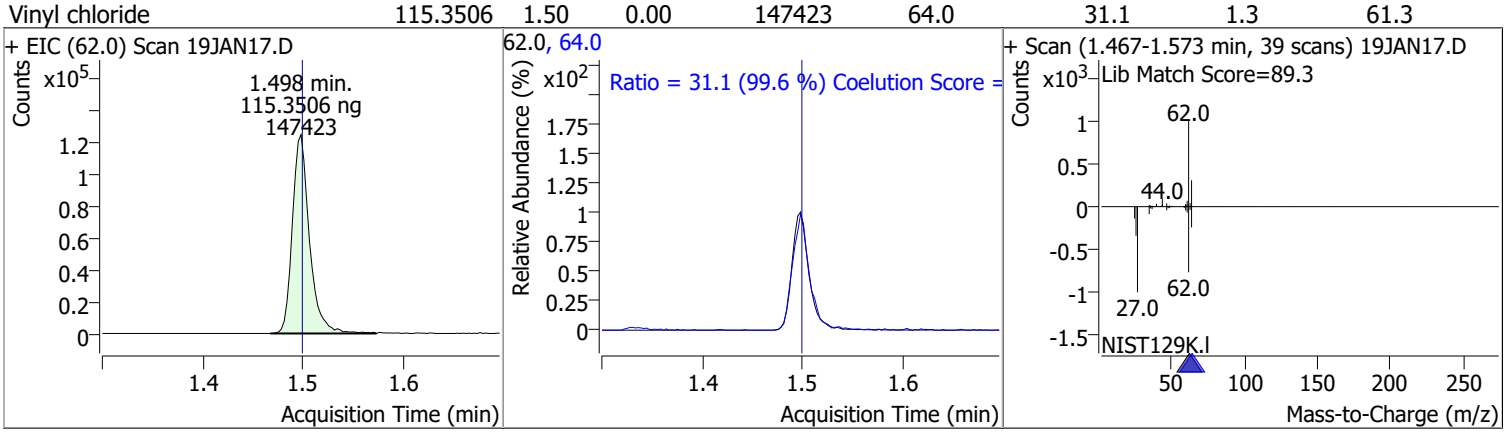

Compound	Conc.	RT	Dev(Min)	Resp.	QIon	QRatio	Lower	Upper
Bromomethane	125.4753	1.80	0.00	69568	94.0	105.5	80.1	140.1

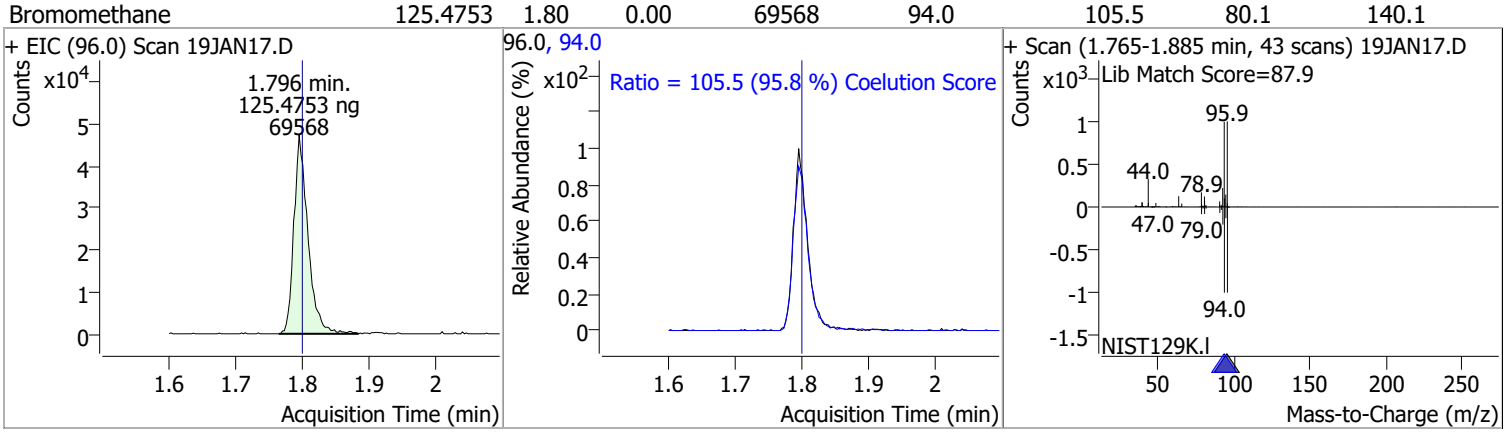

Quantitation Results Report (QT Reviewed)

Compound	Conc.	RT	Dev(Min)	Resp.	QIon	QRatio	Lower	Upper
Chloroethane	128.5925	1.90	0.00	77755	66.0	30.9	0.0	60.0

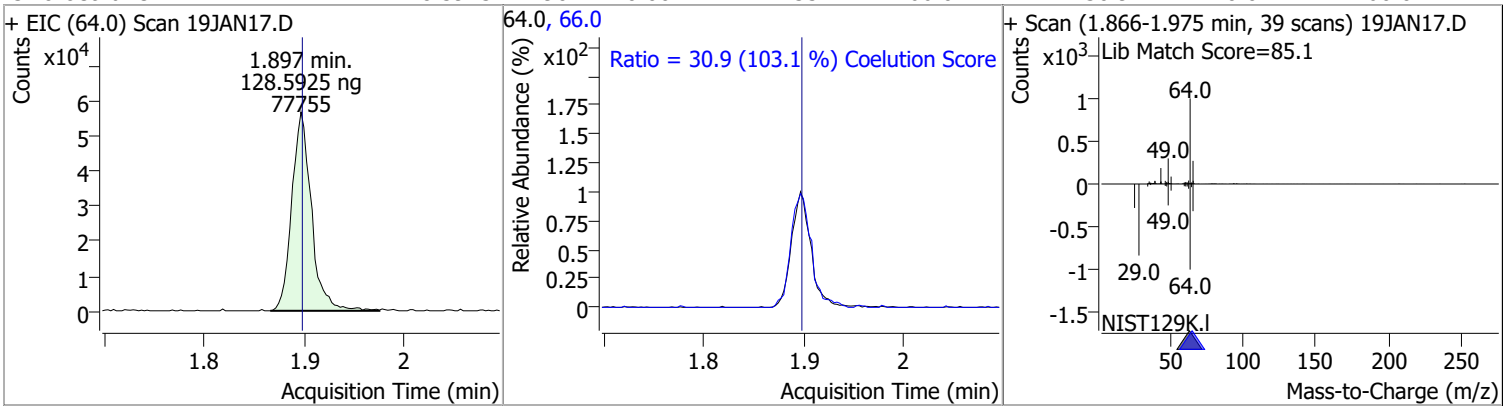

Compound	Conc.	RT	Dev(Min)	Resp.	QIon	QRatio	Lower	Upper
Trichlorofluoromethane	112.5600	2.14	0.00	172504	103.0	66.3	35.0	95.0

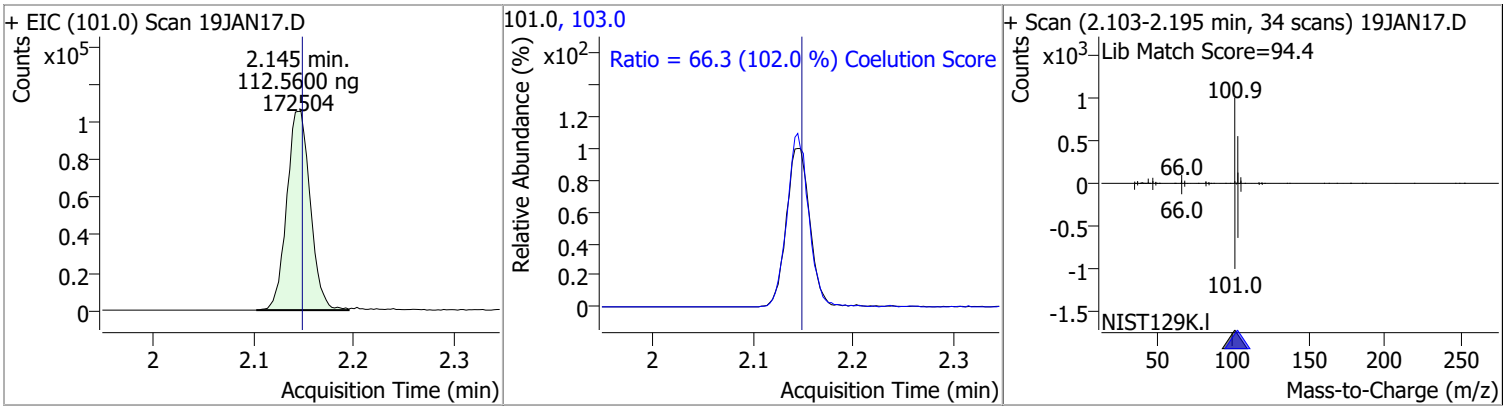

Compound	Conc.	RT	Dev(Min)	Resp.	QIon	QRatio	Lower	Upper
1,1-Dichloroethene	127.4734	2.70	0.00	113673	61.0	177.5	149.9	209.9
					63.0	55.6	27.0	87.0

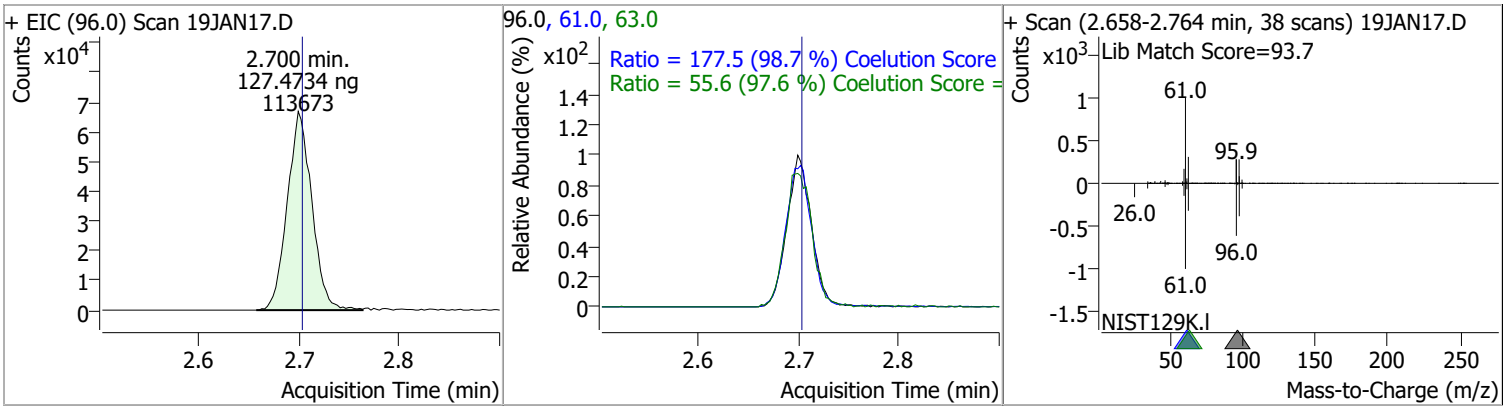

Compound	Conc.	RT	Dev(Min)	Resp.	QIon	QRatio	Lower	Upper
Methylene chloride	117.9185	3.33	0.00	152883	84.0	67.3	36.1	96.1
					86.0	42.1	11.8	71.8

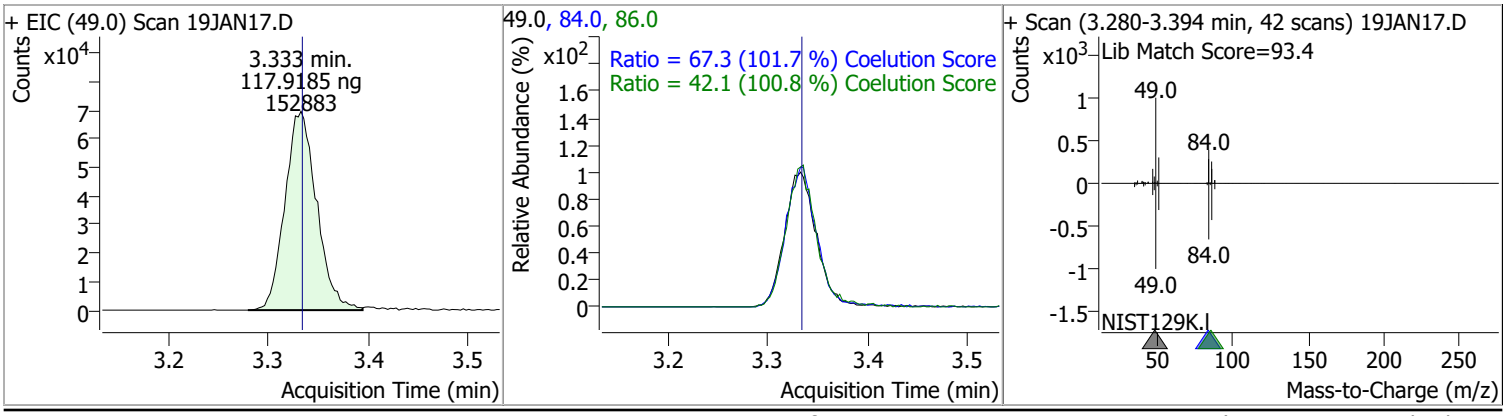

Quantitation Results Report (QT Reviewed)

Compound	Conc.	RT	Dev(Min)	Resp.	QIon	QRatio	Lower	Upper
trans-1,2-Dichloroethene	125.1632	3.72	0.00	115302	61.0	157.2	124.8	184.8
					98.0	63.7	32.1	92.1

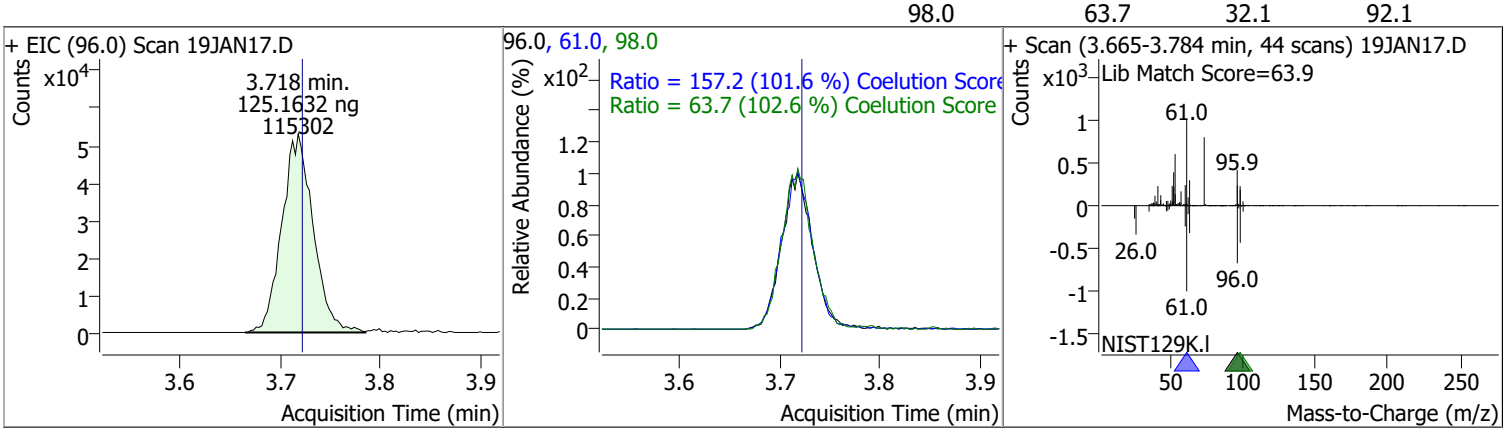

Compound	Conc.	RT	Dev(Min)	Resp.	QIon	QRatio	Lower	Upper
Methyl tert-butyl ether (MTBE)	130.4584	3.75	0.00	150210	57.0	24.9	0.0	54.6

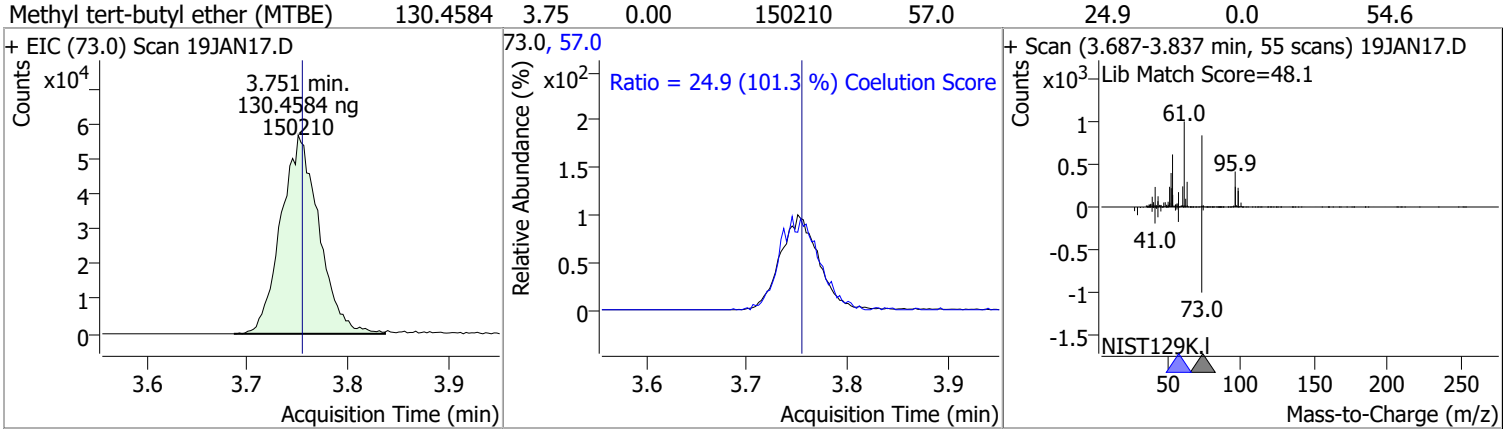

Compound	Conc.	RT	Dev(Min)	Resp.	QIon	QRatio	Lower	Upper
1,1-Dichloroethane	126.6815	4.38	0.00	218409	65.0	31.8	1.0	61.0
					83.0	13.4	0.0	42.7

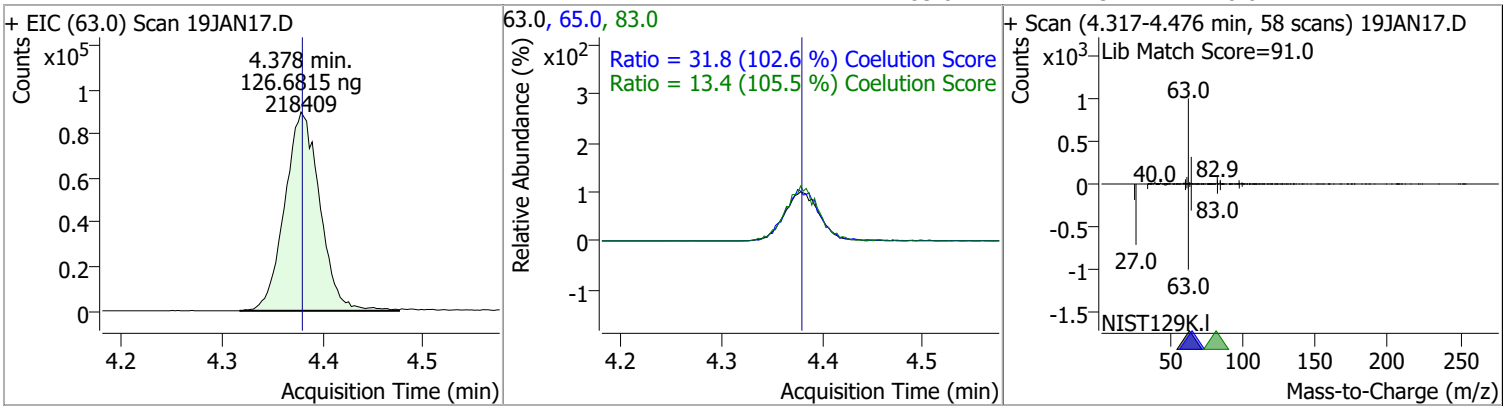

Compound	Conc.	RT	Dev(Min)	Resp.	QIon	QRatio	Lower	Upper
2,2-Dichloropropane	130.6017	5.19	0.00	169689	41.0	64.6	38.8	98.8
					97.0	22.4	0.0	53.9

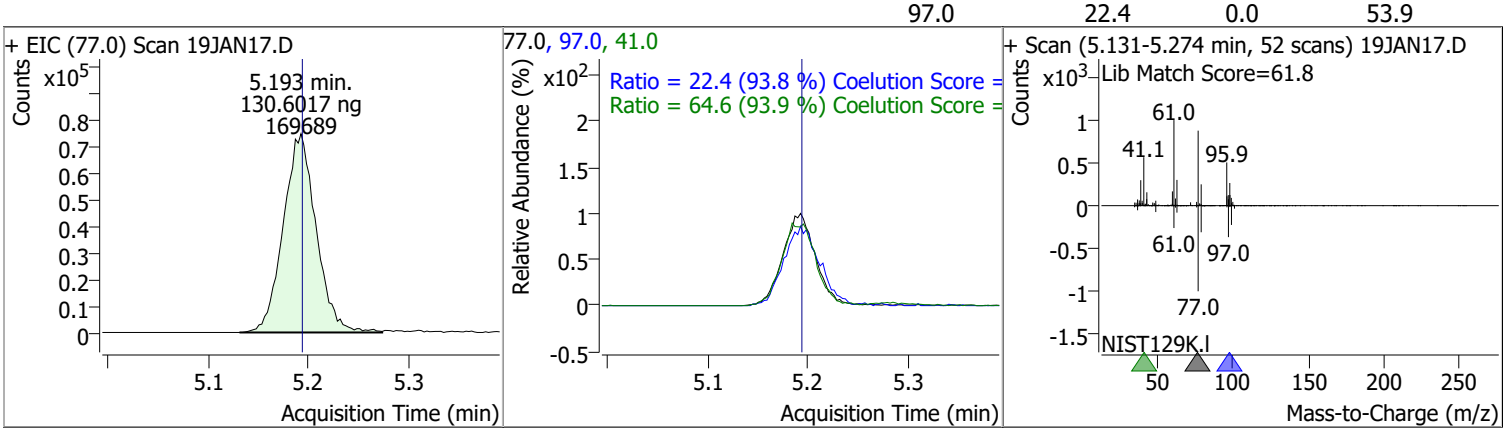

Compound	Conc.	RT	Dev(Min)	Resp.	QIon	QRatio	Lower	Upper
cis-1,2-Dichloroethene	126.7481	5.21	0.00	118223	61.0	164.3	130.4	190.4
					98.0	64.2	36.2	96.2

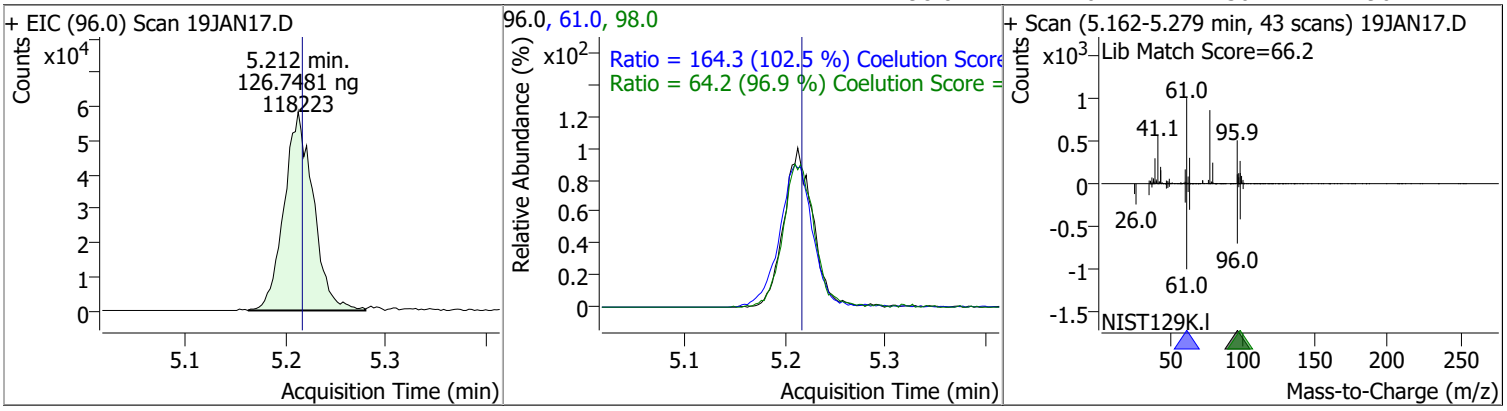

Compound	Conc.	RT	Dev(Min)	Resp.	QIon	QRatio	Lower	Upper
Methyl ethyl ketone	1190.0139	5.28	0.00	160409	72.0	21.3	0.0	50.6

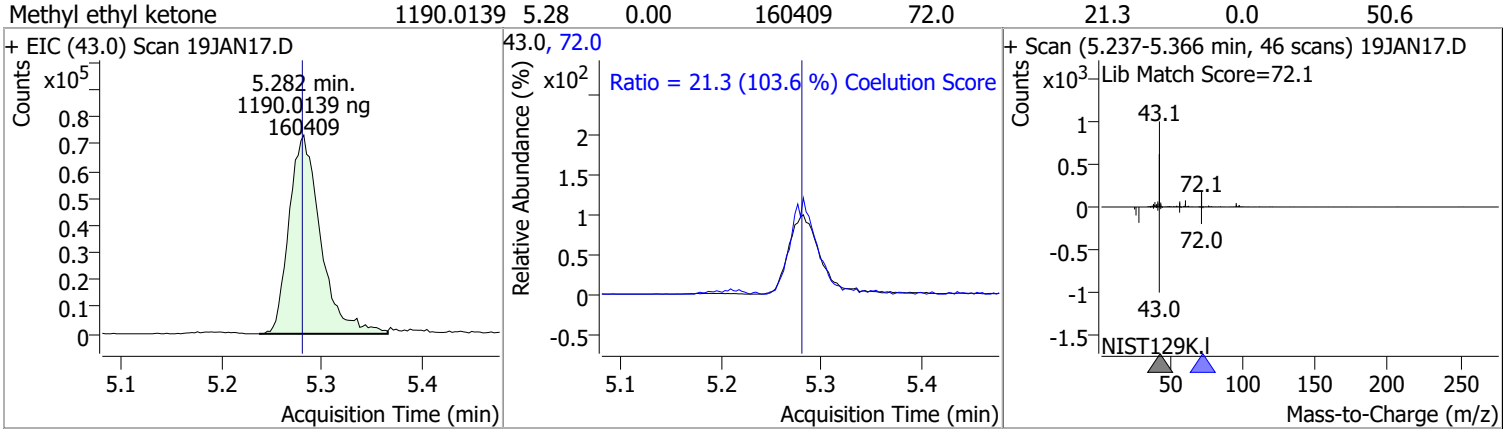

Compound	Conc.	RT	Dev(Min)	Resp.	QIon	QRatio	Lower	Upper
Bromochloromethane	118.1582	5.52	0.00	45441	49.0	191.5	152.2	212.2

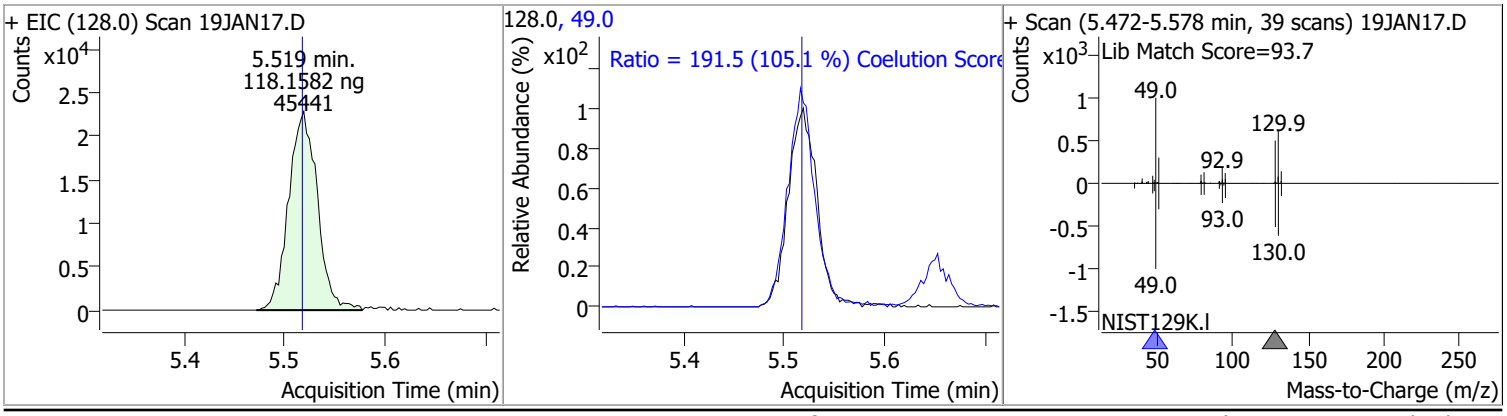

Compound	Conc.	RT	Dev(Min)	Resp.	QIon	QRatio	Lower	Upper
Chloroform	116.0406	5.65	0.00	199758	85.0	65.3	36.2	96.2

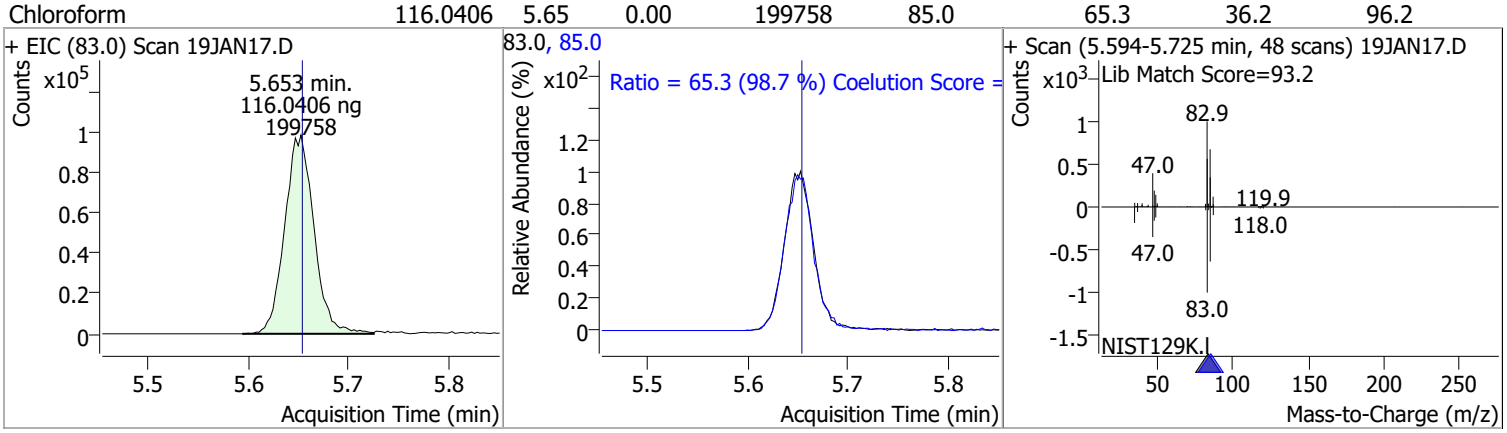

Compound	Conc.	RT	Dev(Min)	Resp.	QIon	QRatio	Lower	Upper
1,1,1-Trichloroethane	123.1032	5.83	0.00	195526	99.0	65.2	33.1	93.1
					61.0	48.1	19.1	79.1

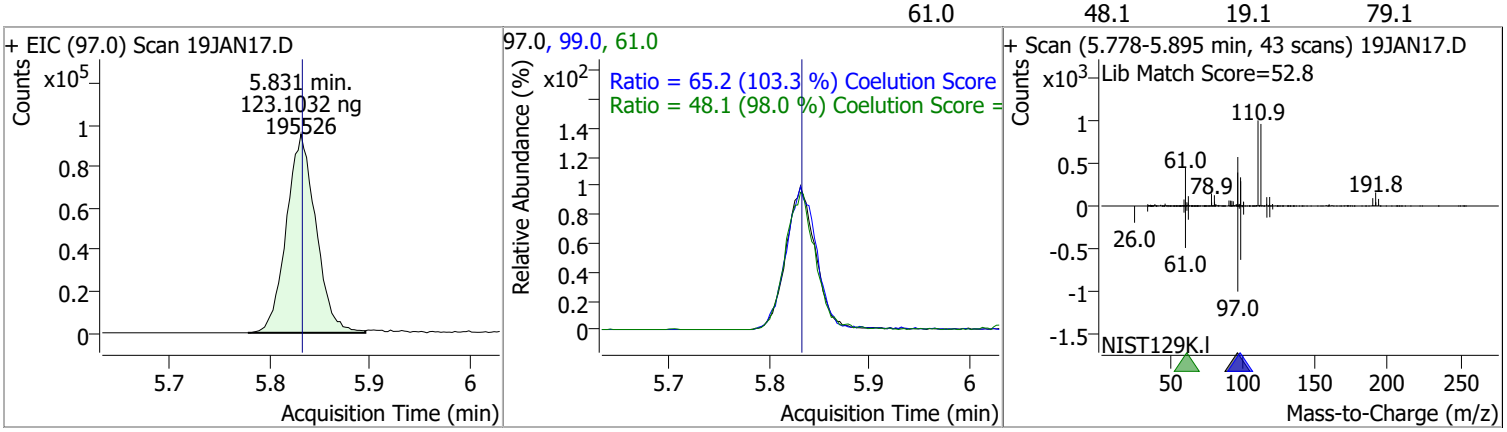

Compound	Conc.	RT	Dev(Min)	Resp.	QIon	QRatio	Lower	Upper
Dibromofluoromethane	230.6011	5.85	0.00	198103	191.5	21.7	0.0	53.2

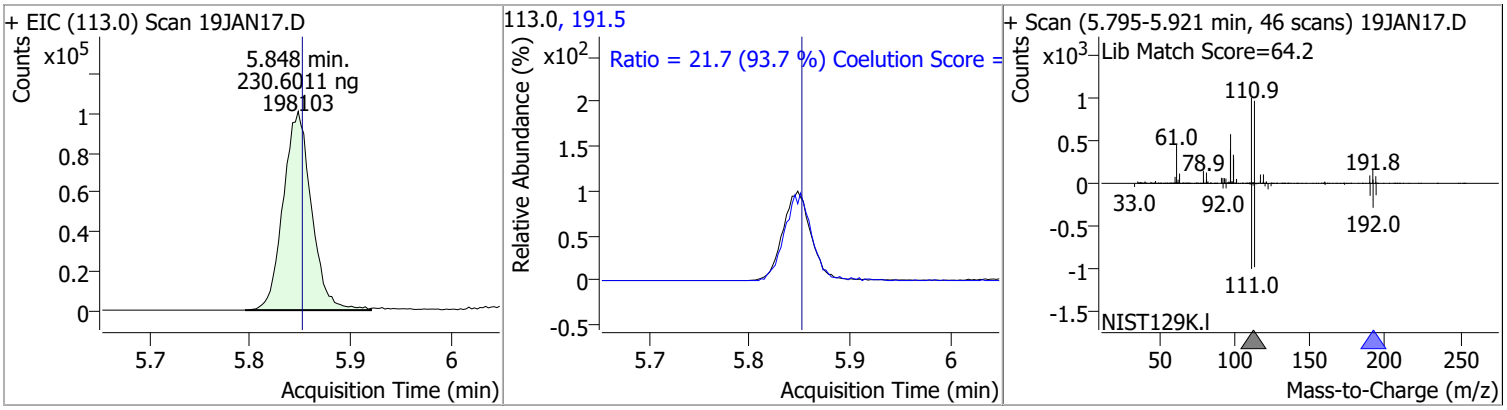

Compound	Conc.	RT	Dev(Min)	Resp.	QIon	QRatio	Lower	Upper
Carbon tetrachloride	121.9742	6.02	0.00	187895	119.0	95.8	67.6	127.6
					121.0	30.5	0.7	60.7

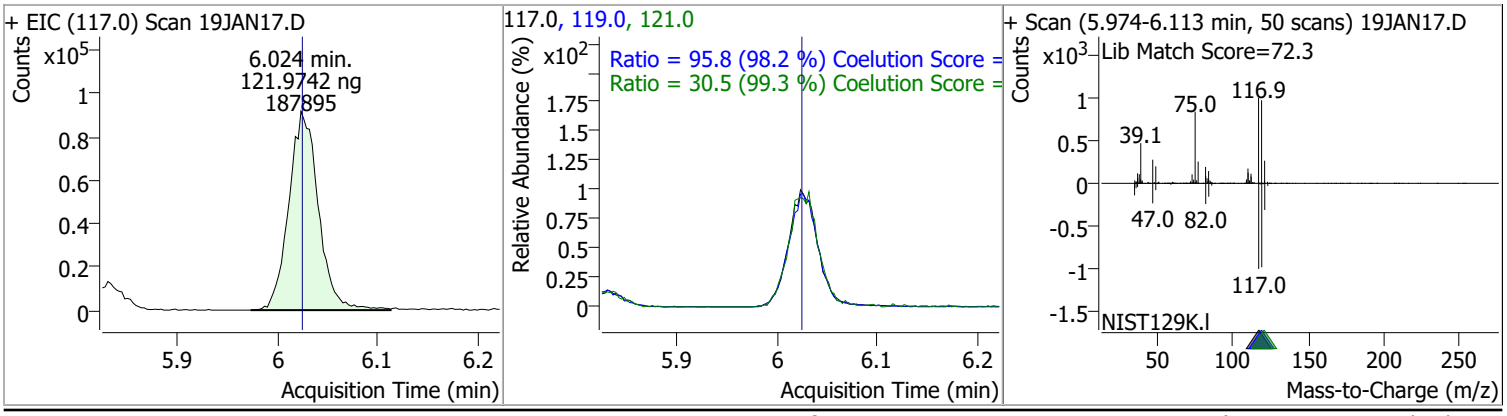

Quantitation Results Report (QT Reviewed)

Compound	Conc.	RT	Dev(Min)	Resp.	QIon	QRatio	Lower	Upper
1,1-Dichloropropene	122.6990	6.04	0.00	158033	110.0	34.9	5.6	65.6
					77.0	30.5	1.0	61.0

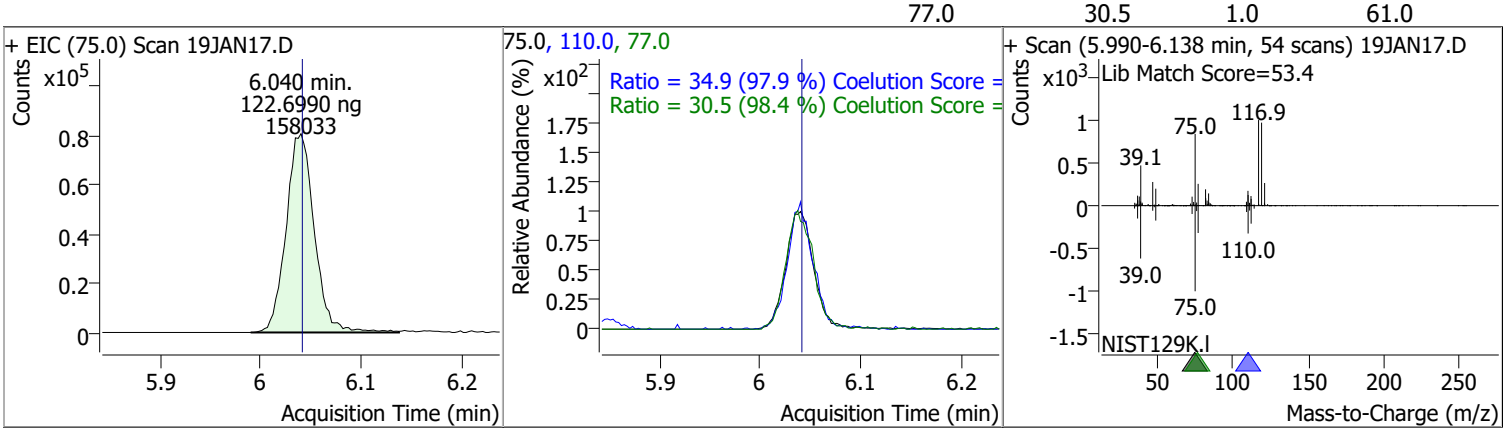

Compound	Conc.	RT	Dev(Min)	Resp.	QIon	QRatio	Lower	Upper
1,2-Dichloroethane-d4	269.9755	6.23	0.00	100187	65.0	192.6	162.8	222.8

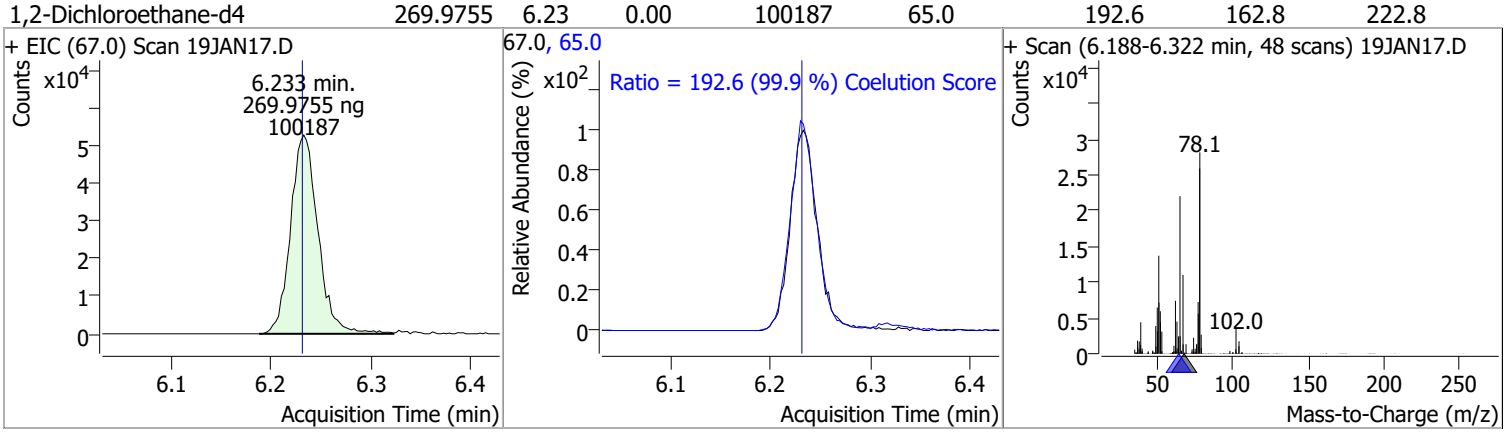

Compound	Conc.	RT	Dev(Min)	Resp.	QIon	QRatio	Lower	Upper
Benzene	124.7960	6.28	0.00	442173	77.0	23.5	0.0	53.3

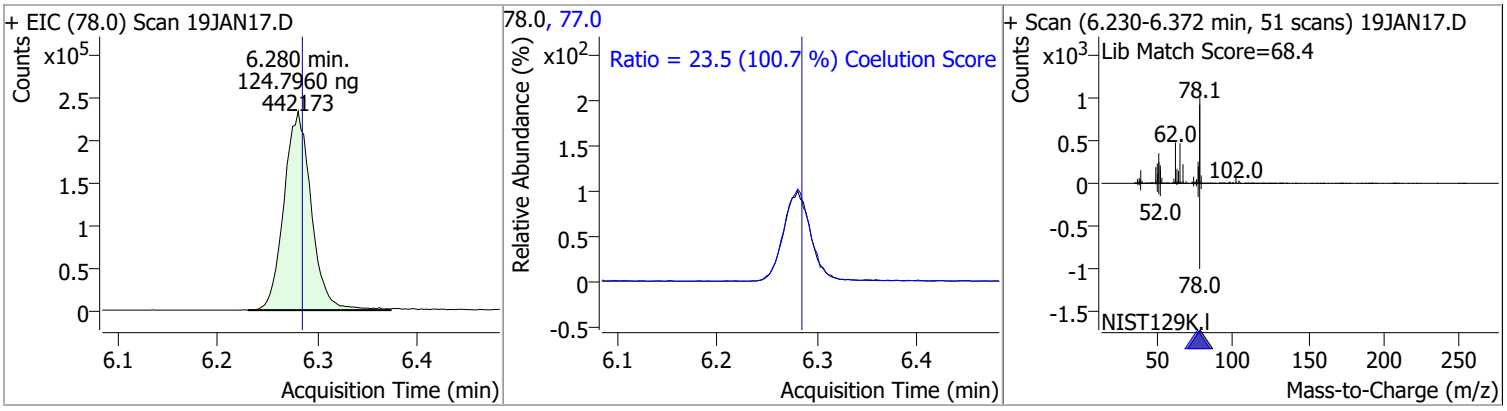

Compound	Conc.	RT	Dev(Min)	Resp.	QIon	QRatio	Lower	Upper
1,2-Dichloroethane	112.9931	6.32	0.00	110579	64.0	32.1	2.2	62.2
					98.0	7.5	0.0	38.2

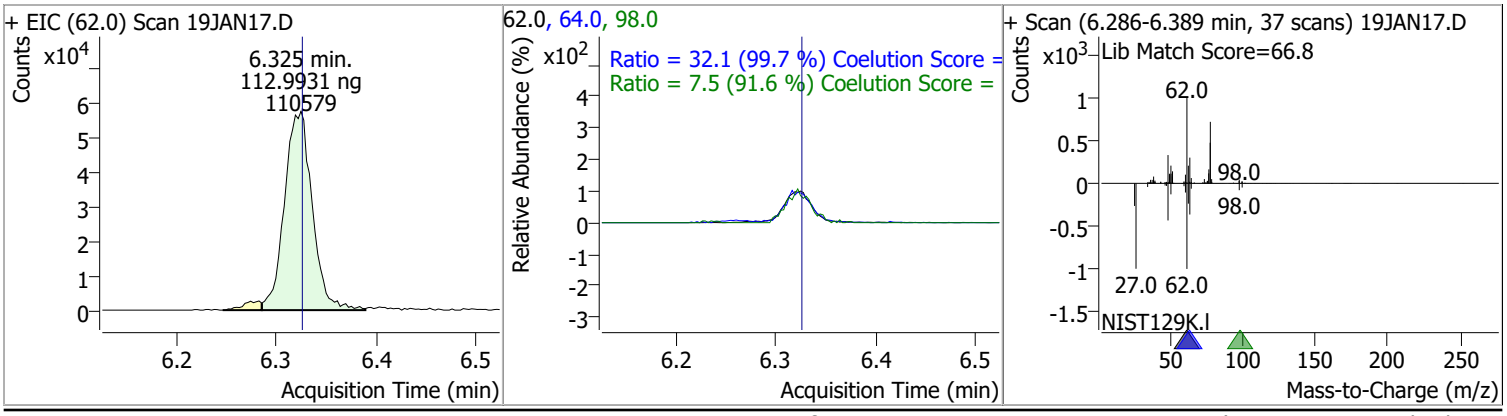

Compound	Conc.	RT	Dev(Min)	Resp.	QIon	QRatio	Lower	Upper
Trichloroethene	127.0550	7.03	0.00	128332	130.0	101.0	75.6	135.6
					97.0	63.3	35.7	95.7

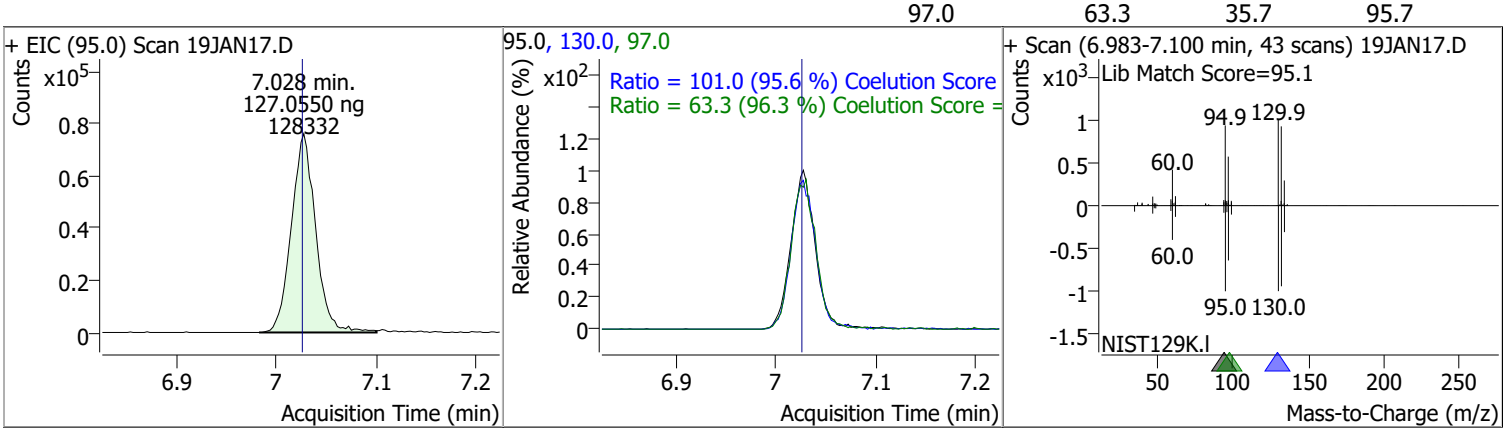

Compound	Conc.	RT	Dev(Min)	Resp.	QIon	QRatio	Lower	Upper
1,2-Dichloropropane	125.2628	7.27	0.00	111240	76.0	38.8	9.8	69.8

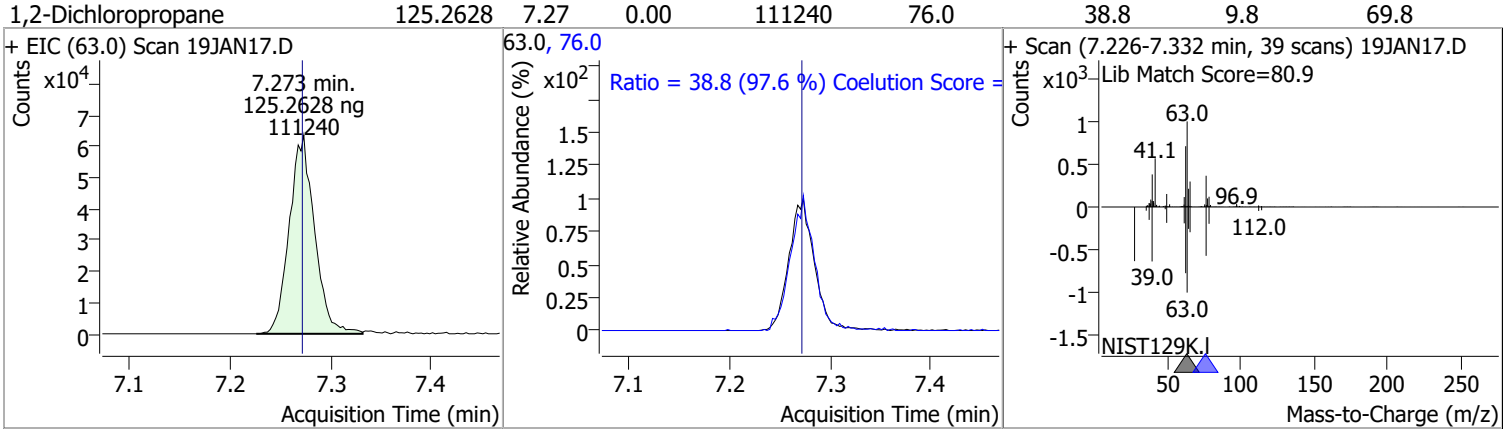

Compound	Conc.	RT	Dev(Min)	Resp.	QIon	QRatio	Lower	Upper
Dibromomethane	119.7325	7.40	0.00	44818	173.5	110.5	78.2	138.2
					95.0	89.1	54.5	114.5

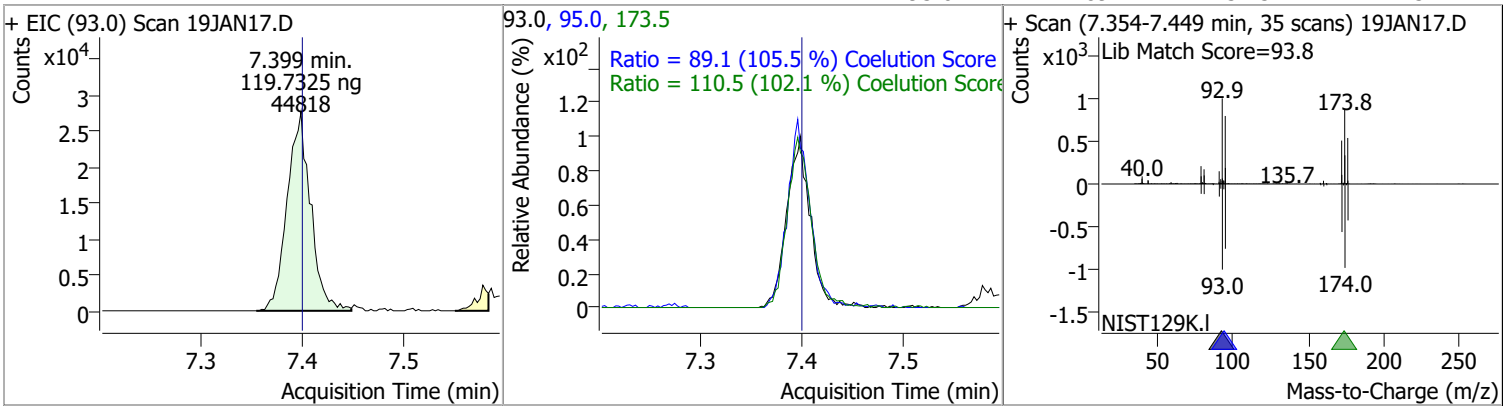

Quantitation Results Report (QT Reviewed)

Compound	Conc.	RT	Dev(Min)	Resp.	QIon	QRatio	Lower	Upper
Bromodichloromethane	125.0178	7.58	0.00	131590	85.0	64.7	36.3	96.3
					127.0	9.6	0.0	39.5

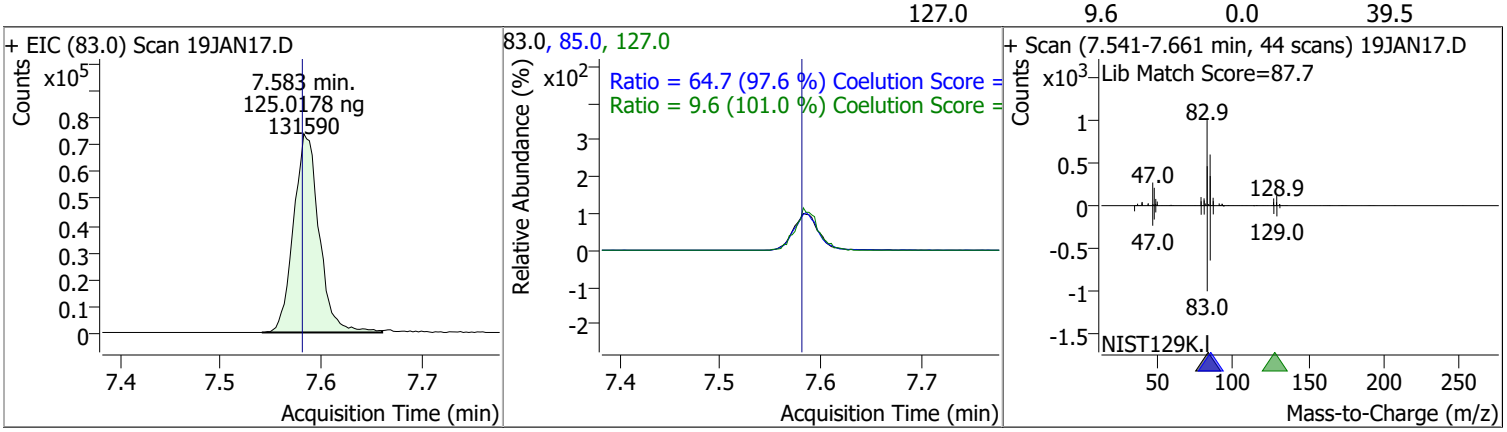

Compound	Conc.	RT	Dev(Min)	Resp.	QIon	QRatio	Lower	Upper
cis-1,3-Dichloropropene	121.1938	8.06	0.00	139981	39.0	53.0	22.5	82.5
					77.0	31.2	1.8	61.8

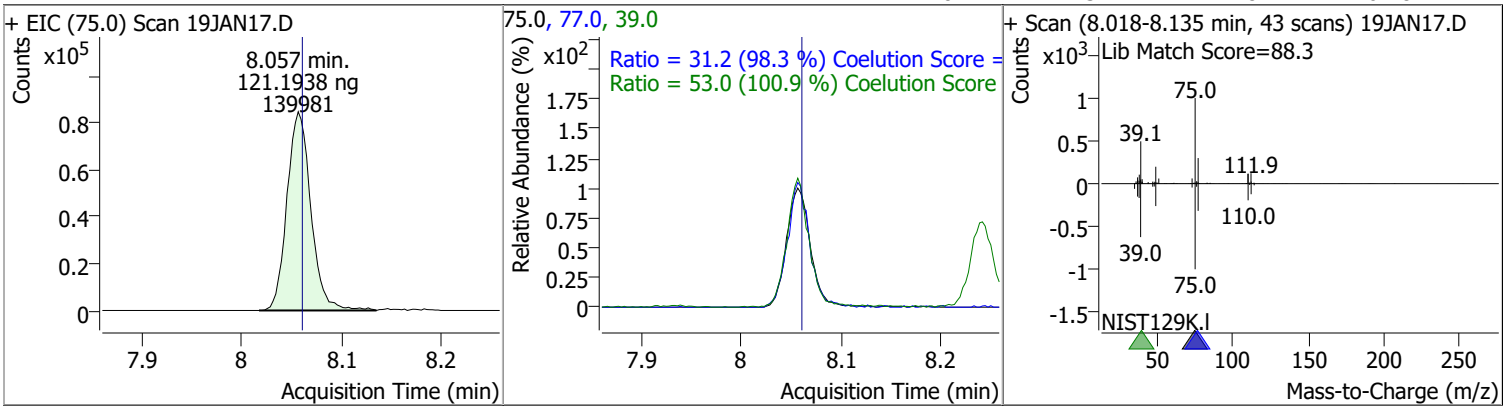

Compound	Conc.	RT	Dev(Min)	Resp.	QIon	QRatio	Lower	Upper
Toluene-d8	272.4962	8.32	0.00	896928	100.0	64.5	34.3	94.3
					99.0	9.5	0.0	39.2

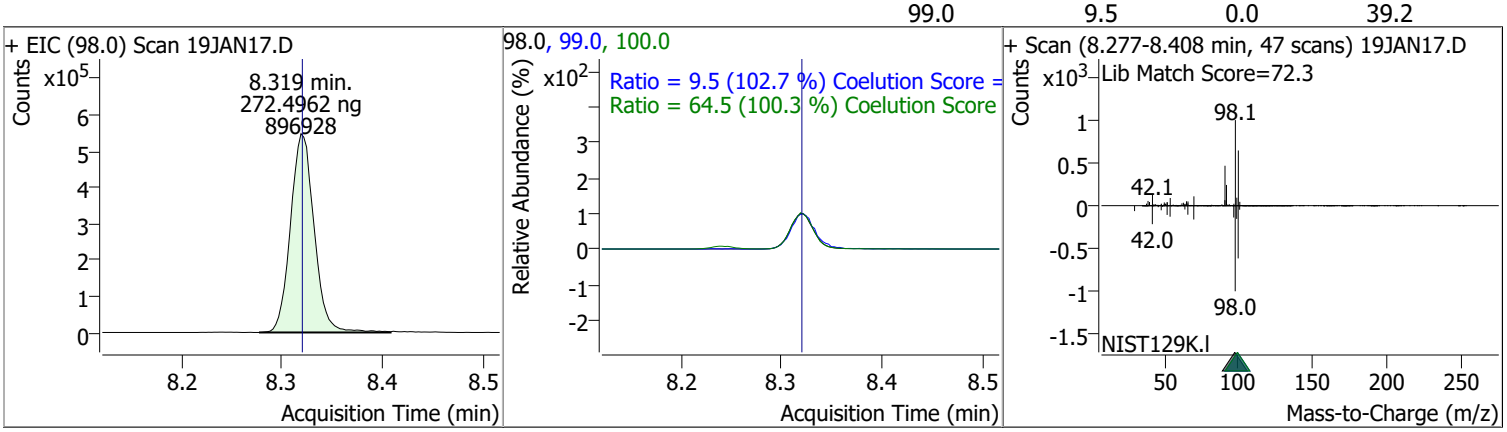

Compound	Conc.	RT	Dev(Min)	Resp.	QIon	QRatio	Lower	Upper
Toluene	126.5738	8.39	0.00	277703	91.0	177.8	144.1	204.1

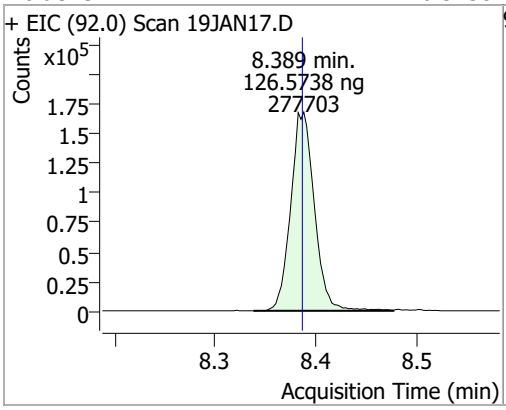

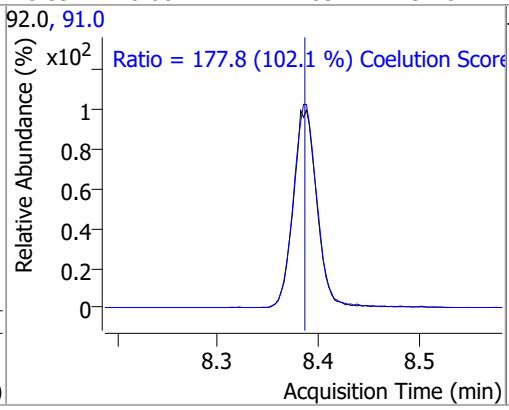

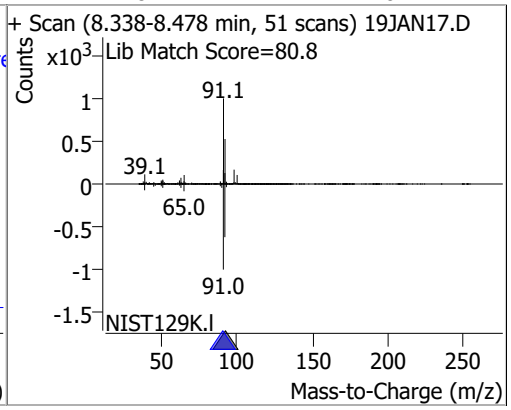

Compound	Conc.	RT	Dev(Min)	Resp.	QIon	QRatio	Lower	Upper
trans-1,3-Dichloropropene	125.6654	8.64	0.00	105873	39.0	51.5	23.0	83.0
					77.0	33.8	1.0	61.0

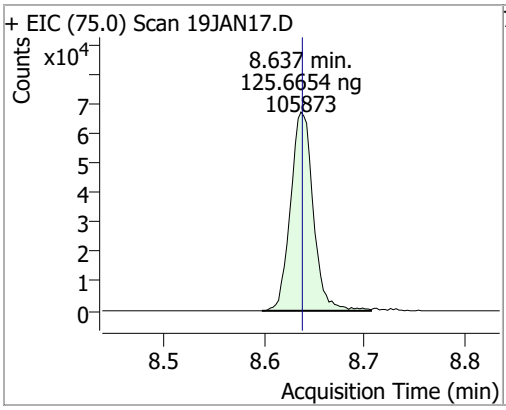

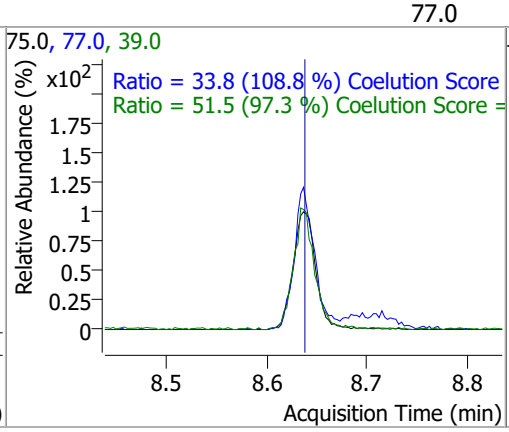

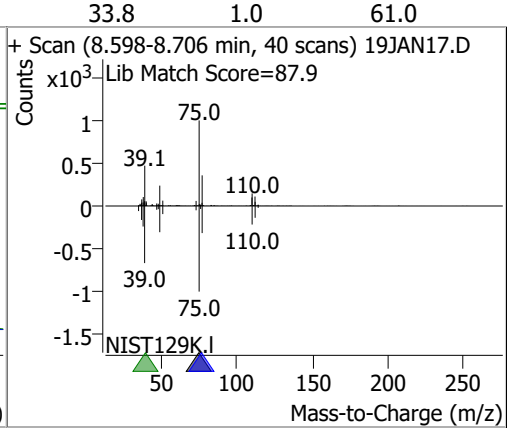

Compound	Conc.	RT	Dev(Min)	Resp.	QIon	QRatio	Lower	Upper
1,1,2-Trichloroethane	122.3326	8.82	0.00	52407	97.0	116.6	80.7	140.7
					85.0	63.6	30.7	90.7

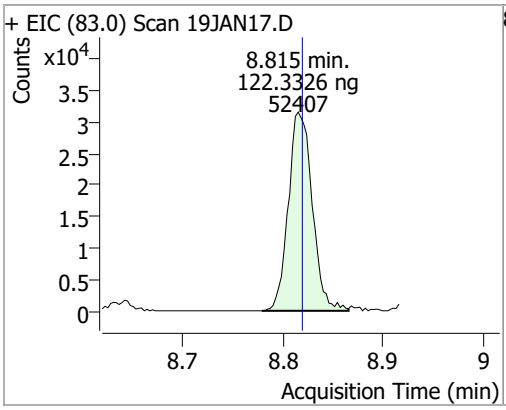

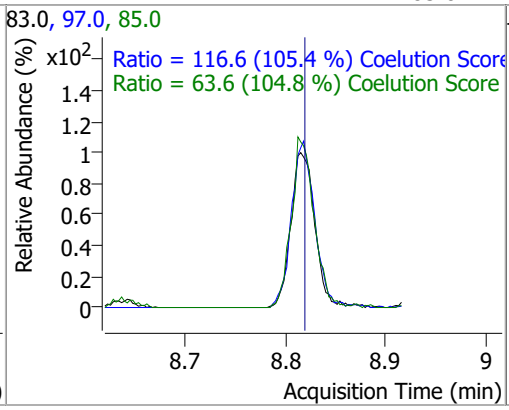

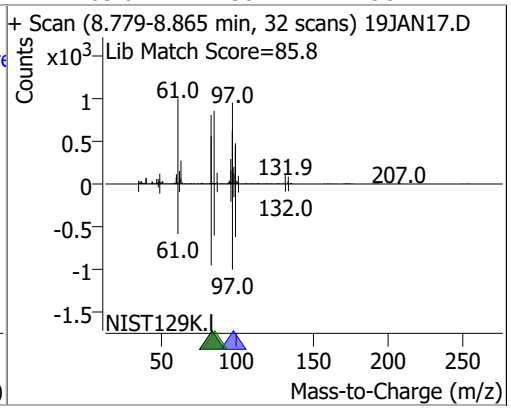

Quantitation Results Report (QT Reviewed)

Compound	Conc.	RT	Dev(Min)	Resp.	QIon	QRatio	Lower	Upper
Tetrachloroethene	126.0005	8.94	0.00	112100	165.8	126.3	96.1	156.1
					129.0	90.3	60.5	120.5

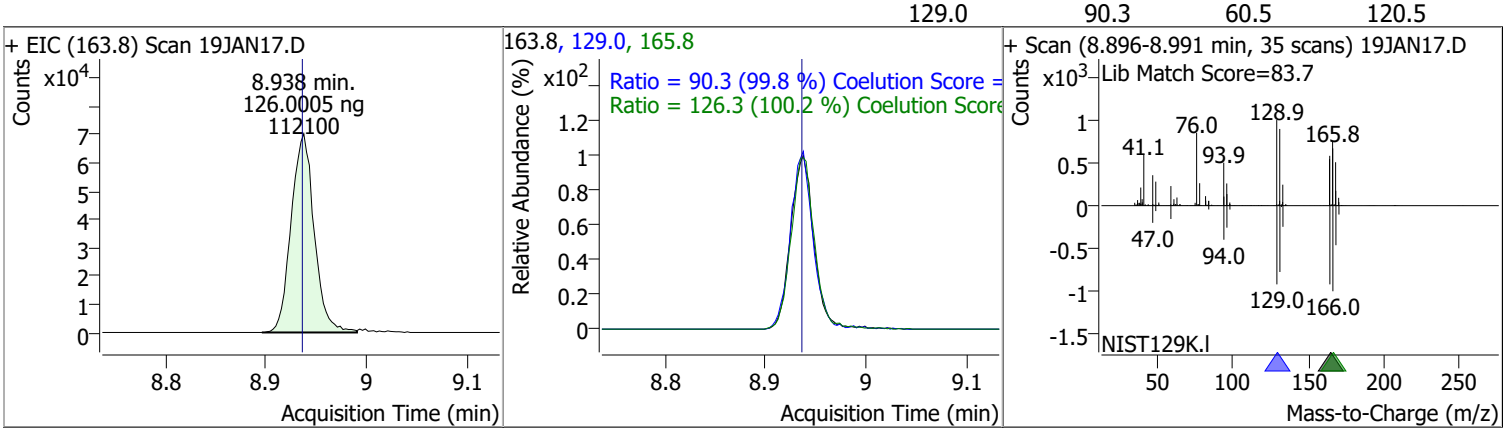

Compound	Conc.	RT	Dev(Min)	Resp.	QIon	QRatio	Lower	Upper
1,3-Dichloropropane	115.2581	8.98	0.00	99920	78.0	33.3	2.4	62.4

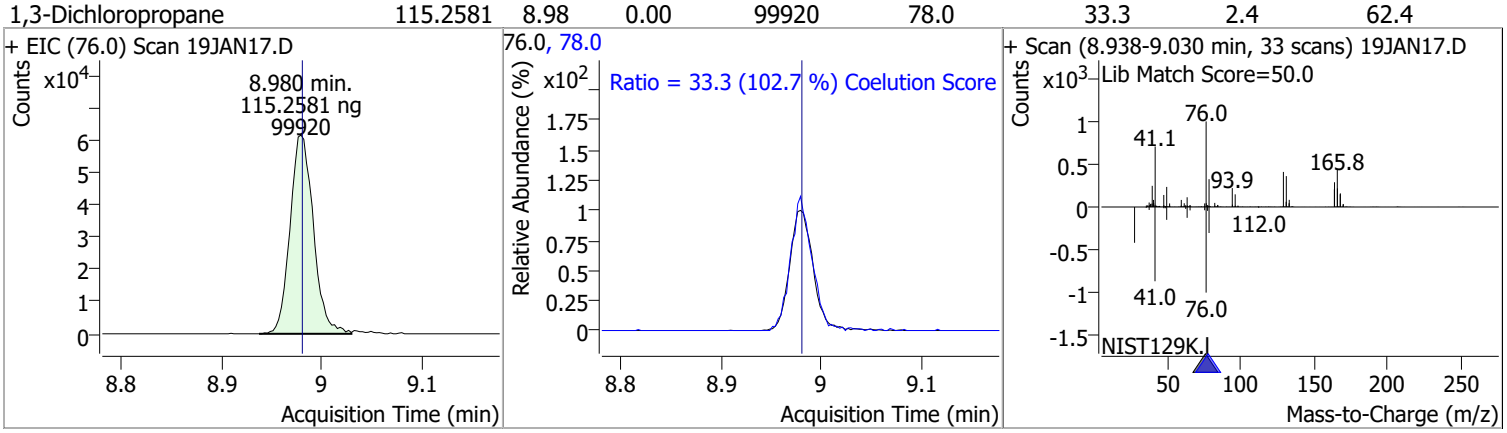

Compound	Conc.	RT	Dev(Min)	Resp.	QIon	QRatio	Lower	Upper
Chlorodibromomethane	118.7188	9.21	0.00	81909	127.0	76.0	47.2	107.2

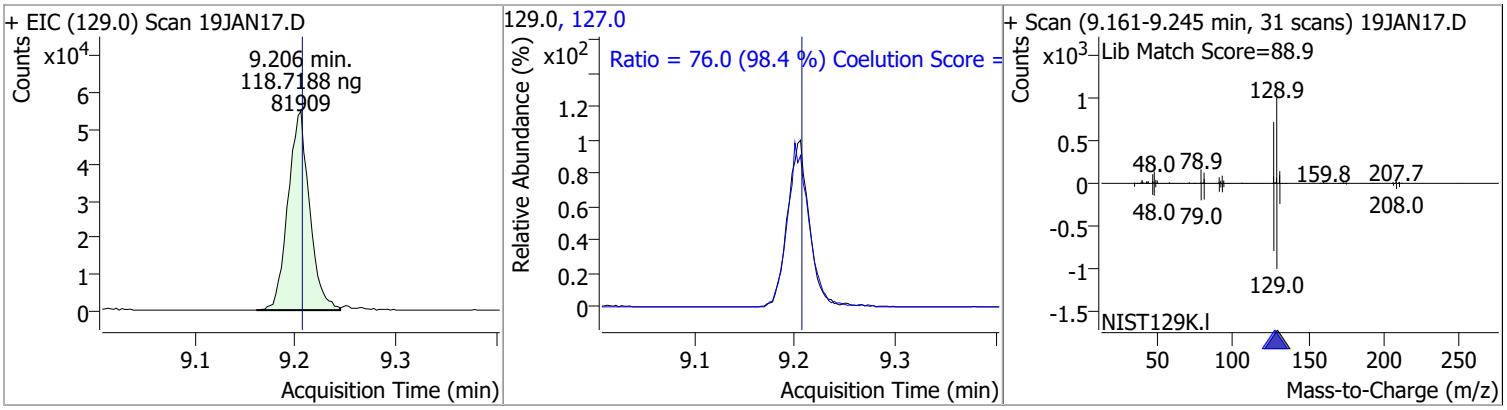

Compound	Conc.	RT	Dev(Min)	Resp.	QIon	QRatio	Lower	Upper
1,2-Dibromoethane	123.8219	9.31	0.01	58586	109.0	92.9	61.5	121.5

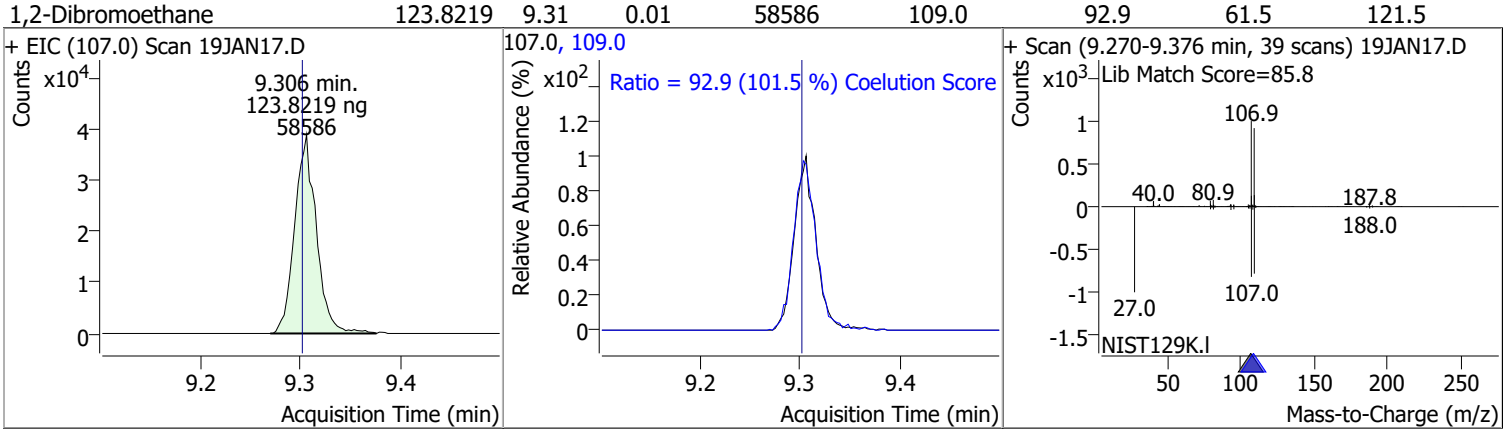

Quantitation Results Report (QT Reviewed)

Compound	Conc.	RT	Dev(Min)	Resp.	QIon	QRatio	Lower	Upper
Chlorobenzene	127.6842	9.80	0.00	307100	114.0	31.4	2.2	62.2

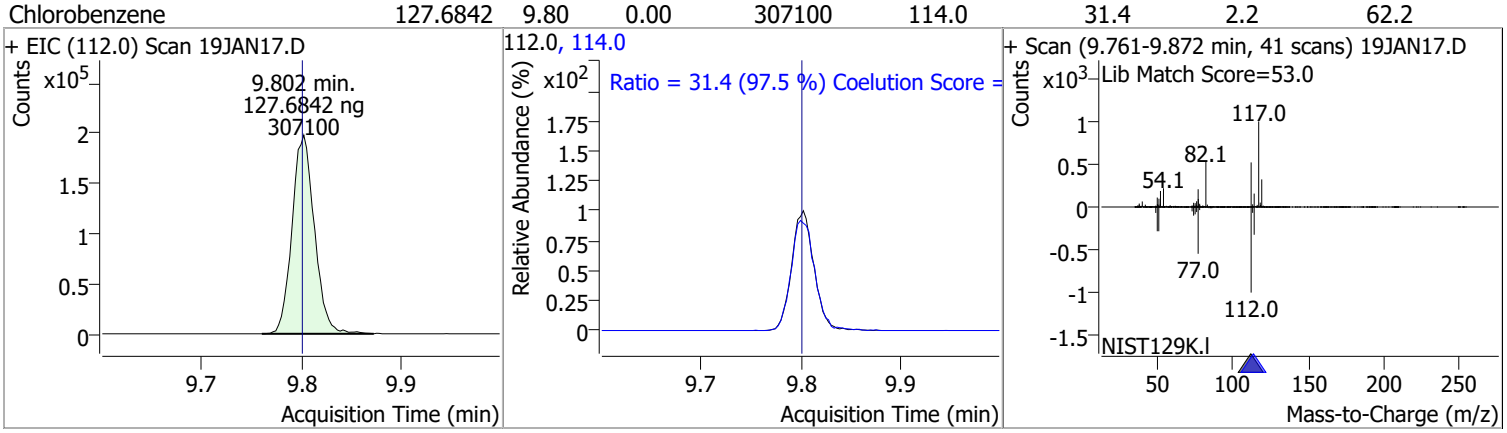

Compound	Conc.	RT	Dev(Min)	Resp.	QIon	QRatio	Lower	Upper
1,1,1,2-Tetrachloroethane	121.1435	9.89	0.00	102231	133.0	96.6	65.3	125.3

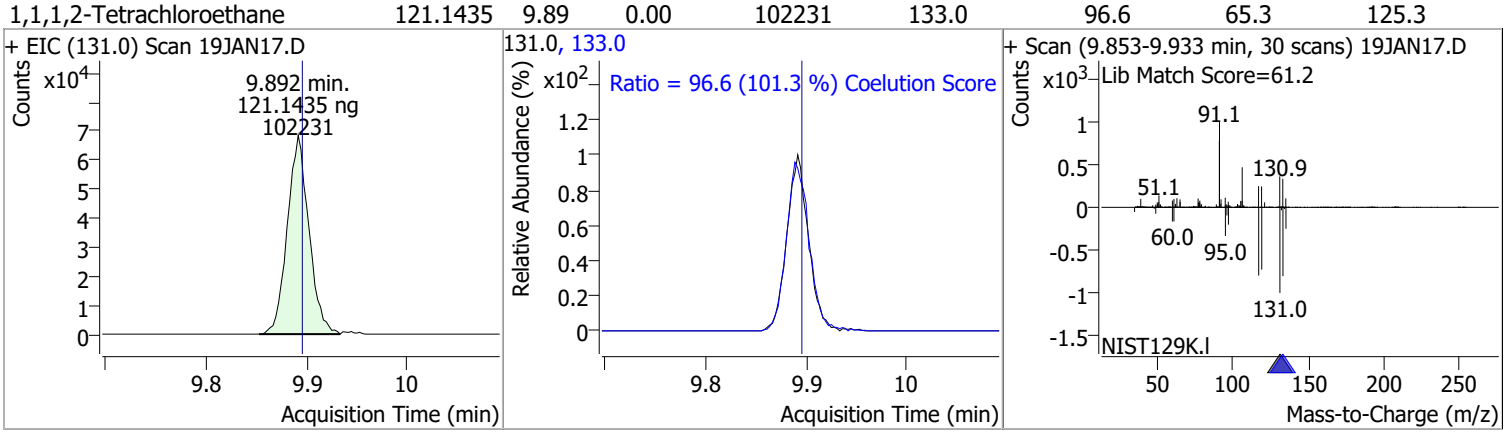

Compound	Conc.	RT	Dev(Min)	Resp.	QIon	QRatio	Lower	Upper
Ethylbenzene	127.5512	9.92	0.00	535079	106.0	30.9	1.7	61.7

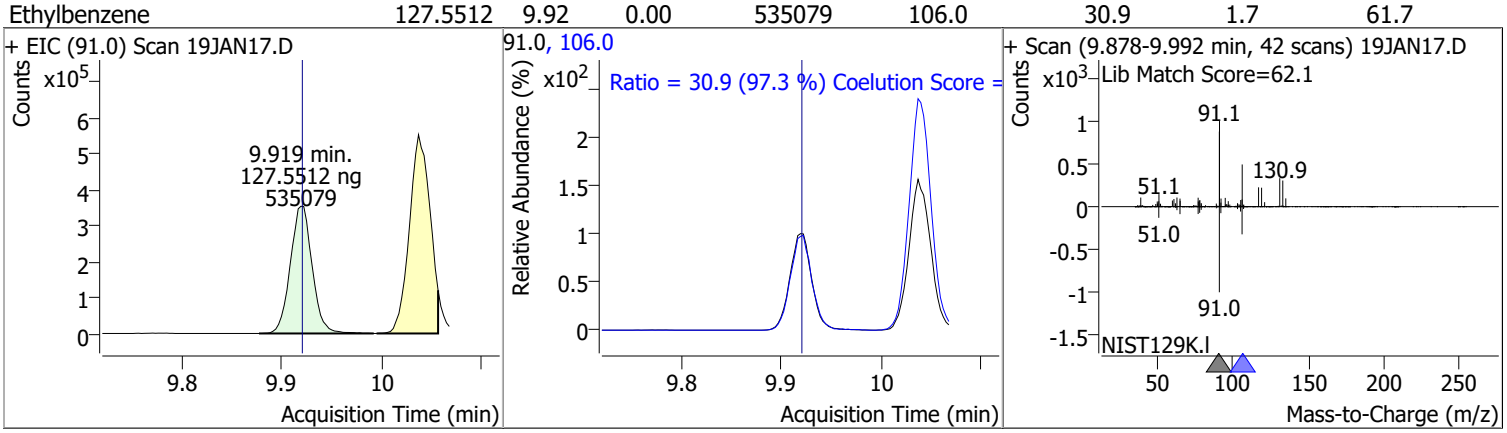

Compound	Conc.	RT	Dev(Min)	Resp.	QIon	QRatio	Lower	Upper
m+p-Xylenes	247.6085	10.04	0.00	413361	91.0	202.1	170.7	230.7

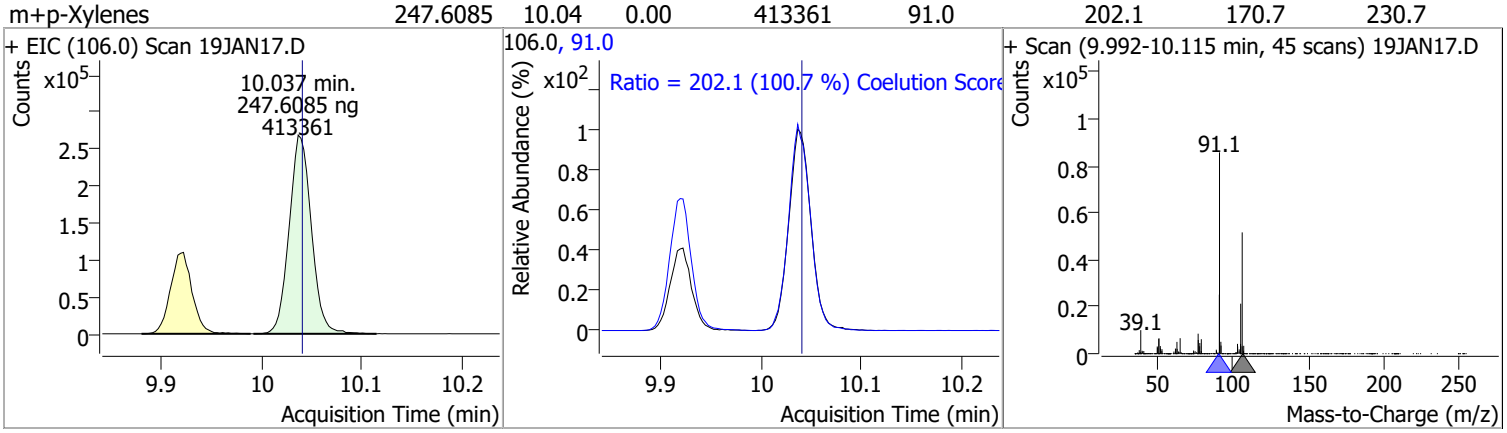

Compound	Conc.	RT	Dev(Min)	Resp.	QIon	QRatio	Lower	Upper
o-Xylene	125.9585	10.43	0.00	184033	91.0	215.0	181.4	241.4

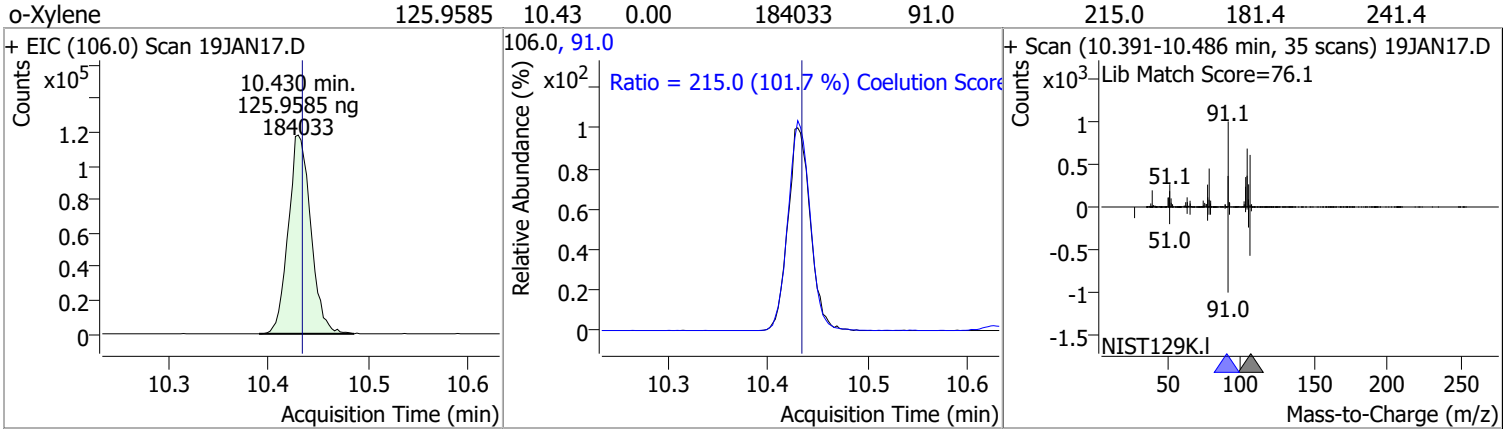

Compound	Conc.	RT	Dev(Min)	Resp.	QIon	QRatio	Lower	Upper
Styrene	126.6563	10.45	0.00	306077	78.0	50.7	20.6	80.6

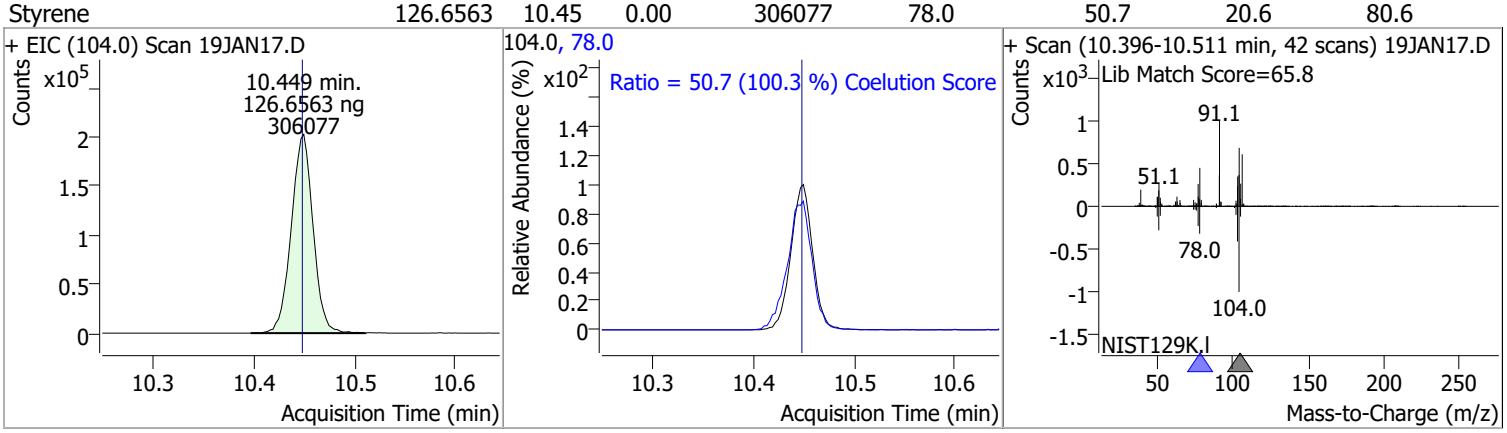

Compound	Conc.	RT	Dev(Min)	Resp.	QIon	QRatio	Lower	Upper
Bromoform	118.4586	10.62	0.00	45029	170.5	51.1	20.3	80.3
					174.5	51.5	18.1	78.1

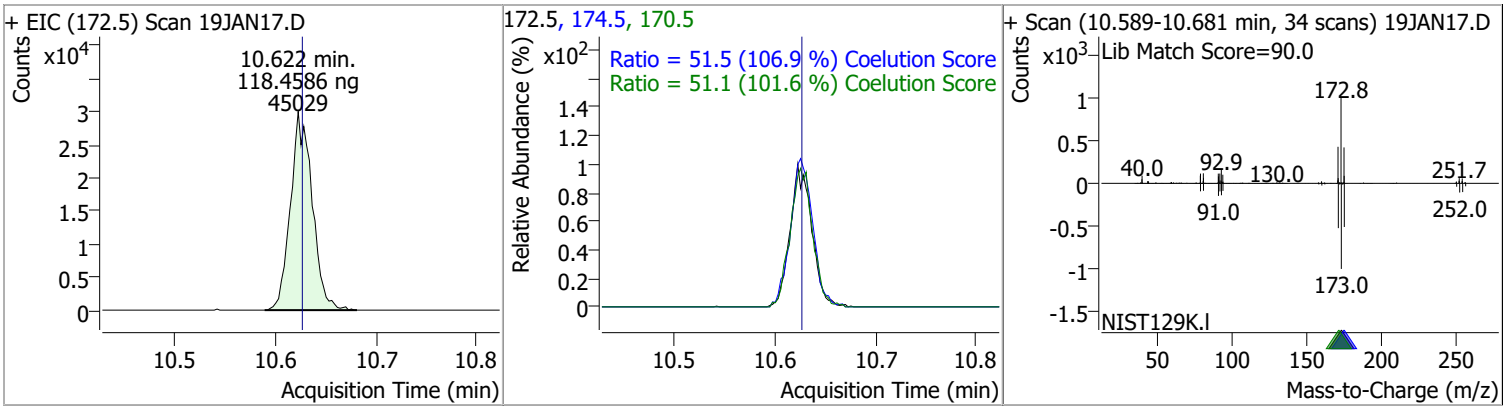

Compound	Conc.	RT	Dev(Min)	Resp.	QIon	QRatio	Lower	Upper
p-Bromofluorobenzene	258.3795	10.95	0.00	270628	174.0	95.1	65.3	125.3
					176.0	92.6	63.3	123.3

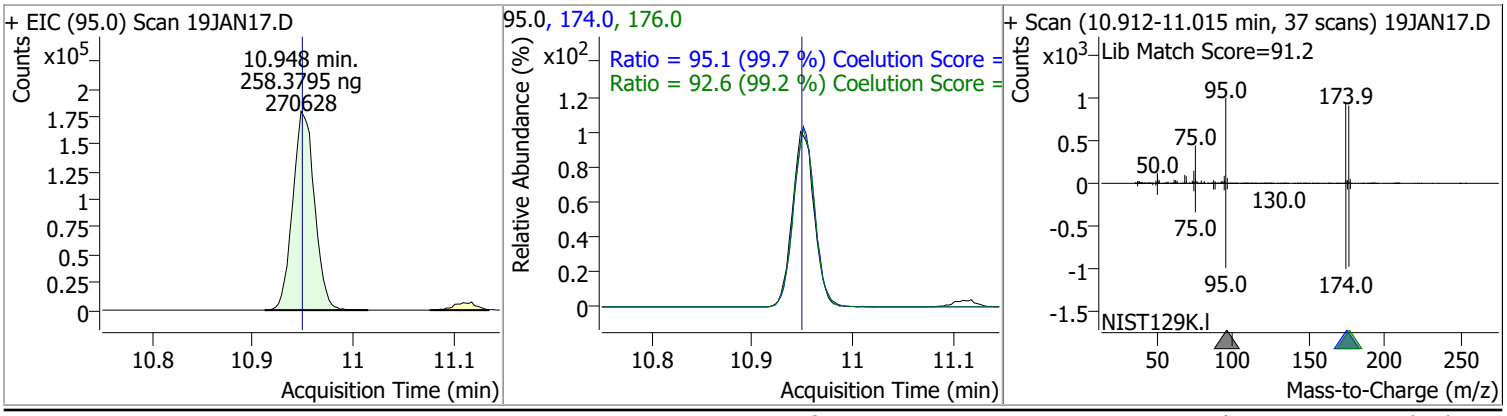

Compound	Conc.	RT	Dev(Min)	Resp.	QIon	QRatio	Lower	Upper
Bromobenzene	128.7582	11.09	0.00	118930	77.0	142.8	113.5	173.5
					158.0	96.1	66.1	126.1

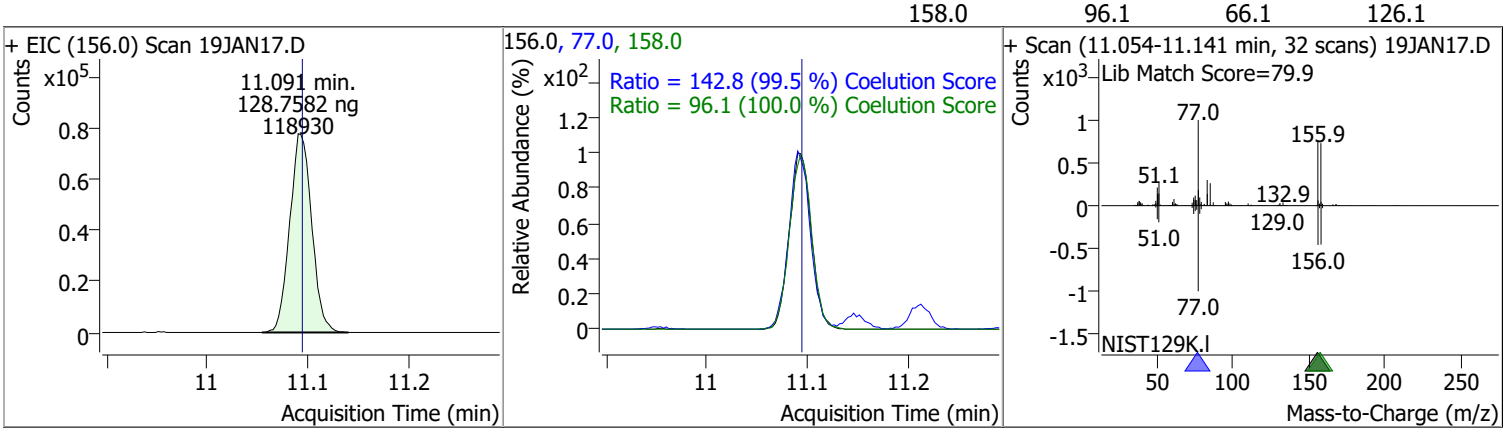

Compound	Conc.	RT	Dev(Min)	Resp.	QIon	QRatio	Lower	Upper
1,1,2,2-Tetrachloroethane	123.7103	11.11	0.00	65177	85.0	63.5	33.3	93.3

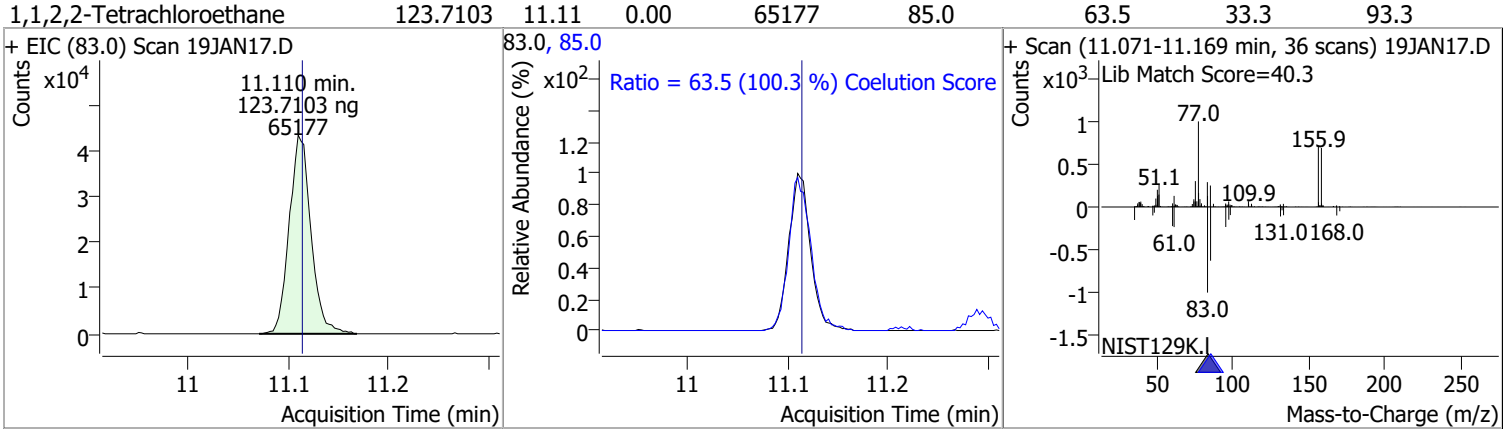

Compound	Conc.	RT	Dev(Min)	Resp.	QIon	QRatio	Lower	Upper
1,2,3-Trichloropropane	119.2511	11.15	0.00	16507	112.0	65.4	35.8	95.8

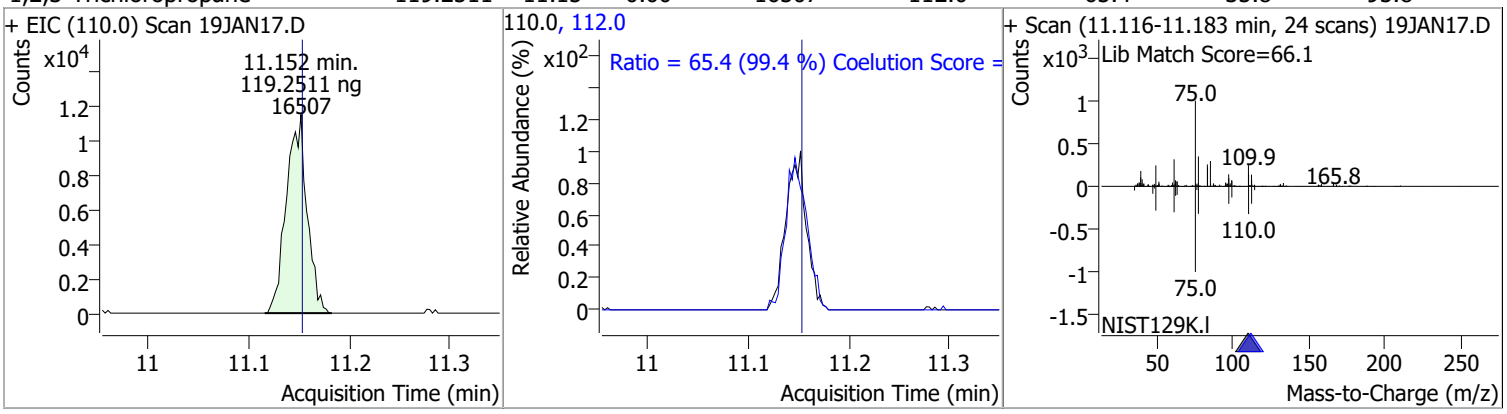

Compound	Conc.	RT	Dev(Min)	Resp.	QIon	QRatio	Lower	Upper
2-Chlorotoluene	128.0245	11.29	0.00	117036	91.0	284.5	246.2	306.2

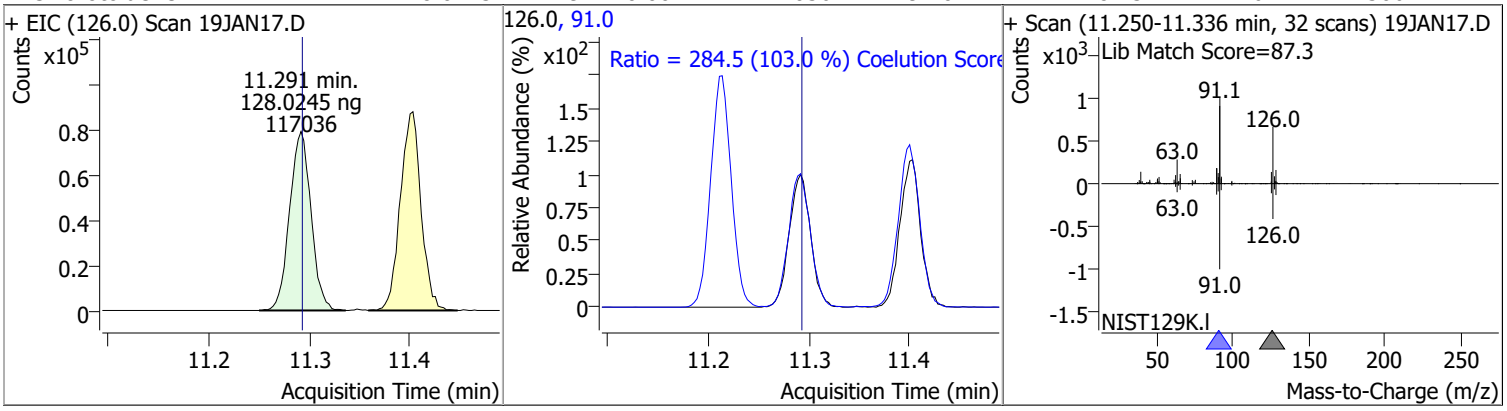

Compound	Conc.	RT	Dev(Min)	Resp.	QIon	QRatio	Lower	Upper
4-Chlorotoluene	133.6905	11.40	0.00	395846	126.0	31.8	1.3	61.3

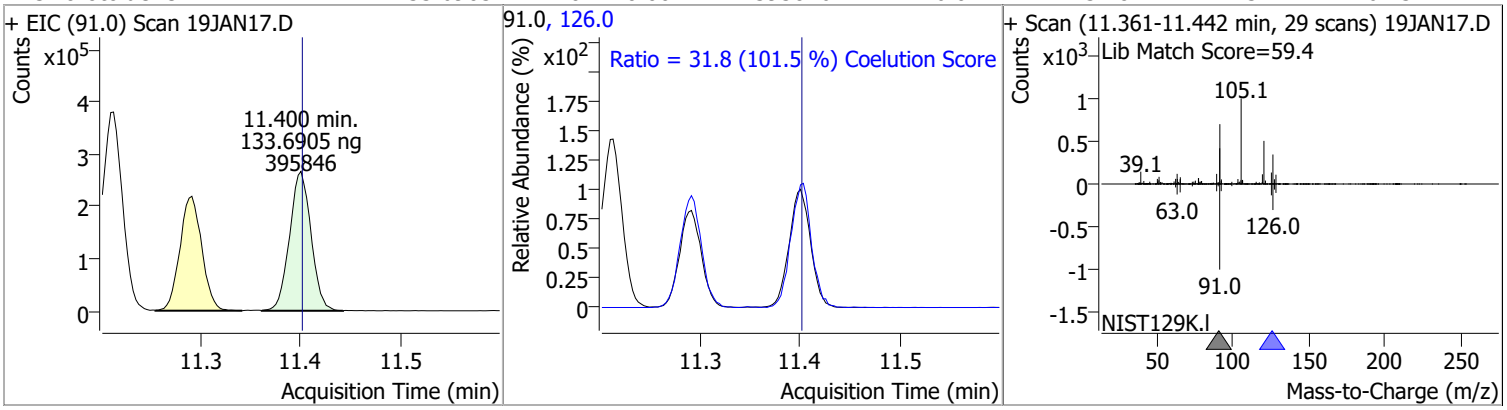

Compound	Conc.	RT	Dev(Min)	Resp.	QIon	QRatio	Lower	Upper
1,3-Dichlorobenzene	127.9071	12.04	0.00	214054	148.0	65.1	32.8	92.8
					111.0	39.8	8.7	68.7

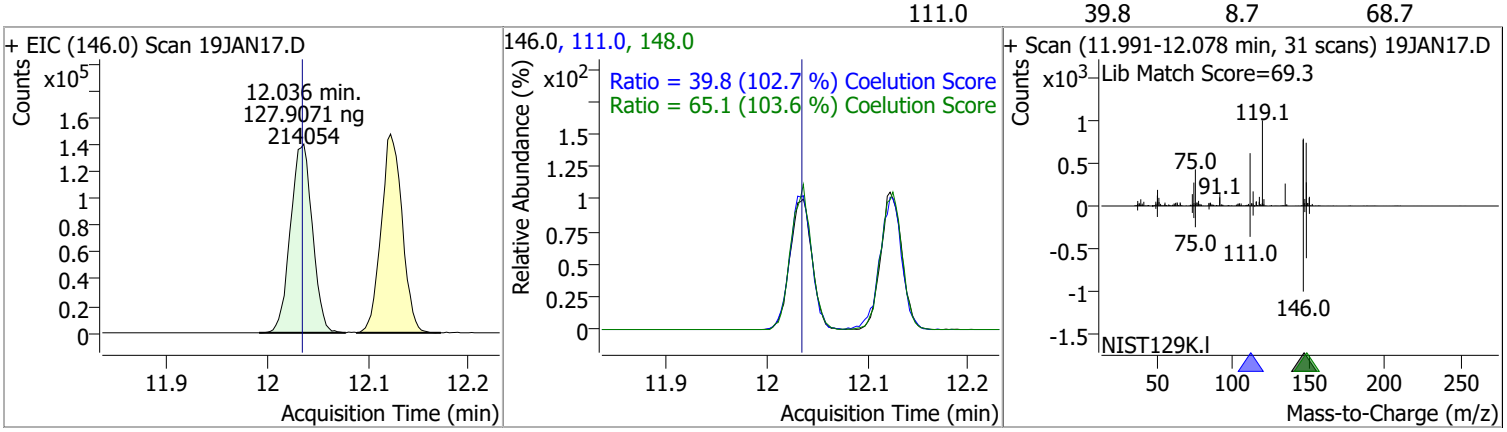

Compound	Conc.	RT	Dev(Min)	Resp.	QIon	QRatio	Lower	Upper
1,4-Dichlorobenzene	126.9159	12.12	0.00	216533	148.0	63.7	33.7	93.7
					111.0	39.1	8.7	68.7

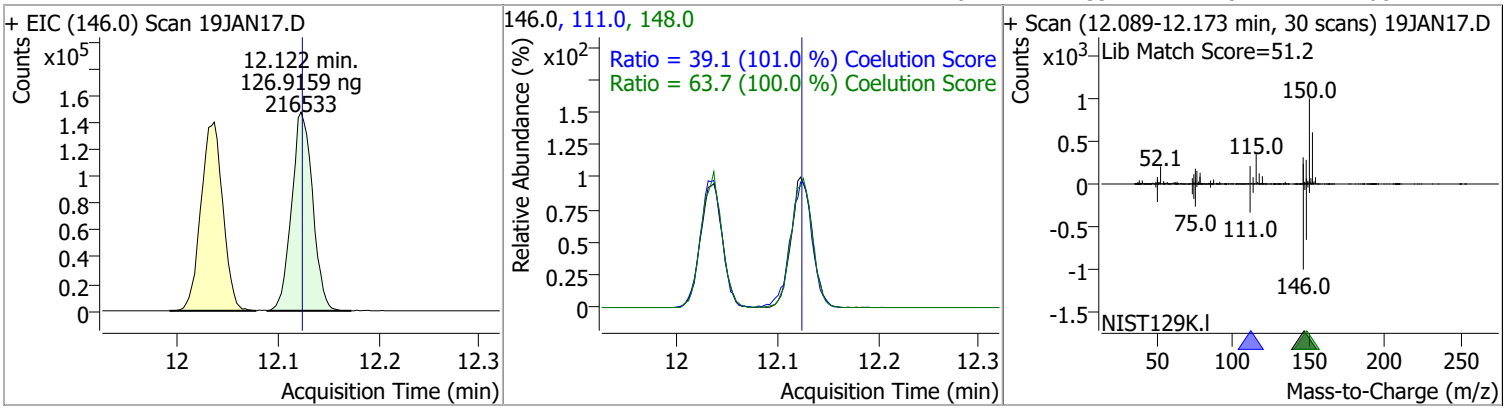

Quantitation Results Report (QT Reviewed)

Compound	Conc.	RT	Dev(Min)	Resp.	QIon	QRatio	Lower	Upper
1,2-Dichlorobenzene	126.7893	12.49	0.00	177148	148.0	64.2	31.9	91.9
					111.0	39.1	9.5	69.5

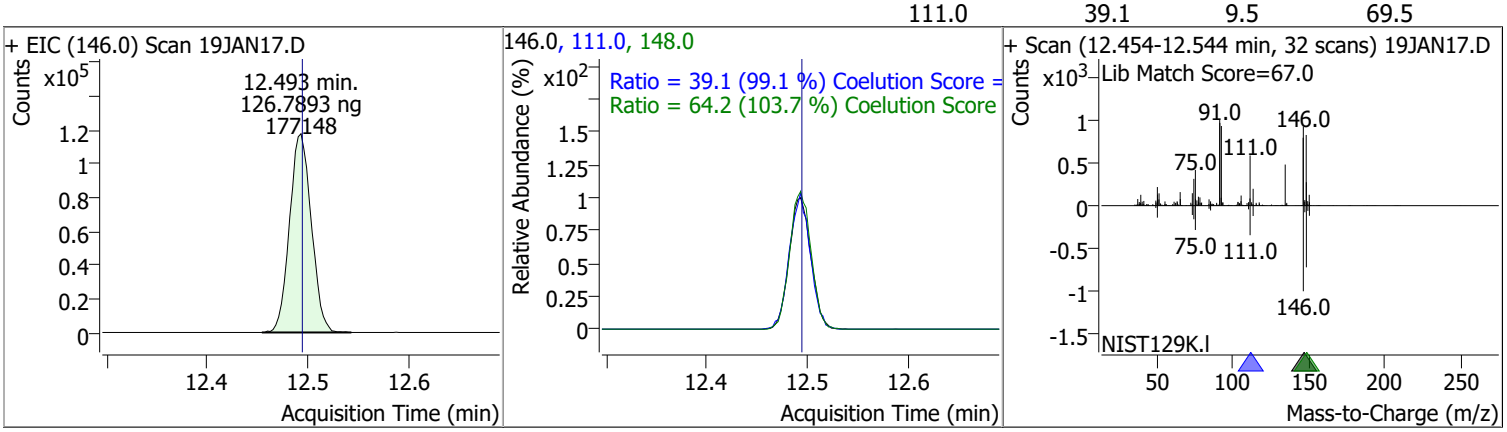

Audit Trail report

Batch name and path: D:\Org\Data\VOA5975C\VG011922\QuantResults\VG011922_8260B.batch.bin
Quant batch version: 10.0
Quant reporting version: 10.0

Name	User	Time	Action	Reason	Comment	Succeed	Exception
CmdNewBatchTable	BL2000\mchavez	1/19/2022 9:29:47 AM	Create new batch D:\Org\Data\VOA5975C\VG011922\VG011922_8260B.batch.bin			✓	
CmdImportSamplesFromWorklist	BL2000\mchavez	1/19/2022 9:30:15 AM	Add samples from worklist: D:\Org\Data\VOA5975C\VG011922\19JAN01.D			✓	
CmdStartMethodEditing	BL2000\mchavez	1/19/2022 9:30:41 AM	Start method editing			✓	
CmdImportMethodFromFile	BL2000\mchavez	1/19/2022 9:30:42 AM	Import method from file \\MASSHUNTER\Org\Data\Methods\Quant\VOA5975C\VOA5975C_010422_CAL\VOA5975C_8260B_SHT_DoD_L4_010422.m			✓	
CmdApplyMethodToAllSamples	BL2000\mchavez	1/19/2022 9:30:46 AM	Apply method to all samples			✓	
CmdMethodClear	BL2000\mchavez	1/19/2022 9:30:47 AM	Clear method			✓	
CmdEndMethodEditing	BL2000\mchavez	1/19/2022 9:30:47 AM	End method editing			✓	
CmdQuantitate	BL2000\mchavez	1/19/2022 9:30:51 AM	Quantitate all compounds in all samples			✓	
CmdImportSamplesFromWorklist	BL2000\mchavez	1/19/2022 9:54:44 AM	Add samples from worklist: D:\Org\Data\VOA5975C\VG011922\19JAN02.D			✓	
CmdSetSampleAttribute	BL2000\mchavez	1/19/2022 9:54:51 AM	Set SampleType = TuneCheck for sample 19JAN02.D; previous value = Sample			✓	
CmdQuantitate	BL2000\mchavez	1/19/2022 9:54:53 AM	Quantitate all compounds in all samples			✓	
CmdImportSamplesFromWorklist	BL2000\mchavez	1/19/2022 10:30:30 AM	Add samples from worklist: D:\Org\Data\VOA5975C\VG011922\19JAN03.D			✓	
CmdSetSampleAttribute	BL2000\mchavez	1/19/2022 10:30:34 AM	Set SampleType = Blank for sample 19JAN03.D; previous value = Sample			✓	
CmdQuantitate	BL2000\mchavez	1/19/2022 10:30:37 AM	Quantitate all compounds in all samples			✓	
CmdImportSamplesFromWorklist	BL2000\mchavez	1/19/2022 11:32:13 AM	Add samples from worklist: D:\Org\Data\VOA5975C\VG011922\19JAN04.D			✓	
CmdSetSampleAttribute	BL2000\mchavez	1/19/2022 11:32:17 AM	Set SampleType = Calibration for sample 19JAN04.D; previous value = Sample			✓	
CmdSetSampleAttribute	BL2000\mchavez	1/19/2022 11:32:21 AM	Set LevelName = 1 for sample 19JAN04.D; previous value =			✓	
CmdQuantitate	BL2000\mchavez	1/19/2022 11:32:25 AM	Quantitate all compounds in all samples			✓	

Name	User	Time	Action	Reason	Comment	Succeed	Exception
CmdImportSamplesFromWorklist	BL2000\mchavez	1/19/2022 11:33:15 AM	Add samples from worklist: D:\Org\Data\VOA5975C\VG011922\19JAN05.D			✓	
CmdSetSampleAttribute	BL2000\mchavez	1/19/2022 11:33:19 AM	Set SampleType = Calibration for sample 19JAN05.D; previous value = Sample			✓	
CmdSetSampleAttribute	BL2000\mchavez	1/19/2022 11:33:22 AM	Set LevelName = 2 for sample 19JAN05.D; previous value =			✓	
CmdQuantitate	BL2000\mchavez	1/19/2022 11:33:26 AM	Quantitate all compounds in all samples			✓	
CmdManuallyIntegratePeak	BL2000\mchavez	1/19/2022 11:34:14 AM	Manually integrate compound 1,2,3-Trichloropropane in sample 19JAN05.D from x, y = 11.105, 0 to 11.183, 0; result = 1522			✓	
CmdManuallyIntegrateQualifierPeak	BL2000\mchavez	1/19/2022 11:34:18 AM	Manually integrate qualifier112.0 of compound 1,2,3-Trichloropropane in sample 19JAN05.D from x, y = 11.110, 0 to 11.191, 0; result = 987			✓	
CmdSaveBatchTable	BL2000\mchavez	1/19/2022 12:01:49 PM	Save batch D:\Org\Data\VOA5975C\VG011922\QuantResults\VG011922_8260B.batch.bin			✓	
CmdOpenBatchTable	BL2000\mchavez	1/19/2022 12:10:11 PM	Open batch D:\Org\Data\VOA5975C\VG011922\VG011922_8260B.batch.bin			✓	
CmdImportSamplesFromWorklist	BL2000\mchavez	1/19/2022 12:10:51 PM	Add samples from worklist: D:\Org\Data\VOA5975C\VG011922\19JAN06.D			✓	
CmdSetSampleAttribute	BL2000\mchavez	1/19/2022 12:10:56 PM	Set SampleType = Calibration for sample 19JAN06.D; previous value = Sample			✓	
CmdSetSampleAttribute	BL2000\mchavez	1/19/2022 12:10:59 PM	Set LevelName = 3 for sample 19JAN06.D; previous value =			✓	
CmdQuantitate	BL2000\mchavez	1/19/2022 12:11:04 PM	Quantitate all compounds in all samples			✓	
CmdManuallyIntegratePeak	BL2000\mchavez	1/19/2022 12:11:39 PM	Manually integrate compound 1,2-Dichloroethane-d4 in sample 19JAN04.D from x, y = 6.183, 0 to 6.319, 0; result = 979			✓	
CmdSetTargetCompoundAttribute	BL2000\mchavez	1/19/2022 12:11:40 PM	Set UserAnnotation = NI for compound 1,2-Dichloroethane-d4 in sample 19JAN04.D; previous value =			✓	
CmdManuallyIntegrateQualifierPeak	BL2000\mchavez	1/19/2022 12:11:43 PM	Manually integrate qualifier65.0 of compound 1,2-Dichloroethane-d4 in sample 19JAN04.D from x, y = 6.194, 0 to 6.294, 0; result = 1988			✓	
CmdSaveBatchTable	BL2000\mchavez	1/19/2022 12:13:27 PM	Save batch D:\Org\Data\VOA5975C\VG011922\QuantResults\VG011922_8260B.batch.bin			✓	
CmdOpenBatchTable	BL2000\mchavez	1/19/2022 1:17:06 PM	Open batch D:\Org\Data\VOA5975C\VG011922\VG011922_8260B.batch.bin			✓	

Audit Trail report

Name	User	Time	Action	Reason	Comment	Succeed	Exception
CmdImportSamplesFromWorklist	BL2000\mchavez	1/19/2022 1:17:31 PM	Add samples from worklist: D:\Org\Data\VOA5975C\VG011922\19JAN08.D, D:\Org\Data\VOA5975C\VG011922\19JAN07.D			✓	
CmdSetSampleAttribute	BL2000\mchavez	1/19/2022 1:17:36 PM	Set SampleType = Calibration for sample 19JAN07.D; previous value = Sample			✓	
CmdSetSampleAttribute	BL2000\mchavez	1/19/2022 1:17:39 PM	Set LevelName = 4 for sample 19JAN07.D; previous value =			✓	
CmdQuantitate	BL2000\mchavez	1/19/2022 1:17:48 PM	Quantitate all compounds in all samples			✓	
CmdImportSamplesFromWorklist	BL2000\mchavez	1/19/2022 1:21:29 PM	Add samples from worklist: D:\Org\Data\VOA5975C\VG011922\19JAN09.D			✓	
CmdSetSampleAttribute	BL2000\mchavez	1/19/2022 1:21:35 PM	Set SampleType = Calibration for sample 19JAN09.D; previous value = Sample			✓	
CmdSetSampleAttribute	BL2000\mchavez	1/19/2022 1:21:38 PM	Set LevelName = 5 for sample 19JAN09.D; previous value =			✓	
CmdQuantitate	BL2000\mchavez	1/19/2022 1:21:46 PM	Quantitate all compounds in all samples			✓	
CmdSetSampleAttribute	BL2000\mchavez	1/19/2022 1:24:19 PM	Set SampleApproved = True for sample 19JAN09.D; previous value = False			✓	
CmdStartMethodEditing	BL2000\mchavez	1/19/2022 1:24:27 PM	Start method editing			✓	
CmdImportMethodFromSample	BL2000\mchavez	1/19/2022 1:24:28 PM	Import method from sample 19JAN09.D			✓	

Name	User	Time	Action	Reason	Comment	Succeed	Exception
CmdUpdateRetentionTimes	BL2000\mchavez	1/19/2022 1:24:42 PM	Update retention time for compound 1,2-Dichlorobenzene; 1,4-Dichlorobenzene; 1,3-Dichlorobenzene; 4-Chlorotoluene; 2-Chlorotoluene; 1,2,3-Trichloropropane; Bromobenzene; 1,1,2,2-Tetrachloroethane; p-Bromofluorobenzene; Bromoform; Styrene; o-Xylene; m+p-Xylenes; Ethylbenzene; 1,1,1,2-Tetrachloroethane; Chlorobenzene; 1,2-Dibromoethane; Chlorodibromomethane; 1,3-Dichloropropane; Tetrachloroethene; 1,1,2-Trichloroethane; trans-1,3-Dichloropropene; Toluene; Toluene-d8; cis-1,3-Dichloropropene; Bromodichloromethane; Dibromomethane; 1,2-Dichloropropane; Trichloroethene; 1,2-Dichloroethane; Benzene; 1,2-Dichloroethane-d4; 1,1-Dichloropropene; Carbon tetrachloride; 1,1,1-Trichloroethane; Dibromofluoromethane; Chloroform; Bromochloromethane; Methyl ethyl ketone; cis-1,2-Dichloroethene; 2,2-Dichloropropane; 1,1-Dichloroethane; Methyl tert-butyl ether (MTBE); trans-1,2-Dichloroethene; Methylene chloride; 1,1-Dichloroethene; Trichlorofluoromethane; Chloroethane; Bromomethane; Vinyl chloride; Chloromethane; 1,4-Dichlorobenzene-d4; Chlorobenzene-d5; Fluorobenzene; Dichlorodifluoromethane;			✓	

Name	User	Time	Action	Reason	Comment	Succeed	Exception
CmdUpdateQualifierRatios	BL2000\mchavez	1/19/2022 1:24:48 PM	Update qualifier ratios for compound 1,2-Dichlorobenzene; Update qualifier ratios for compound 1,4-Dichlorobenzene; Update qualifier ratios for compound 1,3-Dichlorobenzene; Update qualifier ratios for compound 4-Chlorotoluene; Update qualifier ratios for compound 2-Chlorotoluene; Update qualifier ratios for compound 1,2,3-Trichloropropane; Update qualifier ratios for compound Bromobenzene; Update qualifier ratios for compound 1,1,2,2-Tetrachloroethane; Update qualifier ratios for compound p-Bromofluorobenzene; Update qualifier ratios for compound Bromoform; Update qualifier ratios for compound Styrene; Update qualifier ratios for compound o-Xylene; Update qualifier ratios for compound m+p-Xylenes; Update qualifier ratios for compound Ethylbenzene; Update qualifier ratios for compound 1,1,1,2-Tetrachloroethane; Update qualifier ratios for compound Chlorobenzene; Update qualifier ratios for compound 1,2-Dibromoethane; Update qualifier ratios for compound Chlorodibromomethane; Update qualifier ratios for compound 1,3-Dichloropropane; Update qualifier ratios for compound Tetrachloroethene; Update qualifier ratios for compound 1,1,2-Trichloroethane; Update qualifier ratios for compound trans-1,3-Dichloropropene; Update qualifier ratios for compound Toluene; Update qualifier ratios for compound Toluene-d8; Update qualifier ratios for compound cis-1,3-Dichloropropene; Update qualifier ratios for compound Bromodichloromethane; Update qualifier ratios for compound Dibromomethane; Update qualifier ratios for compound 1,2-Dichloropropane; Update qualifier ratios for compound Trichloroethene; Update qualifier ratios for compound 1,2-Dichloroethane; Update qualifier ratios for compound Benzene; Update qualifier ratios for compound 1,2-Dichloroethane-d4; Update qualifier ratios for compound 1,1-Dichloropropene; Update qualifier ratios for compound Carbon tetrachloride; Update qualifier ratios for compound 1,1,1-Trichloroethane;			✓	

Name	User	Time	Action	Reason	Comment	Succeed	Exception
			Update qualifier ratios for compound Dibromofluoromethane; Update qualifier ratios for compound Chloroform; Update qualifier ratios for compound Bromochloromethane; Update qualifier ratios for compound Methyl ethyl ketone; Update qualifier ratios for compound cis-1,2-Dichloroethene; Update qualifier ratios for compound 2,2-Dichloropropane; Update qualifier ratios for compound 1,1-Dichloroethane; Update qualifier ratios for compound Methyl tert-butyl ether (MTBE); Update qualifier ratios for compound trans-1,2-Dichloroethene; Update qualifier ratios for compound Methylene chloride; Update qualifier ratios for compound 1,1-Dichloroethene; Update qualifier ratios for compound Trichlorofluoromethane; Update qualifier ratios for compound Chloroethane; Update qualifier ratios for compound Bromomethane; Update qualifier ratios for compound Vinyl chloride; Update qualifier ratios for compound Chloromethane; Update qualifier ratios for compound 1,4-Dichlorobenzene-d4; Update qualifier ratios for compound Chlorobenzene-d5; Update qualifier ratios for compound Fluorobenzene; Update qualifier ratios for compound Dichlorodifluoromethane;				
CmdApplyMethodToAllSamples	BL2000\mchavez	1/19/2022 1:25:55 PM	Apply method to all samples			✓	
CmdMethodClear	BL2000\mchavez	1/19/2022 1:25:55 PM	Clear method			✓	
CmdEndMethodEditing	BL2000\mchavez	1/19/2022 1:25:56 PM	End method editing			✓	
CmdQuantitate	BL2000\mchavez	1/19/2022 1:26:04 PM	Quantitate all compounds in all samples			✓	
CmdManuallyIntegrateQualifierPeak	BL2000\mchavez	1/19/2022 1:28:09 PM	Manually integrate qualifier87.0 of compound Dichlorodifluoromethane in sample 19JAN04.D from x, y = 1.202, 0 to 1.308, 0; result = 1552			✓	
CmdManuallyIntegrateQualifierPeak	BL2000\mchavez	1/19/2022 1:28:17 PM	Manually integrate qualifier64.0 of compound Vinyl chloride in sample 19JAN04.D from x, y = 1.473, 0 to 1.542, -7; result = 1928			✓	
CmdManuallyIntegrateQualifierPeak	BL2000\mchavez	1/19/2022 1:28:22 PM	Manually integrate qualifier 64.0 of compound Vinyl chloride in sample 19JAN04.D, from x, y = 1.473, 0 to 1.531, 0, result = 1877; previous integration is from x, y = 1.473, 0 to 1.542, -7 and previous response = 1928.			✓	

Name	User	Time	Action	Reason	Comment	Succeed	Exception
CmdManuallyIntegrateQualifierPeak	BL2000\mchavez	1/19/2022 1:28:57 PM	Manually integrate qualifier66.0 of compound Chloroethane in sample 19JAN04.D from x, y = 1.838, 0 to 1.938, 0; result = 937			✓	
CmdManuallyIntegratePeak	BL2000\mchavez	1/19/2022 1:29:01 PM	Manually integrate compound Chloroethane in sample 19JAN04.D, from x, y = 1.871, 0 to 1.955, 0, result = 2651; previous integration is from x, y = 1.871, 0 to 1.922, 0 and previous response = 2305.			✓	
CmdSetTargetCompoundAttribute	BL2000\mchavez	1/19/2022 1:29:05 PM	Set UserAnnotation = LT for compound Chloroethane in sample 19JAN04.D; previous value =			✓	
CmdManuallyIntegrateQualifierPeak	BL2000\mchavez	1/19/2022 1:29:16 PM	Manually integrate qualifier63.0 of compound 1,1-Dichloroethene in sample 19JAN04.D from x, y = 2.674, 0 to 2.764, 0; result = 1211			✓	
CmdManuallyIntegratePeak	BL2000\mchavez	1/19/2022 1:29:42 PM	Manually integrate compound Vinyl chloride in sample 19JAN03.D from x, y = 1.484, 0 to 1.526, 0; result = 450			✓	
CmdManuallyIntegrateQualifierPeak	BL2000\mchavez	1/19/2022 1:29:49 PM	Manually integrate qualifier64.0 of compound Vinyl chloride in sample 19JAN03.D from x, y = 1.492, 0 to 1.515, -4; result = 300			✓	
CmdManuallyIntegratePeak	BL2000\mchavez	1/19/2022 1:29:56 PM	Manually integrate compound Bromomethane in sample 19JAN03.D from x, y = 1.788, 0 to 1.841, 0; result = 344			✓	
CmdManuallyIntegrateQualifierPeak	BL2000\mchavez	1/19/2022 1:29:59 PM	Manually integrate qualifier94.0 of compound Bromomethane in sample 19JAN03.D from x, y = 1.777, 0 to 1.841, 0; result = 392			✓	
CmdManuallyIntegratePeak	BL2000\mchavez	1/19/2022 1:30:13 PM	Manually integrate compound Chloromethane in sample 19JAN03.D from x, y = 1.378, 0 to 1.436, 0; result = 477			✓	
CmdManuallyIntegrateQualifierPeak	BL2000\mchavez	1/19/2022 1:30:15 PM	Manually integrate qualifier52.0 of compound Chloromethane in sample 19JAN03.D from x, y = 1.370, 0 to 1.439, 0; result = 66			✓	
CmdManuallyIntegrateQualifierPeak	BL2000\mchavez	1/19/2022 1:30:24 PM	Manually integrate qualifier 64.0 of compound Vinyl chloride in sample 19JAN03.D, from x, y = 1.492, 0 to 1.512, 0, result = 263; previous integration is from x, y = 1.492, 0 to 1.515, -4 and previous response = 300.			✓	
CmdManuallyIntegratePeak	BL2000\mchavez	1/19/2022 1:30:47 PM	Manually integrate compound Methylene chloride in sample 19JAN03.D from x, y = 3.274, 0 to 3.397, 0; result = 2137			✓	

Name	User	Time	Action	Reason	Comment	Succeed	Exception
CmdManuallyIntegrate QualifierPeak	BL2000\mchavez	1/19/2022 1:30:49 PM	Manually integrate qualifier84.0 of compound Methylene chloride in sample 19JAN03.D from x, y = 3.285, 0 to 3.324, -4; result = 372			✓	
CmdManuallyIntegrate QualifierPeak	BL2000\mchavez	1/19/2022 1:30:50 PM	Manually integrate qualifier 84.0 of compound Methylene chloride in sample 19JAN03.D, from x, y = 3.347, 6 to 3.386, 0, result = 339; previous integration is from x, y = 3.285, 0 to 3.324, -4 and previous response = 372.			✓	
CmdManuallyIntegrate QualifierPeak	BL2000\mchavez	1/19/2022 1:30:53 PM	Manually integrate qualifier 84.0 of compound Methylene chloride in sample 19JAN03.D, from x, y = 3.274, 0 to 3.405, 0, result = 1639; previous integration is from x, y = 3.347, 6 to 3.386, 0 and previous response = 339.			✓	
CmdManuallyIntegrate QualifierPeak	BL2000\mchavez	1/19/2022 1:30:54 PM	Manually integrate qualifier86.0 of compound Methylene chloride in sample 19JAN03.D from x, y = 3.285, 0 to 3.375, 0; result = 701			✓	
CmdManuallyIntegratePeak	BL2000\mchavez	1/19/2022 1:31:47 PM	Manually integrate compound trans-1,2-Dichloroethene in sample 19JAN04.D from x, y = 3.667, 0 to 3.779, 0; result = 2132			✓	
CmdManuallyIntegrate QualifierPeak	BL2000\mchavez	1/19/2022 1:31:48 PM	Manually integrate qualifier 61.0 of compound trans-1,2-Dichloroethene in sample 19JAN04.D, from x, y = 3.662, 0 to 3.779, 0, result = 3467; previous integration is from x, y = 3.687, 0 to 3.756, 0 and previous response = 3419.			✓	
CmdClearManualIntegration	BL2000\mchavez	1/19/2022 1:31:52 PM	Clear manual integration of qualifier 61.0 for compound trans-1,2-Dichloroethene in sample 19JAN04.D			✓	
CmdManuallyIntegrate QualifierPeak	BL2000\mchavez	1/19/2022 1:31:55 PM	Manually integrate qualifier98.0 of compound trans-1,2-Dichloroethene in sample 19JAN04.D from x, y = 3.673, 0 to 3.787, 0; result = 1448			✓	
CmdManuallyIntegratePeak	BL2000\mchavez	1/19/2022 1:32:01 PM	Manually integrate compound Methyl tert-butyl ether (MTBE) in sample 19JAN04.D from x, y = 3.712, 0 to 3.801, 0; result = 2662			✓	
CmdManuallyIntegrate QualifierPeak	BL2000\mchavez	1/19/2022 1:32:03 PM	Manually integrate qualifier57.0 of compound Methyl tert-butyl ether (MTBE) in sample 19JAN04.D from x, y = 3.706, 0 to 3.796, 0; result = 521			✓	
CmdSetTargetCompoundAttribute	BL2000\mchavez	1/19/2022 1:32:05 PM	Set UserAnnotation = NI for compound Methyl tert-butyl ether (MTBE) in sample 19JAN04.D; previous value =			✓	
CmdSetTargetCompoundAttribute	BL2000\mchavez	1/19/2022 1:32:08 PM	Set UserAnnotation = NI for compound trans-1,2-Dichloroethene in sample 19JAN04.D; previous value =			✓	

Name	User	Time	Action	Reason	Comment	Succeed	Exception
CmdManuallyIntegrate QualifierPeak	BL2000\mchavez	1/19/2022 1:32:15 PM	Manually integrate qualifier65.0 of compound 1,1-Dichloroethane in sample 19JAN04.D from x, y = 4.325, 0 to 4.426, 0; result = 0				Agilent.MassSpectrometry.DataAnalysis.Quantitative.ApplicationCommandException: Manual integration failed for qualifier 65.0 of compound 1,1-Dichloroethane in sample ICAL011922_1. ---> Agilent.MassSpectrometry.DataAnalysis.Quantitative.ApplicationCommandException: Manual integration failed for qualifier 65.0 of compound 1,1-Dichloroethane in sample ICAL011922_1. ---> System.IndexOutOfRangeException: Index was outside the bounds of the array. at Agilent.MassSpectrometry.DataAnalysis.AgileIntegrator.Peak.a(Double[] A_0, Single[] A_1, Int32 A_2, Int32 A_3, Int32 A_4, Double A_5, Double A_6, Double& A_7, Double& A_8, Int32& A_9, Int32& A_10, Int32& A_11, Int32& A_12) at Agilent.MassSpectrometry.DataAnalysis.AgileIntegrator.Peak.ComputeChromatographicMetrics(Double[] xArray, Single[] yArray, Int32 startIndex, Int32 apexIndex, Int32 endIndex, Double baselineSlope, Double yIntercept, Double& fullWidthHalfMaximum, Double& symmetry) at Agilent.MassSpectrometry.DataAnalysis.Quantitative.Integrator.a(IChromatogram A_0, IPeakList A_1) at Agilent.MassSpectrometry.DataAnalysis.Quantitative.Integrator.ManualIntegrate(IChromatogram chromatogram, Double xStart, Double yStart, Double xEnd, Double yEnd, IChromPeakList& peaklist) at Agilent.MassSpectrometry.DataAnalysis.Quantitative.Analysis.MeasuredIon.ManualIntegrate(Double xStart, Double yStart, Double xEnd, Double yEnd) --- End of inner exception stack trace --- at Agilent.MassSpectrometry.DataAnalysis.Quantitative.Analysis.QualifierIon.SetManualIntegrationFailureMessage(Exception e) at Agilent.MassSpectrometry.DataAnalysis.Quantitative.Analysis.MeasuredIon.M

Name	User	Time	Action	Reason	Comment	Succeed	Exception
							anualIntegrate(Double xStart, Double yStart, Double xEnd, Double yEnd) at Agilent.MassSpectrometry.DataAnalysis.Quantitative.CmdManuallyIntegrateQualifierPeak.Do() --- End of inner exception stack trace --- at Agilent.MassSpectrometry.DataAnalysis.Quantitative.CmdManuallyIntegrateQualifierPeak.Do() at Agilent.MassSpectrometry.CommandModel.CommandHistory.Invoke(ICommand cmd) at Agilent.MassSpectrometry.DataAnalysis.Quantitative.AppCommandContext._Invoke(ICommand cmd)

Name	User	Time	Action	Reason	Comment	Succeed	Exception
CmdManuallyIntegrate QualifierPeak	BL2000\mchavez	1/19/2022 1:32:20 PM	Manually integrate qualifier83.0 of compound 1,1-Dichloroethane in sample 19JAN04.D from x, y = 4.320, 0 to 4.437, 0; result = 0				Agilent.MassSpectrometry.DataAnalysis.Quantitative.ApplicationCommandException: Manual integration failed for qualifier 83.0 of compound 1,1-Dichloroethane in sample ICAL011922_1. ---> Agilent.MassSpectrometry.DataAnalysis.Quantitative.ApplicationCommandException: Manual integration failed for qualifier 83.0 of compound 1,1-Dichloroethane in sample ICAL011922_1. ---> System.IndexOutOfRangeException: Index was outside the bounds of the array. at Agilent.MassSpectrometry.DataAnalysis.AgileIntegrator.Peak.a(Double[] A_0, Single[] A_1, Int32 A_2, Int32 A_3, Int32 A_4, Double A_5, Double A_6, Double& A_7, Double& A_8, Int32& A_9, Int32& A_10, Int32& A_11, Int32& A_12) at Agilent.MassSpectrometry.DataAnalysis.AgileIntegrator.Peak.ComputeChromatographicMetrics(Double[] xArray, Single[] yArray, Int32 startIndex, Int32 apexIndex, Int32 endIndex, Double baselineSlope, Double yIntercept, Double& fullWidthHalfMaximum, Double& symmetry) at Agilent.MassSpectrometry.DataAnalysis.Quantitative.Integrator.a(IChromatogram A_0, IPeakList A_1) at Agilent.MassSpectrometry.DataAnalysis.Quantitative.Integrator.ManualIntegrate(IChromatogram chromatogram, Double xStart, Double yStart, Double xEnd, Double yEnd, IChromPeakList& peaklist) at Agilent.MassSpectrometry.DataAnalysis.Quantitative.Analysis.MeasuredIon.ManualIntegrate(Double xStart, Double yStart, Double xEnd, Double yEnd) --- End of inner exception stack trace --- at Agilent.MassSpectrometry.DataAnalysis.Quantitative.Analysis.QualifierIon.SetManualIntegrationFailureMessage(Exception e) at Agilent.MassSpectrometry.DataAnalysis.Quantitative.Analysis.MeasuredIon.M

Name	User	Time	Action	Reason	Comment	Succeed	Exception
							anualIntegrate(Double xStart, Double yStart, Double xEnd, Double yEnd) at Agilent.MassSpectrometry.DataAnalysis.Quantitative.CmdManuallyIntegrateQualifierPeak.Do() --- End of inner exception stack trace --- at Agilent.MassSpectrometry.DataAnalysis.Quantitative.CmdManuallyIntegrateQualifierPeak.Do() at Agilent.MassSpectrometry.CommandModel.CommandHistory.Invoke(ICommand cmd) at Agilent.MassSpectrometry.DataAnalysis.Quantitative.AppCommandContext._Invoke(ICommand cmd)
CmdManuallyIntegrateQualifierPeak	BL2000\mchavez	1/19/2022 1:32:25 PM	Manually integrate qualifier83.0 of compound 1,1-Dichloroethane in sample 19JAN04.D from x, y = 4.306, 0 to 4.431, 0; result = 461			✓	

Name	User	Time	Action	Reason	Comment	Succeed	Exception
CmdManuallyIntegrate QualifierPeak	BL2000\mchavez	1/19/2022 1:32:28 PM	Manually integrate qualifier65.0 of compound 1,1-Dichloroethane in sample 19JAN04.D from x, y = 4.320, 0 to 4.440, 0; result = 0				Agilent.MassSpectrometry.DataAnalysis.Quantitative.ApplicationCommandException: Manual integration failed for qualifier 65.0 of compound 1,1-Dichloroethane in sample ICAL011922_1. ---> Agilent.MassSpectrometry.DataAnalysis.Quantitative.ApplicationCommandException: Manual integration failed for qualifier 65.0 of compound 1,1-Dichloroethane in sample ICAL011922_1. ---> System.IndexOutOfRangeException: Index was outside the bounds of the array. at Agilent.MassSpectrometry.DataAnalysis.AgileIntegrator.Peak.a(Double[] A_0, Single[] A_1, Int32 A_2, Int32 A_3, Int32 A_4, Double A_5, Double A_6, Double& A_7, Double& A_8, Int32& A_9, Int32& A_10, Int32& A_11, Int32& A_12) at Agilent.MassSpectrometry.DataAnalysis.AgileIntegrator.Peak.ComputeChromatographicMetrics(Double[] xArray, Single[] yArray, Int32 startIndex, Int32 apexIndex, Int32 endIndex, Double baselineSlope, Double yIntercept, Double& fullWidthHalfMaximum, Double& symmetry) at Agilent.MassSpectrometry.DataAnalysis.Quantitative.Integrator.a(IChromatogram A_0, IPeakList A_1) at Agilent.MassSpectrometry.DataAnalysis.Quantitative.Integrator.ManualIntegrate(IChromatogram chromatogram, Double xStart, Double yStart, Double xEnd, Double yEnd, IChromPeakList& peaklist) at Agilent.MassSpectrometry.DataAnalysis.Quantitative.Analysis.MeasuredIon.ManualIntegrate(Double xStart, Double yStart, Double xEnd, Double yEnd) --- End of inner exception stack trace --- at Agilent.MassSpectrometry.DataAnalysis.Quantitative.Analysis.QualifierIon.SetManualIntegrationFailureMessage(Exception e) at Agilent.MassSpectrometry.DataAnalysis.Quantitative.Analysis.MeasuredIon.M

Name	User	Time	Action	Reason	Comment	Succeed	Exception
							anualIntegrate(Double xStart, Double yStart, Double xEnd, Double yEnd) at Agilent.MassSpectrometry.DataAnalysis.Quantitative.CmdManuallyIntegrateQualifierPeak.Do() --- End of inner exception stack trace --- at Agilent.MassSpectrometry.DataAnalysis.Quantitative.CmdManuallyIntegrateQualifierPeak.Do() at Agilent.MassSpectrometry.CommandModel.CommandHistory.Invoke(ICommand cmd) at Agilent.MassSpectrometry.DataAnalysis.Quantitative.AppCommandContext._Invoke(ICommand cmd)

Name	User	Time	Action	Reason	Comment	Succeed	Exception
CmdManuallyIntegrate QualifierPeak	BL2000\mchavez	1/19/2022 1:32:32 PM	Manually integrate qualifier65.0 of compound 1,1-Dichloroethane in sample 19JAN04.D from x, y = 4.300, 0 to 4.423, 0; result = 0				Agilent.MassSpectrometry.DataAnalysis.Quantitative.ApplicationCommandException: Manual integration failed for qualifier 65.0 of compound 1,1-Dichloroethane in sample ICAL011922_1. ---> Agilent.MassSpectrometry.DataAnalysis.Quantitative.ApplicationCommandException: Manual integration failed for qualifier 65.0 of compound 1,1-Dichloroethane in sample ICAL011922_1. ---> System.IndexOutOfRangeException: Index was outside the bounds of the array. at Agilent.MassSpectrometry.DataAnalysis.AgileIntegrator.Peak.a(Double[] A_0, Single[] A_1, Int32 A_2, Int32 A_3, Int32 A_4, Double A_5, Double A_6, Double& A_7, Double& A_8, Int32& A_9, Int32& A_10, Int32& A_11, Int32& A_12) at Agilent.MassSpectrometry.DataAnalysis.AgileIntegrator.Peak.ComputeChromatographicMetrics(Double[] xArray, Single[] yArray, Int32 startIndex, Int32 apexIndex, Int32 endIndex, Double baselineSlope, Double yIntercept, Double& fullWidthHalfMaximum, Double& symmetry) at Agilent.MassSpectrometry.DataAnalysis.Quantitative.Integrator.a(IChromatogram A_0, IPeakList A_1) at Agilent.MassSpectrometry.DataAnalysis.Quantitative.Integrator.ManualIntegrate(IChromatogram chromatogram, Double xStart, Double yStart, Double xEnd, Double yEnd, IChromPeakList& peaklist) at Agilent.MassSpectrometry.DataAnalysis.Quantitative.Analysis.MeasuredIon.ManualIntegrate(Double xStart, Double yStart, Double xEnd, Double yEnd) --- End of inner exception stack trace --- at Agilent.MassSpectrometry.DataAnalysis.Quantitative.Analysis.QualifierIon.SetManualIntegrationFailureMessage(Exception e) at Agilent.MassSpectrometry.DataAnalysis.Quantitative.Analysis.MeasuredIon.M

Name	User	Time	Action	Reason	Comment	Succeed	Exception
							anualIntegrate(Double xStart, Double yStart, Double xEnd, Double yEnd) at Agilent.MassSpectrometry.DataAnalysis.Quantitative.CmdManuallyIntegrateQualifierPeak.Do() --- End of inner exception stack trace --- at Agilent.MassSpectrometry.DataAnalysis.Quantitative.CmdManuallyIntegrateQualifierPeak.Do() at Agilent.MassSpectrometry.CommandModel.CommandHistory.Invoke(ICommand cmd) at Agilent.MassSpectrometry.DataAnalysis.Quantitative.AppCommandContext._Invoke(ICommand cmd)
CmdManuallyIntegrateQualifierPeak	BL2000\mchavez	1/19/2022 1:32:37 PM	Manually integrate qualifier65.0 of compound 1,1-Dichloroethane in sample 19JAN04.D from x, y = 4.306, 0 to 4.426, 0; result = 1662			✓	
CmdManuallyIntegrateQualifierPeak	BL2000\mchavez	1/19/2022 1:32:46 PM	Manually integrate qualifier97.0 of compound 2,2-Dichloropropane in sample 19JAN04.D from x, y = 5.156, 0 to 5.223, 0; result = 682			✓	
CmdManuallyIntegratePeak	BL2000\mchavez	1/19/2022 1:32:49 PM	Manually integrate compound 2,2-Dichloropropane in sample 19JAN04.D, from x, y = 5.162, 0 to 5.257, 0, result = 3125; previous integration is from x, y = 5.162, 0 to 5.207, 0 and previous response = 2415.			✓	
CmdManuallyIntegratePeak	BL2000\mchavez	1/19/2022 1:32:52 PM	Manually integrate compound 2,2-Dichloropropane in sample 19JAN04.D, from x, y = 5.126, 0 to 5.257, 0, result = 3183; previous integration is from x, y = 5.162, 0 to 5.257, 0 and previous response = 3125.			✓	
CmdSetTargetCompoundAttribute	BL2000\mchavez	1/19/2022 1:32:54 PM	Set UserAnnotation = LT for compound 2,2-Dichloropropane in sample 19JAN04.D; previous value =			✓	
CmdManuallyIntegrateQualifierPeak	BL2000\mchavez	1/19/2022 1:32:56 PM	Manually integrate qualifier 41.0 of compound 2,2-Dichloropropane in sample 19JAN04.D, from x, y = 5.126, 0 to 5.237, 0, result = 2564; previous integration is from x, y = 5.168, 0 to 5.212, 0 and previous response = 2003.			✓	
CmdManuallyIntegratePeak	BL2000\mchavez	1/19/2022 1:33:02 PM	Manually integrate compound cis-1,2-Dichloroethene in sample 19JAN04.D from x, y = 5.165, 0 to 5.276, 0; result = 2334			✓	

Name	User	Time	Action	Reason	Comment	Succeed	Exception
CmdSetTargetCompoundAttribute	BL2000\mchavez	1/19/2022 1:33:04 PM	Set UserAnnotation = NI for compound cis-1,2-Dichloroethene in sample 19JAN04.D; previous value =			✓	
CmdManuallyIntegrateQualifierPeak	BL2000\mchavez	1/19/2022 1:33:06 PM	Manually integrate qualifier61.0 of compound cis-1,2-Dichloroethene in sample 19JAN04.D from x, y = 5.154, 0 to 5.248, 0; result = 3451			✓	
CmdManuallyIntegrateQualifierPeak	BL2000\mchavez	1/19/2022 1:33:08 PM	Manually integrate qualifier98.0 of compound cis-1,2-Dichloroethene in sample 19JAN04.D from x, y = 5.156, 0 to 5.248, 0; result = 1627			✓	
CmdManuallyIntegratePeak	BL2000\mchavez	1/19/2022 1:33:16 PM	Manually integrate compound Methyl ethyl ketone in sample 19JAN04.D from x, y = 5.237, 0 to 5.357, 0; result = 3674			✓	
CmdManuallyIntegrateQualifierPeak	BL2000\mchavez	1/19/2022 1:33:18 PM	Manually integrate qualifier72.0 of compound Methyl ethyl ketone in sample 19JAN04.D from x, y = 5.273, 0 to 5.352, 0; result = 523			✓	
CmdManuallyIntegratePeak	BL2000\mchavez	1/19/2022 1:33:27 PM	Manually integrate compound Bromochloromethane in sample 19JAN04.D from x, y = 5.485, 0 to 5.558, 0; result = 901			✓	
CmdManuallyIntegrateQualifierPeak	BL2000\mchavez	1/19/2022 1:33:29 PM	Manually integrate qualifier49.0 of compound Bromochloromethane in sample 19JAN04.D from x, y = 5.471, 0 to 5.583, 0; result = 2045			✓	
CmdManuallyIntegratePeak	BL2000\mchavez	1/19/2022 1:33:46 PM	Manually integrate compound Methyl ethyl ketone in sample 19JAN04.D, from x, y = 5.237, 0 to 5.318, 48, result = 2845; previous integration is from x, y = 5.237, 0 to 5.357, 0 and previous response = 3674.			✓	
CmdManuallyIntegrateDropBaseline	BL2000\mchavez	1/19/2022 1:33:48 PM	Drop baseline for compound Methyl ethyl ketone in sample 19JAN04.D to y = 0, new integration is from x, y = 5.237, 0 to 5.318, 0 and new response = 2962; previous integration is from x, y = 5.237, 0 to 5.318, 48 and previous response = 2845.			✓	
CmdSetTargetCompoundAttribute	BL2000\mchavez	1/19/2022 1:33:57 PM	Set UserAnnotation = NI for compound Methyl ethyl ketone in sample 19JAN04.D; previous value =			✓	
CmdSetTargetCompoundAttribute	BL2000\mchavez	1/19/2022 1:34:00 PM	Set UserAnnotation = NI for compound Bromochloromethane in sample 19JAN04.D; previous value =			✓	
CmdManuallyIntegratePeak	BL2000\mchavez	1/19/2022 1:34:08 PM	Manually integrate compound Dibromofluoromethane in sample 19JAN04.D from x, y = 5.792, 0 to 5.912, 0; result = 2660			✓	
CmdManuallyIntegrateQualifierPeak	BL2000\mchavez	1/19/2022 1:34:09 PM	Manually integrate qualifier191.5 of compound Dibromofluoromethane in sample 19JAN04.D from x, y = 5.801, 0 to 5.895, 0; result = 403			✓	

Name	User	Time	Action	Reason	Comment	Succeed	Exception
CmdManuallyIntegratePeak	BL2000\mchavez	1/19/2022 1:34:16 PM	Manually integrate compound 1,1,1-Trichloroethane in sample 19JAN04.D from x, y = 5.784, 0 to 5.884, 0; result = 3627			✓	
CmdManuallyIntegrateQualifierPeak	BL2000\mchavez	1/19/2022 1:34:19 PM	Manually integrate qualifier 99.0 of compound 1,1,1-Trichloroethane in sample 19JAN04.D, from x, y = 5.773, 0 to 5.879, 0, result = 2253; previous integration is from x, y = 5.809, 0 to 5.859, 0 and previous response = 2088.			✓	
CmdManuallyIntegrateQualifierPeak	BL2000\mchavez	1/19/2022 1:34:21 PM	Manually integrate qualifier61.0 of compound 1,1,1-Trichloroethane in sample 19JAN04.D from x, y = 5.787, 0 to 5.817, -38; result = 308			✓	
CmdManuallyIntegrateQualifierPeak	BL2000\mchavez	1/19/2022 1:34:24 PM	Manually integrate qualifier 61.0 of compound 1,1,1-Trichloroethane in sample 19JAN04.D, from x, y = 5.787, 0 to 5.909, 0, result = 1755; previous integration is from x, y = 5.787, 0 to 5.817, -38 and previous response = 308.			✓	
CmdManuallyIntegratePeak	BL2000\mchavez	1/19/2022 1:35:23 PM	Manually integrate compound Carbon tetrachloride in sample 19JAN04.D from x, y = 5.965, 0 to 6.085, 0; result = 3586			✓	
CmdManuallyIntegrateQualifierPeak	BL2000\mchavez	1/19/2022 1:35:24 PM	Manually integrate qualifier119.0 of compound Carbon tetrachloride in sample 19JAN04.D from x, y = 5.979, 0 to 6.068, 0; result = 3767			✓	
CmdManuallyIntegrateQualifierPeak	BL2000\mchavez	1/19/2022 1:35:27 PM	Manually integrate qualifier121.0 of compound Carbon tetrachloride in sample 19JAN04.D from x, y = 5.979, 0 to 6.091, 0; result = 893			✓	
CmdSetTargetCompoundAttribute	BL2000\mchavez	1/19/2022 1:35:34 PM	Set UserAnnotation = NI for compound Dibromofluoromethane in sample 19JAN04.D; previous value =			✓	
CmdSetTargetCompoundAttribute	BL2000\mchavez	1/19/2022 1:35:38 PM	Set UserAnnotation = NI for compound 1,1,1-Trichloroethane in sample 19JAN04.D; previous value =			✓	
CmdSetTargetCompoundAttribute	BL2000\mchavez	1/19/2022 1:35:41 PM	Set UserAnnotation = NI for compound Carbon tetrachloride in sample 19JAN04.D; previous value =			✓	
CmdManuallyIntegrateQualifierPeak	BL2000\mchavez	1/19/2022 1:35:46 PM	Manually integrate qualifier110.0 of compound 1,1-Dichloropropene in sample 19JAN04.D from x, y = 5.990, 0 to 6.107, 0; result = 1162			✓	
CmdManuallyIntegrateQualifierPeak	BL2000\mchavez	1/19/2022 1:35:49 PM	Manually integrate qualifier77.0 of compound 1,1-Dichloropropene in sample 19JAN04.D from x, y = 6.007, 0 to 6.107, 0; result = 1080			✓	

Name	User	Time	Action	Reason	Comment	Succeed	Exception
CmdManuallyIntegratePeak	BL2000\mchavez	1/19/2022 1:35:54 PM	Manually integrate compound 1,1-Dichloropropene in sample 19JAN04.D, from x, y = 6.007, 0 to 6.102, 0, result = 2749; previous integration is from x, y = 6.007, 0 to 6.063, 0 and previous response = 2626.			✓	
CmdSetTargetCompoundAttribute	BL2000\mchavez	1/19/2022 1:35:57 PM	Set UserAnnotation = LT for compound 1,1-Dichloropropene in sample 19JAN04.D; previous value =			✓	
CmdManuallyIntegrateQualifierPeak	BL2000\mchavez	1/19/2022 1:36:06 PM	Manually integrate qualifier77.0 of compound Benzene in sample 19JAN04.D from x, y = 6.230, 0 to 6.328, 0; result = 1998			✓	
CmdManuallyIntegratePeak	BL2000\mchavez	1/19/2022 1:36:17 PM	Manually integrate compound 1,2-Dichloroethane in sample 19JAN04.D from x, y = 6.258, 0 to 6.361, 0; result = 2542			✓	
CmdSetTargetCompoundAttribute	BL2000\mchavez	1/19/2022 1:36:18 PM	Set UserAnnotation = NI for compound 1,2-Dichloroethane in sample 19JAN04.D; previous value =			✓	
CmdManuallyIntegrateQualifierPeak	BL2000\mchavez	1/19/2022 1:36:21 PM	Manually integrate qualifier64.0 of compound 1,2-Dichloroethane in sample 19JAN04.D from x, y = 6.294, 0 to 6.372, 0; result = 628			✓	
CmdManuallyIntegrateQualifierPeak	BL2000\mchavez	1/19/2022 1:36:23 PM	Manually integrate qualifier98.0 of compound 1,2-Dichloroethane in sample 19JAN04.D from x, y = 6.300, 0 to 6.367, 0; result = 60			✓	
CmdManuallyIntegrateQualifierPeak	BL2000\mchavez	1/19/2022 1:36:31 PM	Manually integrate qualifier130.0 of compound Trichloroethene in sample 19JAN04.D from x, y = 6.994, 0 to 7.069, 0; result = 2386			✓	
CmdManuallyIntegrateQualifierPeak	BL2000\mchavez	1/19/2022 1:36:32 PM	Manually integrate qualifier97.0 of compound Trichloroethene in sample 19JAN04.D from x, y = 6.983, 0 to 7.036, -23; result = 1304			✓	
CmdManuallyIntegrateQualifierPeak	BL2000\mchavez	1/19/2022 1:36:33 PM	Manually integrate qualifier 97.0 of compound Trichloroethene in sample 19JAN04.D, from x, y = 7.053, 0 to 7.097, 0, result = 0; previous integration is from x, y = 6.983, 0 to 7.036, -23 and previous response = 1304.			✓	
CmdManuallyIntegrateQualifierPeak	BL2000\mchavez	1/19/2022 1:36:35 PM	Manually integrate qualifier 97.0 of compound Trichloroethene in sample 19JAN04.D, from x, y = 6.980, 0 to 7.072, 0, result = 1635; previous integration is from x, y = 7.053, 0 to 7.097, 0 and previous response = 0.			✓	
CmdManuallyIntegrateQualifierPeak	BL2000\mchavez	1/19/2022 1:36:40 PM	Manually integrate qualifier76.0 of compound 1,2-Dichloropropane in sample 19JAN04.D from x, y = 7.234, 0 to 7.323, 0; result = 691			✓	

Name	User	Time	Action	Reason	Comment	Succeed	Exception
CmdManuallyIntegratePeak	BL2000\mchavez	1/19/2022 1:36:46 PM	Manually integrate compound Dibromomethane in sample 19JAN04.D from x, y = 7.354, 0 to 7.446, 0; result = 1166			✓	
CmdManuallyIntegrateQualifierPeak	BL2000\mchavez	1/19/2022 1:36:49 PM	Manually integrate qualifier95.0 of compound Dibromomethane in sample 19JAN04.D from x, y = 7.348, 0 to 7.443, 0; result = 663			✓	
CmdManuallyIntegrateQualifierPeak	BL2000\mchavez	1/19/2022 1:36:51 PM	Manually integrate qualifier173.5 of compound Dibromomethane in sample 19JAN04.D from x, y = 7.357, 0 to 7.451, 0; result = 869			✓	
CmdSetTargetCompoundAttribute	BL2000\mchavez	1/19/2022 1:36:54 PM	Set UserAnnotation = NI for compound Dibromomethane in sample 19JAN04.D; previous value =			✓	
CmdManuallyIntegrateQualifierPeak	BL2000\mchavez	1/19/2022 1:37:02 PM	Manually integrate qualifier85.0 of compound Bromodichloromethane in sample 19JAN04.D from x, y = 7.543, 0 to 7.644, 0; result = 1982			✓	
CmdManuallyIntegrateQualifierPeak	BL2000\mchavez	1/19/2022 1:37:04 PM	Manually integrate qualifier127.0 of compound Bromodichloromethane in sample 19JAN04.D from x, y = 7.563, 0 to 7.633, 0; result = 121			✓	
CmdManuallyIntegrateQualifierPeak	BL2000\mchavez	1/19/2022 1:37:10 PM	Manually integrate qualifier77.0 of compound cis-1,3-Dichloropropene in sample 19JAN04.D from x, y = 8.029, 0 to 8.107, 0; result = 1066			✓	
CmdManuallyIntegrateQualifierPeak	BL2000\mchavez	1/19/2022 1:37:15 PM	Manually integrate qualifier39.0 of compound cis-1,3-Dichloropropene in sample 19JAN04.D from x, y = 8.018, 0 to 8.087, 0; result = 2172			✓	
CmdManuallyIntegrateQualifierPeak	BL2000\mchavez	1/19/2022 1:37:21 PM	Manually integrate qualifier99.0 of compound Toluene-d8 in sample 19JAN04.D from x, y = 8.288, 0 to 8.349, 0; result = 942			✓	
CmdManuallyIntegrateQualifierPeak	BL2000\mchavez	1/19/2022 1:37:34 PM	Manually integrate qualifier 77.0 of compound trans-1,3-Dichloropropene in sample 19JAN04.D, from x, y = 8.614, 0 to 8.651, 15, result = 467; previous integration is from x, y = 8.653, 0 to 8.692, 0 and previous response = 2767.			✓	
CmdManuallyIntegrateQualifierPeak	BL2000\mchavez	1/19/2022 1:37:41 PM	Manually integrate qualifier 77.0 of compound trans-1,3-Dichloropropene in sample 19JAN04.D, from x, y = 8.614, 0 to 8.656, 7, result = 542; previous integration is from x, y = 8.614, 0 to 8.651, 15 and previous response = 467.			✓	

Name	User	Time	Action	Reason	Comment	Succeed	Exception
CmdManuallyIntegrate DropBaseline	BL2000\mchavez	1/19/2022 1:37:42 PM	Drop baseline for qualifier 77.0 of compound trans-1,3-Dichloropropene in sample 19JAN04.D to y = 0, new integration is from x, y = 8.614, 0 to 8.656, 0 and new response = 551; previous integration is from x, y = 8.614, 0 to 8.656, 7 and previous response = 542.			✓	
CmdManuallyIntegrate QualifierPeak	BL2000\mchavez	1/19/2022 1:37:45 PM	Manually integrate qualifier39.0 of compound trans-1,3-Dichloropropene in sample 19JAN04.D from x, y = 8.606, 0 to 8.662, 0; result = 1435			✓	

Name	User	Time	Action	Reason	Comment	Succeed	Exception
CmdManuallyIntegratePeak	BL2000\mchavez	1/19/2022 1:37:49 PM	Manually integrate compound trans-1,3-Dichloropropene in sample 19JAN04.D, from x, y = 8.598, 0 to 8.667, 0, result = 2153; previous integration is from x, y = 8.617, 0 to 8.667, 0 and previous response = 2153.				Agilent.MassSpectrometry.DataAnalysis.Quantitative.ApplicationCommandException: Manual integration failed for compound trans-1,3-Dichloropropene in sample ICAL011922_1. ---> Agilent.MassSpectrometry.DataAnalysis.Quantitative.ApplicationCommandException: Manual integration failed for compound trans-1,3-Dichloropropene in sample ICAL011922_1. ---> System.IndexOutOfRangeException: Index was outside the bounds of the array. at Agilent.MassSpectrometry.DataAnalysis.AgileIntegrator.Peak.a(Double[] A_0, Single[] A_1, Int32 A_2, Int32 A_3, Int32 A_4, Double A_5, Double A_6, Double& A_7, Double& A_8, Int32& A_9, Int32& A_10, Int32& A_11, Int32& A_12) at Agilent.MassSpectrometry.DataAnalysis.AgileIntegrator.Peak.ComputeChromatographicMetrics(Double[] xArray, Single[] yArray, Int32 startIndex, Int32 apexIndex, Int32 endIndex, Double baselineSlope, Double yIntercept, Double& fullWidthHalfMaximum, Double& symmetry) at Agilent.MassSpectrometry.DataAnalysis.Quantitative.Integrator.a(IChromatogram A_0, IPeakList A_1) at Agilent.MassSpectrometry.DataAnalysis.Quantitative.Integrator.ManualIntegrate(IChromatogram chromatogram, Double xStart, Double yStart, Double xEnd, Double yEnd, IChromPeakList& peaklist) at Agilent.MassSpectrometry.DataAnalysis.Quantitative.Analysis.MeasuredIon.ManualIntegrate(Double xStart, Double yStart, Double xEnd, Double yEnd) --- End of inner exception stack trace --- at Agilent.MassSpectrometry.DataAnalysis.Quantitative.Analysis.QuantifierIon.SetManualIntegrationFailureMessage(Exception e) at Agilent.MassSpectrometry.DataAnalysis.Quantitative.Analysis.MeasuredIon.ManualIntegrate(Double xStart, Double yStart, Double xEnd, Double yEnd)

Name	User	Time	Action	Reason	Comment	Succeed	Exception
							at Agilent.MassSpectrometry.DataAnalysis.Quantitative.CmdManuallyIntegratePeak.Do() --- End of inner exception stack trace --- at Agilent.MassSpectrometry.DataAnalysis.Quantitative.CmdManuallyIntegratePeak.Do() at Agilent.MassSpectrometry.CommandModel.CommandHistory.Invoke(ICommand cmd) at Agilent.MassSpectrometry.DataAnalysis.Quantitative.AppCommandContext._Invoke(ICommand cmd)

Name	User	Time	Action	Reason	Comment	Succeed	Exception
CmdManuallyIntegratePeak	BL2000\mchavez	1/19/2022 1:37:54 PM	Manually integrate compound trans-1,3-Dichloropropene in sample 19JAN04.D, from x, y = 8.598, 0 to 8.667, 0, result = 2153; previous integration is from x, y = 8.617, 0 to 8.667, 0 and previous response = 2153.				Agilent.MassSpectrometry.DataAnalysis.Quantitative.ApplicationCommandException: Manual integration failed for compound trans-1,3-Dichloropropene in sample ICAL011922_1. ---> Agilent.MassSpectrometry.DataAnalysis.Quantitative.ApplicationCommandException: Manual integration failed for compound trans-1,3-Dichloropropene in sample ICAL011922_1. ---> System.IndexOutOfRangeException: Index was outside the bounds of the array. at Agilent.MassSpectrometry.DataAnalysis.AgileIntegrator.Peak.a(Double[] A_0, Single[] A_1, Int32 A_2, Int32 A_3, Int32 A_4, Double A_5, Double A_6, Double& A_7, Double& A_8, Int32& A_9, Int32& A_10, Int32& A_11, Int32& A_12) at Agilent.MassSpectrometry.DataAnalysis.AgileIntegrator.Peak.ComputeChromatographicMetrics(Double[] xArray, Single[] yArray, Int32 startIndex, Int32 apexIndex, Int32 endIndex, Double baselineSlope, Double yIntercept, Double& fullWidthHalfMaximum, Double& symmetry) at Agilent.MassSpectrometry.DataAnalysis.Quantitative.Integrator.a(IChromatogram A_0, IPeakList A_1) at Agilent.MassSpectrometry.DataAnalysis.Quantitative.Integrator.ManualIntegrate(IChromatogram chromatogram, Double xStart, Double yStart, Double xEnd, Double yEnd, IChromPeakList& peaklist) at Agilent.MassSpectrometry.DataAnalysis.Quantitative.Analysis.MeasuredIon.ManualIntegrate(Double xStart, Double yStart, Double xEnd, Double yEnd) --- End of inner exception stack trace --- at Agilent.MassSpectrometry.DataAnalysis.Quantitative.Analysis.QuantifierIon.SetManualIntegrationFailureMessage(Exception e) at Agilent.MassSpectrometry.DataAnalysis.Quantitative.Analysis.MeasuredIon.ManualIntegrate(Double xStart, Double yStart, Double xEnd, Double yEnd)

Name	User	Time	Action	Reason	Comment	Succeed	Exception
							at Agilent.MassSpectrometry.DataAnalysis.Quantitative.CmdManuallyIntegratePeak.Do() --- End of inner exception stack trace --- at Agilent.MassSpectrometry.DataAnalysis.Quantitative.CmdManuallyIntegratePeak.Do() at Agilent.MassSpectrometry.CommandModel.CommandHistory.Invoke(ICommand cmd) at Agilent.MassSpectrometry.DataAnalysis.Quantitative.AppCommandContext._Invoke(ICommand cmd)

Name	User	Time	Action	Reason	Comment	Succeed	Exception
CmdManuallyIntegratePeak	BL2000\mchavez	1/19/2022 1:37:58 PM	Manually integrate compound trans-1,3-Dichloropropene in sample 19JAN04.D, from x, y = 8.595, 51 to 8.667, 0, result = 2153; previous integration is from x, y = 8.617, 0 to 8.667, 0 and previous response = 2153.				Agilent.MassSpectrometry.DataAnalysis.Quantitative.ApplicationCommandException: Manual integration failed for compound trans-1,3-Dichloropropene in sample ICAL011922_1. ---> Agilent.MassSpectrometry.DataAnalysis.Quantitative.ApplicationCommandException: Manual integration failed for compound trans-1,3-Dichloropropene in sample ICAL011922_1. ---> System.IndexOutOfRangeException: Index was outside the bounds of the array. at Agilent.MassSpectrometry.DataAnalysis.AgileIntegrator.Peak.a(Double[] A_0, Single[] A_1, Int32 A_2, Int32 A_3, Int32 A_4, Double A_5, Double A_6, Double& A_7, Double& A_8, Int32& A_9, Int32& A_10, Int32& A_11, Int32& A_12) at Agilent.MassSpectrometry.DataAnalysis.AgileIntegrator.Peak.ComputeChromatographicMetrics(Double[] xArray, Single[] yArray, Int32 startIndex, Int32 apexIndex, Int32 endIndex, Double baselineSlope, Double yIntercept, Double& fullWidthHalfMaximum, Double& symmetry) at Agilent.MassSpectrometry.DataAnalysis.Quantitative.Integrator.a(IChromatogram A_0, IPeakList A_1) at Agilent.MassSpectrometry.DataAnalysis.Quantitative.Integrator.ManualIntegrate(IChromatogram chromatogram, Double xStart, Double yStart, Double xEnd, Double yEnd, IChromPeakList& peaklist) at Agilent.MassSpectrometry.DataAnalysis.Quantitative.Analysis.MeasuredIon.ManualIntegrate(Double xStart, Double yStart, Double xEnd, Double yEnd) --- End of inner exception stack trace --- at Agilent.MassSpectrometry.DataAnalysis.Quantitative.Analysis.QuantifierIon.SetManualIntegrationFailureMessage(Exception e) at Agilent.MassSpectrometry.DataAnalysis.Quantitative.Analysis.MeasuredIon.ManualIntegrate(Double xStart, Double yStart, Double xEnd, Double yEnd)

Name	User	Time	Action	Reason	Comment	Succeed	Exception
							at Agilent.MassSpectrometry.DataAnalysis.Quantitative.CmdManuallyIntegratePeak.Do() --- End of inner exception stack trace --- at Agilent.MassSpectrometry.DataAnalysis.Quantitative.CmdManuallyIntegratePeak.Do() at Agilent.MassSpectrometry.CommandModel.CommandHistory.Invoke(ICommand cmd) at Agilent.MassSpectrometry.DataAnalysis.Quantitative.AppCommandContext._Invoke(ICommand cmd)
CmdManuallyIntegratePeak	BL2000\mchavez	1/19/2022 1:38:08 PM	Manually integrate compound 1,1,2-Trichloroethane in sample 19JAN04.D from x, y = 8.770, 0 to 8.868, 0; result = 1045			✓	
CmdSetTargetCompoundAttribute	BL2000\mchavez	1/19/2022 1:38:09 PM	Set UserAnnotation = NI for compound 1,1,2-Trichloroethane in sample 19JAN04.D; previous value =			✓	
CmdManuallyIntegrateQualifierPeak	BL2000\mchavez	1/19/2022 1:38:13 PM	Manually integrate qualifier97.0 of compound 1,1,2-Trichloroethane in sample 19JAN04.D from x, y = 8.759, 0 to 8.862, 0; result = 1421			✓	
CmdManuallyIntegrateQualifierPeak	BL2000\mchavez	1/19/2022 1:38:15 PM	Manually integrate qualifier85.0 of compound 1,1,2-Trichloroethane in sample 19JAN04.D from x, y = 8.784, 0 to 8.860, 0; result = 685			✓	
CmdManuallyIntegrateQualifierPeak	BL2000\mchavez	1/19/2022 1:38:21 PM	Manually integrate qualifier129.0 of compound Tetrachloroethene in sample 19JAN04.D from x, y = 8.907, 0 to 8.985, 0; result = 1872			✓	
CmdManuallyIntegrateQualifierPeak	BL2000\mchavez	1/19/2022 1:38:27 PM	Manually integrate qualifier78.0 of compound 1,3-Dichloropropane in sample 19JAN04.D from x, y = 8.952, 0 to 9.007, 0; result = 606			✓	
CmdManuallyIntegratePeak	BL2000\mchavez	1/19/2022 1:38:45 PM	Manually integrate compound Chlorodibromomethane in sample 19JAN04.D from x, y = 9.166, 0 to 9.242, 0; result = 2004			✓	
CmdManuallyIntegrateQualifierPeak	BL2000\mchavez	1/19/2022 1:38:47 PM	Manually integrate qualifier127.0 of compound Chlorodibromomethane in sample 19JAN04.D from x, y = 9.164, 0 to 9.242, 0; result = 1238			✓	
CmdManuallyIntegratePeak	BL2000\mchavez	1/19/2022 1:38:51 PM	Manually integrate compound 1,2-Dibromoethane in sample 19JAN04.D from x, y = 9.284, 0 to 9.367, 0; result = 1089			✓	

Name	User	Time	Action	Reason	Comment	Succeed	Exception
CmdManuallyIntegrateQualifierPeak	BL2000\mchavez	1/19/2022 1:38:54 PM	Manually integrate qualifier109.0 of compound 1,2-Dibromoethane in sample 19JAN04.D from x, y = 9.284, 0 to 9.353, 0; result = 1084			✓	
CmdSetTargetCompoundAttribute	BL2000\mchavez	1/19/2022 1:38:58 PM	Set UserAnnotation = NI for compound Chlorodibromomethane in sample 19JAN04.D; previous value =			✓	
CmdSetTargetCompoundAttribute	BL2000\mchavez	1/19/2022 1:39:02 PM	Set UserAnnotation = NI for compound 1,2-Dibromoethane in sample 19JAN04.D; previous value =			✓	
CmdManuallyIntegrateQualifierPeak	BL2000\mchavez	1/19/2022 1:40:54 PM	Manually integrate qualifier114.0 of compound Chlorobenzene in sample 19JAN04.D from x, y = 9.746, 0 to 9.841, 0; result = 2581			✓	
CmdManuallyIntegratePeak	BL2000\mchavez	1/19/2022 1:41:03 PM	Manually integrate compound 1,1,1,2-Tetrachloroethane in sample 19JAN04.D from x, y = 9.847, 0 to 9.931, 0; result = 2284			✓	
CmdManuallyIntegrateQualifierPeak	BL2000\mchavez	1/19/2022 1:41:05 PM	Manually integrate qualifier133.0 of compound 1,1,1,2-Tetrachloroethane in sample 19JAN04.D from x, y = 9.861, 0 to 9.961, 0; result = 2023			✓	
CmdSetTargetCompoundAttribute	BL2000\mchavez	1/19/2022 1:41:09 PM	Set UserAnnotation = NI for compound 1,1,1,2-Tetrachloroethane in sample 19JAN04.D; previous value =			✓	
CmdManuallyIntegratePeak	BL2000\mchavez	1/19/2022 1:41:22 PM	Manually integrate compound Bromoform in sample 19JAN04.D from x, y = 10.600, 0 to 10.667, 0; result = 928			✓	
CmdSetTargetCompoundAttribute	BL2000\mchavez	1/19/2022 1:41:23 PM	Set UserAnnotation = NI for compound Bromoform in sample 19JAN04.D; previous value =			✓	
CmdManuallyIntegrateQualifierPeak	BL2000\mchavez	1/19/2022 1:41:25 PM	Manually integrate qualifier174.5 of compound Bromoform in sample 19JAN04.D from x, y = 10.577, 0 to 10.650, 0; result = 195			✓	
CmdManuallyIntegrateQualifierPeak	BL2000\mchavez	1/19/2022 1:41:27 PM	Manually integrate qualifier170.5 of compound Bromoform in sample 19JAN04.D from x, y = 10.583, 0 to 10.686, 0; result = 313			✓	
CmdManuallyIntegratePeak	BL2000\mchavez	1/19/2022 1:41:33 PM	Manually integrate compound 1,1,2,2-Tetrachloroethane in sample 19JAN04.D from x, y = 11.082, 0 to 11.155, 0; result = 1247			✓	
CmdManuallyIntegrateQualifierPeak	BL2000\mchavez	1/19/2022 1:41:35 PM	Manually integrate qualifier85.0 of compound 1,1,2,2-Tetrachloroethane in sample 19JAN04.D from x, y = 11.071, 0 to 11.141, 0; result = 694			✓	
CmdSetTargetCompoundAttribute	BL2000\mchavez	1/19/2022 1:41:38 PM	Set UserAnnotation = NI for compound 1,1,2,2-Tetrachloroethane in sample 19JAN04.D; previous value =			✓	

Name	User	Time	Action	Reason	Comment	Succeed	Exception
CmdManuallyIntegratePeak	BL2000\mchavez	1/19/2022 1:41:44 PM	Manually integrate compound 1,2,3-Trichloropropane in sample 19JAN04.D from x, y = 11.105, 0 to 11.185, 0; result = 358			✓	
CmdManuallyIntegrateQualifierPeak	BL2000\mchavez	1/19/2022 1:41:46 PM	Manually integrate qualifier112.0 of compound 1,2,3-Trichloropropane in sample 19JAN04.D from x, y = 11.107, 0 to 11.177, 0; result = 151			✓	
CmdManuallyIntegrateQualifierPeak	BL2000\mchavez	1/19/2022 1:41:55 PM	Manually integrate qualifier126.0 of compound 4-Chlorotoluene in sample 19JAN04.D from x, y = 11.364, 0 to 11.436, 0; result = 1561			✓	
CmdManuallyIntegrateQualifierPeak	BL2000\mchavez	1/19/2022 1:41:59 PM	Manually integrate qualifier111.0 of compound 1,3-Dichlorobenzene in sample 19JAN04.D from x, y = 12.005, 0 to 12.064, 0; result = 1455			✓	
CmdManuallyIntegrateQualifierPeak	BL2000\mchavez	1/19/2022 1:42:18 PM	Manually integrate qualifier 111.0 of compound 1,4-Dichlorobenzene in sample 19JAN04.D, from x, y = 12.120, 148 to 12.145, 0, result = 846; previous integration is from x, y = 12.072, 0 to 12.145, 0 and previous response = 4629.			✓	
CmdManuallyIntegrateDropBaseline	BL2000\mchavez	1/19/2022 1:42:19 PM	Drop baseline for qualifier 111.0 of compound 1,4-Dichlorobenzene in sample 19JAN04.D to y = 0, new integration is from x, y = 12.120, 0 to 12.145, 0 and new response = 957; previous integration is from x, y = 12.120, 148 to 12.145, 0 and previous response = 846.			✓	
CmdManuallyIntegrateQualifierPeak	BL2000\mchavez	1/19/2022 1:42:27 PM	Manually integrate qualifier 148.0 of compound 1,4-Dichlorobenzene in sample 19JAN04.D, from x, y = 12.072, 0 to 12.150, 0, result = 3848; previous integration is from x, y = 12.097, 0 to 12.150, 0 and previous response = 3367.			✓	
CmdClearManualIntegration	BL2000\mchavez	1/19/2022 1:42:31 PM	Clear manual integration of qualifier 148.0 for compound 1,4-Dichlorobenzene in sample 19JAN04.D			✓	
CmdManuallyIntegrateQualifierPeak	BL2000\mchavez	1/19/2022 1:42:41 PM	Manually integrate qualifier111.0 of compound 1,2-Dichlorobenzene in sample 19JAN04.D from x, y = 12.460, 0 to 12.555, 0; result = 1070			✓	
CmdManuallyIntegrateQualifierPeak	BL2000\mchavez	1/19/2022 1:42:43 PM	Manually integrate qualifier148.0 of compound 1,2-Dichlorobenzene in sample 19JAN04.D from x, y = 12.451, 0 to 12.557, 0; result = 1992			✓	
CmdSetTargetCompoundAttribute	BL2000\mchavez	1/19/2022 1:42:49 PM	Set UserAnnotation = NI for compound 1,2,3-Trichloropropane in sample 19JAN04.D; previous value =			✓	

Name	User	Time	Action	Reason	Comment	Succeed	Exception
CmdSetSampleAttribute	BL2000\mchavez	1/19/2022 1:43:01 PM	Set SampleApproved = True for sample 19JAN04.D; previous value = False			✓	
CmdManuallyIntegrateQualifierPeak	BL2000\mchavez	1/19/2022 1:43:23 PM	Manually integrate qualifier174.5 of compound Bromoform in sample 19JAN05.D from x, y = 10.583, 0 to 10.684, 0; result = 2190			✓	
CmdManuallyIntegrateQualifierPeak	BL2000\mchavez	1/19/2022 1:43:25 PM	Manually integrate qualifier170.5 of compound Bromoform in sample 19JAN05.D from x, y = 10.589, 0 to 10.672, 0; result = 2021			✓	
CmdManuallyIntegrateQualifierPeak	BL2000\mchavez	1/19/2022 1:43:56 PM	Manually integrate qualifier 78.0 of compound 1,3-Dichloropropane in sample 19JAN05.D, from x, y = 8.943, 0 to 9.008, 0, result = 3558; previous integration is from x, y = 8.977, 0 to 9.008, 0 and previous response = 2157.			✓	
CmdManuallyIntegrateQualifierPeak	BL2000\mchavez	1/19/2022 1:44:17 PM	Manually integrate qualifier 39.0 of compound cis-1,3-Dichloropropene in sample 19JAN05.D, from x, y = 8.032, 112 to 8.099, 0, result = 7131; previous integration is from x, y = 8.054, 0 to 8.099, 0 and previous response = 4532.			✓	
CmdManuallyIntegrateDropBaseline	BL2000\mchavez	1/19/2022 1:44:20 PM	Drop baseline for qualifier 39.0 of compound cis-1,3-Dichloropropene in sample 19JAN05.D to y = 0, new integration is from x, y = 8.032, 0 to 8.099, 0 and new response = 7356; previous integration is from x, y = 8.032, 112 to 8.099, 0 and previous response = 7131.			✓	
CmdManuallyIntegrateQualifierPeak	BL2000\mchavez	1/19/2022 1:44:24 PM	Manually integrate qualifier 39.0 of compound cis-1,3-Dichloropropene in sample 19JAN05.D, from x, y = 8.018, 0 to 8.099, 0, result = 7505; previous integration is from x, y = 8.032, 0 to 8.099, 0 and previous response = 7356.			✓	
CmdManuallyIntegrateQualifierPeak	BL2000\mchavez	1/19/2022 1:44:31 PM	Manually integrate qualifier127.0 of compound Bromodichloromethane in sample 19JAN05.D from x, y = 7.546, 0 to 7.624, 0; result = 1037			✓	
CmdManuallyIntegrateQualifierPeak	BL2000\mchavez	1/19/2022 1:44:42 PM	Manually integrate qualifier98.0 of compound 1,2-Dichloroethane in sample 19JAN05.D from x, y = 6.283, 0 to 6.386, 0; result = 950			✓	
CmdManuallyIntegratePeak	BL2000\mchavez	1/19/2022 1:45:06 PM	Manually integrate compound Bromochloromethane in sample 19JAN05.D, from x, y = 5.483, 0 to 5.552, 0, result = 4232; previous integration is from x, y = 5.497, 0 to 5.533, 0 and previous response = 3442.			✓	

Name	User	Time	Action	Reason	Comment	Succeed	Exception
CmdSetTargetCompoundAttribute	BL2000\mchavez	1/19/2022 1:45:10 PM	Set UserAnnotation = LT for compound Bromochloromethane in sample 19JAN05.D; previous value =			✓	
CmdManuallyIntegrateQualifierPeak	BL2000\mchavez	1/19/2022 1:45:17 PM	Manually integrate qualifier72.0 of compound Methyl ethyl ketone in sample 19JAN05.D from x, y = 5.257, 0 to 5.329, 0; result = 2846			✓	
CmdManuallyIntegrateQualifierPeak	BL2000\mchavez	1/19/2022 1:45:21 PM	Manually integrate qualifier 72.0 of compound Methyl ethyl ketone in sample 19JAN05.D, from x, y = 5.257, 0 to 5.338, 0, result = 2885; previous integration is from x, y = 5.257, 0 to 5.329, 0 and previous response = 2846.			✓	
CmdManuallyIntegrateQualifierPeak	BL2000\mchavez	1/19/2022 1:45:35 PM	Manually integrate qualifier 97.0 of compound 2,2-Dichloropropane in sample 19JAN05.D, from x, y = 5.154, 0 to 5.254, 0, result = 3837; previous integration is from x, y = 5.154, 0 to 5.196, 0 and previous response = 2025.			✓	
CmdManuallyIntegrateQualifierPeak	BL2000\mchavez	1/19/2022 1:45:50 PM	Manually integrate qualifier83.0 of compound 1,1-Dichloroethane in sample 19JAN05.D from x, y = 4.328, 0 to 4.440, 0; result = 2691			✓	
CmdSetSampleAttribute	BL2000\mchavez	1/19/2022 1:46:08 PM	Set SampleApproved = True for sample 19JAN05.D; previous value = False			✓	
CmdSetTargetCompoundAttribute	BL2000\mchavez	1/19/2022 1:46:18 PM	Set UserAnnotation = NI for compound 1,2,3-Trichloropropane in sample 19JAN05.D; previous value =			✓	
CmdManuallyIntegrateQualifierPeak	BL2000\mchavez	1/19/2022 1:47:08 PM	Manually integrate qualifier98.0 of compound 1,2-Dichloroethane in sample 19JAN06.D from x, y = 6.283, 0 to 6.386, 0; result = 1846			✓	
CmdSetSampleAttribute	BL2000\mchavez	1/19/2022 1:47:52 PM	Set SampleApproved = True for sample 19JAN06.D; previous value = False			✓	

Name	User	Time	Action	Reason	Comment	Succeed	Exception
CmdCalibrate	BL2000\mchavez	1/19/2022 1:50:23 PM	Replace level 5 with Calibration sample 19JAN09.D for compounds {1,2-Dichlorobenzene, 1,4-Dichlorobenzene, 1,3-Dichlorobenzene, 4-Chlorotoluene, 2-Chlorotoluene, 1,2,3-Trichloropropane, 1,1,2,2-Tetrachloroethane, Bromobenzene, p-Bromofluorobenzene, Bromoform, Styrene, o-Xylene, m+p-Xylenes, Ethylbenzene, 1,1,1,2-Tetrachloroethane, Chlorobenzene, 1,2-Dibromoethane, Chlorodibromomethane, 1,3-Dichloropropane, Tetrachloroethene, 1,1,2-Trichloroethane, trans-1,3-Dichloropropene, Toluene, Toluene-d8, cis-1,3-Dichloropropene, Bromodichloromethane, Dibromomethane, 1,2-Dichloropropane, Trichloroethene, 1,2-Dichloroethane, Benzene, 1,2-Dichloroethane-d4, 1,1-Dichloropropene, Carbon tetrachloride, Dibromofluoromethane, 1,1,1-Trichloroethane, Chloroform, Bromochloromethane, Methyl ethyl ketone, cis-1,2-Dichloroethene, 2,2-Dichloropropane, 1,1-Dichloroethane, Methyl tert-butyl ether (MTBE), trans-1,2-Dichloroethene, Methylene chloride, 1,1-Dichloroethene, Trichlorofluoromethane, Chloroethane, Bromomethane, Vinyl chloride, Chloromethane, Dichlorodifluoromethane}; Replace level 4 with Calibration sample 19JAN07.D for compounds {1,2-Dichlorobenzene, 1,4-Dichlorobenzene, 1,3-Dichlorobenzene, 4-Chlorotoluene, 2-Chlorotoluene, 1,2,3-Trichloropropane, 1,1,2,2-Tetrachloroethane, Bromobenzene, p-Bromofluorobenzene, Bromoform, Styrene, o-Xylene, m+p-Xylenes, Ethylbenzene, 1,1,1,2-Tetrachloroethane, Chlorobenzene, 1,2-Dibromoethane, Chlorodibromomethane, 1,3-Dichloropropane, Tetrachloroethene, 1,1,2-Trichloroethane, trans-1,3-Dichloropropene, Toluene, Toluene-d8, cis-1,3-Dichloropropene, Bromodichloromethane, Dibromomethane, 1,2-Dichloropropane, Trichloroethene, 1,2-Dichloroethane, Benzene, 1,2-Dichloroethane-d4, 1,1-Dichloropropene, Carbon tetrachloride, Dibromofluoromethane, 1,1,1-			✓	

Name	User	Time	Action	Reason	Comment	Succeed	Exception
			Trichloroethane, Chloroform, Bromochloromethane, Methyl ethyl ketone, cis-1,2-Dichloroethene, 2,2-Dichloropropane, 1,1-Dichloroethane, Methyl tert-butyl ether (MTBE), trans-1,2-Dichloroethene, Methylene chloride, 1,1-Dichloroethene, Trichlorofluoromethane, Chloroethane, Bromomethane, Vinyl chloride, Chloromethane, Dichlorodifluoromethane}; Replace level 3 with Calibration sample 19JAN06.D for compounds {1,2-Dichlorobenzene, 1,4-Dichlorobenzene, 1,3-Dichlorobenzene, 4-Chlorotoluene, 2-Chlorotoluene, 1,2,3-Trichloropropane, 1,1,2,2-Tetrachloroethane, Bromobenzene, p-Bromofluorobenzene, Bromoform, Styrene, o-Xylene, m+p-Xylenes, Ethylbenzene, 1,1,1,2-Tetrachloroethane, Chlorobenzene, 1,2-Dibromoethane, Chlorodibromomethane, 1,3-Dichloropropane, Tetrachloroethene, 1,1,2-Trichloroethane, trans-1,3-Dichloropropene, Toluene, Toluene-d8, cis-1,3-Dichloropropene, Bromodichloromethane, Dibromomethane, 1,2-Dichloropropane, Trichloroethene, 1,2-Dichloroethane, Benzene, 1,2-Dichloroethane-d4, 1,1-Dichloropropene, Carbon tetrachloride, Dibromofluoromethane, 1,1,1-Trichloroethane, Chloroform, Bromochloromethane, Methyl ethyl ketone, cis-1,2-Dichloroethene, 2,2-Dichloropropane, 1,1-Dichloroethane, Methyl tert-butyl ether (MTBE), trans-1,2-Dichloroethene, Methylene chloride, 1,1-Dichloroethene, Trichlorofluoromethane, Chloroethane, Bromomethane, Vinyl chloride, Chloromethane, Dichlorodifluoromethane}; Replace level 2 with Calibration sample 19JAN05.D for compounds {1,2-Dichlorobenzene, 1,4-Dichlorobenzene, 1,3-Dichlorobenzene, 4-Chlorotoluene, 2-Chlorotoluene, 1,2,3-Trichloropropane, 1,1,2,2-Tetrachloroethane, Bromobenzene, p-Bromofluorobenzene, Bromoform, Styrene, o-Xylene, m+p-Xylenes, Ethylbenzene, 1,1,1,2-Tetrachloroethane, Chlorobenzene, 1,2-Dibromoethane, Chlorodibromomethane, 1,3-				

Name	User	Time	Action	Reason	Comment	Succeed	Exception
			Dichloropropane, Tetrachloroethene, 1,1,2-Trichloroethane, trans-1,3-Dichloropropene, Toluene, Toluene-d8, cis-1,3-Dichloropropene, Bromodichloromethane, Dibromomethane, 1,2-Dichloropropane, Trichloroethene, 1,2-Dichloroethane, Benzene, 1,2-Dichloroethane-d4, 1,1-Dichloropropene, Carbon tetrachloride, Dibromofluoromethane, 1,1,1-Trichloroethane, Chloroform, Bromochloromethane, Methyl ethyl ketone, cis-1,2-Dichloroethene, 2,2-Dichloropropane, 1,1-Dichloroethane, Methyl tert-butyl ether (MTBE), trans-1,2-Dichloroethene, Methylene chloride, 1,1-Dichloroethene, Trichlorofluoromethane, Chloroethane, Bromomethane, Vinyl chloride, Chloromethane, Dichlorodifluoromethane}; Replace level 1 with Calibration sample 19JAN04.D for compounds {1,2-Dichlorobenzene, 1,4-Dichlorobenzene, 1,3-Dichlorobenzene, 4-Chlorotoluene, 2-Chlorotoluene, 1,2,3-Trichloropropane, 1,1,2,2-Tetrachloroethane, Bromobenzene, p-Bromofluorobenzene, Bromoform, Styrene, o-Xylene, m+p-Xylenes, Ethylbenzene, 1,1,1,2-Tetrachloroethane, Chlorobenzene, 1,2-Dibromoethane, Chlorodibromomethane, 1,3-Dichloropropane, Tetrachloroethene, 1,1,2-Trichloroethane, trans-1,3-Dichloropropene, Toluene, Toluene-d8, cis-1,3-Dichloropropene, Bromodichloromethane, Dibromomethane, 1,2-Dichloropropane, Trichloroethene, 1,2-Dichloroethane, Benzene, 1,2-Dichloroethane-d4, 1,1-Dichloropropene, Carbon tetrachloride, Dibromofluoromethane, 1,1,1-Trichloroethane, Chloroform, Bromochloromethane, Methyl ethyl ketone, cis-1,2-Dichloroethene, 2,2-Dichloropropane, 1,1-Dichloroethane, Methyl tert-butyl ether (MTBE), trans-1,2-Dichloroethene, Methylene chloride, 1,1-Dichloroethene, Trichlorofluoromethane, Chloroethane, Bromomethane, Vinyl chloride, Chloromethane, Dichlorodifluoromethane};				
CmdQuantitate	BL2000\mchavez	1/19/2022 1:50:32 PM	Quantitate all compounds in all samples			✓	

Name	User	Time	Action	Reason	Comment	Succeed	Exception
CmdSetLevelEnable	BL2000\mchavez	1/19/2022 1:50:46 PM	Set LevelEnable = False for calibration level 6, levelId = 25 of compound 1,2-Dichloroethane-d4 in sample 19JAN09.D; previous value = True			✓	
CmdSetLevelEnable	BL2000\mchavez	1/19/2022 1:50:47 PM	Set LevelEnable = False for calibration level 7, levelId = 24 of compound 1,2-Dichloroethane-d4 in sample 19JAN09.D; previous value = True			✓	
CmdSetLevelEnable	BL2000\mchavez	1/19/2022 1:50:49 PM	Set LevelEnable = False for calibration level 8, levelId = 23 of compound 1,2-Dichloroethane-d4 in sample 19JAN09.D; previous value = True			✓	
CmdQuantitate	BL2000\mchavez	1/19/2022 1:50:57 PM	Quantitate all compounds in all samples			✓	
CmdSetLevelEnable	BL2000\mchavez	1/19/2022 1:51:06 PM	Set LevelEnable = True for calibration level 1, levelId = 36 of compound 1,2-Dichloroethane-d4 in sample 19JAN09.D; previous value = False			✓	
CmdQuantitate	BL2000\mchavez	1/19/2022 1:51:17 PM	Quantitate all compounds in all samples			✓	
CmdSetLevelEnable	BL2000\mchavez	1/19/2022 1:51:52 PM	Set LevelEnable = False for calibration level 1, levelId = 36 of compound 1,2-Dichloroethane-d4 in sample 19JAN09.D; previous value = True			✓	
CmdImportSamplesFromWorklist	BL2000\mchavez	1/19/2022 1:52:09 PM	Add samples from worklist: D:\Org\Data\VOA5975C\VG011922\19JAN10.D			✓	
CmdQuantitate	BL2000\mchavez	1/19/2022 1:52:20 PM	Quantitate all compounds in all samples			✓	
CmdManuallyIntegratePeak	BL2000\mchavez	1/19/2022 1:53:31 PM	Manually integrate compound 1,2-Dichloroethane-d4 in sample 19JAN05.D, from x, y = 6.191, 0 to 6.266, 0, result = 4197; previous integration is from x, y = 6.208, 0 to 6.266, 0 and previous response = 3982.			✓	
CmdQuantitate	BL2000\mchavez	1/19/2022 1:53:58 PM	Quantitate all compounds in all samples			✓	

Name	User	Time	Action	Reason	Comment	Succeed	Exception
CmdCalibrate	BL2000\mchavez	1/19/2022 1:54:14 PM	Replace level 5 with Calibration sample 19JAN09.D for compounds {1,2-Dichlorobenzene, 1,4-Dichlorobenzene, 1,3-Dichlorobenzene, 4-Chlorotoluene, 2-Chlorotoluene, 1,2,3-Trichloropropane, 1,1,2,2-Tetrachloroethane, Bromobenzene, p-Bromofluorobenzene, Bromoform, Styrene, o-Xylene, m+p-Xylenes, Ethylbenzene, 1,1,1,2-Tetrachloroethane, Chlorobenzene, 1,2-Dibromoethane, Chlorodibromomethane, 1,3-Dichloropropane, Tetrachloroethene, 1,1,2-Trichloroethane, trans-1,3-Dichloropropene, Toluene, Toluene-d8, cis-1,3-Dichloropropene, Bromodichloromethane, Dibromomethane, 1,2-Dichloropropane, Trichloroethene, 1,2-Dichloroethane, Benzene, 1,1-Dichloropropene, Carbon tetrachloride, Dibromofluoromethane, 1,1,1-Trichloroethane, Chloroform, Bromochloromethane, Methyl ethyl ketone, cis-1,2-Dichloroethene, 2,2-Dichloropropane, 1,1-Dichloroethane, Methyl tert-butyl ether (MTBE), trans-1,2-Dichloroethene, Methylene chloride, 1,1-Dichloroethene, Trichlorofluoromethane, Chloroethane, Bromomethane, Vinyl chloride, Chloromethane, Dichlorodifluoromethane, 1,2-Dichloroethane-d4}; Replace level 4 with Calibration sample 19JAN07.D for compounds {1,2-Dichlorobenzene, 1,4-Dichlorobenzene, 1,3-Dichlorobenzene, 4-Chlorotoluene, 2-Chlorotoluene, 1,2,3-Trichloropropane, 1,1,2,2-Tetrachloroethane, Bromobenzene, p-Bromofluorobenzene, Bromoform, Styrene, o-Xylene, m+p-Xylenes, Ethylbenzene, 1,1,1,2-Tetrachloroethane, Chlorobenzene, 1,2-Dibromoethane, Chlorodibromomethane, 1,3-Dichloropropane, Tetrachloroethene, 1,1,2-Trichloroethane, trans-1,3-Dichloropropene, Toluene, Toluene-d8, cis-1,3-Dichloropropene, Bromodichloromethane, Dibromomethane, 1,2-Dichloropropane, Trichloroethene, 1,2-Dichloroethane, Benzene, 1,1-Dichloropropene, Carbon tetrachloride, Dibromofluoromethane, 1,1,1-Trichloroethane, Chloroform, Bromochloromethane, Methyl ethyl			✓	

Name	User	Time	Action	Reason	Comment	Succeed	Exception
			ketone, cis-1,2-Dichloroethene, 2,2-Dichloropropane, 1,1-Dichloroethane, Methyl tert-butyl ether (MTBE), trans-1,2-Dichloroethene, Methylene chloride, 1,1-Dichloroethene, Trichlorofluoromethane, Chloroethane, Bromomethane, Vinyl chloride, Chloromethane, Dichlorodifluoromethane, 1,2-Dichloroethane-d4}; Replace level 3 with Calibration sample 19JAN06.D for compounds {1,2-Dichlorobenzene, 1,4-Dichlorobenzene, 1,3-Dichlorobenzene, 4-Chlorotoluene, 2-Chlorotoluene, 1,2,3-Trichloropropane, 1,1,2,2-Tetrachloroethane, Bromobenzene, p-Bromofluorobenzene, Bromoform, Styrene, o-Xylene, m+p-Xylenes, Ethylbenzene, 1,1,1,2-Tetrachloroethane, Chlorobenzene, 1,2-Dibromoethane, Chlorodibromomethane, 1,3-Dichloropropane, Tetrachloroethene, 1,1,2-Trichloroethane, trans-1,3-Dichloropropene, Toluene, Toluene-d8, cis-1,3-Dichloropropene, Bromodichloromethane, Dibromomethane, 1,2-Dichloropropane, Trichloroethene, 1,2-Dichloroethane, Benzene, 1,1-Dichloropropene, Carbon tetrachloride, Dibromofluoromethane, 1,1,1-Trichloroethane, Chloroform, Bromochloromethane, Methyl ethyl ketone, cis-1,2-Dichloroethene, 2,2-Dichloropropane, 1,1-Dichloroethane, Methyl tert-butyl ether (MTBE), trans-1,2-Dichloroethene, Methylene chloride, 1,1-Dichloroethene, Trichlorofluoromethane, Chloroethane, Bromomethane, Vinyl chloride, Chloromethane, Dichlorodifluoromethane, 1,2-Dichloroethane-d4}; Replace level 2 with Calibration sample 19JAN05.D for compounds {1,2-Dichlorobenzene, 1,4-Dichlorobenzene, 1,3-Dichlorobenzene, 4-Chlorotoluene, 2-Chlorotoluene, 1,2,3-Trichloropropane, 1,1,2,2-Tetrachloroethane, Bromobenzene, p-Bromofluorobenzene, Bromoform, Styrene, o-Xylene, m+p-Xylenes, Ethylbenzene, 1,1,1,2-Tetrachloroethane, Chlorobenzene, 1,2-Dibromoethane, Chlorodibromomethane, 1,3-Dichloropropane, Tetrachloroethene, 1,1,2-Trichloroethane, trans-1,3-Dichloropropene, Toluene, Toluene-d8,				

Name	User	Time	Action	Reason	Comment	Succeed	Exception
			cis-1,3-Dichloropropene, Bromodichloromethane, Dibromomethane, 1,2-Dichloropropane, Trichloroethene, 1,2-Dichloroethane, Benzene, 1,1-Dichloropropene, Carbon tetrachloride, Dibromofluoromethane, 1,1,1-Trichloroethane, Chloroform, Bromochloromethane, Methyl ethyl ketone, cis-1,2-Dichloroethene, 2,2-Dichloropropane, 1,1-Dichloroethane, Methyl tert-butyl ether (MTBE), trans-1,2-Dichloroethene, Methylene chloride, 1,1-Dichloroethene, Trichlorofluoromethane, Chloroethane, Bromomethane, Vinyl chloride, Chloromethane, Dichlorodifluoromethane, 1,2-Dichloroethane-d4}; Replace level 1 with Calibration sample 19JAN04.D for compounds {1,2-Dichlorobenzene, 1,4-Dichlorobenzene, 1,3-Dichlorobenzene, 4-Chlorotoluene, 2-Chlorotoluene, 1,2,3-Trichloropropane, 1,1,2,2-Tetrachloroethane, Bromobenzene, p-Bromofluorobenzene, Bromoform, Styrene, o-Xylene, m+p-Xylenes, Ethylbenzene, 1,1,1,2-Tetrachloroethane, Chlorobenzene, 1,2-Dibromoethane, Chlorodibromomethane, 1,3-Dichloropropane, Tetrachloroethene, 1,1,2-Trichloroethane, trans-1,3-Dichloropropene, Toluene, Toluene-d8, cis-1,3-Dichloropropene, Bromodichloromethane, Dibromomethane, 1,2-Dichloropropane, Trichloroethene, 1,2-Dichloroethane, Benzene, 1,1-Dichloropropene, Carbon tetrachloride, Dibromofluoromethane, 1,1,1-Trichloroethane, Chloroform, Bromochloromethane, Methyl ethyl ketone, cis-1,2-Dichloroethene, 2,2-Dichloropropane, 1,1-Dichloroethane, Methyl tert-butyl ether (MTBE), trans-1,2-Dichloroethene, Methylene chloride, 1,1-Dichloroethene, Trichlorofluoromethane, Chloroethane, Bromomethane, Vinyl chloride, Chloromethane, Dichlorodifluoromethane, 1,2-Dichloroethane-d4};				
CmdQuantitate	BL2000\mchavez	1/19/2022 1:54:22 PM	Quantitate all compounds in all samples			✓	
CmdStartMethodEditing	BL2000\mchavez	1/19/2022 2:05:48 PM	Start method editing			✓	
CmdImportMethodFromSample	BL2000\mchavez	1/19/2022 2:05:48 PM	Import method from sample 19JAN03.D			✓	

Audit Trail report

Name	User	Time	Action	Reason	Comment	Succeed	Exception
CmdApplyMethodToAllSamples	BL2000\mchavez	1/19/2022 2:06:21 PM	Apply method to all samples			✓	
CmdMethodClear	BL2000\mchavez	1/19/2022 2:06:21 PM	Clear method			✓	
CmdEndMethodEditing	BL2000\mchavez	1/19/2022 2:06:22 PM	End method editing			✓	
CmdQuantitate	BL2000\mchavez	1/19/2022 2:06:30 PM	Quantitate all compounds in all samples			✓	
CmdSaveBatchTable	BL2000\mchavez	1/19/2022 2:10:42 PM	Save batch D:\Org\Data\VOA5975C\VG011922\QuantResults\VG011922_8260B.batch.bin			✓	
CmdOpenBatchTable	BL2000\mchavez	1/19/2022 2:16:39 PM	Open batch D:\Org\Data\VOA5975C\VG011922\VG011922_8260B.batch.bin			✓	
CmdImportSamplesFromWorklist	BL2000\mchavez	1/19/2022 2:17:28 PM	Add samples from worklist: D:\Org\Data\VOA5975C\VG011922\19JAN11.D			✓	
CmdSetSampleAttribute	BL2000\mchavez	1/19/2022 2:17:33 PM	Set SampleType = Calibration for sample 19JAN11.D; previous value = Sample			✓	
CmdSetSampleAttribute	BL2000\mchavez	1/19/2022 2:17:36 PM	Set LevelName = 6 for sample 19JAN11.D; previous value =			✓	
CmdQuantitate	BL2000\mchavez	1/19/2022 2:17:47 PM	Quantitate all compounds in all samples			✓	
CmdSetSampleAttribute	BL2000\mchavez	1/19/2022 2:19:19 PM	Set SampleApproved = True for sample 19JAN11.D; previous value = False			✓	

Name	User	Time	Action	Reason	Comment	Succeed	Exception
CmdCalibrate	BL2000\mchavez	1/19/2022 2:19:30 PM	Replace level 6 with Calibration sample 19JAN11.D for compounds {1,4-Dichlorobenzene, 1,3-Dichlorobenzene, 4-Chlorotoluene, 2-Chlorotoluene, 1,2,3-Trichloropropane, 1,1,2,2-Tetrachloroethane, Bromobenzene, p-Bromofluorobenzene, Bromoform, Styrene, o-Xylene, m+p-Xylenes, Ethylbenzene, 1,1,1,2-Tetrachloroethane, Chlorobenzene, 1,2-Dibromoethane, Chlorodibromomethane, 1,3-Dichloropropane, Tetrachloroethene, 1,1,2-Trichloroethane, trans-1,3-Dichloropropene, Toluene, Toluene-d8, cis-1,3-Dichloropropene, Bromodichloromethane, Dibromomethane, 1,2-Dichloropropane, Trichloroethene, 1,2-Dichloroethane, Benzene, 1,2-Dichloroethane-d4, 1,1-Dichloropropene, Carbon tetrachloride, Dibromofluoromethane, 1,1,1-Trichloroethane, Chloroform, Bromochloromethane, Methyl ethyl ketone, cis-1,2-Dichloroethene, 2,2-Dichloropropane, 1,1-Dichloroethane, Methyl tert-butyl ether (MTBE), trans-1,2-Dichloroethene, Methylene chloride, 1,1-Dichloroethene, Trichlorofluoromethane, Chloroethane, Bromomethane, Vinyl chloride, Chloromethane, Dichlorodifluoromethane, 1,2-Dichlorobenzene};			✓	
CmdQuantitate	BL2000\mchavez	1/19/2022 2:19:51 PM	Quantitate all compounds in all samples			✓	
CmdSetLevelEnable	BL2000\mchavez	1/19/2022 2:20:01 PM	Set LevelEnable = True for calibration level 6, levelId = 37 of compound 1,2-Dichloroethane-d4 in sample 19JAN03.D; previous value = False			✓	
CmdQuantitate	BL2000\mchavez	1/19/2022 2:20:14 PM	Quantitate all compounds in all samples			✓	
CmdSetLevelEnable	BL2000\mchavez	1/19/2022 2:20:37 PM	Set LevelEnable = True for calibration level 1, levelId = 36 of compound 1,2-Dichloroethane-d4 in sample 19JAN03.D; previous value = False			✓	
CmdQuantitate	BL2000\mchavez	1/19/2022 2:20:47 PM	Quantitate all compounds in all samples			✓	
CmdSetLevelEnable	BL2000\mchavez	1/19/2022 2:20:59 PM	Set LevelEnable = False for calibration level 1, levelId = 36 of compound 1,2-Dichloroethane-d4 in sample 19JAN03.D; previous value = True			✓	
CmdQuantitate	BL2000\mchavez	1/19/2022 2:21:09 PM	Quantitate all compounds in all samples			✓	

Name	User	Time	Action	Reason	Comment	Succeed	Exception
CmdSetTargetCompoundAttribute	BL2000\mchavez	1/19/2022 2:32:34 PM	Set CurveFit = fitQuadratic for compound 1,2-Dichloroethane-d4 in all samples; previous value = fitAverageOfResponseFactors			✓	
CmdSetTargetCompoundAttribute	BL2000\mchavez	1/19/2022 2:32:45 PM	Set CurveFit = fitAverageOfResponseFactors for compound 1,2-Dichloroethane-d4 in all samples; previous value = fitQuadratic			✓	
CmdSaveBatchTable	BL2000\mchavez	1/19/2022 2:33:16 PM	Save batch D:\Org\Data\VOA5975C\VG011922\QuantResults\VG011922_8260B.batch.bin			✓	
CmdOpenBatchTable	BL2000\mchavez	1/19/2022 2:50:30 PM	Open batch D:\Org\Data\VOA5975C\VG011922\VG011922_8260B.batch.bin			✓	
CmdImportSamplesFromWorklist	BL2000\mchavez	1/19/2022 2:50:47 PM	Add samples from worklist: D:\Org\Data\VOA5975C\VG011922\19JAN12.D			✓	
CmdQuantitate	BL2000\mchavez	1/19/2022 2:50:59 PM	Quantitate all compounds in all samples			✓	
CmdSaveBatchTable	BL2000\mchavez	1/19/2022 2:56:02 PM	Save batch D:\Org\Data\VOA5975C\VG011922\QuantResults\VG011922_8260B.batch.bin			✓	
CmdOpenBatchTable	BL2000\mchavez	1/19/2022 3:11:37 PM	Open batch D:\Org\Data\VOA5975C\VG011922\VG011922_8260B.batch.bin			✓	
CmdImportSamplesFromWorklist	BL2000\mchavez	1/19/2022 3:11:57 PM	Add samples from worklist: D:\Org\Data\VOA5975C\VG011922\19JAN13.D			✓	
CmdSetSampleAttribute	BL2000\mchavez	1/19/2022 3:12:03 PM	Set SampleType = Calibration for sample 19JAN13.D; previous value = Sample			✓	
CmdSetSampleAttribute	BL2000\mchavez	1/19/2022 3:12:07 PM	Set LevelName = 7 for sample 19JAN13.D; previous value =			✓	
CmdQuantitate	BL2000\mchavez	1/19/2022 3:12:17 PM	Quantitate all compounds in all samples			✓	
CmdSetSampleAttribute	BL2000\mchavez	1/19/2022 3:14:06 PM	Set SampleApproved = True for sample 19JAN13.D; previous value = False			✓	

Name	User	Time	Action	Reason	Comment	Succeed	Exception
CmdCalibrate	BL2000\mchavez	1/19/2022 3:14:17 PM	Replace level 7 with Calibration sample 19JAN13.D for compounds {1,4-Dichlorobenzene, 1,3-Dichlorobenzene, 4-Chlorotoluene, 2-Chlorotoluene, 1,2,3-Trichloropropane, 1,1,2,2-Tetrachloroethane, Bromobenzene, p-Bromofluorobenzene, Bromoform, Styrene, o-Xylene, m+p-Xylenes, Ethylbenzene, 1,1,1,2-Tetrachloroethane, Chlorobenzene, 1,2-Dibromoethane, Chlorodibromomethane, 1,3-Dichloropropane, Tetrachloroethene, 1,1,2-Trichloroethane, trans-1,3-Dichloropropene, Toluene, Toluene-d8, cis-1,3-Dichloropropene, Bromodichloromethane, Dibromomethane, 1,2-Dichloropropane, Trichloroethene, 1,2-Dichloroethane, Benzene, 1,2-Dichloroethane-d4, 1,1-Dichloropropene, Carbon tetrachloride, Dibromofluoromethane, 1,1,1-Trichloroethane, Chloroform, Bromochloromethane, Methyl ethyl ketone, cis-1,2-Dichloroethene, 2,2-Dichloropropane, 1,1-Dichloroethane, Methyl tert-butyl ether (MTBE), trans-1,2-Dichloroethene, Methylene chloride, 1,1-Dichloroethene, Trichlorofluoromethane, Chloroethane, Bromomethane, Vinyl chloride, Chloromethane, Dichlorodifluoromethane, 1,2-Dichlorobenzene};			✓	
CmdQuantitate	BL2000\mchavez	1/19/2022 3:14:35 PM	Quantitate all compounds in all samples			✓	
CmdSaveBatchTable	BL2000\mchavez	1/19/2022 3:14:43 PM	Save batch D:\Org\Data\VOA5975C\VG011922\QuantResults\VG011922_8260B.batch.bin			✓	
CmdOpenBatchTable	BL2000\mchavez	1/19/2022 3:21:12 PM	Open batch D:\Org\Data\VOA5975C\VG011922\VG011922_8260B.batch.bin			✓	
CmdSetLevelEnable	BL2000\mchavez	1/19/2022 3:22:01 PM	Set LevelEnable = True for calibration level 7, levelId = 38 of compound 1,2-Dichloroethane-d4 in sample 19JAN03.D; previous value = False			✓	
CmdQuantitate	BL2000\mchavez	1/19/2022 3:22:13 PM	Quantitate all compounds in all samples			✓	
CmdSetTargetCompoundAttribute	BL2000\mchavez	1/19/2022 3:26:11 PM	Set CurveFit = fitQuadratic for compound 1,2-Dichloroethane-d4 in all samples; previous value = fitAverageOfResponseFactors			✓	
CmdQuantitate	BL2000\mchavez	1/19/2022 3:26:23 PM	Quantitate all compounds in all samples			✓	

Name	User	Time	Action	Reason	Comment	Succeed	Exception
CmdSetTargetCompoundAttribute	BL2000\mchavez	1/19/2022 3:26:39 PM	Set CurveFit = fitLinear for compound 1,2-Dichloroethane-d4 in all samples; previous value = fitQuadratic			✓	
CmdQuantitate	BL2000\mchavez	1/19/2022 3:26:50 PM	Quantitate all compounds in all samples			✓	
CmdSetTargetCompoundAttribute	BL2000\mchavez	1/19/2022 3:26:57 PM	Set CurveFit = fitAverageOfResponseFactors for compound 1,2-Dichloroethane-d4 in all samples; previous value = fitLinear			✓	
CmdQuantitate	BL2000\mchavez	1/19/2022 3:27:09 PM	Quantitate all compounds in all samples			✓	
CmdSetLevelEnable	BL2000\mchavez	1/19/2022 3:34:54 PM	Set LevelEnable = False for calibration level 8, levelId = 23 of compound Bromomethane in sample 19JAN03.D; previous value = True			✓	
CmdQuantitate	BL2000\mchavez	1/19/2022 3:35:06 PM	Quantitate all compounds in all samples			✓	
CmdSaveBatchTable	BL2000\mchavez	1/19/2022 3:35:47 PM	Save batch D:\Org\Data\VOA5975C\VG011922\QuantResults\VG011922_8260B.batch.bin			✓	
CmdOpenBatchTable	BL2000\mchavez	1/19/2022 4:04:53 PM	Open batch D:\Org\Data\VOA5975C\VG011922\VG011922_8260B.batch.bin			✓	
CmdImportSamplesFromWorklist	BL2000\mchavez	1/19/2022 4:05:15 PM	Add samples from worklist: D:\Org\Data\VOA5975C\VG011922\19JAN15.D, D:\Org\Data\VOA5975C\VG011922\19JAN14.D			✓	
CmdSetSampleAttribute	BL2000\mchavez	1/19/2022 4:05:22 PM	Set SampleType = Calibration for sample 19JAN15.D; previous value = Sample			✓	
CmdSetSampleAttribute	BL2000\mchavez	1/19/2022 4:05:28 PM	Set LevelName = 8 for sample 19JAN15.D; previous value =			✓	
CmdQuantitate	BL2000\mchavez	1/19/2022 4:05:39 PM	Quantitate all compounds in all samples			✓	
CmdSetSampleAttribute	BL2000\mchavez	1/19/2022 4:07:07 PM	Set SampleApproved = True for sample 19JAN15.D; previous value = False			✓	

Name	User	Time	Action	Reason	Comment	Succeed	Exception
CmdCalibrate	BL2000\mchavez	1/19/2022 4:07:19 PM	Replace level 8 with Calibration sample 19JAN15.D for compounds {1,4-Dichlorobenzene, 1,3-Dichlorobenzene, 4-Chlorotoluene, 2-Chlorotoluene, 1,2,3-Trichloropropane, 1,1,2,2-Tetrachloroethane, Bromobenzene, p-Bromofluorobenzene, Bromoform, Styrene, o-Xylene, m+p-Xylenes, Ethylbenzene, 1,1,1,2-Tetrachloroethane, Chlorobenzene, 1,2-Dibromoethane, Chlorodibromomethane, 1,3-Dichloropropane, Tetrachloroethene, 1,1,2-Trichloroethane, trans-1,3-Dichloropropene, Toluene, Toluene-d8, cis-1,3-Dichloropropene, Bromodichloromethane, Dibromomethane, 1,2-Dichloropropane, Trichloroethene, 1,2-Dichloroethane, Benzene, 1,2-Dichloroethane-d4, 1,1-Dichloropropene, Carbon tetrachloride, Dibromofluoromethane, 1,1,1-Trichloroethane, Chloroform, Bromochloromethane, Methyl ethyl ketone, cis-1,2-Dichloroethene, 2,2-Dichloropropane, 1,1-Dichloroethane, Methyl tert-butyl ether (MTBE), trans-1,2-Dichloroethene, Methylene chloride, 1,1-Dichloroethene, Trichlorofluoromethane, Chloroethane, Bromomethane, Vinyl chloride, Chloromethane, Dichlorodifluoromethane, 1,2-Dichlorobenzene};			✓	
CmdQuantitate	BL2000\mchavez	1/19/2022 4:07:38 PM	Quantitate all compounds in all samples			✓	
CmdSetLevelEnable	BL2000\mchavez	1/19/2022 4:07:45 PM	Set LevelEnable = True for calibration level 8, levelId = 39 of compound 1,2-Dichloroethane-d4 in sample 19JAN03.D; previous value = False			✓	
CmdQuantitate	BL2000\mchavez	1/19/2022 4:08:00 PM	Quantitate all compounds in all samples			✓	
CmdSetLevelEnable	BL2000\mchavez	1/19/2022 4:08:26 PM	Set LevelEnable = True for calibration level 1, levelId = 36 of compound 1,2-Dichloroethane-d4 in sample 19JAN03.D; previous value = False			✓	
CmdQuantitate	BL2000\mchavez	1/19/2022 4:10:52 PM	Quantitate all compounds in all samples			✓	
CmdSetLevelEnable	BL2000\mchavez	1/19/2022 4:11:25 PM	Set LevelEnable = False for calibration level 1, levelId = 36 of compound 1,2-Dichloroethane-d4 in sample 19JAN03.D; previous value = True			✓	
CmdQuantitate	BL2000\mchavez	1/19/2022 4:11:37 PM	Quantitate all compounds in all samples			✓	

Name	User	Time	Action	Reason	Comment	Succeed	Exception
CmdSetLevelEnable	BL2000\mchavez	1/19/2022 4:19:40 PM	Set LevelEnable = False for calibration level 8, levelId = 39 of compound 1,2-Dichloroethane-d4 in sample 19JAN03.D; previous value = True			✓	
CmdSetLevelEnable	BL2000\mchavez	1/19/2022 4:19:44 PM	Set LevelEnable = True for calibration level 8, levelId = 39 of compound 1,2-Dichloroethane-d4 in sample 19JAN03.D; previous value = False			✓	
CmdQuantitate	BL2000\mchavez	1/19/2022 4:19:56 PM	Quantitate all compounds in all samples			✓	
CmdSaveBatchTable	BL2000\mchavez	1/19/2022 4:21:48 PM	Save batch D:\Org\Data\VOA5975C\VG011922\QuantResults\VG011922_8260B.batch.bin			✓	
CmdOpenBatchTable	BL2000\mchavez	1/19/2022 4:59:06 PM	Open batch D:\Org\Data\VOA5975C\VG011922\VG011922_8260B.batch.bin			✓	
CmdImportSamplesFromWorklist	BL2000\mchavez	1/19/2022 5:00:01 PM	Add samples from worklist: D:\Org\Data\VOA5975C\VG011922\19JAN17.D, D:\Org\Data\VOA5975C\VG011922\19JAN16.D			✓	
CmdSetSampleAttribute	BL2000\mchavez	1/19/2022 5:01:06 PM	Set SampleType = QC for sample 19JAN17.D; previous value = Sample			✓	
CmdSetSampleAttribute	BL2000\mchavez	1/19/2022 5:01:14 PM	Set LevelName = QC for sample 19JAN17.D; previous value =			✓	
CmdSetSampleAttribute	BL2000\mchavez	1/19/2022 5:01:17 PM	Set SampleInformation = LCSA for sample 19JAN17.D; previous value =			✓	
CmdQuantitate	BL2000\mchavez	1/19/2022 5:01:32 PM	Quantitate all compounds in all samples			✓	
CmdStartMethodEditing	BL2000\mchavez	1/19/2022 5:01:59 PM	Start method editing			✓	
CmdImportMethodFromSample	BL2000\mchavez	1/19/2022 5:01:59 PM	Import method from sample 19JAN17.D			✓	
CmdApplyMethodToAllSamples	BL2000\mchavez	1/19/2022 5:02:57 PM	Apply method to all samples			✓	
CmdMethodClear	BL2000\mchavez	1/19/2022 5:02:57 PM	Clear method			✓	
CmdEndMethodEditing	BL2000\mchavez	1/19/2022 5:02:58 PM	End method editing			✓	
CmdQuantitate	BL2000\mchavez	1/19/2022 5:03:10 PM	Quantitate all compounds in all samples			✓	
CmdSaveBatchTable	BL2000\mchavez	1/19/2022 5:03:34 PM	Save batch D:\Org\Data\VOA5975C\VG011922\QuantResults\VG011922_8260B.batch.bin			✓	
CmdOpenBatchTable	BL2000\mchavez	1/20/2022 8:25:52 AM	Open batch D:\Org\Data\VOA5975C\VG011922\VG011922_8260B.batch.bin			✓	

Name	User	Time	Action	Reason	Comment	Succeed	Exception
CmdImportSamplesFromWorklist	BL2000\mchavez	1/20/2022 8:26:56 AM	Add samples from worklist: D:\Org\Data\VOA5975C\VG011922\19JAN23.D, D:\Org\Data\VOA5975C\VG011922\19JAN22.D, D:\Org\Data\VOA5975C\VG011922\19JAN21.D, D:\Org\Data\VOA5975C\VG011922\19JAN20.D, D:\Org\Data\VOA5975C\VG011922\19JAN19.D, D:\Org\Data\VOA5975C\VG011922\19JAN18.D			✓	
CmdQuantitate	BL2000\mchavez	1/20/2022 8:27:14 AM	Quantitate all compounds in all samples			✓	
CmdSetTargetCompoundAttribute	BL2000\mchavez	1/20/2022 8:49:42 AM	Set UserAnnotation = NI for compound Chloromethane in sample 19JAN03.D; previous value =			✓	
CmdSetTargetCompoundAttribute	BL2000\mchavez	1/20/2022 8:49:46 AM	Set UserAnnotation = NI for compound Vinyl chloride in sample 19JAN03.D; previous value =			✓	
CmdSetTargetCompoundAttribute	BL2000\mchavez	1/20/2022 8:49:53 AM	Set UserAnnotation = NI for compound Bromomethane in sample 19JAN03.D; previous value =			✓	
CmdSetLevelEnable	BL2000\mchavez	1/20/2022 8:50:00 AM	Set LevelEnable = True for calibration level 8, levelId = 39 of compound Bromomethane in sample 19JAN17.D; previous value = False			✓	
CmdQuantitate	BL2000\mchavez	1/20/2022 8:50:17 AM	Quantitate all compounds in all samples			✓	
CmdSetTargetCompoundAttribute	BL2000\mchavez	1/20/2022 8:50:23 AM	Set CurveFit = fitQuadratic for compound Bromomethane in all samples; previous value = fitAverageOfResponseFactors			✓	
CmdSetTargetCompoundAttribute	BL2000\mchavez	1/20/2022 8:50:26 AM	Set CurveFitWeight = weightOneOverX for compound Bromomethane in all samples; previous value = weightEqual			✓	
CmdQuantitate	BL2000\mchavez	1/20/2022 8:50:40 AM	Quantitate all compounds in all samples			✓	
CmdSetTargetCompoundAttribute	BL2000\mchavez	1/20/2022 8:50:59 AM	Set CurveFit = fitAverageOfResponseFactors for compound Bromomethane in all samples; previous value = fitQuadratic			✓	
CmdSetTargetCompoundAttribute	BL2000\mchavez	1/20/2022 8:51:02 AM	Set CurveFitWeight = weightEqual for compound Bromomethane in all samples; previous value = weightOneOverX			✓	
CmdQuantitate	BL2000\mchavez	1/20/2022 8:51:17 AM	Quantitate all compounds in all samples			✓	

Name	User	Time	Action	Reason	Comment	Succeed	Exception
CmdSetTargetCompoundAttribute	BL2000\mchavez	1/20/2022 8:51:24 AM	Set CurveFit = fitQuadratic for compound Bromomethane in all samples; previous value = fitAverageOfResponseFactors			✓	
CmdSetTargetCompoundAttribute	BL2000\mchavez	1/20/2022 8:51:26 AM	Set CurveFitWeight = weightOneOverX for compound Bromomethane in all samples; previous value = weightEqual			✓	
CmdQuantitate	BL2000\mchavez	1/20/2022 8:51:40 AM	Quantitate all compounds in all samples			✓	
CmdSetSampleAttribute	BL2000\mchavez	1/20/2022 8:52:05 AM	Set SampleApproved = True for sample 19JAN07.D; previous value = False			✓	
CmdSetTargetCompoundAttribute	BL2000\mchavez	1/20/2022 8:52:22 AM	Set UserAnnotation = NI for compound Methylene chloride in sample 19JAN03.D; previous value =			✓	
CmdSetTargetCompoundAttribute	BL2000\mchavez	1/20/2022 8:53:54 AM	Set UserAnnotation = LT for compound 1,2-Dichloroethane-d4 in sample 19JAN05.D; previous value =			✓	
CmdSetTargetCompoundAttribute	BL2000\mchavez	1/20/2022 8:57:21 AM	Set CurveFit = fitQuadratic for compound Ethylbenzene in all samples; previous value = fitAverageOfResponseFactors			✓	
CmdSetTargetCompoundAttribute	BL2000\mchavez	1/20/2022 8:57:23 AM	Set CurveFitWeight = weightOneOverX for compound Ethylbenzene in all samples; previous value = weightEqual			✓	
CmdQuantitate	BL2000\mchavez	1/20/2022 8:57:42 AM	Quantitate all compounds in all samples			✓	
CmdSetTargetCompoundAttribute	BL2000\mchavez	1/20/2022 8:57:51 AM	Set CurveFit = fitQuadratic for compound m+p-Xylenes in all samples; previous value = fitAverageOfResponseFactors			✓	
CmdSetTargetCompoundAttribute	BL2000\mchavez	1/20/2022 8:57:53 AM	Set CurveFitWeight = weightOneOverX for compound m+p-Xylenes in all samples; previous value = weightEqual			✓	
CmdQuantitate	BL2000\mchavez	1/20/2022 8:58:12 AM	Quantitate all compounds in all samples			✓	
CmdSetLevelEnable	BL2000\mchavez	1/20/2022 8:58:28 AM	Set LevelEnable = True for calibration level 1, levelId = 36 of compound o-Xylene in sample 19JAN17.D; previous value = False			✓	
CmdSetTargetCompoundAttribute	BL2000\mchavez	1/20/2022 8:58:32 AM	Set CurveFit = fitQuadratic for compound o-Xylene in all samples; previous value = fitAverageOfResponseFactors			✓	
CmdSetTargetCompoundAttribute	BL2000\mchavez	1/20/2022 8:58:35 AM	Set CurveFitWeight = weightOneOverX for compound o-Xylene in all samples; previous value = weightEqual			✓	
CmdQuantitate	BL2000\mchavez	1/20/2022 8:58:51 AM	Quantitate all compounds in all samples			✓	

Name	User	Time	Action	Reason	Comment	Succeed	Exception
CmdSetTargetCompoundAttribute	BL2000\mchavez	1/20/2022 8:59:06 AM	Set CurveFit = fitQuadratic for compound Styrene in all samples; previous value = fitAverageOfResponseFactors			✓	
CmdSetTargetCompoundAttribute	BL2000\mchavez	1/20/2022 8:59:09 AM	Set CurveFitWeight = weightOneOverX for compound Styrene in all samples; previous value = weightEqual			✓	
CmdQuantitate	BL2000\mchavez	1/20/2022 8:59:24 AM	Quantitate all compounds in all samples			✓	
CmdSetSampleAttribute	BL2000\mchavez	1/20/2022 9:07:29 AM	Set SampleApproved = True for sample 19JAN17.D; previous value = False			✓	
CmdSetSampleAttribute	BL2000\mchavez	1/20/2022 9:13:44 AM	Set SampleApproved = True for sample 19JAN03.D; previous value = False			✓	
CmdImportSamplesFromWorklist	BL2000\mchavez	1/20/2022 9:25:54 AM	Add samples from worklist: D:\Org\Data\VOA5975C\VG011922\19JAN09CC.D			✓	
CmdSetSampleAttribute	BL2000\mchavez	1/20/2022 9:26:13 AM	Set SampleType = CC for sample 19JAN09CC.D; previous value = Sample			✓	
CmdSetSampleAttribute	BL2000\mchavez	1/20/2022 9:26:21 AM	Set LevelName = CC for sample 19JAN09CC.D; previous value =			✓	
CmdSetSampleAttribute	BL2000\mchavez	1/20/2022 9:26:37 AM	Set SampleName = CC011922_ for sample 19JAN09CC.D; previous value = ICAL011922_5			✓	
CmdSetSampleAttribute	BL2000\mchavez	1/20/2022 9:26:55 AM	Set UserDefined = Reimported CAL5 as CC for sample 19JAN09CC.D; previous value =			✓	
CmdQuantitate	BL2000\mchavez	1/20/2022 9:27:20 AM	Quantitate all compounds in all samples			✓	
CmdSetSampleAttribute	BL2000\mchavez	1/20/2022 9:27:48 AM	Set SampleApproved = True for sample 19JAN09CC.D; previous value = False			✓	
CmdSetSampleAttribute	BL2000\mchavez	1/20/2022 9:27:48 AM	Set SampleApproved = False for sample 19JAN09CC.D; previous value = True			✓	

Name	User	Time	Action	Reason	Comment	Succeed	Exception
CmdCalibrate	BL2000\mchavez	1/20/2022 9:28:13 AM	Replace level CC with CC sample 19JAN09CC.D for compounds {1,4-Dichlorobenzene, 1,3-Dichlorobenzene, 4-Chlorotoluene, 2-Chlorotoluene, 1,2,3-Trichloropropane, 1,1,2,2-Tetrachloroethane, Bromobenzene, p-Bromofluorobenzene, Bromoform, Styrene, o-Xylene, m+p-Xylenes, Ethylbenzene, 1,1,1,2-Tetrachloroethane, Chlorobenzene, 1,2-Dibromoethane, Chlorodibromomethane, 1,3-Dichloropropane, Tetrachloroethene, 1,1,2-Trichloroethane, trans-1,3-Dichloropropene, Toluene, Toluene-d8, cis-1,3-Dichloropropene, Bromodichloromethane, Dibromomethane, 1,2-Dichloropropane, Trichloroethene, 1,2-Dichloroethane, Benzene, 1,2-Dichloroethane-d4, 1,1-Dichloropropene, Carbon tetrachloride, Dibromofluoromethane, 1,1,1-Trichloroethane, Chloroform, Bromochloromethane, Methyl ethyl ketone, cis-1,2-Dichloroethene, 2,2-Dichloropropane, 1,1-Dichloroethane, Methyl tert-butyl ether (MTBE), trans-1,2-Dichloroethene, Methylene chloride, 1,1-Dichloroethene, Trichlorofluoromethane, Chloroethane, Bromomethane, Vinyl chloride, Chloromethane, Dichlorodifluoromethane, 1,2-Dichlorobenzene}; Replace level QC with QC sample 19JAN17.D for compounds {1,4-Dichlorobenzene, 1,3-Dichlorobenzene, 4-Chlorotoluene, 2-Chlorotoluene, 1,2,3-Trichloropropane, 1,1,2,2-Tetrachloroethane, Bromobenzene, p-Bromofluorobenzene, Bromoform, Styrene, o-Xylene, m+p-Xylenes, Ethylbenzene, 1,1,1,2-Tetrachloroethane, Chlorobenzene, 1,2-Dibromoethane, Chlorodibromomethane, 1,3-Dichloropropane, Tetrachloroethene, 1,1,2-Trichloroethane, trans-1,3-Dichloropropene, Toluene, Toluene-d8, cis-1,3-Dichloropropene, Bromodichloromethane, Dibromomethane, 1,2-Dichloropropane, Trichloroethene, 1,2-Dichloroethane, Benzene, 1,2-Dichloroethane-d4, 1,1-Dichloropropene, Carbon tetrachloride, Dibromofluoromethane, 1,1,1-Trichloroethane, Chloroform,			✓	

Name	User	Time	Action	Reason	Comment	Succeed	Exception
			Bromochloromethane, Methyl ethyl ketone, cis-1,2-Dichloroethene, 2,2-Dichloropropane, 1,1-Dichloroethane, Methyl tert-butyl ether (MTBE), trans-1,2-Dichloroethene, Methylene chloride, 1,1-Dichloroethene, Trichlorofluoromethane, Chloroethane, Bromomethane, Vinyl chloride, Chloromethane, Dichlorodifluoromethane, 1,2-Dichlorobenzene}; Replace level 8 with Calibration sample 19JAN15.D for compounds {1,4-Dichlorobenzene, 1,3-Dichlorobenzene, 4-Chlorotoluene, 2-Chlorotoluene, 1,2,3-Trichloropropane, 1,1,2,2-Tetrachloroethane, Bromobenzene, p-Bromofluorobenzene, Bromoform, Styrene, o-Xylene, m+p-Xylenes, Ethylbenzene, 1,1,1,2-Tetrachloroethane, Chlorobenzene, 1,2-Dibromoethane, Chlorodibromomethane, 1,3-Dichloropropane, Tetrachloroethene, 1,1,2-Trichloroethane, trans-1,3-Dichloropropene, Toluene, Toluene-d8, cis-1,3-Dichloropropene, Bromodichloromethane, Dibromomethane, 1,2-Dichloropropane, Trichloroethene, 1,2-Dichloroethane, Benzene, 1,2-Dichloroethane-d4, 1,1-Dichloropropene, Carbon tetrachloride, Dibromofluoromethane, 1,1,1-Trichloroethane, Chloroform, Bromochloromethane, Methyl ethyl ketone, cis-1,2-Dichloroethene, 2,2-Dichloropropane, 1,1-Dichloroethane, Methyl tert-butyl ether (MTBE), trans-1,2-Dichloroethene, Methylene chloride, 1,1-Dichloroethene, Trichlorofluoromethane, Chloroethane, Bromomethane, Vinyl chloride, Chloromethane, Dichlorodifluoromethane, 1,2-Dichlorobenzene}; Replace level 7 with Calibration sample 19JAN13.D for compounds {1,4-Dichlorobenzene, 1,3-Dichlorobenzene, 4-Chlorotoluene, 2-Chlorotoluene, 1,2,3-Trichloropropane, 1,1,2,2-Tetrachloroethane, Bromobenzene, p-Bromofluorobenzene, Bromoform, Styrene, o-Xylene, m+p-Xylenes, Ethylbenzene, 1,1,1,2-Tetrachloroethane, Chlorobenzene, 1,2-Dibromoethane, Chlorodibromomethane, 1,3-Dichloropropane, Tetrachloroethene,				

Name	User	Time	Action	Reason	Comment	Succeed	Exception
			1,1,2-Trichloroethane, trans-1,3-Dichloropropene, Toluene, Toluene-d8, cis-1,3-Dichloropropene, Bromodichloromethane, Dibromomethane, 1,2-Dichloropropane, Trichloroethene, 1,2-Dichloroethane, Benzene, 1,2-Dichloroethane-d4, 1,1-Dichloropropene, Carbon tetrachloride, Dibromofluoromethane, 1,1,1-Trichloroethane, Chloroform, Bromochloromethane, Methyl ethyl ketone, cis-1,2-Dichloroethene, 2,2-Dichloropropane, 1,1-Dichloroethane, Methyl tert-butyl ether (MTBE), trans-1,2-Dichloroethene, Methylene chloride, 1,1-Dichloroethene, Trichlorofluoromethane, Chloroethane, Bromomethane, Vinyl chloride, Chloromethane, Dichlorodifluoromethane, 1,2-Dichlorobenzene}; Replace level 6 with Calibration sample 19JAN11.D for compounds {1,4-Dichlorobenzene, 1,3-Dichlorobenzene, 4-Chlorotoluene, 2-Chlorotoluene, 1,2,3-Trichloropropane, 1,1,2,2-Tetrachloroethane, Bromobenzene, p-Bromofluorobenzene, Bromoform, Styrene, o-Xylene, m+p-Xylenes, Ethylbenzene, 1,1,1,2-Tetrachloroethane, Chlorobenzene, 1,2-Dibromoethane, Chlorodibromomethane, 1,3-Dichloropropane, Tetrachloroethene, 1,1,2-Trichloroethane, trans-1,3-Dichloropropene, Toluene, Toluene-d8, cis-1,3-Dichloropropene, Bromodichloromethane, Dibromomethane, 1,2-Dichloropropane, Trichloroethene, 1,2-Dichloroethane, Benzene, 1,2-Dichloroethane-d4, 1,1-Dichloropropene, Carbon tetrachloride, Dibromofluoromethane, 1,1,1-Trichloroethane, Chloroform, Bromochloromethane, Methyl ethyl ketone, cis-1,2-Dichloroethene, 2,2-Dichloropropane, 1,1-Dichloroethane, Methyl tert-butyl ether (MTBE), trans-1,2-Dichloroethene, Methylene chloride, 1,1-Dichloroethene, Trichlorofluoromethane, Chloroethane, Bromomethane, Vinyl chloride, Chloromethane, Dichlorodifluoromethane, 1,2-Dichlorobenzene}; Replace level 5 with Calibration sample 19JAN09.D for compounds {1,4-Dichlorobenzene, 1,3-				

Name	User	Time	Action	Reason	Comment	Succeed	Exception
			Dichlorobenzene, 4-Chlorotoluene, 2-Chlorotoluene, 1,2,3-Trichloropropane, 1,1,2,2-Tetrachloroethane, Bromobenzene, p-Bromofluorobenzene, Bromoform, Styrene, o-Xylene, m+p-Xylenes, Ethylbenzene, 1,1,1,2-Tetrachloroethane, Chlorobenzene, 1,2-Dibromoethane, Chlorodibromomethane, 1,3-Dichloropropane, Tetrachloroethene, 1,1,2-Trichloroethane, trans-1,3-Dichloropropene, Toluene, Toluene-d8, cis-1,3-Dichloropropene, Bromodichloromethane, Dibromomethane, 1,2-Dichloropropane, Trichloroethene, 1,2-Dichloroethane, Benzene, 1,2-Dichloroethane-d4, 1,1-Dichloropropene, Carbon tetrachloride, Dibromofluoromethane, 1,1,1-Trichloroethane, Chloroform, Bromochloromethane, Methyl ethyl ketone, cis-1,2-Dichloroethene, 2,2-Dichloropropane, 1,1-Dichloroethane, Methyl tert-butyl ether (MTBE), trans-1,2-Dichloroethene, Methylene chloride, 1,1-Dichloroethene, Trichlorofluoromethane, Chloroethane, Bromomethane, Vinyl chloride, Chloromethane, Dichlorodifluoromethane, 1,2-Dichlorobenzene}; Replace level 4 with Calibration sample 19JAN07.D for compounds {1,4-Dichlorobenzene, 1,3-Dichlorobenzene, 4-Chlorotoluene, 2-Chlorotoluene, 1,2,3-Trichloropropane, 1,1,2,2-Tetrachloroethane, Bromobenzene, p-Bromofluorobenzene, Bromoform, Styrene, o-Xylene, m+p-Xylenes, Ethylbenzene, 1,1,1,2-Tetrachloroethane, Chlorobenzene, 1,2-Dibromoethane, Chlorodibromomethane, 1,3-Dichloropropane, Tetrachloroethene, 1,1,2-Trichloroethane, trans-1,3-Dichloropropene, Toluene, Toluene-d8, cis-1,3-Dichloropropene, Bromodichloromethane, Dibromomethane, 1,2-Dichloropropane, Trichloroethene, 1,2-Dichloroethane, Benzene, 1,2-Dichloroethane-d4, 1,1-Dichloropropene, Carbon tetrachloride, Dibromofluoromethane, 1,1,1-Trichloroethane, Chloroform, Bromochloromethane, Methyl ethyl ketone, cis-1,2-Dichloroethene, 2,2-				

Name	User	Time	Action	Reason	Comment	Succeed	Exception
			Dichloropropane, 1,1-Dichloroethane, Methyl tert-butyl ether (MTBE), trans-1,2-Dichloroethene, Methylene chloride, 1,1-Dichloroethene, Trichlorofluoromethane, Chloroethane, Bromomethane, Vinyl chloride, Chloromethane, Dichlorodifluoromethane, 1,2-Dichlorobenzene}; Replace level 3 with Calibration sample 19JAN06.D for compounds {1,4-Dichlorobenzene, 1,3-Dichlorobenzene, 4-Chlorotoluene, 2-Chlorotoluene, 1,2,3-Trichloropropane, 1,1,2,2-Tetrachloroethane, Bromobenzene, p-Bromofluorobenzene, Bromoform, Styrene, o-Xylene, m+p-Xylenes, Ethylbenzene, 1,1,1,2-Tetrachloroethane, Chlorobenzene, 1,2-Dibromoethane, Chlorodibromomethane, 1,3-Dichloropropane, Tetrachloroethene, 1,1,2-Trichloroethane, trans-1,3-Dichloropropene, Toluene, Toluene-d8, cis-1,3-Dichloropropene, Bromodichloromethane, Dibromomethane, 1,2-Dichloropropane, Trichloroethene, 1,2-Dichloroethane, Benzene, 1,2-Dichloroethane-d4, 1,1-Dichloropropene, Carbon tetrachloride, Dibromofluoromethane, 1,1,1-Trichloroethane, Chloroform, Bromochloromethane, Methyl ethyl ketone, cis-1,2-Dichloroethene, 2,2-Dichloropropane, 1,1-Dichloroethane, Methyl tert-butyl ether (MTBE), trans-1,2-Dichloroethene, Methylene chloride, 1,1-Dichloroethene, Trichlorofluoromethane, Chloroethane, Bromomethane, Vinyl chloride, Chloromethane, Dichlorodifluoromethane, 1,2-Dichlorobenzene}; Replace level 2 with Calibration sample 19JAN05.D for compounds {1,4-Dichlorobenzene, 1,3-Dichlorobenzene, 4-Chlorotoluene, 2-Chlorotoluene, 1,2,3-Trichloropropane, 1,1,2,2-Tetrachloroethane, Bromobenzene, p-Bromofluorobenzene, Bromoform, Styrene, o-Xylene, m+p-Xylenes, Ethylbenzene, 1,1,1,2-Tetrachloroethane, Chlorobenzene, 1,2-Dibromoethane, Chlorodibromomethane, 1,3-Dichloropropane, Tetrachloroethene, 1,1,2-Trichloroethane, trans-1,3-Dichloropropene, Toluene, Toluene-d8,				

Name	User	Time	Action	Reason	Comment	Succeed	Exception
			cis-1,3-Dichloropropene, Bromodichloromethane, Dibromomethane, 1,2-Dichloropropane, Trichloroethene, 1,2-Dichloroethane, Benzene, 1,2-Dichloroethane-d4, 1,1-Dichloropropene, Carbon tetrachloride, Dibromofluoromethane, 1,1,1-Trichloroethane, Chloroform, Bromochloromethane, Methyl ethyl ketone, cis-1,2-Dichloroethene, 2,2-Dichloropropane, 1,1-Dichloroethane, Methyl tert-butyl ether (MTBE), trans-1,2-Dichloroethene, Methylene chloride, 1,1-Dichloroethene, Trichlorofluoromethane, Chloroethane, Bromomethane, Vinyl chloride, Chloromethane, Dichlorodifluoromethane, 1,2-Dichlorobenzene}; Replace level 1 with Calibration sample 19JAN04.D for compounds {1,4-Dichlorobenzene, 1,3-Dichlorobenzene, 4-Chlorotoluene, 2-Chlorotoluene, 1,2,3-Trichloropropane, 1,1,2,2-Tetrachloroethane, Bromobenzene, p-Bromofluorobenzene, Bromoform, Styrene, o-Xylene, m+p-Xylenes, Ethylbenzene, 1,1,1,2-Tetrachloroethane, Chlorobenzene, 1,2-Dibromoethane, Chlorodibromomethane, 1,3-Dichloropropane, Tetrachloroethene, 1,1,2-Trichloroethane, trans-1,3-Dichloropropene, Toluene, Toluene-d8, cis-1,3-Dichloropropene, Bromodichloromethane, Dibromomethane, 1,2-Dichloropropane, Trichloroethene, 1,2-Dichloroethane, Benzene, 1,2-Dichloroethane-d4, 1,1-Dichloropropene, Carbon tetrachloride, Dibromofluoromethane, 1,1,1-Trichloroethane, Chloroform, Bromochloromethane, Methyl ethyl ketone, cis-1,2-Dichloroethene, 2,2-Dichloropropane, 1,1-Dichloroethane, Methyl tert-butyl ether (MTBE), trans-1,2-Dichloroethene, Methylene chloride, 1,1-Dichloroethene, Trichlorofluoromethane, Chloroethane, Bromomethane, Vinyl chloride, Chloromethane, Dichlorodifluoromethane, 1,2-Dichlorobenzene};				
CmdQuantitate	BL2000\mchavez	1/20/2022 9:28:29 AM	Quantitate all compounds in all samples			✓	

Name	User	Time	Action	Reason	Comment	Succeed	Exception
CmdSetSampleAttribute	BL2000\mchavez	1/20/2022 9:28:41 AM	Set SampleApproved = True for sample 19JAN09CC.D; previous value = False			✓	
CmdStartMethodEditing	BL2000\mchavez	1/20/2022 9:29:11 AM	Start method editing			✓	
CmdImportMethodFromSample	BL2000\mchavez	1/20/2022 9:29:11 AM	Import method from sample 19JAN04.D			✓	
CmdSaveMethodAs	BL2000\mchavez	1/20/2022 9:31:09 AM	Save method to file \\MASSHUNTER\Org\Data\Methods\Quant\VOA5975C\VOA5975C_011922_CAL\VOA5975C_8260B_SHT_DoD_L4_011922.m			✓	
CmdApplyMethodToAllSamples	BL2000\mchavez	1/20/2022 9:31:23 AM	Apply method to all samples			✓	
CmdMethodClear	BL2000\mchavez	1/20/2022 9:31:23 AM	Clear method			✓	
CmdEndMethodEditing	BL2000\mchavez	1/20/2022 9:31:24 AM	End method editing			✓	
CmdQuantitate	BL2000\mchavez	1/20/2022 9:31:41 AM	Quantitate all compounds in all samples			✓	
CmdSetSampleAttribute	BL2000\mchavez	1/20/2022 9:31:55 AM	Set SampleApproved = True for sample 19JAN02.D; previous value = False			✓	
CmdManuallyIntegrateQualifierPeak	BL2000\mchavez	1/20/2022 9:32:21 AM	Manually integrate qualifier66.0 of compound Chloroethane in sample 19JAN19.D from x, y = 1.869, 0 to 1.983, 0; result = 2724			✓	
CmdManuallyIntegrateMerge	BL2000\mchavez	1/20/2022 9:32:26 AM	Merge peak with left peak for qualifier 84.0 of compound Methylene chloride in sample 19JAN19.D, new integration is from x, y = 3.291, 0 to 3.388, 0 and new response = 11921;previous integration is from x, y = 3.291, 0 to 3.388, 0 and previous response = 11921.			✓	
CmdManuallyIntegrateMerge	BL2000\mchavez	1/20/2022 9:32:29 AM	Merge peak with left peak for compound Methylene chloride in sample 19JAN19.D, new integration is from x, y = 3.285, 0 to 3.388, 0 and new response = 17624; previous integration is from x, y= 3.327, 0 to 3.388, 0 and previous response =11453.			✓	
CmdSaveBatchTable	BL2000\mchavez	1/20/2022 9:47:49 AM	Save batch D:\Org\Data\VOA5975C\VG011922\QuantResults\VG011922_8260B.batch.bin			✓	
CmdOpenBatchTable	BL2000\mchavez	1/20/2022 10:19:52 AM	Open batch D:\Org\Data\VOA5975C\VG011922\VG011922_8260B.batch.bin			✓	
CmdSetSampleAttribute	BL2000\mchavez	1/20/2022 10:20:43 AM	Set SampleType = Blank for sample 19JAN22.D; previous value = Sample			✓	
CmdSetSampleAttribute	BL2000\mchavez	1/20/2022 10:20:49 AM	Set SampleType = Blank for sample 19JAN23.D; previous value = Sample			✓	
CmdStartMethodEditing	BL2000\mchavez	1/20/2022 10:21:04 AM	Start method editing			✓	

Name	User	Time	Action	Reason	Comment	Succeed	Exception
CmdImportMethodFromSample	BL2000\mchavez	1/20/2022 10:21:04 AM	Import method from sample 19JAN04.D			✓	
CmdSaveMethodAs	BL2000\mchavez	1/20/2022 10:22:36 AM	Save method to file \\MASSHUNTER\Org\Data\Methods\Quant\VOA5975C\VOA5975C_011922_CAL\VOA5975C_8260B_SHT_DoD_L4_011922.m			✓	
CmdApplyMethodToAllSamples	BL2000\mchavez	1/20/2022 10:22:46 AM	Apply method to all samples			✓	
CmdMethodClear	BL2000\mchavez	1/20/2022 10:22:46 AM	Clear method			✓	
CmdEndMethodEditing	BL2000\mchavez	1/20/2022 10:22:47 AM	End method editing			✓	
CmdQuantitate	BL2000\mchavez	1/20/2022 10:23:06 AM	Quantitate all compounds in all samples			✓	
CmdSaveBatchTable	BL2000\mchavez	1/20/2022 10:23:19 AM	Save batch D:\Org\Data\VOA5975C\VG011922\QuantResults\VG011922_8260B.batch.bin			✓	
CmdOpenBatchTable	BL2000\mchavez	1/22/2022 1:02:27 PM	Open batch D:\Org\Data\VOA5975C\VG011922\VG011922_8260B.batch.bin			✓	
CmdStartMethodEditing	BL2000\mchavez	1/22/2022 1:02:42 PM	Start method editing			✓	
CmdImportMethodFromSample	BL2000\mchavez	1/22/2022 1:02:42 PM	Import method from sample 19JAN01.D			✓	
CmdSaveMethodAs	BL2000\mchavez	1/22/2022 1:03:52 PM	Save method to file \\MASSHUNTER\Org\Data\Methods\Quant\VOA5975C\VOA5975C_011922_CAL\VOA5975C_8260B_SHT_DoD_L4_011922.m			✓	
CmdApplyMethodToAllSamples	BL2000\mchavez	1/22/2022 1:04:05 PM	Apply method to all samples			✓	
CmdMethodClear	BL2000\mchavez	1/22/2022 1:04:05 PM	Clear method			✓	
CmdEndMethodEditing	BL2000\mchavez	1/22/2022 1:04:06 PM	End method editing			✓	
CmdQuantitate	BL2000\mchavez	1/22/2022 1:04:23 PM	Quantitate all compounds in all samples			✓	
CmdSaveBatchTable	BL2000\mchavez	1/22/2022 1:16:10 PM	Save batch D:\Org\Data\VOA5975C\VG011922\QuantResults\VG011922_8260B.batch.bin			✓	
GenerateReport	BL2000\mchavez	1/22/2022 1:17:28 PM	Generates report - Method: \\MASSHUNTER\Org\reports\LevelIV_Reports\Calibration\01_Init_Cal+Gen_Calibration+Gen_ResultsSummary.m, Output Path: D:\Org\Data\VOA5975C\VG011922\QuantReports\VG011922_8260B			✓	
CmdStartMethodEditing	BL2000\mchavez	1/22/2022 1:22:07 PM	Start method editing			✓	
CmdImportMethodFromFile	BL2000\mchavez	1/22/2022 1:22:08 PM	Import method from file \\MASSHUNTER\Org\Data\Methods\Quant\VOA5975C\VOA5975C_011922_CAL\VOA5975C_8260B_SHT_DoD_L4_011922.m			✓	

Name	User	Time	Action	Reason	Comment	Succeed	Exception
CmdApplyMethodToAllSamples	BL2000\mchavez	1/22/2022 1:22:19 PM	Apply method to all samples			✓	
CmdMethodClear	BL2000\mchavez	1/22/2022 1:22:19 PM	Clear method			✓	
CmdEndMethodEditing	BL2000\mchavez	1/22/2022 1:22:19 PM	End method editing			✓	
CmdQuantitate	BL2000\mchavez	1/22/2022 1:22:36 PM	Quantitate all compounds in all samples			✓	
CmdSaveBatchTable	BL2000\mchavez	1/22/2022 1:22:47 PM	Save batch D:\Org\Data\VOA5975C\VG011922\QuantResults\VG011922_8260B.batch.bin			✓	
GenerateReport	BL2000\mchavez	1/22/2022 1:23:39 PM	Generates report - Method: \\MASSHUNTER\Org\reports\LevelIV_Reports\Calibration\01_Init_Cal+Gen_Calibration+Gen_ResultsSummary.m, Output Path: D:\Org\Data\VOA5975C\VG011922\QuantReports\VG011922_8260B-1			✓	
CmdSetLevelEnable	BL2000\mchavez	1/22/2022 1:26:22 PM	Set LevelEnable = False for calibration level 1, levelId = 9 of compound 1,2,3-Trichloropropane in sample 19JAN01.D; previous value = True			✓	
CmdQuantitate	BL2000\mchavez	1/22/2022 1:26:43 PM	Quantitate all compounds in all samples			✓	
CmdQuantitate	BL2000\mchavez	1/22/2022 1:30:44 PM	Quantitate all compounds in all samples			✓	
CmdStartMethodEditing	BL2000\mchavez	1/22/2022 1:30:55 PM	Start method editing			✓	
CmdImportMethodFromSample	BL2000\mchavez	1/22/2022 1:30:55 PM	Import method from sample 19JAN04.D			✓	
CmdSaveMethodAs	BL2000\mchavez	1/22/2022 1:31:07 PM	Save method to file \\MASSHUNTER\Org\Data\Methods\Quant\VOA5975C\VOA5975C_011922_CAL\VOA5975C_8260B_SHT_DoD_L4_011922.m			✓	
CmdApplyMethodToAllSamples	BL2000\mchavez	1/22/2022 1:31:24 PM	Apply method to all samples			✓	
CmdMethodClear	BL2000\mchavez	1/22/2022 1:31:24 PM	Clear method			✓	
CmdEndMethodEditing	BL2000\mchavez	1/22/2022 1:31:24 PM	End method editing			✓	
CmdQuantitate	BL2000\mchavez	1/22/2022 1:31:40 PM	Quantitate all compounds in all samples			✓	
CmdStartMethodEditing	BL2000\mchavez	1/22/2022 1:32:14 PM	Start method editing			✓	
CmdImportMethodFromFile	BL2000\mchavez	1/22/2022 1:32:15 PM	Import method from file \\MASSHUNTER\Org\Data\Methods\Quant\VOA5975C\VOA5975C_011922_CAL\VOA5975C_8260B_SHT_DoD_L4_011922.m			✓	
CmdApplyMethodToAllSamples	BL2000\mchavez	1/22/2022 1:32:26 PM	Apply method to all samples			✓	
CmdMethodClear	BL2000\mchavez	1/22/2022 1:32:26 PM	Clear method			✓	
CmdEndMethodEditing	BL2000\mchavez	1/22/2022 1:32:26 PM	End method editing			✓	

Name	User	Time	Action	Reason	Comment	Succeed	Exception
CmdQuantitate	BL2000\mchavez	1/22/2022 1:32:42 PM	Quantitate all compounds in all samples			✓	
CmdSaveBatchTable	BL2000\mchavez	1/22/2022 1:34:07 PM	Save batch D:\Org\Data\VOA5975C\VG011922\QuantResults\VG011922_8260B.batch.bin			✓	
CmdOpenBatchTable	BL2000\mchavez	1/22/2022 1:34:47 PM	Open batch D:\Org\Data\VOA5975C\VG011922\VG011922_8260B.batch.bin			✓	
GenerateReport	BL2000\mchavez	1/22/2022 1:35:58 PM	Generates report - Method: \\MASSHUNTER\Org\reports\LevelIV_Reports\Calibration\01_Init_Cal+Gen_Calibration+Gen_ResultsSummary.m, Output Path: D:\Org\Data\VOA5975C\VG011922\QuantReports\VG011922_8260B-2			✓	
CmdOpenBatchTable	BL2000\mchavez	2/14/2022 3:08:22 PM	Open batch D:\Org\Data\VOA5975C\VG011922\VG011922_8260B.batch.bin			✓	
GenerateReport	BL2000\mchavez	2/14/2022 3:09:56 PM	Generates report - Method: \\MASSHUNTER\Org\reports\LevelIV_Reports\Calibration\Gen_ResultsSummary.m, Output Path: D:\Org\Data\VOA5975C\VG011922\QuantReports\VG011922_8260B-3			✓	

Energy Laboratories Inc

ANALYTICAL RUN Summary

11-Mar-22

Run ID VOA5975C.I_220121A

Run Start Date: 1/21/2022
Analyst: Melissa Chavez
Ical:
Column ID:
Comments:

Std ID	Std Name	Std Amount	Std Units	Samp Amount	Samp Units	SampType	Expiration Date
VOCF3529B	2nd Source MtBE	1.05	ul	42	ml	LCS, MS, M	1/29/2022
VOCF3546B	Liquids	1.05	ul	42	ml	CCV	2/13/2022
VOCF3558B	2nd Source Liquids	1.05	ul	42	ml	LCS, MS, M	2/27/2022
VOCF3559A	MtBE	1.05	ul	42	ml	CCV	1/27/2022
VOCF3563	Internals	8.4	ul	42	ml	ALL (TUNE	7/3/2022
VOCF3567A	2nd Source Ketones	1.05	ul	42	ml	LCS, MS, M	2/12/2022
VOCF3569	Ketones	1.05	ul	42	ml	CCV	2/17/2022
VOCF3570A	Gases	1.05	ul	42	ml	CCV	1/25/2022
VOCF3571A	2nd Source Gases	1.05	ul	42	ml	LCS, MS, M	1/26/2022
VOCF3573	Calibration Surrogates	2.1	ul	42	ml	ALL (TUNE	7/19/2022

Seq No	Lab ID	Test Code	Sample Typ	File ID	Analysis Date	DF	Batch ID	Prep Date	SPKref	RPDref	pmoist
14998191	21JAN02_D_TU	VOC-8260-BFB	TUNE	)A5975C\VG012	1/21/2022 9:41:0	1	R373695		0	0	

Analyte	T	Units	RAW	Final	Text	Spike	SPKref	RPDref	MDL	PQL	UQL	%REC	LOW	HIGH	%RPD	Q
173, % of mass 174	A	%	1.7	1.7		100	0	0	0	0	0	2%	0	2	0%	
174, % of mass 95	A	%	92	92		100	0	0	0	0	0	92%	50	99.99	0%	
175, % of mass 174	A	%	7	7		100	0	0	0	0	0	7%	5	9	0%	
176, % of mass 174	A	%	96.2	96.2		100	0	0	0	0	0	96%	95	101	0%	
177, % of mass 176	A	%	5.8	5.8		100	0	0	0	0	0	6%	5	9	0%	
50, % of mass 95	A	%	20.6	20.6		100	0	0	0	0	0	21%	15	40	0%	
75, % of mass 95	A	%	48.5	48.5		100	0	0	0	0	0	49%	30	60	0%	
95, Base Peak	A	%	100	100		100	0	0	0	0	0	100%	0	100	0%	
96, % of mass 95	A	%	6.2	6.2		100	0	0	0	0	0	6%	5	9	0%	

Seq No	Lab ID	Test Code	Sample Typ	File ID	Analysis Date	DF	Batch ID	Prep Date	SPKref	RPDref	pmoist
14998192	CCV012122_	VOC-8260-W-Q	CCV	)A5975C\VG012	1/21/2022 10:17:	1	R373695		0	0	

Analyte	T	Units	RAW	Final	Text	Spike	SPKref	RPDref	MDL	PQL	UQL	%REC	LOW	HIGH	%RPD	Q
1,1,1,2-Tetrachloroethane	A	ug/L	123.11723	4.9246892		5	0	0	0.101	0.5	500	98%	80	120	0%	
1,1,1-Trichloroethane	A	ug/L	124.01032	4.9604128		5	0	0	0.131	0.5	500	99%	80	120	0%	
1,1,2,2-Tetrachloroethane	A	ug/L	125.18332	5.0073328		5	0	0	0.0872	0.5	500	100%	80	120	0%	
1,1,2-Trichloroethane	A	ug/L	128.35095	5.134038		5	0	0	0.108	0.5	500	103%	80	120	0%	
1,1-Dichloroethane	A	ug/L	125.08124	5.0032496		5	0	0	0.135	0.5	500	100%	80	120	0%	
1,1-Dichloroethene	A	ug/L	123.70401	4.9481604		5	0	0	0.141	0.5	500	99%	80	120	0%	
1,1-Dichloropropene	A	ug/L	126.66175	5.06647		5	0	0	0.083	0.5	500	101%	80	120	0%	
1,2,3-Trichloropropane	A	ug/L	123.22304	4.9289216		5	0	0	0.235	0.5	500	99%	80	120	0%	
1,2-Dibromoethane	A	ug/L	125.31056	5.0124224		5	0	0	0.0916	0.5	500	100%	80	120	0%	
1,2-Dichlorobenzene	A	ug/L	122.6729	4.906916		5	0	0	0.0746	0.5	500	98%	80	120	0%	
1,2-Dichloroethane	A	ug/L	123.10223	4.9240892		5	0	0	0.116	0.5	500	98%	80	120	0%	
1,2-Dichloropropane	A	ug/L	126.36463	5.0545852		5	0	0	0.0847	0.5	500	101%	80	120	0%	
1,3-Dichlorobenzene	A	ug/L	121.86484	4.8745936		5	0	0	0.0803	0.5	500	97%	80	120	0%	
1,3-Dichloropropane	A	ug/L	125.5721	5.022884		5	0	0	0.0791	0.5	500	100%	80	120	0%	
1,4-Dichlorobenzene	A	ug/L	122.58611	4.9034444		5	0	0	0.0858	0.5	500	98%	80	120	0%	
2,2-Dichloropropane	A	ug/L	128.79796	5.1519184		5	0	0	0.186	0.5	500	103%	80	120	0%	
2-Chlorotoluene	A	ug/L	123.98025	4.95921		5	0	0	0.0876	0.5	500	99%	80	120	0%	
4-Chlorotoluene	A	ug/L	126.26197	5.0504788		5	0	0	0.0728	0.5	500	101%	80	120	0%	
Benzene	A	ug/L	127.81662	5.1126648		5	0	0	0.0914	0.5	500	102%	80	120	0%	
Bromobenzene	A	ug/L	127.06443	5.0825772		5	0	0	0.0831	0.5	500	102%	80	120	0%	
Bromochloromethane	A	ug/L	125.41176	5.0164704		5	0	0	0.141	0.5	500	100%	80	120	0%	
Bromodichloromethane	A	ug/L	122.86879	4.9147516		5	0	0	0.12	0.5	500	98%	80	120	0%	
Bromoform	A	ug/L	123.73146	4.9492584		5	0	0	0.119	0.5	500	99%	80	120	0%	
Carbon tetrachloride	A	ug/L	124.60861	4.9843444		5	0	0	0.143	0.5	500	100%	80	120	0%	
Chlorobenzene	A	ug/L	124.67197	4.9868788		5	0	0	0.0914	0.5	500	100%	80	120	0%	
Chlorodibromomethane	A	ug/L	123.47367	4.9389468		5	0	0	0.0841	0.5	500	99%	80	120	0%	
Chloroethane	A	ug/L	143.1593	5.726372		5	0	0	0.169	0.5	500	115%	80	120	0%	
Chloroform	A	ug/L	119.42359	4.7769436		5	0	0	0.0789	0.5	500	96%	80	120	0%	
Chloromethane	A	ug/L	123.2442	4.929768		5	0	0	0.162	0.5	500	99%	80	120	0%	
cis-1,2-Dichloroethene	A	ug/L	126.99875	5.07995		5	0	0	0.108	0.5	500	102%	80	120	0%	
cis-1,3-Dichloropropene	A	ug/L	125.46026	5.0184104		5	0	0	0.073	0.5	500	100%	80	120	0%	
Dibromomethane	A	ug/L	125.93704	5.0374816		5	0	0	0.147	0.5	500	101%	80	120	0%	
Dichlorodifluoromethane	A	ug/L	117.53489	4.7013956		5	0	0	0.175	0.5	500	94%	80	120	0%	
Ethylbenzene	A	ug/L	121.32776	4.8531104		5	0	0	0.0836	0.5	500	97%	80	120	0%	
m+p-Xylenes	A	ug/L	250.30645	10.012258		10	0	0	0.15	0.5	1000	100%	80	120	0%	

2

Seq No	Lab ID	Test Code	Sample Typ	File ID	Analysis Date	DF	Batch ID	Prep Date	SPKref	RPDref	pmoist
14998192	CCV012122_	VOC-8260-W-Q	CCV	)A5975C\VG012	1/21/2022 10:17:	1	R373695		0	0	

Analyte	T	Units	RAW	Final	Text	Spike	SPKref	RPDref	MDL	PQL	UQL	%REC	LOW	HIGH	%RPD	Q
Methyl ethyl ketone	A	ug/L	1193.03156	47.7212624		50	0	0	1.77	10	5000	95%	80	120	0%	
Methyl tert-butyl ether (MTBE)	A	ug/L	123.08198	4.9232792		5	0	0	0.101	0.5	500	98%	80	120	0%	
Methylene chloride	A	ug/L	121.42174	4.8568696		5	0	0	0.338	0.5	500	97%	80	120	0%	
o-Xylene	A	ug/L	122.39614	4.8958456		5	0	0	0.0604	0.5	500	98%	80	120	0%	
Styrene	A	ug/L	124.26191	4.9704764		5	0	0	0.067	0.5	500	99%	80	120	0%	
Tetrachloroethene	A	ug/L	118.78192	4.7512768		5	0	0	0.0671	0.5	500	95%	80	120	0%	
Toluene	A	ug/L	128.04855	5.121942		5	0	0	0.0679	0.5	500	102%	80	120	0%	
trans-1,2-Dichloroethene	A	ug/L	122.34956	4.8939824		5	0	0	0.125	0.5	500	98%	80	120	0%	
trans-1,3-Dichloropropene	A	ug/L	129.66067	5.1864268		5	0	0	0.0846	0.5	500	104%	80	120	0%	
Trichloroethene	A	ug/L	124.41988	4.9767952		5	0	0	0.0993	0.5	500	100%	80	120	0%	
Trichlorofluoromethane	A	ug/L	119.53215	4.781286		5	0	0	0.134	0.5	500	96%	80	120	0%	
Vinyl chloride	A	ug/L	120.7504	4.830016		5	0	0	0.153	0.5	500	97%	80	120	0%	
1,4-Dichlorobenzene-d4	I	ug/L	250	10		0	0	0	0	0	500	0%	0	0	0%	
Chlorobenzene-d5	I	ug/L	250	10		0	0	0	0	0	500	0%	0	0	0%	
Fluorobenzene	I	ug/L	250	10		0	0	0	0	0	500	0%	0	0	0%	
Xylenes, Total	M	ug/L	372.70259	14.9081036		15	0	0	0.0604	0.5	1500	99%	80	120	0%	
1,2-Dichloroethane-d4	S	ug/L	271.25032	10.8500128		10	0	0	0.229	0.5	500	109%	80	120	0%	
Dibromofluoromethane	S	ug/L	256.01291	10.2405164		10	0	0	0.129	0.5	500	102%	80	120	0%	
p-Bromofluorobenzene	S	ug/L	249.52583	9.9810332		10	0	0	0.149	0.5	500	100%	80	120	0%	
Toluene-d8	S	ug/L	258.69656	10.3478624		10	0	0	0.23	0.5	500	103%	80	120	0%	

Seq No	Lab ID	Test Code	Sample Typ	File ID	Analysis Date	DF	Batch ID	Prep Date	SPKref	RPDref	pmoist
14998193	LCS012122_	VOC-8260-W-Q	LCS-DOD	)A5975C\VG012	1/21/2022 10:53:	1	R373695		0	0	

Analyte	T	Units	RAW	Final	Text	Spike	SPKref	RPDref	MDL	PQL	UQL	%REC	LOW	HIGH	%RPD	Q
1,1,1,2-Tetrachloroethane	A	ug/L	122.76452	4.9105808		5	0	0	0.101	0.5	500	98%	78	124	0%	
1,1,1-Trichloroethane	A	ug/L	124.08091	4.9632364		5	0	0	0.131	0.5	500	99%	74	131	0%	
1,1,2,2-Tetrachloroethane	A	ug/L	123.85362	4.9541448		5	0	0	0.0872	0.5	500	99%	71	121	0%	
1,1,2-Trichloroethane	A	ug/L	127.82531	5.1130124		5	0	0	0.108	0.5	500	102%	80	119	0%	
1,1-Dichloroethane	A	ug/L	129.60808	5.1843232		5	0	0	0.135	0.5	500	104%	77	125	0%	
1,1-Dichloroethene	A	ug/L	128.2832	5.131328		5	0	0	0.141	0.5	500	103%	71	131	0%	
1,1-Dichloropropene	A	ug/L	121.44304	4.8577216		5	0	0	0.083	0.5	500	97%	79	125	0%	
1,2,3-Trichloropropane	A	ug/L	126.81935	5.072774		5	0	0	0.235	0.5	500	101%	73	125	0%	
1,2-Dibromoethane	A	ug/L	124.83154	4.9932616		5	0	0	0.0916	0.5	500	100%	78	122	0%	
1,2-Dichlorobenzene	A	ug/L	129.34583	5.1738332		5	0	0	0.0746	0.5	500	103%	80	119	0%	

Seq No	Lab ID	Test Code	Sample Typ	File ID	Analysis Date	DF	Batch ID	Prep Date	SPKref	RPDref	pmoist
14998193	LCS012122_	VOC-8260-W-Q	LCS-DOD	)A5975C\VG012	1/21/2022 10:53:	1	R373695		0	0	

Analyte	T	Units	RAW	Final	Text	Spike	SPKref	RPDref	MDL	PQL	UQL	%REC	LOW	HIGH	%RPD	Q
1,2-Dichloroethane	A	ug/L	120.89796	4.8359184		5	0	0	0.116	0.5	500	97%	73	128	0%	
1,2-Dichloropropane	A	ug/L	125.27662	5.0110648		5	0	0	0.0847	0.5	500	100%	78	122	0%	
1,3-Dichlorobenzene	A	ug/L	132.5522	5.302088		5	0	0	0.0803	0.5	500	106%	80	119	0%	
1,3-Dichloropropane	A	ug/L	122.22546	4.8890184		5	0	0	0.0791	0.5	500	98%	80	119	0%	
1,4-Dichlorobenzene	A	ug/L	129.03579	5.1614316		5	0	0	0.0858	0.5	500	103%	79	118	0%	
2,2-Dichloropropane	A	ug/L	125.94094	5.0376376		5	0	0	0.186	0.5	500	101%	60	139	0%	
2-Chlorotoluene	A	ug/L	130.80324	5.2321296		5	0	0	0.0876	0.5	500	105%	79	122	0%	
4-Chlorotoluene	A	ug/L	134.17571	5.3670284		5	0	0	0.0728	0.5	500	107%	78	122	0%	
Benzene	A	ug/L	126.70408	5.0681632		5	0	0	0.0914	0.5	500	101%	79	120	0%	
Bromobenzene	A	ug/L	131.31496	5.2525984		5	0	0	0.0831	0.5	500	105%	80	120	0%	
Bromochloromethane	A	ug/L	121.90061	4.8760244		5	0	0	0.141	0.5	500	98%	78	123	0%	
Bromodichloromethane	A	ug/L	124.03859	4.9615436		5	0	0	0.12	0.5	500	99%	79	125	0%	
Bromoform	A	ug/L	124.57086	4.9828344		5	0	0	0.119	0.5	500	100%	66	130	0%	
Carbon tetrachloride	A	ug/L	125.26141	5.0104564		5	0	0	0.143	0.5	500	100%	72	136	0%	
Chlorobenzene	A	ug/L	130.13819	5.2055276		5	0	0	0.0914	0.5	500	104%	82	118	0%	
Chlorodibromomethane	A	ug/L	121.86771	4.8747084		5	0	0	0.0841	0.5	500	97%	74	126	0%	
Chloroethane	A	ug/L	137.82996	5.5131984		5	0	0	0.169	0.5	500	110%	60	138	0%	
Chloroform	A	ug/L	118.604	4.74416		5	0	0	0.0789	0.5	500	95%	79	124	0%	
Chloromethane	A	ug/L	113.44159	4.5376636		5	0	0	0.162	0.5	500	91%	50	139	0%	
cis-1,2-Dichloroethene	A	ug/L	129.68813	5.1875252		5	0	0	0.108	0.5	500	104%	78	123	0%	
cis-1,3-Dichloropropene	A	ug/L	119.36951	4.7747804		5	0	0	0.073	0.5	500	95%	75	124	0%	
Dibromomethane	A	ug/L	123.58608	4.9434432		5	0	0	0.147	0.5	500	99%	79	123	0%	
Dichlorodifluoromethane	A	ug/L	108.97489	4.3589956		5	0	0	0.175	0.5	500	87%	32	152	0%	
Ethylbenzene	A	ug/L	125.12083	5.0048332		5	0	0	0.0836	0.5	500	100%	79	121	0%	
m+p-Xylenes	A	ug/L	247.65028	9.9060112		10	0	0	0.15	0.5	1000	99%	80	121	0%	
Methyl ethyl ketone	A	ug/L	1220.65603	48.8262412		50	0	0	1.77	10	5000	98%	56	143	0%	
Methyl tert-butyl ether (MTBE)	A	ug/L	127.58153	5.1032612		5	0	0	0.101	0.5	500	102%	71	124	0%	
Methylene chloride	A	ug/L	120.58966	4.8235864		5	0	0	0.338	0.5	500	96%	74	124	0%	
o-Xylene	A	ug/L	126.31518	5.0526072		5	0	0	0.0604	0.5	500	101%	78	122	0%	
Styrene	A	ug/L	128.03217	5.1212868		5	0	0	0.067	0.5	500	102%	78	123	0%	
Tetrachloroethene	A	ug/L	123.68908	4.9475632		5	0	0	0.0671	0.5	500	99%	74	129	0%	
Toluene	A	ug/L	128.0704	5.122816		5	0	0	0.0679	0.5	500	102%	80	121	0%	
trans-1,2-Dichloroethene	A	ug/L	126.74378	5.0697512		5	0	0	0.125	0.5	500	101%	75	124	0%	
trans-1,3-Dichloropropene	A	ug/L	130.42223	5.2168892		5	0	0	0.0846	0.5	500	104%	73	127	0%	
Trichloroethene	A	ug/L	124.46265	4.978506		5	0	0	0.0993	0.5	500	100%	79	123	0%	

Seq No	Lab ID	Test Code	Sample Typ	File ID	Analysis Date	DF	Batch ID	Prep Date	SPKref	RPDref	pmoist
14998193	LCS012122_	VOC-8260-W-Q	LCS-DOD	)A5975C\VG012	1/21/2022 10:53:	1	R373695		0	0	

Analyte	T	Units	RAW	Final	Text	Spike	SPKref	RPDref	MDL	PQL	UQL	%REC	LOW	HIGH	%RPD	Q
Trichlorofluoromethane	A	ug/L	111.92129	4.4768516		5	0	0	0.134	0.5	500	90%	65	141	0%	
Vinyl chloride	A	ug/L	119.0594	4.762376		5	0	0	0.153	0.5	500	95%	58	137	0%	
1,4-Dichlorobenzene-d4	I	ug/L	250	10		0	0	0	0	0	500	0%	0	0	0%	
Chlorobenzene-d5	I	ug/L	250	10		0	0	0	0	0	500	0%	0	0	0%	
Fluorobenzene	I	ug/L	250	10		0	0	0	0	0	500	0%	0	0	0%	
Xylenes, Total	M	ug/L	373.96546	14.9586184		15	0	0	0.0604	0.5	1500	100%	79	121	0%	
1,2-Dichloroethane-d4	S	ug/L	271.40137	10.8560548		10	0	0	0.229	0.5	500	109%	81	118	0%	
Dibromofluoromethane	S	ug/L	269.27466	10.7709864		10	0	0	0.129	0.5	500	108%	80	119	0%	
p-Bromofluorobenzene	S	ug/L	257.48558	10.2994232		10	0	0	0.149	0.5	500	103%	85	114	0%	
Toluene-d8	S	ug/L	269.69997	10.7879988		10	0	0	0.23	0.5	500	108%	89	112	0%	

Seq No	Lab ID	Test Code	Sample Typ	File ID	Analysis Date	DF	Batch ID	Prep Date	SPKref	RPDref	pmoist
14998194	MBLK012122_	VOC-8260-W-Q	MBLK	)A5975C\VG012	1/21/2022 11:47:	1	R373695		0	0	

Analyte	T	Units	RAW	Final	Text	Spike	SPKref	RPDref	MDL	PQL	UQL	%REC	LOW	HIGH	%RPD	Q
1,1,1,2-Tetrachloroethane	A	ug/L	0	0		0	0	0	0.101	0.5	500	0%	0	0	0%	
1,1,1-Trichloroethane	A	ug/L	0	0		0	0	0	0.131	0.5	500	0%	0	0	0%	
1,1,2,2-Tetrachloroethane	A	ug/L	0	0		0	0	0	0.0872	0.5	500	0%	0	0	0%	
1,1,2-Trichloroethane	A	ug/L	0	0		0	0	0	0.108	0.5	500	0%	0	0	0%	
1,1-Dichloroethane	A	ug/L	0	0		0	0	0	0.135	0.5	500	0%	0	0	0%	
1,1-Dichloroethene	A	ug/L	0	0		0	0	0	0.141	0.5	500	0%	0	0	0%	
1,1-Dichloropropene	A	ug/L	0	0		0	0	0	0.083	0.5	500	0%	0	0	0%	
1,2,3-Trichloropropane	A	ug/L	0	0		0	0	0	0.235	0.5	500	0%	0	0	0%	
1,2-Dibromoethane	A	ug/L	0	0		0	0	0	0.0916	0.5	500	0%	0	0	0%	
1,2-Dichlorobenzene	A	ug/L	0	0		0	0	0	0.0746	0.5	500	0%	0	0	0%	
1,2-Dichloroethane	A	ug/L	0	0		0	0	0	0.116	0.5	500	0%	0	0	0%	
1,2-Dichloropropane	A	ug/L	0	0		0	0	0	0.0847	0.5	500	0%	0	0	0%	
1,3-Dichlorobenzene	A	ug/L	0	0		0	0	0	0.0803	0.5	500	0%	0	0	0%	
1,3-Dichloropropane	A	ug/L	0	0		0	0	0	0.0791	0.5	500	0%	0	0	0%	
1,4-Dichlorobenzene	A	ug/L	0	0		0	0	0	0.0858	0.5	500	0%	0	0	0%	
2,2-Dichloropropane	A	ug/L	0	0		0	0	0	0.186	0.5	500	0%	0	0	0%	
2-Chlorotoluene	A	ug/L	0	0		0	0	0	0.0876	0.5	500	0%	0	0	0%	
4-Chlorotoluene	A	ug/L	0	0		0	0	0	0.0728	0.5	500	0%	0	0	0%	
Benzene	A	ug/L	0	0		0	0	0	0.0914	0.5	500	0%	0	0	0%	
Bromobenzene	A	ug/L	0	0		0	0	0	0.0831	0.5	500	0%	0	0	0%	

Seq No	Lab ID	Test Code	Sample Typ	File ID	Analysis Date	DF	Batch ID	Prep Date	SPKref	RPDref	pmoist
14998194	MBLK012122_	VOC-8260-W-Q	MBLK	)A5975C\VG012	1/21/2022 11:47:	1	R373695		0	0	

Analyte	T	Units	RAW	Final	Text	Spike	SPKref	RPDref	MDL	PQL	UQL	%REC	LOW	HIGH	%RPD	Q
Bromochloromethane	A	ug/L	0	0		0	0	0	0.141	0.5	500	0%	0	0	0%	
Bromodichloromethane	A	ug/L	0	0		0	0	0	0.12	0.5	500	0%	0	0	0%	
Bromoform	A	ug/L	0	0		0	0	0	0.119	0.5	500	0%	0	0	0%	
Carbon tetrachloride	A	ug/L	0	0		0	0	0	0.143	0.5	500	0%	0	0	0%	
Chlorobenzene	A	ug/L	0	0		0	0	0	0.0914	0.5	500	0%	0	0	0%	
Chlorodibromomethane	A	ug/L	0	0		0	0	0	0.0841	0.5	500	0%	0	0	0%	
Chloroethane	A	ug/L	0	0		0	0	0	0.169	0.5	500	0%	0	0	0%	
Chloroform	A	ug/L	0	0		0	0	0	0.0789	0.5	500	0%	0	0	0%	
Chloromethane	A	ug/L	0	0		0	0	0	0.162	0.5	500	0%	0	0	0%	
cis-1,2-Dichloroethene	A	ug/L	0	0		0	0	0	0.108	0.5	500	0%	0	0	0%	
cis-1,3-Dichloropropene	A	ug/L	0	0		0	0	0	0.073	0.5	500	0%	0	0	0%	
Dibromomethane	A	ug/L	0	0		0	0	0	0.147	0.5	500	0%	0	0	0%	
Dichlorodifluoromethane	A	ug/L	0	0		0	0	0	0.175	0.5	500	0%	0	0	0%	
Ethylbenzene	A	ug/L	0	0		0	0	0	0.0836	0.5	500	0%	0	0	0%	
m+p-Xylenes	A	ug/L	0	0		0	0	0	0.15	0.5	1000	0%	0	0	0%	
Methyl ethyl ketone	A	ug/L	0	0		0	0	0	1.77	10	5000	0%	0	0	0%	
Methyl tert-butyl ether (MTBE)	A	ug/L	0	0		0	0	0	0.101	0.5	500	0%	0	0	0%	
Methylene chloride	A	ug/L	1.59025	0		0	0	0	0.338	0.5	500	0%	0	0	0%	
o-Xylene	A	ug/L	0	0		0	0	0	0.0604	0.5	500	0%	0	0	0%	
Styrene	A	ug/L	0	0		0	0	0	0.067	0.5	500	0%	0	0	0%	
Tetrachloroethene	A	ug/L	0	0		0	0	0	0.0671	0.5	500	0%	0	0	0%	
Toluene	A	ug/L	0	0		0	0	0	0.0679	0.5	500	0%	0	0	0%	
trans-1,2-Dichloroethene	A	ug/L	0	0		0	0	0	0.125	0.5	500	0%	0	0	0%	
trans-1,3-Dichloropropene	A	ug/L	0	0		0	0	0	0.0846	0.5	500	0%	0	0	0%	
Trichloroethene	A	ug/L	0	0		0	0	0	0.0993	0.5	500	0%	0	0	0%	
Trichlorofluoromethane	A	ug/L	0	0		0	0	0	0.134	0.5	500	0%	0	0	0%	
Vinyl chloride	A	ug/L	0	0		0	0	0	0.153	0.5	500	0%	0	0	0%	
1,4-Dichlorobenzene-d4	I	ug/L	250	10		0	0	0	0	0	500	0%	0	0	0%	
Chlorobenzene-d5	I	ug/L	250	10		0	0	0	0	0	500	0%	0	0	0%	
Fluorobenzene	I	ug/L	250	10		0	0	0	0	0	500	0%	0	0	0%	
Xylenes, Total	M	ug/L	0	0		0	0	0	0.0604	0.5	1500	0%	0	0	0%	
1,2-Dichloroethane-d4	S	ug/L	280.86407	11.2345628		10	0	0	0.229	0.5	500	112%	81	118	0%	
Dibromofluoromethane	S	ug/L	272.36491	10.8945964		10	0	0	0.129	0.5	500	109%	80	119	0%	
p-Bromofluorobenzene	S	ug/L	260.27518	10.4110072		10	0	0	0.149	0.5	500	104%	85	114	0%	
Toluene-d8	S	ug/L	260.44737	10.4178948		10	0	0	0.23	0.5	500	104%	89	112	0%	

Seq No	Lab ID	Test Code	Sample Typ	File ID	Analysis Date	DF	Batch ID	Prep Date	SPKref	RPDref	pmoist
14998195	B22011125-002	VOC-8260-W-S	SAMP	)A5975C\VG012	1/21/2022 12:31:	1	R373695		0	0	

Analyte	T	Units	RAW	Final	Text	Spike	SPKref	RPDref	MDL	PQL	UQL	%REC	LOW	HIGH	%RPD	Q
1,1,1,2-Tetrachloroethane	A	ug/L	0	0		0	0	0	0.101	1	500	0%	0	0	0%	U
1,1,1-Trichloroethane	A	ug/L	0	0		0	0	0	0.131	1	500	0%	0	0	0%	U
1,1,2,2-Tetrachloroethane	A	ug/L	0	0		0	0	0	0.0872	1	500	0%	0	0	0%	U
1,1,2-Trichloroethane	A	ug/L	0	0		0	0	0	0.108	1	500	0%	0	0	0%	U
1,1-Dichloroethane	A	ug/L	0	0		0	0	0	0.135	1	500	0%	0	0	0%	U
1,1-Dichloroethene	A	ug/L	0	0		0	0	0	0.141	1	500	0%	0	0	0%	U
1,1-Dichloropropene	A	ug/L	0	0		0	0	0	0.083	1	500	0%	0	0	0%	U
1,2,3-Trichloropropane	A	ug/L	0	0		0	0	0	0.235	1	500	0%	0	0	0%	U
1,2-Dibromoethane	A	ug/L	0	0		0	0	0	0.0916	1	500	0%	0	0	0%	U
1,2-Dichlorobenzene	A	ug/L	0	0		0	0	0	0.0746	1	500	0%	0	0	0%	U
1,2-Dichloroethane	A	ug/L	0	0		0	0	0	0.116	1	500	0%	0	0	0%	U
1,2-Dichloropropane	A	ug/L	0	0		0	0	0	0.0847	1	500	0%	0	0	0%	U
1,3-Dichlorobenzene	A	ug/L	0	0		0	0	0	0.0803	1	500	0%	0	0	0%	U
1,3-Dichloropropane	A	ug/L	0	0		0	0	0	0.0791	1	500	0%	0	0	0%	U
1,4-Dichlorobenzene	A	ug/L	0	0		0	0	0	0.0858	1	500	0%	0	0	0%	U
2,2-Dichloropropane	A	ug/L	0	0		0	0	0	0.186	1	500	0%	0	0	0%	U
2-Chlorotoluene	A	ug/L	0	0		0	0	0	0.0876	1	500	0%	0	0	0%	U
4-Chlorotoluene	A	ug/L	0	0		0	0	0	0.0728	1	500	0%	0	0	0%	U
Benzene	A	ug/L	0.05702	0		0	0	0	0.0914	1	500	0%	0	0	0%	U
Bromobenzene	A	ug/L	0	0		0	0	0	0.0831	1	500	0%	0	0	0%	U
Bromochloromethane	A	ug/L	0	0		0	0	0	0.141	1	500	0%	0	0	0%	U
Bromodichloromethane	A	ug/L	0	0		0	0	0	0.12	1	500	0%	0	0	0%	U
Bromoform	A	ug/L	0	0		0	0	0	0.119	1	500	0%	0	0	0%	U
Bromomethane	A	ug/L	0	0		0	0	0	0.253	1	500	0%	0	0	0%	U
Carbon tetrachloride	A	ug/L	0	0		0	0	0	0.143	1	500	0%	0	0	0%	U
Chlorobenzene	A	ug/L	0	0		0	0	0	0.0914	1	500	0%	0	0	0%	U
Chlorodibromomethane	A	ug/L	0	0		0	0	0	0.0841	1	500	0%	0	0	0%	U
Chloroethane	A	ug/L	0	0		0	0	0	0.169	1	500	0%	0	0	0%	U
Chloroform	A	ug/L	0.06861	0		0	0	0	0.0789	1	500	0%	0	0	0%	U
Chloromethane	A	ug/L	0.42786	0		0	0	0	0.162	1	500	0%	0	0	0%	U
cis-1,2-Dichloroethene	A	ug/L	0	0		0	0	0	0.108	1	500	0%	0	0	0%	U
cis-1,3-Dichloropropene	A	ug/L	0	0		0	0	0	0.073	1	500	0%	0	0	0%	U
Dibromomethane	A	ug/L	0	0		0	0	0	0.147	1	500	0%	0	0	0%	U
Dichlorodifluoromethane	A	ug/L	0	0		0	0	0	0.175	1	500	0%	0	0	0%	U
Ethylbenzene	A	ug/L	0.72916	0		0	0	0	0.0836	1	500	0%	0	0	0%	U

Seq No	Lab ID	Test Code	Sample Typ	File ID	Analysis Date	DF	Batch ID	Prep Date	SPKref	RPDref	pmoist
14998195	B22011125-002	VOC-8260-W-S	SAMP	)A5975C\VG012	1/21/2022 12:31:	1	R373695		0	0	

Analyte	T	Units	RAW	Final	Text	Spike	SPKref	RPDref	MDL	PQL	UQL	%REC	LOW	HIGH	%RPD	Q
m+p-Xylenes	A	ug/L	1.96992	0		0	0	0	0.15	1	1000	0%	0	0	0%	U
Methyl ethyl ketone	A	ug/L	0	0		0	0	0	1.77	20	5000	0%	0	0	0%	U
Methyl tert-butyl ether (MTBE)	A	ug/L	0	0		0	0	0	0.101	1	500	0%	0	0	0%	U
Methylene chloride	A	ug/L	2.15539	0		0	0	0	0.338	1	500	0%	0	0	0%	U
o-Xylene	A	ug/L	0	0		0	0	0	0.0604	1	500	0%	0	0	0%	U
Styrene	A	ug/L	0	0		0	0	0	0.067	1	500	0%	0	0	0%	U
Tetrachloroethene	A	ug/L	0	0		0	0	0	0.0671	1	500	0%	0	0	0%	U
Toluene	A	ug/L	1.81251	0.0725004		0	0	0	0.0679	1	500	0%	0	0	0%	J
trans-1,2-Dichloroethene	A	ug/L	0.16837	0		0	0	0	0.125	1	500	0%	0	0	0%	U
trans-1,3-Dichloropropene	A	ug/L	0	0		0	0	0	0.0846	1	500	0%	0	0	0%	U
Trichloroethene	A	ug/L	0	0		0	0	0	0.0993	1	500	0%	0	0	0%	U
Trichlorofluoromethane	A	ug/L	0	0		0	0	0	0.134	1	500	0%	0	0	0%	U
Vinyl chloride	A	ug/L	0	0		0	0	0	0.153	1	500	0%	0	0	0%	U
1,4-Dichlorobenzene-d4	I	ug/L	250	10		0	0	0	0	0	0	0%	0	0	0%	
Chlorobenzene-d5	I	ug/L	250	10		0	0	0	0.1	0	0	0%	0	0	0%	
Fluorobenzene	I	ug/L	250	10		0	0	0	0.1	0	0	0%	0	0	0%	
Xylenes, Total	M	ug/L	1.96992	0		0	0	0	0.0604	1	0	0%	0	0	0%	U
1,2-Dichloroethane-d4	S	ug/L	286.91886	11.4767544		10	0	0	0.229	1	500	115%	81	118	0%	
Dibromofluoromethane	S	ug/L	276.19802	11.0479208		10	0	0	0.129	1	500	110%	80	119	0%	
p-Bromofluorobenzene	S	ug/L	277.4831	11.099324		10	0	0	0.149	1	500	111%	85	114	0%	
Toluene-d8	S	ug/L	265.72027	10.6288108		10	0	0	0.23	1	500	106%	89	112	0%	

Seq No	Lab ID	Test Code	Sample Typ	File ID	Analysis Date	DF	Batch ID	Prep Date	SPKref	RPDref	pmoist
14998196	B22011125-001	VOC-8260-W-S	SAMP	)A5975C\VG012	1/21/2022 12:58:	1	R373695		0	0	

Analyte	T	Units	RAW	Final	Text	Spike	SPKref	RPDref	MDL	PQL	UQL	%REC	LOW	HIGH	%RPD	Q
1,1,1,2-Tetrachloroethane	A	ug/L	0	0		0	0	0	0.101	1	500	0%	0	0	0%	U
1,1,1-Trichloroethane	A	ug/L	0	0		0	0	0	0.131	1	500	0%	0	0	0%	U
1,1,2,2-Tetrachloroethane	A	ug/L	0	0		0	0	0	0.0872	1	500	0%	0	0	0%	U
1,1,2-Trichloroethane	A	ug/L	0	0		0	0	0	0.108	1	500	0%	0	0	0%	U
1,1-Dichloroethane	A	ug/L	0	0		0	0	0	0.135	1	500	0%	0	0	0%	U
1,1-Dichloroethene	A	ug/L	0	0		0	0	0	0.141	1	500	0%	0	0	0%	U
1,1-Dichloropropene	A	ug/L	0	0		0	0	0	0.083	1	500	0%	0	0	0%	U
1,2,3-Trichloropropane	A	ug/L	0	0		0	0	0	0.235	1	500	0%	0	0	0%	U
1,2-Dibromoethane	A	ug/L	0	0		0	0	0	0.0916	1	500	0%	0	0	0%	U

Seq No	Lab ID	Test Code	Sample Typ	File ID	Analysis Date	DF	Batch ID	Prep Date	SPKref	RPDref	pmoist
14998196	B22011125-001	VOC-8260-W-S	SAMP	)A5975C\VG012	1/21/2022 12:58:	1	R373695		0	0	

Analyte	T	Units	RAW	Final	Text	Spike	SPKref	RPDref	MDL	PQL	UQL	%REC	LOW	HIGH	%RPD	Q
1,2-Dichlorobenzene	A	ug/L	0	0		0	0	0	0.0746	1	500	0%	0	0	0%	U
1,2-Dichloroethane	A	ug/L	0	0		0	0	0	0.116	1	500	0%	0	0	0%	U
1,2-Dichloropropane	A	ug/L	0	0		0	0	0	0.0847	1	500	0%	0	0	0%	U
1,3-Dichlorobenzene	A	ug/L	0	0		0	0	0	0.0803	1	500	0%	0	0	0%	U
1,3-Dichloropropane	A	ug/L	0	0		0	0	0	0.0791	1	500	0%	0	0	0%	U
1,4-Dichlorobenzene	A	ug/L	0	0		0	0	0	0.0858	1	500	0%	0	0	0%	U
2,2-Dichloropropane	A	ug/L	0	0		0	0	0	0.186	1	500	0%	0	0	0%	U
2-Chlorotoluene	A	ug/L	0	0		0	0	0	0.0876	1	500	0%	0	0	0%	U
4-Chlorotoluene	A	ug/L	0	0		0	0	0	0.0728	1	500	0%	0	0	0%	U
Benzene	A	ug/L	0	0		0	0	0	0.0914	1	500	0%	0	0	0%	U
Bromobenzene	A	ug/L	0	0		0	0	0	0.0831	1	500	0%	0	0	0%	U
Bromochloromethane	A	ug/L	0	0		0	0	0	0.141	1	500	0%	0	0	0%	U
Bromodichloromethane	A	ug/L	0	0		0	0	0	0.12	1	500	0%	0	0	0%	U
Bromoform	A	ug/L	0	0		0	0	0	0.119	1	500	0%	0	0	0%	U
Bromomethane	A	ug/L	0	0		0	0	0	0.253	1	500	0%	0	0	0%	U
Carbon tetrachloride	A	ug/L	0	0		0	0	0	0.143	1	500	0%	0	0	0%	U
Chlorobenzene	A	ug/L	0	0		0	0	0	0.0914	1	500	0%	0	0	0%	U
Chlorodibromomethane	A	ug/L	0	0		0	0	0	0.0841	1	500	0%	0	0	0%	U
Chloroethane	A	ug/L	0	0		0	0	0	0.169	1	500	0%	0	0	0%	U
Chloroform	A	ug/L	0	0		0	0	0	0.0789	1	500	0%	0	0	0%	U
Chloromethane	A	ug/L	0.41956	0		0	0	0	0.162	1	500	0%	0	0	0%	U
cis-1,2-Dichloroethene	A	ug/L	0	0		0	0	0	0.108	1	500	0%	0	0	0%	U
cis-1,3-Dichloropropene	A	ug/L	0	0		0	0	0	0.073	1	500	0%	0	0	0%	U
Dibromomethane	A	ug/L	0	0		0	0	0	0.147	1	500	0%	0	0	0%	U
Dichlorodifluoromethane	A	ug/L	0	0		0	0	0	0.175	1	500	0%	0	0	0%	U
Ethylbenzene	A	ug/L	0	0		0	0	0	0.0836	1	500	0%	0	0	0%	U
m+p-Xylenes	A	ug/L	0	0		0	0	0	0.15	1	1000	0%	0	0	0%	U
Methyl ethyl ketone	A	ug/L	0	0		0	0	0	1.77	20	5000	0%	0	0	0%	U
Methyl tert-butyl ether (MTBE)	A	ug/L	0	0		0	0	0	0.101	1	500	0%	0	0	0%	U
Methylene chloride	A	ug/L	0	0		0	0	0	0.338	1	500	0%	0	0	0%	U
o-Xylene	A	ug/L	0	0		0	0	0	0.0604	1	500	0%	0	0	0%	U
Styrene	A	ug/L	0	0		0	0	0	0.067	1	500	0%	0	0	0%	U
Tetrachloroethene	A	ug/L	0	0		0	0	0	0.0671	1	500	0%	0	0	0%	U
Toluene	A	ug/L	0.41583	0		0	0	0	0.0679	1	500	0%	0	0	0%	UT
trans-1,2-Dichloroethene	A	ug/L	0	0		0	0	0	0.125	1	500	0%	0	0	0%	U

Seq No	Lab ID	Test Code	Sample Typ	File ID	Analysis Date	DF	Batch ID	Prep Date	SPKref	RPDref	pmoist
14998196	B22011125-001	VOC-8260-W-S	SAMP	)A5975C\VG012	1/21/2022 12:58:	1	R373695		0	0	

Analyte	T	Units	RAW	Final	Text	Spike	SPKref	RPDref	MDL	PQL	UQL	%REC	LOW	HIGH	%RPD	Q
trans-1,3-Dichloropropene	A	ug/L	0	0		0	0	0	0.0846	1	500	0%	0	0	0%	U
Trichloroethene	A	ug/L	0	0		0	0	0	0.0993	1	500	0%	0	0	0%	U
Trichlorofluoromethane	A	ug/L	0	0		0	0	0	0.134	1	500	0%	0	0	0%	U
Vinyl chloride	A	ug/L	0	0		0	0	0	0.153	1	500	0%	0	0	0%	U
1,4-Dichlorobenzene-d4	I	ug/L	250	10		0	0	0	0	0	0	0%	0	0	0%	
Chlorobenzene-d5	I	ug/L	250	10		0	0	0	0.1	0	0	0%	0	0	0%	
Fluorobenzene	I	ug/L	250	10		0	0	0	0.1	0	0	0%	0	0	0%	
Xylenes, Total	M	ug/L	0	0		0	0	0	0.0604	1	0	0%	0	0	0%	U
1,2-Dichloroethane-d4	S	ug/L	276.67313	11.0669252		10	0	0	0.229	1	500	111%	81	118	0%	
Dibromofluoromethane	S	ug/L	268.87409	10.7549636		10	0	0	0.129	1	500	108%	80	119	0%	
p-Bromofluorobenzene	S	ug/L	264.66963	10.5867852		10	0	0	0.149	1	500	106%	85	114	0%	
Toluene-d8	S	ug/L	263.48069	10.5392276		10	0	0	0.23	1	500	105%	89	112	0%	

Seq No	Lab ID	Test Code	Sample Typ	File ID	Analysis Date	DF	Batch ID	Prep Date	SPKref	RPDref	pmoist
14998197	B22011126-001	VOC-8260-W-S	SAMP	)A5975C\VG012	1/21/2022 1:25:5	1	R373695		0	0	

Analyte	T	Units	RAW	Final	Text	Spike	SPKref	RPDref	MDL	PQL	UQL	%REC	LOW	HIGH	%RPD	Q
1,1,1,2-Tetrachloroethane	A	ug/L	0	0		0	0	0	0.101	1	500	0%	0	0	0%	U
1,1,1-Trichloroethane	A	ug/L	0	0		0	0	0	0.131	1	500	0%	0	0	0%	U
1,1,2,2-Tetrachloroethane	A	ug/L	0	0		0	0	0	0.0872	1	500	0%	0	0	0%	U
1,1,2-Trichloroethane	A	ug/L	0	0		0	0	0	0.108	1	500	0%	0	0	0%	U
1,1-Dichloroethane	A	ug/L	0	0		0	0	0	0.135	1	500	0%	0	0	0%	U
1,1-Dichloroethene	A	ug/L	0	0		0	0	0	0.141	1	500	0%	0	0	0%	U
1,1-Dichloropropene	A	ug/L	0	0		0	0	0	0.083	1	500	0%	0	0	0%	U
1,2,3-Trichloropropane	A	ug/L	0	0		0	0	0	0.235	1	500	0%	0	0	0%	U
1,2-Dibromoethane	A	ug/L	0	0		0	0	0	0.0916	1	500	0%	0	0	0%	U
1,2-Dichlorobenzene	A	ug/L	0	0		0	0	0	0.0746	1	500	0%	0	0	0%	U
1,2-Dichloroethane	A	ug/L	0	0		0	0	0	0.116	1	500	0%	0	0	0%	U
1,2-Dichloropropane	A	ug/L	0	0		0	0	0	0.0847	1	500	0%	0	0	0%	U
1,3-Dichlorobenzene	A	ug/L	0	0		0	0	0	0.0803	1	500	0%	0	0	0%	U
1,3-Dichloropropane	A	ug/L	0	0		0	0	0	0.0791	1	500	0%	0	0	0%	U
1,4-Dichlorobenzene	A	ug/L	0	0		0	0	0	0.0858	1	500	0%	0	0	0%	U
2,2-Dichloropropane	A	ug/L	0	0		0	0	0	0.186	1	500	0%	0	0	0%	U
2-Chlorotoluene	A	ug/L	0	0		0	0	0	0.0876	1	500	0%	0	0	0%	U
4-Chlorotoluene	A	ug/L	0	0		0	0	0	0.0728	1	500	0%	0	0	0%	U

Seq No	Lab ID	Test Code	Sample Typ	File ID	Analysis Date	DF	Batch ID	Prep Date	SPKref	RPDref	pmoist
14998197	B22011126-001	VOC-8260-W-S	SAMP	)A5975C\VG012	1/21/2022 1:25:5	1	R373695		0	0	

Analyte	T	Units	RAW	Final	Text	Spike	SPKref	RPDref	MDL	PQL	UQL	%REC	LOW	HIGH	%RPD	Q
Benzene	A	ug/L	0	0		0	0	0	0.0914	1	500	0%	0	0	0%	U
Bromobenzene	A	ug/L	0	0		0	0	0	0.0831	1	500	0%	0	0	0%	U
Bromochloromethane	A	ug/L	0	0		0	0	0	0.141	1	500	0%	0	0	0%	U
Bromodichloromethane	A	ug/L	0	0		0	0	0	0.12	1	500	0%	0	0	0%	U
Bromoform	A	ug/L	0	0		0	0	0	0.119	1	500	0%	0	0	0%	U
Bromomethane	A	ug/L	0	0		0	0	0	0.253	1	500	0%	0	0	0%	U
Carbon tetrachloride	A	ug/L	0	0		0	0	0	0.143	1	500	0%	0	0	0%	U
Chlorobenzene	A	ug/L	0.23579	0		0	0	0	0.0914	1	500	0%	0	0	0%	U
Chlorodibromomethane	A	ug/L	0	0		0	0	0	0.0841	1	500	0%	0	0	0%	U
Chloroethane	A	ug/L	1.90845	0		0	0	0	0.169	1	500	0%	0	0	0%	U
Chloroform	A	ug/L	0	0		0	0	0	0.0789	1	500	0%	0	0	0%	U
Chloromethane	A	ug/L	0.48984	0		0	0	0	0.162	1	500	0%	0	0	0%	U
cis-1,2-Dichloroethene	A	ug/L	0	0		0	0	0	0.108	1	500	0%	0	0	0%	U
cis-1,3-Dichloropropene	A	ug/L	0	0		0	0	0	0.073	1	500	0%	0	0	0%	U
Dibromomethane	A	ug/L	0	0		0	0	0	0.147	1	500	0%	0	0	0%	U
Dichlorodifluoromethane	A	ug/L	0	0		0	0	0	0.175	1	500	0%	0	0	0%	U
Ethylbenzene	A	ug/L	0	0		0	0	0	0.0836	1	500	0%	0	0	0%	U
m+p-Xylenes	A	ug/L	0	0		0	0	0	0.15	1	1000	0%	0	0	0%	U
Methyl ethyl ketone	A	ug/L	0	0		0	0	0	1.77	20	5000	0%	0	0	0%	U
Methyl tert-butyl ether (MTBE)	A	ug/L	0	0		0	0	0	0.101	1	500	0%	0	0	0%	U
Methylene chloride	A	ug/L	0.91387	0		0	0	0	0.338	1	500	0%	0	0	0%	U
o-Xylene	A	ug/L	0	0		0	0	0	0.0604	1	500	0%	0	0	0%	U
Styrene	A	ug/L	0	0		0	0	0	0.067	1	500	0%	0	0	0%	U
Tetrachloroethene	A	ug/L	0	0		0	0	0	0.0671	1	500	0%	0	0	0%	U
Toluene	A	ug/L	0	0		0	0	0	0.0679	1	500	0%	0	0	0%	U
trans-1,2-Dichloroethene	A	ug/L	0	0		0	0	0	0.125	1	500	0%	0	0	0%	U
trans-1,3-Dichloropropene	A	ug/L	0	0		0	0	0	0.0846	1	500	0%	0	0	0%	U
Trichloroethene	A	ug/L	0.75398	0		0	0	0	0.0993	1	500	0%	0	0	0%	U
Trichlorofluoromethane	A	ug/L	0	0		0	0	0	0.134	1	500	0%	0	0	0%	U
Vinyl chloride	A	ug/L	0	0		0	0	0	0.153	1	500	0%	0	0	0%	U
1,4-Dichlorobenzene-d4	I	ug/L	250	10		0	0	0	0	0	0	0%	0	0	0%	
Chlorobenzene-d5	I	ug/L	250	10		0	0	0	0.1	0	0	0%	0	0	0%	
Fluorobenzene	I	ug/L	250	10		0	0	0	0.1	0	0	0%	0	0	0%	
Xylenes, Total	M	ug/L	0	0		0	0	0	0.0604	1	0	0%	0	0	0%	U
1,2-Dichloroethane-d4	S	ug/L	285.50961	11.4203844		10	0	0	0.229	1	500	114%	81	118	0%	

Seq No	Lab ID	Test Code	Sample Typ	File ID	Analysis Date	DF	Batch ID	Prep Date	SPKref	RPDref	pmoist
14998197	B22011126-001	VOC-8260-W-S	SAMP	)A5975C\VG012	1/21/2022 1:25:5	1	R373695		0	0	

Analyte	T	Units	RAW	Final	Text	Spike	SPKref	RPDref	MDL	PQL	UQL	%REC	LOW	HIGH	%RPD	Q
Dibromofluoromethane	S	ug/L	274.58483	10.9833932		10	0	0	0.129	1	500	110%	80	119	0%	
p-Bromofluorobenzene	S	ug/L	261.63363	10.4653452		10	0	0	0.149	1	500	105%	85	114	0%	
Toluene-d8	S	ug/L	252.18727	10.0874908		10	0	0	0.23	1	500	101%	89	112	0%	

Seq No	Lab ID	Test Code	Sample Typ	File ID	Analysis Date	DF	Batch ID	Prep Date	SPKref	RPDref	pmoist
14998198	B22011127-001	VOC-8260-W-S	SAMP	)A5975C\VG012	1/21/2022 1:53:0	1	R373695		0	0	

Analyte	T	Units	RAW	Final	Text	Spike	SPKref	RPDref	MDL	PQL	UQL	%REC	LOW	HIGH	%RPD	Q
1,1,1,2-Tetrachloroethane	A	ug/L	0	0		0	0	0	0.101	1	500	0%	0	0	0%	U
1,1,1-Trichloroethane	A	ug/L	0	0		0	0	0	0.131	1	500	0%	0	0	0%	U
1,1,2,2-Tetrachloroethane	A	ug/L	0	0		0	0	0	0.0872	1	500	0%	0	0	0%	U
1,1,2-Trichloroethane	A	ug/L	0	0		0	0	0	0.108	1	500	0%	0	0	0%	U
1,1-Dichloroethane	A	ug/L	0	0		0	0	0	0.135	1	500	0%	0	0	0%	U
1,1-Dichloroethene	A	ug/L	0	0		0	0	0	0.141	1	500	0%	0	0	0%	U
1,1-Dichloropropene	A	ug/L	0	0		0	0	0	0.083	1	500	0%	0	0	0%	U
1,2,3-Trichloropropane	A	ug/L	0	0		0	0	0	0.235	1	500	0%	0	0	0%	U
1,2-Dibromoethane	A	ug/L	0	0		0	0	0	0.0916	1	500	0%	0	0	0%	U
1,2-Dichlorobenzene	A	ug/L	0	0		0	0	0	0.0746	1	500	0%	0	0	0%	U
1,2-Dichloroethane	A	ug/L	0	0		0	0	0	0.116	1	500	0%	0	0	0%	U
1,2-Dichloropropane	A	ug/L	0	0		0	0	0	0.0847	1	500	0%	0	0	0%	U
1,3-Dichlorobenzene	A	ug/L	0	0		0	0	0	0.0803	1	500	0%	0	0	0%	U
1,3-Dichloropropane	A	ug/L	0	0		0	0	0	0.0791	1	500	0%	0	0	0%	U
1,4-Dichlorobenzene	A	ug/L	0	0		0	0	0	0.0858	1	500	0%	0	0	0%	U
2,2-Dichloropropane	A	ug/L	0	0		0	0	0	0.186	1	500	0%	0	0	0%	U
2-Chlorotoluene	A	ug/L	0	0		0	0	0	0.0876	1	500	0%	0	0	0%	U
4-Chlorotoluene	A	ug/L	0	0		0	0	0	0.0728	1	500	0%	0	0	0%	U
Benzene	A	ug/L	0	0		0	0	0	0.0914	1	500	0%	0	0	0%	U
Bromobenzene	A	ug/L	0	0		0	0	0	0.0831	1	500	0%	0	0	0%	U
Bromochloromethane	A	ug/L	0	0		0	0	0	0.141	1	500	0%	0	0	0%	U
Bromodichloromethane	A	ug/L	0	0		0	0	0	0.12	1	500	0%	0	0	0%	U
Bromoform	A	ug/L	0	0		0	0	0	0.119	1	500	0%	0	0	0%	U
Bromomethane	A	ug/L	0	0		0	0	0	0.253	1	500	0%	0	0	0%	U
Carbon tetrachloride	A	ug/L	0	0		0	0	0	0.143	1	500	0%	0	0	0%	U
Chlorobenzene	A	ug/L	0	0		0	0	0	0.0914	1	500	0%	0	0	0%	U
Chlorodibromomethane	A	ug/L	0	0		0	0	0	0.0841	1	500	0%	0	0	0%	U

Seq No	Lab ID	Test Code	Sample Typ	File ID	Analysis Date	DF	Batch ID	Prep Date	SPKref	RPDref	pmoist
14998198	B22011127-001	VOC-8260-W-S	SAMP	)A5975C\VG012	1/21/2022 1:53:0	1	R373695		0	0	

Analyte	T	Units	RAW	Final	Text	Spike	SPKref	RPDref	MDL	PQL	UQL	%REC	LOW	HIGH	%RPD	Q
Chloroethane	A	ug/L	0	0		0	0	0	0.169	1	500	0%	0	0	0%	U
Chloroform	A	ug/L	2.78522	0.1114088		0	0	0	0.0789	1	500	0%	0	0	0%	J
Chloromethane	A	ug/L	1.48642	0		0	0	0	0.162	1	500	0%	0	0	0%	U
cis-1,2-Dichloroethene	A	ug/L	0	0		0	0	0	0.108	1	500	0%	0	0	0%	U
cis-1,3-Dichloropropene	A	ug/L	0	0		0	0	0	0.073	1	500	0%	0	0	0%	U
Dibromomethane	A	ug/L	0	0		0	0	0	0.147	1	500	0%	0	0	0%	U
Dichlorodifluoromethane	A	ug/L	0	0		0	0	0	0.175	1	500	0%	0	0	0%	U
Ethylbenzene	A	ug/L	0	0		0	0	0	0.0836	1	500	0%	0	0	0%	U
m+p-Xylenes	A	ug/L	0	0		0	0	0	0.15	1	1000	0%	0	0	0%	U
Methyl ethyl ketone	A	ug/L	0	0		0	0	0	1.77	20	5000	0%	0	0	0%	U
Methyl tert-butyl ether (MTBE)	A	ug/L	0	0		0	0	0	0.101	1	500	0%	0	0	0%	U
Methylene chloride	A	ug/L	0.70371	0		0	0	0	0.338	1	500	0%	0	0	0%	U
o-Xylene	A	ug/L	0	0		0	0	0	0.0604	1	500	0%	0	0	0%	U
Styrene	A	ug/L	0	0		0	0	0	0.067	1	500	0%	0	0	0%	U
Tetrachloroethene	A	ug/L	0	0		0	0	0	0.0671	1	500	0%	0	0	0%	U
Toluene	A	ug/L	0	0		0	0	0	0.0679	1	500	0%	0	0	0%	U
trans-1,2-Dichloroethene	A	ug/L	0	0		0	0	0	0.125	1	500	0%	0	0	0%	U
trans-1,3-Dichloropropene	A	ug/L	0	0		0	0	0	0.0846	1	500	0%	0	0	0%	U
Trichloroethene	A	ug/L	0	0		0	0	0	0.0993	1	500	0%	0	0	0%	U
Trichlorofluoromethane	A	ug/L	0	0		0	0	0	0.134	1	500	0%	0	0	0%	U
Vinyl chloride	A	ug/L	0	0		0	0	0	0.153	1	500	0%	0	0	0%	U
1,4-Dichlorobenzene-d4	I	ug/L	250	10		0	0	0	0	0	0	0%	0	0	0%	
Chlorobenzene-d5	I	ug/L	250	10		0	0	0	0.1	0	0	0%	0	0	0%	
Fluorobenzene	I	ug/L	250	10		0	0	0	0.1	0	0	0%	0	0	0%	
Xylenes, Total	M	ug/L	0	0		0	0	0	0.0604	1	0	0%	0	0	0%	U
1,2-Dichloroethane-d4	S	ug/L	280.22205	11.208882		10	0	0	0.229	1	500	112%	81	118	0%	
Dibromofluoromethane	S	ug/L	272.49196	10.8996784		10	0	0	0.129	1	500	109%	80	119	0%	
p-Bromofluorobenzene	S	ug/L	263.7389	10.549556		10	0	0	0.149	1	500	105%	85	114	0%	
Toluene-d8	S	ug/L	257.23993	10.2895972		10	0	0	0.23	1	500	103%	89	112	0%	

Seq No	Lab ID	Test Code	Sample Typ	File ID	Analysis Date	DF	Batch ID	Prep Date	SPKref	RPDref	pmoist
14998199	B22011128-001	VOC-8260-W-S	SAMP	)A5975C\VG012	1/21/2022 2:20:2	1	R373695		0	0	

Analyte	T	Units	RAW	Final	Text	Spike	SPKref	RPDref	MDL	PQL	UQL	%REC	LOW	HIGH	%RPD	Q

Seq No	Lab ID	Test Code	Sample Typ	File ID	Analysis Date	DF	Batch ID	Prep Date	SPKref	RPDref	pmoist
14998199	B22011128-001	VOC-8260-W-S	SAMP	)A5975C\VG012	1/21/2022 2:20:2	1	R373695		0	0	

Analyte	T	Units	RAW	Final	Text	Spike	SPKref	RPDref	MDL	PQL	UQL	%REC	LOW	HIGH	%RPD	Q
1,1,1,2-Tetrachloroethane	A	ug/L	0	0		0	0	0	0.101	1	500	0%	0	0	0%	U
1,1,1-Trichloroethane	A	ug/L	0	0		0	0	0	0.131	1	500	0%	0	0	0%	U
1,1,2,2-Tetrachloroethane	A	ug/L	0	0		0	0	0	0.0872	1	500	0%	0	0	0%	U
1,1,2-Trichloroethane	A	ug/L	0	0		0	0	0	0.108	1	500	0%	0	0	0%	U
1,1-Dichloroethane	A	ug/L	0	0		0	0	0	0.135	1	500	0%	0	0	0%	U
1,1-Dichloroethene	A	ug/L	0	0		0	0	0	0.141	1	500	0%	0	0	0%	U
1,1-Dichloropropene	A	ug/L	0	0		0	0	0	0.083	1	500	0%	0	0	0%	U
1,2,3-Trichloropropane	A	ug/L	0	0		0	0	0	0.235	1	500	0%	0	0	0%	U
1,2-Dibromoethane	A	ug/L	0	0		0	0	0	0.0916	1	500	0%	0	0	0%	U
1,2-Dichlorobenzene	A	ug/L	0	0		0	0	0	0.0746	1	500	0%	0	0	0%	U
1,2-Dichloroethane	A	ug/L	0	0		0	0	0	0.116	1	500	0%	0	0	0%	U
1,2-Dichloropropane	A	ug/L	0	0		0	0	0	0.0847	1	500	0%	0	0	0%	U
1,3-Dichlorobenzene	A	ug/L	0	0		0	0	0	0.0803	1	500	0%	0	0	0%	U
1,3-Dichloropropane	A	ug/L	0	0		0	0	0	0.0791	1	500	0%	0	0	0%	U
1,4-Dichlorobenzene	A	ug/L	0	0		0	0	0	0.0858	1	500	0%	0	0	0%	U
2,2-Dichloropropane	A	ug/L	0	0		0	0	0	0.186	1	500	0%	0	0	0%	U
2-Chlorotoluene	A	ug/L	0	0		0	0	0	0.0876	1	500	0%	0	0	0%	U
4-Chlorotoluene	A	ug/L	0	0		0	0	0	0.0728	1	500	0%	0	0	0%	U
Benzene	A	ug/L	0.61963	0		0	0	0	0.0914	1	500	0%	0	0	0%	U
Bromobenzene	A	ug/L	0	0		0	0	0	0.0831	1	500	0%	0	0	0%	U
Bromochloromethane	A	ug/L	0	0		0	0	0	0.141	1	500	0%	0	0	0%	U
Bromodichloromethane	A	ug/L	0	0		0	0	0	0.12	1	500	0%	0	0	0%	U
Bromoform	A	ug/L	0	0		0	0	0	0.119	1	500	0%	0	0	0%	U
Bromomethane	A	ug/L	0	0		0	0	0	0.253	1	500	0%	0	0	0%	U
Carbon tetrachloride	A	ug/L	0	0		0	0	0	0.143	1	500	0%	0	0	0%	U
Chlorobenzene	A	ug/L	0	0		0	0	0	0.0914	1	500	0%	0	0	0%	U
Chlorodibromomethane	A	ug/L	0	0		0	0	0	0.0841	1	500	0%	0	0	0%	U
Chloroethane	A	ug/L	2.01498	0		0	0	0	0.169	1	500	0%	0	0	0%	U
Chloroform	A	ug/L	51.81078	2.0724312		0	0	0	0.0789	1	500	0%	0	0	0%	
Chloromethane	A	ug/L	1.50287	0		0	0	0	0.162	1	500	0%	0	0	0%	U
cis-1,2-Dichloroethene	A	ug/L	0	0		0	0	0	0.108	1	500	0%	0	0	0%	U
cis-1,3-Dichloropropene	A	ug/L	0	0		0	0	0	0.073	1	500	0%	0	0	0%	U
Dibromomethane	A	ug/L	0	0		0	0	0	0.147	1	500	0%	0	0	0%	U
Dichlorodifluoromethane	A	ug/L	0	0		0	0	0	0.175	1	500	0%	0	0	0%	U
Ethylbenzene	A	ug/L	0	0		0	0	0	0.0836	1	500	0%	0	0	0%	U

Seq No	Lab ID	Test Code	Sample Typ	File ID	Analysis Date	DF	Batch ID	Prep Date	SPKref	RPDref	pmoist
14998199	B22011128-001	VOC-8260-W-S	SAMP	)A5975C\VG012	1/21/2022 2:20:2	1	R373695		0	0	

Analyte	T	Units	RAW	Final	Text	Spike	SPKref	RPDref	MDL	PQL	UQL	%REC	LOW	HIGH	%RPD	Q
m+p-Xylenes	A	ug/L	0	0		0	0	0	0.15	1	1000	0%	0	0	0%	U
Methyl ethyl ketone	A	ug/L	0	0		0	0	0	1.77	20	5000	0%	0	0	0%	U
Methyl tert-butyl ether (MTBE)	A	ug/L	0	0		0	0	0	0.101	1	500	0%	0	0	0%	U
Methylene chloride	A	ug/L	0.93569	0		0	0	0	0.338	1	500	0%	0	0	0%	U
o-Xylene	A	ug/L	0	0		0	0	0	0.0604	1	500	0%	0	0	0%	U
Styrene	A	ug/L	0	0		0	0	0	0.067	1	500	0%	0	0	0%	U
Tetrachloroethene	A	ug/L	0	0		0	0	0	0.0671	1	500	0%	0	0	0%	U
Toluene	A	ug/L	0.6379	0		0	0	0	0.0679	1	500	0%	0	0	0%	UT
trans-1,2-Dichloroethene	A	ug/L	0	0		0	0	0	0.125	1	500	0%	0	0	0%	U
trans-1,3-Dichloropropene	A	ug/L	0	0		0	0	0	0.0846	1	500	0%	0	0	0%	U
Trichloroethene	A	ug/L	0	0		0	0	0	0.0993	1	500	0%	0	0	0%	U
Trichlorofluoromethane	A	ug/L	0	0		0	0	0	0.134	1	500	0%	0	0	0%	U
Vinyl chloride	A	ug/L	0	0		0	0	0	0.153	1	500	0%	0	0	0%	U
1,4-Dichlorobenzene-d4	I	ug/L	250	10		0	0	0	0	0	0	0%	0	0	0%	
Chlorobenzene-d5	I	ug/L	250	10		0	0	0	0.1	0	0	0%	0	0	0%	
Fluorobenzene	I	ug/L	250	10		0	0	0	0.1	0	0	0%	0	0	0%	
Xylenes, Total	M	ug/L	0	0		0	0	0	0.0604	1	0	0%	0	0	0%	U
1,2-Dichloroethane-d4	S	ug/L	276.99861	11.0799444		10	0	0	0.229	1	500	111%	81	118	0%	
Dibromofluoromethane	S	ug/L	272.06344	10.8825376		10	0	0	0.129	1	500	109%	80	119	0%	
p-Bromofluorobenzene	S	ug/L	268.64605	10.745842		10	0	0	0.149	1	500	107%	85	114	0%	
Toluene-d8	S	ug/L	259.62927	10.3851708		10	0	0	0.23	1	500	104%	89	112	0%	

Seq No	Lab ID	Test Code	Sample Typ	File ID	Analysis Date	DF	Batch ID	Prep Date	SPKref	RPDref	pmoist
14998200	B22011129-001	VOC-8260-W-S	SAMP	)A5975C\VG012	1/21/2022 2:47:3	1	R373695		0	0	

Analyte	T	Units	RAW	Final	Text	Spike	SPKref	RPDref	MDL	PQL	UQL	%REC	LOW	HIGH	%RPD	Q
1,1,1,2-Tetrachloroethane	A	ug/L	0	0		0	0	0	0.101	1	500	0%	0	0	0%	U
1,1,1-Trichloroethane	A	ug/L	0	0		0	0	0	0.131	1	500	0%	0	0	0%	U
1,1,2,2-Tetrachloroethane	A	ug/L	0	0		0	0	0	0.0872	1	500	0%	0	0	0%	U
1,1,2-Trichloroethane	A	ug/L	0	0		0	0	0	0.108	1	500	0%	0	0	0%	U
1,1-Dichloroethane	A	ug/L	0	0		0	0	0	0.135	1	500	0%	0	0	0%	U
1,1-Dichloroethene	A	ug/L	0	0		0	0	0	0.141	1	500	0%	0	0	0%	U
1,1-Dichloropropene	A	ug/L	0	0		0	0	0	0.083	1	500	0%	0	0	0%	U
1,2,3-Trichloropropane	A	ug/L	0	0		0	0	0	0.235	1	500	0%	0	0	0%	U
1,2-Dibromoethane	A	ug/L	0	0		0	0	0	0.0916	1	500	0%	0	0	0%	U

Seq No	Lab ID	Test Code	Sample Typ	File ID	Analysis Date	DF	Batch ID	Prep Date	SPKref	RPDref	pmoist
14998200	B22011129-001	VOC-8260-W-S	SAMP	)A5975C\VG012	1/21/2022 2:47:3	1	R373695		0	0	

Analyte	T	Units	RAW	Final	Text	Spike	SPKref	RPDref	MDL	PQL	UQL	%REC	LOW	HIGH	%RPD	Q
1,2-Dichlorobenzene	A	ug/L	0	0		0	0	0	0.0746	1	500	0%	0	0	0%	U
1,2-Dichloroethane	A	ug/L	2.37592	0		0	0	0	0.116	1	500	0%	0	0	0%	U
1,2-Dichloropropane	A	ug/L	0	0		0	0	0	0.0847	1	500	0%	0	0	0%	U
1,3-Dichlorobenzene	A	ug/L	0	0		0	0	0	0.0803	1	500	0%	0	0	0%	U
1,3-Dichloropropane	A	ug/L	0	0		0	0	0	0.0791	1	500	0%	0	0	0%	U
1,4-Dichlorobenzene	A	ug/L	0	0		0	0	0	0.0858	1	500	0%	0	0	0%	U
2,2-Dichloropropane	A	ug/L	0	0		0	0	0	0.186	1	500	0%	0	0	0%	U
2-Chlorotoluene	A	ug/L	0	0		0	0	0	0.0876	1	500	0%	0	0	0%	U
4-Chlorotoluene	A	ug/L	0	0		0	0	0	0.0728	1	500	0%	0	0	0%	U
Benzene	A	ug/L	0	0		0	0	0	0.0914	1	500	0%	0	0	0%	U
Bromobenzene	A	ug/L	0	0		0	0	0	0.0831	1	500	0%	0	0	0%	U
Bromochloromethane	A	ug/L	0	0		0	0	0	0.141	1	500	0%	0	0	0%	U
Bromodichloromethane	A	ug/L	0	0		0	0	0	0.12	1	500	0%	0	0	0%	U
Bromoform	A	ug/L	0	0		0	0	0	0.119	1	500	0%	0	0	0%	U
Bromomethane	A	ug/L	0	0		0	0	0	0.253	1	500	0%	0	0	0%	U
Carbon tetrachloride	A	ug/L	0	0		0	0	0	0.143	1	500	0%	0	0	0%	U
Chlorobenzene	A	ug/L	0	0		0	0	0	0.0914	1	500	0%	0	0	0%	U
Chlorodibromomethane	A	ug/L	0	0		0	0	0	0.0841	1	500	0%	0	0	0%	U
Chloroethane	A	ug/L	0	0		0	0	0	0.169	1	500	0%	0	0	0%	U
Chloroform	A	ug/L	0	0		0	0	0	0.0789	1	500	0%	0	0	0%	U
Chloromethane	A	ug/L	0.50916	0		0	0	0	0.162	1	500	0%	0	0	0%	U
cis-1,2-Dichloroethene	A	ug/L	0	0		0	0	0	0.108	1	500	0%	0	0	0%	U
cis-1,3-Dichloropropene	A	ug/L	0	0		0	0	0	0.073	1	500	0%	0	0	0%	U
Dibromomethane	A	ug/L	0	0		0	0	0	0.147	1	500	0%	0	0	0%	U
Dichlorodifluoromethane	A	ug/L	0	0		0	0	0	0.175	1	500	0%	0	0	0%	U
Ethylbenzene	A	ug/L	0	0		0	0	0	0.0836	1	500	0%	0	0	0%	U
m+p-Xylenes	A	ug/L	0	0		0	0	0	0.15	1	1000	0%	0	0	0%	U
Methyl ethyl ketone	A	ug/L	0	0		0	0	0	1.77	20	5000	0%	0	0	0%	U
Methyl tert-butyl ether (MTBE)	A	ug/L	0	0		0	0	0	0.101	1	500	0%	0	0	0%	U
Methylene chloride	A	ug/L	0.53193	0		0	0	0	0.338	1	500	0%	0	0	0%	U
o-Xylene	A	ug/L	0	0		0	0	0	0.0604	1	500	0%	0	0	0%	U
Styrene	A	ug/L	0	0		0	0	0	0.067	1	500	0%	0	0	0%	U
Tetrachloroethene	A	ug/L	0	0		0	0	0	0.0671	1	500	0%	0	0	0%	U
Toluene	A	ug/L	0	0		0	0	0	0.0679	1	500	0%	0	0	0%	UT
trans-1,2-Dichloroethene	A	ug/L	0	0		0	0	0	0.125	1	500	0%	0	0	0%	U

Seq No	Lab ID	Test Code	Sample Typ	File ID	Analysis Date	DF	Batch ID	Prep Date	SPKref	RPDref	pmoist
14998200	B22011129-001	VOC-8260-W-S	SAMP	)A5975C\VG012	1/21/2022 2:47:3	1	R373695		0	0	

Analyte	T	Units	RAW	Final	Text	Spike	SPKref	RPDref	MDL	PQL	UQL	%REC	LOW	HIGH	%RPD	Q
trans-1,3-Dichloropropene	A	ug/L	0	0		0	0	0	0.0846	1	500	0%	0	0	0%	U
Trichloroethene	A	ug/L	0	0		0	0	0	0.0993	1	500	0%	0	0	0%	U
Trichlorofluoromethane	A	ug/L	0	0		0	0	0	0.134	1	500	0%	0	0	0%	U
Vinyl chloride	A	ug/L	0	0		0	0	0	0.153	1	500	0%	0	0	0%	U
1,4-Dichlorobenzene-d4	I	ug/L	250	10		0	0	0	0	0	0	0%	0	0	0%	
Chlorobenzene-d5	I	ug/L	250	10		0	0	0	0.1	0	0	0%	0	0	0%	
Fluorobenzene	I	ug/L	250	10		0	0	0	0.1	0	0	0%	0	0	0%	
Xylenes, Total	M	ug/L	0	0		0	0	0	0.0604	1	0	0%	0	0	0%	U
1,2-Dichloroethane-d4	S	ug/L	282.68936	11.3075744		10	0	0	0.229	1	500	113%	81	118	0%	
Dibromofluoromethane	S	ug/L	264.43767	10.5775068		10	0	0	0.129	1	500	106%	80	119	0%	
p-Bromofluorobenzene	S	ug/L	262.6492	10.505968		10	0	0	0.149	1	500	105%	85	114	0%	
Toluene-d8	S	ug/L	253.17817	10.1271268		10	0	0	0.23	1	500	101%	89	112	0%	

Seq No	Lab ID	Test Code	Sample Typ	File ID	Analysis Date	DF	Batch ID	Prep Date	SPKref	RPDref	pmoist
14998201	B22011130-001	VOC-8260-W-S	SAMP	)A5975C\VG012	1/21/2022 3:14:5	1	R373695		0	0	

Analyte	T	Units	RAW	Final	Text	Spike	SPKref	RPDref	MDL	PQL	UQL	%REC	LOW	HIGH	%RPD	Q
1,1,1,2-Tetrachloroethane	A	ug/L	0	0		0	0	0	0.101	1	500	0%	0	0	0%	U
1,1,1-Trichloroethane	A	ug/L	0	0		0	0	0	0.131	1	500	0%	0	0	0%	U
1,1,2,2-Tetrachloroethane	A	ug/L	0	0		0	0	0	0.0872	1	500	0%	0	0	0%	U
1,1,2-Trichloroethane	A	ug/L	0	0		0	0	0	0.108	1	500	0%	0	0	0%	U
1,1-Dichloroethane	A	ug/L	0	0		0	0	0	0.135	1	500	0%	0	0	0%	U
1,1-Dichloroethene	A	ug/L	0	0		0	0	0	0.141	1	500	0%	0	0	0%	U
1,1-Dichloropropene	A	ug/L	0	0		0	0	0	0.083	1	500	0%	0	0	0%	U
1,2,3-Trichloropropane	A	ug/L	0	0		0	0	0	0.235	1	500	0%	0	0	0%	U
1,2-Dibromoethane	A	ug/L	0	0		0	0	0	0.0916	1	500	0%	0	0	0%	U
1,2-Dichlorobenzene	A	ug/L	0	0		0	0	0	0.0746	1	500	0%	0	0	0%	U
1,2-Dichloroethane	A	ug/L	0	0		0	0	0	0.116	1	500	0%	0	0	0%	U
1,2-Dichloropropane	A	ug/L	0	0		0	0	0	0.0847	1	500	0%	0	0	0%	U
1,3-Dichlorobenzene	A	ug/L	0	0		0	0	0	0.0803	1	500	0%	0	0	0%	U
1,3-Dichloropropane	A	ug/L	0	0		0	0	0	0.0791	1	500	0%	0	0	0%	U
1,4-Dichlorobenzene	A	ug/L	0	0		0	0	0	0.0858	1	500	0%	0	0	0%	U
2,2-Dichloropropane	A	ug/L	0	0		0	0	0	0.186	1	500	0%	0	0	0%	U
2-Chlorotoluene	A	ug/L	0	0		0	0	0	0.0876	1	500	0%	0	0	0%	U
4-Chlorotoluene	A	ug/L	0	0		0	0	0	0.0728	1	500	0%	0	0	0%	U

Seq No	Lab ID	Test Code	Sample Typ	File ID	Analysis Date	DF	Batch ID	Prep Date	SPKref	RPDref	pmoist
14998201	B22011130-001	VOC-8260-W-S	SAMP	)A5975C\VG012	1/21/2022 3:14:5	1	R373695		0	0	

Analyte	T	Units	RAW	Final	Text	Spike	SPKref	RPDref	MDL	PQL	UQL	%REC	LOW	HIGH	%RPD	Q
Benzene	A	ug/L	0	0		0	0	0	0.0914	1	500	0%	0	0	0%	U
Bromobenzene	A	ug/L	0	0		0	0	0	0.0831	1	500	0%	0	0	0%	U
Bromochloromethane	A	ug/L	0	0		0	0	0	0.141	1	500	0%	0	0	0%	U
Bromodichloromethane	A	ug/L	0	0		0	0	0	0.12	1	500	0%	0	0	0%	U
Bromoform	A	ug/L	0	0		0	0	0	0.119	1	500	0%	0	0	0%	U
Bromomethane	A	ug/L	0	0		0	0	0	0.253	1	500	0%	0	0	0%	U
Carbon tetrachloride	A	ug/L	0	0		0	0	0	0.143	1	500	0%	0	0	0%	U
Chlorobenzene	A	ug/L	0	0		0	0	0	0.0914	1	500	0%	0	0	0%	U
Chlorodibromomethane	A	ug/L	0	0		0	0	0	0.0841	1	500	0%	0	0	0%	U
Chloroethane	A	ug/L	0	0		0	0	0	0.169	1	500	0%	0	0	0%	U
Chloroform	A	ug/L	0	0		0	0	0	0.0789	1	500	0%	0	0	0%	U
Chloromethane	A	ug/L	0	0		0	0	0	0.162	1	500	0%	0	0	0%	U
cis-1,2-Dichloroethene	A	ug/L	0	0		0	0	0	0.108	1	500	0%	0	0	0%	U
cis-1,3-Dichloropropene	A	ug/L	0	0		0	0	0	0.073	1	500	0%	0	0	0%	U
Dibromomethane	A	ug/L	0	0		0	0	0	0.147	1	500	0%	0	0	0%	U
Dichlorodifluoromethane	A	ug/L	0	0		0	0	0	0.175	1	500	0%	0	0	0%	U
Ethylbenzene	A	ug/L	0	0		0	0	0	0.0836	1	500	0%	0	0	0%	U
m+p-Xylenes	A	ug/L	0	0		0	0	0	0.15	1	1000	0%	0	0	0%	U
Methyl ethyl ketone	A	ug/L	0	0		0	0	0	1.77	20	5000	0%	0	0	0%	U
Methyl tert-butyl ether (MTBE)	A	ug/L	0	0		0	0	0	0.101	1	500	0%	0	0	0%	U
Methylene chloride	A	ug/L	0.49744	0		0	0	0	0.338	1	500	0%	0	0	0%	U
o-Xylene	A	ug/L	0	0		0	0	0	0.0604	1	500	0%	0	0	0%	U
Styrene	A	ug/L	0	0		0	0	0	0.067	1	500	0%	0	0	0%	U
Tetrachloroethene	A	ug/L	0	0		0	0	0	0.0671	1	500	0%	0	0	0%	U
Toluene	A	ug/L	0	0		0	0	0	0.0679	1	500	0%	0	0	0%	U
trans-1,2-Dichloroethene	A	ug/L	0	0		0	0	0	0.125	1	500	0%	0	0	0%	U
trans-1,3-Dichloropropene	A	ug/L	0	0		0	0	0	0.0846	1	500	0%	0	0	0%	U
Trichloroethene	A	ug/L	0	0		0	0	0	0.0993	1	500	0%	0	0	0%	U
Trichlorofluoromethane	A	ug/L	0	0		0	0	0	0.134	1	500	0%	0	0	0%	U
Vinyl chloride	A	ug/L	0	0		0	0	0	0.153	1	500	0%	0	0	0%	U
1,4-Dichlorobenzene-d4	I	ug/L	250	10		0	0	0	0	0	0	0%	0	0	0%	
Chlorobenzene-d5	I	ug/L	250	10		0	0	0	0.1	0	0	0%	0	0	0%	
Fluorobenzene	I	ug/L	250	10		0	0	0	0.1	0	0	0%	0	0	0%	
Xylenes, Total	M	ug/L	0	0		0	0	0	0.0604	1	0	0%	0	0	0%	U
1,2-Dichloroethane-d4	S	ug/L	290.16376	11.6065504		10	0	0	0.229	1	500	116%	81	118	0%	

Seq No	Lab ID	Test Code	Sample Typ	File ID	Analysis Date	DF	Batch ID	Prep Date	SPKref	RPDref	pmoist
14998201	B22011130-001	VOC-8260-W-S	SAMP	)A5975C\VG012	1/21/2022 3:14:5	1	R373695		0	0	

Analyte	T	Units	RAW	Final	Text	Spike	SPKref	RPDref	MDL	PQL	UQL	%REC	LOW	HIGH	%RPD	Q
Dibromofluoromethane	S	ug/L	272.22053	10.8888212		10	0	0	0.129	1	500	109%	80	119	0%	
p-Bromofluorobenzene	S	ug/L	261.42748	10.4570992		10	0	0	0.149	1	500	105%	85	114	0%	
Toluene-d8	S	ug/L	258.14226	10.3256904		10	0	0	0.23	1	500	103%	89	112	0%	

Seq No	Lab ID	Test Code	Sample Typ	File ID	Analysis Date	DF	Batch ID	Prep Date	SPKref	RPDref	pmoist
14998202	B22011131-001	VOC-8260-W-S	SAMP	)A5975C\VG012	1/21/2022 3:42:1	1	R373695		0	0	

Analyte	T	Units	RAW	Final	Text	Spike	SPKref	RPDref	MDL	PQL	UQL	%REC	LOW	HIGH	%RPD	Q
1,1,1,2-Tetrachloroethane	A	ug/L	0	0		0	0	0	0.101	1	500	0%	0	0	0%	U
1,1,1-Trichloroethane	A	ug/L	0	0		0	0	0	0.131	1	500	0%	0	0	0%	U
1,1,2,2-Tetrachloroethane	A	ug/L	0	0		0	0	0	0.0872	1	500	0%	0	0	0%	U
1,1,2-Trichloroethane	A	ug/L	0	0		0	0	0	0.108	1	500	0%	0	0	0%	U
1,1-Dichloroethane	A	ug/L	0	0		0	0	0	0.135	1	500	0%	0	0	0%	U
1,1-Dichloroethene	A	ug/L	0	0		0	0	0	0.141	1	500	0%	0	0	0%	U
1,1-Dichloropropene	A	ug/L	0	0		0	0	0	0.083	1	500	0%	0	0	0%	U
1,2,3-Trichloropropane	A	ug/L	0	0		0	0	0	0.235	1	500	0%	0	0	0%	U
1,2-Dibromoethane	A	ug/L	0	0		0	0	0	0.0916	1	500	0%	0	0	0%	U
1,2-Dichlorobenzene	A	ug/L	0	0		0	0	0	0.0746	1	500	0%	0	0	0%	U
1,2-Dichloroethane	A	ug/L	0	0		0	0	0	0.116	1	500	0%	0	0	0%	U
1,2-Dichloropropane	A	ug/L	0	0		0	0	0	0.0847	1	500	0%	0	0	0%	U
1,3-Dichlorobenzene	A	ug/L	0	0		0	0	0	0.0803	1	500	0%	0	0	0%	U
1,3-Dichloropropane	A	ug/L	0	0		0	0	0	0.0791	1	500	0%	0	0	0%	U
1,4-Dichlorobenzene	A	ug/L	0	0		0	0	0	0.0858	1	500	0%	0	0	0%	U
2,2-Dichloropropane	A	ug/L	0	0		0	0	0	0.186	1	500	0%	0	0	0%	U
2-Chlorotoluene	A	ug/L	0	0		0	0	0	0.0876	1	500	0%	0	0	0%	U
4-Chlorotoluene	A	ug/L	0	0		0	0	0	0.0728	1	500	0%	0	0	0%	U
Benzene	A	ug/L	0	0		0	0	0	0.0914	1	500	0%	0	0	0%	U
Bromobenzene	A	ug/L	0	0		0	0	0	0.0831	1	500	0%	0	0	0%	U
Bromochloromethane	A	ug/L	0	0		0	0	0	0.141	1	500	0%	0	0	0%	U
Bromodichloromethane	A	ug/L	0	0		0	0	0	0.12	1	500	0%	0	0	0%	U
Bromoform	A	ug/L	0	0		0	0	0	0.119	1	500	0%	0	0	0%	U
Bromomethane	A	ug/L	0	0		0	0	0	0.253	1	500	0%	0	0	0%	U
Carbon tetrachloride	A	ug/L	0	0		0	0	0	0.143	1	500	0%	0	0	0%	U
Chlorobenzene	A	ug/L	0	0		0	0	0	0.0914	1	500	0%	0	0	0%	U
Chlorodibromomethane	A	ug/L	0	0		0	0	0	0.0841	1	500	0%	0	0	0%	U

Seq No	Lab ID	Test Code	Sample Typ	File ID	Analysis Date	DF	Batch ID	Prep Date	SPKref	RPDref	pmoist
14998202	B22011131-001	VOC-8260-W-S	SAMP	)A5975C\VG012	1/21/2022 3:42:1	1	R373695		0	0	

Analyte	T	Units	RAW	Final	Text	Spike	SPKref	RPDref	MDL	PQL	UQL	%REC	LOW	HIGH	%RPD	Q
Chloroethane	A	ug/L	0	0		0	0	0	0.169	1	500	0%	0	0	0%	U
Chloroform	A	ug/L	0	0		0	0	0	0.0789	1	500	0%	0	0	0%	U
Chloromethane	A	ug/L	1.3049	0		0	0	0	0.162	1	500	0%	0	0	0%	U
cis-1,2-Dichloroethene	A	ug/L	0	0		0	0	0	0.108	1	500	0%	0	0	0%	U
cis-1,3-Dichloropropene	A	ug/L	0	0		0	0	0	0.073	1	500	0%	0	0	0%	U
Dibromomethane	A	ug/L	0	0		0	0	0	0.147	1	500	0%	0	0	0%	U
Dichlorodifluoromethane	A	ug/L	0	0		0	0	0	0.175	1	500	0%	0	0	0%	U
Ethylbenzene	A	ug/L	0	0		0	0	0	0.0836	1	500	0%	0	0	0%	U
m+p-Xylenes	A	ug/L	0	0		0	0	0	0.15	1	1000	0%	0	0	0%	U
Methyl ethyl ketone	A	ug/L	0	0		0	0	0	1.77	20	5000	0%	0	0	0%	U
Methyl tert-butyl ether (MTBE)	A	ug/L	0	0		0	0	0	0.101	1	500	0%	0	0	0%	U
Methylene chloride	A	ug/L	0.212	0		0	0	0	0.338	1	500	0%	0	0	0%	U
o-Xylene	A	ug/L	0	0		0	0	0	0.0604	1	500	0%	0	0	0%	U
Styrene	A	ug/L	0	0		0	0	0	0.067	1	500	0%	0	0	0%	U
Tetrachloroethene	A	ug/L	0	0		0	0	0	0.0671	1	500	0%	0	0	0%	U
Toluene	A	ug/L	0.39605	0		0	0	0	0.0679	1	500	0%	0	0	0%	U
trans-1,2-Dichloroethene	A	ug/L	0	0		0	0	0	0.125	1	500	0%	0	0	0%	U
trans-1,3-Dichloropropene	A	ug/L	0	0		0	0	0	0.0846	1	500	0%	0	0	0%	U
Trichloroethene	A	ug/L	0	0		0	0	0	0.0993	1	500	0%	0	0	0%	U
Trichlorofluoromethane	A	ug/L	0	0		0	0	0	0.134	1	500	0%	0	0	0%	U
Vinyl chloride	A	ug/L	0	0		0	0	0	0.153	1	500	0%	0	0	0%	U
1,4-Dichlorobenzene-d4	I	ug/L	250	10		0	0	0	0	0	0	0%	0	0	0%	
Chlorobenzene-d5	I	ug/L	250	10		0	0	0	0.1	0	0	0%	0	0	0%	
Fluorobenzene	I	ug/L	250	10		0	0	0	0.1	0	0	0%	0	0	0%	
Xylenes, Total	M	ug/L	0	0		0	0	0	0.0604	1	0	0%	0	0	0%	U
1,2-Dichloroethane-d4	S	ug/L	262.55759	10.5023036		10	0	0	0.229	1	500	105%	81	118	0%	
Dibromofluoromethane	S	ug/L	253.98724	10.1594896		10	0	0	0.129	1	500	102%	80	119	0%	
p-Bromofluorobenzene	S	ug/L	252.34935	10.093974		10	0	0	0.149	1	500	101%	85	114	0%	
Toluene-d8	S	ug/L	241.18211	9.6472844		10	0	0	0.23	1	500	96%	89	112	0%	

Seq No	Lab ID	Test Code	Sample Typ	File ID	Analysis Date	DF	Batch ID	Prep Date	SPKref	RPDref	pmoist
14998203	B22011132-001	VOC-8260-W-S	SAMP	)A5975C\VG012	1/21/2022 4:09:2	1	R373695		0	0	

Analyte	T	Units	RAW	Final	Text	Spike	SPKref	RPDref	MDL	PQL	UQL	%REC	LOW	HIGH	%RPD	Q

Seq No	Lab ID	Test Code	Sample Typ	File ID	Analysis Date	DF	Batch ID	Prep Date	SPKref	RPDref	pmoist
14998203	B22011132-001	VOC-8260-W-S	SAMP	)A5975C\VG012	1/21/2022 4:09:2	1	R373695		0	0	

Analyte	T	Units	RAW	Final	Text	Spike	SPKref	RPDref	MDL	PQL	UQL	%REC	LOW	HIGH	%RPD	Q
1,1,1,2-Tetrachloroethane	A	ug/L	0	0		0	0	0	0.101	1	500	0%	0	0	0%	U
1,1,1-Trichloroethane	A	ug/L	0	0		0	0	0	0.131	1	500	0%	0	0	0%	U
1,1,2,2-Tetrachloroethane	A	ug/L	0	0		0	0	0	0.0872	1	500	0%	0	0	0%	U
1,1,2-Trichloroethane	A	ug/L	0	0		0	0	0	0.108	1	500	0%	0	0	0%	U
1,1-Dichloroethane	A	ug/L	0	0		0	0	0	0.135	1	500	0%	0	0	0%	U
1,1-Dichloroethene	A	ug/L	0	0		0	0	0	0.141	1	500	0%	0	0	0%	U
1,1-Dichloropropene	A	ug/L	0	0		0	0	0	0.083	1	500	0%	0	0	0%	U
1,2,3-Trichloropropane	A	ug/L	0	0		0	0	0	0.235	1	500	0%	0	0	0%	U
1,2-Dibromoethane	A	ug/L	0	0		0	0	0	0.0916	1	500	0%	0	0	0%	U
1,2-Dichlorobenzene	A	ug/L	0	0		0	0	0	0.0746	1	500	0%	0	0	0%	U
1,2-Dichloroethane	A	ug/L	0	0		0	0	0	0.116	1	500	0%	0	0	0%	U
1,2-Dichloropropane	A	ug/L	0	0		0	0	0	0.0847	1	500	0%	0	0	0%	U
1,3-Dichlorobenzene	A	ug/L	0	0		0	0	0	0.0803	1	500	0%	0	0	0%	U
1,3-Dichloropropane	A	ug/L	0	0		0	0	0	0.0791	1	500	0%	0	0	0%	U
1,4-Dichlorobenzene	A	ug/L	0	0		0	0	0	0.0858	1	500	0%	0	0	0%	U
2,2-Dichloropropane	A	ug/L	0	0		0	0	0	0.186	1	500	0%	0	0	0%	U
2-Chlorotoluene	A	ug/L	0	0		0	0	0	0.0876	1	500	0%	0	0	0%	U
4-Chlorotoluene	A	ug/L	0	0		0	0	0	0.0728	1	500	0%	0	0	0%	U
Benzene	A	ug/L	0	0		0	0	0	0.0914	1	500	0%	0	0	0%	U
Bromobenzene	A	ug/L	0	0		0	0	0	0.0831	1	500	0%	0	0	0%	U
Bromochloromethane	A	ug/L	0	0		0	0	0	0.141	1	500	0%	0	0	0%	U
Bromodichloromethane	A	ug/L	0	0		0	0	0	0.12	1	500	0%	0	0	0%	U
Bromoform	A	ug/L	0	0		0	0	0	0.119	1	500	0%	0	0	0%	U
Bromomethane	A	ug/L	0	0		0	0	0	0.253	1	500	0%	0	0	0%	U
Carbon tetrachloride	A	ug/L	0	0		0	0	0	0.143	1	500	0%	0	0	0%	U
Chlorobenzene	A	ug/L	0	0		0	0	0	0.0914	1	500	0%	0	0	0%	U
Chlorodibromomethane	A	ug/L	0	0		0	0	0	0.0841	1	500	0%	0	0	0%	U
Chloroethane	A	ug/L	0	0		0	0	0	0.169	1	500	0%	0	0	0%	U
Chloroform	A	ug/L	0.19831	0		0	0	0	0.0789	1	500	0%	0	0	0%	U
Chloromethane	A	ug/L	0.55691	0		0	0	0	0.162	1	500	0%	0	0	0%	U
cis-1,2-Dichloroethene	A	ug/L	0	0		0	0	0	0.108	1	500	0%	0	0	0%	U
cis-1,3-Dichloropropene	A	ug/L	0	0		0	0	0	0.073	1	500	0%	0	0	0%	U
Dibromomethane	A	ug/L	0	0		0	0	0	0.147	1	500	0%	0	0	0%	U
Dichlorodifluoromethane	A	ug/L	0	0		0	0	0	0.175	1	500	0%	0	0	0%	U
Ethylbenzene	A	ug/L	0	0		0	0	0	0.0836	1	500	0%	0	0	0%	U

Seq No	Lab ID	Test Code	Sample Typ	File ID	Analysis Date	DF	Batch ID	Prep Date	SPKref	RPDref	pmoist
14998203	B22011132-001	VOC-8260-W-S	SAMP	)A5975C\VG012	1/21/2022 4:09:2	1	R373695		0	0	

Analyte	T	Units	RAW	Final	Text	Spike	SPKref	RPDref	MDL	PQL	UQL	%REC	LOW	HIGH	%RPD	Q
m+p-Xylenes	A	ug/L	0	0		0	0	0	0.15	1	1000	0%	0	0	0%	U
Methyl ethyl ketone	A	ug/L	0	0		0	0	0	1.77	20	5000	0%	0	0	0%	U
Methyl tert-butyl ether (MTBE)	A	ug/L	0	0		0	0	0	0.101	1	500	0%	0	0	0%	U
Methylene chloride	A	ug/L	0.55568	0		0	0	0	0.338	1	500	0%	0	0	0%	U
o-Xylene	A	ug/L	0	0		0	0	0	0.0604	1	500	0%	0	0	0%	U
Styrene	A	ug/L	0	0		0	0	0	0.067	1	500	0%	0	0	0%	U
Tetrachloroethene	A	ug/L	0	0		0	0	0	0.0671	1	500	0%	0	0	0%	U
Toluene	A	ug/L	0	0		0	0	0	0.0679	1	500	0%	0	0	0%	U
trans-1,2-Dichloroethene	A	ug/L	0	0		0	0	0	0.125	1	500	0%	0	0	0%	U
trans-1,3-Dichloropropene	A	ug/L	0	0		0	0	0	0.0846	1	500	0%	0	0	0%	U
Trichloroethene	A	ug/L	0	0		0	0	0	0.0993	1	500	0%	0	0	0%	U
Trichlorofluoromethane	A	ug/L	0	0		0	0	0	0.134	1	500	0%	0	0	0%	U
Vinyl chloride	A	ug/L	0	0		0	0	0	0.153	1	500	0%	0	0	0%	U
1,4-Dichlorobenzene-d4	I	ug/L	250	10		0	0	0	0	0	0	0%	0	0	0%	
Chlorobenzene-d5	I	ug/L	250	10		0	0	0	0.1	0	0	0%	0	0	0%	
Fluorobenzene	I	ug/L	250	10		0	0	0	0.1	0	0	0%	0	0	0%	
Xylenes, Total	M	ug/L	0	0		0	0	0	0.0604	1	0	0%	0	0	0%	U
1,2-Dichloroethane-d4	S	ug/L	275.34126	11.0136504		10	0	0	0.229	1	500	110%	81	118	0%	
Dibromofluoromethane	S	ug/L	267.99451	10.7197804		10	0	0	0.129	1	500	107%	80	119	0%	
p-Bromofluorobenzene	S	ug/L	262.00168	10.4800672		10	0	0	0.149	1	500	105%	85	114	0%	
Toluene-d8	S	ug/L	260.73995	10.429598		10	0	0	0.23	1	500	104%	89	112	0%	

Seq No	Lab ID	Test Code	Sample Typ	File ID	Analysis Date	DF	Batch ID	Prep Date	SPKref	RPDref	pmoist
14998204	B22011126-002	VOC-8260-W-S	SAMP	)A5975C\VG012	1/21/2022 5:04:0	1	R373695		0	0	

Analyte	T	Units	RAW	Final	Text	Spike	SPKref	RPDref	MDL	PQL	UQL	%REC	LOW	HIGH	%RPD	Q
1,1,1,2-Tetrachloroethane	A	ug/L	0	0		0	0	0	0.101	1	500	0%	0	0	0%	U
1,1,1-Trichloroethane	A	ug/L	0	0		0	0	0	0.131	1	500	0%	0	0	0%	U
1,1,2,2-Tetrachloroethane	A	ug/L	0	0		0	0	0	0.0872	1	500	0%	0	0	0%	U
1,1,2-Trichloroethane	A	ug/L	0	0		0	0	0	0.108	1	500	0%	0	0	0%	U
1,1-Dichloroethane	A	ug/L	0	0		0	0	0	0.135	1	500	0%	0	0	0%	U
1,1-Dichloroethene	A	ug/L	0	0		0	0	0	0.141	1	500	0%	0	0	0%	U
1,1-Dichloropropene	A	ug/L	0	0		0	0	0	0.083	1	500	0%	0	0	0%	U
1,2,3-Trichloropropane	A	ug/L	0	0		0	0	0	0.235	1	500	0%	0	0	0%	U
1,2-Dibromoethane	A	ug/L	0	0		0	0	0	0.0916	1	500	0%	0	0	0%	U

Seq No	Lab ID	Test Code	Sample Typ	File ID	Analysis Date	DF	Batch ID	Prep Date	SPKref	RPDref	pmoist
14998204	B22011126-002	VOC-8260-W-S	SAMP	)A5975C\VG012	1/21/2022 5:04:0	1	R373695		0	0	

Analyte	T	Units	RAW	Final	Text	Spike	SPKref	RPDref	MDL	PQL	UQL	%REC	LOW	HIGH	%RPD	Q
1,2-Dichlorobenzene	A	ug/L	0	0		0	0	0	0.0746	1	500	0%	0	0	0%	U
1,2-Dichloroethane	A	ug/L	0	0		0	0	0	0.116	1	500	0%	0	0	0%	U
1,2-Dichloropropane	A	ug/L	0	0		0	0	0	0.0847	1	500	0%	0	0	0%	U
1,3-Dichlorobenzene	A	ug/L	0	0		0	0	0	0.0803	1	500	0%	0	0	0%	U
1,3-Dichloropropane	A	ug/L	0	0		0	0	0	0.0791	1	500	0%	0	0	0%	U
1,4-Dichlorobenzene	A	ug/L	0	0		0	0	0	0.0858	1	500	0%	0	0	0%	U
2,2-Dichloropropane	A	ug/L	0	0		0	0	0	0.186	1	500	0%	0	0	0%	U
2-Chlorotoluene	A	ug/L	0	0		0	0	0	0.0876	1	500	0%	0	0	0%	U
4-Chlorotoluene	A	ug/L	0	0		0	0	0	0.0728	1	500	0%	0	0	0%	U
Benzene	A	ug/L	0	0		0	0	0	0.0914	1	500	0%	0	0	0%	U
Bromobenzene	A	ug/L	0	0		0	0	0	0.0831	1	500	0%	0	0	0%	U
Bromochloromethane	A	ug/L	0	0		0	0	0	0.141	1	500	0%	0	0	0%	U
Bromodichloromethane	A	ug/L	0	0		0	0	0	0.12	1	500	0%	0	0	0%	U
Bromoform	A	ug/L	0	0		0	0	0	0.119	1	500	0%	0	0	0%	U
Bromomethane	A	ug/L	0	0		0	0	0	0.253	1	500	0%	0	0	0%	U
Carbon tetrachloride	A	ug/L	0	0		0	0	0	0.143	1	500	0%	0	0	0%	U
Chlorobenzene	A	ug/L	0	0		0	0	0	0.0914	1	500	0%	0	0	0%	U
Chlorodibromomethane	A	ug/L	0	0		0	0	0	0.0841	1	500	0%	0	0	0%	U
Chloroethane	A	ug/L	0	0		0	0	0	0.169	1	500	0%	0	0	0%	U
Chloroform	A	ug/L	0.17405	0		0	0	0	0.0789	1	500	0%	0	0	0%	U
Chloromethane	A	ug/L	0	0		0	0	0	0.162	1	500	0%	0	0	0%	U
cis-1,2-Dichloroethene	A	ug/L	0	0		0	0	0	0.108	1	500	0%	0	0	0%	U
cis-1,3-Dichloropropene	A	ug/L	0	0		0	0	0	0.073	1	500	0%	0	0	0%	U
Dibromomethane	A	ug/L	0	0		0	0	0	0.147	1	500	0%	0	0	0%	U
Dichlorodifluoromethane	A	ug/L	0	0		0	0	0	0.175	1	500	0%	0	0	0%	U
Ethylbenzene	A	ug/L	0	0		0	0	0	0.0836	1	500	0%	0	0	0%	U
m+p-Xylenes	A	ug/L	0	0		0	0	0	0.15	1	1000	0%	0	0	0%	U
Methyl ethyl ketone	A	ug/L	0	0		0	0	0	1.77	20	5000	0%	0	0	0%	U
Methyl tert-butyl ether (MTBE)	A	ug/L	0	0		0	0	0	0.101	1	500	0%	0	0	0%	U
Methylene chloride	A	ug/L	2.03788	0		0	0	0	0.338	1	500	0%	0	0	0%	U
o-Xylene	A	ug/L	0	0		0	0	0	0.0604	1	500	0%	0	0	0%	U
Styrene	A	ug/L	0	0		0	0	0	0.067	1	500	0%	0	0	0%	U
Tetrachloroethene	A	ug/L	0	0		0	0	0	0.0671	1	500	0%	0	0	0%	U
Toluene	A	ug/L	0.97988	0		0	0	0	0.0679	1	500	0%	0	0	0%	U
trans-1,2-Dichloroethene	A	ug/L	0	0		0	0	0	0.125	1	500	0%	0	0	0%	U

Seq No	Lab ID	Test Code	Sample Typ	File ID	Analysis Date	DF	Batch ID	Prep Date	SPKref	RPDref	pmoist
14998204	B22011126-002	VOC-8260-W-S	SAMP	)A5975C\VG012	1/21/2022 5:04:0	1	R373695		0	0	

Analyte	T	Units	RAW	Final	Text	Spike	SPKref	RPDref	MDL	PQL	UQL	%REC	LOW	HIGH	%RPD	Q
trans-1,3-Dichloropropene	A	ug/L	0	0		0	0	0	0.0846	1	500	0%	0	0	0%	U
Trichloroethene	A	ug/L	0	0		0	0	0	0.0993	1	500	0%	0	0	0%	U
Trichlorofluoromethane	A	ug/L	0	0		0	0	0	0.134	1	500	0%	0	0	0%	U
Vinyl chloride	A	ug/L	0	0		0	0	0	0.153	1	500	0%	0	0	0%	U
1,4-Dichlorobenzene-d4	I	ug/L	250	10		0	0	0	0	0	0	0%	0	0	0%	
Chlorobenzene-d5	I	ug/L	250	10		0	0	0	0.1	0	0	0%	0	0	0%	
Fluorobenzene	I	ug/L	250	10		0	0	0	0.1	0	0	0%	0	0	0%	
Xylenes, Total	M	ug/L	0	0		0	0	0	0.0604	1	0	0%	0	0	0%	U
1,2-Dichloroethane-d4	S	ug/L	277.9764	11.119056		10	0	0	0.229	1	500	111%	81	118	0%	
Dibromofluoromethane	S	ug/L	268.85545	10.754218		10	0	0	0.129	1	500	108%	80	119	0%	
p-Bromofluorobenzene	S	ug/L	264.57792	10.5831168		10	0	0	0.149	1	500	106%	85	114	0%	
Toluene-d8	S	ug/L	258.95391	10.3581564		10	0	0	0.23	1	500	104%	89	112	0%	

Seq No	Lab ID	Test Code	Sample Typ	File ID	Analysis Date	DF	Batch ID	Prep Date	SPKref	RPDref	pmoist
14998205	B22011127-002	VOC-8260-W-S	SAMP	)A5975C\VG012	1/21/2022 5:31:2	1	R373695		0	0	

Analyte	T	Units	RAW	Final	Text	Spike	SPKref	RPDref	MDL	PQL	UQL	%REC	LOW	HIGH	%RPD	Q
1,1,1,2-Tetrachloroethane	A	ug/L	0	0		0	0	0	0.101	1	500	0%	0	0	0%	U
1,1,1-Trichloroethane	A	ug/L	0	0		0	0	0	0.131	1	500	0%	0	0	0%	U
1,1,2,2-Tetrachloroethane	A	ug/L	0	0		0	0	0	0.0872	1	500	0%	0	0	0%	U
1,1,2-Trichloroethane	A	ug/L	0	0		0	0	0	0.108	1	500	0%	0	0	0%	U
1,1-Dichloroethane	A	ug/L	0	0		0	0	0	0.135	1	500	0%	0	0	0%	U
1,1-Dichloroethene	A	ug/L	0	0		0	0	0	0.141	1	500	0%	0	0	0%	U
1,1-Dichloropropene	A	ug/L	0	0		0	0	0	0.083	1	500	0%	0	0	0%	U
1,2,3-Trichloropropane	A	ug/L	0	0		0	0	0	0.235	1	500	0%	0	0	0%	U
1,2-Dibromoethane	A	ug/L	0	0		0	0	0	0.0916	1	500	0%	0	0	0%	U
1,2-Dichlorobenzene	A	ug/L	0	0		0	0	0	0.0746	1	500	0%	0	0	0%	U
1,2-Dichloroethane	A	ug/L	0	0		0	0	0	0.116	1	500	0%	0	0	0%	U
1,2-Dichloropropane	A	ug/L	0	0		0	0	0	0.0847	1	500	0%	0	0	0%	U
1,3-Dichlorobenzene	A	ug/L	0	0		0	0	0	0.0803	1	500	0%	0	0	0%	U
1,3-Dichloropropane	A	ug/L	0	0		0	0	0	0.0791	1	500	0%	0	0	0%	U
1,4-Dichlorobenzene	A	ug/L	0	0		0	0	0	0.0858	1	500	0%	0	0	0%	U
2,2-Dichloropropane	A	ug/L	0	0		0	0	0	0.186	1	500	0%	0	0	0%	U
2-Chlorotoluene	A	ug/L	0	0		0	0	0	0.0876	1	500	0%	0	0	0%	U
4-Chlorotoluene	A	ug/L	0	0		0	0	0	0.0728	1	500	0%	0	0	0%	U

Seq No	Lab ID	Test Code	Sample Typ	File ID	Analysis Date	DF	Batch ID	Prep Date	SPKref	RPDref	pmoist
14998205	B22011127-002	VOC-8260-W-S	SAMP	)A5975C\VG012	1/21/2022 5:31:2	1	R373695		0	0	

Analyte	T	Units	RAW	Final	Text	Spike	SPKref	RPDref	MDL	PQL	UQL	%REC	LOW	HIGH	%RPD	Q
Benzene	A	ug/L	0	0		0	0	0	0.0914	1	500	0%	0	0	0%	U
Bromobenzene	A	ug/L	0	0		0	0	0	0.0831	1	500	0%	0	0	0%	U
Bromochloromethane	A	ug/L	0	0		0	0	0	0.141	1	500	0%	0	0	0%	U
Bromodichloromethane	A	ug/L	0	0		0	0	0	0.12	1	500	0%	0	0	0%	U
Bromoform	A	ug/L	0	0		0	0	0	0.119	1	500	0%	0	0	0%	U
Bromomethane	A	ug/L	0	0		0	0	0	0.253	1	500	0%	0	0	0%	U
Carbon tetrachloride	A	ug/L	0	0		0	0	0	0.143	1	500	0%	0	0	0%	U
Chlorobenzene	A	ug/L	0	0		0	0	0	0.0914	1	500	0%	0	0	0%	U
Chlorodibromomethane	A	ug/L	0	0		0	0	0	0.0841	1	500	0%	0	0	0%	U
Chloroethane	A	ug/L	0	0		0	0	0	0.169	1	500	0%	0	0	0%	U
Chloroform	A	ug/L	0.05615	0		0	0	0	0.0789	1	500	0%	0	0	0%	U
Chloromethane	A	ug/L	0.30941	0		0	0	0	0.162	1	500	0%	0	0	0%	U
cis-1,2-Dichloroethene	A	ug/L	0	0		0	0	0	0.108	1	500	0%	0	0	0%	U
cis-1,3-Dichloropropene	A	ug/L	0	0		0	0	0	0.073	1	500	0%	0	0	0%	U
Dibromomethane	A	ug/L	0	0		0	0	0	0.147	1	500	0%	0	0	0%	U
Dichlorodifluoromethane	A	ug/L	0	0		0	0	0	0.175	1	500	0%	0	0	0%	U
Ethylbenzene	A	ug/L	0	0		0	0	0	0.0836	1	500	0%	0	0	0%	U
m+p-Xylenes	A	ug/L	0	0		0	0	0	0.15	1	1000	0%	0	0	0%	U
Methyl ethyl ketone	A	ug/L	0	0		0	0	0	1.77	20	5000	0%	0	0	0%	U
Methyl tert-butyl ether (MTBE)	A	ug/L	0	0		0	0	0	0.101	1	500	0%	0	0	0%	U
Methylene chloride	A	ug/L	1.90445	0		0	0	0	0.338	1	500	0%	0	0	0%	U
o-Xylene	A	ug/L	0	0		0	0	0	0.0604	1	500	0%	0	0	0%	U
Styrene	A	ug/L	0	0		0	0	0	0.067	1	500	0%	0	0	0%	U
Tetrachloroethene	A	ug/L	0	0		0	0	0	0.0671	1	500	0%	0	0	0%	U
Toluene	A	ug/L	1.53525	0		0	0	0	0.0679	1	500	0%	0	0	0%	U
trans-1,2-Dichloroethene	A	ug/L	0	0		0	0	0	0.125	1	500	0%	0	0	0%	U
trans-1,3-Dichloropropene	A	ug/L	0	0		0	0	0	0.0846	1	500	0%	0	0	0%	U
Trichloroethene	A	ug/L	0	0		0	0	0	0.0993	1	500	0%	0	0	0%	U
Trichlorofluoromethane	A	ug/L	0	0		0	0	0	0.134	1	500	0%	0	0	0%	U
Vinyl chloride	A	ug/L	0	0		0	0	0	0.153	1	500	0%	0	0	0%	U
1,4-Dichlorobenzene-d4	I	ug/L	250	10		0	0	0	0	0	0	0%	0	0	0%	
Chlorobenzene-d5	I	ug/L	250	10		0	0	0	0.1	0	0	0%	0	0	0%	
Fluorobenzene	I	ug/L	250	10		0	0	0	0.1	0	0	0%	0	0	0%	
Xylenes, Total	M	ug/L	0	0		0	0	0	0.0604	1	0	0%	0	0	0%	U
1,2-Dichloroethane-d4	S	ug/L	268.38628	10.7354512		10	0	0	0.229	1	500	107%	81	118	0%	

Seq No	Lab ID	Test Code	Sample Typ	File ID	Analysis Date	DF	Batch ID	Prep Date	SPKref	RPDref	pmoist
14998205	B22011127-002	VOC-8260-W-S	SAMP	)A5975C\VG012	1/21/2022 5:31:2	1	R373695		0	0	

Analyte	T	Units	RAW	Final	Text	Spike	SPKref	RPDref	MDL	PQL	UQL	%REC	LOW	HIGH	%RPD	Q
Dibromofluoromethane	S	ug/L	276.5294	11.061176		10	0	0	0.129	1	500	111%	80	119	0%	
p-Bromofluorobenzene	S	ug/L	271.26344	10.8505376		10	0	0	0.149	1	500	109%	85	114	0%	
Toluene-d8	S	ug/L	262.61829	10.5047316		10	0	0	0.23	1	500	105%	89	112	0%	

Seq No	Lab ID	Test Code	Sample Typ	File ID	Analysis Date	DF	Batch ID	Prep Date	SPKref	RPDref	pmoist
14998206	B22011128-002	VOC-8260-W-S	SAMP	)A5975C\VG012	1/21/2022 5:58:4	1	R373695		0	0	

Analyte	T	Units	RAW	Final	Text	Spike	SPKref	RPDref	MDL	PQL	UQL	%REC	LOW	HIGH	%RPD	Q
1,1,1,2-Tetrachloroethane	A	ug/L	0	0		0	0	0	0.101	1	500	0%	0	0	0%	U
1,1,1-Trichloroethane	A	ug/L	0	0		0	0	0	0.131	1	500	0%	0	0	0%	U
1,1,2,2-Tetrachloroethane	A	ug/L	0	0		0	0	0	0.0872	1	500	0%	0	0	0%	U
1,1,2-Trichloroethane	A	ug/L	0	0		0	0	0	0.108	1	500	0%	0	0	0%	U
1,1-Dichloroethane	A	ug/L	0	0		0	0	0	0.135	1	500	0%	0	0	0%	U
1,1-Dichloroethene	A	ug/L	0	0		0	0	0	0.141	1	500	0%	0	0	0%	U
1,1-Dichloropropene	A	ug/L	0	0		0	0	0	0.083	1	500	0%	0	0	0%	U
1,2,3-Trichloropropane	A	ug/L	0	0		0	0	0	0.235	1	500	0%	0	0	0%	U
1,2-Dibromoethane	A	ug/L	0	0		0	0	0	0.0916	1	500	0%	0	0	0%	U
1,2-Dichlorobenzene	A	ug/L	0	0		0	0	0	0.0746	1	500	0%	0	0	0%	U
1,2-Dichloroethane	A	ug/L	0	0		0	0	0	0.116	1	500	0%	0	0	0%	U
1,2-Dichloropropane	A	ug/L	0	0		0	0	0	0.0847	1	500	0%	0	0	0%	U
1,3-Dichlorobenzene	A	ug/L	0	0		0	0	0	0.0803	1	500	0%	0	0	0%	U
1,3-Dichloropropane	A	ug/L	0	0		0	0	0	0.0791	1	500	0%	0	0	0%	U
1,4-Dichlorobenzene	A	ug/L	0	0		0	0	0	0.0858	1	500	0%	0	0	0%	U
2,2-Dichloropropane	A	ug/L	0	0		0	0	0	0.186	1	500	0%	0	0	0%	U
2-Chlorotoluene	A	ug/L	0	0		0	0	0	0.0876	1	500	0%	0	0	0%	U
4-Chlorotoluene	A	ug/L	0	0		0	0	0	0.0728	1	500	0%	0	0	0%	U
Benzene	A	ug/L	0	0		0	0	0	0.0914	1	500	0%	0	0	0%	U
Bromobenzene	A	ug/L	0	0		0	0	0	0.0831	1	500	0%	0	0	0%	U
Bromochloromethane	A	ug/L	0	0		0	0	0	0.141	1	500	0%	0	0	0%	U
Bromodichloromethane	A	ug/L	0	0		0	0	0	0.12	1	500	0%	0	0	0%	U
Bromoform	A	ug/L	0	0		0	0	0	0.119	1	500	0%	0	0	0%	U
Bromomethane	A	ug/L	0	0		0	0	0	0.253	1	500	0%	0	0	0%	U
Carbon tetrachloride	A	ug/L	0	0		0	0	0	0.143	1	500	0%	0	0	0%	U
Chlorobenzene	A	ug/L	0	0		0	0	0	0.0914	1	500	0%	0	0	0%	U
Chlorodibromomethane	A	ug/L	0	0		0	0	0	0.0841	1	500	0%	0	0	0%	U

Seq No	Lab ID	Test Code	Sample Typ	File ID	Analysis Date	DF	Batch ID	Prep Date	SPKref	RPDref	pmoist
14998206	B22011128-002	VOC-8260-W-S	SAMP	)A5975C\VG012	1/21/2022 5:58:4	1	R373695		0	0	

Analyte	T	Units	RAW	Final	Text	Spike	SPKref	RPDref	MDL	PQL	UQL	%REC	LOW	HIGH	%RPD	Q
Chloroethane	A	ug/L	0	0		0	0	0	0.169	1	500	0%	0	0	0%	U
Chloroform	A	ug/L	0	0		0	0	0	0.0789	1	500	0%	0	0	0%	U
Chloromethane	A	ug/L	0.2857	0		0	0	0	0.162	1	500	0%	0	0	0%	U
cis-1,2-Dichloroethene	A	ug/L	0	0		0	0	0	0.108	1	500	0%	0	0	0%	U
cis-1,3-Dichloropropene	A	ug/L	0	0		0	0	0	0.073	1	500	0%	0	0	0%	U
Dibromomethane	A	ug/L	0	0		0	0	0	0.147	1	500	0%	0	0	0%	U
Dichlorodifluoromethane	A	ug/L	0	0		0	0	0	0.175	1	500	0%	0	0	0%	U
Ethylbenzene	A	ug/L	0	0		0	0	0	0.0836	1	500	0%	0	0	0%	U
m+p-Xylenes	A	ug/L	0	0		0	0	0	0.15	1	1000	0%	0	0	0%	U
Methyl ethyl ketone	A	ug/L	0	0		0	0	0	1.77	20	5000	0%	0	0	0%	U
Methyl tert-butyl ether (MTBE)	A	ug/L	0	0		0	0	0	0.101	1	500	0%	0	0	0%	U
Methylene chloride	A	ug/L	1.27542	0		0	0	0	0.338	1	500	0%	0	0	0%	U
o-Xylene	A	ug/L	0	0		0	0	0	0.0604	1	500	0%	0	0	0%	U
Styrene	A	ug/L	0	0		0	0	0	0.067	1	500	0%	0	0	0%	U
Tetrachloroethene	A	ug/L	0	0		0	0	0	0.0671	1	500	0%	0	0	0%	U
Toluene	A	ug/L	1.80927	0.0723708		0	0	0	0.0679	1	500	0%	0	0	0%	J
trans-1,2-Dichloroethene	A	ug/L	0	0		0	0	0	0.125	1	500	0%	0	0	0%	U
trans-1,3-Dichloropropene	A	ug/L	0	0		0	0	0	0.0846	1	500	0%	0	0	0%	U
Trichloroethene	A	ug/L	0	0		0	0	0	0.0993	1	500	0%	0	0	0%	U
Trichlorofluoromethane	A	ug/L	0	0		0	0	0	0.134	1	500	0%	0	0	0%	U
Vinyl chloride	A	ug/L	0	0		0	0	0	0.153	1	500	0%	0	0	0%	U
1,4-Dichlorobenzene-d4	I	ug/L	250	10		0	0	0	0	0	0	0%	0	0	0%	
Chlorobenzene-d5	I	ug/L	250	10		0	0	0	0.1	0	0	0%	0	0	0%	
Fluorobenzene	I	ug/L	250	10		0	0	0	0.1	0	0	0%	0	0	0%	
Xylenes, Total	M	ug/L	0	0		0	0	0	0.0604	1	0	0%	0	0	0%	U
1,2-Dichloroethane-d4	S	ug/L	274.30171	10.9720684		10	0	0	0.229	1	500	110%	81	118	0%	
Dibromofluoromethane	S	ug/L	268.55288	10.7421152		10	0	0	0.129	1	500	107%	80	119	0%	
p-Bromofluorobenzene	S	ug/L	261.33796	10.4535184		10	0	0	0.149	1	500	105%	85	114	0%	
Toluene-d8	S	ug/L	255.35113	10.2140452		10	0	0	0.23	1	500	102%	89	112	0%	

Seq No	Lab ID	Test Code	Sample Typ	File ID	Analysis Date	DF	Batch ID	Prep Date	SPKref	RPDref	pmoist
14998207	B22011129-002	VOC-8260-W-S	SAMP	)A5975C\VG012	1/21/2022 6:26:0	1	R373695		0	0	

Analyte	T	Units	RAW	Final	Text	Spike	SPKref	RPDref	MDL	PQL	UQL	%REC	LOW	HIGH	%RPD	Q

Seq No	Lab ID	Test Code	Sample Typ	File ID	Analysis Date	DF	Batch ID	Prep Date	SPKref	RPDref	pmoist
14998207	B22011129-002	VOC-8260-W-S	SAMP	)A5975C\VG012	1/21/2022 6:26:0	1	R373695		0	0	

Analyte	T	Units	RAW	Final	Text	Spike	SPKref	RPDref	MDL	PQL	UQL	%REC	LOW	HIGH	%RPD	Q
1,1,1,2-Tetrachloroethane	A	ug/L	0	0		0	0	0	0.101	1	500	0%	0	0	0%	U
1,1,1-Trichloroethane	A	ug/L	0	0		0	0	0	0.131	1	500	0%	0	0	0%	U
1,1,2,2-Tetrachloroethane	A	ug/L	0	0		0	0	0	0.0872	1	500	0%	0	0	0%	U
1,1,2-Trichloroethane	A	ug/L	0	0		0	0	0	0.108	1	500	0%	0	0	0%	U
1,1-Dichloroethane	A	ug/L	0	0		0	0	0	0.135	1	500	0%	0	0	0%	U
1,1-Dichloroethene	A	ug/L	0	0		0	0	0	0.141	1	500	0%	0	0	0%	U
1,1-Dichloropropene	A	ug/L	0	0		0	0	0	0.083	1	500	0%	0	0	0%	U
1,2,3-Trichloropropane	A	ug/L	0	0		0	0	0	0.235	1	500	0%	0	0	0%	U
1,2-Dibromoethane	A	ug/L	0	0		0	0	0	0.0916	1	500	0%	0	0	0%	U
1,2-Dichlorobenzene	A	ug/L	0	0		0	0	0	0.0746	1	500	0%	0	0	0%	U
1,2-Dichloroethane	A	ug/L	0	0		0	0	0	0.116	1	500	0%	0	0	0%	U
1,2-Dichloropropane	A	ug/L	0	0		0	0	0	0.0847	1	500	0%	0	0	0%	U
1,3-Dichlorobenzene	A	ug/L	0	0		0	0	0	0.0803	1	500	0%	0	0	0%	U
1,3-Dichloropropane	A	ug/L	0	0		0	0	0	0.0791	1	500	0%	0	0	0%	U
1,4-Dichlorobenzene	A	ug/L	0	0		0	0	0	0.0858	1	500	0%	0	0	0%	U
2,2-Dichloropropane	A	ug/L	0	0		0	0	0	0.186	1	500	0%	0	0	0%	U
2-Chlorotoluene	A	ug/L	0	0		0	0	0	0.0876	1	500	0%	0	0	0%	U
4-Chlorotoluene	A	ug/L	0	0		0	0	0	0.0728	1	500	0%	0	0	0%	U
Benzene	A	ug/L	0.0465	0		0	0	0	0.0914	1	500	0%	0	0	0%	U
Bromobenzene	A	ug/L	0	0		0	0	0	0.0831	1	500	0%	0	0	0%	U
Bromochloromethane	A	ug/L	0	0		0	0	0	0.141	1	500	0%	0	0	0%	U
Bromodichloromethane	A	ug/L	0	0		0	0	0	0.12	1	500	0%	0	0	0%	U
Bromoform	A	ug/L	0	0		0	0	0	0.119	1	500	0%	0	0	0%	U
Bromomethane	A	ug/L	0	0		0	0	0	0.253	1	500	0%	0	0	0%	U
Carbon tetrachloride	A	ug/L	0	0		0	0	0	0.143	1	500	0%	0	0	0%	U
Chlorobenzene	A	ug/L	0	0		0	0	0	0.0914	1	500	0%	0	0	0%	U
Chlorodibromomethane	A	ug/L	0	0		0	0	0	0.0841	1	500	0%	0	0	0%	U
Chloroethane	A	ug/L	0	0		0	0	0	0.169	1	500	0%	0	0	0%	U
Chloroform	A	ug/L	0.24806	0		0	0	0	0.0789	1	500	0%	0	0	0%	U
Chloromethane	A	ug/L	0.43022	0		0	0	0	0.162	1	500	0%	0	0	0%	U
cis-1,2-Dichloroethene	A	ug/L	0	0		0	0	0	0.108	1	500	0%	0	0	0%	U
cis-1,3-Dichloropropene	A	ug/L	0	0		0	0	0	0.073	1	500	0%	0	0	0%	U
Dibromomethane	A	ug/L	0	0		0	0	0	0.147	1	500	0%	0	0	0%	U
Dichlorodifluoromethane	A	ug/L	0	0		0	0	0	0.175	1	500	0%	0	0	0%	U
Ethylbenzene	A	ug/L	0	0		0	0	0	0.0836	1	500	0%	0	0	0%	U

Seq No	Lab ID	Test Code	Sample Typ	File ID	Analysis Date	DF	Batch ID	Prep Date	SPKref	RPDref	pmoist
14998207	B22011129-002	VOC-8260-W-S	SAMP	)A5975C\VG012	1/21/2022 6:26:0	1	R373695		0	0	

Analyte	T	Units	RAW	Final	Text	Spike	SPKref	RPDref	MDL	PQL	UQL	%REC	LOW	HIGH	%RPD	Q
m+p-Xylenes	A	ug/L	0	0		0	0	0	0.15	1	1000	0%	0	0	0%	U
Methyl ethyl ketone	A	ug/L	0	0		0	0	0	1.77	20	5000	0%	0	0	0%	U
Methyl tert-butyl ether (MTBE)	A	ug/L	0	0		0	0	0	0.101	1	500	0%	0	0	0%	U
Methylene chloride	A	ug/L	1.94176	0		0	0	0	0.338	1	500	0%	0	0	0%	U
o-Xylene	A	ug/L	0	0		0	0	0	0.0604	1	500	0%	0	0	0%	U
Styrene	A	ug/L	0	0		0	0	0	0.067	1	500	0%	0	0	0%	U
Tetrachloroethene	A	ug/L	0	0		0	0	0	0.0671	1	500	0%	0	0	0%	U
Toluene	A	ug/L	6.03942	0.2415768		0	0	0	0.0679	1	500	0%	0	0	0%	J
trans-1,2-Dichloroethene	A	ug/L	0	0		0	0	0	0.125	1	500	0%	0	0	0%	U
trans-1,3-Dichloropropene	A	ug/L	0	0		0	0	0	0.0846	1	500	0%	0	0	0%	U
Trichloroethene	A	ug/L	0	0		0	0	0	0.0993	1	500	0%	0	0	0%	U
Trichlorofluoromethane	A	ug/L	0	0		0	0	0	0.134	1	500	0%	0	0	0%	U
Vinyl chloride	A	ug/L	0	0		0	0	0	0.153	1	500	0%	0	0	0%	U
1,4-Dichlorobenzene-d4	I	ug/L	250	10		0	0	0	0	0	0	0%	0	0	0%	
Chlorobenzene-d5	I	ug/L	250	10		0	0	0	0.1	0	0	0%	0	0	0%	
Fluorobenzene	I	ug/L	250	10		0	0	0	0.1	0	0	0%	0	0	0%	
Xylenes, Total	M	ug/L	0	0		0	0	0	0.0604	1	0	0%	0	0	0%	U
1,2-Dichloroethane-d4	S	ug/L	272.50013	10.9000052		10	0	0	0.229	1	500	109%	81	118	0%	
Dibromofluoromethane	S	ug/L	265.76676	10.6306704		10	0	0	0.129	1	500	106%	80	119	0%	
p-Bromofluorobenzene	S	ug/L	259.93316	10.3973264		10	0	0	0.149	1	500	104%	85	114	0%	
Toluene-d8	S	ug/L	255.85287	10.2341148		10	0	0	0.23	1	500	102%	89	112	0%	

Seq No	Lab ID	Test Code	Sample Typ	File ID	Analysis Date	DF	Batch ID	Prep Date	SPKref	RPDref	pmoist
14998208	B22011130-002	VOC-8260-W-S	SAMP	)A5975C\VG012	1/21/2022 6:53:3	1	R373695		0	0	

Analyte	T	Units	RAW	Final	Text	Spike	SPKref	RPDref	MDL	PQL	UQL	%REC	LOW	HIGH	%RPD	Q
1,1,1,2-Tetrachloroethane	A	ug/L	0	0		0	0	0	0.101	1	500	0%	0	0	0%	U
1,1,1-Trichloroethane	A	ug/L	0	0		0	0	0	0.131	1	500	0%	0	0	0%	U
1,1,2,2-Tetrachloroethane	A	ug/L	0	0		0	0	0	0.0872	1	500	0%	0	0	0%	U
1,1,2-Trichloroethane	A	ug/L	0	0		0	0	0	0.108	1	500	0%	0	0	0%	U
1,1-Dichloroethane	A	ug/L	0	0		0	0	0	0.135	1	500	0%	0	0	0%	U
1,1-Dichloroethene	A	ug/L	0	0		0	0	0	0.141	1	500	0%	0	0	0%	U
1,1-Dichloropropene	A	ug/L	0	0		0	0	0	0.083	1	500	0%	0	0	0%	U
1,2,3-Trichloropropane	A	ug/L	0	0		0	0	0	0.235	1	500	0%	0	0	0%	U
1,2-Dibromoethane	A	ug/L	0	0		0	0	0	0.0916	1	500	0%	0	0	0%	U

Seq No	Lab ID	Test Code	Sample Typ	File ID	Analysis Date	DF	Batch ID	Prep Date	SPKref	RPDref	pmoist
14998208	B22011130-002	VOC-8260-W-S	SAMP	)A5975C\VG012	1/21/2022 6:53:3	1	R373695		0	0	

Analyte	T	Units	RAW	Final	Text	Spike	SPKref	RPDref	MDL	PQL	UQL	%REC	LOW	HIGH	%RPD	Q
1,2-Dichlorobenzene	A	ug/L	0	0		0	0	0	0.0746	1	500	0%	0	0	0%	U
1,2-Dichloroethane	A	ug/L	0	0		0	0	0	0.116	1	500	0%	0	0	0%	U
1,2-Dichloropropane	A	ug/L	0	0		0	0	0	0.0847	1	500	0%	0	0	0%	U
1,3-Dichlorobenzene	A	ug/L	0	0		0	0	0	0.0803	1	500	0%	0	0	0%	U
1,3-Dichloropropane	A	ug/L	0	0		0	0	0	0.0791	1	500	0%	0	0	0%	U
1,4-Dichlorobenzene	A	ug/L	0	0		0	0	0	0.0858	1	500	0%	0	0	0%	U
2,2-Dichloropropane	A	ug/L	0	0		0	0	0	0.186	1	500	0%	0	0	0%	U
2-Chlorotoluene	A	ug/L	0	0		0	0	0	0.0876	1	500	0%	0	0	0%	U
4-Chlorotoluene	A	ug/L	0	0		0	0	0	0.0728	1	500	0%	0	0	0%	U
Benzene	A	ug/L	0	0		0	0	0	0.0914	1	500	0%	0	0	0%	U
Bromobenzene	A	ug/L	0	0		0	0	0	0.0831	1	500	0%	0	0	0%	U
Bromochloromethane	A	ug/L	0	0		0	0	0	0.141	1	500	0%	0	0	0%	U
Bromodichloromethane	A	ug/L	0	0		0	0	0	0.12	1	500	0%	0	0	0%	U
Bromoform	A	ug/L	0	0		0	0	0	0.119	1	500	0%	0	0	0%	U
Bromomethane	A	ug/L	0	0		0	0	0	0.253	1	500	0%	0	0	0%	U
Carbon tetrachloride	A	ug/L	0	0		0	0	0	0.143	1	500	0%	0	0	0%	U
Chlorobenzene	A	ug/L	0	0		0	0	0	0.0914	1	500	0%	0	0	0%	U
Chlorodibromomethane	A	ug/L	0	0		0	0	0	0.0841	1	500	0%	0	0	0%	U
Chloroethane	A	ug/L	0	0		0	0	0	0.169	1	500	0%	0	0	0%	U
Chloroform	A	ug/L	0	0		0	0	0	0.0789	1	500	0%	0	0	0%	U
Chloromethane	A	ug/L	0.27155	0		0	0	0	0.162	1	500	0%	0	0	0%	U
cis-1,2-Dichloroethene	A	ug/L	0	0		0	0	0	0.108	1	500	0%	0	0	0%	U
cis-1,3-Dichloropropene	A	ug/L	0	0		0	0	0	0.073	1	500	0%	0	0	0%	U
Dibromomethane	A	ug/L	0	0		0	0	0	0.147	1	500	0%	0	0	0%	U
Dichlorodifluoromethane	A	ug/L	0	0		0	0	0	0.175	1	500	0%	0	0	0%	U
Ethylbenzene	A	ug/L	0	0		0	0	0	0.0836	1	500	0%	0	0	0%	U
m+p-Xylenes	A	ug/L	0	0		0	0	0	0.15	1	1000	0%	0	0	0%	U
Methyl ethyl ketone	A	ug/L	0	0		0	0	0	1.77	20	5000	0%	0	0	0%	U
Methyl tert-butyl ether (MTBE)	A	ug/L	0	0		0	0	0	0.101	1	500	0%	0	0	0%	U
Methylene chloride	A	ug/L	1.69895	0		0	0	0	0.338	1	500	0%	0	0	0%	U
o-Xylene	A	ug/L	0	0		0	0	0	0.0604	1	500	0%	0	0	0%	U
Styrene	A	ug/L	0	0		0	0	0	0.067	1	500	0%	0	0	0%	U
Tetrachloroethene	A	ug/L	0	0		0	0	0	0.0671	1	500	0%	0	0	0%	U
Toluene	A	ug/L	1.38956	0		0	0	0	0.0679	1	500	0%	0	0	0%	U
trans-1,2-Dichloroethene	A	ug/L	0	0		0	0	0	0.125	1	500	0%	0	0	0%	U

Seq No	Lab ID	Test Code	Sample Typ	File ID	Analysis Date	DF	Batch ID	Prep Date	SPKref	RPDref	pmoist
14998208	B22011130-002	VOC-8260-W-S	SAMP	)A5975C\VG012	1/21/2022 6:53:3	1	R373695		0	0	

Analyte	T	Units	RAW	Final	Text	Spike	SPKref	RPDref	MDL	PQL	UQL	%REC	LOW	HIGH	%RPD	Q
trans-1,3-Dichloropropene	A	ug/L	0	0		0	0	0	0.0846	1	500	0%	0	0	0%	U
Trichloroethene	A	ug/L	0	0		0	0	0	0.0993	1	500	0%	0	0	0%	U
Trichlorofluoromethane	A	ug/L	0	0		0	0	0	0.134	1	500	0%	0	0	0%	U
Vinyl chloride	A	ug/L	0	0		0	0	0	0.153	1	500	0%	0	0	0%	U
1,4-Dichlorobenzene-d4	I	ug/L	250	10		0	0	0	0	0	0	0%	0	0	0%	
Chlorobenzene-d5	I	ug/L	250	10		0	0	0	0.1	0	0	0%	0	0	0%	
Fluorobenzene	I	ug/L	250	10		0	0	0	0.1	0	0	0%	0	0	0%	
Xylenes, Total	M	ug/L	0	0		0	0	0	0.0604	1	0	0%	0	0	0%	U
1,2-Dichloroethane-d4	S	ug/L	277.24535	11.089814		10	0	0	0.229	1	500	111%	81	118	0%	
Dibromofluoromethane	S	ug/L	272.63314	10.9053256		10	0	0	0.129	1	500	109%	80	119	0%	
p-Bromofluorobenzene	S	ug/L	271.00229	10.8400916		10	0	0	0.149	1	500	108%	85	114	0%	
Toluene-d8	S	ug/L	262.56422	10.5025688		10	0	0	0.23	1	500	105%	89	112	0%	

Seq No	Lab ID	Test Code	Sample Typ	File ID	Analysis Date	DF	Batch ID	Prep Date	SPKref	RPDref	pmoist
14998209	B22011131-002	VOC-8260-W-S	SAMP	)A5975C\VG012	1/21/2022 7:20:5	1	R373695		0	0	

Analyte	T	Units	RAW	Final	Text	Spike	SPKref	RPDref	MDL	PQL	UQL	%REC	LOW	HIGH	%RPD	Q
1,1,1,2-Tetrachloroethane	A	ug/L	0	0		0	0	0	0.101	1	500	0%	0	0	0%	U
1,1,1-Trichloroethane	A	ug/L	0	0		0	0	0	0.131	1	500	0%	0	0	0%	U
1,1,2,2-Tetrachloroethane	A	ug/L	0	0		0	0	0	0.0872	1	500	0%	0	0	0%	U
1,1,2-Trichloroethane	A	ug/L	0	0		0	0	0	0.108	1	500	0%	0	0	0%	U
1,1-Dichloroethane	A	ug/L	0	0		0	0	0	0.135	1	500	0%	0	0	0%	U
1,1-Dichloroethene	A	ug/L	0	0		0	0	0	0.141	1	500	0%	0	0	0%	U
1,1-Dichloropropene	A	ug/L	0	0		0	0	0	0.083	1	500	0%	0	0	0%	U
1,2,3-Trichloropropane	A	ug/L	0	0		0	0	0	0.235	1	500	0%	0	0	0%	U
1,2-Dibromoethane	A	ug/L	0	0		0	0	0	0.0916	1	500	0%	0	0	0%	U
1,2-Dichlorobenzene	A	ug/L	0	0		0	0	0	0.0746	1	500	0%	0	0	0%	U
1,2-Dichloroethane	A	ug/L	0	0		0	0	0	0.116	1	500	0%	0	0	0%	U
1,2-Dichloropropane	A	ug/L	0	0		0	0	0	0.0847	1	500	0%	0	0	0%	U
1,3-Dichlorobenzene	A	ug/L	0	0		0	0	0	0.0803	1	500	0%	0	0	0%	U
1,3-Dichloropropane	A	ug/L	0	0		0	0	0	0.0791	1	500	0%	0	0	0%	U
1,4-Dichlorobenzene	A	ug/L	0	0		0	0	0	0.0858	1	500	0%	0	0	0%	U
2,2-Dichloropropane	A	ug/L	0	0		0	0	0	0.186	1	500	0%	0	0	0%	U
2-Chlorotoluene	A	ug/L	0	0		0	0	0	0.0876	1	500	0%	0	0	0%	U
4-Chlorotoluene	A	ug/L	0	0		0	0	0	0.0728	1	500	0%	0	0	0%	U

Seq No	Lab ID	Test Code	Sample Typ	File ID	Analysis Date	DF	Batch ID	Prep Date	SPKref	RPDref	pmoist
14998209	B22011131-002	VOC-8260-W-S	SAMP	)A5975C\VG012	1/21/2022 7:20:5	1	R373695		0	0	

Analyte	T	Units	RAW	Final	Text	Spike	SPKref	RPDref	MDL	PQL	UQL	%REC	LOW	HIGH	%RPD	Q
Benzene	A	ug/L	0	0		0	0	0	0.0914	1	500	0%	0	0	0%	U
Bromobenzene	A	ug/L	0	0		0	0	0	0.0831	1	500	0%	0	0	0%	U
Bromochloromethane	A	ug/L	0	0		0	0	0	0.141	1	500	0%	0	0	0%	U
Bromodichloromethane	A	ug/L	0	0		0	0	0	0.12	1	500	0%	0	0	0%	U
Bromoform	A	ug/L	0	0		0	0	0	0.119	1	500	0%	0	0	0%	U
Bromomethane	A	ug/L	0	0		0	0	0	0.253	1	500	0%	0	0	0%	U
Carbon tetrachloride	A	ug/L	0	0		0	0	0	0.143	1	500	0%	0	0	0%	U
Chlorobenzene	A	ug/L	0	0		0	0	0	0.0914	1	500	0%	0	0	0%	U
Chlorodibromomethane	A	ug/L	0	0		0	0	0	0.0841	1	500	0%	0	0	0%	U
Chloroethane	A	ug/L	0	0		0	0	0	0.169	1	500	0%	0	0	0%	U
Chloroform	A	ug/L	0	0		0	0	0	0.0789	1	500	0%	0	0	0%	U
Chloromethane	A	ug/L	0	0		0	0	0	0.162	1	500	0%	0	0	0%	U
cis-1,2-Dichloroethene	A	ug/L	0	0		0	0	0	0.108	1	500	0%	0	0	0%	U
cis-1,3-Dichloropropene	A	ug/L	0	0		0	0	0	0.073	1	500	0%	0	0	0%	U
Dibromomethane	A	ug/L	0	0		0	0	0	0.147	1	500	0%	0	0	0%	U
Dichlorodifluoromethane	A	ug/L	0	0		0	0	0	0.175	1	500	0%	0	0	0%	U
Ethylbenzene	A	ug/L	0	0		0	0	0	0.0836	1	500	0%	0	0	0%	U
m+p-Xylenes	A	ug/L	0	0		0	0	0	0.15	1	1000	0%	0	0	0%	U
Methyl ethyl ketone	A	ug/L	0	0		0	0	0	1.77	20	5000	0%	0	0	0%	U
Methyl tert-butyl ether (MTBE)	A	ug/L	0	0		0	0	0	0.101	1	500	0%	0	0	0%	U
Methylene chloride	A	ug/L	2.58053	0		0	0	0	0.338	1	500	0%	0	0	0%	U
o-Xylene	A	ug/L	0	0		0	0	0	0.0604	1	500	0%	0	0	0%	U
Styrene	A	ug/L	0	0		0	0	0	0.067	1	500	0%	0	0	0%	U
Tetrachloroethene	A	ug/L	0	0		0	0	0	0.0671	1	500	0%	0	0	0%	U
Toluene	A	ug/L	1.42016	0		0	0	0	0.0679	1	500	0%	0	0	0%	U
trans-1,2-Dichloroethene	A	ug/L	0	0		0	0	0	0.125	1	500	0%	0	0	0%	U
trans-1,3-Dichloropropene	A	ug/L	0	0		0	0	0	0.0846	1	500	0%	0	0	0%	U
Trichloroethene	A	ug/L	0	0		0	0	0	0.0993	1	500	0%	0	0	0%	U
Trichlorofluoromethane	A	ug/L	0	0		0	0	0	0.134	1	500	0%	0	0	0%	U
Vinyl chloride	A	ug/L	0	0		0	0	0	0.153	1	500	0%	0	0	0%	U
1,4-Dichlorobenzene-d4	I	ug/L	250	10		0	0	0	0	0	0	0%	0	0	0%	
Chlorobenzene-d5	I	ug/L	250	10		0	0	0	0.1	0	0	0%	0	0	0%	
Fluorobenzene	I	ug/L	250	10		0	0	0	0.1	0	0	0%	0	0	0%	
Xylenes, Total	M	ug/L	0	0		0	0	0	0.0604	1	0	0%	0	0	0%	U
1,2-Dichloroethane-d4	S	ug/L	273.49323	10.9397292		10	0	0	0.229	1	500	109%	81	118	0%	

Seq No	Lab ID	Test Code	Sample Typ	File ID	Analysis Date	DF	Batch ID	Prep Date	SPKref	RPDref	pmoist
14998209	B22011131-002	VOC-8260-W-S	SAMP	)A5975C\VG012	1/21/2022 7:20:5	1	R373695		0	0	

Analyte	T	Units	RAW	Final	Text	Spike	SPKref	RPDref	MDL	PQL	UQL	%REC	LOW	HIGH	%RPD	Q
Dibromofluoromethane	S	ug/L	273.28323	10.9313292		10	0	0	0.129	1	500	109%	80	119	0%	
p-Bromofluorobenzene	S	ug/L	254.38226	10.1752904		10	0	0	0.149	1	500	102%	85	114	0%	
Toluene-d8	S	ug/L	251.08572	10.0434288		10	0	0	0.23	1	500	100%	89	112	0%	

Seq No	Lab ID	Test Code	Sample Typ	File ID	Analysis Date	DF	Batch ID	Prep Date	SPKref	RPDref	pmoist
14998210	B22011132-002	VOC-8260-W-S	SAMP	)A5975C\VG012	1/21/2022 7:48:1	1	R373695		0	0	

Analyte	T	Units	RAW	Final	Text	Spike	SPKref	RPDref	MDL	PQL	UQL	%REC	LOW	HIGH	%RPD	Q
1,1,1,2-Tetrachloroethane	A	ug/L	0	0		0	0	0	0.101	1	500	0%	0	0	0%	U
1,1,1-Trichloroethane	A	ug/L	0	0		0	0	0	0.131	1	500	0%	0	0	0%	U
1,1,2,2-Tetrachloroethane	A	ug/L	0	0		0	0	0	0.0872	1	500	0%	0	0	0%	U
1,1,2-Trichloroethane	A	ug/L	0	0		0	0	0	0.108	1	500	0%	0	0	0%	U
1,1-Dichloroethane	A	ug/L	0	0		0	0	0	0.135	1	500	0%	0	0	0%	U
1,1-Dichloroethene	A	ug/L	0	0		0	0	0	0.141	1	500	0%	0	0	0%	U
1,1-Dichloropropene	A	ug/L	0	0		0	0	0	0.083	1	500	0%	0	0	0%	U
1,2,3-Trichloropropane	A	ug/L	0	0		0	0	0	0.235	1	500	0%	0	0	0%	U
1,2-Dibromoethane	A	ug/L	0	0		0	0	0	0.0916	1	500	0%	0	0	0%	U
1,2-Dichlorobenzene	A	ug/L	0	0		0	0	0	0.0746	1	500	0%	0	0	0%	U
1,2-Dichloroethane	A	ug/L	0	0		0	0	0	0.116	1	500	0%	0	0	0%	U
1,2-Dichloropropane	A	ug/L	0	0		0	0	0	0.0847	1	500	0%	0	0	0%	U
1,3-Dichlorobenzene	A	ug/L	0	0		0	0	0	0.0803	1	500	0%	0	0	0%	U
1,3-Dichloropropane	A	ug/L	0	0		0	0	0	0.0791	1	500	0%	0	0	0%	U
1,4-Dichlorobenzene	A	ug/L	0	0		0	0	0	0.0858	1	500	0%	0	0	0%	U
2,2-Dichloropropane	A	ug/L	0	0		0	0	0	0.186	1	500	0%	0	0	0%	U
2-Chlorotoluene	A	ug/L	0	0		0	0	0	0.0876	1	500	0%	0	0	0%	U
4-Chlorotoluene	A	ug/L	0	0		0	0	0	0.0728	1	500	0%	0	0	0%	U
Benzene	A	ug/L	0	0		0	0	0	0.0914	1	500	0%	0	0	0%	U
Bromobenzene	A	ug/L	0	0		0	0	0	0.0831	1	500	0%	0	0	0%	U
Bromochloromethane	A	ug/L	0	0		0	0	0	0.141	1	500	0%	0	0	0%	U
Bromodichloromethane	A	ug/L	0	0		0	0	0	0.12	1	500	0%	0	0	0%	U
Bromoform	A	ug/L	0	0		0	0	0	0.119	1	500	0%	0	0	0%	U
Bromomethane	A	ug/L	0	0		0	0	0	0.253	1	500	0%	0	0	0%	U
Carbon tetrachloride	A	ug/L	0	0		0	0	0	0.143	1	500	0%	0	0	0%	U
Chlorobenzene	A	ug/L	0	0		0	0	0	0.0914	1	500	0%	0	0	0%	U
Chlorodibromomethane	A	ug/L	0	0		0	0	0	0.0841	1	500	0%	0	0	0%	U

Seq No	Lab ID	Test Code	Sample Typ	File ID	Analysis Date	DF	Batch ID	Prep Date	SPKref	RPDref	pmoist
14998210	B22011132-002	VOC-8260-W-S	SAMP	)A5975C\VG012	1/21/2022 7:48:1	1	R373695		0	0	

Analyte	T	Units	RAW	Final	Text	Spike	SPKref	RPDref	MDL	PQL	UQL	%REC	LOW	HIGH	%RPD	Q
Chloroethane	A	ug/L	0	0		0	0	0	0.169	1	500	0%	0	0	0%	U
Chloroform	A	ug/L	0	0		0	0	0	0.0789	1	500	0%	0	0	0%	U
Chloromethane	A	ug/L	0.29121	0		0	0	0	0.162	1	500	0%	0	0	0%	U
cis-1,2-Dichloroethene	A	ug/L	0	0		0	0	0	0.108	1	500	0%	0	0	0%	U
cis-1,3-Dichloropropene	A	ug/L	0	0		0	0	0	0.073	1	500	0%	0	0	0%	U
Dibromomethane	A	ug/L	0	0		0	0	0	0.147	1	500	0%	0	0	0%	U
Dichlorodifluoromethane	A	ug/L	0	0		0	0	0	0.175	1	500	0%	0	0	0%	U
Ethylbenzene	A	ug/L	0	0		0	0	0	0.0836	1	500	0%	0	0	0%	U
m+p-Xylenes	A	ug/L	0	0		0	0	0	0.15	1	1000	0%	0	0	0%	U
Methyl ethyl ketone	A	ug/L	0	0		0	0	0	1.77	20	5000	0%	0	0	0%	U
Methyl tert-butyl ether (MTBE)	A	ug/L	0	0		0	0	0	0.101	1	500	0%	0	0	0%	U
Methylene chloride	A	ug/L	1.68478	0		0	0	0	0.338	1	500	0%	0	0	0%	U
o-Xylene	A	ug/L	0	0		0	0	0	0.0604	1	500	0%	0	0	0%	U
Styrene	A	ug/L	0	0		0	0	0	0.067	1	500	0%	0	0	0%	U
Tetrachloroethene	A	ug/L	0	0		0	0	0	0.0671	1	500	0%	0	0	0%	U
Toluene	A	ug/L	1.20364	0		0	0	0	0.0679	1	500	0%	0	0	0%	U
trans-1,2-Dichloroethene	A	ug/L	0	0		0	0	0	0.125	1	500	0%	0	0	0%	U
trans-1,3-Dichloropropene	A	ug/L	0	0		0	0	0	0.0846	1	500	0%	0	0	0%	U
Trichloroethene	A	ug/L	0	0		0	0	0	0.0993	1	500	0%	0	0	0%	U
Trichlorofluoromethane	A	ug/L	0	0		0	0	0	0.134	1	500	0%	0	0	0%	U
Vinyl chloride	A	ug/L	0	0		0	0	0	0.153	1	500	0%	0	0	0%	U
1,4-Dichlorobenzene-d4	I	ug/L	250	10		0	0	0	0	0	0	0%	0	0	0%	
Chlorobenzene-d5	I	ug/L	250	10		0	0	0	0.1	0	0	0%	0	0	0%	
Fluorobenzene	I	ug/L	250	10		0	0	0	0.1	0	0	0%	0	0	0%	
Xylenes, Total	M	ug/L	0	0		0	0	0	0.0604	1	0	0%	0	0	0%	U
1,2-Dichloroethane-d4	S	ug/L	273.62808	10.9451232		10	0	0	0.229	1	500	109%	81	118	0%	
Dibromofluoromethane	S	ug/L	265.32781	10.6131124		10	0	0	0.129	1	500	106%	80	119	0%	
p-Bromofluorobenzene	S	ug/L	262.17266	10.4869064		10	0	0	0.149	1	500	105%	85	114	0%	
Toluene-d8	S	ug/L	262.8062	10.512248		10	0	0	0.23	1	500	105%	89	112	0%	

Seq No	Lab ID	Test Code	Sample Typ	File ID	Analysis Date	DF	Batch ID	Prep Date	SPKref	RPDref	pmoist
14998211	B22011125-001	VOC-8260-W-Q	SAMP	)A5975C\VG012	1/21/2022 12:58:	1	R373695		0	0	

Analyte	T	Units	RAW	Final	Text	Spike	SPKref	RPDref	MDL	PQL	UQL	%REC	LOW	HIGH	%RPD	Q

Seq No	Lab ID	Test Code	Sample Typ	File ID	Analysis Date	DF	Batch ID	Prep Date	SPKref	RPDref	pmoist
14998211	B22011125-001	VOC-8260-W-Q	SAMP	)A5975C\VG012	1/21/2022 12:58:	1	R373695		0	0	

Analyte	T	Units	RAW	Final	Text	Spike	SPKref	RPDref	MDL	PQL	UQL	%REC	LOW	HIGH	%RPD	Q
1,1,1,2-Tetrachloroethane	A	ug/L	0	0		0	0	0	0.101	0.5	500	0%	0	0	0%	U
1,1,1-Trichloroethane	A	ug/L	0	0		0	0	0	0.131	0.5	500	0%	0	0	0%	U
1,1,2,2-Tetrachloroethane	A	ug/L	0	0		0	0	0	0.0872	0.5	500	0%	0	0	0%	U
1,1,2-Trichloroethane	A	ug/L	0	0		0	0	0	0.108	0.5	500	0%	0	0	0%	U
1,1-Dichloroethane	A	ug/L	0	0		0	0	0	0.135	0.5	500	0%	0	0	0%	U
1,1-Dichloroethene	A	ug/L	0	0		0	0	0	0.141	0.5	500	0%	0	0	0%	U
1,1-Dichloropropene	A	ug/L	0	0		0	0	0	0.083	0.5	500	0%	0	0	0%	U
1,2,3-Trichloropropane	A	ug/L	0	0		0	0	0	0.235	0.5	500	0%	0	0	0%	U
1,2-Dibromoethane	A	ug/L	0	0		0	0	0	0.0916	0.5	500	0%	0	0	0%	U
1,2-Dichlorobenzene	A	ug/L	0	0		0	0	0	0.0746	0.5	500	0%	0	0	0%	U
1,2-Dichloroethane	A	ug/L	0	0		0	0	0	0.116	0.5	500	0%	0	0	0%	U
1,2-Dichloropropane	A	ug/L	0	0		0	0	0	0.0847	0.5	500	0%	0	0	0%	U
1,3-Dichlorobenzene	A	ug/L	0	0		0	0	0	0.0803	0.5	500	0%	0	0	0%	U
1,3-Dichloropropane	A	ug/L	0	0		0	0	0	0.0791	0.5	500	0%	0	0	0%	U
1,4-Dichlorobenzene	A	ug/L	0	0		0	0	0	0.0858	0.5	500	0%	0	0	0%	U
2,2-Dichloropropane	A	ug/L	0	0		0	0	0	0.186	0.5	500	0%	0	0	0%	U
2-Chlorotoluene	A	ug/L	0	0		0	0	0	0.0876	0.5	500	0%	0	0	0%	U
4-Chlorotoluene	A	ug/L	0	0		0	0	0	0.0728	0.5	500	0%	0	0	0%	U
Benzene	A	ug/L	0	0		0	0	0	0.0914	0.5	500	0%	0	0	0%	U
Bromobenzene	A	ug/L	0	0		0	0	0	0.0831	0.5	500	0%	0	0	0%	U
Bromochloromethane	A	ug/L	0	0		0	0	0	0.141	0.5	500	0%	0	0	0%	U
Bromodichloromethane	A	ug/L	0	0		0	0	0	0.12	0.5	500	0%	0	0	0%	U
Bromoform	A	ug/L	0	0		0	0	0	0.119	0.5	500	0%	0	0	0%	U
Bromomethane	A	ug/L	0	0		0	0	0	0.253	0.5	500	0%	0	0	0%	U
Carbon tetrachloride	A	ug/L	0	0		0	0	0	0.143	0.5	500	0%	0	0	0%	U
Chlorobenzene	A	ug/L	0	0		0	0	0	0.0914	0.5	500	0%	0	0	0%	U
Chlorodibromomethane	A	ug/L	0	0		0	0	0	0.0841	0.5	500	0%	0	0	0%	U
Chloroethane	A	ug/L	0	0		0	0	0	0.169	0.5	500	0%	0	0	0%	U
Chloroform	A	ug/L	0	0		0	0	0	0.0789	0.5	500	0%	0	0	0%	U
Chloromethane	A	ug/L	0.41956	0		0	0	0	0.162	0.5	500	0%	0	0	0%	U
cis-1,2-Dichloroethene	A	ug/L	0	0		0	0	0	0.108	0.5	500	0%	0	0	0%	U
cis-1,3-Dichloropropene	A	ug/L	0	0		0	0	0	0.073	0.5	500	0%	0	0	0%	U
Dibromomethane	A	ug/L	0	0		0	0	0	0.147	0.5	500	0%	0	0	0%	U
Dichlorodifluoromethane	A	ug/L	0	0		0	0	0	0.175	0.5	500	0%	0	0	0%	U
Ethylbenzene	A	ug/L	0	0		0	0	0	0.0836	0.5	500	0%	0	0	0%	U

Seq No	Lab ID	Test Code	Sample Typ	File ID	Analysis Date	DF	Batch ID	Prep Date	SPKref	RPDref	pmoist
14998211	B22011125-001	VOC-8260-W-Q	SAMP	)A5975C\VG012	1/21/2022 12:58:	1	R373695		0	0	

Analyte	T	Units	RAW	Final	Text	Spike	SPKref	RPDref	MDL	PQL	UQL	%REC	LOW	HIGH	%RPD	Q
m+p-Xylenes	A	ug/L	0	0		0	0	0	0.15	0.5	1000	0%	0	0	0%	U
Methyl ethyl ketone	A	ug/L	0	0		0	0	0	1.77	10	5000	0%	0	0	0%	U
Methyl tert-butyl ether (MTBE)	A	ug/L	0	0		0	0	0	0.101	0.5	500	0%	0	0	0%	U
Methylene chloride	A	ug/L	0	0		0	0	0	0.338	0.5	500	0%	0	0	0%	U
o-Xylene	A	ug/L	0	0		0	0	0	0.0604	0.5	500	0%	0	0	0%	U
Styrene	A	ug/L	0	0		0	0	0	0.067	0.5	500	0%	0	0	0%	U
Tetrachloroethene	A	ug/L	0	0		0	0	0	0.0671	0.5	500	0%	0	0	0%	U
Toluene	A	ug/L	0.41583	0		0	0	0	0.0679	0.5	500	0%	0	0	0%	U
trans-1,2-Dichloroethene	A	ug/L	0	0		0	0	0	0.125	0.5	500	0%	0	0	0%	U
trans-1,3-Dichloropropene	A	ug/L	0	0		0	0	0	0.0846	0.5	500	0%	0	0	0%	U
Trichloroethene	A	ug/L	0	0		0	0	0	0.0993	0.5	500	0%	0	0	0%	U
Trichlorofluoromethane	A	ug/L	0	0		0	0	0	0.134	0.5	500	0%	0	0	0%	U
Vinyl chloride	A	ug/L	0	0		0	0	0	0.153	0.5	500	0%	0	0	0%	U
1,4-Dichlorobenzene-d4	I	ug/L	250	10		0	0	0	0	0	500	0%	0	0	0%	
Chlorobenzene-d5	I	ug/L	250	10		0	0	0	0	0	500	0%	0	0	0%	
Fluorobenzene	I	ug/L	250	10		0	0	0	0	0	500	0%	0	0	0%	
Xylenes, Total	M	ug/L	0	0		0	0	0	0.0604	0.5	1500	0%	0	0	0%	U
1,2-Dichloroethane-d4	S	ug/L	276.67313	11.0669252		10	0	0	0.229	0.5	500	111%	81	118	0%	
Dibromofluoromethane	S	ug/L	268.87409	10.7549636		10	0	0	0.129	0.5	500	108%	80	119	0%	
p-Bromofluorobenzene	S	ug/L	264.66963	10.5867852		10	0	0	0.149	0.5	500	106%	85	114	0%	
Toluene-d8	S	ug/L	263.48069	10.5392276		10	0	0	0.23	0.5	500	105%	89	112	0%	

Seq No	Lab ID	Test Code	Sample Typ	File ID	Analysis Date	DF	Batch ID	Prep Date	SPKref	RPDref	pmoist
14998212	B22011125-001	VOC-8260-W-Q	MS-DOD	)A5975C\VG012	1/21/2022 8:15:3	1	R373695		1E+07	0	

Analyte	T	Units	RAW	Final	Text	Spike	SPKref	RPDref	MDL	PQL	UQL	%REC	LOW	HIGH	%RPD	Q
1,1,1,2-Tetrachloroethane	A	ug/L	130.85351	5.2341404		5	0	0	0.101	0.5	500	105%	78	124	0%	
1,1,1-Trichloroethane	A	ug/L	130.55463	5.2221852		5	0	0	0.131	0.5	500	104%	74	131	0%	
1,1,2,2-Tetrachloroethane	A	ug/L	131.75878	5.2703512		5	0	0	0.0872	0.5	500	105%	71	121	0%	
1,1,2-Trichloroethane	A	ug/L	128.95126	5.1580504		5	0	0	0.108	0.5	500	103%	80	119	0%	
1,1-Dichloroethane	A	ug/L	134.80262	5.3921048		5	0	0	0.135	0.5	500	108%	77	125	0%	
1,1-Dichloroethene	A	ug/L	133.73276	5.3493104		5	0	0	0.141	0.5	500	107%	71	131	0%	
1,1-Dichloropropene	A	ug/L	125.7575	5.0303		5	0	0	0.083	0.5	500	101%	79	125	0%	
1,2,3-Trichloropropane	A	ug/L	120.70133	4.8280532		5	0	0	0.235	0.5	500	97%	73	125	0%	
1,2-Dibromoethane	A	ug/L	130.67311	5.2269244		5	0	0	0.0916	0.5	500	105%	78	122	0%	

Seq No	Lab ID	Test Code	Sample Typ	File ID	Analysis Date	DF	Batch ID	Prep Date	SPKref	RPDref	pmoist
14998212	B22011125-001	VOC-8260-W-Q	MS-DOD	)A5975C\VG012	1/21/2022 8:15:3	1	R373695		1E+07	0	

Analyte	T	Units	RAW	Final	Text	Spike	SPKref	RPDref	MDL	PQL	UQL	%REC	LOW	HIGH	%RPD	Q
1,2-Dichlorobenzene	A	ug/L	130.6231	5.224924		5	0	0	0.0746	0.5	500	104%	80	119	0%	
1,2-Dichloroethane	A	ug/L	119.6625	4.7865		5	0	0	0.116	0.5	500	96%	73	128	0%	
1,2-Dichloropropane	A	ug/L	131.2765	5.25106		5	0	0	0.0847	0.5	500	105%	78	122	0%	
1,3-Dichlorobenzene	A	ug/L	134.13873	5.3655492		5	0	0	0.0803	0.5	500	107%	80	119	0%	
1,3-Dichloropropane	A	ug/L	124.19669	4.9678676		5	0	0	0.0791	0.5	500	99%	80	119	0%	
1,4-Dichlorobenzene	A	ug/L	132.41492	5.2965968		5	0	0	0.0858	0.5	500	106%	79	118	0%	
2,2-Dichloropropane	A	ug/L	127.13055	5.085222		5	0	0	0.186	0.5	500	102%	60	139	0%	
2-Chlorotoluene	A	ug/L	133.97334	5.3589336		5	0	0	0.0876	0.5	500	107%	79	122	0%	
4-Chlorotoluene	A	ug/L	138.25045	5.530018		5	0	0	0.0728	0.5	500	111%	78	122	0%	
Benzene	A	ug/L	129.61649	5.1846596		5	0	0	0.0914	0.5	500	104%	79	120	0%	
Bromobenzene	A	ug/L	132.27477	5.2909908		5	0	0	0.0831	0.5	500	106%	80	120	0%	
Bromochloromethane	A	ug/L	121.0995	4.84398		5	0	0	0.141	0.5	500	97%	78	123	0%	
Bromodichloromethane	A	ug/L	131.87267	5.2749068		5	0	0	0.12	0.5	500	105%	79	125	0%	
Bromoform	A	ug/L	127.77825	5.11113		5	0	0	0.119	0.5	500	102%	66	130	0%	
Carbon tetrachloride	A	ug/L	129.69183	5.1876732		5	0	0	0.143	0.5	500	104%	72	136	0%	
Chlorobenzene	A	ug/L	133.87807	5.3551228		5	0	0	0.0914	0.5	500	107%	82	118	0%	
Chlorodibromomethane	A	ug/L	129.4839	5.179356		5	0	0	0.0841	0.5	500	104%	74	126	0%	
Chloroethane	A	ug/L	140.18192	5.6072768		5	0	0	0.169	0.5	500	112%	60	138	0%	
Chloroform	A	ug/L	121.10215	4.844086		5	0	0	0.0789	0.5	500	97%	79	124	0%	
Chloromethane	A	ug/L	117.31468	4.6925872		5	0	0	0.162	0.5	500	94%	50	139	0%	
cis-1,2-Dichloroethene	A	ug/L	128.89846	5.1559384		5	0	0	0.108	0.5	500	103%	78	123	0%	
cis-1,3-Dichloropropene	A	ug/L	123.68404	4.9473616		5	0	0	0.073	0.5	500	99%	75	124	0%	
Dibromomethane	A	ug/L	128.60712	5.1442848		5	0	0	0.147	0.5	500	103%	79	123	0%	
Dichlorodifluoromethane	A	ug/L	114.46754	4.5787016		5	0	0	0.175	0.5	500	92%	32	152	0%	
Ethylbenzene	A	ug/L	132.52883	5.3011532		5	0	0	0.0836	0.5	500	106%	79	121	0%	
m+p-Xylenes	A	ug/L	260.14194	10.4056776		10	0	0	0.15	0.5	1000	104%	80	121	0%	
Methyl ethyl ketone	A	ug/L	1148.24843	45.9299372		50	0	0	1.77	10	5000	92%	56	143	0%	
Methyl tert-butyl ether (MTBE)	A	ug/L	131.06889	5.2427556		5	0	0	0.101	0.5	500	105%	71	124	0%	
Methylene chloride	A	ug/L	123.5813	4.943252		5	0	0	0.338	0.5	500	99%	74	124	0%	
o-Xylene	A	ug/L	131.91305	5.276522		5	0	0	0.0604	0.5	500	106%	78	122	0%	
Styrene	A	ug/L	133.13966	5.3255864		5	0	0	0.067	0.5	500	107%	78	123	0%	
Tetrachloroethene	A	ug/L	132.11799	5.2847196		5	0	0	0.0671	0.5	500	106%	74	129	0%	
Toluene	A	ug/L	135.72994	5.4291976		5	0	0	0.0679	0.5	500	109%	80	121	0%	
trans-1,2-Dichloroethene	A	ug/L	125.84732	5.0338928		5	0	0	0.125	0.5	500	101%	75	124	0%	
trans-1,3-Dichloropropene	A	ug/L	130.71535	5.228614		5	0	0	0.0846	0.5	500	105%	73	127	0%	

Seq No	Lab ID	Test Code	Sample Typ	File ID	Analysis Date	DF	Batch ID	Prep Date	SPKref	RPDref	pmoist
14998212	B22011125-001	VOC-8260-W-Q	MS-DOD	)A5975C\VG012	1/21/2022 8:15:3	1	R373695		1E+07	0	

Analyte	T	Units	RAW	Final	Text	Spike	SPKref	RPDref	MDL	PQL	UQL	%REC	LOW	HIGH	%RPD	Q
Trichloroethene	A	ug/L	132.87383	5.3149532		5	0	0	0.0993	0.5	500	106%	79	123	0%	
Trichlorofluoromethane	A	ug/L	126.81642	5.0726568		5	0	0	0.134	0.5	500	101%	65	141	0%	
Vinyl chloride	A	ug/L	120.70164	4.8280656		5	0	0	0.153	0.5	500	97%	58	137	0%	
1,4-Dichlorobenzene-d4	I	ug/L	250	10		0	0	0	0	0	500	0%	0	0	0%	
Chlorobenzene-d5	I	ug/L	250	10		0	0	0	0	0	500	0%	0	0	0%	
Fluorobenzene	I	ug/L	250	10		0	0	0	0	0	500	0%	0	0	0%	
Xylenes, Total	M	ug/L	392.05499	15.6821996		15	0	0	0.0604	0.5	1500	105%	79	121	0%	
1,2-Dichloroethane-d4	S	ug/L	248.88511	9.9554044		10	0	0	0.229	0.5	500	100%	81	118	0%	
Dibromofluoromethane	S	ug/L	243.36613	9.7346452		10	0	0	0.129	0.5	500	97%	80	119	0%	
p-Bromofluorobenzene	S	ug/L	240.9805	9.63922		10	0	0	0.149	0.5	500	96%	85	114	0%	
Toluene-d8	S	ug/L	256.02136	10.2408544		10	0	0	0.23	0.5	500	102%	89	112	0%	

Seq No	Lab ID	Test Code	Sample Typ	File ID	Analysis Date	DF	Batch ID	Prep Date	SPKref	RPDref	pmoist
14998213	B22011125-001	VOC-8260-W-Q	MSD-DOD	)A5975C\VG012	1/21/2022 8:42:5	1	R373695		1E+07	1E+07	

Analyte	T	Units	RAW	Final	Text	Spike	SPKref	RPDref	MDL	PQL	UQL	%REC	LOW	HIGH	%RPD	Q
1,1,1,2-Tetrachloroethane	A	ug/L	128.03949	5.1215796		5	0	5.2341404	0.101	0.5	500	102%	78	124	2%	
1,1,1-Trichloroethane	A	ug/L	132.71564	5.3086256		5	0	5.2221852	0.131	0.5	500	106%	74	131	2%	
1,1,2,2-Tetrachloroethane	A	ug/L	133.02164	5.3208656		5	0	5.2703512	0.0872	0.5	500	106%	71	121	1%	
1,1,2-Trichloroethane	A	ug/L	127.77645	5.111058		5	0	5.1580504	0.108	0.5	500	102%	80	119	1%	
1,1-Dichloroethane	A	ug/L	135.28381	5.4113524		5	0	5.3921048	0.135	0.5	500	108%	77	125	0%	
1,1-Dichloroethene	A	ug/L	134.11483	5.3645932		5	0	5.3493104	0.141	0.5	500	107%	71	131	0%	
1,1-Dichloropropene	A	ug/L	129.86233	5.1944932		5	0	5.0303	0.083	0.5	500	104%	79	125	3%	
1,2,3-Trichloropropane	A	ug/L	132.87982	5.3151928		5	0	4.8280532	0.235	0.5	500	106%	73	125	10%	
1,2-Dibromoethane	A	ug/L	126.23541	5.0494164		5	0	5.2269244	0.0916	0.5	500	101%	78	122	3%	
1,2-Dichlorobenzene	A	ug/L	134.47022	5.3788088		5	0	5.224924	0.0746	0.5	500	108%	80	119	3%	
1,2-Dichloroethane	A	ug/L	122.07567	4.8830268		5	0	4.7865	0.116	0.5	500	98%	73	128	2%	
1,2-Dichloropropane	A	ug/L	126.8808	5.075232		5	0	5.25106	0.0847	0.5	500	102%	78	122	3%	
1,3-Dichlorobenzene	A	ug/L	137.31013	5.4924052		5	0	5.3655492	0.0803	0.5	500	110%	80	119	2%	
1,3-Dichloropropane	A	ug/L	122.68527	4.9074108		5	0	4.9678676	0.0791	0.5	500	98%	80	119	1%	
1,4-Dichlorobenzene	A	ug/L	133.62566	5.3450264		5	0	5.2965968	0.0858	0.5	500	107%	79	118	1%	
2,2-Dichloropropane	A	ug/L	126.56397	5.0625588		5	0	5.085222	0.186	0.5	500	101%	60	139	0%	
2-Chlorotoluene	A	ug/L	137.8179	5.512716		5	0	5.3589336	0.0876	0.5	500	110%	79	122	3%	
4-Chlorotoluene	A	ug/L	140.12068	5.6048272		5	0	5.530018	0.0728	0.5	500	112%	78	122	1%	
Benzene	A	ug/L	133.41732	5.3366928		5	0	5.1846596	0.0914	0.5	500	107%	79	120	3%	

Seq No	Lab ID	Test Code	Sample Typ	File ID	Analysis Date	DF	Batch ID	Prep Date	SPKref	RPDref	pmoist
14998213	B22011125-001	VOC-8260-W-Q	MSD-DOD	ƆA5975C\VG012	1/21/2022 8:42:5	1	R373695		1E+07	1E+07	

Analyte	T	Units	RAW	Final	Text	Spike	SPKref	RPDref	MDL	PQL	UQL	%REC	LOW	HIGH	%RPD	Q
Bromobenzene	A	ug/L	134.69012	5.3876048		5	0	5.2909908	0.0831	0.5	500	108%	80	120	2%	
Bromochloromethane	A	ug/L	127.80626	5.1122504		5	0	4.84398	0.141	0.5	500	102%	78	123	5%	
Bromodichloromethane	A	ug/L	132.14686	5.2858744		5	0	5.2749068	0.12	0.5	500	106%	79	125	0%	
Bromoform	A	ug/L	125.67957	5.0271828		5	0	5.11113	0.119	0.5	500	101%	66	130	2%	
Carbon tetrachloride	A	ug/L	134.55185	5.382074		5	0	5.1876732	0.143	0.5	500	108%	72	136	4%	
Chlorobenzene	A	ug/L	134.71656	5.3886624		5	0	5.3551228	0.0914	0.5	500	108%	82	118	1%	
Chlorodibromomethane	A	ug/L	127.88004	5.1152016		5	0	5.179356	0.0841	0.5	500	102%	74	126	1%	
Chloroethane	A	ug/L	134.17636	5.3670544		5	0	5.6072768	0.169	0.5	500	107%	60	138	4%	
Chloroform	A	ug/L	120.21126	4.8084504		5	0	4.844086	0.0789	0.5	500	96%	79	124	1%	
Chloromethane	A	ug/L	119.78129	4.7912516		5	0	4.6925872	0.162	0.5	500	96%	50	139	2%	
cis-1,2-Dichloroethene	A	ug/L	130.9324	5.237296		5	0	5.1559384	0.108	0.5	500	105%	78	123	2%	
cis-1,3-Dichloropropene	A	ug/L	116.78638	4.6714552		5	0	4.9473616	0.073	0.5	500	93%	75	124	6%	
Dibromomethane	A	ug/L	128.67798	5.1471192		5	0	5.1442848	0.147	0.5	500	103%	79	123	0%	
Dichlorodifluoromethane	A	ug/L	118.38184	4.7352736		5	0	4.5787016	0.175	0.5	500	95%	32	152	3%	
Ethylbenzene	A	ug/L	131.71566	5.2686264		5	0	5.3011532	0.0836	0.5	500	105%	79	121	1%	
m+p-Xylenes	A	ug/L	260.03473	10.4013892		10	0	10.405678	0.15	0.5	1000	104%	80	121	0%	
Methyl ethyl ketone	A	ug/L	1280.29017	51.2116068		50	0	45.929937	1.77	10	5000	102%	56	143	11%	
Methyl tert-butyl ether (MTBE)	A	ug/L	128.46327	5.1385308		5	0	5.2427556	0.101	0.5	500	103%	71	124	2%	
Methylene chloride	A	ug/L	124.2421	4.969684		5	0	4.943252	0.338	0.5	500	99%	74	124	1%	
o-Xylene	A	ug/L	131.87993	5.2751972		5	0	5.276522	0.0604	0.5	500	106%	78	122	0%	
Styrene	A	ug/L	132.12861	5.2851444		5	0	5.3255864	0.067	0.5	500	106%	78	123	1%	
Tetrachloroethene	A	ug/L	133.45513	5.3382052		5	0	5.2847196	0.0671	0.5	500	107%	74	129	1%	
Toluene	A	ug/L	135.16156	5.4064624		5	0	5.4291976	0.0679	0.5	500	108%	80	121	0%	
trans-1,2-Dichloroethene	A	ug/L	132.9792	5.319168		5	0	5.0338928	0.125	0.5	500	106%	75	124	6%	
trans-1,3-Dichloropropene	A	ug/L	129.41349	5.1765396		5	0	5.228614	0.0846	0.5	500	104%	73	127	1%	
Trichloroethene	A	ug/L	132.14565	5.285826		5	0	5.3149532	0.0993	0.5	500	106%	79	123	1%	
Trichlorofluoromethane	A	ug/L	126.22296	5.0489184		5	0	5.0726568	0.134	0.5	500	101%	65	141	0%	
Vinyl chloride	A	ug/L	129.04589	5.1618356		5	0	4.8280656	0.153	0.5	500	103%	58	137	7%	
1,4-Dichlorobenzene-d4	I	ug/L	250	10		0	0	0	0	0	500	0%	0	0	0%	
Chlorobenzene-d5	I	ug/L	250	10		0	0	0	0	0	500	0%	0	0	0%	
Fluorobenzene	I	ug/L	250	10		0	0	0	0	0	500	0%	0	0	0%	
Xylenes, Total	M	ug/L	391.91466	15.6765864		15	0	15.6822	0.0604	0.5	1500	105%	79	121	0%	
1,2-Dichloroethane-d4	S	ug/L	262.1864	10.487456		10	0	0	0.229	0.5	500	105%	81	118	0%	
Dibromofluoromethane	S	ug/L	256.86274	10.2745096		10	0	0	0.129	0.5	500	103%	80	119	0%	
p-Bromofluorobenzene	S	ug/L	259.3704	10.374816		10	0	0	0.149	0.5	500	104%	85	114	0%	

Seq No	Lab ID	Test Code	Sample Typ	File ID	Analysis Date	DF	Batch ID	Prep Date	SPKref	RPDref	pmoist
14998213	B22011125-001	VOC-8260-W-Q	MSD-DOD	)A5975C\VG012	1/21/2022 8:42:5	1	R373695		1E+07	1E+07	

Analyte	T	Units	RAW	Final	Text	Spike	SPKref	RPDref	MDL	PQL	UQL	%REC	LOW	HIGH	%RPD	Q
Toluene-d8	S	ug/L	265.23017	10.6092068		10	0	0	0.23	0.5	500	106%	89	112	0%	

Seq No	Lab ID	Test Code	Sample Typ	File ID	Analysis Date	DF	Batch ID	Prep Date	SPKref	RPDref	pmoist
14998214	CCV012122_Cl	VOC-8260-W-Q	CCV	)A5975C\VG012	1/21/2022 9:37:3	1	R373695		0	0	

Analyte	T	Units	RAW	Final	Text	Spike	SPKref	RPDref	MDL	PQL	UQL	%REC	LOW	HIGH	%RPD	Q
1,1,1,2-Tetrachloroethane	A	ug/L	131.96434	5.2785736		5	0	0	0.101	0.5	500	106%	50	150	0%	
1,1,1-Trichloroethane	A	ug/L	132.97171	5.3188684		5	0	0	0.131	0.5	500	106%	50	150	0%	
1,1,2,2-Tetrachloroethane	A	ug/L	127.18503	5.0874012		5	0	0	0.0872	0.5	500	102%	50	150	0%	
1,1,2-Trichloroethane	A	ug/L	125.92833	5.0371332		5	0	0	0.108	0.5	500	101%	50	150	0%	
1,1-Dichloroethane	A	ug/L	132.09694	5.2838776		5	0	0	0.135	0.5	500	106%	50	150	0%	
1,1-Dichloroethene	A	ug/L	129.78254	5.1913016		5	0	0	0.141	0.5	500	104%	50	150	0%	
1,1-Dichloropropene	A	ug/L	135.30357	5.4121428		5	0	0	0.083	0.5	500	108%	50	150	0%	
1,2,3-Trichloropropane	A	ug/L	124.7155	4.98862		5	0	0	0.235	0.5	500	100%	50	150	0%	
1,2-Dibromoethane	A	ug/L	127.97787	5.1191148		5	0	0	0.0916	0.5	500	102%	50	150	0%	
1,2-Dichlorobenzene	A	ug/L	132.33999	5.2935996		5	0	0	0.0746	0.5	500	106%	50	150	0%	
1,2-Dichloroethane	A	ug/L	122.73055	4.909222		5	0	0	0.116	0.5	500	98%	50	150	0%	
1,2-Dichloropropane	A	ug/L	131.61437	5.2645748		5	0	0	0.0847	0.5	500	105%	50	150	0%	
1,3-Dichlorobenzene	A	ug/L	131.07046	5.2428184		5	0	0	0.0803	0.5	500	105%	50	150	0%	
1,3-Dichloropropane	A	ug/L	131.96931	5.2787724		5	0	0	0.0791	0.5	500	106%	50	150	0%	
1,4-Dichlorobenzene	A	ug/L	132.42374	5.2969496		5	0	0	0.0858	0.5	500	106%	50	150	0%	
2,2-Dichloropropane	A	ug/L	124.20987	4.9683948		5	0	0	0.186	0.5	500	99%	50	150	0%	
2-Chlorotoluene	A	ug/L	134.84408	5.3937632		5	0	0	0.0876	0.5	500	108%	50	150	0%	
4-Chlorotoluene	A	ug/L	137.23516	5.4894064		5	0	0	0.0728	0.5	500	110%	50	150	0%	
Benzene	A	ug/L	132.75061	5.3100244		5	0	0	0.0914	0.5	500	106%	50	150	0%	
Bromobenzene	A	ug/L	132.0584	5.282336		5	0	0	0.0831	0.5	500	106%	50	150	0%	
Bromochloromethane	A	ug/L	132.99505	5.319802		5	0	0	0.141	0.5	500	106%	50	150	0%	
Bromodichloromethane	A	ug/L	132.78658	5.3114632		5	0	0	0.12	0.5	500	106%	50	150	0%	
Bromoform	A	ug/L	126.75806	5.0703224		5	0	0	0.119	0.5	500	101%	50	150	0%	
Carbon tetrachloride	A	ug/L	135.45729	5.4182916		5	0	0	0.143	0.5	500	108%	50	150	0%	
Chlorobenzene	A	ug/L	133.99467	5.3597868		5	0	0	0.0914	0.5	500	107%	50	150	0%	
Chlorodibromomethane	A	ug/L	129.59085	5.183634		5	0	0	0.0841	0.5	500	104%	50	150	0%	
Chloroethane	A	ug/L	106.40062	4.2560248		5	0	0	0.169	0.5	500	85%	50	150	0%	
Chloroform	A	ug/L	126.98545	5.079418		5	0	0	0.0789	0.5	500	102%	50	150	0%	
Chloromethane	A	ug/L	118.9901	4.759604		5	0	0	0.162	0.5	500	95%	50	150	0%	

Seq No	Lab ID	Test Code	Sample Typ	File ID	Analysis Date	DF	Batch ID	Prep Date	SPKref	RPDref	pmoist
14998214	CCV012122_Cl	VOC-8260-W-Q	CCV	)A5975C\VG012	1/21/2022 9:37:3	1	R373695		0	0	

Analyte	T	Units	RAW	Final	Text	Spike	SPKref	RPDref	MDL	PQL	UQL	%REC	LOW	HIGH	%RPD	Q
cis-1,2-Dichloroethene	A	ug/L	129.36914	5.1747656		5	0	0	0.108	0.5	500	103%	50	150	0%	
cis-1,3-Dichloropropene	A	ug/L	127.74655	5.109862		5	0	0	0.073	0.5	500	102%	50	150	0%	
Dibromomethane	A	ug/L	130.12451	5.2049804		5	0	0	0.147	0.5	500	104%	50	150	0%	
Dichlorodifluoromethane	A	ug/L	121.64159	4.8656636		5	0	0	0.175	0.5	500	97%	50	150	0%	
Ethylbenzene	A	ug/L	133.53979	5.3415916		5	0	0	0.0836	0.5	500	107%	50	150	0%	
m+p-Xylenes	A	ug/L	263.70181	10.5480724		10	0	0	0.15	0.5	1000	105%	50	150	0%	
Methyl ethyl ketone	A	ug/L	1220.74841	48.8299364		50	0	0	1.77	10	5000	98%	50	150	0%	
Methyl tert-butyl ether (MTBE)	A	ug/L	116.87067	4.6748268		5	0	0	0.101	0.5	500	93%	50	150	0%	
Methylene chloride	A	ug/L	125.90587	5.0362348		5	0	0	0.338	0.5	500	101%	50	150	0%	
o-Xylene	A	ug/L	135.10128	5.4040512		5	0	0	0.0604	0.5	500	108%	50	150	0%	
Styrene	A	ug/L	134.4419	5.377676		5	0	0	0.067	0.5	500	108%	50	150	0%	
Tetrachloroethene	A	ug/L	134.26707	5.3706828		5	0	0	0.0671	0.5	500	107%	50	150	0%	
Toluene	A	ug/L	136.95995	5.478398		5	0	0	0.0679	0.5	500	110%	50	150	0%	
trans-1,2-Dichloroethene	A	ug/L	128.52291	5.1409164		5	0	0	0.125	0.5	500	103%	50	150	0%	
trans-1,3-Dichloropropene	A	ug/L	131.69401	5.2677604		5	0	0	0.0846	0.5	500	105%	50	150	0%	
Trichloroethene	A	ug/L	136.62437	5.4649748		5	0	0	0.0993	0.5	500	109%	50	150	0%	
Trichlorofluoromethane	A	ug/L	126.17722	5.0470888		5	0	0	0.134	0.5	500	101%	50	150	0%	
Vinyl chloride	A	ug/L	122.47801	4.8991204		5	0	0	0.153	0.5	500	98%	50	150	0%	
1,4-Dichlorobenzene-d4	I	ug/L	250	10		0	0	0	0	0	500	0%	0	0	0%	
Chlorobenzene-d5	I	ug/L	250	10		0	0	0	0	0	500	0%	0	0	0%	
Fluorobenzene	I	ug/L	250	10		0	0	0	0	0	500	0%	0	0	0%	
Xylenes, Total	M	ug/L	398.80309	15.9521236		15	0	0	0.0604	0.5	1500	106%	50	150	0%	
1,2-Dichloroethane-d4	S	ug/L	265.06576	10.6026304		10	0	0	0.229	0.5	500	106%	50	150	0%	
Dibromofluoromethane	S	ug/L	258.79406	10.3517624		10	0	0	0.129	0.5	500	104%	50	150	0%	
p-Bromofluorobenzene	S	ug/L	254.22715	10.169086		10	0	0	0.149	0.5	500	102%	50	150	0%	
Toluene-d8	S	ug/L	266.73908	10.6695632		10	0	0	0.23	0.5	500	107%	50	150	0%	

```
Data file Name : C:\MSDCHEM\1\DATA\VG012122\21JAN01.D
Sample Name    : BLK
Operator       : MSC
Date injected  : 21 Jan 2022   9:14 am
Instrument     : VOA5975C
Method used    : 5975CACQF
No of spectra  : 5616
Start Time     : 0.840
End Time       : 16.498
Vial Number    : 1
---------------------------------------------------------------

Data file Name : C:\MSDCHEM\1\DATA\VG012122\21JAN02.D
Sample Name    : BFB012122_
Operator       : MSC
Date injected  : 21 Jan 2022   9:41 am
Instrument     : VOA5975C
Method used    : 5975CACQF
No of spectra  : 5616
Start Time     : 0.839
End Time       : 16.498
Vial Number    : 2
---------------------------------------------------------------

Data file Name : C:\MSDCHEM\1\DATA\VG012122\21JAN03.D
Sample Name    : CCV012122_
Operator       : MSC
Date injected  : 21 Jan 2022  10:17 am
Instrument     : VOA5975C
Method used    : 5975CACQF
No of spectra  : 5616
Start Time     : 0.840
End Time       : 16.498
Vial Number    : 3
---------------------------------------------------------------

Data file Name : C:\MSDCHEM\1\DATA\VG012122\21JAN04.D
Sample Name    : LCS012122_
Operator       : MSC
Date injected  : 21 Jan 2022  10:53 am
Instrument     : VOA5975C
Method used    : 5975CACQF
No of spectra  : 5616
Start Time     : 0.840
End Time       : 16.498
Vial Number    : 4
---------------------------------------------------------------

Data file Name : C:\MSDCHEM\1\DATA\VG012122\21JAN05.D
Sample Name    : BLK
Operator       : MSC
```

```
Date injected  : 21 Jan 2022  11:20 am
Instrument     : VOA5975C
Method used    : 5975CACQF
No of spectra  : 5616
Start Time     : 0.840
End Time       : 16.498
Vial Number    : 5
----------------------------------------------------------------

Data file Name : C:\MSDCHEM\1\DATA\VG012122\21JAN06.D
Sample Name    : MBLK012122_
Operator       : MSC
Date injected  : 21 Jan 2022  11:47 am
Instrument     : VOA5975C
Method used    : 5975CACQF
No of spectra  : 5616
Start Time     : 0.839
End Time       : 16.498
Vial Number    : 6
----------------------------------------------------------------

Data file Name : C:\MSDCHEM\1\DATA\VG012122\21JAN07.D
Sample Name    : B22011125-002A
Operator       : MSC
Date injected  : 21 Jan 2022  12:31 pm
Instrument     : VOA5975C
Method used    : 5975CACQF
No of spectra  : 5616
Start Time     : 0.840
End Time       : 16.498
Vial Number    : 7
----------------------------------------------------------------

Data file Name : C:\MSDCHEM\1\DATA\VG012122\21JAN08.D
Sample Name    : B22011125-001F
Operator       : MSC
Date injected  : 21 Jan 2022  12:58 pm
Instrument     : VOA5975C
Method used    : 5975CACQF
No of spectra  : 5616
Start Time     : 0.840
End Time       : 16.498
Vial Number    : 8
----------------------------------------------------------------

Data file Name : C:\MSDCHEM\1\DATA\VG012122\21JAN09.D
Sample Name    : B22011126-001F
Operator       : MSC
Date injected  : 21 Jan 2022   1:25 pm
Instrument     : VOA5975C
Method used    : 5975CACQF
```

```
No of spectra  : 5616
Start Time     : 0.840
End Time       : 16.498
Vial Number    : 9
-------------------------------------------------------------

Data file Name : C:\MSDCHEM\1\DATA\VG012122\21JAN10.D
Sample Name    : B22011127-001F
Operator       : MSC
Date injected  : 21 Jan 2022   1:53 pm
Instrument     : VOA5975C
Method used    : 5975CACQF
No of spectra  : 5616
Start Time     : 0.840
End Time       : 16.498
Vial Number    : 10
-------------------------------------------------------------

Data file Name : C:\MSDCHEM\1\DATA\VG012122\21JAN11.D
Sample Name    : B22011128-001F
Operator       : MSC
Date injected  : 21 Jan 2022   2:20 pm
Instrument     : VOA5975C
Method used    : 5975CACQF
No of spectra  : 5616
Start Time     : 0.840
End Time       : 16.498
Vial Number    : 11
-------------------------------------------------------------

Data file Name : C:\MSDCHEM\1\DATA\VG012122\21JAN12.D
Sample Name    : B22011129-001F
Operator       : MSC
Date injected  : 21 Jan 2022   2:47 pm
Instrument     : VOA5975C
Method used    : 5975CACQF
No of spectra  : 5616
Start Time     : 0.840
End Time       : 16.498
Vial Number    : 12
-------------------------------------------------------------

Data file Name : C:\MSDCHEM\1\DATA\VG012122\21JAN13.D
Sample Name    : B22011130-001F
Operator       : MSC
Date injected  : 21 Jan 2022   3:14 pm
Instrument     : VOA5975C
Method used    : 5975CACQF
No of spectra  : 5616
Start Time     : 0.840
End Time       : 16.498
```

```
Vial Number    : 13
-------------------------------------------------------------

Data file Name : C:\MSDCHEM\1\DATA\VG012122\21JAN14.D
Sample Name    : B22011131-001F
Operator       : MSC
Date injected  : 21 Jan 2022   3:42 pm
Instrument     : VOA5975C
Method used    : 5975CACQF
No of spectra  : 5616
Start Time     : 0.840
End Time       : 16.498
Vial Number    : 14
-------------------------------------------------------------

Data file Name : C:\MSDCHEM\1\DATA\VG012122\21JAN15.D
Sample Name    : B22011132-001F
Operator       : MSC
Date injected  : 21 Jan 2022   4:09 pm
Instrument     : VOA5975C
Method used    : 5975CACQF
No of spectra  : 5616
Start Time     : 0.840
End Time       : 16.498
Vial Number    : 15
-------------------------------------------------------------

Data file Name : C:\MSDCHEM\1\DATA\VG012122\21JAN16.D
Sample Name    : BLK
Operator       : MSC
Date injected  : 21 Jan 2022   4:36 pm
Instrument     : VOA5975C
Method used    : 5975CACQF
No of spectra  : 5616
Start Time     : 0.840
End Time       : 16.498
Vial Number    : 16
-------------------------------------------------------------

Data file Name : C:\MSDCHEM\1\DATA\VG012122\21JAN17.D
Sample Name    : B22011126-002A
Operator       : MSC
Date injected  : 21 Jan 2022   5:04 pm
Instrument     : VOA5975C
Method used    : 5975CACQF
No of spectra  : 5616
Start Time     : 0.839
End Time       : 16.498
Vial Number    : 17
-------------------------------------------------------------
```

```
Data file Name : C:\MSDCHEM\1\DATA\VG012122\21JAN18.D
Sample Name    : B22011127-002A
Operator       : MSC
Date injected  : 21 Jan 2022   5:31 pm
Instrument     : VOA5975C
Method used    : 5975CACQF
No of spectra  : 5616
Start Time     : 0.839
End Time       : 16.498
Vial Number    : 18
----------------------------------------------------------------

Data file Name : C:\MSDCHEM\1\DATA\VG012122\21JAN19.D
Sample Name    : B22011128-002A
Operator       : MSC
Date injected  : 21 Jan 2022   5:58 pm
Instrument     : VOA5975C
Method used    : 5975CACQF
No of spectra  : 5616
Start Time     : 0.840
End Time       : 16.498
Vial Number    : 19
----------------------------------------------------------------

Data file Name : C:\MSDCHEM\1\DATA\VG012122\21JAN20.D
Sample Name    : B22011129-002A
Operator       : MSC
Date injected  : 21 Jan 2022   6:26 pm
Instrument     : VOA5975C
Method used    : 5975CACQF
No of spectra  : 5616
Start Time     : 0.840
End Time       : 16.498
Vial Number    : 20
----------------------------------------------------------------

Data file Name : C:\MSDCHEM\1\DATA\VG012122\21JAN21.D
Sample Name    : B22011130-002A
Operator       : MSC
Date injected  : 21 Jan 2022   6:53 pm
Instrument     : VOA5975C
Method used    : 5975CACQF
No of spectra  : 5616
Start Time     : 0.840
End Time       : 16.498
Vial Number    : 21
----------------------------------------------------------------

Data file Name : C:\MSDCHEM\1\DATA\VG012122\21JAN22.D
Sample Name    : B22011131-002A
Operator       : MSC
```

```
Date injected  : 21 Jan 2022   7:20 pm
Instrument     : VOA5975C
Method used    : 5975CACQF
No of spectra  : 5616
Start Time     : 0.840
End Time       : 16.498
Vial Number    : 22
---------------------------------------------------------------

Data file Name : C:\MSDCHEM\1\DATA\VG012122\21JAN23.D
Sample Name    : B22011132-002A
Operator       : MSC
Date injected  : 21 Jan 2022   7:48 pm
Instrument     : VOA5975C
Method used    : 5975CACQF
No of spectra  : 5616
Start Time     : 0.840
End Time       : 16.498
Vial Number    : 23
---------------------------------------------------------------

Data file Name : C:\MSDCHEM\1\DATA\VG012122\21JAN24.D
Sample Name    : B22011125-001FMS
Operator       : MSC
Date injected  : 21 Jan 2022   8:15 pm
Instrument     : VOA5975C
Method used    : 5975CACQF
No of spectra  : 5616
Start Time     : 0.840
End Time       : 16.498
Vial Number    : 24
---------------------------------------------------------------

Data file Name : C:\MSDCHEM\1\DATA\VG012122\21JAN25.D
Sample Name    : B22011125-001FMSD
Operator       : MSC
Date injected  : 21 Jan 2022   8:42 pm
Instrument     : VOA5975C
Method used    : 5975CACQF
No of spectra  : 5616
Start Time     : 0.840
End Time       : 16.498
Vial Number    : 25
---------------------------------------------------------------

Data file Name : C:\MSDCHEM\1\DATA\VG012122\21JAN26.D
Sample Name    : BLK
Operator       : MSC
Date injected  : 21 Jan 2022   9:10 pm
Instrument     : VOA5975C
Method used    : 5975CACQF
```

```
No of spectra  : 5616
Start Time     : 0.840
End Time       : 16.498
Vial Number    : 26
-------------------------------------------------------------

Data file Name : C:\MSDCHEM\1\DATA\VG012122\21JAN27.D
Sample Name    : CCV012122_Closing
Operator       : MSC
Date injected  : 21 Jan 2022   9:37 pm
Instrument     : VOA5975C
Method used    : 5975CACQF
No of spectra  : 5616
Start Time     : 0.840
End Time       : 16.498
Vial Number    : 27
-------------------------------------------------------------

Data file Name : C:\MSDCHEM\1\DATA\VG012122\21JAN28.D
Sample Name    : BLK
Operator       : MSC
Date injected  : 21 Jan 2022  10:04 pm
Instrument     : VOA5975C
Method used    : 5975CACQF
No of spectra  : 5616
Start Time     : 0.840
End Time       : 16.498
Vial Number    : 28
-------------------------------------------------------------

Data file Name : C:\MSDCHEM\1\DATA\VG012122\21JAN29.D
Sample Name    : BLK
Operator       : MSC
Date injected  : 21 Jan 2022  10:32 pm
Instrument     : VOA5975C
Method used    : 5975CACQF
No of spectra  : 5616
Start Time     : 0.840
End Time       : 16.498
Vial Number    : 29
-------------------------------------------------------------
```

Tune Evaluation Report

Data Path:	D:\Org\Data\VOA5975C\VG012122\21JAN02.D
Acq on:	1/21/2022 9:41:30 AM
Operator:	MSC
Sample:	BFB012122_
Inst Name:	VOA5975C
ALS Vial:	2
Method:	\\MASSHUNTER\Org\Data\Methods\BFBapex.m

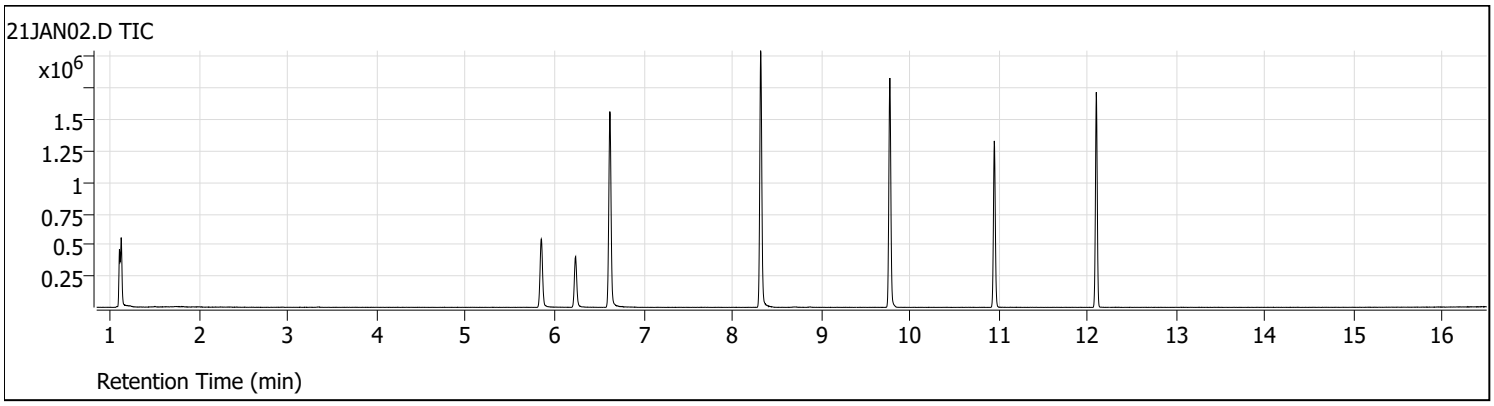

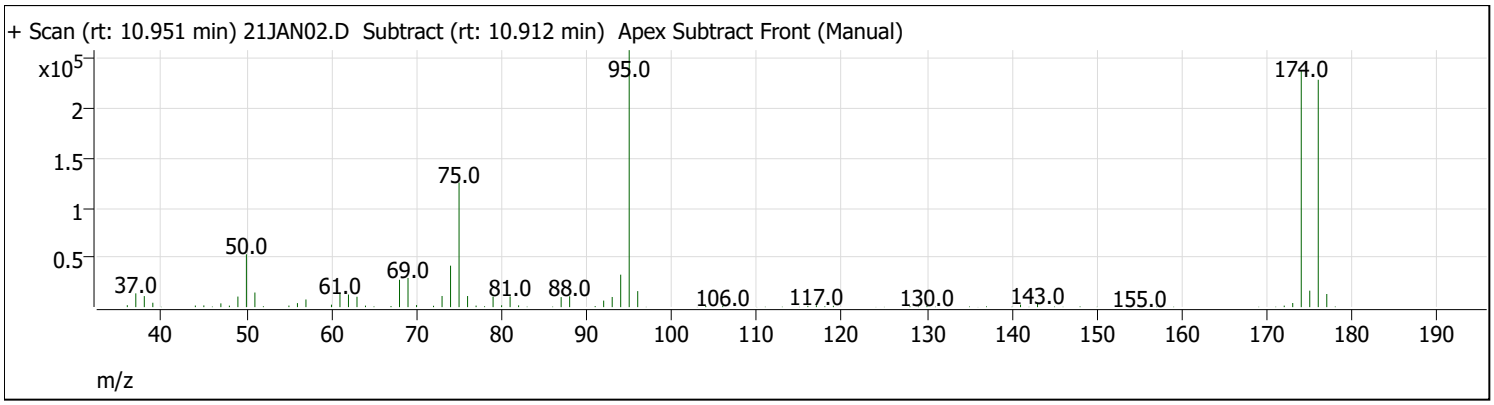

Target Mass	Rel. To Mass	Lower Limit%	Upper Limit%	Rel. Abn%	Raw Abn	Pass/Fail
50	95	15	40	20.6	53192	Pass
75	95	30	60	48.5	125320	Pass
95	95	100	100	100.0	258432	Pass
96	95	5	9	6.2	16096	Pass
173	174	0	2	1.7	4140	Pass
174	95	50	100	92.0	237760	Pass
175	174	5	9	7.0	16560	Pass
176	174	95	101	96.2	228672	Pass
177	176	5	9	5.8	13192	Pass

Continuing Calibration Report

Batch Name D:\Org\Data\VOA5975C\VG012122\QuantResults\VG012122_8260B.batch.bin
Method File \\MASSHUNTER\Org\Data\Methods\Quant\VOA5975C\VOA5975C_011922_CAL\VOA5975C_8260B_SHT_DoD_L4_011922.m
Daily CC D:\Org\Data\VOA5975C\VG01212221JAN03.D

Level name	Injection Time	Calibration Files
1	1/19/2022 10:48:21 AM	D:\Org\Data\VOA5975C\VG011922\19JAN04.D
2	1/19/2022 11:15:33 AM	D:\Org\Data\VOA5975C\VG011922\19JAN05.D
3	1/19/2022 11:42:44 AM	D:\Org\Data\VOA5975C\VG011922\19JAN06.D
4	1/19/2022 12:09:57 PM	D:\Org\Data\VOA5975C\VG011922\19JAN07.D
5	1/19/2022 1:04:20 PM	D:\Org\Data\VOA5975C\VG011922\19JAN09.D
6	1/19/2022 1:58:41 PM	D:\Org\Data\VOA5975C\VG011922\19JAN11.D
7	1/19/2022 2:53:18 PM	D:\Org\Data\VOA5975C\VG011922\19JAN13.D
8	1/19/2022 3:47:49 PM	D:\Org\Data\VOA5975C\VG011922\19JAN15.D
CC	1/21/2022 10:17:33 AM	D:\Org\Data\VOA5975C\VG012122\21JAN03.D <======

ISTD Compound:	Avg Resp	Mid Resp	CC Resp	Area%	A/M
Fluorobenzene	845168	806368	838361	103.97	M
Chlorobenzene-d5	327060	318877	328837	103.12	M
1,4-Dichlorobenzene-d4	269016	262955	280039	106.50	M

Target Compound	AvgRF/R2	CC RF	Exp. Conc	Calc. Conc	%Dev	Area%	Curve Fit
Fluorobenzene	----------ISTD----------						
Dichlorodifluoromethane	0.3362	0.3161	125.00	117.53	5.97	89.30	Avg RF
Chloromethane	0.3958	0.3902	125.00	123.24	1.40	96.11	Avg RF
Vinyl chloride	0.3602	0.3480	125.00	120.75	3.40	94.89	Avg RF
Bromomethane	0.9976	0.1738	125.00	138.15	-10.52	122.40	Quadratic
Chloroethane	0.1704	0.1952	125.00	143.16	-14.53	125.10	Avg RF
Trichlorofluoromethane	0.4320	0.4131	125.00	119.53	4.37	89.45	Avg RF
1,1-Dichloroethene	0.2514	0.2487	125.00	123.70	1.04	98.69	Avg RF
Methylene chloride	0.3654	0.3550	125.00	121.42	2.86	99.23	Avg RF
trans-1,2-Dichloroethene	0.2597	0.2542	125.00	122.35	2.12	96.63	Avg RF
Methyl tert-butyl ether (MTBE)	0.3245	0.3196	125.00	123.08	1.53	97.80	Avg RF
1,1-Dichloroethane	0.4860	0.4863	125.00	125.08	-0.06	99.11	Avg RF
2,2-Dichloropropane	0.3662	0.3774	125.00	128.80	-3.04	103.08	Avg RF
cis-1,2-Dichloroethene	0.2629	0.2671	125.00	127.00	-1.60	99.26	Avg RF
Methyl ethyl ketone	0.0380	0.0363 #	1250.00	1193.03	4.56	98.64	Avg RF
Bromochloromethane	0.1084	0.1088	125.00	125.41	-0.33	99.20	Avg RF
Chloroform	0.4852	0.4636	125.00	119.42	4.46	99.01	Avg RF
1,1,1-Trichloroethane	0.4477	0.4441	125.00	124.01	0.79	98.26	Avg RF
Dibromofluoromethane	0.2421	0.2480	250.00	256.01	-2.41	206.20	Avg RF
Carbon tetrachloride	0.4342	0.4328	125.00	124.61	0.31	98.62	Avg RF
1,1-Dichloropropene	0.3630	0.3679	125.00	126.66	-1.33	98.64	Avg RF
1,2-Dichloroethane-d4	0.1046	0.1135	250.00	271.25	-8.50	209.97	Avg RF
Benzene	0.9987	1.0212	125.00	127.82	-2.25	100.75	Avg RF
1,2-Dichloroethane	0.2758	0.2717	125.00	123.10	1.52	104.43	Avg RF
Chlorobenzene-d5	----------ISTD----------						
Trichloroethene	0.7484	0.7450	125.00	124.42	0.46	101.64	Avg RF
1,2-Dichloropropane	0.6580	0.6652	125.00	126.36	-1.09	102.26	Avg RF
Dibromomethane	0.2774	0.2794	125.00	125.94	-0.75	102.89	Avg RF
Bromodichloromethane	0.7799	0.7666	125.00	122.87	1.70	100.86	Avg RF
cis-1,3-Dichloropropene	0.8559	0.8590	125.00	125.46	-0.37	101.17	Avg RF
Toluene-d8	2.4390	2.5238	250.00	258.70	-3.48	201.05	Avg RF
Toluene	1.6257	1.6654	125.00	128.05	-2.44	101.58	Avg RF
trans-1,3-Dichloropropene	0.6243	0.6476	125.00	129.66	-3.73	103.52	Avg RF
1,1,2-Trichloroethane	0.3174	0.3259	125.00	128.35	-2.68	101.54	Avg RF
Tetrachloroethene	0.6592	0.6265	125.00	118.78	4.97	94.33	Avg RF

Target Compound	AvgRF/R2	CC RF	Exp. Conc	Calc. Conc	%Dev	Area%	Curve Fit
1,3-Dichloropropane	0.6424	0.6453	125.00	125.57	-0.46	104.65	Avg RF
Chlorodibromomethane	0.5112	0.5050	125.00	123.47	1.22	99.83	Avg RF
1,2-Dibromoethane	0.3506	0.3515	125.00	125.31	-0.25	98.80	Avg RF
Chlorobenzene	1.7822	1.7775	125.00	124.67	0.26	101.01	Avg RF
1,1,1,2-Tetrachloroethane	0.6253	0.6159	125.00	123.12	1.51	99.77	Avg RF
Ethylbenzene	0.9989	3.0113	125.00	121.33	2.94	98.02	Quadratic
m+p-Xylenes	0.9987	1.2390	250.00	250.31	-0.12	100.42	Quadratic
o-Xylene	0.9987	1.0588	125.00	122.40	2.08	97.19	Quadratic
Styrene	0.9983	1.7789	125.00	124.26	0.59	99.92	Quadratic
1,4-Dichlorobenzene-d4	----------ISTD----------						
Bromoform	0.3350	0.3316	125.00	123.73	1.01	103.07	Avg RF
p-Bromofluorobenzene	0.9231	0.9213	250.00	249.53	0.19	201.05	Avg RF
Bromobenzene	0.8140	0.8275	125.00	127.06	-1.65	102.77	Avg RF
1,1,2,2-Tetrachloroethane	0.4643	0.4650	125.00	125.18	-0.15	103.94	Avg RF
1,2,3-Trichloropropane	0.1220	0.1203	125.00	123.22	1.42	102.95	Avg RF
2-Chlorotoluene	0.8056	0.7991	125.00	123.98	0.82	98.03	Avg RF
4-Chlorotoluene	2.6094	2.6357	125.00	126.26	-1.01	98.17	Avg RF
1,3-Dichlorobenzene	1.4748	1.4378	125.00	121.86	2.51	100.46	Avg RF
1,4-Dichlorobenzene	1.5036	1.4745	125.00	122.59	1.93	100.28	Avg RF
1,2-Dichlorobenzene	1.2313	1.2084	125.00	122.67	1.86	99.69	Avg RF

A -- against Average; M -- against Mid Point; P -- against Previous CC in the Method;

Continuing Calibration Report

Batch Name D:\Org\Data\VOA5975C\VG012122\QuantResults\VG012122_8260B.batch.bin
Method File \\MASSHUNTER\Org\Data\Methods\Quant\VOA5975C\VOA5975C_011922_CAL\VOA5975C_8260B_SHT_DoD_L4_011922.m
Daily CC D:\Org\Data\VOA5975C\VG01212221JAN27.D

Level name	Injection Time	Calibration Files
1	1/19/2022 10:48:21 AM	D:\Org\Data\VOA5975C\VG011922\19JAN04.D
2	1/19/2022 11:15:33 AM	D:\Org\Data\VOA5975C\VG011922\19JAN05.D
3	1/19/2022 11:42:44 AM	D:\Org\Data\VOA5975C\VG011922\19JAN06.D
4	1/19/2022 12:09:57 PM	D:\Org\Data\VOA5975C\VG011922\19JAN07.D
5	1/19/2022 1:04:20 PM	D:\Org\Data\VOA5975C\VG011922\19JAN09.D
6	1/19/2022 1:58:41 PM	D:\Org\Data\VOA5975C\VG011922\19JAN11.D
7	1/19/2022 2:53:18 PM	D:\Org\Data\VOA5975C\VG011922\19JAN13.D
8	1/19/2022 3:47:49 PM	D:\Org\Data\VOA5975C\VG011922\19JAN15.D
CC	1/21/2022 9:37:32 PM	D:\Org\Data\VOA5975C\VG012122\21JAN27.D <======

ISTD Compound:	Avg Resp	Mid Resp	CC Resp	Area%	A/M
Fluorobenzene	845168	806368	848373	105.21	M
Chlorobenzene-d5	327060	318877	324669	101.82	M
1,4-Dichlorobenzene-d4	269016	262955	275784	104.88	M

Target Compound	AvgRF/R2	CC RF	Exp. Conc	Calc. Conc	%Dev	Area%	Curve Fit
Fluorobenzene	----------ISTD----------						
Dichlorodifluoromethane	0.3362	0.3271	125.00	121.64	2.69	93.53	Avg RF
Chloromethane	0.3958	0.3767	125.00	118.99	4.81	93.90	Avg RF
Vinyl chloride	0.3602	0.3530	125.00	122.48	2.02	97.39	Avg RF
Bromomethane	0.9976	0.1612	125.00	128.74	-2.99	114.89	Quadratic
Chloroethane	0.1704	0.1451	125.00	106.40	14.88	94.09	Avg RF
Trichlorofluoromethane	0.4320	0.4360	125.00	126.18	-0.94	95.55	Avg RF
1,1-Dichloroethene	0.2514	0.2610	125.00	129.78	-3.83	104.78	Avg RF
Methylene chloride	0.3654	0.3681	125.00	125.91	-0.72	104.12	Avg RF
trans-1,2-Dichloroethene	0.2597	0.2670	125.00	128.52	-2.82	102.72	Avg RF
Methyl tert-butyl ether (MTBE)	0.3245	0.3034	125.00	116.87	6.50	93.97	Avg RF
1,1-Dichloroethane	0.4860	0.5136	125.00	132.10	-5.68	105.92	Avg RF
2,2-Dichloropropane	0.3662	0.3639	125.00	124.21	0.63	100.60	Avg RF
cis-1,2-Dichloroethene	0.2629	0.2721	125.00	129.37	-3.50	102.32	Avg RF
Methyl ethyl ketone	0.0380	0.0371 #	1250.00	1220.75	2.34	102.14	Avg RF
Bromochloromethane	0.1084	0.1153	125.00	133.00	-6.40	106.45	Avg RF
Chloroform	0.4852	0.4929	125.00	126.99	-1.59	106.54	Avg RF
1,1,1-Trichloroethane	0.4477	0.4762	125.00	132.97	-6.38	106.62	Avg RF
Dibromofluoromethane	0.2421	0.2507	250.00	258.79	-3.52	210.92	Avg RF
Carbon tetrachloride	0.4342	0.4705	125.00	135.46	-8.37	108.49	Avg RF
1,1-Dichloropropene	0.3630	0.3930	125.00	135.30	-8.24	106.63	Avg RF
1,2-Dichloroethane-d4	0.1046	0.1109	250.00	265.07	-6.03	207.64	Avg RF
Benzene	0.9987	1.0606	125.00	132.75	-6.20	105.89	Avg RF
1,2-Dichloroethane	0.2758	0.2708	125.00	122.73	1.82	105.36	Avg RF
Chlorobenzene-d5	----------ISTD----------						
Trichloroethene	0.7484	0.8180	125.00	136.62	-9.30	110.19	Avg RF
1,2-Dichloropropane	0.6580	0.6929	125.00	131.61	-5.29	105.16	Avg RF
Dibromomethane	0.2774	0.2887	125.00	130.12	-4.10	104.96	Avg RF
Bromodichloromethane	0.7799	0.8285	125.00	132.79	-6.23	107.61	Avg RF
cis-1,3-Dichloropropene	0.8559	0.8747	125.00	127.75	-2.20	101.71	Avg RF
Toluene-d8	2.4390	2.6023	250.00	266.74	-6.70	204.67	Avg RF
Toluene	1.6257	1.7813	125.00	136.96	-9.57	107.28	Avg RF
trans-1,3-Dichloropropene	0.6243	0.6577	125.00	131.69	-5.36	103.82	Avg RF
1,1,2-Trichloroethane	0.3174	0.3198	125.00	125.93	-0.74	98.36	Avg RF
Tetrachloroethene	0.6592	0.7081	125.00	134.27	-7.41	105.27	Avg RF

Target Compound	AvgRF/R2	CC RF	Exp. Conc	Calc. Conc	%Dev	Area%	Curve Fit
1,3-Dichloropropane	0.6424	0.6782	125.00	131.97	-5.58	108.59	Avg RF
Chlorodibromomethane	0.5112	0.5300	125.00	129.59	-3.67	103.45	Avg RF
1,2-Dibromoethane	0.3506	0.3590	125.00	127.98	-2.38	99.63	Avg RF
Chlorobenzene	1.7822	1.9104	125.00	133.99	-7.20	107.19	Avg RF
1,1,1,2-Tetrachloroethane	0.6253	0.6601	125.00	131.96	-5.57	105.58	Avg RF
Ethylbenzene	0.9989	3.3270	125.00	133.54	-6.83	106.92	Quadratic
m+p-Xylenes	0.9987	1.3076	250.00	263.70	-5.48	104.64	Quadratic
o-Xylene	0.9987	1.1738	125.00	135.10	-8.08	106.38	Quadratic
Styrene	0.9983	1.9302	125.00	134.44	-7.55	107.04	Quadratic
1,4-Dichlorobenzene-d4	----------ISTD----------						
Bromoform	0.3350	0.3397	125.00	126.76	-1.41	103.99	Avg RF
p-Bromofluorobenzene	0.9231	0.9387	250.00	254.23	-1.69	201.72	Avg RF
Bromobenzene	0.8140	0.8600	125.00	132.06	-5.65	105.19	Avg RF
1,1,2,2-Tetrachloroethane	0.4643	0.4724	125.00	127.19	-1.75	104.00	Avg RF
1,2,3-Trichloropropane	0.1220	0.1217	125.00	124.72	0.23	102.62	Avg RF
2-Chlorotoluene	0.8056	0.8691	125.00	134.84	-7.88	105.00	Avg RF
4-Chlorotoluene	2.6094	2.8648	125.00	137.24	-9.79	105.08	Avg RF
1,3-Dichlorobenzene	1.4748	1.5465	125.00	131.07	-4.86	106.41	Avg RF
1,4-Dichlorobenzene	1.5036	1.5929	125.00	132.42	-5.94	106.68	Avg RF
1,2-Dichlorobenzene	1.2313	1.3036	125.00	132.34	-5.87	105.91	Avg RF

A -- against Average; M -- against Mid Point; P -- against Previous CC in the Method;

Quantitation Results Report (QT Reviewed)

Data File	21JAN03.D	Operator	MSC
Acq. Method	5975CACQF.M	Acq. Date-Time	1/21/2022 10:17:33 AM
Sample Name	CCV012122_	Instrument	VOA5975C
Vial	3	Multiplier	1.00
DA Method File	VOA5975C_8260B_SHT_DoD_L4_011922.m	Comment	
Tune File	BFB_Atune3.u	Tune Date	10/11/2021 4:02:00 PM
Batch Name	VG012122_8260B.batch.bin	Last Calib Update	3/11/2022 3:55:53 AM
Ref Library	\\MASSHUNTER\Org\Library\NIST129K.l		

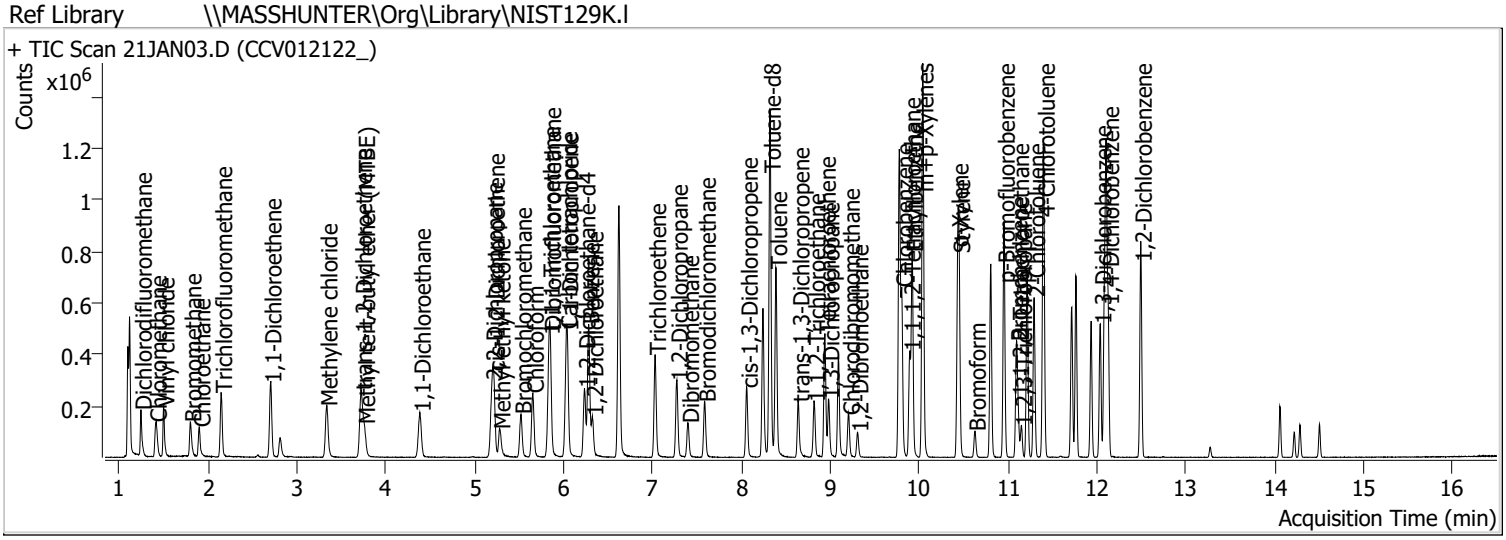

Compound	RT	QIon	Resp.	Conc.	Units	Dev(Min)
Internal Standards						
M Fluorobenzene	6.621	96.0	838361	250.0000	ng	0.000
M Chlorobenzene-d5	9.774	82.0	328837	250.0000	ng	0.000
M 1,4-Dichlorobenzene-d4	12.100	152.0	280039	250.0000	ng	0.000
System Monitoring Compounds						
S Dibromofluoromethane	5.848	113.0	207888	256.0129	ng	-0.003
Spiked Amount: 250.000	Range: 80.0 - 119.0%			Recovery = 102.41%		
S 1,2-Dichloroethane-d4	6.233	67.0	95147	271.2503	ng	0.003
Spiked Amount: 250.000	Range: 81.0 - 118.0%			Recovery = 108.50%		
S Toluene-d8	8.319	98.0	829930	258.6966	ng	0.000
Spiked Amount: 250.000	Range: 89.0 - 112.0%			Recovery = 103.48%		
S p-Bromofluorobenzene	10.951	95.0	258002	249.5258	ng	0.003
Spiked Amount: 250.000	Range: 85.0 - 114.0%			Recovery = 99.81%		
Target Compounds						**QValue**
T Dichlorodifluoromethane	1.244	85.0	132495	117.5349	ng	98
T Chloromethane	1.411	50.0	163567	123.2442	ng	99
T Vinyl chloride	1.498	62.0	145872	120.7504	ng	99
T Bromomethane	1.802	96.0	72850	138.1517	ng	98
T Chloroethane	1.902	64.0	81822	143.1593	ng	98
T Trichlorofluoromethane	2.148	101.0	173156	119.5321	ng	99
T 1,1-Dichloroethene	2.702	96.0	104270	123.7040	ng	99
T Methylene chloride	3.333	49.0	148803	121.4217	ng	100
T trans-1,2-Dichloroethene	3.720	96.0	106537	122.3496	ng	98
T Methyl tert-butyl ether (MTBE)	3.757	73.0	133955	123.0820	ng	100
T 1,1-Dichloroethane	4.381	63.0	203839	125.0812	ng	99
T 2,2-Dichloropropane	5.193	77.0	158180	128.7980	ng	98
T cis-1,2-Dichloroethene	5.212	96.0	111969	126.9987	ng	99
T Methyl ethyl ketone	5.276	43.0	152008	1193.0316	ng	98
T Bromochloromethane	5.519	128.0	45589	125.4118	ng	96
T Chloroform	5.653	83.0	194322	119.4236	ng	100

Compound	RT	QIon	Resp.	Conc.	Units	Dev(Min)
T 1,1,1-Trichloroethane	5.834	97.0	186179	124.0103	ng	99
T Carbon tetrachloride	6.029	117.0	181440	124.6086	ng	100
T 1,1-Dichloropropene	6.040	75.0	154202	126.6618	ng	100
T Benzene	6.280	78.0	428072	127.8166	ng	99
T 1,2-Dichloroethane	6.322	62.0	113874	123.1022	ng	97
T Trichloroethene	7.028	95.0	122486	124.4199	ng	97
T 1,2-Dichloropropane	7.270	63.0	109375	126.3646	ng	97
T Dibromomethane	7.399	93.0	45946	125.9370	ng	97
T Bromodichloromethane	7.585	83.0	126051	122.8688	ng	99
T cis-1,3-Dichloropropene	8.059	75.0	141237	125.4603	ng	99
T Toluene	8.389	92.0	273820	128.0486	ng	99
T trans-1,3-Dichloropropene	8.639	75.0	106471	129.6607	ng	100
T 1,1,2-Trichloroethane	8.818	83.0	53592	128.3509	ng	97
T Tetrachloroethene	8.938	163.8	103000	118.7819	ng	99
T 1,3-Dichloropropane	8.980	76.0	106103	125.5721	ng	100
T Chlorodibromomethane	9.206	129.0	83031	123.4737	ng	98
T 1,2-Dibromoethane	9.306	107.0	57788	125.3106	ng	95
T Chlorobenzene	9.802	112.0	292257	124.6720	ng	99
T 1,1,1,2-Tetrachloroethane	9.892	131.0	101264	123.1172	ng	99
T Ethylbenzene	9.919	91.0	495114	121.3278	ng	100
T m+p-Xylenes	10.037	106.0	407425	250.3064	ng	98
T o-Xylene	10.430	106.0	174082	122.3961	ng	98
T Styrene	10.449	104.0	292478	124.2619	ng	99
T Bromoform	10.625	172.5	46430	123.7315	ng	99
T Bromobenzene	11.093	156.0	115860	127.0644	ng	98
T 1,1,2,2-Tetrachloroethane	11.110	83.0	65107	125.1833	ng	98
T 1,2,3-Trichloropropane	11.146	110.0	16838	123.2230	ng	97
T 2-Chlorotoluene	11.291	126.0	111885	123.9803	ng	99
T 4-Chlorotoluene	11.400	91.0	369055	126.2620	ng	100
T 1,3-Dichlorobenzene	12.036	146.0	201326	121.8648	ng	100
T 1,4-Dichlorobenzene	12.125	146.0	206463	122.5861	ng	98
T 1,2-Dichlorobenzene	12.493	146.0	169198	122.6729	ng	98

(#) = Qualifier Out of Range; (m) = Manual Integration; (+) = Area Summed; (*) = Surrogate Percent Recovery Out of Range; (d): Zeroed Peak

Quantitation Results Report (QT Reviewed)

Compound	Conc.	RT	Dev(Min)	Resp.	QIon	QRatio	Lower	Upper
Dichlorodifluoromethane	117.5349	1.24	0.00	132495	87.0	33.0	1.8	61.8

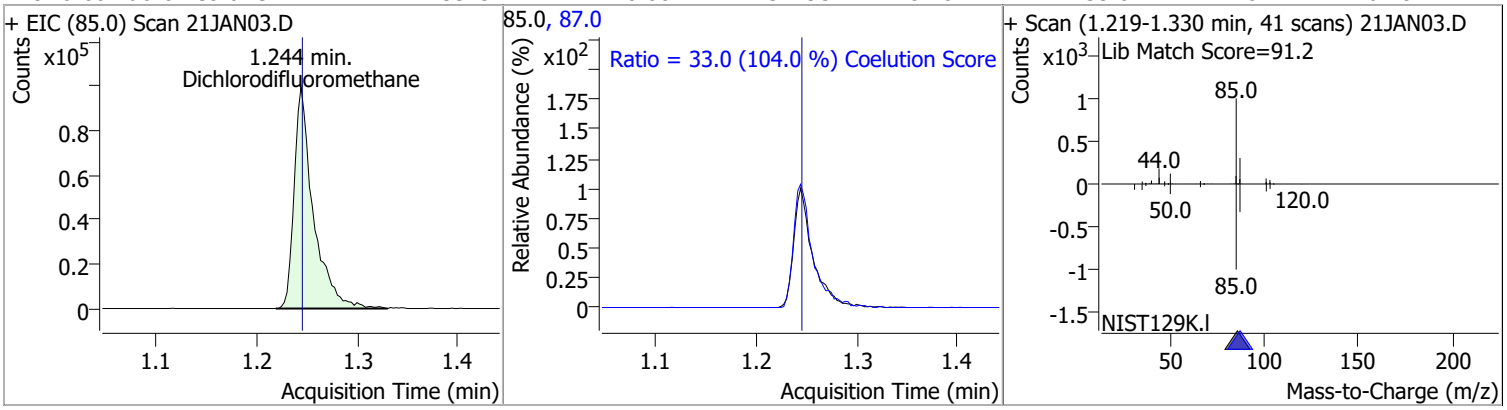

Compound	Conc.	RT	Dev(Min)	Resp.	QIon	QRatio	Lower	Upper
Chloromethane	123.2442	1.41	0.00	163567	52.0	32.7	2.4	62.4

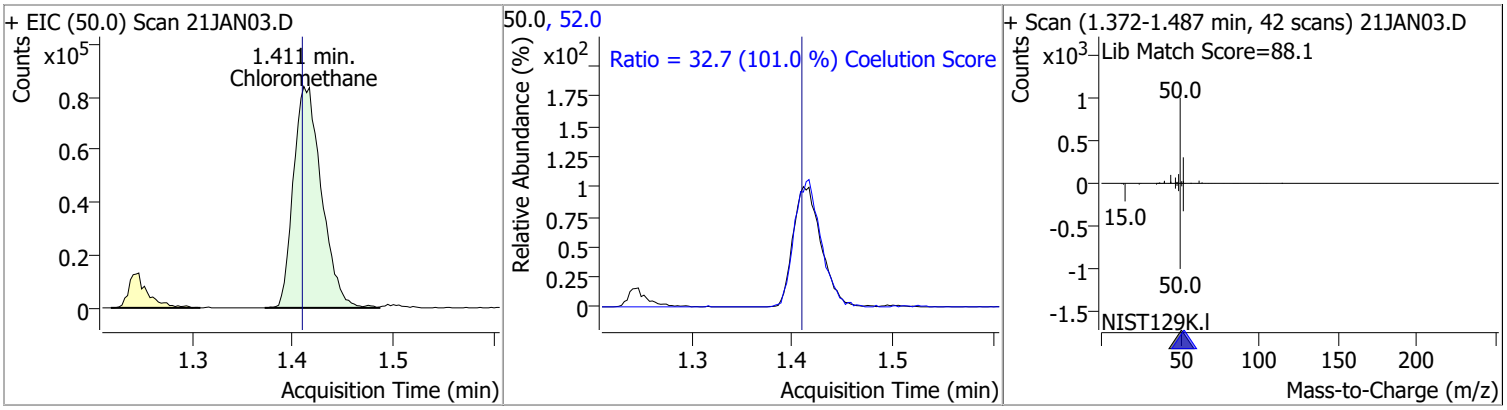

Compound	Conc.	RT	Dev(Min)	Resp.	QIon	QRatio	Lower	Upper
Vinyl chloride	120.7504	1.50	0.00	145872	64.0	31.8	1.3	61.3

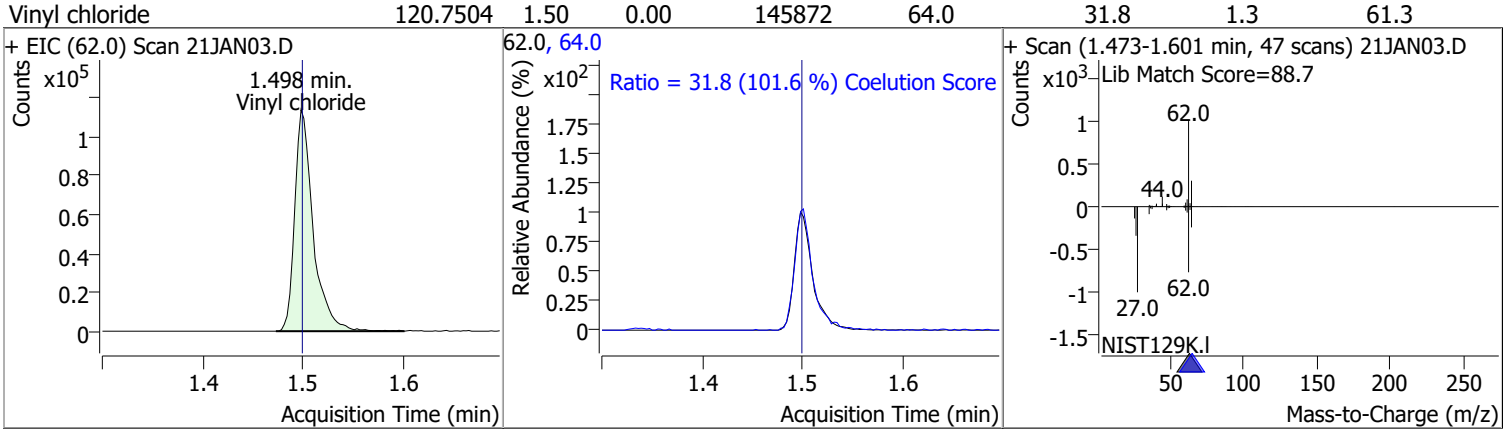

Compound	Conc.	RT	Dev(Min)	Resp.	QIon	QRatio	Lower	Upper
Bromomethane	138.1517	1.80	0.00	72850	94.0	108.1	80.1	140.1

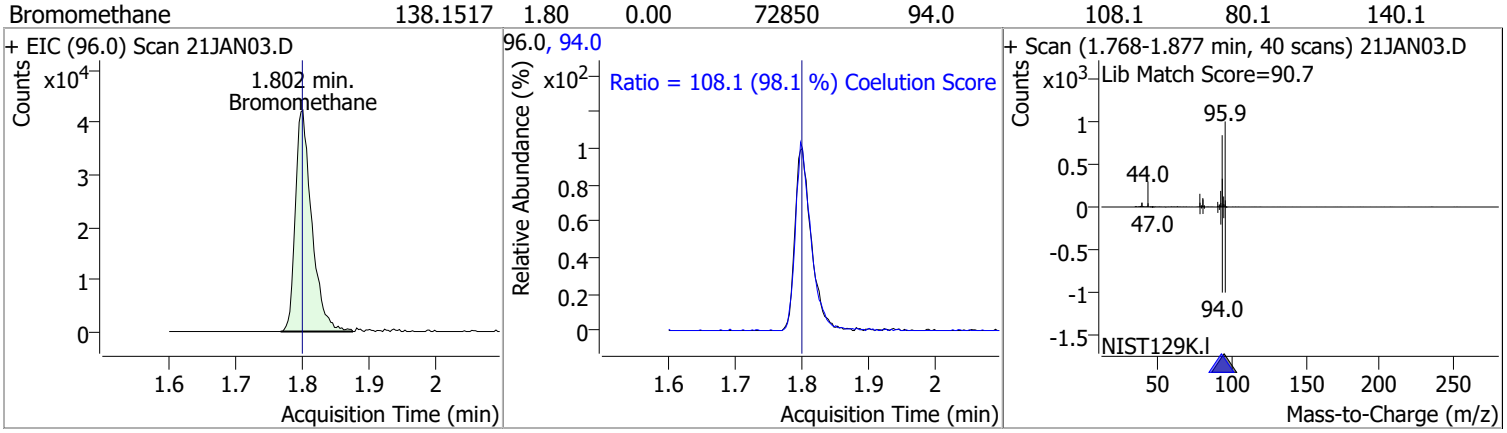

Quantitation Results Report (QT Reviewed)

Compound	Conc.	RT	Dev(Min)	Resp.	QIon	QRatio	Lower	Upper
Chloroethane	143.1593	1.90	0.01	81822	66.0	29.0	0.0	60.0

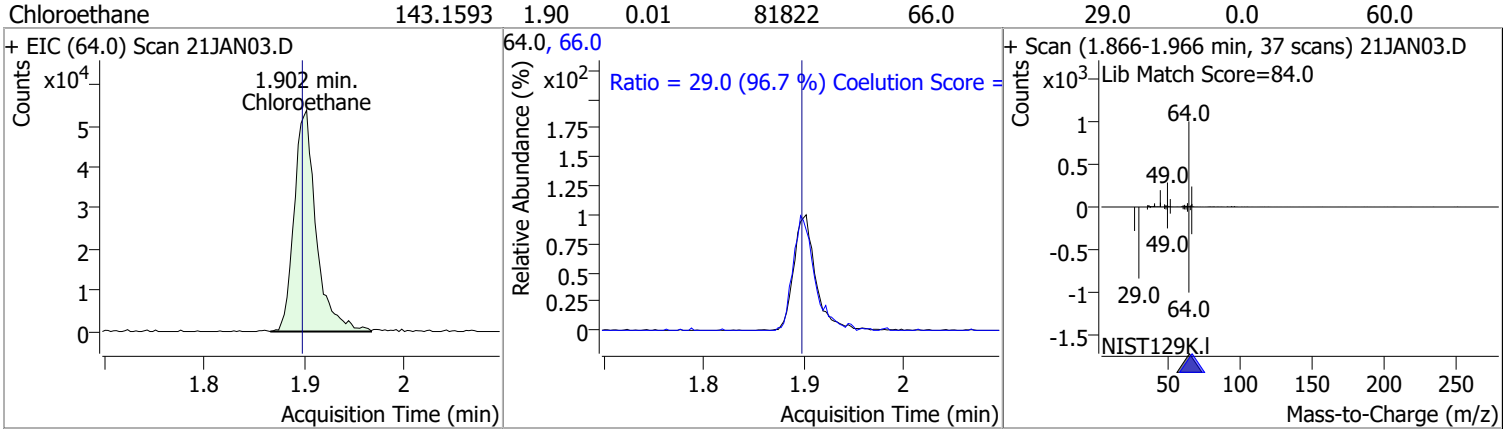

Compound	Conc.	RT	Dev(Min)	Resp.	QIon	QRatio	Lower	Upper
Trichlorofluoromethane	119.5321	2.15	0.00	173156	103.0	64.0	35.0	95.0

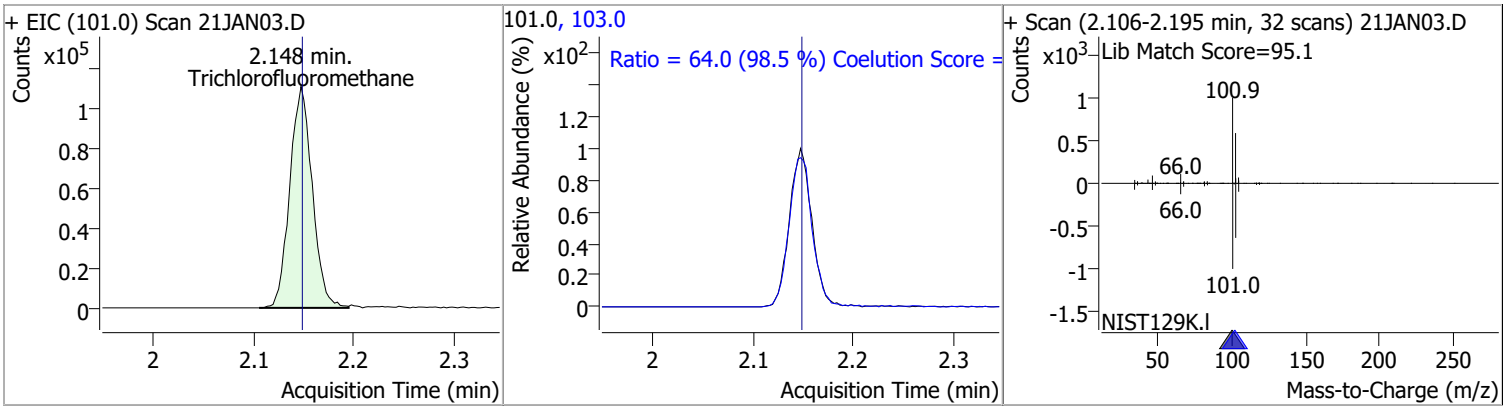

Compound	Conc.	RT	Dev(Min)	Resp.	QIon	QRatio	Lower	Upper
1,1-Dichloroethene	123.7040	2.70	0.00	104270	61.0	178.6	149.9	209.9
					63.0	56.9	27.0	87.0

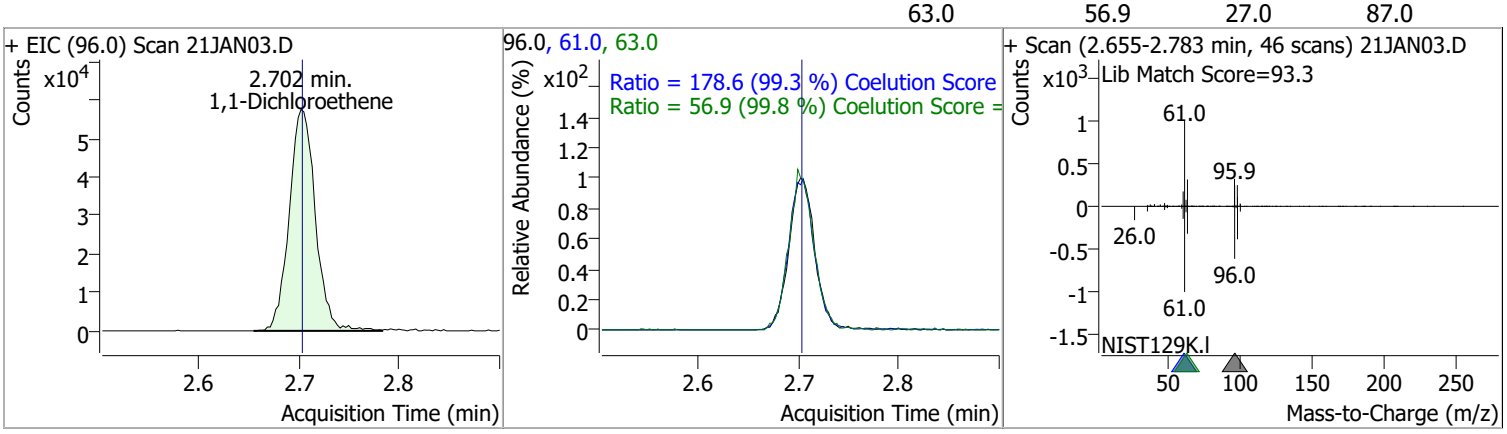

Compound	Conc.	RT	Dev(Min)	Resp.	QIon	QRatio	Lower	Upper
Methylene chloride	121.4217	3.33	0.00	148803	84.0	66.1	36.1	96.1
					86.0	42.2	11.8	71.8

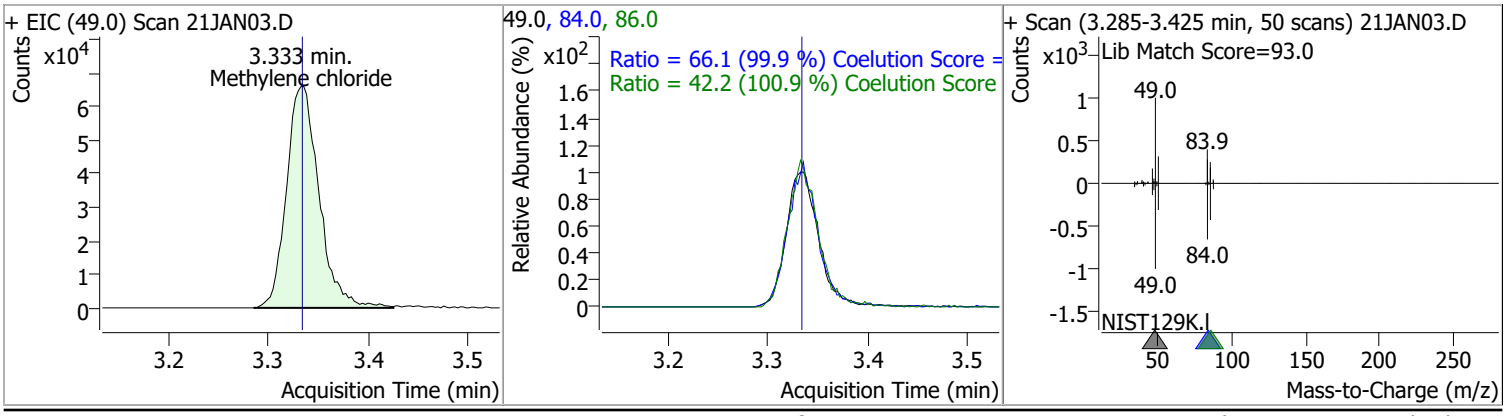

Quantitation Results Report (QT Reviewed)

Compound	Conc.	RT	Dev(Min)	Resp.	QIon	QRatio	Lower	Upper
trans-1,2-Dichloroethene	122.3496	3.72	0.00	106537	61.0	155.3	124.8	184.8
					98.0	66.4	32.1	92.1

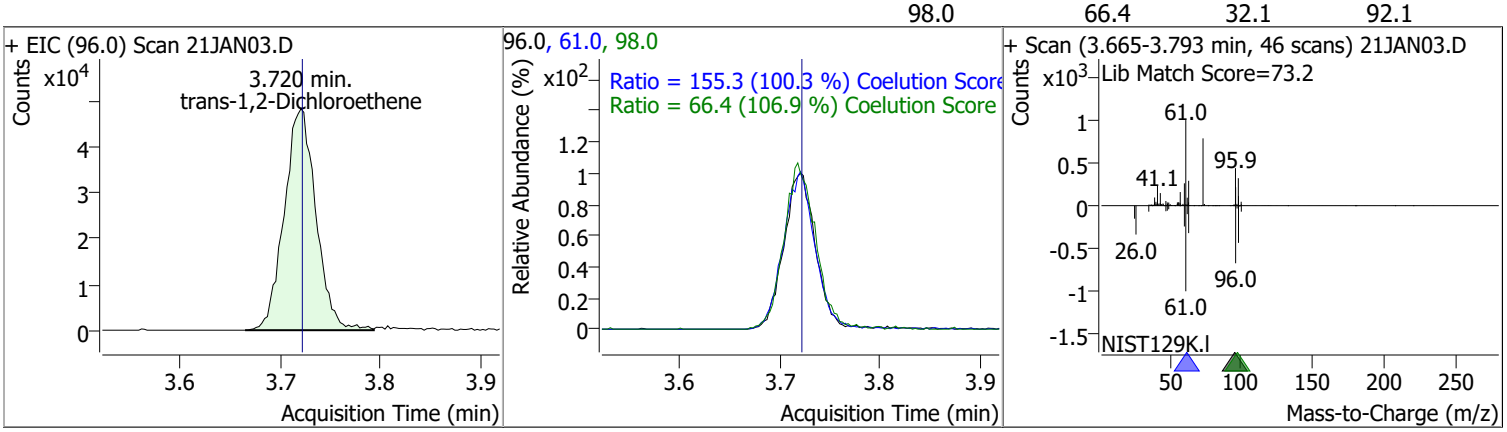

Compound	Conc.	RT	Dev(Min)	Resp.	QIon	QRatio	Lower	Upper
Methyl tert-butyl ether (MTBE)	123.0820	3.76	0.00	133955	57.0	24.5	0.0	54.6

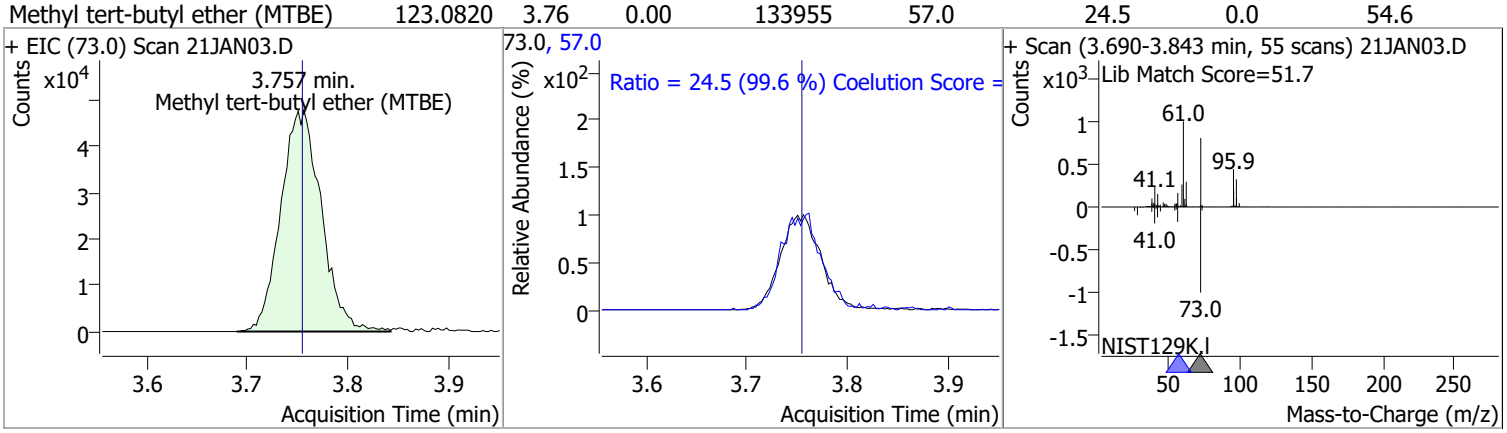

Compound	Conc.	RT	Dev(Min)	Resp.	QIon	QRatio	Lower	Upper
1,1-Dichloroethane	125.0812	4.38	0.00	203839	65.0	31.6	1.0	61.0
					83.0	12.9	0.0	42.7

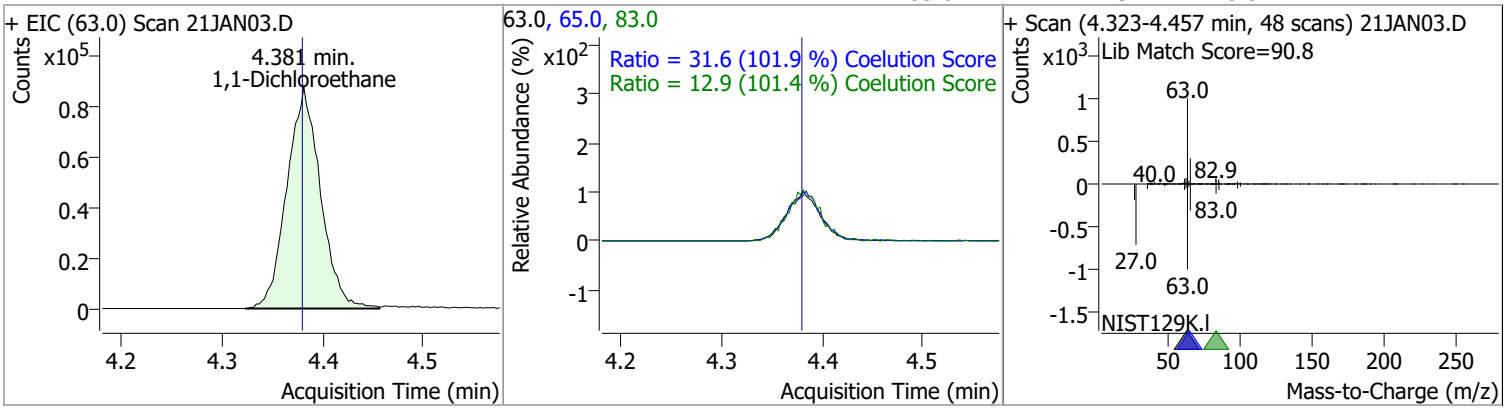

Quantitation Results Report (QT Reviewed)

Compound	Conc.	RT	Dev(Min)	Resp.	QIon	QRatio	Lower	Upper
2,2-Dichloropropane	128.7980	5.19	0.00	158180	41.0	66.9	38.8	98.8
					97.0	22.8	0.0	53.9

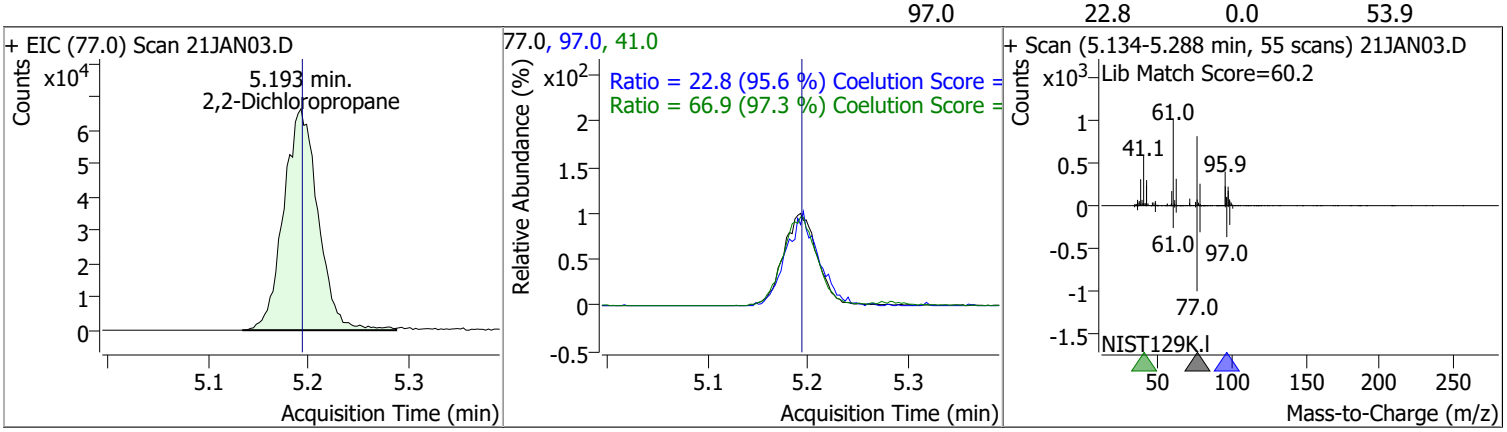

Compound	Conc.	RT	Dev(Min)	Resp.	QIon	QRatio	Lower	Upper
cis-1,2-Dichloroethene	126.9987	5.21	0.00	111969	61.0	160.5	130.4	190.4
					98.0	62.8	36.2	96.2

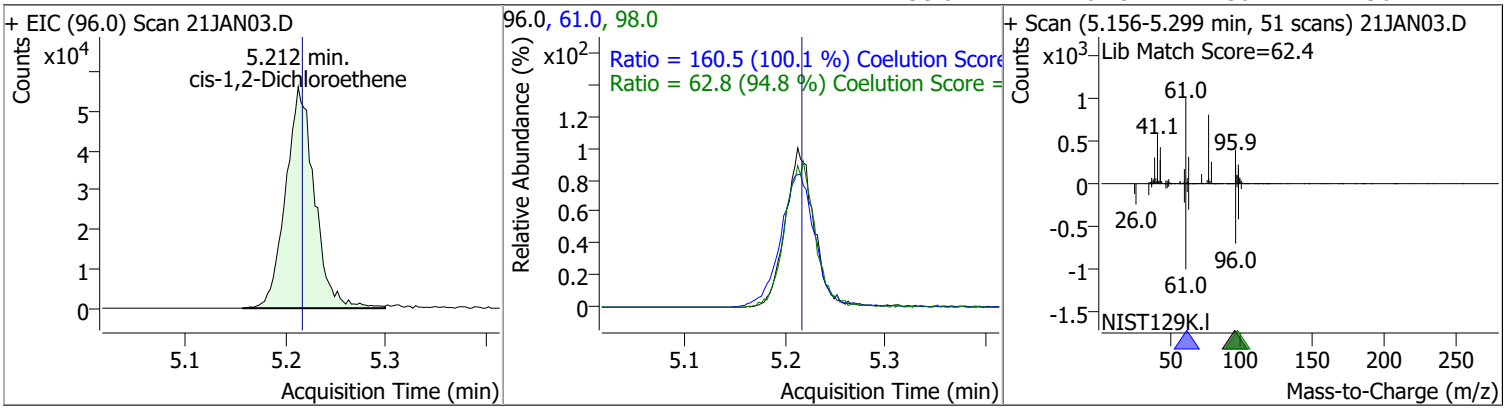

Compound	Conc.	RT	Dev(Min)	Resp.	QIon	QRatio	Lower	Upper
Methyl ethyl ketone	1193.0316	5.28	0.00	152008	72.0	21.3	0.0	50.6

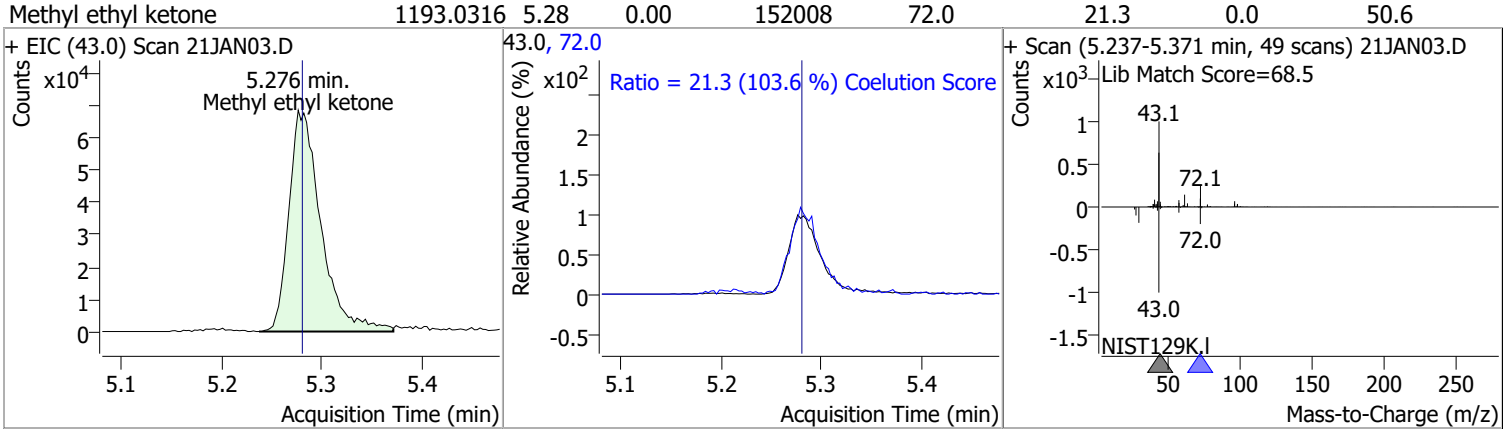

Compound	Conc.	RT	Dev(Min)	Resp.	QIon	QRatio	Lower	Upper
Bromochloromethane	125.4118	5.52	0.00	45589	49.0	187.9	152.2	212.2

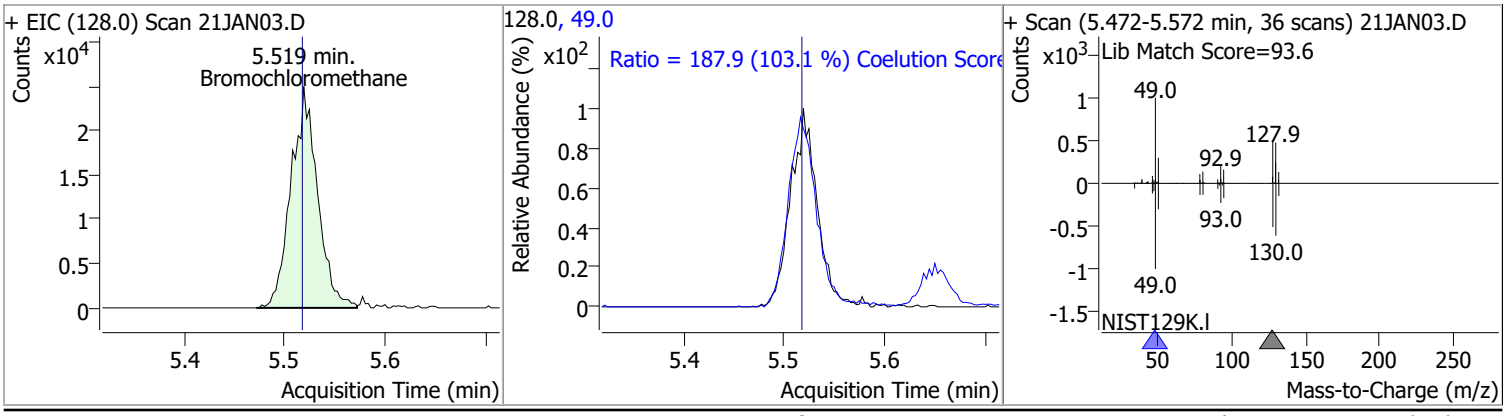

Quantitation Results Report (QT Reviewed)

Compound	Conc.	RT	Dev(Min)	Resp.	QIon	QRatio	Lower	Upper
Chloroform	119.4236	5.65	0.00	194322	85.0	66.4	36.2	96.2

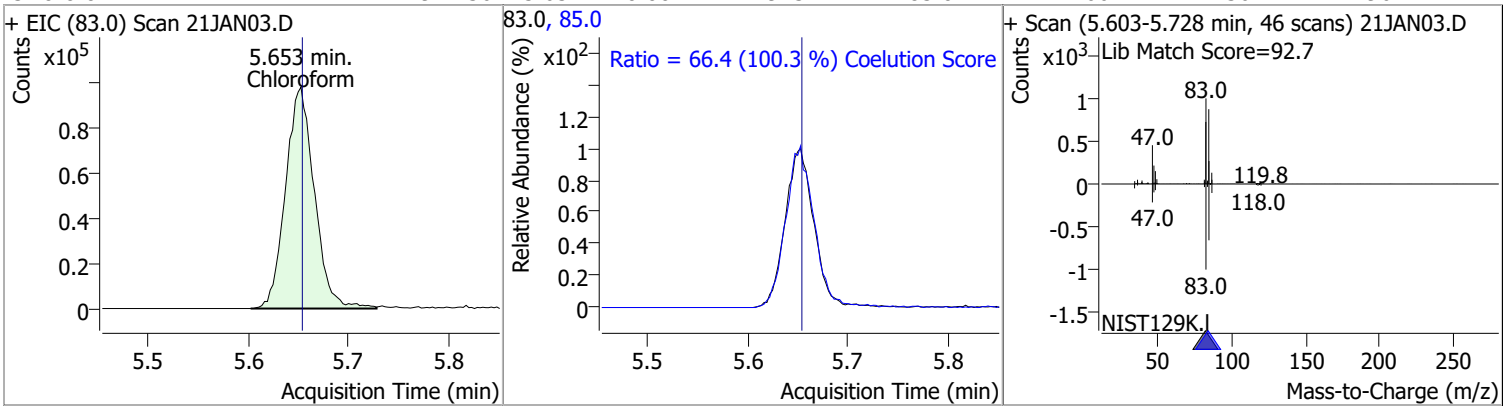

Compound	Conc.	RT	Dev(Min)	Resp.	QIon	QRatio	Lower	Upper
1,1,1-Trichloroethane	124.0103	5.83	0.00	186179	99.0	64.0	33.1	93.1
					61.0	49.5	19.1	79.1

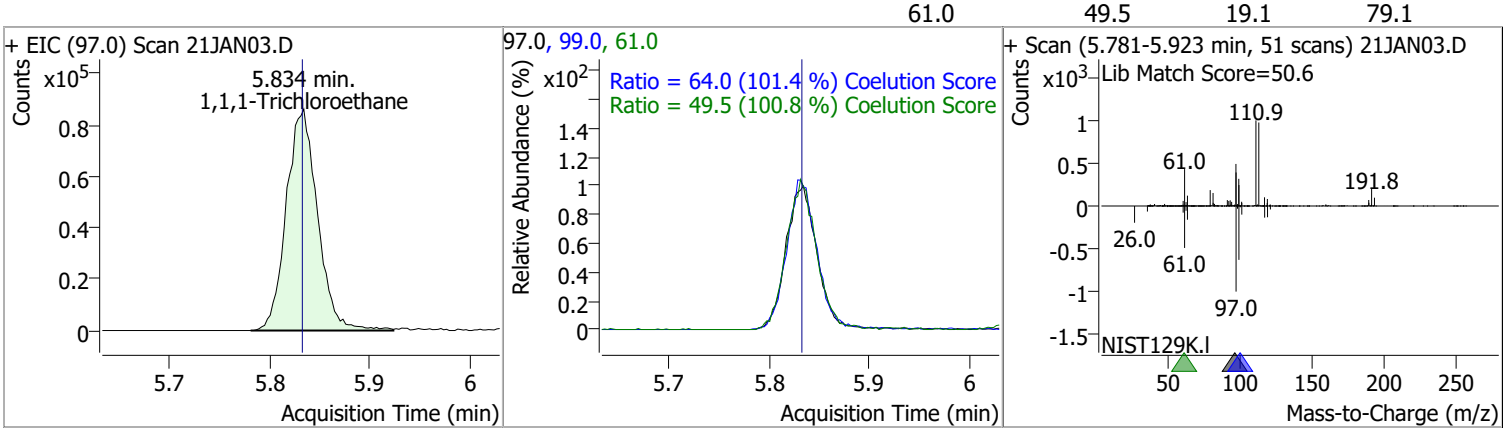

Compound	Conc.	RT	Dev(Min)	Resp.	QIon	QRatio	Lower	Upper
Dibromofluoromethane	256.0129	5.85	0.00	207888	191.5	22.0	0.0	53.2

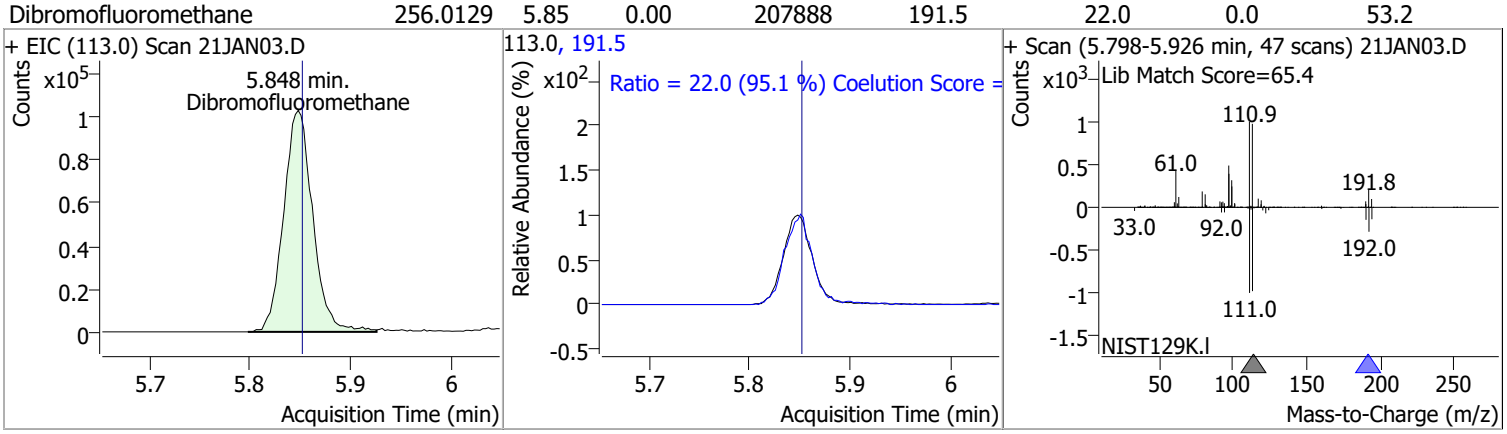

Compound	Conc.	RT	Dev(Min)	Resp.	QIon	QRatio	Lower	Upper
Carbon tetrachloride	124.6086	6.03	0.01	181440	119.0	97.1	67.6	127.6
					121.0	30.6	0.7	60.7

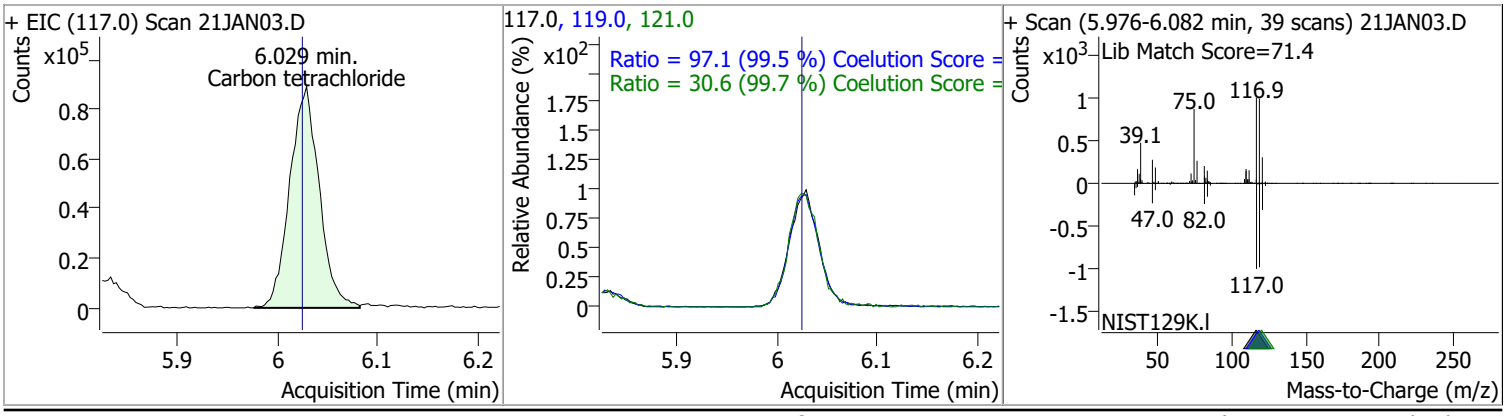

Quantitation Results Report (QT Reviewed)

Compound	Conc.	RT	Dev(Min)	Resp.	QIon	QRatio	Lower	Upper
1,1-Dichloropropene	126.6618	6.04	0.00	154202	110.0	35.2	5.6	65.6
					77.0	31.0	1.0	61.0

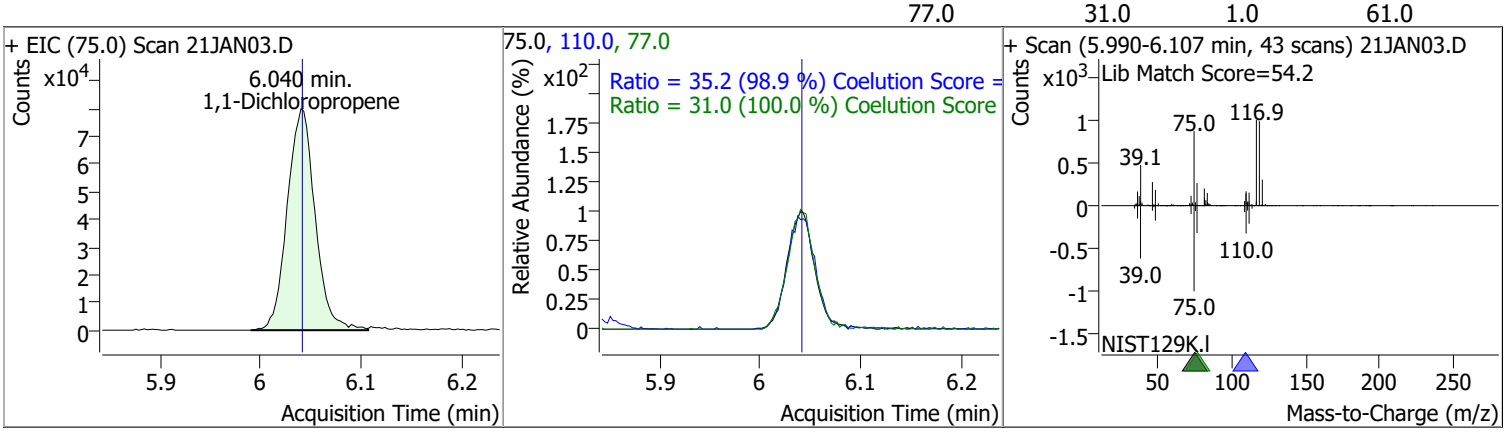

Compound	Conc.	RT	Dev(Min)	Resp.	QIon	QRatio	Lower	Upper
1,2-Dichloroethane-d4	271.2503	6.23	0.00	95147	65.0	193.7	162.8	222.8

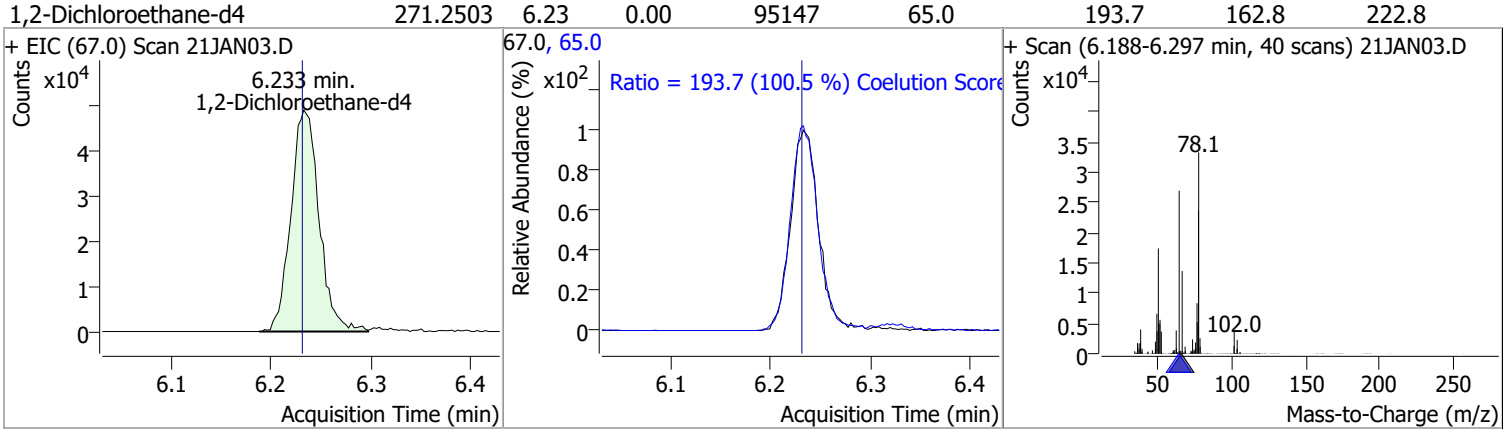

Compound	Conc.	RT	Dev(Min)	Resp.	QIon	QRatio	Lower	Upper
Benzene	127.8166	6.28	0.00	428072	77.0	23.6	0.0	53.3

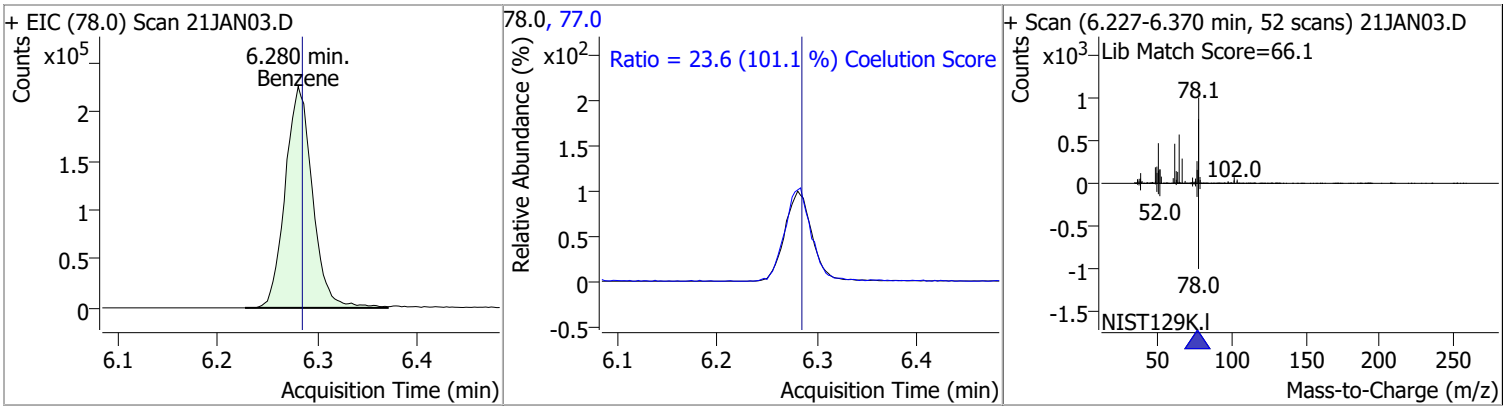

Compound	Conc.	RT	Dev(Min)	Resp.	QIon	QRatio	Lower	Upper
1,2-Dichloroethane	123.1022	6.32	0.00	113874	64.0	30.3	2.2	62.2
					98.0	8.3	0.0	38.2

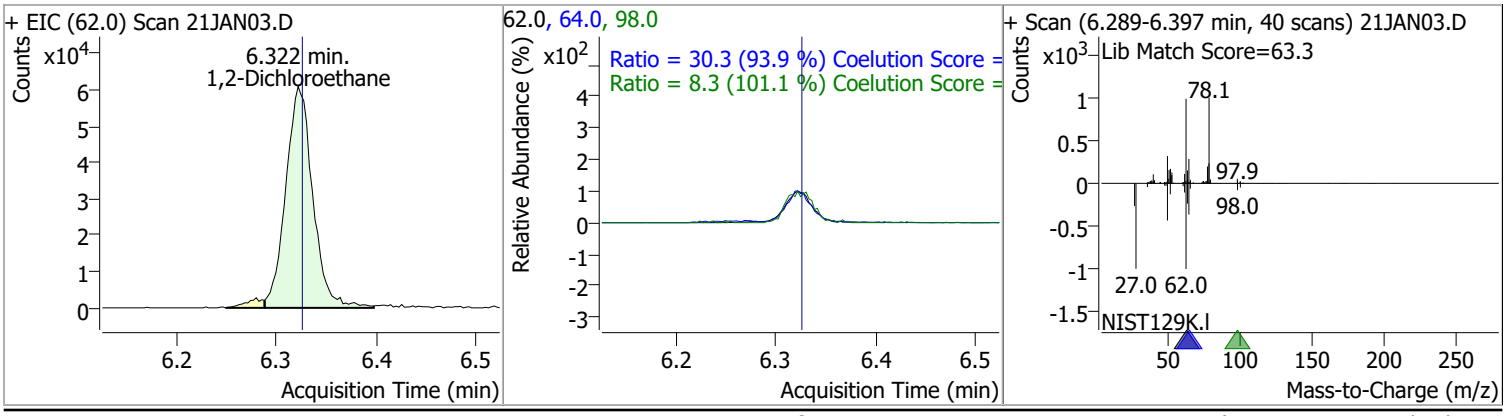

Quantitation Results Report (QT Reviewed)

Compound	Conc.	RT	Dev(Min)	Resp.	QIon	QRatio	Lower	Upper
Trichloroethene	124.4199	7.03	0.00	122486	130.0	102.1	75.6	135.6
					97.0	63.7	35.7	95.7

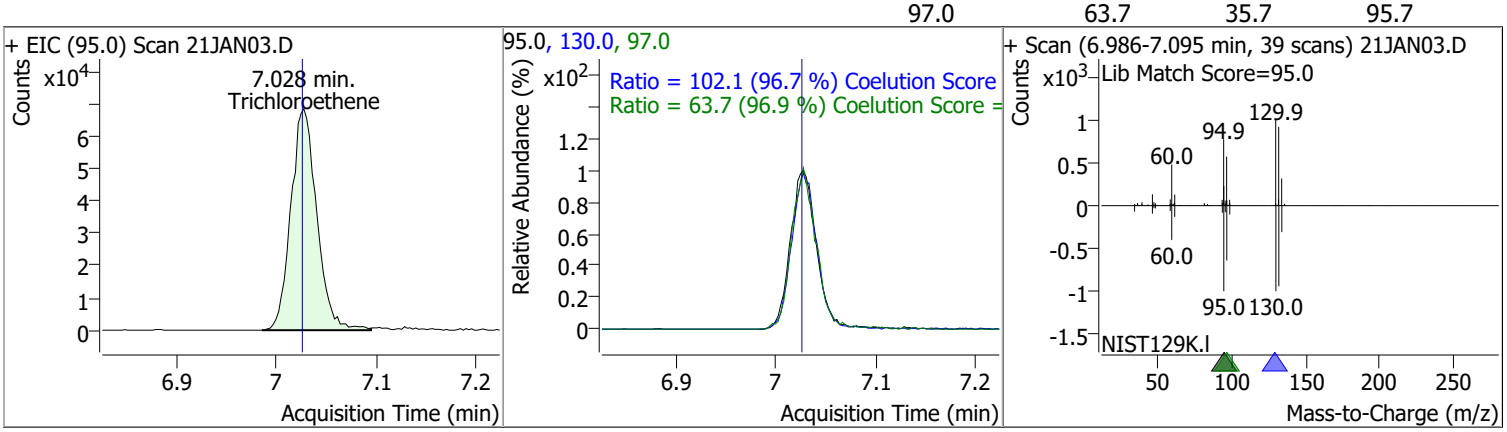

Compound	Conc.	RT	Dev(Min)	Resp.	QIon	QRatio	Lower	Upper
1,2-Dichloropropane	126.3646	7.27	0.00	109375	76.0	38.0	9.8	69.8

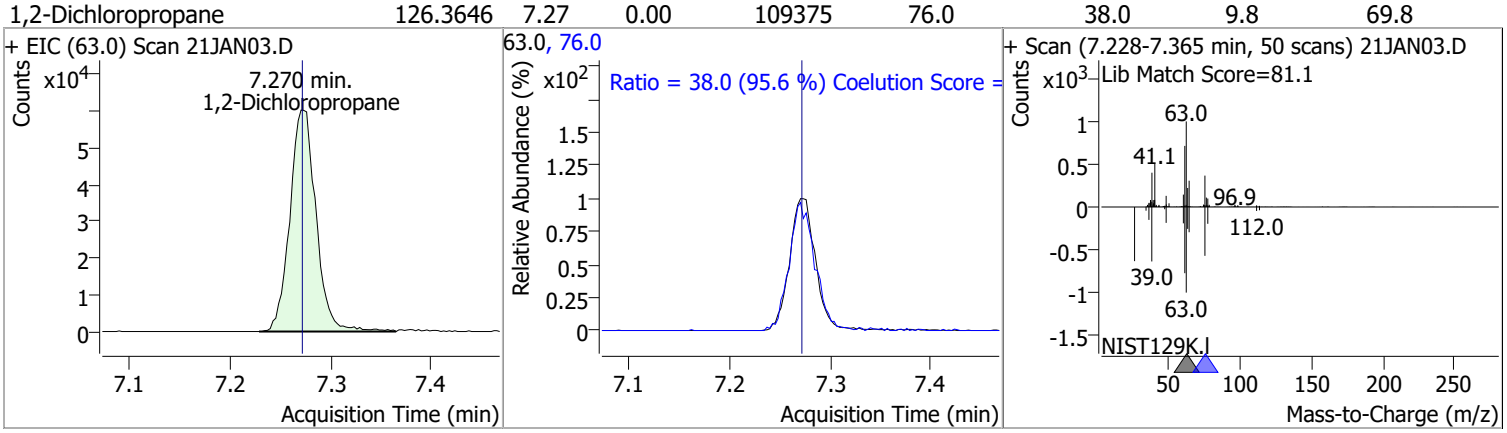

Compound	Conc.	RT	Dev(Min)	Resp.	QIon	QRatio	Lower	Upper
Dibromomethane	125.9370	7.40	0.00	45946	173.5	113.4	78.2	138.2
					95.0	84.4	54.5	114.5

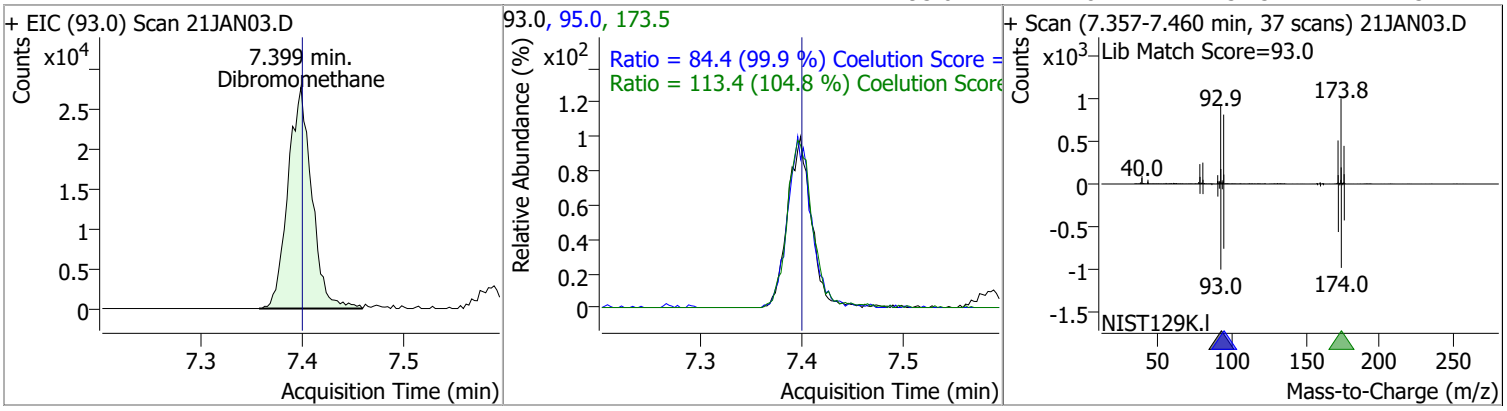

Quantitation Results Report (QT Reviewed)

Compound	Conc.	RT	Dev(Min)	Resp.	QIon	QRatio	Lower	Upper
Bromodichloromethane	122.8688	7.59	0.01	126051	85.0	65.2	36.3	96.3
					127.0	9.6	0.0	39.5

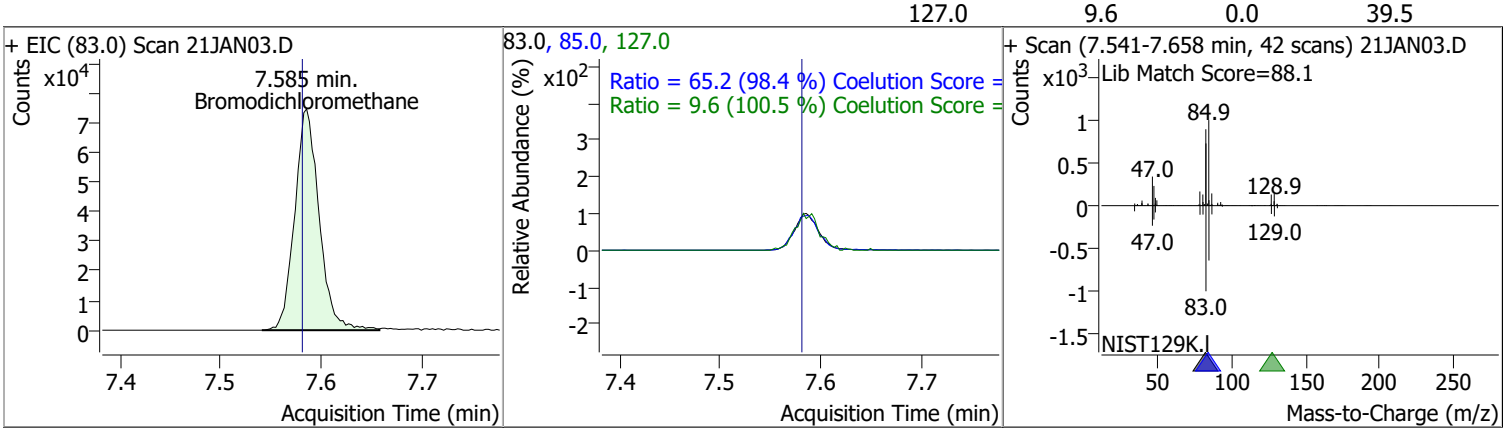

Compound	Conc.	RT	Dev(Min)	Resp.	QIon	QRatio	Lower	Upper
cis-1,3-Dichloropropene	125.4603	8.06	0.00	141237	39.0	52.6	22.5	82.5
					77.0	31.0	1.8	61.8

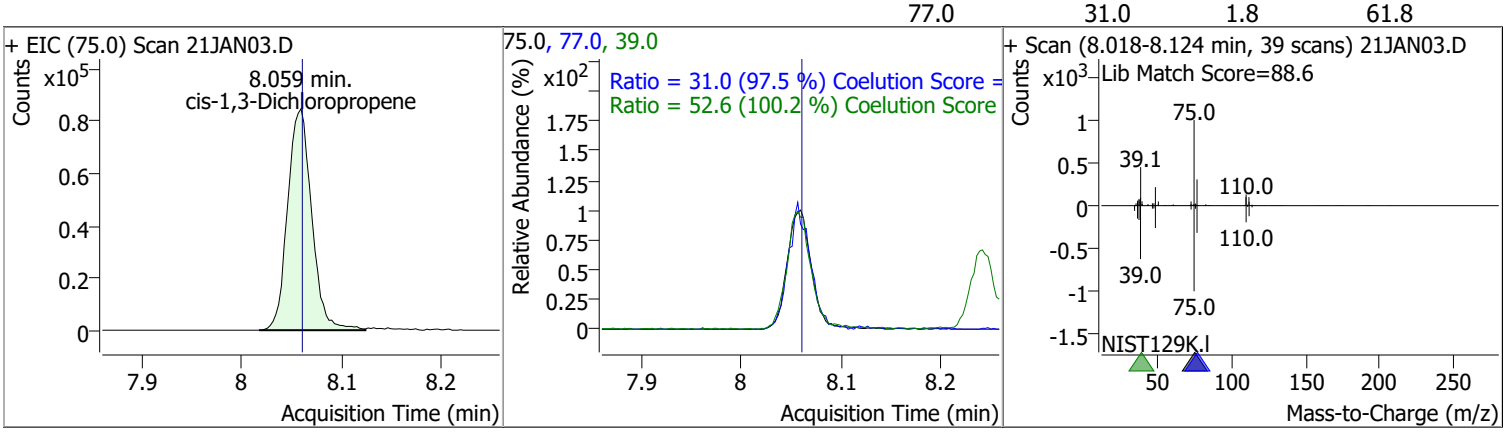

Compound	Conc.	RT	Dev(Min)	Resp.	QIon	QRatio	Lower	Upper
Toluene-d8	258.6966	8.32	0.00	829930	100.0	63.7	34.3	94.3
					99.0	9.3	0.0	39.2

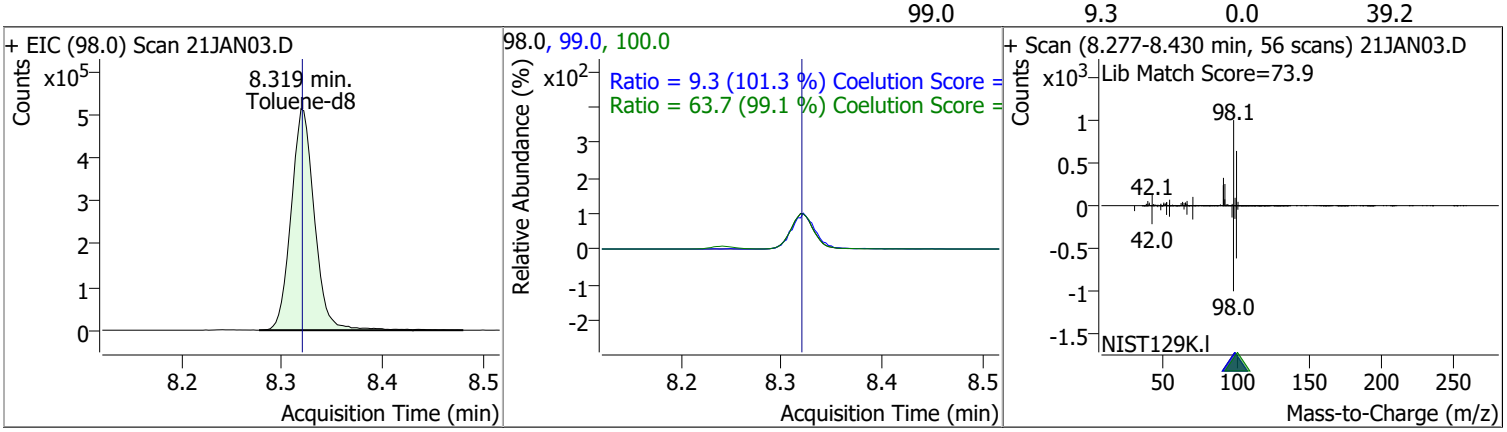

Quantitation Results Report (QT Reviewed)

Compound	Conc.	RT	Dev(Min)	Resp.	QIon	QRatio	Lower	Upper
Toluene	128.0486	8.39	0.00	273820	91.0	172.5	144.1	204.1

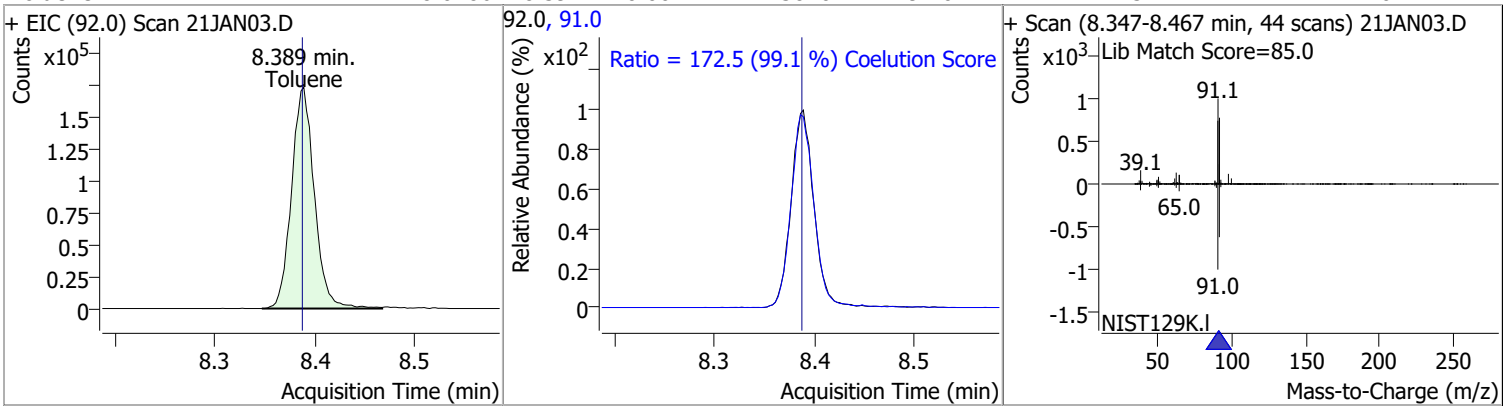

Compound	Conc.	RT	Dev(Min)	Resp.	QIon	QRatio	Lower	Upper
trans-1,3-Dichloropropene	129.6607	8.64	0.00	106471	39.0	53.0	23.0	83.0
					77.0	31.2	1.0	61.0

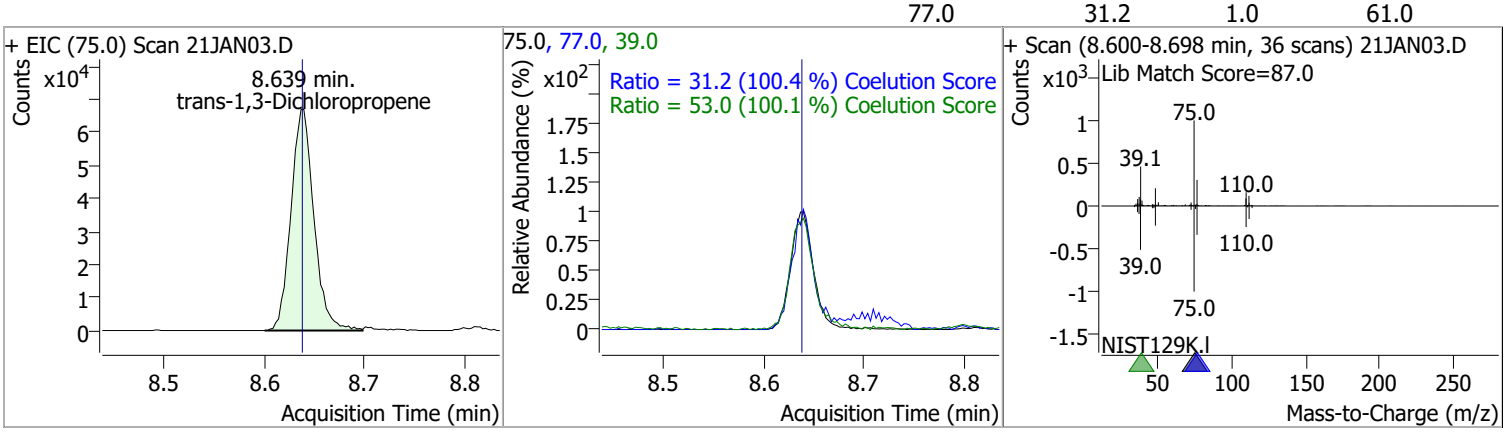

Compound	Conc.	RT	Dev(Min)	Resp.	QIon	QRatio	Lower	Upper
1,1,2-Trichloroethane	128.3509	8.82	0.00	53592	97.0	113.3	80.7	140.7
					85.0	64.5	30.7	90.7

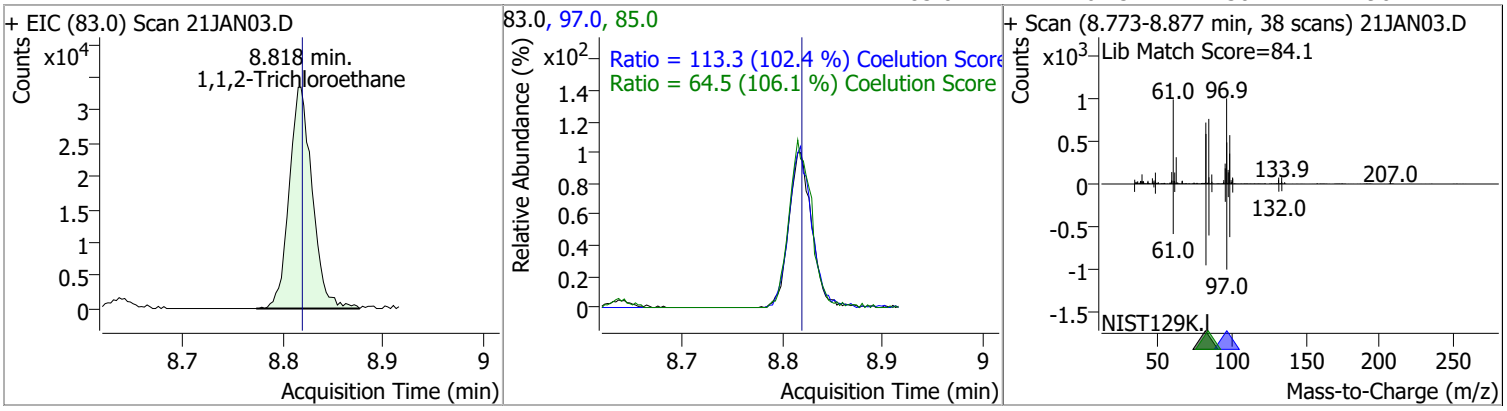

Quantitation Results Report (QT Reviewed)

Compound	Conc.	RT	Dev(Min)	Resp.	QIon	QRatio	Lower	Upper
Tetrachloroethene	118.7819	8.94	0.00	103000	165.8	127.9	96.1	156.1
					129.0	91.4	60.5	120.5

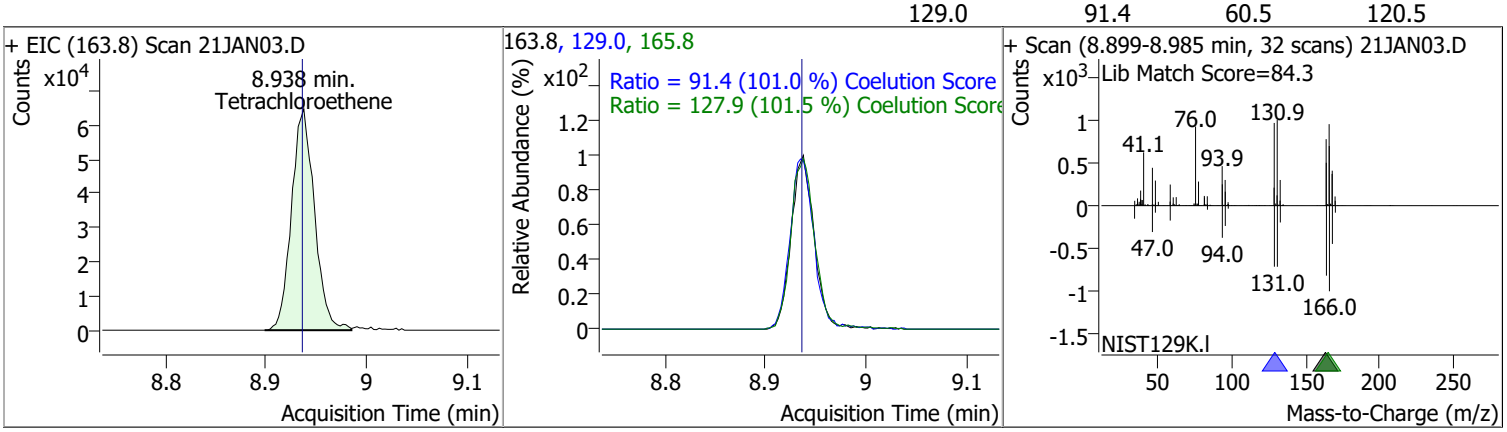

Compound	Conc.	RT	Dev(Min)	Resp.	QIon	QRatio	Lower	Upper
1,3-Dichloropropane	125.5721	8.98	0.00	106103	78.0	32.6	2.4	62.4

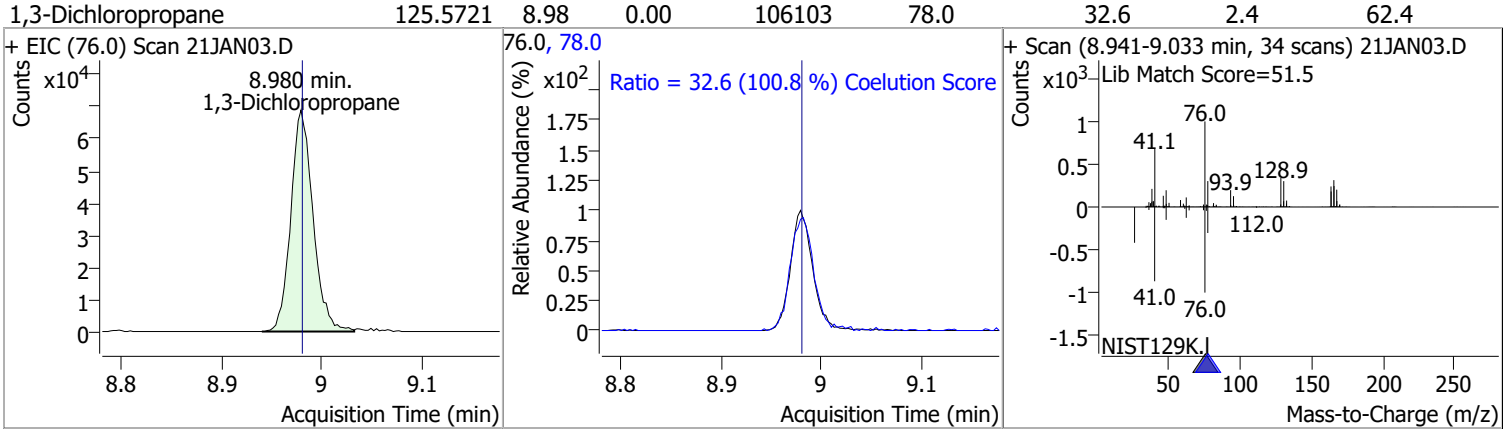

Compound	Conc.	RT	Dev(Min)	Resp.	QIon	QRatio	Lower	Upper
Chlorodibromomethane	123.4737	9.21	0.00	83031	127.0	79.1	47.2	107.2

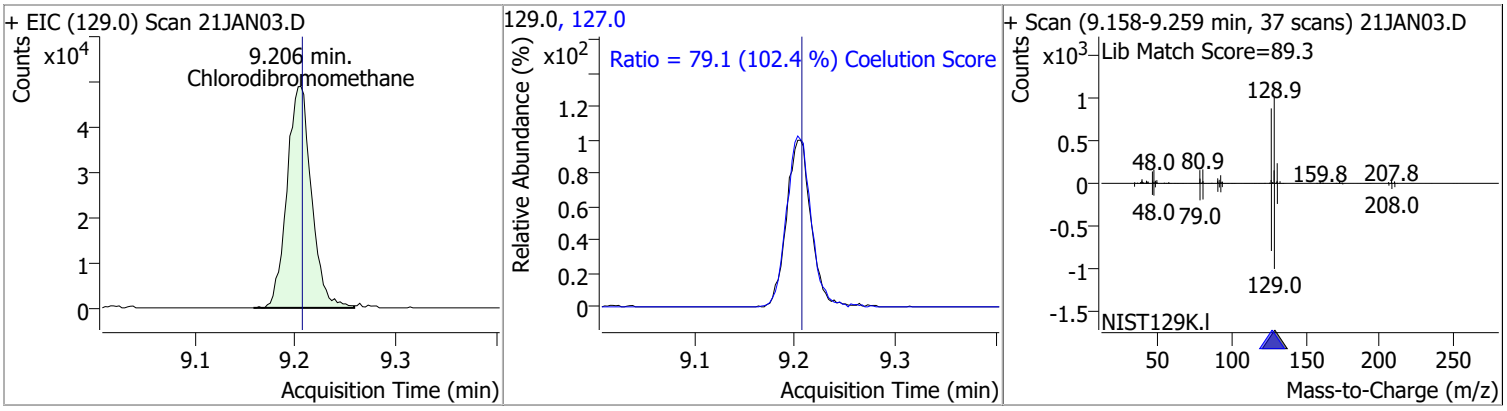

Compound	Conc.	RT	Dev(Min)	Resp.	QIon	QRatio	Lower	Upper
1,2-Dibromoethane	125.3106	9.31	0.01	57788	109.0	96.0	61.5	121.5

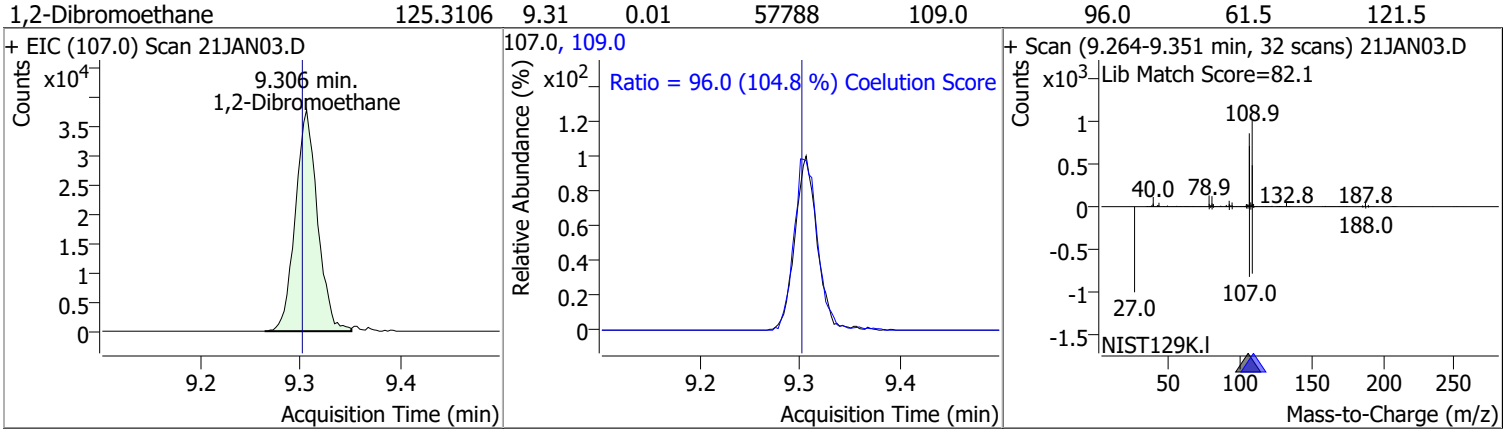

Quantitation Results Report (QT Reviewed)

Compound	Conc.	RT	Dev(Min)	Resp.	QIon	QRatio	Lower	Upper
Chlorobenzene	124.6720	9.80	0.00	292257	114.0	31.6	2.2	62.2

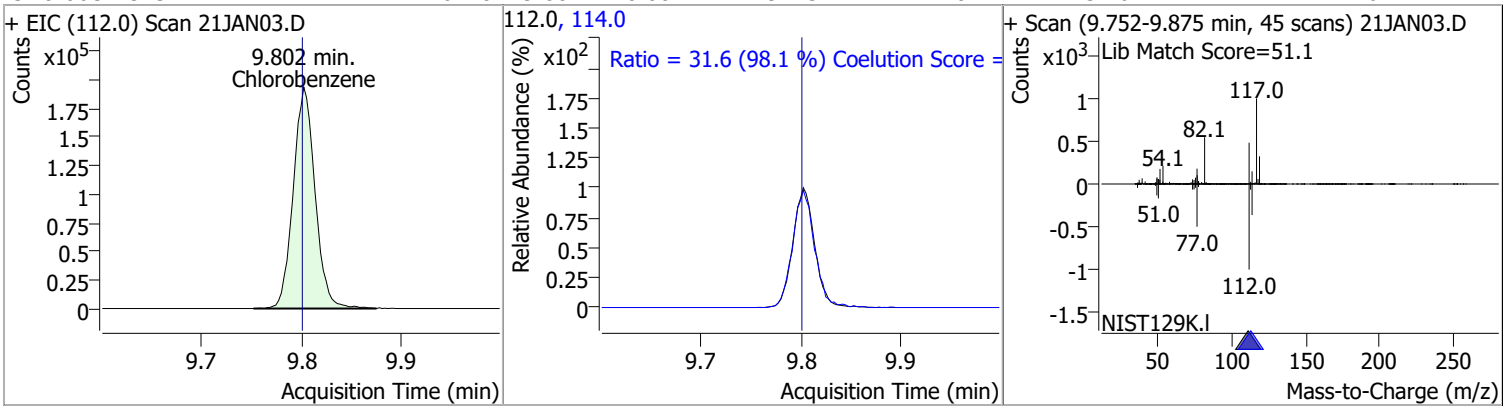

Compound	Conc.	RT	Dev(Min)	Resp.	QIon	QRatio	Lower	Upper
1,1,1,2-Tetrachloroethane	123.1172	9.89	0.00	101264	133.0	96.2	65.3	125.3

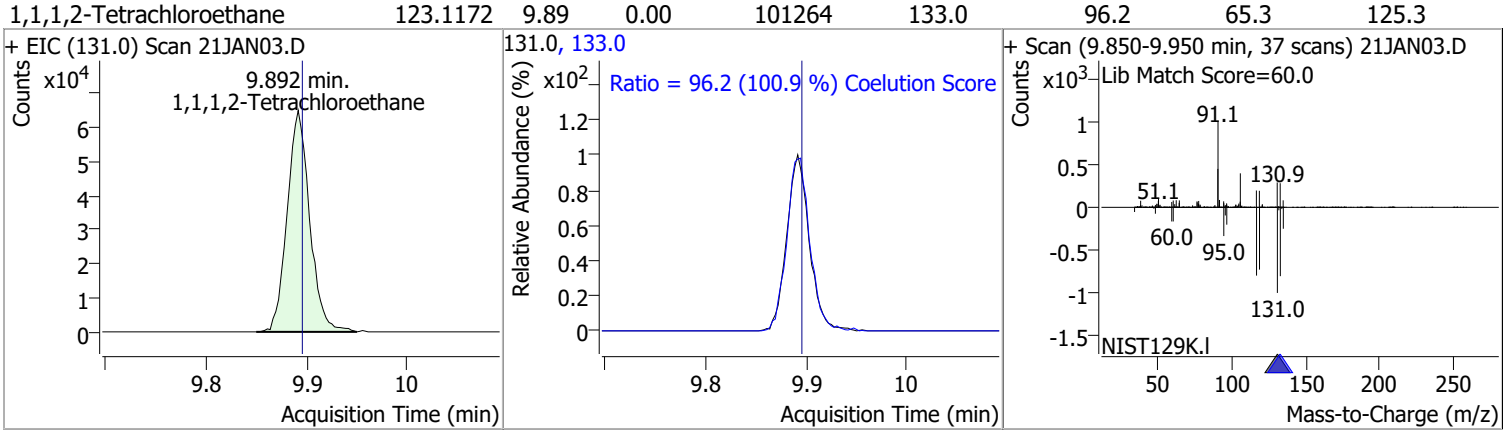

Compound	Conc.	RT	Dev(Min)	Resp.	QIon	QRatio	Lower	Upper
Ethylbenzene	121.3278	9.92	0.00	495114	106.0	32.0	1.7	61.7

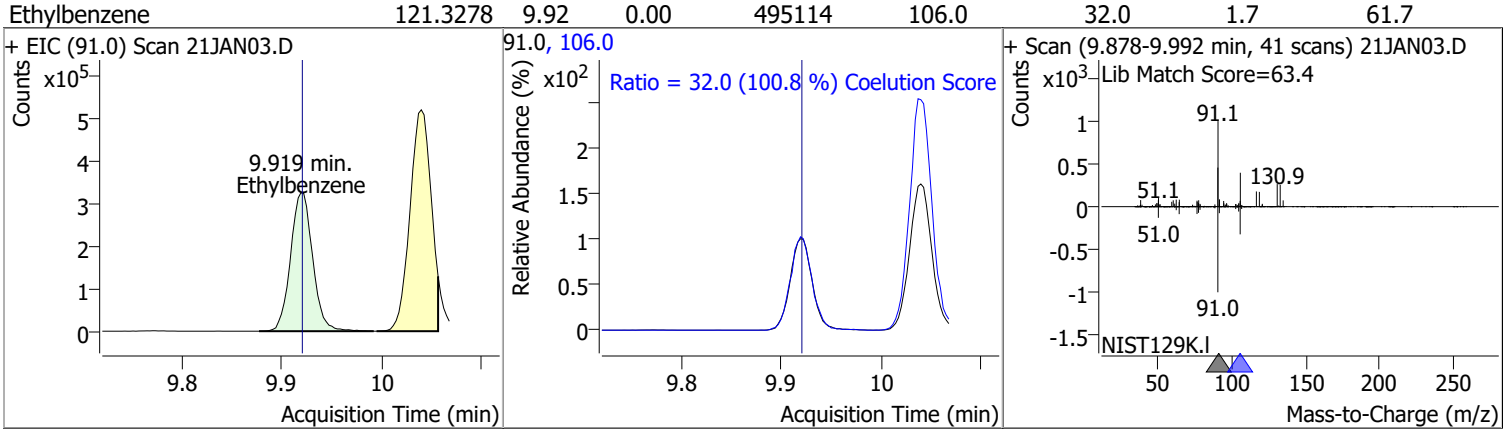

Compound	Conc.	RT	Dev(Min)	Resp.	QIon	QRatio	Lower	Upper
m+p-Xylenes	250.3064	10.04	0.00	407425	91.0	198.1	170.7	230.7

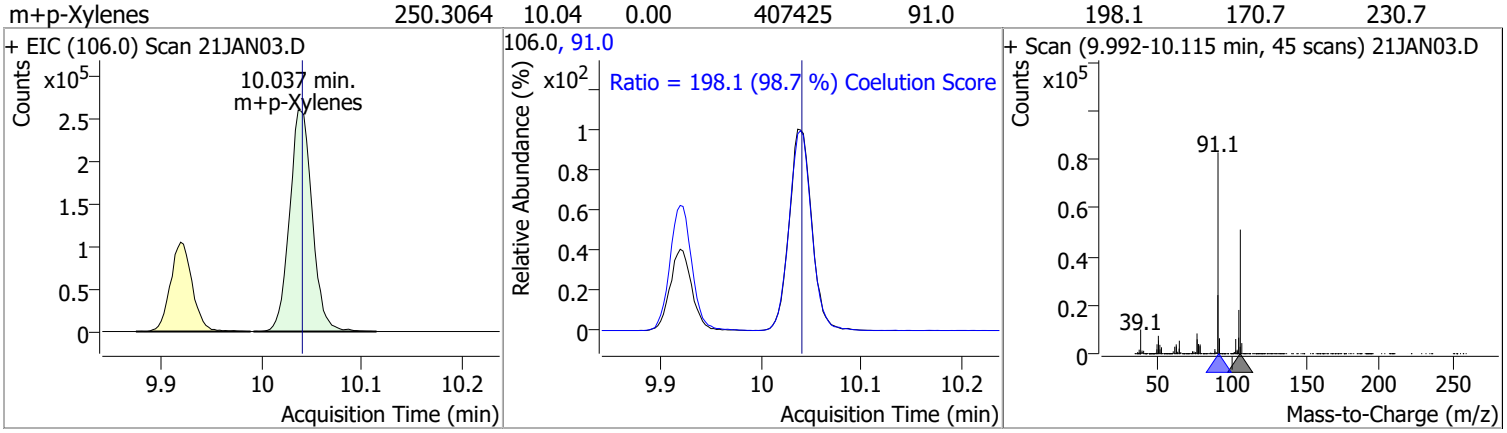

Quantitation Results Report (QT Reviewed)

Compound	Conc.	RT	Dev(Min)	Resp.	QIon	QRatio	Lower	Upper
o-Xylene	122.3961	10.43	0.00	174082	91.0	215.2	181.4	241.4

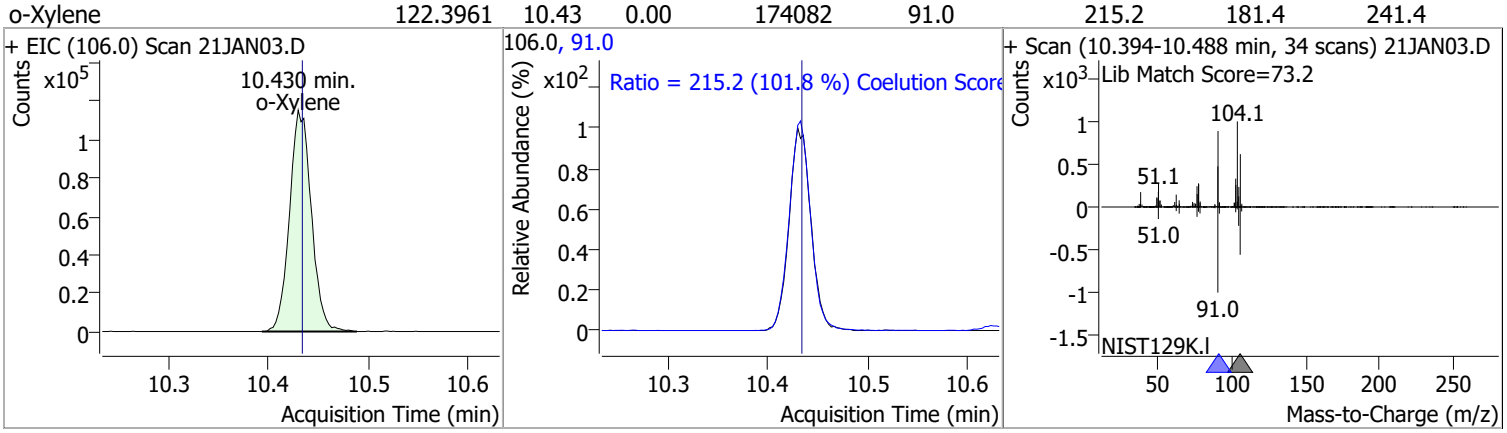

Compound	Conc.	RT	Dev(Min)	Resp.	QIon	QRatio	Lower	Upper
Styrene	124.2619	10.45	0.00	292478	78.0	51.3	20.6	80.6

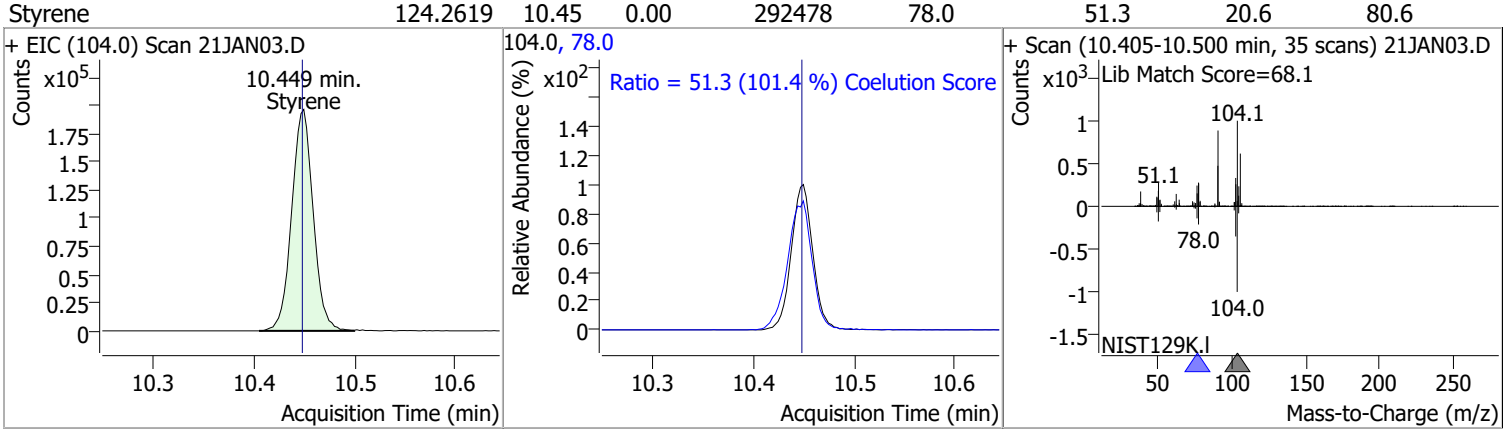

Compound	Conc.	RT	Dev(Min)	Resp.	QIon	QRatio	Lower	Upper
Bromoform	123.7315	10.63	0.00	46430	170.5	51.1	20.3	80.3
					174.5	47.7	18.1	78.1

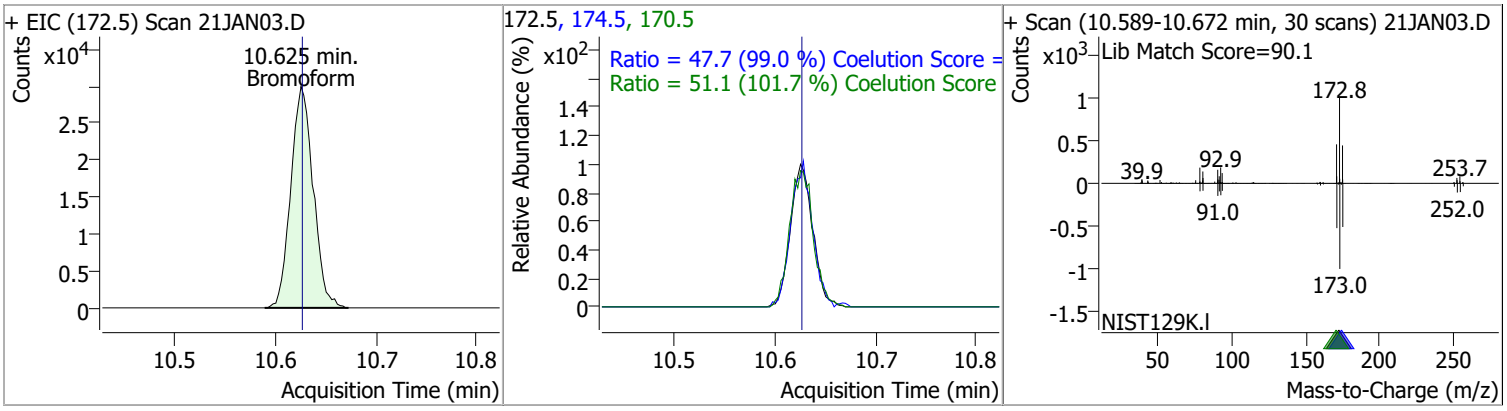

Compound	Conc.	RT	Dev(Min)	Resp.	QIon	QRatio	Lower	Upper
p-Bromofluorobenzene	249.5258	10.95	0.00	258002	174.0	94.7	65.3	125.3
					176.0	88.4	63.3	123.3

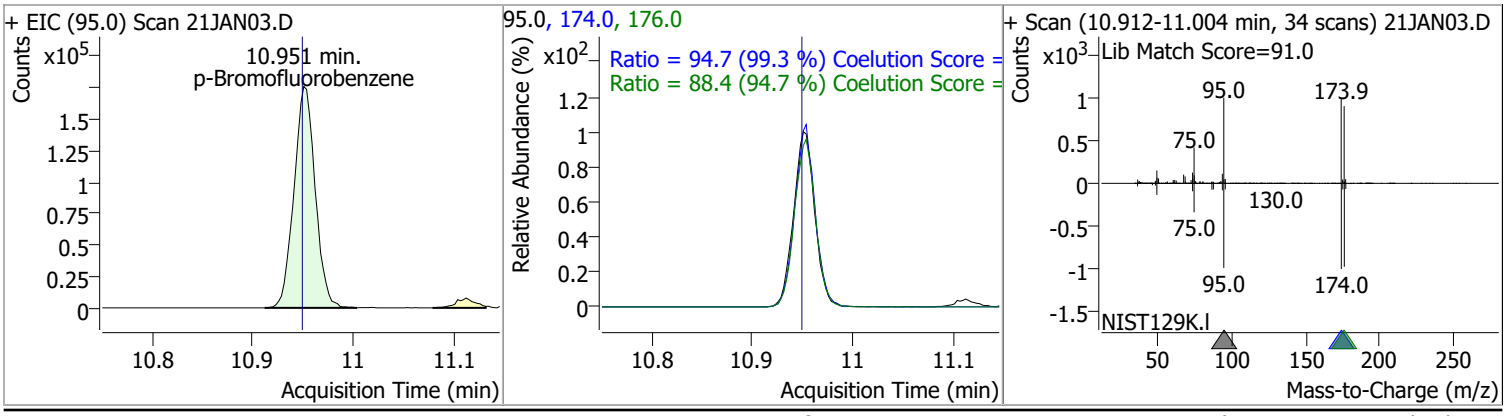

Quantitation Results Report (QT Reviewed)

Compound	Conc.	RT	Dev(Min)	Resp.	QIon	QRatio	Lower	Upper
Bromobenzene	127.0644	11.09	0.00	115860	77.0	140.2	113.5	173.5
					158.0	96.4	66.1	126.1

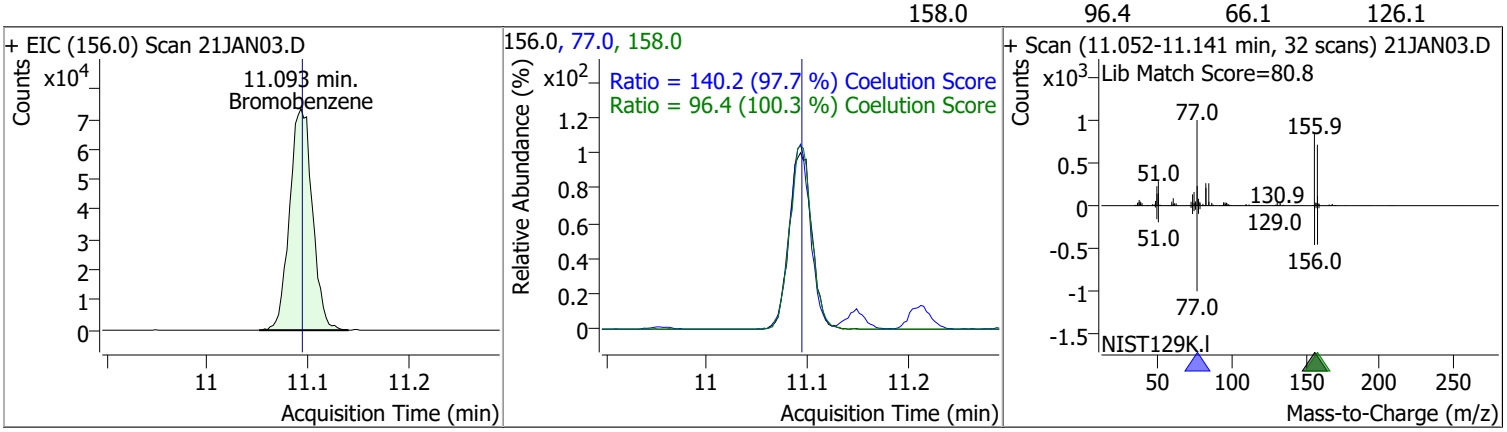

Compound	Conc.	RT	Dev(Min)	Resp.	QIon	QRatio	Lower	Upper
1,1,2,2-Tetrachloroethane	125.1833	11.11	0.00	65107	85.0	65.2	33.3	93.3

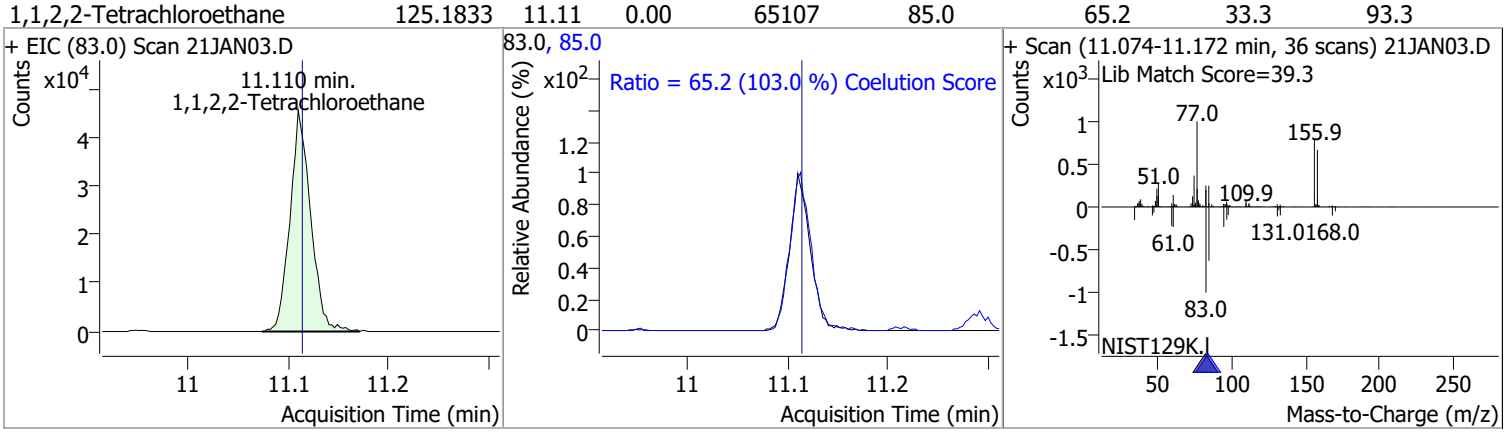

Compound	Conc.	RT	Dev(Min)	Resp.	QIon	QRatio	Lower	Upper
1,2,3-Trichloropropane	123.2230	11.15	-0.01	16838	112.0	68.1	35.8	95.8

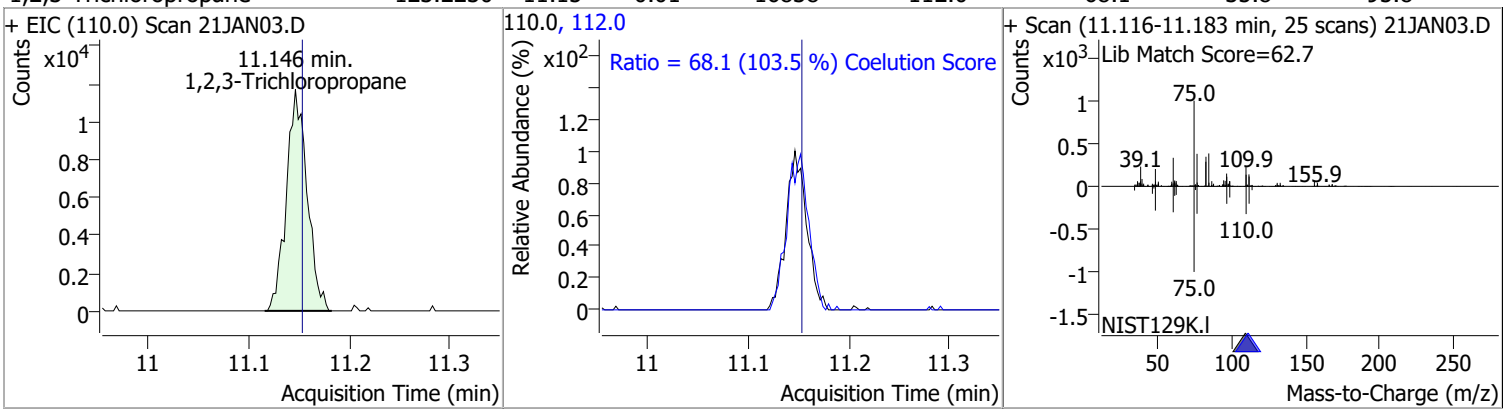

Compound	Conc.	RT	Dev(Min)	Resp.	QIon	QRatio	Lower	Upper
2-Chlorotoluene	123.9803	11.29	0.00	111885	91.0	278.2	246.2	306.2

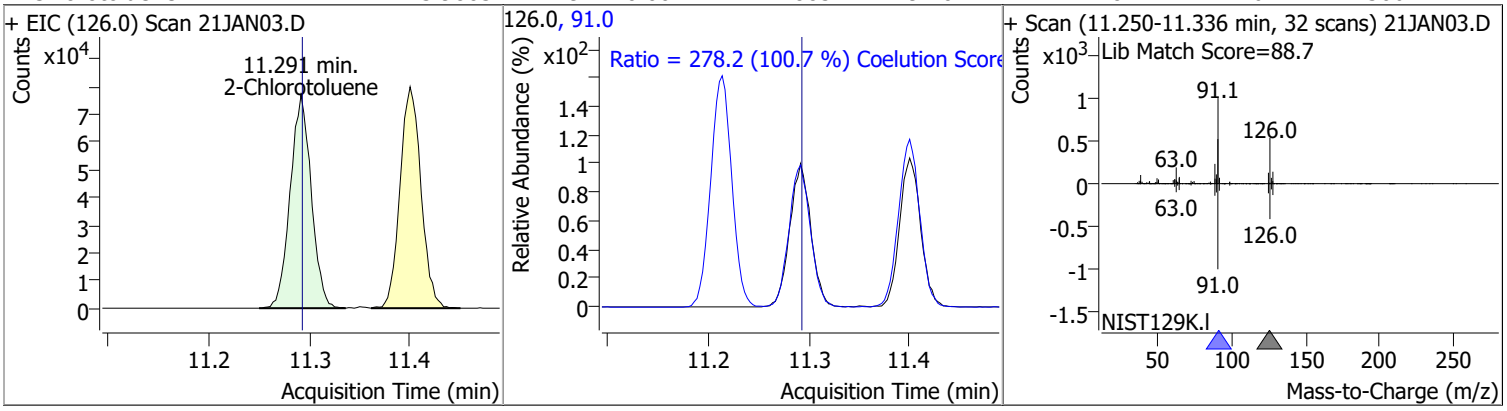

Quantitation Results Report (QT Reviewed)

Compound	Conc.	RT	Dev(Min)	Resp.	QIon	QRatio	Lower	Upper
4-Chlorotoluene	126.2620	11.40	0.00	369055	126.0	31.5	1.3	61.3

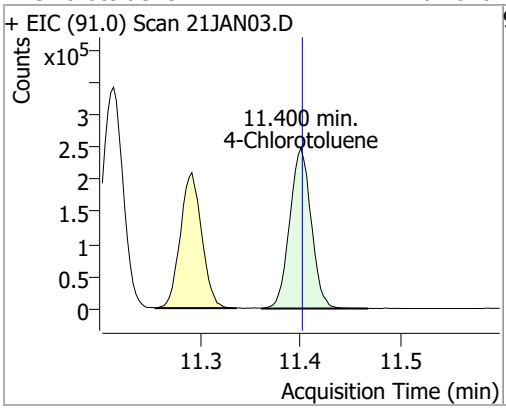

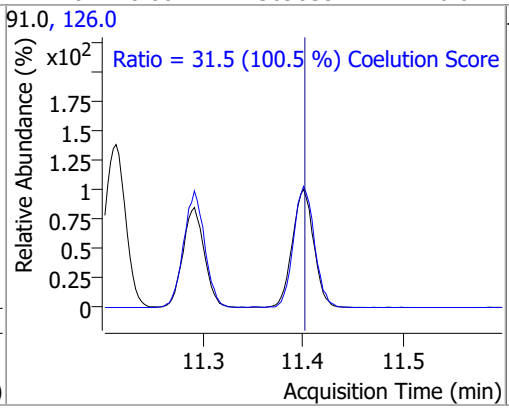

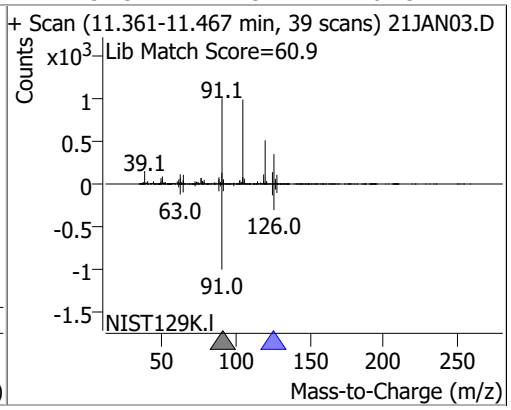

Compound	Conc.	RT	Dev(Min)	Resp.	QIon	QRatio	Lower	Upper
1,3-Dichlorobenzene	121.8648	12.04	0.00	201326	148.0	62.9	32.8	92.8
					111.0	38.4	8.7	68.7

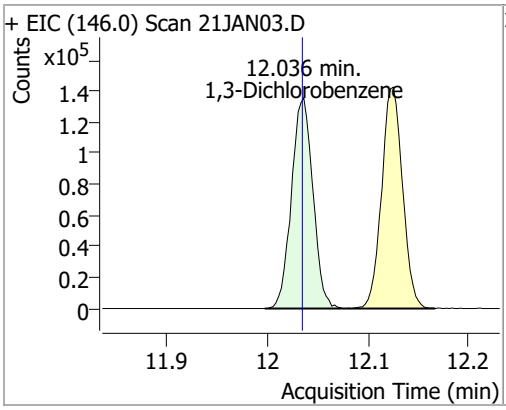

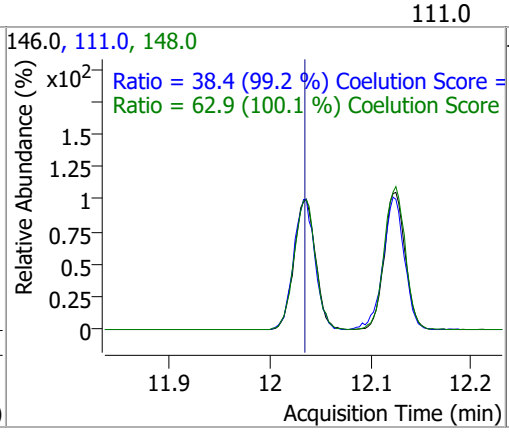

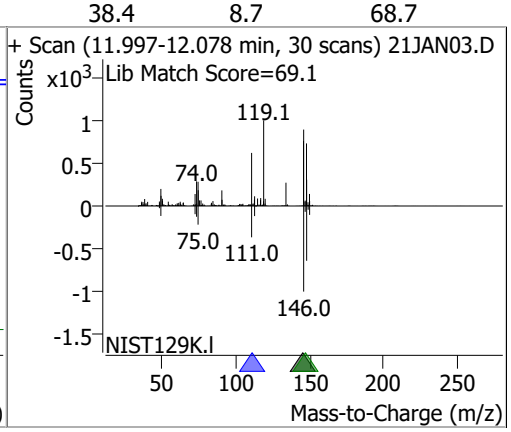

Compound	Conc.	RT	Dev(Min)	Resp.	QIon	QRatio	Lower	Upper
1,4-Dichlorobenzene	122.5861	12.13	0.00	206463	148.0	66.3	33.7	93.7
					111.0	38.1	8.7	68.7

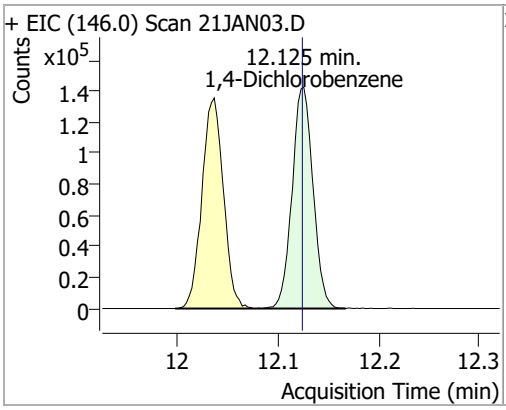

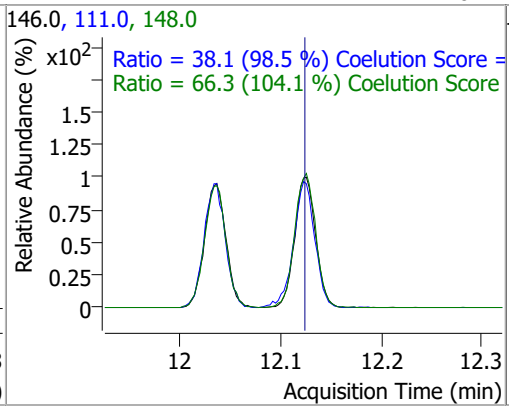

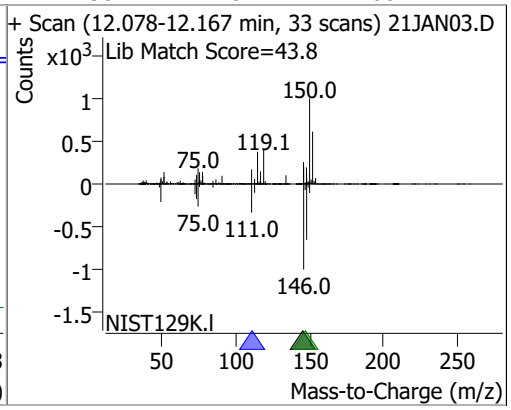

Quantitation Results Report (QT Reviewed)

Compound	Conc.	RT	Dev(Min)	Resp.	QIon	QRatio	Lower	Upper
1,2-Dichlorobenzene	122.6729	12.49	0.00	169198	148.0	63.8	31.9	91.9
					111.0	41.0	9.5	69.5

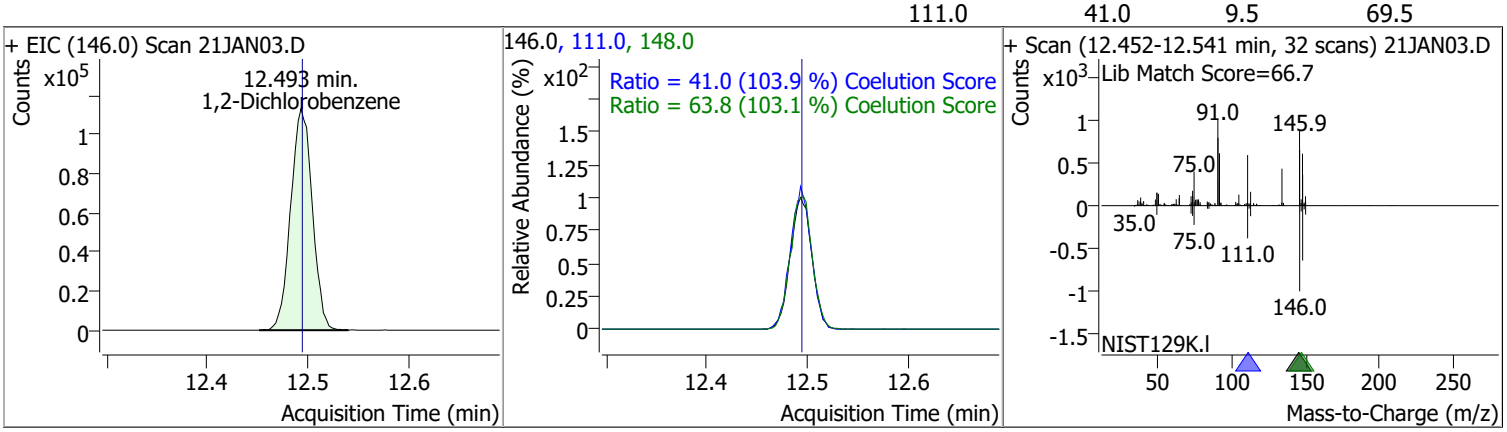

Quantitation Results Report (QT Reviewed)

Data File	21JAN04.D	Operator	MSC
Acq. Method	5975CACQF.M	Acq. Date-Time	1/21/2022 10:53:05 AM
Sample Name	LCS012122_	Instrument	VOA5975C
Vial	4	Multiplier	1.00
DA Method File	VOA5975C_8260B_SHT_DoD_L4_011922.m	Comment	
Tune File	BFB_Atune3.u	Tune Date	10/11/2021 4:02:00 PM
Batch Name	VG012122_8260B.batch.bin	Last Calib Update	3/11/2022 3:55:53 AM
Ref Library	\\MASSHUNTER\Org\Library\NIST129K.l		

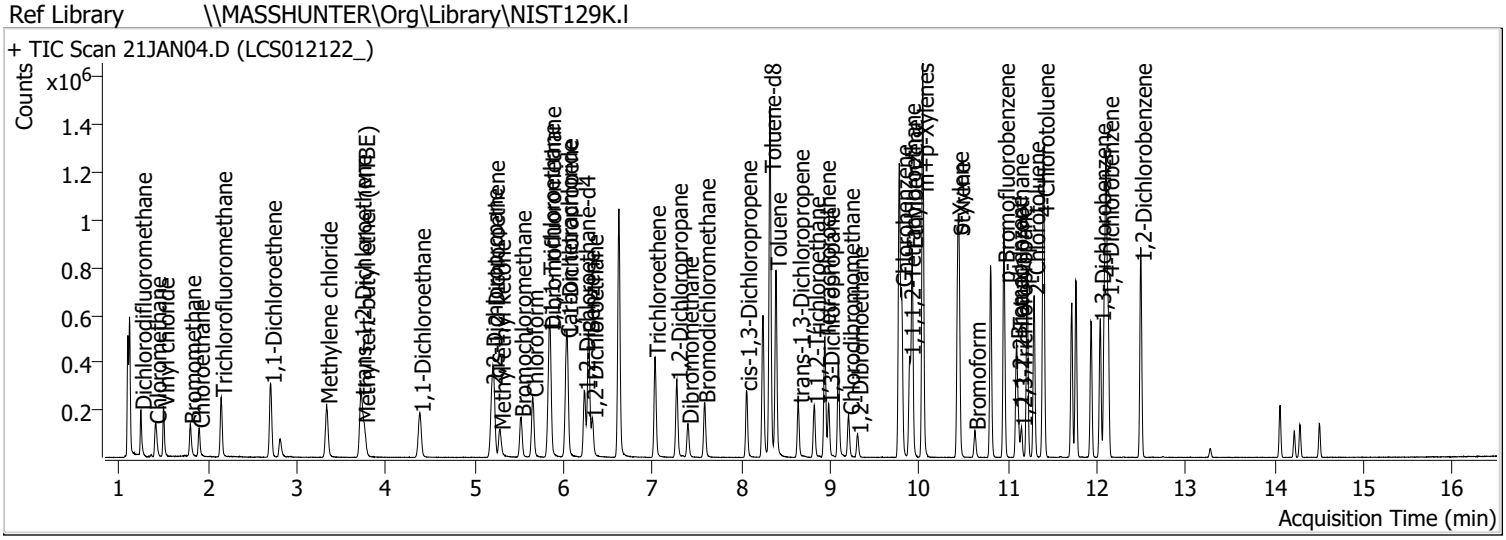

Compound	RT	QIon	Resp.	Conc.	Units	Dev(Min)
Internal Standards						
M Fluorobenzene	6.621	96.0	885836	250.0000	ng	0.000
M Chlorobenzene-d5	9.774	82.0	341649	250.0000	ng	0.000
M 1,4-Dichlorobenzene-d4	12.103	152.0	286593	250.0000	ng	0.003
System Monitoring Compounds						
S Dibromofluoromethane	5.848	113.0	231039	269.2747	ng	-0.003
Spiked Amount: 250.000	Range: 80.0 - 119.0%			Recovery = 107.71%		
S 1,2-Dichloroethane-d4	6.233	67.0	100591	271.4014	ng	0.003
Spiked Amount: 250.000	Range: 81.0 - 118.0%			Recovery = 108.56%		
S Toluene-d8	8.322	98.0	898941	269.7000	ng	0.003
Spiked Amount: 250.000	Range: 89.0 - 112.0%			Recovery = 107.88%		
S p-Bromofluorobenzene	10.951	95.0	272463	257.4856	ng	0.003
Spiked Amount: 250.000	Range: 85.0 - 114.0%			Recovery = 102.99%		
Target Compounds						**QValue**
T Dichlorodifluoromethane	1.244	85.0	129802	108.9749	ng	98
T Chloromethane	1.409	50.0	159083	113.4416	ng	100
T Vinyl chloride	1.498	62.0	151974	119.0594	ng	100
T Bromomethane	1.799	96.0	68697	124.1414	ng	96
T Chloroethane	1.897	64.0	83237	137.8300	ng	99
T Trichlorofluoromethane	2.148	101.0	171312	111.9213	ng	97
T 1,1-Dichloroethene	2.705	96.0	114253	128.2832	ng	97
T Methylene chloride	3.333	49.0	156152	120.5897	ng	99
T trans-1,2-Dichloroethene	3.715	96.0	116613	126.7438	ng	99
T Methyl tert-butyl ether (MTBE)	3.757	73.0	146715	127.5815	ng	100
T 1,1-Dichloroethane	4.381	63.0	223177	129.6081	ng	99
T 2,2-Dichloropropane	5.190	77.0	163430	125.9409	ng	98
T cis-1,2-Dichloroethene	5.215	96.0	120815	129.6881	ng	99
T Methyl ethyl ketone	5.282	43.0	164335	1220.6560	ng	100
T Bromochloromethane	5.513	128.0	46822	121.9006	ng	94
T Chloroform	5.650	83.0	203917	118.6040	ng	99

Compound	RT	QIon	Resp.	Conc.	Units	Dev(Min)
T 1,1,1-Trichloroethane	5.834	97.0	196834	124.0809	ng	99
T Carbon tetrachloride	6.029	117.0	192719	125.2614	ng	97
T 1,1-Dichloropropene	6.040	75.0	156221	121.4430	ng	99
T Benzene	6.280	78.0	448376	126.7041	ng	99
T 1,2-Dichloroethane	6.325	62.0	118168	120.8980	ng	98
T Trichloroethene	7.025	95.0	127302	124.4627	ng	98
T 1,2-Dichloropropane	7.270	63.0	112658	125.2766	ng	100
T Dibromomethane	7.396	93.0	46845	123.5861	ng	98
T Bromodichloromethane	7.583	83.0	132209	124.0386	ng	99
T cis-1,3-Dichloropropene	8.054	75.0	139616	119.3695	ng	99
T Toluene	8.386	92.0	284537	128.0704	ng	98
T trans-1,3-Dichloropropene	8.640	75.0	111269	130.4222	ng	96
T 1,1,2-Trichloroethane	8.818	83.0	55452	127.8253	ng	99
T Tetrachloroethene	8.935	163.8	111434	123.6891	ng	98
T 1,3-Dichloropropane	8.983	76.0	107299	122.2255	ng	100
T Chlorodibromomethane	9.206	129.0	85144	121.8677	ng	96
T 1,2-Dibromoethane	9.303	107.0	59810	124.8315	ng	96
T Chlorobenzene	9.800	112.0	316957	130.1382	ng	100
T 1,1,1,2-Tetrachloroethane	9.894	131.0	104908	122.7645	ng	98
T Ethylbenzene	9.919	91.0	531115	125.1208	ng	100
T m+p-Xylenes	10.039	106.0	418657	247.6503	ng	99
T o-Xylene	10.433	106.0	186909	126.3152	ng	97
T Styrene	10.447	104.0	313436	128.0322	ng	100
T Bromoform	10.625	172.5	47839	124.5709	ng	97
T Bromobenzene	11.094	156.0	122538	131.3150	ng	99
T 1,1,2,2-Tetrachloroethane	11.113	83.0	65923	123.8536	ng	96
T 1,2,3-Trichloropropane	11.149	110.0	17735	126.8194	ng	97
T 2-Chlorotoluene	11.292	126.0	120805	130.8032	ng	96
T 4-Chlorotoluene	11.397	91.0	401365	134.1757	ng	100
T 1,3-Dichlorobenzene	12.033	146.0	224107	132.5522	ng	99
T 1,4-Dichlorobenzene	12.123	146.0	222412	129.0358	ng	99
T 1,2-Dichlorobenzene	12.493	146.0	182577	129.3458	ng	100

(#) = Qualifier Out of Range; (m) = Manual Integration; (+) = Area Summed; (*) = Surrogate Percent Recovery Out of Range; (d): Zeroed Peak

Compound	Conc.	RT	Dev(Min)	Resp.	QIon	QRatio	Lower	Upper
Dichlorodifluoromethane	108.9749	1.24	0.00	129802	87.0	33.0	1.8	61.8

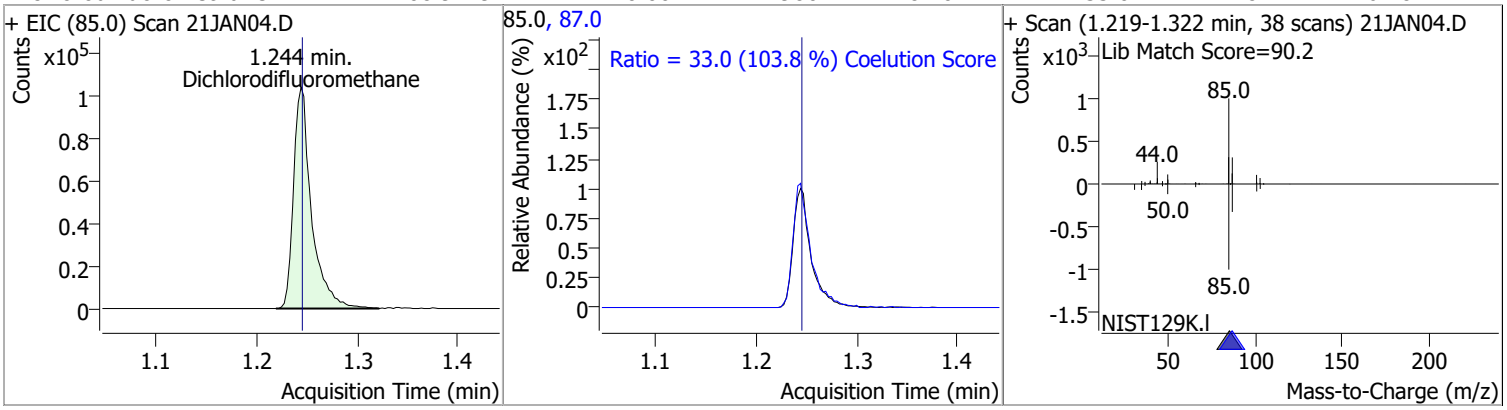

Compound	Conc.	RT	Dev(Min)	Resp.	QIon	QRatio	Lower	Upper
Chloromethane	113.4416	1.41	0.00	159083	52.0	32.6	2.4	62.4

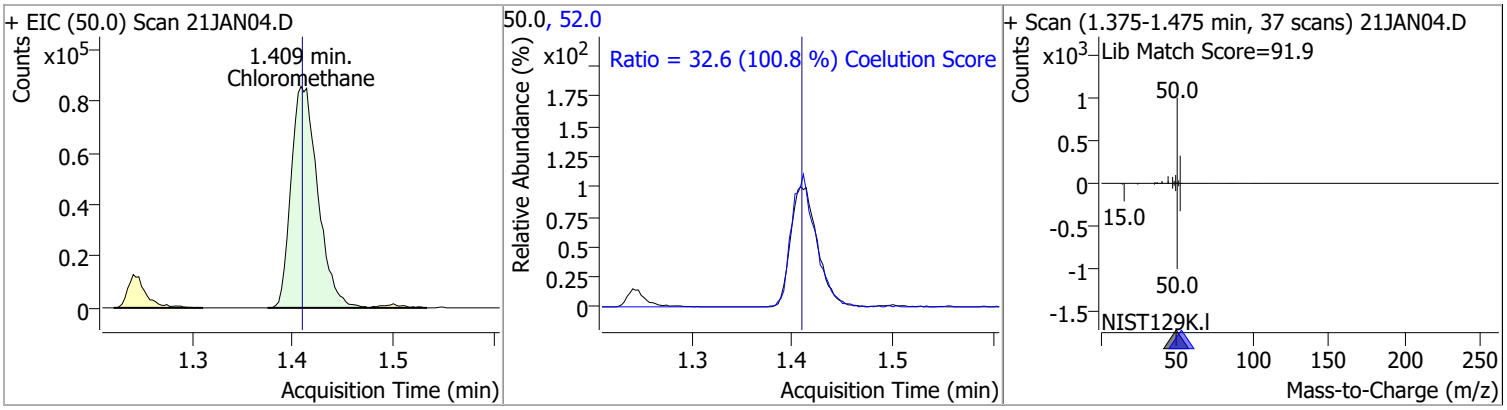

Compound	Conc.	RT	Dev(Min)	Resp.	QIon	QRatio	Lower	Upper
Vinyl chloride	119.0594	1.50	0.00	151974	64.0	31.1	1.3	61.3

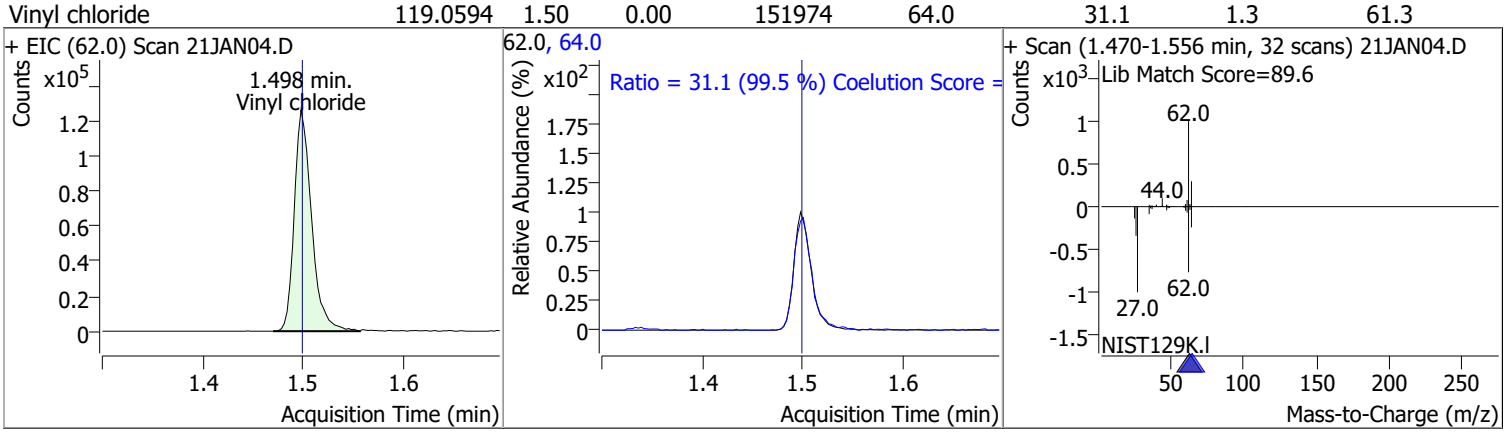

Compound	Conc.	RT	Dev(Min)	Resp.	QIon	QRatio	Lower	Upper
Bromomethane	124.1414	1.80	0.00	68697	94.0	106.0	80.1	140.1

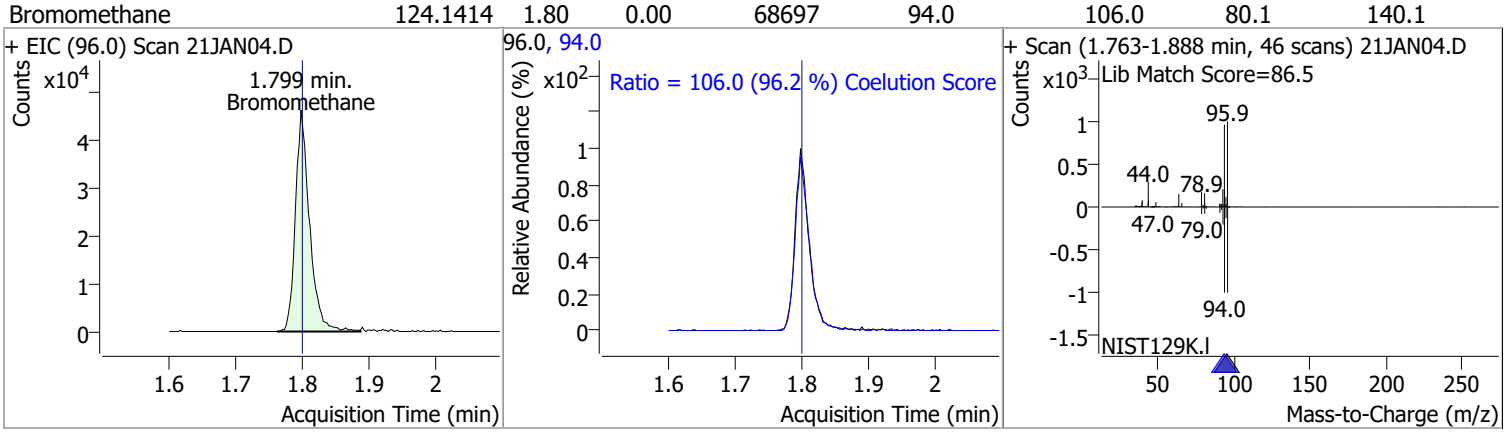

Quantitation Results Report (QT Reviewed)

Compound	Conc.	RT	Dev(Min)	Resp.	QIon	QRatio	Lower	Upper
Chloroethane	137.8300	1.90	0.00	83237	66.0	29.6	0.0	60.0

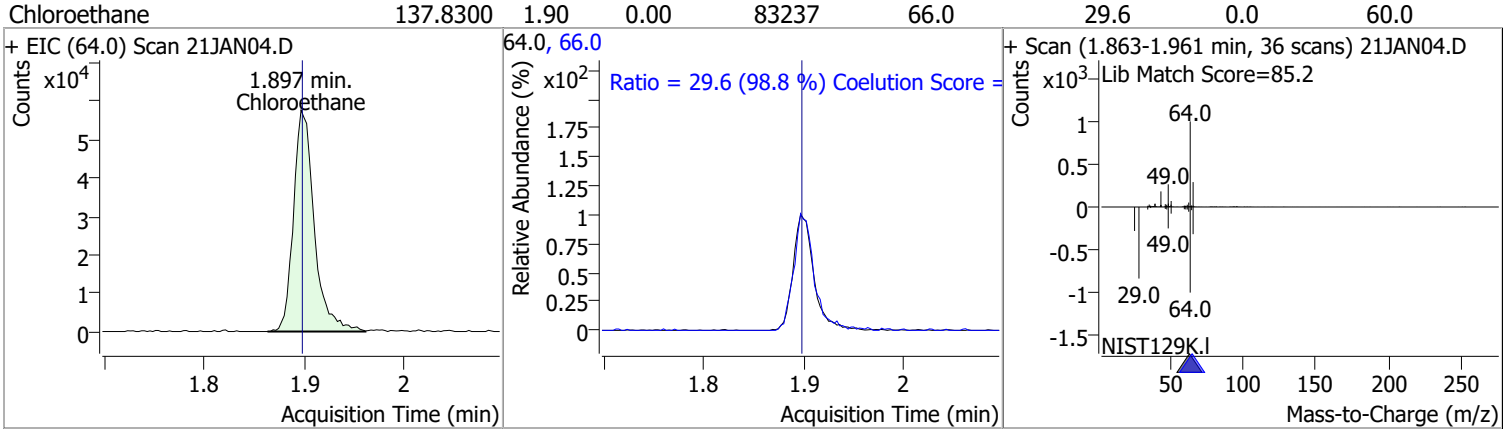

Compound	Conc.	RT	Dev(Min)	Resp.	QIon	QRatio	Lower	Upper
Trichlorofluoromethane	111.9213	2.15	0.00	171312	103.0	67.3	35.0	95.0

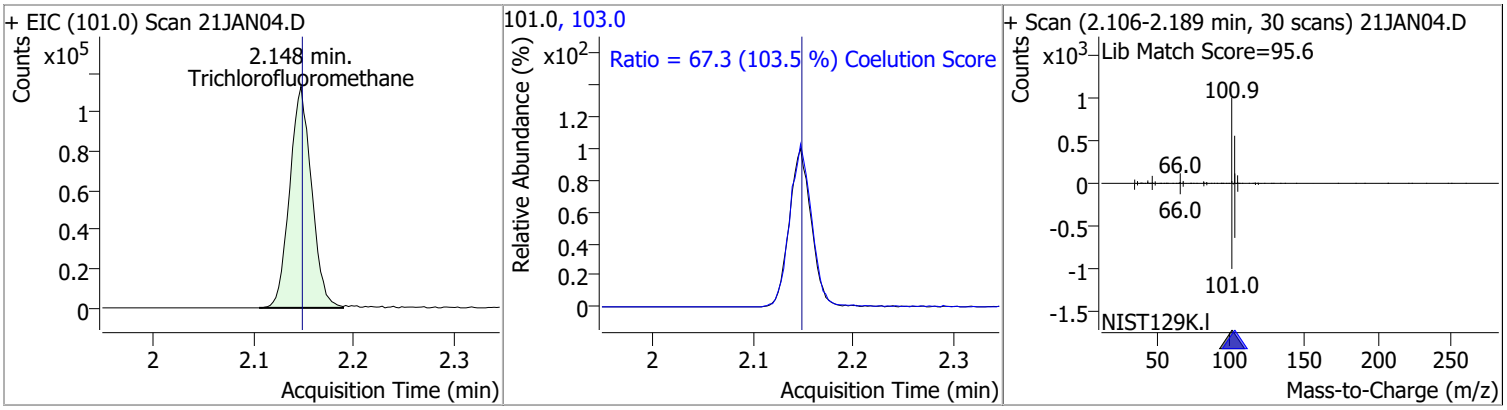

Compound	Conc.	RT	Dev(Min)	Resp.	QIon	QRatio	Lower	Upper
1,1-Dichloroethene	128.2832	2.71	0.00	114253	61.0	175.5	149.9	209.9
					63.0	54.8	27.0	87.0

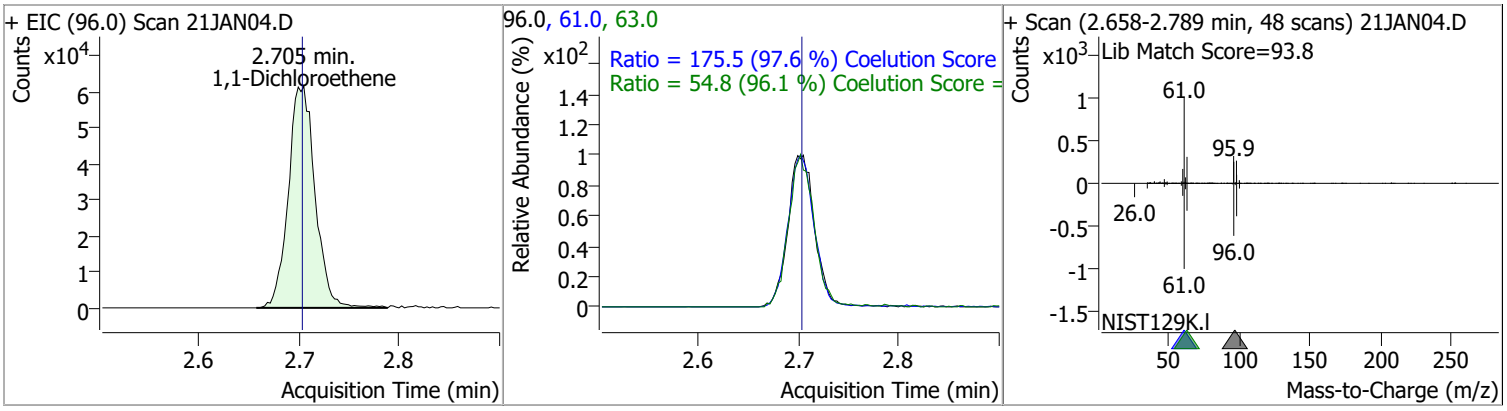

Compound	Conc.	RT	Dev(Min)	Resp.	QIon	QRatio	Lower	Upper
Methylene chloride	120.5897	3.33	0.00	156152	84.0	66.3	36.1	96.1
					86.0	42.7	11.8	71.8

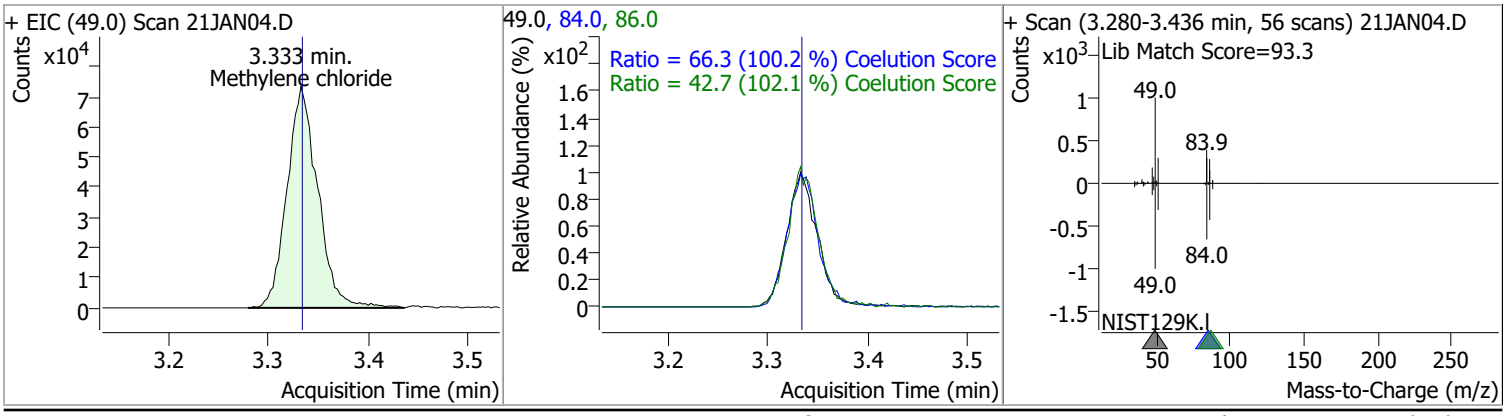

Quantitation Results Report (QT Reviewed)

Compound	Conc.	RT	Dev(Min)	Resp.	QIon	QRatio	Lower	Upper
trans-1,2-Dichloroethene	126.7438	3.71	-0.01	116613	61.0	153.9	124.8	184.8
					98.0	64.0	32.1	92.1

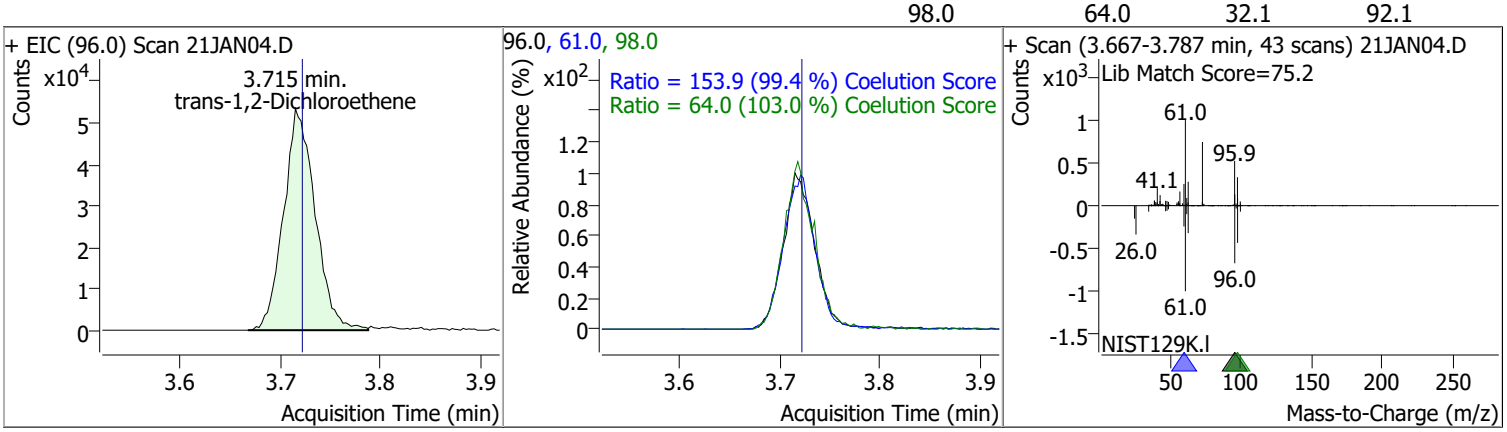

Compound	Conc.	RT	Dev(Min)	Resp.	QIon	QRatio	Lower	Upper
Methyl tert-butyl ether (MTBE)	127.5815	3.76	0.00	146715	57.0	24.4	0.0	54.6

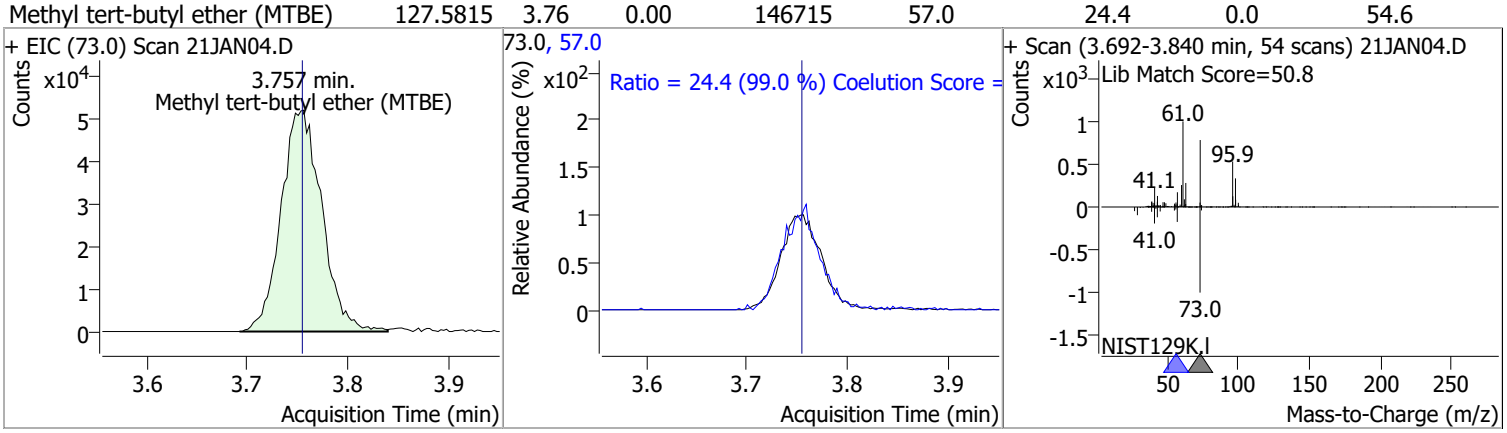

Compound	Conc.	RT	Dev(Min)	Resp.	QIon	QRatio	Lower	Upper
1,1-Dichloroethane	129.6081	4.38	0.00	223177	65.0	31.8	1.0	61.0
					83.0	12.9	0.0	42.7

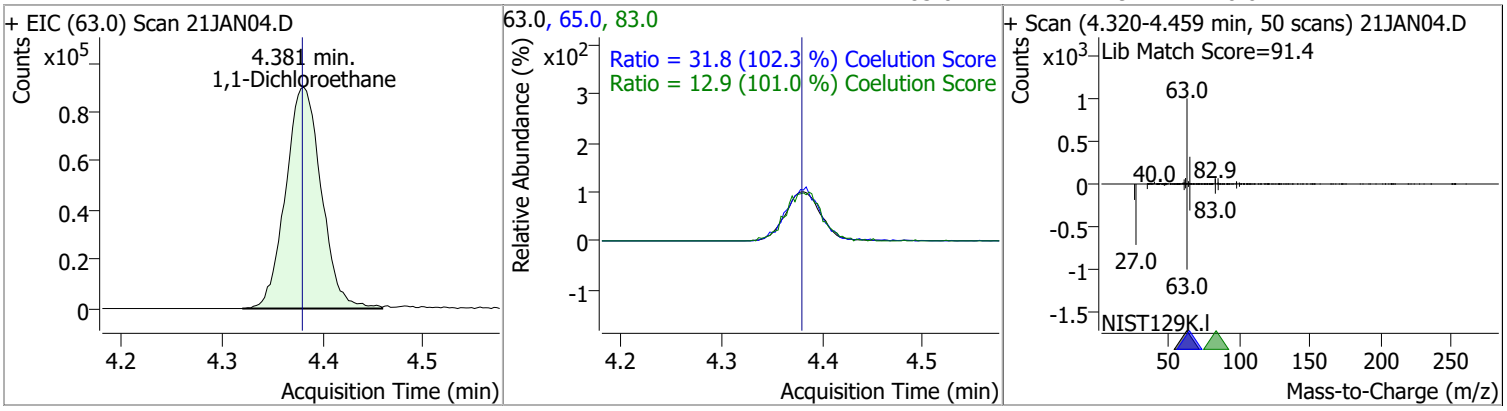

Quantitation Results Report (QT Reviewed)

Compound	Conc.	RT	Dev(Min)	Resp.	QIon	QRatio	Lower	Upper
2,2-Dichloropropane	125.9409	5.19	0.00	163430	41.0	66.5	38.8	98.8
					97.0	23.1	0.0	53.9

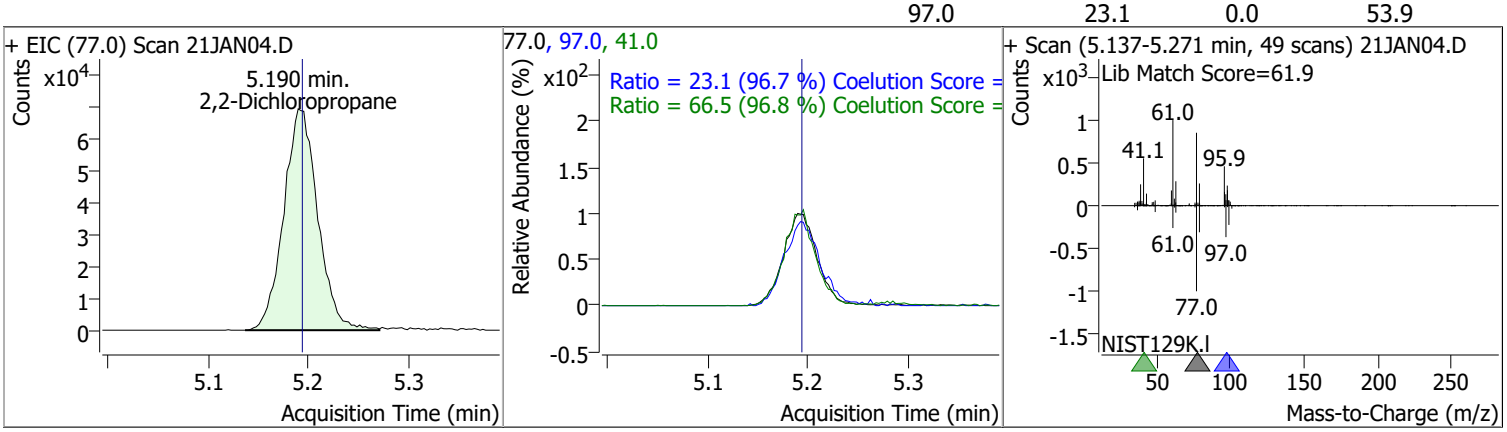

Compound	Conc.	RT	Dev(Min)	Resp.	QIon	QRatio	Lower	Upper
cis-1,2-Dichloroethene	129.6881	5.22	0.00	120815	61.0	158.6	130.4	190.4
					98.0	66.1	36.2	96.2

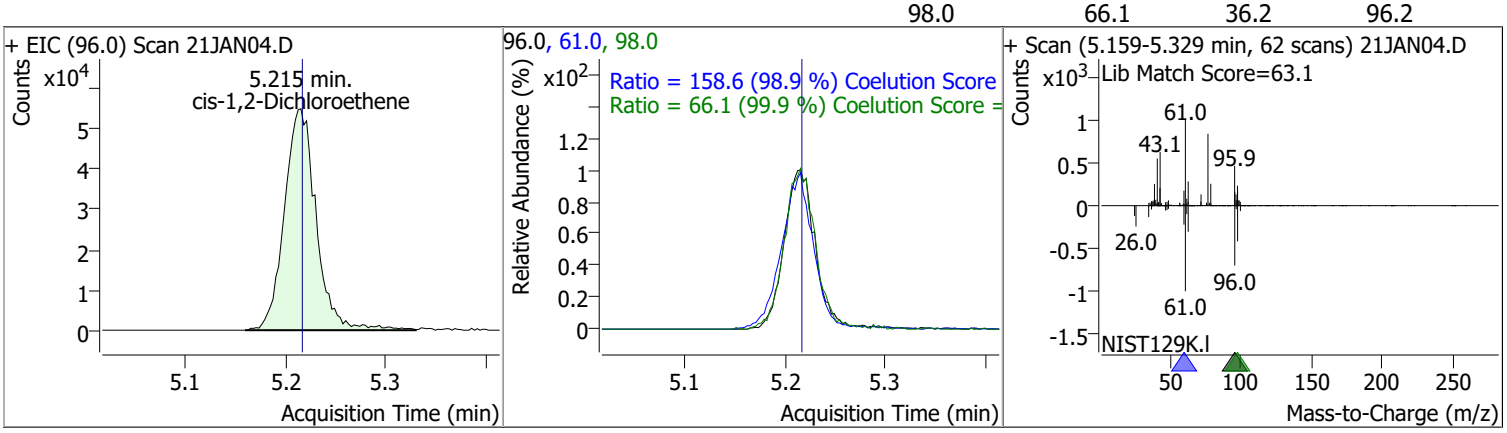

Compound	Conc.	RT	Dev(Min)	Resp.	QIon	QRatio	Lower	Upper
Methyl ethyl ketone	1220.6560	5.28	0.00	164335	72.0	20.5	0.0	50.6

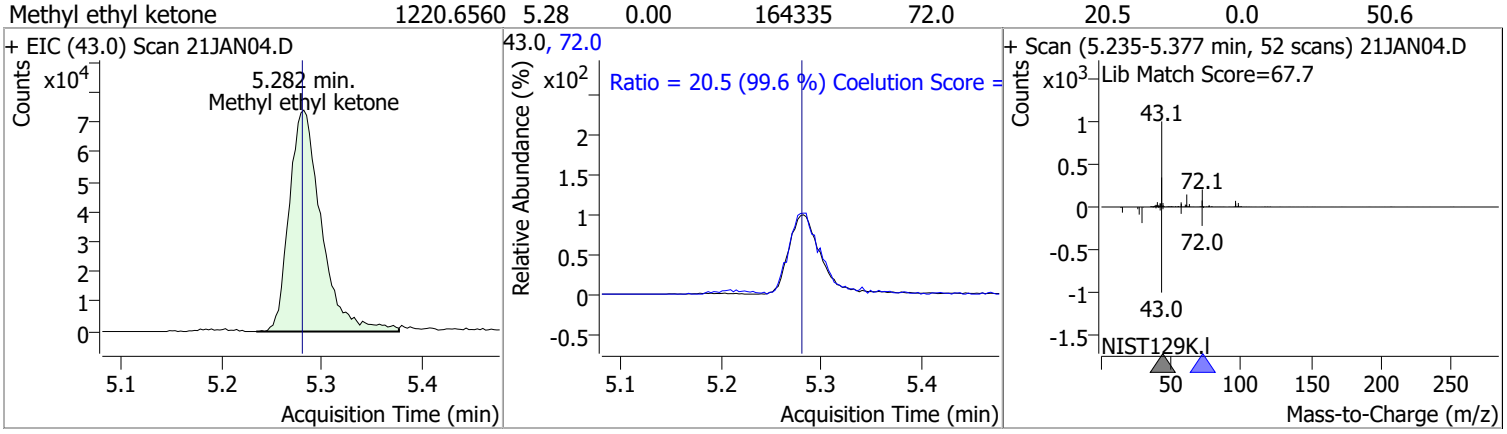

Compound	Conc.	RT	Dev(Min)	Resp.	QIon	QRatio	Lower	Upper
Bromochloromethane	121.9006	5.51	0.00	46822	49.0	191.2	152.2	212.2

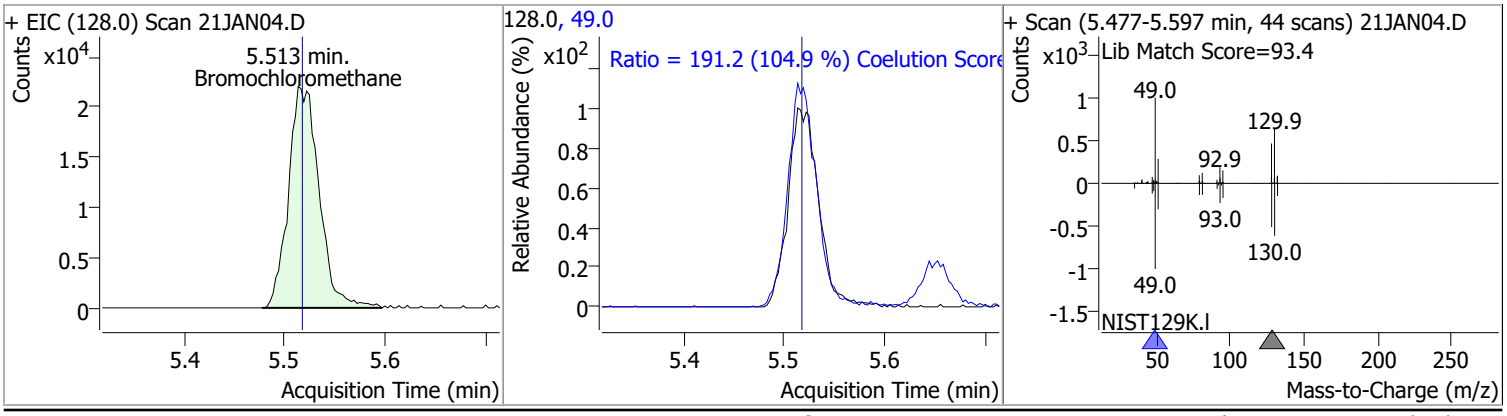

Compound	Conc.	RT	Dev(Min)	Resp.	QIon	QRatio	Lower	Upper
Chloroform	118.6040	5.65	0.00	203917	85.0	65.5	36.2	96.2

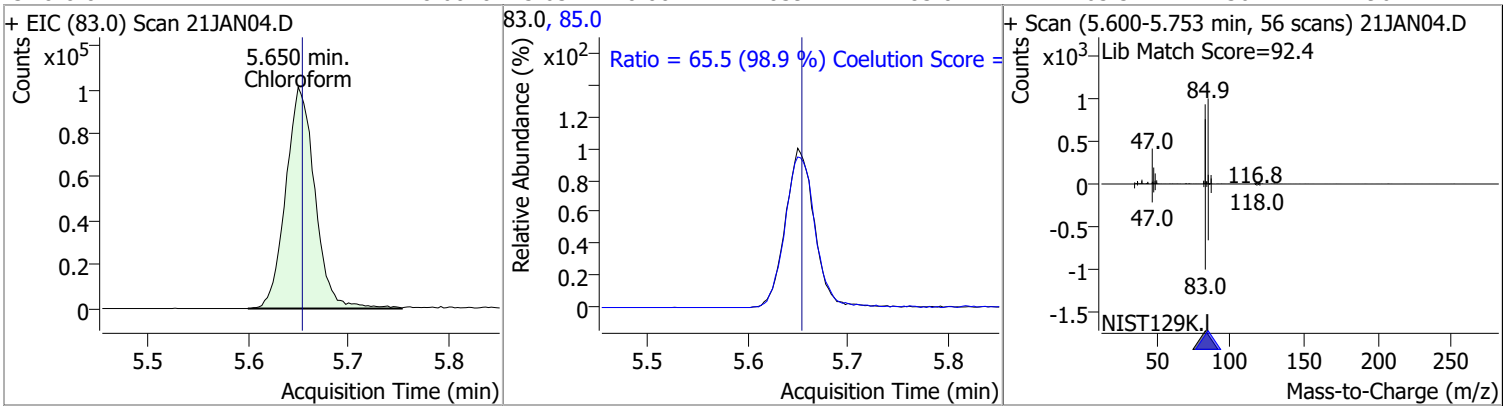

Compound	Conc.	RT	Dev(Min)	Resp.	QIon	QRatio	Lower	Upper
1,1,1-Trichloroethane	124.0809	5.83	0.00	196834	99.0	64.4	33.1	93.1
					61.0	48.9	19.1	79.1

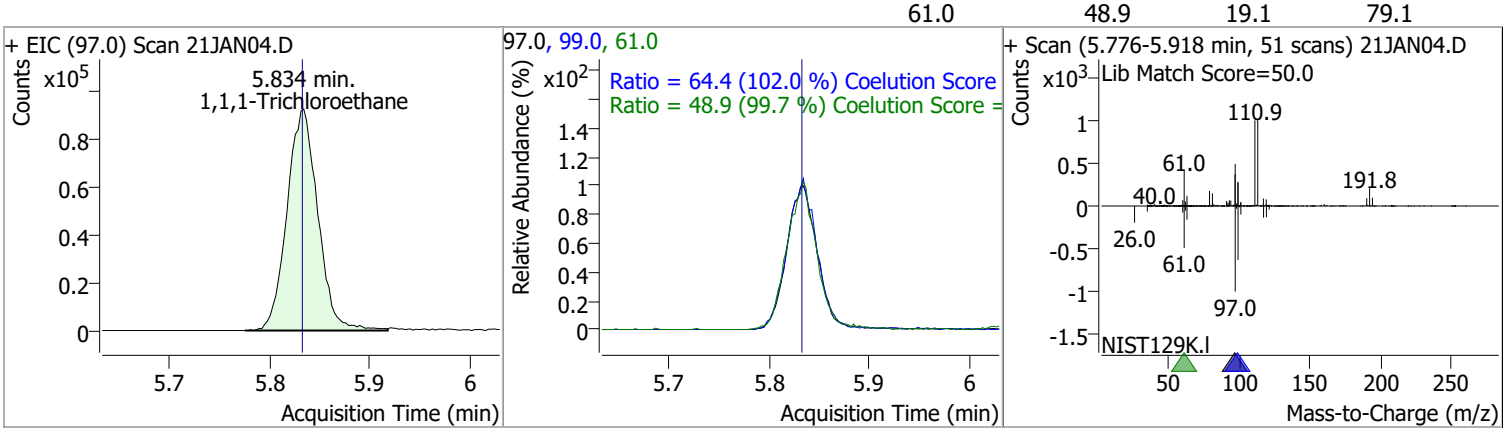

Compound	Conc.	RT	Dev(Min)	Resp.	QIon	QRatio	Lower	Upper
Dibromofluoromethane	269.2747	5.85	0.00	231039	191.5	21.6	0.0	53.2

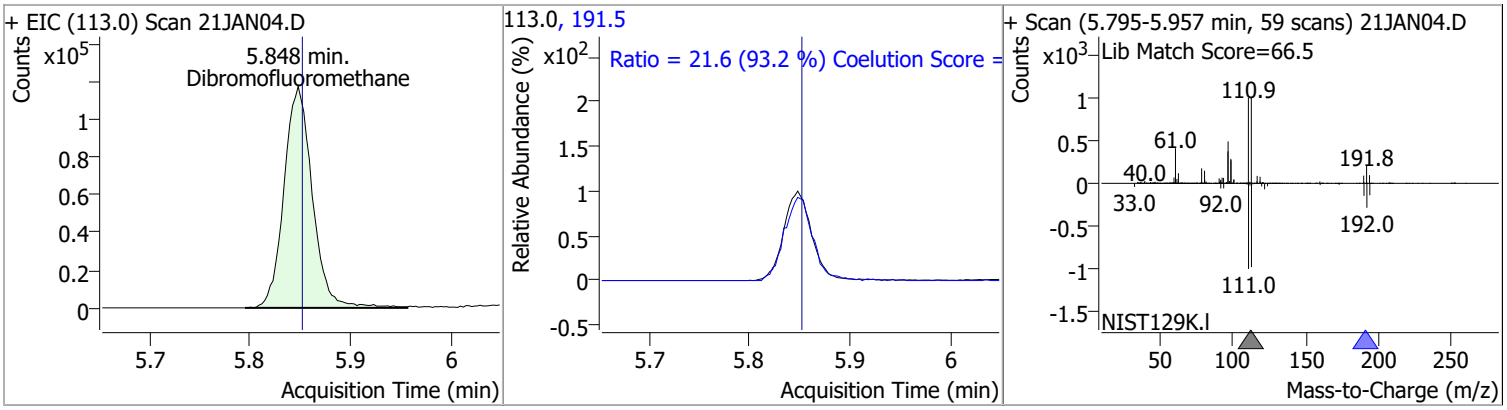

Compound	Conc.	RT	Dev(Min)	Resp.	QIon	QRatio	Lower	Upper
Carbon tetrachloride	125.2614	6.03	0.01	192719	119.0	94.4	67.6	127.6
					121.0	30.3	0.7	60.7

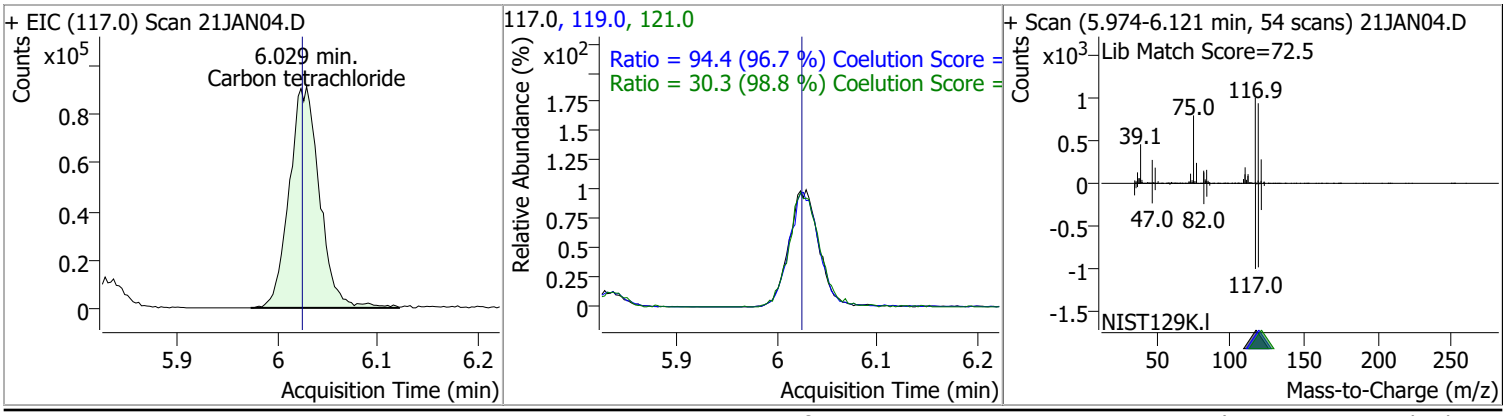

Quantitation Results Report (QT Reviewed)

Compound	Conc.	RT	Dev(Min)	Resp.	QIon	QRatio	Lower	Upper
1,1-Dichloropropene	121.4430	6.04	0.00	156221	110.0	35.3	5.6	65.6
					77.0	30.1	1.0	61.0

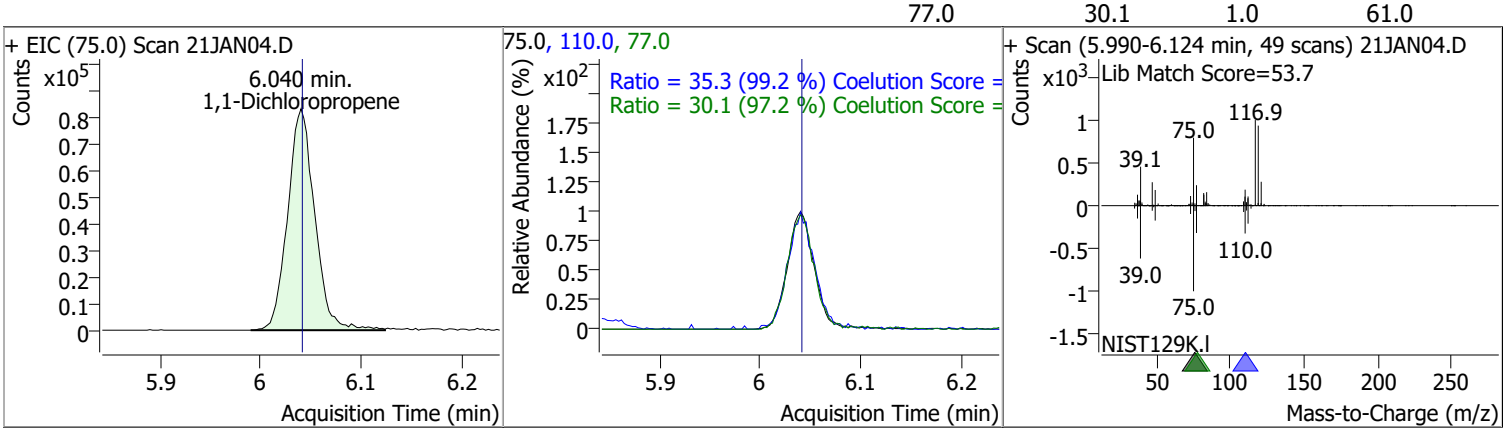

Compound	Conc.	RT	Dev(Min)	Resp.	QIon	QRatio	Lower	Upper
1,2-Dichloroethane-d4	271.4014	6.23	0.00	100591	65.0	194.7	162.8	222.8

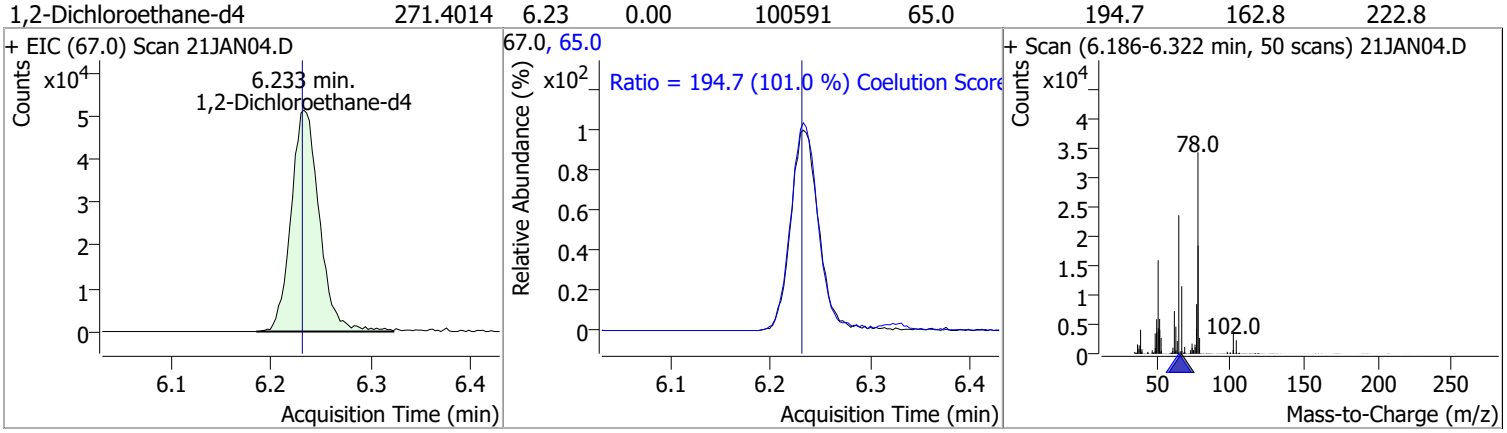

Compound	Conc.	RT	Dev(Min)	Resp.	QIon	QRatio	Lower	Upper
Benzene	126.7041	6.28	0.00	448376	77.0	24.0	0.0	53.3

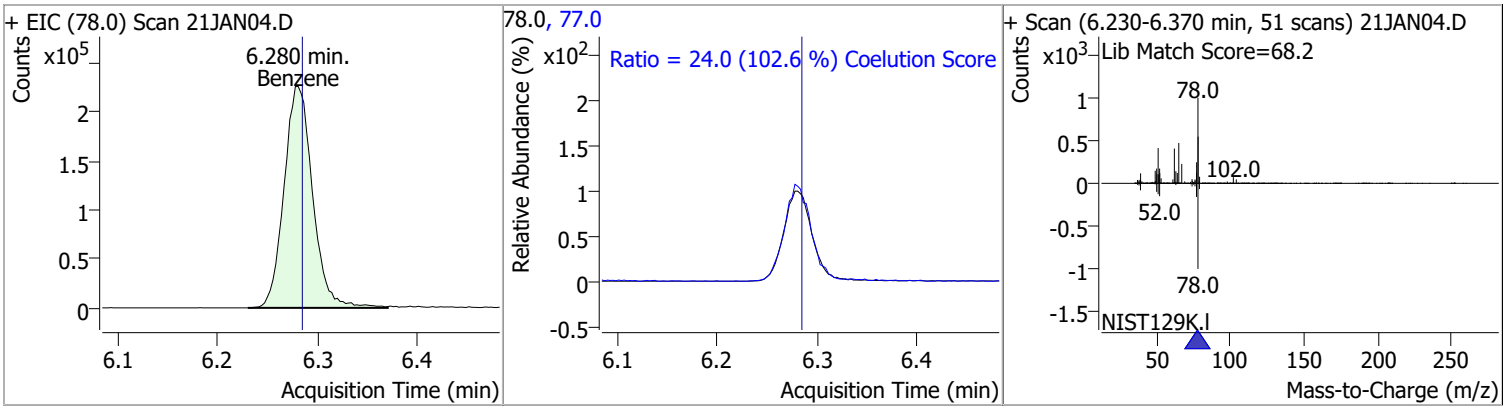

Compound	Conc.	RT	Dev(Min)	Resp.	QIon	QRatio	Lower	Upper
1,2-Dichloroethane	120.8980	6.32	0.00	118168	64.0	31.0	2.2	62.2
					98.0	7.7	0.0	38.2

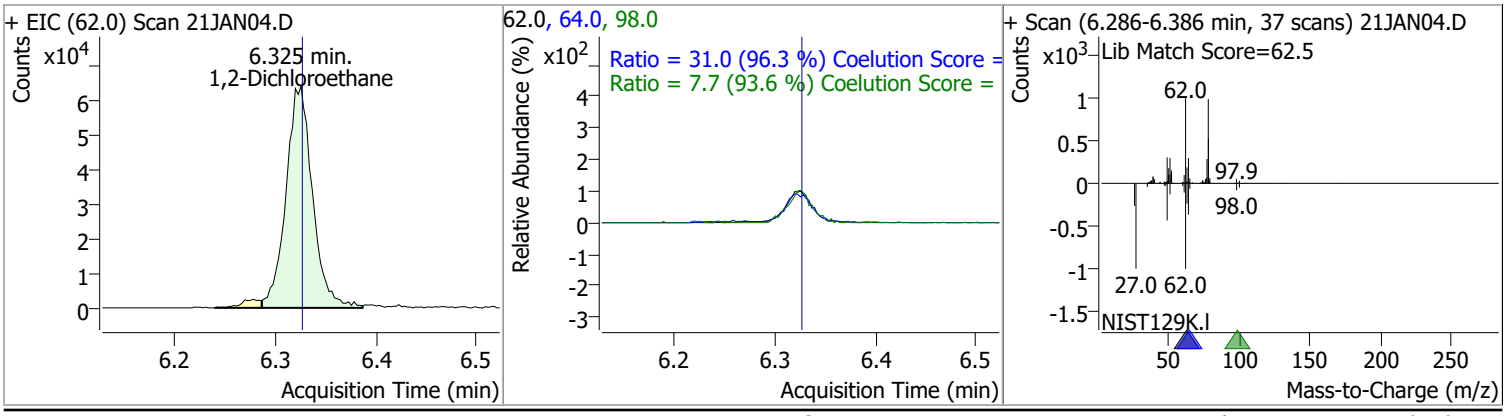

Quantitation Results Report (QT Reviewed)

Compound	Conc.	RT	Dev(Min)	Resp.	QIon	QRatio	Lower	Upper
Trichloroethene	124.4627	7.02	0.00	127302	130.0	101.7	75.6	135.6
					97.0	65.4	35.7	95.7

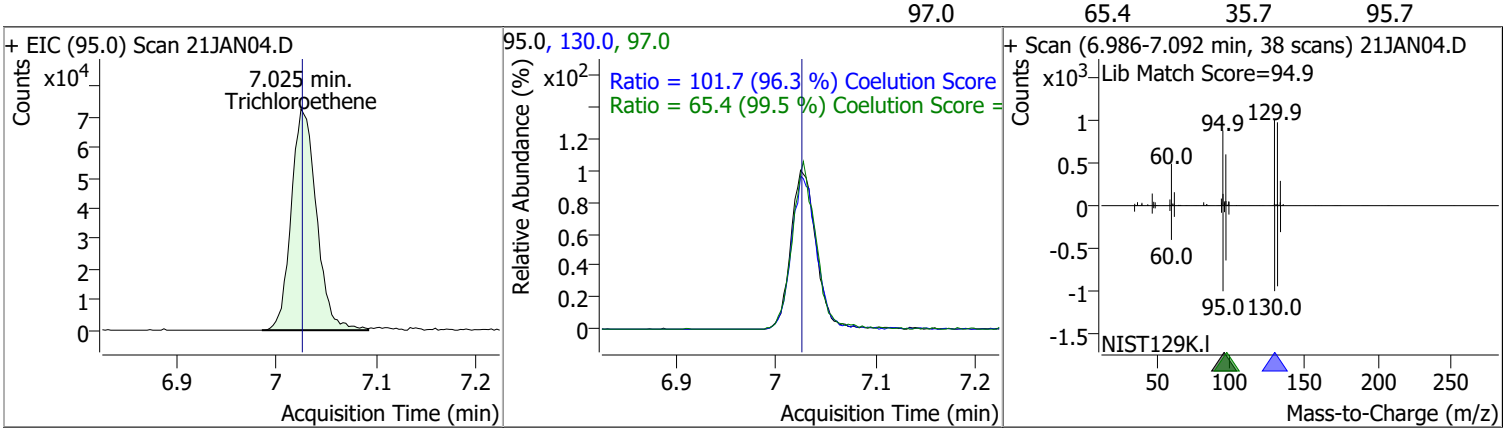

Compound	Conc.	RT	Dev(Min)	Resp.	QIon	QRatio	Lower	Upper
1,2-Dichloropropane	125.2766	7.27	0.00	112658	76.0	39.7	9.8	69.8

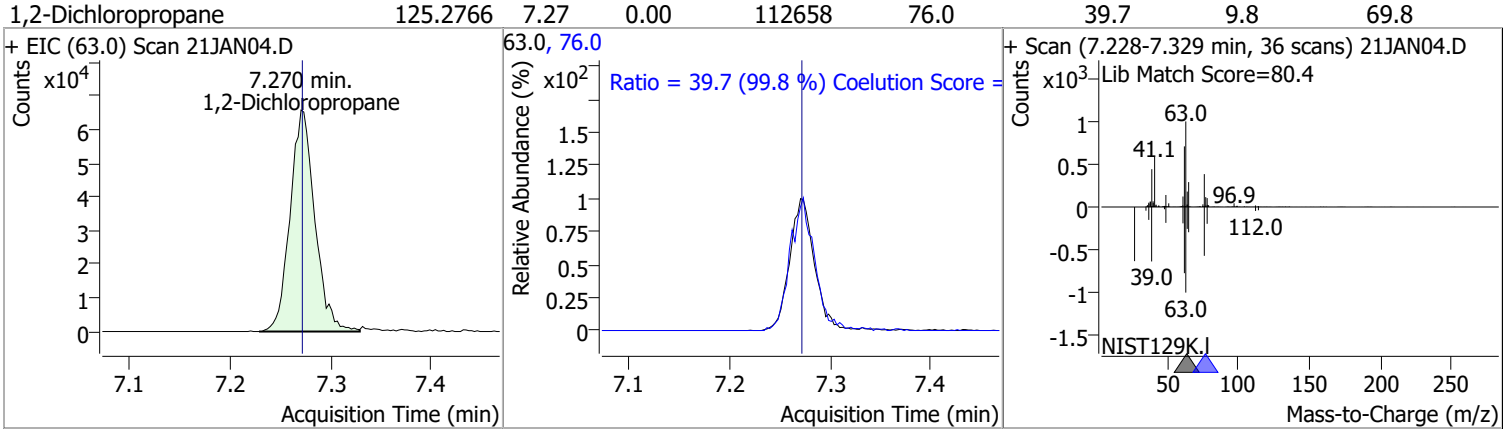

Compound	Conc.	RT	Dev(Min)	Resp.	QIon	QRatio	Lower	Upper
Dibromomethane	123.5861	7.40	0.00	46845	173.5	111.8	78.2	138.2
					95.0	84.6	54.5	114.5

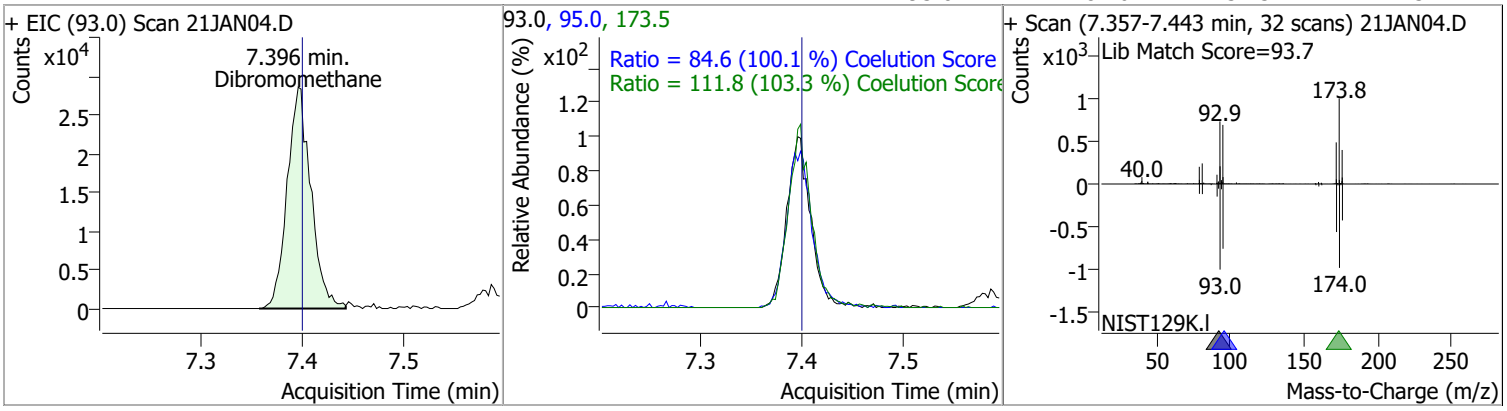

Quantitation Results Report (QT Reviewed)

Compound	Conc.	RT	Dev(Min)	Resp.	QIon	QRatio	Lower	Upper
Bromodichloromethane	124.0386	7.58	0.00	132209	85.0	67.0	36.3	96.3
					127.0	9.8	0.0	39.5

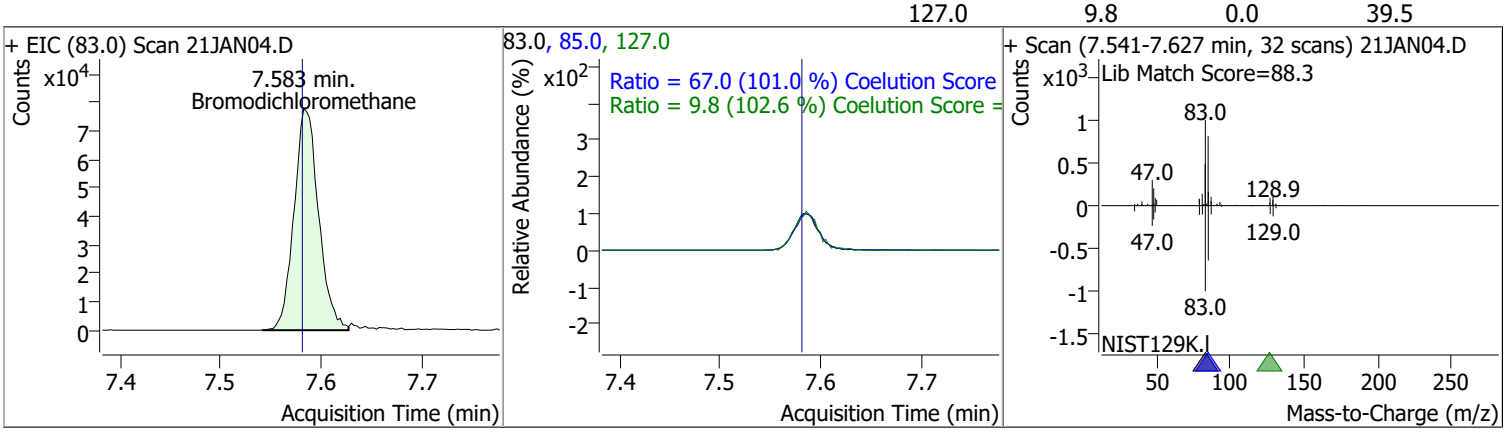

Compound	Conc.	RT	Dev(Min)	Resp.	QIon	QRatio	Lower	Upper
cis-1,3-Dichloropropene	119.3695	8.05	-0.01	139616	39.0	53.4	22.5	82.5
					77.0	32.5	1.8	61.8

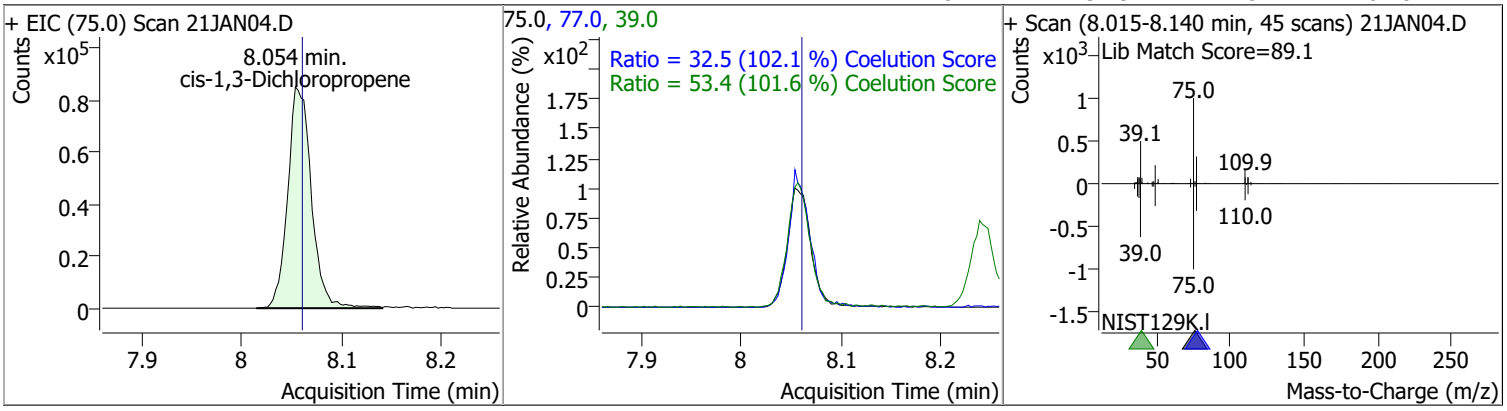

Compound	Conc.	RT	Dev(Min)	Resp.	QIon	QRatio	Lower	Upper
Toluene-d8	269.7000	8.32	0.00	898941	100.0	63.4	34.3	94.3
					99.0	9.3	0.0	39.2

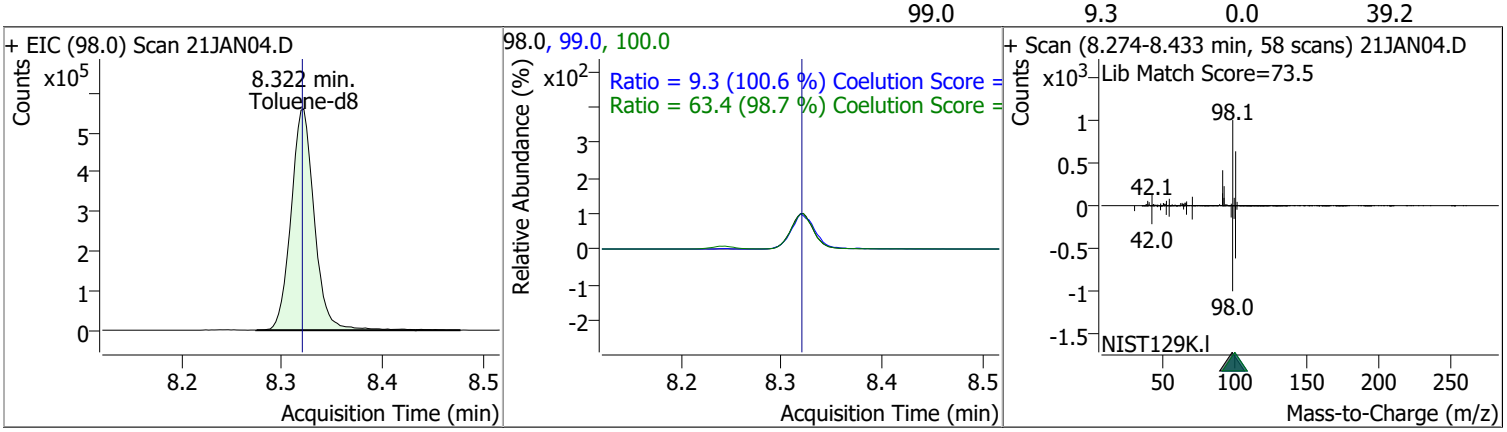

Compound	Conc.	RT	Dev(Min)	Resp.	QIon	QRatio	Lower	Upper
Toluene	128.0704	8.39	0.00	284537	91.0	176.6	144.1	204.1

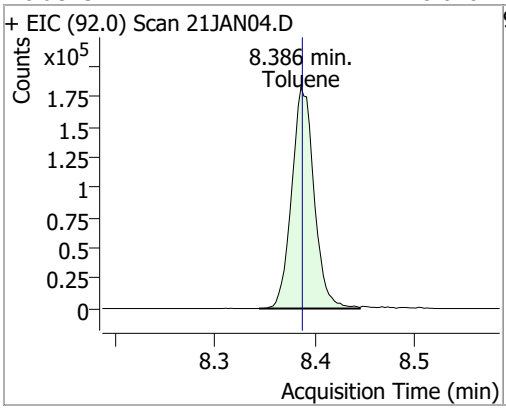

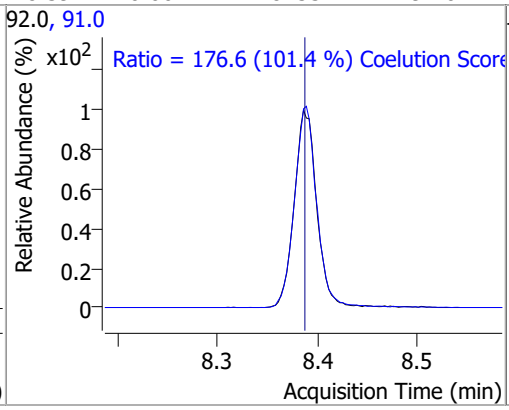

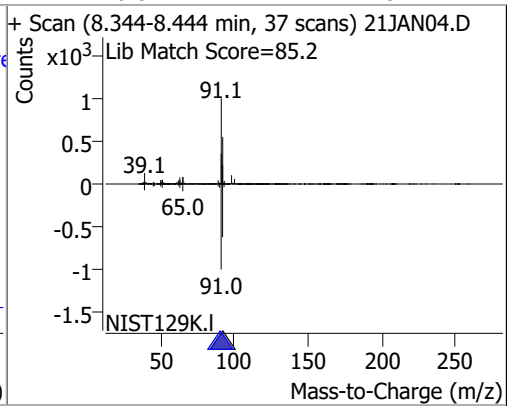

Compound	Conc.	RT	Dev(Min)	Resp.	QIon	QRatio	Lower	Upper
trans-1,3-Dichloropropene	130.4222	8.64	0.00	111269	39.0	49.8	23.0	83.0
					77.0	32.8	1.0	61.0

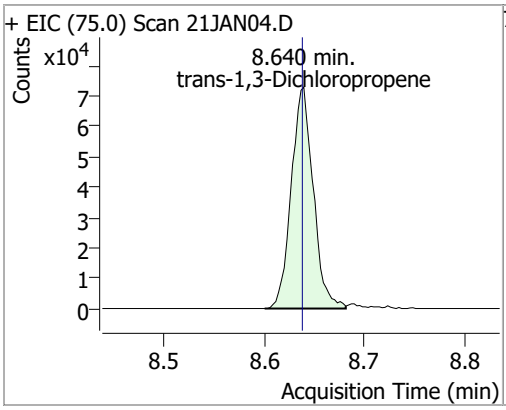

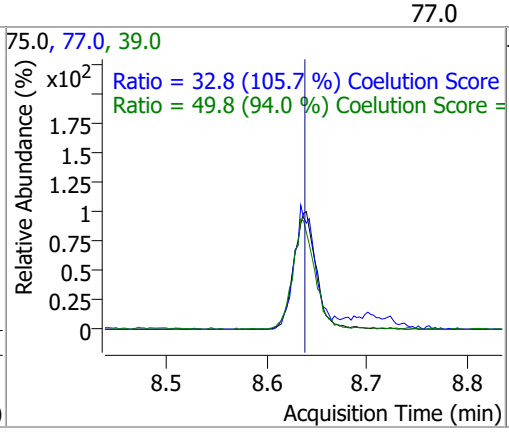

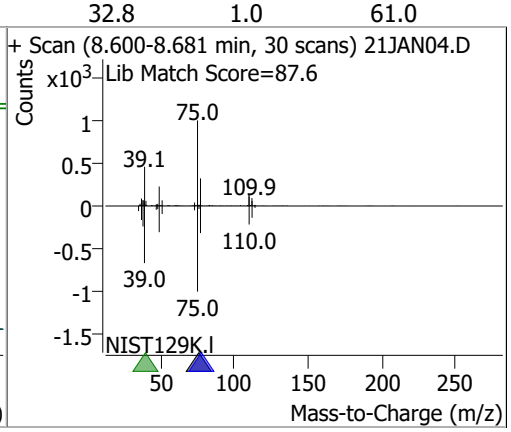

Compound	Conc.	RT	Dev(Min)	Resp.	QIon	QRatio	Lower	Upper
1,1,2-Trichloroethane	127.8253	8.82	0.00	55452	97.0	110.9	80.7	140.7
					85.0	62.5	30.7	90.7

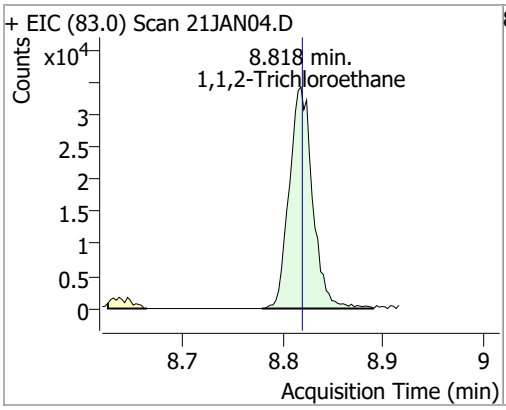

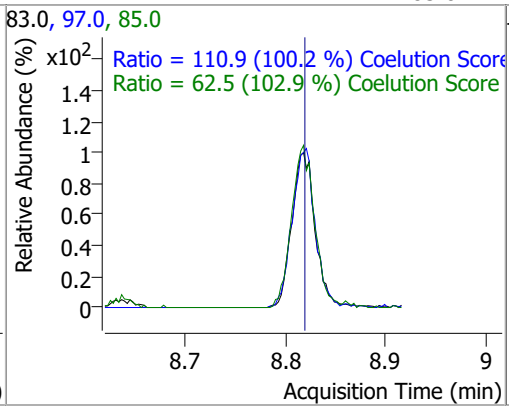

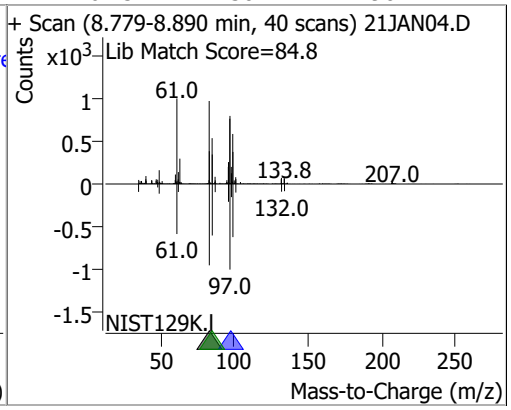

Compound	Conc.	RT	Dev(Min)	Resp.	QIon	QRatio	Lower	Upper
Tetrachloroethene	123.6891	8.94	0.00	111434	165.8	129.4	96.1	156.1
					129.0	91.3	60.5	120.5

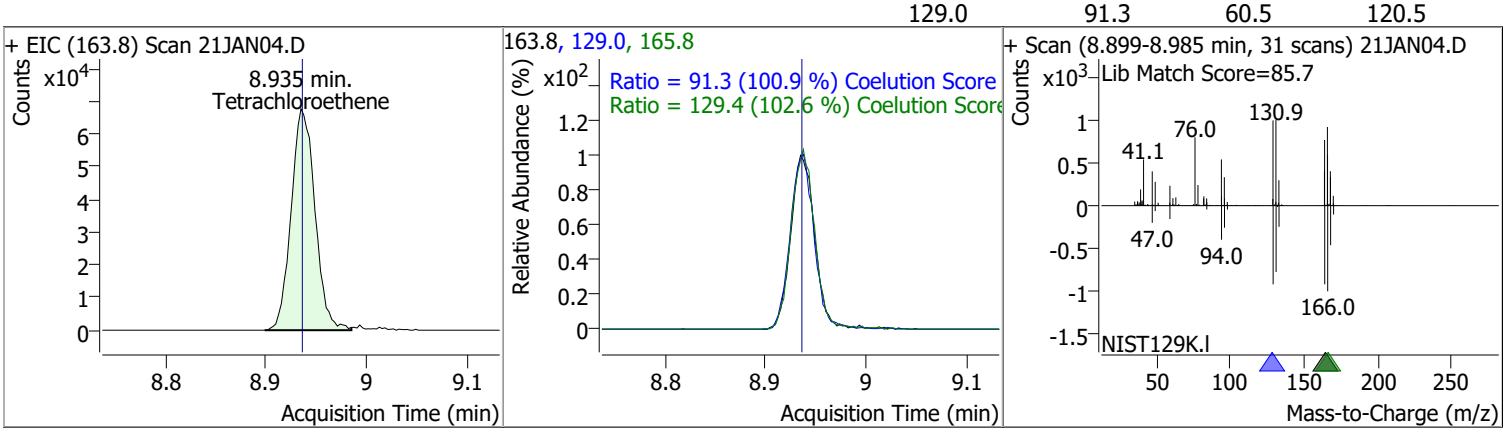

Compound	Conc.	RT	Dev(Min)	Resp.	QIon	QRatio	Lower	Upper
1,3-Dichloropropane	122.2255	8.98	0.00	107299	78.0	32.2	2.4	62.4

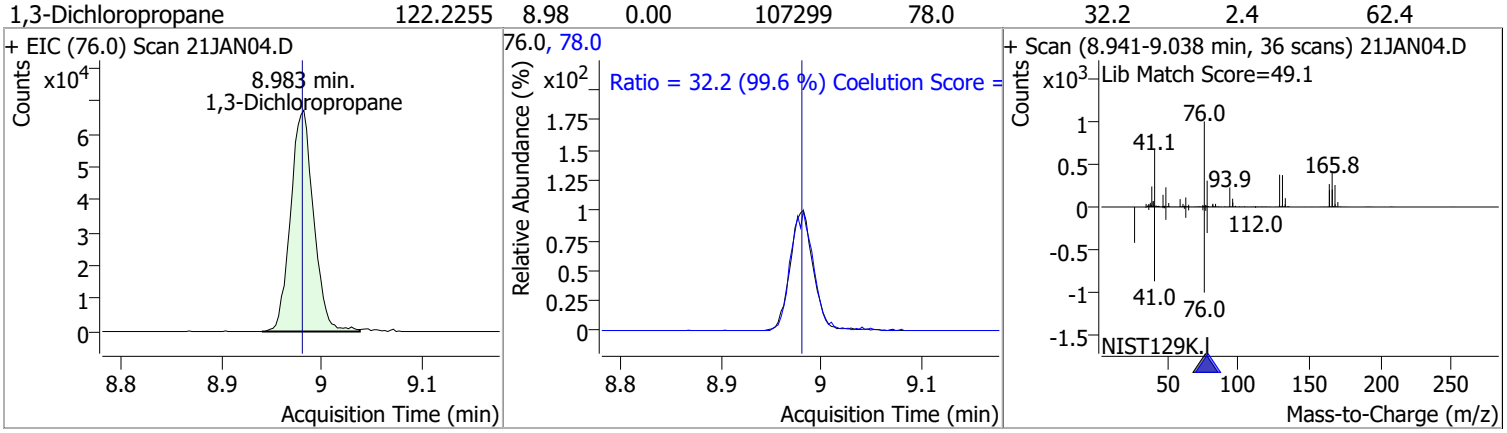

Compound	Conc.	RT	Dev(Min)	Resp.	QIon	QRatio	Lower	Upper
Chlorodibromomethane	121.8677	9.21	0.00	85144	127.0	80.9	47.2	107.2

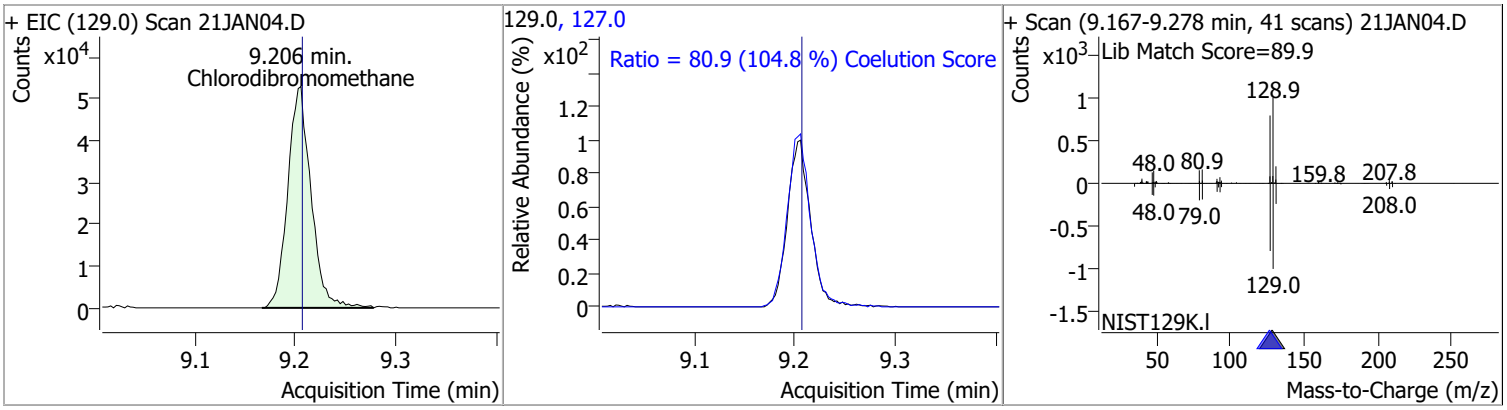

Compound	Conc.	RT	Dev(Min)	Resp.	QIon	QRatio	Lower	Upper
1,2-Dibromoethane	124.8315	9.30	0.00	59810	109.0	95.0	61.5	121.5

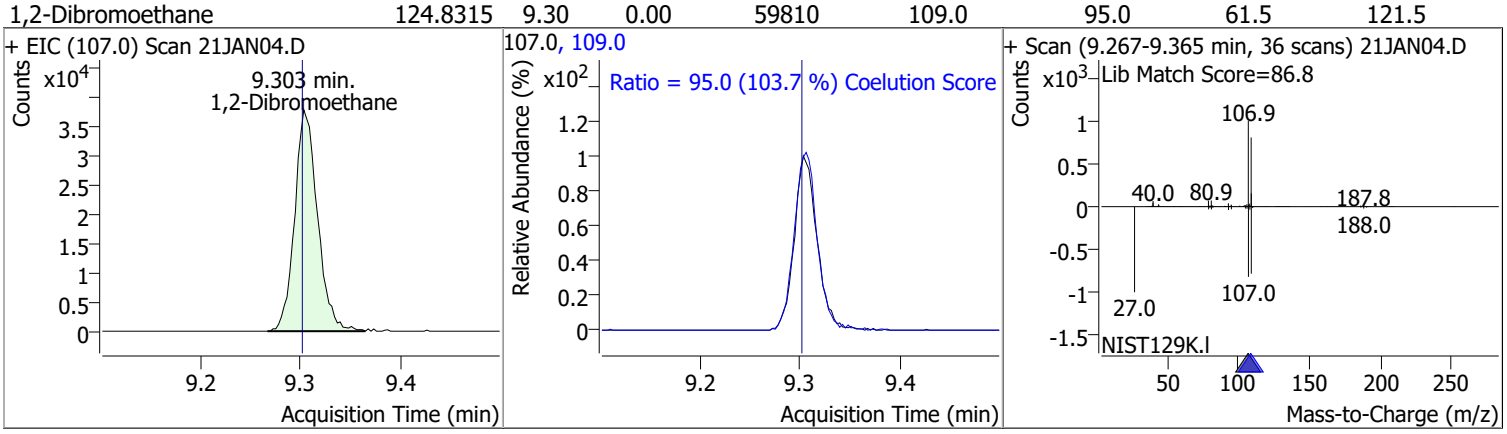

Quantitation Results Report (QT Reviewed)

Compound	Conc.	RT	Dev(Min)	Resp.	QIon	QRatio	Lower	Upper
Chlorobenzene	130.1382	9.80	0.00	316957	114.0	32.5	2.2	62.2

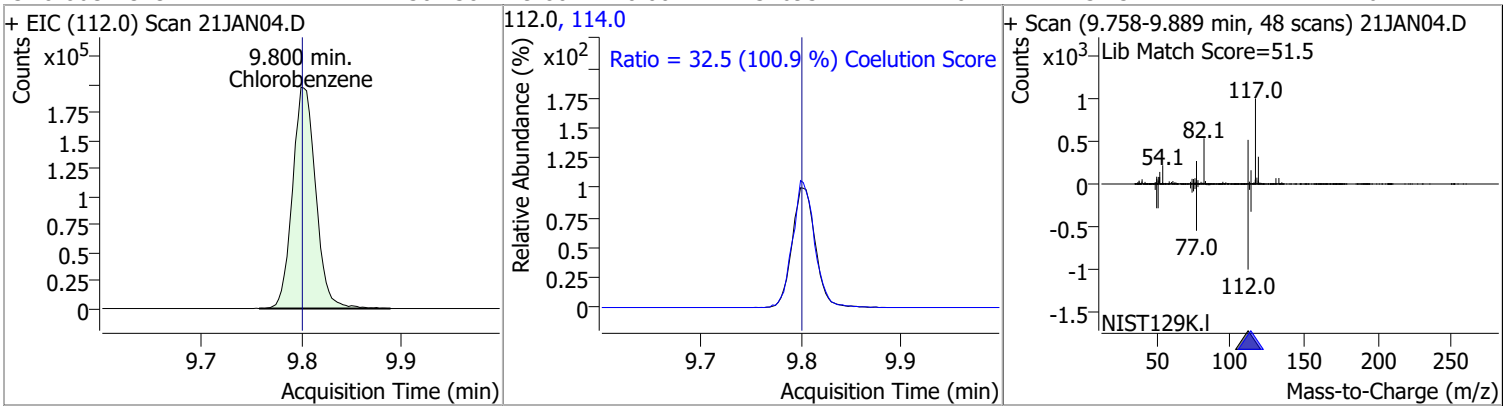

Compound	Conc.	RT	Dev(Min)	Resp.	QIon	QRatio	Lower	Upper
1,1,1,2-Tetrachloroethane	122.7645	9.89	0.00	104908	133.0	97.5	65.3	125.3

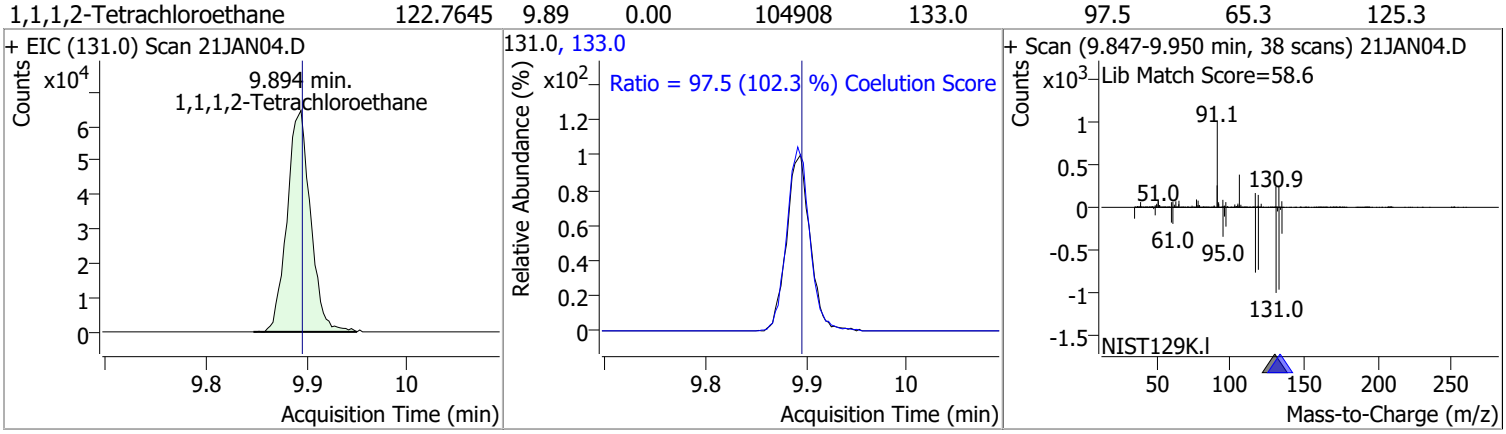

Compound	Conc.	RT	Dev(Min)	Resp.	QIon	QRatio	Lower	Upper
Ethylbenzene	125.1208	9.92	0.00	531115	106.0	31.5	1.7	61.7

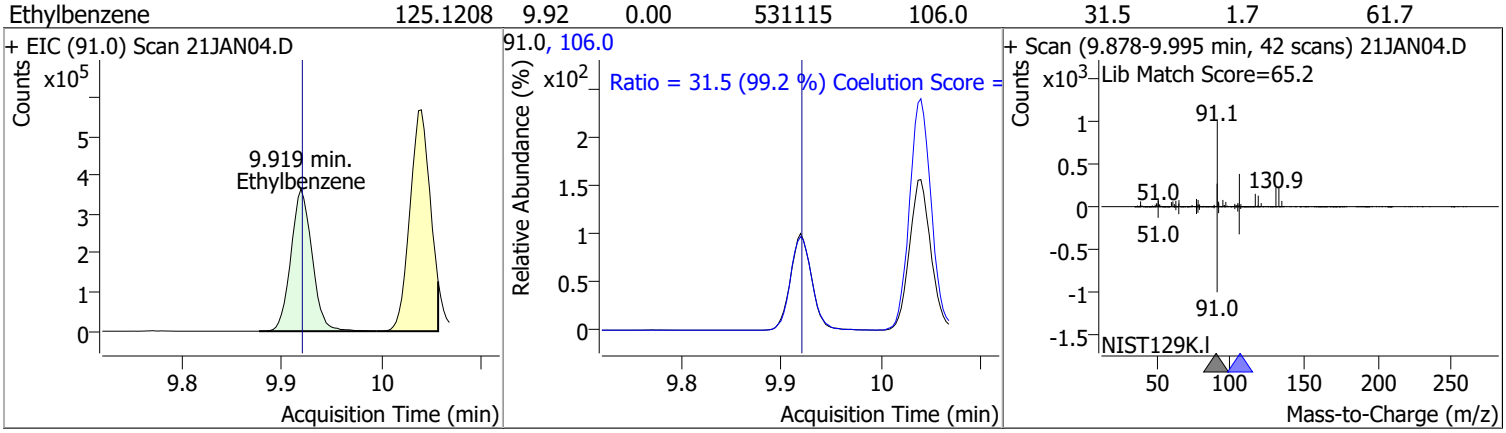

Compound	Conc.	RT	Dev(Min)	Resp.	QIon	QRatio	Lower	Upper
m+p-Xylenes	247.6503	10.04	0.00	418657	91.0	202.3	170.7	230.7

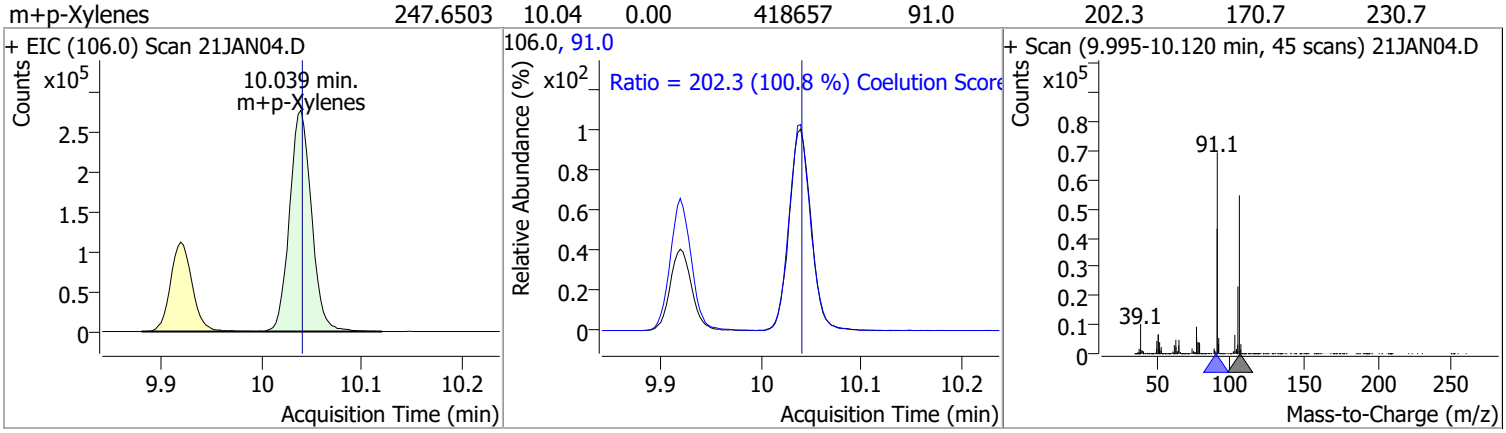

Compound	Conc.	RT	Dev(Min)	Resp.	QIon	QRatio	Lower	Upper
o-Xylene	126.3152	10.43	0.00	186909	91.0	216.0	181.4	241.4

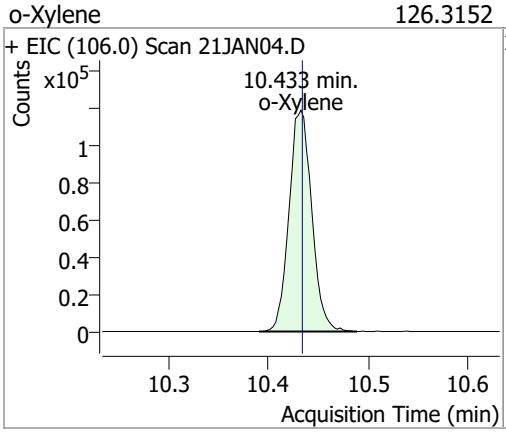

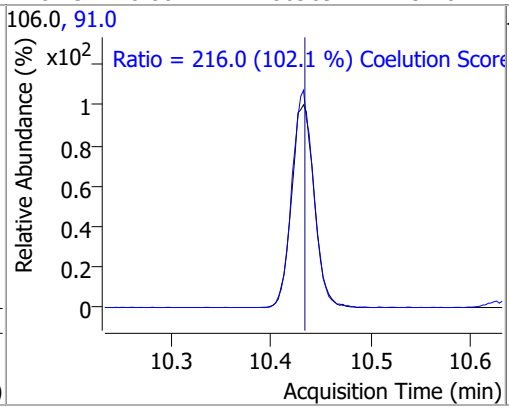

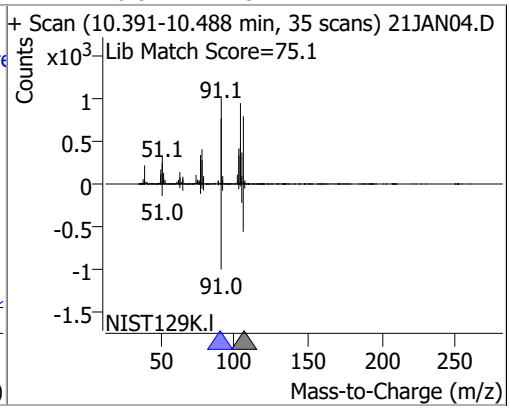

Compound	Conc.	RT	Dev(Min)	Resp.	QIon	QRatio	Lower	Upper
Styrene	128.0322	10.45	0.00	313436	78.0	50.3	20.6	80.6

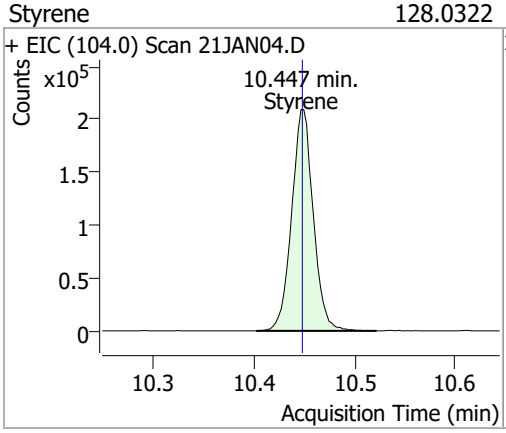

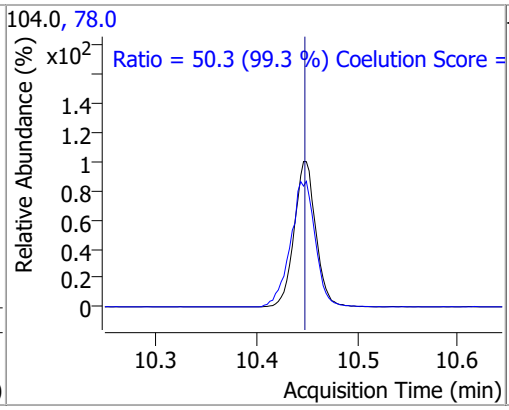

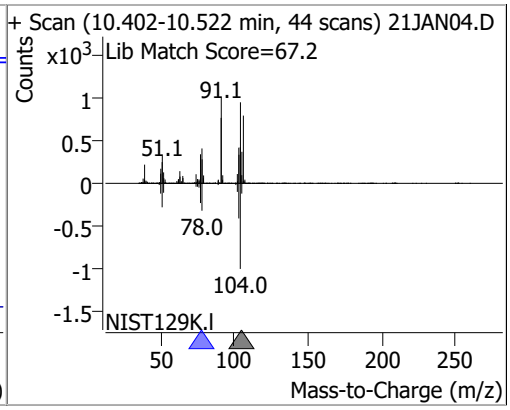

Compound	Conc.	RT	Dev(Min)	Resp.	QIon	QRatio	Lower	Upper
Bromoform	124.5709	10.63	0.00	47839	170.5	53.5	20.3	80.3
					174.5	49.1	18.1	78.1

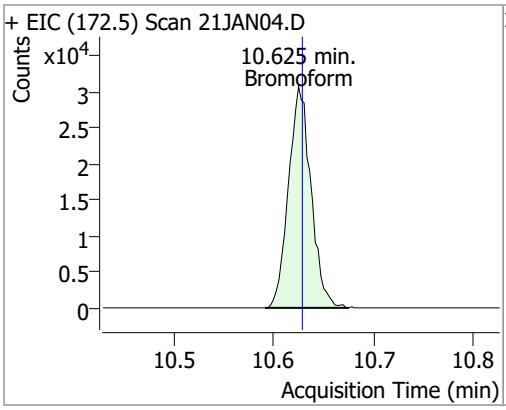

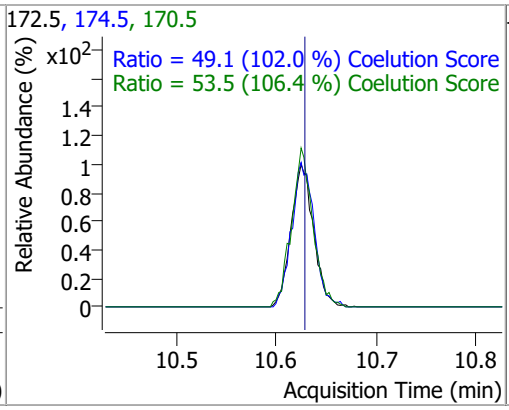

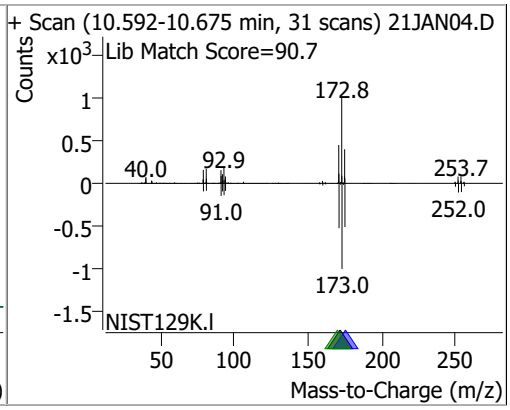

Compound	Conc.	RT	Dev(Min)	Resp.	QIon	QRatio	Lower	Upper
p-Bromofluorobenzene	257.4856	10.95	0.00	272463	174.0	93.8	65.3	125.3
					176.0	91.2	63.3	123.3

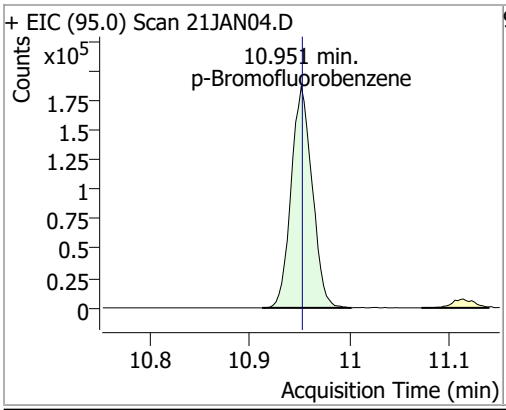

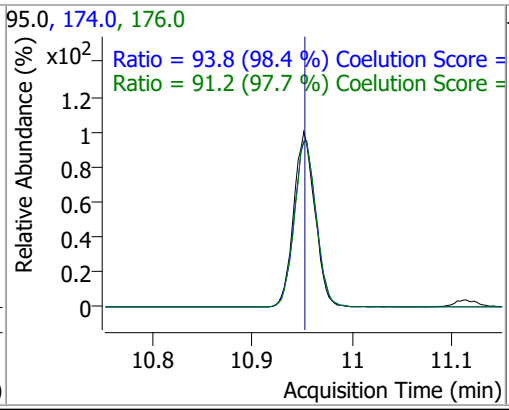

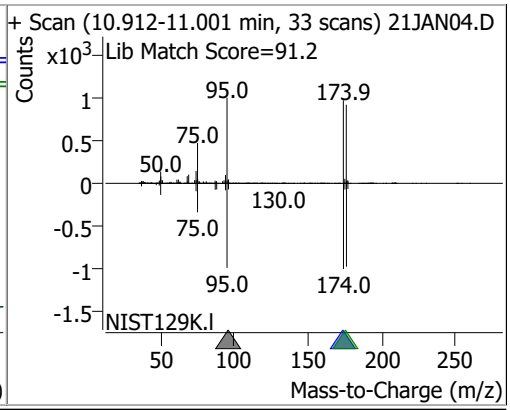

Quantitation Results Report (QT Reviewed)

Compound	Conc.	RT	Dev(Min)	Resp.	QIon	QRatio	Lower	Upper
Bromobenzene	131.3150	11.09	0.00	122538	77.0	142.6	113.5	173.5
					158.0	97.1	66.1	126.1

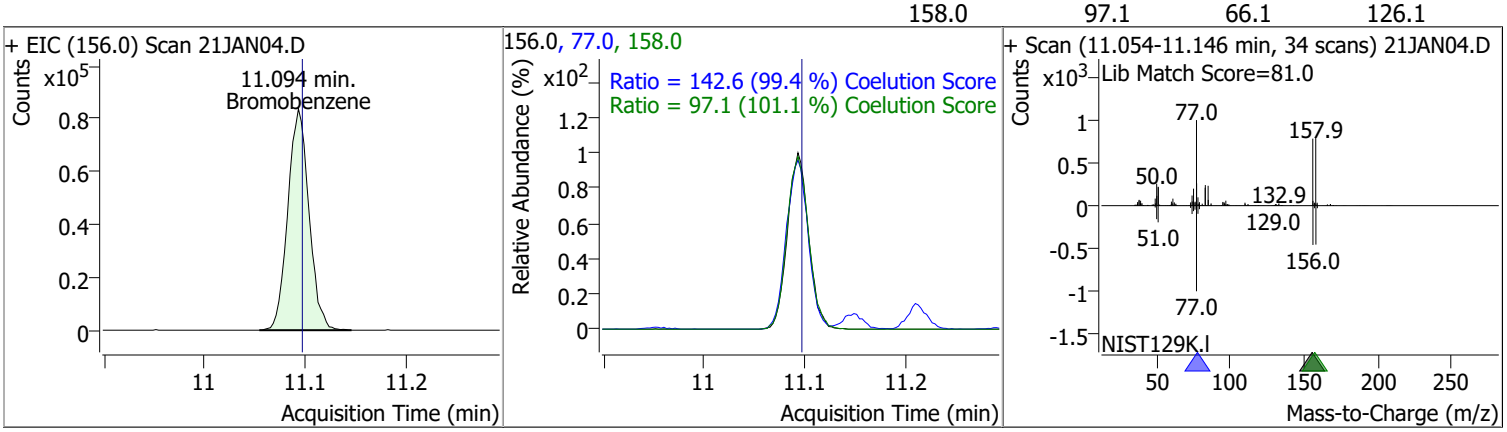

Compound	Conc.	RT	Dev(Min)	Resp.	QIon	QRatio	Lower	Upper
1,1,2,2-Tetrachloroethane	123.8536	11.11	0.00	65923	85.0	66.6	33.3	93.3

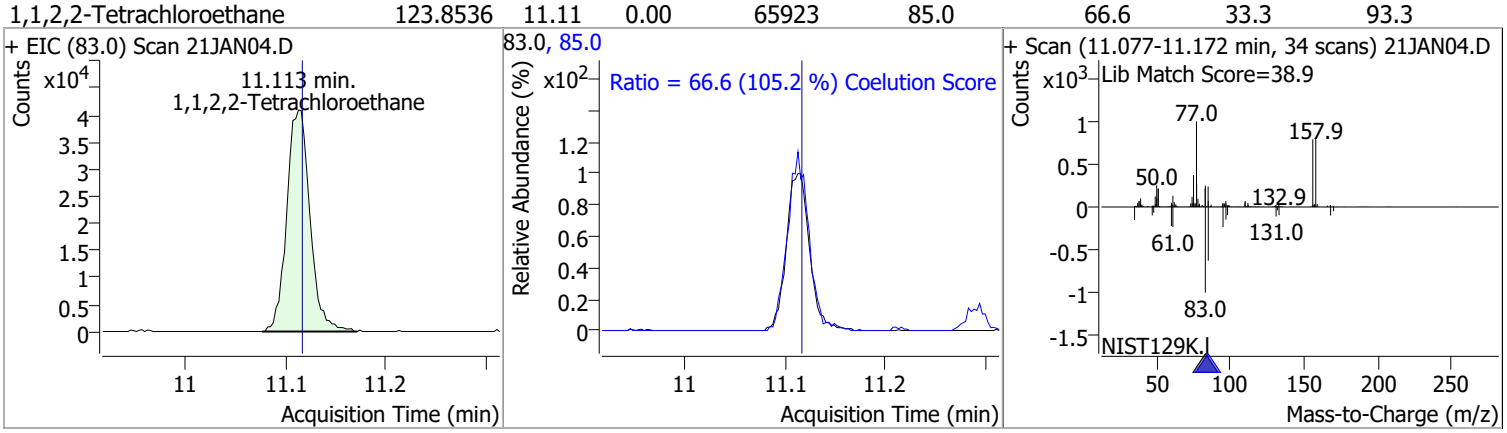

Compound	Conc.	RT	Dev(Min)	Resp.	QIon	QRatio	Lower	Upper
1,2,3-Trichloropropane	126.8194	11.15	0.00	17735	112.0	63.6	35.8	95.8

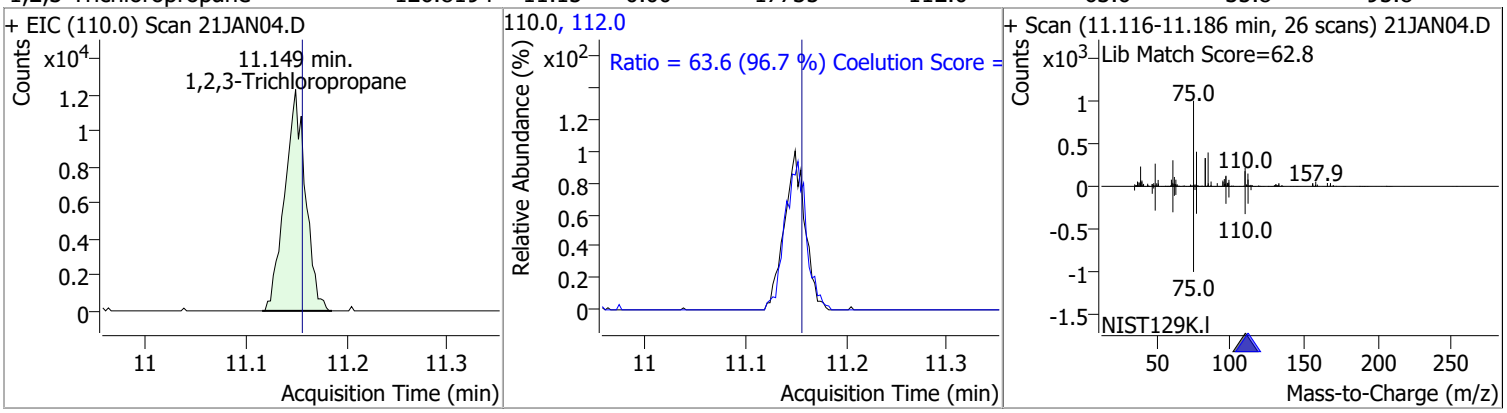

Compound	Conc.	RT	Dev(Min)	Resp.	QIon	QRatio	Lower	Upper
2-Chlorotoluene	130.8032	11.29	0.00	120805	91.0	283.1	246.2	306.2

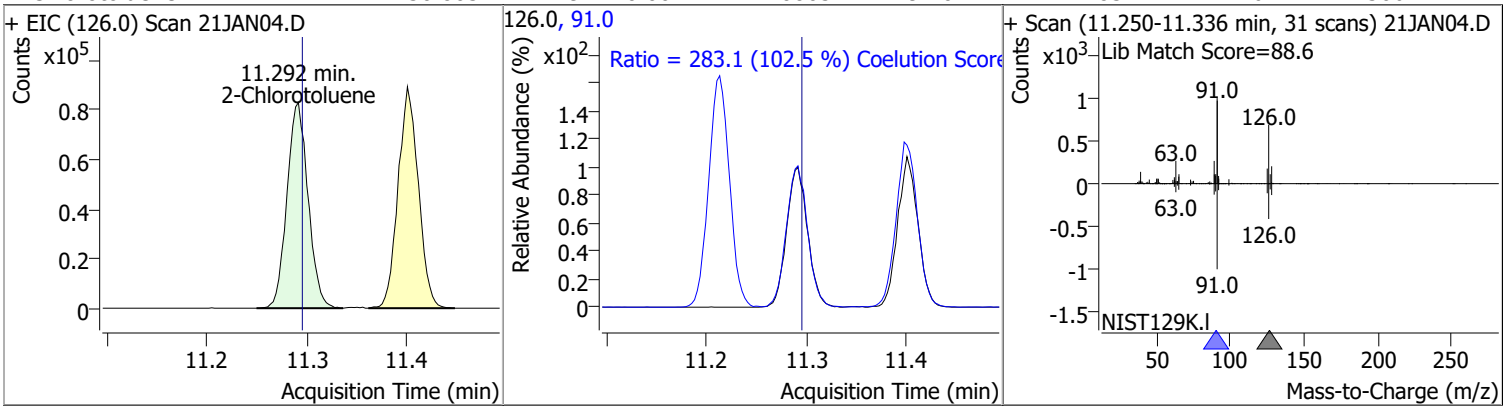

Quantitation Results Report (QT Reviewed)

Compound	Conc.	RT	Dev(Min)	Resp.	QIon	QRatio	Lower	Upper
4-Chlorotoluene	134.1757	11.40	0.00	401365	126.0	31.2	1.3	61.3

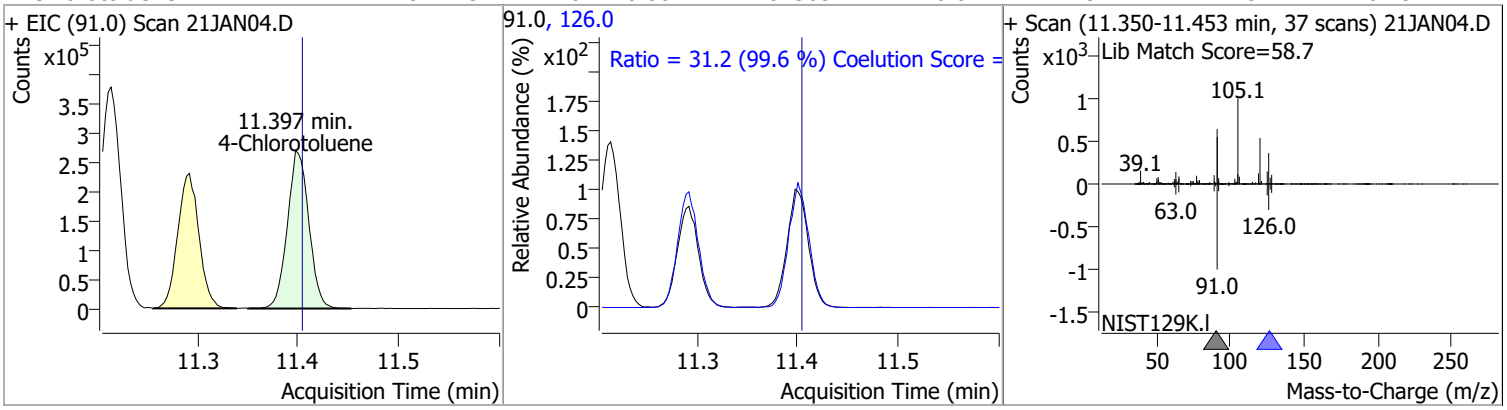

Compound	Conc.	RT	Dev(Min)	Resp.	QIon	QRatio	Lower	Upper
1,3-Dichlorobenzene	132.5522	12.03	0.00	224107	148.0	63.5	32.8	92.8
					111.0	39.3	8.7	68.7

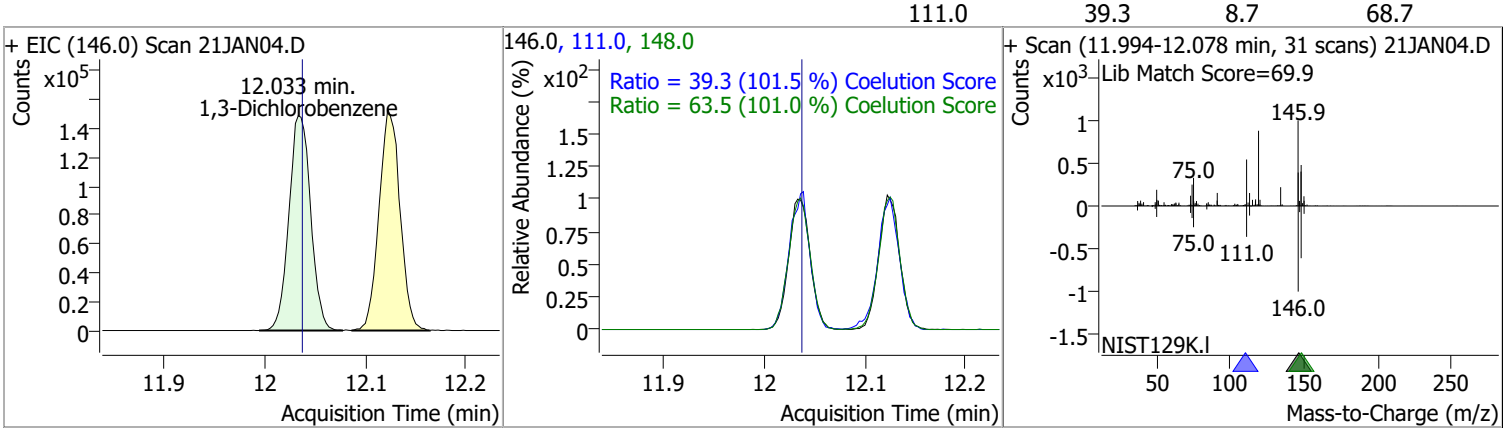

Compound	Conc.	RT	Dev(Min)	Resp.	QIon	QRatio	Lower	Upper
1,4-Dichlorobenzene	129.0358	12.12	0.00	222412	148.0	63.5	33.7	93.7
					111.0	39.3	8.7	68.7

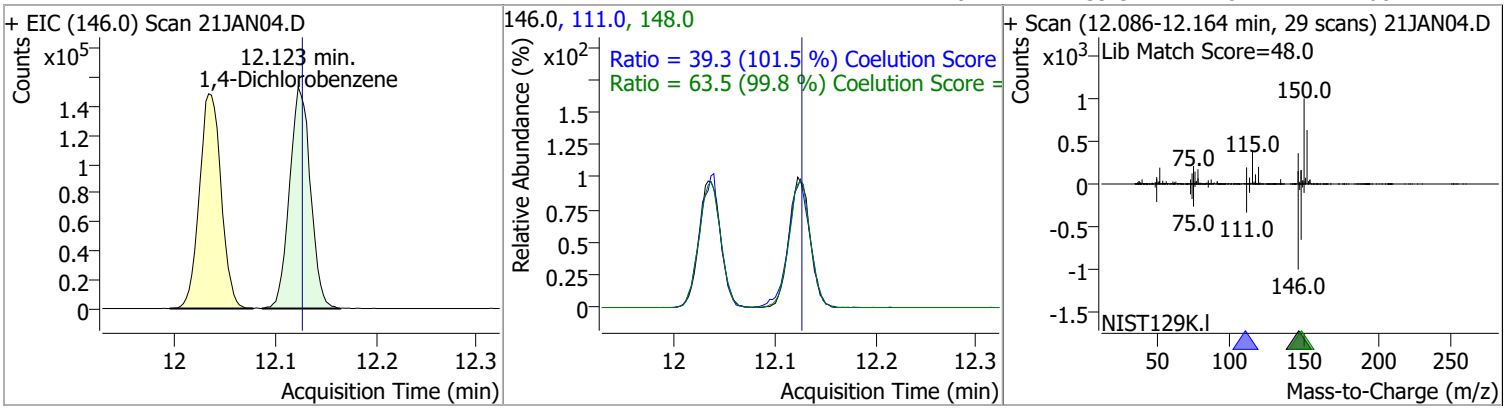

Quantitation Results Report (QT Reviewed)

Compound	Conc.	RT	Dev(Min)	Resp.	QIon	QRatio	Lower	Upper
1,2-Dichlorobenzene	129.3458	12.49	0.00	182577	148.0	62.1	31.9	91.9
					111.0	39.3	9.5	69.5

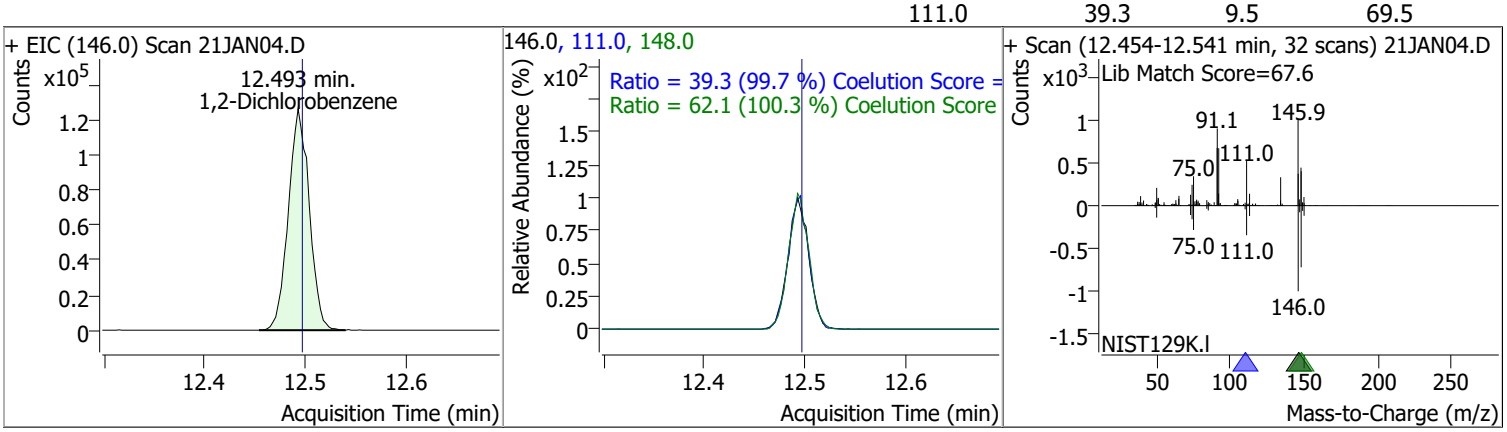

Quantitation Results Report (QT Reviewed)

Data File	21JAN06.D	Operator	MSC
Acq. Method	5975CACQF.M	Acq. Date-Time	1/21/2022 11:47:31 AM
Sample Name	MBLK012122_	Instrument	VOA5975C
Vial	6	Multiplier	1.00
DA Method File	VOA5975C_8260B_SHT_DoD_L4_011922.m	Comment	
Tune File	BFB_Atune3.u	Tune Date	10/11/2021 4:02:00 PM
Batch Name	VG012122_8260B.batch.bin	Last Calib Update	3/11/2022 3:55:53 AM
Ref Library	\\MASSHUNTER\Org\Library\NIST129K.l		

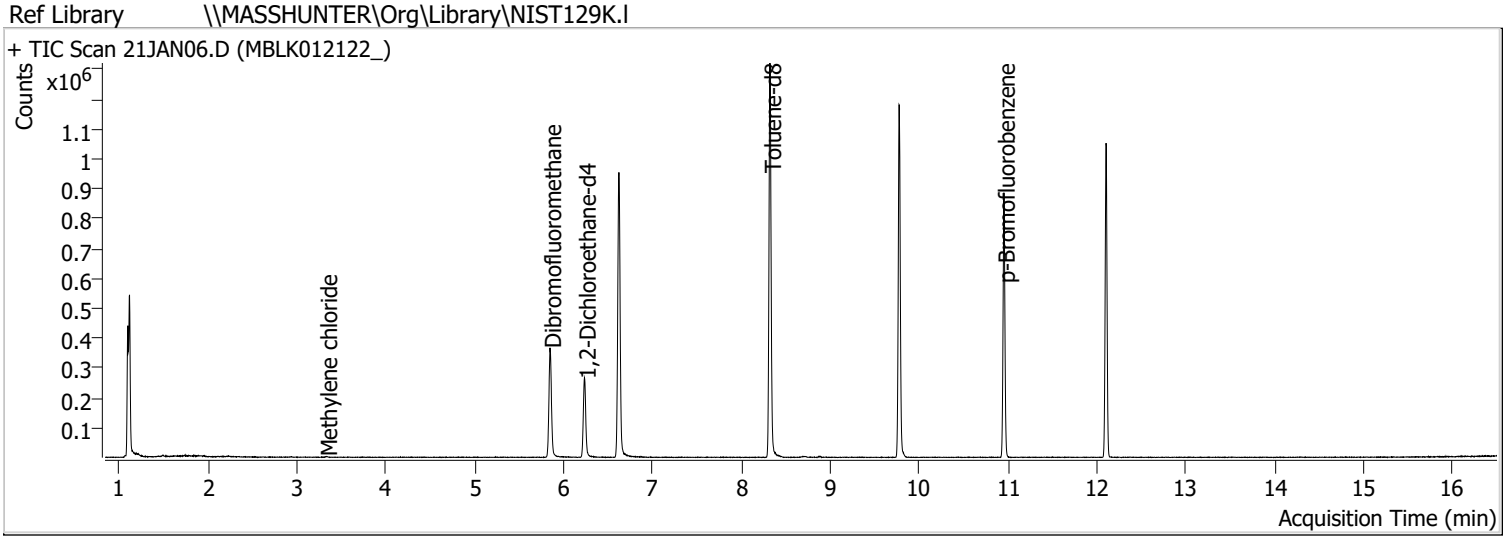

Compound	RT	QIon	Resp.	Conc.	Units		Dev(Min)
Internal Standards							
M Fluorobenzene	6.620	96.0	828607	250.0000	ng		0.000
M Chlorobenzene-d5	9.774	82.0	323330	250.0000	ng		0.000
M 1,4-Dichlorobenzene-d4	12.100	152.0	251362	250.0000	ng		0.000
System Monitoring Compounds							
S Dibromofluoromethane	5.845	113.0	218593	272.3649	ng		-0.006
Spiked Amount: 250.000	Range: 80.0 - 119.0%			Recovery = 108.95%			
S 1,2-Dichloroethane-d4	6.235	67.0	97373	280.8641	ng		0.005
Spiked Amount: 250.000	Range: 81.0 - 118.0%			Recovery = 112.35%			
S Toluene-d8	8.321	98.0	821554	260.4474	ng		0.003
Spiked Amount: 250.000	Range: 89.0 - 112.0%			Recovery = 104.18%			
S p-Bromofluorobenzene	10.951	95.0	241558	260.2752	ng		0.003
Spiked Amount: 250.000	Range: 85.0 - 114.0%			Recovery = 104.11%			
Target Compounds							**QValue**
T Dichlorodifluoromethane	0.000		0	N.D.			
T Chloromethane	0.000		0	N.D.			
T Vinyl chloride	0.000		0	N.D.			
T Bromomethane	0.000		0	N.D.			
T Chloroethane	0.000		0	N.D.			
T Trichlorofluoromethane	0.000		0	N.D.			
T 1,1-Dichloroethene	0.000		0	N.D.			
T Methylene chloride	3.327	49.0	1926	1.5903	ng	m	88
T trans-1,2-Dichloroethene	0.000		0	N.D.			
T Methyl tert-butyl ether (MTBE)	0.000		0	N.D.			
T 1,1-Dichloroethane	0.000		0	N.D.			
T 2,2-Dichloropropane	0.000		0	N.D.			
T cis-1,2-Dichloroethene	0.000		0	N.D.			
T Methyl ethyl ketone	0.000		0	N.D.			
T Bromochloromethane	0.000		0	N.D.			
T Chloroform	0.000		0	N.D.			

Compound	RT	QIon	Resp.	Conc.	Units		Dev(Min)
T 1,1,1-Trichloroethane	0.000		0	N.D.			
T Carbon tetrachloride	0.000		0	N.D.			
T 1,1-Dichloropropene	0.000		0	N.D.			
T Benzene	0.000		0	N.D.			
T 1,2-Dichloroethane	0.000		0	N.D.			
T Trichloroethene	0.000		0	N.D.			
T 1,2-Dichloropropane	0.000		0	N.D.			
T Dibromomethane	0.000		0	N.D.			
T Bromodichloromethane	0.000		0	N.D.			
T cis-1,3-Dichloropropene	0.000		0	N.D.			
T Toluene	8.383	92.0	0		ng	md	1
T trans-1,3-Dichloropropene	0.000		0	N.D.			
T 1,1,2-Trichloroethane	0.000		0	N.D.			
T Tetrachloroethene	0.000		0	N.D.			
T 1,3-Dichloropropane	0.000		0	N.D.			
T Chlorodibromomethane	0.000		0	N.D.			
T 1,2-Dibromoethane	0.000		0	N.D.			
T Chlorobenzene	0.000		0	N.D.			
T 1,1,1,2-Tetrachloroethane	0.000		0	N.D.			
T Ethylbenzene	0.000		0	N.D.			
T m+p-Xylenes	0.000		0	N.D.			
T o-Xylene	0.000		0	N.D.			
T Styrene	0.000		0	N.D.			
T Bromoform	0.000		0	N.D.			
T Bromobenzene	0.000		0	N.D.			
T 1,1,2,2-Tetrachloroethane	0.000		0	N.D.			
T 1,2,3-Trichloropropane	0.000		0	N.D.			
T 2-Chlorotoluene	0.000		0	N.D.			
T 4-Chlorotoluene	0.000		0	N.D.			
T 1,3-Dichlorobenzene	0.000		0	N.D.			
T 1,4-Dichlorobenzene	0.000		0	N.D.			
T 1,2-Dichlorobenzene	0.000		0	N.D.			

(#) = Qualifier Out of Range; (m) = Manual Integration; (+) = Area Summed; (*) = Surrogate Percent Recovery Out of Range; (d): Zeroed Peak

Compound	Conc.	Exp RT	QIon	Exp Ratio
Dichlorodifluoromethane	N.D.	1.24	87.0	31.8

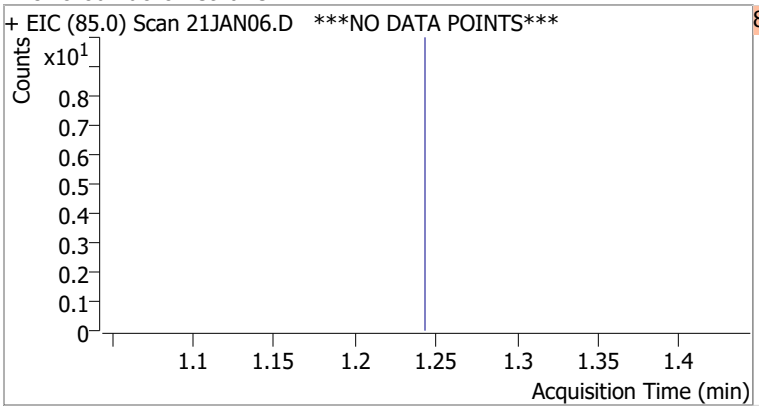

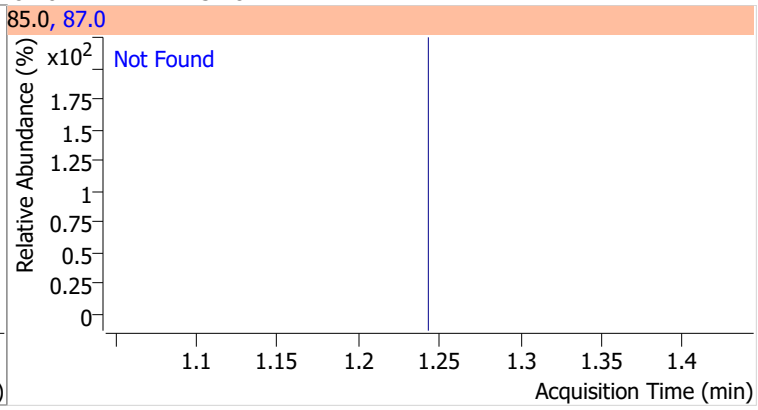

Compound	Conc.	Exp RT	QIon	Exp Ratio
Chloromethane	N.D.	1.41	52.0	32.4

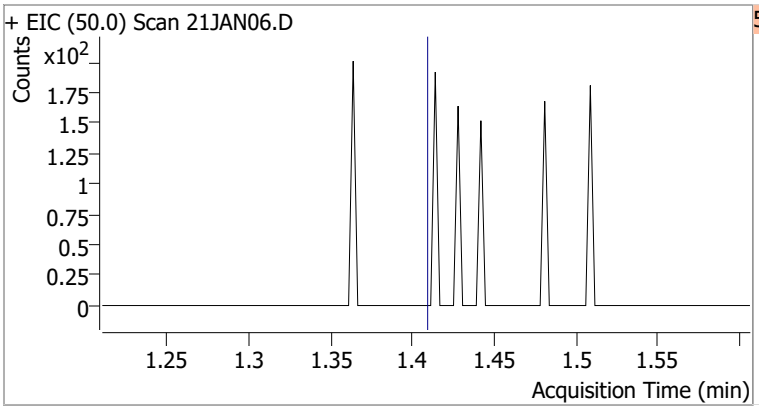

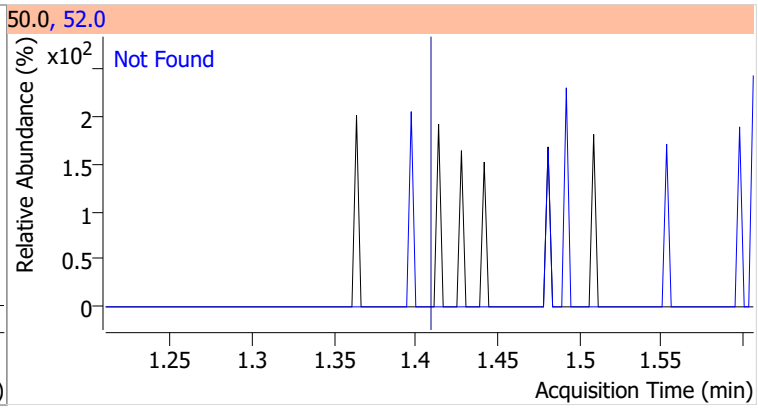

Compound	Conc.	Exp RT	QIon	Exp Ratio
Vinyl chloride	N.D.	1.50	64.0	31.3

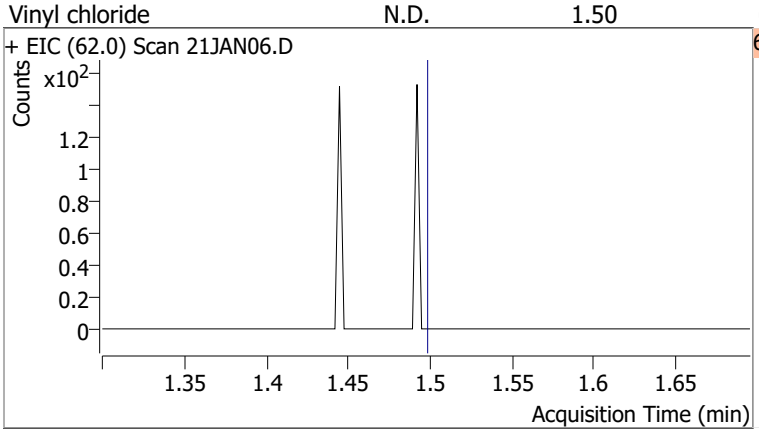

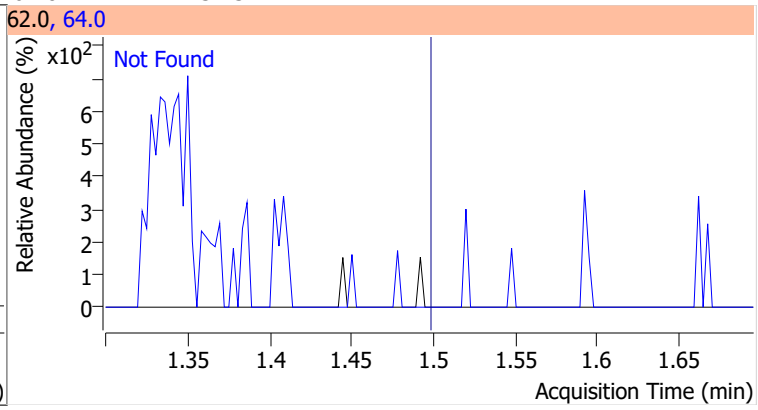

Compound	Conc.	Exp RT	QIon	Exp Ratio
Bromomethane	N.D.	1.80	94.0	110.1

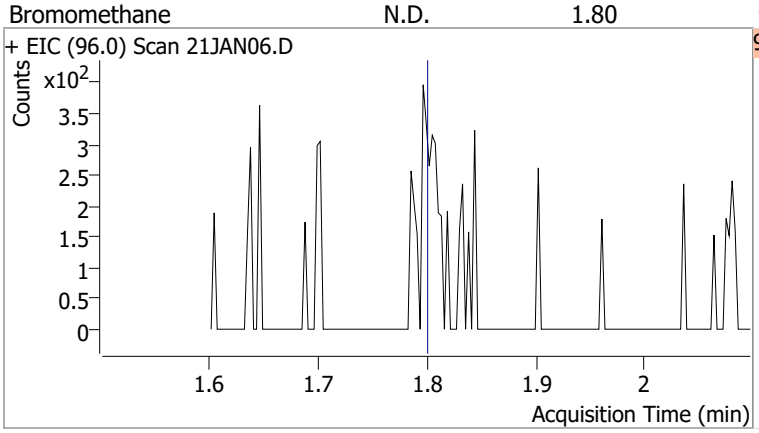

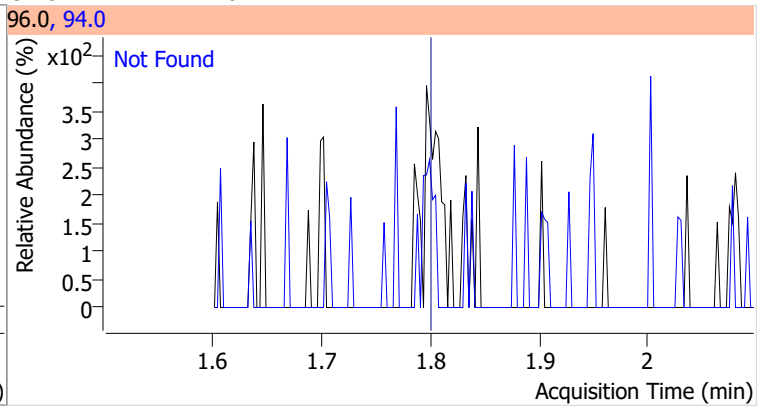

Compound	Conc.	Exp RT	QIon	Exp Ratio
Chloroethane	N.D.	1.90	66.0	30.0

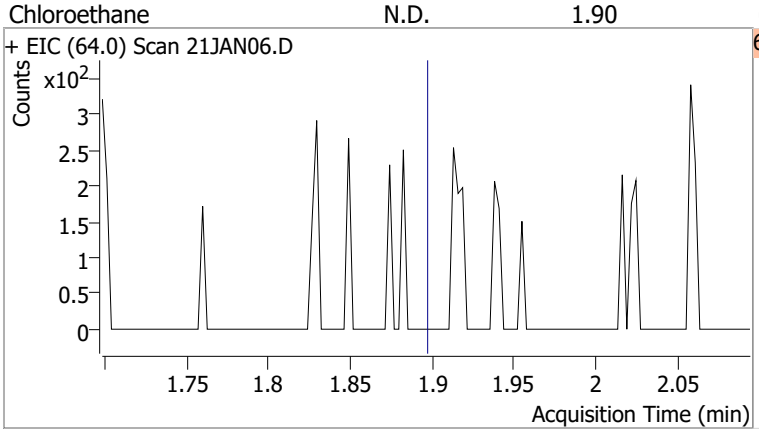

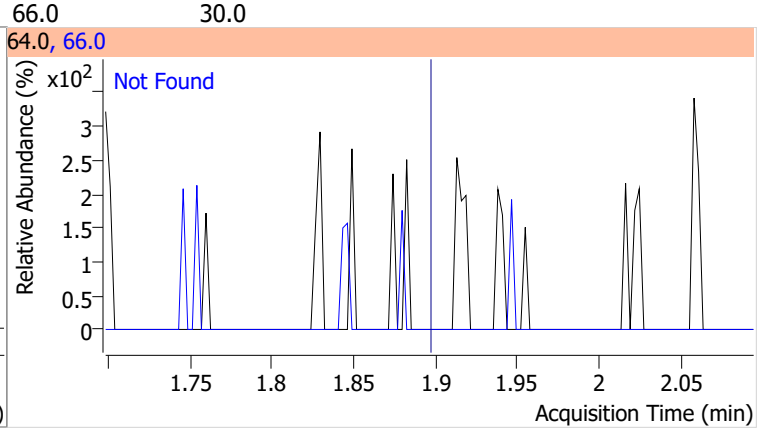

Compound	Conc.	Exp RT	QIon	Exp Ratio
Trichlorofluoromethane	N.D.	2.15	103.0	65.0

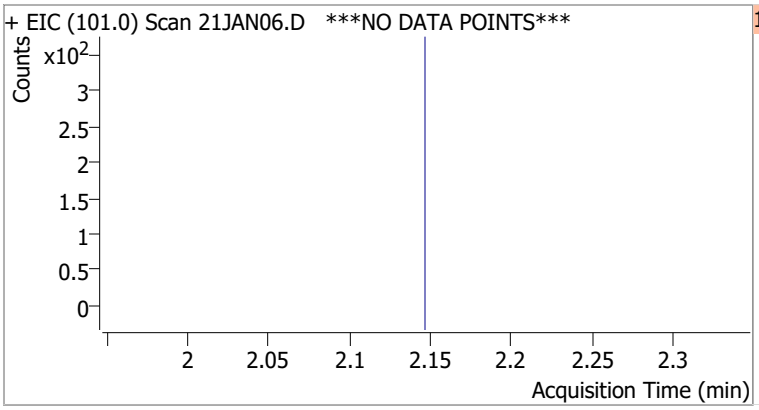

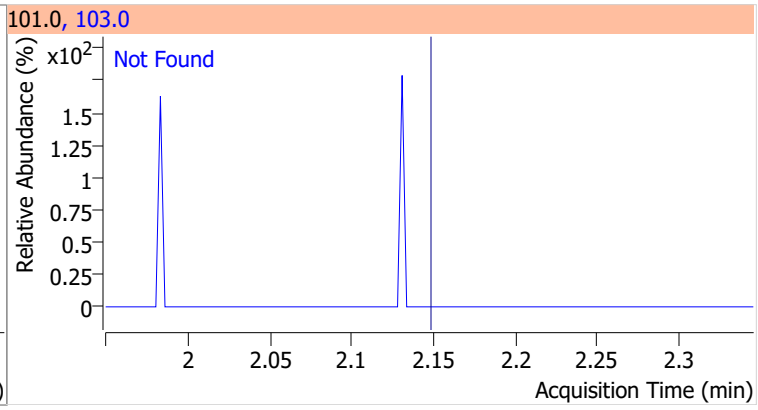

Compound	Conc.	Exp RT	QIon	Exp Ratio	QIon	Exp Ratio
1,1-Dichloroethene	N.D.	2.70	61.0	179.9	63.0	57.0

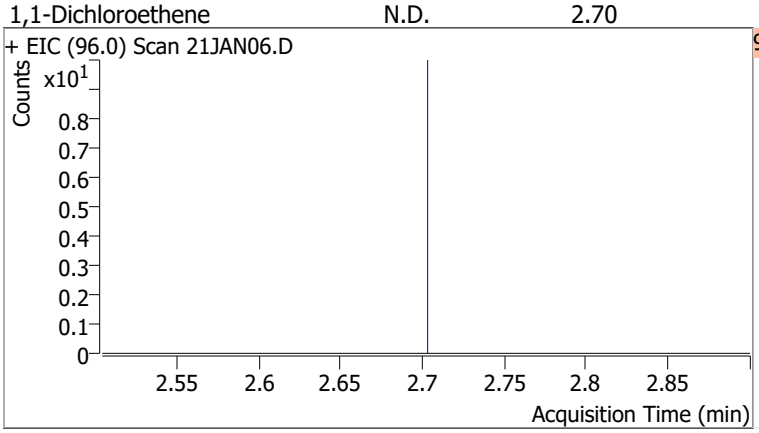

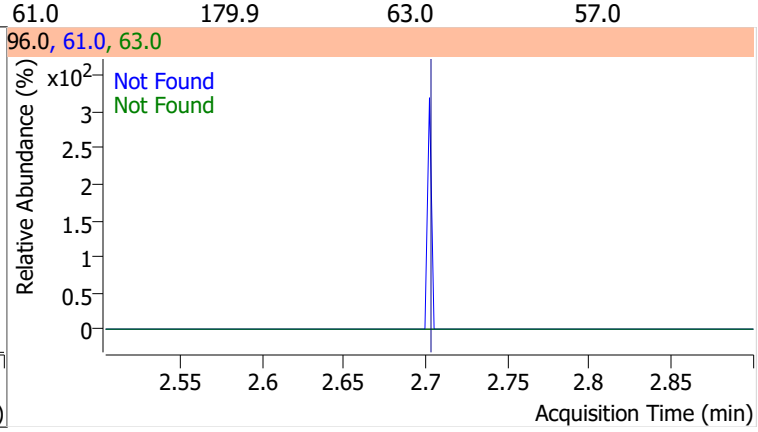

Compound	Conc.	RT	Dev(Min)	Resp.	QIon	QRatio	Lower	Upper
Methylene chloride	1.5903	3.33	-0.01	1926 (m)	84.0	51.0	36.1	96.1
					86.0	42.5	11.8	71.8

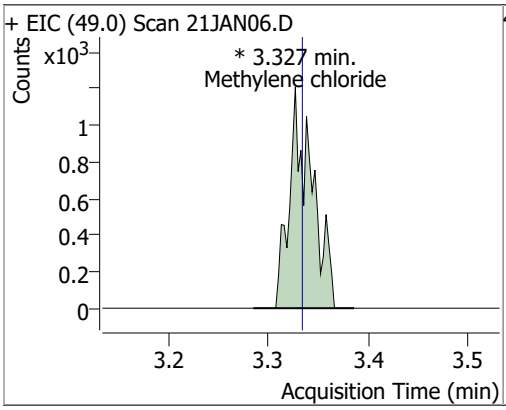

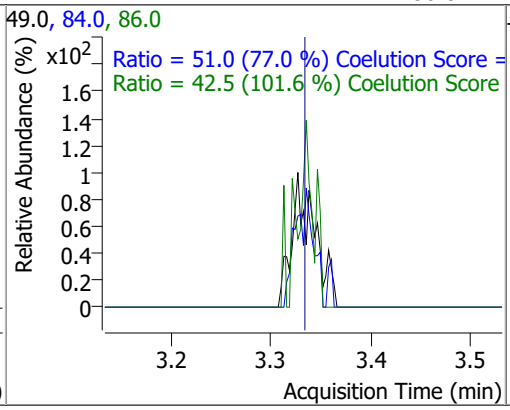

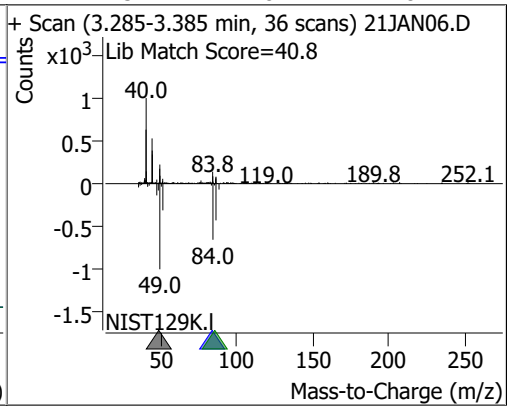

Compound	Conc.	Exp RT	QIon	Exp Ratio	QIon	Exp Ratio
trans-1,2-Dichloroethene	N.D.	3.72	61.0	154.8	98.0	62.1

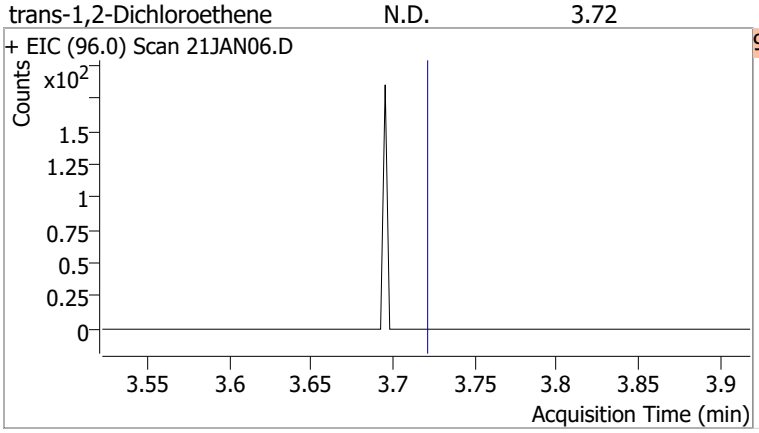

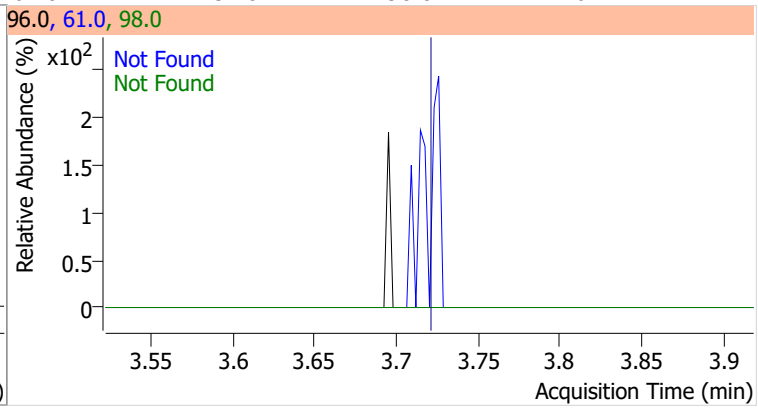

Compound	Conc.	Exp RT	QIon	Exp Ratio
Methyl tert-butyl ether (MTBE)	N.D.	3.75	57.0	24.6

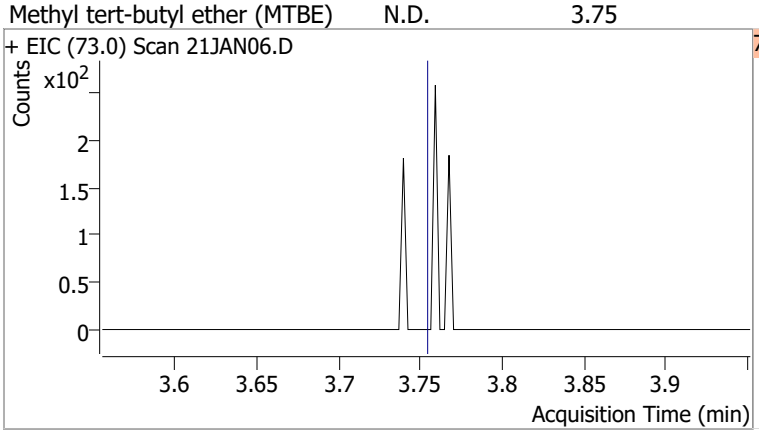

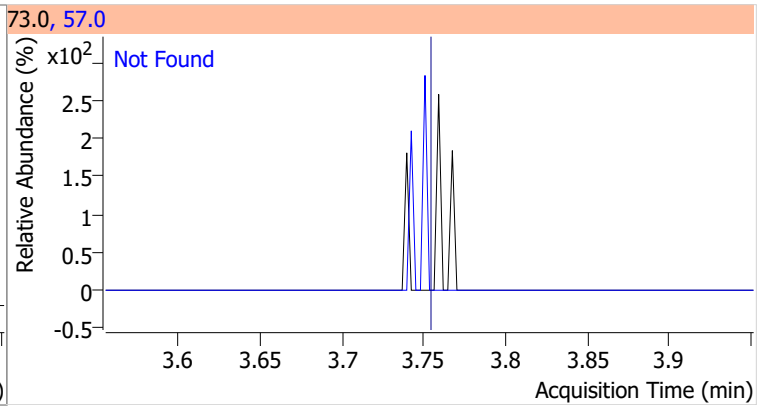

Compound	Conc.	Exp RT	QIon	Exp Ratio	QIon	Exp Ratio
1,1-Dichloroethane	N.D.	4.38	65.0	31.0	83.0	12.7

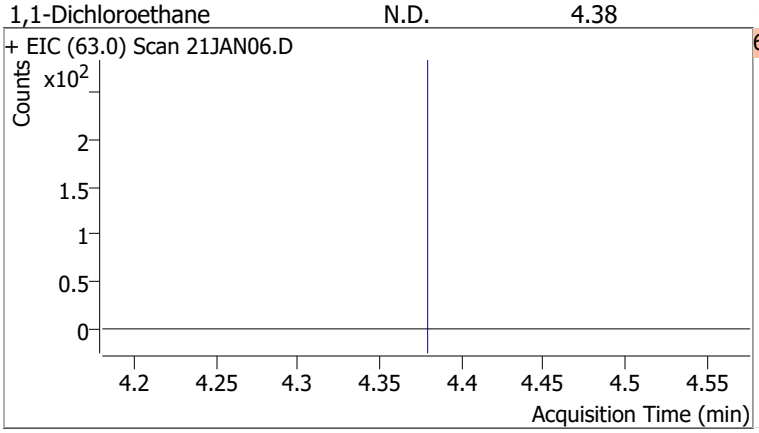

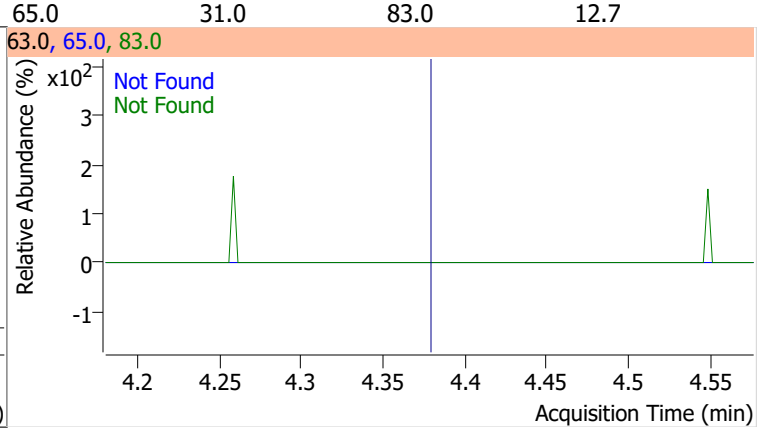

Compound	Conc.	Exp RT	QIon	Exp Ratio	QIon	Exp Ratio
2,2-Dichloropropane	N.D.	5.19	41.0	68.8	97.0	23.9

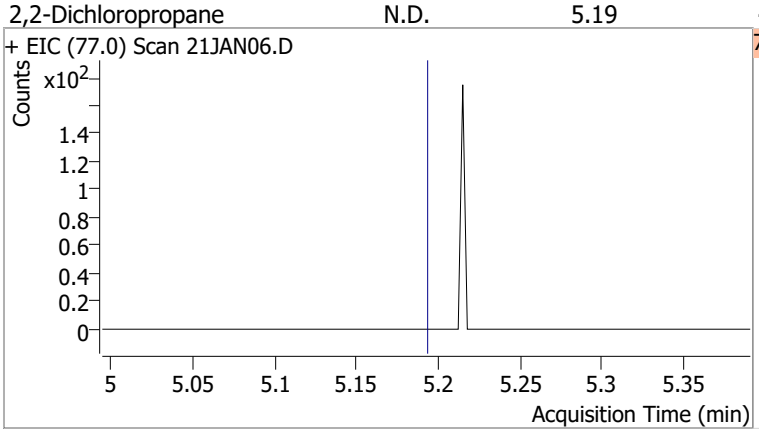

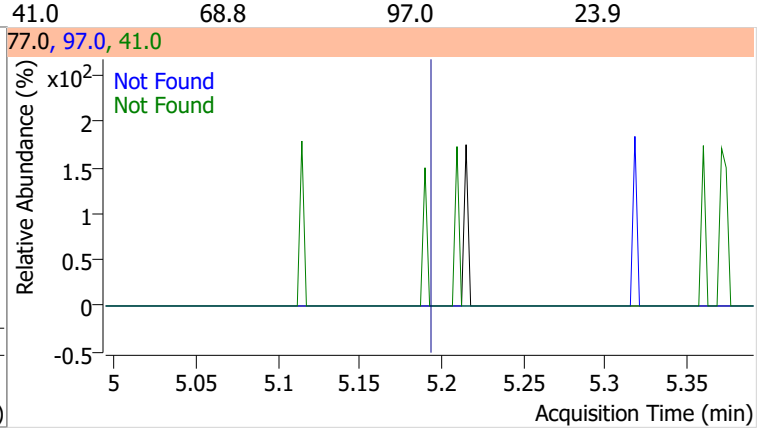

Compound	Conc.	Exp RT	QIon	Exp Ratio	QIon	Exp Ratio
cis-1,2-Dichloroethene	N.D.	5.21	61.0	160.4	98.0	66.2

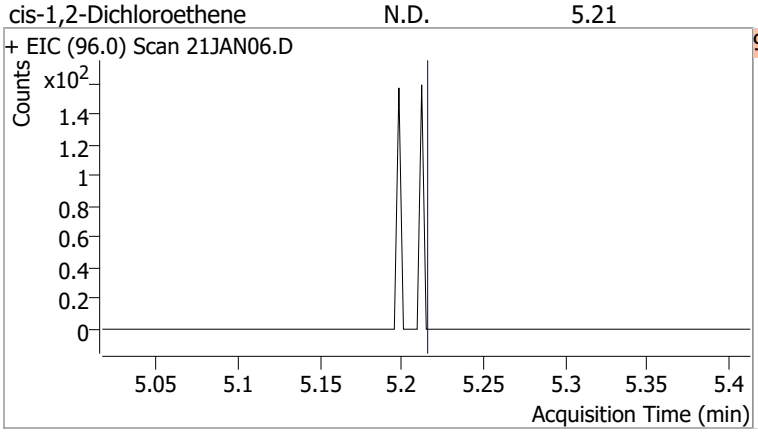

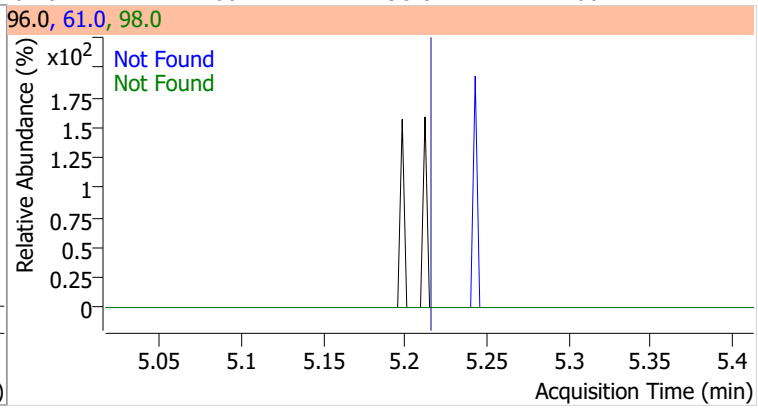

Compound	Conc.	Exp RT	QIon	Exp Ratio
Methyl ethyl ketone	N.D.	5.28	72.0	20.6

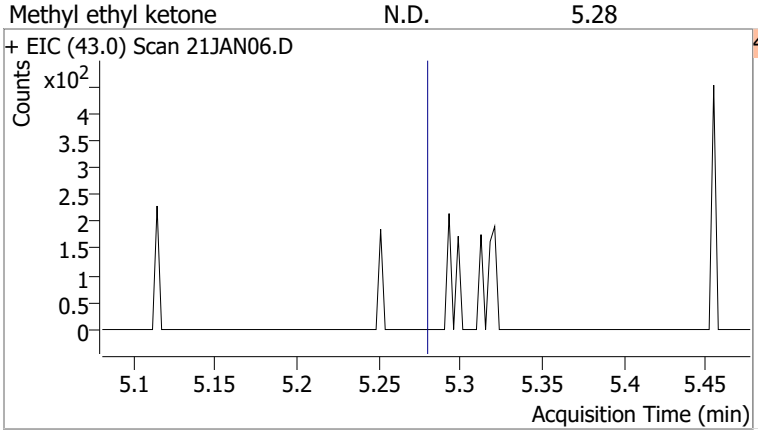

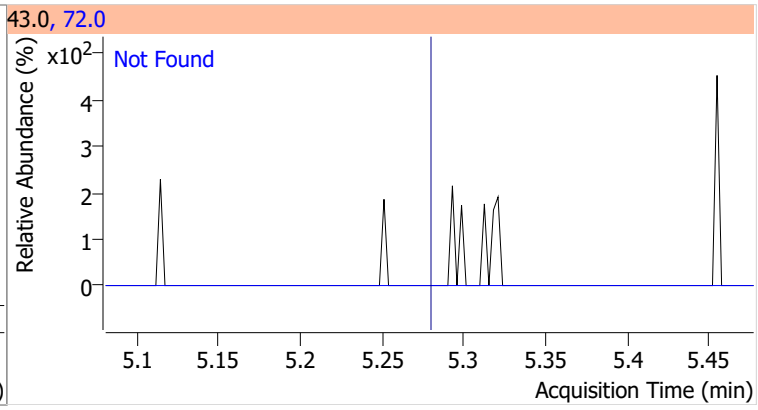

Compound	Conc.	Exp RT	QIon	Exp Ratio
Bromochloromethane	N.D.	5.52	49.0	182.2

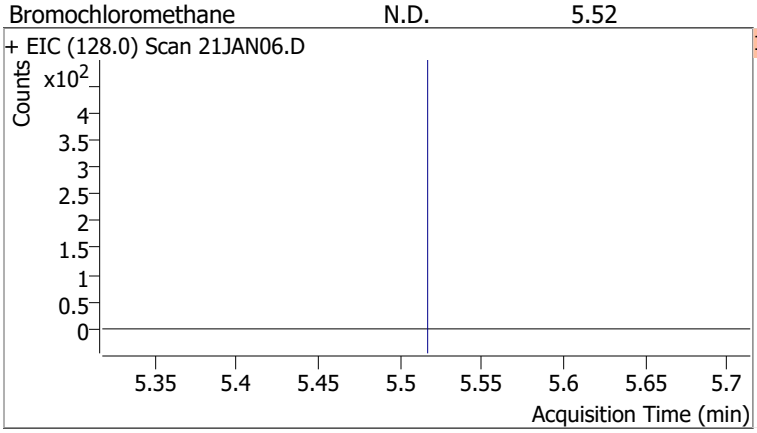

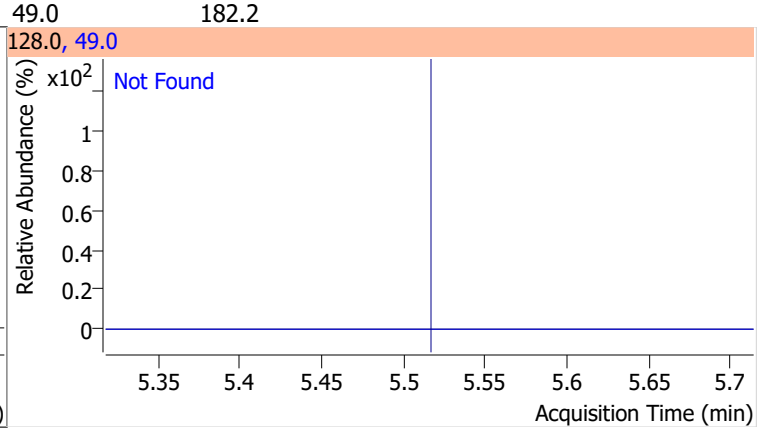

Compound	Conc.	Exp RT	QIon	Exp Ratio
Chloroform	N.D.	5.65	85.0	66.2

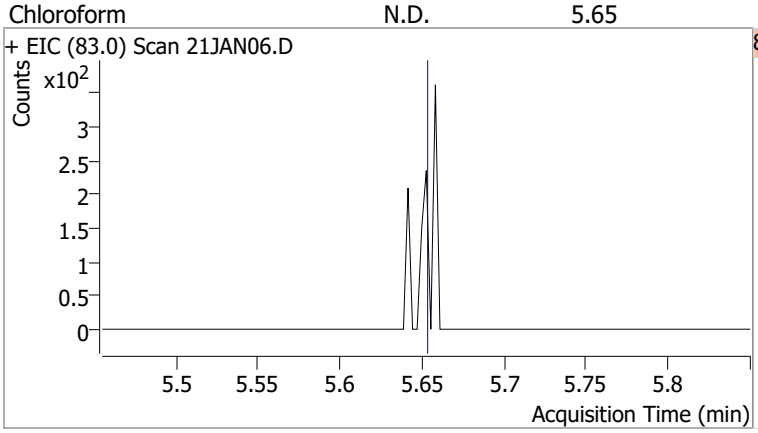

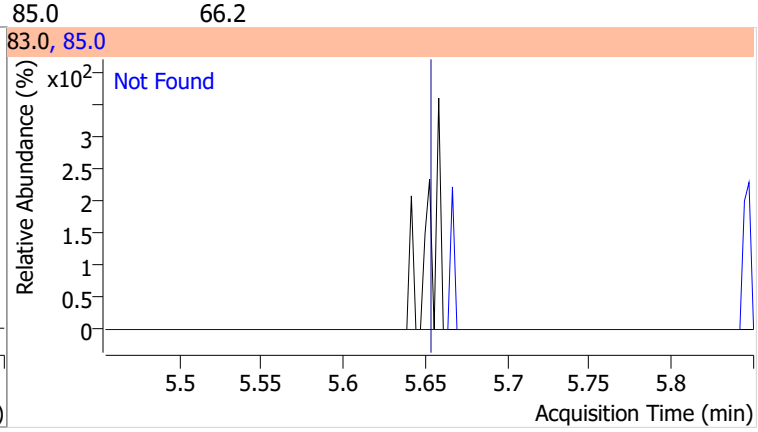

Compound	Conc.	Exp RT	QIon	Exp Ratio	QIon	Exp Ratio
1,1,1-Trichloroethane	N.D.	5.83	99.0	63.1	61.0	49.1

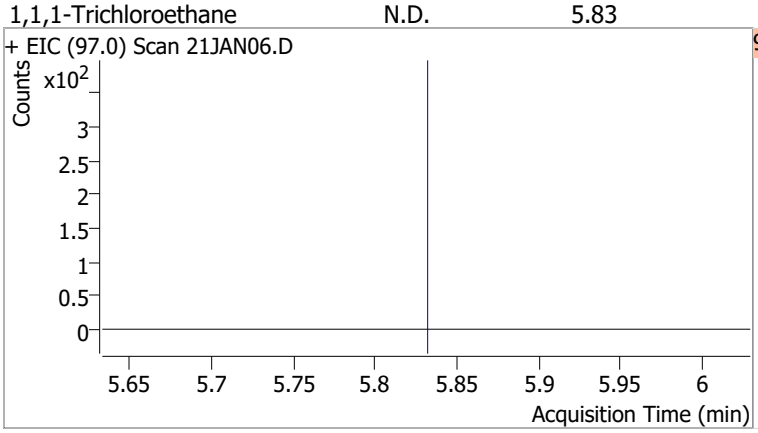

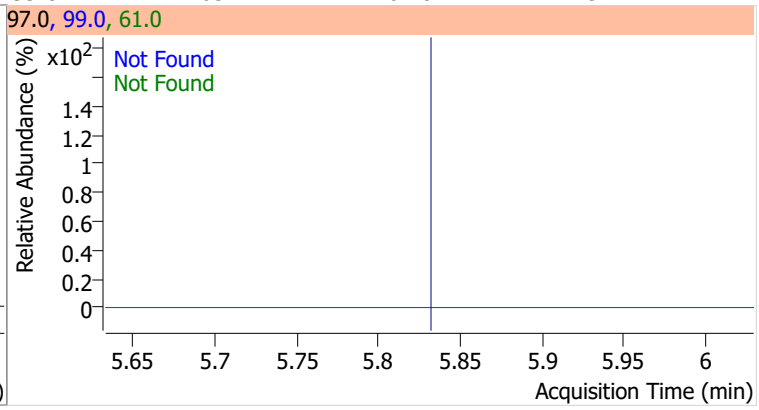

Compound	Conc.	RT	Dev(Min)	Resp.	QIon	QRatio	Lower	Upper
Dibromofluoromethane	272.3649	5.85	-0.01	218593	191.5	21.8	0.0	53.2

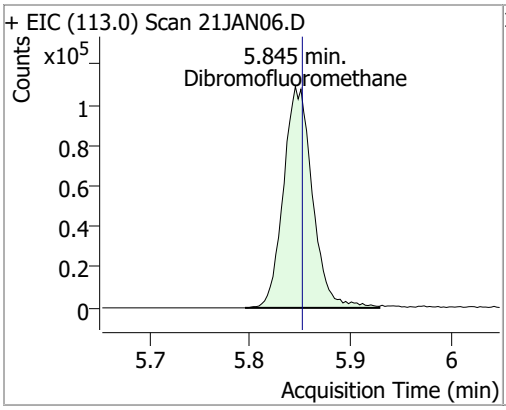

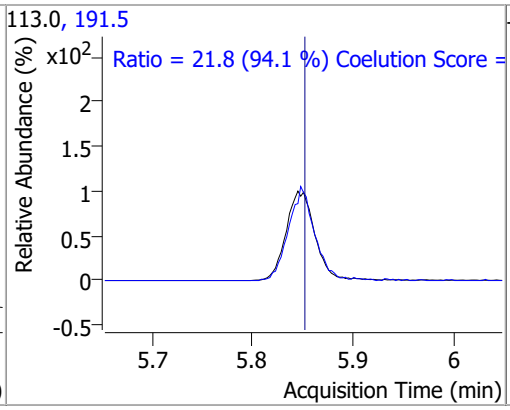

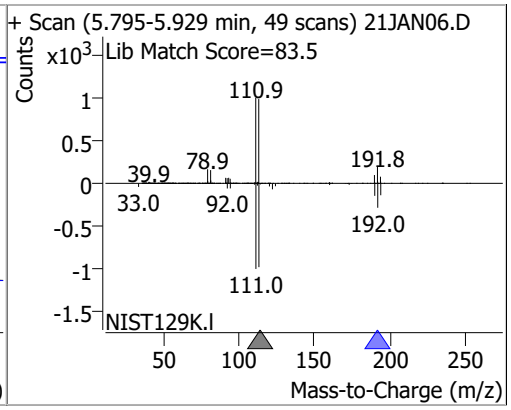

Compound	Conc.	Exp RT	QIon	Exp Ratio	QIon	Exp Ratio
Carbon tetrachloride	N.D.	6.02	119.0	97.6	121.0	30.7

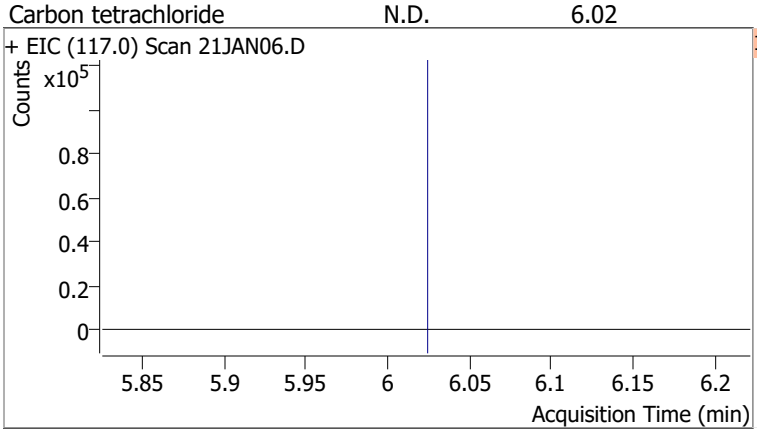

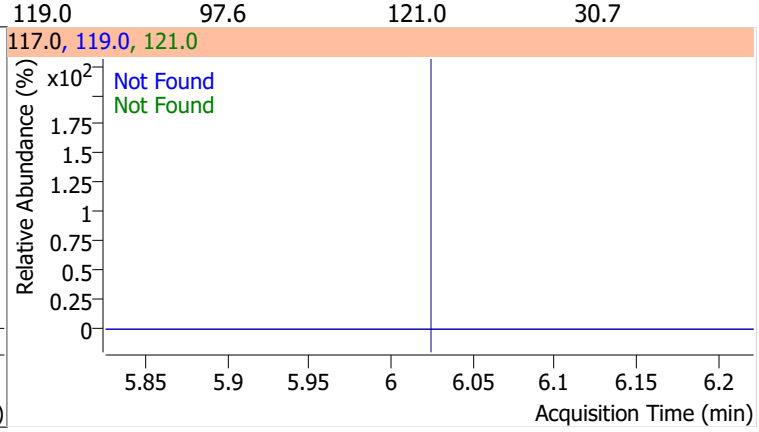

Compound	Conc.	Exp RT	QIon	Exp Ratio	QIon	Exp Ratio
1,1-Dichloropropene	N.D.	6.04	110.0	35.6	77.0	31.0

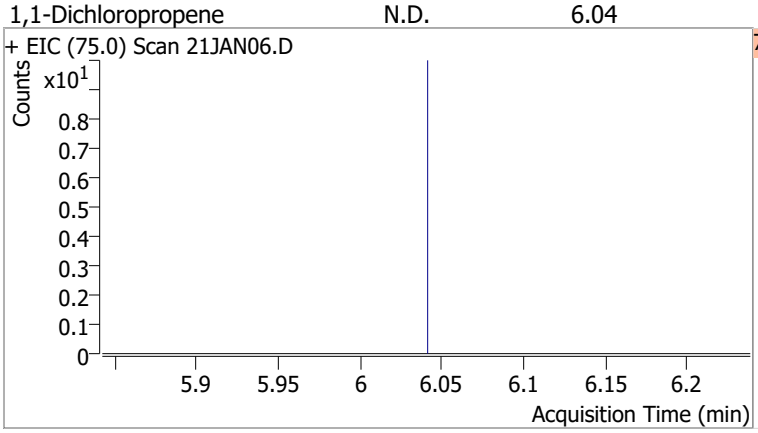

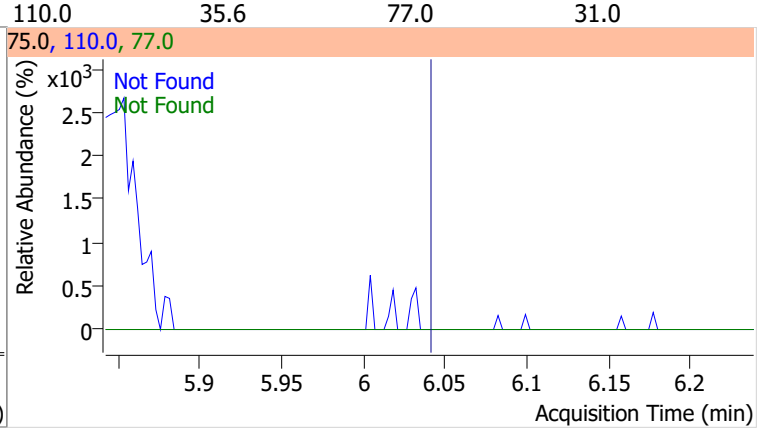

Quantitation Results Report (QT Reviewed)

Compound	Conc.	RT	Dev(Min)	Resp.	QIon	QRatio	Lower	Upper
1,2-Dichloroethane-d4	280.8641	6.24	0.01	97373	65.0	193.6	162.8	222.8

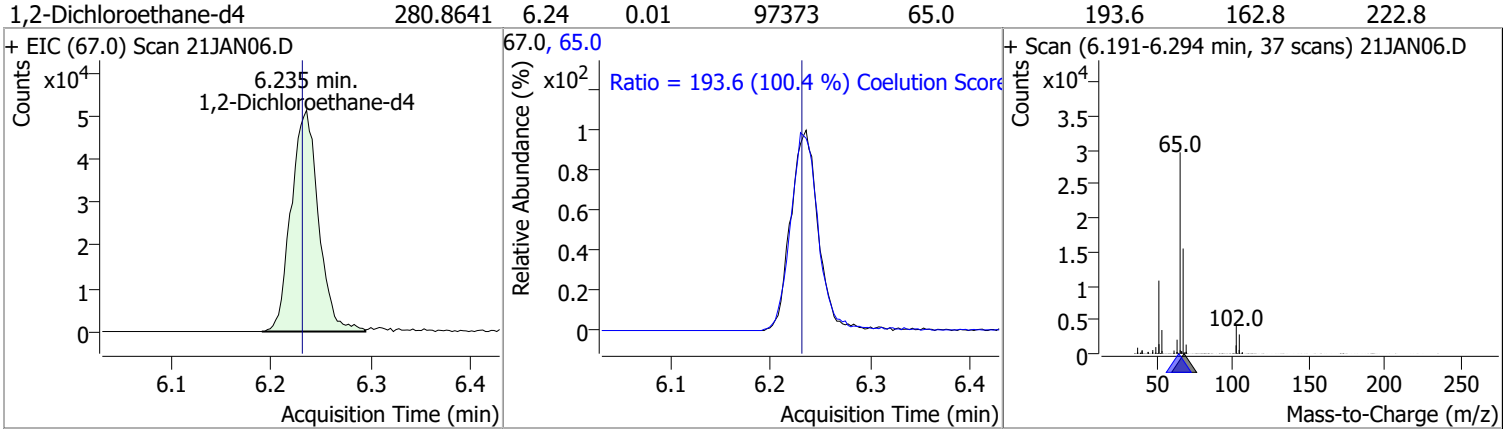

Compound	Conc.	Exp RT	QIon	Exp Ratio
Benzene	N.D.	6.28	77.0	23.3

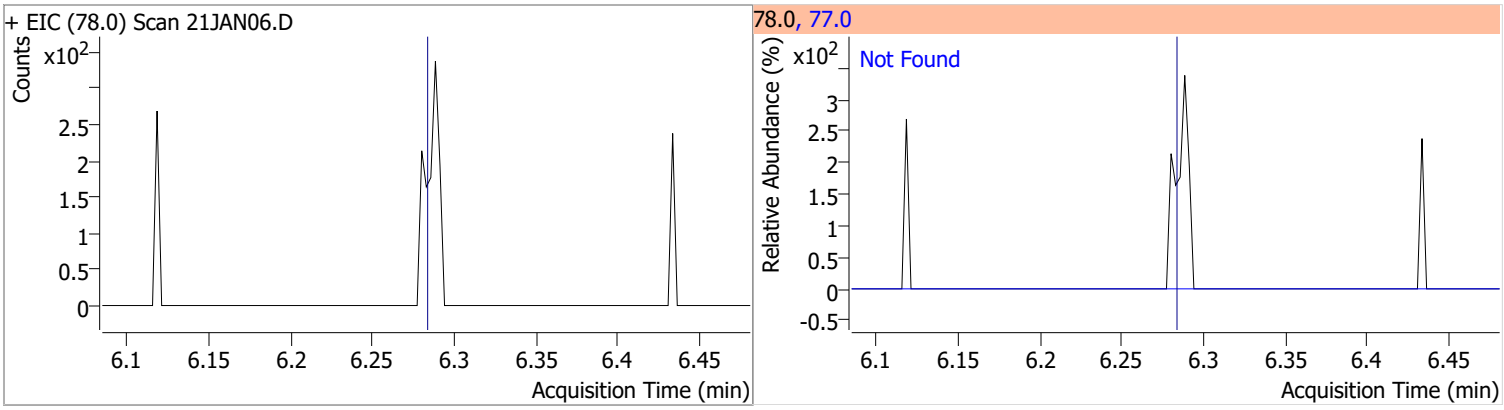

Compound	Conc.	Exp RT	QIon	Exp Ratio	QIon	Exp Ratio
1,2-Dichloroethane	N.D.	6.32	64.0	32.2	98.0	8.2

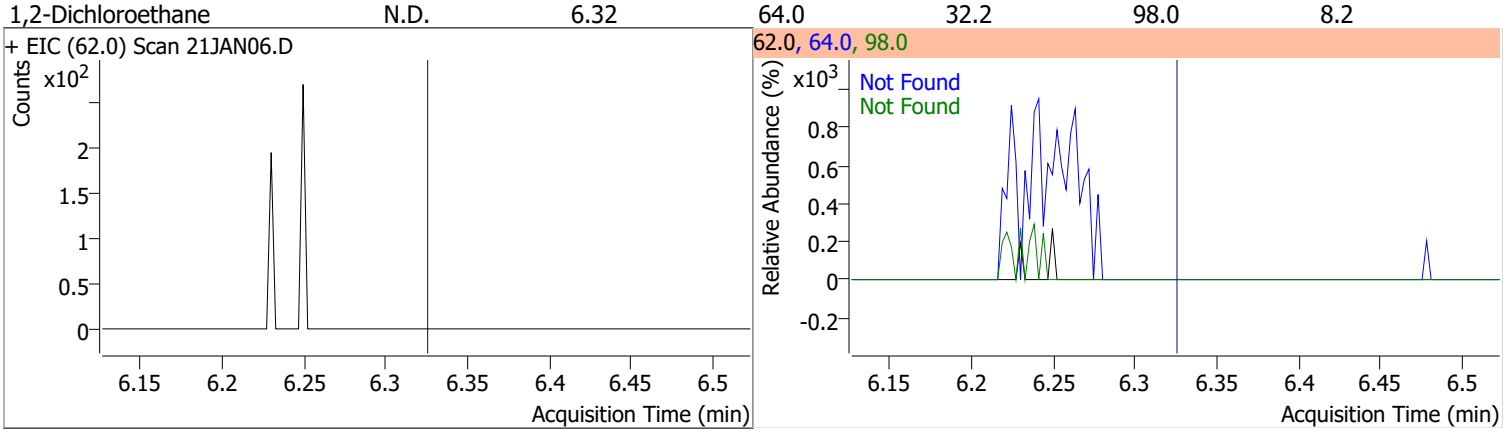

Compound	Conc.	Exp RT	QIon	Exp Ratio	QIon	Exp Ratio
Trichloroethene	N.D.	7.02	130.0	105.6	97.0	65.7

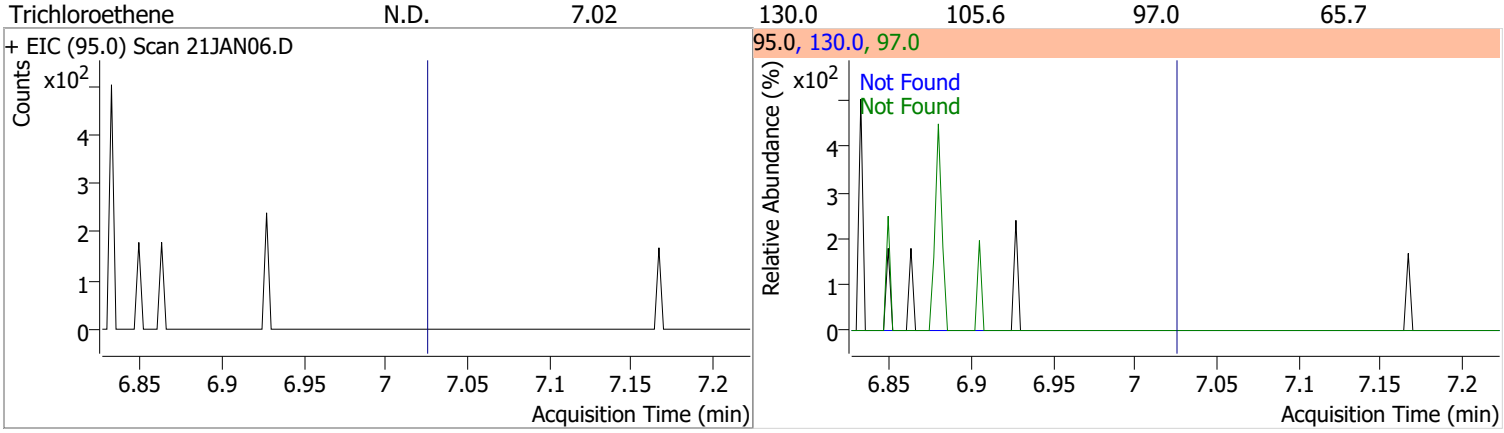

Compound	Conc.	Exp RT	QIon	Exp Ratio
1,2-Dichloropropane	N.D.	7.27	76.0	39.8

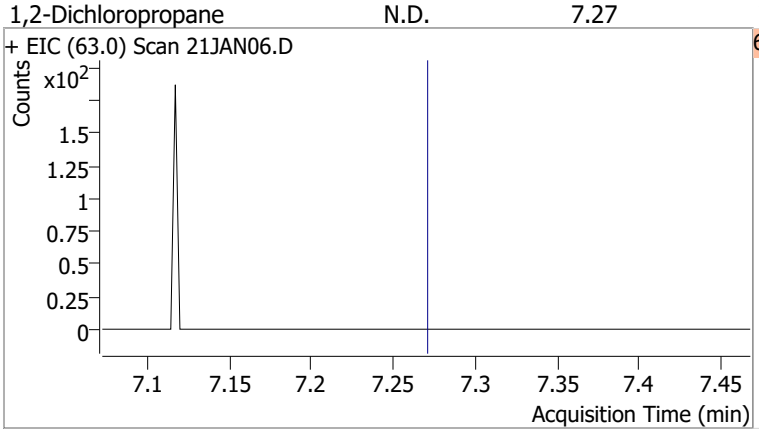

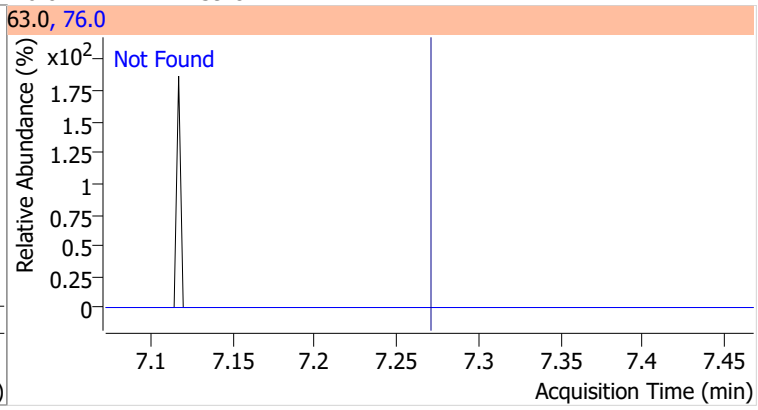

Compound	Conc.	Exp RT	QIon	Exp Ratio	QIon	Exp Ratio
Dibromomethane	N.D.	7.40	173.5	108.2	95.0	84.5

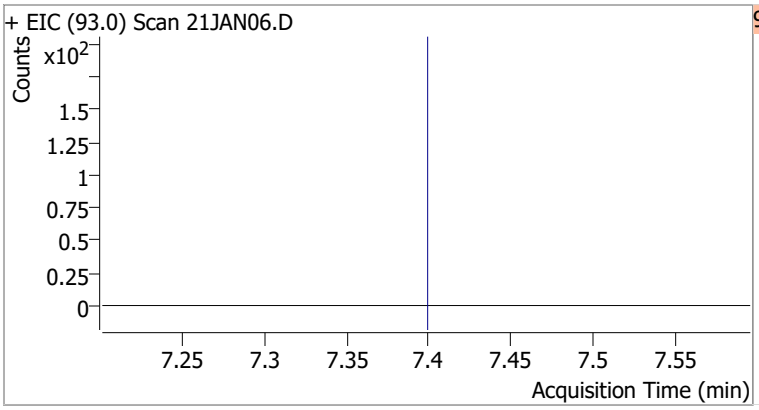

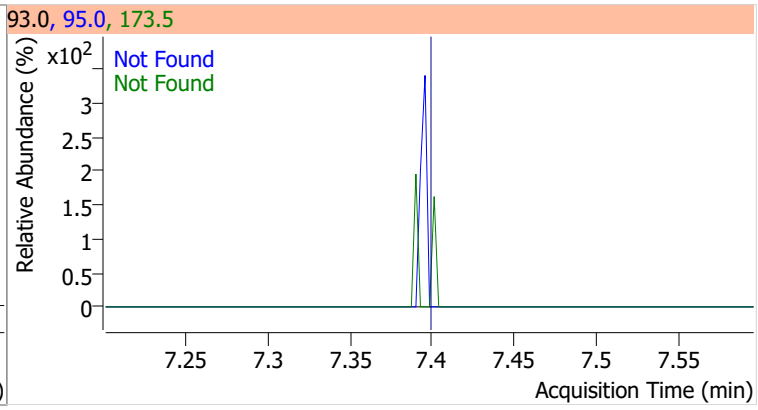

Compound	Conc.	Exp RT	QIon	Exp Ratio	QIon	Exp Ratio
Bromodichloromethane	N.D.	7.58	85.0	66.3	127.0	9.5

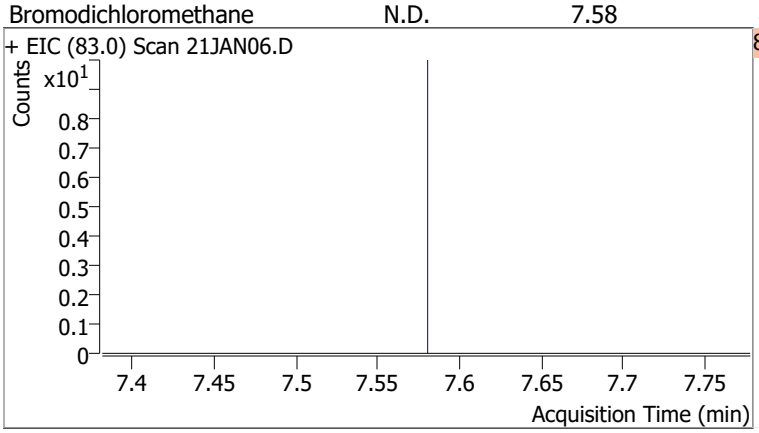

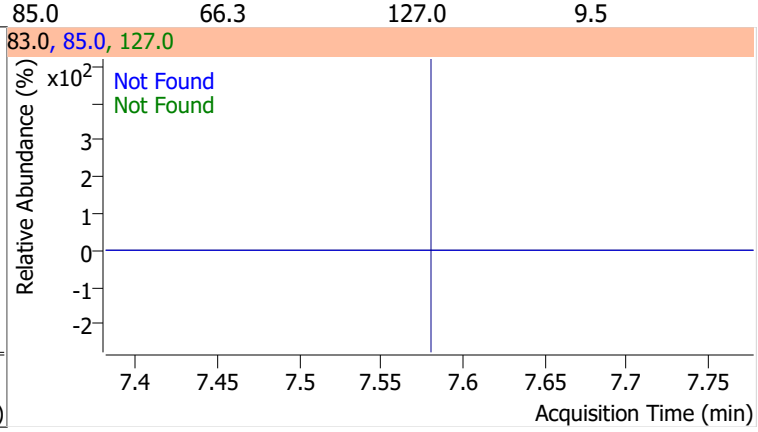

Compound	Conc.	Exp RT	QIon	Exp Ratio	QIon	Exp Ratio
cis-1,3-Dichloropropene	N.D.	8.06	39.0	52.5	77.0	31.8

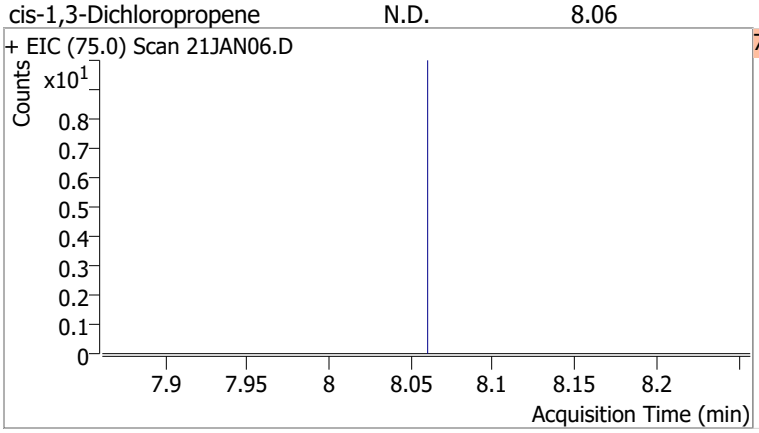

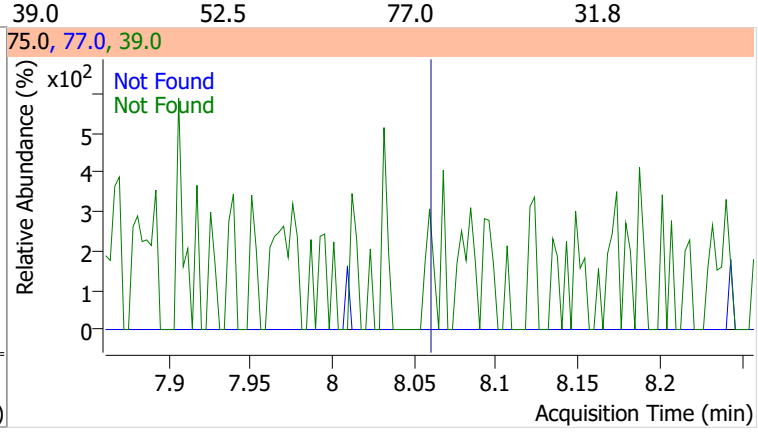

Quantitation Results Report (QT Reviewed)

Compound	Conc.	RT	Dev(Min)	Resp.	QIon	QRatio	Lower	Upper
Toluene-d8	260.4474	8.32	0.00	821554	100.0	64.3	34.3	94.3
					99.0	9.5	0.0	39.2

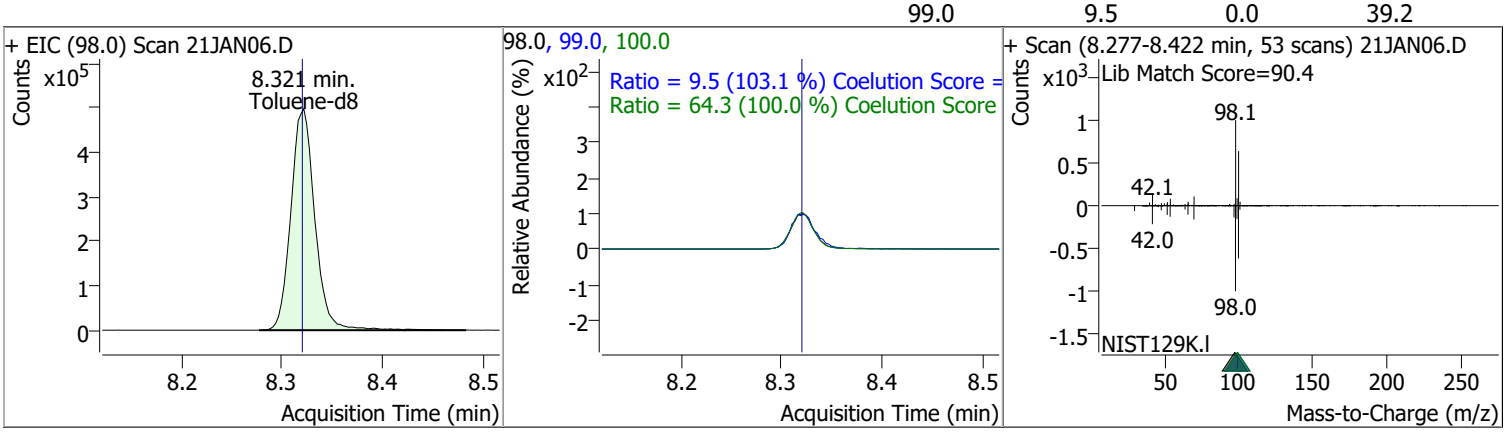

Compound	Conc.	RT	Dev(Min)	Resp.	QIon	QRatio	Lower	Upper
Toluene		0		0	91.0		144.1	204.1

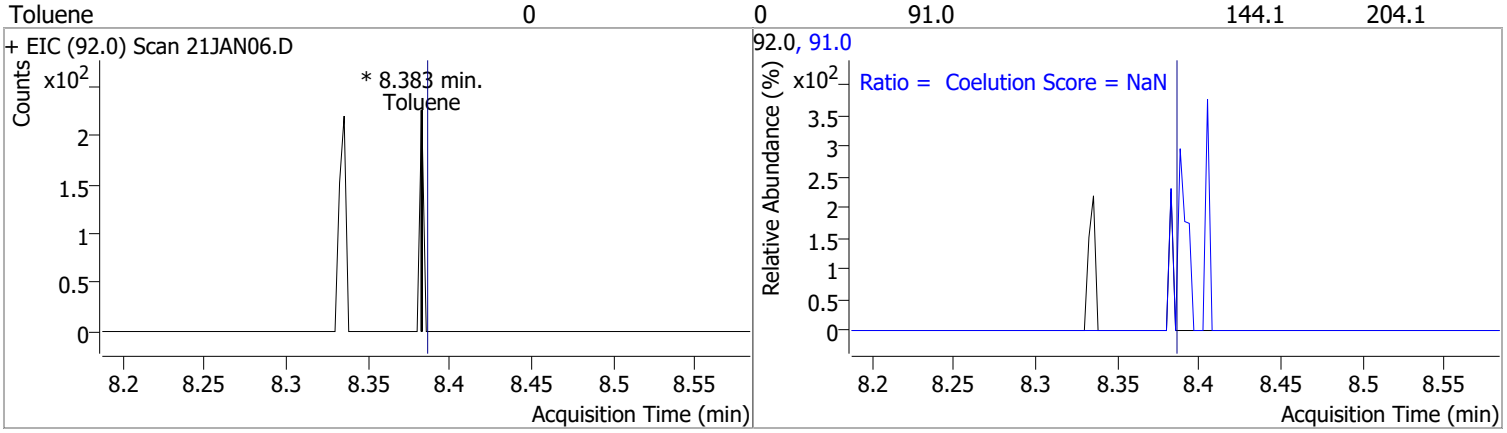

Compound	Conc.	Exp RT	QIon	Exp Ratio	QIon	Exp Ratio
trans-1,3-Dichloropropene	N.D.	8.64	39.0	53.0	77.0	31.0

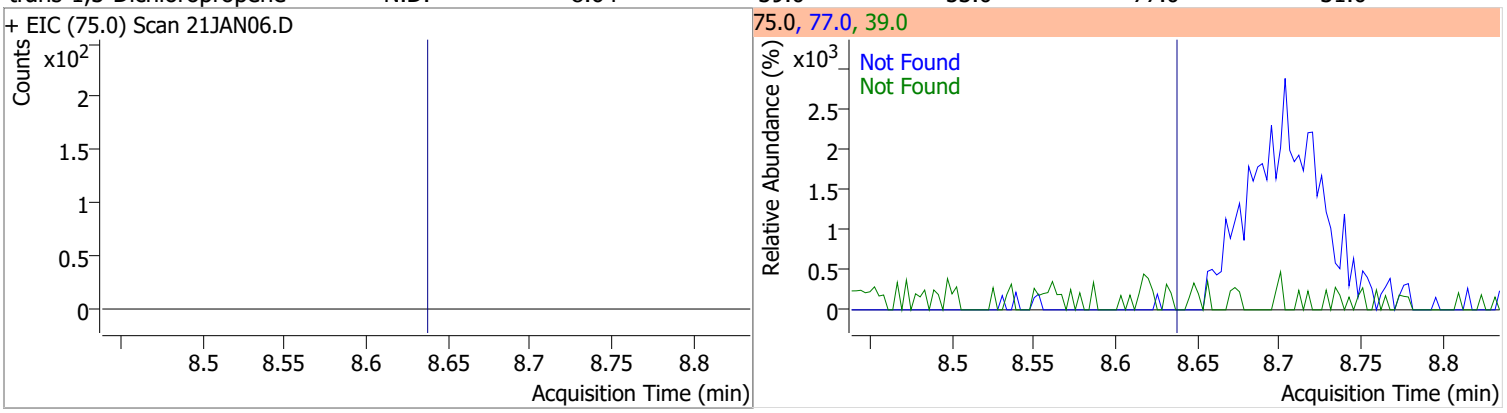

Compound	Conc.	Exp RT	QIon	Exp Ratio	QIon	Exp Ratio
1,1,2-Trichloroethane	N.D.	8.82	97.0	110.7	85.0	60.7

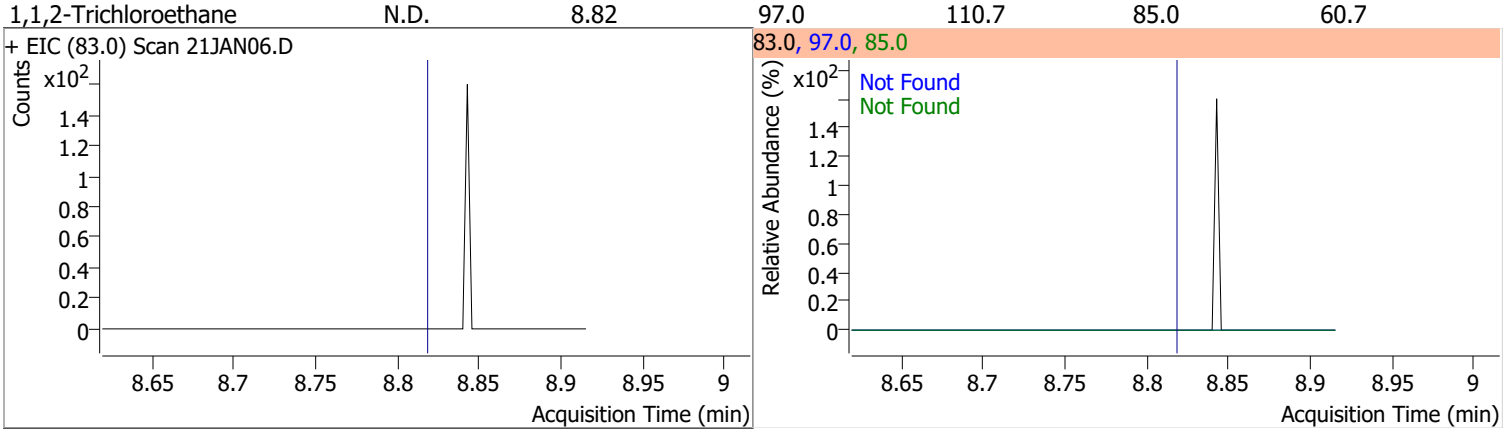

Compound	Conc.	Exp RT	QIon	Exp Ratio	QIon	Exp Ratio
Tetrachloroethene	N.D.	8.94	165.8	126.1	129.0	90.5

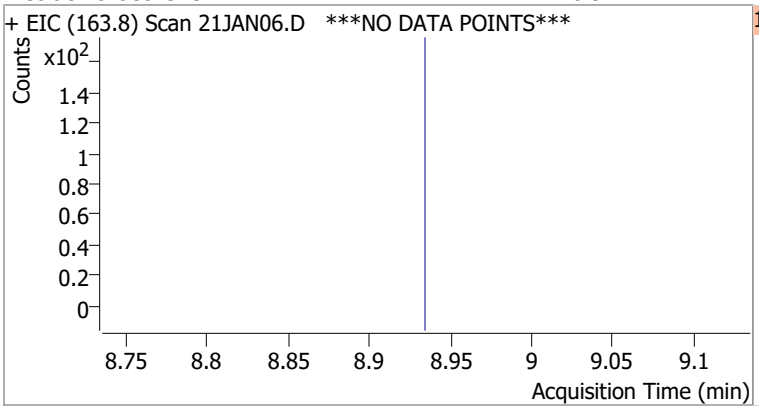

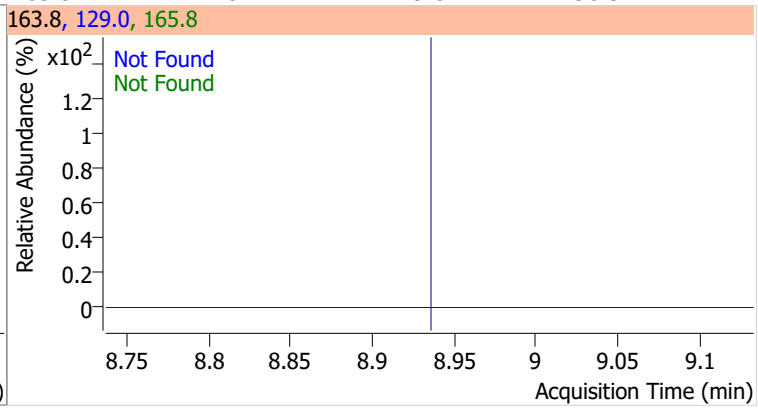

Compound	Conc.	Exp RT	QIon	Exp Ratio
1,3-Dichloropropane	N.D.	8.98	78.0	32.4

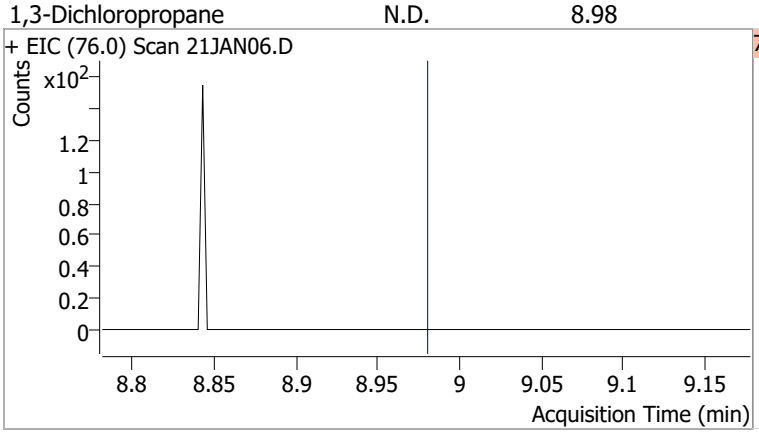

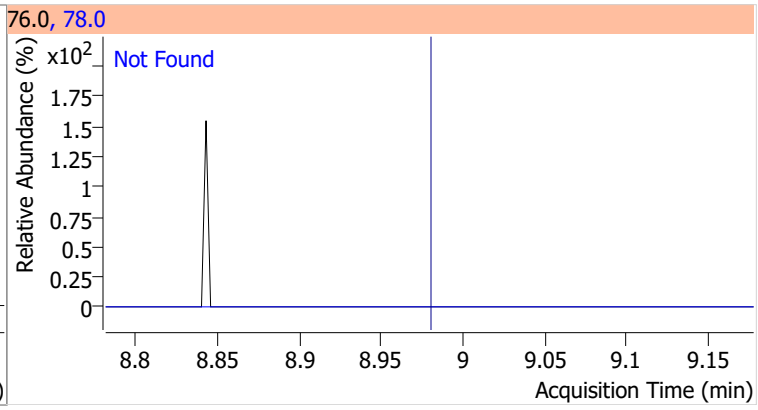

Compound	Conc.	Exp RT	QIon	Exp Ratio
Chlorodibromomethane	N.D.	9.21	127.0	77.2

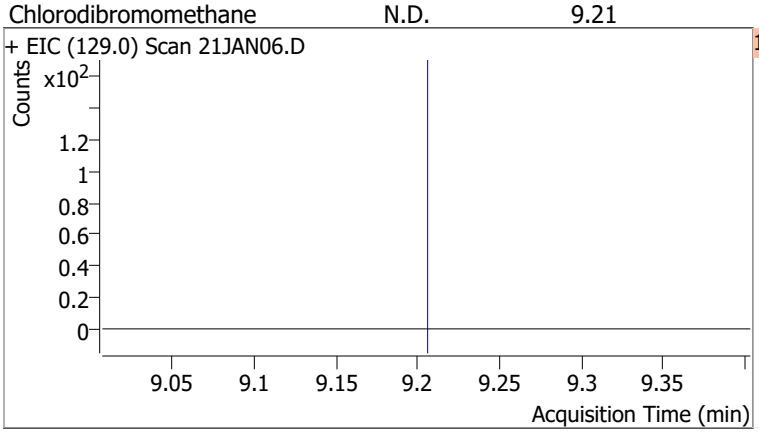

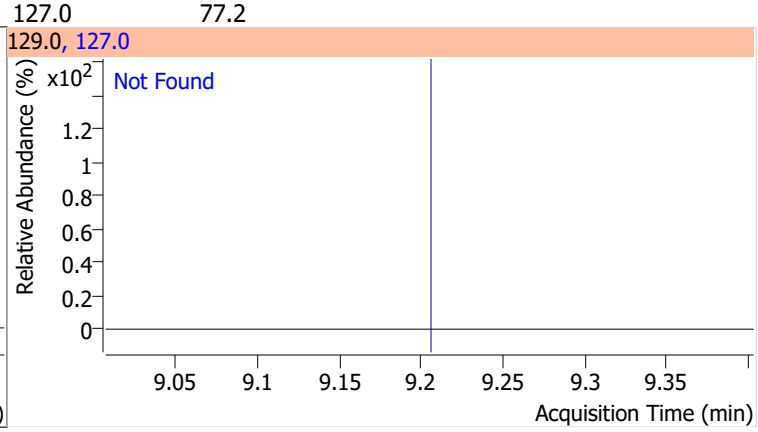

Compound	Conc.	Exp RT	QIon	Exp Ratio
1,2-Dibromoethane	N.D.	9.30	109.0	91.5

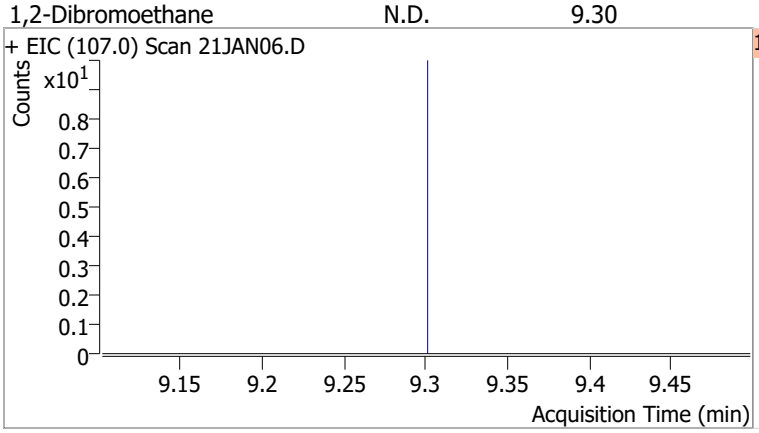

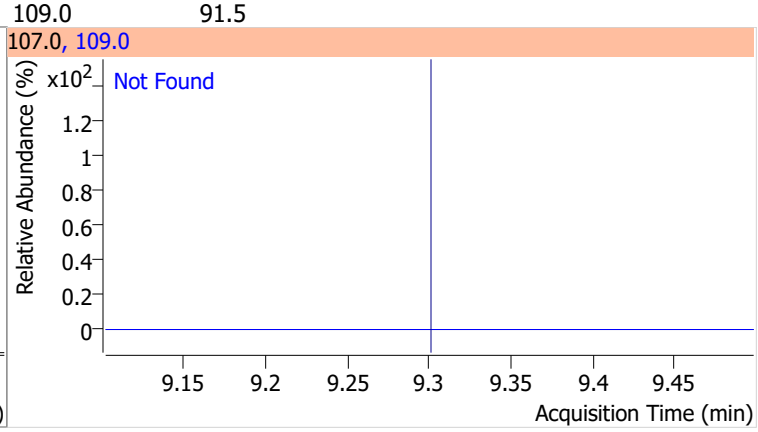

Compound	Conc.	Exp RT	QIon	Exp Ratio
Chlorobenzene	N.D.	9.80	114.0	32.2

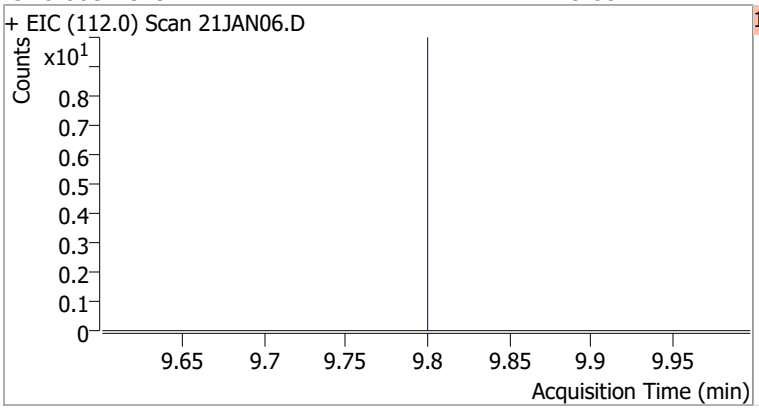

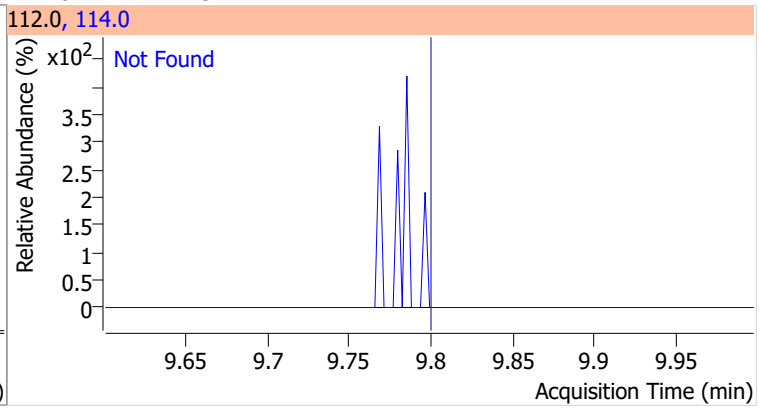

Compound	Conc.	Exp RT	QIon	Exp Ratio
1,1,1,2-Tetrachloroethane	N.D.	9.89	133.0	95.3

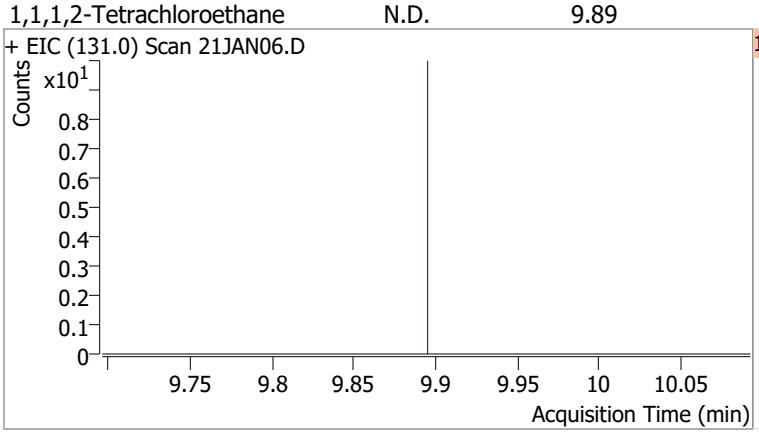

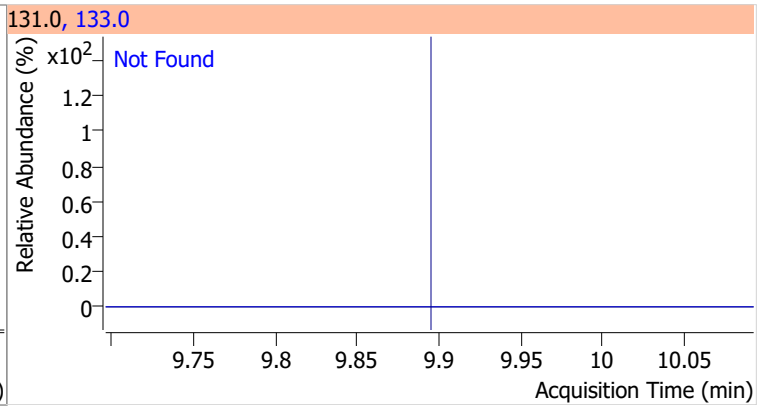

Compound	Conc.	Exp RT	QIon	Exp Ratio
Ethylbenzene	N.D.	9.92	106.0	31.7

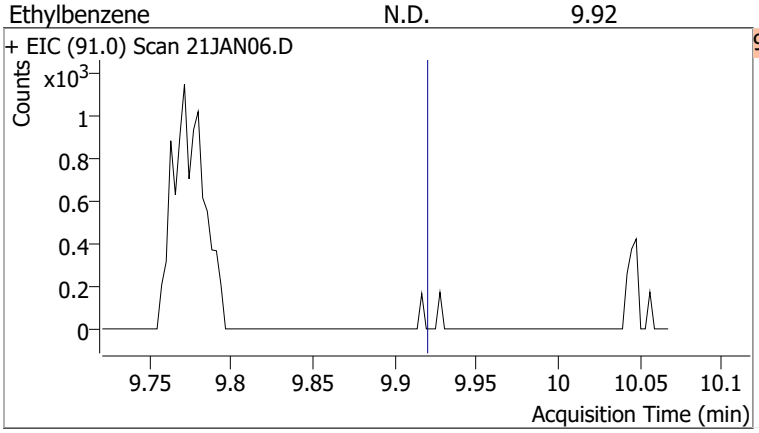

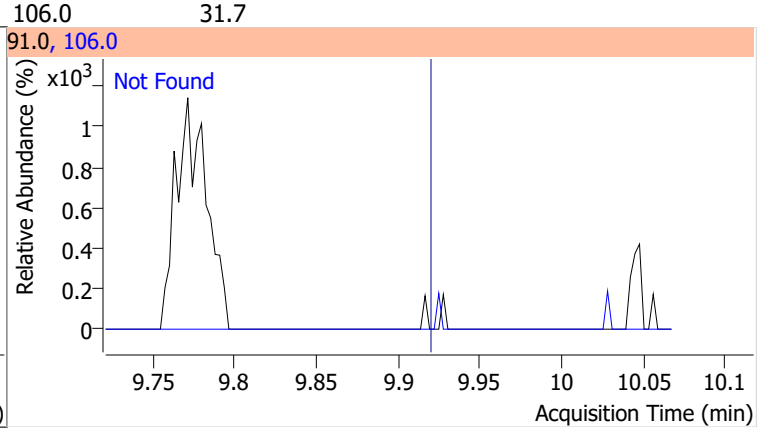

Compound	Conc.	Exp RT	QIon	Exp Ratio
m+p-Xylenes	N.D.	10.04	91.0	200.7

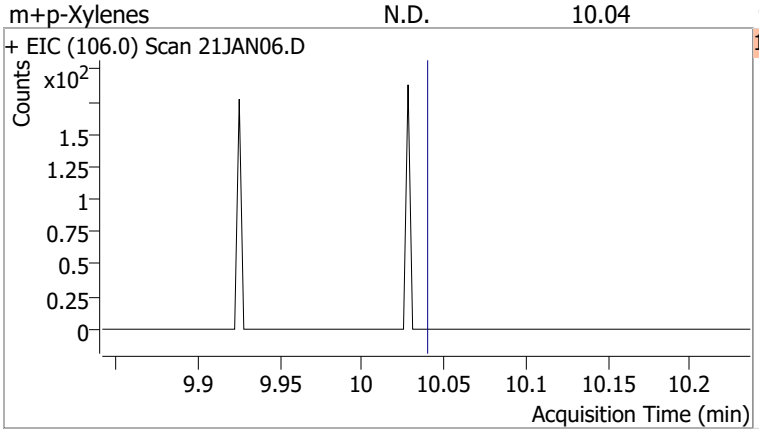

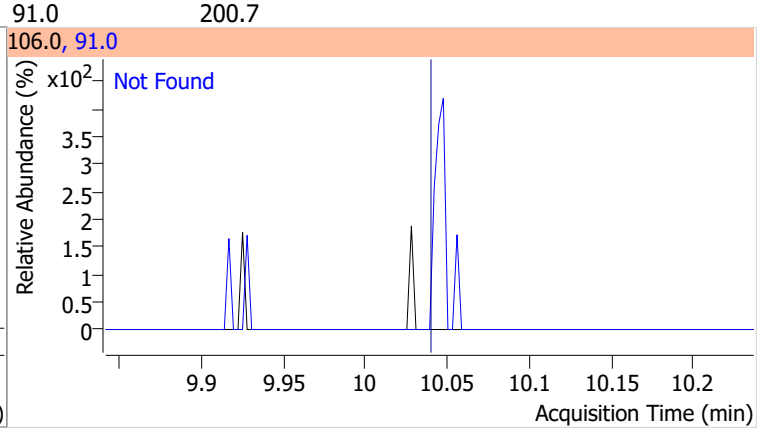

Compound	Conc.	Exp RT	QIon	Exp Ratio
o-Xylene	N.D.	10.43	91.0	211.4

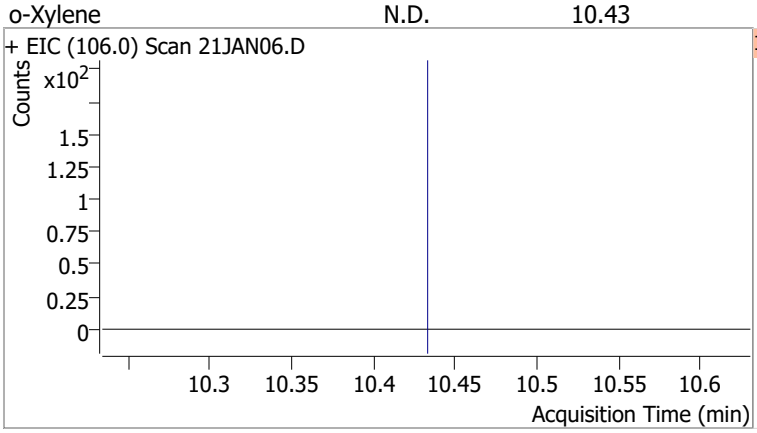

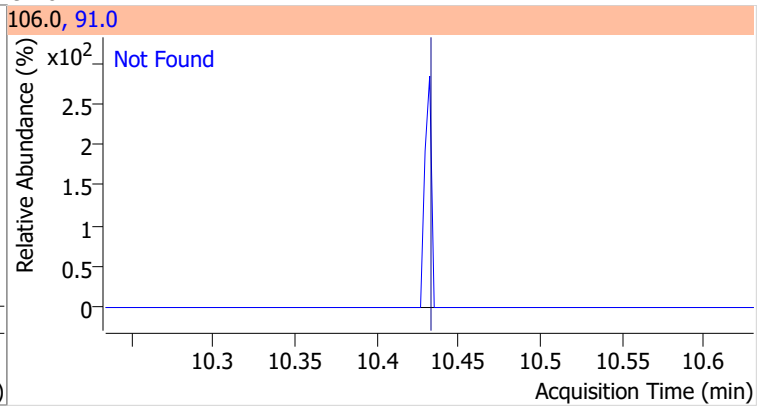

Compound	Conc.	Exp RT	QIon	Exp Ratio
Styrene	N.D.	10.45	78.0	50.6

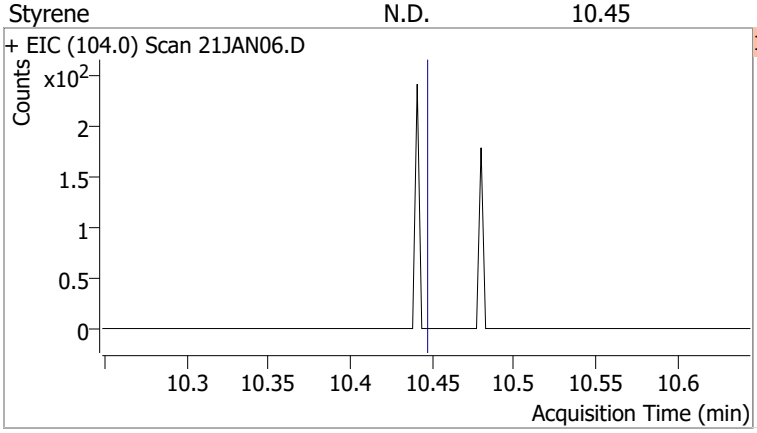

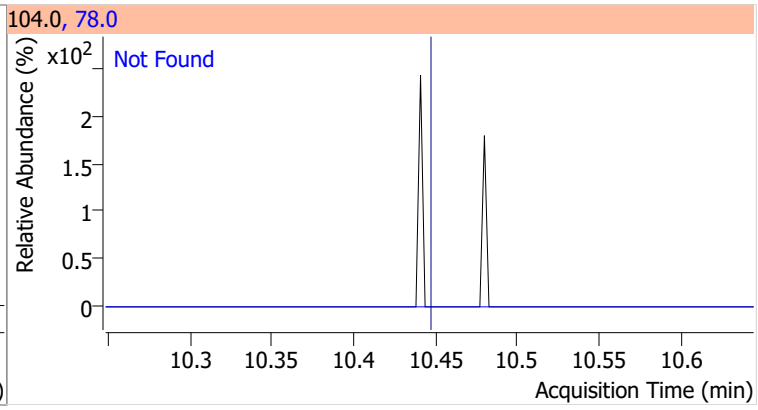

Compound	Conc.	Exp RT	QIon	Exp Ratio	QIon	Exp Ratio
Bromoform	N.D.	10.62	170.5	50.3	174.5	48.1

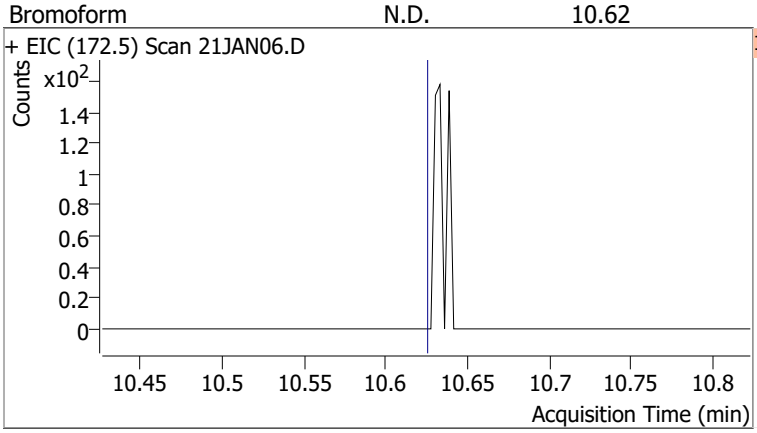

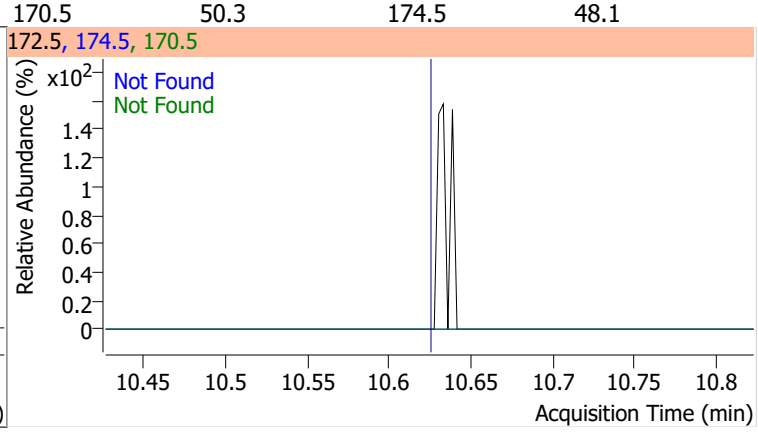

Compound	Conc.	RT	Dev(Min)	Resp.	QIon	QRatio	Lower	Upper
p-Bromofluorobenzene	260.2752	10.95	0.00	241558	174.0	93.9	65.3	125.3
					176.0	90.9	63.3	123.3

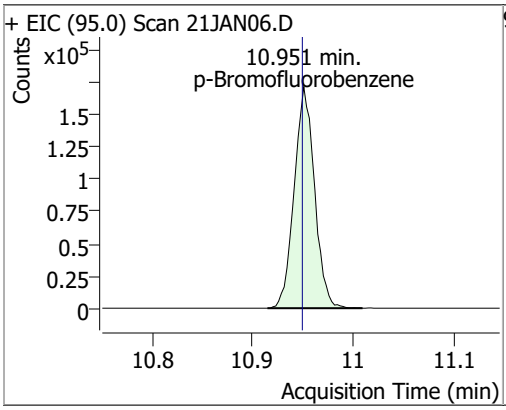

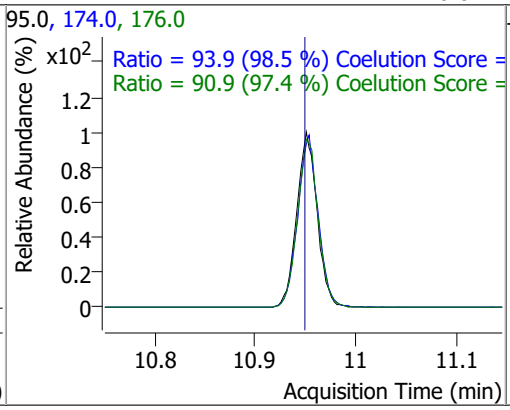

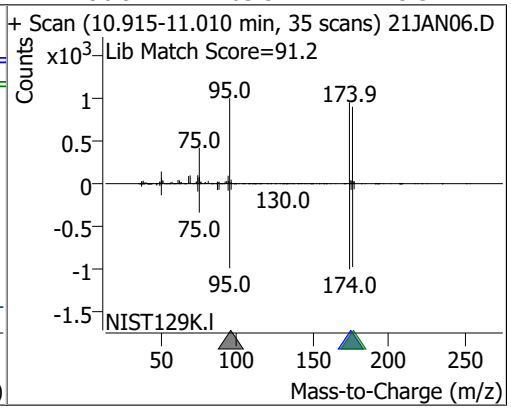

Compound	Conc.	Exp RT	QIon	Exp Ratio	QIon	Exp Ratio
Bromobenzene	N.D.	11.09	77.0	143.5	158.0	96.1

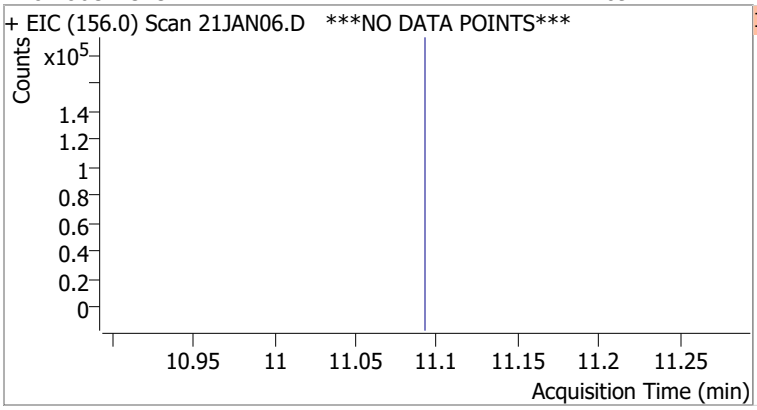

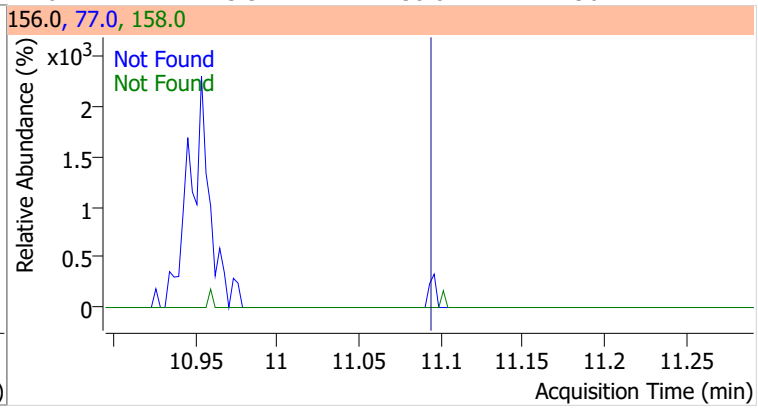

Compound	Conc.	Exp RT	QIon	Exp Ratio
1,1,2,2-Tetrachloroethane	N.D.	11.11	85.0	63.3

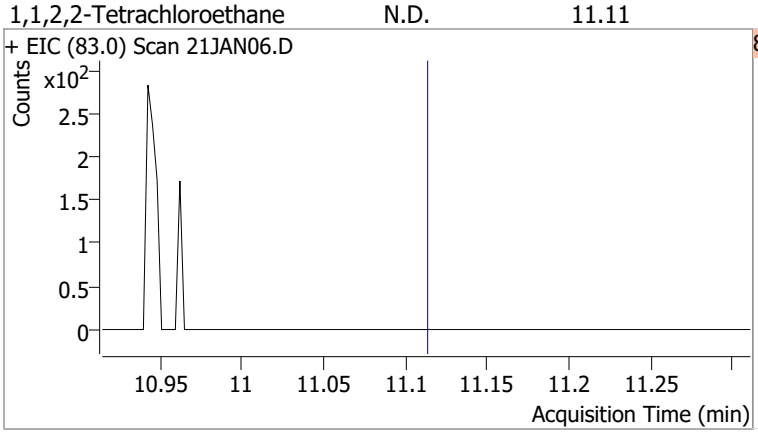

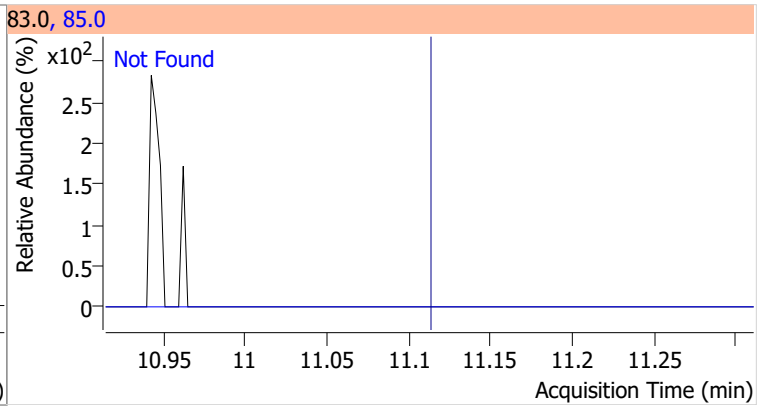

Compound	Conc.	Exp RT	QIon	Exp Ratio
1,2,3-Trichloropropane	N.D.	11.15	112.0	65.8

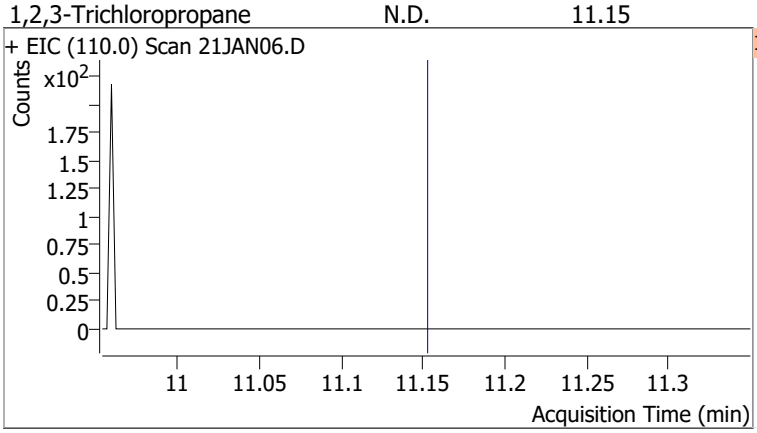

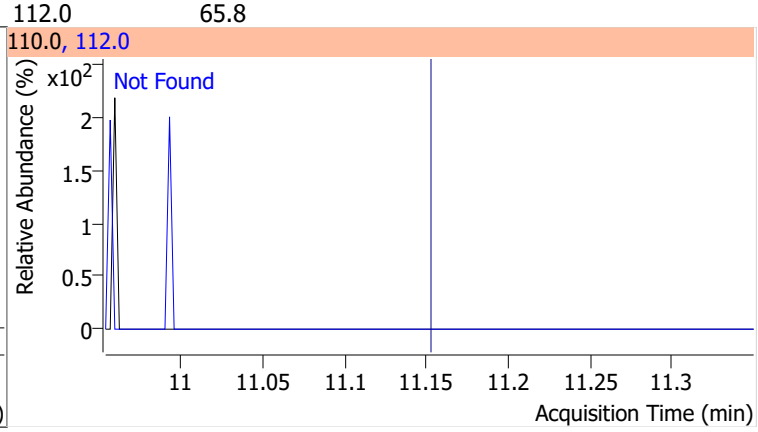

Compound	Conc.	Exp RT	QIon	Exp Ratio
2-Chlorotoluene	N.D.	11.29	91.0	276.2

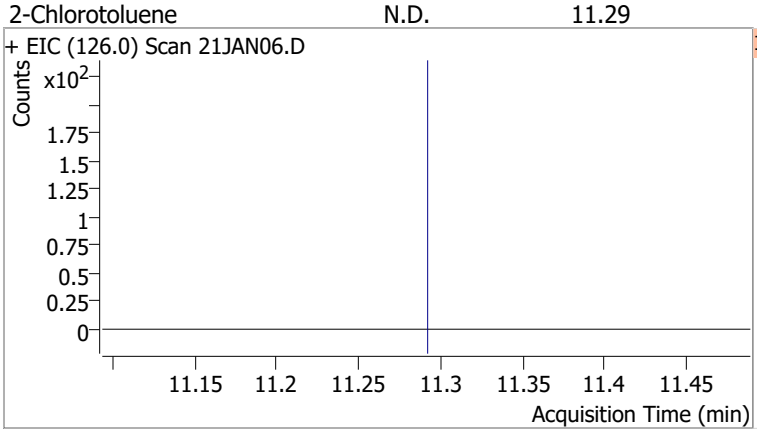

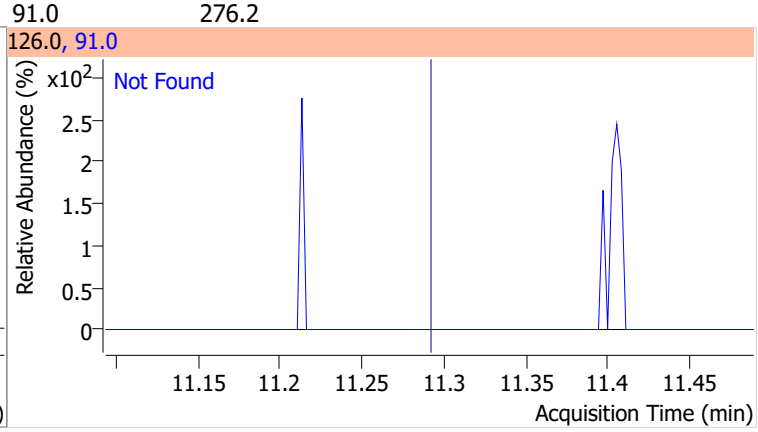

Compound	Conc.	Exp RT	QIon	Exp Ratio
4-Chlorotoluene	N.D.	11.40	126.0	31.3

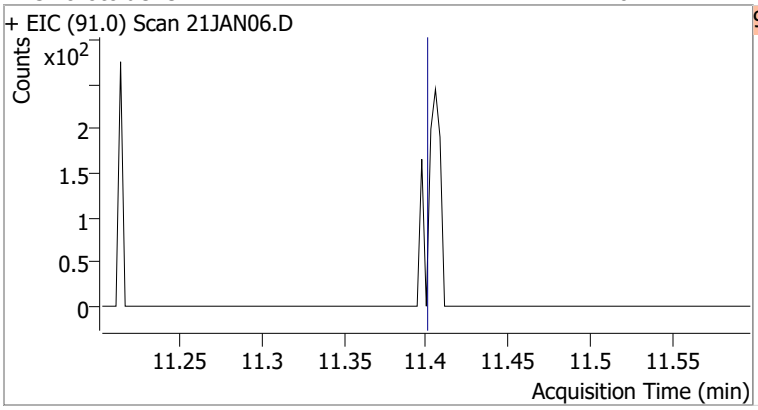

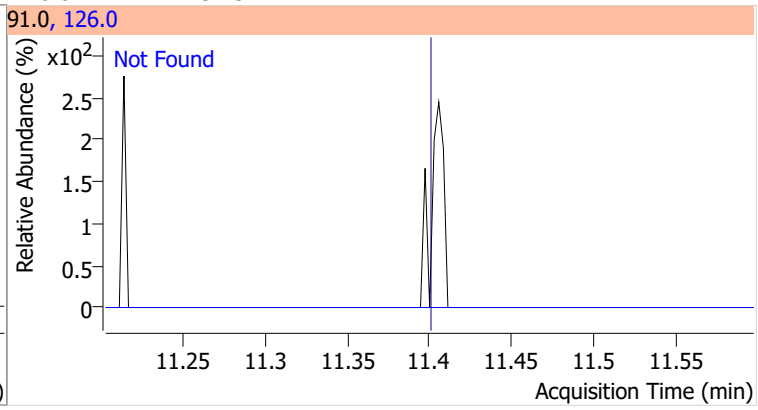

Compound	Conc.	Exp RT	QIon	Exp Ratio	QIon	Exp Ratio
1,3-Dichlorobenzene	N.D.	12.03	148.0	62.8	111.0	38.7

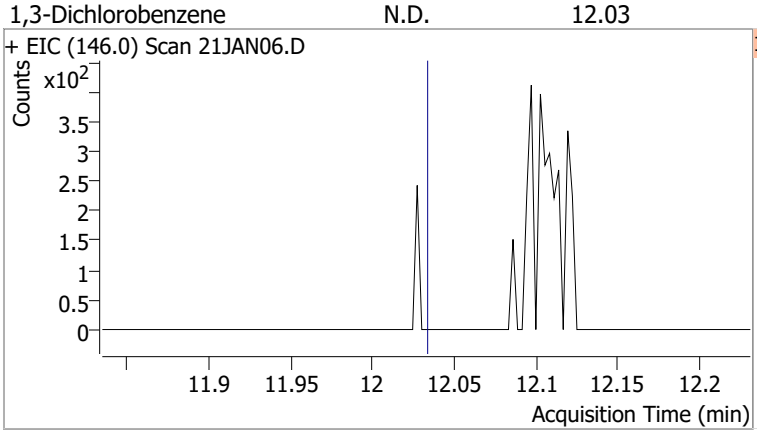

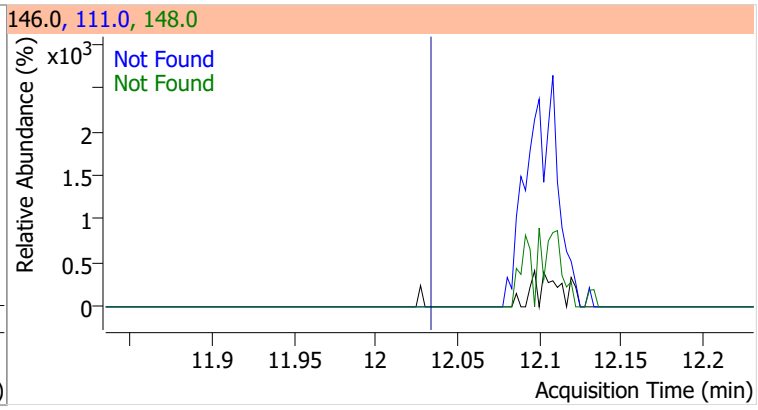

Compound	Conc.	Exp RT	QIon	Exp Ratio	QIon	Exp Ratio
1,4-Dichlorobenzene	N.D.	12.12	148.0	63.7	111.0	38.7

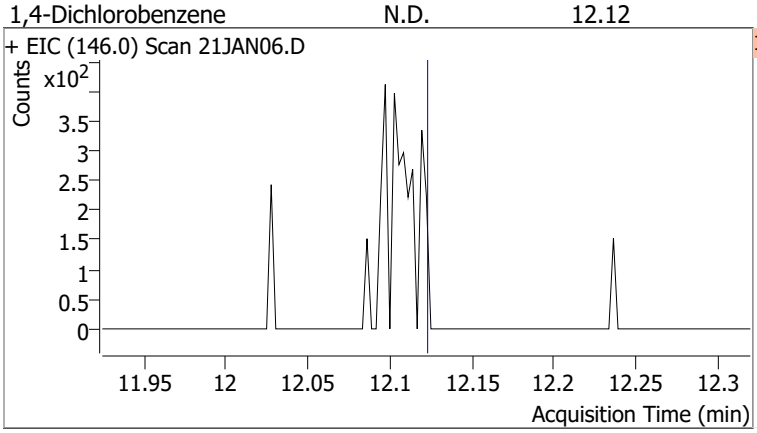

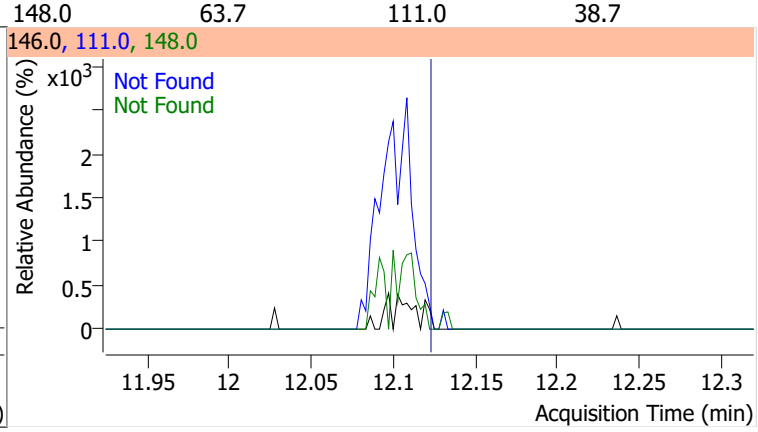

Compound	Conc.	Exp RT	QIon	Exp Ratio	QIon	Exp Ratio
1,2-Dichlorobenzene	N.D.	12.49	148.0	61.9	111.0	39.5

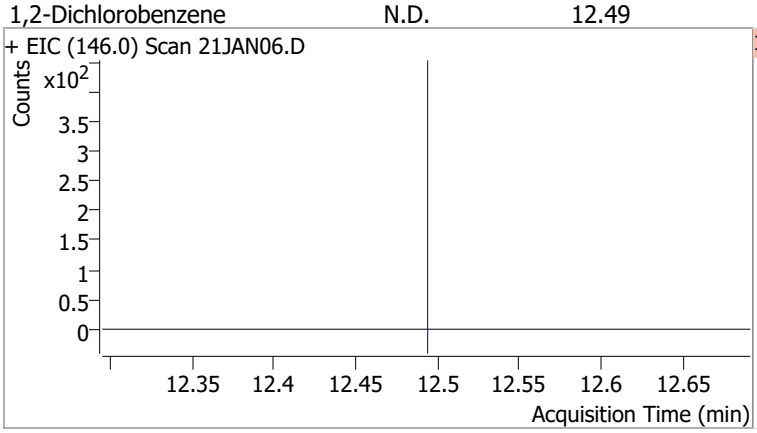

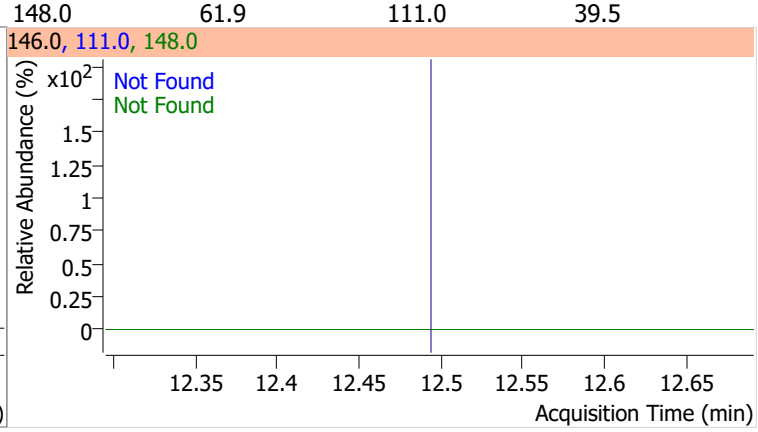

Quantitation Results Report (QT Reviewed)

Data File	21JAN07.D	Operator	MSC
Acq. Method	5975CACQF.M	Acq. Date-Time	1/21/2022 12:31:38 PM
Sample Name	B22011125-002A	Instrument	VOA5975C
Vial	7	Multiplier	1.00
DA Method File	VOA5975C_8260B_SHT_DoD_L4_011922.m	Comment	
Tune File	BFB_Atune3.u	Tune Date	10/11/2021 4:02:00 PM
Batch Name	VG012122_8260B.batch.bin	Last Calib Update	3/11/2022 3:55:53 AM
Ref Library	\\MASSHUNTER\Org\Library\NIST129K.l		

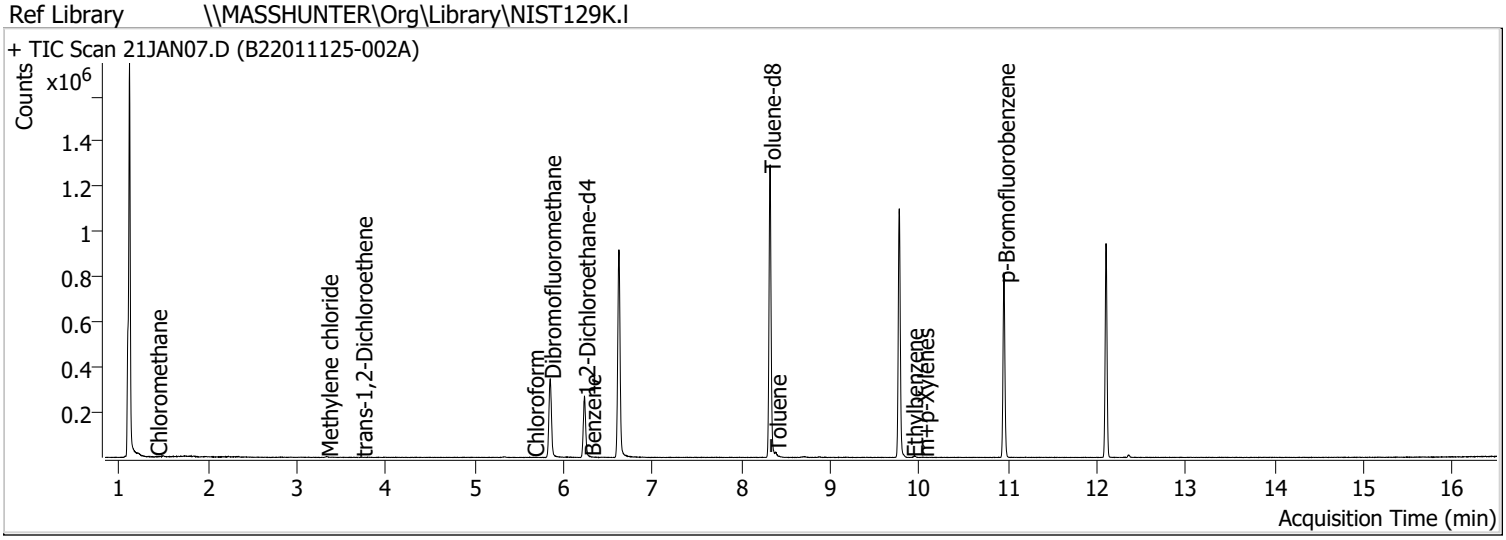

Compound	RT	QIon	Resp.	Conc.	Units		Dev(Min)
Internal Standards							
M Fluorobenzene	6.621	96.0	790246	250.0000	ng		0.000
M Chlorobenzene-d5	9.774	82.0	306869	250.0000	ng		0.000
M 1,4-Dichlorobenzene-d4	12.100	152.0	222076	250.0000	ng		0.000
System Monitoring Compounds							
S Dibromofluoromethane	5.848	113.0	211407	276.1980	ng		-0.003
Spiked Amount: 250.000	Range: 80.0 - 119.0%			Recovery = 110.48%			
S 1,2-Dichloroethane-d4	6.233	67.0	94867	286.9189	ng		0.003
Spiked Amount: 250.000	Range: 81.0 - 118.0%			Recovery = 114.77%			
S Toluene-d8	8.319	98.0	795514	265.7203	ng		0.000
Spiked Amount: 250.000	Range: 89.0 - 112.0%			Recovery = 106.29%			
S p-Bromofluorobenzene	10.951	95.0	227524	277.4831	ng		0.003
Spiked Amount: 250.000	Range: 85.0 - 114.0%			Recovery = 110.99%			
Target Compounds							**QValue**
T Dichlorodifluoromethane	0.000		0	N.D.			
T Chloromethane	1.414	50.0	535	0.4279	ng	m	75
T Vinyl chloride	0.000		0	N.D.			
T Bromomethane	0.000		0	N.D.			
T Chloroethane	0.000		0	N.D.			
T Trichlorofluoromethane	0.000		0	N.D.			
T 1,1-Dichloroethene	0.000		0	N.D.			
T Methylene chloride	3.338	49.0	2490	2.1554	ng	m	94
T trans-1,2-Dichloroethene	3.723	96.0	138	0.1684	ng	m	89
T Methyl tert-butyl ether (MTBE)	0.000		0	N.D.			
T 1,1-Dichloroethane	0.000		0	N.D.			
T 2,2-Dichloropropane	0.000		0	N.D.			
T cis-1,2-Dichloroethene	0.000		0	N.D.			
T Methyl ethyl ketone	0.000		0	N.D.			
T Bromochloromethane	0.000		0	N.D.			
T Chloroform	5.656	83.0	105	0.0686	ng	m	98

Compound	RT	QIon	Resp.	Conc.	Units		Dev(Min)
T 1,1,1-Trichloroethane	0.000		0	N.D.			
T Carbon tetrachloride	0.000		0	N.D.			
T 1,1-Dichloropropene	0.000		0	N.D.			
T Benzene	6.297	78.0	180	0.0570	ng	m	68
T 1,2-Dichloroethane	0.000		0	N.D.			
T Trichloroethene	0.000		0	N.D.			
T 1,2-Dichloropropane	0.000		0	N.D.			
T Dibromomethane	0.000		0	N.D.			
T Bromodichloromethane	0.000		0	N.D.			
T cis-1,3-Dichloropropene	0.000		0	N.D.			
T Toluene	8.380	92.0	3617	1.8125	ng	m	93
T trans-1,3-Dichloropropene	0.000		0	N.D.			
T 1,1,2-Trichloroethane	0.000		0	N.D.			
T Tetrachloroethene	0.000		0	N.D.			
T 1,3-Dichloropropane	0.000		0	N.D.			
T Chlorodibromomethane	0.000		0	N.D.			
T 1,2-Dibromoethane	0.000		0	N.D.			
T Chlorobenzene	0.000		0	N.D.			
T 1,1,1,2-Tetrachloroethane	0.000		0	N.D.			
T Ethylbenzene	9.919	91.0	493	0.7292	ng	m	58
T m+p-Xylenes	10.042	106.0	274	1.9699	ng	m	82
T o-Xylene	0.000		0	N.D.			
T Styrene	0.000		0	N.D.			
T Bromoform	0.000		0	N.D.			
T Bromobenzene	0.000		0	N.D.			
T 1,1,2,2-Tetrachloroethane	0.000		0	N.D.			
T 1,2,3-Trichloropropane	0.000		0	N.D.			
T 2-Chlorotoluene	0.000		0	N.D.			
T 4-Chlorotoluene	0.000		0	N.D.			
T 1,3-Dichlorobenzene	0.000		0	N.D.			
T 1,4-Dichlorobenzene	0.000		0	N.D.			
T 1,2-Dichlorobenzene	0.000		0	N.D.			

(#) = Qualifier Out of Range; (m) = Manual Integration; (+) = Area Summed; (*) = Surrogate Percent Recovery Out of Range; (d): Zeroed Peak

Compound	Conc.	Exp RT	QIon	Exp Ratio
Dichlorodifluoromethane	N.D.	1.24	87.0	31.8

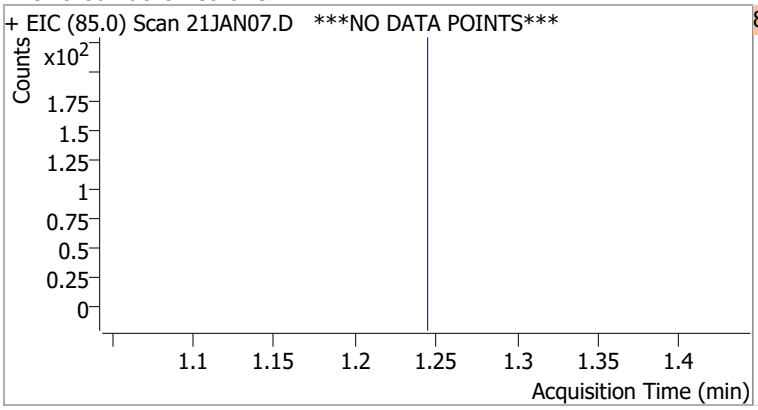

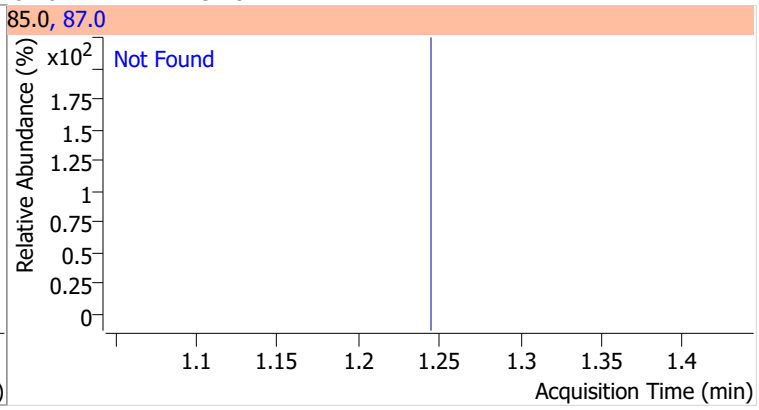

Compound	Conc.	RT	Dev(Min)	Resp.	QIon	QRatio	Lower	Upper
Chloromethane	0.4279	1.41	0.01	535 (m)	52.0	18.6	2.4	62.4

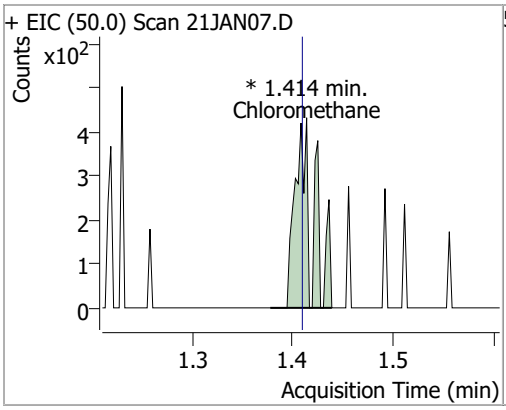

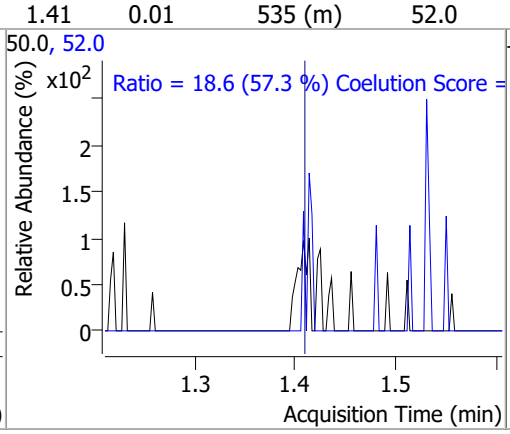

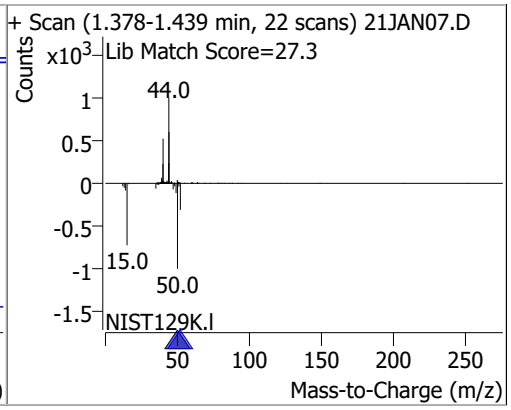

Compound	Conc.	Exp RT	QIon	Exp Ratio
Vinyl chloride	N.D.	1.50	64.0	31.3

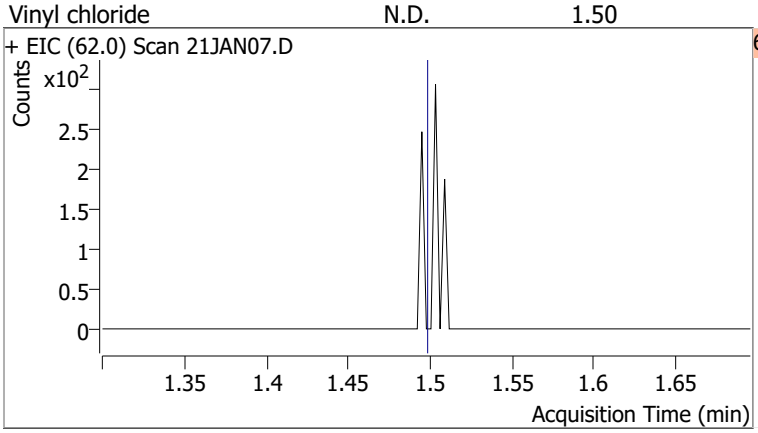

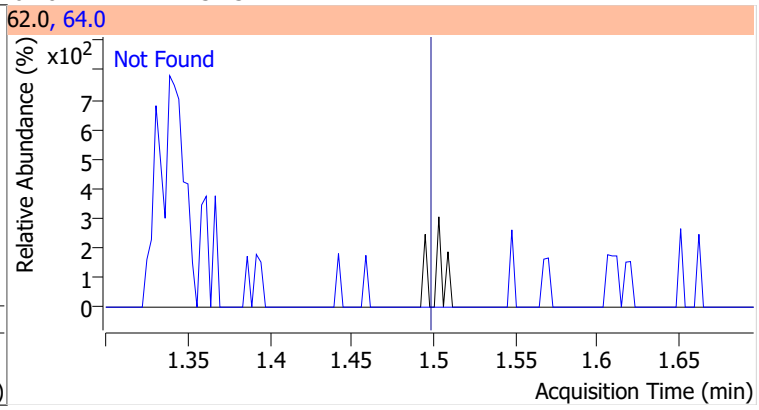

Compound	Conc.	Exp RT	QIon	Exp Ratio
Bromomethane	N.D.	1.80	94.0	110.1

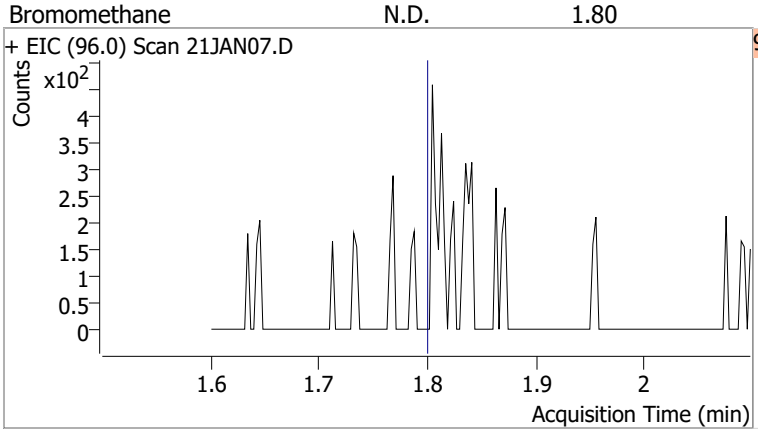

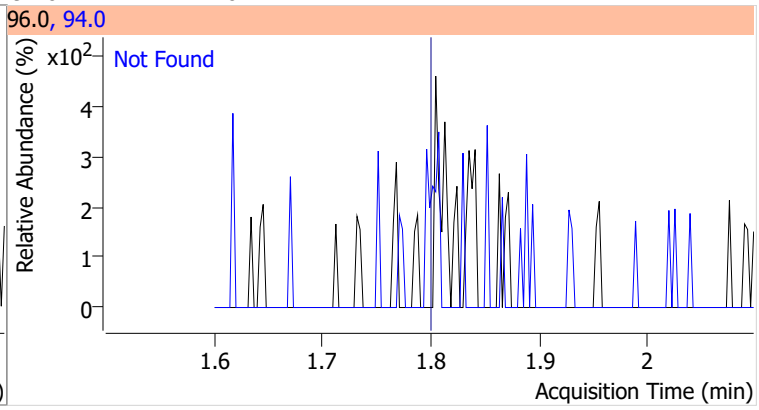

Compound	Conc.	Exp RT	QIon	Exp Ratio
Chloroethane	N.D.	1.90	66.0	30.0

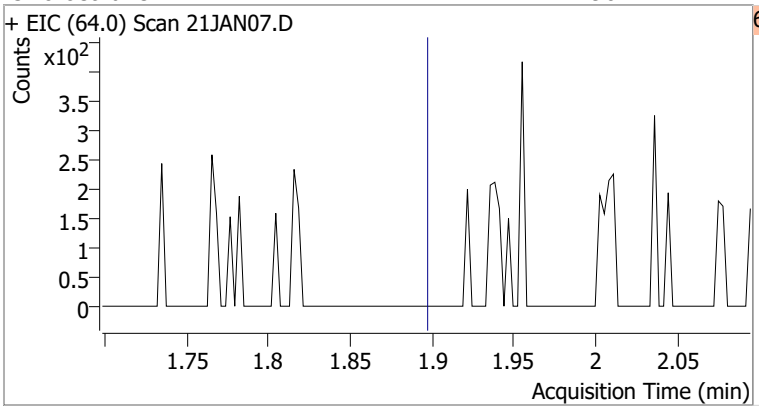

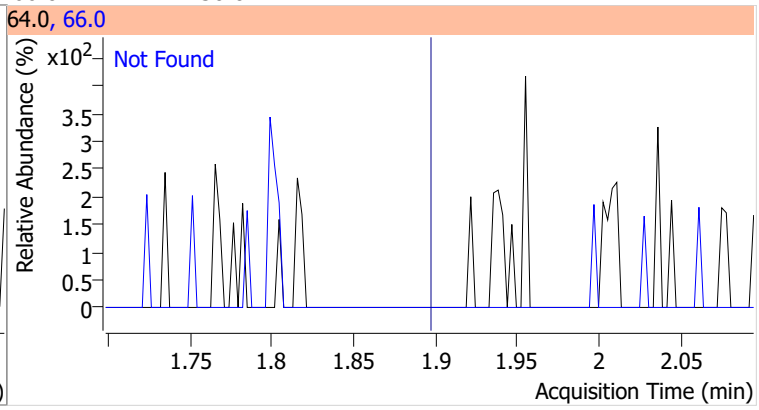

Compound	Conc.	Exp RT	QIon	Exp Ratio
Trichlorofluoromethane	N.D.	2.15	103.0	65.0

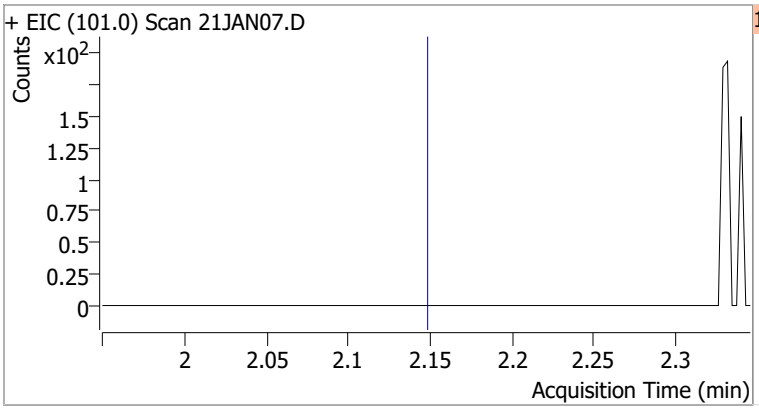

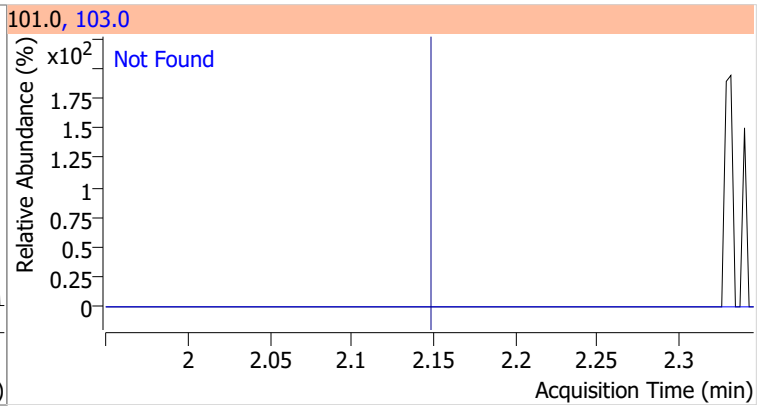

Compound	Conc.	Exp RT	QIon	Exp Ratio	QIon	Exp Ratio
1,1-Dichloroethene	N.D.	2.70	61.0	179.9	63.0	57.0

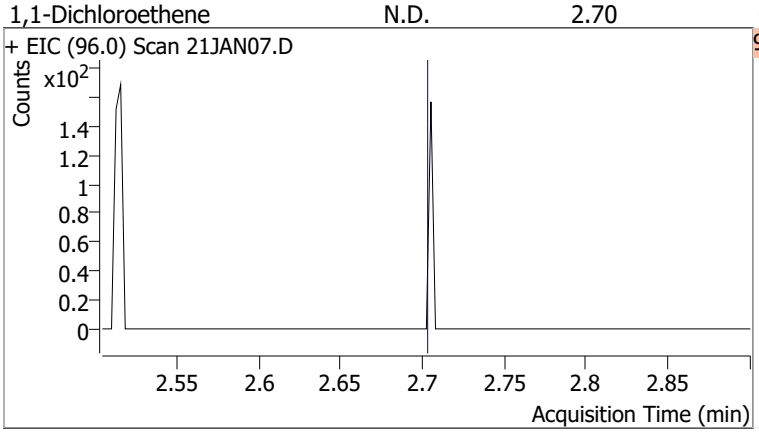

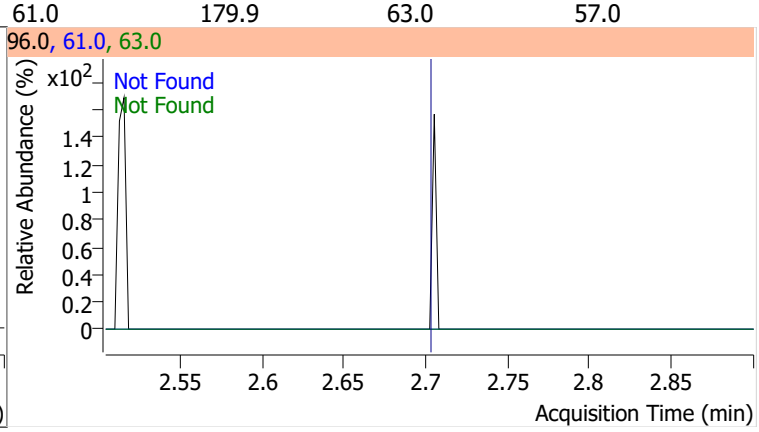

Compound	Conc.	RT	Dev(Min)	Resp.	QIon	QRatio	Lower	Upper
Methylene chloride	2.1554	3.34	0.01	2490 (m)	84.0	58.8	36.1	96.1
					86.0	43.0	11.8	71.8

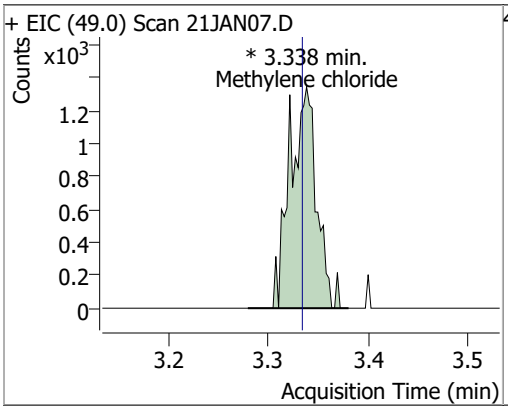

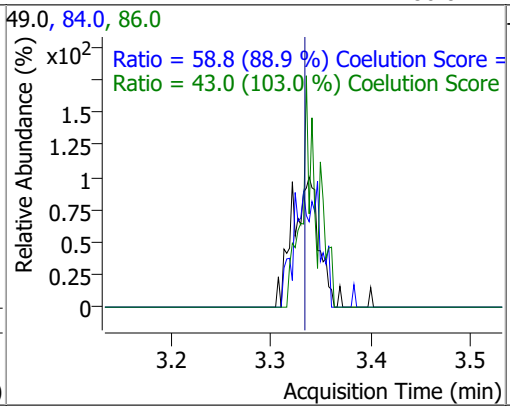

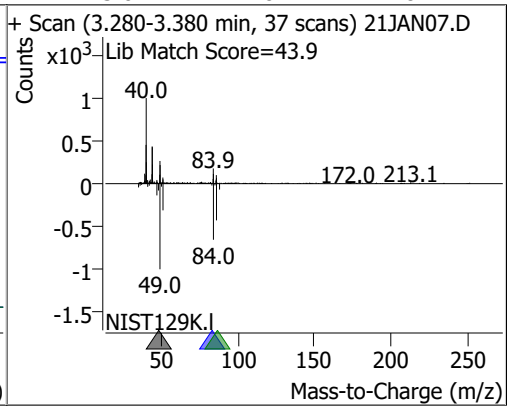

Quantitation Results Report (QT Reviewed)

Compound	Conc.	RT	Dev(Min)	Resp.	QIon	QRatio	Lower	Upper
trans-1,2-Dichloroethene	0.1684	3.72	0.00	138 (m)	61.0	141.4	124.8	184.8
					98.0	53.4	32.1	92.1

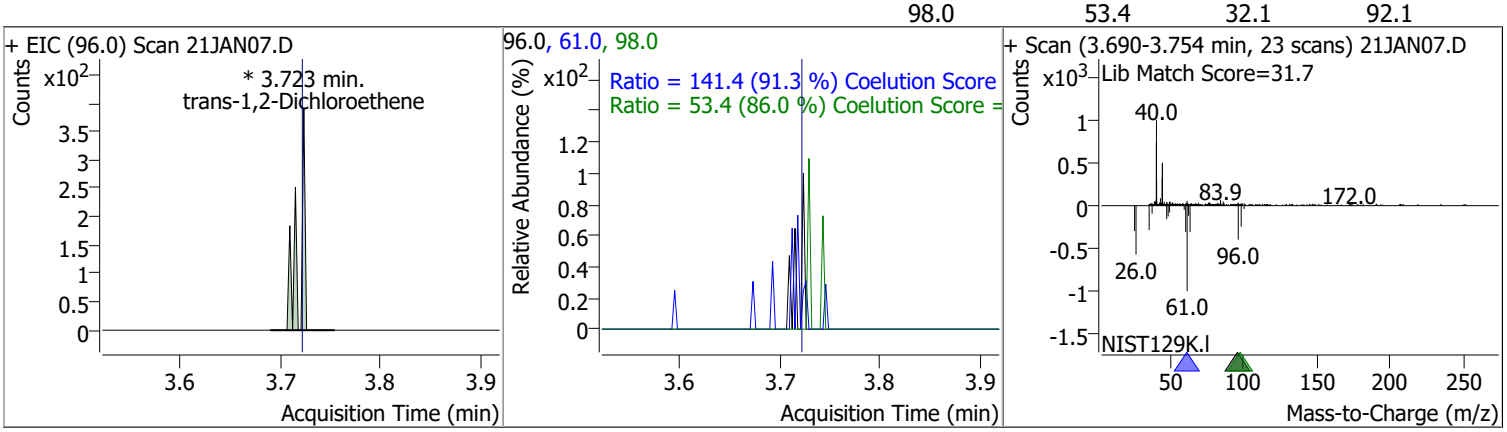

Compound	Conc.	Exp RT	QIon	Exp Ratio
Methyl tert-butyl ether (MTBE)	N.D.	3.75	57.0	24.6

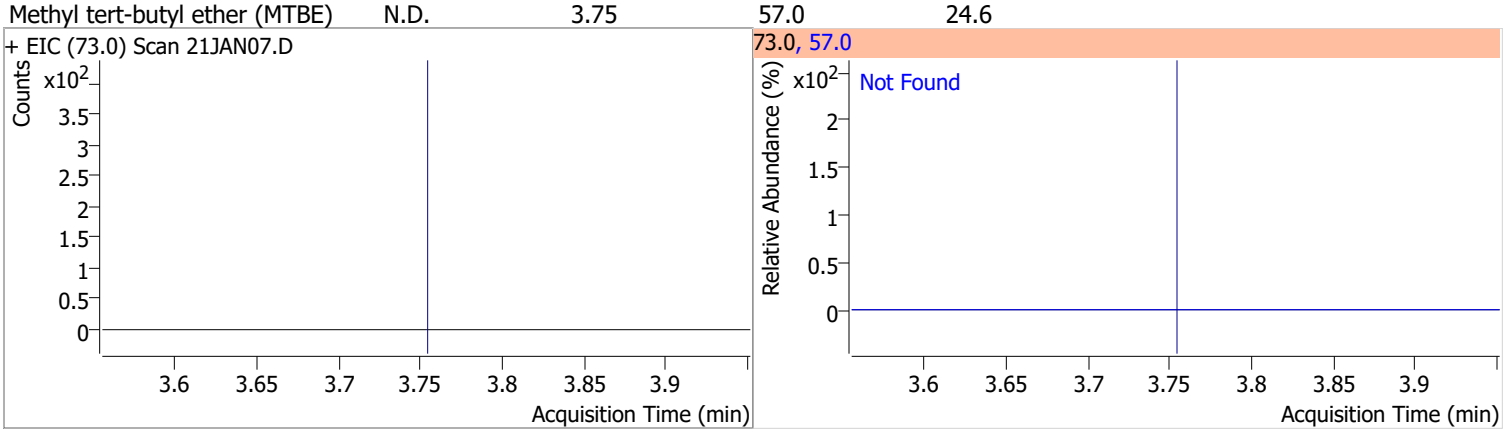

Compound	Conc.	Exp RT	QIon	Exp Ratio	QIon	Exp Ratio
1,1-Dichloroethane	N.D.	4.38	65.0	31.0	83.0	12.7

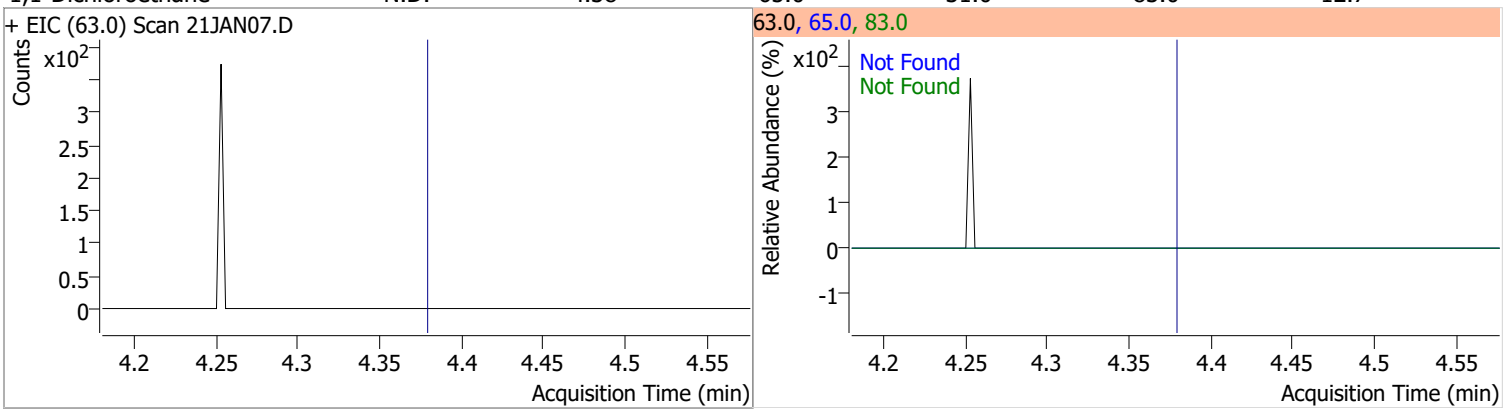

Compound	Conc.	Exp RT	QIon	Exp Ratio	QIon	Exp Ratio
2,2-Dichloropropane	N.D.	5.19	41.0	68.8	97.0	23.9

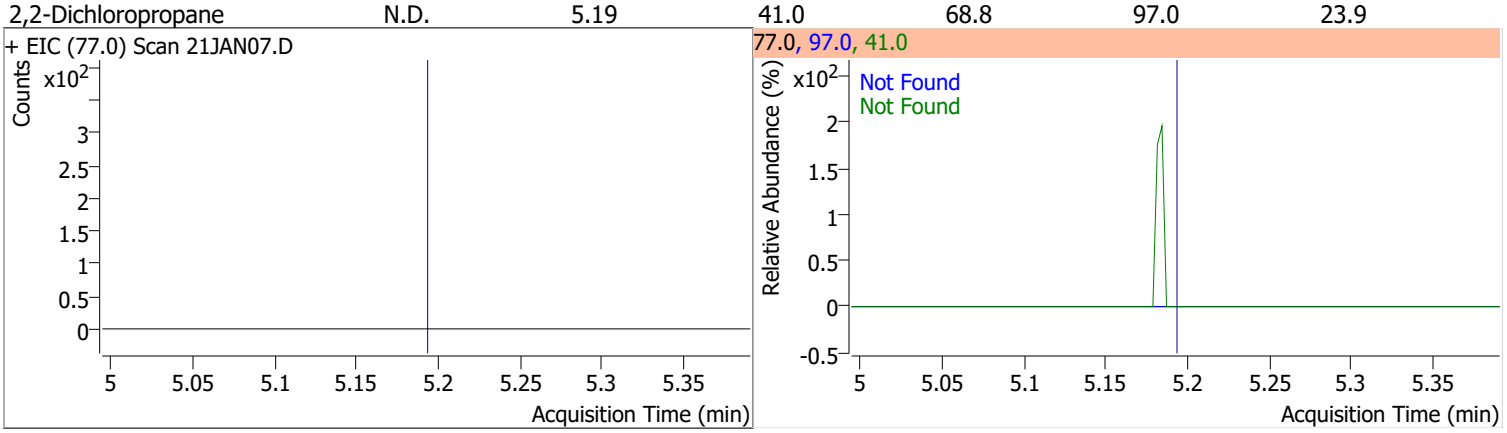

Compound	Conc.	Exp RT	QIon	Exp Ratio	QIon	Exp Ratio
cis-1,2-Dichloroethene	N.D.	5.21	61.0	160.4	98.0	66.2

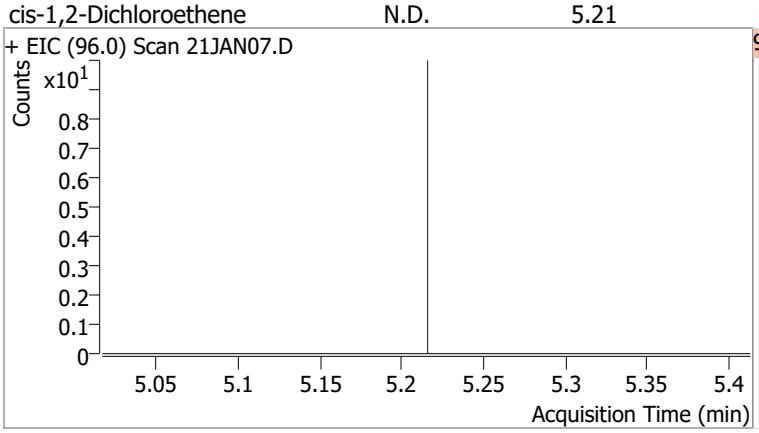

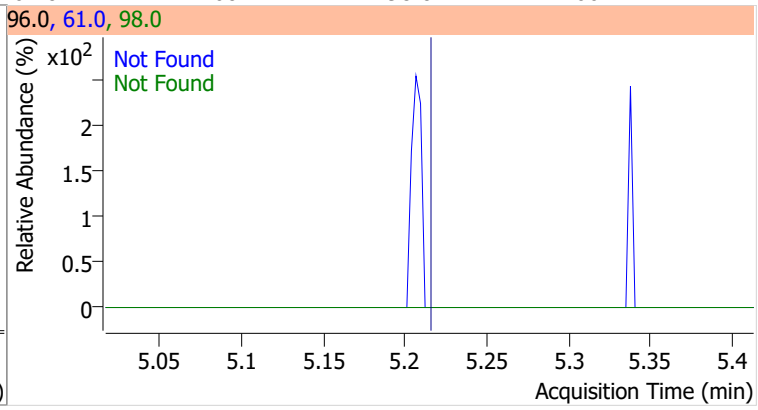

Compound	Conc.	Exp RT	QIon	Exp Ratio
Methyl ethyl ketone	N.D.	5.28	72.0	20.6

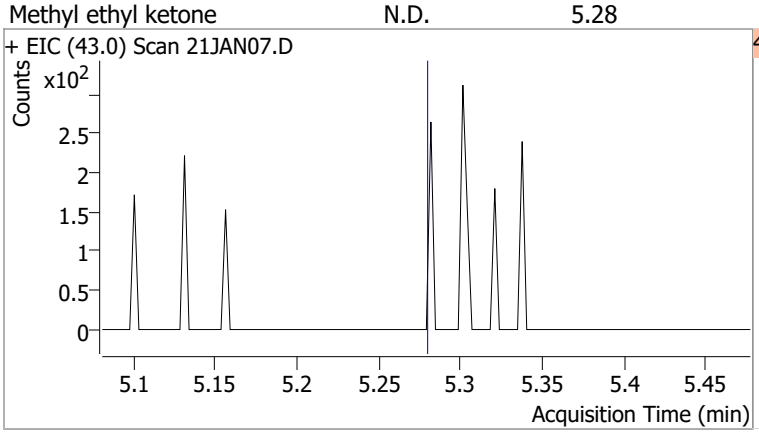

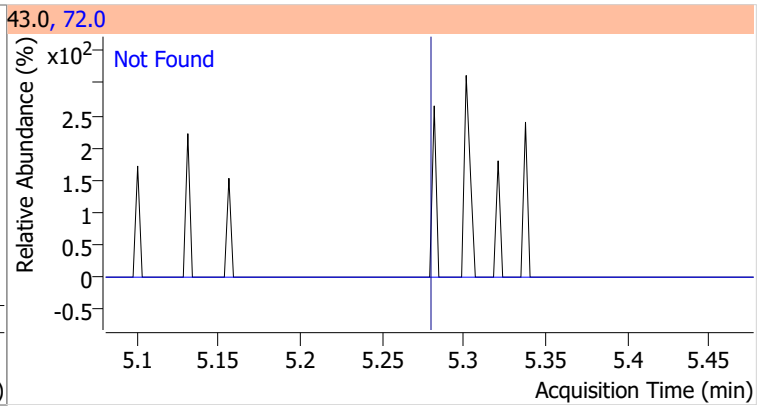

Compound	Conc.	Exp RT	QIon	Exp Ratio
Bromochloromethane	N.D.	5.52	49.0	182.2

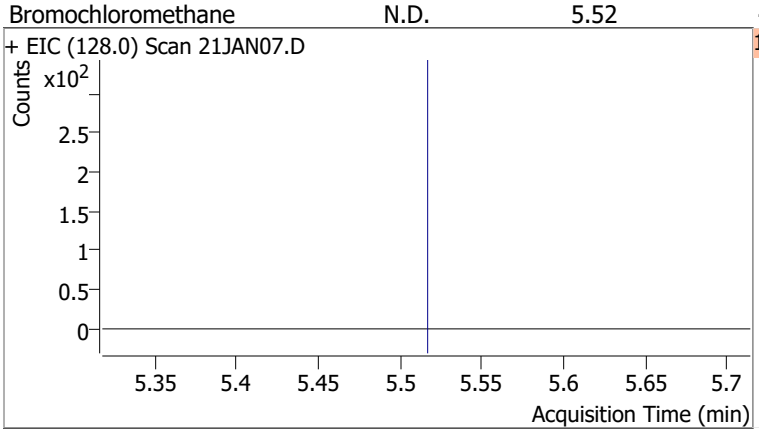

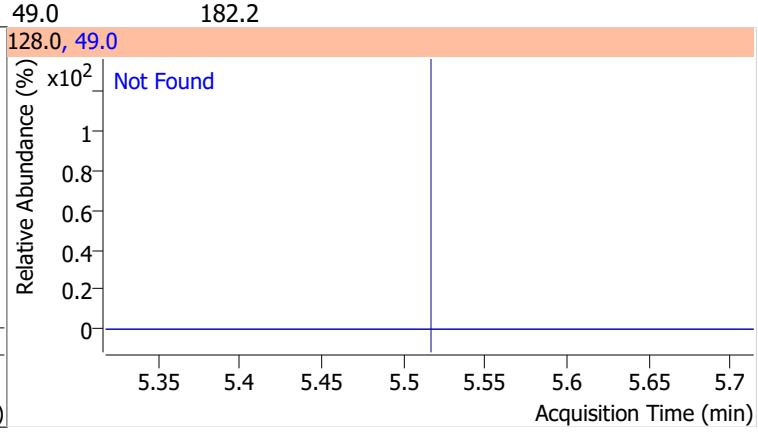

Compound	Conc.	RT	Dev(Min)	Resp.	QIon	QRatio	Lower	Upper
Chloroform	0.0686	5.66	0.00	105 (m)	85.0	64.9	36.2	96.2

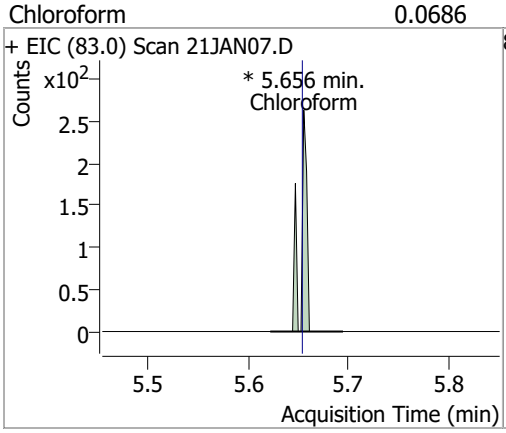

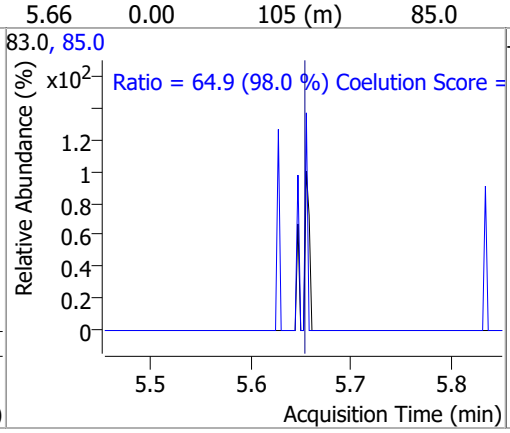

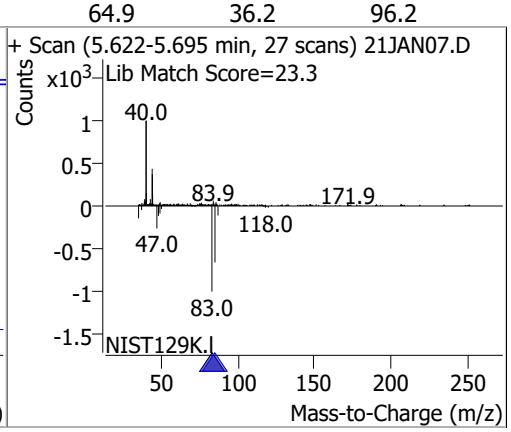

Compound	Conc.	Exp RT	QIon	Exp Ratio	QIon	Exp Ratio
1,1,1-Trichloroethane	N.D.	5.83	99.0	63.1	61.0	49.1

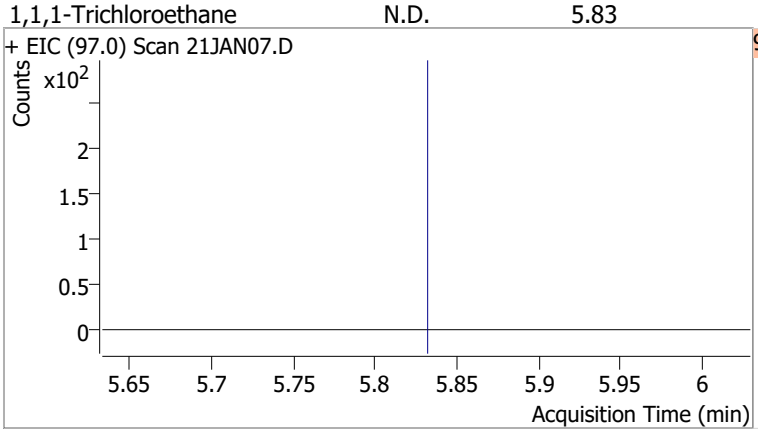

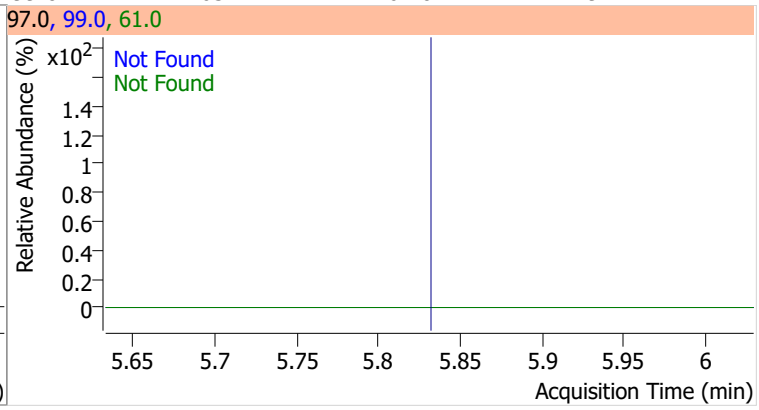

Compound	Conc.	RT	Dev(Min)	Resp.	QIon	QRatio	Lower	Upper
Dibromofluoromethane	276.1980	5.85	0.00	211407	191.5	22.0	0.0	53.2

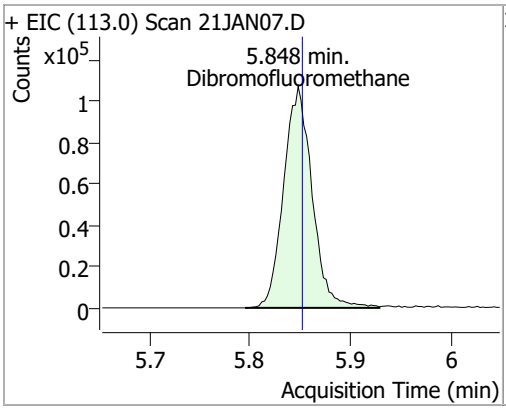

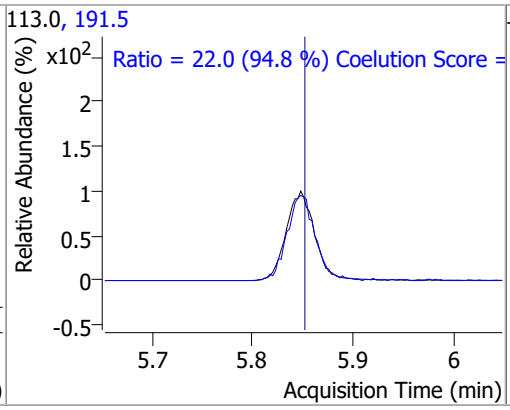

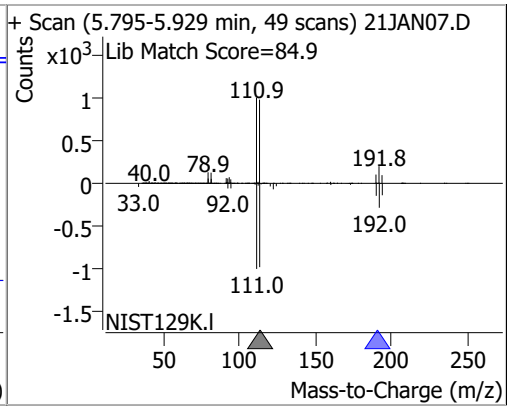

Compound	Conc.	Exp RT	QIon	Exp Ratio	QIon	Exp Ratio
Carbon tetrachloride	N.D.	6.02	119.0	97.6	121.0	30.7

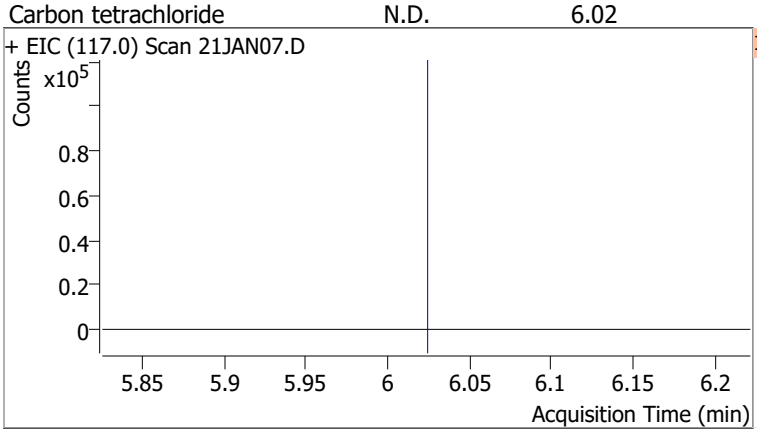

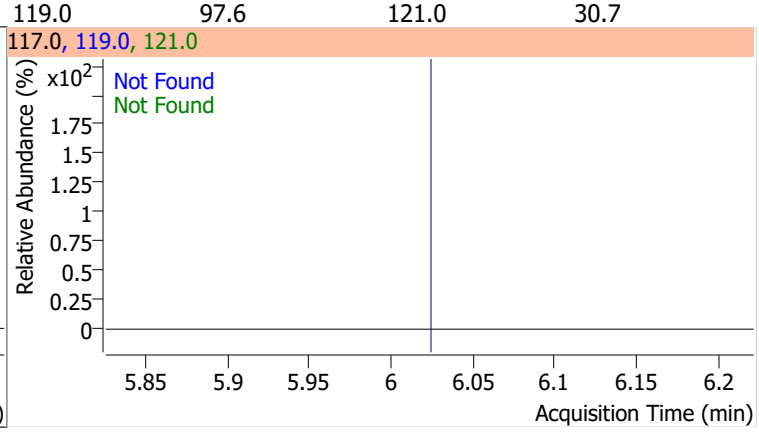

Compound	Conc.	Exp RT	QIon	Exp Ratio	QIon	Exp Ratio
1,1-Dichloropropene	N.D.	6.04	110.0	35.6	77.0	31.0

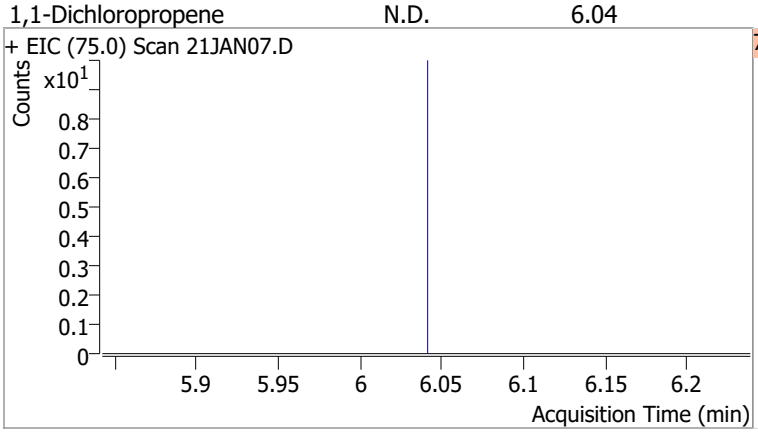

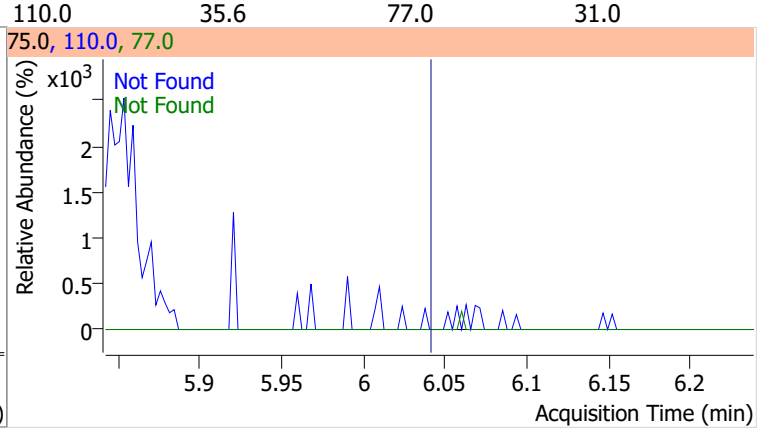

Quantitation Results Report (QT Reviewed)

Compound	Conc.	RT	Dev(Min)	Resp.	QIon	QRatio	Lower	Upper
1,2-Dichloroethane-d4	286.9189	6.23	0.00	94867	65.0	194.5	162.8	222.8

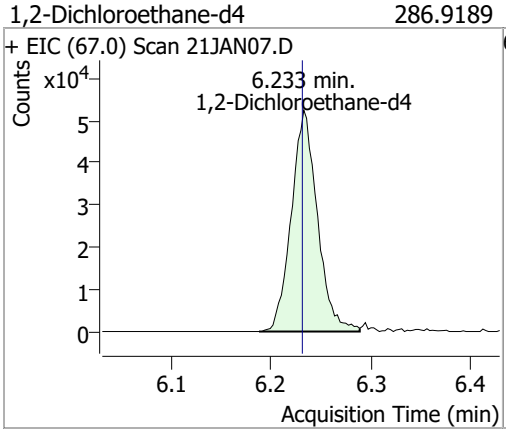

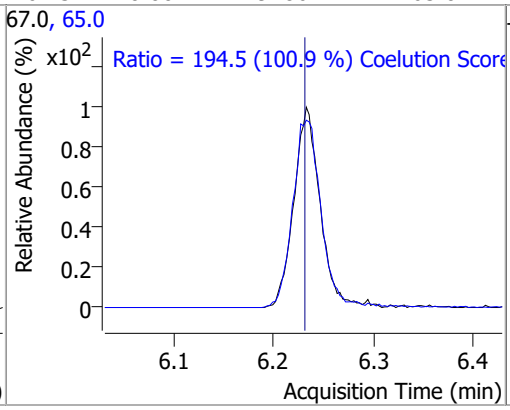

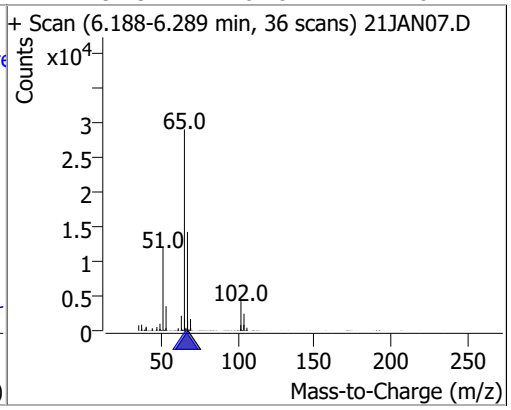

Compound	Conc.	RT	Dev(Min)	Resp.	QIon	QRatio	Lower	Upper
Benzene	0.0570	6.30	0.01	180 (m)	77.0	38.9	0.0	53.3

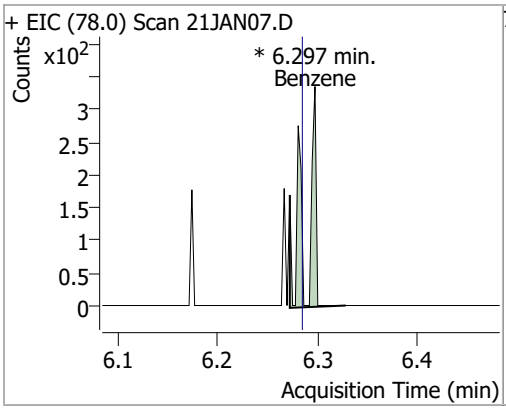

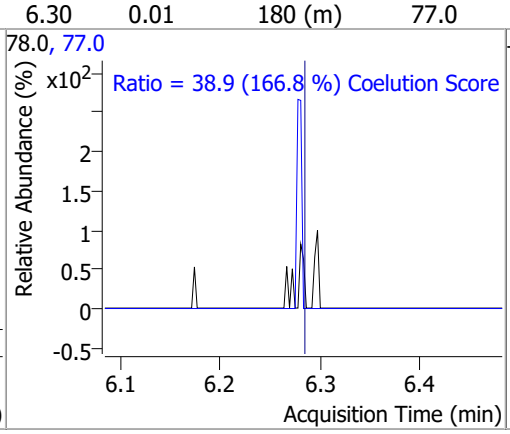

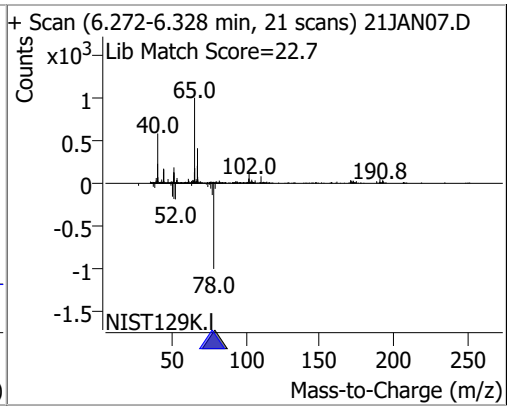

Compound	Conc.	Exp RT	QIon	Exp Ratio	QIon	Exp Ratio
1,2-Dichloroethane	N.D.	6.32	64.0	32.2	98.0	8.2

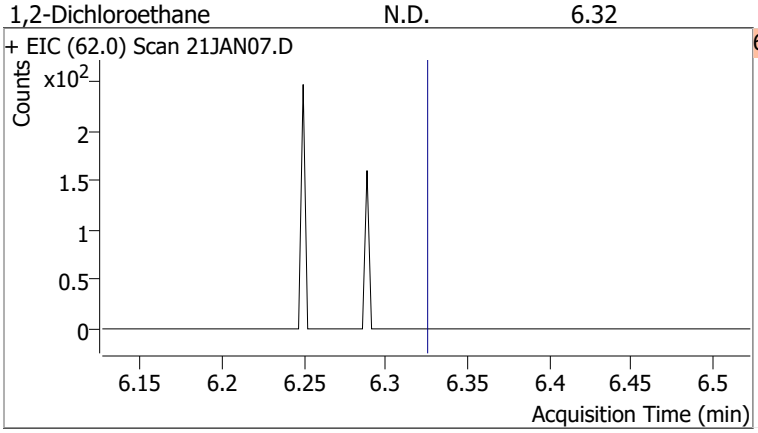

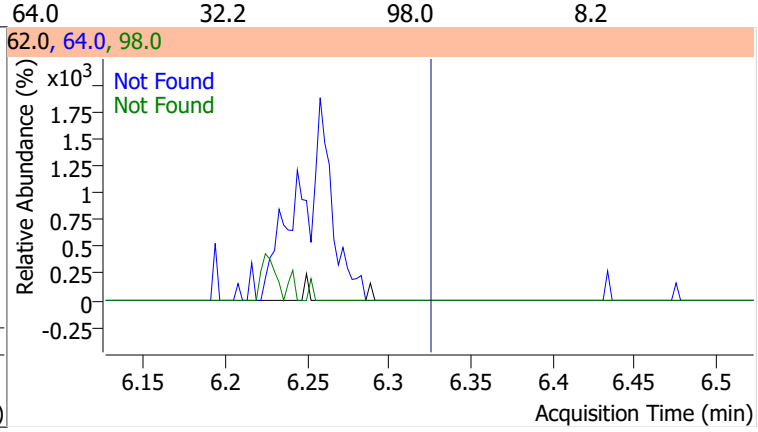

Compound	Conc.	Exp RT	QIon	Exp Ratio	QIon	Exp Ratio
Trichloroethene	N.D.	7.02	130.0	105.6	97.0	65.7

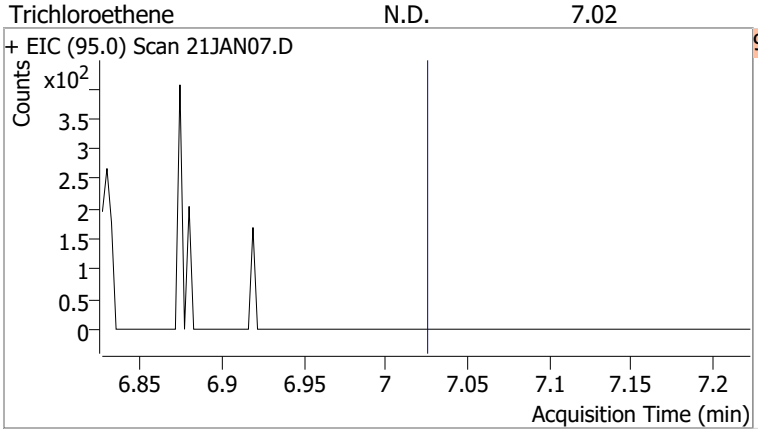

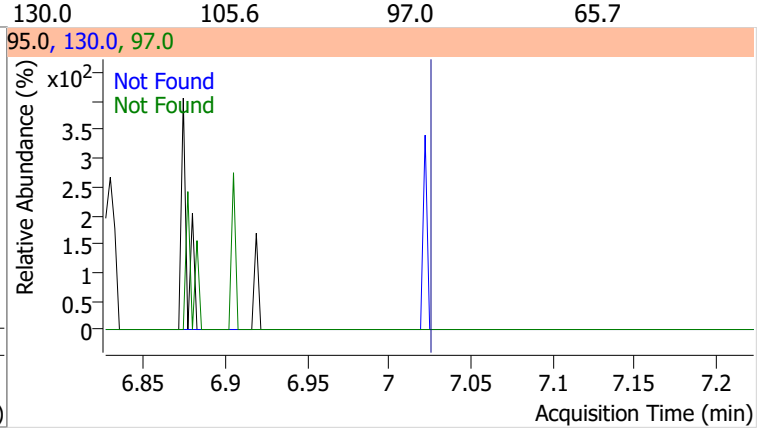

Compound	Conc.	Exp RT	QIon	Exp Ratio
1,2-Dichloropropane	N.D.	7.27	76.0	39.8

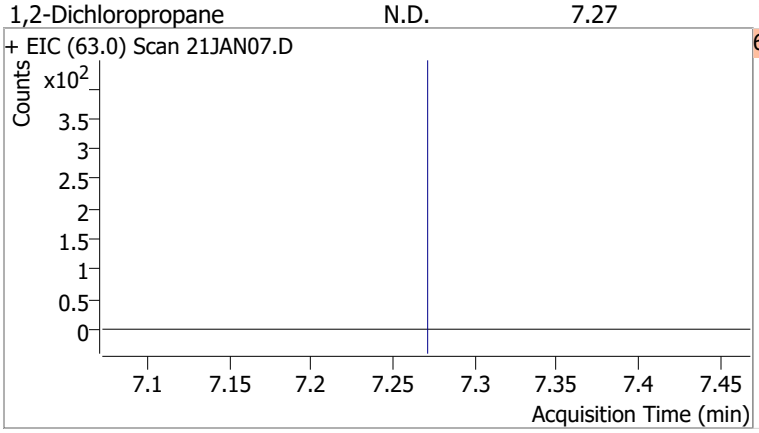

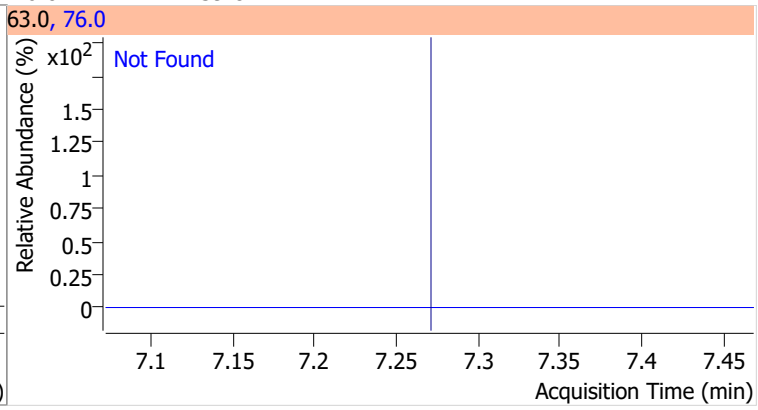

Compound	Conc.	Exp RT	QIon	Exp Ratio	QIon	Exp Ratio
Dibromomethane	N.D.	7.40	173.5	108.2	95.0	84.5

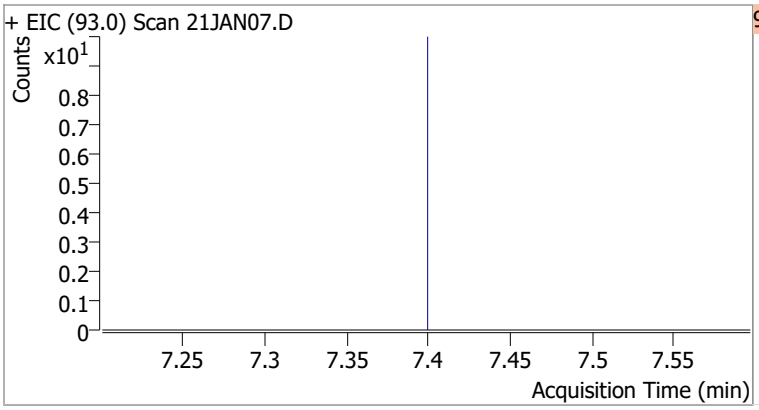

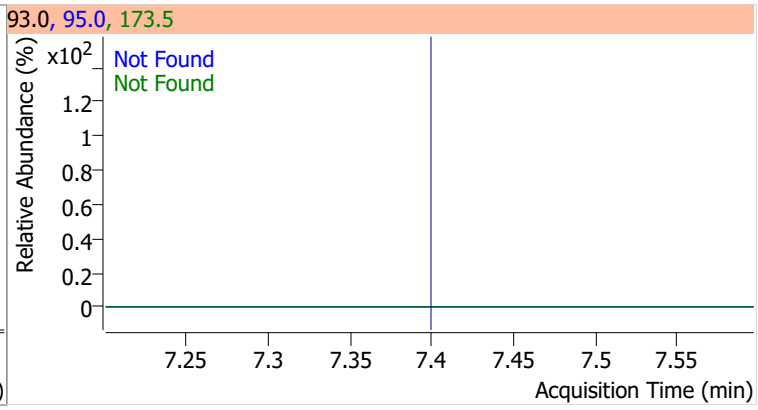

Compound	Conc.	Exp RT	QIon	Exp Ratio	QIon	Exp Ratio
Bromodichloromethane	N.D.	7.58	85.0	66.3	127.0	9.5

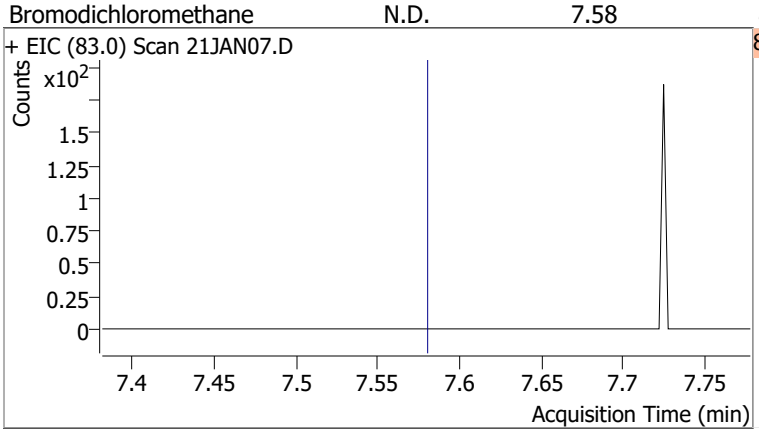

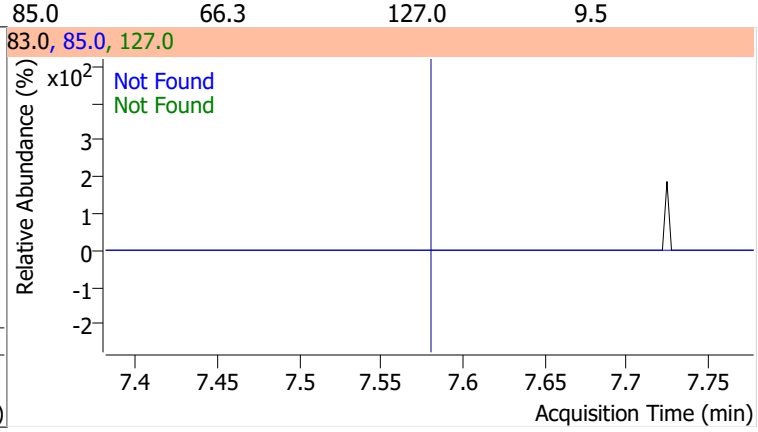

Compound	Conc.	Exp RT	QIon	Exp Ratio	QIon	Exp Ratio
cis-1,3-Dichloropropene	N.D.	8.06	39.0	52.5	77.0	31.8

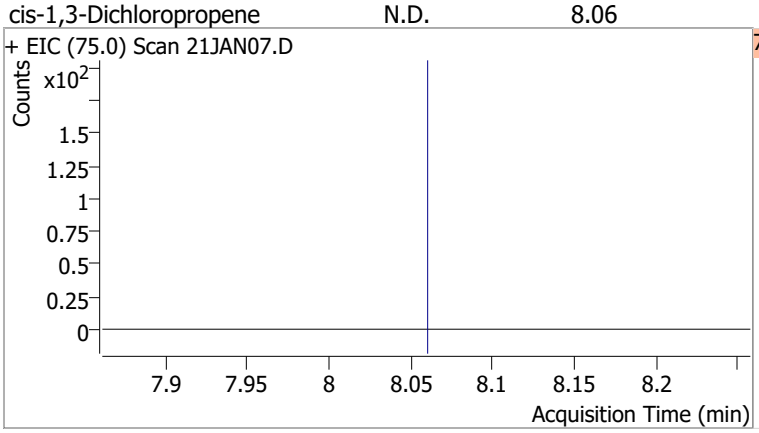

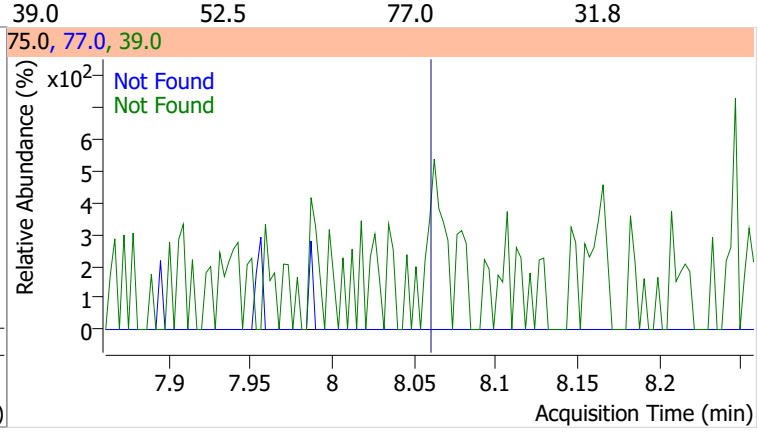

Quantitation Results Report (QT Reviewed)

Compound	Conc.	RT	Dev(Min)	Resp.	QIon	QRatio	Lower	Upper
Toluene-d8	265.7203	8.32	0.00	795514	100.0	63.3	34.3	94.3
					99.0	9.7	0.0	39.2

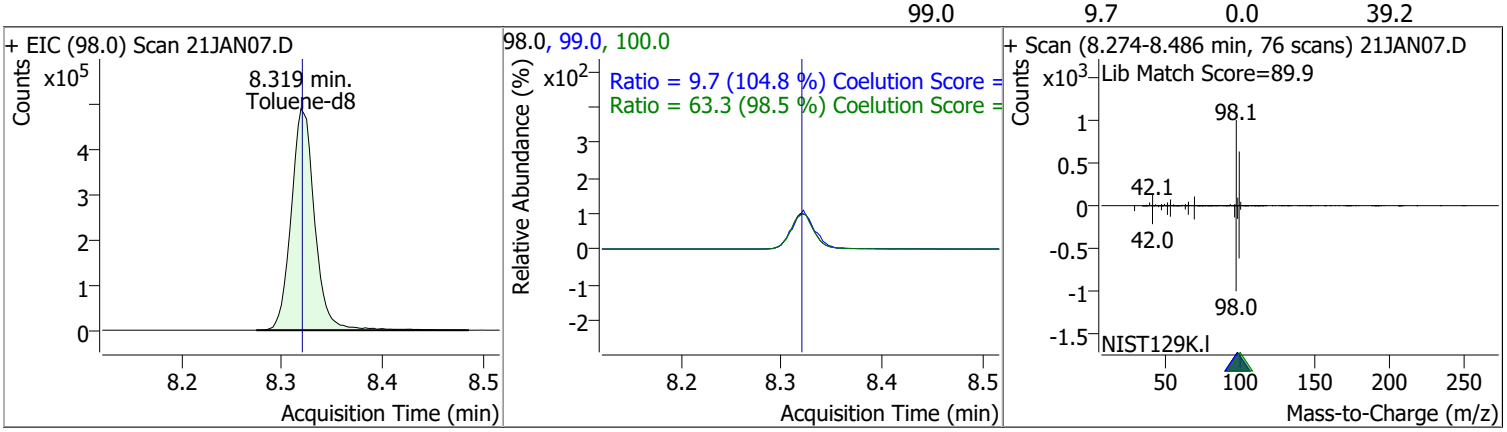

Compound	Conc.	RT	Dev(Min)	Resp.	QIon	QRatio	Lower	Upper
Toluene	1.8125	8.38	-0.01	3617 (m)	91.0	183.3	144.1	204.1

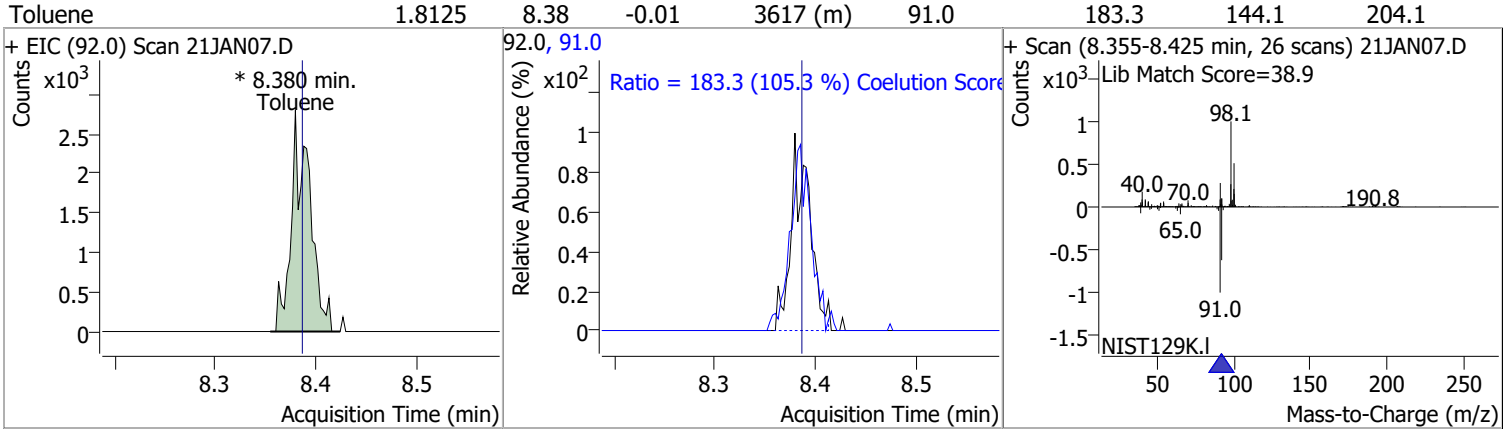

Compound	Conc.	Exp RT	QIon	Exp Ratio	QIon	Exp Ratio
trans-1,3-Dichloropropene	N.D.	8.64	39.0	53.0	77.0	31.0

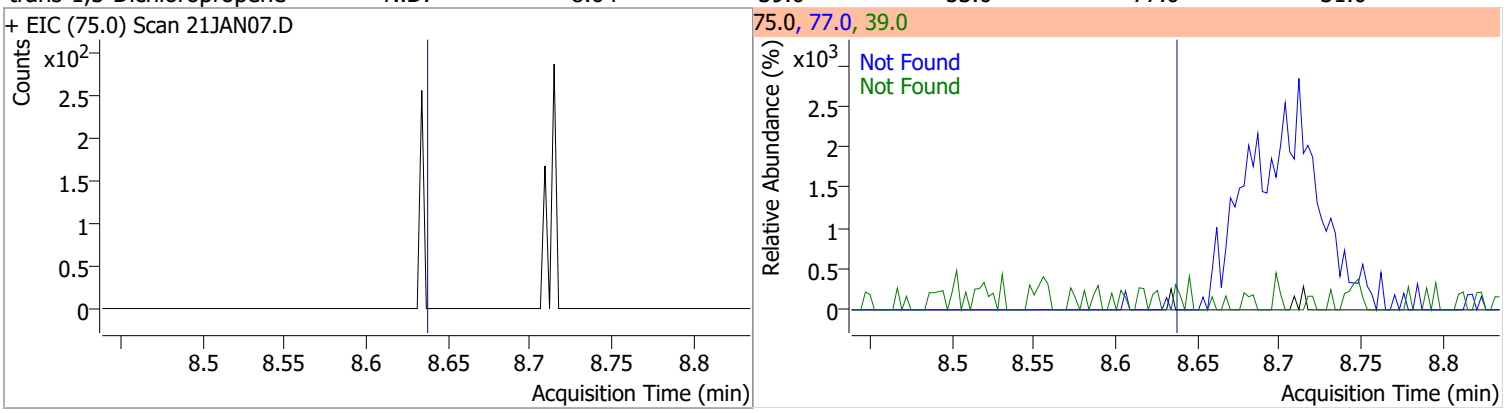

Compound	Conc.	Exp RT	QIon	Exp Ratio	QIon	Exp Ratio
1,1,2-Trichloroethane	N.D.	8.82	97.0	110.7	85.0	60.7

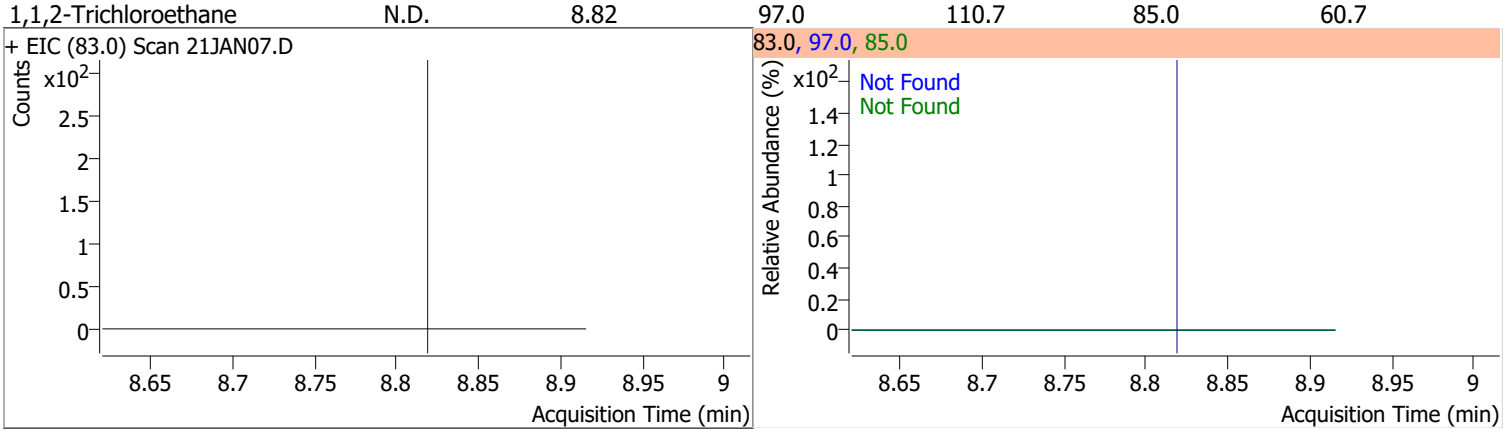

Compound	Conc.	Exp RT	QIon	Exp Ratio	QIon	Exp Ratio
Tetrachloroethene	N.D.	8.94	165.8	126.1	129.0	90.5

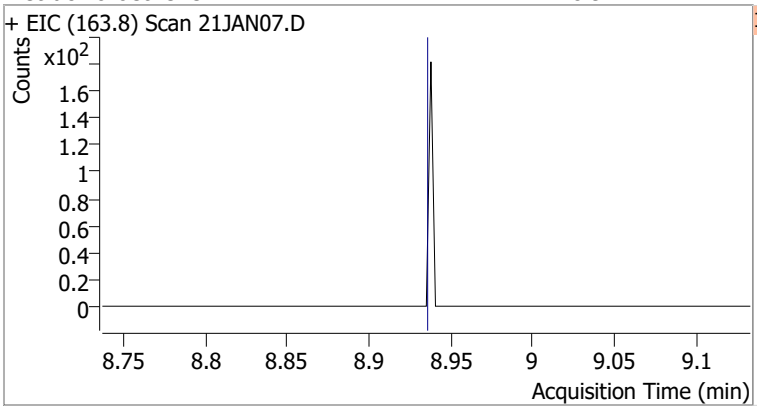

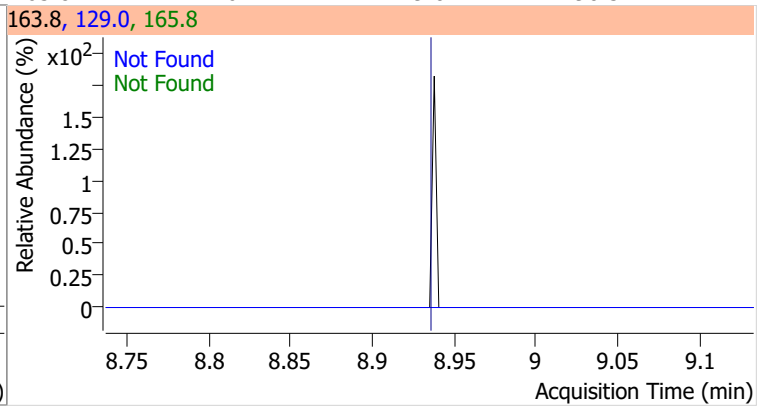

Compound	Conc.	Exp RT	QIon	Exp Ratio
1,3-Dichloropropane	N.D.	8.98	78.0	32.4

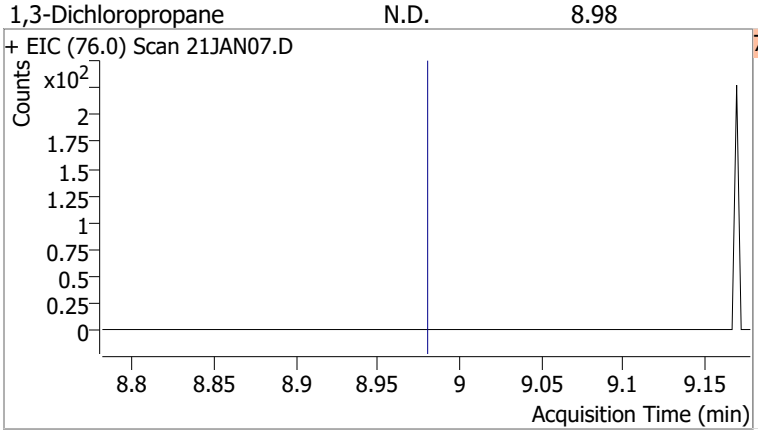

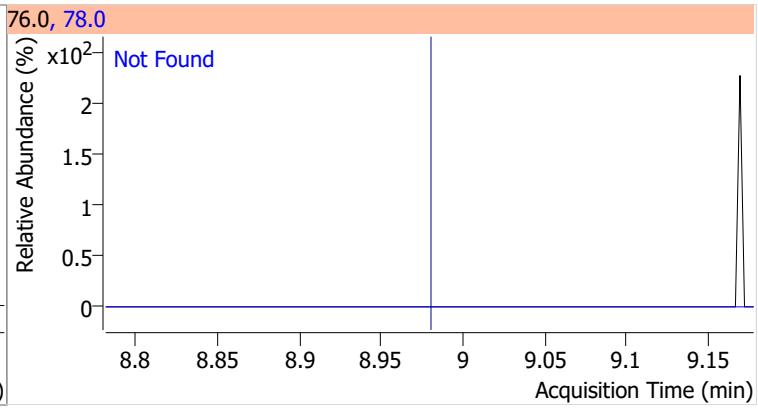

Compound	Conc.	Exp RT	QIon	Exp Ratio
Chlorodibromomethane	N.D.	9.21	127.0	77.2

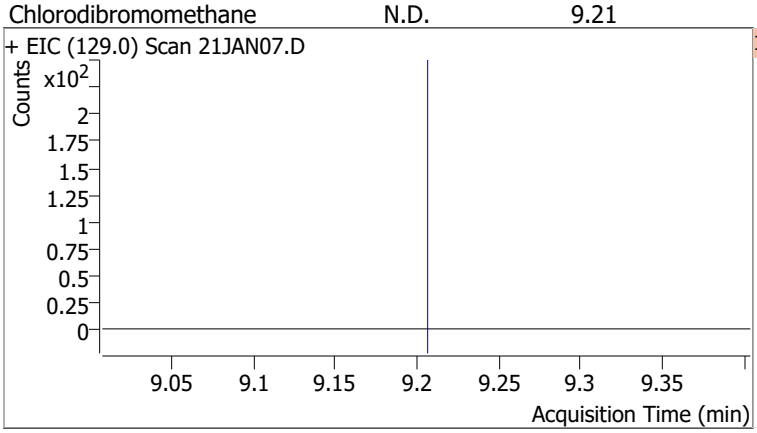

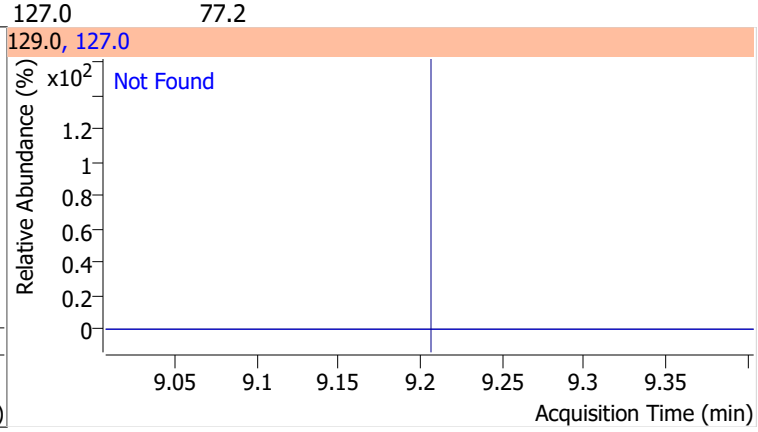

Compound	Conc.	Exp RT	QIon	Exp Ratio
1,2-Dibromoethane	N.D.	9.30	109.0	91.5

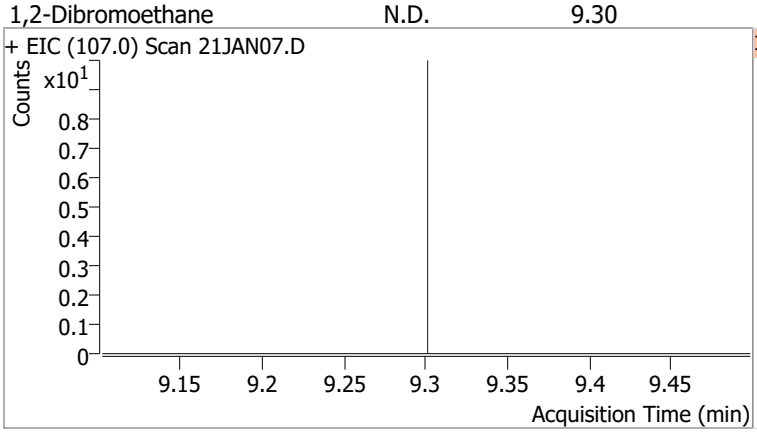

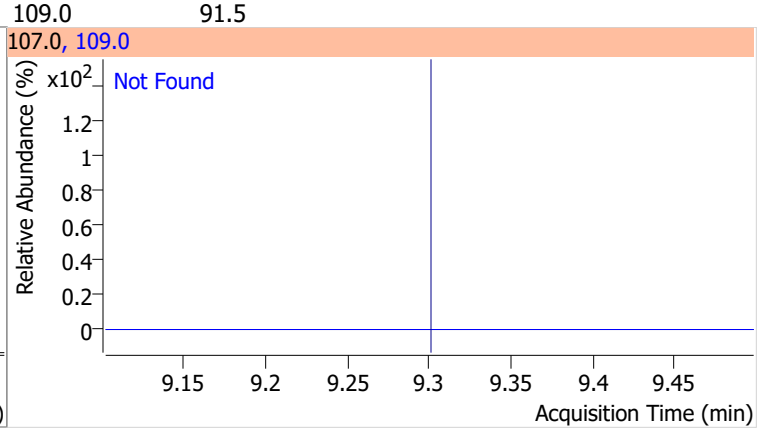

Quantitation Results Report (QT Reviewed)

Compound	Conc.	Exp RT	QIon	Exp Ratio
Chlorobenzene	N.D.	9.80	114.0	32.2

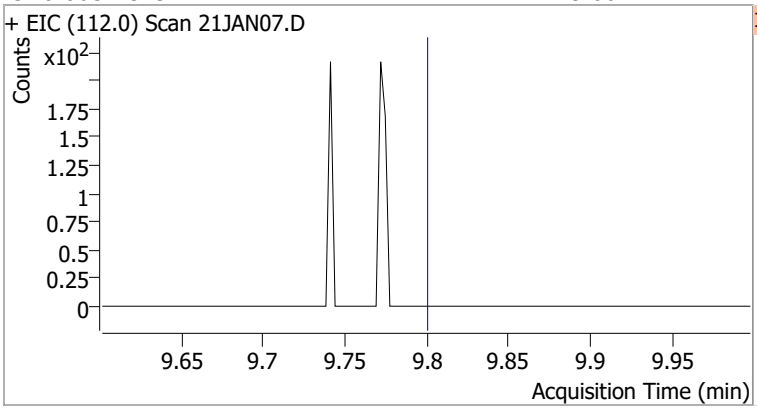

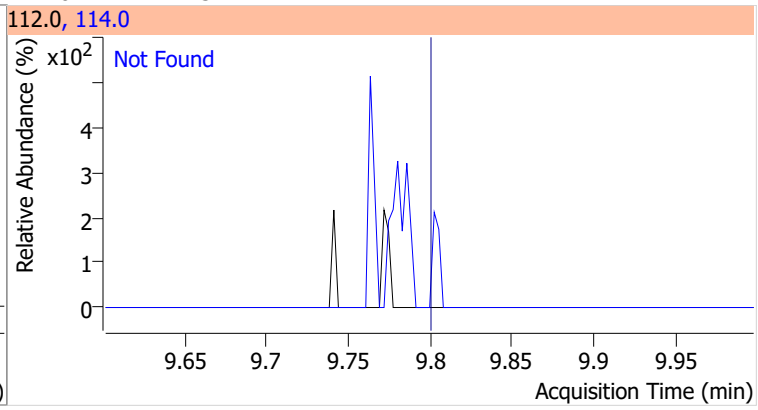

Compound	Conc.	Exp RT	QIon	Exp Ratio
1,1,1,2-Tetrachloroethane	N.D.	9.89	133.0	95.3

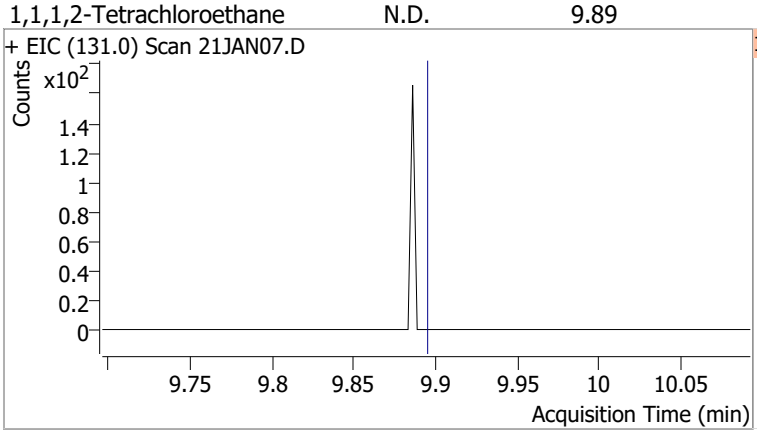

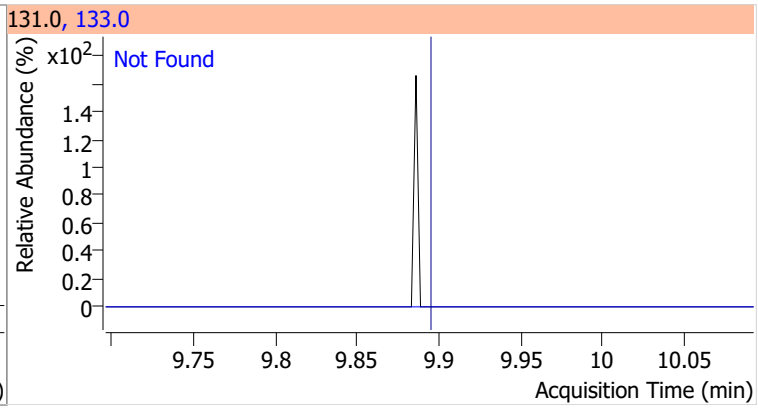

Compound	Conc.	RT	Dev(Min)	Resp.	QIon	QRatio	Lower	Upper
Ethylbenzene	0.7292	9.92	0.00	493 (m)	106.0	8.4	1.7	61.7

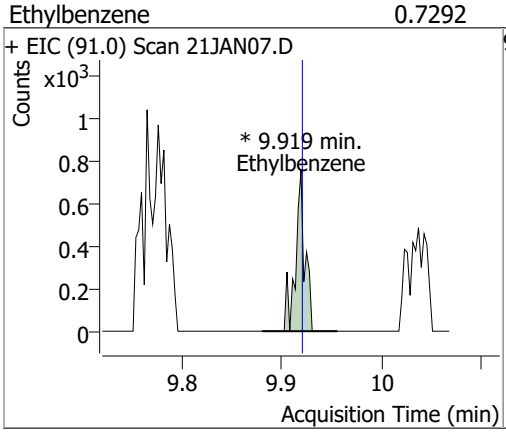

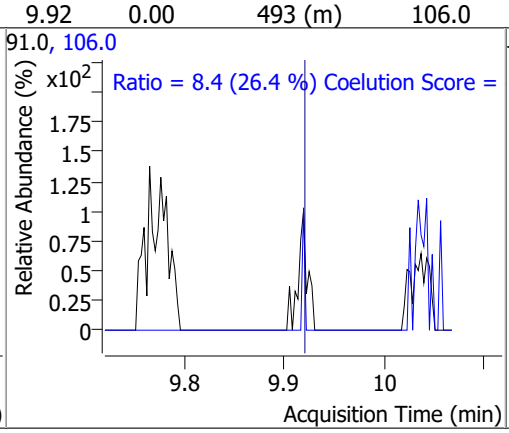

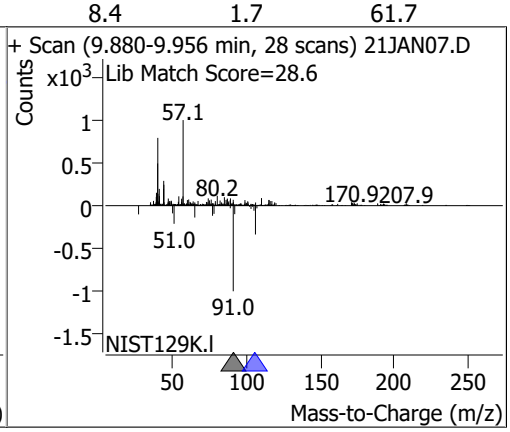

Compound	Conc.	RT	Dev(Min)	Resp.	QIon	QRatio	Lower	Upper
m+p-Xylenes	1.9699	10.04	0.00	274 (m)	91.0	228.3	170.7	230.7

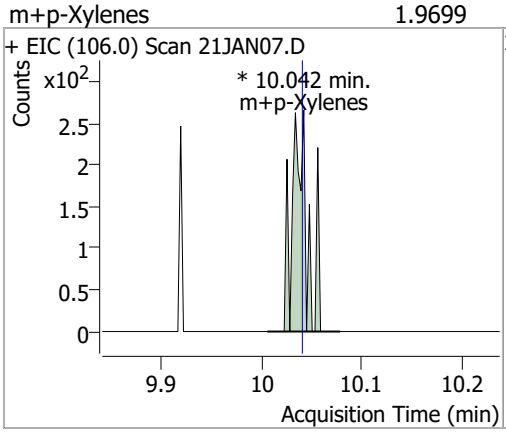

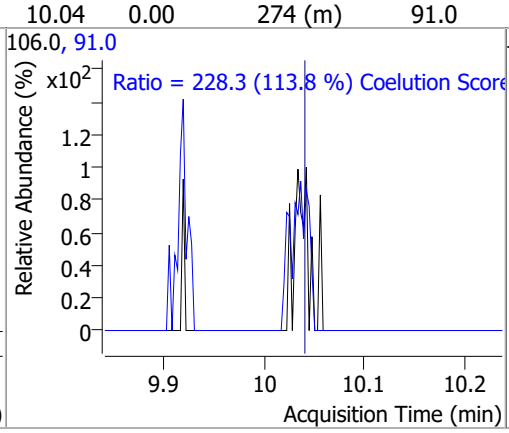

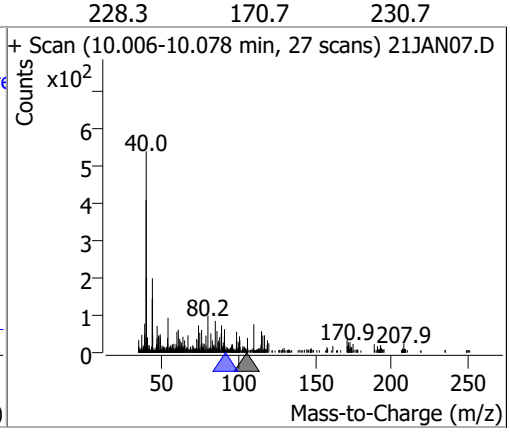

Compound	Conc.	Exp RT	QIon	Exp Ratio
o-Xylene	N.D.	10.43	91.0	211.4

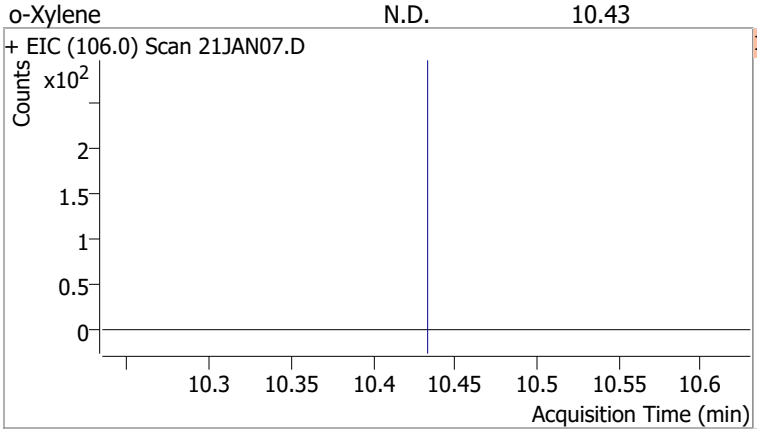

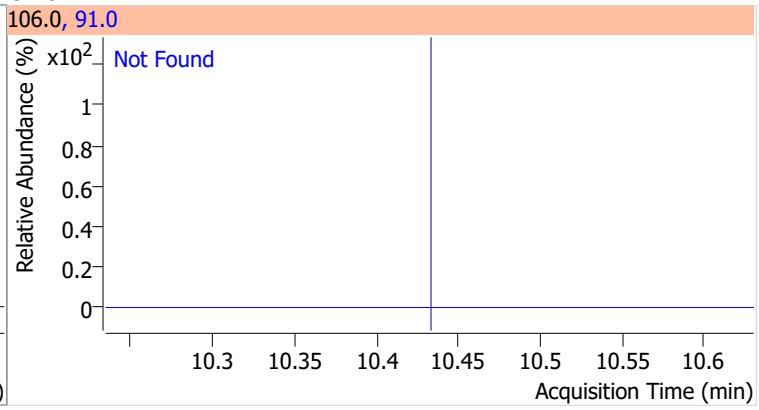

Compound	Conc.	Exp RT	QIon	Exp Ratio
Styrene	N.D.	10.45	78.0	50.6

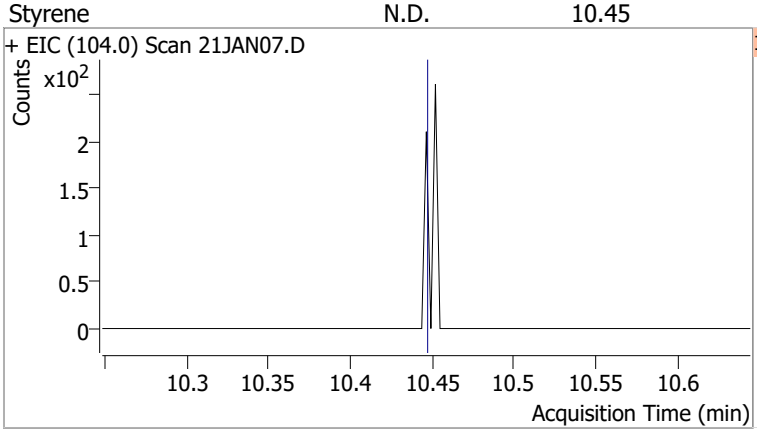

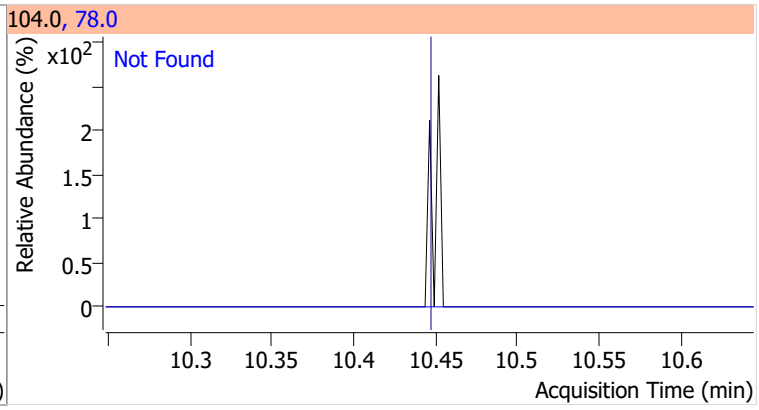

Compound	Conc.	Exp RT	QIon	Exp Ratio	QIon	Exp Ratio
Bromoform	N.D.	10.62	170.5	50.3	174.5	48.1

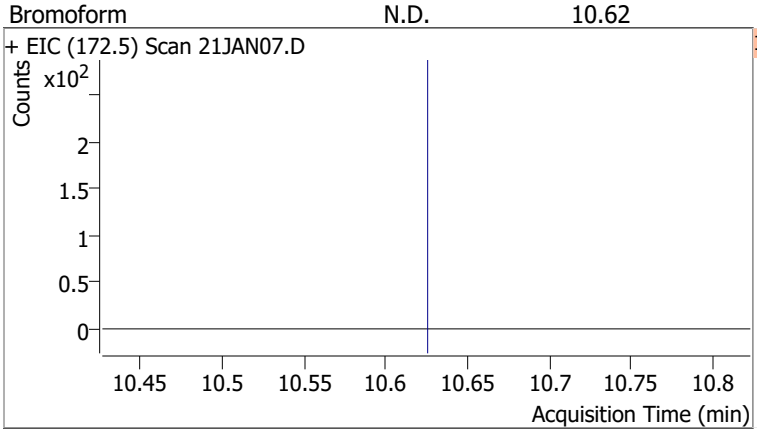

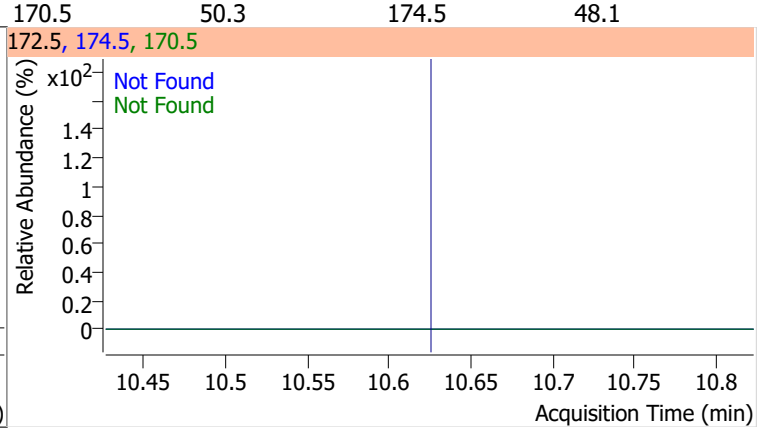

Compound	Conc.	RT	Dev(Min)	Resp.	QIon	QRatio	Lower	Upper
p-Bromofluorobenzene	277.4831	10.95	0.00	227524	174.0	94.2	65.3	125.3
					176.0	91.6	63.3	123.3

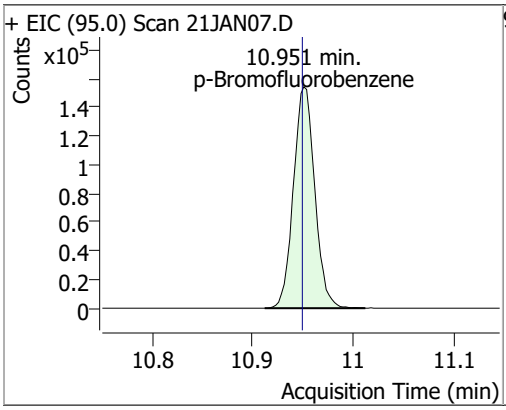

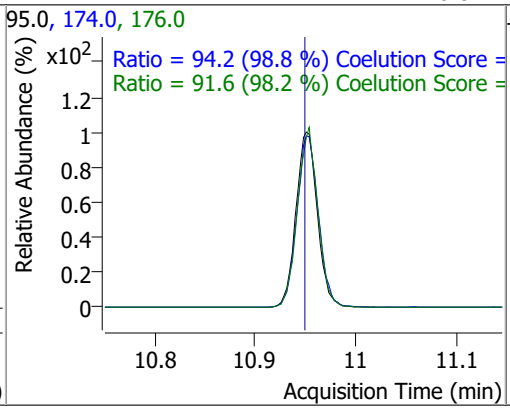

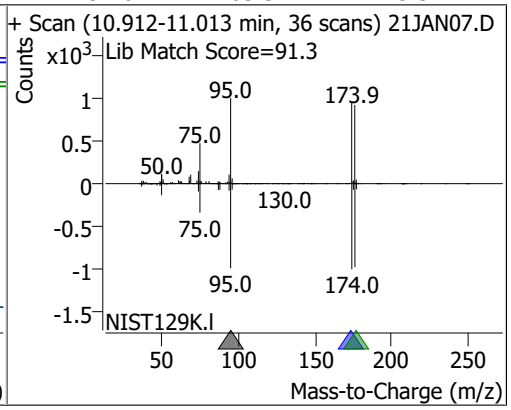

Compound	Conc.	Exp RT	QIon	Exp Ratio	QIon	Exp Ratio
Bromobenzene	N.D.	11.09	77.0	143.5	158.0	96.1

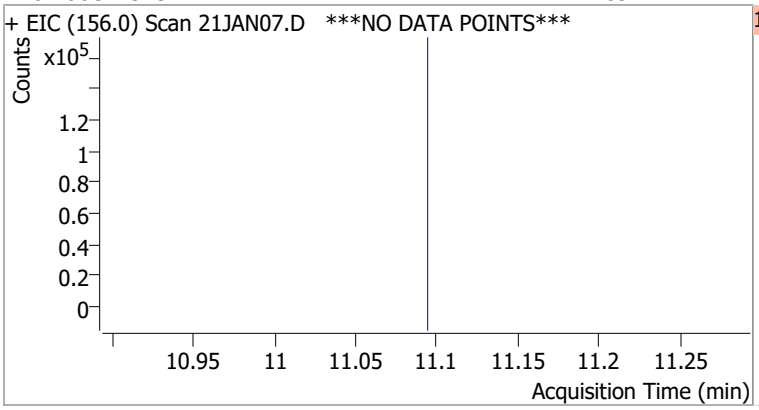

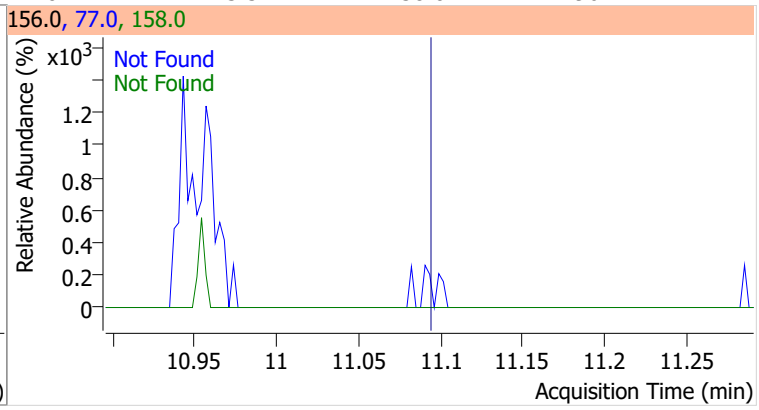

Compound	Conc.	Exp RT	QIon	Exp Ratio
1,1,2,2-Tetrachloroethane	N.D.	11.11	85.0	63.3

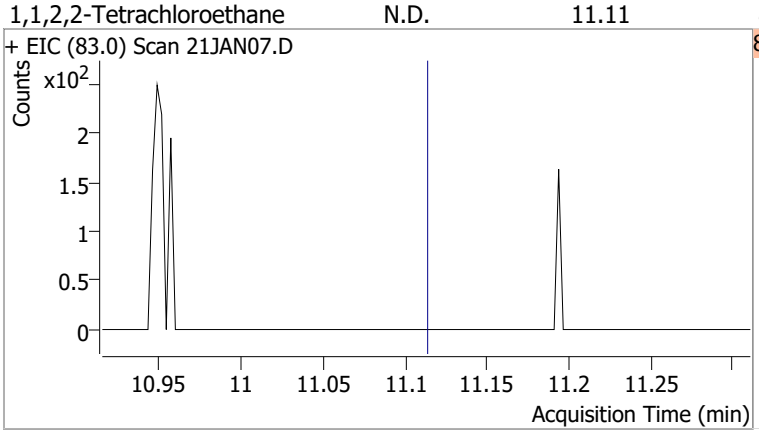

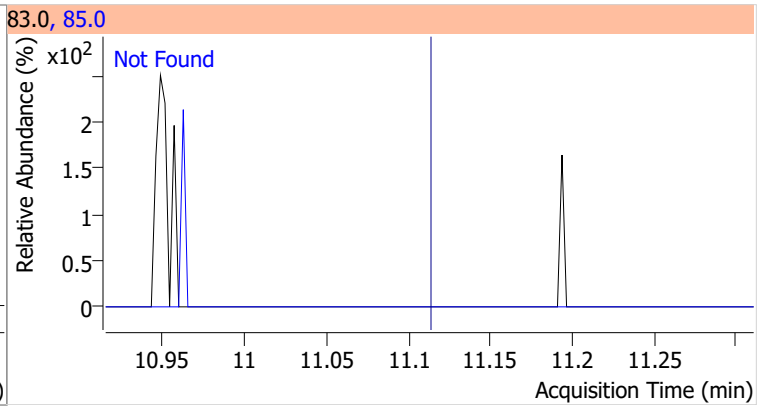

Compound	Conc.	Exp RT	QIon	Exp Ratio
1,2,3-Trichloropropane	N.D.	11.15	112.0	65.8

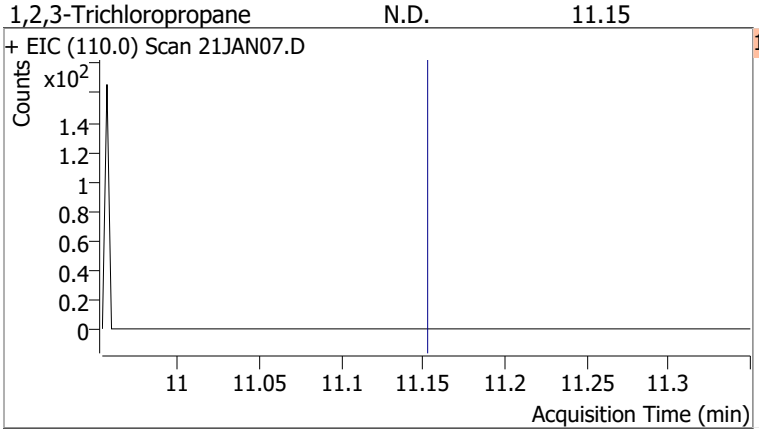

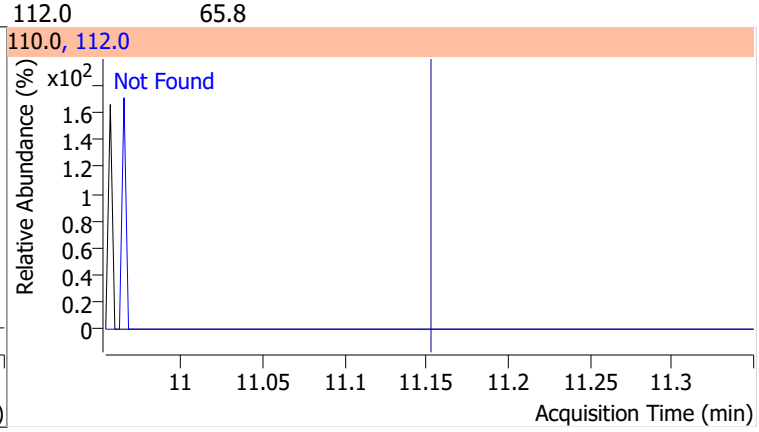

Compound	Conc.	Exp RT	QIon	Exp Ratio
2-Chlorotoluene	N.D.	11.29	91.0	276.2

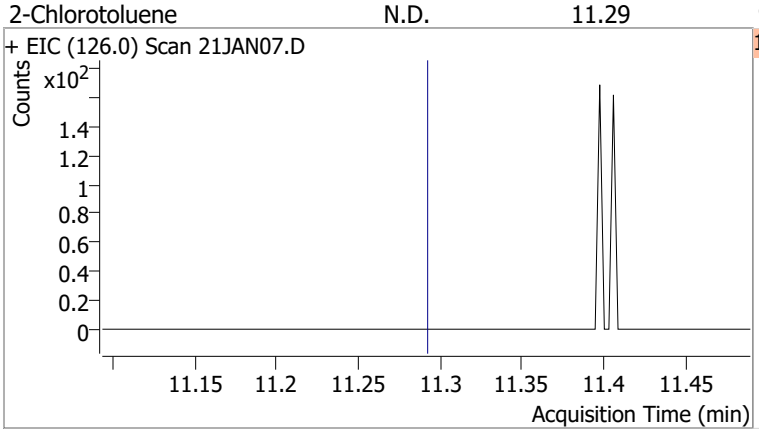

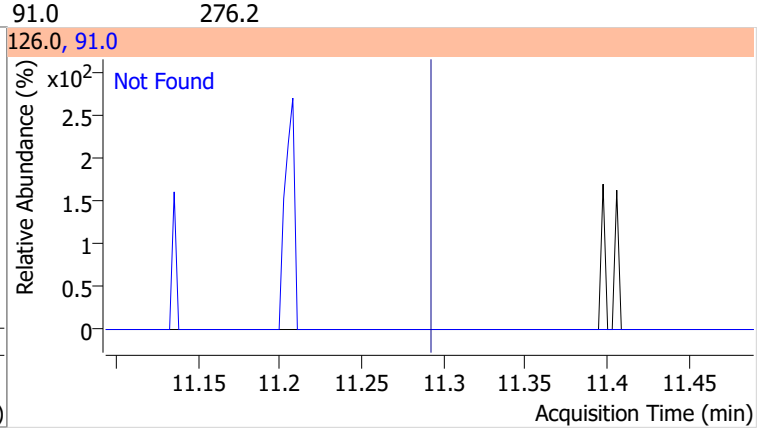

Compound	Conc.	Exp RT	QIon	Exp Ratio
4-Chlorotoluene	N.D.	11.40	126.0	31.3

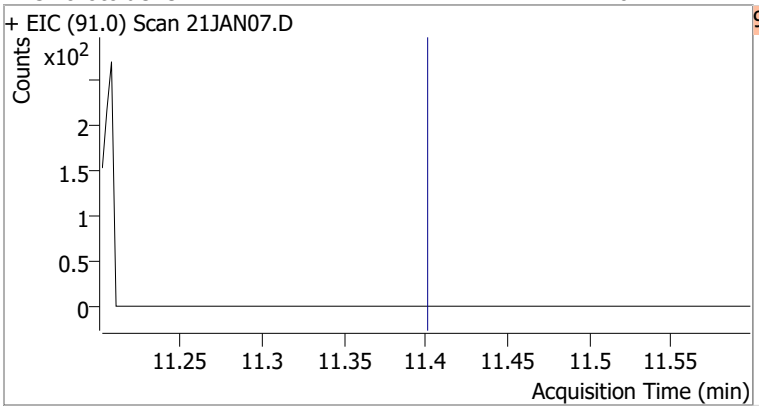

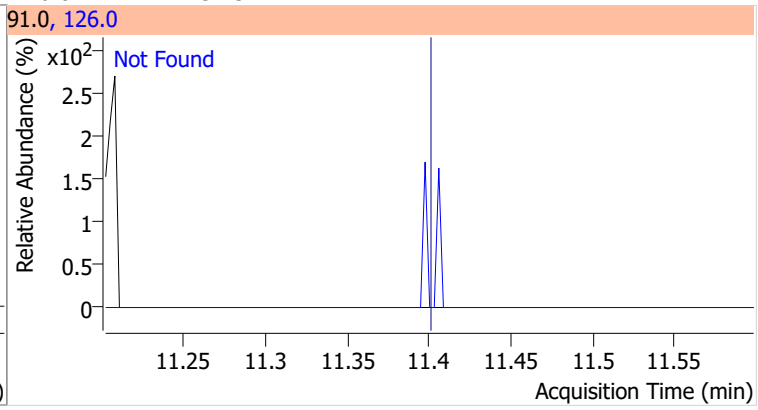

Compound	Conc.	Exp RT	QIon	Exp Ratio	QIon	Exp Ratio
1,3-Dichlorobenzene	N.D.	12.03	148.0	62.8	111.0	38.7

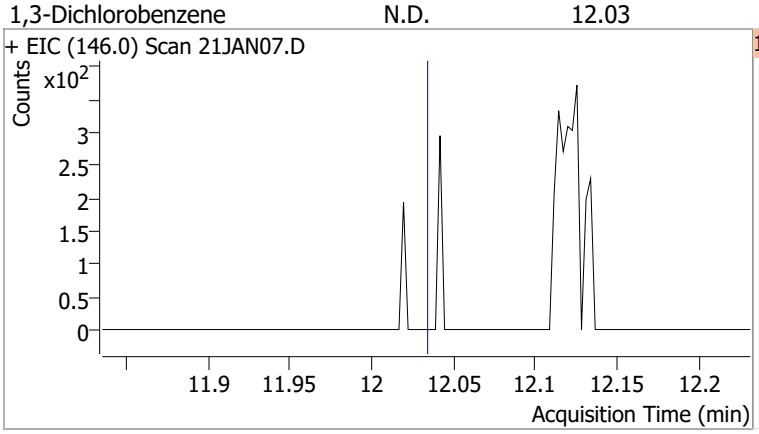

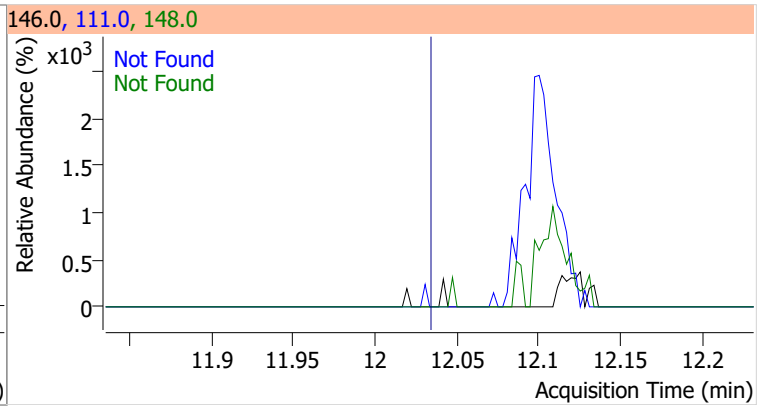

Compound	Conc.	Exp RT	QIon	Exp Ratio	QIon	Exp Ratio
1,4-Dichlorobenzene	N.D.	12.12	148.0	63.7	111.0	38.7

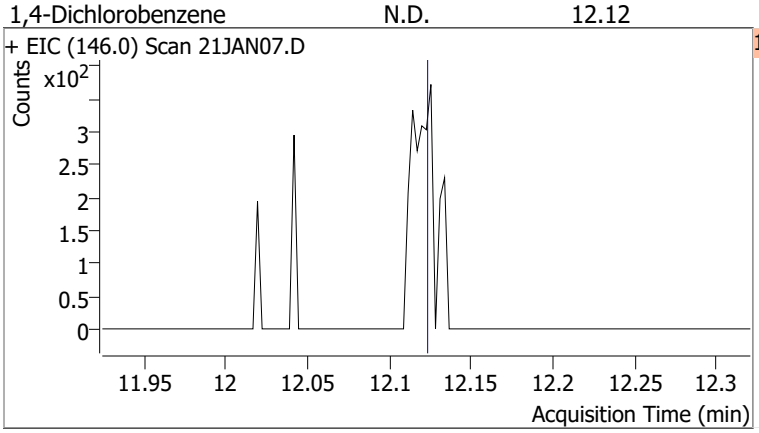

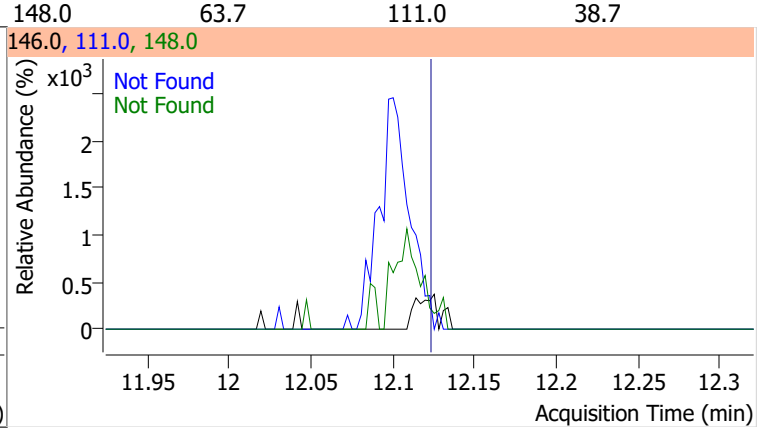

Compound	Conc.	Exp RT	QIon	Exp Ratio	QIon	Exp Ratio
1,2-Dichlorobenzene	N.D.	12.49	148.0	61.9	111.0	39.5

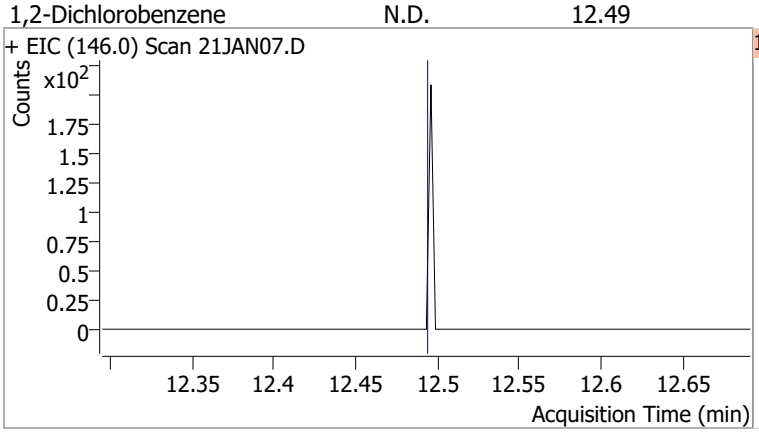

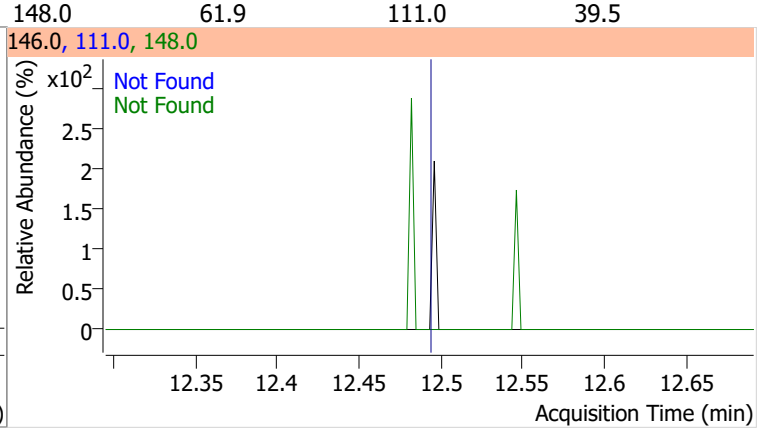

Quantitation Results Report (QT Reviewed)

Data File	21JAN08.D	Operator	MSC
Acq. Method	5975CACQF.M	Acq. Date-Time	1/21/2022 12:58:48 PM
Sample Name	B22011125-001F	Instrument	VOA5975C
Vial	8	Multiplier	1.00
DA Method File	VOA5975C_8260B_SHT_DoD_L4_011922.m	Comment	
Tune File	BFB_Atune3.u	Tune Date	10/11/2021 4:02:00 PM
Batch Name	VG012122_8260B.batch.bin	Last Calib Update	3/11/2022 3:55:53 AM
Ref Library	\\MASSHUNTER\Org\Library\NIST129K.l		

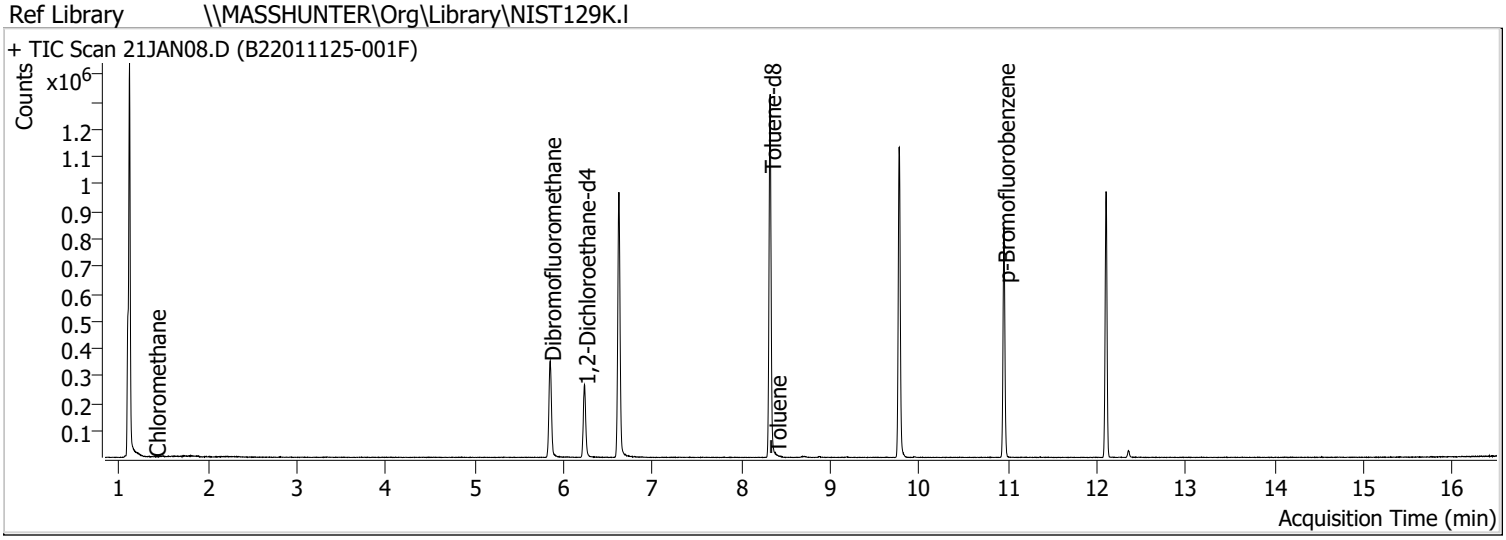

Compound	RT	QIon	Resp.	Conc.	Units		Dev(Min)
Internal Standards							
M Fluorobenzene	6.620	96.0	814690	250.0000	ng		0.000
M Chlorobenzene-d5	9.772	82.0	314022	250.0000	ng		-0.003
M 1,4-Dichlorobenzene-d4	12.103	152.0	237069	250.0000	ng		0.003
System Monitoring Compounds							
S Dibromofluoromethane	5.848	113.0	212167	268.8741	ng		-0.003
Spiked Amount: 250.000	Range: 80.0 - 119.0%			Recovery = 107.55%			
S 1,2-Dichloroethane-d4	6.233	67.0	94309	276.6731	ng		0.003
Spiked Amount: 250.000	Range: 81.0 - 118.0%			Recovery = 110.67%			
S Toluene-d8	8.322	98.0	807196	263.4807	ng		0.003
Spiked Amount: 250.000	Range: 89.0 - 112.0%			Recovery = 105.39%			
S p-Bromofluorobenzene	10.951	95.0	231669	264.6696	ng		0.003
Spiked Amount: 250.000	Range: 85.0 - 114.0%			Recovery = 105.87%			
Target Compounds							**QValue**
T Dichlorodifluoromethane	0.000		0	N.D.			
T Chloromethane	1.400	50.0	541	0.4196	ng	m	75
T Vinyl chloride	0.000		0	N.D.			
T Bromomethane	0.000		0	N.D.			
T Chloroethane	0.000		0	N.D.			
T Trichlorofluoromethane	0.000		0	N.D.			
T 1,1-Dichloroethene	0.000		0	N.D.			
T Methylene chloride	3.341	49.0	0		ng	md	1
T trans-1,2-Dichloroethene	0.000		0	N.D.			
T Methyl tert-butyl ether (MTBE)	0.000		0	N.D.			
T 1,1-Dichloroethane	0.000		0	N.D.			
T 2,2-Dichloropropane	0.000		0	N.D.			
T cis-1,2-Dichloroethene	0.000		0	N.D.			
T Methyl ethyl ketone	0.000		0	N.D.			
T Bromochloromethane	0.000		0	N.D.			
T Chloroform	0.000		0	N.D.			

Compound	RT	QIon	Resp.	Conc.	Units		Dev(Min)
T 1,1,1-Trichloroethane	0.000		0	N.D.			
T Carbon tetrachloride	0.000		0	N.D.			
T 1,1-Dichloropropene	0.000		0	N.D.			
T Benzene	0.000		0	N.D.			
T 1,2-Dichloroethane	0.000		0	N.D.			
T Trichloroethene	0.000		0	N.D.			
T 1,2-Dichloropropane	0.000		0	N.D.			
T Dibromomethane	0.000		0	N.D.			
T Bromodichloromethane	0.000		0	N.D.			
T cis-1,3-Dichloropropene	0.000		0	N.D.			
T Toluene	8.383	92.0	849	0.4158	ng	m	98
T trans-1,3-Dichloropropene	0.000		0	N.D.			
T 1,1,2-Trichloroethane	0.000		0	N.D.			
T Tetrachloroethene	0.000		0	N.D.			
T 1,3-Dichloropropane	0.000		0	N.D.			
T Chlorodibromomethane	0.000		0	N.D.			
T 1,2-Dibromoethane	0.000		0	N.D.			
T Chlorobenzene	0.000		0	N.D.			
T 1,1,1,2-Tetrachloroethane	0.000		0	N.D.			
T Ethylbenzene	0.000		0	N.D.			
T m+p-Xylenes	0.000		0	N.D.			
T o-Xylene	0.000		0	N.D.			
T Styrene	0.000		0	N.D.			
T Bromoform	0.000		0	N.D.			
T Bromobenzene	0.000		0	N.D.			
T 1,1,2,2-Tetrachloroethane	0.000		0	N.D.			
T 1,2,3-Trichloropropane	0.000		0	N.D.			
T 2-Chlorotoluene	0.000		0	N.D.			
T 4-Chlorotoluene	0.000		0	N.D.			
T 1,3-Dichlorobenzene	0.000		0	N.D.			
T 1,4-Dichlorobenzene	0.000		0	N.D.			
T 1,2-Dichlorobenzene	0.000		0	N.D.			

(#) = Qualifier Out of Range; (m) = Manual Integration; (+) = Area Summed; (*) = Surrogate Percent Recovery Out of Range; (d): Zeroed Peak

Compound	Conc.	Exp RT	QIon	Exp Ratio
Dichlorodifluoromethane	N.D.	1.24	87.0	31.8

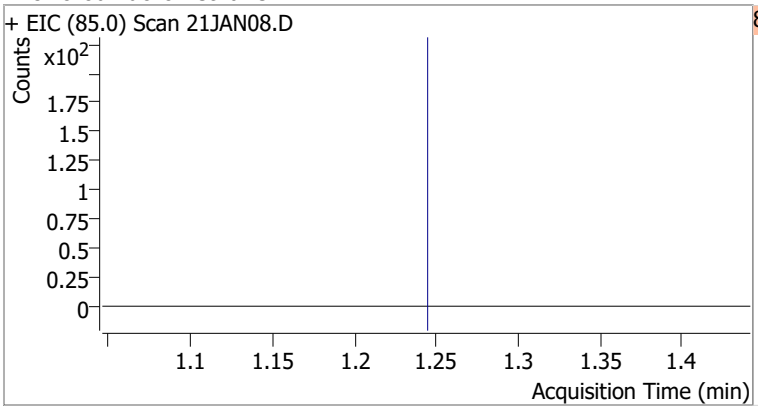

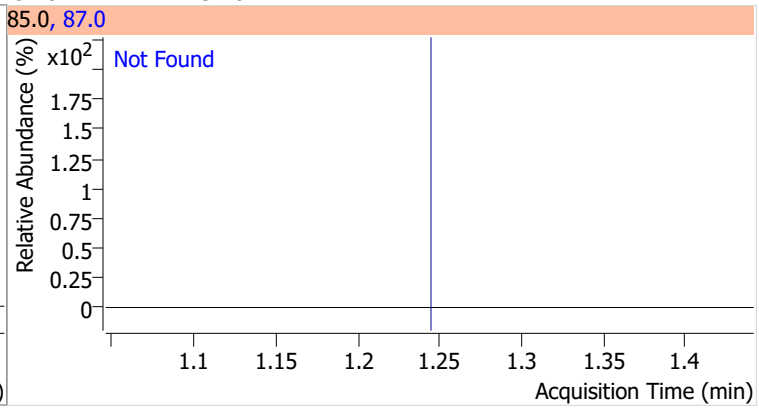

Compound	Conc.	RT	Dev(Min)	Resp.	QIon	QRatio	Lower	Upper
Chloromethane	0.4196	1.40	-0.01	541 (m)	52.0	18.4	2.4	62.4

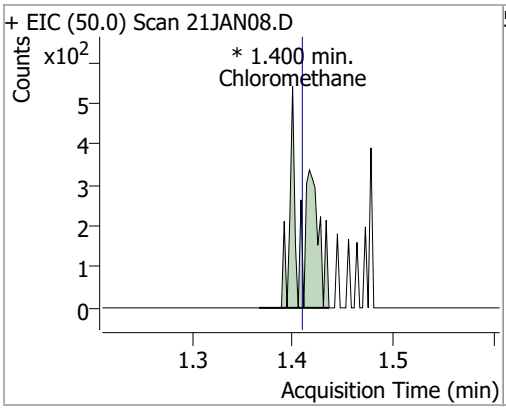

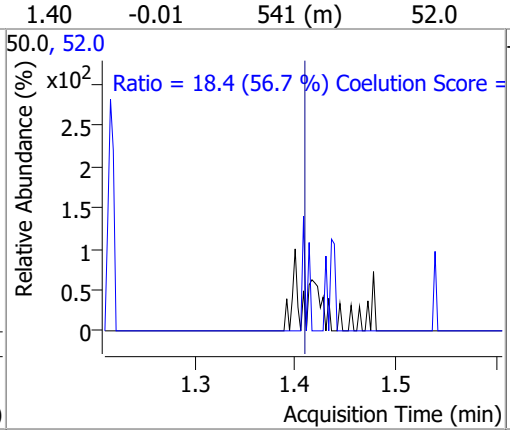

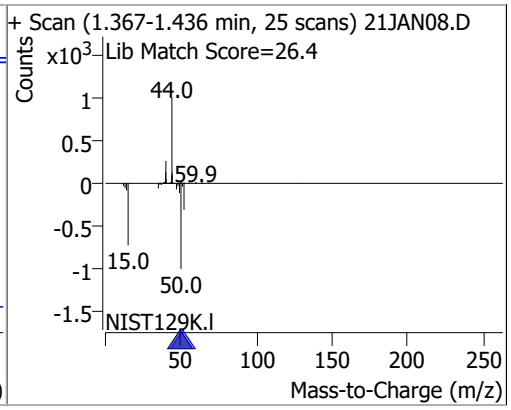

Compound	Conc.	Exp RT	QIon	Exp Ratio
Vinyl chloride	N.D.	1.50	64.0	31.3

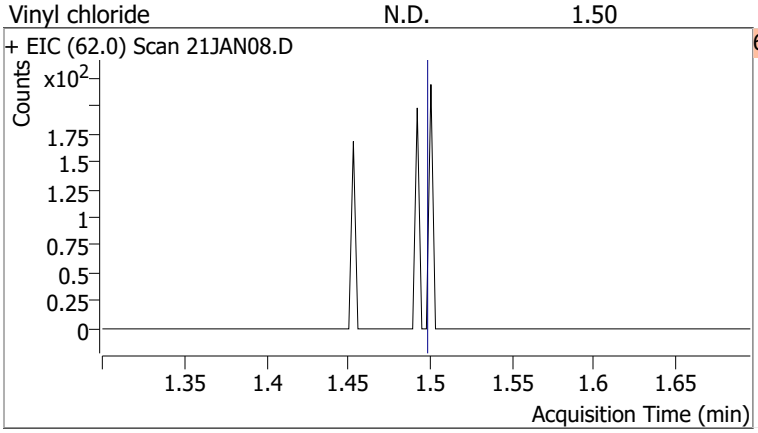

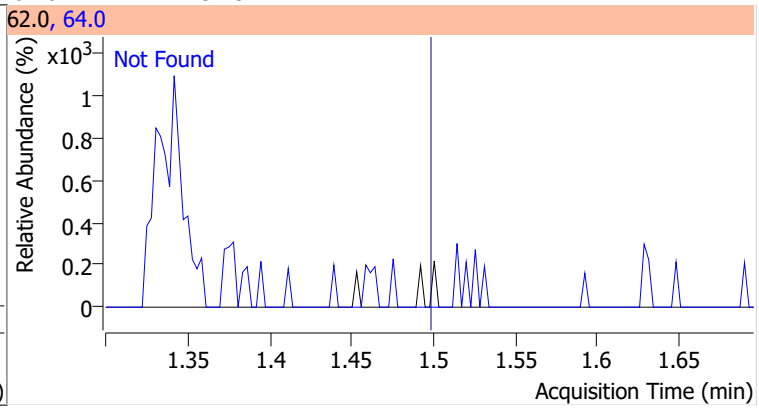

Compound	Conc.	Exp RT	QIon	Exp Ratio
Bromomethane	N.D.	1.80	94.0	110.1

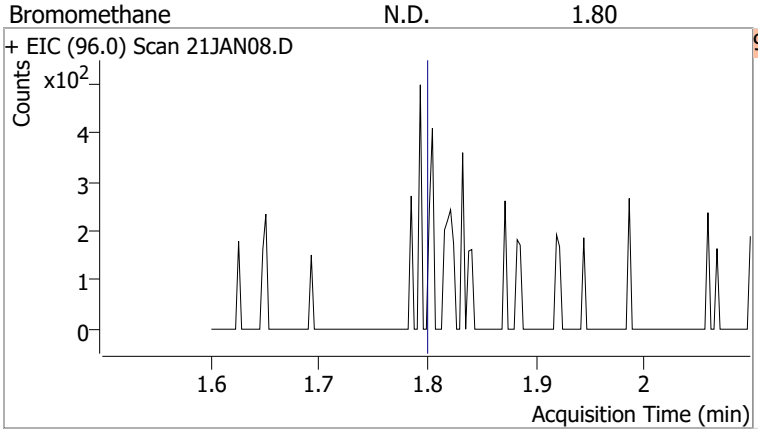

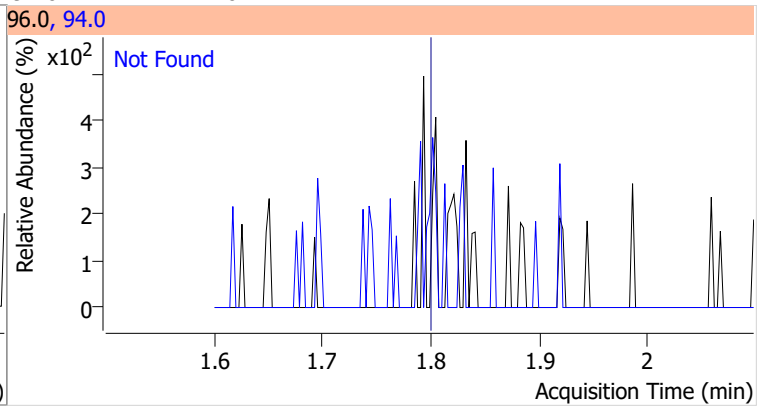

Compound	Conc.	Exp RT	QIon	Exp Ratio
Chloroethane	N.D.	1.90	66.0	30.0

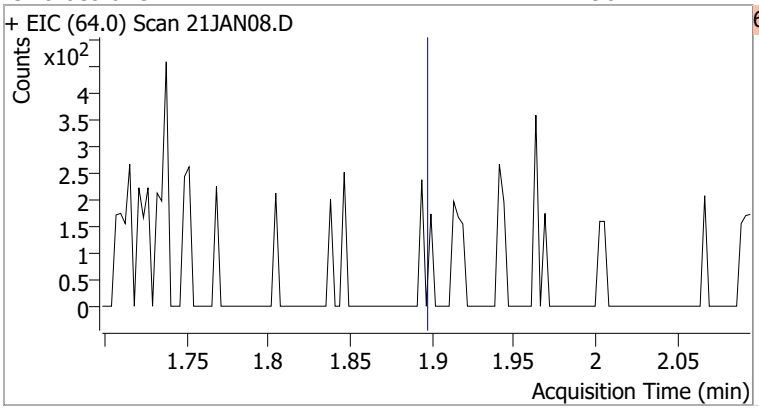

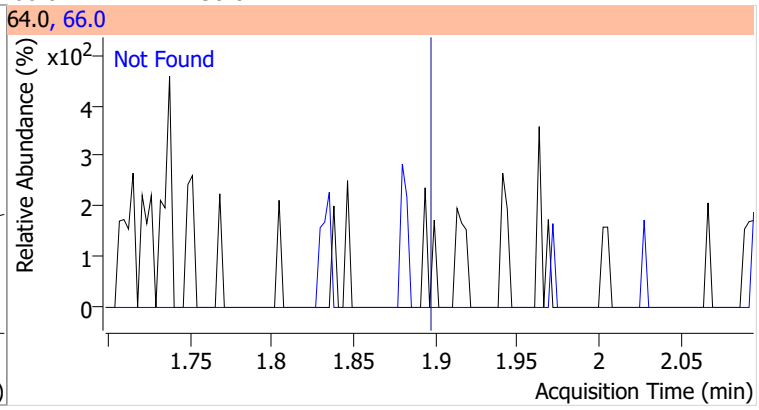

Compound	Conc.	Exp RT	QIon	Exp Ratio
Trichlorofluoromethane	N.D.	2.15	103.0	65.0

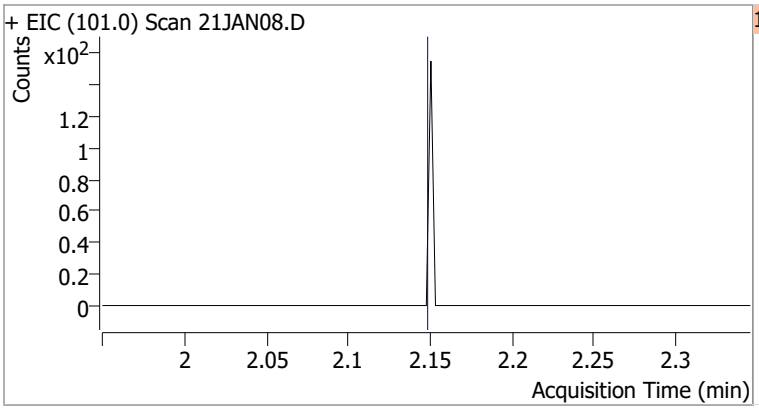

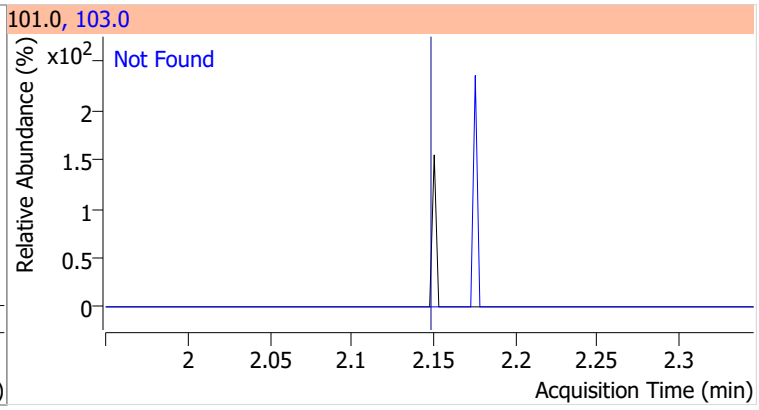

Compound	Conc.	Exp RT	QIon	Exp Ratio	QIon	Exp Ratio
1,1-Dichloroethene	N.D.	2.70	61.0	179.9	63.0	57.0

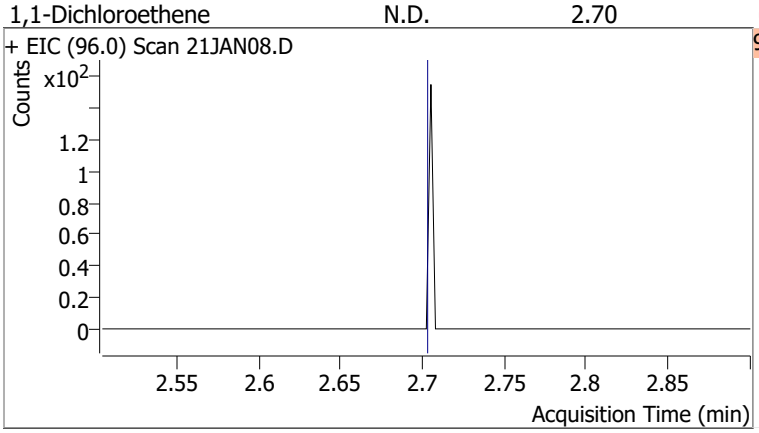

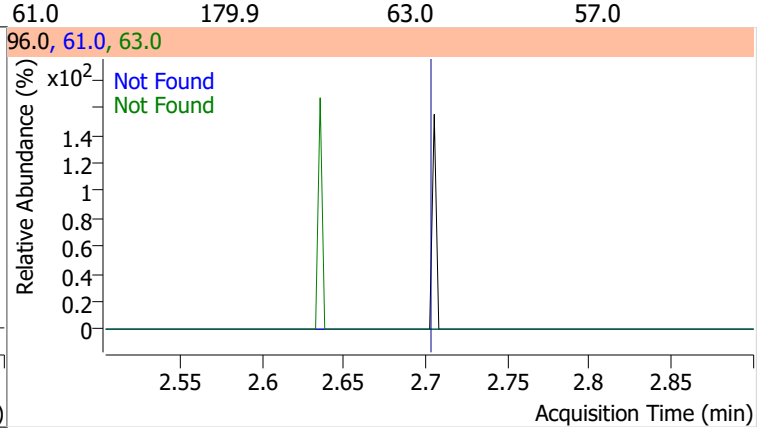

Compound	Conc.	RT	Dev(Min)	Resp.	QIon	QRatio	Lower	Upper
Methylene chloride		0		0	84.0		36.1	96.1
					86.0		11.8	71.8

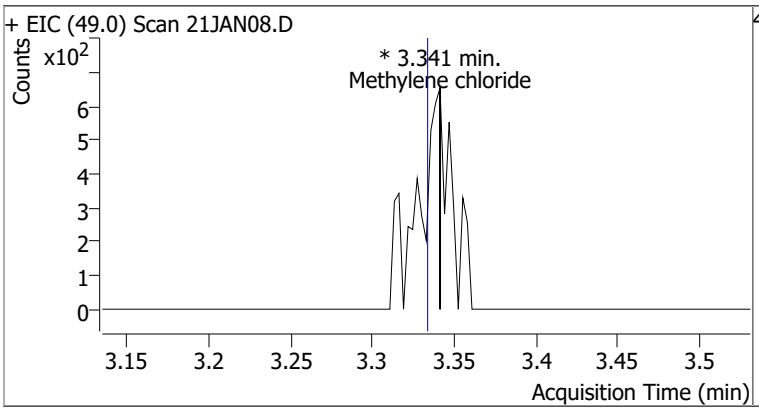

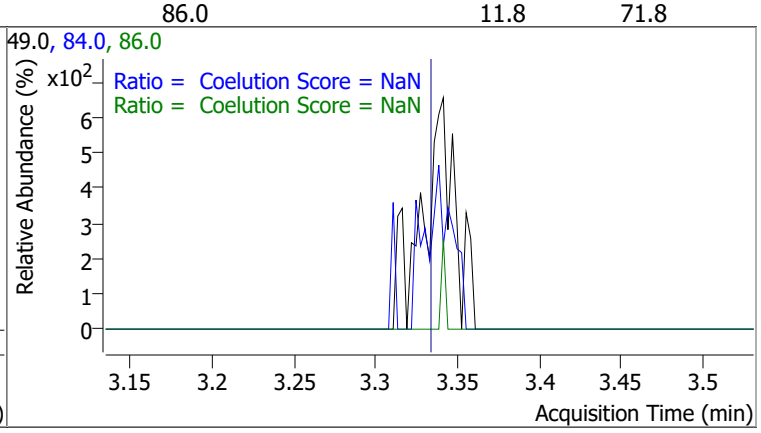

Compound	Conc.	Exp RT	QIon	Exp Ratio	QIon	Exp Ratio
trans-1,2-Dichloroethene	N.D.	3.72	61.0	154.8	98.0	62.1

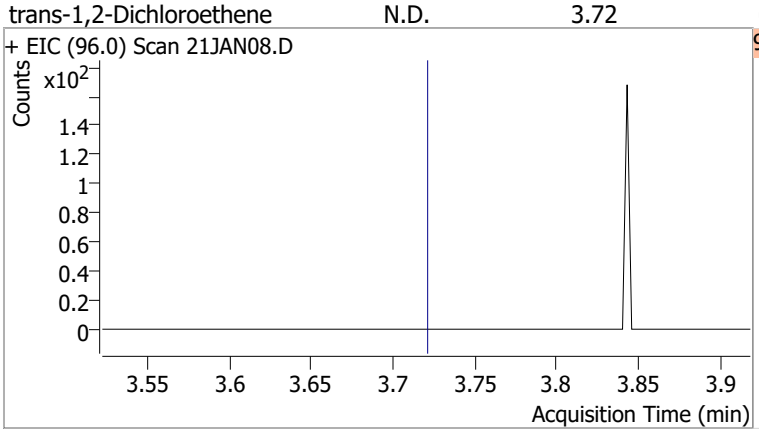

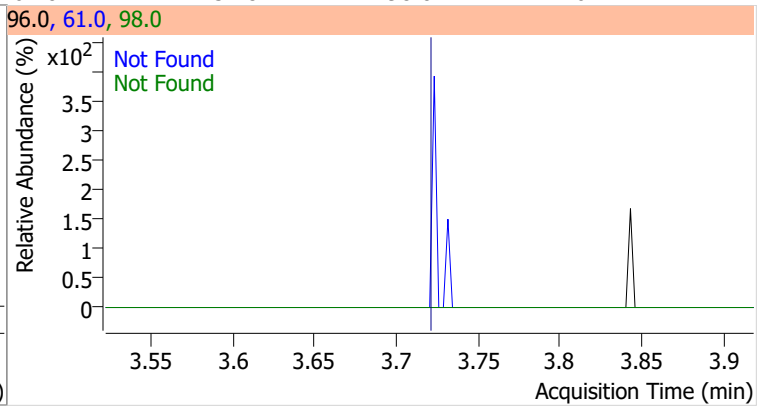

Compound	Conc.	Exp RT	QIon	Exp Ratio
Methyl tert-butyl ether (MTBE)	N.D.	3.75	57.0	24.6

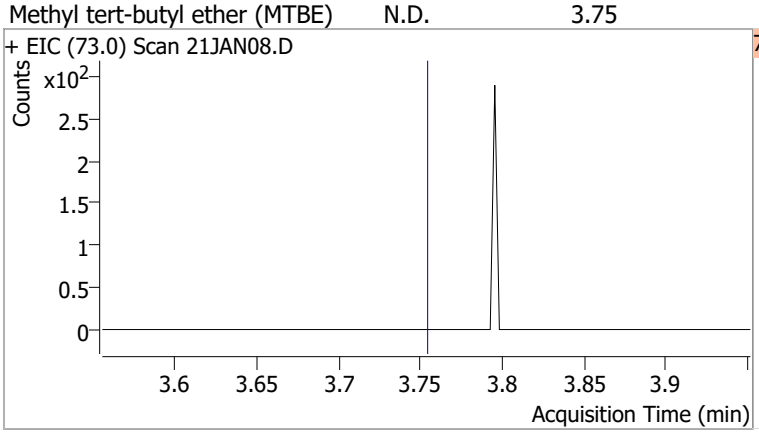

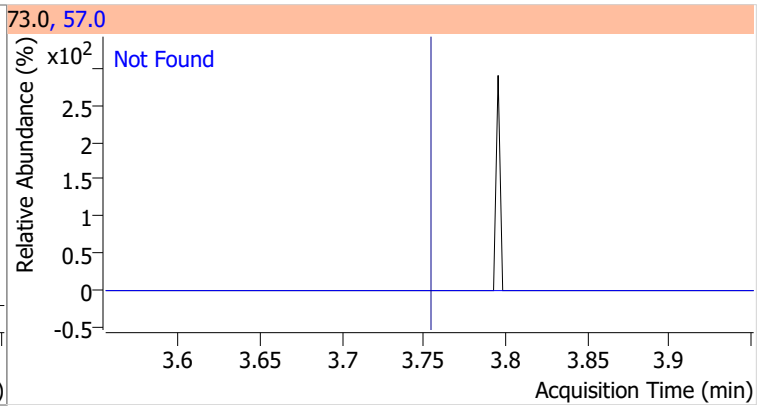

Compound	Conc.	Exp RT	QIon	Exp Ratio	QIon	Exp Ratio
1,1-Dichloroethane	N.D.	4.38	65.0	31.0	83.0	12.7

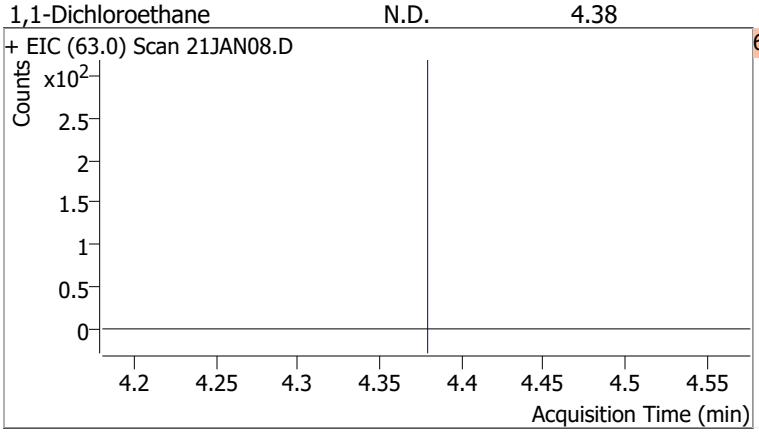

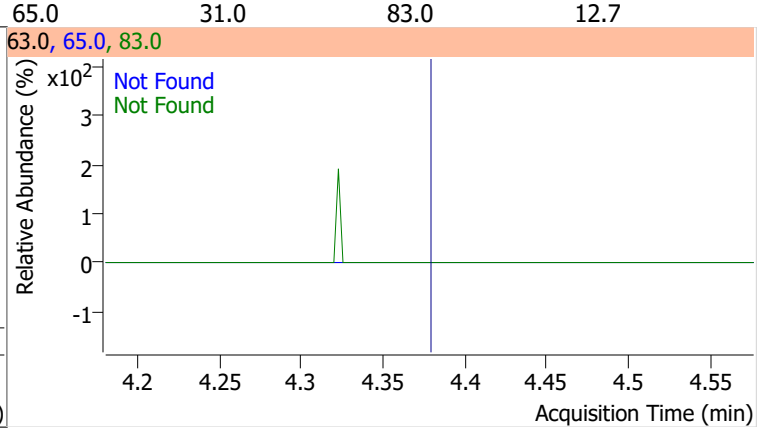

Compound	Conc.	Exp RT	QIon	Exp Ratio	QIon	Exp Ratio
2,2-Dichloropropane	N.D.	5.19	41.0	68.8	97.0	23.9

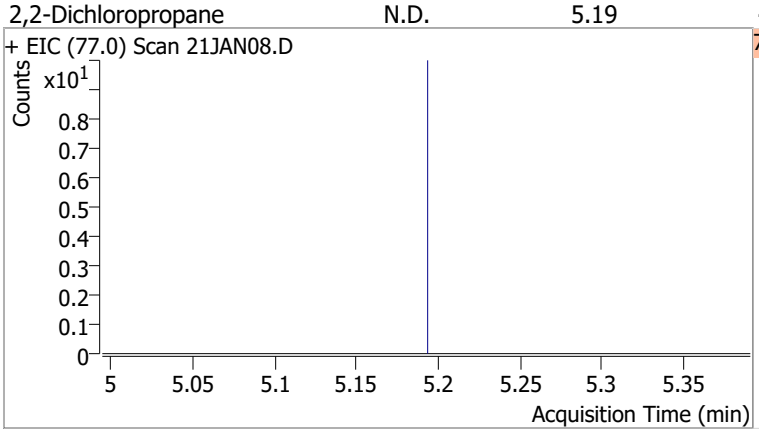

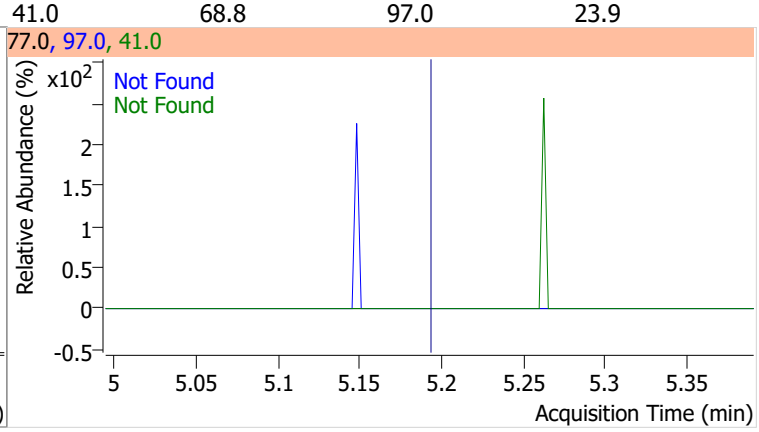

Compound	Conc.	Exp RT	QIon	Exp Ratio	QIon	Exp Ratio
cis-1,2-Dichloroethene	N.D.	5.21	61.0	160.4	98.0	66.2

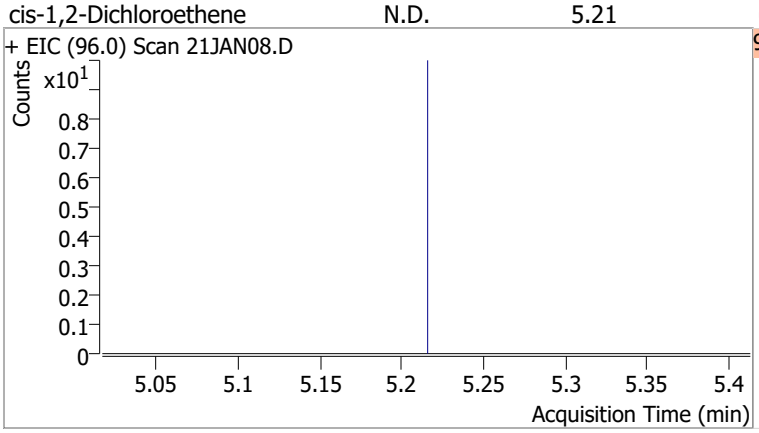

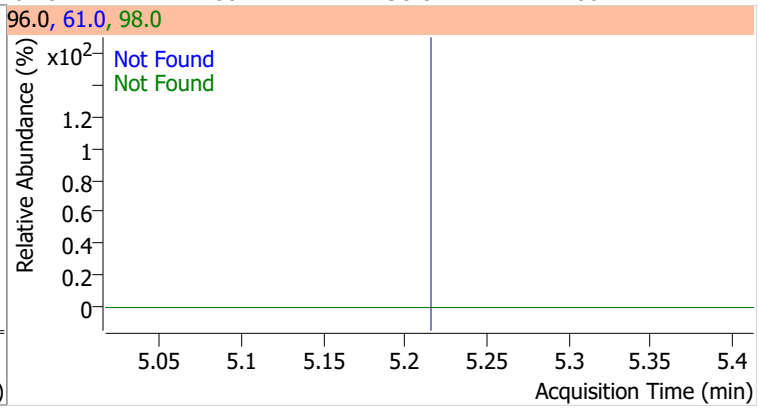

Compound	Conc.	Exp RT	QIon	Exp Ratio
Methyl ethyl ketone	N.D.	5.28	72.0	20.6

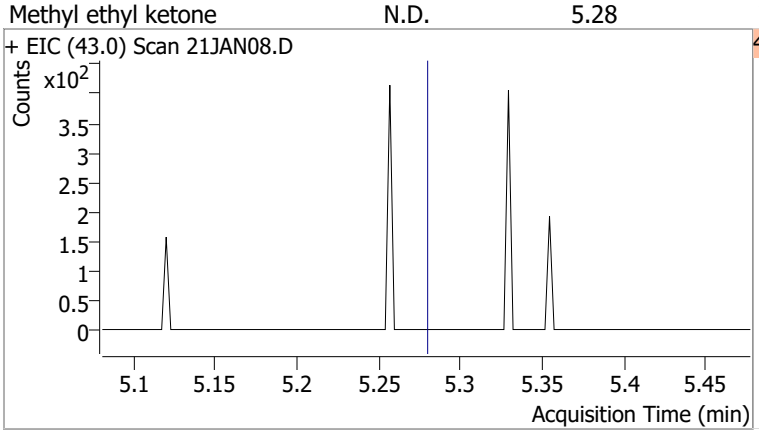

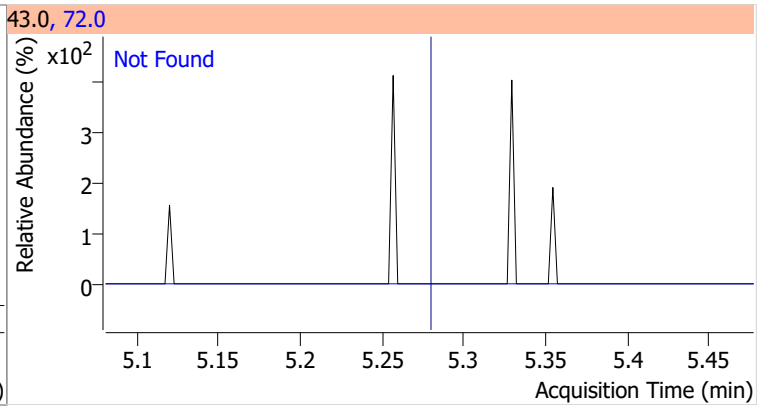

Compound	Conc.	Exp RT	QIon	Exp Ratio
Bromochloromethane	N.D.	5.52	49.0	182.2

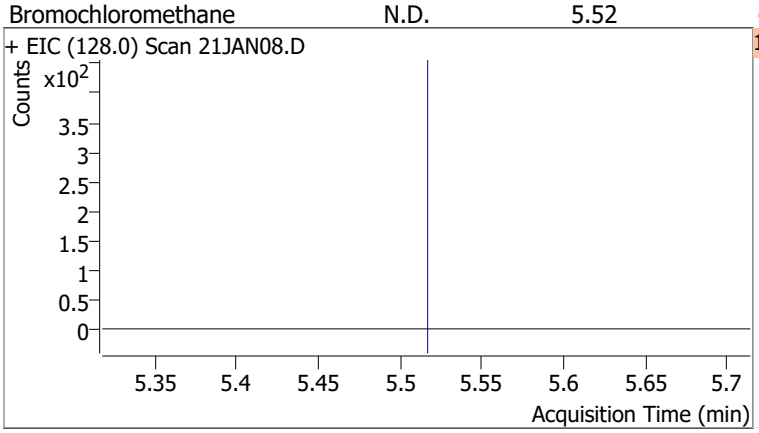

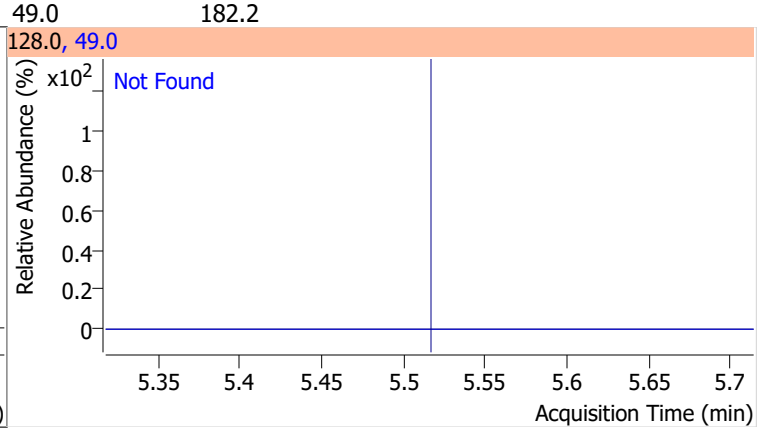

Compound	Conc.	Exp RT	QIon	Exp Ratio
Chloroform	N.D.	5.65	85.0	66.2

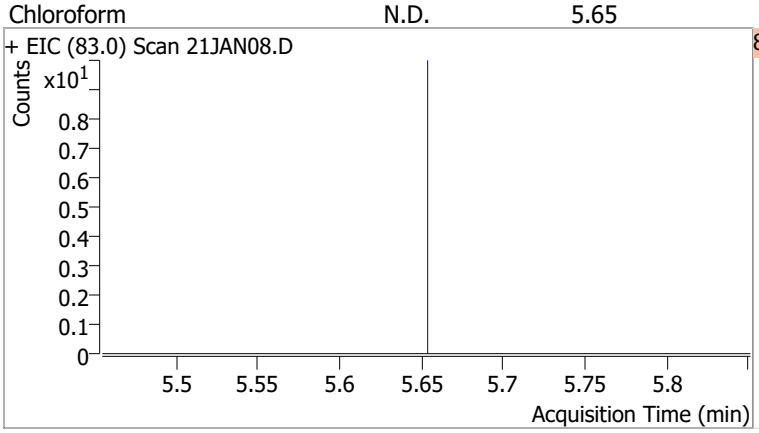

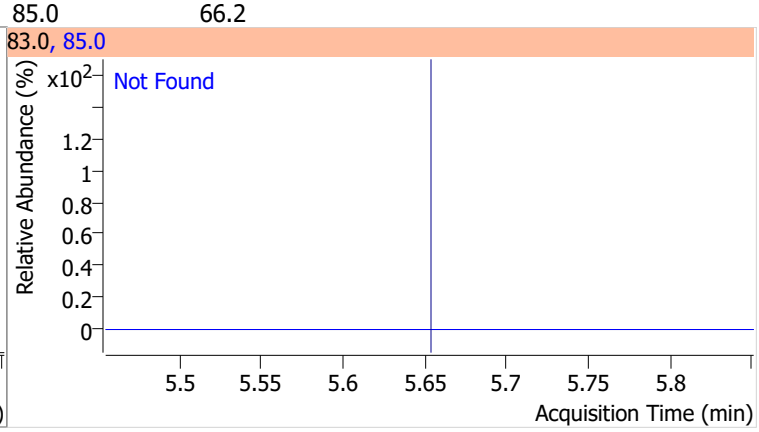

Compound	Conc.	Exp RT	QIon	Exp Ratio	QIon	Exp Ratio
1,1,1-Trichloroethane	N.D.	5.83	99.0	63.1	61.0	49.1

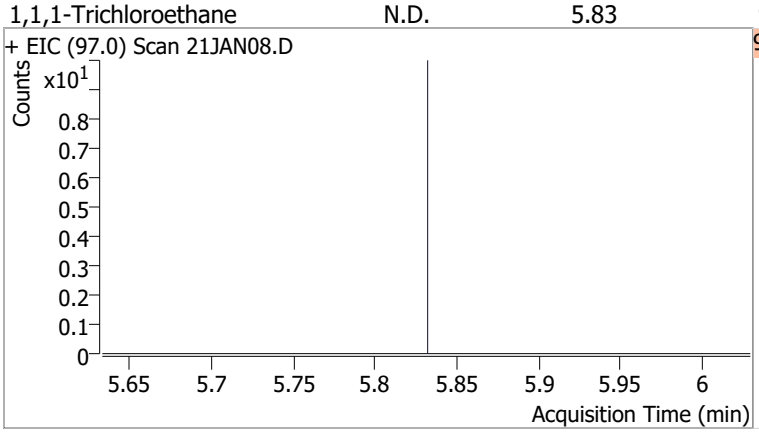

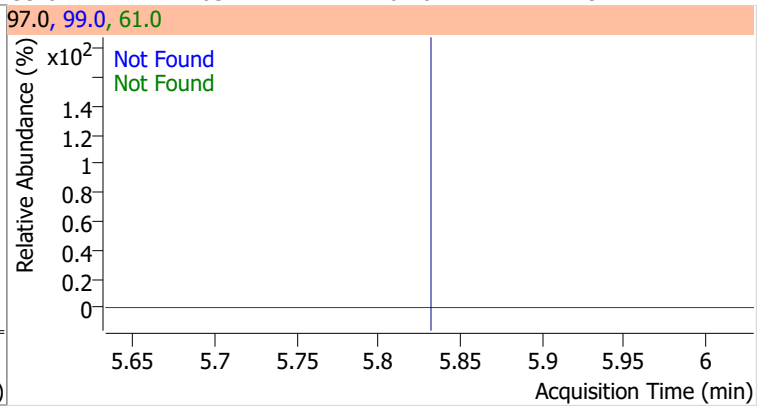

Compound	Conc.	RT	Dev(Min)	Resp.	QIon	QRatio	Lower	Upper
Dibromofluoromethane	268.8741	5.85	0.00	212167	191.5	22.2	0.0	53.2

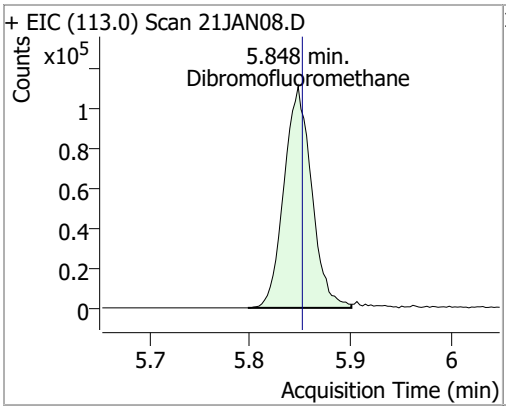

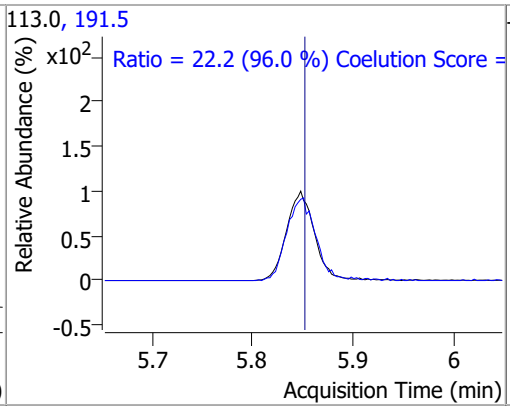

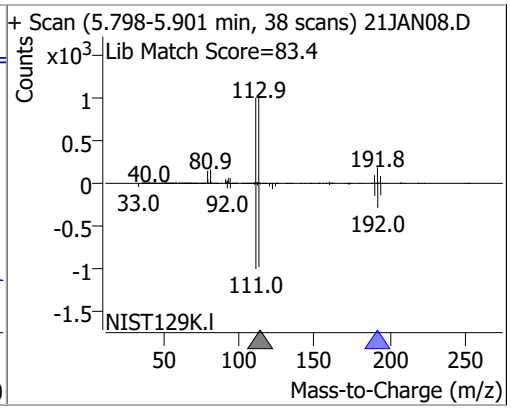

Compound	Conc.	Exp RT	QIon	Exp Ratio	QIon	Exp Ratio
Carbon tetrachloride	N.D.	6.02	119.0	97.6	121.0	30.7

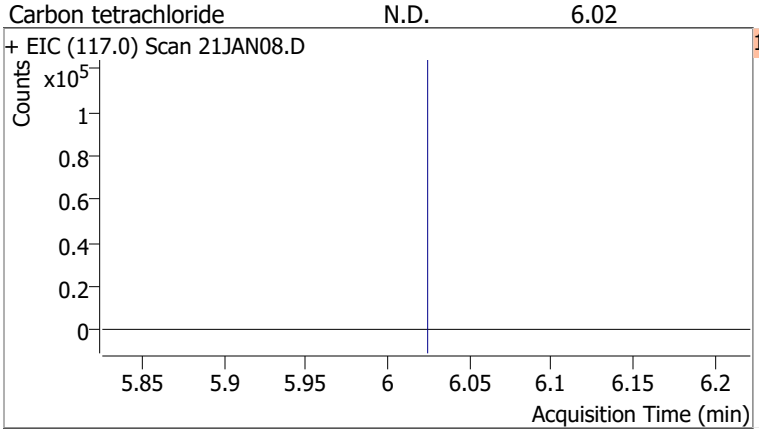

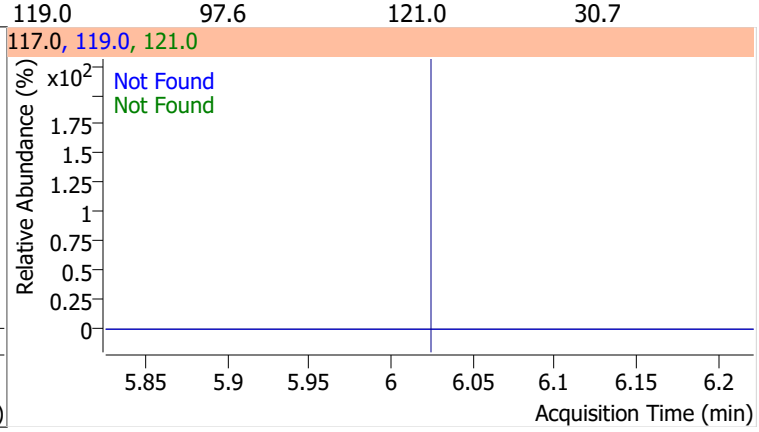

Compound	Conc.	Exp RT	QIon	Exp Ratio	QIon	Exp Ratio
1,1-Dichloropropene	N.D.	6.04	110.0	35.6	77.0	31.0

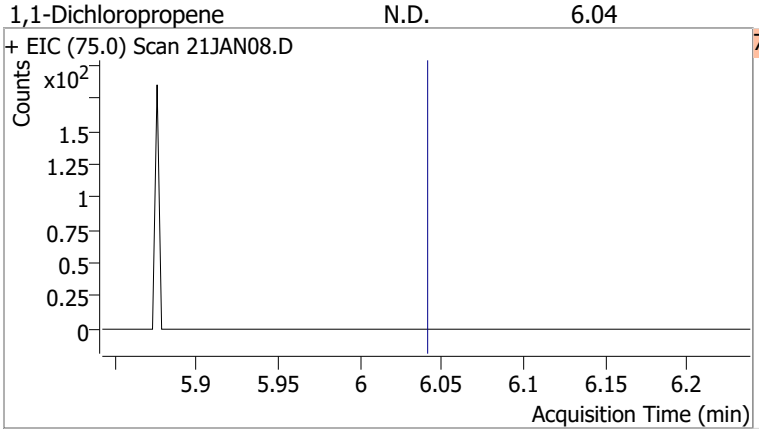

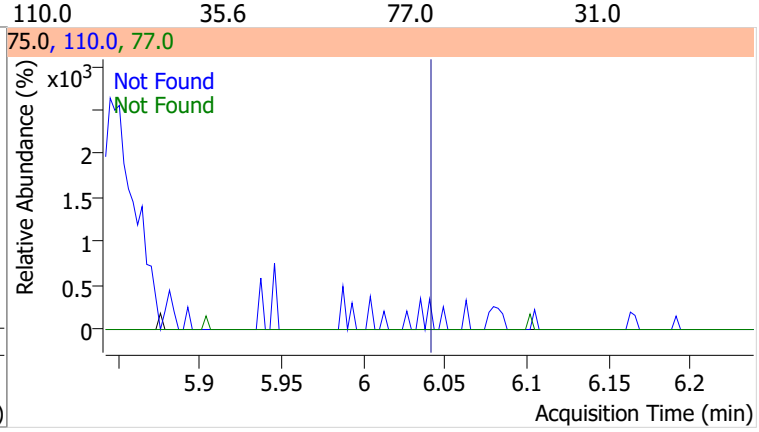

Quantitation Results Report (QT Reviewed)

Compound	Conc.	RT	Dev(Min)	Resp.	QIon	QRatio	Lower	Upper
1,2-Dichloroethane-d4	276.6731	6.23	0.00	94309	65.0	197.3	162.8	222.8

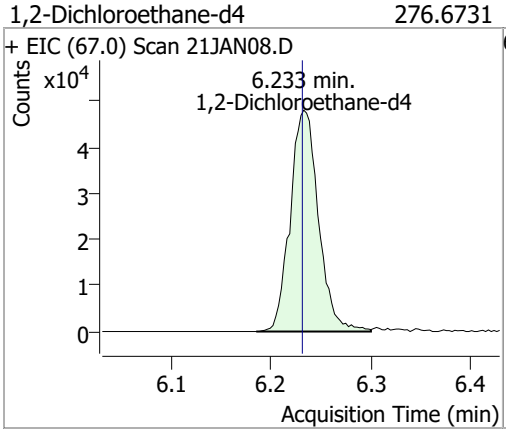

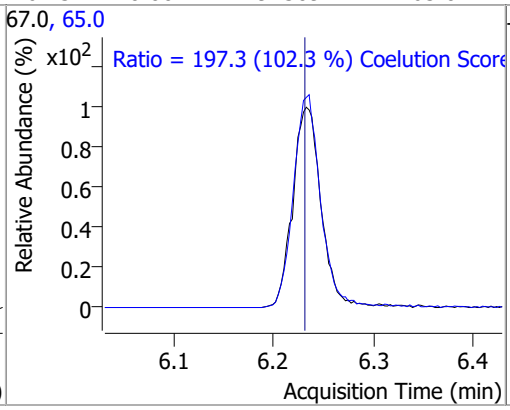

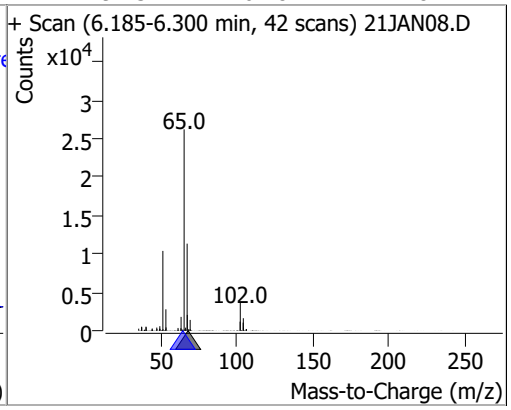

Compound	Conc.	Exp RT	QIon	Exp Ratio
Benzene	N.D.	6.28	77.0	23.3

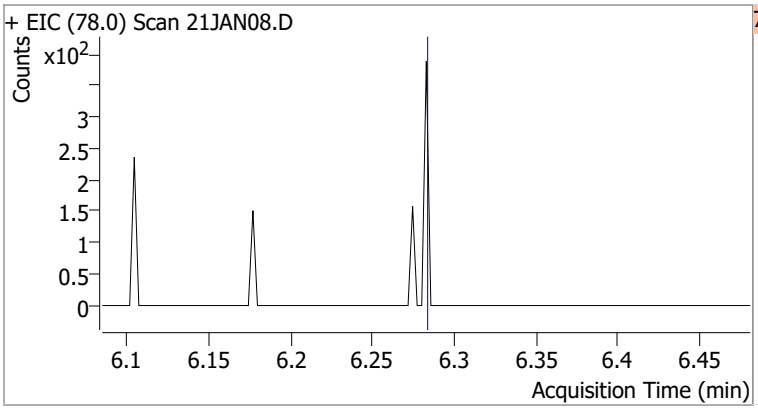

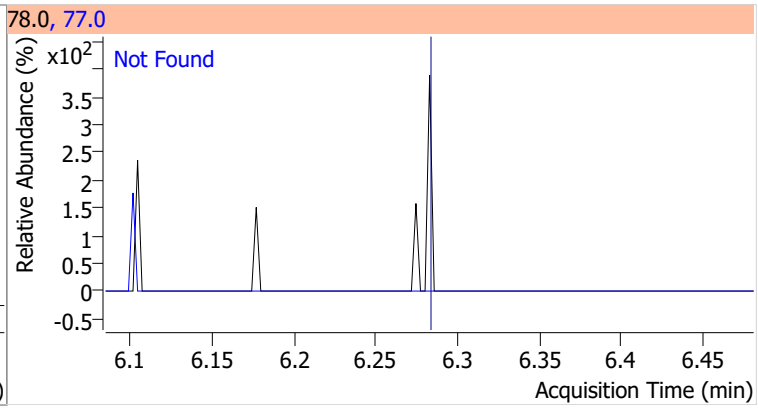

Compound	Conc.	Exp RT	QIon	Exp Ratio	QIon	Exp Ratio
1,2-Dichloroethane	N.D.	6.32	64.0	32.2	98.0	8.2

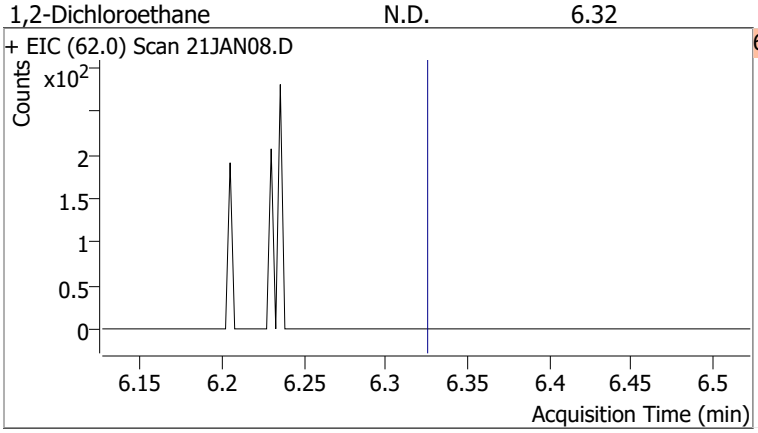

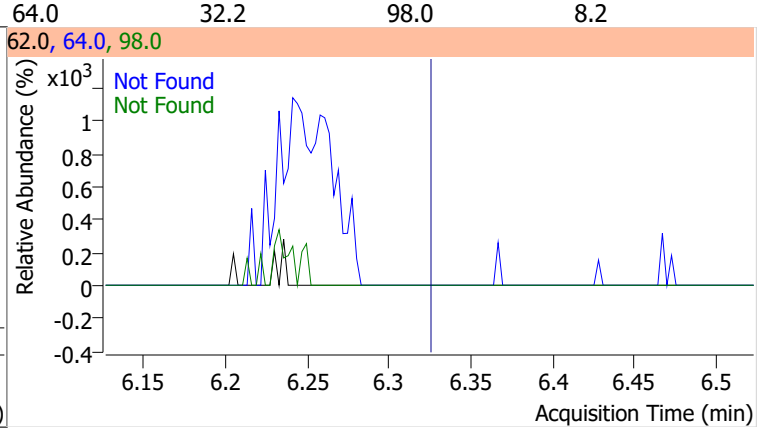

Compound	Conc.	Exp RT	QIon	Exp Ratio	QIon	Exp Ratio
Trichloroethene	N.D.	7.02	130.0	105.6	97.0	65.7

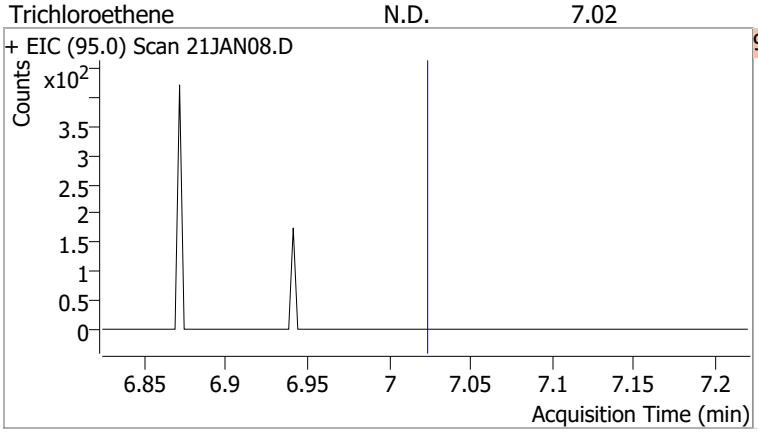

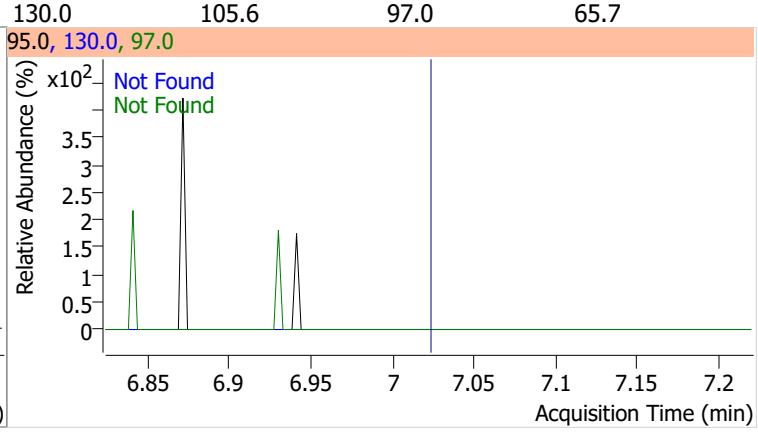

Compound	Conc.	Exp RT	QIon	Exp Ratio
1,2-Dichloropropane	N.D.	7.27	76.0	39.8

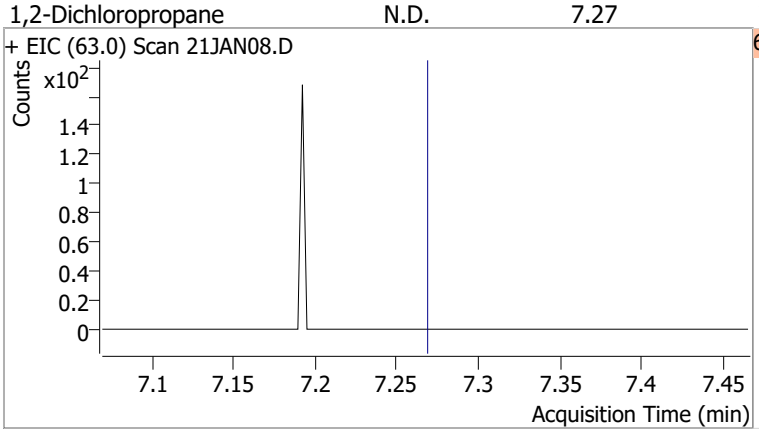

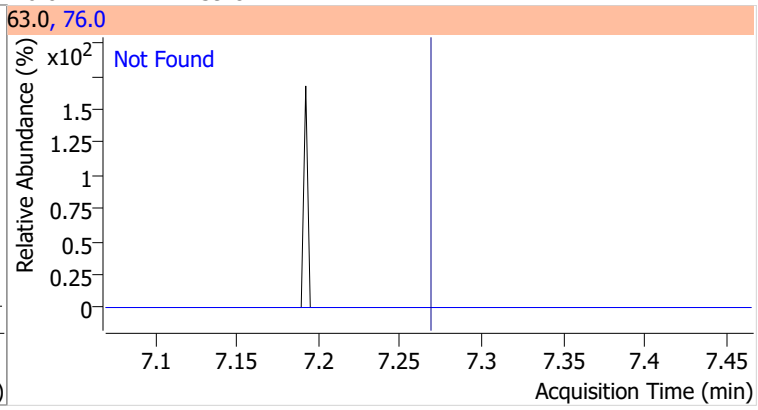

Compound	Conc.	Exp RT	QIon	Exp Ratio	QIon	Exp Ratio
Dibromomethane	N.D.	7.40	173.5	108.2	95.0	84.5

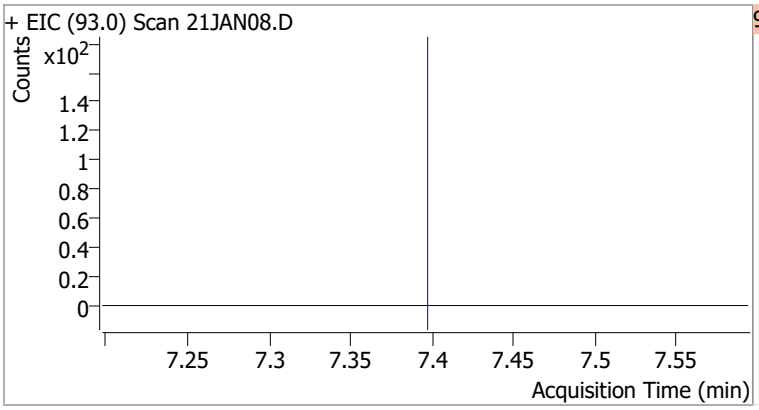

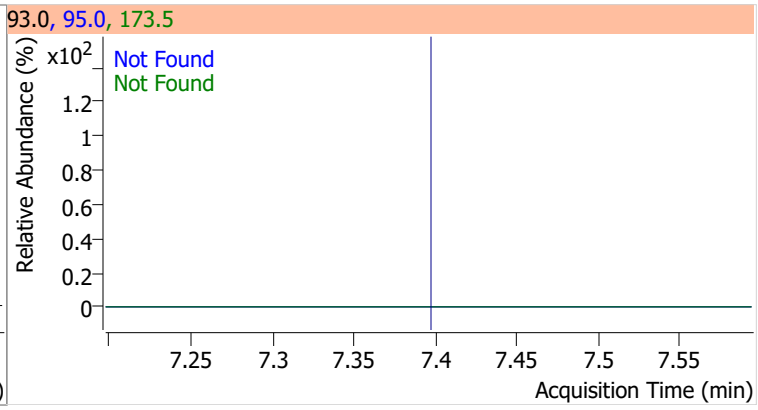

Compound	Conc.	Exp RT	QIon	Exp Ratio	QIon	Exp Ratio
Bromodichloromethane	N.D.	7.58	85.0	66.3	127.0	9.5

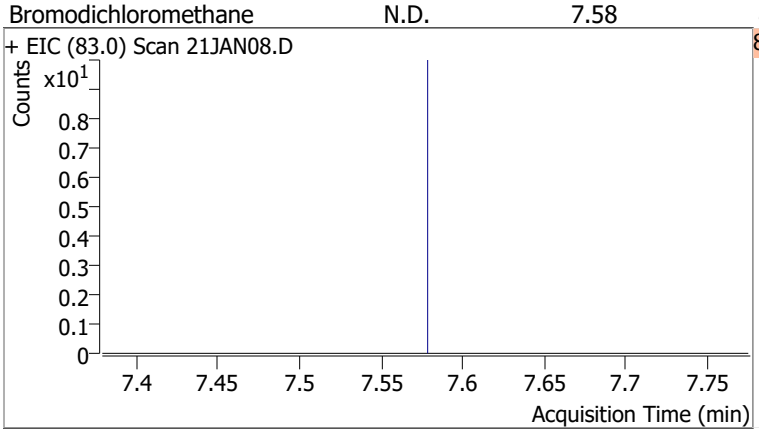

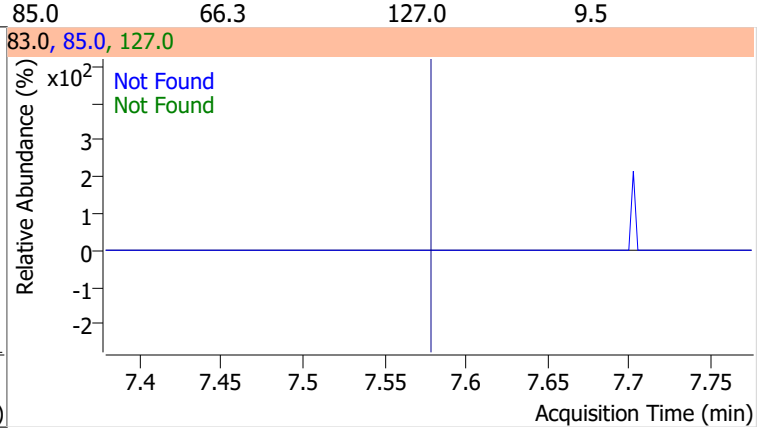

Compound	Conc.	Exp RT	QIon	Exp Ratio	QIon	Exp Ratio
cis-1,3-Dichloropropene	N.D.	8.06	39.0	52.5	77.0	31.8

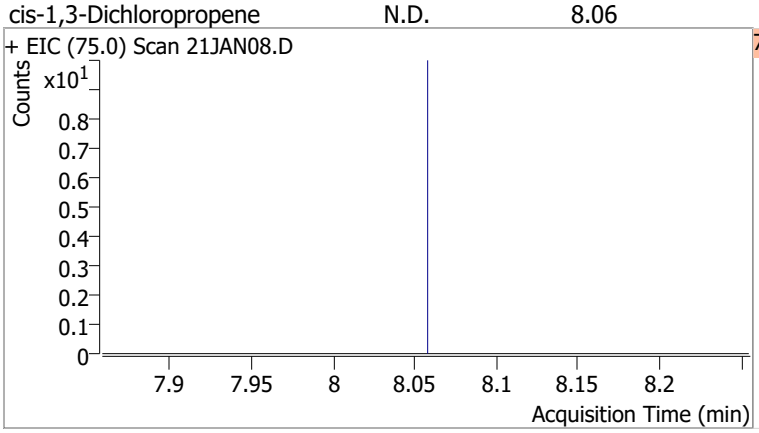

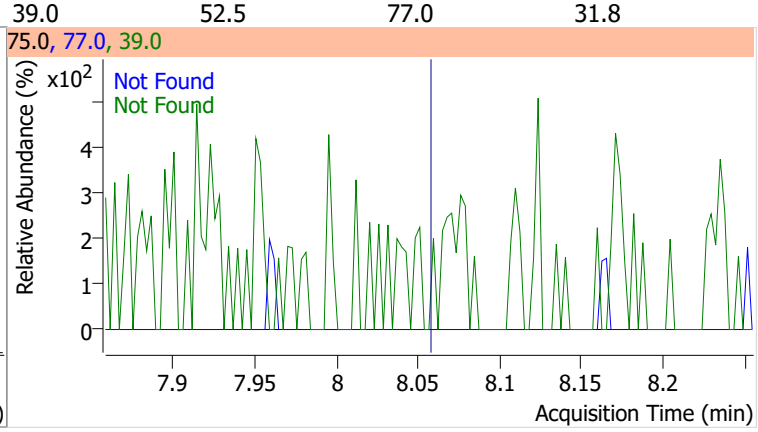

Quantitation Results Report (QT Reviewed)

Compound	Conc.	RT	Dev(Min)	Resp.	QIon	QRatio	Lower	Upper
Toluene-d8	263.4807	8.32	0.00	807196	100.0	63.6	34.3	94.3
					99.0	9.6	0.0	39.2

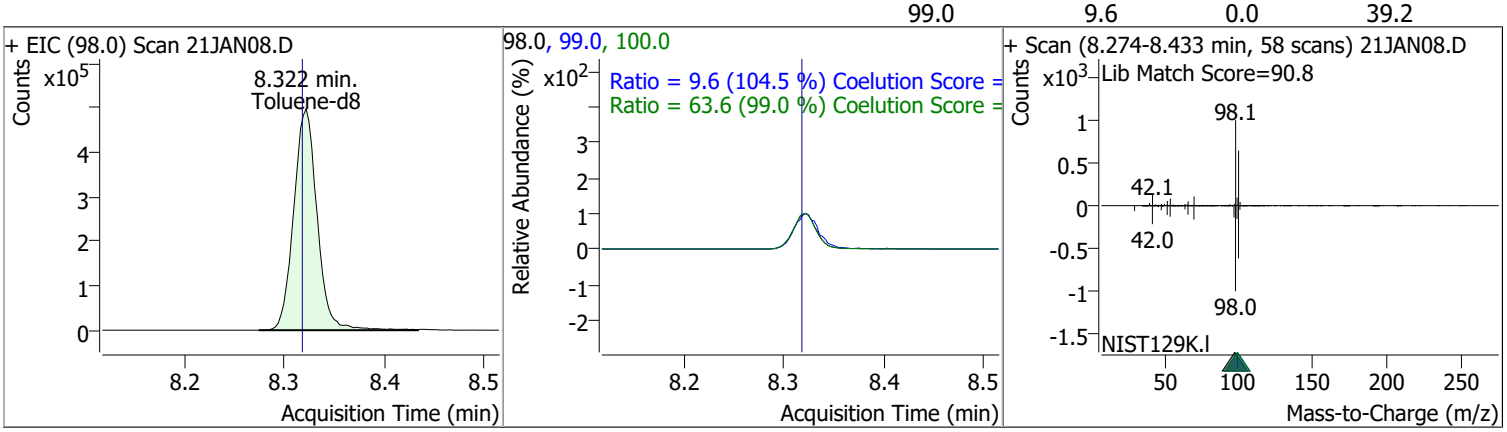

Compound	Conc.	RT	Dev(Min)	Resp.	QIon	QRatio	Lower	Upper
Toluene	0.4158	8.38	0.00	849 (m)	91.0	171.1	144.1	204.1

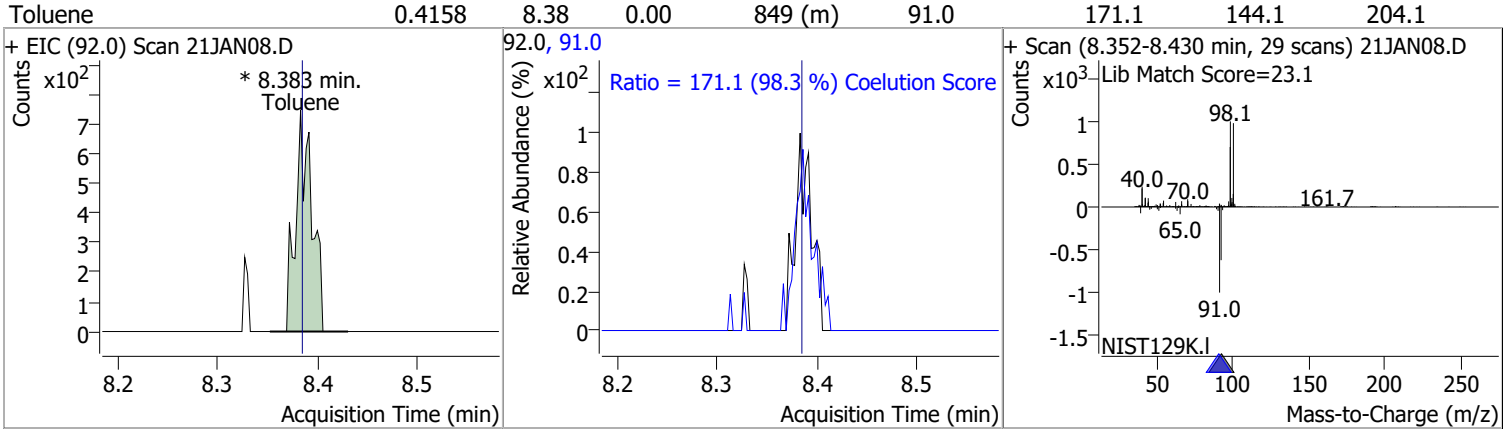

Compound	Conc.	Exp RT	QIon	Exp Ratio	QIon	Exp Ratio
trans-1,3-Dichloropropene	N.D.	8.64	39.0	53.0	77.0	31.0

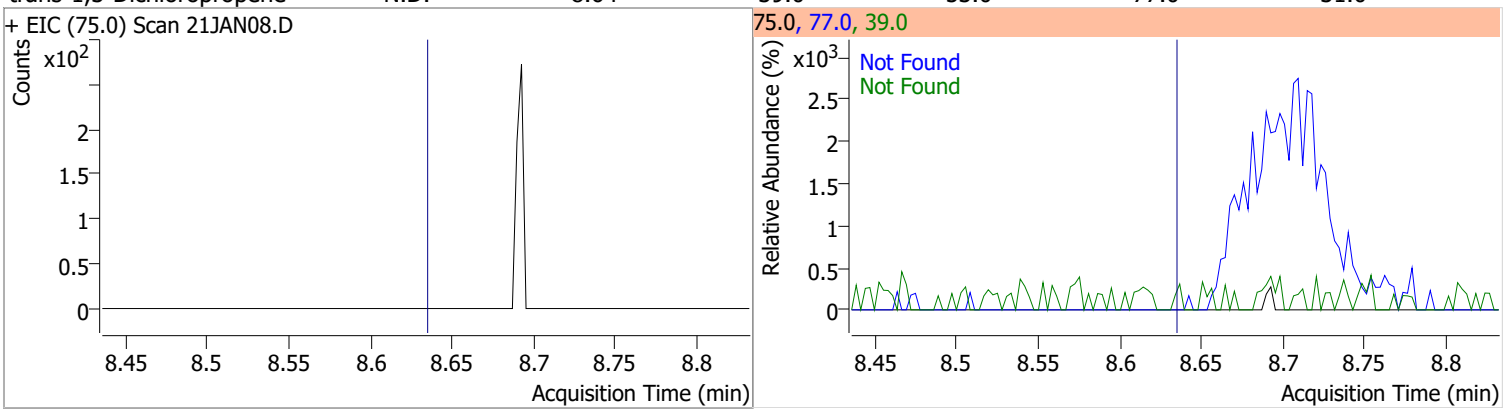

Compound	Conc.	Exp RT	QIon	Exp Ratio	QIon	Exp Ratio
1,1,2-Trichloroethane	N.D.	8.82	97.0	110.7	85.0	60.7

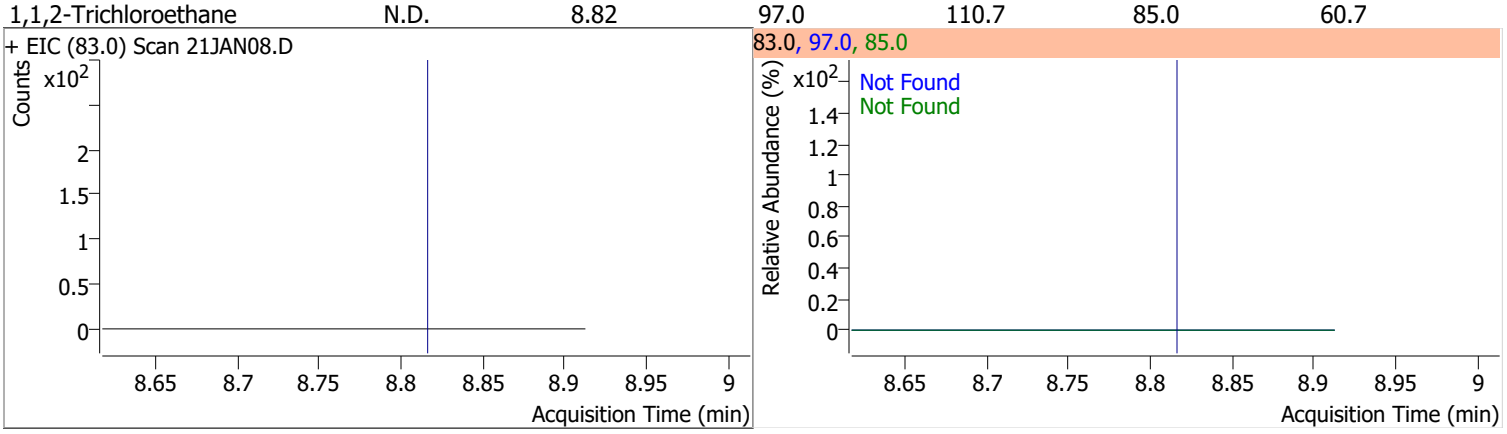

Compound	Conc.	Exp RT	QIon	Exp Ratio	QIon	Exp Ratio
Tetrachloroethene	N.D.	8.94	165.8	126.1	129.0	90.5

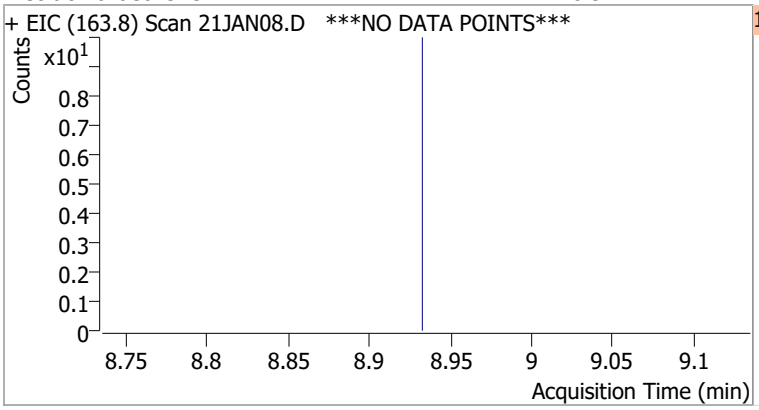

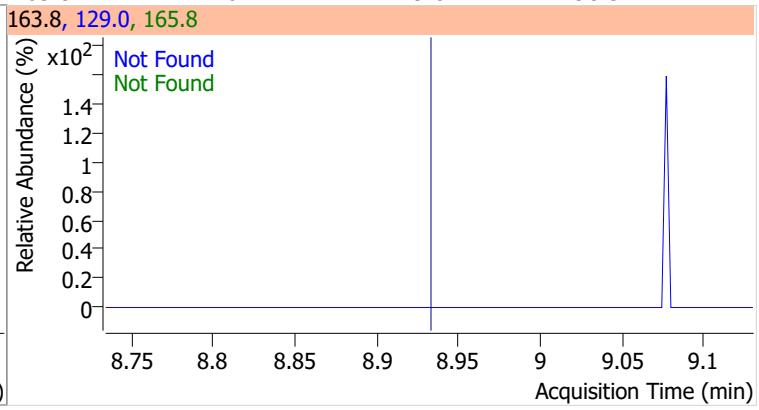

Compound	Conc.	Exp RT	QIon	Exp Ratio
1,3-Dichloropropane	N.D.	8.98	78.0	32.4

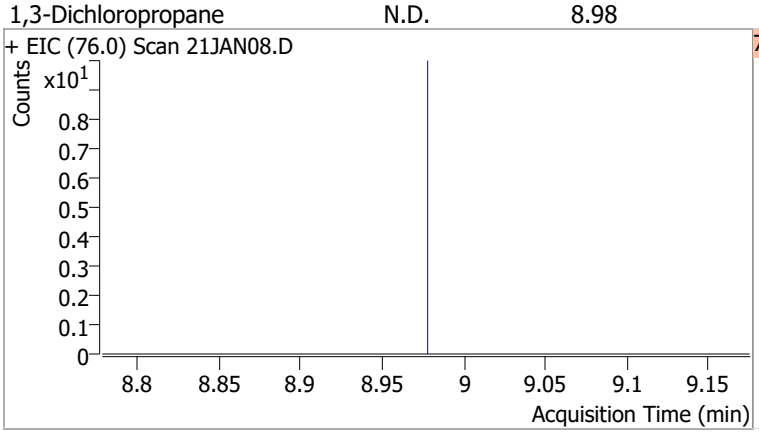

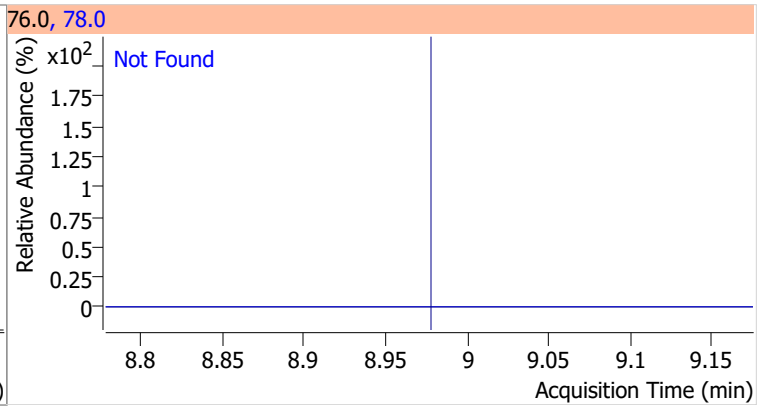

Compound	Conc.	Exp RT	QIon	Exp Ratio
Chlorodibromomethane	N.D.	9.21	127.0	77.2

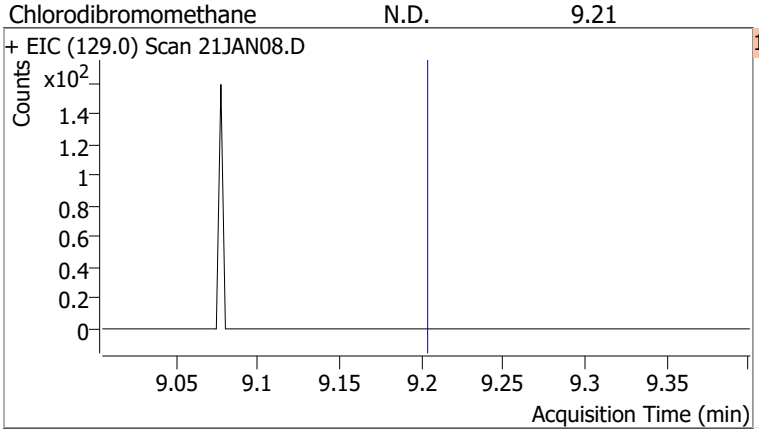

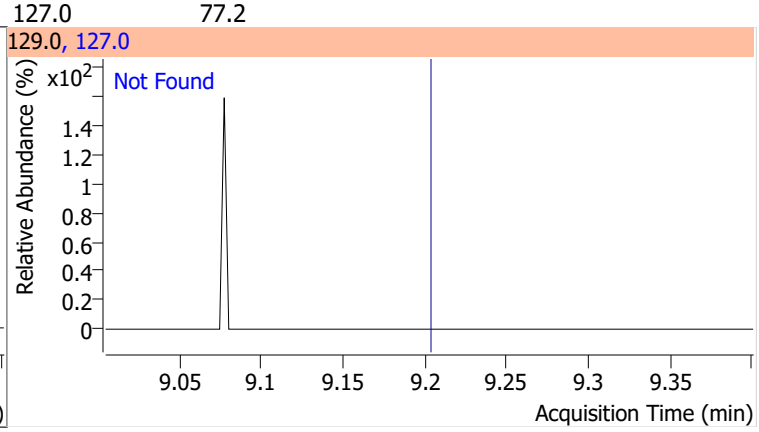

Compound	Conc.	Exp RT	QIon	Exp Ratio
1,2-Dibromoethane	N.D.	9.30	109.0	91.5

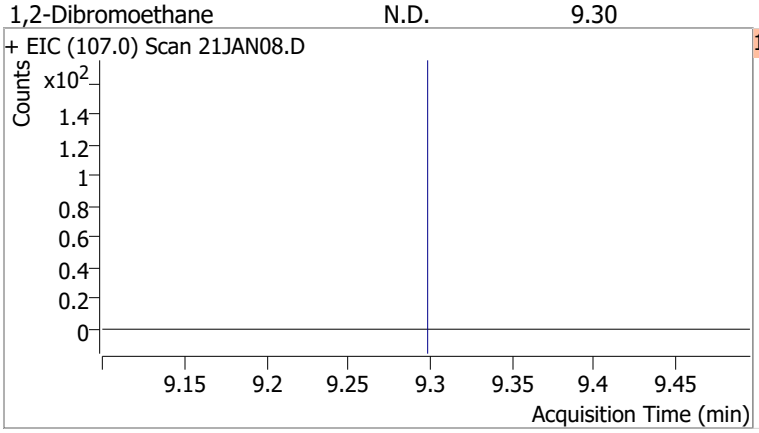

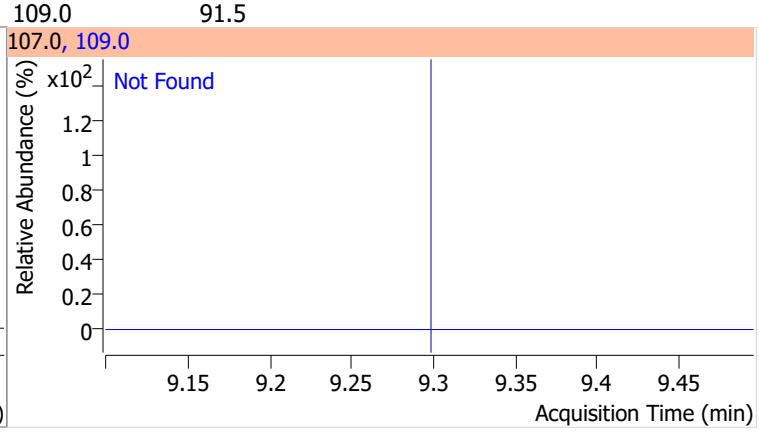

Compound	Conc.	Exp RT	QIon	Exp Ratio
Chlorobenzene	N.D.	9.80	114.0	32.2

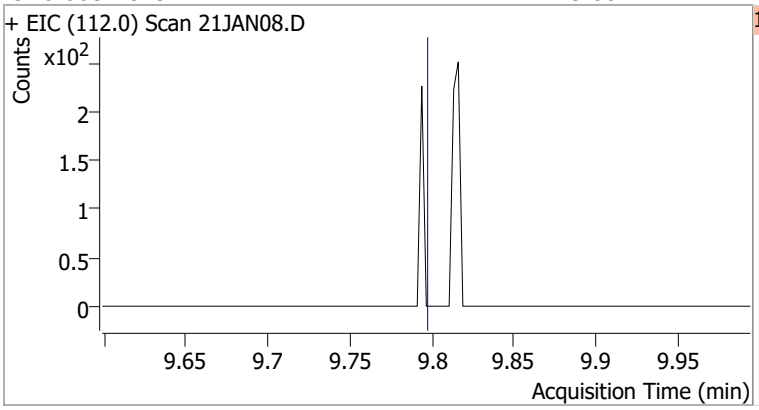

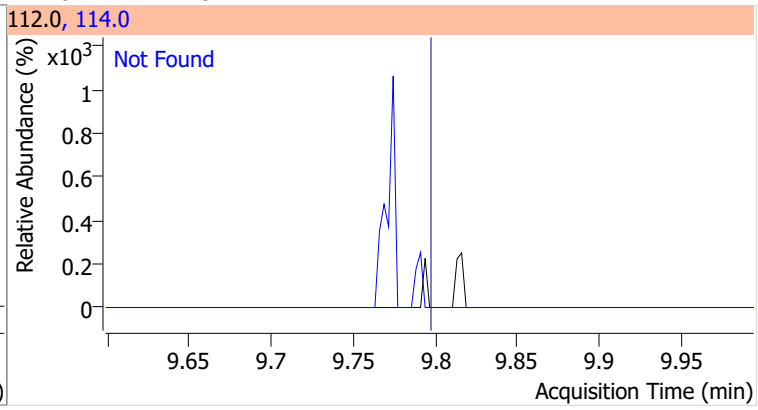

Compound	Conc.	Exp RT	QIon	Exp Ratio
1,1,1,2-Tetrachloroethane	N.D.	9.89	133.0	95.3

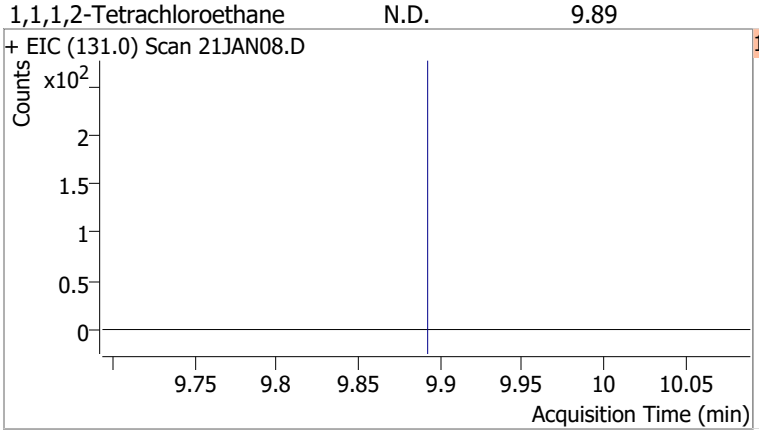

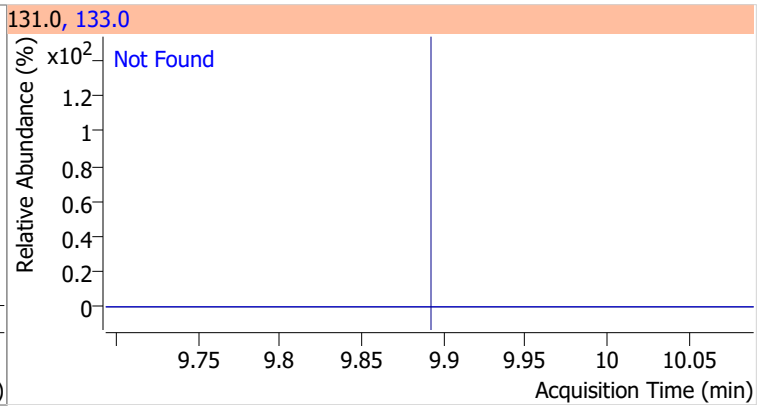

Compound	Conc.	Exp RT	QIon	Exp Ratio
Ethylbenzene	N.D.	9.92	106.0	31.7

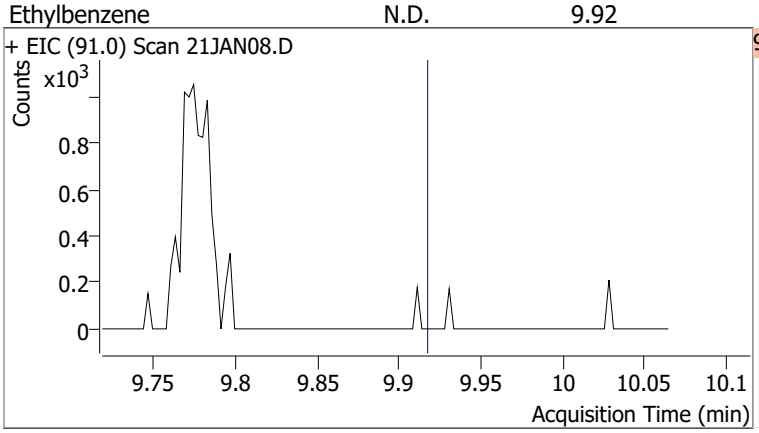

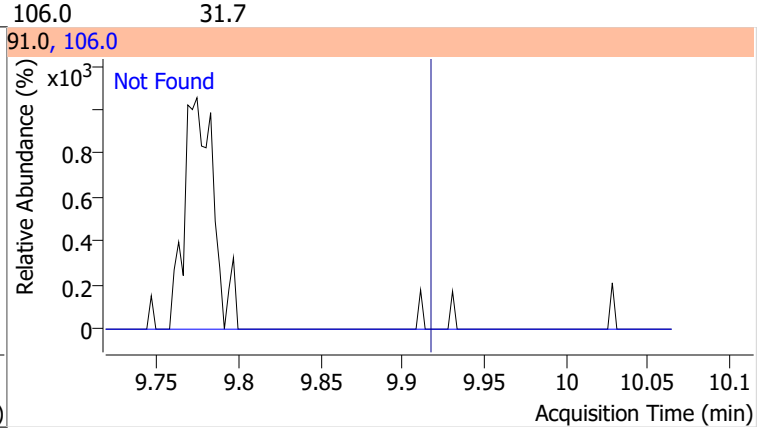

Compound	Conc.	Exp RT	QIon	Exp Ratio
m+p-Xylenes	N.D.	10.04	91.0	200.7

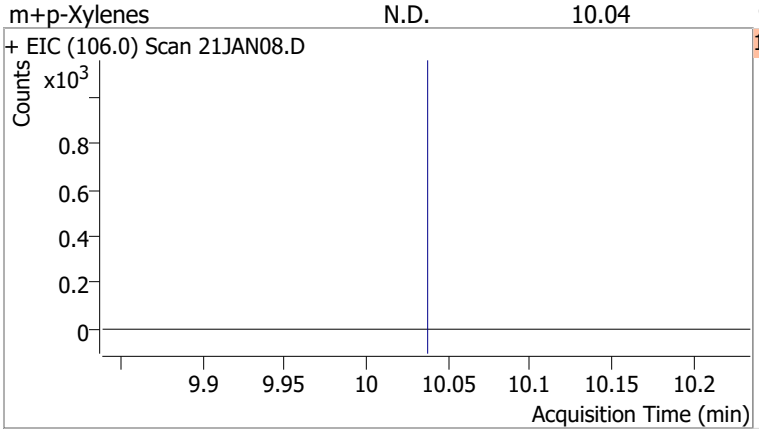

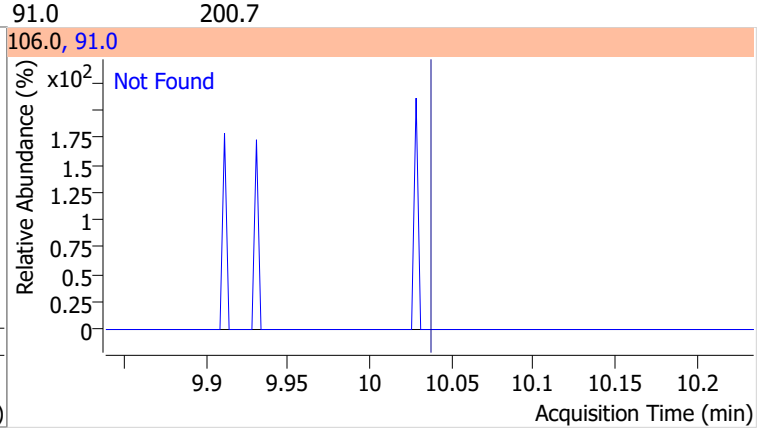

Compound	Conc.	Exp RT	QIon	Exp Ratio
o-Xylene	N.D.	10.43	91.0	211.4

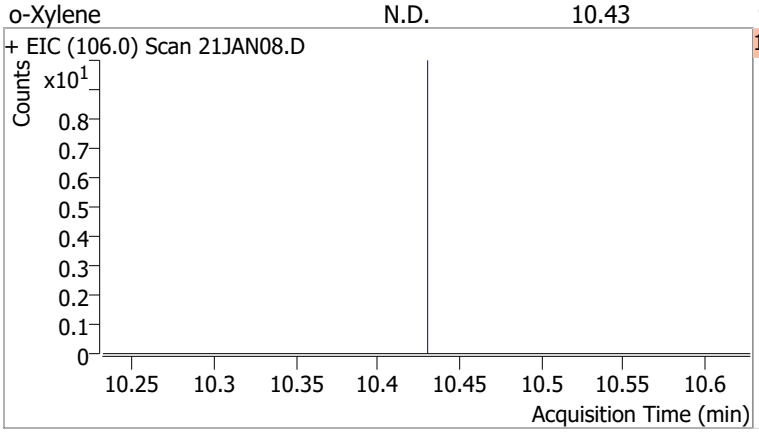

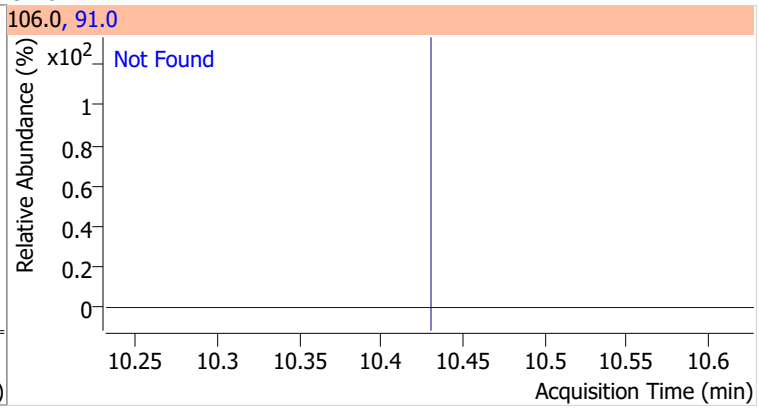

Compound	Conc.	Exp RT	QIon	Exp Ratio
Styrene	N.D.	10.45	78.0	50.6

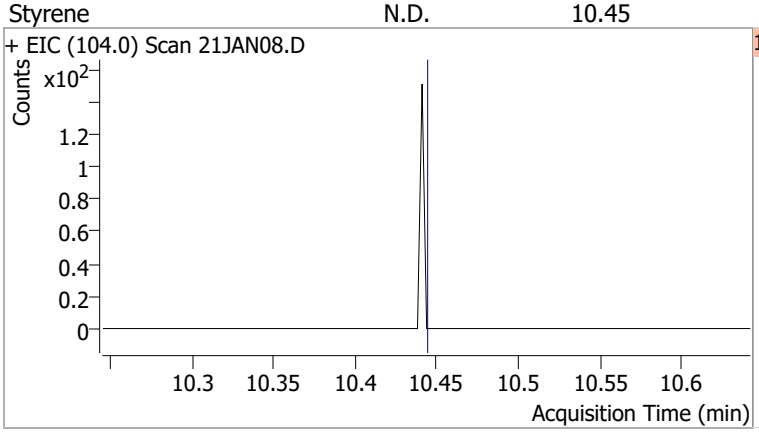

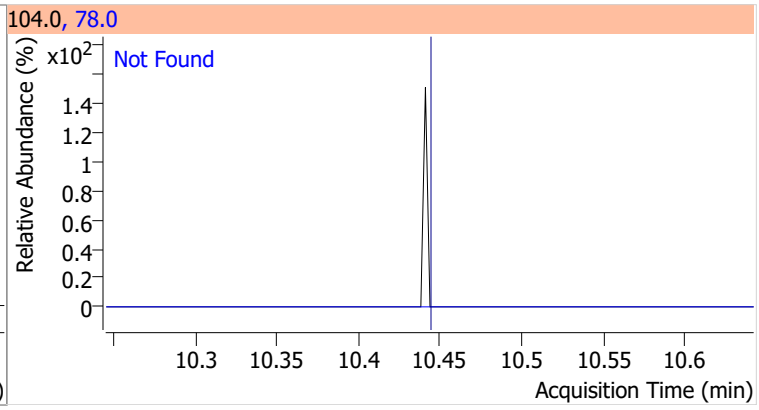

Compound	Conc.	Exp RT	QIon	Exp Ratio	QIon	Exp Ratio
Bromoform	N.D.	10.62	170.5	50.3	174.5	48.1

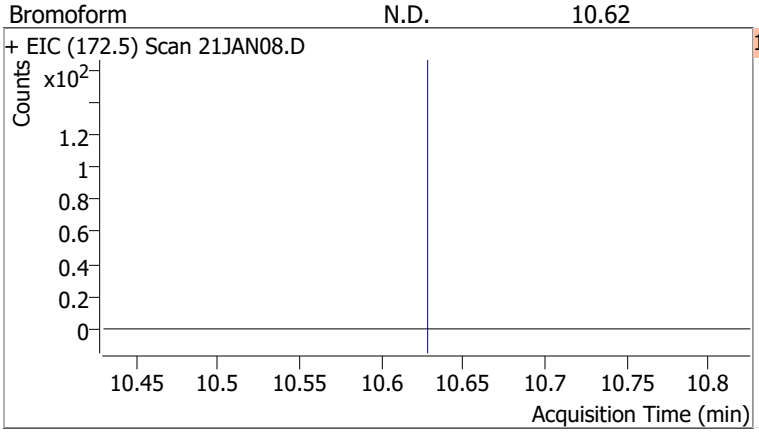

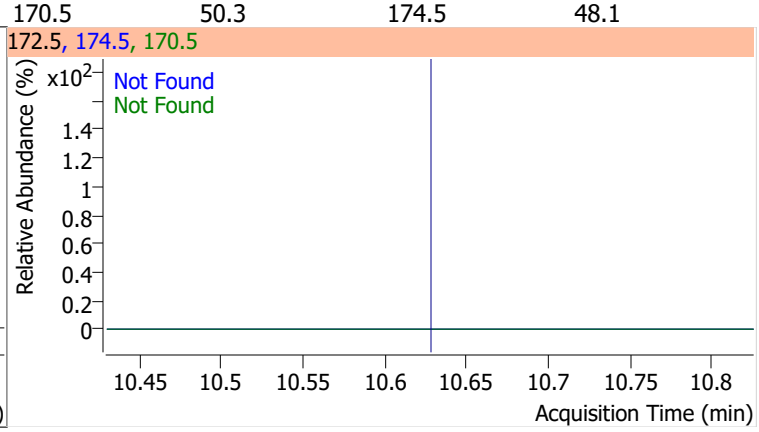

Compound	Conc.	RT	Dev(Min)	Resp.	QIon	QRatio	Lower	Upper
p-Bromofluorobenzene	264.6696	10.95	0.00	231669	174.0	95.2	65.3	125.3
					176.0	89.3	63.3	123.3

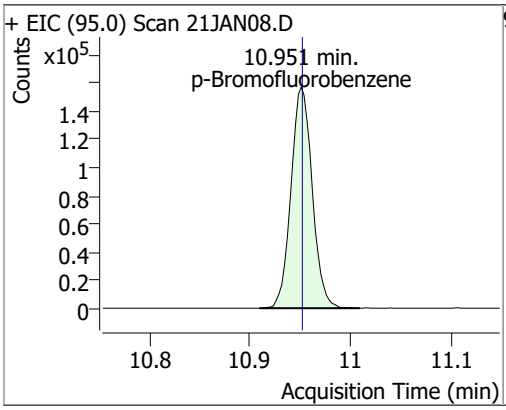

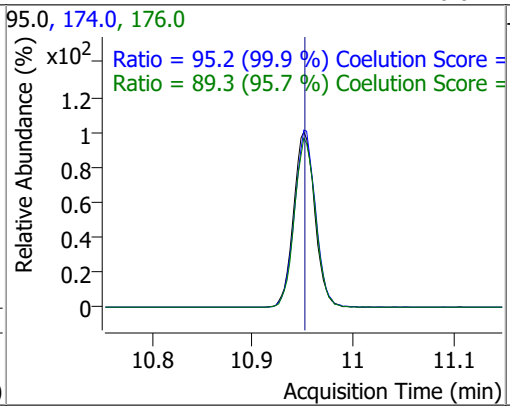

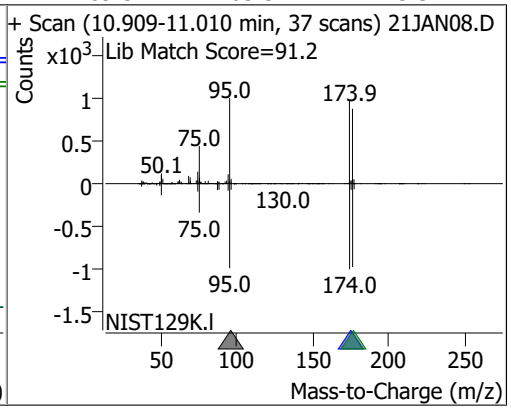

Compound	Conc.	Exp RT	QIon	Exp Ratio	QIon	Exp Ratio
Bromobenzene	N.D.	11.09	77.0	143.5	158.0	96.1

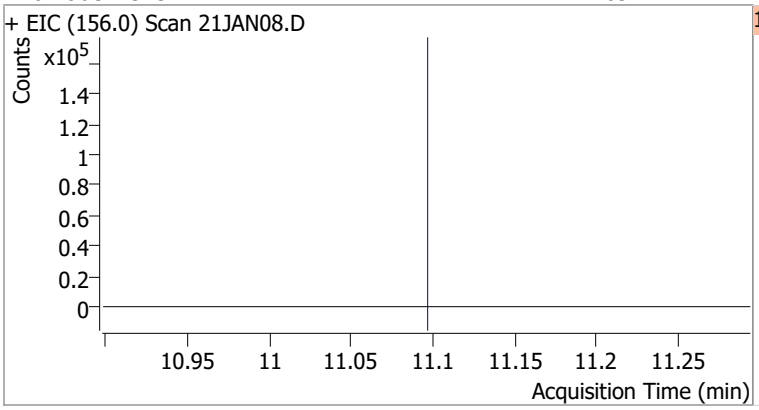

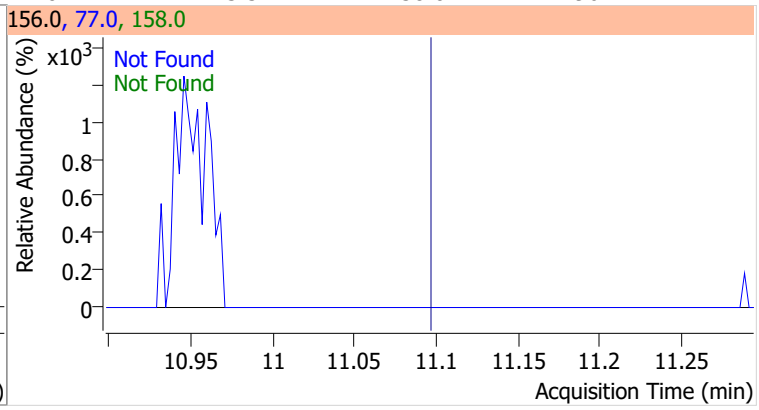

Compound	Conc.	Exp RT	QIon	Exp Ratio
1,1,2,2-Tetrachloroethane	N.D.	11.11	85.0	63.3

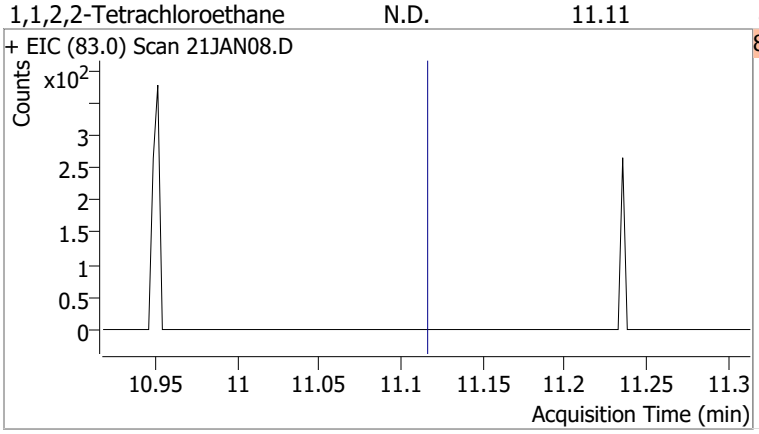

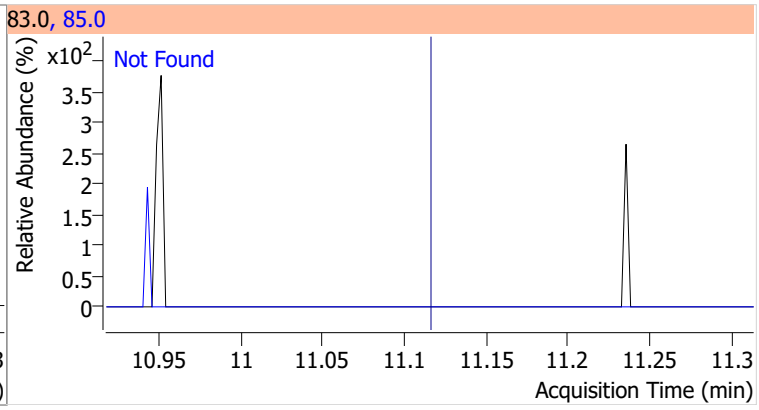

Compound	Conc.	Exp RT	QIon	Exp Ratio
1,2,3-Trichloropropane	N.D.	11.15	112.0	65.8

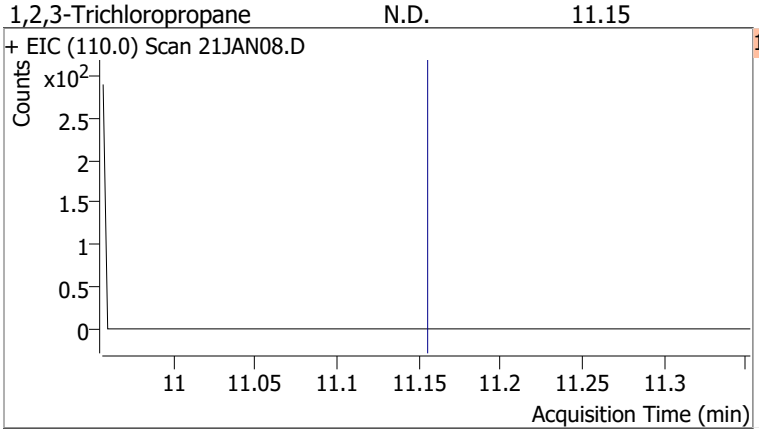

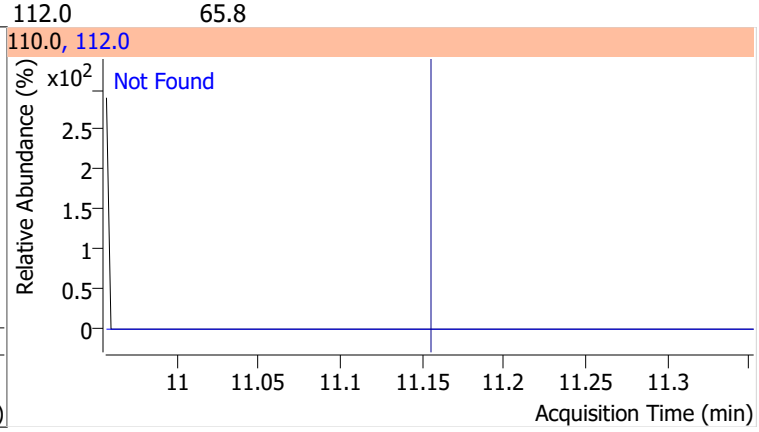

Compound	Conc.	Exp RT	QIon	Exp Ratio
2-Chlorotoluene	N.D.	11.29	91.0	276.2

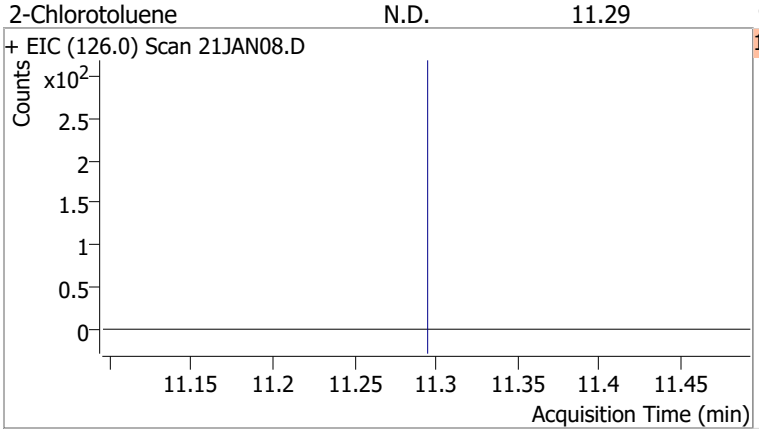

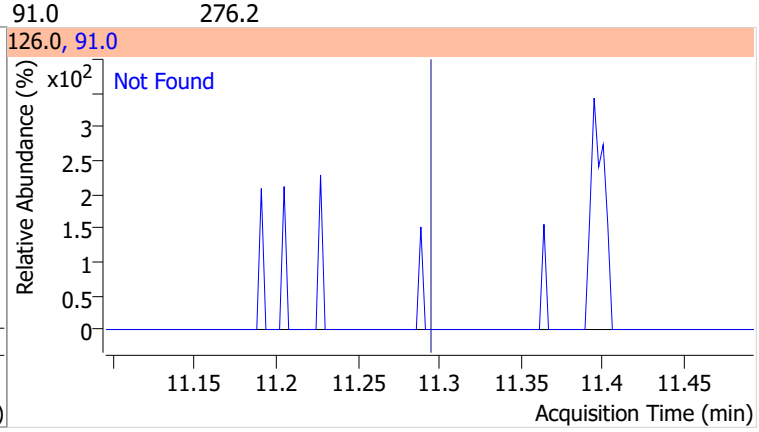

Compound	Conc.	Exp RT	QIon	Exp Ratio
4-Chlorotoluene	N.D.	11.40	126.0	31.3

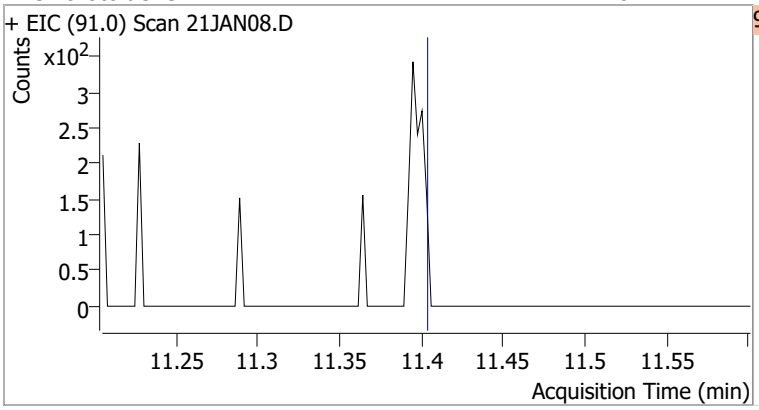

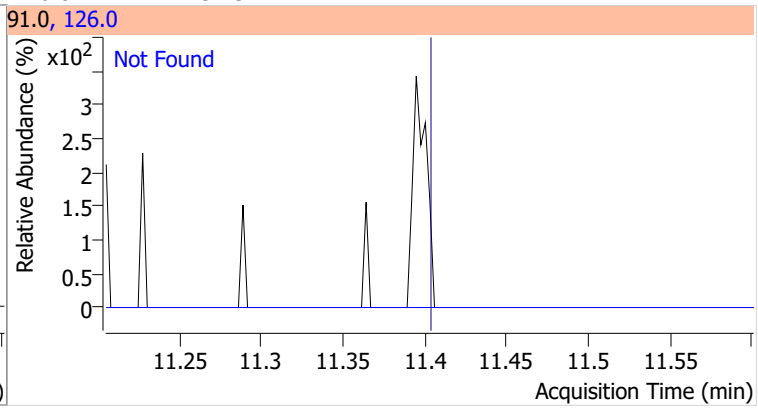

Compound	Conc.	Exp RT	QIon	Exp Ratio	QIon	Exp Ratio
1,3-Dichlorobenzene	N.D.	12.03	148.0	62.8	111.0	38.7

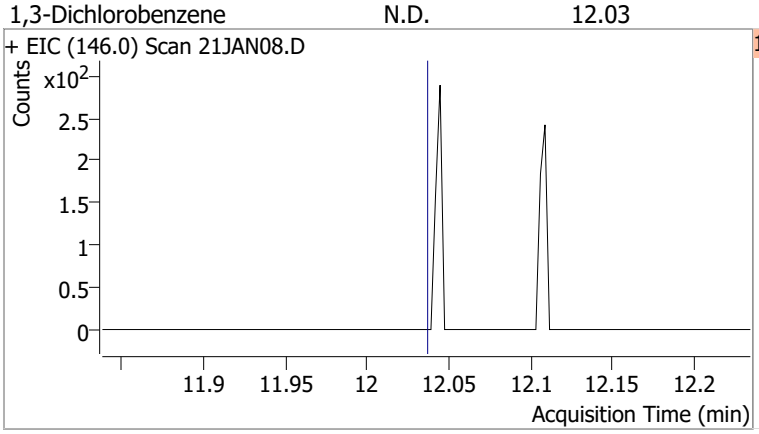

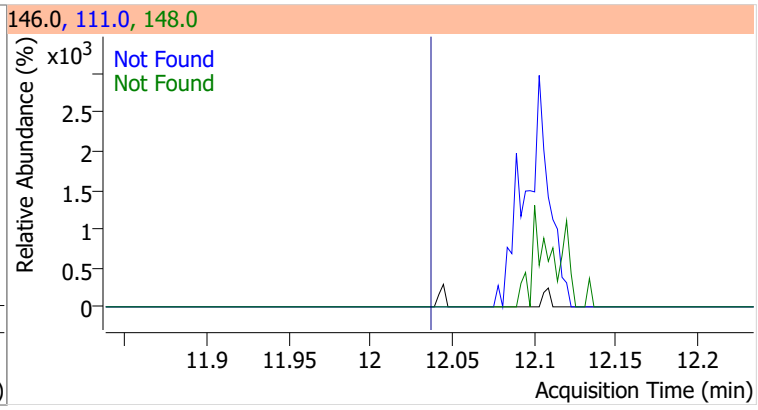

Compound	Conc.	Exp RT	QIon	Exp Ratio	QIon	Exp Ratio
1,4-Dichlorobenzene	N.D.	12.12	148.0	63.7	111.0	38.7

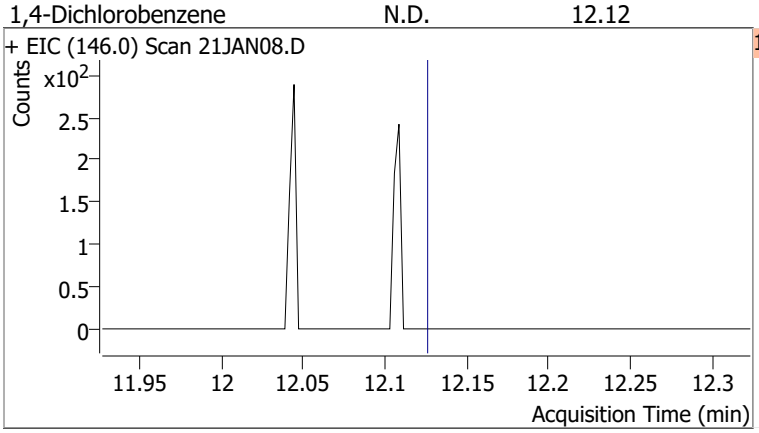

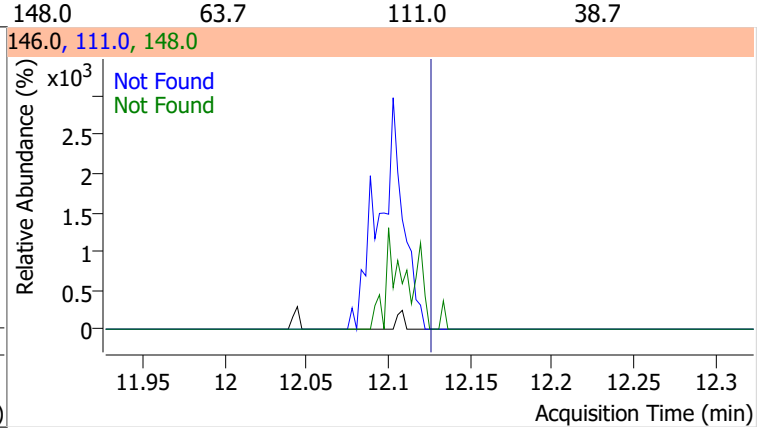

Compound	Conc.	Exp RT	QIon	Exp Ratio	QIon	Exp Ratio
1,2-Dichlorobenzene	N.D.	12.49	148.0	61.9	111.0	39.5

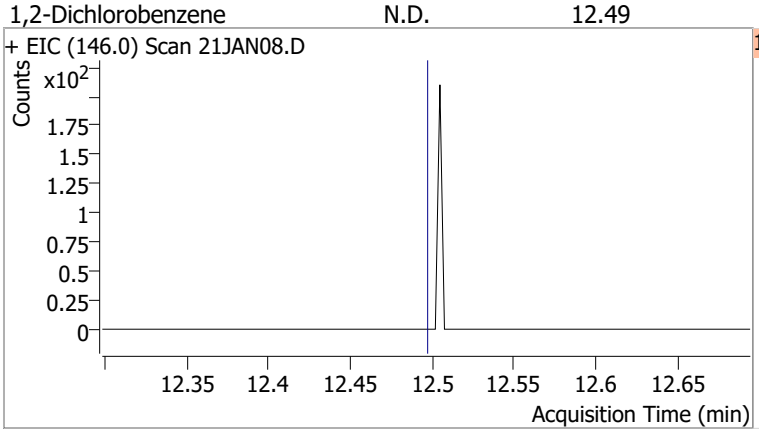

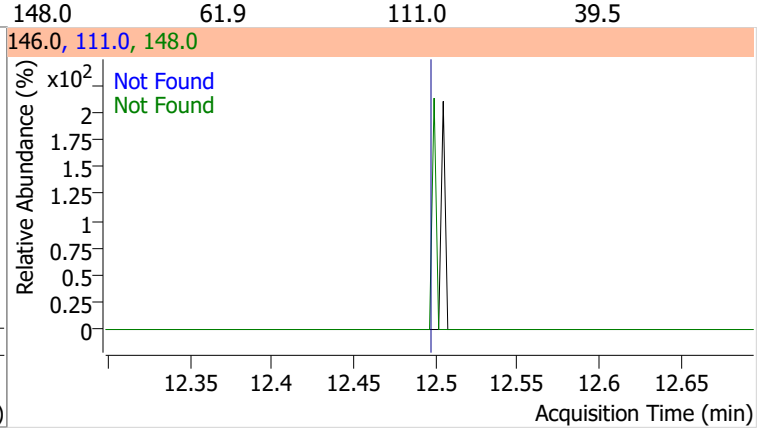

Quantitation Results Report (QT Reviewed)

Data File	21JAN09.D	Operator	MSC
Acq. Method	5975CACQF.M	Acq. Date-Time	1/21/2022 1:25:55 PM
Sample Name	B22011126-001F	Instrument	VOA5975C
Vial	9	Multiplier	1.00
DA Method File	VOA5975C_8260B_SHT_DoD_L4_011922.m	Comment	
Tune File	BFB_Atune3.u	Tune Date	10/11/2021 4:02:00 PM
Batch Name	VG012122_8260B.batch.bin	Last Calib Update	3/11/2022 3:55:53 AM
Ref Library	\\MASSHUNTER\Org\Library\NIST129K.l		

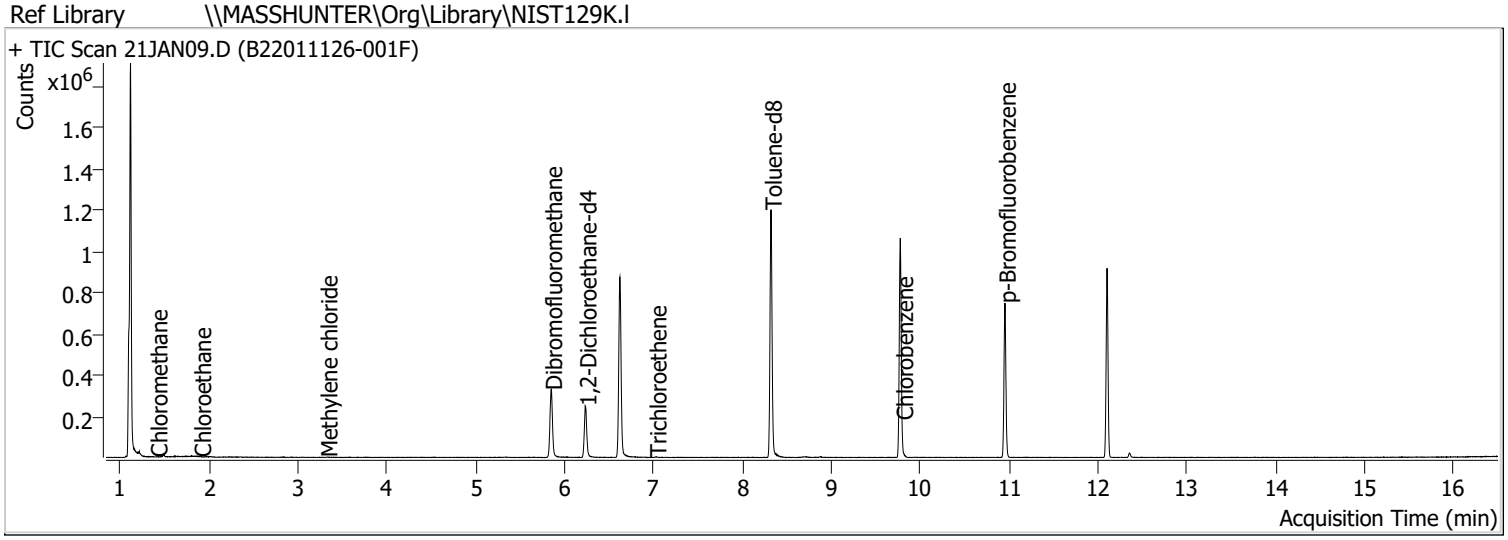

Compound	RT	QIon	Resp.	Conc.	Units		Dev(Min)
Internal Standards							
M Fluorobenzene	6.620	96.0	737139	250.0000	ng		0.000
M Chlorobenzene-d5	9.774	82.0	295195	250.0000	ng		0.000
M 1,4-Dichlorobenzene-d4	12.100	152.0	218755	250.0000	ng		0.000
System Monitoring Compounds							
S Dibromofluoromethane	5.845	113.0	196048	274.5848	ng		-0.006
Spiked Amount: 250.000	Range: 80.0 - 119.0%			Recovery = 109.83%			
S 1,2-Dichloroethane-d4	6.233	67.0	88057	285.5096	ng		0.003
Spiked Amount: 250.000	Range: 81.0 - 118.0%			Recovery = 114.20%			
S Toluene-d8	8.319	98.0	726277	252.1873	ng		0.000
Spiked Amount: 250.000	Range: 89.0 - 112.0%			Recovery = 100.87%			
S p-Bromofluorobenzene	10.951	95.0	211320	261.6336	ng		0.003
Spiked Amount: 250.000	Range: 85.0 - 114.0%			Recovery = 104.65%			
Target Compounds							**QValue**
T Dichlorodifluoromethane	0.000		0	N.D.			
T Chloromethane	1.409	50.0	572	0.4898	ng	m	60
T Vinyl chloride	0.000		0	N.D.			
T Bromomethane	0.000		0	N.D.			
T Chloroethane	1.899	64.0	959	1.9085	ng	m	82
T Trichlorofluoromethane	0.000		0	N.D.			
T 1,1-Dichloroethene	0.000		0	N.D.			
T Methylene chloride	3.319	49.0	985	0.9139	ng	m	91
T trans-1,2-Dichloroethene	0.000		0	N.D.			
T Methyl tert-butyl ether (MTBE)	0.000		0	N.D.			
T 1,1-Dichloroethane	0.000		0	N.D.			
T 2,2-Dichloropropane	0.000		0	N.D.			
T cis-1,2-Dichloroethene	0.000		0	N.D.			
T Methyl ethyl ketone	0.000		0	N.D.			
T Bromochloromethane	0.000		0	N.D.			
T Chloroform	0.000		0	N.D.			

Compound	RT	QIon	Resp.	Conc.	Units		Dev(Min)
T 1,1,1-Trichloroethane	0.000		0	N.D.			
T Carbon tetrachloride	0.000		0	N.D.			
T 1,1-Dichloropropene	0.000		0	N.D.			
T Benzene	0.000		0	N.D.			
T 1,2-Dichloroethane	0.000		0	N.D.			
T Trichloroethene	7.022	95.0	666	0.7540	ng	m	88
T 1,2-Dichloropropane	0.000		0	N.D.			
T Dibromomethane	7.401	93.0	0		ng	md	1
T Bromodichloromethane	0.000		0	N.D.			
T cis-1,3-Dichloropropene	0.000		0	N.D.			
T Toluene	8.386	92.0	0		ng	md	1
T trans-1,3-Dichloropropene	0.000		0	N.D.			
T 1,1,2-Trichloroethane	8.823	83.0	0		ng	md	1
T Tetrachloroethene	0.000		0	N.D.			
T 1,3-Dichloropropane	0.000		0	N.D.			
T Chlorodibromomethane	0.000		0	N.D.			
T 1,2-Dibromoethane	0.000		0	N.D.			
T Chlorobenzene	9.794	112.0	496	0.2358	ng	m	87
T 1,1,1,2-Tetrachloroethane	0.000		0	N.D.			
T Ethylbenzene	0.000		0	N.D.			
T m+p-Xylenes	10.034	106.0	0		ng	md	1
T o-Xylene	0.000		0	N.D.			
T Styrene	0.000		0	N.D.			
T Bromoform	0.000		0	N.D.			
T Bromobenzene	0.000		0	N.D.			
T 1,1,2,2-Tetrachloroethane	0.000		0	N.D.			
T 1,2,3-Trichloropropane	0.000		0	N.D.			
T 2-Chlorotoluene	0.000		0	N.D.			
T 4-Chlorotoluene	0.000		0	N.D.			
T 1,3-Dichlorobenzene	0.000		0	N.D.			
T 1,4-Dichlorobenzene	0.000		0	N.D.			
T 1,2-Dichlorobenzene	0.000		0	N.D.			

(#) = Qualifier Out of Range; (m) = Manual Integration; (+) = Area Summed; (*) = Surrogate Percent Recovery Out of Range; (d): Zeroed Peak

Quantitation Results Report (QT Reviewed)

Compound	Conc.	Exp RT	QIon	Exp Ratio
Dichlorodifluoromethane	N.D.	1.24	87.0	31.8

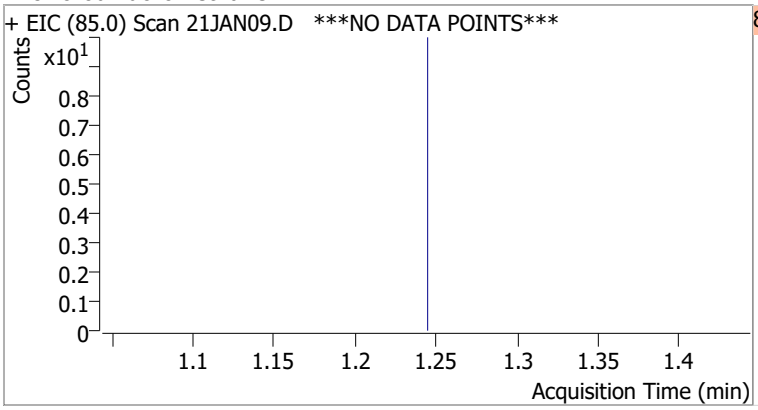

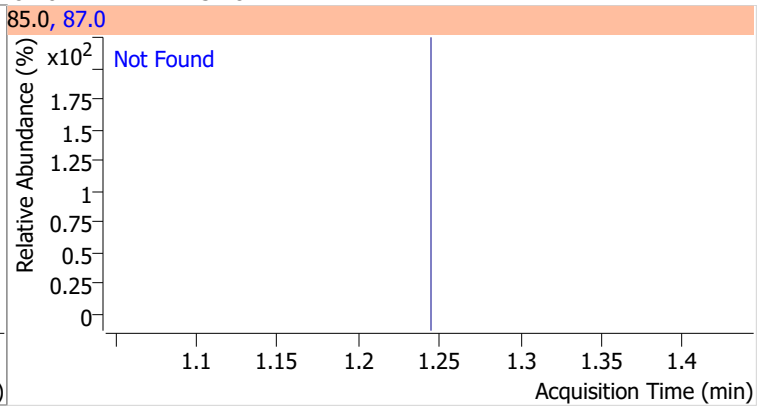

Compound	Conc.	RT	Dev(Min)	Resp.	QIon	QRatio	Lower	Upper
Chloromethane	0.4898	1.41	0.00	572 (m)	52.0	10.2	2.4	62.4

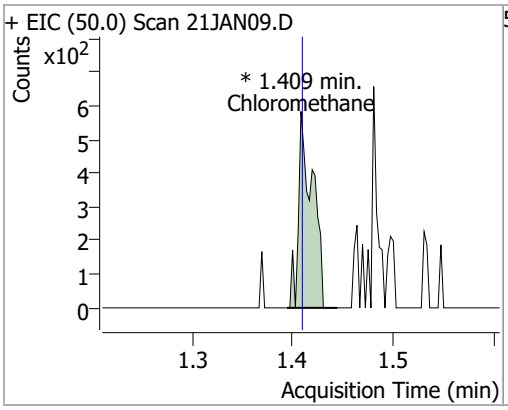

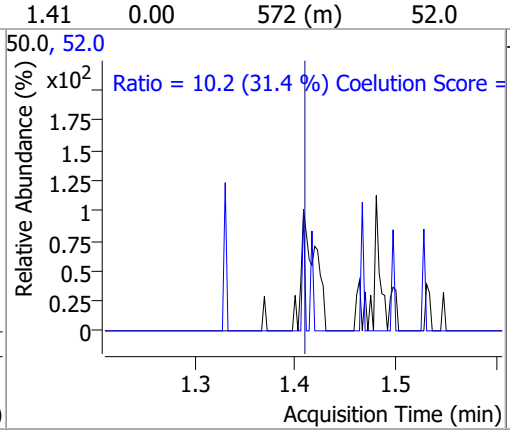

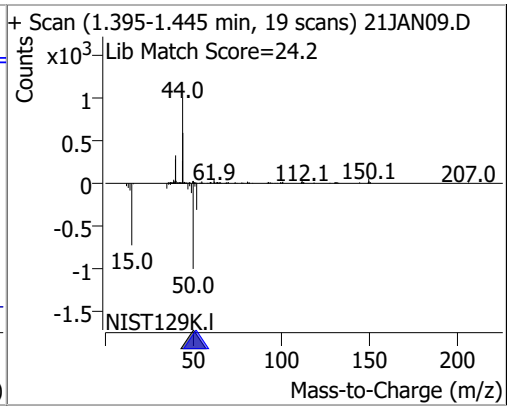

Compound	Conc.	Exp RT	QIon	Exp Ratio
Vinyl chloride	N.D.	1.50	64.0	31.3

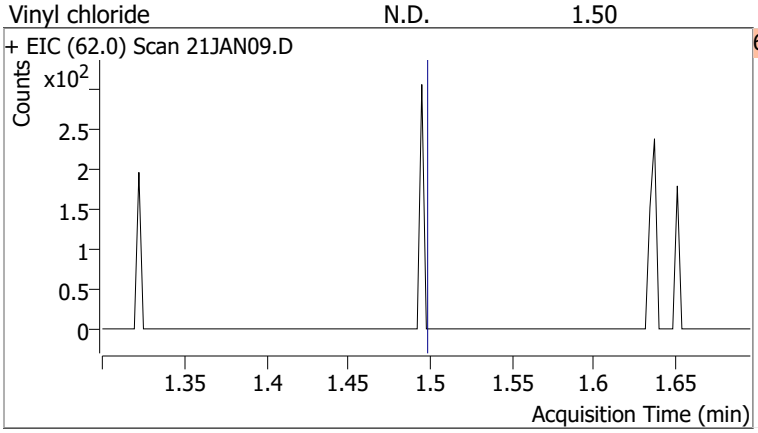

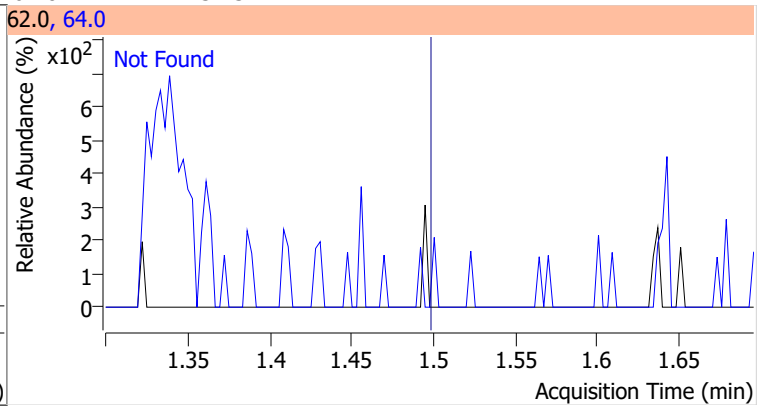

Compound	Conc.	Exp RT	QIon	Exp Ratio
Bromomethane	N.D.	1.80	94.0	110.1

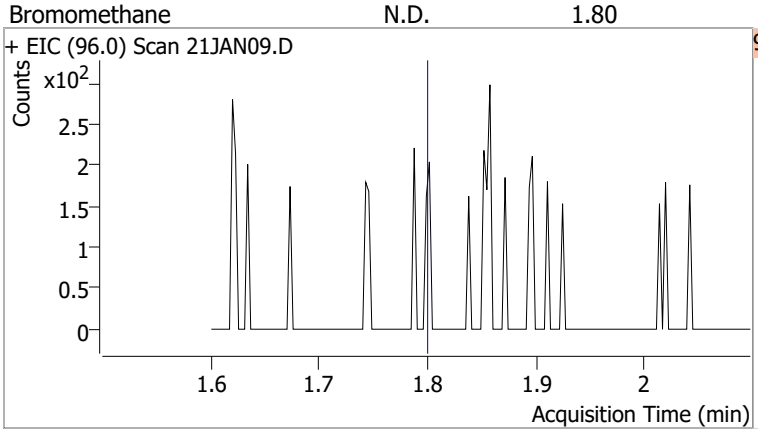

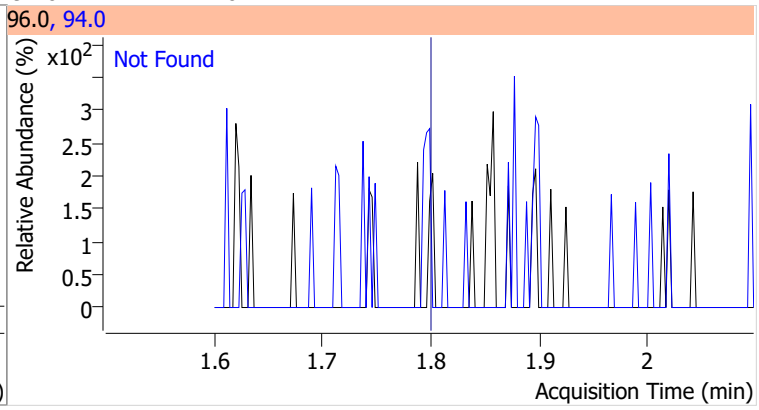

Quantitation Results Report (QT Reviewed)

Compound	Conc.	RT	Dev(Min)	Resp.	QIon	QRatio	Lower	Upper
Chloroethane	1.9085	1.90	0.00	959 (m)	66.0	20.4	0.0	60.0

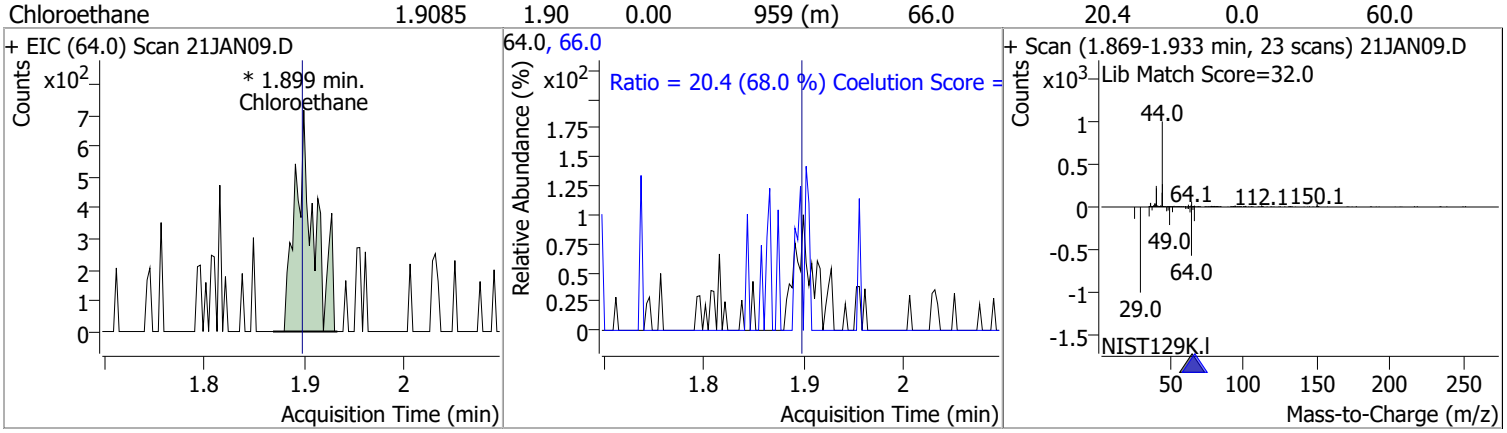

Compound	Conc.	Exp RT	QIon	Exp Ratio
Trichlorofluoromethane	N.D.	2.15	103.0	65.0

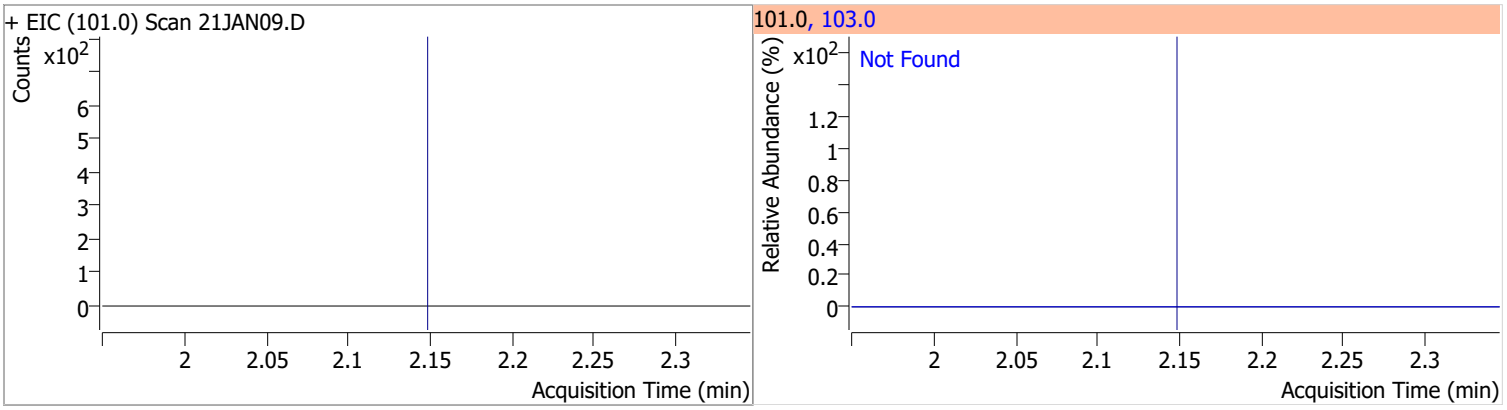

Compound	Conc.	Exp RT	QIon	Exp Ratio	QIon	Exp Ratio
1,1-Dichloroethene	N.D.	2.70	61.0	179.9	63.0	57.0

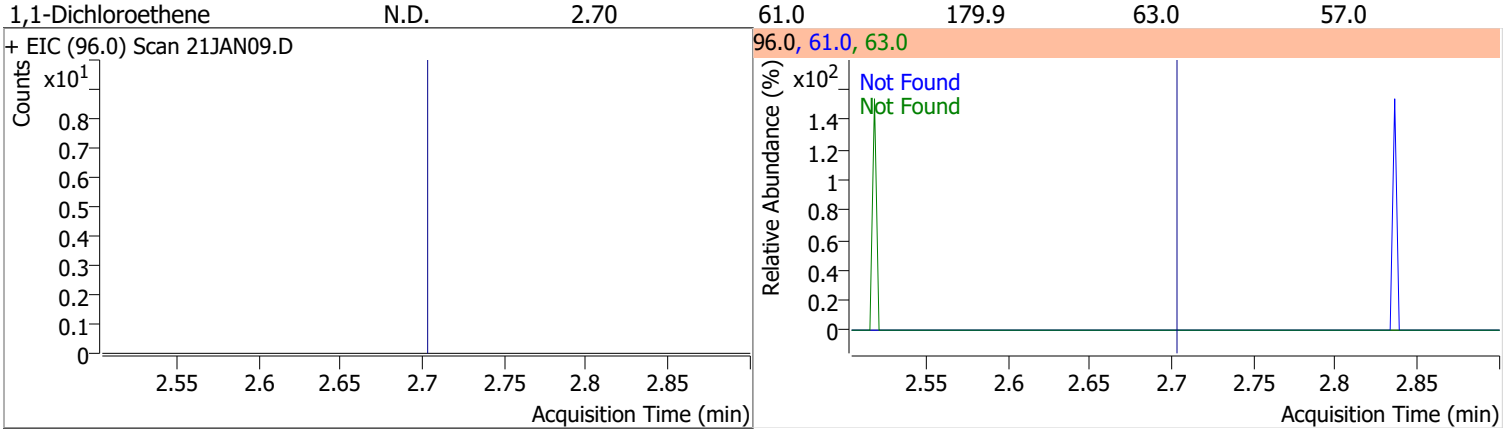

Compound	Conc.	RT	Dev(Min)	Resp.	QIon	QRatio	Lower	Upper
Methylene chloride	0.9139	3.32	-0.01	985 (m)	84.0	58.2	36.1	96.1
					86.0	37.3	11.8	71.8

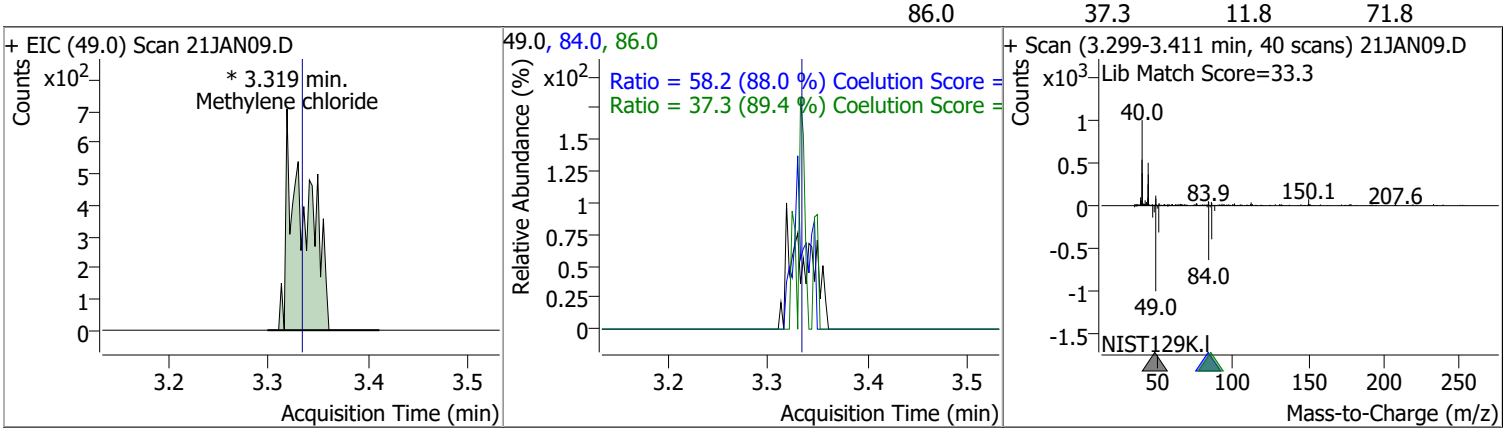

Compound	Conc.	Exp RT	QIon	Exp Ratio	QIon	Exp Ratio
trans-1,2-Dichloroethene	N.D.	3.72	61.0	154.8	98.0	62.1

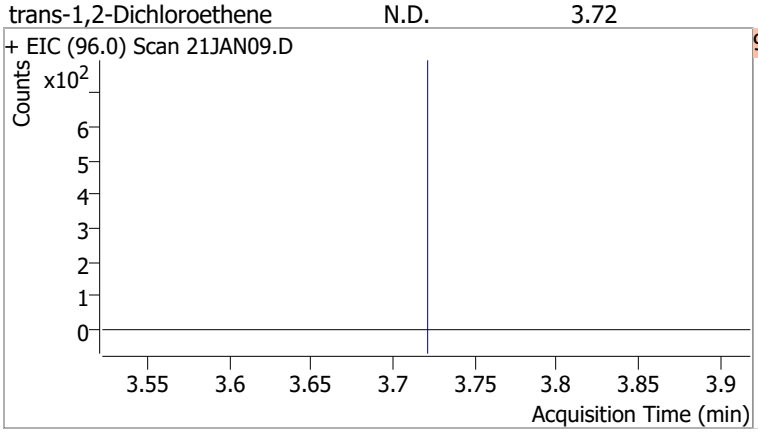

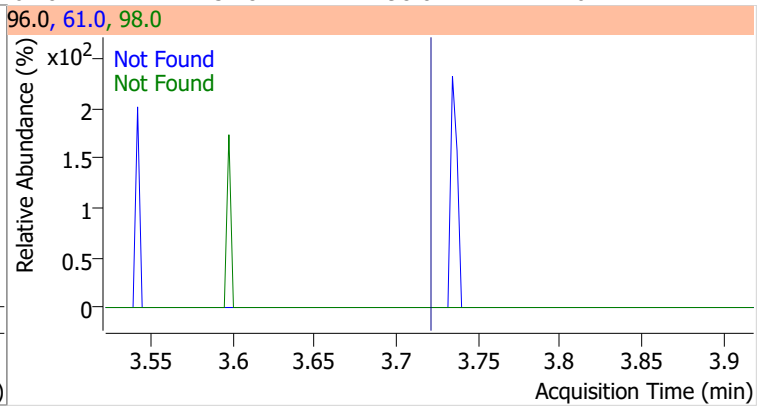

Compound	Conc.	Exp RT	QIon	Exp Ratio
Methyl tert-butyl ether (MTBE)	N.D.	3.75	57.0	24.6

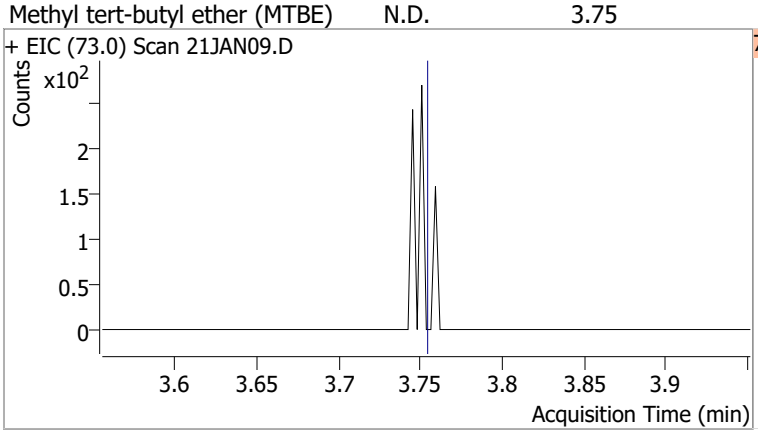

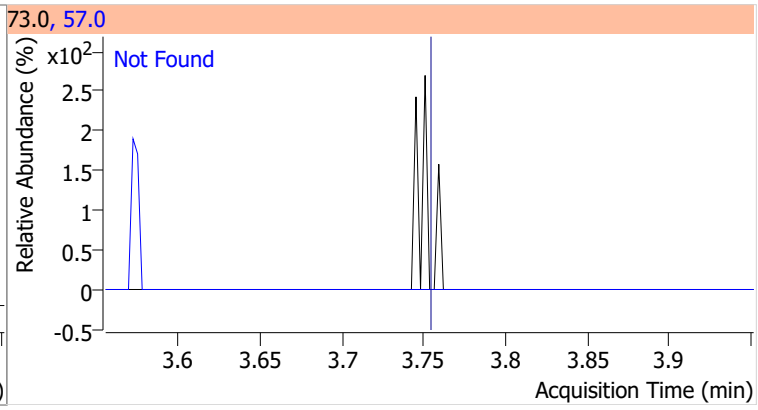

Compound	Conc.	Exp RT	QIon	Exp Ratio	QIon	Exp Ratio
1,1-Dichloroethane	N.D.	4.38	65.0	31.0	83.0	12.7

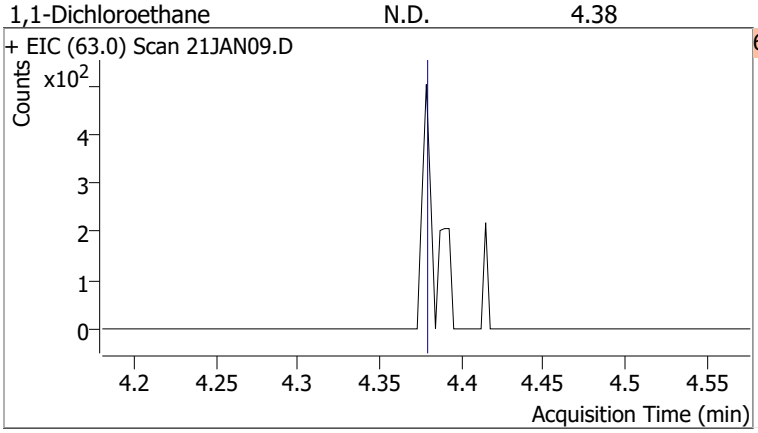

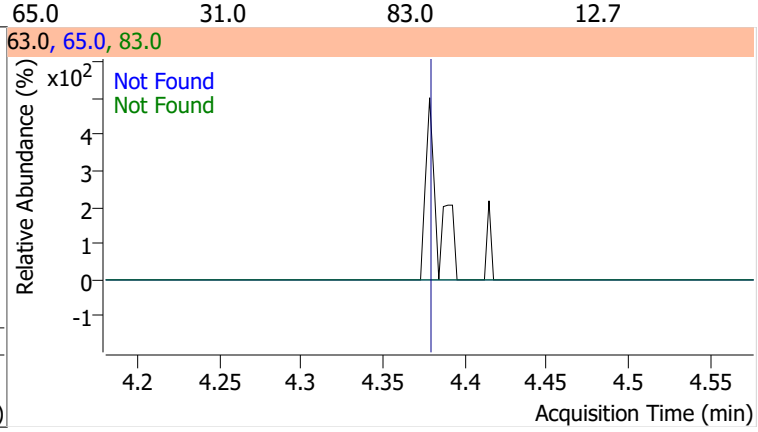

Compound	Conc.	Exp RT	QIon	Exp Ratio	QIon	Exp Ratio
2,2-Dichloropropane	N.D.	5.19	41.0	68.8	97.0	23.9

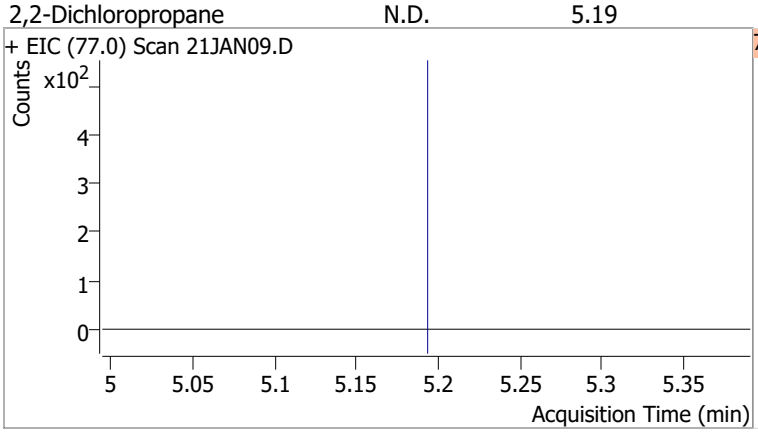

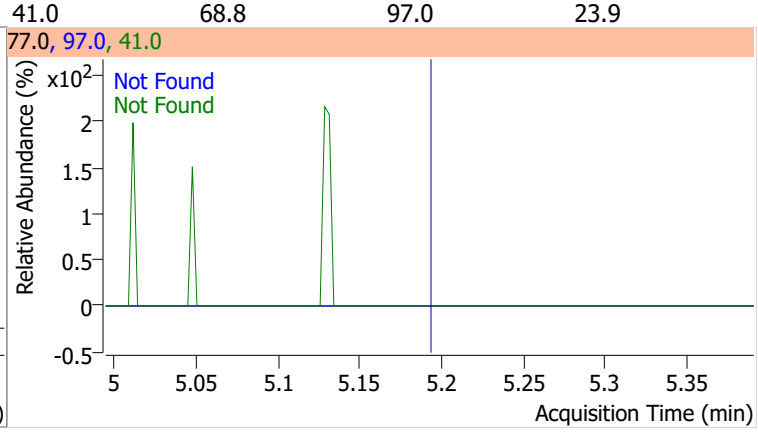

Compound	Conc.	Exp RT	QIon	Exp Ratio	QIon	Exp Ratio
cis-1,2-Dichloroethene	N.D.	5.21	61.0	160.4	98.0	66.2

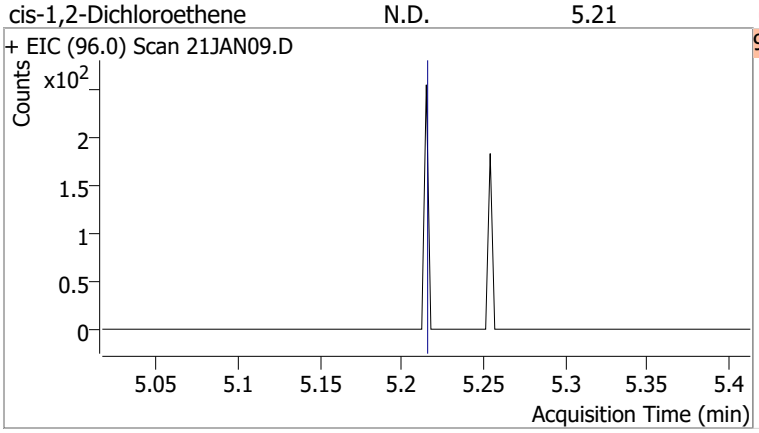

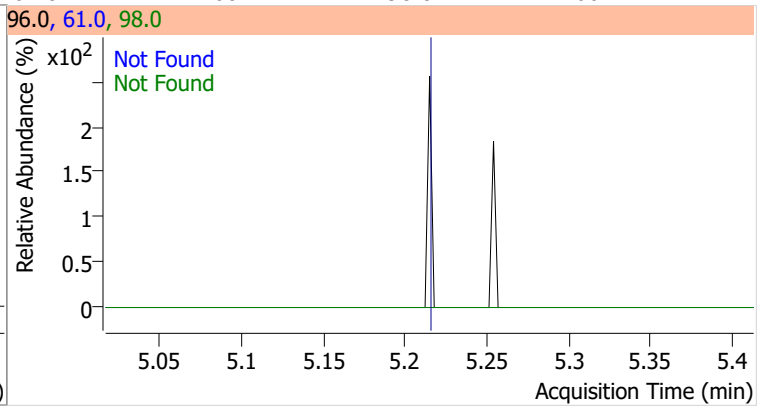

Compound	Conc.	Exp RT	QIon	Exp Ratio
Methyl ethyl ketone	N.D.	5.28	72.0	20.6

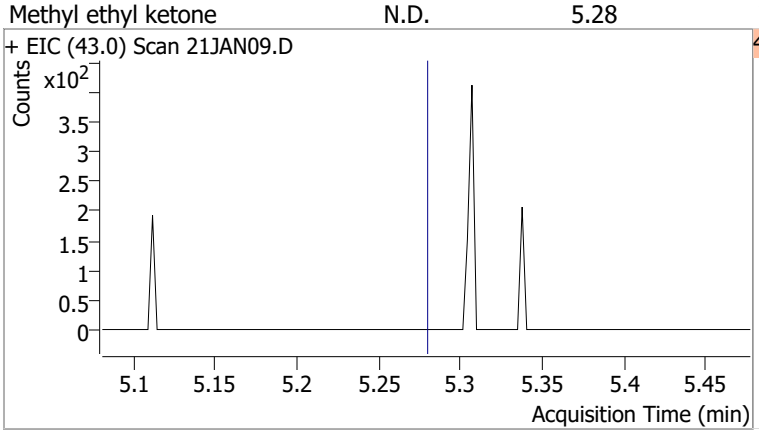

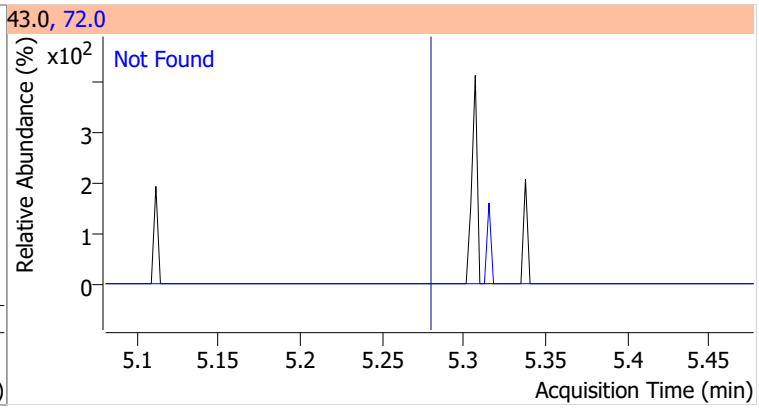

Compound	Conc.	Exp RT	QIon	Exp Ratio
Bromochloromethane	N.D.	5.52	49.0	182.2

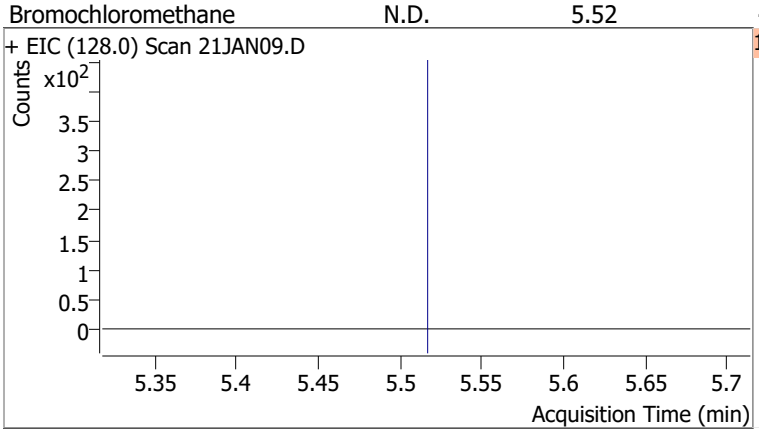

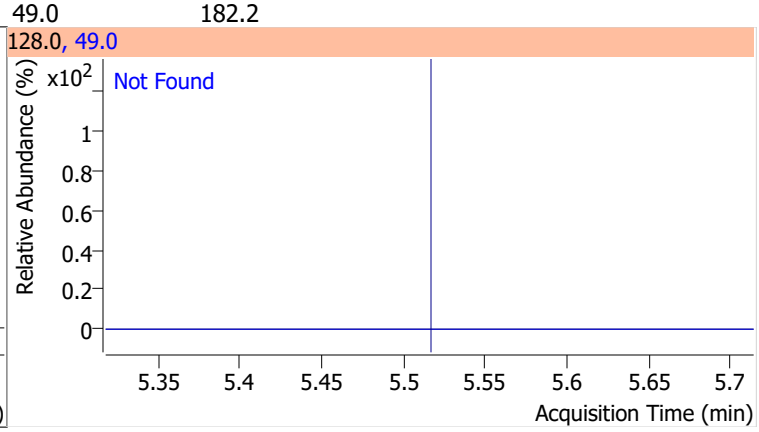

Compound	Conc.	Exp RT	QIon	Exp Ratio
Chloroform	N.D.	5.65	85.0	66.2

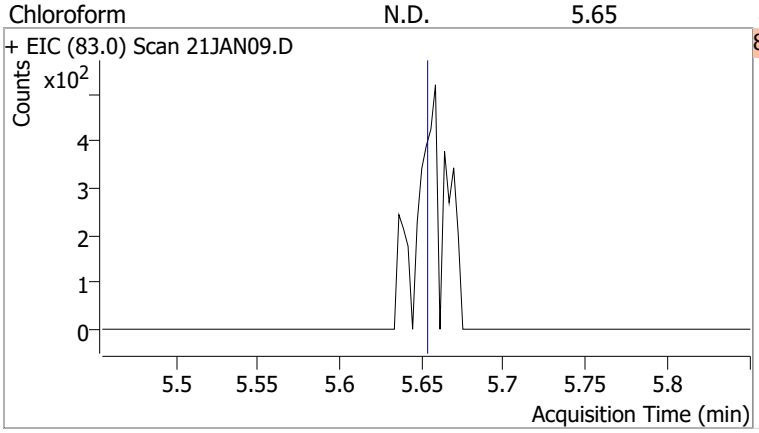

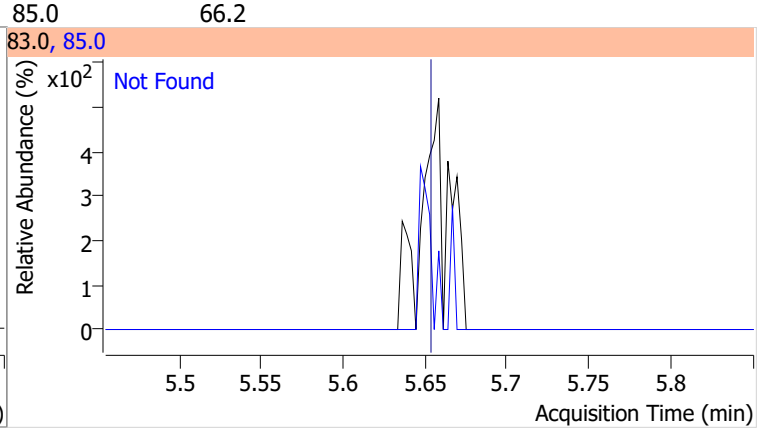

Compound	Conc.	Exp RT	QIon	Exp Ratio	QIon	Exp Ratio
1,1,1-Trichloroethane	N.D.	5.83	99.0	63.1	61.0	49.1

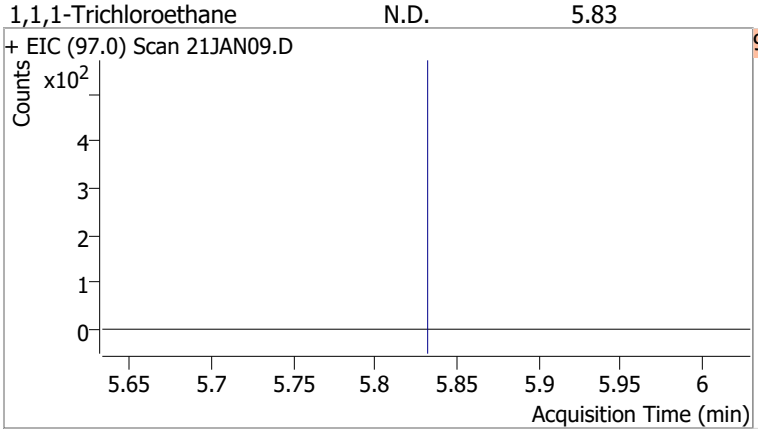

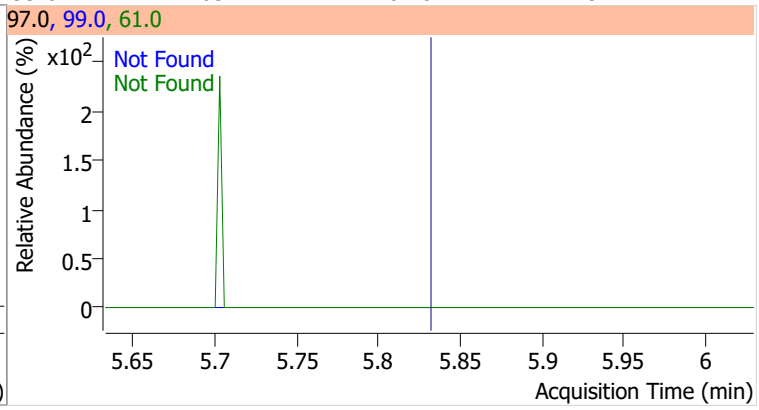

Compound	Conc.	RT	Dev(Min)	Resp.	QIon	QRatio	Lower	Upper
Dibromofluoromethane	274.5848	5.85	-0.01	196048	191.5	21.9	0.0	53.2

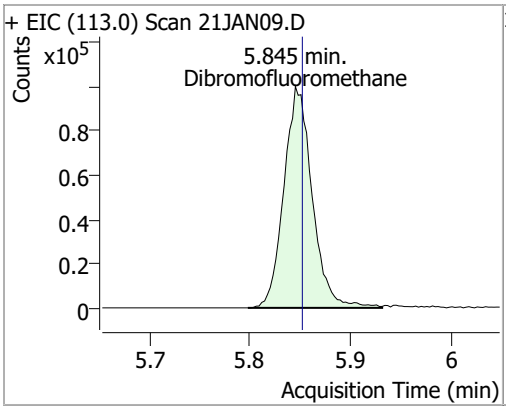

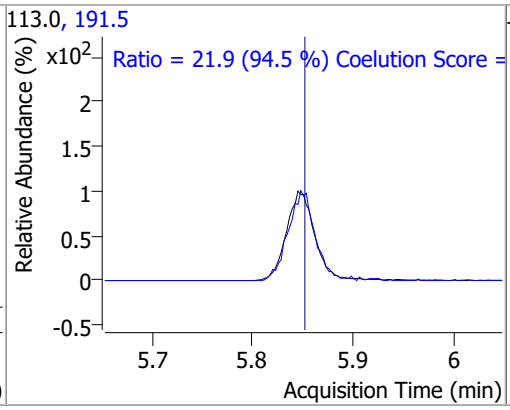

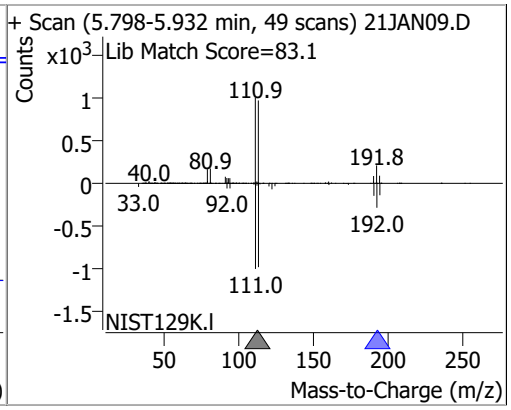

Compound	Conc.	Exp RT	QIon	Exp Ratio	QIon	Exp Ratio
Carbon tetrachloride	N.D.	6.02	119.0	97.6	121.0	30.7

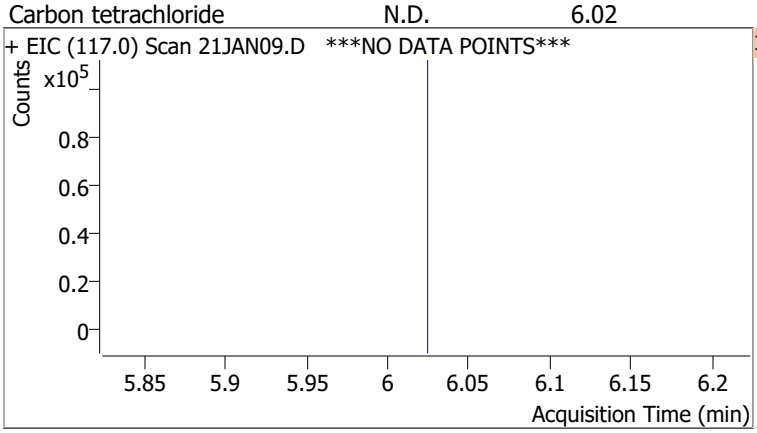

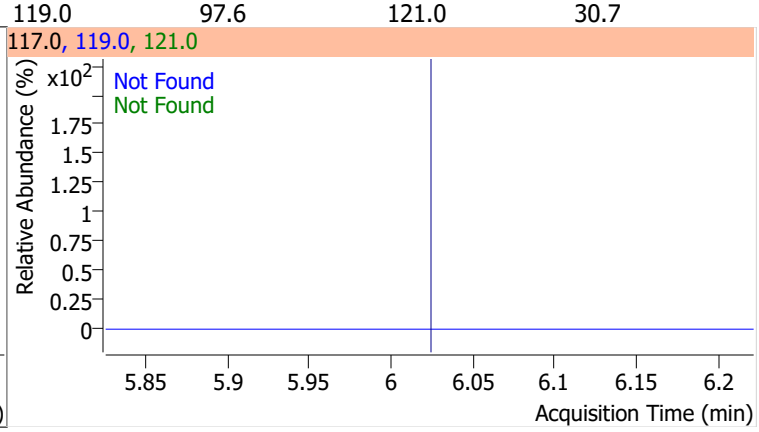

Compound	Conc.	Exp RT	QIon	Exp Ratio	QIon	Exp Ratio
1,1-Dichloropropene	N.D.	6.04	110.0	35.6	77.0	31.0

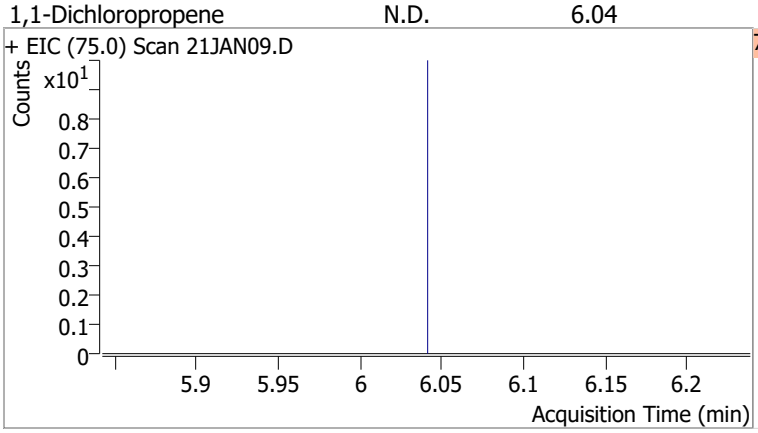

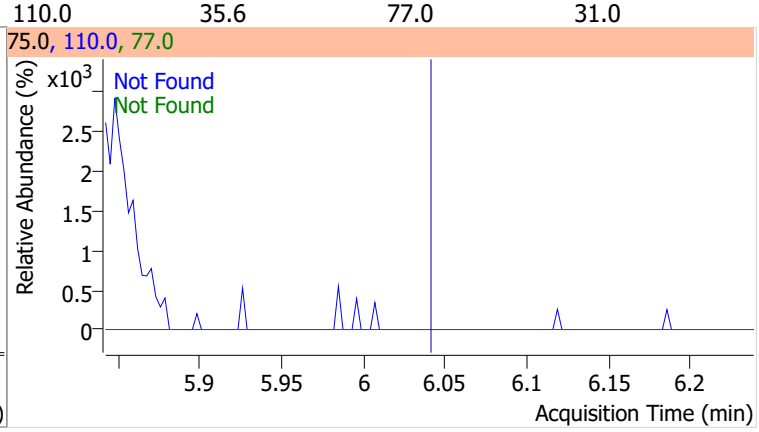

Quantitation Results Report (QT Reviewed)

Compound	Conc.	RT	Dev(Min)	Resp.	QIon	QRatio	Lower	Upper
1,2-Dichloroethane-d4	285.5096	6.23	0.00	88057	65.0	196.4	162.8	222.8

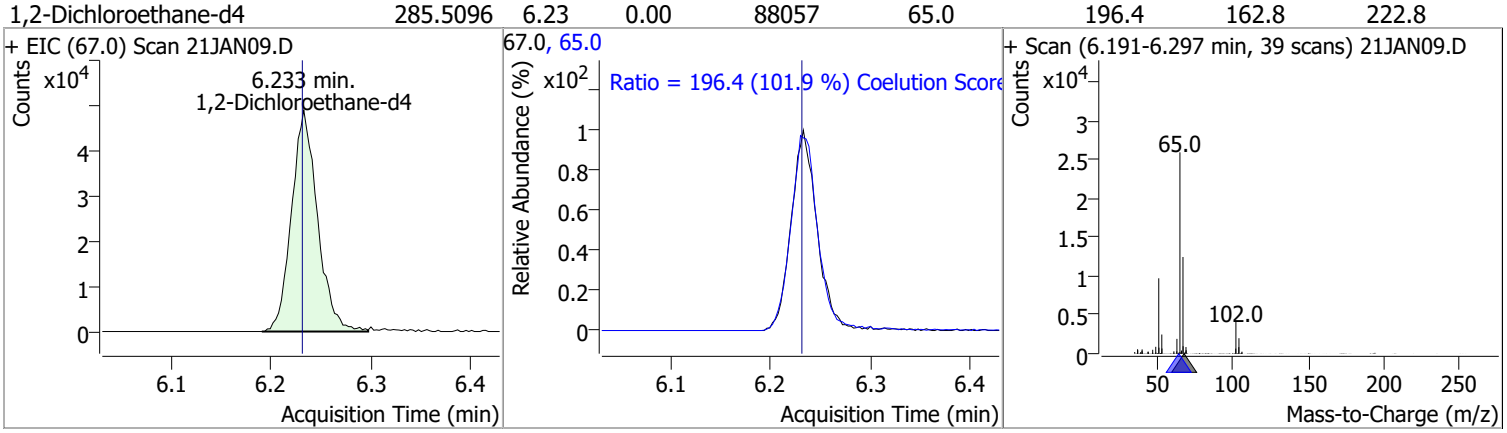

Compound	Conc.	Exp RT	QIon	Exp Ratio
Benzene	N.D.	6.28	77.0	23.3

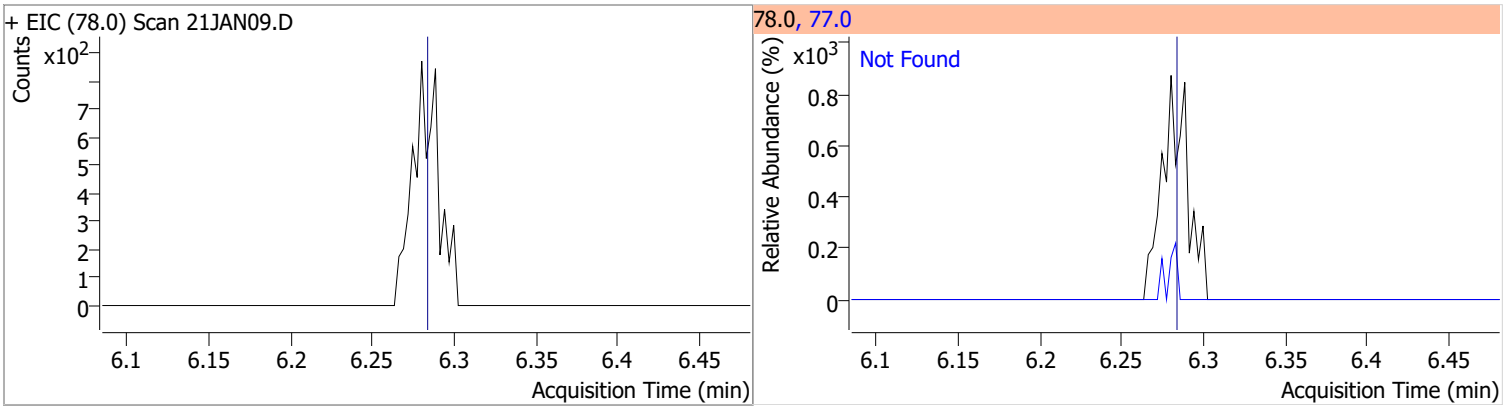

Compound	Conc.	Exp RT	QIon	Exp Ratio	QIon	Exp Ratio
1,2-Dichloroethane	N.D.	6.32	64.0	32.2	98.0	8.2

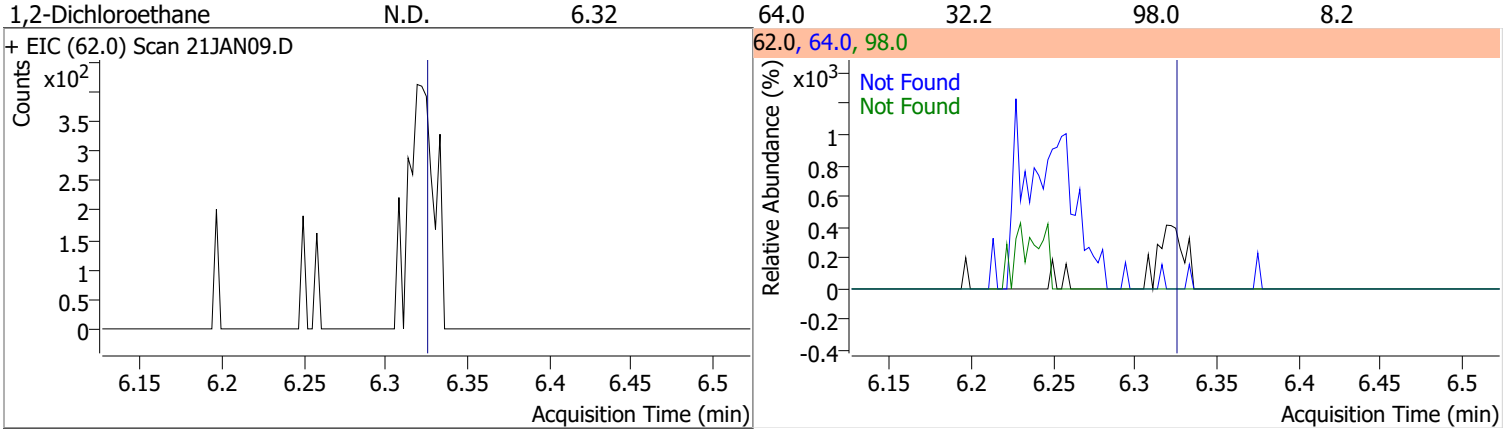

Compound	Conc.	RT	Dev(Min)	Resp.	QIon	QRatio	Lower	Upper
Trichloroethene	0.7540	7.02	0.00	666 (m)	130.0	119.8	75.6	135.6
					97.0	58.1	35.7	95.7

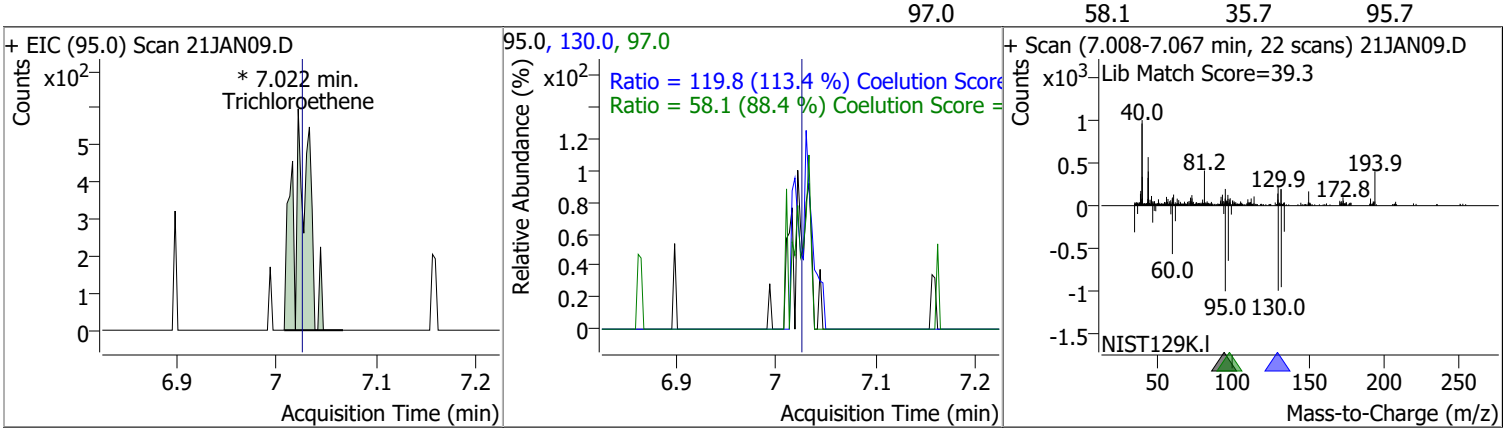

Compound	Conc.	Exp RT	QIon	Exp Ratio
1,2-Dichloropropane	N.D.	7.27	76.0	39.8

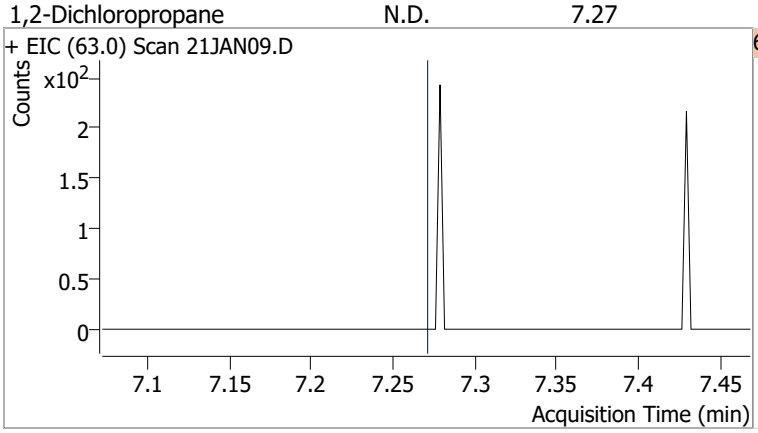

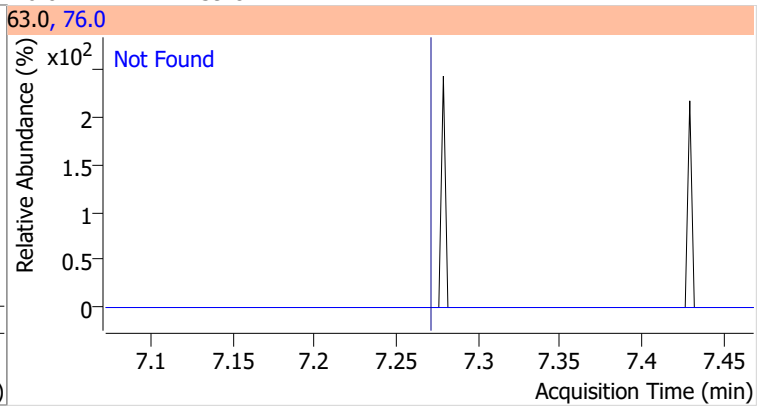

Compound	Conc.	RT	Dev(Min)	Resp.	QIon	QRatio	Lower	Upper
Dibromomethane		0		0	173.5		78.2	138.2
					95.0		54.5	114.5

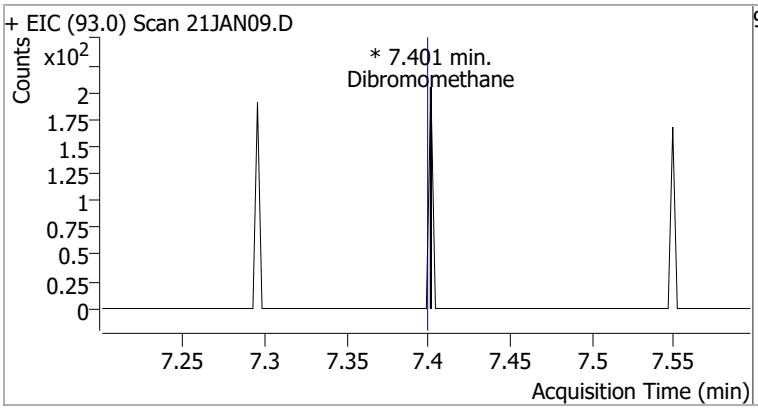

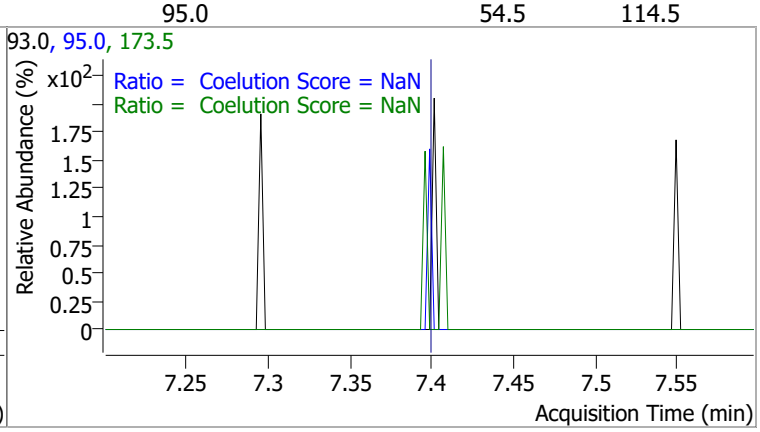

Compound	Conc.	Exp RT	QIon	Exp Ratio	QIon	Exp Ratio
Bromodichloromethane	N.D.	7.58	85.0	66.3	127.0	9.5

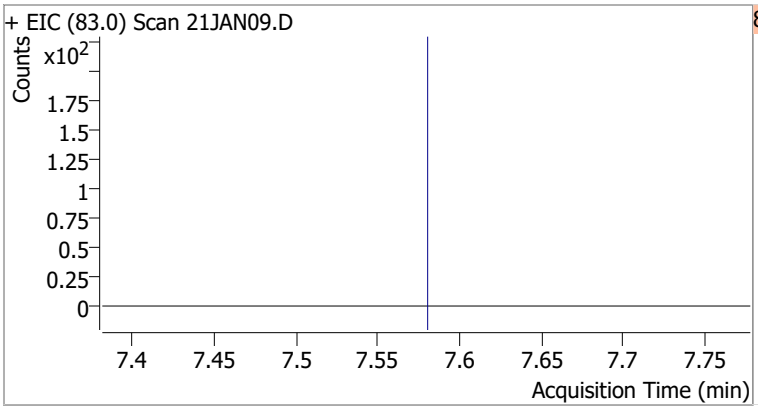

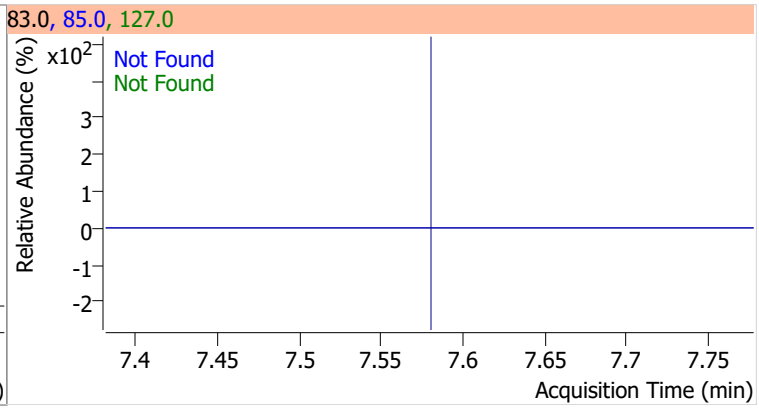

Compound	Conc.	Exp RT	QIon	Exp Ratio	QIon	Exp Ratio
cis-1,3-Dichloropropene	N.D.	8.06	39.0	52.5	77.0	31.8

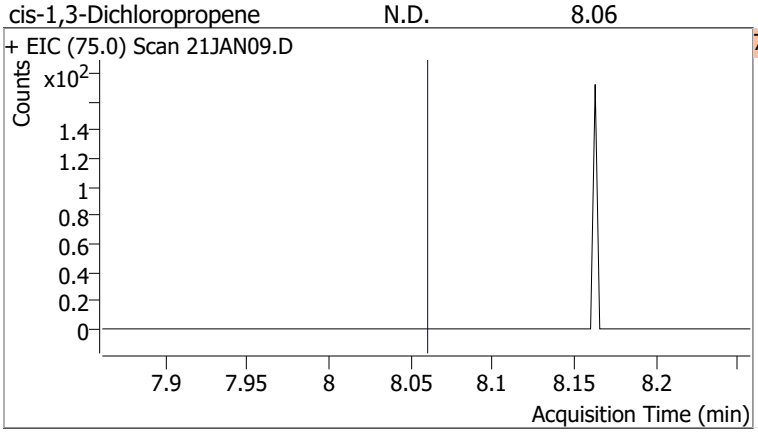

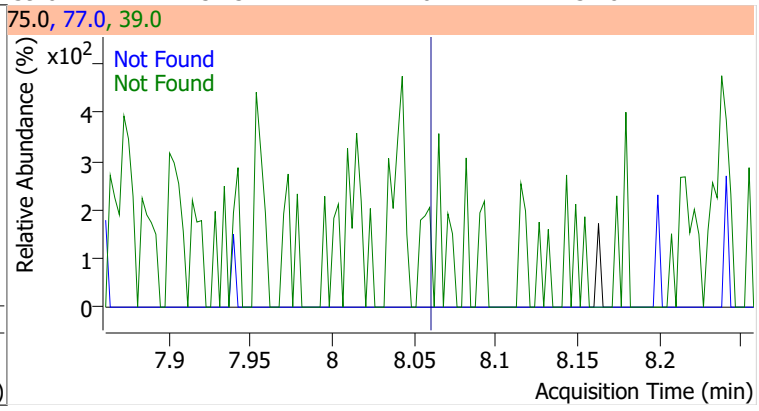

Quantitation Results Report (QT Reviewed)

Compound	Conc.	RT	Dev(Min)	Resp.	QIon	QRatio	Lower	Upper
Toluene-d8	252.1873	8.32	0.00	726277	100.0	63.3	34.3	94.3
					99.0	9.6	0.0	39.2

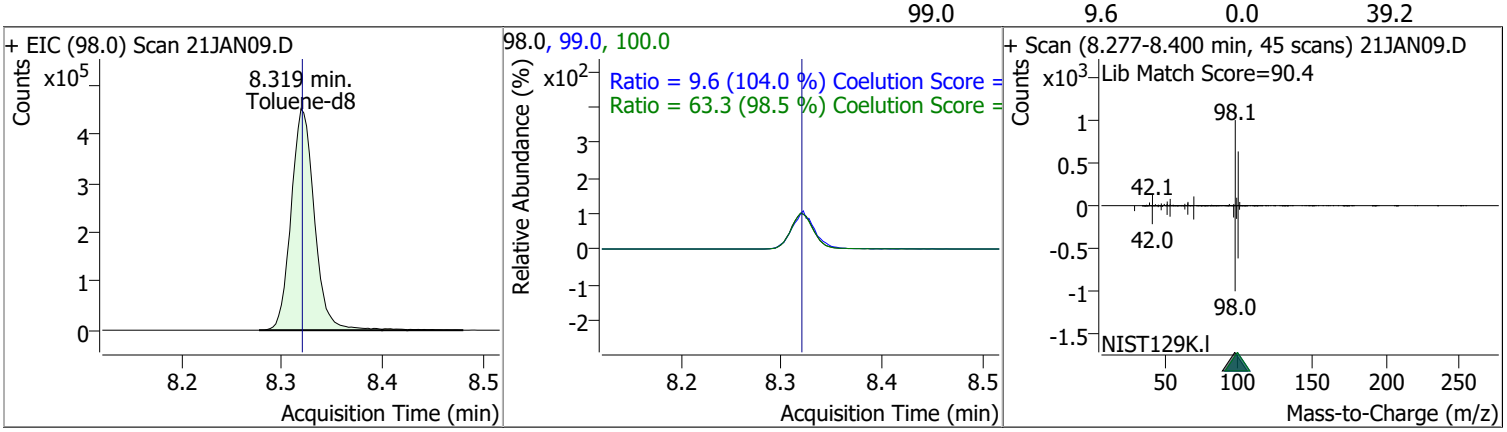

Compound	Conc.	RT	Dev(Min)	Resp.	QIon	QRatio	Lower	Upper
Toluene		0		0	91.0		144.1	204.1

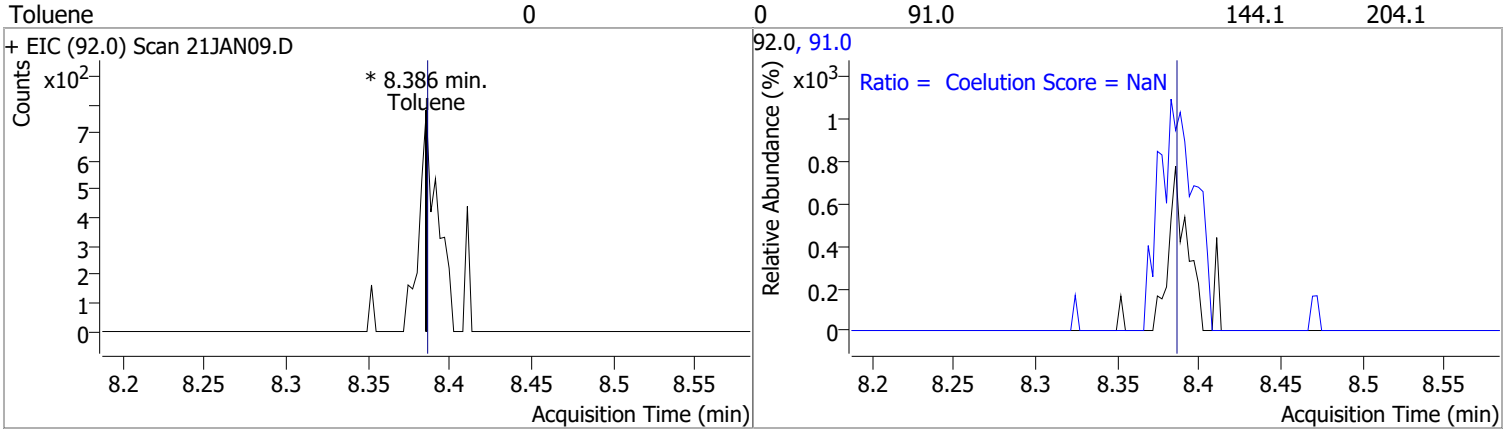

Compound	Conc.	Exp RT	QIon	Exp Ratio	QIon	Exp Ratio
trans-1,3-Dichloropropene	N.D.	8.64	39.0	53.0	77.0	31.0

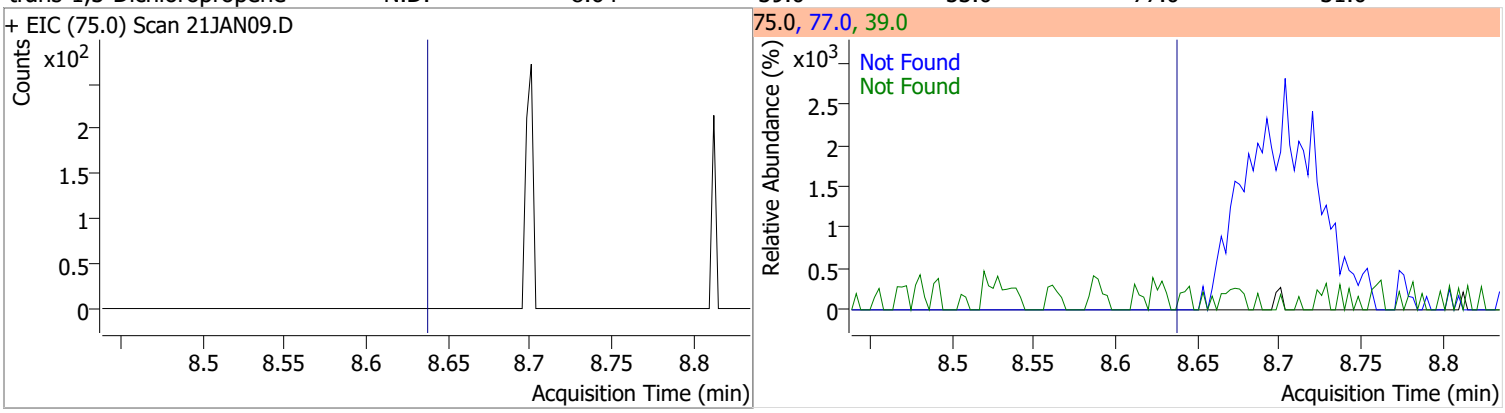

Compound	Conc.	RT	Dev(Min)	Resp.	QIon	QRatio	Lower	Upper
1,1,2-Trichloroethane		0		0	97.0		80.7	140.7
					85.0		30.7	90.7

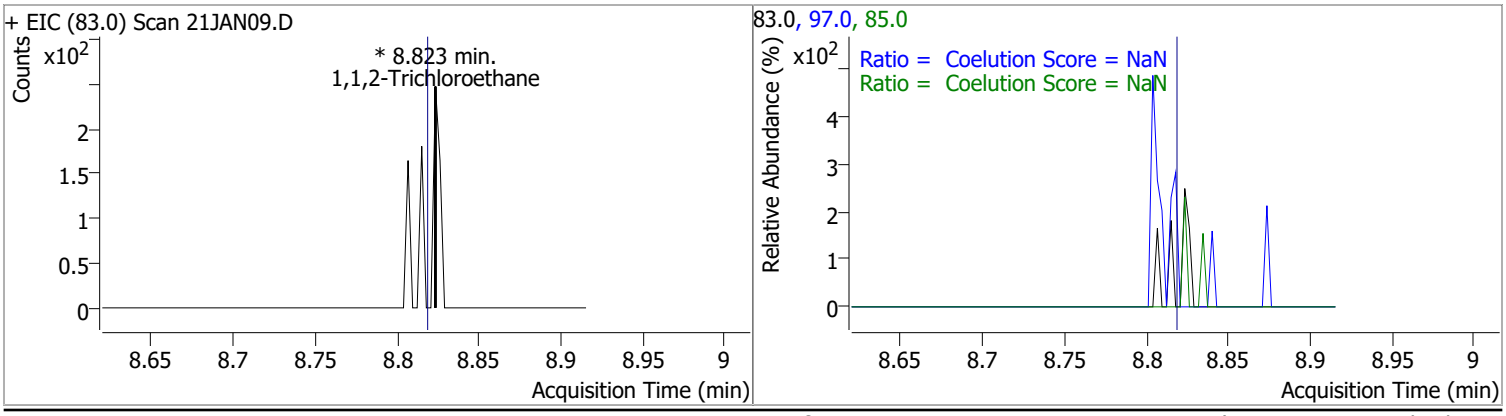

Compound	Conc.	Exp RT	QIon	Exp Ratio	QIon	Exp Ratio
Tetrachloroethene	N.D.	8.94	165.8	126.1	129.0	90.5

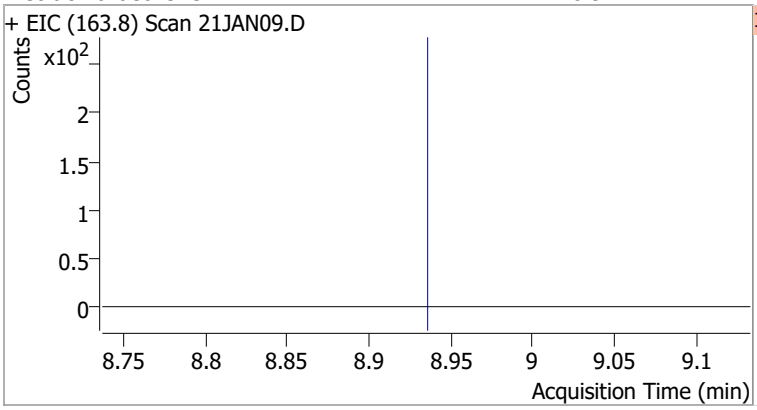

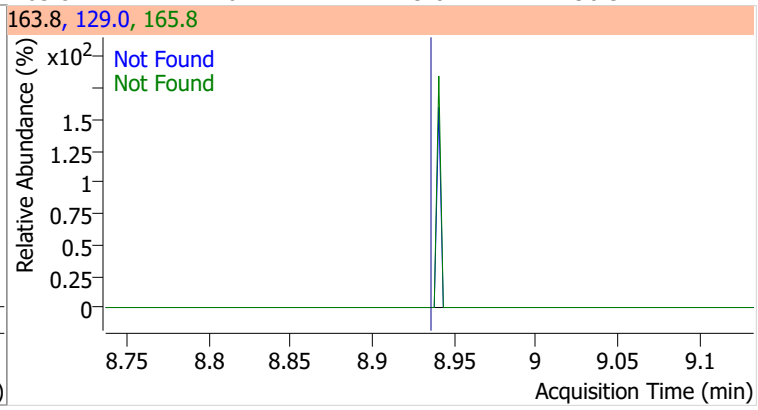

Compound	Conc.	Exp RT	QIon	Exp Ratio
1,3-Dichloropropane	N.D.	8.98	78.0	32.4

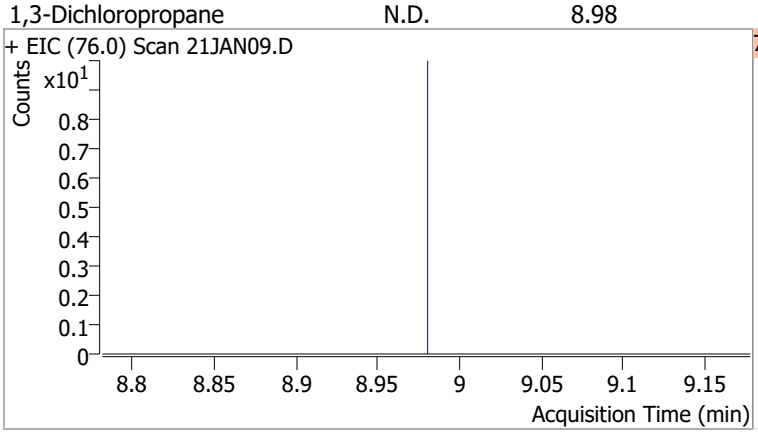

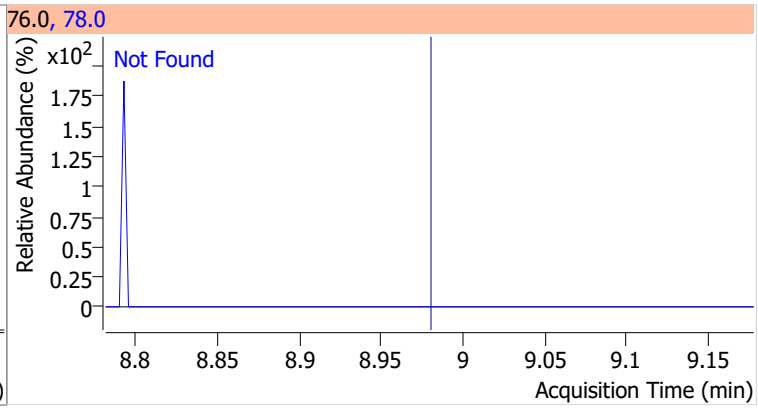

Compound	Conc.	Exp RT	QIon	Exp Ratio
Chlorodibromomethane	N.D.	9.21	127.0	77.2

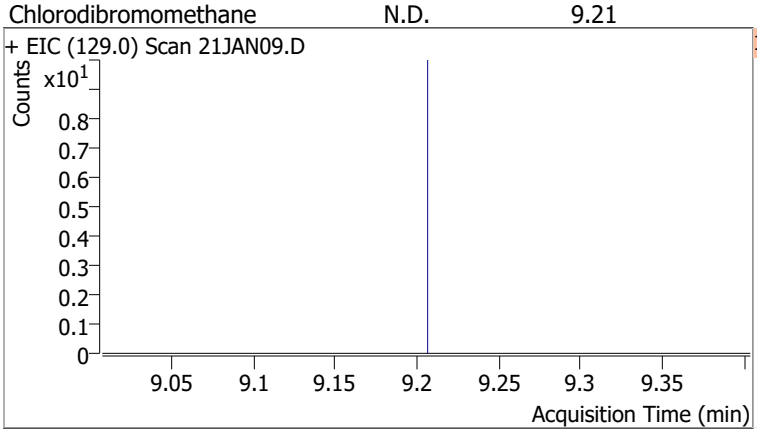

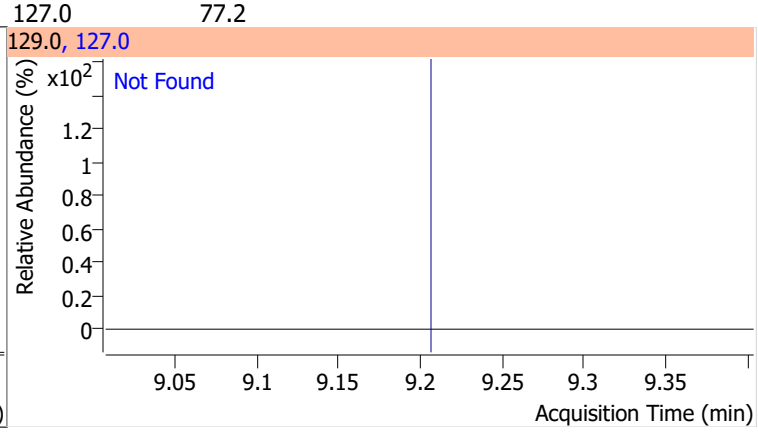

Compound	Conc.	Exp RT	QIon	Exp Ratio
1,2-Dibromoethane	N.D.	9.30	109.0	91.5

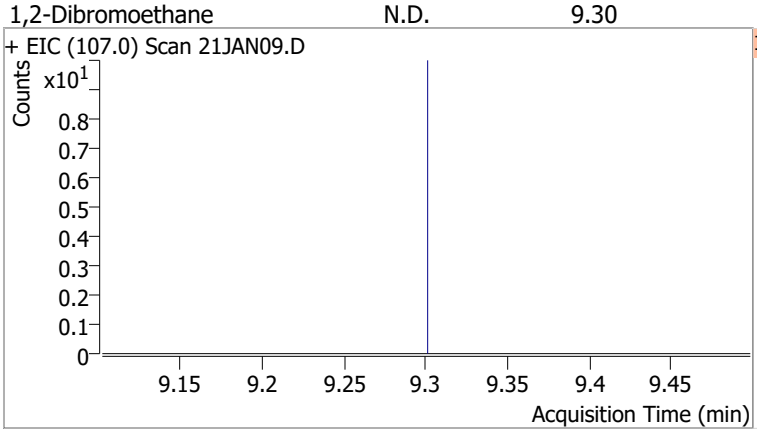

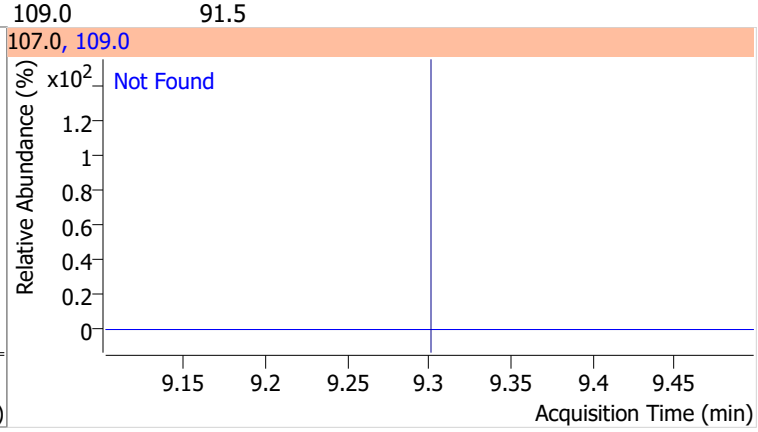

Quantitation Results Report (QT Reviewed)

Compound	Conc.	RT	Dev(Min)	Resp.	QIon	QRatio	Lower	Upper
Chlorobenzene	0.2358	9.79	-0.01	496 (m)	114.0	39.4	2.2	62.2

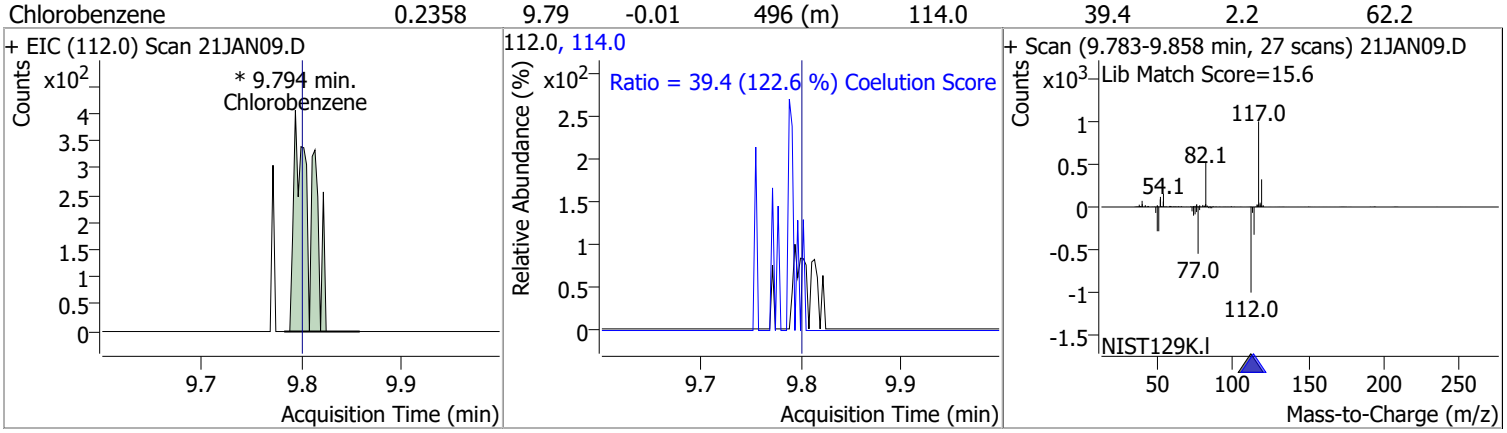

Compound	Conc.	Exp RT	QIon	Exp Ratio
1,1,1,2-Tetrachloroethane	N.D.	9.89	133.0	95.3

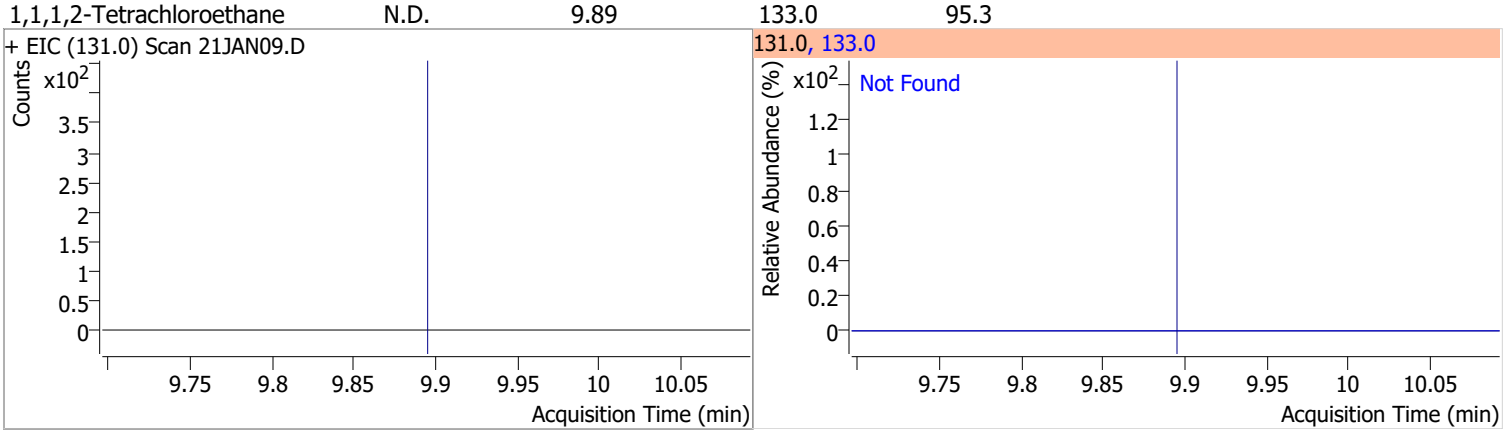

Compound	Conc.	Exp RT	QIon	Exp Ratio
Ethylbenzene	N.D.	9.92	106.0	31.7

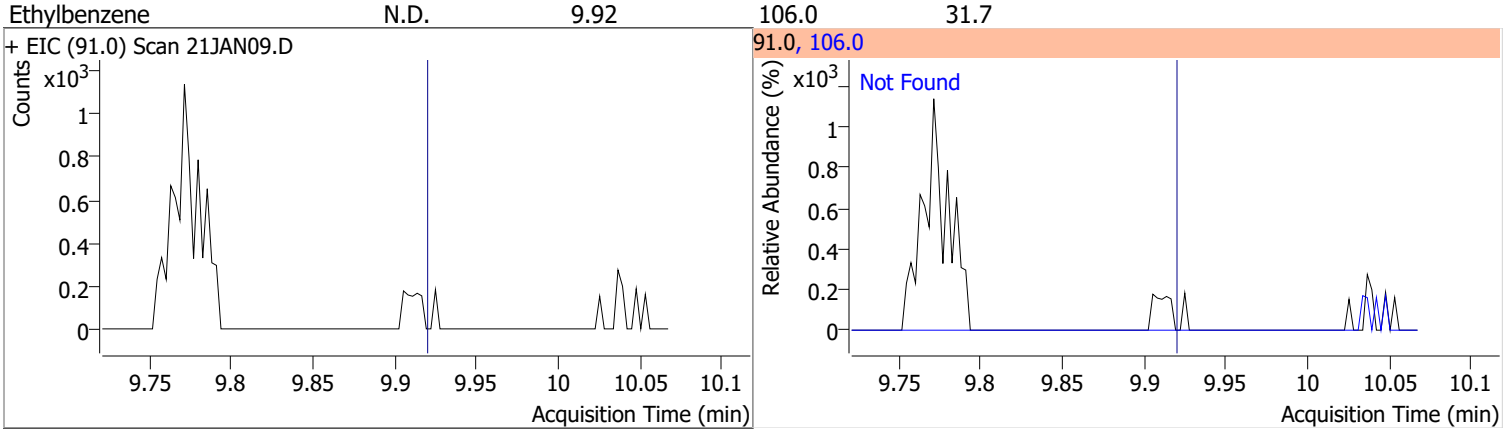

Compound	Conc.	RT	Dev(Min)	Resp.	QIon	QRatio	Lower	Upper
m+p-Xylenes		0		0	91.0		170.7	230.7

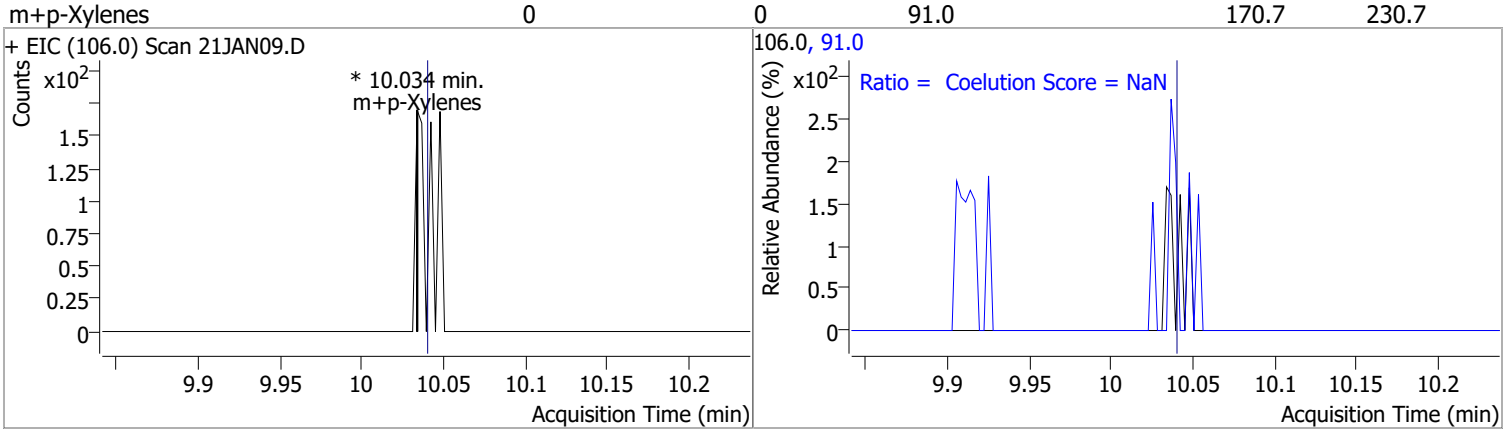

Compound	Conc.	Exp RT	QIon	Exp Ratio
o-Xylene	N.D.	10.43	91.0	211.4

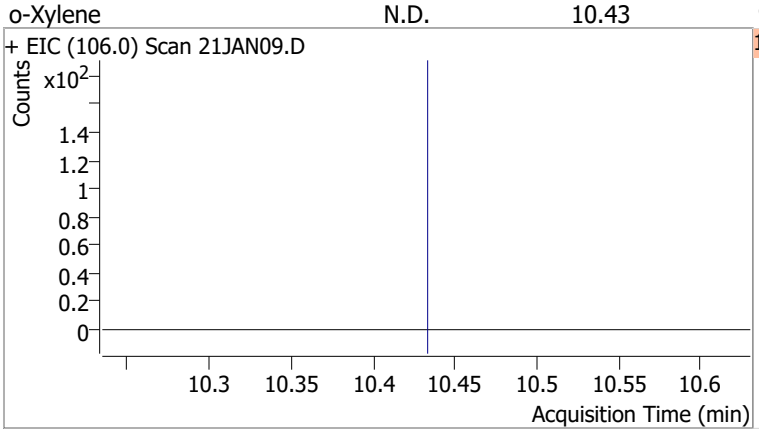

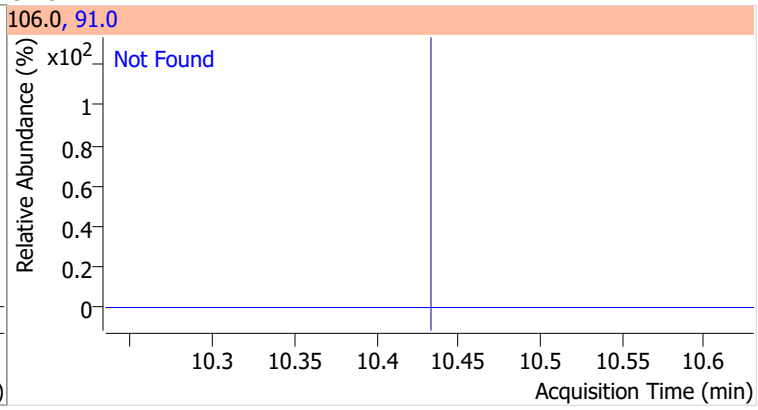

Compound	Conc.	Exp RT	QIon	Exp Ratio
Styrene	N.D.	10.45	78.0	50.6

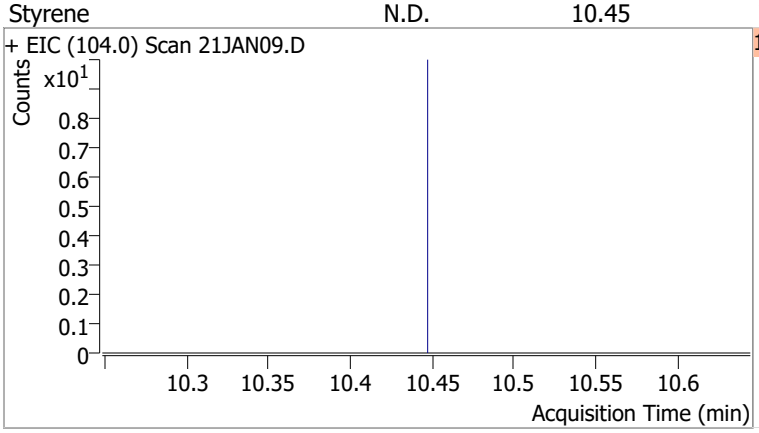

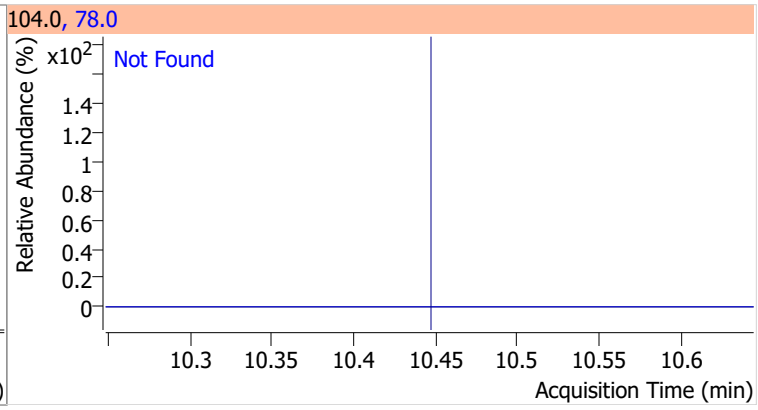

Compound	Conc.	Exp RT	QIon	Exp Ratio	QIon	Exp Ratio
Bromoform	N.D.	10.62	170.5	50.3	174.5	48.1

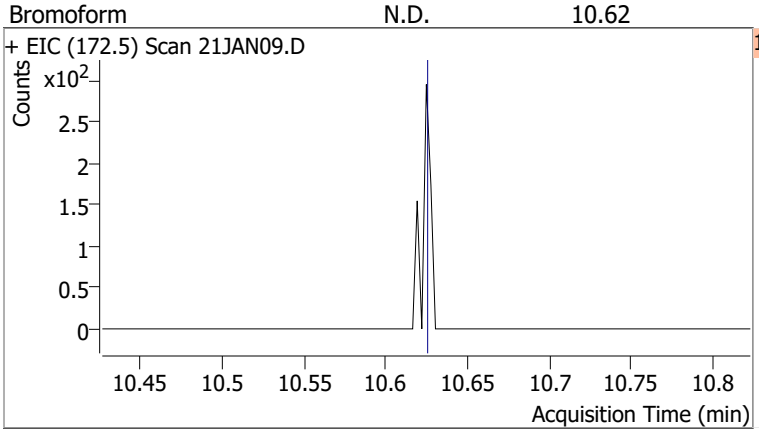

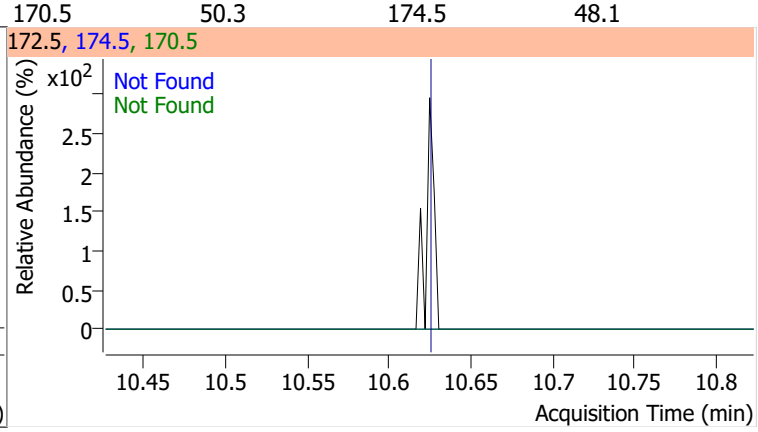

Compound	Conc.	RT	Dev(Min)	Resp.	QIon	QRatio	Lower	Upper
p-Bromofluorobenzene	261.6336	10.95	0.00	211320	174.0	95.1	65.3	125.3
					176.0	89.9	63.3	123.3

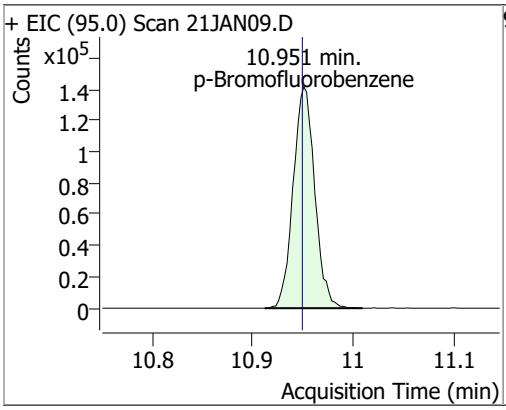

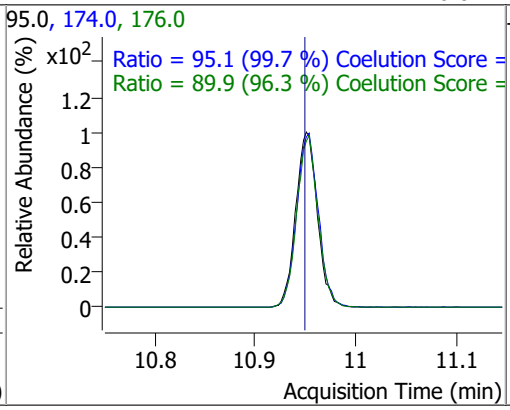

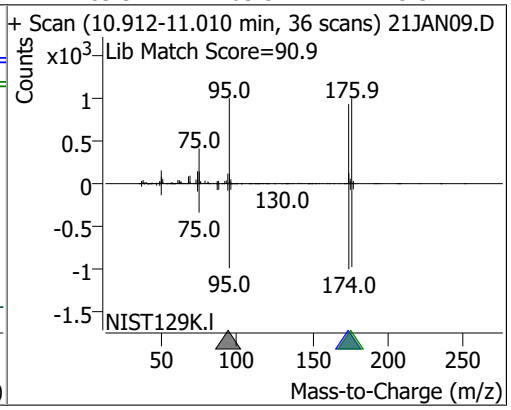

Compound	Conc.	Exp RT	QIon	Exp Ratio	QIon	Exp Ratio
Bromobenzene	N.D.	11.09	77.0	143.5	158.0	96.1

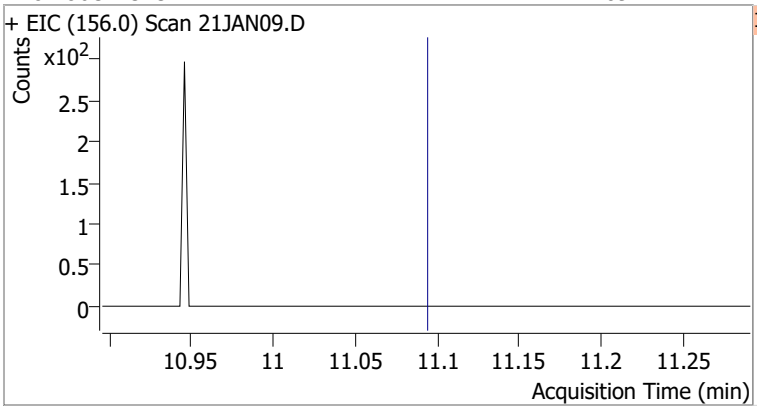

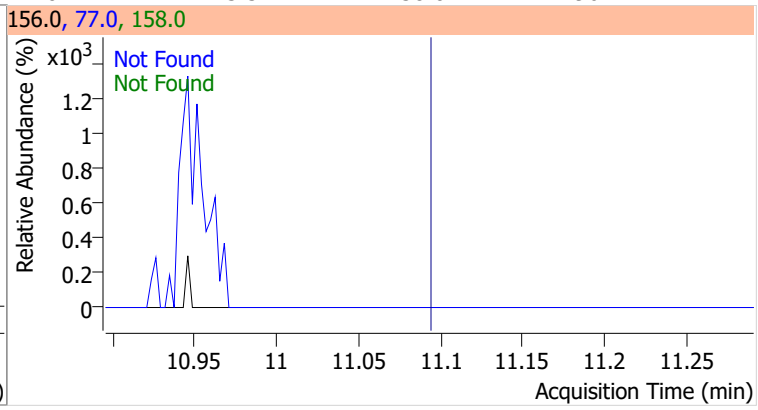

Compound	Conc.	Exp RT	QIon	Exp Ratio
1,1,2,2-Tetrachloroethane	N.D.	11.11	85.0	63.3

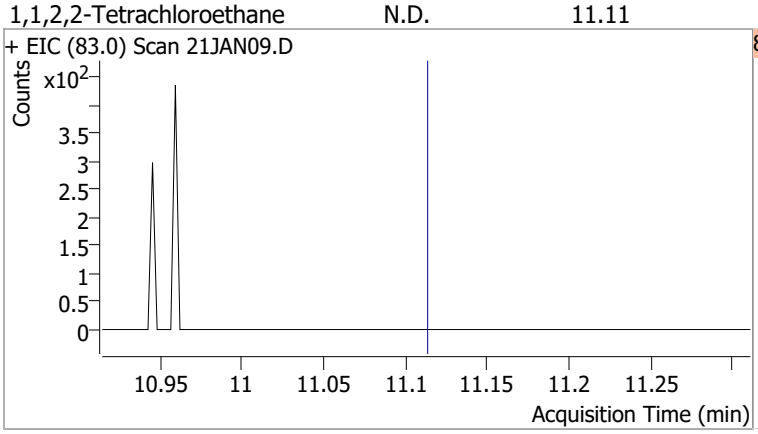

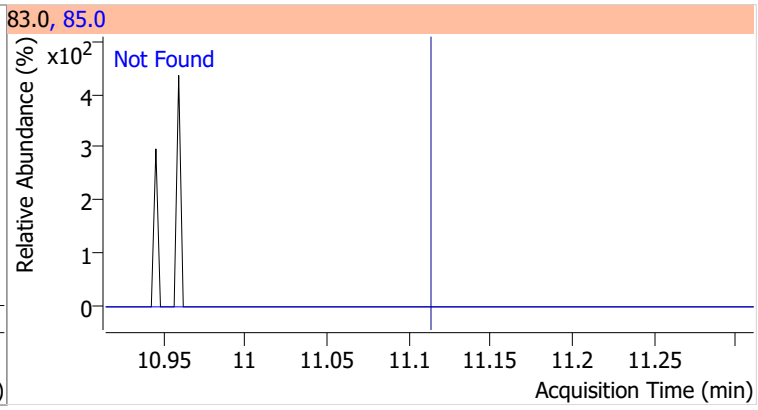

Compound	Conc.	Exp RT	QIon	Exp Ratio
1,2,3-Trichloropropane	N.D.	11.15	112.0	65.8

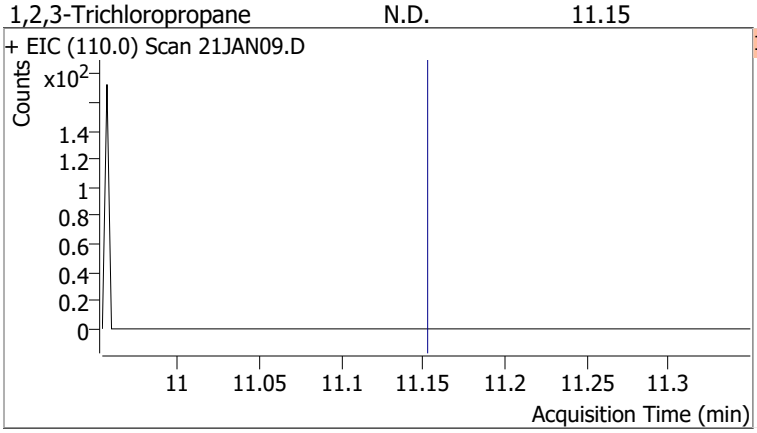

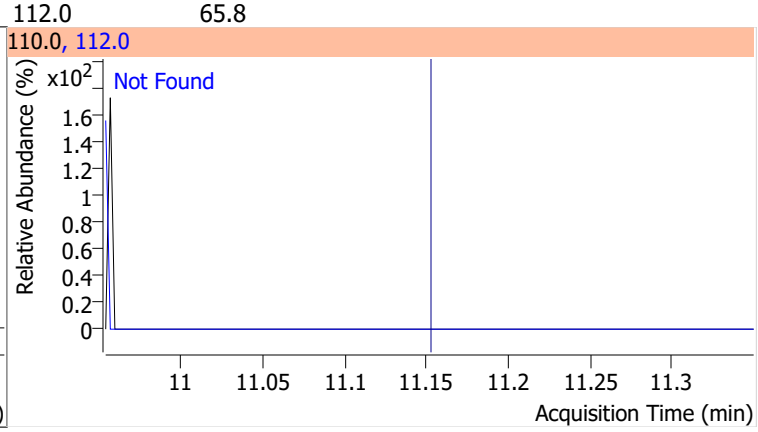

Compound	Conc.	Exp RT	QIon	Exp Ratio
2-Chlorotoluene	N.D.	11.29	91.0	276.2

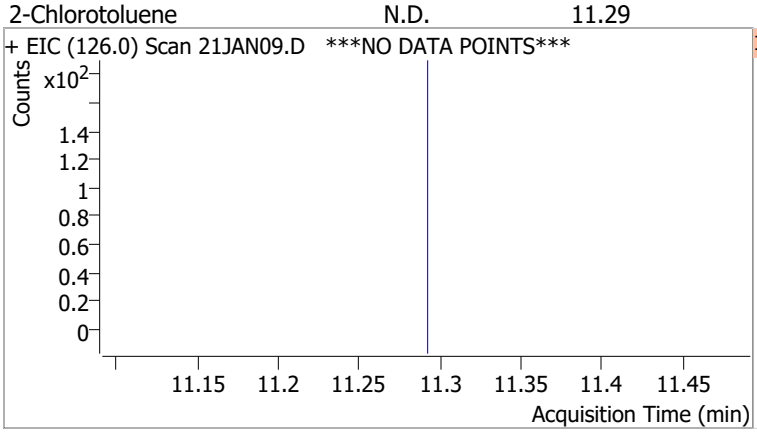

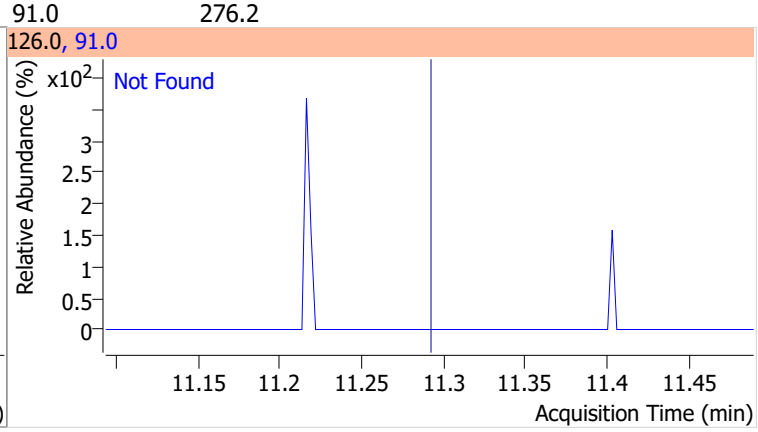

Compound	Conc.	Exp RT	QIon	Exp Ratio
4-Chlorotoluene	N.D.	11.40	126.0	31.3

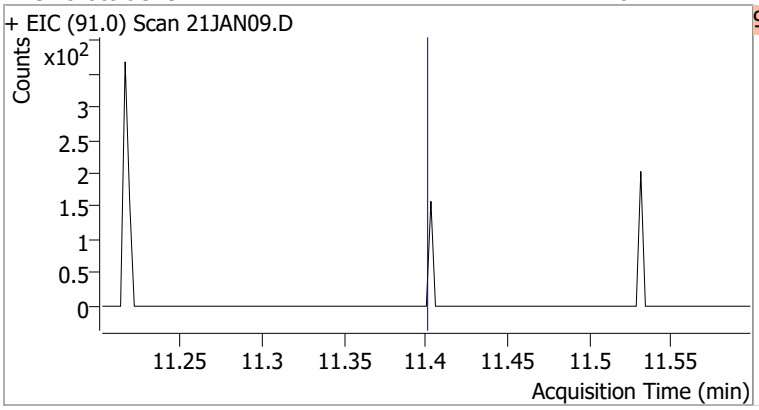

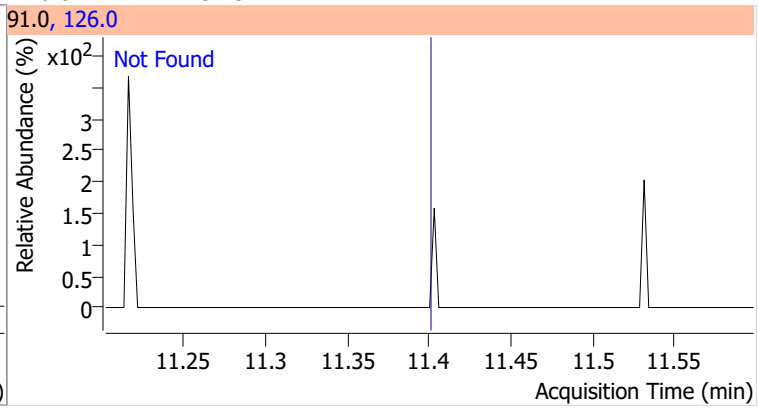

Compound	Conc.	Exp RT	QIon	Exp Ratio	QIon	Exp Ratio
1,3-Dichlorobenzene	N.D.	12.03	148.0	62.8	111.0	38.7

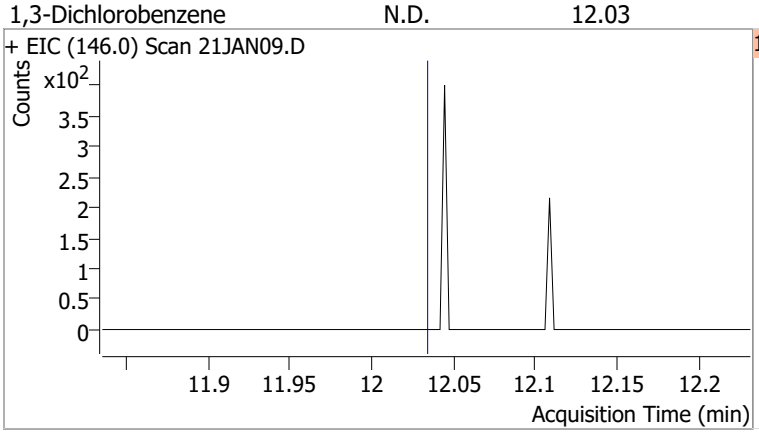

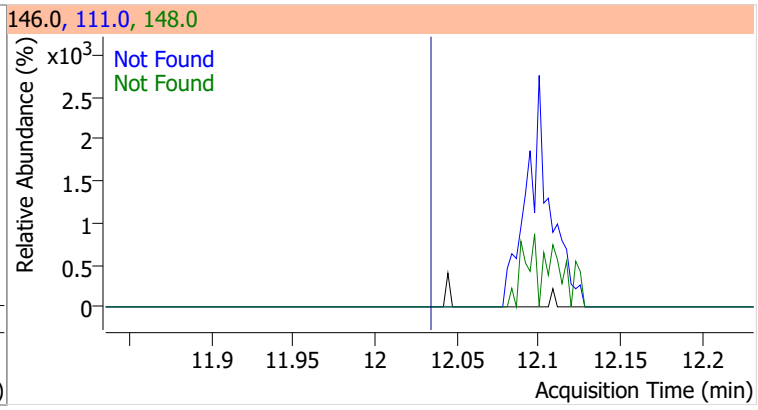

Compound	Conc.	Exp RT	QIon	Exp Ratio	QIon	Exp Ratio
1,4-Dichlorobenzene	N.D.	12.12	148.0	63.7	111.0	38.7

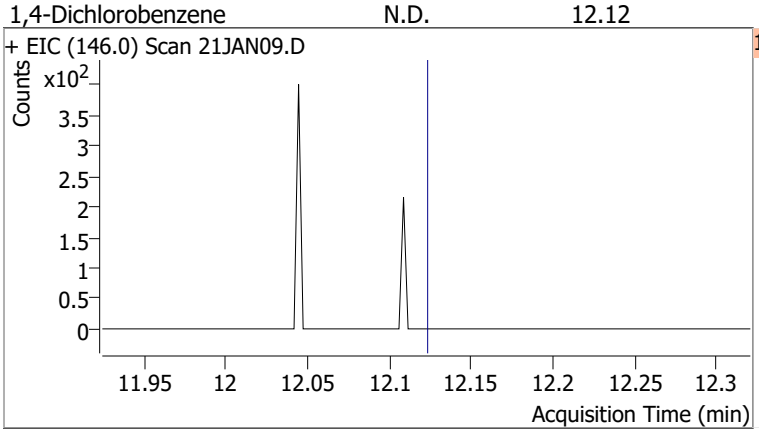

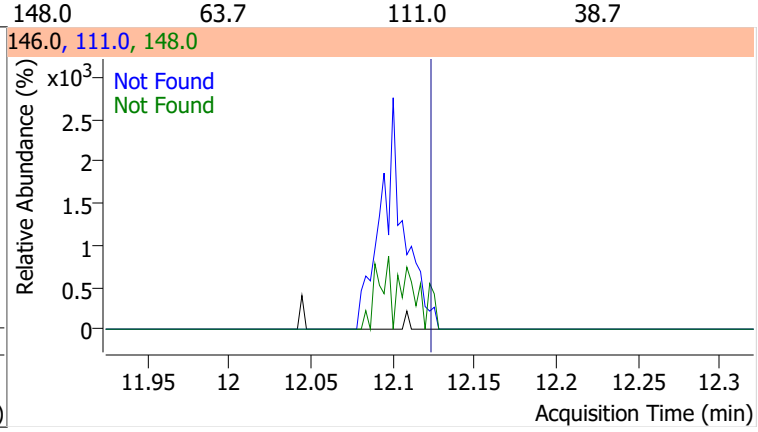

Compound	Conc.	Exp RT	QIon	Exp Ratio	QIon	Exp Ratio
1,2-Dichlorobenzene	N.D.	12.49	148.0	61.9	111.0	39.5

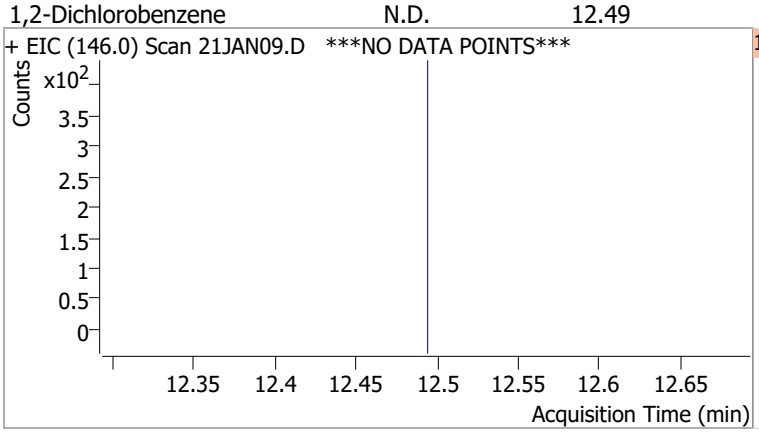

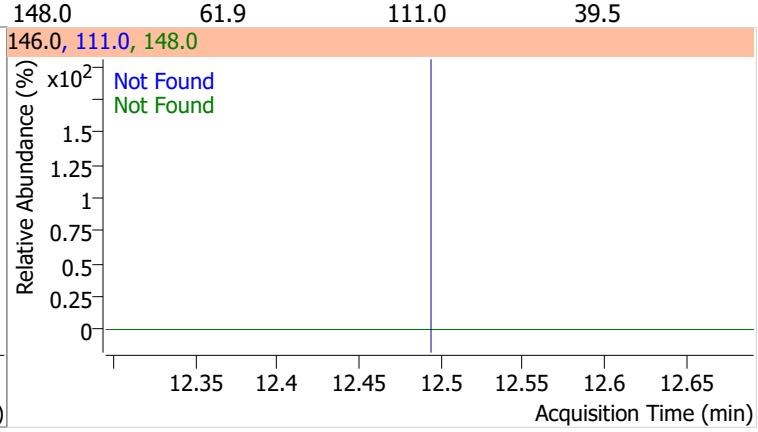

Quantitation Results Report (QT Reviewed)

Data File	21JAN10.D	Operator	MSC
Acq. Method	5975CACQF.M	Acq. Date-Time	1/21/2022 1:53:05 PM
Sample Name	B22011127-001F	Instrument	VOA5975C
Vial	10	Multiplier	1.00
DA Method File	VOA5975C_8260B_SHT_DoD_L4_011922.m	Comment	
Tune File	BFB_Atune3.u	Tune Date	10/11/2021 4:02:00 PM
Batch Name	VG012122_8260B.batch.bin	Last Calib Update	3/11/2022 3:55:53 AM
Ref Library	\\MASSHUNTER\Org\Library\NIST129K.l		

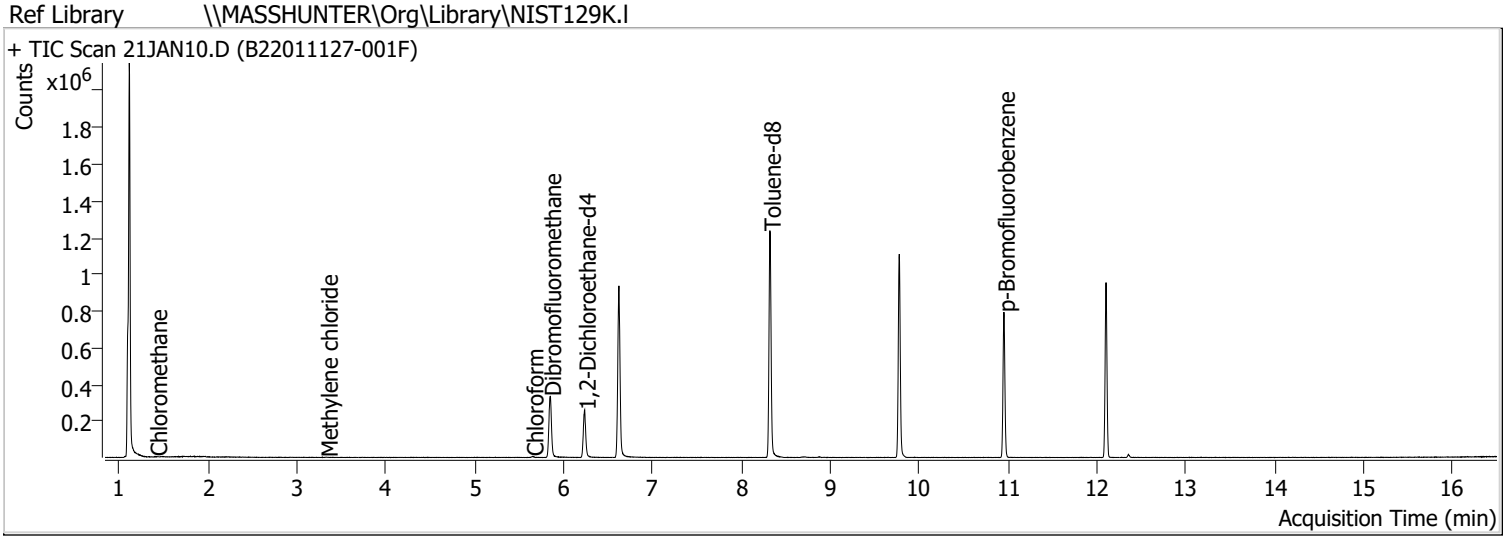

Compound	RT	QIon	Resp.	Conc.	Units		Dev(Min)
Internal Standards							
M Fluorobenzene	6.620	96.0	773983	250.0000	ng		0.000
M Chlorobenzene-d5	9.774	82.0	306189	250.0000	ng		0.000
M 1,4-Dichlorobenzene-d4	12.100	152.0	230825	250.0000	ng		0.000
System Monitoring Compounds							
S Dibromofluoromethane	5.848	113.0	204278	272.4920	ng		-0.003
Spiked Amount: 250.000	Range: 80.0 - 119.0%			Recovery = 109.00%			
S 1,2-Dichloroethane-d4	6.236	67.0	90746	280.2220	ng		0.005
Spiked Amount: 250.000	Range: 81.0 - 118.0%			Recovery = 112.09%			
S Toluene-d8	8.319	98.0	768419	257.2399	ng		0.000
Spiked Amount: 250.000	Range: 89.0 - 112.0%			Recovery = 102.90%			
S p-Bromofluorobenzene	10.951	95.0	224774	263.7389	ng		0.003
Spiked Amount: 250.000	Range: 85.0 - 114.0%			Recovery = 105.50%			
Target Compounds							**QValue**
T Dichlorodifluoromethane	0.000		0	N.D.			
T Chloromethane	1.414	50.0	1821	1.4864	ng	m	95
T Vinyl chloride	0.000		0	N.D.			
T Bromomethane	0.000		0	N.D.			
T Chloroethane	0.000		0	N.D.			
T Trichlorofluoromethane	0.000		0	N.D.			
T 1,1-Dichloroethene	0.000		0	N.D.			
T Methylene chloride	3.335	49.0	796	0.7037	ng	m	78
T trans-1,2-Dichloroethene	0.000		0	N.D.			
T Methyl tert-butyl ether (MTBE)	0.000		0	N.D.			
T 1,1-Dichloroethane	0.000		0	N.D.			
T 2,2-Dichloropropane	0.000		0	N.D.			
T cis-1,2-Dichloroethene	0.000		0	N.D.			
T Methyl ethyl ketone	0.000		0	N.D.			
T Bromochloromethane	0.000		0	N.D.			
T Chloroform	5.647	83.0	4184	2.7852	ng		93

Compound	RT	QIon	Resp.	Conc.	Units		Dev(Min)
T 1,1,1-Trichloroethane	0.000		0	N.D.			
T Carbon tetrachloride	0.000		0	N.D.			
T 1,1-Dichloropropene	0.000		0	N.D.			
T Benzene	6.283	78.0	0		ng	md	1
T 1,2-Dichloroethane	0.000		0	N.D.			
T Trichloroethene	0.000		0	N.D.			
T 1,2-Dichloropropane	0.000		0	N.D.			
T Dibromomethane	0.000		0	N.D.			
T Bromodichloromethane	0.000		0	N.D.			
T cis-1,3-Dichloropropene	0.000		0	N.D.			
T Toluene	0.000		0	N.D.			
T trans-1,3-Dichloropropene	0.000		0	N.D.			
T 1,1,2-Trichloroethane	0.000		0	N.D.			
T Tetrachloroethene	0.000		0	N.D.			
T 1,3-Dichloropropane	0.000		0	N.D.			
T Chlorodibromomethane	0.000		0	N.D.			
T 1,2-Dibromoethane	0.000		0	N.D.			
T Chlorobenzene	0.000		0	N.D.			
T 1,1,1,2-Tetrachloroethane	0.000		0	N.D.			
T Ethylbenzene	0.000		0	N.D.			
T m+p-Xylenes	0.000		0	N.D.			
T o-Xylene	0.000		0	N.D.			
T Styrene	0.000		0	N.D.			
T Bromoform	0.000		0	N.D.			
T Bromobenzene	0.000		0	N.D.			
T 1,1,2,2-Tetrachloroethane	0.000		0	N.D.			
T 1,2,3-Trichloropropane	0.000		0	N.D.			
T 2-Chlorotoluene	0.000		0	N.D.			
T 4-Chlorotoluene	0.000		0	N.D.			
T 1,3-Dichlorobenzene	0.000		0	N.D.			
T 1,4-Dichlorobenzene	0.000		0	N.D.			
T 1,2-Dichlorobenzene	0.000		0	N.D.			

(#) = Qualifier Out of Range; (m) = Manual Integration; (+) = Area Summed; (*) = Surrogate Percent Recovery Out of Range; (d): Zeroed Peak

Compound	Conc.	Exp RT	QIon	Exp Ratio
Dichlorodifluoromethane	N.D.	1.24	87.0	31.8

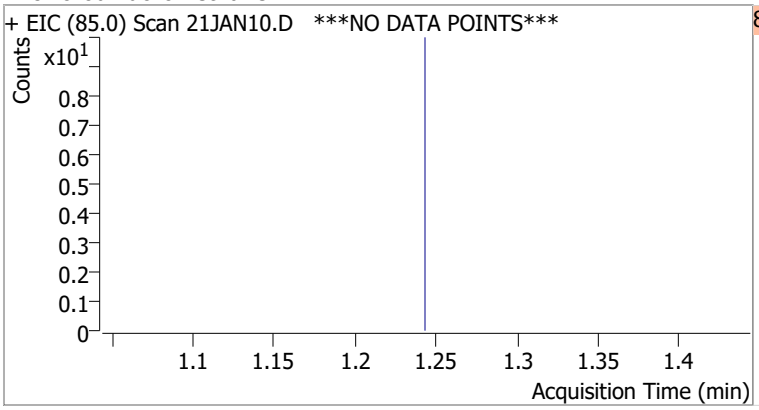

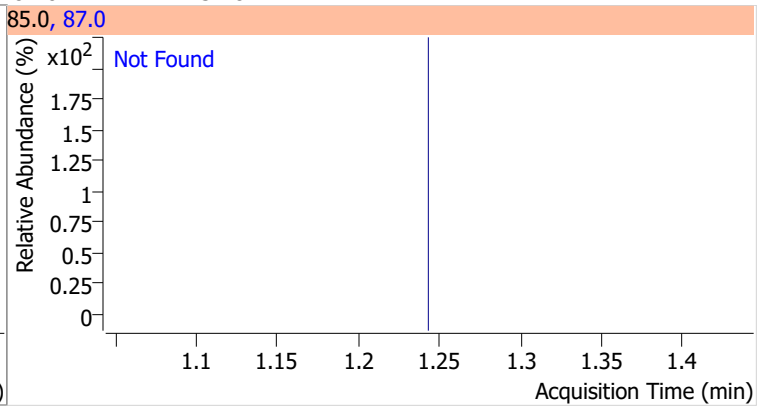

Compound	Conc.	RT	Dev(Min)	Resp.	QIon	QRatio	Lower	Upper
Chloromethane	1.4864	1.41	0.01	1821 (m)	52.0	35.2	2.4	62.4

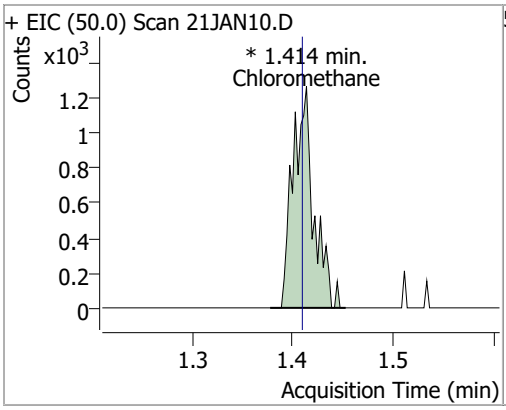

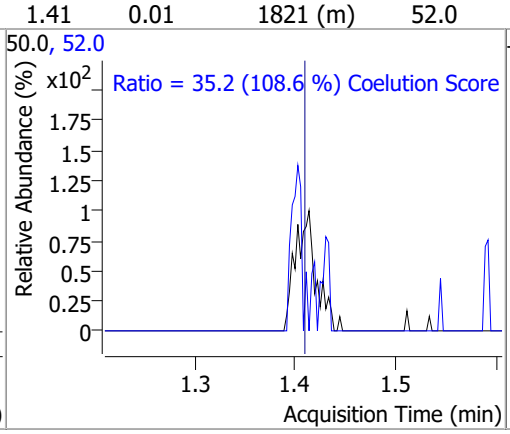

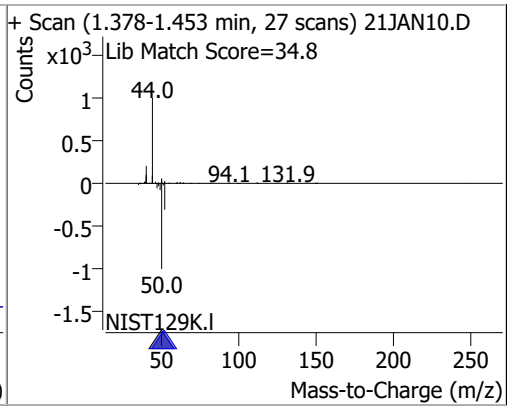

Compound	Conc.	Exp RT	QIon	Exp Ratio
Vinyl chloride	N.D.	1.50	64.0	31.3

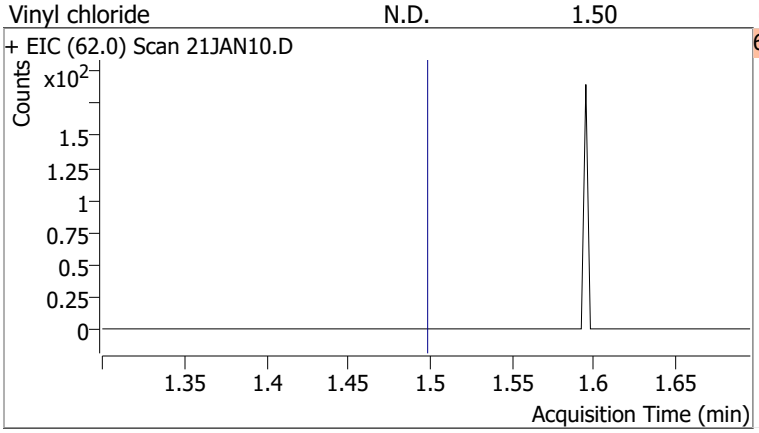

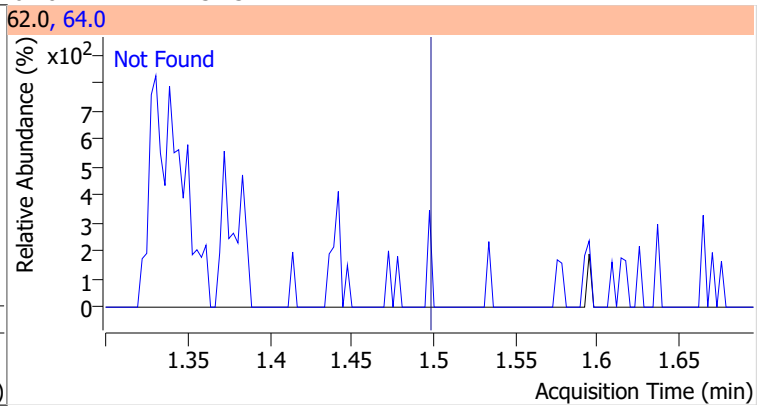

Compound	Conc.	Exp RT	QIon	Exp Ratio
Bromomethane	N.D.	1.80	94.0	110.1

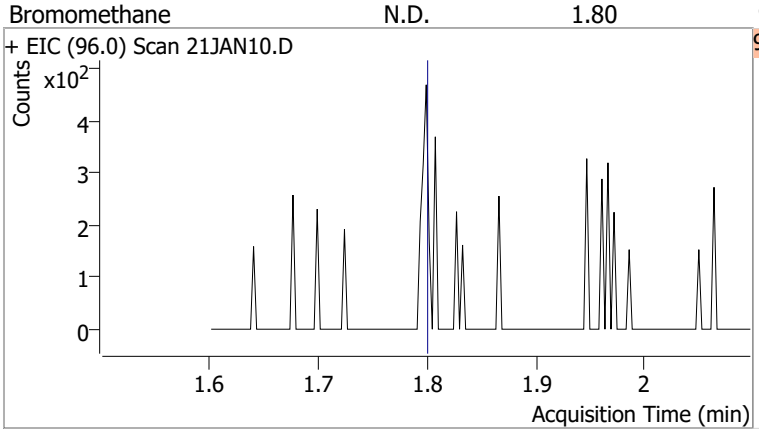

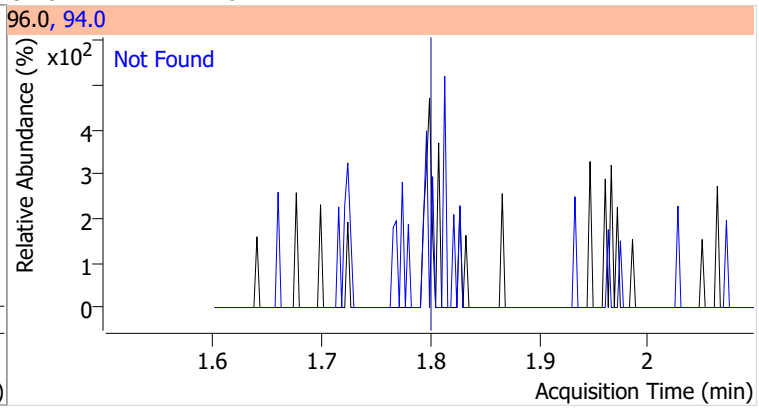

Compound	Conc.	Exp RT	QIon	Exp Ratio
Chloroethane	N.D.	1.90	66.0	30.0

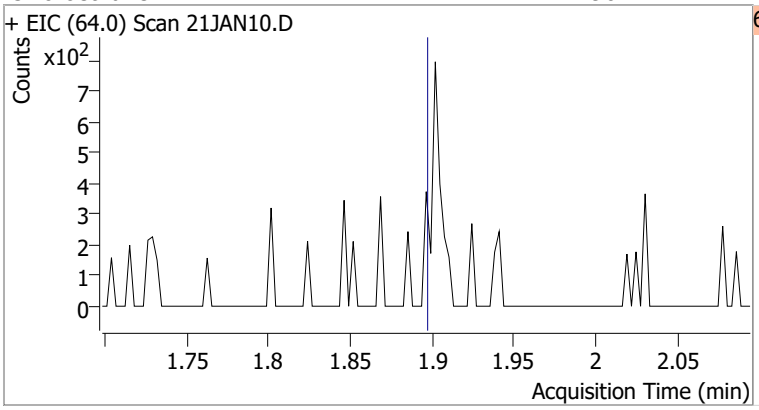

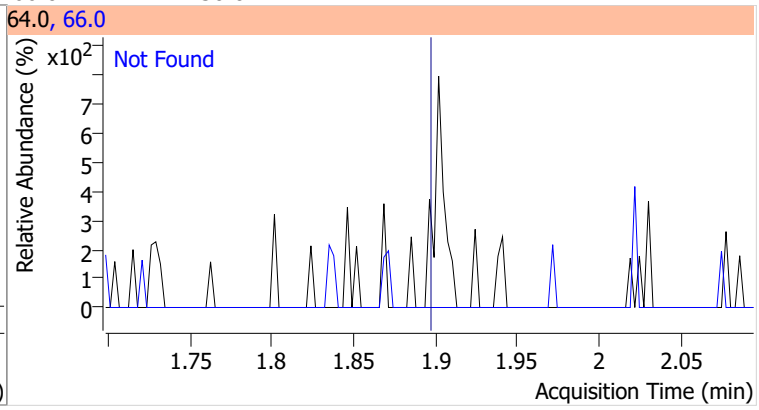

Compound	Conc.	Exp RT	QIon	Exp Ratio
Trichlorofluoromethane	N.D.	2.15	103.0	65.0

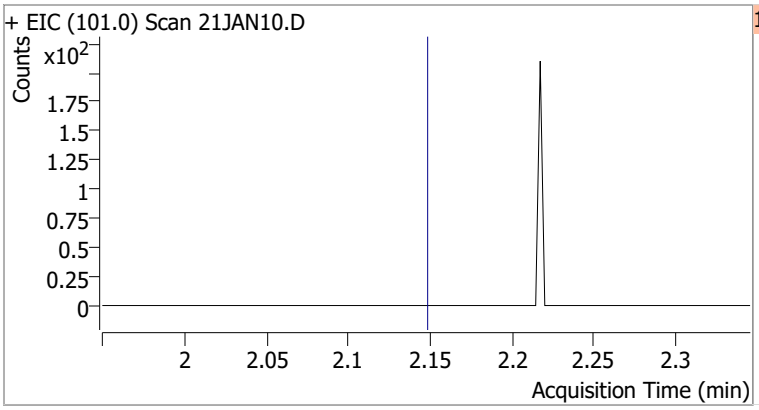

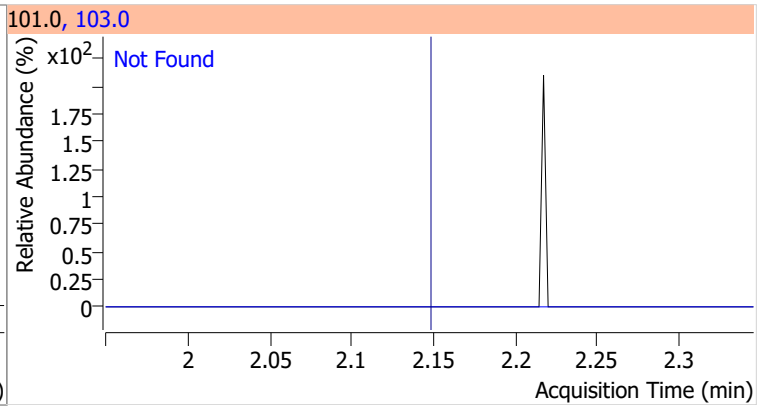

Compound	Conc.	Exp RT	QIon	Exp Ratio	QIon	Exp Ratio
1,1-Dichloroethene	N.D.	2.70	61.0	179.9	63.0	57.0

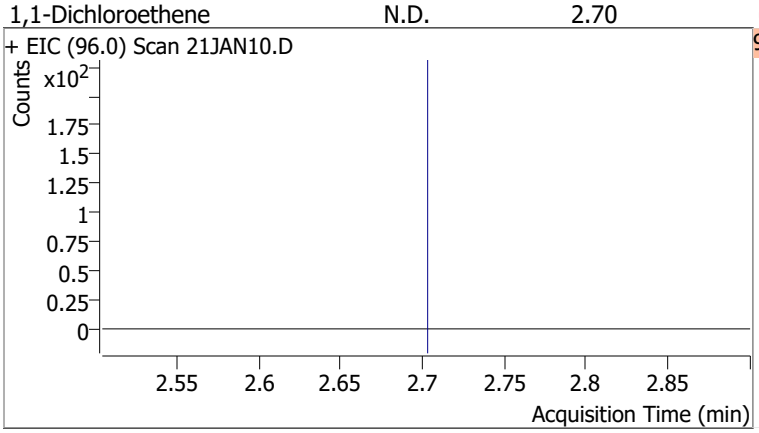

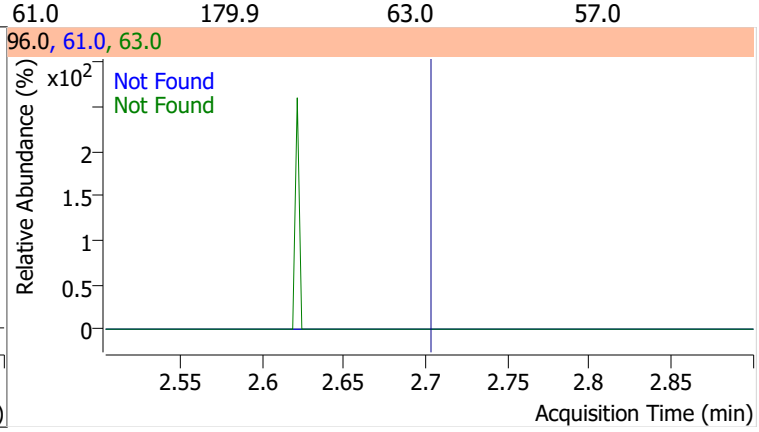

Compound	Conc.	RT	Dev(Min)	Resp.	QIon	QRatio	Lower	Upper
Methylene chloride	0.7037	3.34	0.00	796 (m)	84.0	48.2	36.1	96.1
					86.0	29.1	11.8	71.8

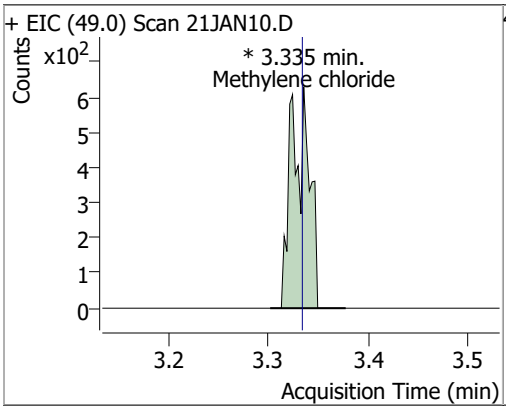

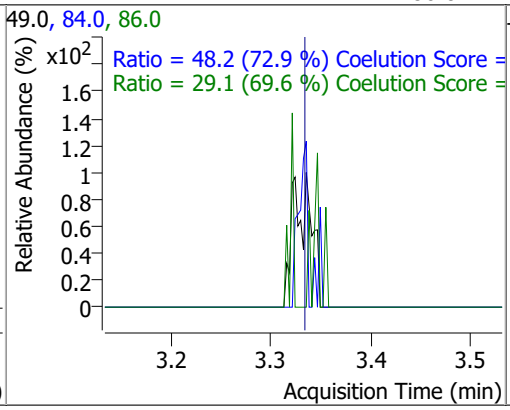

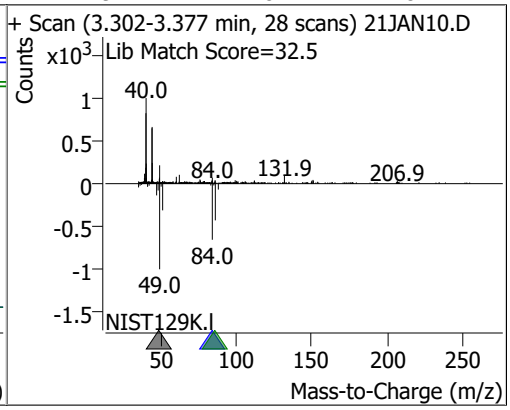

Compound	Conc.	Exp RT	QIon	Exp Ratio	QIon	Exp Ratio
trans-1,2-Dichloroethene	N.D.	3.72	61.0	154.8	98.0	62.1

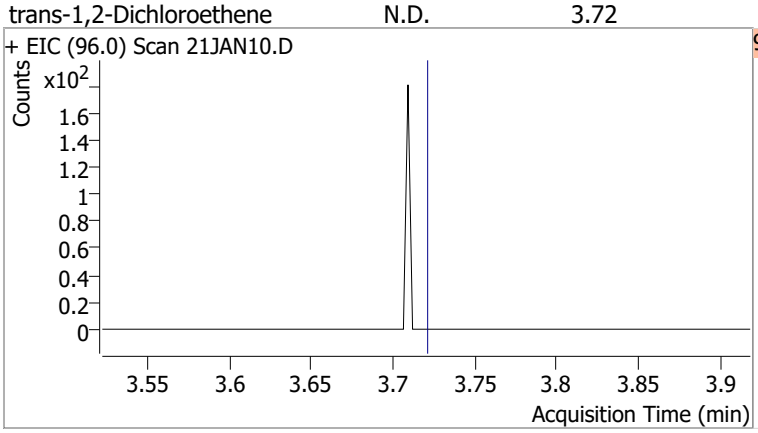

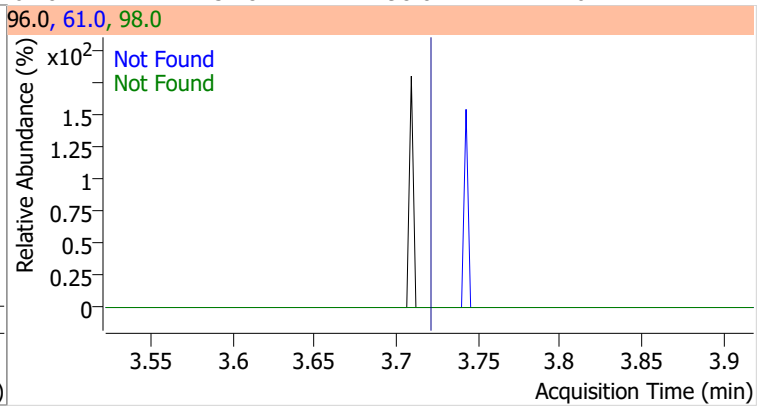

Compound	Conc.	Exp RT	QIon	Exp Ratio
Methyl tert-butyl ether (MTBE)	N.D.	3.75	57.0	24.6

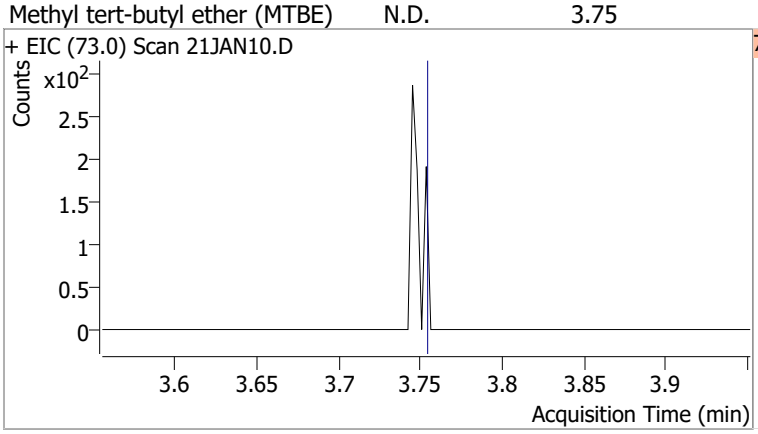

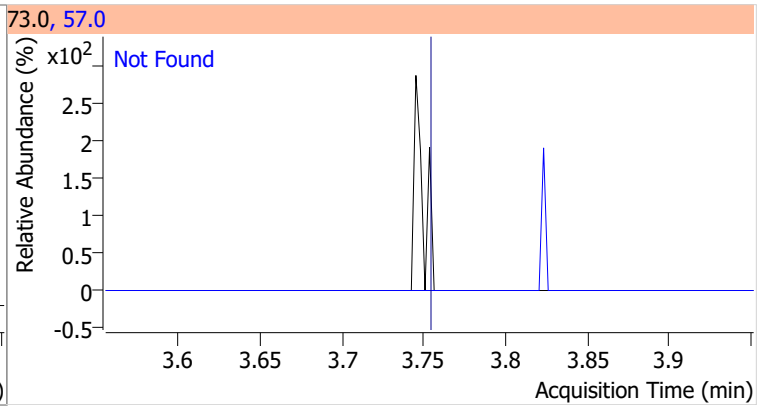

Compound	Conc.	Exp RT	QIon	Exp Ratio	QIon	Exp Ratio
1,1-Dichloroethane	N.D.	4.38	65.0	31.0	83.0	12.7

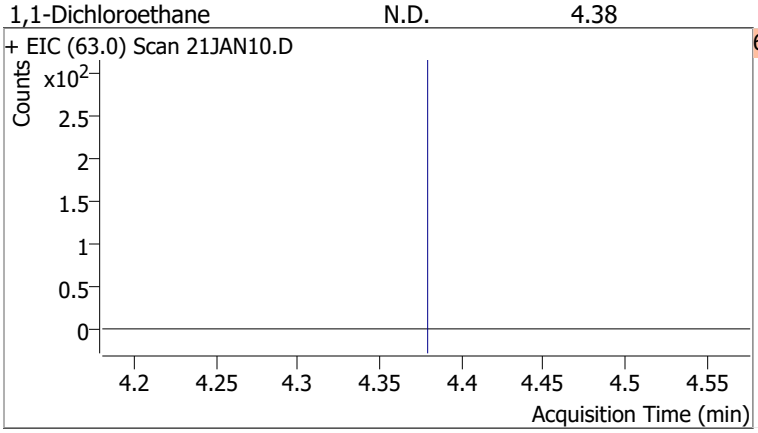

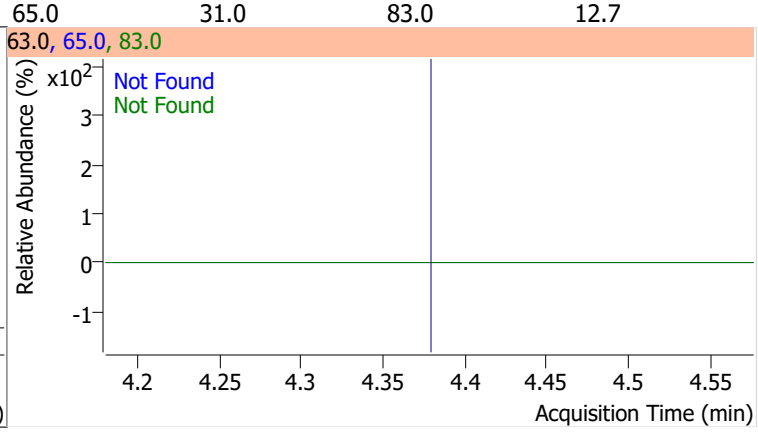

Compound	Conc.	Exp RT	QIon	Exp Ratio	QIon	Exp Ratio
2,2-Dichloropropane	N.D.	5.19	41.0	68.8	97.0	23.9

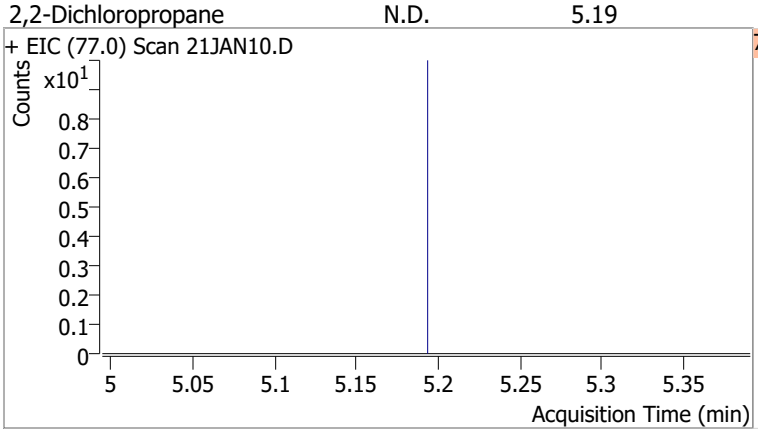

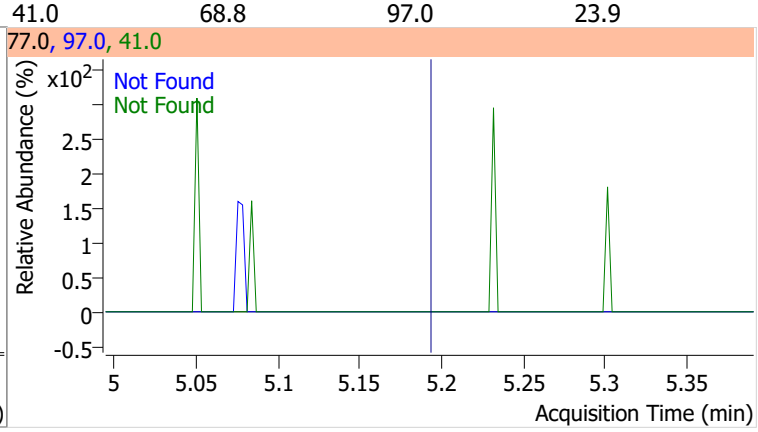

Quantitation Results Report (QT Reviewed)

Compound	Conc.	Exp RT	QIon	Exp Ratio	QIon	Exp Ratio
cis-1,2-Dichloroethene	N.D.	5.21	61.0	160.4	98.0	66.2

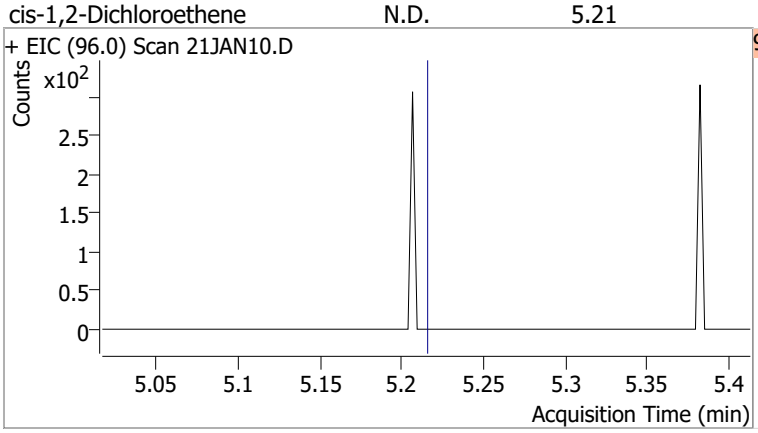

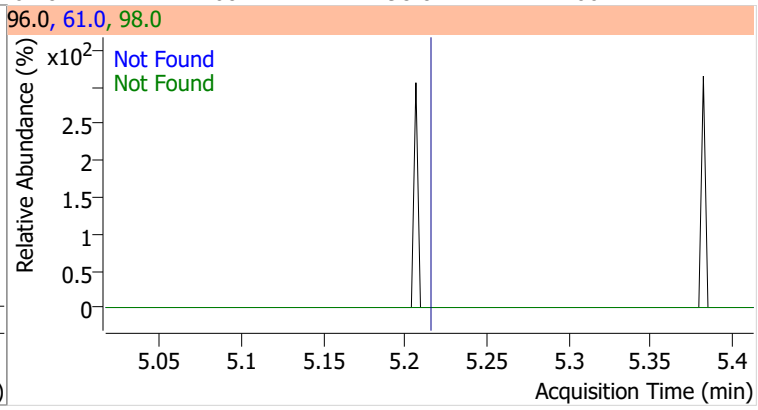

Compound	Conc.	Exp RT	QIon	Exp Ratio
Methyl ethyl ketone	N.D.	5.28	72.0	20.6

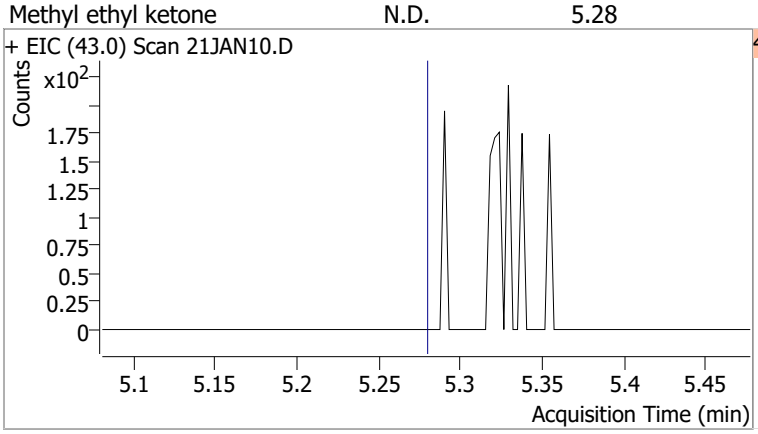

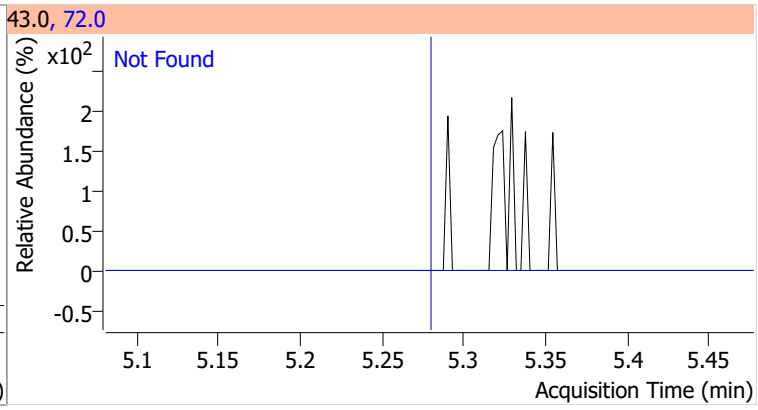

Compound	Conc.	Exp RT	QIon	Exp Ratio
Bromochloromethane	N.D.	5.52	49.0	182.2

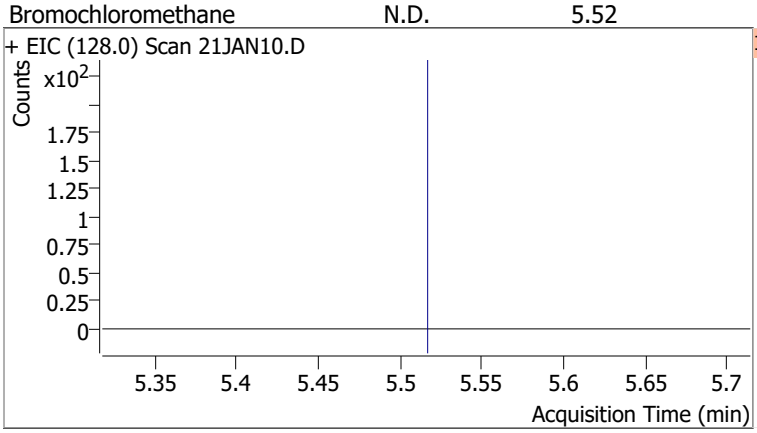

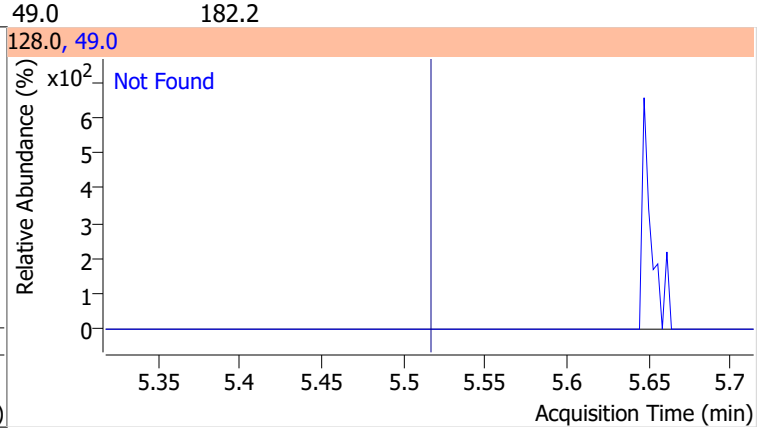

Compound	Conc.	RT	Dev(Min)	Resp.	QIon	QRatio	Lower	Upper
Chloroform	2.7852	5.65	-0.01	4184	85.0	60.9	36.2	96.2

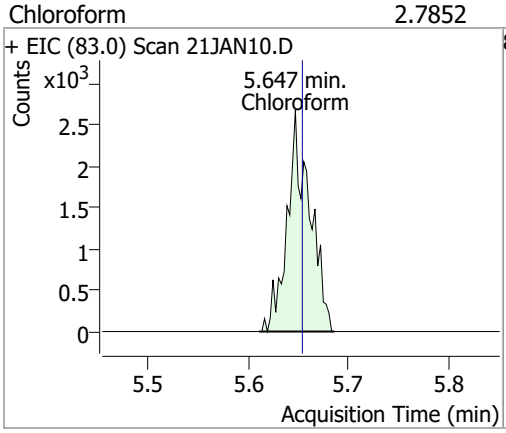

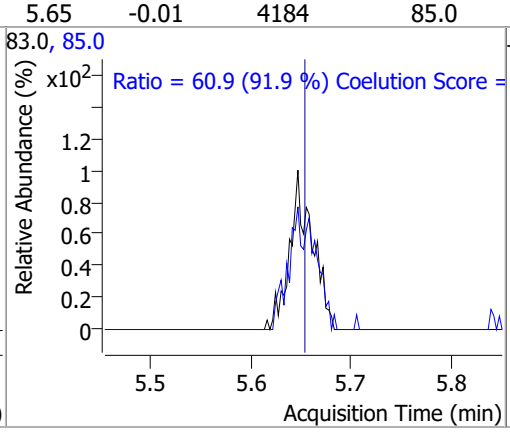

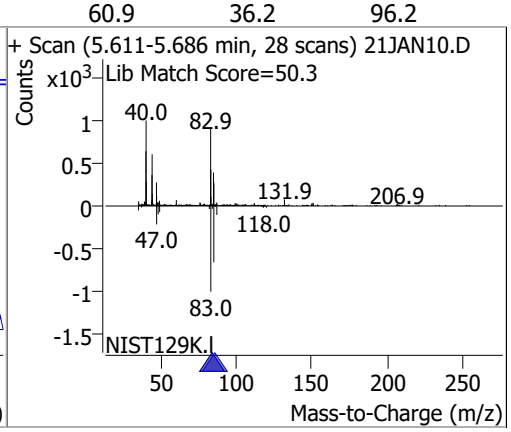

Compound	Conc.	Exp RT	QIon	Exp Ratio	QIon	Exp Ratio
1,1,1-Trichloroethane	N.D.	5.83	99.0	63.1	61.0	49.1

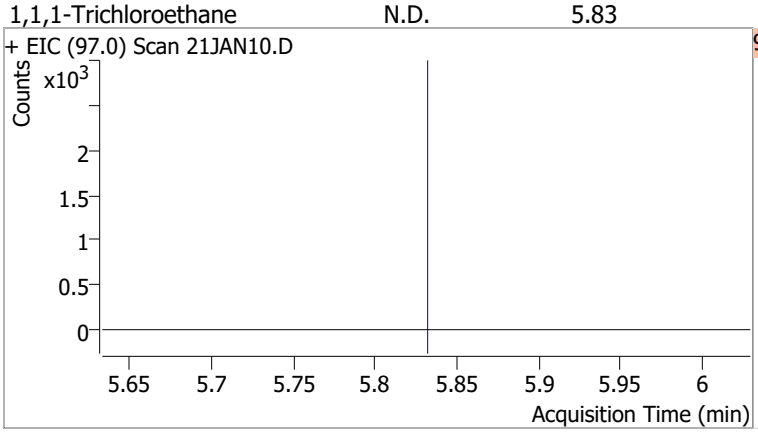

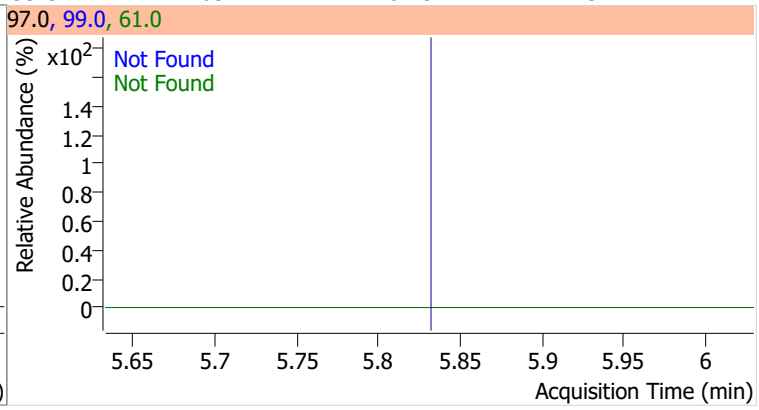

Compound	Conc.	RT	Dev(Min)	Resp.	QIon	QRatio	Lower	Upper
Dibromofluoromethane	272.4920	5.85	0.00	204278	191.5	21.9	0.0	53.2

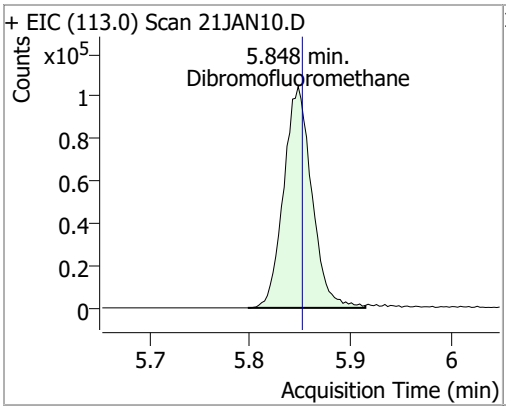

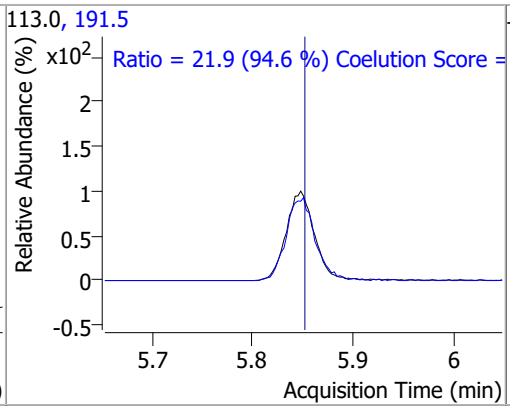

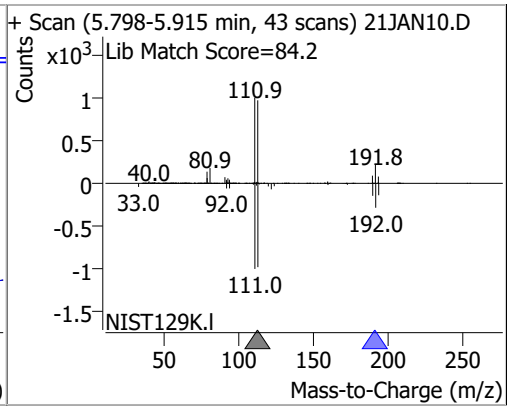

Compound	Conc.	Exp RT	QIon	Exp Ratio	QIon	Exp Ratio
Carbon tetrachloride	N.D.	6.02	119.0	97.6	121.0	30.7

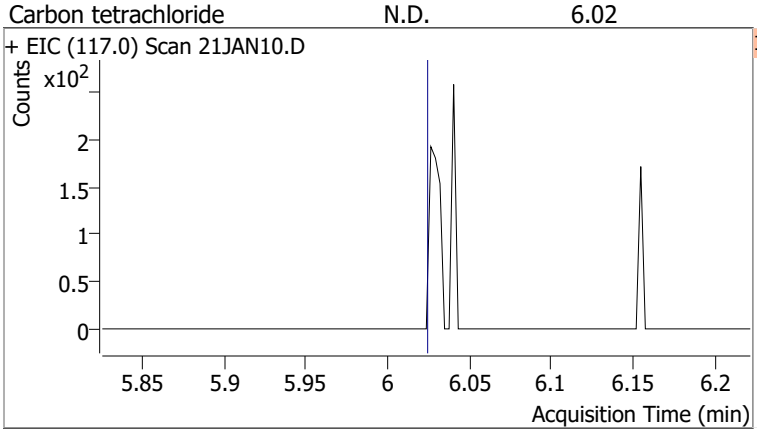

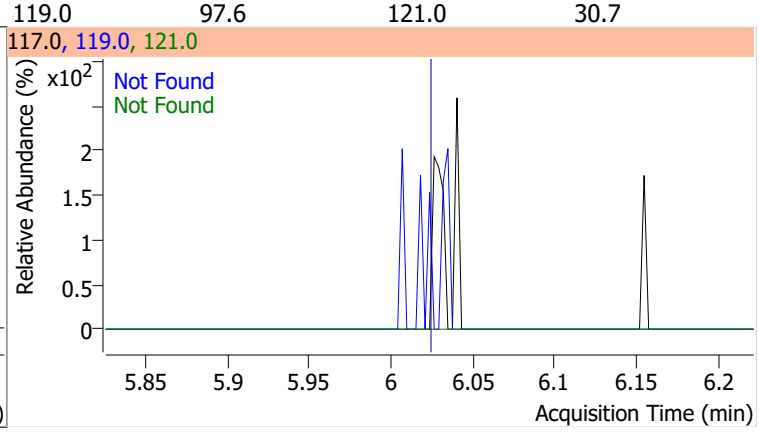

Compound	Conc.	Exp RT	QIon	Exp Ratio	QIon	Exp Ratio
1,1-Dichloropropene	N.D.	6.04	110.0	35.6	77.0	31.0

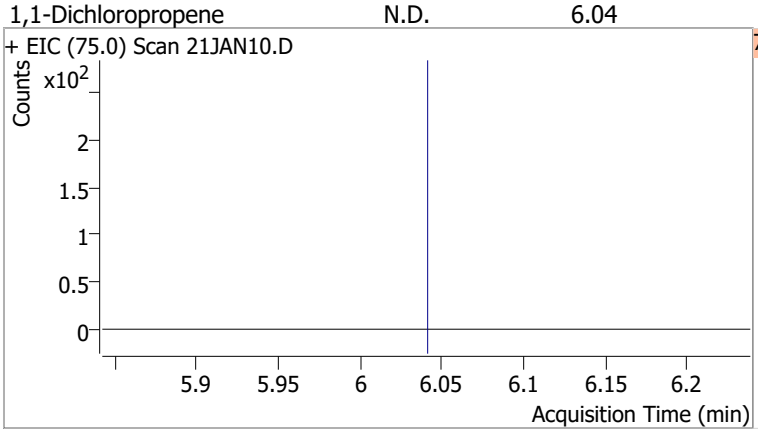

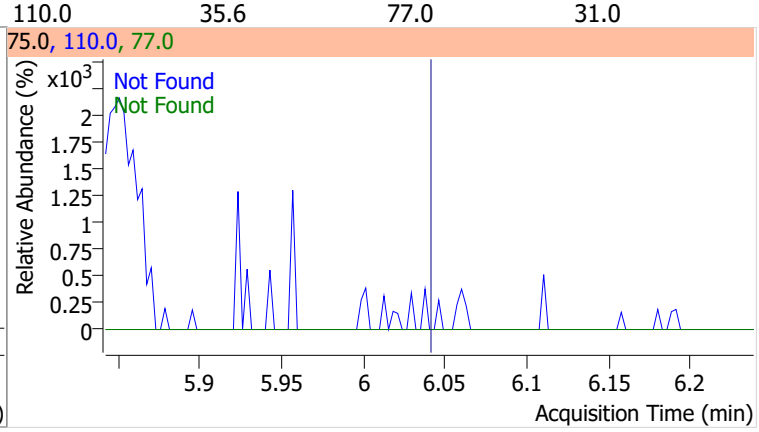

Quantitation Results Report (QT Reviewed)

Compound	Conc.	RT	Dev(Min)	Resp.	QIon	QRatio	Lower	Upper
1,2-Dichloroethane-d4	280.2220	6.24	0.01	90746	65.0	196.0	162.8	222.8

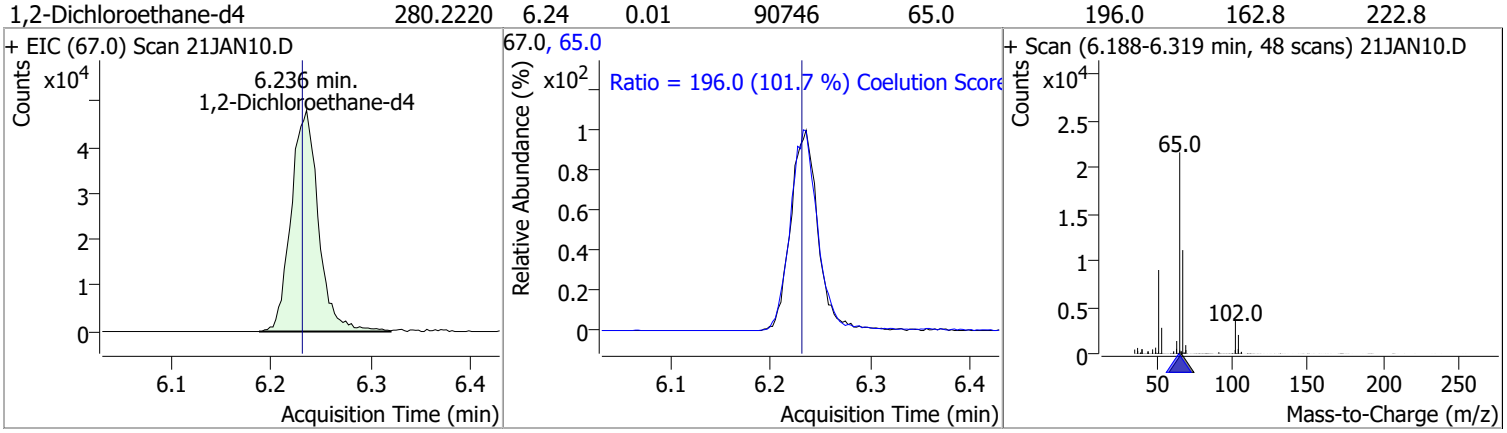

Compound	Conc.	RT	Dev(Min)	Resp.	QIon	QRatio	Lower	Upper
Benzene		0		0	77.0		0.0	53.3

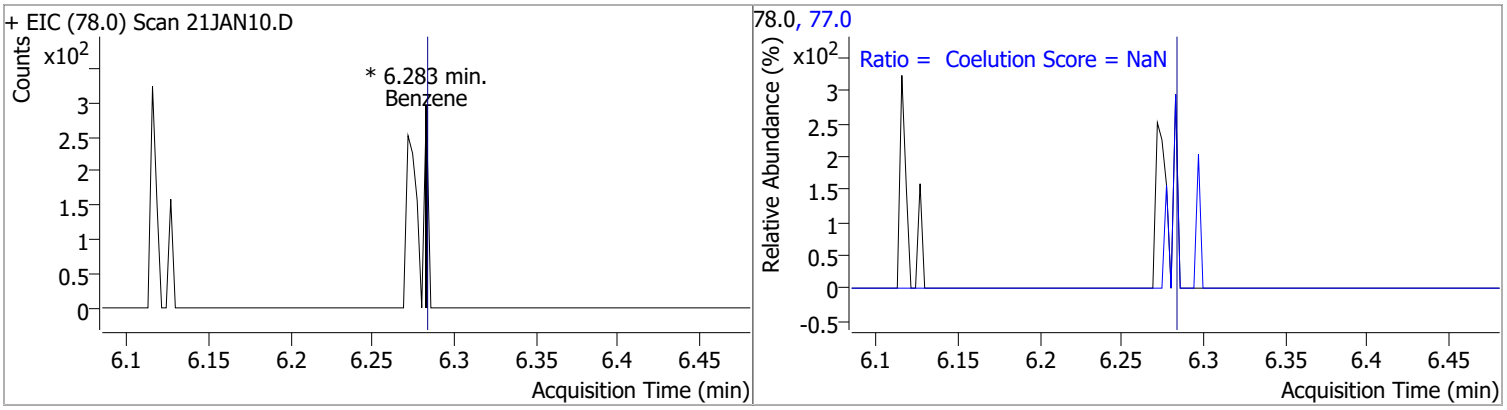

Compound	Conc.	Exp RT	QIon	Exp Ratio	QIon	Exp Ratio
1,2-Dichloroethane	N.D.	6.32	64.0	32.2	98.0	8.2

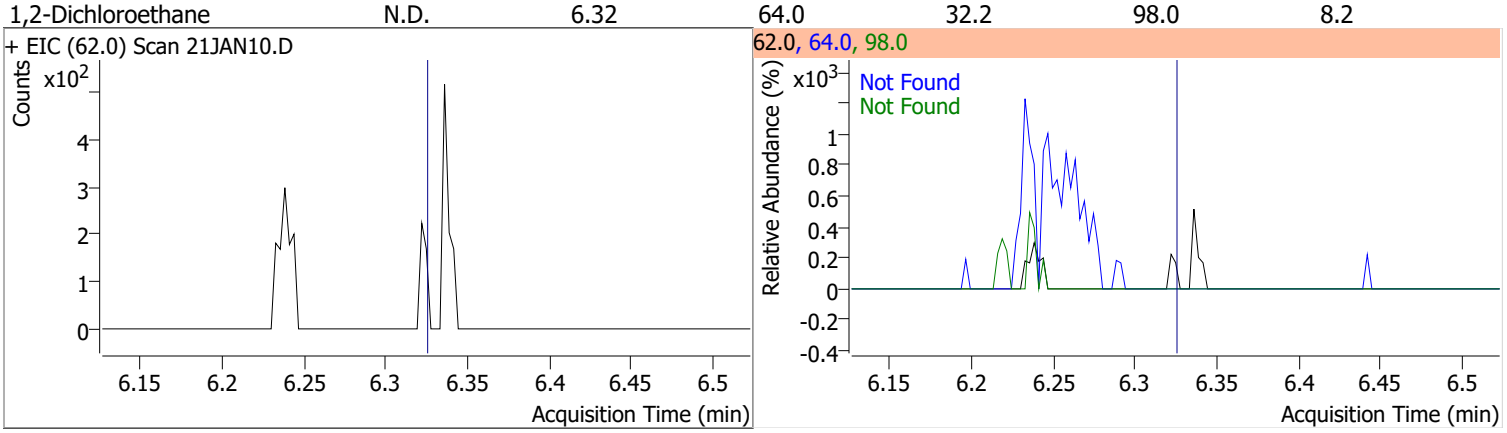

Compound	Conc.	Exp RT	QIon	Exp Ratio	QIon	Exp Ratio
Trichloroethene	N.D.	7.02	130.0	105.6	97.0	65.7

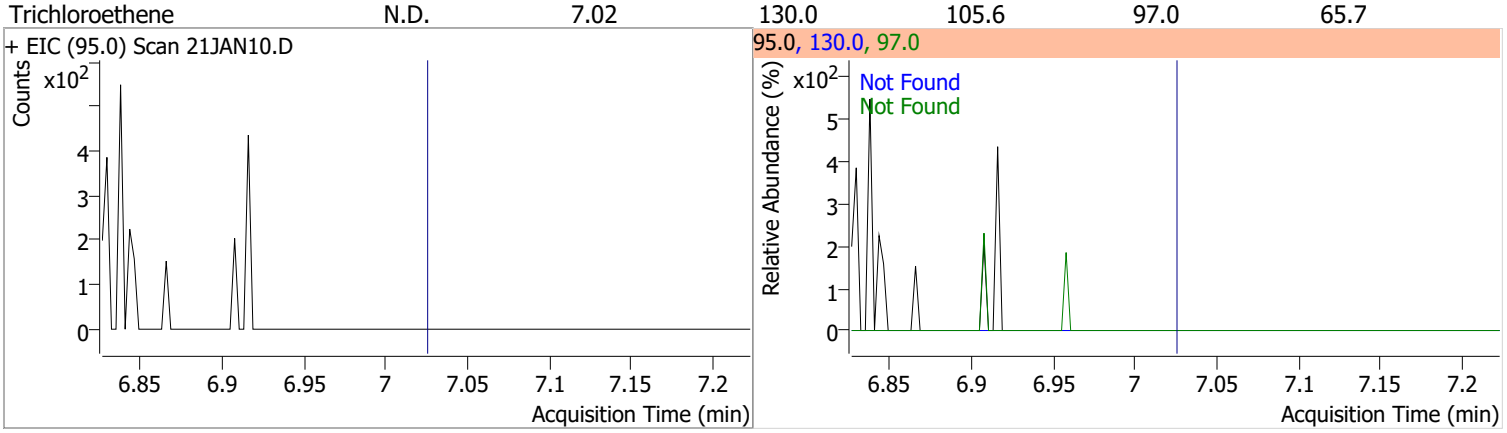

Compound	Conc.	Exp RT	QIon	Exp Ratio
1,2-Dichloropropane	N.D.	7.27	76.0	39.8

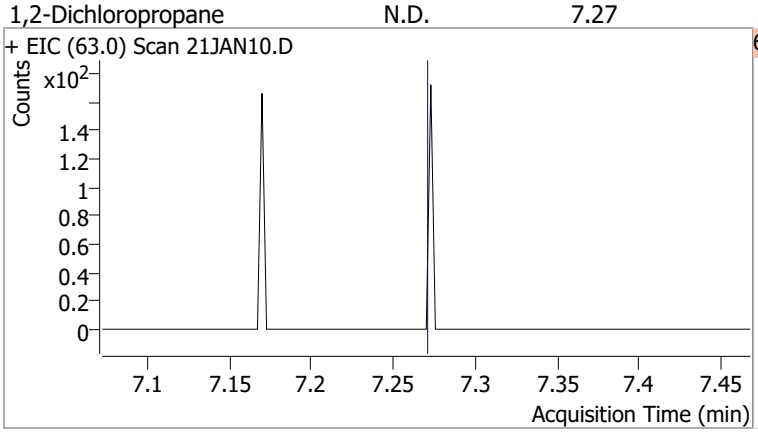

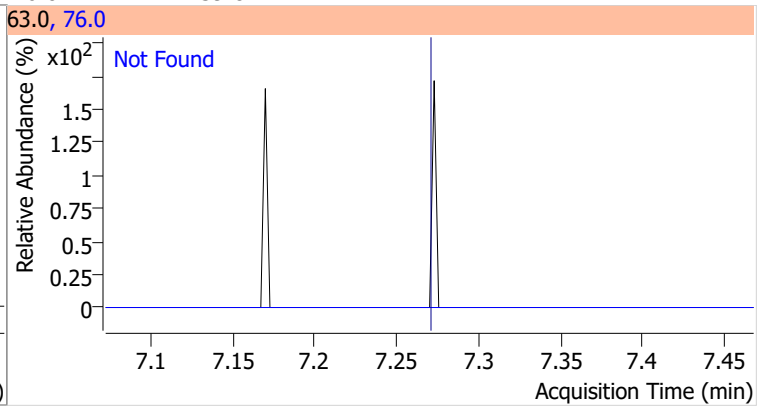

Compound	Conc.	Exp RT	QIon	Exp Ratio	QIon	Exp Ratio
Dibromomethane	N.D.	7.40	173.5	108.2	95.0	84.5

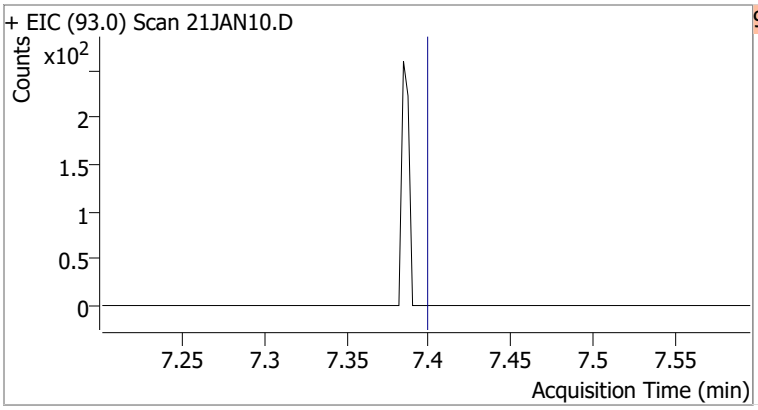

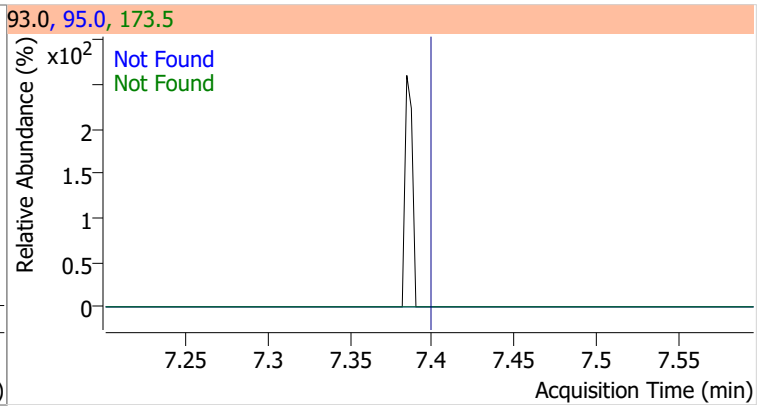

Compound	Conc.	Exp RT	QIon	Exp Ratio	QIon	Exp Ratio
Bromodichloromethane	N.D.	7.58	85.0	66.3	127.0	9.5

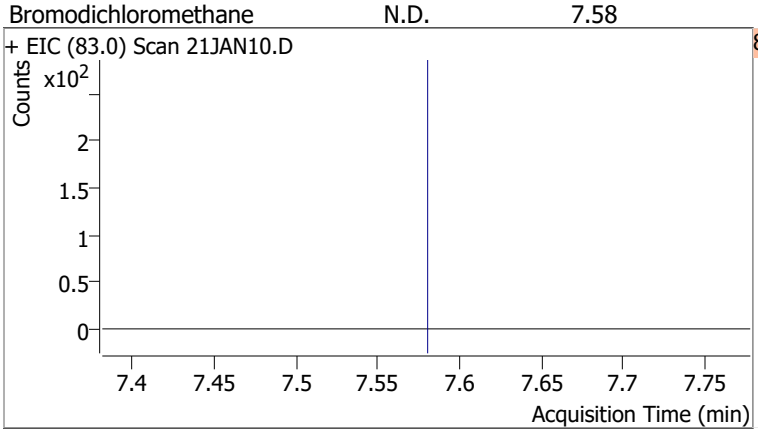

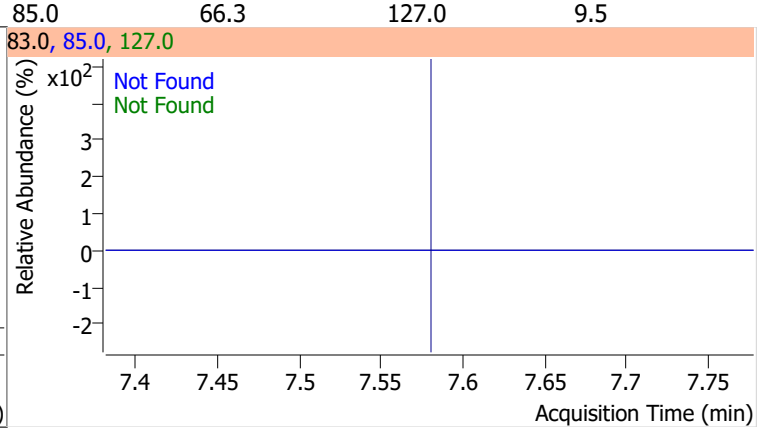

Compound	Conc.	Exp RT	QIon	Exp Ratio	QIon	Exp Ratio
cis-1,3-Dichloropropene	N.D.	8.06	39.0	52.5	77.0	31.8

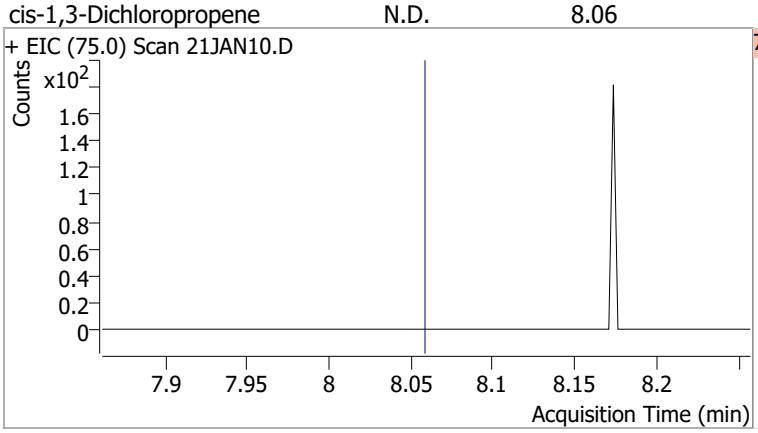

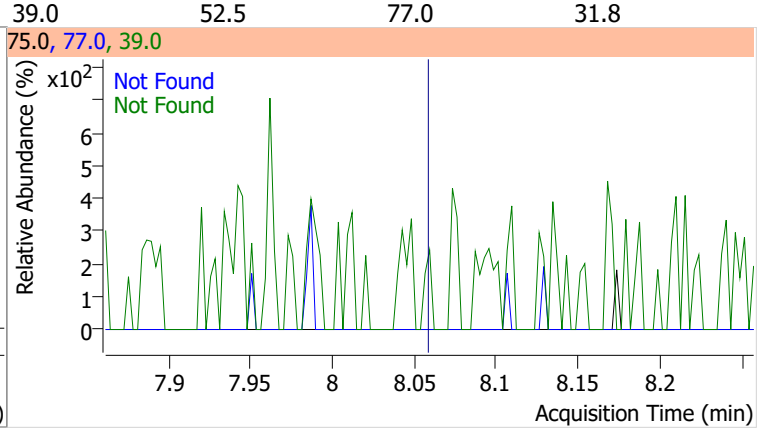

Quantitation Results Report (QT Reviewed)

Compound	Conc.	RT	Dev(Min)	Resp.	QIon	QRatio	Lower	Upper
Toluene-d8	257.2399	8.32	0.00	768419	100.0	63.6	34.3	94.3
					99.0	9.9	0.0	39.2

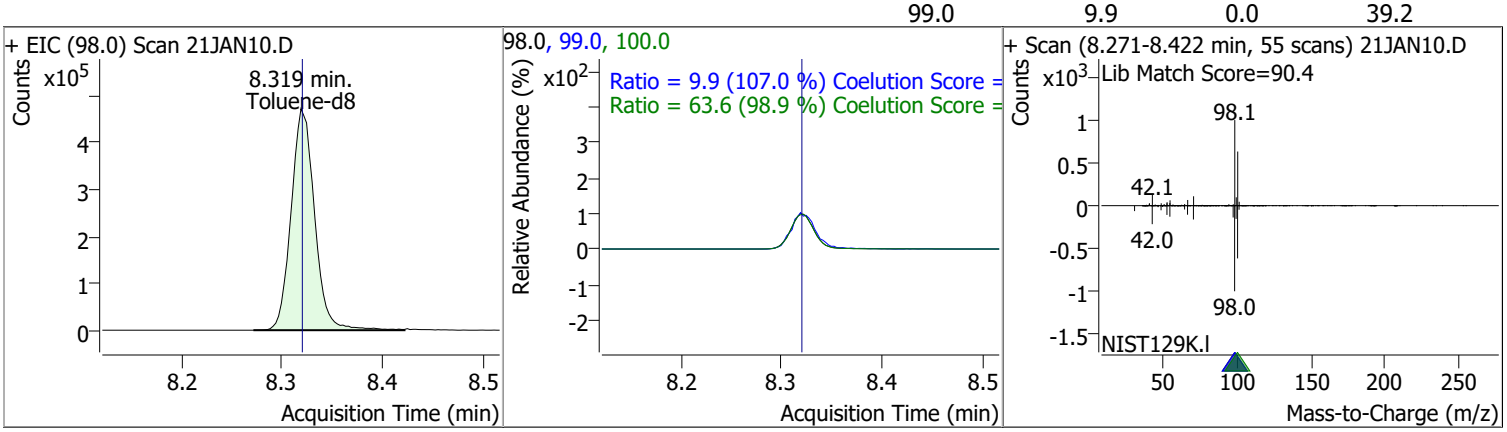

Compound	Conc.	Exp RT	QIon	Exp Ratio
Toluene	N.D.	8.39	91.0	174.1

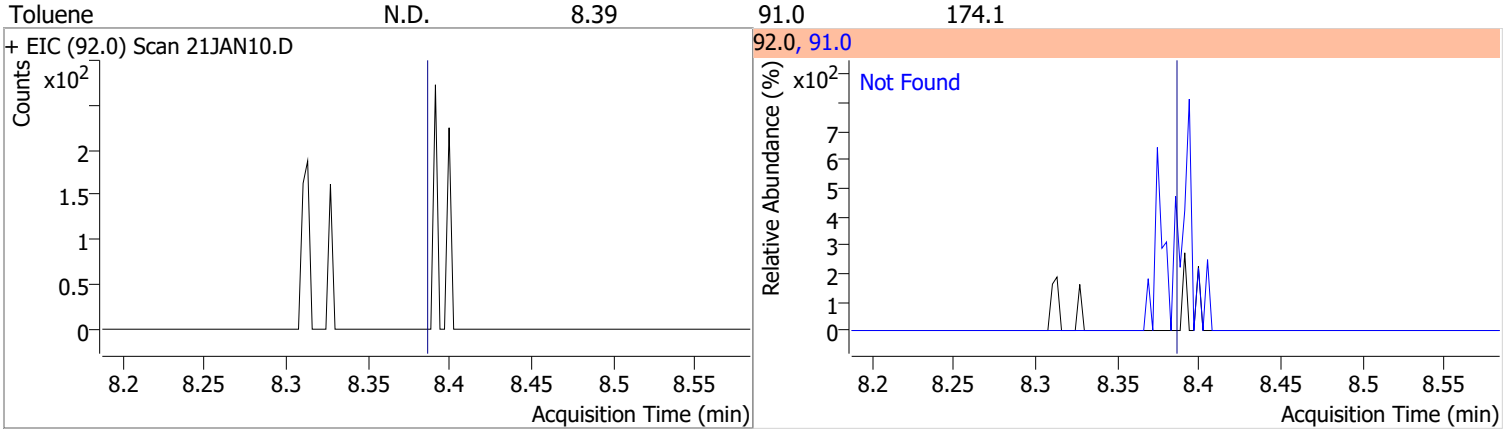

Compound	Conc.	Exp RT	QIon	Exp Ratio	QIon	Exp Ratio
trans-1,3-Dichloropropene	N.D.	8.64	39.0	53.0	77.0	31.0

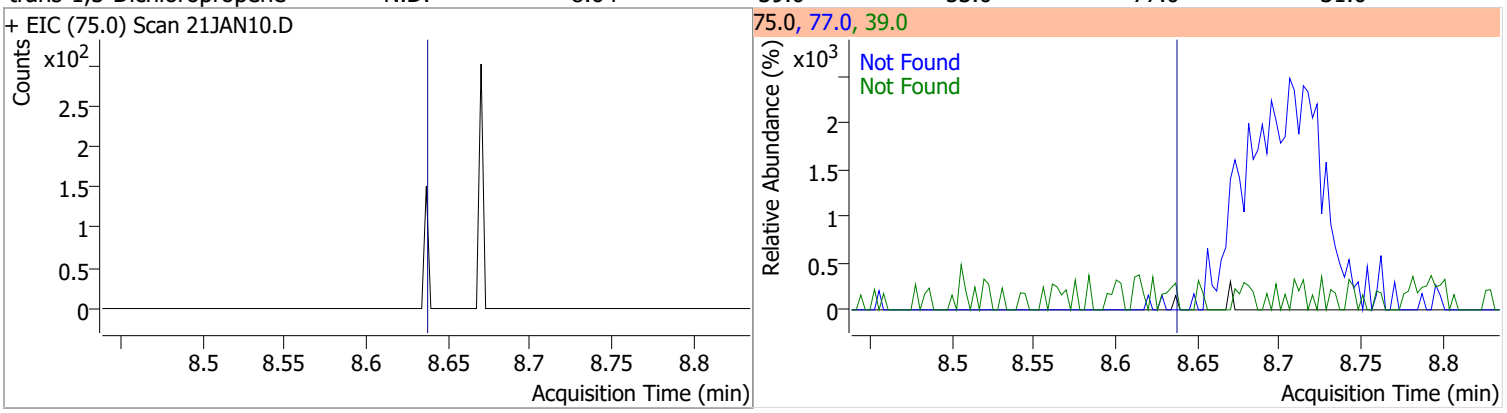

Compound	Conc.	Exp RT	QIon	Exp Ratio	QIon	Exp Ratio
1,1,2-Trichloroethane	N.D.	8.82	97.0	110.7	85.0	60.7

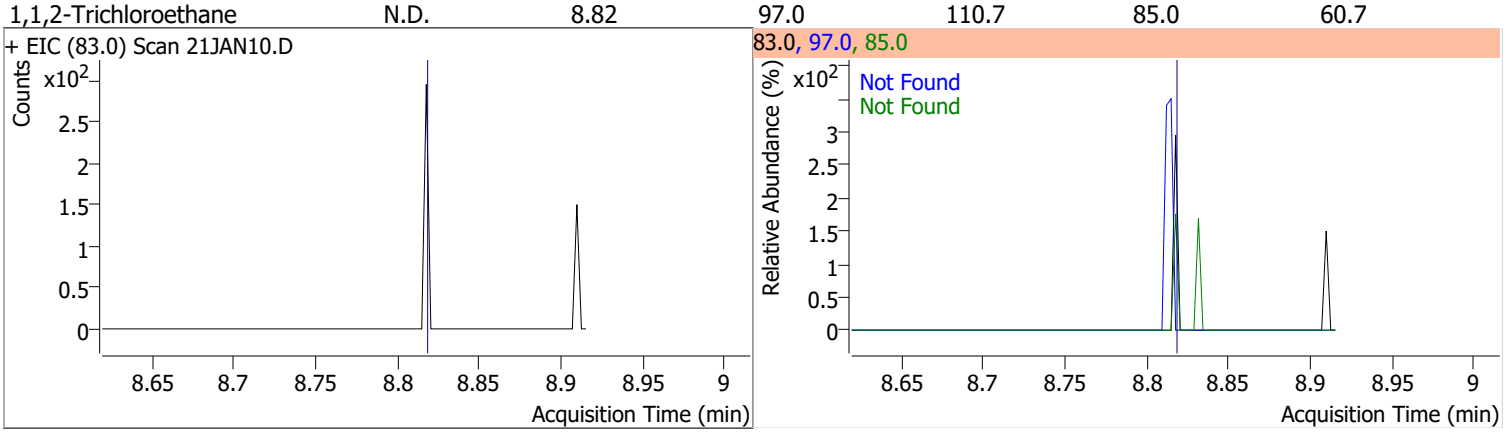

Compound	Conc.	Exp RT	QIon	Exp Ratio	QIon	Exp Ratio
Tetrachloroethene	N.D.	8.94	165.8	126.1	129.0	90.5

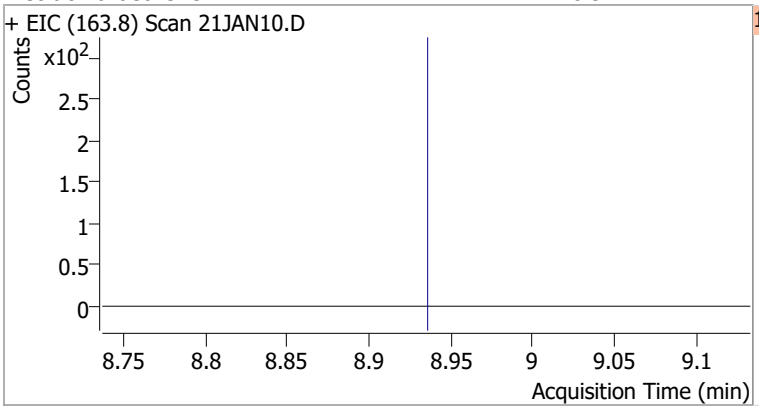

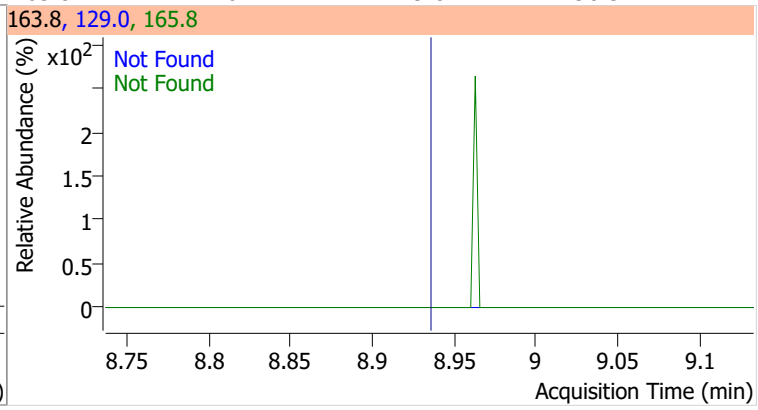

Compound	Conc.	Exp RT	QIon	Exp Ratio
1,3-Dichloropropane	N.D.	8.98	78.0	32.4

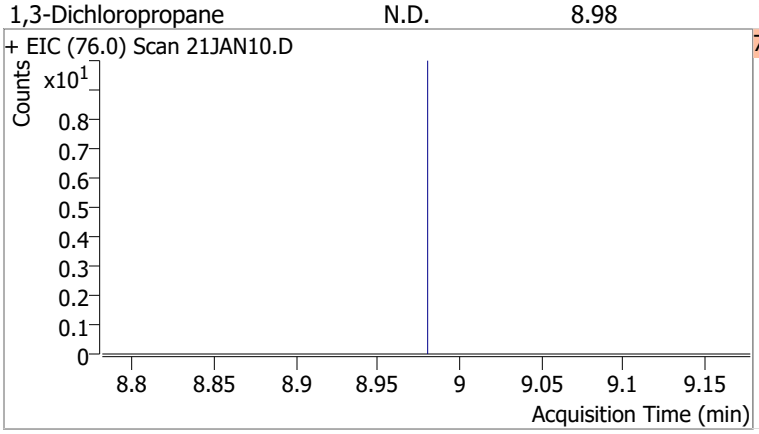

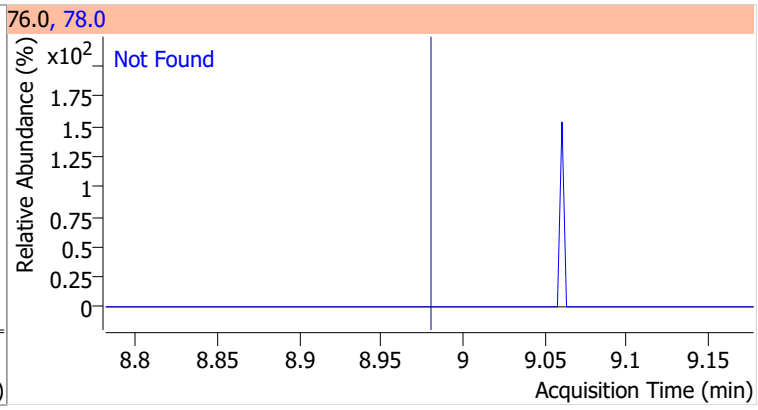

Compound	Conc.	Exp RT	QIon	Exp Ratio
Chlorodibromomethane	N.D.	9.21	127.0	77.2

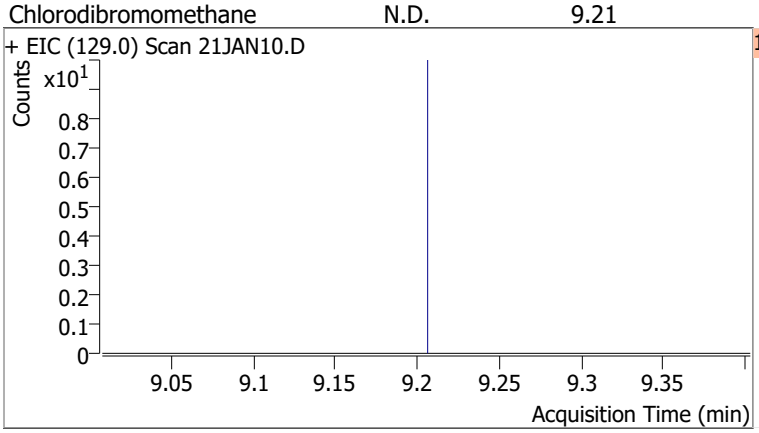

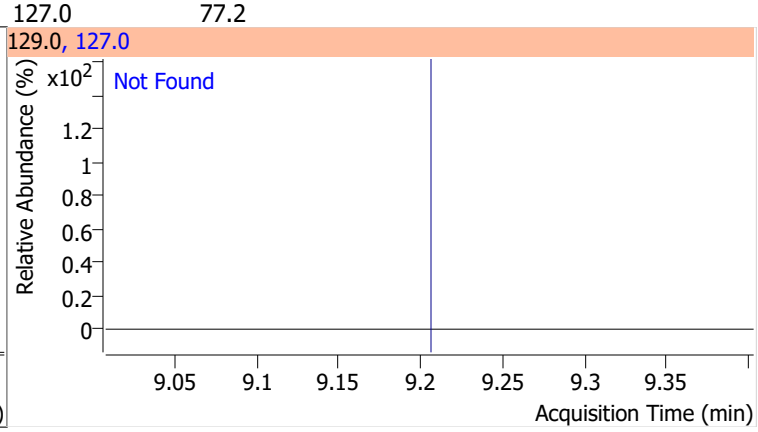

Compound	Conc.	Exp RT	QIon	Exp Ratio
1,2-Dibromoethane	N.D.	9.30	109.0	91.5

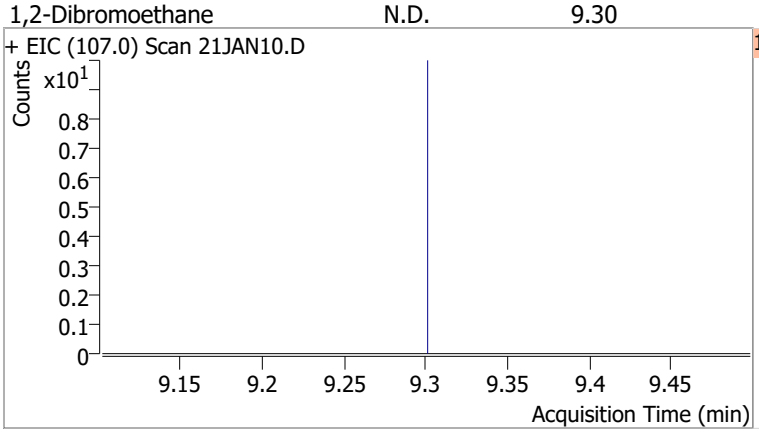

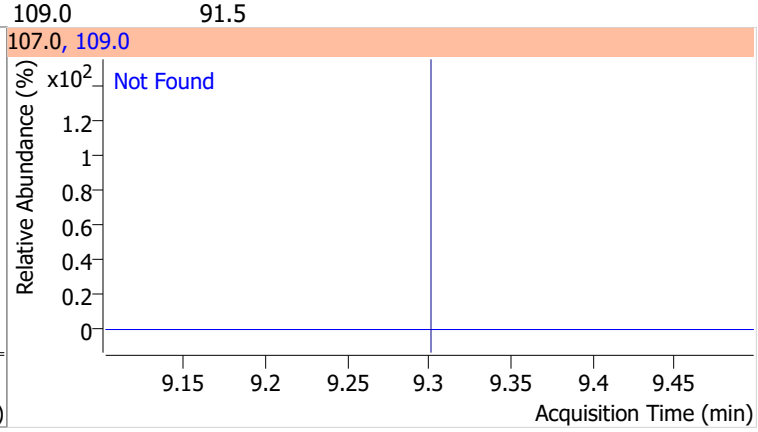

Compound	Conc.	Exp RT	QIon	Exp Ratio
Chlorobenzene	N.D.	9.80	114.0	32.2

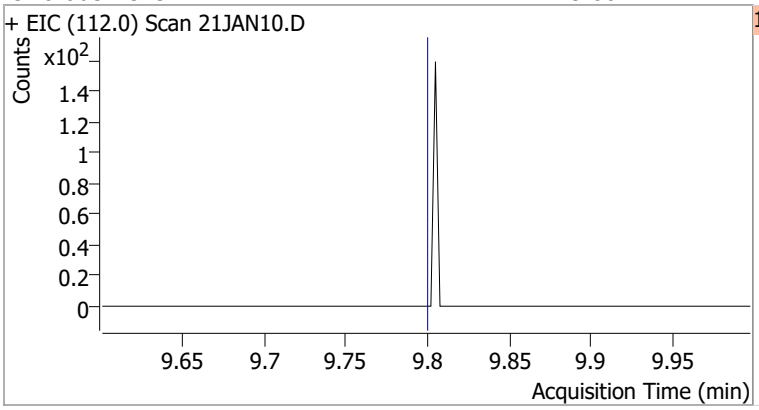

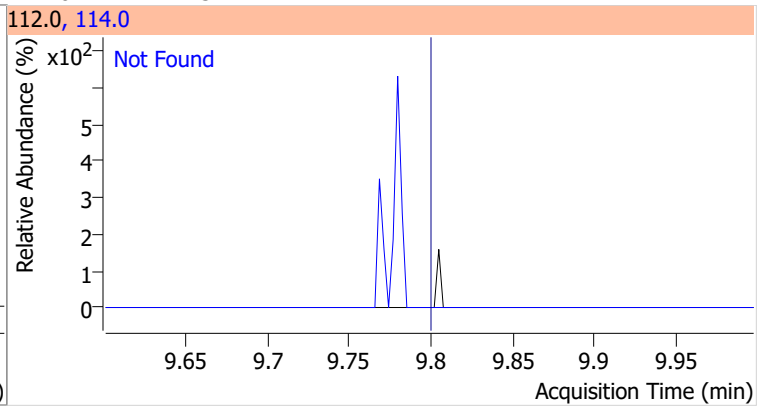

Compound	Conc.	Exp RT	QIon	Exp Ratio
1,1,1,2-Tetrachloroethane	N.D.	9.89	133.0	95.3

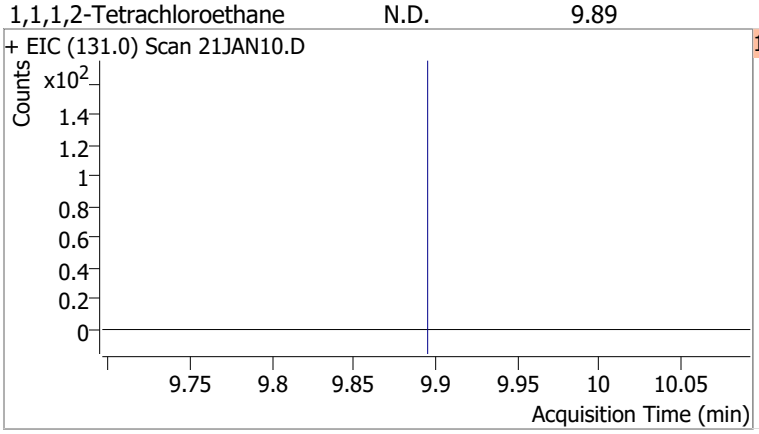

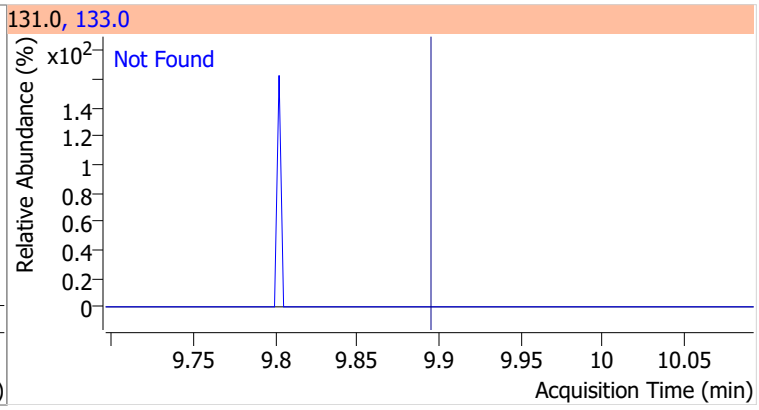

Compound	Conc.	Exp RT	QIon	Exp Ratio
Ethylbenzene	N.D.	9.92	106.0	31.7

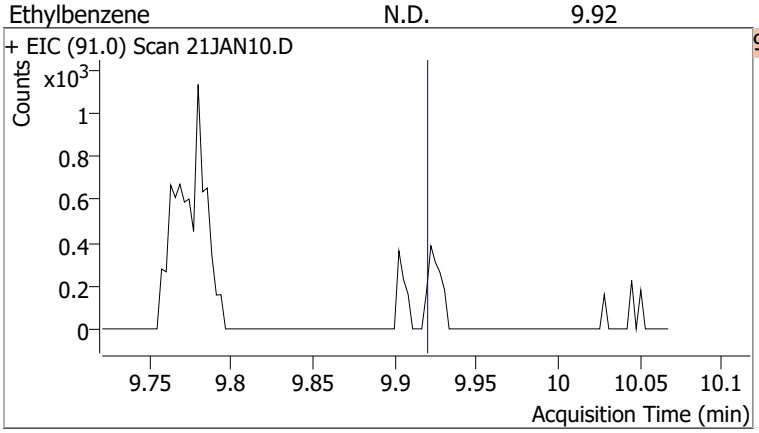

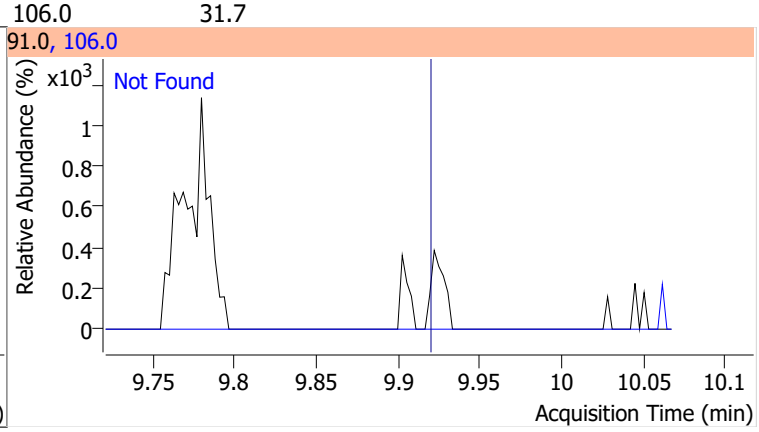

Compound	Conc.	Exp RT	QIon	Exp Ratio
m+p-Xylenes	N.D.	10.04	91.0	200.7

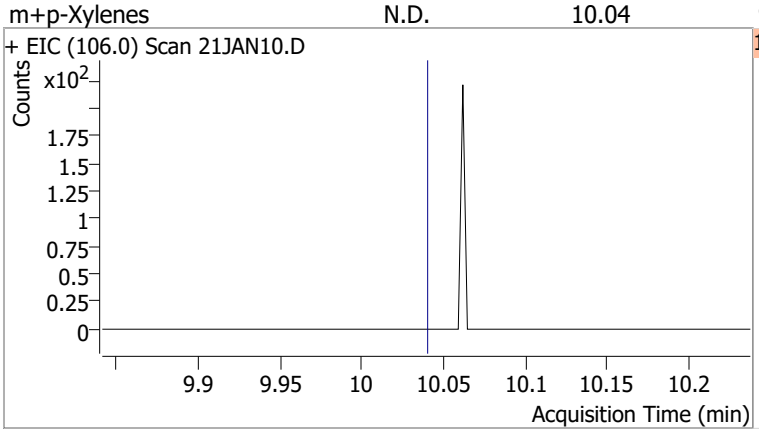

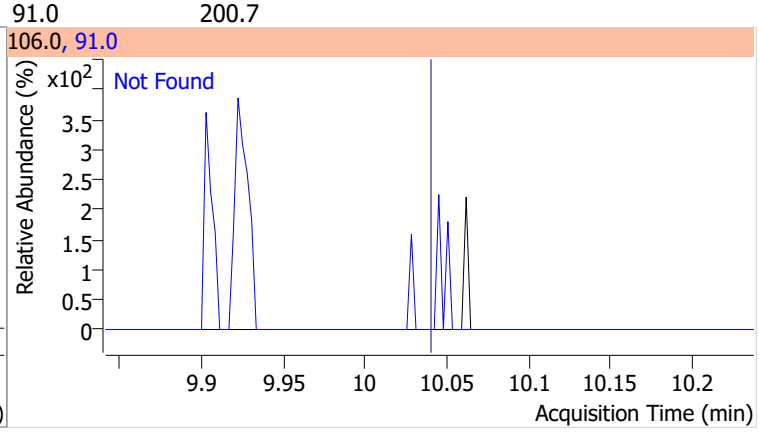

Quantitation Results Report (QT Reviewed)

Compound	Conc.	Exp RT	QIon	Exp Ratio
o-Xylene	N.D.	10.43	91.0	211.4

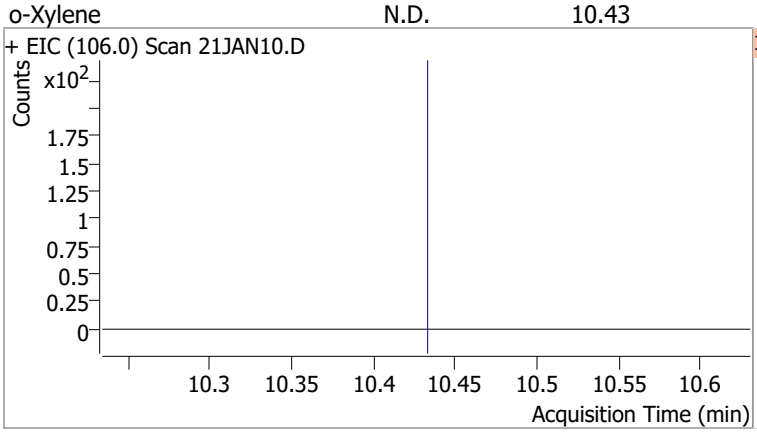

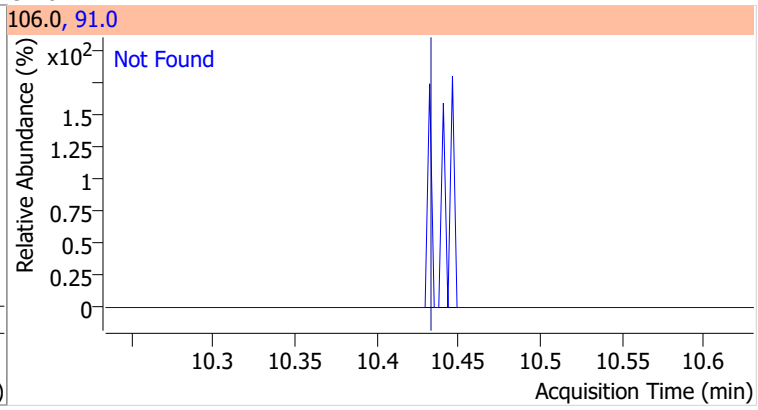

Compound	Conc.	Exp RT	QIon	Exp Ratio
Styrene	N.D.	10.45	78.0	50.6

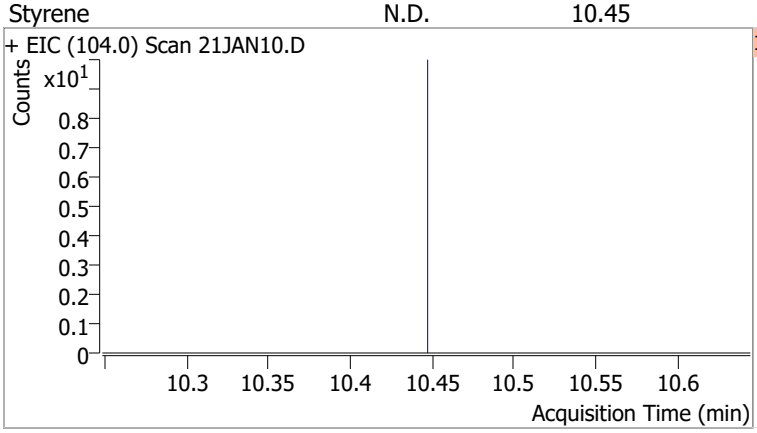

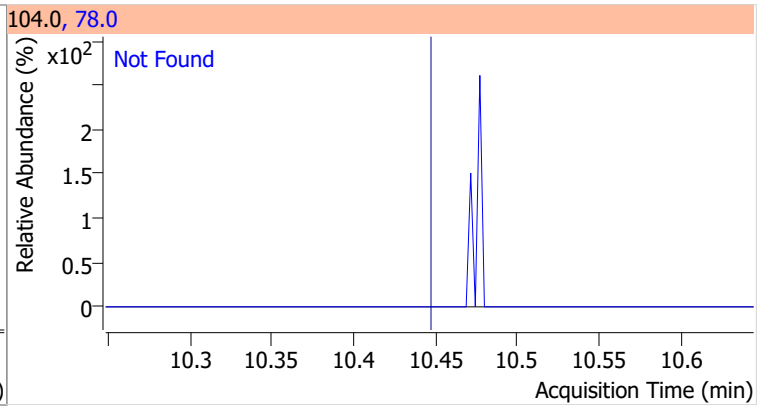

Compound	Conc.	Exp RT	QIon	Exp Ratio	QIon	Exp Ratio
Bromoform	N.D.	10.62	170.5	50.3	174.5	48.1

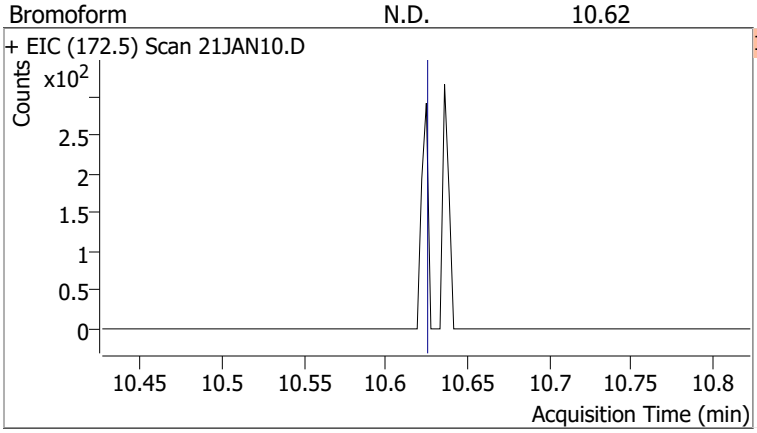

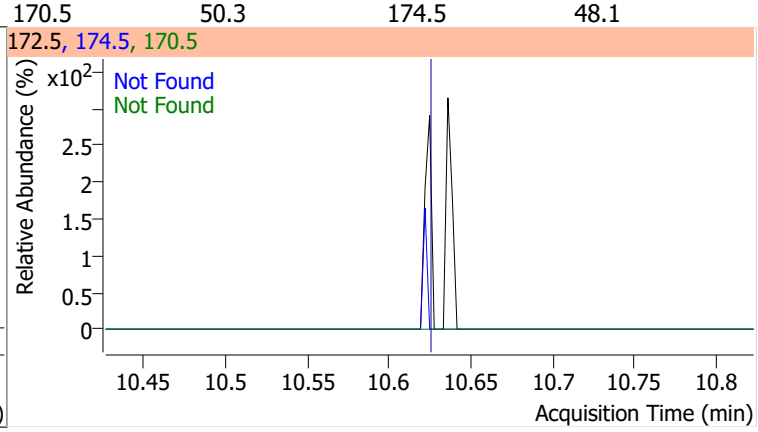

Compound	Conc.	RT	Dev(Min)	Resp.	QIon	QRatio	Lower	Upper
p-Bromofluorobenzene	263.7389	10.95	0.00	224774	174.0	93.8	65.3	125.3
					176.0	91.2	63.3	123.3

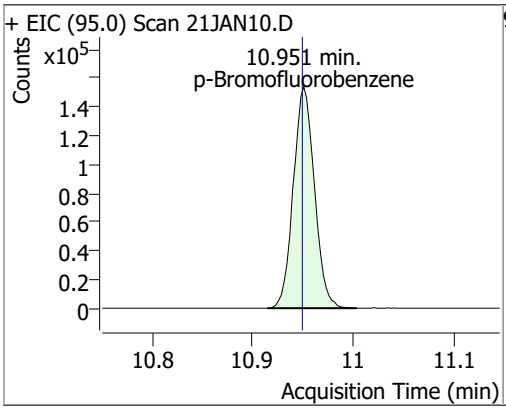

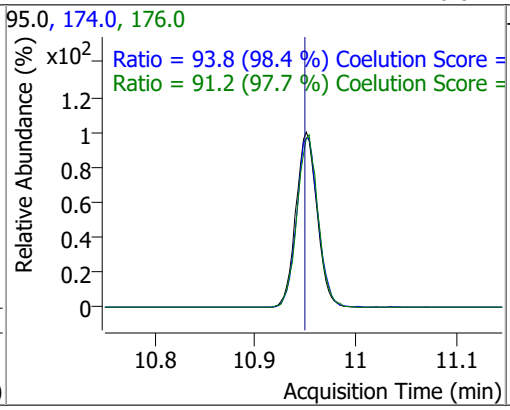

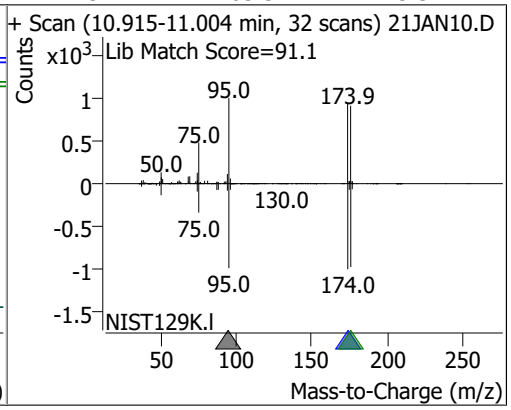

Compound	Conc.	Exp RT	QIon	Exp Ratio	QIon	Exp Ratio
Bromobenzene	N.D.	11.09	77.0	143.5	158.0	96.1

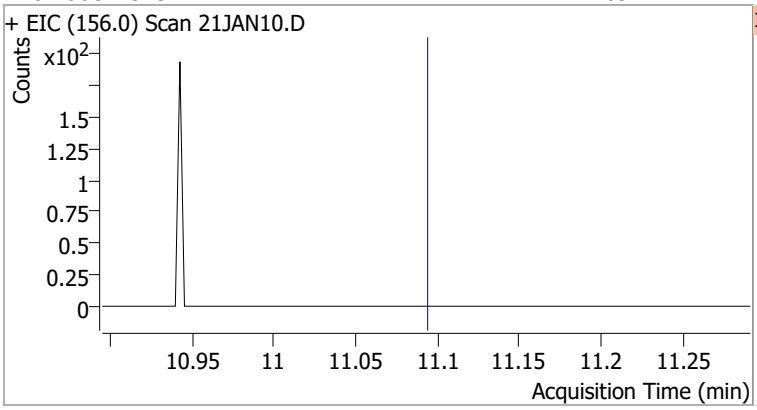

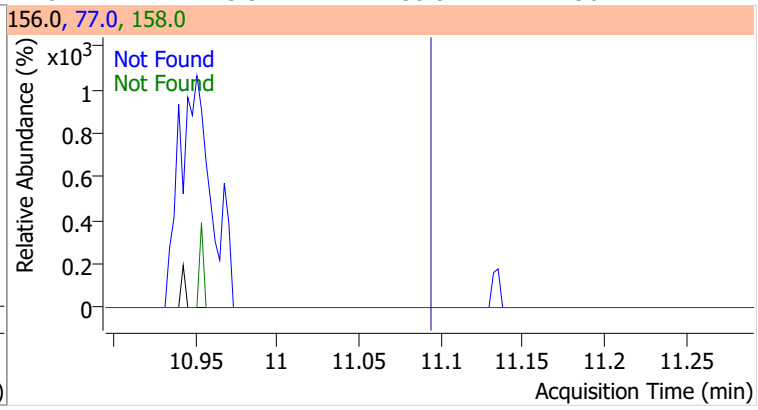

Compound	Conc.	Exp RT	QIon	Exp Ratio
1,1,2,2-Tetrachloroethane	N.D.	11.11	85.0	63.3

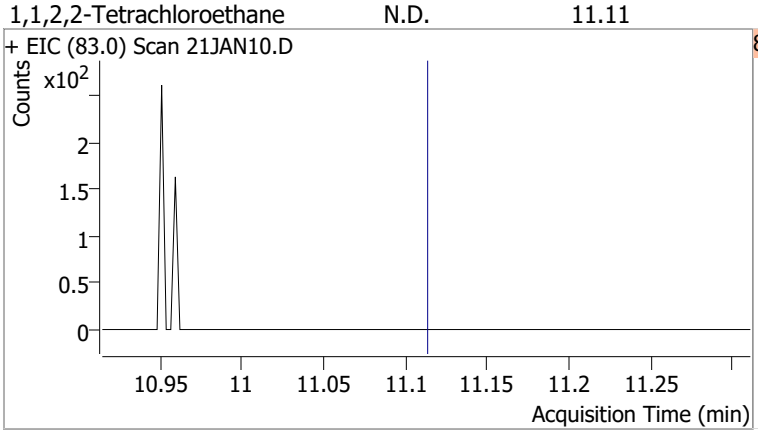

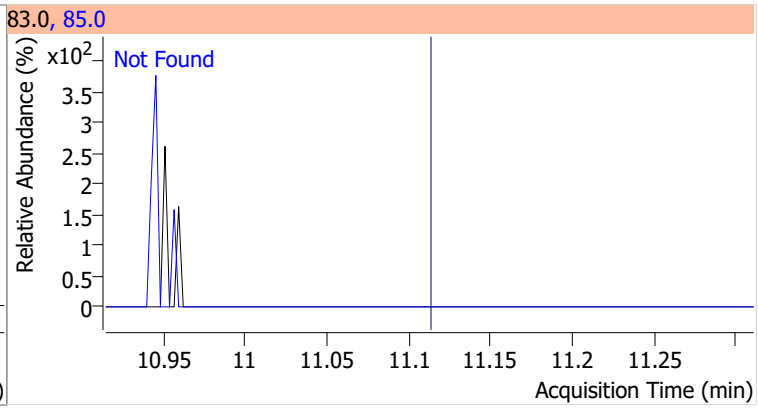

Compound	Conc.	Exp RT	QIon	Exp Ratio
1,2,3-Trichloropropane	N.D.	11.15	112.0	65.8

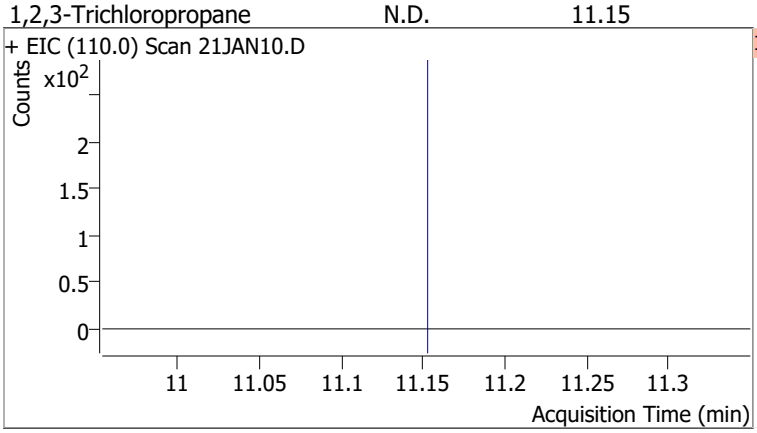

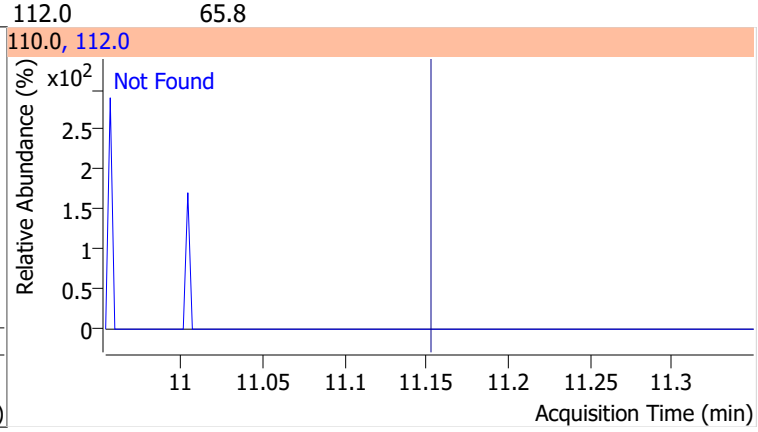

Compound	Conc.	Exp RT	QIon	Exp Ratio
2-Chlorotoluene	N.D.	11.29	91.0	276.2

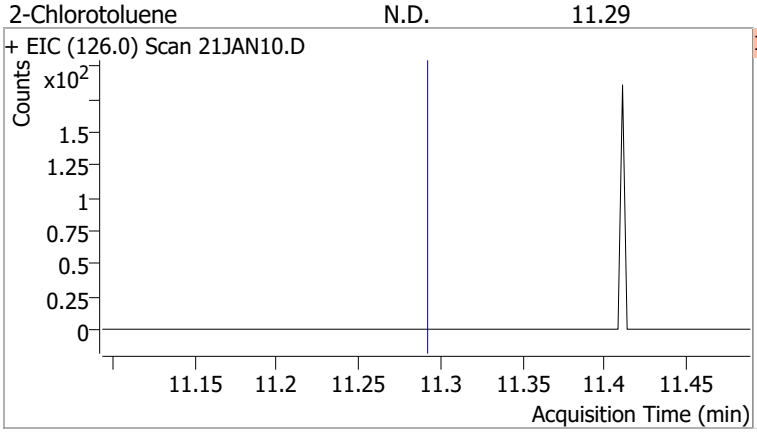

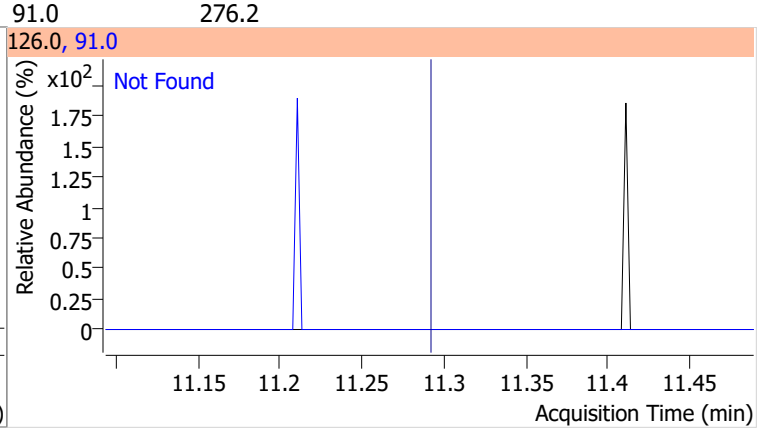

Compound	Conc.	Exp RT	QIon	Exp Ratio
4-Chlorotoluene	N.D.	11.40	126.0	31.3

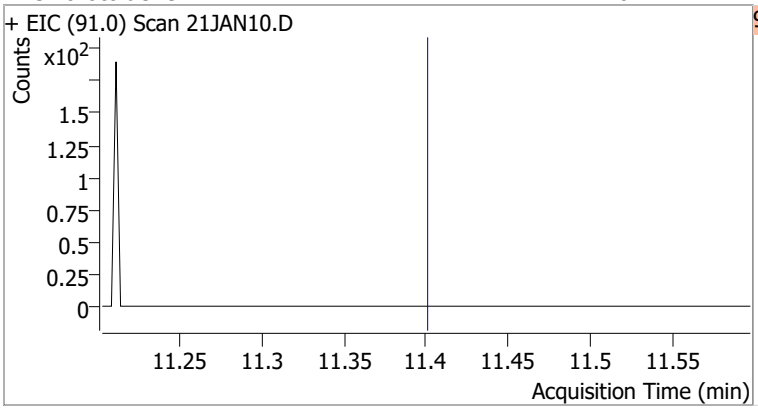

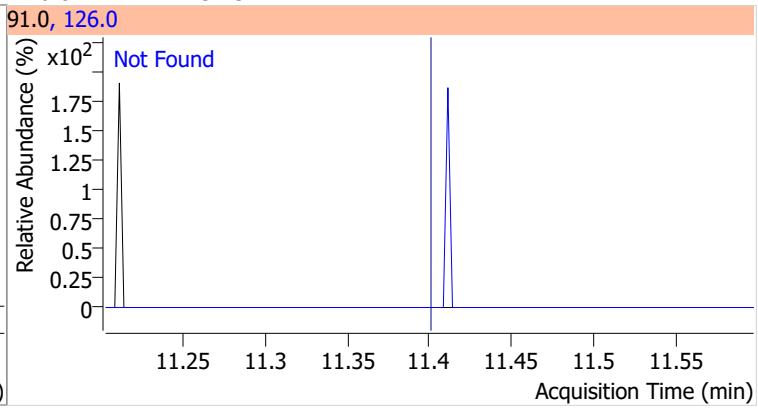

Compound	Conc.	Exp RT	QIon	Exp Ratio	QIon	Exp Ratio
1,3-Dichlorobenzene	N.D.	12.03	148.0	62.8	111.0	38.7

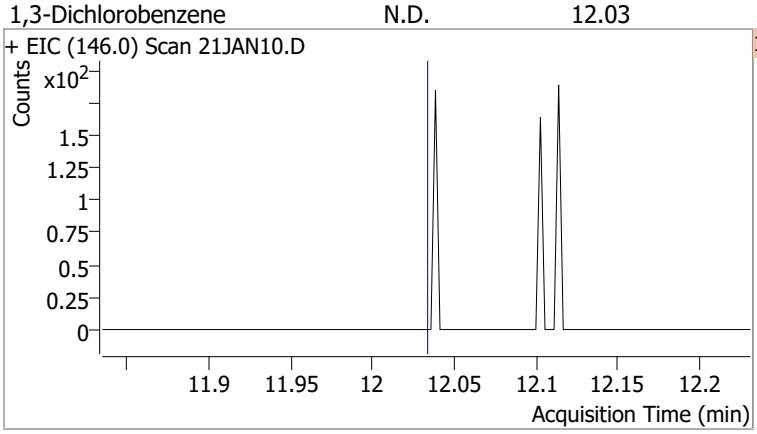

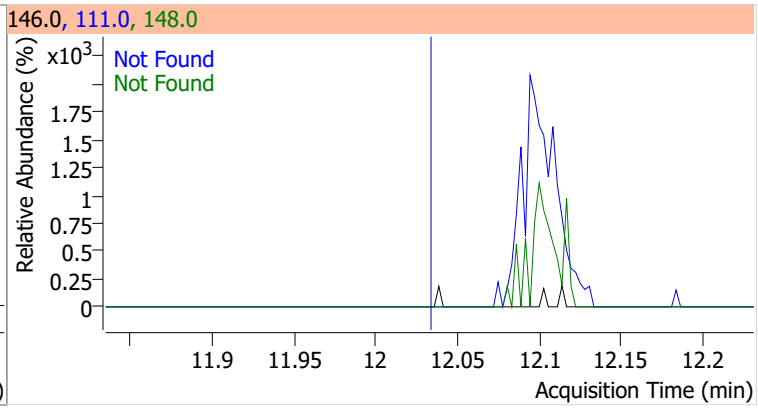

Compound	Conc.	Exp RT	QIon	Exp Ratio	QIon	Exp Ratio
1,4-Dichlorobenzene	N.D.	12.12	148.0	63.7	111.0	38.7

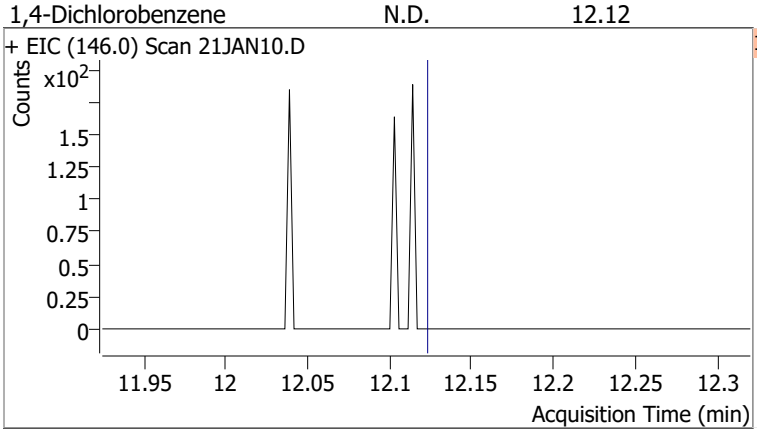

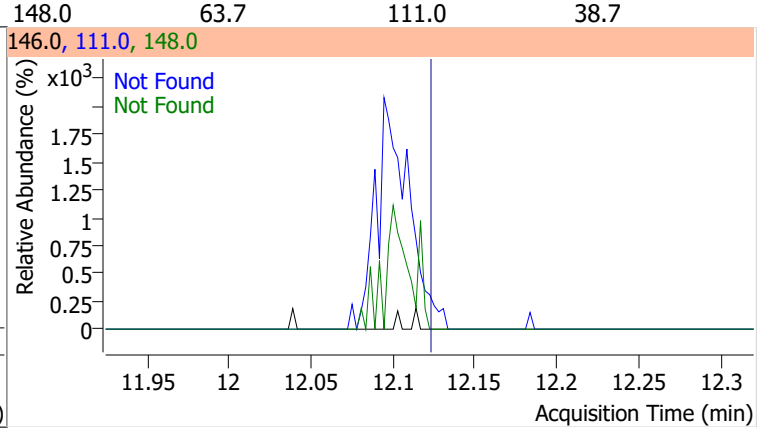

Compound	Conc.	Exp RT	QIon	Exp Ratio	QIon	Exp Ratio
1,2-Dichlorobenzene	N.D.	12.49	148.0	61.9	111.0	39.5

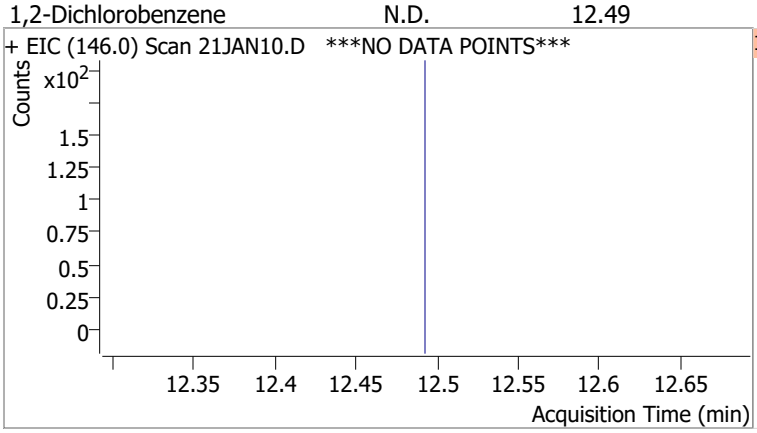

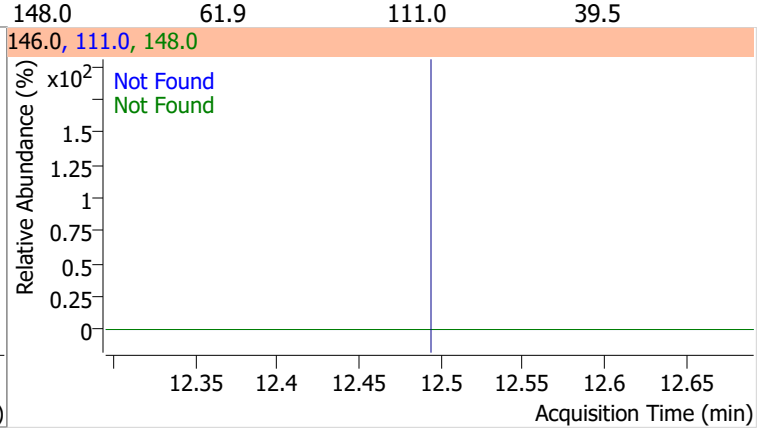

Quantitation Results Report (QT Reviewed)

Data File	21JAN11.D	Operator	MSC
Acq. Method	5975CACQF.M	Acq. Date-Time	1/21/2022 2:20:23 PM
Sample Name	B22011128-001F	Instrument	VOA5975C
Vial	11	Multiplier	1.00
DA Method File	VOA5975C_8260B_SHT_DoD_L4_011922.m	Comment	
Tune File	BFB_Atune3.u	Tune Date	10/11/2021 4:02:00 PM
Batch Name	VG012122_8260B.batch.bin	Last Calib Update	3/11/2022 3:55:53 AM
Ref Library	\\MASSHUNTER\Org\Library\NIST129K.l		

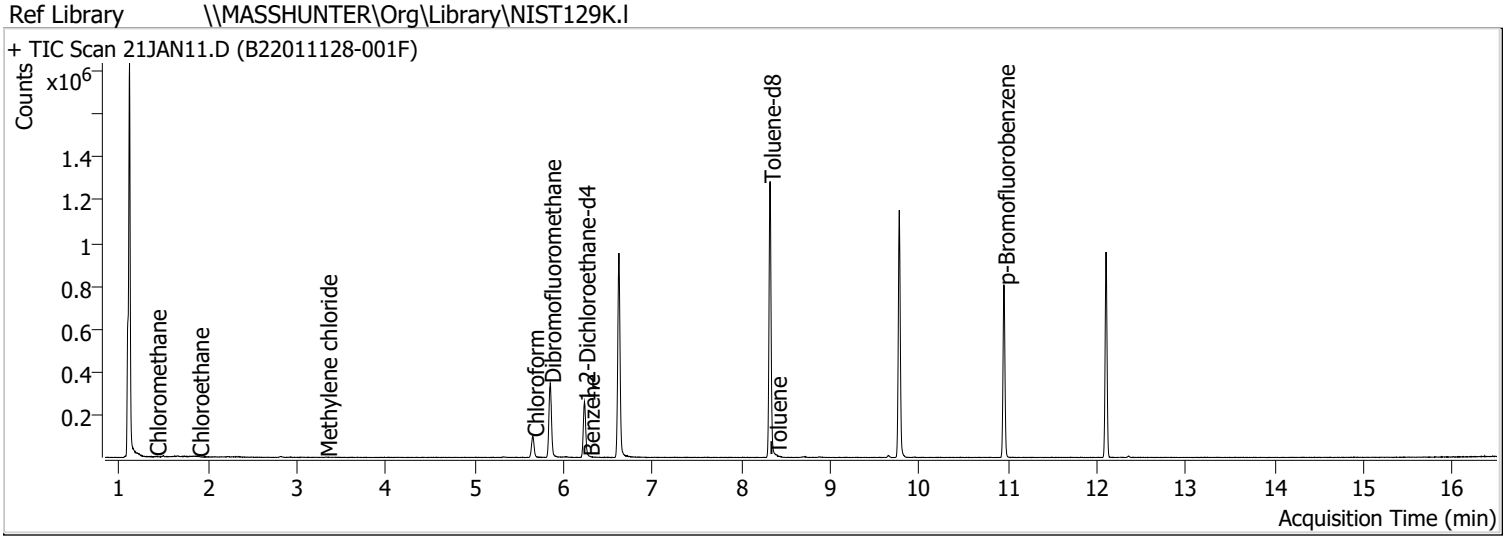

Compound	RT	QIon	Resp.	Conc.	Units		Dev(Min)
Internal Standards							
M Fluorobenzene	6.620	96.0	793922	250.0000	ng		0.000
M Chlorobenzene-d5	9.774	82.0	312069	250.0000	ng		0.000
M 1,4-Dichlorobenzene-d4	12.103	152.0	232698	250.0000	ng		0.003
System Monitoring Compounds							
S Dibromofluoromethane	5.848	113.0	209211	272.0634	ng		-0.003
Spiked Amount: 250.000	Range: 80.0 - 119.0%			Recovery = 108.83%			
S 1,2-Dichloroethane-d4	6.233	67.0	92013	276.9986	ng		0.003
Spiked Amount: 250.000	Range: 81.0 - 118.0%			Recovery = 110.80%			
S Toluene-d8	8.319	98.0	790450	259.6293	ng		0.000
Spiked Amount: 250.000	Range: 89.0 - 112.0%			Recovery = 103.85%			
S p-Bromofluorobenzene	10.951	95.0	230814	268.6460	ng		0.003
Spiked Amount: 250.000	Range: 85.0 - 114.0%			Recovery = 107.46%			
Target Compounds							**QValue**
T Dichlorodifluoromethane	0.000		0	N.D.			
T Chloromethane	1.408	50.0	1889	1.5029	ng	m	95
T Vinyl chloride	1.503	62.0	0		ng	md	1
T Bromomethane	1.804	96.0	0		ng	md	1
T Chloroethane	1.888	64.0	1091	2.0150	ng	m	52
T Trichlorofluoromethane	0.000		0	N.D.			
T 1,1-Dichloroethene	0.000		0	N.D.			
T Methylene chloride	3.327	49.0	1086	0.9357	ng	m	75
T trans-1,2-Dichloroethene	0.000		0	N.D.			
T Methyl tert-butyl ether (MTBE)	0.000		0	N.D.			
T 1,1-Dichloroethane	0.000		0	N.D.			
T 2,2-Dichloropropane	0.000		0	N.D.			
T cis-1,2-Dichloroethene	0.000		0	N.D.			
T Methyl ethyl ketone	0.000		0	N.D.			
T Bromochloromethane	0.000		0	N.D.			
T Chloroform	5.656	83.0	79836	51.8108	ng		97

Compound	RT	QIon	Resp.	Conc.	Units		Dev(Min)
T 1,1,1-Trichloroethane	0.000		0	N.D.			
T Carbon tetrachloride	6.029	117.0	0		ng	md	1
T 1,1-Dichloropropene	0.000		0	N.D.			
T Benzene	6.283	78.0	1965	0.6196	ng	m	93
T 1,2-Dichloroethane	0.000		0	N.D.			
T Trichloroethene	0.000		0	N.D.			
T 1,2-Dichloropropane	0.000		0	N.D.			
T Dibromomethane	7.390	93.0	0		ng	md	1
T Bromodichloromethane	0.000		0	N.D.			
T cis-1,3-Dichloropropene	0.000		0	N.D.			
T Toluene	8.386	92.0	1295	0.6379	ng	m	93
T trans-1,3-Dichloropropene	0.000		0	N.D.			
T 1,1,2-Trichloroethane	0.000		0	N.D.			
T Tetrachloroethene	0.000		0	N.D.			
T 1,3-Dichloropropane	0.000		0	N.D.			
T Chlorodibromomethane	0.000		0	N.D.			
T 1,2-Dibromoethane	0.000		0	N.D.			
T Chlorobenzene	0.000		0	N.D.			
T 1,1,1,2-Tetrachloroethane	0.000		0	N.D.			
T Ethylbenzene	0.000		0	N.D.			
T m+p-Xylenes	0.000		0	N.D.			
T o-Xylene	0.000		0	N.D.			
T Styrene	0.000		0	N.D.			
T Bromoform	0.000		0	N.D.			
T Bromobenzene	0.000		0	N.D.			
T 1,1,2,2-Tetrachloroethane	0.000		0	N.D.			
T 1,2,3-Trichloropropane	0.000		0	N.D.			
T 2-Chlorotoluene	0.000		0	N.D.			
T 4-Chlorotoluene	0.000		0	N.D.			
T 1,3-Dichlorobenzene	0.000		0	N.D.			
T 1,4-Dichlorobenzene	0.000		0	N.D.			
T 1,2-Dichlorobenzene	0.000		0	N.D.			

(#) = Qualifier Out of Range; (m) = Manual Integration; (+) = Area Summed; (*) = Surrogate Percent Recovery Out of Range; (d): Zeroed Peak

Compound	Conc.	Exp RT	QIon	Exp Ratio
Dichlorodifluoromethane	N.D.	1.24	87.0	31.8

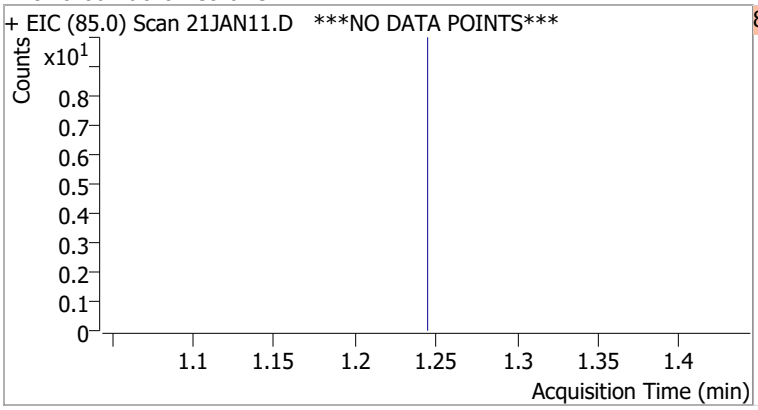

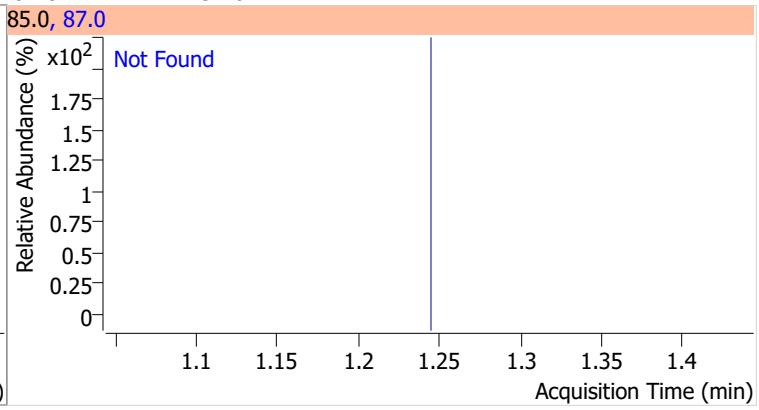

Compound	Conc.	RT	Dev(Min)	Resp.	QIon	QRatio	Lower	Upper
Chloromethane	1.5029	1.41	0.00	1889 (m)	52.0	29.4	2.4	62.4

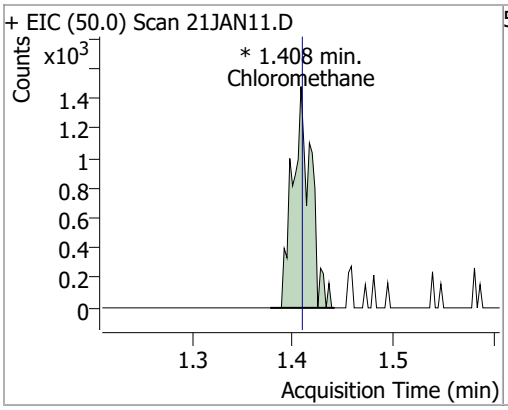

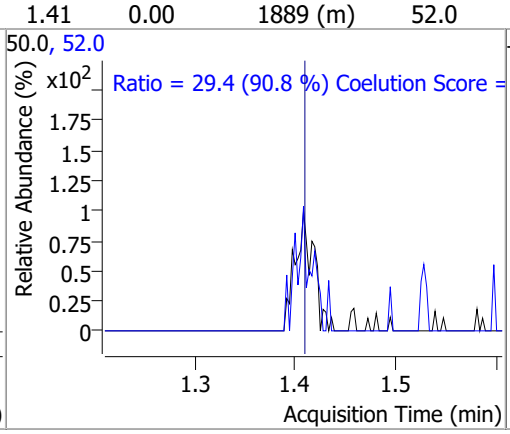

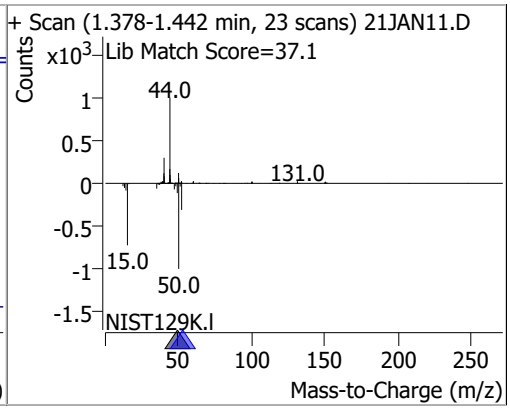

Compound	Conc.	RT	Dev(Min)	Resp.	QIon	QRatio	Lower	Upper
Vinyl chloride		0		0	64.0		1.3	61.3

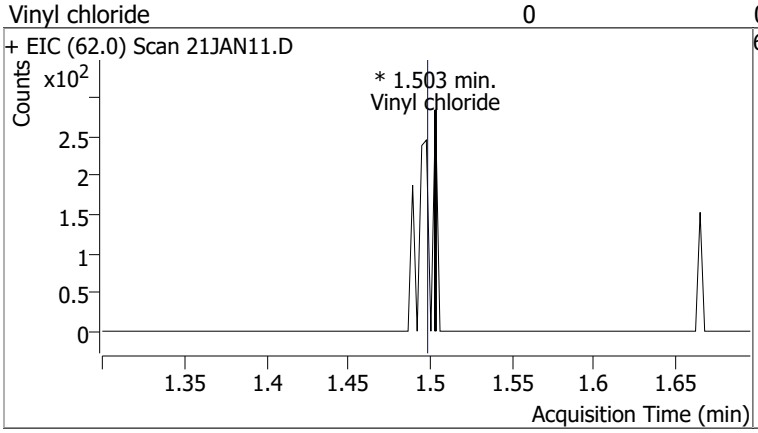

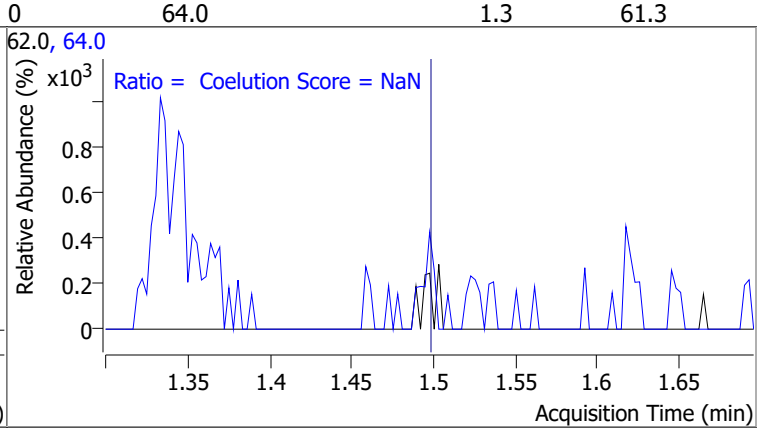

Compound	Conc.	RT	Dev(Min)	Resp.	QIon	QRatio	Lower	Upper
Bromomethane		0		0	94.0		80.1	140.1

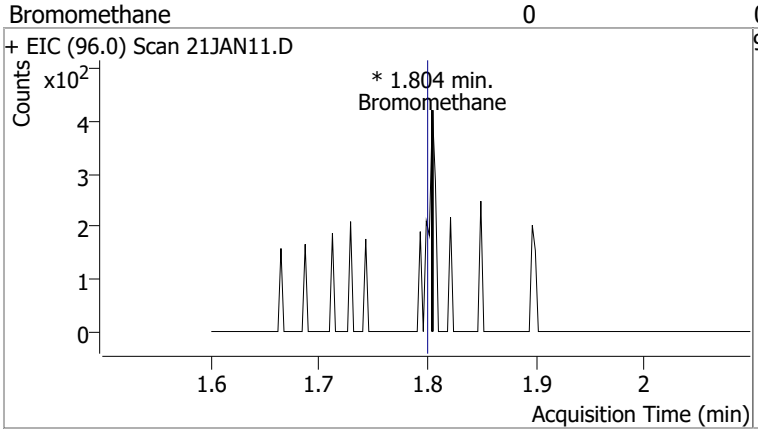

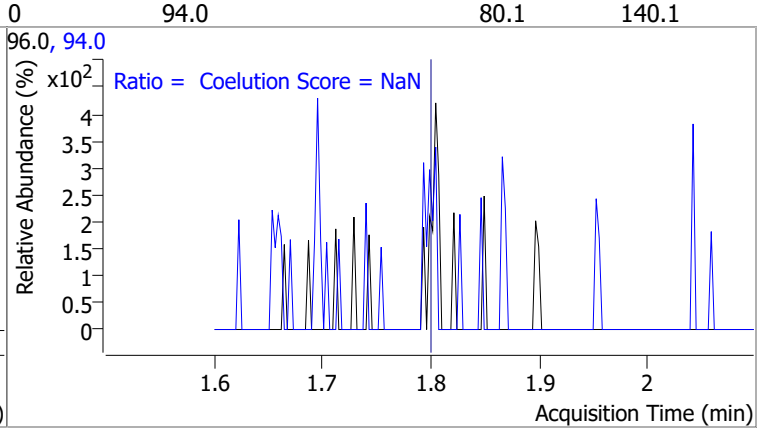

Quantitation Results Report (QT Reviewed)

Compound	Conc.	RT	Dev(Min)	Resp.	QIon	QRatio	Lower	Upper
Chloroethane	2.0150	1.89	-0.01	1091 (m)	66.0	56.0	0.0	60.0

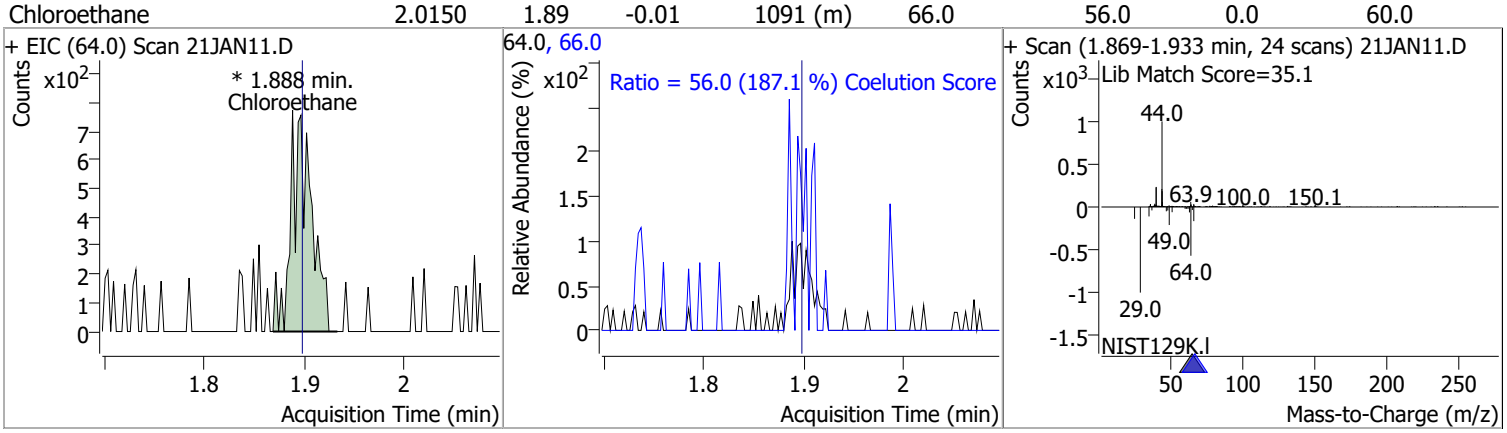

Compound	Conc.	Exp RT	QIon	Exp Ratio
Trichlorofluoromethane	N.D.	2.15	103.0	65.0

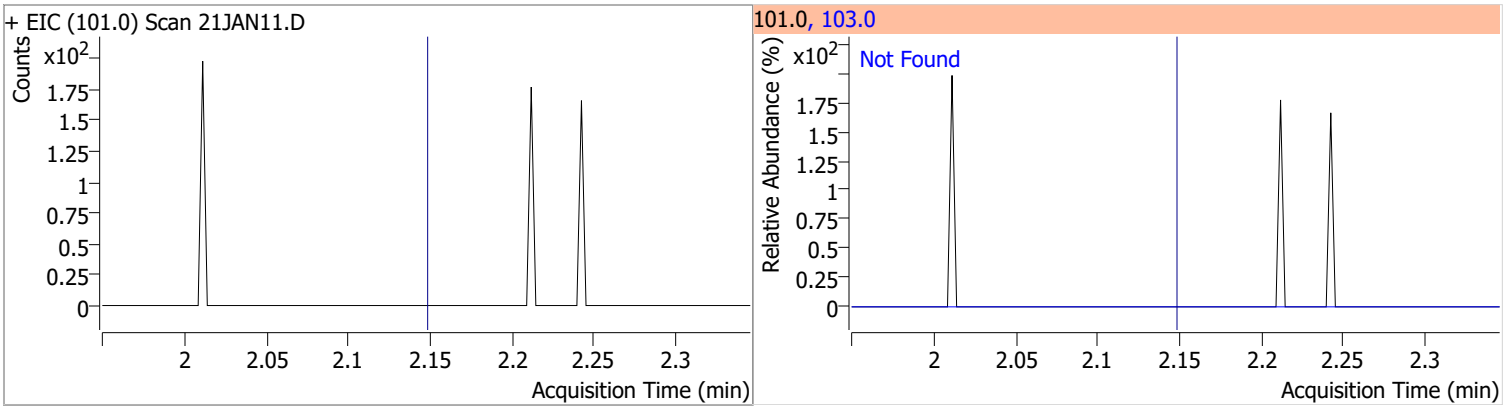

Compound	Conc.	Exp RT	QIon	Exp Ratio	QIon	Exp Ratio
1,1-Dichloroethene	N.D.	2.70	61.0	179.9	63.0	57.0

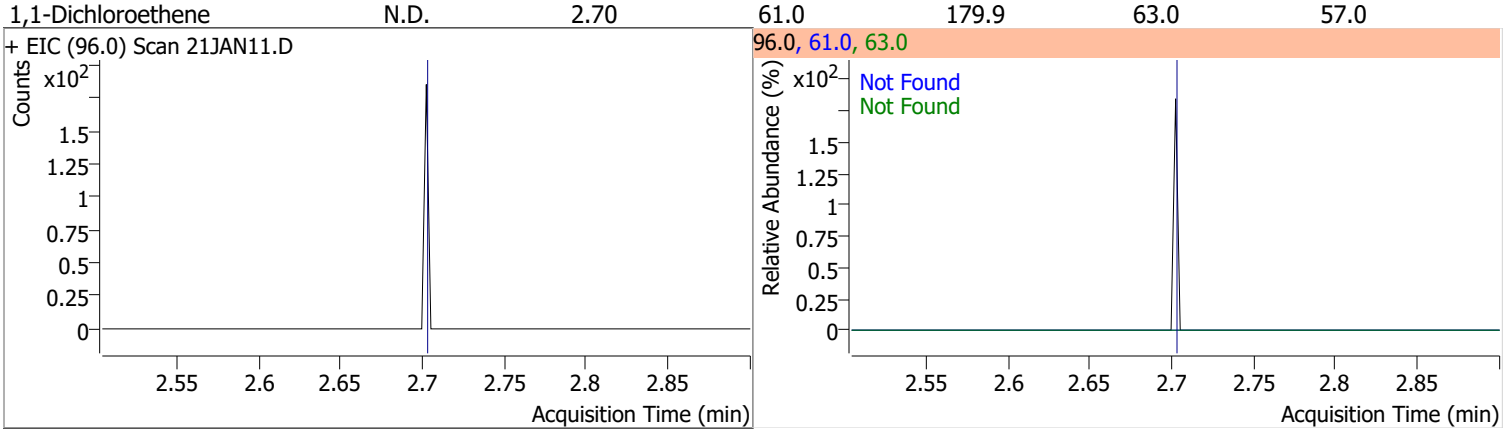

Compound	Conc.	RT	Dev(Min)	Resp.	QIon	QRatio	Lower	Upper
Methylene chloride	0.9357	3.33	-0.01	1086 (m)	84.0	54.5	36.1	96.1
					86.0	15.7	11.8	71.8

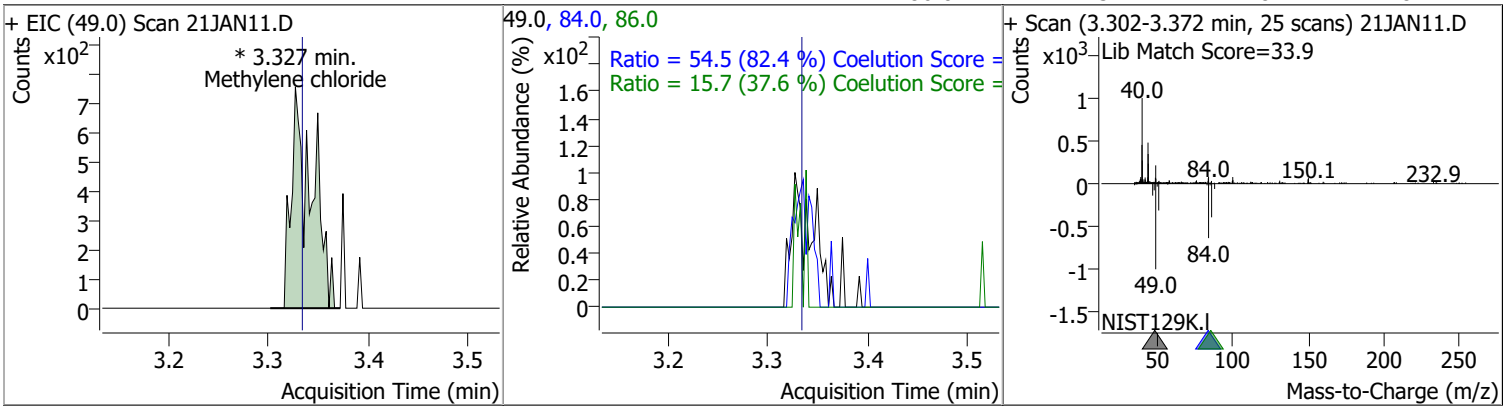

Compound	Conc.	Exp RT	QIon	Exp Ratio	QIon	Exp Ratio
trans-1,2-Dichloroethene	N.D.	3.72	61.0	154.8	98.0	62.1

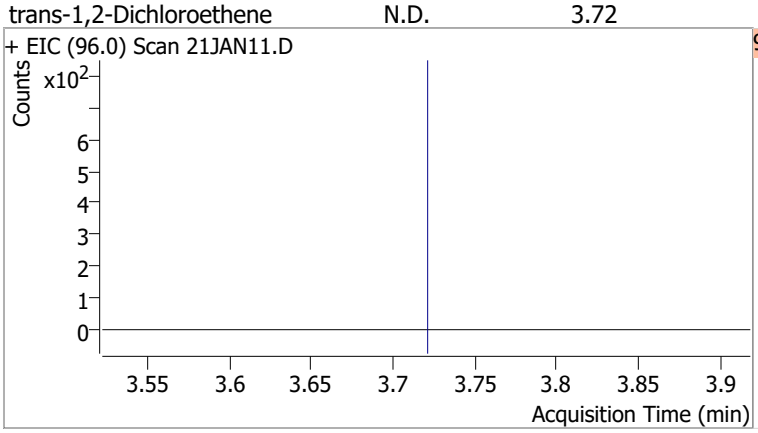

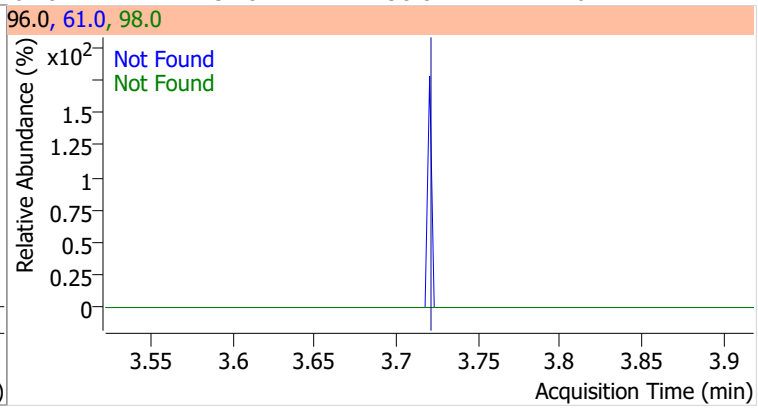

Compound	Conc.	Exp RT	QIon	Exp Ratio
Methyl tert-butyl ether (MTBE)	N.D.	3.75	57.0	24.6

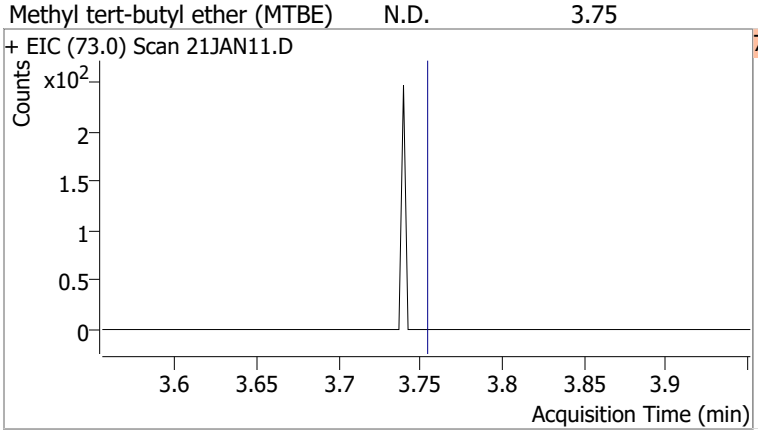

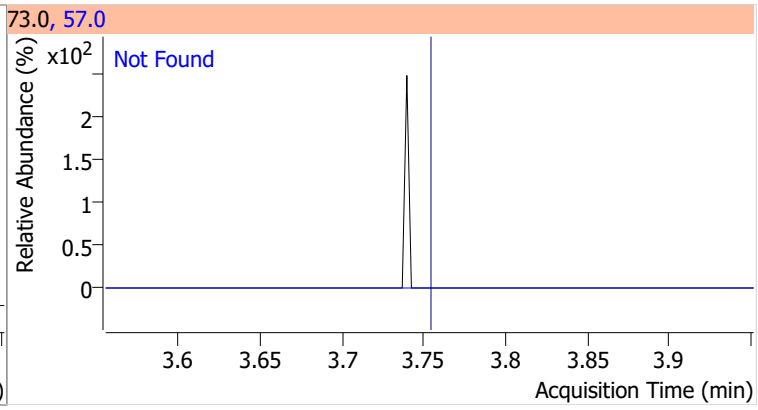

Compound	Conc.	Exp RT	QIon	Exp Ratio	QIon	Exp Ratio
1,1-Dichloroethane	N.D.	4.38	65.0	31.0	83.0	12.7

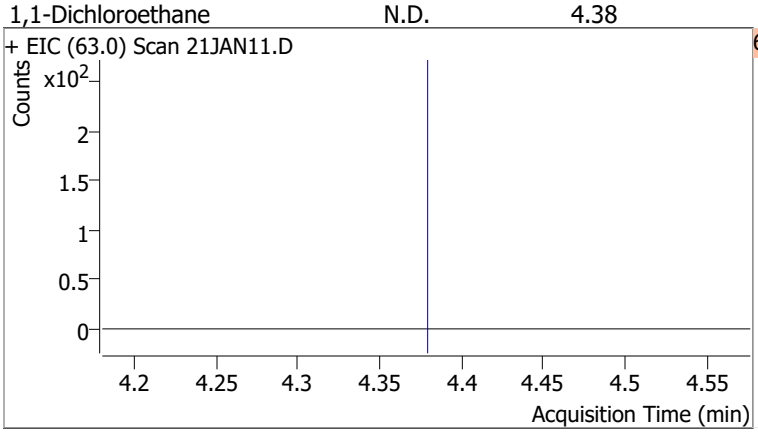

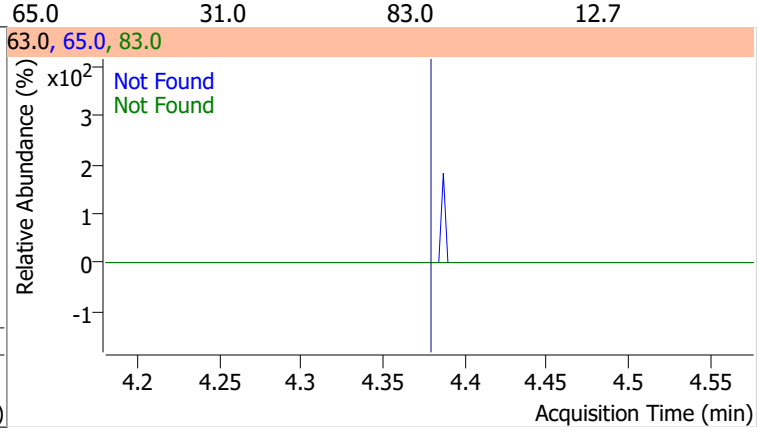

Compound	Conc.	Exp RT	QIon	Exp Ratio	QIon	Exp Ratio
2,2-Dichloropropane	N.D.	5.19	41.0	68.8	97.0	23.9

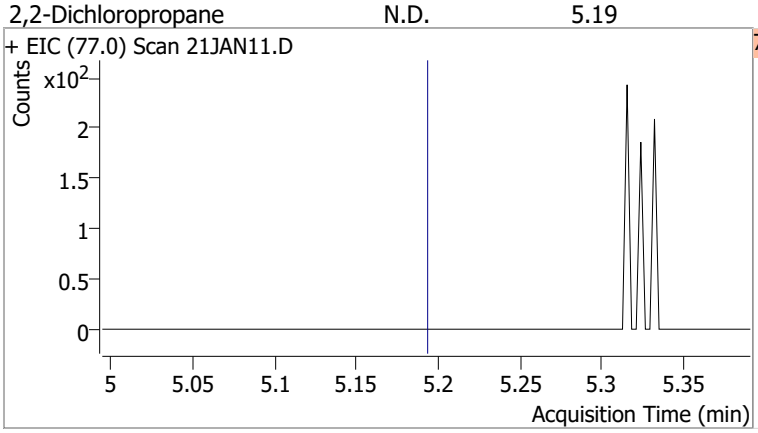

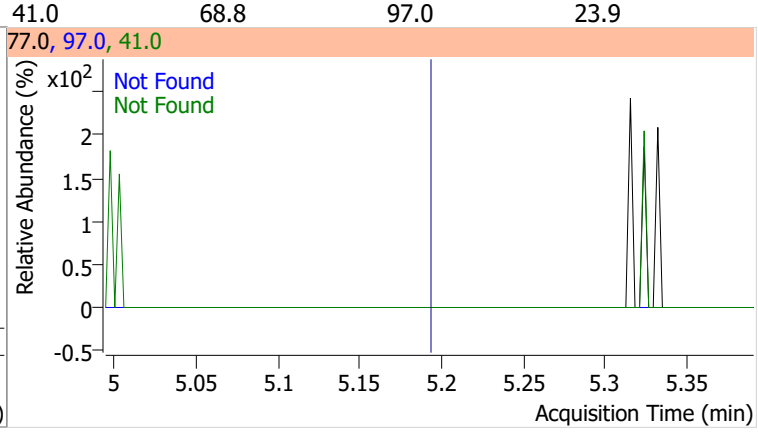

Compound	Conc.	Exp RT	QIon	Exp Ratio	QIon	Exp Ratio
cis-1,2-Dichloroethene	N.D.	5.21	61.0	160.4	98.0	66.2

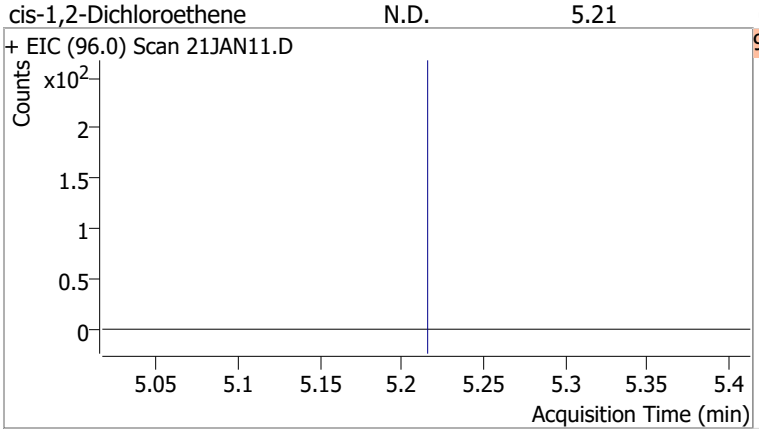

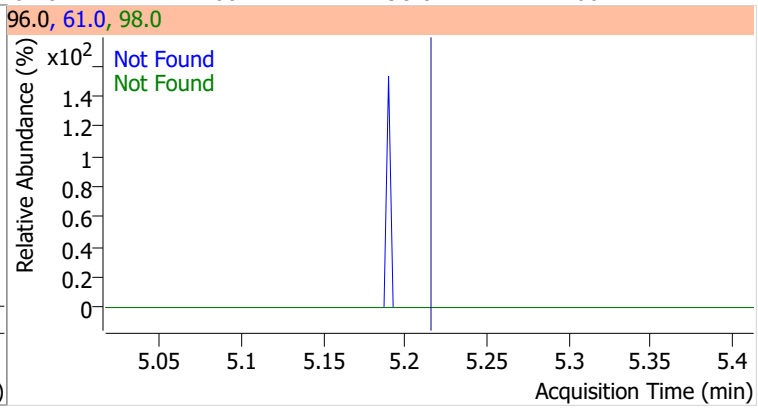

Compound	Conc.	Exp RT	QIon	Exp Ratio
Methyl ethyl ketone	N.D.	5.28	72.0	20.6

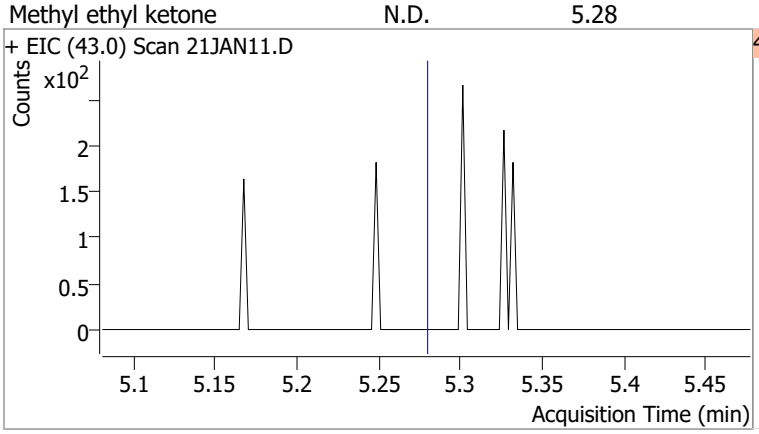

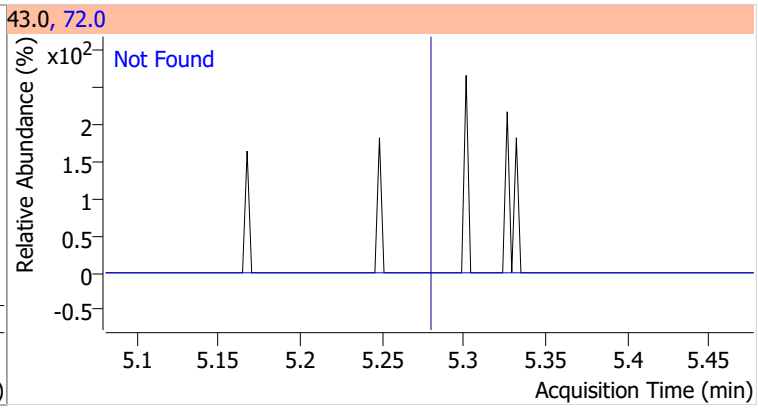

Compound	Conc.	Exp RT	QIon	Exp Ratio
Bromochloromethane	N.D.	5.52	49.0	182.2

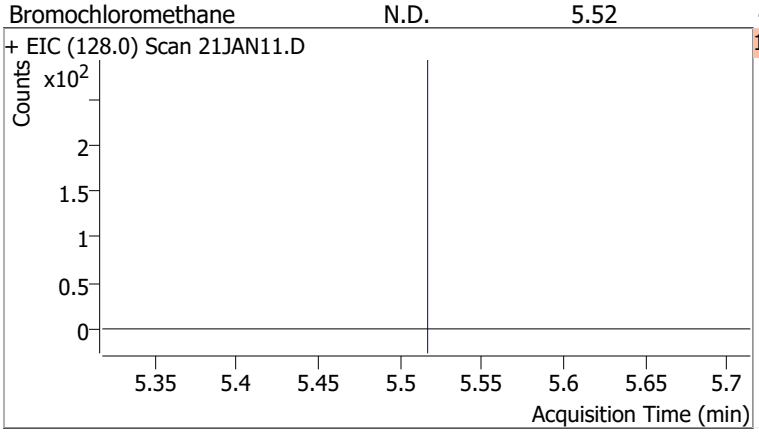

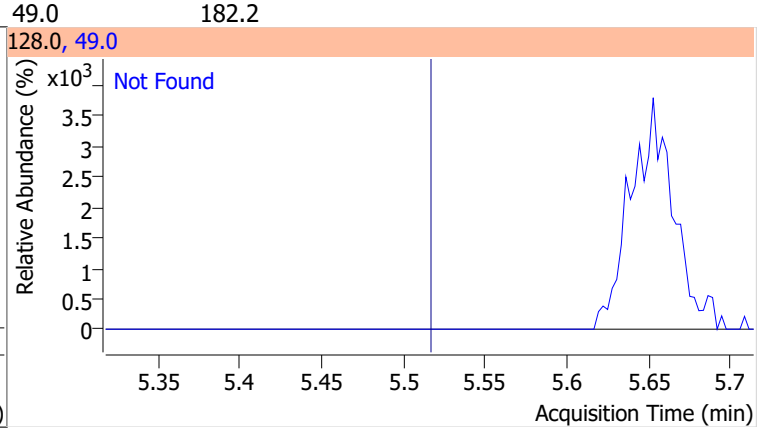

Compound	Conc.	RT	Dev(Min)	Resp.	QIon	QRatio	Lower	Upper
Chloroform	51.8108	5.66	0.00	79836	85.0	63.7	36.2	96.2

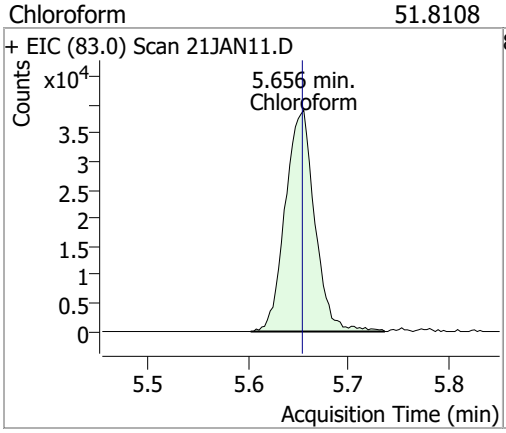

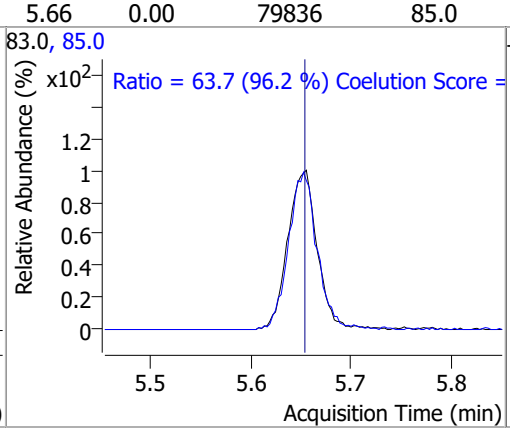

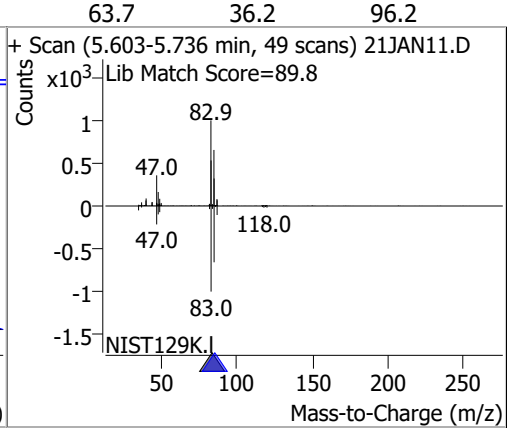

Compound	Conc.	Exp RT	QIon	Exp Ratio	QIon	Exp Ratio
1,1,1-Trichloroethane	N.D.	5.83	99.0	63.1	61.0	49.1

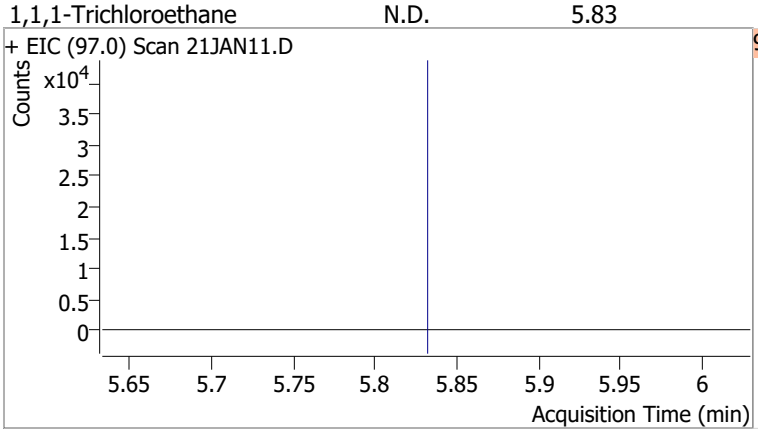

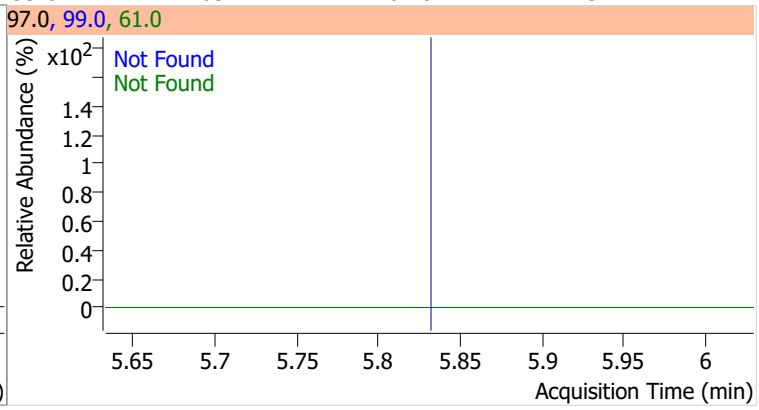

Compound	Conc.	RT	Dev(Min)	Resp.	QIon	QRatio	Lower	Upper
Dibromofluoromethane	272.0634	5.85	0.00	209211	191.5	21.9	0.0	53.2

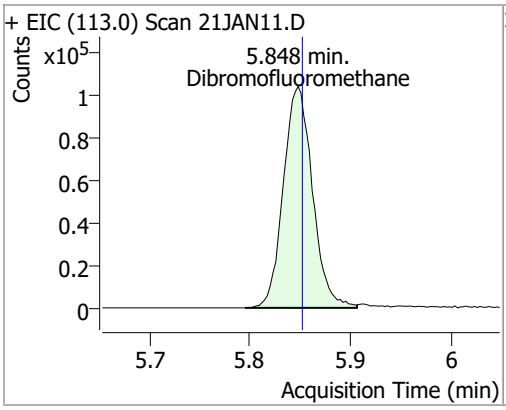

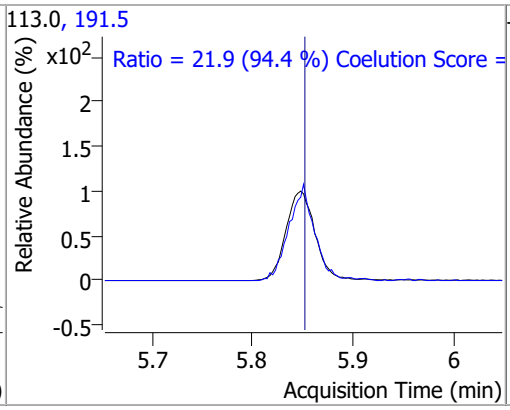

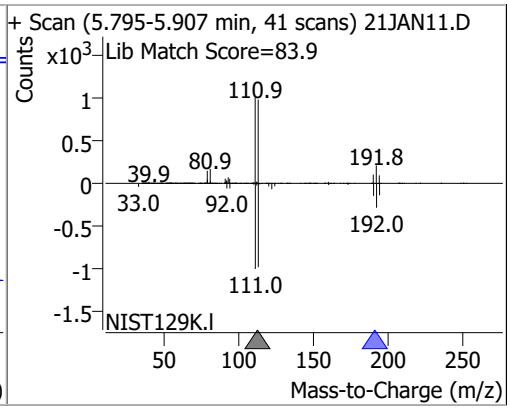

Compound	Conc.	RT	Dev(Min)	Resp.	QIon	QRatio	Lower	Upper
Carbon tetrachloride		0		0	119.0		67.6	127.6
					121.0		0.7	60.7

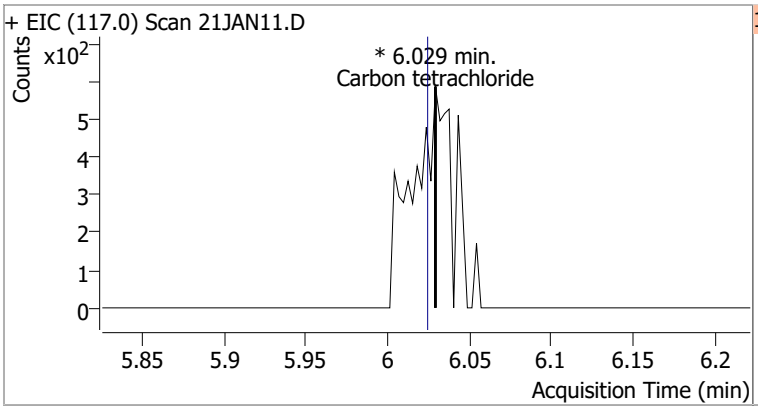

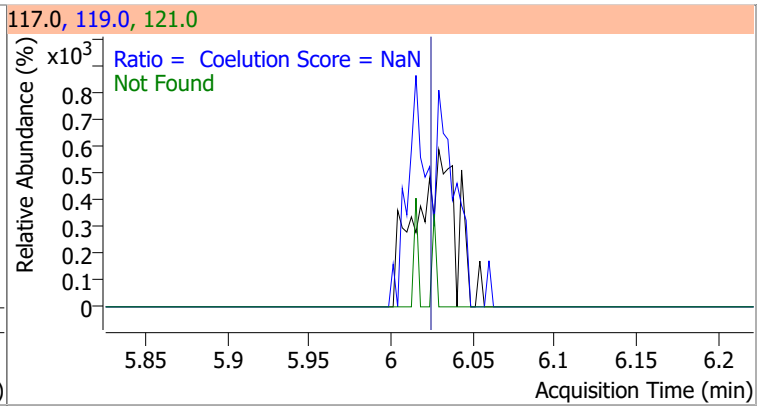

Compound	Conc.	Exp RT	QIon	Exp Ratio	QIon	Exp Ratio
1,1-Dichloropropene	N.D.	6.04	110.0	35.6	77.0	31.0

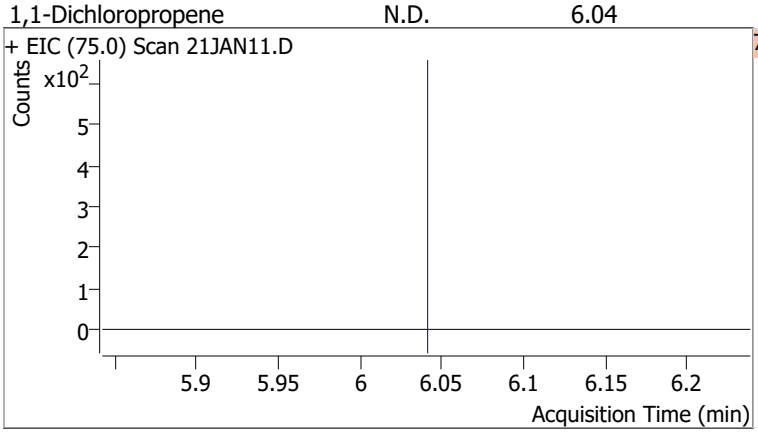

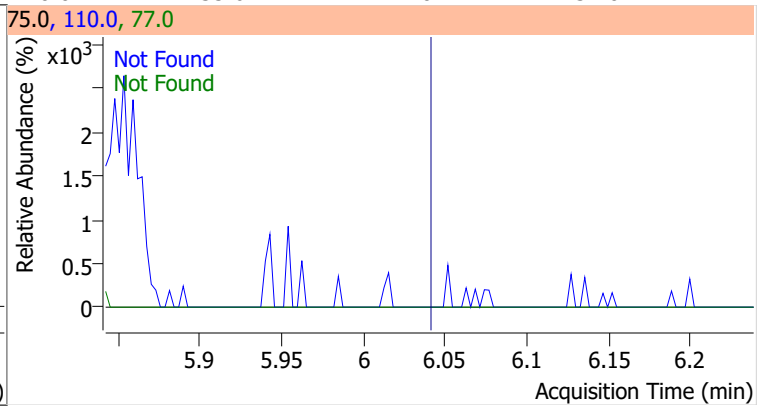

Quantitation Results Report (QT Reviewed)

Compound	Conc.	RT	Dev(Min)	Resp.	QIon	QRatio	Lower	Upper
1,2-Dichloroethane-d4	276.9986	6.23	0.00	92013	65.0	198.3	162.8	222.8

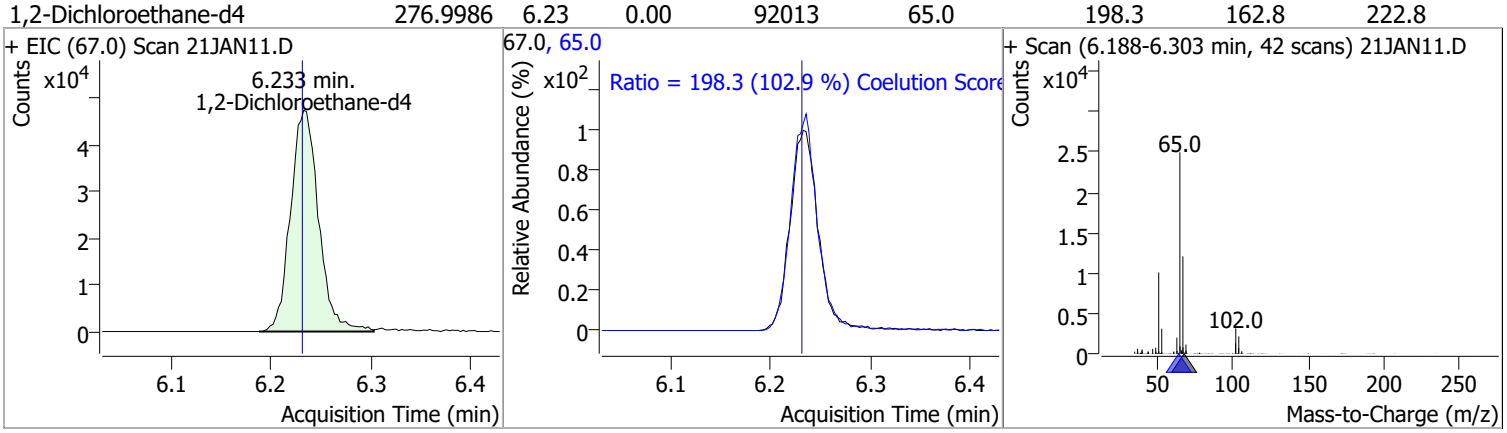

Compound	Conc.	RT	Dev(Min)	Resp.	QIon	QRatio	Lower	Upper
Benzene	0.6196	6.28	0.00	1965 (m)	77.0	20.0	0.0	53.3

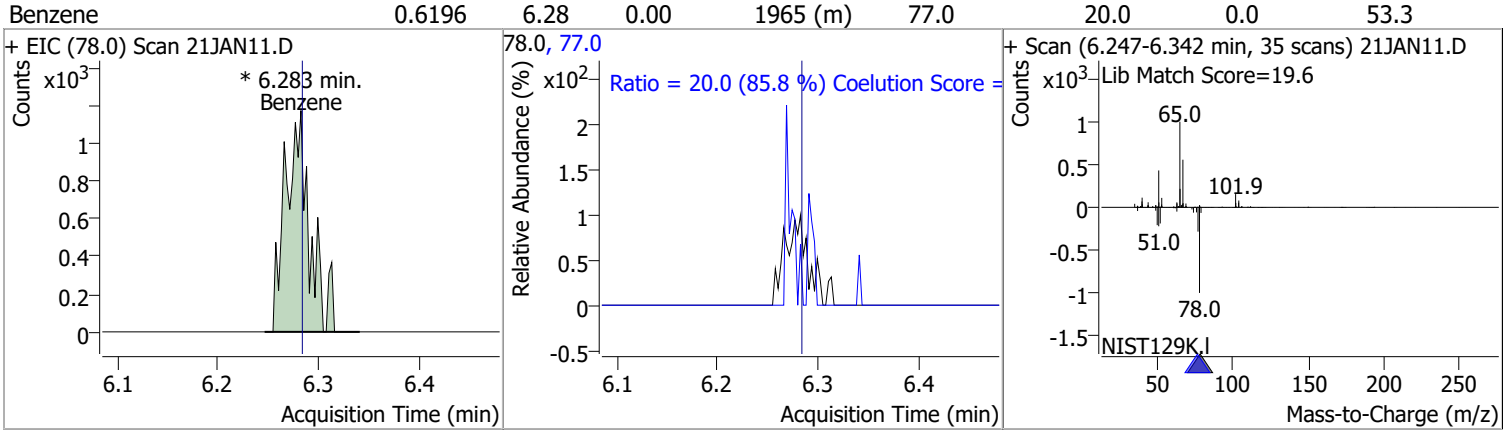

Compound	Conc.	Exp RT	QIon	Exp Ratio	QIon	Exp Ratio
1,2-Dichloroethane	N.D.	6.32	64.0	32.2	98.0	8.2

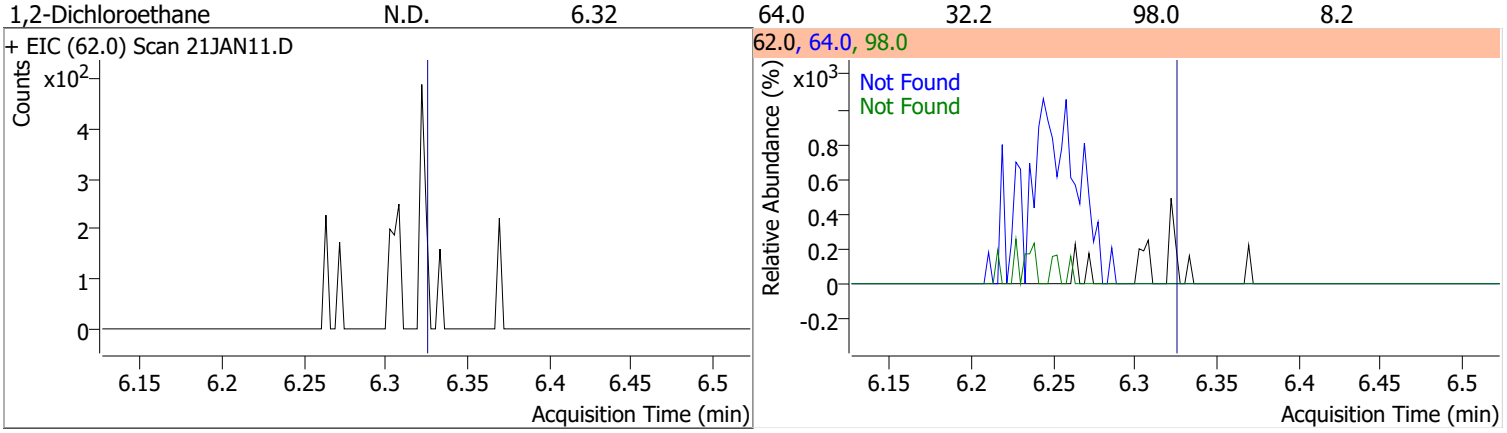

Compound	Conc.	Exp RT	QIon	Exp Ratio	QIon	Exp Ratio
Trichloroethene	N.D.	7.02	130.0	105.6	97.0	65.7

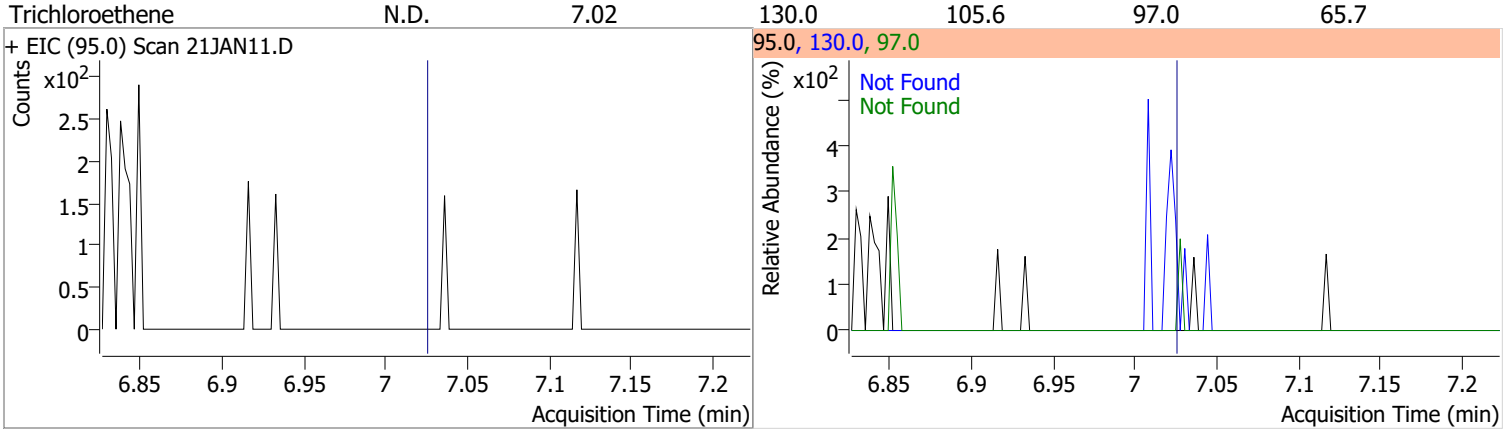

Compound	Conc.	Exp RT	QIon	Exp Ratio
1,2-Dichloropropane	N.D.	7.27	76.0	39.8

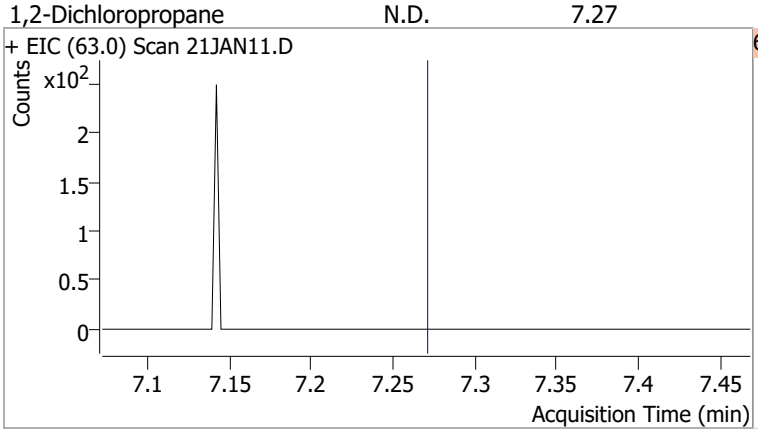

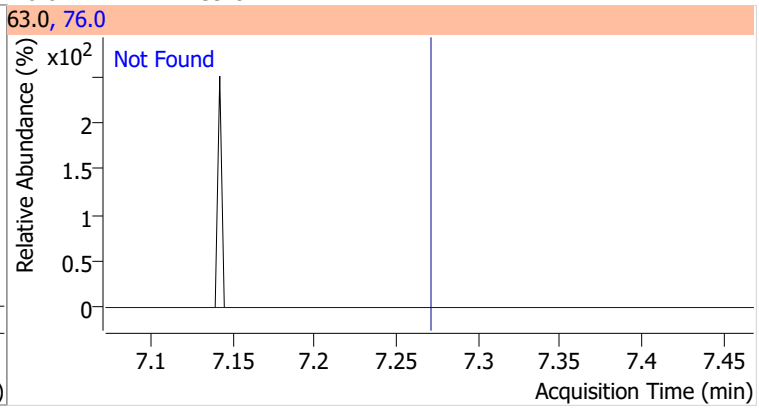

Compound	Conc.	RT	Dev(Min)	Resp.	QIon	QRatio	Lower	Upper
Dibromomethane		0		0	173.5		78.2	138.2
					95.0		54.5	114.5

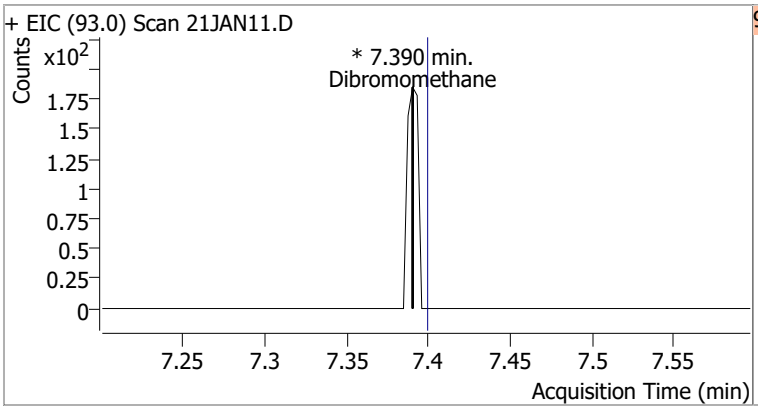

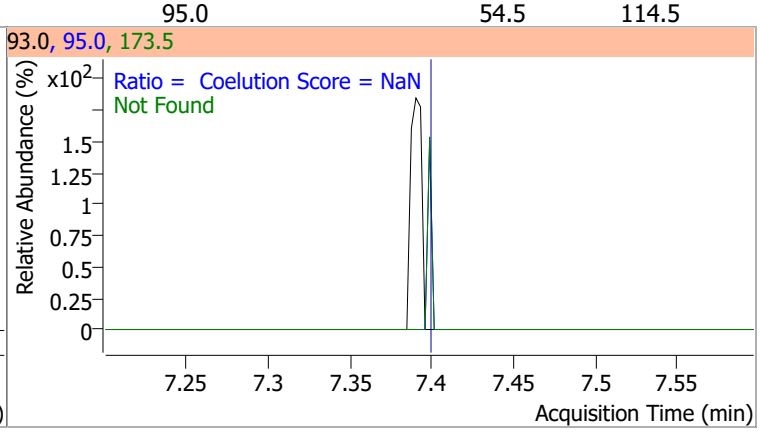

Compound	Conc.	Exp RT	QIon	Exp Ratio	QIon	Exp Ratio
Bromodichloromethane	N.D.	7.58	85.0	66.3	127.0	9.5

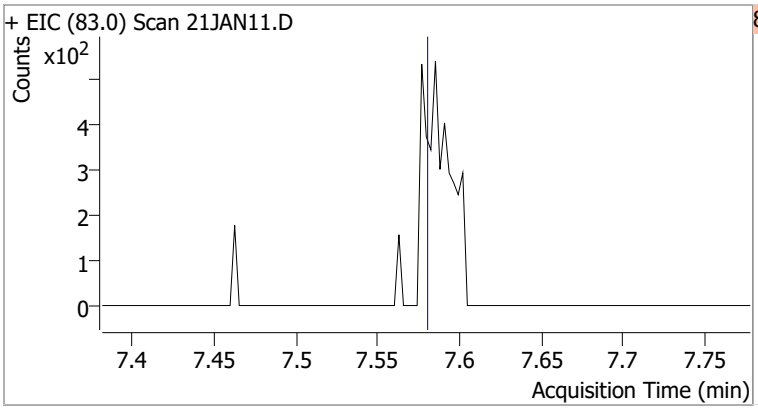

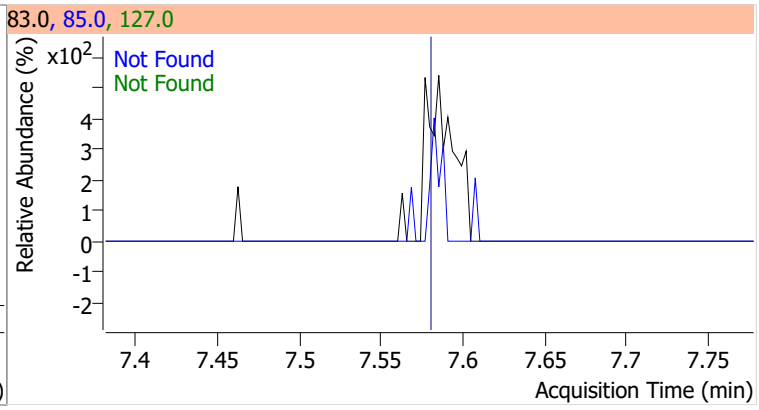

Compound	Conc.	Exp RT	QIon	Exp Ratio	QIon	Exp Ratio
cis-1,3-Dichloropropene	N.D.	8.06	39.0	52.5	77.0	31.8

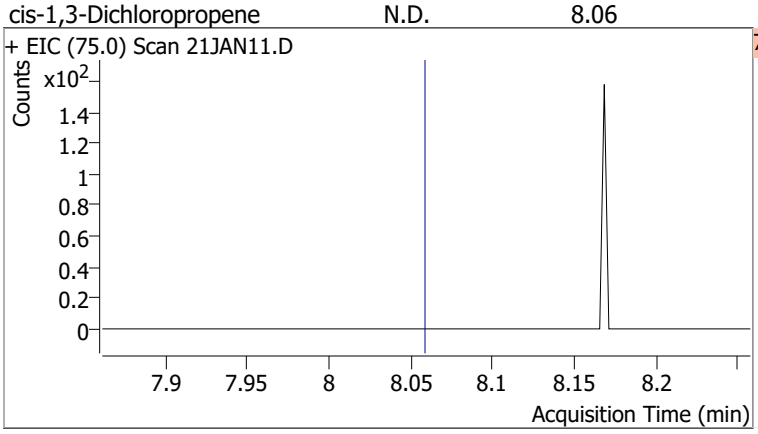

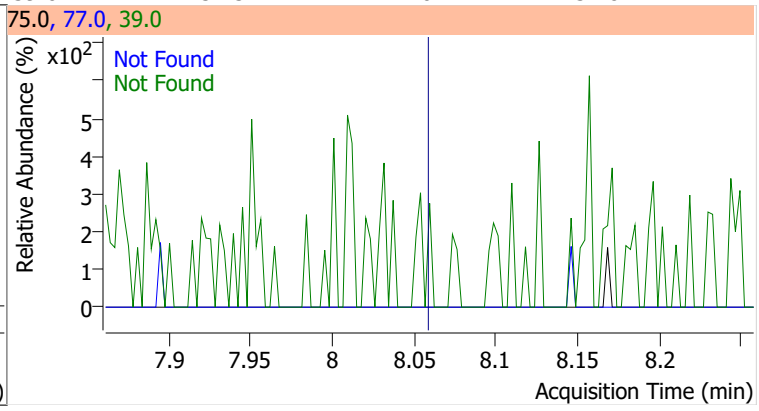

Quantitation Results Report (QT Reviewed)

Compound	Conc.	RT	Dev(Min)	Resp.	QIon	QRatio	Lower	Upper
Toluene-d8	259.6293	8.32	0.00	790450	100.0	63.3	34.3	94.3
					99.0	9.7	0.0	39.2

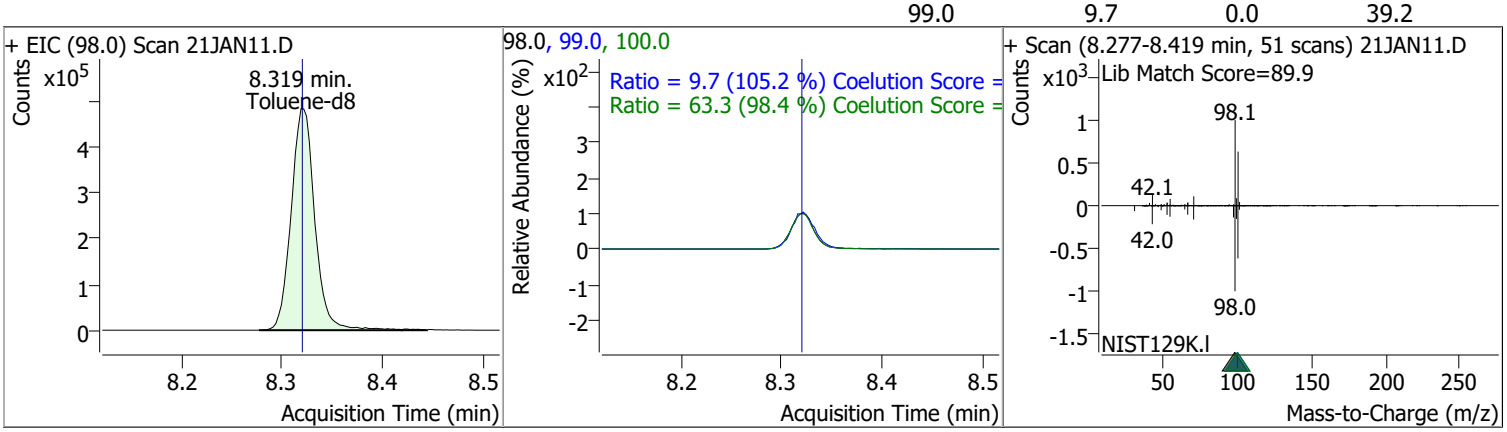

Compound	Conc.	RT	Dev(Min)	Resp.	QIon	QRatio	Lower	Upper
Toluene	0.6379	8.39	0.00	1295 (m)	91.0	164.4	144.1	204.1

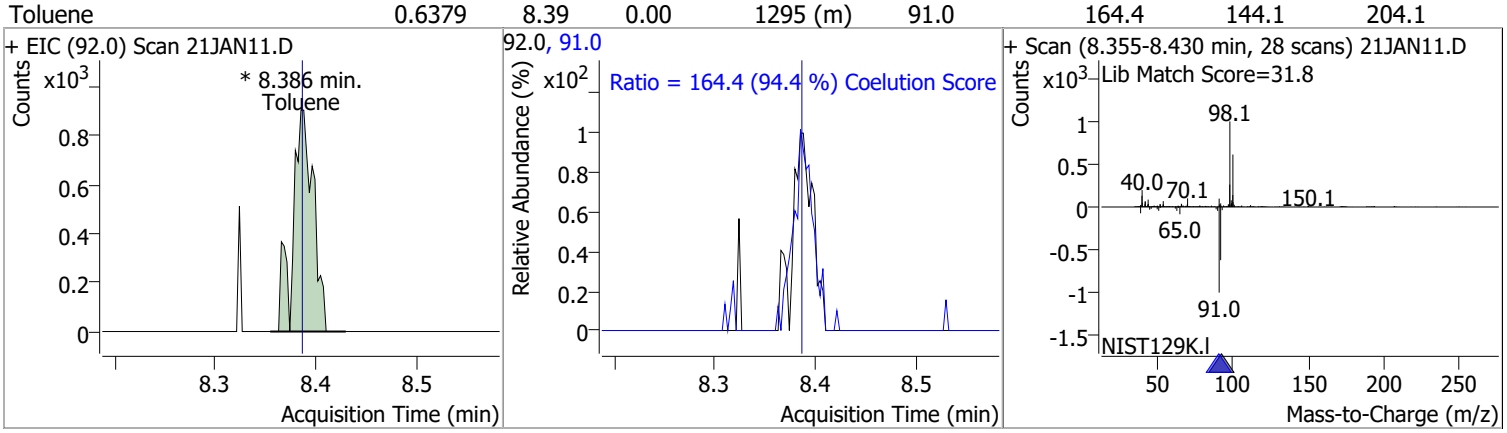

Compound	Conc.	Exp RT	QIon	Exp Ratio	QIon	Exp Ratio
trans-1,3-Dichloropropene	N.D.	8.64	39.0	53.0	77.0	31.0

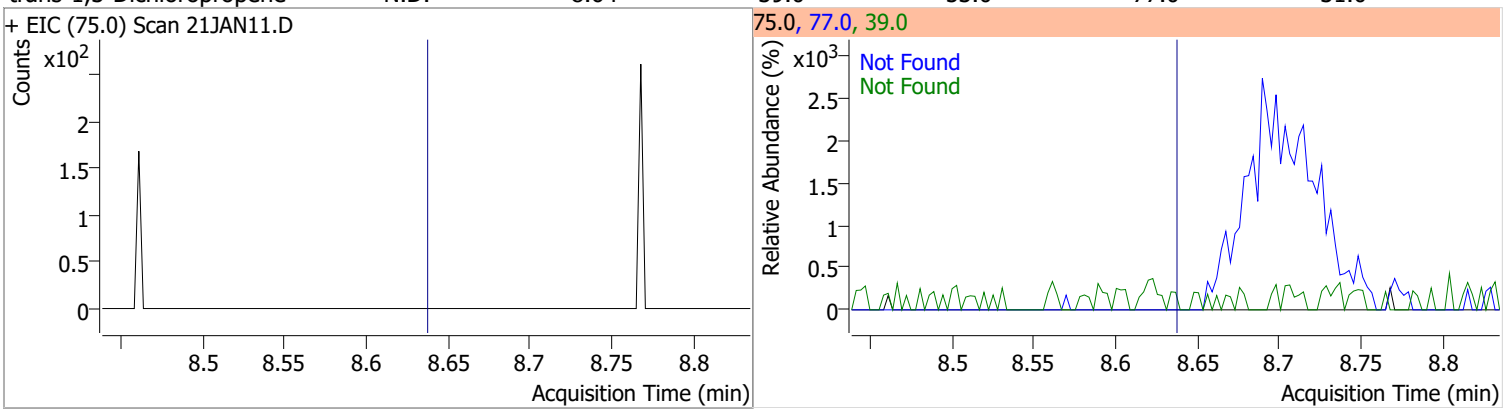

Compound	Conc.	Exp RT	QIon	Exp Ratio	QIon	Exp Ratio
1,1,2-Trichloroethane	N.D.	8.82	97.0	110.7	85.0	60.7

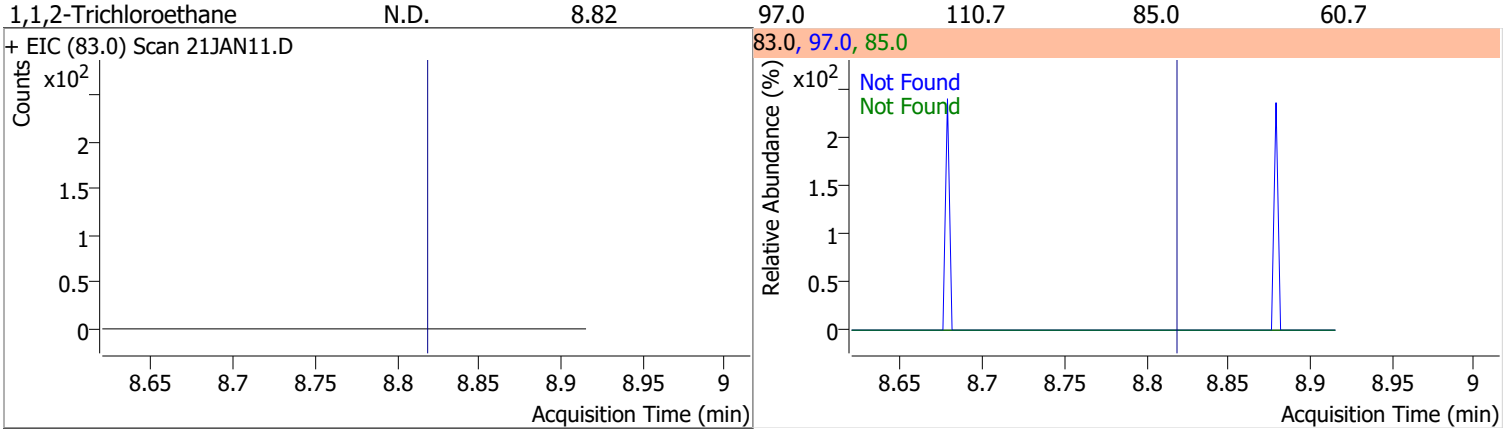

Compound	Conc.	Exp RT	QIon	Exp Ratio	QIon	Exp Ratio
Tetrachloroethene	N.D.	8.94	165.8	126.1	129.0	90.5

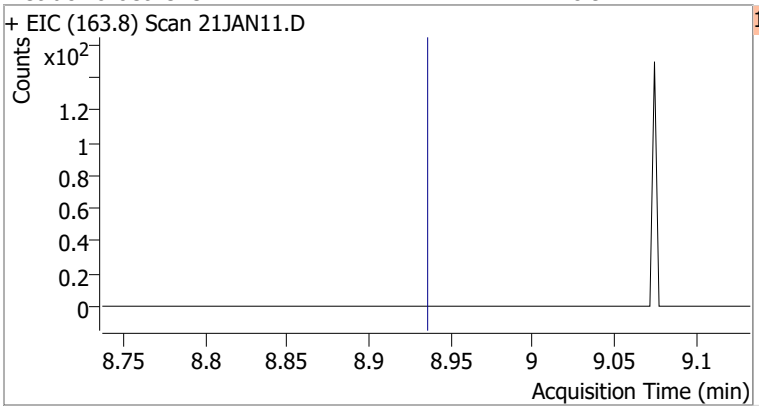

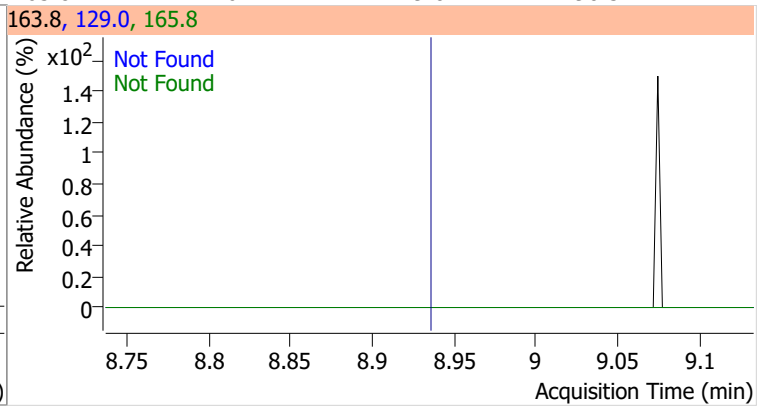

Compound	Conc.	Exp RT	QIon	Exp Ratio
1,3-Dichloropropane	N.D.	8.98	78.0	32.4

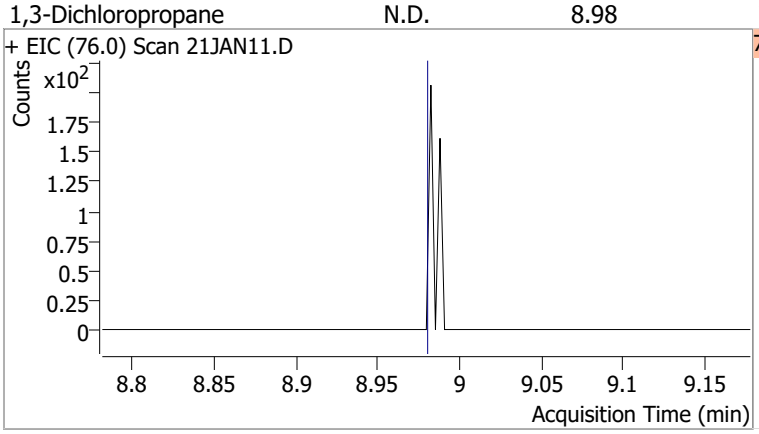

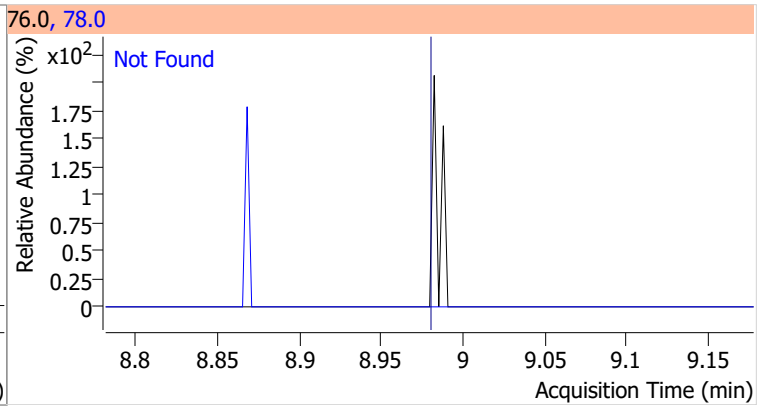

Compound	Conc.	Exp RT	QIon	Exp Ratio
Chlorodibromomethane	N.D.	9.21	127.0	77.2

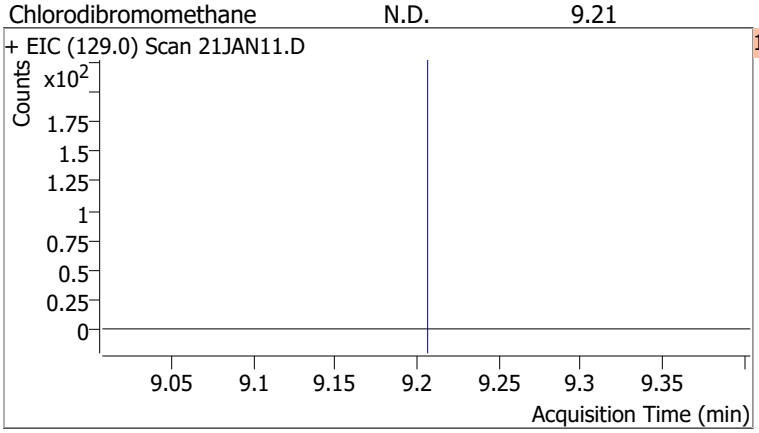

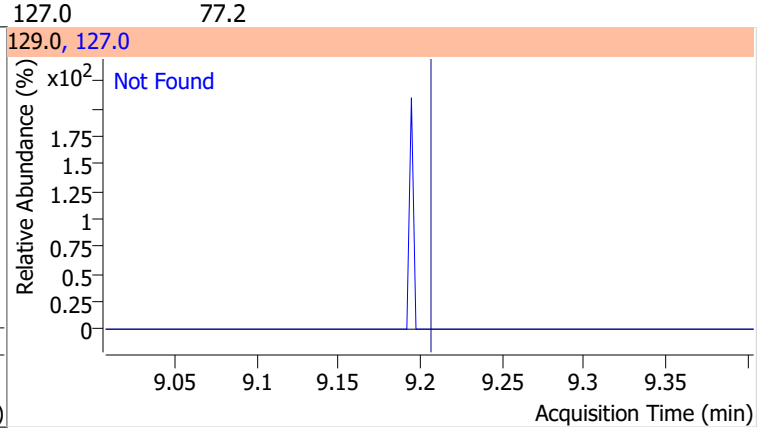

Compound	Conc.	Exp RT	QIon	Exp Ratio
1,2-Dibromoethane	N.D.	9.30	109.0	91.5

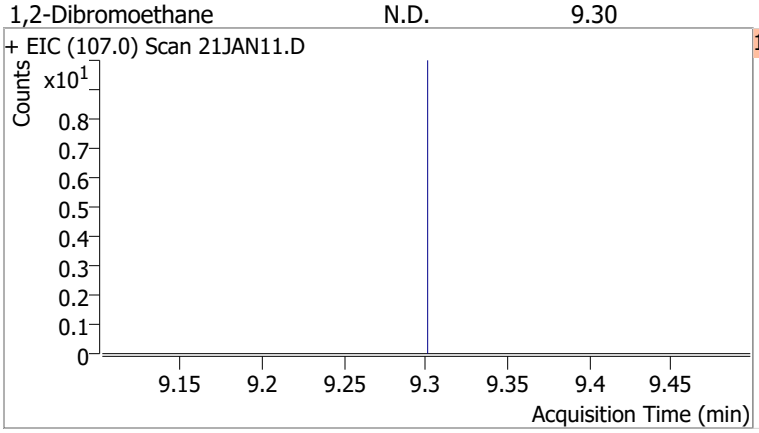

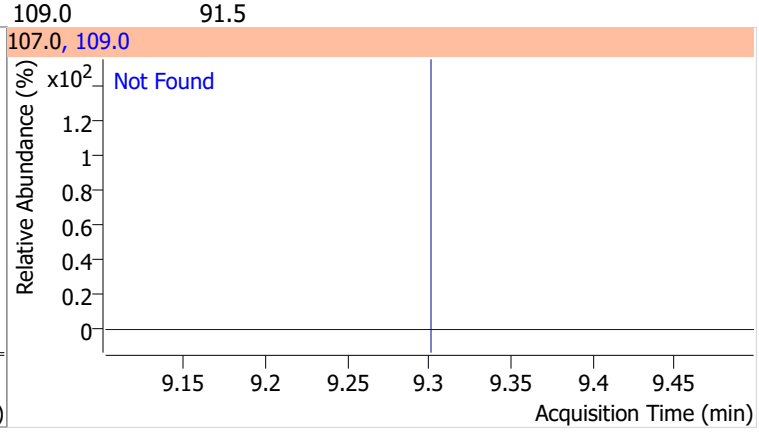

Compound	Conc.	Exp RT	QIon	Exp Ratio
Chlorobenzene	N.D.	9.80	114.0	32.2

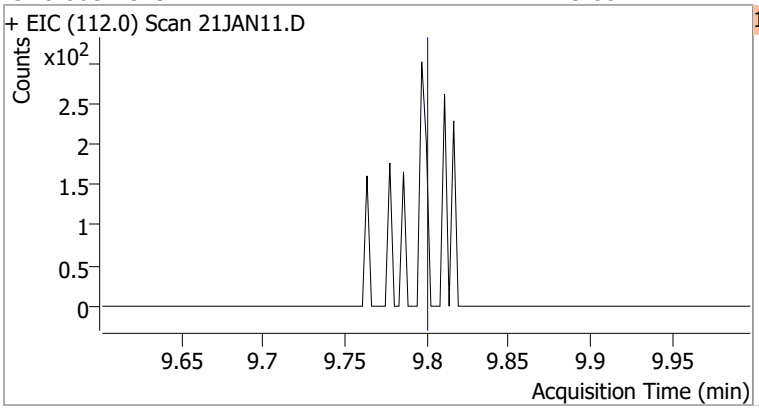

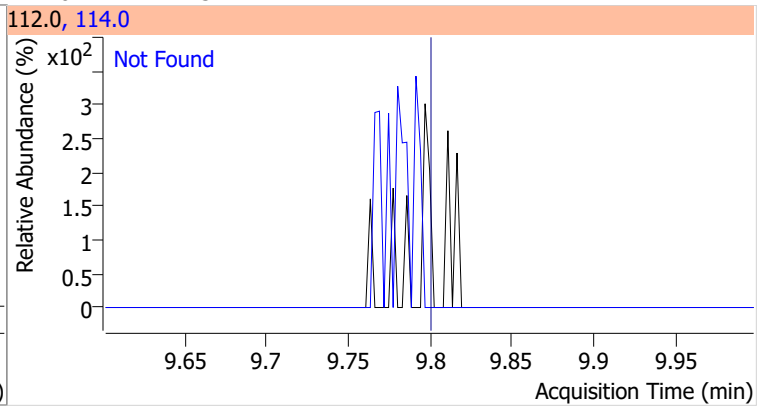

Compound	Conc.	Exp RT	QIon	Exp Ratio
1,1,1,2-Tetrachloroethane	N.D.	9.89	133.0	95.3

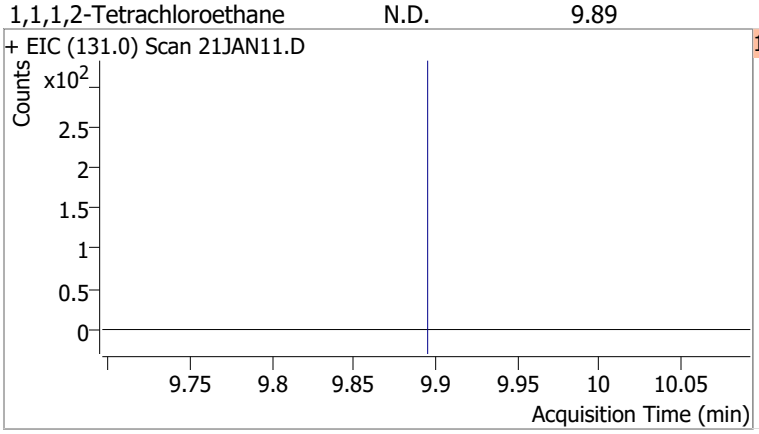

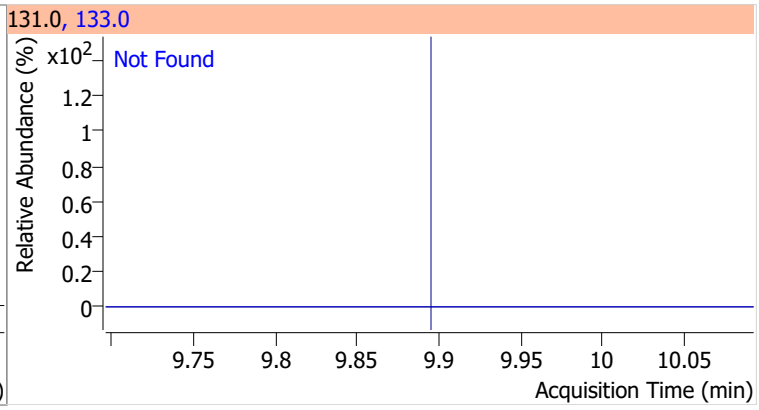

Compound	Conc.	Exp RT	QIon	Exp Ratio
Ethylbenzene	N.D.	9.92	106.0	31.7

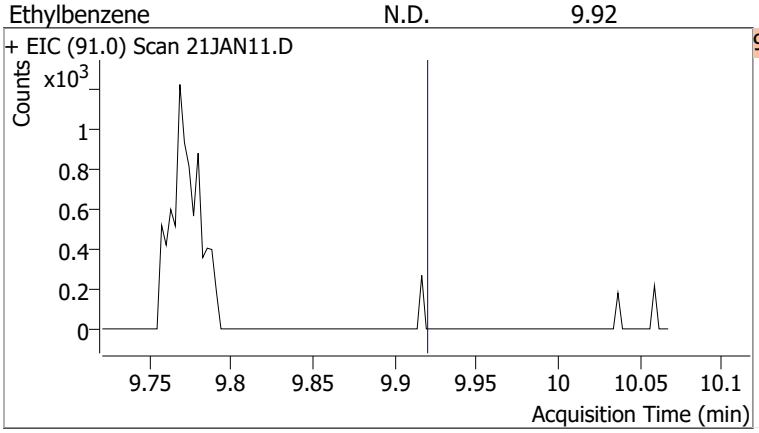

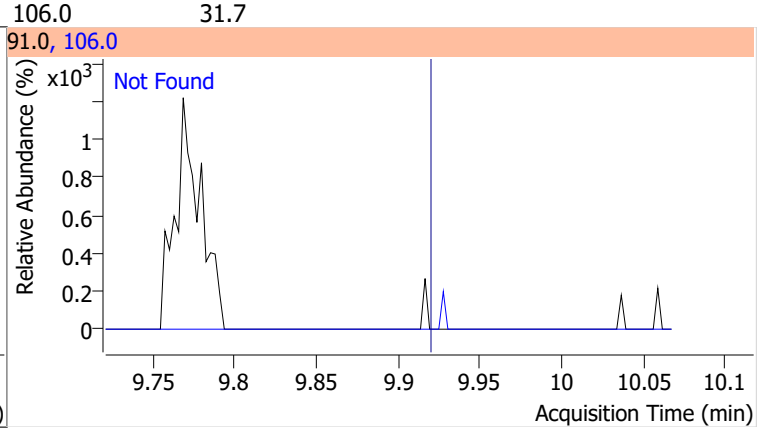

Compound	Conc.	Exp RT	QIon	Exp Ratio
m+p-Xylenes	N.D.	10.04	91.0	200.7

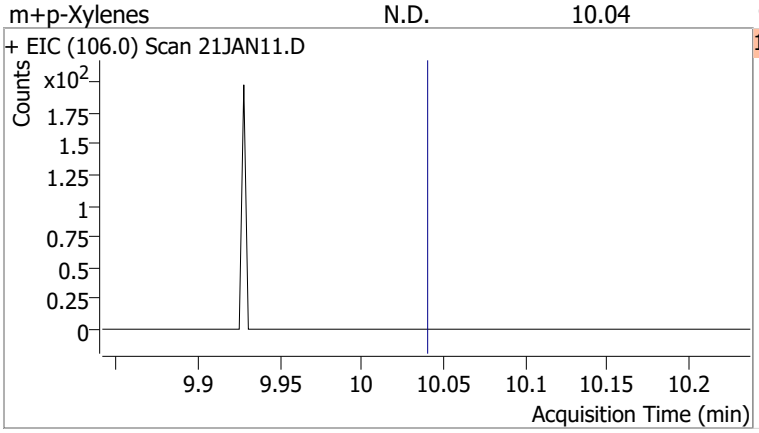

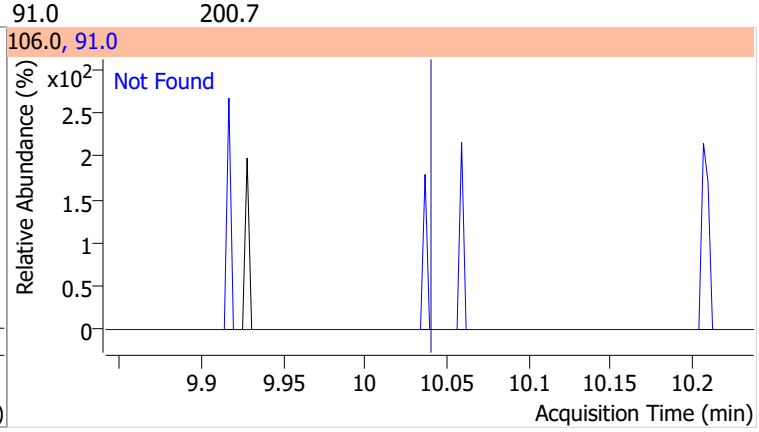

Compound	Conc.	Exp RT	QIon	Exp Ratio
o-Xylene	N.D.	10.43	91.0	211.4

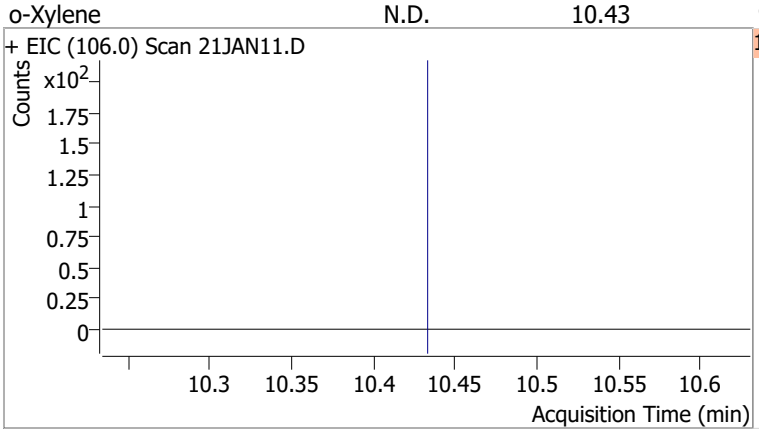

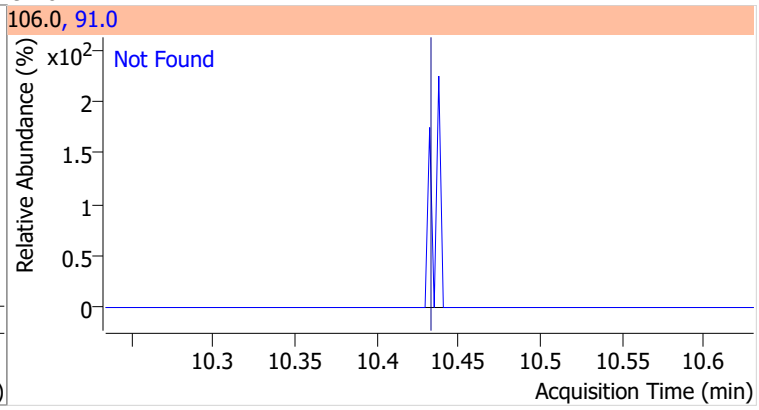

Compound	Conc.	Exp RT	QIon	Exp Ratio
Styrene	N.D.	10.45	78.0	50.6

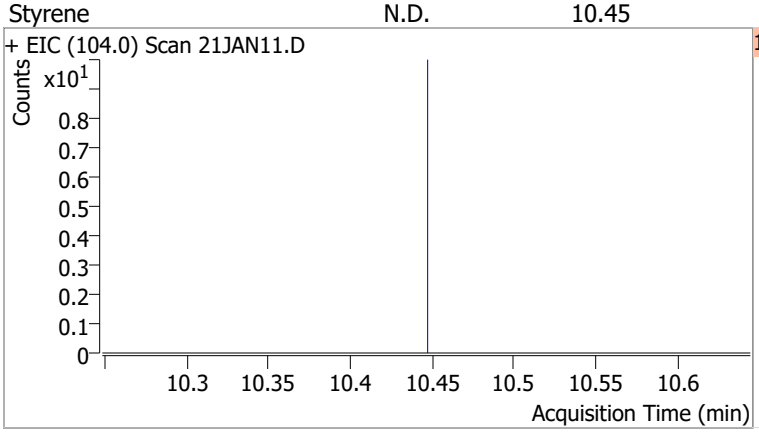

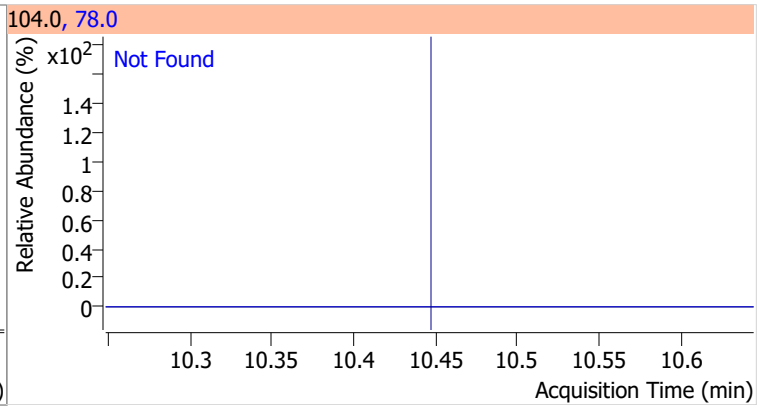

Compound	Conc.	Exp RT	QIon	Exp Ratio	QIon	Exp Ratio
Bromoform	N.D.	10.62	170.5	50.3	174.5	48.1

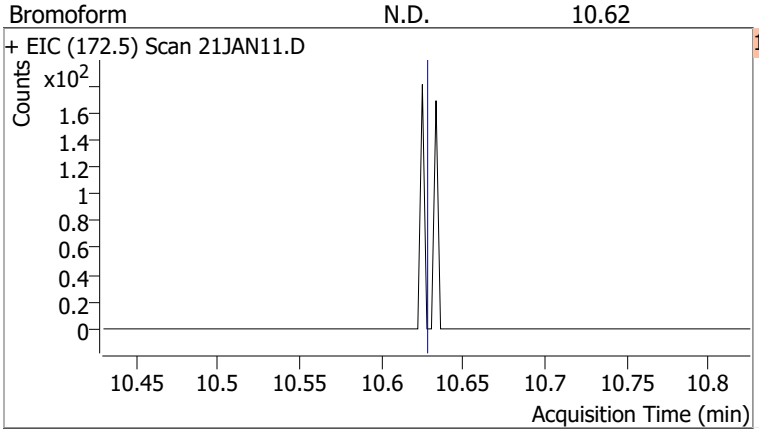

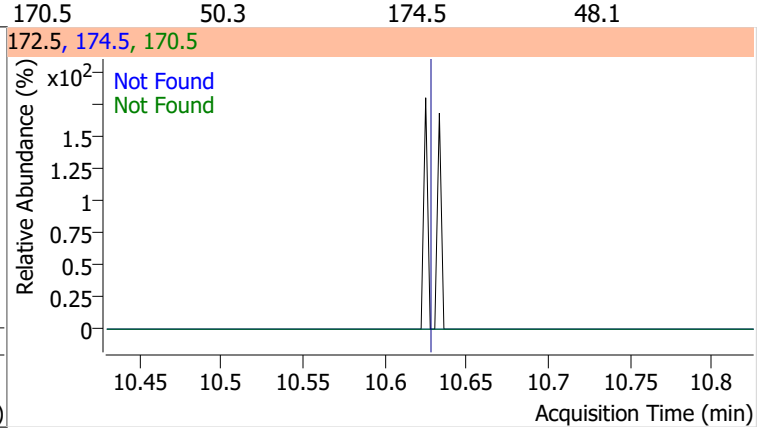

Compound	Conc.	RT	Dev(Min)	Resp.	QIon	QRatio	Lower	Upper
p-Bromofluorobenzene	268.6460	10.95	0.00	230814	174.0	93.6	65.3	125.3
					176.0	89.8	63.3	123.3

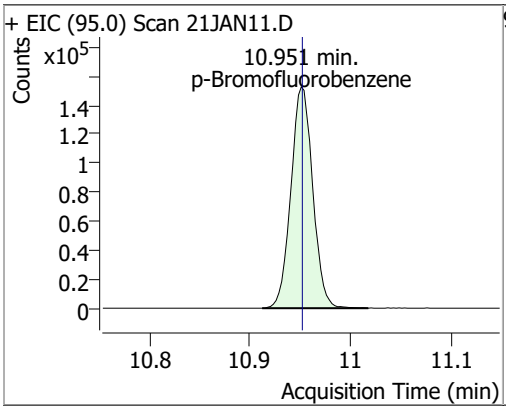

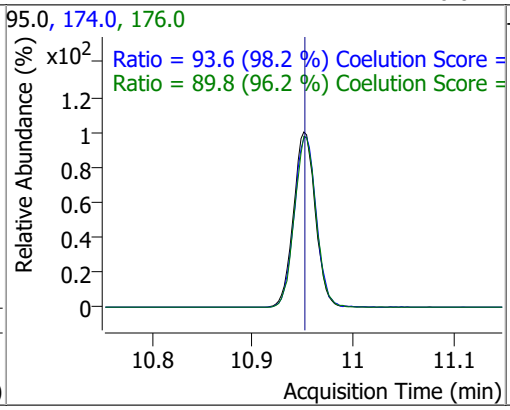

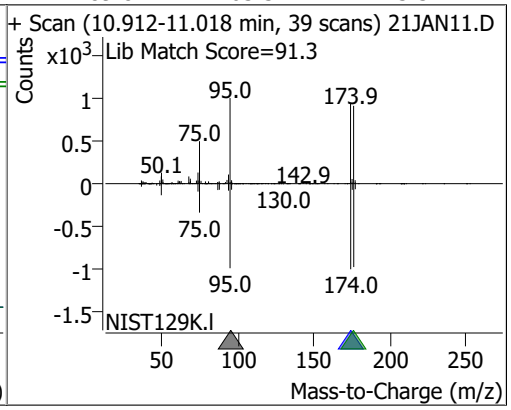

Compound	Conc.	Exp RT	QIon	Exp Ratio	QIon	Exp Ratio
Bromobenzene	N.D.	11.09	77.0	143.5	158.0	96.1

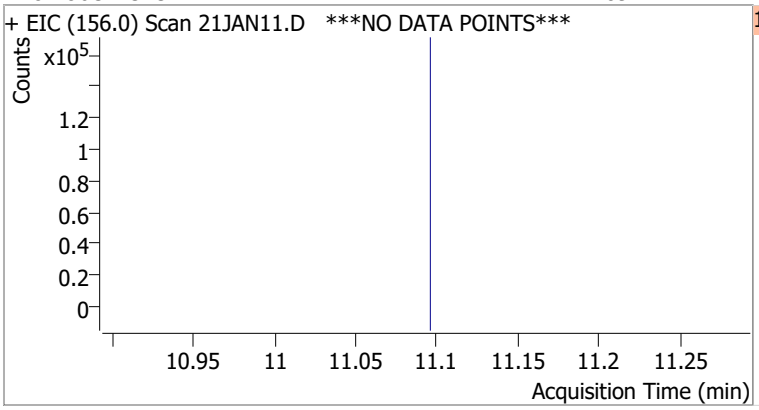

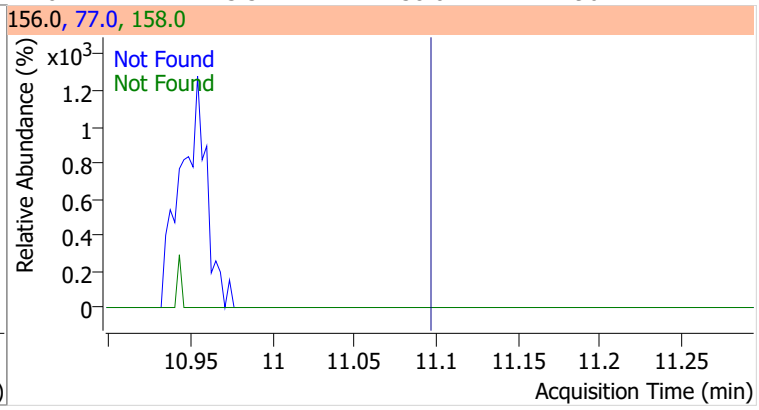

Compound	Conc.	Exp RT	QIon	Exp Ratio
1,1,2,2-Tetrachloroethane	N.D.	11.11	85.0	63.3

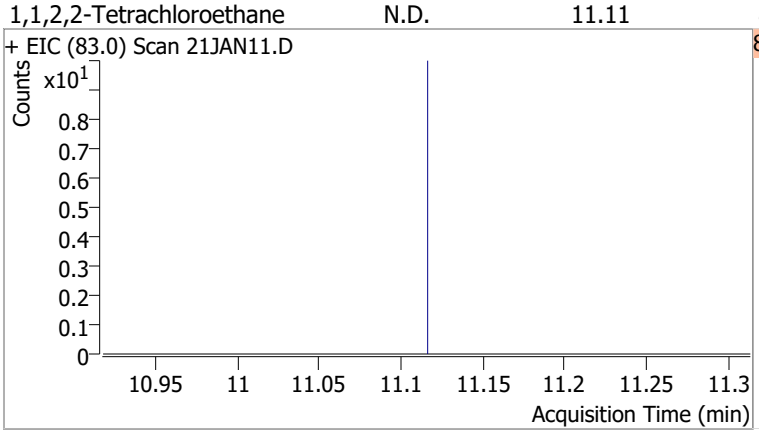

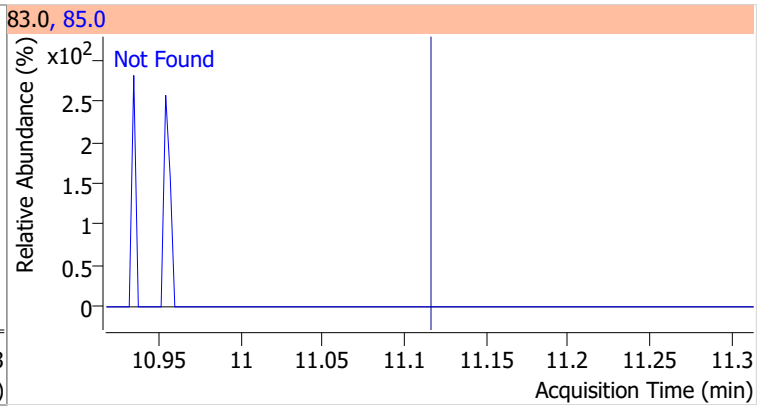

Compound	Conc.	Exp RT	QIon	Exp Ratio
1,2,3-Trichloropropane	N.D.	11.15	112.0	65.8

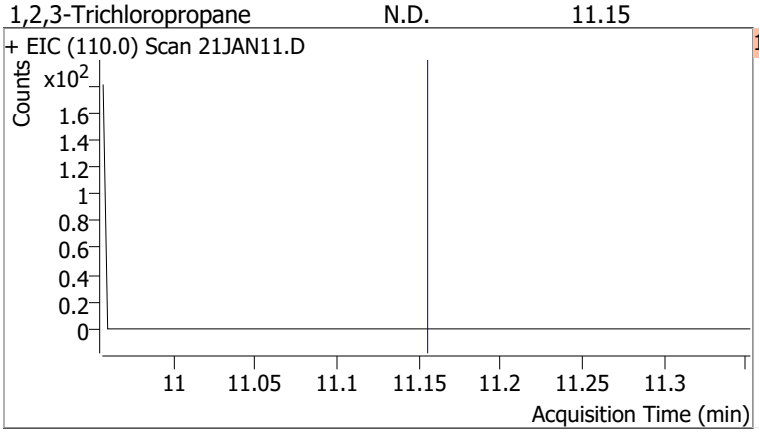

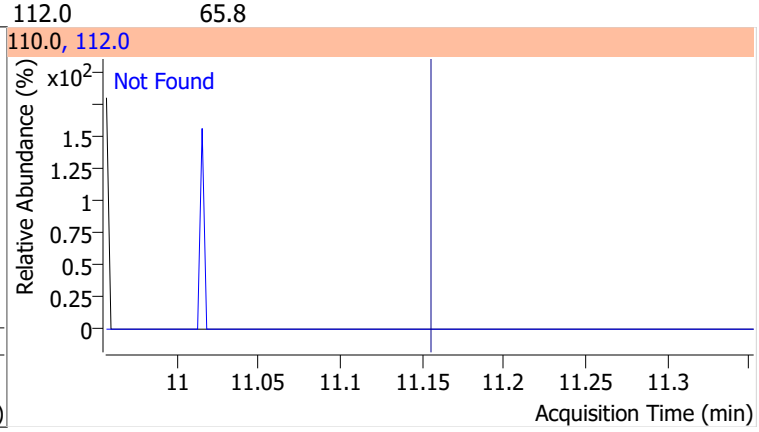

Compound	Conc.	Exp RT	QIon	Exp Ratio
2-Chlorotoluene	N.D.	11.29	91.0	276.2

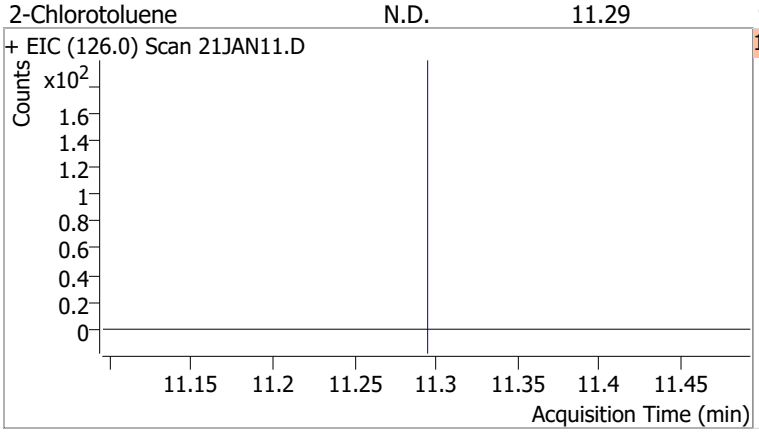

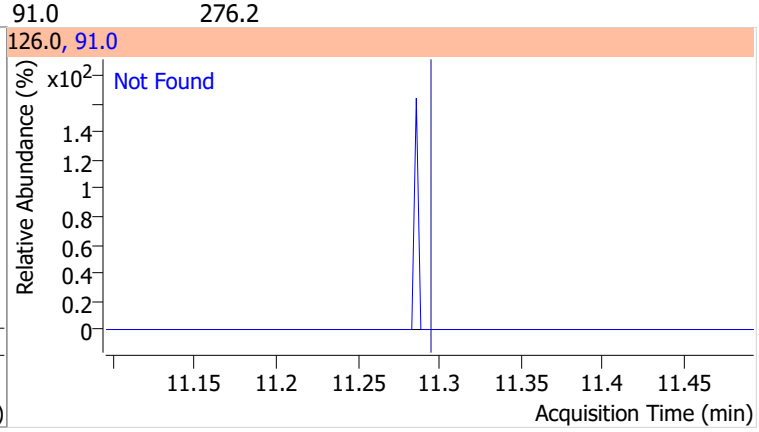

Compound	Conc.	Exp RT	QIon	Exp Ratio
4-Chlorotoluene	N.D.	11.40	126.0	31.3

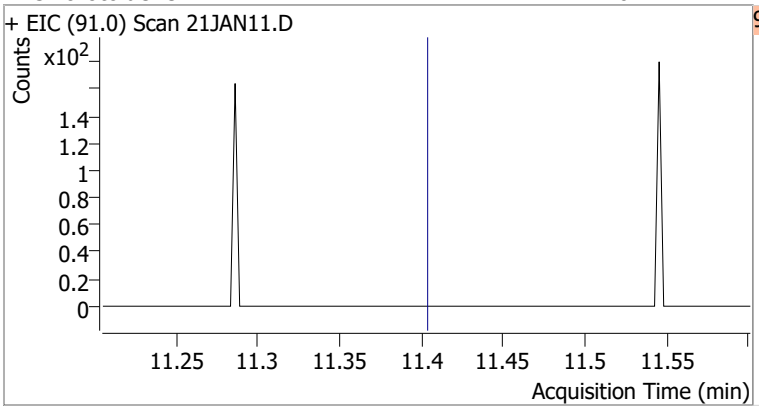

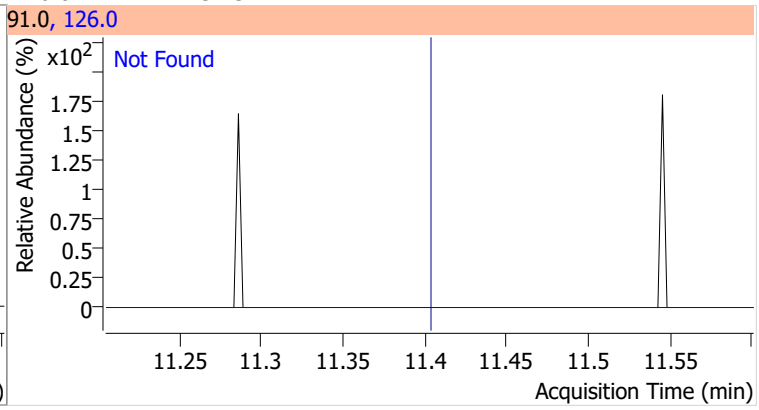

Compound	Conc.	Exp RT	QIon	Exp Ratio	QIon	Exp Ratio
1,3-Dichlorobenzene	N.D.	12.03	148.0	62.8	111.0	38.7

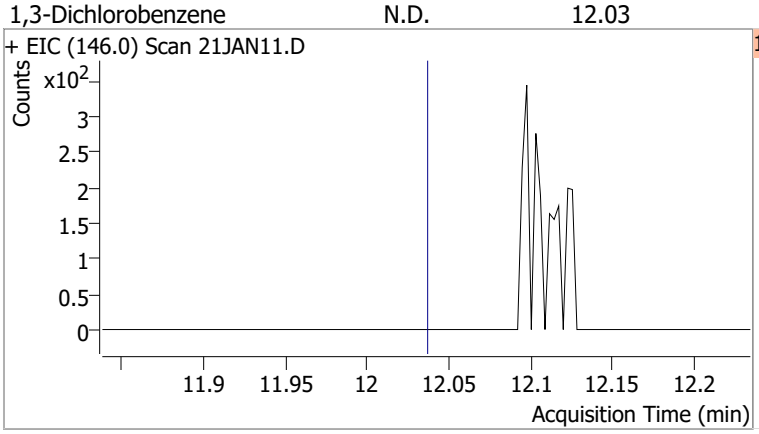

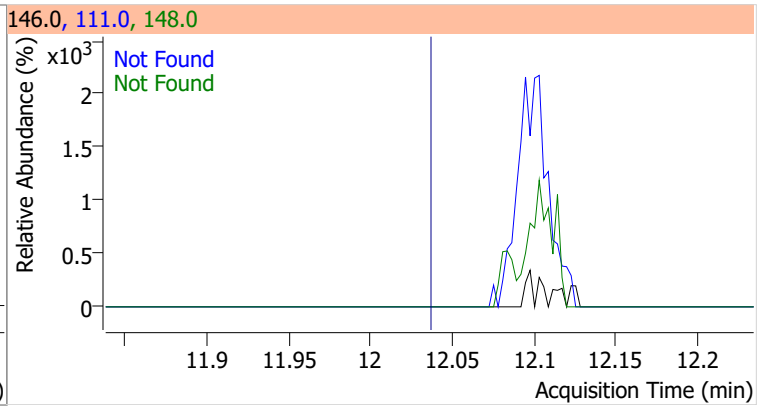

Compound	Conc.	Exp RT	QIon	Exp Ratio	QIon	Exp Ratio
1,4-Dichlorobenzene	N.D.	12.12	148.0	63.7	111.0	38.7

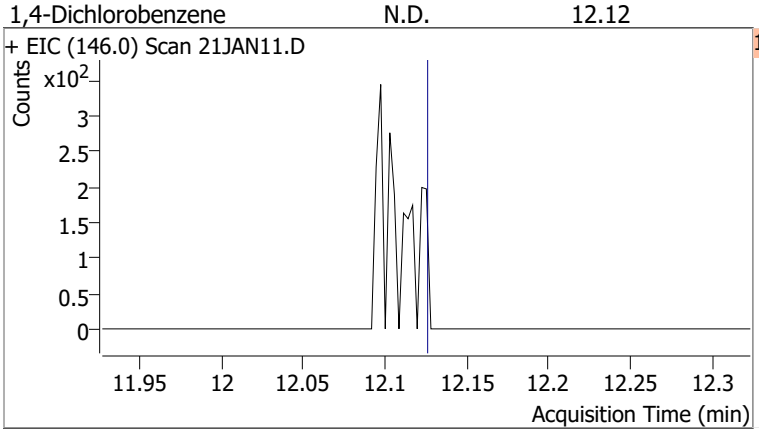

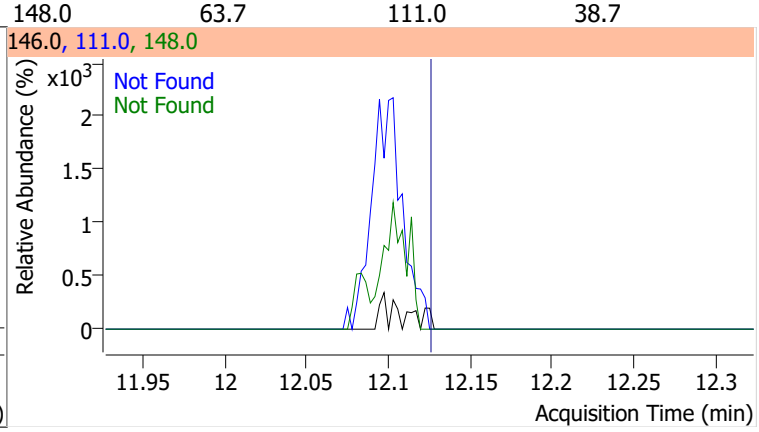

Compound	Conc.	Exp RT	QIon	Exp Ratio	QIon	Exp Ratio
1,2-Dichlorobenzene	N.D.	12.49	148.0	61.9	111.0	39.5

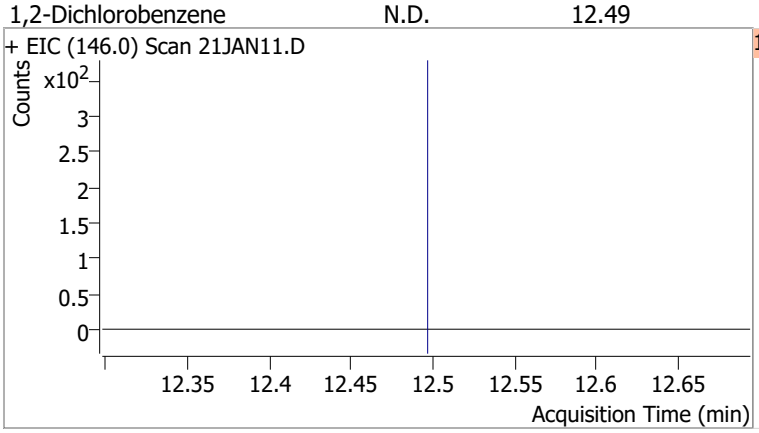

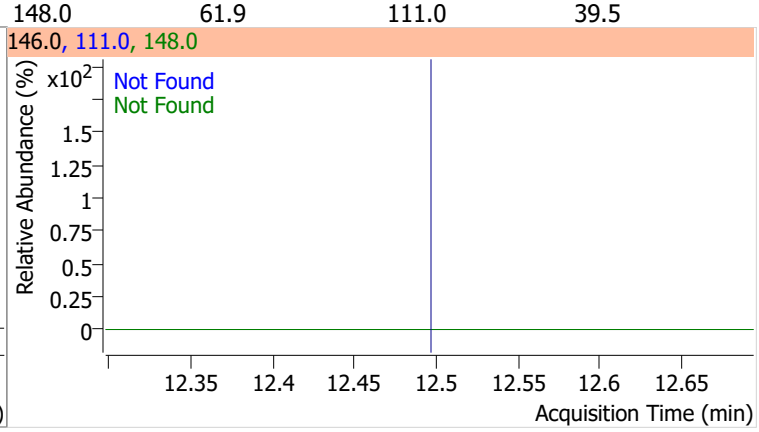

Quantitation Results Report (QT Reviewed)

Data File	21JAN12.D	Operator	MSC
Acq. Method	5975CACQF.M	Acq. Date-Time	1/21/2022 2:47:39 PM
Sample Name	B22011129-001F	Instrument	VOA5975C
Vial	12	Multiplier	1.00
DA Method File	VOA5975C_8260B_SHT_DoD_L4_011922.m	Comment	
Tune File	BFB_Atune3.u	Tune Date	10/11/2021 4:02:00 PM
Batch Name	VG012122_8260B.batch.bin	Last Calib Update	3/11/2022 3:55:53 AM
Ref Library	\\MASSHUNTER\Org\Library\NIST129K.l		

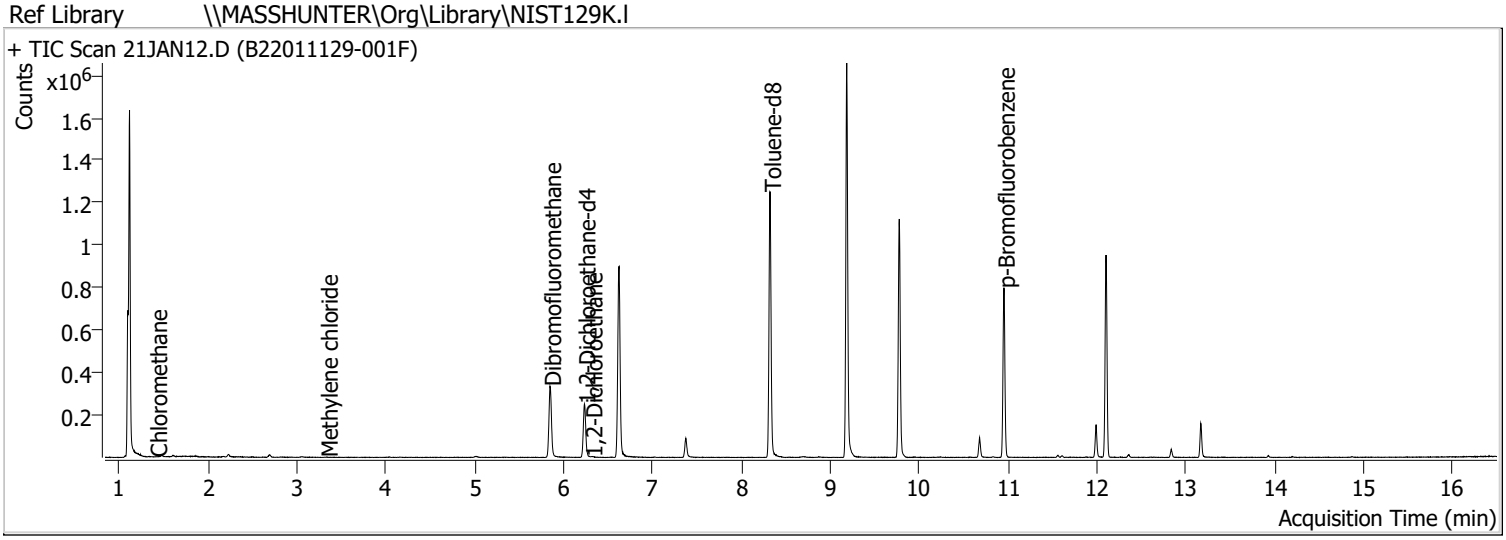

Compound	RT	QIon	Resp.	Conc.	Units		Dev(Min)
Internal Standards							
M Fluorobenzene	6.623	96.0	770153	250.0000	ng		0.003
M Chlorobenzene-d5	9.775	82.0	308617	250.0000	ng		0.000
M 1,4-Dichlorobenzene-d4	12.100	152.0	234175	250.0000	ng		0.000
System Monitoring Compounds							
S Dibromofluoromethane	5.845	113.0	197259	264.4377	ng		-0.005
Spiked Amount: 250.000	Range: 80.0 - 119.0%			Recovery = 105.78%			
S 1,2-Dichloroethane-d4	6.233	67.0	91092	282.6894	ng		0.003
Spiked Amount: 250.000	Range: 81.0 - 118.0%			Recovery = 113.08%			
S Toluene-d8	8.322	98.0	762283	253.1782	ng		0.003
Spiked Amount: 250.000	Range: 89.0 - 112.0%			Recovery = 101.27%			
S p-Bromofluorobenzene	10.951	95.0	227094	262.6492	ng		0.003
Spiked Amount: 250.000	Range: 85.0 - 114.0%			Recovery = 105.06%			
Target Compounds							**QValue**
T Dichlorodifluoromethane	0.000		0	N.D.			
T Chloromethane	1.414	50.0	621	0.5092	ng	m	66
T Vinyl chloride	0.000		0	N.D.			
T Bromomethane	0.000		0	N.D.			
T Chloroethane	0.000		0	N.D.			
T Trichlorofluoromethane	0.000		0	N.D.			
T 1,1-Dichloroethene	0.000		0	N.D.			
T Methylene chloride	3.336	49.0	599	0.5319	ng	m	76
T trans-1,2-Dichloroethene	0.000		0	N.D.			
T Methyl tert-butyl ether (MTBE)	0.000		0	N.D.			
T 1,1-Dichloroethane	0.000		0	N.D.			
T 2,2-Dichloropropane	0.000		0	N.D.			
T cis-1,2-Dichloroethene	0.000		0	N.D.			
T Methyl ethyl ketone	0.000		0	N.D.			
T Bromochloromethane	0.000		0	N.D.			
T Chloroform	0.000		0	N.D.			

Compound	RT	QIon	Resp.	Conc.	Units		Dev(Min)
T 1,1,1-Trichloroethane	0.000		0	N.D.			
T Carbon tetrachloride	0.000		0	N.D.			
T 1,1-Dichloropropene	0.000		0	N.D.			
T Benzene	0.000		0	N.D.			
T 1,2-Dichloroethane	6.311	62.0	2019	2.3759	ng		91
T Trichloroethene	0.000		0	N.D.			
T 1,2-Dichloropropane	0.000		0	N.D.			
T Dibromomethane	0.000		0	N.D.			
T Bromodichloromethane	0.000		0	N.D.			
T cis-1,3-Dichloropropene	0.000		0	N.D.			
T Toluene	8.386	92.0	0		ng	md	1
T trans-1,3-Dichloropropene	0.000		0	N.D.			
T 1,1,2-Trichloroethane	0.000		0	N.D.			
T Tetrachloroethene	0.000		0	N.D.			
T 1,3-Dichloropropane	0.000		0	N.D.			
T Chlorodibromomethane	0.000		0	N.D.			
T 1,2-Dibromoethane	0.000		0	N.D.			
T Chlorobenzene	0.000		0	N.D.			
T 1,1,1,2-Tetrachloroethane	0.000		0	N.D.			
T Ethylbenzene	0.000		0	N.D.			
T m+p-Xylenes	0.000		0	N.D.			
T o-Xylene	0.000		0	N.D.			
T Styrene	0.000		0	N.D.			
T Bromoform	0.000		0	N.D.			
T Bromobenzene	0.000		0	N.D.			
T 1,1,2,2-Tetrachloroethane	0.000		0	N.D.			
T 1,2,3-Trichloropropane	0.000		0	N.D.			
T 2-Chlorotoluene	0.000		0	N.D.			
T 4-Chlorotoluene	0.000		0	N.D.			
T 1,3-Dichlorobenzene	0.000		0	N.D.			
T 1,4-Dichlorobenzene	0.000		0	N.D.			
T 1,2-Dichlorobenzene	0.000		0	N.D.			

(#) = Qualifier Out of Range; (m) = Manual Integration; (+) = Area Summed; (*) = Surrogate Percent Recovery Out of Range; (d): Zeroed Peak

Compound	Conc.	Exp RT	QIon	Exp Ratio
Dichlorodifluoromethane	N.D.	1.24	87.0	31.8

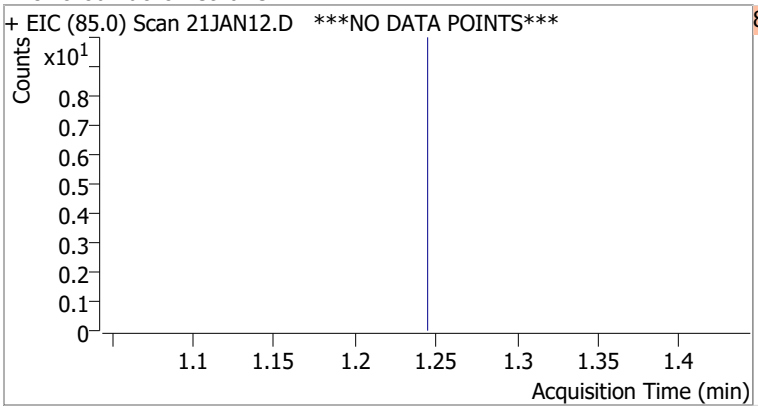

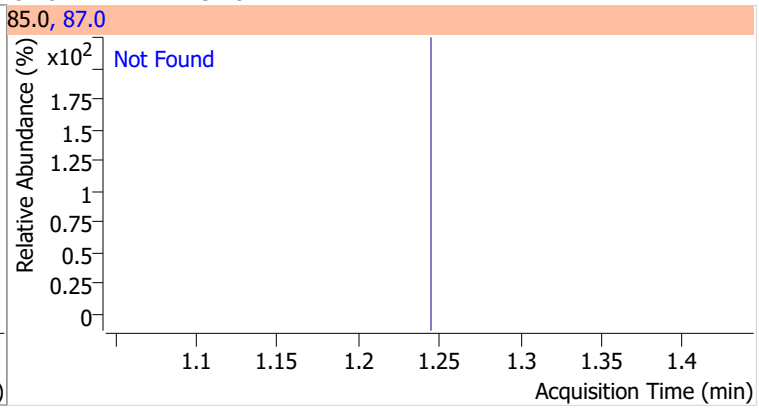

Compound	Conc.	RT	Dev(Min)	Resp.	QIon	QRatio	Lower	Upper
Chloromethane	0.5092	1.41	0.01	621 (m)	52.0	13.5	2.4	62.4

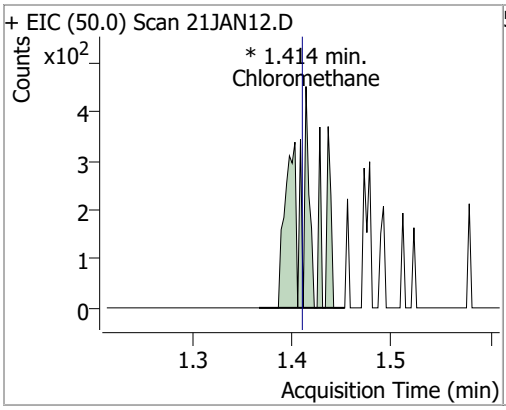

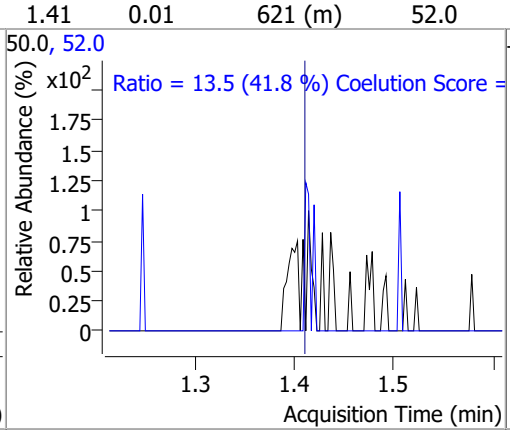

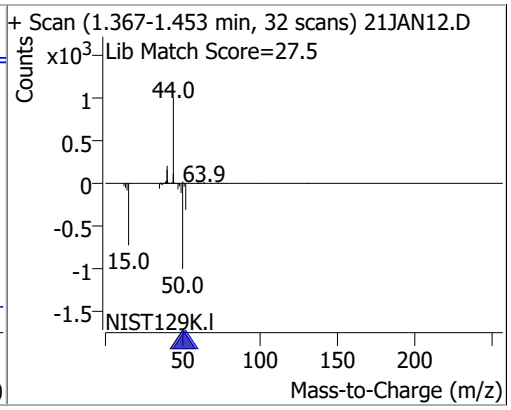

Compound	Conc.	Exp RT	QIon	Exp Ratio
Vinyl chloride	N.D.	1.50	64.0	31.3

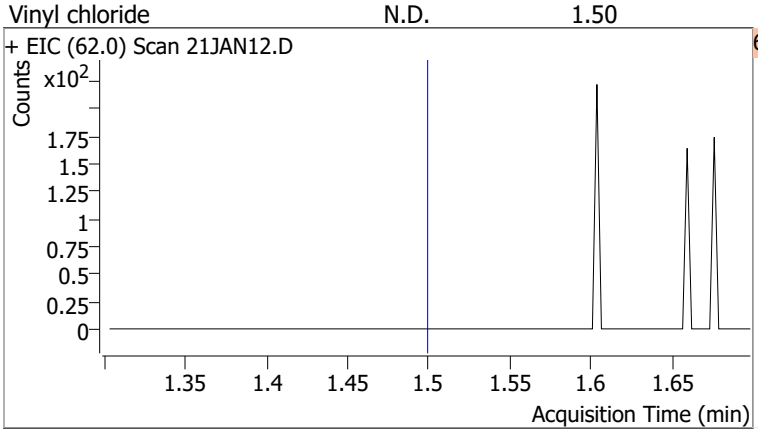

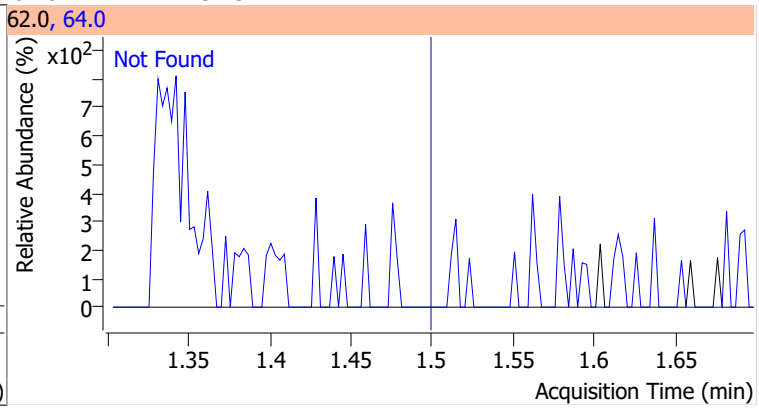

Compound	Conc.	Exp RT	QIon	Exp Ratio
Bromomethane	N.D.	1.80	94.0	110.1

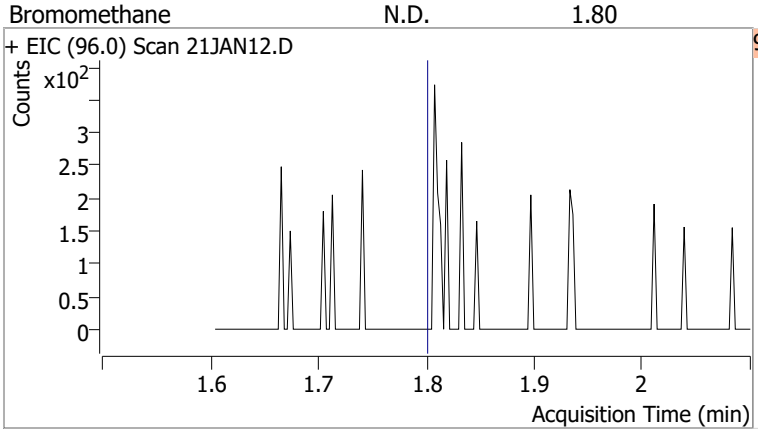

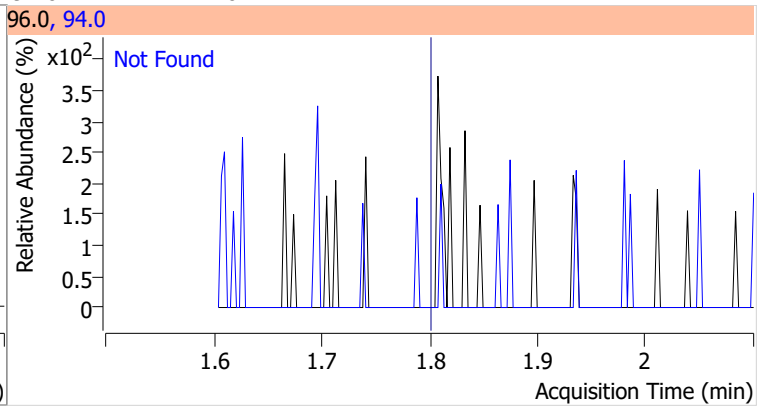

Quantitation Results Report (QT Reviewed)

Compound	Conc.	Exp RT	QIon	Exp Ratio
Chloroethane	N.D.	1.90	66.0	30.0

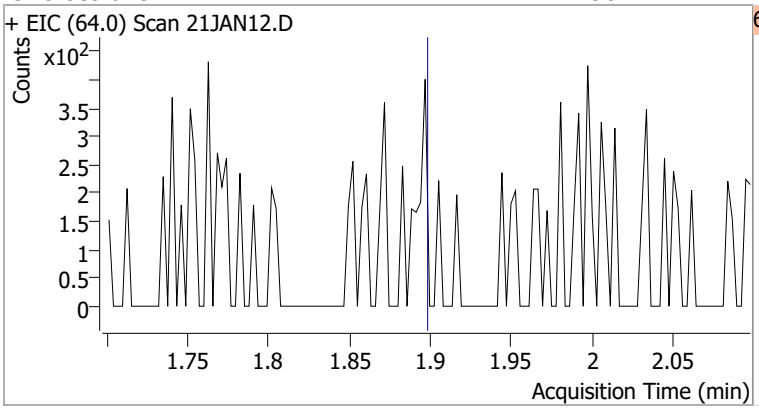

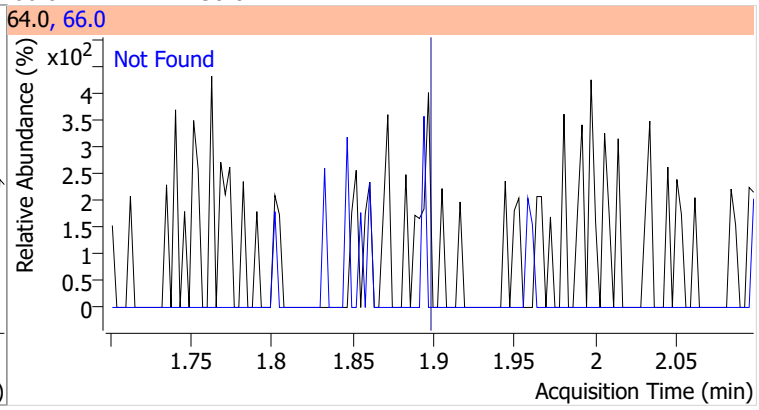

Compound	Conc.	Exp RT	QIon	Exp Ratio
Trichlorofluoromethane	N.D.	2.15	103.0	65.0

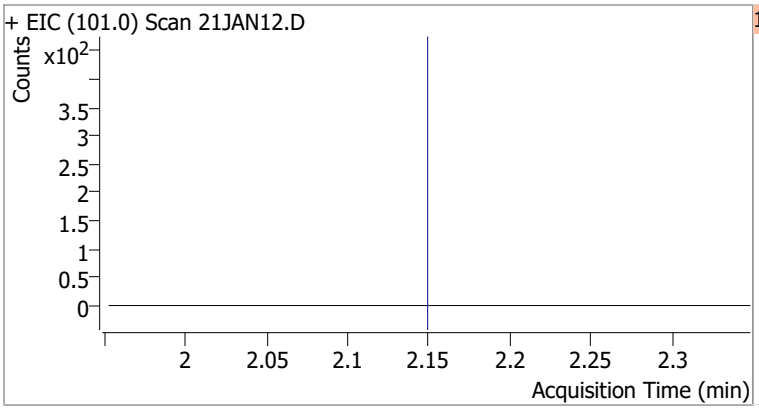

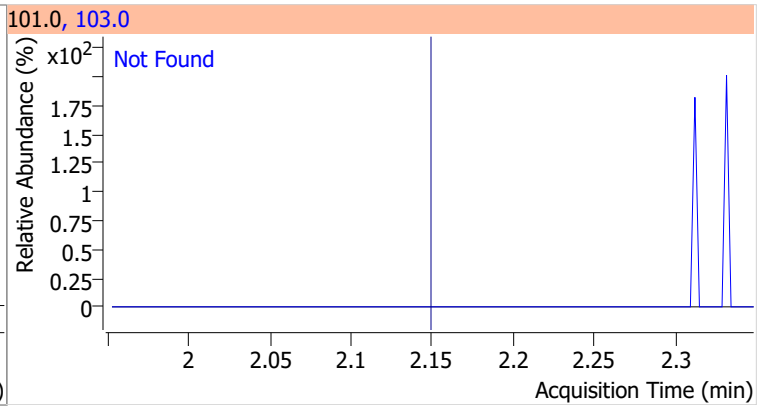

Compound	Conc.	Exp RT	QIon	Exp Ratio	QIon	Exp Ratio
1,1-Dichloroethene	N.D.	2.70	61.0	179.9	63.0	57.0

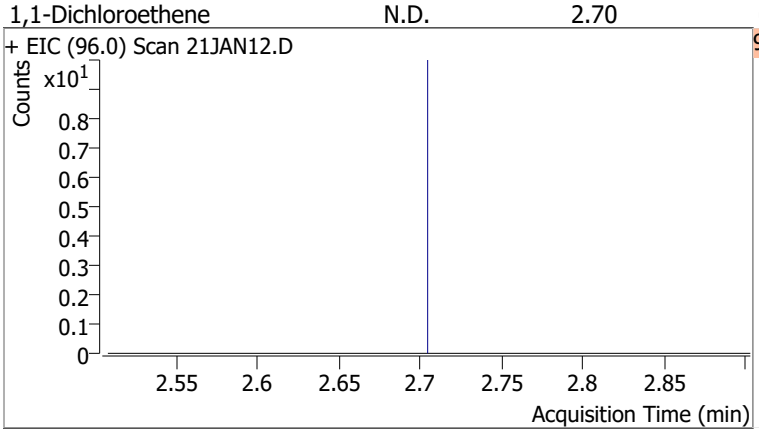

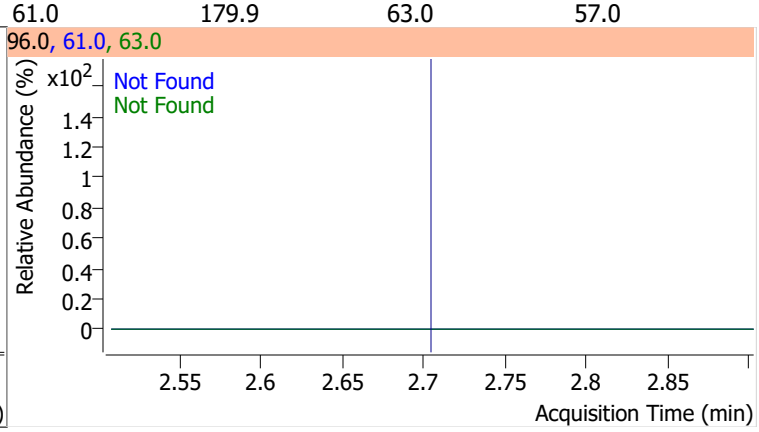

Compound	Conc.	RT	Dev(Min)	Resp.	QIon	QRatio	Lower	Upper
Methylene chloride	0.5319	3.34	0.00	599 (m)	84.0	55.7	36.1	96.1
					86.0	16.3	11.8	71.8

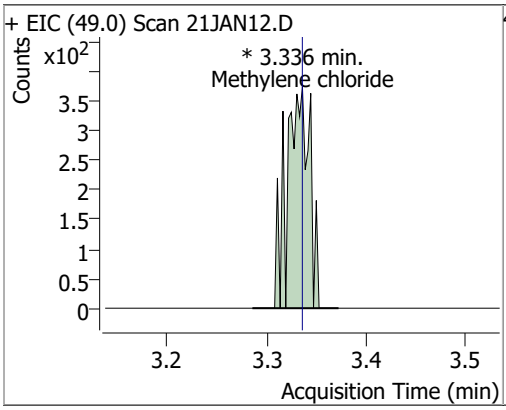

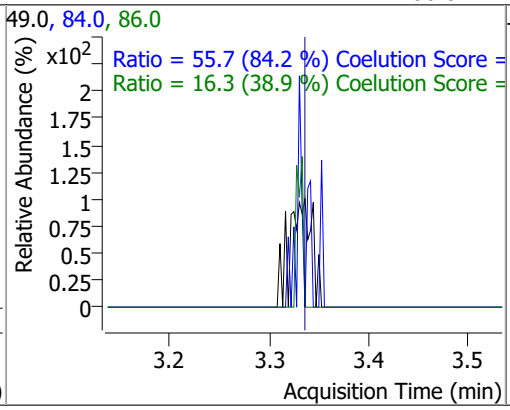

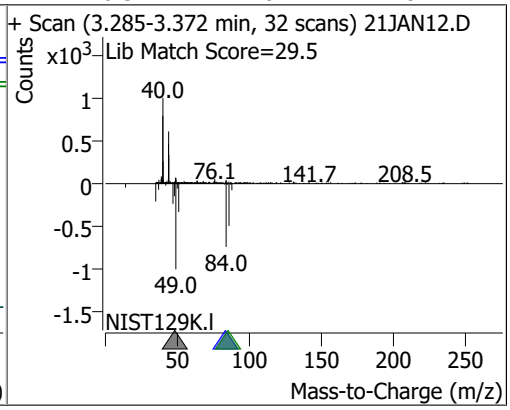

Compound	Conc.	Exp RT	QIon	Exp Ratio	QIon	Exp Ratio
trans-1,2-Dichloroethene	N.D.	3.72	61.0	154.8	98.0	62.1

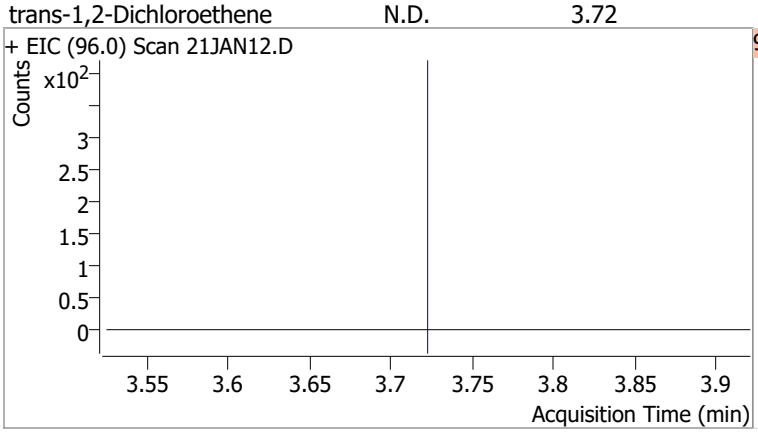

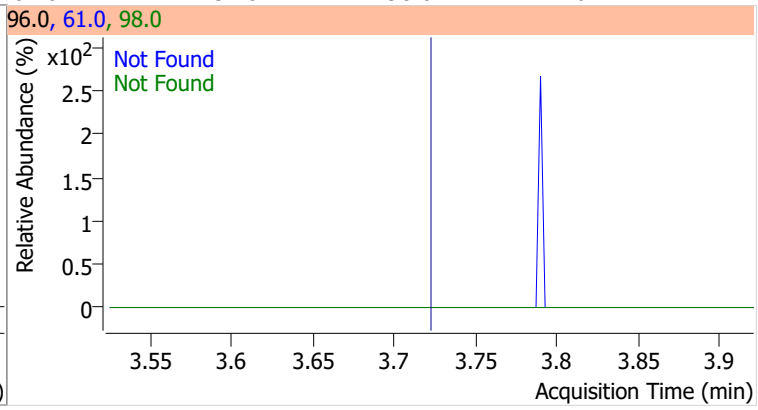

Compound	Conc.	Exp RT	QIon	Exp Ratio
Methyl tert-butyl ether (MTBE)	N.D.	3.75	57.0	24.6

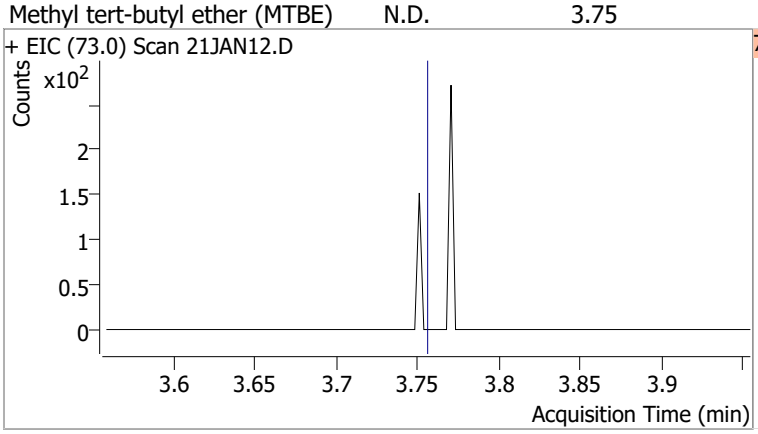

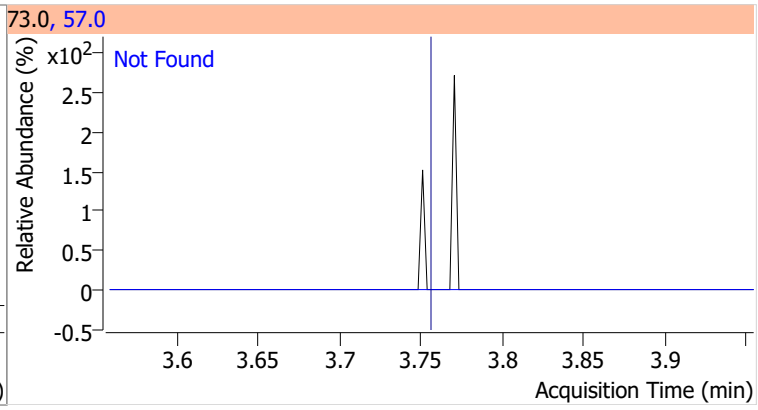

Compound	Conc.	Exp RT	QIon	Exp Ratio	QIon	Exp Ratio
1,1-Dichloroethane	N.D.	4.38	65.0	31.0	83.0	12.7

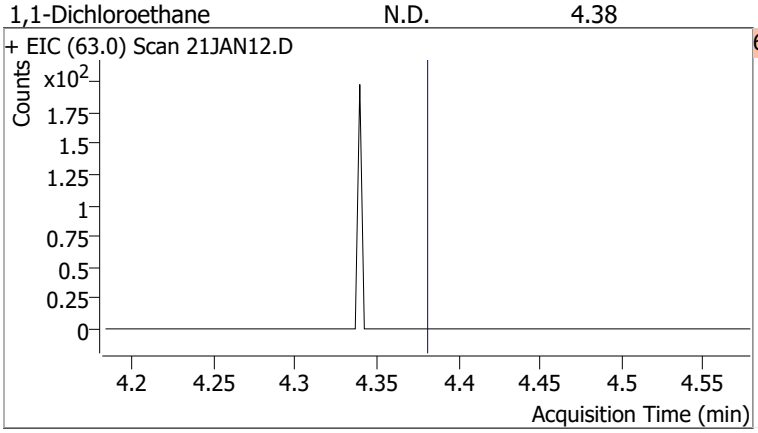

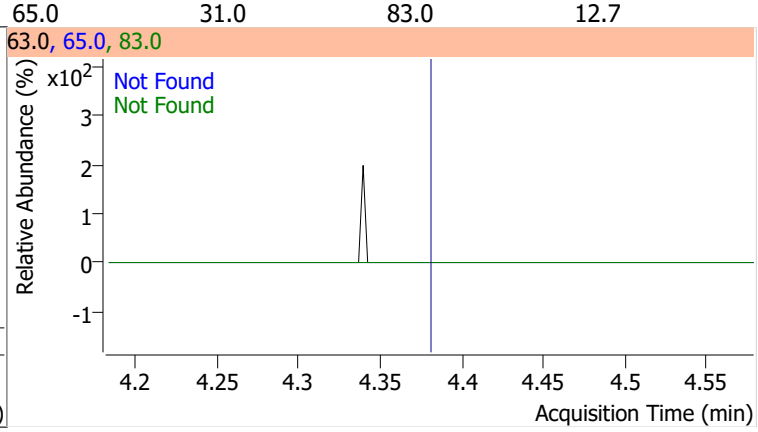

Compound	Conc.	Exp RT	QIon	Exp Ratio	QIon	Exp Ratio
2,2-Dichloropropane	N.D.	5.19	41.0	68.8	97.0	23.9

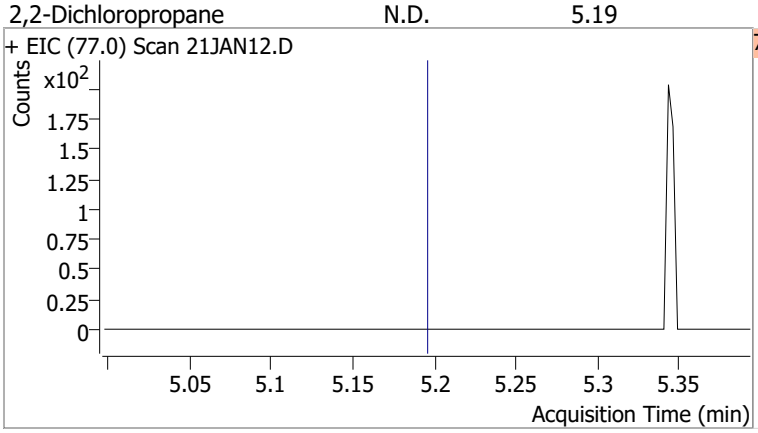

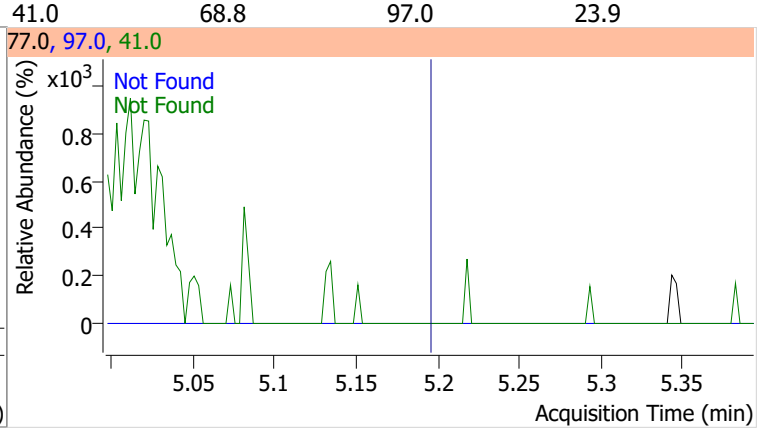

Compound	Conc.	Exp RT	QIon	Exp Ratio	QIon	Exp Ratio
cis-1,2-Dichloroethene	N.D.	5.21	61.0	160.4	98.0	66.2

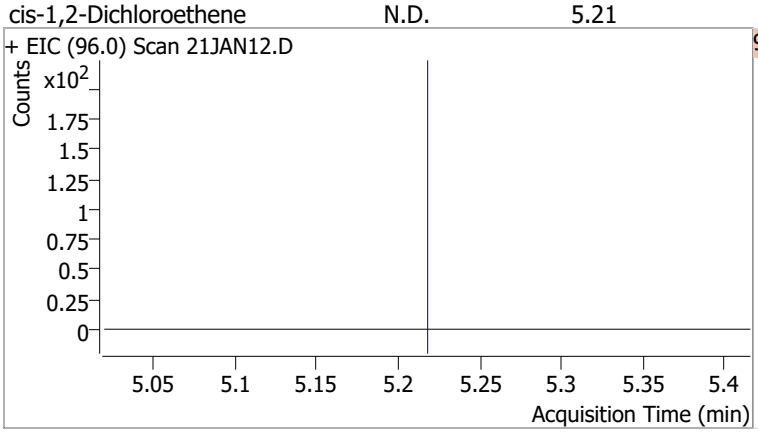

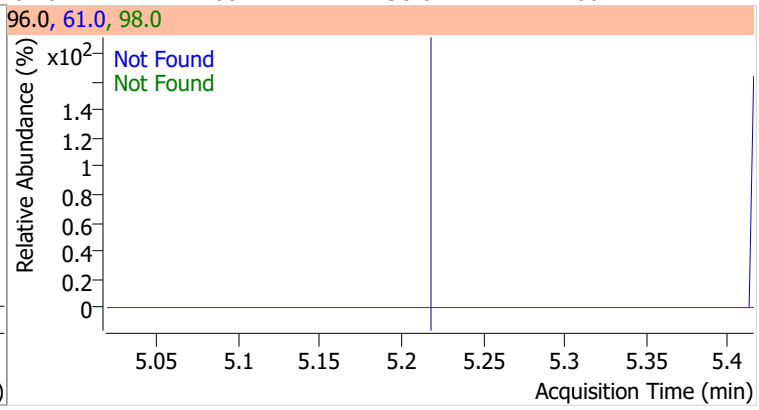

Compound	Conc.	Exp RT	QIon	Exp Ratio
Methyl ethyl ketone	N.D.	5.28	72.0	20.6

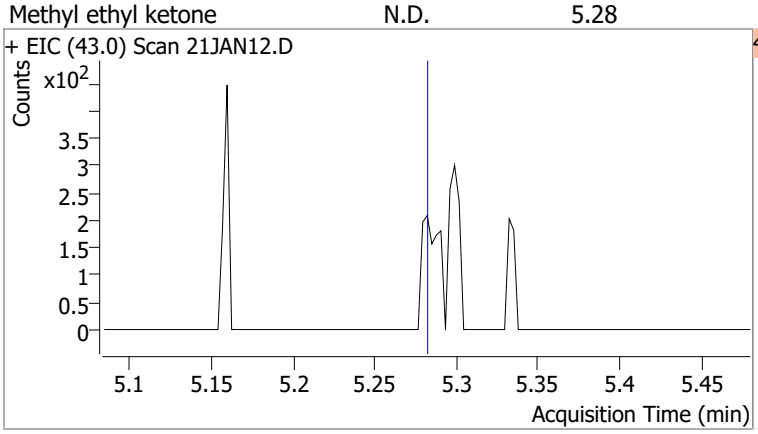

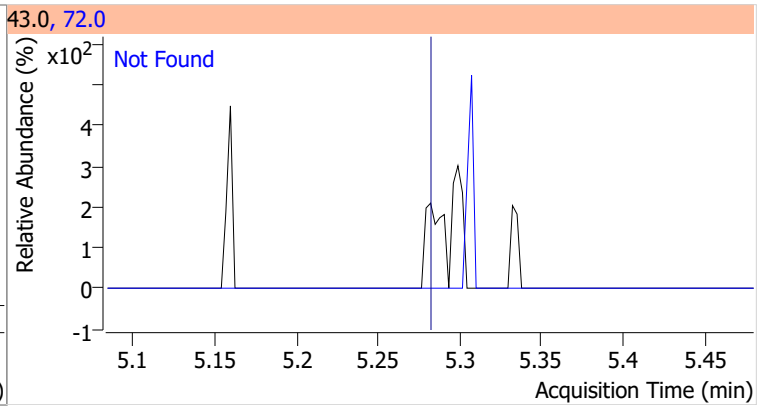

Compound	Conc.	Exp RT	QIon	Exp Ratio
Bromochloromethane	N.D.	5.52	49.0	182.2

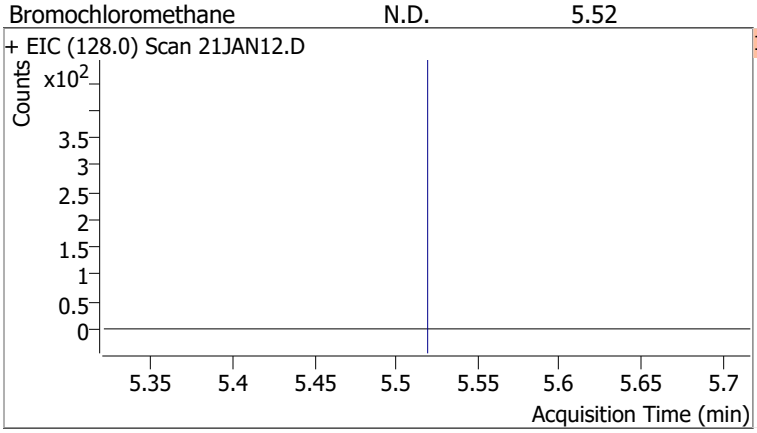

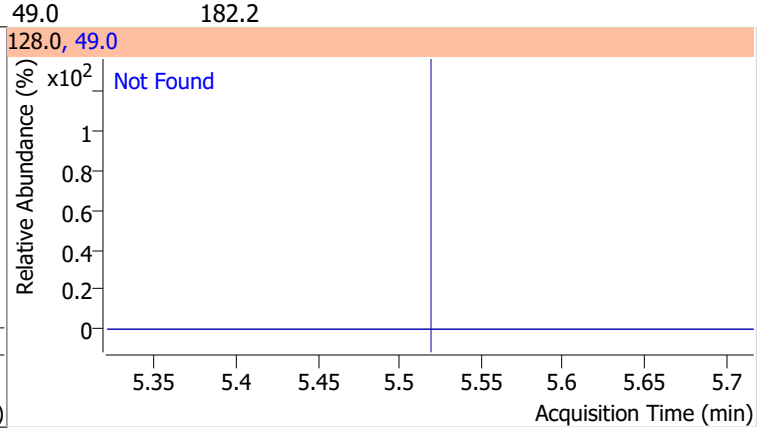

Compound	Conc.	Exp RT	QIon	Exp Ratio
Chloroform	N.D.	5.65	85.0	66.2

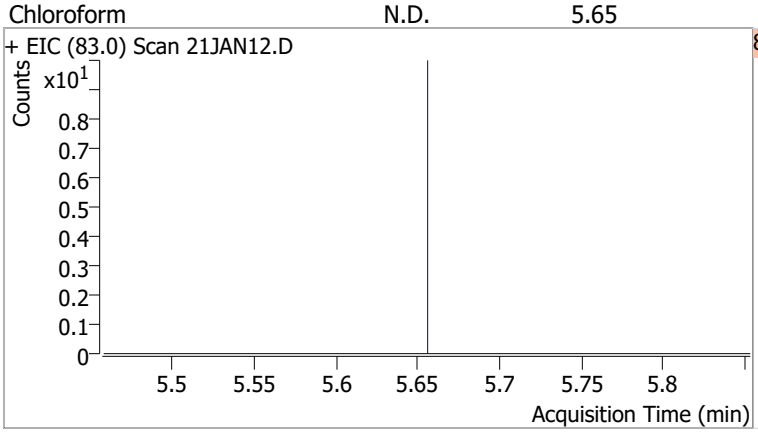

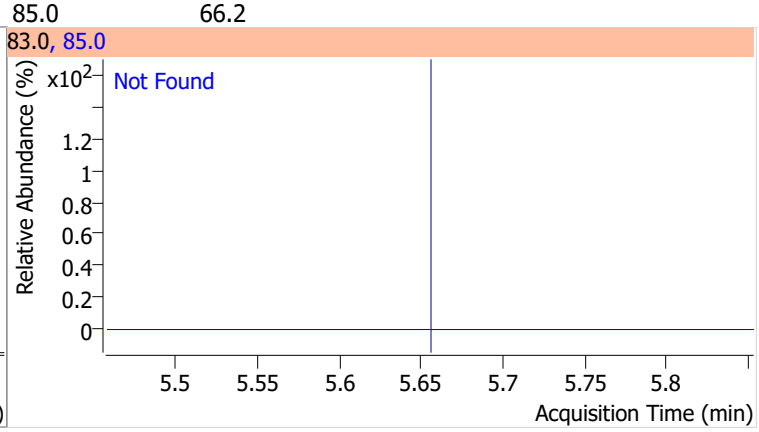

Compound	Conc.	Exp RT	QIon	Exp Ratio	QIon	Exp Ratio
1,1,1-Trichloroethane	N.D.	5.83	99.0	63.1	61.0	49.1

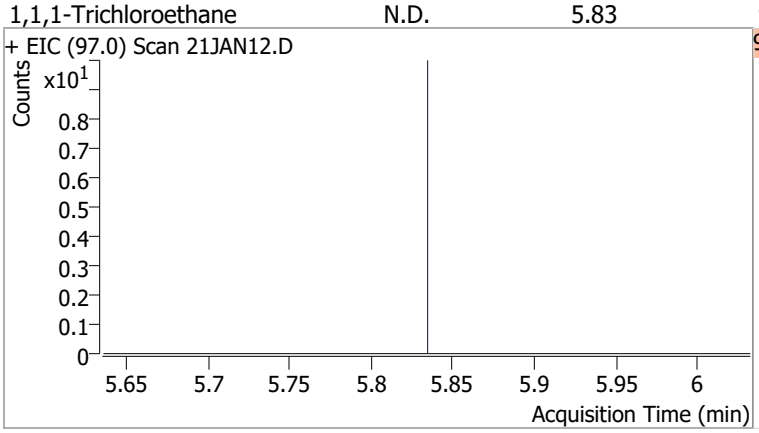

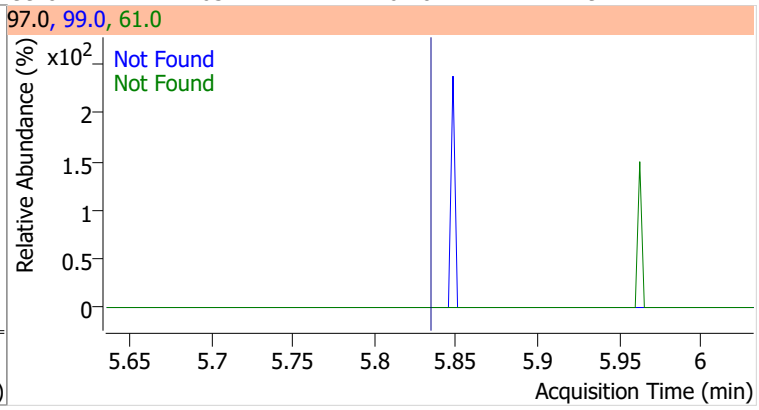

Compound	Conc.	RT	Dev(Min)	Resp.	QIon	QRatio	Lower	Upper
Dibromofluoromethane	264.4377	5.85	-0.01	197259	191.5	22.2	0.0	53.2

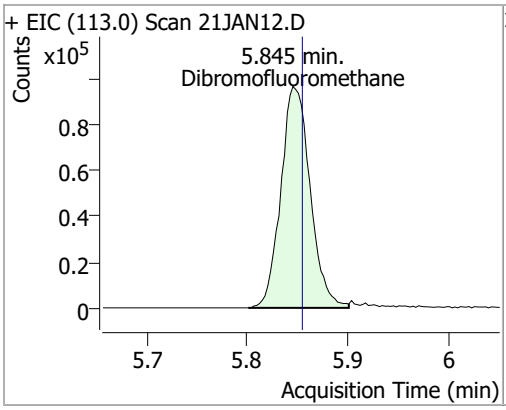

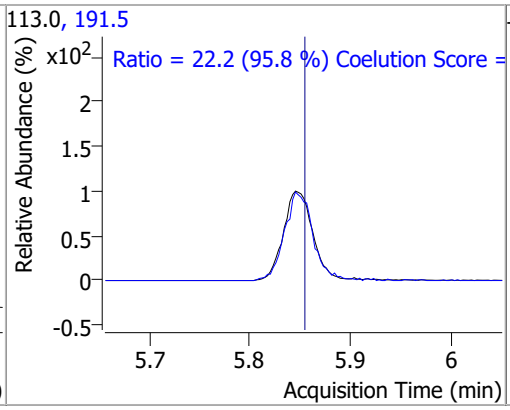

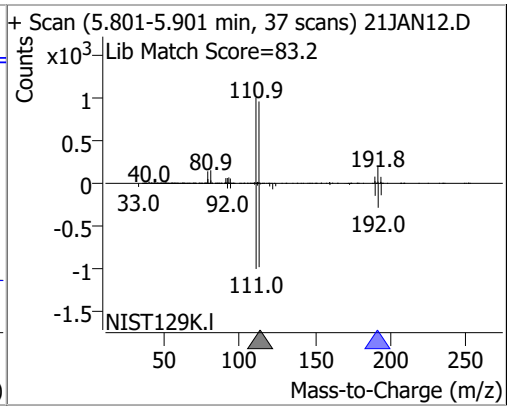

Compound	Conc.	Exp RT	QIon	Exp Ratio	QIon	Exp Ratio
Carbon tetrachloride	N.D.	6.02	119.0	97.6	121.0	30.7

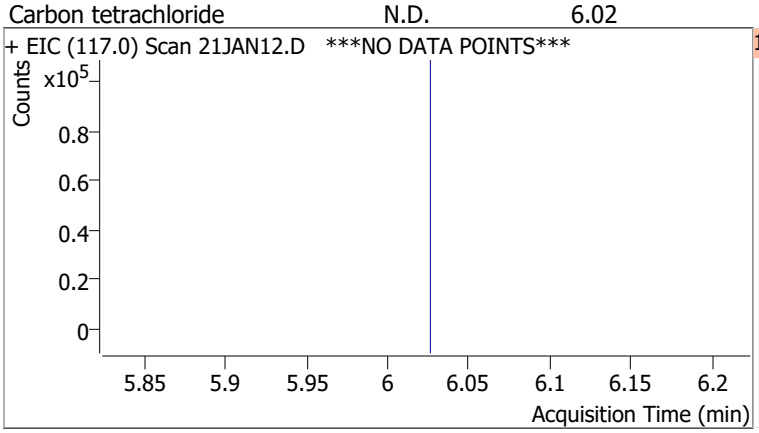

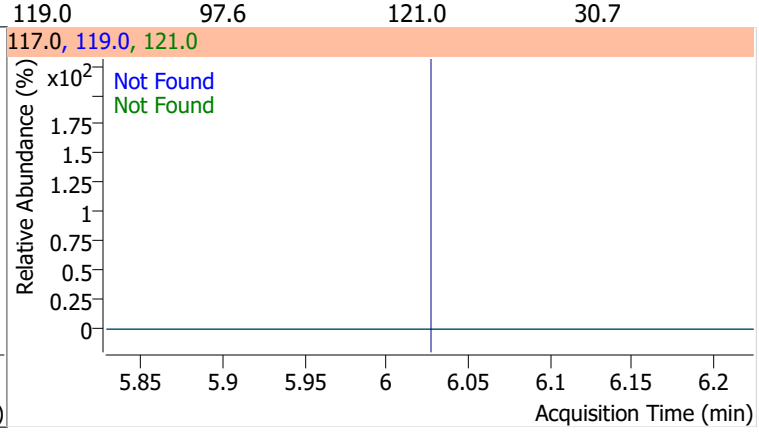

Compound	Conc.	Exp RT	QIon	Exp Ratio	QIon	Exp Ratio
1,1-Dichloropropene	N.D.	6.04	110.0	35.6	77.0	31.0

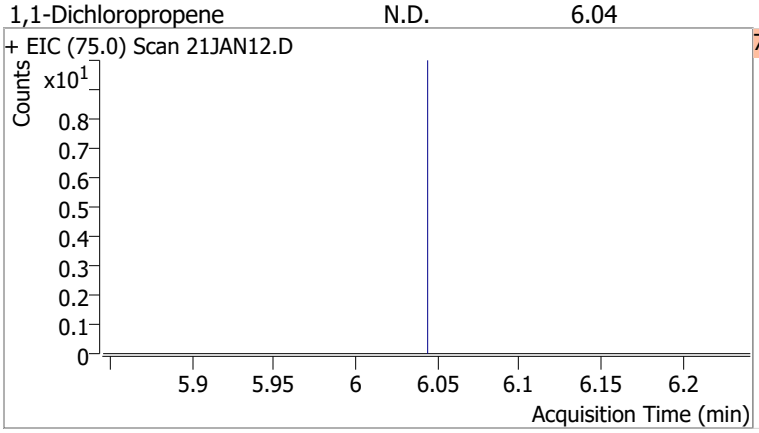

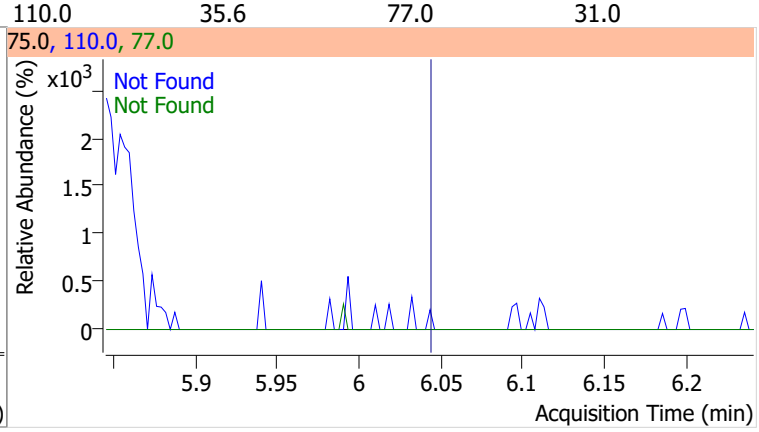

Quantitation Results Report (QT Reviewed)

Compound	Conc.	RT	Dev(Min)	Resp.	QIon	QRatio	Lower	Upper
1,2-Dichloroethane-d4	282.6894	6.23	0.00	91092	65.0	191.6	162.8	222.8

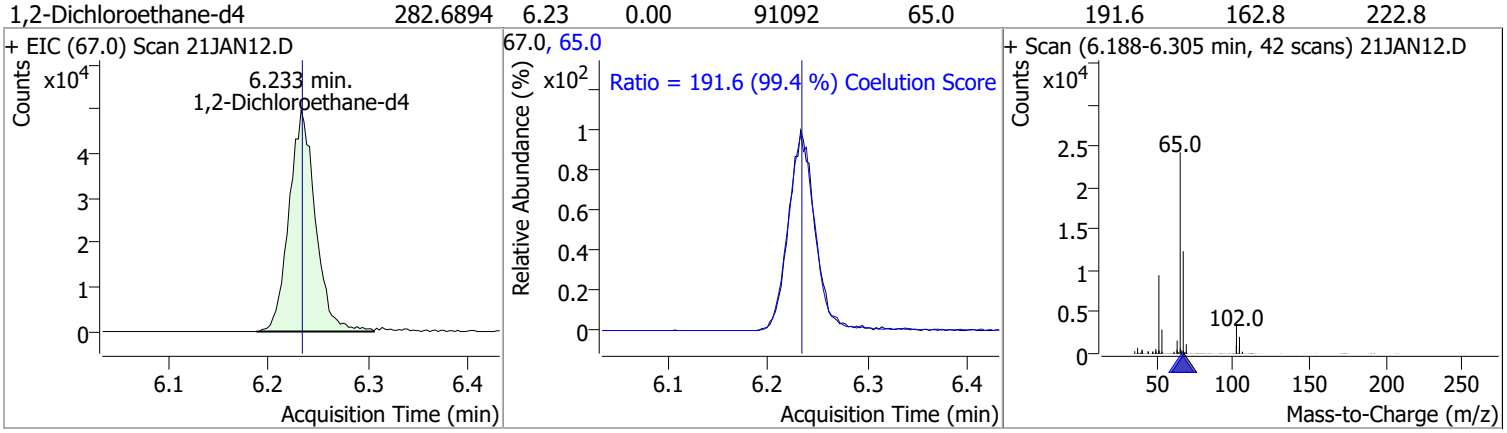

Compound	Conc.	Exp RT	QIon	Exp Ratio
Benzene	N.D.	6.28	77.0	23.3

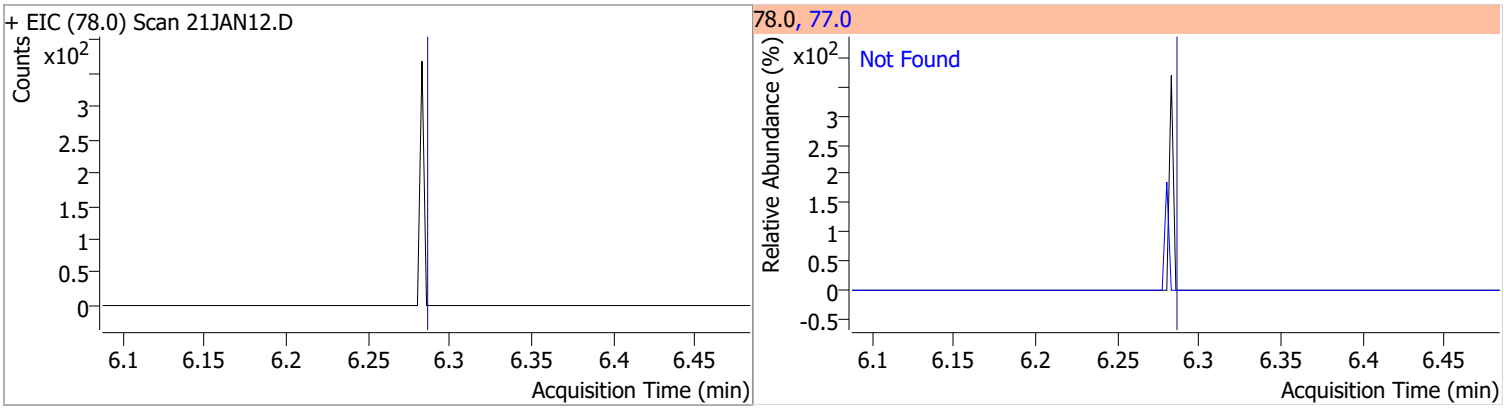

Compound	Conc.	RT	Dev(Min)	Resp.	QIon	QRatio	Lower	Upper
1,2-Dichloroethane	2.3759	6.31	-0.01	2019	64.0	36.3	2.2	62.2
					98.0	3.0	0.0	38.2

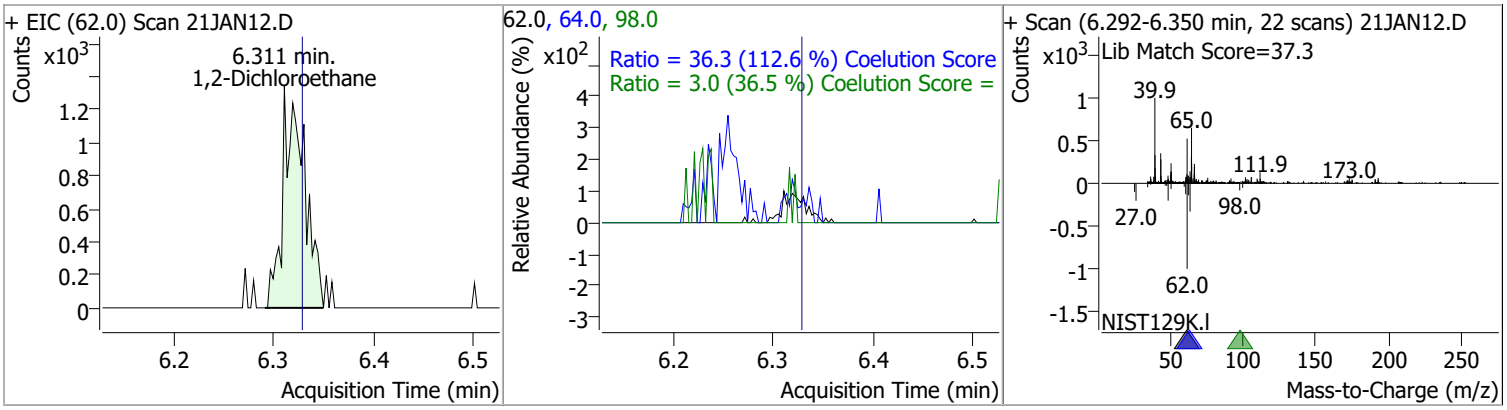

Compound	Conc.	Exp RT	QIon	Exp Ratio	QIon	Exp Ratio
Trichloroethene	N.D.	7.02	130.0	105.6	97.0	65.7

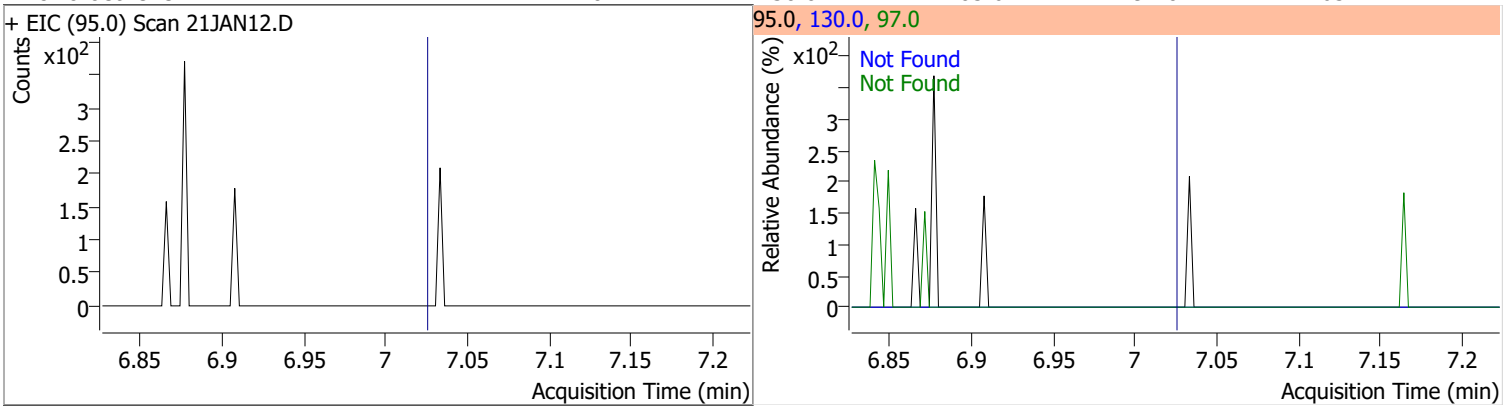

Compound	Conc.	Exp RT	QIon	Exp Ratio
1,2-Dichloropropane	N.D.	7.27	76.0	39.8

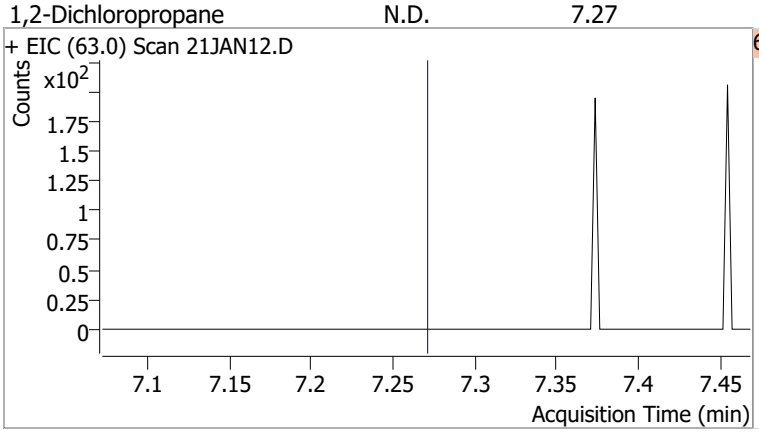

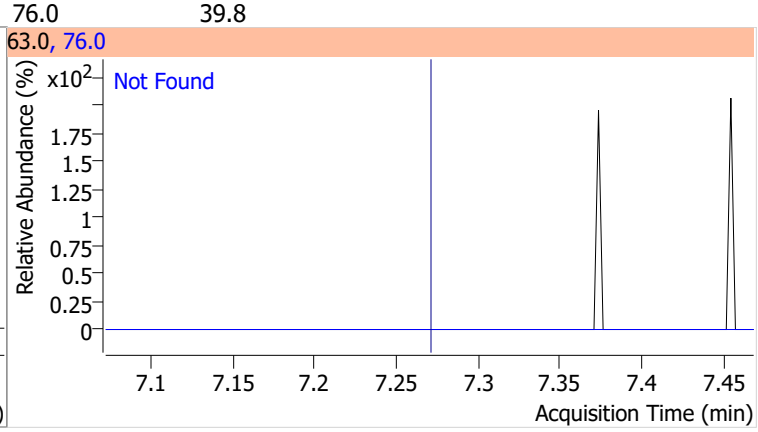

Compound	Conc.	Exp RT	QIon	Exp Ratio	QIon	Exp Ratio
Dibromomethane	N.D.	7.40	173.5	108.2	95.0	84.5

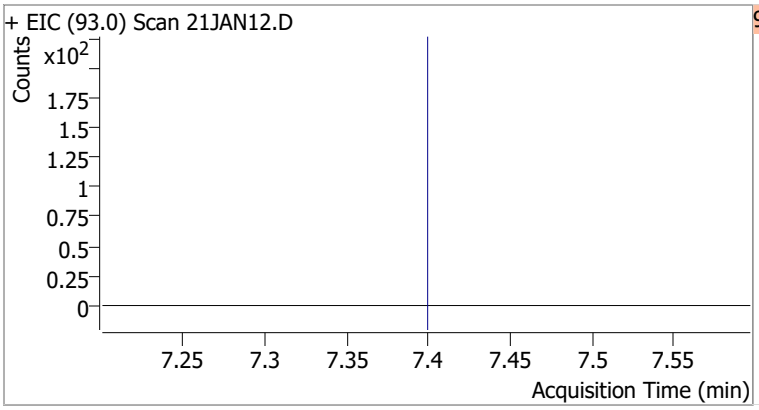

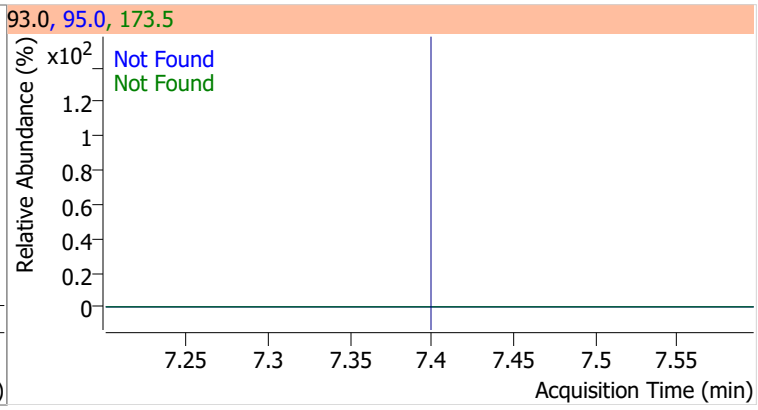

Compound	Conc.	Exp RT	QIon	Exp Ratio	QIon	Exp Ratio
Bromodichloromethane	N.D.	7.58	85.0	66.3	127.0	9.5

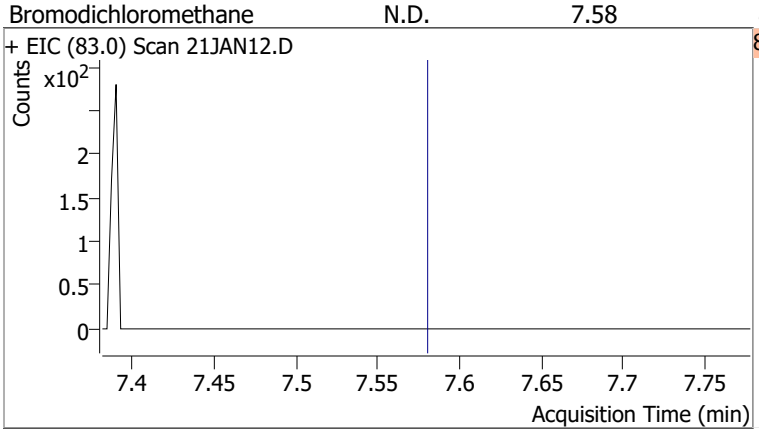

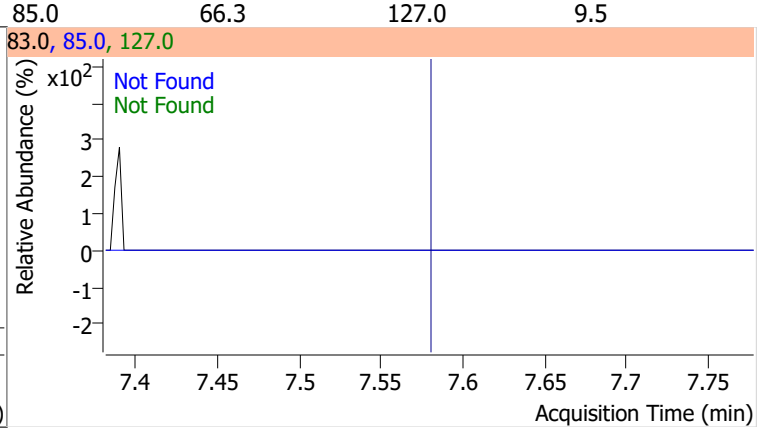

Compound	Conc.	Exp RT	QIon	Exp Ratio	QIon	Exp Ratio
cis-1,3-Dichloropropene	N.D.	8.06	39.0	52.5	77.0	31.8

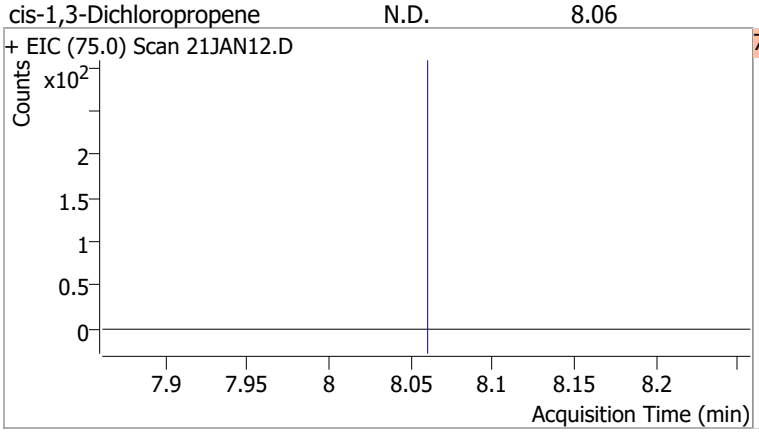

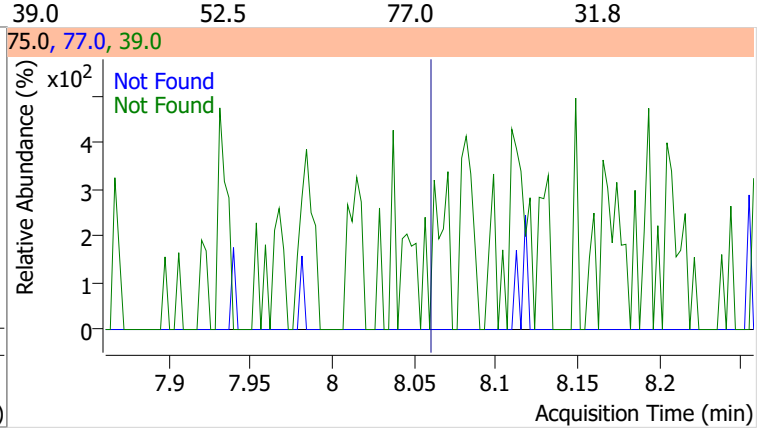

Quantitation Results Report (QT Reviewed)

Compound	Conc.	RT	Dev(Min)	Resp.	QIon	QRatio	Lower	Upper
Toluene-d8	253.1782	8.32	0.00	762283	100.0	64.1	34.3	94.3
					99.0	9.4	0.0	39.2

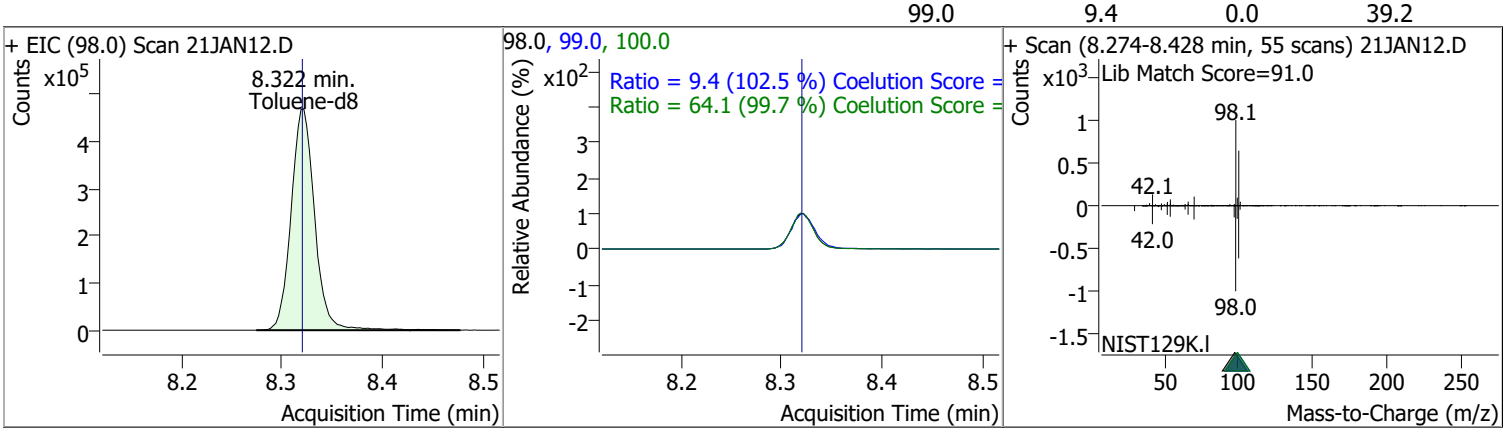

Compound	Conc.	RT	Dev(Min)	Resp.	QIon	QRatio	Lower	Upper
Toluene		0		0	91.0		144.1	204.1

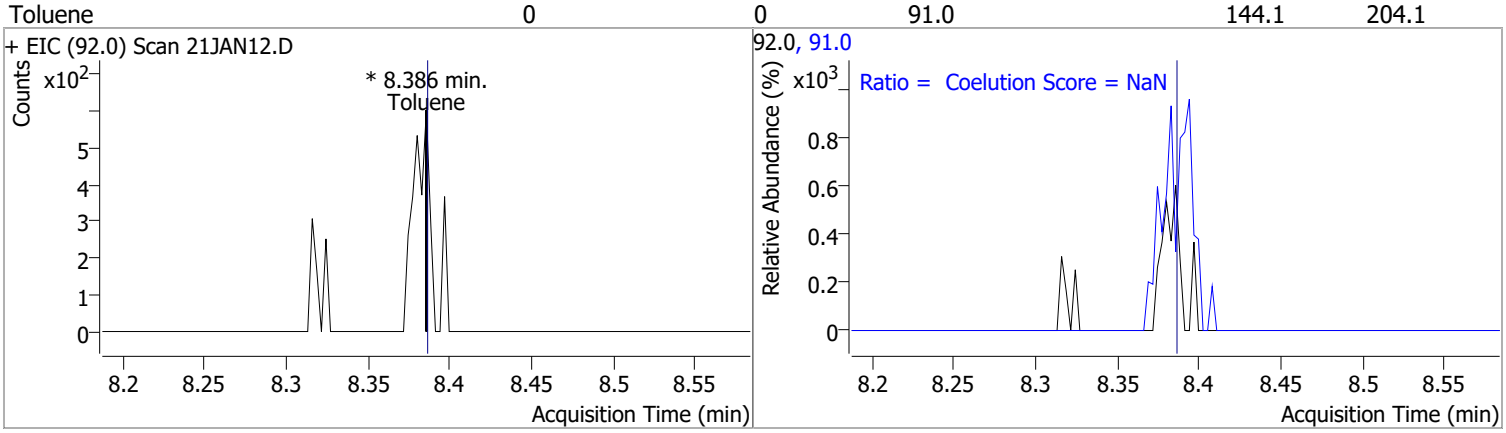

Compound	Conc.	Exp RT	QIon	Exp Ratio	QIon	Exp Ratio
trans-1,3-Dichloropropene	N.D.	8.64	39.0	53.0	77.0	31.0

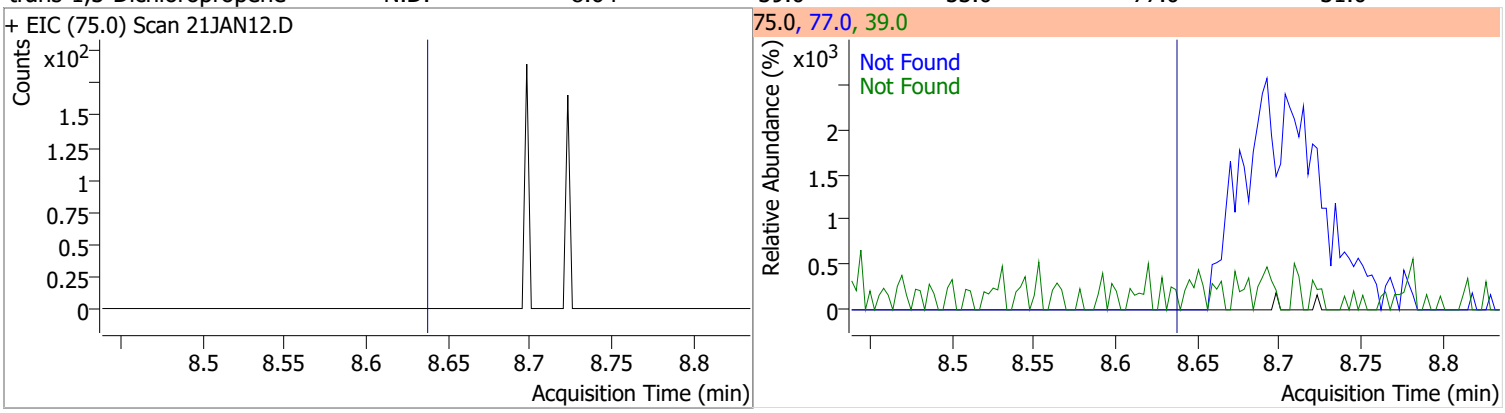

Compound	Conc.	Exp RT	QIon	Exp Ratio	QIon	Exp Ratio
1,1,2-Trichloroethane	N.D.	8.82	97.0	110.7	85.0	60.7

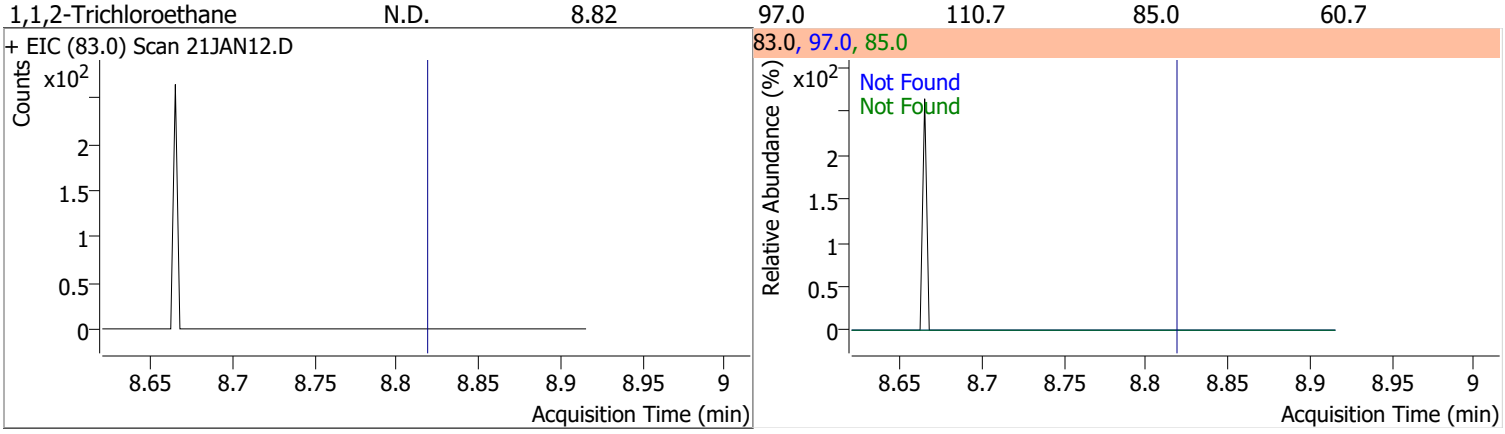

Compound	Conc.	Exp RT	QIon	Exp Ratio	QIon	Exp Ratio
Tetrachloroethene	N.D.	8.94	165.8	126.1	129.0	90.5

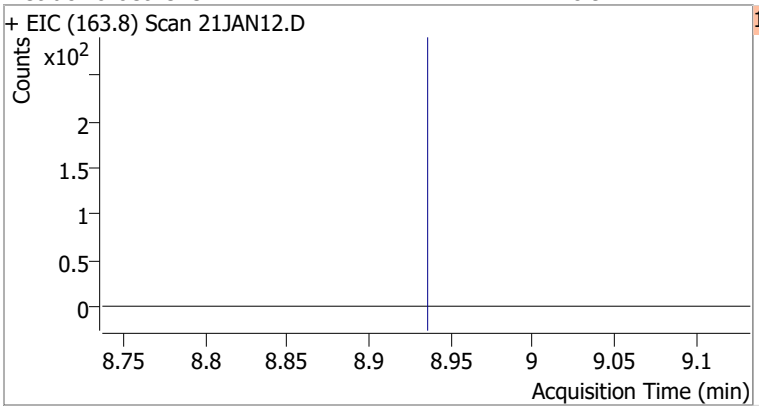

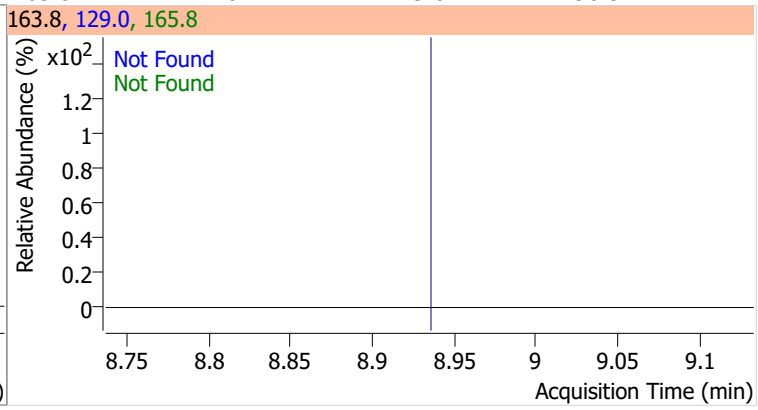

Compound	Conc.	Exp RT	QIon	Exp Ratio
1,3-Dichloropropane	N.D.	8.98	78.0	32.4

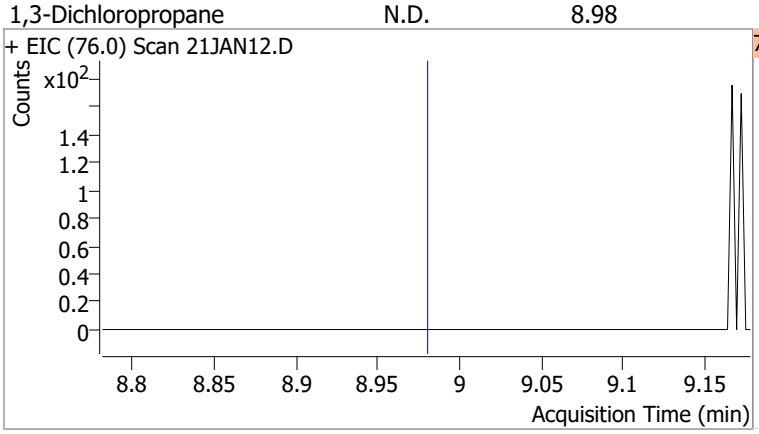

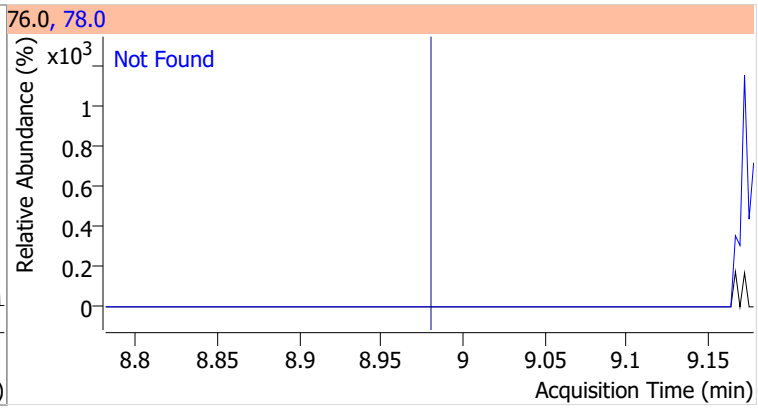

Compound	Conc.	Exp RT	QIon	Exp Ratio
Chlorodibromomethane	N.D.	9.21	127.0	77.2

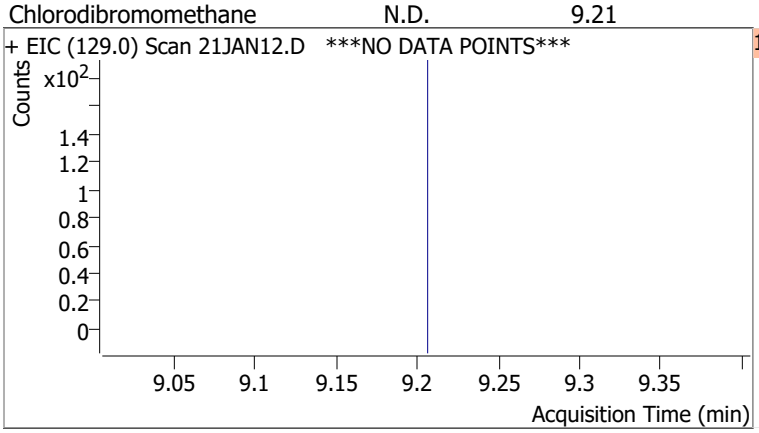

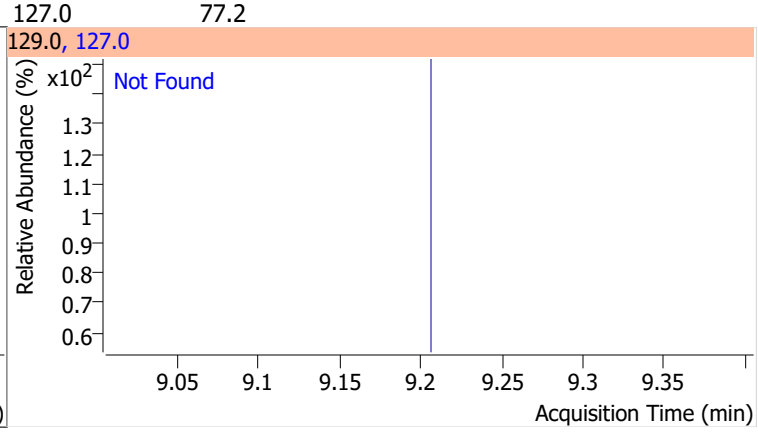

Compound	Conc.	Exp RT	QIon	Exp Ratio
1,2-Dibromoethane	N.D.	9.30	109.0	91.5

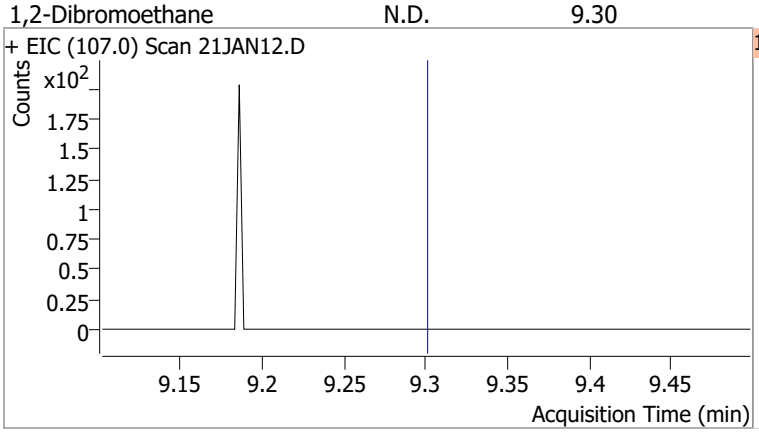

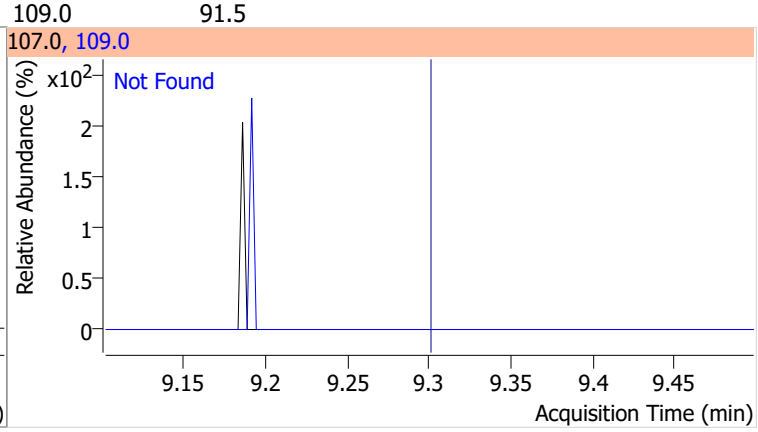

Compound	Conc.	Exp RT	QIon	Exp Ratio
Chlorobenzene	N.D.	9.80	114.0	32.2

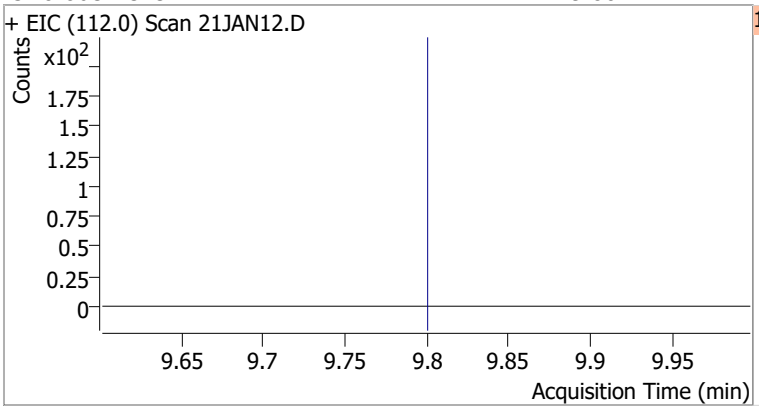

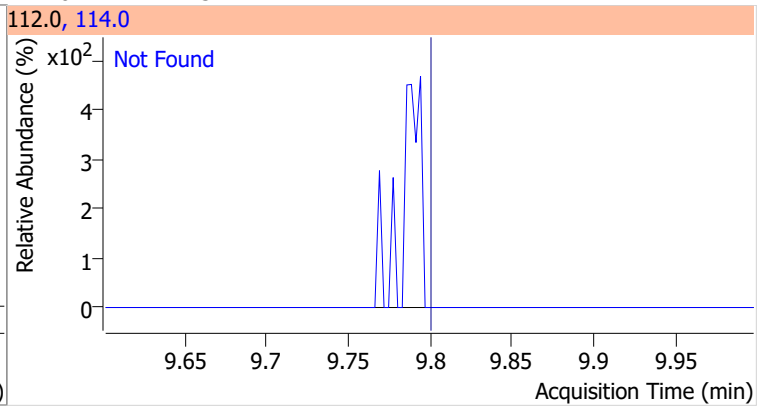

Compound	Conc.	Exp RT	QIon	Exp Ratio
1,1,1,2-Tetrachloroethane	N.D.	9.89	133.0	95.3

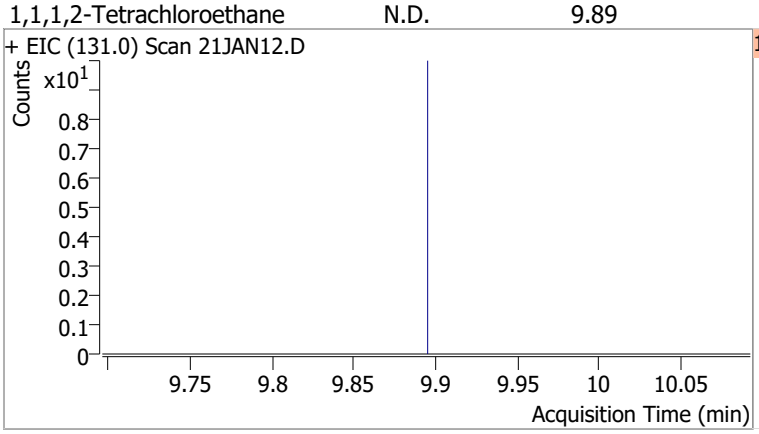

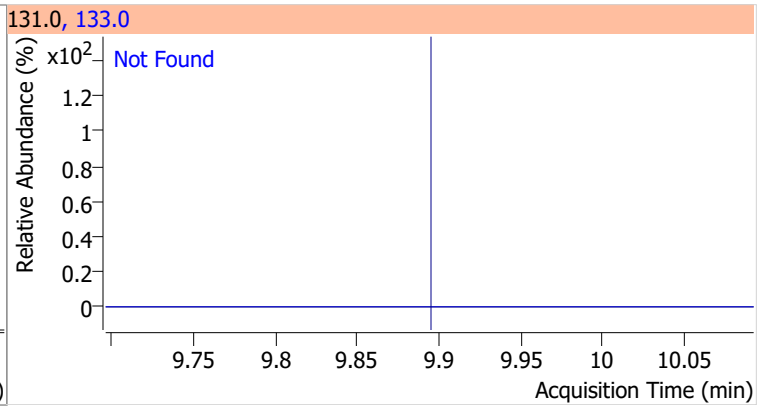

Compound	Conc.	Exp RT	QIon	Exp Ratio
Ethylbenzene	N.D.	9.92	106.0	31.7

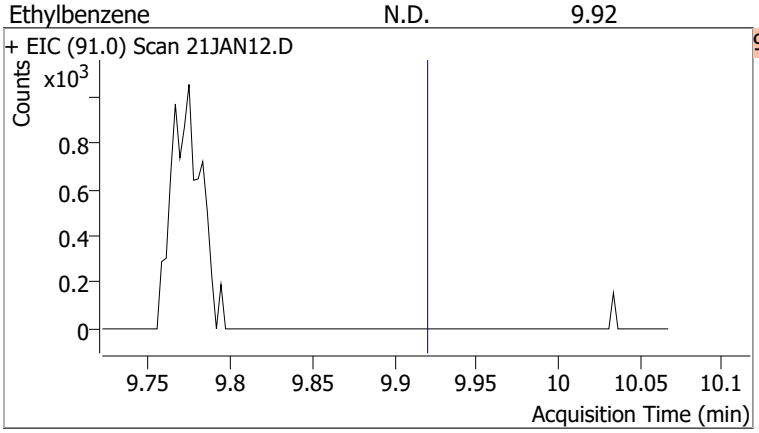

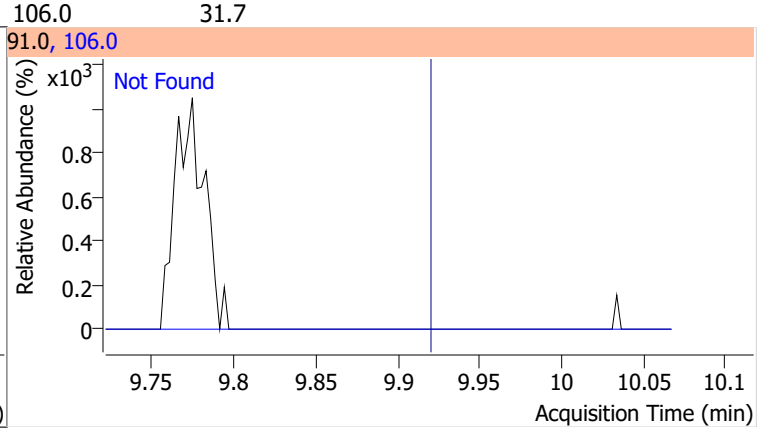

Compound	Conc.	Exp RT	QIon	Exp Ratio
m+p-Xylenes	N.D.	10.04	91.0	200.7

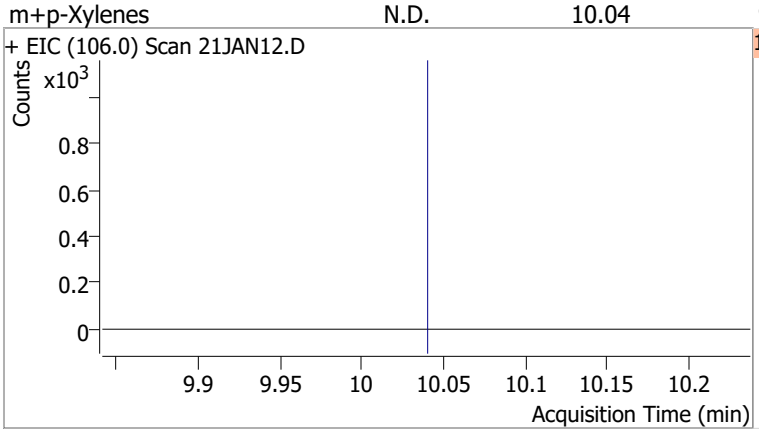

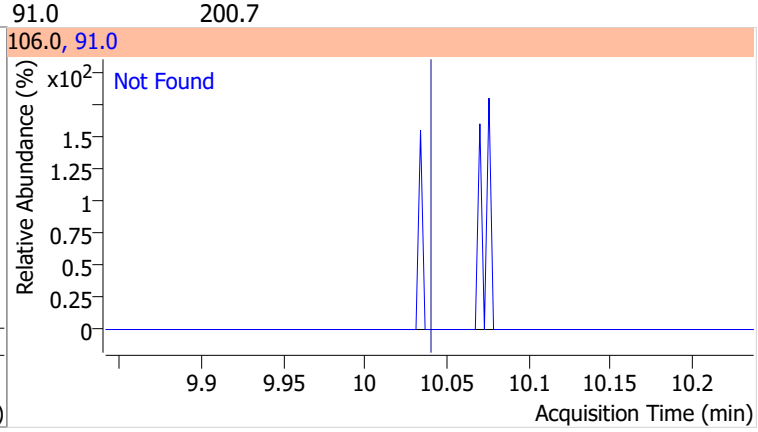

Compound	Conc.	Exp RT	QIon	Exp Ratio
o-Xylene	N.D.	10.43	91.0	211.4

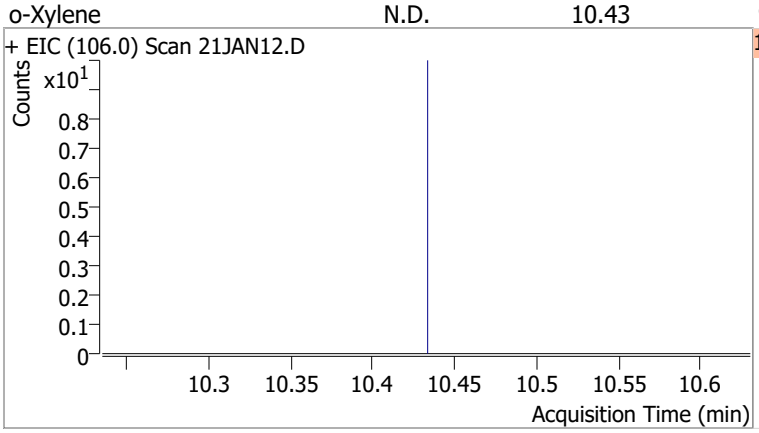

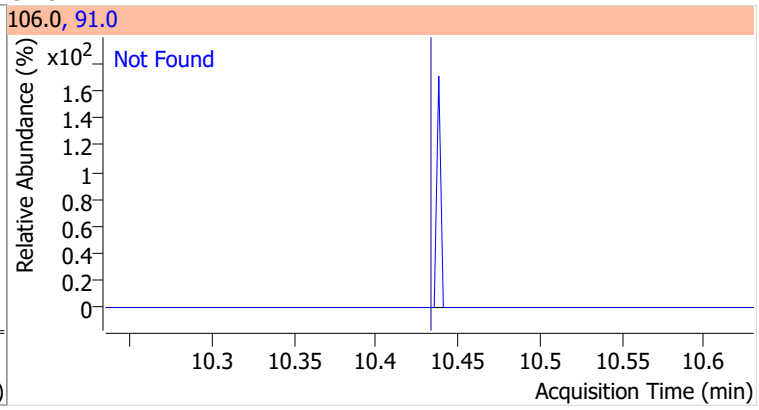

Compound	Conc.	Exp RT	QIon	Exp Ratio
Styrene	N.D.	10.45	78.0	50.6

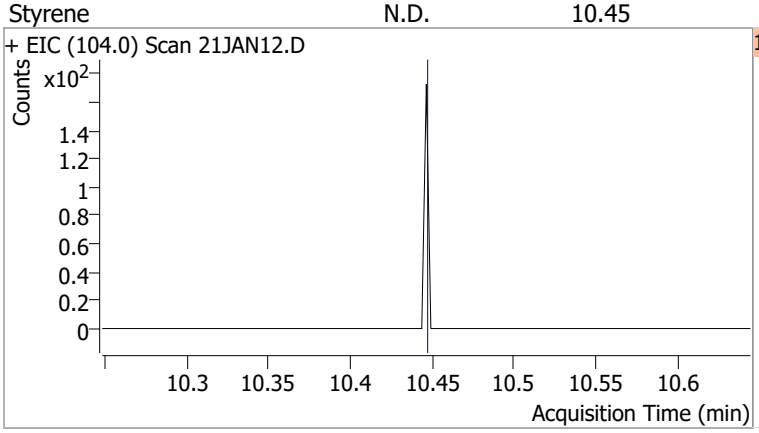

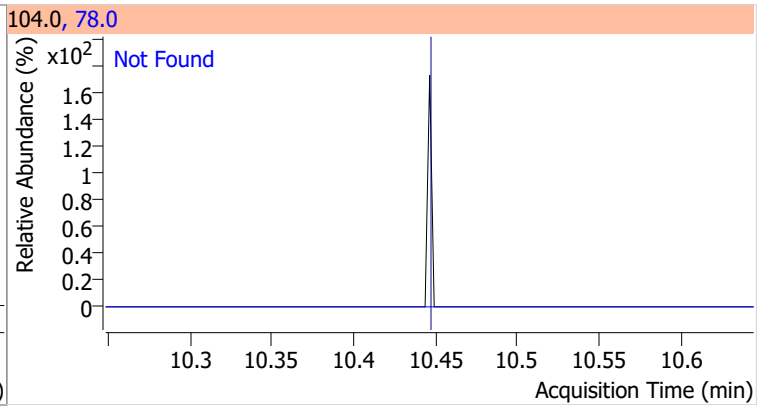

Compound	Conc.	Exp RT	QIon	Exp Ratio	QIon	Exp Ratio
Bromoform	N.D.	10.62	170.5	50.3	174.5	48.1

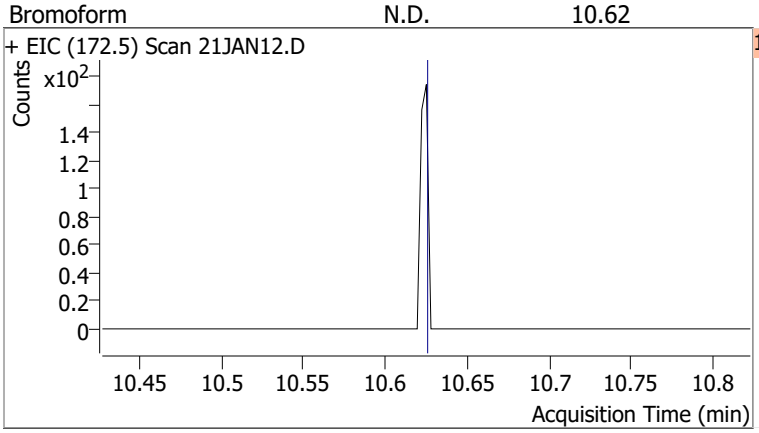

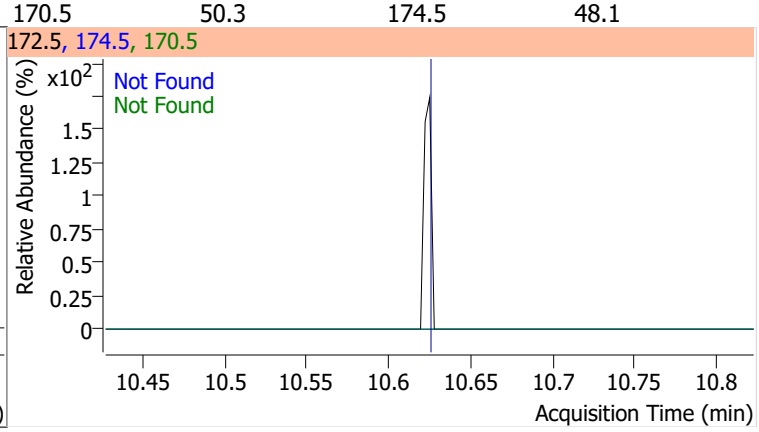

Compound	Conc.	RT	Dev(Min)	Resp.	QIon	QRatio	Lower	Upper
p-Bromofluorobenzene	262.6492	10.95	0.00	227094	174.0	94.0	65.3	125.3
					176.0	92.2	63.3	123.3

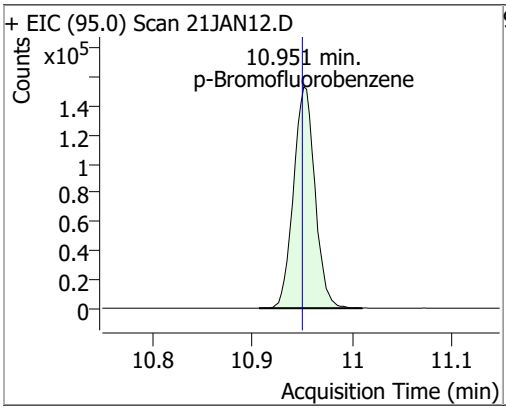

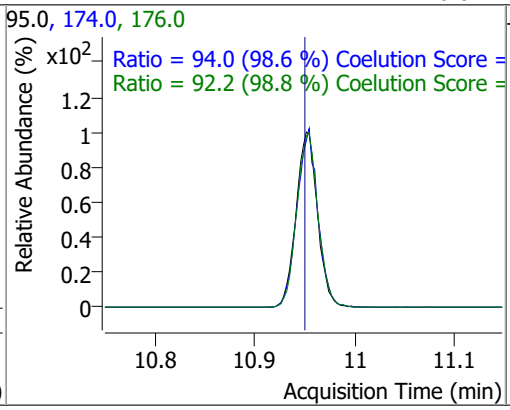

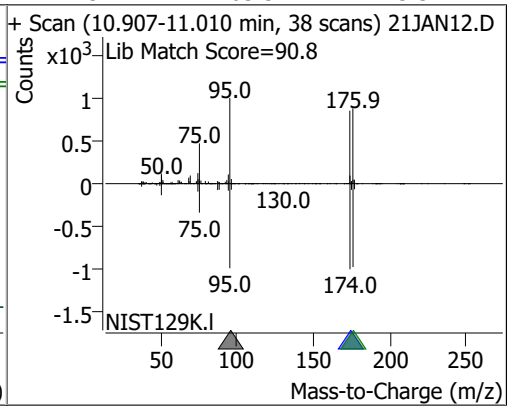

Compound	Conc.	Exp RT	QIon	Exp Ratio	QIon	Exp Ratio
Bromobenzene	N.D.	11.09	77.0	143.5	158.0	96.1

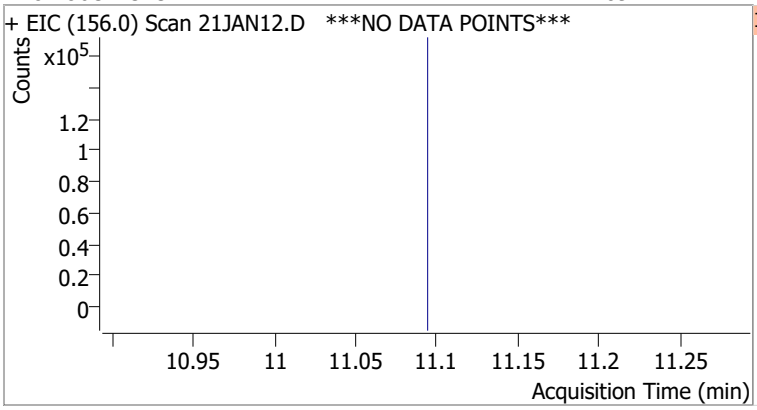

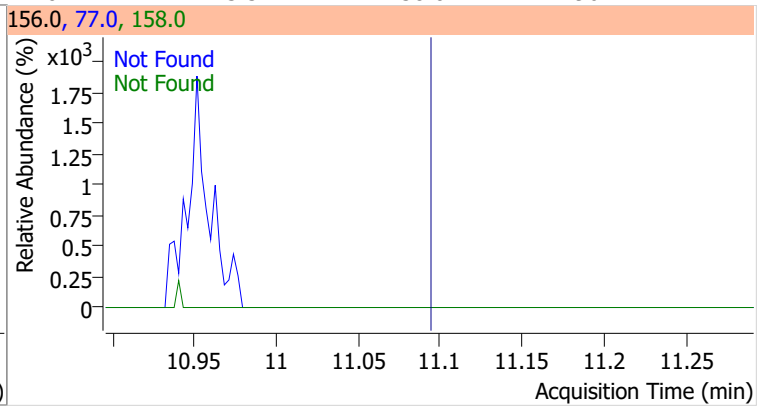

Compound	Conc.	Exp RT	QIon	Exp Ratio
1,1,2,2-Tetrachloroethane	N.D.	11.11	85.0	63.3

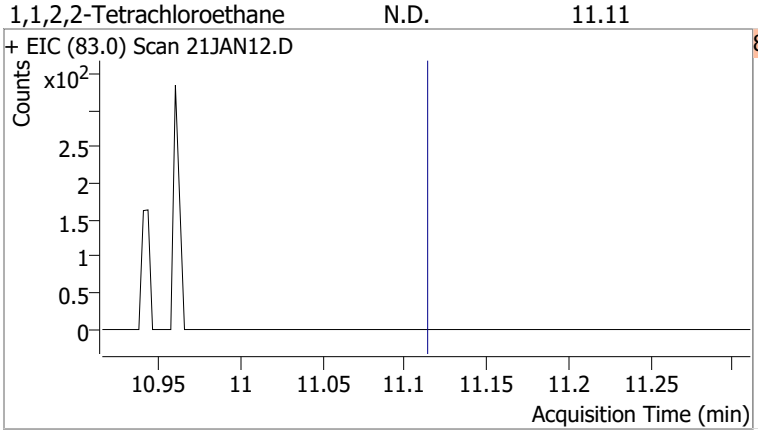

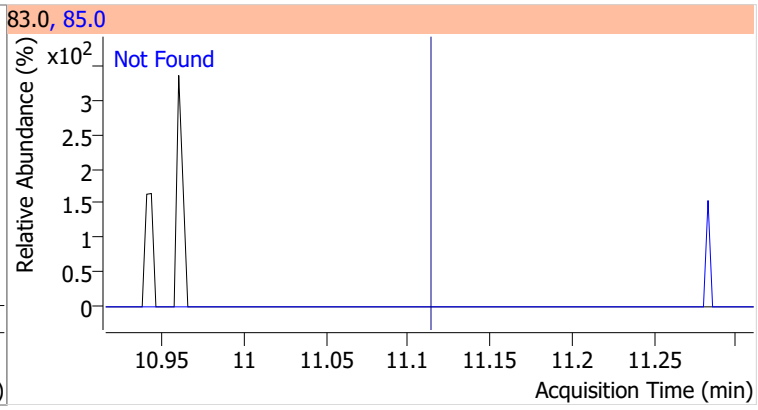

Compound	Conc.	Exp RT	QIon	Exp Ratio
1,2,3-Trichloropropane	N.D.	11.15	112.0	65.8

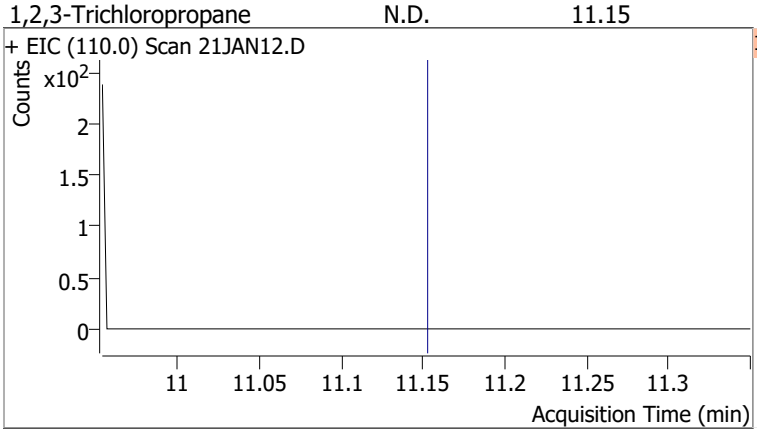

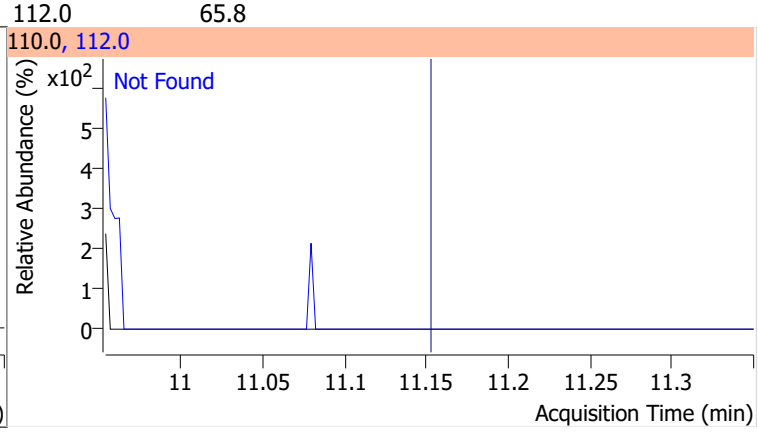

Compound	Conc.	Exp RT	QIon	Exp Ratio
2-Chlorotoluene	N.D.	11.29	91.0	276.2

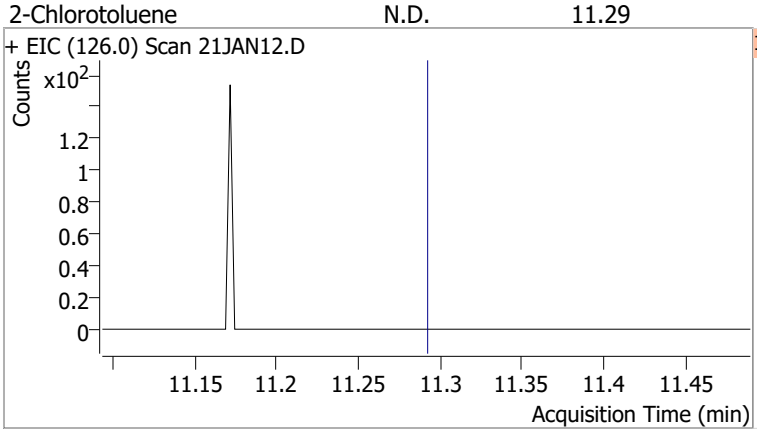

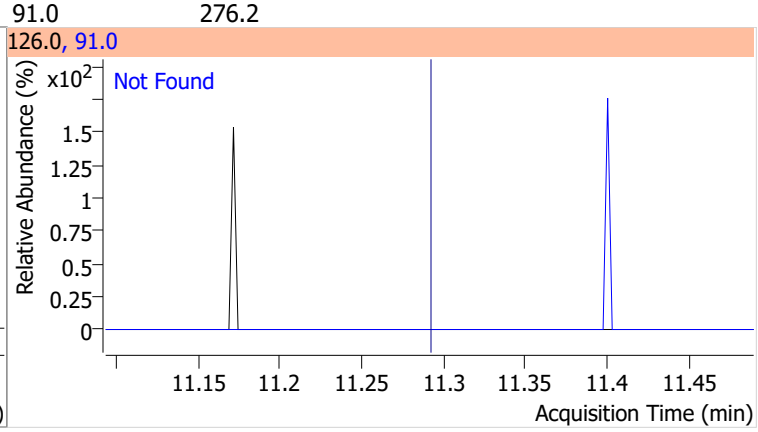

Compound	Conc.	Exp RT	QIon	Exp Ratio
4-Chlorotoluene	N.D.	11.40	126.0	31.3

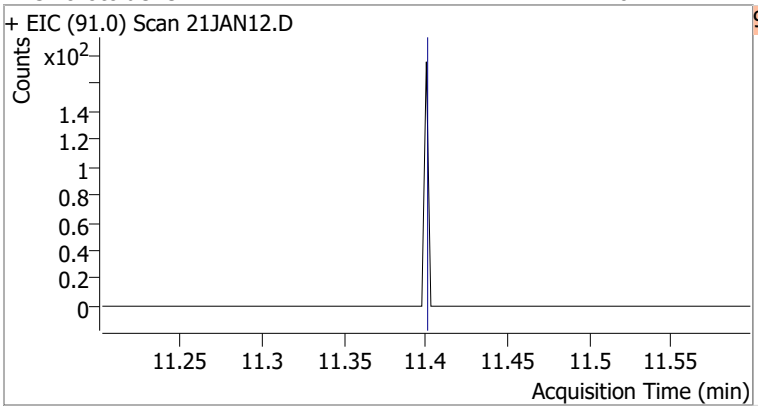

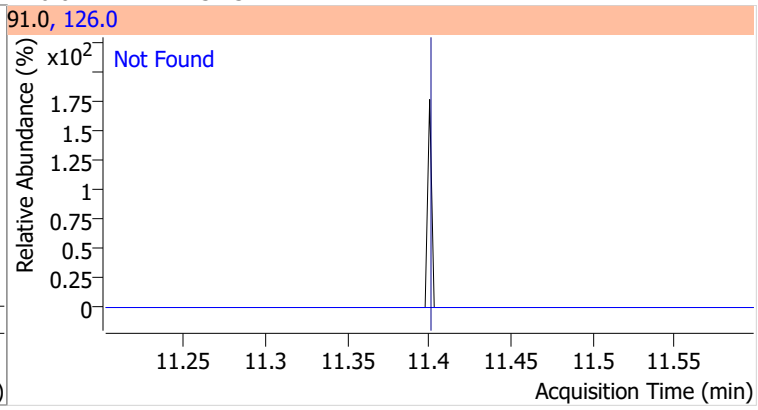

Compound	Conc.	Exp RT	QIon	Exp Ratio	QIon	Exp Ratio
1,3-Dichlorobenzene	N.D.	12.03	148.0	62.8	111.0	38.7

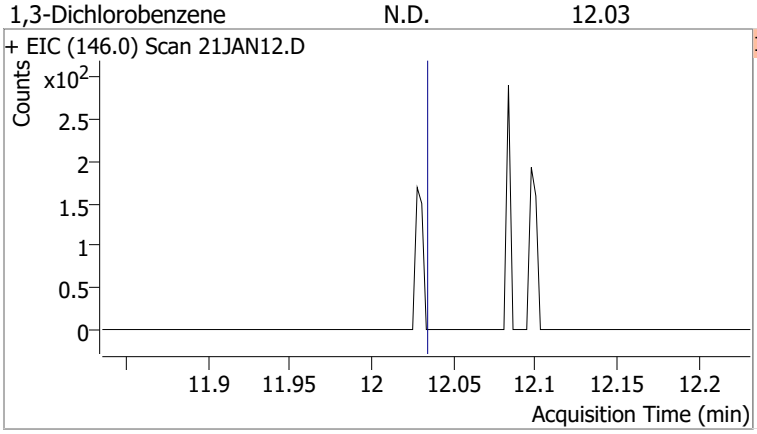

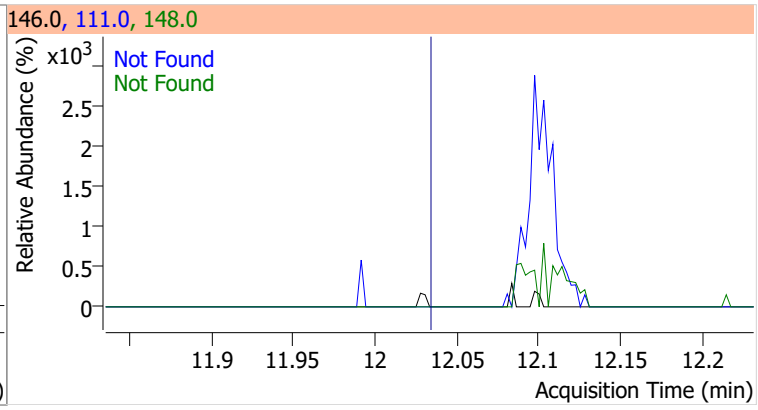

Compound	Conc.	Exp RT	QIon	Exp Ratio	QIon	Exp Ratio
1,4-Dichlorobenzene	N.D.	12.12	148.0	63.7	111.0	38.7

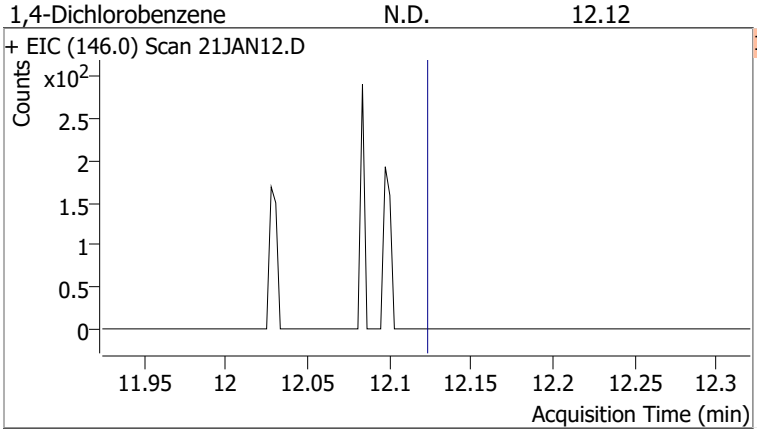

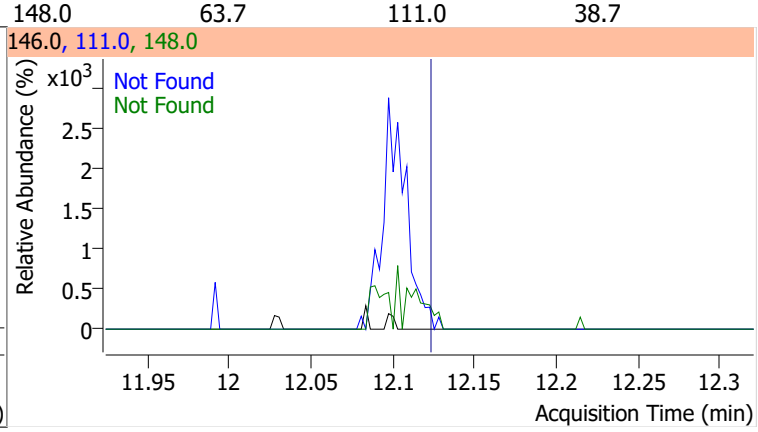

Compound	Conc.	Exp RT	QIon	Exp Ratio	QIon	Exp Ratio
1,2-Dichlorobenzene	N.D.	12.49	148.0	61.9	111.0	39.5

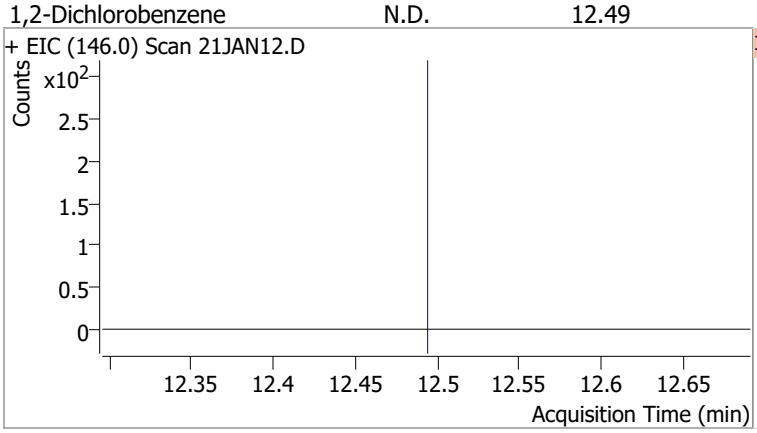

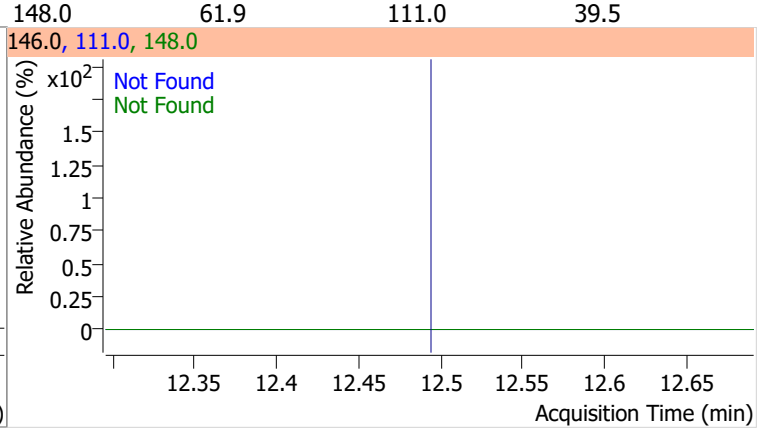

Quantitation Results Report (QT Reviewed)

Data File	21JAN13.D	Operator	MSC
Acq. Method	5975CACQF.M	Acq. Date-Time	1/21/2022 3:14:54 PM
Sample Name	B22011130-001F	Instrument	VOA5975C
Vial	13	Multiplier	1.00
DA Method File	VOA5975C_8260B_SHT_DoD_L4_011922.m	Comment	
Tune File	BFB_Atune3.u	Tune Date	10/11/2021 4:02:00 PM
Batch Name	VG012122_8260B.batch.bin	Last Calib Update	3/11/2022 3:55:53 AM
Ref Library	\\MASSHUNTER\Org\Library\NIST129K.l		

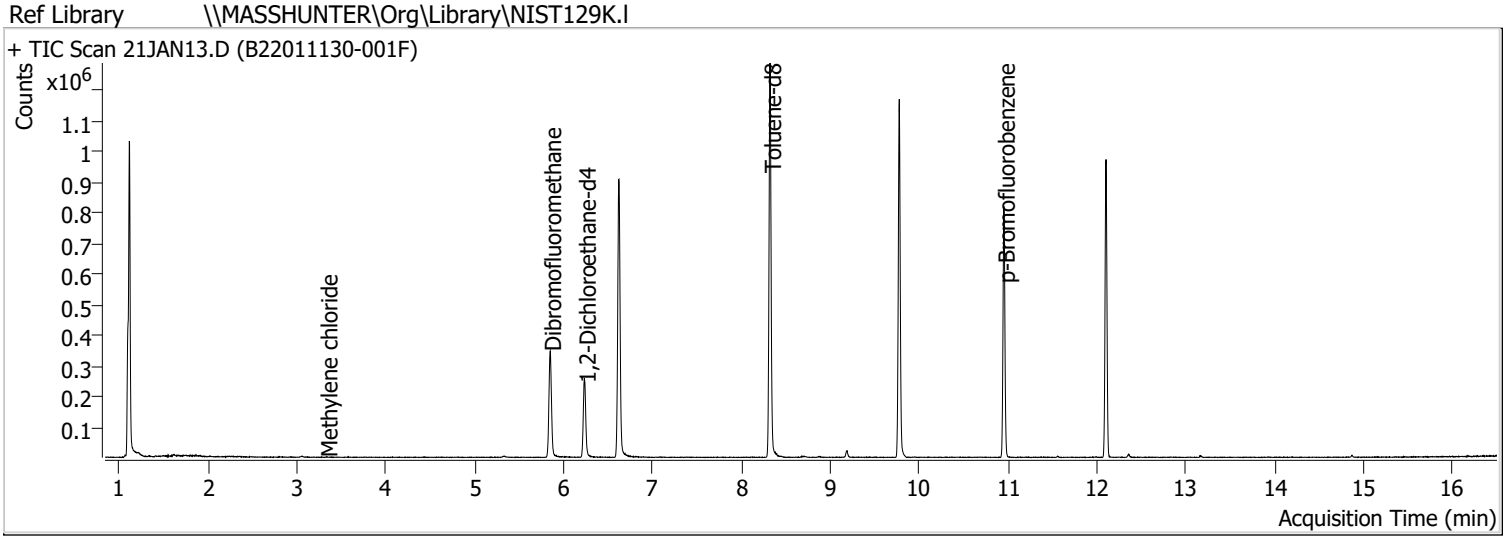

Compound	RT	QIon	Resp.	Conc.	Units		Dev(Min)
Internal Standards							
M Fluorobenzene	6.618	96.0	778847	250.0000	ng		-0.003
M Chlorobenzene-d5	9.774	82.0	307251	250.0000	ng		0.000
M 1,4-Dichlorobenzene-d4	12.097	152.0	235633	250.0000	ng		-0.003
System Monitoring Compounds							
S Dibromofluoromethane	5.848	113.0	205357	272.2205	ng		-0.003
Spiked Amount: 250.000	Range: 80.0 - 119.0%			Recovery = 108.89%			
S 1,2-Dichloroethane-d4	6.238	67.0	94556	290.1638	ng		0.008
Spiked Amount: 250.000	Range: 81.0 - 118.0%			Recovery = 116.07%			
S Toluene-d8	8.322	98.0	773789	258.1423	ng		0.003
Spiked Amount: 250.000	Range: 89.0 - 112.0%			Recovery = 103.26%			
S p-Bromofluorobenzene	10.951	95.0	227445	261.4275	ng		0.003
Spiked Amount: 250.000	Range: 85.0 - 114.0%			Recovery = 104.57%			
Target Compounds							**QValue**
T Dichlorodifluoromethane	0.000		0	N.D.			
T Chloromethane	0.000		0	N.D.			
T Vinyl chloride	0.000		0	N.D.			
T Bromomethane	0.000		0	N.D.			
T Chloroethane	0.000		0	N.D.			
T Trichlorofluoromethane	0.000		0	N.D.			
T 1,1-Dichloroethene	0.000		0	N.D.			
T Methylene chloride	3.330	49.0	566	0.4974	ng	m	75
T trans-1,2-Dichloroethene	0.000		0	N.D.			
T Methyl tert-butyl ether (MTBE)	0.000		0	N.D.			
T 1,1-Dichloroethane	0.000		0	N.D.			
T 2,2-Dichloropropane	0.000		0	N.D.			
T cis-1,2-Dichloroethene	0.000		0	N.D.			
T Methyl ethyl ketone	0.000		0	N.D.			
T Bromochloromethane	0.000		0	N.D.			
T Chloroform	0.000		0	N.D.			

Compound	RT	QIon	Resp.	Conc.	Units		Dev(Min)
T 1,1,1-Trichloroethane	0.000		0	N.D.			
T Carbon tetrachloride	0.000		0	N.D.			
T 1,1-Dichloropropene	0.000		0	N.D.			
T Benzene	0.000		0	N.D.			
T 1,2-Dichloroethane	0.000		0	N.D.			
T Trichloroethene	0.000		0	N.D.			
T 1,2-Dichloropropane	0.000		0	N.D.			
T Dibromomethane	0.000		0	N.D.			
T Bromodichloromethane	0.000		0	N.D.			
T cis-1,3-Dichloropropene	0.000		0	N.D.			
T Toluene	8.391	92.0	0		ng	md	1
T trans-1,3-Dichloropropene	0.000		0	N.D.			
T 1,1,2-Trichloroethane	0.000		0	N.D.			
T Tetrachloroethene	0.000		0	N.D.			
T 1,3-Dichloropropane	0.000		0	N.D.			
T Chlorodibromomethane	0.000		0	N.D.			
T 1,2-Dibromoethane	0.000		0	N.D.			
T Chlorobenzene	0.000		0	N.D.			
T 1,1,1,2-Tetrachloroethane	0.000		0	N.D.			
T Ethylbenzene	0.000		0	N.D.			
T m+p-Xylenes	0.000		0	N.D.			
T o-Xylene	0.000		0	N.D.			
T Styrene	0.000		0	N.D.			
T Bromoform	0.000		0	N.D.			
T Bromobenzene	0.000		0	N.D.			
T 1,1,2,2-Tetrachloroethane	0.000		0	N.D.			
T 1,2,3-Trichloropropane	0.000		0	N.D.			
T 2-Chlorotoluene	0.000		0	N.D.			
T 4-Chlorotoluene	0.000		0	N.D.			
T 1,3-Dichlorobenzene	0.000		0	N.D.			
T 1,4-Dichlorobenzene	0.000		0	N.D.			
T 1,2-Dichlorobenzene	0.000		0	N.D.			

(#) = Qualifier Out of Range; (m) = Manual Integration; (+) = Area Summed; (*) = Surrogate Percent Recovery Out of Range; (d): Zeroed Peak

Compound	Conc.	Exp RT	QIon	Exp Ratio
Dichlorodifluoromethane	N.D.	1.24	87.0	31.8

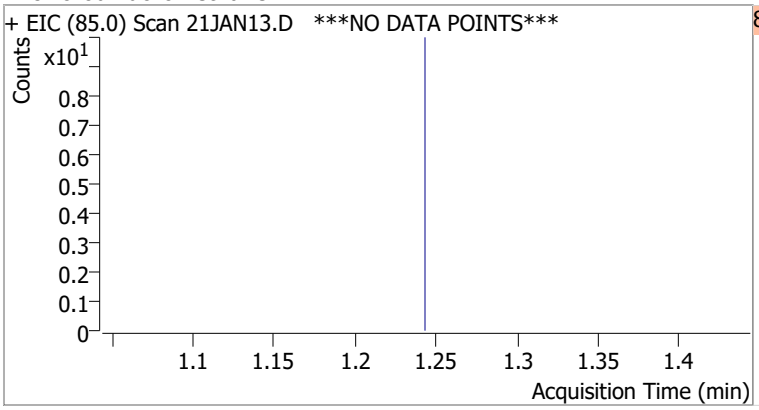

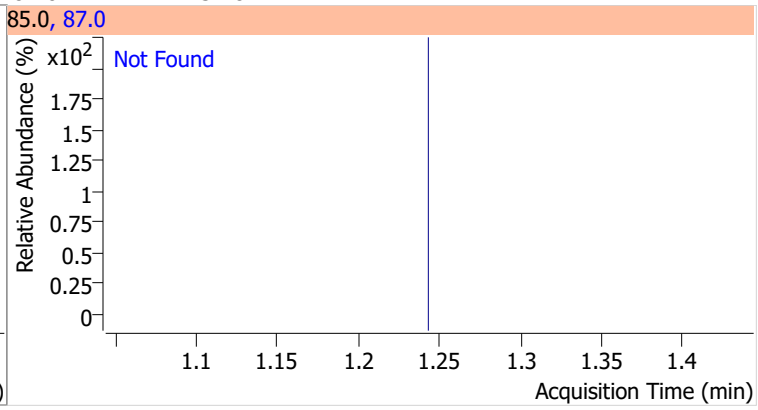

Compound	Conc.	Exp RT	QIon	Exp Ratio
Chloromethane	N.D.	1.41	52.0	32.4

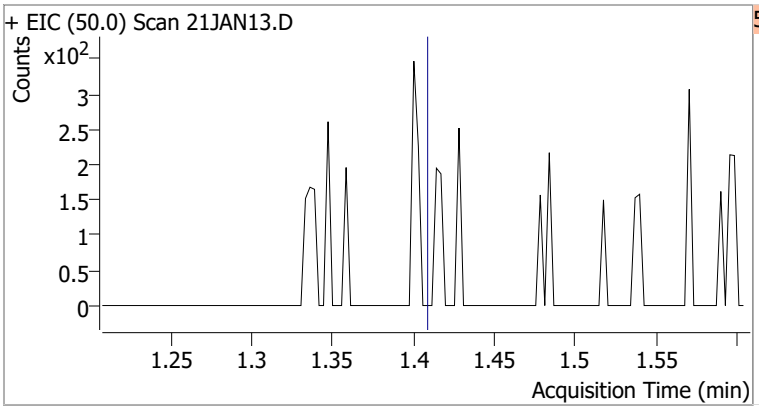

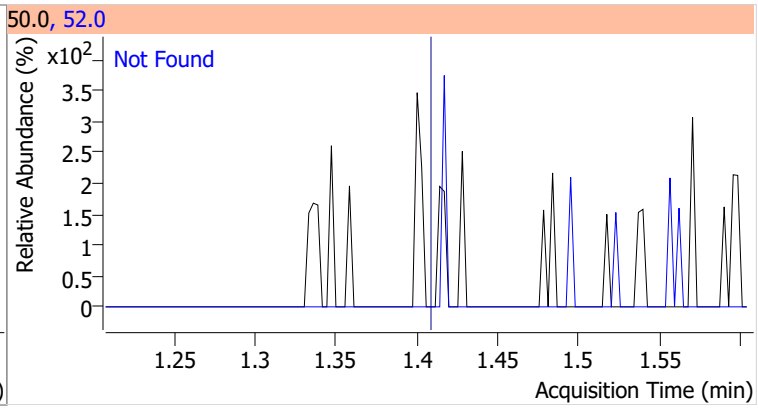

Compound	Conc.	Exp RT	QIon	Exp Ratio
Vinyl chloride	N.D.	1.50	64.0	31.3

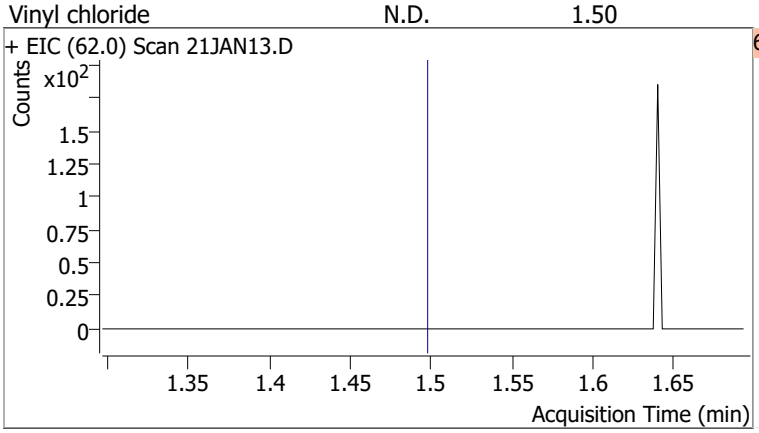

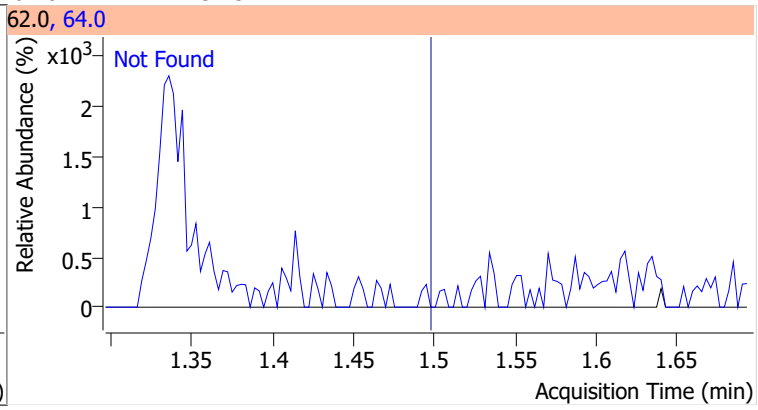

Compound	Conc.	Exp RT	QIon	Exp Ratio
Bromomethane	N.D.	1.80	94.0	110.1

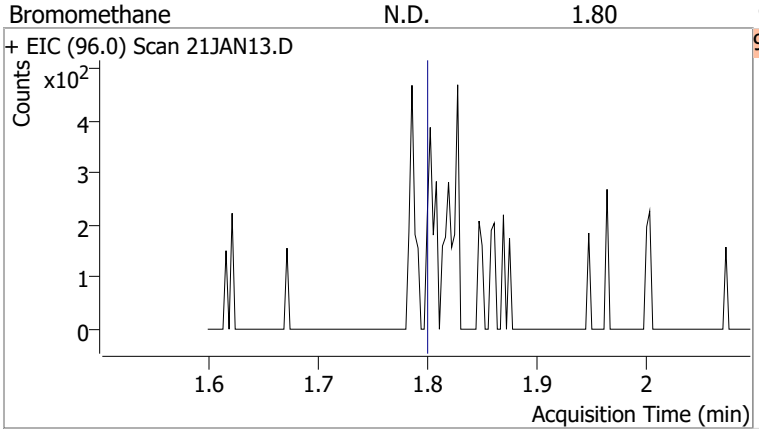

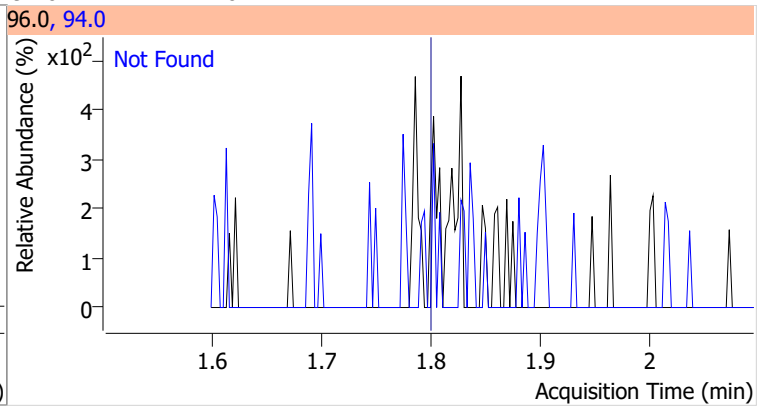

Quantitation Results Report (QT Reviewed)

Compound	Conc.	Exp RT	QIon	Exp Ratio
Chloroethane	N.D.	1.90	66.0	30.0

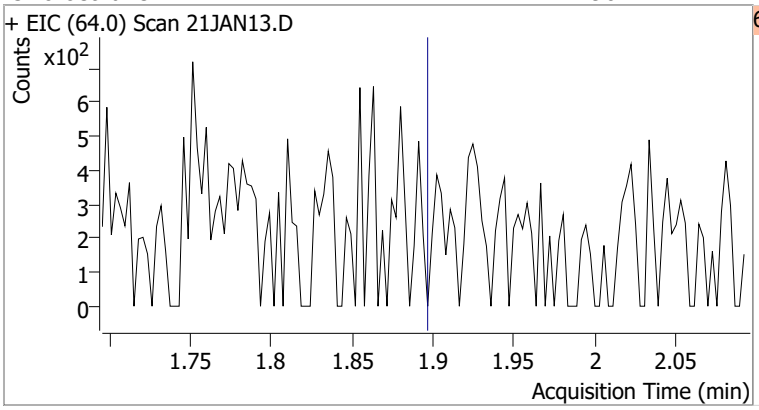

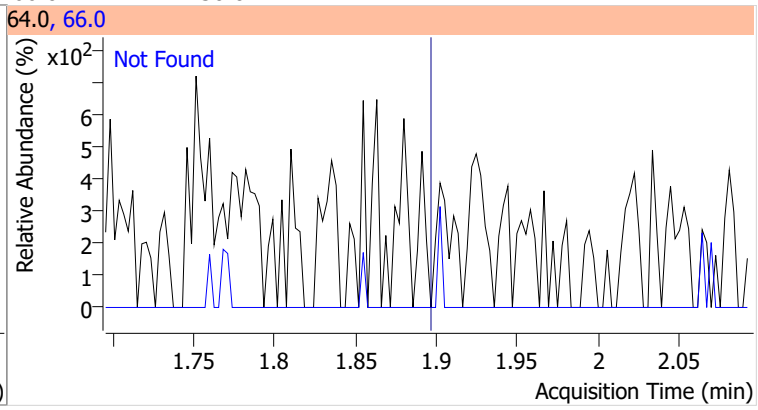

Compound	Conc.	Exp RT	QIon	Exp Ratio
Trichlorofluoromethane	N.D.	2.15	103.0	65.0

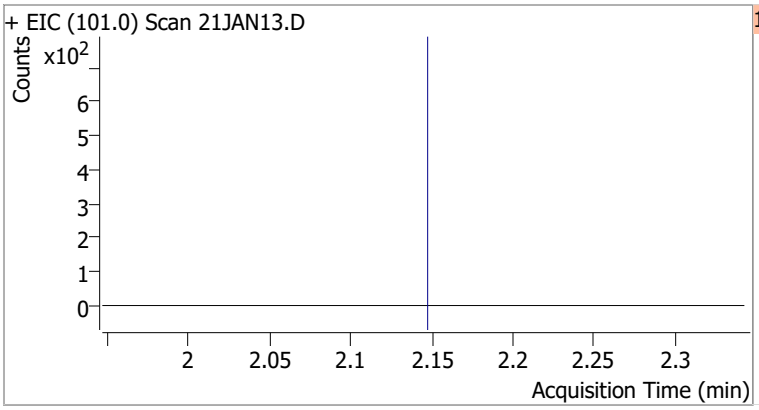

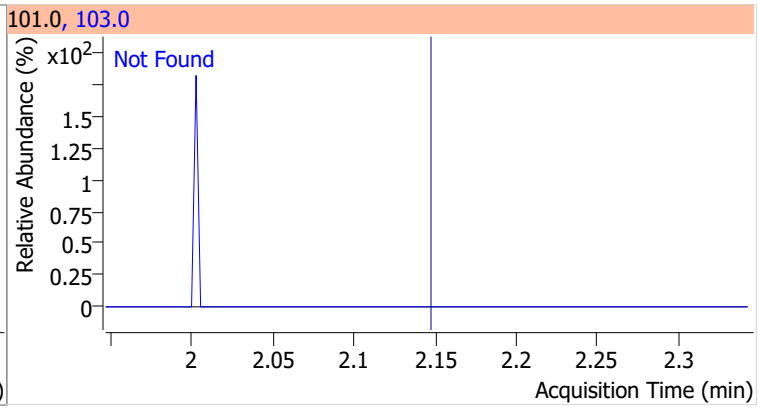

Compound	Conc.	Exp RT	QIon	Exp Ratio	QIon	Exp Ratio
1,1-Dichloroethene	N.D.	2.70	61.0	179.9	63.0	57.0

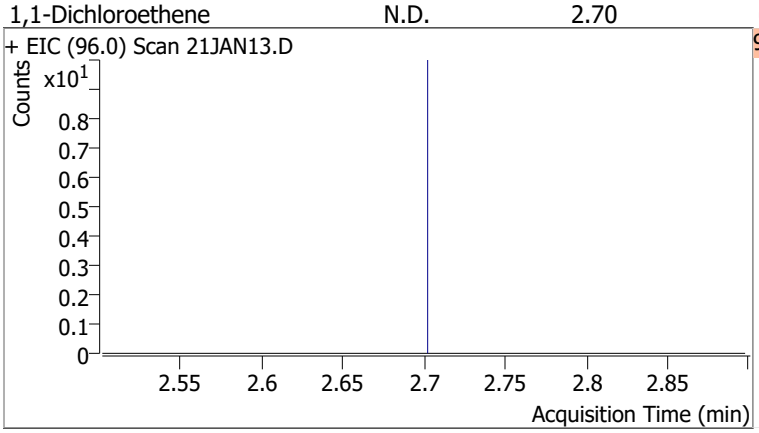

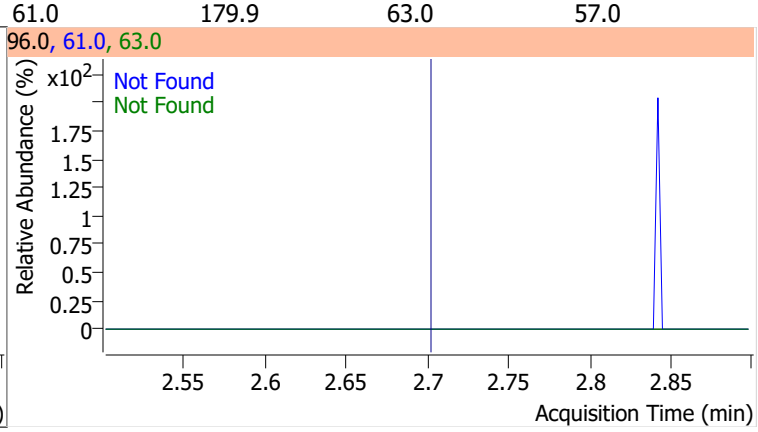

Compound	Conc.	RT	Dev(Min)	Resp.	QIon	QRatio	Lower	Upper
Methylene chloride	0.4974	3.33	0.00	566 (m)	84.0	94.3	36.1	96.1
					86.0	37.3	11.8	71.8

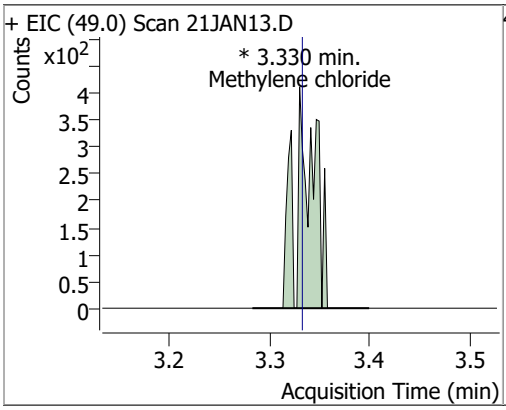

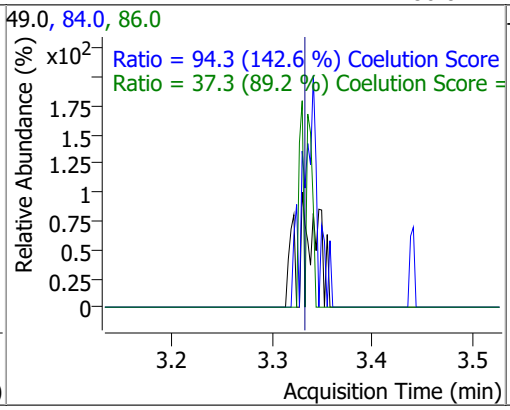

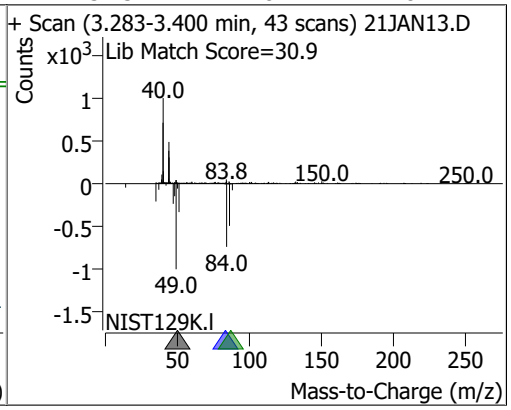

Compound	Conc.	Exp RT	QIon	Exp Ratio	QIon	Exp Ratio
trans-1,2-Dichloroethene	N.D.	3.72	61.0	154.8	98.0	62.1

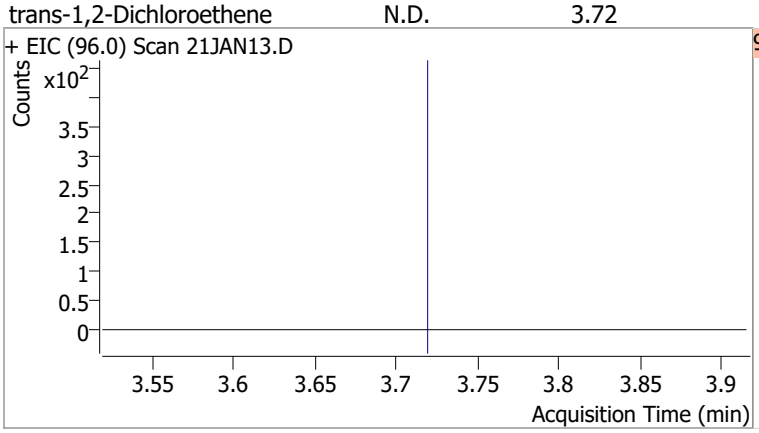

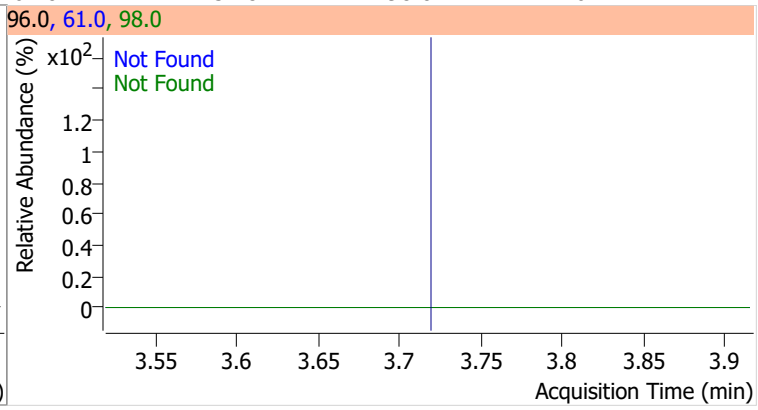

Compound	Conc.	Exp RT	QIon	Exp Ratio
Methyl tert-butyl ether (MTBE)	N.D.	3.75	57.0	24.6

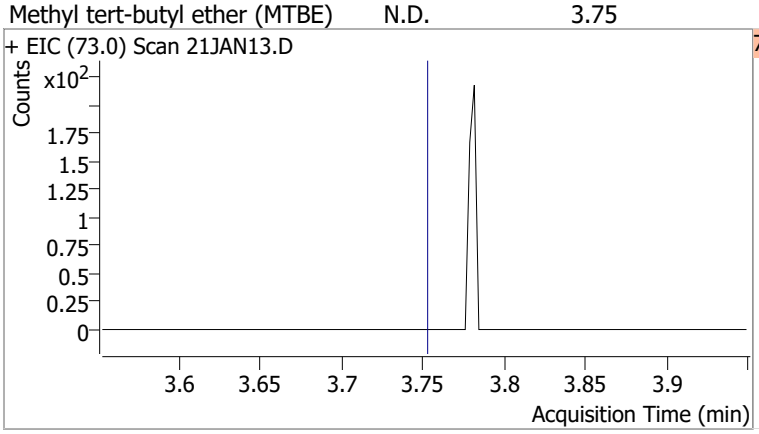

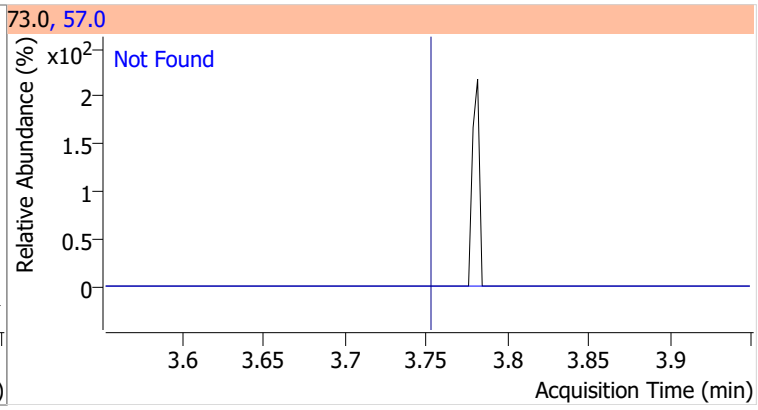

Compound	Conc.	Exp RT	QIon	Exp Ratio	QIon	Exp Ratio
1,1-Dichloroethane	N.D.	4.38	65.0	31.0	83.0	12.7

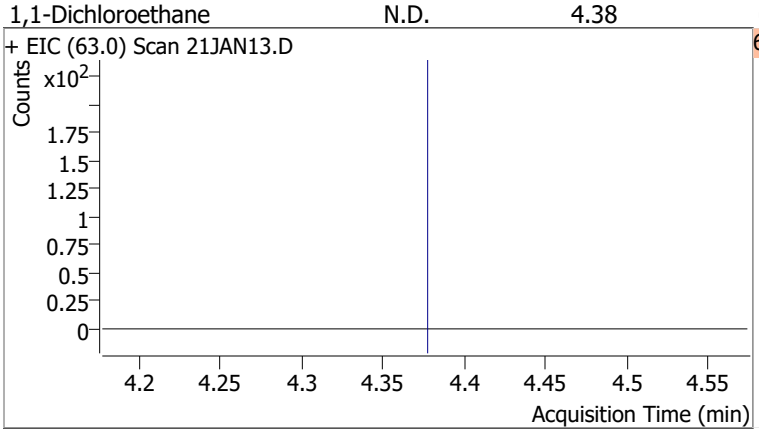

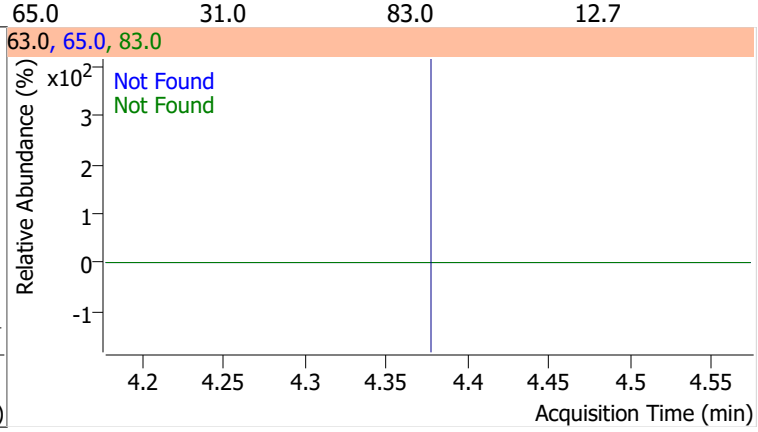

Compound	Conc.	Exp RT	QIon	Exp Ratio	QIon	Exp Ratio
2,2-Dichloropropane	N.D.	5.19	41.0	68.8	97.0	23.9

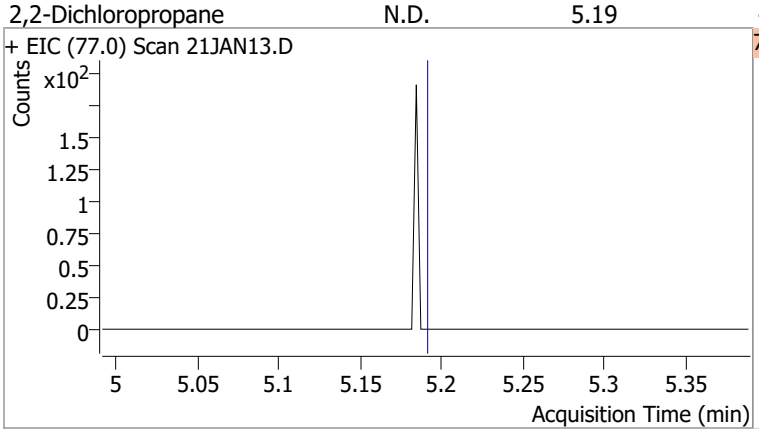

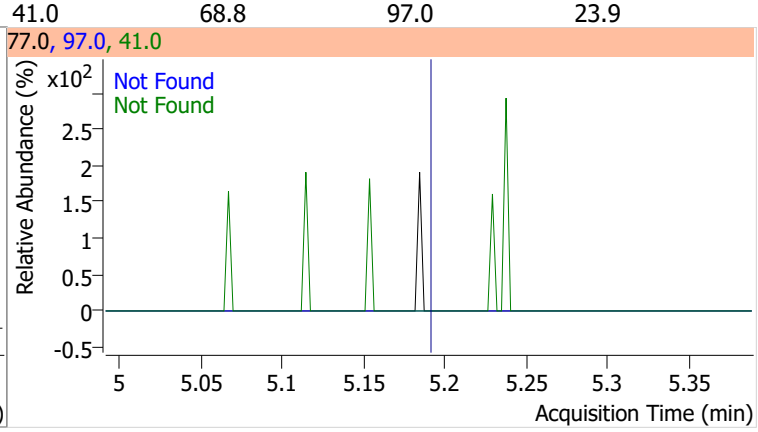

Compound	Conc.	Exp RT	QIon	Exp Ratio	QIon	Exp Ratio
cis-1,2-Dichloroethene	N.D.	5.21	61.0	160.4	98.0	66.2

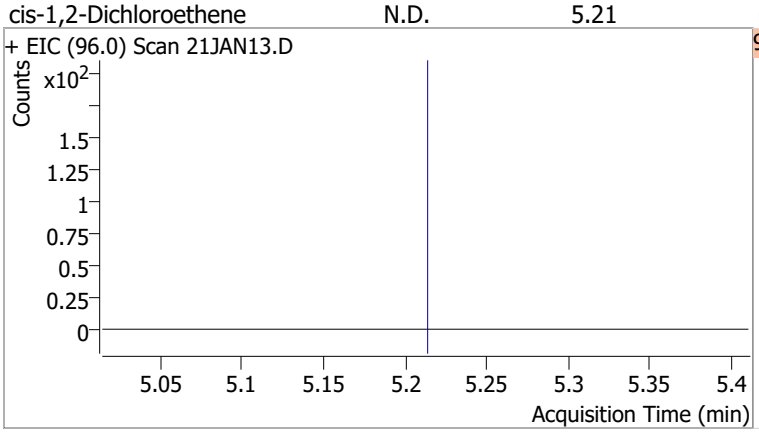

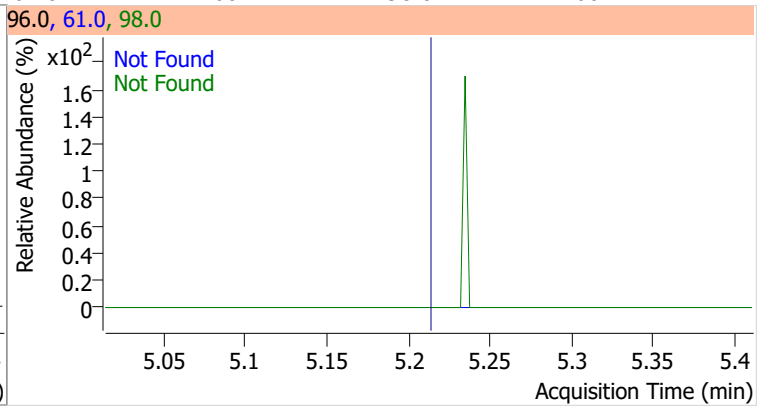

Compound	Conc.	Exp RT	QIon	Exp Ratio
Methyl ethyl ketone	N.D.	5.28	72.0	20.6

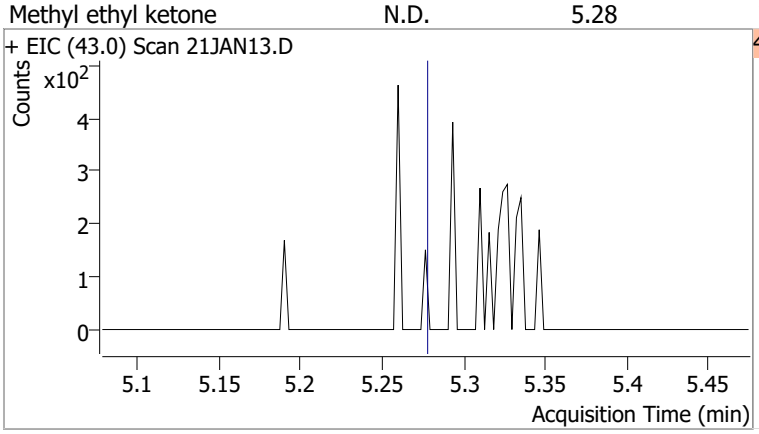

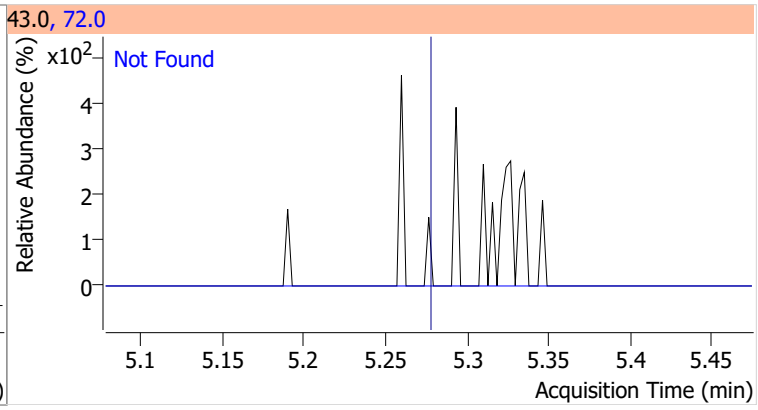

Compound	Conc.	Exp RT	QIon	Exp Ratio
Bromochloromethane	N.D.	5.52	49.0	182.2

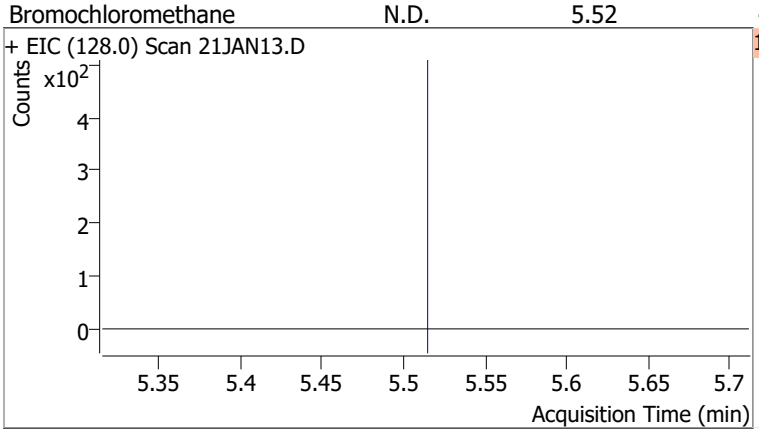

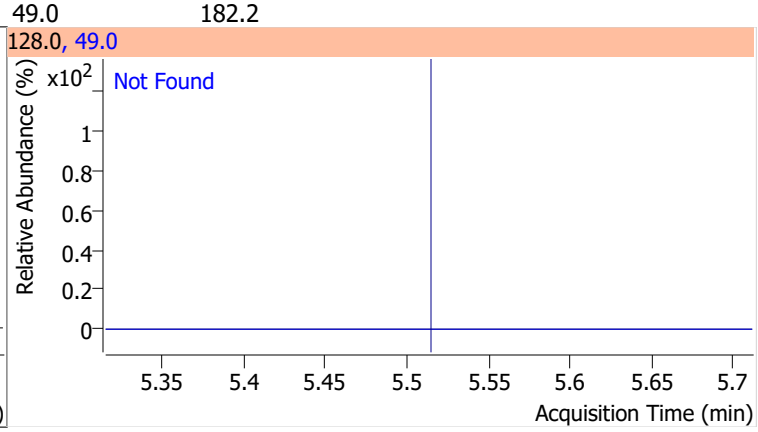

Compound	Conc.	Exp RT	QIon	Exp Ratio
Chloroform	N.D.	5.65	85.0	66.2

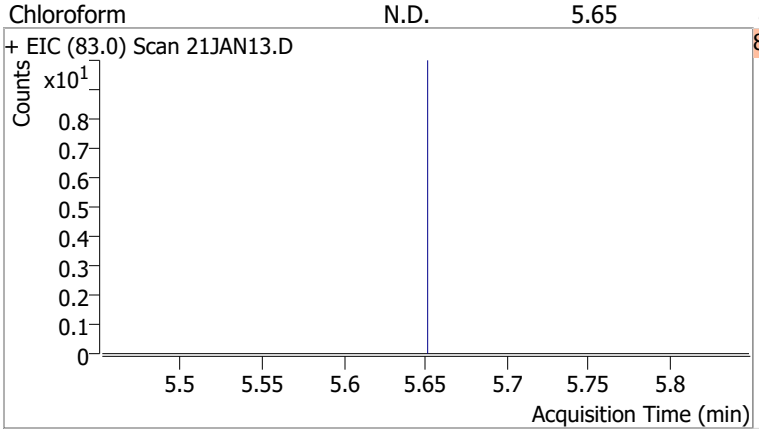

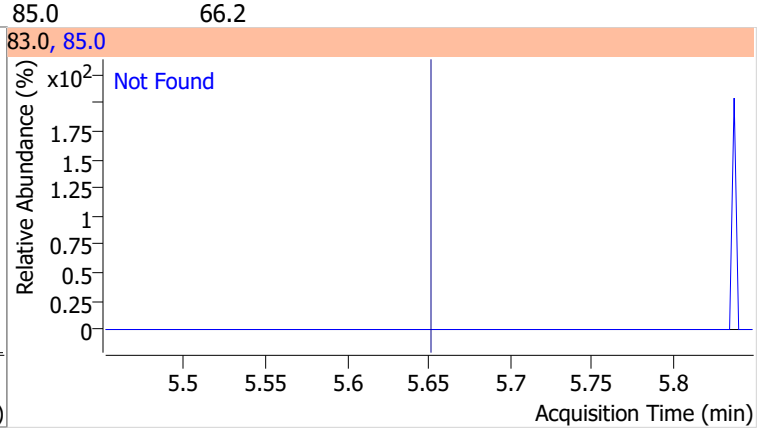

Compound	Conc.	Exp RT	QIon	Exp Ratio	QIon	Exp Ratio
1,1,1-Trichloroethane	N.D.	5.83	99.0	63.1	61.0	49.1

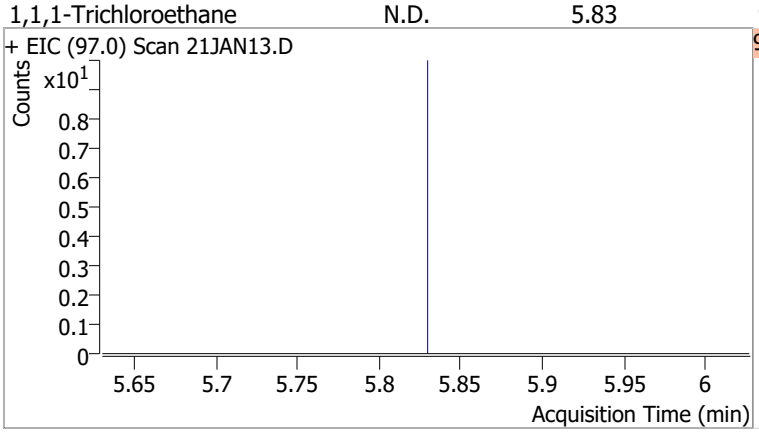

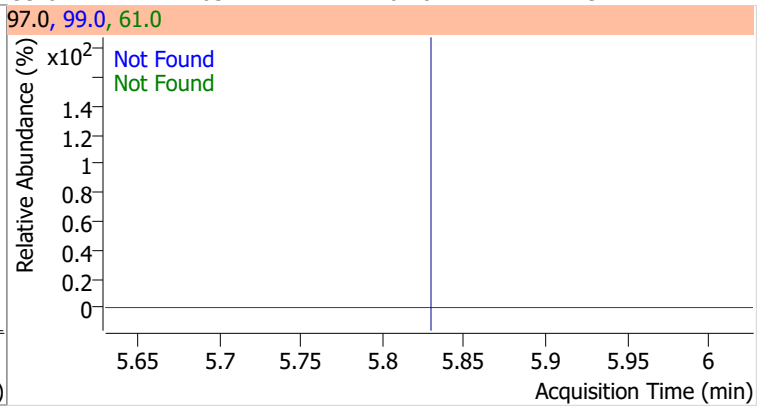

Compound	Conc.	RT	Dev(Min)	Resp.	QIon	QRatio	Lower	Upper
Dibromofluoromethane	272.2205	5.85	0.00	205357	191.5	21.6	0.0	53.2

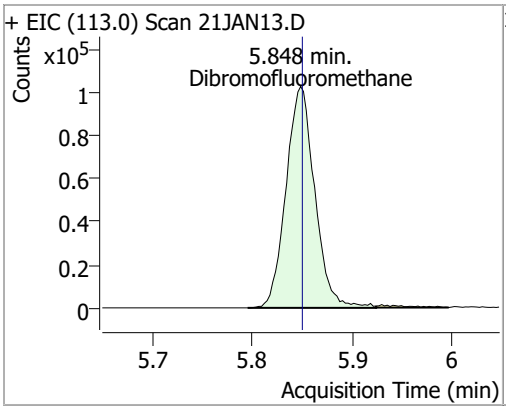

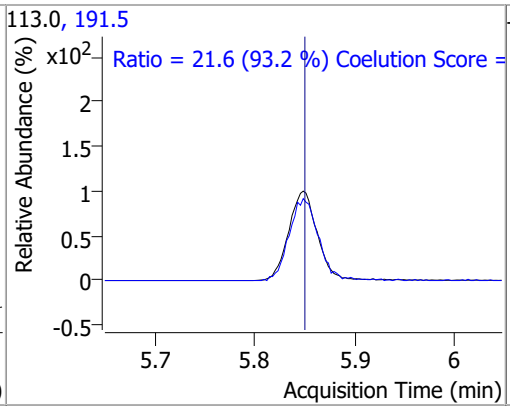

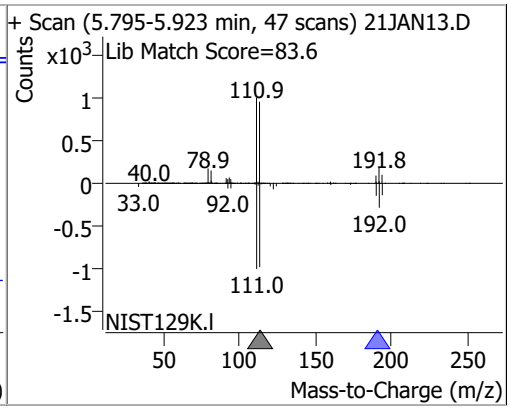

Compound	Conc.	Exp RT	QIon	Exp Ratio	QIon	Exp Ratio
Carbon tetrachloride	N.D.	6.02	119.0	97.6	121.0	30.7

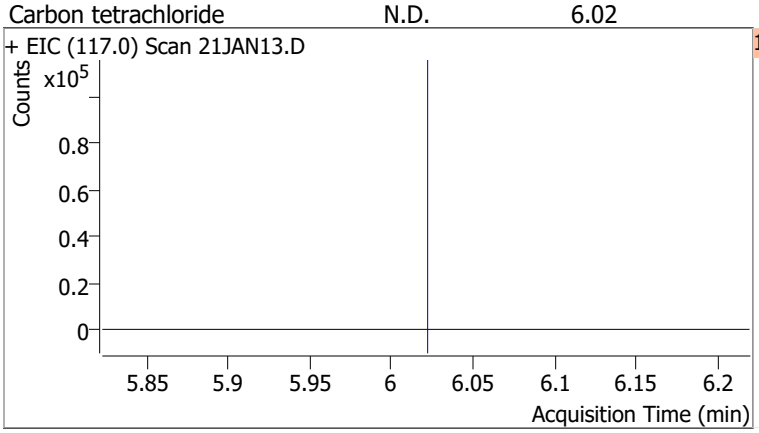

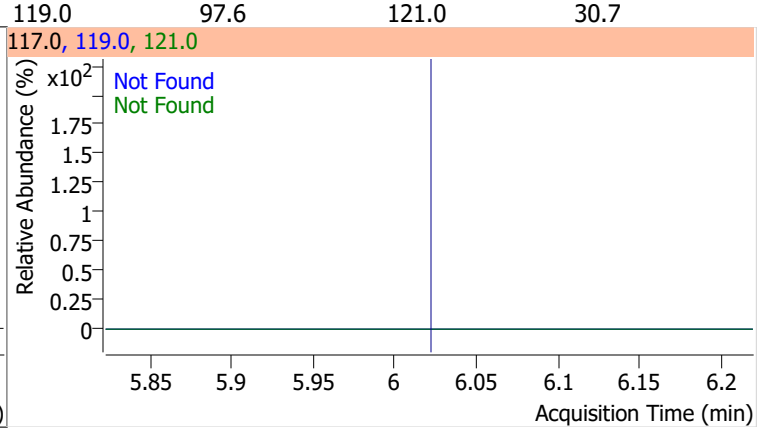

Compound	Conc.	Exp RT	QIon	Exp Ratio	QIon	Exp Ratio
1,1-Dichloropropene	N.D.	6.04	110.0	35.6	77.0	31.0

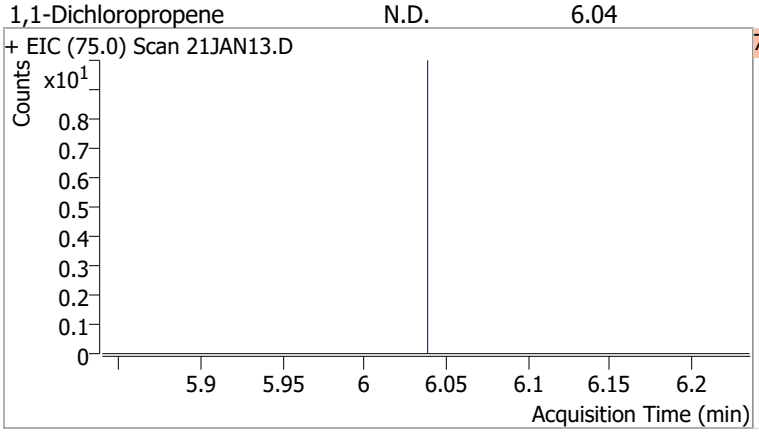

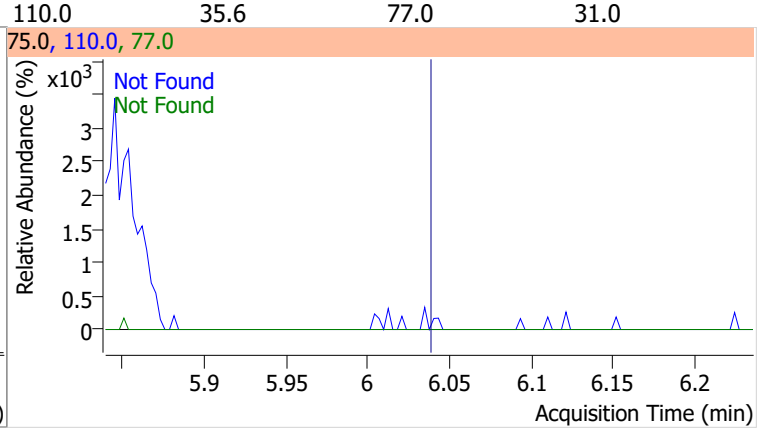

Quantitation Results Report (QT Reviewed)

Compound	Conc.	RT	Dev(Min)	Resp.	QIon	QRatio	Lower	Upper
1,2-Dichloroethane-d4	290.1638	6.24	0.01	94556	65.0	191.8	162.8	222.8

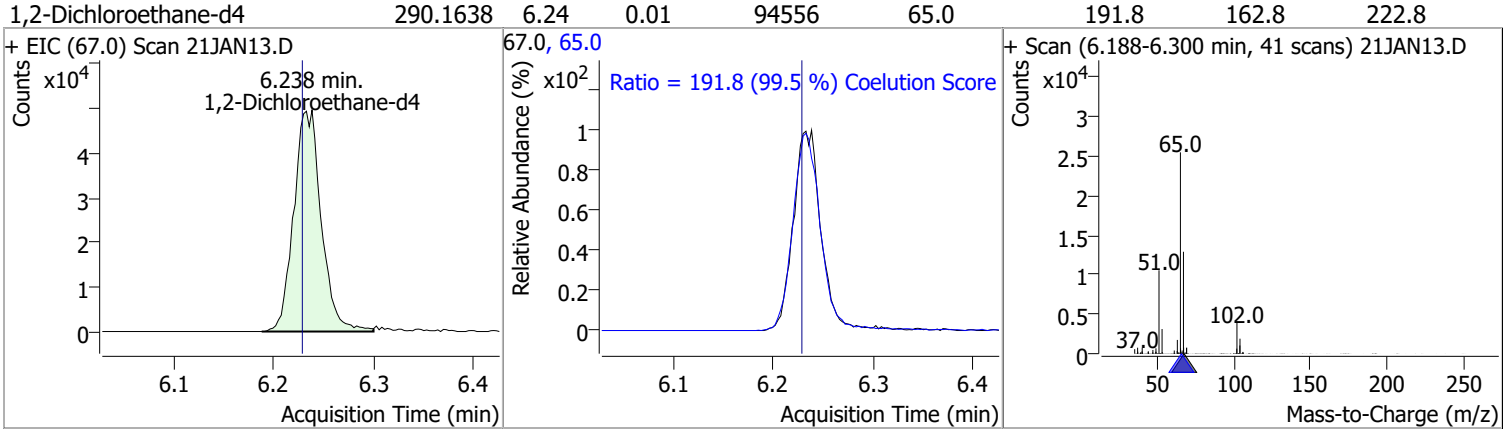

Compound	Conc.	Exp RT	QIon	Exp Ratio
Benzene	N.D.	6.28	77.0	23.3

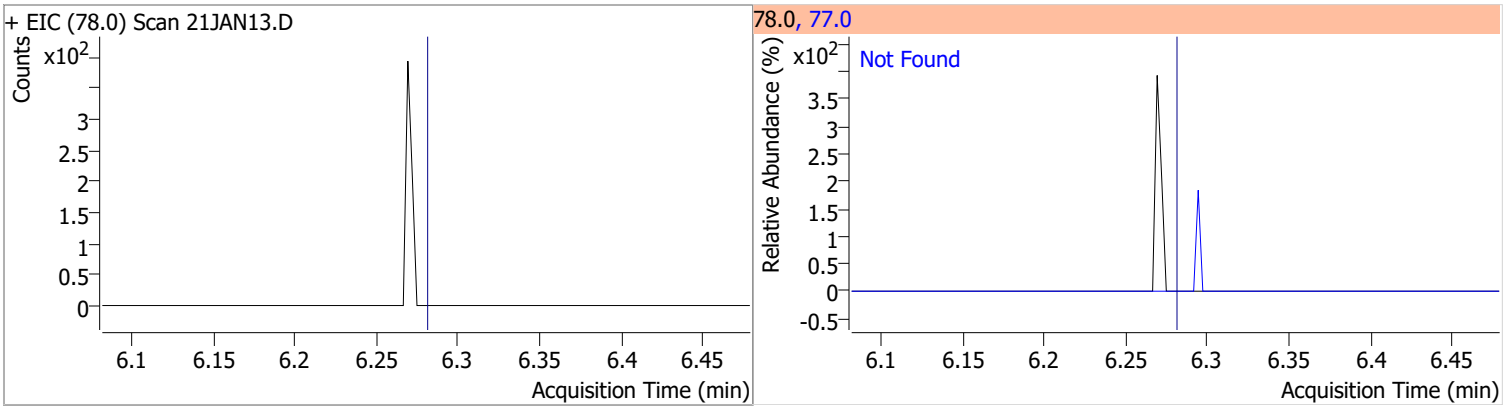

Compound	Conc.	Exp RT	QIon	Exp Ratio	QIon	Exp Ratio
1,2-Dichloroethane	N.D.	6.32	64.0	32.2	98.0	8.2

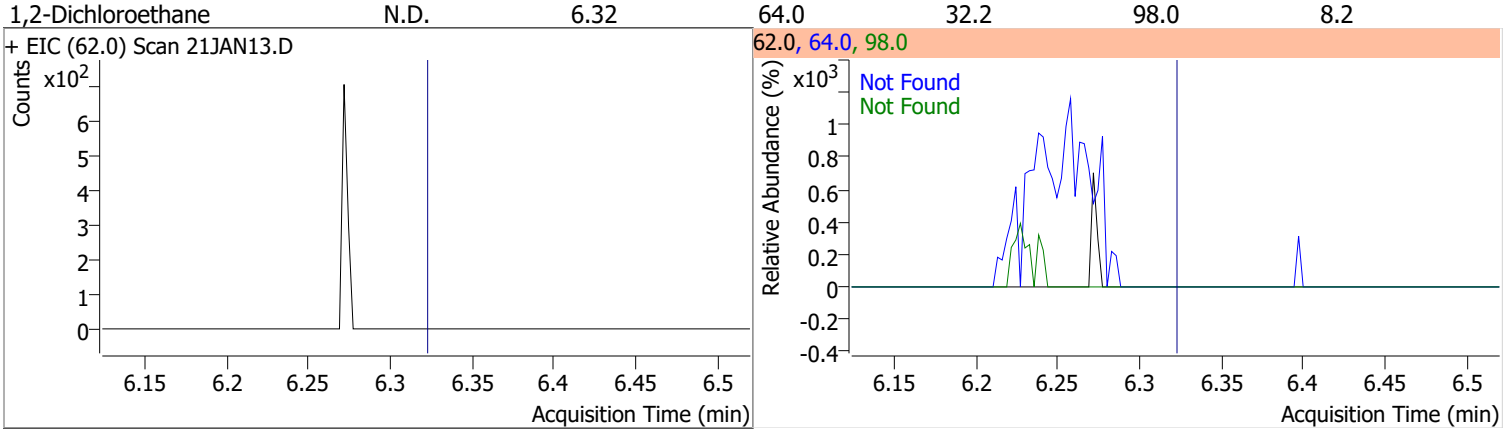

Compound	Conc.	Exp RT	QIon	Exp Ratio	QIon	Exp Ratio
Trichloroethene	N.D.	7.02	130.0	105.6	97.0	65.7

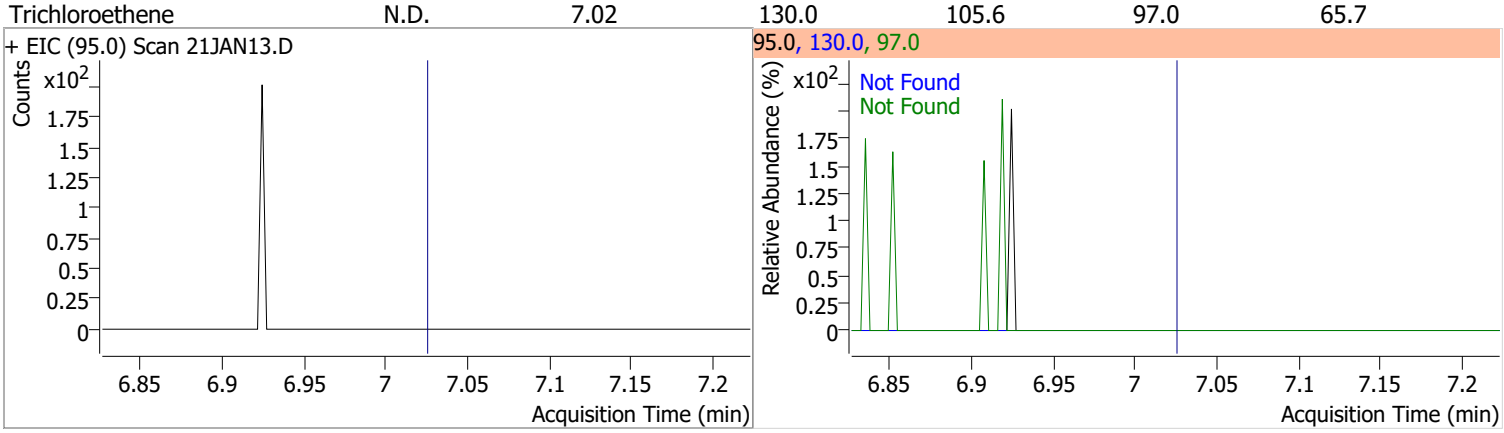

Compound	Conc.	Exp RT	QIon	Exp Ratio
1,2-Dichloropropane	N.D.	7.27	76.0	39.8

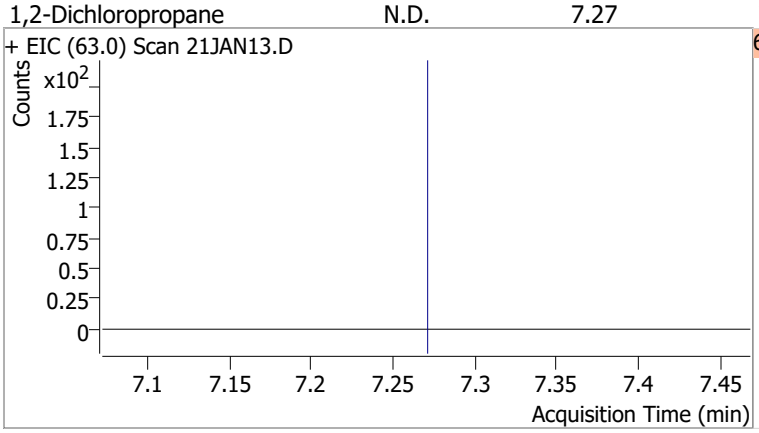

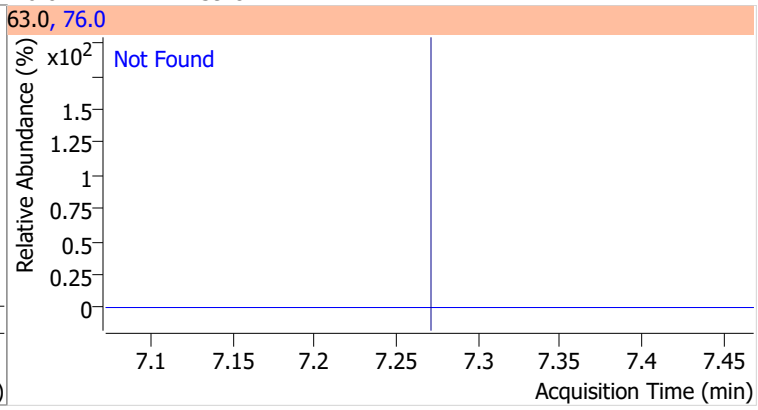

Compound	Conc.	Exp RT	QIon	Exp Ratio	QIon	Exp Ratio
Dibromomethane	N.D.	7.40	173.5	108.2	95.0	84.5

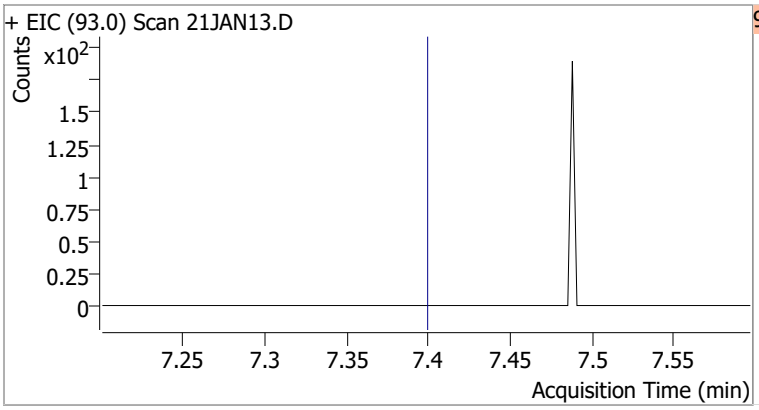

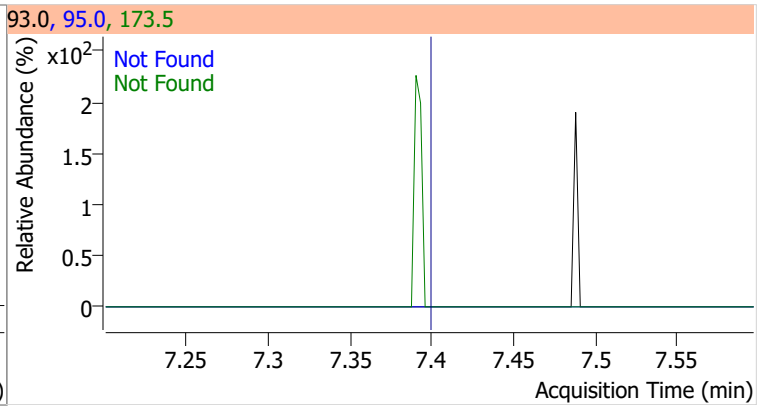

Compound	Conc.	Exp RT	QIon	Exp Ratio	QIon	Exp Ratio
Bromodichloromethane	N.D.	7.58	85.0	66.3	127.0	9.5

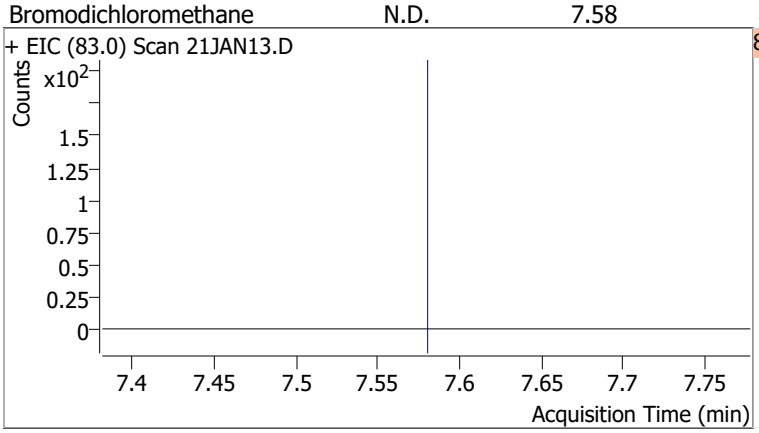

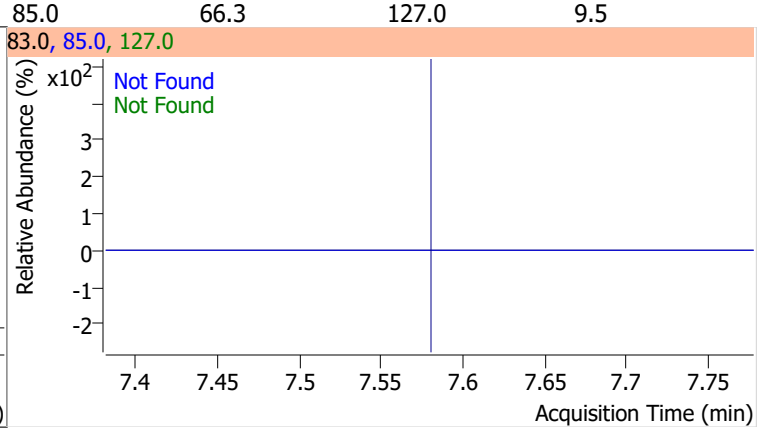

Compound	Conc.	Exp RT	QIon	Exp Ratio	QIon	Exp Ratio
cis-1,3-Dichloropropene	N.D.	8.06	39.0	52.5	77.0	31.8

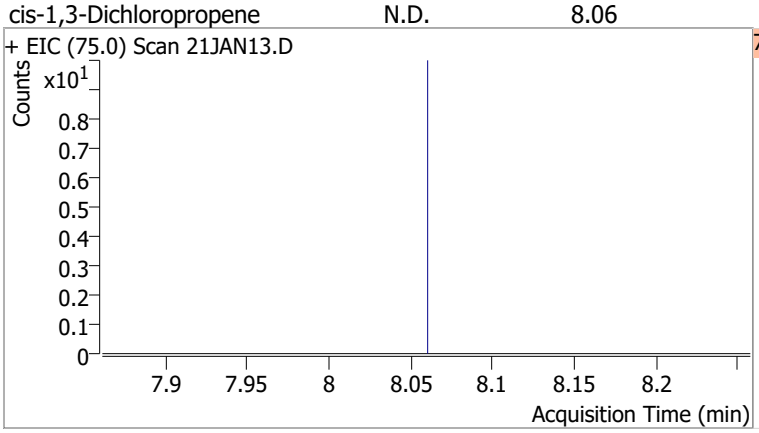

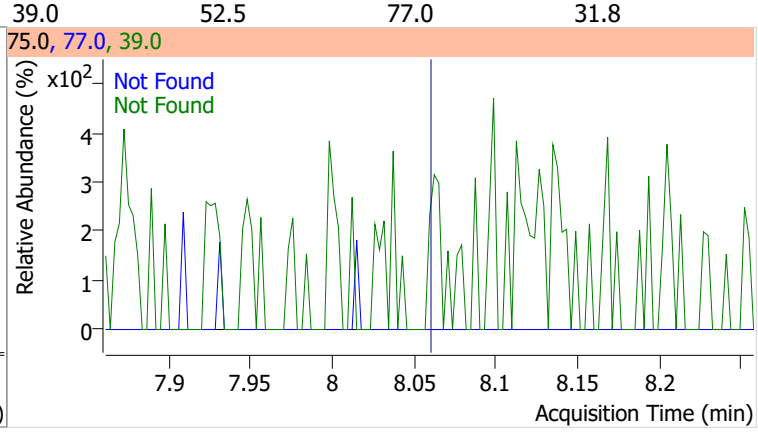

Quantitation Results Report (QT Reviewed)

Compound	Conc.	RT	Dev(Min)	Resp.	QIon	QRatio	Lower	Upper
Toluene-d8	258.1423	8.32	0.00	773789	100.0	64.4	34.3	94.3
					99.0	9.7	0.0	39.2

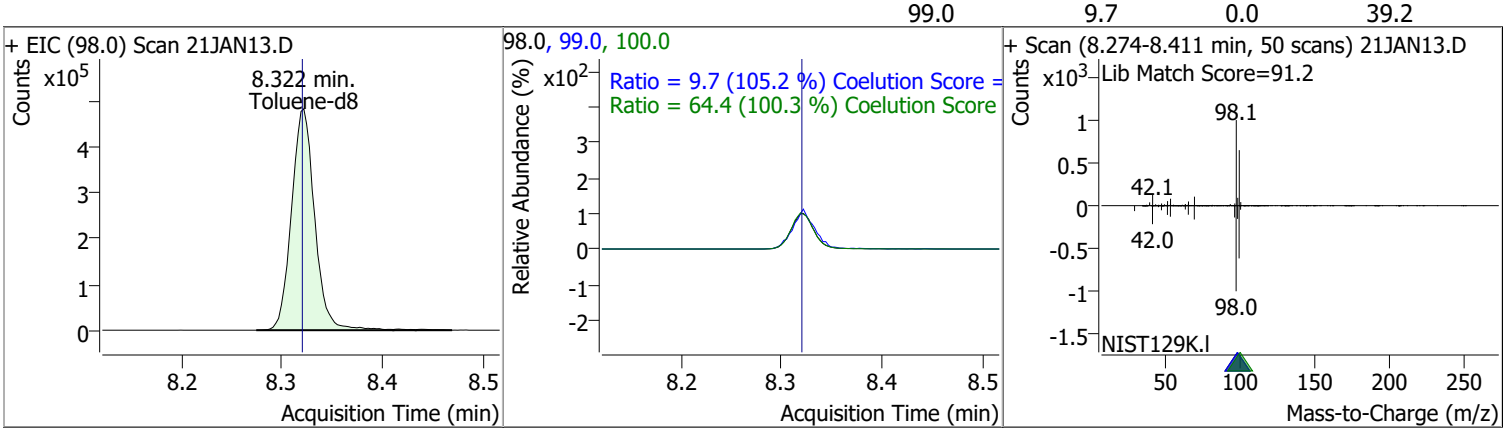

Compound	Conc.	RT	Dev(Min)	Resp.	QIon	QRatio	Lower	Upper
Toluene		0		0	91.0		144.1	204.1

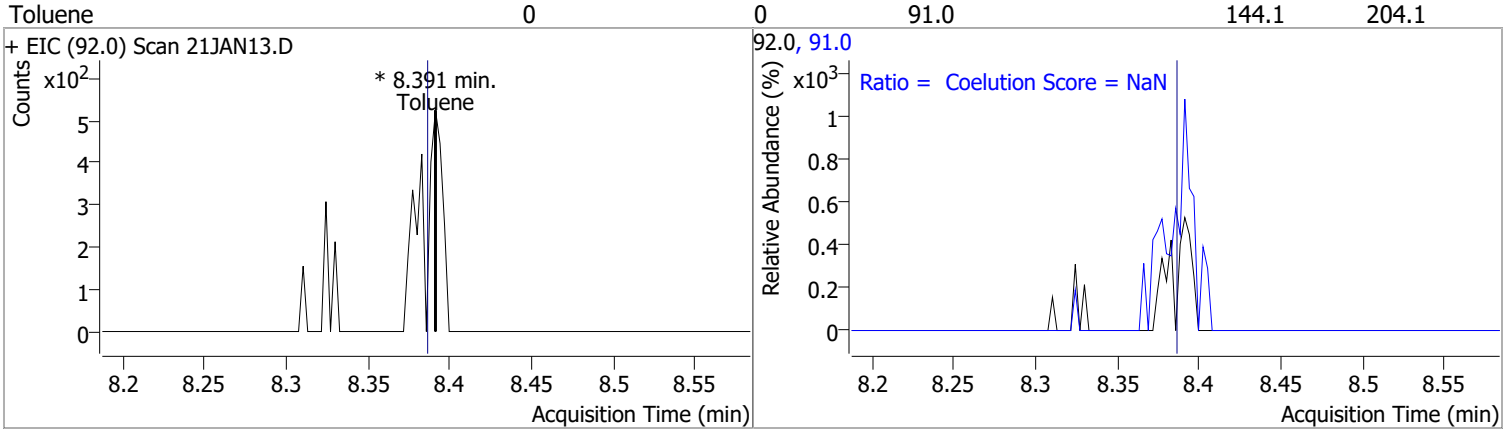

Compound	Conc.	Exp RT	QIon	Exp Ratio	QIon	Exp Ratio
trans-1,3-Dichloropropene	N.D.	8.64	39.0	53.0	77.0	31.0

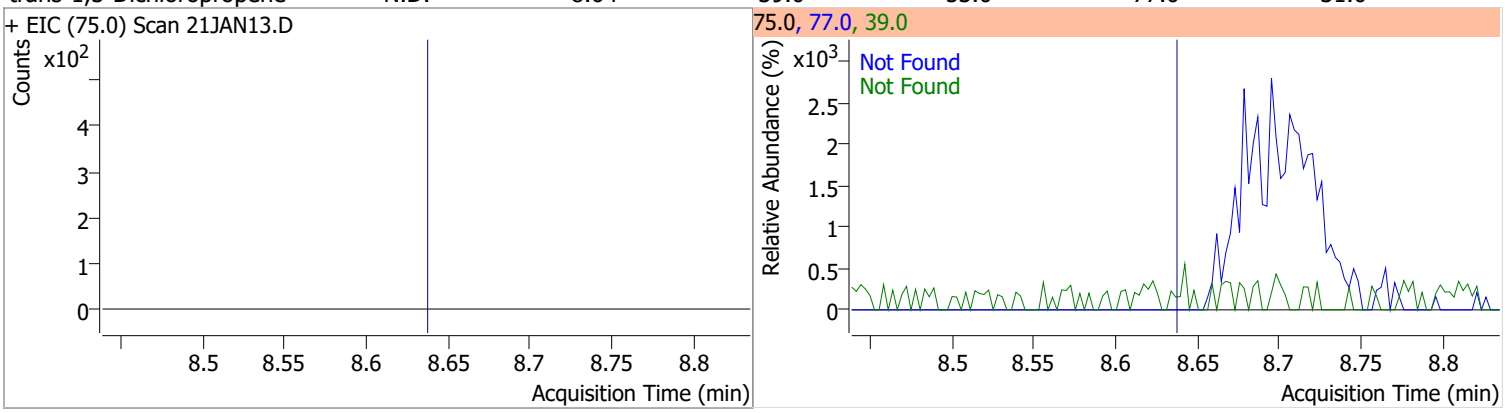

Compound	Conc.	Exp RT	QIon	Exp Ratio	QIon	Exp Ratio
1,1,2-Trichloroethane	N.D.	8.82	97.0	110.7	85.0	60.7

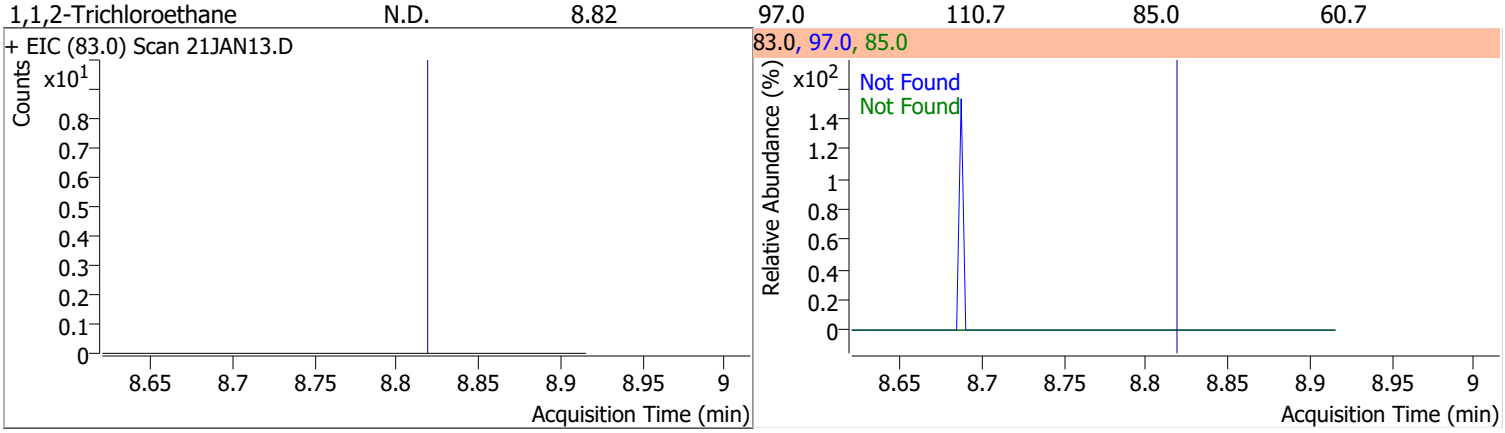

Compound	Conc.	Exp RT	QIon	Exp Ratio	QIon	Exp Ratio
Tetrachloroethene	N.D.	8.94	165.8	126.1	129.0	90.5

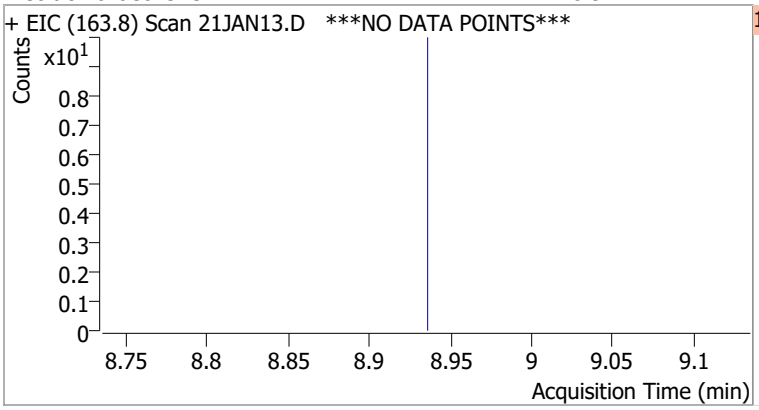

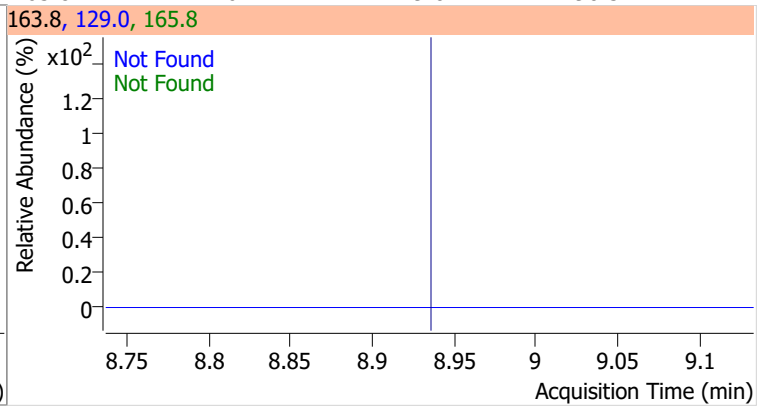

Compound	Conc.	Exp RT	QIon	Exp Ratio
1,3-Dichloropropane	N.D.	8.98	78.0	32.4

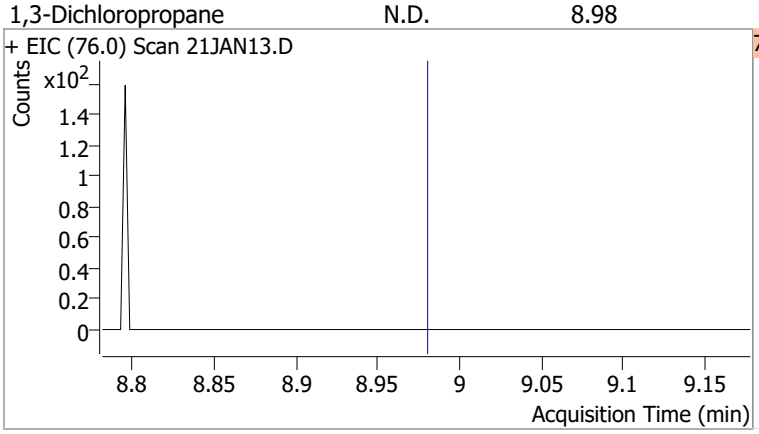

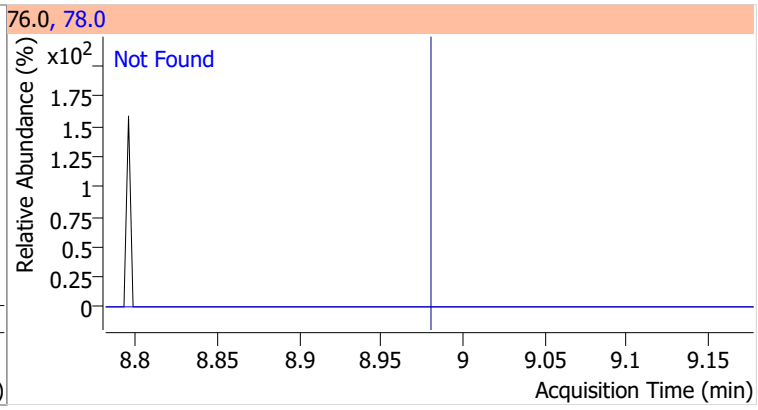

Compound	Conc.	Exp RT	QIon	Exp Ratio
Chlorodibromomethane	N.D.	9.21	127.0	77.2

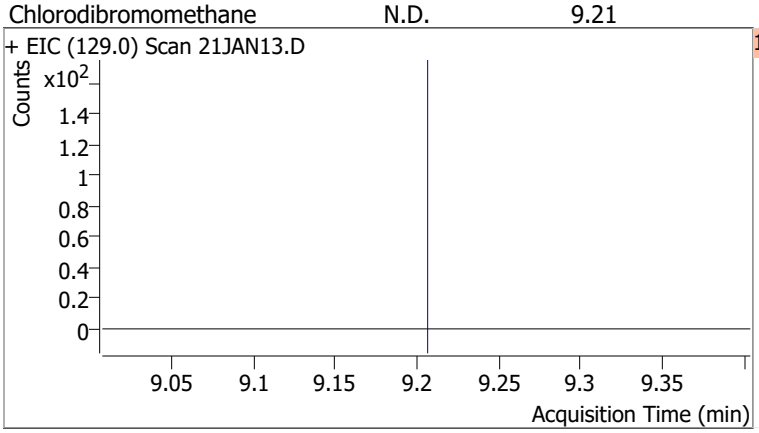

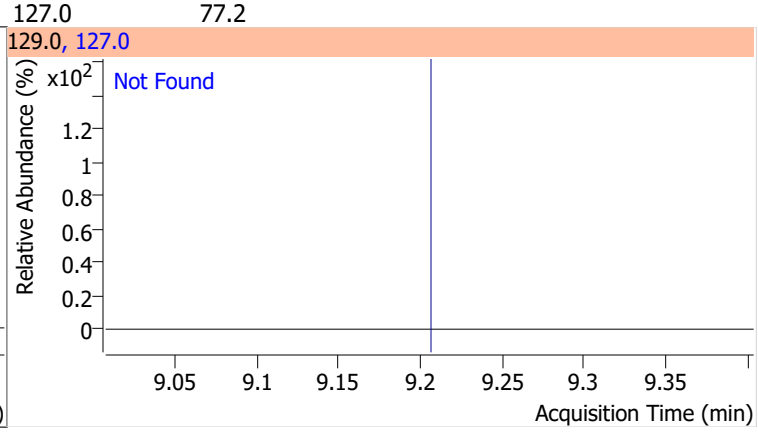

Compound	Conc.	Exp RT	QIon	Exp Ratio
1,2-Dibromoethane	N.D.	9.30	109.0	91.5

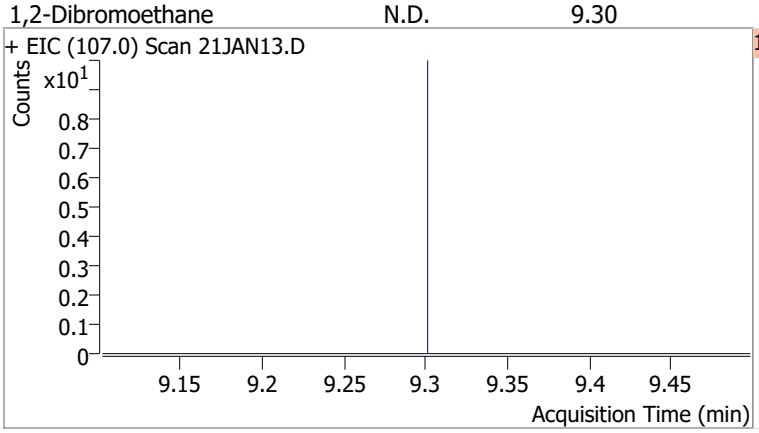

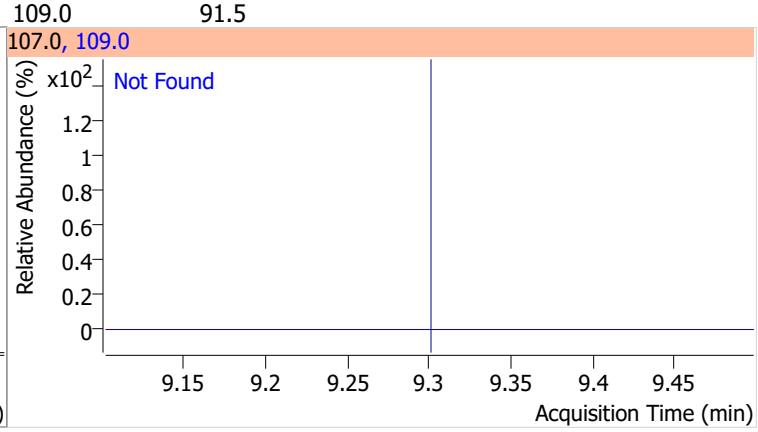

Compound	Conc.	Exp RT	QIon	Exp Ratio
Chlorobenzene	N.D.	9.80	114.0	32.2

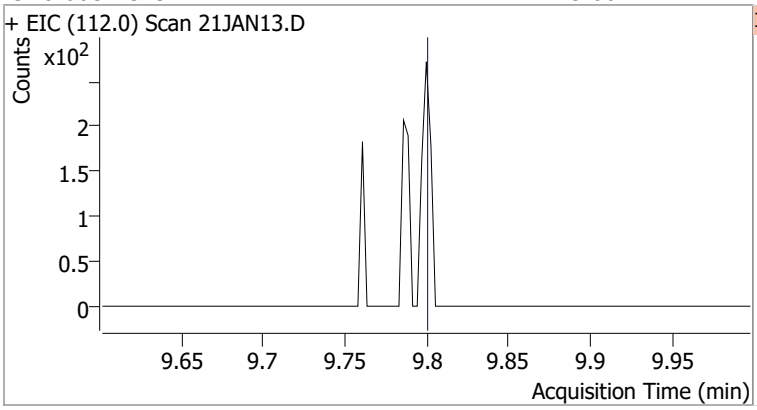

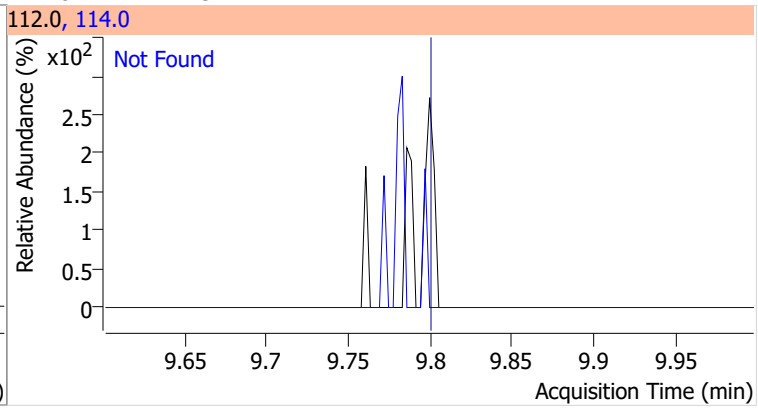

Compound	Conc.	Exp RT	QIon	Exp Ratio
1,1,1,2-Tetrachloroethane	N.D.	9.89	133.0	95.3

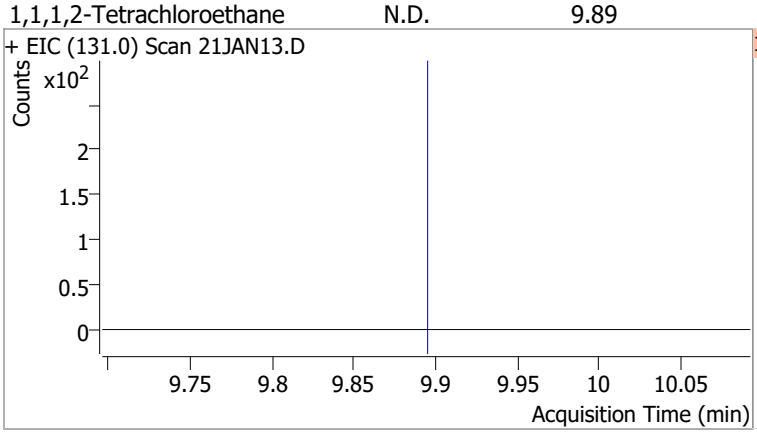

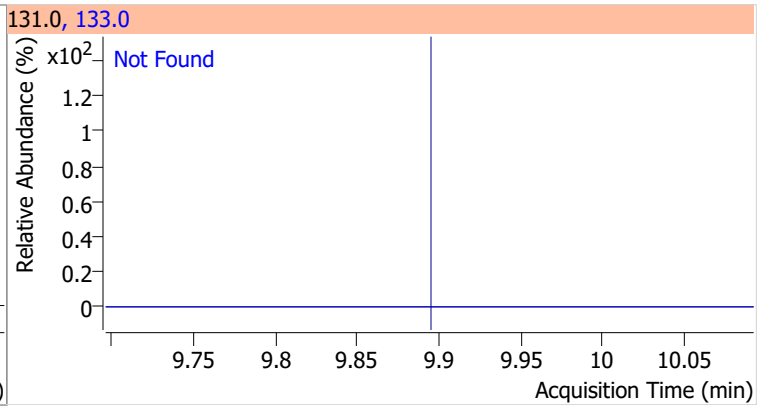

Compound	Conc.	Exp RT	QIon	Exp Ratio
Ethylbenzene	N.D.	9.92	106.0	31.7

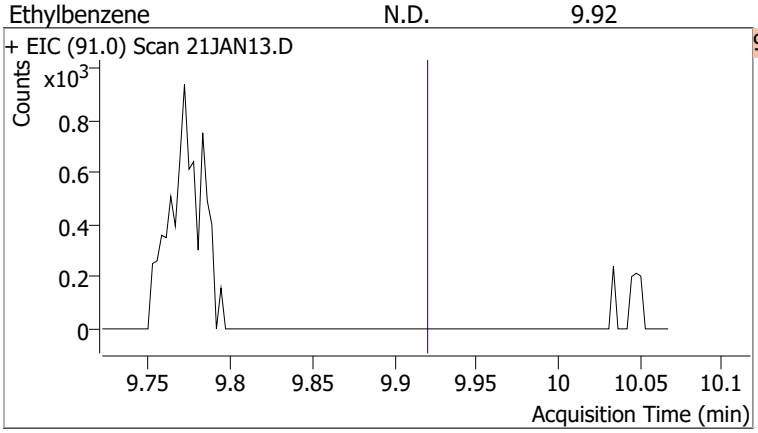

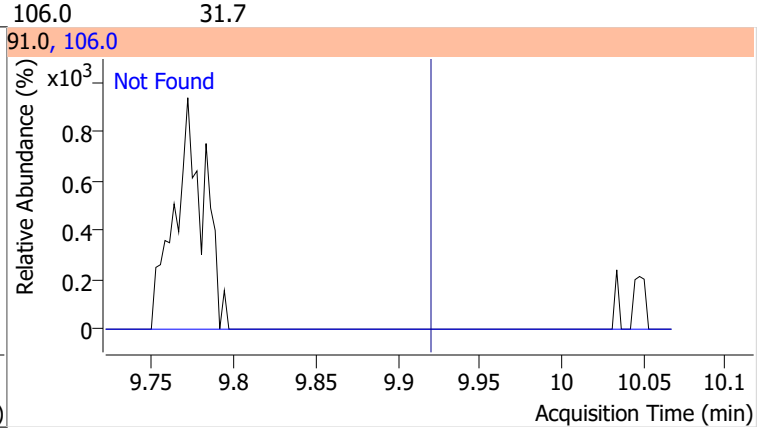

Compound	Conc.	Exp RT	QIon	Exp Ratio
m+p-Xylenes	N.D.	10.04	91.0	200.7

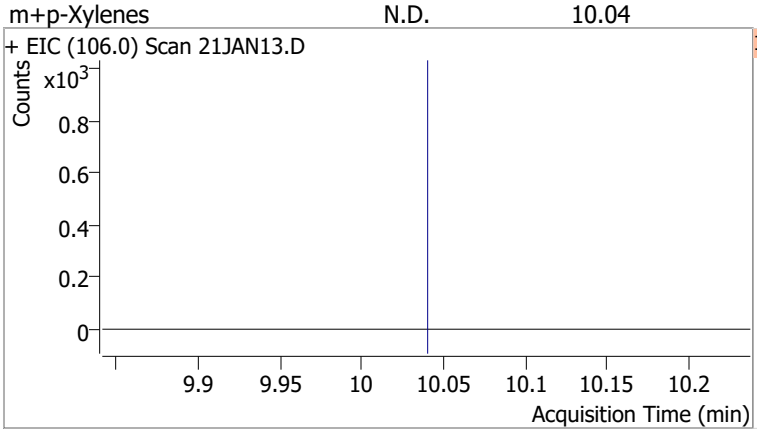

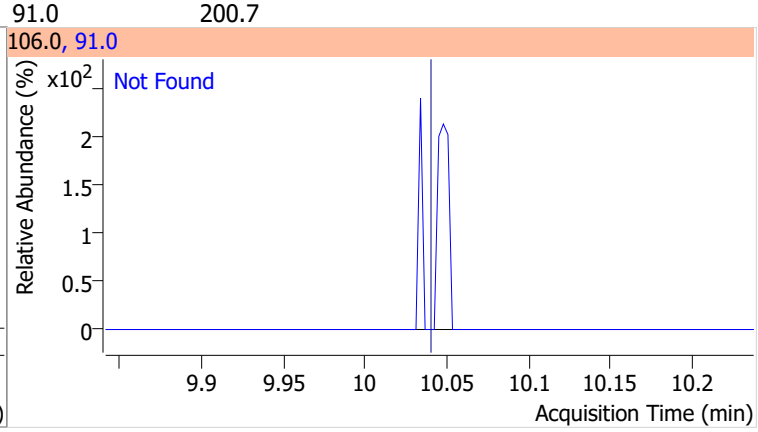

Compound	Conc.	Exp RT	QIon	Exp Ratio
o-Xylene	N.D.	10.43	91.0	211.4

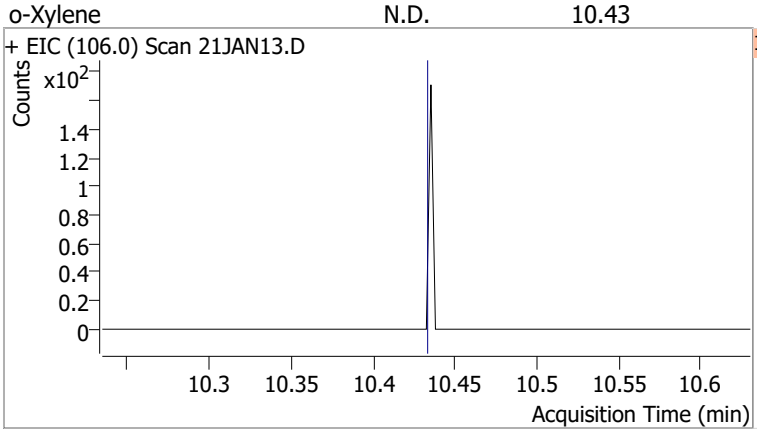

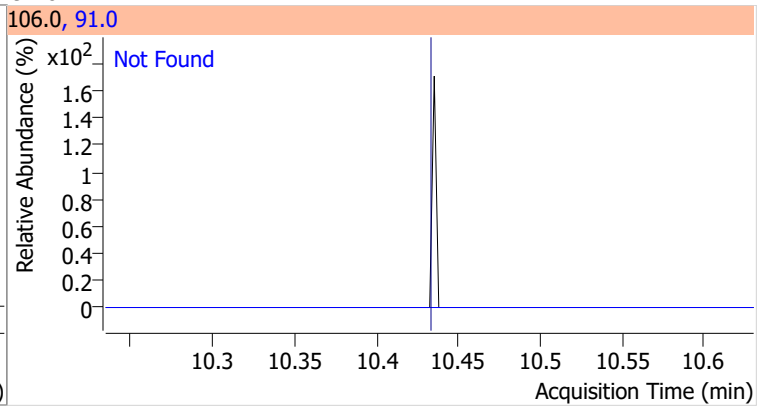

Compound	Conc.	Exp RT	QIon	Exp Ratio
Styrene	N.D.	10.45	78.0	50.6

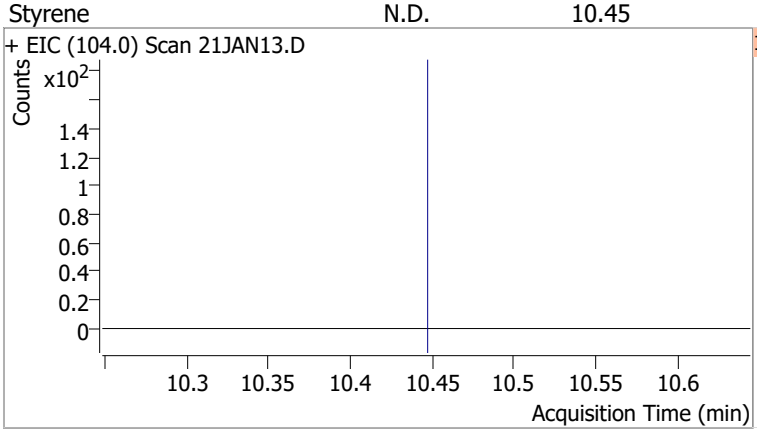

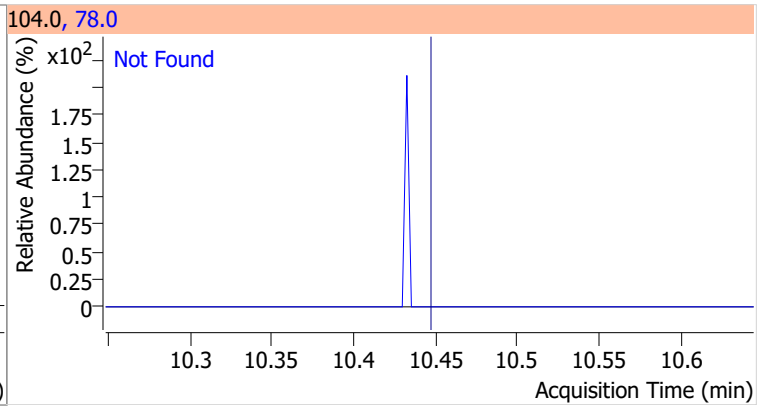

Compound	Conc.	Exp RT	QIon	Exp Ratio	QIon	Exp Ratio
Bromoform	N.D.	10.62	170.5	50.3	174.5	48.1

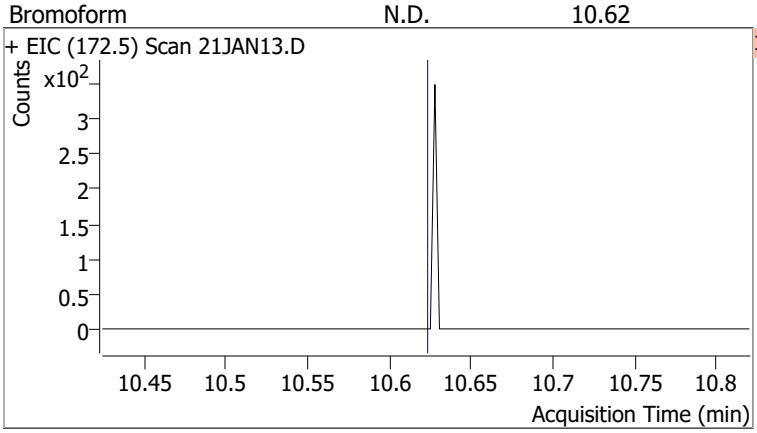

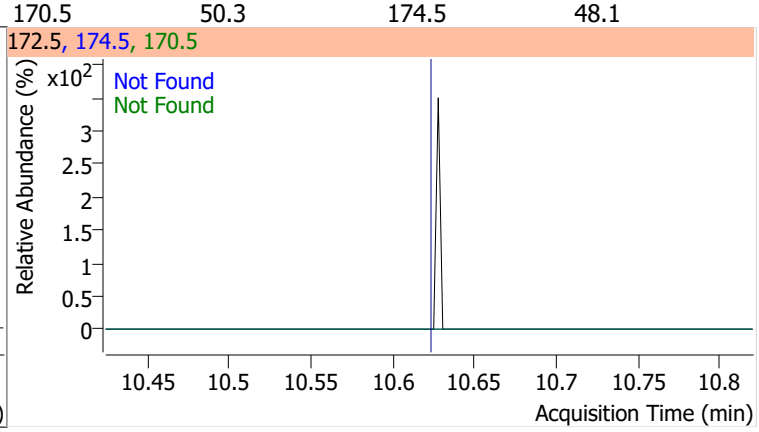

Compound	Conc.	RT	Dev(Min)	Resp.	QIon	QRatio	Lower	Upper
p-Bromofluorobenzene	261.4275	10.95	0.00	227445	174.0	94.8	65.3	125.3
					176.0	91.2	63.3	123.3

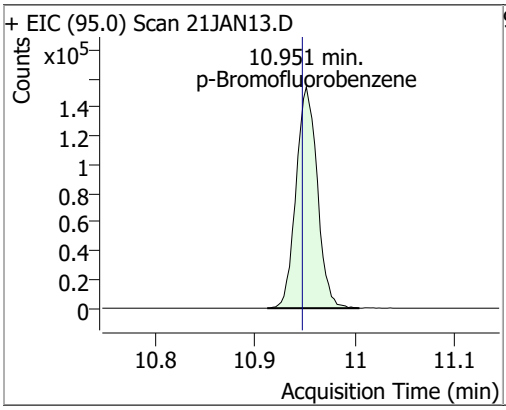

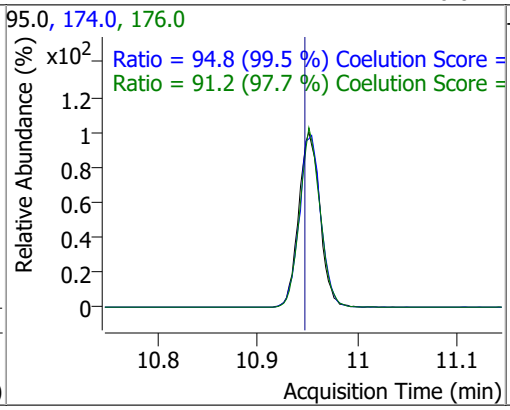

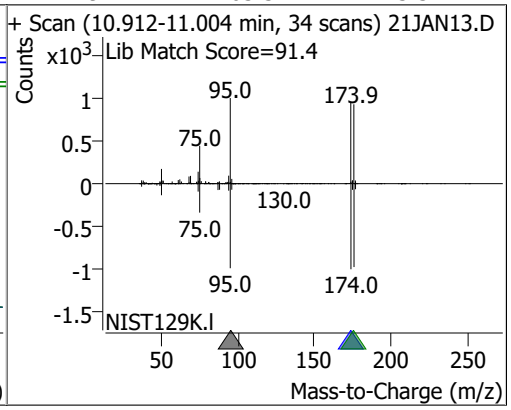

Compound	Conc.	Exp RT	QIon	Exp Ratio	QIon	Exp Ratio
Bromobenzene	N.D.	11.09	77.0	143.5	158.0	96.1

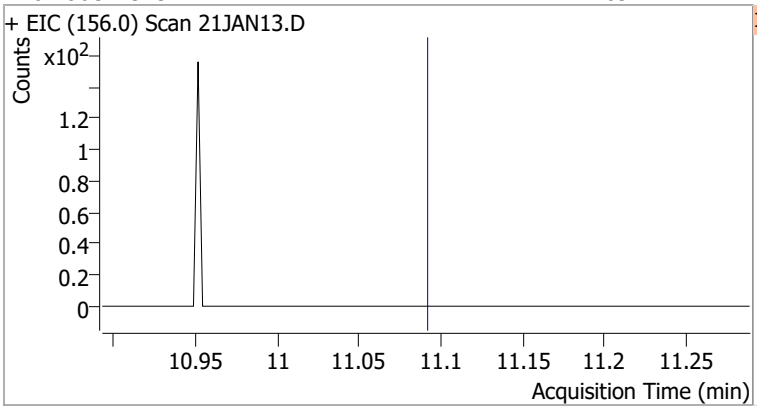

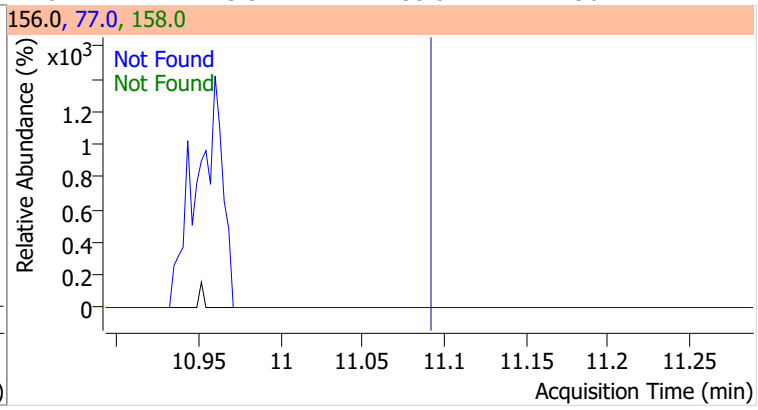

Compound	Conc.	Exp RT	QIon	Exp Ratio
1,1,2,2-Tetrachloroethane	N.D.	11.11	85.0	63.3

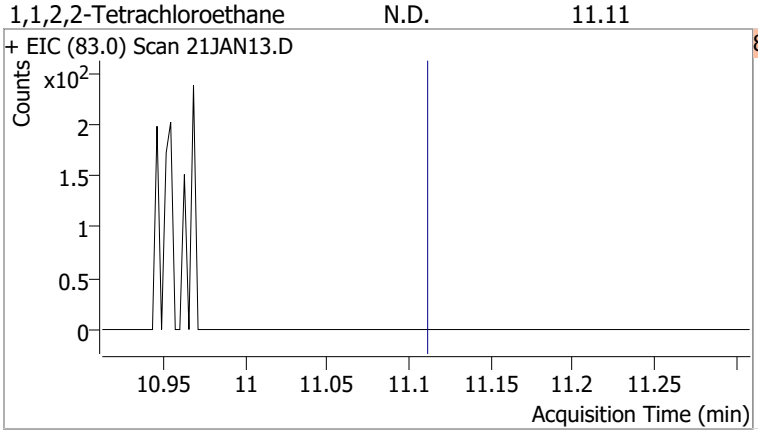

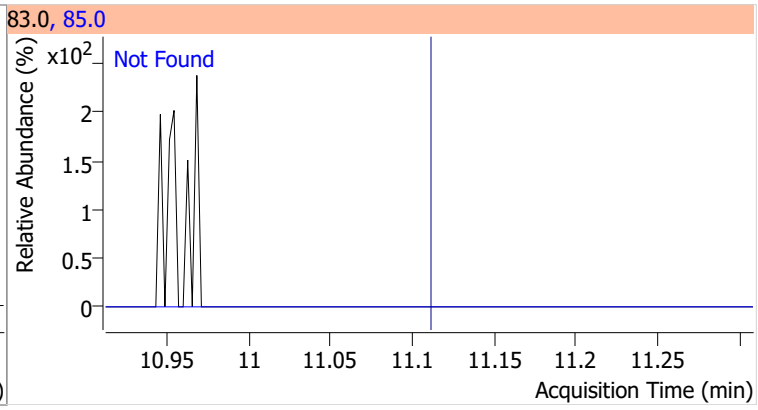

Compound	Conc.	Exp RT	QIon	Exp Ratio
1,2,3-Trichloropropane	N.D.	11.15	112.0	65.8

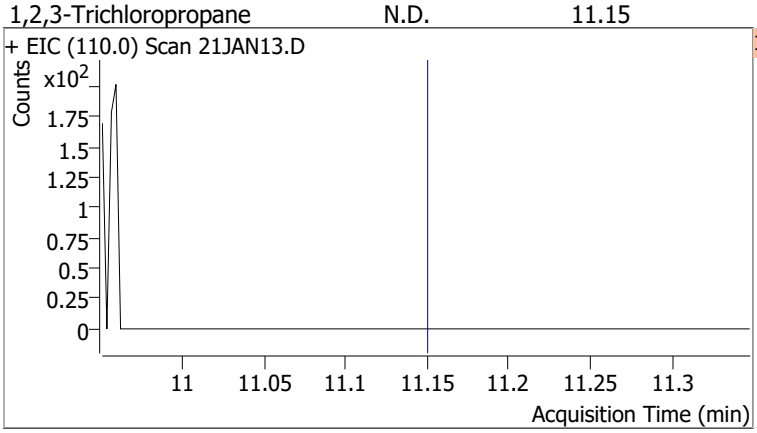

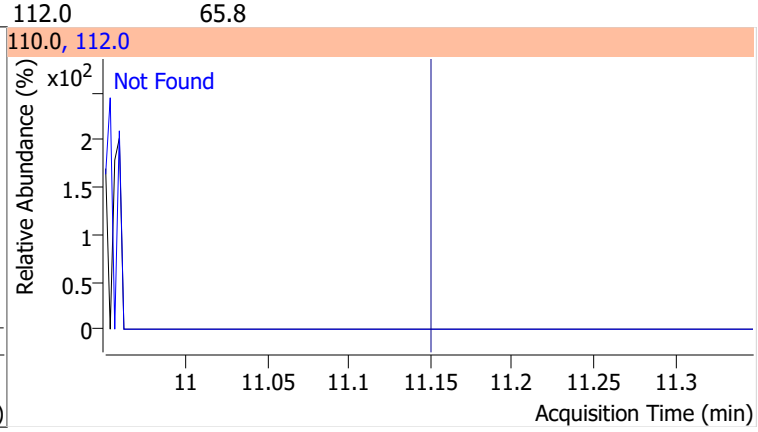

Compound	Conc.	Exp RT	QIon	Exp Ratio
2-Chlorotoluene	N.D.	11.29	91.0	276.2

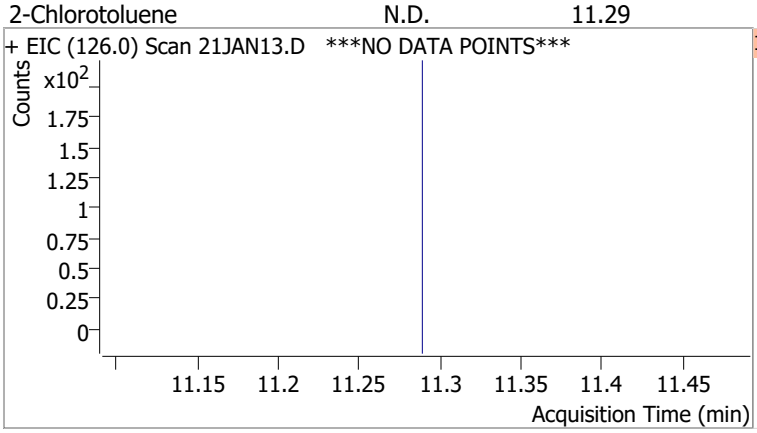

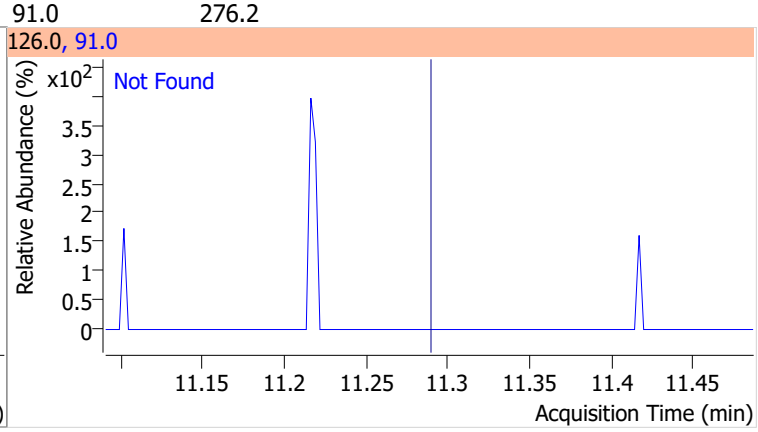

Compound	Conc.	Exp RT	QIon	Exp Ratio
4-Chlorotoluene	N.D.	11.40	126.0	31.3

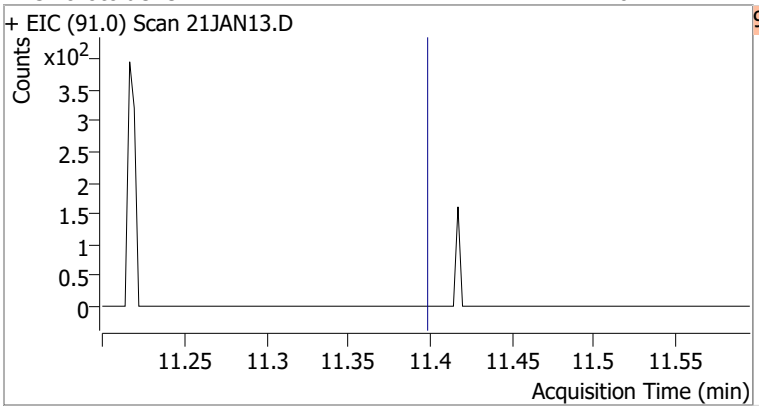

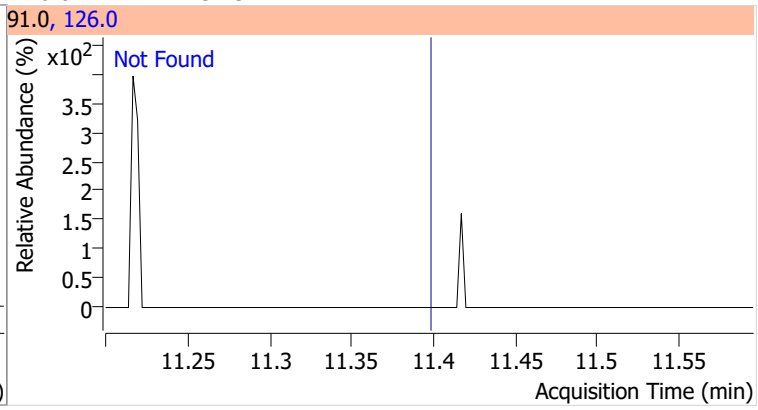

Compound	Conc.	Exp RT	QIon	Exp Ratio	QIon	Exp Ratio
1,3-Dichlorobenzene	N.D.	12.03	148.0	62.8	111.0	38.7

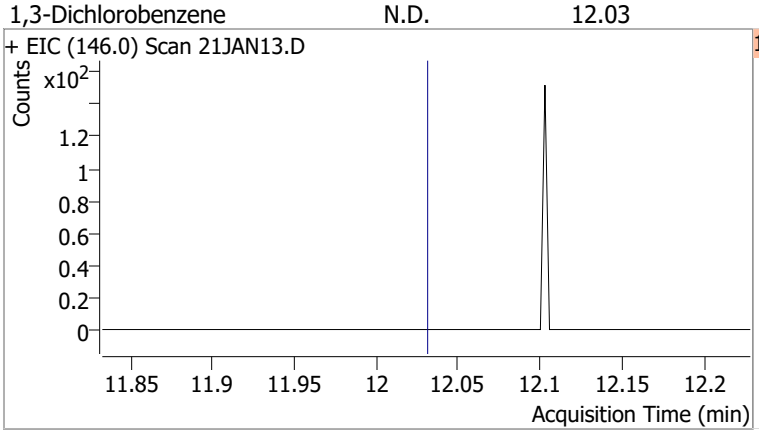

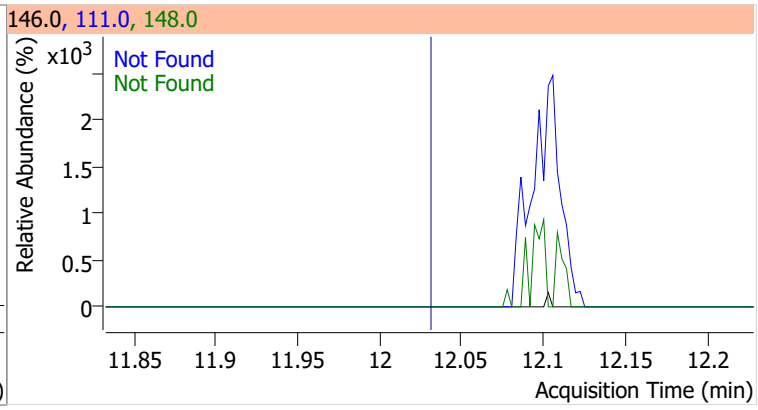

Compound	Conc.	Exp RT	QIon	Exp Ratio	QIon	Exp Ratio
1,4-Dichlorobenzene	N.D.	12.12	148.0	63.7	111.0	38.7

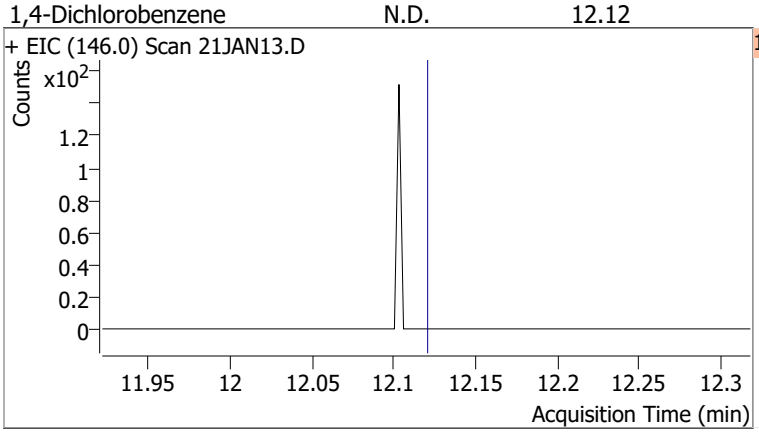

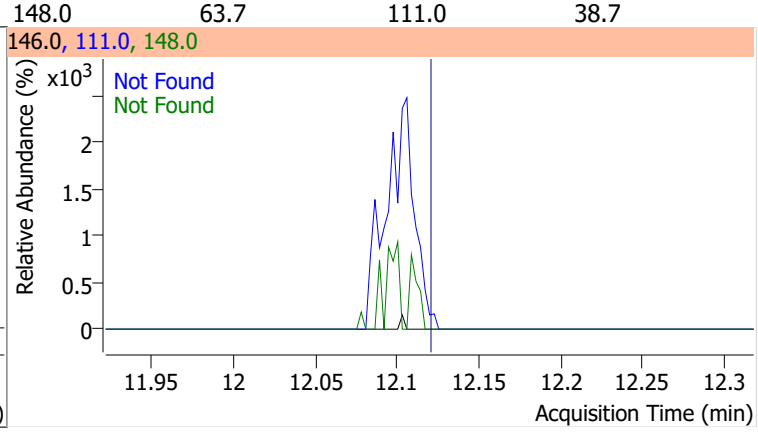

Compound	Conc.	Exp RT	QIon	Exp Ratio	QIon	Exp Ratio
1,2-Dichlorobenzene	N.D.	12.49	148.0	61.9	111.0	39.5

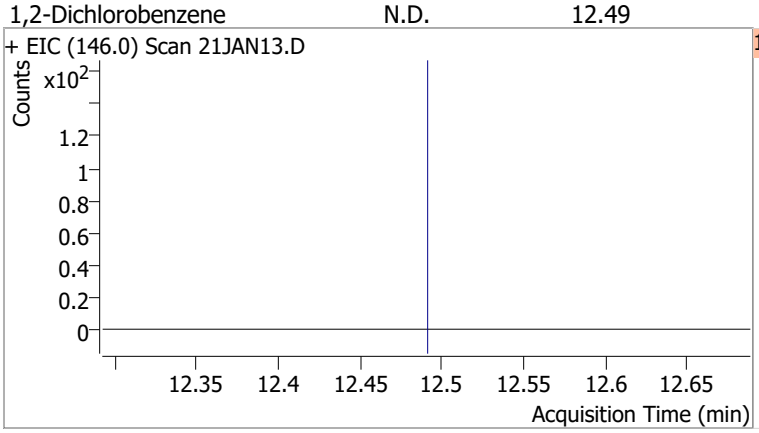

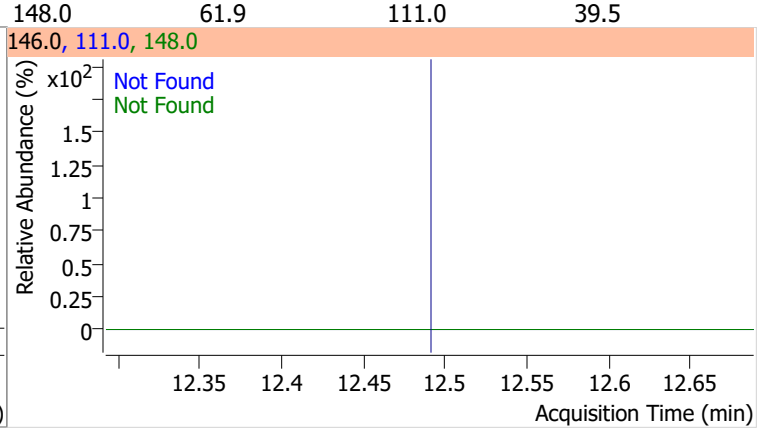

Quantitation Results Report (QT Reviewed)

Data File	21JAN14.D	Operator	MSC
Acq. Method	5975CACQF.M	Acq. Date-Time	1/21/2022 3:42:11 PM
Sample Name	B22011131-001F	Instrument	VOA5975C
Vial	14	Multiplier	1.00
DA Method File	VOA5975C_8260B_SHT_DoD_L4_011922.m	Comment	
Tune File	BFB_Atune3.u	Tune Date	10/11/2021 4:02:00 PM
Batch Name	VG012122_8260B.batch.bin	Last Calib Update	3/11/2022 3:55:53 AM
Ref Library	\\MASSHUNTER\Org\Library\NIST129K.l		

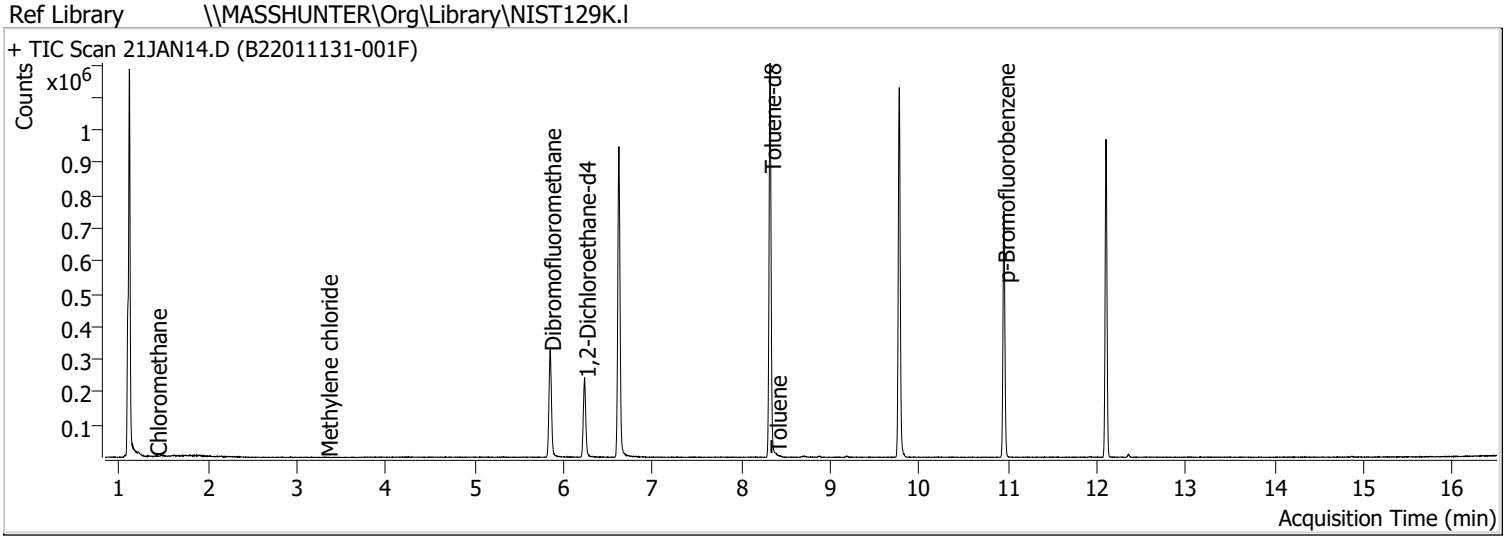

Compound	RT	QIon	Resp.	Conc.	Units		Dev(Min)
Internal Standards							
M Fluorobenzene	6.621	96.0	788797	250.0000	ng		0.000
M Chlorobenzene-d5	9.775	82.0	308077	250.0000	ng		0.000
M 1,4-Dichlorobenzene-d4	12.100	152.0	230461	250.0000	ng		0.000
System Monitoring Compounds							
S Dibromofluoromethane	5.845	113.0	194050	253.9872	ng		-0.005
Spiked Amount: 250.000	Range: 80.0 - 119.0%			Recovery = 101.59%			
S 1,2-Dichloroethane-d4	6.236	67.0	86653	262.5576	ng		0.006
Spiked Amount: 250.000	Range: 81.0 - 118.0%			Recovery = 105.02%			
S Toluene-d8	8.322	98.0	724894	241.1821	ng		0.003
Spiked Amount: 250.000	Range: 89.0 - 112.0%			Recovery = 96.47%			
S p-Bromofluorobenzene	10.951	95.0	214728	252.3494	ng		0.003
Spiked Amount: 250.000	Range: 85.0 - 114.0%			Recovery = 100.94%			
Target Compounds							**QValue**
T Dichlorodifluoromethane	0.000		0	N.D.			
T Chloromethane	1.411	50.0	1629	1.3049	ng	m	95
T Vinyl chloride	0.000		0	N.D.			
T Bromomethane	0.000		0	N.D.			
T Chloroethane	0.000		0	N.D.			
T Trichlorofluoromethane	0.000		0	N.D.			
T 1,1-Dichloroethene	0.000		0	N.D.			
T Methylene chloride	3.336	49.0	244	0.2120	ng	m	72
T trans-1,2-Dichloroethene	0.000		0	N.D.			
T Methyl tert-butyl ether (MTBE)	0.000		0	N.D.			
T 1,1-Dichloroethane	0.000		0	N.D.			
T 2,2-Dichloropropane	0.000		0	N.D.			
T cis-1,2-Dichloroethene	0.000		0	N.D.			
T Methyl ethyl ketone	0.000		0	N.D.			
T Bromochloromethane	0.000		0	N.D.			
T Chloroform	0.000		0	N.D.			

Compound	RT	QIon	Resp.	Conc.	Units		Dev(Min)
T 1,1,1-Trichloroethane	0.000		0	N.D.			
T Carbon tetrachloride	0.000		0	N.D.			
T 1,1-Dichloropropene	0.000		0	N.D.			
T Benzene	0.000		0	N.D.			
T 1,2-Dichloroethane	0.000		0	N.D.			
T Trichloroethene	0.000		0	N.D.			
T 1,2-Dichloropropane	0.000		0	N.D.			
T Dibromomethane	0.000		0	N.D.			
T Bromodichloromethane	0.000		0	N.D.			
T cis-1,3-Dichloropropene	0.000		0	N.D.			
T Toluene	8.386	92.0	793	0.3961	ng	m	81
T trans-1,3-Dichloropropene	0.000		0	N.D.			
T 1,1,2-Trichloroethane	0.000		0	N.D.			
T Tetrachloroethene	0.000		0	N.D.			
T 1,3-Dichloropropane	0.000		0	N.D.			
T Chlorodibromomethane	0.000		0	N.D.			
T 1,2-Dibromoethane	0.000		0	N.D.			
T Chlorobenzene	0.000		0	N.D.			
T 1,1,1,2-Tetrachloroethane	0.000		0	N.D.			
T Ethylbenzene	0.000		0	N.D.			
T m+p-Xylenes	0.000		0	N.D.			
T o-Xylene	0.000		0	N.D.			
T Styrene	0.000		0	N.D.			
T Bromoform	0.000		0	N.D.			
T Bromobenzene	0.000		0	N.D.			
T 1,1,2,2-Tetrachloroethane	0.000		0	N.D.			
T 1,2,3-Trichloropropane	0.000		0	N.D.			
T 2-Chlorotoluene	0.000		0	N.D.			
T 4-Chlorotoluene	0.000		0	N.D.			
T 1,3-Dichlorobenzene	0.000		0	N.D.			
T 1,4-Dichlorobenzene	0.000		0	N.D.			
T 1,2-Dichlorobenzene	0.000		0	N.D.			

(#) = Qualifier Out of Range; (m) = Manual Integration; (+) = Area Summed; (*) = Surrogate Percent Recovery Out of Range; (d): Zeroed Peak

Quantitation Results Report (QT Reviewed)

Compound	Conc.	Exp RT	QIon	Exp Ratio
Dichlorodifluoromethane	N.D.	1.24	87.0	31.8

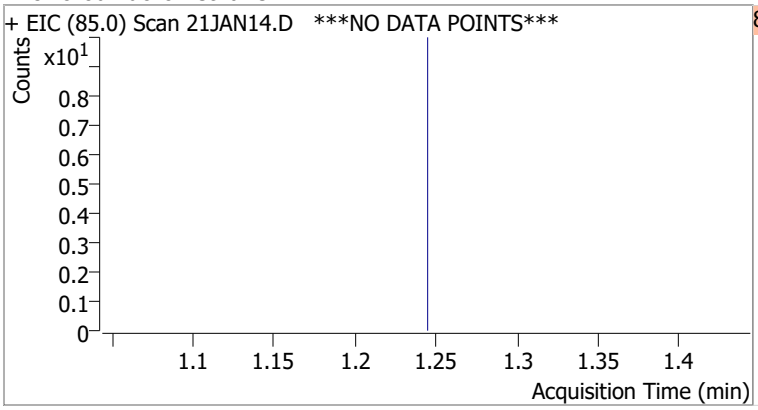

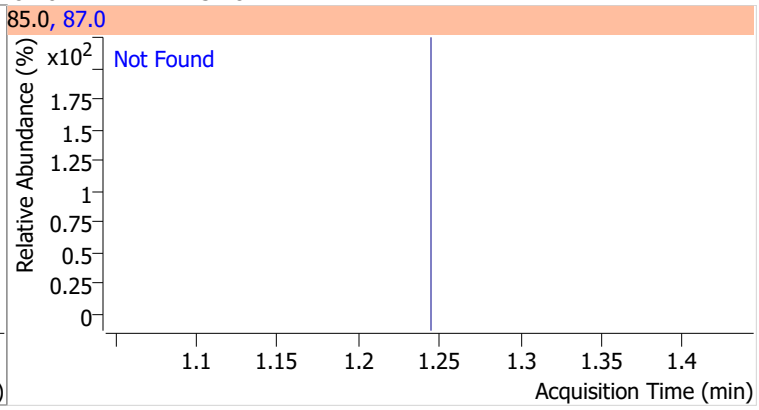

Compound	Conc.	RT	Dev(Min)	Resp.	QIon	QRatio	Lower	Upper
Chloromethane	1.3049	1.41	0.00	1629 (m)	52.0	29.7	2.4	62.4

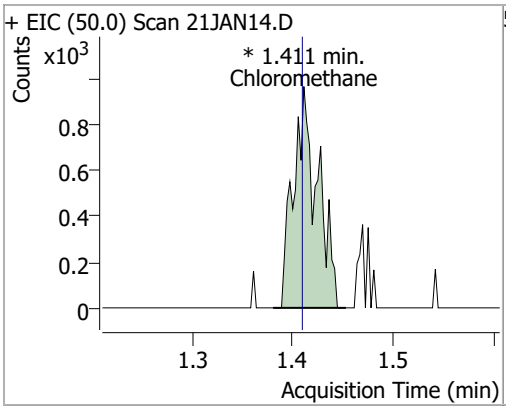

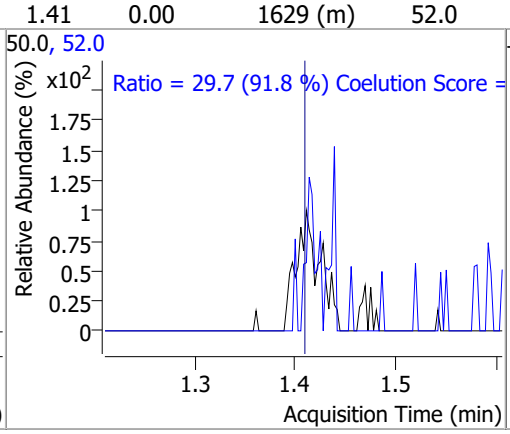

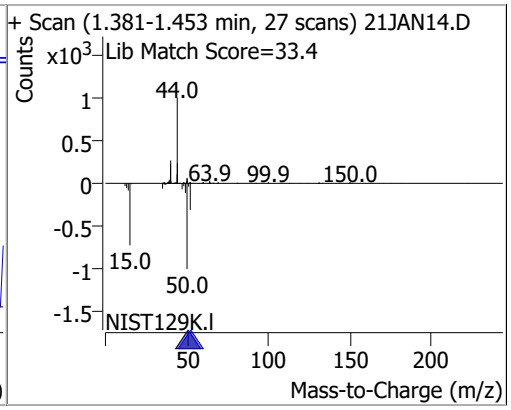

Compound	Conc.	Exp RT	QIon	Exp Ratio
Vinyl chloride	N.D.	1.50	64.0	31.3

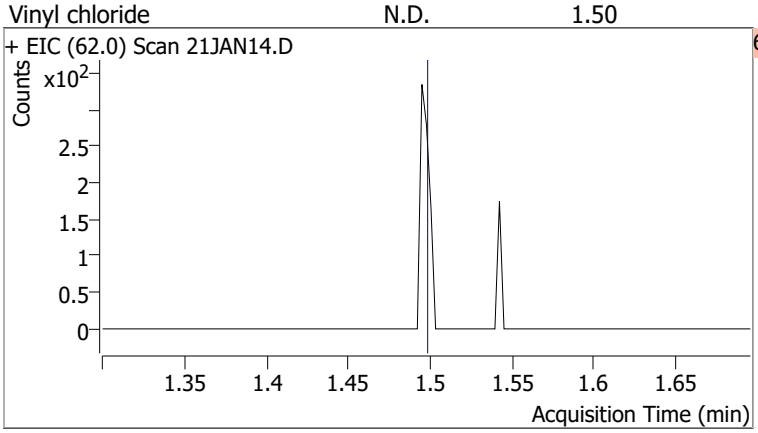

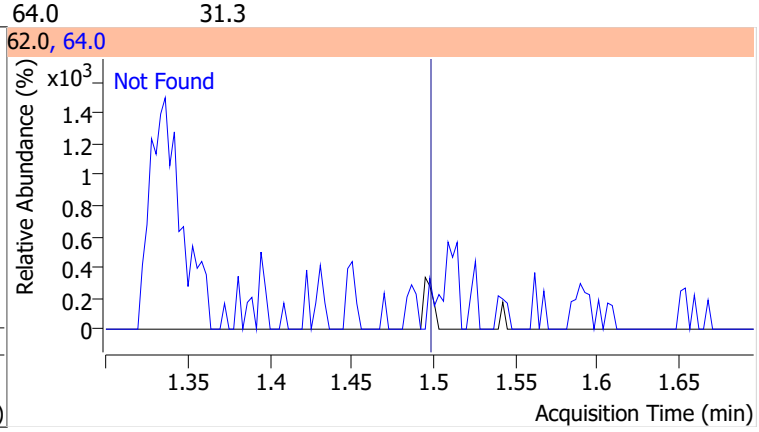

Compound	Conc.	Exp RT	QIon	Exp Ratio
Bromomethane	N.D.	1.80	94.0	110.1

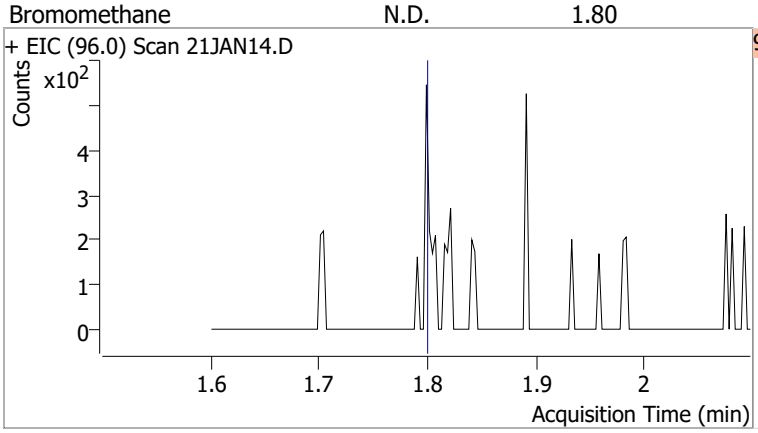

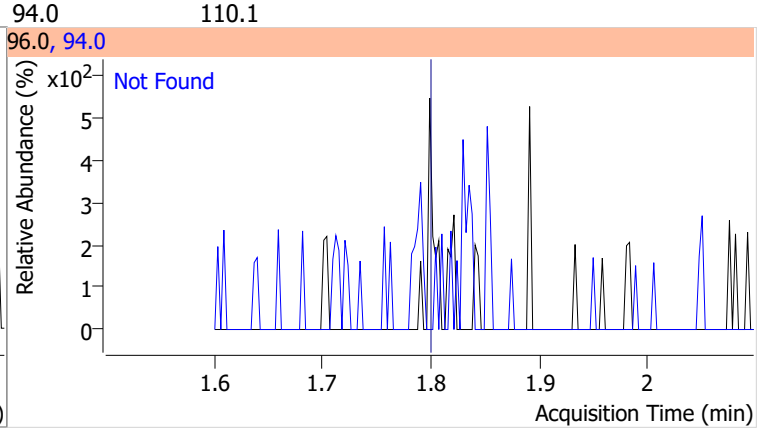

Compound	Conc.	Exp RT	QIon	Exp Ratio
Chloroethane	N.D.	1.90	66.0	30.0

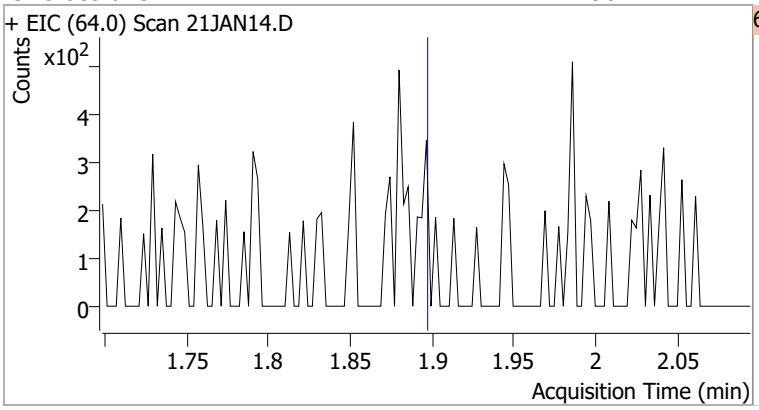

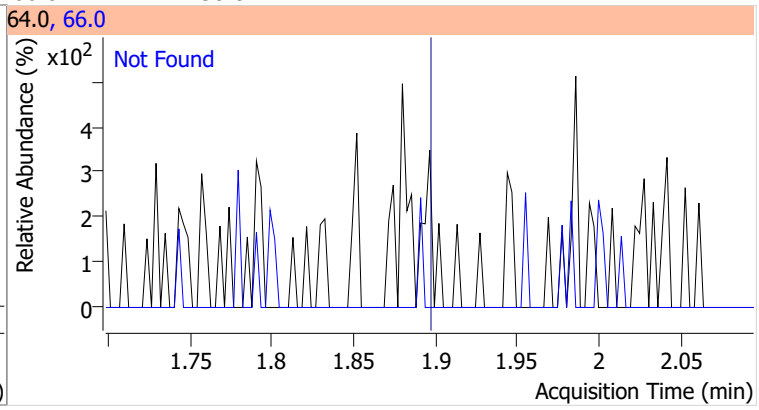

Compound	Conc.	Exp RT	QIon	Exp Ratio
Trichlorofluoromethane	N.D.	2.15	103.0	65.0

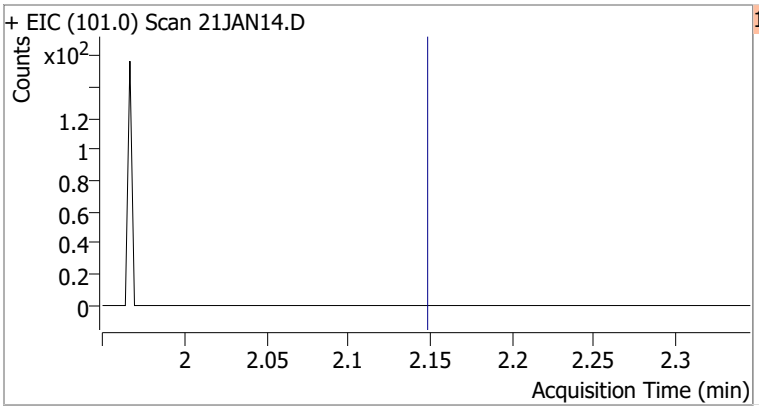

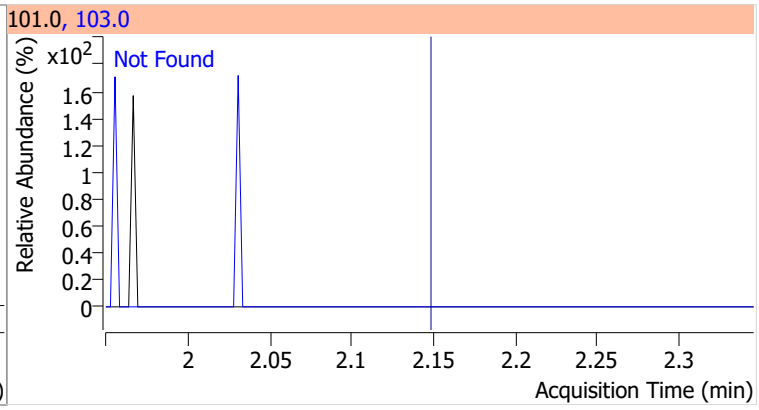

Compound	Conc.	Exp RT	QIon	Exp Ratio	QIon	Exp Ratio
1,1-Dichloroethene	N.D.	2.70	61.0	179.9	63.0	57.0

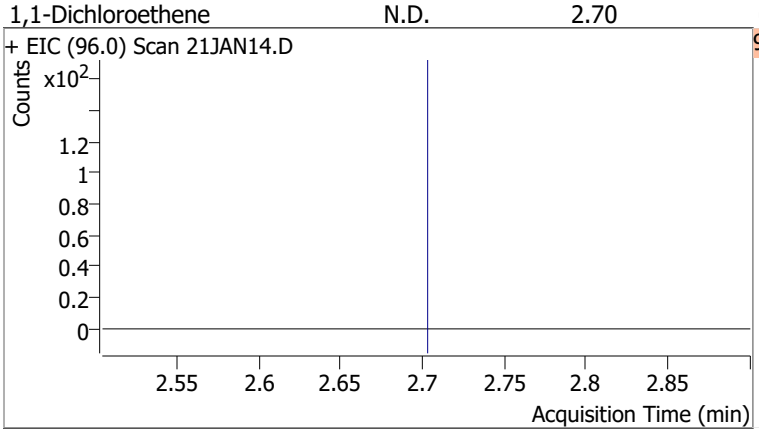

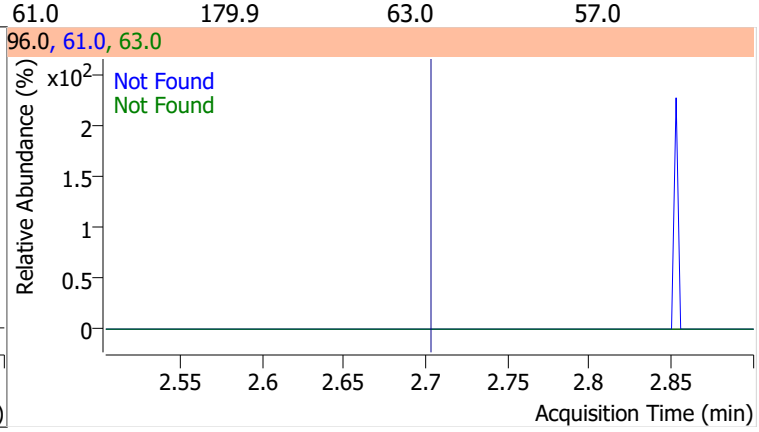

Compound	Conc.	RT	Dev(Min)	Resp.	QIon	QRatio	Lower	Upper
Methylene chloride	0.2120	3.34	0.00	244 (m)	84.0	94.7	36.1	96.1
					86.0	32.2	11.8	71.8

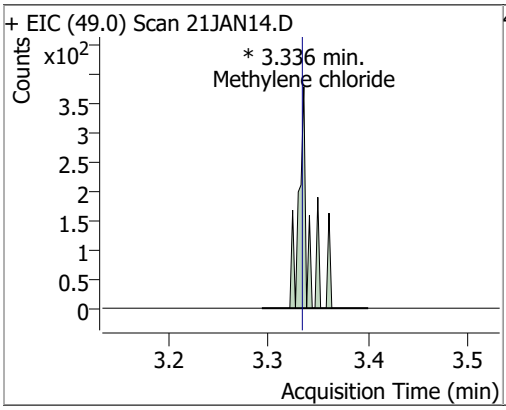

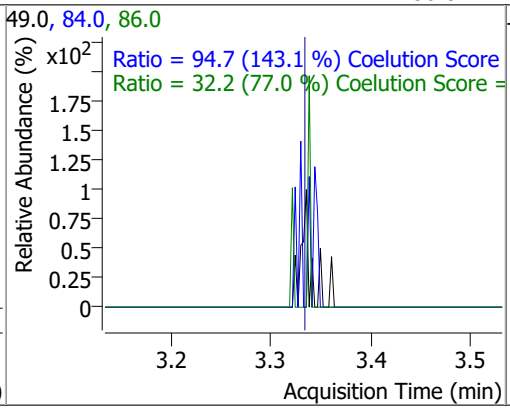

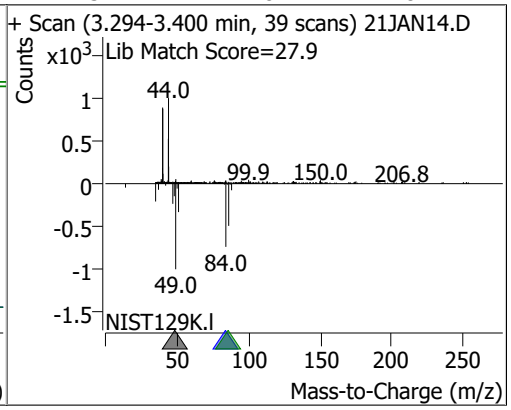

Compound	Conc.	Exp RT	QIon	Exp Ratio	QIon	Exp Ratio
trans-1,2-Dichloroethene	N.D.	3.72	61.0	154.8	98.0	62.1

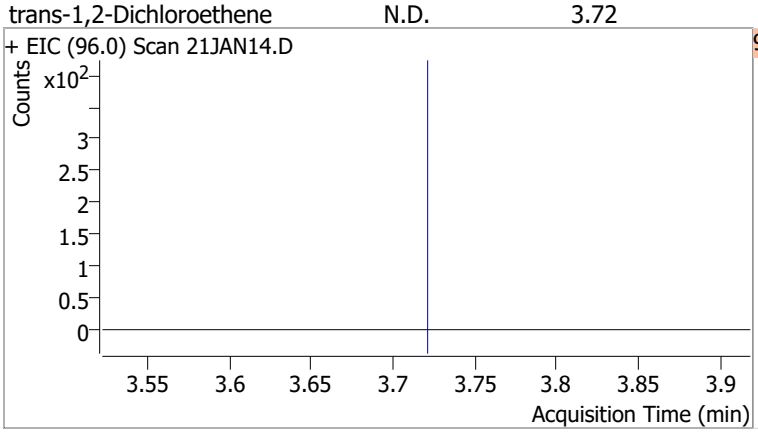

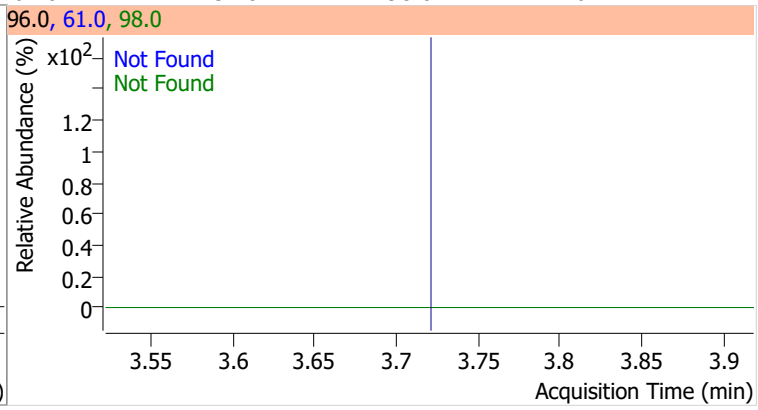

Compound	Conc.	Exp RT	QIon	Exp Ratio
Methyl tert-butyl ether (MTBE)	N.D.	3.75	57.0	24.6

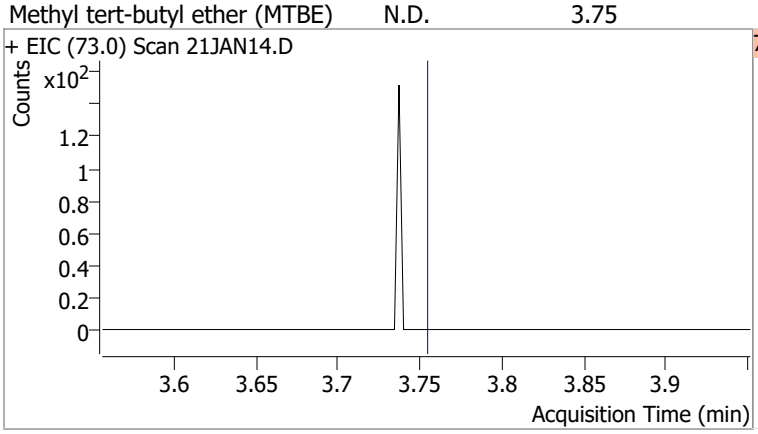

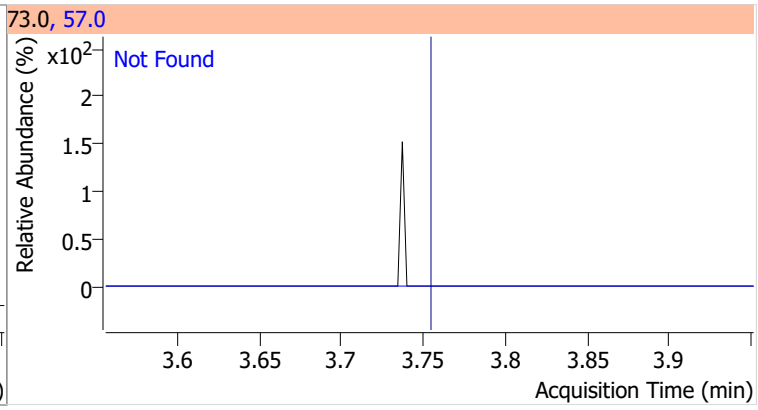

Compound	Conc.	Exp RT	QIon	Exp Ratio	QIon	Exp Ratio
1,1-Dichloroethane	N.D.	4.38	65.0	31.0	83.0	12.7

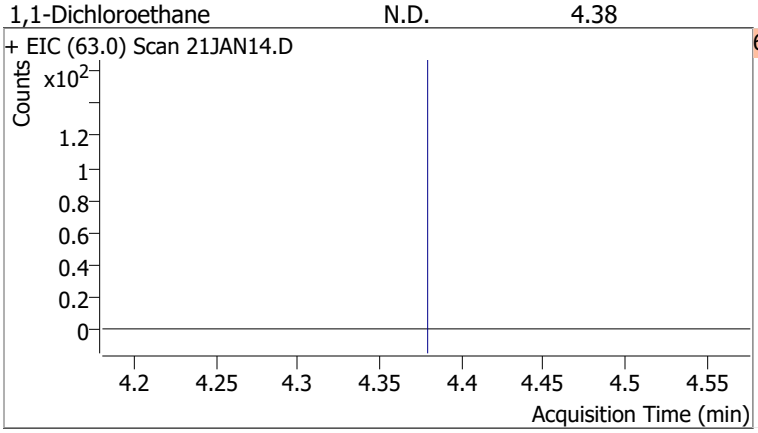

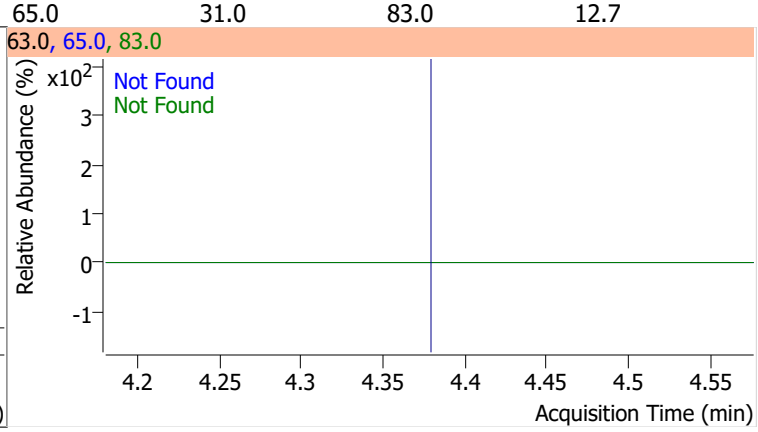

Compound	Conc.	Exp RT	QIon	Exp Ratio	QIon	Exp Ratio
2,2-Dichloropropane	N.D.	5.19	41.0	68.8	97.0	23.9

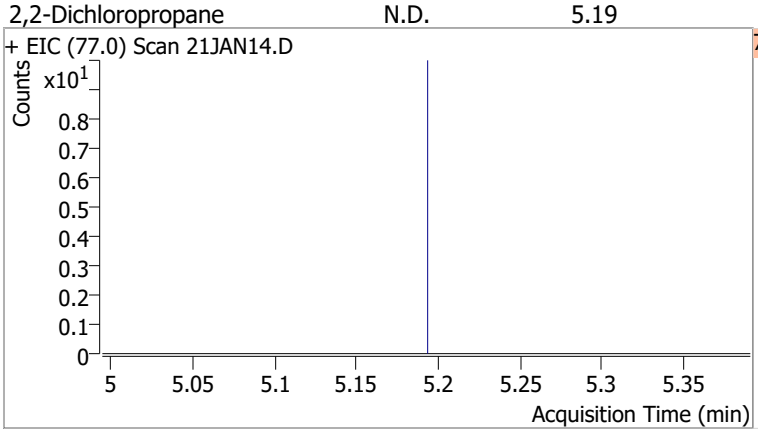

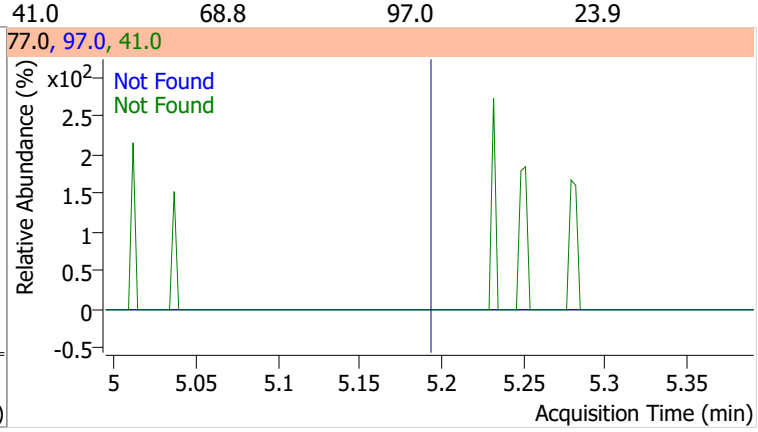

Compound	Conc.	Exp RT	QIon	Exp Ratio	QIon	Exp Ratio
cis-1,2-Dichloroethene	N.D.	5.21	61.0	160.4	98.0	66.2

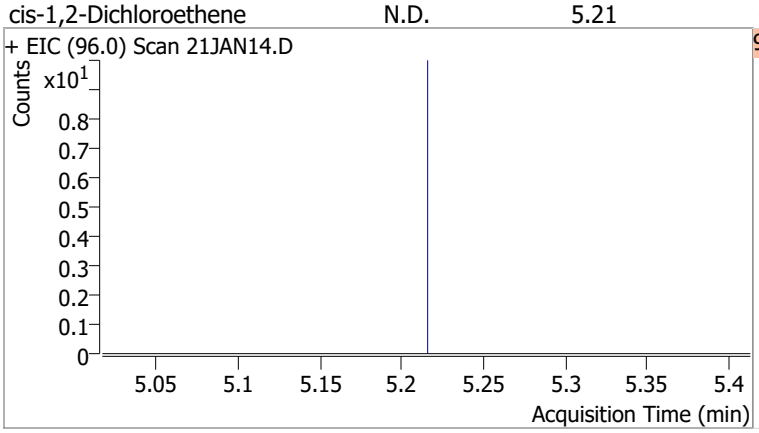

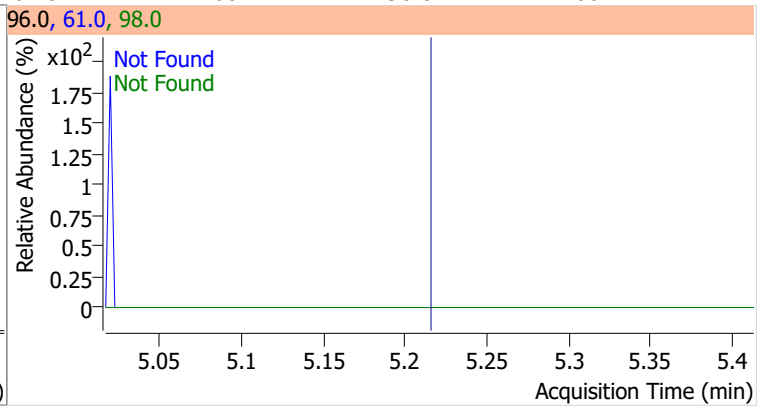

Compound	Conc.	Exp RT	QIon	Exp Ratio
Methyl ethyl ketone	N.D.	5.28	72.0	20.6

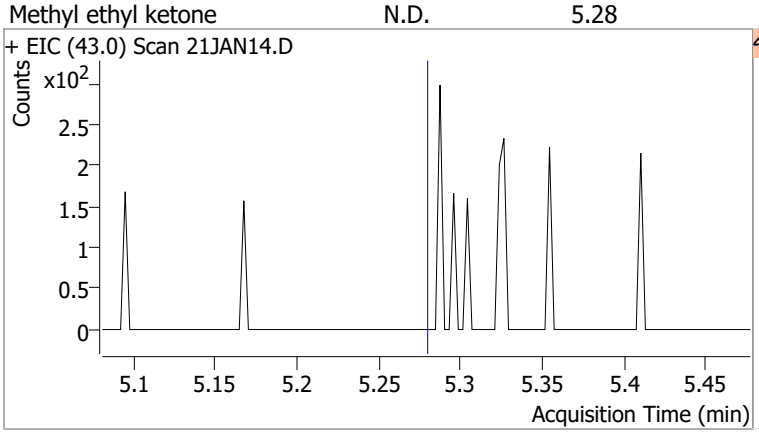

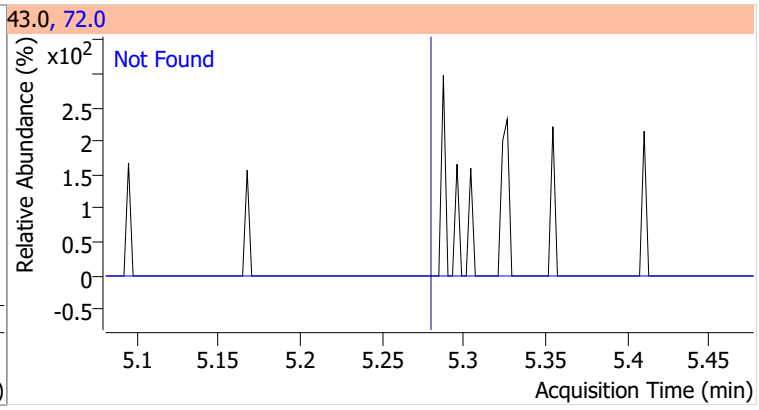

Compound	Conc.	Exp RT	QIon	Exp Ratio
Bromochloromethane	N.D.	5.52	49.0	182.2

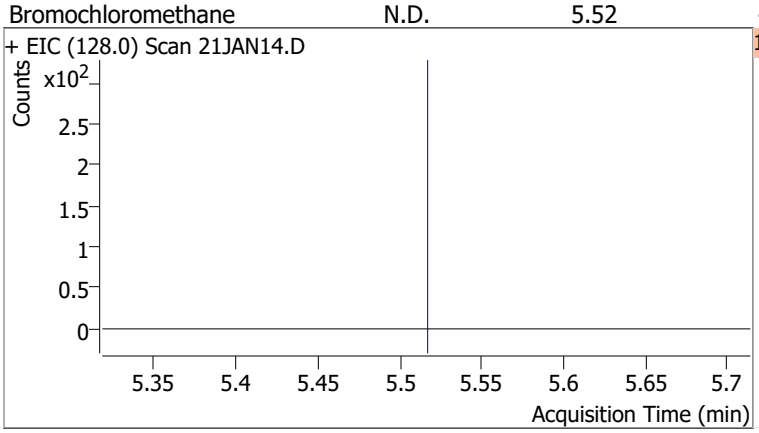

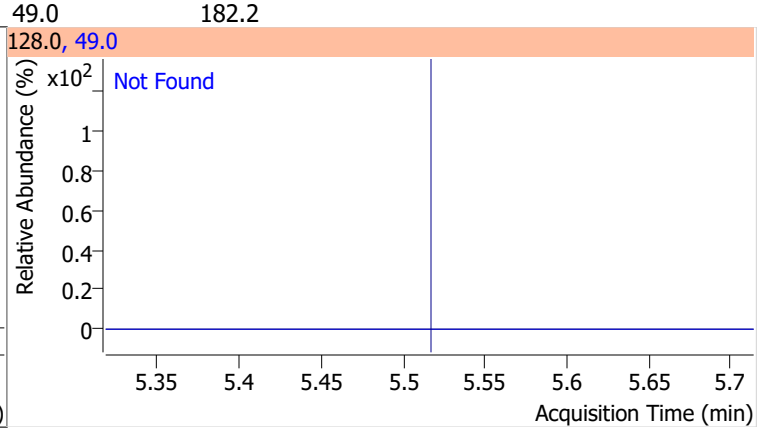

Compound	Conc.	Exp RT	QIon	Exp Ratio
Chloroform	N.D.	5.65	85.0	66.2

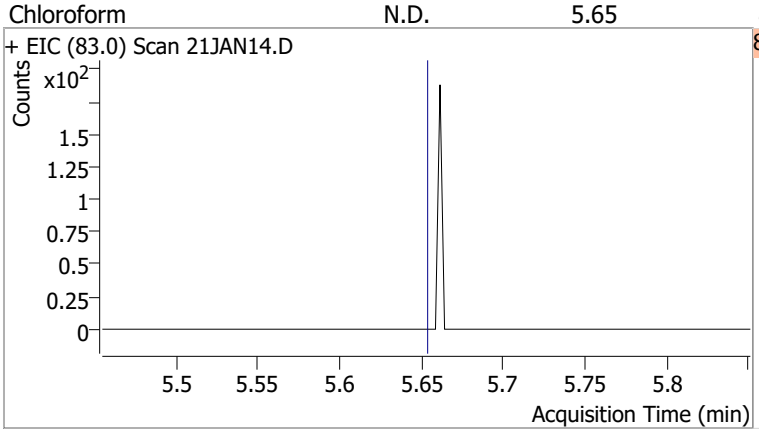

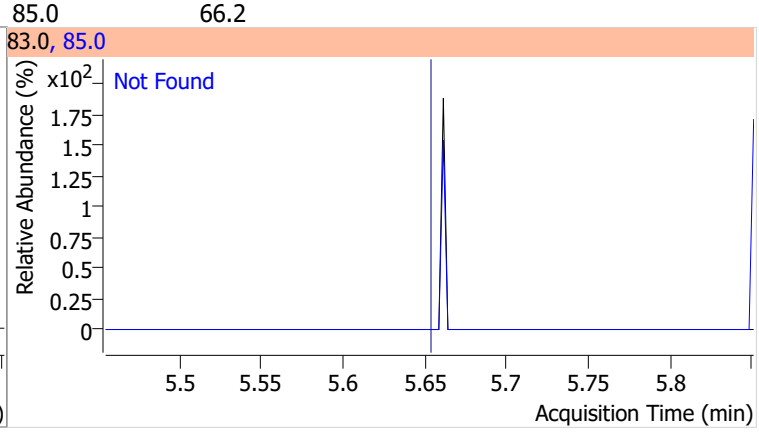

Compound	Conc.	Exp RT	QIon	Exp Ratio	QIon	Exp Ratio
1,1,1-Trichloroethane	N.D.	5.83	99.0	63.1	61.0	49.1

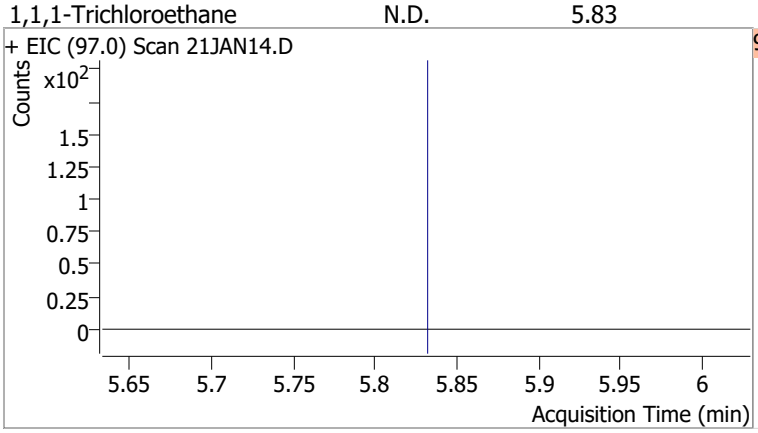

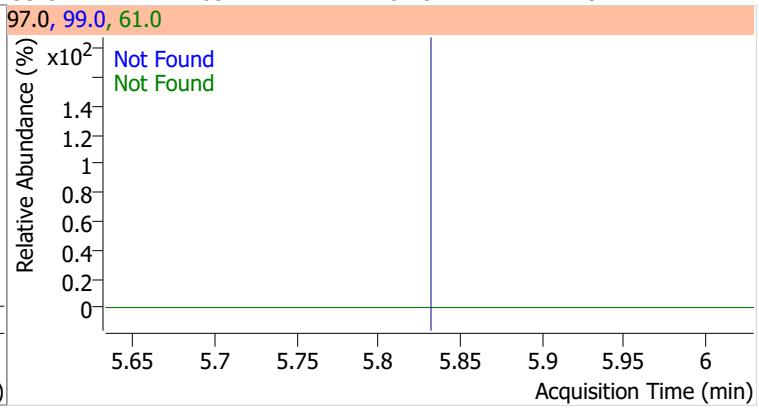

Compound	Conc.	RT	Dev(Min)	Resp.	QIon	QRatio	Lower	Upper
Dibromofluoromethane	253.9872	5.85	-0.01	194050	191.5	22.0	0.0	53.2

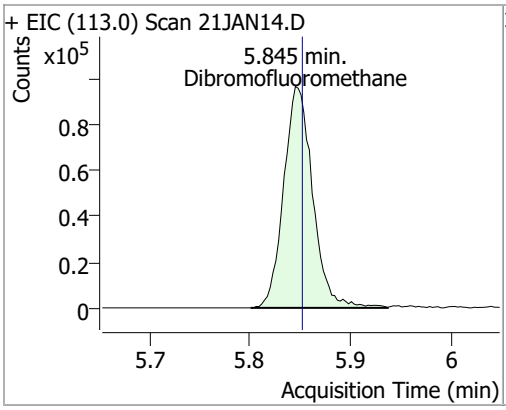

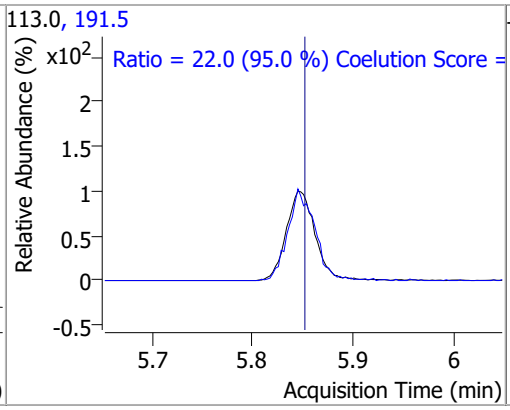

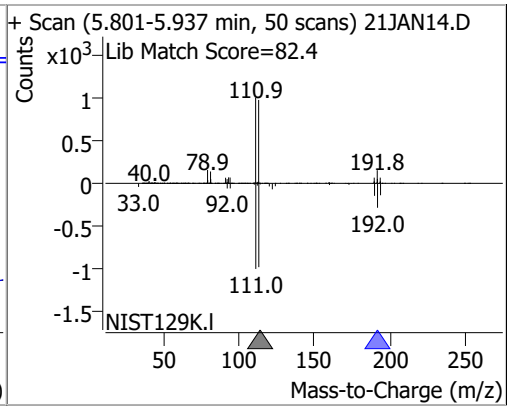

Compound	Conc.	Exp RT	QIon	Exp Ratio	QIon	Exp Ratio
Carbon tetrachloride	N.D.	6.02	119.0	97.6	121.0	30.7

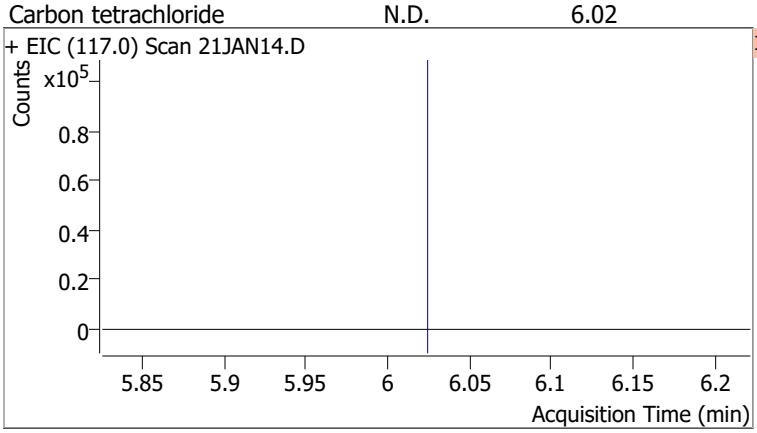

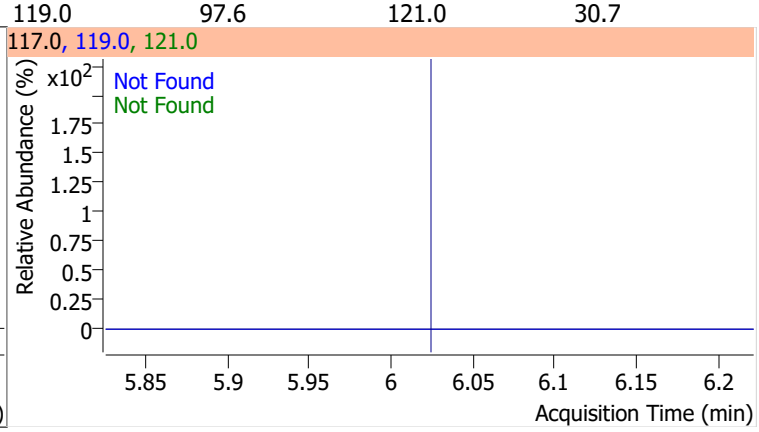

Compound	Conc.	Exp RT	QIon	Exp Ratio	QIon	Exp Ratio
1,1-Dichloropropene	N.D.	6.04	110.0	35.6	77.0	31.0

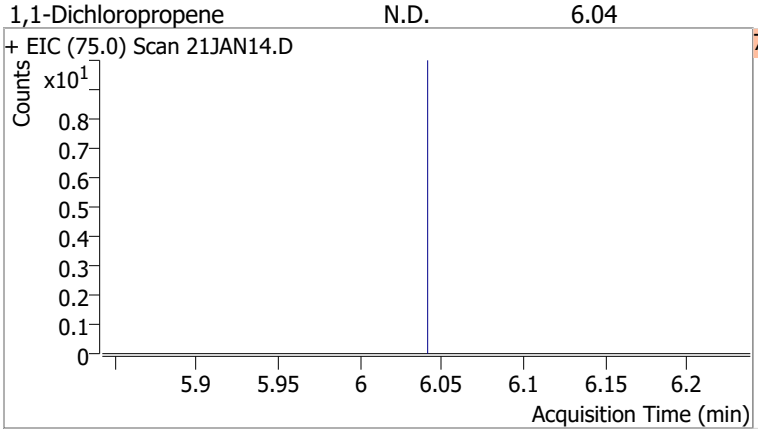

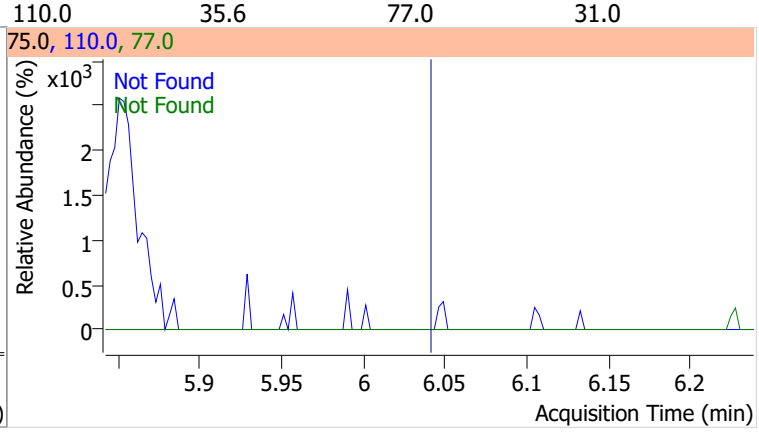

Quantitation Results Report (QT Reviewed)

Compound	Conc.	RT	Dev(Min)	Resp.	QIon	QRatio	Lower	Upper
1,2-Dichloroethane-d4	262.5576	6.24	0.01	86653	65.0	198.0	162.8	222.8

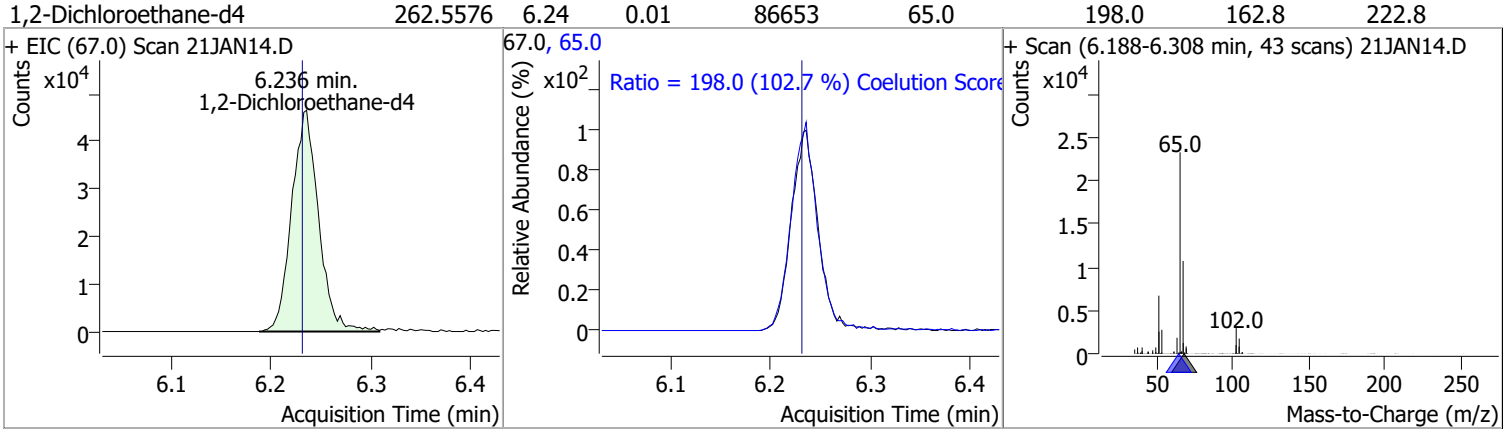

Compound	Conc.	Exp RT	QIon	Exp Ratio
Benzene	N.D.	6.28	77.0	23.3

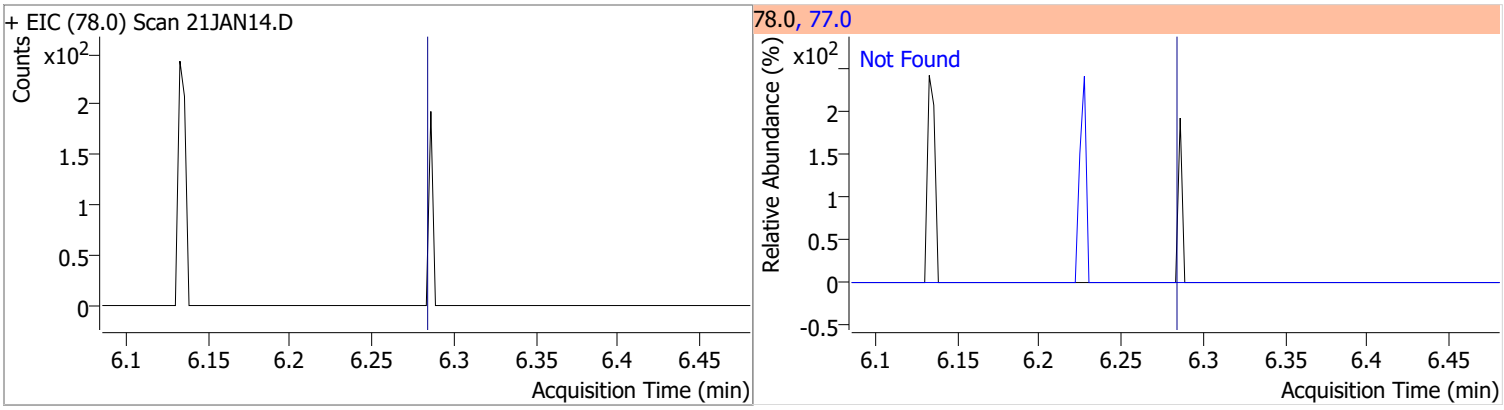

Compound	Conc.	Exp RT	QIon	Exp Ratio	QIon	Exp Ratio
1,2-Dichloroethane	N.D.	6.32	64.0	32.2	98.0	8.2

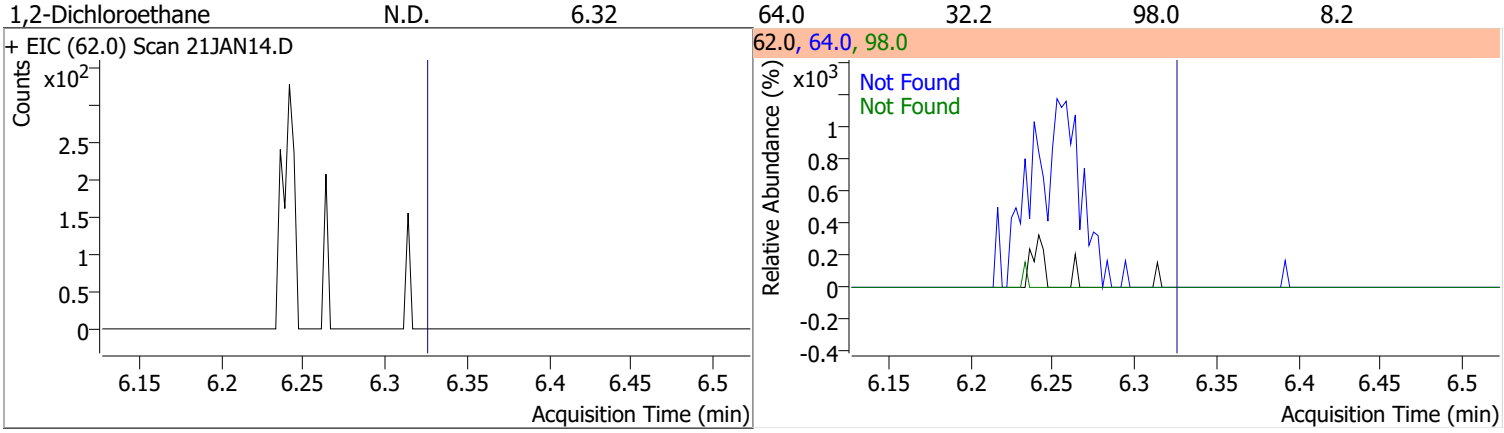

Compound	Conc.	Exp RT	QIon	Exp Ratio	QIon	Exp Ratio
Trichloroethene	N.D.	7.02	130.0	105.6	97.0	65.7

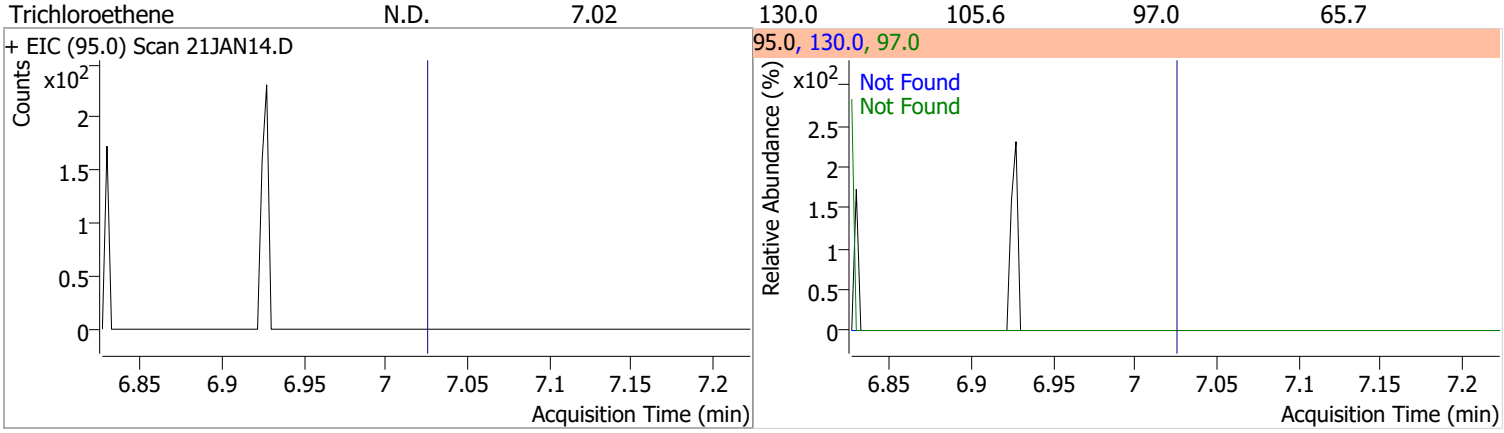

Compound	Conc.	Exp RT	QIon	Exp Ratio
1,2-Dichloropropane	N.D.	7.27	76.0	39.8

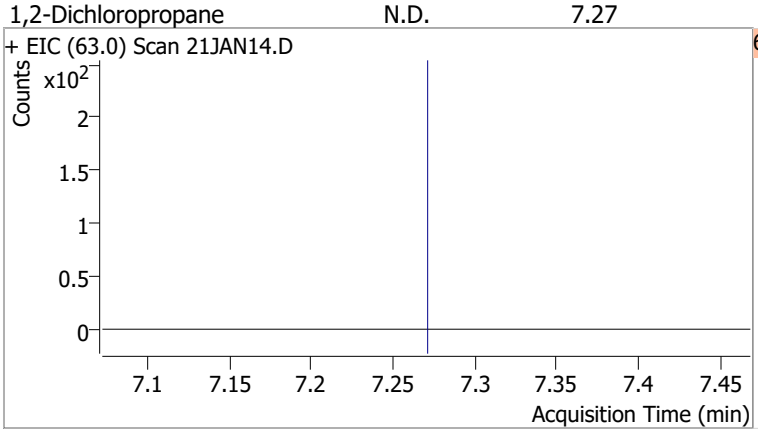

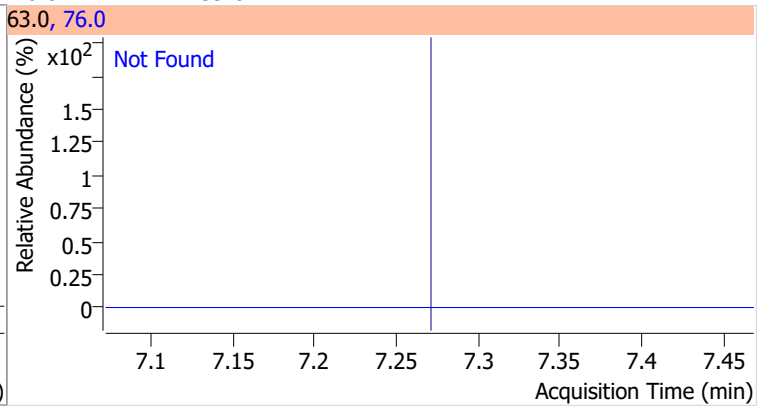

Compound	Conc.	Exp RT	QIon	Exp Ratio	QIon	Exp Ratio
Dibromomethane	N.D.	7.40	173.5	108.2	95.0	84.5

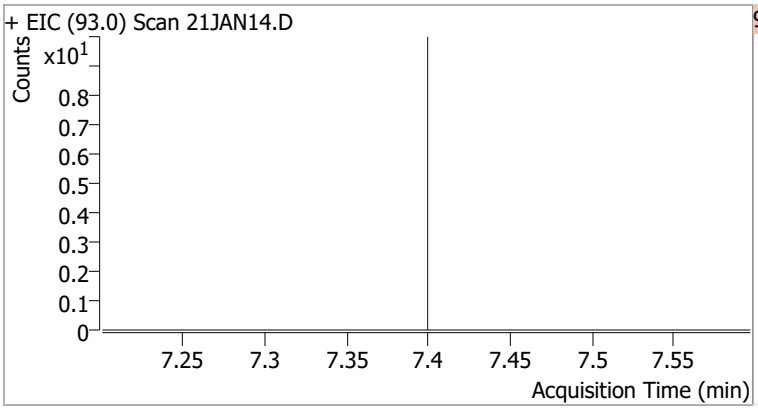

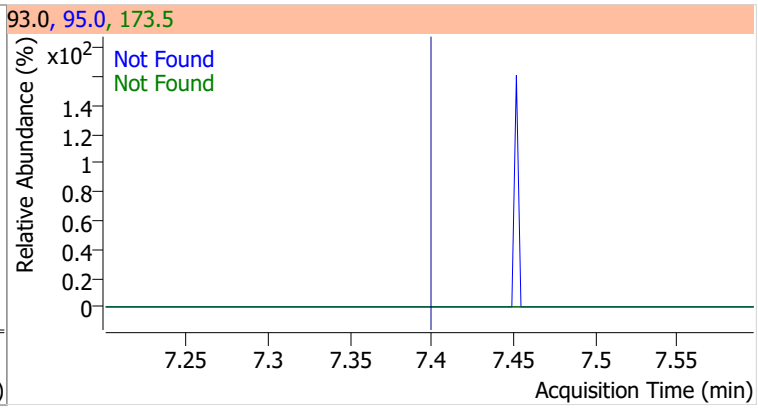

Compound	Conc.	Exp RT	QIon	Exp Ratio	QIon	Exp Ratio
Bromodichloromethane	N.D.	7.58	85.0	66.3	127.0	9.5

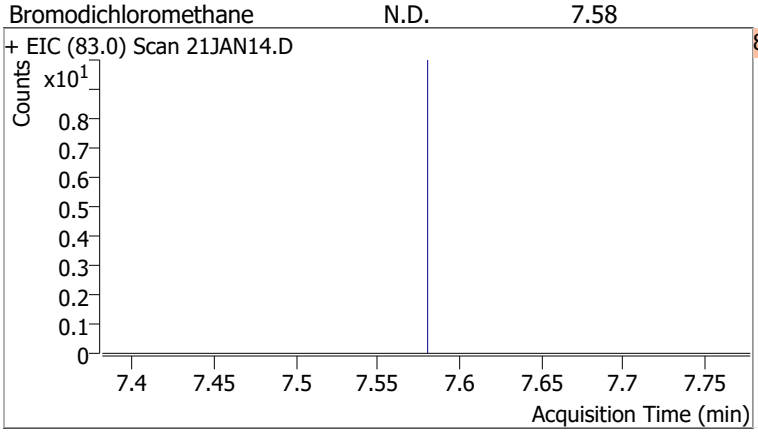

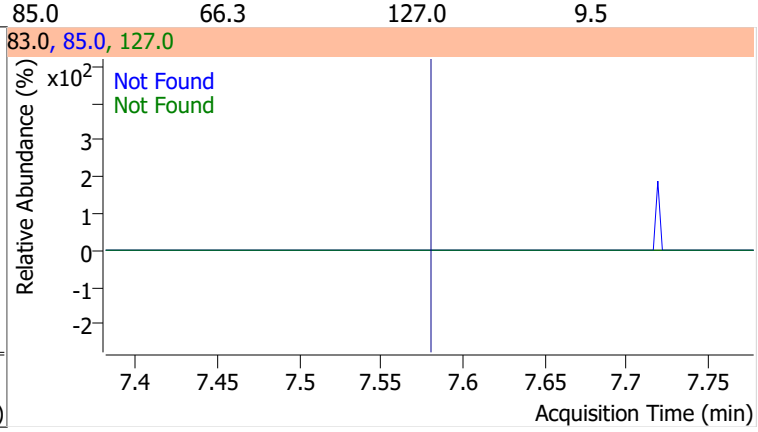

Compound	Conc.	Exp RT	QIon	Exp Ratio	QIon	Exp Ratio
cis-1,3-Dichloropropene	N.D.	8.06	39.0	52.5	77.0	31.8

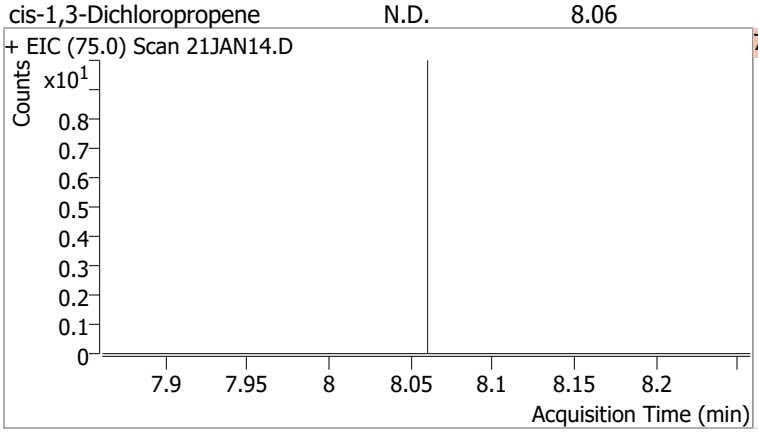

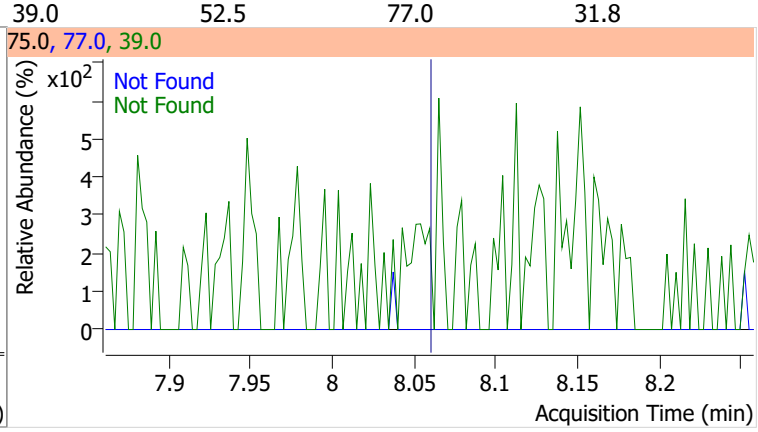

Quantitation Results Report (QT Reviewed)

Compound	Conc.	RT	Dev(Min)	Resp.	QIon	QRatio	Lower	Upper
Toluene-d8	241.1821	8.32	0.00	724894	100.0	63.7	34.3	94.3
					99.0	9.7	0.0	39.2

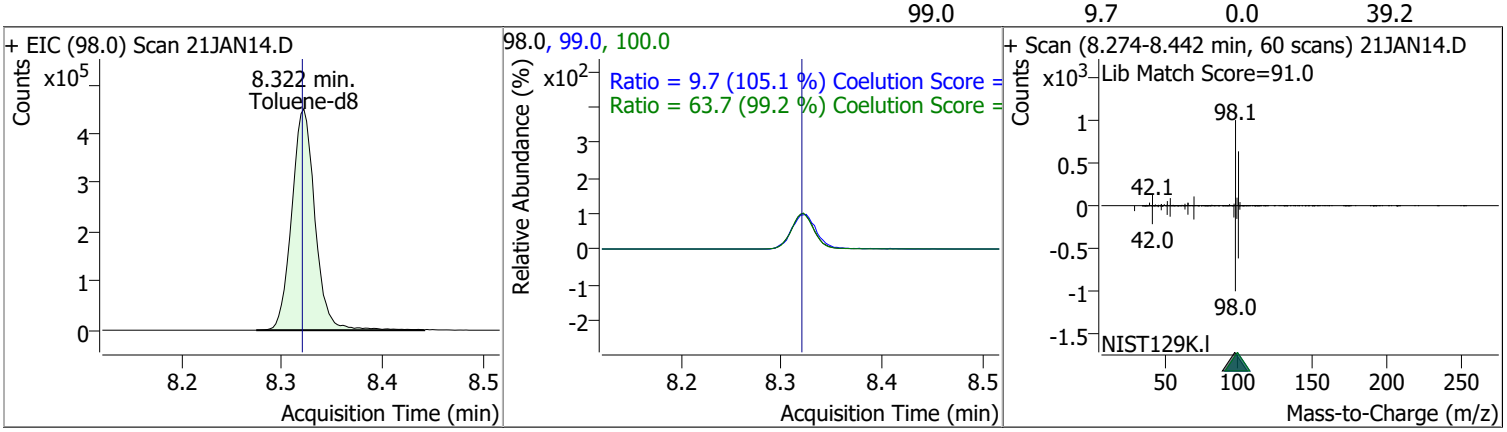

Compound	Conc.	RT	Dev(Min)	Resp.	QIon	QRatio	Lower	Upper
Toluene	0.3961	8.39	0.00	793 (m)	91.0	200.7	144.1	204.1

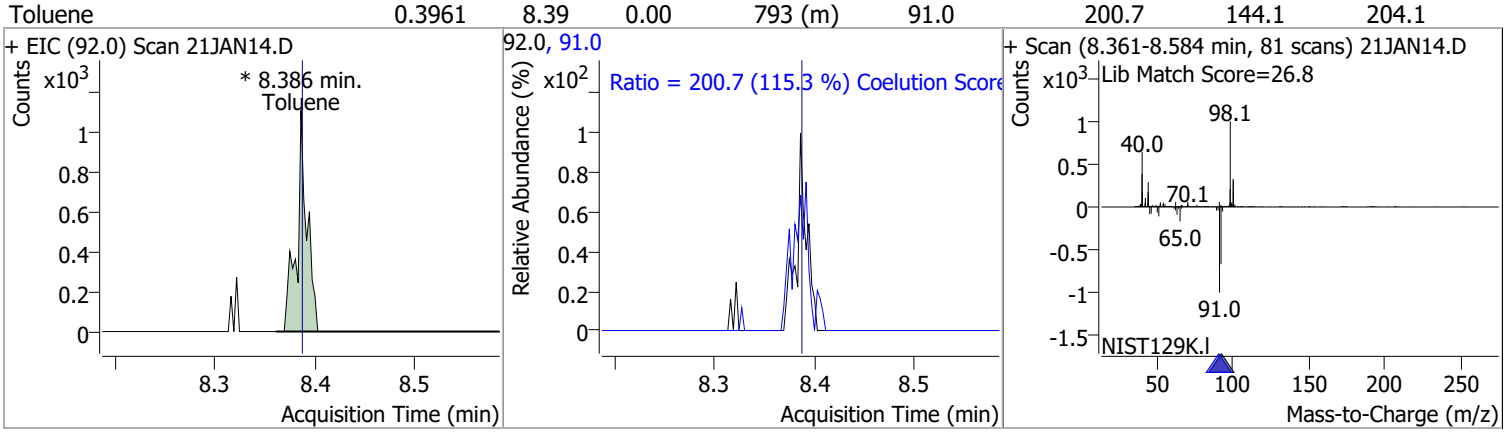

Compound	Conc.	Exp RT	QIon	Exp Ratio	QIon	Exp Ratio
trans-1,3-Dichloropropene	N.D.	8.64	39.0	53.0	77.0	31.0

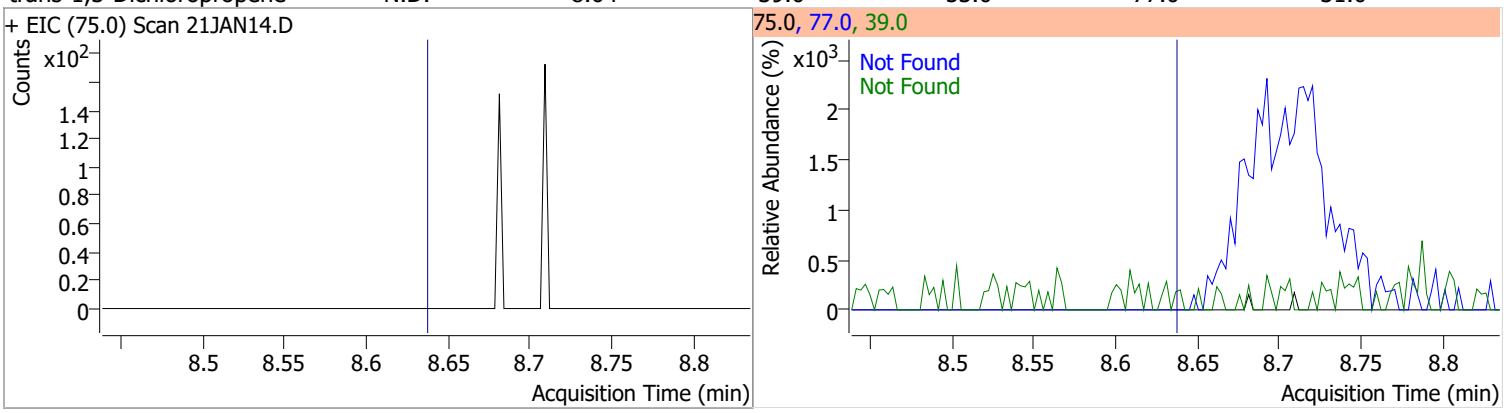

Compound	Conc.	Exp RT	QIon	Exp Ratio	QIon	Exp Ratio
1,1,2-Trichloroethane	N.D.	8.82	97.0	110.7	85.0	60.7

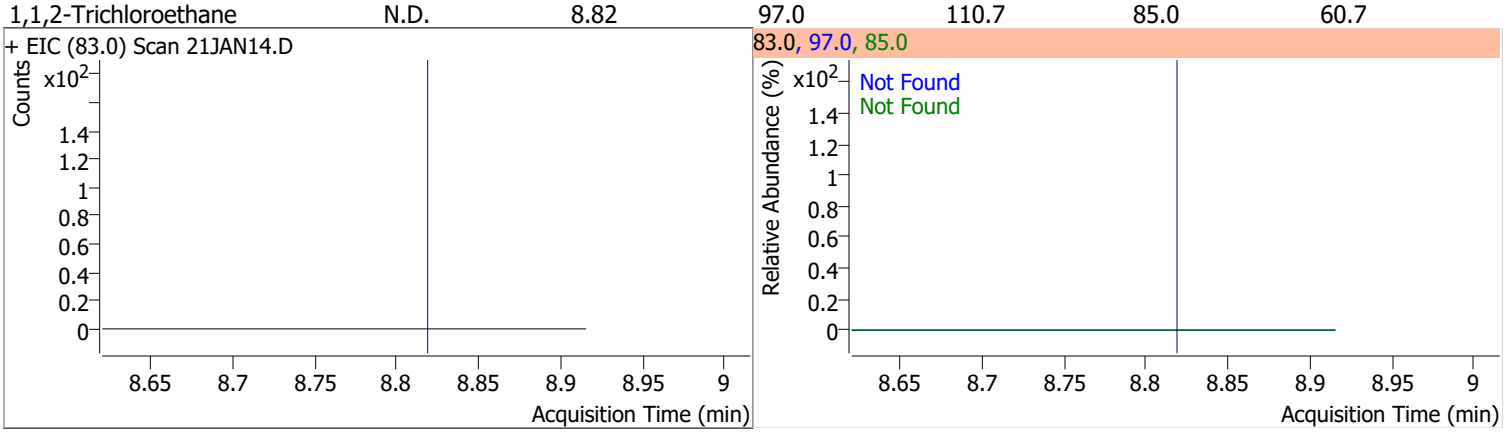

Compound	Conc.	Exp RT	QIon	Exp Ratio	QIon	Exp Ratio
Tetrachloroethene	N.D.	8.94	165.8	126.1	129.0	90.5

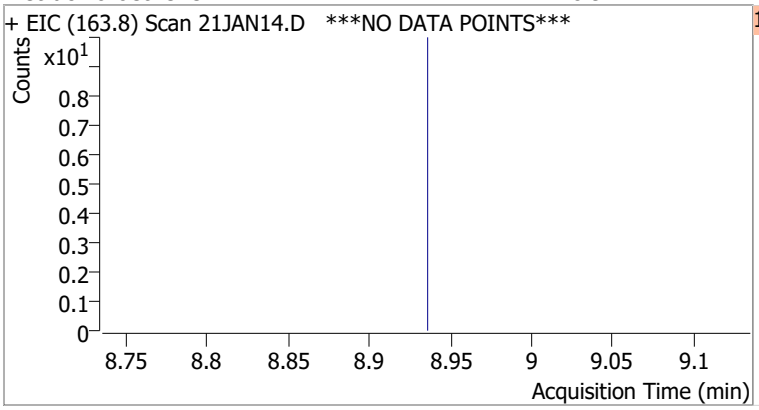

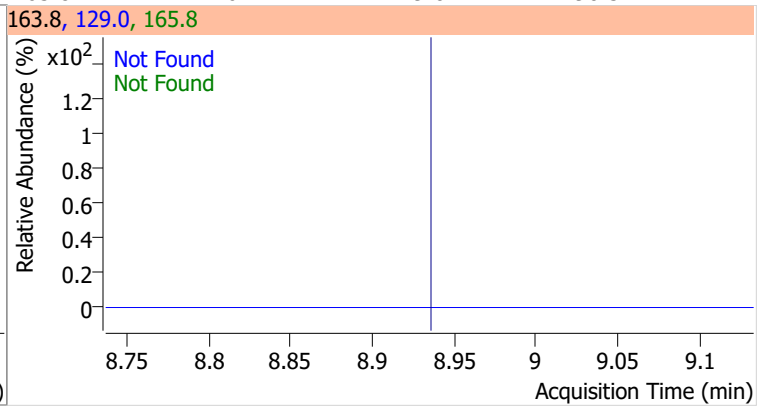

Compound	Conc.	Exp RT	QIon	Exp Ratio
1,3-Dichloropropane	N.D.	8.98	78.0	32.4

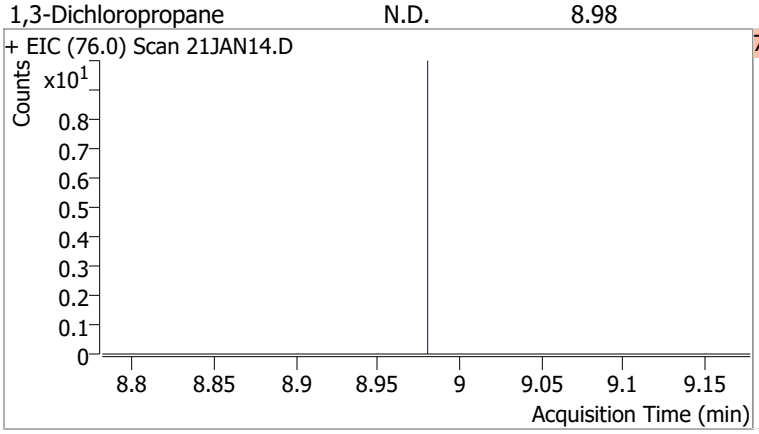

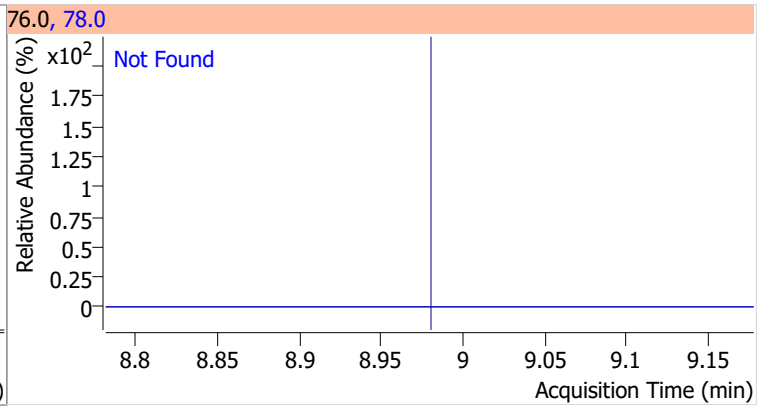

Compound	Conc.	Exp RT	QIon	Exp Ratio
Chlorodibromomethane	N.D.	9.21	127.0	77.2

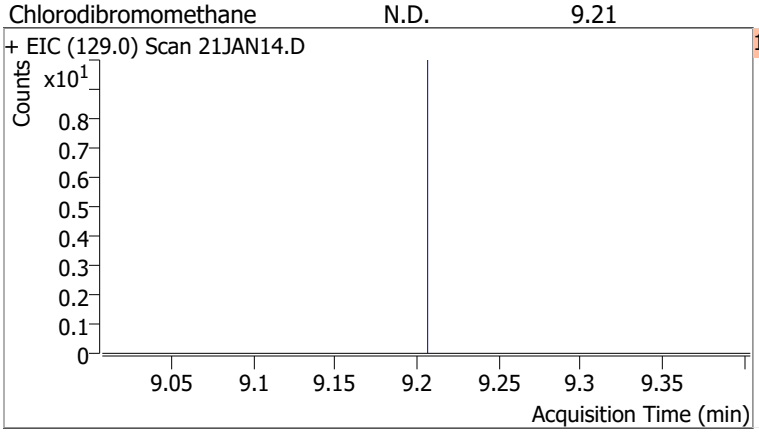

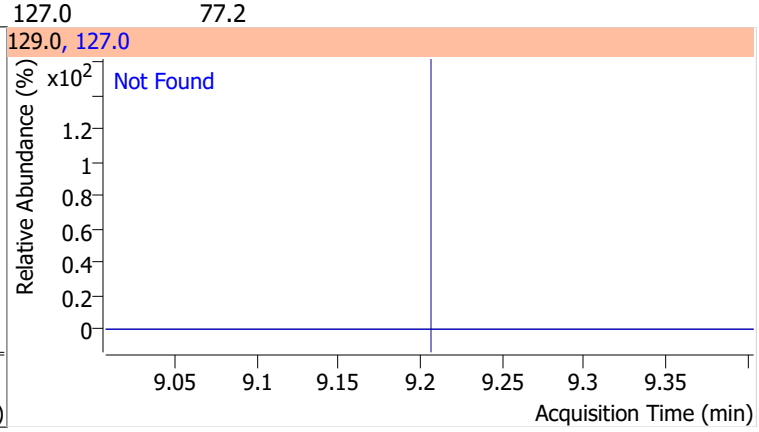

Compound	Conc.	Exp RT	QIon	Exp Ratio
1,2-Dibromoethane	N.D.	9.30	109.0	91.5

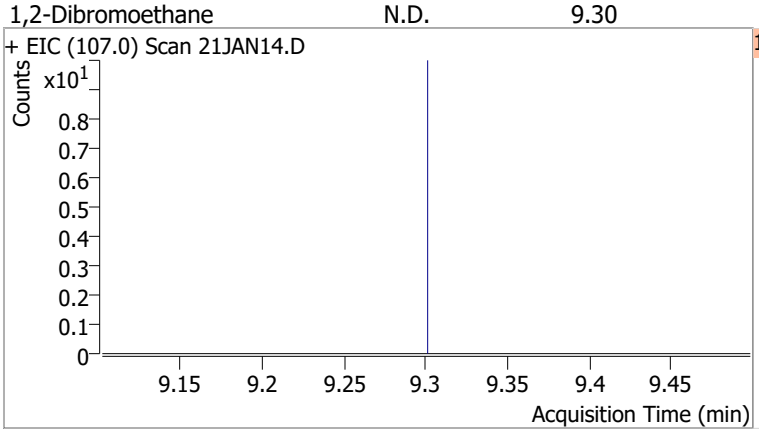

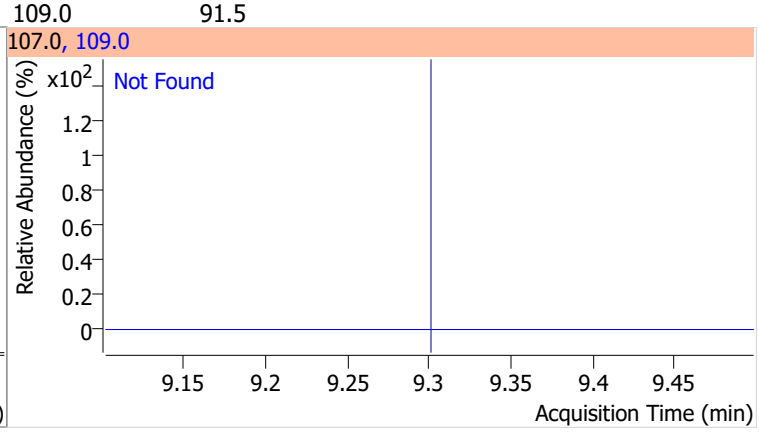

Compound	Conc.	Exp RT	QIon	Exp Ratio
Chlorobenzene	N.D.	9.80	114.0	32.2

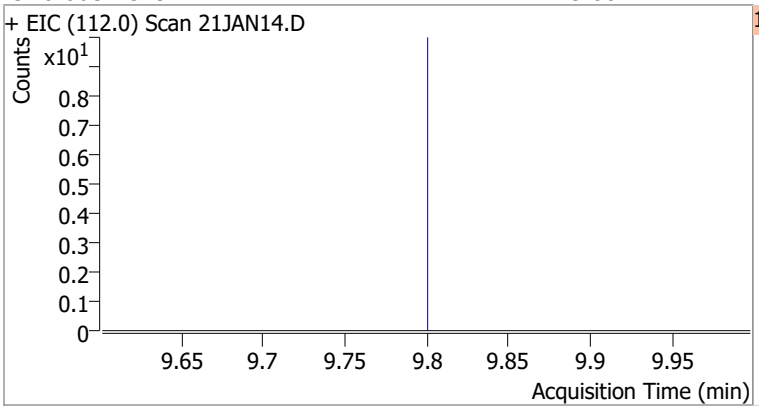

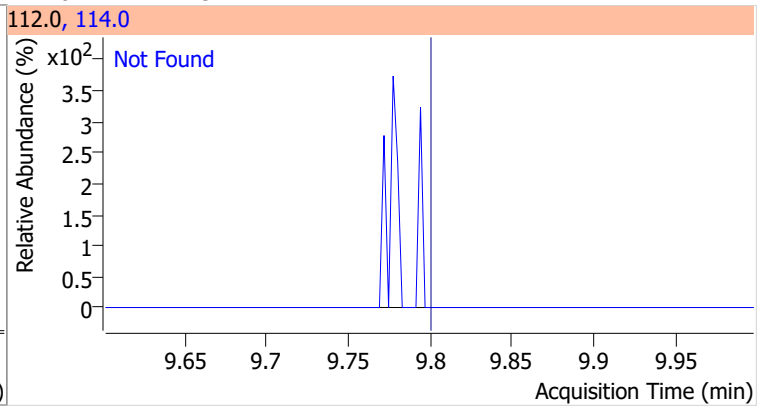

Compound	Conc.	Exp RT	QIon	Exp Ratio
1,1,1,2-Tetrachloroethane	N.D.	9.89	133.0	95.3

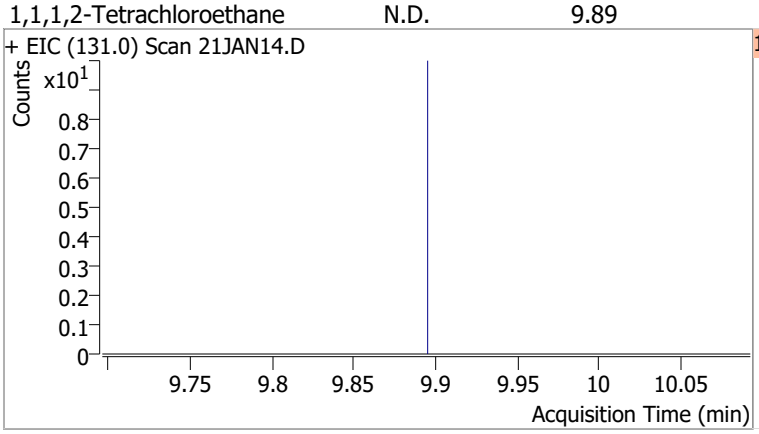

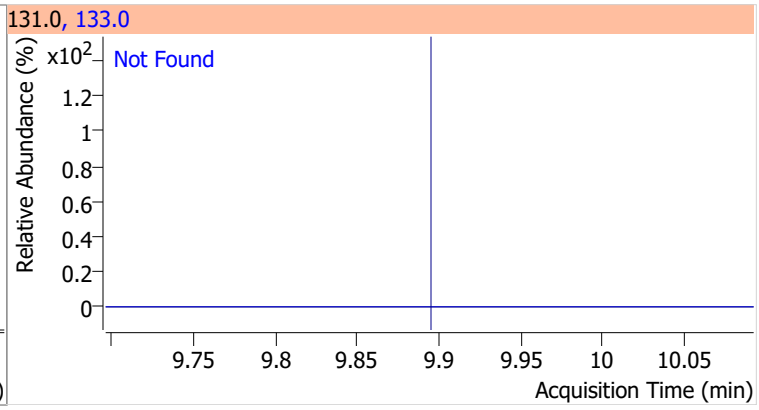

Compound	Conc.	Exp RT	QIon	Exp Ratio
Ethylbenzene	N.D.	9.92	106.0	31.7

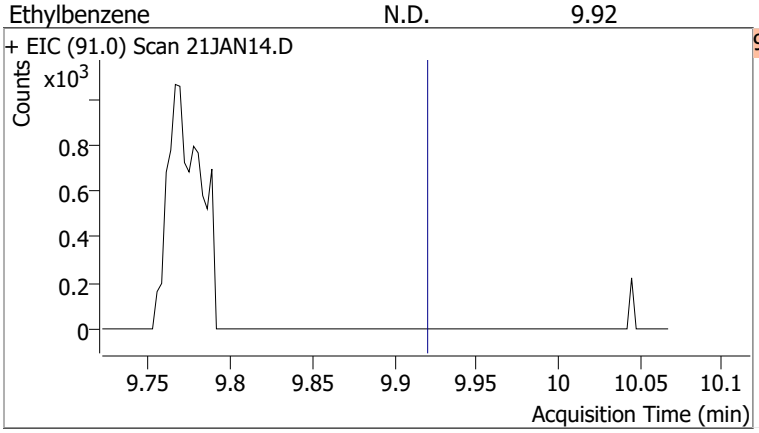

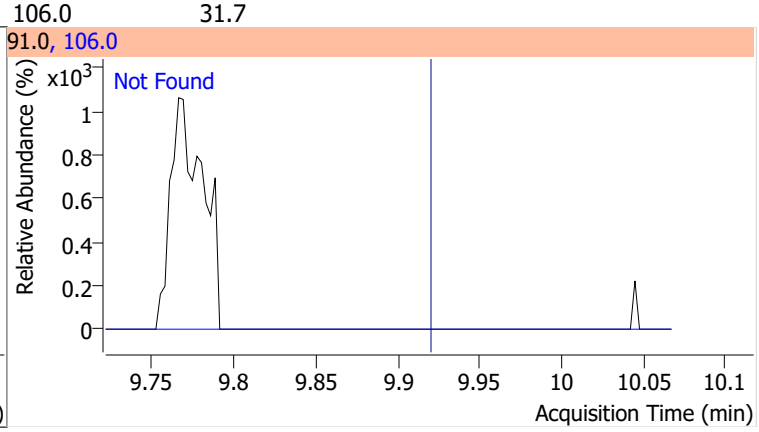

Compound	Conc.	Exp RT	QIon	Exp Ratio
m+p-Xylenes	N.D.	10.04	91.0	200.7

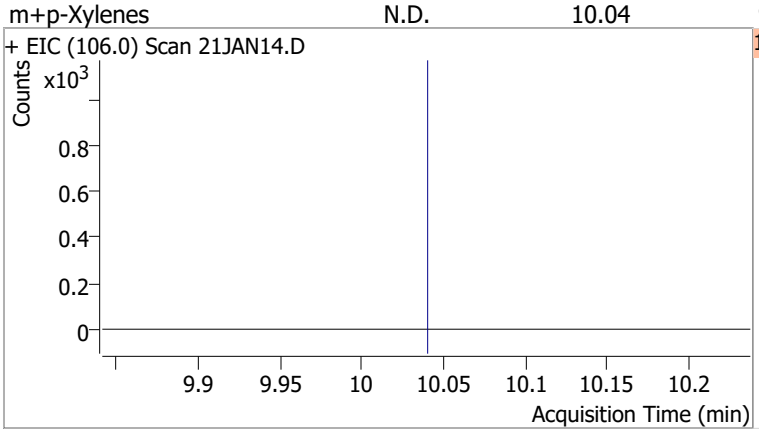

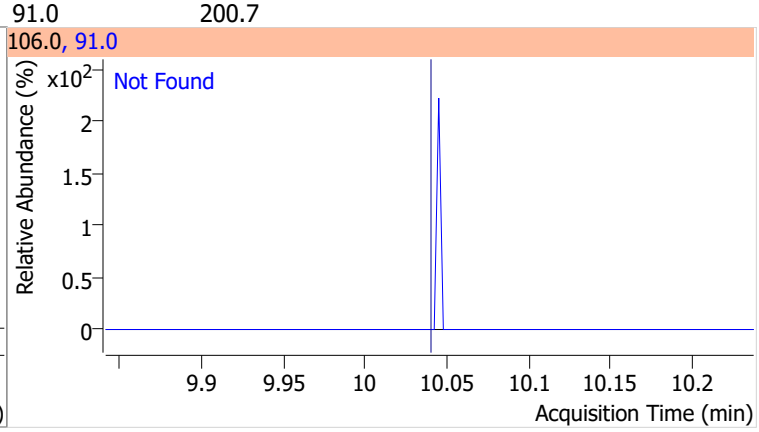

Compound	Conc.	Exp RT	QIon	Exp Ratio
o-Xylene	N.D.	10.43	91.0	211.4

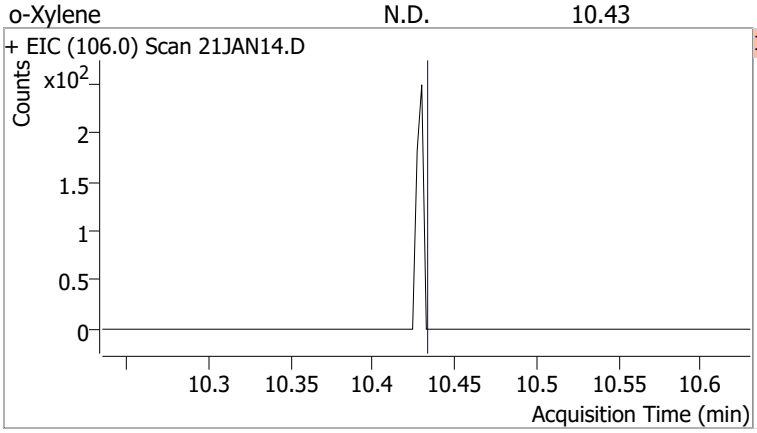

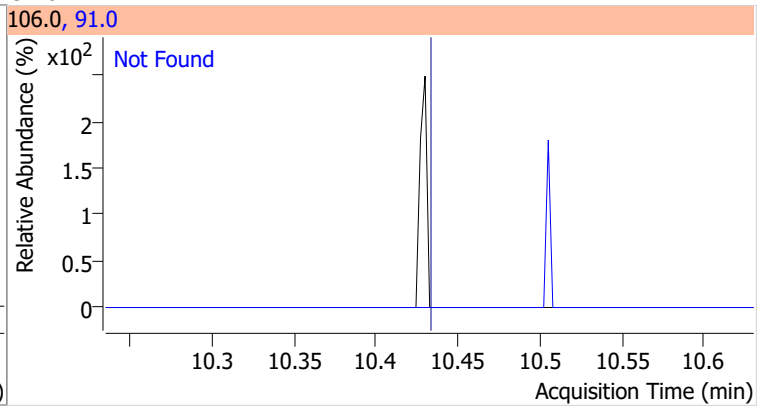

Compound	Conc.	Exp RT	QIon	Exp Ratio
Styrene	N.D.	10.45	78.0	50.6

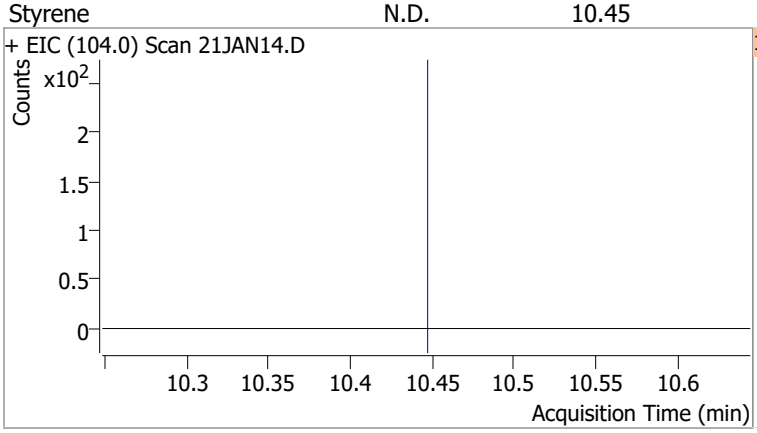

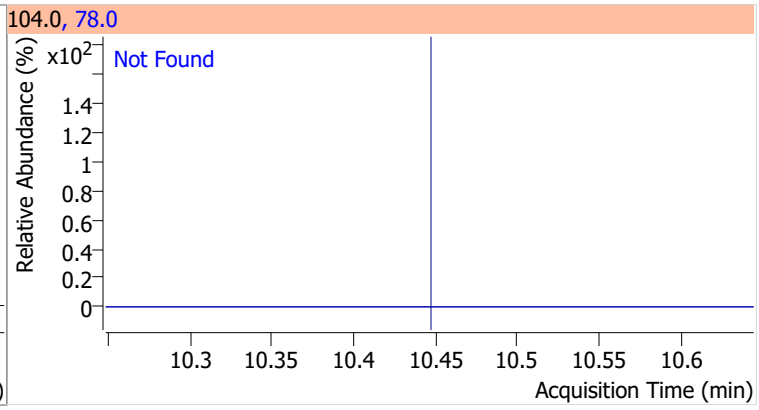

Compound	Conc.	Exp RT	QIon	Exp Ratio	QIon	Exp Ratio
Bromoform	N.D.	10.62	170.5	50.3	174.5	48.1

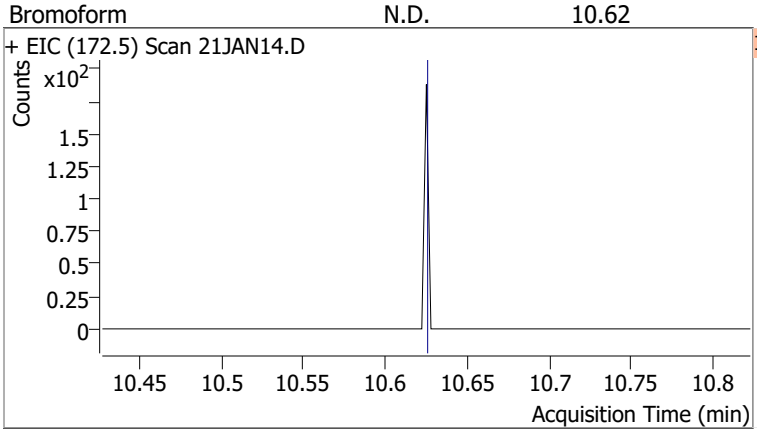

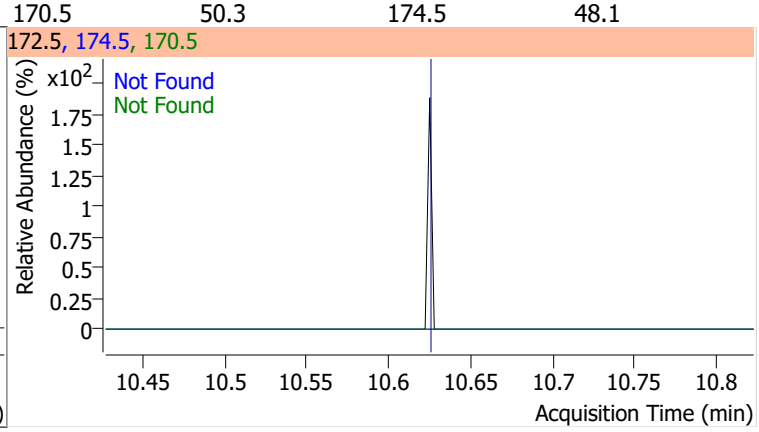

Compound	Conc.	RT	Dev(Min)	Resp.	QIon	QRatio	Lower	Upper
p-Bromofluorobenzene	252.3494	10.95	0.00	214728	174.0	91.5	65.3	125.3
					176.0	88.7	63.3	123.3

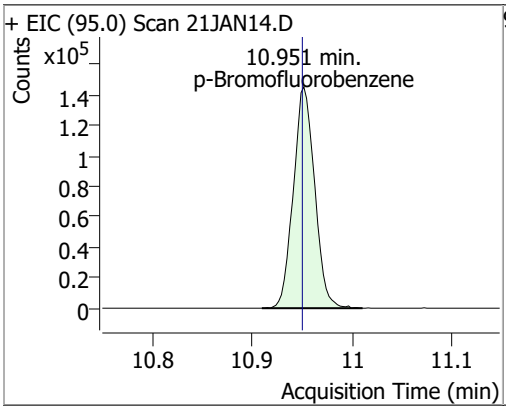

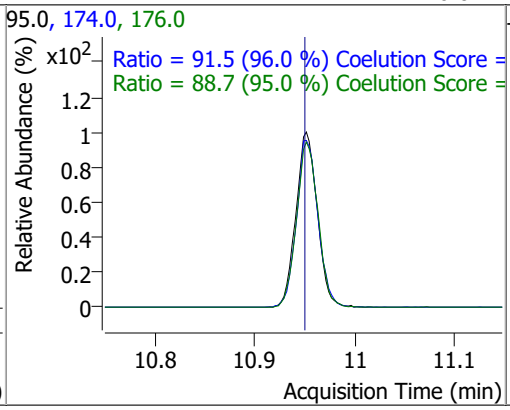

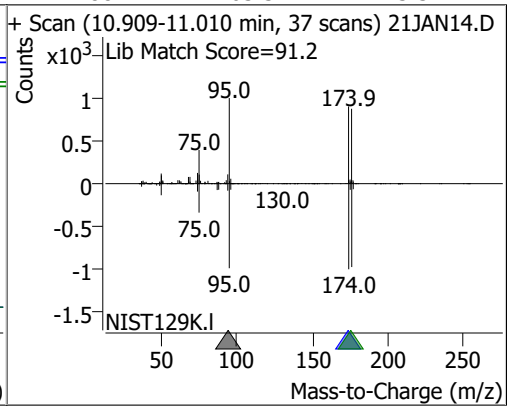

Compound	Conc.	Exp RT	QIon	Exp Ratio	QIon	Exp Ratio
Bromobenzene	N.D.	11.09	77.0	143.5	158.0	96.1

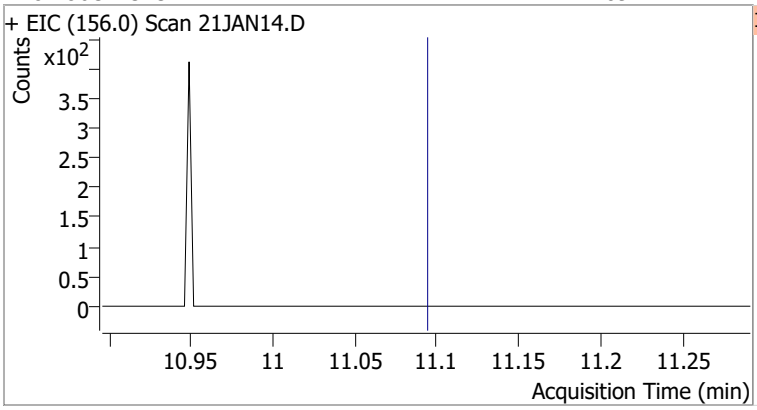

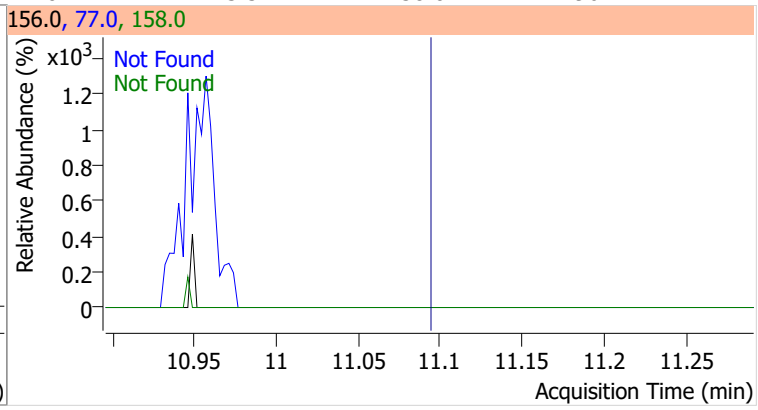

Compound	Conc.	Exp RT	QIon	Exp Ratio
1,1,2,2-Tetrachloroethane	N.D.	11.11	85.0	63.3

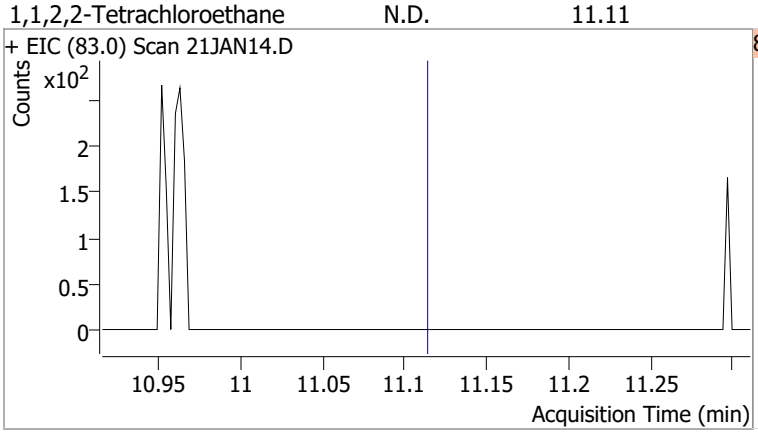

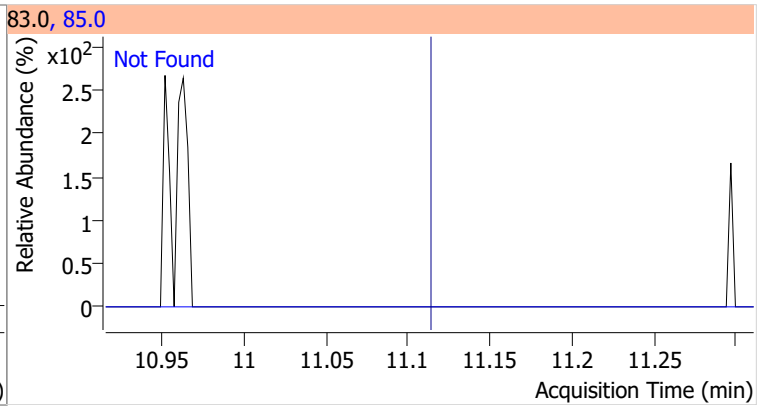

Compound	Conc.	Exp RT	QIon	Exp Ratio
1,2,3-Trichloropropane	N.D.	11.15	112.0	65.8

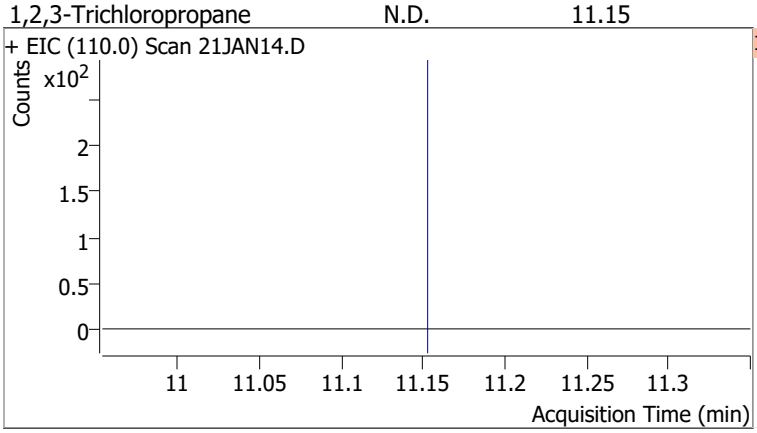

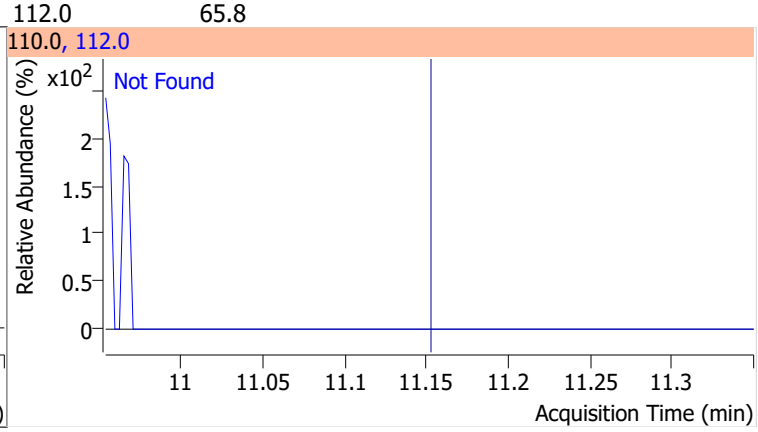

Compound	Conc.	Exp RT	QIon	Exp Ratio
2-Chlorotoluene	N.D.	11.29	91.0	276.2

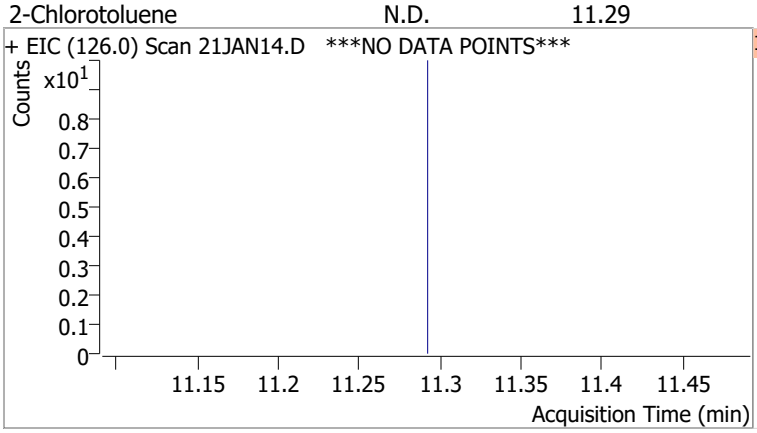

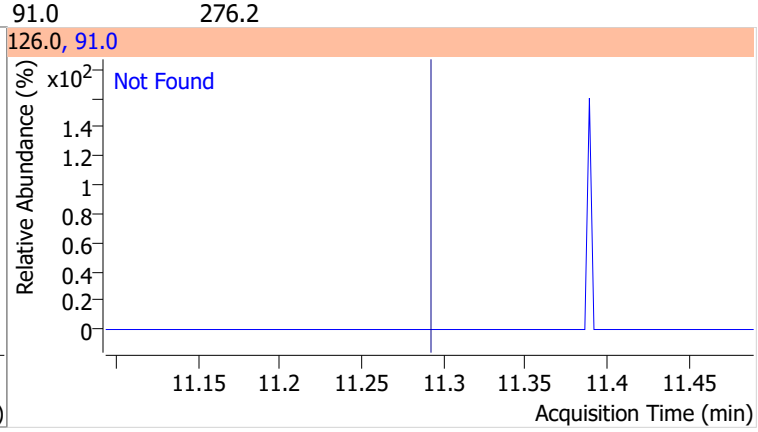

Compound	Conc.	Exp RT	QIon	Exp Ratio
4-Chlorotoluene	N.D.	11.40	126.0	31.3

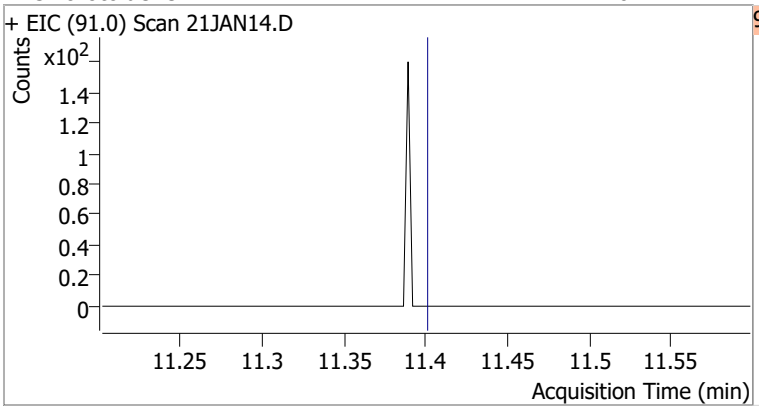

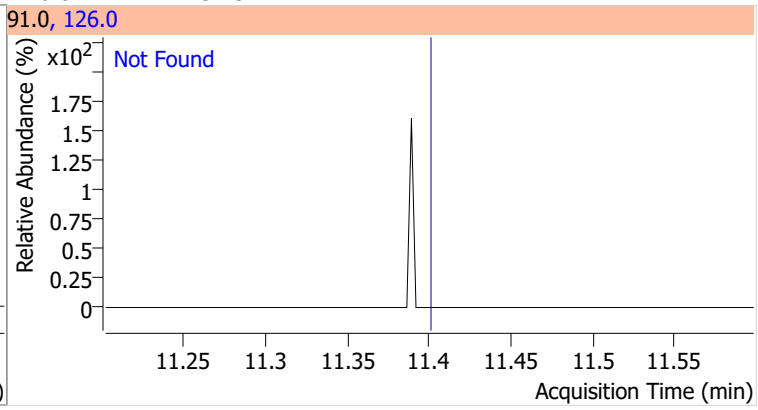

Compound	Conc.	Exp RT	QIon	Exp Ratio	QIon	Exp Ratio
1,3-Dichlorobenzene	N.D.	12.03	148.0	62.8	111.0	38.7

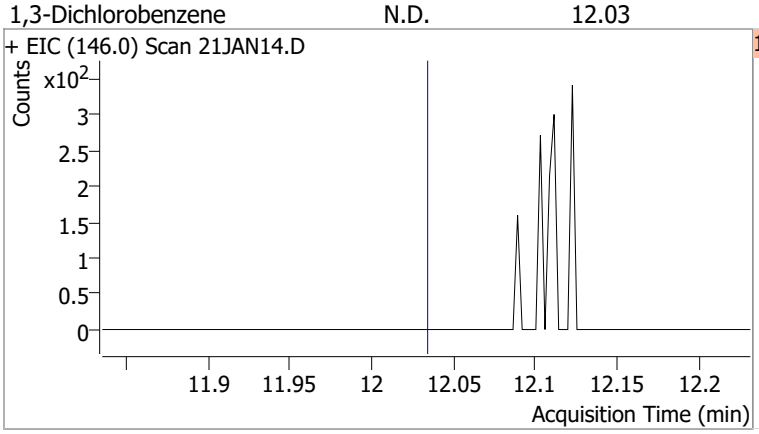

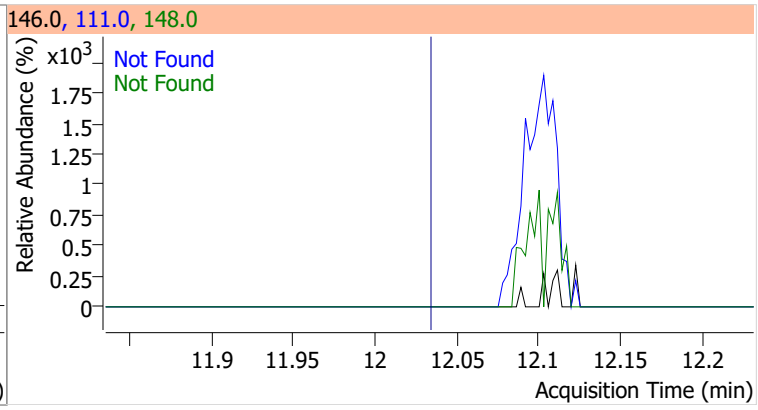

Compound	Conc.	Exp RT	QIon	Exp Ratio	QIon	Exp Ratio
1,4-Dichlorobenzene	N.D.	12.12	148.0	63.7	111.0	38.7

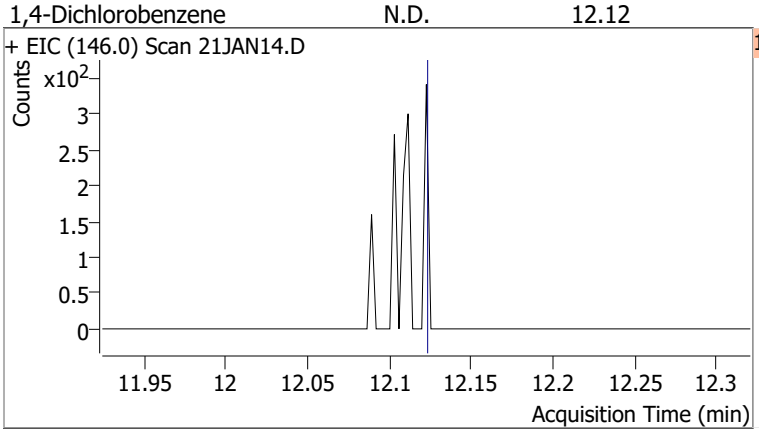

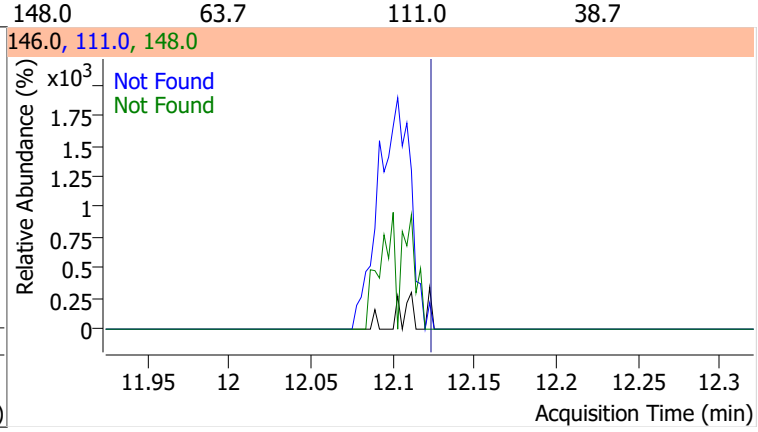

Compound	Conc.	Exp RT	QIon	Exp Ratio	QIon	Exp Ratio
1,2-Dichlorobenzene	N.D.	12.49	148.0	61.9	111.0	39.5

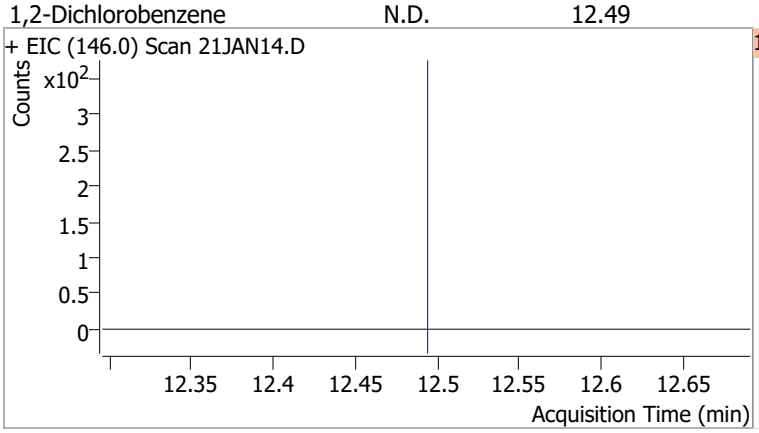

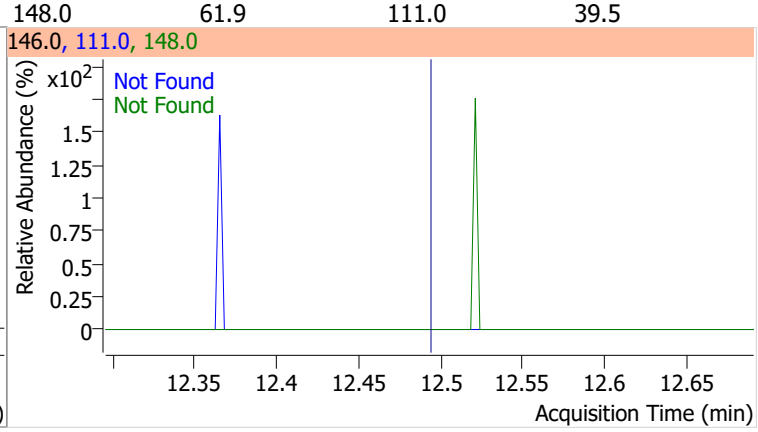

Quantitation Results Report (QT Reviewed)

Data File	21JAN15.D	Operator	MSC
Acq. Method	5975CACQF.M	Acq. Date-Time	1/21/2022 4:09:28 PM
Sample Name	B22011132-001F	Instrument	VOA5975C
Vial	15	Multiplier	1.00
DA Method File	VOA5975C_8260B_SHT_DoD_L4_011922.m	Comment	
Tune File	BFB_Atune3.u	Tune Date	10/11/2021 4:02:00 PM
Batch Name	VG012122_8260B.batch.bin	Last Calib Update	3/11/2022 3:55:53 AM
Ref Library	\\MASSHUNTER\Org\Library\NIST129K.l		

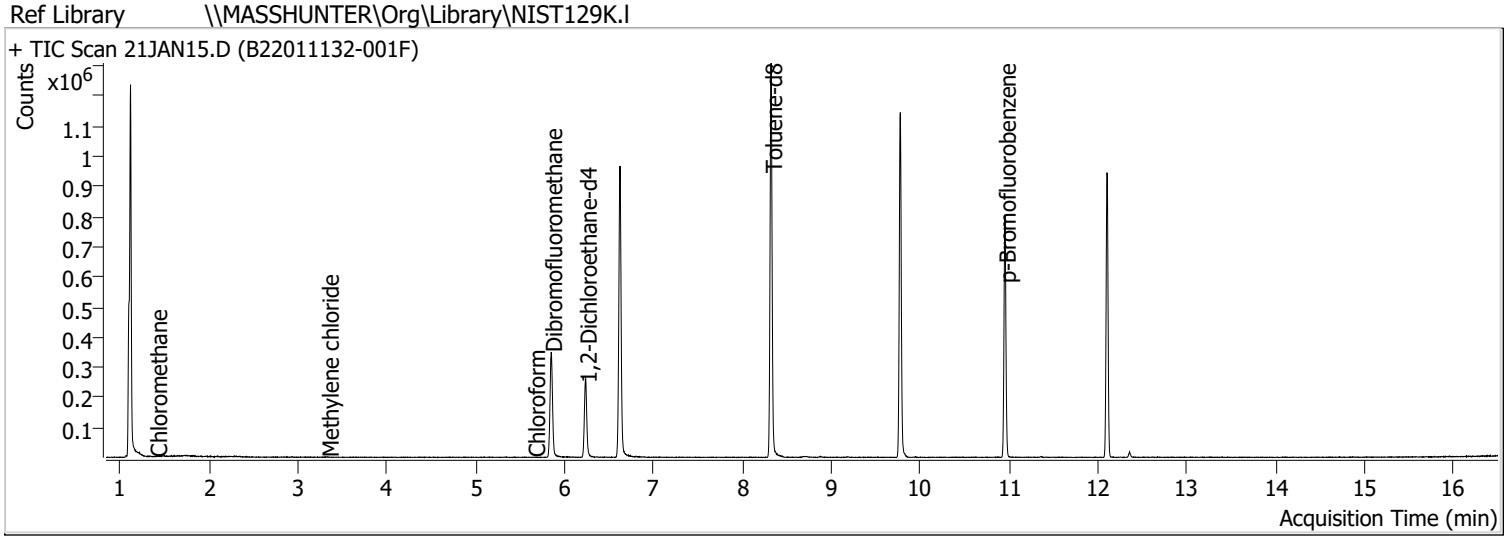

Compound	RT	QIon	Resp.	Conc.	Units		Dev(Min)
Internal Standards							
M Fluorobenzene	6.620	96.0	798614	250.0000	ng		0.000
M Chlorobenzene-d5	9.772	82.0	312057	250.0000	ng		-0.003
M 1,4-Dichlorobenzene-d4	12.100	152.0	232708	250.0000	ng		0.000
System Monitoring Compounds							
S Dibromofluoromethane	5.848	113.0	207300	267.9945	ng		-0.003
Spiked Amount: 250.000	Range: 80.0 - 119.0%			Recovery = 107.20%			
S 1,2-Dichloroethane-d4	6.238	67.0	92003	275.3413	ng		0.008
Spiked Amount: 250.000	Range: 81.0 - 118.0%			Recovery = 110.14%			
S Toluene-d8	8.321	98.0	793801	260.7400	ng		0.003
Spiked Amount: 250.000	Range: 89.0 - 112.0%			Recovery = 104.30%			
S p-Bromofluorobenzene	10.951	95.0	225115	262.0017	ng		0.003
Spiked Amount: 250.000	Range: 85.0 - 114.0%			Recovery = 104.80%			
Target Compounds							**QValue**
T Dichlorodifluoromethane	0.000		0	N.D.			
T Chloromethane	1.406	50.0	704	0.5569	ng	m	93
T Vinyl chloride	0.000		0	N.D.			
T Bromomethane	0.000		0	N.D.			
T Chloroethane	0.000		0	N.D.			
T Trichlorofluoromethane	0.000		0	N.D.			
T 1,1-Dichloroethene	0.000		0	N.D.			
T Methylene chloride	3.335	49.0	649	0.5557	ng	m	80
T trans-1,2-Dichloroethene	0.000		0	N.D.			
T Methyl tert-butyl ether (MTBE)	0.000		0	N.D.			
T 1,1-Dichloroethane	0.000		0	N.D.			
T 2,2-Dichloropropane	0.000		0	N.D.			
T cis-1,2-Dichloroethene	0.000		0	N.D.			
T Methyl ethyl ketone	0.000		0	N.D.			
T Bromochloromethane	0.000		0	N.D.			
T Chloroform	5.656	83.0	307	0.1983	ng	m	88

Compound	RT	QIon	Resp.	Conc.	Units		Dev(Min)
T 1,1,1-Trichloroethane	0.000		0	N.D.			
T Carbon tetrachloride	0.000		0	N.D.			
T 1,1-Dichloropropene	0.000		0	N.D.			
T Benzene	0.000		0	N.D.			
T 1,2-Dichloroethane	0.000		0	N.D.			
T Trichloroethene	0.000		0	N.D.			
T 1,2-Dichloropropane	0.000		0	N.D.			
T Dibromomethane	0.000		0	N.D.			
T Bromodichloromethane	0.000		0	N.D.			
T cis-1,3-Dichloropropene	0.000		0	N.D.			
T Toluene	8.388	92.0	0		ng	md	1
T trans-1,3-Dichloropropene	0.000		0	N.D.			
T 1,1,2-Trichloroethane	0.000		0	N.D.			
T Tetrachloroethene	0.000		0	N.D.			
T 1,3-Dichloropropane	0.000		0	N.D.			
T Chlorodibromomethane	0.000		0	N.D.			
T 1,2-Dibromoethane	0.000		0	N.D.			
T Chlorobenzene	0.000		0	N.D.			
T 1,1,1,2-Tetrachloroethane	0.000		0	N.D.			
T Ethylbenzene	0.000		0	N.D.			
T m+p-Xylenes	0.000		0	N.D.			
T o-Xylene	0.000		0	N.D.			
T Styrene	0.000		0	N.D.			
T Bromoform	0.000		0	N.D.			
T Bromobenzene	0.000		0	N.D.			
T 1,1,2,2-Tetrachloroethane	0.000		0	N.D.			
T 1,2,3-Trichloropropane	0.000		0	N.D.			
T 2-Chlorotoluene	0.000		0	N.D.			
T 4-Chlorotoluene	0.000		0	N.D.			
T 1,3-Dichlorobenzene	0.000		0	N.D.			
T 1,4-Dichlorobenzene	0.000		0	N.D.			
T 1,2-Dichlorobenzene	0.000		0	N.D.			

(#) = Qualifier Out of Range; (m) = Manual Integration; (+) = Area Summed; (*) = Surrogate Percent Recovery Out of Range; (d): Zeroed Peak

Compound	Conc.	Exp RT	QIon	Exp Ratio
Dichlorodifluoromethane	N.D.	1.24	87.0	31.8

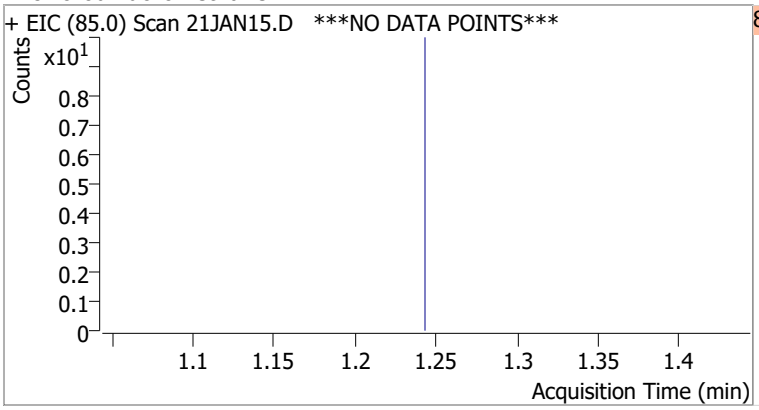

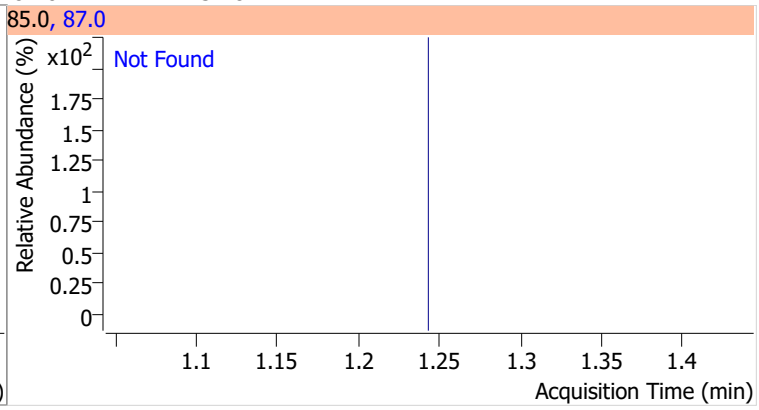

Compound	Conc.	RT	Dev(Min)	Resp.	QIon	QRatio	Lower	Upper
Chloromethane	0.5569	1.41	0.00	704 (m)	52.0	36.5	2.4	62.4

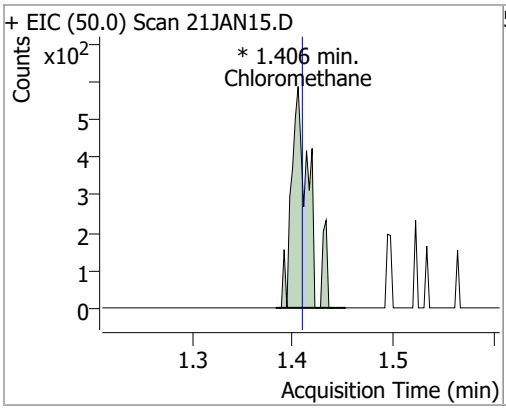

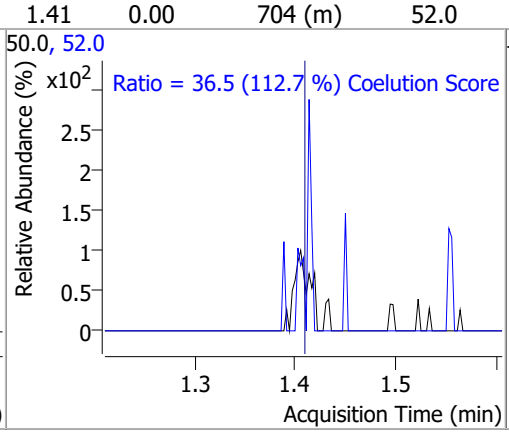

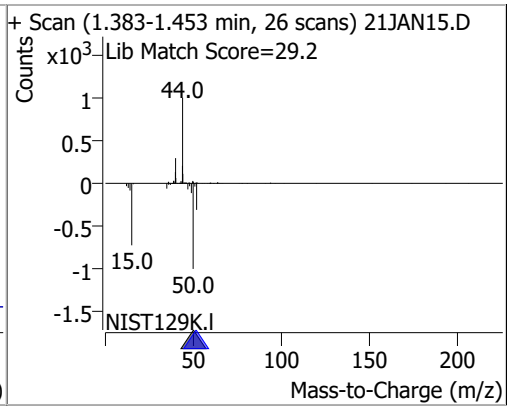

Compound	Conc.	Exp RT	QIon	Exp Ratio
Vinyl chloride	N.D.	1.50	64.0	31.3

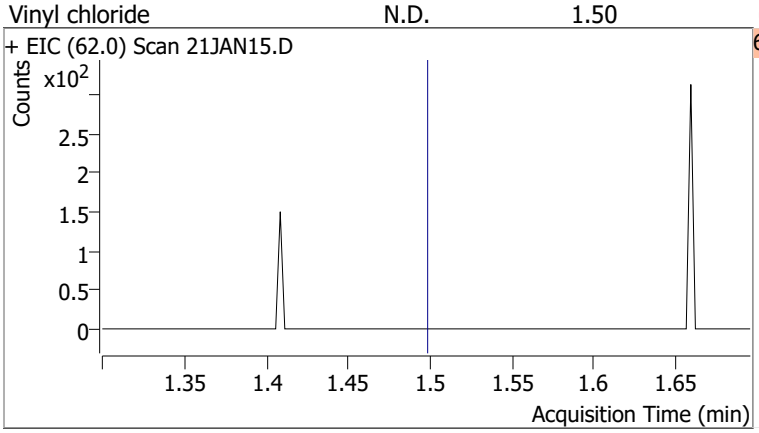

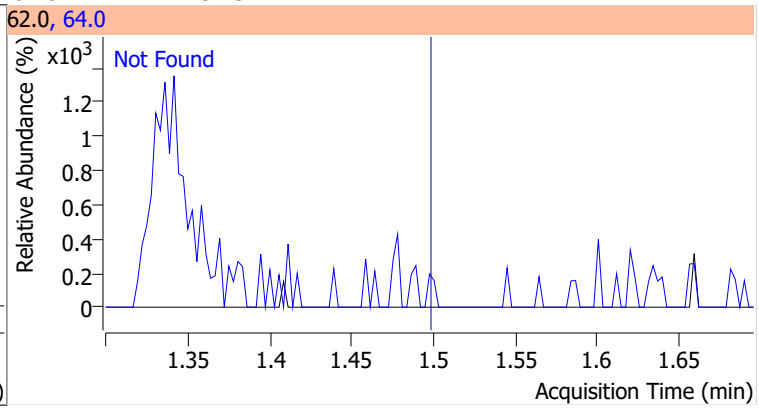

Compound	Conc.	Exp RT	QIon	Exp Ratio
Bromomethane	N.D.	1.80	94.0	110.1

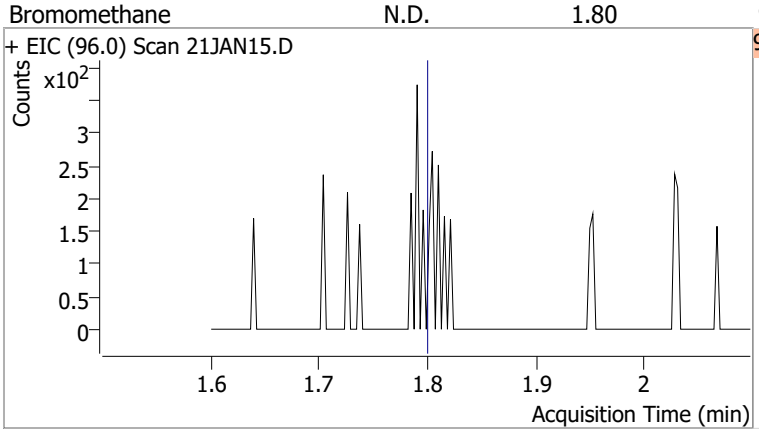

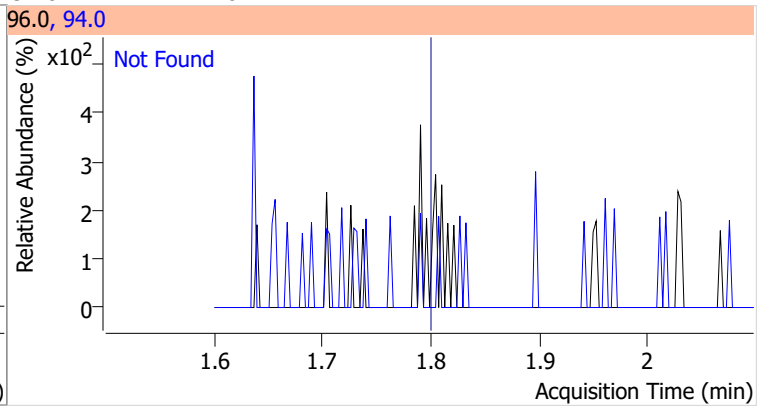

Quantitation Results Report (QT Reviewed)

Compound	Conc.	Exp RT	QIon	Exp Ratio
Chloroethane	N.D.	1.90	66.0	30.0

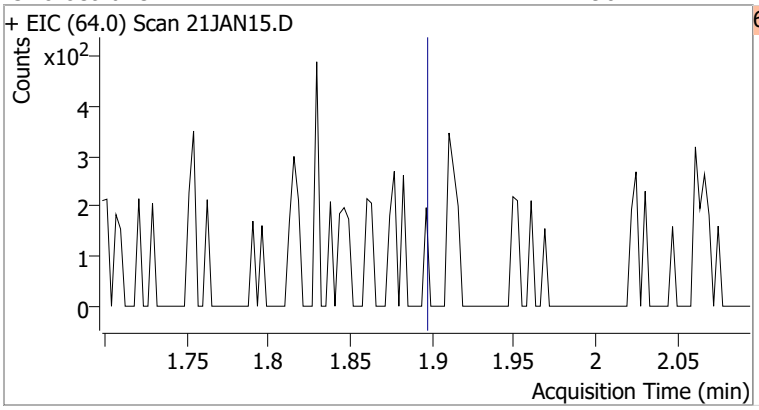

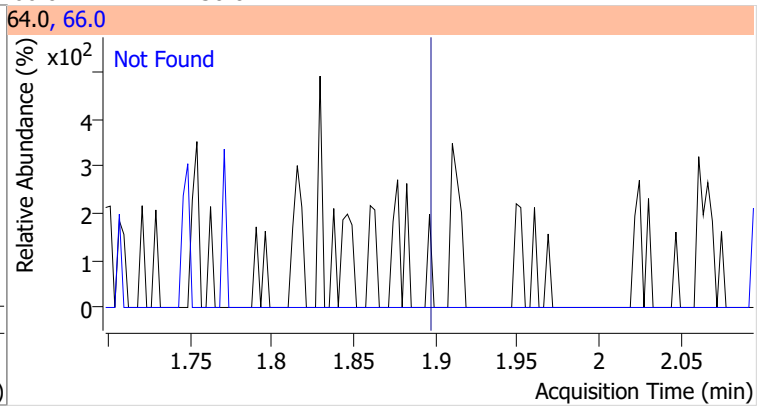

Compound	Conc.	Exp RT	QIon	Exp Ratio
Trichlorofluoromethane	N.D.	2.15	103.0	65.0

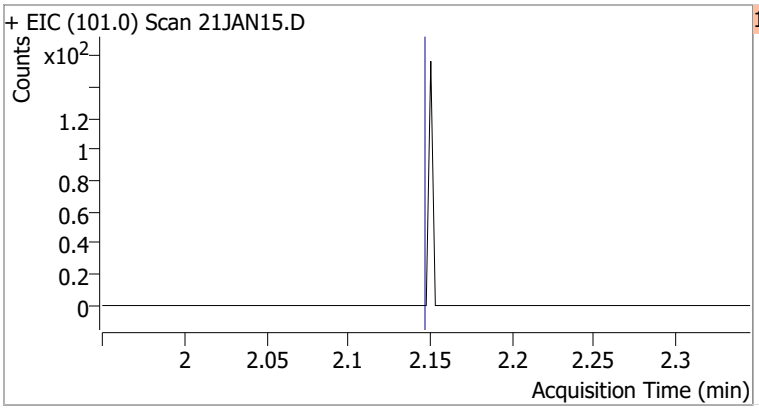

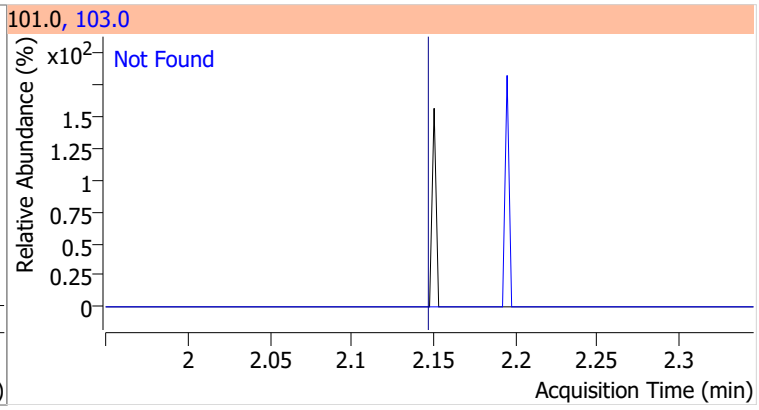

Compound	Conc.	Exp RT	QIon	Exp Ratio	QIon	Exp Ratio
1,1-Dichloroethene	N.D.	2.70	61.0	179.9	63.0	57.0

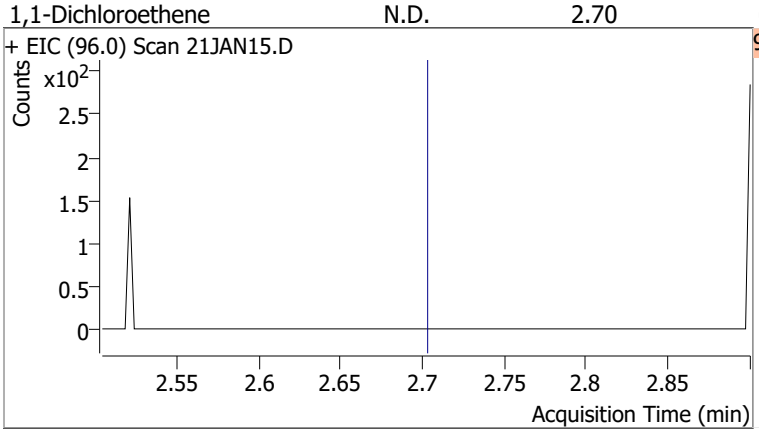

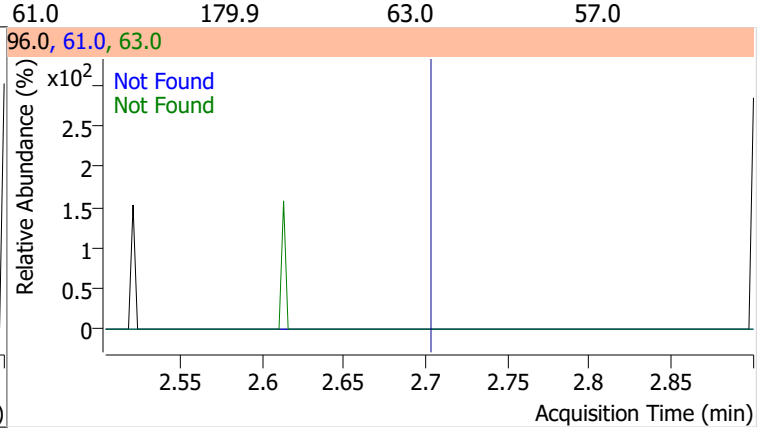

Compound	Conc.	RT	Dev(Min)	Resp.	QIon	QRatio	Lower	Upper
Methylene chloride	0.5557	3.34	0.00	649 (m)	84.0	61.9	36.1	96.1
					86.0	14.2	11.8	71.8

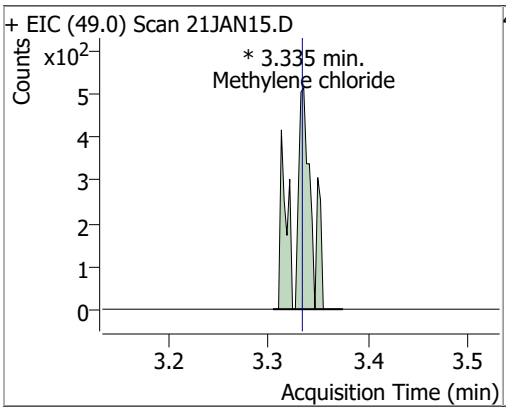

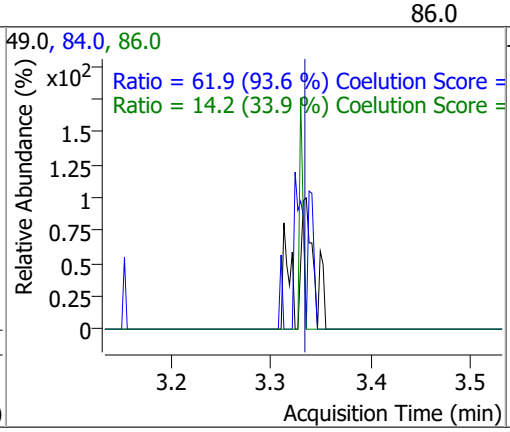

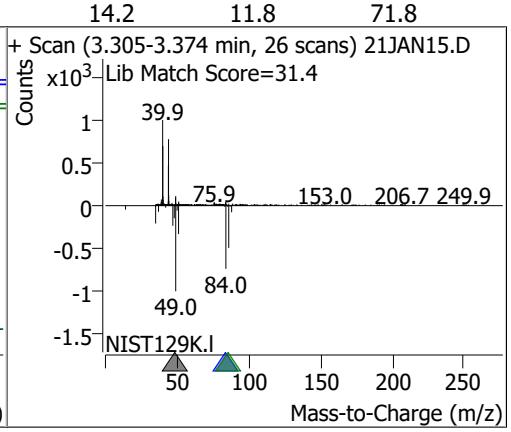

Compound	Conc.	Exp RT	QIon	Exp Ratio	QIon	Exp Ratio
trans-1,2-Dichloroethene	N.D.	3.72	61.0	154.8	98.0	62.1

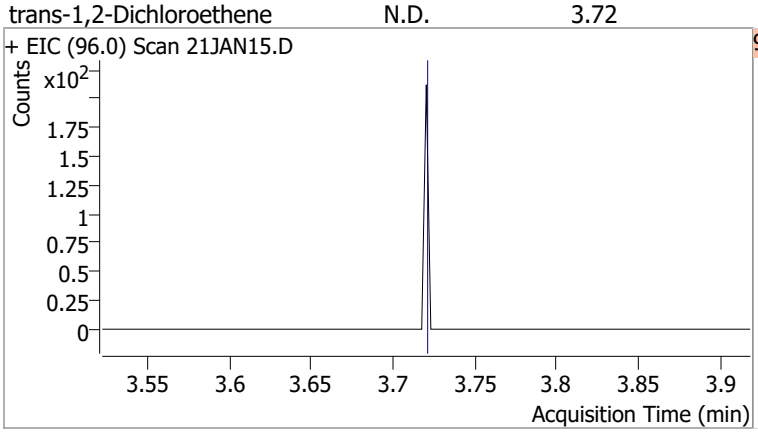

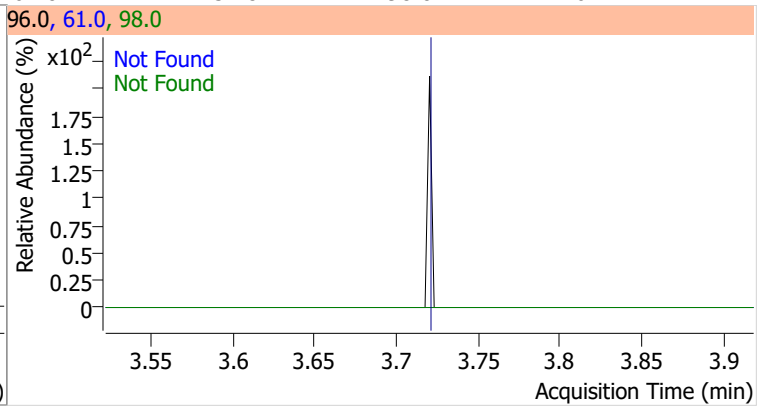

Compound	Conc.	Exp RT	QIon	Exp Ratio
Methyl tert-butyl ether (MTBE)	N.D.	3.75	57.0	24.6

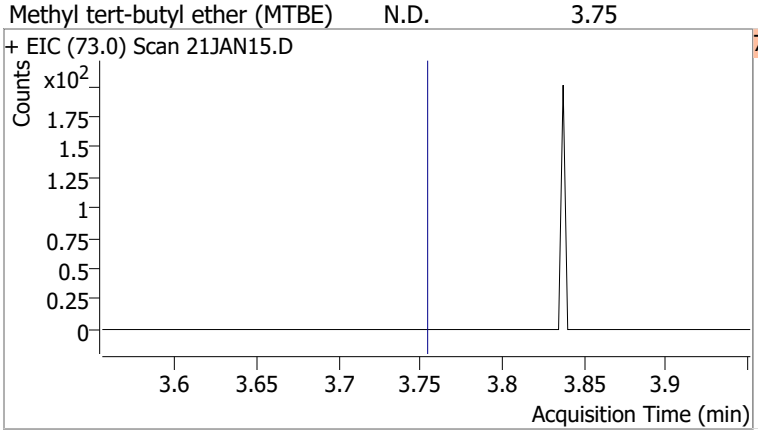

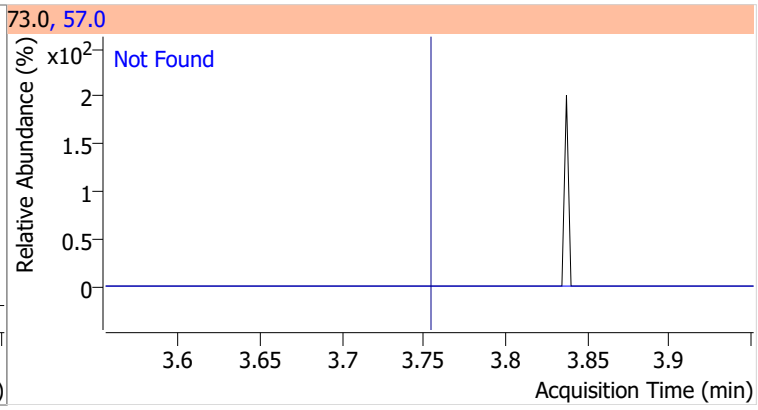

Compound	Conc.	Exp RT	QIon	Exp Ratio	QIon	Exp Ratio
1,1-Dichloroethane	N.D.	4.38	65.0	31.0	83.0	12.7

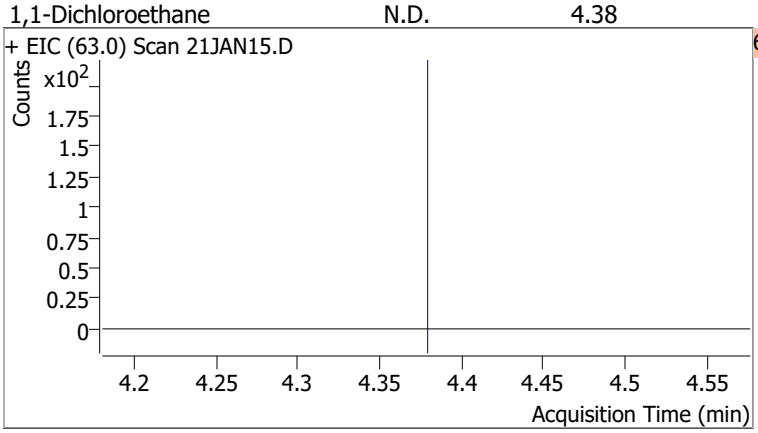

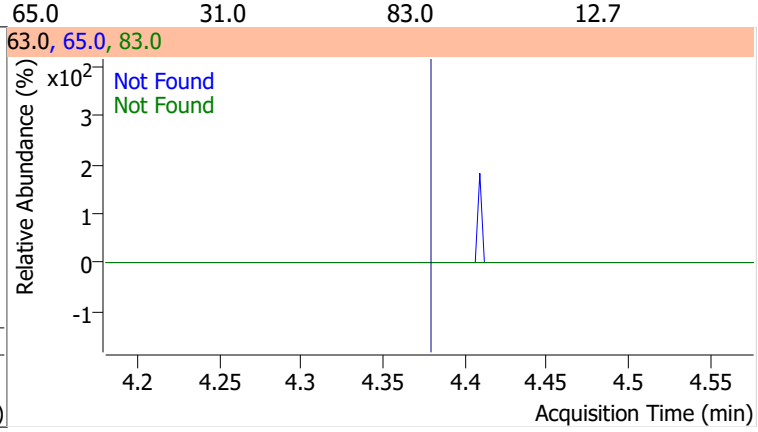

Compound	Conc.	Exp RT	QIon	Exp Ratio	QIon	Exp Ratio
2,2-Dichloropropane	N.D.	5.19	41.0	68.8	97.0	23.9

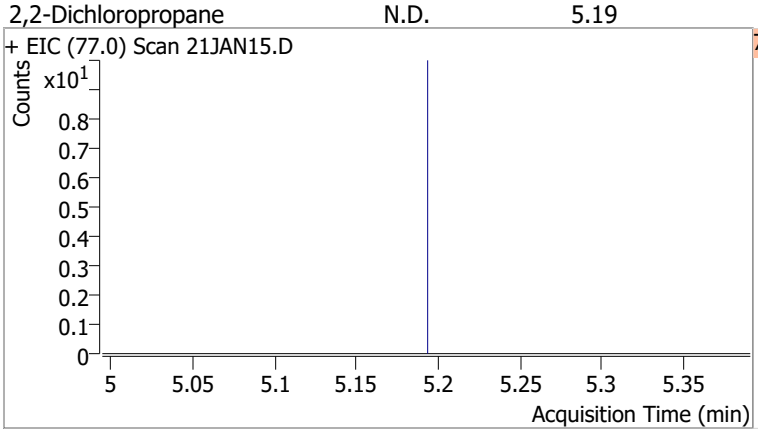

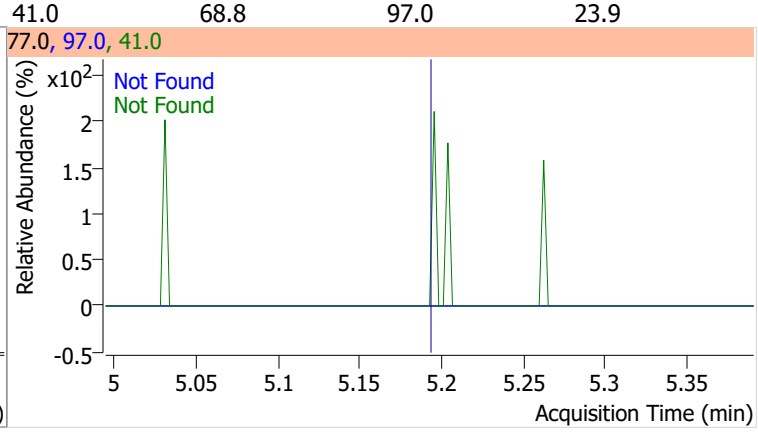

Compound	Conc.	Exp RT	QIon	Exp Ratio	QIon	Exp Ratio
cis-1,2-Dichloroethene	N.D.	5.21	61.0	160.4	98.0	66.2

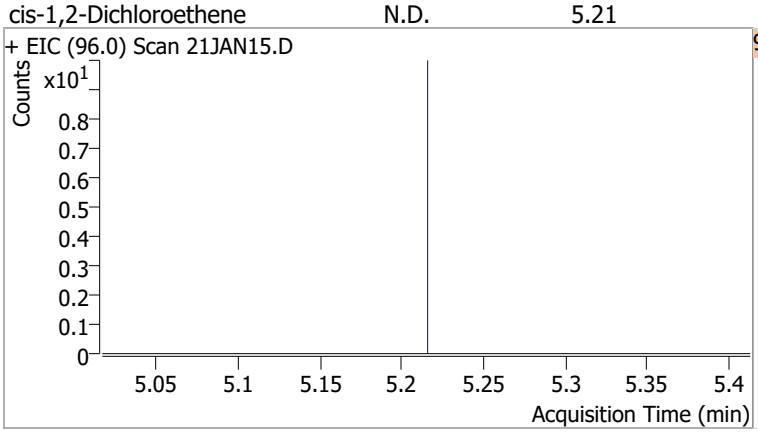

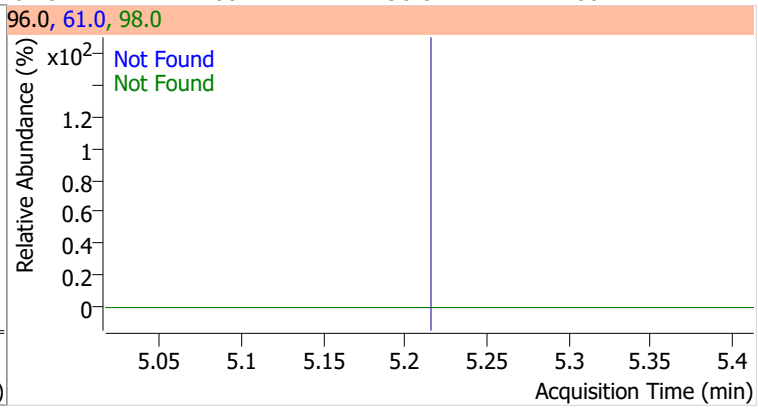

Compound	Conc.	Exp RT	QIon	Exp Ratio
Methyl ethyl ketone	N.D.	5.28	72.0	20.6

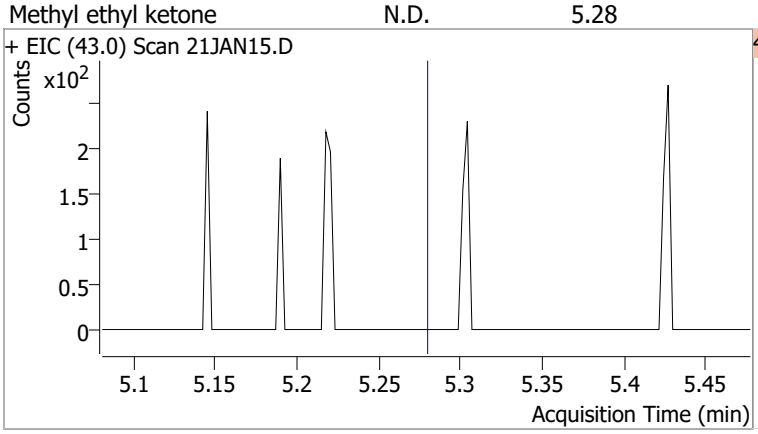

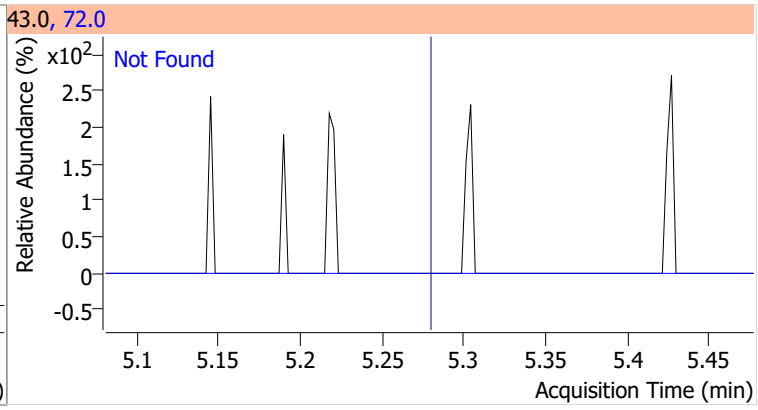

Compound	Conc.	Exp RT	QIon	Exp Ratio
Bromochloromethane	N.D.	5.52	49.0	182.2

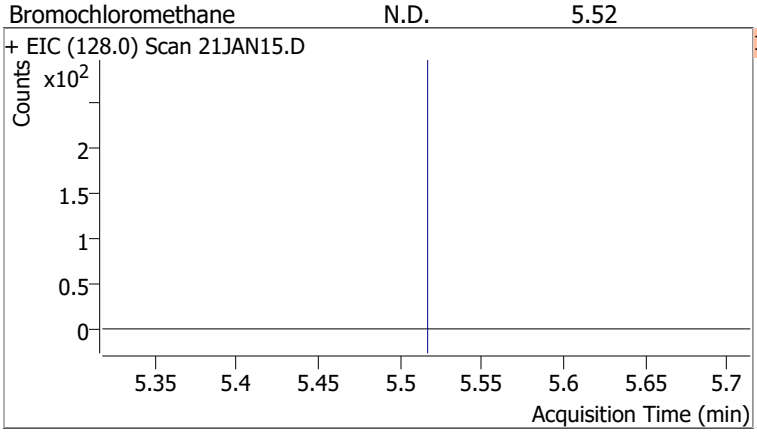

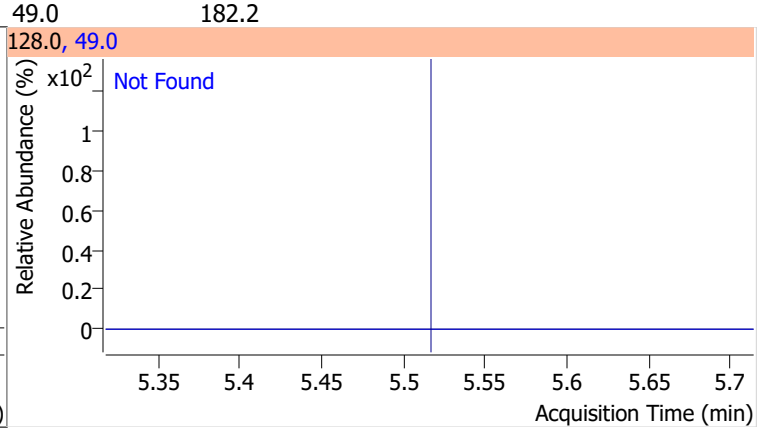

Compound	Conc.	RT	Dev(Min)	Resp.	QIon	QRatio	Lower	Upper
Chloroform	0.1983	5.66	0.00	307 (m)	85.0	56.6	36.2	96.2

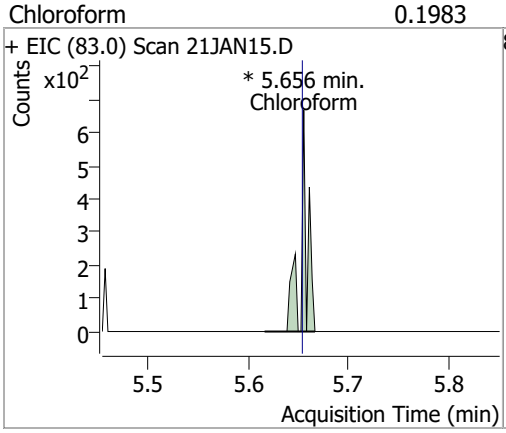

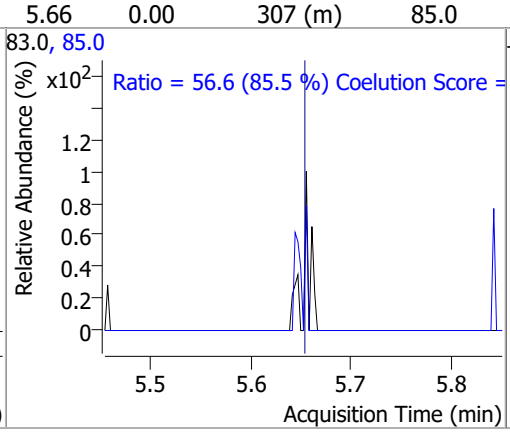

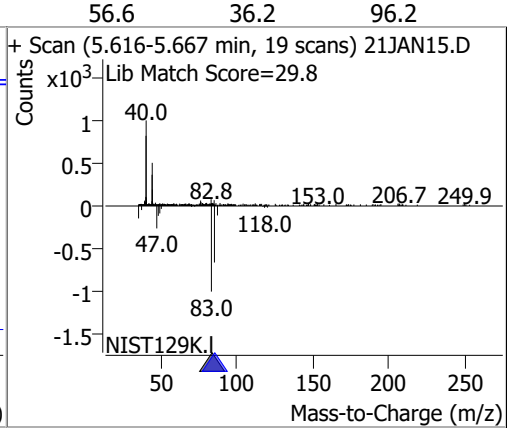

Compound	Conc.	Exp RT	QIon	Exp Ratio	QIon	Exp Ratio
1,1,1-Trichloroethane	N.D.	5.83	99.0	63.1	61.0	49.1

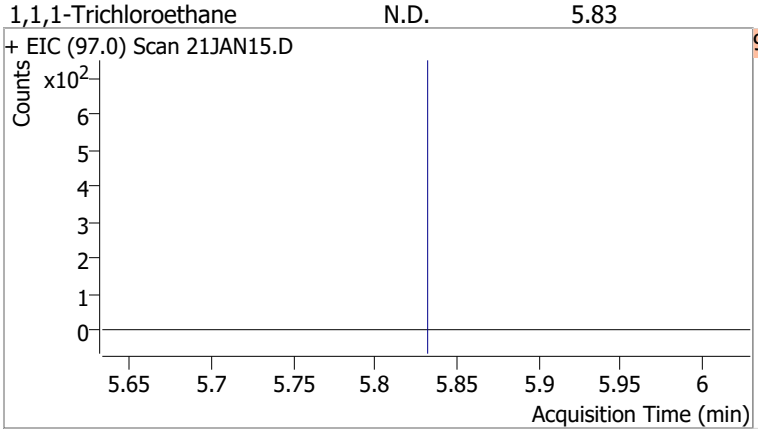

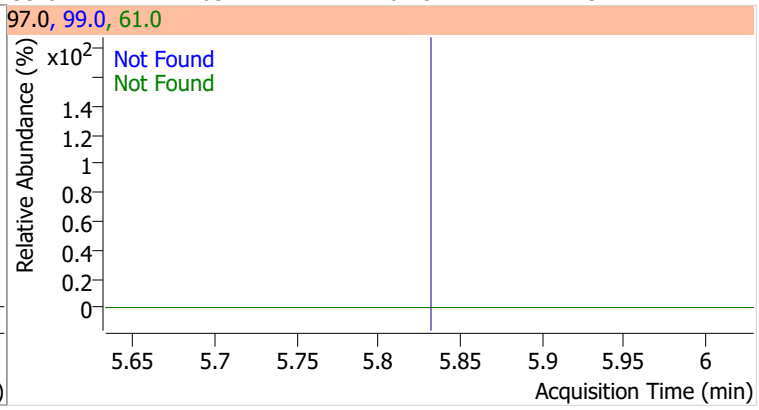

Compound	Conc.	RT	Dev(Min)	Resp.	QIon	QRatio	Lower	Upper
Dibromofluoromethane	267.9945	5.85	0.00	207300	191.5	22.3	0.0	53.2

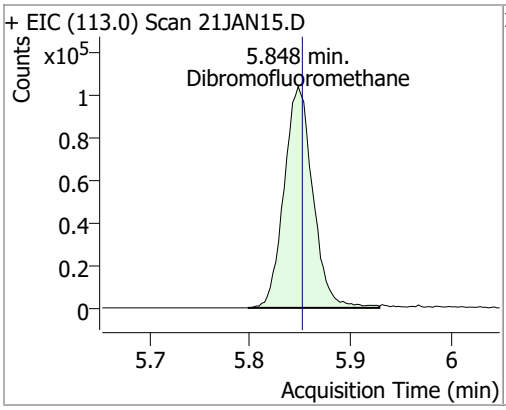

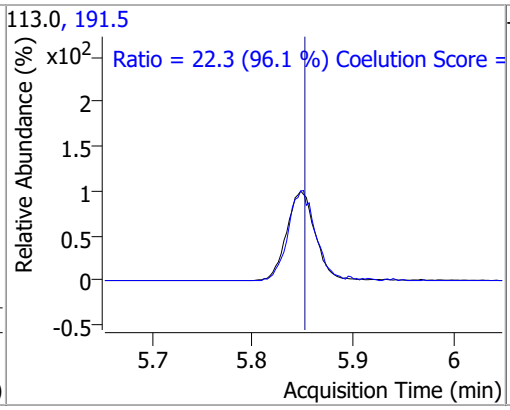

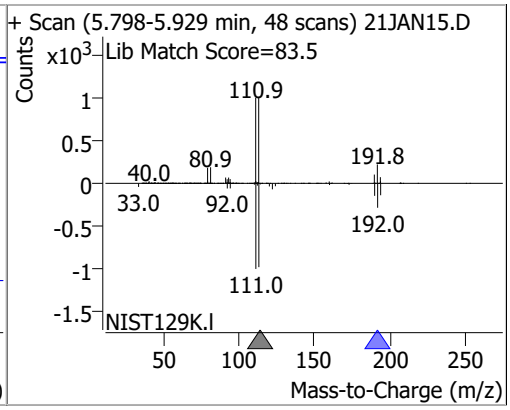

Compound	Conc.	Exp RT	QIon	Exp Ratio	QIon	Exp Ratio
Carbon tetrachloride	N.D.	6.02	119.0	97.6	121.0	30.7

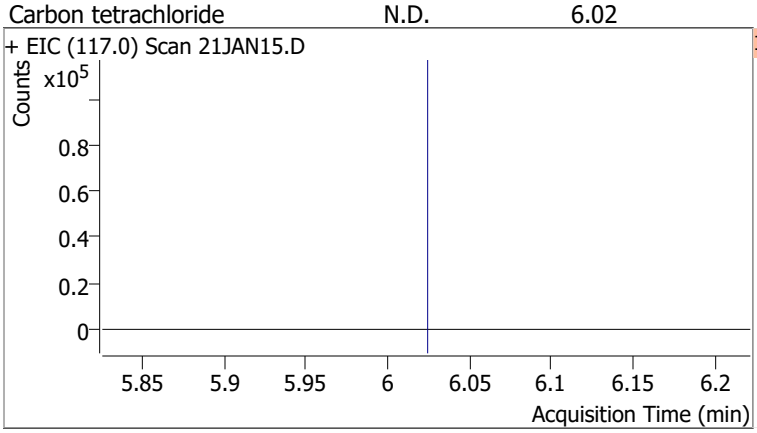

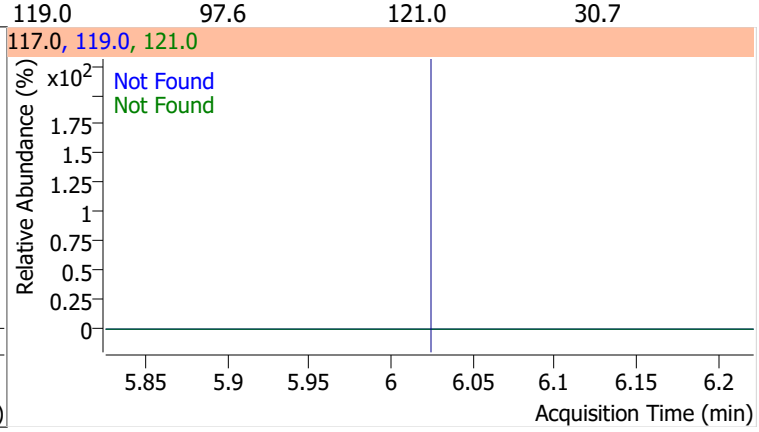

Compound	Conc.	Exp RT	QIon	Exp Ratio	QIon	Exp Ratio
1,1-Dichloropropene	N.D.	6.04	110.0	35.6	77.0	31.0

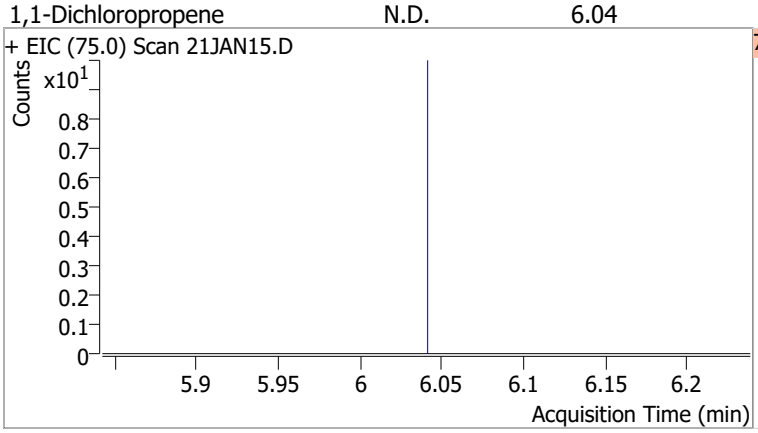

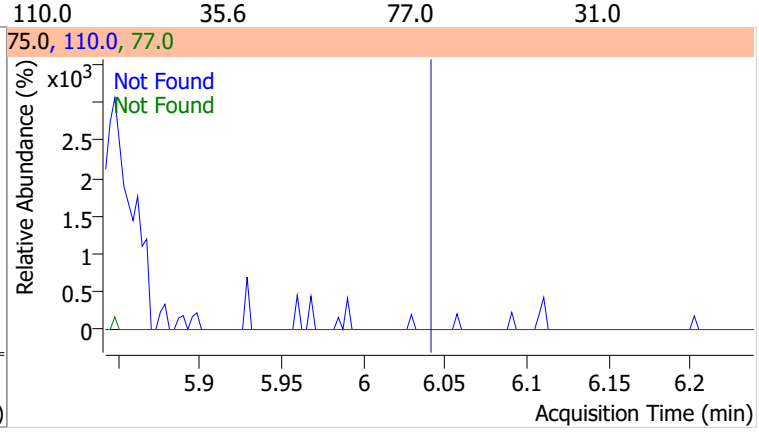

Quantitation Results Report (QT Reviewed)

Compound	Conc.	RT	Dev(Min)	Resp.	QIon	QRatio	Lower	Upper
1,2-Dichloroethane-d4	275.3413	6.24	0.01	92003	65.0	195.5	162.8	222.8

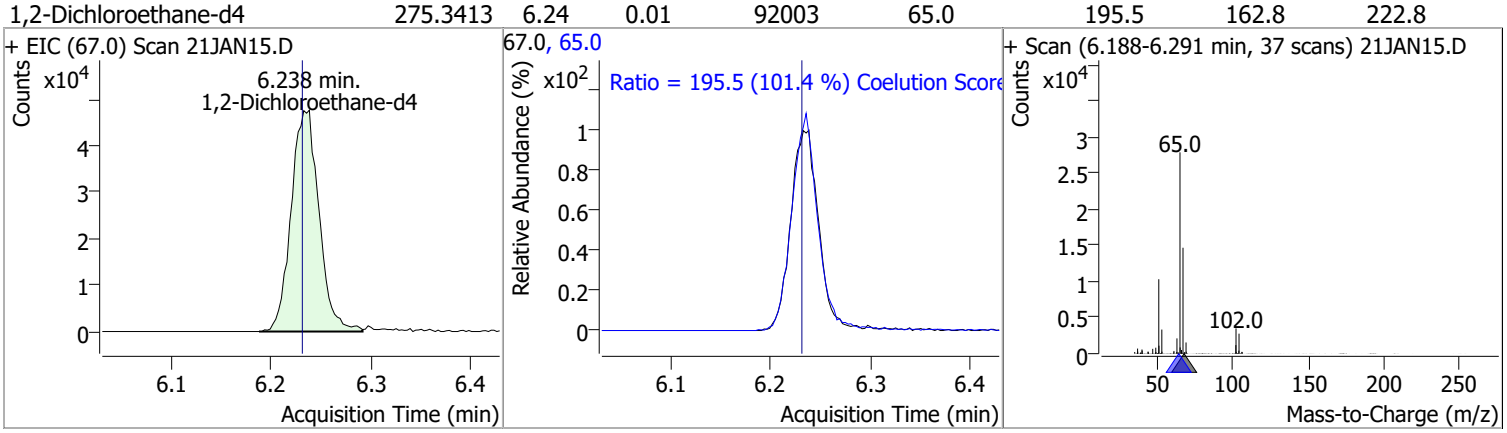

Compound	Conc.	Exp RT	QIon	Exp Ratio
Benzene	N.D.	6.28	77.0	23.3

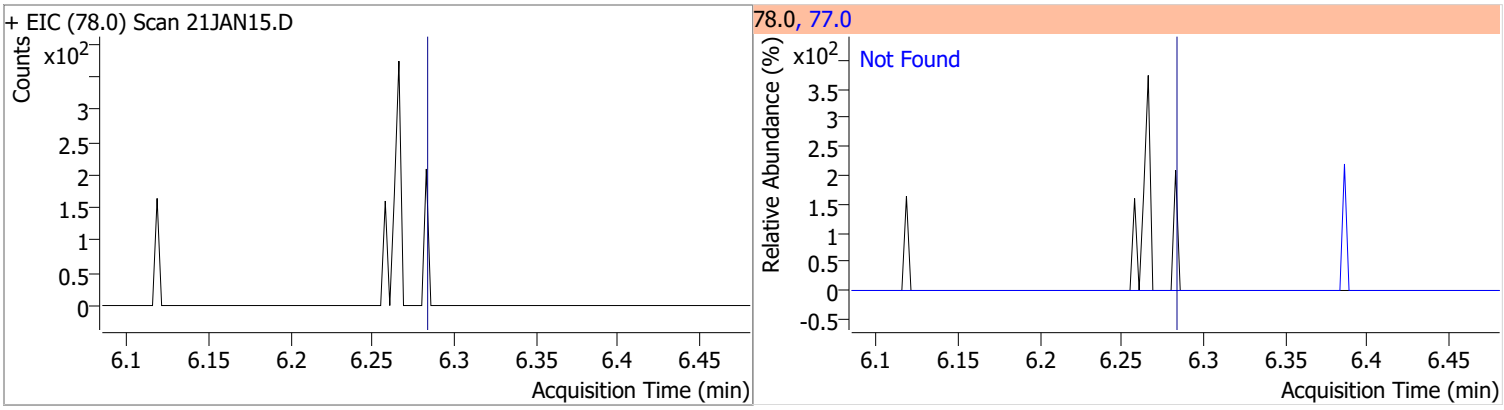

Compound	Conc.	Exp RT	QIon	Exp Ratio	QIon	Exp Ratio
1,2-Dichloroethane	N.D.	6.32	64.0	32.2	98.0	8.2

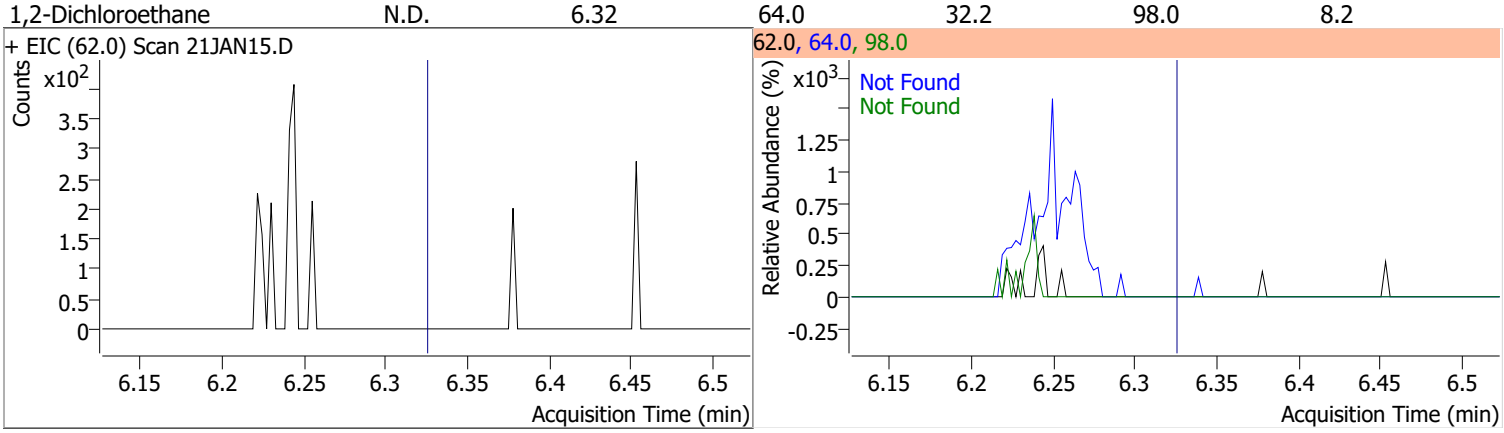

Compound	Conc.	Exp RT	QIon	Exp Ratio	QIon	Exp Ratio
Trichloroethene	N.D.	7.02	130.0	105.6	97.0	65.7

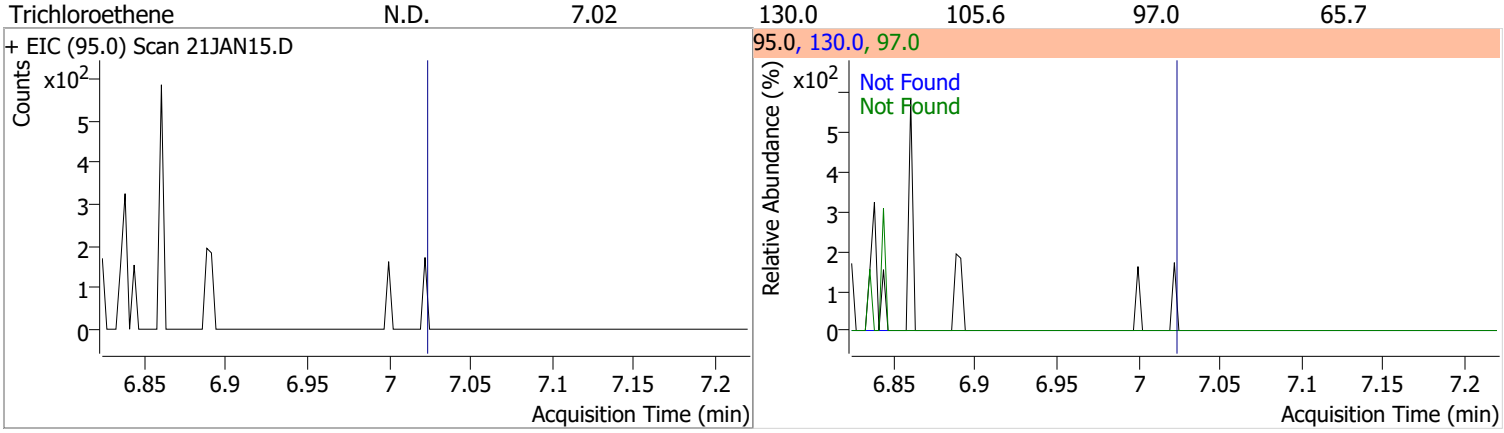

Compound	Conc.	Exp RT	QIon	Exp Ratio
1,2-Dichloropropane	N.D.	7.27	76.0	39.8

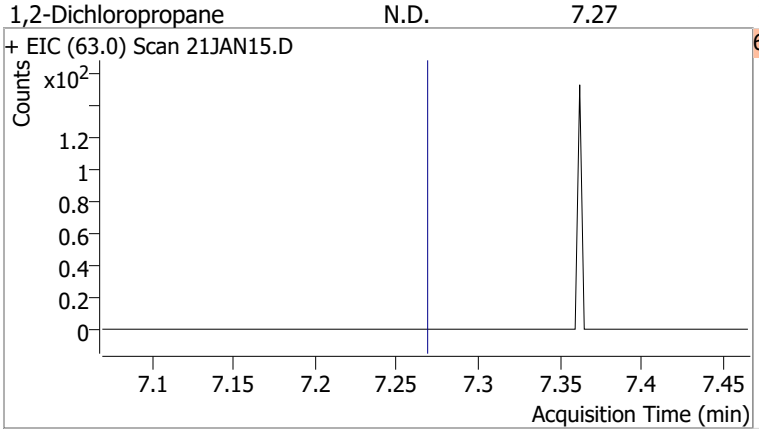

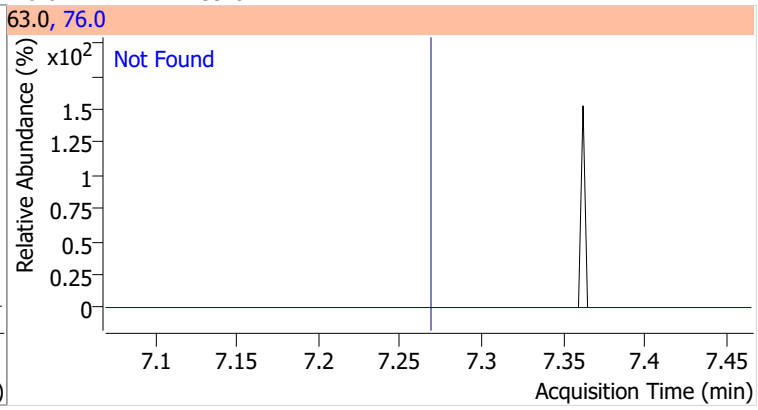

Compound	Conc.	Exp RT	QIon	Exp Ratio	QIon	Exp Ratio
Dibromomethane	N.D.	7.40	173.5	108.2	95.0	84.5

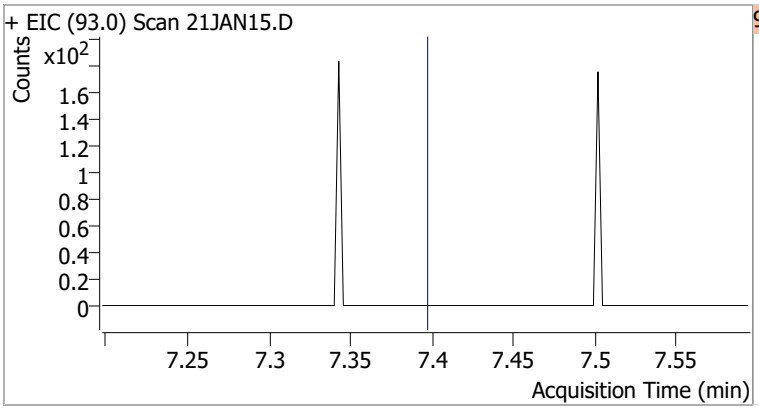

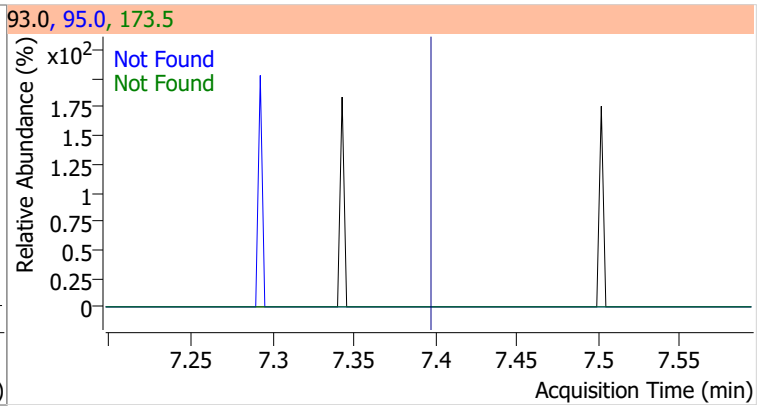

Compound	Conc.	Exp RT	QIon	Exp Ratio	QIon	Exp Ratio
Bromodichloromethane	N.D.	7.58	85.0	66.3	127.0	9.5

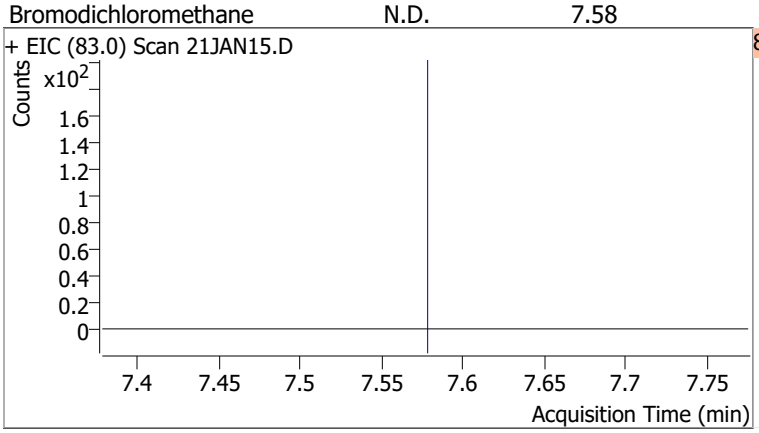

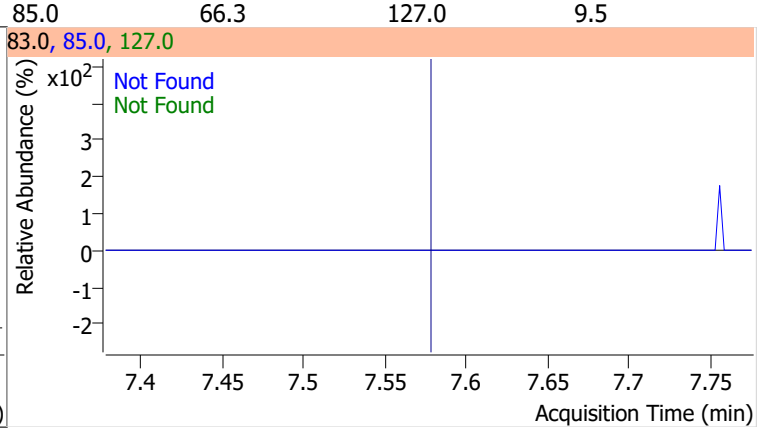

Compound	Conc.	Exp RT	QIon	Exp Ratio	QIon	Exp Ratio
cis-1,3-Dichloropropene	N.D.	8.06	39.0	52.5	77.0	31.8

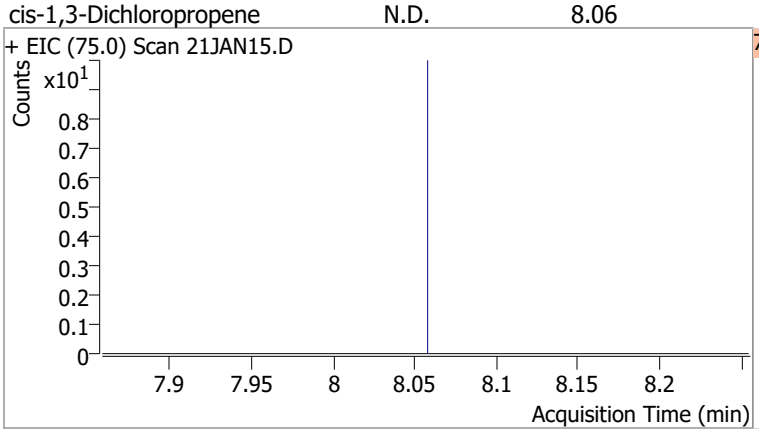

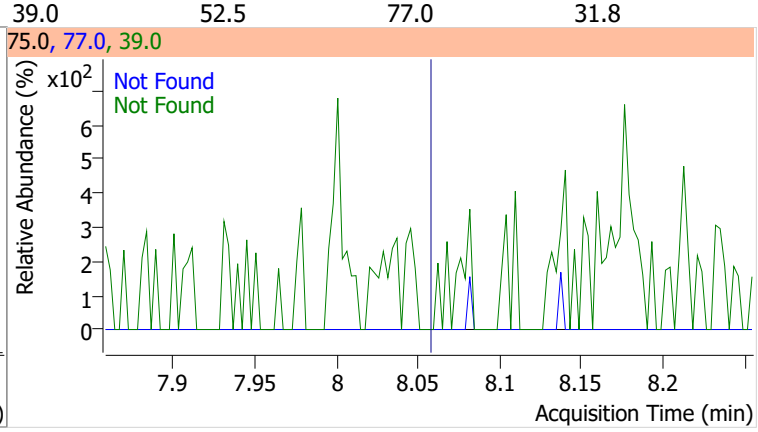

Quantitation Results Report (QT Reviewed)

Compound	Conc.	RT	Dev(Min)	Resp.	QIon	QRatio	Lower	Upper
Toluene-d8	260.7400	8.32	0.00	793801	100.0	63.0	34.3	94.3
					99.0	9.4	0.0	39.2

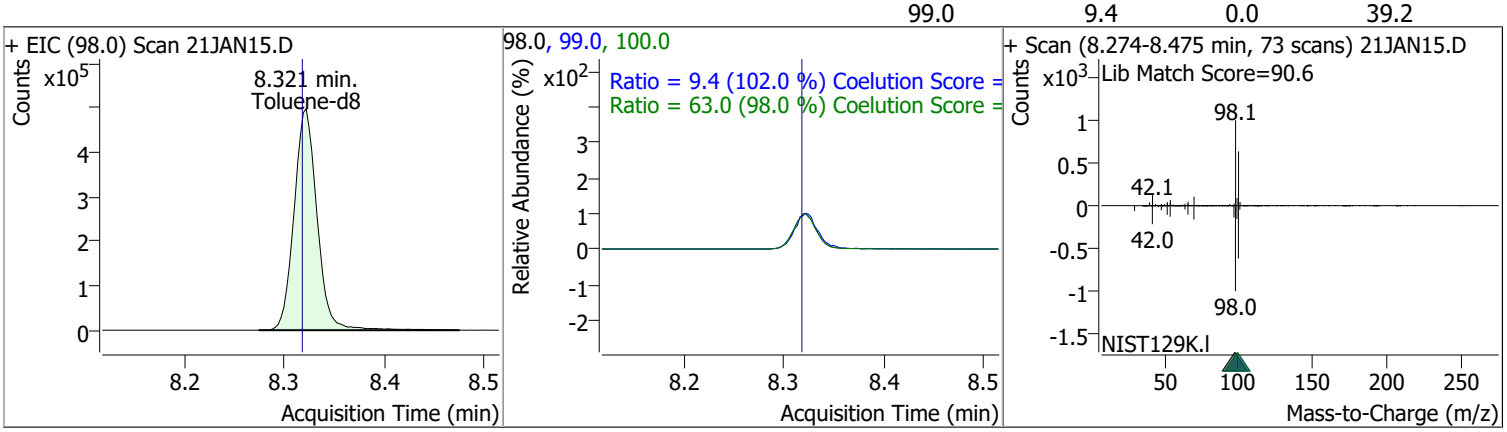

Compound	Conc.	RT	Dev(Min)	Resp.	QIon	QRatio	Lower	Upper
Toluene		0		0	91.0		144.1	204.1

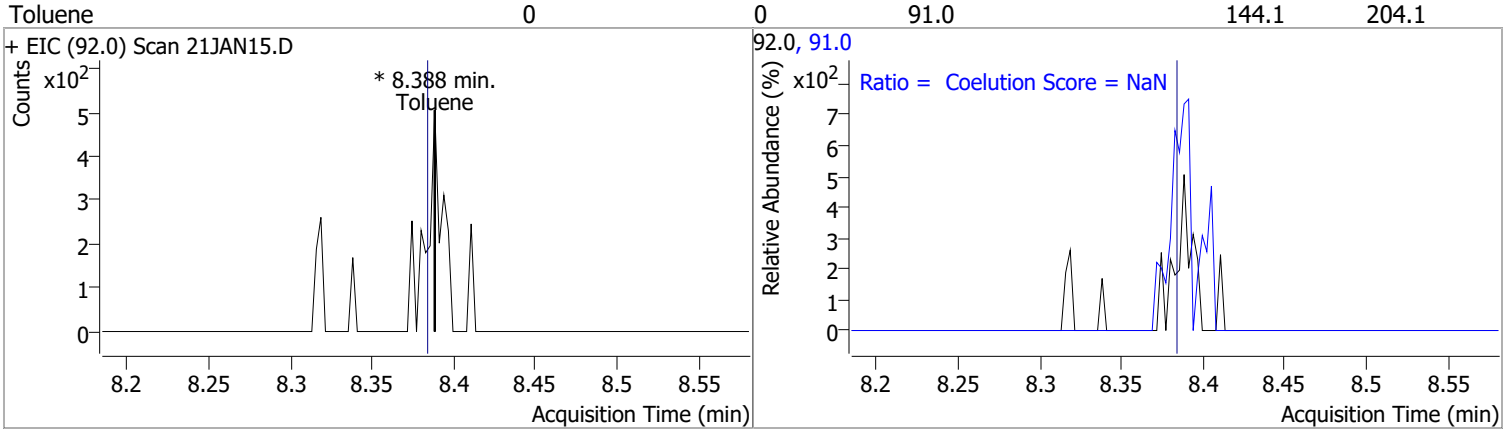

Compound	Conc.	Exp RT	QIon	Exp Ratio	QIon	Exp Ratio
trans-1,3-Dichloropropene	N.D.	8.64	39.0	53.0	77.0	31.0

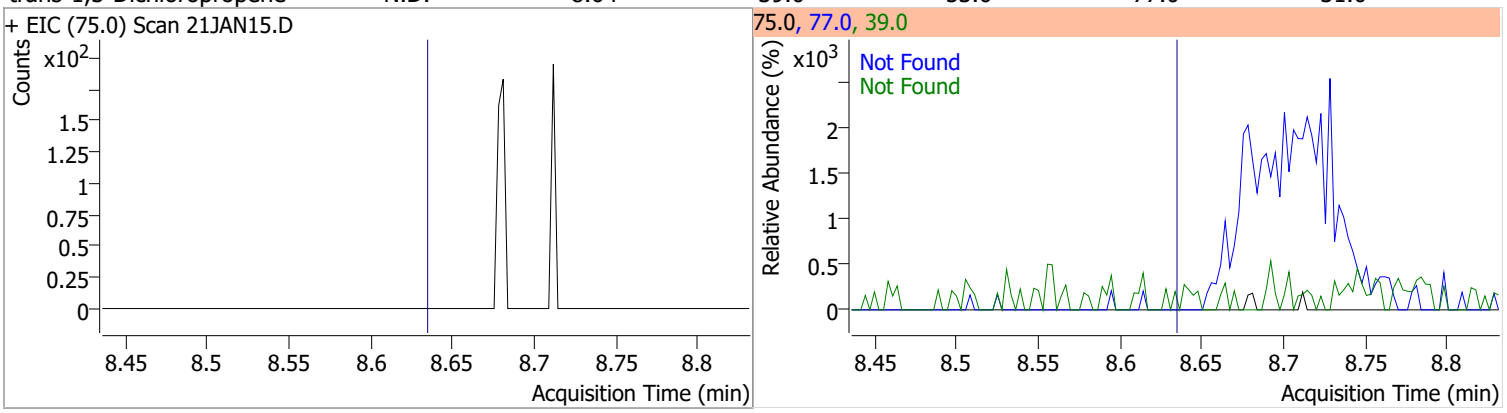

Compound	Conc.	Exp RT	QIon	Exp Ratio	QIon	Exp Ratio
1,1,2-Trichloroethane	N.D.	8.82	97.0	110.7	85.0	60.7

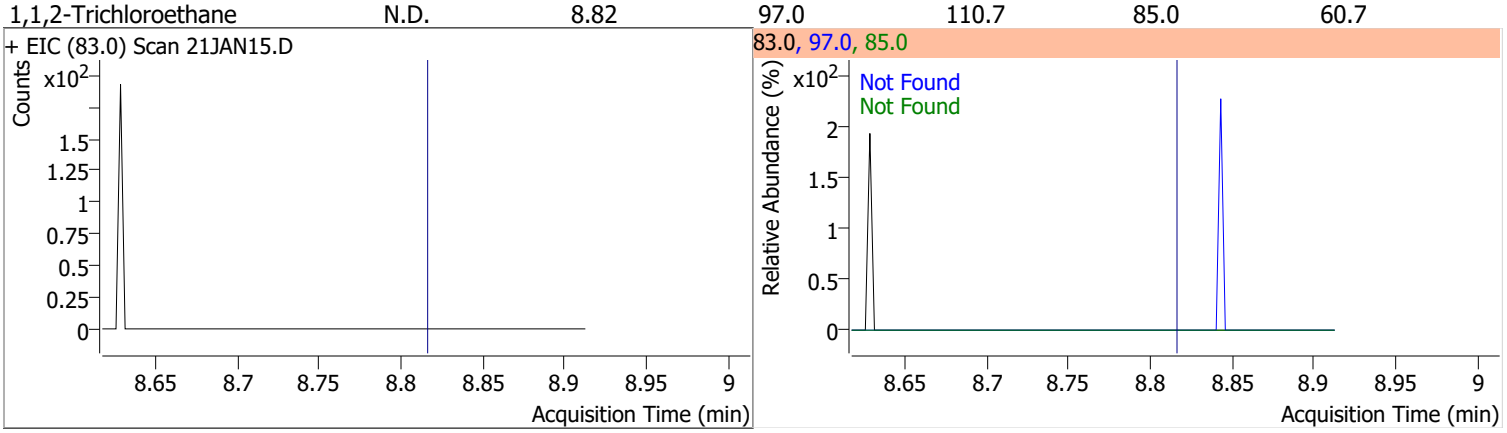

Compound	Conc.	Exp RT	QIon	Exp Ratio	QIon	Exp Ratio
Tetrachloroethene	N.D.	8.94	165.8	126.1	129.0	90.5

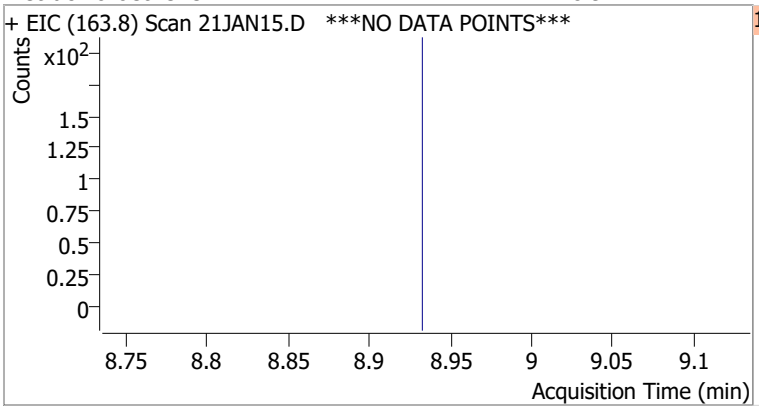

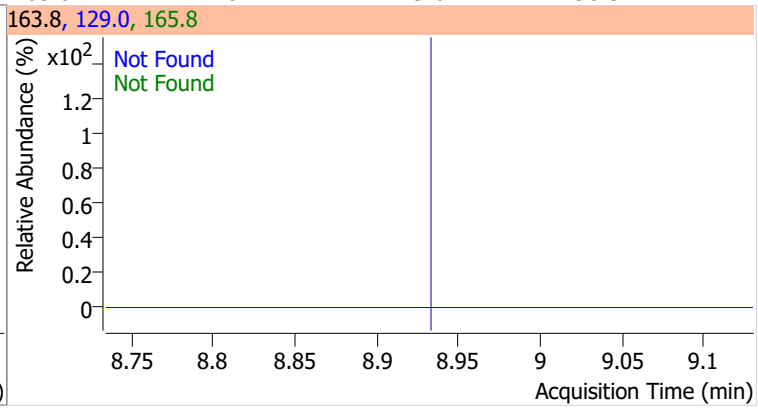

Compound	Conc.	Exp RT	QIon	Exp Ratio
1,3-Dichloropropane	N.D.	8.98	78.0	32.4

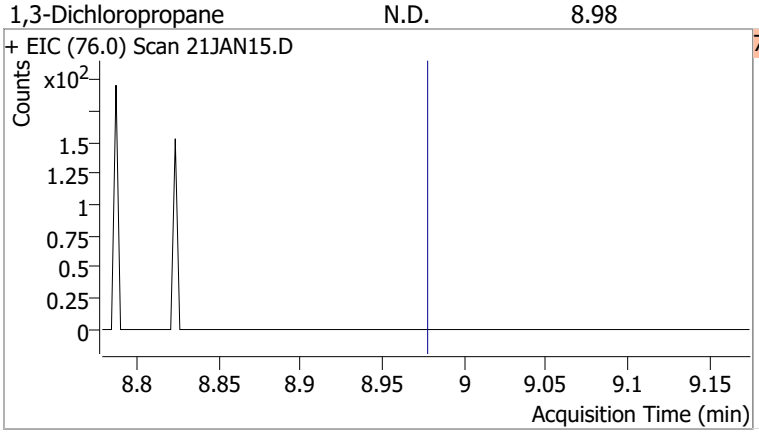

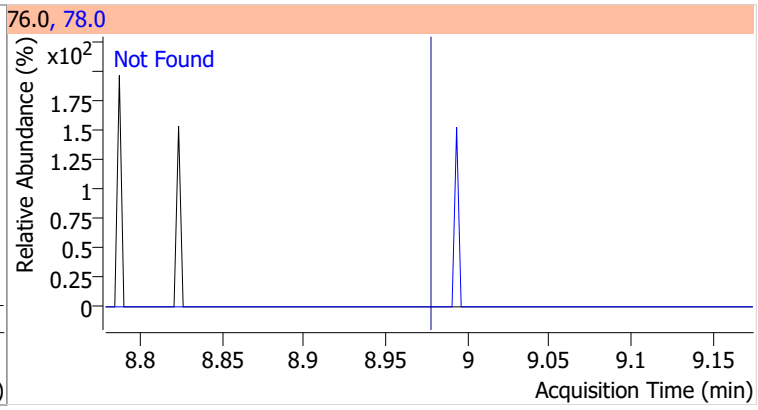

Compound	Conc.	Exp RT	QIon	Exp Ratio
Chlorodibromomethane	N.D.	9.21	127.0	77.2

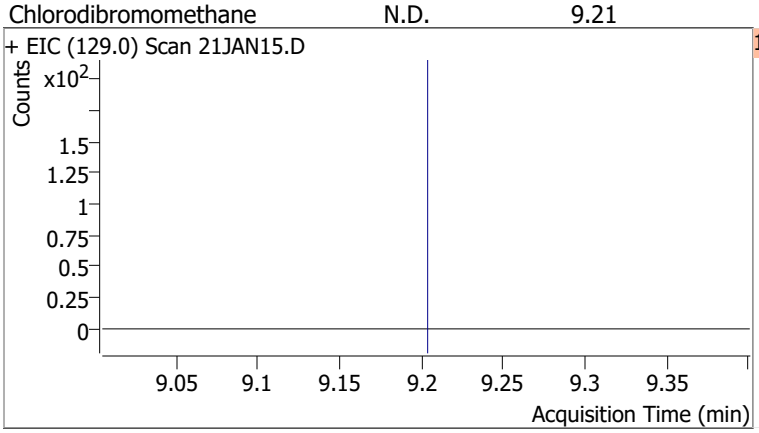

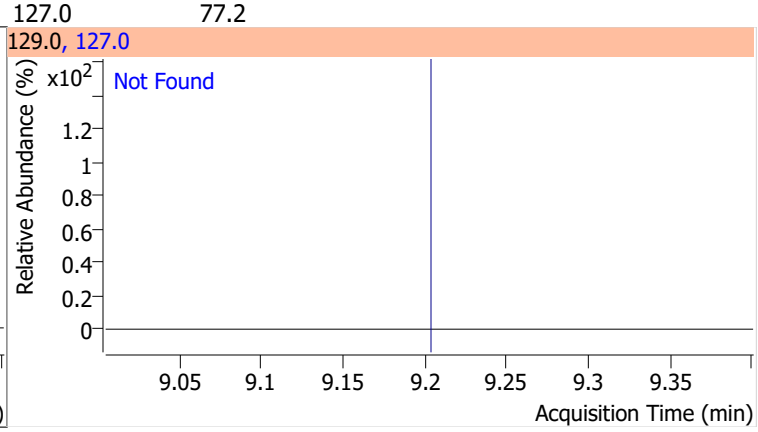

Compound	Conc.	Exp RT	QIon	Exp Ratio
1,2-Dibromoethane	N.D.	9.30	109.0	91.5

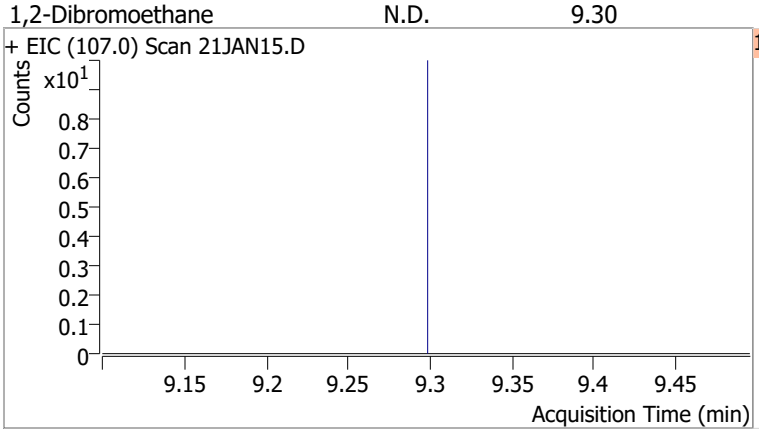

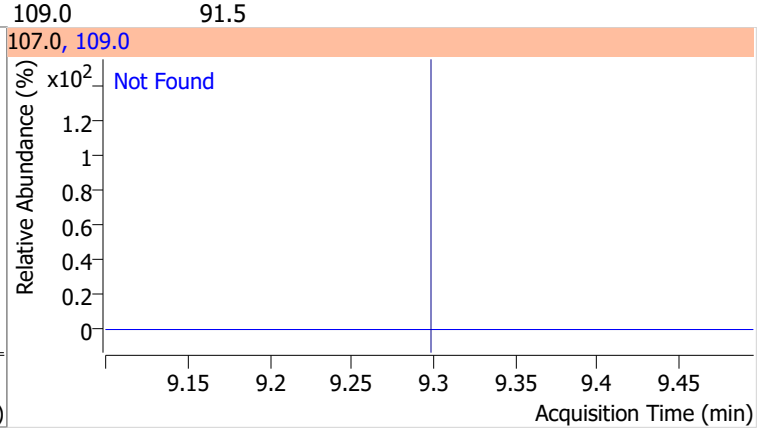

Compound	Conc.	Exp RT	QIon	Exp Ratio
Chlorobenzene	N.D.	9.80	114.0	32.2

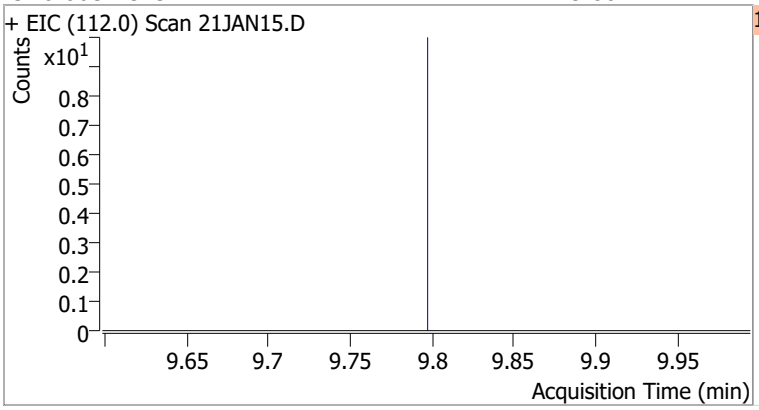

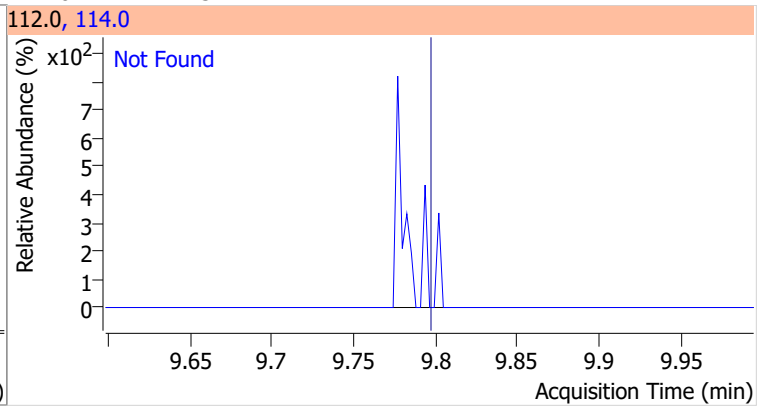

Compound	Conc.	Exp RT	QIon	Exp Ratio
1,1,1,2-Tetrachloroethane	N.D.	9.89	133.0	95.3

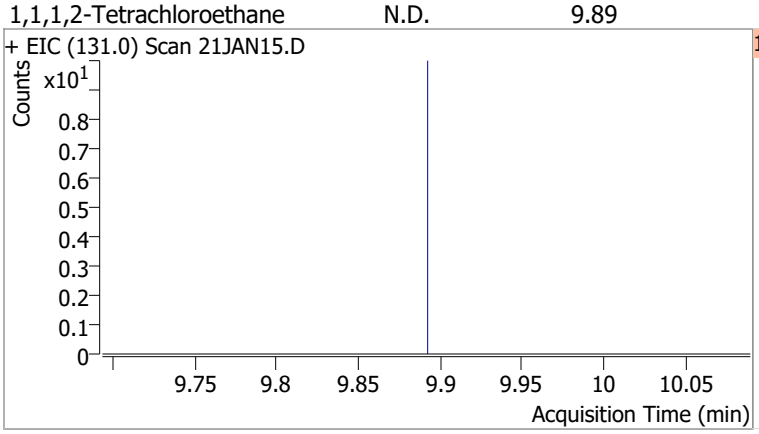

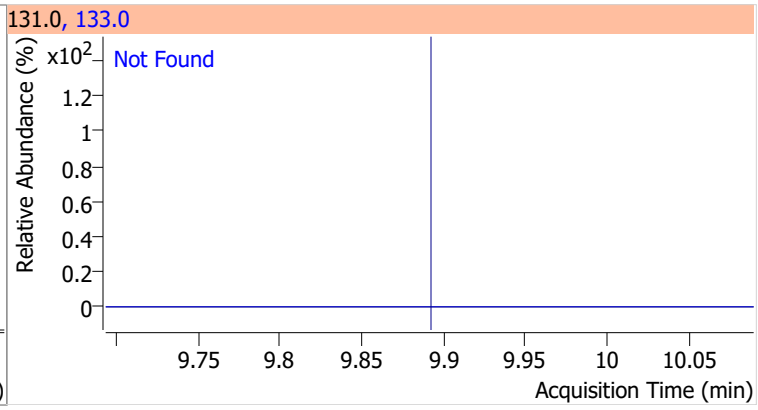

Compound	Conc.	Exp RT	QIon	Exp Ratio
Ethylbenzene	N.D.	9.92	106.0	31.7

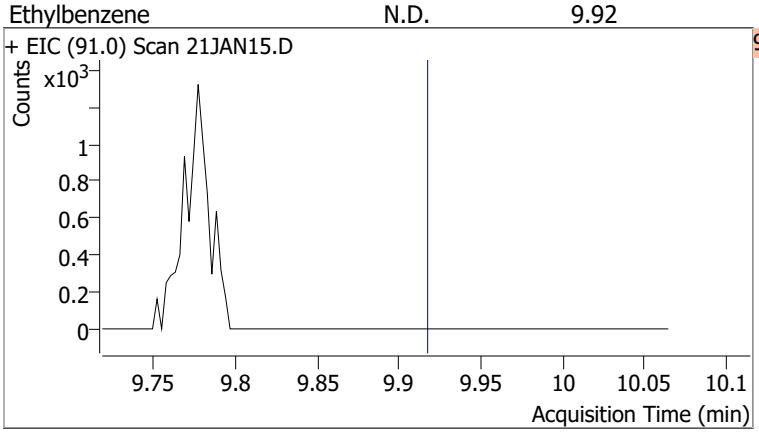

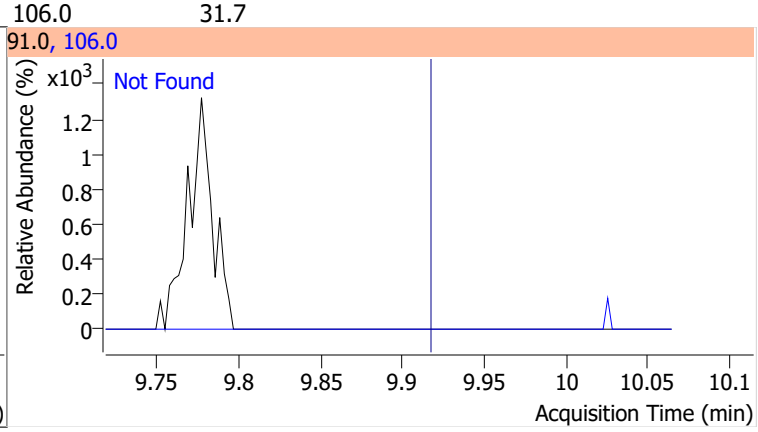

Compound	Conc.	Exp RT	QIon	Exp Ratio
m+p-Xylenes	N.D.	10.04	91.0	200.7

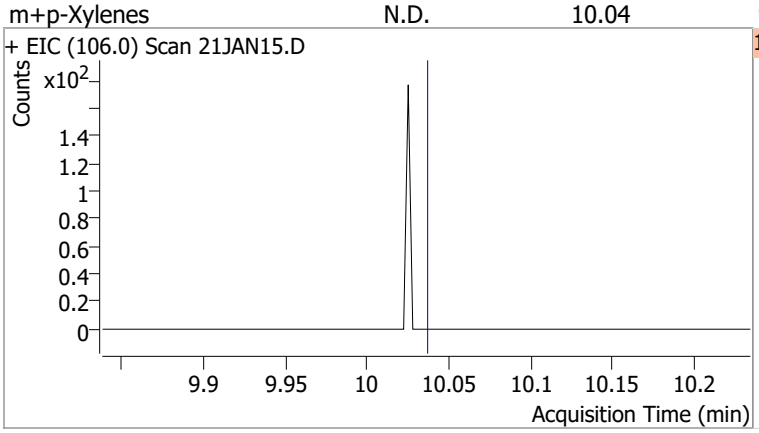

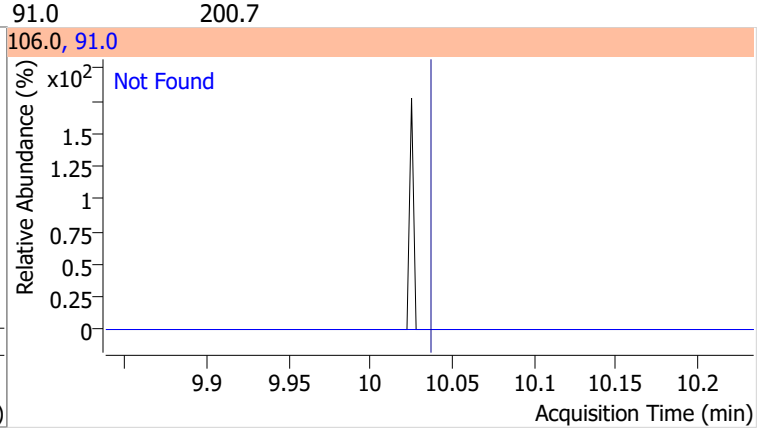

Compound	Conc.	Exp RT	QIon	Exp Ratio
o-Xylene	N.D.	10.43	91.0	211.4

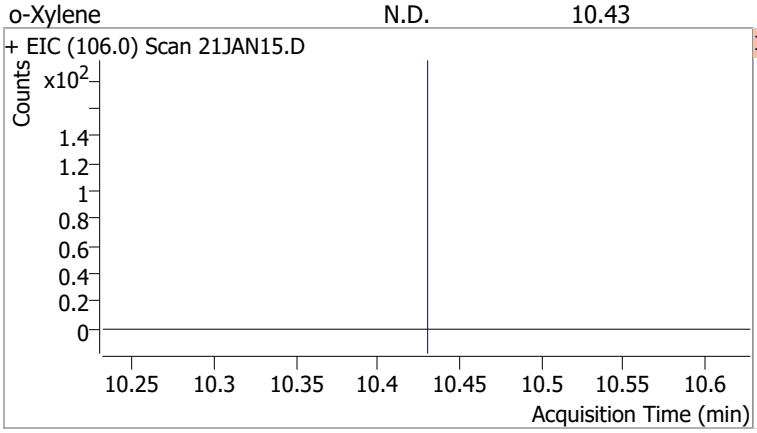

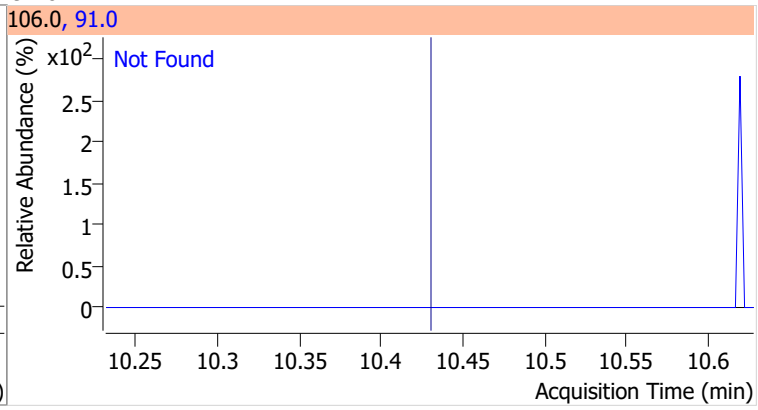

Compound	Conc.	Exp RT	QIon	Exp Ratio
Styrene	N.D.	10.45	78.0	50.6

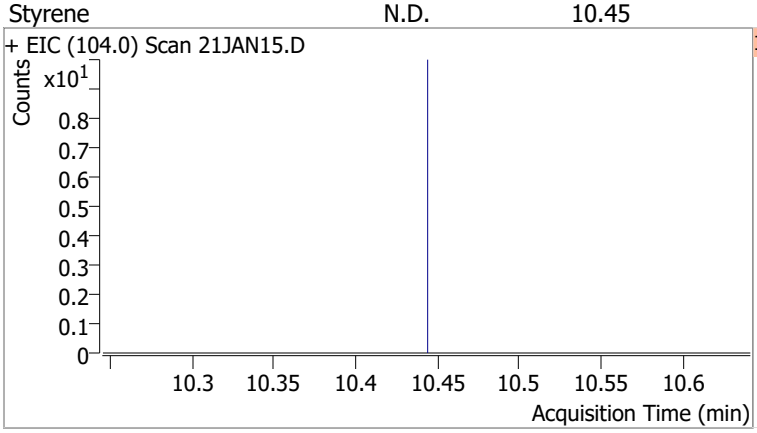

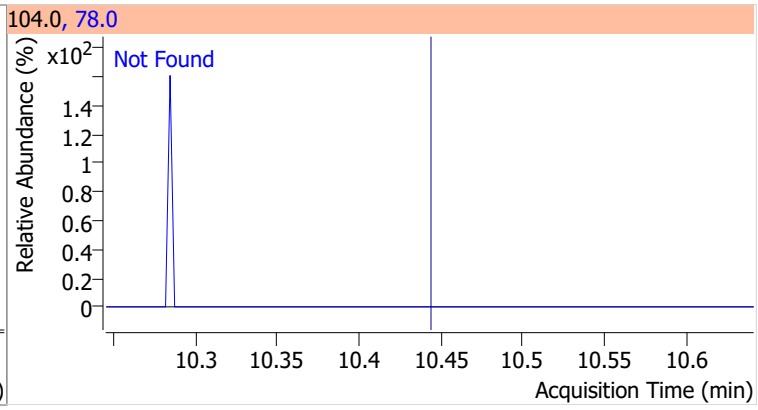

Compound	Conc.	Exp RT	QIon	Exp Ratio	QIon	Exp Ratio
Bromoform	N.D.	10.62	170.5	50.3	174.5	48.1

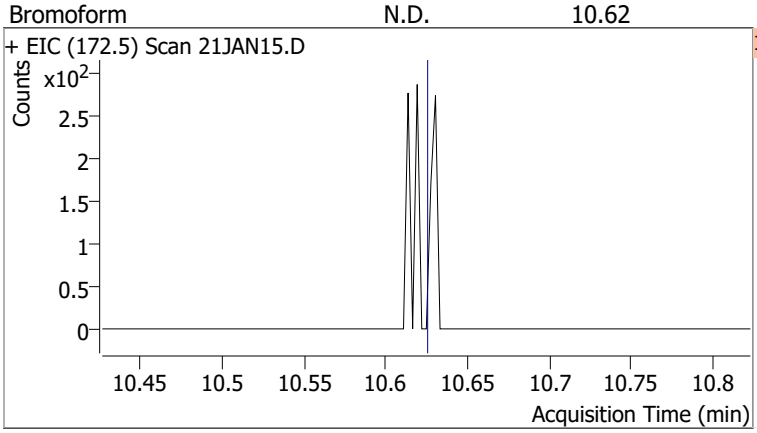

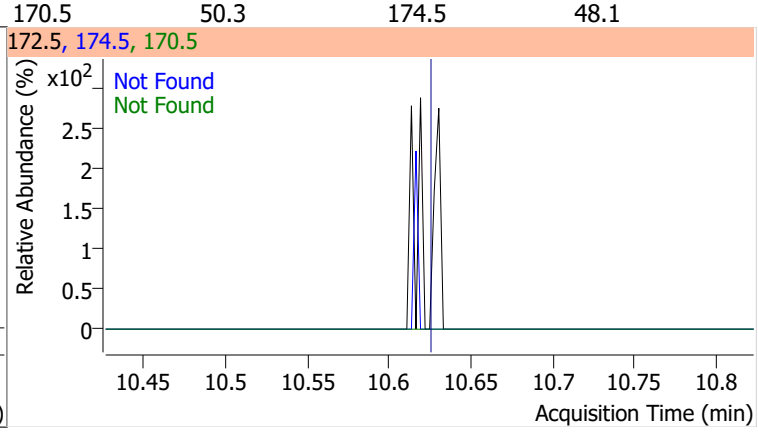

Compound	Conc.	RT	Dev(Min)	Resp.	QIon	QRatio	Lower	Upper
p-Bromofluorobenzene	262.0017	10.95	0.00	225115	174.0	96.0	65.3	125.3
					176.0	92.3	63.3	123.3

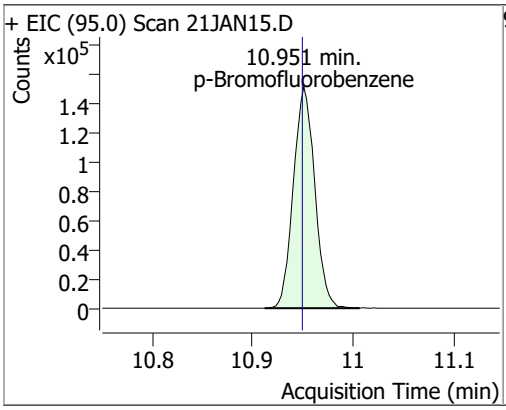

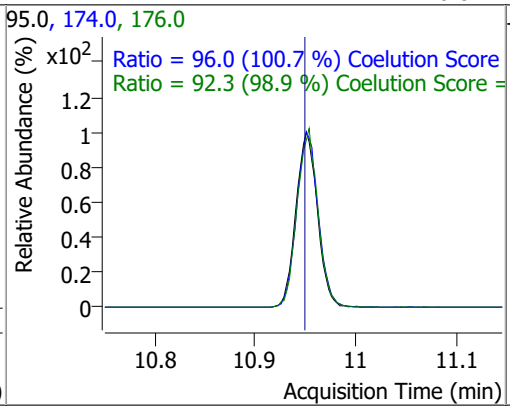

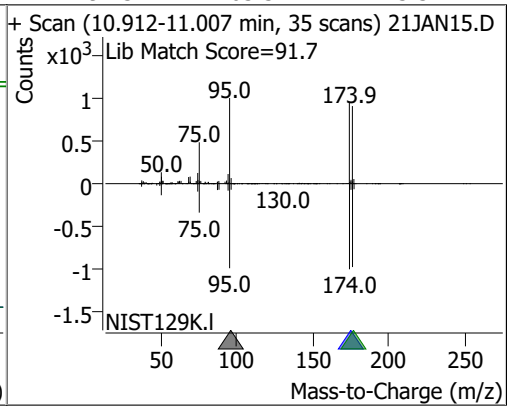

Compound	Conc.	Exp RT	QIon	Exp Ratio	QIon	Exp Ratio
Bromobenzene	N.D.	11.09	77.0	143.5	158.0	96.1

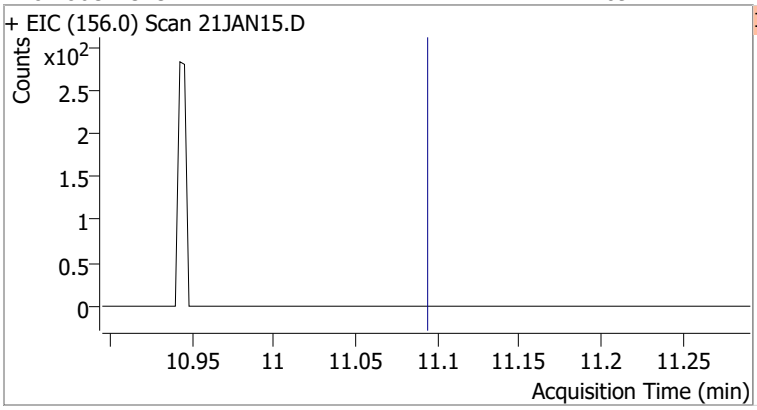

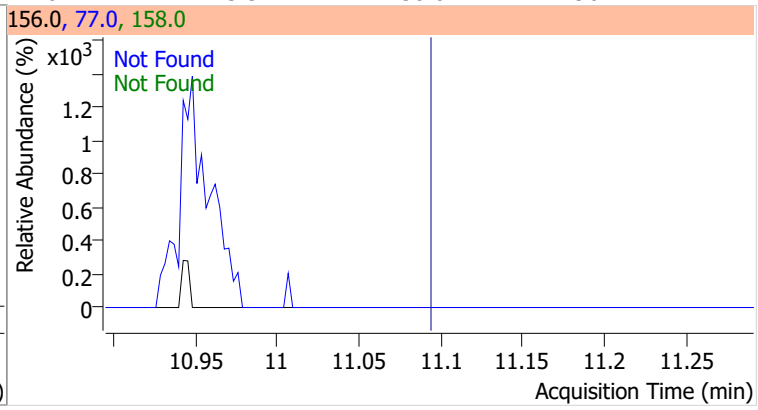

Compound	Conc.	Exp RT	QIon	Exp Ratio
1,1,2,2-Tetrachloroethane	N.D.	11.11	85.0	63.3

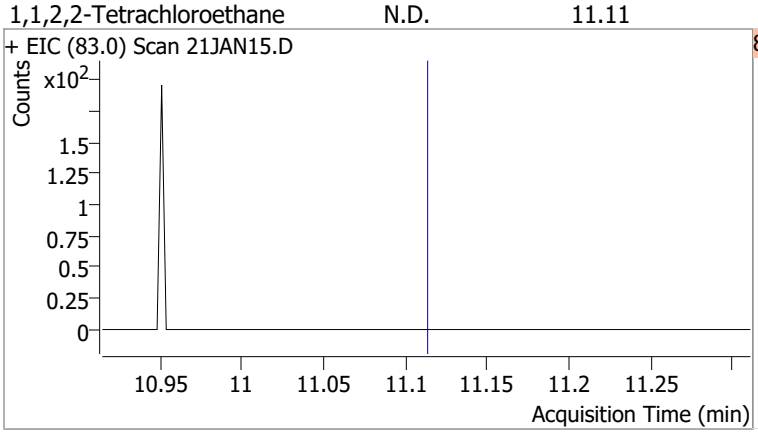

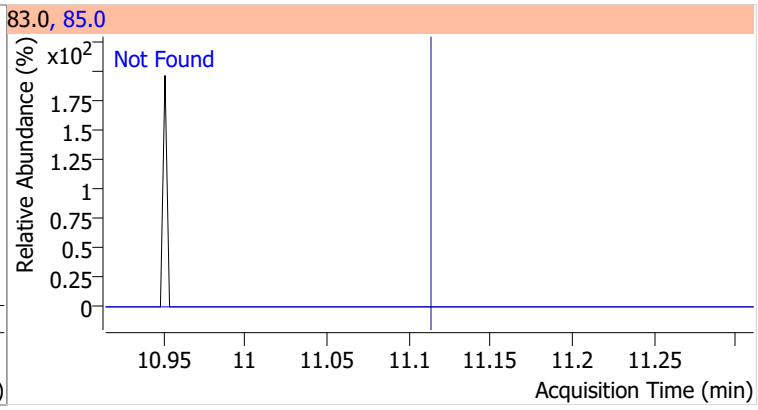

Compound	Conc.	Exp RT	QIon	Exp Ratio
1,2,3-Trichloropropane	N.D.	11.15	112.0	65.8

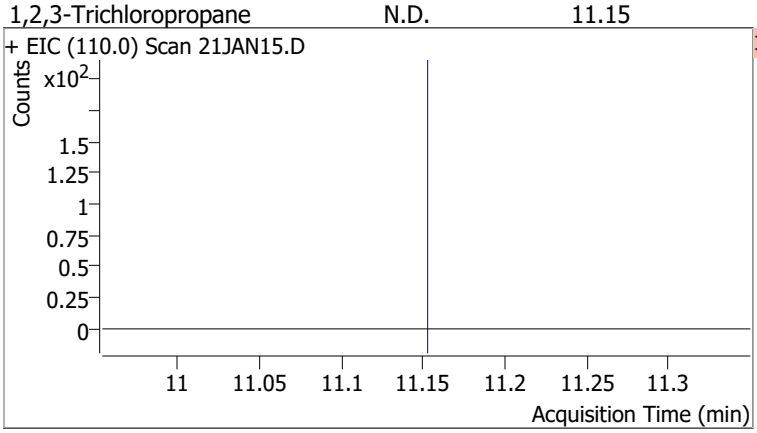

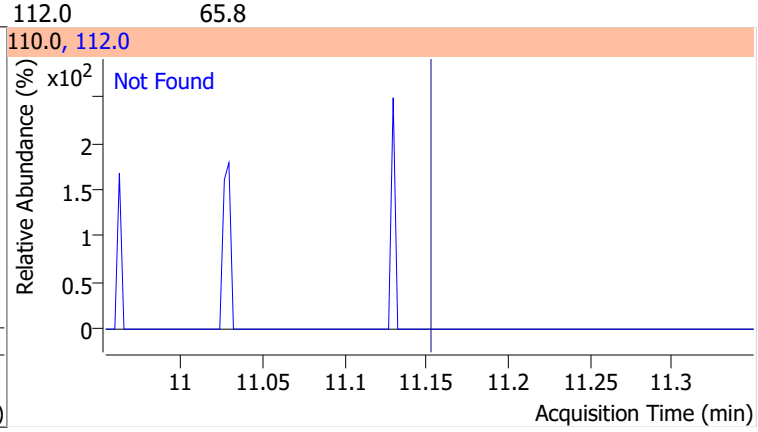

Compound	Conc.	Exp RT	QIon	Exp Ratio
2-Chlorotoluene	N.D.	11.29	91.0	276.2

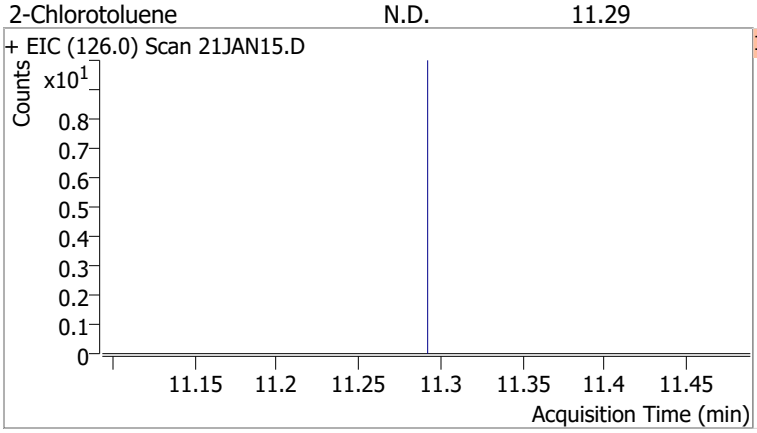

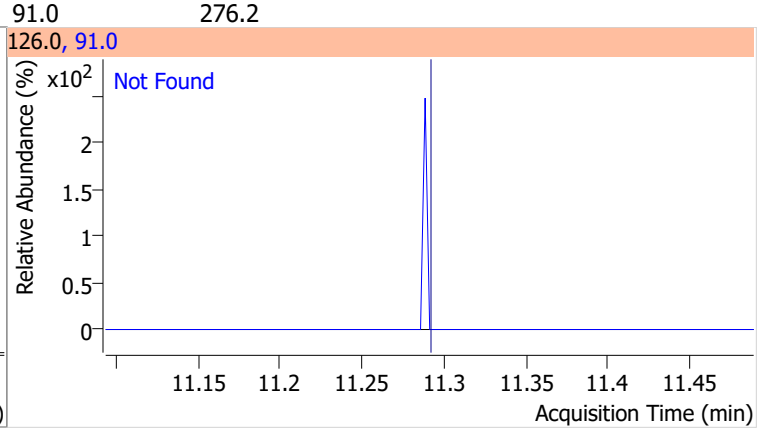

Compound	Conc.	Exp RT	QIon	Exp Ratio
4-Chlorotoluene	N.D.	11.40	126.0	31.3

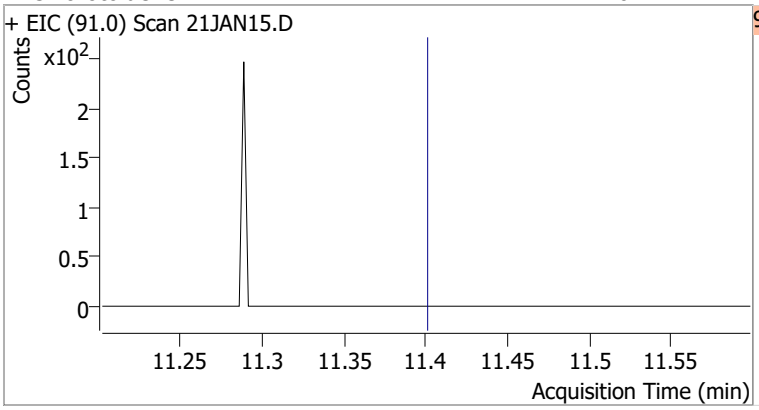

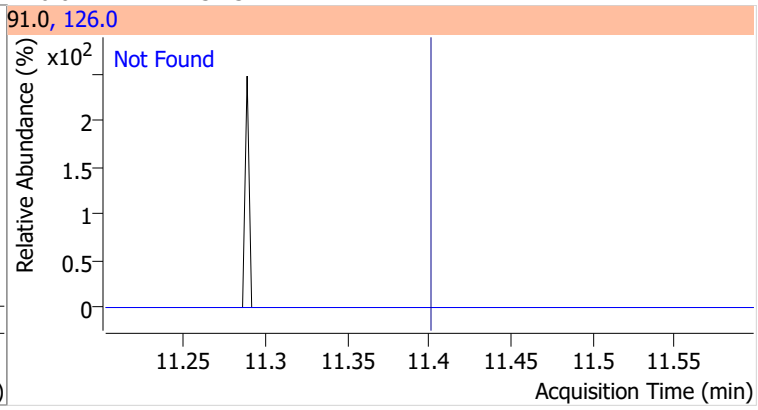

Compound	Conc.	Exp RT	QIon	Exp Ratio	QIon	Exp Ratio
1,3-Dichlorobenzene	N.D.	12.03	148.0	62.8	111.0	38.7

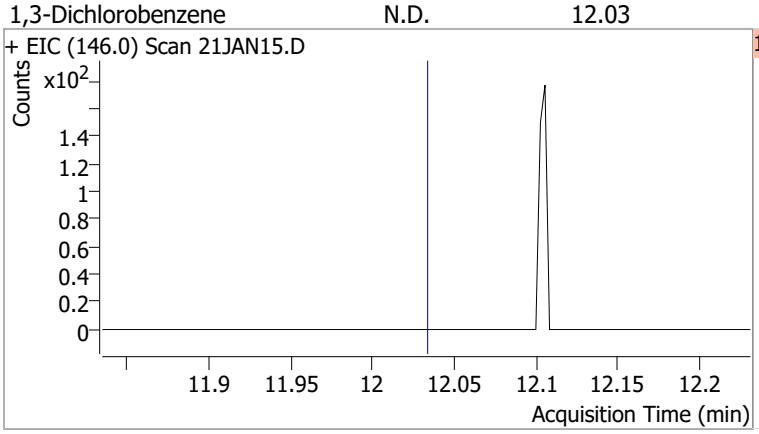

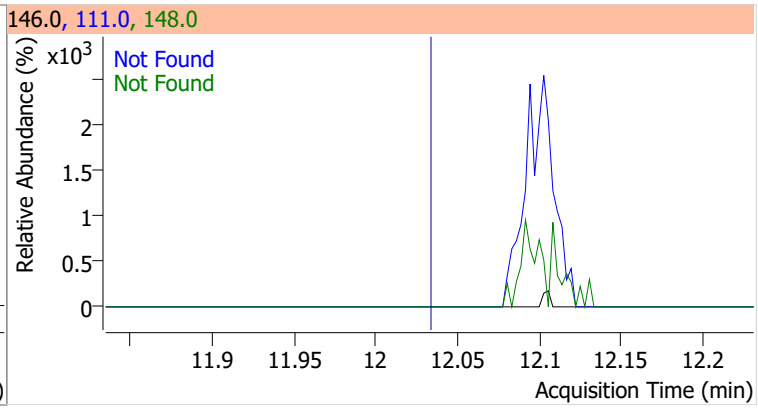

Compound	Conc.	Exp RT	QIon	Exp Ratio	QIon	Exp Ratio
1,4-Dichlorobenzene	N.D.	12.12	148.0	63.7	111.0	38.7

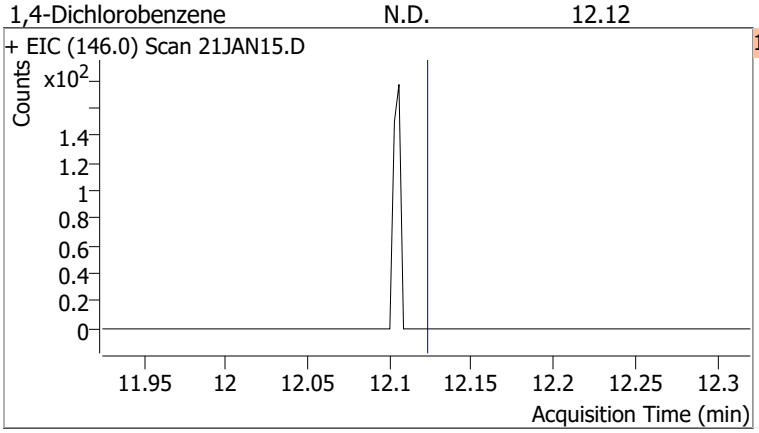

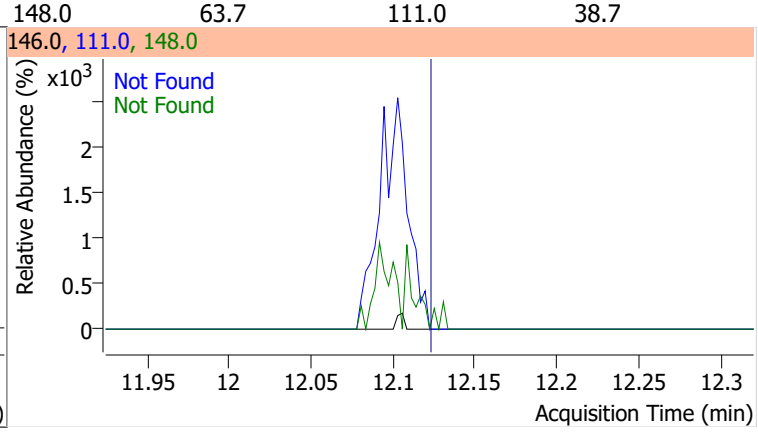

Compound	Conc.	Exp RT	QIon	Exp Ratio	QIon	Exp Ratio
1,2-Dichlorobenzene	N.D.	12.49	148.0	61.9	111.0	39.5

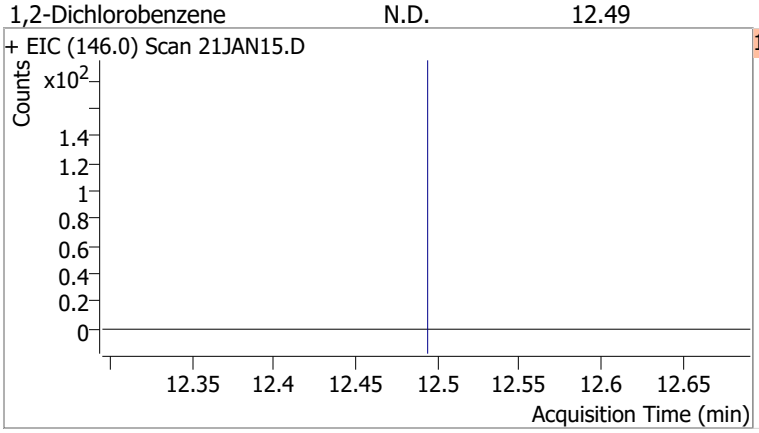

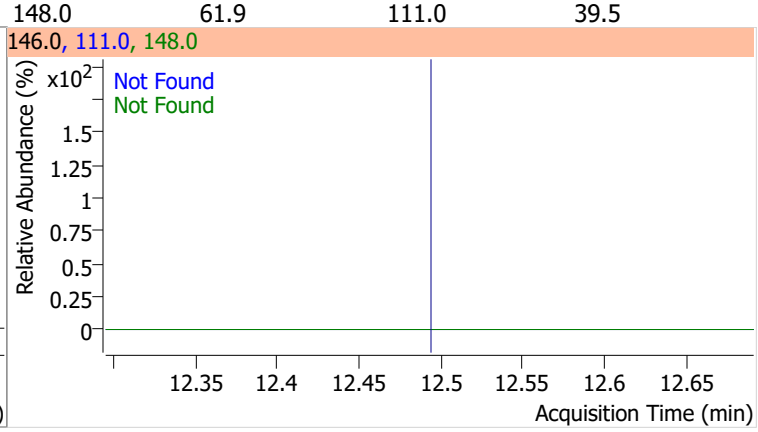

Quantitation Results Report (QT Reviewed)

Data File	21JAN17.D	Operator	MSC
Acq. Method	5975CACQF.M	Acq. Date-Time	1/21/2022 5:04:09 PM
Sample Name	B22011126-002A	Instrument	VOA5975C
Vial	17	Multiplier	1.00
DA Method File	VOA5975C_8260B_SHT_DoD_L4_011922.m	Comment	
Tune File	BFB_Atune3.u	Tune Date	10/11/2021 4:02:00 PM
Batch Name	VG012122_8260B.batch.bin	Last Calib Update	3/11/2022 3:55:53 AM
Ref Library	\\MASSHUNTER\Org\Library\NIST129K.l		

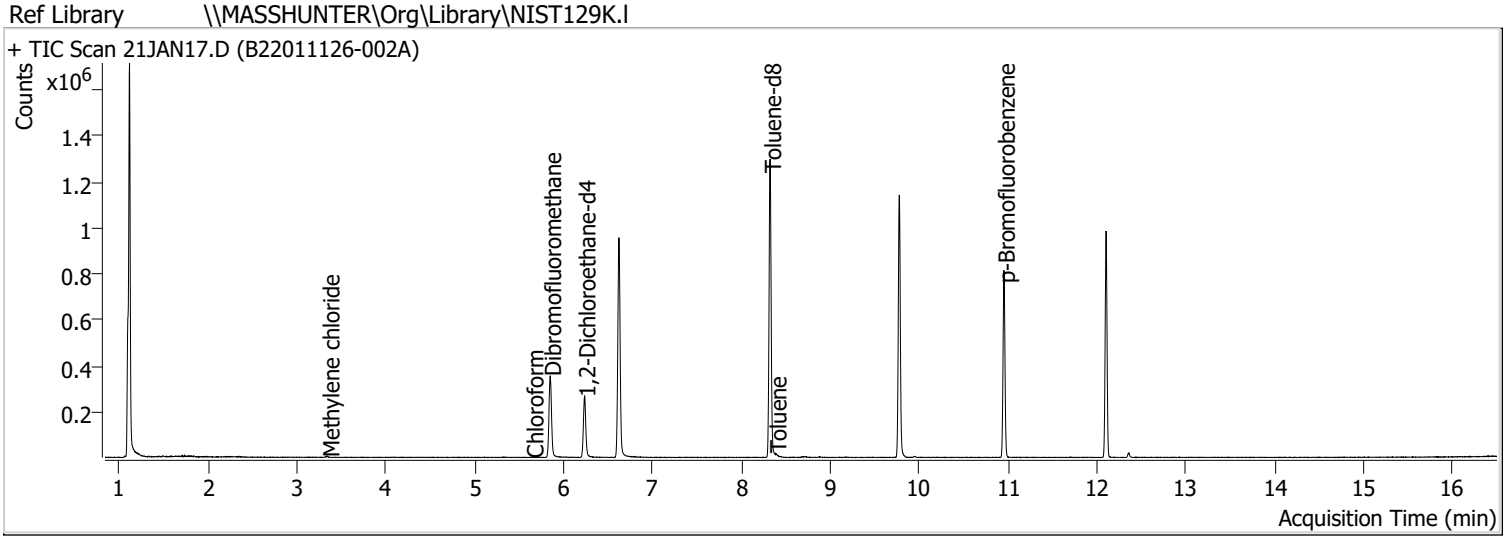

Compound	RT	QIon	Resp.	Conc.	Units		Dev(Min)
Internal Standards							
M Fluorobenzene	6.620	96.0	805703	250.0000	ng		0.000
M Chlorobenzene-d5	9.774	82.0	315415	250.0000	ng		0.000
M 1,4-Dichlorobenzene-d4	12.100	152.0	232385	250.0000	ng		0.000
System Monitoring Compounds							
S Dibromofluoromethane	5.848	113.0	209812	268.8555	ng		-0.003
Spiked Amount: 250.000	Range: 80.0 - 119.0%			Recovery = 107.54%			
S 1,2-Dichloroethane-d4	6.233	67.0	93708	277.9764	ng		0.003
Spiked Amount: 250.000	Range: 81.0 - 118.0%			Recovery = 111.19%			
S Toluene-d8	8.321	98.0	796847	258.9539	ng		0.003
Spiked Amount: 250.000	Range: 89.0 - 112.0%			Recovery = 103.58%			
S p-Bromofluorobenzene	10.951	95.0	227013	264.5779	ng		0.003
Spiked Amount: 250.000	Range: 85.0 - 114.0%			Recovery = 105.83%			
Target Compounds							**QValue**
T Dichlorodifluoromethane	0.000		0	N.D.			
T Chloromethane	0.000		0	N.D.			
T Vinyl chloride	0.000		0	N.D.			
T Bromomethane	0.000		0	N.D.			
T Chloroethane	0.000		0	N.D.			
T Trichlorofluoromethane	0.000		0	N.D.			
T 1,1-Dichloroethene	0.000		0	N.D.			
T Methylene chloride	3.352	49.0	2400	2.0379	ng	m	80
T trans-1,2-Dichloroethene	0.000		0	N.D.			
T Methyl tert-butyl ether (MTBE)	0.000		0	N.D.			
T 1,1-Dichloroethane	0.000		0	N.D.			
T 2,2-Dichloropropane	0.000		0	N.D.			
T cis-1,2-Dichloroethene	0.000		0	N.D.			
T Methyl ethyl ketone	0.000		0	N.D.			
T Bromochloromethane	0.000		0	N.D.			
T Chloroform	5.650	83.0	272	0.1741	ng	m	89

Compound	RT	QIon	Resp.	Conc.	Units		Dev(Min)
T 1,1,1-Trichloroethane	0.000		0	N.D.			
T Carbon tetrachloride	0.000		0	N.D.			
T 1,1-Dichloropropene	0.000		0	N.D.			
T Benzene	0.000		0	N.D.			
T 1,2-Dichloroethane	0.000		0	N.D.			
T Trichloroethene	0.000		0	N.D.			
T 1,2-Dichloropropane	0.000		0	N.D.			
T Dibromomethane	0.000		0	N.D.			
T Bromodichloromethane	0.000		0	N.D.			
T cis-1,3-Dichloropropene	0.000		0	N.D.			
T Toluene	8.380	92.0	2010	0.9799	ng	m	84
T trans-1,3-Dichloropropene	0.000		0	N.D.			
T 1,1,2-Trichloroethane	0.000		0	N.D.			
T Tetrachloroethene	0.000		0	N.D.			
T 1,3-Dichloropropane	0.000		0	N.D.			
T Chlorodibromomethane	0.000		0	N.D.			
T 1,2-Dibromoethane	0.000		0	N.D.			
T Chlorobenzene	0.000		0	N.D.			
T 1,1,1,2-Tetrachloroethane	0.000		0	N.D.			
T Ethylbenzene	0.000		0	N.D.			
T m+p-Xylenes	10.045	106.0	0		ng	md	1
T o-Xylene	0.000		0	N.D.			
T Styrene	0.000		0	N.D.			
T Bromoform	0.000		0	N.D.			
T Bromobenzene	0.000		0	N.D.			
T 1,1,2,2-Tetrachloroethane	0.000		0	N.D.			
T 1,2,3-Trichloropropane	0.000		0	N.D.			
T 2-Chlorotoluene	0.000		0	N.D.			
T 4-Chlorotoluene	0.000		0	N.D.			
T 1,3-Dichlorobenzene	0.000		0	N.D.			
T 1,4-Dichlorobenzene	0.000		0	N.D.			
T 1,2-Dichlorobenzene	0.000		0	N.D.			

(#) = Qualifier Out of Range; (m) = Manual Integration; (+) = Area Summed; (*) = Surrogate Percent Recovery Out of Range; (d): Zeroed Peak

Compound	Conc.	Exp RT	QIon	Exp Ratio
Dichlorodifluoromethane	N.D.	1.24	87.0	31.8

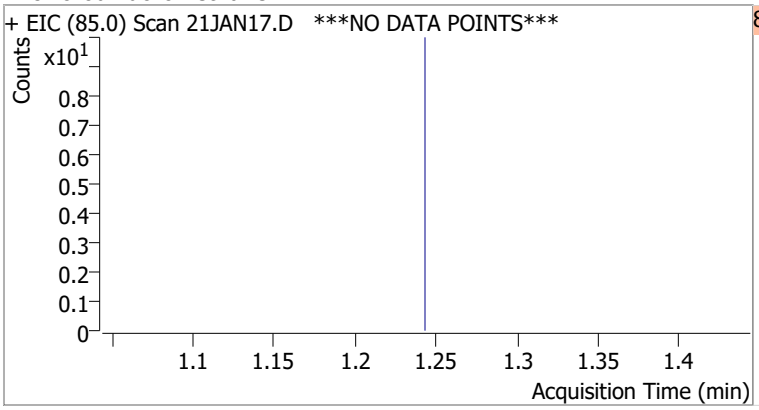

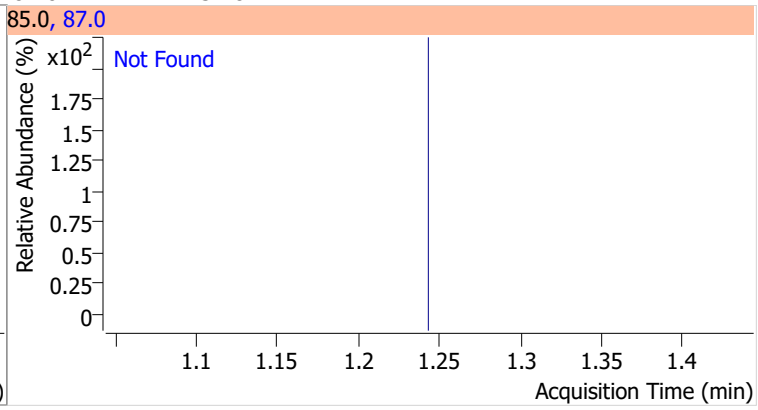

Compound	Conc.	Exp RT	QIon	Exp Ratio
Chloromethane	N.D.	1.41	52.0	32.4

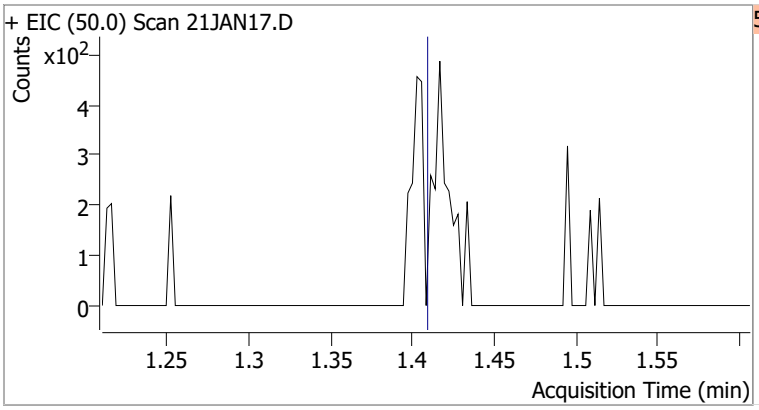

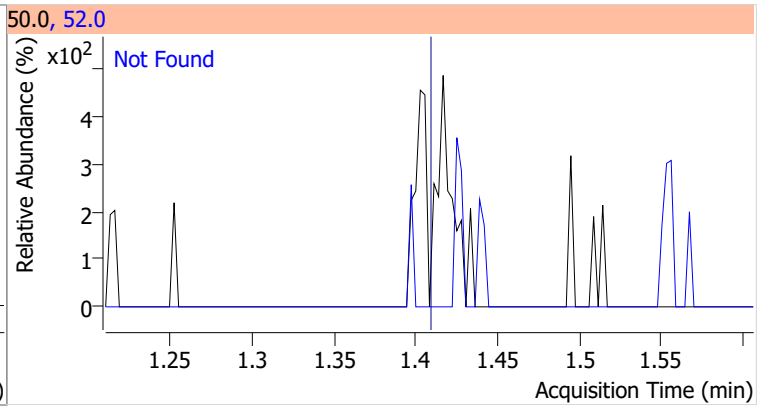

Compound	Conc.	Exp RT	QIon	Exp Ratio
Vinyl chloride	N.D.	1.50	64.0	31.3

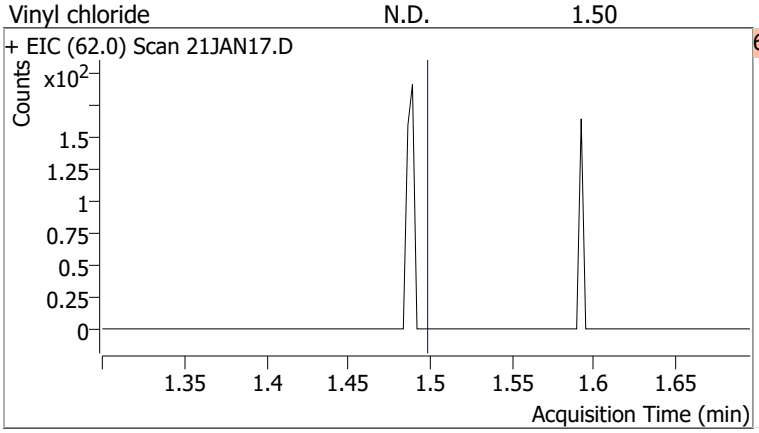

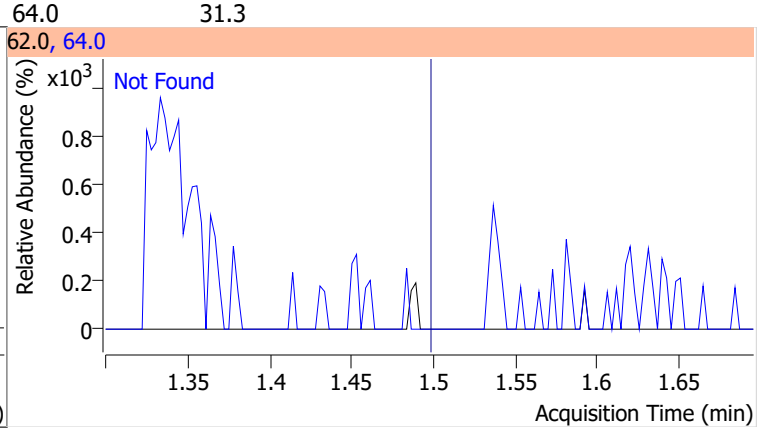

Compound	Conc.	Exp RT	QIon	Exp Ratio
Bromomethane	N.D.	1.80	94.0	110.1

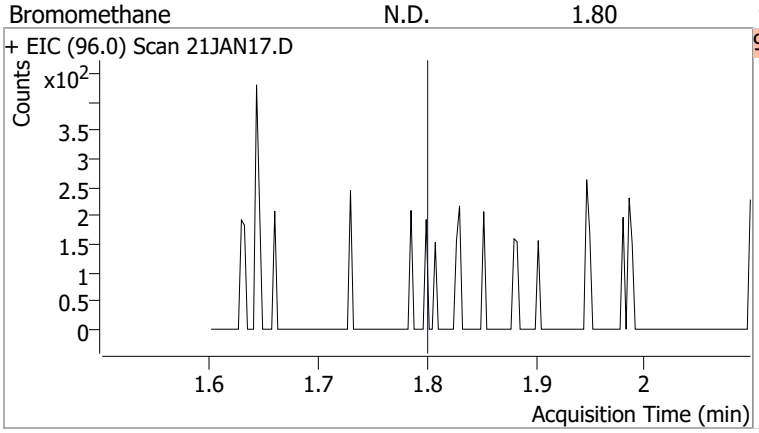

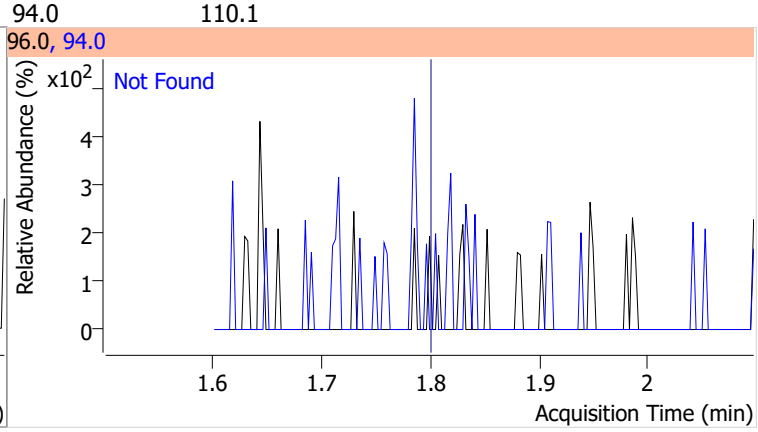

Quantitation Results Report (QT Reviewed)

Compound	Conc.	Exp RT	QIon	Exp Ratio
Chloroethane	N.D.	1.90	66.0	30.0

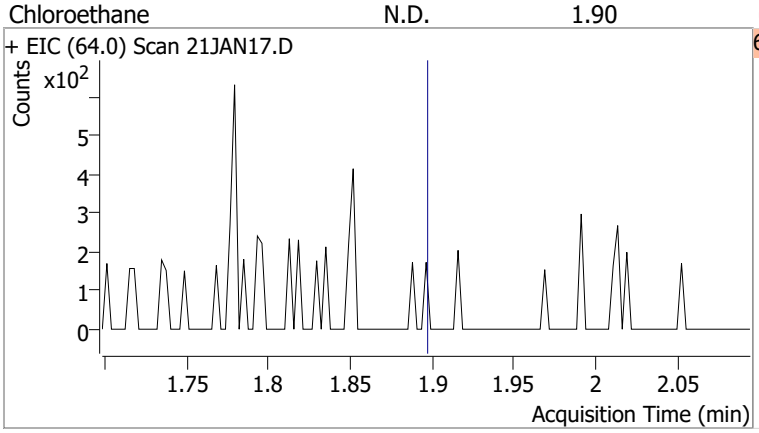

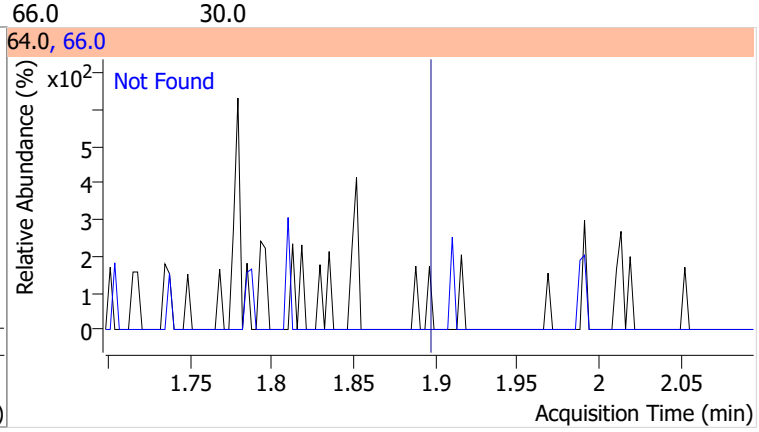

Compound	Conc.	Exp RT	QIon	Exp Ratio
Trichlorofluoromethane	N.D.	2.15	103.0	65.0

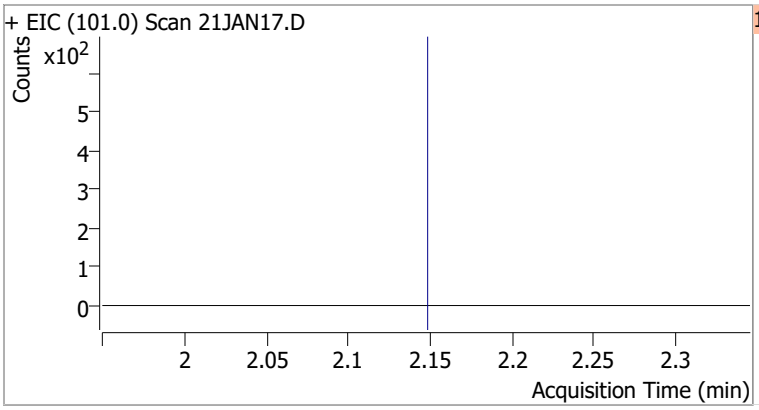

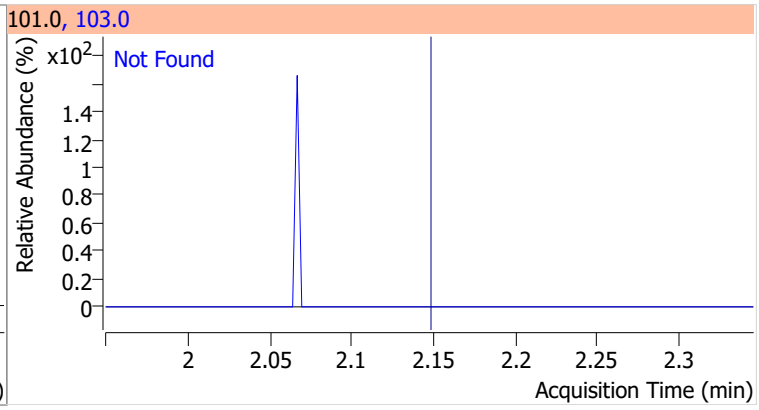

Compound	Conc.	Exp RT	QIon	Exp Ratio	QIon	Exp Ratio
1,1-Dichloroethene	N.D.	2.70	61.0	179.9	63.0	57.0

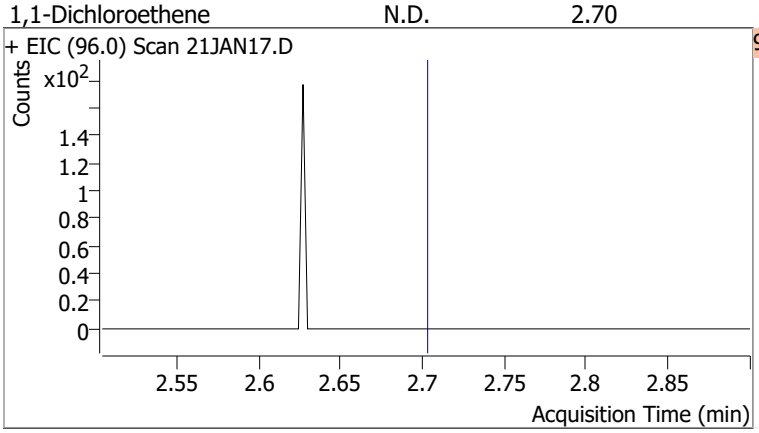

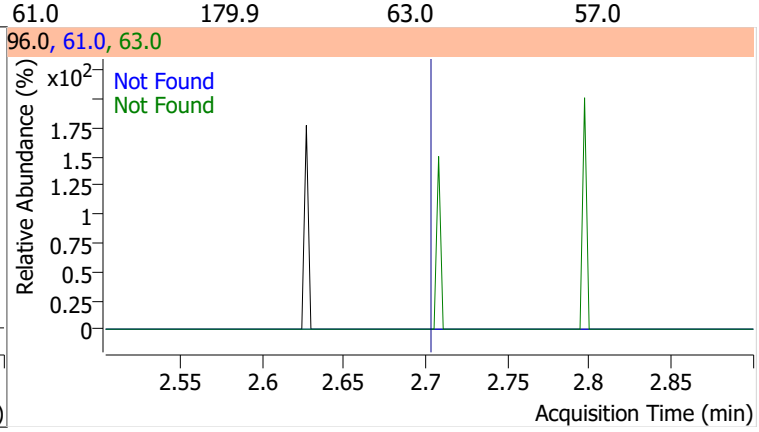

Compound	Conc.	RT	Dev(Min)	Resp.	QIon	QRatio	Lower	Upper
Methylene chloride	2.0379	3.35	0.02	2400 (m)	84.0	85.9	36.1	96.1
					86.0	33.6	11.8	71.8

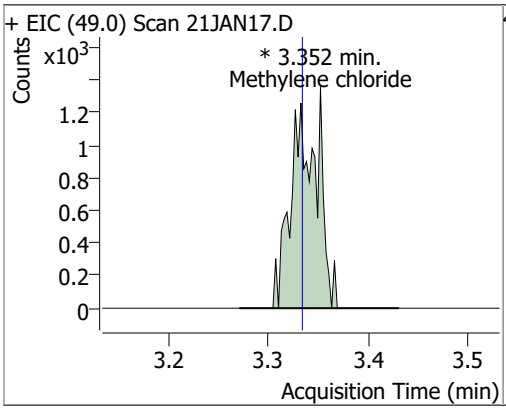

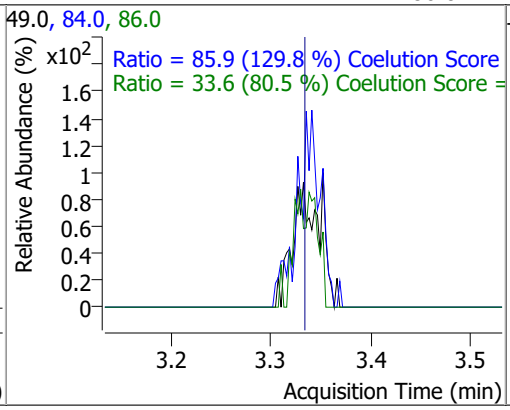

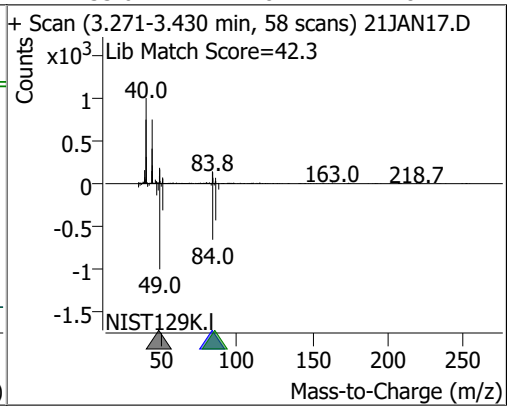

Compound	Conc.	Exp RT	QIon	Exp Ratio	QIon	Exp Ratio
trans-1,2-Dichloroethene	N.D.	3.72	61.0	154.8	98.0	62.1

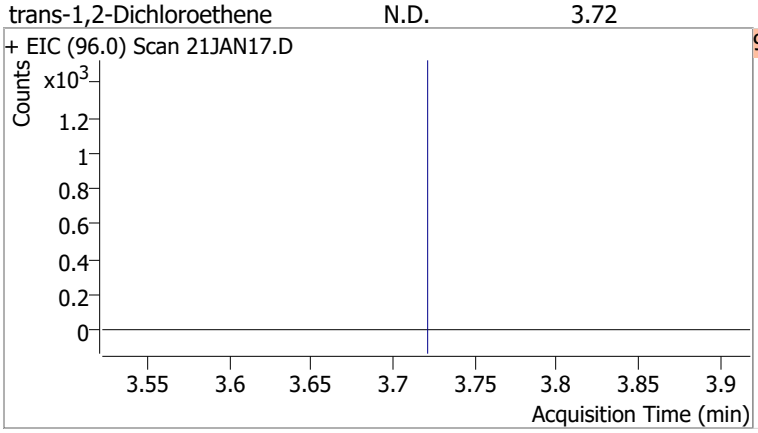

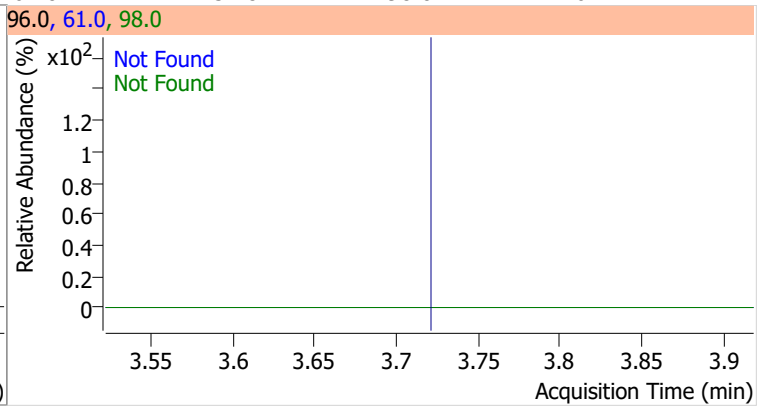

Compound	Conc.	Exp RT	QIon	Exp Ratio
Methyl tert-butyl ether (MTBE)	N.D.	3.75	57.0	24.6

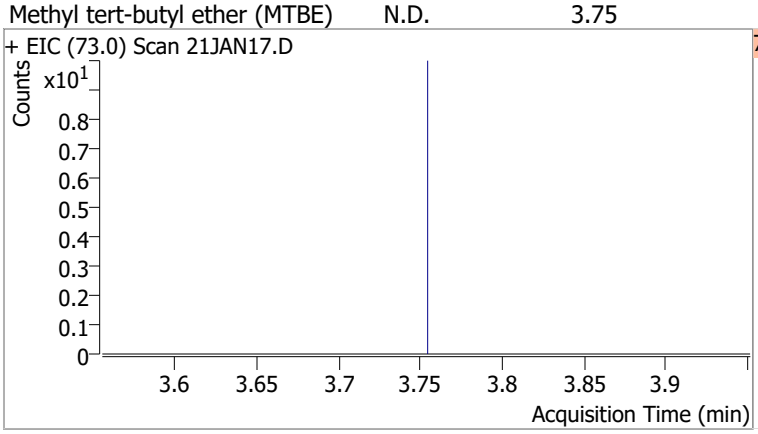

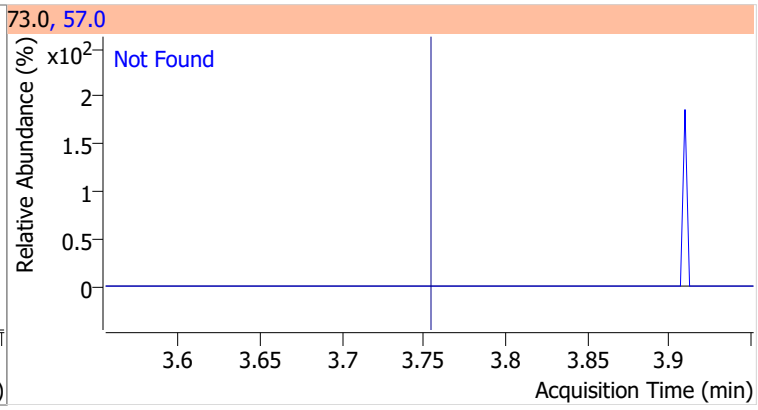

Compound	Conc.	Exp RT	QIon	Exp Ratio	QIon	Exp Ratio
1,1-Dichloroethane	N.D.	4.38	65.0	31.0	83.0	12.7

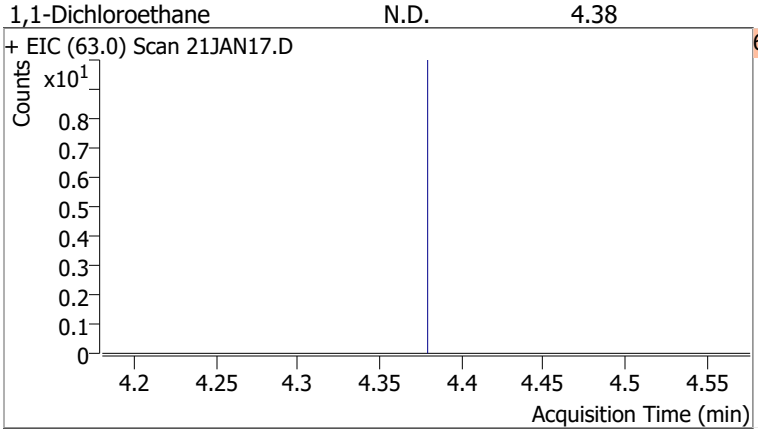

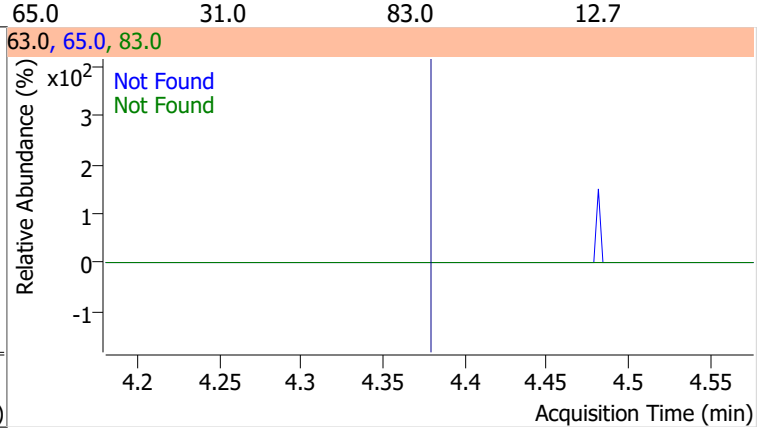

Compound	Conc.	Exp RT	QIon	Exp Ratio	QIon	Exp Ratio
2,2-Dichloropropane	N.D.	5.19	41.0	68.8	97.0	23.9

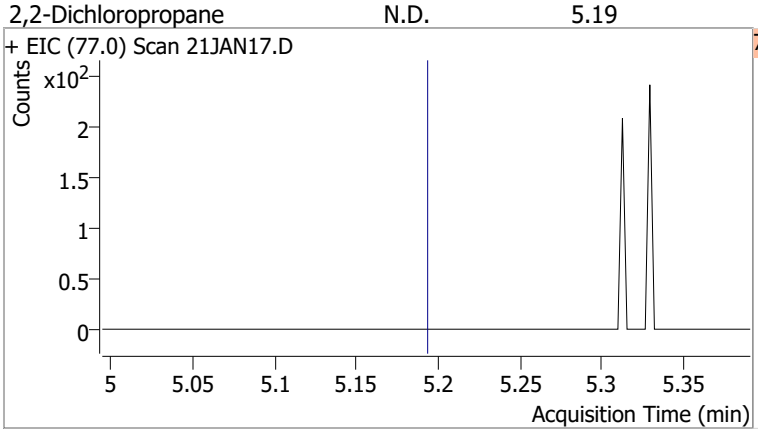

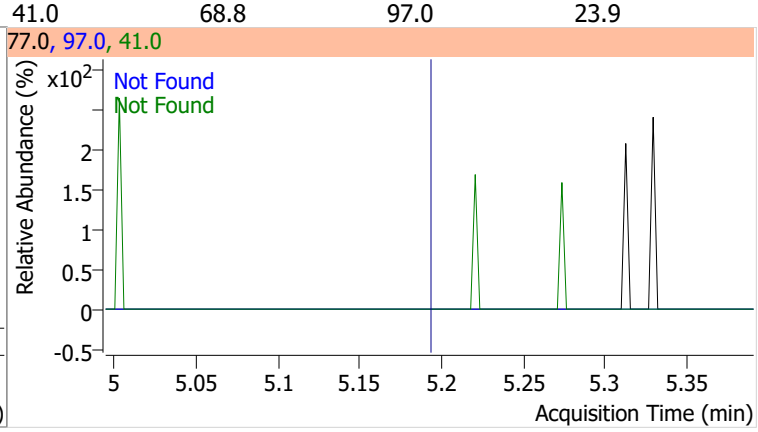

Compound	Conc.	Exp RT	QIon	Exp Ratio	QIon	Exp Ratio
cis-1,2-Dichloroethene	N.D.	5.21	61.0	160.4	98.0	66.2

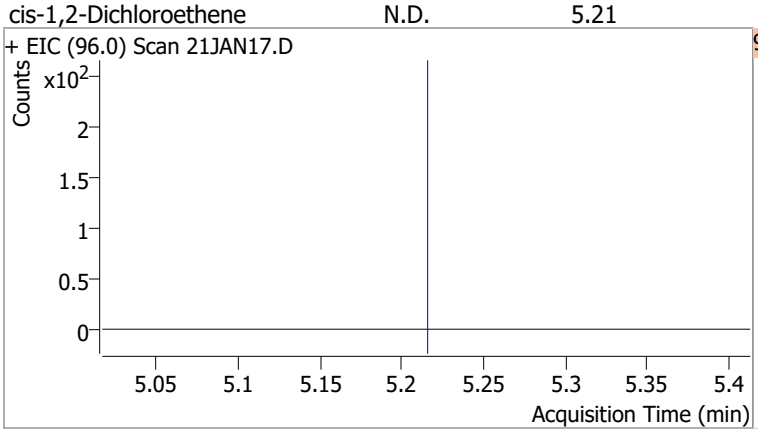

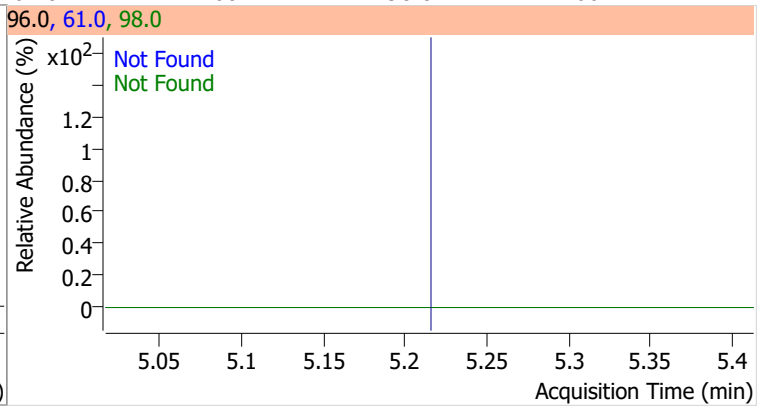

Compound	Conc.	Exp RT	QIon	Exp Ratio
Methyl ethyl ketone	N.D.	5.28	72.0	20.6

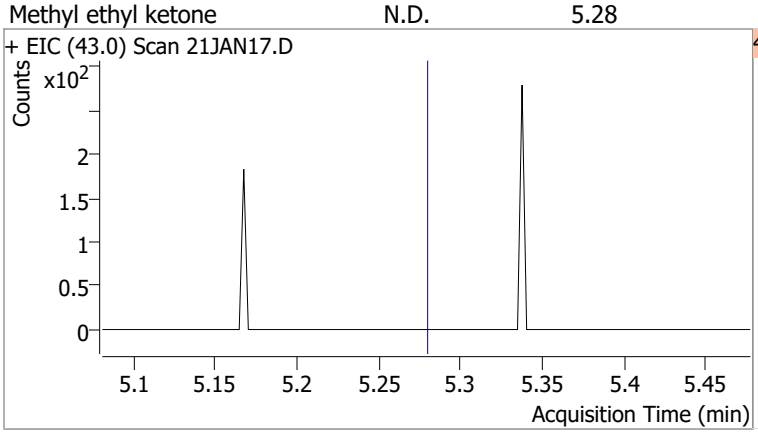

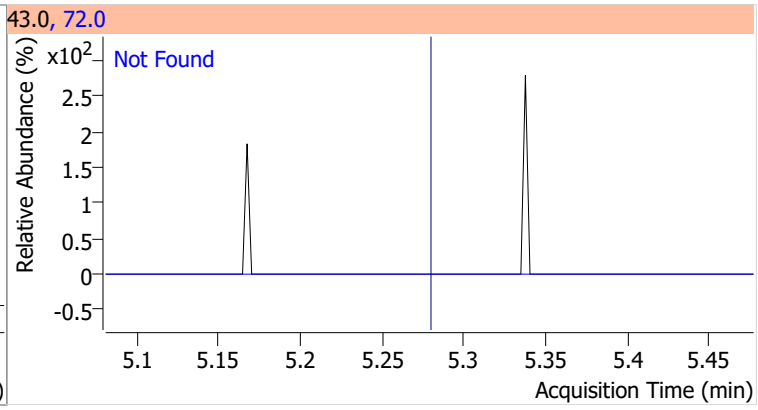

Compound	Conc.	Exp RT	QIon	Exp Ratio
Bromochloromethane	N.D.	5.52	49.0	182.2

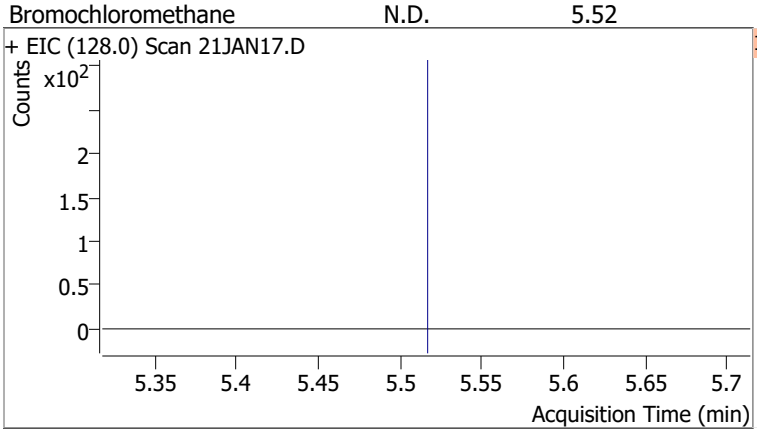

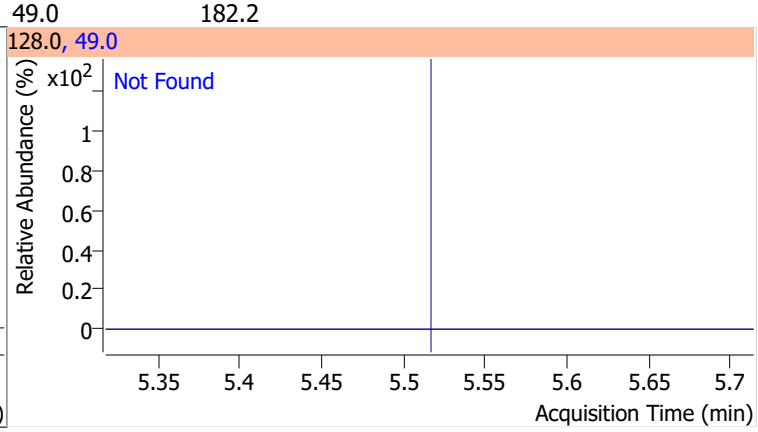

Compound	Conc.	RT	Dev(Min)	Resp.	QIon	QRatio	Lower	Upper
Chloroform	0.1741	5.65	0.00	272 (m)	85.0	57.5	36.2	96.2

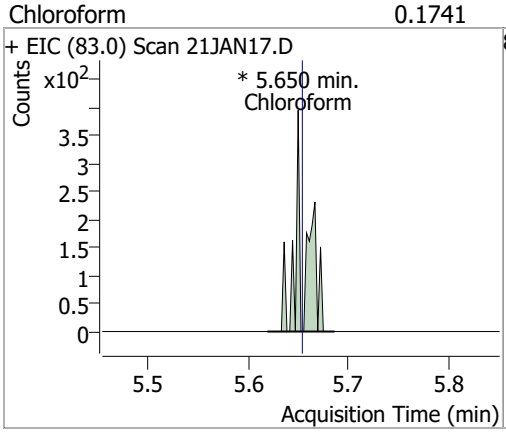

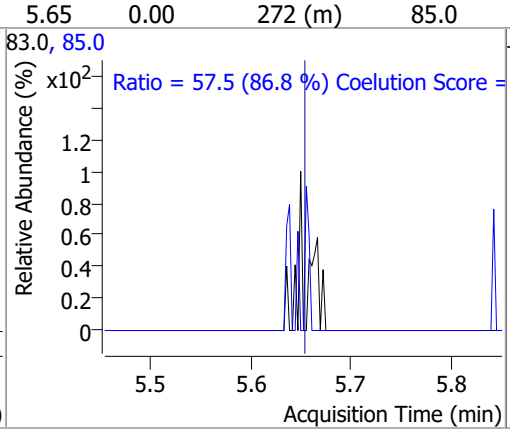

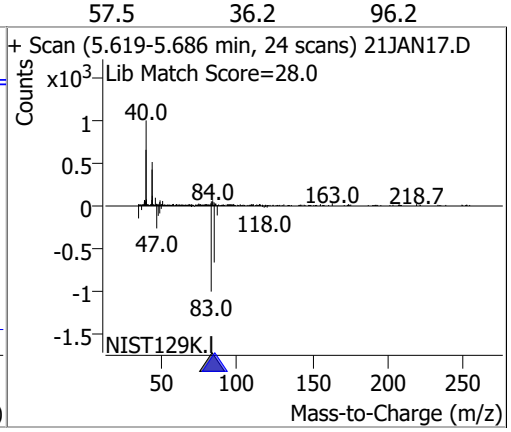

Compound	Conc.	Exp RT	QIon	Exp Ratio	QIon	Exp Ratio
1,1,1-Trichloroethane	N.D.	5.83	99.0	63.1	61.0	49.1

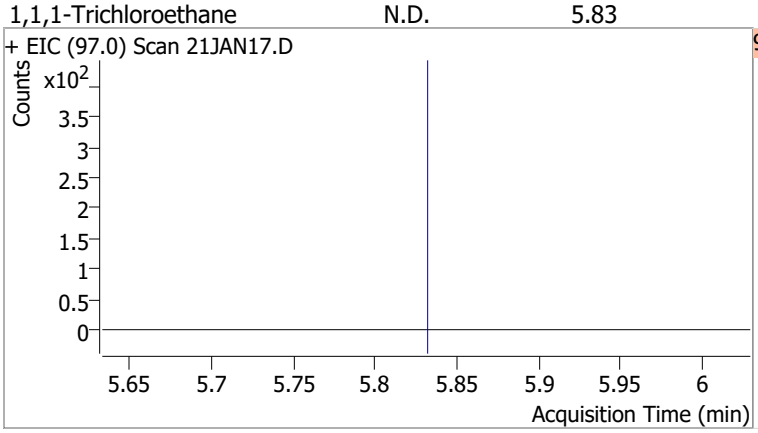

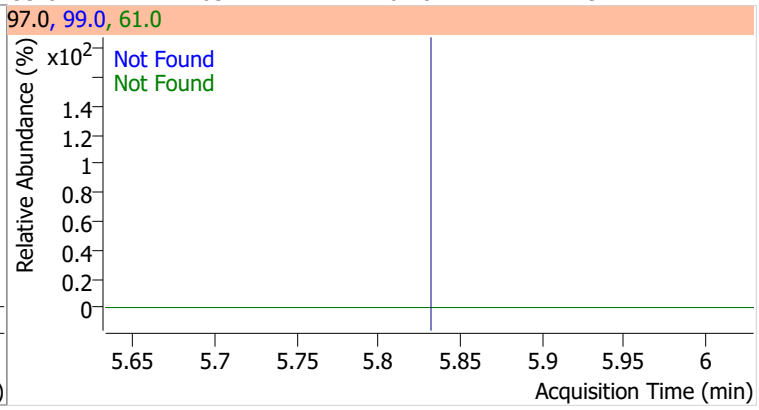

Compound	Conc.	RT	Dev(Min)	Resp.	QIon	QRatio	Lower	Upper
Dibromofluoromethane	268.8555	5.85	0.00	209812	191.5	22.0	0.0	53.2

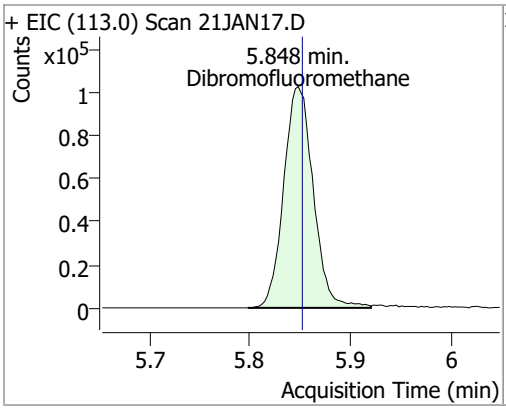

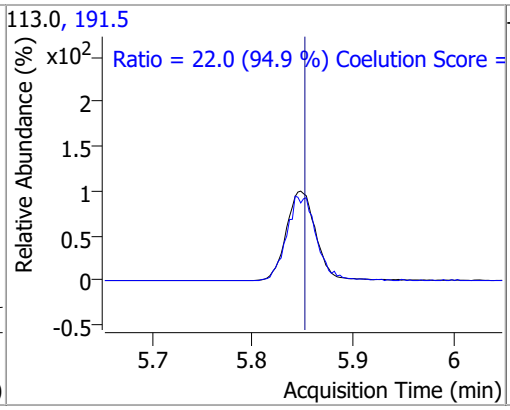

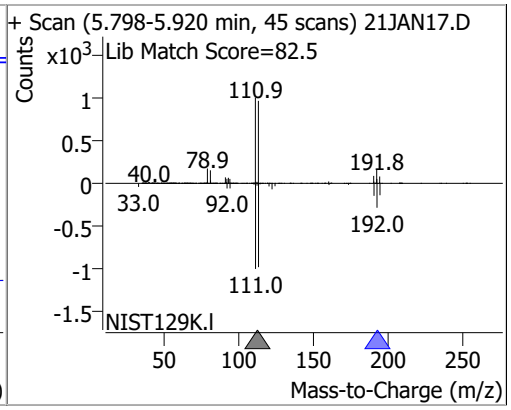

Compound	Conc.	Exp RT	QIon	Exp Ratio	QIon	Exp Ratio
Carbon tetrachloride	N.D.	6.02	119.0	97.6	121.0	30.7

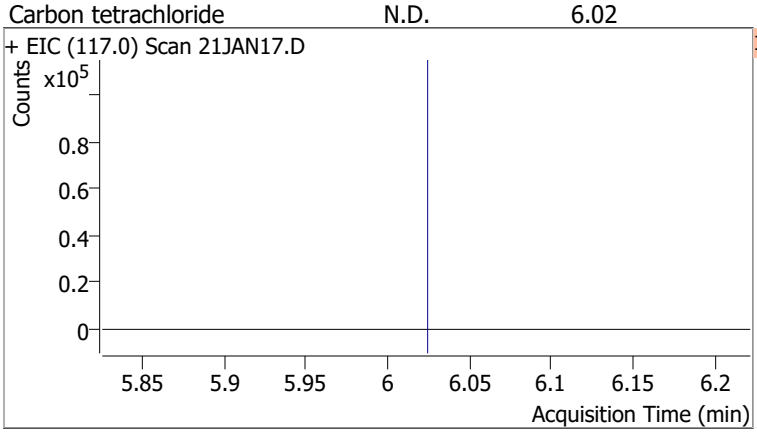

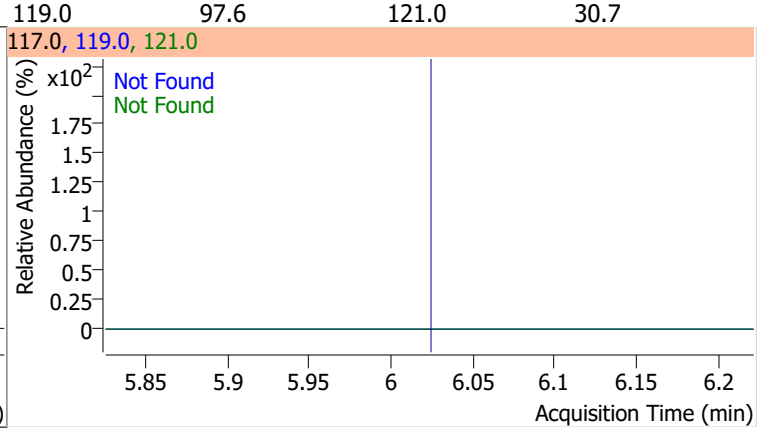

Compound	Conc.	Exp RT	QIon	Exp Ratio	QIon	Exp Ratio
1,1-Dichloropropene	N.D.	6.04	110.0	35.6	77.0	31.0

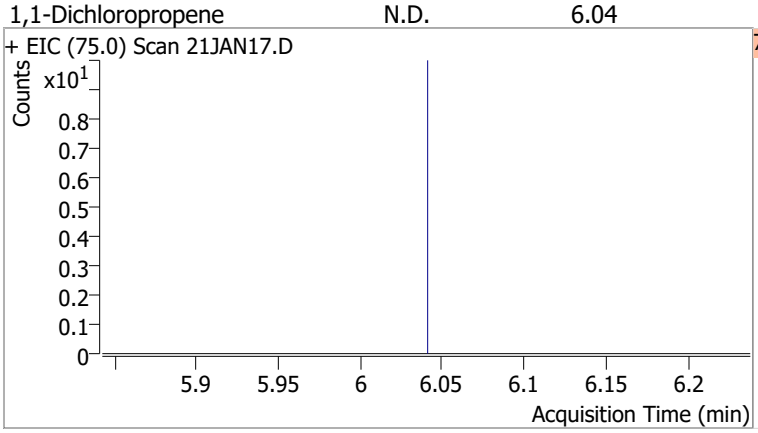

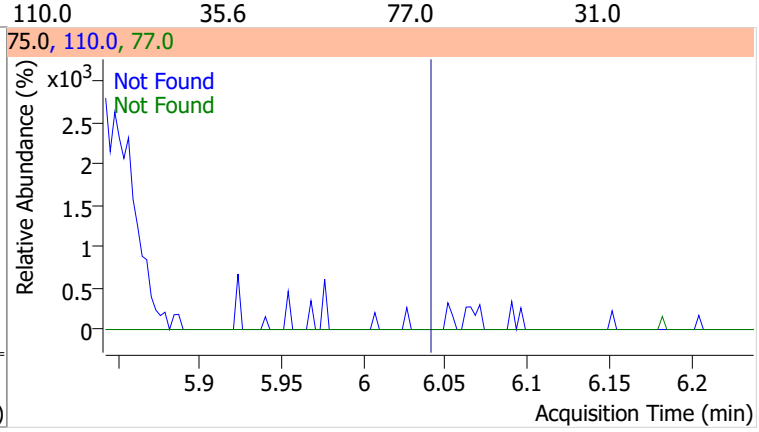

Quantitation Results Report (QT Reviewed)

Compound	Conc.	RT	Dev(Min)	Resp.	QIon	QRatio	Lower	Upper
1,2-Dichloroethane-d4	277.9764	6.23	0.00	93708	65.0	197.1	162.8	222.8

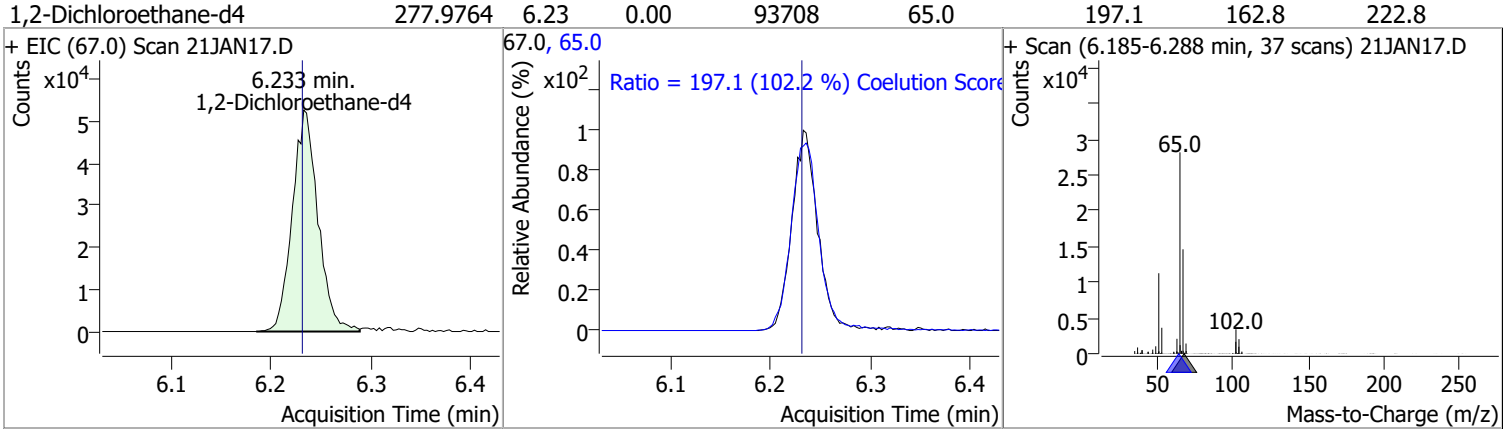

Compound	Conc.	Exp RT	QIon	Exp Ratio
Benzene	N.D.	6.28	77.0	23.3

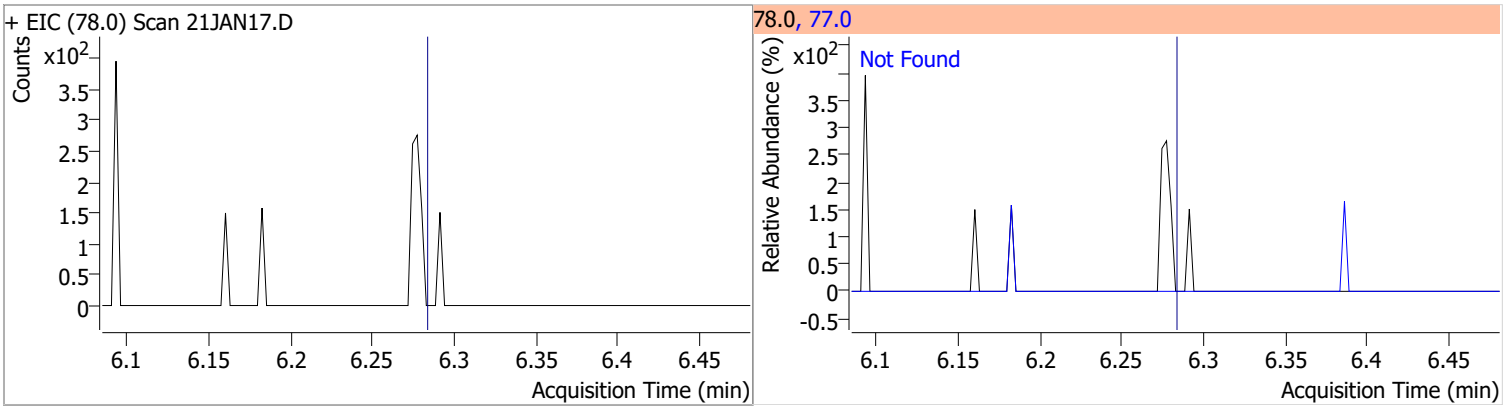

Compound	Conc.	Exp RT	QIon	Exp Ratio	QIon	Exp Ratio
1,2-Dichloroethane	N.D.	6.32	64.0	32.2	98.0	8.2

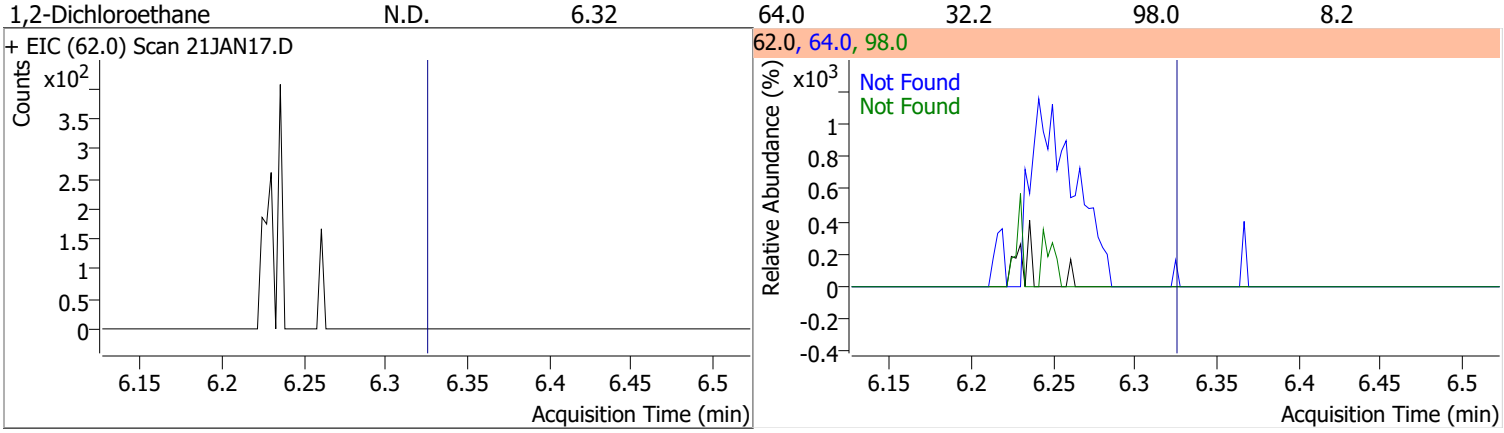

Compound	Conc.	Exp RT	QIon	Exp Ratio	QIon	Exp Ratio
Trichloroethene	N.D.	7.02	130.0	105.6	97.0	65.7

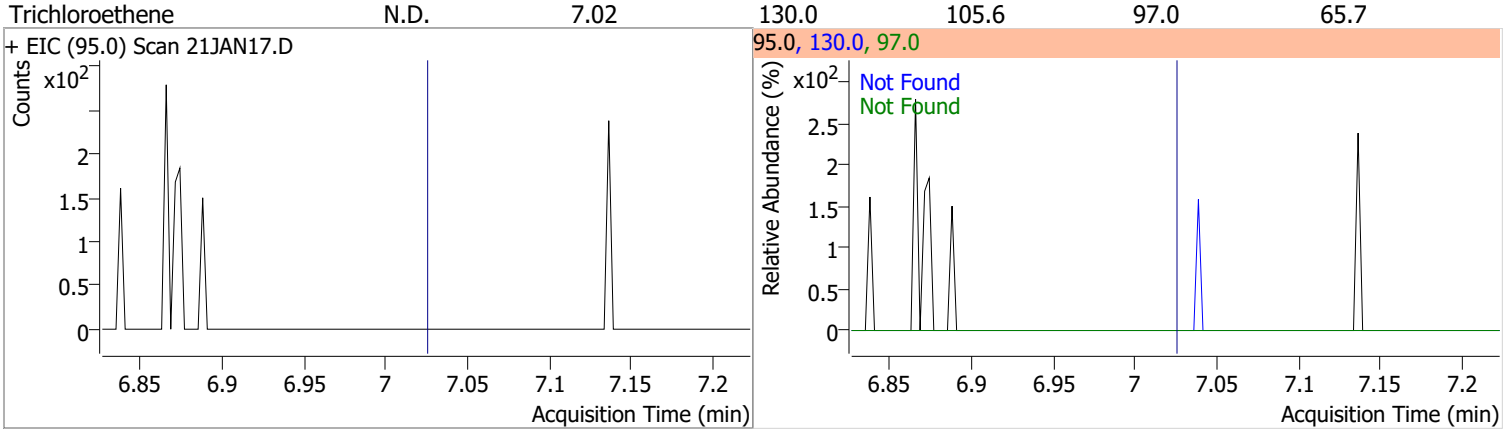

Compound	Conc.	Exp RT	QIon	Exp Ratio
1,2-Dichloropropane	N.D.	7.27	76.0	39.8

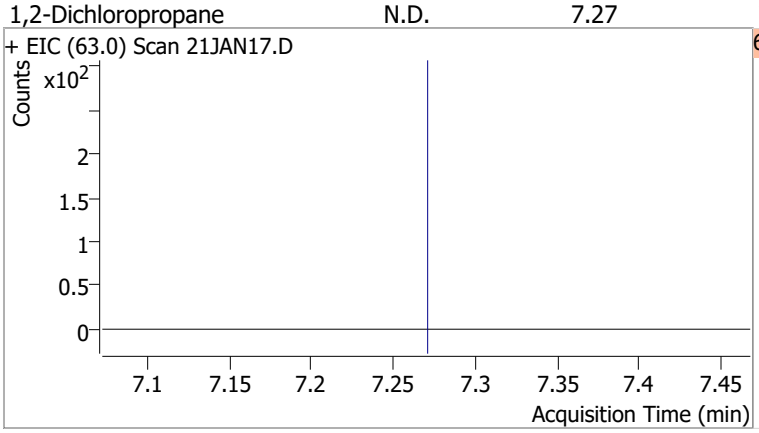

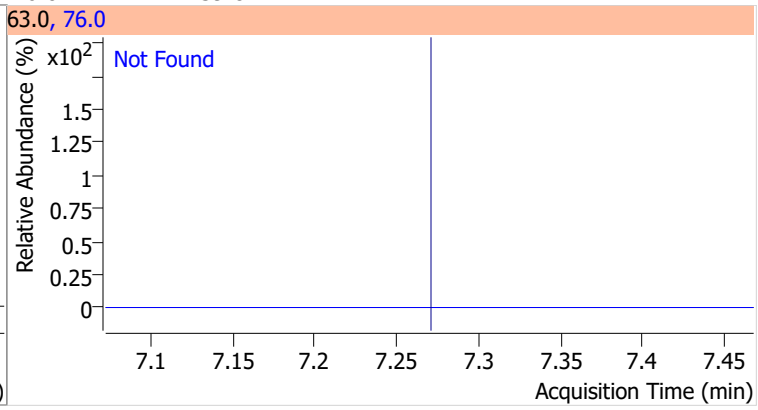

Compound	Conc.	Exp RT	QIon	Exp Ratio	QIon	Exp Ratio
Dibromomethane	N.D.	7.40	173.5	108.2	95.0	84.5

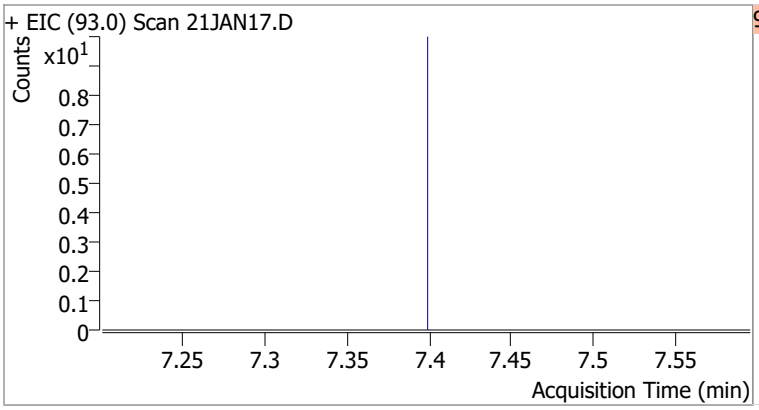

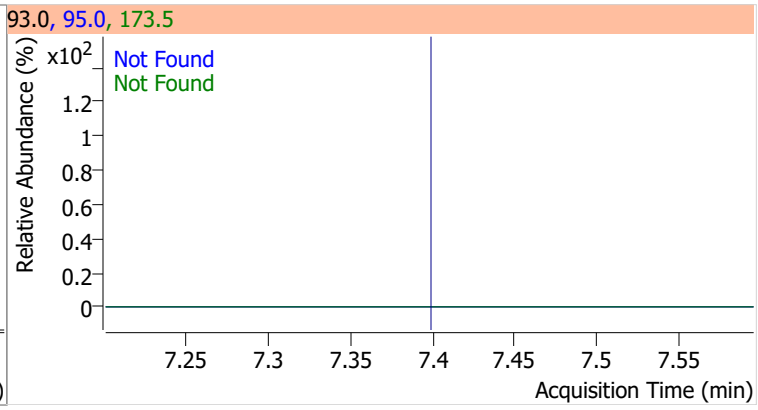

Compound	Conc.	Exp RT	QIon	Exp Ratio	QIon	Exp Ratio
Bromodichloromethane	N.D.	7.58	85.0	66.3	127.0	9.5

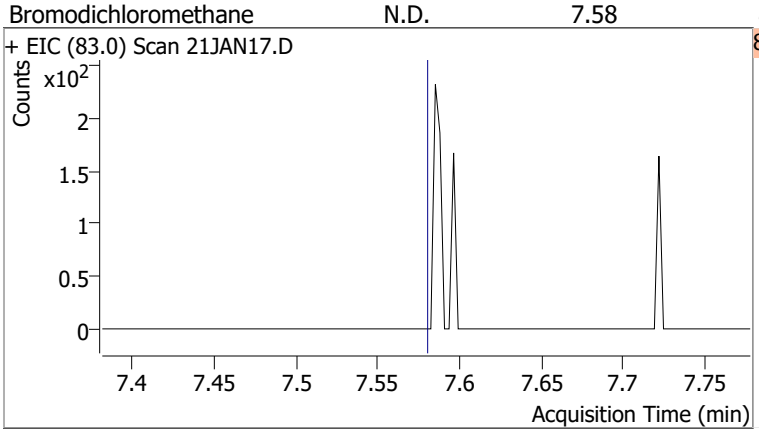

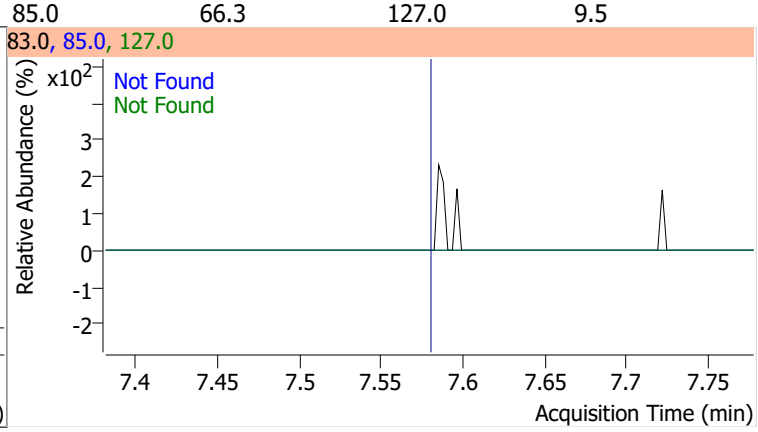

Compound	Conc.	Exp RT	QIon	Exp Ratio	QIon	Exp Ratio
cis-1,3-Dichloropropene	N.D.	8.06	39.0	52.5	77.0	31.8

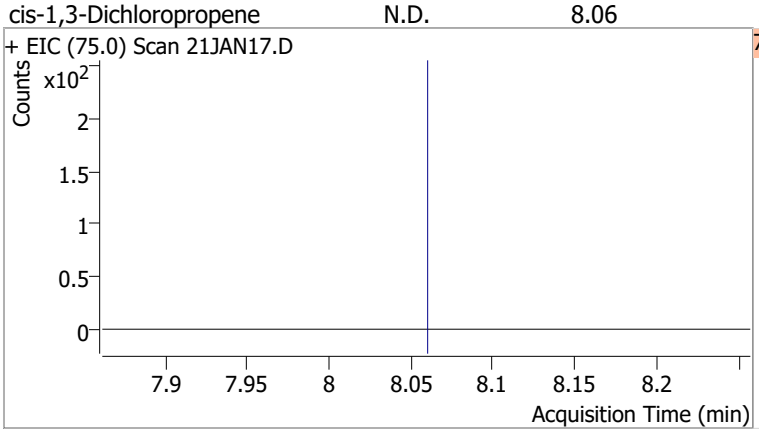

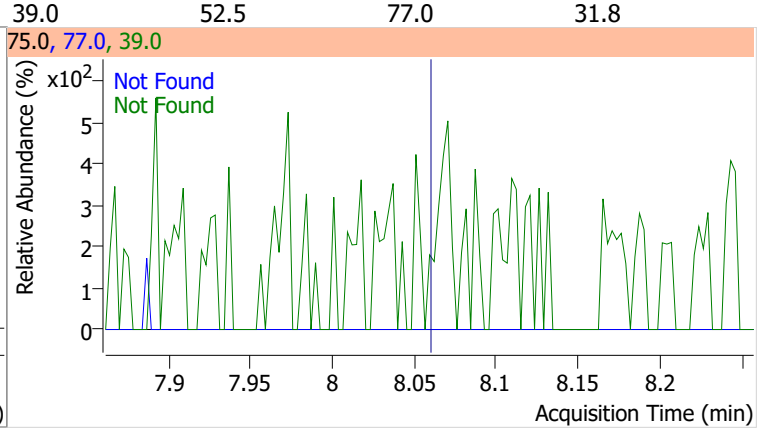

Quantitation Results Report (QT Reviewed)

Compound	Conc.	RT	Dev(Min)	Resp.	QIon	QRatio	Lower	Upper
Toluene-d8	258.9539	8.32	0.00	796847	100.0	63.6	34.3	94.3
					99.0	9.1	0.0	39.2

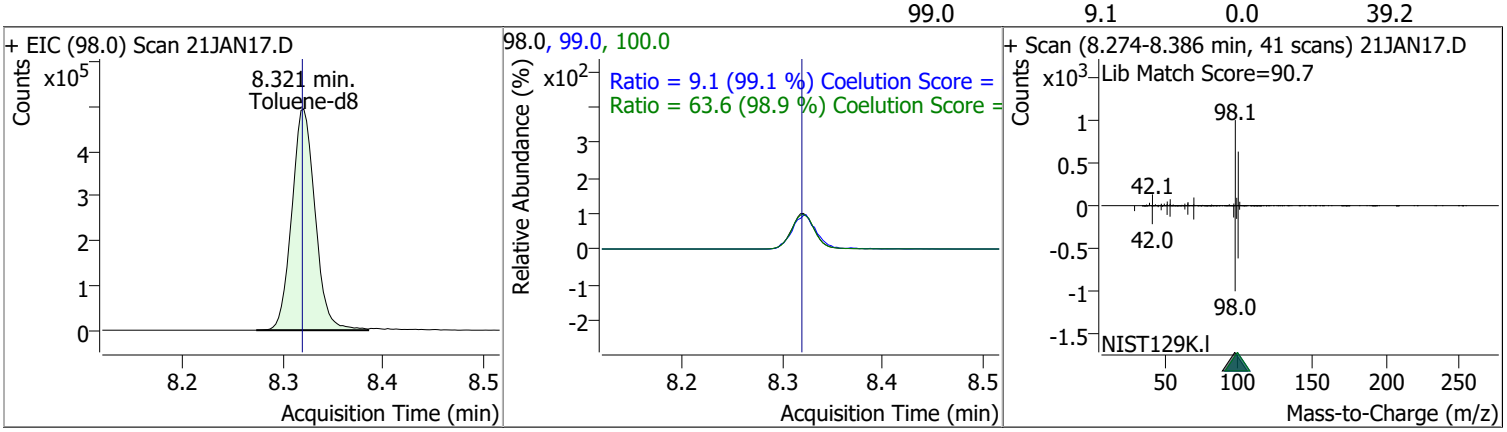

Compound	Conc.	RT	Dev(Min)	Resp.	QIon	QRatio	Lower	Upper
Toluene	0.9799	8.38	-0.01	2010 (m)	91.0	152.3	144.1	204.1

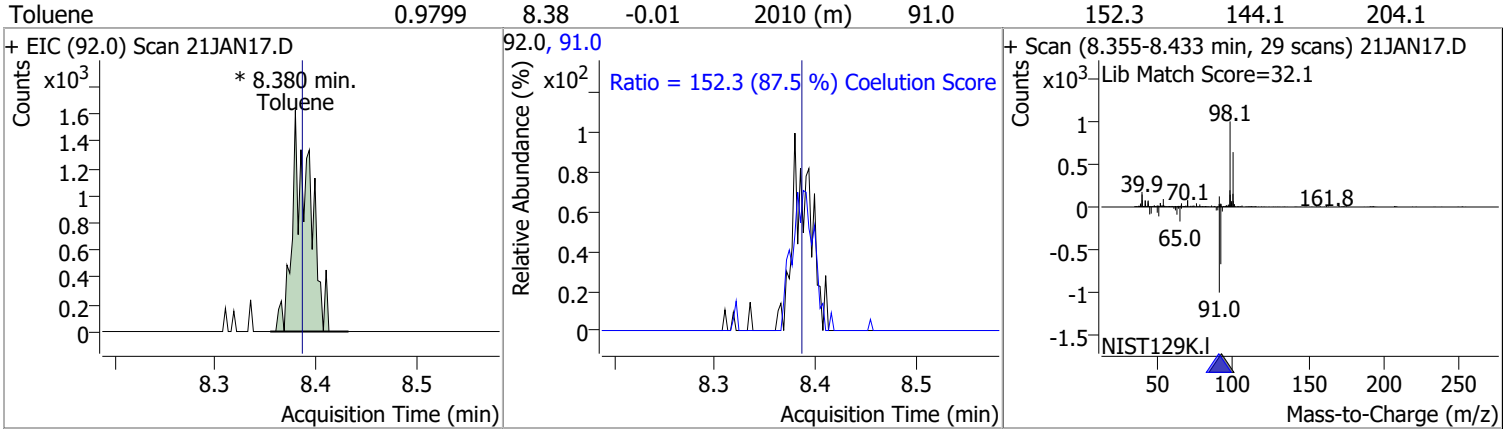

Compound	Conc.	Exp RT	QIon	Exp Ratio	QIon	Exp Ratio
trans-1,3-Dichloropropene	N.D.	8.64	39.0	53.0	77.0	31.0

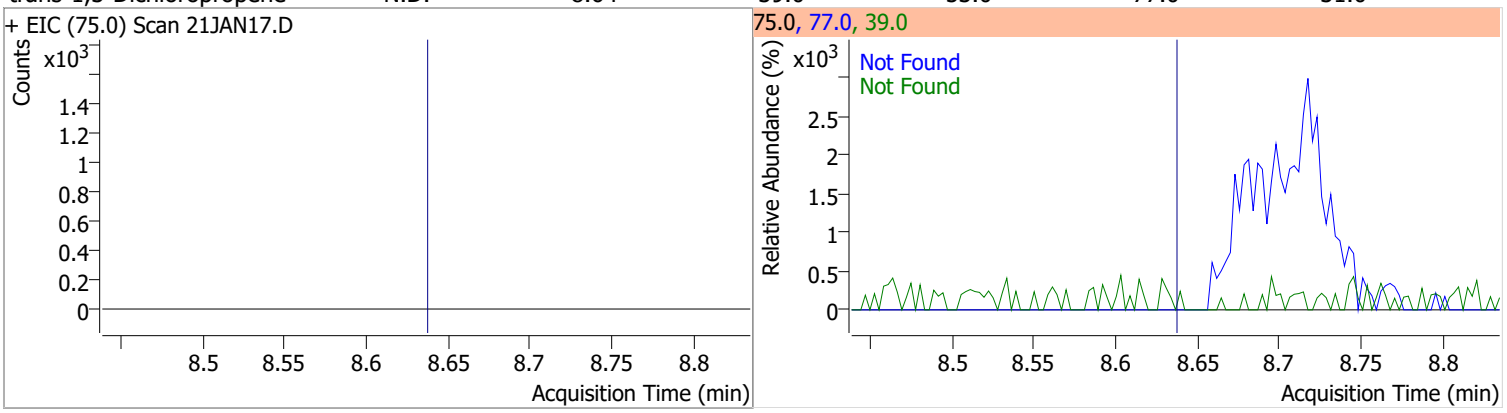

Compound	Conc.	Exp RT	QIon	Exp Ratio	QIon	Exp Ratio
1,1,2-Trichloroethane	N.D.	8.82	97.0	110.7	85.0	60.7

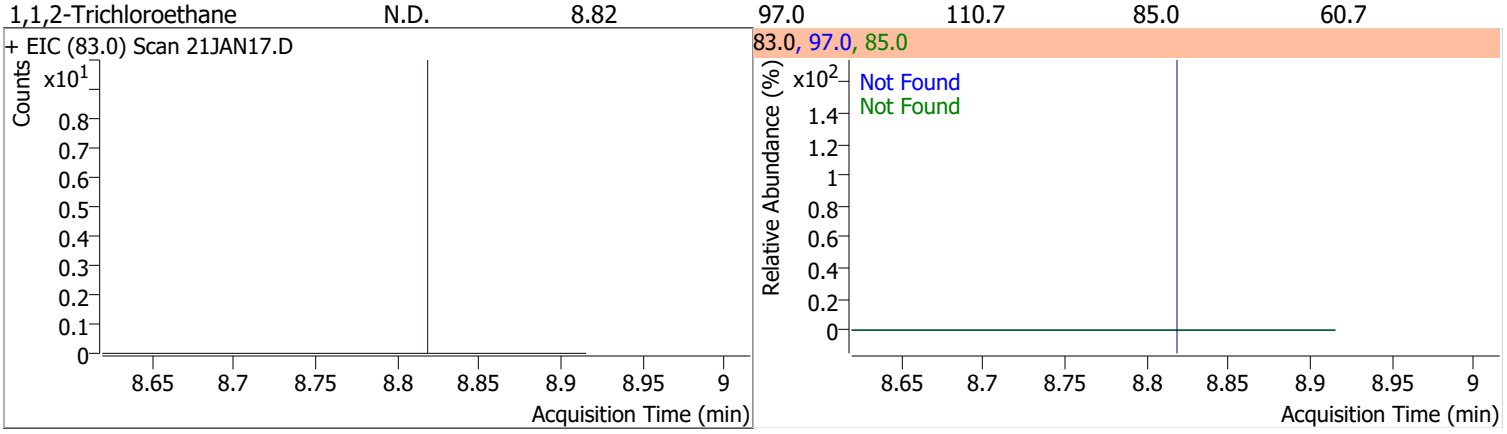

Compound	Conc.	Exp RT	QIon	Exp Ratio	QIon	Exp Ratio
Tetrachloroethene	N.D.	8.94	165.8	126.1	129.0	90.5

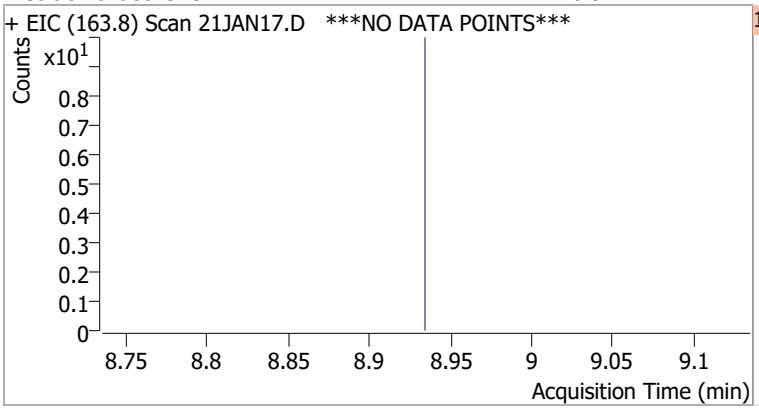

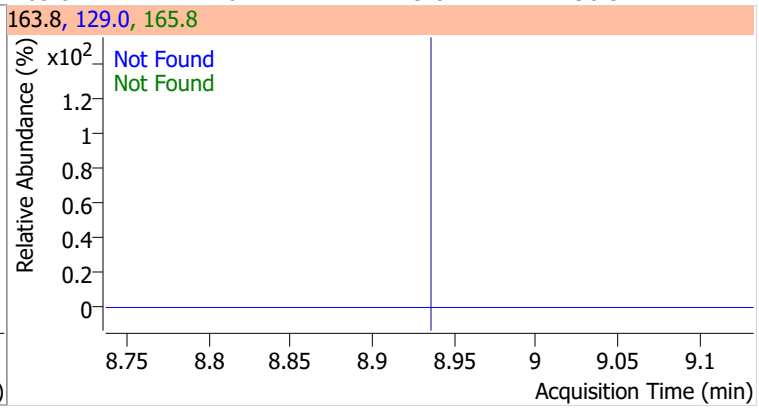

Compound	Conc.	Exp RT	QIon	Exp Ratio
1,3-Dichloropropane	N.D.	8.98	78.0	32.4

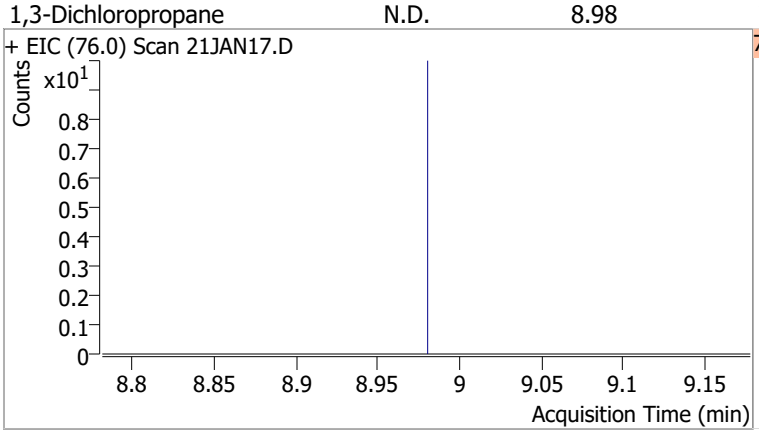

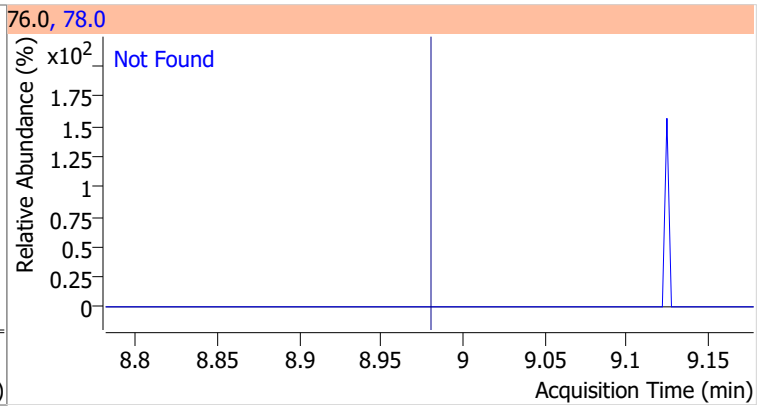

Compound	Conc.	Exp RT	QIon	Exp Ratio
Chlorodibromomethane	N.D.	9.21	127.0	77.2

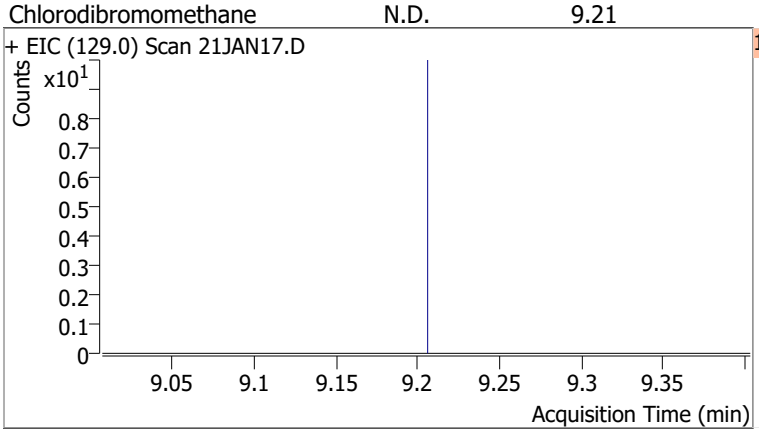

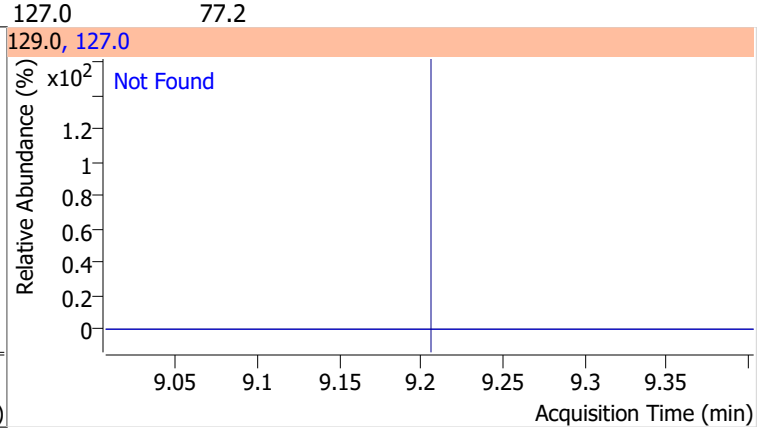

Compound	Conc.	Exp RT	QIon	Exp Ratio
1,2-Dibromoethane	N.D.	9.30	109.0	91.5

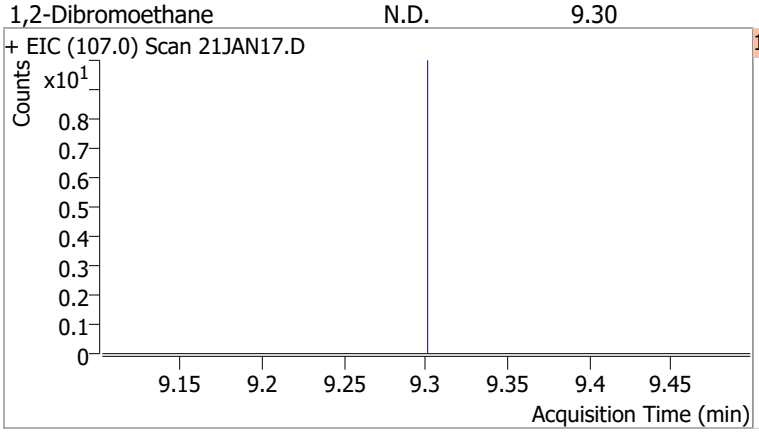

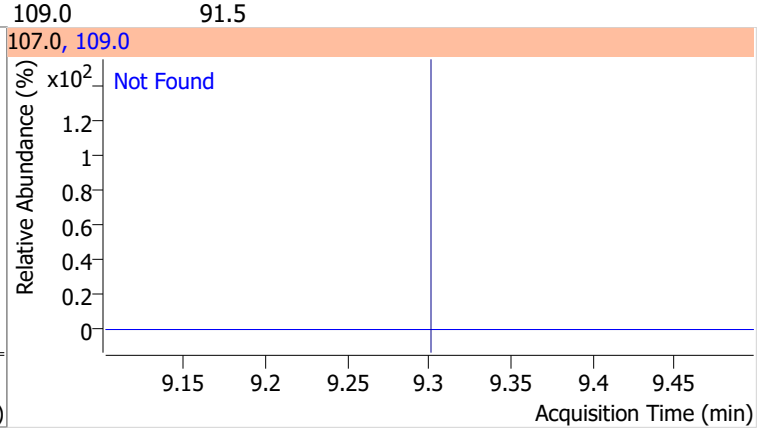

Compound	Conc.	Exp RT	QIon	Exp Ratio
Chlorobenzene	N.D.	9.80	114.0	32.2

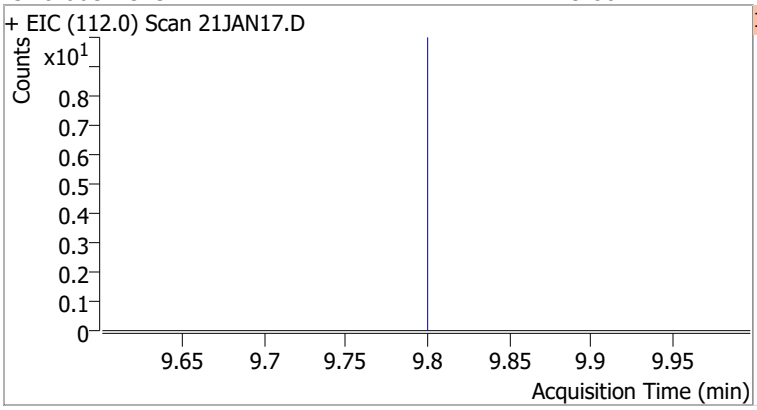

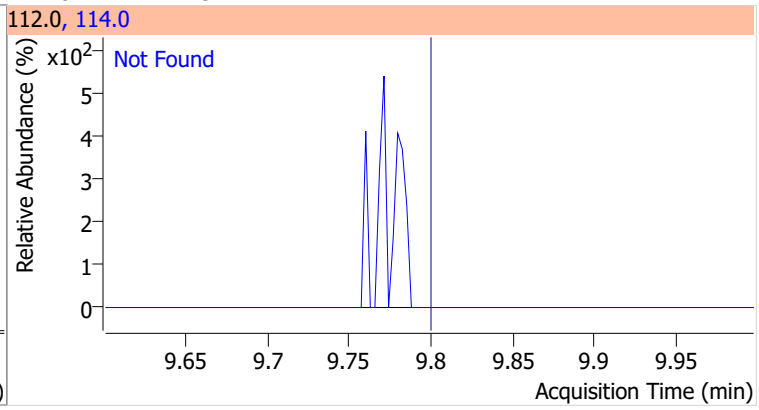

Compound	Conc.	Exp RT	QIon	Exp Ratio
1,1,1,2-Tetrachloroethane	N.D.	9.89	133.0	95.3

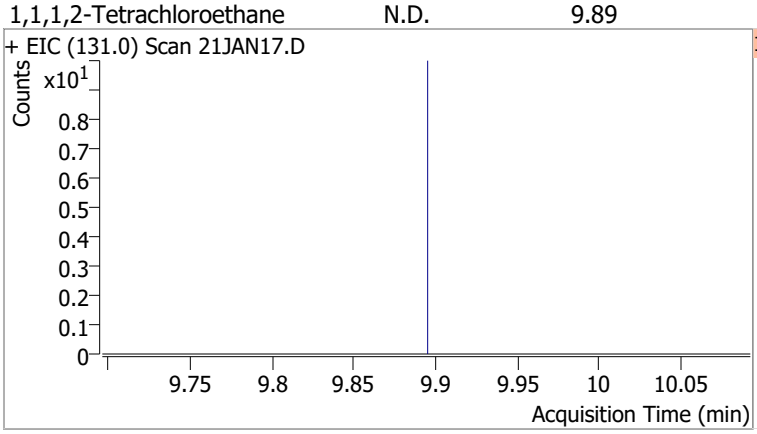

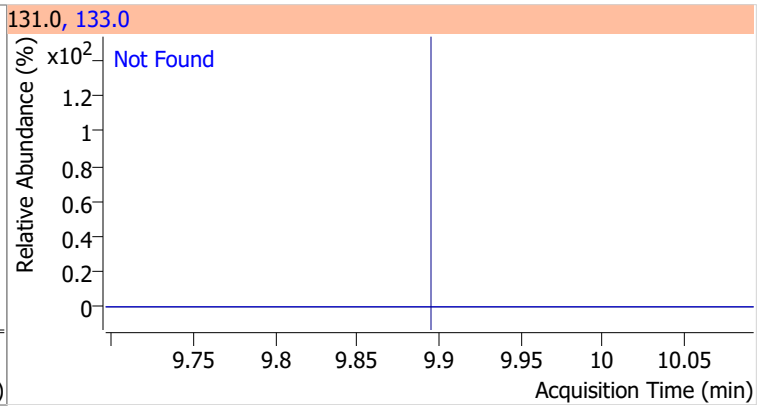

Compound	Conc.	Exp RT	QIon	Exp Ratio
Ethylbenzene	N.D.	9.92	106.0	31.7

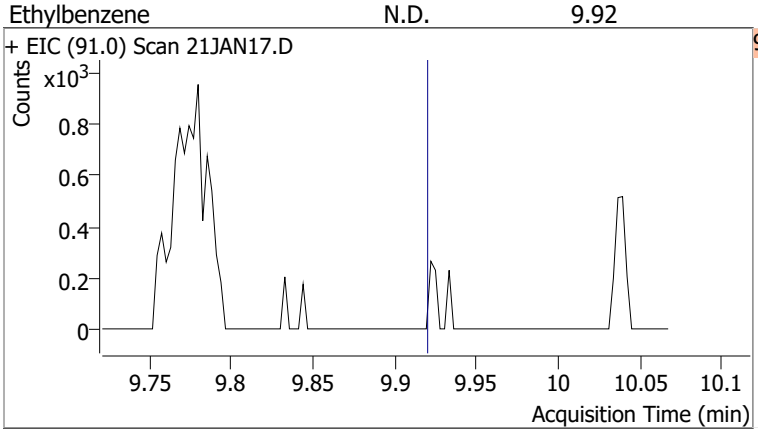

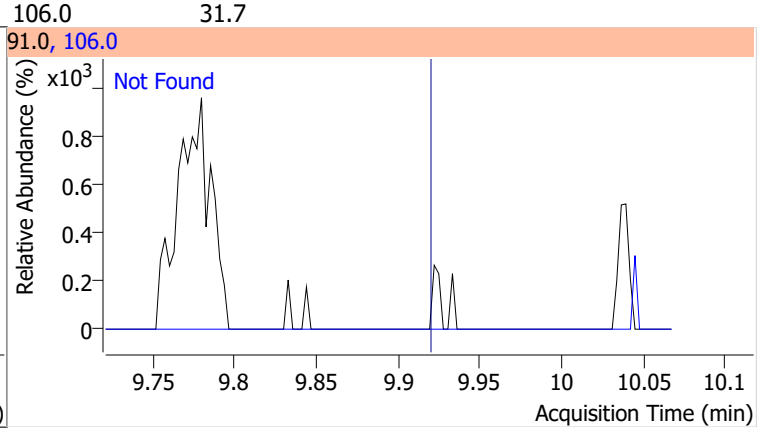

Compound	Conc.	RT	Dev(Min)	Resp.	QIon	QRatio	Lower	Upper
m+p-Xylenes		0		0	91.0		170.7	230.7

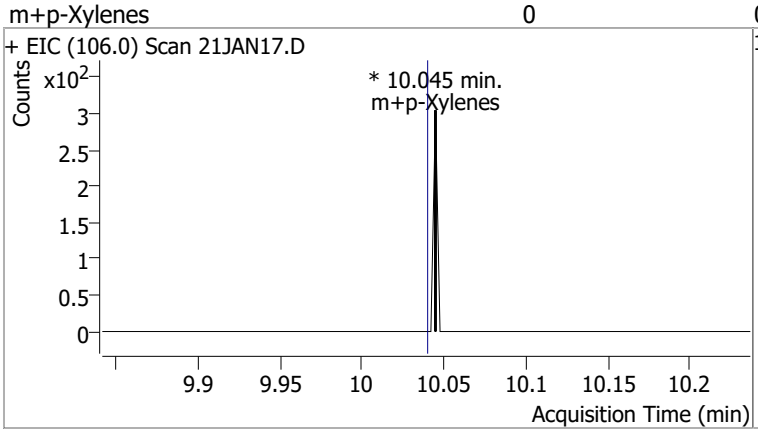

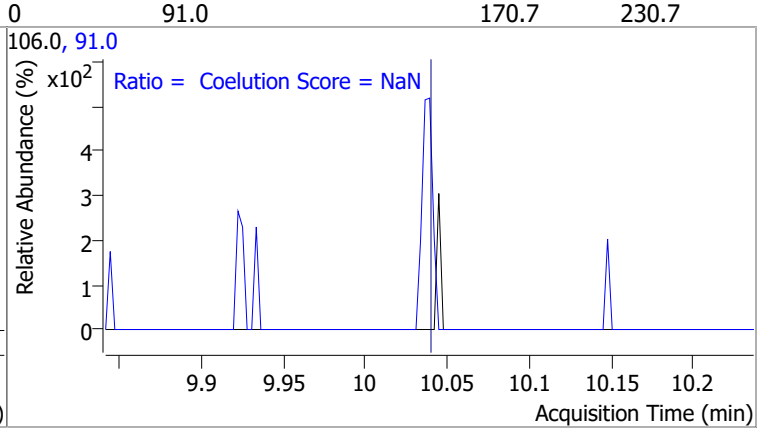

Compound	Conc.	Exp RT	QIon	Exp Ratio
o-Xylene	N.D.	10.43	91.0	211.4

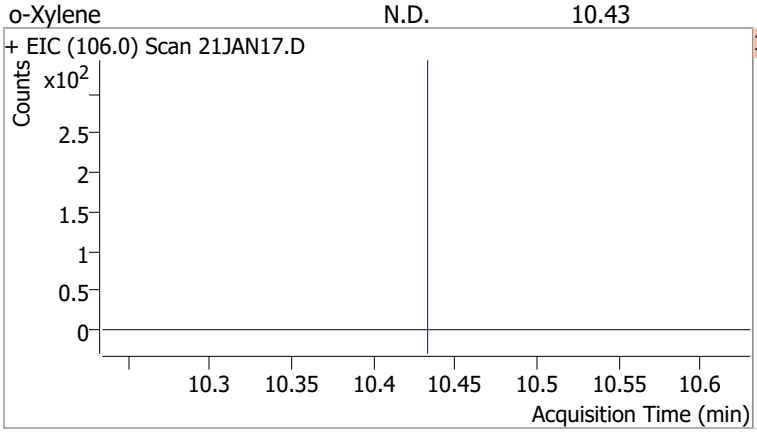

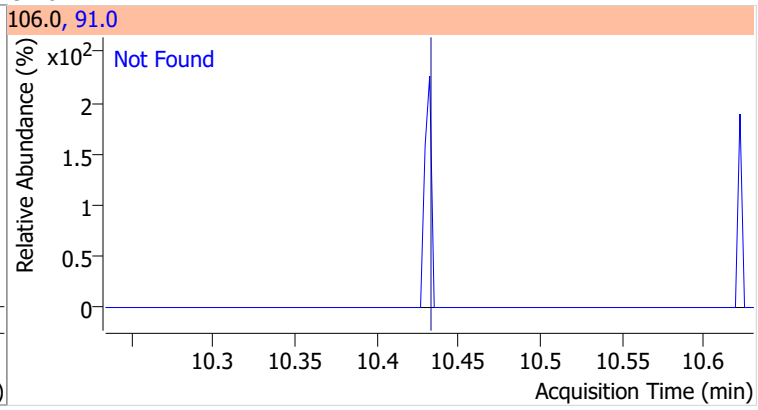

Compound	Conc.	Exp RT	QIon	Exp Ratio
Styrene	N.D.	10.45	78.0	50.6

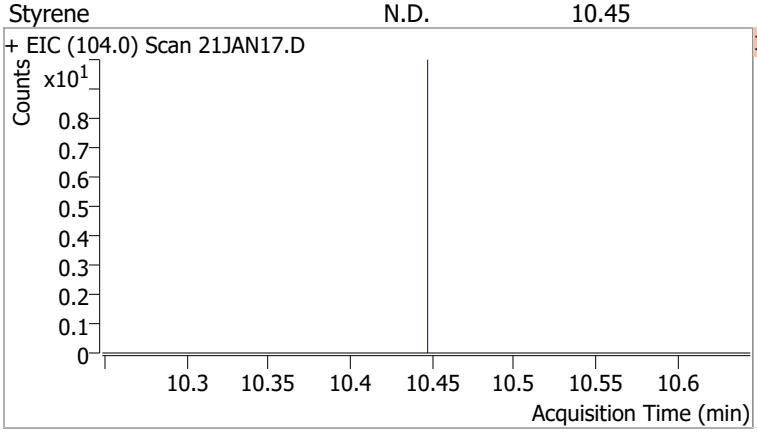

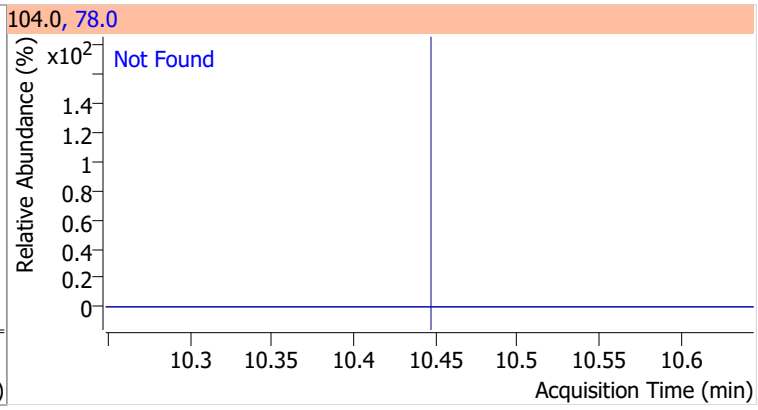

Compound	Conc.	Exp RT	QIon	Exp Ratio	QIon	Exp Ratio
Bromoform	N.D.	10.62	170.5	50.3	174.5	48.1

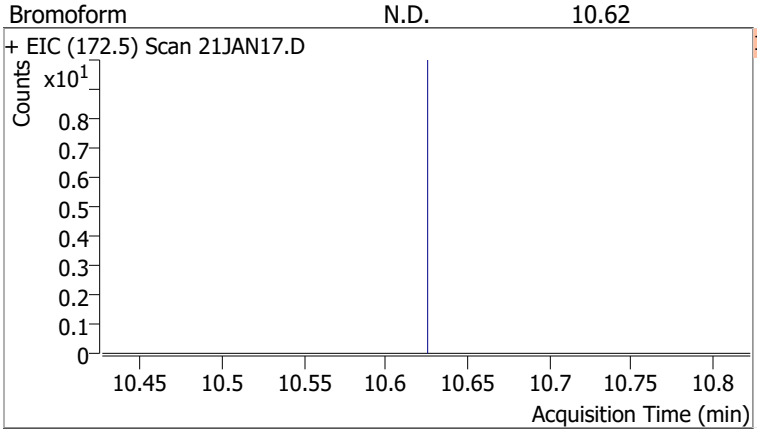

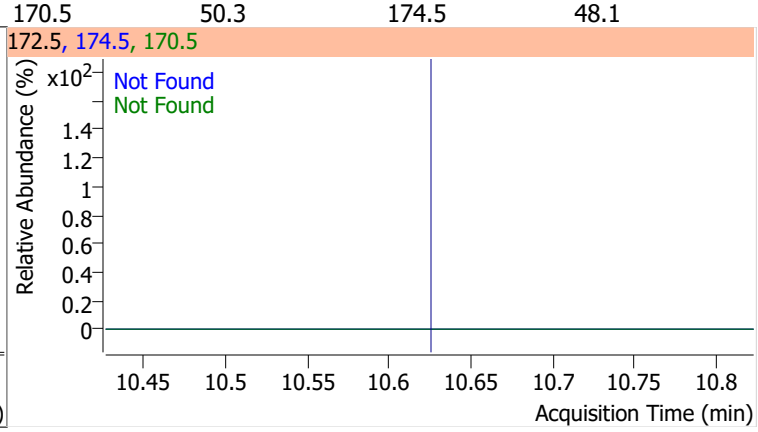

Compound	Conc.	RT	Dev(Min)	Resp.	QIon	QRatio	Lower	Upper
p-Bromofluorobenzene	264.5779	10.95	0.00	227013	174.0	95.1	65.3	125.3
					176.0	92.1	63.3	123.3

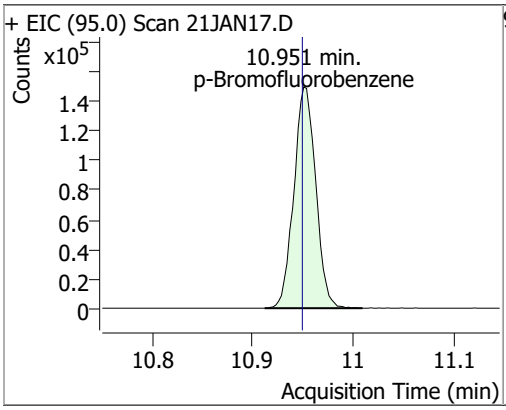

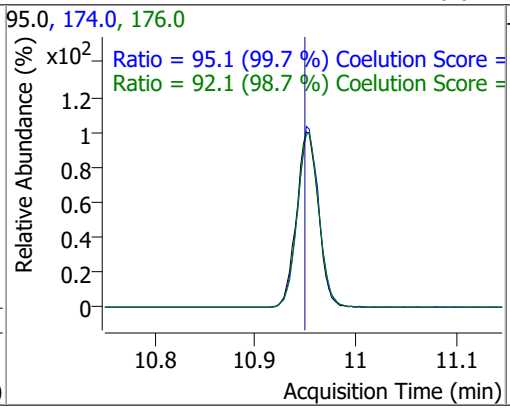

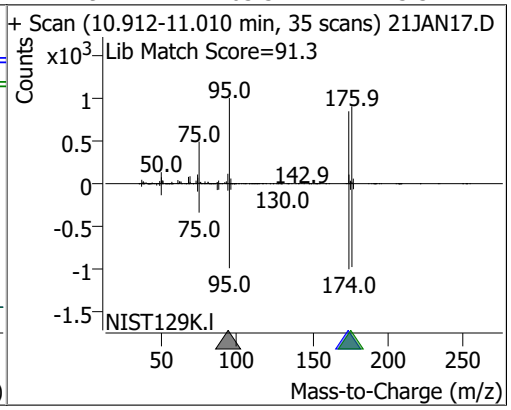

Compound	Conc.	Exp RT	QIon	Exp Ratio	QIon	Exp Ratio
Bromobenzene	N.D.	11.09	77.0	143.5	158.0	96.1

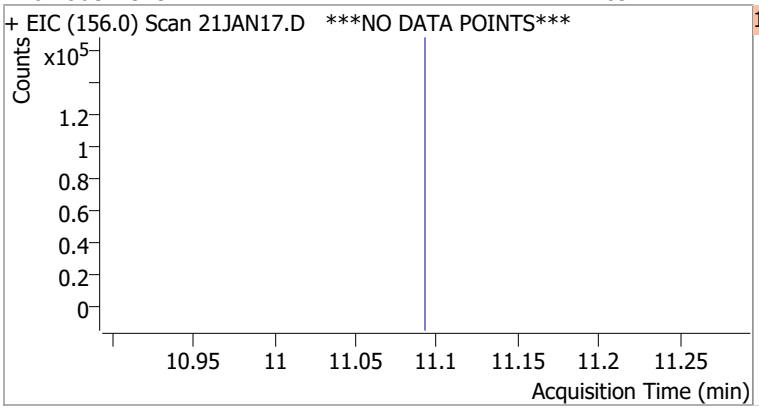

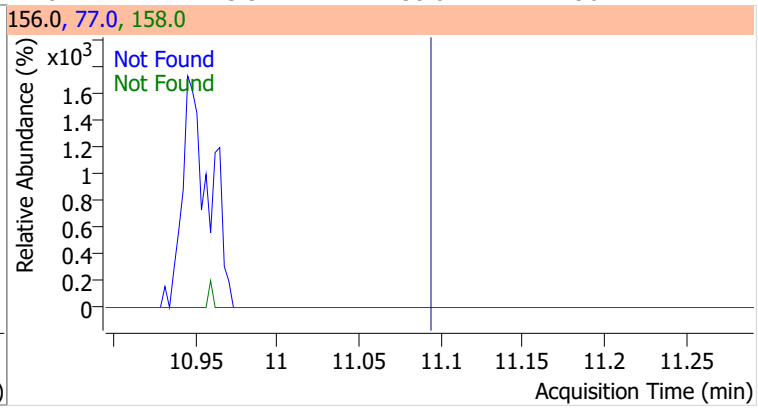

Compound	Conc.	Exp RT	QIon	Exp Ratio
1,1,2,2-Tetrachloroethane	N.D.	11.11	85.0	63.3

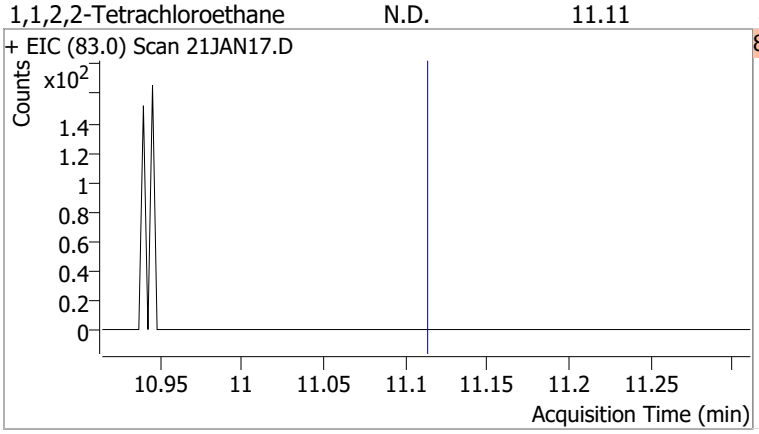

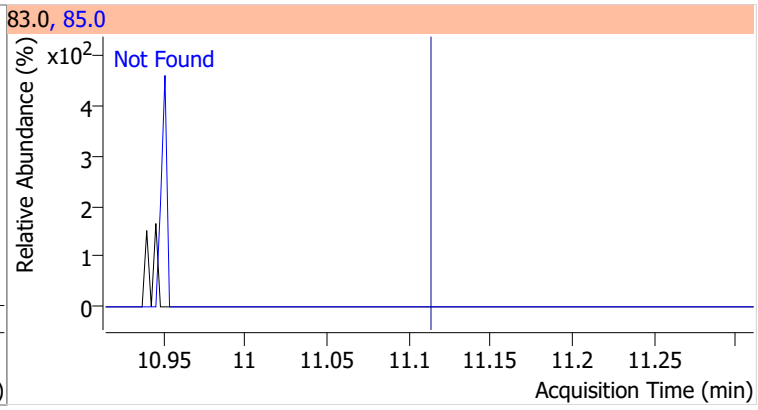

Compound	Conc.	Exp RT	QIon	Exp Ratio
1,2,3-Trichloropropane	N.D.	11.15	112.0	65.8

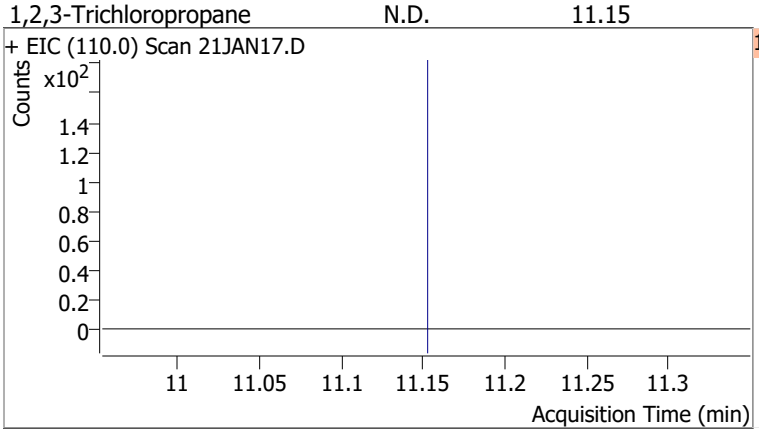

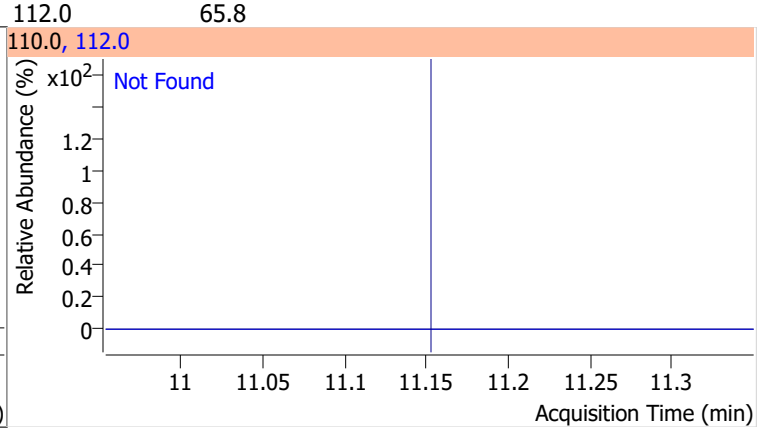

Compound	Conc.	Exp RT	QIon	Exp Ratio
2-Chlorotoluene	N.D.	11.29	91.0	276.2

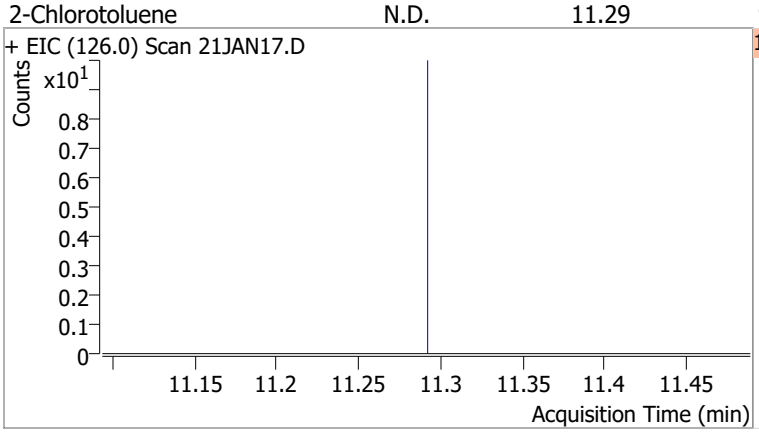

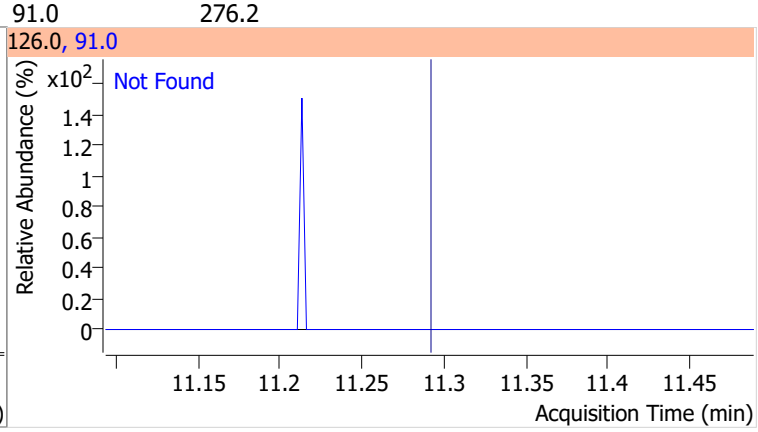

Compound	Conc.	Exp RT	QIon	Exp Ratio
4-Chlorotoluene	N.D.	11.40	126.0	31.3

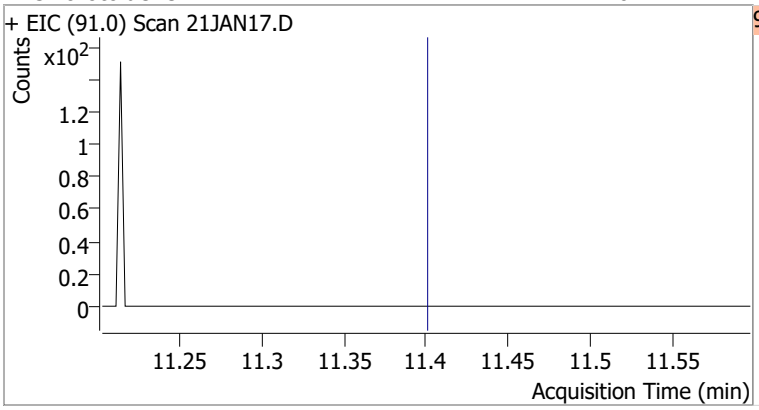

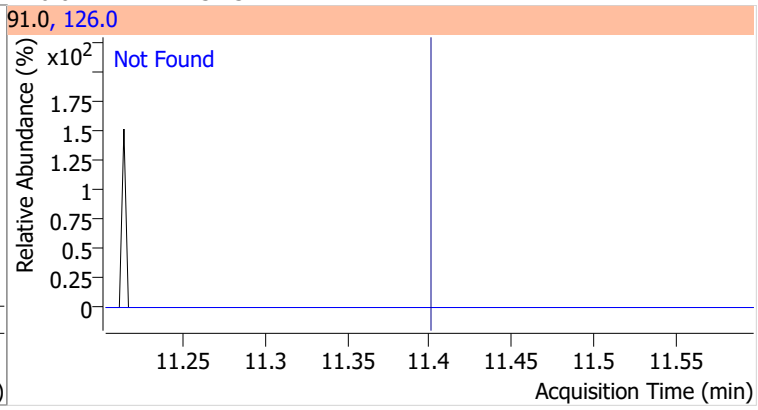

Compound	Conc.	Exp RT	QIon	Exp Ratio	QIon	Exp Ratio
1,3-Dichlorobenzene	N.D.	12.03	148.0	62.8	111.0	38.7

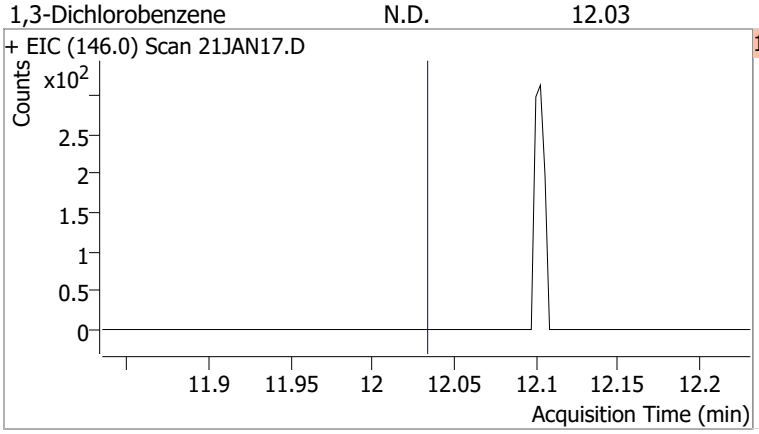

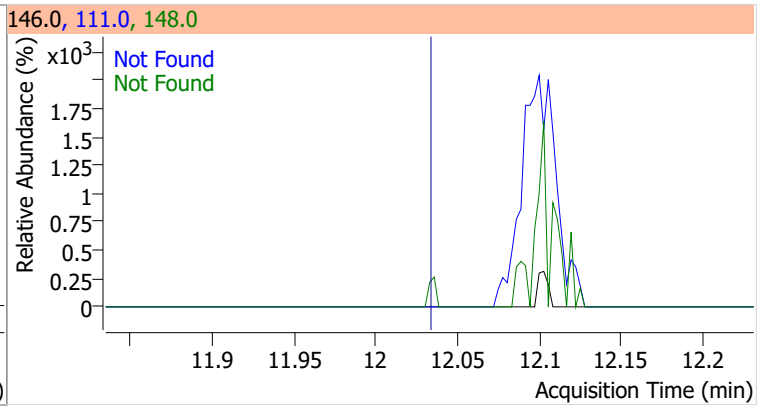

Compound	Conc.	Exp RT	QIon	Exp Ratio	QIon	Exp Ratio
1,4-Dichlorobenzene	N.D.	12.12	148.0	63.7	111.0	38.7

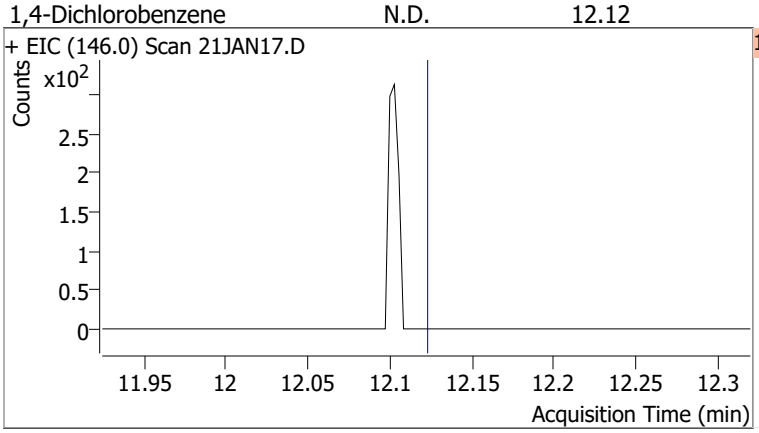

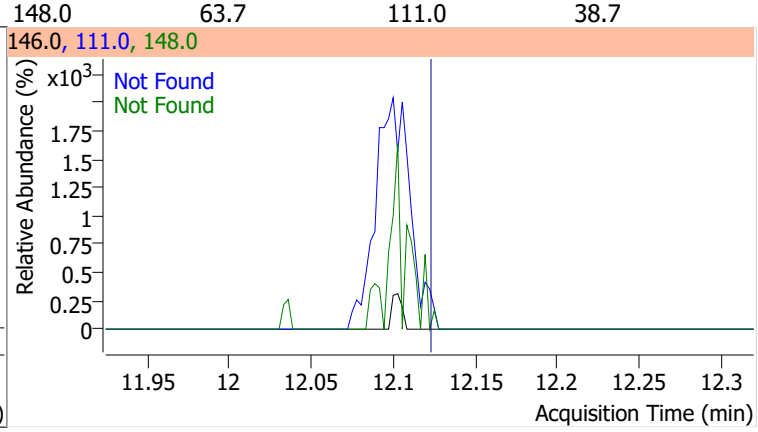

Compound	Conc.	Exp RT	QIon	Exp Ratio	QIon	Exp Ratio
1,2-Dichlorobenzene	N.D.	12.49	148.0	61.9	111.0	39.5

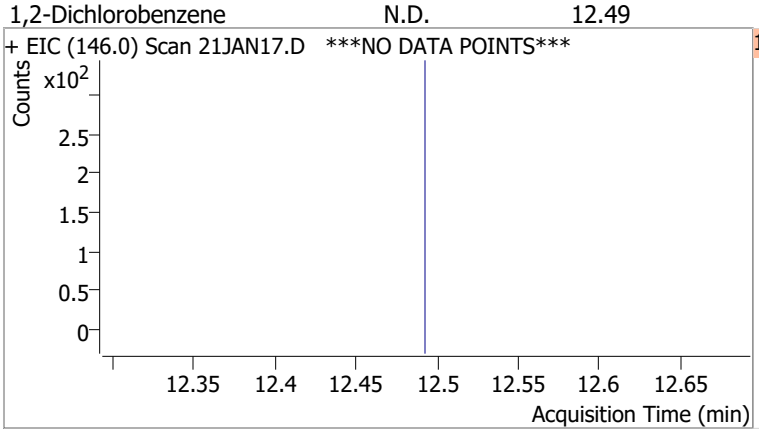

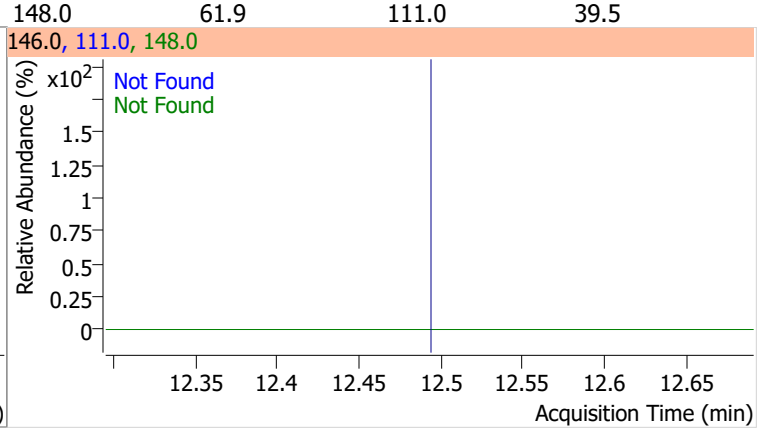

Quantitation Results Report (QT Reviewed)

Data File	21JAN18.D	Operator	MSC
Acq. Method	5975CACQF.M	Acq. Date-Time	1/21/2022 5:31:27 PM
Sample Name	B22011127-002A	Instrument	VOA5975C
Vial	18	Multiplier	1.00
DA Method File	VOA5975C_8260B_SHT_DoD_L4_011922.m	Comment	
Tune File	BFB_Atune3.u	Tune Date	10/11/2021 4:02:00 PM
Batch Name	VG012122_8260B.batch.bin	Last Calib Update	3/11/2022 3:55:53 AM
Ref Library	\\MASSHUNTER\Org\Library\NIST129K.l		

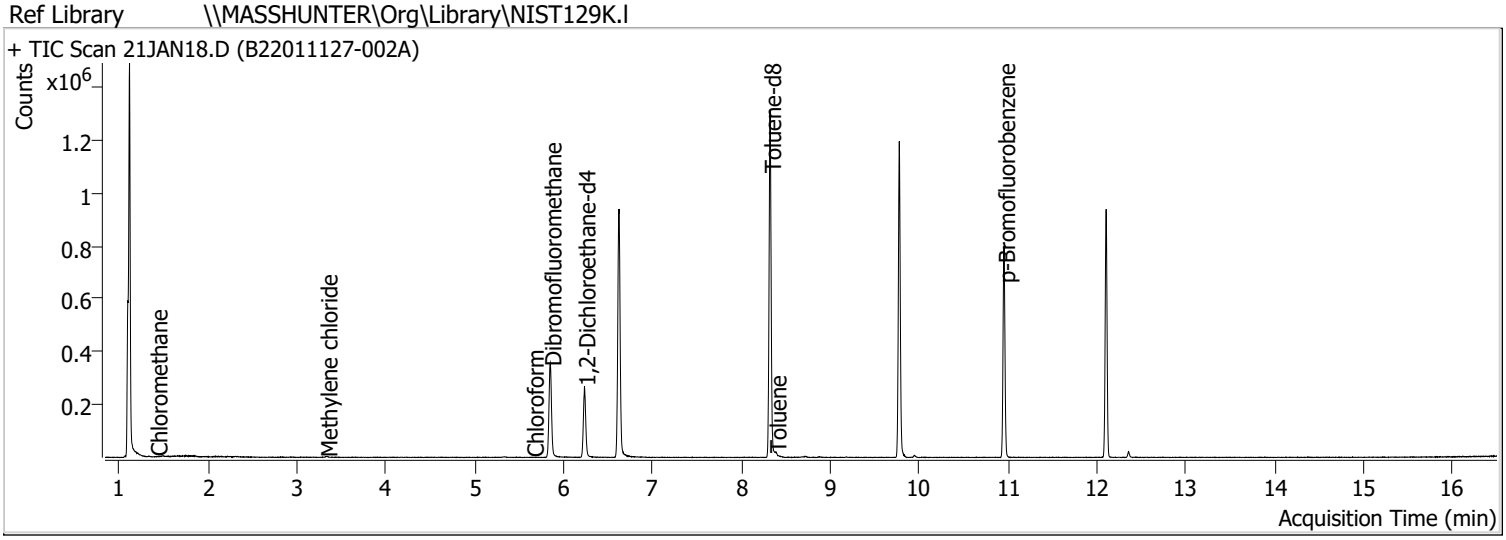

Compound	RT	QIon	Resp.	Conc.	Units		Dev(Min)
Internal Standards							
M Fluorobenzene	6.623	96.0	801392	250.0000	ng		0.003
M Chlorobenzene-d5	9.774	82.0	310407	250.0000	ng		0.000
M 1,4-Dichlorobenzene-d4	12.100	152.0	227086	250.0000	ng		0.000
System Monitoring Compounds							
S Dibromofluoromethane	5.851	113.0	214646	276.5294	ng		0.000
Spiked Amount: 250.000	Range: 80.0 - 119.0%			Recovery = 110.61%			
S 1,2-Dichloroethane-d4	6.233	67.0	89991	268.3863	ng		0.003
Spiked Amount: 250.000	Range: 81.0 - 118.0%			Recovery = 107.35%			
S Toluene-d8	8.321	98.0	795292	262.6183	ng		0.003
Spiked Amount: 250.000	Range: 89.0 - 112.0%			Recovery = 105.05%			
S p-Bromofluorobenzene	10.954	95.0	227442	271.2634	ng		0.005
Spiked Amount: 250.000	Range: 85.0 - 114.0%			Recovery = 108.51%			
Target Compounds							**QValue**
T Dichlorodifluoromethane	0.000		0	N.D.			
T Chloromethane	1.420	50.0	393	0.3094	ng	m	92
T Vinyl chloride	0.000		0	N.D.			
T Bromomethane	0.000		0	N.D.			
T Chloroethane	0.000		0	N.D.			
T Trichlorofluoromethane	0.000		0	N.D.			
T 1,1-Dichloroethene	0.000		0	N.D.			
T Methylene chloride	3.333	49.0	2231	1.9045	ng		91
T trans-1,2-Dichloroethene	0.000		0	N.D.			
T Methyl tert-butyl ether (MTBE)	0.000		0	N.D.			
T 1,1-Dichloroethane	0.000		0	N.D.			
T 2,2-Dichloropropane	0.000		0	N.D.			
T cis-1,2-Dichloroethene	0.000		0	N.D.			
T Methyl ethyl ketone	0.000		0	N.D.			
T Bromochloromethane	0.000		0	N.D.			
T Chloroform	5.653	83.0	87	0.0562	ng	m	95

Compound	RT	QIon	Resp.	Conc.	Units	Dev(Min)
T 1,1,1-Trichloroethane	0.000		0	N.D.		
T Carbon tetrachloride	0.000		0	N.D.		
T 1,1-Dichloropropene	0.000		0	N.D.		
T Benzene	0.000		0	N.D.		
T 1,2-Dichloroethane	0.000		0	N.D.		
T Trichloroethene	0.000		0	N.D.		
T 1,2-Dichloropropane	0.000		0	N.D.		
T Dibromomethane	0.000		0	N.D.		
T Bromodichloromethane	0.000		0	N.D.		
T cis-1,3-Dichloropropene	0.000		0	N.D.		
T Toluene	8.383	92.0	3099	1.5353	ng	90
T trans-1,3-Dichloropropene	0.000		0	N.D.		
T 1,1,2-Trichloroethane	0.000		0	N.D.		
T Tetrachloroethene	0.000		0	N.D.		
T 1,3-Dichloropropane	0.000		0	N.D.		
T Chlorodibromomethane	0.000		0	N.D.		
T 1,2-Dibromoethane	0.000		0	N.D.		
T Chlorobenzene	0.000		0	N.D.		
T 1,1,1,2-Tetrachloroethane	0.000		0	N.D.		
T Ethylbenzene	0.000		0	N.D.		
T m+p-Xylenes	0.000		0	N.D.		
T o-Xylene	0.000		0	N.D.		
T Styrene	0.000		0	N.D.		
T Bromoform	0.000		0	N.D.		
T Bromobenzene	0.000		0	N.D.		
T 1,1,2,2-Tetrachloroethane	0.000		0	N.D.		
T 1,2,3-Trichloropropane	0.000		0	N.D.		
T 2-Chlorotoluene	0.000		0	N.D.		
T 4-Chlorotoluene	0.000		0	N.D.		
T 1,3-Dichlorobenzene	0.000		0	N.D.		
T 1,4-Dichlorobenzene	0.000		0	N.D.		
T 1,2-Dichlorobenzene	0.000		0	N.D.		

(#) = Qualifier Out of Range; (m) = Manual Integration; (+) = Area Summed; (*) = Surrogate Percent Recovery Out of Range; (d): Zeroed Peak

Compound	Conc.	Exp RT	QIon	Exp Ratio
Dichlorodifluoromethane	N.D.	1.24	87.0	31.8

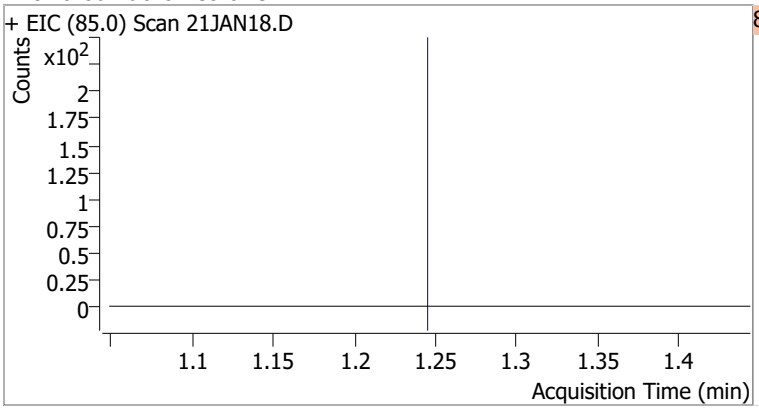

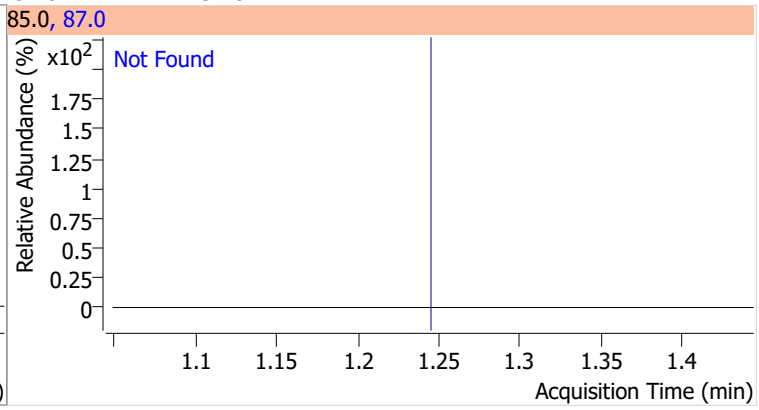

Compound	Conc.	RT	Dev(Min)	Resp.	QIon	QRatio	Lower	Upper
Chloromethane	0.3094	1.42	0.01	393 (m)	52.0	28.2	2.4	62.4

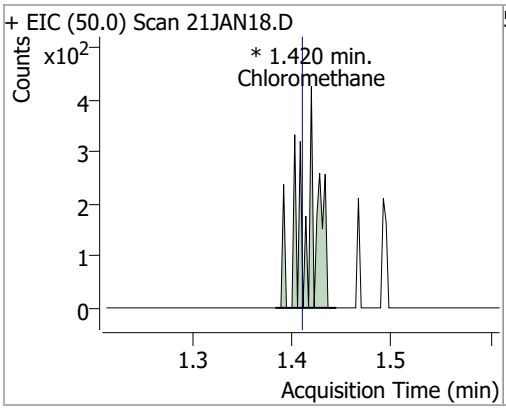

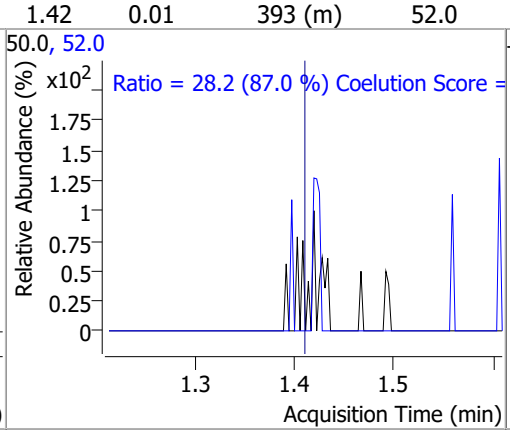

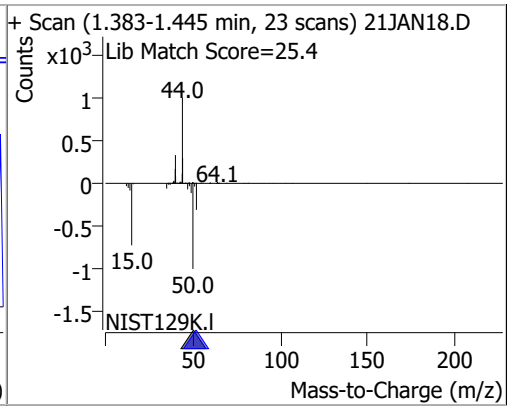

Compound	Conc.	Exp RT	QIon	Exp Ratio
Vinyl chloride	N.D.	1.50	64.0	31.3

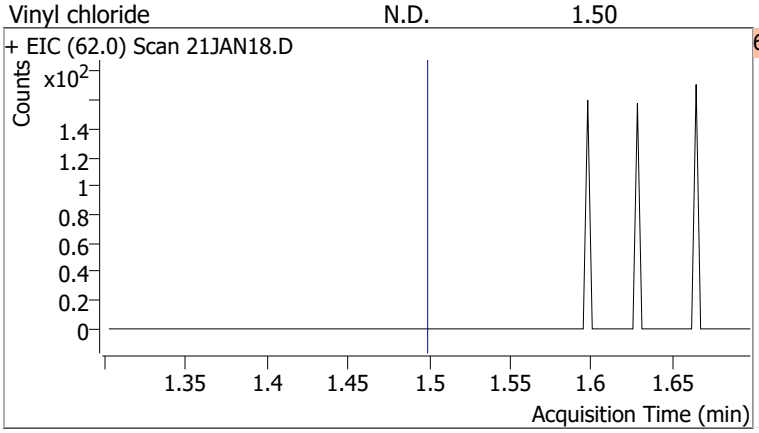

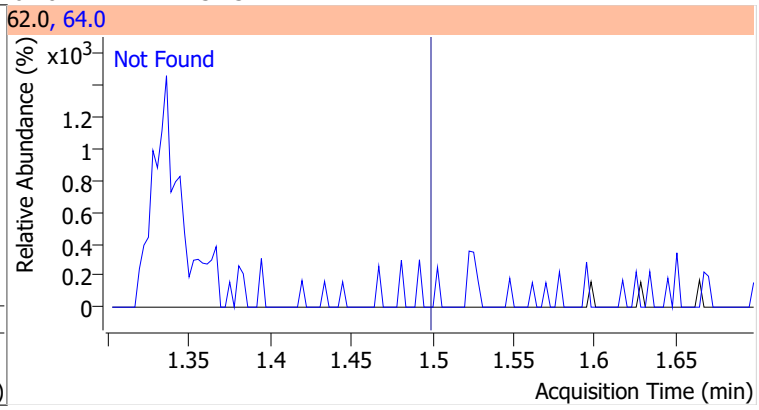

Compound	Conc.	Exp RT	QIon	Exp Ratio
Bromomethane	N.D.	1.80	94.0	110.1

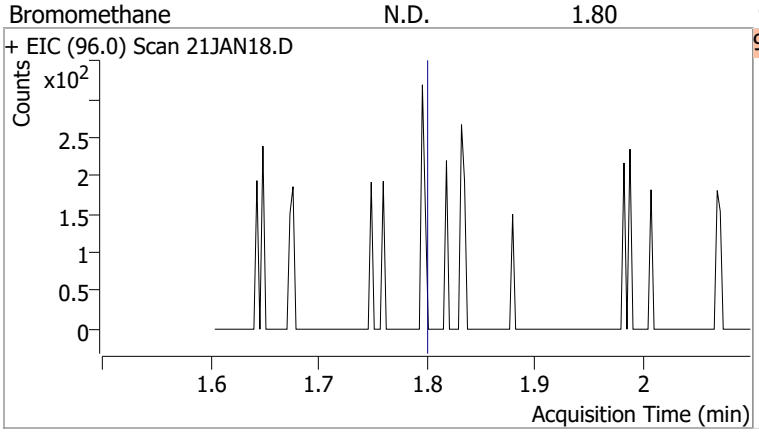

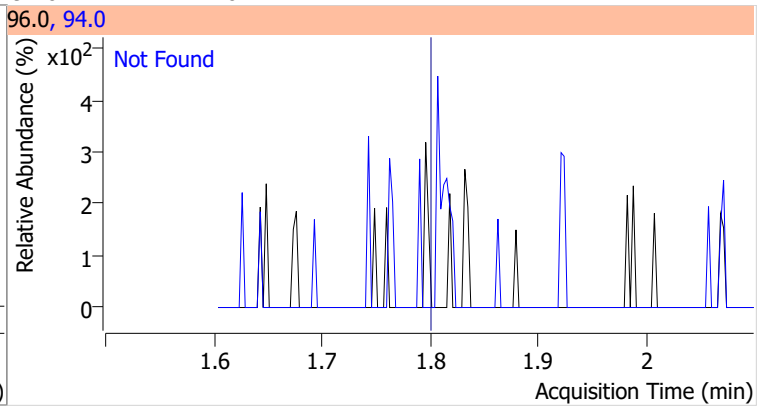

Quantitation Results Report (QT Reviewed)

Compound	Conc.	Exp RT	QIon	Exp Ratio
Chloroethane	N.D.	1.90	66.0	30.0

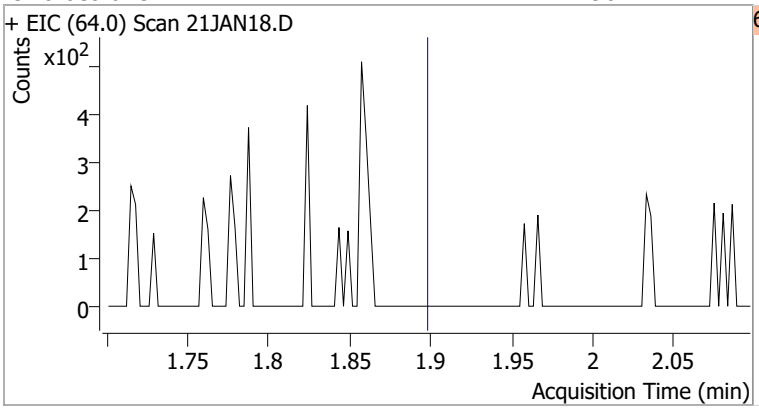

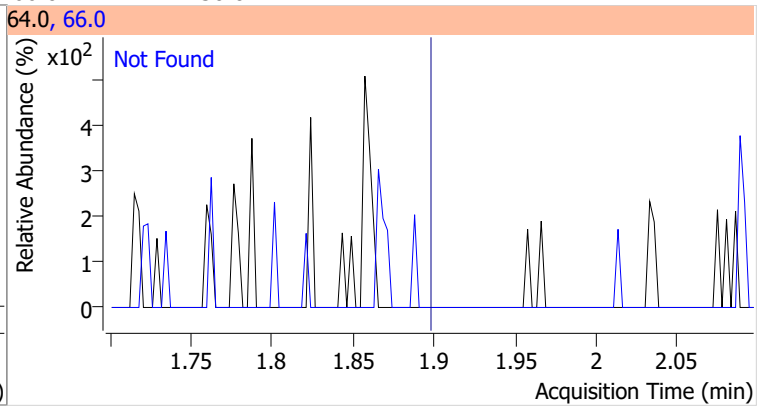

Compound	Conc.	Exp RT	QIon	Exp Ratio
Trichlorofluoromethane	N.D.	2.15	103.0	65.0

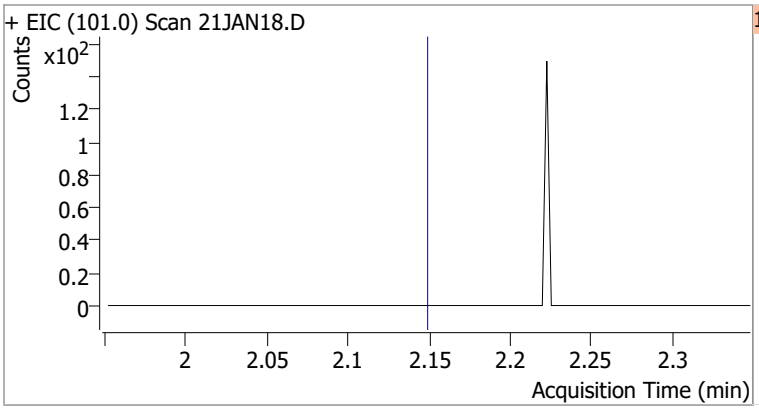

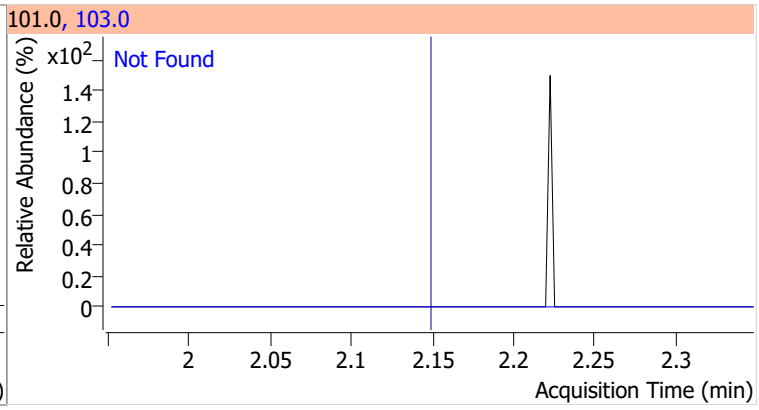

Compound	Conc.	Exp RT	QIon	Exp Ratio	QIon	Exp Ratio
1,1-Dichloroethene	N.D.	2.70	61.0	179.9	63.0	57.0

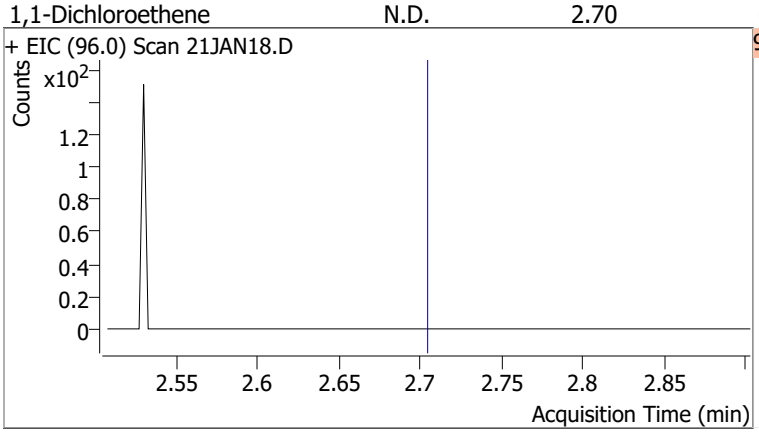

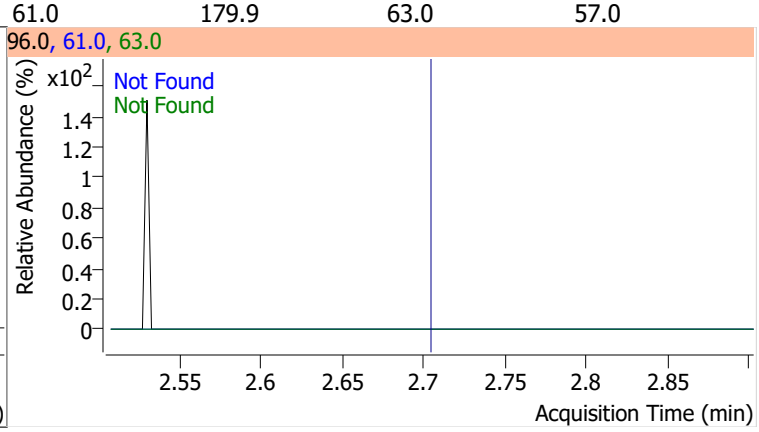

Compound	Conc.	RT	Dev(Min)	Resp.	QIon	QRatio	Lower	Upper
Methylene chloride	1.9045	3.33	0.00	2231	84.0	75.8	36.1	96.1
					86.0	44.2	11.8	71.8

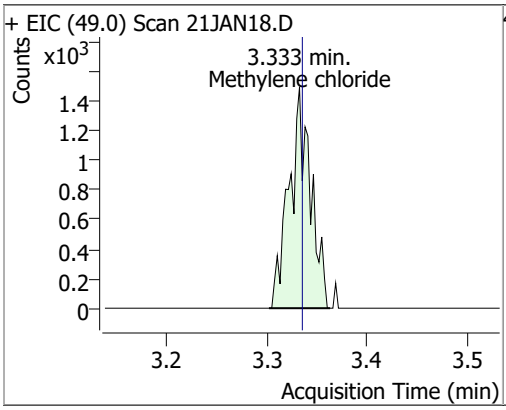

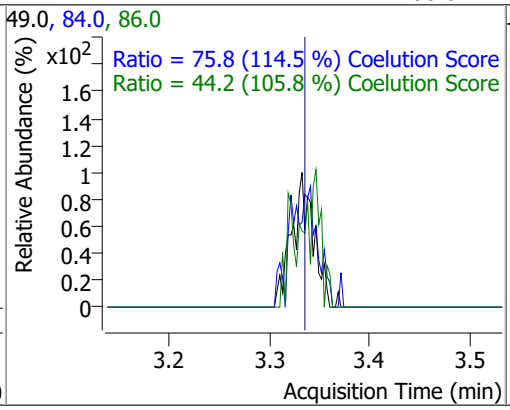

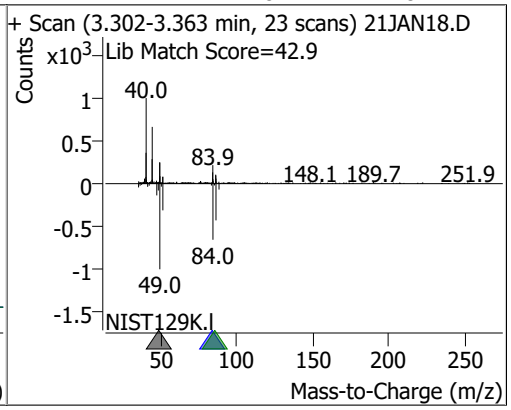

Compound	Conc.	Exp RT	QIon	Exp Ratio	QIon	Exp Ratio
trans-1,2-Dichloroethene	N.D.	3.72	61.0	154.8	98.0	62.1

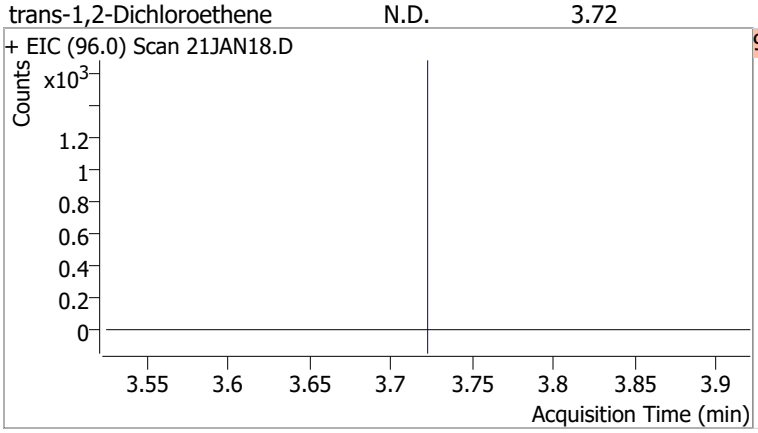

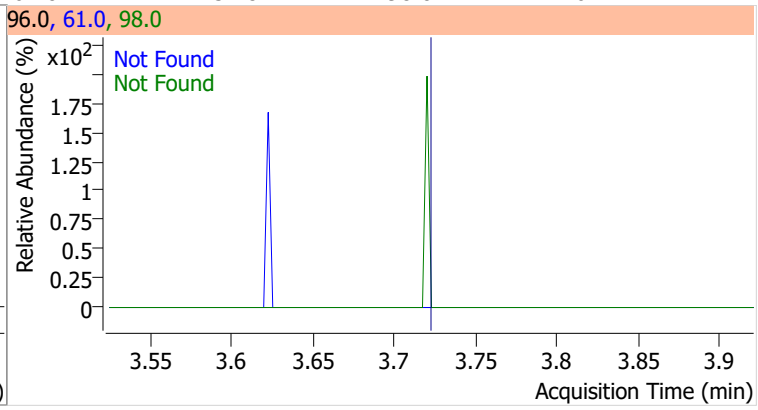

Compound	Conc.	Exp RT	QIon	Exp Ratio
Methyl tert-butyl ether (MTBE)	N.D.	3.75	57.0	24.6

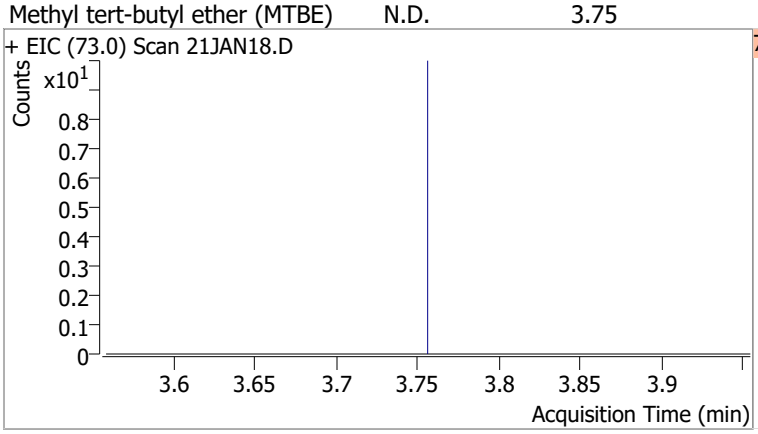

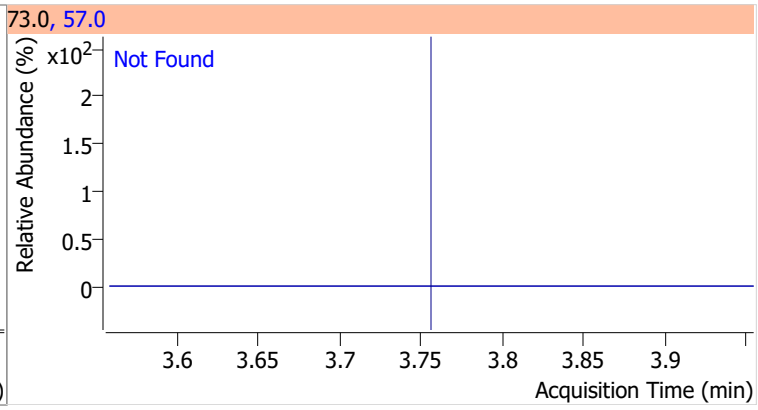

Compound	Conc.	Exp RT	QIon	Exp Ratio	QIon	Exp Ratio
1,1-Dichloroethane	N.D.	4.38	65.0	31.0	83.0	12.7

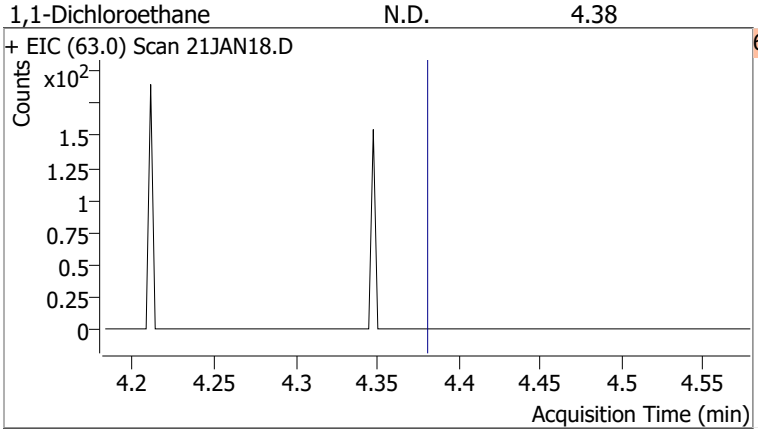

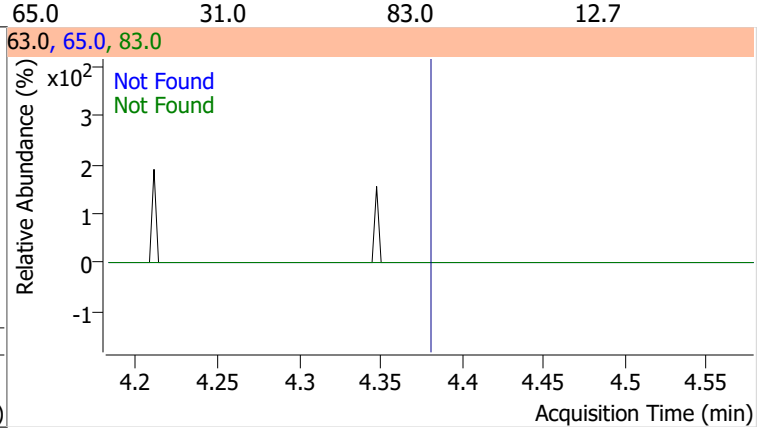

Compound	Conc.	Exp RT	QIon	Exp Ratio	QIon	Exp Ratio
2,2-Dichloropropane	N.D.	5.19	41.0	68.8	97.0	23.9

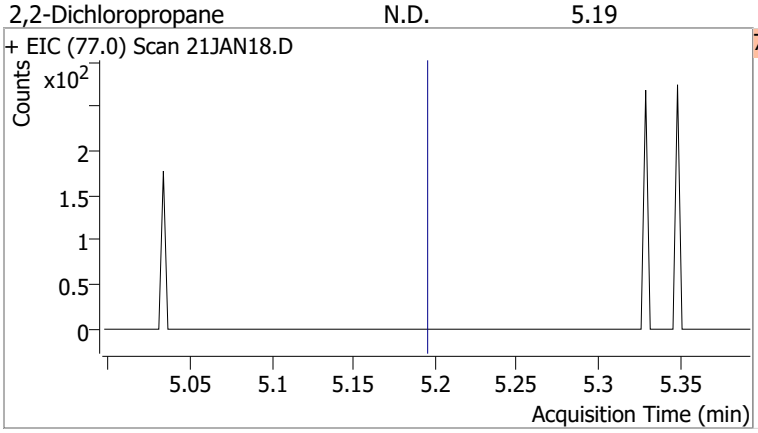

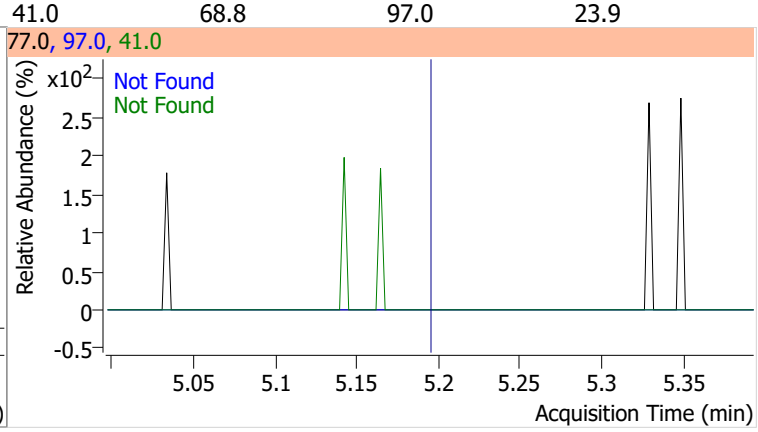

Quantitation Results Report (QT Reviewed)

Compound	Conc.	Exp RT	QIon	Exp Ratio	QIon	Exp Ratio
cis-1,2-Dichloroethene	N.D.	5.21	61.0	160.4	98.0	66.2

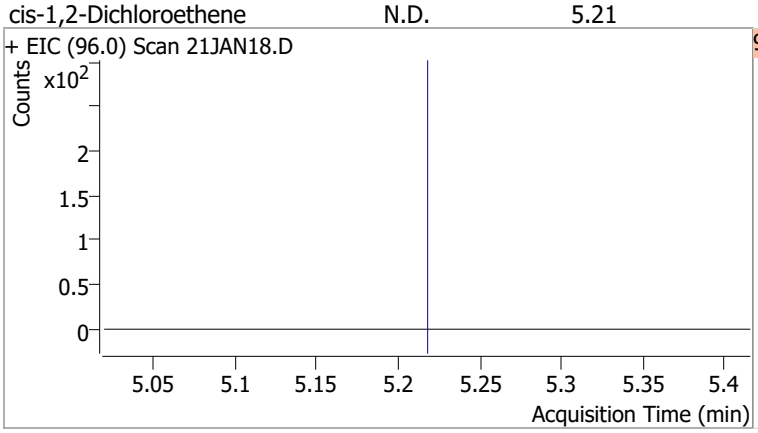

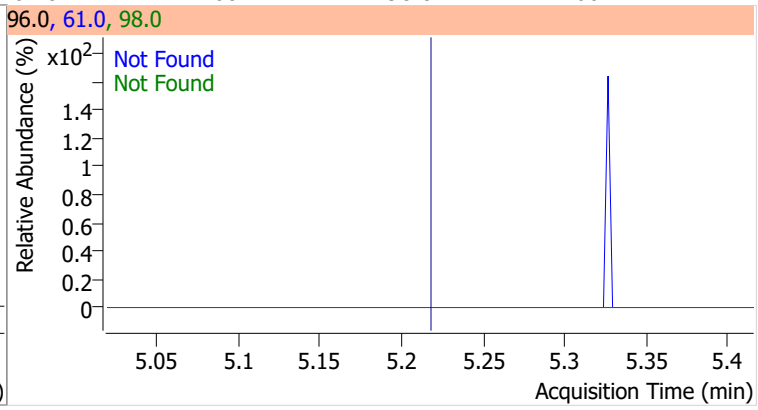

Compound	Conc.	Exp RT	QIon	Exp Ratio
Methyl ethyl ketone	N.D.	5.28	72.0	20.6

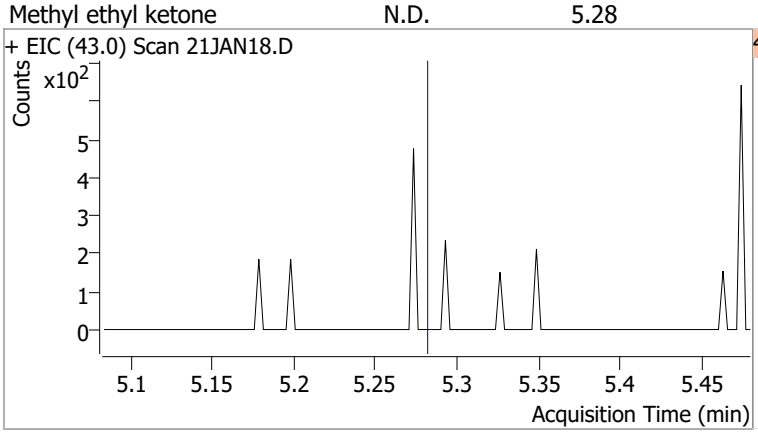

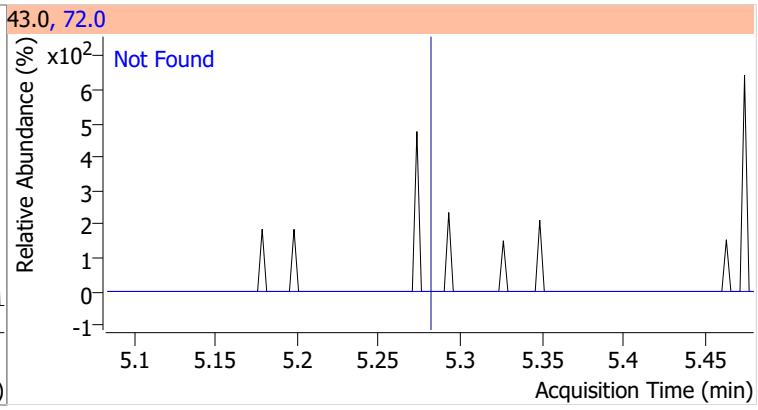

Compound	Conc.	Exp RT	QIon	Exp Ratio
Bromochloromethane	N.D.	5.52	49.0	182.2

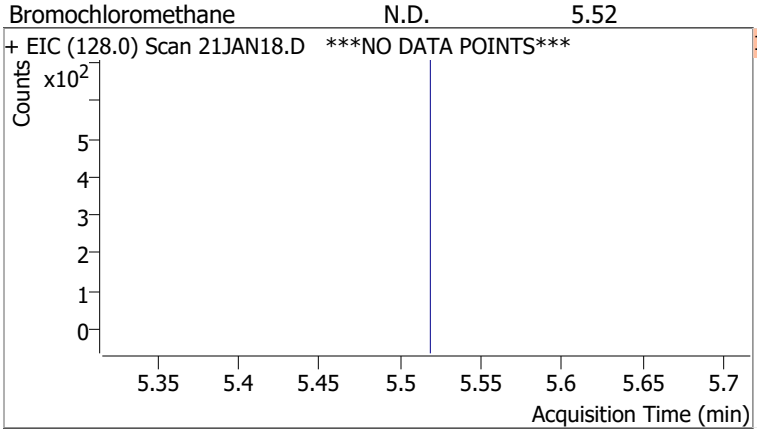

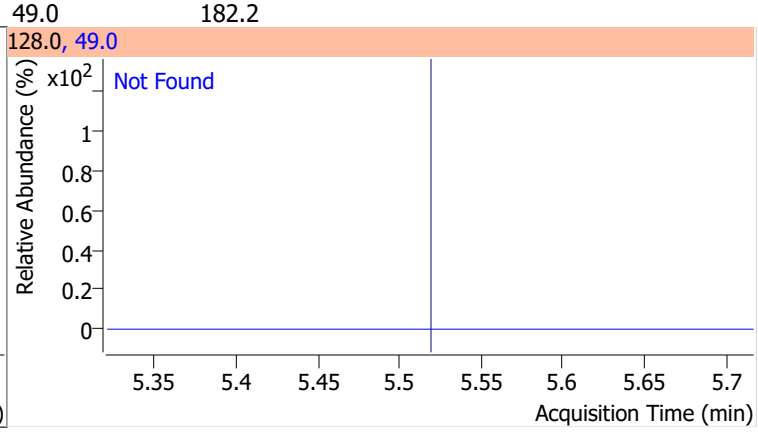

Compound	Conc.	RT	Dev(Min)	Resp.	QIon	QRatio	Lower	Upper
Chloroform	0.0562	5.65	0.00	87 (m)	85.0	62.1	36.2	96.2

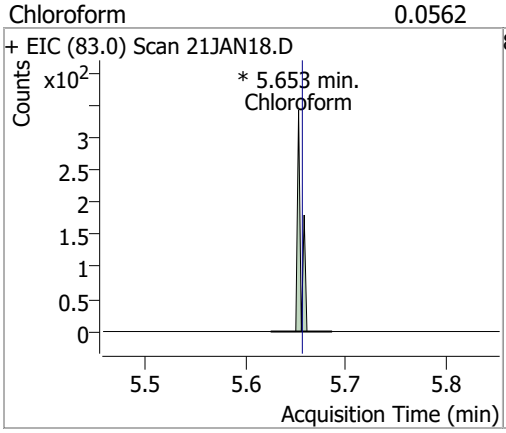

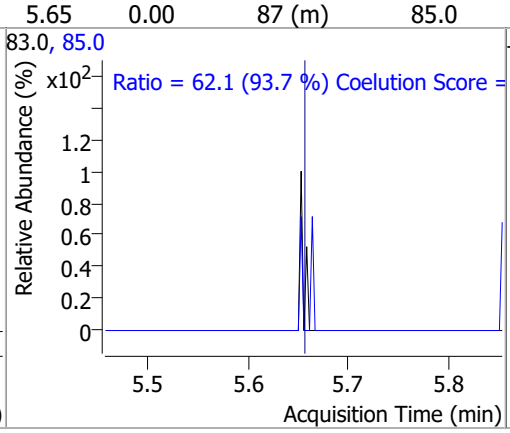

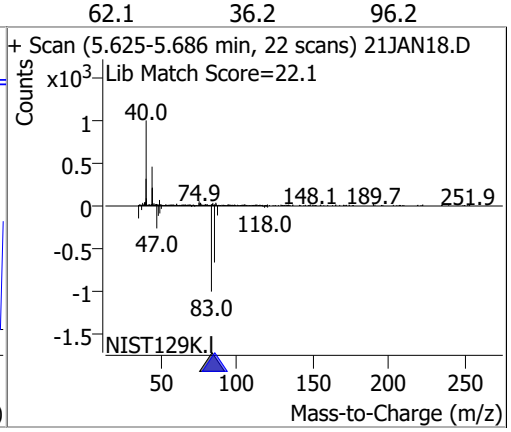

Compound	Conc.	Exp RT	QIon	Exp Ratio	QIon	Exp Ratio
1,1,1-Trichloroethane	N.D.	5.83	99.0	63.1	61.0	49.1

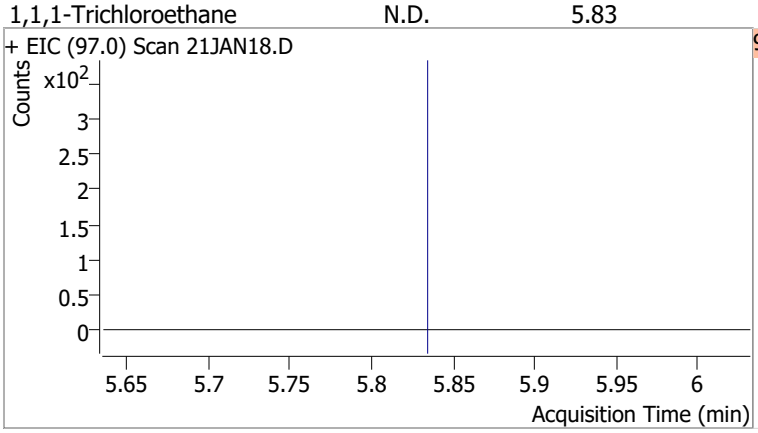

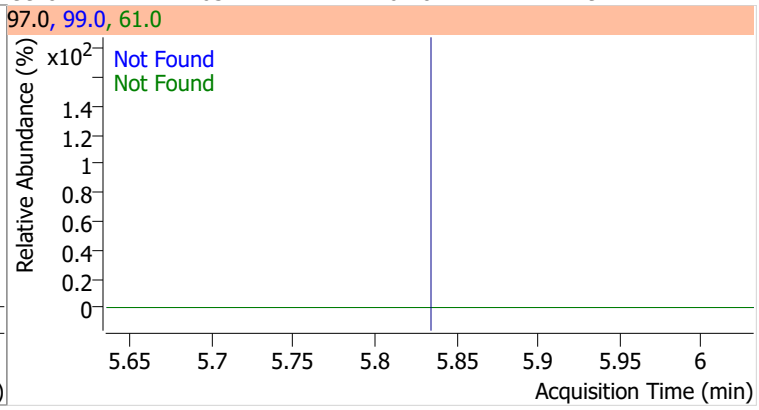

Compound	Conc.	RT	Dev(Min)	Resp.	QIon	QRatio	Lower	Upper
Dibromofluoromethane	276.5294	5.85	0.00	214646	191.5	21.7	0.0	53.2

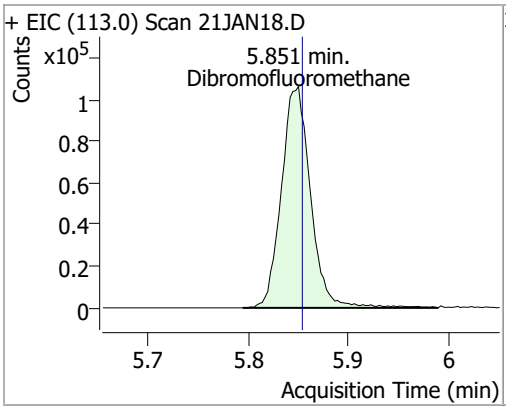

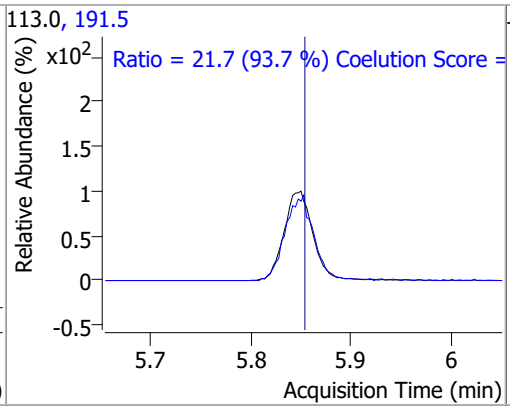

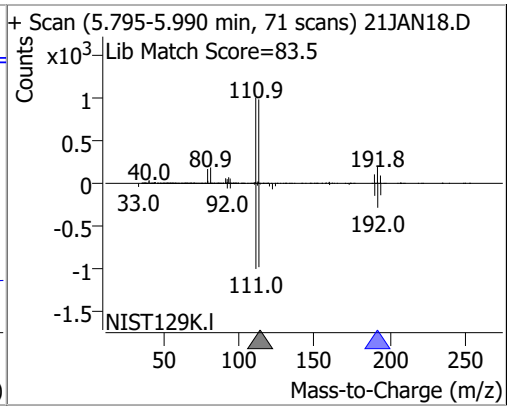

Compound	Conc.	Exp RT	QIon	Exp Ratio	QIon	Exp Ratio
Carbon tetrachloride	N.D.	6.02	119.0	97.6	121.0	30.7

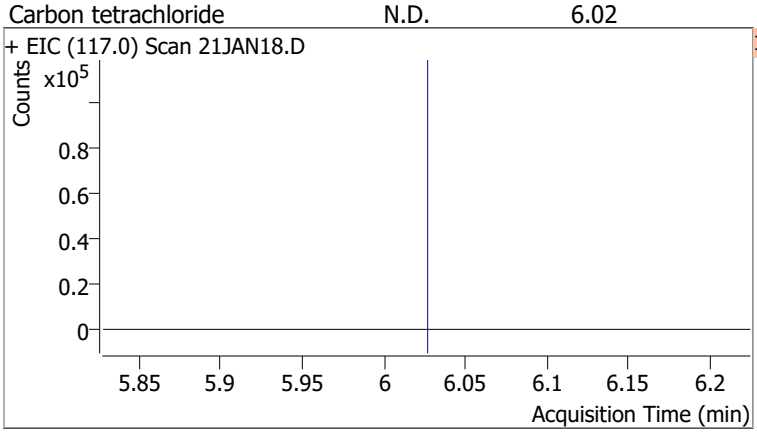

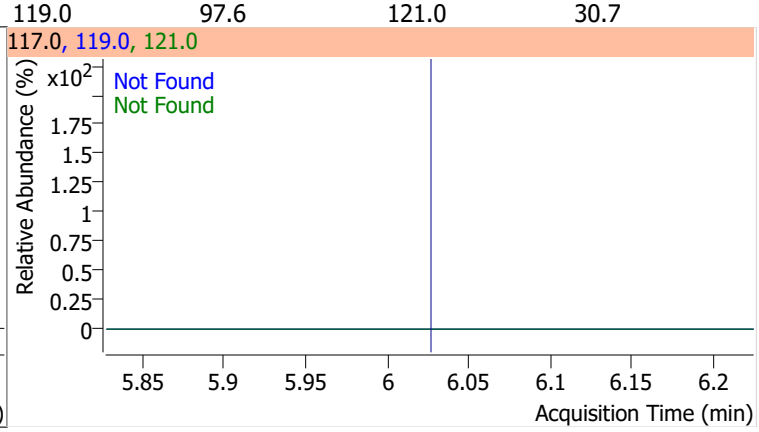

Compound	Conc.	Exp RT	QIon	Exp Ratio	QIon	Exp Ratio
1,1-Dichloropropene	N.D.	6.04	110.0	35.6	77.0	31.0

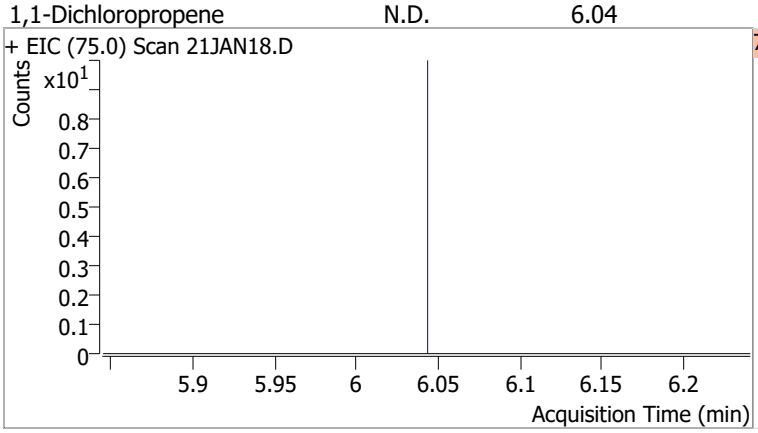

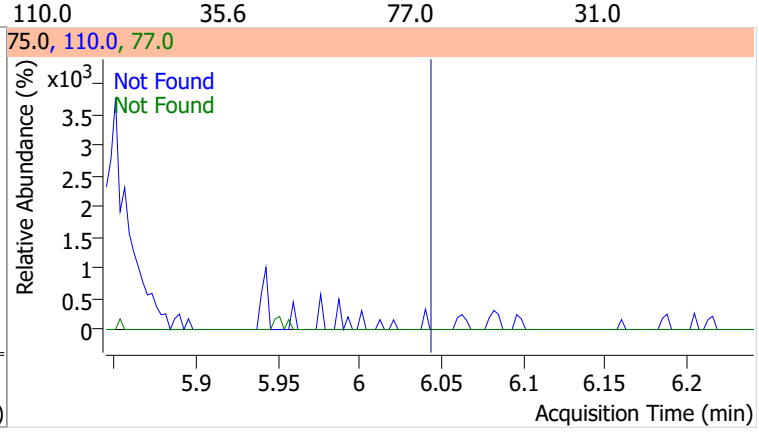

Quantitation Results Report (QT Reviewed)

Compound	Conc.	RT	Dev(Min)	Resp.	QIon	QRatio	Lower	Upper
1,2-Dichloroethane-d4	268.3863	6.23	0.00	89991	65.0	200.3	162.8	222.8

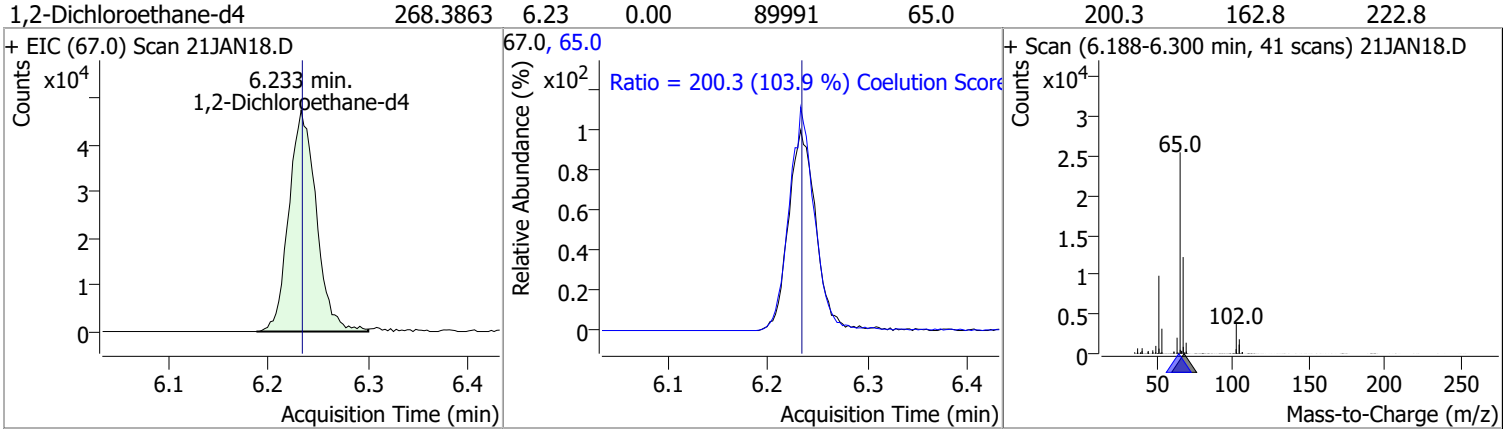

Compound	Conc.	Exp RT	QIon	Exp Ratio
Benzene	N.D.	6.28	77.0	23.3

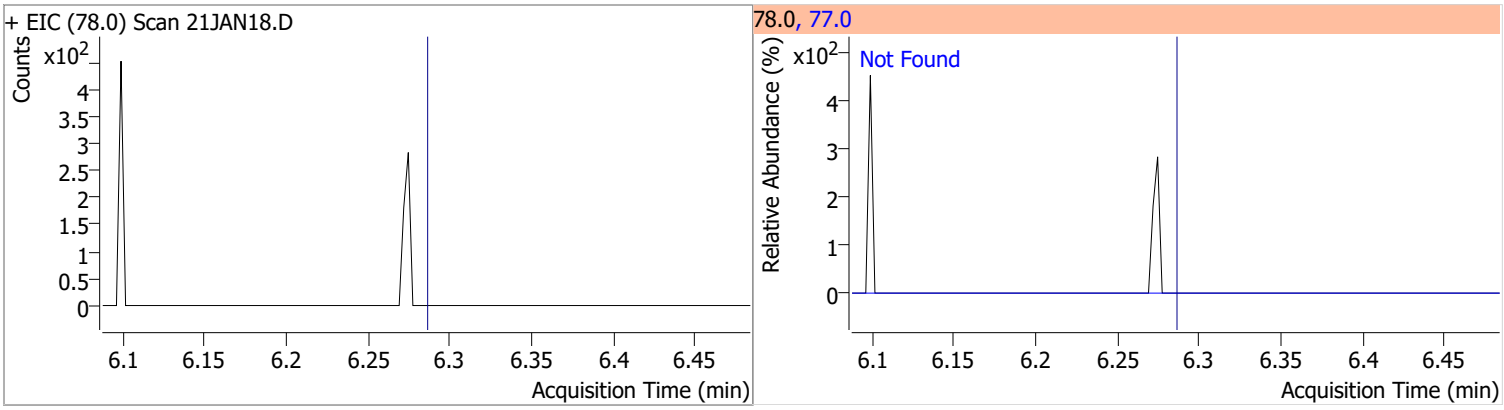

Compound	Conc.	Exp RT	QIon	Exp Ratio	QIon	Exp Ratio
1,2-Dichloroethane	N.D.	6.32	64.0	32.2	98.0	8.2

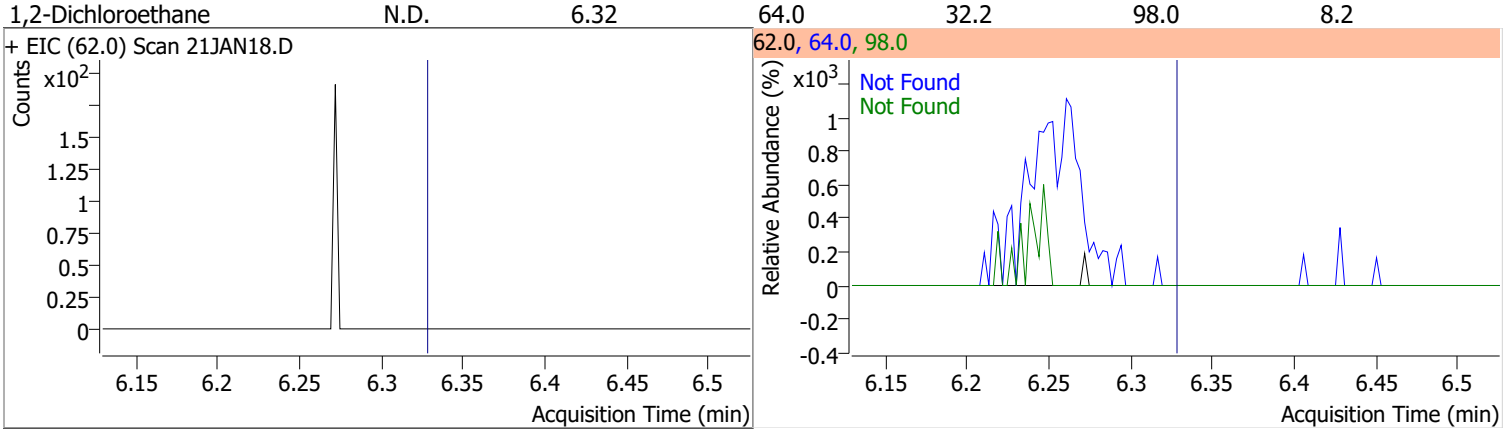

Compound	Conc.	Exp RT	QIon	Exp Ratio	QIon	Exp Ratio
Trichloroethene	N.D.	7.02	130.0	105.6	97.0	65.7

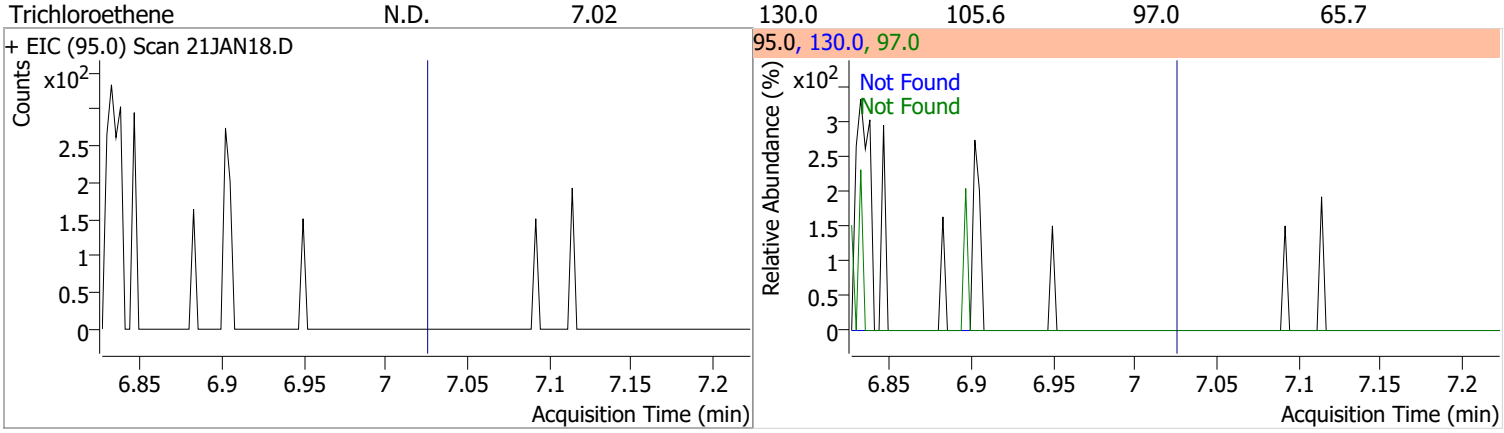

Compound	Conc.	Exp RT	QIon	Exp Ratio
1,2-Dichloropropane	N.D.	7.27	76.0	39.8

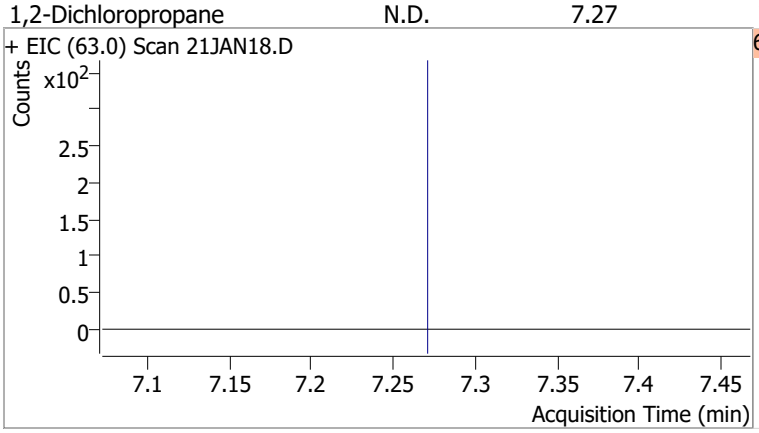

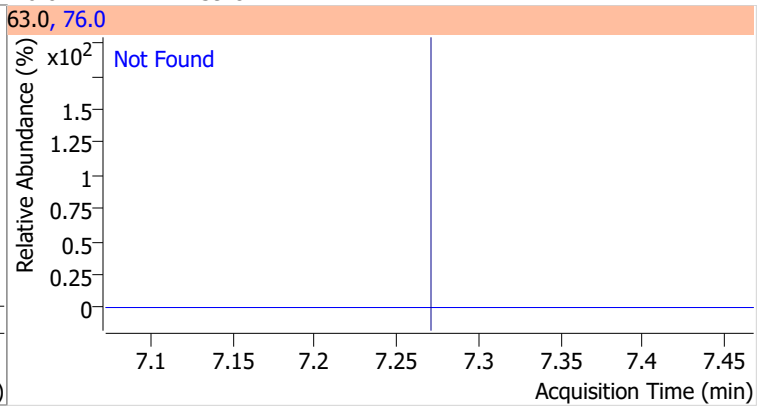

Compound	Conc.	Exp RT	QIon	Exp Ratio	QIon	Exp Ratio
Dibromomethane	N.D.	7.40	173.5	108.2	95.0	84.5

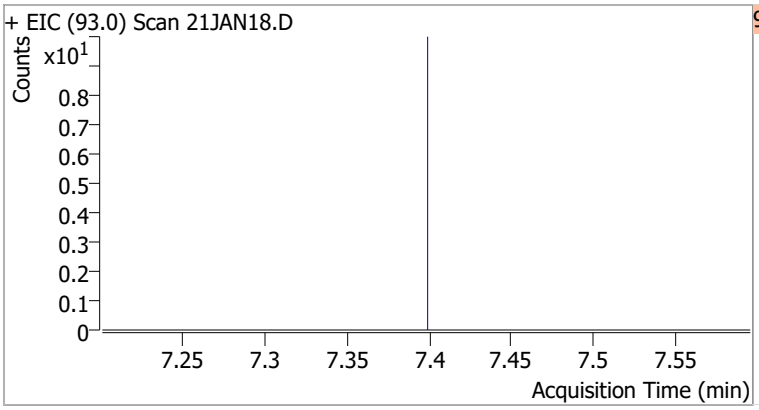

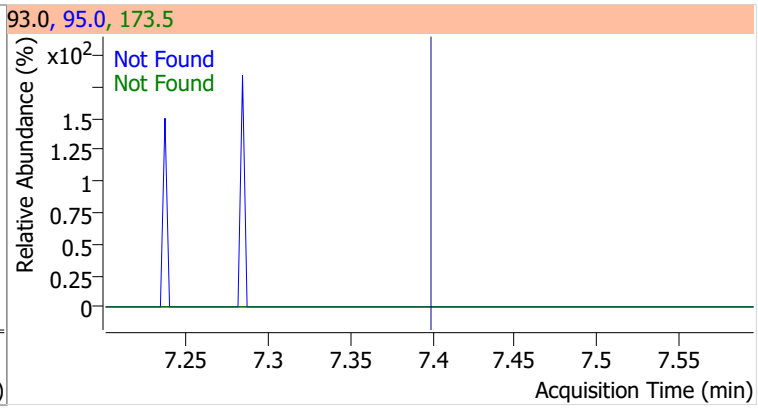

Compound	Conc.	Exp RT	QIon	Exp Ratio	QIon	Exp Ratio
Bromodichloromethane	N.D.	7.58	85.0	66.3	127.0	9.5

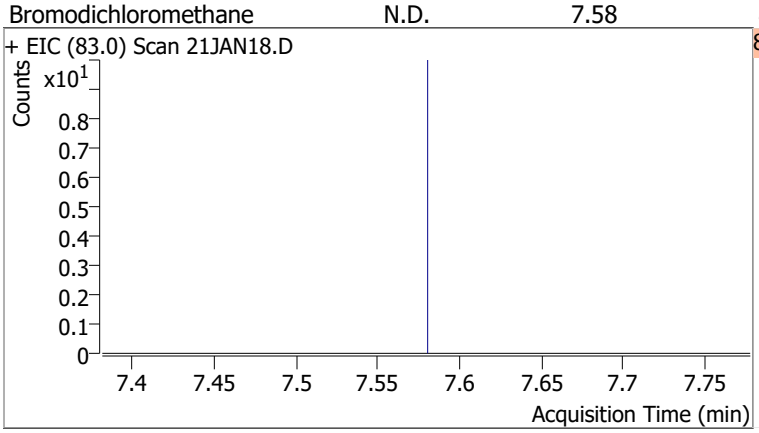

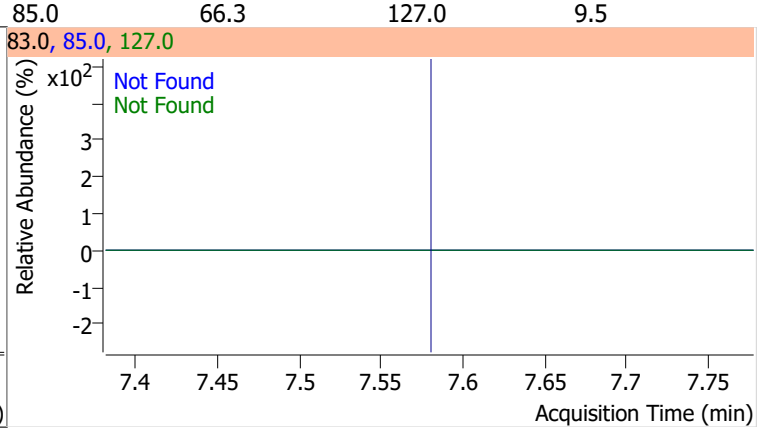

Compound	Conc.	Exp RT	QIon	Exp Ratio	QIon	Exp Ratio
cis-1,3-Dichloropropene	N.D.	8.06	39.0	52.5	77.0	31.8

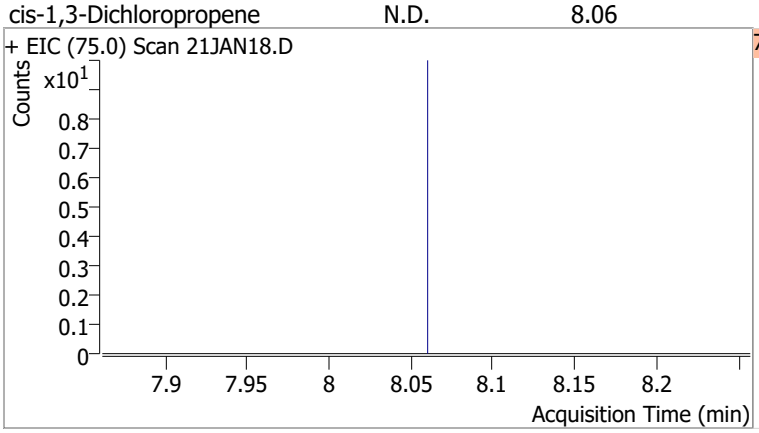

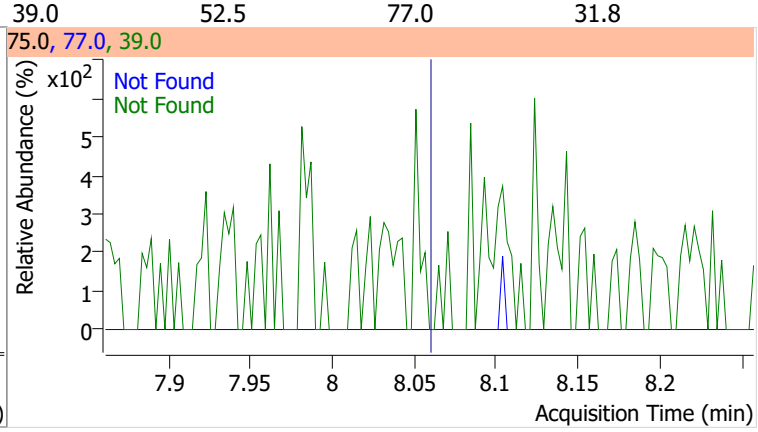

Quantitation Results Report (QT Reviewed)

Compound	Conc.	RT	Dev(Min)	Resp.	QIon	QRatio	Lower	Upper
Toluene-d8	262.6183	8.32	0.00	795292	100.0	62.7	34.3	94.3
					99.0	9.8	0.0	39.2

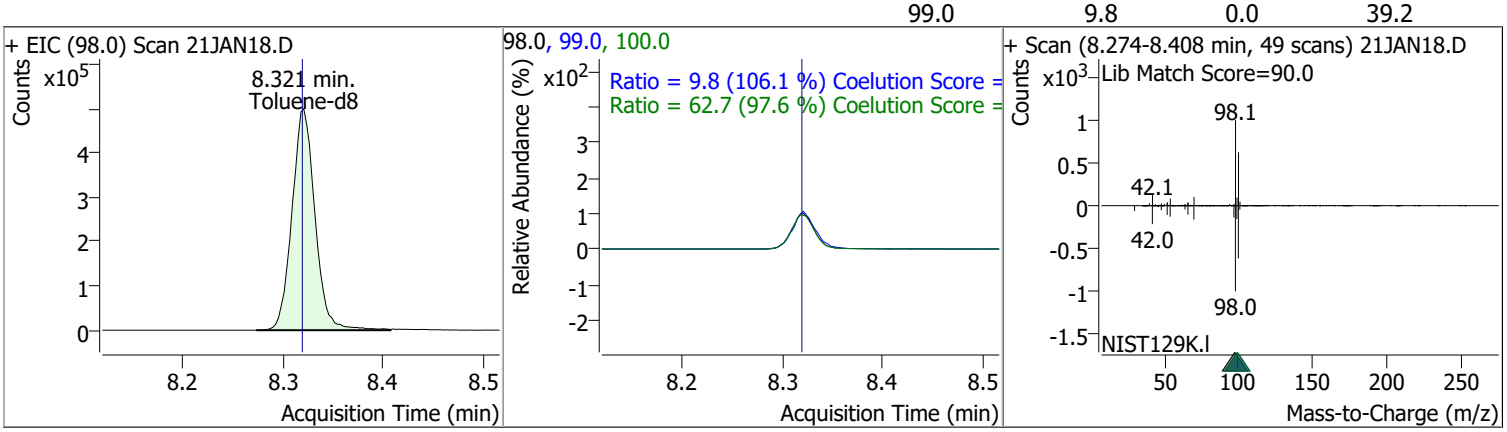

Compound	Conc.	RT	Dev(Min)	Resp.	QIon	QRatio	Lower	Upper
Toluene	1.5353	8.38	0.00	3099	91.0	188.3	144.1	204.1

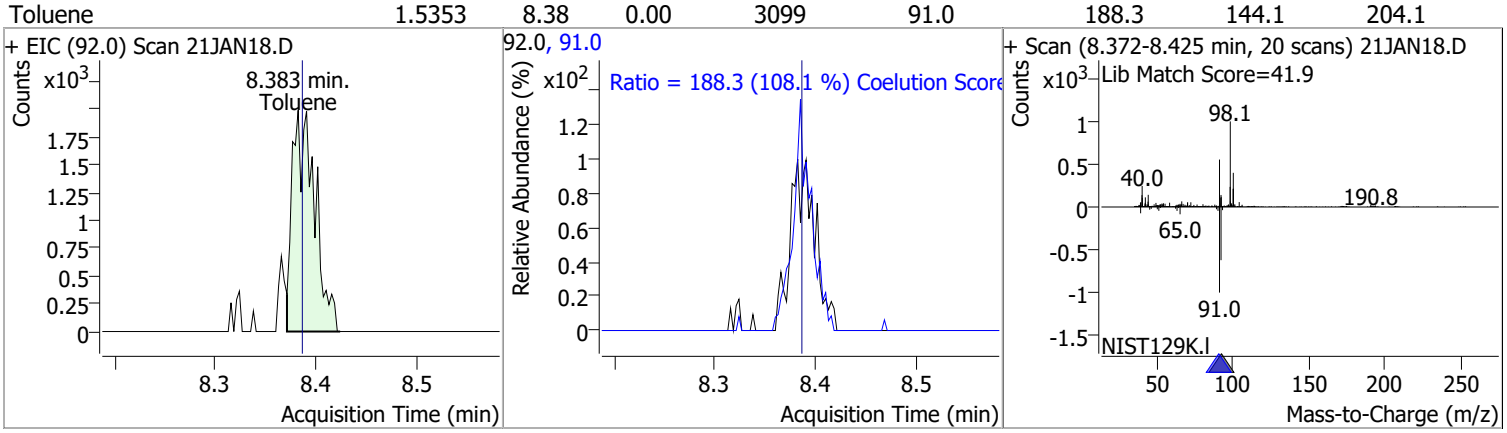

Compound	Conc.	Exp RT	QIon	Exp Ratio	QIon	Exp Ratio
trans-1,3-Dichloropropene	N.D.	8.64	39.0	53.0	77.0	31.0

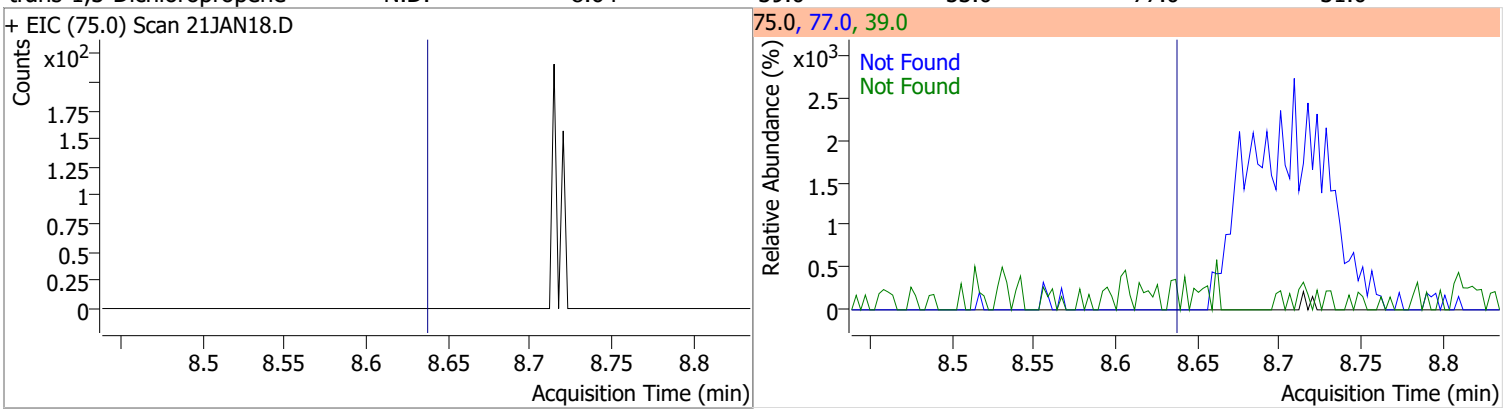

Compound	Conc.	Exp RT	QIon	Exp Ratio	QIon	Exp Ratio
1,1,2-Trichloroethane	N.D.	8.82	97.0	110.7	85.0	60.7

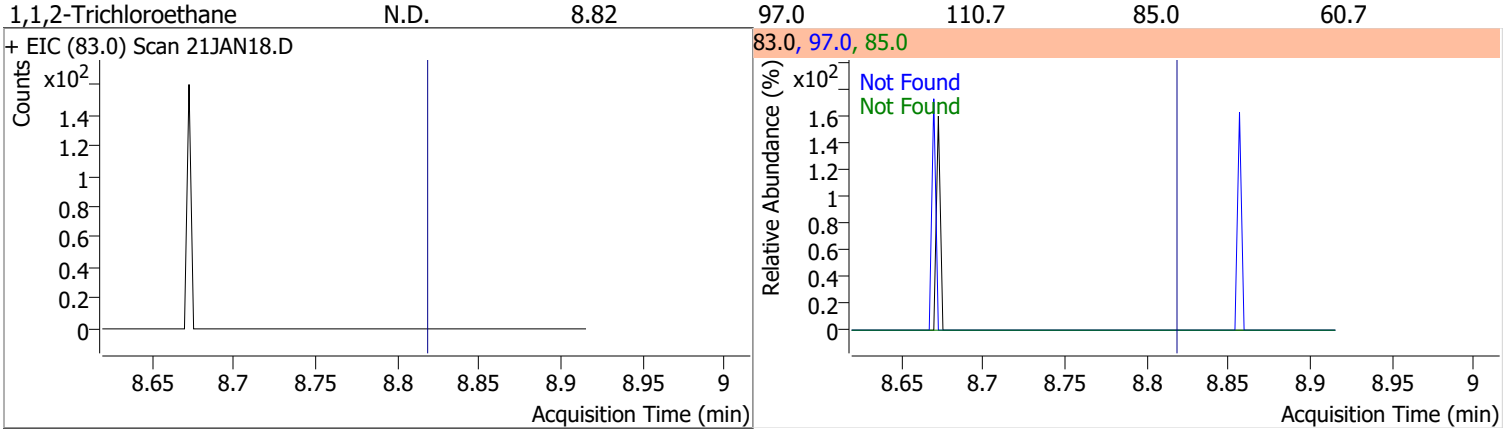

Compound	Conc.	Exp RT	QIon	Exp Ratio	QIon	Exp Ratio
Tetrachloroethene	N.D.	8.94	165.8	126.1	129.0	90.5

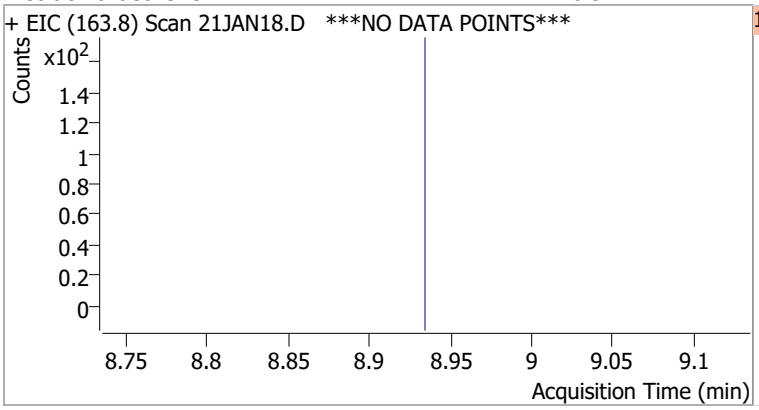

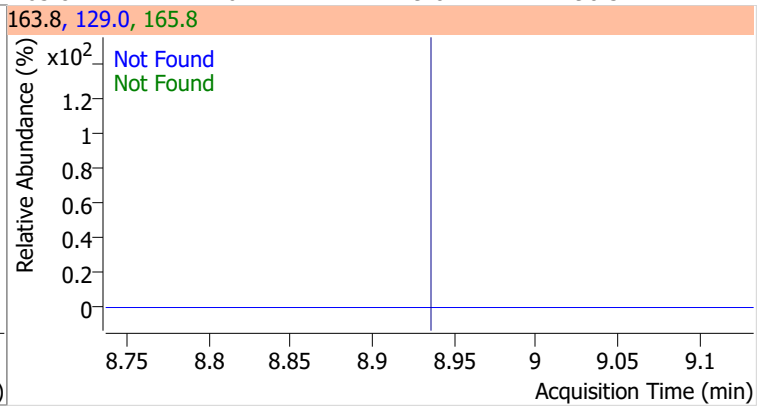

Compound	Conc.	Exp RT	QIon	Exp Ratio
1,3-Dichloropropane	N.D.	8.98	78.0	32.4

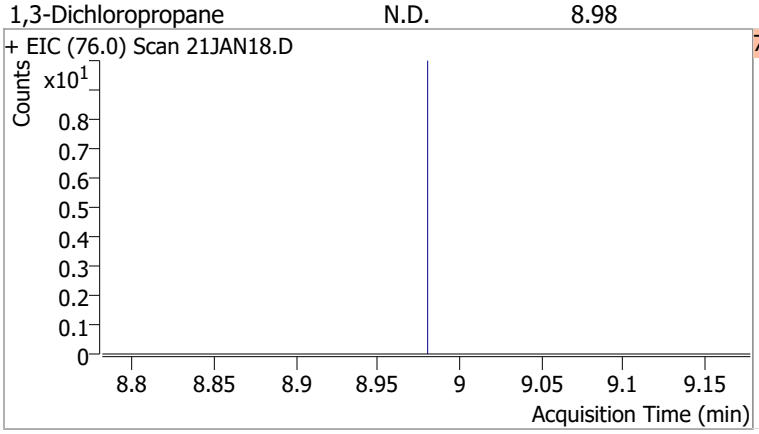

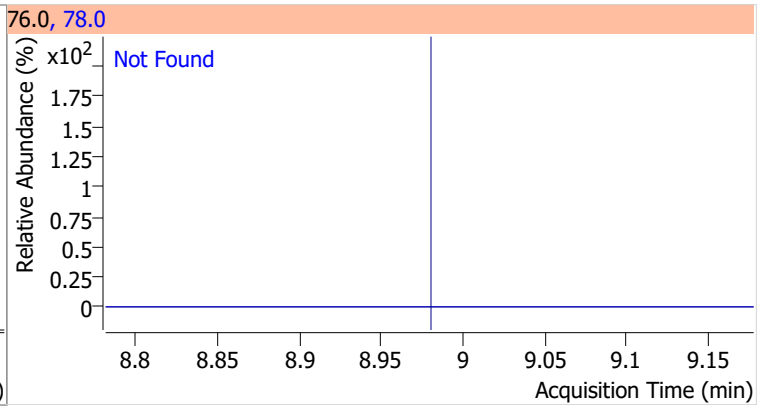

Compound	Conc.	Exp RT	QIon	Exp Ratio
Chlorodibromomethane	N.D.	9.21	127.0	77.2

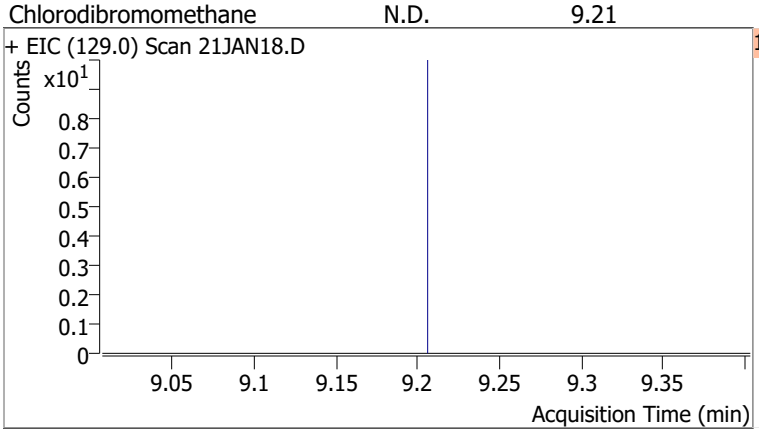

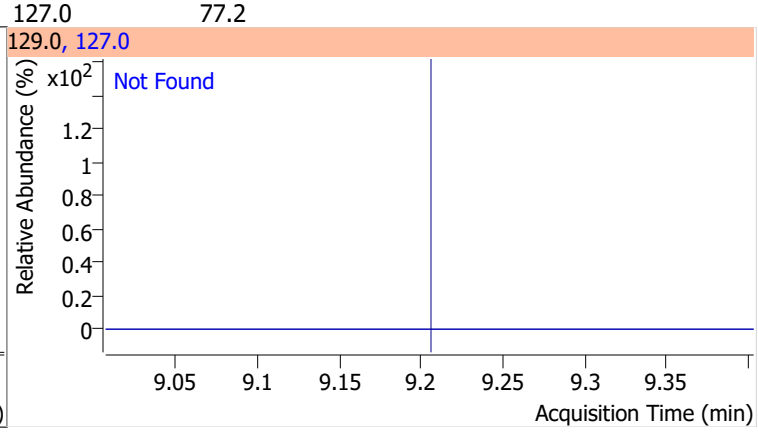

Compound	Conc.	Exp RT	QIon	Exp Ratio
1,2-Dibromoethane	N.D.	9.30	109.0	91.5

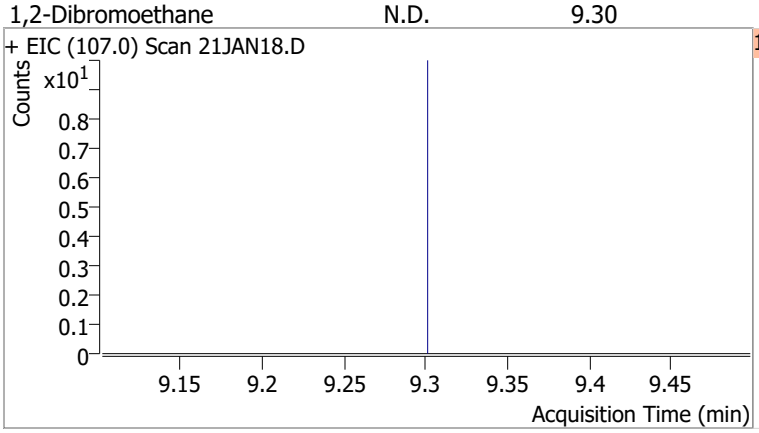

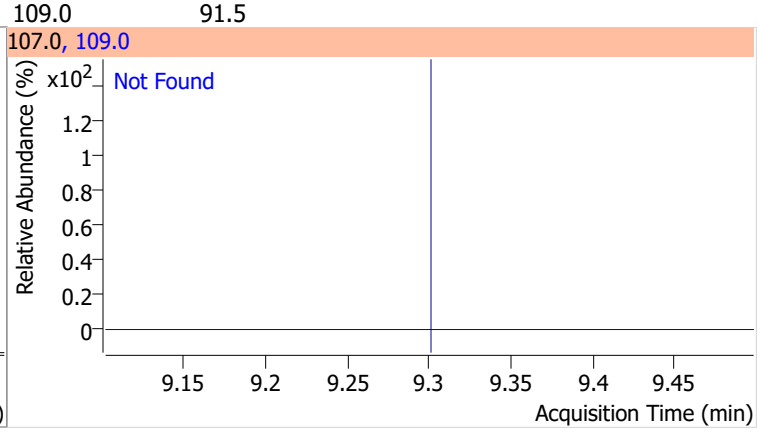

Compound	Conc.	Exp RT	QIon	Exp Ratio
Chlorobenzene	N.D.	9.80	114.0	32.2

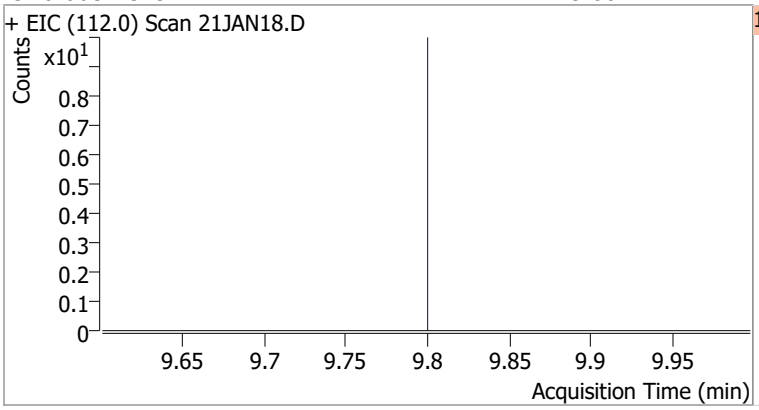

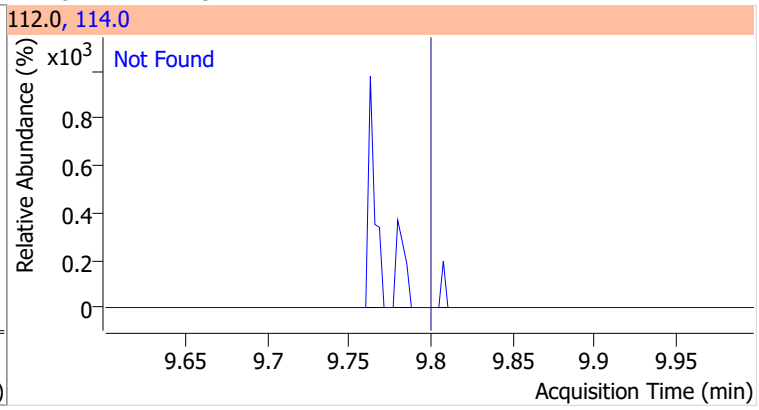

Compound	Conc.	Exp RT	QIon	Exp Ratio
1,1,1,2-Tetrachloroethane	N.D.	9.89	133.0	95.3

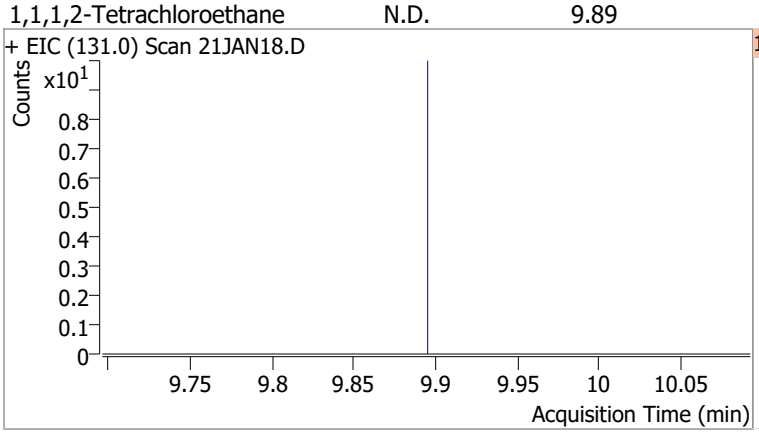

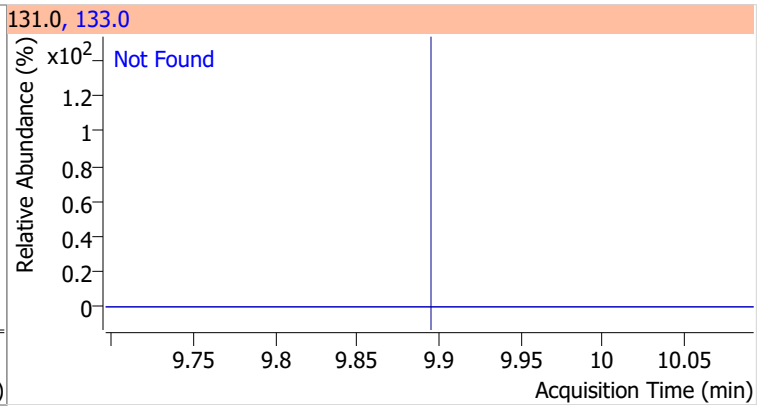

Compound	Conc.	Exp RT	QIon	Exp Ratio
Ethylbenzene	N.D.	9.92	106.0	31.7

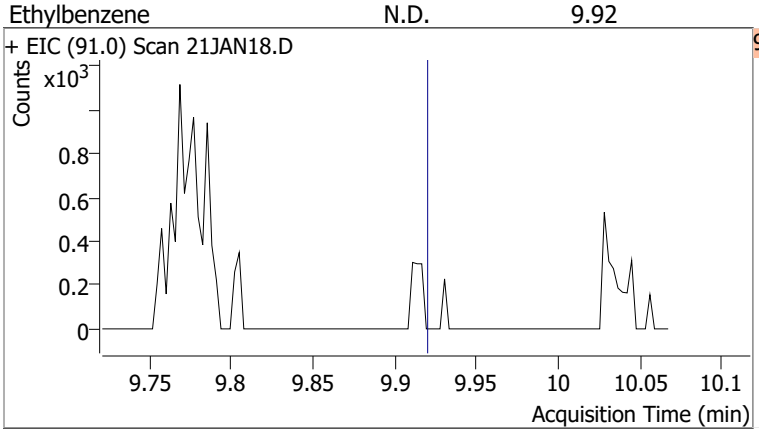

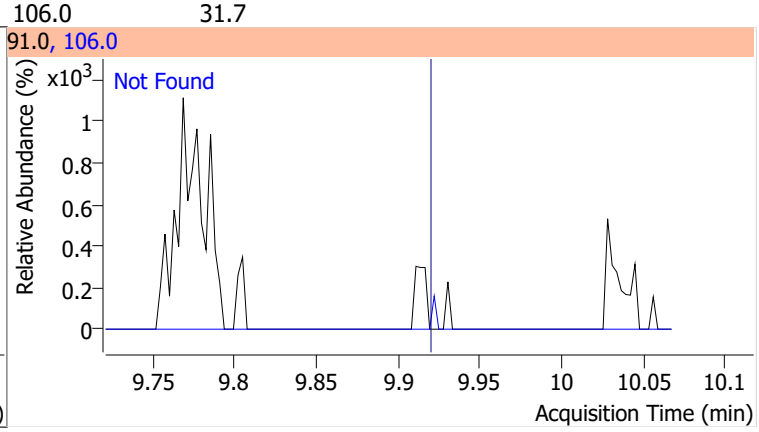

Compound	Conc.	Exp RT	QIon	Exp Ratio
m+p-Xylenes	N.D.	10.04	91.0	200.7

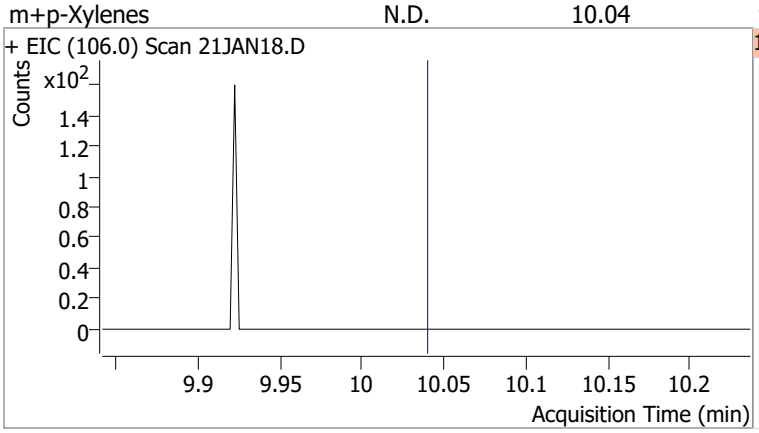

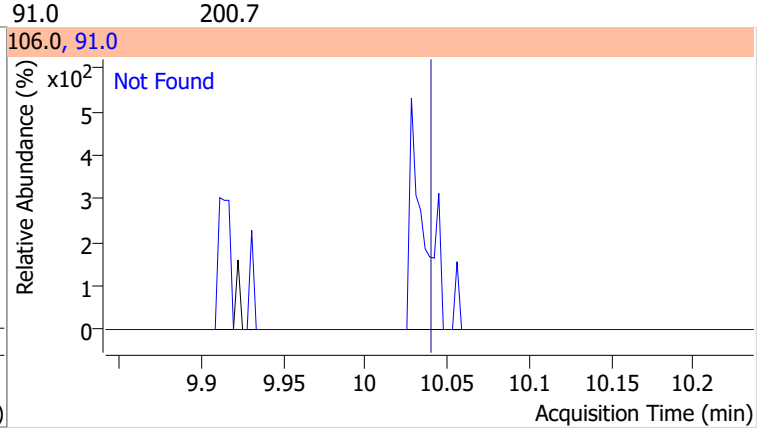

Compound	Conc.	Exp RT	QIon	Exp Ratio
o-Xylene	N.D.	10.43	91.0	211.4

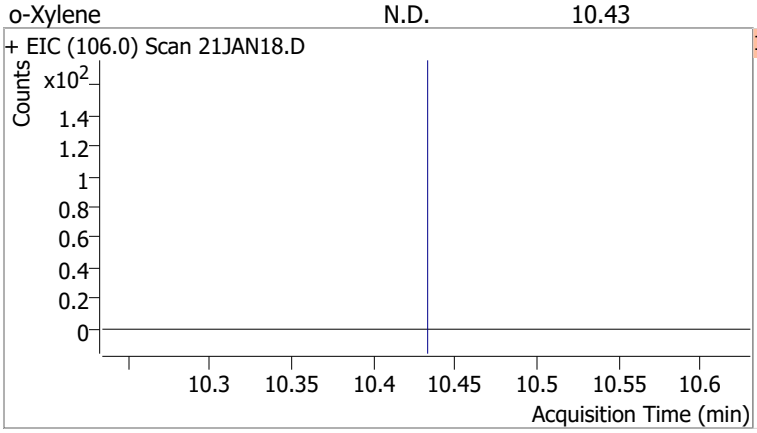

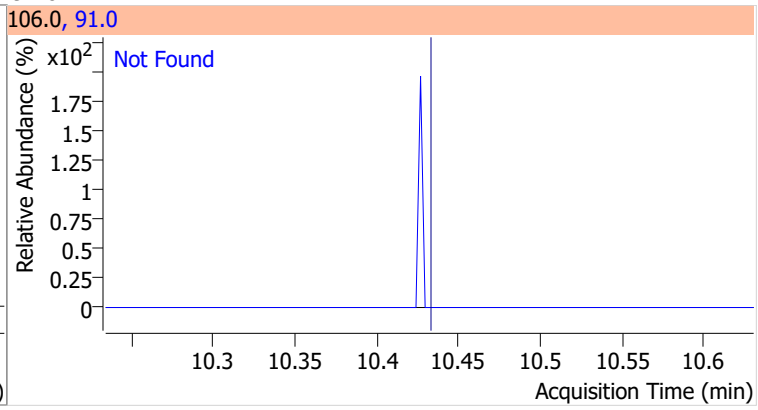

Compound	Conc.	Exp RT	QIon	Exp Ratio
Styrene	N.D.	10.45	78.0	50.6

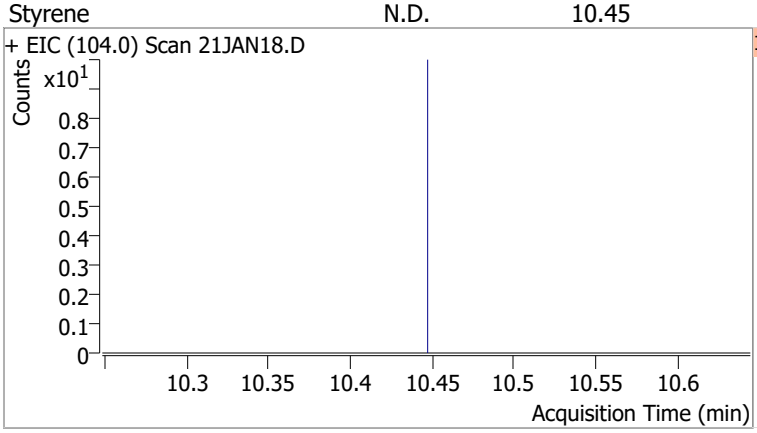

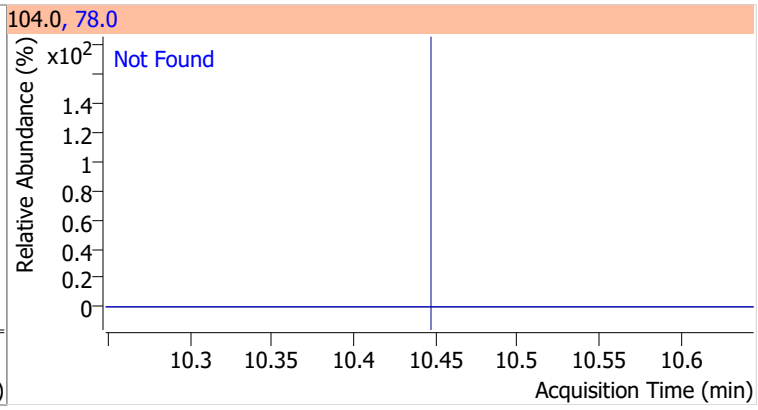

Compound	Conc.	Exp RT	QIon	Exp Ratio	QIon	Exp Ratio
Bromoform	N.D.	10.62	170.5	50.3	174.5	48.1

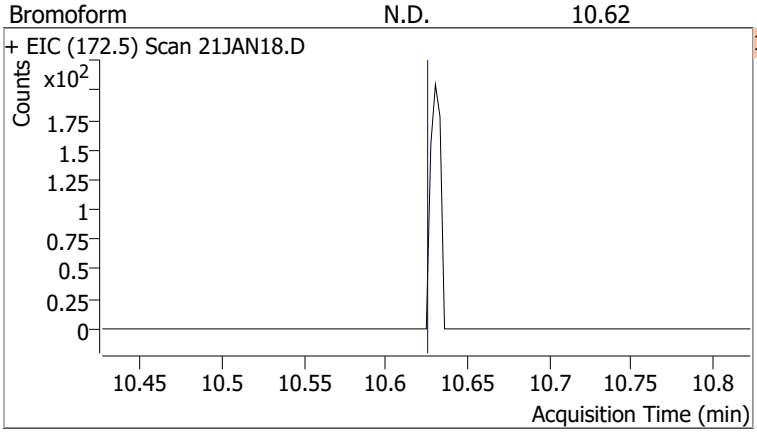

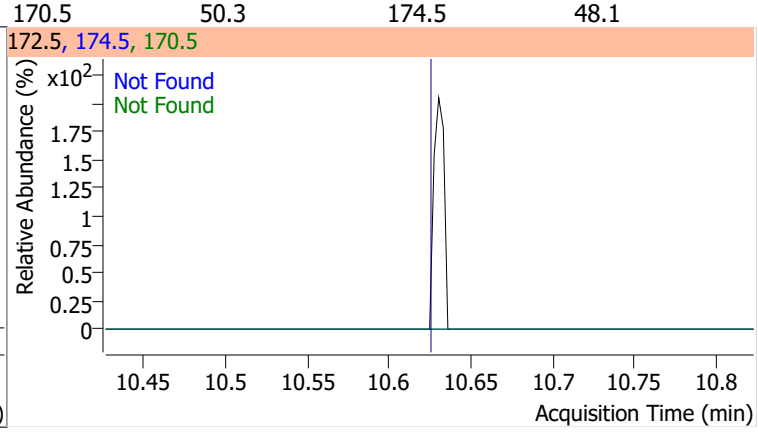

Compound	Conc.	RT	Dev(Min)	Resp.	QIon	QRatio	Lower	Upper
p-Bromofluorobenzene	271.2634	10.95	0.01	227442	174.0	95.5	65.3	125.3
					176.0	90.4	63.3	123.3

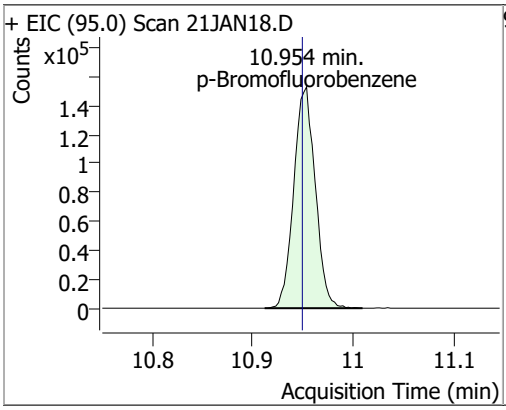

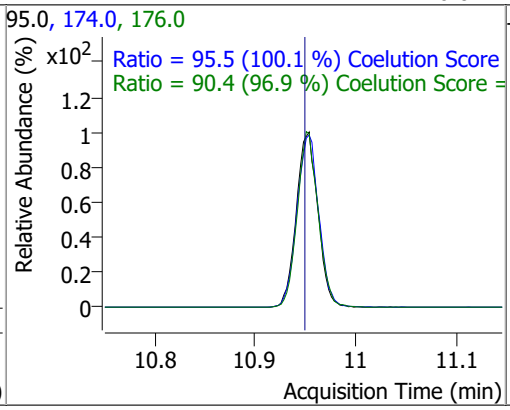

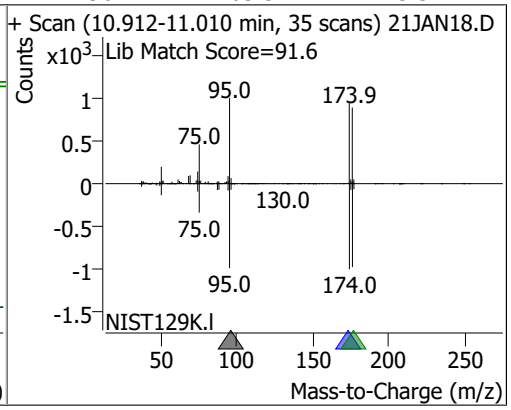

Compound	Conc.	Exp RT	QIon	Exp Ratio	QIon	Exp Ratio
Bromobenzene	N.D.	11.09	77.0	143.5	158.0	96.1

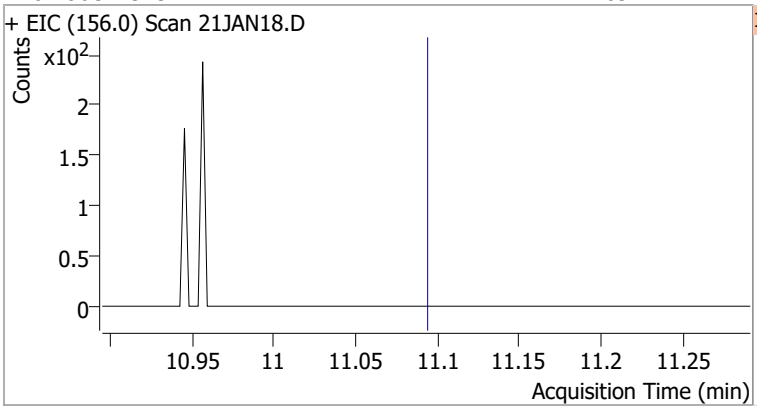

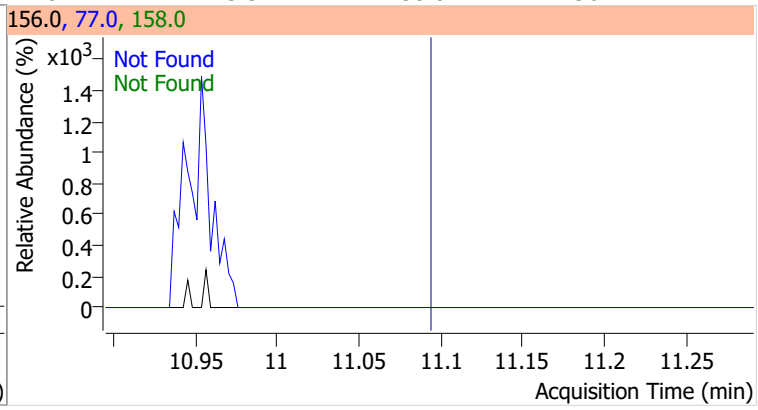

Compound	Conc.	Exp RT	QIon	Exp Ratio
1,1,2,2-Tetrachloroethane	N.D.	11.11	85.0	63.3

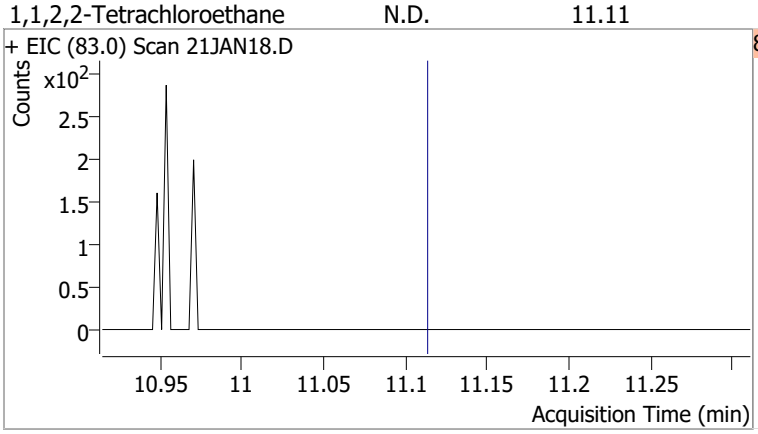

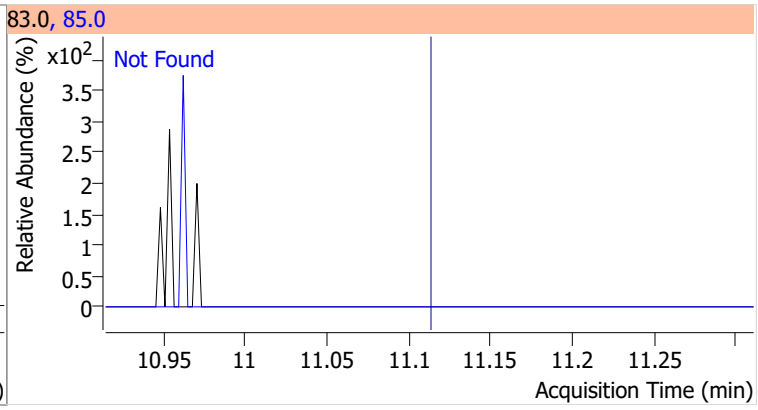

Compound	Conc.	Exp RT	QIon	Exp Ratio
1,2,3-Trichloropropane	N.D.	11.15	112.0	65.8

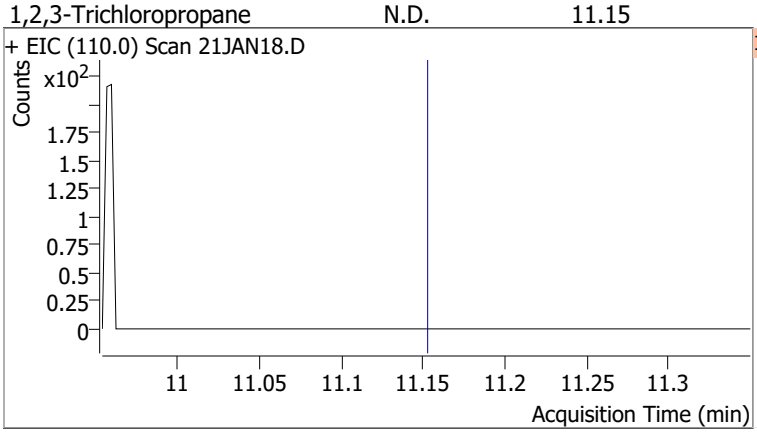

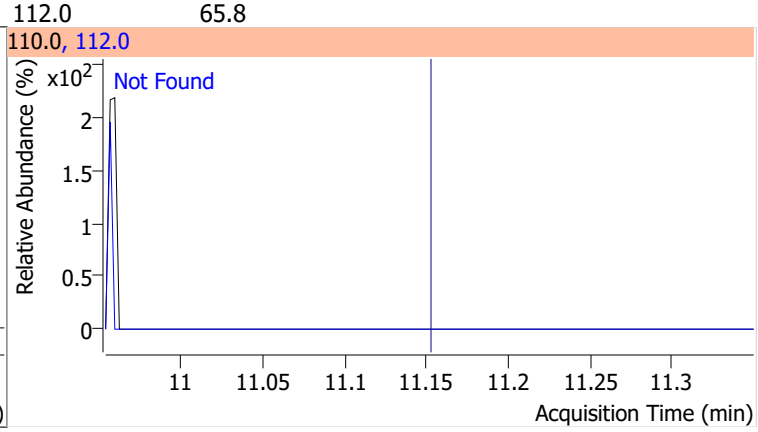

Compound	Conc.	Exp RT	QIon	Exp Ratio
2-Chlorotoluene	N.D.	11.29	91.0	276.2

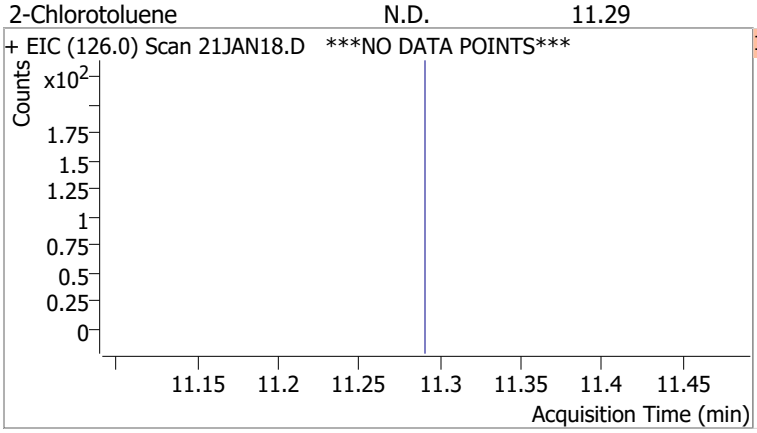

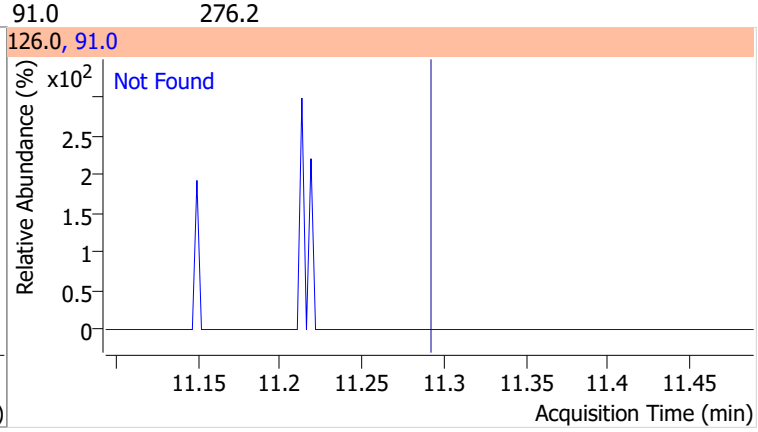

Compound	Conc.	Exp RT	QIon	Exp Ratio
4-Chlorotoluene	N.D.	11.40	126.0	31.3

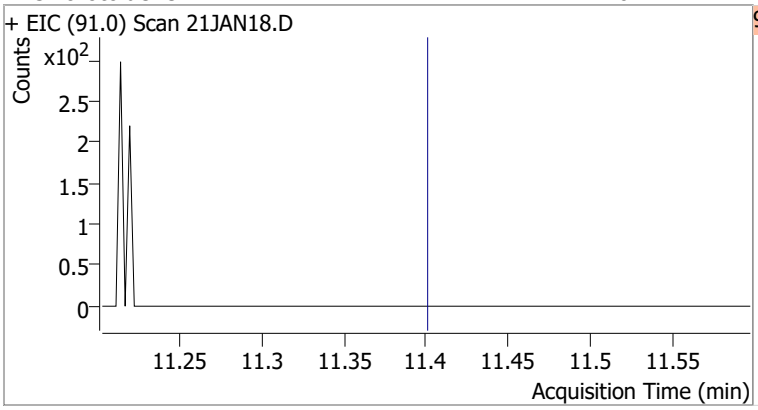

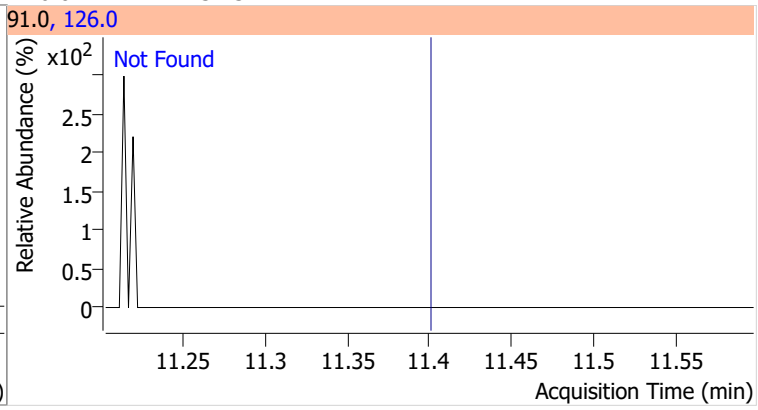

Compound	Conc.	Exp RT	QIon	Exp Ratio	QIon	Exp Ratio
1,3-Dichlorobenzene	N.D.	12.03	148.0	62.8	111.0	38.7

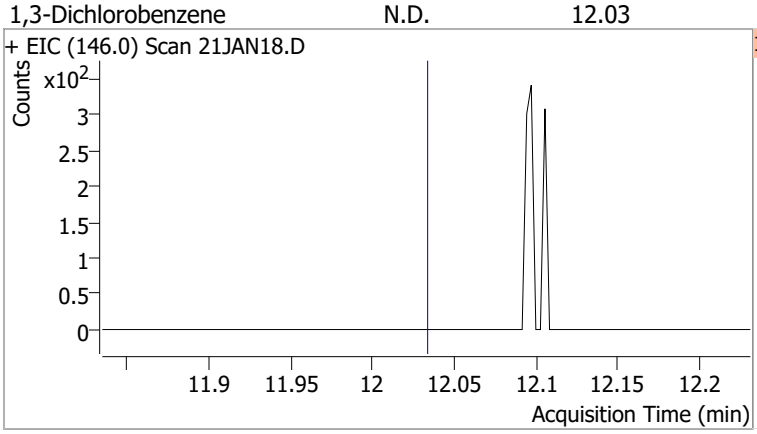

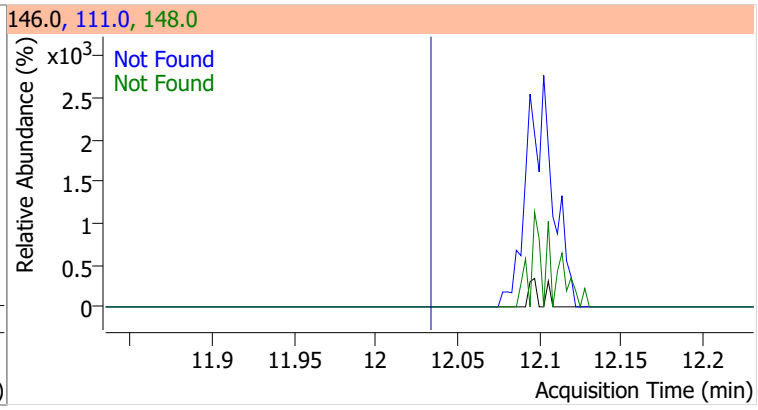

Compound	Conc.	Exp RT	QIon	Exp Ratio	QIon	Exp Ratio
1,4-Dichlorobenzene	N.D.	12.12	148.0	63.7	111.0	38.7

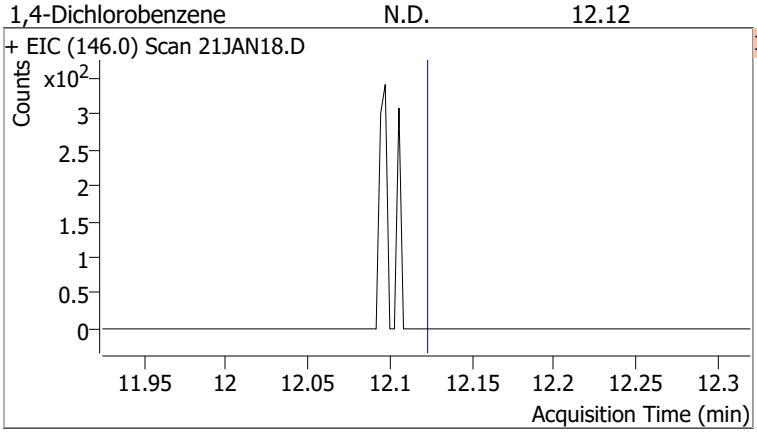

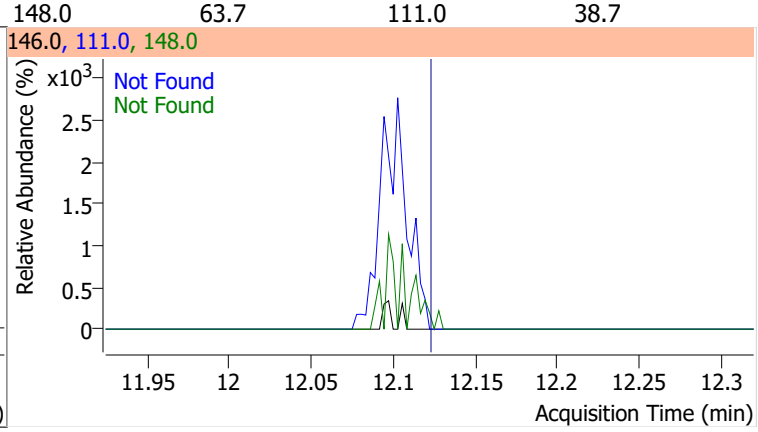

Compound	Conc.	Exp RT	QIon	Exp Ratio	QIon	Exp Ratio
1,2-Dichlorobenzene	N.D.	12.49	148.0	61.9	111.0	39.5

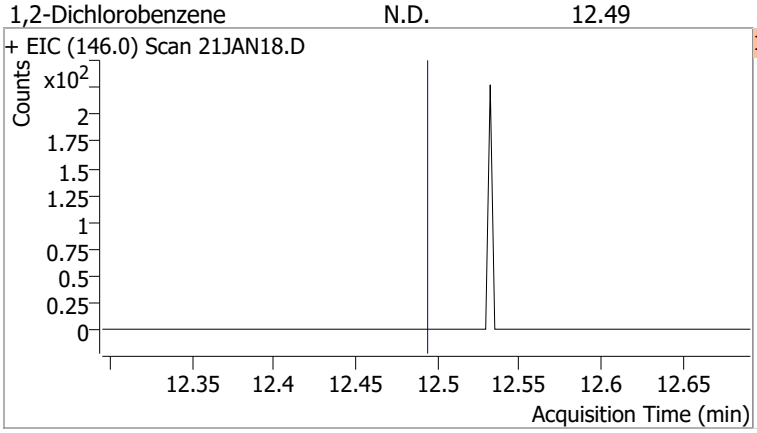

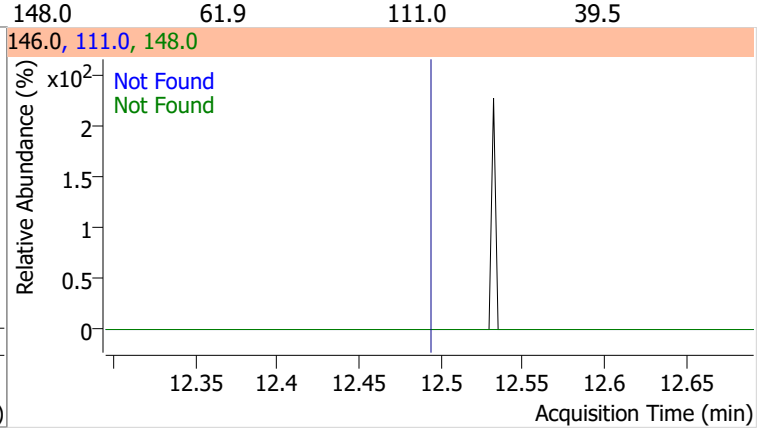

Quantitation Results Report (QT Reviewed)

Data File	21JAN19.D	Operator	MSC
Acq. Method	5975CACQF.M	Acq. Date-Time	1/21/2022 5:58:46 PM
Sample Name	B22011128-002A	Instrument	VOA5975C
Vial	19	Multiplier	1.00
DA Method File	VOA5975C_8260B_SHT_DoD_L4_011922.m	Comment	
Tune File	BFB_Atune3.u	Tune Date	10/11/2021 4:02:00 PM
Batch Name	VG012122_8260B.batch.bin	Last Calib Update	3/11/2022 3:55:53 AM
Ref Library	\\MASSHUNTER\Org\Library\NIST129K.l		

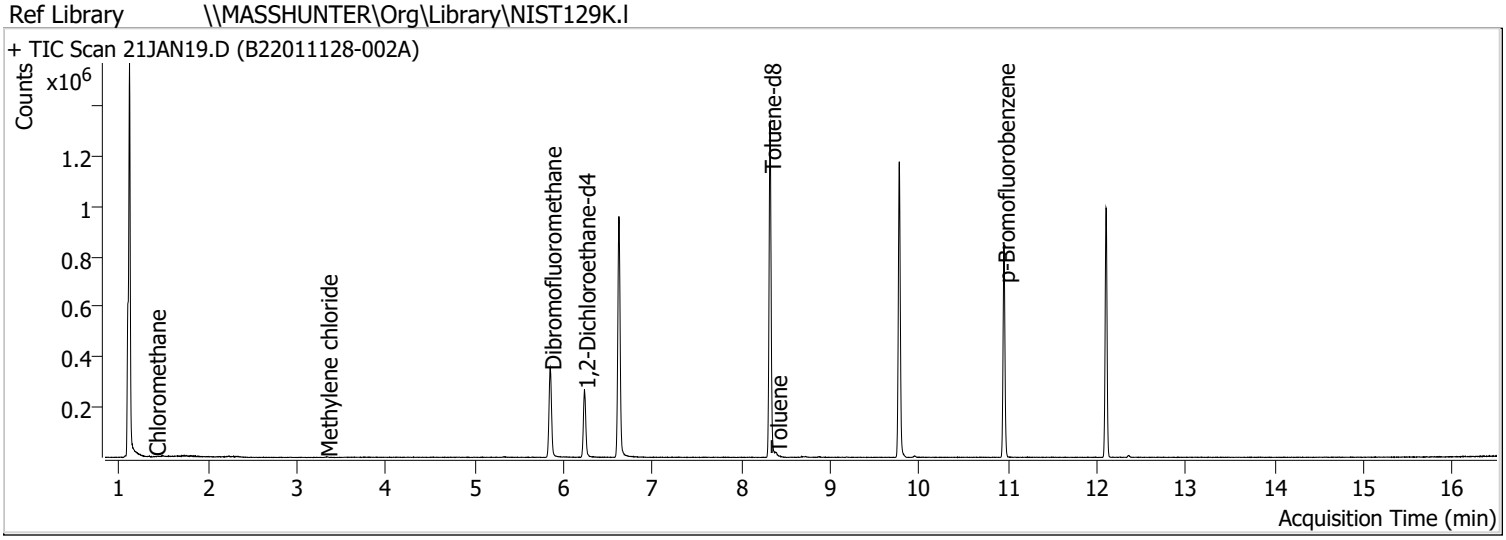

Compound	RT	QIon	Resp.	Conc.	Units		Dev(Min)
Internal Standards							
M Fluorobenzene	6.620	96.0	810955	250.0000	ng		0.000
M Chlorobenzene-d5	9.774	82.0	321277	250.0000	ng		0.000
M 1,4-Dichlorobenzene-d4	12.100	152.0	238601	250.0000	ng		0.000
System Monitoring Compounds							
S Dibromofluoromethane	5.851	113.0	210942	268.5529	ng		0.000
Spiked Amount: 250.000	Range: 80.0 - 119.0%			Recovery = 107.42%			
S 1,2-Dichloroethane-d4	6.233	67.0	93072	274.3017	ng		0.003
Spiked Amount: 250.000	Range: 81.0 - 118.0%			Recovery = 109.72%			
S Toluene-d8	8.322	98.0	800364	255.3511	ng		0.003
Spiked Amount: 250.000	Range: 89.0 - 112.0%			Recovery = 102.14%			
S p-Bromofluorobenzene	10.951	95.0	230231	261.3380	ng		0.003
Spiked Amount: 250.000	Range: 85.0 - 114.0%			Recovery = 104.54%			
Target Compounds							**QValue**
T Dichlorodifluoromethane	0.000		0	N.D.			
T Chloromethane	1.400	50.0	367	0.2857	ng	m	88
T Vinyl chloride	0.000		0	N.D.			
T Bromomethane	0.000		0	N.D.			
T Chloroethane	0.000		0	N.D.			
T Trichlorofluoromethane	0.000		0	N.D.			
T 1,1-Dichloroethene	0.000		0	N.D.			
T Methylene chloride	3.330	49.0	1512	1.2754	ng	m	98
T trans-1,2-Dichloroethene	0.000		0	N.D.			
T Methyl tert-butyl ether (MTBE)	0.000		0	N.D.			
T 1,1-Dichloroethane	0.000		0	N.D.			
T 2,2-Dichloropropane	0.000		0	N.D.			
T cis-1,2-Dichloroethene	0.000		0	N.D.			
T Methyl ethyl ketone	0.000		0	N.D.			
T Bromochloromethane	0.000		0	N.D.			
T Chloroform	0.000		0	N.D.			

Compound	RT	QIon	Resp.	Conc.	Units	Dev(Min)
T 1,1,1-Trichloroethane	0.000		0	N.D.		
T Carbon tetrachloride	0.000		0	N.D.		
T 1,1-Dichloropropene	0.000		0	N.D.		
T Benzene	0.000		0	N.D.		
T 1,2-Dichloroethane	0.000		0	N.D.		
T Trichloroethene	0.000		0	N.D.		
T 1,2-Dichloropropane	0.000		0	N.D.		
T Dibromomethane	0.000		0	N.D.		
T Bromodichloromethane	0.000		0	N.D.		
T cis-1,3-Dichloropropene	0.000		0	N.D.		
T Toluene	8.391	92.0	3780	1.8093	ng	90
T trans-1,3-Dichloropropene	0.000		0	N.D.		
T 1,1,2-Trichloroethane	0.000		0	N.D.		
T Tetrachloroethene	0.000		0	N.D.		
T 1,3-Dichloropropane	0.000		0	N.D.		
T Chlorodibromomethane	0.000		0	N.D.		
T 1,2-Dibromoethane	0.000		0	N.D.		
T Chlorobenzene	0.000		0	N.D.		
T 1,1,1,2-Tetrachloroethane	0.000		0	N.D.		
T Ethylbenzene	0.000		0	N.D.		
T m+p-Xylenes	0.000		0	N.D.		
T o-Xylene	0.000		0	N.D.		
T Styrene	0.000		0	N.D.		
T Bromoform	0.000		0	N.D.		
T Bromobenzene	0.000		0	N.D.		
T 1,1,2,2-Tetrachloroethane	0.000		0	N.D.		
T 1,2,3-Trichloropropane	0.000		0	N.D.		
T 2-Chlorotoluene	0.000		0	N.D.		
T 4-Chlorotoluene	0.000		0	N.D.		
T 1,3-Dichlorobenzene	0.000		0	N.D.		
T 1,4-Dichlorobenzene	0.000		0	N.D.		
T 1,2-Dichlorobenzene	0.000		0	N.D.		

(#) = Qualifier Out of Range; (m) = Manual Integration; (+) = Area Summed; (*) = Surrogate Percent Recovery Out of Range; (d): Zeroed Peak

Compound	Conc.	Exp RT	QIon	Exp Ratio
Dichlorodifluoromethane	N.D.	1.24	87.0	31.8

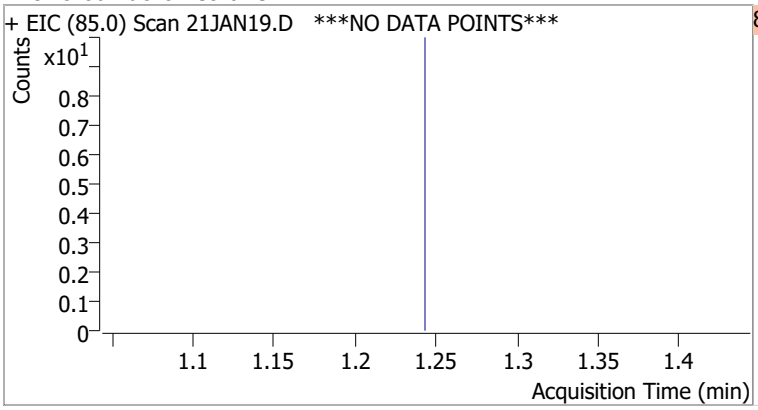

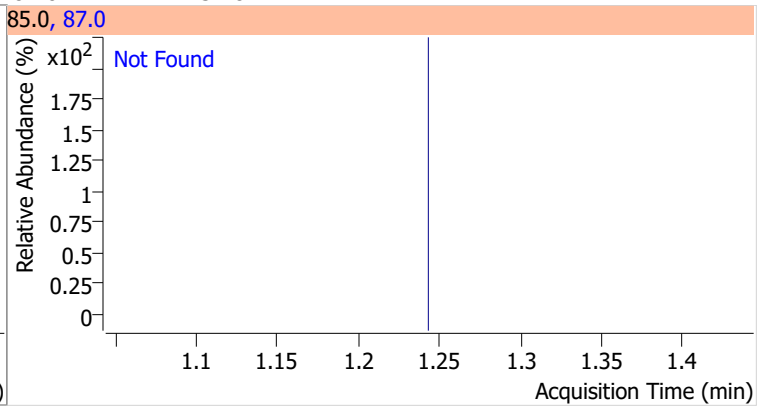

Compound	Conc.	RT	Dev(Min)	Resp.	QIon	QRatio	Lower	Upper
Chloromethane	0.2857	1.40	-0.01	367 (m)	52.0	25.9	2.4	62.4

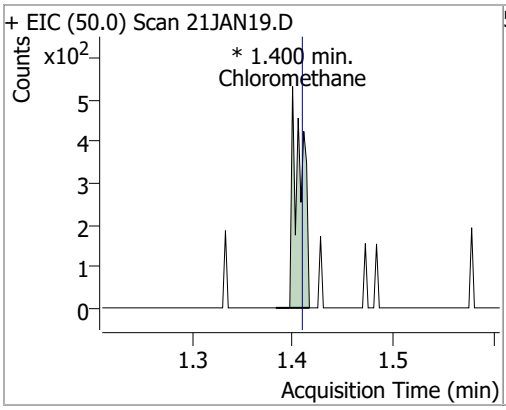

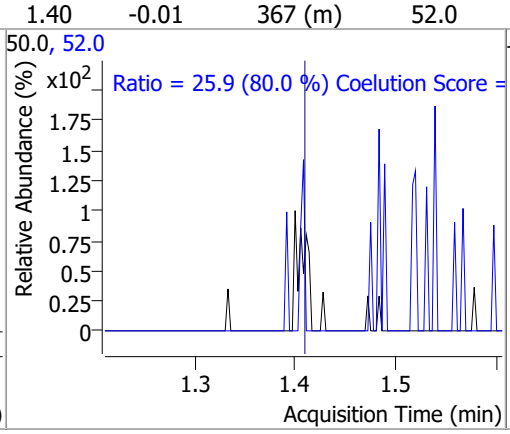

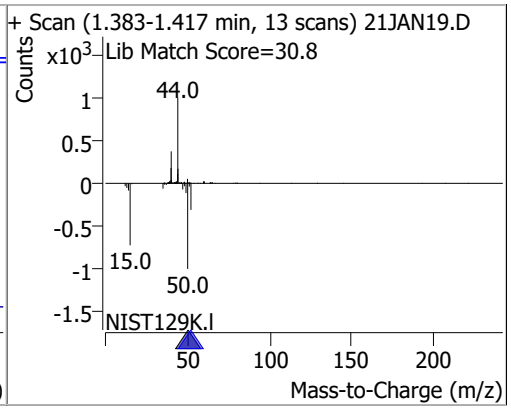

Compound	Conc.	Exp RT	QIon	Exp Ratio
Vinyl chloride	N.D.	1.50	64.0	31.3

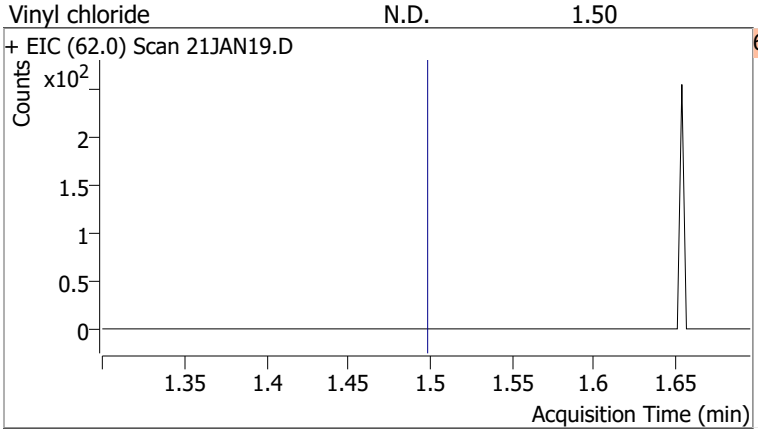

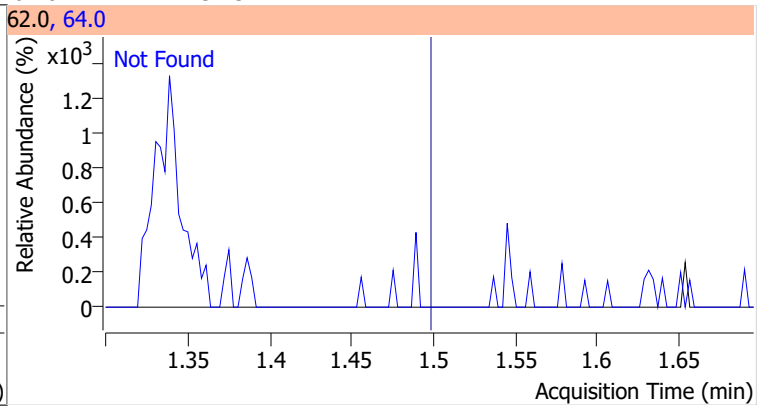

Compound	Conc.	Exp RT	QIon	Exp Ratio
Bromomethane	N.D.	1.80	94.0	110.1

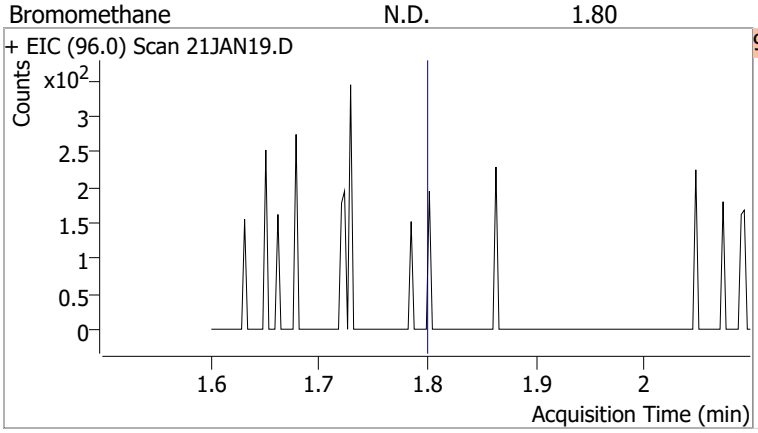

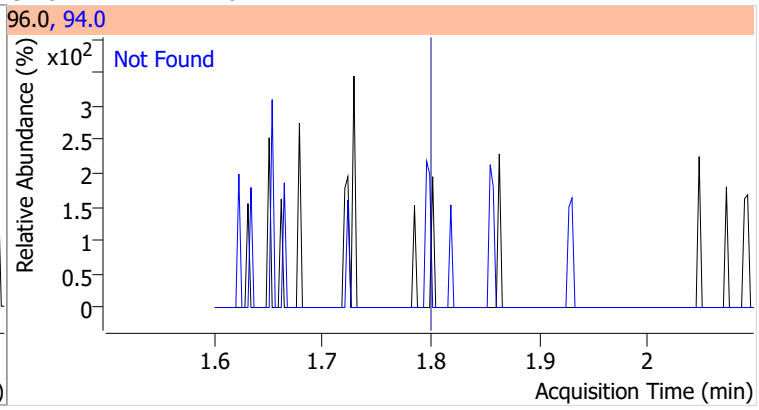

Quantitation Results Report (QT Reviewed)

Compound	Conc.	Exp RT	QIon	Exp Ratio
Chloroethane	N.D.	1.90	66.0	30.0

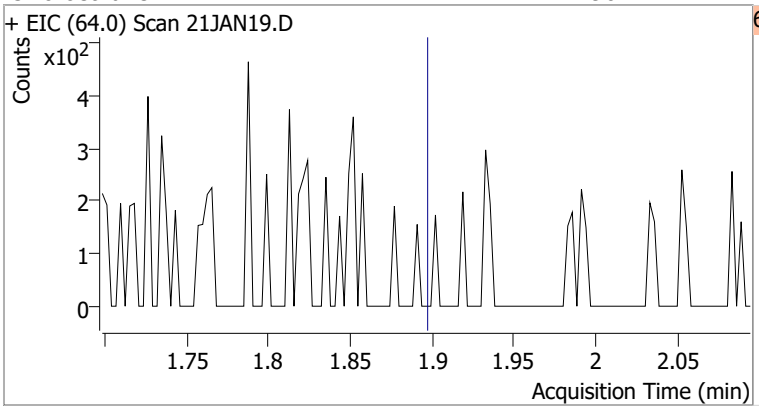

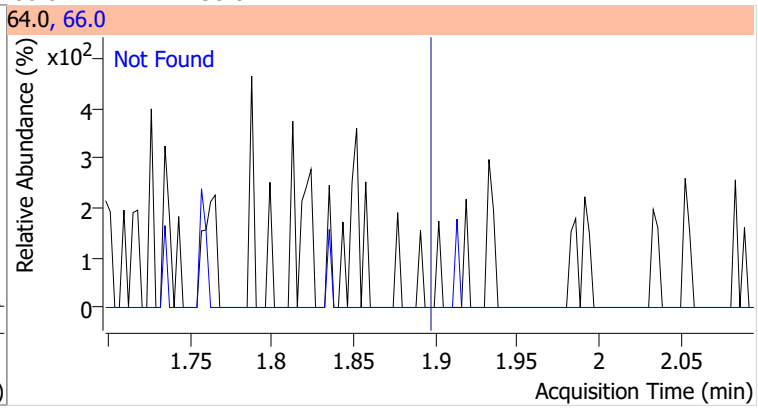

Compound	Conc.	Exp RT	QIon	Exp Ratio
Trichlorofluoromethane	N.D.	2.15	103.0	65.0

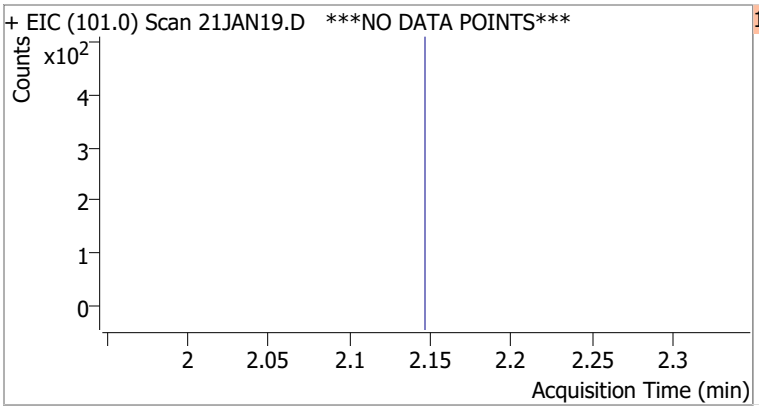

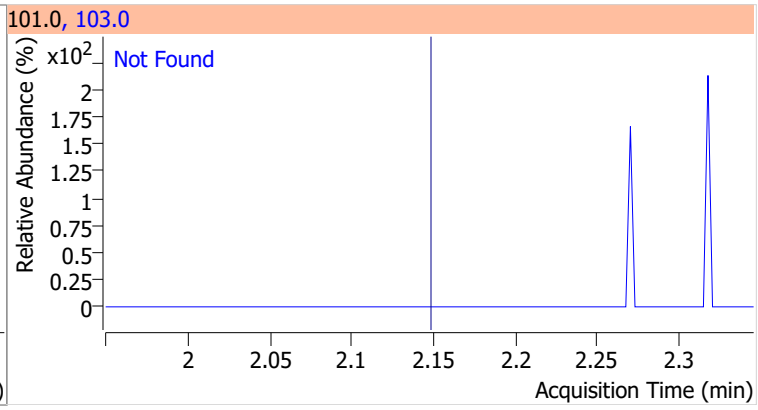

Compound	Conc.	Exp RT	QIon	Exp Ratio	QIon	Exp Ratio
1,1-Dichloroethene	N.D.	2.70	61.0	179.9	63.0	57.0

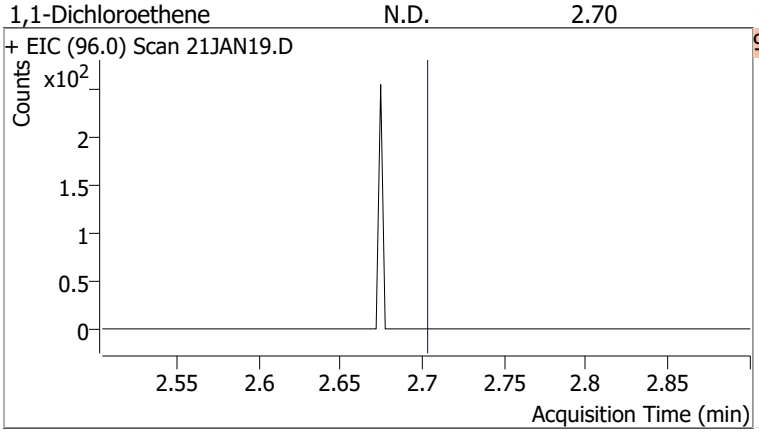

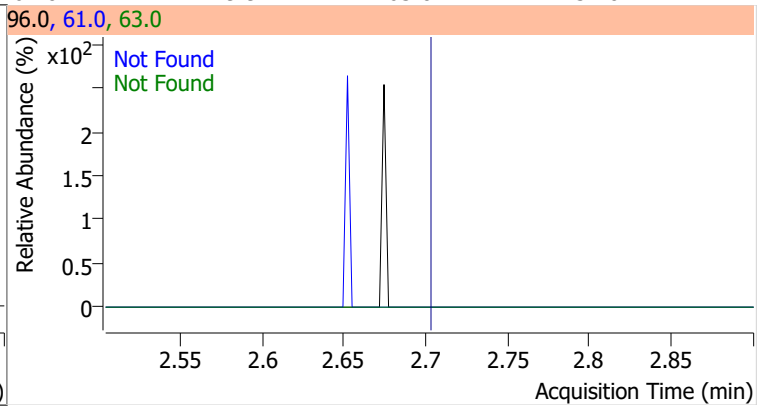

Compound	Conc.	RT	Dev(Min)	Resp.	QIon	QRatio	Lower	Upper
Methylene chloride	1.2754	3.33	0.00	1512 (m)	84.0	68.5	36.1	96.1
					86.0	41.4	11.8	71.8

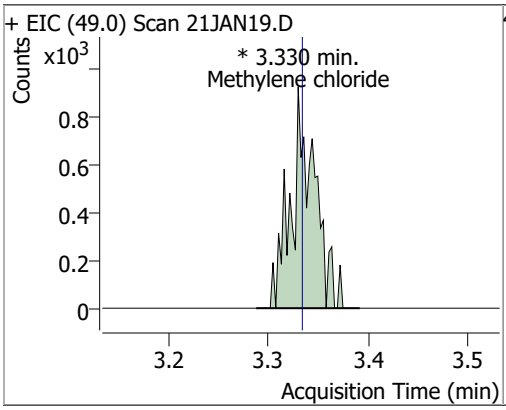

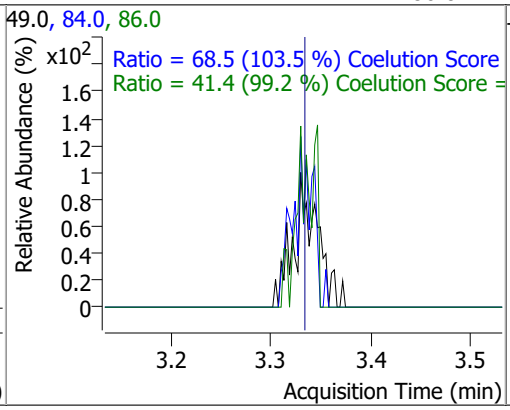

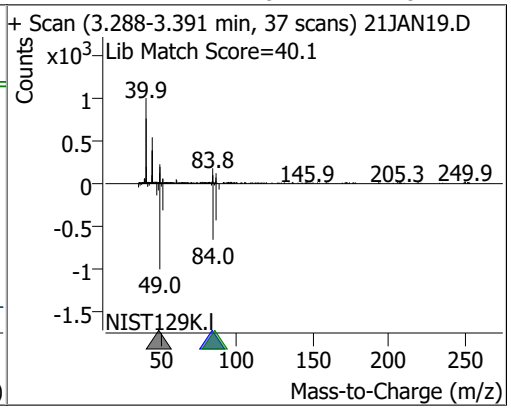

Compound	Conc.	Exp RT	QIon	Exp Ratio	QIon	Exp Ratio
trans-1,2-Dichloroethene	N.D.	3.72	61.0	154.8	98.0	62.1

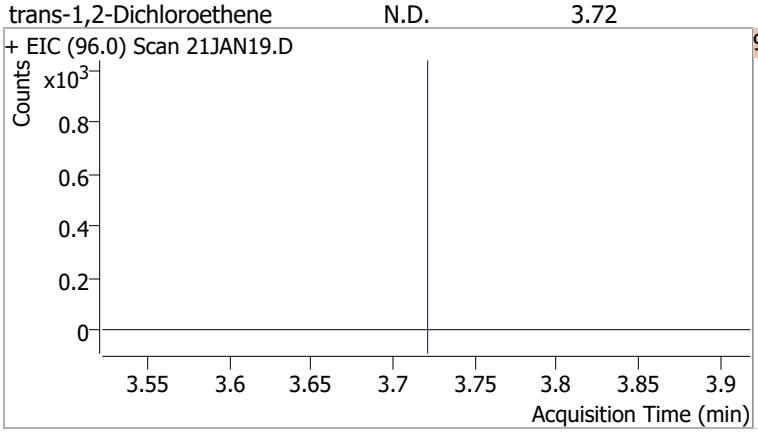

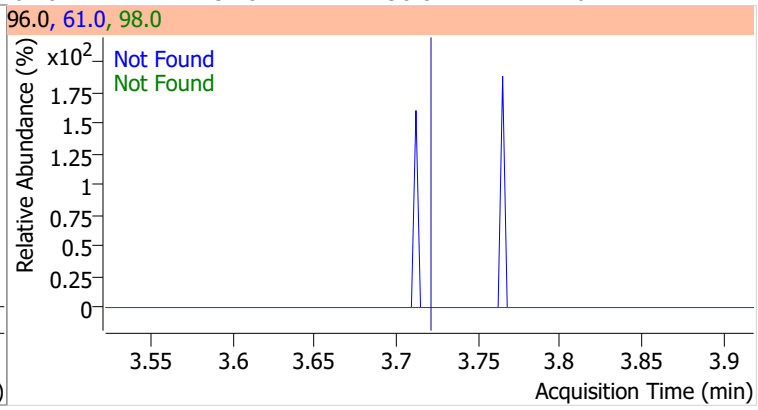

Compound	Conc.	Exp RT	QIon	Exp Ratio
Methyl tert-butyl ether (MTBE)	N.D.	3.75	57.0	24.6

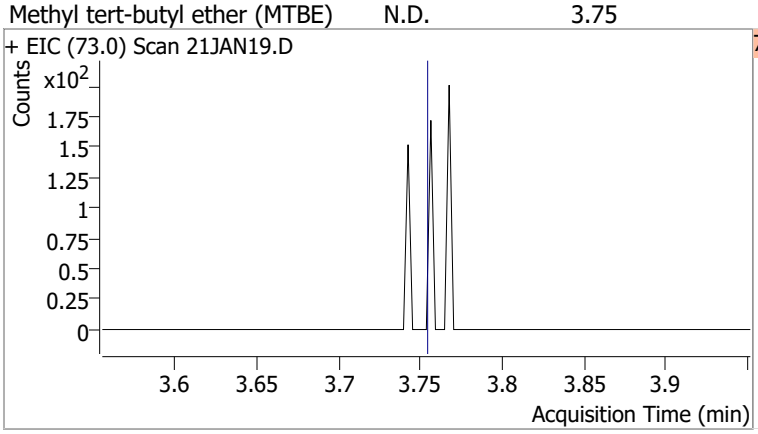

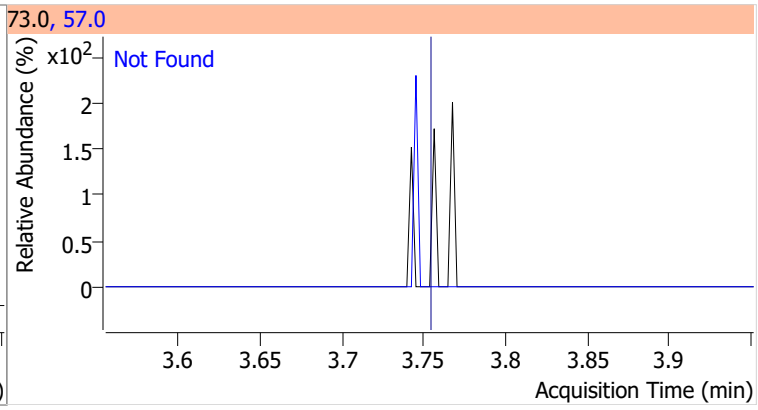

Compound	Conc.	Exp RT	QIon	Exp Ratio	QIon	Exp Ratio
1,1-Dichloroethane	N.D.	4.38	65.0	31.0	83.0	12.7

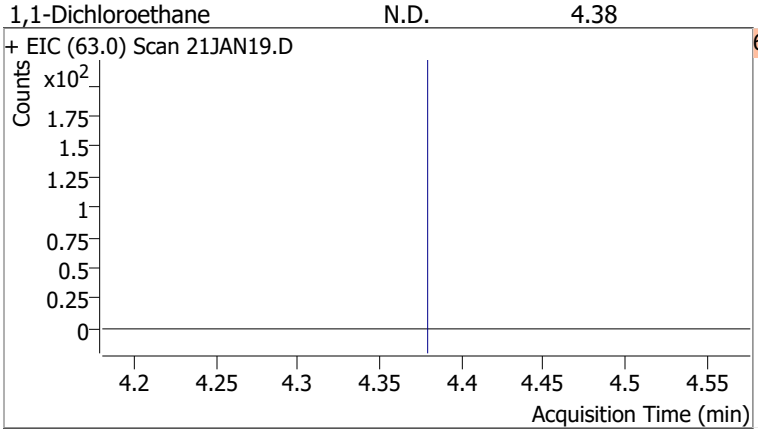

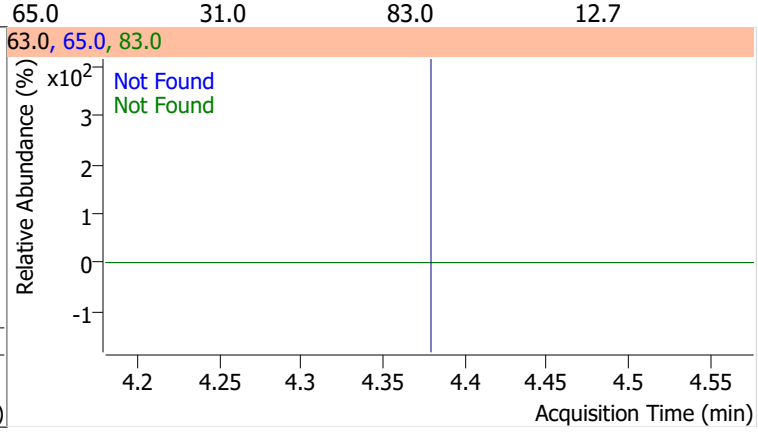

Compound	Conc.	Exp RT	QIon	Exp Ratio	QIon	Exp Ratio
2,2-Dichloropropane	N.D.	5.19	41.0	68.8	97.0	23.9

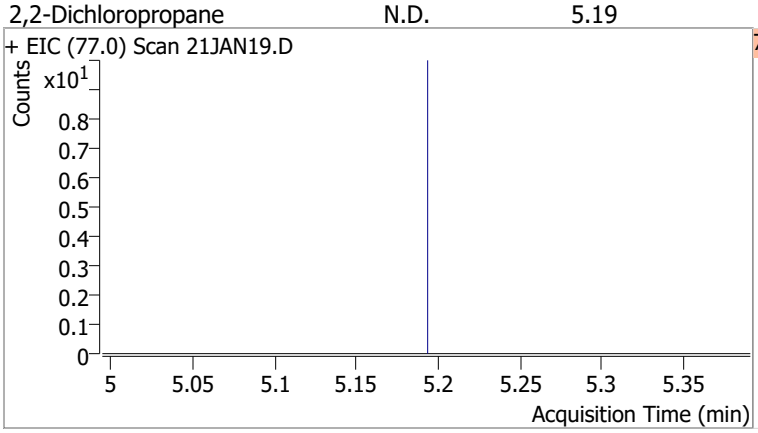

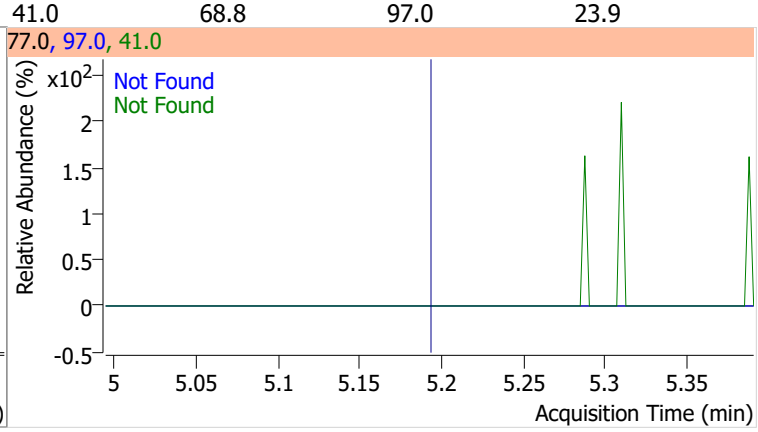

Compound	Conc.	Exp RT	QIon	Exp Ratio	QIon	Exp Ratio
cis-1,2-Dichloroethene	N.D.	5.21	61.0	160.4	98.0	66.2

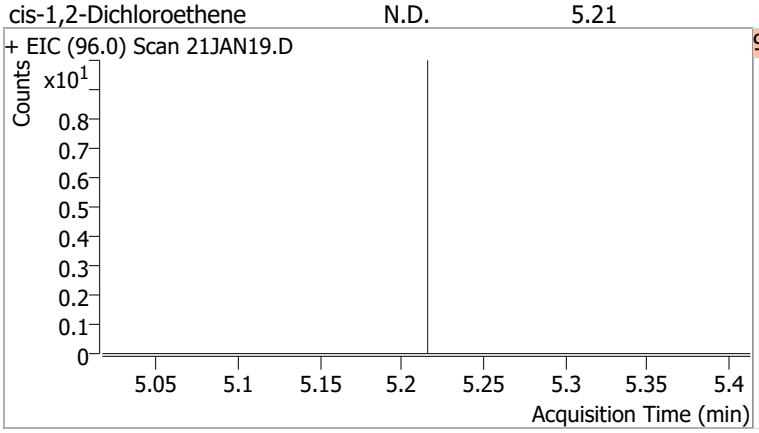

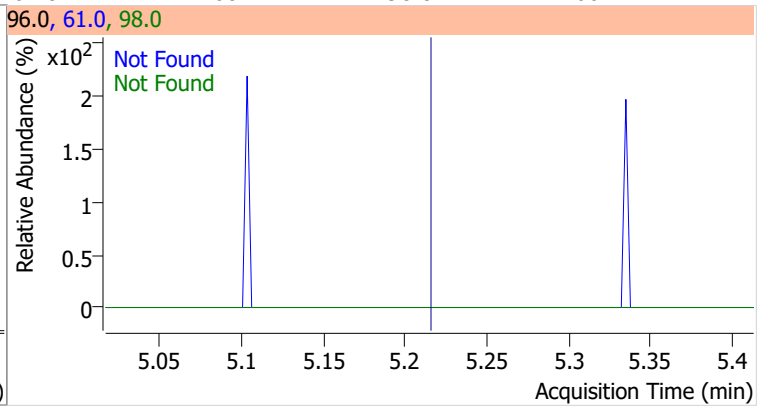

Compound	Conc.	Exp RT	QIon	Exp Ratio
Methyl ethyl ketone	N.D.	5.28	72.0	20.6

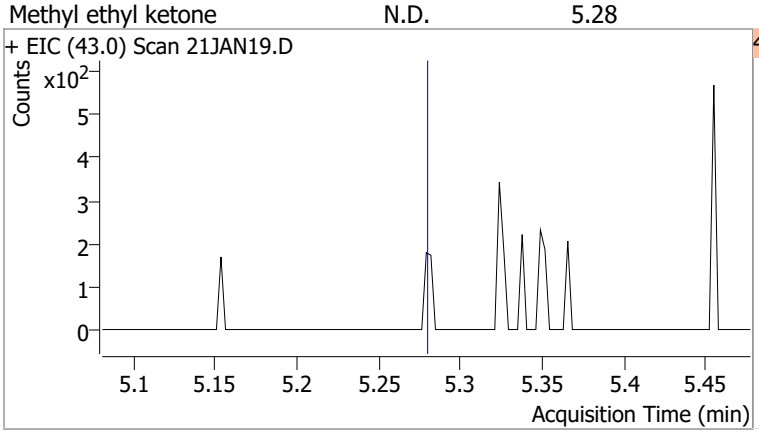

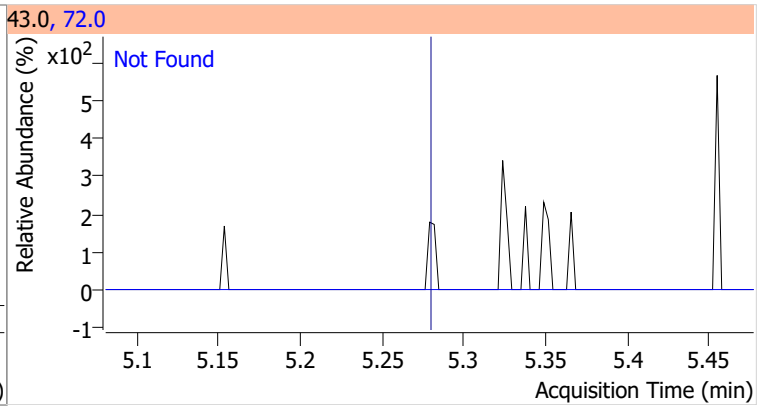

Compound	Conc.	Exp RT	QIon	Exp Ratio
Bromochloromethane	N.D.	5.52	49.0	182.2

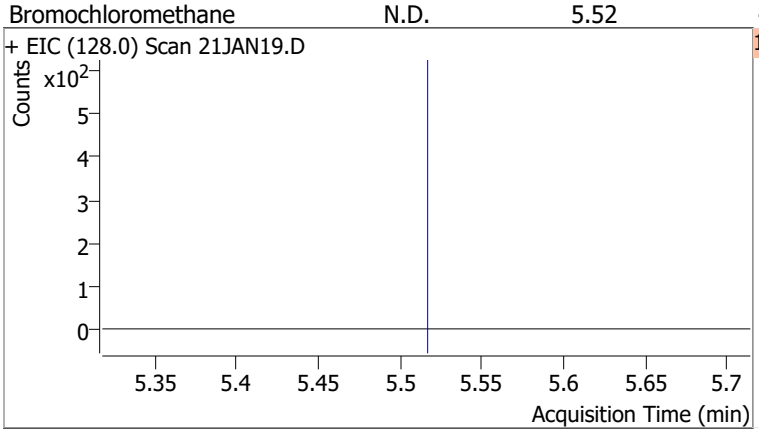

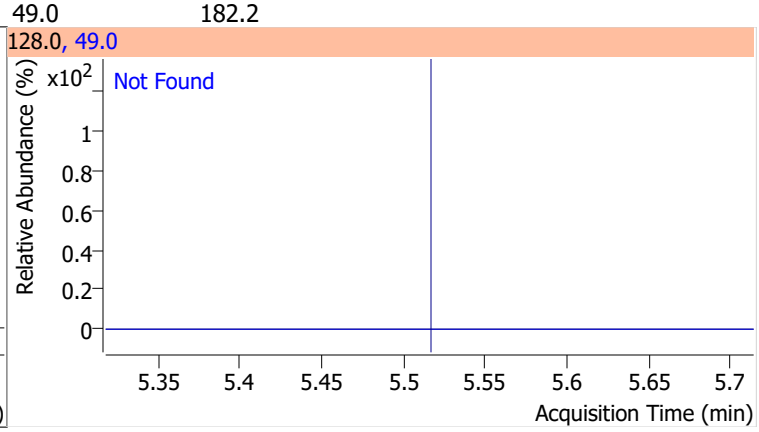

Compound	Conc.	Exp RT	QIon	Exp Ratio
Chloroform	N.D.	5.65	85.0	66.2

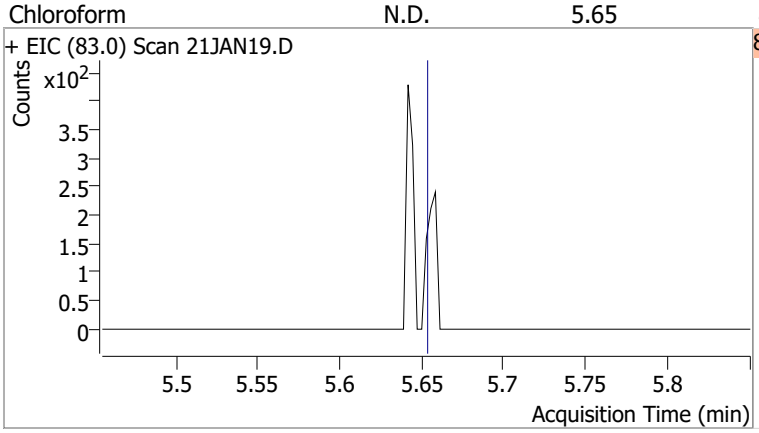

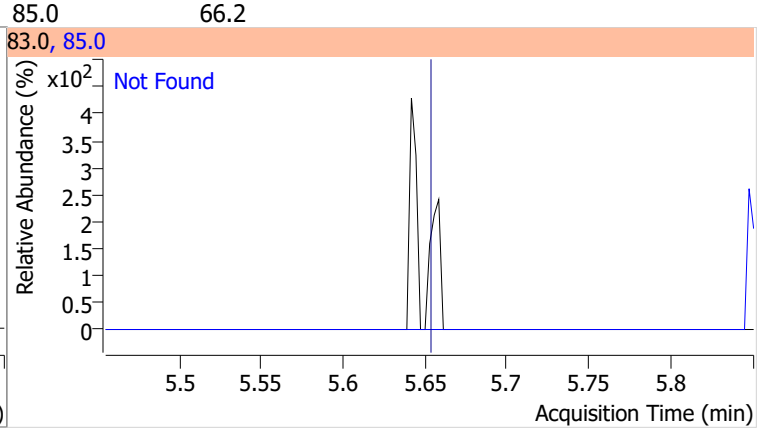

Compound	Conc.	Exp RT	QIon	Exp Ratio	QIon	Exp Ratio
1,1,1-Trichloroethane	N.D.	5.83	99.0	63.1	61.0	49.1

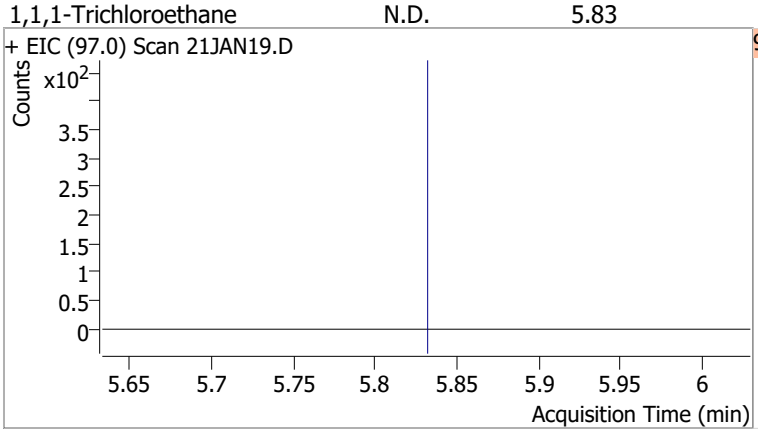

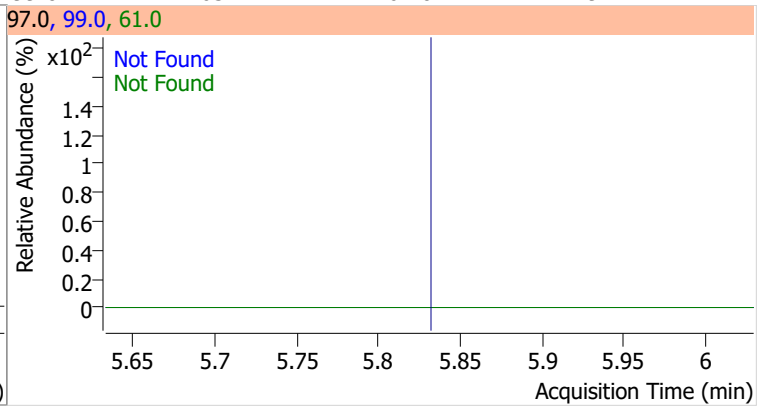

Compound	Conc.	RT	Dev(Min)	Resp.	QIon	QRatio	Lower	Upper
Dibromofluoromethane	268.5529	5.85	0.00	210942	191.5	22.0	0.0	53.2

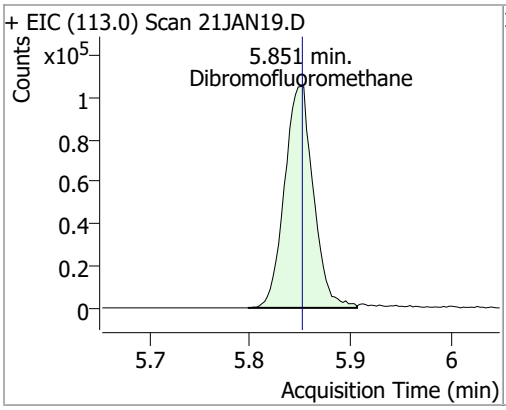

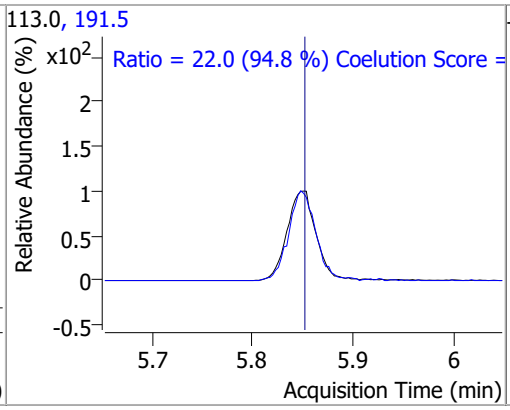

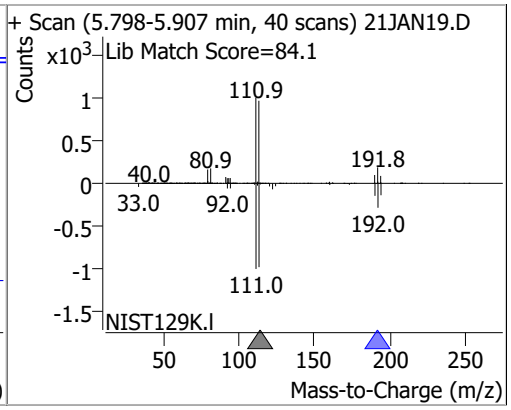

Compound	Conc.	Exp RT	QIon	Exp Ratio	QIon	Exp Ratio
Carbon tetrachloride	N.D.	6.02	119.0	97.6	121.0	30.7

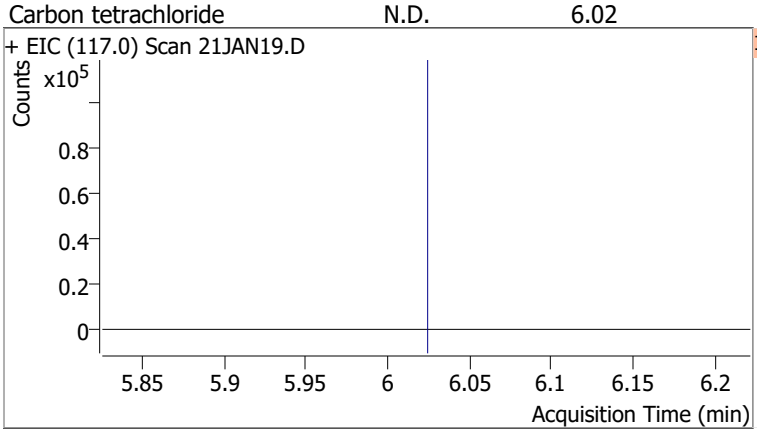

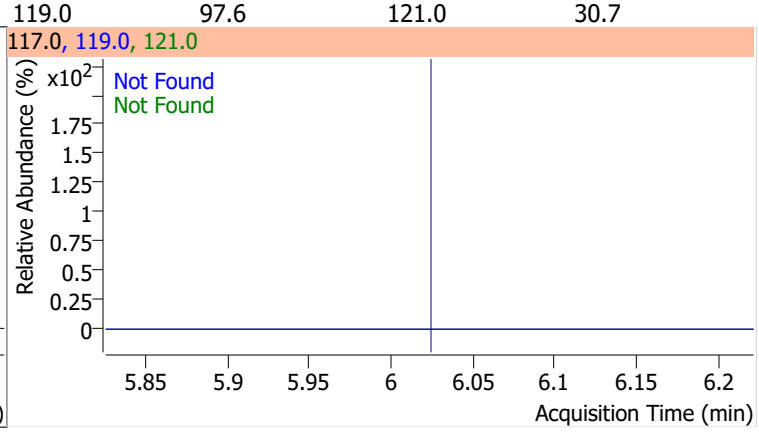

Compound	Conc.	Exp RT	QIon	Exp Ratio	QIon	Exp Ratio
1,1-Dichloropropene	N.D.	6.04	110.0	35.6	77.0	31.0

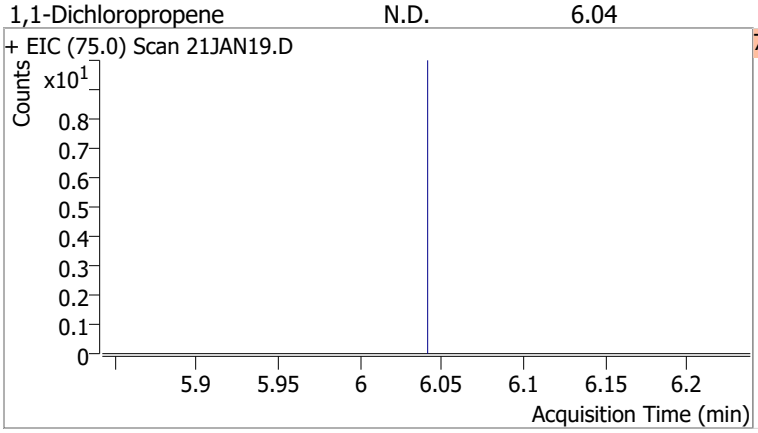

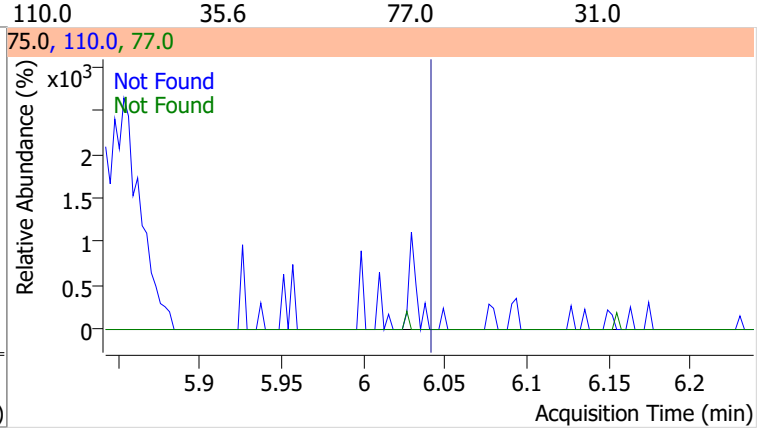

Quantitation Results Report (QT Reviewed)

Compound	Conc.	RT	Dev(Min)	Resp.	QIon	QRatio	Lower	Upper
1,2-Dichloroethane-d4	274.3017	6.23	0.00	93072	65.0	196.7	162.8	222.8

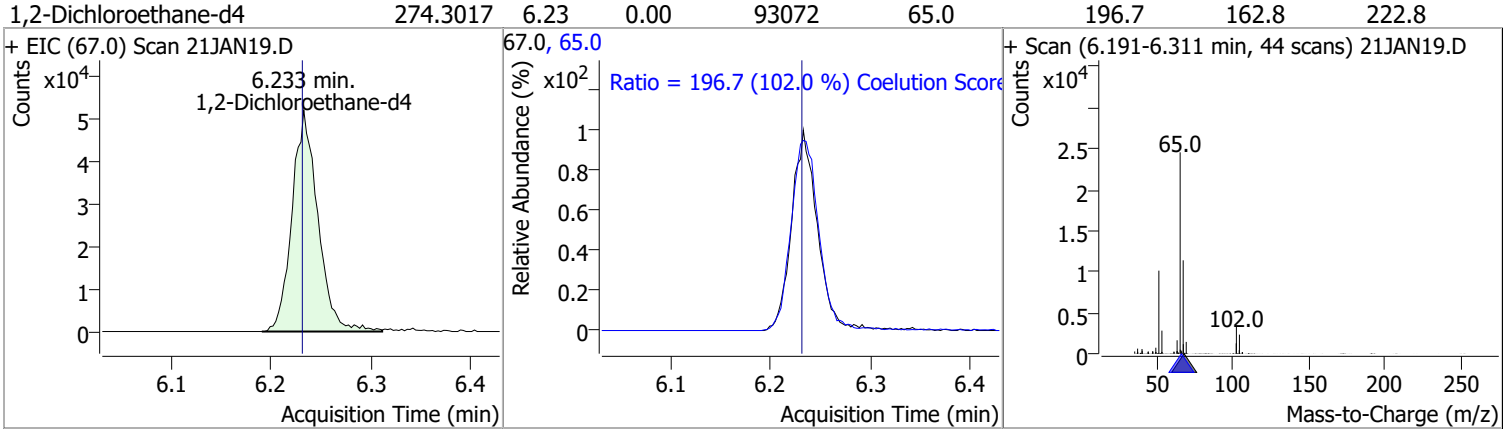

Compound	Conc.	Exp RT	QIon	Exp Ratio
Benzene	N.D.	6.28	77.0	23.3

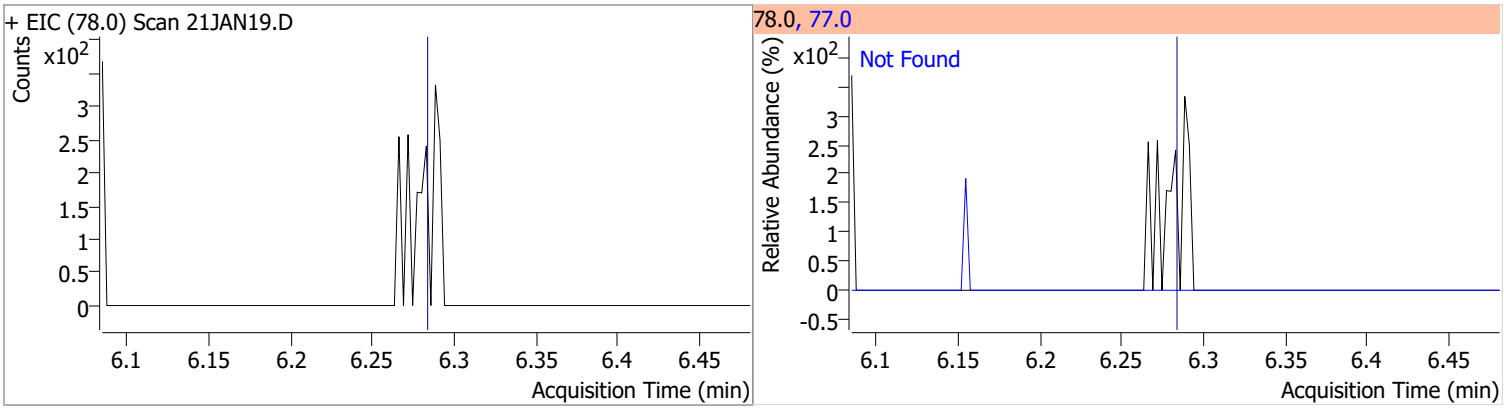

Compound	Conc.	Exp RT	QIon	Exp Ratio	QIon	Exp Ratio
1,2-Dichloroethane	N.D.	6.32	64.0	32.2	98.0	8.2

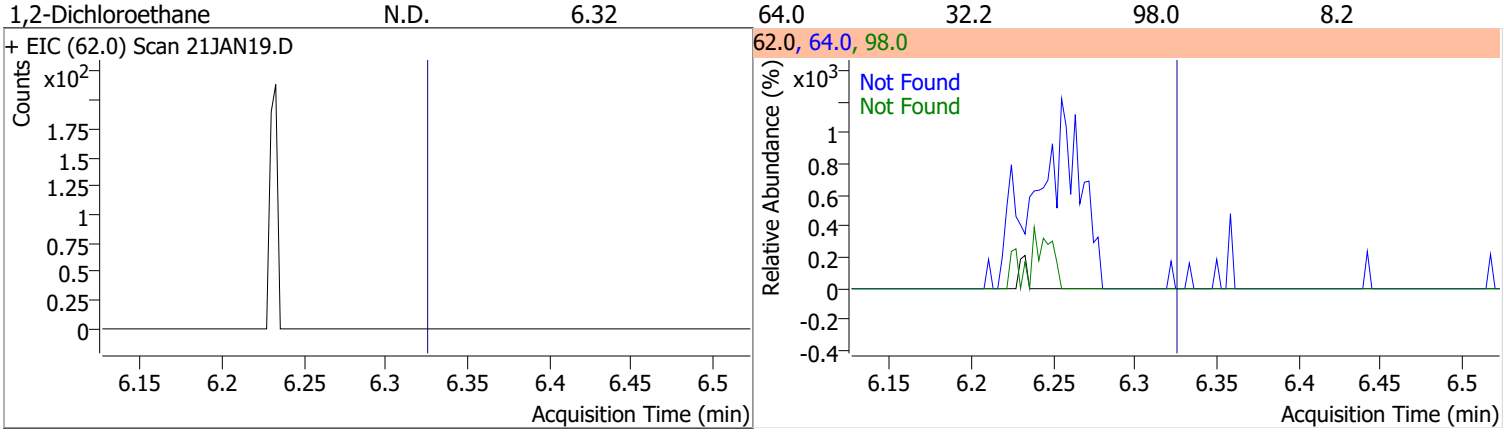

Compound	Conc.	Exp RT	QIon	Exp Ratio	QIon	Exp Ratio
Trichloroethene	N.D.	7.02	130.0	105.6	97.0	65.7

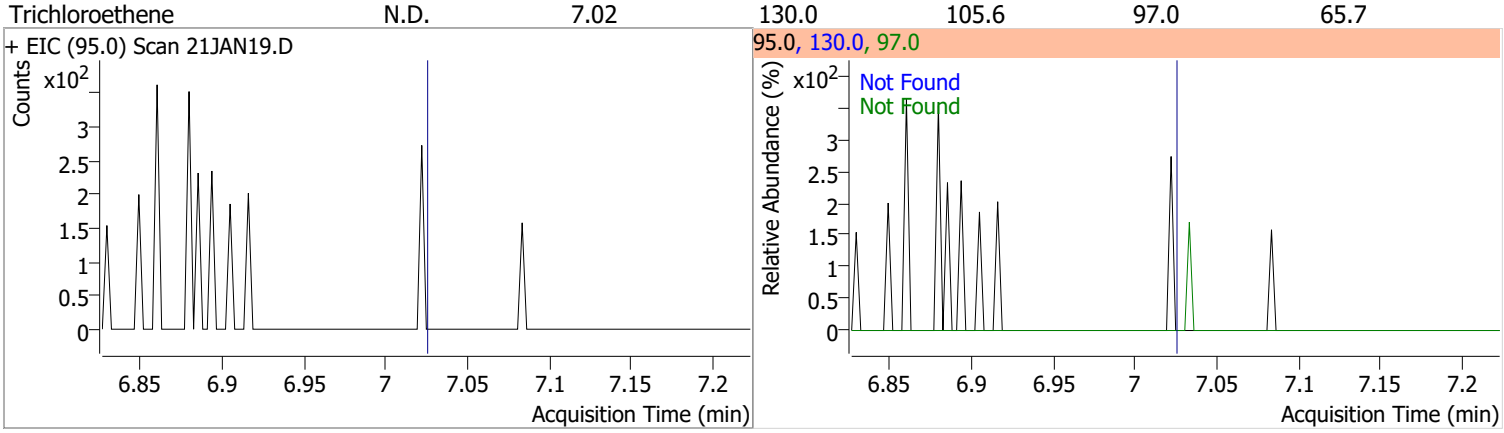

Compound	Conc.	Exp RT	QIon	Exp Ratio
1,2-Dichloropropane	N.D.	7.27	76.0	39.8

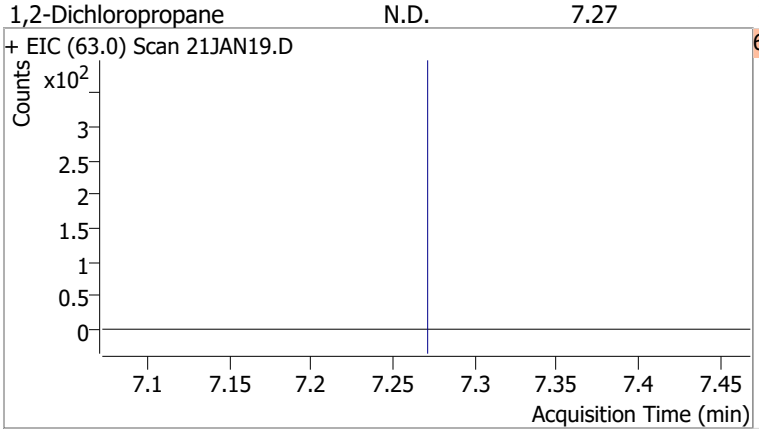

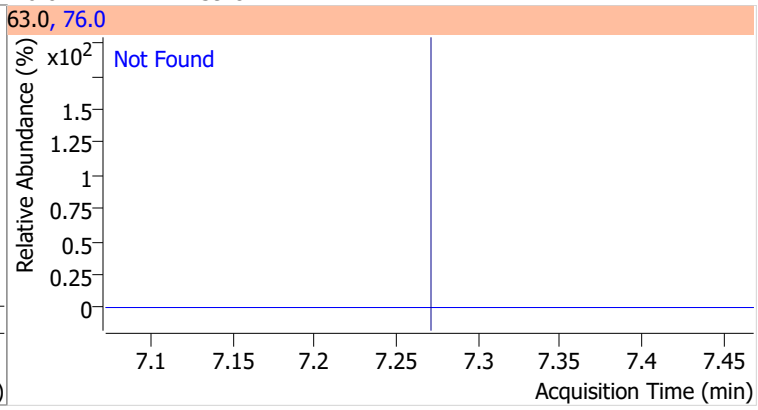

Compound	Conc.	Exp RT	QIon	Exp Ratio	QIon	Exp Ratio
Dibromomethane	N.D.	7.40	173.5	108.2	95.0	84.5

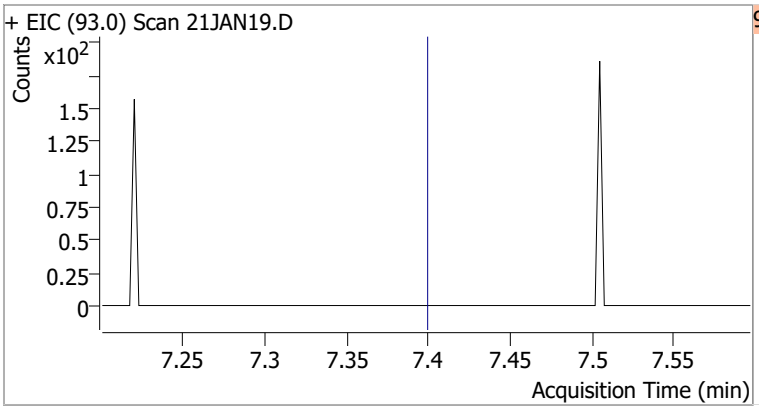

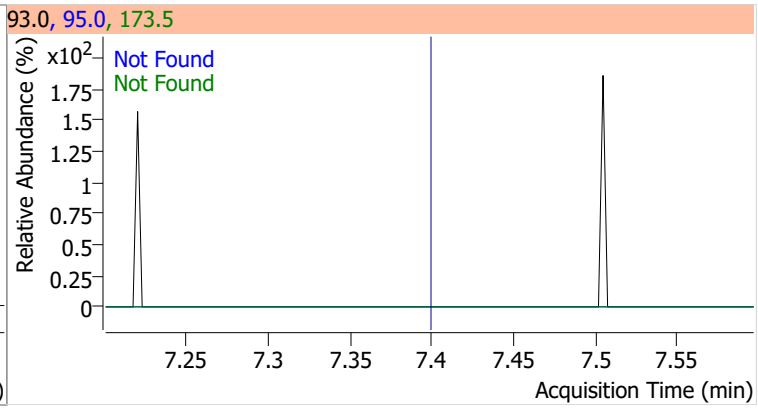

Compound	Conc.	Exp RT	QIon	Exp Ratio	QIon	Exp Ratio
Bromodichloromethane	N.D.	7.58	85.0	66.3	127.0	9.5

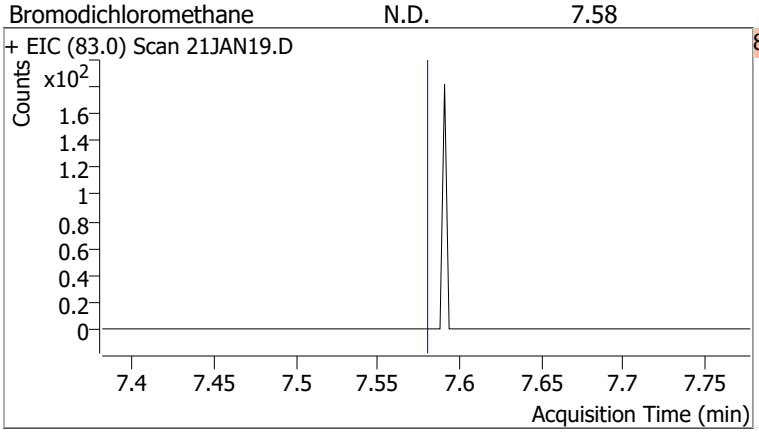

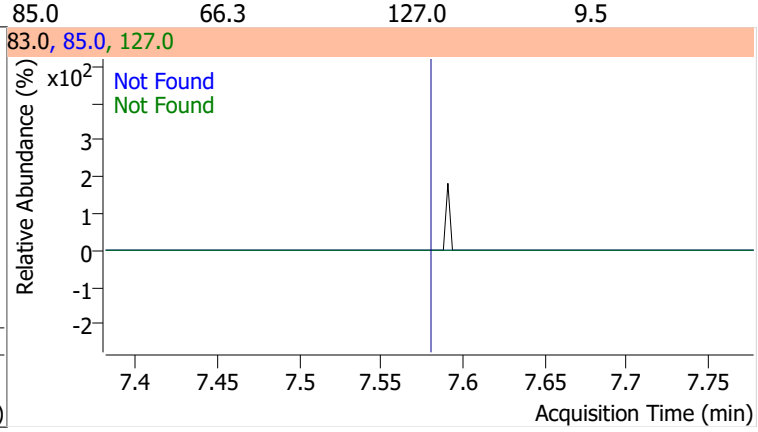

Compound	Conc.	Exp RT	QIon	Exp Ratio	QIon	Exp Ratio
cis-1,3-Dichloropropene	N.D.	8.06	39.0	52.5	77.0	31.8

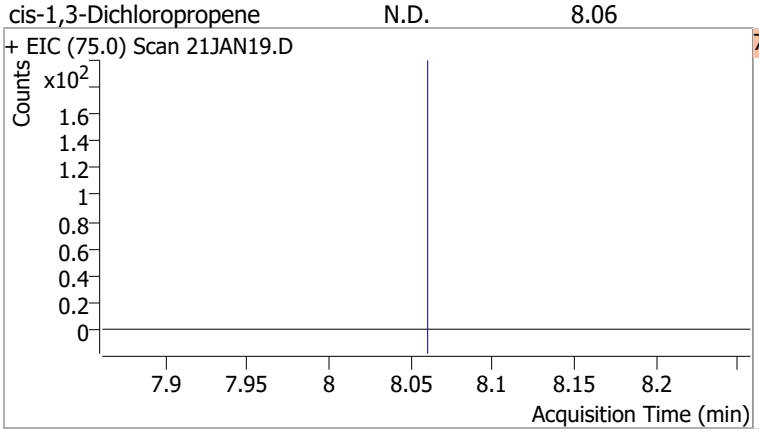

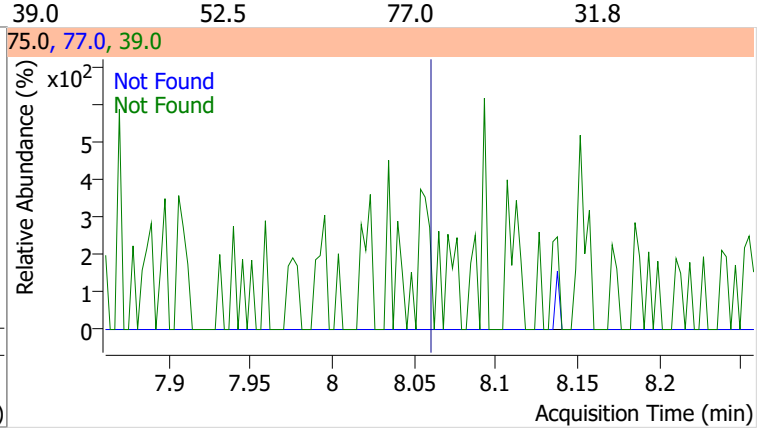

Quantitation Results Report (QT Reviewed)

Compound	Conc.	RT	Dev(Min)	Resp.	QIon	QRatio	Lower	Upper
Toluene-d8	255.3511	8.32	0.00	800364	100.0	64.2	34.3	94.3
					99.0	9.9	0.0	39.2

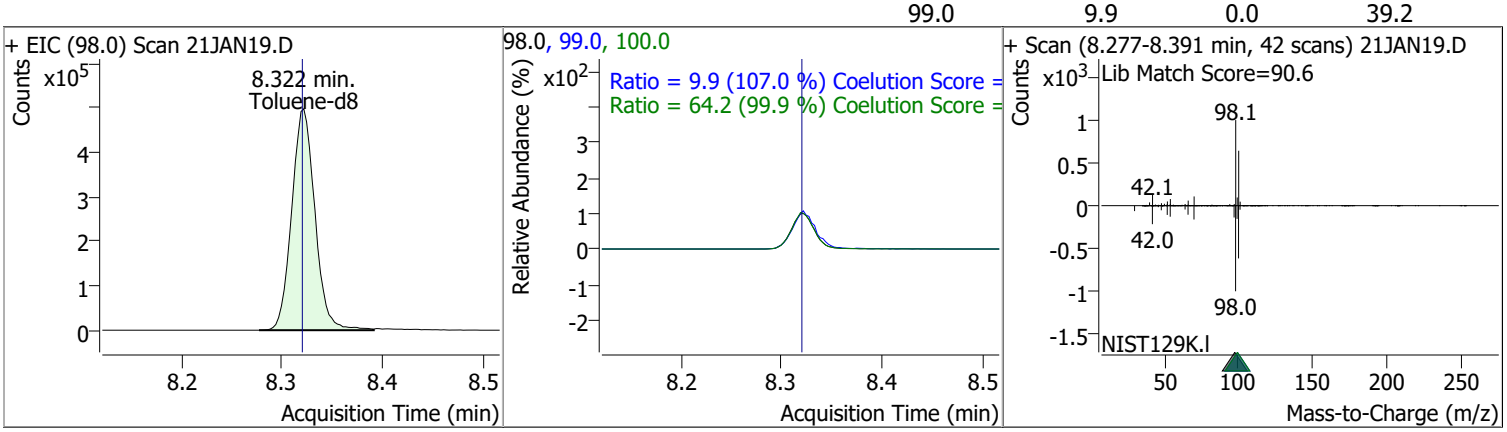

Compound	Conc.	RT	Dev(Min)	Resp.	QIon	QRatio	Lower	Upper
Toluene	1.8093	8.39	0.01	3780	91.0	188.3	144.1	204.1

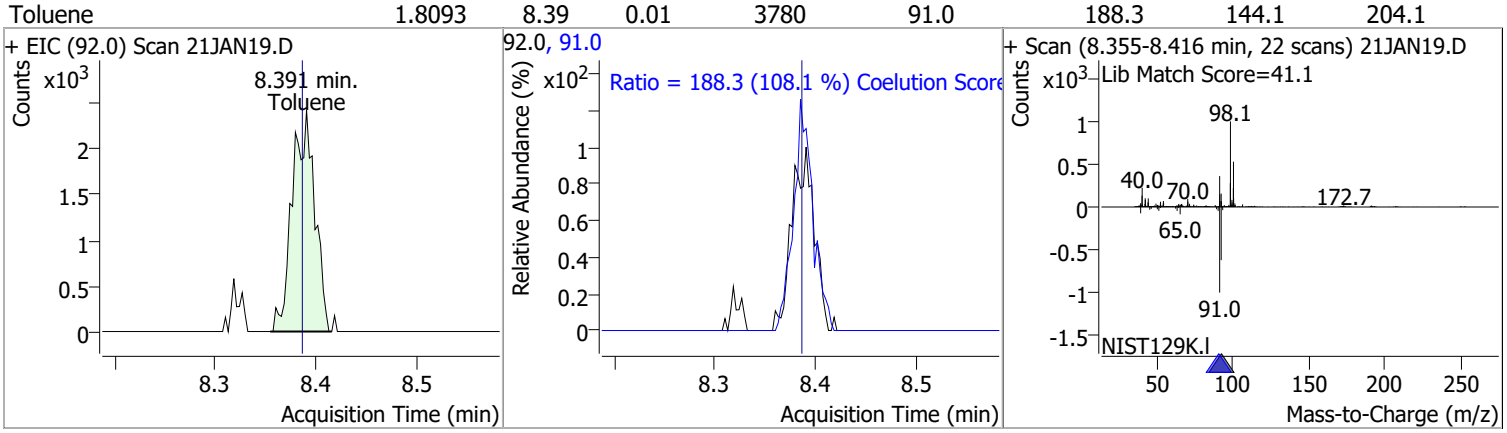

Compound	Conc.	Exp RT	QIon	Exp Ratio	QIon	Exp Ratio
trans-1,3-Dichloropropene	N.D.	8.64	39.0	53.0	77.0	31.0

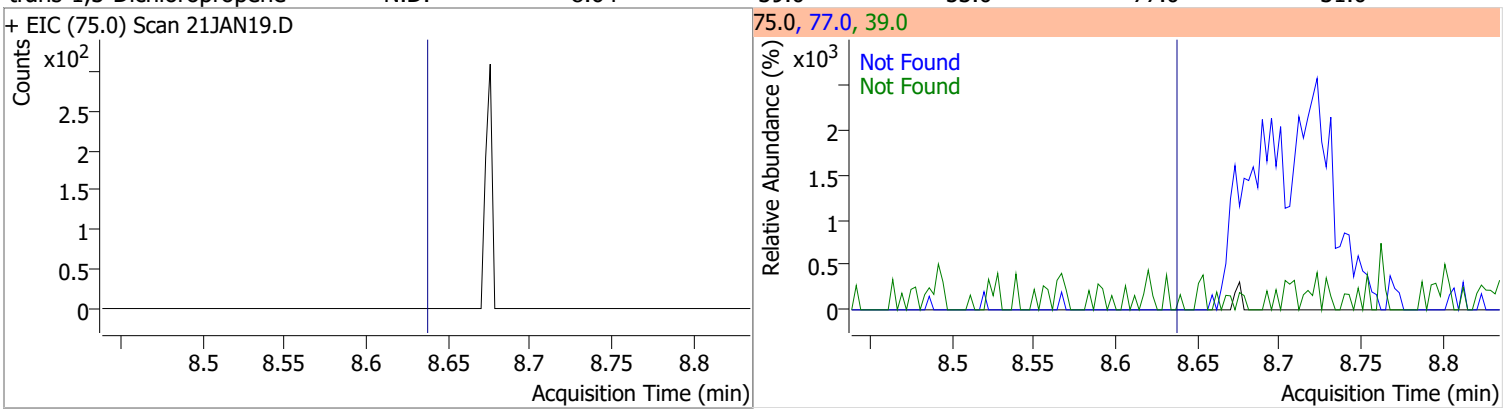

Compound	Conc.	Exp RT	QIon	Exp Ratio	QIon	Exp Ratio
1,1,2-Trichloroethane	N.D.	8.82	97.0	110.7	85.0	60.7

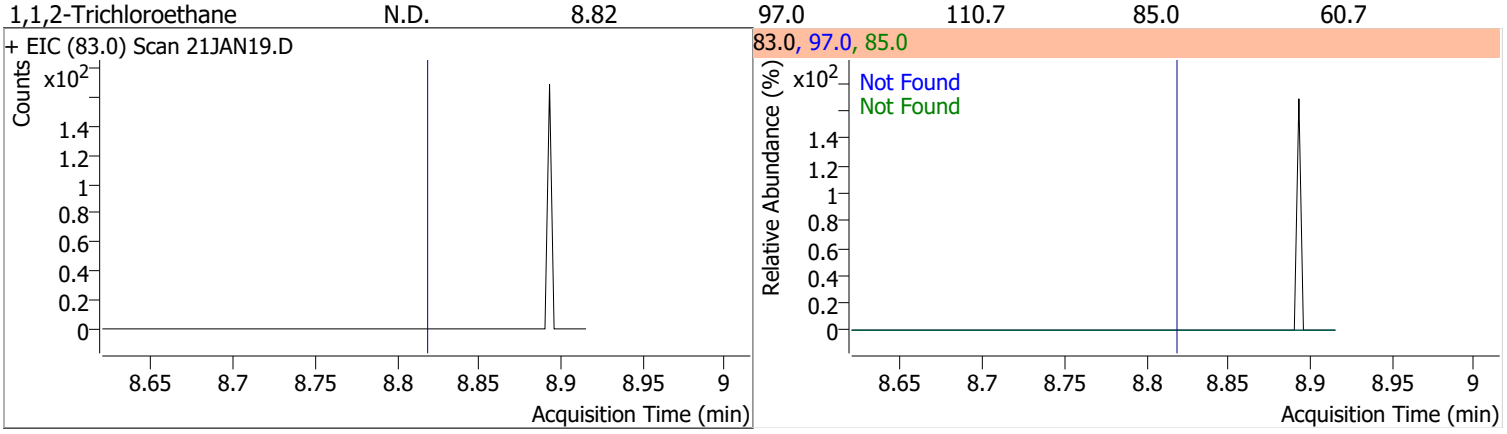

Compound	Conc.	Exp RT	QIon	Exp Ratio	QIon	Exp Ratio
Tetrachloroethene	N.D.	8.94	165.8	126.1	129.0	90.5

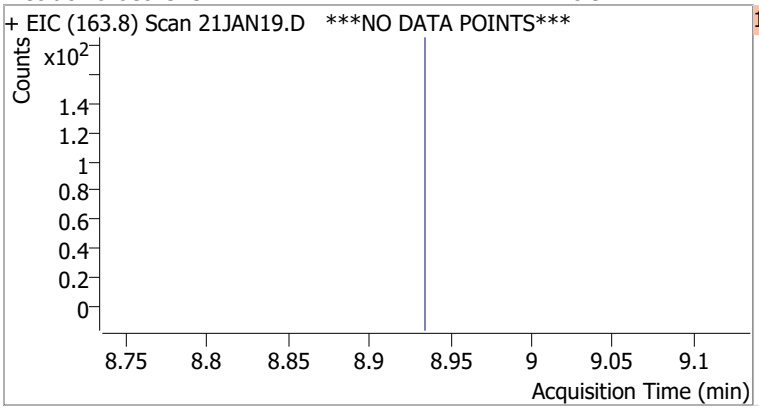

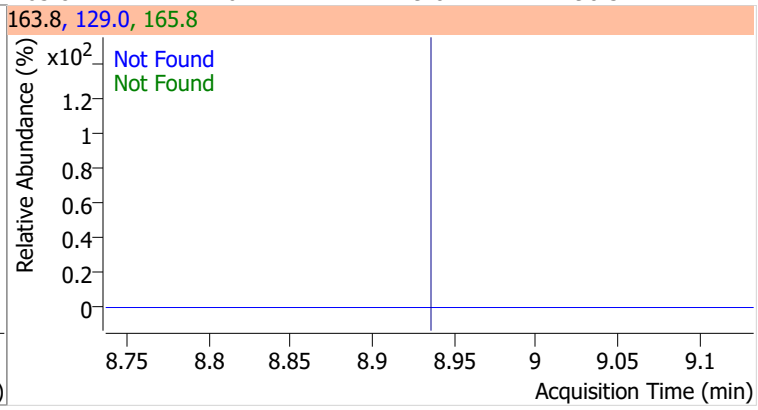

Compound	Conc.	Exp RT	QIon	Exp Ratio
1,3-Dichloropropane	N.D.	8.98	78.0	32.4

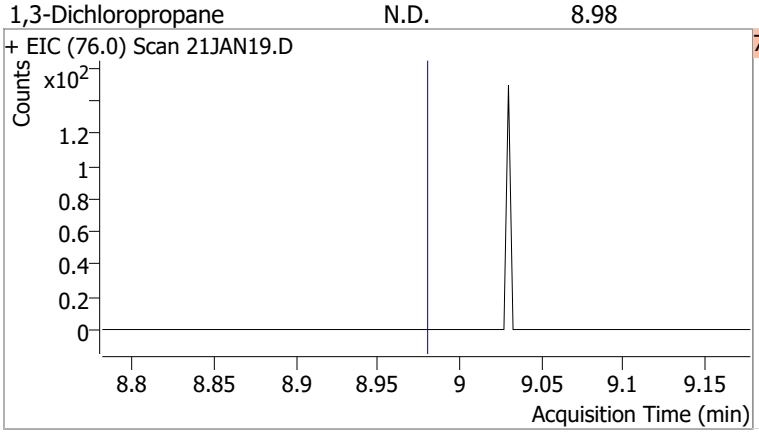

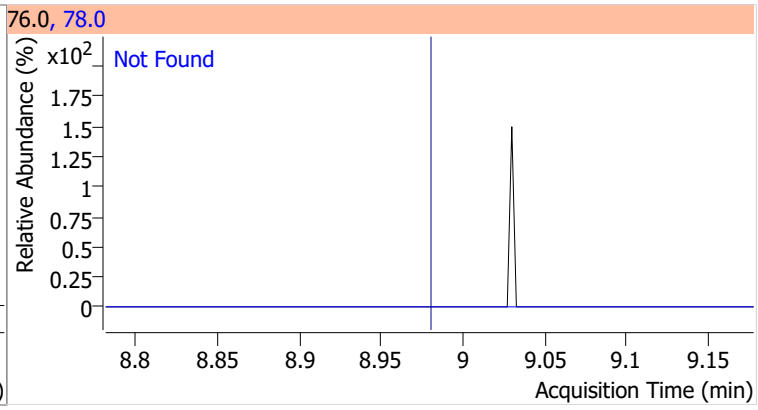

Compound	Conc.	Exp RT	QIon	Exp Ratio
Chlorodibromomethane	N.D.	9.21	127.0	77.2

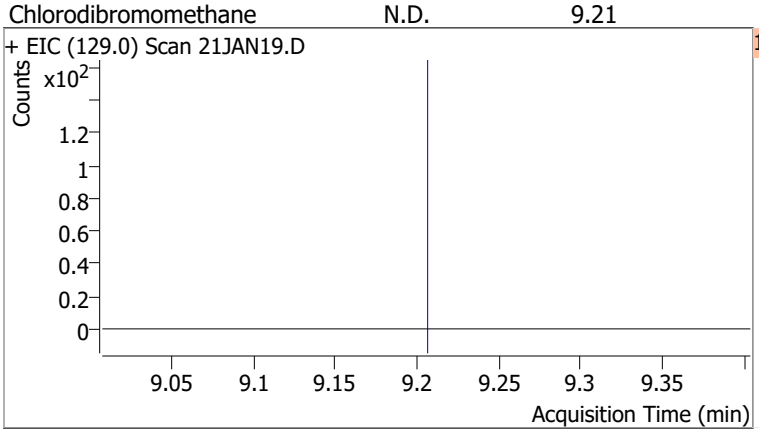

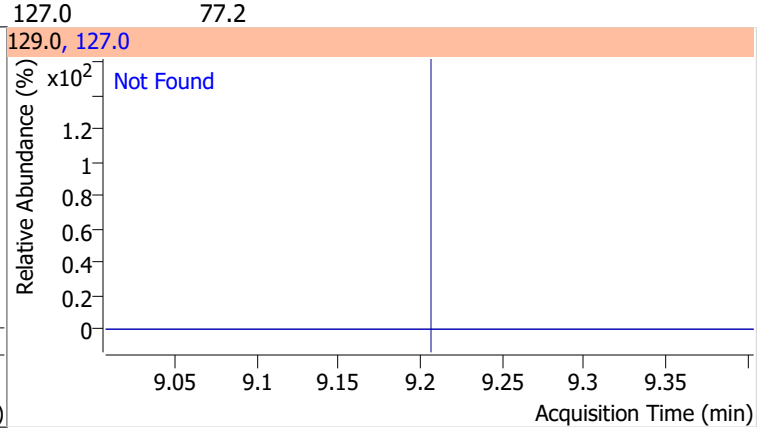

Compound	Conc.	Exp RT	QIon	Exp Ratio
1,2-Dibromoethane	N.D.	9.30	109.0	91.5

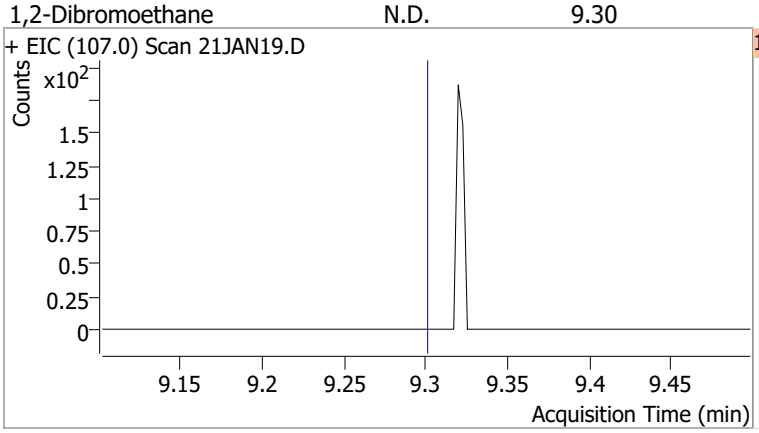

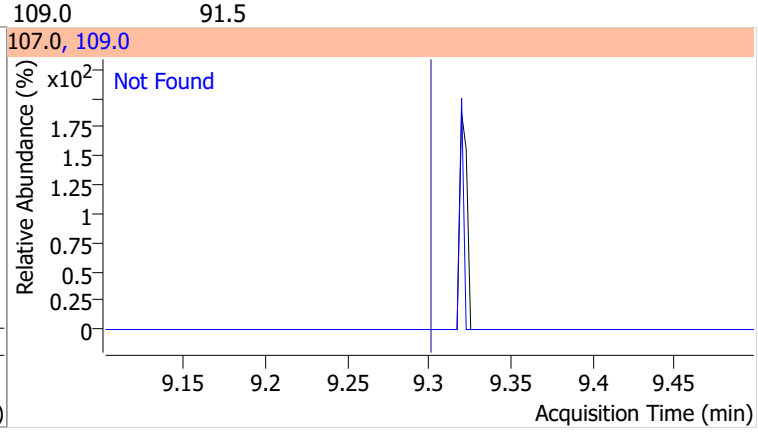

Compound	Conc.	Exp RT	QIon	Exp Ratio
Chlorobenzene	N.D.	9.80	114.0	32.2

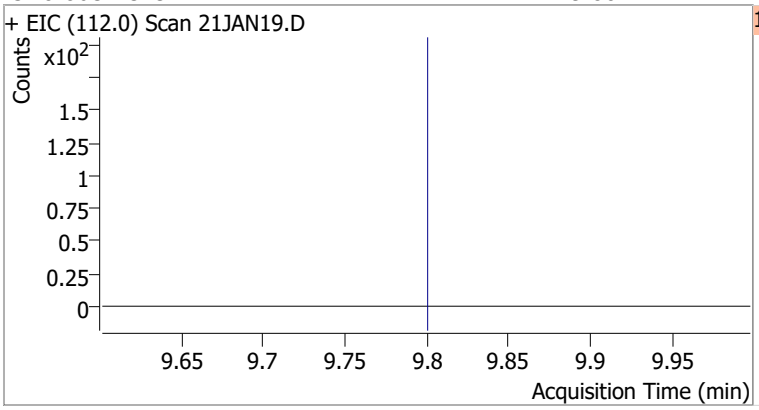

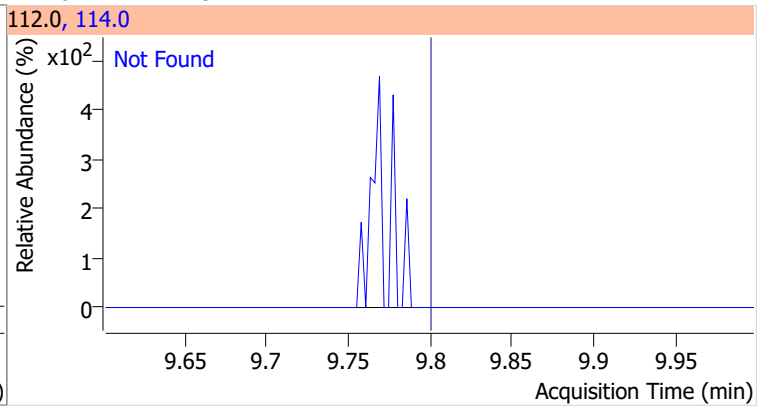

Compound	Conc.	Exp RT	QIon	Exp Ratio
1,1,1,2-Tetrachloroethane	N.D.	9.89	133.0	95.3

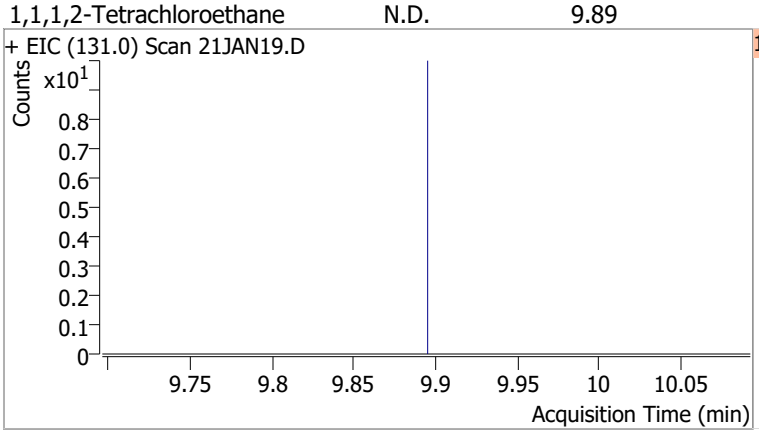

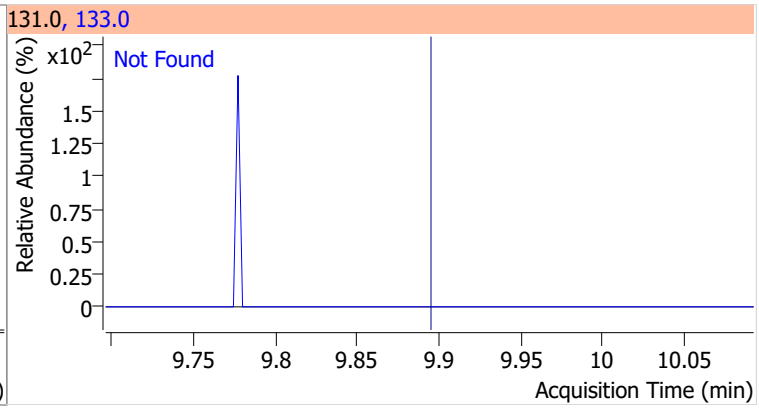

Compound	Conc.	Exp RT	QIon	Exp Ratio
Ethylbenzene	N.D.	9.92	106.0	31.7

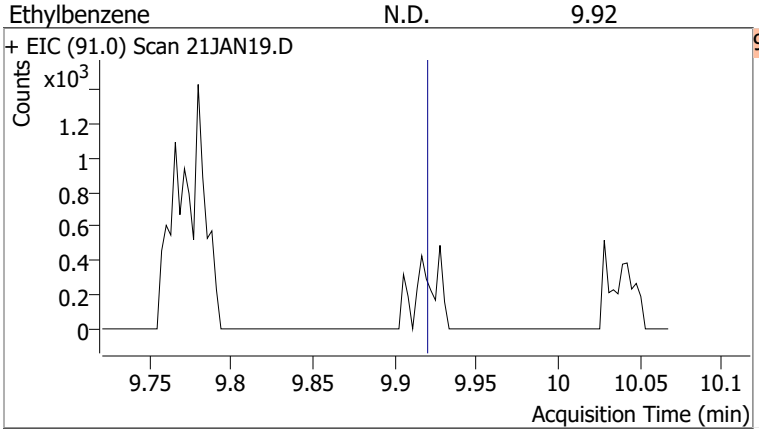

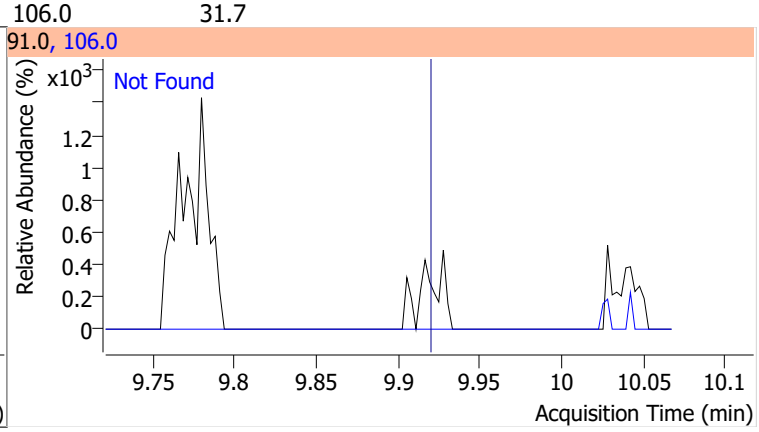

Compound	Conc.	Exp RT	QIon	Exp Ratio
m+p-Xylenes	N.D.	10.04	91.0	200.7

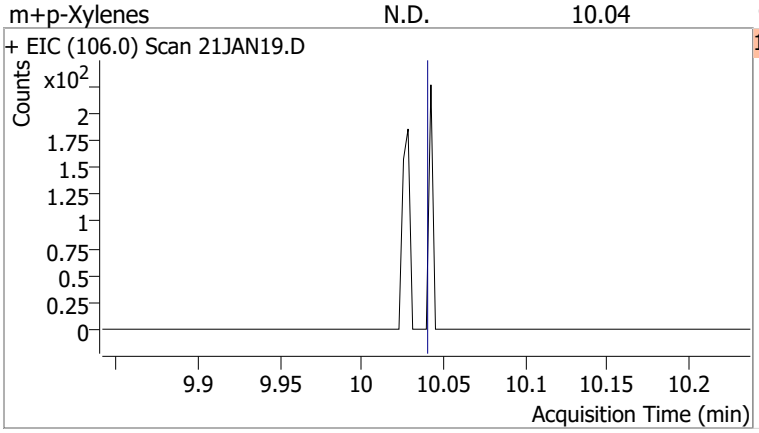

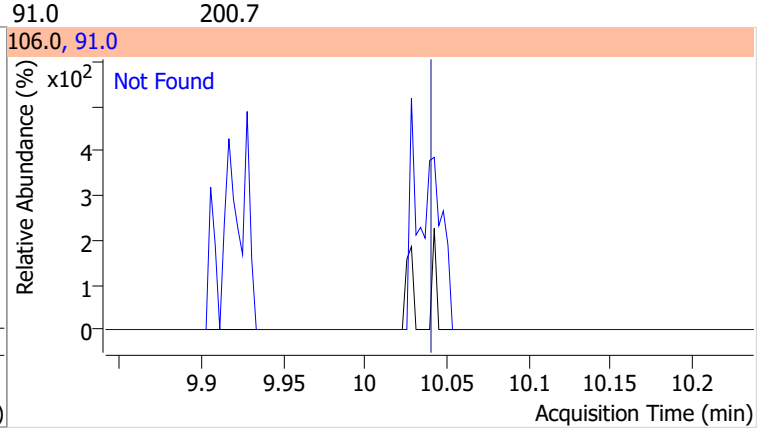

Compound	Conc.	Exp RT	QIon	Exp Ratio
o-Xylene	N.D.	10.43	91.0	211.4

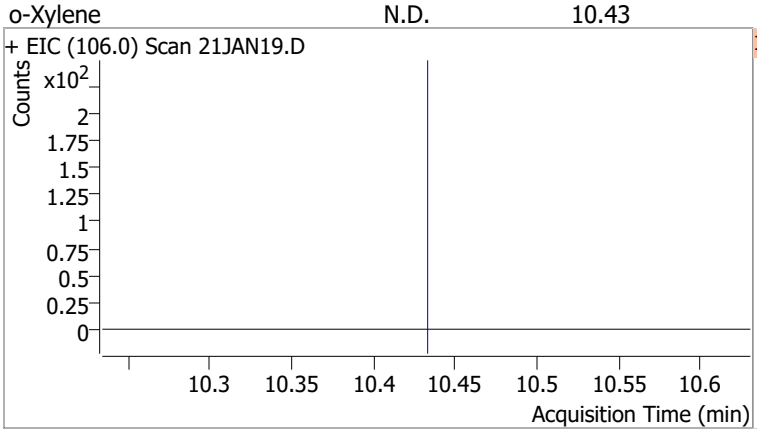

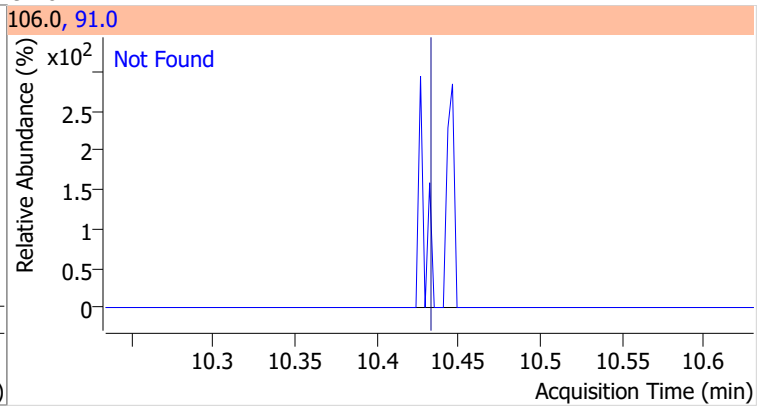

Compound	Conc.	Exp RT	QIon	Exp Ratio
Styrene	N.D.	10.45	78.0	50.6

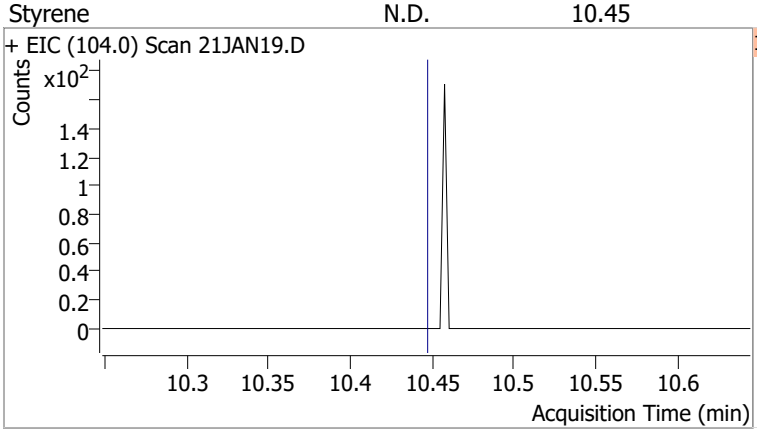

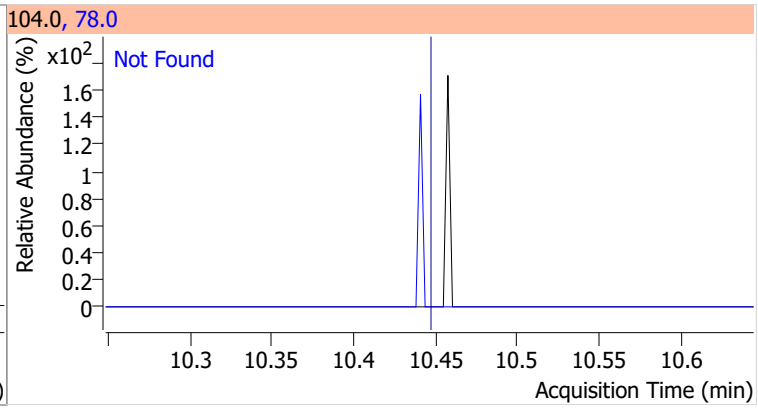

Compound	Conc.	Exp RT	QIon	Exp Ratio	QIon	Exp Ratio
Bromoform	N.D.	10.62	170.5	50.3	174.5	48.1

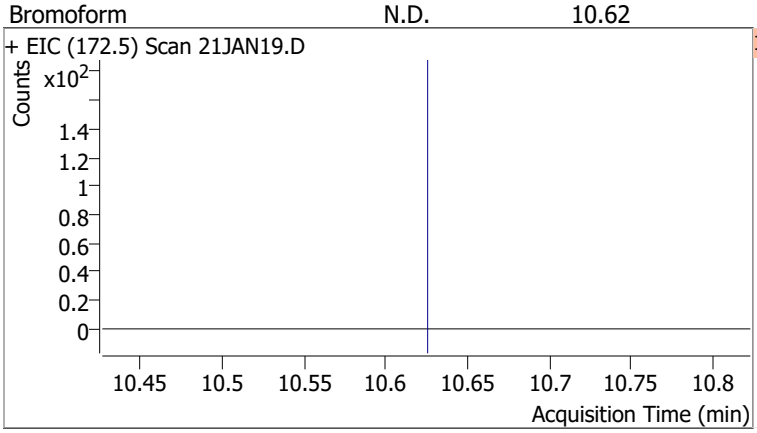

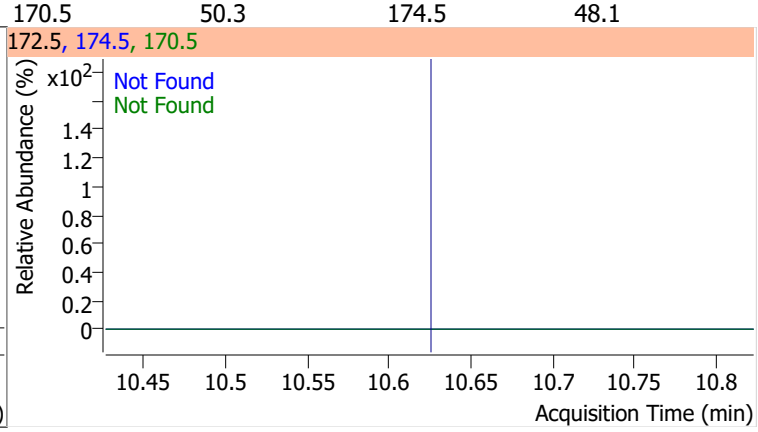

Compound	Conc.	RT	Dev(Min)	Resp.	QIon	QRatio	Lower	Upper
p-Bromofluorobenzene	261.3380	10.95	0.00	230231	174.0	96.8	65.3	125.3
					176.0	92.0	63.3	123.3

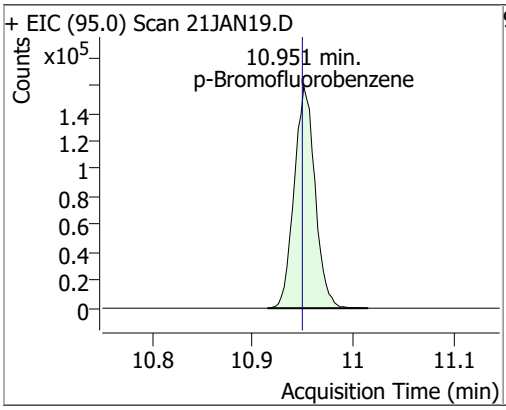

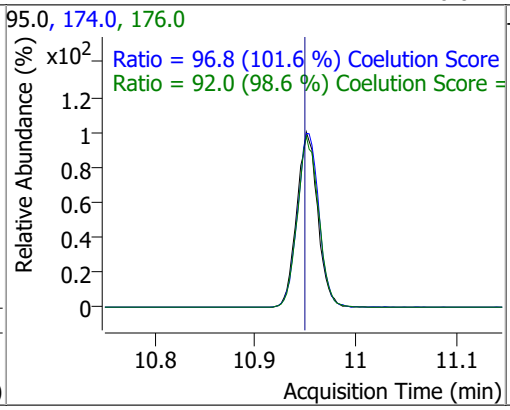

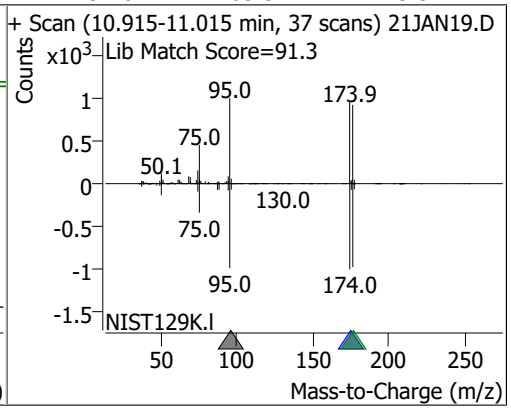

Compound	Conc.	Exp RT	QIon	Exp Ratio	QIon	Exp Ratio
Bromobenzene	N.D.	11.09	77.0	143.5	158.0	96.1

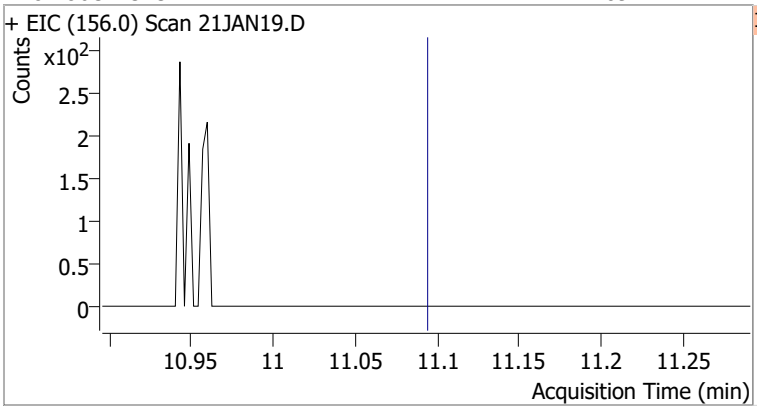

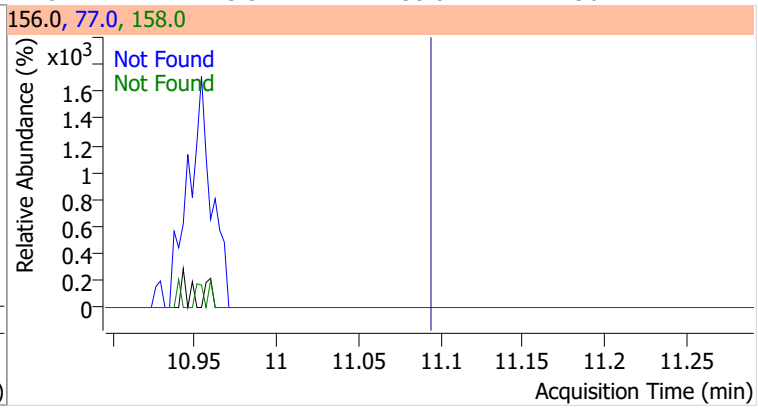

Compound	Conc.	Exp RT	QIon	Exp Ratio
1,1,2,2-Tetrachloroethane	N.D.	11.11	85.0	63.3

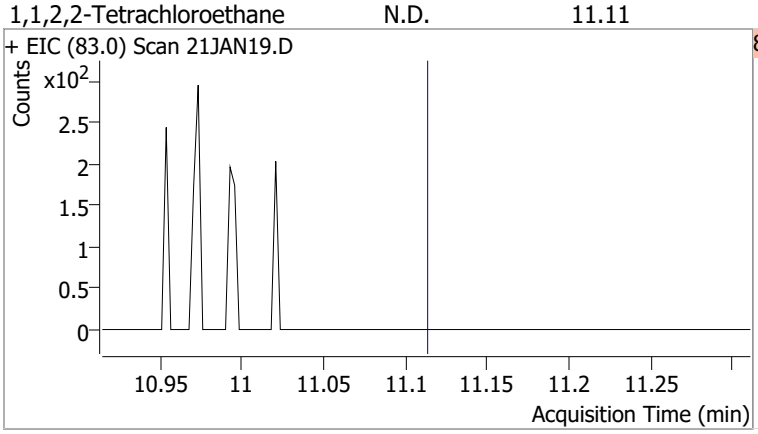

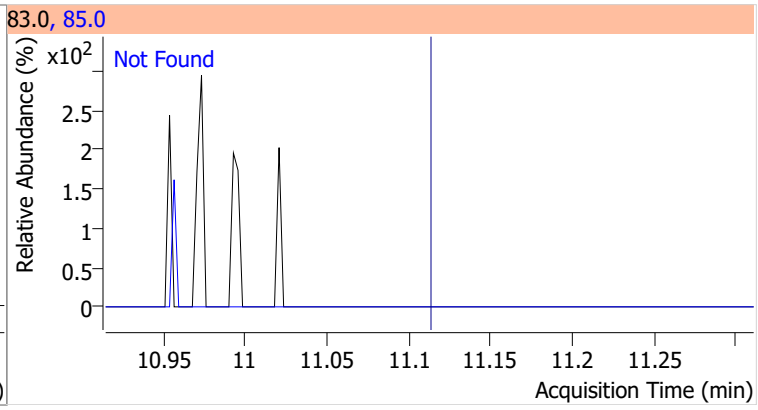

Compound	Conc.	Exp RT	QIon	Exp Ratio
1,2,3-Trichloropropane	N.D.	11.15	112.0	65.8

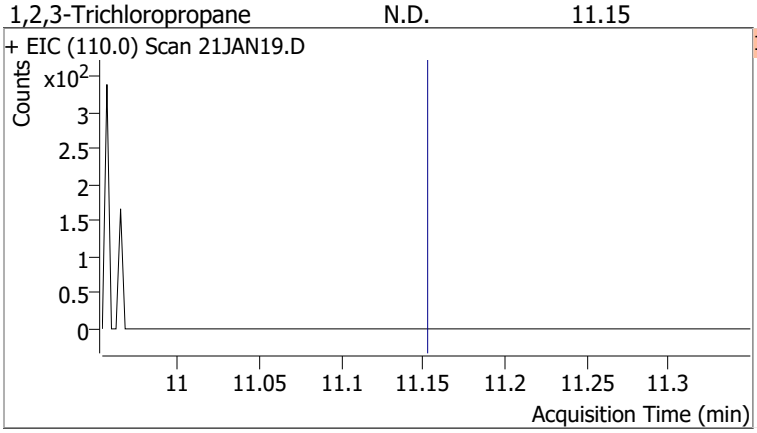

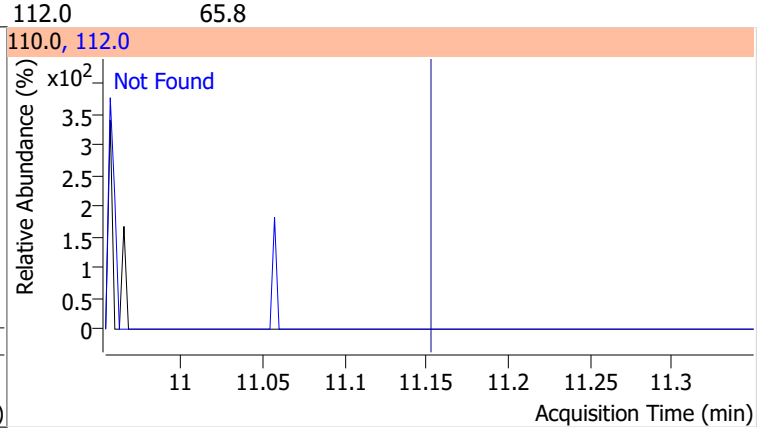

Compound	Conc.	Exp RT	QIon	Exp Ratio
2-Chlorotoluene	N.D.	11.29	91.0	276.2

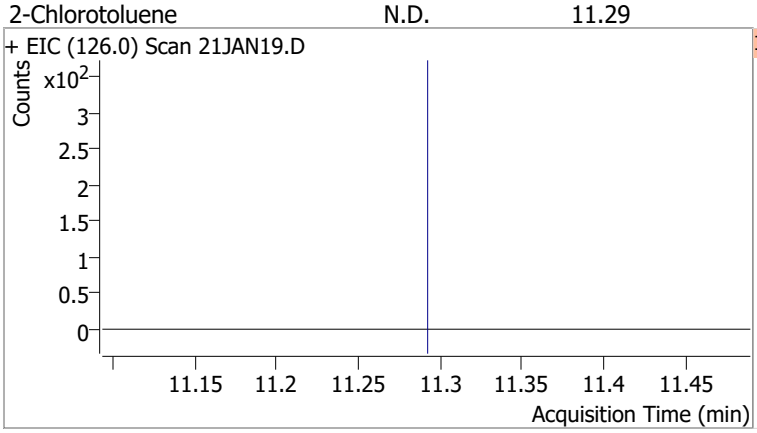

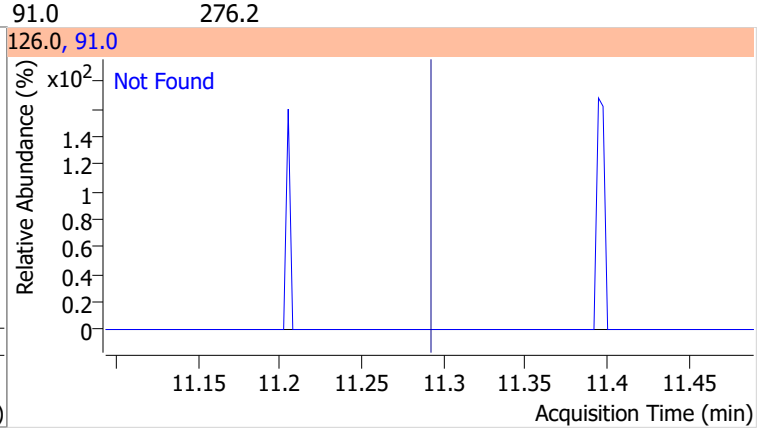

Compound	Conc.	Exp RT	QIon	Exp Ratio
4-Chlorotoluene	N.D.	11.40	126.0	31.3

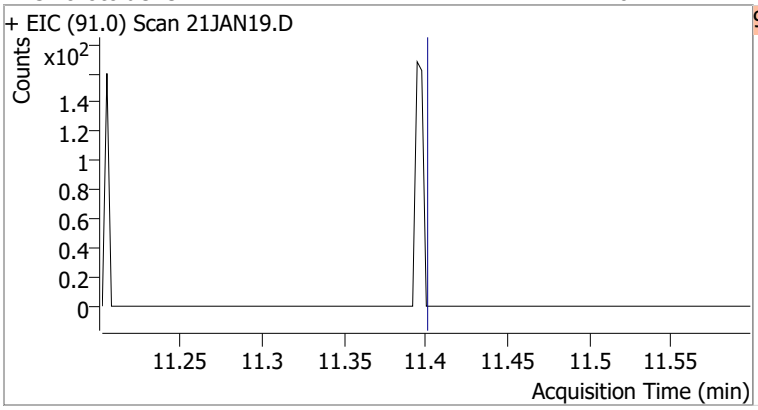

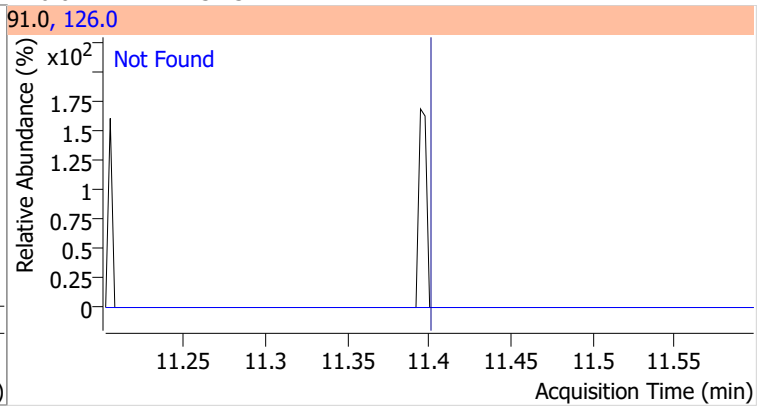

Compound	Conc.	Exp RT	QIon	Exp Ratio	QIon	Exp Ratio
1,3-Dichlorobenzene	N.D.	12.03	148.0	62.8	111.0	38.7

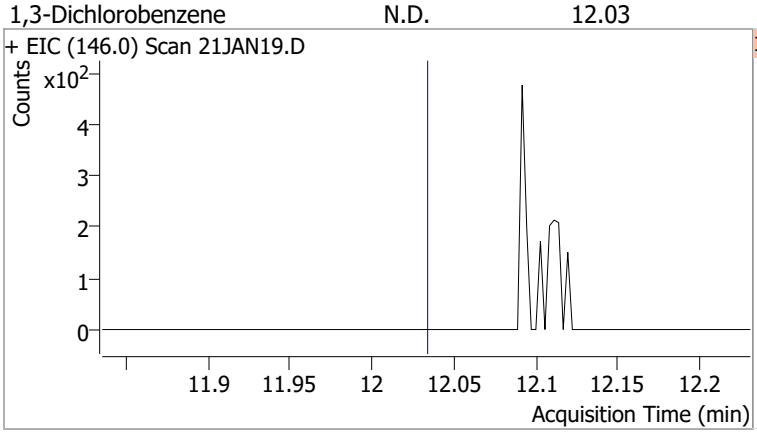

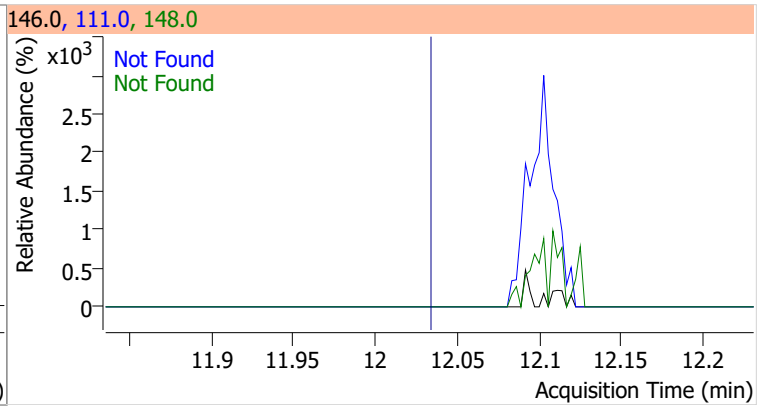

Compound	Conc.	Exp RT	QIon	Exp Ratio	QIon	Exp Ratio
1,4-Dichlorobenzene	N.D.	12.12	148.0	63.7	111.0	38.7

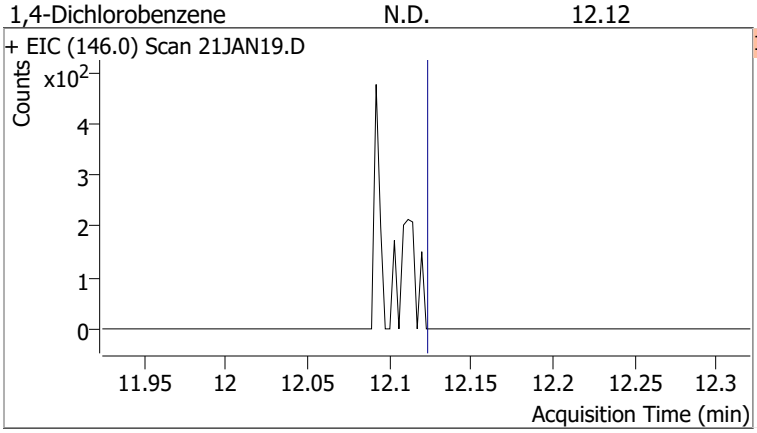

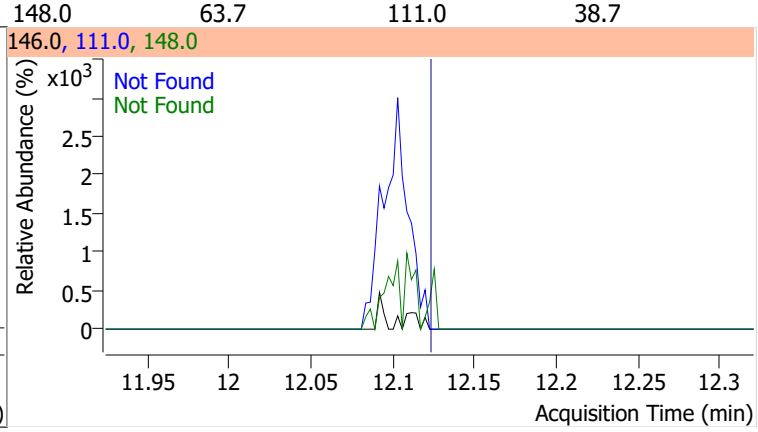

Compound	Conc.	Exp RT	QIon	Exp Ratio	QIon	Exp Ratio
1,2-Dichlorobenzene	N.D.	12.49	148.0	61.9	111.0	39.5

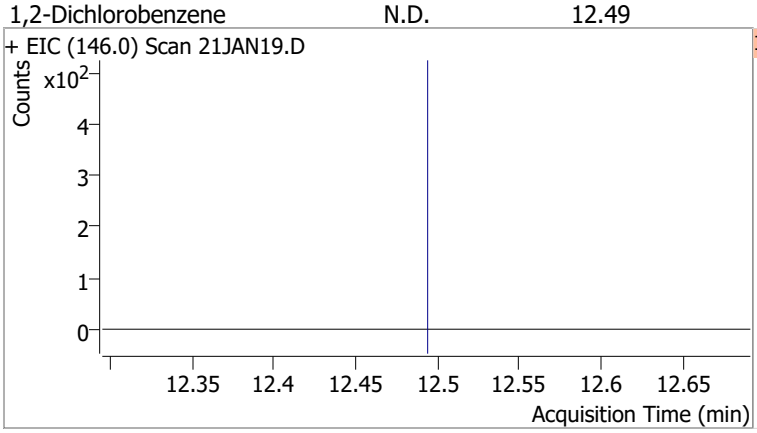

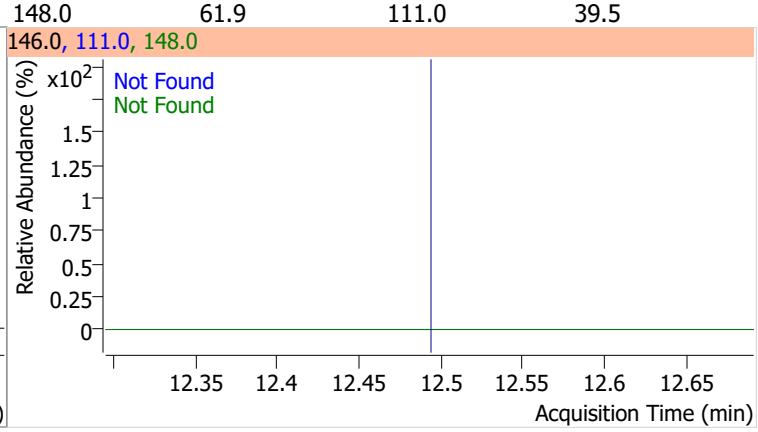

Quantitation Results Report (QT Reviewed)

Data File	21JAN20.D	Operator	MSC
Acq. Method	5975CACQF.M	Acq. Date-Time	1/21/2022 6:26:07 PM
Sample Name	B22011129-002A	Instrument	VOA5975C
Vial	20	Multiplier	1.00
DA Method File	VOA5975C_8260B_SHT_DoD_L4_011922.m	Comment	
Tune File	BFB_Atune3.u	Tune Date	10/11/2021 4:02:00 PM
Batch Name	VG012122_8260B.batch.bin	Last Calib Update	3/11/2022 3:55:53 AM
Ref Library	\\MASSHUNTER\Org\Library\NIST129K.l		

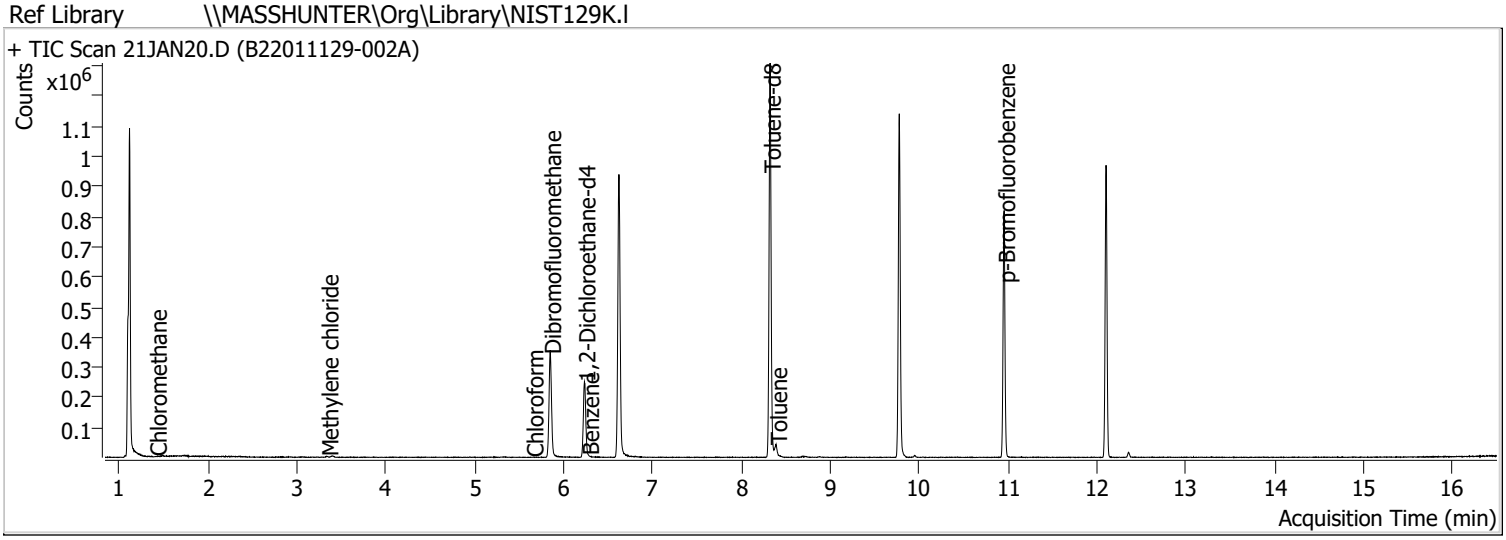

Compound	RT	QIon	Resp.	Conc.	Units		Dev(Min)
Internal Standards							
M Fluorobenzene	6.621	96.0	792609	250.0000	ng		0.000
M Chlorobenzene-d5	9.774	82.0	309034	250.0000	ng		0.000
M 1,4-Dichlorobenzene-d4	12.100	152.0	232477	250.0000	ng		0.000
System Monitoring Compounds							
S Dibromofluoromethane	5.845	113.0	204031	265.7668	ng		-0.005
Spiked Amount: 250.000	Range: 80.0 - 119.0%			Recovery = 106.31%			
S 1,2-Dichloroethane-d4	6.233	67.0	90369	272.5001	ng		0.003
Spiked Amount: 250.000	Range: 81.0 - 118.0%			Recovery = 109.00%			
S Toluene-d8	8.319	98.0	771377	255.8529	ng		0.000
Spiked Amount: 250.000	Range: 89.0 - 112.0%			Recovery = 102.34%			
S p-Bromofluorobenzene	10.954	95.0	223116	259.9332	ng		0.006
Spiked Amount: 250.000	Range: 85.0 - 114.0%			Recovery = 103.97%			
Target Compounds							**QValue**
T Dichlorodifluoromethane	0.000		0	N.D.			
T Chloromethane	1.411	50.0	540	0.4302	ng	m	93
T Vinyl chloride	0.000		0	N.D.			
T Bromomethane	0.000		0	N.D.			
T Chloroethane	0.000		0	N.D.			
T Trichlorofluoromethane	0.000		0	N.D.			
T 1,1-Dichloroethene	0.000		0	N.D.			
T Methylene chloride	3.341	49.0	2250	1.9418	ng	m	90
T trans-1,2-Dichloroethene	0.000		0	N.D.			
T Methyl tert-butyl ether (MTBE)	0.000		0	N.D.			
T 1,1-Dichloroethane	0.000		0	N.D.			
T 2,2-Dichloropropane	0.000		0	N.D.			
T cis-1,2-Dichloroethene	0.000		0	N.D.			
T Methyl ethyl ketone	0.000		0	N.D.			
T Bromochloromethane	0.000		0	N.D.			
T Chloroform	5.650	83.0	382	0.2481	ng	m	85

Compound	RT	QIon	Resp.	Conc.	Units		Dev(Min)
T 1,1,1-Trichloroethane	0.000		0	N.D.			
T Carbon tetrachloride	0.000		0	N.D.			
T 1,1-Dichloropropene	0.000		0	N.D.			
T Benzene	6.275	78.0	147	0.0465	ng	m	90
T 1,2-Dichloroethane	0.000		0	N.D.			
T Trichloroethene	0.000		0	N.D.			
T 1,2-Dichloropropane	0.000		0	N.D.			
T Dibromomethane	0.000		0	N.D.			
T Bromodichloromethane	0.000		0	N.D.			
T cis-1,3-Dichloropropene	0.000		0	N.D.			
T Toluene	8.389	92.0	12137	6.0394	ng		90
T trans-1,3-Dichloropropene	0.000		0	N.D.			
T 1,1,2-Trichloroethane	0.000		0	N.D.			
T Tetrachloroethene	0.000		0	N.D.			
T 1,3-Dichloropropane	0.000		0	N.D.			
T Chlorodibromomethane	0.000		0	N.D.			
T 1,2-Dibromoethane	0.000		0	N.D.			
T Chlorobenzene	0.000		0	N.D.			
T 1,1,1,2-Tetrachloroethane	0.000		0	N.D.			
T Ethylbenzene	0.000		0	N.D.			
T m+p-Xylenes	0.000		0	N.D.			
T o-Xylene	0.000		0	N.D.			
T Styrene	0.000		0	N.D.			
T Bromoform	0.000		0	N.D.			
T Bromobenzene	0.000		0	N.D.			
T 1,1,2,2-Tetrachloroethane	0.000		0	N.D.			
T 1,2,3-Trichloropropane	0.000		0	N.D.			
T 2-Chlorotoluene	0.000		0	N.D.			
T 4-Chlorotoluene	0.000		0	N.D.			
T 1,3-Dichlorobenzene	0.000		0	N.D.			
T 1,4-Dichlorobenzene	0.000		0	N.D.			
T 1,2-Dichlorobenzene	0.000		0	N.D.			

(#) = Qualifier Out of Range; (m) = Manual Integration; (+) = Area Summed; (*) = Surrogate Percent Recovery Out of Range; (d): Zeroed Peak

Compound	Conc.	Exp RT	QIon	Exp Ratio
Dichlorodifluoromethane	N.D.	1.24	87.0	31.8

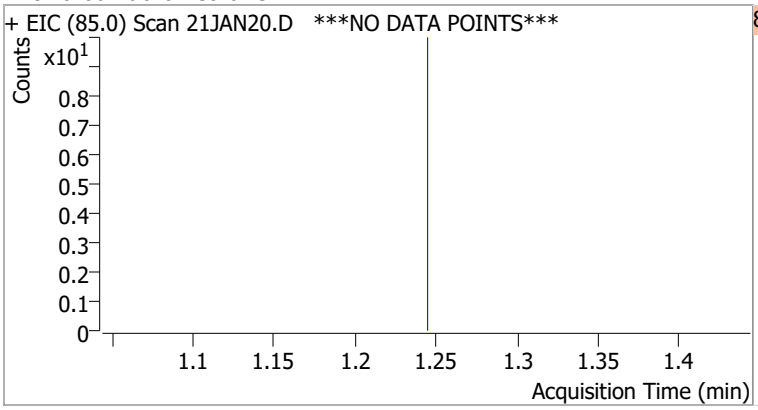

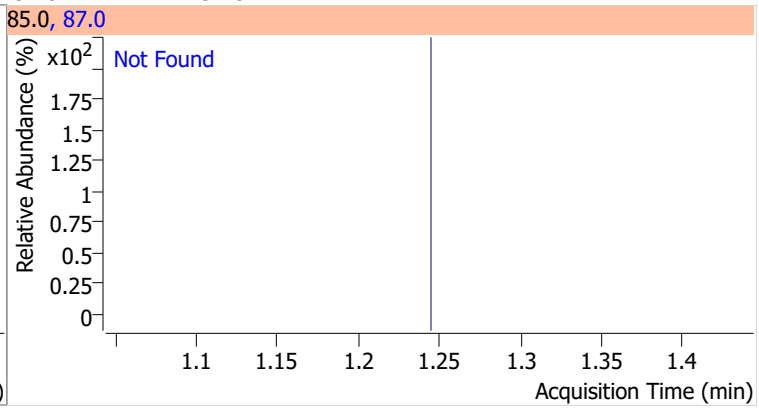

Compound	Conc.	RT	Dev(Min)	Resp.	QIon	QRatio	Lower	Upper
Chloromethane	0.4302	1.41	0.00	540 (m)	52.0	28.5	2.4	62.4

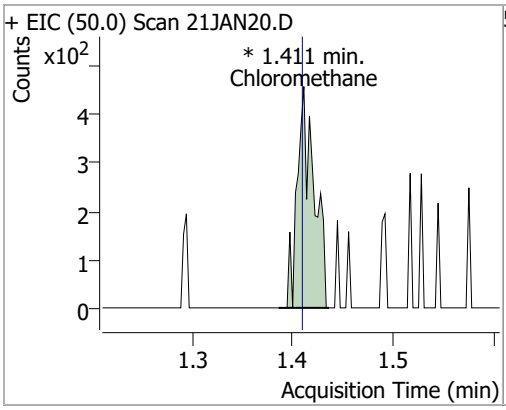

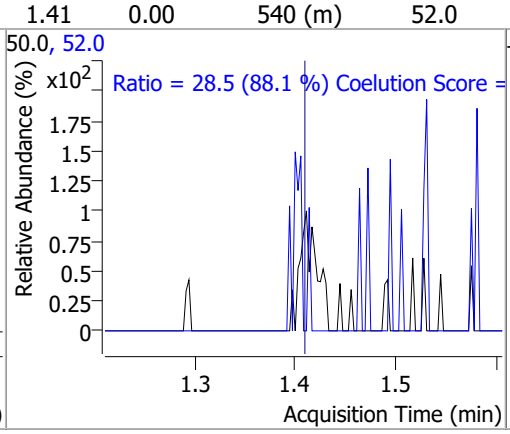

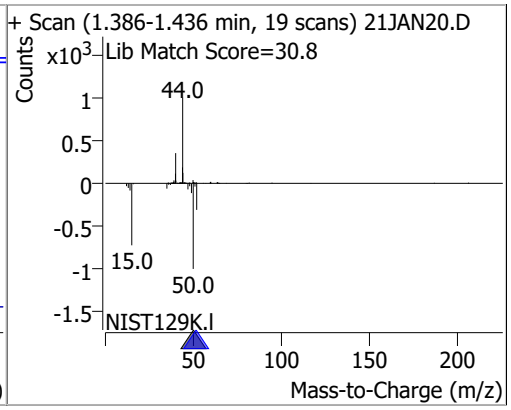

Compound	Conc.	Exp RT	QIon	Exp Ratio
Vinyl chloride	N.D.	1.50	64.0	31.3

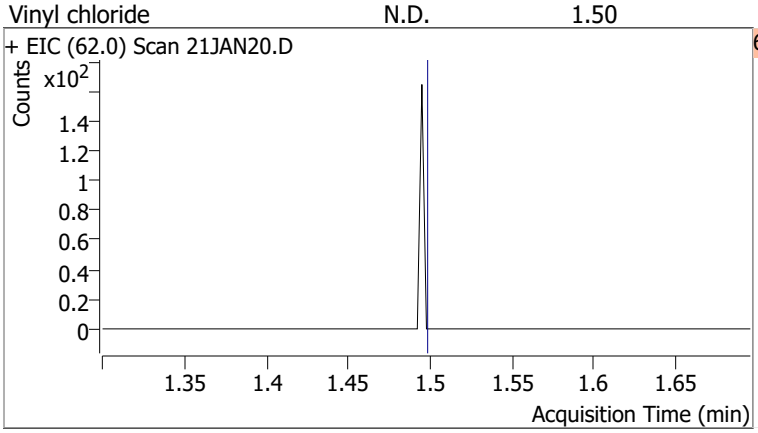

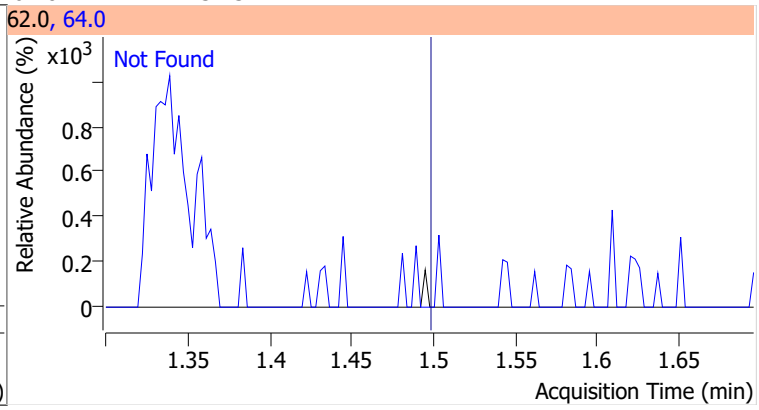

Compound	Conc.	Exp RT	QIon	Exp Ratio
Bromomethane	N.D.	1.80	94.0	110.1

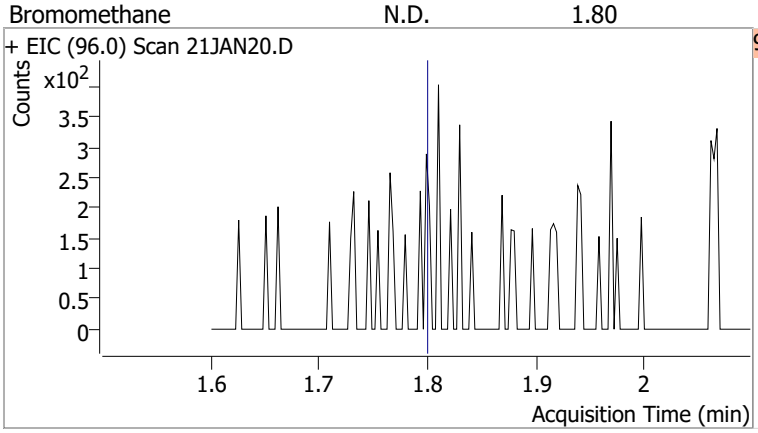

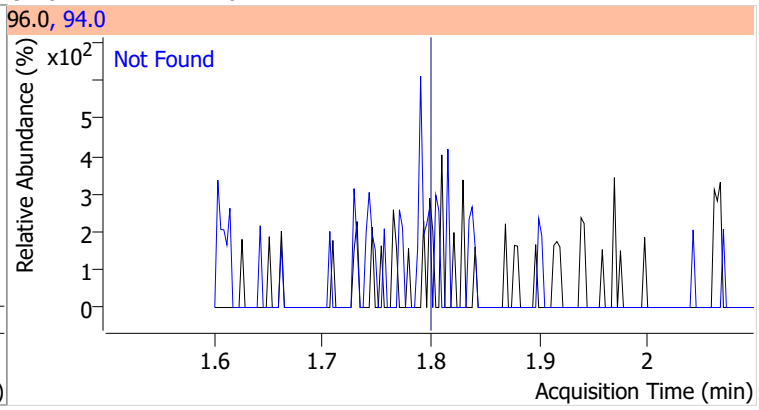

Quantitation Results Report (QT Reviewed)

Compound	Conc.	Exp RT	QIon	Exp Ratio
Chloroethane	N.D.	1.90	66.0	30.0

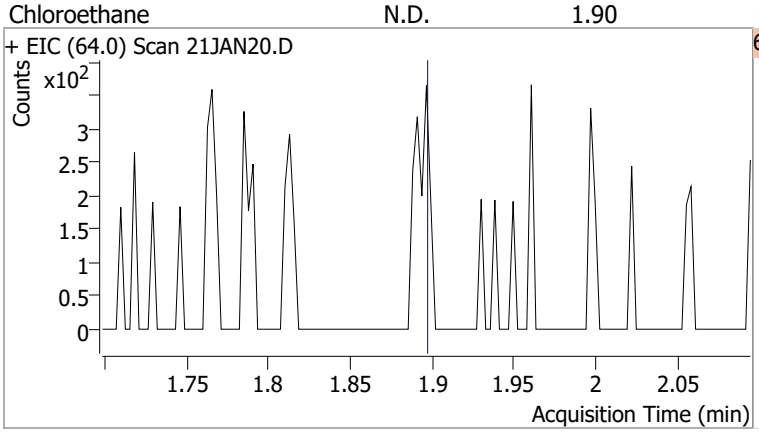

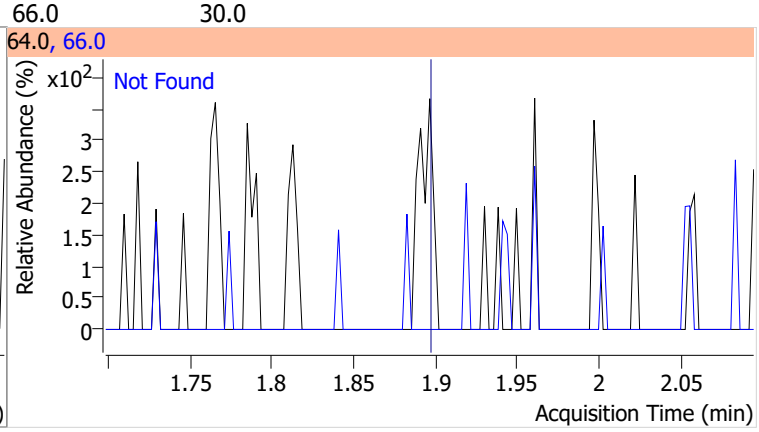

Compound	Conc.	Exp RT	QIon	Exp Ratio
Trichlorofluoromethane	N.D.	2.15	103.0	65.0

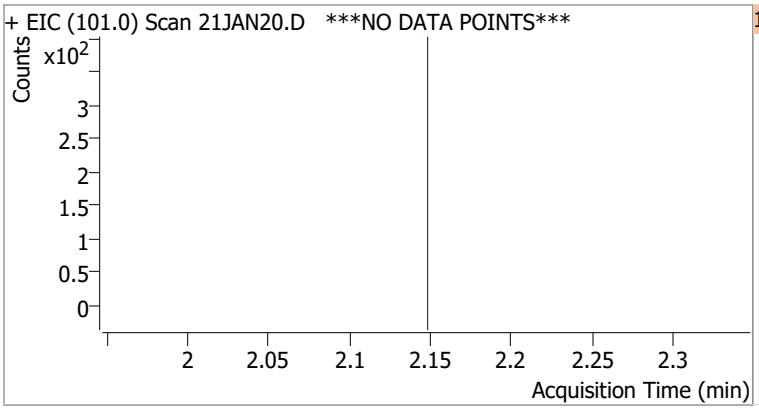

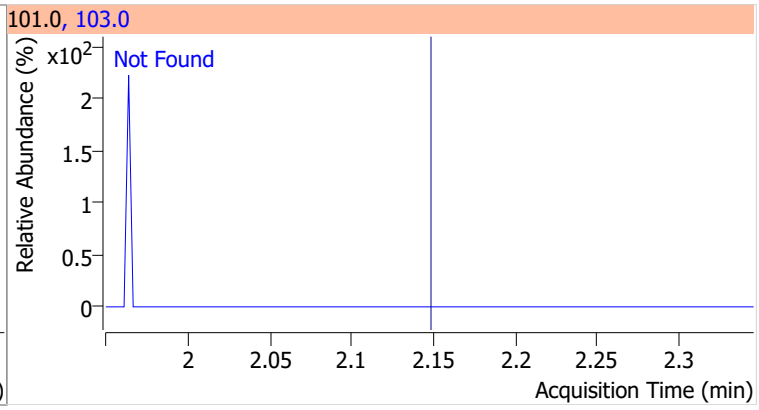

Compound	Conc.	Exp RT	QIon	Exp Ratio	QIon	Exp Ratio
1,1-Dichloroethene	N.D.	2.70	61.0	179.9	63.0	57.0

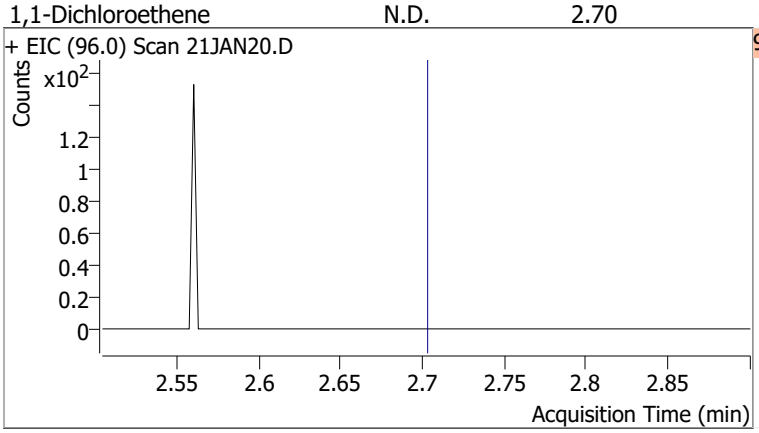

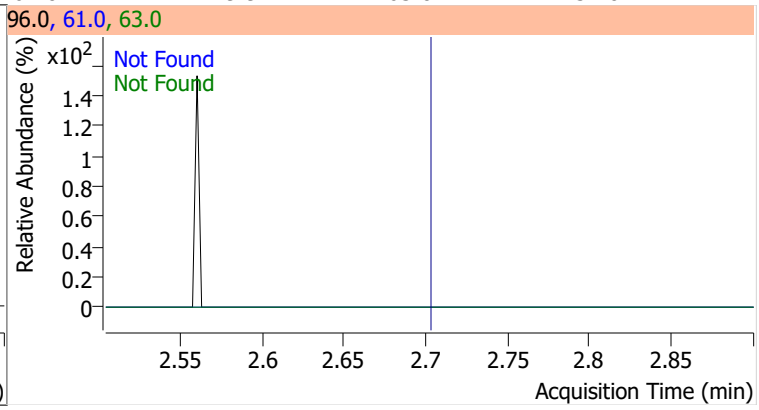

Compound	Conc.	RT	Dev(Min)	Resp.	QIon	QRatio	Lower	Upper
Methylene chloride	1.9418	3.34	0.01	2250 (m)	84.0	72.2	36.1	96.1
					86.0	33.6	11.8	71.8

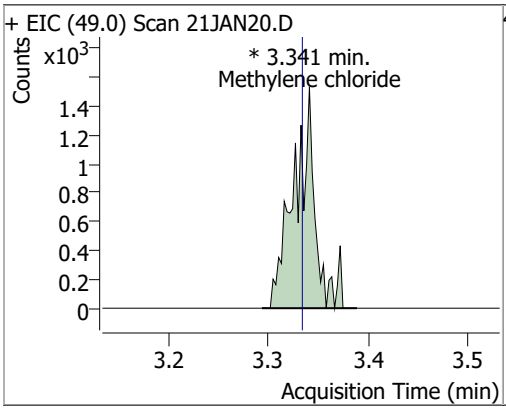

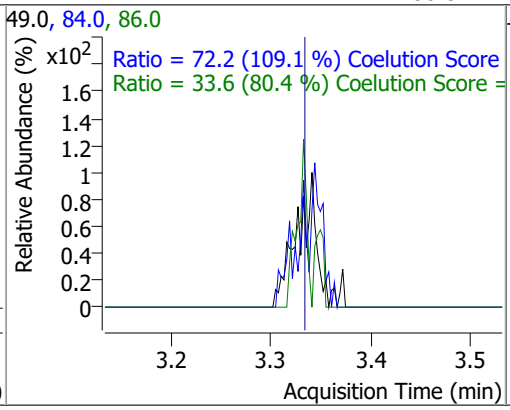

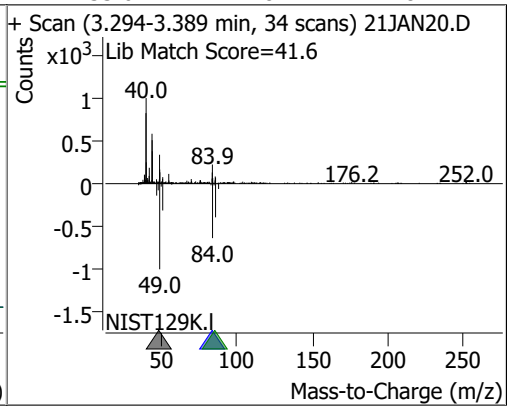

Compound	Conc.	Exp RT	QIon	Exp Ratio	QIon	Exp Ratio
trans-1,2-Dichloroethene	N.D.	3.72	61.0	154.8	98.0	62.1

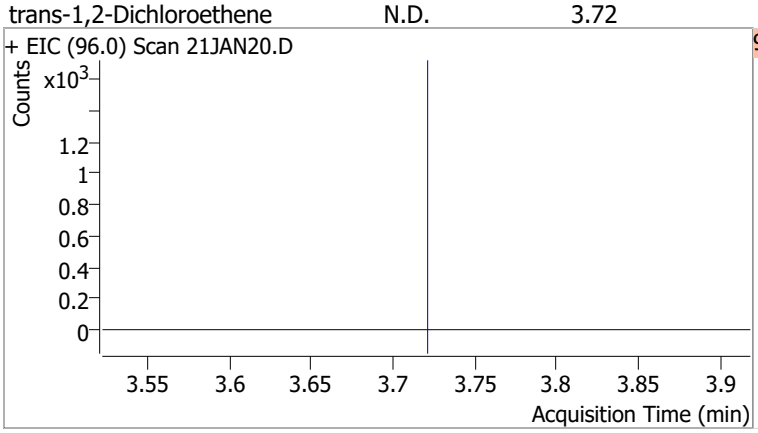

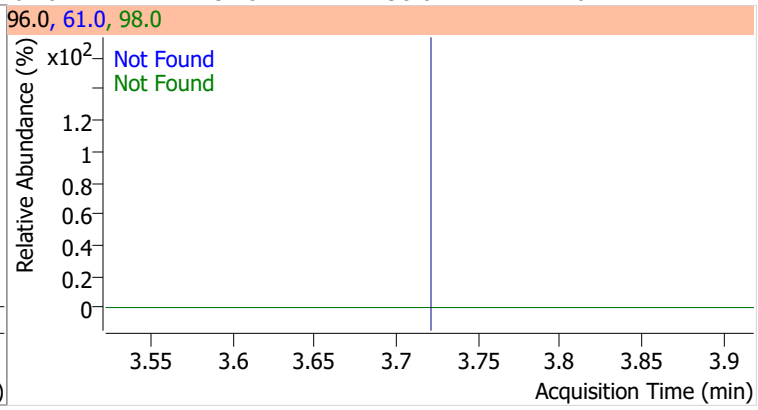

Compound	Conc.	Exp RT	QIon	Exp Ratio
Methyl tert-butyl ether (MTBE)	N.D.	3.75	57.0	24.6

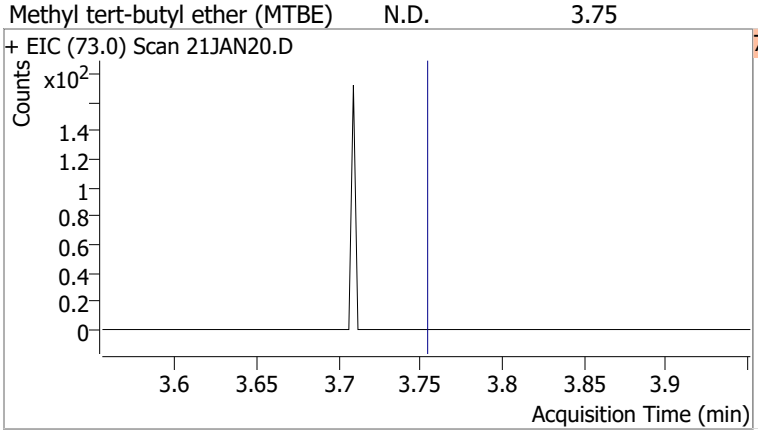

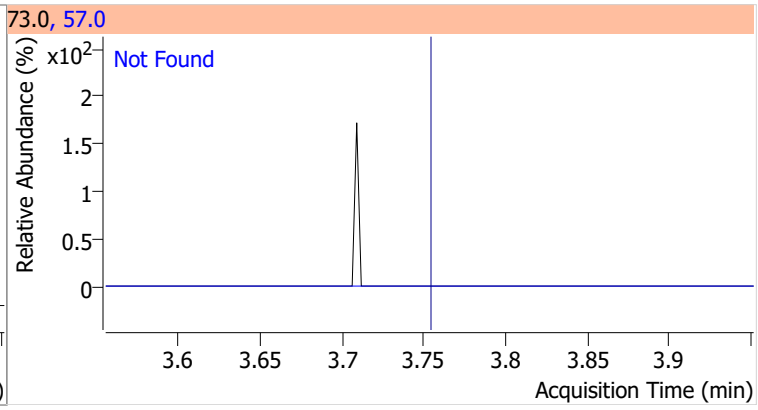

Compound	Conc.	Exp RT	QIon	Exp Ratio	QIon	Exp Ratio
1,1-Dichloroethane	N.D.	4.38	65.0	31.0	83.0	12.7

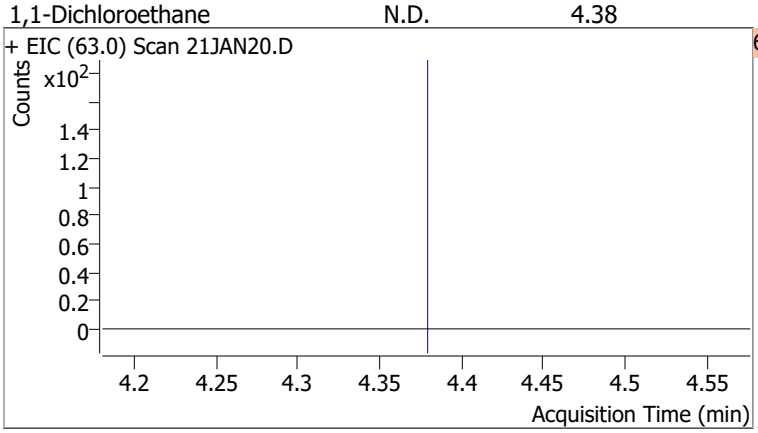

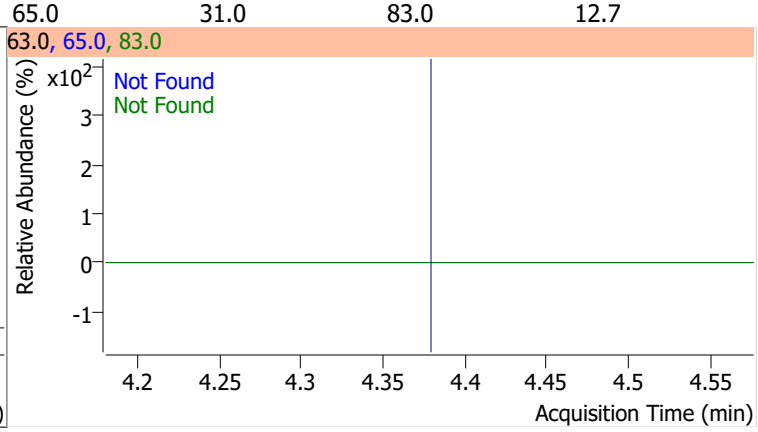

Compound	Conc.	Exp RT	QIon	Exp Ratio	QIon	Exp Ratio
2,2-Dichloropropane	N.D.	5.19	41.0	68.8	97.0	23.9

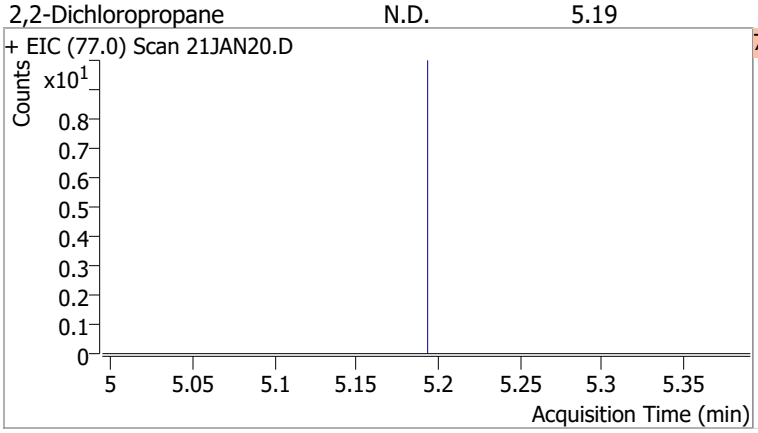

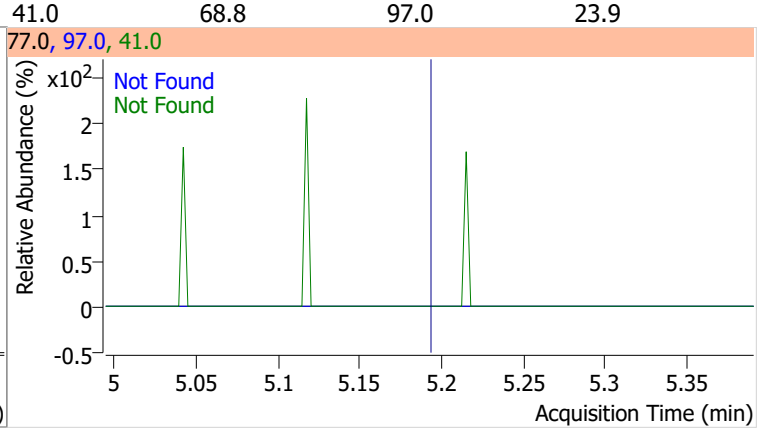

Compound	Conc.	Exp RT	QIon	Exp Ratio	QIon	Exp Ratio
cis-1,2-Dichloroethene	N.D.	5.21	61.0	160.4	98.0	66.2

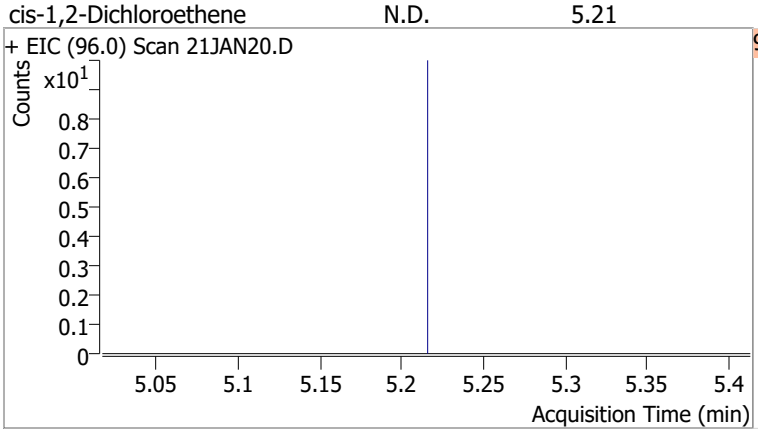

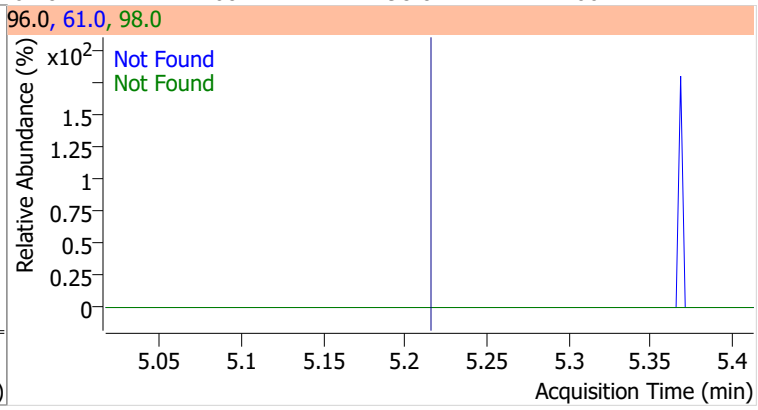

Compound	Conc.	Exp RT	QIon	Exp Ratio
Methyl ethyl ketone	N.D.	5.28	72.0	20.6

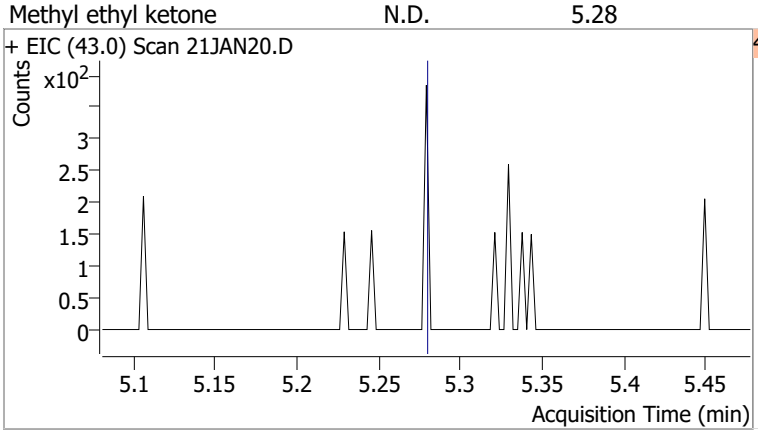

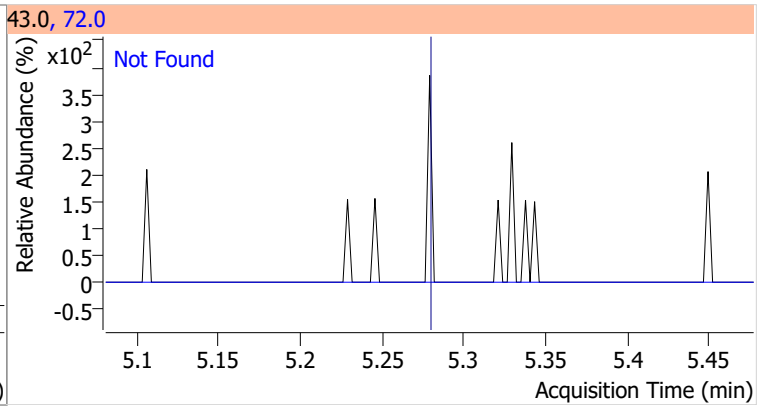

Compound	Conc.	Exp RT	QIon	Exp Ratio
Bromochloromethane	N.D.	5.52	49.0	182.2

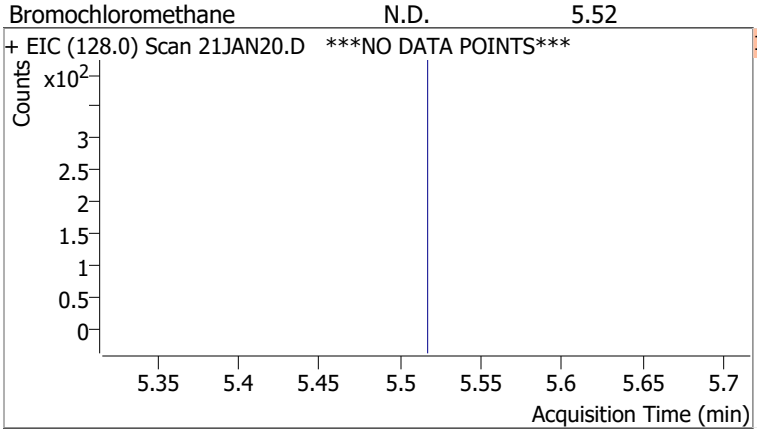

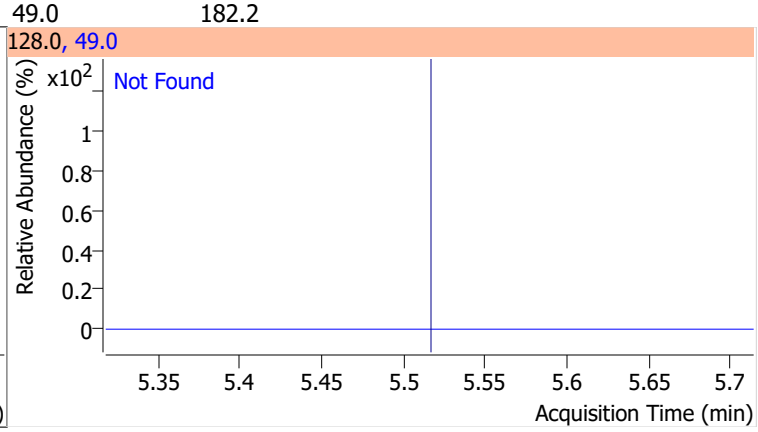

Compound	Conc.	RT	Dev(Min)	Resp.	QIon	QRatio	Lower	Upper
Chloroform	0.2481	5.65	0.00	382 (m)	85.0	54.3	36.2	96.2

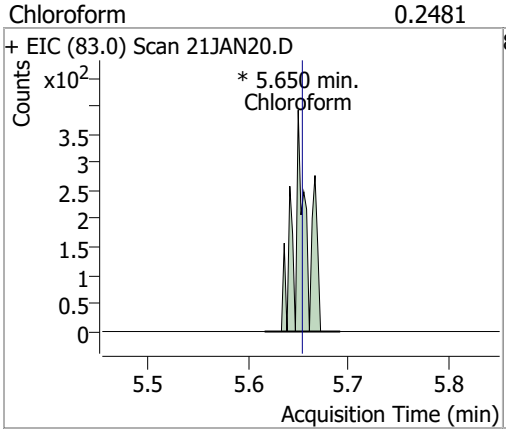

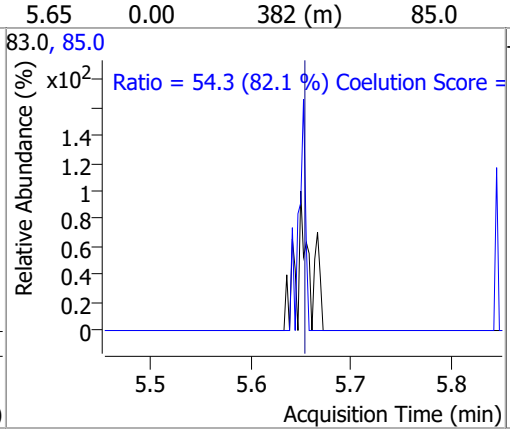

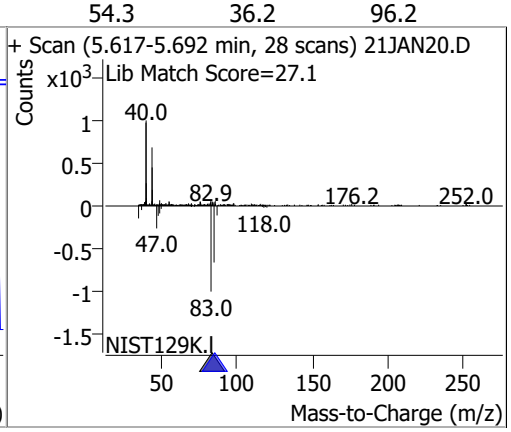

Compound	Conc.	Exp RT	QIon	Exp Ratio	QIon	Exp Ratio
1,1,1-Trichloroethane	N.D.	5.83	99.0	63.1	61.0	49.1

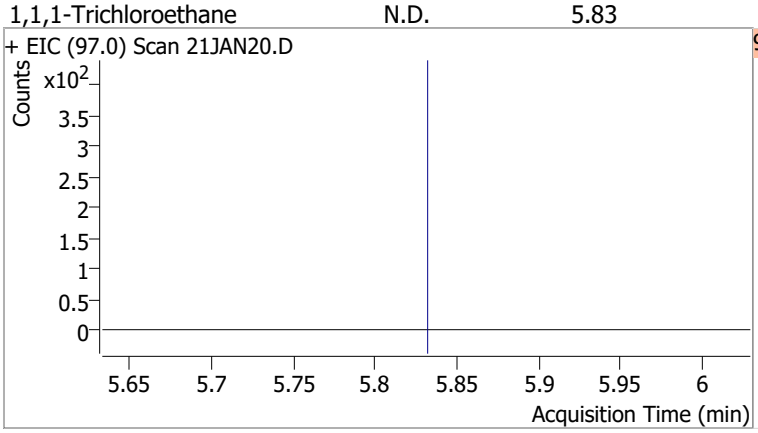

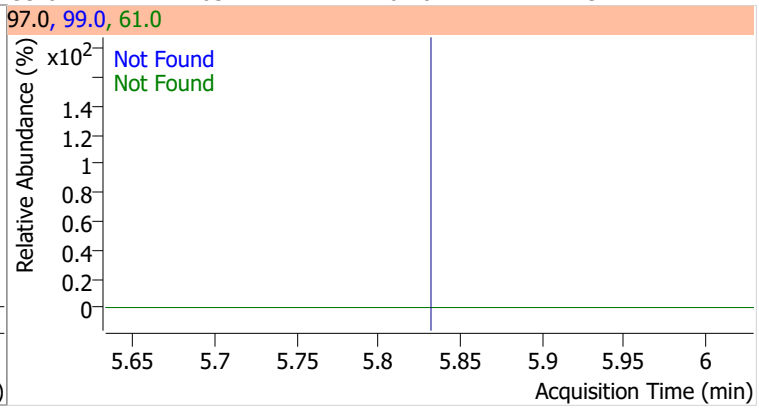

Compound	Conc.	RT	Dev(Min)	Resp.	QIon	QRatio	Lower	Upper
Dibromofluoromethane	265.7668	5.85	-0.01	204031	191.5	22.0	0.0	53.2

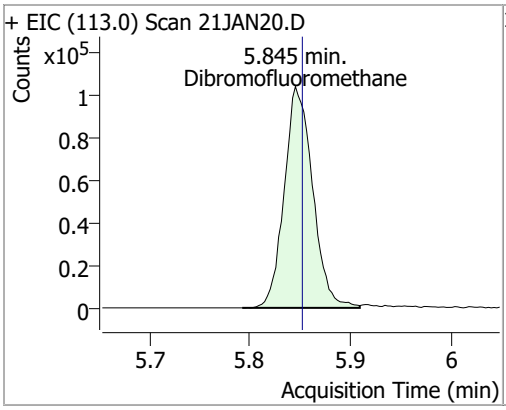

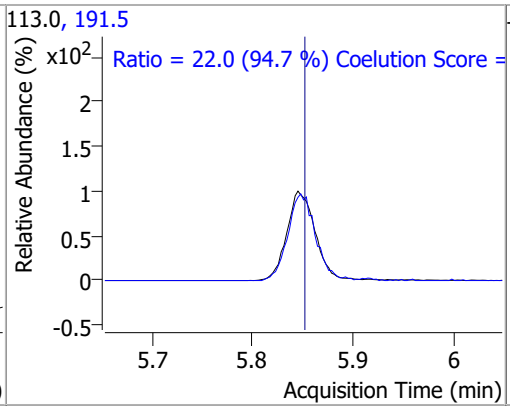

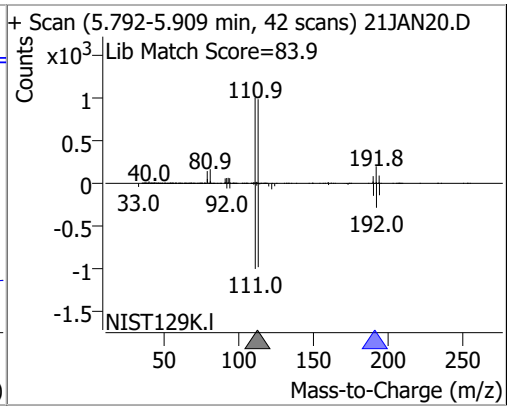

Compound	Conc.	Exp RT	QIon	Exp Ratio	QIon	Exp Ratio
Carbon tetrachloride	N.D.	6.02	119.0	97.6	121.0	30.7

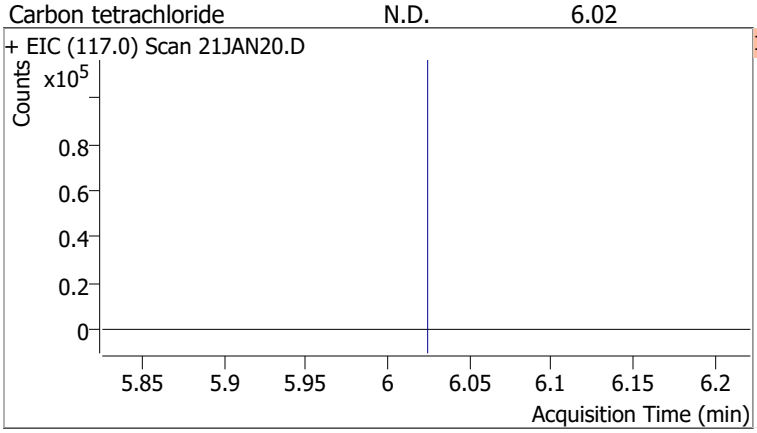

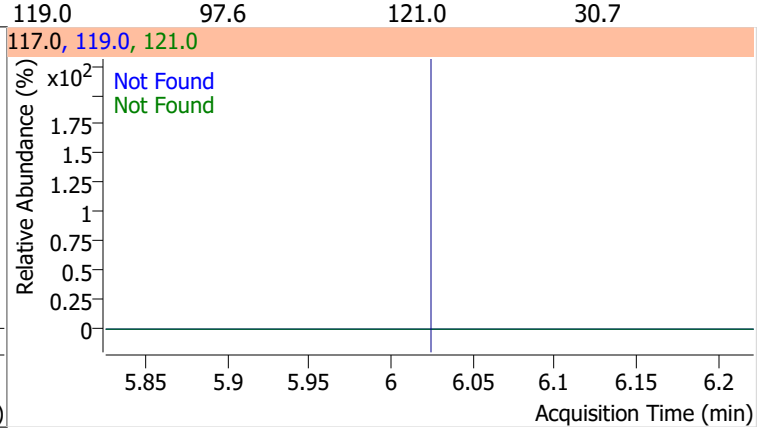

Compound	Conc.	Exp RT	QIon	Exp Ratio	QIon	Exp Ratio
1,1-Dichloropropene	N.D.	6.04	110.0	35.6	77.0	31.0

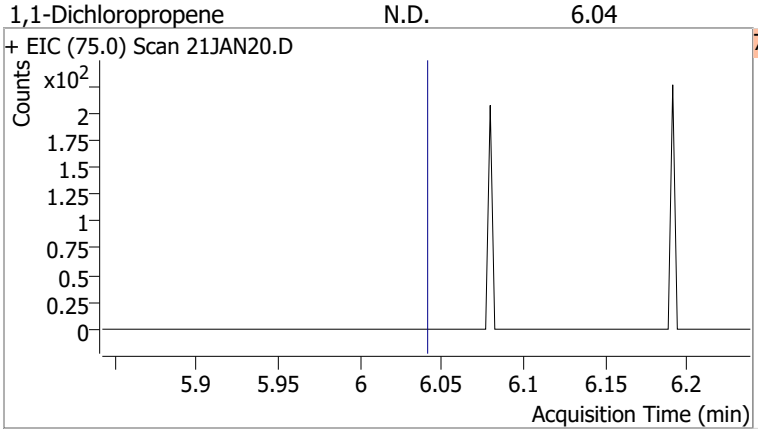

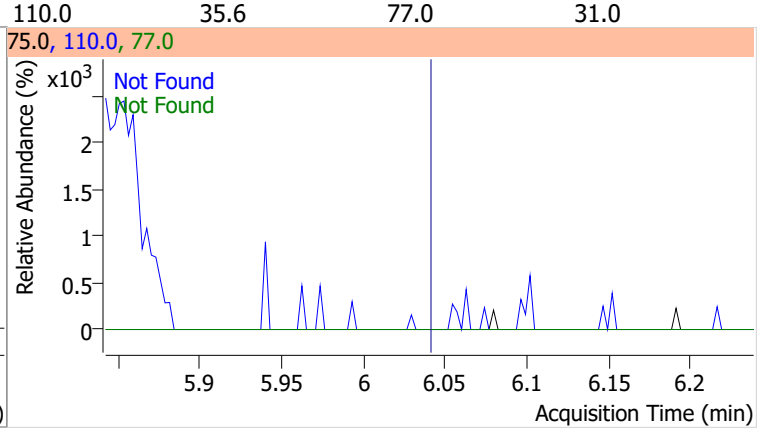

Quantitation Results Report (QT Reviewed)

Compound	Conc.	RT	Dev(Min)	Resp.	QIon	QRatio	Lower	Upper
1,2-Dichloroethane-d4	272.5001	6.23	0.00	90369	65.0	196.6	162.8	222.8

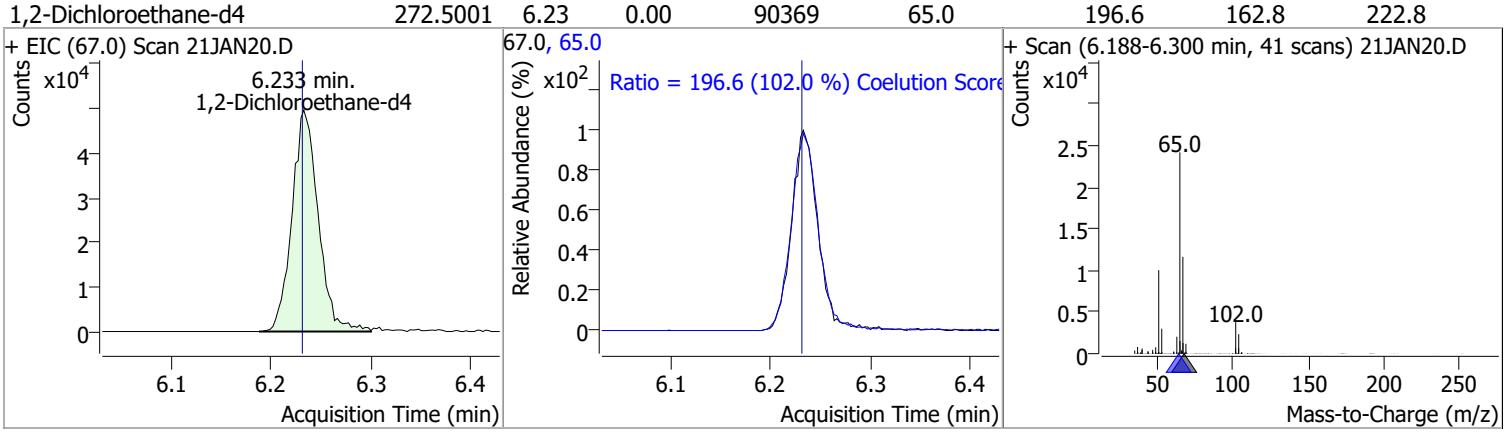

Compound	Conc.	RT	Dev(Min)	Resp.	QIon	QRatio	Lower	Upper
Benzene	0.0465	6.27	-0.01	147 (m)	77.0	18.6	0.0	53.3

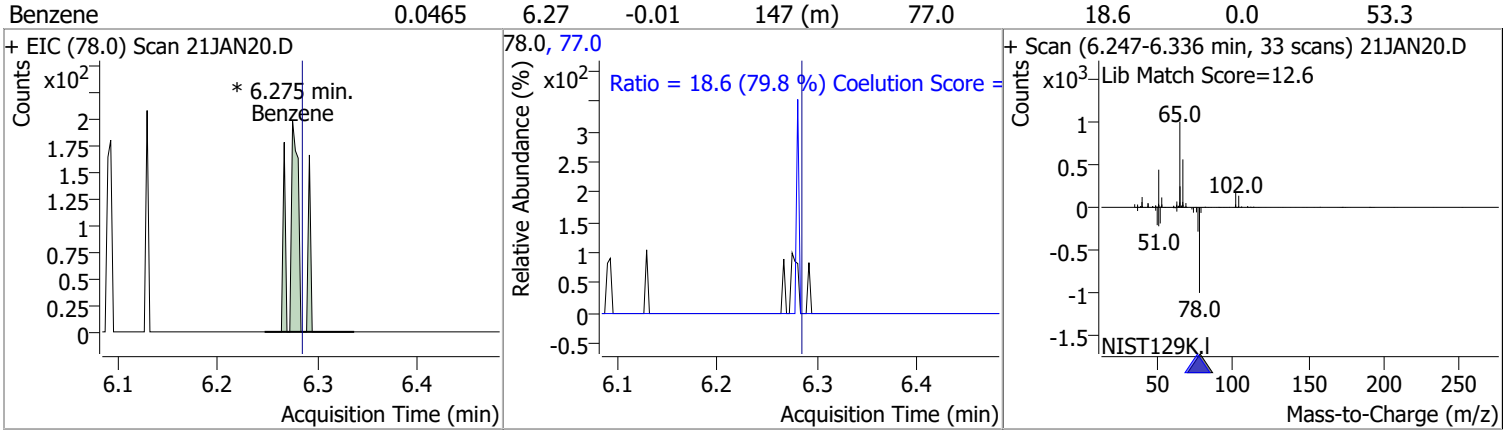

Compound	Conc.	Exp RT	QIon	Exp Ratio	QIon	Exp Ratio
1,2-Dichloroethane	N.D.	6.32	64.0	32.2	98.0	8.2

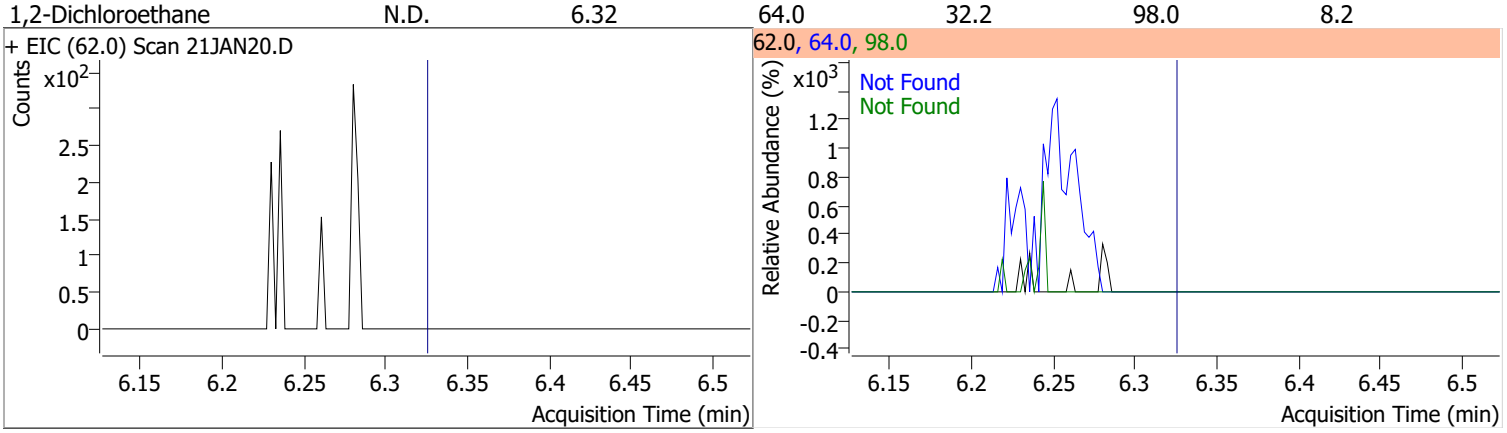

Compound	Conc.	Exp RT	QIon	Exp Ratio	QIon	Exp Ratio
Trichloroethene	N.D.	7.02	130.0	105.6	97.0	65.7

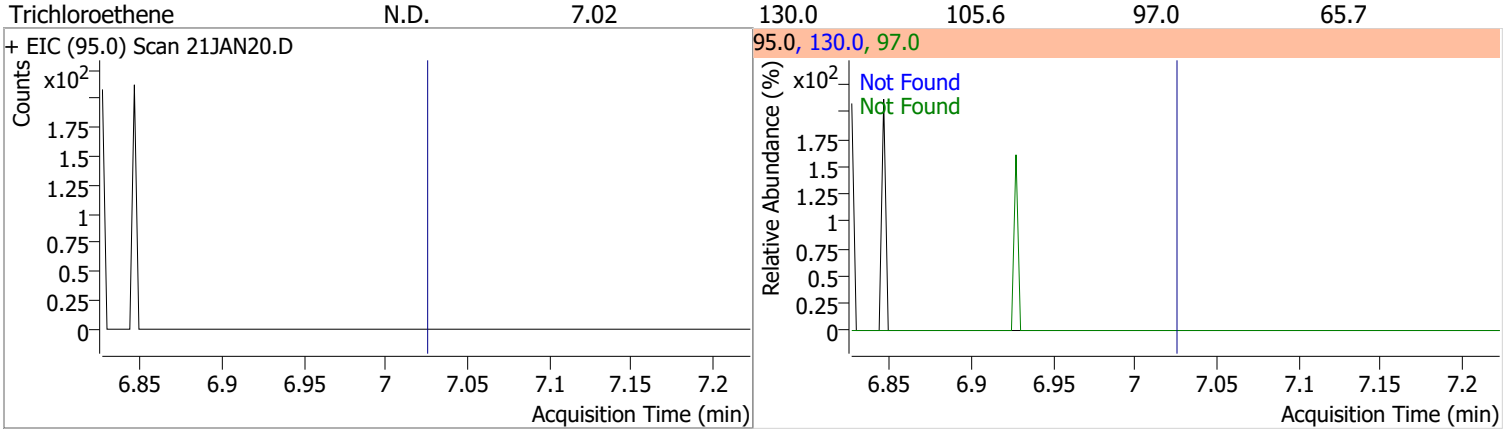

Compound	Conc.	Exp RT	QIon	Exp Ratio
1,2-Dichloropropane	N.D.	7.27	76.0	39.8

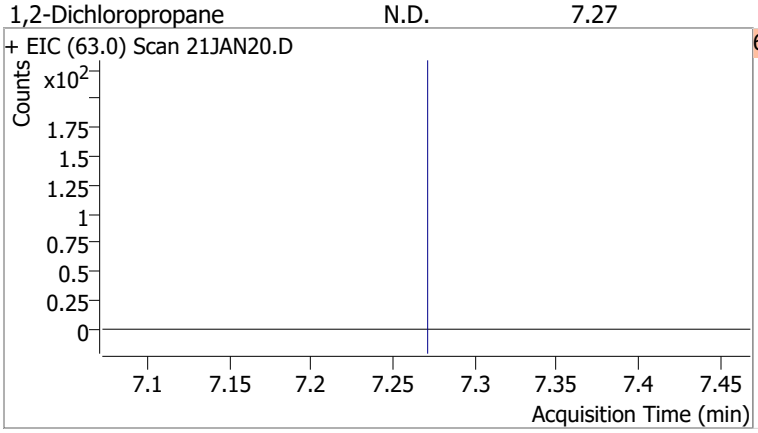

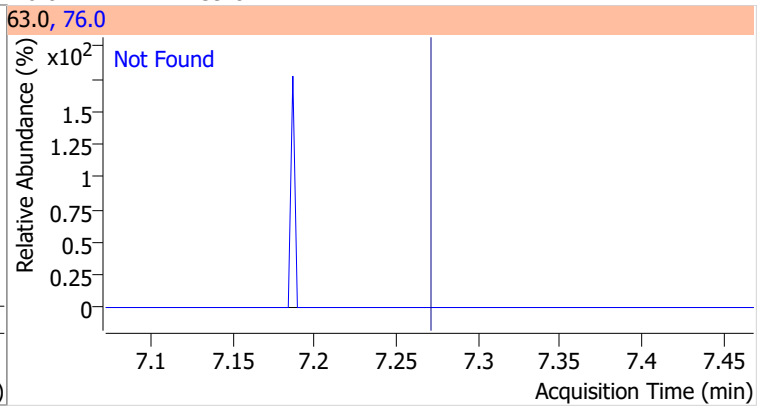

Compound	Conc.	Exp RT	QIon	Exp Ratio	QIon	Exp Ratio
Dibromomethane	N.D.	7.40	173.5	108.2	95.0	84.5

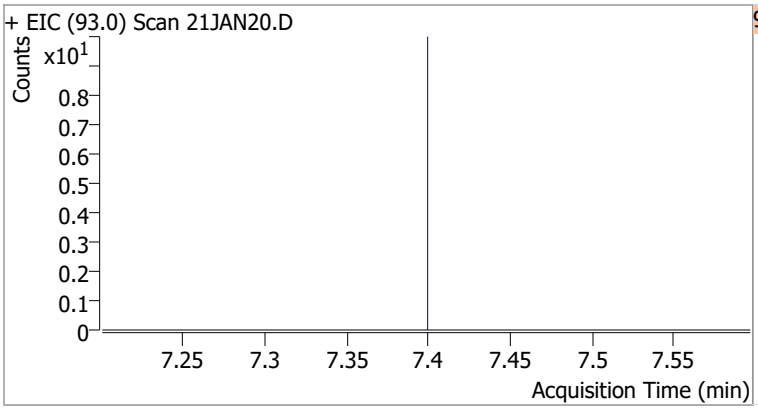

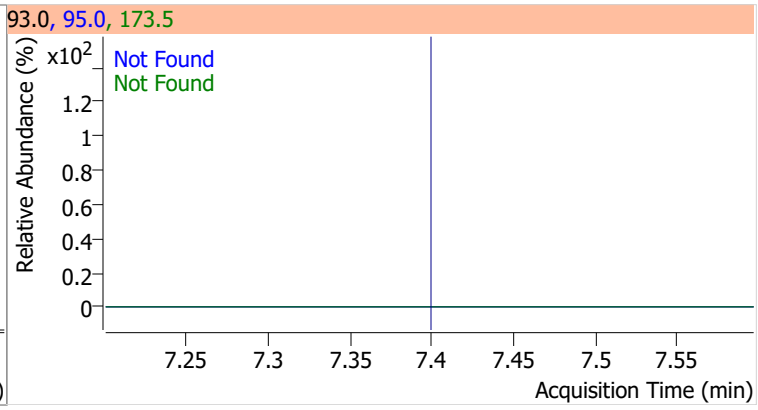

Compound	Conc.	Exp RT	QIon	Exp Ratio	QIon	Exp Ratio
Bromodichloromethane	N.D.	7.58	85.0	66.3	127.0	9.5

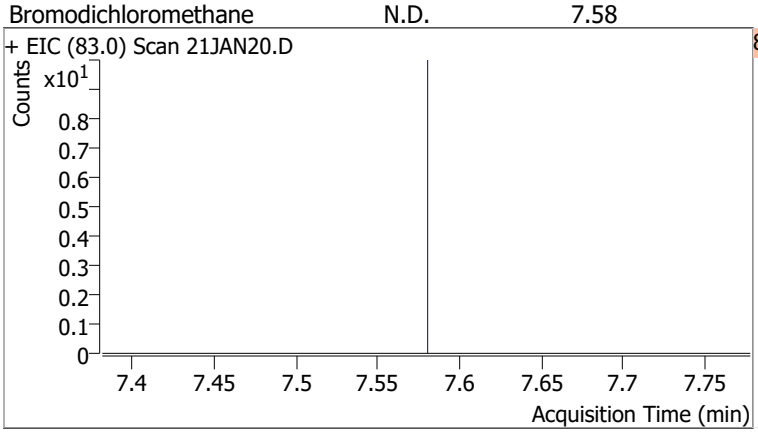

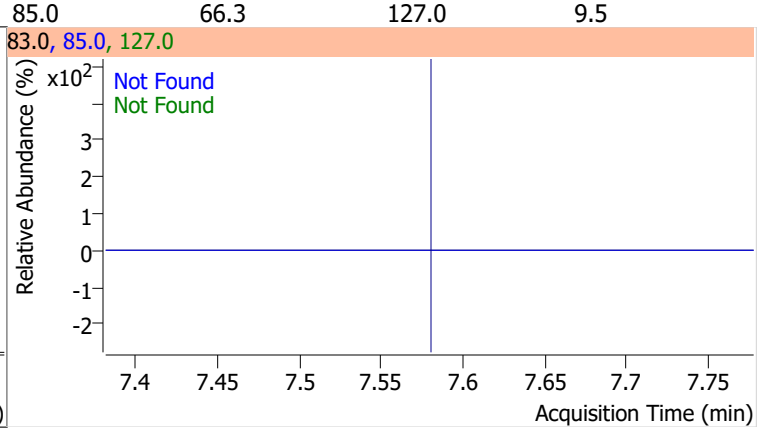

Compound	Conc.	Exp RT	QIon	Exp Ratio	QIon	Exp Ratio
cis-1,3-Dichloropropene	N.D.	8.06	39.0	52.5	77.0	31.8

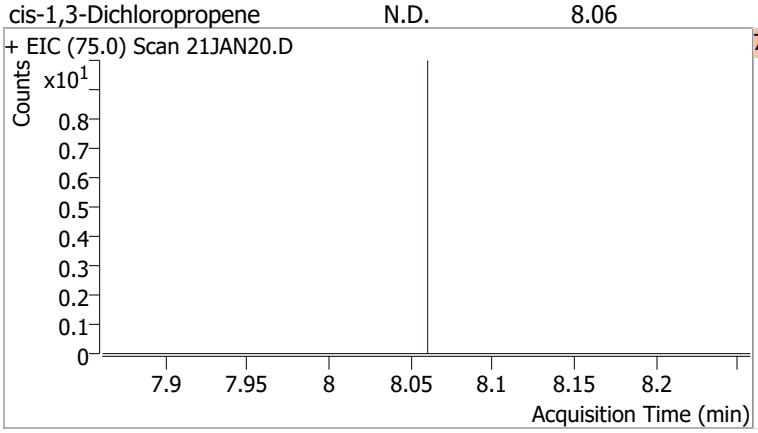

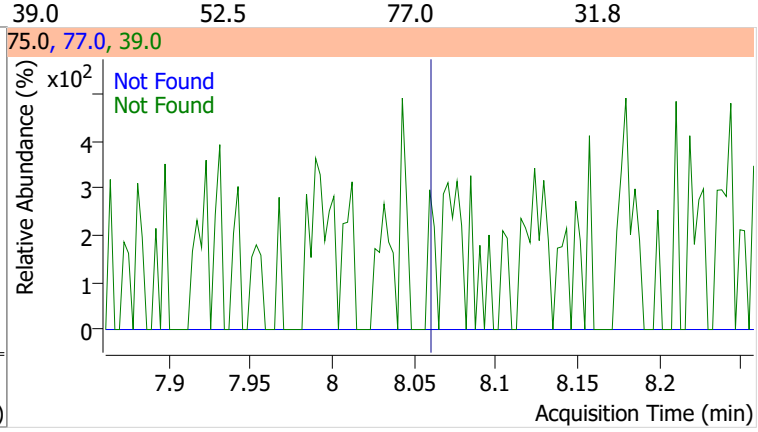

Quantitation Results Report (QT Reviewed)

Compound	Conc.	RT	Dev(Min)	Resp.	QIon	QRatio	Lower	Upper
Toluene-d8	255.8529	8.32	0.00	771377	100.0	64.3	34.3	94.3
					99.0	9.6	0.0	39.2

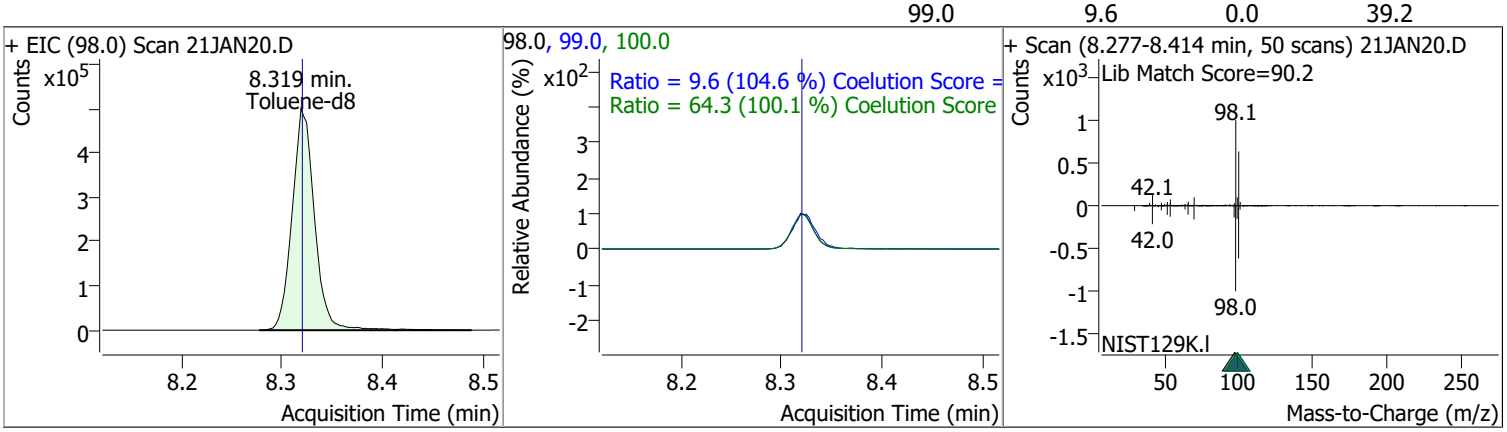

Compound	Conc.	RT	Dev(Min)	Resp.	QIon	QRatio	Lower	Upper
Toluene	6.0394	8.39	0.00	12137	91.0	159.6	144.1	204.1

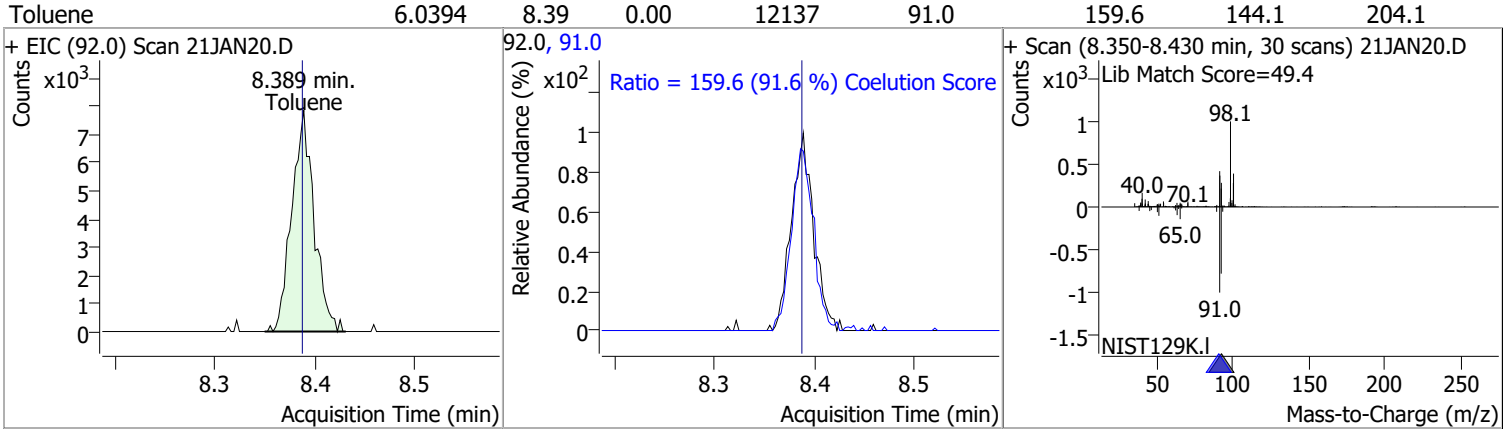

Compound	Conc.	Exp RT	QIon	Exp Ratio	QIon	Exp Ratio
trans-1,3-Dichloropropene	N.D.	8.64	39.0	53.0	77.0	31.0

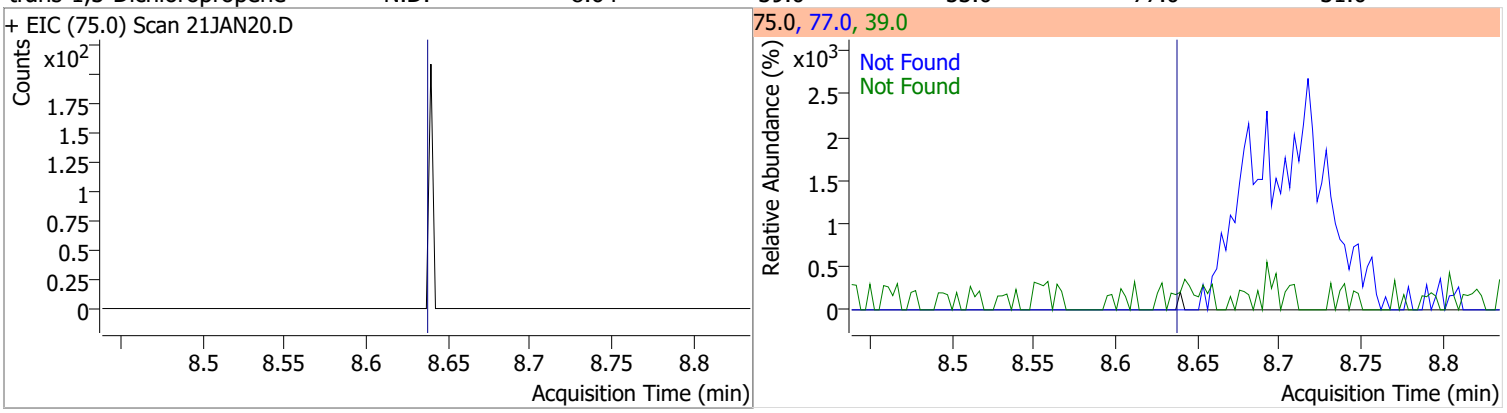

Compound	Conc.	Exp RT	QIon	Exp Ratio	QIon	Exp Ratio
1,1,2-Trichloroethane	N.D.	8.82	97.0	110.7	85.0	60.7

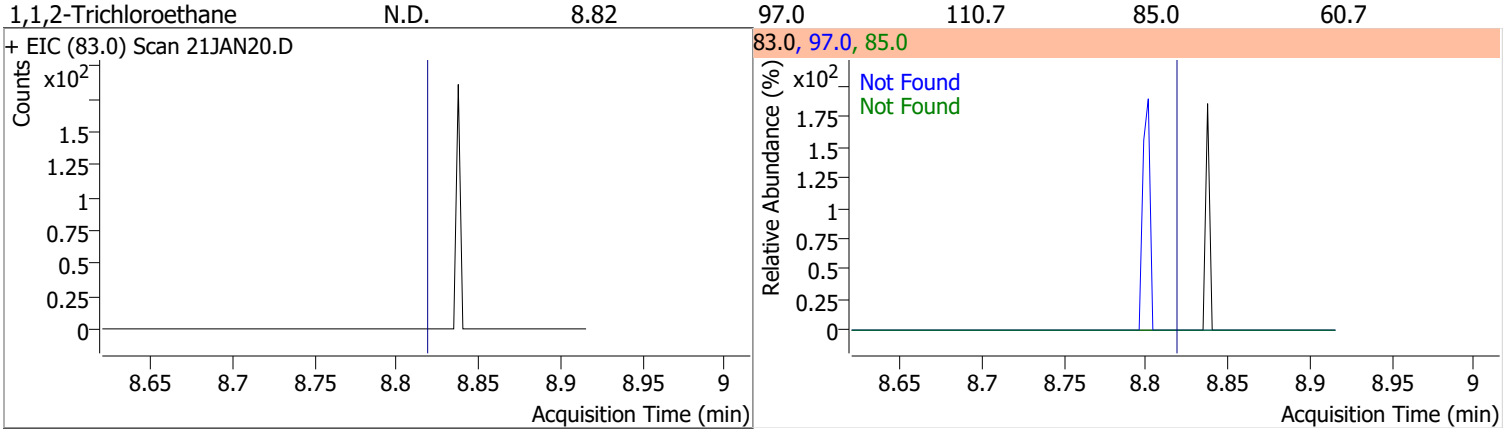

Compound	Conc.	Exp RT	QIon	Exp Ratio	QIon	Exp Ratio
Tetrachloroethene	N.D.	8.94	165.8	126.1	129.0	90.5

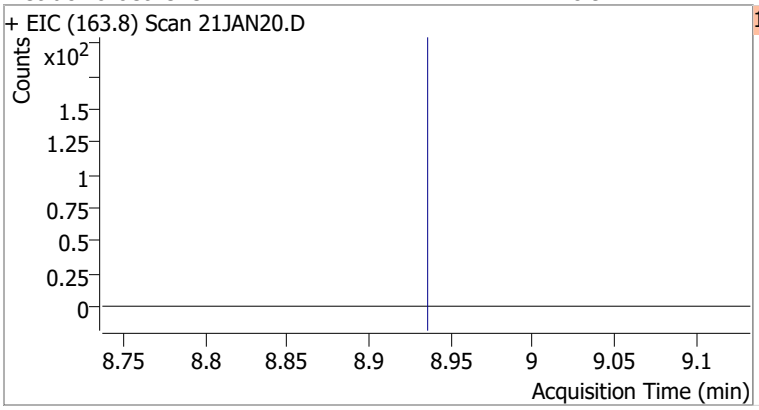

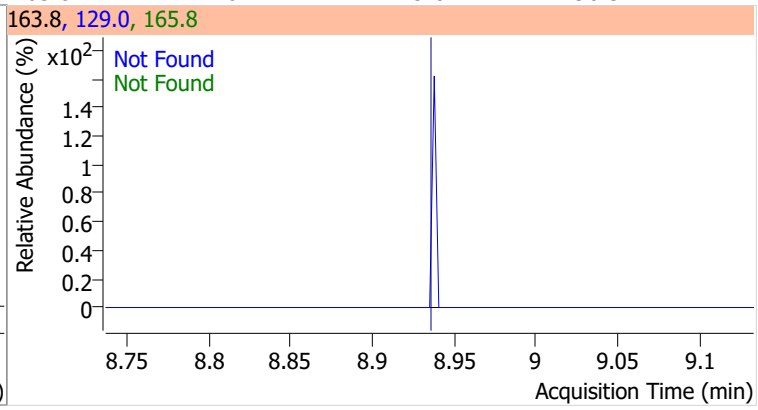

Compound	Conc.	Exp RT	QIon	Exp Ratio
1,3-Dichloropropane	N.D.	8.98	78.0	32.4

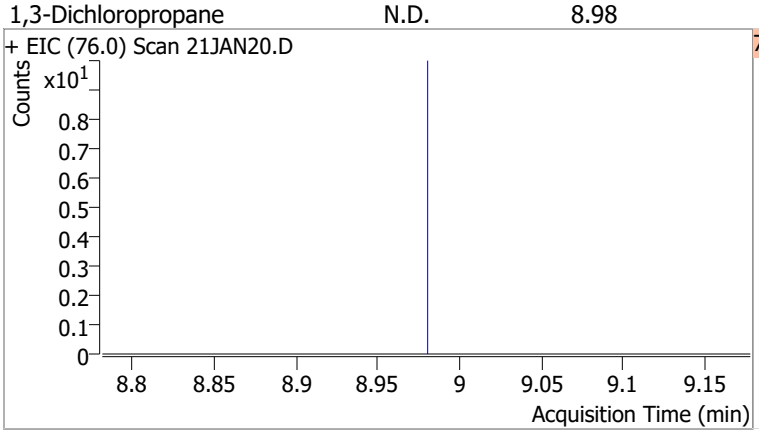

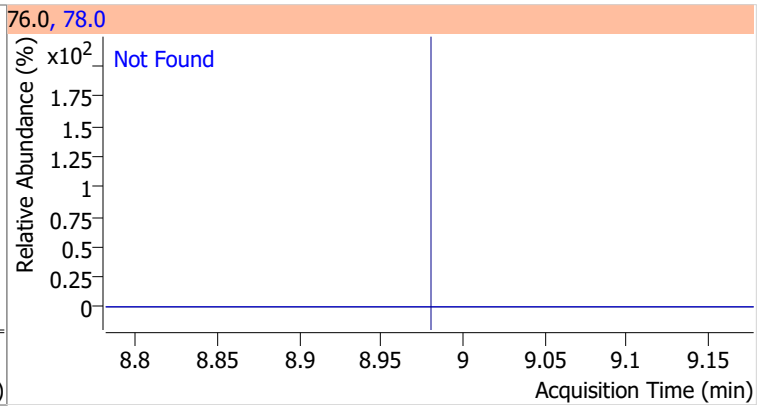

Compound	Conc.	Exp RT	QIon	Exp Ratio
Chlorodibromomethane	N.D.	9.21	127.0	77.2

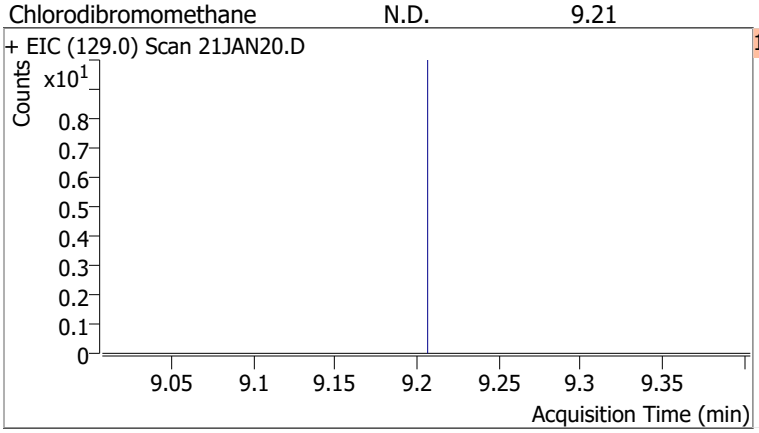

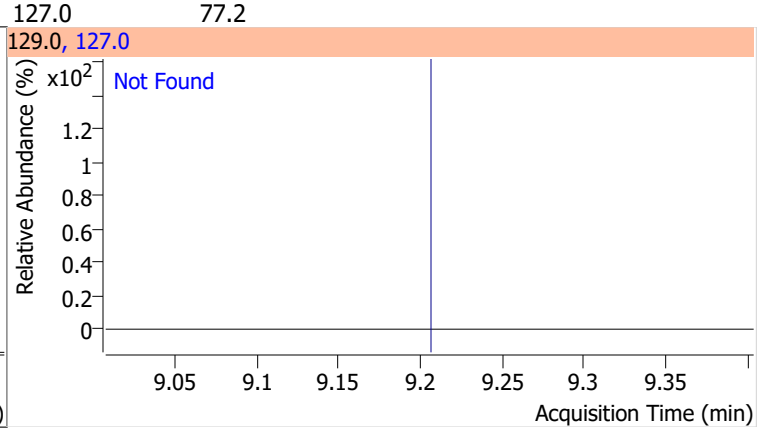

Compound	Conc.	Exp RT	QIon	Exp Ratio
1,2-Dibromoethane	N.D.	9.30	109.0	91.5

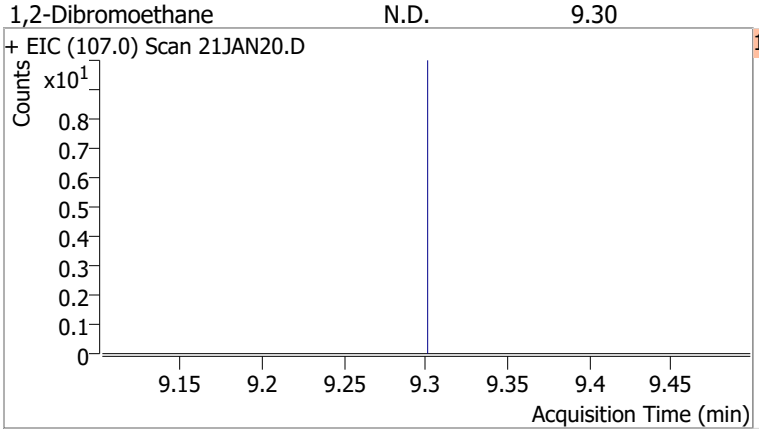

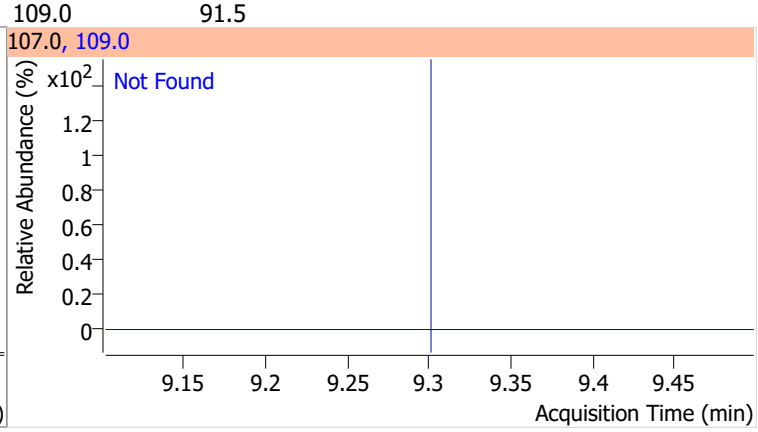

Compound	Conc.	Exp RT	QIon	Exp Ratio
Chlorobenzene	N.D.	9.80	114.0	32.2

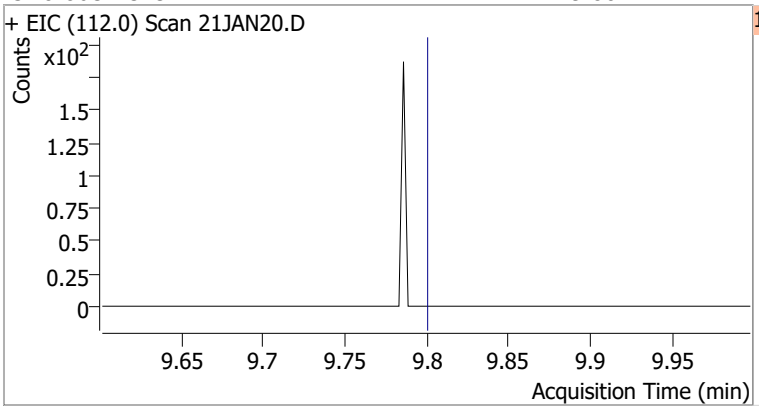

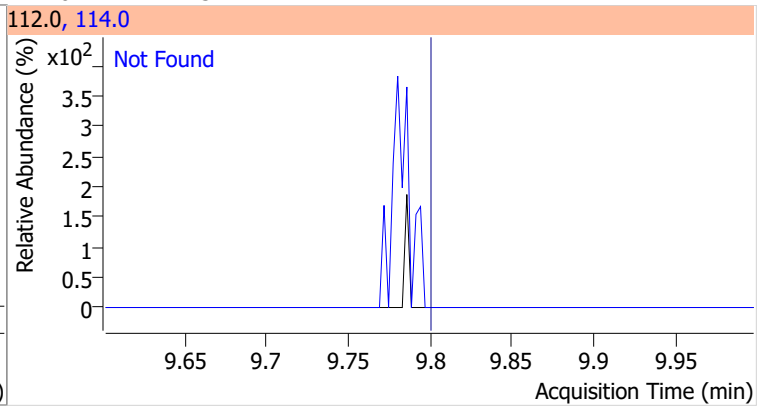

Compound	Conc.	Exp RT	QIon	Exp Ratio
1,1,1,2-Tetrachloroethane	N.D.	9.89	133.0	95.3

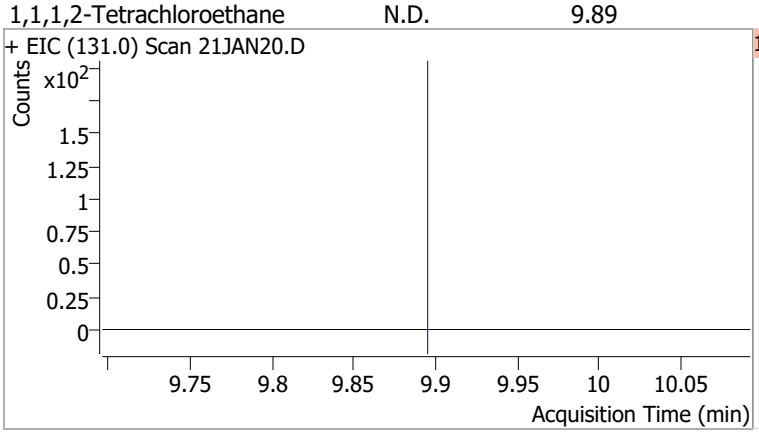

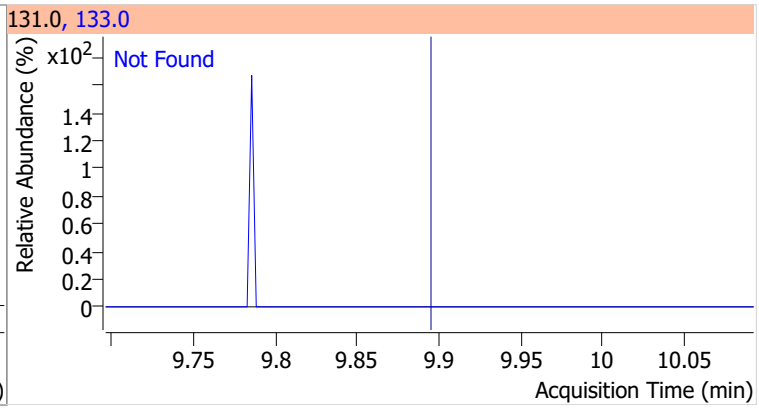

Compound	Conc.	Exp RT	QIon	Exp Ratio
Ethylbenzene	N.D.	9.92	106.0	31.7

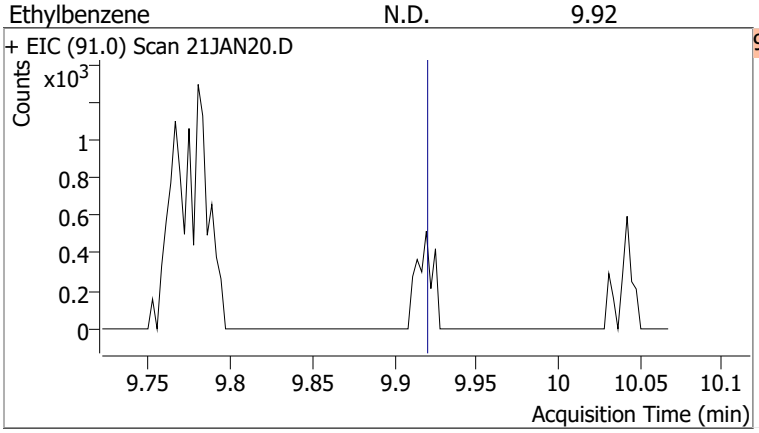

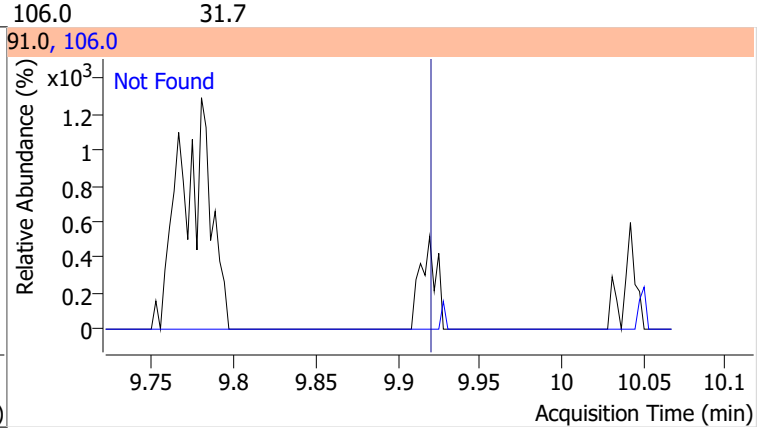

Compound	Conc.	Exp RT	QIon	Exp Ratio
m+p-Xylenes	N.D.	10.04	91.0	200.7

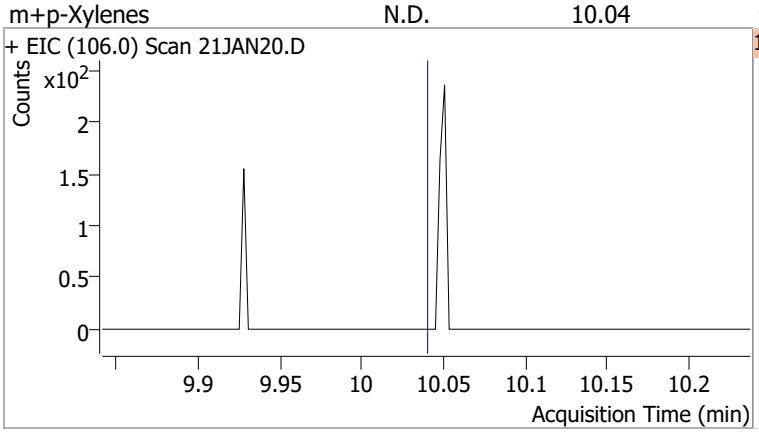

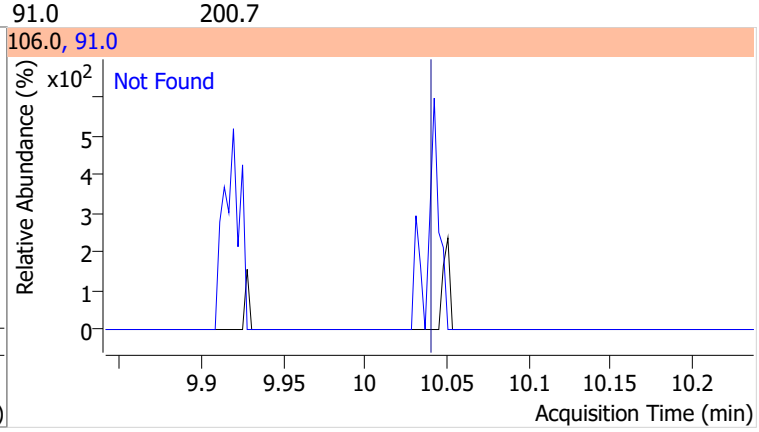

Compound	Conc.	Exp RT	QIon	Exp Ratio
o-Xylene	N.D.	10.43	91.0	211.4

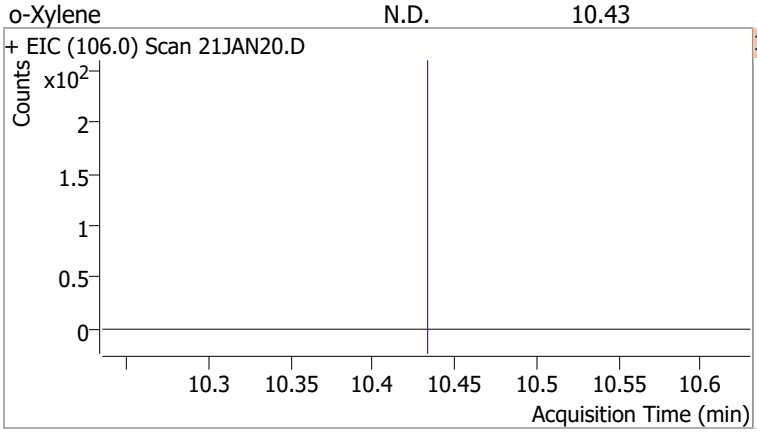

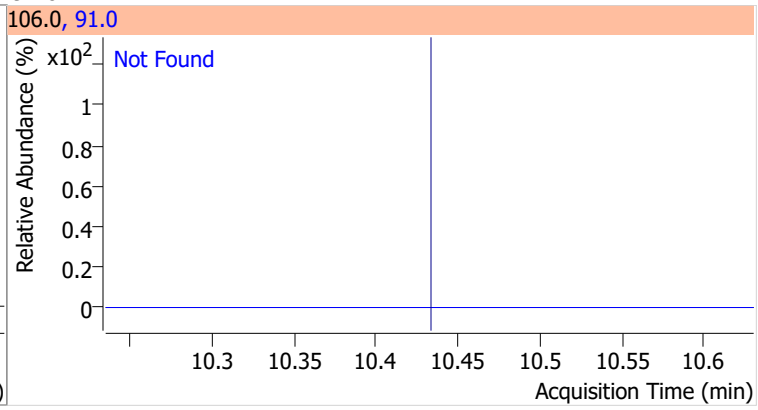

Compound	Conc.	Exp RT	QIon	Exp Ratio
Styrene	N.D.	10.45	78.0	50.6

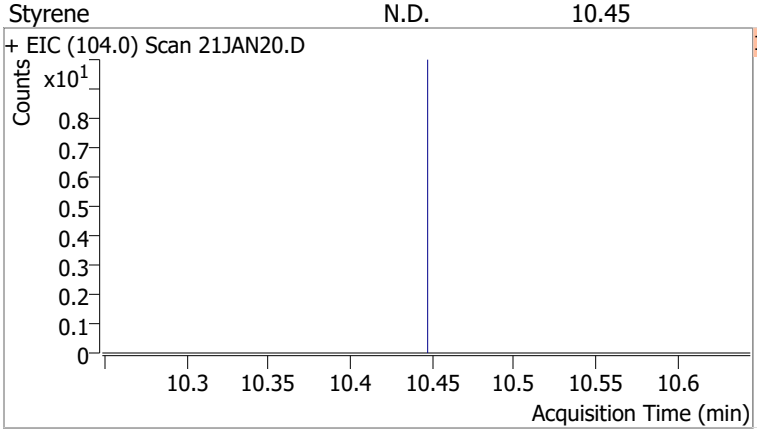

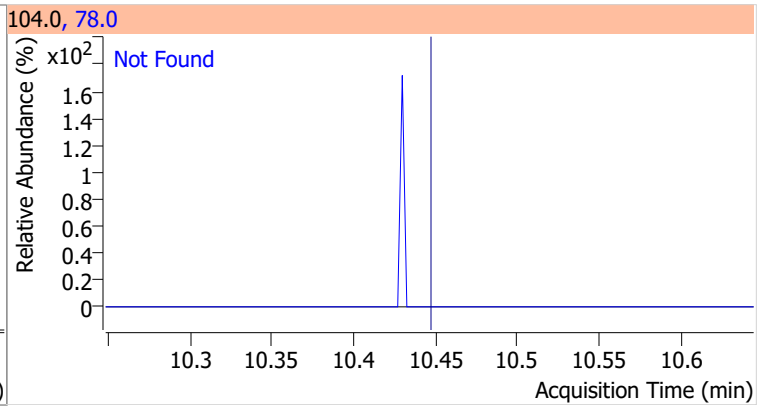

Compound	Conc.	Exp RT	QIon	Exp Ratio	QIon	Exp Ratio
Bromoform	N.D.	10.62	170.5	50.3	174.5	48.1

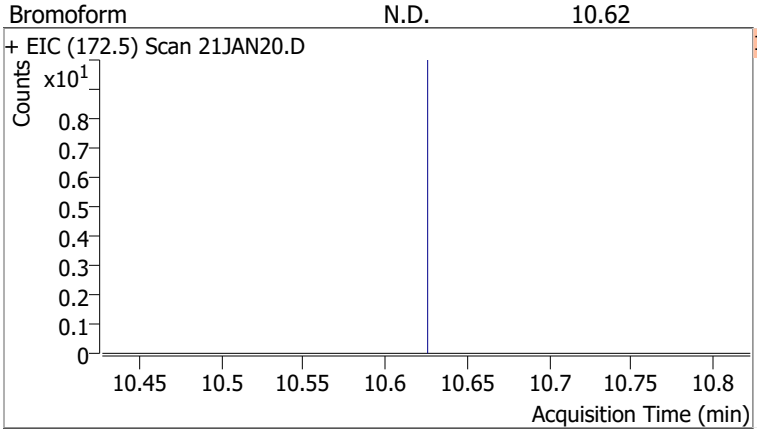

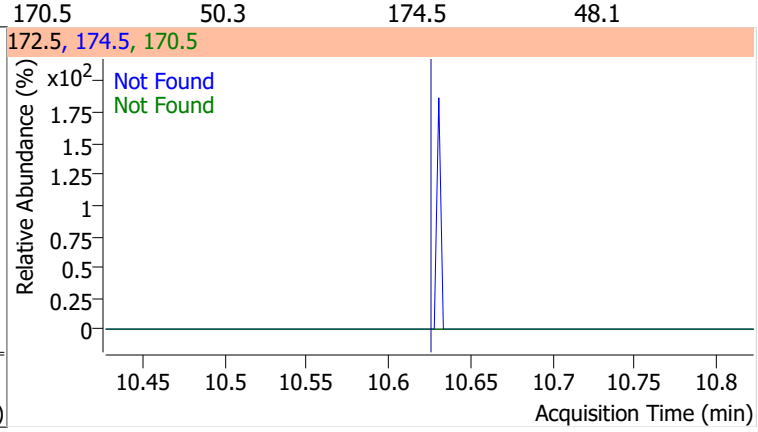

Compound	Conc.	RT	Dev(Min)	Resp.	QIon	QRatio	Lower	Upper
p-Bromofluorobenzene	259.9332	10.95	0.01	223116	174.0	95.8	65.3	125.3
					176.0	92.6	63.3	123.3

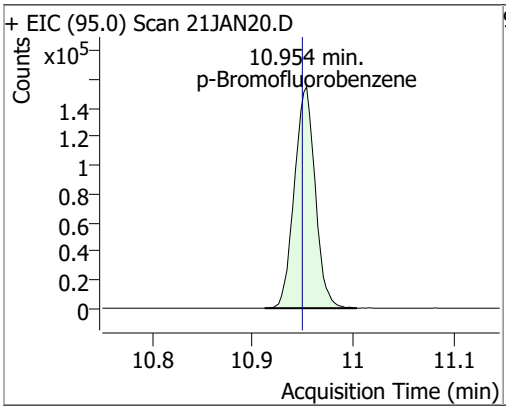

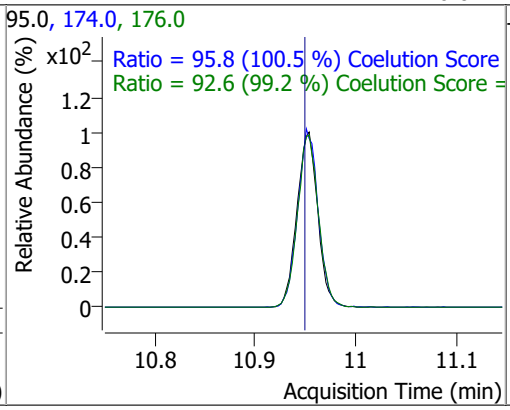

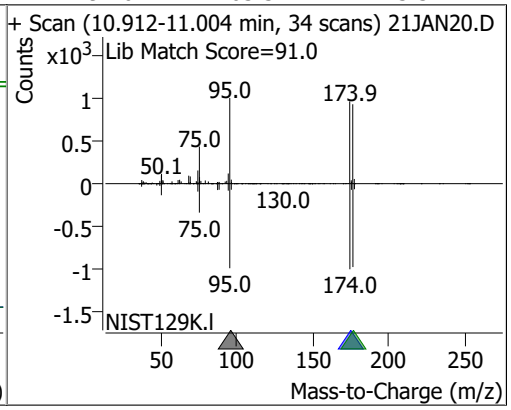

Compound	Conc.	Exp RT	QIon	Exp Ratio	QIon	Exp Ratio
Bromobenzene	N.D.	11.09	77.0	143.5	158.0	96.1

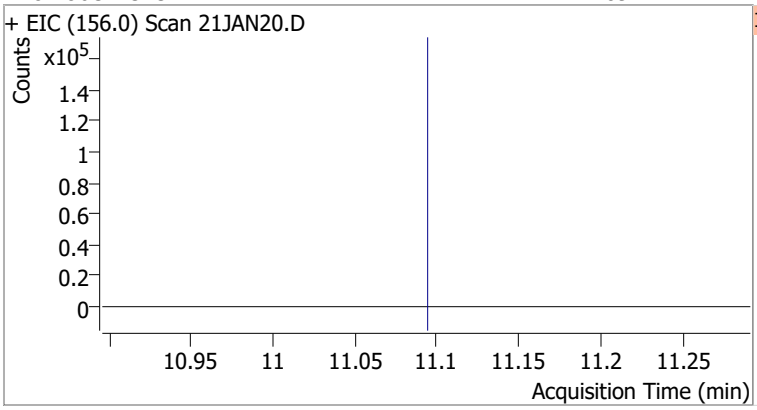

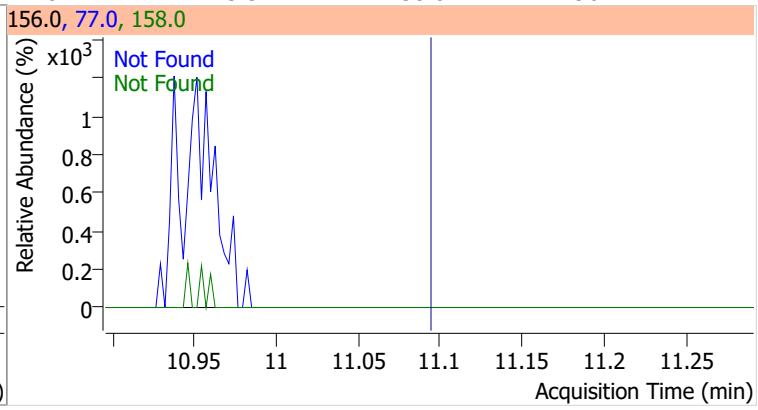

Compound	Conc.	Exp RT	QIon	Exp Ratio
1,1,2,2-Tetrachloroethane	N.D.	11.11	85.0	63.3

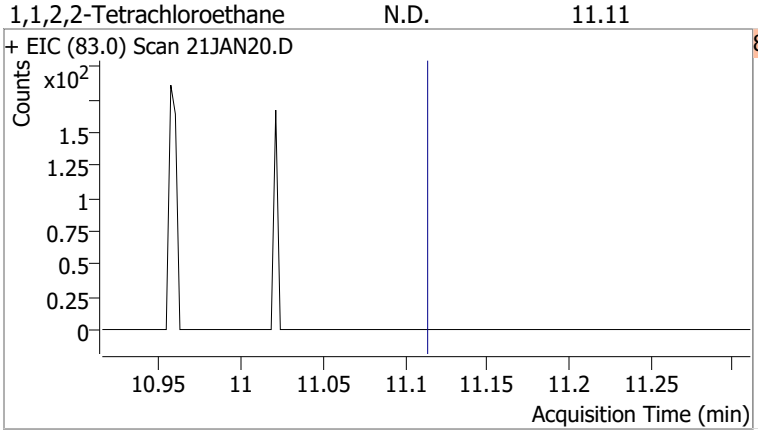

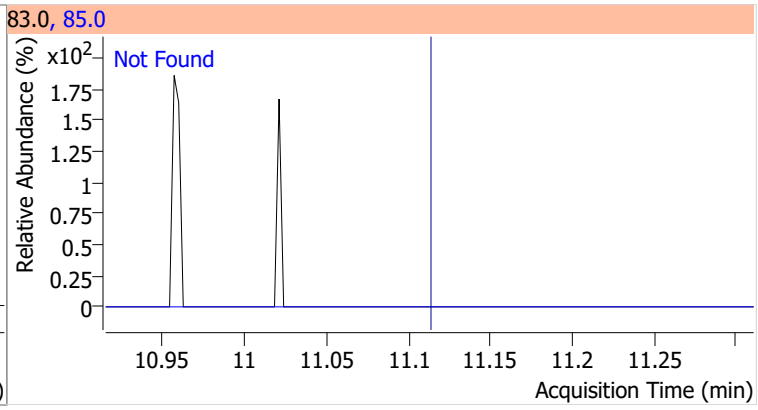

Compound	Conc.	Exp RT	QIon	Exp Ratio
1,2,3-Trichloropropane	N.D.	11.15	112.0	65.8

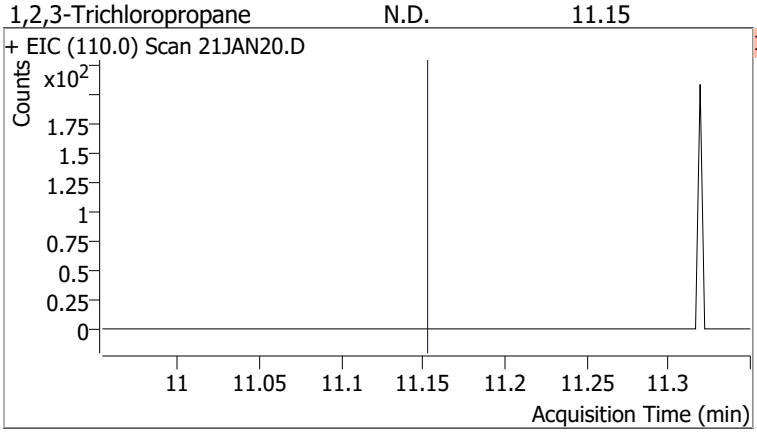

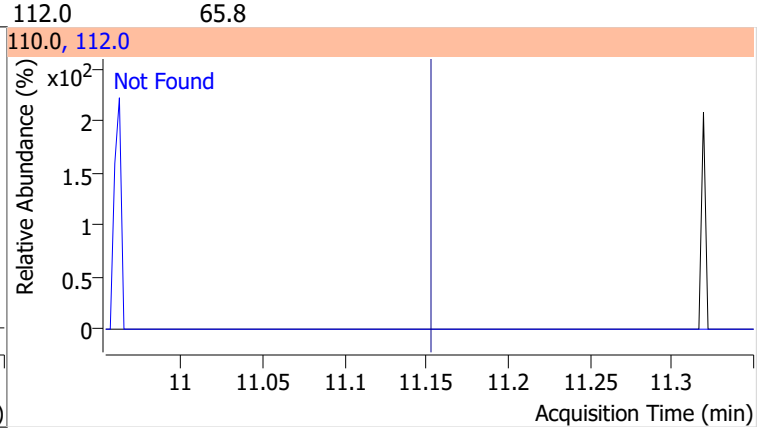

Compound	Conc.	Exp RT	QIon	Exp Ratio
2-Chlorotoluene	N.D.	11.29	91.0	276.2

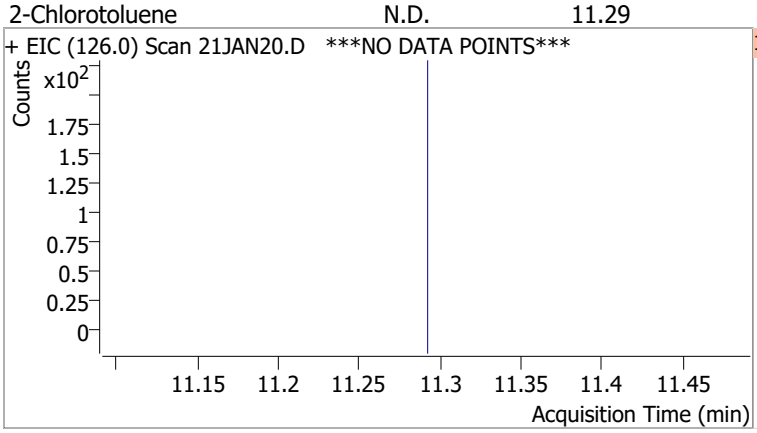

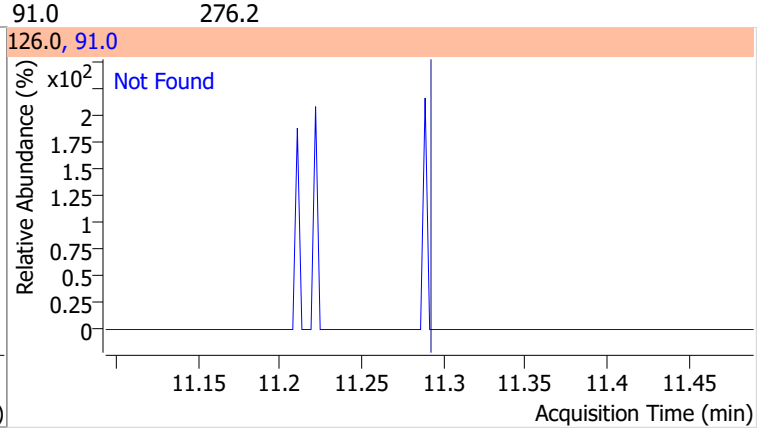

Compound	Conc.	Exp RT	QIon	Exp Ratio
4-Chlorotoluene	N.D.	11.40	126.0	31.3

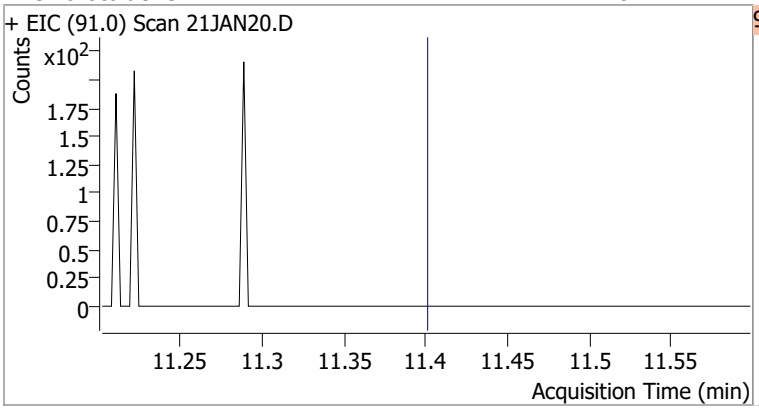

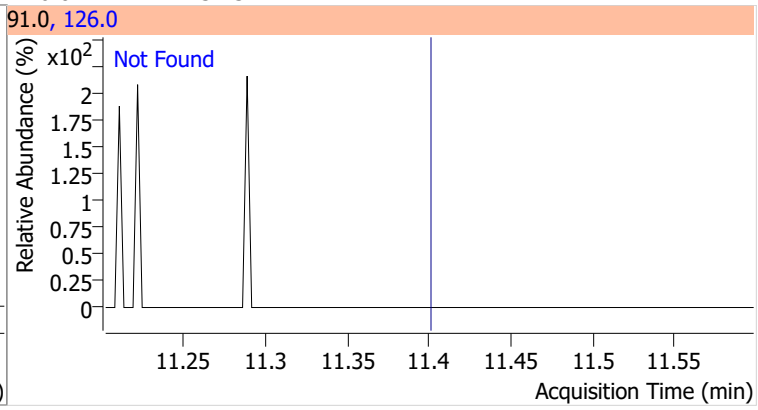

Compound	Conc.	Exp RT	QIon	Exp Ratio	QIon	Exp Ratio
1,3-Dichlorobenzene	N.D.	12.03	148.0	62.8	111.0	38.7

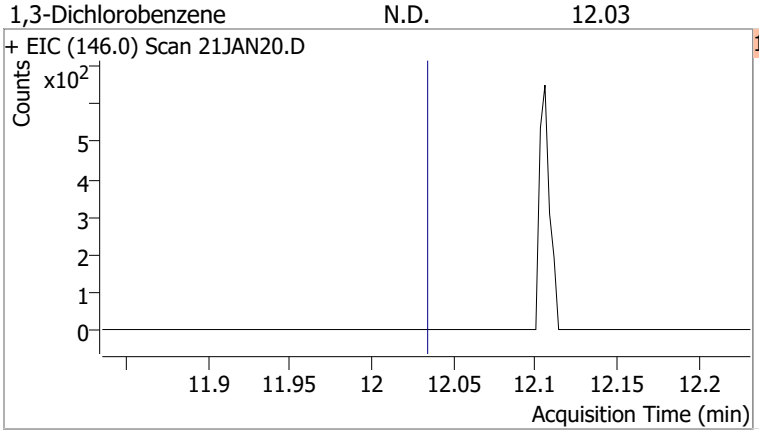

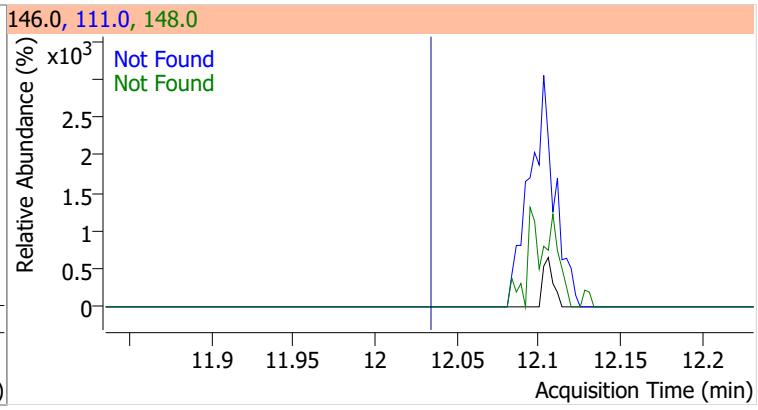

Compound	Conc.	Exp RT	QIon	Exp Ratio	QIon	Exp Ratio
1,4-Dichlorobenzene	N.D.	12.12	148.0	63.7	111.0	38.7

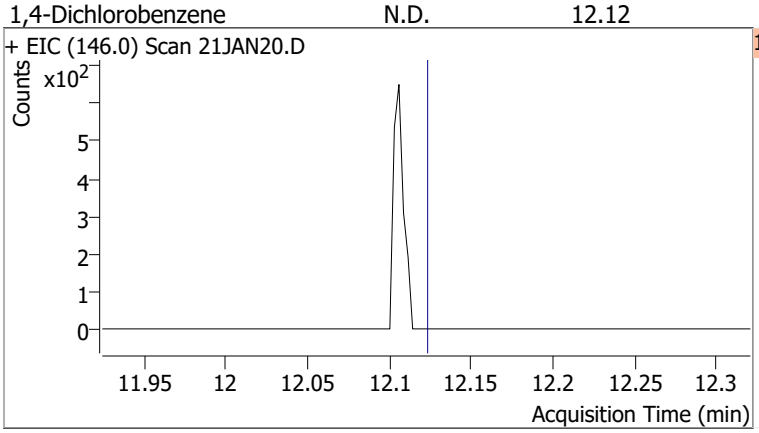

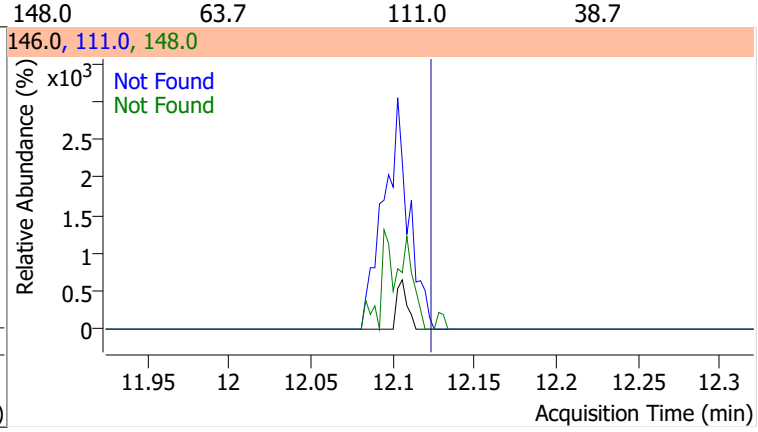

Compound	Conc.	Exp RT	QIon	Exp Ratio	QIon	Exp Ratio
1,2-Dichlorobenzene	N.D.	12.49	148.0	61.9	111.0	39.5

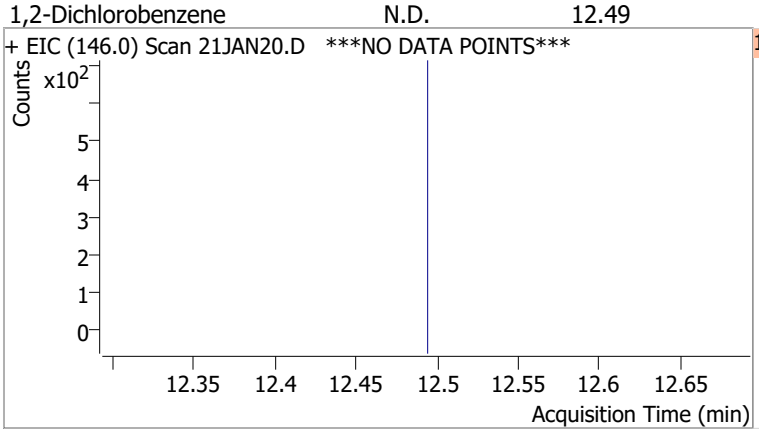

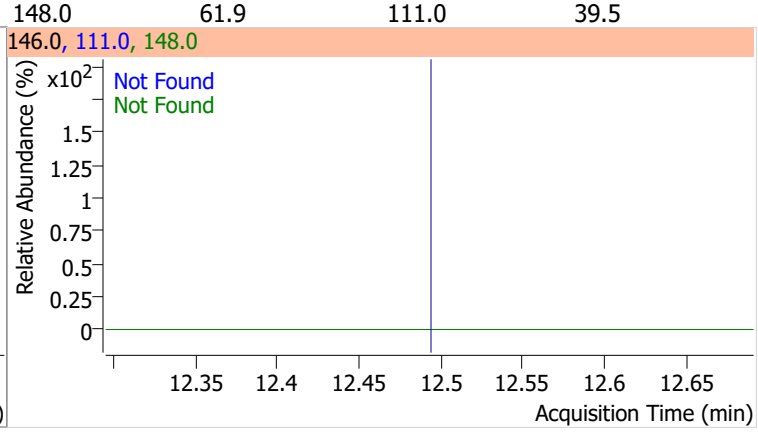

Quantitation Results Report (QT Reviewed)

Data File	21JAN21.D	Operator	MSC
Acq. Method	5975CACQF.M	Acq. Date-Time	1/21/2022 6:53:31 PM
Sample Name	B22011130-002A	Instrument	VOA5975C
Vial	21	Multiplier	1.00
DA Method File	VOA5975C_8260B_SHT_DoD_L4_011922.m	Comment	
Tune File	BFB_Atune3.u	Tune Date	10/11/2021 4:02:00 PM
Batch Name	VG012122_8260B.batch.bin	Last Calib Update	3/11/2022 3:55:53 AM
Ref Library	\\MASSHUNTER\Org\Library\NIST129K.l		

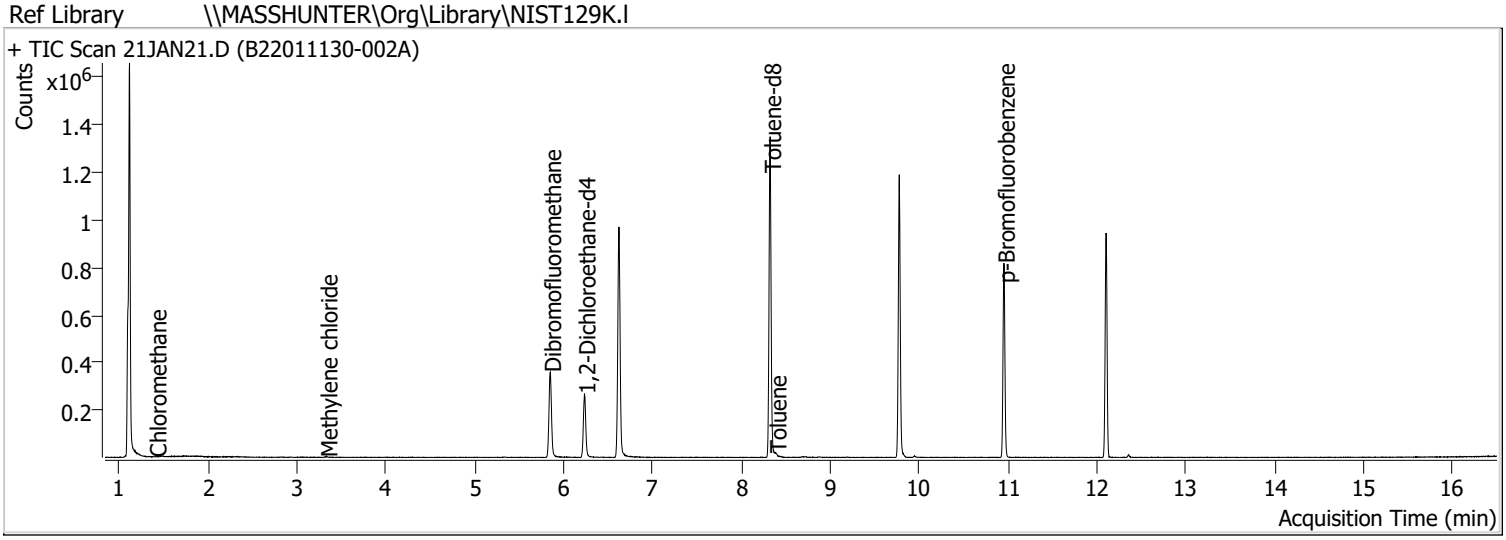

Compound	RT	QIon	Resp.	Conc.	Units		Dev(Min)
Internal Standards							
M Fluorobenzene	6.621	96.0	808293	250.0000	ng		0.000
M Chlorobenzene-d5	9.772	82.0	315950	250.0000	ng		-0.003
M 1,4-Dichlorobenzene-d4	12.100	152.0	228683	250.0000	ng		0.000
System Monitoring Compounds							
S Dibromofluoromethane	5.848	113.0	213444	272.6331	ng		-0.003
Spiked Amount: 250.000	Range: 80.0 - 119.0%			Recovery = 109.05%			
S 1,2-Dichloroethane-d4	6.233	67.0	93762	277.2454	ng		0.003
Spiked Amount: 250.000	Range: 81.0 - 118.0%			Recovery = 110.90%			
S Toluene-d8	8.322	98.0	809327	262.5642	ng		0.003
Spiked Amount: 250.000	Range: 89.0 - 112.0%			Recovery = 105.03%			
S p-Bromofluorobenzene	10.951	95.0	228821	271.0023	ng		0.003
Spiked Amount: 250.000	Range: 85.0 - 114.0%			Recovery = 108.40%			
Target Compounds							**QValue**
T Dichlorodifluoromethane	0.000		0	N.D.			
T Chloromethane	1.409	50.0	347	0.2716	ng	m	86
T Vinyl chloride	0.000		0	N.D.			
T Bromomethane	0.000		0	N.D.			
T Chloroethane	0.000		0	N.D.			
T Trichlorofluoromethane	0.000		0	N.D.			
T 1,1-Dichloroethene	0.000		0	N.D.			
T Methylene chloride	3.333	49.0	2007	1.6990	ng	m	88
T trans-1,2-Dichloroethene	0.000		0	N.D.			
T Methyl tert-butyl ether (MTBE)	0.000		0	N.D.			
T 1,1-Dichloroethane	0.000		0	N.D.			
T 2,2-Dichloropropane	0.000		0	N.D.			
T cis-1,2-Dichloroethene	0.000		0	N.D.			
T Methyl ethyl ketone	0.000		0	N.D.			
T Bromochloromethane	0.000		0	N.D.			
T Chloroform	0.000		0	N.D.			

Compound	RT	QIon	Resp.	Conc.	Units	Dev(Min)
T 1,1,1-Trichloroethane	0.000		0	N.D.		
T Carbon tetrachloride	0.000		0	N.D.		
T 1,1-Dichloropropene	0.000		0	N.D.		
T Benzene	0.000		0	N.D.		
T 1,2-Dichloroethane	0.000		0	N.D.		
T Trichloroethene	0.000		0	N.D.		
T 1,2-Dichloropropane	0.000		0	N.D.		
T Dibromomethane	0.000		0	N.D.		
T Bromodichloromethane	0.000		0	N.D.		
T cis-1,3-Dichloropropene	0.000		0	N.D.		
T Toluene	8.383	92.0	2855	1.3896	ng	95
T trans-1,3-Dichloropropene	0.000		0	N.D.		
T 1,1,2-Trichloroethane	0.000		0	N.D.		
T Tetrachloroethene	0.000		0	N.D.		
T 1,3-Dichloropropane	0.000		0	N.D.		
T Chlorodibromomethane	0.000		0	N.D.		
T 1,2-Dibromoethane	0.000		0	N.D.		
T Chlorobenzene	0.000		0	N.D.		
T 1,1,1,2-Tetrachloroethane	0.000		0	N.D.		
T Ethylbenzene	0.000		0	N.D.		
T m+p-Xylenes	0.000		0	N.D.		
T o-Xylene	0.000		0	N.D.		
T Styrene	0.000		0	N.D.		
T Bromoform	0.000		0	N.D.		
T Bromobenzene	0.000		0	N.D.		
T 1,1,2,2-Tetrachloroethane	0.000		0	N.D.		
T 1,2,3-Trichloropropane	0.000		0	N.D.		
T 2-Chlorotoluene	0.000		0	N.D.		
T 4-Chlorotoluene	0.000		0	N.D.		
T 1,3-Dichlorobenzene	0.000		0	N.D.		
T 1,4-Dichlorobenzene	0.000		0	N.D.		
T 1,2-Dichlorobenzene	0.000		0	N.D.		

(#) = Qualifier Out of Range; (m) = Manual Integration; (+) = Area Summed; (*) = Surrogate Percent Recovery Out of Range; (d): Zeroed Peak

Compound	Conc.	Exp RT	QIon	Exp Ratio
Dichlorodifluoromethane	N.D.	1.24	87.0	31.8

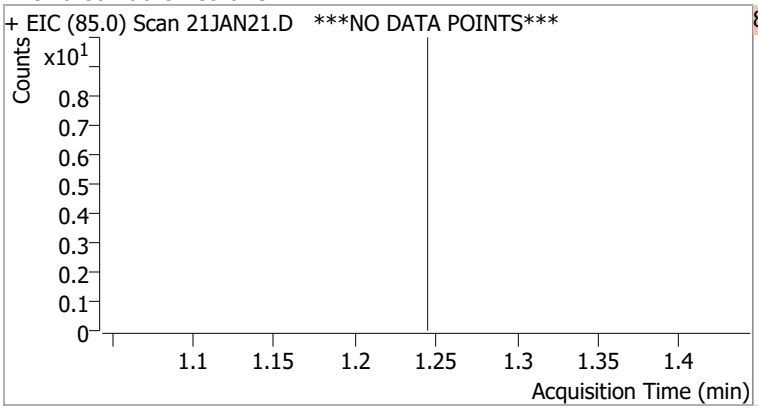

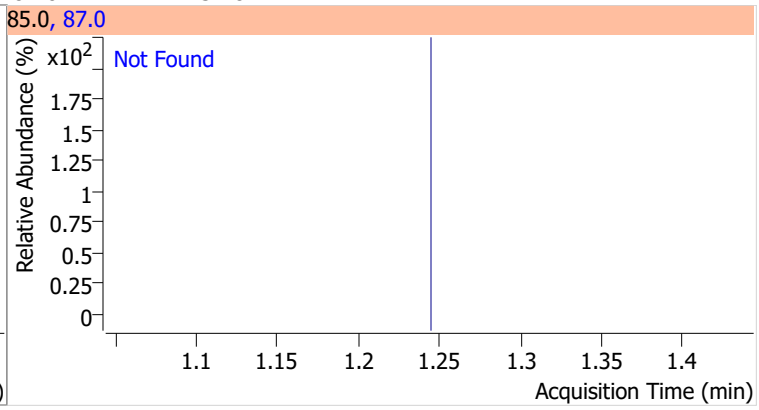

Compound	Conc.	RT	Dev(Min)	Resp.	QIon	QRatio	Lower	Upper
Chloromethane	0.2716	1.41	0.00	347 (m)	52.0	24.4	2.4	62.4

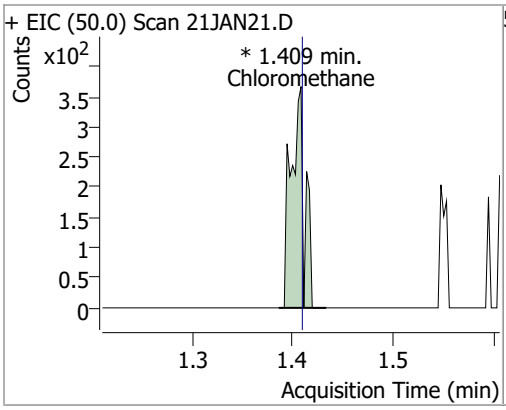

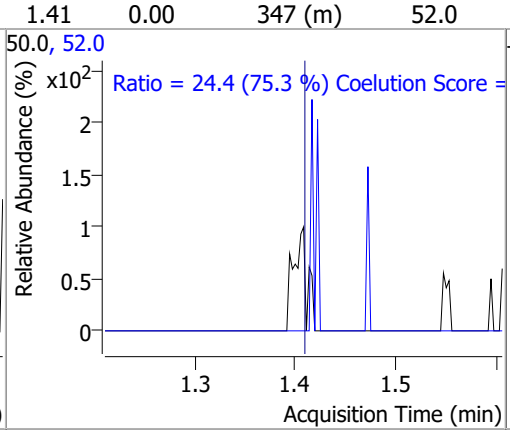

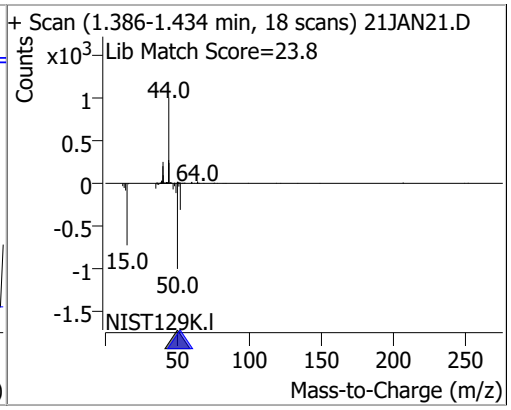

Compound	Conc.	Exp RT	QIon	Exp Ratio
Vinyl chloride	N.D.	1.50	64.0	31.3

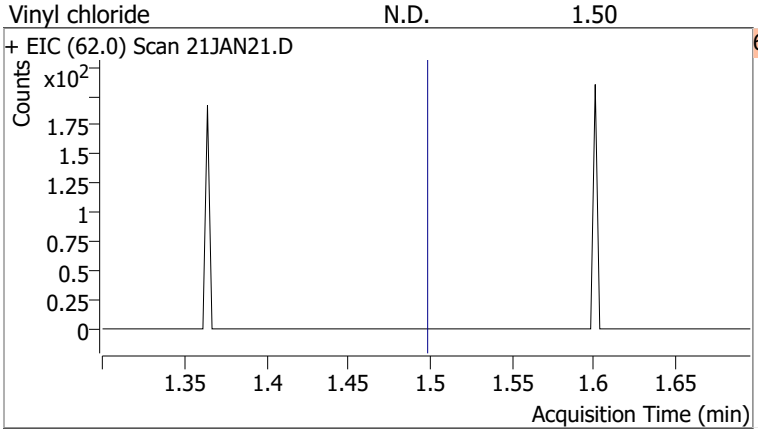

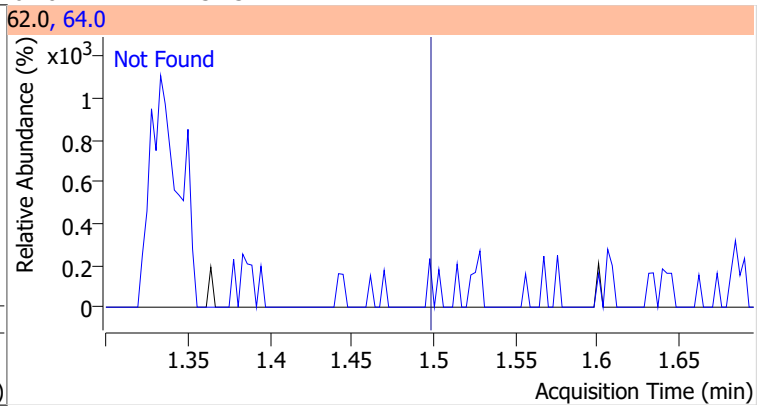

Compound	Conc.	Exp RT	QIon	Exp Ratio
Bromomethane	N.D.	1.80	94.0	110.1

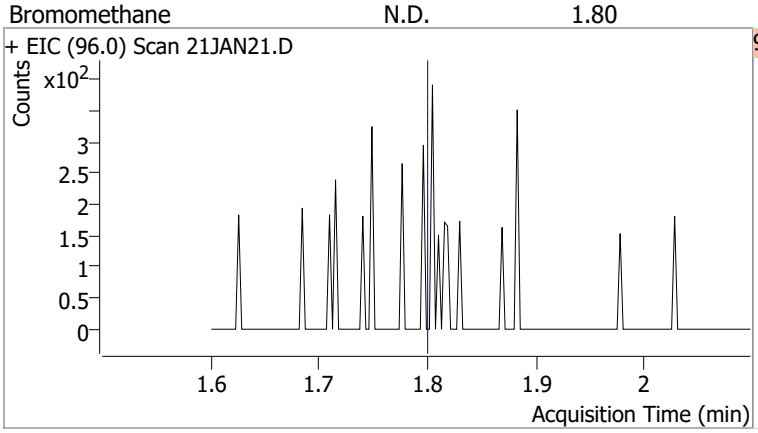

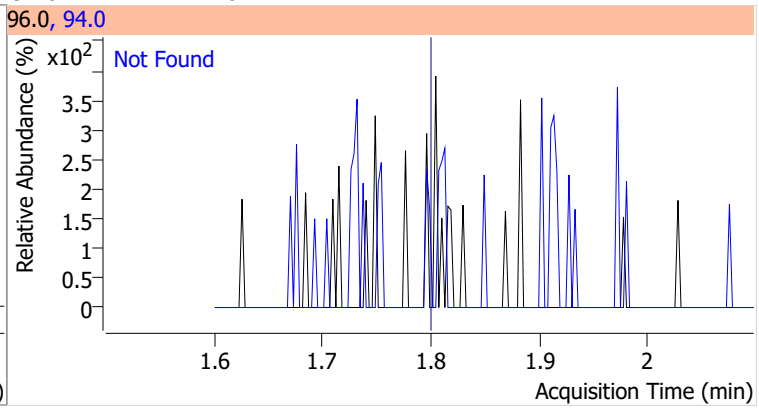

Quantitation Results Report (QT Reviewed)

Compound	Conc.	Exp RT	QIon	Exp Ratio
Chloroethane	N.D.	1.90	66.0	30.0

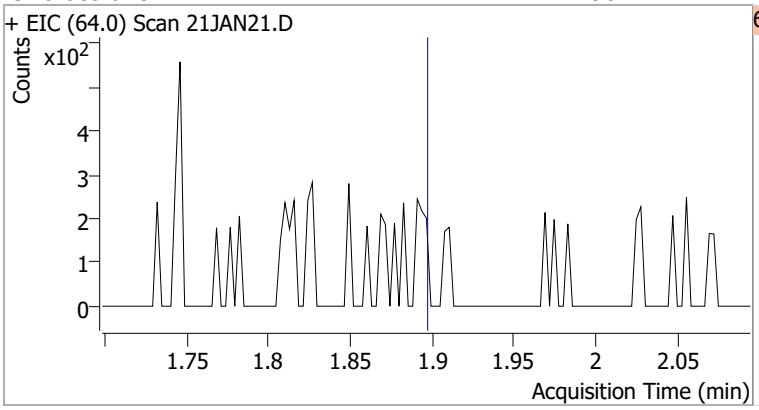

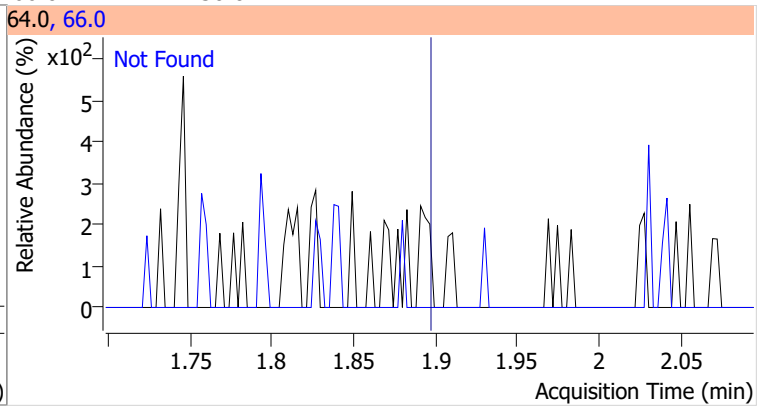

Compound	Conc.	Exp RT	QIon	Exp Ratio
Trichlorofluoromethane	N.D.	2.15	103.0	65.0

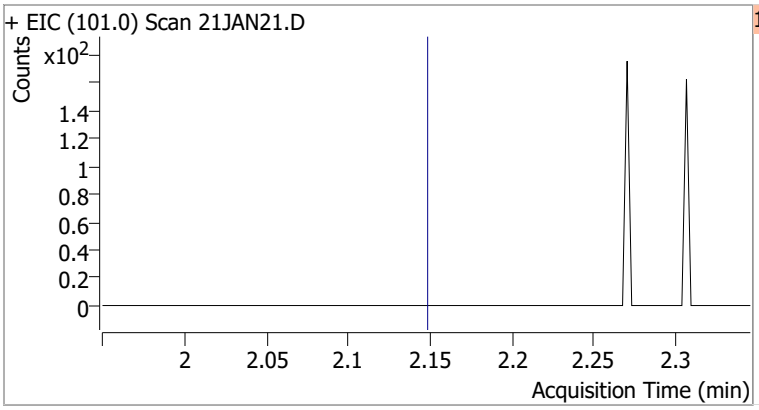

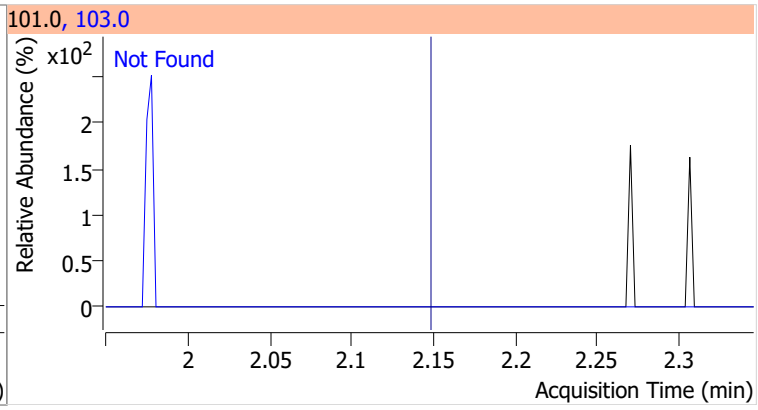

Compound	Conc.	Exp RT	QIon	Exp Ratio	QIon	Exp Ratio
1,1-Dichloroethene	N.D.	2.70	61.0	179.9	63.0	57.0

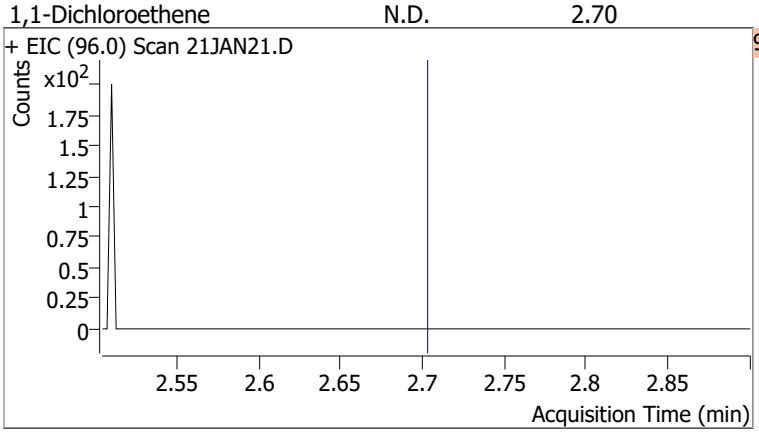

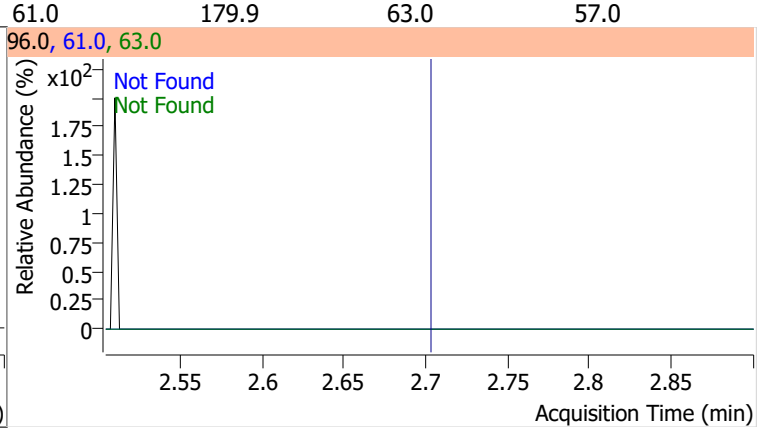

Compound	Conc.	RT	Dev(Min)	Resp.	QIon	QRatio	Lower	Upper
Methylene chloride	1.6990	3.33	0.00	2007 (m)	84.0	55.9	36.1	96.1
					86.0	34.9	11.8	71.8

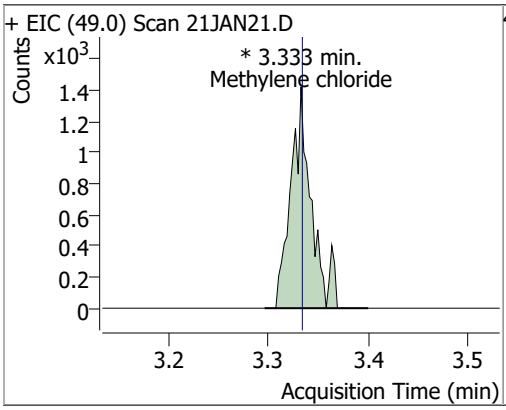

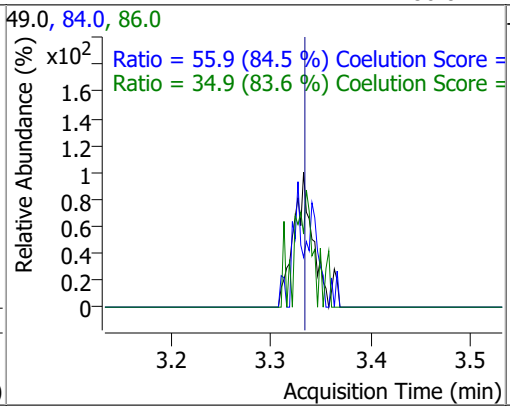

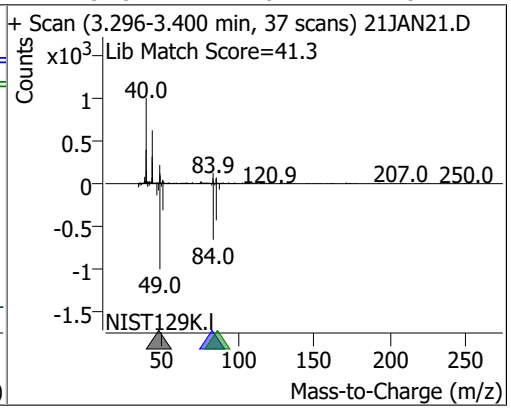

Compound	Conc.	Exp RT	QIon	Exp Ratio	QIon	Exp Ratio
trans-1,2-Dichloroethene	N.D.	3.72	61.0	154.8	98.0	62.1

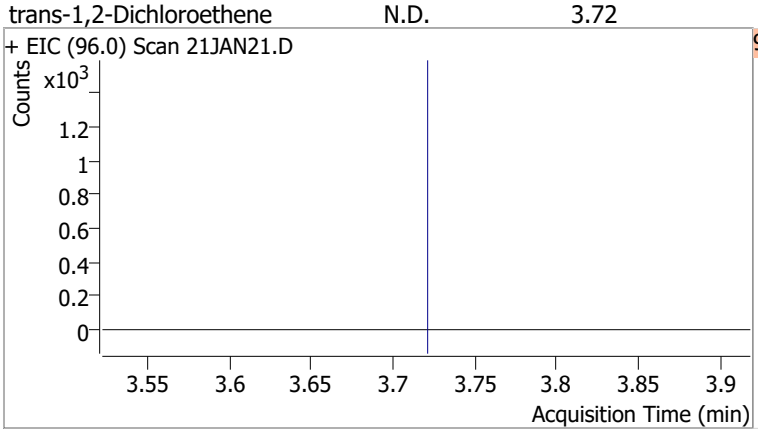

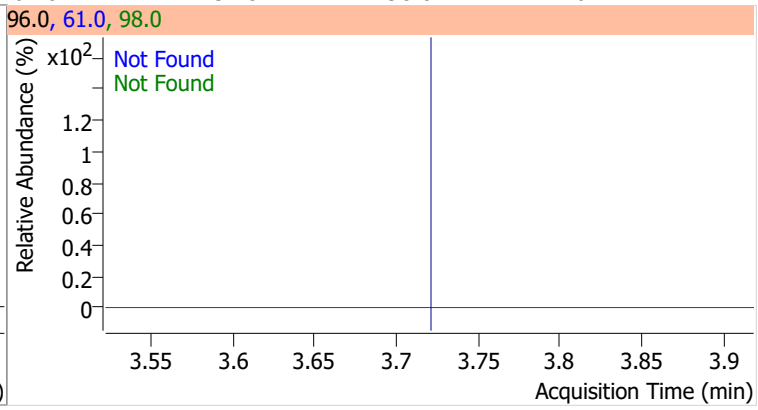

Compound	Conc.	Exp RT	QIon	Exp Ratio
Methyl tert-butyl ether (MTBE)	N.D.	3.75	57.0	24.6

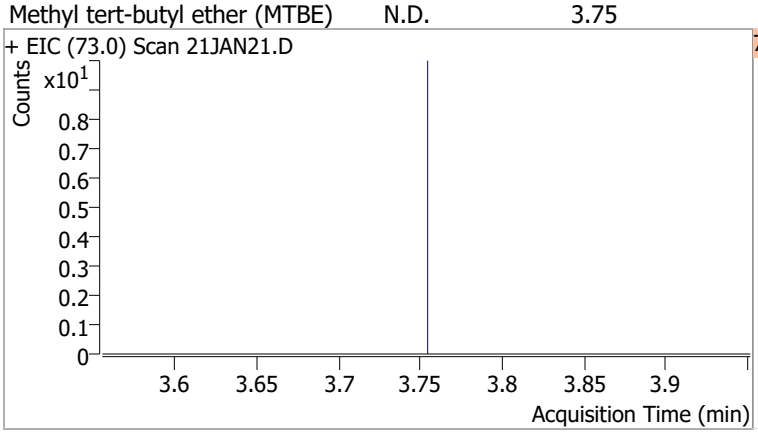

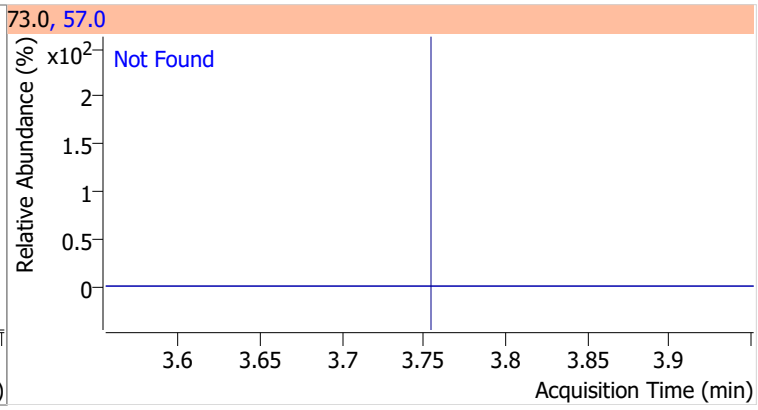

Compound	Conc.	Exp RT	QIon	Exp Ratio	QIon	Exp Ratio
1,1-Dichloroethane	N.D.	4.38	65.0	31.0	83.0	12.7

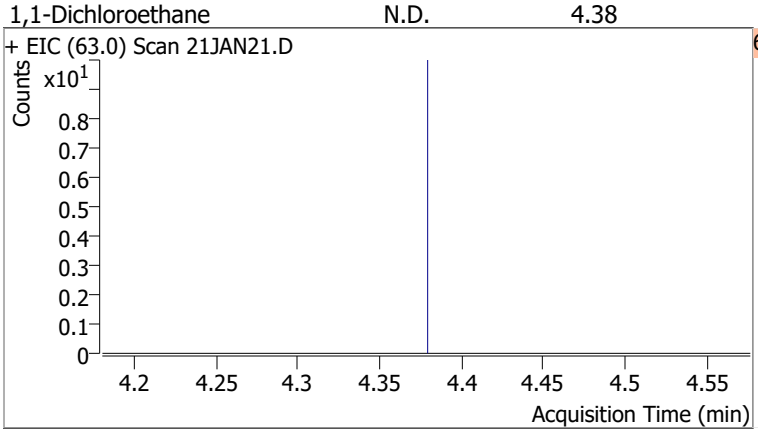

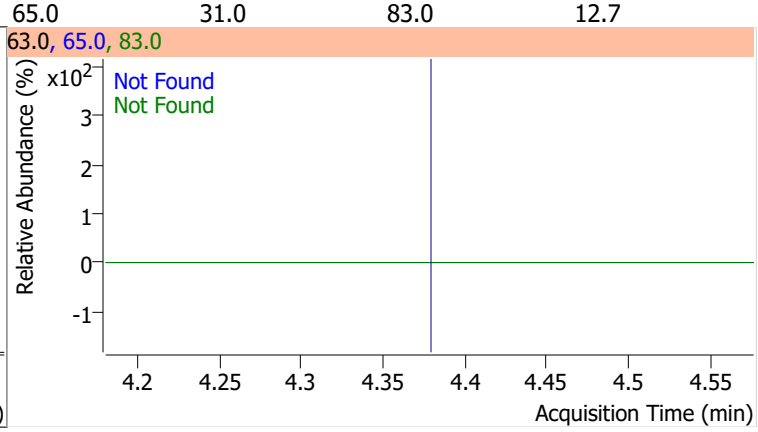

Compound	Conc.	Exp RT	QIon	Exp Ratio	QIon	Exp Ratio
2,2-Dichloropropane	N.D.	5.19	41.0	68.8	97.0	23.9

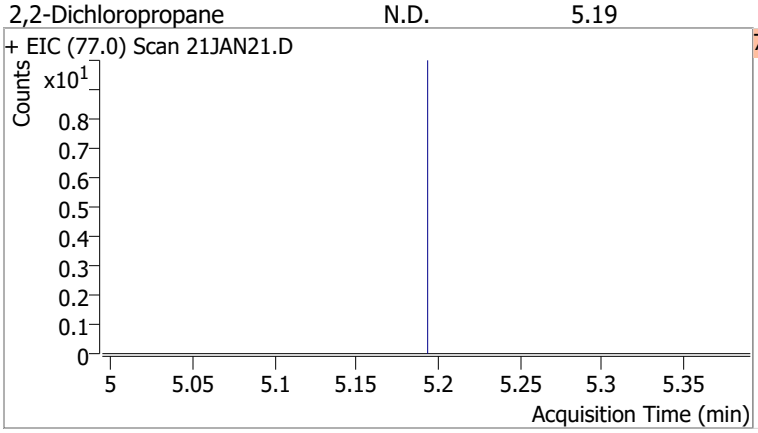

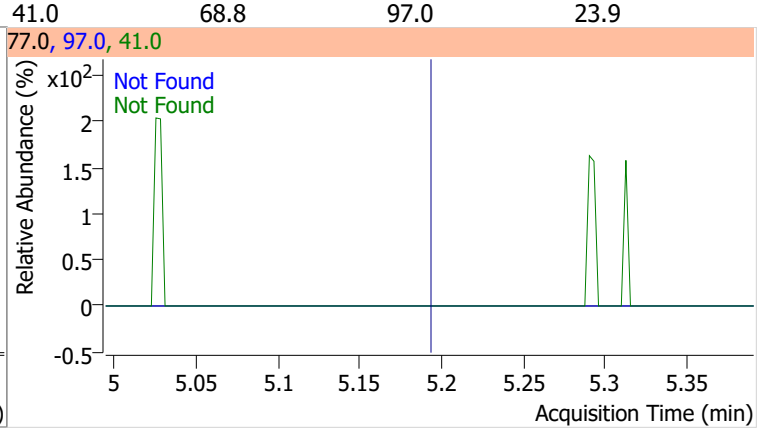

Compound	Conc.	Exp RT	QIon	Exp Ratio	QIon	Exp Ratio
cis-1,2-Dichloroethene	N.D.	5.21	61.0	160.4	98.0	66.2

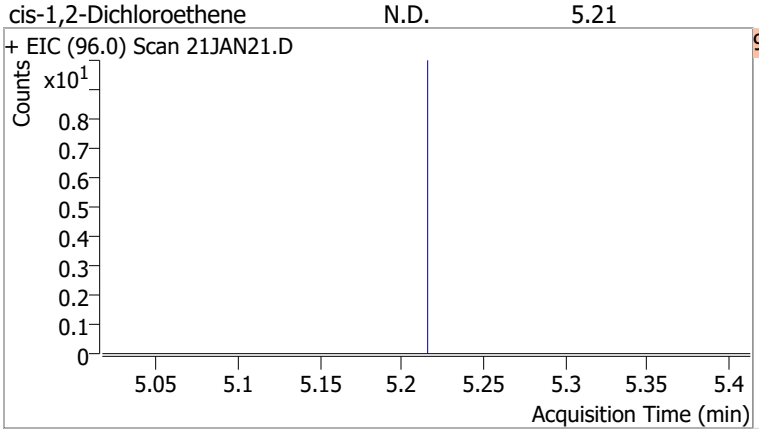

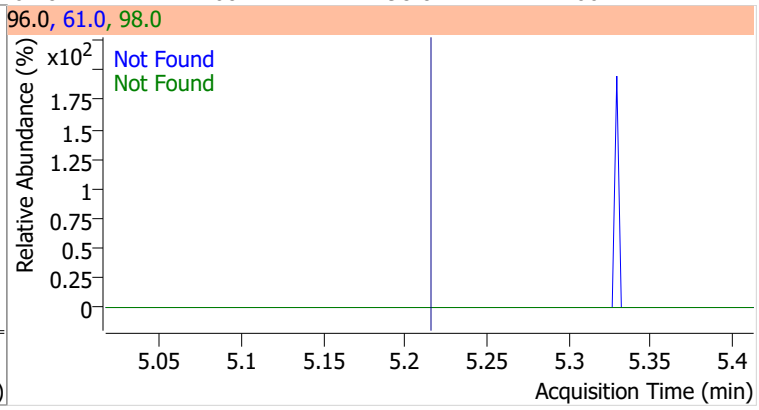

Compound	Conc.	Exp RT	QIon	Exp Ratio
Methyl ethyl ketone	N.D.	5.28	72.0	20.6

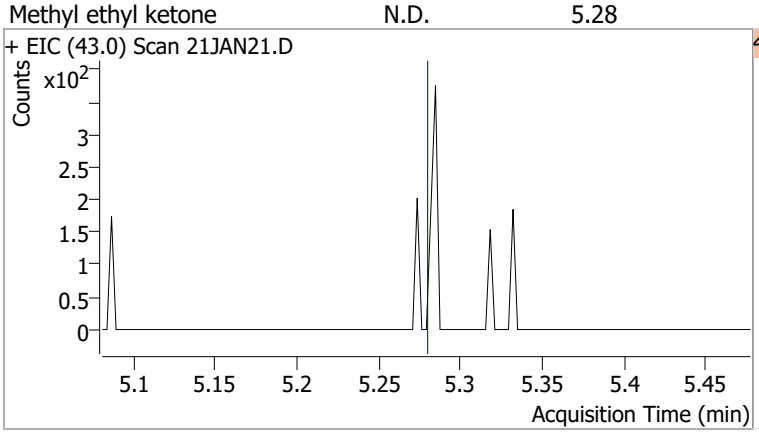

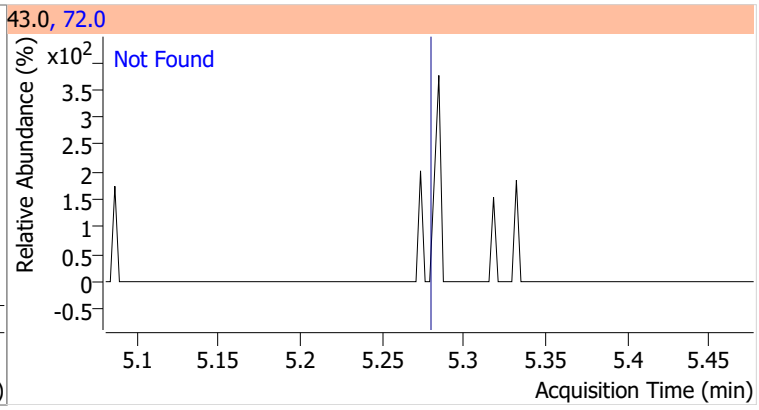

Compound	Conc.	Exp RT	QIon	Exp Ratio
Bromochloromethane	N.D.	5.52	49.0	182.2

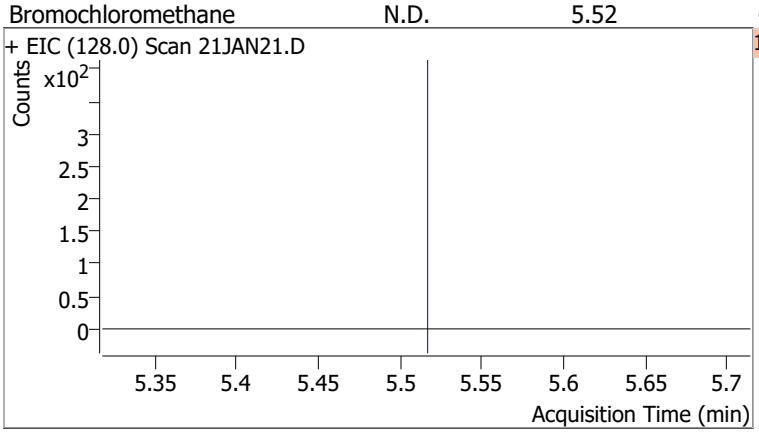

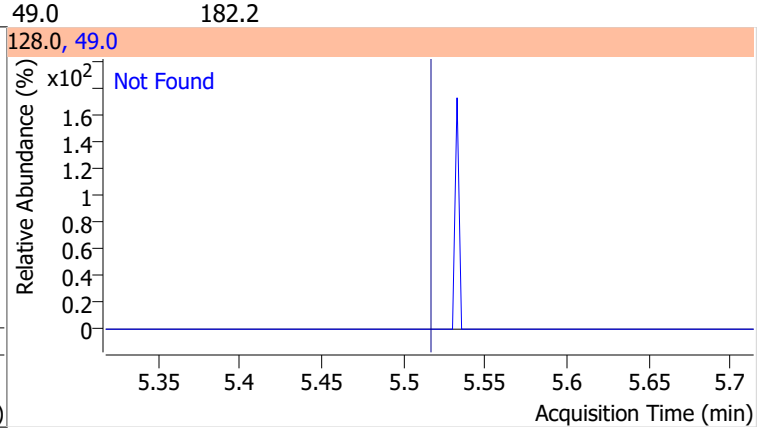

Compound	Conc.	Exp RT	QIon	Exp Ratio
Chloroform	N.D.	5.65	85.0	66.2

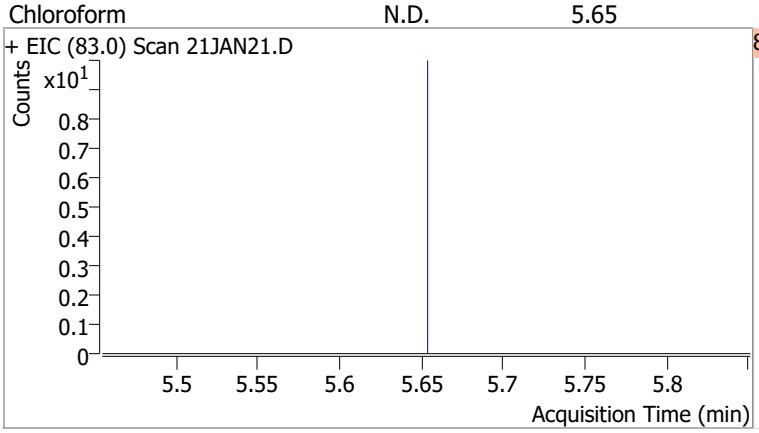

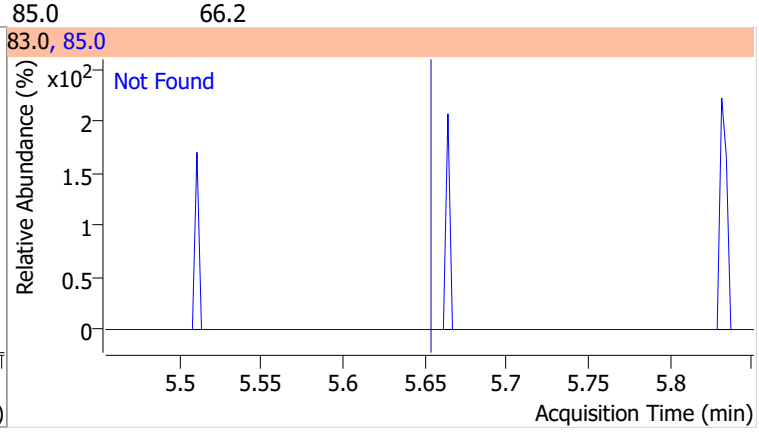

Compound	Conc.	Exp RT	QIon	Exp Ratio	QIon	Exp Ratio
1,1,1-Trichloroethane	N.D.	5.83	99.0	63.1	61.0	49.1

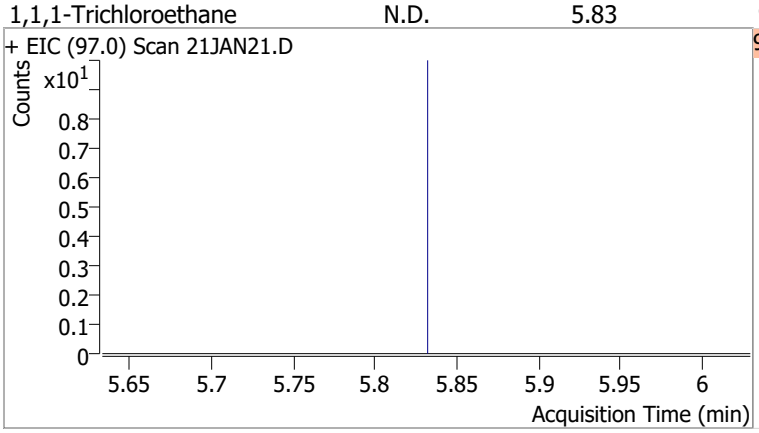

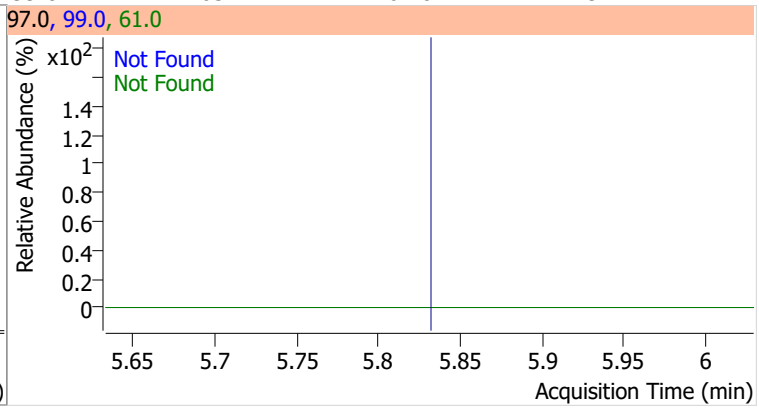

Compound	Conc.	RT	Dev(Min)	Resp.	QIon	QRatio	Lower	Upper
Dibromofluoromethane	272.6331	5.85	0.00	213444	191.5	21.8	0.0	53.2

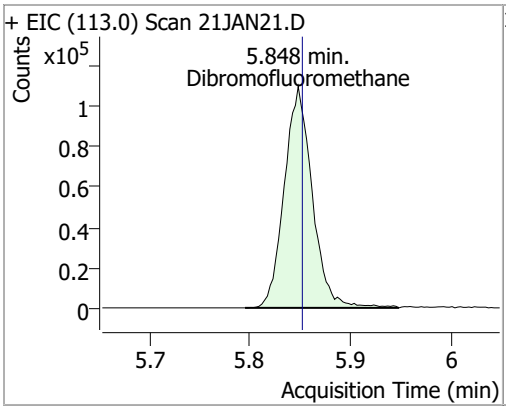

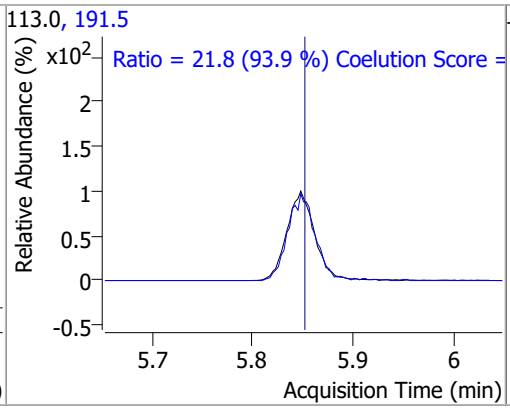

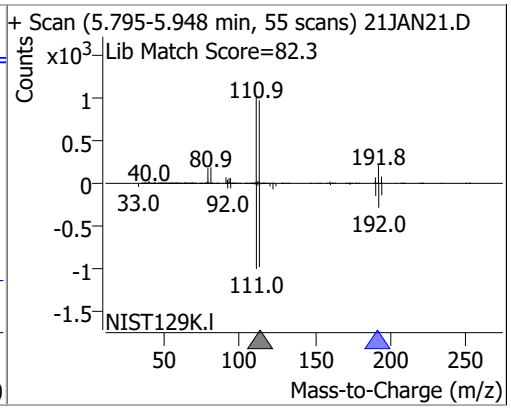

Compound	Conc.	Exp RT	QIon	Exp Ratio	QIon	Exp Ratio
Carbon tetrachloride	N.D.	6.02	119.0	97.6	121.0	30.7

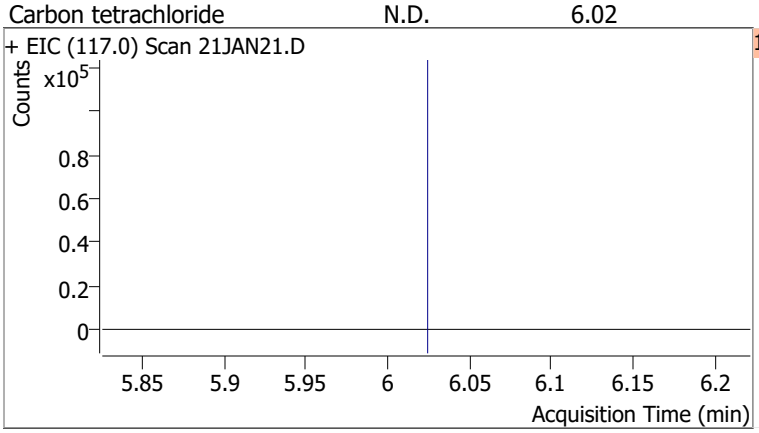

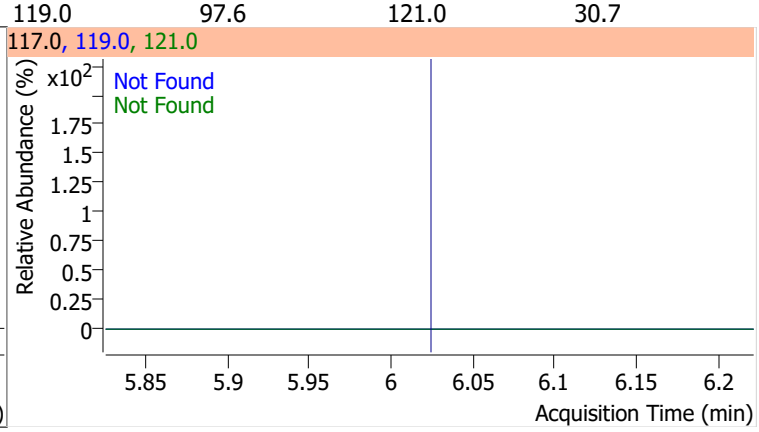

Compound	Conc.	Exp RT	QIon	Exp Ratio	QIon	Exp Ratio
1,1-Dichloropropene	N.D.	6.04	110.0	35.6	77.0	31.0

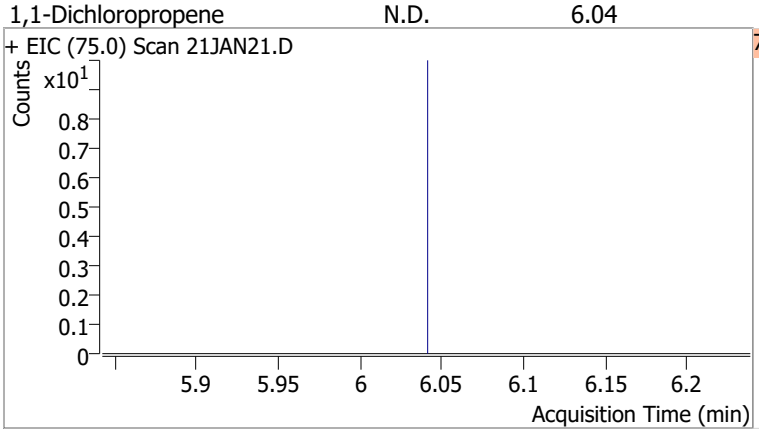

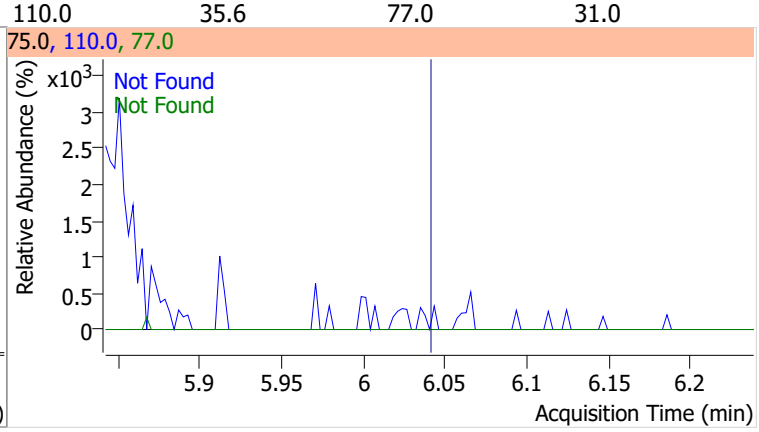

Quantitation Results Report (QT Reviewed)

Compound	Conc.	RT	Dev(Min)	Resp.	QIon	QRatio	Lower	Upper
1,2-Dichloroethane-d4	277.2454	6.23	0.00	93762	65.0	194.8	162.8	222.8

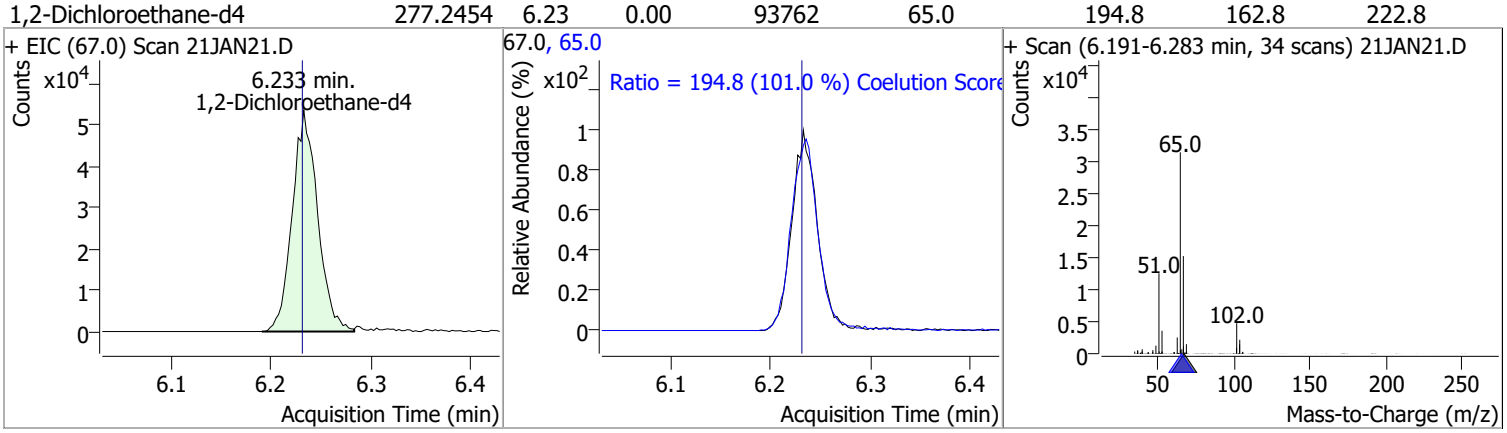

Compound	Conc.	Exp RT	QIon	Exp Ratio
Benzene	N.D.	6.28	77.0	23.3

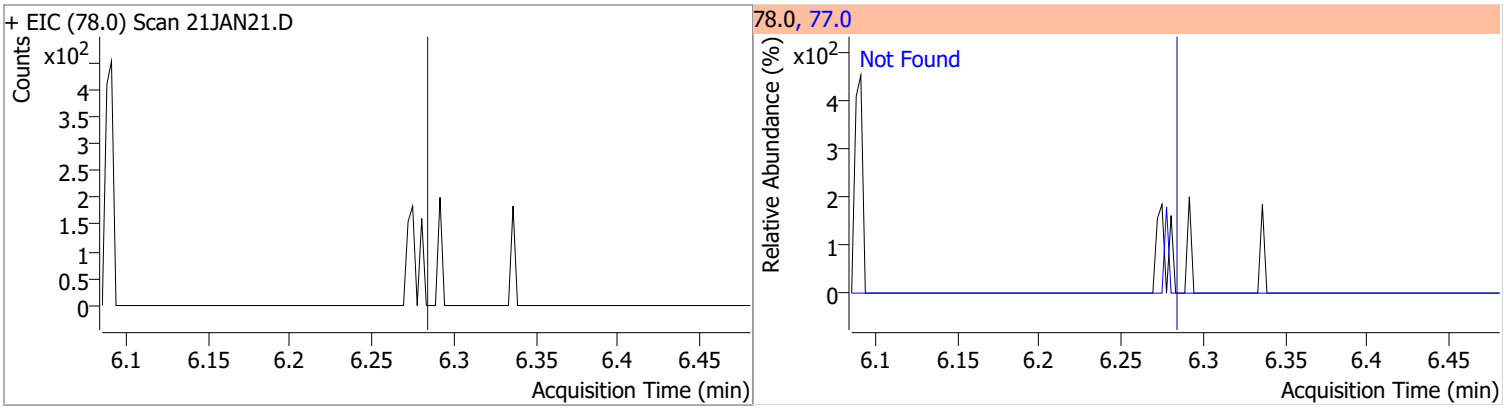

Compound	Conc.	Exp RT	QIon	Exp Ratio	QIon	Exp Ratio
1,2-Dichloroethane	N.D.	6.32	64.0	32.2	98.0	8.2

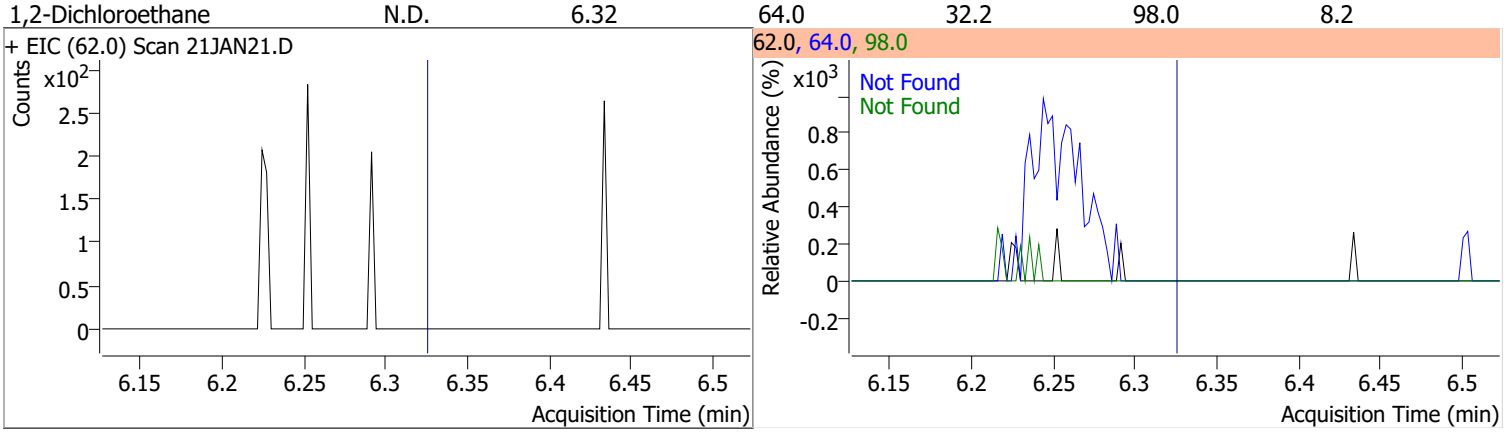

Compound	Conc.	Exp RT	QIon	Exp Ratio	QIon	Exp Ratio
Trichloroethene	N.D.	7.02	130.0	105.6	97.0	65.7

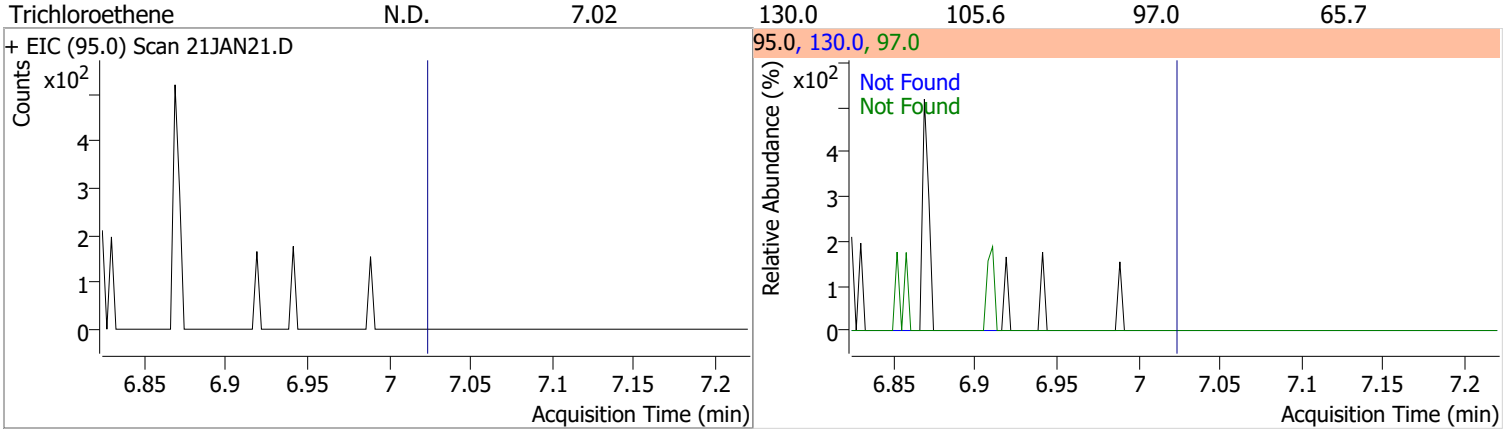

Compound	Conc.	Exp RT	QIon	Exp Ratio
1,2-Dichloropropane	N.D.	7.27	76.0	39.8

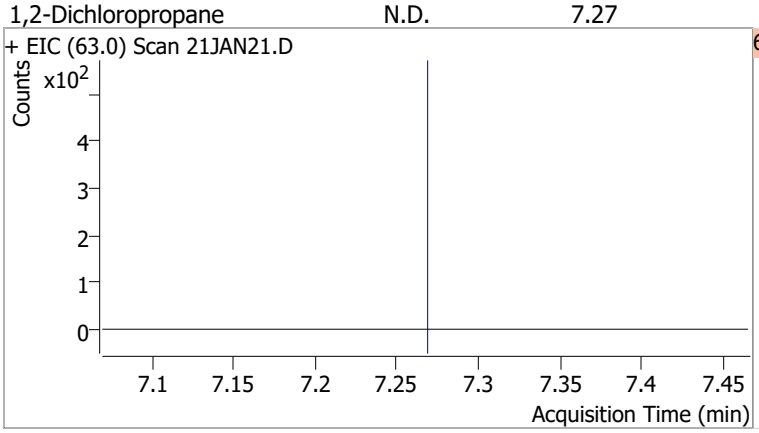

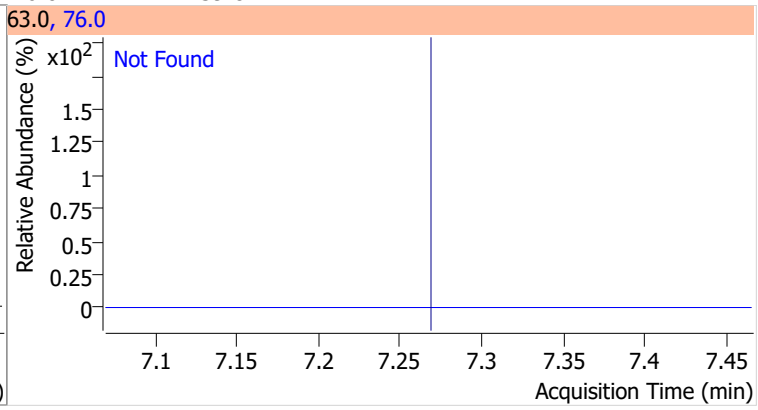

Compound	Conc.	Exp RT	QIon	Exp Ratio	QIon	Exp Ratio
Dibromomethane	N.D.	7.40	173.5	108.2	95.0	84.5

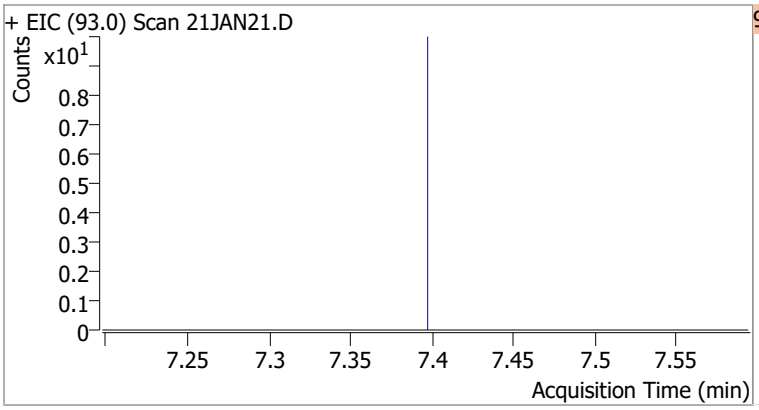

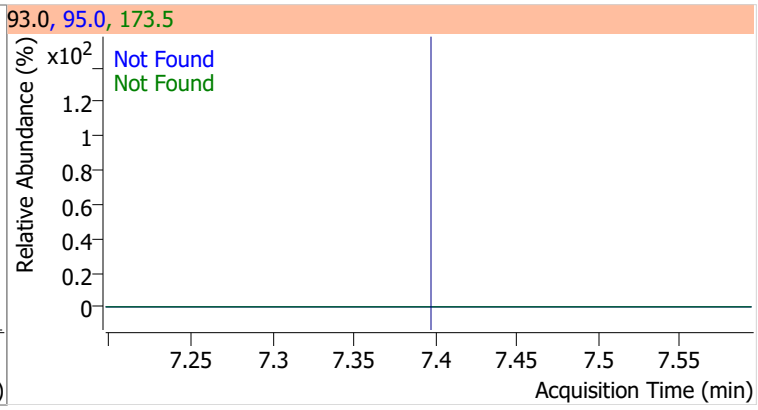

Compound	Conc.	Exp RT	QIon	Exp Ratio	QIon	Exp Ratio
Bromodichloromethane	N.D.	7.58	85.0	66.3	127.0	9.5

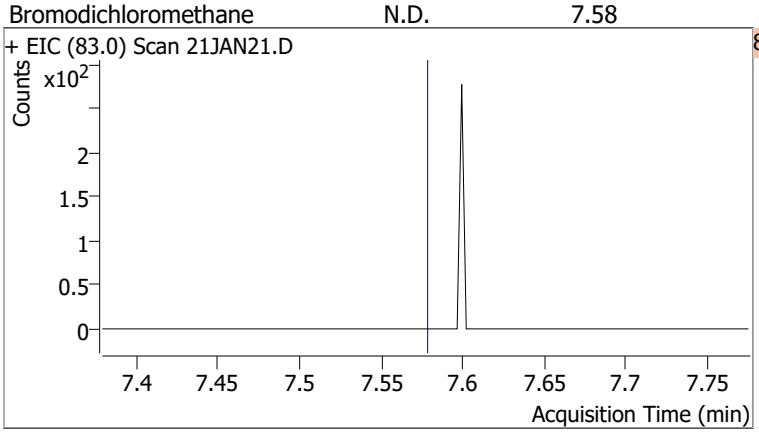

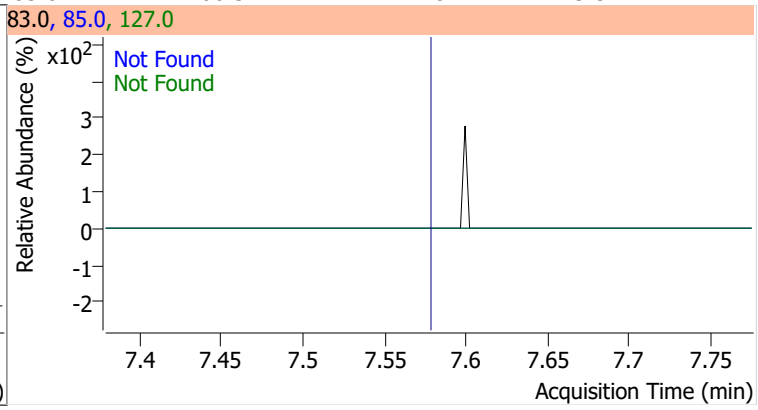

Compound	Conc.	Exp RT	QIon	Exp Ratio	QIon	Exp Ratio
cis-1,3-Dichloropropene	N.D.	8.06	39.0	52.5	77.0	31.8

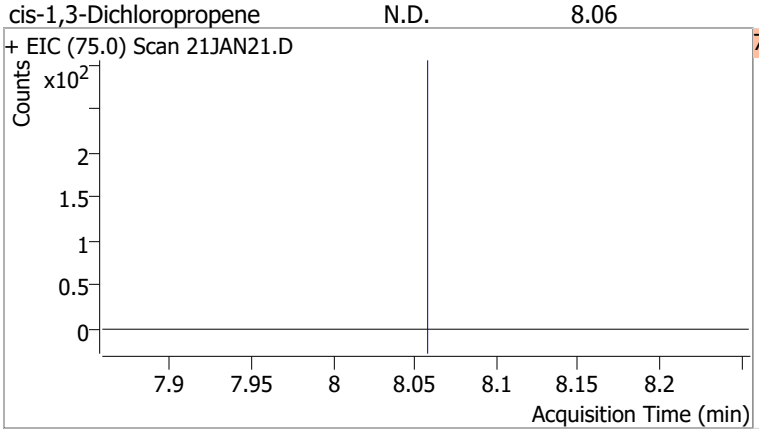

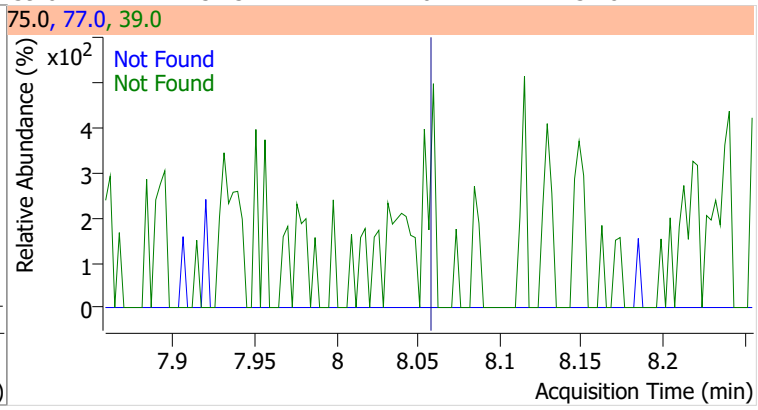

Quantitation Results Report (QT Reviewed)

Compound	Conc.	RT	Dev(Min)	Resp.	QIon	QRatio	Lower	Upper
Toluene-d8	262.5642	8.32	0.00	809327	100.0	63.2	34.3	94.3
					99.0	9.6	0.0	39.2

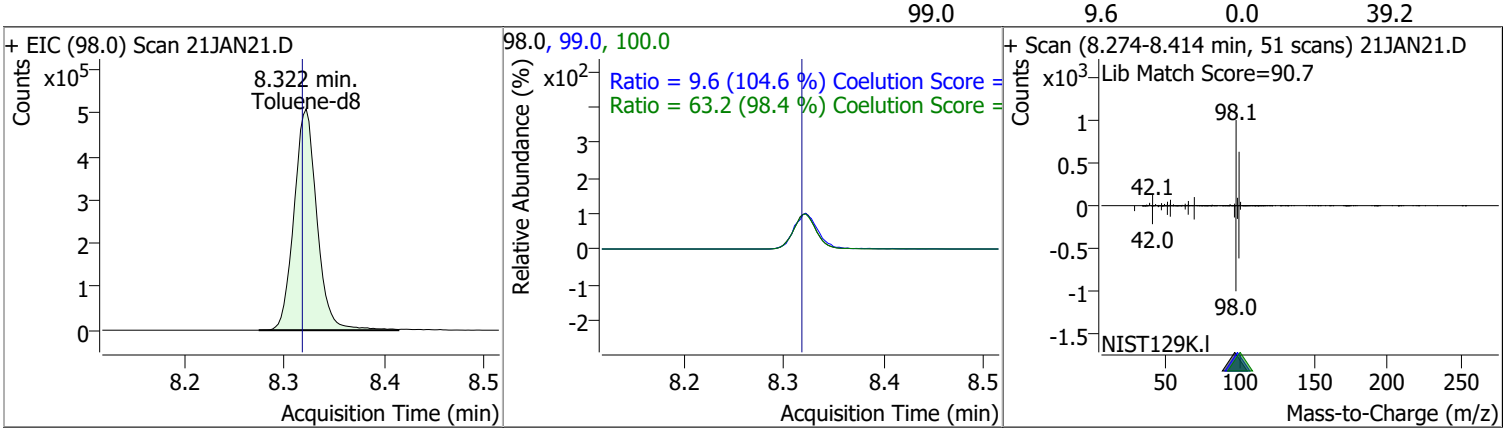

Compound	Conc.	RT	Dev(Min)	Resp.	QIon	QRatio	Lower	Upper
Toluene	1.3896	8.38	0.00	2855	91.0	166.5	144.1	204.1

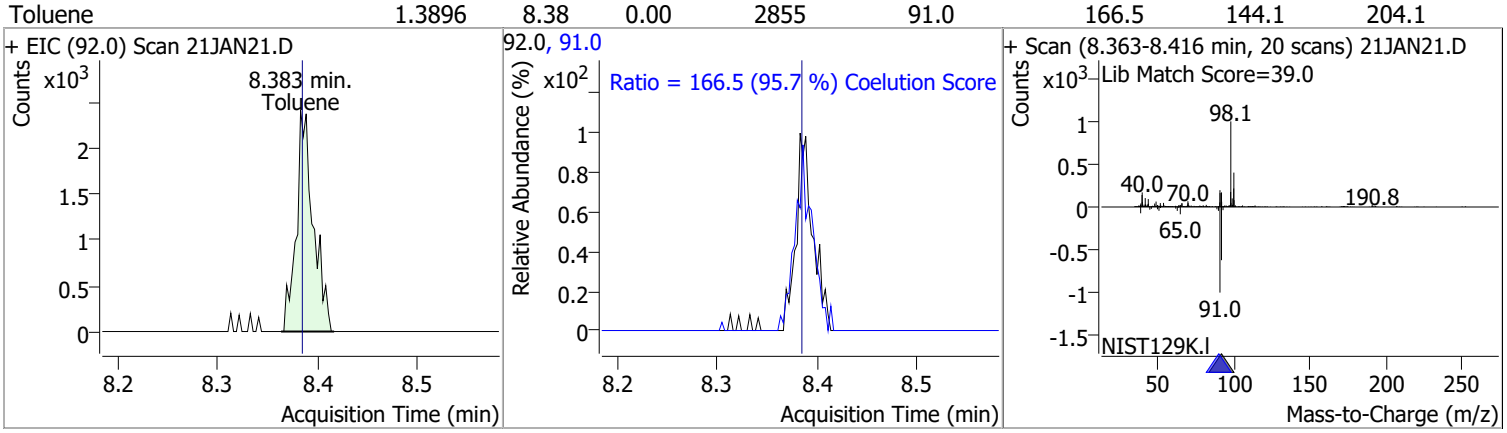

Compound	Conc.	Exp RT	QIon	Exp Ratio	QIon	Exp Ratio
trans-1,3-Dichloropropene	N.D.	8.64	39.0	53.0	77.0	31.0

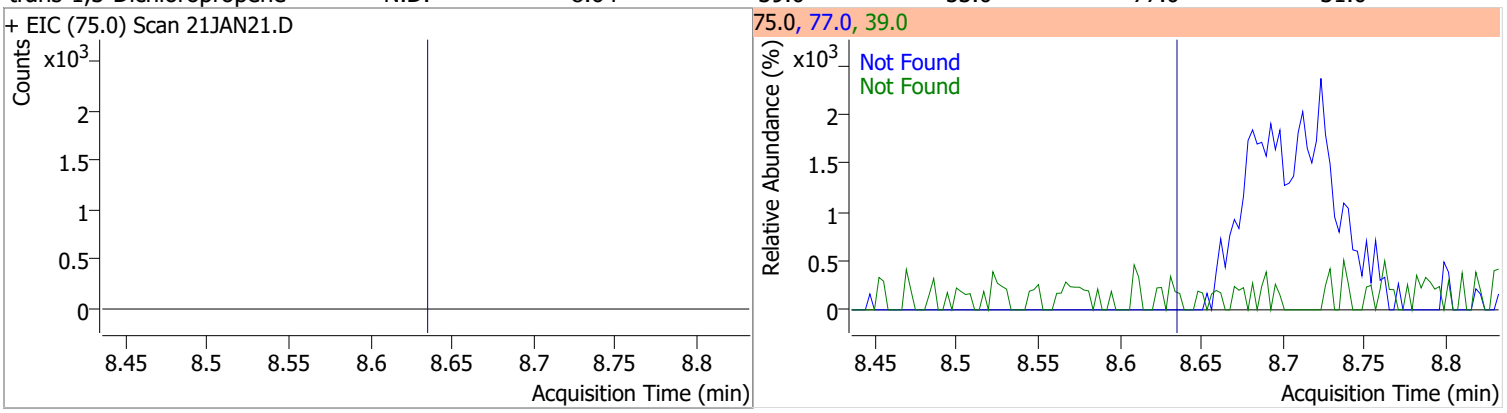

Compound	Conc.	Exp RT	QIon	Exp Ratio	QIon	Exp Ratio
1,1,2-Trichloroethane	N.D.	8.82	97.0	110.7	85.0	60.7

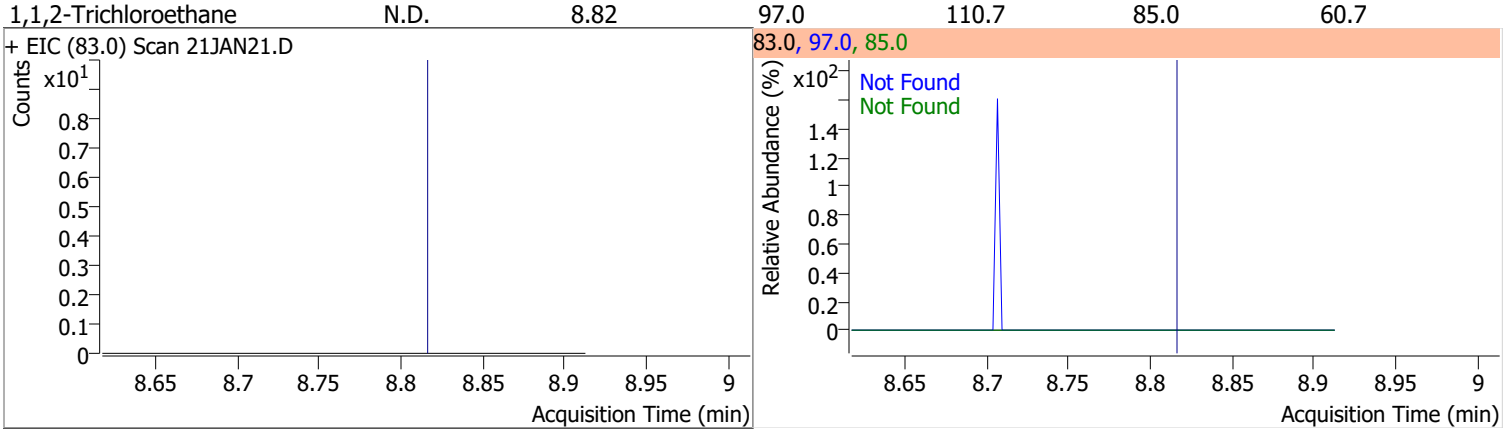

Compound	Conc.	Exp RT	QIon	Exp Ratio	QIon	Exp Ratio
Tetrachloroethene	N.D.	8.94	165.8	126.1	129.0	90.5

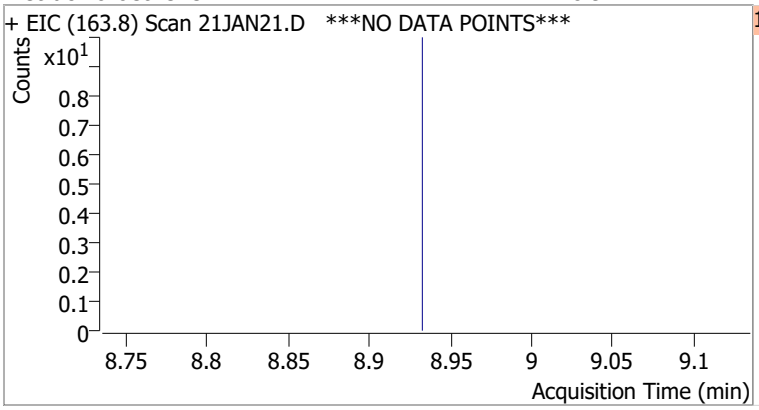

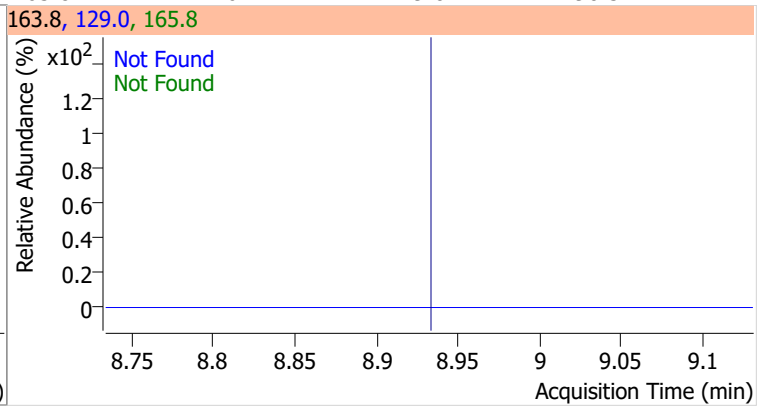

Compound	Conc.	Exp RT	QIon	Exp Ratio
1,3-Dichloropropane	N.D.	8.98	78.0	32.4

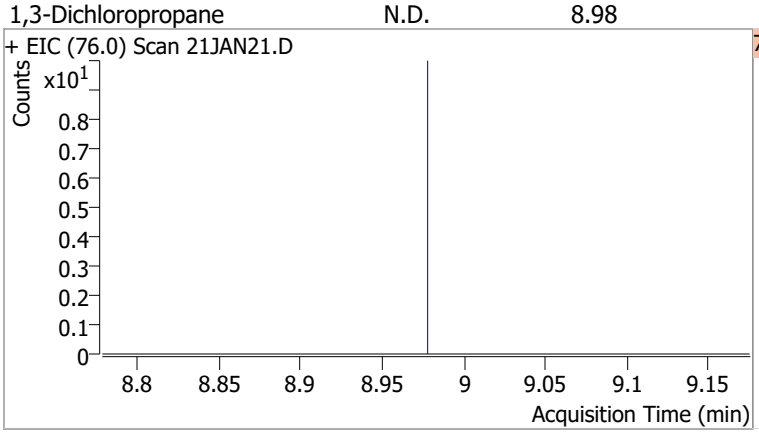

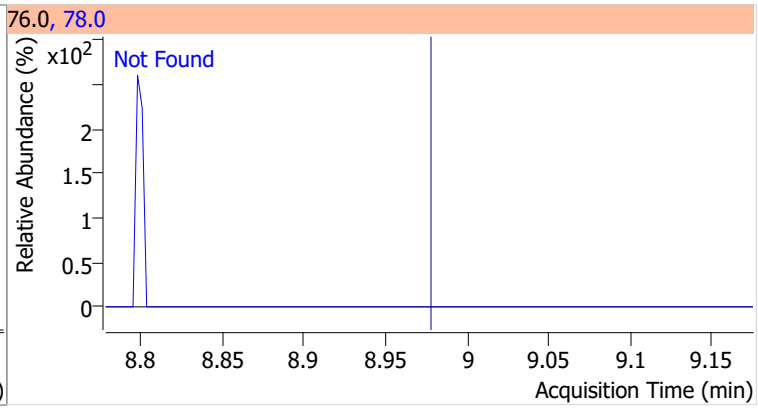

Compound	Conc.	Exp RT	QIon	Exp Ratio
Chlorodibromomethane	N.D.	9.21	127.0	77.2

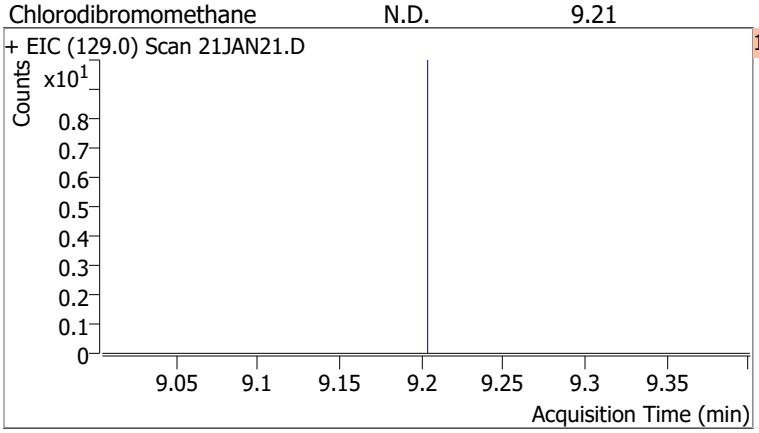

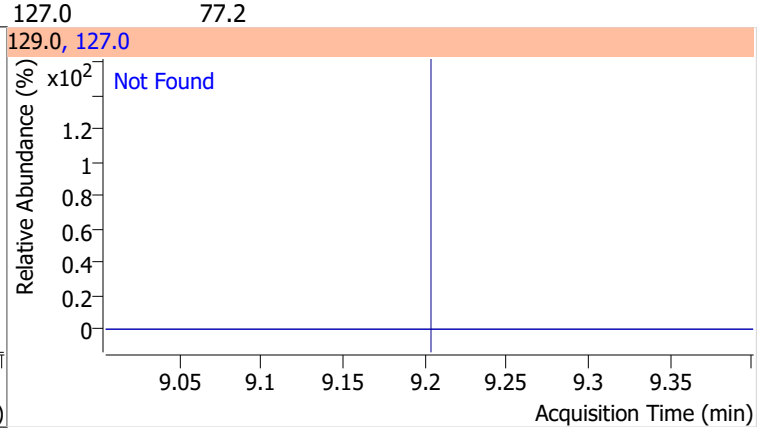

Compound	Conc.	Exp RT	QIon	Exp Ratio
1,2-Dibromoethane	N.D.	9.30	109.0	91.5

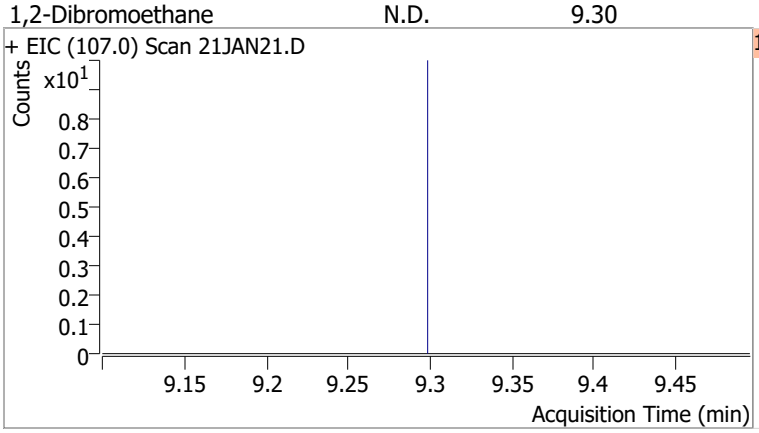

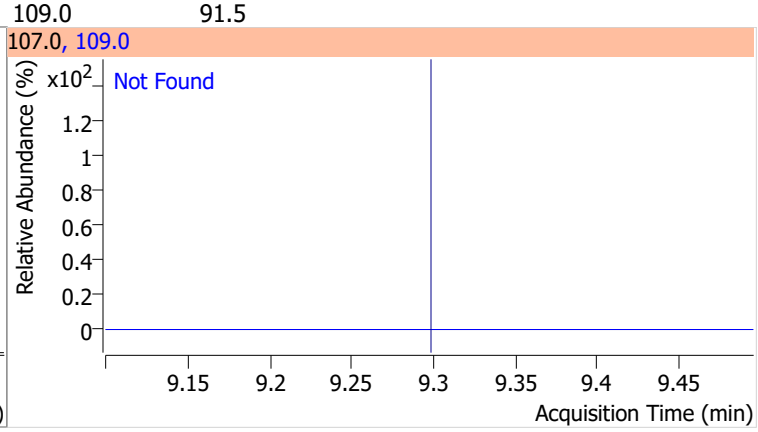

Compound	Conc.	Exp RT	QIon	Exp Ratio
Chlorobenzene	N.D.	9.80	114.0	32.2

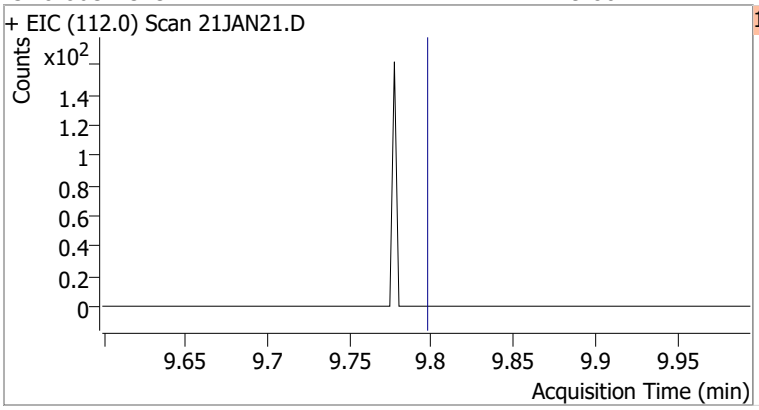

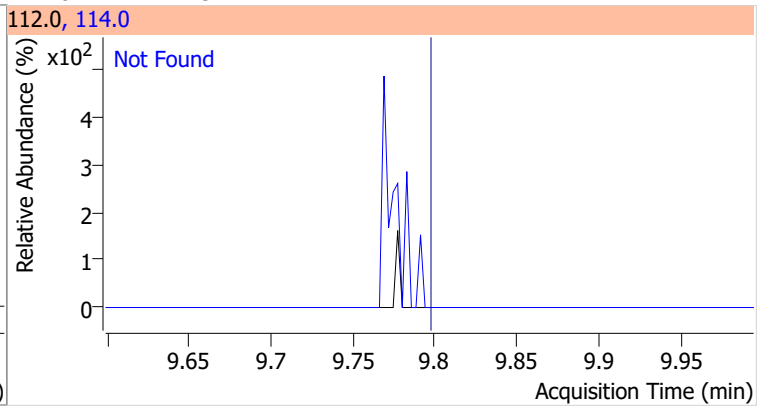

Compound	Conc.	Exp RT	QIon	Exp Ratio
1,1,1,2-Tetrachloroethane	N.D.	9.89	133.0	95.3

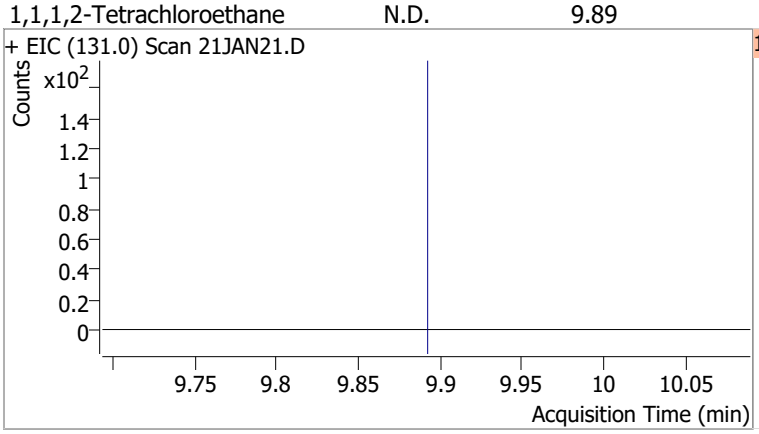

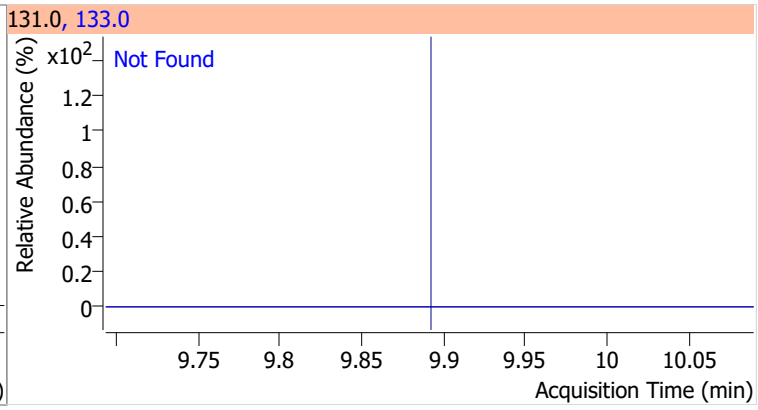

Compound	Conc.	Exp RT	QIon	Exp Ratio
Ethylbenzene	N.D.	9.92	106.0	31.7

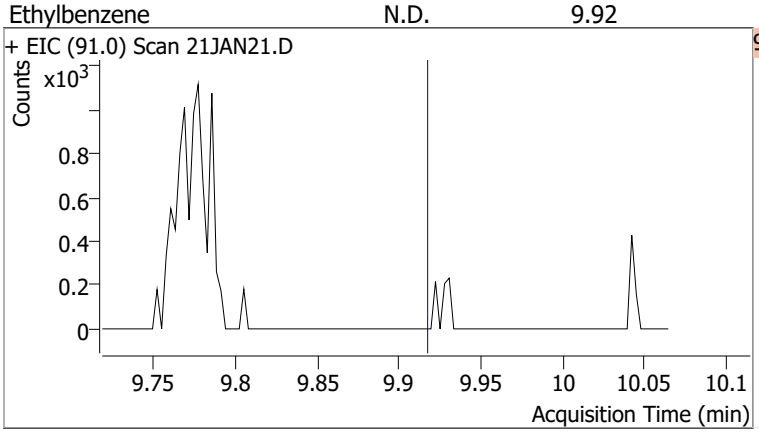

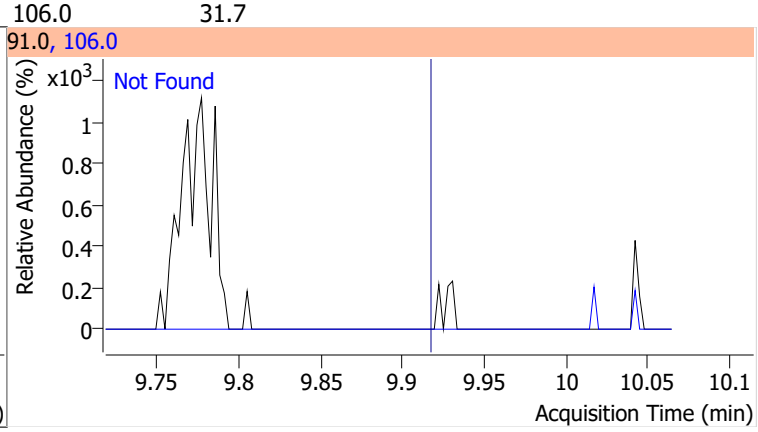

Compound	Conc.	Exp RT	QIon	Exp Ratio
m+p-Xylenes	N.D.	10.04	91.0	200.7

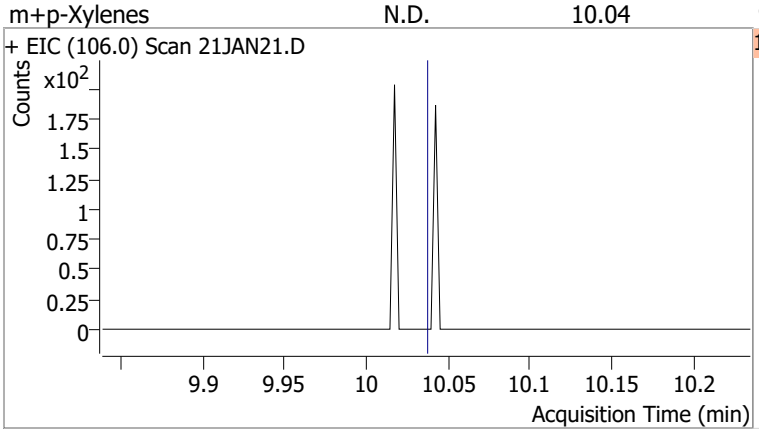

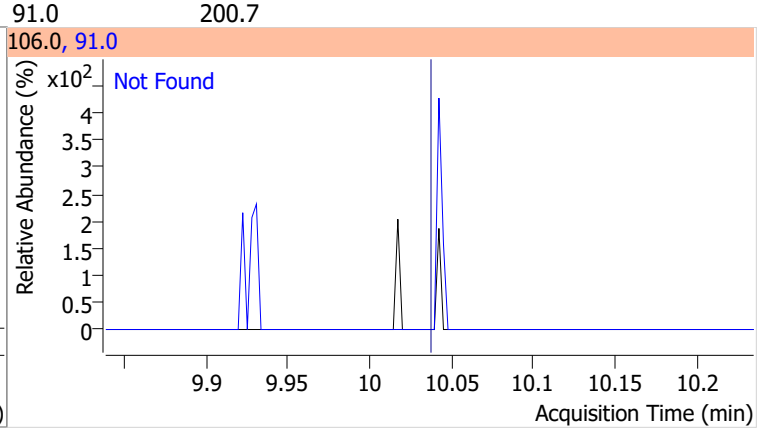

Compound	Conc.	Exp RT	QIon	Exp Ratio
o-Xylene	N.D.	10.43	91.0	211.4

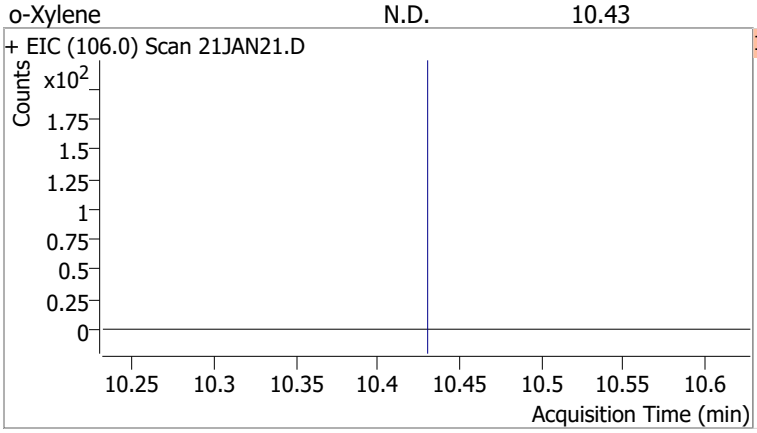

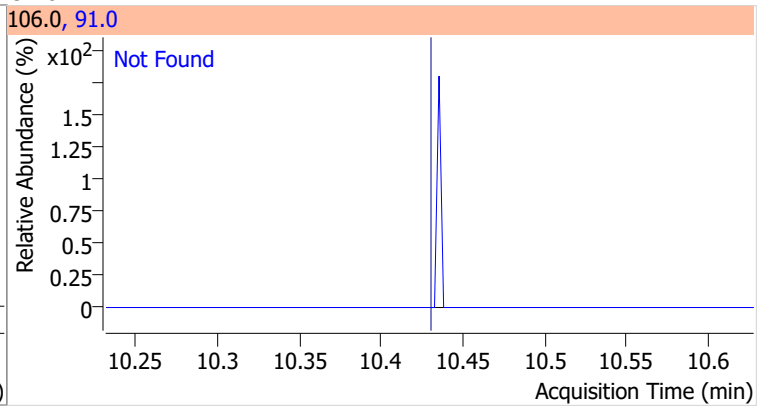

Compound	Conc.	Exp RT	QIon	Exp Ratio
Styrene	N.D.	10.45	78.0	50.6

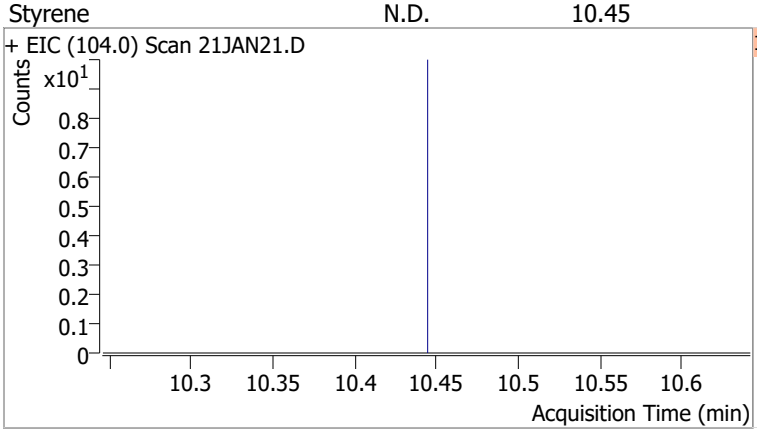

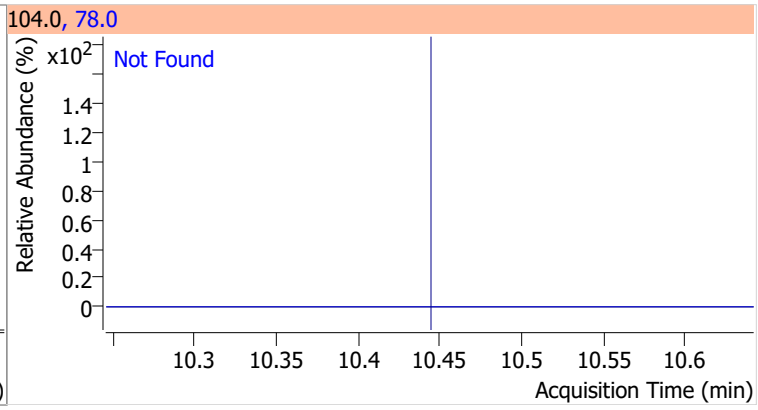

Compound	Conc.	Exp RT	QIon	Exp Ratio	QIon	Exp Ratio
Bromoform	N.D.	10.62	170.5	50.3	174.5	48.1

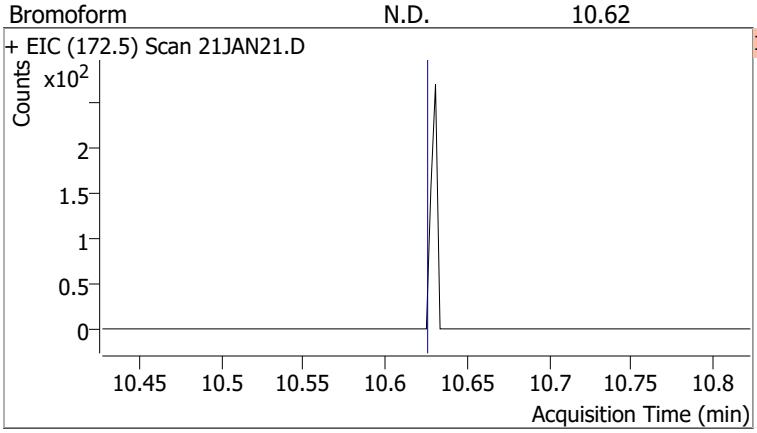

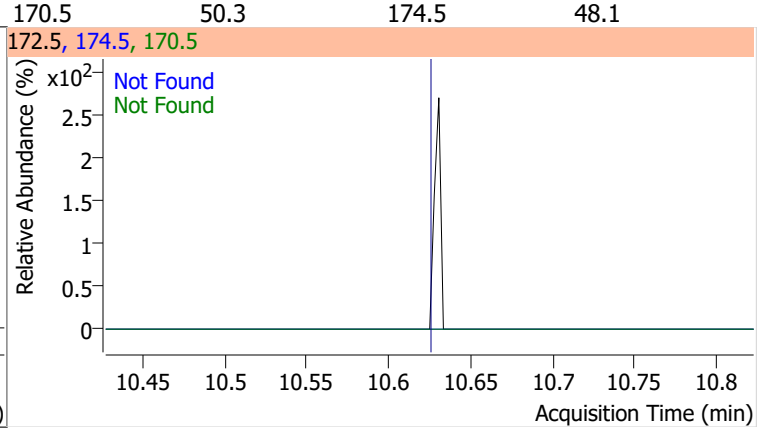

Compound	Conc.	RT	Dev(Min)	Resp.	QIon	QRatio	Lower	Upper
p-Bromofluorobenzene	271.0023	10.95	0.00	228821	174.0	94.5	65.3	125.3
					176.0	90.6	63.3	123.3

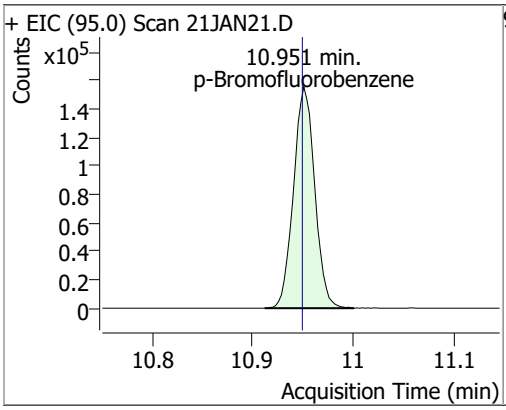

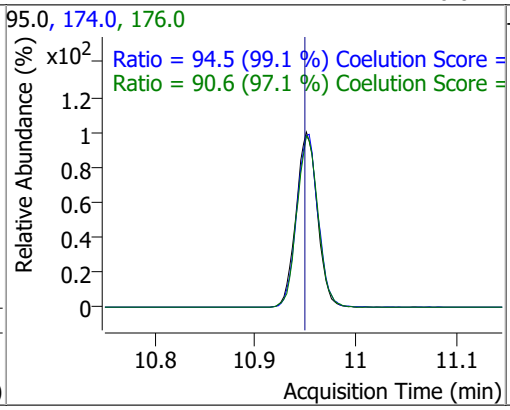

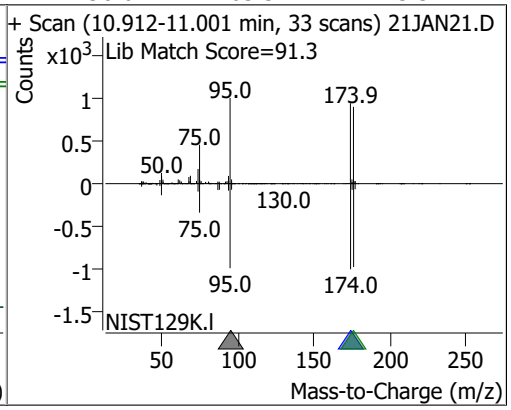

Compound	Conc.	Exp RT	QIon	Exp Ratio	QIon	Exp Ratio
Bromobenzene	N.D.	11.09	77.0	143.5	158.0	96.1

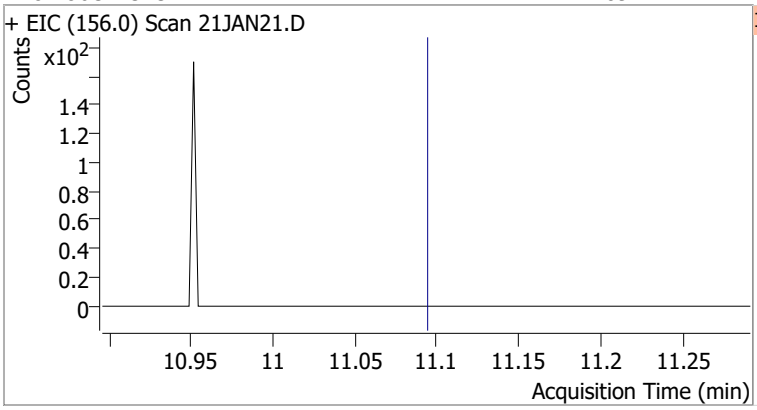

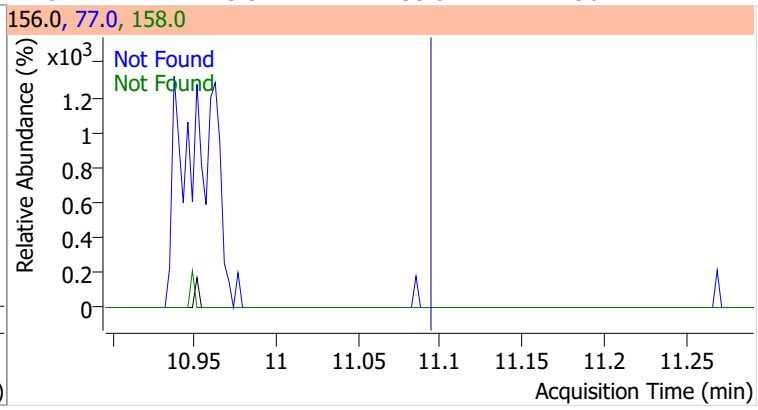

Compound	Conc.	Exp RT	QIon	Exp Ratio
1,1,2,2-Tetrachloroethane	N.D.	11.11	85.0	63.3

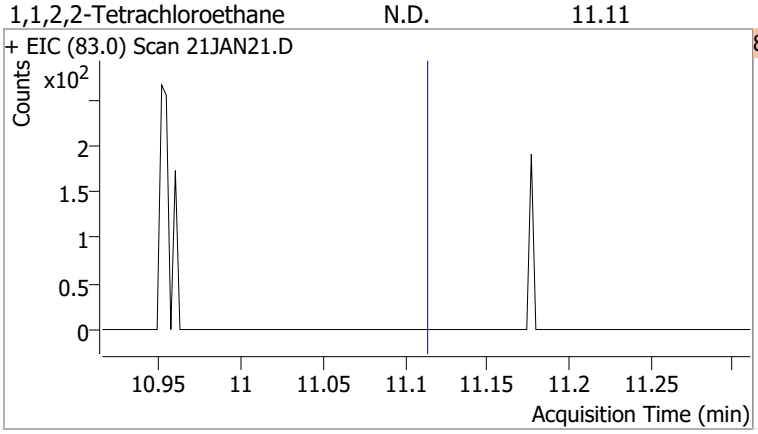

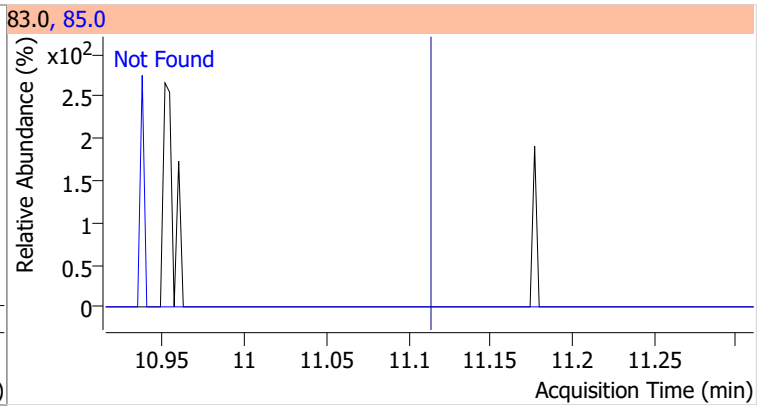

Compound	Conc.	Exp RT	QIon	Exp Ratio
1,2,3-Trichloropropane	N.D.	11.15	112.0	65.8

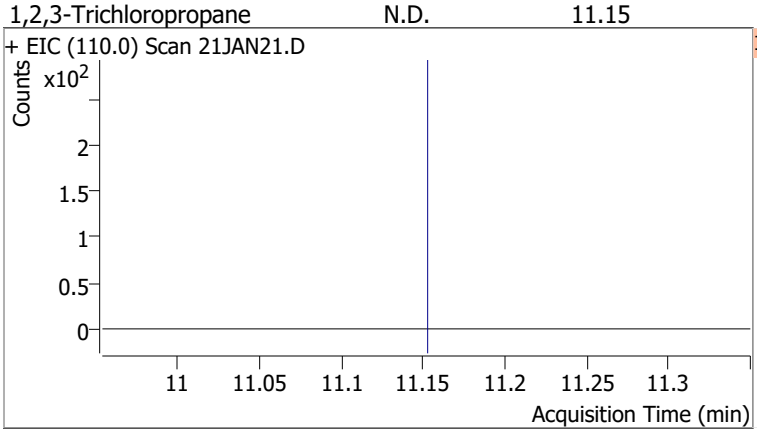

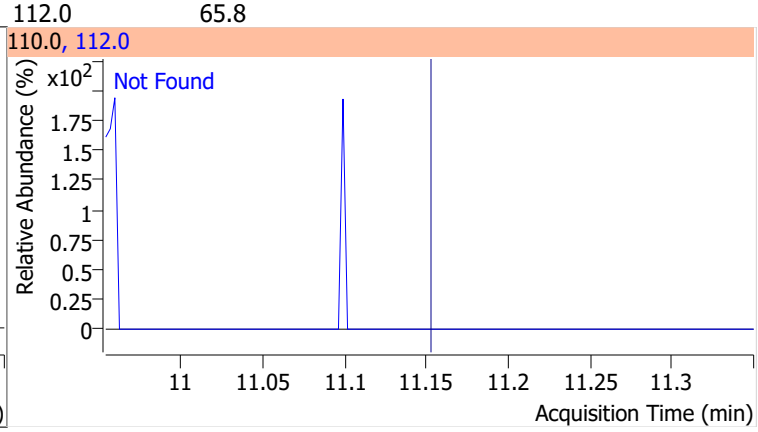

Compound	Conc.	Exp RT	QIon	Exp Ratio
2-Chlorotoluene	N.D.	11.29	91.0	276.2

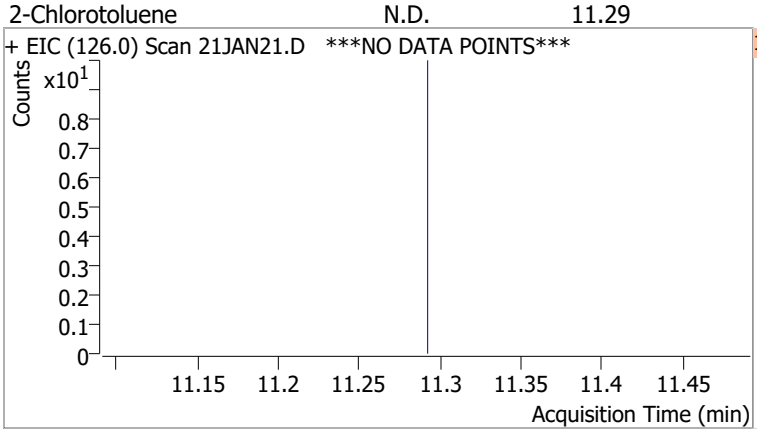

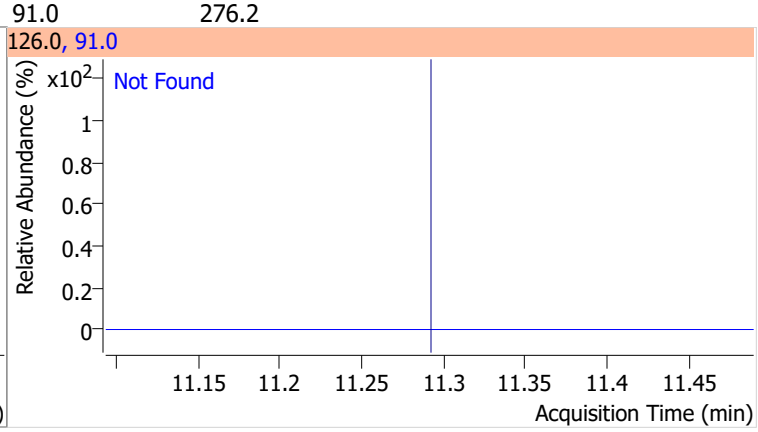

Compound	Conc.	Exp RT	QIon	Exp Ratio
4-Chlorotoluene	N.D.	11.40	126.0	31.3

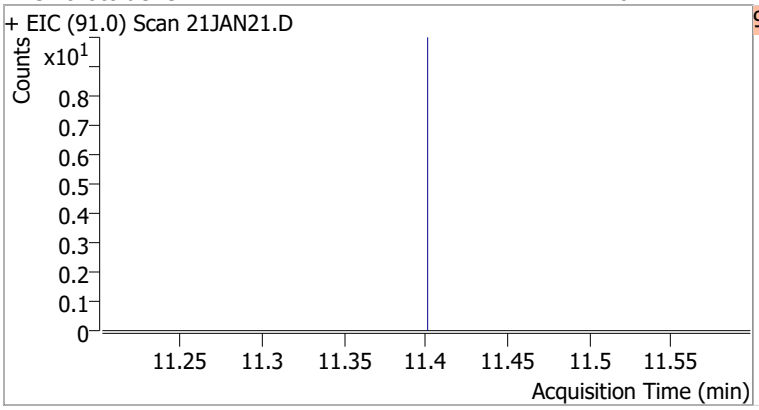

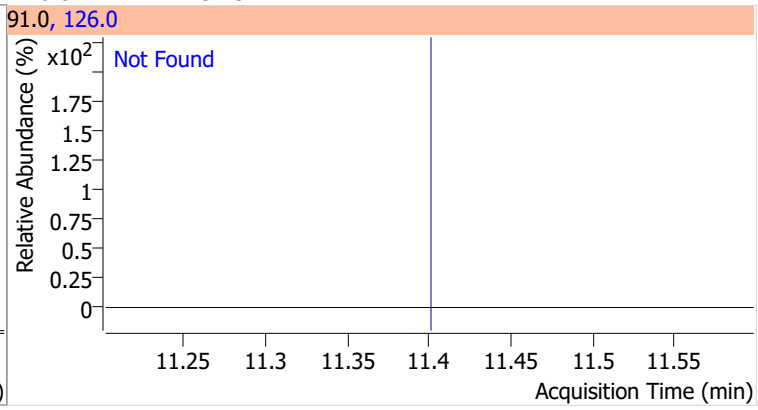

Compound	Conc.	Exp RT	QIon	Exp Ratio	QIon	Exp Ratio
1,3-Dichlorobenzene	N.D.	12.03	148.0	62.8	111.0	38.7

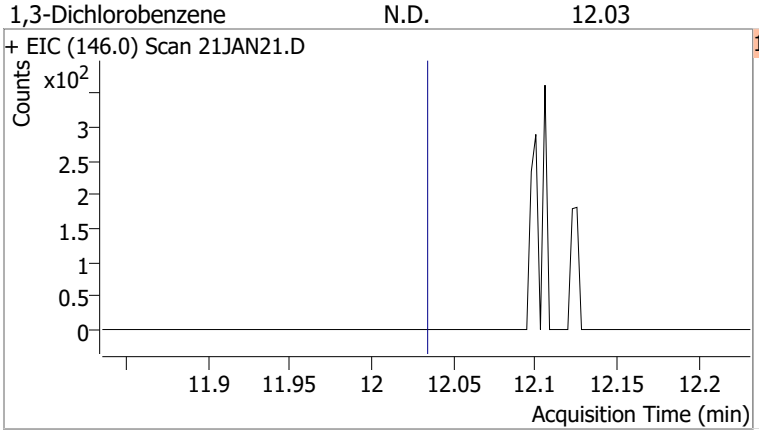

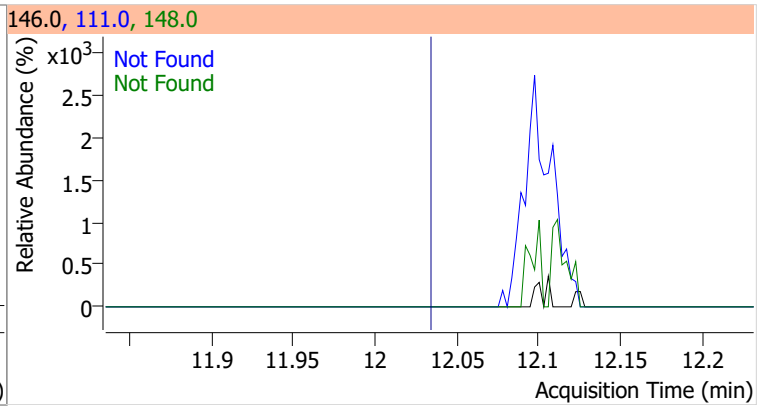

Compound	Conc.	Exp RT	QIon	Exp Ratio	QIon	Exp Ratio
1,4-Dichlorobenzene	N.D.	12.12	148.0	63.7	111.0	38.7

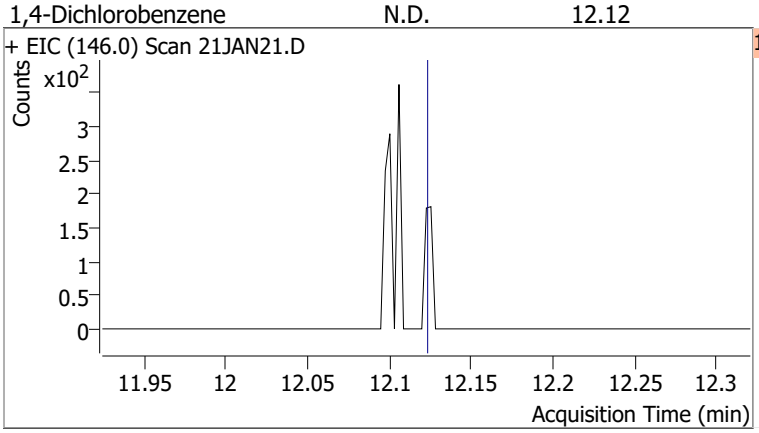

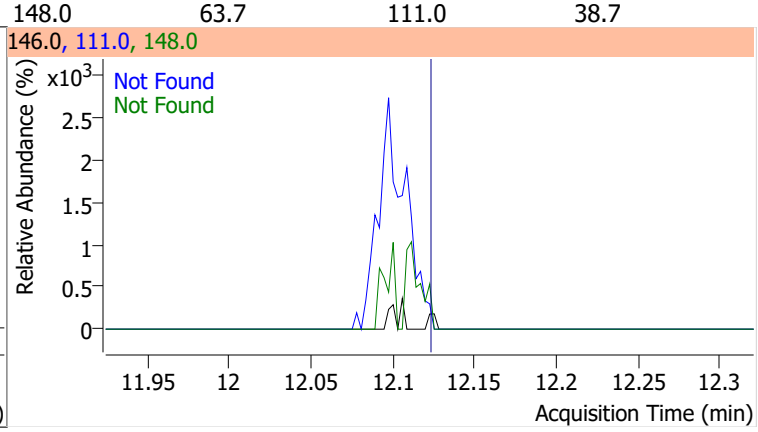

Compound	Conc.	Exp RT	QIon	Exp Ratio	QIon	Exp Ratio
1,2-Dichlorobenzene	N.D.	12.49	148.0	61.9	111.0	39.5

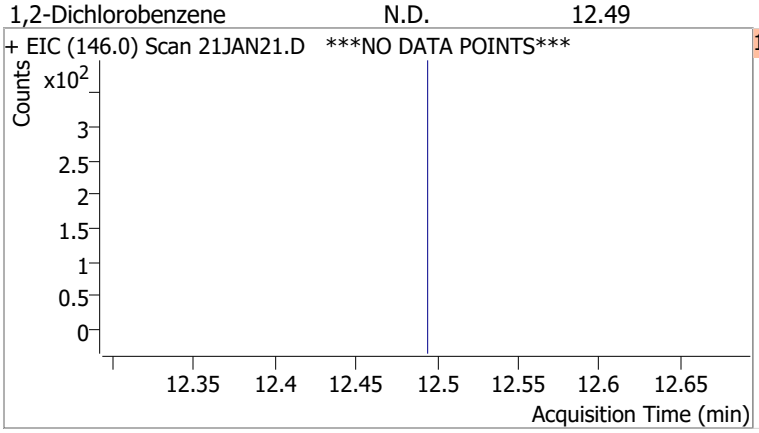

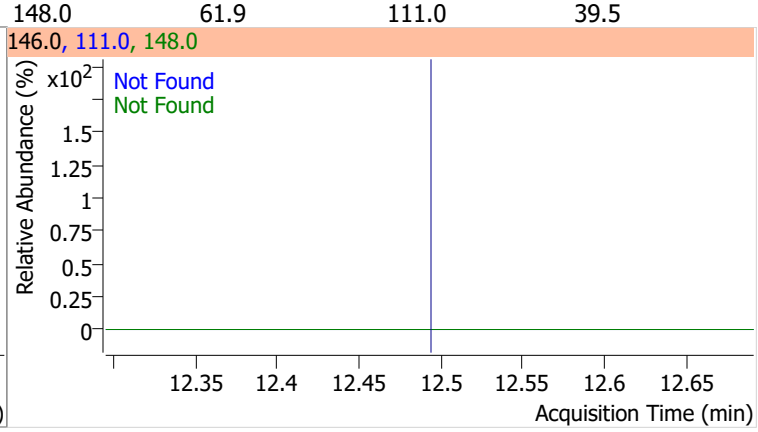

Quantitation Results Report (QT Reviewed)

Data File	21JAN22.D	Operator	MSC
Acq. Method	5975CACQF.M	Acq. Date-Time	1/21/2022 7:20:53 PM
Sample Name	B22011131-002A	Instrument	VOA5975C
Vial	22	Multiplier	1.00
DA Method File	VOA5975C_8260B_SHT_DoD_L4_011922.m	Comment	
Tune File	BFB_Atune3.u	Tune Date	10/11/2021 4:02:00 PM
Batch Name	VG012122_8260B.batch.bin	Last Calib Update	3/11/2022 3:55:53 AM
Ref Library	\\MASSHUNTER\Org\Library\NIST129K.l		

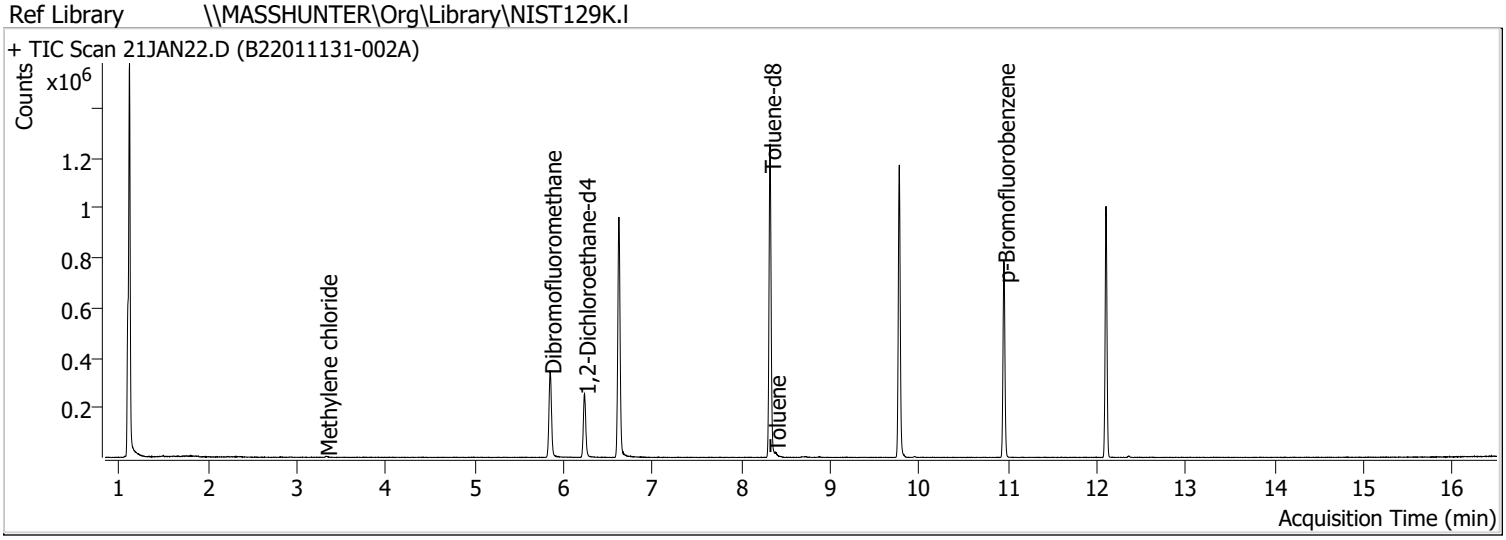

Compound	RT	QIon	Resp.	Conc.	Units	Dev(Min)
Internal Standards						
M Fluorobenzene	6.620	96.0	799536	250.0000	ng	0.000
M Chlorobenzene-d5	9.774	82.0	313931	250.0000	ng	0.000
M 1,4-Dichlorobenzene-d4	12.100	152.0	236992	250.0000	ng	0.000
System Monitoring Compounds						
S Dibromofluoromethane	5.851	113.0	211635	273.2832	ng	0.000
Spiked Amount: 250.000	Range: 80.0 - 119.0%			Recovery = 109.31%		
S 1,2-Dichloroethane-d4	6.236	67.0	91491	273.4932	ng	0.005
Spiked Amount: 250.000	Range: 81.0 - 118.0%			Recovery = 109.40%		
S Toluene-d8	8.321	98.0	769000	251.0857	ng	0.003
Spiked Amount: 250.000	Range: 89.0 - 112.0%			Recovery = 100.43%		
S p-Bromofluorobenzene	10.951	95.0	222592	254.3823	ng	0.003
Spiked Amount: 250.000	Range: 85.0 - 114.0%			Recovery = 101.75%		
Target Compounds						**QValue**
T Dichlorodifluoromethane	0.000		0	N.D.		
T Chloromethane	0.000		0	N.D.		
T Vinyl chloride	0.000		0	N.D.		
T Bromomethane	0.000		0	N.D.		
T Chloroethane	0.000		0	N.D.		
T Trichlorofluoromethane	0.000		0	N.D.		
T 1,1-Dichloroethene	0.000		0	N.D.		
T Methylene chloride	3.327	49.0	3016	2.5805	ng	95
T trans-1,2-Dichloroethene	0.000		0	N.D.		
T Methyl tert-butyl ether (MTBE)	0.000		0	N.D.		
T 1,1-Dichloroethane	0.000		0	N.D.		
T 2,2-Dichloropropane	0.000		0	N.D.		
T cis-1,2-Dichloroethene	0.000		0	N.D.		
T Methyl ethyl ketone	0.000		0	N.D.		
T Bromochloromethane	0.000		0	N.D.		
T Chloroform	0.000		0	N.D.		

Compound	RT	QIon	Resp.	Conc.	Units		Dev(Min)
T 1,1,1-Trichloroethane	0.000		0	N.D.			
T Carbon tetrachloride	0.000		0	N.D.			
T 1,1-Dichloropropene	0.000		0	N.D.			
T Benzene	0.000		0	N.D.			
T 1,2-Dichloroethane	0.000		0	N.D.			
T Trichloroethene	0.000		0	N.D.			
T 1,2-Dichloropropane	0.000		0	N.D.			
T Dibromomethane	0.000		0	N.D.			
T Bromodichloromethane	0.000		0	N.D.			
T cis-1,3-Dichloropropene	0.000		0	N.D.			
T Toluene	8.374	92.0	2899	1.4202	ng	m	97
T trans-1,3-Dichloropropene	0.000		0	N.D.			
T 1,1,2-Trichloroethane	0.000		0	N.D.			
T Tetrachloroethene	0.000		0	N.D.			
T 1,3-Dichloropropane	0.000		0	N.D.			
T Chlorodibromomethane	0.000		0	N.D.			
T 1,2-Dibromoethane	0.000		0	N.D.			
T Chlorobenzene	0.000		0	N.D.			
T 1,1,1,2-Tetrachloroethane	0.000		0	N.D.			
T Ethylbenzene	0.000		0	N.D.			
T m+p-Xylenes	0.000		0	N.D.			
T o-Xylene	0.000		0	N.D.			
T Styrene	0.000		0	N.D.			
T Bromoform	0.000		0	N.D.			
T Bromobenzene	0.000		0	N.D.			
T 1,1,2,2-Tetrachloroethane	0.000		0	N.D.			
T 1,2,3-Trichloropropane	0.000		0	N.D.			
T 2-Chlorotoluene	0.000		0	N.D.			
T 4-Chlorotoluene	0.000		0	N.D.			
T 1,3-Dichlorobenzene	0.000		0	N.D.			
T 1,4-Dichlorobenzene	0.000		0	N.D.			
T 1,2-Dichlorobenzene	0.000		0	N.D.			

(#) = Qualifier Out of Range; (m) = Manual Integration; (+) = Area Summed; (*) = Surrogate Percent Recovery Out of Range; (d): Zeroed Peak

Compound	Conc.	Exp RT	QIon	Exp Ratio
Dichlorodifluoromethane	N.D.	1.24	87.0	31.8

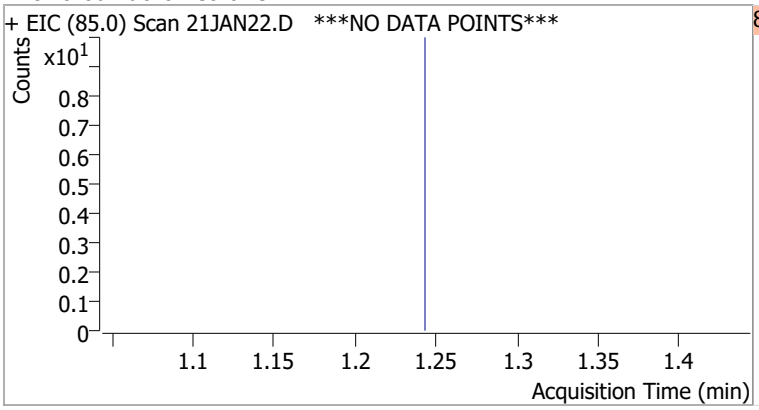

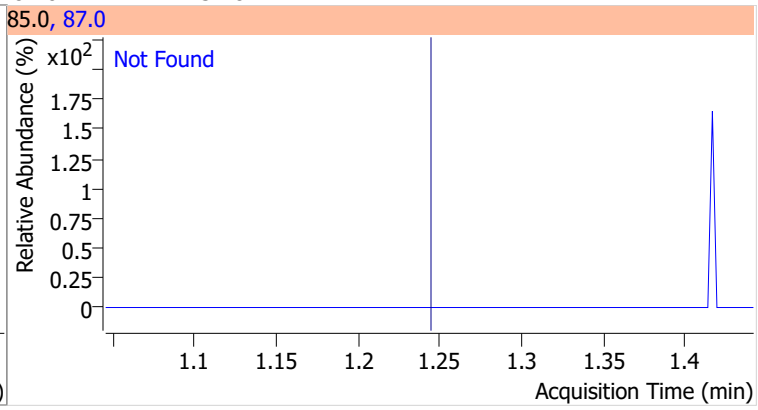

Compound	Conc.	Exp RT	QIon	Exp Ratio
Chloromethane	N.D.	1.41	52.0	32.4

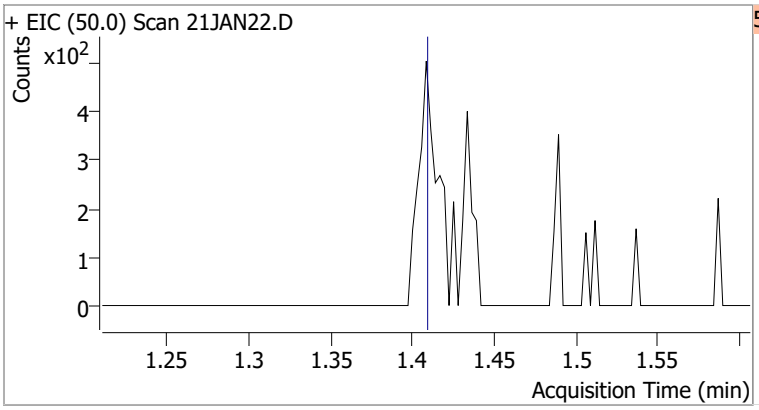

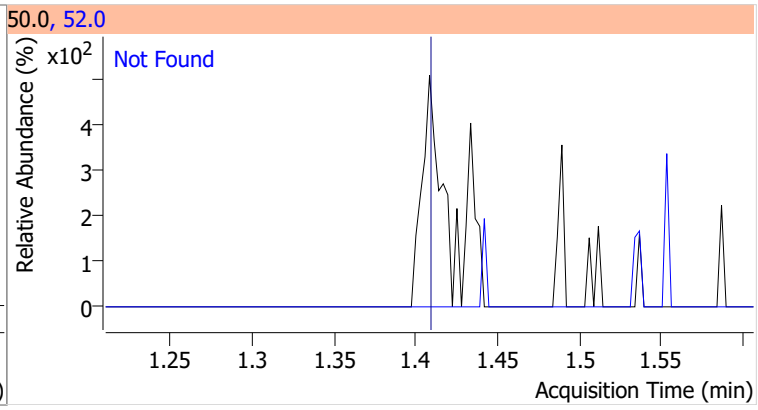

Compound	Conc.	Exp RT	QIon	Exp Ratio
Vinyl chloride	N.D.	1.50	64.0	31.3

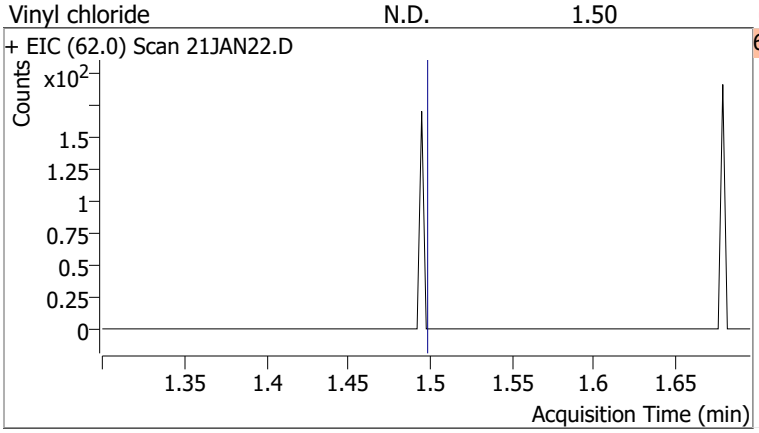

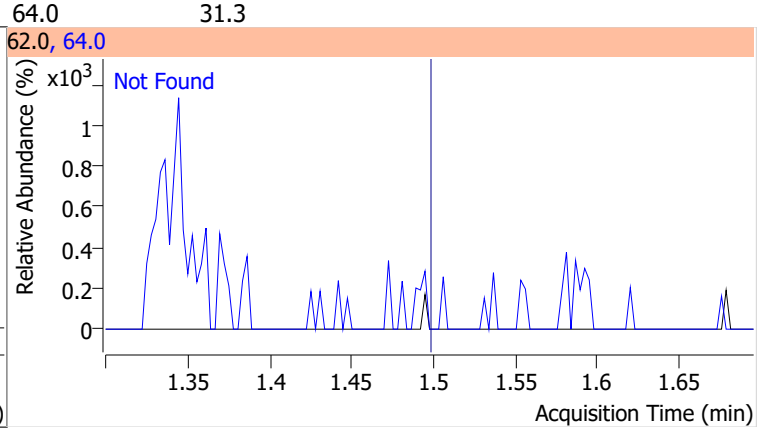

Compound	Conc.	Exp RT	QIon	Exp Ratio
Bromomethane	N.D.	1.80	94.0	110.1

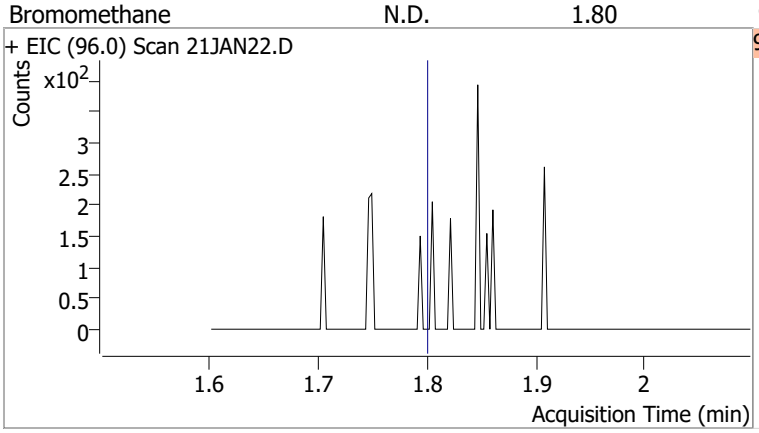

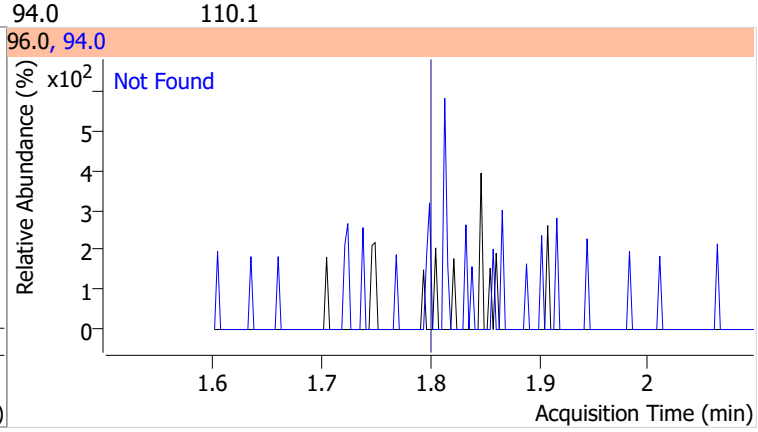

Compound	Conc.	Exp RT	QIon	Exp Ratio
Chloroethane	N.D.	1.90	66.0	30.0

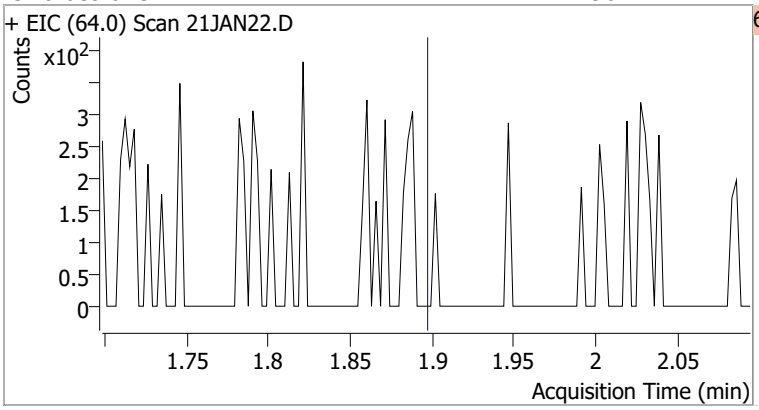

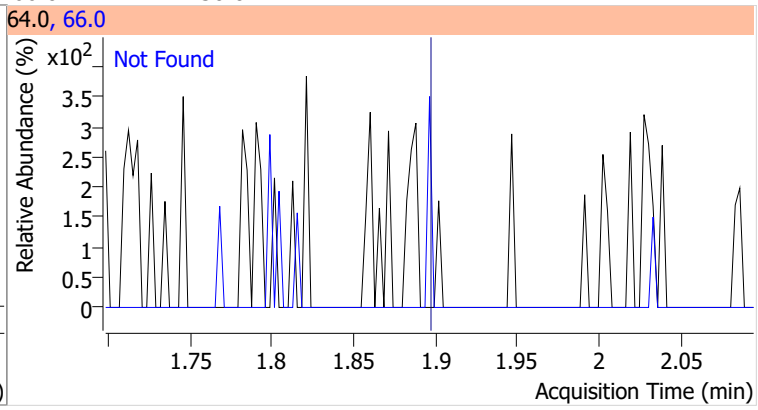

Compound	Conc.	Exp RT	QIon	Exp Ratio
Trichlorofluoromethane	N.D.	2.15	103.0	65.0

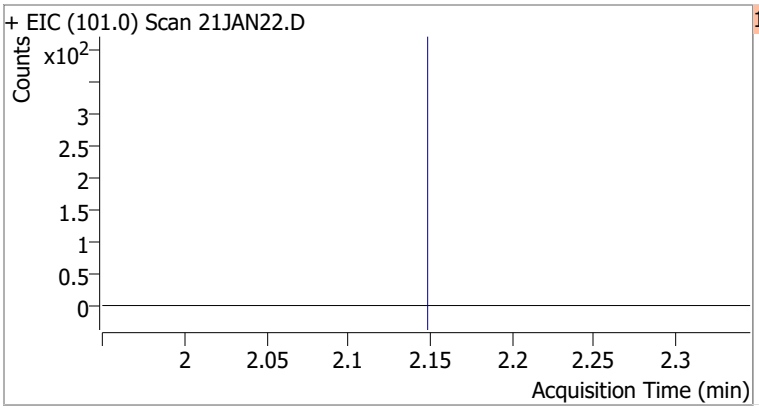

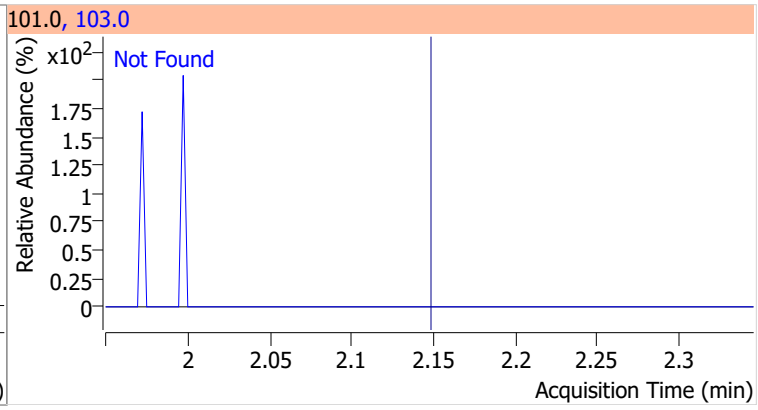

Compound	Conc.	Exp RT	QIon	Exp Ratio	QIon	Exp Ratio
1,1-Dichloroethene	N.D.	2.70	61.0	179.9	63.0	57.0

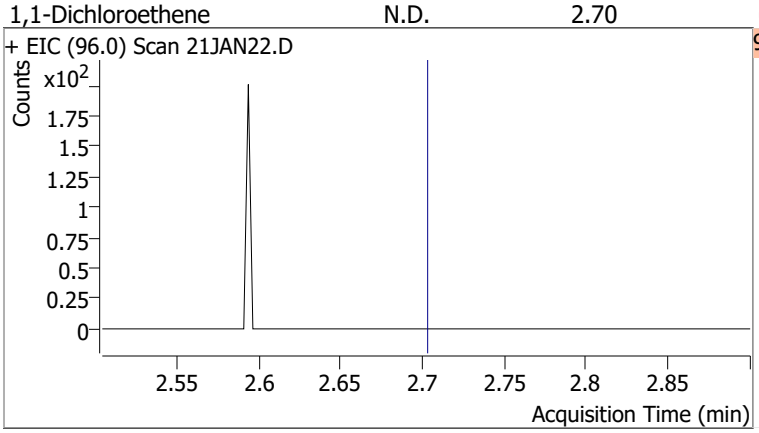

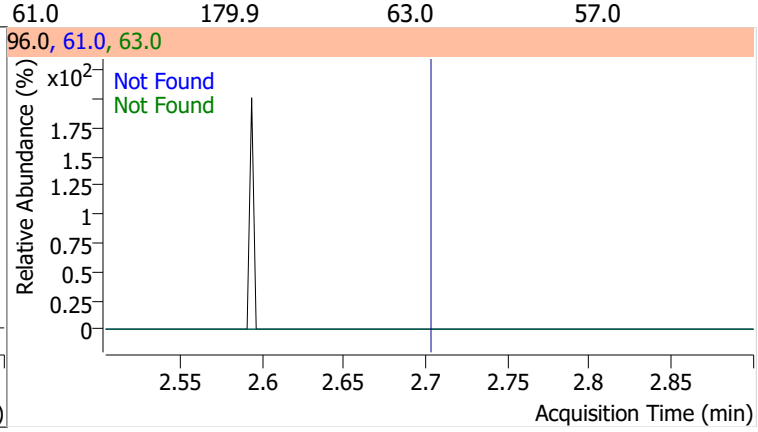

Compound	Conc.	RT	Dev(Min)	Resp.	QIon	QRatio	Lower	Upper
Methylene chloride	2.5805	3.33	-0.01	3016	84.0	61.2	36.1	96.1
					86.0	40.5	11.8	71.8

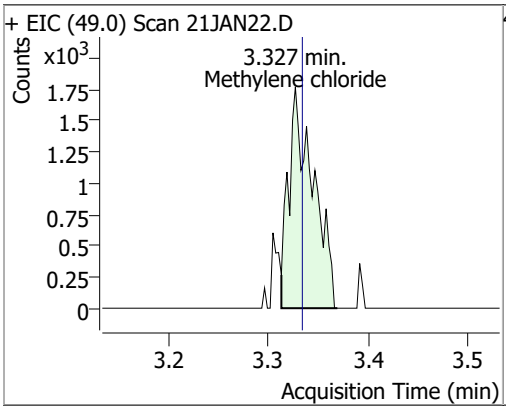

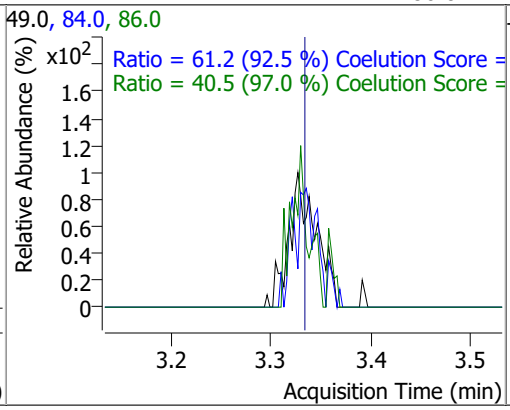

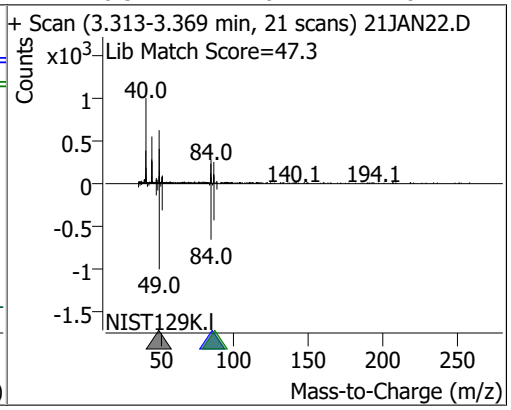

Compound	Conc.	Exp RT	QIon	Exp Ratio	QIon	Exp Ratio
trans-1,2-Dichloroethene	N.D.	3.72	61.0	154.8	98.0	62.1

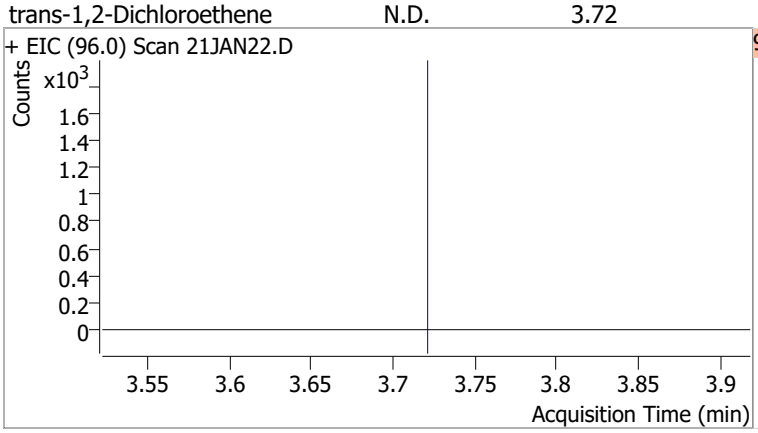

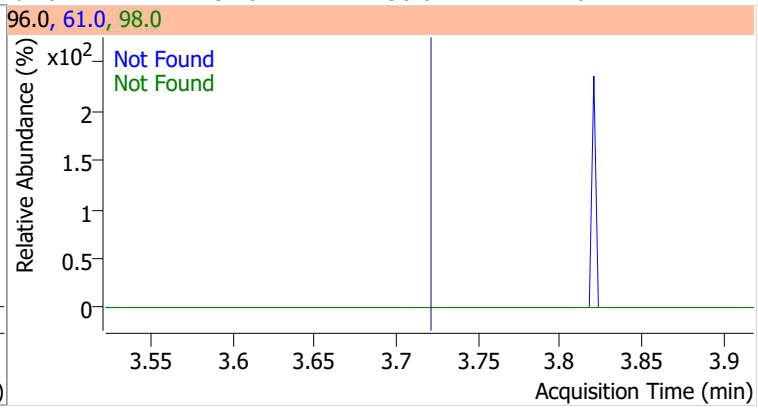

Compound	Conc.	Exp RT	QIon	Exp Ratio
Methyl tert-butyl ether (MTBE)	N.D.	3.75	57.0	24.6

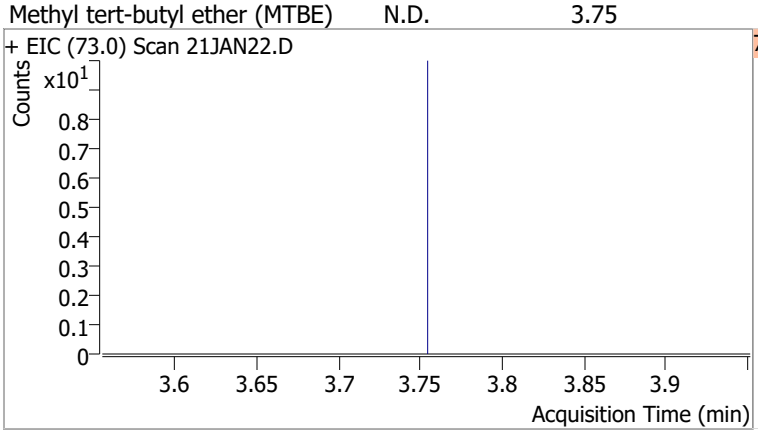

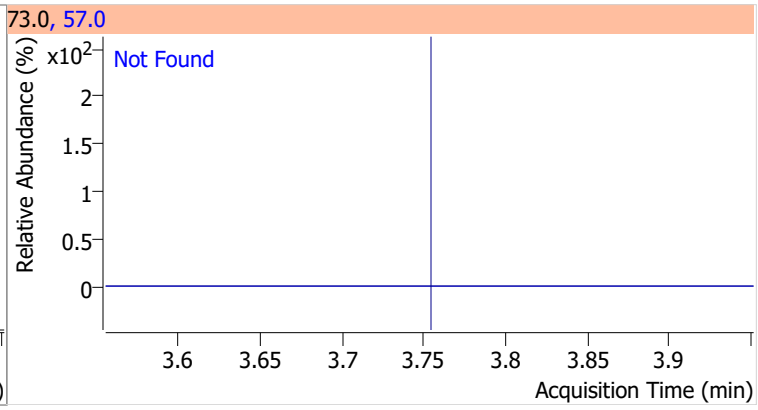

Compound	Conc.	Exp RT	QIon	Exp Ratio	QIon	Exp Ratio
1,1-Dichloroethane	N.D.	4.38	65.0	31.0	83.0	12.7

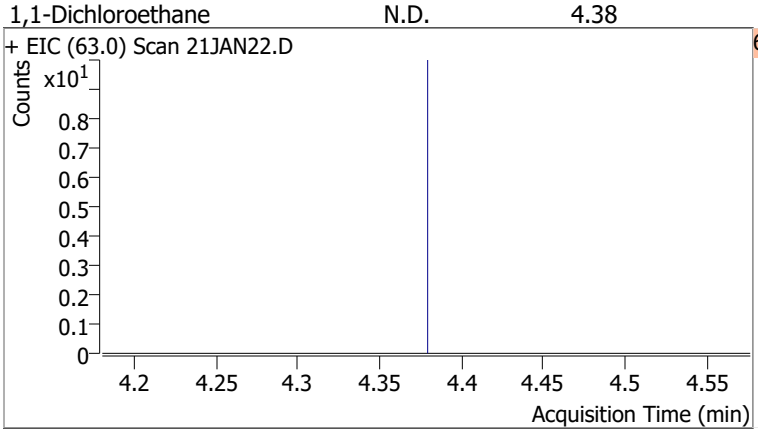

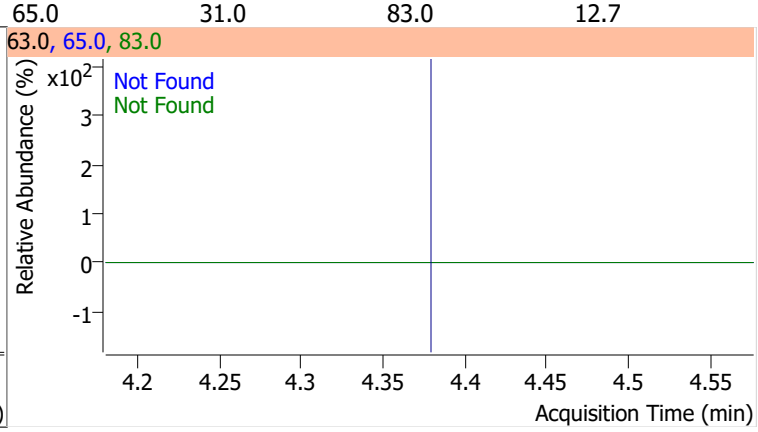

Compound	Conc.	Exp RT	QIon	Exp Ratio	QIon	Exp Ratio
2,2-Dichloropropane	N.D.	5.19	41.0	68.8	97.0	23.9

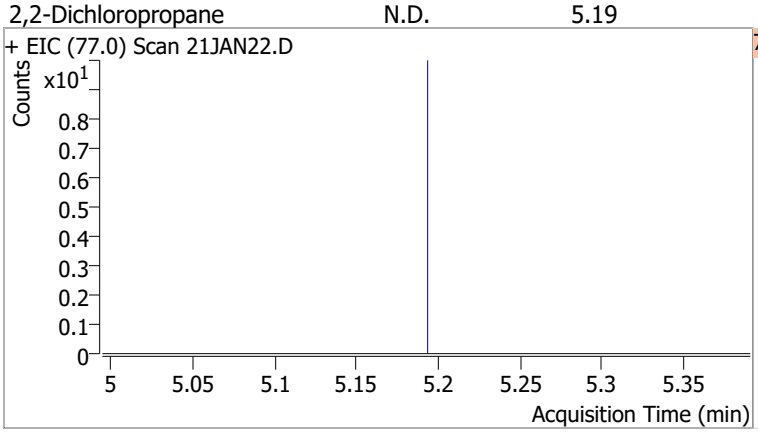

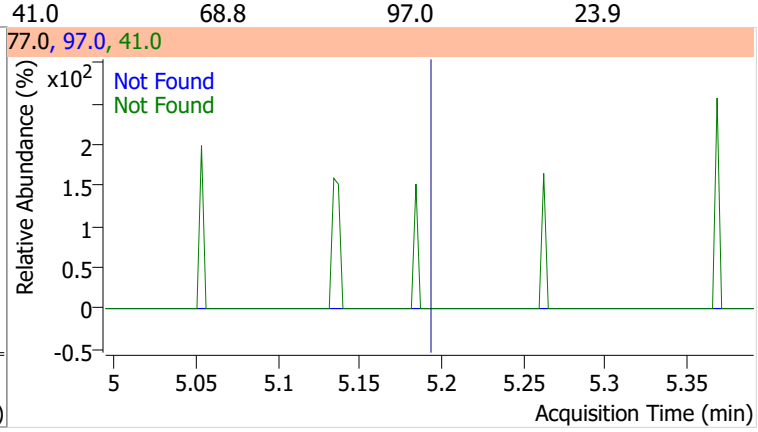

Compound	Conc.	Exp RT	QIon	Exp Ratio	QIon	Exp Ratio
cis-1,2-Dichloroethene	N.D.	5.21	61.0	160.4	98.0	66.2

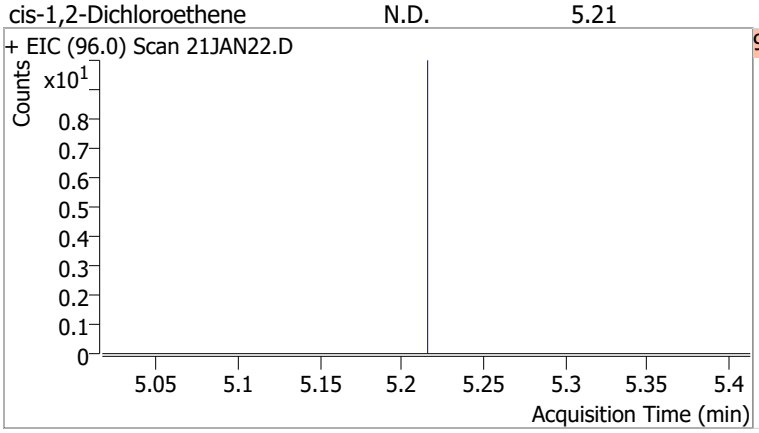

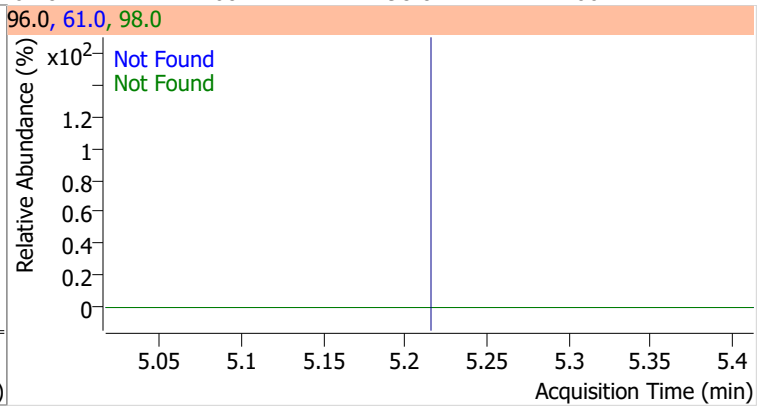

Compound	Conc.	Exp RT	QIon	Exp Ratio
Methyl ethyl ketone	N.D.	5.28	72.0	20.6

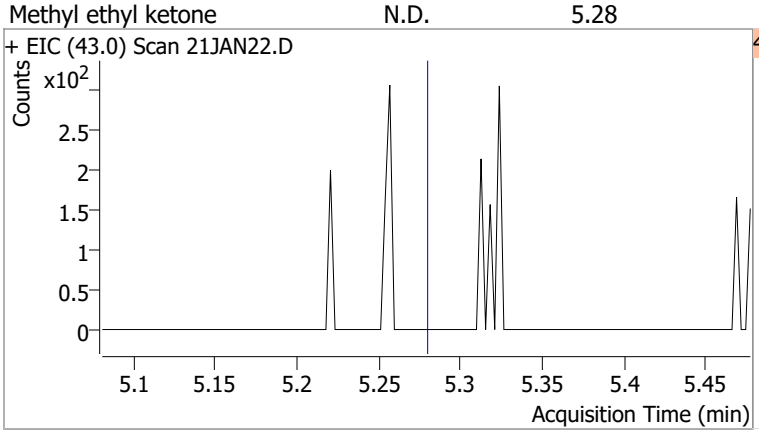

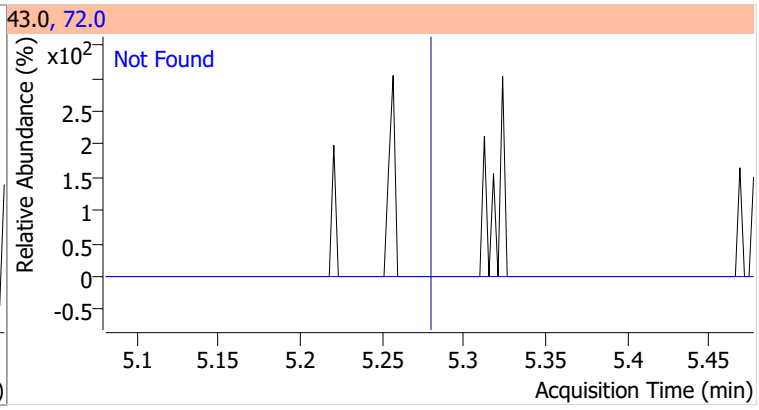

Compound	Conc.	Exp RT	QIon	Exp Ratio
Bromochloromethane	N.D.	5.52	49.0	182.2

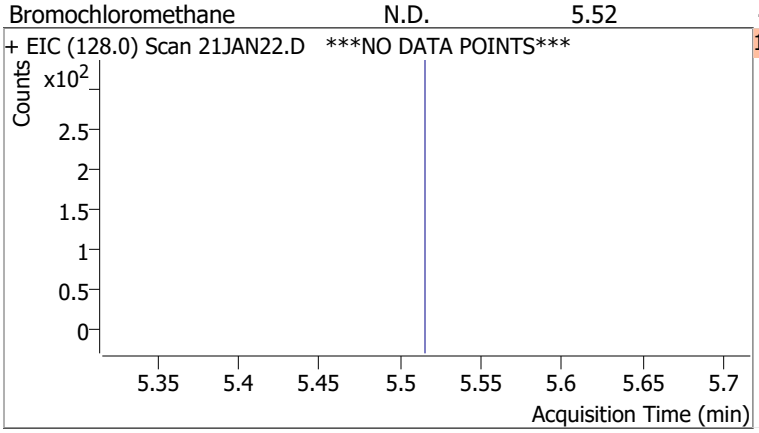

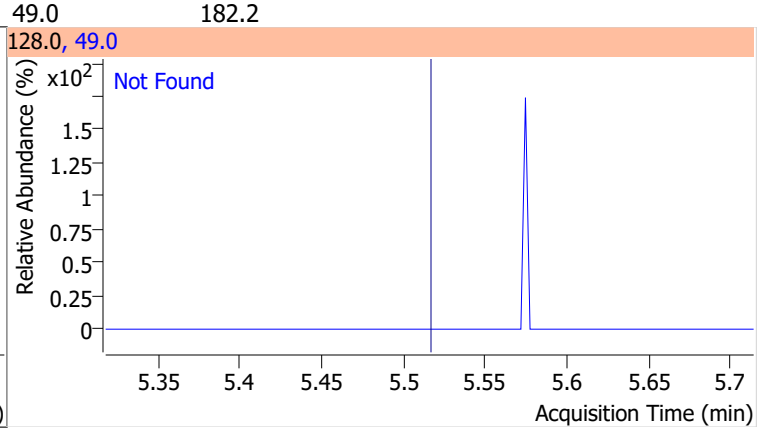

Compound	Conc.	Exp RT	QIon	Exp Ratio
Chloroform	N.D.	5.65	85.0	66.2

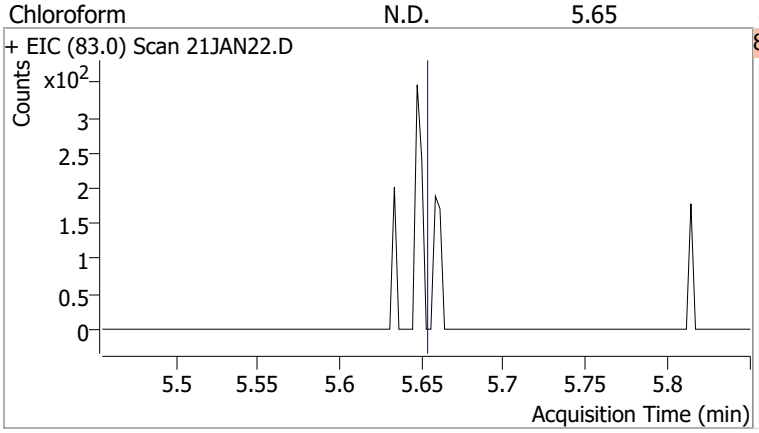

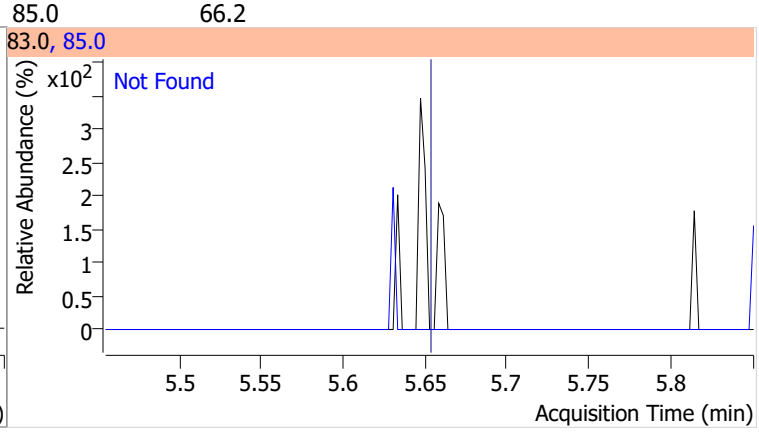

Compound	Conc.	Exp RT	QIon	Exp Ratio	QIon	Exp Ratio
1,1,1-Trichloroethane	N.D.	5.83	99.0	63.1	61.0	49.1

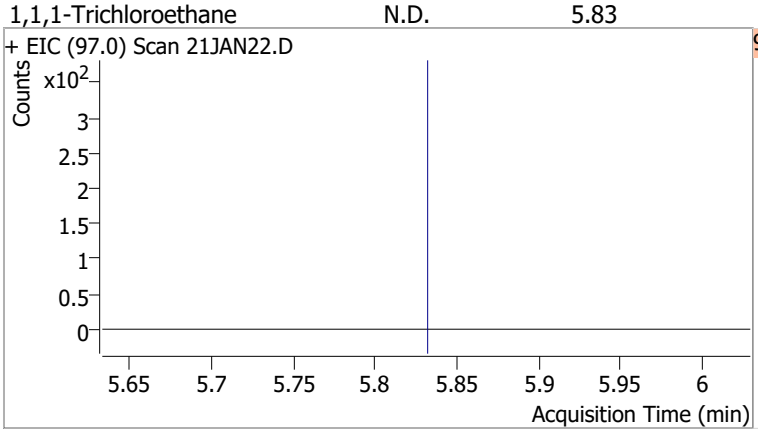

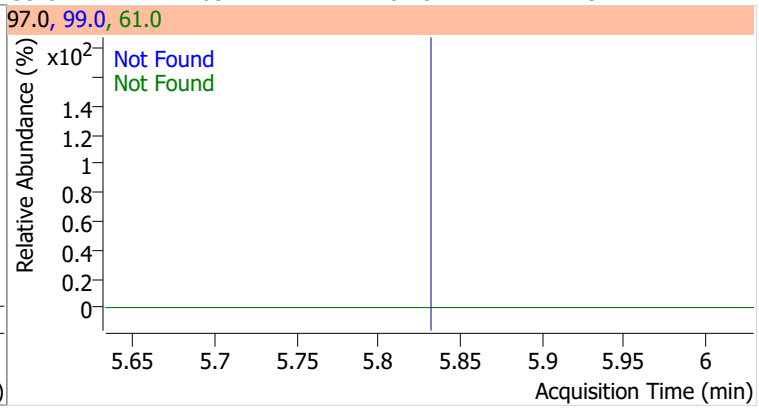

Compound	Conc.	RT	Dev(Min)	Resp.	QIon	QRatio	Lower	Upper
Dibromofluoromethane	273.2832	5.85	0.00	211635	191.5	21.6	0.0	53.2

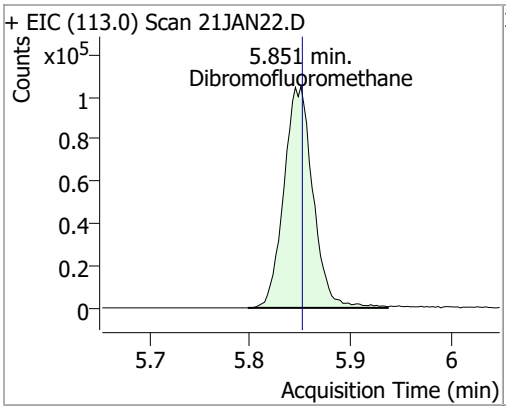

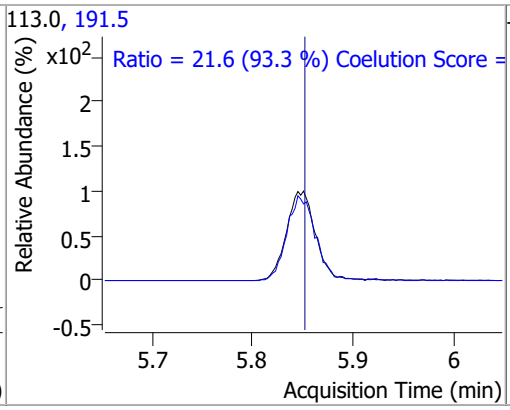

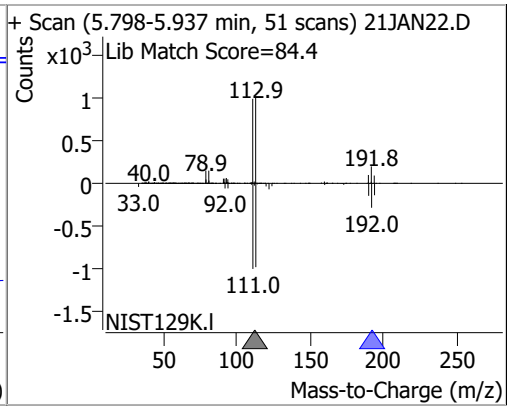

Compound	Conc.	Exp RT	QIon	Exp Ratio	QIon	Exp Ratio
Carbon tetrachloride	N.D.	6.02	119.0	97.6	121.0	30.7

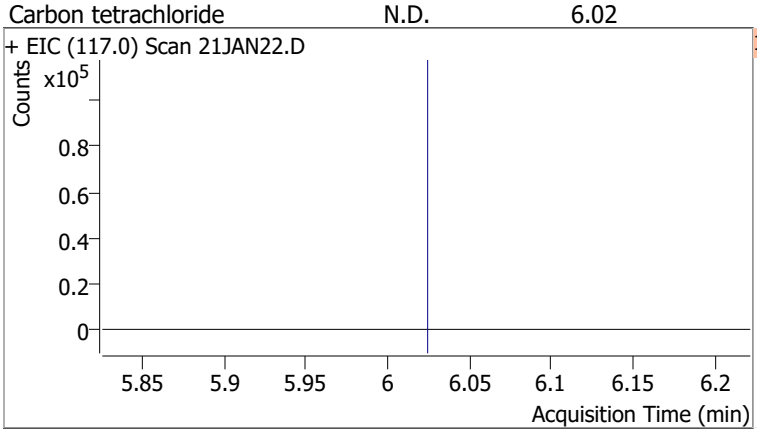

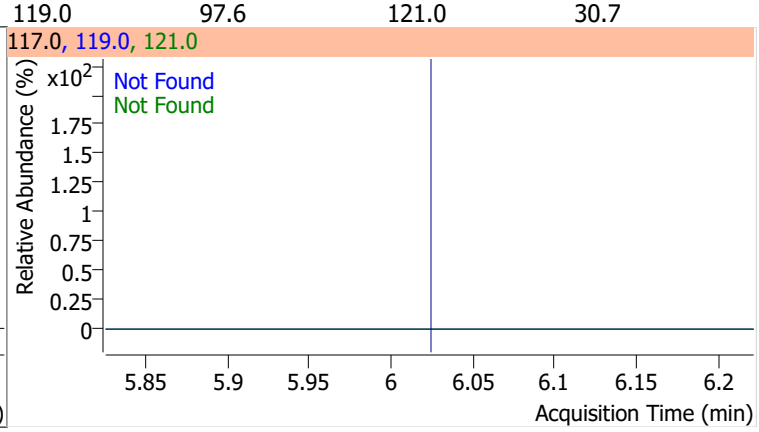

Compound	Conc.	Exp RT	QIon	Exp Ratio	QIon	Exp Ratio
1,1-Dichloropropene	N.D.	6.04	110.0	35.6	77.0	31.0

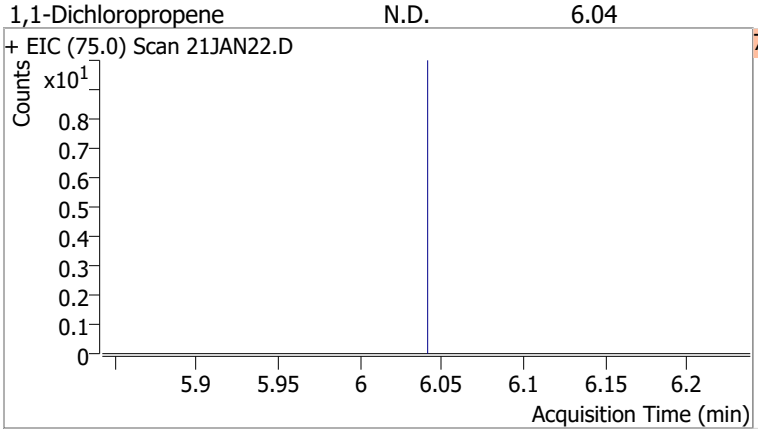

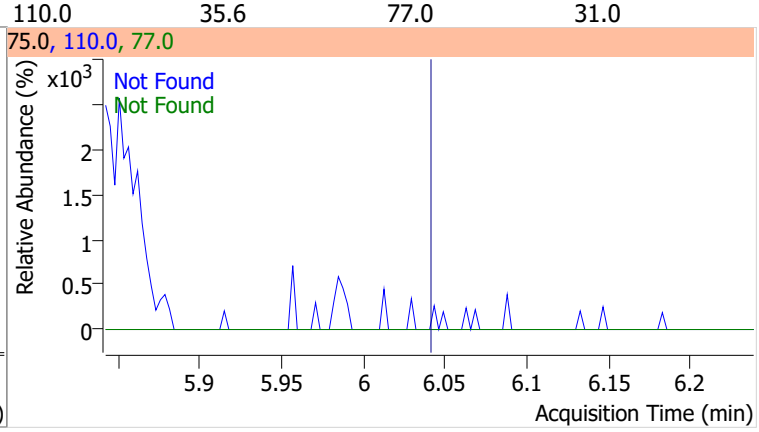

Quantitation Results Report (QT Reviewed)

Compound	Conc.	RT	Dev(Min)	Resp.	QIon	QRatio	Lower	Upper
1,2-Dichloroethane-d4	273.4932	6.24	0.01	91491	65.0	193.9	162.8	222.8

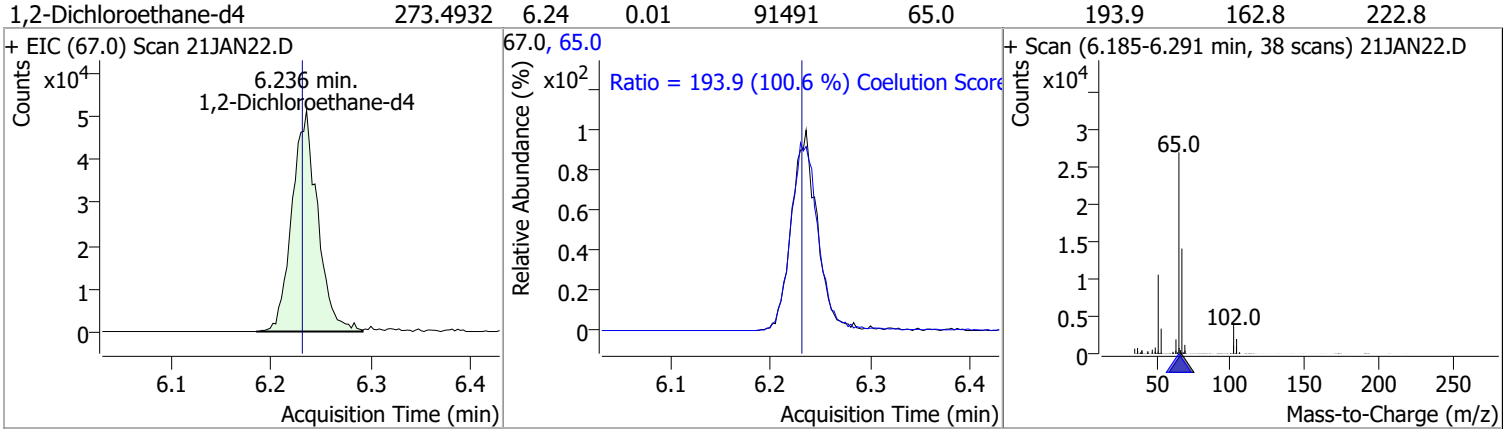

Compound	Conc.	Exp RT	QIon	Exp Ratio
Benzene	N.D.	6.28	77.0	23.3

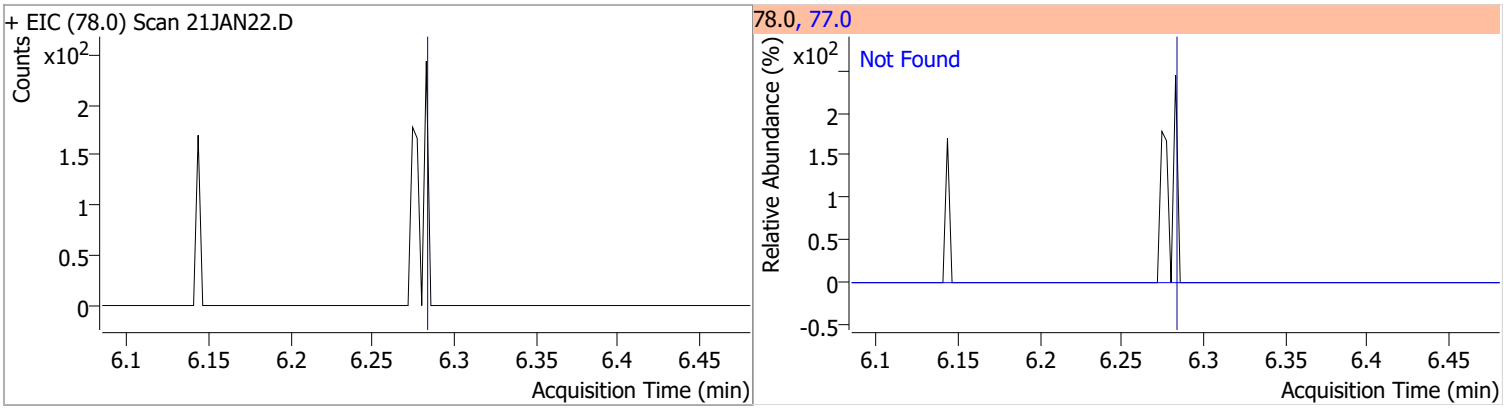

Compound	Conc.	Exp RT	QIon	Exp Ratio	QIon	Exp Ratio
1,2-Dichloroethane	N.D.	6.32	64.0	32.2	98.0	8.2

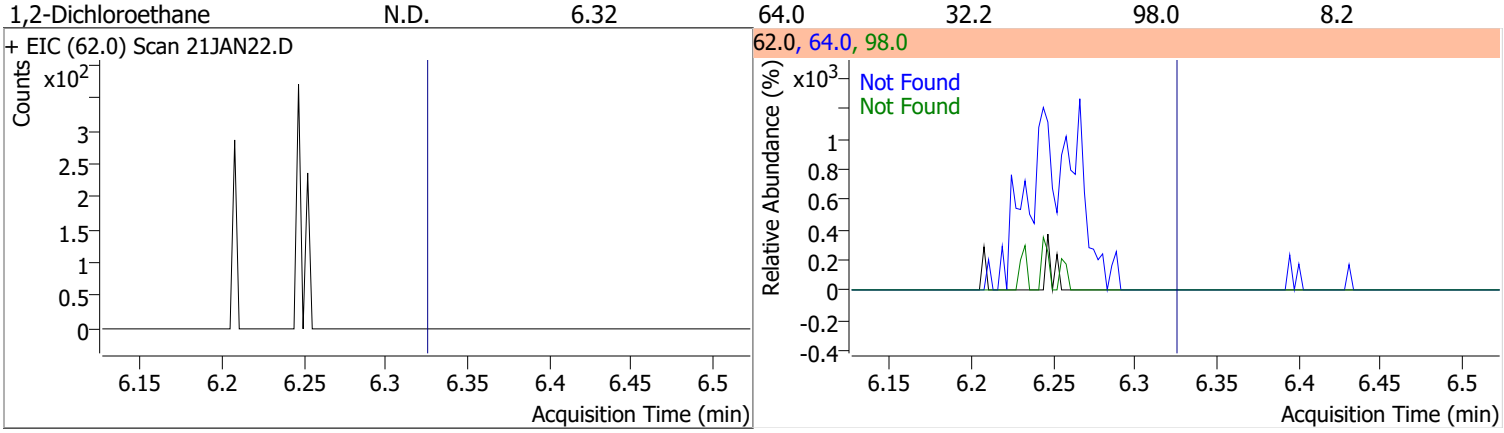

Compound	Conc.	Exp RT	QIon	Exp Ratio	QIon	Exp Ratio
Trichloroethene	N.D.	7.02	130.0	105.6	97.0	65.7

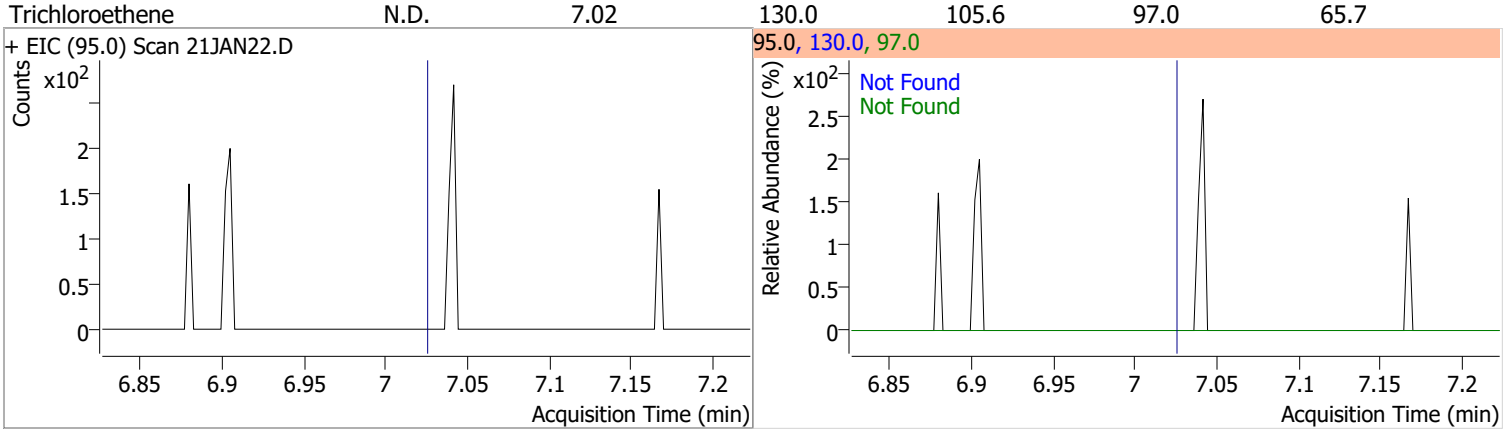

Compound	Conc.	Exp RT	QIon	Exp Ratio
1,2-Dichloropropane	N.D.	7.27	76.0	39.8

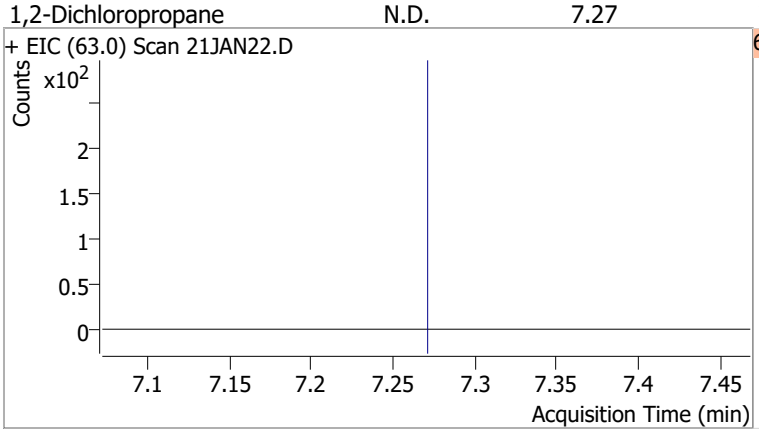

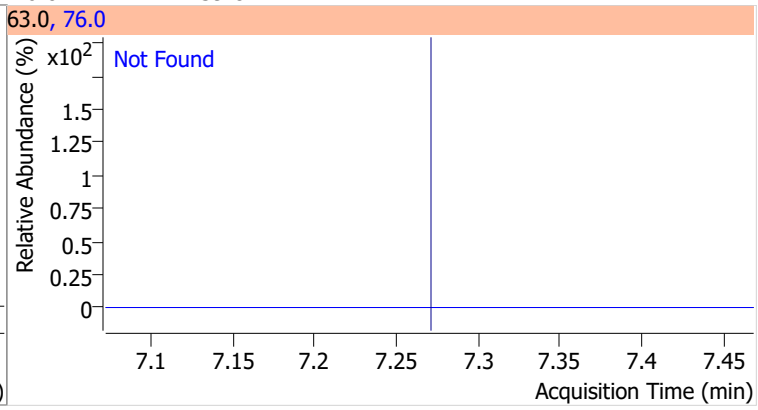

Compound	Conc.	Exp RT	QIon	Exp Ratio	QIon	Exp Ratio
Dibromomethane	N.D.	7.40	173.5	108.2	95.0	84.5

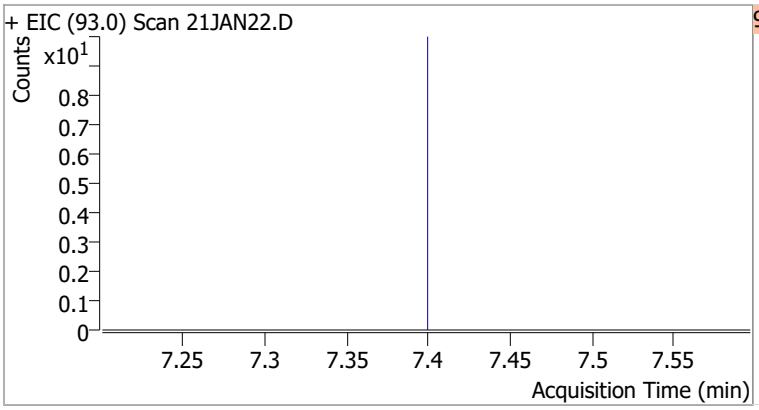

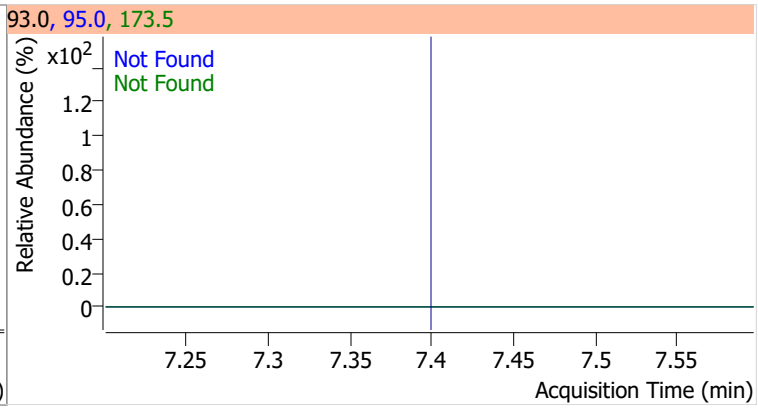

Compound	Conc.	Exp RT	QIon	Exp Ratio	QIon	Exp Ratio
Bromodichloromethane	N.D.	7.58	85.0	66.3	127.0	9.5

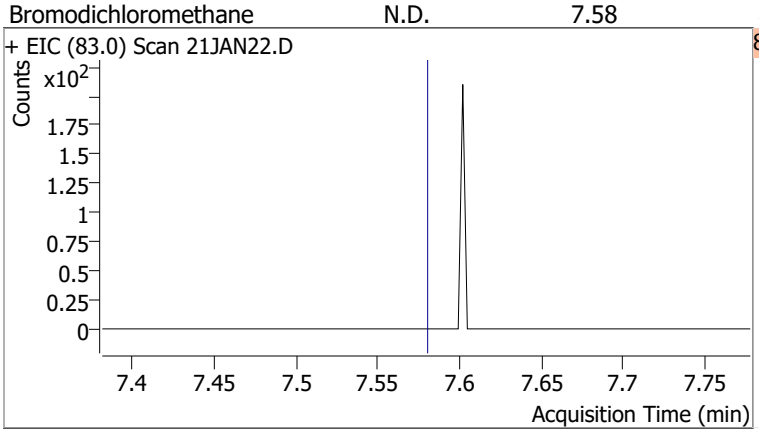

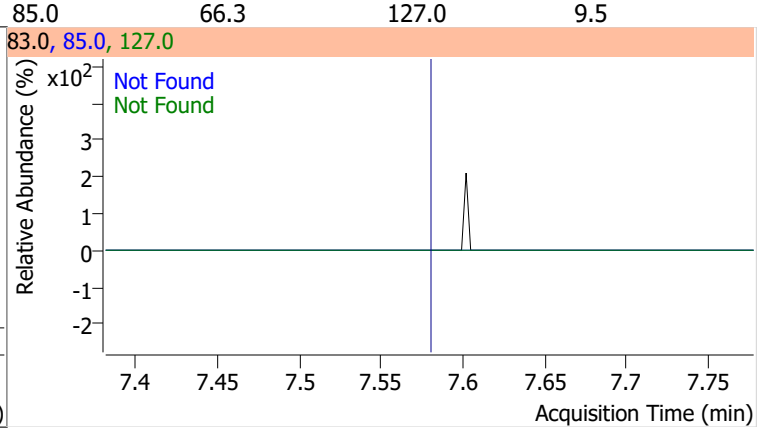

Compound	Conc.	Exp RT	QIon	Exp Ratio	QIon	Exp Ratio
cis-1,3-Dichloropropene	N.D.	8.06	39.0	52.5	77.0	31.8

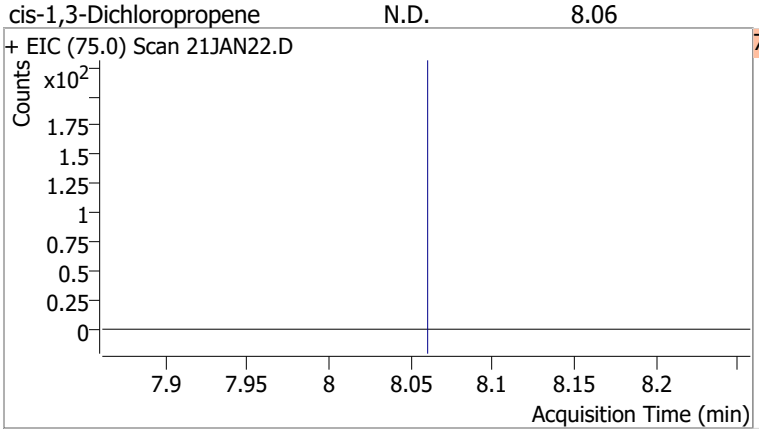

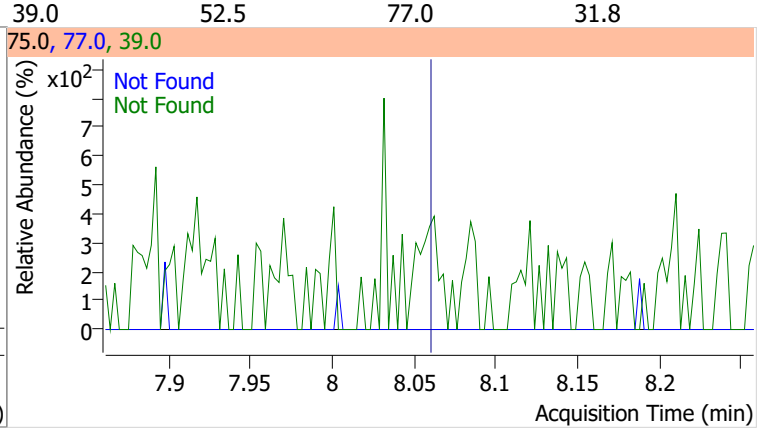

Quantitation Results Report (QT Reviewed)

Compound	Conc.	RT	Dev(Min)	Resp.	QIon	QRatio	Lower	Upper
Toluene-d8	251.0857	8.32	0.00	769000	100.0	64.4	34.3	94.3
					99.0	9.9	0.0	39.2

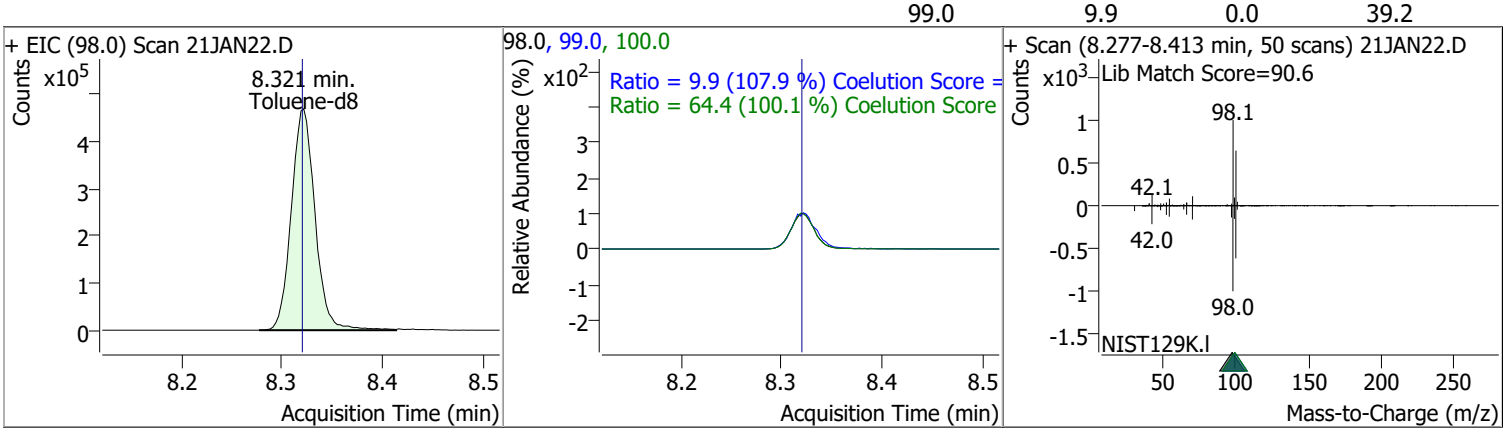

Compound	Conc.	RT	Dev(Min)	Resp.	QIon	QRatio	Lower	Upper
Toluene	1.4202	8.37	-0.01	2899 (m)	91.0	178.0	144.1	204.1

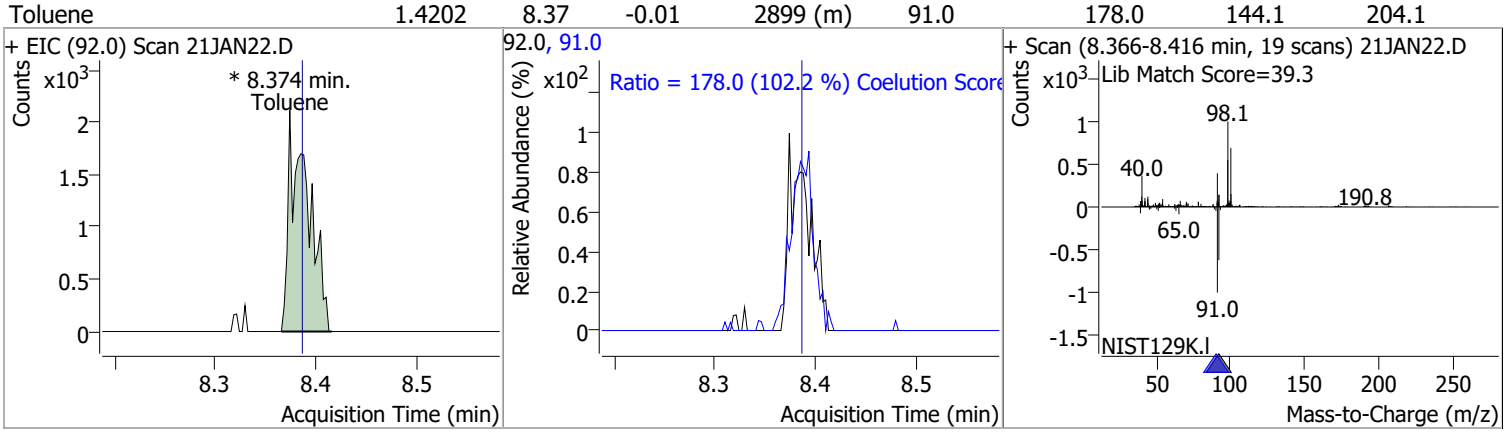

Compound	Conc.	Exp RT	QIon	Exp Ratio	QIon	Exp Ratio
trans-1,3-Dichloropropene	N.D.	8.64	39.0	53.0	77.0	31.0

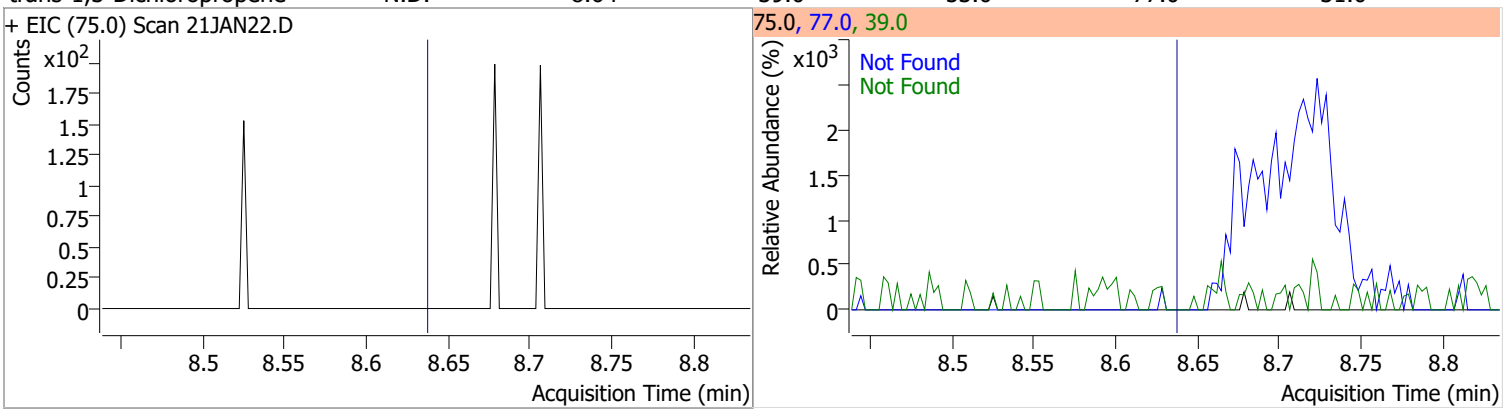

Compound	Conc.	Exp RT	QIon	Exp Ratio	QIon	Exp Ratio
1,1,2-Trichloroethane	N.D.	8.82	97.0	110.7	85.0	60.7

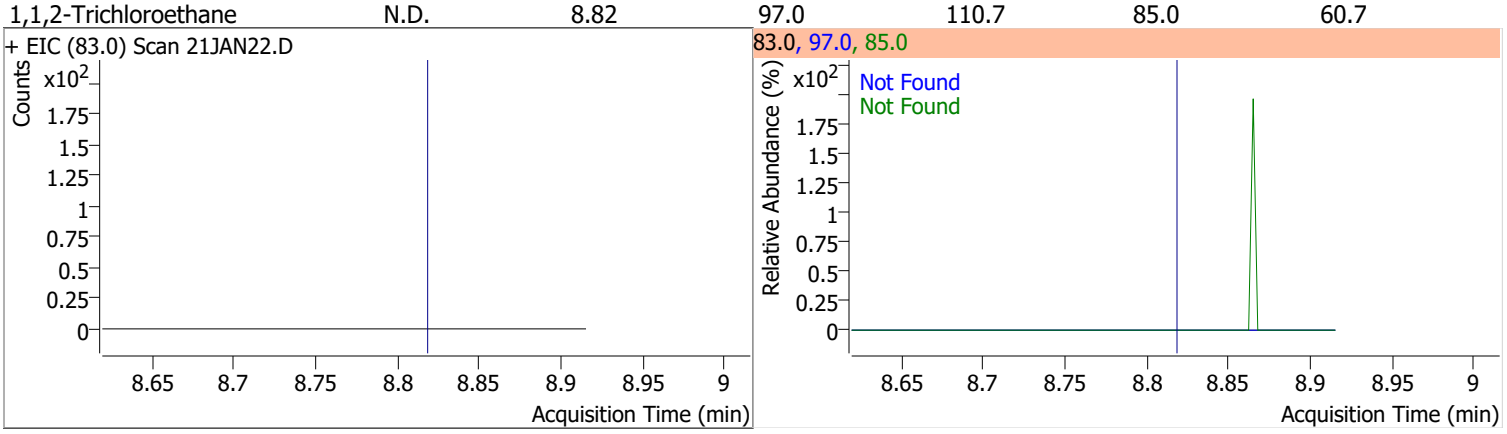

Compound	Conc.	Exp RT	QIon	Exp Ratio	QIon	Exp Ratio
Tetrachloroethene	N.D.	8.94	165.8	126.1	129.0	90.5

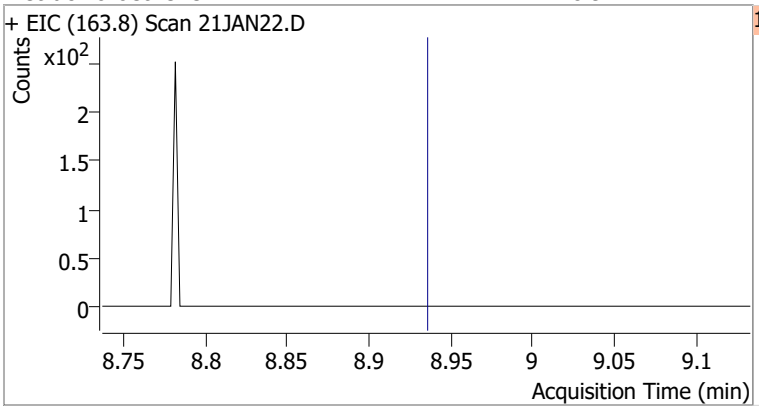

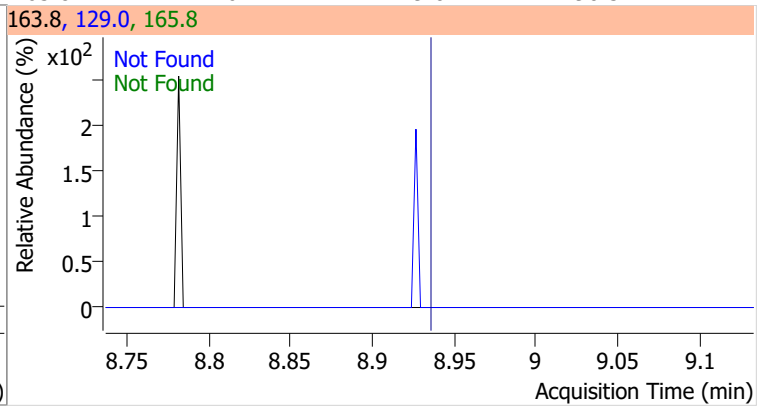

Compound	Conc.	Exp RT	QIon	Exp Ratio
1,3-Dichloropropane	N.D.	8.98	78.0	32.4

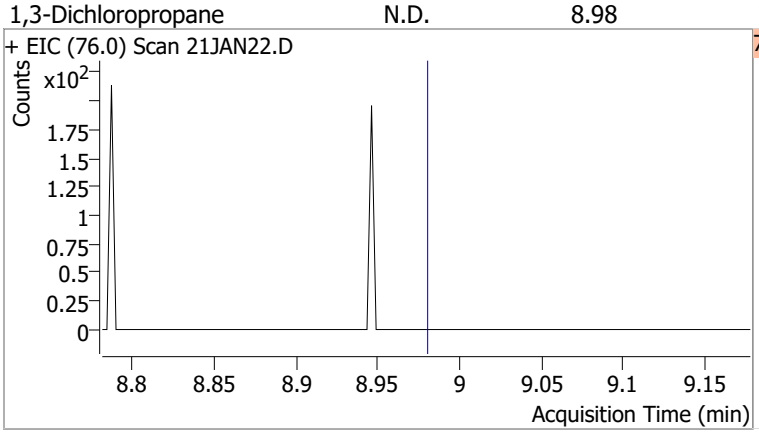

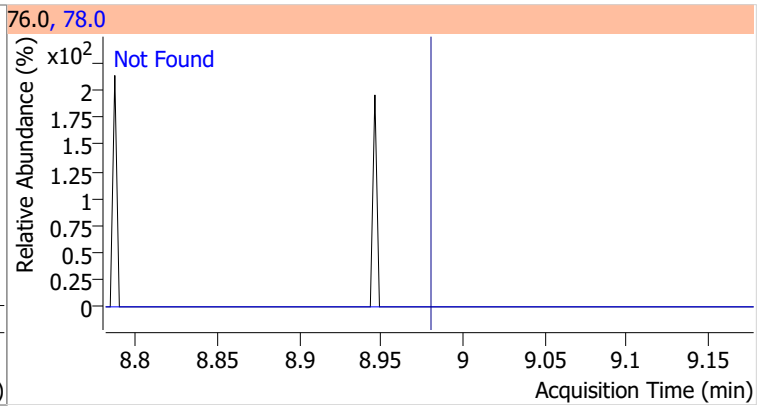

Compound	Conc.	Exp RT	QIon	Exp Ratio
Chlorodibromomethane	N.D.	9.21	127.0	77.2

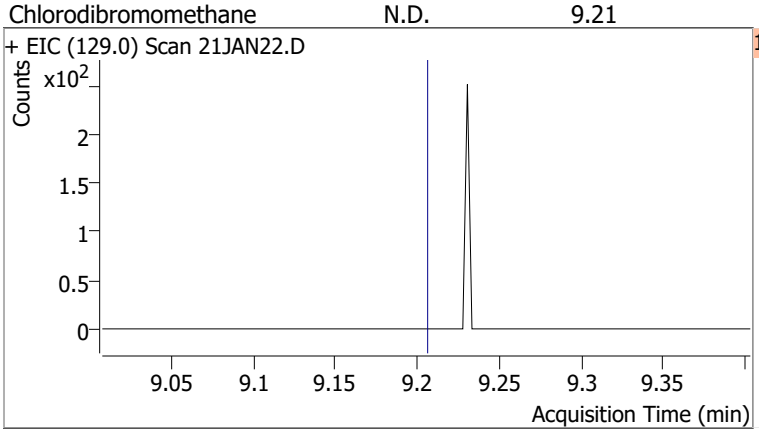

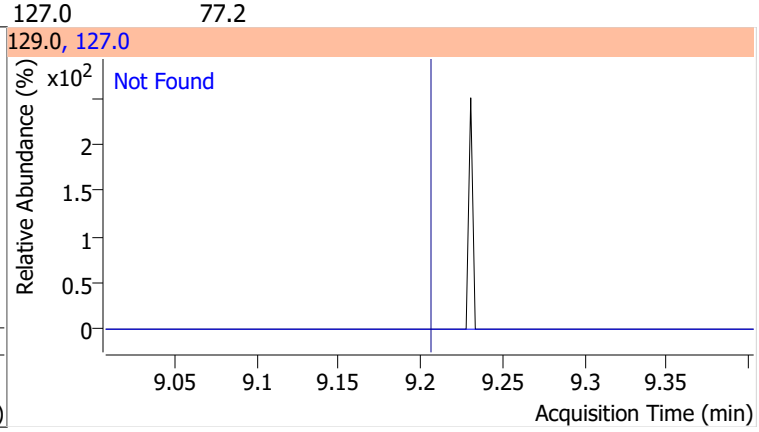

Compound	Conc.	Exp RT	QIon	Exp Ratio
1,2-Dibromoethane	N.D.	9.30	109.0	91.5

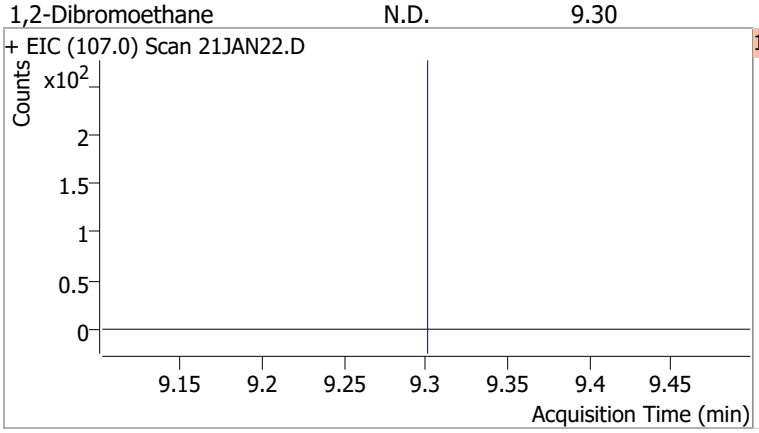

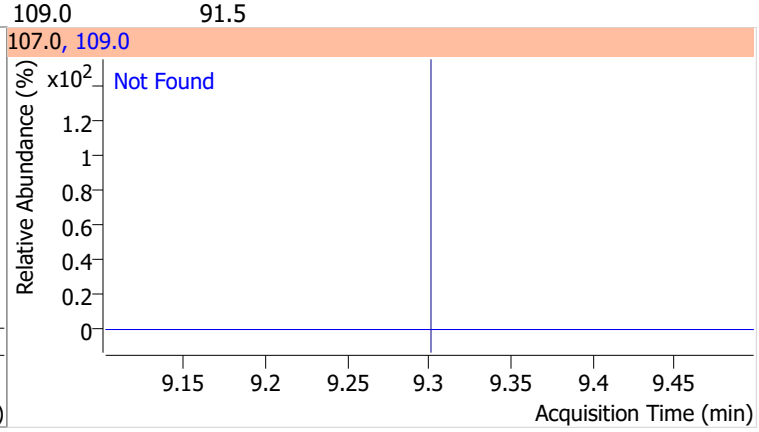

Compound	Conc.	Exp RT	QIon	Exp Ratio
Chlorobenzene	N.D.	9.80	114.0	32.2

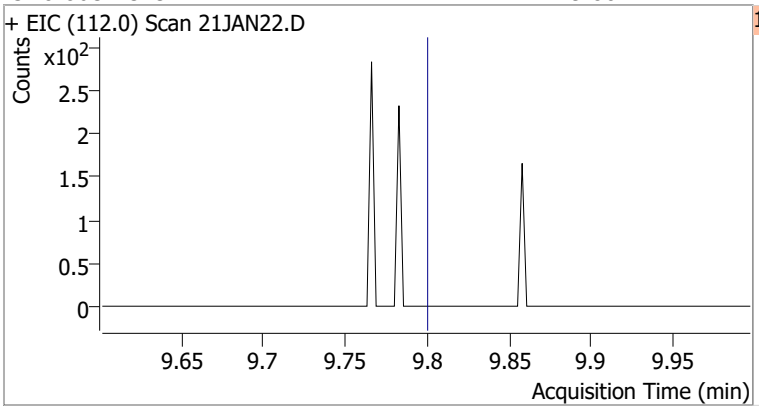

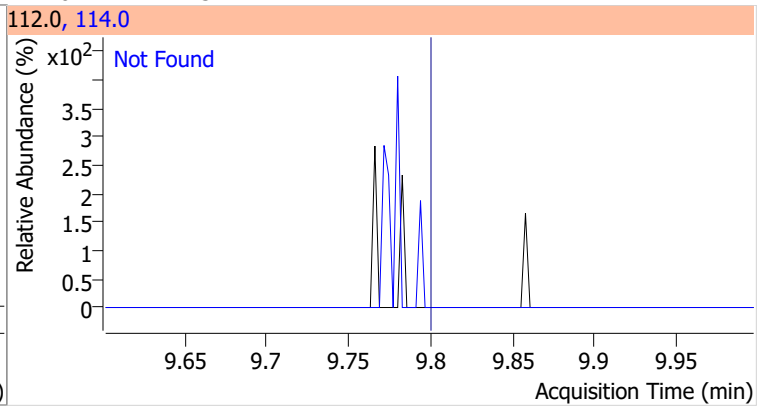

Compound	Conc.	Exp RT	QIon	Exp Ratio
1,1,1,2-Tetrachloroethane	N.D.	9.89	133.0	95.3

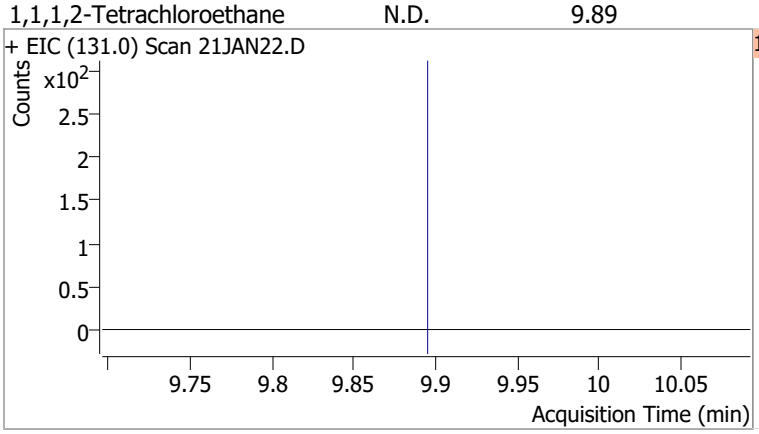

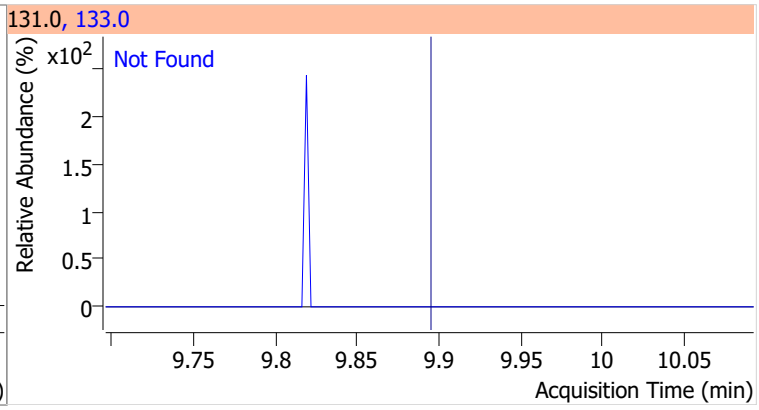

Compound	Conc.	Exp RT	QIon	Exp Ratio
Ethylbenzene	N.D.	9.92	106.0	31.7

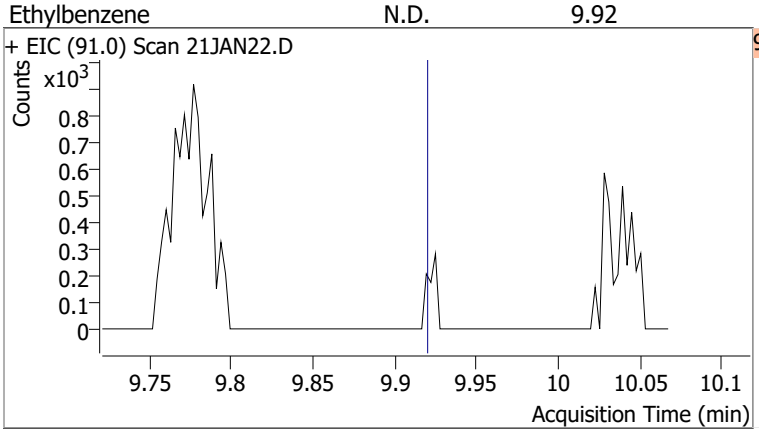

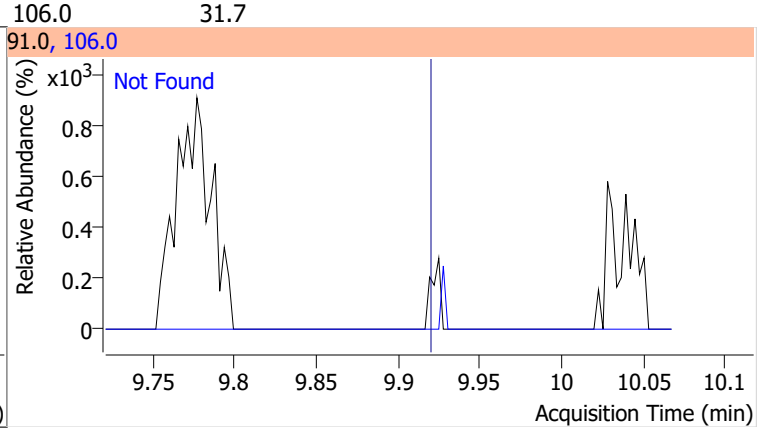

Compound	Conc.	Exp RT	QIon	Exp Ratio
m+p-Xylenes	N.D.	10.04	91.0	200.7

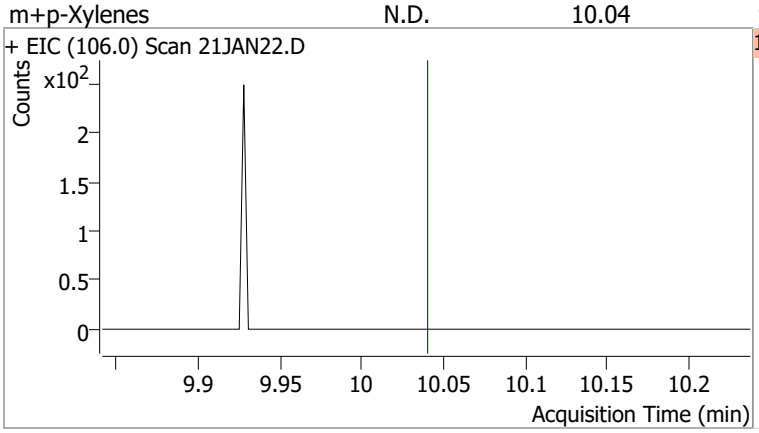

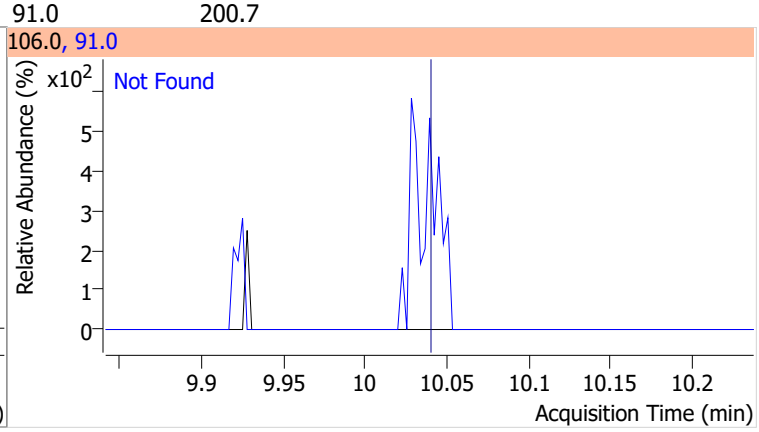

Compound	Conc.	Exp RT	QIon	Exp Ratio
o-Xylene	N.D.	10.43	91.0	211.4

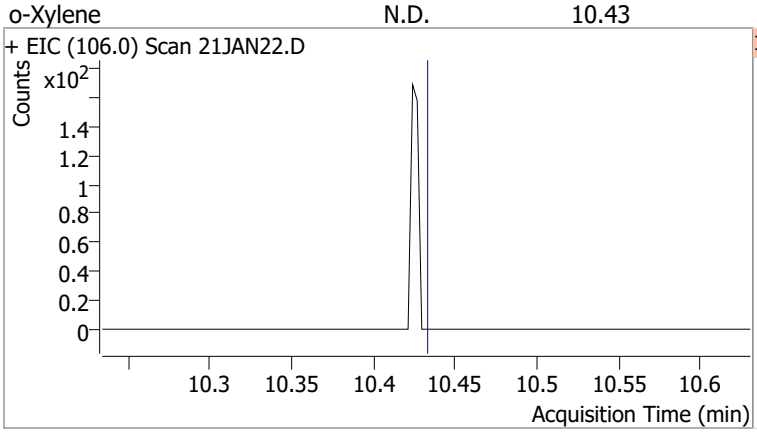

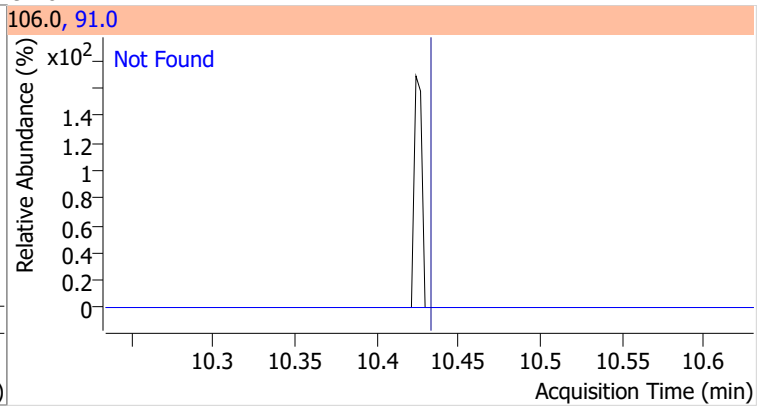

Compound	Conc.	Exp RT	QIon	Exp Ratio
Styrene	N.D.	10.45	78.0	50.6

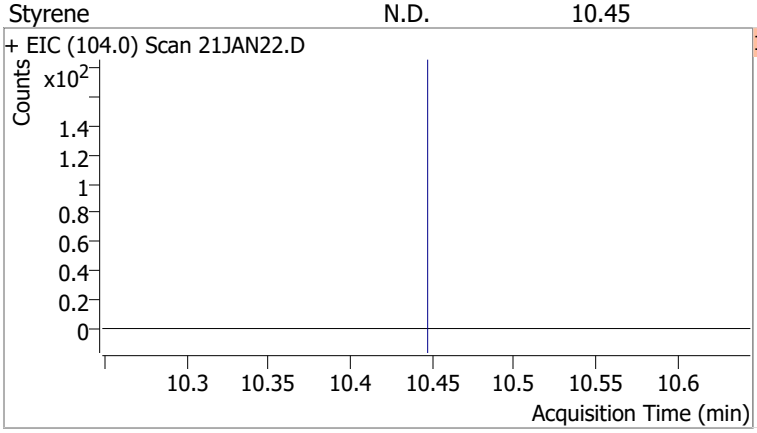

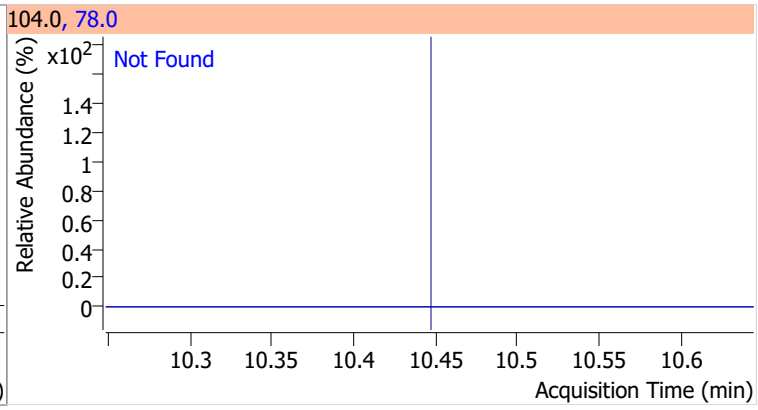

Compound	Conc.	Exp RT	QIon	Exp Ratio	QIon	Exp Ratio
Bromoform	N.D.	10.62	170.5	50.3	174.5	48.1

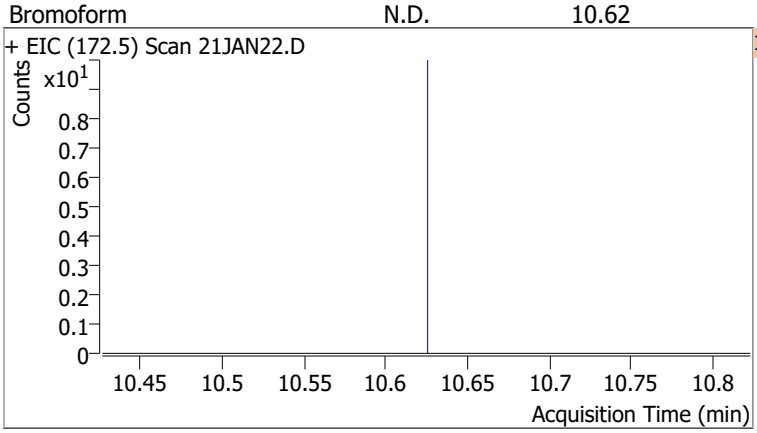

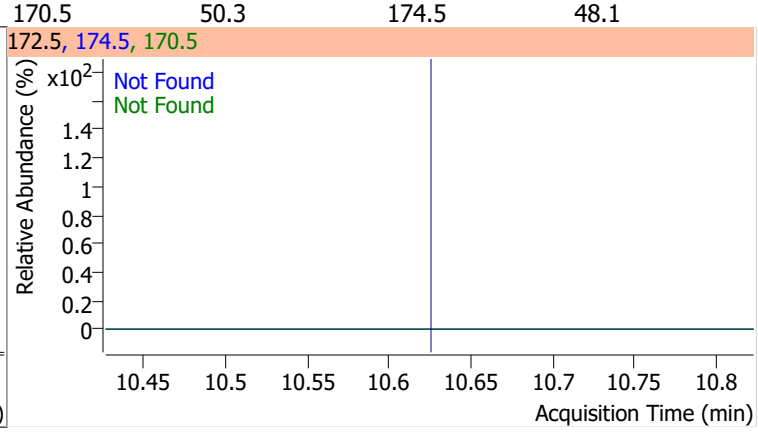

Compound	Conc.	RT	Dev(Min)	Resp.	QIon	QRatio	Lower	Upper
p-Bromofluorobenzene	254.3823	10.95	0.00	222592	174.0	95.8	65.3	125.3
					176.0	91.7	63.3	123.3

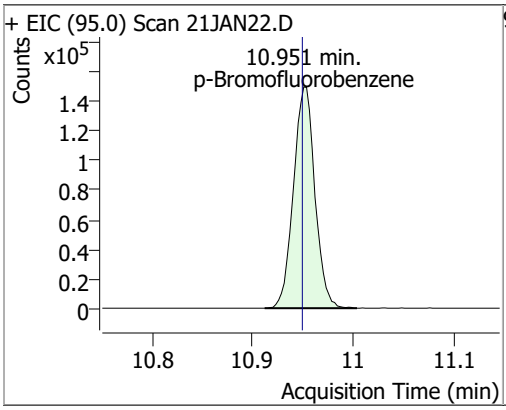

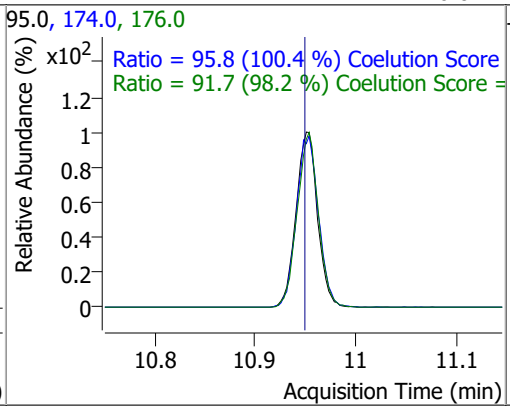

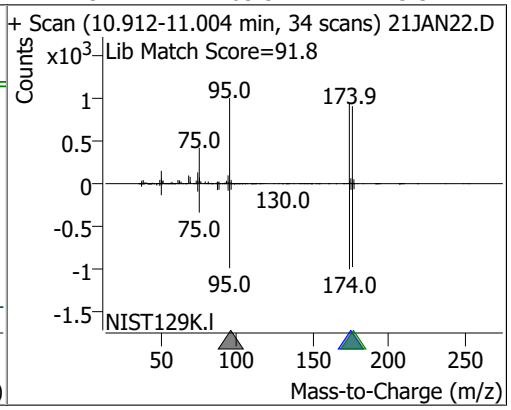

Compound	Conc.	Exp RT	QIon	Exp Ratio	QIon	Exp Ratio
Bromobenzene	N.D.	11.09	77.0	143.5	158.0	96.1

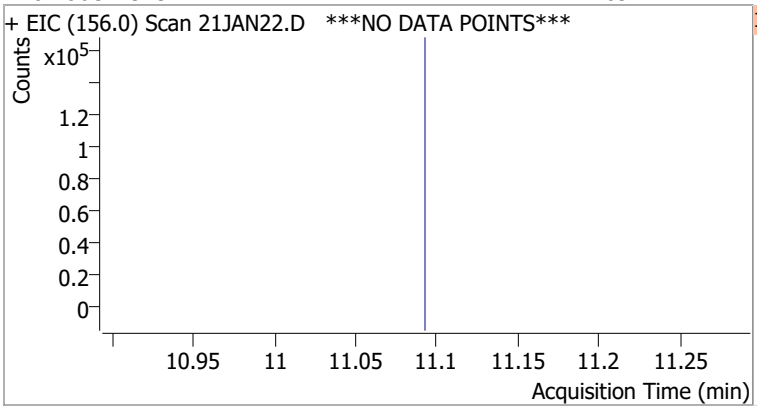

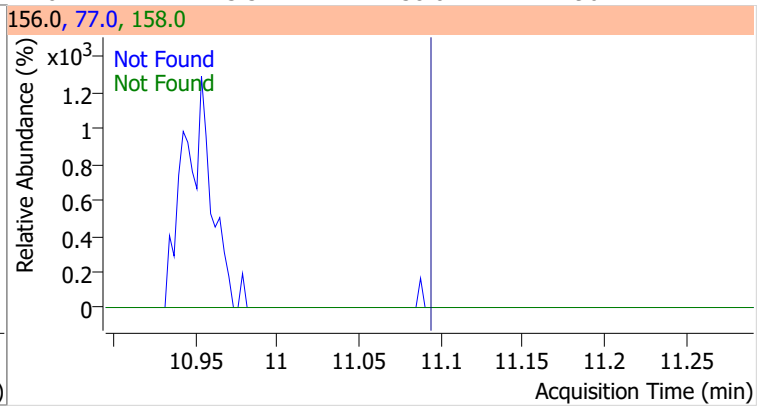

Compound	Conc.	Exp RT	QIon	Exp Ratio
1,1,2,2-Tetrachloroethane	N.D.	11.11	85.0	63.3

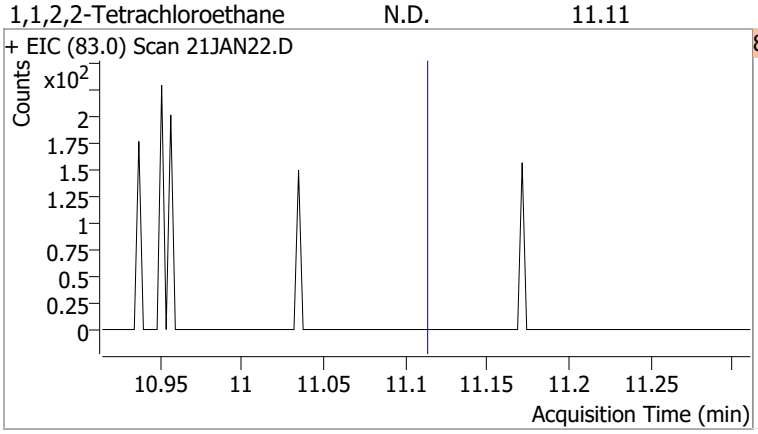

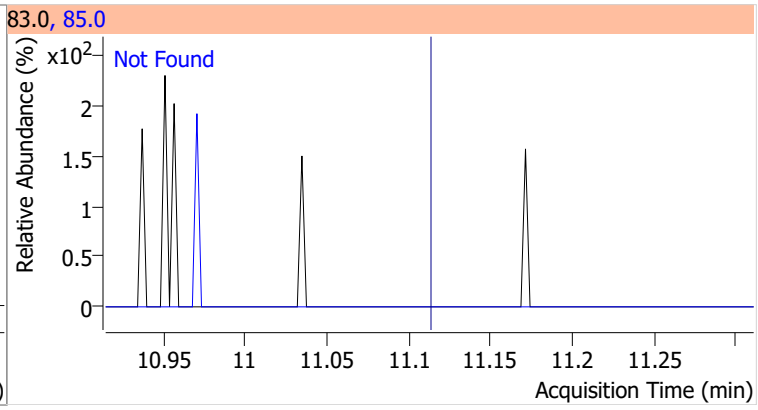

Compound	Conc.	Exp RT	QIon	Exp Ratio
1,2,3-Trichloropropane	N.D.	11.15	112.0	65.8

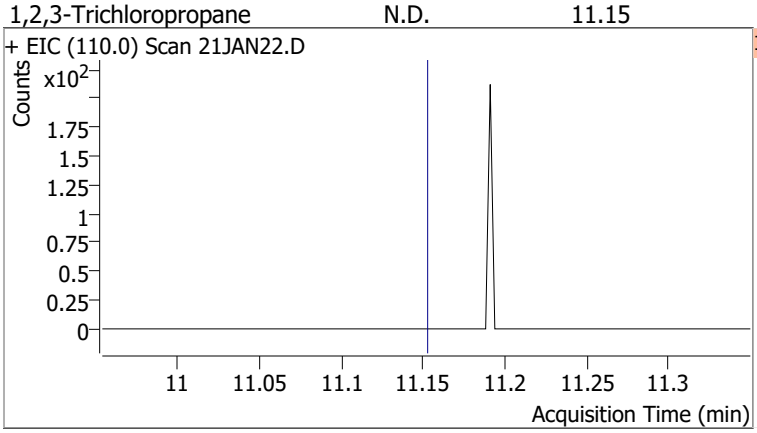

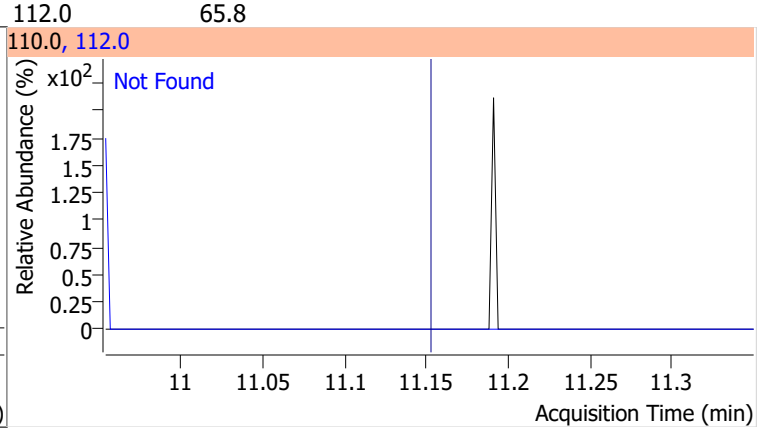

Compound	Conc.	Exp RT	QIon	Exp Ratio
2-Chlorotoluene	N.D.	11.29	91.0	276.2

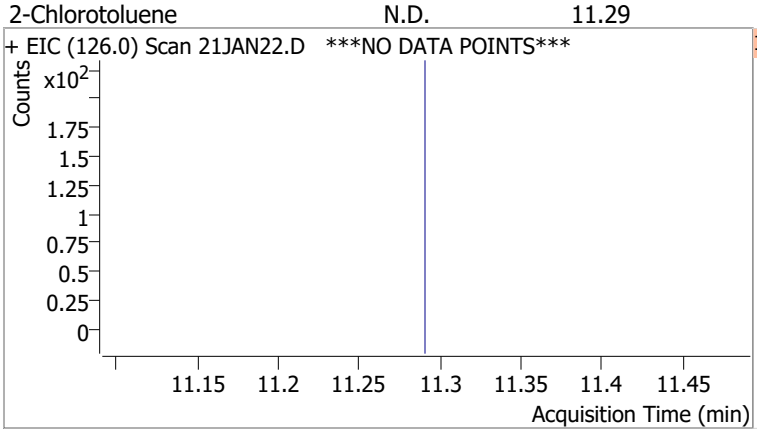

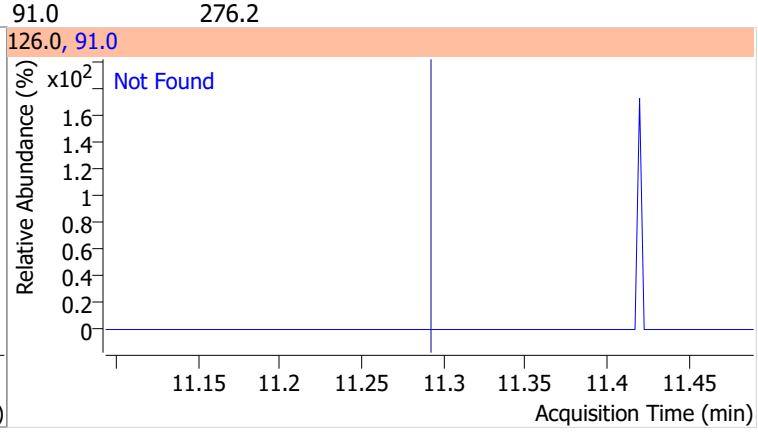

Compound	Conc.	Exp RT	QIon	Exp Ratio
4-Chlorotoluene	N.D.	11.40	126.0	31.3

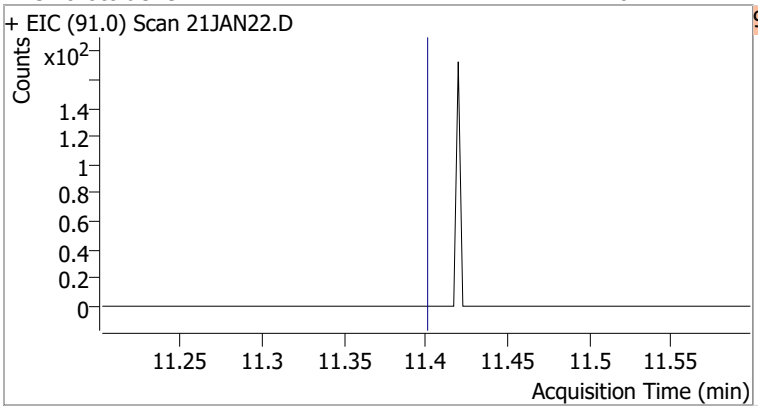

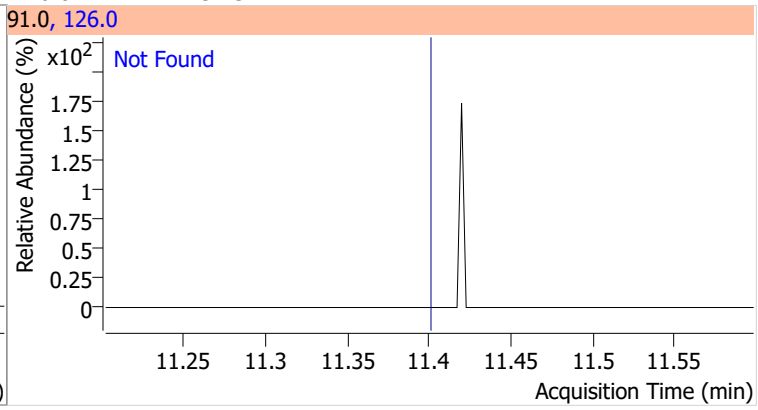

Compound	Conc.	Exp RT	QIon	Exp Ratio	QIon	Exp Ratio
1,3-Dichlorobenzene	N.D.	12.03	148.0	62.8	111.0	38.7

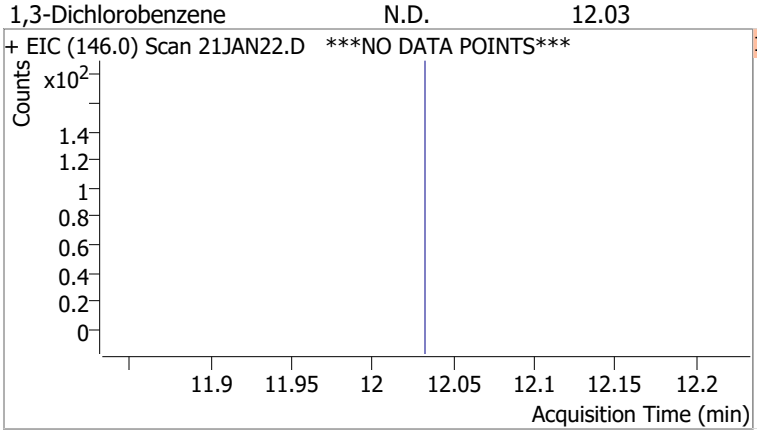

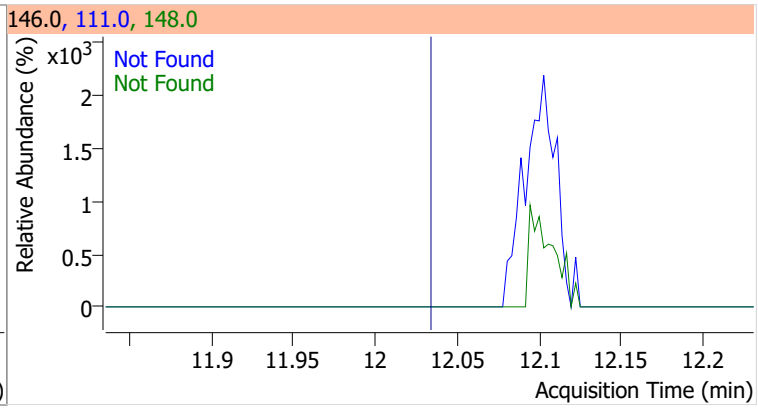

Compound	Conc.	Exp RT	QIon	Exp Ratio	QIon	Exp Ratio
1,4-Dichlorobenzene	N.D.	12.12	148.0	63.7	111.0	38.7

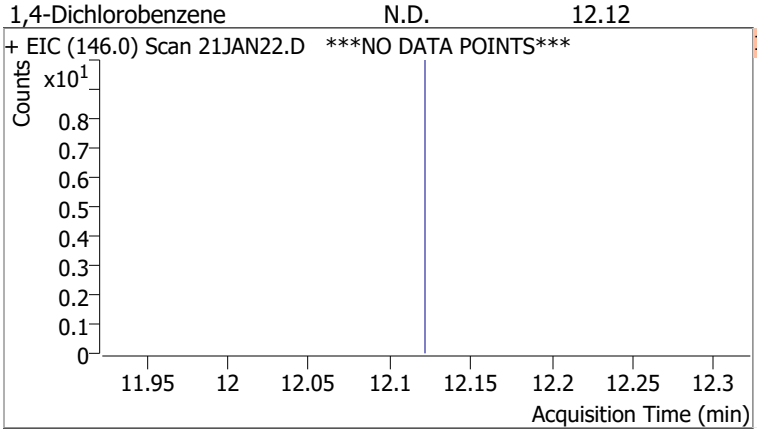

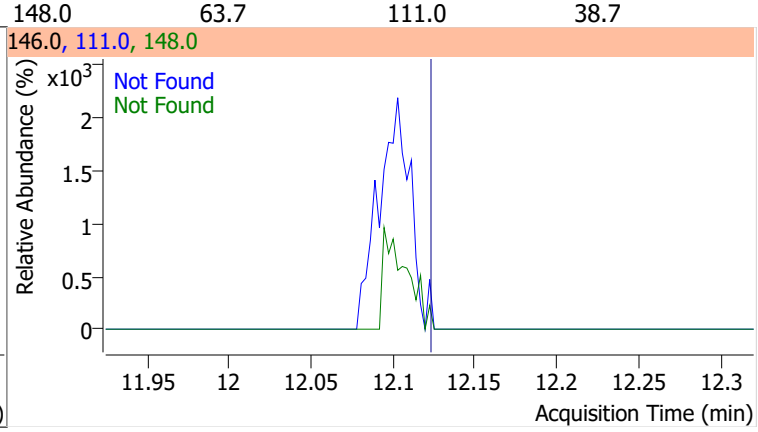

Compound	Conc.	Exp RT	QIon	Exp Ratio	QIon	Exp Ratio
1,2-Dichlorobenzene	N.D.	12.49	148.0	61.9	111.0	39.5

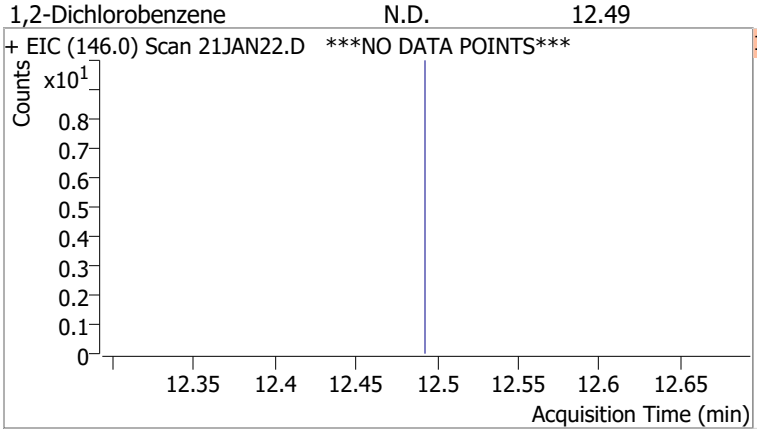

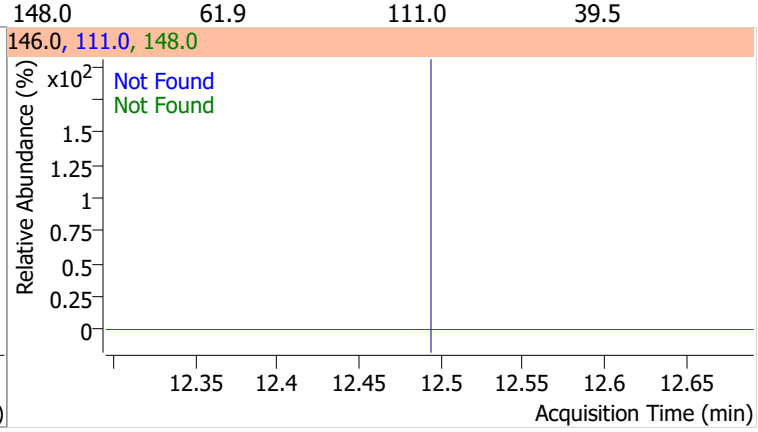

Quantitation Results Report (QT Reviewed)

Data File	21JAN23.D	Operator	MSC
Acq. Method	5975CACQF.M	Acq. Date-Time	1/21/2022 7:48:15 PM
Sample Name	B22011132-002A	Instrument	VOA5975C
Vial	23	Multiplier	1.00
DA Method File	VOA5975C_8260B_SHT_DoD_L4_011922.m	Comment	
Tune File	BFB_Atune3.u	Tune Date	10/11/2021 4:02:00 PM
Batch Name	VG012122_8260B.batch.bin	Last Calib Update	3/11/2022 3:55:53 AM
Ref Library	\\MASSHUNTER\Org\Library\NIST129K.l		

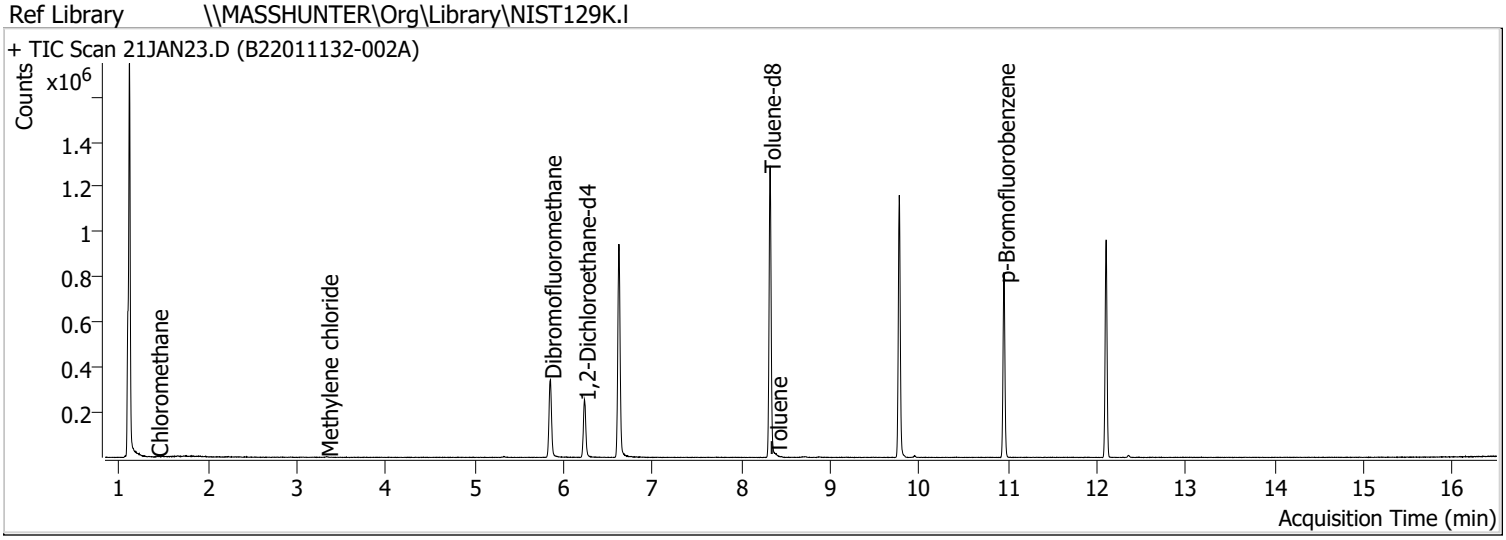

Compound	RT	QIon	Resp.	Conc.	Units		Dev(Min)
Internal Standards							
M Fluorobenzene	6.620	96.0	795718	250.0000	ng		0.000
M Chlorobenzene-d5	9.774	82.0	308412	250.0000	ng		0.000
M 1,4-Dichlorobenzene-d4	12.103	152.0	236643	250.0000	ng		0.003
System Monitoring Compounds							
S Dibromofluoromethane	5.851	113.0	204493	265.3278	ng		0.000
Spiked Amount: 250.000	Range: 80.0 - 119.0%			Recovery = 106.13%			
S 1,2-Dichloroethane-d4	6.236	67.0	91099	273.6281	ng		0.006
Spiked Amount: 250.000	Range: 81.0 - 118.0%			Recovery = 109.45%			
S Toluene-d8	8.319	98.0	790746	262.8062	ng		0.000
Spiked Amount: 250.000	Range: 89.0 - 112.0%			Recovery = 105.12%			
S p-Bromofluorobenzene	10.951	95.0	229071	262.1727	ng		0.003
Spiked Amount: 250.000	Range: 85.0 - 114.0%			Recovery = 104.87%			
Target Compounds							**QValue**
T Dichlorodifluoromethane	0.000		0	N.D.			
T Chloromethane	1.425	50.0	367	0.2912	ng	m	96
T Vinyl chloride	0.000		0	N.D.			
T Bromomethane	0.000		0	N.D.			
T Chloroethane	0.000		0	N.D.			
T Trichlorofluoromethane	0.000		0	N.D.			
T 1,1-Dichloroethene	0.000		0	N.D.			
T Methylene chloride	3.338	49.0	1960	1.6848	ng	m	85
T trans-1,2-Dichloroethene	0.000		0	N.D.			
T Methyl tert-butyl ether (MTBE)	0.000		0	N.D.			
T 1,1-Dichloroethane	0.000		0	N.D.			
T 2,2-Dichloropropane	0.000		0	N.D.			
T cis-1,2-Dichloroethene	0.000		0	N.D.			
T Methyl ethyl ketone	0.000		0	N.D.			
T Bromochloromethane	0.000		0	N.D.			
T Chloroform	0.000		0	N.D.			

Compound	RT	QIon	Resp.	Conc.	Units	Dev(Min)
T 1,1,1-Trichloroethane	0.000		0	N.D.		
T Carbon tetrachloride	0.000		0	N.D.		
T 1,1-Dichloropropene	0.000		0	N.D.		
T Benzene	0.000		0	N.D.		
T 1,2-Dichloroethane	0.000		0	N.D.		
T Trichloroethene	0.000		0	N.D.		
T 1,2-Dichloropropane	0.000		0	N.D.		
T Dibromomethane	0.000		0	N.D.		
T Bromodichloromethane	0.000		0	N.D.		
T cis-1,3-Dichloropropene	0.000		0	N.D.		
T Toluene	8.388	92.0	2414	1.2036	ng	87
T trans-1,3-Dichloropropene	0.000		0	N.D.		
T 1,1,2-Trichloroethane	0.000		0	N.D.		
T Tetrachloroethene	0.000		0	N.D.		
T 1,3-Dichloropropane	0.000		0	N.D.		
T Chlorodibromomethane	0.000		0	N.D.		
T 1,2-Dibromoethane	0.000		0	N.D.		
T Chlorobenzene	0.000		0	N.D.		
T 1,1,1,2-Tetrachloroethane	0.000		0	N.D.		
T Ethylbenzene	0.000		0	N.D.		
T m+p-Xylenes	0.000		0	N.D.		
T o-Xylene	0.000		0	N.D.		
T Styrene	0.000		0	N.D.		
T Bromoform	0.000		0	N.D.		
T Bromobenzene	0.000		0	N.D.		
T 1,1,2,2-Tetrachloroethane	0.000		0	N.D.		
T 1,2,3-Trichloropropane	0.000		0	N.D.		
T 2-Chlorotoluene	0.000		0	N.D.		
T 4-Chlorotoluene	0.000		0	N.D.		
T 1,3-Dichlorobenzene	0.000		0	N.D.		
T 1,4-Dichlorobenzene	0.000		0	N.D.		
T 1,2-Dichlorobenzene	0.000		0	N.D.		

(#) = Qualifier Out of Range; (m) = Manual Integration; (+) = Area Summed; (*) = Surrogate Percent Recovery Out of Range; (d): Zeroed Peak

Compound	Conc.	Exp RT	QIon	Exp Ratio
Dichlorodifluoromethane	N.D.	1.24	87.0	31.8

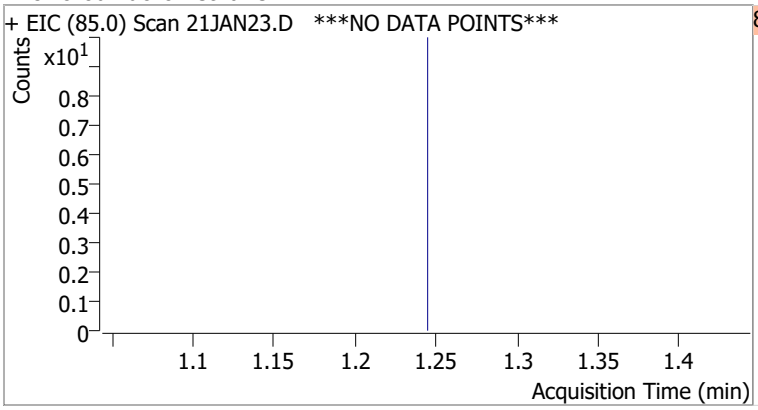

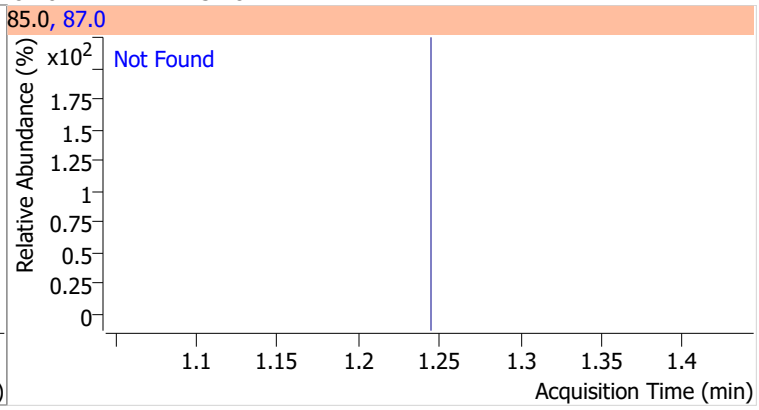

Compound	Conc.	RT	Dev(Min)	Resp.	QIon	QRatio	Lower	Upper
Chloromethane	0.2912	1.43	0.02	367 (m)	52.0	34.7	2.4	62.4

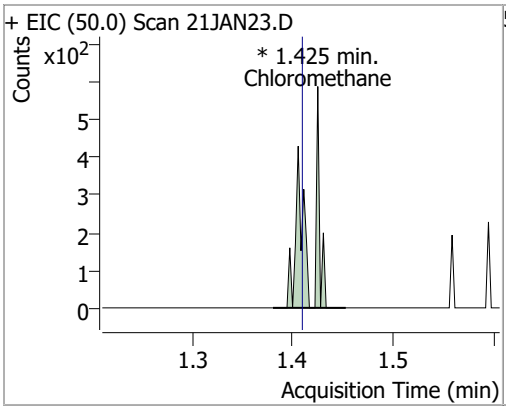

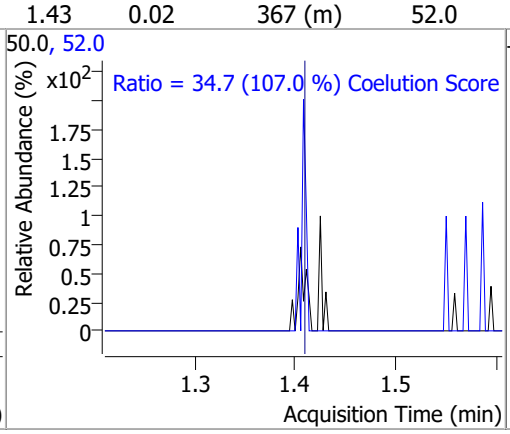

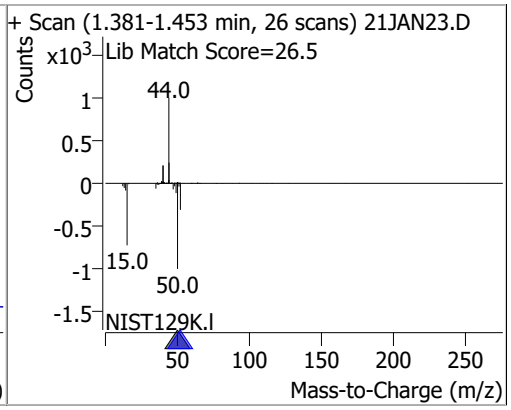

Compound	Conc.	Exp RT	QIon	Exp Ratio
Vinyl chloride	N.D.	1.50	64.0	31.3

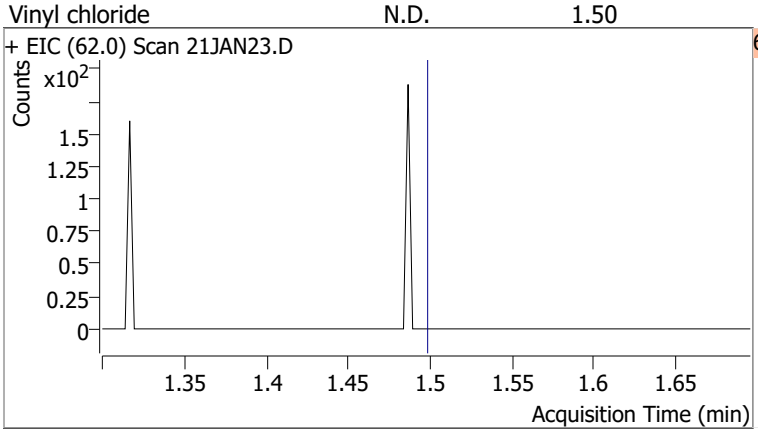

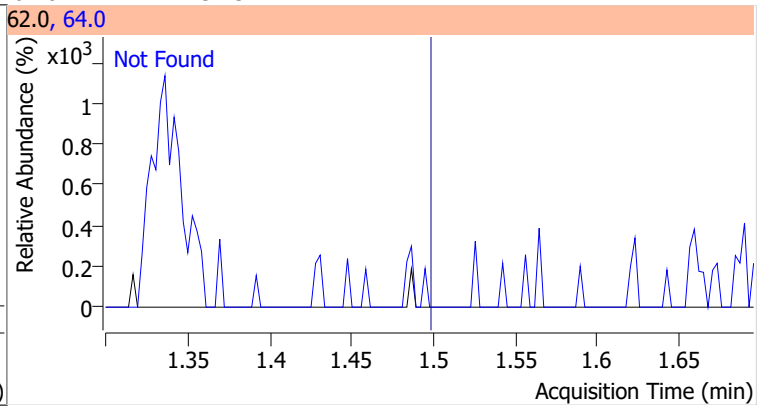

Compound	Conc.	Exp RT	QIon	Exp Ratio
Bromomethane	N.D.	1.80	94.0	110.1

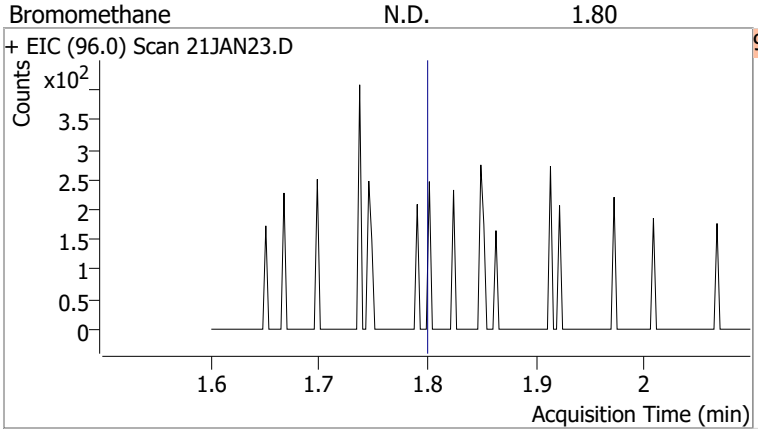

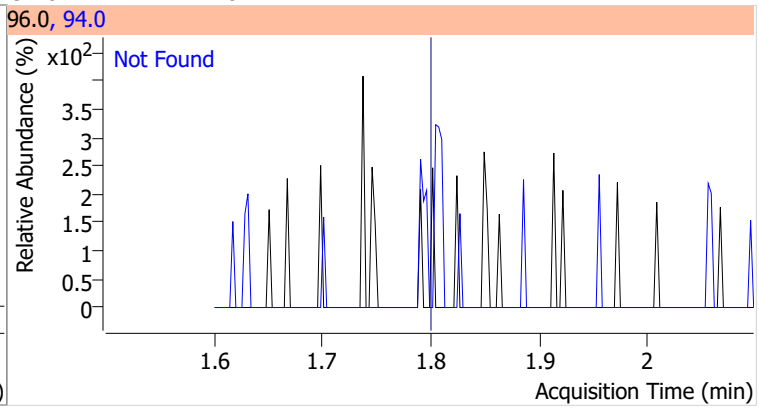

Compound	Conc.	Exp RT	QIon	Exp Ratio
Chloroethane	N.D.	1.90	66.0	30.0

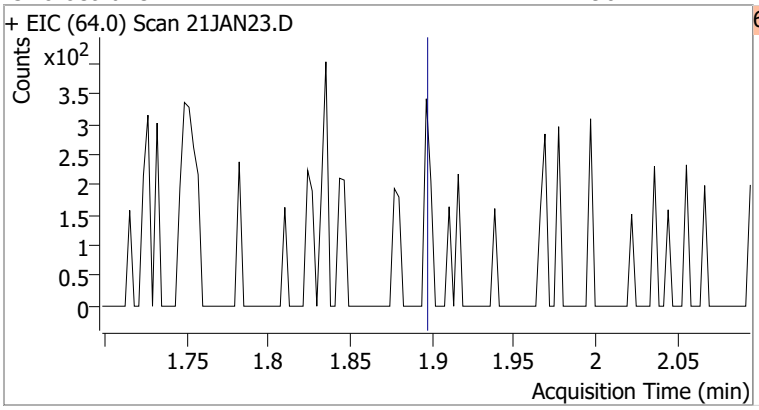

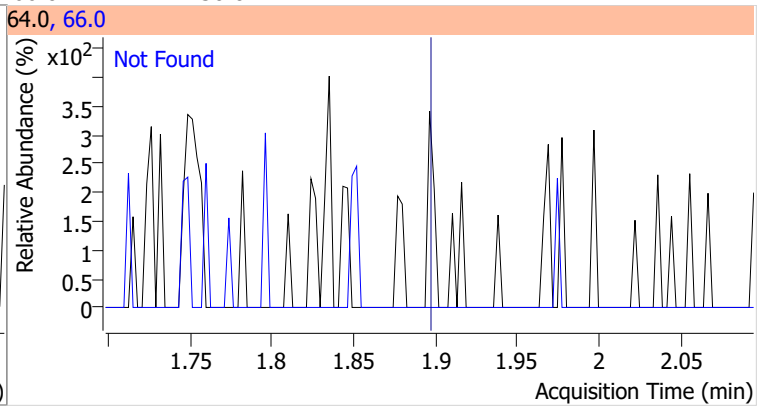

Compound	Conc.	Exp RT	QIon	Exp Ratio
Trichlorofluoromethane	N.D.	2.15	103.0	65.0

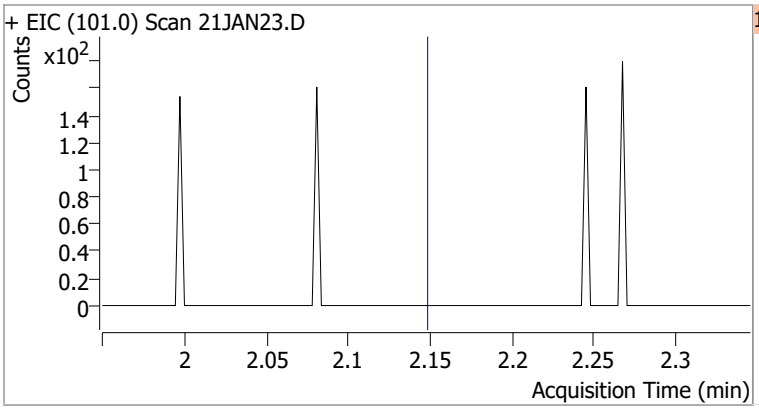

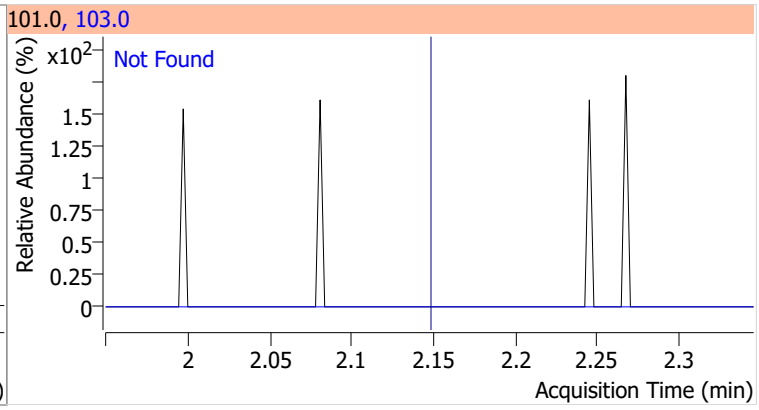

Compound	Conc.	Exp RT	QIon	Exp Ratio	QIon	Exp Ratio
1,1-Dichloroethene	N.D.	2.70	61.0	179.9	63.0	57.0

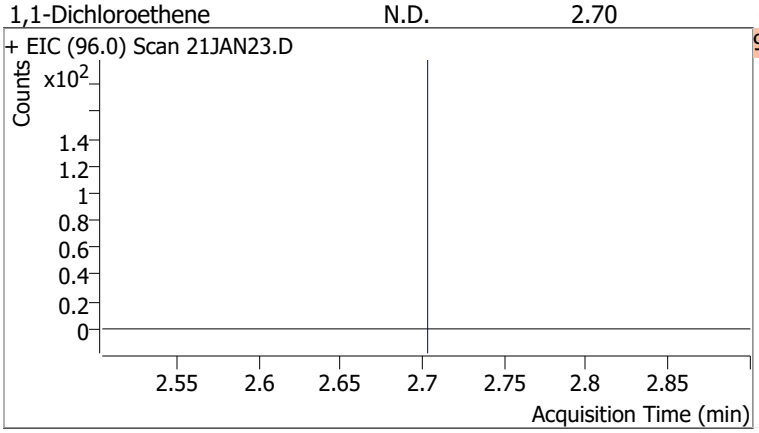

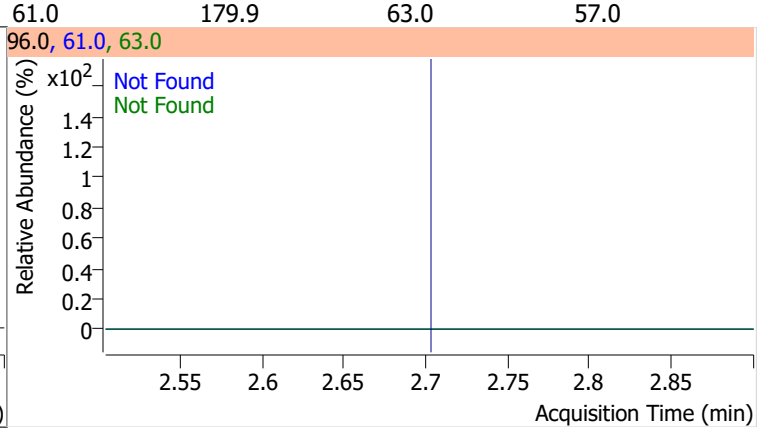

Compound	Conc.	RT	Dev(Min)	Resp.	QIon	QRatio	Lower	Upper
Methylene chloride	1.6848	3.34	0.01	1960 (m)	84.0	53.1	36.1	96.1
					86.0	33.8	11.8	71.8

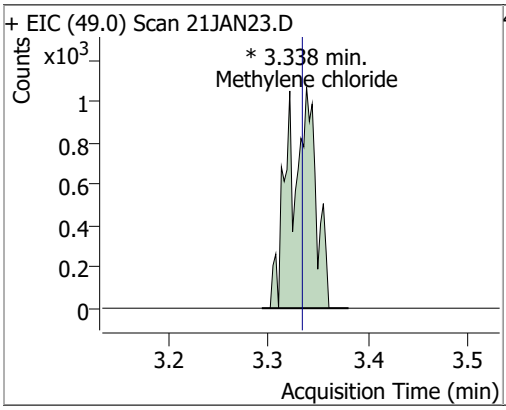

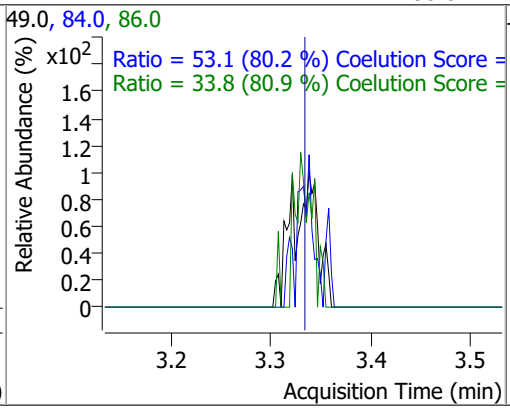

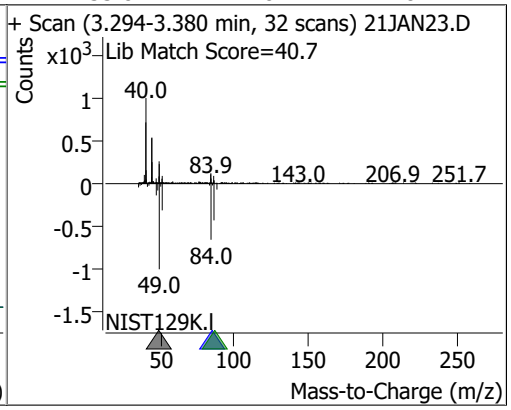

Compound	Conc.	Exp RT	QIon	Exp Ratio	QIon	Exp Ratio
trans-1,2-Dichloroethene	N.D.	3.72	61.0	154.8	98.0	62.1

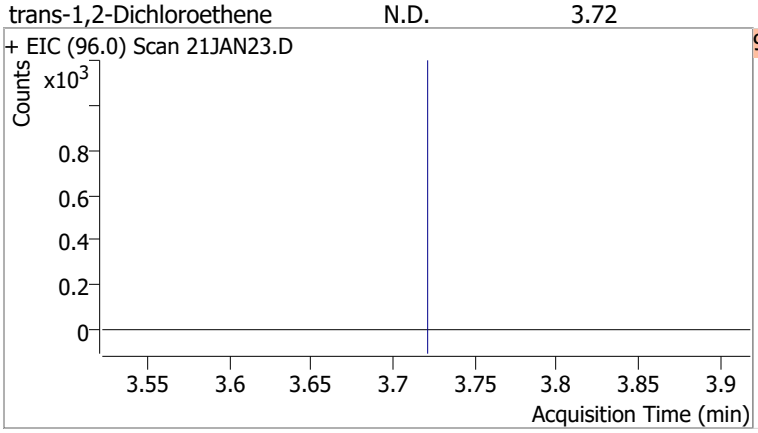

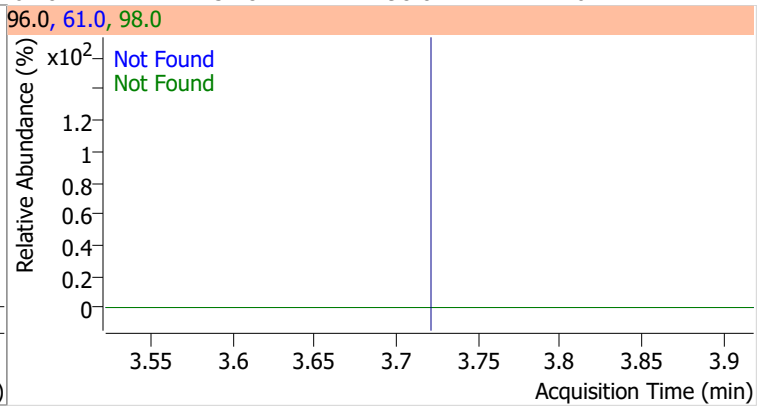

Compound	Conc.	Exp RT	QIon	Exp Ratio
Methyl tert-butyl ether (MTBE)	N.D.	3.75	57.0	24.6

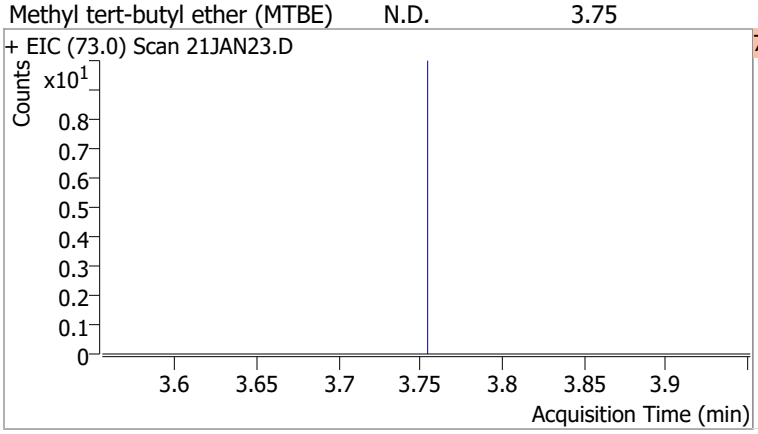

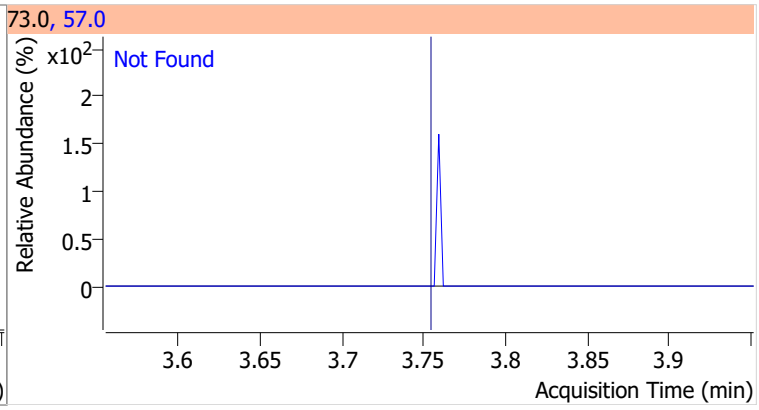

Compound	Conc.	Exp RT	QIon	Exp Ratio	QIon	Exp Ratio
1,1-Dichloroethane	N.D.	4.38	65.0	31.0	83.0	12.7

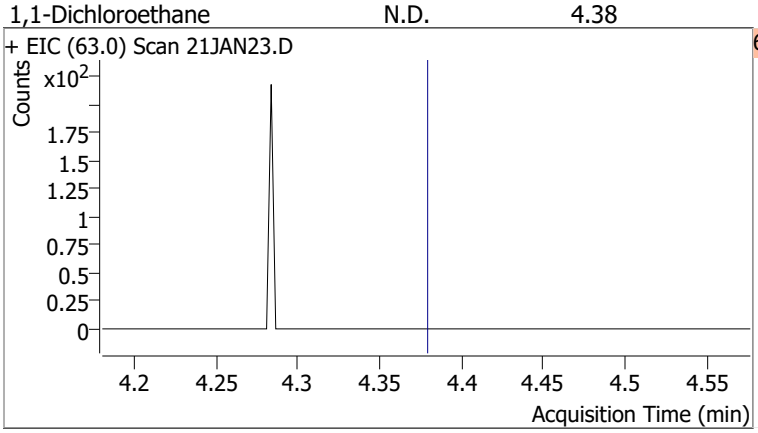

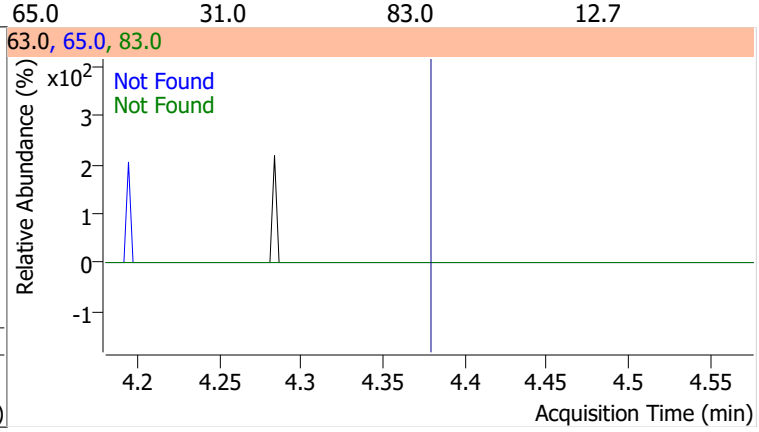

Compound	Conc.	Exp RT	QIon	Exp Ratio	QIon	Exp Ratio
2,2-Dichloropropane	N.D.	5.19	41.0	68.8	97.0	23.9

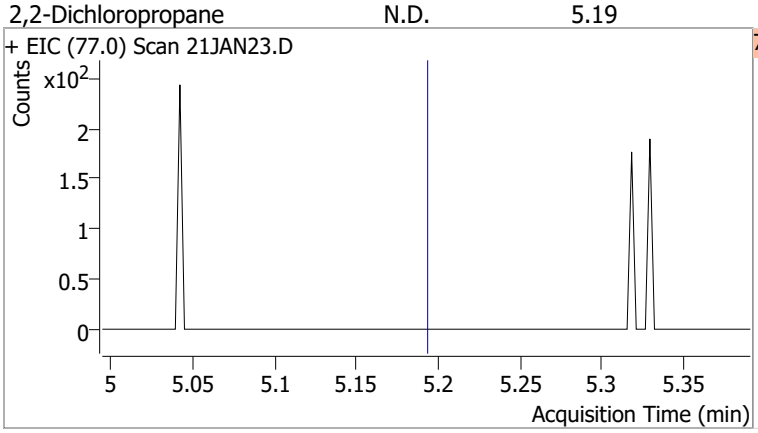

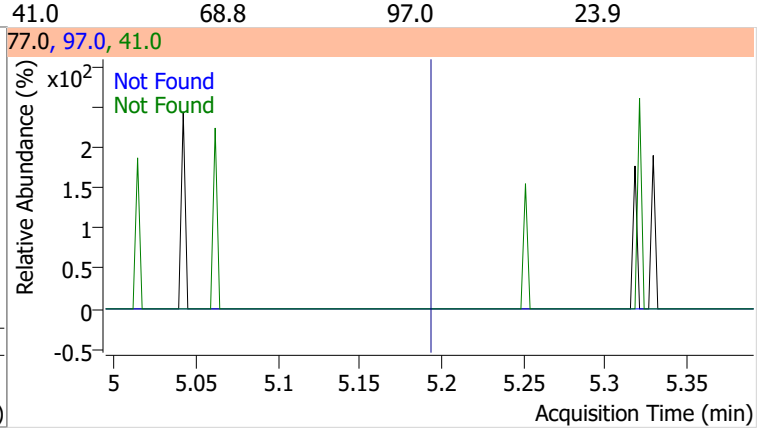

Compound	Conc.	Exp RT	QIon	Exp Ratio	QIon	Exp Ratio
cis-1,2-Dichloroethene	N.D.	5.21	61.0	160.4	98.0	66.2

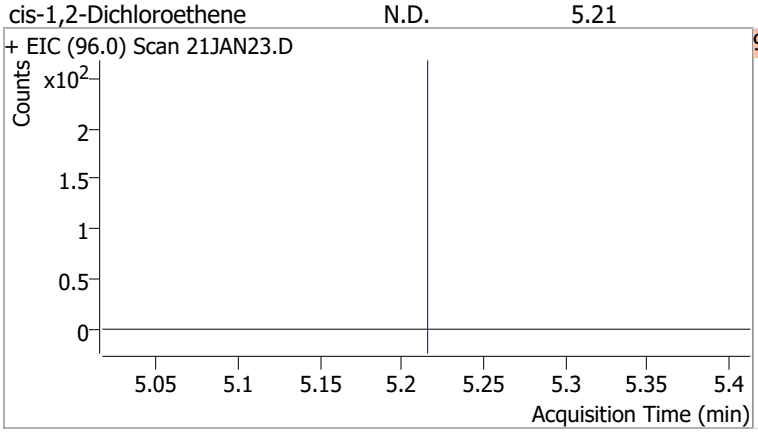

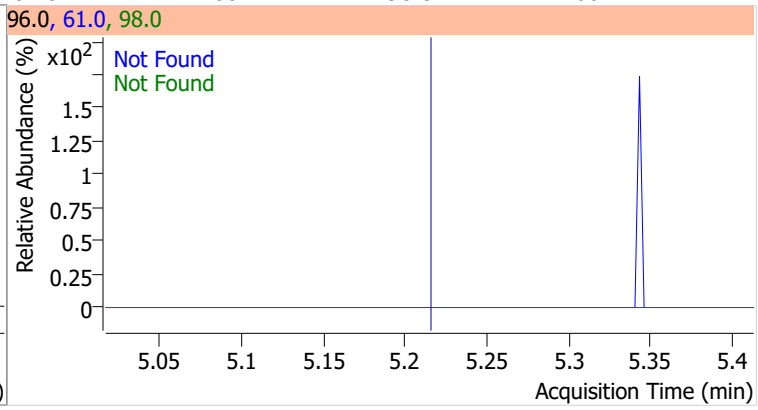

Compound	Conc.	Exp RT	QIon	Exp Ratio
Methyl ethyl ketone	N.D.	5.28	72.0	20.6

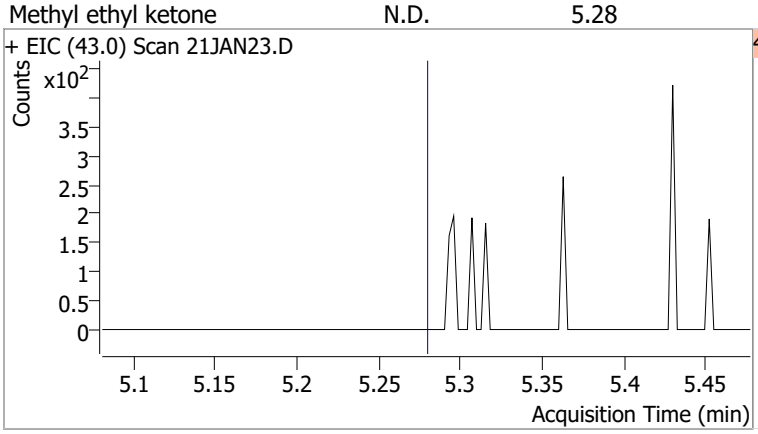

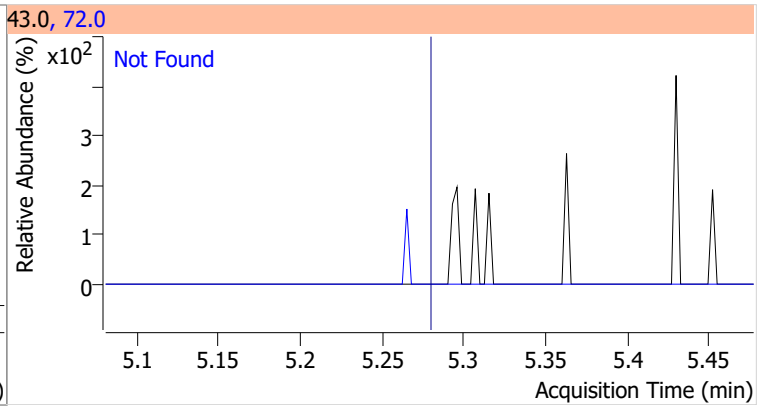

Compound	Conc.	Exp RT	QIon	Exp Ratio
Bromochloromethane	N.D.	5.52	49.0	182.2

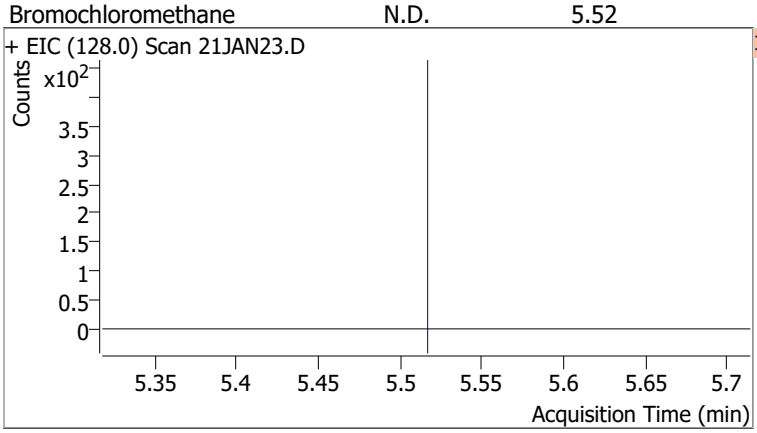

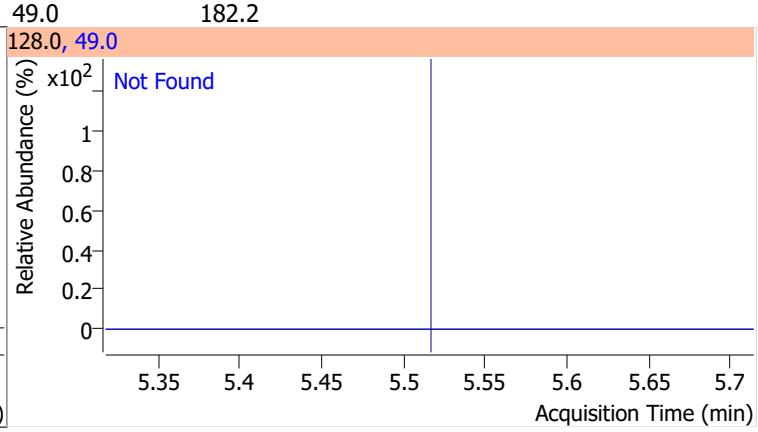

Compound	Conc.	Exp RT	QIon	Exp Ratio
Chloroform	N.D.	5.65	85.0	66.2

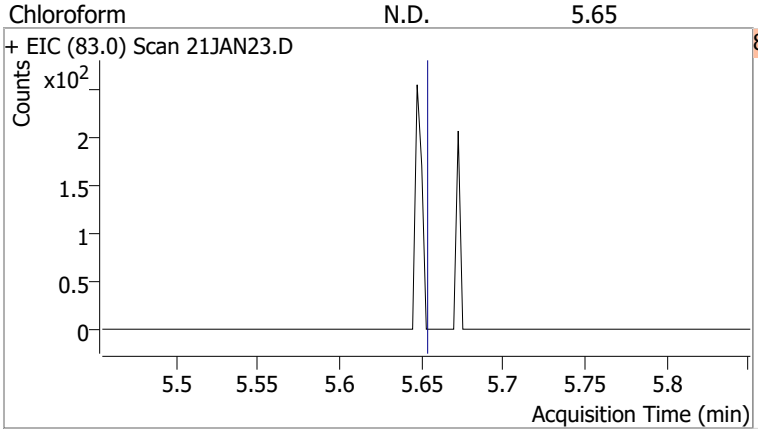

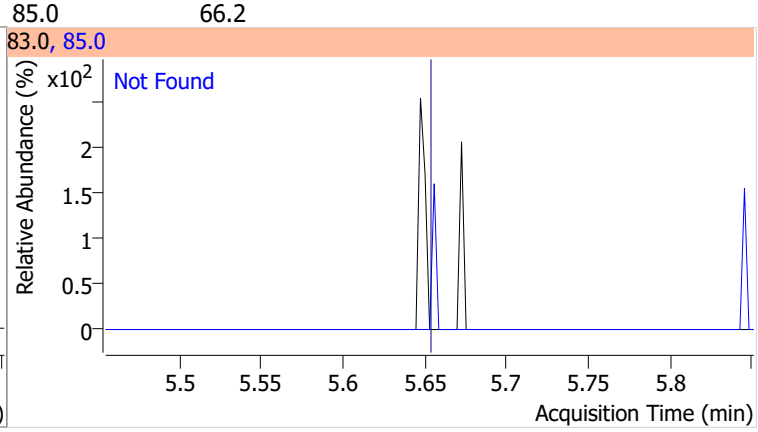

Compound	Conc.	Exp RT	QIon	Exp Ratio	QIon	Exp Ratio
1,1,1-Trichloroethane	N.D.	5.83	99.0	63.1	61.0	49.1

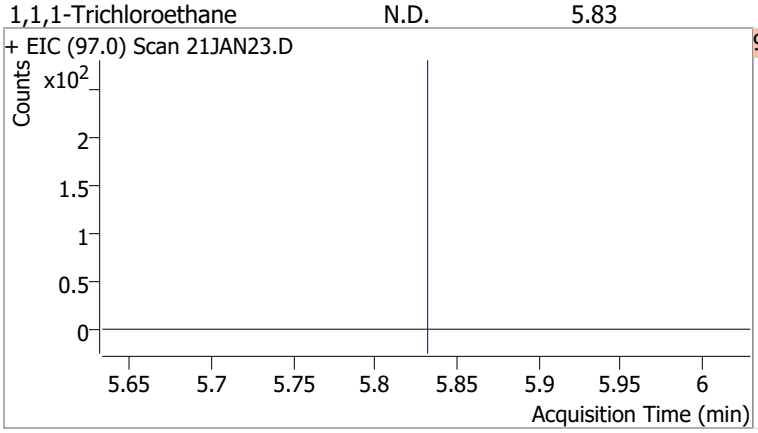

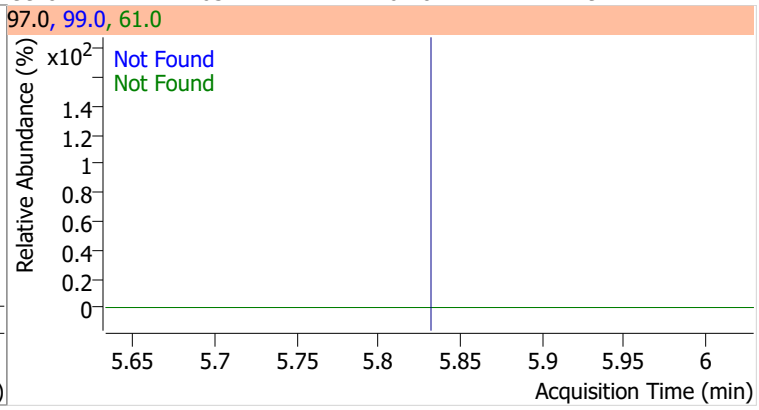

Compound	Conc.	RT	Dev(Min)	Resp.	QIon	QRatio	Lower	Upper
Dibromofluoromethane	265.3278	5.85	0.00	204493	191.5	21.7	0.0	53.2

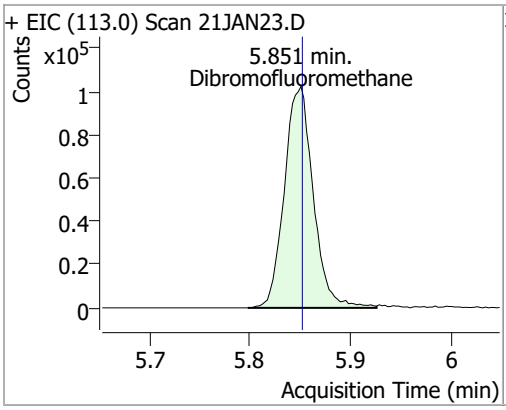

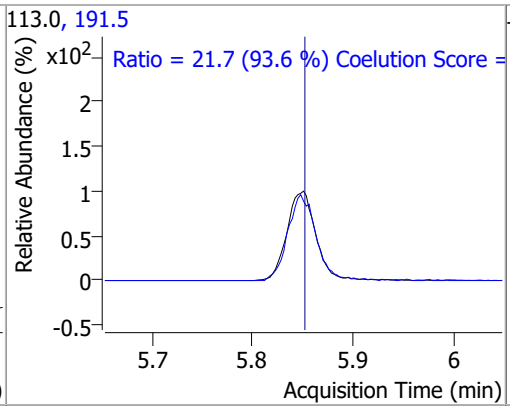

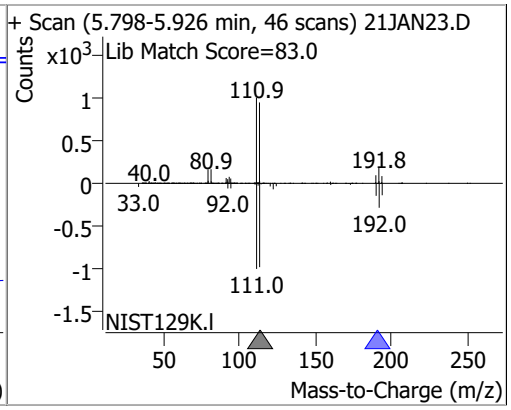

Compound	Conc.	Exp RT	QIon	Exp Ratio	QIon	Exp Ratio
Carbon tetrachloride	N.D.	6.02	119.0	97.6	121.0	30.7

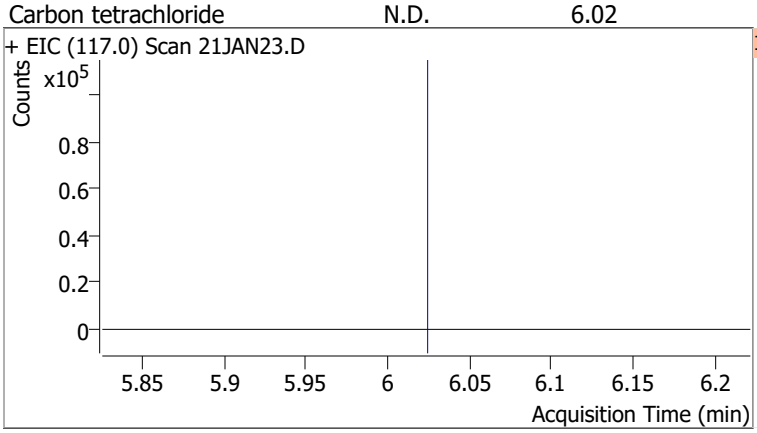

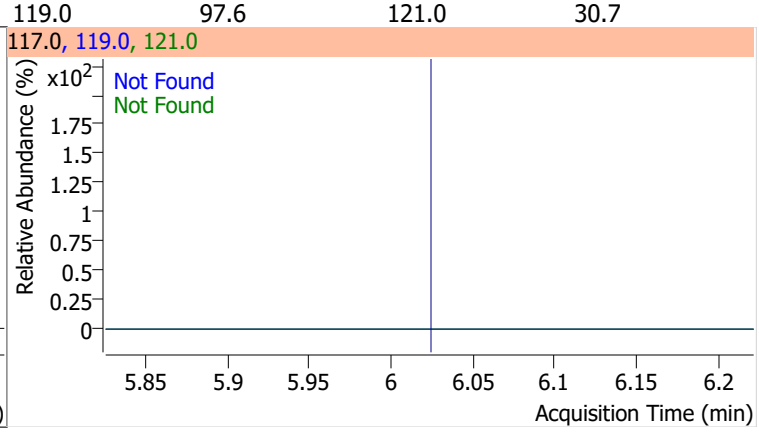

Compound	Conc.	Exp RT	QIon	Exp Ratio	QIon	Exp Ratio
1,1-Dichloropropene	N.D.	6.04	110.0	35.6	77.0	31.0

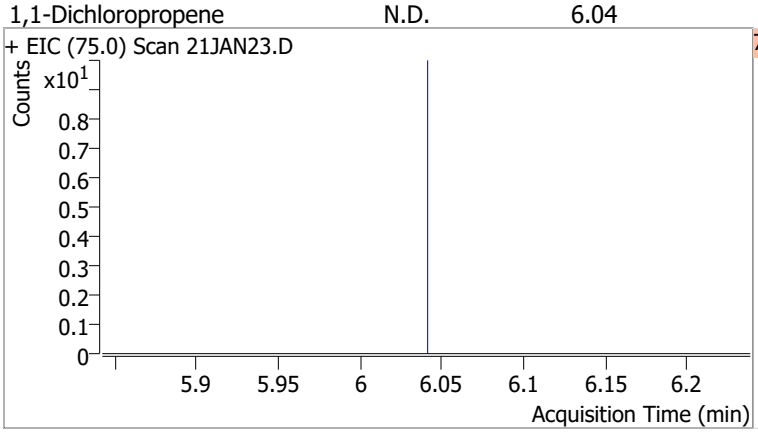

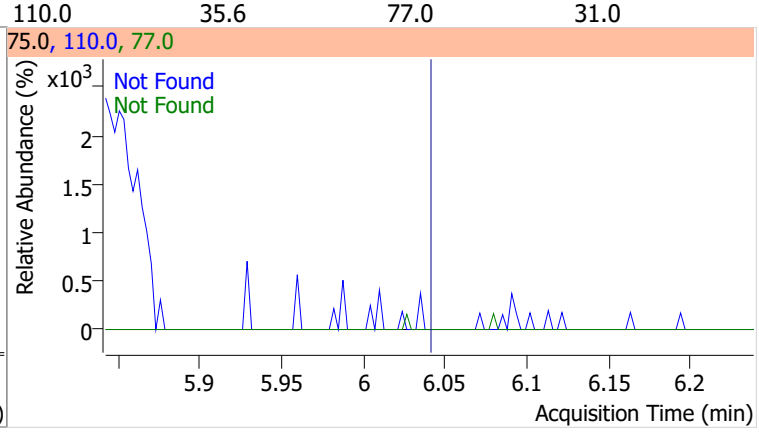

Quantitation Results Report (QT Reviewed)

Compound	Conc.	RT	Dev(Min)	Resp.	QIon	QRatio	Lower	Upper
1,2-Dichloroethane-d4	273.6281	6.24	0.01	91099	65.0	195.1	162.8	222.8

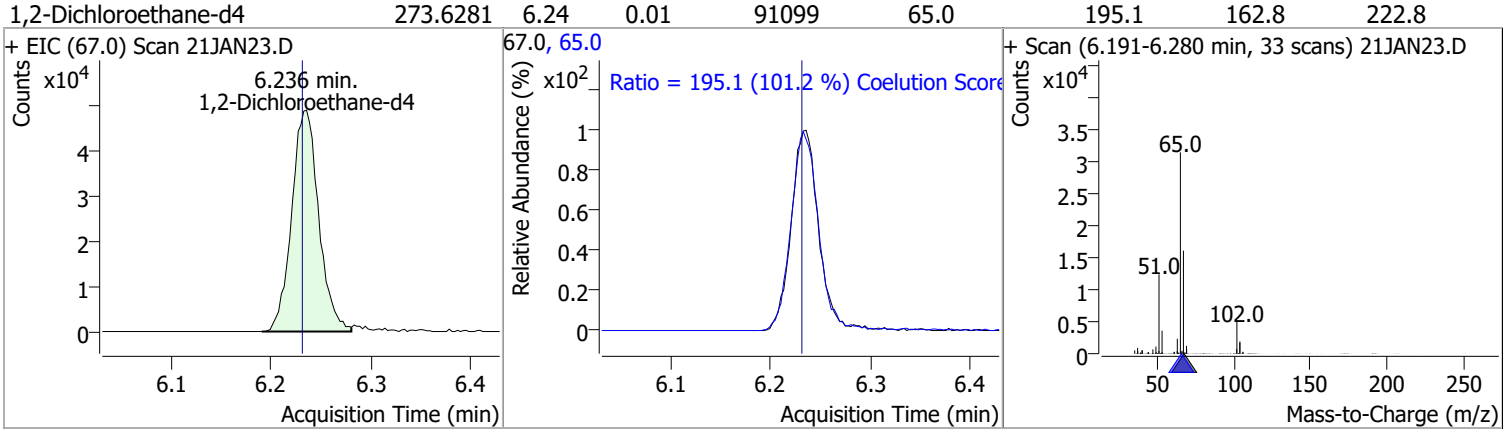

Compound	Conc.	Exp RT	QIon	Exp Ratio
Benzene	N.D.	6.28	77.0	23.3

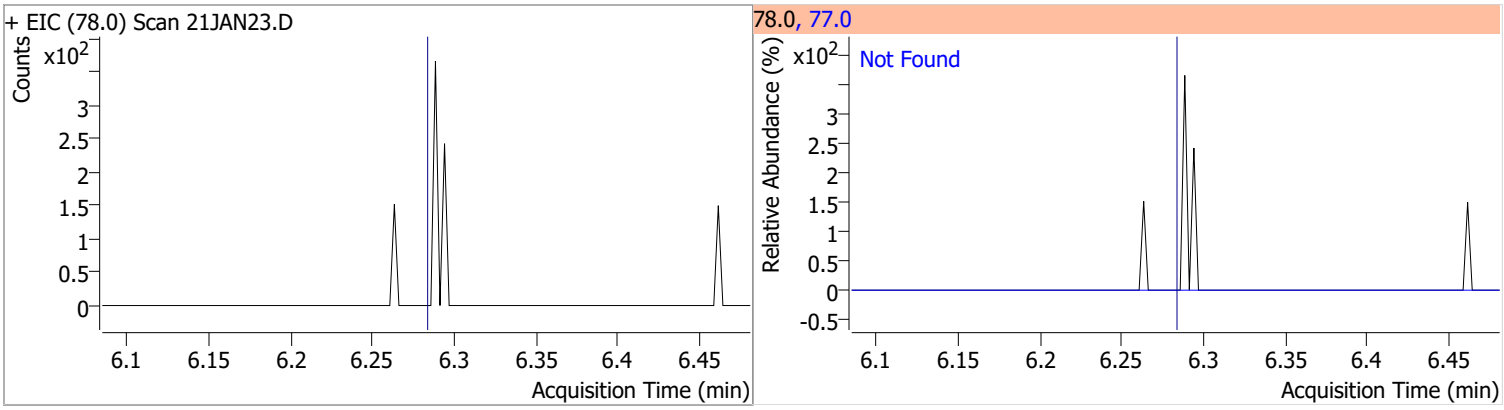

Compound	Conc.	Exp RT	QIon	Exp Ratio	QIon	Exp Ratio
1,2-Dichloroethane	N.D.	6.32	64.0	32.2	98.0	8.2

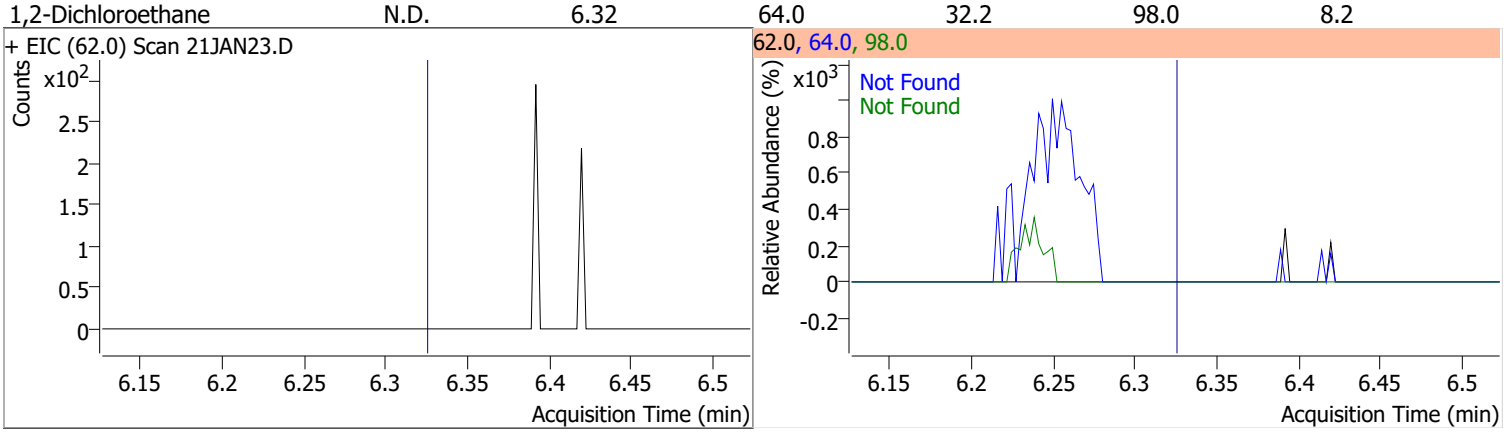

Compound	Conc.	Exp RT	QIon	Exp Ratio	QIon	Exp Ratio
Trichloroethene	N.D.	7.02	130.0	105.6	97.0	65.7

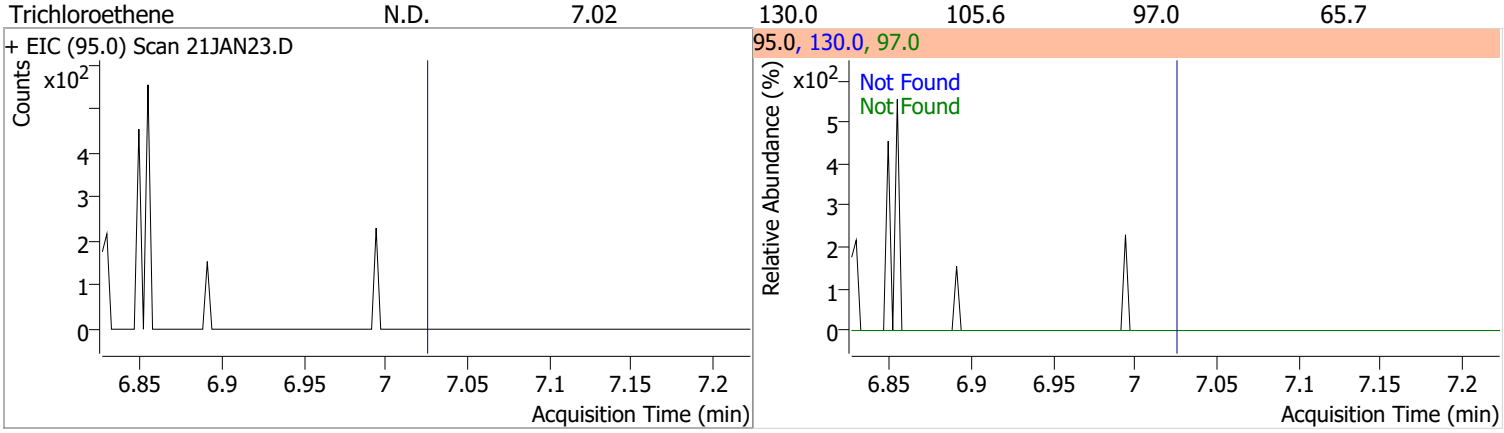

Compound	Conc.	Exp RT	QIon	Exp Ratio
1,2-Dichloropropane	N.D.	7.27	76.0	39.8

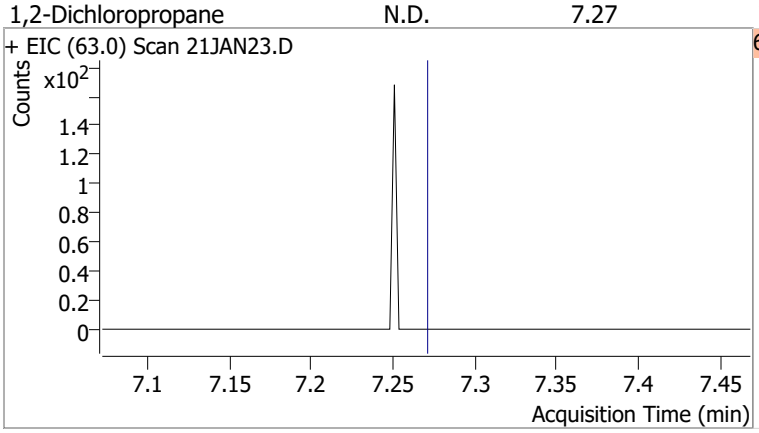

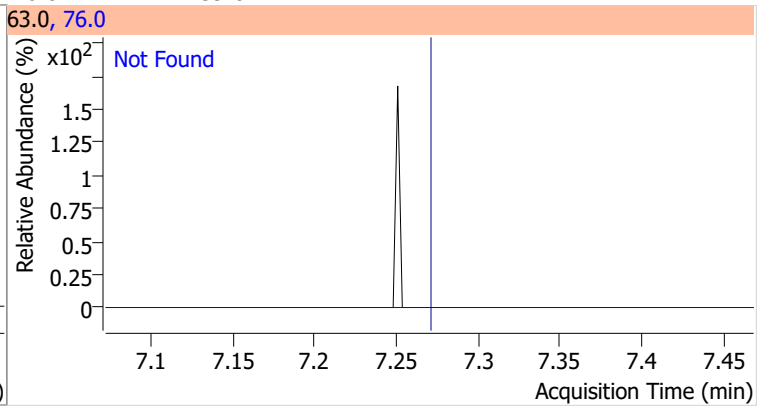

Compound	Conc.	Exp RT	QIon	Exp Ratio	QIon	Exp Ratio
Dibromomethane	N.D.	7.40	173.5	108.2	95.0	84.5

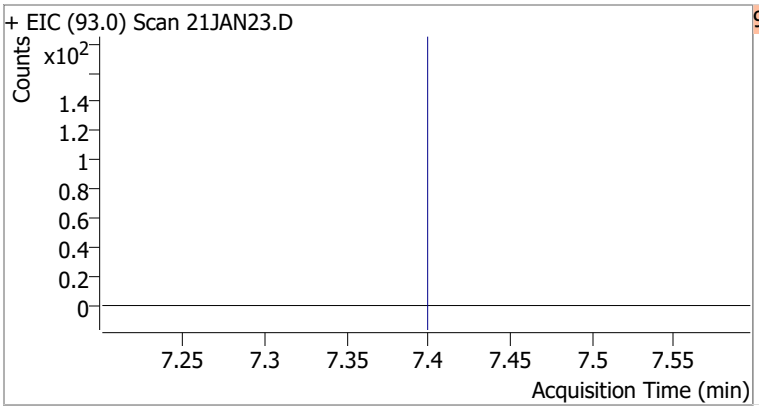

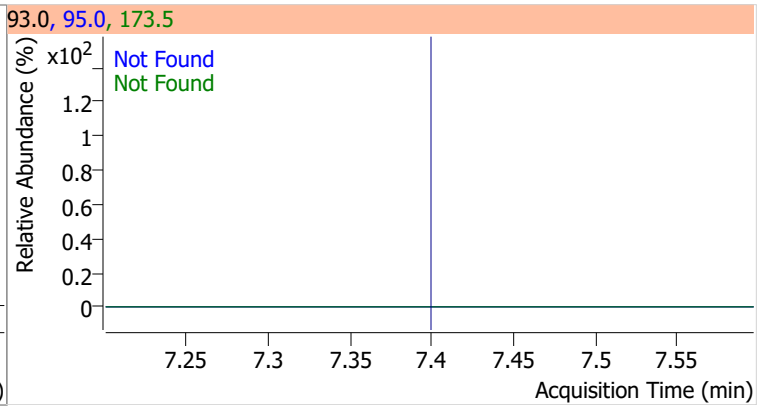

Compound	Conc.	Exp RT	QIon	Exp Ratio	QIon	Exp Ratio
Bromodichloromethane	N.D.	7.58	85.0	66.3	127.0	9.5

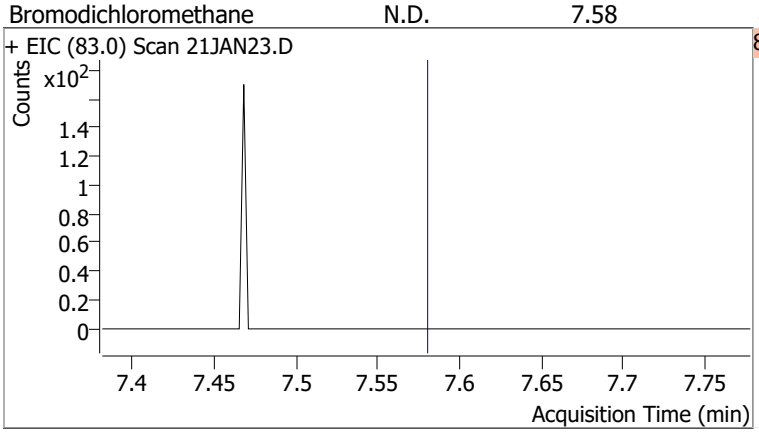

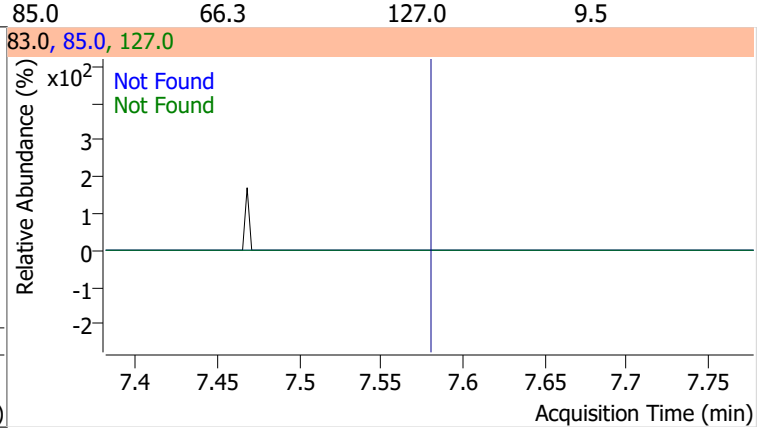

Compound	Conc.	Exp RT	QIon	Exp Ratio	QIon	Exp Ratio
cis-1,3-Dichloropropene	N.D.	8.06	39.0	52.5	77.0	31.8

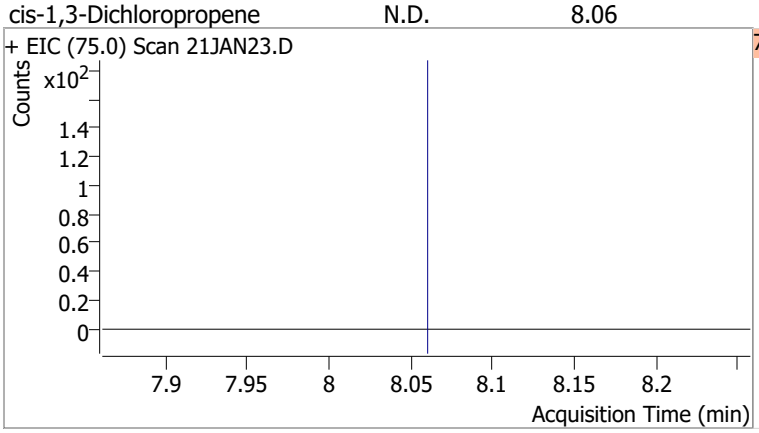

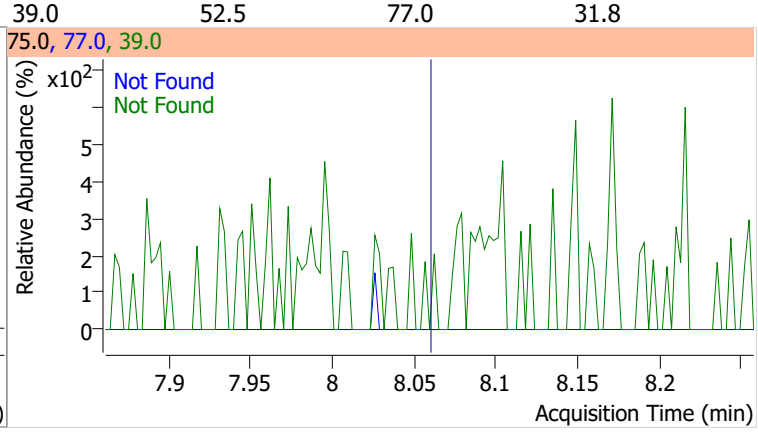

Quantitation Results Report (QT Reviewed)

Compound	Conc.	RT	Dev(Min)	Resp.	QIon	QRatio	Lower	Upper
Toluene-d8	262.8062	8.32	0.00	790746	100.0	63.5	34.3	94.3
					99.0	9.7	0.0	39.2

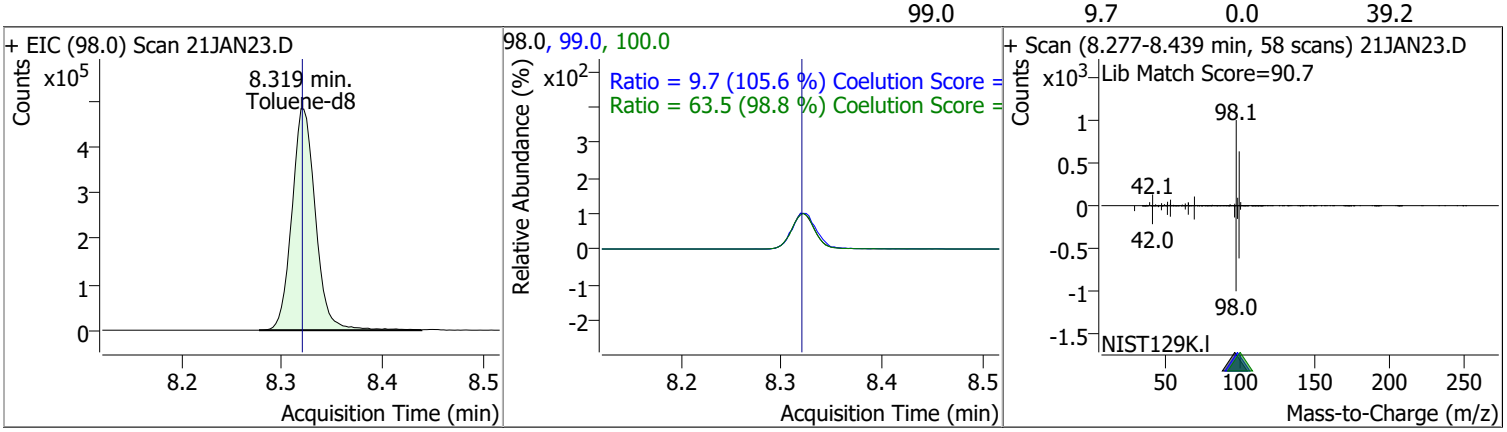

Compound	Conc.	RT	Dev(Min)	Resp.	QIon	QRatio	Lower	Upper
Toluene	1.2036	8.39	0.00	2414	91.0	155.3	144.1	204.1

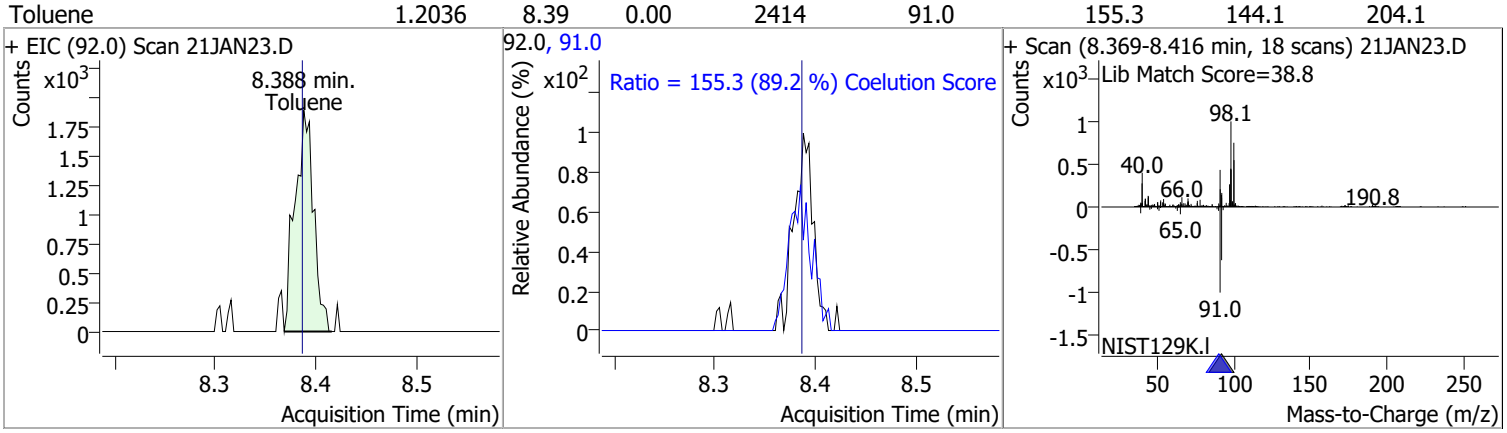

Compound	Conc.	Exp RT	QIon	Exp Ratio	QIon	Exp Ratio
trans-1,3-Dichloropropene	N.D.	8.64	39.0	53.0	77.0	31.0

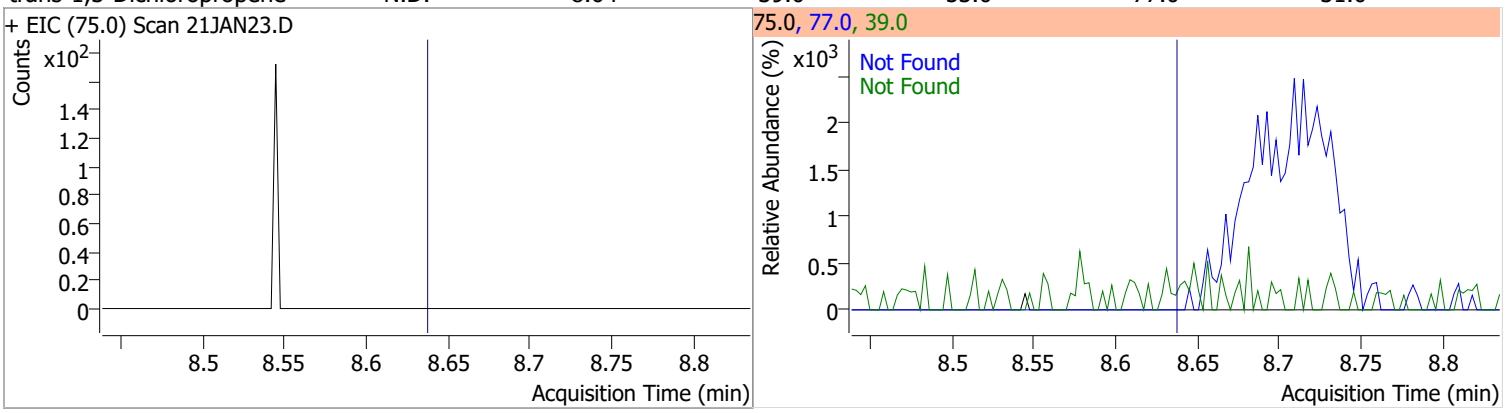

Compound	Conc.	Exp RT	QIon	Exp Ratio	QIon	Exp Ratio
1,1,2-Trichloroethane	N.D.	8.82	97.0	110.7	85.0	60.7

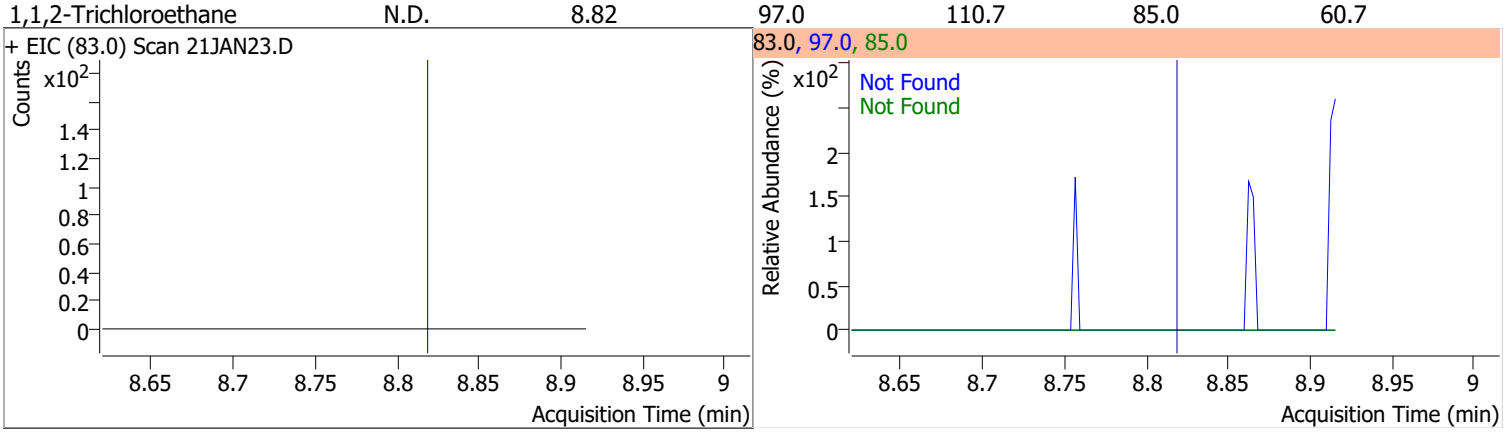

Compound	Conc.	Exp RT	QIon	Exp Ratio	QIon	Exp Ratio
Tetrachloroethene	N.D.	8.94	165.8	126.1	129.0	90.5

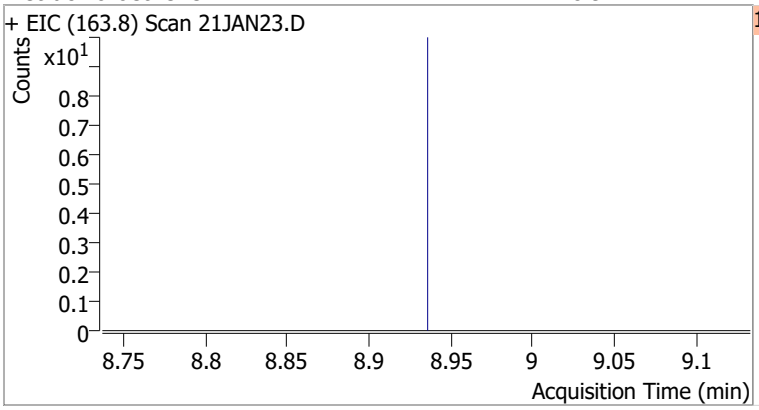

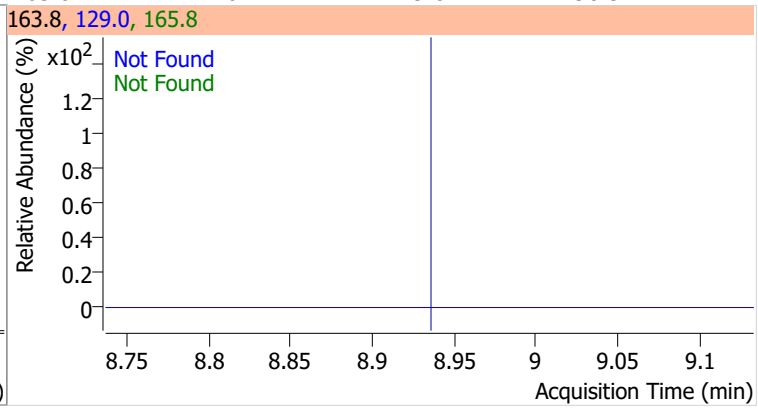

Compound	Conc.	Exp RT	QIon	Exp Ratio
1,3-Dichloropropane	N.D.	8.98	78.0	32.4

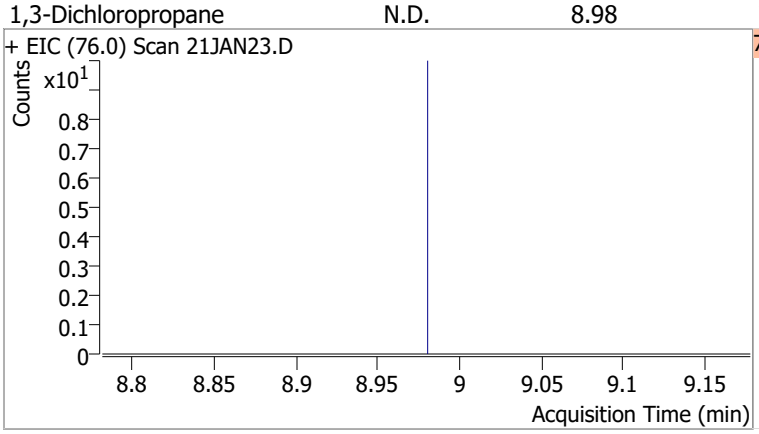

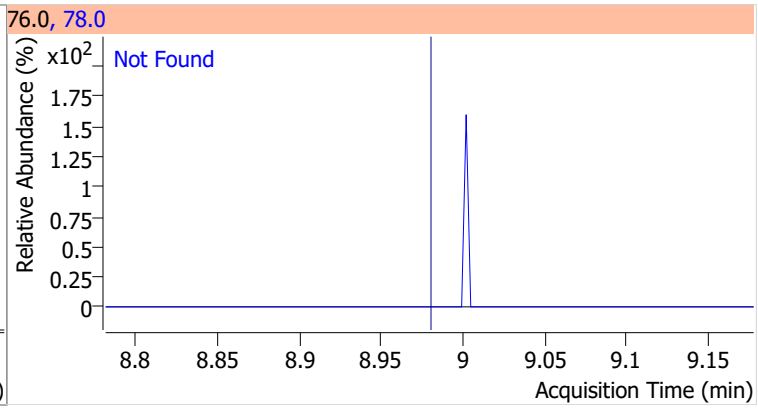

Compound	Conc.	Exp RT	QIon	Exp Ratio
Chlorodibromomethane	N.D.	9.21	127.0	77.2

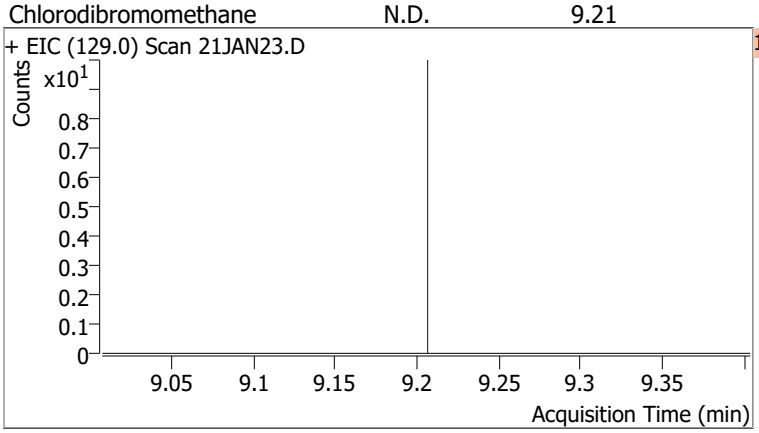

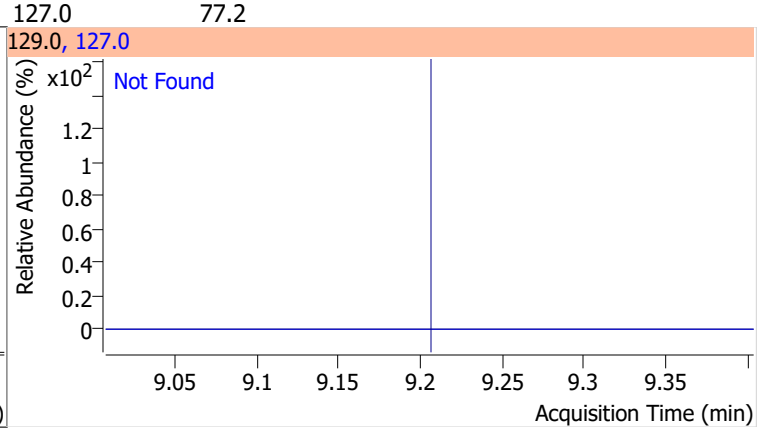

Compound	Conc.	Exp RT	QIon	Exp Ratio
1,2-Dibromoethane	N.D.	9.30	109.0	91.5

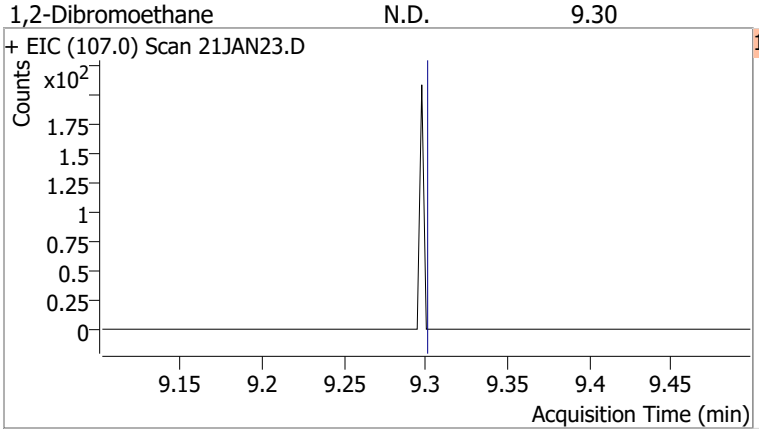

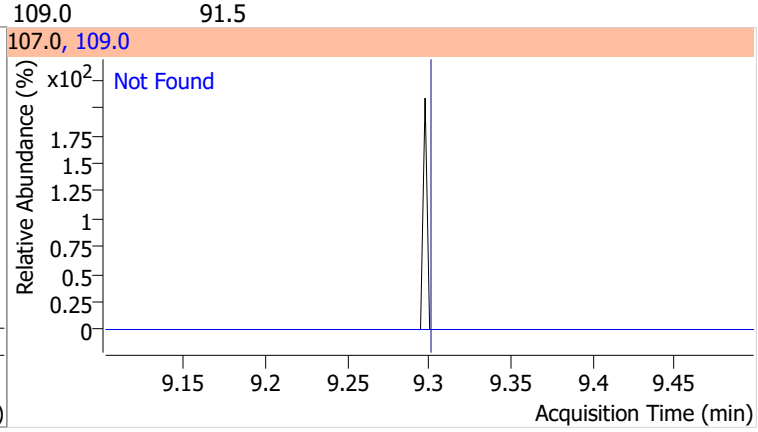

Compound	Conc.	Exp RT	QIon	Exp Ratio
Chlorobenzene	N.D.	9.80	114.0	32.2

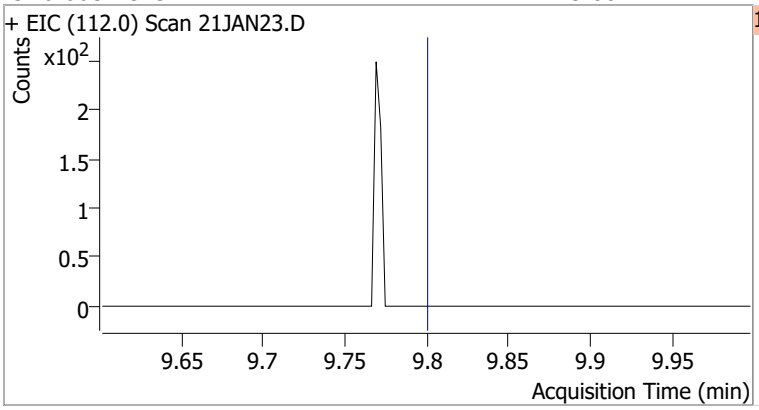

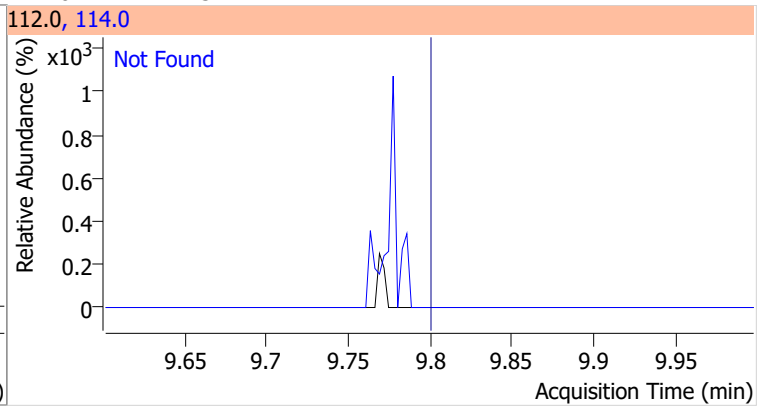

Compound	Conc.	Exp RT	QIon	Exp Ratio
1,1,1,2-Tetrachloroethane	N.D.	9.89	133.0	95.3

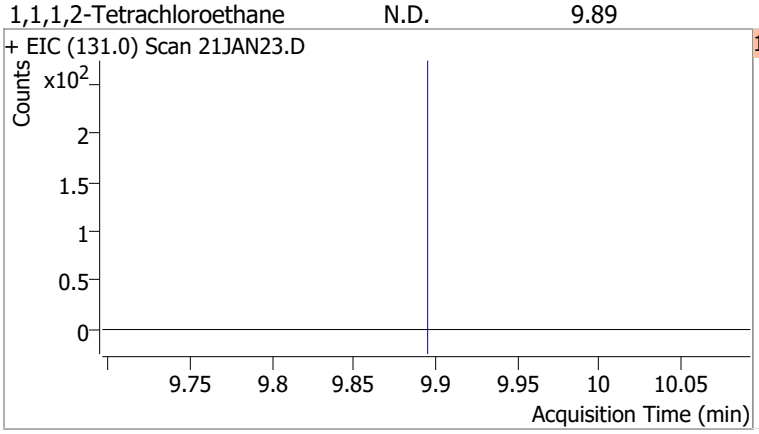

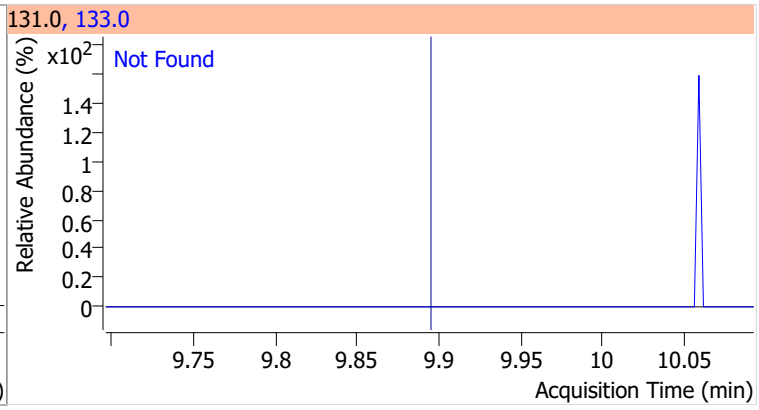

Compound	Conc.	Exp RT	QIon	Exp Ratio
Ethylbenzene	N.D.	9.92	106.0	31.7

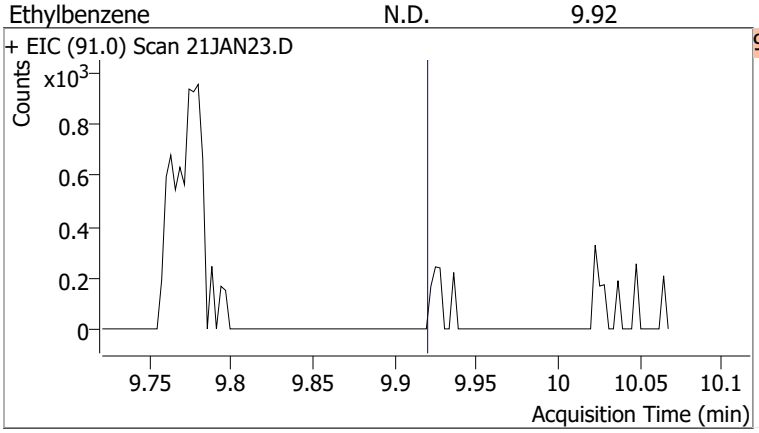

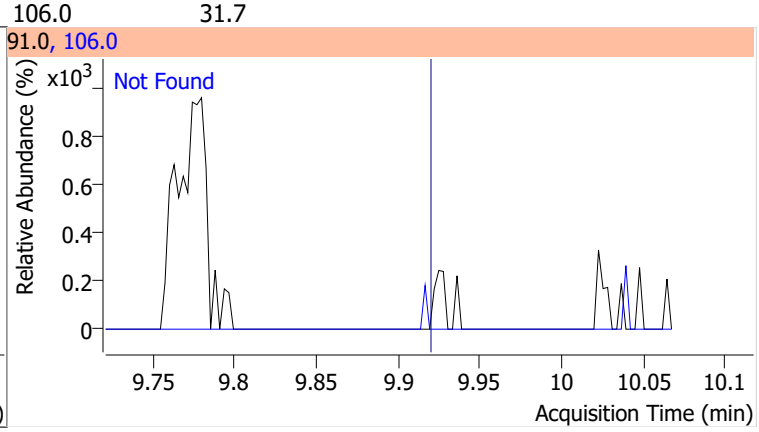

Compound	Conc.	Exp RT	QIon	Exp Ratio
m+p-Xylenes	N.D.	10.04	91.0	200.7

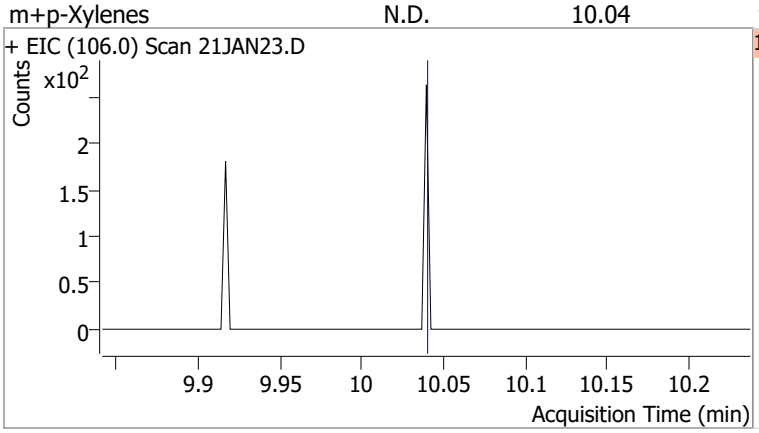

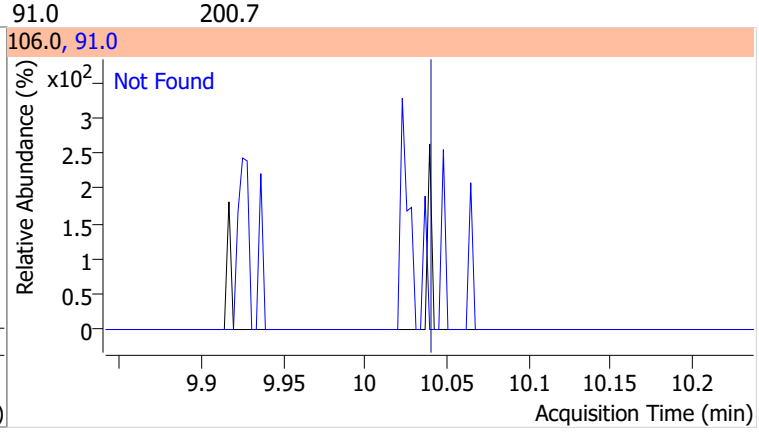

Compound	Conc.	Exp RT	QIon	Exp Ratio
o-Xylene	N.D.	10.43	91.0	211.4

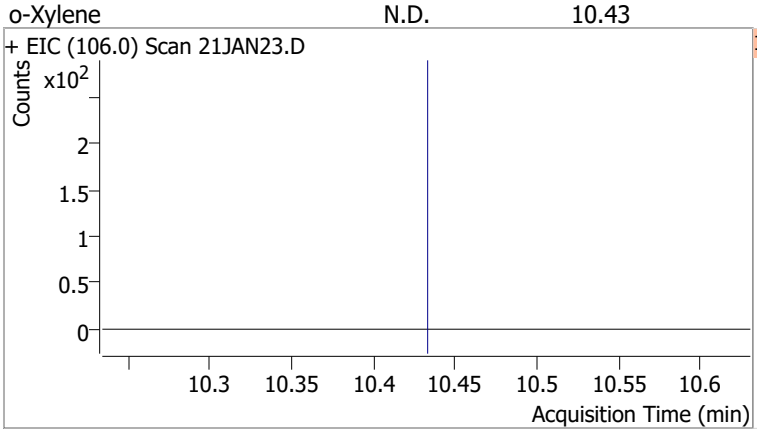

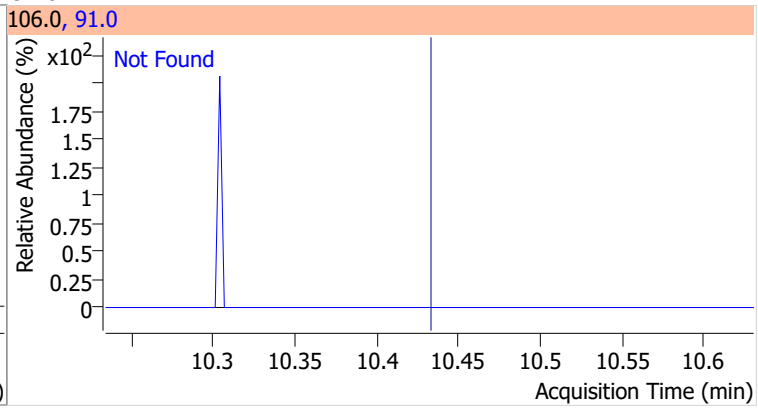

Compound	Conc.	Exp RT	QIon	Exp Ratio
Styrene	N.D.	10.45	78.0	50.6

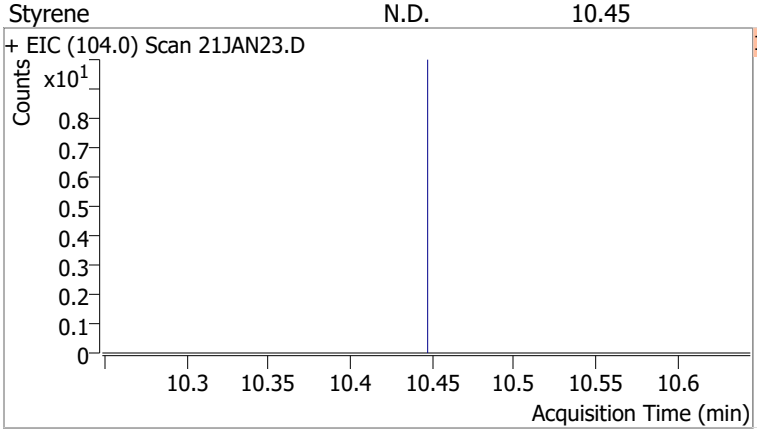

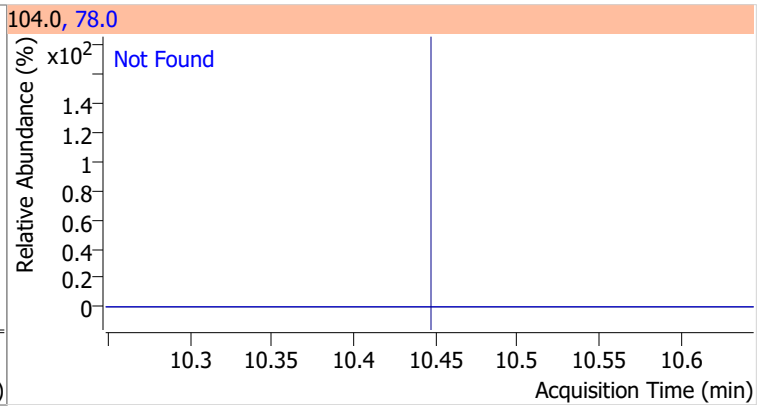

Compound	Conc.	Exp RT	QIon	Exp Ratio	QIon	Exp Ratio
Bromoform	N.D.	10.62	170.5	50.3	174.5	48.1

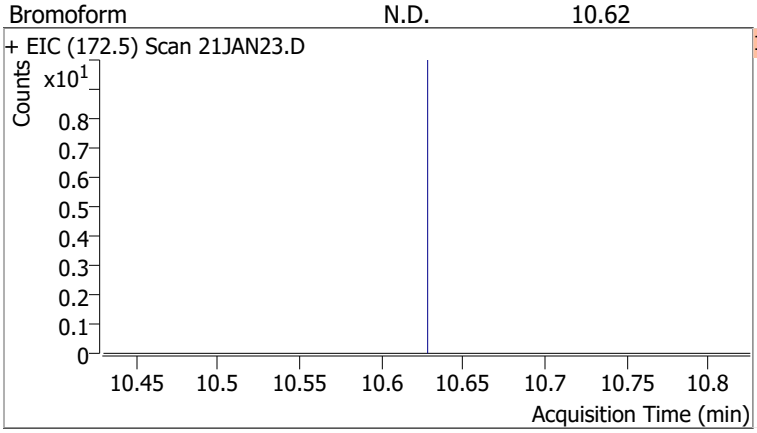

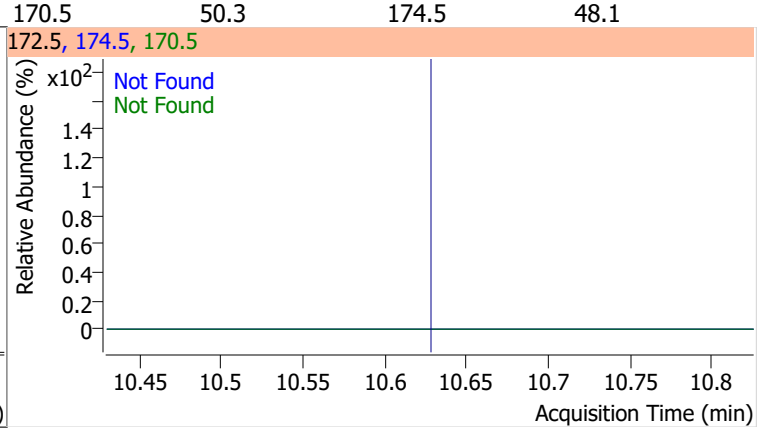

Compound	Conc.	RT	Dev(Min)	Resp.	QIon	QRatio	Lower	Upper
p-Bromofluorobenzene	262.1727	10.95	0.00	229071	174.0	94.7	65.3	125.3
					176.0	90.1	63.3	123.3

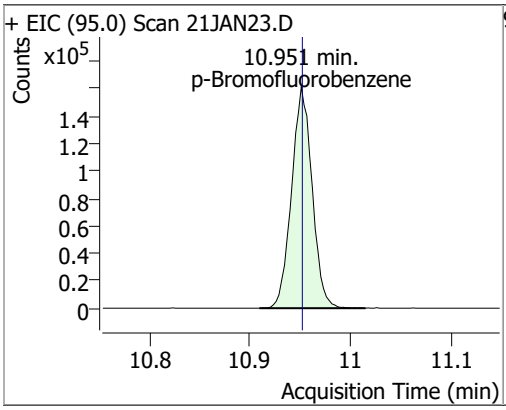

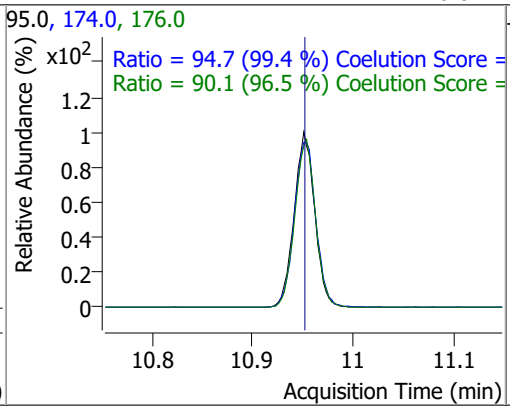

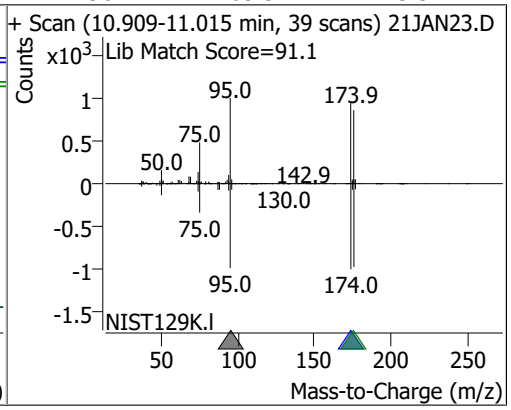

Compound	Conc.	Exp RT	QIon	Exp Ratio	QIon	Exp Ratio
Bromobenzene	N.D.	11.09	77.0	143.5	158.0	96.1

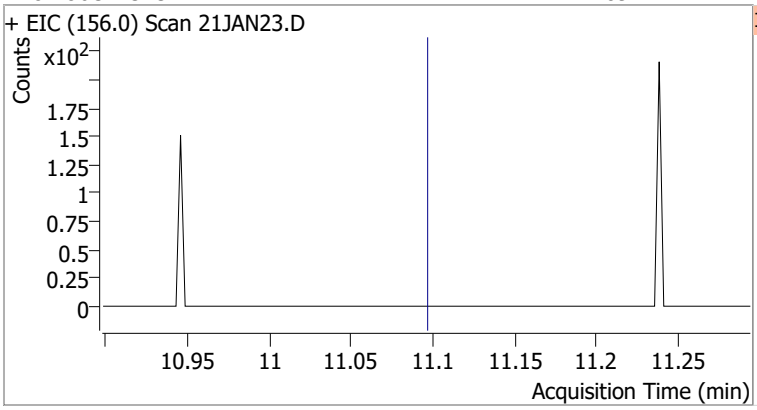

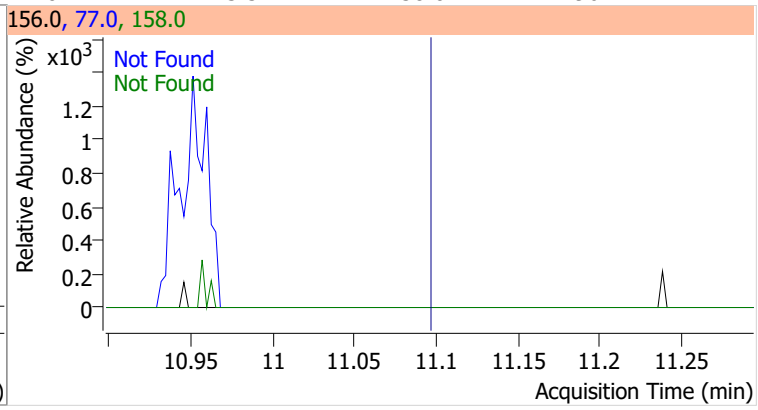

Compound	Conc.	Exp RT	QIon	Exp Ratio
1,1,2,2-Tetrachloroethane	N.D.	11.11	85.0	63.3

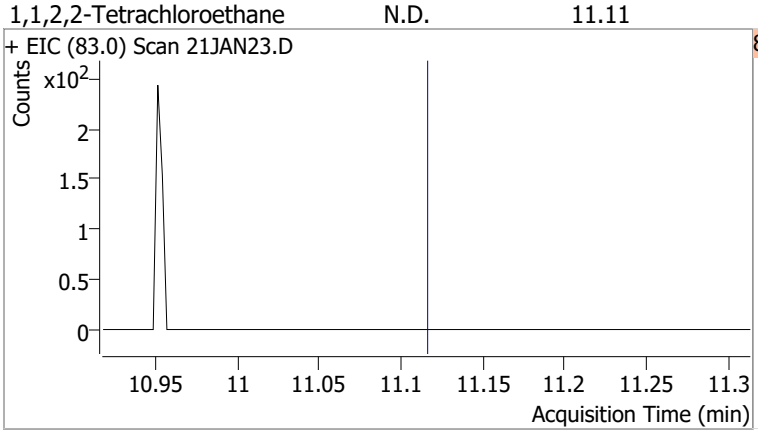

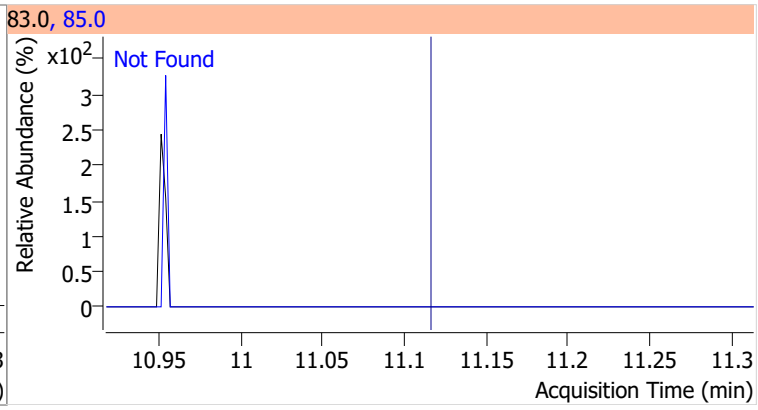

Compound	Conc.	Exp RT	QIon	Exp Ratio
1,2,3-Trichloropropane	N.D.	11.15	112.0	65.8

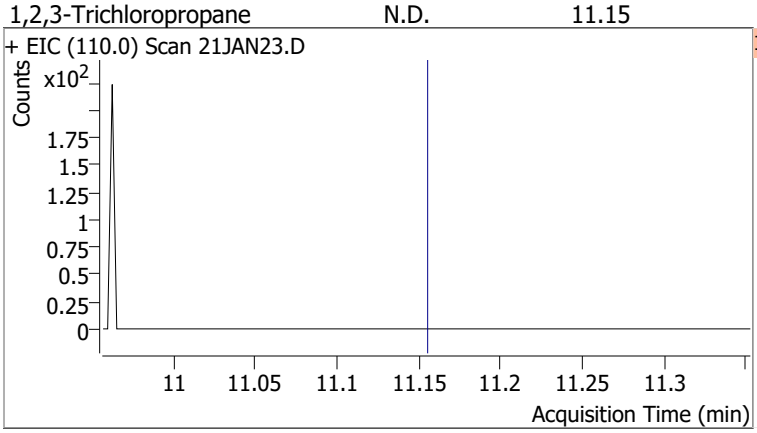

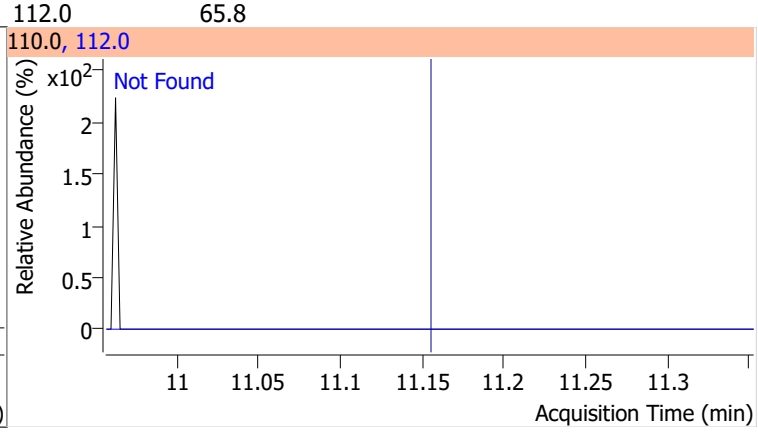

Compound	Conc.	Exp RT	QIon	Exp Ratio
2-Chlorotoluene	N.D.	11.29	91.0	276.2

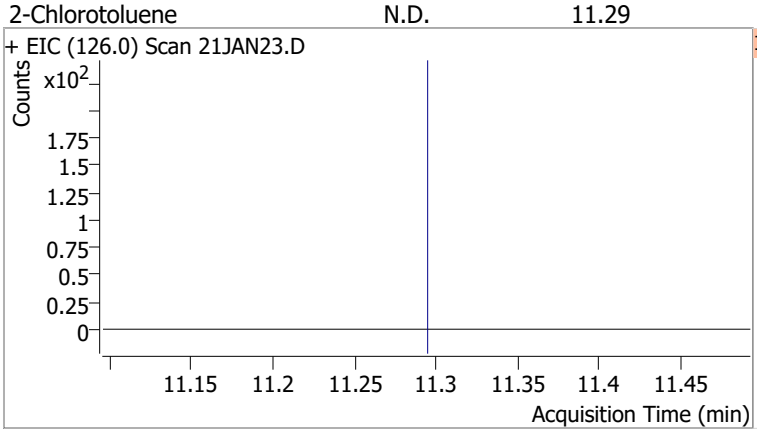

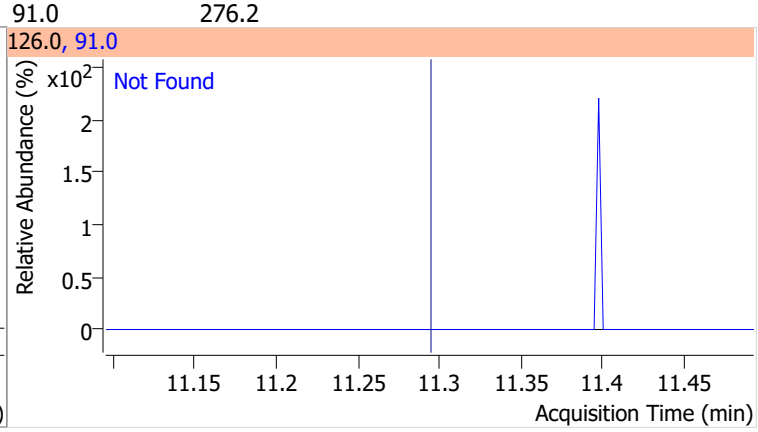

Compound	Conc.	Exp RT	QIon	Exp Ratio
4-Chlorotoluene	N.D.	11.40	126.0	31.3

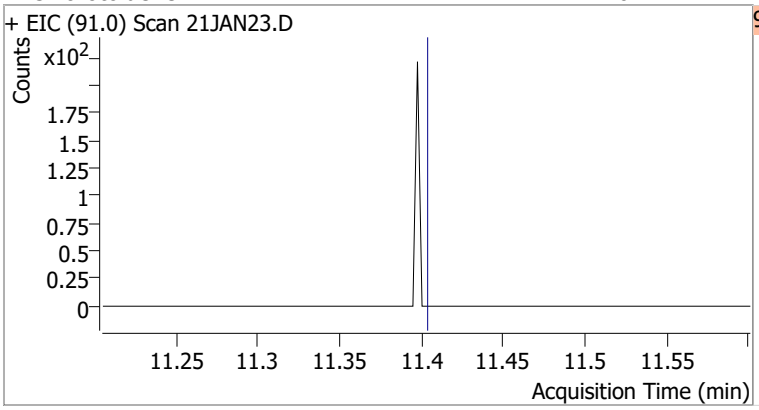

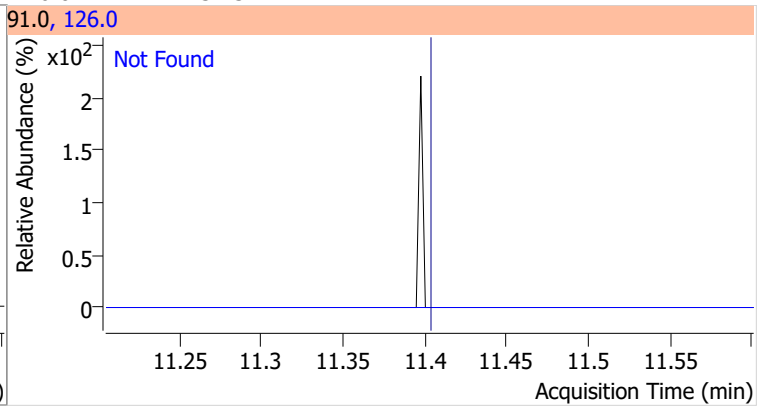

Compound	Conc.	Exp RT	QIon	Exp Ratio	QIon	Exp Ratio
1,3-Dichlorobenzene	N.D.	12.03	148.0	62.8	111.0	38.7

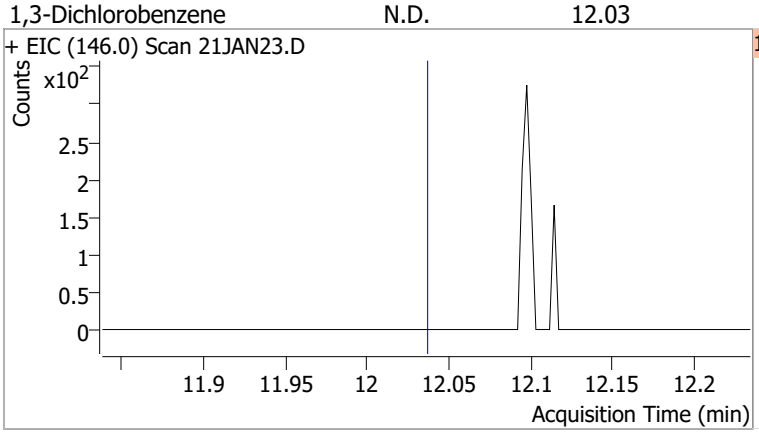

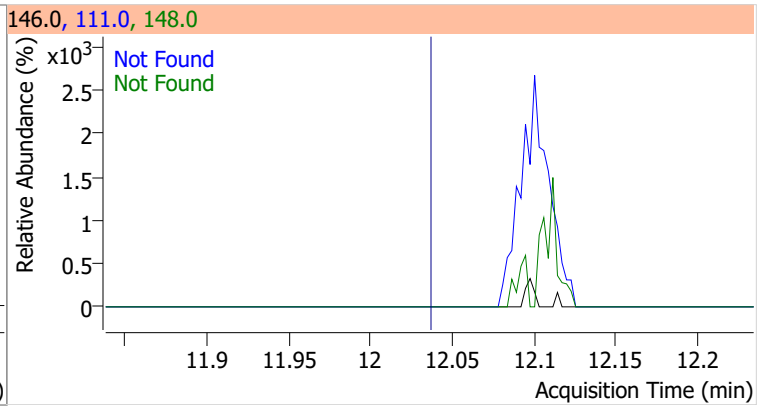

Compound	Conc.	Exp RT	QIon	Exp Ratio	QIon	Exp Ratio
1,4-Dichlorobenzene	N.D.	12.12	148.0	63.7	111.0	38.7

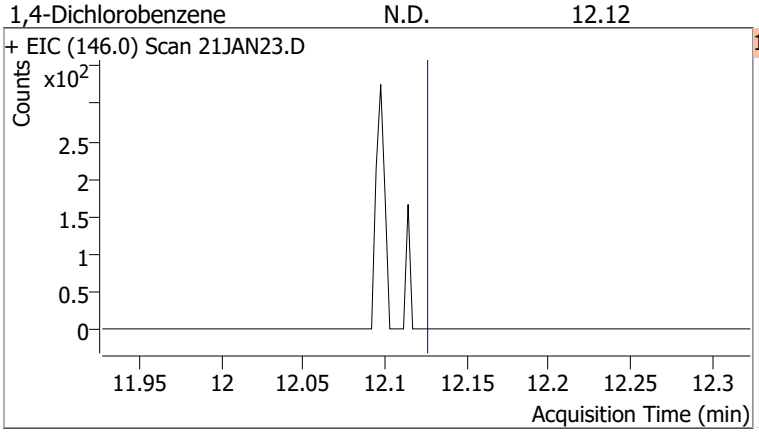

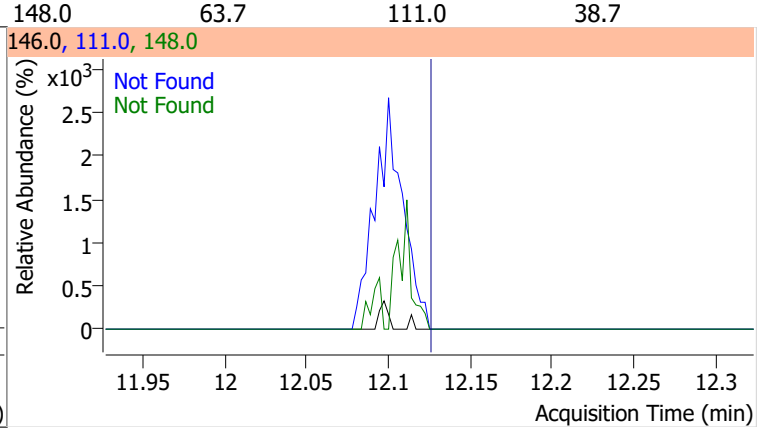

Compound	Conc.	Exp RT	QIon	Exp Ratio	QIon	Exp Ratio
1,2-Dichlorobenzene	N.D.	12.49	148.0	61.9	111.0	39.5

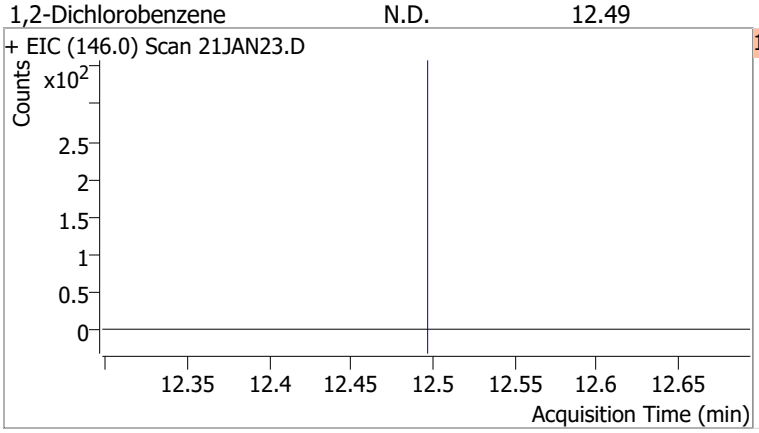

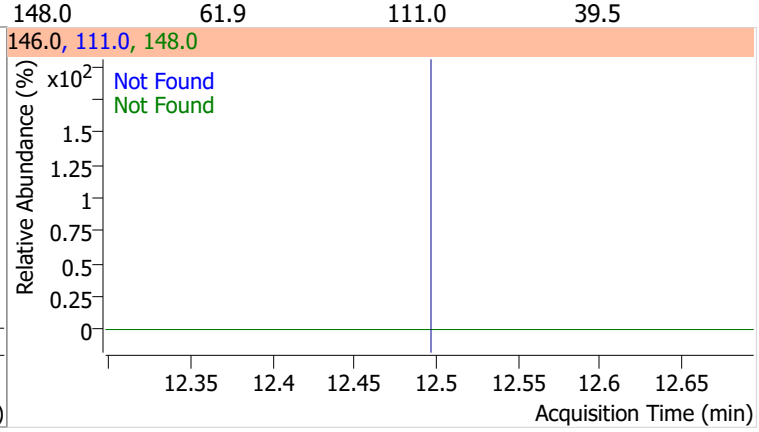

Quantitation Results Report (QT Reviewed)

Data File	21JAN24.D	Operator	MSC
Acq. Method	5975CACQF.M	Acq. Date-Time	1/21/2022 8:15:35 PM
Sample Name	B22011125-001FMS	Instrument	VOA5975C
Vial	24	Multiplier	1.00
DA Method File	VOA5975C_8260B_SHT_DoD_L4_011922.m	Comment	
Tune File	BFB_Atune3.u	Tune Date	10/11/2021 4:02:00 PM
Batch Name	VG012122_8260B.batch.bin	Last Calib Update	3/11/2022 3:55:53 AM
Ref Library	\\MASSHUNTER\Org\Library\NIST129K.l		

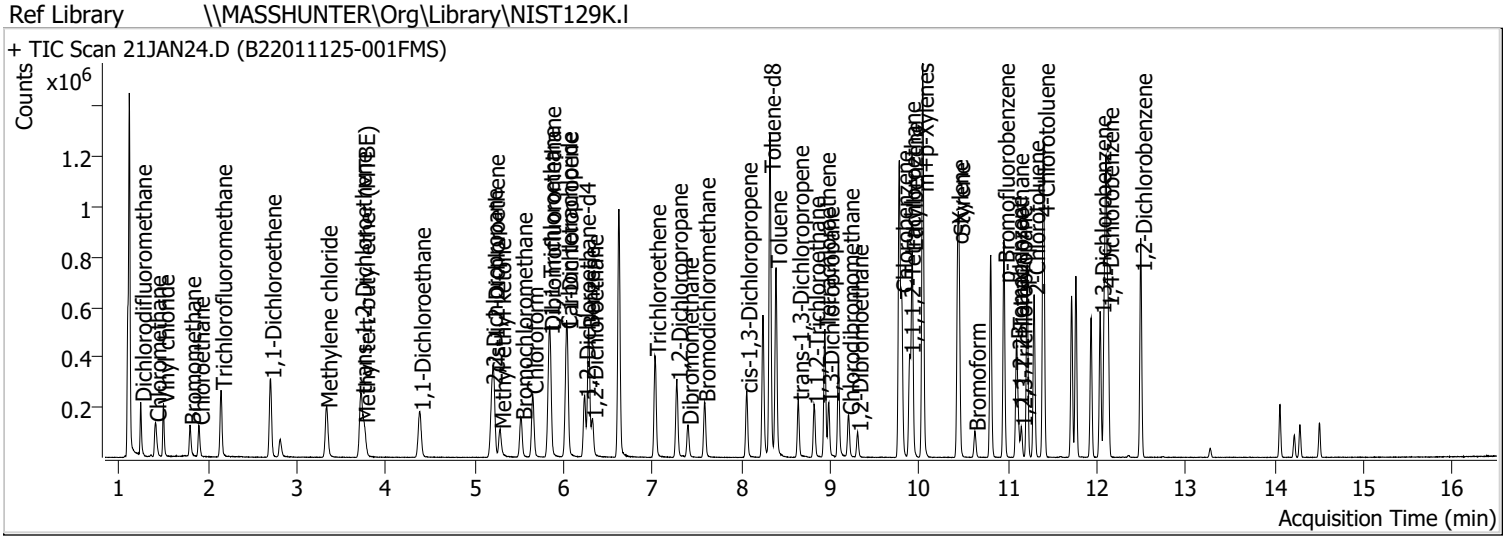

Compound	RT	QIon	Resp.	Conc.	Units	Dev(Min)
Internal Standards						
M Fluorobenzene	6.620	96.0	835020	250.0000	ng	0.000
M Chlorobenzene-d5	9.774	82.0	316319	250.0000	ng	0.000
M 1,4-Dichlorobenzene-d4	12.100	152.0	271135	250.0000	ng	0.000
System Monitoring Compounds						
S Dibromofluoromethane	5.845	113.0	196831	243.3661	ng	-0.006
Spiked Amount: 250.000	Range: 80.0 - 119.0%			Recovery = 97.35%		
S 1,2-Dichloroethane-d4	6.238	67.0	86954	248.8851	ng	0.008
Spiked Amount: 250.000	Range: 81.0 - 118.0%			Recovery = 99.55%		
S Toluene-d8	8.319	98.0	790081	256.0214	ng	0.000
Spiked Amount: 250.000	Range: 89.0 - 112.0%			Recovery = 102.41%		
S p-Bromofluorobenzene	10.951	95.0	241244	240.9805	ng	0.003
Spiked Amount: 250.000	Range: 85.0 - 114.0%			Recovery = 96.39%		
Target Compounds						**QValue**
T Dichlorodifluoromethane	1.241	85.0	128523	114.4675	ng	98
T Chloromethane	1.408	50.0	155077	117.3147	ng	100
T Vinyl chloride	1.498	62.0	145232	120.7016	ng	99
T Bromomethane	1.796	96.0	56828	109.7598	ng	97
T Chloroethane	1.894	64.0	79801	140.1819	ng	98
T Trichlorofluoromethane	2.145	101.0	182976	126.8164	ng	100
T 1,1-Dichloroethene	2.702	96.0	112274	133.7328	ng	99
T Methylene chloride	3.330	49.0	150846	123.5813	ng	99
T trans-1,2-Dichloroethene	3.717	96.0	109146	125.8473	ng	98
T Methyl tert-butyl ether (MTBE)	3.756	73.0	142079	131.0689	ng	100
T 1,1-Dichloroethane	4.381	63.0	218806	134.8026	ng	98
T 2,2-Dichloropropane	5.190	77.0	155510	127.1305	ng	96
T cis-1,2-Dichloroethene	5.212	96.0	113191	128.8985	ng	97
T Methyl ethyl ketone	5.285	43.0	145719	1148.2484	ng	99
T Bromochloromethane	5.524	128.0	43846	121.0995	ng	89
T Chloroform	5.650	83.0	196268	121.1021	ng	98

Compound	RT	QIon	Resp.	Conc.	Units	Dev(Min)
T 1,1,1-Trichloroethane	5.834	97.0	195223	130.5546	ng	100
T Carbon tetrachloride	6.029	117.0	188089	129.6918	ng	100
T 1,1-Dichloropropene	6.040	75.0	152491	125.7575	ng	98
T Benzene	6.280	78.0	432370	129.6165	ng	99
T 1,2-Dichloroethane	6.325	62.0	110251	119.6625	ng	99
T Trichloroethene	7.028	95.0	125829	132.8738	ng	97
T 1,2-Dichloropropane	7.270	63.0	109301	131.2765	ng	97
T Dibromomethane	7.396	93.0	45134	128.6071	ng	98
T Bromodichloromethane	7.582	83.0	130138	131.8727	ng	98
T cis-1,3-Dichloropropene	8.057	75.0	133937	123.6840	ng	98
T Toluene	8.388	92.0	279197	135.7299	ng	99
T trans-1,3-Dichloropropene	8.637	75.0	103251	130.7154	ng	97
T 1,1,2-Trichloroethane	8.818	83.0	51793	128.9513	ng	94
T Tetrachloroethene	8.938	163.8	110203	132.1180	ng	99
T 1,3-Dichloropropane	8.980	76.0	100946	124.1967	ng	100
T Chlorodibromomethane	9.203	129.0	83758	129.4839	ng	98
T 1,2-Dibromoethane	9.306	107.0	57967	130.6731	ng	97
T Chlorobenzene	9.802	112.0	301891	133.8781	ng	99
T 1,1,1,2-Tetrachloroethane	9.891	131.0	103530	130.8535	ng	98
T Ethylbenzene	9.919	91.0	522044	132.5288	ng	98
T m+p-Xylenes	10.039	106.0	407850	260.1419	ng	99
T o-Xylene	10.430	106.0	181066	131.9130	ng	99
T Styrene	10.446	104.0	302215	133.1397	ng	97
T Bromoform	10.625	172.5	46424	127.7783	ng	100
T Bromobenzene	11.093	156.0	116776	132.2748	ng	98
T 1,1,2,2-Tetrachloroethane	11.113	83.0	66348	131.7588	ng	100
T 1,2,3-Trichloropropane	11.149	110.0	15969	120.7013	ng	99
T 2-Chlorotoluene	11.291	126.0	117059	133.9733	ng	97
T 4-Chlorotoluene	11.400	91.0	391248	138.2504	ng	100
T 1,3-Dichlorobenzene	12.036	146.0	214557	134.1387	ng	99
T 1,4-Dichlorobenzene	12.125	146.0	215926	132.4149	ng	100
T 1,2-Dichlorobenzene	12.496	146.0	174435	130.6231	ng	98

(#) = Qualifier Out of Range; (m) = Manual Integration; (+) = Area Summed; (*) = Surrogate Percent Recovery Out of Range; (d): Zeroed Peak

Compound	Conc.	RT	Dev(Min)	Resp.	QIon	QRatio	Lower	Upper
Dichlorodifluoromethane	114.4675	1.24	0.00	128523	87.0	32.7	1.8	61.8

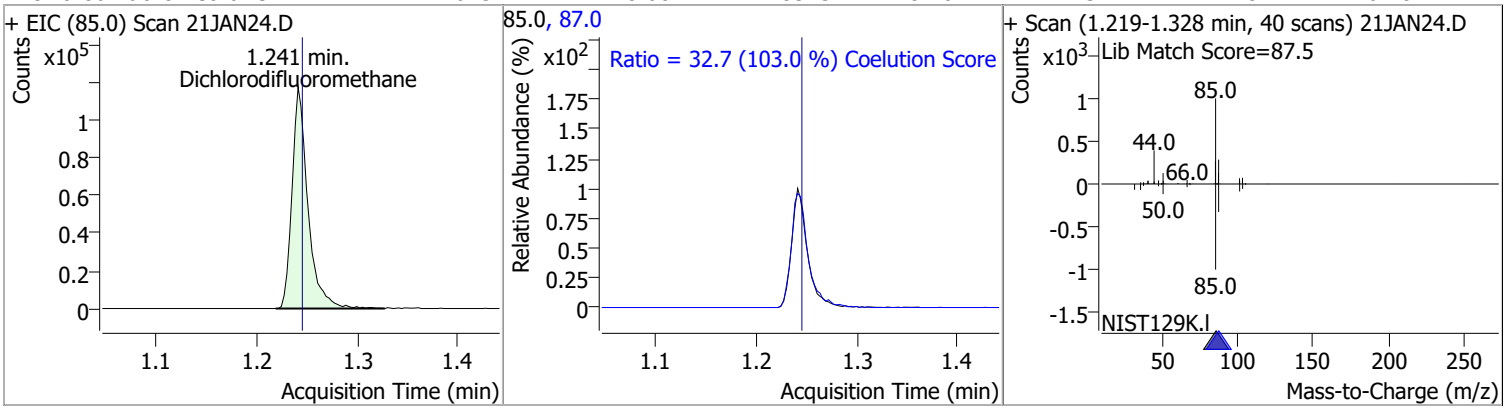

Compound	Conc.	RT	Dev(Min)	Resp.	QIon	QRatio	Lower	Upper
Chloromethane	117.3147	1.41	0.00	155077	52.0	32.3	2.4	62.4

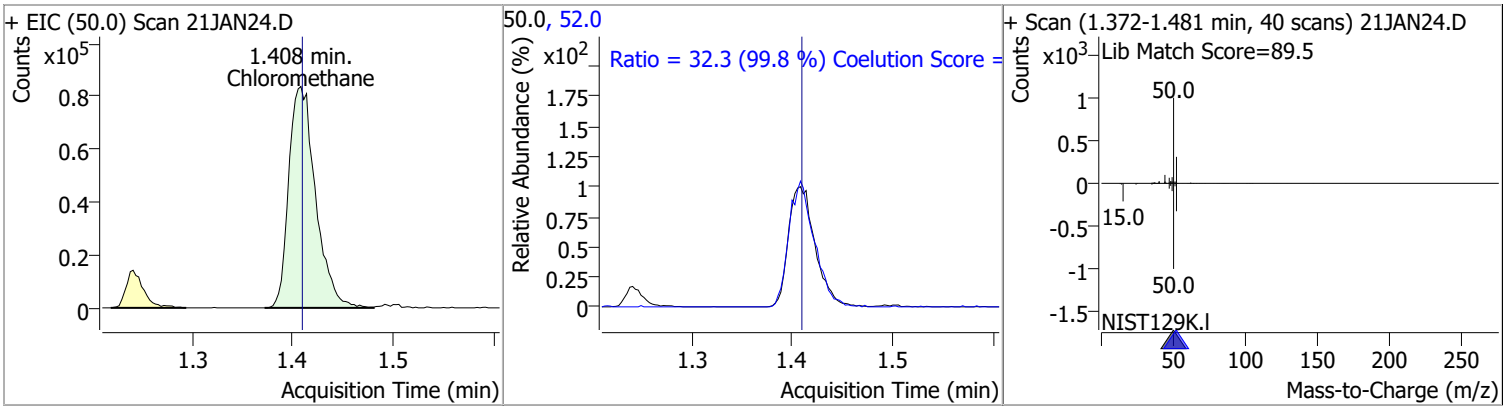

Compound	Conc.	RT	Dev(Min)	Resp.	QIon	QRatio	Lower	Upper
Vinyl chloride	120.7016	1.50	0.00	145232	64.0	30.9	1.3	61.3

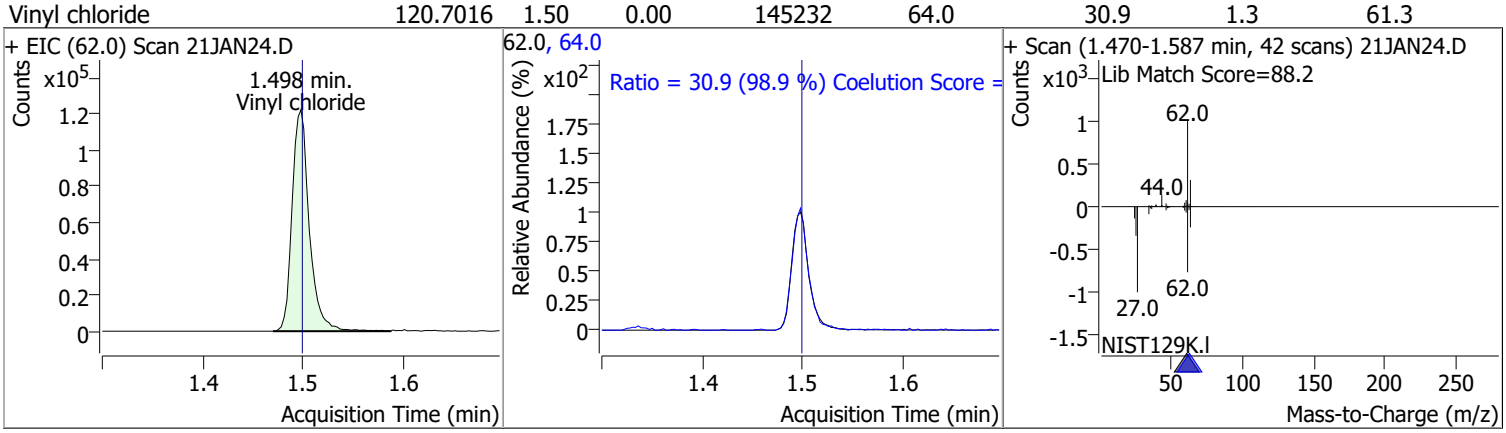

Compound	Conc.	RT	Dev(Min)	Resp.	QIon	QRatio	Lower	Upper
Bromomethane	109.7598	1.80	0.00	56828	94.0	112.9	80.1	140.1

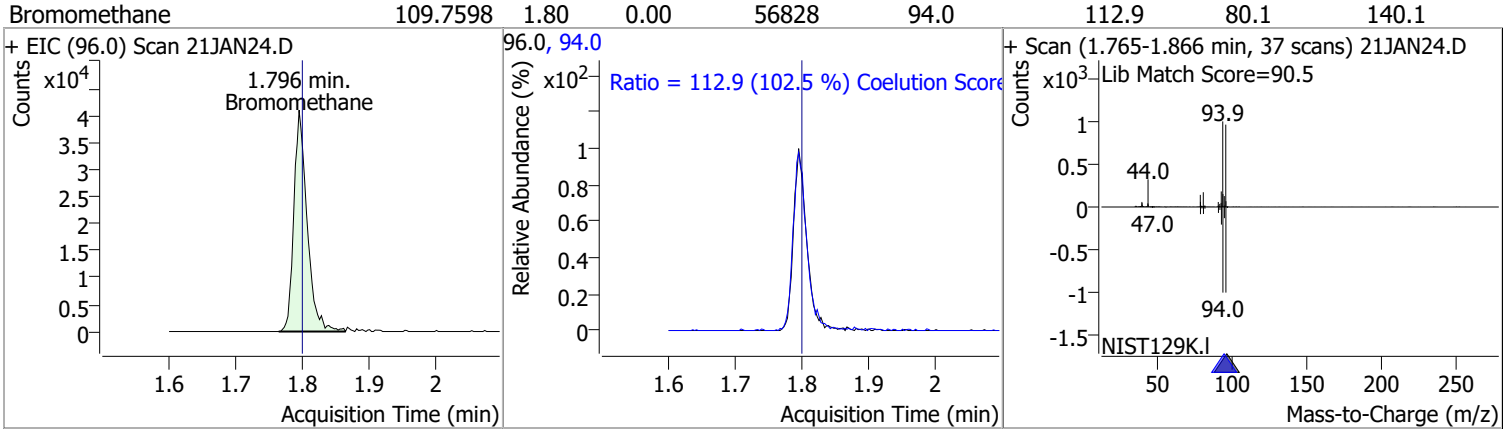

Compound	Conc.	RT	Dev(Min)	Resp.	QIon	QRatio	Lower	Upper
Chloroethane	140.1819	1.89	0.00	79801	66.0	30.9	0.0	60.0

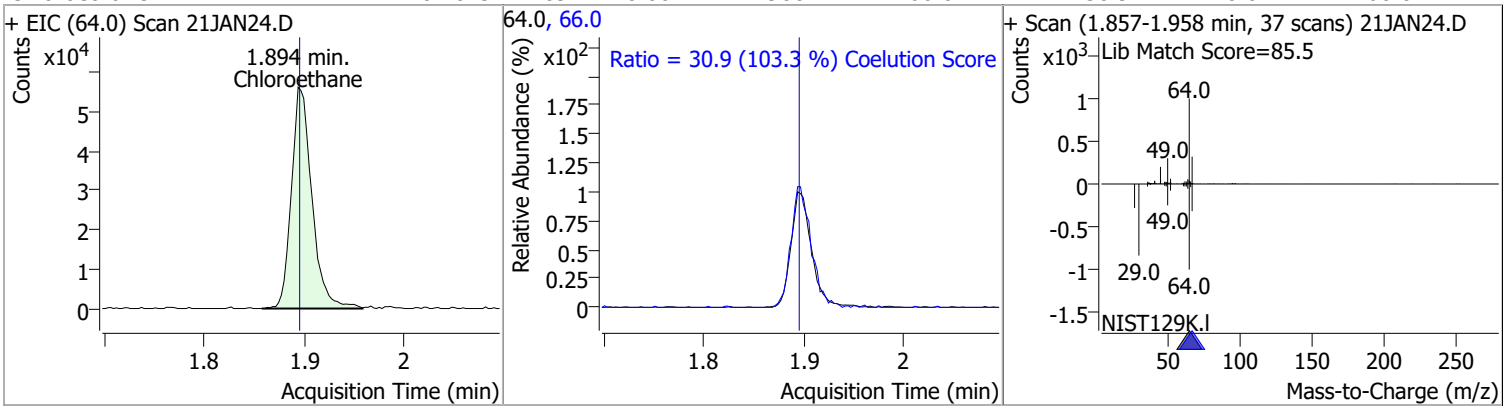

Compound	Conc.	RT	Dev(Min)	Resp.	QIon	QRatio	Lower	Upper
Trichlorofluoromethane	126.8164	2.14	0.00	182976	103.0	65.3	35.0	95.0

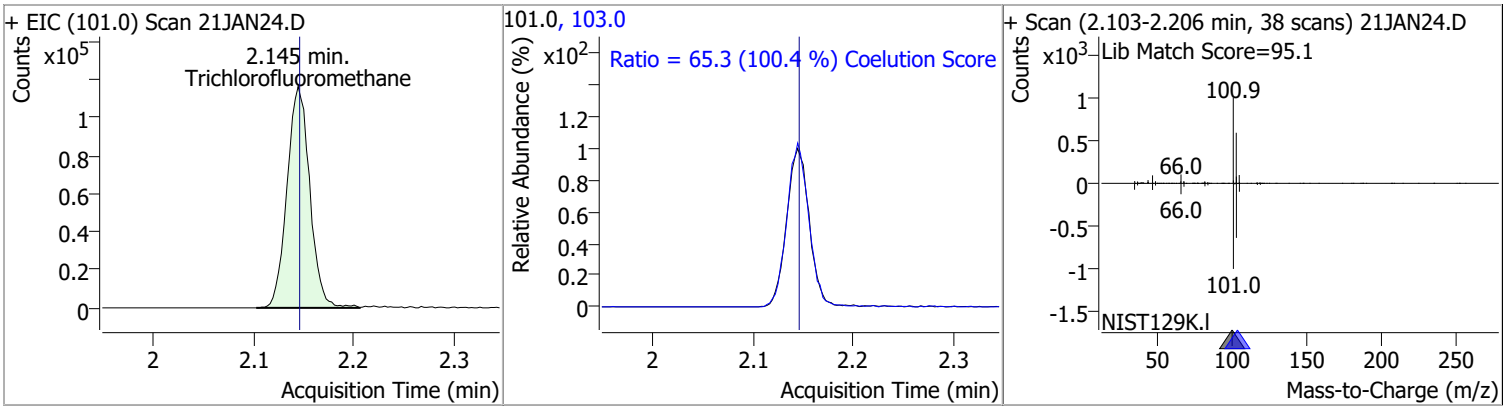

Compound	Conc.	RT	Dev(Min)	Resp.	QIon	QRatio	Lower	Upper
1,1-Dichloroethene	133.7328	2.70	0.00	112274	61.0	180.9	149.9	209.9
					63.0	56.9	27.0	87.0

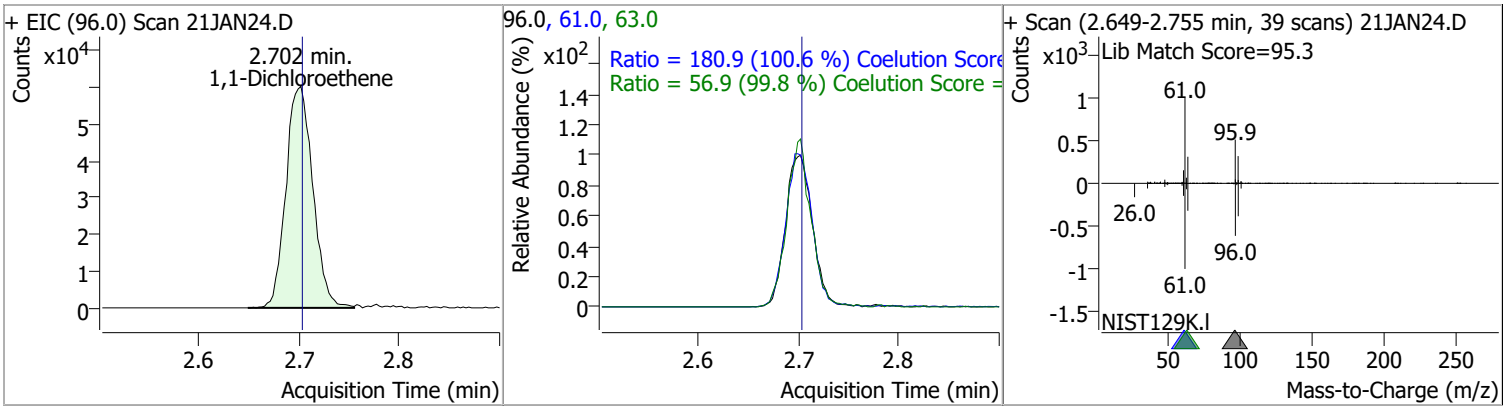

Compound	Conc.	RT	Dev(Min)	Resp.	QIon	QRatio	Lower	Upper
Methylene chloride	123.5813	3.33	0.00	150846	84.0	66.7	36.1	96.1
					86.0	43.3	11.8	71.8

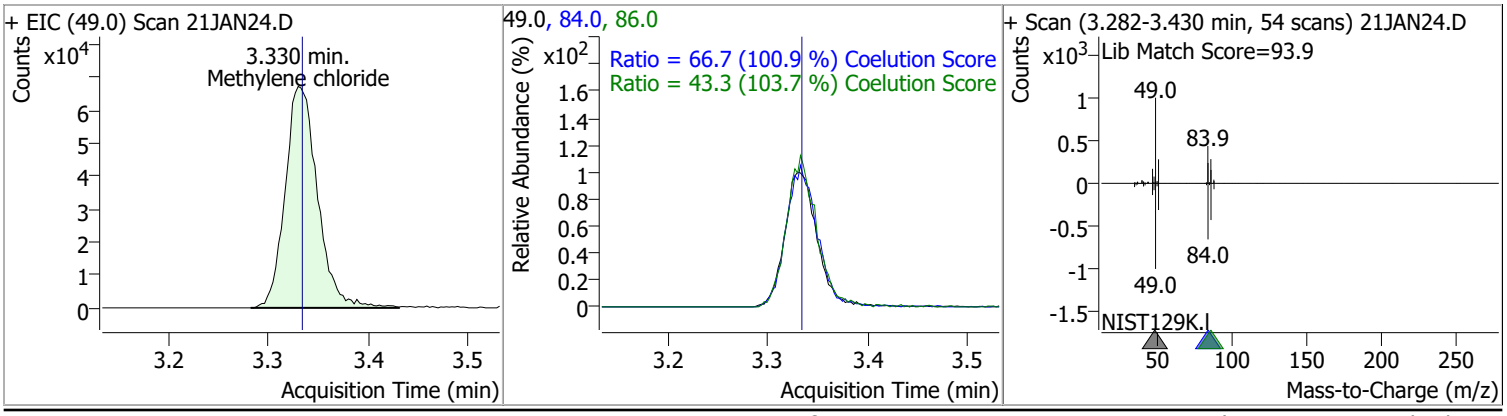

Quantitation Results Report (QT Reviewed)

Compound	Conc.	RT	Dev(Min)	Resp.	QIon	QRatio	Lower	Upper
trans-1,2-Dichloroethene	125.8473	3.72	0.00	109146	61.0	155.1	124.8	184.8
					98.0	65.9	32.1	92.1

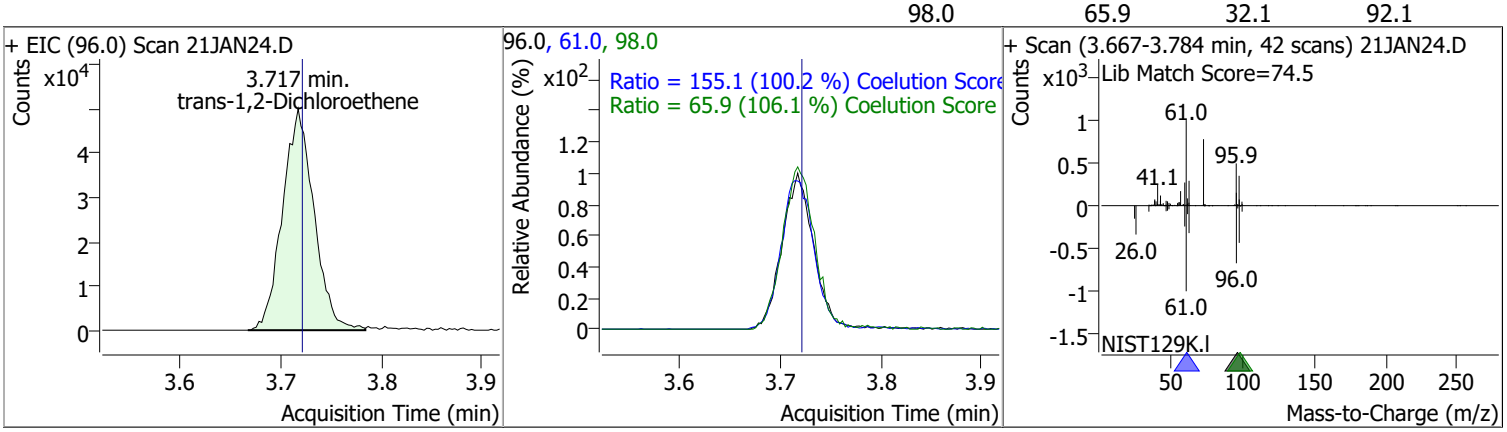

Compound	Conc.	RT	Dev(Min)	Resp.	QIon	QRatio	Lower	Upper
Methyl tert-butyl ether (MTBE)	131.0689	3.76	0.00	142079	57.0	24.8	0.0	54.6

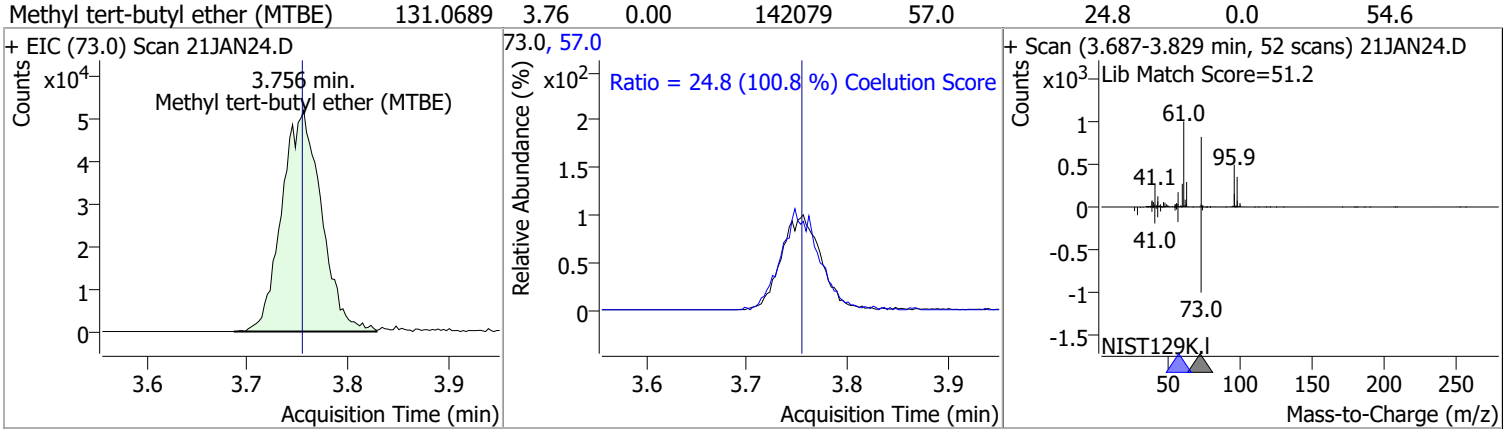

Compound	Conc.	RT	Dev(Min)	Resp.	QIon	QRatio	Lower	Upper
1,1-Dichloroethane	134.8026	4.38	0.00	218806	65.0	32.2	1.0	61.0
					83.0	13.4	0.0	42.7

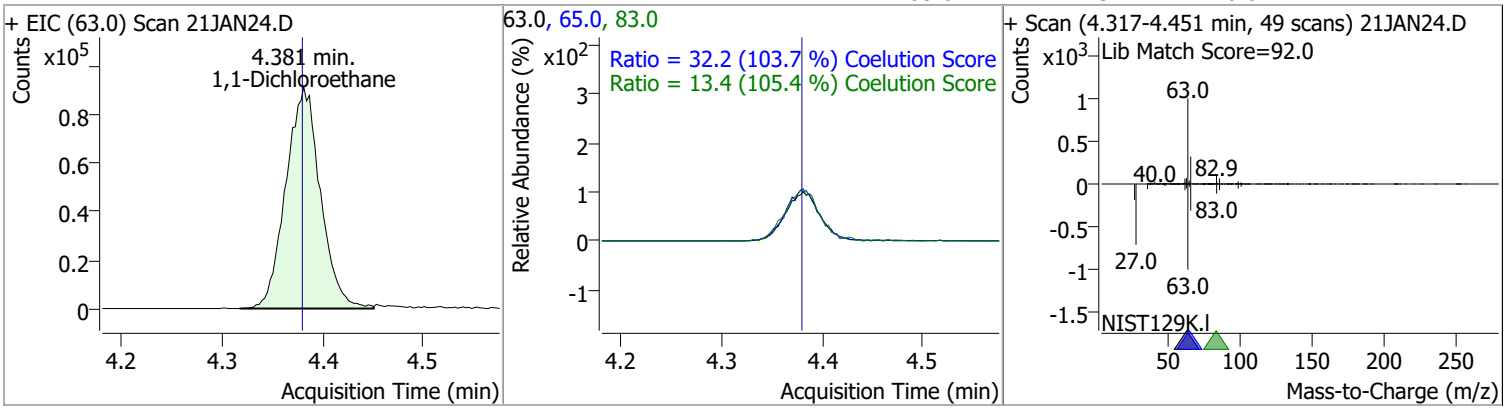

Compound	Conc.	RT	Dev(Min)	Resp.	QIon	QRatio	Lower	Upper
2,2-Dichloropropane	127.1305	5.19	0.00	155510	41.0	64.6	38.8	98.8
					97.0	23.2	0.0	53.9

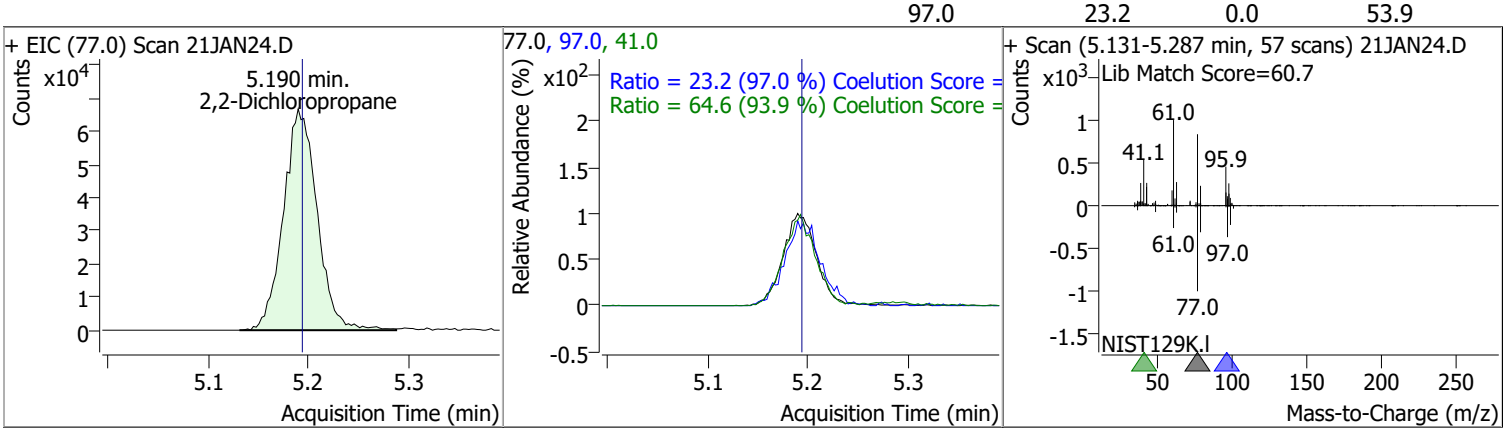

Compound	Conc.	RT	Dev(Min)	Resp.	QIon	QRatio	Lower	Upper
cis-1,2-Dichloroethene	128.8985	5.21	0.00	113191	61.0	165.5	130.4	190.4
					98.0	65.8	36.2	96.2

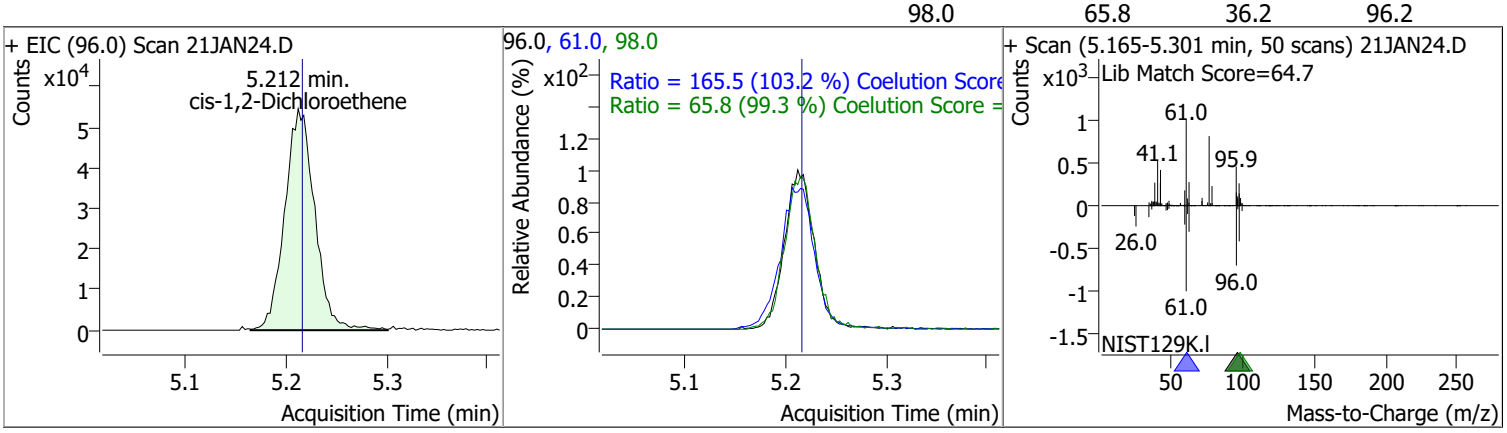

Compound	Conc.	RT	Dev(Min)	Resp.	QIon	QRatio	Lower	Upper
Methyl ethyl ketone	1148.2484	5.28	0.01	145719	72.0	21.0	0.0	50.6

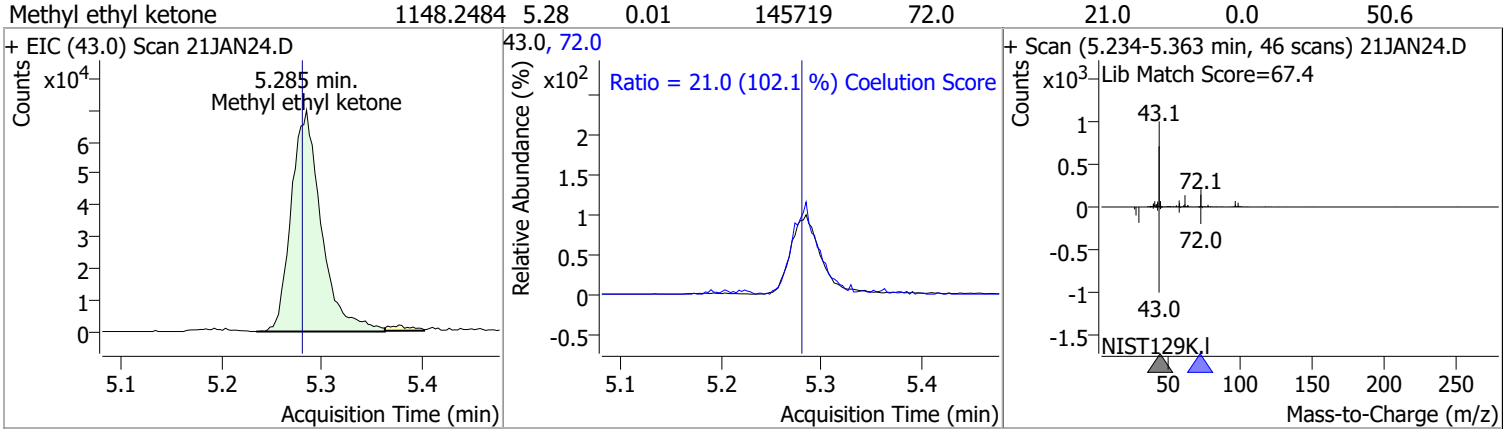

Compound	Conc.	RT	Dev(Min)	Resp.	QIon	QRatio	Lower	Upper
Bromochloromethane	121.0995	5.52	0.01	43846	49.0	197.6	152.2	212.2

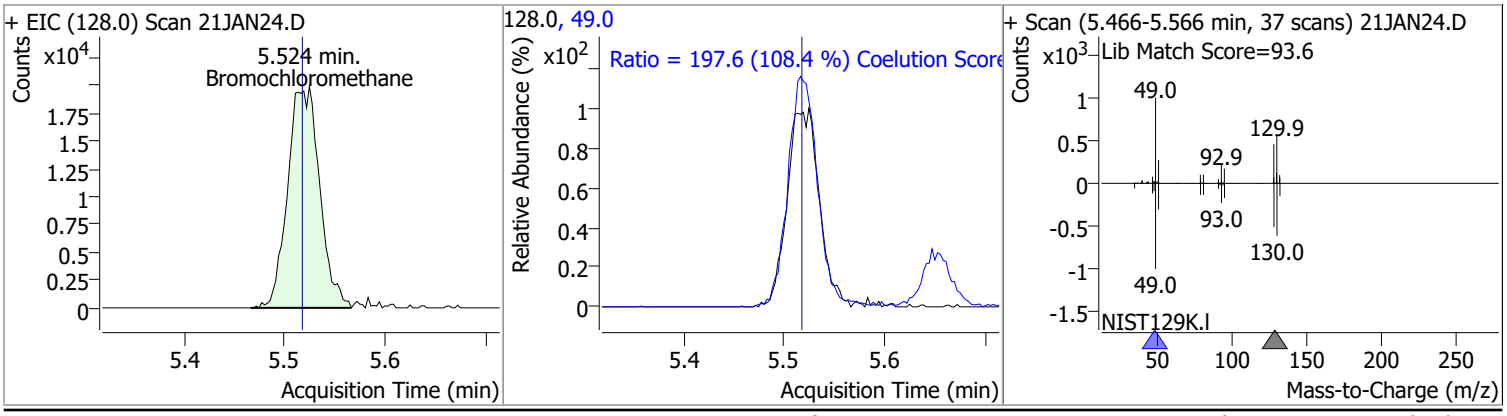

Quantitation Results Report (QT Reviewed)

Compound	Conc.	RT	Dev(Min)	Resp.	QIon	QRatio	Lower	Upper
Chloroform	121.1021	5.65	0.00	196268	85.0	64.9	36.2	96.2

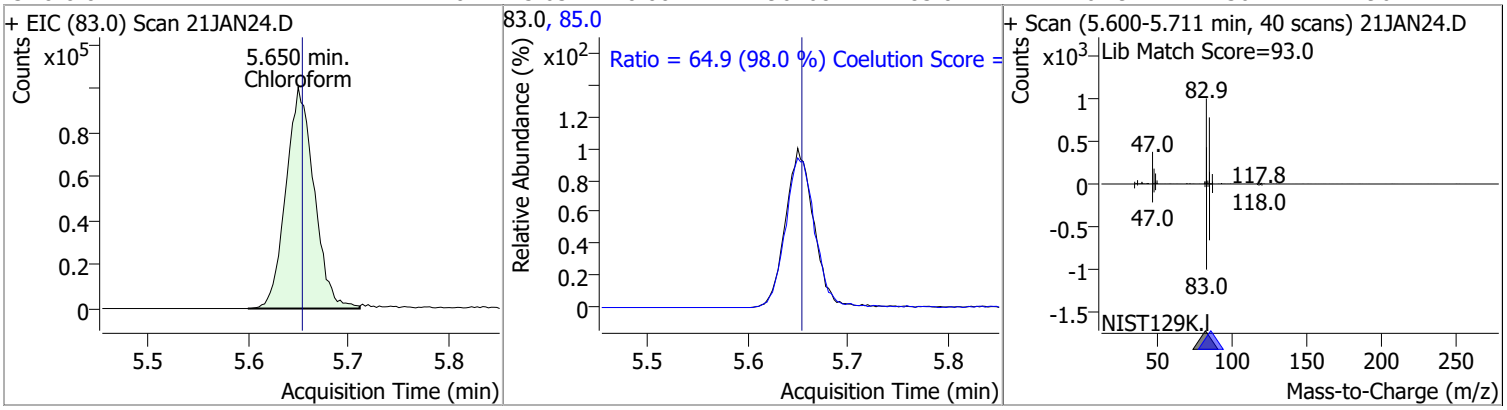

Compound	Conc.	RT	Dev(Min)	Resp.	QIon	QRatio	Lower	Upper
1,1,1-Trichloroethane	130.5546	5.83	0.00	195223	99.0	63.3	33.1	93.1
					61.0	49.0	19.1	79.1

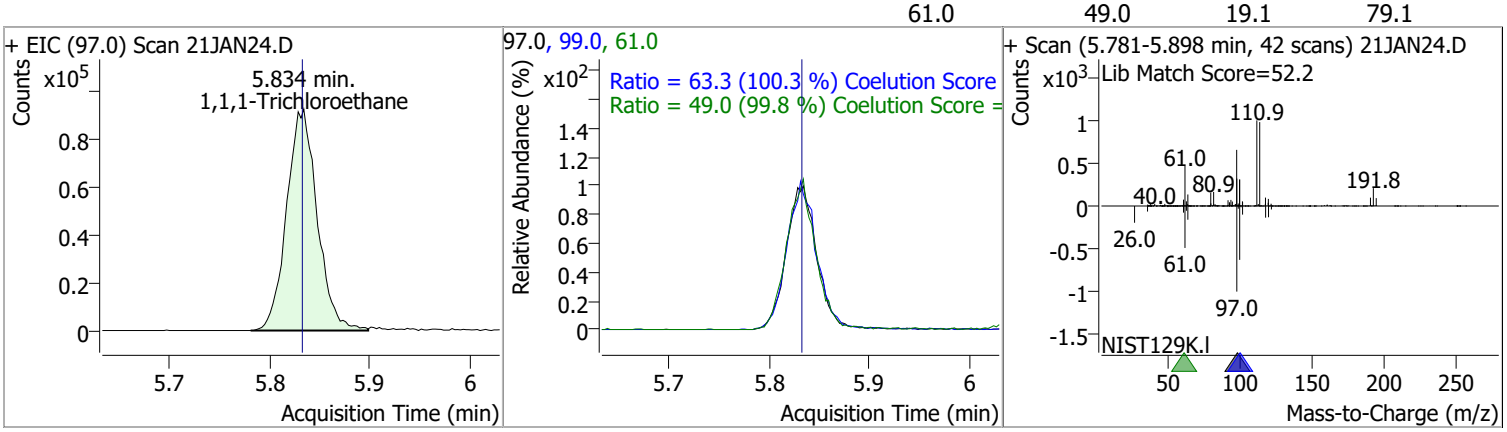

Compound	Conc.	RT	Dev(Min)	Resp.	QIon	QRatio	Lower	Upper
Dibromofluoromethane	243.3661	5.85	-0.01	196831	191.5	22.0	0.0	53.2

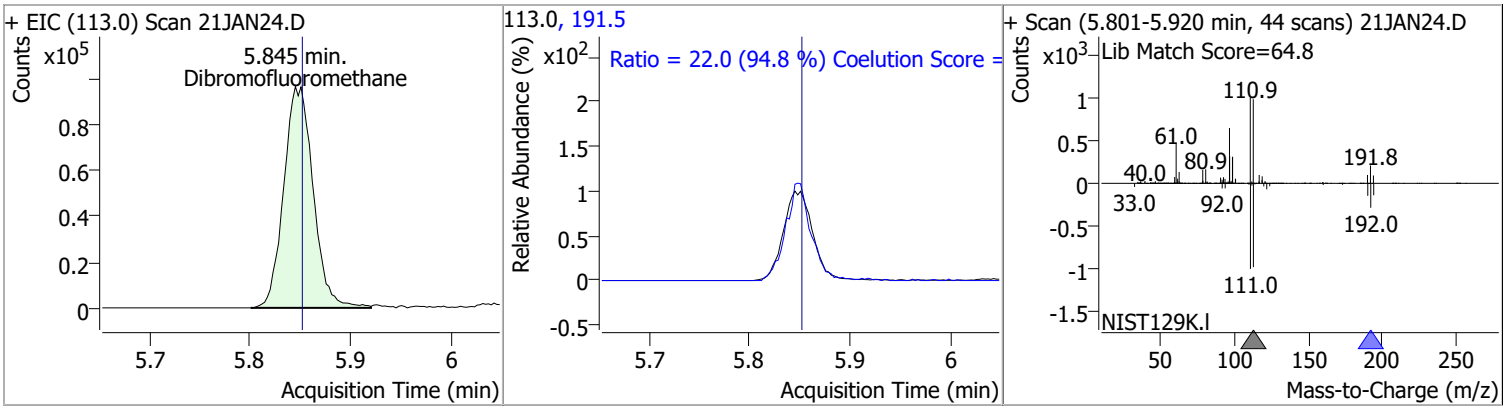

Compound	Conc.	RT	Dev(Min)	Resp.	QIon	QRatio	Lower	Upper
Carbon tetrachloride	129.6918	6.03	0.01	188089	119.0	97.3	67.6	127.6
					121.0	31.0	0.7	60.7

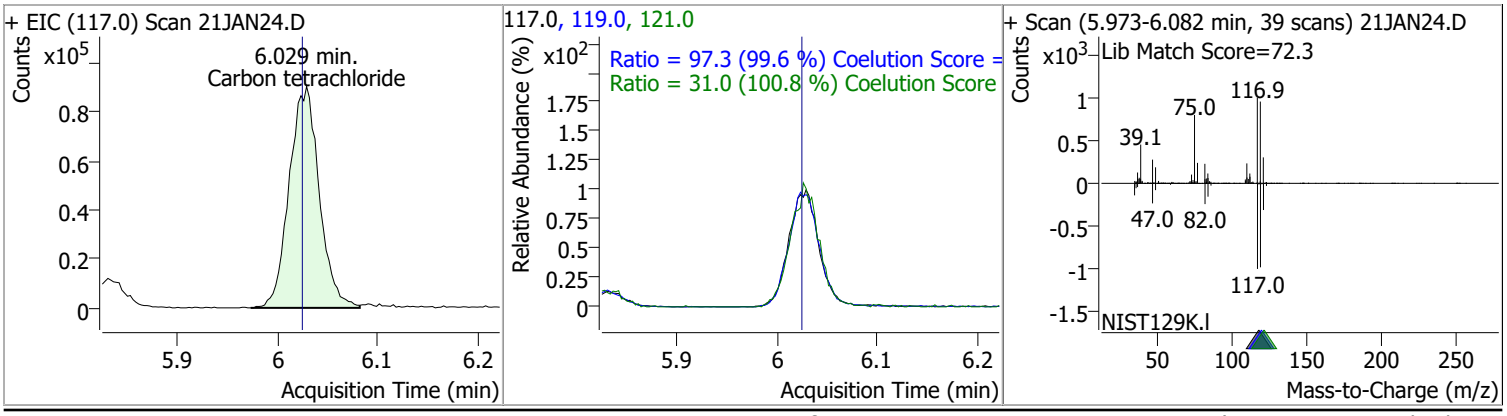

Quantitation Results Report (QT Reviewed)

Compound	Conc.	RT	Dev(Min)	Resp.	QIon	QRatio	Lower	Upper
1,1-Dichloropropene	125.7575	6.04	0.00	152491	110.0	37.3	5.6	65.6
					77.0	31.9	1.0	61.0

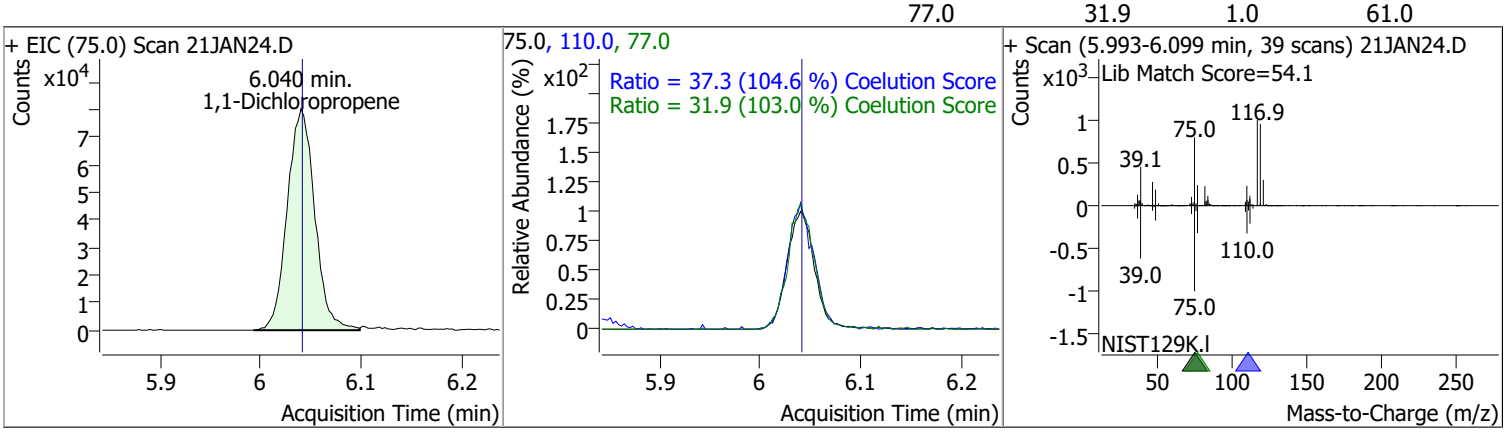

Compound	Conc.	RT	Dev(Min)	Resp.	QIon	QRatio	Lower	Upper
1,2-Dichloroethane-d4	248.8851	6.24	0.01	86954	65.0	197.5	162.8	222.8

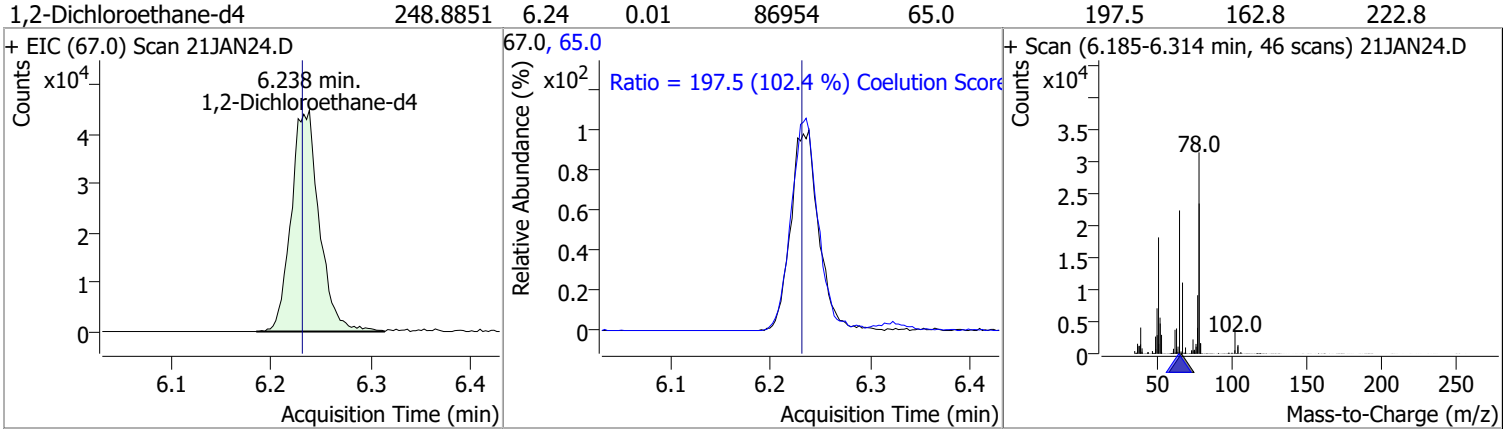

Compound	Conc.	RT	Dev(Min)	Resp.	QIon	QRatio	Lower	Upper
Benzene	129.6165	6.28	0.00	432370	77.0	23.7	0.0	53.3

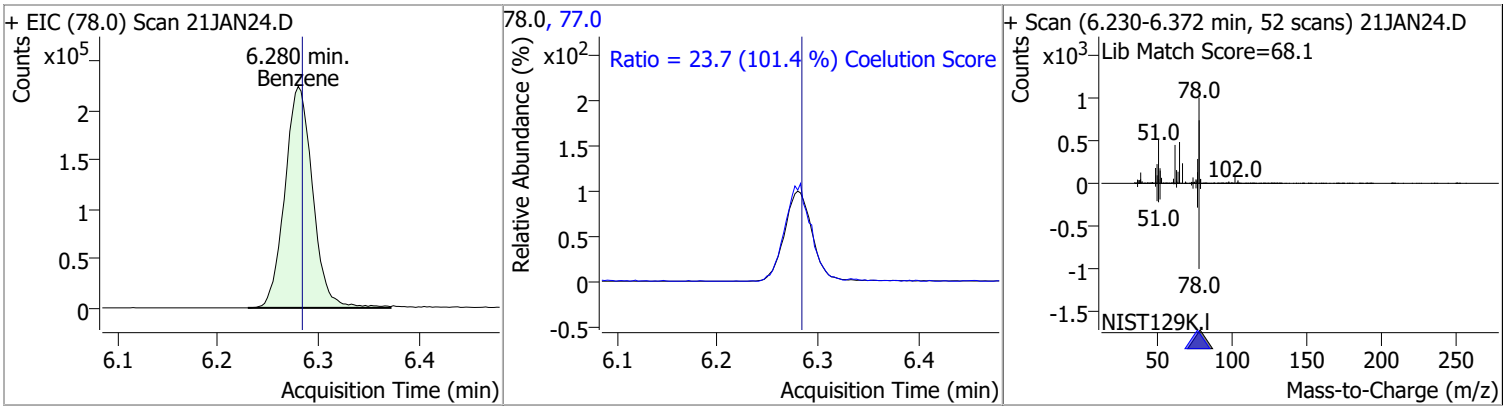

Compound	Conc.	RT	Dev(Min)	Resp.	QIon	QRatio	Lower	Upper
1,2-Dichloroethane	119.6625	6.32	0.00	110251	64.0	32.0	2.2	62.2
					98.0	7.9	0.0	38.2

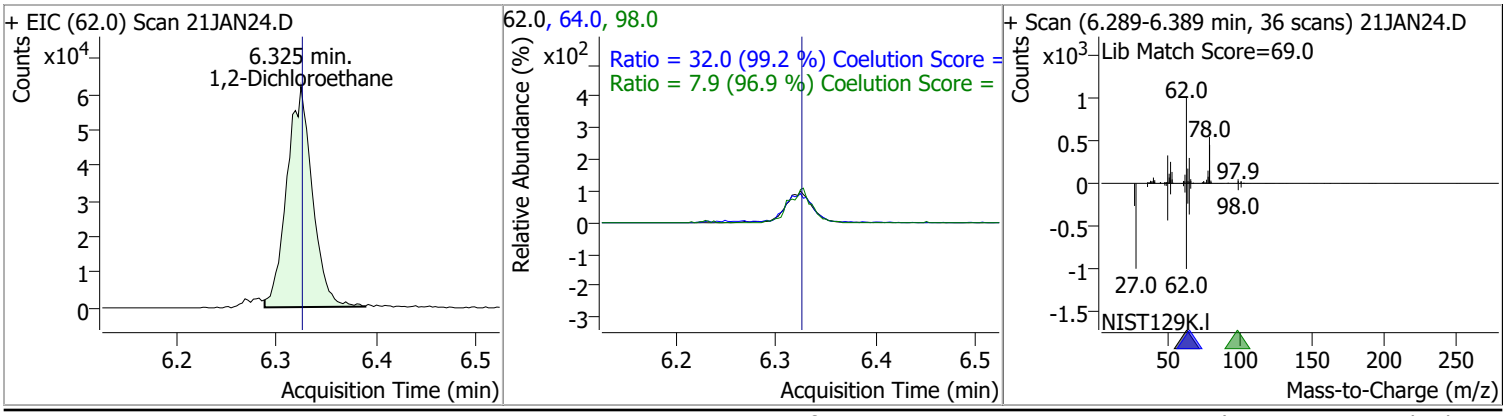

Quantitation Results Report (QT Reviewed)

Compound	Conc.	RT	Dev(Min)	Resp.	QIon	QRatio	Lower	Upper
Trichloroethene	132.8738	7.03	0.00	125829	130.0	101.5	75.6	135.6
					97.0	64.0	35.7	95.7

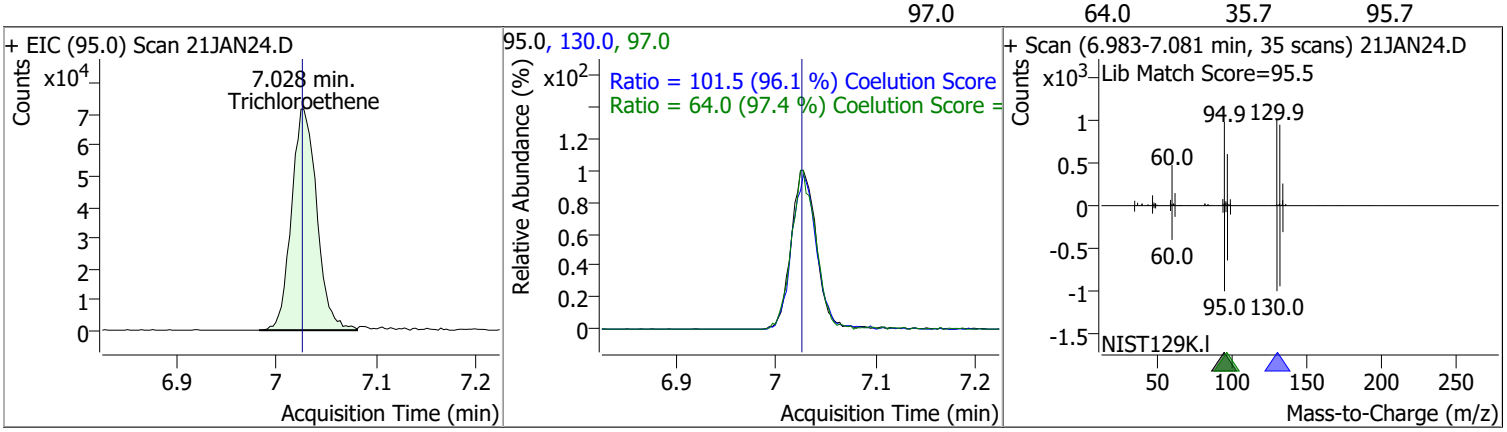

Compound	Conc.	RT	Dev(Min)	Resp.	QIon	QRatio	Lower	Upper
1,2-Dichloropropane	131.2765	7.27	0.00	109301	76.0	37.7	9.8	69.8

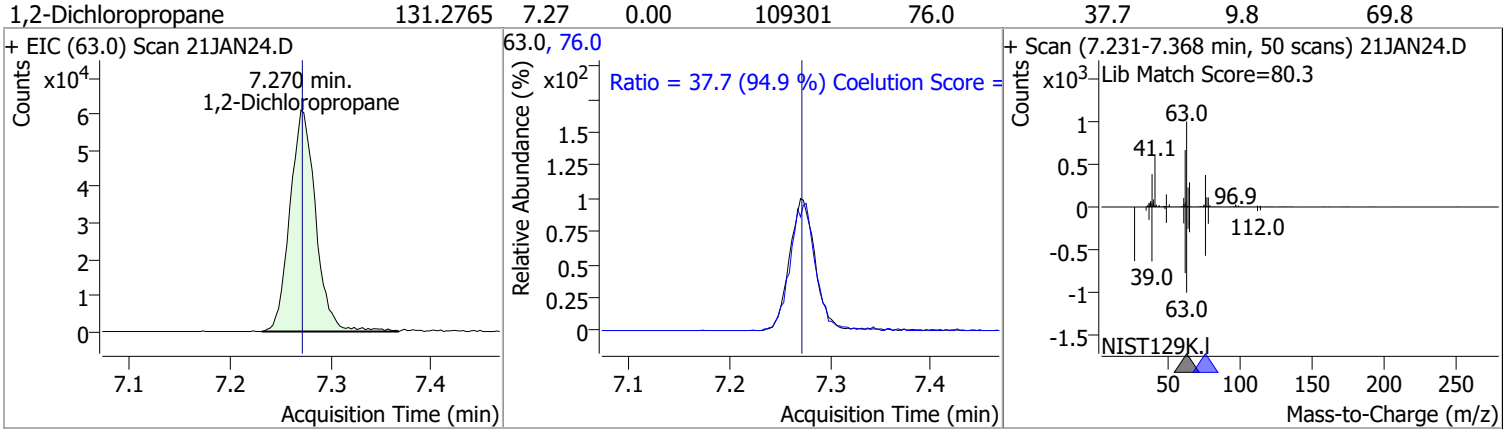

Compound	Conc.	RT	Dev(Min)	Resp.	QIon	QRatio	Lower	Upper
Dibromomethane	128.6071	7.40	0.00	45134	173.5	106.9	78.2	138.2
					95.0	82.2	54.5	114.5

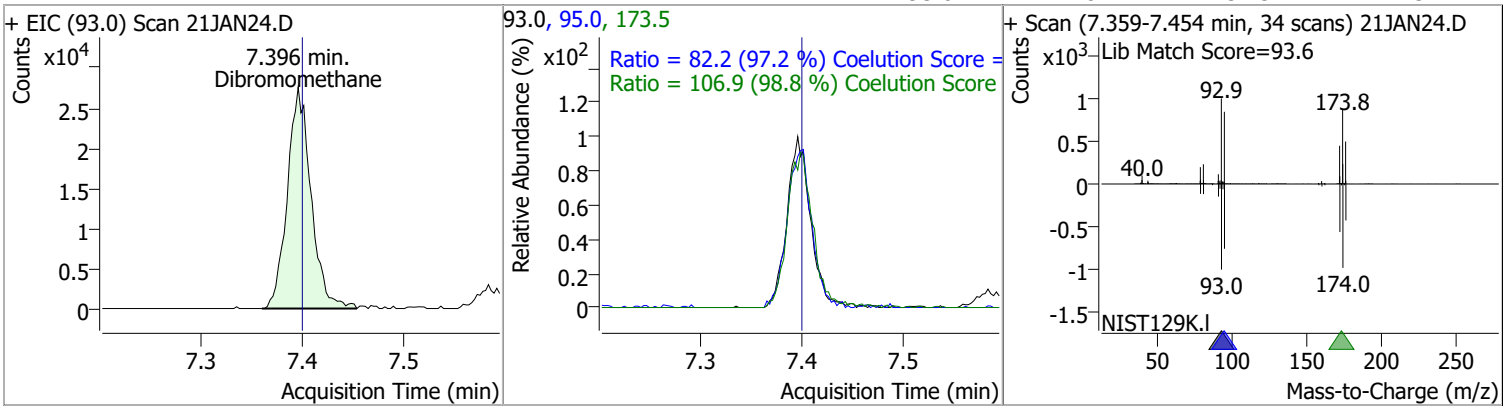

Compound	Conc.	RT	Dev(Min)	Resp.	QIon	QRatio	Lower	Upper
Bromodichloromethane	131.8727	7.58	0.00	130138	85.0	64.5	36.3	96.3
					127.0	9.8	0.0	39.5

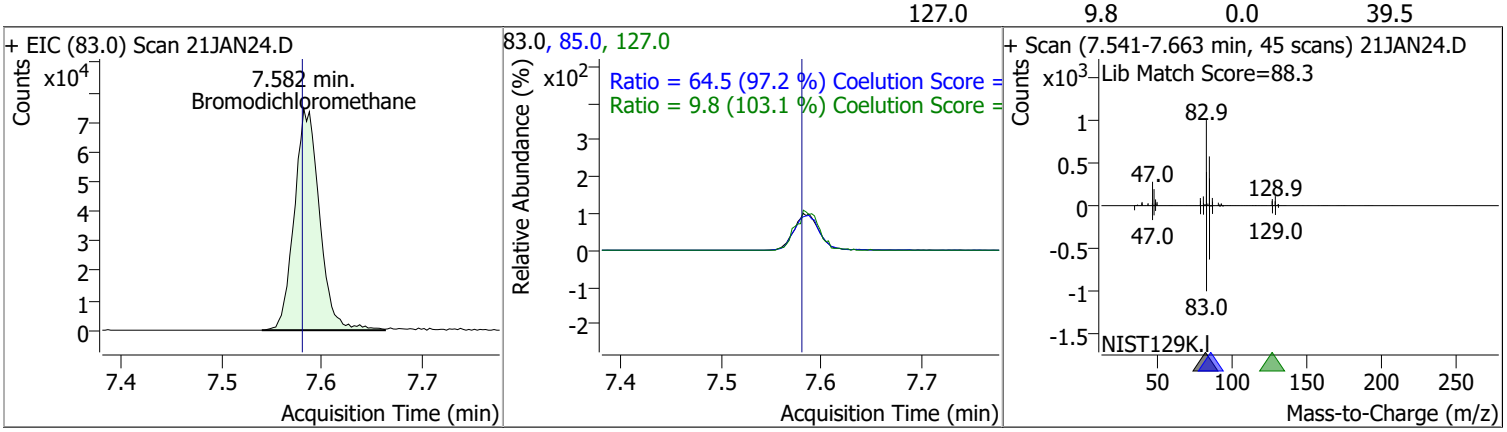

Compound	Conc.	RT	Dev(Min)	Resp.	QIon	QRatio	Lower	Upper
cis-1,3-Dichloropropene	123.6840	8.06	0.00	133937	39.0	50.9	22.5	82.5
					77.0	31.5	1.8	61.8

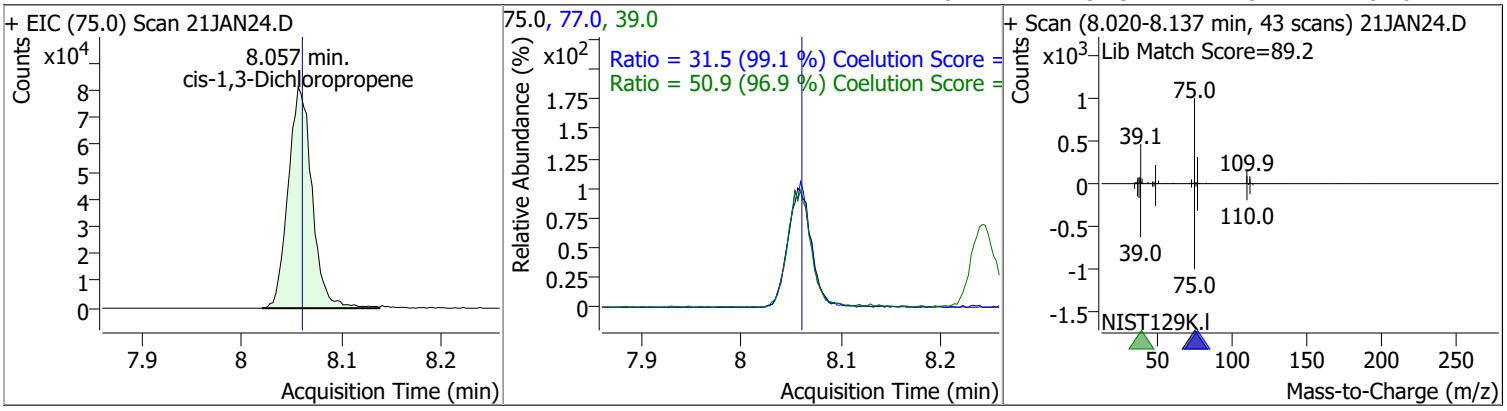

Compound	Conc.	RT	Dev(Min)	Resp.	QIon	QRatio	Lower	Upper
Toluene-d8	256.0214	8.32	0.00	790081	100.0	63.7	34.3	94.3
					99.0	9.3	0.0	39.2

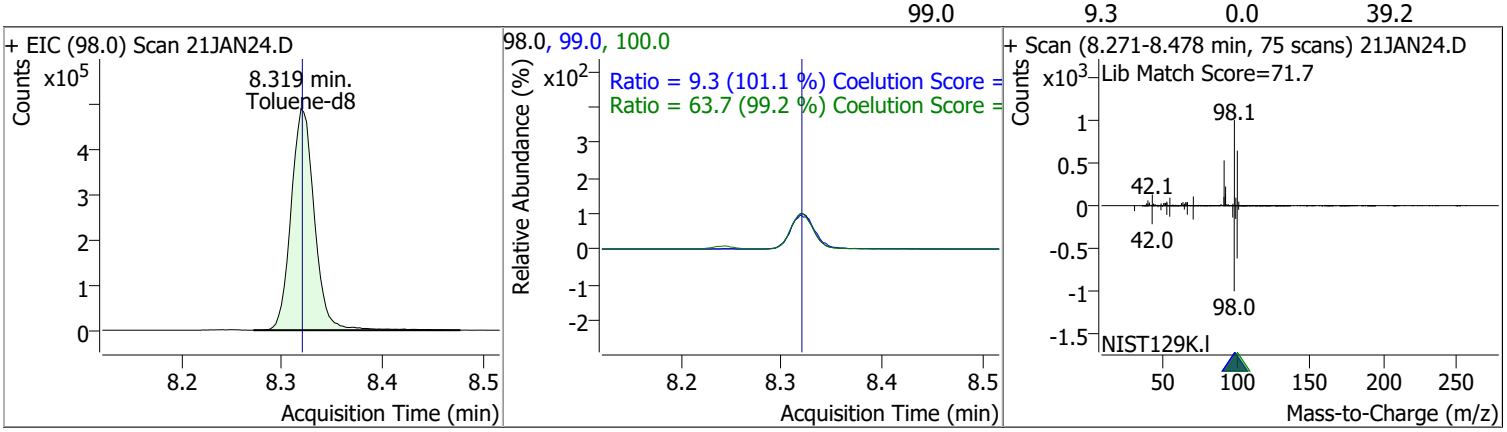

Compound	Conc.	RT	Dev(Min)	Resp.	QIon	QRatio	Lower	Upper
Toluene	135.7299	8.39	0.00	279197	91.0	175.9	144.1	204.1

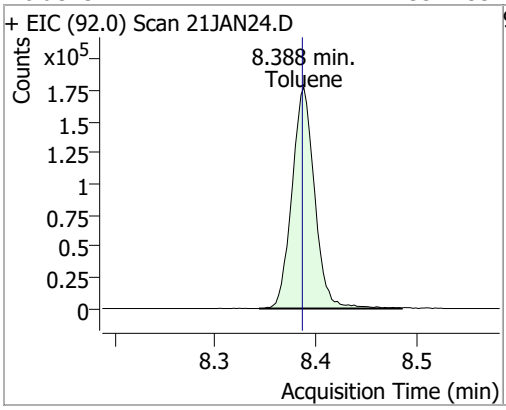

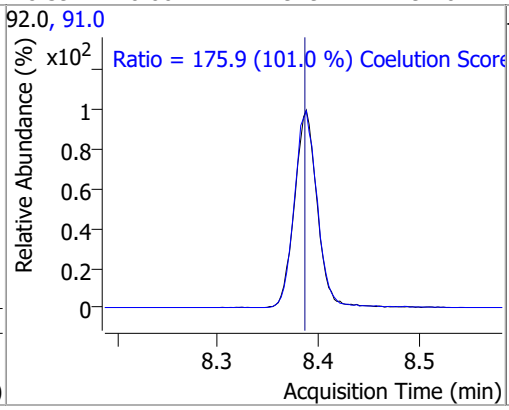

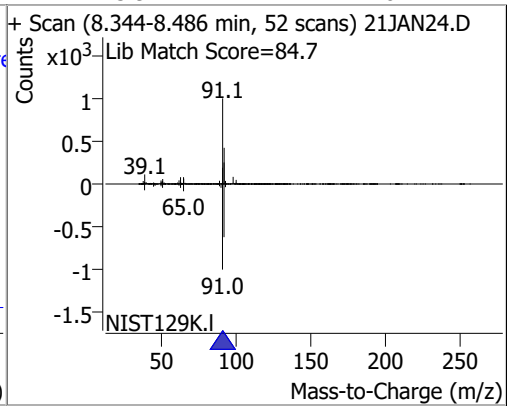

Compound	Conc.	RT	Dev(Min)	Resp.	QIon	QRatio	Lower	Upper
trans-1,3-Dichloropropene	130.7154	8.64	0.00	103251	39.0	50.9	23.0	83.0
					77.0	33.1	1.0	61.0

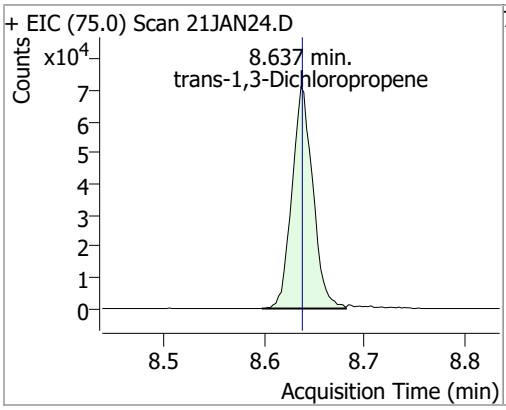

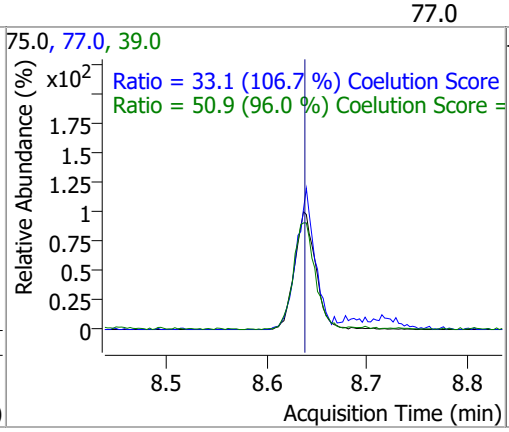

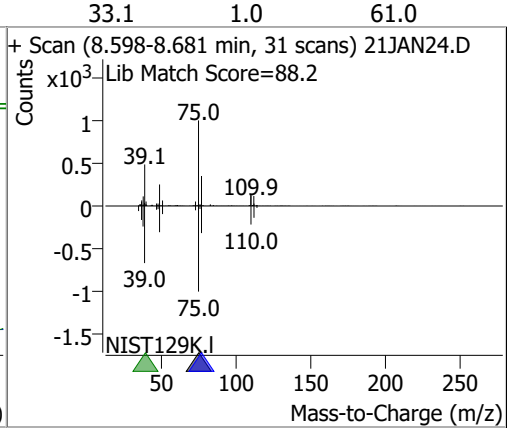

Compound	Conc.	RT	Dev(Min)	Resp.	QIon	QRatio	Lower	Upper
1,1,2-Trichloroethane	128.9513	8.82	0.00	51793	97.0	115.2	80.7	140.7
					85.0	66.7	30.7	90.7

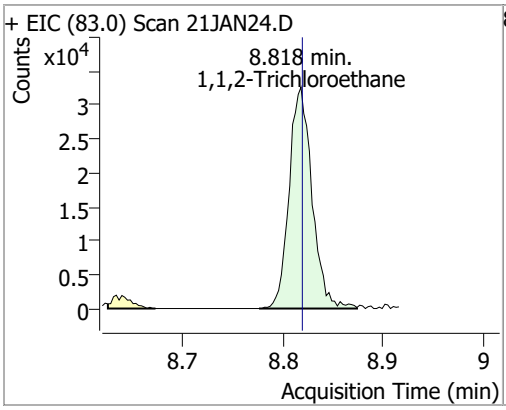

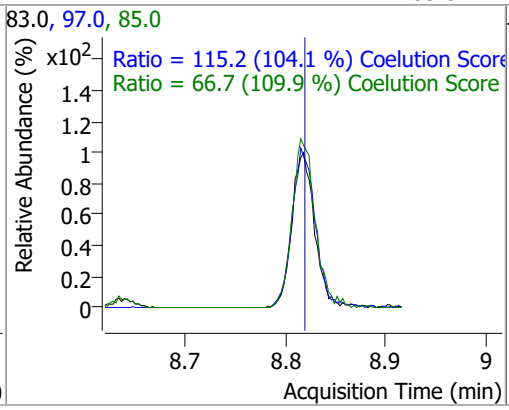

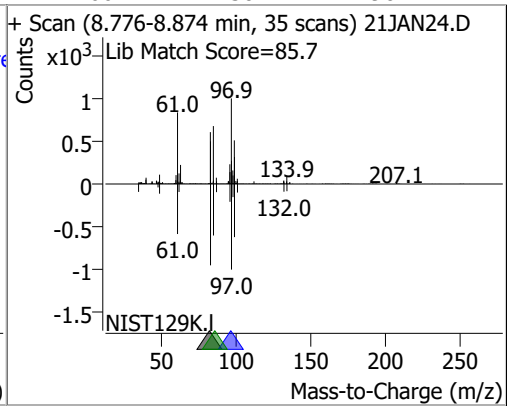

Quantitation Results Report (QT Reviewed)

Compound	Conc.	RT	Dev(Min)	Resp.	QIon	QRatio	Lower	Upper
Tetrachloroethene	132.1180	8.94	0.00	110203	165.8	128.0	96.1	156.1
					129.0	91.5	60.5	120.5

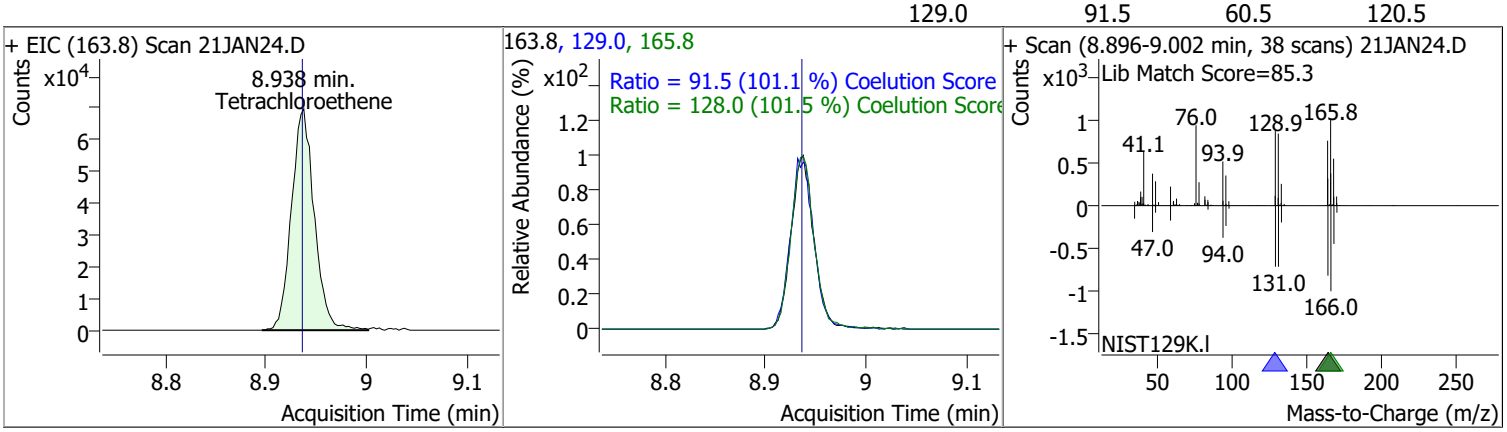

Compound	Conc.	RT	Dev(Min)	Resp.	QIon	QRatio	Lower	Upper
1,3-Dichloropropane	124.1967	8.98	0.00	100946	78.0	32.3	2.4	62.4

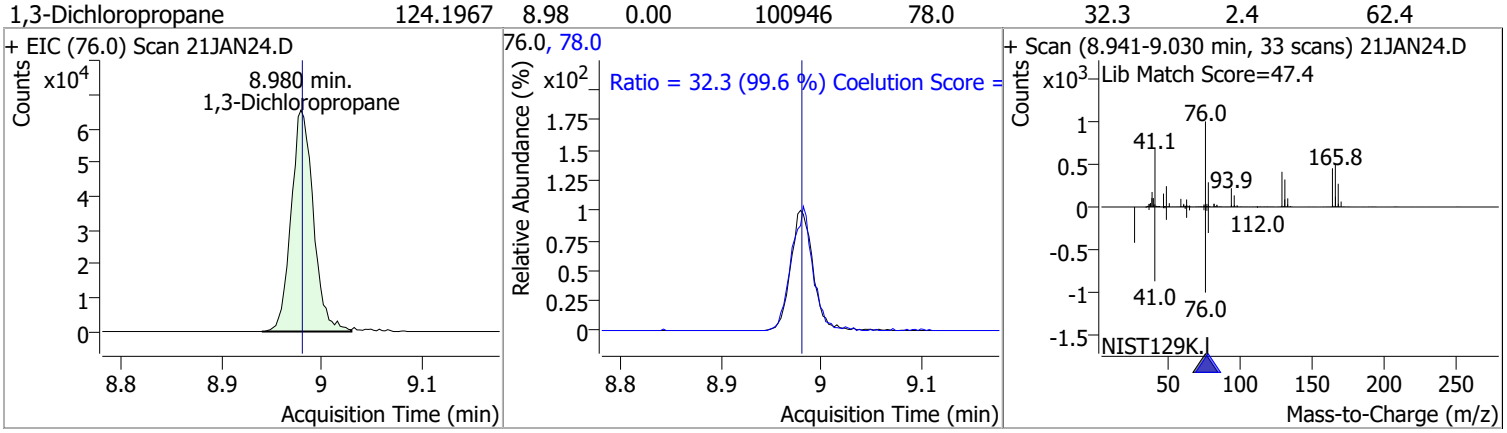

Compound	Conc.	RT	Dev(Min)	Resp.	QIon	QRatio	Lower	Upper
Chlorodibromomethane	129.4839	9.20	0.00	83758	127.0	75.6	47.2	107.2

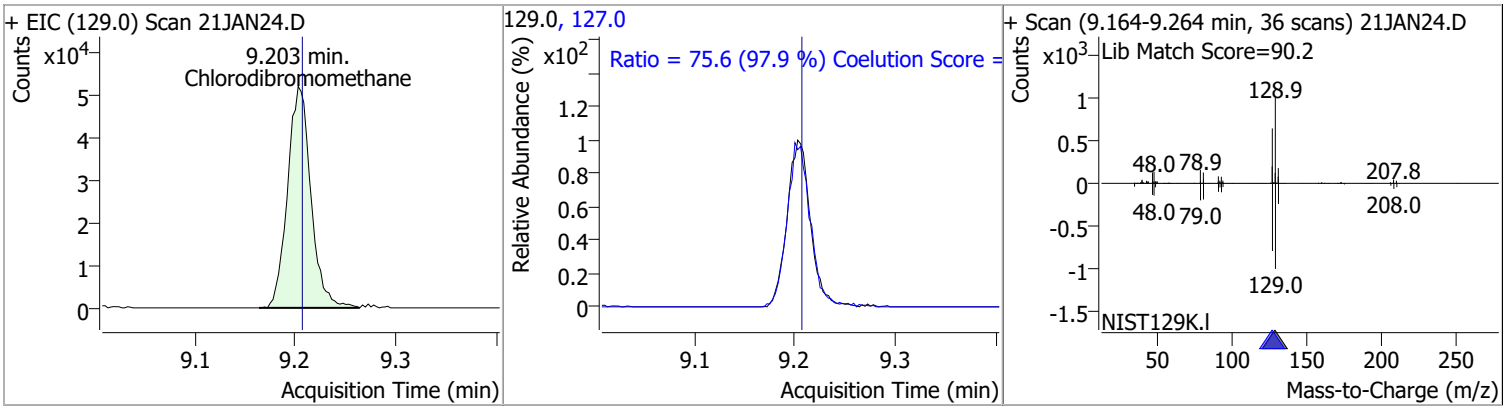

Compound	Conc.	RT	Dev(Min)	Resp.	QIon	QRatio	Lower	Upper
1,2-Dibromoethane	130.6731	9.31	0.01	57967	109.0	94.1	61.5	121.5

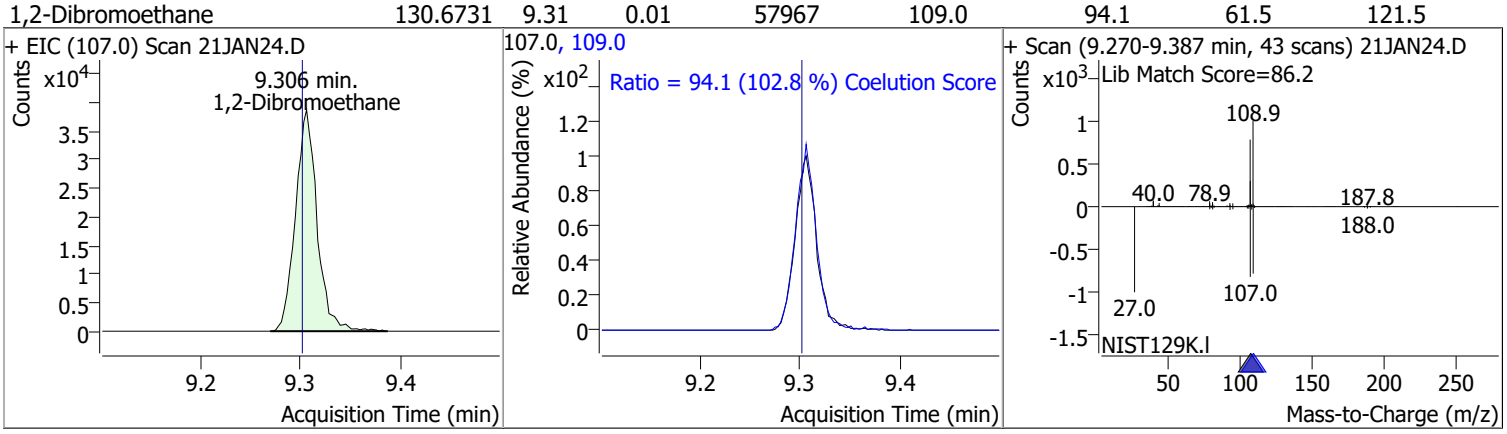

Quantitation Results Report (QT Reviewed)

Compound	Conc.	RT	Dev(Min)	Resp.	QIon	QRatio	Lower	Upper
Chlorobenzene	133.8781	9.80	0.00	301891	114.0	31.8	2.2	62.2

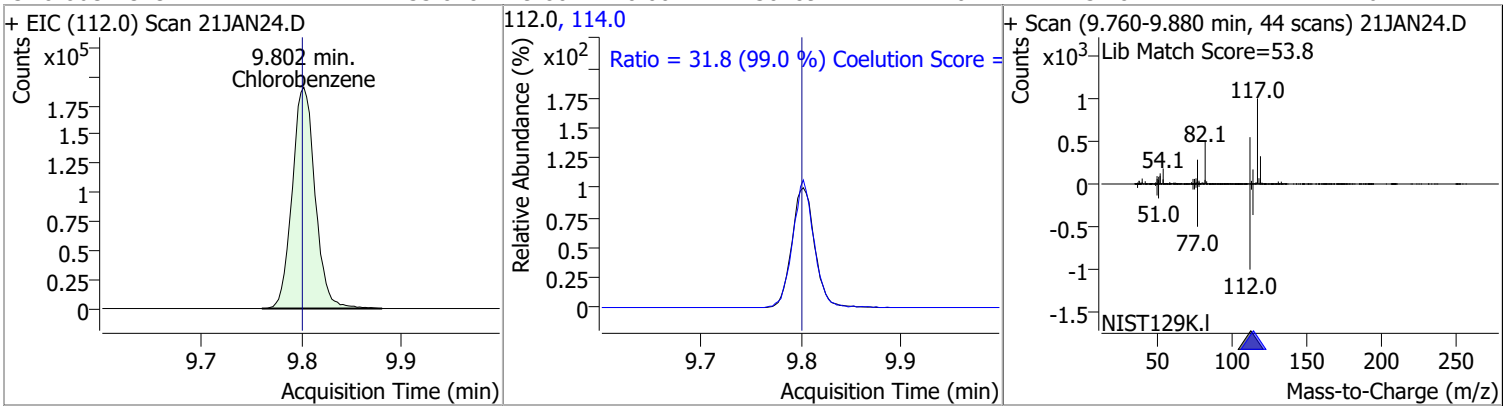

Compound	Conc.	RT	Dev(Min)	Resp.	QIon	QRatio	Lower	Upper
1,1,1,2-Tetrachloroethane	130.8535	9.89	0.00	103530	133.0	97.2	65.3	125.3

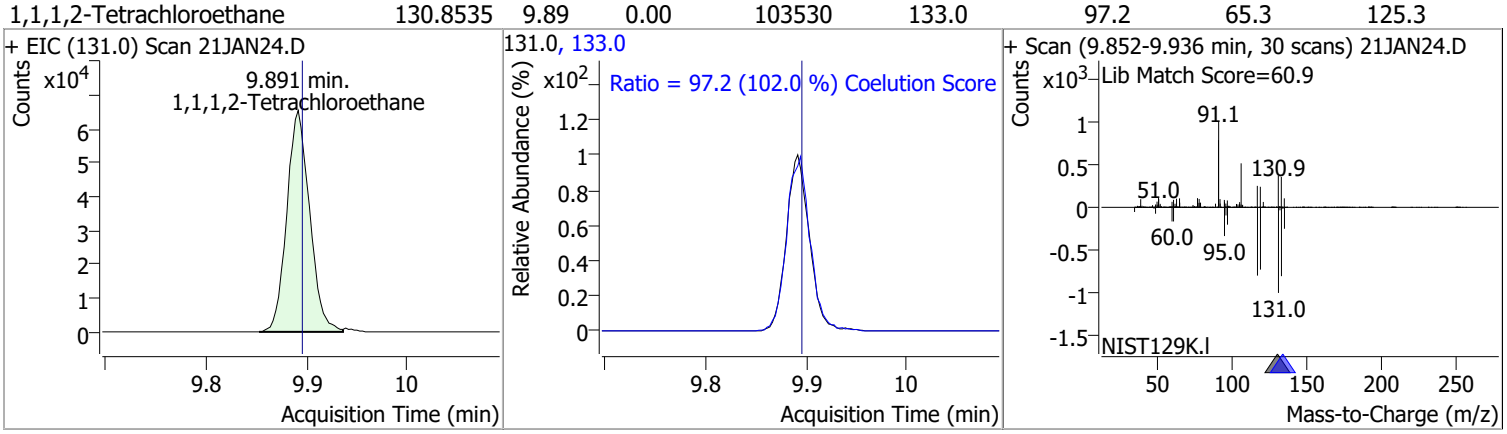

Compound	Conc.	RT	Dev(Min)	Resp.	QIon	QRatio	Lower	Upper
Ethylbenzene	132.5288	9.92	0.00	522044	106.0	30.5	1.7	61.7

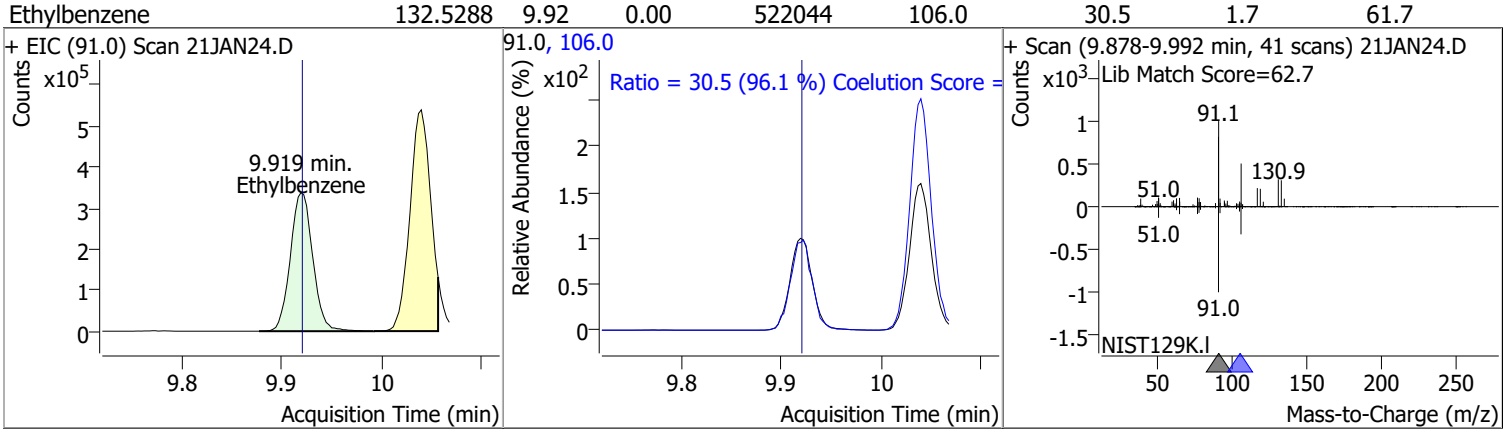

Compound	Conc.	RT	Dev(Min)	Resp.	QIon	QRatio	Lower	Upper
m+p-Xylenes	260.1419	10.04	0.00	407850	91.0	201.5	170.7	230.7

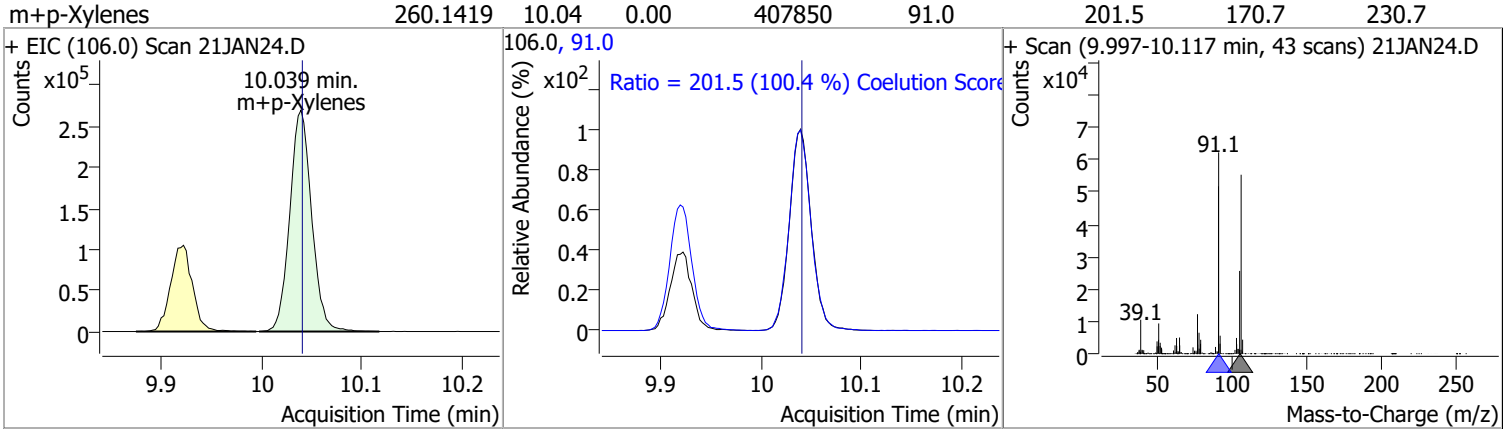

Quantitation Results Report (QT Reviewed)

Compound	Conc.	RT	Dev(Min)	Resp.	QIon	QRatio	Lower	Upper
o-Xylene	131.9130	10.43	0.00	181066	91.0	212.9	181.4	241.4

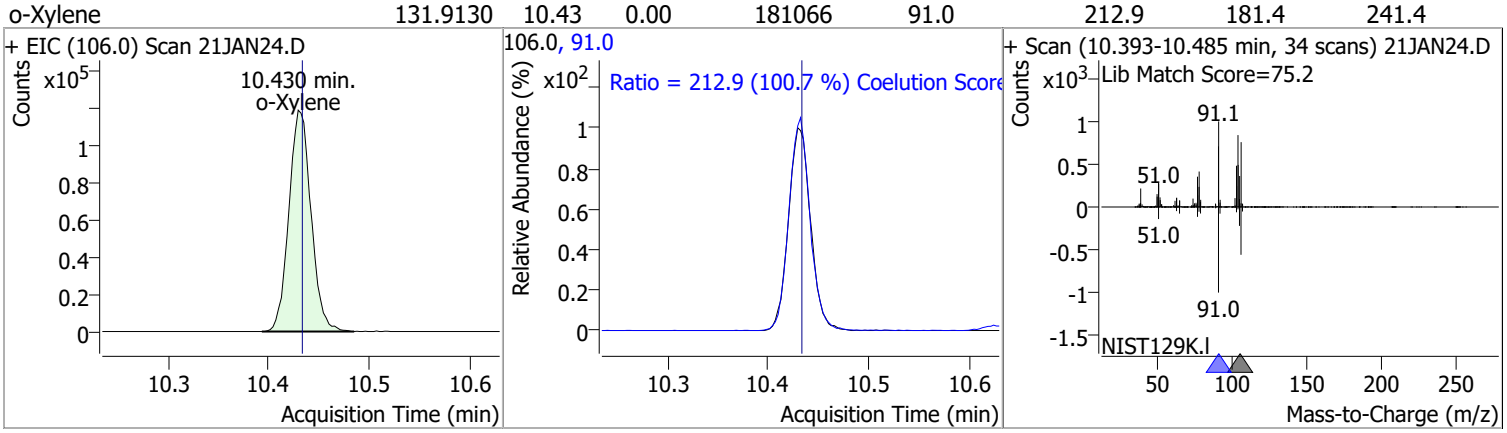

Compound	Conc.	RT	Dev(Min)	Resp.	QIon	QRatio	Lower	Upper
Styrene	133.1397	10.45	0.00	302215	78.0	48.6	20.6	80.6

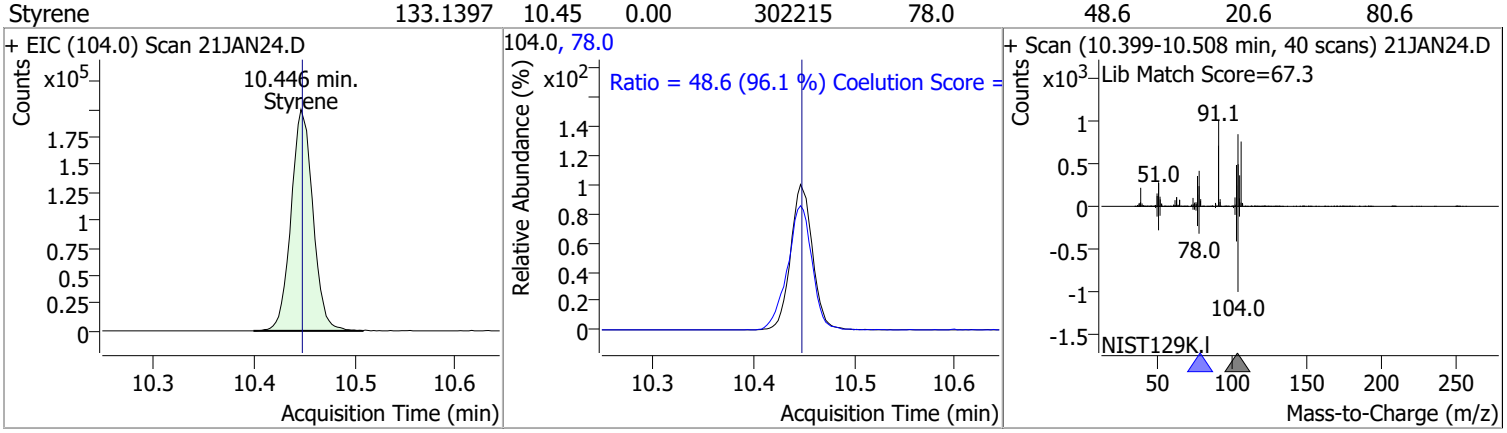

Compound	Conc.	RT	Dev(Min)	Resp.	QIon	QRatio	Lower	Upper
Bromoform	127.7783	10.62	0.00	46424	170.5	50.5	20.3	80.3
					174.5	47.7	18.1	78.1

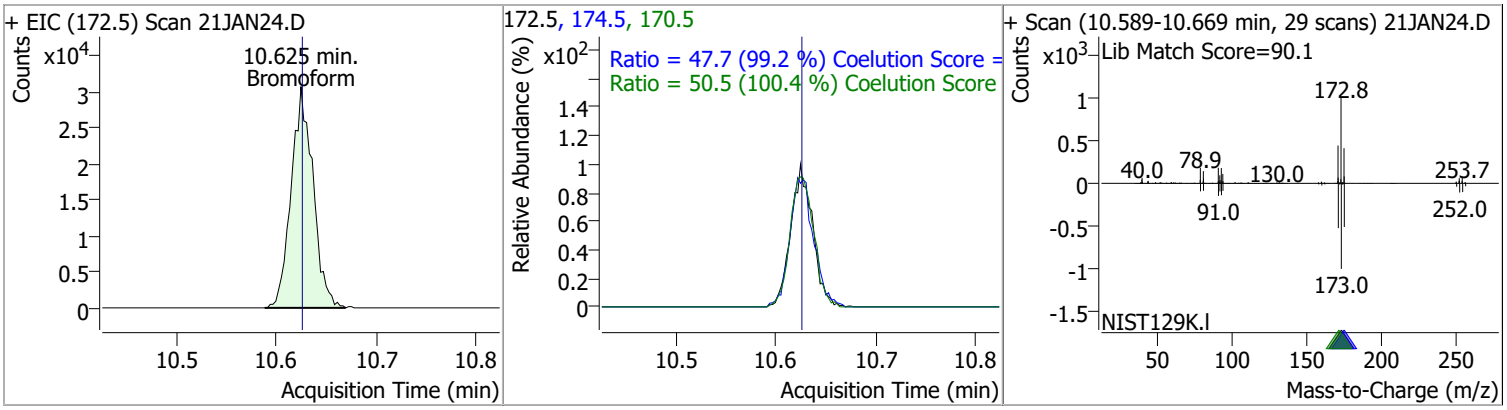

Compound	Conc.	RT	Dev(Min)	Resp.	QIon	QRatio	Lower	Upper
p-Bromofluorobenzene	240.9805	10.95	0.00	241244	174.0	94.0	65.3	125.3
					176.0	91.3	63.3	123.3

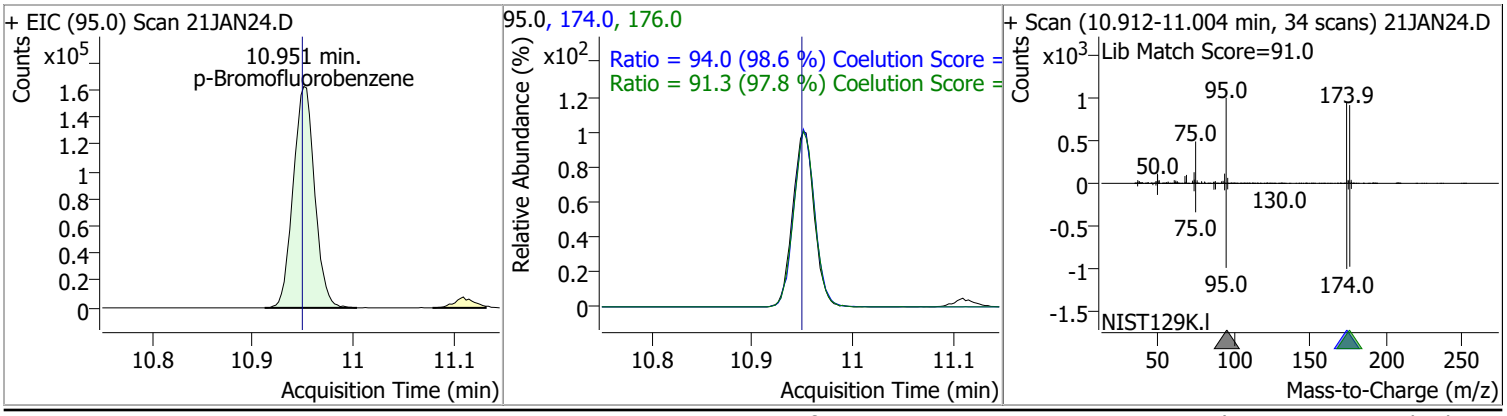

Quantitation Results Report (QT Reviewed)

Compound	Conc.	RT	Dev(Min)	Resp.	QIon	QRatio	Lower	Upper
Bromobenzene	132.2748	11.09	0.00	116776	77.0	141.5	113.5	173.5
					158.0	97.6	66.1	126.1

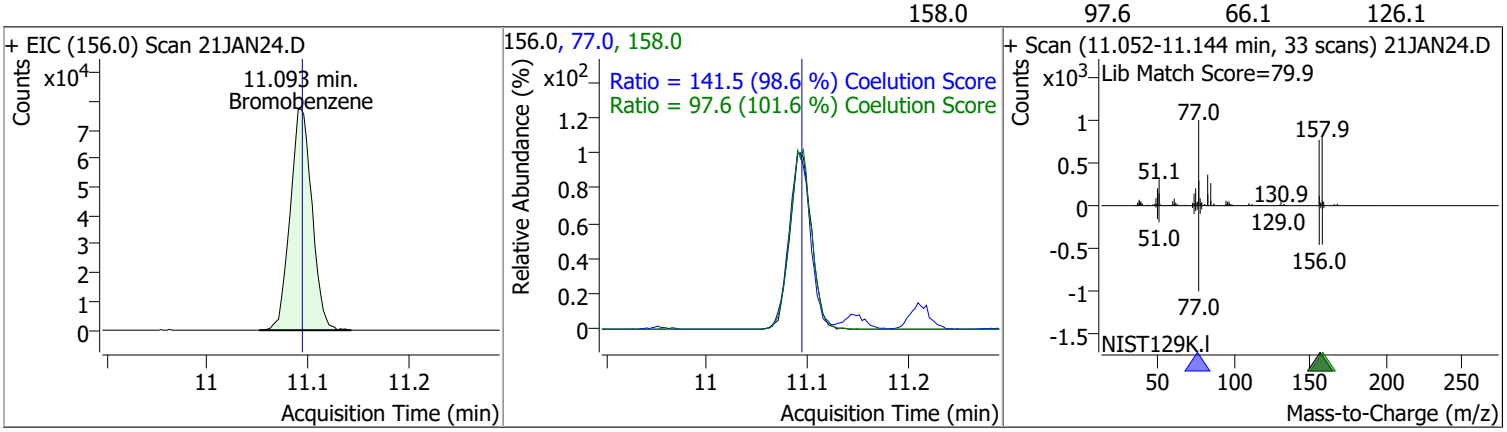

Compound	Conc.	RT	Dev(Min)	Resp.	QIon	QRatio	Lower	Upper
1,1,2,2-Tetrachloroethane	131.7588	11.11	0.00	66348	85.0	63.6	33.3	93.3

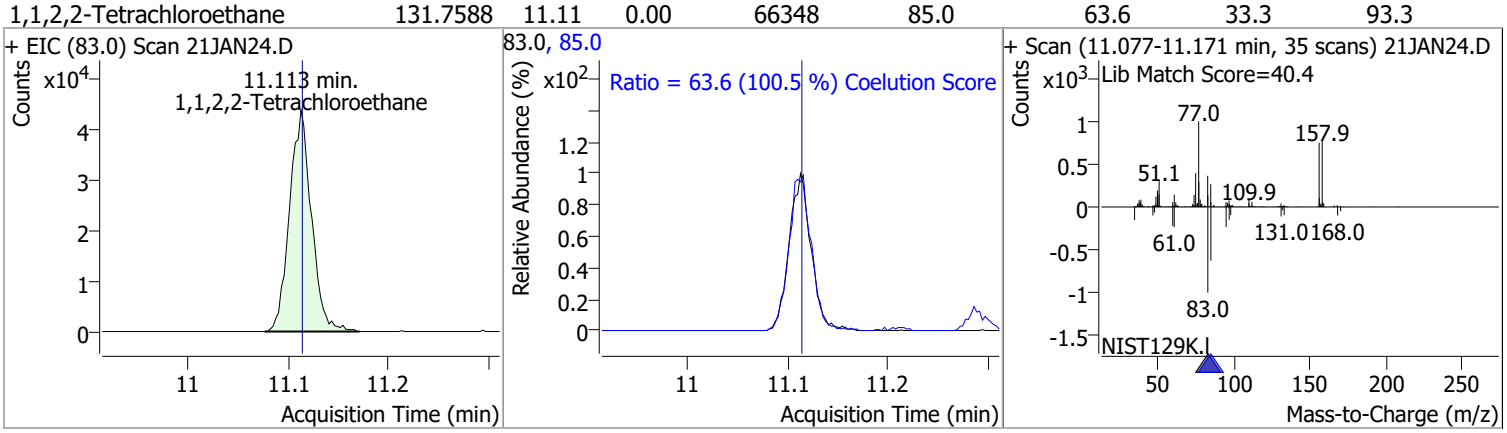

Compound	Conc.	RT	Dev(Min)	Resp.	QIon	QRatio	Lower	Upper
1,2,3-Trichloropropane	120.7013	11.15	0.00	15969	112.0	66.5	35.8	95.8

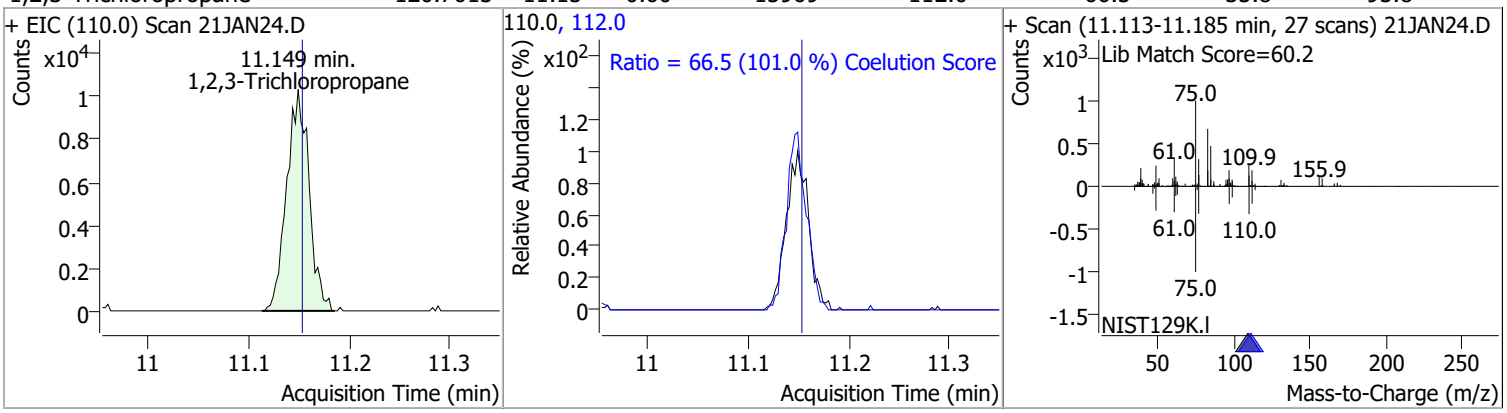

Compound	Conc.	RT	Dev(Min)	Resp.	QIon	QRatio	Lower	Upper
2-Chlorotoluene	133.9733	11.29	0.00	117059	91.0	281.0	246.2	306.2

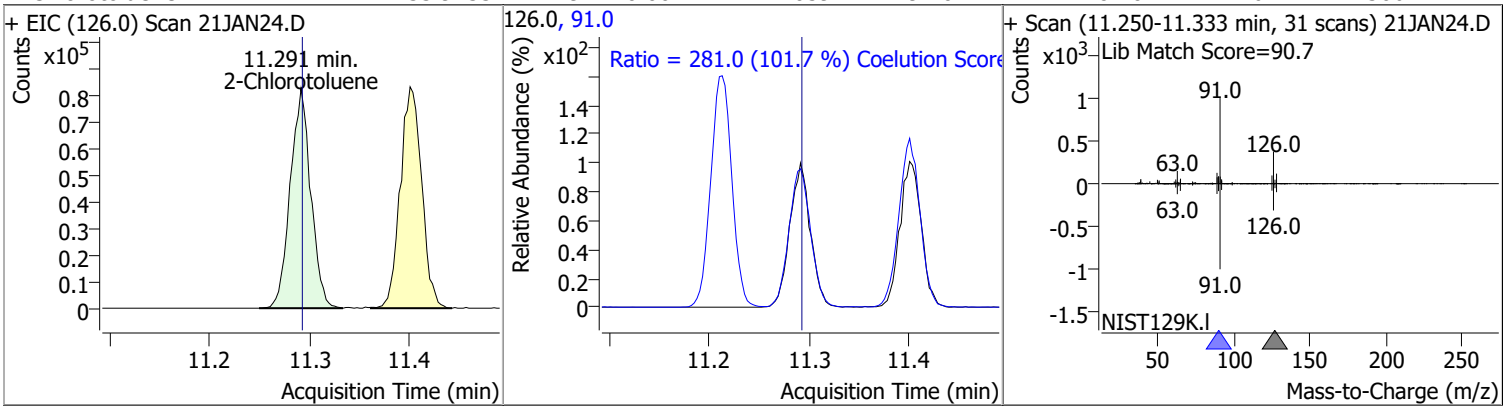

Quantitation Results Report (QT Reviewed)

Compound	Conc.	RT	Dev(Min)	Resp.	QIon	QRatio	Lower	Upper
4-Chlorotoluene	138.2504	11.40	0.00	391248	126.0	31.5	1.3	61.3

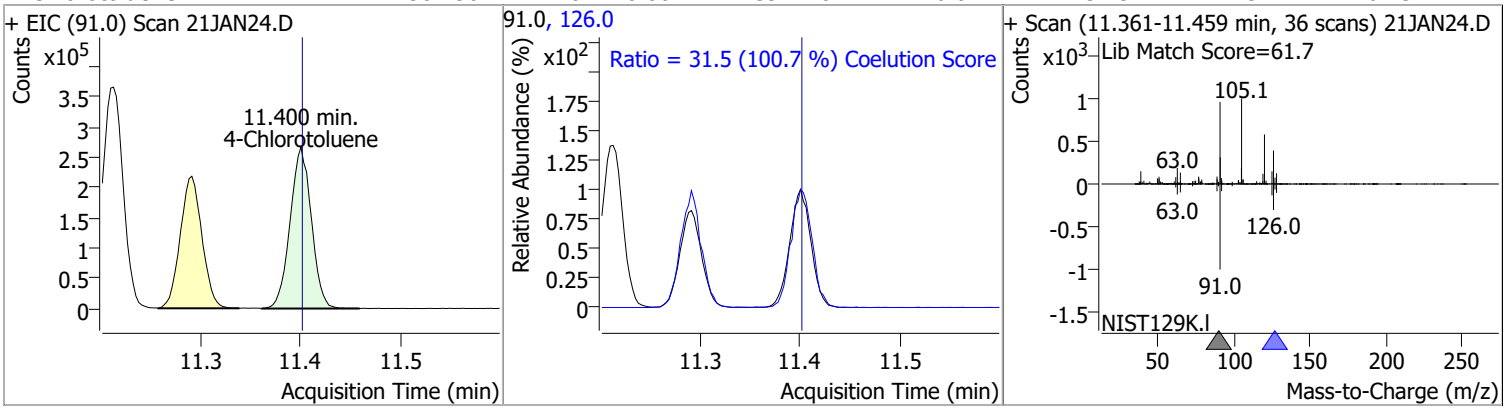

Compound	Conc.	RT	Dev(Min)	Resp.	QIon	QRatio	Lower	Upper
1,3-Dichlorobenzene	134.1387	12.04	0.00	214557	148.0	63.9	32.8	92.8
					111.0	39.2	8.7	68.7

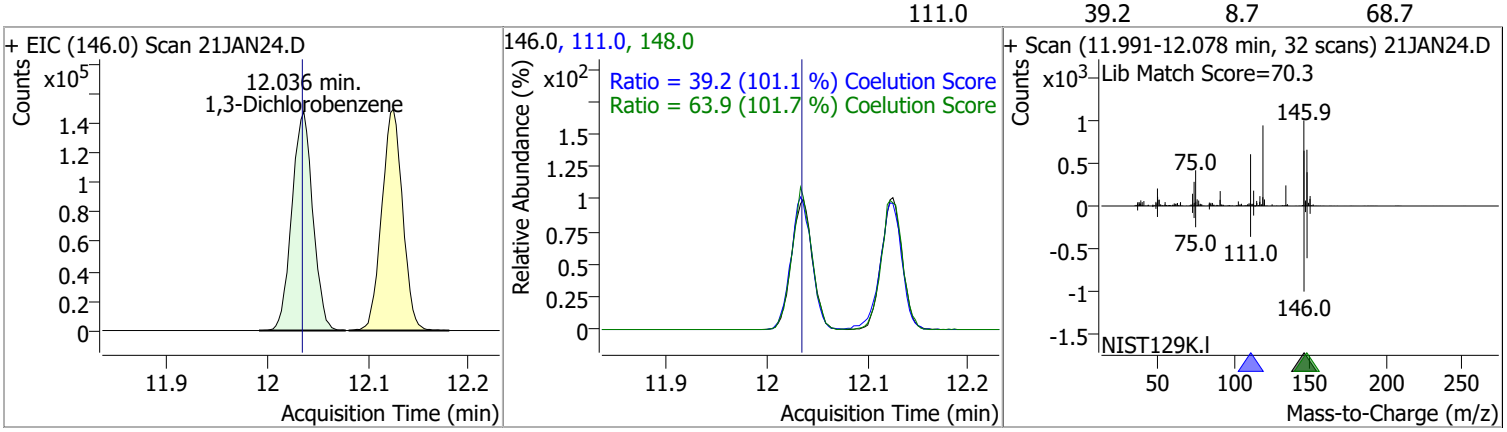

Compound	Conc.	RT	Dev(Min)	Resp.	QIon	QRatio	Lower	Upper
1,4-Dichlorobenzene	132.4149	12.13	0.00	215926	148.0	63.6	33.7	93.7
					111.0	39.0	8.7	68.7

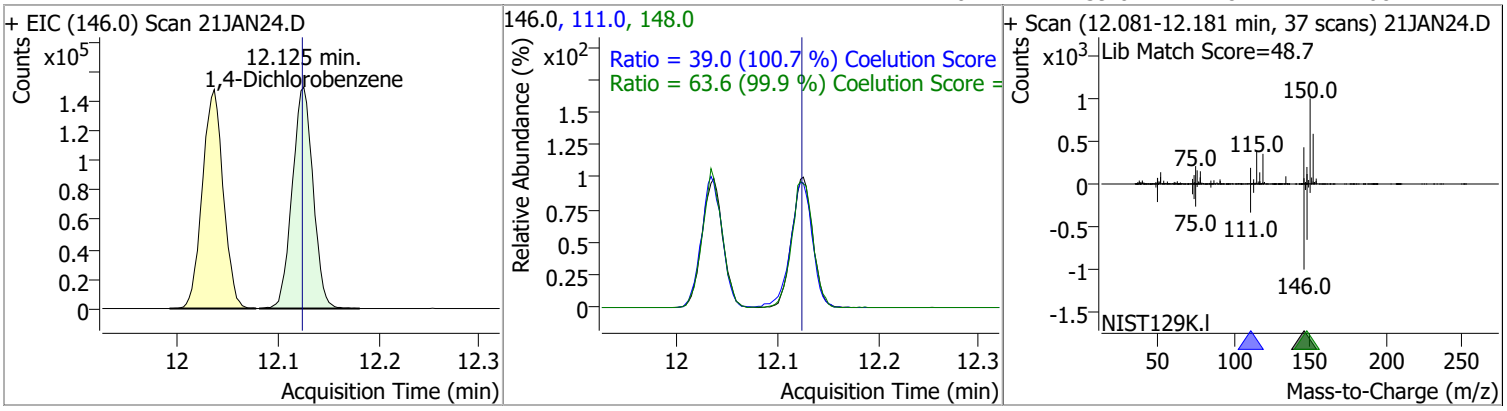

Quantitation Results Report (QT Reviewed)

Compound	Conc.	RT	Dev(Min)	Resp.	QIon	QRatio	Lower	Upper
1,2-Dichlorobenzene	130.6231	12.50	0.00	174435	148.0	64.4	31.9	91.9
					111.0	40.1	9.5	69.5

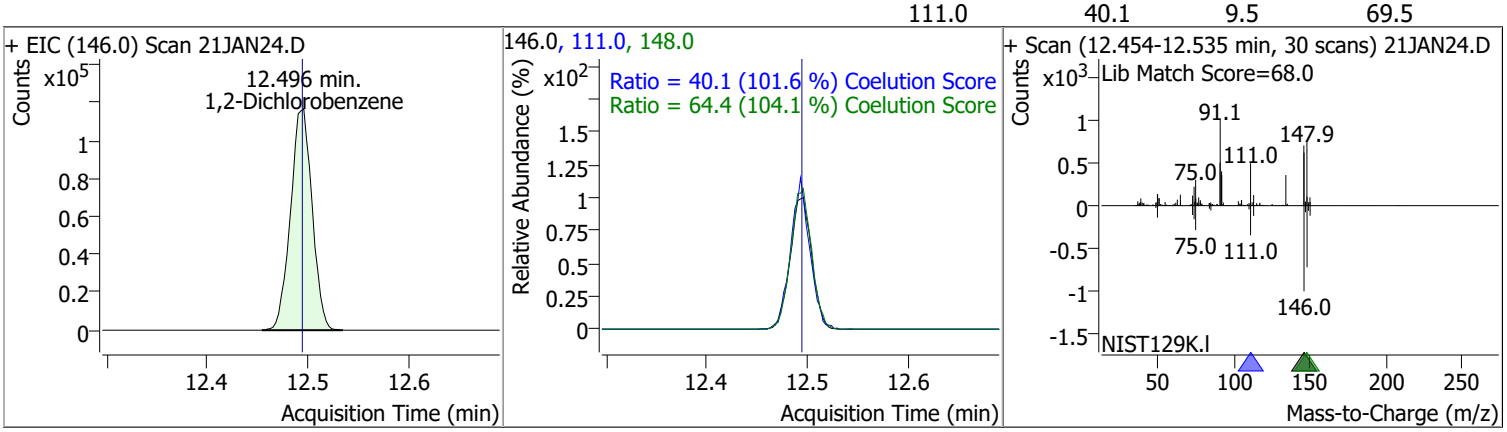

Quantitation Results Report (QT Reviewed)

Data File	21JAN25.D	Operator	MSC
Acq. Method	5975CACQF.M	Acq. Date-Time	1/21/2022 8:42:58 PM
Sample Name	B22011125-001FMSD	Instrument	VOA5975C
Vial	25	Multiplier	1.00
DA Method File	VOA5975C_8260B_SHT_DoD_L4_011922.m	Comment	
Tune File	BFB_Atune3.u	Tune Date	10/11/2021 4:02:00 PM
Batch Name	VG012122_8260B.batch.bin	Last Calib Update	3/11/2022 3:55:53 AM
Ref Library	\\MASSHUNTER\Org\Library\NIST129K.l		

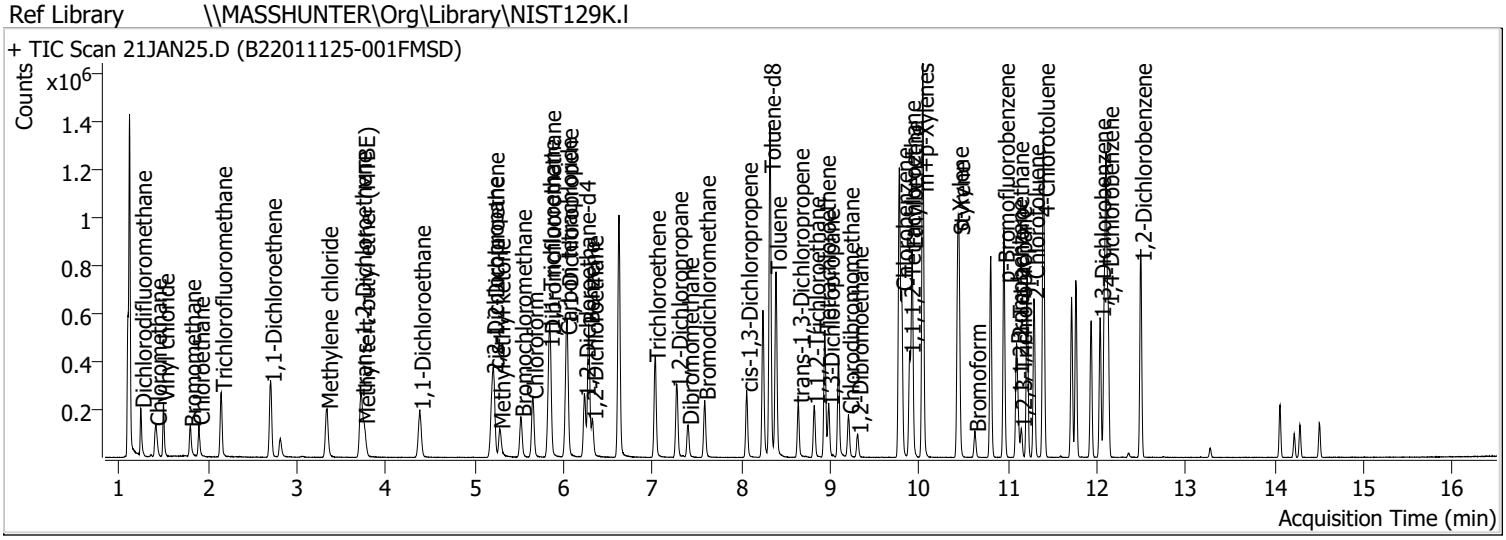

Compound	RT	QIon	Resp.	Conc.	Units	Dev(Min)
Internal Standards						
M Fluorobenzene	6.620	96.0	853132	250.0000	ng	0.000
M Chlorobenzene-d5	9.774	82.0	328676	250.0000	ng	0.000
M 1,4-Dichlorobenzene-d4	12.100	152.0	271702	250.0000	ng	0.000
System Monitoring Compounds						
S Dibromofluoromethane	5.848	113.0	212253	256.8627	ng	-0.003
Spiked Amount: 250.000	Range: 80.0 - 119.0%			Recovery = 102.75%		
S 1,2-Dichloroethane-d4	6.238	67.0	93588	262.1864	ng	0.008
Spiked Amount: 250.000	Range: 81.0 - 118.0%			Recovery = 104.87%		
S Toluene-d8	8.319	98.0	850474	265.2302	ng	0.000
Spiked Amount: 250.000	Range: 89.0 - 112.0%			Recovery = 106.09%		
S p-Bromofluorobenzene	10.951	95.0	260197	259.3704	ng	0.003
Spiked Amount: 250.000	Range: 85.0 - 114.0%			Recovery = 103.75%		
Target Compounds						**QValue**
T Dichlorodifluoromethane	1.241	85.0	135801	118.3818	ng	97
T Chloromethane	1.411	50.0	161772	119.7813	ng	99
T Vinyl chloride	1.498	62.0	158640	129.0459	ng	98
T Bromomethane	1.796	96.0	64580	121.3466	ng	99
T Chloroethane	1.897	64.0	78039	134.1764	ng	99
T Trichlorofluoromethane	2.147	101.0	186070	126.2230	ng	99
T 1,1-Dichloroethene	2.705	96.0	115037	134.1148	ng	99
T Methylene chloride	3.338	49.0	154942	124.2421	ng	99
T trans-1,2-Dichloroethene	3.717	96.0	117833	132.9792	ng	98
T Methyl tert-butyl ether (MTBE)	3.757	73.0	142275	128.4633	ng	100
T 1,1-Dichloroethane	4.381	63.0	224350	135.2838	ng	98
T 2,2-Dichloropropane	5.198	77.0	158175	126.5640	ng	98
T cis-1,2-Dichloroethene	5.209	96.0	117471	130.9324	ng	99
T Methyl ethyl ketone	5.279	43.0	166000	1280.2902	ng	98
T Bromochloromethane	5.519	128.0	47278	127.8063	ng	98
T Chloroform	5.650	83.0	199050	120.2113	ng	99

Compound	RT	QIon	Resp.	Conc.	Units	Dev(Min)
T 1,1,1-Trichloroethane	5.831	97.0	202759	132.7156	ng	99
T Carbon tetrachloride	6.026	117.0	199370	134.5518	ng	100
T 1,1-Dichloropropene	6.040	75.0	160884	129.8623	ng	99
T Benzene	6.280	78.0	454702	133.4173	ng	100
T 1,2-Dichloroethane	6.325	62.0	114914	122.0757	ng	96
T Trichloroethene	7.025	95.0	130028	132.1457	ng	98
T 1,2-Dichloropropane	7.276	63.0	109768	126.8808	ng	100
T Dibromomethane	7.398	93.0	46923	128.6780	ng	97
T Bromodichloromethane	7.585	83.0	135503	132.1469	ng	96
T cis-1,3-Dichloropropene	8.059	75.0	131408	116.7864	ng	96
T Toluene	8.386	92.0	288889	135.1616	ng	100
T trans-1,3-Dichloropropene	8.639	75.0	106216	129.4135	ng	96
T 1,1,2-Trichloroethane	8.818	83.0	53326	127.7764	ng	96
T Tetrachloroethene	8.935	163.8	115667	133.4551	ng	98
T 1,3-Dichloropropane	8.982	76.0	103613	122.6853	ng	100
T Chlorodibromomethane	9.203	129.0	85952	127.8800	ng	98
T 1,2-Dibromoethane	9.306	107.0	58186	126.2354	ng	94
T Chlorobenzene	9.802	112.0	315649	134.7166	ng	99
T 1,1,1,2-Tetrachloroethane	9.892	131.0	105261	128.0395	ng	98
T Ethylbenzene	9.919	91.0	538975	131.7157	ng	100
T m+p-Xylenes	10.039	106.0	423602	260.0347	ng	99
T o-Xylene	10.433	106.0	188090	131.8799	ng	98
T Styrene	10.446	104.0	311547	132.1286	ng	98
T Bromoform	10.628	172.5	45757	125.6796	ng	98
T Bromobenzene	11.093	156.0	119157	134.6901	ng	99
T 1,1,2,2-Tetrachloroethane	11.110	83.0	67124	133.0216	ng	100
T 1,2,3-Trichloropropane	11.146	110.0	17617	132.8798	ng	90
T 2-Chlorotoluene	11.289	126.0	120670	137.8179	ng	97
T 4-Chlorotoluene	11.400	91.0	397370	140.1207	ng	98
T 1,3-Dichlorobenzene	12.033	146.0	220089	137.3101	ng	99
T 1,4-Dichlorobenzene	12.125	146.0	218356	133.6257	ng	99
T 1,2-Dichlorobenzene	12.493	146.0	179948	134.4702	ng	99

(#) = Qualifier Out of Range; (m) = Manual Integration; (+) = Area Summed; (*) = Surrogate Percent Recovery Out of Range; (d): Zeroed Peak

Quantitation Results Report (QT Reviewed)

Compound	Conc.	RT	Dev(Min)	Resp.	QIon	QRatio	Lower	Upper
Dichlorodifluoromethane	118.3818	1.24	0.00	135801	87.0	33.4	1.8	61.8

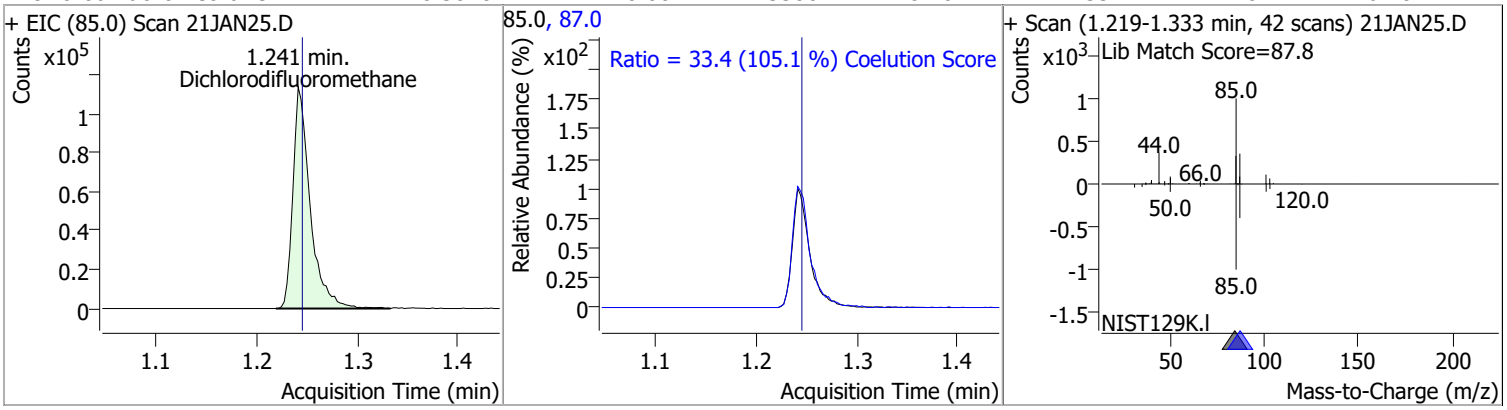

Compound	Conc.	RT	Dev(Min)	Resp.	QIon	QRatio	Lower	Upper
Chloromethane	119.7813	1.41	0.00	161772	52.0	31.9	2.4	62.4

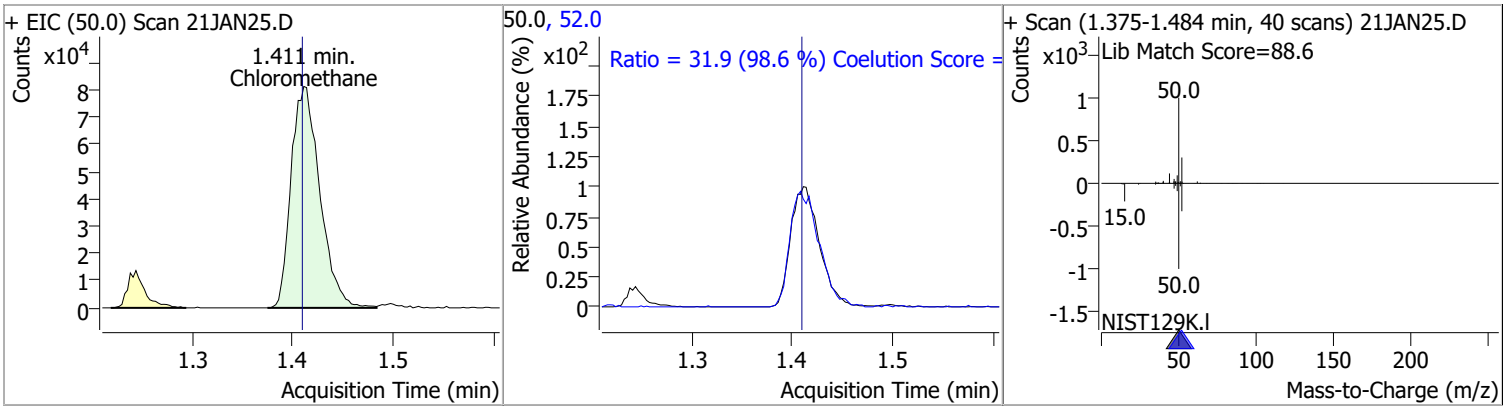

Compound	Conc.	RT	Dev(Min)	Resp.	QIon	QRatio	Lower	Upper
Vinyl chloride	129.0459	1.50	0.00	158640	64.0	30.3	1.3	61.3

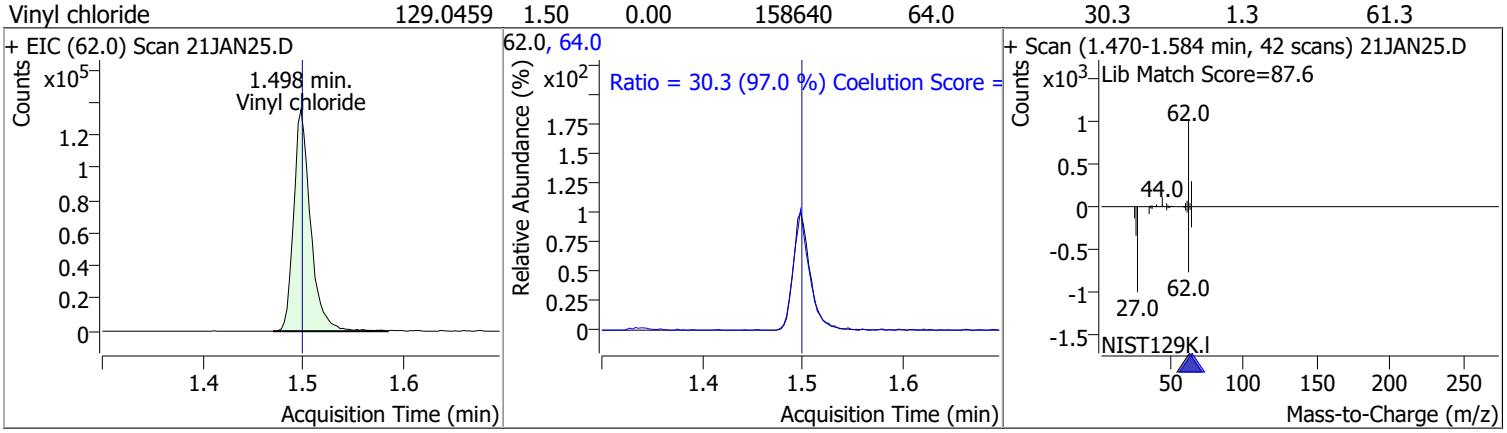

Compound	Conc.	RT	Dev(Min)	Resp.	QIon	QRatio	Lower	Upper
Bromomethane	121.3466	1.80	0.00	64580	94.0	108.5	80.1	140.1

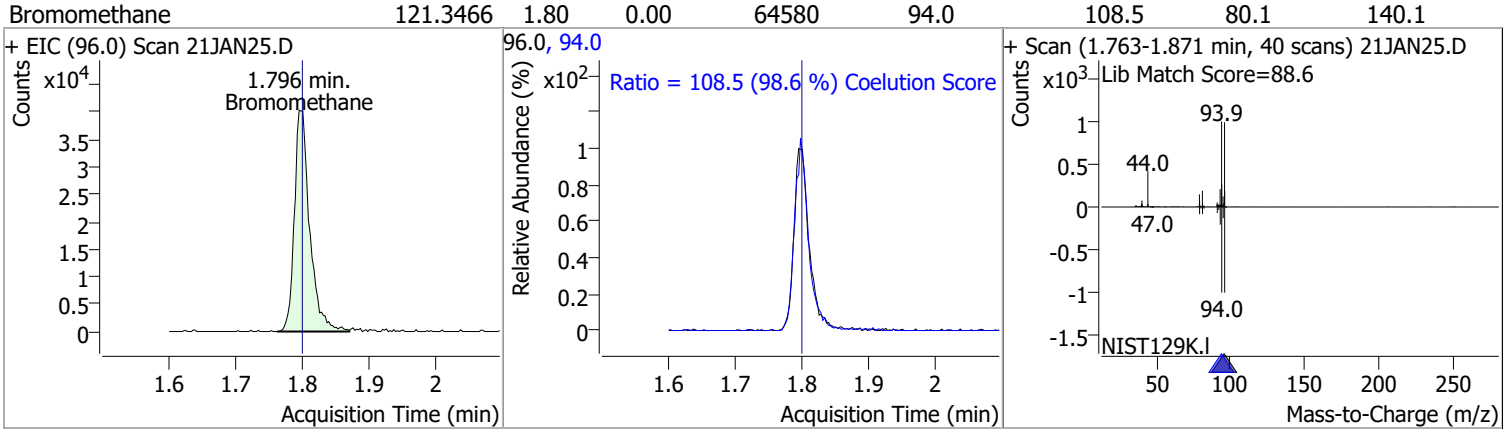

Quantitation Results Report (QT Reviewed)

Compound	Conc.	RT	Dev(Min)	Resp.	QIon	QRatio	Lower	Upper
Chloroethane	134.1764	1.90	0.00	78039	66.0	29.6	0.0	60.0

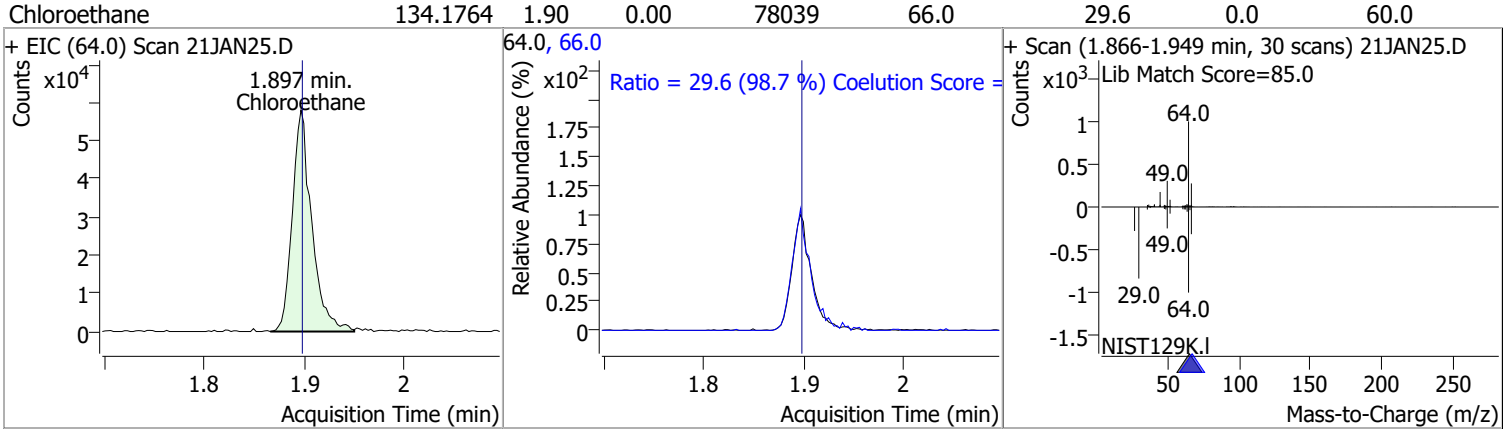

Compound	Conc.	RT	Dev(Min)	Resp.	QIon	QRatio	Lower	Upper
Trichlorofluoromethane	126.2230	2.15	0.00	186070	103.0	64.5	35.0	95.0

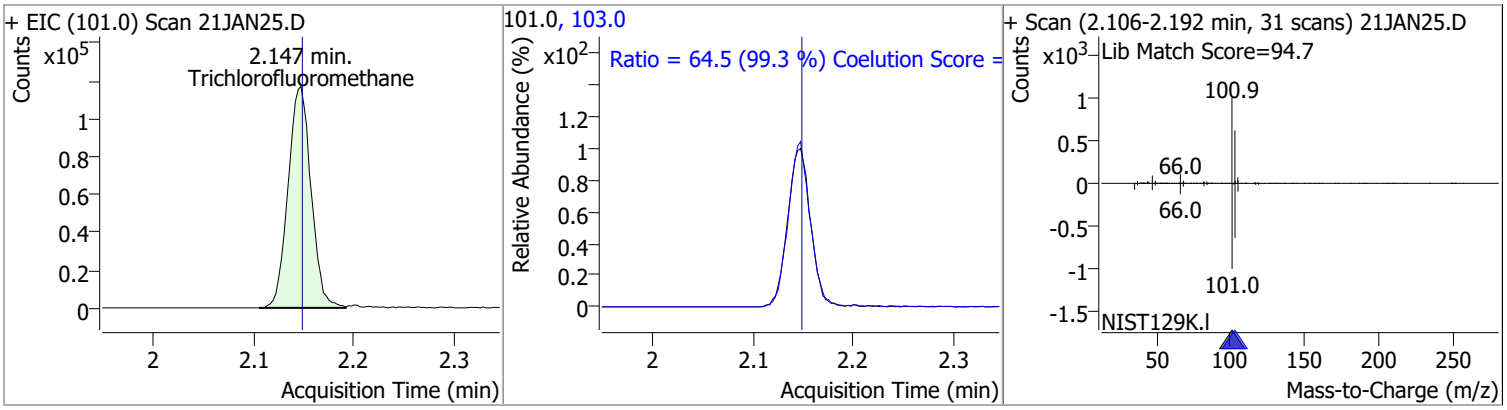

Compound	Conc.	RT	Dev(Min)	Resp.	QIon	QRatio	Lower	Upper
1,1-Dichloroethene	134.1148	2.71	0.00	115037	61.0	182.6	149.9	209.9
					63.0	56.9	27.0	87.0

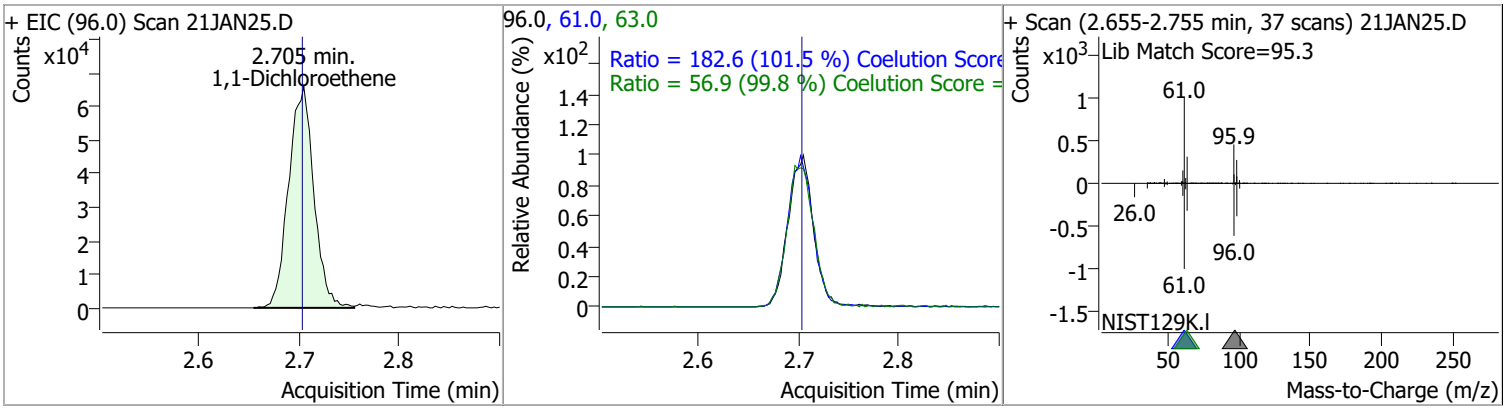

Compound	Conc.	RT	Dev(Min)	Resp.	QIon	QRatio	Lower	Upper
Methylene chloride	124.2421	3.34	0.01	154942	84.0	65.2	36.1	96.1
					86.0	41.4	11.8	71.8

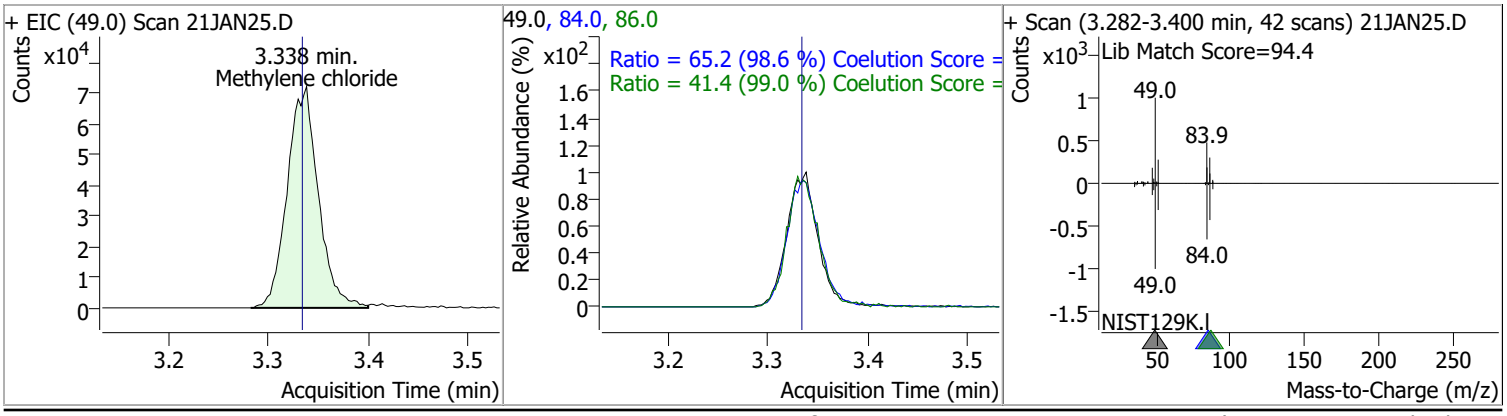

Quantitation Results Report (QT Reviewed)

Compound	Conc.	RT	Dev(Min)	Resp.	QIon	QRatio	Lower	Upper
trans-1,2-Dichloroethene	132.9792	3.72	0.00	117833	61.0	151.5	124.8	184.8
					98.0	62.8	32.1	92.1

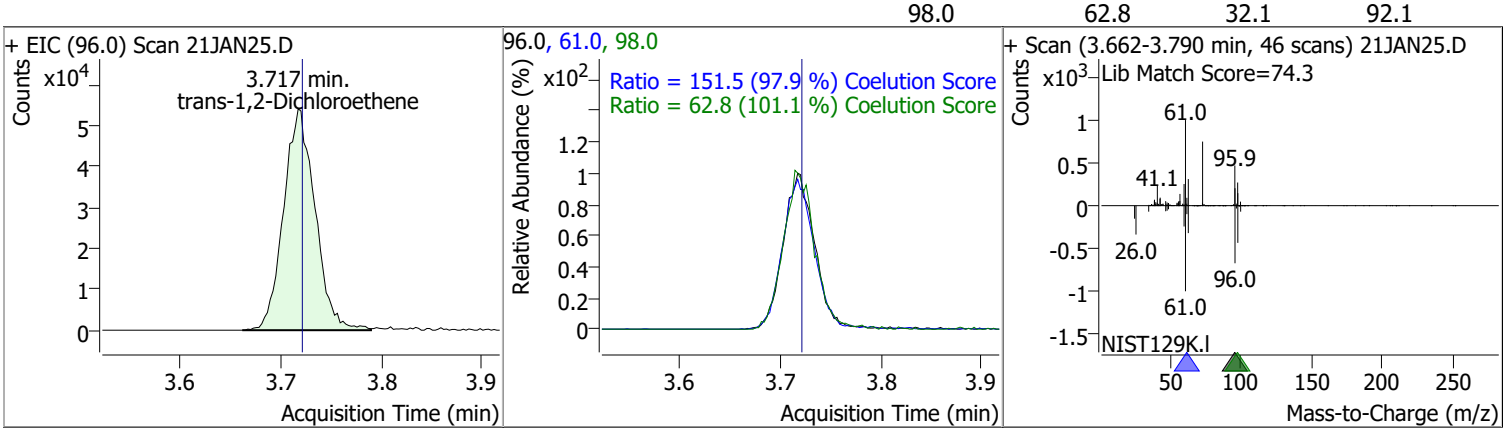

Compound	Conc.	RT	Dev(Min)	Resp.	QIon	QRatio	Lower	Upper
Methyl tert-butyl ether (MTBE)	128.4633	3.76	0.00	142275	57.0	24.8	0.0	54.6

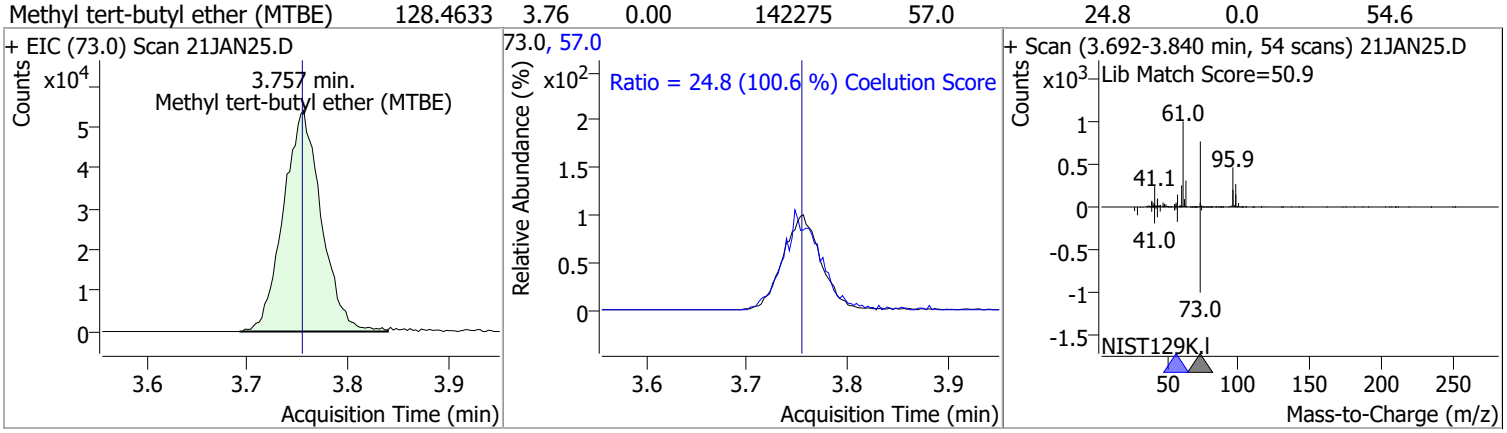

Compound	Conc.	RT	Dev(Min)	Resp.	QIon	QRatio	Lower	Upper
1,1-Dichloroethane	135.2838	4.38	0.00	224350	65.0	32.1	1.0	61.0
					83.0	13.2	0.0	42.7

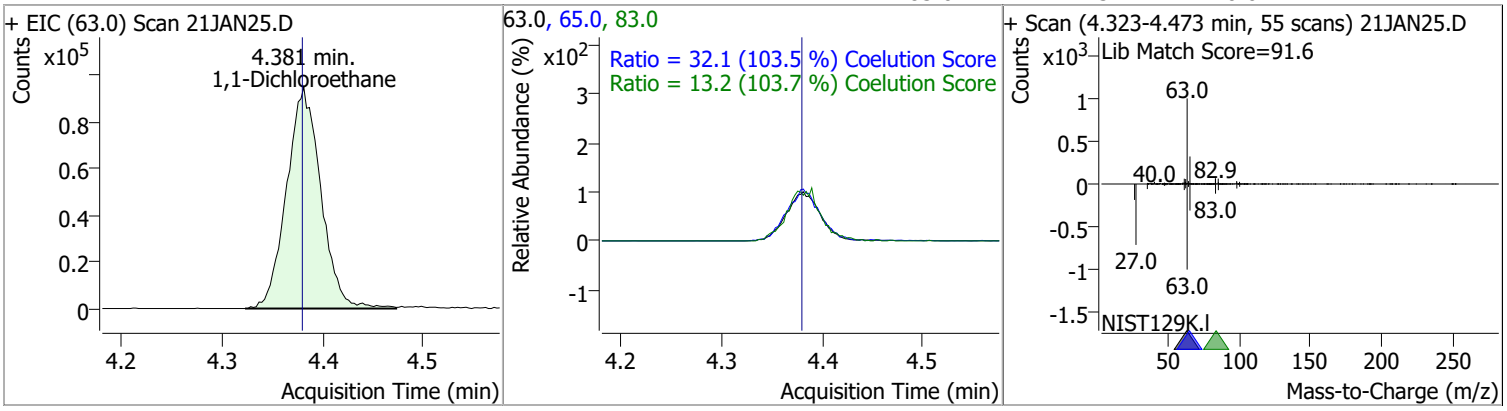

Compound	Conc.	RT	Dev(Min)	Resp.	QIon	QRatio	Lower	Upper
2,2-Dichloropropane	126.5640	5.20	0.01	158175	41.0	67.2	38.8	98.8
					97.0	22.8	0.0	53.9

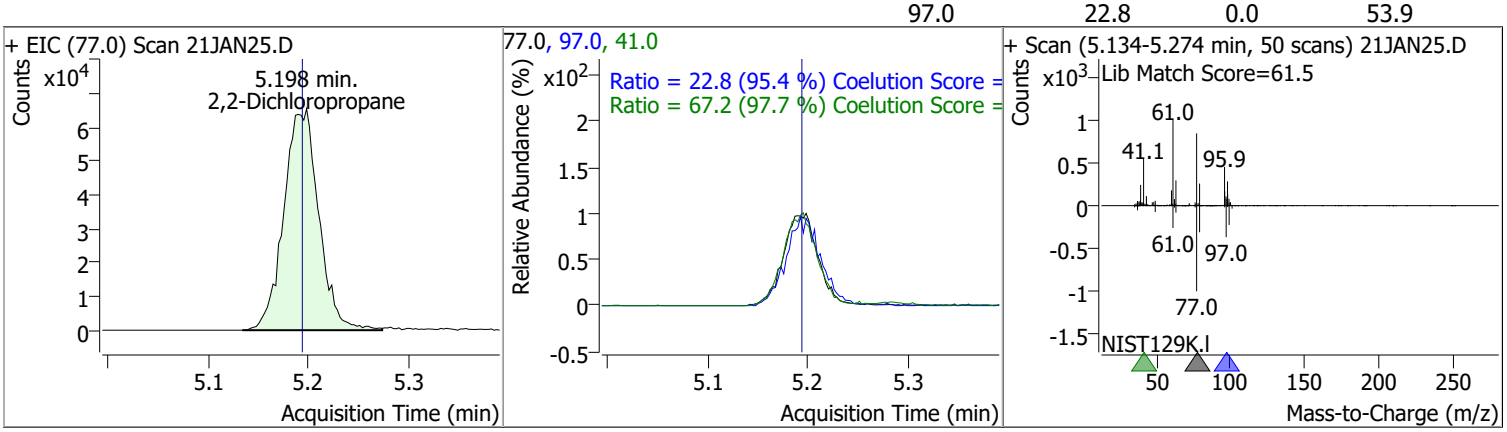

Compound	Conc.	RT	Dev(Min)	Resp.	QIon	QRatio	Lower	Upper
cis-1,2-Dichloroethene	130.9324	5.21	-0.01	117471	61.0	161.5	130.4	190.4
					98.0	66.3	36.2	96.2

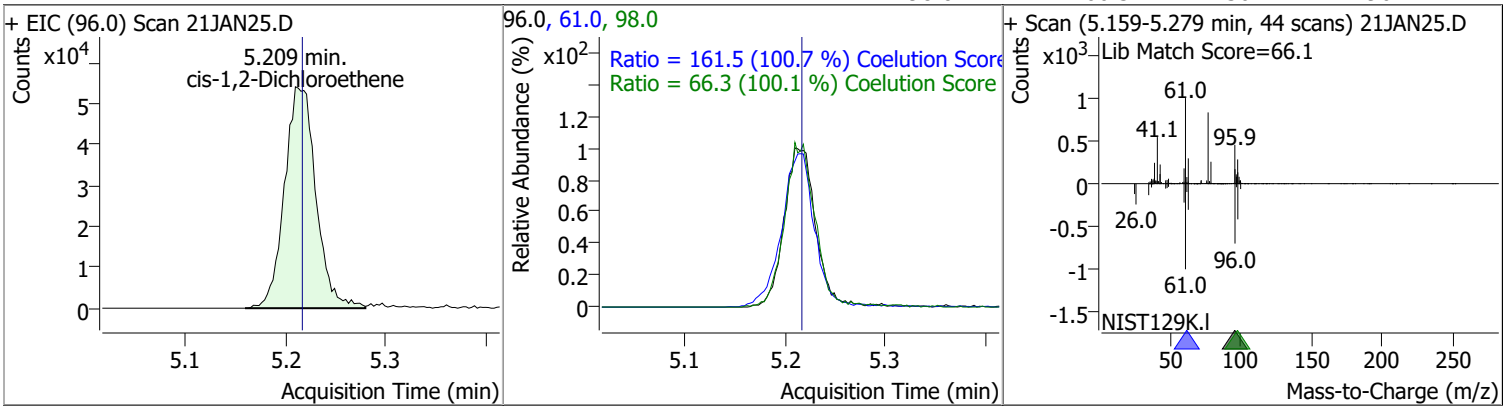

Compound	Conc.	RT	Dev(Min)	Resp.	QIon	QRatio	Lower	Upper
Methyl ethyl ketone	1280.2902	5.28	0.00	166000	72.0	19.7	0.0	50.6

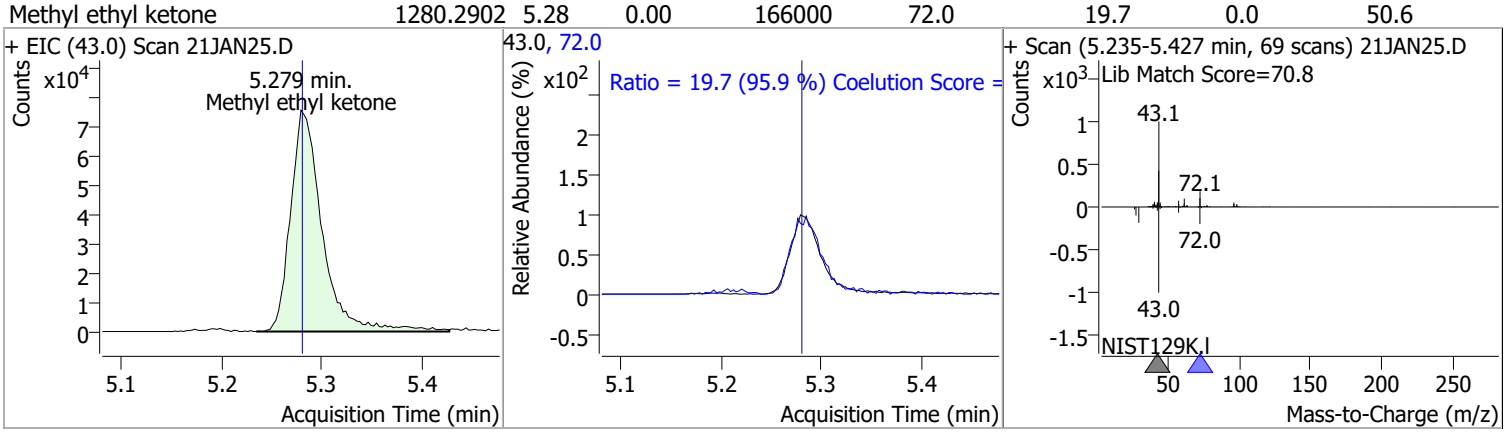

Compound	Conc.	RT	Dev(Min)	Resp.	QIon	QRatio	Lower	Upper
Bromochloromethane	127.8063	5.52	0.00	47278	49.0	179.1	152.2	212.2

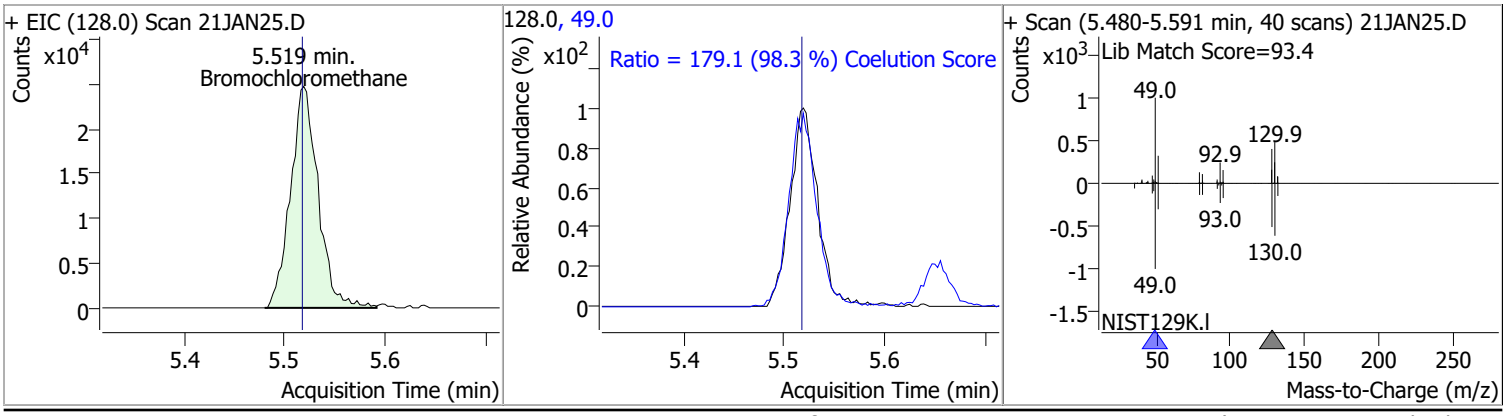

Compound	Conc.	RT	Dev(Min)	Resp.	QIon	QRatio	Lower	Upper
Chloroform	120.2113	5.65	0.00	199050	85.0	65.4	36.2	96.2

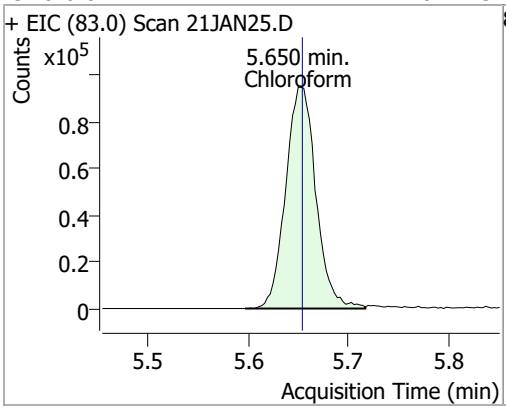

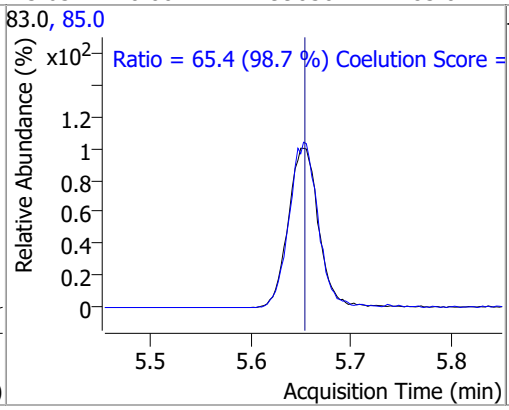

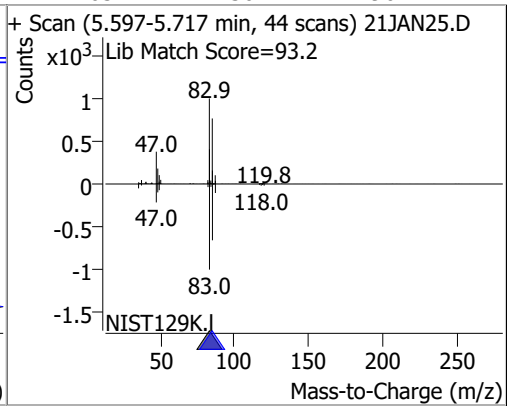

Compound	Conc.	RT	Dev(Min)	Resp.	QIon	QRatio	Lower	Upper
1,1,1-Trichloroethane	132.7156	5.83	0.00	202759	99.0	63.3	33.1	93.1
					61.0	48.0	19.1	79.1

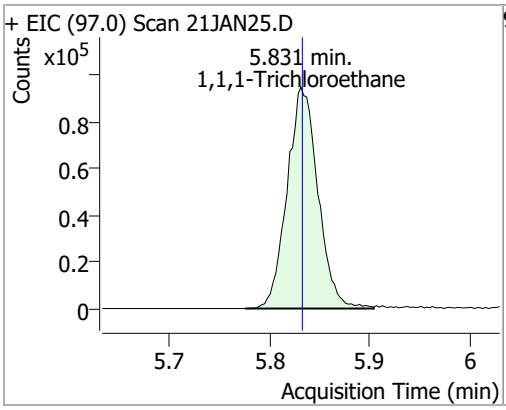

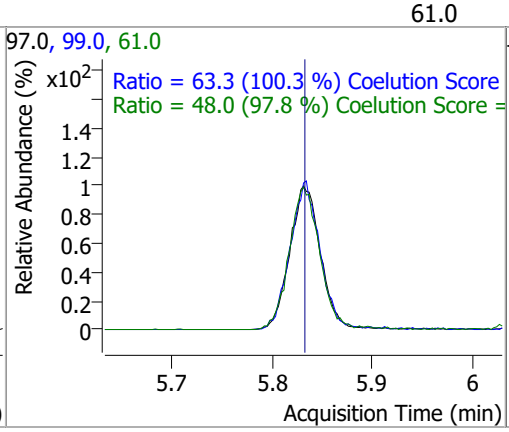

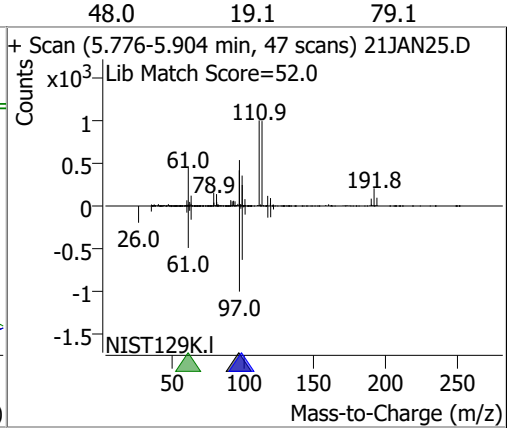

Compound	Conc.	RT	Dev(Min)	Resp.	QIon	QRatio	Lower	Upper
Dibromofluoromethane	256.8627	5.85	0.00	212253	191.5	21.4	0.0	53.2

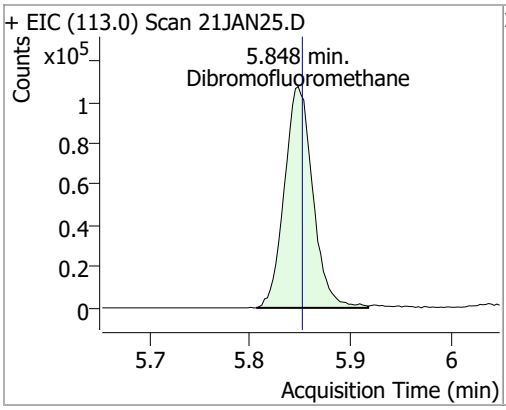

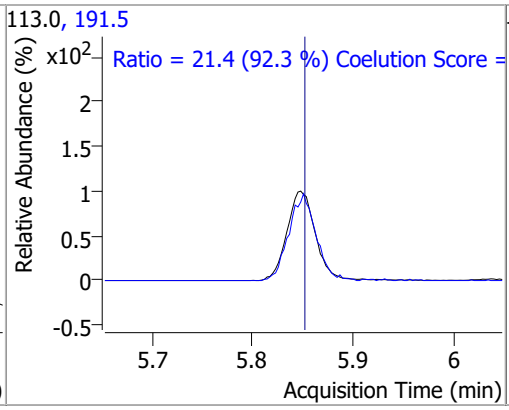

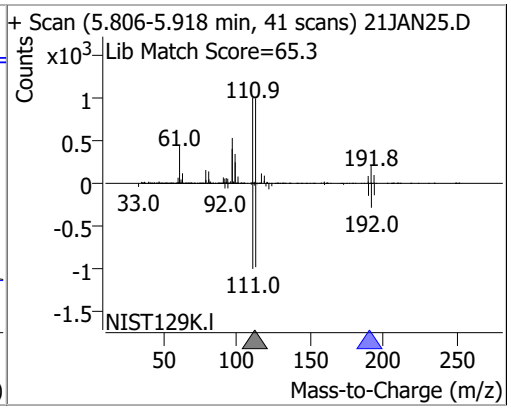

Compound	Conc.	RT	Dev(Min)	Resp.	QIon	QRatio	Lower	Upper
Carbon tetrachloride	134.5518	6.03	0.00	199370	119.0	97.5	67.6	127.6
					121.0	30.2	0.7	60.7

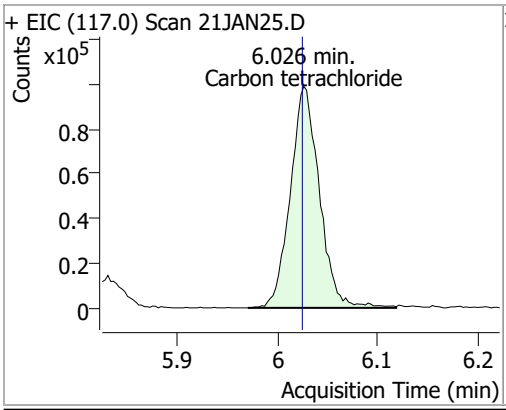

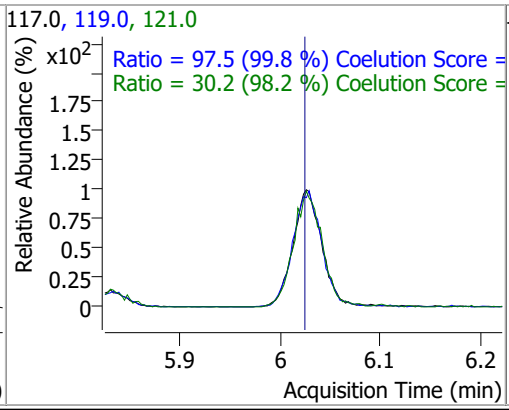

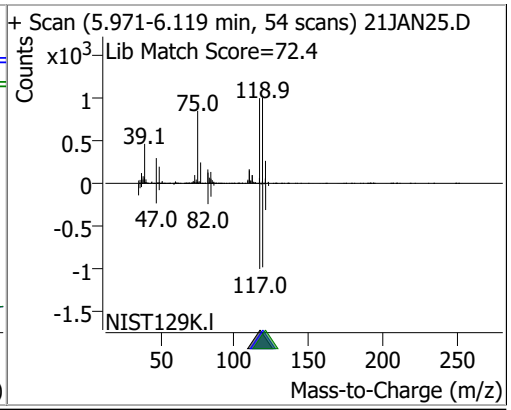

Compound	Conc.	RT	Dev(Min)	Resp.	QIon	QRatio	Lower	Upper
1,1-Dichloropropene	129.8623	6.04	0.00	160884	110.0	36.9	5.6	65.6
					77.0	30.9	1.0	61.0

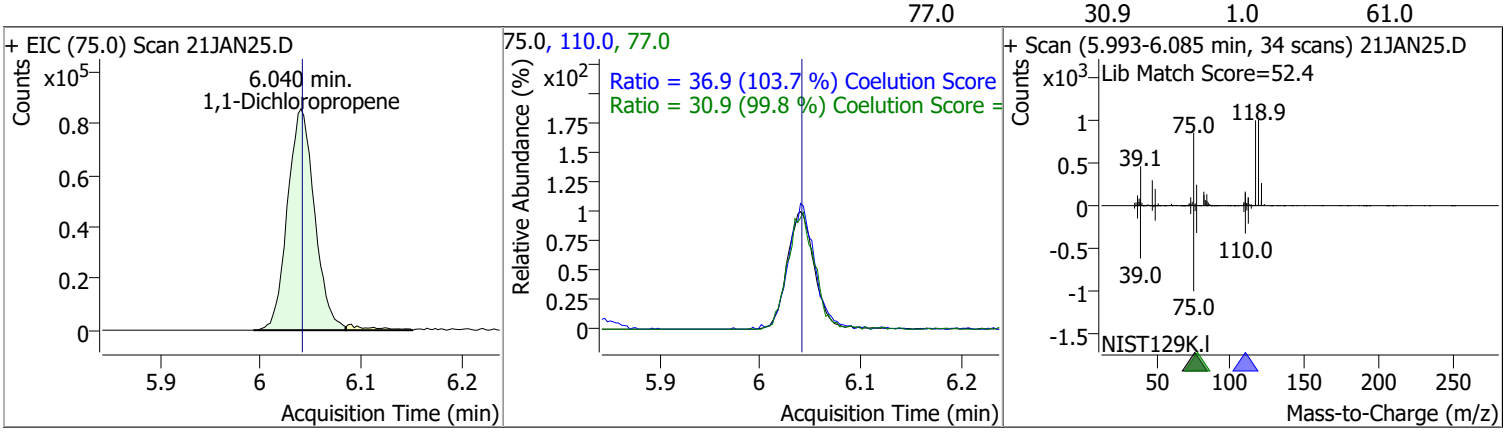

Compound	Conc.	RT	Dev(Min)	Resp.	QIon	QRatio	Lower	Upper
1,2-Dichloroethane-d4	262.1864	6.24	0.01	93588	65.0	192.7	162.8	222.8

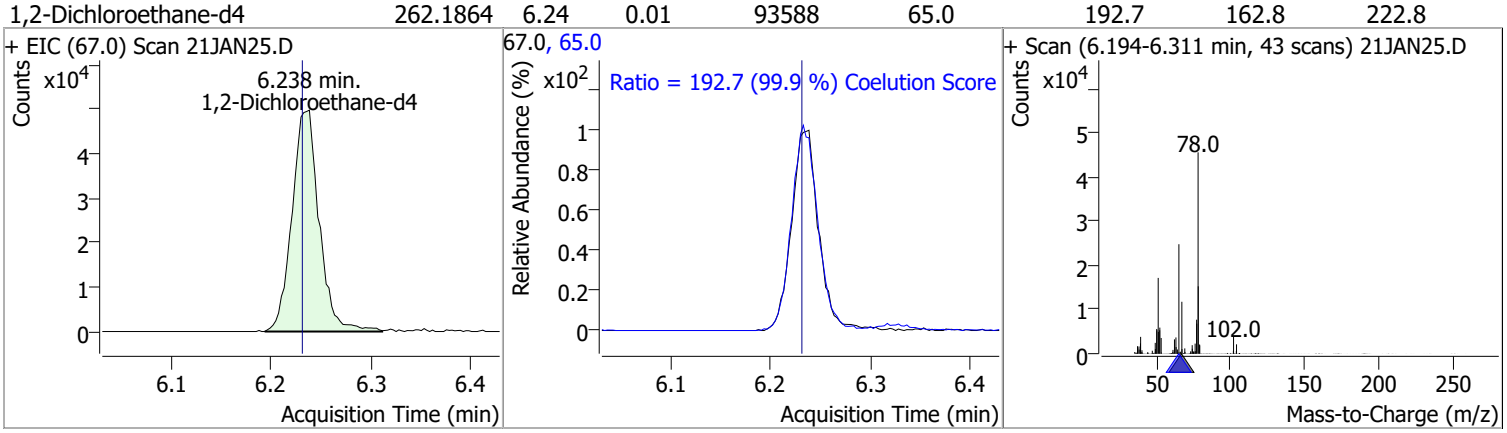

Compound	Conc.	RT	Dev(Min)	Resp.	QIon	QRatio	Lower	Upper
Benzene	133.4173	6.28	0.00	454702	77.0	23.4	0.0	53.3

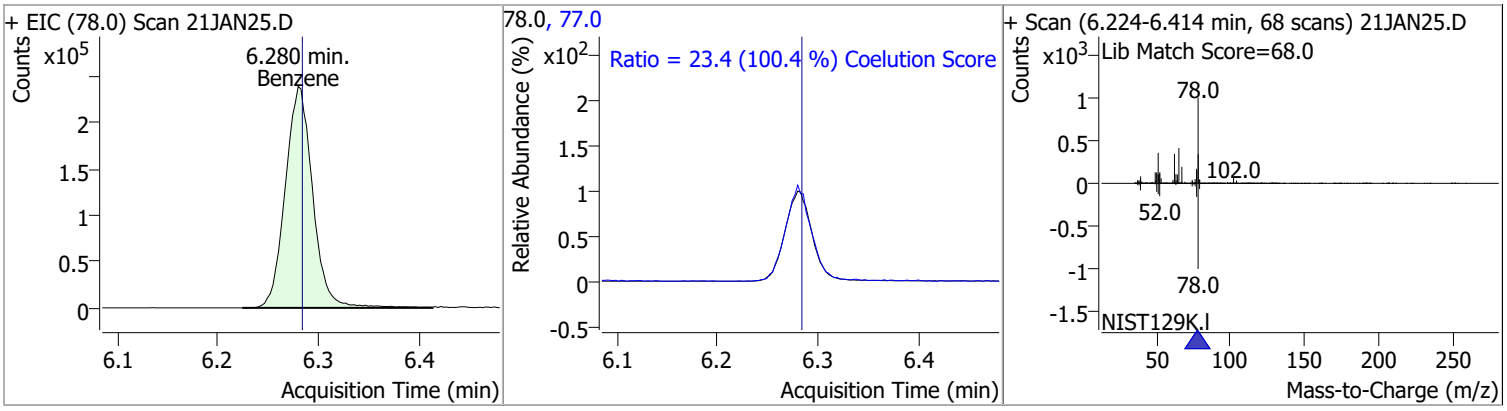

Compound	Conc.	RT	Dev(Min)	Resp.	QIon	QRatio	Lower	Upper
1,2-Dichloroethane	122.0757	6.32	0.00	114914	64.0	29.2	2.2	62.2
					98.0	7.9	0.0	38.2

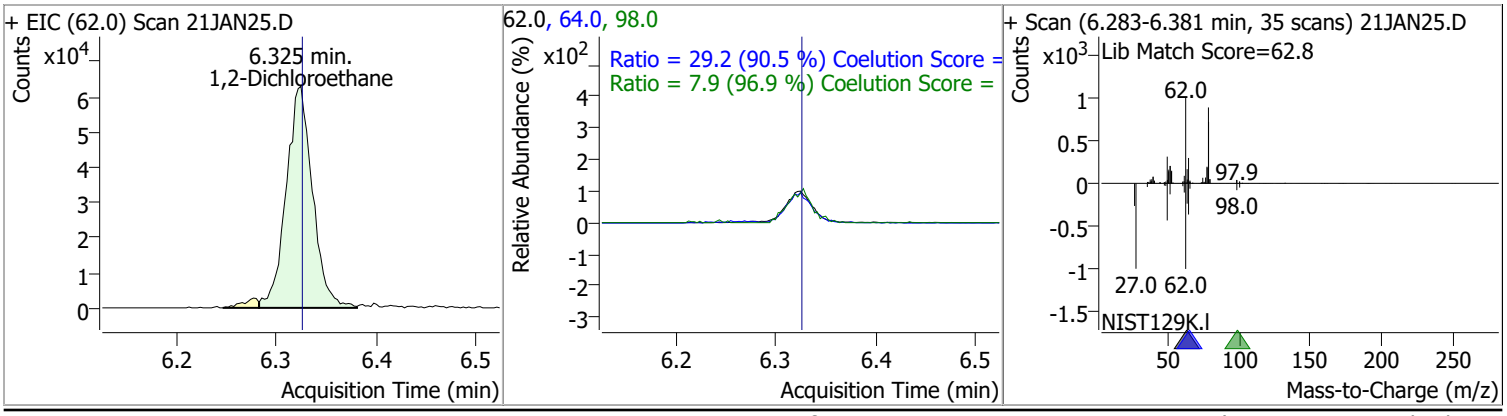

Quantitation Results Report (QT Reviewed)

Compound	Conc.	RT	Dev(Min)	Resp.	QIon	QRatio	Lower	Upper
Trichloroethene	132.1457	7.02	0.00	130028	130.0	102.7	75.6	135.6
					97.0	64.2	35.7	95.7

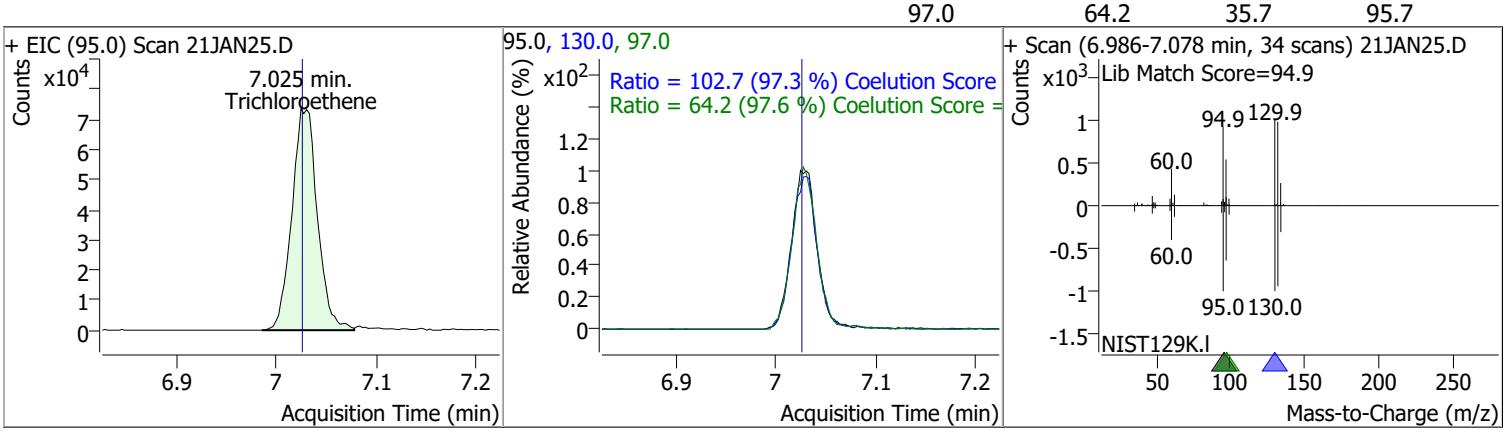

Compound	Conc.	RT	Dev(Min)	Resp.	QIon	QRatio	Lower	Upper
1,2-Dichloropropane	126.8808	7.28	0.01	109768	76.0	39.6	9.8	69.8

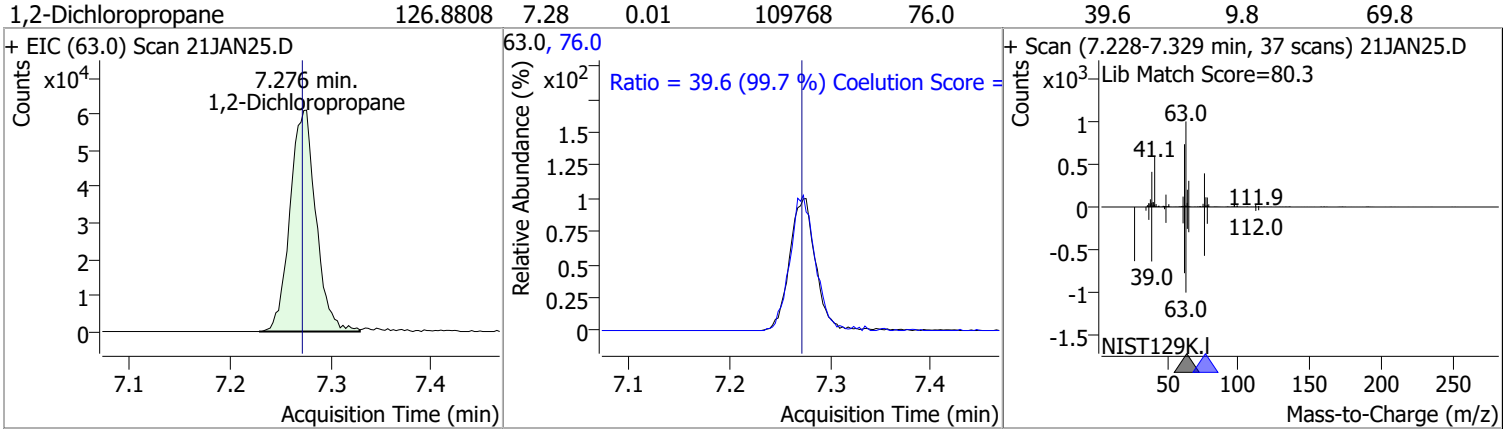

Compound	Conc.	RT	Dev(Min)	Resp.	QIon	QRatio	Lower	Upper
Dibromomethane	128.6780	7.40	0.00	46923	173.5	112.4	78.2	138.2
					95.0	82.5	54.5	114.5

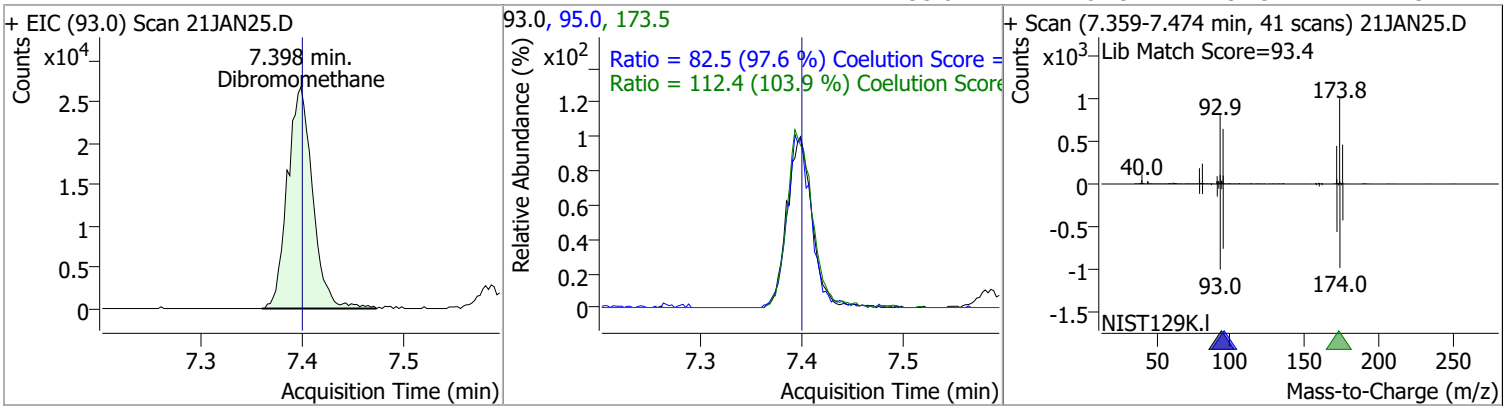

Quantitation Results Report (QT Reviewed)

Compound	Conc.	RT	Dev(Min)	Resp.	QIon	QRatio	Lower	Upper
Bromodichloromethane	132.1469	7.59	0.01	135503	85.0	63.0	36.3	96.3
					127.0	9.5	0.0	39.5

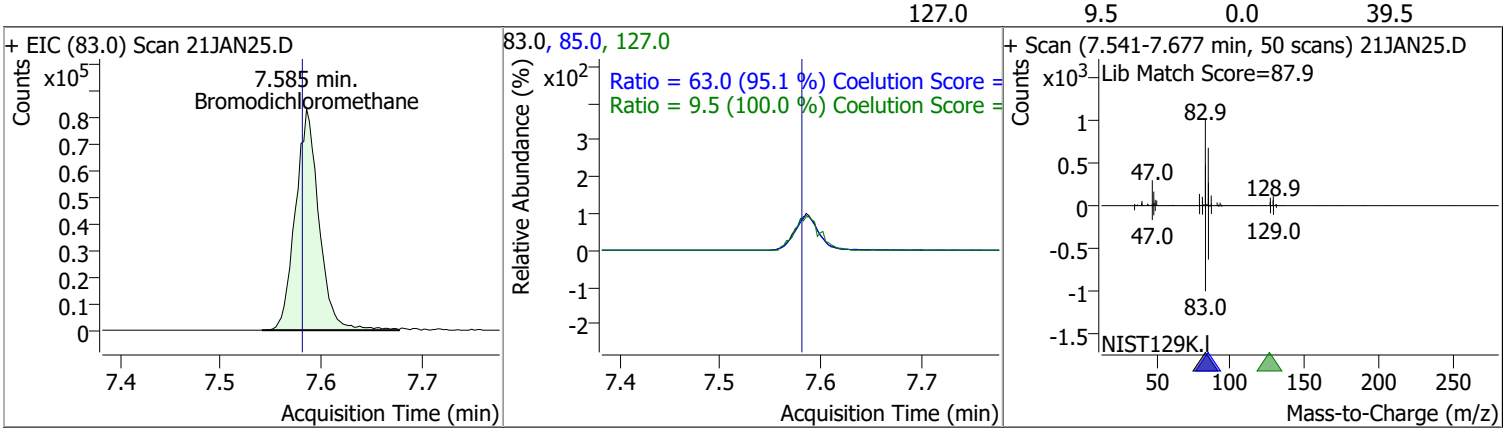

Compound	Conc.	RT	Dev(Min)	Resp.	QIon	QRatio	Lower	Upper
cis-1,3-Dichloropropene	116.7864	8.06	0.00	131408	39.0	56.0	22.5	82.5
					77.0	33.1	1.8	61.8

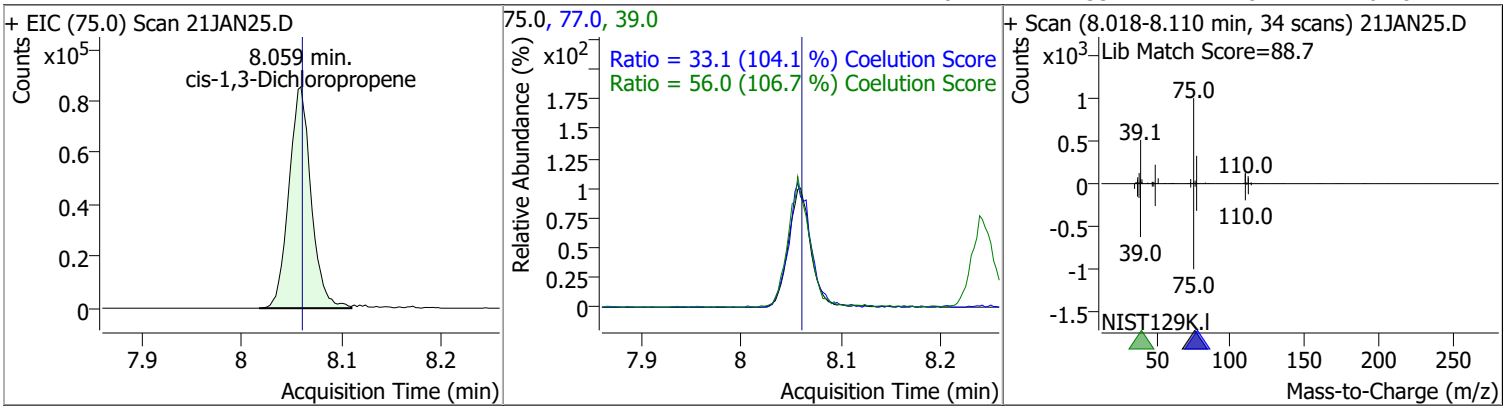

Compound	Conc.	RT	Dev(Min)	Resp.	QIon	QRatio	Lower	Upper
Toluene-d8	265.2302	8.32	0.00	850474	100.0	63.5	34.3	94.3
					99.0	9.5	0.0	39.2

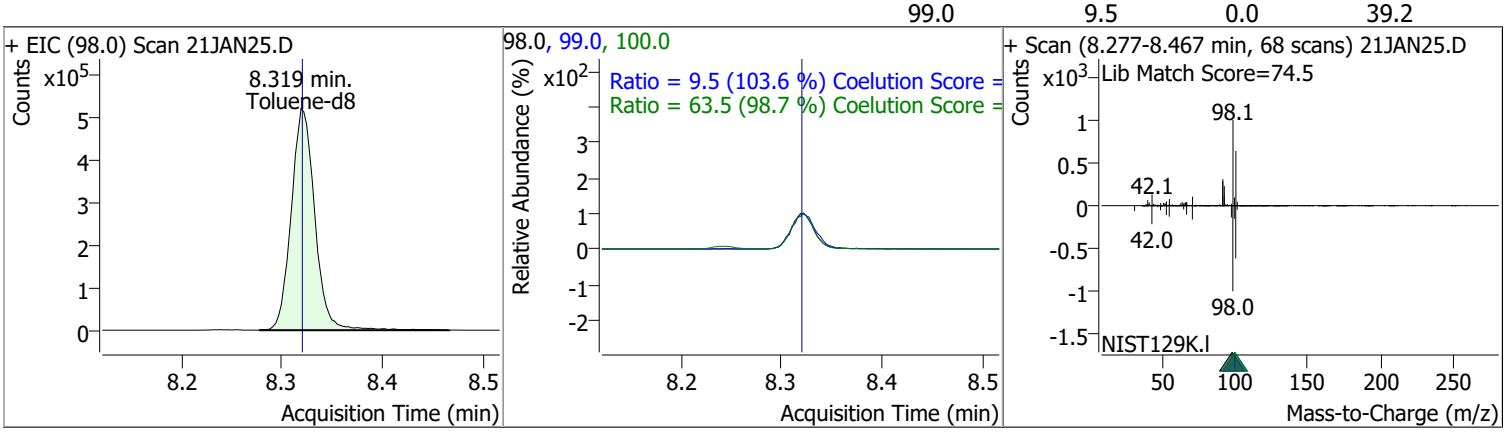

Quantitation Results Report (QT Reviewed)

Compound	Conc.	RT	Dev(Min)	Resp.	QIon	QRatio	Lower	Upper
Toluene	135.1616	8.39	0.00	288889	91.0	174.3	144.1	204.1

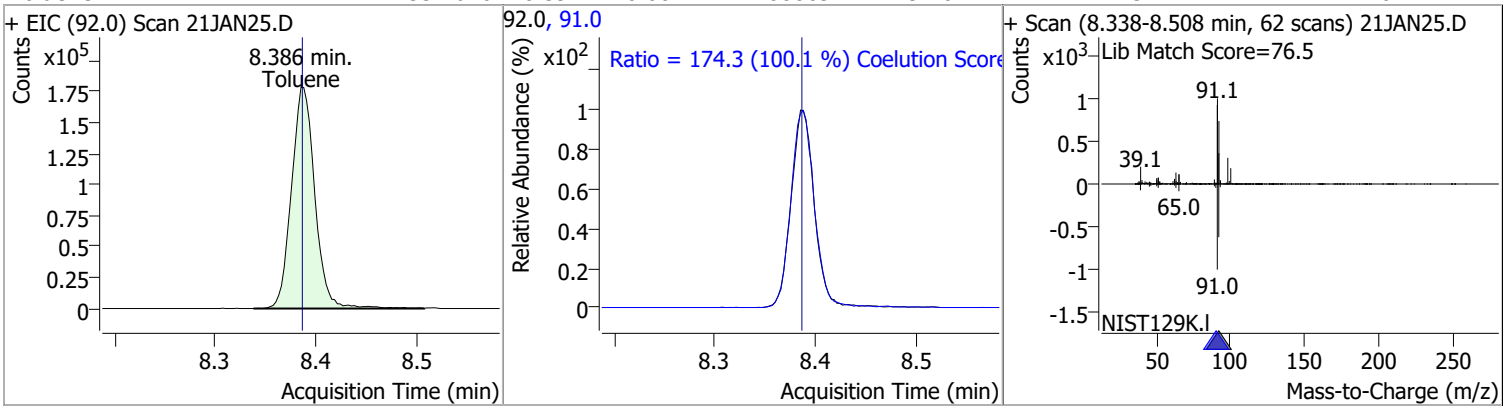

Compound	Conc.	RT	Dev(Min)	Resp.	QIon	QRatio	Lower	Upper
trans-1,3-Dichloropropene	129.4135	8.64	0.00	106216	39.0	48.7	23.0	83.0
					77.0	30.7	1.0	61.0

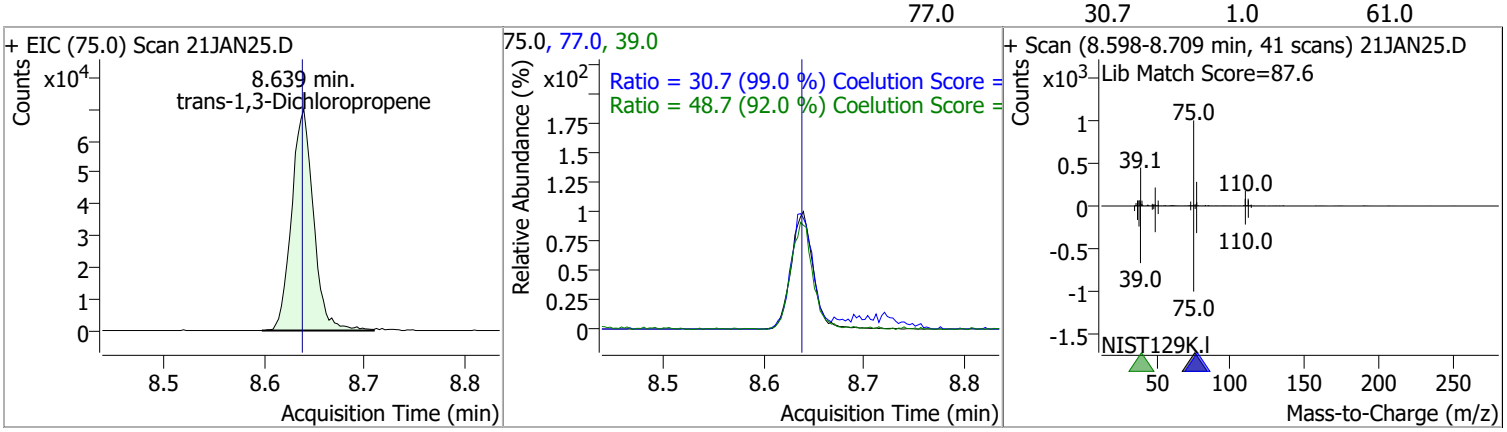

Compound	Conc.	RT	Dev(Min)	Resp.	QIon	QRatio	Lower	Upper
1,1,2-Trichloroethane	127.7764	8.82	0.00	53326	97.0	114.2	80.7	140.7
					85.0	65.2	30.7	90.7

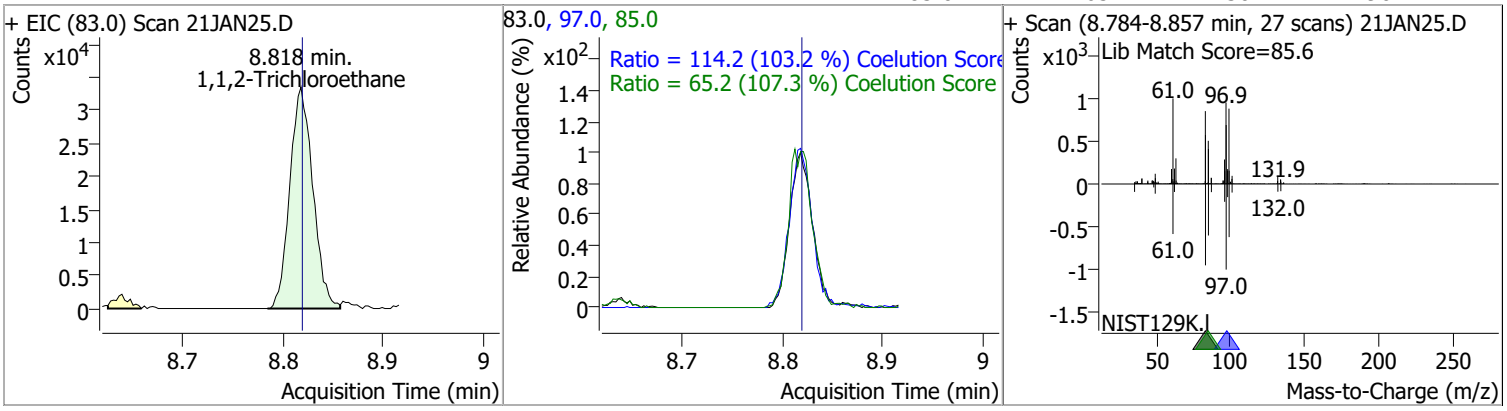

Quantitation Results Report (QT Reviewed)

Compound	Conc.	RT	Dev(Min)	Resp.	QIon	QRatio	Lower	Upper
Tetrachloroethene	133.4551	8.94	0.00	115667	165.8	128.8	96.1	156.1
					129.0	89.3	60.5	120.5

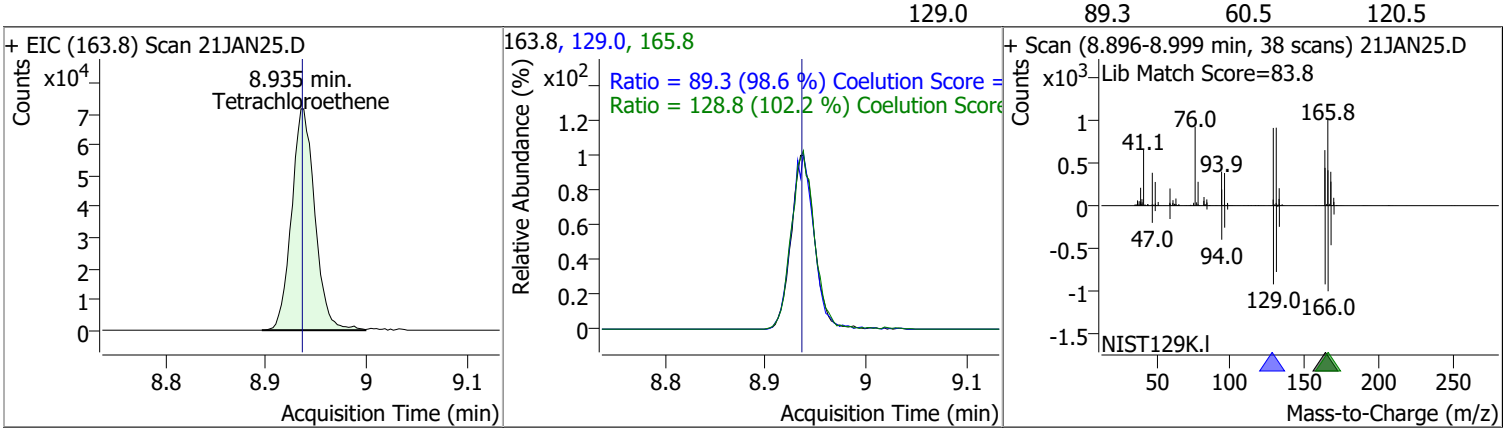

Compound	Conc.	RT	Dev(Min)	Resp.	QIon	QRatio	Lower	Upper
1,3-Dichloropropane	122.6853	8.98	0.00	103613	78.0	32.4	2.4	62.4

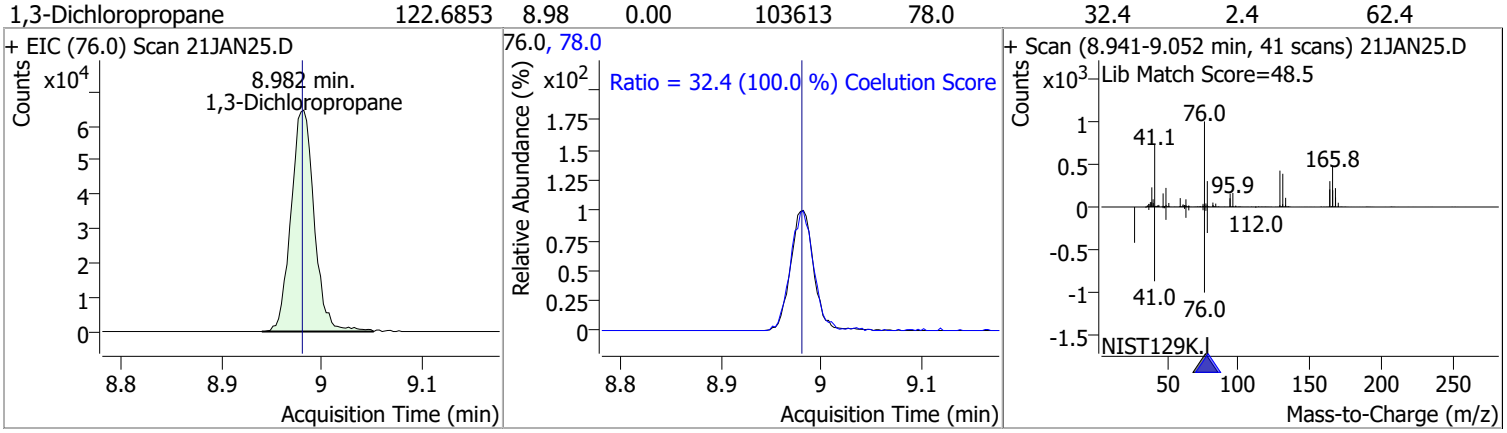

Compound	Conc.	RT	Dev(Min)	Resp.	QIon	QRatio	Lower	Upper
Chlorodibromomethane	127.8800	9.20	0.00	85952	127.0	75.8	47.2	107.2

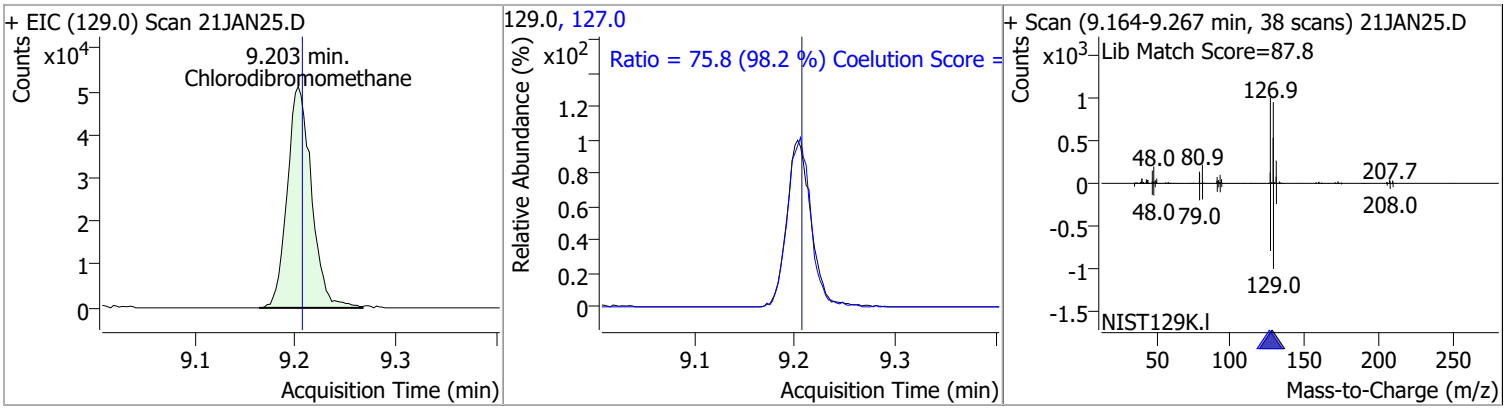

Compound	Conc.	RT	Dev(Min)	Resp.	QIon	QRatio	Lower	Upper
1,2-Dibromoethane	126.2354	9.31	0.01	58186	109.0	97.0	61.5	121.5

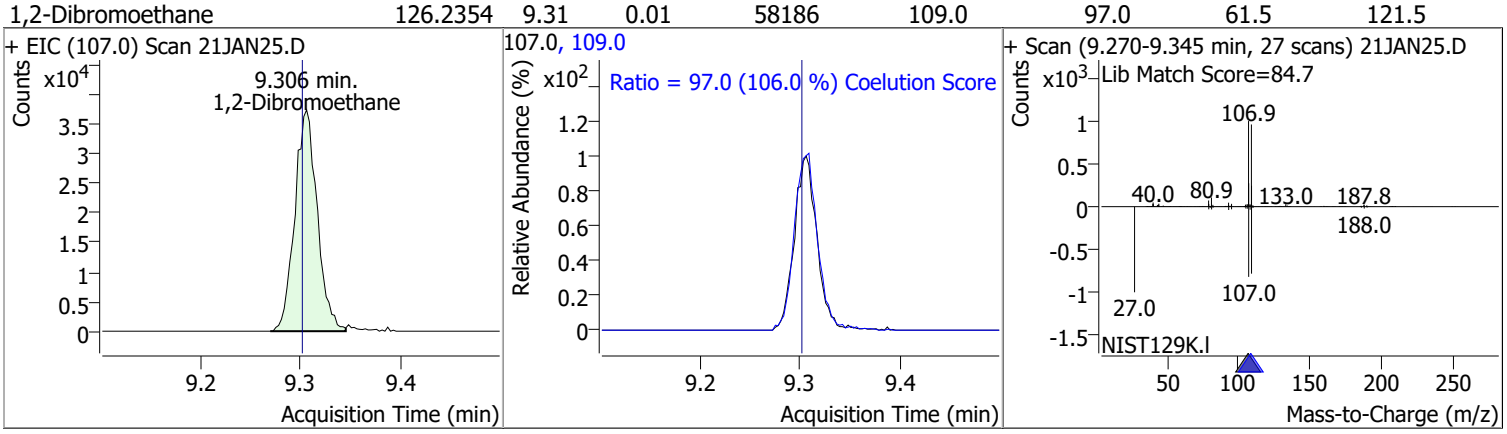

Quantitation Results Report (QT Reviewed)

Compound	Conc.	RT	Dev(Min)	Resp.	QIon	QRatio	Lower	Upper
Chlorobenzene	134.7166	9.80	0.00	315649	114.0	31.5	2.2	62.2

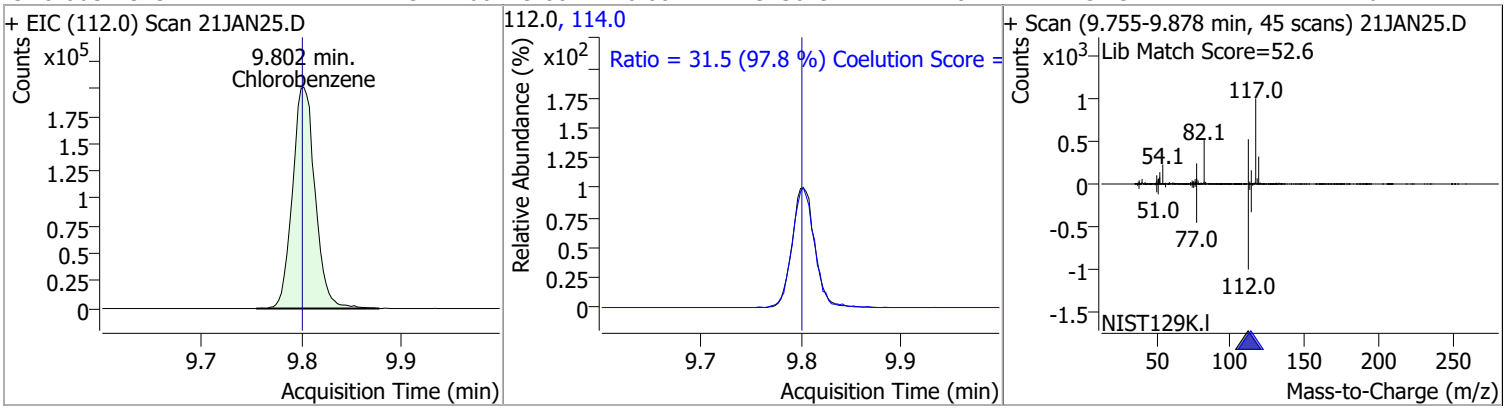

Compound	Conc.	RT	Dev(Min)	Resp.	QIon	QRatio	Lower	Upper
1,1,1,2-Tetrachloroethane	128.0395	9.89	0.00	105261	133.0	97.5	65.3	125.3

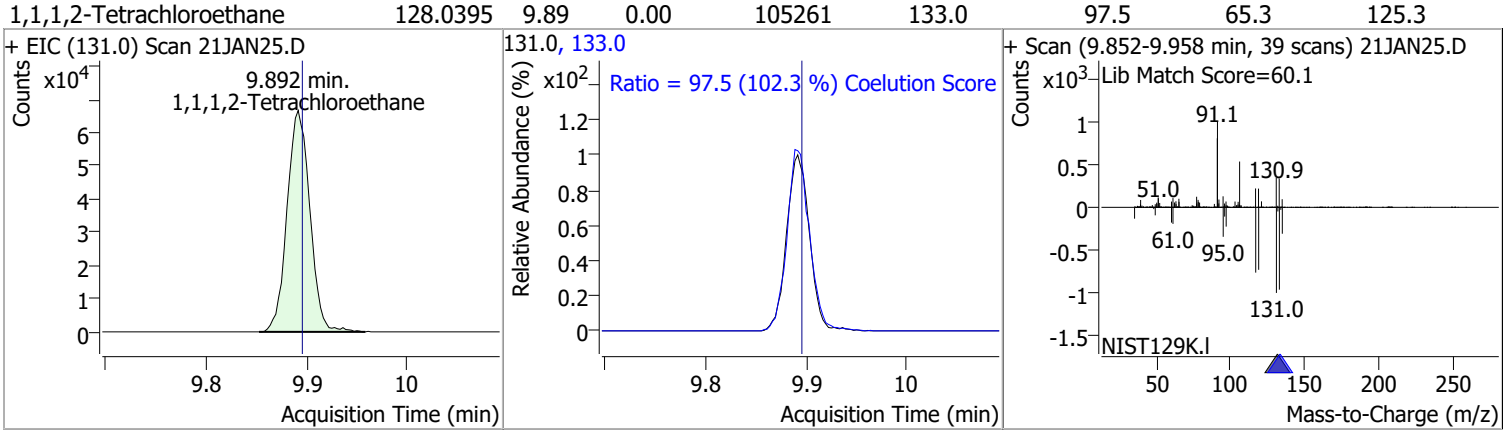

Compound	Conc.	RT	Dev(Min)	Resp.	QIon	QRatio	Lower	Upper
Ethylbenzene	131.7157	9.92	0.00	538975	106.0	31.4	1.7	61.7

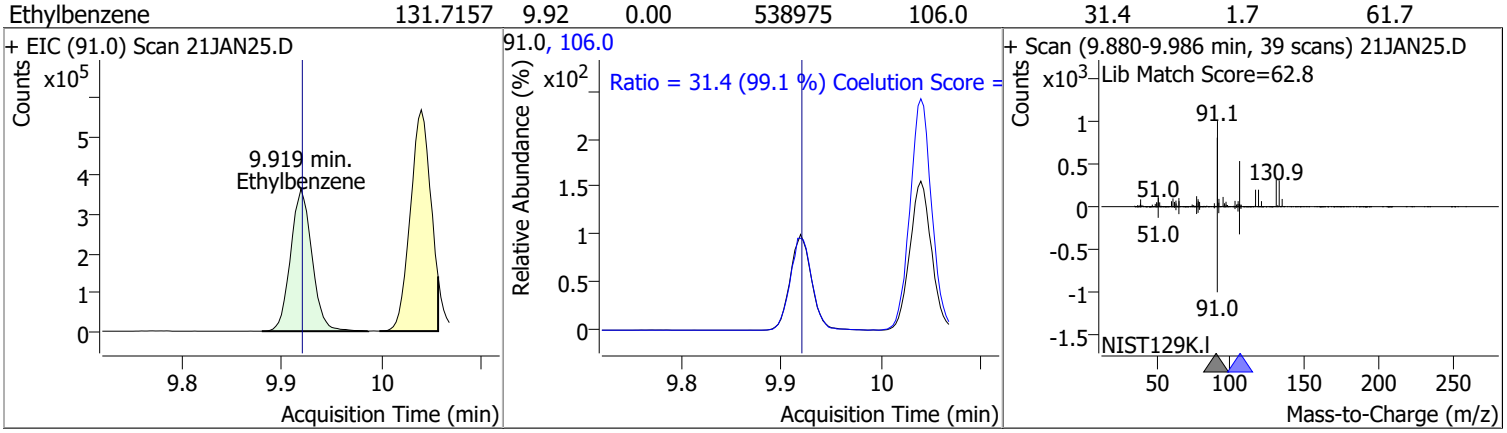

Compound	Conc.	RT	Dev(Min)	Resp.	QIon	QRatio	Lower	Upper
m+p-Xylenes	260.0347	10.04	0.00	423602	91.0	201.8	170.7	230.7

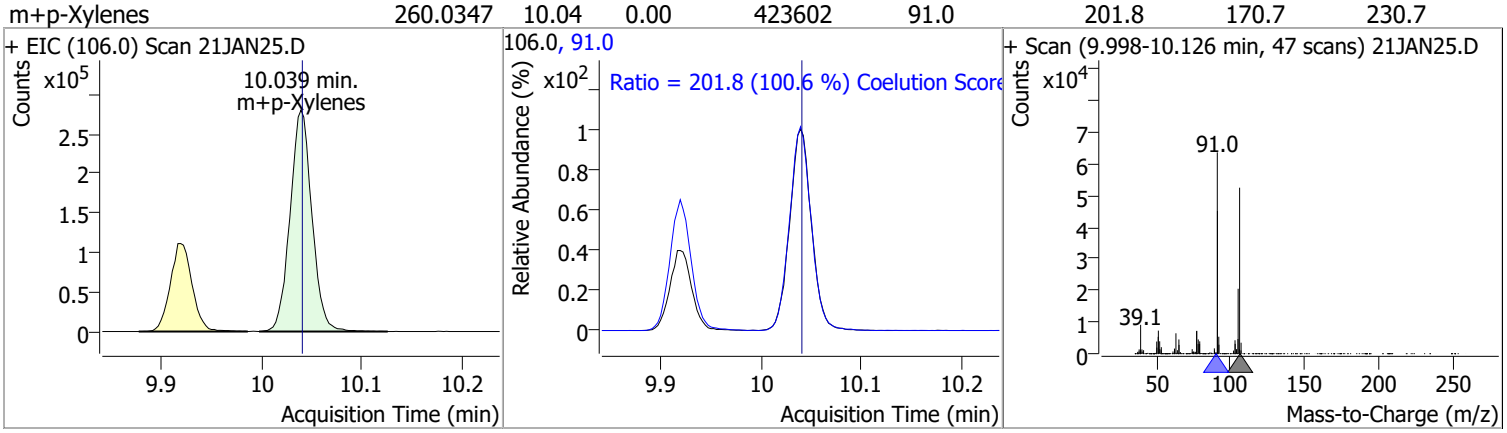

Compound	Conc.	RT	Dev(Min)	Resp.	QIon	QRatio	Lower	Upper
o-Xylene	131.8799	10.43	0.00	188090	91.0	215.0	181.4	241.4

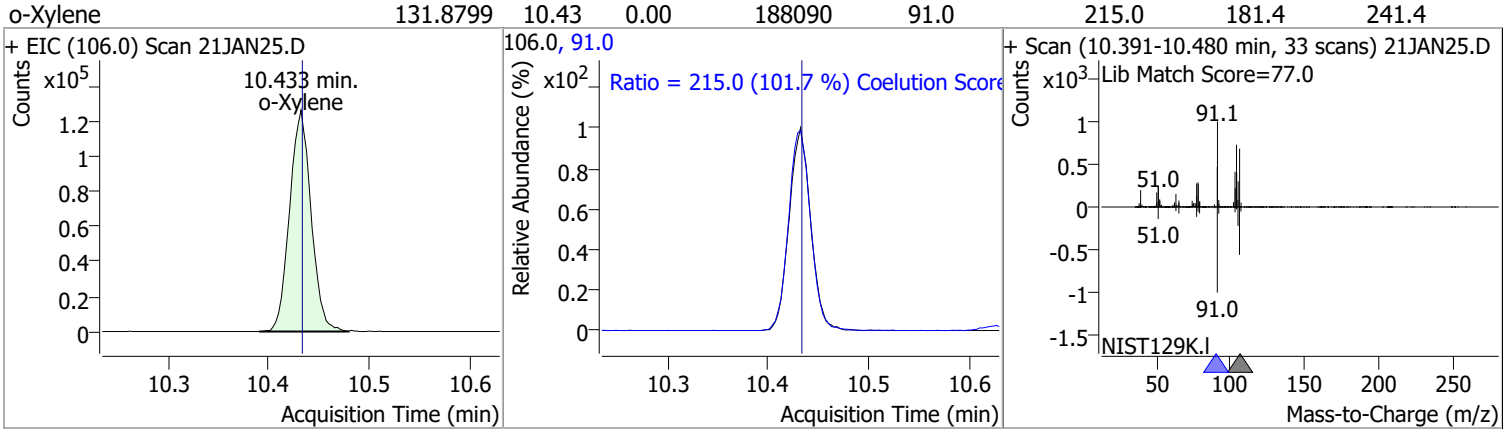

Compound	Conc.	RT	Dev(Min)	Resp.	QIon	QRatio	Lower	Upper
Styrene	132.1286	10.45	0.00	311547	78.0	49.2	20.6	80.6

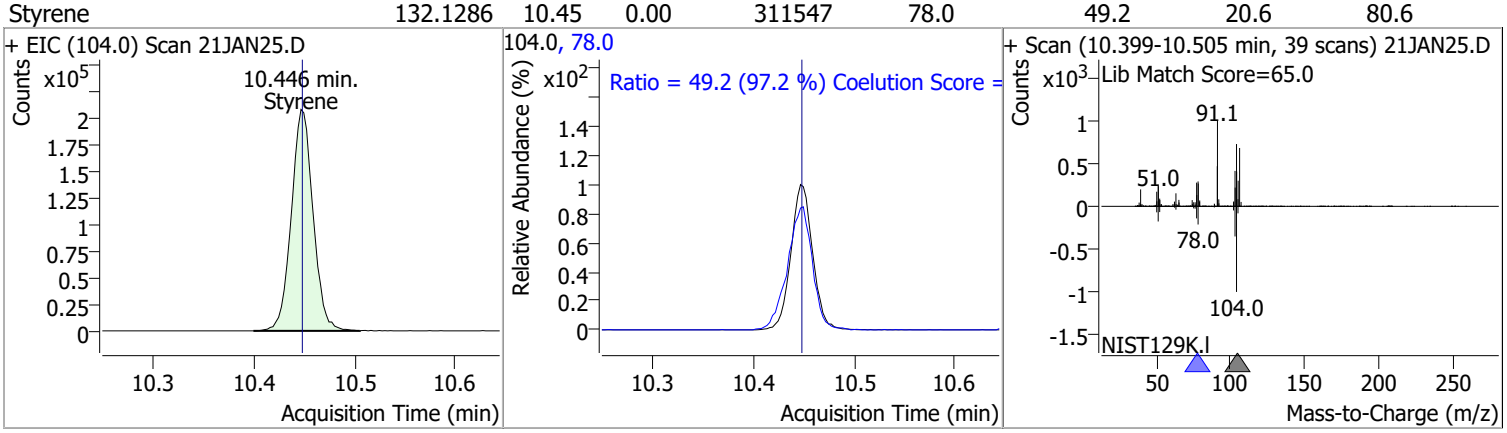

Compound	Conc.	RT	Dev(Min)	Resp.	QIon	QRatio	Lower	Upper
Bromoform	125.6796	10.63	0.00	45757	170.5	51.0	20.3	80.3
					174.5	50.6	18.1	78.1

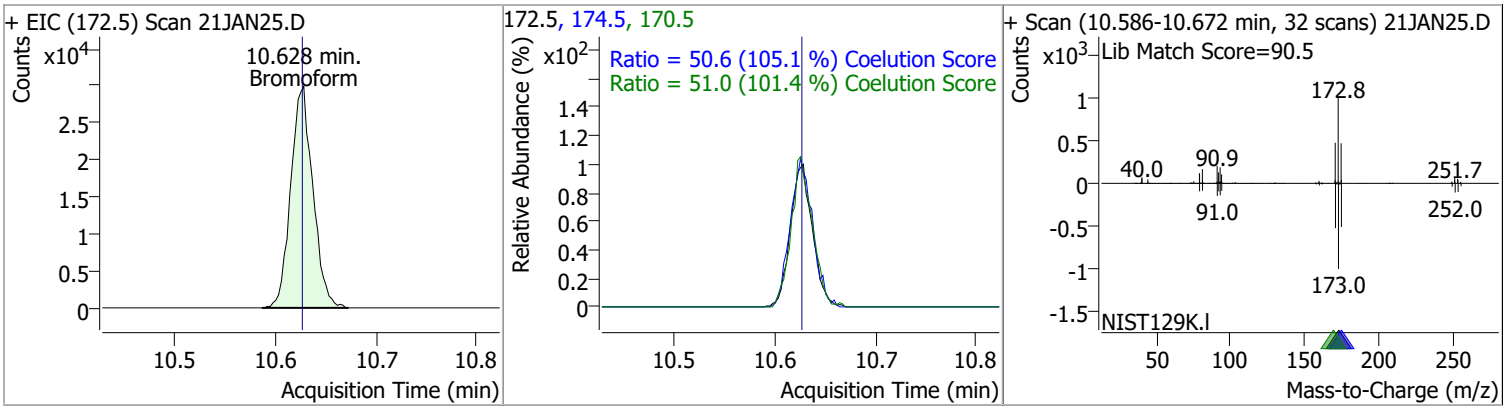

Compound	Conc.	RT	Dev(Min)	Resp.	QIon	QRatio	Lower	Upper
p-Bromofluorobenzene	259.3704	10.95	0.00	260197	174.0	95.2	65.3	125.3
					176.0	91.1	63.3	123.3

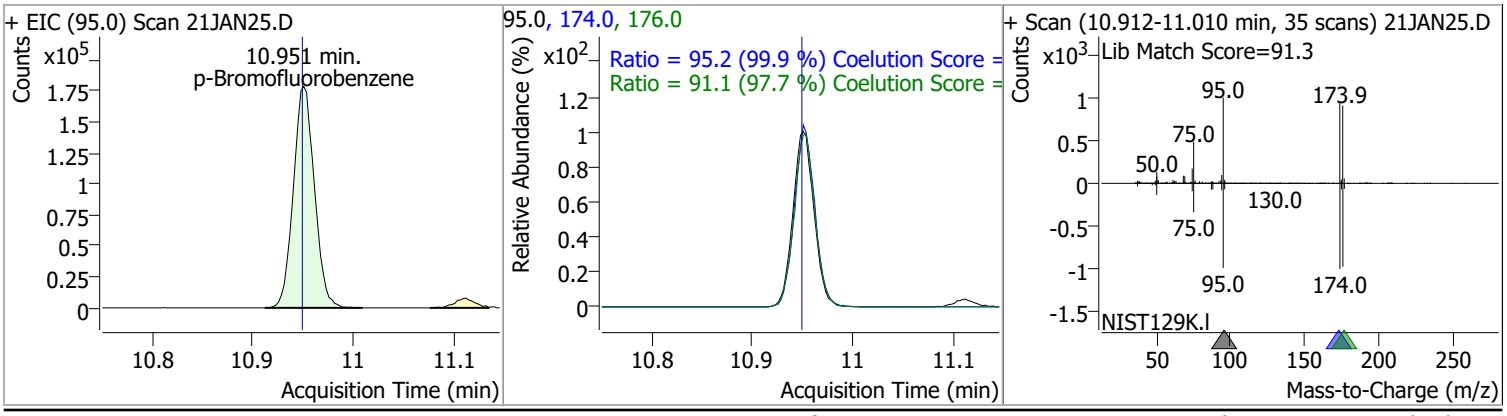

Quantitation Results Report (QT Reviewed)

Compound	Conc.	RT	Dev(Min)	Resp.	QIon	QRatio	Lower	Upper
Bromobenzene	134.6901	11.09	0.00	119157	77.0	143.3	113.5	173.5
					158.0	98.8	66.1	126.1

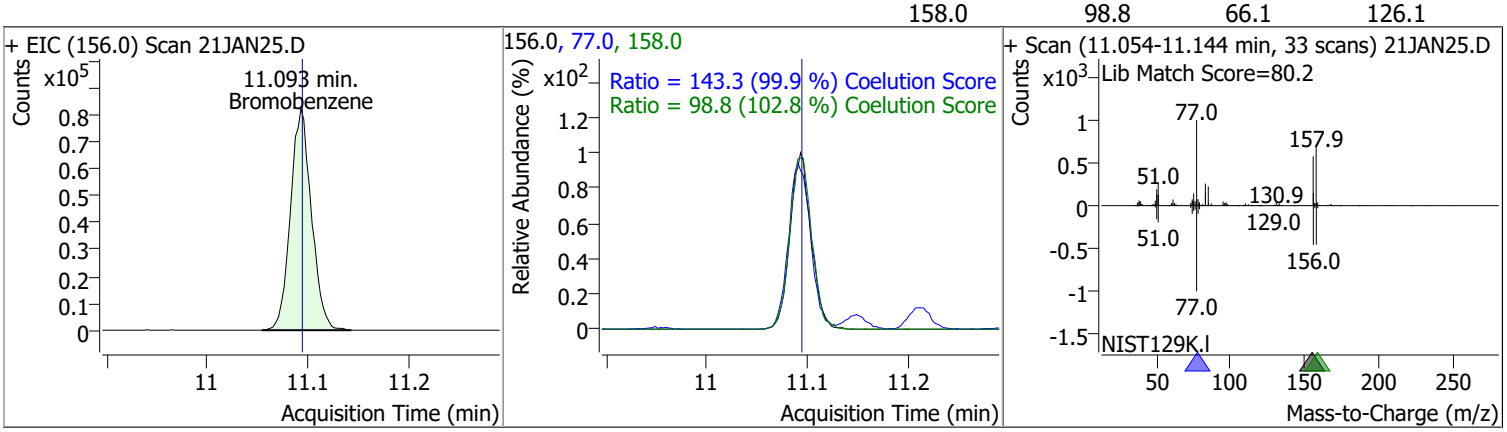

Compound	Conc.	RT	Dev(Min)	Resp.	QIon	QRatio	Lower	Upper
1,1,2,2-Tetrachloroethane	133.0216	11.11	0.00	67124	85.0	63.6	33.3	93.3

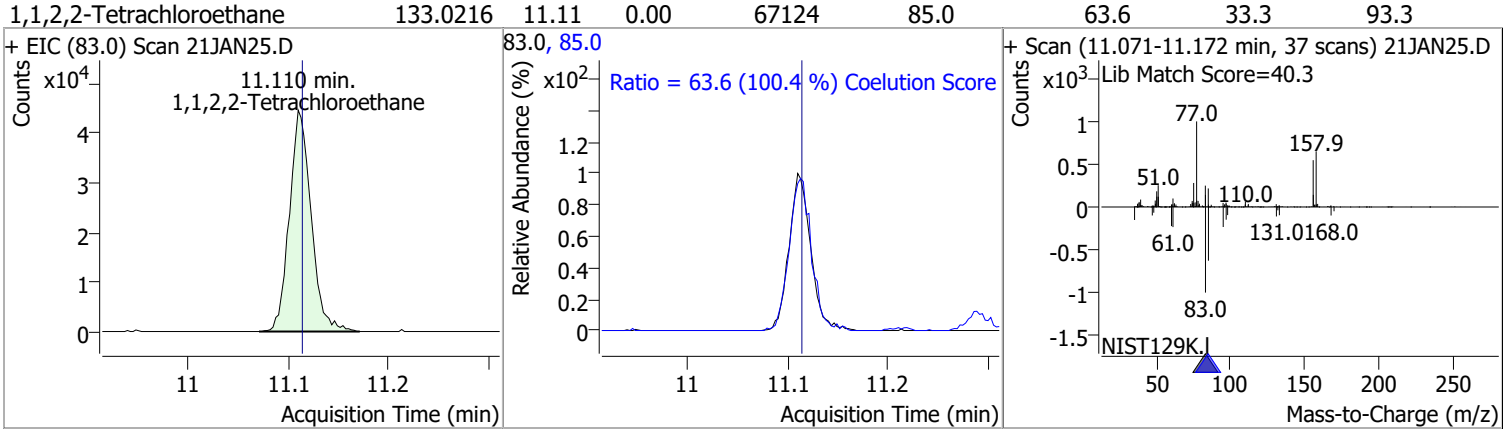

Compound	Conc.	RT	Dev(Min)	Resp.	QIon	QRatio	Lower	Upper
1,2,3-Trichloropropane	132.8798	11.15	-0.01	17617	112.0	58.1	35.8	95.8

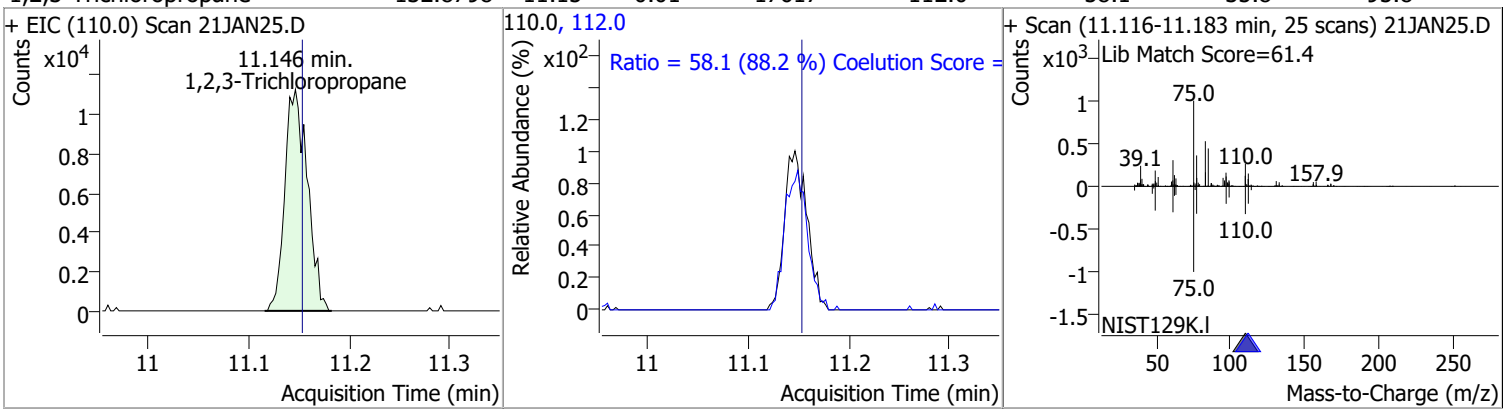

Compound	Conc.	RT	Dev(Min)	Resp.	QIon	QRatio	Lower	Upper
2-Chlorotoluene	137.8179	11.29	0.00	120670	91.0	282.3	246.2	306.2

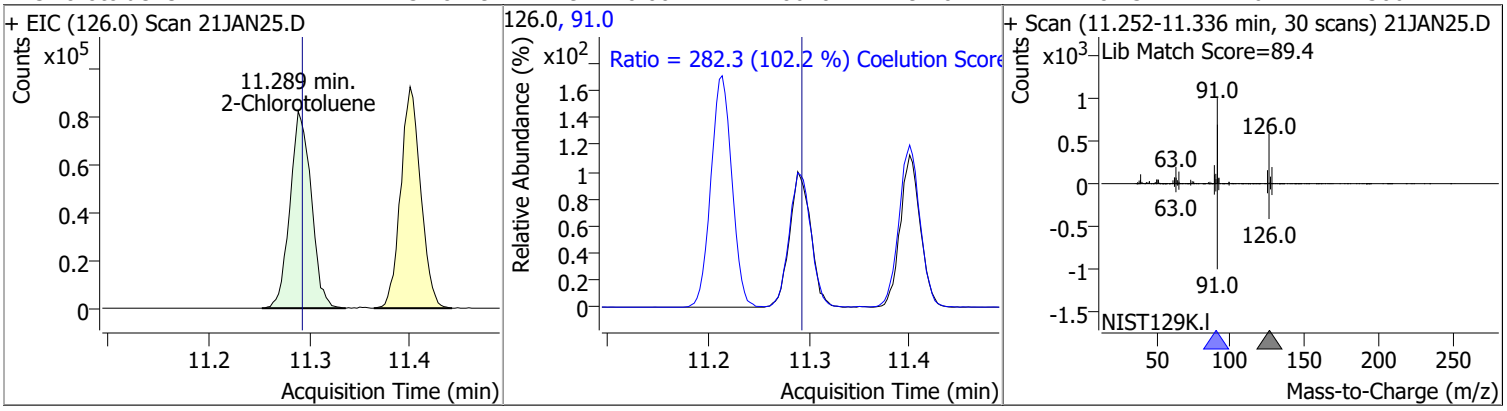

Quantitation Results Report (QT Reviewed)

Compound	Conc.	RT	Dev(Min)	Resp.	QIon	QRatio	Lower	Upper
4-Chlorotoluene	140.1207	11.40	0.00	397370	126.0	32.3	1.3	61.3

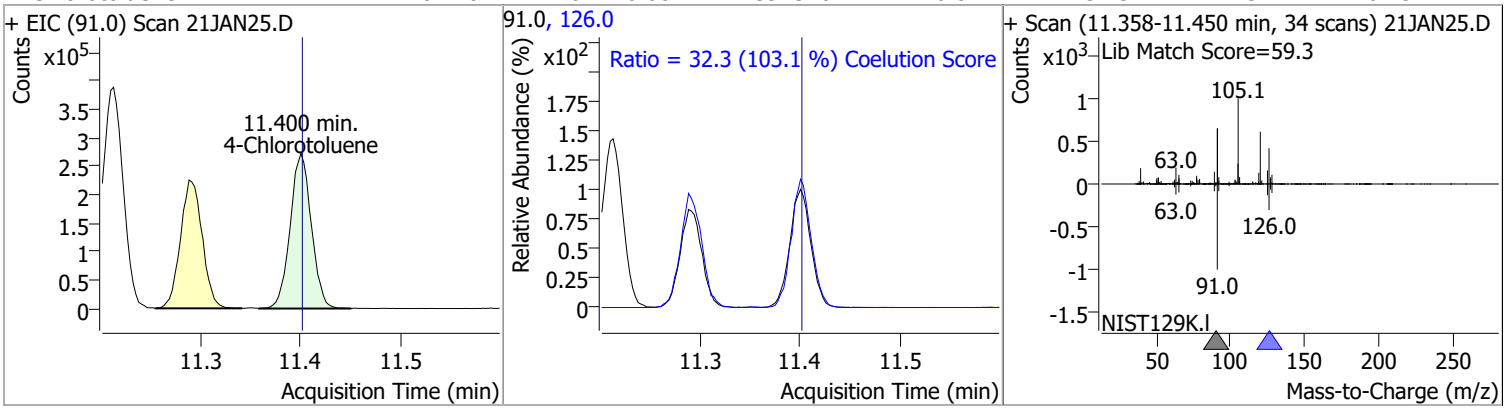

Compound	Conc.	RT	Dev(Min)	Resp.	QIon	QRatio	Lower	Upper
1,3-Dichlorobenzene	137.3101	12.03	0.00	220089	148.0	64.1	32.8	92.8
					111.0	38.9	8.7	68.7

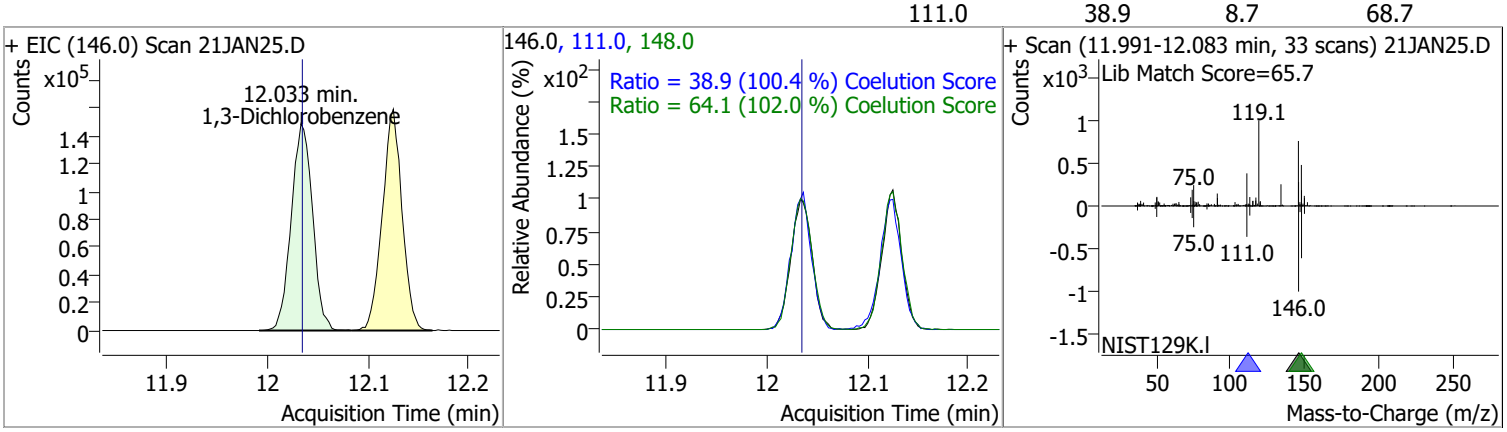

Compound	Conc.	RT	Dev(Min)	Resp.	QIon	QRatio	Lower	Upper
1,4-Dichlorobenzene	133.6257	12.13	0.00	218356	148.0	65.2	33.7	93.7
					111.0	39.1	8.7	68.7

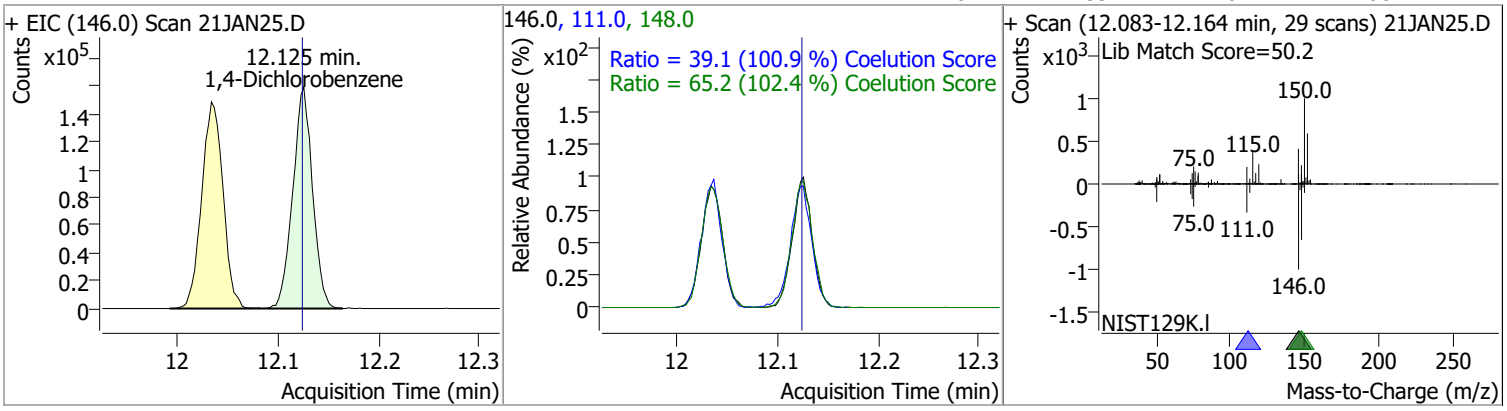

Quantitation Results Report (QT Reviewed)

Compound	Conc.	RT	Dev(Min)	Resp.	QIon	QRatio	Lower	Upper
1,2-Dichlorobenzene	134.4702	12.49	0.00	179948	148.0	63.2	31.9	91.9
					111.0	40.3	9.5	69.5

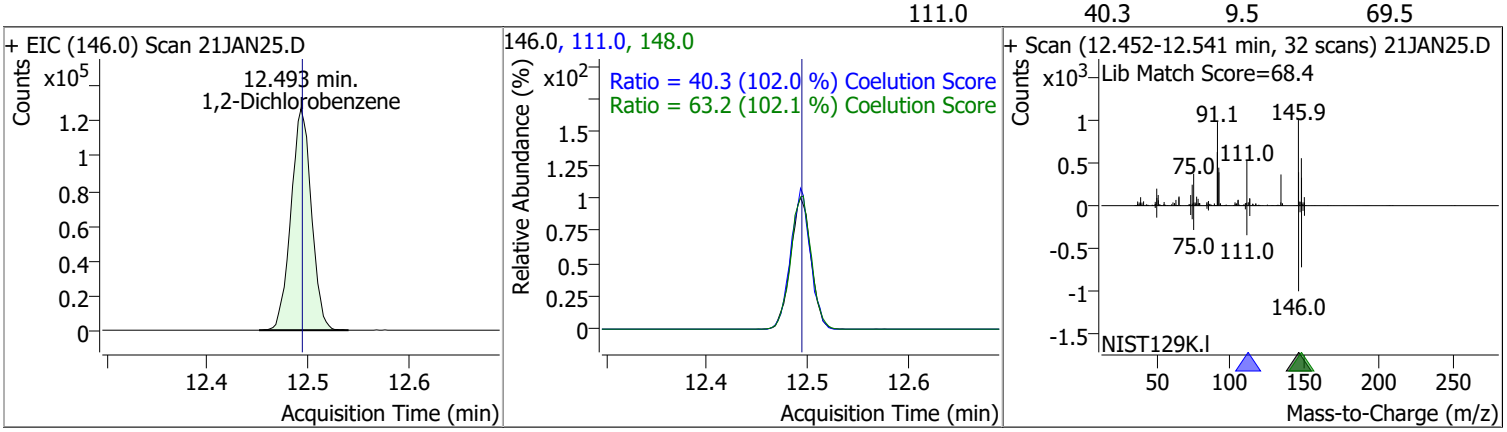

Quantitation Results Report (QT Reviewed)

Data File	21JAN27.D	Operator	MSC
Acq. Method	5975CACQF.M	Acq. Date-Time	1/21/2022 9:37:32 PM
Sample Name	CCV012122_Closing	Instrument	VOA5975C
Vial	27	Multiplier	1.00
DA Method File	VOA5975C_8260B_SHT_DoD_L4_011922.m	Comment	
Tune File	BFB_Atune3.u	Tune Date	10/11/2021 4:02:00 PM
Batch Name	VG012122_8260B.batch.bin	Last Calib Update	3/11/2022 3:55:53 AM
Ref Library	\\MASSHUNTER\Org\Library\NIST129K.l		

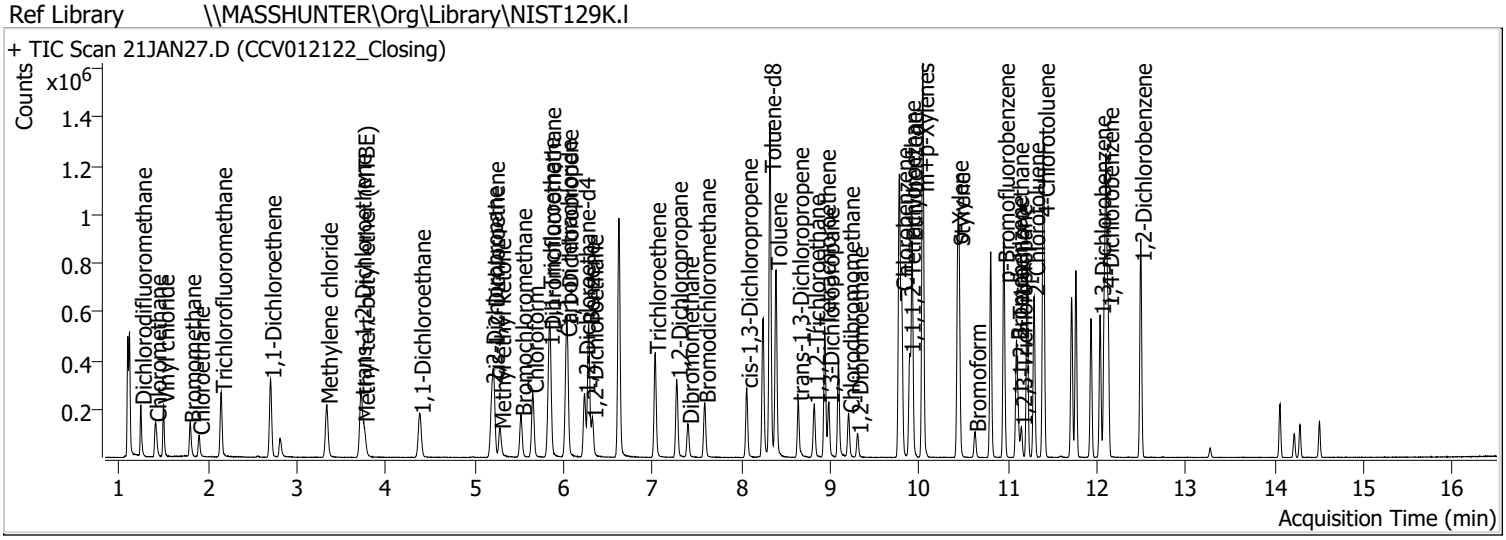

Compound	RT	QIon	Resp.	Conc.	Units	Dev(Min)
Internal Standards						
M Fluorobenzene	6.621	96.0	848373	250.0000	ng	0.000
M Chlorobenzene-d5	9.774	82.0	324669	250.0000	ng	0.000
M 1,4-Dichlorobenzene-d4	12.103	152.0	275784	250.0000	ng	0.003
System Monitoring Compounds						
S Dibromofluoromethane	5.848	113.0	212656	258.7941	ng	-0.003
Spiked Amount: 250.000	Range: 80.0 - 119.0%			Recovery = 103.52%		
S 1,2-Dichloroethane-d4	6.233	67.0	94088	265.0658	ng	0.003
Spiked Amount: 250.000	Range: 81.0 - 118.0%			Recovery = 106.03%		
S Toluene-d8	8.322	98.0	844885	266.7391	ng	0.003
Spiked Amount: 250.000	Range: 89.0 - 112.0%			Recovery = 106.70%		
S p-Bromofluorobenzene	10.951	95.0	258869	254.2272	ng	0.003
Spiked Amount: 250.000	Range: 85.0 - 114.0%			Recovery = 101.69%		
Target Compounds						**QValue**
T Dichlorodifluoromethane	1.241	85.0	138762	121.6416	ng	98
T Chloromethane	1.409	50.0	159807	118.9901	ng	98
T Vinyl chloride	1.498	62.0	149726	122.4780	ng	98
T Bromomethane	1.796	96.0	68383	128.7362	ng	97
T Chloroethane	1.897	64.0	61539	106.4006	ng	98
T Trichlorofluoromethane	2.145	101.0	184965	126.1772	ng	99
T 1,1-Dichloroethene	2.702	96.0	110700	129.7825	ng	97
T Methylene chloride	3.335	49.0	156141	125.9059	ng	98
T trans-1,2-Dichloroethene	3.715	96.0	113249	128.5229	ng	99
T Methyl tert-butyl ether (MTBE)	3.751	73.0	128714	116.8707	ng	99
T 1,1-Dichloroethane	4.381	63.0	217843	132.0969	ng	99
T 2,2-Dichloropropane	5.193	77.0	154367	124.2099	ng	98
T cis-1,2-Dichloroethene	5.215	96.0	115421	129.3691	ng	99
T Methyl ethyl ketone	5.285	43.0	157397	1220.7484	ng	100
T Bromochloromethane	5.522	128.0	48923	132.9951	ng	96
T Chloroform	5.653	83.0	209094	126.9854	ng	99

Compound	RT	QIon	Resp.	Conc.	Units	Dev(Min)
T 1,1,1-Trichloroethane	5.831	97.0	202017	132.9717	ng	98
T Carbon tetrachloride	6.027	117.0	199592	135.4573	ng	99
T 1,1-Dichloropropene	6.040	75.0	166690	135.3036	ng	99
T Benzene	6.280	78.0	449906	132.7506	ng	99
T 1,2-Dichloroethane	6.325	62.0	114886	122.7306	ng	99
T Trichloroethene	7.028	95.0	132796	136.6244	ng	97
T 1,2-Dichloropropane	7.270	63.0	112475	131.6144	ng	98
T Dibromomethane	7.399	93.0	46872	130.1245	ng	99
T Bromodichloromethane	7.585	83.0	134499	132.7866	ng	97
T cis-1,3-Dichloropropene	8.059	75.0	141988	127.7466	ng	99
T Toluene	8.388	92.0	289164	136.9599	ng	100
T trans-1,3-Dichloropropene	8.637	75.0	106770	131.6940	ng	96
T 1,1,2-Trichloroethane	8.818	83.0	51914	125.9283	ng	94
T Tetrachloroethene	8.935	163.8	114952	134.2671	ng	99
T 1,3-Dichloropropane	8.980	76.0	110095	131.9693	ng	100
T Chlorodibromomethane	9.206	129.0	86040	129.5909	ng	99
T 1,2-Dibromoethane	9.303	107.0	58270	127.9779	ng	95
T Chlorobenzene	9.802	112.0	310130	133.9947	ng	98
T 1,1,1,2-Tetrachloroethane	9.892	131.0	107165	131.9643	ng	99
T Ethylbenzene	9.917	91.0	540079	133.5398	ng	99
T m+p-Xylenes	10.042	106.0	424544	263.7018	ng	97
T o-Xylene	10.430	106.0	190542	135.1013	ng	99
T Styrene	10.449	104.0	313342	134.4419	ng	99
T Bromoform	10.628	172.5	46843	126.7581	ng	99
T Bromobenzene	11.093	156.0	118584	132.0584	ng	100
T 1,1,2,2-Tetrachloroethane	11.110	83.0	65143	127.1850	ng	99
T 1,2,3-Trichloropropane	11.149	110.0	16783	124.7155	ng	98
T 2-Chlorotoluene	11.291	126.0	119840	134.8441	ng	98
T 4-Chlorotoluene	11.400	91.0	395034	137.2352	ng	99
T 1,3-Dichlorobenzene	12.033	146.0	213244	131.0705	ng	97
T 1,4-Dichlorobenzene	12.125	146.0	219643	132.4237	ng	99
T 1,2-Dichlorobenzene	12.493	146.0	179758	132.3400	ng	98

(#) = Qualifier Out of Range; (m) = Manual Integration; (+) = Area Summed; (*) = Surrogate Percent Recovery Out of Range; (d): Zeroed Peak

Quantitation Results Report (QT Reviewed)

Compound	Conc.	RT	Dev(Min)	Resp.	QIon	QRatio	Lower	Upper
Dichlorodifluoromethane	121.6416	1.24	0.00	138762	87.0	33.0	1.8	61.8

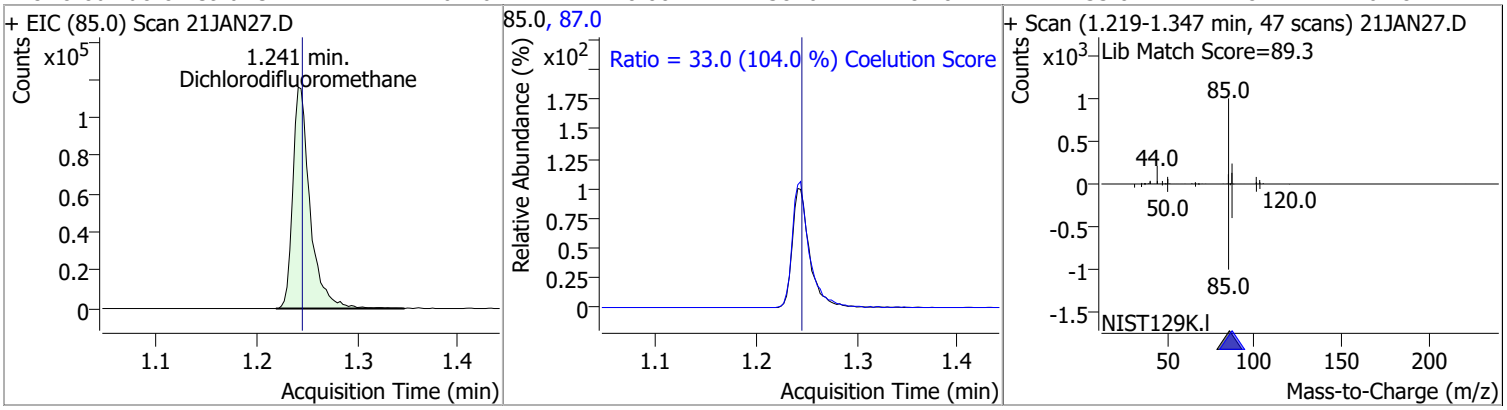

Compound	Conc.	RT	Dev(Min)	Resp.	QIon	QRatio	Lower	Upper
Chloromethane	118.9901	1.41	0.00	159807	52.0	33.3	2.4	62.4

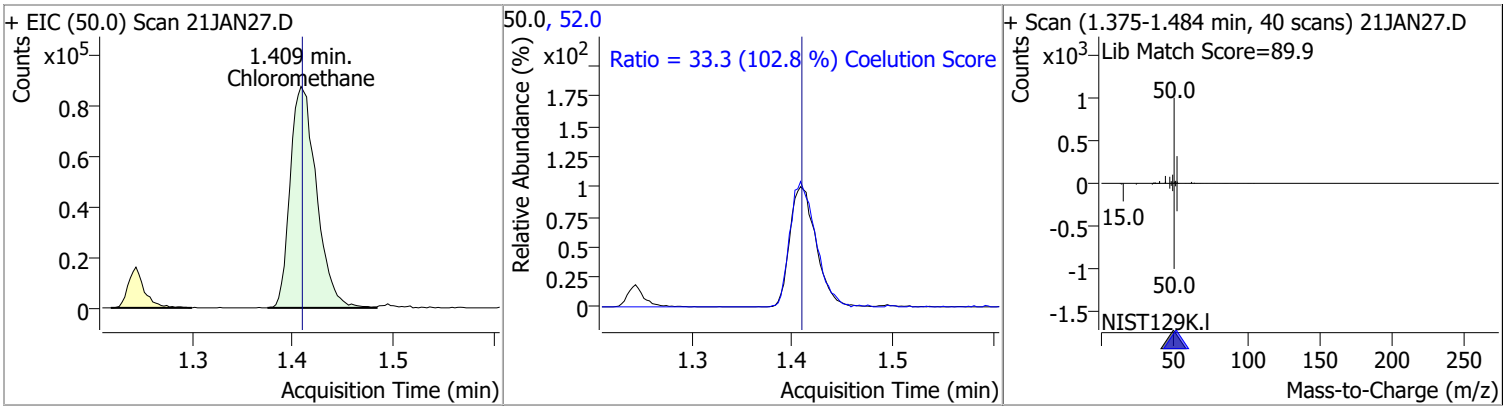

Compound	Conc.	RT	Dev(Min)	Resp.	QIon	QRatio	Lower	Upper
Vinyl chloride	122.4780	1.50	0.00	149726	64.0	30.0	1.3	61.3

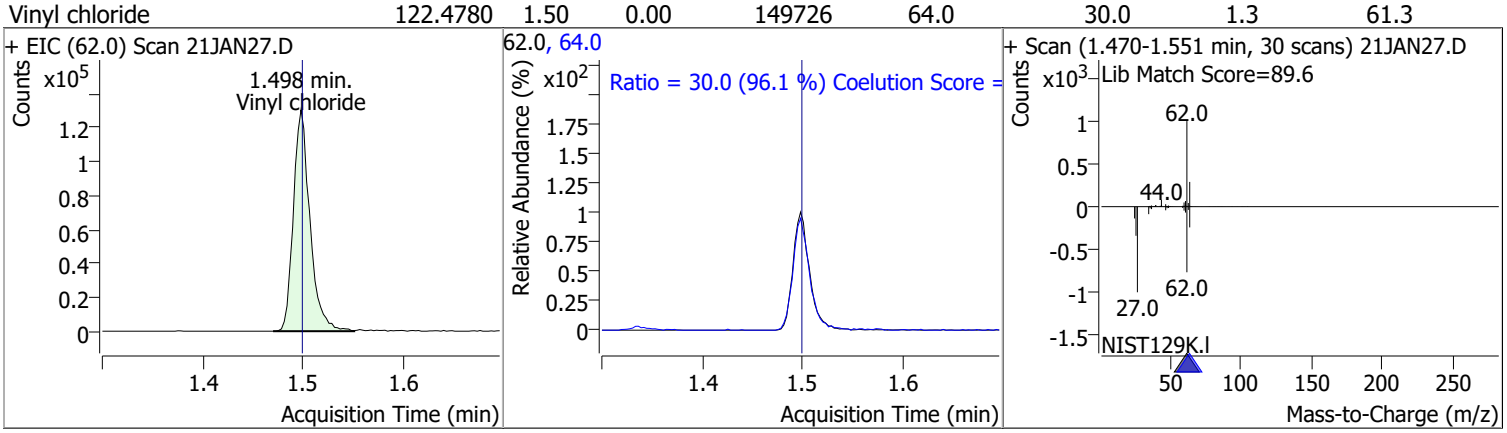

Compound	Conc.	RT	Dev(Min)	Resp.	QIon	QRatio	Lower	Upper
Bromomethane	128.7362	1.80	0.00	68383	94.0	107.4	80.1	140.1

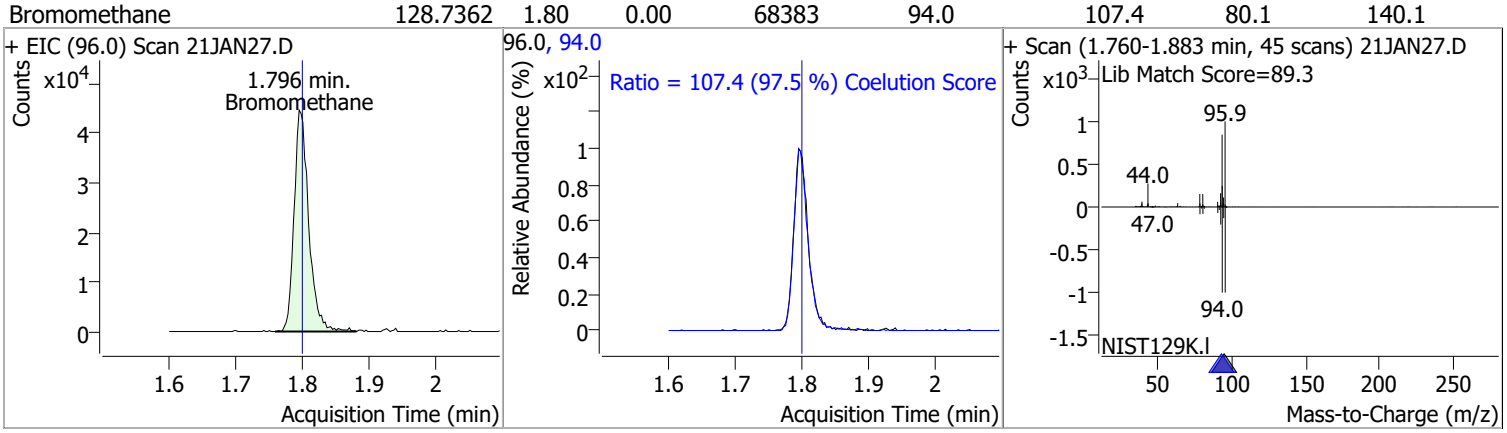

Compound	Conc.	RT	Dev(Min)	Resp.	QIon	QRatio	Lower	Upper
Chloroethane	106.4006	1.90	0.00	61539	66.0	29.2	0.0	60.0

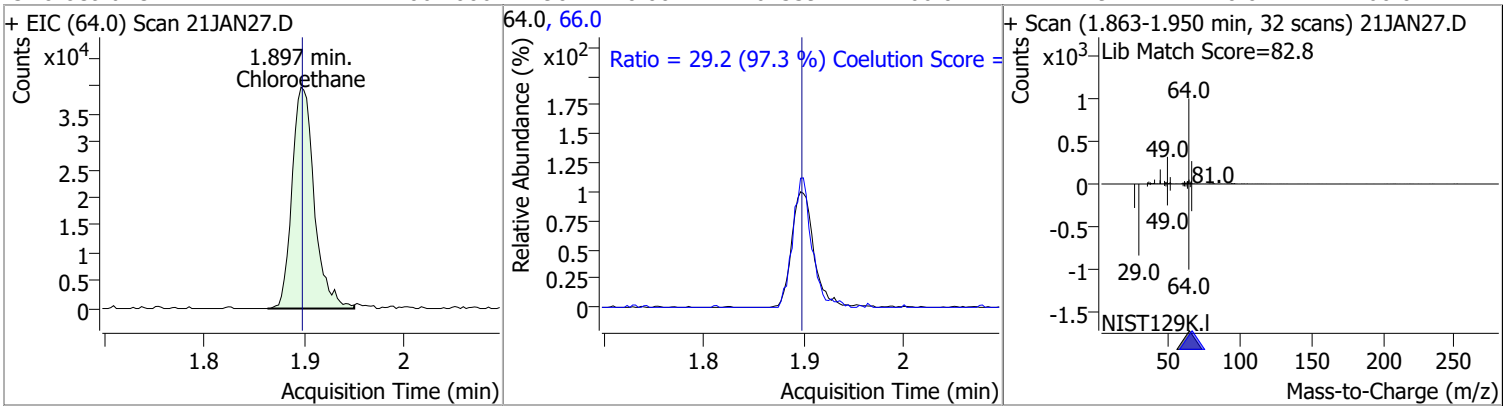

Compound	Conc.	RT	Dev(Min)	Resp.	QIon	QRatio	Lower	Upper
Trichlorofluoromethane	126.1772	2.14	0.00	184965	103.0	64.2	35.0	95.0

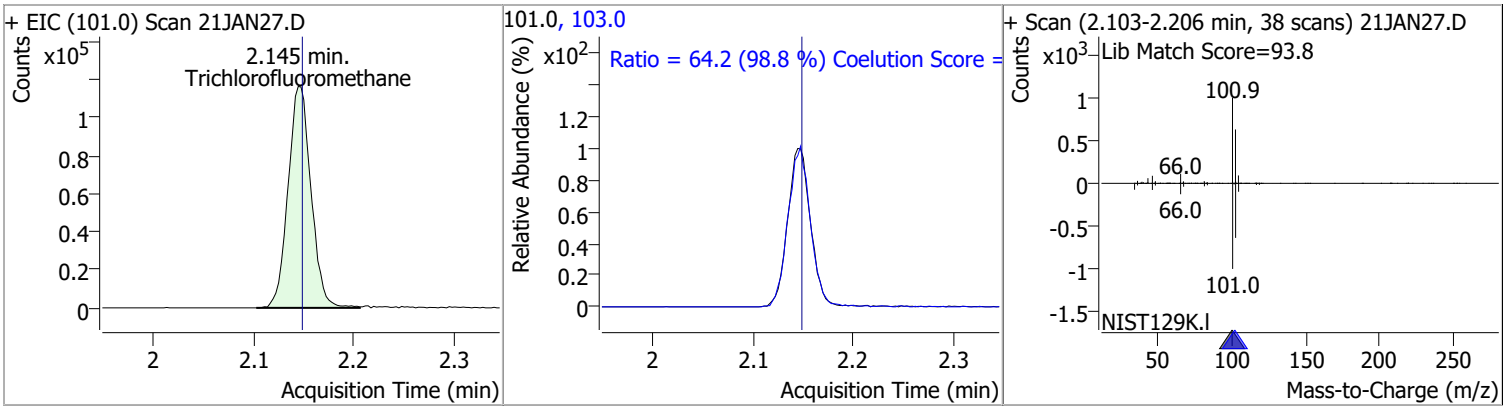

Compound	Conc.	RT	Dev(Min)	Resp.	QIon	QRatio	Lower	Upper
1,1-Dichloroethene	129.7825	2.70	0.00	110700	61.0	183.4	149.9	209.9
					63.0	60.2	27.0	87.0

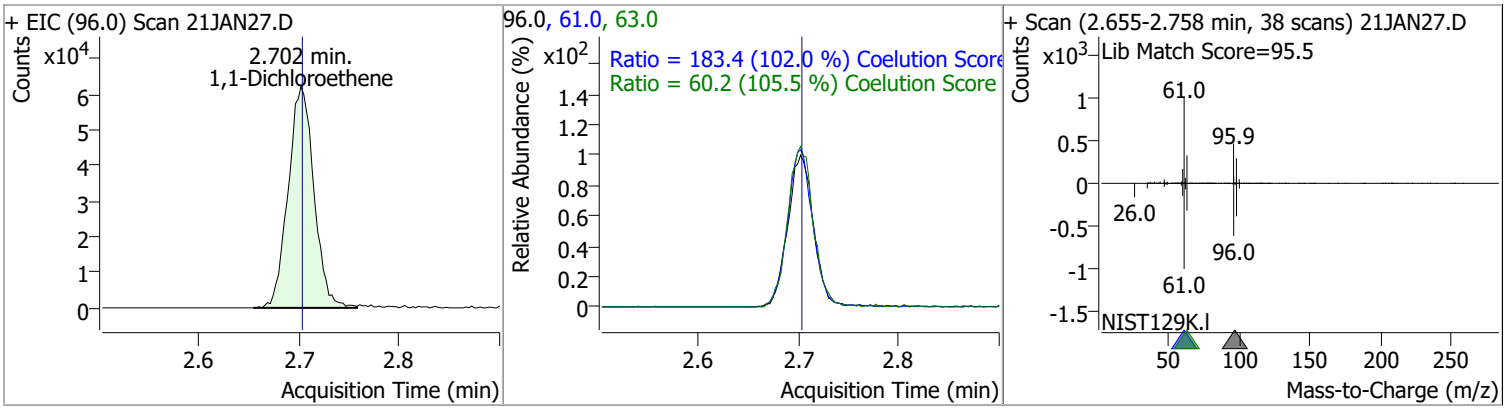

Compound	Conc.	RT	Dev(Min)	Resp.	QIon	QRatio	Lower	Upper
Methylene chloride	125.9059	3.34	0.00	156141	84.0	65.1	36.1	96.1
					86.0	43.1	11.8	71.8

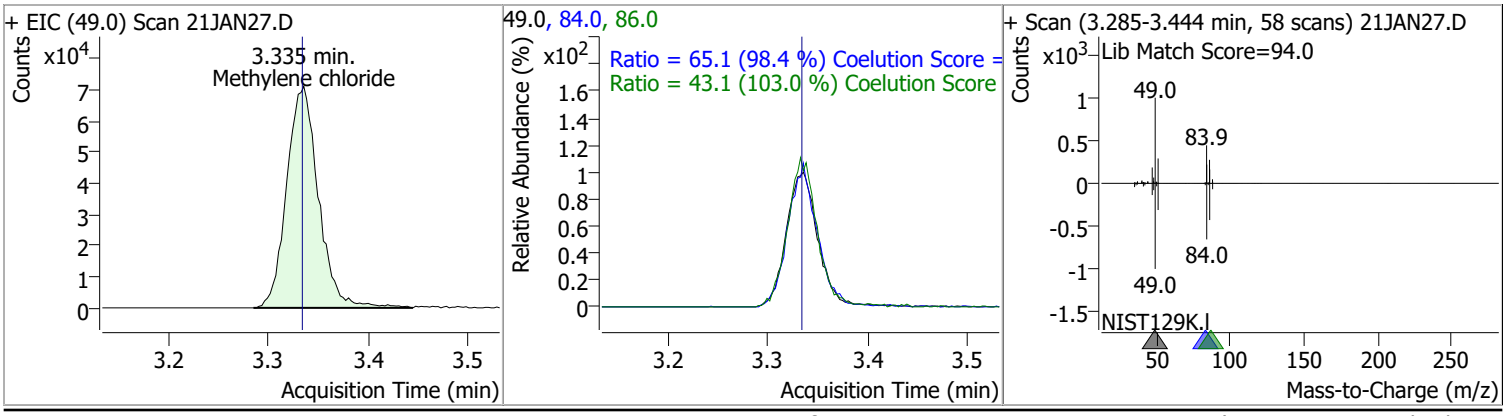

Compound	Conc.	RT	Dev(Min)	Resp.	QIon	QRatio	Lower	Upper
trans-1,2-Dichloroethene	128.5229	3.71	-0.01	113249	61.0	155.2	124.8	184.8
					98.0	65.2	32.1	92.1

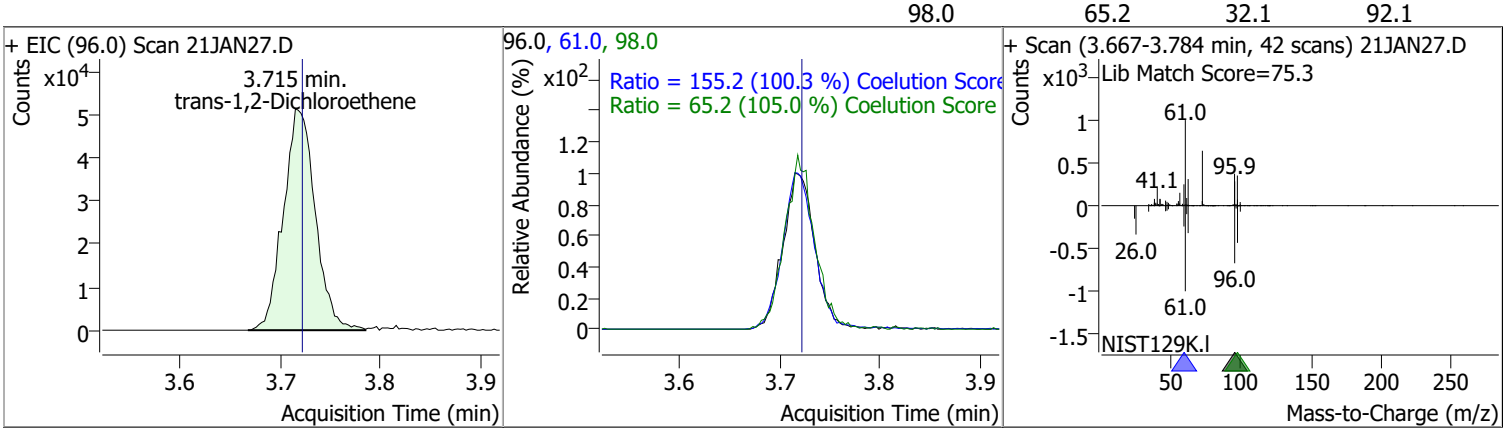

Compound	Conc.	RT	Dev(Min)	Resp.	QIon	QRatio	Lower	Upper
Methyl tert-butyl ether (MTBE)	116.8707	3.75	0.00	128714	57.0	25.2	0.0	54.6

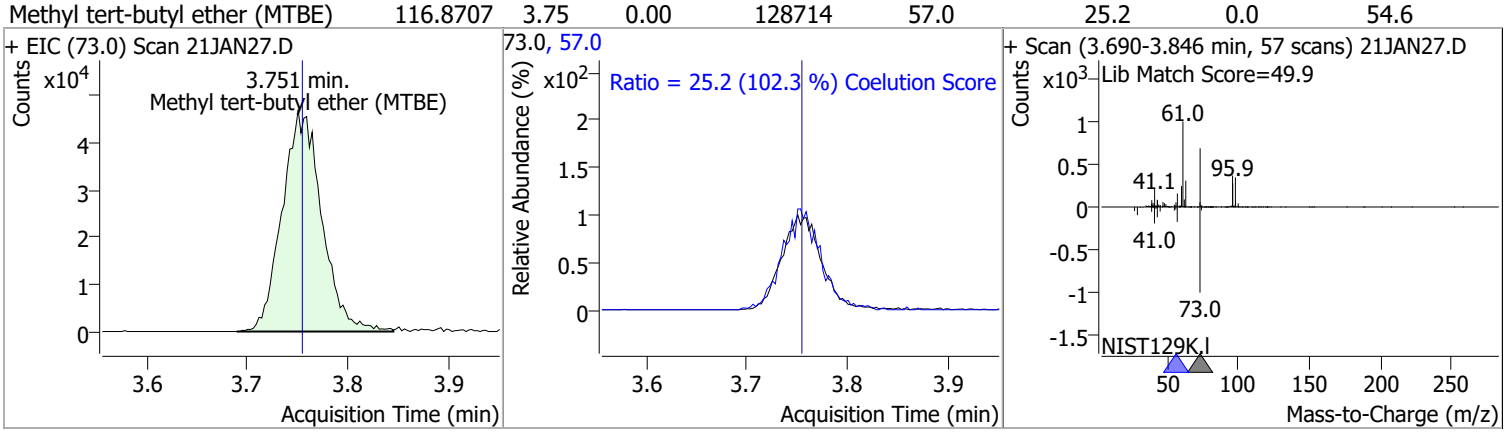

Compound	Conc.	RT	Dev(Min)	Resp.	QIon	QRatio	Lower	Upper
1,1-Dichloroethane	132.0969	4.38	0.00	217843	65.0	31.1	1.0	61.0
					83.0	13.2	0.0	42.7

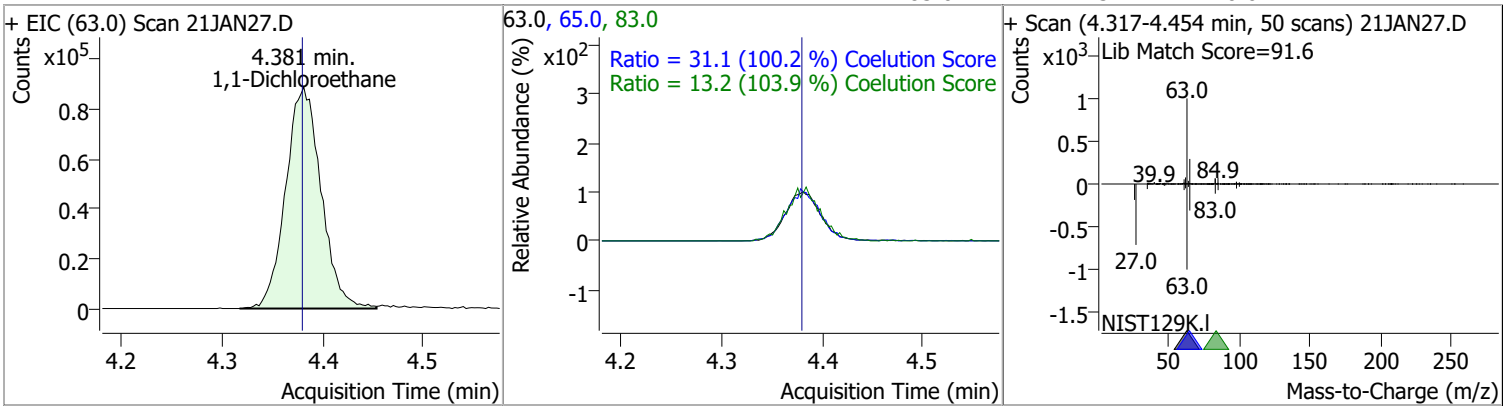

Quantitation Results Report (QT Reviewed)

Compound	Conc.	RT	Dev(Min)	Resp.	QIon	QRatio	Lower	Upper
2,2-Dichloropropane	124.2099	5.19	0.00	154367	41.0	67.2	38.8	98.8
					97.0	23.7	0.0	53.9

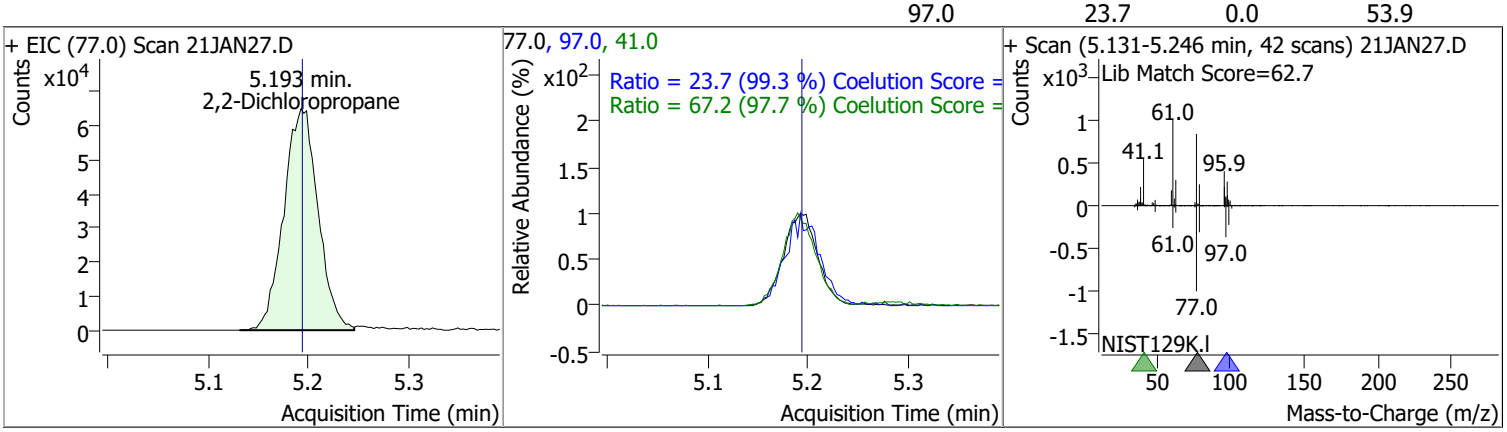

Compound	Conc.	RT	Dev(Min)	Resp.	QIon	QRatio	Lower	Upper
cis-1,2-Dichloroethene	129.3691	5.22	0.00	115421	61.0	162.1	130.4	190.4
					98.0	65.2	36.2	96.2

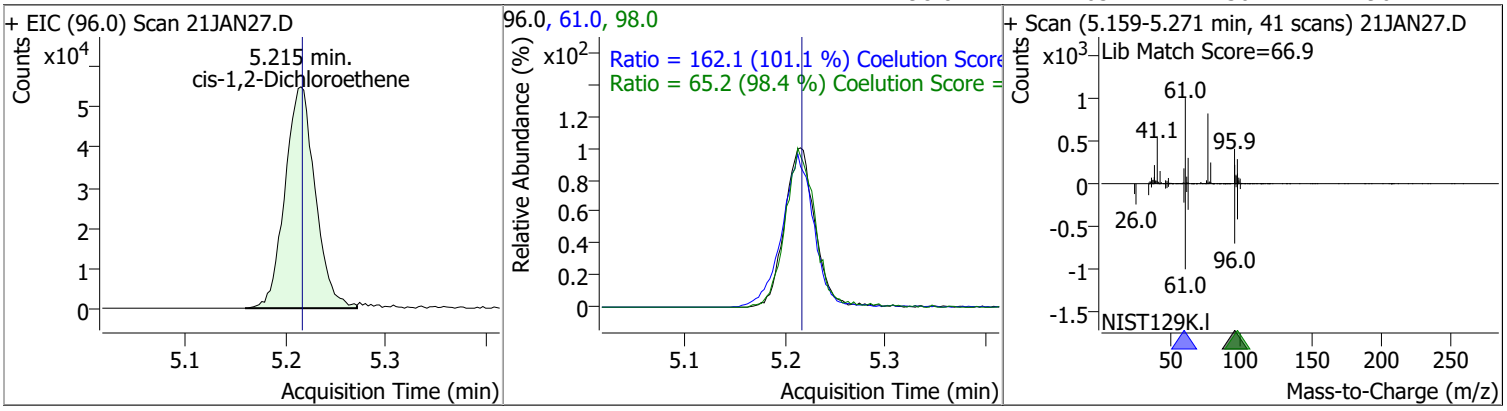

Compound	Conc.	RT	Dev(Min)	Resp.	QIon	QRatio	Lower	Upper
Methyl ethyl ketone	1220.7484	5.28	0.01	157397	72.0	20.7	0.0	50.6

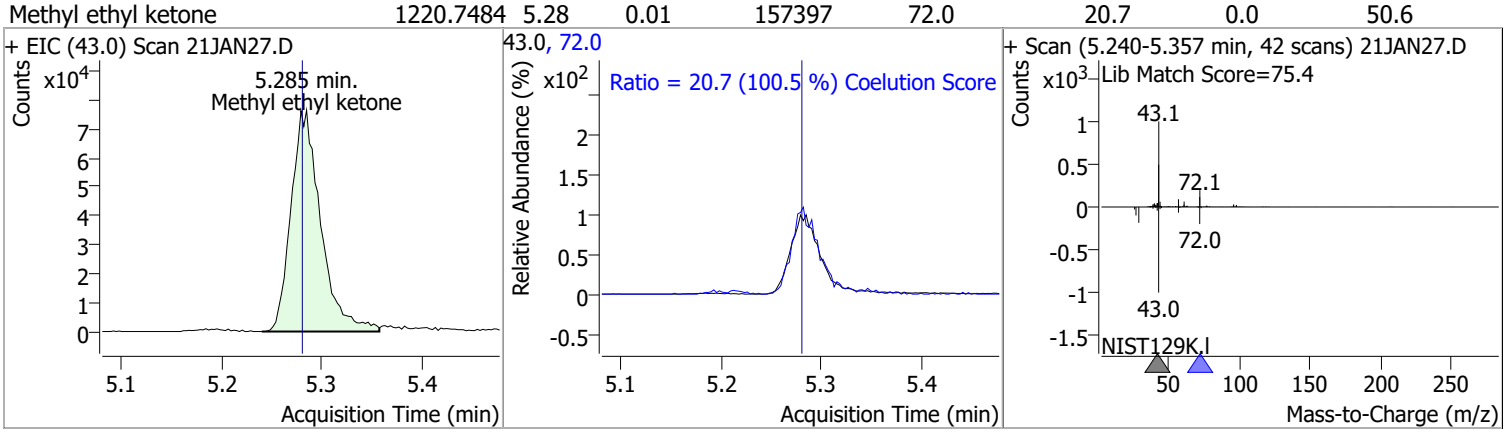

Compound	Conc.	RT	Dev(Min)	Resp.	QIon	QRatio	Lower	Upper
Bromochloromethane	132.9951	5.52	0.01	48923	49.0	177.1	152.2	212.2

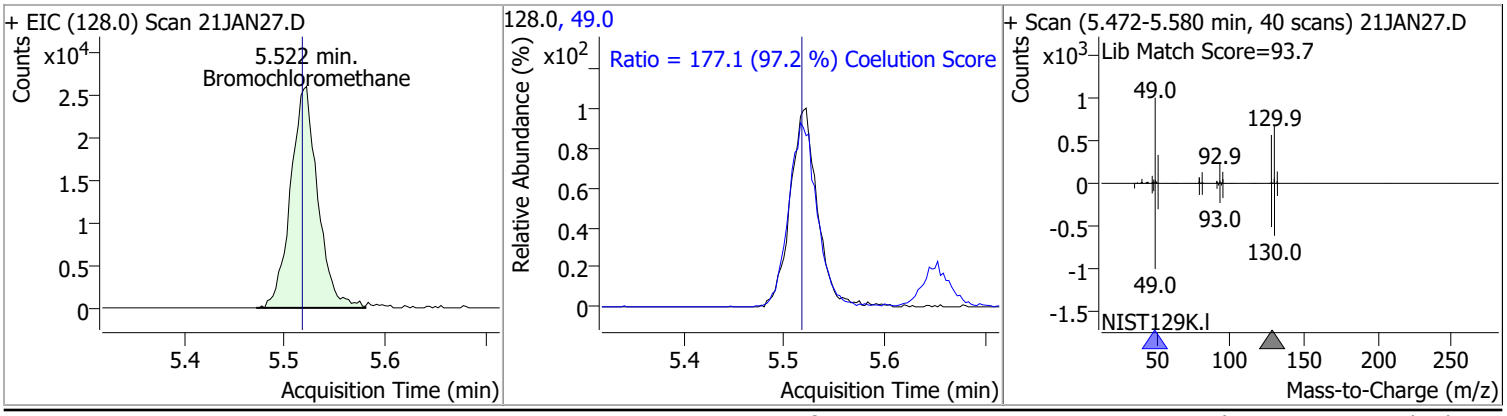

Compound	Conc.	RT	Dev(Min)	Resp.	QIon	QRatio	Lower	Upper
Chloroform	126.9854	5.65	0.00	209094	85.0	65.6	36.2	96.2

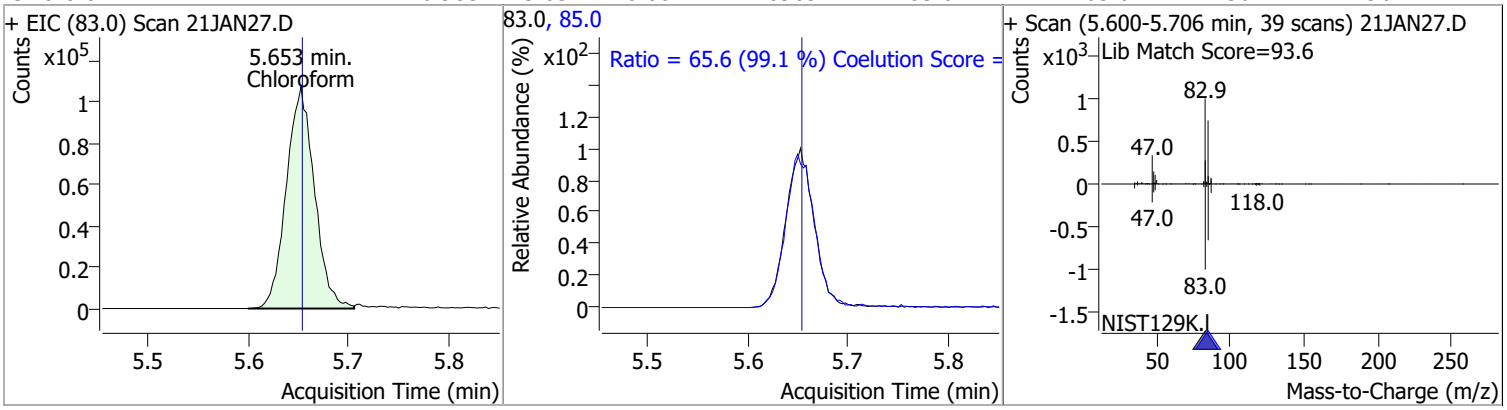

Compound	Conc.	RT	Dev(Min)	Resp.	QIon	QRatio	Lower	Upper
1,1,1-Trichloroethane	132.9717	5.83	0.00	202017	99.0	65.4	33.1	93.1
					61.0	48.8	19.1	79.1

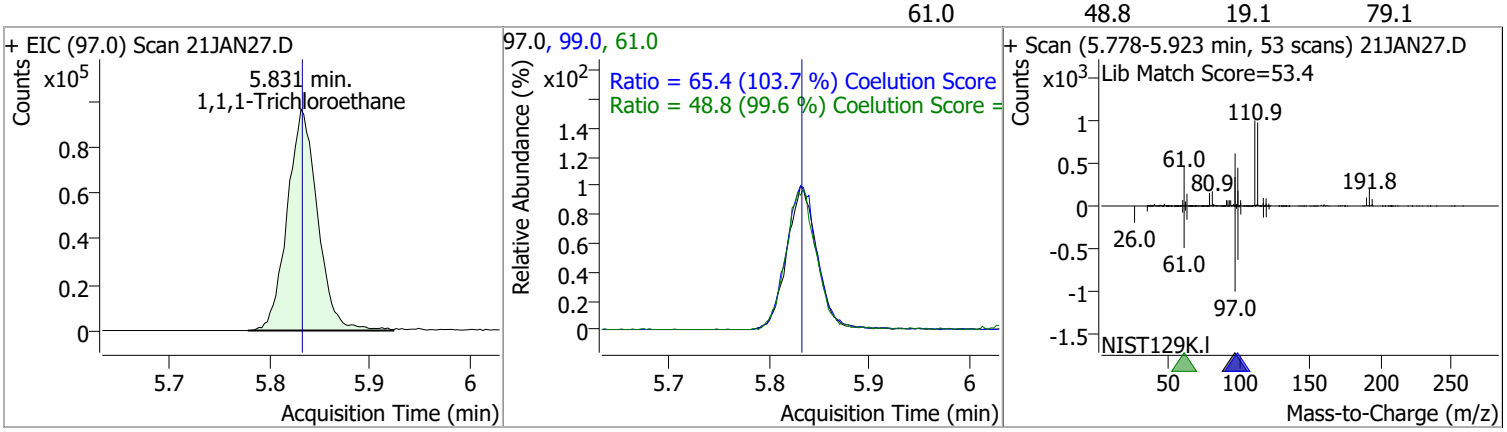

Compound	Conc.	RT	Dev(Min)	Resp.	QIon	QRatio	Lower	Upper
Dibromofluoromethane	258.7941	5.85	0.00	212656	191.5	22.0	0.0	53.2

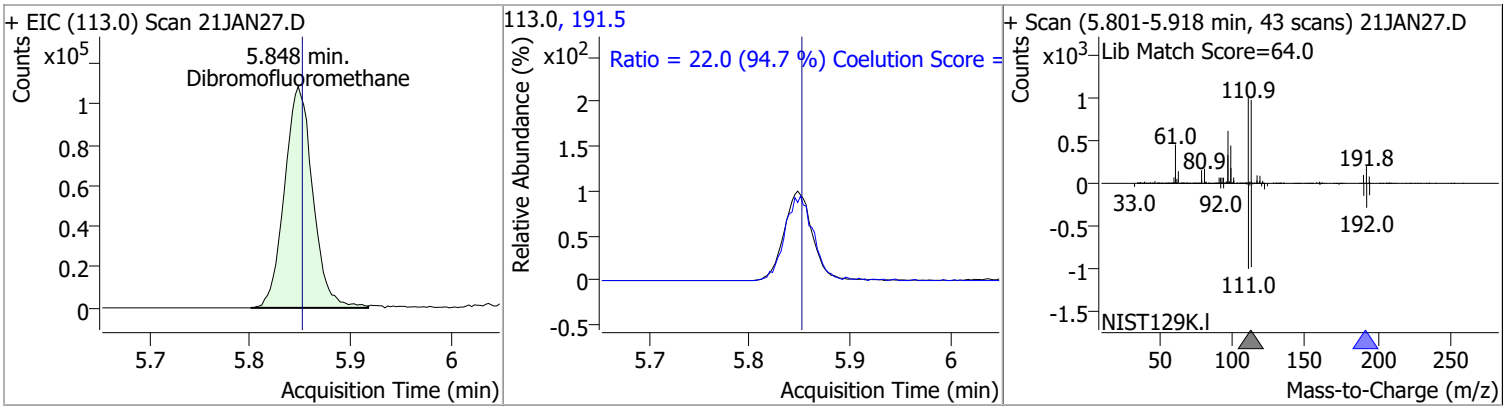

Compound	Conc.	RT	Dev(Min)	Resp.	QIon	QRatio	Lower	Upper
Carbon tetrachloride	135.4573	6.03	0.00	199592	119.0	96.2	67.6	127.6
					121.0	30.8	0.7	60.7

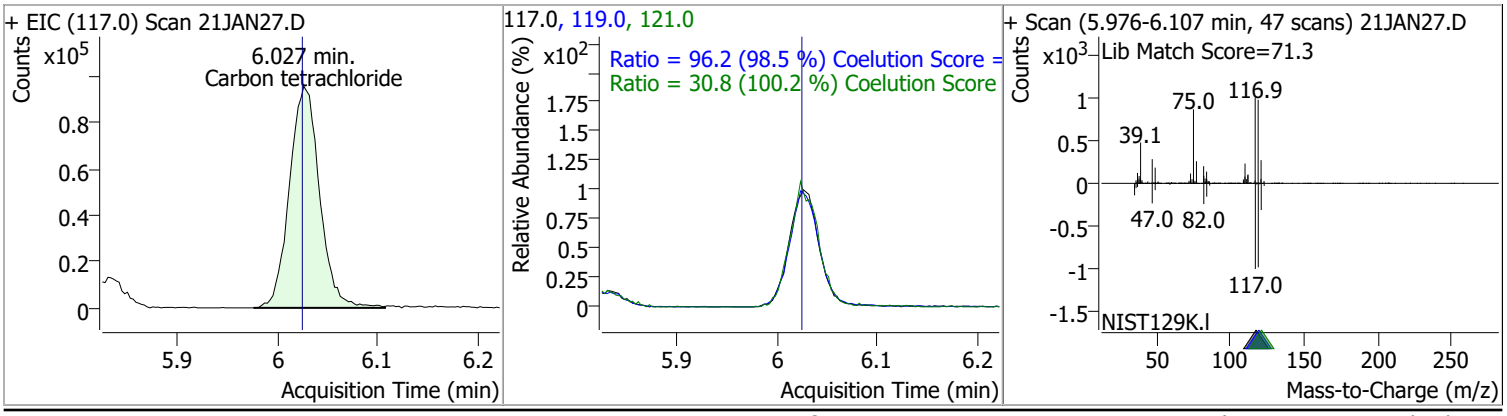

Quantitation Results Report (QT Reviewed)

Compound	Conc.	RT	Dev(Min)	Resp.	QIon	QRatio	Lower	Upper
1,1-Dichloropropene	135.3036	6.04	0.00	166690	110.0	36.4	5.6	65.6
					77.0	31.0	1.0	61.0

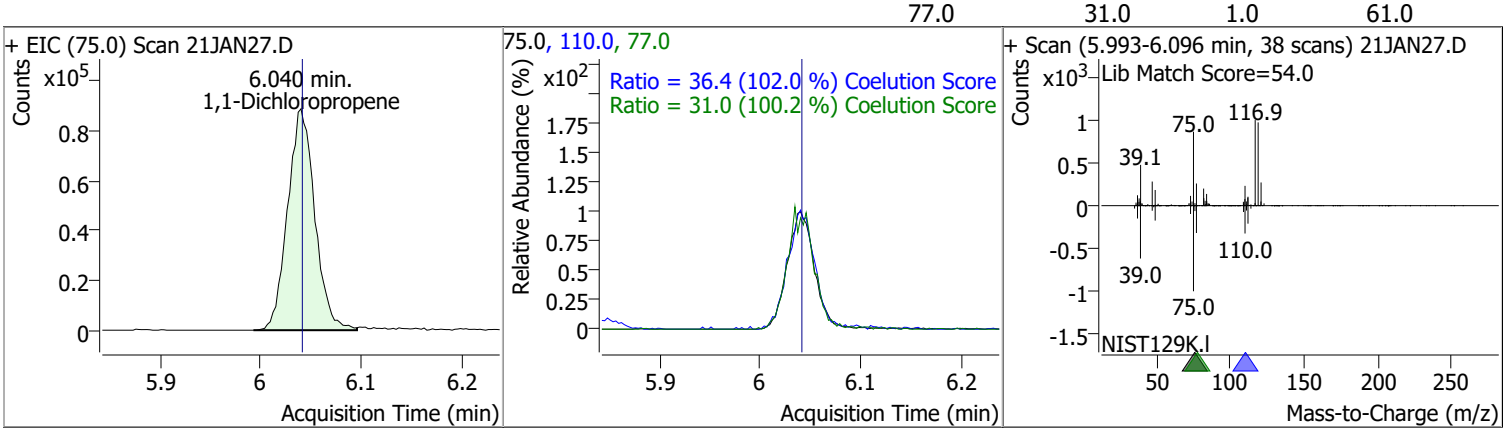

Compound	Conc.	RT	Dev(Min)	Resp.	QIon	QRatio	Lower	Upper
1,2-Dichloroethane-d4	265.0658	6.23	0.00	94088	65.0	191.6	162.8	222.8

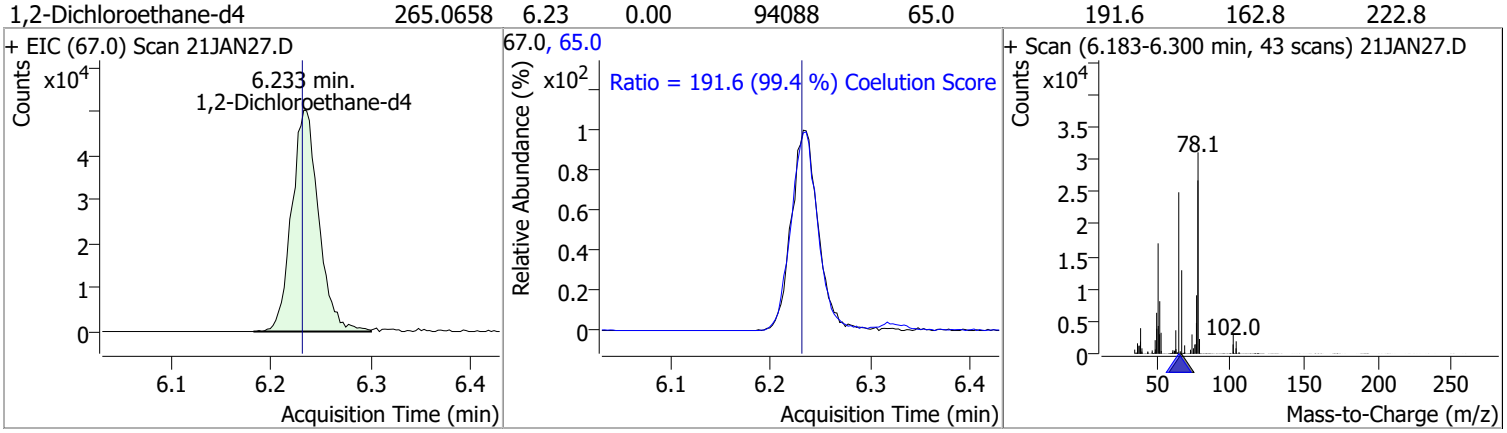

Compound	Conc.	RT	Dev(Min)	Resp.	QIon	QRatio	Lower	Upper
Benzene	132.7506	6.28	0.00	449906	77.0	23.6	0.0	53.3

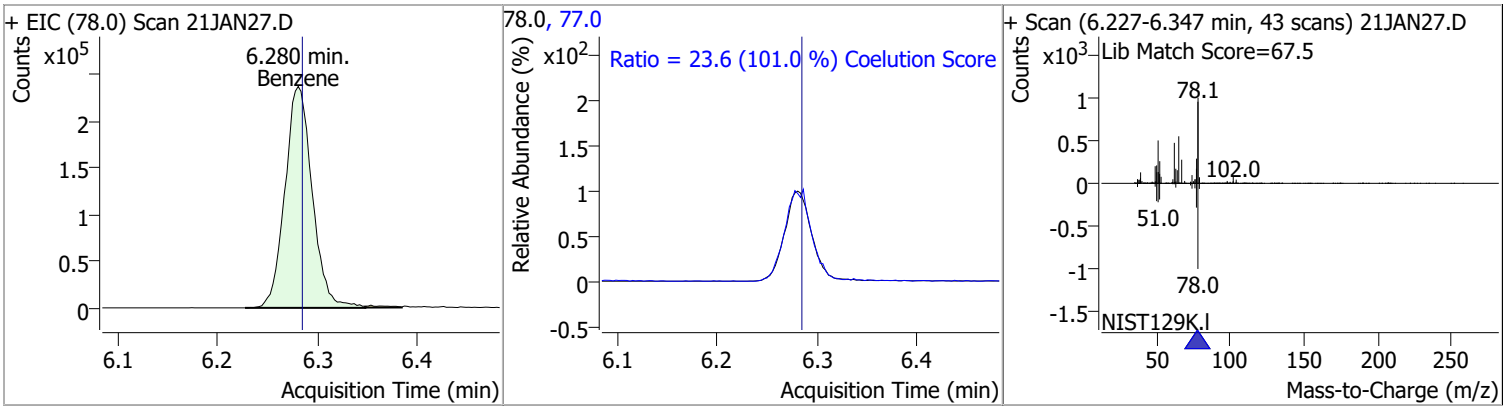

Compound	Conc.	RT	Dev(Min)	Resp.	QIon	QRatio	Lower	Upper
1,2-Dichloroethane	122.7306	6.32	0.00	114886	64.0	31.8	2.2	62.2
					98.0	8.2	0.0	38.2

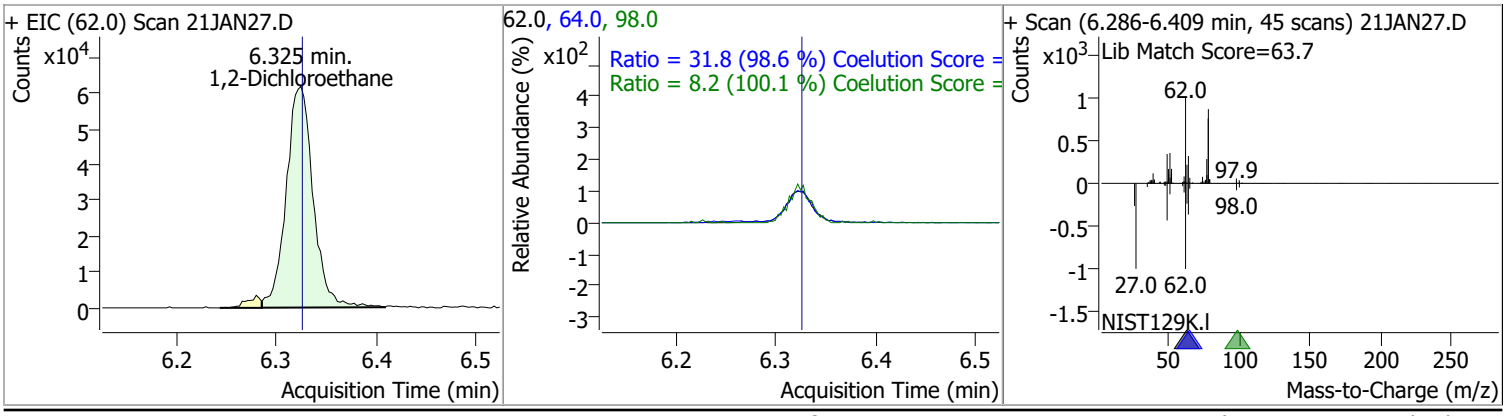

Quantitation Results Report (QT Reviewed)

Compound	Conc.	RT	Dev(Min)	Resp.	QIon	QRatio	Lower	Upper
Trichloroethene	136.6244	7.03	0.00	132796	130.0	102.0	75.6	135.6
					97.0	64.3	35.7	95.7

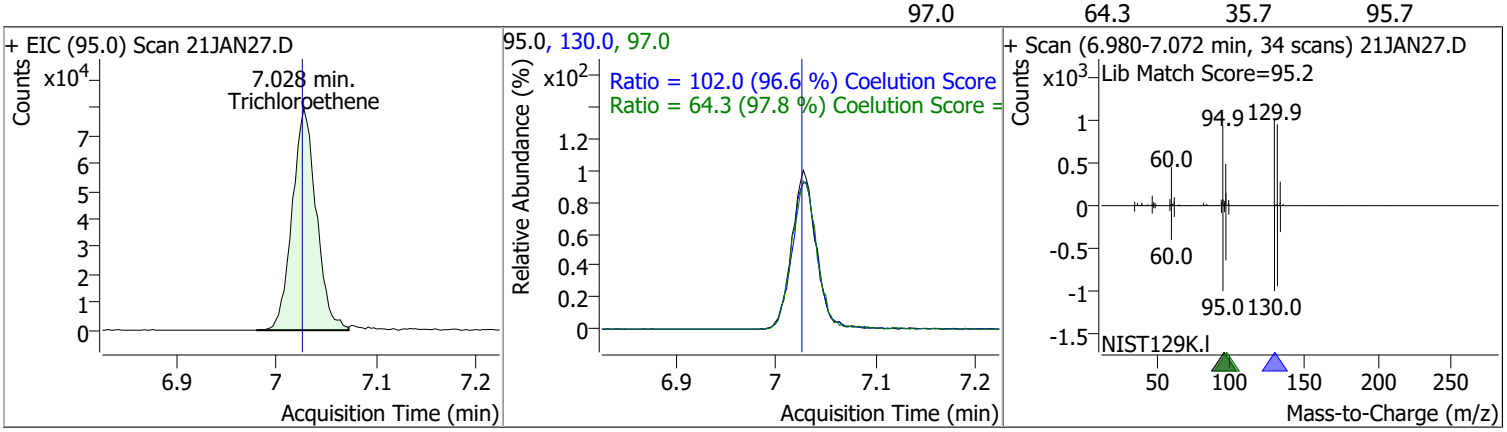

Compound	Conc.	RT	Dev(Min)	Resp.	QIon	QRatio	Lower	Upper
1,2-Dichloropropane	131.6144	7.27	0.00	112475	76.0	38.7	9.8	69.8

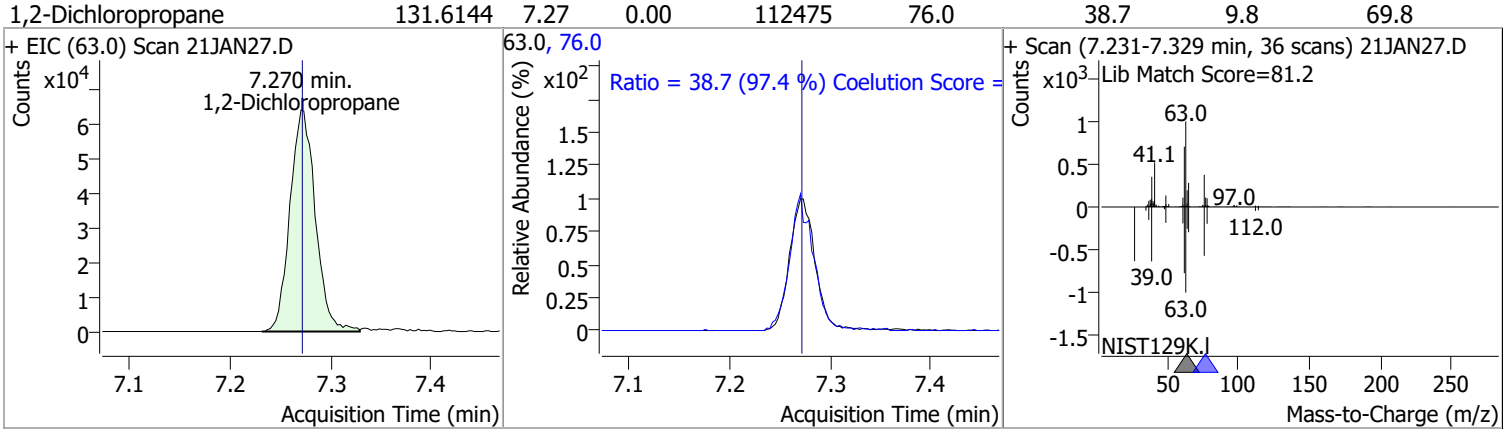

Compound	Conc.	RT	Dev(Min)	Resp.	QIon	QRatio	Lower	Upper
Dibromomethane	130.1245	7.40	0.00	46872	173.5	109.8	78.2	138.2
					95.0	83.8	54.5	114.5

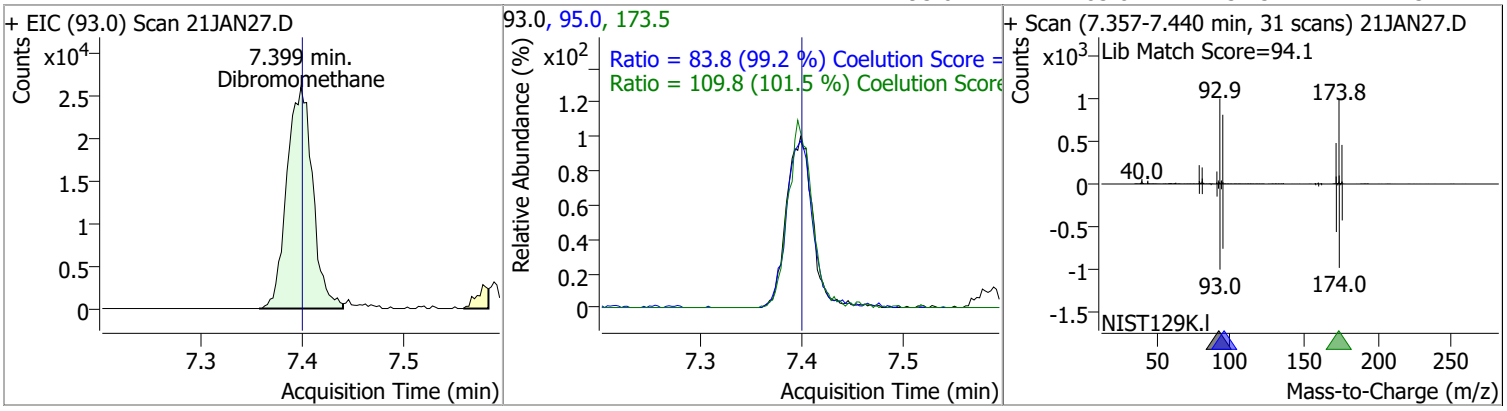

Quantitation Results Report (QT Reviewed)

Compound	Conc.	RT	Dev(Min)	Resp.	QIon	QRatio	Lower	Upper
Bromodichloromethane	132.7866	7.59	0.01	134499	85.0	63.3	36.3	96.3
					127.0	9.9	0.0	39.5

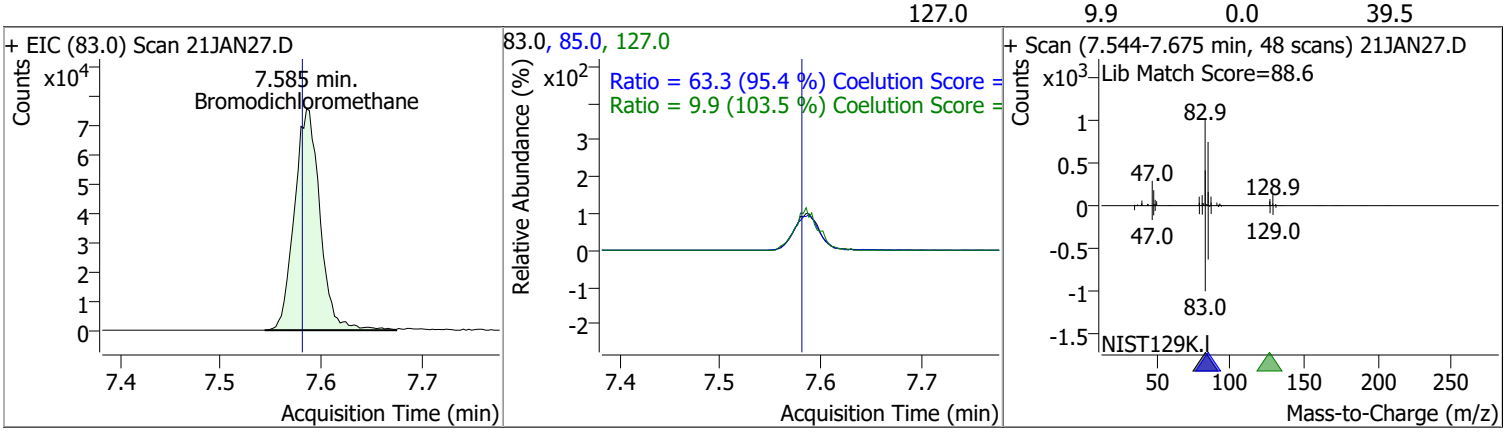

Compound	Conc.	RT	Dev(Min)	Resp.	QIon	QRatio	Lower	Upper
cis-1,3-Dichloropropene	127.7466	8.06	0.00	141988	39.0	53.5	22.5	82.5
					77.0	31.9	1.8	61.8

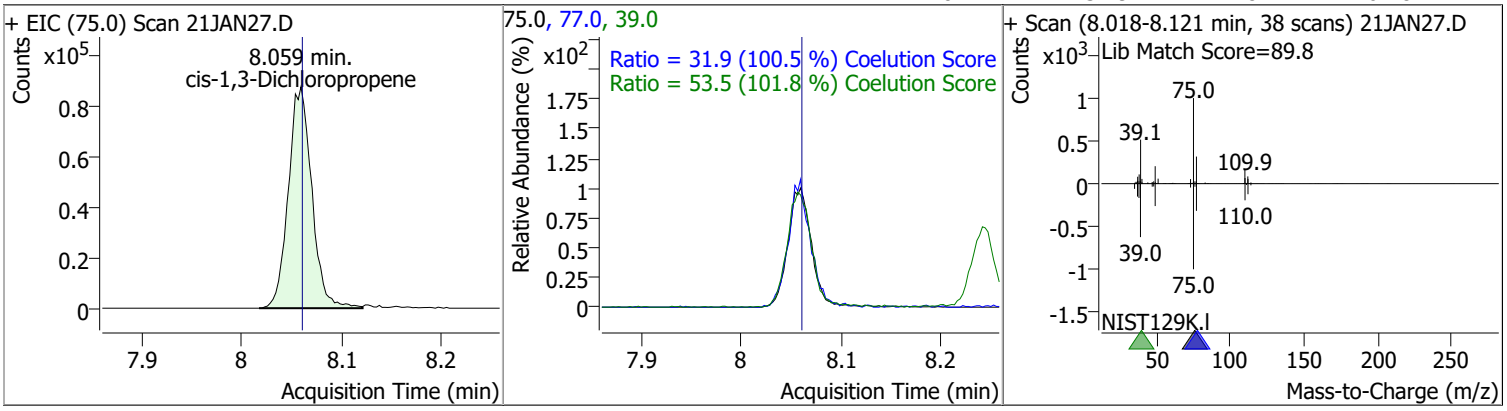

Compound	Conc.	RT	Dev(Min)	Resp.	QIon	QRatio	Lower	Upper
Toluene-d8	266.7391	8.32	0.00	844885	100.0	63.6	34.3	94.3
					99.0	9.5	0.0	39.2

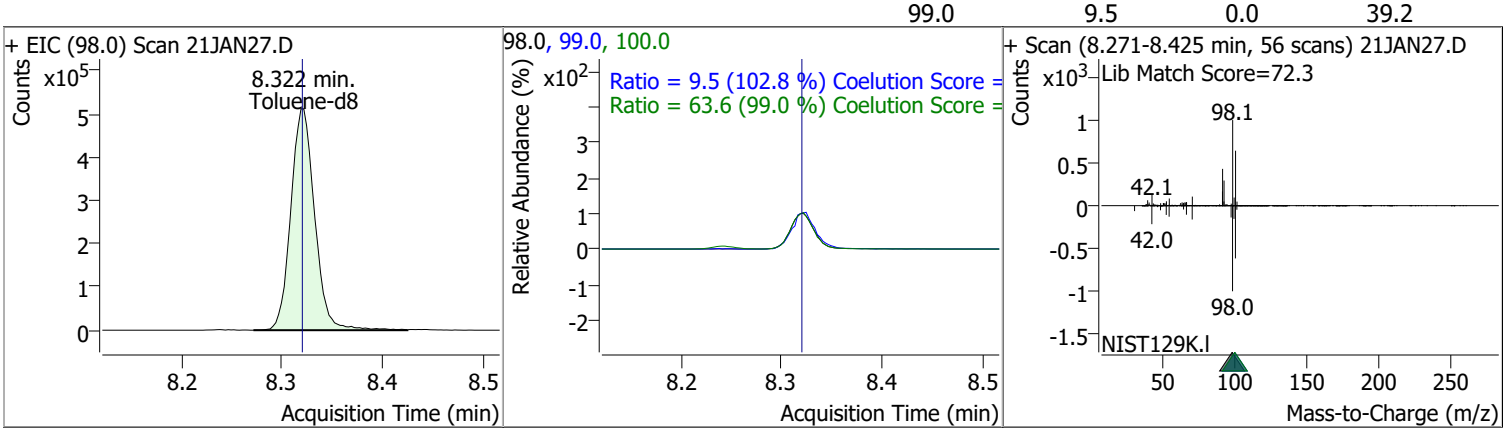

Quantitation Results Report (QT Reviewed)

Compound	Conc.	RT	Dev(Min)	Resp.	QIon	QRatio	Lower	Upper
Toluene	136.9599	8.39	0.00	289164	91.0	174.2	144.1	204.1

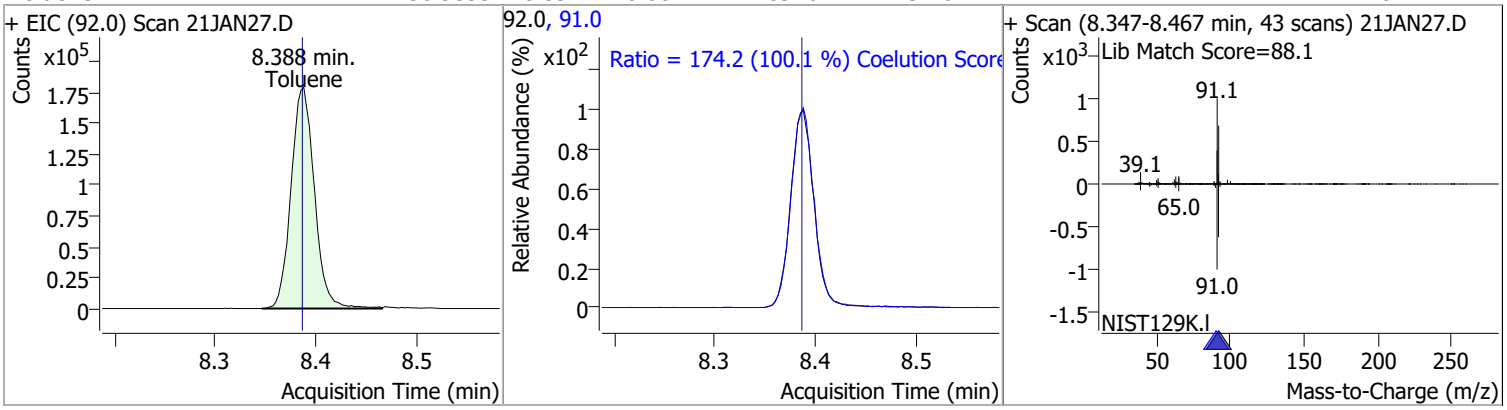

Compound	Conc.	RT	Dev(Min)	Resp.	QIon	QRatio	Lower	Upper
trans-1,3-Dichloropropene	131.6940	8.64	0.00	106770	39.0	50.5	23.0	83.0
					77.0	33.7	1.0	61.0

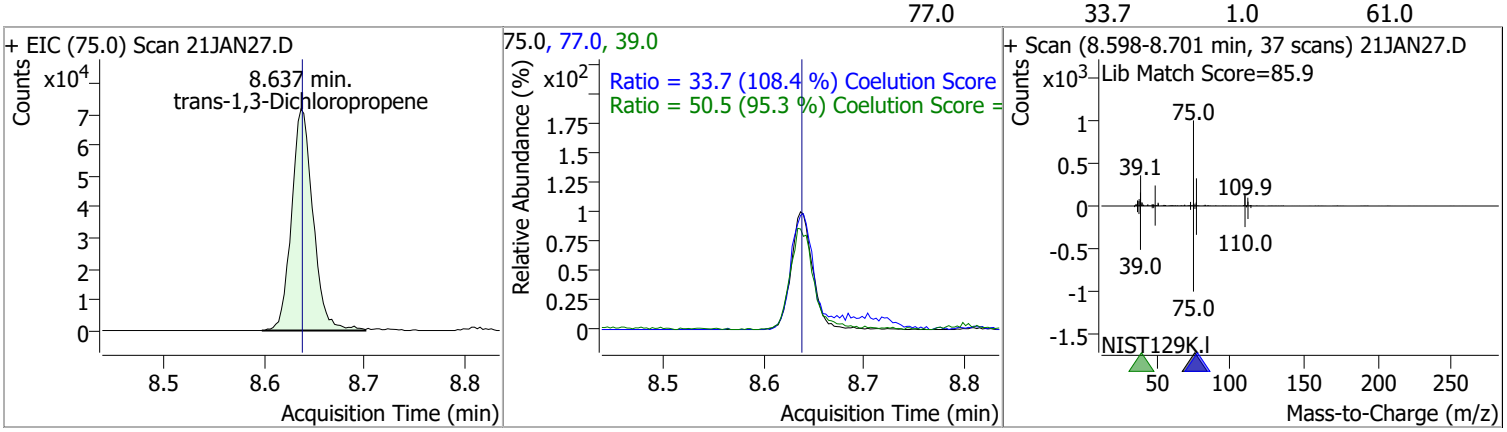

Compound	Conc.	RT	Dev(Min)	Resp.	QIon	QRatio	Lower	Upper
1,1,2-Trichloroethane	125.9283	8.82	0.00	51914	97.0	117.4	80.7	140.7
					85.0	65.4	30.7	90.7

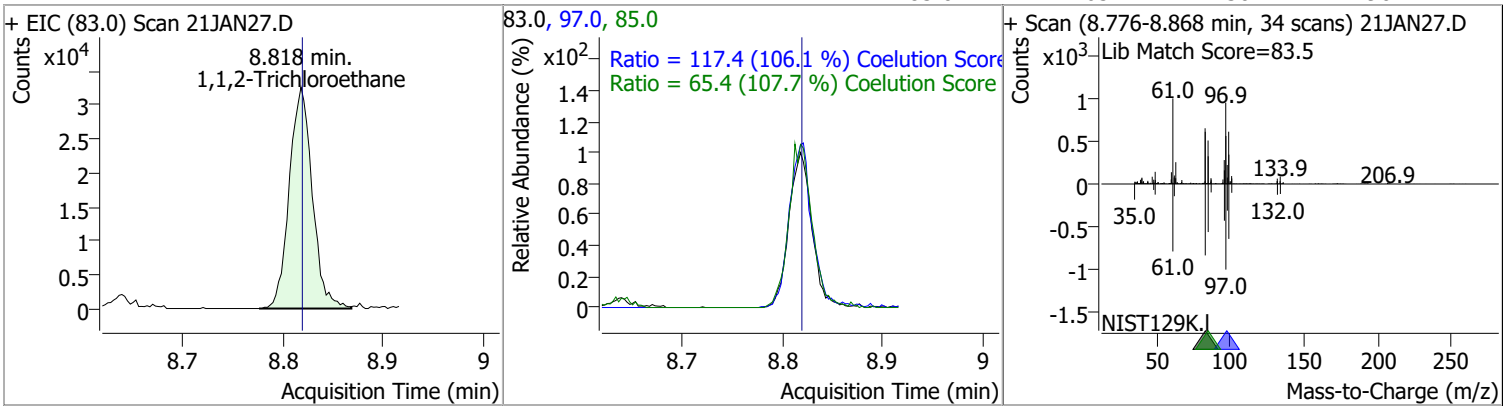

Quantitation Results Report (QT Reviewed)

Compound	Conc.	RT	Dev(Min)	Resp.	QIon	QRatio	Lower	Upper
Tetrachloroethene	134.2671	8.94	0.00	114952	165.8	126.5	96.1	156.1
					129.0	89.8	60.5	120.5

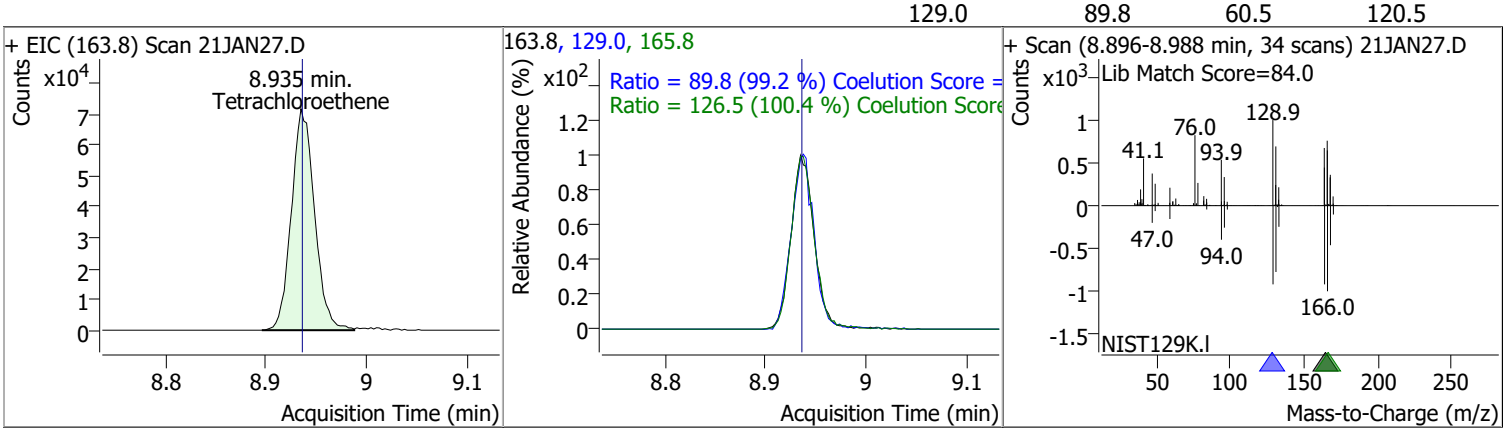

Compound	Conc.	RT	Dev(Min)	Resp.	QIon	QRatio	Lower	Upper
1,3-Dichloropropane	131.9693	8.98	0.00	110095	78.0	32.5	2.4	62.4

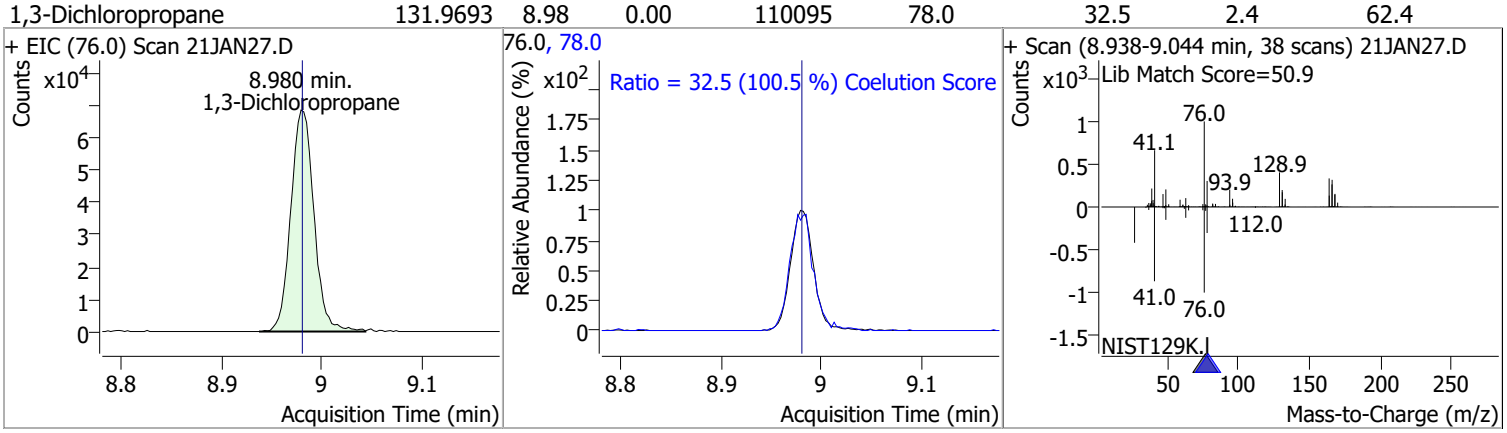

Compound	Conc.	RT	Dev(Min)	Resp.	QIon	QRatio	Lower	Upper
Chlorodibromomethane	129.5909	9.21	0.00	86040	127.0	76.6	47.2	107.2

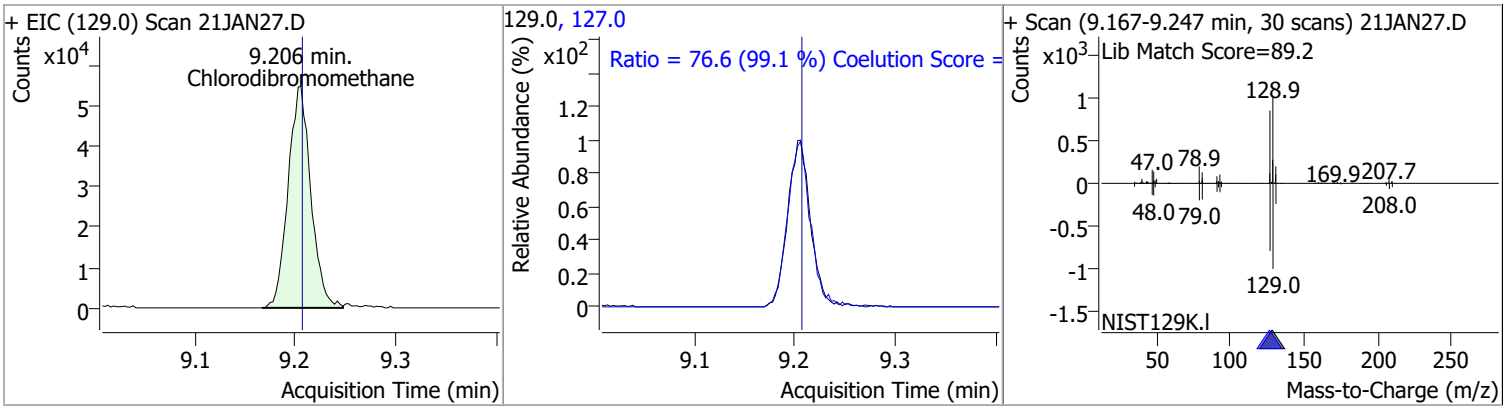

Compound	Conc.	RT	Dev(Min)	Resp.	QIon	QRatio	Lower	Upper
1,2-Dibromoethane	127.9779	9.30	0.00	58270	109.0	96.2	61.5	121.5

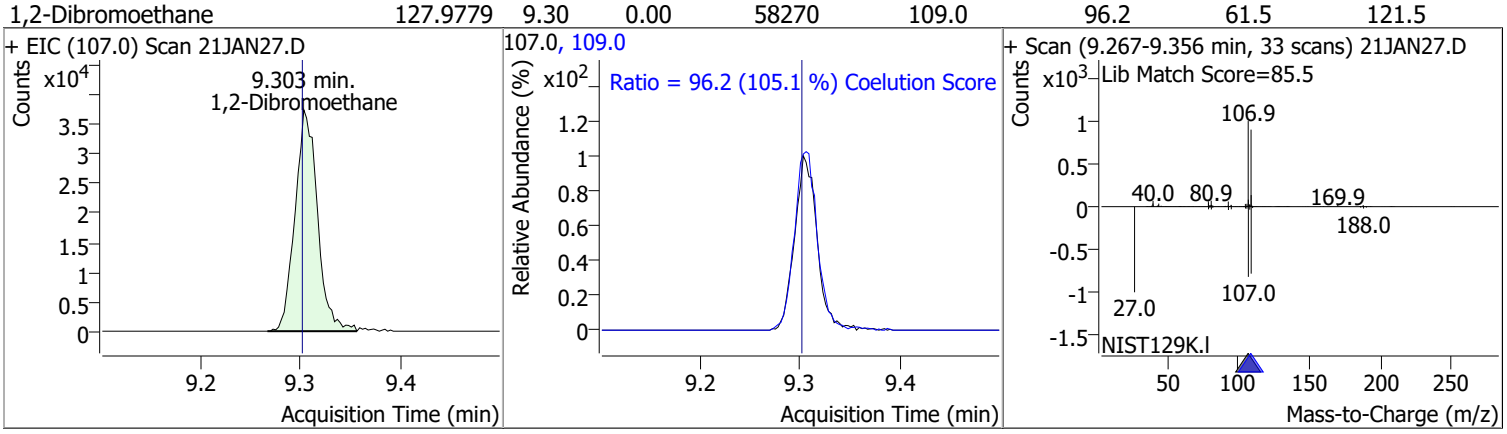

Quantitation Results Report (QT Reviewed)

Compound	Conc.	RT	Dev(Min)	Resp.	QIon	QRatio	Lower	Upper
Chlorobenzene	133.9947	9.80	0.00	310130	114.0	31.2	2.2	62.2

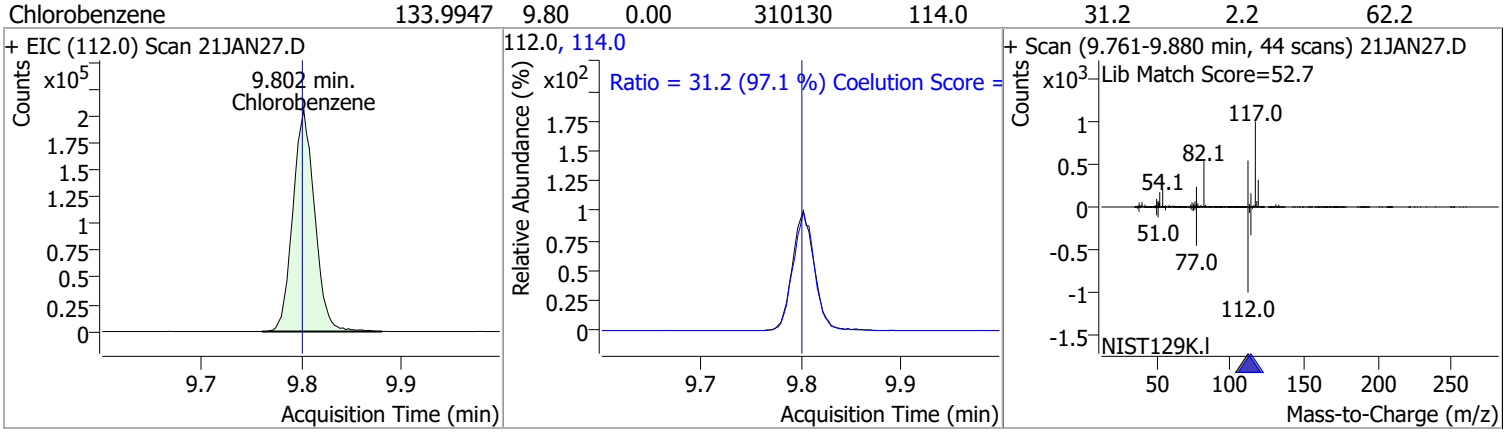

Compound	Conc.	RT	Dev(Min)	Resp.	QIon	QRatio	Lower	Upper
1,1,1,2-Tetrachloroethane	131.9643	9.89	0.00	107165	133.0	95.8	65.3	125.3

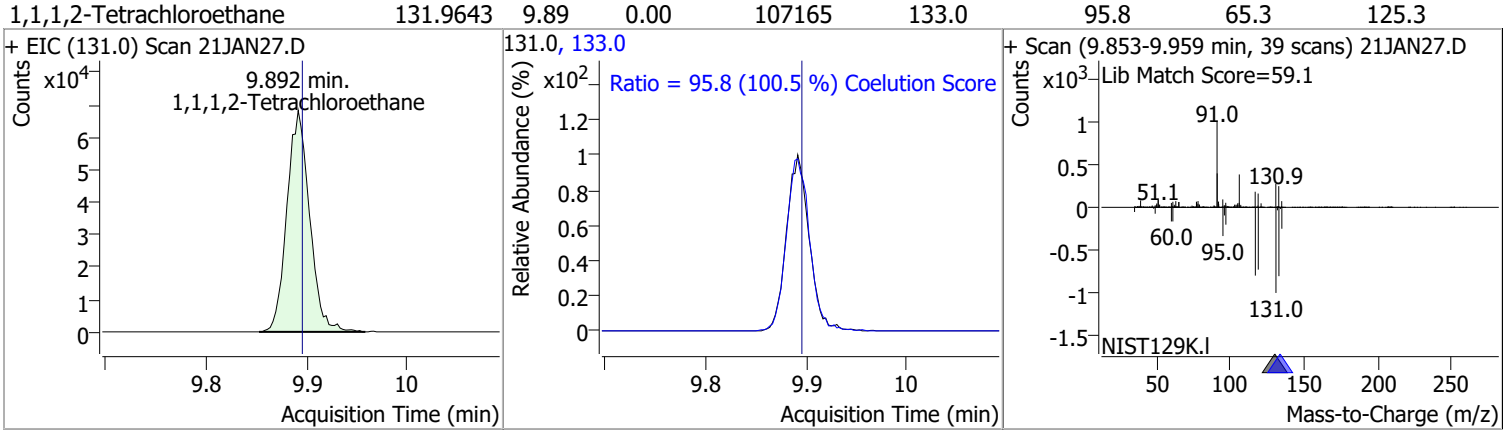

Compound	Conc.	RT	Dev(Min)	Resp.	QIon	QRatio	Lower	Upper
Ethylbenzene	133.5398	9.92	0.00	540079	106.0	31.3	1.7	61.7

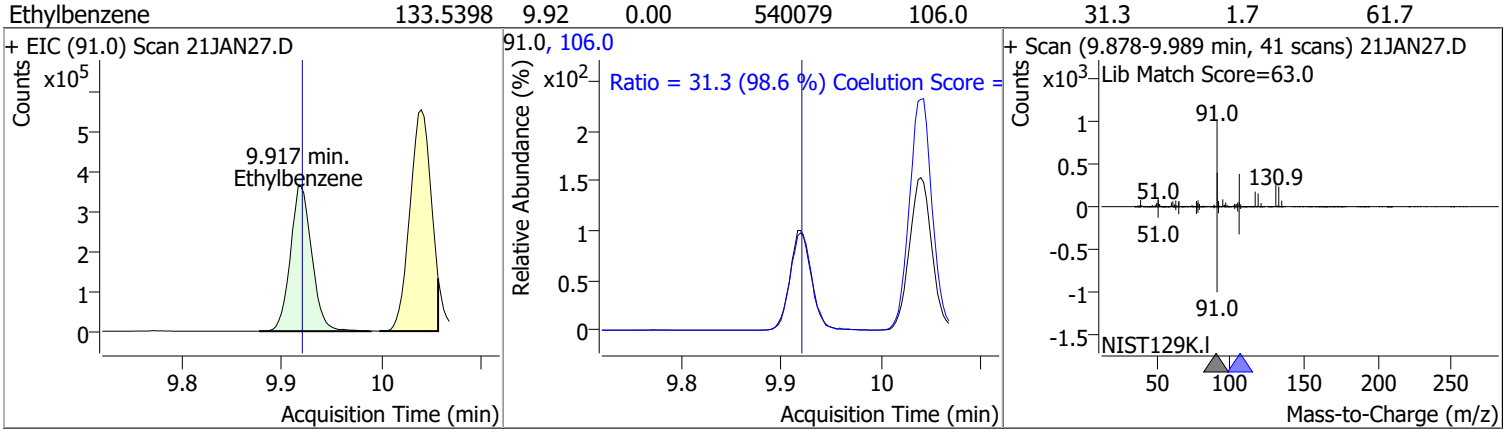

Compound	Conc.	RT	Dev(Min)	Resp.	QIon	QRatio	Lower	Upper
m+p-Xylenes	263.7018	10.04	0.00	424544	91.0	204.5	170.7	230.7

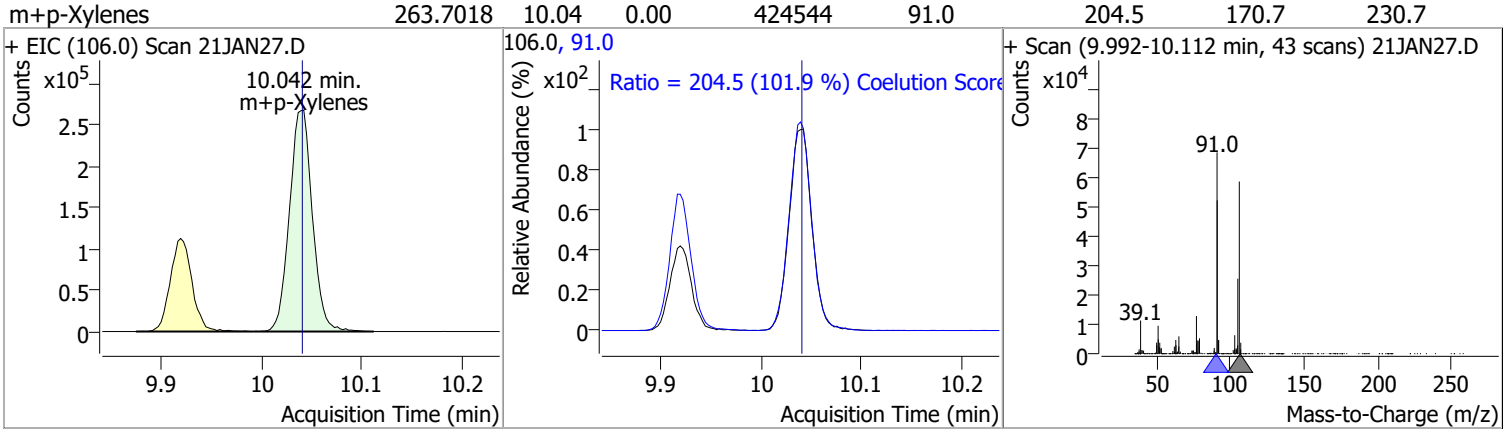

Compound	Conc.	RT	Dev(Min)	Resp.	QIon	QRatio	Lower	Upper
o-Xylene	135.1013	10.43	0.00	190542	91.0	210.0	181.4	241.4

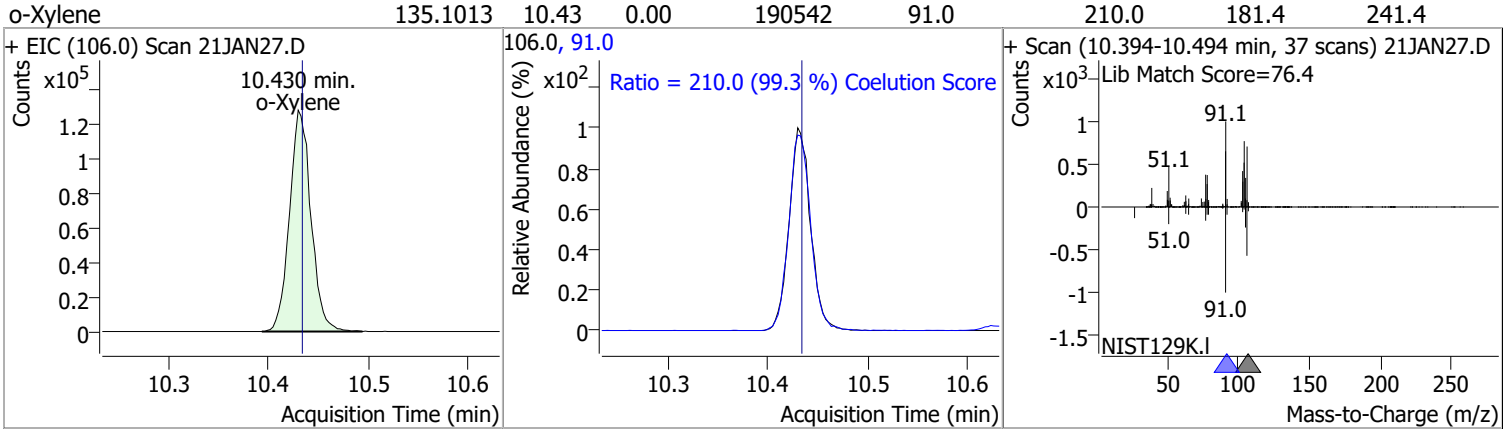

Compound	Conc.	RT	Dev(Min)	Resp.	QIon	QRatio	Lower	Upper
Styrene	134.4419	10.45	0.00	313342	78.0	49.6	20.6	80.6

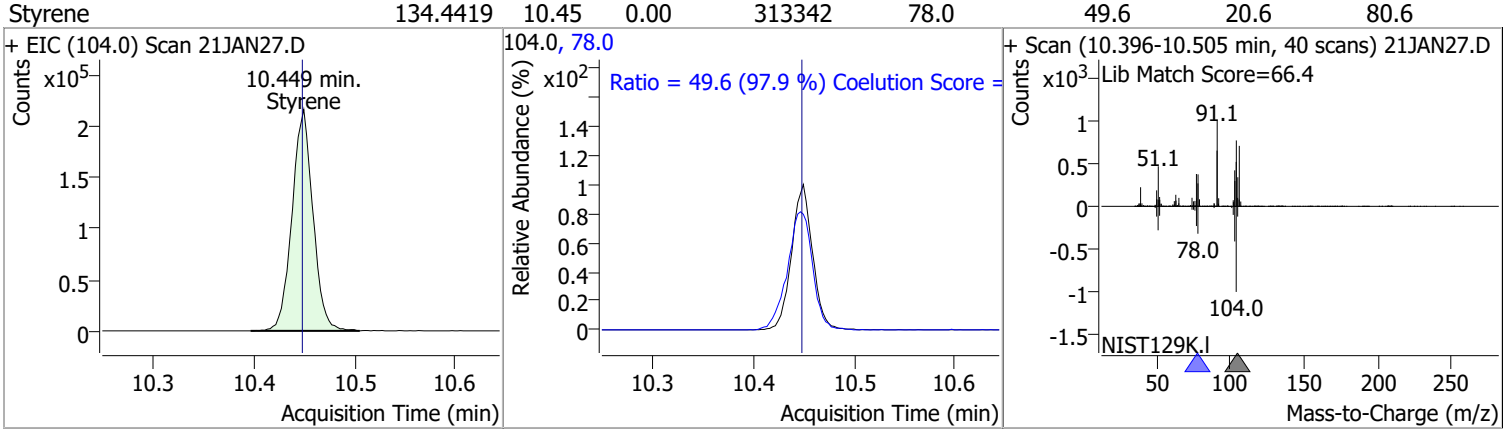

Compound	Conc.	RT	Dev(Min)	Resp.	QIon	QRatio	Lower	Upper
Bromoform	126.7581	10.63	0.00	46843	170.5	50.7	20.3	80.3
					174.5	49.6	18.1	78.1

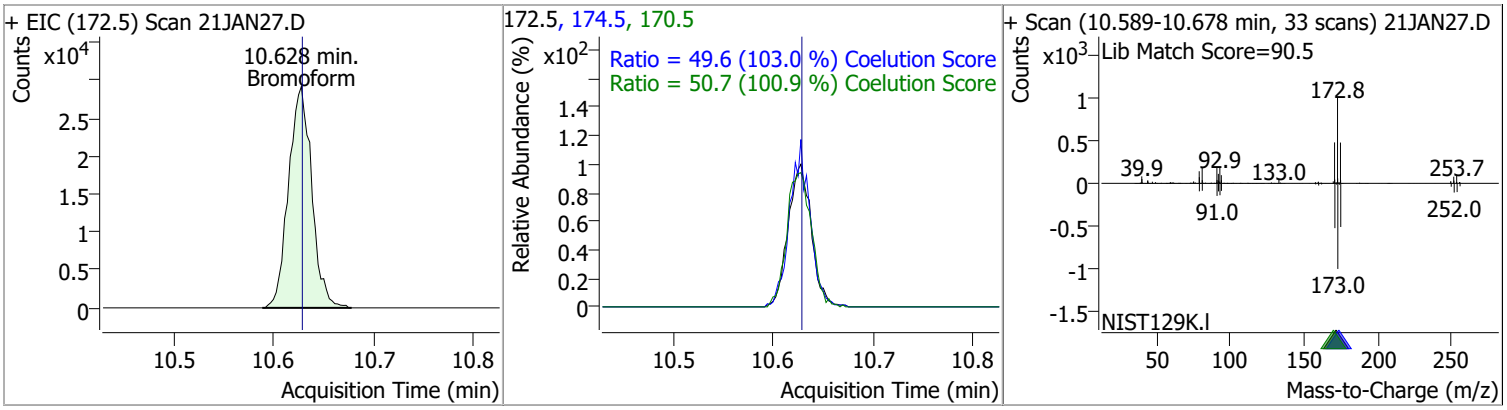

Compound	Conc.	RT	Dev(Min)	Resp.	QIon	QRatio	Lower	Upper
p-Bromofluorobenzene	254.2272	10.95	0.00	258869	174.0	93.6	65.3	125.3
					176.0	92.0	63.3	123.3

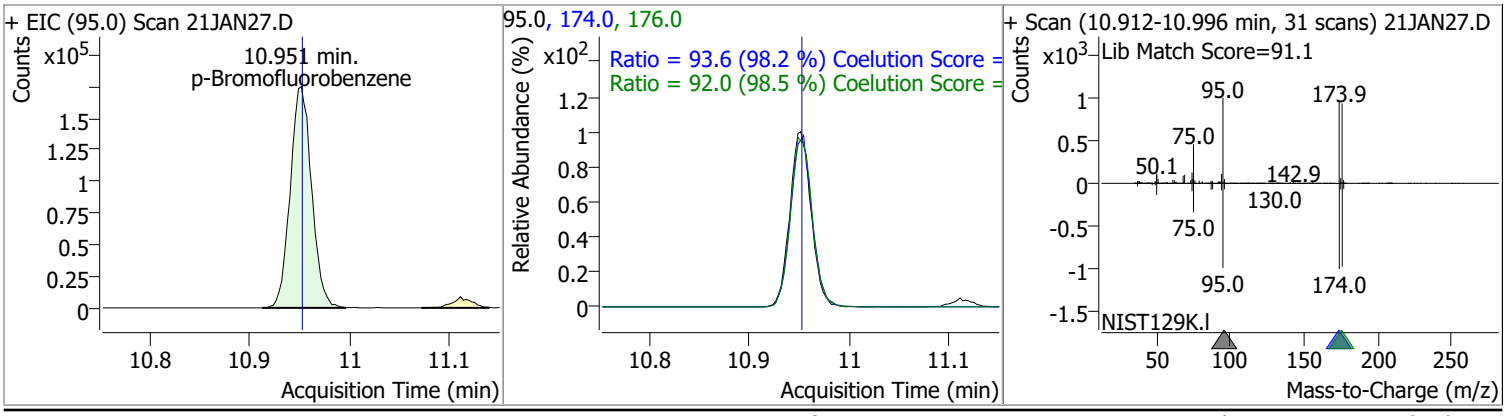

Quantitation Results Report (QT Reviewed)

Compound	Conc.	RT	Dev(Min)	Resp.	QIon	QRatio	Lower	Upper
Bromobenzene	132.0584	11.09	0.00	118584	77.0	143.2	113.5	173.5
					158.0	96.6	66.1	126.1

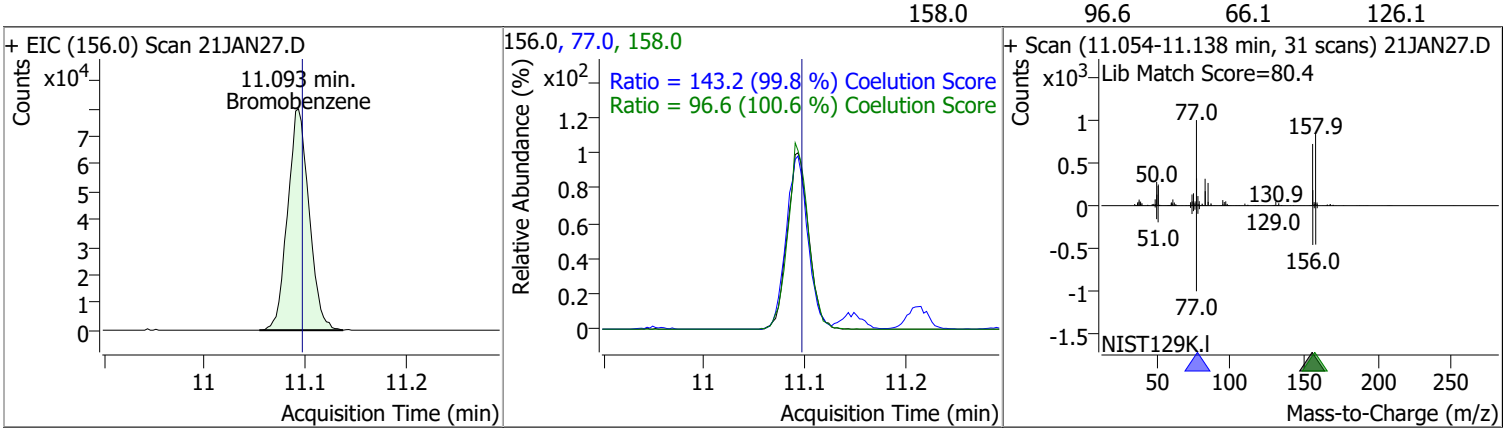

Compound	Conc.	RT	Dev(Min)	Resp.	QIon	QRatio	Lower	Upper
1,1,2,2-Tetrachloroethane	127.1850	11.11	0.00	65143	85.0	64.0	33.3	93.3

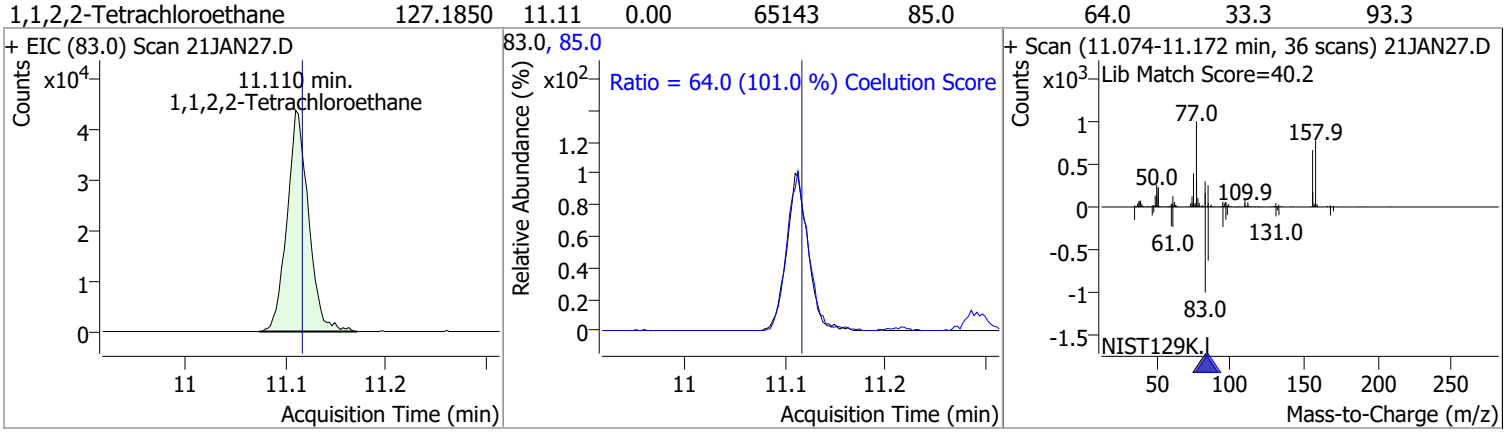

Compound	Conc.	RT	Dev(Min)	Resp.	QIon	QRatio	Lower	Upper
1,2,3-Trichloropropane	124.7155	11.15	0.00	16783	112.0	67.4	35.8	95.8

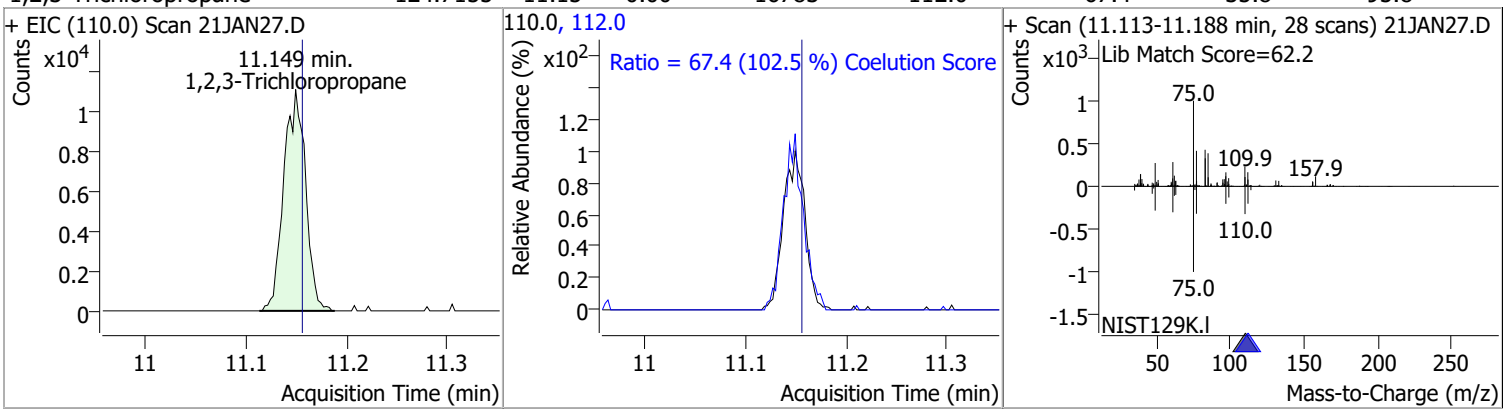

Compound	Conc.	RT	Dev(Min)	Resp.	QIon	QRatio	Lower	Upper
2-Chlorotoluene	134.8441	11.29	0.00	119840	91.0	280.1	246.2	306.2

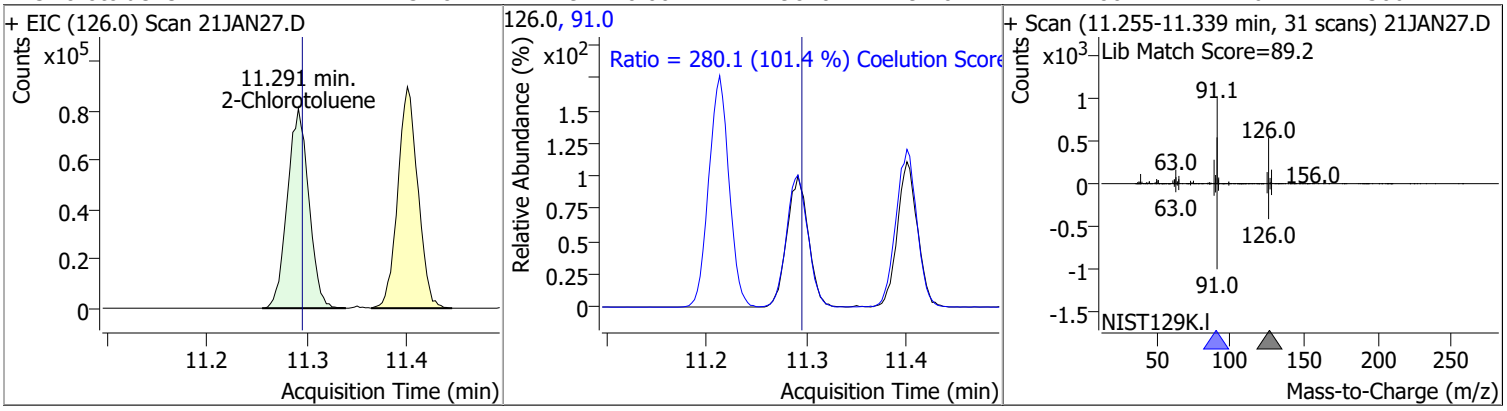

Compound	Conc.	RT	Dev(Min)	Resp.	QIon	QRatio	Lower	Upper
4-Chlorotoluene	137.2352	11.40	0.00	395034	126.0	31.6	1.3	61.3

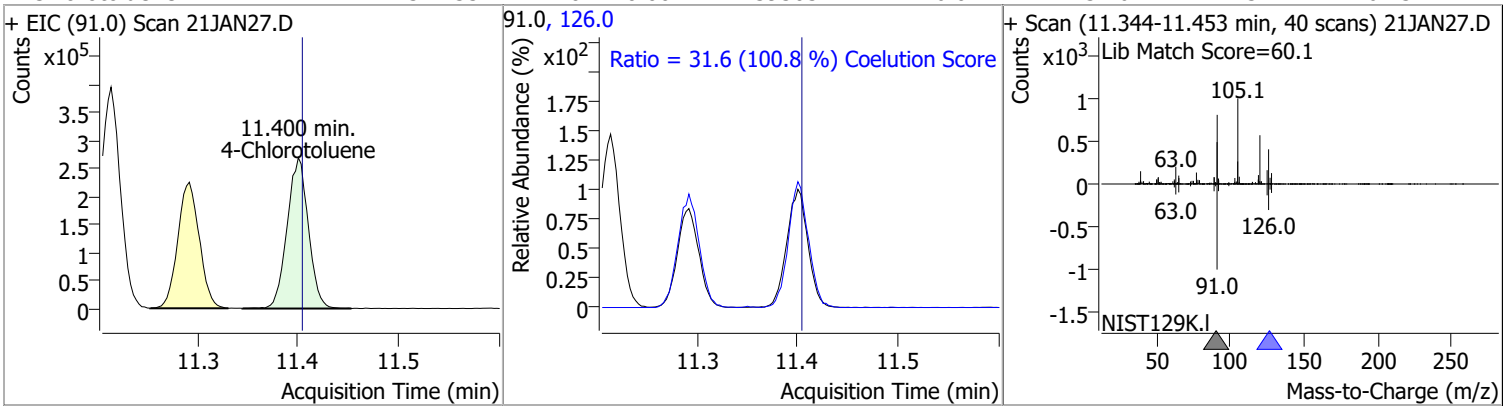

Compound	Conc.	RT	Dev(Min)	Resp.	QIon	QRatio	Lower	Upper
1,3-Dichlorobenzene	131.0705	12.03	0.00	213244	148.0	65.6	32.8	92.8
					111.0	39.5	8.7	68.7

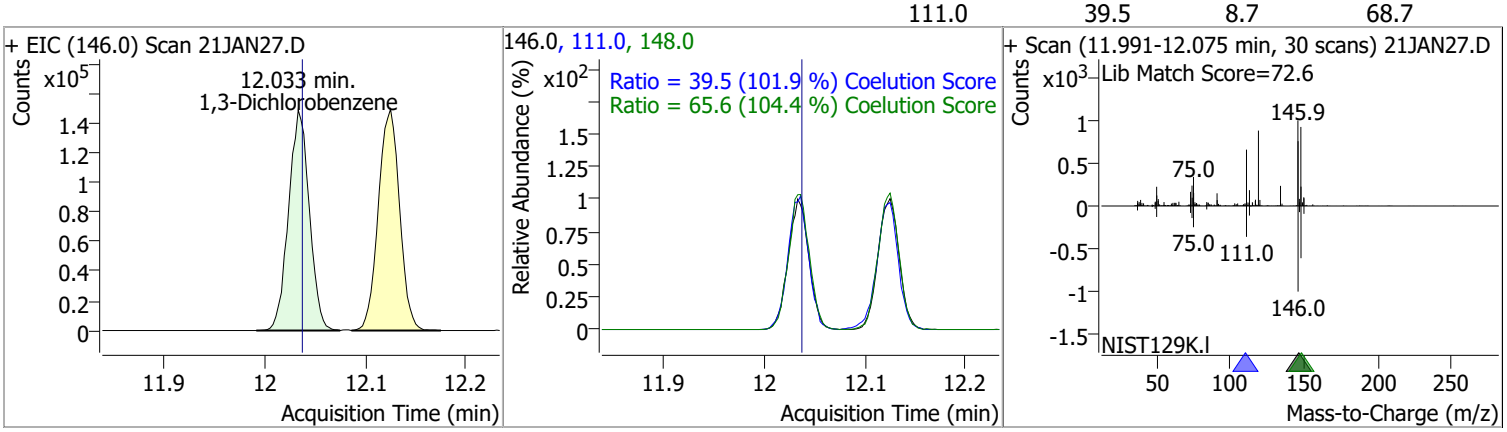

Compound	Conc.	RT	Dev(Min)	Resp.	QIon	QRatio	Lower	Upper
1,4-Dichlorobenzene	132.4237	12.13	0.00	219643	148.0	64.5	33.7	93.7
					111.0	38.2	8.7	68.7

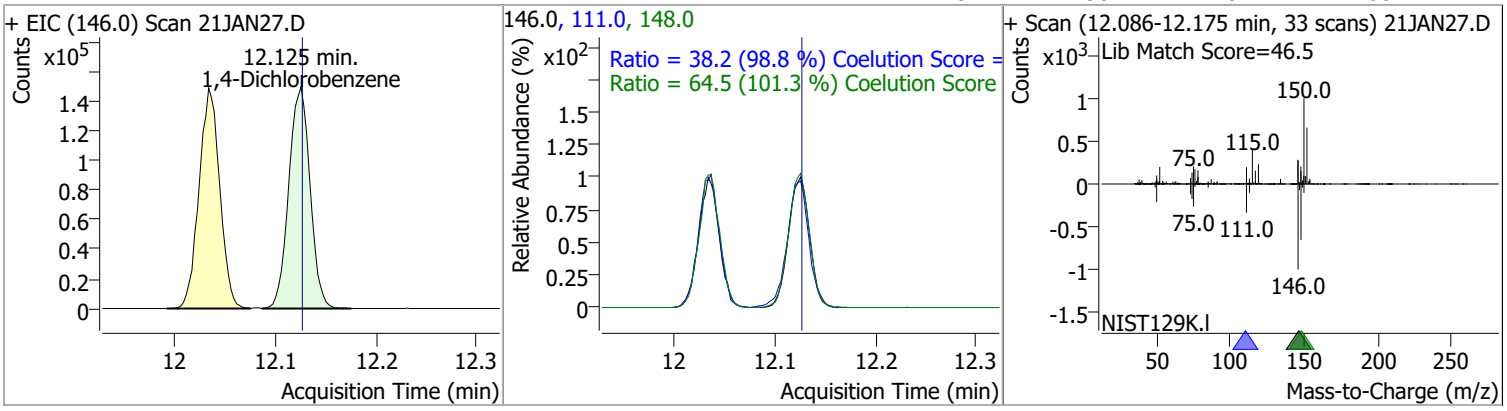

Quantitation Results Report (QT Reviewed)

Compound	Conc.	RT	Dev(Min)	Resp.	QIon	QRatio	Lower	Upper
1,2-Dichlorobenzene	132.3400	12.49	0.00	179758	148.0	63.1	31.9	91.9
					111.0	40.8	9.5	69.5

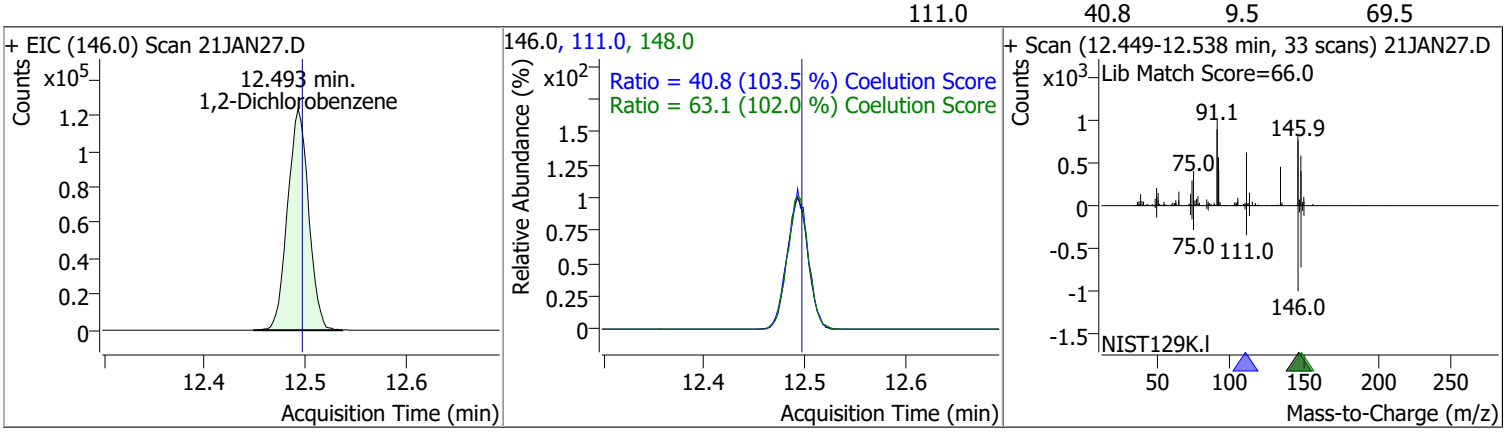

Audit Trail report

Batch name and path: D:\Org\Data\VOA5975C\VG012122\QuantResults\VG012122_8260B.batch.bin
Quant batch version: 10.0
Quant reporting version: 10.0

Name	User	Time	Action	Reason	Comment	Succeed	Exception
CmdNewBatchTable	BL2000\mchavez	1/21/2022 9:52:56 AM	Create new batch D:\Org\Data\VOA5975C\VG012122\VG012122_8260B.batch.bin			✓	
CmdImportSamplesFromWorklist	BL2000\mchavez	1/21/2022 9:53:03 AM	Add samples from worklist: D:\Org\Data\VOA5975C\VG012122\21JAN01.D			✓	
CmdStartMethodEditing	BL2000\mchavez	1/21/2022 9:53:13 AM	Start method editing			✓	
CmdImportMethodFromFile	BL2000\mchavez	1/21/2022 9:53:14 AM	Import method from file \\MASSHUNTER\Org\Data\Methods\Quant\VOA5975C\VOA5975C_011922_CAL\VOA5975C_8260B_SHT_DoD_L4_011922.m			✓	
CmdApplyMethodToAllSamples	BL2000\mchavez	1/21/2022 9:53:18 AM	Apply method to all samples			✓	
CmdMethodClear	BL2000\mchavez	1/21/2022 9:53:18 AM	Clear method			✓	
CmdEndMethodEditing	BL2000\mchavez	1/21/2022 9:53:19 AM	End method editing			✓	
CmdQuantitate	BL2000\mchavez	1/21/2022 9:53:21 AM	Quantitate all compounds in all samples			✓	
CmdSaveBatchTable	BL2000\mchavez	1/21/2022 9:54:32 AM	Save batch D:\Org\Data\VOA5975C\VG012122\QuantResults\VG012122_8260B.batch.bin			✓	
CmdImportSamplesFromWorklist	BL2000\mchavez	1/21/2022 9:59:28 AM	Add samples from worklist: D:\Org\Data\VOA5975C\VG012122\21JAN02.D			✓	
CmdSetSampleAttribute	BL2000\mchavez	1/21/2022 9:59:31 AM	Set SampleType = TuneCheck for sample 21JAN02.D; previous value = Sample			✓	
CmdSaveBatchTable	BL2000\mchavez	1/21/2022 10:03:36 AM	Save batch D:\Org\Data\VOA5975C\VG012122\QuantResults\VG012122_8260B.batch.bin			✓	
CmdOpenBatchTable	BL2000\mchavez	1/21/2022 10:34:56 AM	Open batch D:\Org\Data\VOA5975C\VG012122\VG012122_8260B.batch.bin			✓	
CmdImportSamplesFromWorklist	BL2000\mchavez	1/21/2022 10:35:05 AM	Add samples from worklist: D:\Org\Data\VOA5975C\VG012122\21JAN03.D			✓	
CmdSetSampleAttribute	BL2000\mchavez	1/21/2022 10:35:08 AM	Set SampleType = CC for sample 21JAN03.D; previous value = Sample			✓	
CmdSetSampleAttribute	BL2000\mchavez	1/21/2022 10:35:12 AM	Set LevelName = CC for sample 21JAN03.D; previous value =			✓	
CmdQuantitate	BL2000\mchavez	1/21/2022 10:35:14 AM	Quantitate all compounds in all samples			✓	
CmdImportSamplesFromWorklist	BL2000\mchavez	1/21/2022 11:17:12 AM	Add samples from worklist: D:\Org\Data\VOA5975C\VG012122\21JAN04.D			✓	

Audit Trail report

Name	User	Time	Action	Reason	Comment	Succeed	Exception
CmdSetSampleAttribute	BL2000\mchavez	1/21/2022 11:17:16 AM	Set SampleType = QC for sample 21JAN04.D; previous value = Sample			✓	
CmdSetSampleAttribute	BL2000\mchavez	1/21/2022 11:17:19 AM	Set LevelName = QC for sample 21JAN04.D; previous value =			✓	
CmdSetSampleAttribute	BL2000\mchavez	1/21/2022 11:17:23 AM	Set SampleInformation = LCSA for sample 21JAN04.D; previous value =			✓	
CmdQuantitate	BL2000\mchavez	1/21/2022 11:17:27 AM	Quantitate all compounds in all samples			✓	
CmdImportSamplesFromWorklist	BL2000\mchavez	1/21/2022 12:13:31 PM	Add samples from worklist: D:\Org\Data\VOA5975C\VG012122\21JAN06.D, D:\Org\Data\VOA5975C\VG012122\21JAN05.D			✓	
CmdSetSampleAttribute	BL2000\mchavez	1/21/2022 12:13:36 PM	Set SampleType = Blank for sample 21JAN06.D; previous value = Sample			✓	
CmdQuantitate	BL2000\mchavez	1/21/2022 12:13:39 PM	Quantitate all compounds in all samples			✓	
CmdSaveBatchTable	BL2000\mchavez	1/21/2022 12:30:53 PM	Save batch D:\Org\Data\VOA5975C\VG012122\QuantResults\VG012122_8260B.batch.bin			✓	
CmdOpenBatchTable	BL2000\mchavez	1/21/2022 12:46:49 PM	Open batch D:\Org\Data\VOA5975C\VG012122\VG012122_8260B.batch.bin			✓	
CmdImportSamplesFromWorklist	BL2000\mchavez	1/21/2022 12:59:10 PM	Add samples from worklist: D:\Org\Data\VOA5975C\VG012122\21JAN07.D			✓	
CmdQuantitate	BL2000\mchavez	1/21/2022 1:04:19 PM	Quantitate all compounds in all samples			✓	
CmdSaveBatchTable	BL2000\mchavez	1/21/2022 1:25:05 PM	Save batch D:\Org\Data\VOA5975C\VG012122\QuantResults\VG012122_8260B.batch.bin			✓	
CmdOpenBatchTable	BL2000\mchavez	1/21/2022 1:50:15 PM	Open batch D:\Org\Data\VOA5975C\VG012122\VG012122_8260B.batch.bin			✓	
CmdImportSamplesFromWorklist	BL2000\mchavez	1/21/2022 1:54:13 PM	Add samples from worklist: D:\Org\Data\VOA5975C\VG012122\21JAN08.D			✓	
CmdQuantitate	BL2000\mchavez	1/21/2022 1:54:30 PM	Quantitate all compounds in all samples			✓	
CmdSaveBatchTable	BL2000\mchavez	1/21/2022 1:59:43 PM	Save batch D:\Org\Data\VOA5975C\VG012122\QuantResults\VG012122_8260B.batch.bin			✓	
CmdOpenBatchTable	BL2000\mchavez	1/21/2022 2:59:36 PM	Open batch D:\Org\Data\VOA5975C\VG012122\VG012122_8260B.batch.bin			✓	

Name	User	Time	Action	Reason	Comment	Succeed	Exception
CmdImportSamplesFromWorklist	BL2000\mchavez	1/21/2022 3:01:00 PM	Add samples from worklist: D:\Org\Data\VOA5975C\VG012122\21JAN11.D, D:\Org\Data\VOA5975C\VG012122\21JAN10.D, D:\Org\Data\VOA5975C\VG012122\21JAN09.D			✓	
CmdQuantitate	BL2000\mchavez	1/21/2022 3:01:53 PM	Quantitate all compounds in all samples			✓	
CmdSaveBatchTable	BL2000\mchavez	1/21/2022 3:02:58 PM	Save batch D:\Org\Data\VOA5975C\VG012122\QuantResults\VG012122_8260B.batch.bin			✓	
CmdOpenBatchTable	BL2000\mchavez	1/21/2022 3:24:28 PM	Open batch D:\Org\Data\VOA5975C\VG012122\VG012122_8260B.batch.bin			✓	
CmdImportSamplesFromWorklist	BL2000\mchavez	1/21/2022 3:24:52 PM	Add samples from worklist: D:\Org\Data\VOA5975C\VG012122\21JAN12.D			✓	
CmdQuantitate	BL2000\mchavez	1/21/2022 3:25:02 PM	Quantitate all compounds in all samples			✓	
CmdManuallyIntegrateQualifierPeak	BL2000\mchavez	1/21/2022 3:26:47 PM	Manually integrate qualifier98.0 of compound 1,2-Dichloroethane in sample 21JAN12.D from x, y = 6.297, 0 to 6.344, 0; result = 60			✓	
CmdManuallyIntegrateQualifierPeak	BL2000\mchavez	1/21/2022 3:26:53 PM	Manually integrate qualifier64.0 of compound 1,2-Dichloroethane in sample 21JAN12.D from x, y = 6.303, 0 to 6.353, 0; result = 733			✓	
CmdImportSamplesFromWorklist	BL2000\mchavez	1/21/2022 3:53:22 PM	Add samples from worklist: D:\Org\Data\VOA5975C\VG012122\21JAN13.D			✓	
CmdQuantitate	BL2000\mchavez	1/21/2022 3:53:32 PM	Quantitate all compounds in all samples			✓	
CmdSaveBatchTable	BL2000\mchavez	1/21/2022 3:53:45 PM	Save batch D:\Org\Data\VOA5975C\VG012122\QuantResults\VG012122_8260B.batch.bin			✓	
CmdOpenBatchTable	BL2000\mchavez	1/21/2022 4:09:54 PM	Open batch D:\Org\Data\VOA5975C\VG012122\VG012122_8260B.batch.bin			✓	
CmdImportSamplesFromWorklist	BL2000\mchavez	1/21/2022 4:31:59 PM	Add samples from worklist: D:\Org\Data\VOA5975C\VG012122\21JAN14.D			✓	
CmdQuantitate	BL2000\mchavez	1/21/2022 4:32:07 PM	Quantitate all compounds in all samples			✓	
CmdSaveBatchTable	BL2000\mchavez	1/21/2022 4:38:31 PM	Save batch D:\Org\Data\VOA5975C\VG012122\QuantResults\VG012122_8260B.batch.bin			✓	
CmdOpenBatchTable	BL2000\mchavez	1/21/2022 5:13:34 PM	Open batch D:\Org\Data\VOA5975C\VG012122\VG012122_8260B.batch.bin			✓	

Name	User	Time	Action	Reason	Comment	Succeed	Exception
CmdImportSamplesFromWorklist	BL2000\mchavez	1/21/2022 5:14:21 PM	Add samples from worklist: D:\Org\Data\VOA5975C\VG012122\21JAN16.D, D:\Org\Data\VOA5975C\VG012122\21JAN15.D			✓	
CmdQuantitate	BL2000\mchavez	1/21/2022 5:14:58 PM	Quantitate all compounds in all samples			✓	
CmdSaveBatchTable	BL2000\mchavez	1/21/2022 5:15:48 PM	Save batch D:\Org\Data\VOA5975C\VG012122\QuantResults\VG012122_8260B.batch.bin			✓	
CmdOpenBatchTable	BL2000\mchavez	1/22/2022 12:47:21 PM	Open batch D:\Org\Data\VOA5975C\VG012122\VG012122_8260B.batch.bin			✓	
CmdImportSamplesFromWorklist	BL2000\mchavez	1/22/2022 12:49:26 PM	Add samples from worklist: D:\Org\Data\VOA5975C\VG012122\21JAN29.D, D:\Org\Data\VOA5975C\VG012122\21JAN28.D, D:\Org\Data\VOA5975C\VG012122\21JAN27.D, D:\Org\Data\VOA5975C\VG012122\21JAN26.D, D:\Org\Data\VOA5975C\VG012122\21JAN25.D, D:\Org\Data\VOA5975C\VG012122\21JAN24.D, D:\Org\Data\VOA5975C\VG012122\21JAN23.D, D:\Org\Data\VOA5975C\VG012122\21JAN22.D, D:\Org\Data\VOA5975C\VG012122\21JAN21.D, D:\Org\Data\VOA5975C\VG012122\21JAN20.D, D:\Org\Data\VOA5975C\VG012122\21JAN19.D, D:\Org\Data\VOA5975C\VG012122\21JAN18.D, D:\Org\Data\VOA5975C\VG012122\21JAN17.D			✓	
CmdSetSampleAttribute	BL2000\mchavez	1/22/2022 12:52:07 PM	Set SampleType = CC for sample 21JAN27.D; previous value = Sample			✓	
CmdSetSampleAttribute	BL2000\mchavez	1/22/2022 12:52:15 PM	Set LevelName = CC for sample 21JAN27.D; previous value =			✓	
CmdQuantitate	BL2000\mchavez	1/22/2022 12:52:43 PM	Quantitate all compounds in all samples			✓	
CmdSetSampleAttribute	BL2000\mchavez	1/22/2022 12:55:13 PM	Set SampleType = Matrix for sample 21JAN24.D; previous value = Sample			✓	
CmdSetSampleAttribute	BL2000\mchavez	1/22/2022 12:55:19 PM	Set SampleType = MatrixDup for sample 21JAN25.D; previous value = Sample			✓	
CmdSetSampleAttribute	BL2000\mchavez	1/22/2022 12:55:25 PM	Set SampleInformation = MatrixA for sample 21JAN24.D; previous value =			✓	

Name	User	Time	Action	Reason	Comment	Succeed	Exception
CmdSetSampleAttribute	BL2000\mchavez	1/22/2022 12:55:30 PM	Set SampleInformation = MatrixA for sample 21JAN25.D; previous value =			✓	
CmdSetSampleAttribute	BL2000\mchavez	1/22/2022 12:55:32 PM	Set MatrixSpikeGroup = 1125 for sample 21JAN24.D; previous value =			✓	
CmdSetSampleAttribute	BL2000\mchavez	1/22/2022 12:55:35 PM	Set MatrixSpikeGroup = 1125 for sample 21JAN25.D; previous value =			✓	
CmdSetSampleAttribute	BL2000\mchavez	1/22/2022 12:55:49 PM	Set MatrixSpikeGroup = 1125 for sample 21JAN08.D; previous value =			✓	
CmdSaveBatchTable	BL2000\mchavez	1/22/2022 1:01:52 PM	Save batch D:\Org\Data\VOA5975C\VG012122\QuantResults\VG012122_8260B.batch.bin			✓	
CmdOpenBatchTable	BL2000\mchavez	1/25/2022 9:14:38 AM	Open batch D:\Org\Data\VOA5975C\VG012122\VG012122_8260B.batch.bin			✓	
CmdSetSampleAttribute	BL2000\mchavez	1/25/2022 9:17:50 AM	Set SampleApproved = True for sample 21JAN02.D; previous value = False			✓	
CmdSetSampleAttribute	BL2000\mchavez	1/25/2022 9:19:44 AM	Set SampleApproved = True for sample 21JAN03.D; previous value = False			✓	
CmdSetSampleAttribute	BL2000\mchavez	1/25/2022 9:20:51 AM	Set SampleApproved = True for sample 21JAN04.D; previous value = False			✓	
CmdSetSampleAttribute	BL2000\mchavez	1/25/2022 9:22:29 AM	Set SampleApproved = True for sample 21JAN06.D; previous value = False			✓	
CmdManuallyIntegratePeak	BL2000\mchavez	1/25/2022 9:22:56 AM	Manually integrate compound Methylene chloride in sample 21JAN06.D from x, y = 3.285, 0 to 3.385, 0; result = 1926			✓	
CmdManuallyIntegrateQualifierPeak	BL2000\mchavez	1/25/2022 9:22:58 AM	Manually integrate qualifier84.0 of compound Methylene chloride in sample 21JAN06.D from x, y = 3.310, 0 to 3.405, 0; result = 982			✓	
CmdManuallyIntegrateQualifierPeak	BL2000\mchavez	1/25/2022 9:23:00 AM	Manually integrate qualifier86.0 of compound Methylene chloride in sample 21JAN06.D from x, y = 3.305, 0 to 3.405, 0; result = 818			✓	
CmdSetTargetCompoundAttribute	BL2000\mchavez	1/25/2022 9:23:02 AM	Set UserAnnotation = NI for compound Methylene chloride in sample 21JAN06.D; previous value =			✓	
CmdManuallyIntegratePeak	BL2000\mchavez	1/25/2022 9:24:18 AM	Manually integrate compound Methylene chloride in sample 21JAN07.D from x, y = 3.280, 0 to 3.380, 0; result = 2490			✓	
CmdManuallyIntegrateQualifierPeak	BL2000\mchavez	1/25/2022 9:24:21 AM	Manually integrate qualifier84.0 of compound Methylene chloride in sample 21JAN07.D from x, y = 3.302, 0 to 3.377, 0; result = 1464			✓	

Name	User	Time	Action	Reason	Comment	Succeed	Exception
CmdManuallyIntegrateQualifierPeak	BL2000\mchavez	1/25/2022 9:24:25 AM	Manually integrate qualifier86.0 of compound Methylene chloride in sample 21JAN07.D from x, y = 3.288, 0 to 3.400, 0; result = 1071			✓	
CmdSetTargetCompoundAttribute	BL2000\mchavez	1/25/2022 9:24:26 AM	Set UserAnnotation = NI for compound Methylene chloride in sample 21JAN07.D; previous value =			✓	
CmdManuallyIntegratePeak	BL2000\mchavez	1/25/2022 9:24:43 AM	Manually integrate compound Chloromethane in sample 21JAN07.D from x, y = 1.378, 0 to 1.439, 0; result = 535			✓	
CmdManuallyIntegrateQualifierPeak	BL2000\mchavez	1/25/2022 9:24:46 AM	Manually integrate qualifier52.0 of compound Chloromethane in sample 21JAN07.D from x, y = 1.378, 0 to 1.434, 0; result = 99			✓	
CmdSetTargetCompoundAttribute	BL2000\mchavez	1/25/2022 9:24:49 AM	Set UserAnnotation = NI for compound Chloromethane in sample 21JAN07.D; previous value =			✓	
CmdManuallyIntegratePeak	BL2000\mchavez	1/25/2022 9:25:12 AM	Manually integrate compound trans-1,2-Dichloroethene in sample 21JAN07.D from x, y = 3.690, 0 to 3.754, 0; result = 138			✓	
CmdManuallyIntegrateQualifierPeak	BL2000\mchavez	1/25/2022 9:25:14 AM	Manually integrate qualifier61.0 of compound trans-1,2-Dichloroethene in sample 21JAN07.D from x, y = 3.698, 0 to 3.745, -8; result = 236			✓	
CmdManuallyIntegrateQualifierPeak	BL2000\mchavez	1/25/2022 9:25:20 AM	Manually integrate qualifier 61.0 of compound trans-1,2-Dichloroethene in sample 21JAN07.D, from x, y = 3.698, 0 to 3.737, 0, result = 195; previous integration is from x, y = 3.698, 0 to 3.745, -8 and previous response = 236.			✓	
CmdManuallyIntegrateQualifierPeak	BL2000\mchavez	1/25/2022 9:25:24 AM	Manually integrate qualifier98.0 of compound trans-1,2-Dichloroethene in sample 21JAN07.D from x, y = 3.712, 0 to 3.757, 0; result = 74			✓	
CmdSetTargetCompoundAttribute	BL2000\mchavez	1/25/2022 9:25:28 AM	Set UserAnnotation = NI for compound trans-1,2-Dichloroethene in sample 21JAN07.D; previous value =			✓	
CmdManuallyIntegratePeak	BL2000\mchavez	1/25/2022 9:25:43 AM	Manually integrate compound Chloroform in sample 21JAN07.D from x, y = 5.622, 0 to 5.695, 0; result = 105			✓	
CmdManuallyIntegrateQualifierPeak	BL2000\mchavez	1/25/2022 9:25:46 AM	Manually integrate qualifier85.0 of compound Chloroform in sample 21JAN07.D from x, y = 5.642, 0 to 5.686, 0; result = 68			✓	
CmdManuallyIntegratePeak	BL2000\mchavez	1/25/2022 9:26:03 AM	Manually integrate compound Benzene in sample 21JAN07.D from x, y = 6.255, 0 to 6.272, -4; result = 60			✓	

Name	User	Time	Action	Reason	Comment	Succeed	Exception
CmdManuallyIntegratePeak	BL2000\mchavez	1/25/2022 9:26:04 AM	Manually integrate compound Benzene in sample 21JAN07.D, from x, y = 6.272, -4 to 6.328, 0, result = 180; previous integration is from x, y = 6.255, 0 to 6.272, -4 and previous response = 60.			✓	
CmdManuallyIntegrateQualifierPeak	BL2000\mchavez	1/25/2022 9:26:07 AM	Manually integrate qualifier77.0 of compound Benzene in sample 21JAN07.D from x, y = 6.258, 0 to 6.311, 0; result = 70			✓	
CmdSetTargetCompoundAttribute	BL2000\mchavez	1/25/2022 9:26:31 AM	Set UserAnnotation = NI for compound Chloroform in sample 21JAN07.D; previous value =			✓	
CmdSetTargetCompoundAttribute	BL2000\mchavez	1/25/2022 9:26:34 AM	Set UserAnnotation = NI for compound Benzene in sample 21JAN07.D; previous value =			✓	
CmdManuallyIntegratePeak	BL2000\mchavez	1/25/2022 9:26:49 AM	Manually integrate compound Toluene in sample 21JAN07.D from x, y = 8.355, 0 to 8.425, 0; result = 3617			✓	
CmdManuallyIntegrateQualifierPeak	BL2000\mchavez	1/25/2022 9:26:51 AM	Manually integrate qualifier 91.0 of compound Toluene in sample 21JAN07.D, from x, y = 8.338, 0 to 8.436, 0, result = 6631; previous integration is from x, y = 8.349, 0 to 8.414, 0 and previous response = 6524.			✓	
CmdSetTargetCompoundAttribute	BL2000\mchavez	1/25/2022 9:27:29 AM	Set UserAnnotation = NI for compound Toluene in sample 21JAN07.D; previous value =			✓	
CmdSaveBatchTable	BL2000\mchavez	1/25/2022 9:32:57 AM	Save batch D:\Org\Data\VOA5975C\VG012122\QuantResults\VG012122_8260B.batch.bin			✓	
CmdOpenBatchTable	BL2000\mchavez	1/25/2022 9:52:56 AM	Open batch D:\Org\Data\VOA5975C\VG012122\VG012122_8260B.batch.bin			✓	
CmdManuallyIntegratePeak	BL2000\mchavez	1/25/2022 9:53:45 AM	Manually integrate compound Ethylbenzene in sample 21JAN07.D from x, y = 9.880, 0 to 9.956, 0; result = 493			✓	
CmdManuallyIntegrateQualifierPeak	BL2000\mchavez	1/25/2022 9:53:46 AM	Manually integrate qualifier106.0 of compound Ethylbenzene in sample 21JAN07.D from x, y = 9.903, 0 to 9.945, 0; result = 41			✓	
CmdSetTargetCompoundAttribute	BL2000\mchavez	1/25/2022 9:53:51 AM	Set UserAnnotation = NI for compound Ethylbenzene in sample 21JAN07.D; previous value =			✓	
CmdManuallyIntegratePeak	BL2000\mchavez	1/25/2022 9:53:55 AM	Manually integrate compound m+p-Xylenes in sample 21JAN07.D from x, y = 10.006, 0 to 10.078, 0; result = 274			✓	

Name	User	Time	Action	Reason	Comment	Succeed	Exception
CmdManuallyIntegrate QualifierPeak	BL2000\mchavez	1/25/2022 9:53:57 AM	Manually integrate qualifier91.0 of compound m+p-Xylenes in sample 21JAN07.D from x, y = 10.000, 0 to 10.090, 0; result = 625			✓	
CmdSetTargetCompoundAttribute	BL2000\mchavez	1/25/2022 9:54:00 AM	Set UserAnnotation = NI for compound m+p-Xylenes in sample 21JAN07.D; previous value =			✓	
CmdSetSampleAttribute	BL2000\mchavez	1/25/2022 9:54:19 AM	Set SampleApproved = True for sample 21JAN07.D; previous value = False			✓	
CmdManuallyIntegratePeak	BL2000\mchavez	1/25/2022 9:55:11 AM	Manually integrate compound Methylene chloride in sample 21JAN08.D from x, y = 3.288, 0 to 3.394, 0; result = 925			✓	
CmdManuallyIntegrate QualifierPeak	BL2000\mchavez	1/25/2022 9:55:13 AM	Manually integrate qualifier84.0 of compound Methylene chloride in sample 21JAN08.D from x, y = 3.285, 0 to 3.391, 0; result = 594			✓	
CmdManuallyIntegrate QualifierPeak	BL2000\mchavez	1/25/2022 9:55:15 AM	Manually integrate qualifier86.0 of compound Methylene chloride in sample 21JAN08.D from x, y = 3.327, 0 to 3.363, 0; result = 43			✓	
CmdZeroOutPeak	BL2000\mchavez	1/25/2022 9:55:17 AM	Zero out primary peak of compound Methylene chloride in sample 21JAN08.D			✓	
CmdSetSampleAttribute	BL2000\mchavez	1/25/2022 9:55:42 AM	Set UserDefined = Qualifier ratio did not meet method criteria for Methylene chloride for sample 21JAN08.D; previous value =			✓	
CmdManuallyIntegratePeak	BL2000\mchavez	1/25/2022 9:56:02 AM	Manually integrate compound Chloromethane in sample 21JAN08.D from x, y = 1.367, 0 to 1.436, 0; result = 541			✓	
CmdManuallyIntegrate QualifierPeak	BL2000\mchavez	1/25/2022 9:56:04 AM	Manually integrate qualifier52.0 of compound Chloromethane in sample 21JAN08.D from x, y = 1.381, 32 to 1.434, 0; result = 48			✓	
CmdManuallyIntegrate DropBaseline	BL2000\mchavez	1/25/2022 9:56:09 AM	Drop baseline for qualifier 52.0 of compound Chloromethane in sample 21JAN08.D to y = 0, new integration is from x, y = 1.381, 0 to 1.434, 0 and new response = 99; previous integration is from x, y = 1.381, 32 to 1.434, 0 and previous response = 48.			✓	
CmdSetSampleAttribute	BL2000\mchavez	1/25/2022 9:56:15 AM	Set SampleApproved = True for sample 21JAN08.D; previous value = False			✓	
CmdSetTargetCompoundAttribute	BL2000\mchavez	1/25/2022 9:56:23 AM	Set UserAnnotation = NI for compound Chloromethane in sample 21JAN08.D; previous value =			✓	

Name	User	Time	Action	Reason	Comment	Succeed	Exception
CmdManuallyIntegratePeak	BL2000\mchavez	1/25/2022 9:56:40 AM	Manually integrate compound Chloromethane in sample 21JAN09.D from x, y = 1.395, 0 to 1.445, 0; result = 572			✓	
CmdManuallyIntegrateQualifierPeak	BL2000\mchavez	1/25/2022 9:56:42 AM	Manually integrate qualifier52.0 of compound Chloromethane in sample 21JAN09.D from x, y = 1.397, 0 to 1.431, 0; result = 58			✓	
CmdSetTargetCompoundAttribute	BL2000\mchavez	1/25/2022 9:56:45 AM	Set UserAnnotation = NI for compound Chloromethane in sample 21JAN09.D; previous value =			✓	
CmdManuallyIntegratePeak	BL2000\mchavez	1/25/2022 9:56:53 AM	Manually integrate compound Chloroethane in sample 21JAN09.D from x, y = 1.869, 0 to 1.933, 0; result = 959			✓	
CmdManuallyIntegrateQualifierPeak	BL2000\mchavez	1/25/2022 9:56:56 AM	Manually integrate qualifier66.0 of compound Chloroethane in sample 21JAN09.D from x, y = 1.883, 0 to 1.927, 0; result = 195			✓	
CmdSetTargetCompoundAttribute	BL2000\mchavez	1/25/2022 9:56:58 AM	Set UserAnnotation = NI for compound Chloroethane in sample 21JAN09.D; previous value =			✓	
CmdManuallyIntegratePeak	BL2000\mchavez	1/25/2022 9:57:07 AM	Manually integrate compound Methylene chloride in sample 21JAN09.D from x, y = 3.299, 0 to 3.411, 0; result = 985			✓	
CmdManuallyIntegrateQualifierPeak	BL2000\mchavez	1/25/2022 9:57:09 AM	Manually integrate qualifier84.0 of compound Methylene chloride in sample 21JAN09.D from x, y = 3.302, 0 to 3.361, 0; result = 573			✓	
CmdManuallyIntegrateQualifierPeak	BL2000\mchavez	1/25/2022 9:57:11 AM	Manually integrate qualifier86.0 of compound Methylene chloride in sample 21JAN09.D from x, y = 3.296, 0 to 3.405, 0; result = 368			✓	
CmdSetTargetCompoundAttribute	BL2000\mchavez	1/25/2022 9:57:14 AM	Set UserAnnotation = NI for compound Methylene chloride in sample 21JAN09.D; previous value =			✓	
CmdManuallyIntegratePeak	BL2000\mchavez	1/25/2022 9:57:36 AM	Manually integrate compound Trichloroethene in sample 21JAN09.D from x, y = 7.008, 0 to 7.067, 0; result = 666			✓	
CmdManuallyIntegrateQualifierPeak	BL2000\mchavez	1/25/2022 9:57:38 AM	Manually integrate qualifier130.0 of compound Trichloroethene in sample 21JAN09.D from x, y = 6.991, 0 to 7.089, 0; result = 798			✓	
CmdManuallyIntegrateQualifierPeak	BL2000\mchavez	1/25/2022 9:57:40 AM	Manually integrate qualifier97.0 of compound Trichloroethene in sample 21JAN09.D from x, y = 6.989, 0 to 7.055, 0; result = 387			✓	
CmdSetTargetCompoundAttribute	BL2000\mchavez	1/25/2022 9:57:43 AM	Set UserAnnotation = NI for compound Trichloroethene in sample 21JAN09.D; previous value =			✓	

Name	User	Time	Action	Reason	Comment	Succeed	Exception
CmdManuallyIntegratePeak	BL2000\mchavez	1/25/2022 9:57:50 AM	Manually integrate compound Dibromomethane in sample 21JAN09.D from x, y = 7.385, 0 to 7.435, 0; result = 34			✓	
CmdManuallyIntegrateQualifierPeak	BL2000\mchavez	1/25/2022 9:57:52 AM	Manually integrate qualifier95.0 of compound Dibromomethane in sample 21JAN09.D from x, y = 7.371, 0 to 7.424, 0; result = 27			✓	
CmdManuallyIntegrateQualifierPeak	BL2000\mchavez	1/25/2022 9:57:55 AM	Manually integrate qualifier173.5 of compound Dibromomethane in sample 21JAN09.D from x, y = 7.373, 0 to 7.426, 0; result = 54			✓	
CmdZeroOutPeak	BL2000\mchavez	1/25/2022 9:57:58 AM	Zero out primary peak of compound Dibromomethane in sample 21JAN09.D			✓	
CmdSetSampleAttribute	BL2000\mchavez	1/25/2022 9:58:08 AM	Set UserDefined = Qualifier ratio did not meet method criteria for Methylene chloride for sample 21JAN09.D; previous value =			✓	
CmdSetSampleAttribute	BL2000\mchavez	1/25/2022 9:58:21 AM	Set UserDefined = Qualifier ratio did not meet method criteria for Dibromomethane for sample 21JAN09.D; previous value = Qualifier ratio did not meet method criteria for Methylene chloride			✓	

Name	User	Time	Action	Reason	Comment	Succeed	Exception
CmdManuallyIntegratePeak	BL2000\mchavez	1/25/2022 9:58:36 AM	Manually integrate compound Toluene in sample 21JAN09.D from x, y = 8.366, 0 to 8.405, 0; result = 0				Agilent.MassSpectrometry.DataAnalysis.Quantitative.ApplicationCommandException: Manual integration failed for compound Toluene in sample B22011126-001F. ---> Agilent.MassSpectrometry.DataAnalysis.Quantitative.ApplicationCommandException: Manual integration failed for compound Toluene in sample B22011126-001F. ---> System.IndexOutOfRangeException: Index was outside the bounds of the array. at Agilent.MassSpectrometry.DataAnalysis.AgileIntegrator.Peak.a(Double[] A_0, Single[] A_1, Int32 A_2, Int32 A_3, Int32 A_4, Double A_5, Double A_6, Double& A_7, Double& A_8, Int32& A_9, Int32& A_10, Int32& A_11, Int32& A_12) at Agilent.MassSpectrometry.DataAnalysis.AgileIntegrator.Peak.ComputeChromatographicMetrics(Double[] xArray, Single[] yArray, Int32 startIndex, Int32 apexIndex, Int32 endIndex, Double baselineSlope, Double yIntercept, Double& fullWidthHalfMaximum, Double& symmetry) at Agilent.MassSpectrometry.DataAnalysis.Quantitative.Integrator.a(IChromatogram A_0, IPeakList A_1) at Agilent.MassSpectrometry.DataAnalysis.Quantitative.Integrator.ManualIntegrate(IChromatogram chromatogram, Double xStart, Double yStart, Double xEnd, Double yEnd, IChromPeakList& peaklist) at Agilent.MassSpectrometry.DataAnalysis.Quantitative.Analysis.MeasuredIon.ManualIntegrate(Double xStart, Double yStart, Double xEnd, Double yEnd) --- End of inner exception stack trace --- at Agilent.MassSpectrometry.DataAnalysis.Quantitative.Analysis.QuantifierIon.SetManualIntegrationFailureMessage(Exception e) at Agilent.MassSpectrometry.DataAnalysis.Quantitative.Analysis.MeasuredIon.ManualIntegrate(Double xStart, Double yStart, Double xEnd, Double yEnd)

Name	User	Time	Action	Reason	Comment	Succeed	Exception
							at Agilent.MassSpectrometry.DataAnalysis.Quantitative.CmdManuallyIntegratePeak.Do() --- End of inner exception stack trace --- at Agilent.MassSpectrometry.DataAnalysis.Quantitative.CmdManuallyIntegratePeak.Do() at Agilent.MassSpectrometry.CommandModel.CommandHistory.Invoke(ICommand cmd) at Agilent.MassSpectrometry.DataAnalysis.Quantitative.AppCommandContext._Invoke(ICommand cmd)
CmdManuallyIntegrateQualifierPeak	BL2000\mchavez	1/25/2022 9:58:40 AM	Manually integrate qualifier91.0 of compound Toluene in sample 21JAN09.D from x, y = 8.355, 0 to 8.428, 0; result = 0			✓	

Name	User	Time	Action	Reason	Comment	Succeed	Exception
CmdManuallyIntegratePeak	BL2000\mchavez	1/25/2022 9:58:43 AM	Manually integrate compound Toluene in sample 21JAN09.D from x, y = 8.369, 0 to 8.402, 0; result = 0				Agilent.MassSpectrometry.DataAnalysis.Quantitative.ApplicationCommandException: Manual integration failed for compound Toluene in sample B22011126-001F. ---> Agilent.MassSpectrometry.DataAnalysis.Quantitative.ApplicationCommandException: Manual integration failed for compound Toluene in sample B22011126-001F. ---> System.IndexOutOfRangeException: Index was outside the bounds of the array. at Agilent.MassSpectrometry.DataAnalysis.AgileIntegrator.Peak.a(Double[] A_0, Single[] A_1, Int32 A_2, Int32 A_3, Int32 A_4, Double A_5, Double A_6, Double& A_7, Double& A_8, Int32& A_9, Int32& A_10, Int32& A_11, Int32& A_12) at Agilent.MassSpectrometry.DataAnalysis.AgileIntegrator.Peak.ComputeChromatographicMetrics(Double[] xArray, Single[] yArray, Int32 startIndex, Int32 apexIndex, Int32 endIndex, Double baselineSlope, Double yIntercept, Double& fullWidthHalfMaximum, Double& symmetry) at Agilent.MassSpectrometry.DataAnalysis.Quantitative.Integrator.a(IChromatogram A_0, IPeakList A_1) at Agilent.MassSpectrometry.DataAnalysis.Quantitative.Integrator.ManualIntegrate(IChromatogram chromatogram, Double xStart, Double yStart, Double xEnd, Double yEnd, IChromPeakList& peaklist) at Agilent.MassSpectrometry.DataAnalysis.Quantitative.Analysis.MeasuredIon.ManualIntegrate(Double xStart, Double yStart, Double xEnd, Double yEnd) --- End of inner exception stack trace --- at Agilent.MassSpectrometry.DataAnalysis.Quantitative.Analysis.QuantifierIon.SetManualIntegrationFailureMessage(Exception e) at Agilent.MassSpectrometry.DataAnalysis.Quantitative.Analysis.MeasuredIon.ManualIntegrate(Double xStart, Double yStart, Double xEnd, Double yEnd)

Name	User	Time	Action	Reason	Comment	Succeed	Exception
							at Agilent.MassSpectrometry.DataAnalysis.Quantitative.CmdManuallyIntegratePeak.Do() --- End of inner exception stack trace --- at Agilent.MassSpectrometry.DataAnalysis.Quantitative.CmdManuallyIntegratePeak.Do() at Agilent.MassSpectrometry.CommandModel.CommandHistory.Invoke(ICommand cmd) at Agilent.MassSpectrometry.DataAnalysis.Quantitative.AppCommandContext._Invoke(ICommand cmd)
CmdManuallyIntegrateQualifierPeak	BL2000\mchavez	1/25/2022 9:58:47 AM	Manually integrate qualifier91.0 of compound Toluene in sample 21JAN09.D from x, y = 8.361, 0 to 8.422, 0; result = 0			✓	

Name	User	Time	Action	Reason	Comment	Succeed	Exception
CmdManuallyIntegratePeak	BL2000\mchavez	1/25/2022 9:58:50 AM	Manually integrate compound Toluene in sample 21JAN09.D from x, y = 8.366, 0 to 8.408, 0; result = 0				Agilent.MassSpectrometry.DataAnalysis.Quantitative.ApplicationCommandException: Manual integration failed for compound Toluene in sample B22011126-001F. ---> Agilent.MassSpectrometry.DataAnalysis.Quantitative.ApplicationCommandException: Manual integration failed for compound Toluene in sample B22011126-001F. ---> System.IndexOutOfRangeException: Index was outside the bounds of the array. at Agilent.MassSpectrometry.DataAnalysis.AgileIntegrator.Peak.a(Double[] A_0, Single[] A_1, Int32 A_2, Int32 A_3, Int32 A_4, Double A_5, Double A_6, Double& A_7, Double& A_8, Int32& A_9, Int32& A_10, Int32& A_11, Int32& A_12) at Agilent.MassSpectrometry.DataAnalysis.AgileIntegrator.Peak.ComputeChromatographicMetrics(Double[] xArray, Single[] yArray, Int32 startIndex, Int32 apexIndex, Int32 endIndex, Double baselineSlope, Double yIntercept, Double& fullWidthHalfMaximum, Double& symmetry) at Agilent.MassSpectrometry.DataAnalysis.Quantitative.Integrator.a(IChromatogram A_0, IPeakList A_1) at Agilent.MassSpectrometry.DataAnalysis.Quantitative.Integrator.ManualIntegrate(IChromatogram chromatogram, Double xStart, Double yStart, Double xEnd, Double yEnd, IChromPeakList& peaklist) at Agilent.MassSpectrometry.DataAnalysis.Quantitative.Analysis.MeasuredIon.ManualIntegrate(Double xStart, Double yStart, Double xEnd, Double yEnd) --- End of inner exception stack trace --- at Agilent.MassSpectrometry.DataAnalysis.Quantitative.Analysis.QuantifierIon.SetManualIntegrationFailureMessage(Exception e) at Agilent.MassSpectrometry.DataAnalysis.Quantitative.Analysis.MeasuredIon.ManualIntegrate(Double xStart, Double yStart, Double xEnd, Double yEnd)

Name	User	Time	Action	Reason	Comment	Succeed	Exception
							at Agilent.MassSpectrometry.DataAnalysis.Quantitative.CmdManuallyIntegratePeak.Do() --- End of inner exception stack trace --- at Agilent.MassSpectrometry.DataAnalysis.Quantitative.CmdManuallyIntegratePeak.Do() at Agilent.MassSpectrometry.CommandModel.CommandHistory.Invoke(ICommand cmd) at Agilent.MassSpectrometry.DataAnalysis.Quantitative.AppCommandContext._Invoke(ICommand cmd)

Name	User	Time	Action	Reason	Comment	Succeed	Exception
CmdManuallyIntegratePeak	BL2000\mchavez	1/25/2022 9:58:55 AM	Manually integrate compound Toluene in sample 21JAN09.D from x, y = 8.366, 0 to 8.402, 0; result = 0				Agilent.MassSpectrometry.DataAnalysis.Quantitative.ApplicationCommandException: Manual integration failed for compound Toluene in sample B22011126-001F. ---> Agilent.MassSpectrometry.DataAnalysis.Quantitative.ApplicationCommandException: Manual integration failed for compound Toluene in sample B22011126-001F. ---> System.IndexOutOfRangeException: Index was outside the bounds of the array. at Agilent.MassSpectrometry.DataAnalysis.AgileIntegrator.Peak.a(Double[] A_0, Single[] A_1, Int32 A_2, Int32 A_3, Int32 A_4, Double A_5, Double A_6, Double& A_7, Double& A_8, Int32& A_9, Int32& A_10, Int32& A_11, Int32& A_12) at Agilent.MassSpectrometry.DataAnalysis.AgileIntegrator.Peak.ComputeChromatographicMetrics(Double[] xArray, Single[] yArray, Int32 startIndex, Int32 apexIndex, Int32 endIndex, Double baselineSlope, Double yIntercept, Double& fullWidthHalfMaximum, Double& symmetry) at Agilent.MassSpectrometry.DataAnalysis.Quantitative.Integrator.a(IChromatogram A_0, IPeakList A_1) at Agilent.MassSpectrometry.DataAnalysis.Quantitative.Integrator.ManualIntegrate(IChromatogram chromatogram, Double xStart, Double yStart, Double xEnd, Double yEnd, IChromPeakList& peaklist) at Agilent.MassSpectrometry.DataAnalysis.Quantitative.Analysis.MeasuredIon.ManualIntegrate(Double xStart, Double yStart, Double xEnd, Double yEnd) --- End of inner exception stack trace --- at Agilent.MassSpectrometry.DataAnalysis.Quantitative.Analysis.QuantifierIon.SetManualIntegrationFailureMessage(Exception e) at Agilent.MassSpectrometry.DataAnalysis.Quantitative.Analysis.MeasuredIon.ManualIntegrate(Double xStart, Double yStart, Double xEnd, Double yEnd)

Name	User	Time	Action	Reason	Comment	Succeed	Exception
							at Agilent.MassSpectrometry.DataAnalysis.Quantitative.CmdManuallyIntegratePeak.Do() --- End of inner exception stack trace --- at Agilent.MassSpectrometry.DataAnalysis.Quantitative.CmdManuallyIntegratePeak.Do() at Agilent.MassSpectrometry.CommandModel.CommandHistory.Invoke(ICommand cmd) at Agilent.MassSpectrometry.DataAnalysis.Quantitative.AppCommandContext._Invoke(ICommand cmd)

Name	User	Time	Action	Reason	Comment	Succeed	Exception
CmdManuallyIntegrate QualifierPeak	BL2000\mchavez	1/25/2022 9:58:59 AM	Manually integrate qualifier91.0 of compound Toluene in sample 21JAN09.D from x, y = 8.341, 0 to 8.428, 0; result = 0				Agilent.MassSpectrometry.DataAnalysis.Quantitative.ApplicationCommandException: Manual integration failed for qualifier 91.0 of compound Toluene in sample B22011126-001F. ---> Agilent.MassSpectrometry.DataAnalysis.Quantitative.ApplicationCommandException: Manual integration failed for qualifier 91.0 of compound Toluene in sample B22011126-001F. ---> System.IndexOutOfRangeException: Index was outside the bounds of the array. at Agilent.MassSpectrometry.DataAnalysis.AgileIntegrator.Peak.a(Double[] A_0, Single[] A_1, Int32 A_2, Int32 A_3, Int32 A_4, Double A_5, Double A_6, Double& A_7, Double& A_8, Int32& A_9, Int32& A_10, Int32& A_11, Int32& A_12) at Agilent.MassSpectrometry.DataAnalysis.AgileIntegrator.Peak.ComputeChromatographicMetrics(Double[] xArray, Single[] yArray, Int32 startIndex, Int32 apexIndex, Int32 endIndex, Double baselineSlope, Double yIntercept, Double& fullWidthHalfMaximum, Double& symmetry) at Agilent.MassSpectrometry.DataAnalysis.Quantitative.Integrator.a(IChromatogram A_0, IPeakList A_1) at Agilent.MassSpectrometry.DataAnalysis.Quantitative.Integrator.ManualIntegrate(IChromatogram chromatogram, Double xStart, Double yStart, Double xEnd, Double yEnd, IChromPeakList& peaklist) at Agilent.MassSpectrometry.DataAnalysis.Quantitative.Analysis.MeasuredIon.ManualIntegrate(Double xStart, Double yStart, Double xEnd, Double yEnd) --- End of inner exception stack trace --- at Agilent.MassSpectrometry.DataAnalysis.Quantitative.Analysis.QualifierIon.SetManualIntegrationFailureMessage(Exception e) at Agilent.MassSpectrometry.DataAnalysis.Quantitative.Analysis.MeasuredIon.ManualIntegrate(Double xStart, Double yStart, Double xEnd, Double yEnd)

Name	User	Time	Action	Reason	Comment	Succeed	Exception
							at Agilent.MassSpectrometry.DataAnalysis.Quantitative.CmdManuallyIntegrateQualifierPeak.Do() --- End of inner exception stack trace --- at Agilent.MassSpectrometry.DataAnalysis.Quantitative.CmdManuallyIntegrateQualifierPeak.Do() at Agilent.MassSpectrometry.CommandModel.CommandHistory.Invoke(ICommand cmd) at Agilent.MassSpectrometry.DataAnalysis.Quantitative.AppCommandContext._Invoke(ICommand cmd)

Name	User	Time	Action	Reason	Comment	Succeed	Exception
CmdManuallyIntegratePeak	BL2000\mchavez	1/25/2022 9:59:05 AM	Manually integrate compound Toluene in sample 21JAN09.D from x, y = 8.369, 0 to 8.408, 0; result = 0				Agilent.MassSpectrometry.DataAnalysis.Quantitative.ApplicationCommandException: Manual integration failed for compound Toluene in sample B22011126-001F. ---> Agilent.MassSpectrometry.DataAnalysis.Quantitative.ApplicationCommandException: Manual integration failed for compound Toluene in sample B22011126-001F. ---> System.IndexOutOfRangeException: Index was outside the bounds of the array. at Agilent.MassSpectrometry.DataAnalysis.AgileIntegrator.Peak.a(Double[] A_0, Single[] A_1, Int32 A_2, Int32 A_3, Int32 A_4, Double A_5, Double A_6, Double& A_7, Double& A_8, Int32& A_9, Int32& A_10, Int32& A_11, Int32& A_12) at Agilent.MassSpectrometry.DataAnalysis.AgileIntegrator.Peak.ComputeChromatographicMetrics(Double[] xArray, Single[] yArray, Int32 startIndex, Int32 apexIndex, Int32 endIndex, Double baselineSlope, Double yIntercept, Double& fullWidthHalfMaximum, Double& symmetry) at Agilent.MassSpectrometry.DataAnalysis.Quantitative.Integrator.a(IChromatogram A_0, IPeakList A_1) at Agilent.MassSpectrometry.DataAnalysis.Quantitative.Integrator.ManualIntegrate(IChromatogram chromatogram, Double xStart, Double yStart, Double xEnd, Double yEnd, IChromPeakList& peaklist) at Agilent.MassSpectrometry.DataAnalysis.Quantitative.Analysis.MeasuredIon.ManualIntegrate(Double xStart, Double yStart, Double xEnd, Double yEnd) --- End of inner exception stack trace --- at Agilent.MassSpectrometry.DataAnalysis.Quantitative.Analysis.QuantifierIon.SetManualIntegrationFailureMessage(Exception e) at Agilent.MassSpectrometry.DataAnalysis.Quantitative.Analysis.MeasuredIon.ManualIntegrate(Double xStart, Double yStart, Double xEnd, Double yEnd)

Name	User	Time	Action	Reason	Comment	Succeed	Exception
							at Agilent.MassSpectrometry.DataAnalysis.Quantitative.CmdManuallyIntegratePeak.Do() --- End of inner exception stack trace --- at Agilent.MassSpectrometry.DataAnalysis.Quantitative.CmdManuallyIntegratePeak.Do() at Agilent.MassSpectrometry.CommandModel.CommandHistory.Invoke(ICommand cmd) at Agilent.MassSpectrometry.DataAnalysis.Quantitative.AppCommandContext._Invoke(ICommand cmd)
CmdManuallyIntegrateQualifierPeak	BL2000\mchavez	1/25/2022 9:59:09 AM	Manually integrate qualifier91.0 of compound Toluene in sample 21JAN09.D from x, y = 8.352, 0 to 8.425, 0; result = 0			✓	
CmdManuallyIntegratePeak	BL2000\mchavez	1/25/2022 9:59:13 AM	Manually integrate compound Toluene in sample 21JAN09.D from x, y = 8.361, 91 to 8.411, 91; result = 414			✓	

Name	User	Time	Action	Reason	Comment	Succeed	Exception
CmdManuallyIntegratePeak	BL2000\mchavez	1/25/2022 9:59:19 AM	Manually integrate compound Toluene in sample 21JAN09.D, from x, y = 8.366, 0 to 8.411, 91, result = 414; previous integration is from x, y = 8.361, 91 to 8.411, 91 and previous response = 414.				Agilent.MassSpectrometry.DataAnalysis.Quantitative.ApplicationCommandException: Manual integration failed for compound Toluene in sample B22011126-001F. ---> Agilent.MassSpectrometry.DataAnalysis.Quantitative.ApplicationCommandException: Manual integration failed for compound Toluene in sample B22011126-001F. ---> System.IndexOutOfRangeException: Index was outside the bounds of the array. at Agilent.MassSpectrometry.DataAnalysis.AgileIntegrator.Peak.a(Double[] A_0, Single[] A_1, Int32 A_2, Int32 A_3, Int32 A_4, Double A_5, Double A_6, Double& A_7, Double& A_8, Int32& A_9, Int32& A_10, Int32& A_11, Int32& A_12) at Agilent.MassSpectrometry.DataAnalysis.AgileIntegrator.Peak.ComputeChromatographicMetrics(Double[] xArray, Single[] yArray, Int32 startIndex, Int32 apexIndex, Int32 endIndex, Double baselineSlope, Double yIntercept, Double& fullWidthHalfMaximum, Double& symmetry) at Agilent.MassSpectrometry.DataAnalysis.Quantitative.Integrator.a(IChromatogram A_0, IPeakList A_1) at Agilent.MassSpectrometry.DataAnalysis.Quantitative.Integrator.ManualIntegrate(IChromatogram chromatogram, Double xStart, Double yStart, Double xEnd, Double yEnd, IChromPeakList& peaklist) at Agilent.MassSpectrometry.DataAnalysis.Quantitative.Analysis.MeasuredIon.ManualIntegrate(Double xStart, Double yStart, Double xEnd, Double yEnd) --- End of inner exception stack trace --- at Agilent.MassSpectrometry.DataAnalysis.Quantitative.Analysis.QuantifierIon.SetManualIntegrationFailureMessage(Exception e) at Agilent.MassSpectrometry.DataAnalysis.Quantitative.Analysis.MeasuredIon.ManualIntegrate(Double xStart, Double yStart, Double xEnd, Double yEnd)

Name	User	Time	Action	Reason	Comment	Succeed	Exception
							at Agilent.MassSpectrometry.DataAnalysis.Quantitative.CmdManuallyIntegratePeak.Do() --- End of inner exception stack trace --- at Agilent.MassSpectrometry.DataAnalysis.Quantitative.CmdManuallyIntegratePeak.Do() at Agilent.MassSpectrometry.CommandModel.CommandHistory.Invoke(ICommand cmd) at Agilent.MassSpectrometry.DataAnalysis.Quantitative.AppCommandContext._Invoke(ICommand cmd)
CmdManuallyIntegrateDropBaseline	BL2000\mchavez	1/25/2022 9:59:22 AM	Drop baseline for compound Toluene in sample 21JAN09.D to y = 91, new integration is from x, y = 8.361, 91 to 8.411, 91 and new response = 414; previous integration is from x, y = 8.361, 91 to 8.411, 91 and previous response = 414.			✓	
CmdManuallyIntegratePeak	BL2000\mchavez	1/25/2022 9:59:27 AM	Manually integrate compound Toluene in sample 21JAN09.D, from x, y = 8.361, 91 to 8.402, 0, result = 500; previous integration is from x, y = 8.361, 91 to 8.411, 91 and previous response = 414.			✓	
CmdManuallyIntegrateDropBaseline	BL2000\mchavez	1/25/2022 9:59:30 AM	Drop baseline for compound Toluene in sample 21JAN09.D to y = 0, new integration is from x, y = 8.361, 0 to 8.402, 0 and new response = 615; previous integration is from x, y = 8.361, 91 to 8.402, 0 and previous response = 500.			✓	
CmdZeroOutPeak	BL2000\mchavez	1/25/2022 9:59:35 AM	Zero out primary peak of compound Toluene in sample 21JAN09.D			✓	
CmdSetSampleAttribute	BL2000\mchavez	1/25/2022 9:59:42 AM	Set UserDefined = Qualifier ratio did not meet method criteria for Dibromomethane, Toluene for sample 21JAN09.D; previous value = Qualifier ratio did not meet method criteria for Dibromomethane			✓	
CmdManuallyIntegratePeak	BL2000\mchavez	1/25/2022 9:59:52 AM	Manually integrate compound 1,1,2-Trichloroethane in sample 21JAN09.D from x, y = 8.796, 0 to 8.846, 0; result = 127			✓	
CmdManuallyIntegrateQualifierPeak	BL2000\mchavez	1/25/2022 9:59:54 AM	Manually integrate qualifier97.0 of compound 1,1,2-Trichloroethane in sample 21JAN09.D from x, y = 8.790, 0 to 8.840, -2; result = 274			✓	

Name	User	Time	Action	Reason	Comment	Succeed	Exception
CmdManuallyIntegrate QualifierPeak	BL2000\mchavez	1/25/2022 9:59:56 AM	Manually integrate qualifier85.0 of compound 1,1,2-Trichloroethane in sample 21JAN09.D from x, y = 8.807, 0 to 8.865, 0; result = 64			✓	
CmdZeroOutPeak	BL2000\mchavez	1/25/2022 9:59:57 AM	Zero out primary peak of compound 1,1,2-Trichloroethane in sample 21JAN09.D			✓	
CmdSetSampleAttribute	BL2000\mchavez	1/25/2022 10:00:16 AM	Set UserDefined = Qualifier ratio did not meet method criteria for Dibromomethane, Toluene, 1,1,2-Trichloroethane for sample 21JAN09.D; previous value = Qualifier ratio did not meet method criteria for Dibromomethane, Toluene			✓	
CmdManuallyIntegratePeak	BL2000\mchavez	1/25/2022 10:00:28 AM	Manually integrate compound Chlorobenzene in sample 21JAN09.D from x, y = 9.783, 0 to 9.858, 0; result = 496			✓	
CmdManuallyIntegrate QualifierPeak	BL2000\mchavez	1/25/2022 10:00:31 AM	Manually integrate qualifier114.0 of compound Chlorobenzene in sample 21JAN09.D from x, y = 9.772, 4 to 9.827, 0; result = 196			✓	
CmdManuallyIntegratePeak	BL2000\mchavez	1/25/2022 10:00:44 AM	Manually integrate compound m+p-Xylenes in sample 21JAN09.D from x, y = 10.011, 0 to 10.081, 0; result = 110			✓	
CmdManuallyIntegrate QualifierPeak	BL2000\mchavez	1/25/2022 10:00:46 AM	Manually integrate qualifier91.0 of compound m+p-Xylenes in sample 21JAN09.D from x, y = 10.014, 0 to 10.073, 0; result = 163			✓	
CmdZeroOutPeak	BL2000\mchavez	1/25/2022 10:00:49 AM	Zero out primary peak of compound m+p-Xylenes in sample 21JAN09.D			✓	
CmdSetTargetCompoundAttribute	BL2000\mchavez	1/25/2022 10:00:53 AM	Set UserAnnotation = NI for compound Chlorobenzene in sample 21JAN09.D; previous value =			✓	
CmdSetSampleAttribute	BL2000\mchavez	1/25/2022 10:01:06 AM	Set UserDefined = Qualifier ratio did not meet method criteria for Dibromomethane, Toluene, 1,1,2-Trichloroethane, m+p Xylenes for sample 21JAN09.D; previous value = Qualifier ratio did not meet method criteria for Dibromomethane, Toluene, 1,1,2-Trichloroethane			✓	
CmdSetSampleAttribute	BL2000\mchavez	1/25/2022 10:01:22 AM	Set SampleApproved = True for sample 21JAN09.D; previous value = False			✓	
CmdQuantitate	BL2000\mchavez	1/25/2022 10:01:42 AM	Quantitate all compounds in all samples			✓	
CmdSaveBatchTable	BL2000\mchavez	1/25/2022 10:14:22 AM	Save batch D:\Org\Data\VOA5975C\VG012122\QuantResults\VG012122_8260B.batch.bin			✓	

Name	User	Time	Action	Reason	Comment	Succeed	Exception
CmdOpenBatchTable	BL2000\mchavez	1/25/2022 12:28:12 PM	Open batch D:\Org\Data\VOA5975C\VG012122\VG012122_8260B.batch.bin			✓	
CmdStartMethodEditing	BL2000\mchavez	1/25/2022 12:28:54 PM	Start method editing			✓	
CmdImportMethodFromFile	BL2000\mchavez	1/25/2022 12:28:55 PM	Import method from file \\MASSHUNTER\Org\Data\Methods\Quant\VOA5975C\VOA5975C_011922_CAL\VOA5975C_8260B_SHT_DoD_L4_011922.m			✓	
CmdApplyMethodToAllSamples	BL2000\mchavez	1/25/2022 12:29:08 PM	Apply method to all samples			✓	
CmdMethodClear	BL2000\mchavez	1/25/2022 12:29:08 PM	Clear method			✓	
CmdEndMethodEditing	BL2000\mchavez	1/25/2022 12:29:09 PM	End method editing			✓	
CmdQuantitate	BL2000\mchavez	1/25/2022 12:29:25 PM	Quantitate all compounds in all samples			✓	
CmdManuallyIntegratePeak	BL2000\mchavez	1/25/2022 12:31:04 PM	Manually integrate compound Chloromethane in sample 21JAN10.D from x, y = 1.378, 0 to 1.453, 0; result = 1821			✓	
CmdManuallyIntegrateQualifierPeak	BL2000\mchavez	1/25/2022 12:31:05 PM	Manually integrate qualifier52.0 of compound Chloromethane in sample 21JAN10.D from x, y = 1.375, 0 to 1.450, 0; result = 641			✓	
CmdManuallyIntegratePeak	BL2000\mchavez	1/25/2022 12:31:22 PM	Manually integrate compound Methylene chloride in sample 21JAN10.D from x, y = 3.302, 0 to 3.377, 0; result = 796			✓	
CmdManuallyIntegrateQualifierPeak	BL2000\mchavez	1/25/2022 12:31:23 PM	Manually integrate qualifier84.0 of compound Methylene chloride in sample 21JAN10.D from x, y = 3.305, 0 to 3.386, 0; result = 384			✓	
CmdManuallyIntegrateQualifierPeak	BL2000\mchavez	1/25/2022 12:31:25 PM	Manually integrate qualifier 84.0 of compound Methylene chloride in sample 21JAN10.D, from x, y = 3.386, 0 to 3.402, 0, result = 0; previous integration is from x, y = 3.305, 0 to 3.386, 0 and previous response = 384.			✓	
CmdManuallyIntegrateQualifierPeak	BL2000\mchavez	1/25/2022 12:31:28 PM	Manually integrate qualifier 84.0 of compound Methylene chloride in sample 21JAN10.D, from x, y = 3.302, 0 to 3.383, 0, result = 384; previous integration is from x, y = 3.386, 0 to 3.402, 0 and previous response = 0.			✓	
CmdManuallyIntegrateQualifierPeak	BL2000\mchavez	1/25/2022 12:31:30 PM	Manually integrate qualifier86.0 of compound Methylene chloride in sample 21JAN10.D from x, y = 3.299, 0 to 3.377, 0; result = 231			✓	
CmdSetTargetCompoundAttribute	BL2000\mchavez	1/25/2022 12:31:33 PM	Set UserAnnotation = NI for compound Methylene chloride in sample 21JAN10.D; previous value =			✓	

Name	User	Time	Action	Reason	Comment	Succeed	Exception
CmdManuallyIntegratePeak	BL2000\mchavez	1/25/2022 12:32:03 PM	Manually integrate compound Benzene in sample 21JAN10.D from x, y = 6.252, 0 to 6.305, 0; result = 156			✓	
CmdManuallyIntegrateQualifierPeak	BL2000\mchavez	1/25/2022 12:32:05 PM	Manually integrate qualifier77.0 of compound Benzene in sample 21JAN10.D from x, y = 6.252, 0 to 6.325, 0; result = 110			✓	
CmdZeroOutPeak	BL2000\mchavez	1/25/2022 12:32:12 PM	Zero out primary peak of compound Benzene in sample 21JAN10.D			✓	
CmdSetSampleAttribute	BL2000\mchavez	1/25/2022 12:32:19 PM	Set UserDefined = Qualifier ratio did not meet method criteria for Dibromomethane, Toluene, 1,1,2-Trichloroethane, m+p Xylenes for sample 21JAN10.D; previous value =			✓	
CmdSetSampleAttribute	BL2000\mchavez	1/25/2022 12:32:49 PM	Set UserDefined = Qualifier ratio did not meet method criteria for Benzene for sample 21JAN10.D; previous value = Qualifier ratio did not meet method criteria for Dibromomethane, Toluene, 1,1,2-Trichloroethane, m+p Xylenes			✓	
CmdSetSampleAttribute	BL2000\mchavez	1/25/2022 12:33:42 PM	Set SampleApproved = True for sample 21JAN10.D; previous value = False			✓	
CmdSetTargetCompoundAttribute	BL2000\mchavez	1/25/2022 12:33:49 PM	Set UserAnnotation = NI for compound Chloromethane in sample 21JAN10.D; previous value =			✓	
CmdManuallyIntegratePeak	BL2000\mchavez	1/25/2022 12:34:05 PM	Manually integrate compound Chloromethane in sample 21JAN11.D from x, y = 1.378, 0 to 1.442, 0; result = 1889			✓	
CmdManuallyIntegrateQualifierPeak	BL2000\mchavez	1/25/2022 12:34:07 PM	Manually integrate qualifier52.0 of compound Chloromethane in sample 21JAN11.D from x, y = 1.378, 0 to 1.439, 0; result = 556			✓	
CmdSetTargetCompoundAttribute	BL2000\mchavez	1/25/2022 12:34:10 PM	Set UserAnnotation = NI for compound Chloromethane in sample 21JAN11.D; previous value =			✓	
CmdManuallyIntegratePeak	BL2000\mchavez	1/25/2022 12:34:15 PM	Manually integrate compound Vinyl chloride in sample 21JAN11.D from x, y = 1.475, 0 to 1.520, 0; result = 160			✓	
CmdManuallyIntegrateQualifierPeak	BL2000\mchavez	1/25/2022 12:34:20 PM	Manually integrate qualifier64.0 of compound Vinyl chloride in sample 21JAN11.D from x, y = 1.487, 0 to 1.506, 0; result = 208			✓	
CmdZeroOutPeak	BL2000\mchavez	1/25/2022 12:34:23 PM	Zero out primary peak of compound Vinyl chloride in sample 21JAN11.D			✓	
CmdSetSampleAttribute	BL2000\mchavez	1/25/2022 12:34:34 PM	Set UserDefined = Qualifier ratio did not meet method criteria for Benzene for sample 21JAN11.D; previous value =			✓	

Name	User	Time	Action	Reason	Comment	Succeed	Exception
CmdSetSampleAttribute	BL2000\mchavez	1/25/2022 12:34:41 PM	Set UserDefined = Qualifier ratio did not meet method criteria for Vinyl chloride for sample 21JAN11.D; previous value = Qualifier ratio did not meet method criteria for Benzene			✓	
CmdManuallyIntegratePeak	BL2000\mchavez	1/25/2022 12:35:03 PM	Manually integrate compound Bromomethane in sample 21JAN11.D from x, y = 1.777, 0 to 1.846, 0; result = 252			✓	
CmdManuallyIntegrateQualifierPeak	BL2000\mchavez	1/25/2022 12:35:06 PM	Manually integrate qualifier94.0 of compound Bromomethane in sample 21JAN11.D from x, y = 1.768, 0 to 1.830, 0; result = 254			✓	
CmdZeroOutPeak	BL2000\mchavez	1/25/2022 12:35:22 PM	Zero out primary peak of compound Bromomethane in sample 21JAN11.D			✓	
CmdManuallyIntegratePeak	BL2000\mchavez	1/25/2022 12:35:30 PM	Manually integrate compound Chloroethane in sample 21JAN11.D from x, y = 1.869, 0 to 1.933, 0; result = 1091			✓	
CmdManuallyIntegrateQualifierPeak	BL2000\mchavez	1/25/2022 12:35:33 PM	Manually integrate qualifier66.0 of compound Chloroethane in sample 21JAN11.D from x, y = 1.880, 0 to 1.949, 0; result = 611			✓	
CmdSetTargetCompoundAttribute	BL2000\mchavez	1/25/2022 12:35:35 PM	Set UserAnnotation = NI for compound Chloroethane in sample 21JAN11.D; previous value =			✓	
CmdManuallyIntegratePeak	BL2000\mchavez	1/25/2022 12:35:46 PM	Manually integrate compound Methylene chloride in sample 21JAN11.D from x, y = 3.302, 0 to 3.372, 0; result = 1086			✓	
CmdManuallyIntegrateQualifierPeak	BL2000\mchavez	1/25/2022 12:35:52 PM	Manually integrate qualifier84.0 of compound Methylene chloride in sample 21JAN11.D from x, y = 3.308, 0 to 3.355, 0; result = 592			✓	
CmdManuallyIntegrateQualifierPeak	BL2000\mchavez	1/25/2022 12:35:54 PM	Manually integrate qualifier86.0 of compound Methylene chloride in sample 21JAN11.D from x, y = 3.299, 0 to 3.358, 0; result = 171			✓	
CmdSetTargetCompoundAttribute	BL2000\mchavez	1/25/2022 12:35:58 PM	Set UserAnnotation = NI for compound Methylene chloride in sample 21JAN11.D; previous value =			✓	
CmdManuallyIntegratePeak	BL2000\mchavez	1/25/2022 12:36:20 PM	Manually integrate compound Carbon tetrachloride in sample 21JAN11.D from x, y = 5.982, 0 to 6.093, 0; result = 1023			✓	
CmdManuallyIntegrateQualifierPeak	BL2000\mchavez	1/25/2022 12:36:23 PM	Manually integrate qualifier119.0 of compound Carbon tetrachloride in sample 21JAN11.D from x, y = 5.976, 0 to 6.077, 0; result = 1351			✓	
CmdZeroOutPeak	BL2000\mchavez	1/25/2022 12:36:31 PM	Zero out primary peak of compound Carbon tetrachloride in sample 21JAN11.D			✓	

Name	User	Time	Action	Reason	Comment	Succeed	Exception
CmdSetSampleAttribute	BL2000\mchavez	1/25/2022 12:36:41 PM	Set UserDefined = Qualifier ratio did not meet method criteria for Vinyl chloride, Carbon tetrachloride for sample 21JAN11.D; previous value = Qualifier ratio did not meet method criteria for Vinyl chloride			✓	
CmdManuallyIntegratePeak	BL2000\mchavez	1/25/2022 12:36:56 PM	Manually integrate compound Benzene in sample 21JAN11.D from x, y = 6.247, 0 to 6.342, 0; result = 1965			✓	
CmdManuallyIntegrateQualifierPeak	BL2000\mchavez	1/25/2022 12:36:57 PM	Manually integrate qualifier77.0 of compound Benzene in sample 21JAN11.D from x, y = 6.261, 0 to 6.316, 0; result = 393			✓	
CmdSetTargetCompoundAttribute	BL2000\mchavez	1/25/2022 12:37:00 PM	Set UserAnnotation = NI for compound Benzene in sample 21JAN11.D; previous value =			✓	
CmdManuallyIntegratePeak	BL2000\mchavez	1/25/2022 12:37:12 PM	Manually integrate compound Dibromomethane in sample 21JAN11.D from x, y = 7.371, 0 to 7.426, 0; result = 88			✓	
CmdManuallyIntegrateQualifierPeak	BL2000\mchavez	1/25/2022 12:37:15 PM	Manually integrate qualifier95.0 of compound Dibromomethane in sample 21JAN11.D from x, y = 7.385, 0 to 7.443, 0; result = 25			✓	
CmdZeroOutPeak	BL2000\mchavez	1/25/2022 12:37:17 PM	Zero out primary peak of compound Dibromomethane in sample 21JAN11.D			✓	
CmdSetSampleAttribute	BL2000\mchavez	1/25/2022 12:37:28 PM	Set UserDefined = Qualifier ratio did not meet method criteria for Vinyl chloride, Carbon tetrachloride, Dibromomethane for sample 21JAN11.D; previous value = Qualifier ratio did not meet method criteria for Vinyl chloride, Carbon tetrachloride			✓	
CmdManuallyIntegratePeak	BL2000\mchavez	1/25/2022 12:37:47 PM	Manually integrate compound Toluene in sample 21JAN11.D from x, y = 8.355, 0 to 8.402, 25; result = 1190			✓	
CmdManuallyIntegratePeak	BL2000\mchavez	1/25/2022 12:37:48 PM	Manually integrate compound Toluene in sample 21JAN11.D, from x, y = 8.355, 0 to 8.430, 0, result = 1295; previous integration is from x, y = 8.355, 0 to 8.402, 25 and previous response = 1190.			✓	
CmdSetTargetCompoundAttribute	BL2000\mchavez	1/25/2022 12:37:52 PM	Set UserAnnotation = NI for compound Toluene in sample 21JAN11.D; previous value =			✓	
CmdSetSampleAttribute	BL2000\mchavez	1/25/2022 12:38:22 PM	Set SampleApproved = True for sample 21JAN11.D; previous value = False			✓	
CmdManuallyIntegratePeak	BL2000\mchavez	1/25/2022 12:38:55 PM	Manually integrate compound Chloromethane in sample 21JAN12.D from x, y = 1.367, 0 to 1.453, 0; result = 621			✓	

Name	User	Time	Action	Reason	Comment	Succeed	Exception
CmdManuallyIntegrateQualifierPeak	BL2000\mchavez	1/25/2022 12:38:56 PM	Manually integrate qualifier52.0 of compound Chloromethane in sample 21JAN12.D from x, y = 1.381, 0 to 1.434, 0; result = 84			✓	
CmdSetTargetCompoundAttribute	BL2000\mchavez	1/25/2022 12:38:59 PM	Set UserAnnotation = NI for compound Chloromethane in sample 21JAN12.D; previous value =			✓	
CmdManuallyIntegratePeak	BL2000\mchavez	1/25/2022 12:39:10 PM	Manually integrate compound Methylene chloride in sample 21JAN12.D from x, y = 3.285, 0 to 3.372, 0; result = 599			✓	
CmdSetTargetCompoundAttribute	BL2000\mchavez	1/25/2022 12:39:12 PM	Set UserAnnotation = NI for compound Methylene chloride in sample 21JAN12.D; previous value =			✓	
CmdManuallyIntegrateQualifierPeak	BL2000\mchavez	1/25/2022 12:39:14 PM	Manually integrate qualifier84.0 of compound Methylene chloride in sample 21JAN12.D from x, y = 3.285, 0 to 3.389, 0; result = 334			✓	
CmdManuallyIntegrateQualifierPeak	BL2000\mchavez	1/25/2022 12:39:15 PM	Manually integrate qualifier86.0 of compound Methylene chloride in sample 21JAN12.D from x, y = 3.310, 0 to 3.366, 0; result = 97			✓	
CmdManuallyIntegratePeak	BL2000\mchavez	1/25/2022 12:40:50 PM	Manually integrate compound Toluene in sample 21JAN12.D from x, y = 8.358, 0 to 8.422, 0; result = 466			✓	
CmdManuallyIntegrateQualifierPeak	BL2000\mchavez	1/25/2022 12:40:51 PM	Manually integrate qualifier91.0 of compound Toluene in sample 21JAN12.D from x, y = 8.358, 0 to 8.430, 0; result = 1132			✓	
CmdZeroOutPeak	BL2000\mchavez	1/25/2022 12:40:55 PM	Zero out primary peak of compound Toluene in sample 21JAN12.D			✓	
CmdSetSampleAttribute	BL2000\mchavez	1/25/2022 12:41:12 PM	Set UserDefined = Qualifier ratio did not meet method criteria for Vinyl chloride, Carbon tetrachloride, Dibromomethane for sample 21JAN12.D; previous value =			✓	
CmdSetSampleAttribute	BL2000\mchavez	1/25/2022 12:41:29 PM	Set UserDefined = Qualifier ratio did not meet method criteria for Toluene for sample 21JAN12.D; previous value = Qualifier ratio did not meet method criteria for Vinyl chloride, Carbon tetrachloride, Dibromomethane			✓	

Name	User	Time	Action	Reason	Comment	Succeed	Exception
CmdManuallyIntegratePeak	BL2000\mchavez	1/25/2022 12:41:42 PM	Manually integrate compound Toluene in sample 21JAN08.D from x, y = 8.358, 0 to 8.419, 0; result = 0				Agilent.MassSpectrometry.DataAnalysis.Quantitative.ApplicationCommandException: Manual integration failed for compound Toluene in sample B22011125-001F. ---> Agilent.MassSpectrometry.DataAnalysis.Quantitative.ApplicationCommandException: Manual integration failed for compound Toluene in sample B22011125-001F. ---> System.IndexOutOfRangeException: Index was outside the bounds of the array. at Agilent.MassSpectrometry.DataAnalysis.AgileIntegrator.Peak.a(Double[] A_0, Single[] A_1, Int32 A_2, Int32 A_3, Int32 A_4, Double A_5, Double A_6, Double& A_7, Double& A_8, Int32& A_9, Int32& A_10, Int32& A_11, Int32& A_12) at Agilent.MassSpectrometry.DataAnalysis.AgileIntegrator.Peak.ComputeChromatographicMetrics(Double[] xArray, Single[] yArray, Int32 startIndex, Int32 apexIndex, Int32 endIndex, Double baselineSlope, Double yIntercept, Double& fullWidthHalfMaximum, Double& symmetry) at Agilent.MassSpectrometry.DataAnalysis.Quantitative.Integrator.a(IChromatogram A_0, IPeakList A_1) at Agilent.MassSpectrometry.DataAnalysis.Quantitative.Integrator.ManualIntegrate(IChromatogram chromatogram, Double xStart, Double yStart, Double xEnd, Double yEnd, IChromPeakList& peaklist) at Agilent.MassSpectrometry.DataAnalysis.Quantitative.Analysis.MeasuredIon.ManualIntegrate(Double xStart, Double yStart, Double xEnd, Double yEnd) --- End of inner exception stack trace --- at Agilent.MassSpectrometry.DataAnalysis.Quantitative.Analysis.QuantifierIon.SetManualIntegrationFailureMessage(Exception e) at Agilent.MassSpectrometry.DataAnalysis.Quantitative.Analysis.MeasuredIon.ManualIntegrate(Double xStart, Double yStart, Double xEnd, Double yEnd)

Name	User	Time	Action	Reason	Comment	Succeed	Exception
							at Agilent.MassSpectrometry.DataAnalysis.Quantitative.CmdManuallyIntegratePeak.Do() --- End of inner exception stack trace --- at Agilent.MassSpectrometry.DataAnalysis.Quantitative.CmdManuallyIntegratePeak.Do() at Agilent.MassSpectrometry.CommandModel.CommandHistory.Invoke(ICommand cmd) at Agilent.MassSpectrometry.DataAnalysis.Quantitative.AppCommandContext._Invoke(ICommand cmd)
CmdManuallyIntegrateQualifierPeak	BL2000\mchavez	1/25/2022 12:41:46 PM	Manually integrate qualifier91.0 of compound Toluene in sample 21JAN08.D from x, y = 8.347, 0 to 8.441, 0; result = 0			✓	
CmdManuallyIntegratePeak	BL2000\mchavez	1/25/2022 12:41:48 PM	Manually integrate compound Toluene in sample 21JAN08.D from x, y = 8.352, 0 to 8.430, 49; result = 734			✓	
CmdManuallyIntegrateDropBaseline	BL2000\mchavez	1/25/2022 12:41:51 PM	Drop baseline for compound Toluene in sample 21JAN08.D to y = 0, new integration is from x, y = 8.352, 0 to 8.430, 0 and new response = 849; previous integration is from x, y = 8.352, 0 to 8.430, 49 and previous response = 734.			✓	
CmdSetTargetCompoundAttribute	BL2000\mchavez	1/25/2022 12:41:54 PM	Set UserAnnotation = NI for compound Toluene in sample 21JAN08.D; previous value =			✓	
CmdManuallyIntegratePeak	BL2000\mchavez	1/25/2022 12:42:02 PM	Manually integrate compound Toluene in sample 21JAN06.D from x, y = 8.372, 0 to 8.397, 0; result = 38			✓	
CmdManuallyIntegrateQualifierPeak	BL2000\mchavez	1/25/2022 12:42:04 PM	Manually integrate qualifier91.0 of compound Toluene in sample 21JAN06.D from x, y = 8.369, 0 to 8.402, 0; result = 148			✓	
CmdZeroOutPeak	BL2000\mchavez	1/25/2022 12:42:07 PM	Zero out primary peak of compound Toluene in sample 21JAN06.D			✓	
CmdSetSampleAttribute	BL2000\mchavez	1/25/2022 12:42:15 PM	Set UserDefined = Qualifier ratio did not meet method criteria for Toluene for sample 21JAN06.D; previous value =			✓	
CmdSetSampleAttribute	BL2000\mchavez	1/25/2022 12:42:56 PM	Set SampleApproved = True for sample 21JAN12.D; previous value = False			✓	
CmdQuantitate	BL2000\mchavez	1/25/2022 12:43:08 PM	Quantitate all compounds in all samples			✓	

Name	User	Time	Action	Reason	Comment	Succeed	Exception
CmdManuallyIntegratePeak	BL2000\mchavez	1/25/2022 12:44:11 PM	Manually integrate compound Toluene in sample 21JAN13.D from x, y = 8.361, 0 to 8.408, 0; result = 0				Agilent.MassSpectrometry.DataAnalysis.Quantitative.ApplicationCommandException: Manual integration failed for compound Toluene in sample B22011130-001F. ---> Agilent.MassSpectrometry.DataAnalysis.Quantitative.ApplicationCommandException: Manual integration failed for compound Toluene in sample B22011130-001F. ---> System.IndexOutOfRangeException: Index was outside the bounds of the array. at Agilent.MassSpectrometry.DataAnalysis.AgileIntegrator.Peak.a(Double[] A_0, Single[] A_1, Int32 A_2, Int32 A_3, Int32 A_4, Double A_5, Double A_6, Double& A_7, Double& A_8, Int32& A_9, Int32& A_10, Int32& A_11, Int32& A_12) at Agilent.MassSpectrometry.DataAnalysis.AgileIntegrator.Peak.ComputeChromatographicMetrics(Double[] xArray, Single[] yArray, Int32 startIndex, Int32 apexIndex, Int32 endIndex, Double baselineSlope, Double yIntercept, Double& fullWidthHalfMaximum, Double& symmetry) at Agilent.MassSpectrometry.DataAnalysis.Quantitative.Integrator.a(IChromatogram A_0, IPeakList A_1) at Agilent.MassSpectrometry.DataAnalysis.Quantitative.Integrator.ManualIntegrate(IChromatogram chromatogram, Double xStart, Double yStart, Double xEnd, Double yEnd, IChromPeakList& peaklist) at Agilent.MassSpectrometry.DataAnalysis.Quantitative.Analysis.MeasuredIon.ManualIntegrate(Double xStart, Double yStart, Double xEnd, Double yEnd) --- End of inner exception stack trace --- at Agilent.MassSpectrometry.DataAnalysis.Quantitative.Analysis.QuantifierIon.SetManualIntegrationFailureMessage(Exception e) at Agilent.MassSpectrometry.DataAnalysis.Quantitative.Analysis.MeasuredIon.ManualIntegrate(Double xStart, Double yStart, Double xEnd, Double yEnd)

Name	User	Time	Action	Reason	Comment	Succeed	Exception
							at Agilent.MassSpectrometry.DataAnalysis.Quantitative.CmdManuallyIntegratePeak.Do() --- End of inner exception stack trace --- at Agilent.MassSpectrometry.DataAnalysis.Quantitative.CmdManuallyIntegratePeak.Do() at Agilent.MassSpectrometry.CommandModel.CommandHistory.Invoke(ICommand cmd) at Agilent.MassSpectrometry.DataAnalysis.Quantitative.AppCommandContext._Invoke(ICommand cmd)
CmdManuallyIntegrateQualifierPeak	BL2000\mchavez	1/25/2022 12:44:15 PM	Manually integrate qualifier91.0 of compound Toluene in sample 21JAN13.D from x, y = 8.352, 0 to 8.433, 0; result = 0			✓	

Name	User	Time	Action	Reason	Comment	Succeed	Exception
CmdManuallyIntegratePeak	BL2000\mchavez	1/25/2022 12:44:18 PM	Manually integrate compound Toluene in sample 21JAN13.D from x, y = 8.361, 0 to 8.414, 0; result = 0				Agilent.MassSpectrometry.DataAnalysis.Quantitative.ApplicationCommandException: Manual integration failed for compound Toluene in sample B22011130-001F. ---> Agilent.MassSpectrometry.DataAnalysis.Quantitative.ApplicationCommandException: Manual integration failed for compound Toluene in sample B22011130-001F. ---> System.IndexOutOfRangeException: Index was outside the bounds of the array. at Agilent.MassSpectrometry.DataAnalysis.AgileIntegrator.Peak.a(Double[] A_0, Single[] A_1, Int32 A_2, Int32 A_3, Int32 A_4, Double A_5, Double A_6, Double& A_7, Double& A_8, Int32& A_9, Int32& A_10, Int32& A_11, Int32& A_12) at Agilent.MassSpectrometry.DataAnalysis.AgileIntegrator.Peak.ComputeChromatographicMetrics(Double[] xArray, Single[] yArray, Int32 startIndex, Int32 apexIndex, Int32 endIndex, Double baselineSlope, Double yIntercept, Double& fullWidthHalfMaximum, Double& symmetry) at Agilent.MassSpectrometry.DataAnalysis.Quantitative.Integrator.a(IChromatogram A_0, IPeakList A_1) at Agilent.MassSpectrometry.DataAnalysis.Quantitative.Integrator.ManualIntegrate(IChromatogram chromatogram, Double xStart, Double yStart, Double xEnd, Double yEnd, IChromPeakList& peaklist) at Agilent.MassSpectrometry.DataAnalysis.Quantitative.Analysis.MeasuredIon.ManualIntegrate(Double xStart, Double yStart, Double xEnd, Double yEnd) --- End of inner exception stack trace --- at Agilent.MassSpectrometry.DataAnalysis.Quantitative.Analysis.QuantifierIon.SetManualIntegrationFailureMessage(Exception e) at Agilent.MassSpectrometry.DataAnalysis.Quantitative.Analysis.MeasuredIon.ManualIntegrate(Double xStart, Double yStart, Double xEnd, Double yEnd)

Name	User	Time	Action	Reason	Comment	Succeed	Exception
							at Agilent.MassSpectrometry.DataAnalysis.Quantitative.CmdManuallyIntegratePeak.Do() --- End of inner exception stack trace --- at Agilent.MassSpectrometry.DataAnalysis.Quantitative.CmdManuallyIntegratePeak.Do() at Agilent.MassSpectrometry.CommandModel.CommandHistory.Invoke(ICommand cmd) at Agilent.MassSpectrometry.DataAnalysis.Quantitative.AppCommandContext._Invoke(ICommand cmd)
CmdManuallyIntegrateQualifierPeak	BL2000\mchavez	1/25/2022 12:44:23 PM	Manually integrate qualifier91.0 of compound Toluene in sample 21JAN13.D from x, y = 8.352, 0 to 8.433, 0; result = 0			✓	
CmdManuallyIntegratePeak	BL2000\mchavez	1/25/2022 12:44:26 PM	Manually integrate compound Toluene in sample 21JAN13.D from x, y = 8.369, 0 to 8.411, 0; result = 467			✓	
CmdZeroOutPeak	BL2000\mchavez	1/25/2022 12:44:29 PM	Zero out primary peak of compound Toluene in sample 21JAN13.D			✓	
CmdSetSampleAttribute	BL2000\mchavez	1/25/2022 12:44:44 PM	Set UserDefined = Qualifier ratio did not meet method criteria for Toluene for sample 21JAN13.D; previous value =			✓	
CmdManuallyIntegratePeak	BL2000\mchavez	1/25/2022 12:45:35 PM	Manually integrate compound Methylene chloride in sample 21JAN13.D from x, y = 3.283, 0 to 3.400, 0; result = 566			✓	
CmdManuallyIntegrateQualifierPeak	BL2000\mchavez	1/25/2022 12:45:36 PM	Manually integrate qualifier84.0 of compound Methylene chloride in sample 21JAN13.D from x, y = 3.299, 0 to 3.383, 0; result = 534			✓	
CmdManuallyIntegrateQualifierPeak	BL2000\mchavez	1/25/2022 12:45:38 PM	Manually integrate qualifier86.0 of compound Methylene chloride in sample 21JAN13.D from x, y = 3.296, 0 to 3.361, 0; result = 211			✓	
CmdSetTargetCompoundAttribute	BL2000\mchavez	1/25/2022 12:45:43 PM	Set UserAnnotation = NI for compound Methylene chloride in sample 21JAN13.D; previous value =			✓	
CmdSetSampleAttribute	BL2000\mchavez	1/25/2022 12:46:12 PM	Set SampleApproved = True for sample 21JAN13.D; previous value = False			✓	
CmdManuallyIntegratePeak	BL2000\mchavez	1/25/2022 12:46:29 PM	Manually integrate compound Chloromethane in sample 21JAN14.D from x, y = 1.381, 0 to 1.453, 0; result = 1629			✓	

Name	User	Time	Action	Reason	Comment	Succeed	Exception
CmdManuallyIntegrateQualifierPeak	BL2000\mchavez	1/25/2022 12:46:32 PM	Manually integrate qualifier52.0 of compound Chloromethane in sample 21JAN14.D from x, y = 1.381, 0 to 1.445, 0; result = 485			✓	
CmdManuallyIntegratePeak	BL2000\mchavez	1/25/2022 12:46:47 PM	Manually integrate compound Methylene chloride in sample 21JAN14.D from x, y = 3.294, 0 to 3.400, 0; result = 244			✓	
CmdManuallyIntegrateQualifierPeak	BL2000\mchavez	1/25/2022 12:46:49 PM	Manually integrate qualifier84.0 of compound Methylene chloride in sample 21JAN14.D from x, y = 3.308, 0 to 3.363, 0; result = 231			✓	
CmdManuallyIntegrateQualifierPeak	BL2000\mchavez	1/25/2022 12:46:50 PM	Manually integrate qualifier86.0 of compound Methylene chloride in sample 21JAN14.D from x, y = 3.302, 0 to 3.377, 0; result = 79			✓	
CmdSetTargetCompoundAttribute	BL2000\mchavez	1/25/2022 12:46:53 PM	Set UserAnnotation = NI for compound Methylene chloride in sample 21JAN14.D; previous value =			✓	
CmdManuallyIntegratePeak	BL2000\mchavez	1/25/2022 12:47:13 PM	Manually integrate compound Toluene in sample 21JAN14.D from x, y = 8.361, 0 to 8.419, 0; result = 793			✓	
CmdManuallyIntegrateQualifierPeak	BL2000\mchavez	1/25/2022 12:47:15 PM	Manually integrate qualifier91.0 of compound Toluene in sample 21JAN14.D from x, y = 8.355, 0 to 8.425, 0; result = 1593			✓	
CmdSetTargetCompoundAttribute	BL2000\mchavez	1/25/2022 12:47:17 PM	Set UserAnnotation = NI for compound Toluene in sample 21JAN14.D; previous value =			✓	
CmdSetSampleAttribute	BL2000\mchavez	1/25/2022 12:47:34 PM	Set SampleApproved = True for sample 21JAN14.D; previous value = False			✓	
CmdQuantitate	BL2000\mchavez	1/25/2022 12:47:47 PM	Quantitate all compounds in all samples			✓	
CmdSetTargetCompoundAttribute	BL2000\mchavez	1/25/2022 12:48:09 PM	Set UserAnnotation = NI for compound Chloromethane in sample 21JAN14.D; previous value =			✓	
CmdManuallyIntegratePeak	BL2000\mchavez	1/25/2022 12:48:27 PM	Manually integrate compound Chloromethane in sample 21JAN15.D from x, y = 1.383, 0 to 1.453, 0; result = 704			✓	
CmdManuallyIntegrateQualifierPeak	BL2000\mchavez	1/25/2022 12:48:29 PM	Manually integrate qualifier52.0 of compound Chloromethane in sample 21JAN15.D from x, y = 1.378, 0 to 1.436, 0; result = 257			✓	
CmdSetTargetCompoundAttribute	BL2000\mchavez	1/25/2022 12:48:31 PM	Set UserAnnotation = NI for compound Chloromethane in sample 21JAN15.D; previous value =			✓	
CmdManuallyIntegratePeak	BL2000\mchavez	1/25/2022 12:48:37 PM	Manually integrate compound Bromomethane in sample 21JAN15.D from x, y = 1.777, 0 to 1.832, 0; result = 300			✓	

Name	User	Time	Action	Reason	Comment	Succeed	Exception
CmdZeroOutPeak	BL2000\mchavez	1/25/2022 12:48:40 PM	Zero out primary peak of compound Bromomethane in sample 21JAN15.D			✓	
CmdManuallyIntegratePeak	BL2000\mchavez	1/25/2022 12:48:48 PM	Manually integrate compound Methylene chloride in sample 21JAN15.D from x, y = 3.305, 0 to 3.327, 0; result = 192			✓	
CmdManuallyIntegratePeak	BL2000\mchavez	1/25/2022 12:48:50 PM	Manually integrate compound Methylene chloride in sample 21JAN15.D, from x, y = 3.305, 0 to 3.374, 0, result = 649; previous integration is from x, y = 3.305, 0 to 3.327, 0 and previous response = 192.			✓	
CmdManuallyIntegrateQualifierPeak	BL2000\mchavez	1/25/2022 12:48:52 PM	Manually integrate qualifier84.0 of compound Methylene chloride in sample 21JAN15.D from x, y = 3.305, 0 to 3.344, -7; result = 410			✓	
CmdManuallyIntegrateQualifierPeak	BL2000\mchavez	1/25/2022 12:48:52 PM	Manually integrate qualifier 84.0 of compound Methylene chloride in sample 21JAN15.D, from x, y = 3.360, 0 to 3.377, 0, result = 0; previous integration is from x, y = 3.305, 0 to 3.344, -7 and previous response = 410.			✓	
CmdManuallyIntegrateQualifierPeak	BL2000\mchavez	1/25/2022 12:48:54 PM	Manually integrate qualifier 84.0 of compound Methylene chloride in sample 21JAN15.D, from x, y = 3.299, 0 to 3.372, 0, result = 402; previous integration is from x, y = 3.360, 0 to 3.377, 0 and previous response = 0.			✓	
CmdManuallyIntegrateQualifierPeak	BL2000\mchavez	1/25/2022 12:48:56 PM	Manually integrate qualifier86.0 of compound Methylene chloride in sample 21JAN15.D from x, y = 3.305, 0 to 3.347, 0; result = 92			✓	
CmdSetTargetCompoundAttribute	BL2000\mchavez	1/25/2022 12:48:59 PM	Set UserAnnotation = NI for compound Methylene chloride in sample 21JAN15.D; previous value =			✓	
CmdManuallyIntegratePeak	BL2000\mchavez	1/25/2022 12:49:15 PM	Manually integrate compound Chloroform in sample 21JAN15.D from x, y = 5.616, 0 to 5.667, 0; result = 307			✓	
CmdManuallyIntegratePeak	BL2000\mchavez	1/25/2022 12:49:16 PM	Manually integrate compound Bromochloromethane in sample 21JAN15.D from x, y = 5.550, 0 to 5.616, 0; result = 0			✓	

Name	User	Time	Action	Reason	Comment	Succeed	Exception
CmdClearManualIntegration	BL2000\mchavez	1/25/2022 12:49:22 PM	Clear manual integration of target signal for compound Bromochloromethane in sample 21JAN15.D				Agilent.MassSpectrometry.DataAnalysis.Quantitative.ApplicationCommandException: Integrator did not find any peaks at Agilent.MassSpectrometry.DataAnalysis.Quantitative.Analysis.MeasuredIon.ClearManualIntegration() at Agilent.MassSpectrometry.DataAnalysis.Quantitative.CmdClearManualIntegration.Do() at Agilent.MassSpectrometry.CommandModel.CommandHistory.Invoke(ICommand cmd) at Agilent.MassSpectrometry.DataAnalysis.Quantitative.AppCommandContext._Invoke(ICommand cmd)
CmdManuallyIntegrateQualifierPeak	BL2000\mchavez	1/25/2022 12:49:27 PM	Manually integrate qualifier85.0 of compound Chloroform in sample 21JAN15.D from x, y = 5.639, 0 to 5.686, 0; result = 174			✓	
CmdSetTargetCompoundAttribute	BL2000\mchavez	1/25/2022 12:49:30 PM	Set UserAnnotation = NI for compound Chloroform in sample 21JAN15.D; previous value =			✓	
CmdManuallyIntegratePeak	BL2000\mchavez	1/25/2022 12:49:52 PM	Manually integrate compound Toluene in sample 21JAN15.D from x, y = 8.363, 0 to 8.402, 0; result = 353			✓	
CmdSetTargetCompoundAttribute	BL2000\mchavez	1/25/2022 12:49:54 PM	Set UserAnnotation = NI for compound Toluene in sample 21JAN15.D; previous value =			✓	
CmdManuallyIntegrateQualifierPeak	BL2000\mchavez	1/25/2022 12:49:56 PM	Manually integrate qualifier91.0 of compound Toluene in sample 21JAN15.D from x, y = 8.355, 0 to 8.430, 0; result = 804			✓	
CmdSetTargetCompoundAttribute	BL2000\mchavez	1/25/2022 12:50:00 PM	Set UserAnnotation = for compound Toluene in sample 21JAN15.D; previous value = NI			✓	
CmdZeroOutPeak	BL2000\mchavez	1/25/2022 12:50:02 PM	Zero out primary peak of compound Toluene in sample 21JAN15.D			✓	
CmdSetSampleAttribute	BL2000\mchavez	1/25/2022 12:50:04 PM	Set UserDefined = Qualifier ratio did not meet method criteria for Toluene for sample 21JAN15.D; previous value =			✓	
CmdSaveBatchTable	BL2000\mchavez	1/25/2022 1:01:03 PM	Save batch D:\Org\Data\VOA5975C\VG012122\QuantResults\VG012122_8260B.batch.bin			✓	
CmdOpenBatchTable	BL2000\mchavez	1/25/2022 1:04:35 PM	Open batch D:\Org\Data\VOA5975C\VG012122\VG012122_8260B.batch.bin			✓	

Name	User	Time	Action	Reason	Comment	Succeed	Exception
CmdClearManualIntegration	BL2000\mchavez	1/25/2022 1:11:19 PM	Clear manual integration of target signal for compound Bromomethane in sample 21JAN15.D				Agilent.MassSpectrometry.DataAnalysis.Quantitative.ApplicationCommandException: Integrator did not find any peaks at Agilent.MassSpectrometry.DataAnalysis.Quantitative.Analysis.MeasuredIon.ClearManualIntegration() at Agilent.MassSpectrometry.DataAnalysis.Quantitative.CmdClearManualIntegration.Do() at Agilent.MassSpectrometry.CommandModel.CommandHistory.Invoke(ICommand cmd) at Agilent.MassSpectrometry.DataAnalysis.Quantitative.AppCommandContext._Invoke(ICommand cmd)
CmdSetSampleAttribute	BL2000\mchavez	1/25/2022 1:11:46 PM	Set SampleApproved = True for sample 21JAN15.D; previous value = False			✓	
CmdManuallyIntegratePeak	BL2000\mchavez	1/25/2022 1:12:20 PM	Manually integrate compound m+p-Xylenes in sample 21JAN17.D from x, y = 10.042, 0 to 10.064, 0; result = 51			✓	
CmdManuallyIntegrateQualifierPeak	BL2000\mchavez	1/25/2022 1:12:21 PM	Manually integrate qualifier91.0 of compound m+p-Xylenes in sample 21JAN17.D from x, y = 10.008, 0 to 10.045, 0; result = 241			✓	
CmdZeroOutPeak	BL2000\mchavez	1/25/2022 1:12:23 PM	Zero out primary peak of compound m+p-Xylenes in sample 21JAN17.D			✓	
CmdSetSampleAttribute	BL2000\mchavez	1/25/2022 1:12:35 PM	Set UserDefined = Qualifier ratio did not meet method criteria for m+p Xylenes for sample 21JAN17.D; previous value =			✓	
CmdManuallyIntegratePeak	BL2000\mchavez	1/25/2022 1:12:48 PM	Manually integrate compound Toluene in sample 21JAN17.D from x, y = 8.355, 0 to 8.433, 0; result = 2010			✓	
CmdSetTargetCompoundAttribute	BL2000\mchavez	1/25/2022 1:12:51 PM	Set UserAnnotation = NI for compound Toluene in sample 21JAN17.D; previous value =			✓	
CmdManuallyIntegratePeak	BL2000\mchavez	1/25/2022 1:13:06 PM	Manually integrate compound Chloroform in sample 21JAN17.D from x, y = 5.619, 0 to 5.686, 0; result = 272			✓	
CmdManuallyIntegrateQualifierPeak	BL2000\mchavez	1/25/2022 1:13:19 PM	Manually integrate qualifier85.0 of compound Chloroform in sample 21JAN17.D from x, y = 5.602, 0 to 5.686, 0; result = 156			✓	
CmdSetTargetCompoundAttribute	BL2000\mchavez	1/25/2022 1:13:23 PM	Set UserAnnotation = LT for compound Chloroform in sample 21JAN17.D; previous value =			✓	

Name	User	Time	Action	Reason	Comment	Succeed	Exception
CmdSetTargetCompoundAttribute	BL2000\mchavez	1/25/2022 1:13:24 PM	Set UserAnnotation = NI for compound Chloroform in sample 21JAN17.D; previous value = LT			✓	
CmdManuallyIntegratePeak	BL2000\mchavez	1/25/2022 1:13:39 PM	Manually integrate compound Methylene chloride in sample 21JAN17.D from x, y = 3.271, 0 to 3.430, 0; result = 2400			✓	
CmdManuallyIntegrateQualifierPeak	BL2000\mchavez	1/25/2022 1:13:42 PM	Manually integrate qualifier84.0 of compound Methylene chloride in sample 21JAN17.D from x, y = 3.285, 0 to 3.402, 0; result = 2061			✓	
CmdManuallyIntegrateQualifierPeak	BL2000\mchavez	1/25/2022 1:13:45 PM	Manually integrate qualifier86.0 of compound Methylene chloride in sample 21JAN17.D from x, y = 3.266, 0 to 3.377, 0; result = 807			✓	
CmdSetSampleAttribute	BL2000\mchavez	1/25/2022 1:15:19 PM	Set SampleApproved = True for sample 21JAN17.D; previous value = False			✓	
CmdSetTargetCompoundAttribute	BL2000\mchavez	1/25/2022 1:19:01 PM	Set UserAnnotation = NI for compound Methylene chloride in sample 21JAN17.D; previous value =			✓	
CmdManuallyIntegrateQualifierPeak	BL2000\mchavez	1/25/2022 1:19:25 PM	Manually integrate qualifier84.0 of compound Methylene chloride in sample 21JAN18.D from x, y = 3.291, 0 to 3.391, 0; result = 1690			✓	
CmdManuallyIntegrateQualifierPeak	BL2000\mchavez	1/25/2022 1:19:26 PM	Manually integrate qualifier86.0 of compound Methylene chloride in sample 21JAN18.D from x, y = 3.293, 0 to 3.411, 0; result = 986			✓	
CmdManuallyIntegratePeak	BL2000\mchavez	1/25/2022 1:19:39 PM	Manually integrate compound Chloromethane in sample 21JAN18.D from x, y = 1.383, 0 to 1.445, 0; result = 393			✓	
CmdManuallyIntegrateQualifierPeak	BL2000\mchavez	1/25/2022 1:19:41 PM	Manually integrate qualifier52.0 of compound Chloromethane in sample 21JAN18.D from x, y = 1.372, 0 to 1.464, 0; result = 111			✓	
CmdSetTargetCompoundAttribute	BL2000\mchavez	1/25/2022 1:19:44 PM	Set UserAnnotation = NI for compound Chloromethane in sample 21JAN18.D; previous value =			✓	
CmdManuallyIntegratePeak	BL2000\mchavez	1/25/2022 1:20:05 PM	Manually integrate compound Chloroform in sample 21JAN18.D from x, y = 5.625, 0 to 5.686, 0; result = 87			✓	
CmdManuallyIntegrateQualifierPeak	BL2000\mchavez	1/25/2022 1:20:07 PM	Manually integrate qualifier85.0 of compound Chloroform in sample 21JAN18.D from x, y = 5.633, 0 to 5.703, 0; result = 54			✓	
CmdSaveBatchTable	BL2000\mchavez	1/25/2022 1:33:29 PM	Save batch D:\Org\Data\VOA5975C\VG012122\QuantResults\VG012122_8260B.batch.bin			✓	

Name	User	Time	Action	Reason	Comment	Succeed	Exception
CmdOpenBatchTable	BL2000\mchavez	1/26/2022 5:03:04 AM	Open batch D:\Org\Data\VOA5975C\VG012122\VG012122_8260B.batch.bin			✓	
CmdSetSampleAttribute	BL2000\mchavez	1/26/2022 5:04:11 AM	Set SampleApproved = True for sample 21JAN18.D; previous value = False			✓	
CmdManuallyIntegratePeak	BL2000\mchavez	1/26/2022 5:05:05 AM	Manually integrate compound Methylene chloride in sample 21JAN19.D from x, y = 3.288, 0 to 3.391, 0; result = 1512			✓	
CmdManuallyIntegrateQualifierPeak	BL2000\mchavez	1/26/2022 5:05:08 AM	Manually integrate qualifier84.0 of compound Methylene chloride in sample 21JAN19.D from x, y = 3.288, 0 to 3.400, 0; result = 1036			✓	
CmdManuallyIntegrateQualifierPeak	BL2000\mchavez	1/26/2022 5:05:11 AM	Manually integrate qualifier86.0 of compound Methylene chloride in sample 21JAN19.D from x, y = 3.277, 0 to 3.377, 0; result = 627			✓	
CmdSetTargetCompoundAttribute	BL2000\mchavez	1/26/2022 5:05:15 AM	Set UserAnnotation = NI for compound Methylene chloride in sample 21JAN19.D; previous value =			✓	
CmdManuallyIntegratePeak	BL2000\mchavez	1/26/2022 5:05:30 AM	Manually integrate compound Chloromethane in sample 21JAN19.D from x, y = 1.383, 0 to 1.417, 0; result = 367			✓	
CmdManuallyIntegrateQualifierPeak	BL2000\mchavez	1/26/2022 5:05:33 AM	Manually integrate qualifier52.0 of compound Chloromethane in sample 21JAN19.D from x, y = 1.375, 0 to 1.431, 0; result = 95			✓	
CmdSetTargetCompoundAttribute	BL2000\mchavez	1/26/2022 5:05:36 AM	Set UserAnnotation = NI for compound Chloromethane in sample 21JAN19.D; previous value =			✓	
CmdSetSampleAttribute	BL2000\mchavez	1/26/2022 5:05:42 AM	Set SampleApproved = True for sample 21JAN19.D; previous value = False			✓	
CmdManuallyIntegratePeak	BL2000\mchavez	1/26/2022 5:05:52 AM	Manually integrate compound Chloromethane in sample 21JAN20.D from x, y = 1.386, 0 to 1.436, 0; result = 540			✓	
CmdManuallyIntegrateQualifierPeak	BL2000\mchavez	1/26/2022 5:05:55 AM	Manually integrate qualifier52.0 of compound Chloromethane in sample 21JAN20.D from x, y = 1.375, 0 to 1.431, 0; result = 154			✓	
CmdSetTargetCompoundAttribute	BL2000\mchavez	1/26/2022 5:05:58 AM	Set UserAnnotation = NI for compound Chloromethane in sample 21JAN20.D; previous value =			✓	
CmdManuallyIntegratePeak	BL2000\mchavez	1/26/2022 5:06:09 AM	Manually integrate compound Methylene chloride in sample 21JAN20.D from x, y = 3.294, 0 to 3.389, 0; result = 2250			✓	

Name	User	Time	Action	Reason	Comment	Succeed	Exception
CmdManuallyIntegrateQualifierPeak	BL2000\mchavez	1/26/2022 5:06:12 AM	Manually integrate qualifier84.0 of compound Methylene chloride in sample 21JAN20.D from x, y = 3.280, 0 to 3.400, 0; result = 1623			✓	
CmdManuallyIntegrateQualifierPeak	BL2000\mchavez	1/26/2022 5:06:15 AM	Manually integrate qualifier86.0 of compound Methylene chloride in sample 21JAN20.D from x, y = 3.294, 0 to 3.380, 0; result = 755			✓	
CmdSetTargetCompoundAttribute	BL2000\mchavez	1/26/2022 5:06:18 AM	Set UserAnnotation = NI for compound Methylene chloride in sample 21JAN20.D; previous value =			✓	
CmdManuallyIntegratePeak	BL2000\mchavez	1/26/2022 5:06:38 AM	Manually integrate compound Chloroform in sample 21JAN20.D from x, y = 5.617, 0 to 5.692, 0; result = 382			✓	
CmdManuallyIntegrateQualifierPeak	BL2000\mchavez	1/26/2022 5:06:40 AM	Manually integrate qualifier85.0 of compound Chloroform in sample 21JAN20.D from x, y = 5.614, 0 to 5.686, 0; result = 207			✓	
CmdSetTargetCompoundAttribute	BL2000\mchavez	1/26/2022 5:06:43 AM	Set UserAnnotation = NI for compound Chloroform in sample 21JAN20.D; previous value =			✓	
CmdManuallyIntegratePeak	BL2000\mchavez	1/26/2022 5:06:57 AM	Manually integrate compound Benzene in sample 21JAN20.D from x, y = 6.247, 0 to 6.336, 0; result = 147			✓	
CmdManuallyIntegrateQualifierPeak	BL2000\mchavez	1/26/2022 5:07:01 AM	Manually integrate qualifier77.0 of compound Benzene in sample 21JAN20.D from x, y = 6.255, 0 to 6.300, 0; result = 27			✓	
CmdSetTargetCompoundAttribute	BL2000\mchavez	1/26/2022 5:07:07 AM	Set UserAnnotation = NI for compound Benzene in sample 21JAN20.D; previous value =			✓	
CmdSetSampleAttribute	BL2000\mchavez	1/26/2022 5:07:41 AM	Set SampleApproved = True for sample 21JAN20.D; previous value = False			✓	
CmdManuallyIntegratePeak	BL2000\mchavez	1/26/2022 5:09:04 AM	Manually integrate compound Methylene chloride in sample 21JAN21.D from x, y = 3.296, 0 to 3.400, 0; result = 2007			✓	
CmdManuallyIntegrateQualifierPeak	BL2000\mchavez	1/26/2022 5:09:08 AM	Manually integrate qualifier84.0 of compound Methylene chloride in sample 21JAN21.D from x, y = 3.296, 0 to 3.416, 0; result = 1122			✓	
CmdManuallyIntegrateQualifierPeak	BL2000\mchavez	1/26/2022 5:09:11 AM	Manually integrate qualifier86.0 of compound Methylene chloride in sample 21JAN21.D from x, y = 3.288, 0 to 3.372, 0; result = 701			✓	
CmdSetTargetCompoundAttribute	BL2000\mchavez	1/26/2022 5:09:15 AM	Set UserAnnotation = NI for compound Methylene chloride in sample 21JAN21.D; previous value =			✓	

Name	User	Time	Action	Reason	Comment	Succeed	Exception
CmdManuallyIntegratePeak	BL2000\mchavez	1/26/2022 5:09:30 AM	Manually integrate compound Chloromethane in sample 21JAN21.D from x, y = 1.386, 0 to 1.434, 0; result = 347			✓	
CmdManuallyIntegrateQualifierPeak	BL2000\mchavez	1/26/2022 5:09:32 AM	Manually integrate qualifier52.0 of compound Chloromethane in sample 21JAN21.D from x, y = 1.383, 0 to 1.453, 0; result = 85			✓	
CmdSetTargetCompoundAttribute	BL2000\mchavez	1/26/2022 5:09:40 AM	Set UserAnnotation = NI for compound Chloromethane in sample 21JAN21.D; previous value =			✓	
CmdManuallyIntegrateQualifierPeak	BL2000\mchavez	1/26/2022 5:10:00 AM	Manually integrate qualifier84.0 of compound Methylene chloride in sample 21JAN22.D from x, y = 3.285, 0 to 3.391, 0; result = 1846			✓	
CmdManuallyIntegrateQualifierPeak	BL2000\mchavez	1/26/2022 5:10:05 AM	Manually integrate qualifier86.0 of compound Methylene chloride in sample 21JAN22.D from x, y = 3.296, 0 to 3.408, 0; result = 1223			✓	

Name	User	Time	Action	Reason	Comment	Succeed	Exception
CmdManuallyIntegratePeak	BL2000\mchavez	1/26/2022 5:10:34 AM	Manually integrate compound Toluene in sample 21JAN22.D from x, y = 8.355, 0 to 8.427, 0; result = 0				Agilent.MassSpectrometry.DataAnalysis.Quantitative.ApplicationCommandException: Manual integration failed for compound Toluene in sample B22011131-002A. ---> Agilent.MassSpectrometry.DataAnalysis.Quantitative.ApplicationCommandException: Manual integration failed for compound Toluene in sample B22011131-002A. ---> System.IndexOutOfRangeException: Index was outside the bounds of the array. at Agilent.MassSpectrometry.DataAnalysis.AgileIntegrator.Peak.a(Double[] A_0, Single[] A_1, Int32 A_2, Int32 A_3, Int32 A_4, Double A_5, Double A_6, Double& A_7, Double& A_8, Int32& A_9, Int32& A_10, Int32& A_11, Int32& A_12) at Agilent.MassSpectrometry.DataAnalysis.AgileIntegrator.Peak.ComputeChromatographicMetrics(Double[] xArray, Single[] yArray, Int32 startIndex, Int32 apexIndex, Int32 endIndex, Double baselineSlope, Double yIntercept, Double& fullWidthHalfMaximum, Double& symmetry) at Agilent.MassSpectrometry.DataAnalysis.Quantitative.Integrator.a(IChromatogram A_0, IPeakList A_1) at Agilent.MassSpectrometry.DataAnalysis.Quantitative.Integrator.ManualIntegrate(IChromatogram chromatogram, Double xStart, Double yStart, Double xEnd, Double yEnd, IChromPeakList& peaklist) at Agilent.MassSpectrometry.DataAnalysis.Quantitative.Analysis.MeasuredIon.ManualIntegrate(Double xStart, Double yStart, Double xEnd, Double yEnd) --- End of inner exception stack trace --- at Agilent.MassSpectrometry.DataAnalysis.Quantitative.Analysis.QuantifierIon.SetManualIntegrationFailureMessage(Exception e) at Agilent.MassSpectrometry.DataAnalysis.Quantitative.Analysis.MeasuredIon.ManualIntegrate(Double xStart, Double yStart, Double xEnd, Double yEnd)

Name	User	Time	Action	Reason	Comment	Succeed	Exception
							at Agilent.MassSpectrometry.DataAnalysis.Quantitative.CmdManuallyIntegratePeak.Do() --- End of inner exception stack trace --- at Agilent.MassSpectrometry.DataAnalysis.Quantitative.CmdManuallyIntegratePeak.Do() at Agilent.MassSpectrometry.CommandModel.CommandHistory.Invoke(ICommand cmd) at Agilent.MassSpectrometry.DataAnalysis.Quantitative.AppCommandContext._Invoke(ICommand cmd)
CmdManuallyIntegrateQualifierPeak	BL2000\mchavez	1/26/2022 5:10:43 AM	Manually integrate qualifier91.0 of compound Toluene in sample 21JAN22.D from x, y = 8.352, 0 to 8.427, 0; result = 0			✓	
CmdManuallyIntegratePeak	BL2000\mchavez	1/26/2022 5:10:53 AM	Manually integrate compound Toluene in sample 21JAN22.D from x, y = 8.366, 0 to 8.416, 0; result = 2899			✓	
CmdSetTargetCompoundAttribute	BL2000\mchavez	1/26/2022 5:11:01 AM	Set UserAnnotation = NI for compound Toluene in sample 21JAN22.D; previous value =			✓	
CmdSetSampleAttribute	BL2000\mchavez	1/26/2022 5:11:22 AM	Set SampleApproved = True for sample 21JAN22.D; previous value = False			✓	
CmdManuallyIntegratePeak	BL2000\mchavez	1/26/2022 5:12:15 AM	Manually integrate compound Methylene chloride in sample 21JAN23.D from x, y = 3.294, 0 to 3.380, 0; result = 1960			✓	
CmdManuallyIntegrateQualifierPeak	BL2000\mchavez	1/26/2022 5:12:18 AM	Manually integrate qualifier84.0 of compound Methylene chloride in sample 21JAN23.D from x, y = 3.285, 0 to 3.388, 0; result = 1040			✓	
CmdManuallyIntegrateQualifierPeak	BL2000\mchavez	1/26/2022 5:12:21 AM	Manually integrate qualifier86.0 of compound Methylene chloride in sample 21JAN23.D from x, y = 3.308, 15 to 3.427, 0; result = 566			✓	
CmdManuallyIntegrateQualifierPeak	BL2000\mchavez	1/26/2022 5:12:25 AM	Manually integrate qualifier 86.0 of compound Methylene chloride in sample 21JAN23.D, from x, y = 3.257, 0 to 3.386, 0, result = 663; previous integration is from x, y = 3.308, 15 to 3.427, 0 and previous response = 566.			✓	
CmdSetTargetCompoundAttribute	BL2000\mchavez	1/26/2022 5:12:30 AM	Set UserAnnotation = NI for compound Methylene chloride in sample 21JAN23.D; previous value =			✓	

Name	User	Time	Action	Reason	Comment	Succeed	Exception
CmdManuallyIntegratePeak	BL2000\mchavez	1/26/2022 5:12:45 AM	Manually integrate compound Chloromethane in sample 21JAN23.D from x, y = 1.381, 0 to 1.453, 0; result = 367			✓	
CmdManuallyIntegrateQualifierPeak	BL2000\mchavez	1/26/2022 5:12:48 AM	Manually integrate qualifier52.0 of compound Chloromethane in sample 21JAN23.D from x, y = 1.392, 0 to 1.436, 0; result = 127			✓	
CmdSetTargetCompoundAttribute	BL2000\mchavez	1/26/2022 5:12:52 AM	Set UserAnnotation = NI for compound Chloromethane in sample 21JAN23.D; previous value =			✓	
CmdSetSampleAttribute	BL2000\mchavez	1/26/2022 5:12:56 AM	Set SampleApproved = True for sample 21JAN23.D; previous value = False			✓	
CmdSetSampleAttribute	BL2000\mchavez	1/26/2022 5:12:56 AM	Set SampleApproved = False for sample 21JAN23.D; previous value = True			✓	
CmdSetSampleAttribute	BL2000\mchavez	1/26/2022 5:13:45 AM	Set SampleApproved = True for sample 21JAN24.D; previous value = False			✓	
CmdSetSampleAttribute	BL2000\mchavez	1/26/2022 5:14:52 AM	Set SampleApproved = True for sample 21JAN25.D; previous value = False			✓	
CmdSetSampleAttribute	BL2000\mchavez	1/26/2022 5:15:46 AM	Set SampleApproved = True for sample 21JAN27.D; previous value = False			✓	
CmdSetSampleAttribute	BL2000\mchavez	1/26/2022 5:16:09 AM	Set SampleApproved = True for sample 21JAN23.D; previous value = False			✓	
CmdSetSampleAttribute	BL2000\mchavez	1/26/2022 5:16:26 AM	Set SampleApproved = True for sample 21JAN21.D; previous value = False			✓	
CmdQuantitate	BL2000\mchavez	1/26/2022 5:18:04 AM	Quantitate all compounds in all samples			✓	
CmdSaveBatchTable	BL2000\mchavez	1/26/2022 5:44:10 AM	Save batch D:\Org\Data\VOA5975C\VG012122\QuantResults\VG012122_8260B.batch.bin			✓	
CmdOpenBatchTable	BL2000\mchavez	3/11/2022 3:48:44 AM	Open batch D:\Org\Data\VOA5975C\VG012122\VG012122_8260B.batch.bin			✓	
CmdSetSampleAttribute	BL2000\mchavez	3/11/2022 3:53:03 AM	Set SampleType = MatrixBlank for sample 21JAN08.D; previous value = Sample			✓	
CmdQuantitate	BL2000\mchavez	3/11/2022 3:53:24 AM	Quantitate all compounds in all samples			✓	

Name	User	Time	Action	Reason	Comment	Succeed	Exception
CmdCalibrate	BL2000\mchavez	3/11/2022 3:53:58 AM	Replace level QC with QC sample 21JAN04.D for compounds {1,2-Dichlorobenzene, 1,4-Dichlorobenzene, 1,3-Dichlorobenzene, 4-Chlorotoluene, 2-Chlorotoluene, 1,2,3-Trichloropropane, 1,1,2,2-Tetrachloroethane, Bromobenzene, p-Bromofluorobenzene, Bromoform, Styrene, o-Xylene, m+p-Xylenes, Ethylbenzene, 1,1,1,2-Tetrachloroethane, Chlorobenzene, 1,2-Dibromoethane, Chlorodibromomethane, 1,3-Dichloropropane, Tetrachloroethene, 1,1,2-Trichloroethane, trans-1,3-Dichloropropene, Toluene, Toluene-d8, cis-1,3-Dichloropropene, Bromodichloromethane, Dibromomethane, 1,2-Dichloropropane, Trichloroethene, 1,2-Dichloroethane, Benzene, 1,2-Dichloroethane-d4, 1,1-Dichloropropene, Carbon tetrachloride, Dibromofluoromethane, 1,1,1-Trichloroethane, Chloroform, Bromochloromethane, Methyl ethyl ketone, cis-1,2-Dichloroethene, 2,2-Dichloropropane, 1,1-Dichloroethane, Methyl tert-butyl ether (MTBE), trans-1,2-Dichloroethene, 1,1-Dichloroethene, Trichlorofluoromethane, Chloroethane, Bromomethane, Vinyl chloride, Chloromethane, Dichlorodifluoromethane, Methylene chloride}; Replace level CC with CC sample 21JAN03.D for compounds {1,2-Dichlorobenzene, 1,4-Dichlorobenzene, 1,3-Dichlorobenzene, 4-Chlorotoluene, 2-Chlorotoluene, 1,2,3-Trichloropropane, 1,1,2,2-Tetrachloroethane, Bromobenzene, p-Bromofluorobenzene, Bromoform, Styrene, o-Xylene, m+p-Xylenes, Ethylbenzene, 1,1,1,2-Tetrachloroethane, Chlorobenzene, 1,2-Dibromoethane, Chlorodibromomethane, 1,3-Dichloropropane, Tetrachloroethene, 1,1,2-Trichloroethane, trans-1,3-Dichloropropene, Toluene, Toluene-d8, cis-1,3-Dichloropropene, Bromodichloromethane, Dibromomethane, 1,2-Dichloropropane, Trichloroethene, 1,2-Dichloroethane, Benzene, 1,2-Dichloroethane-d4, 1,1-Dichloropropene, Carbon tetrachloride, Dibromofluoromethane, 1,1,1-			✓	

Name	User	Time	Action	Reason	Comment	Succeed	Exception
			Trichloroethane, Chloroform, Bromochloromethane, Methyl ethyl ketone, cis-1,2-Dichloroethene, 2,2-Dichloropropane, 1,1-Dichloroethane, Methyl tert-butyl ether (MTBE), trans-1,2-Dichloroethene, 1,1-Dichloroethene, Trichlorofluoromethane, Chloroethane, Bromomethane, Vinyl chloride, Chloromethane, Dichlorodifluoromethane, Methylene chloride};				
CmdQuantitate	BL2000\mchavez	3/11/2022 3:54:15 AM	Quantitate all compounds in all samples			✓	
CmdSaveBatchTable	BL2000\mchavez	3/11/2022 3:54:29 AM	Save batch D:\Org\Data\VOA5975C\VG012122\QuantResults\VG012122_8260B.batch.bin			✓	
GenerateReport	BL2000\mchavez	3/11/2022 3:55:26 AM	Generates report - Method: \\MASSHUNTER\Org\reports\LevelIV_Reports\SampleSequence\CC_mid_rpt.m, Output Path: D:\Org\Data\VOA5975C\VG012122\QuantReports\VG012122_8260B			✓	

Name	User	Time	Action	Reason	Comment	Succeed	Exception
CmdCalibrate	BL2000\mchavez	3/11/2022 3:55:54 AM	Replace level CC with CC sample 21JAN27.D for compounds {1,2-Dichlorobenzene, 1,4-Dichlorobenzene, 1,3-Dichlorobenzene, 4-Chlorotoluene, 2-Chlorotoluene, 1,2,3-Trichloropropane, 1,1,2,2-Tetrachloroethane, Bromobenzene, p-Bromofluorobenzene, Bromoform, Styrene, o-Xylene, m+p-Xylenes, Ethylbenzene, 1,1,1,2-Tetrachloroethane, Chlorobenzene, 1,2-Dibromoethane, Chlorodibromomethane, 1,3-Dichloropropane, Tetrachloroethene, 1,1,2-Trichloroethane, trans-1,3-Dichloropropene, Toluene, Toluene-d8, cis-1,3-Dichloropropene, Bromodichloromethane, Dibromomethane, 1,2-Dichloropropane, Trichloroethene, 1,2-Dichloroethane, Benzene, 1,2-Dichloroethane-d4, 1,1-Dichloropropene, Carbon tetrachloride, Dibromofluoromethane, 1,1,1-Trichloroethane, Chloroform, Bromochloromethane, Methyl ethyl ketone, cis-1,2-Dichloroethene, 2,2-Dichloropropane, 1,1-Dichloroethane, Methyl tert-butyl ether (MTBE), trans-1,2-Dichloroethene, 1,1-Dichloroethene, Trichlorofluoromethane, Chloroethane, Bromomethane, Vinyl chloride, Chloromethane, Dichlorodifluoromethane, Methylene chloride};			✓	
CmdQuantitate	BL2000\mchavez	3/11/2022 3:56:17 AM	Quantitate all compounds in all samples			✓	
CmdSaveBatchTable	BL2000\mchavez	3/11/2022 3:56:34 AM	Save batch D:\Org\Data\VOA5975C\VG012122\QuantResults\VG012122_8260B.batch.bin			✓	
GenerateReport	BL2000\mchavez	3/11/2022 3:57:20 AM	Generates report - Method: \\MASSHUNTER\Org\reports\LevelIV_Reports\SampleSequence\CC_mid_rpt.m, Output Path: D:\Org\Data\VOA5975C\VG012122\QuantReports\VG012122_8260B-1			✓	

Analytical RunID VOA5975C.I_220119A Standards Traceability Report

Standard ID: VOCF0313
Standard Name: Liquids
Type: Primary
Prep Date: 6/23/2020
Prep By: Alethea M. Shaules
Exp Date: 4/13/2023
Status: New
Department: gcmsvoa
Vendor: AccuStd
Final Volume: 10 mL
Lot Number: 220041126
Balance ID:
Comments: Date Prepared is same as Date Received. 2,000 ug/mL. Catalog # M502A-R-10X. Corrected lot number to match CI. MSC 01/14/2022

Chemical/Solvent Used	Bottle No	Amt	Units	Expires
Volatile Organic Compounds - Liquids	12797	1	mL	4/13/2023

Stock Source	Base Units	Amount Added
VOCF0313	ug/mL	

Analytical RunID VOA5975C.I_220119A Standards Traceability Report

Spike ID: VOCF0352
Spike Name: 2nd Source Liquids
Type: Primary
Prep Date: 11/23/2020
Prep By: Steve Dilts
Exp Date: 12/31/2023
Status: New
Department: gcmsvoa
Vendor: Agilent
Final Volume: 10 mL
Lot Number: 0006570990
Balance ID:
Comments: Date Prepared is same as Date Received. 2000 ug/mL in MeOH. Catalog # DWM-589N-1.

Chemical/Solvent Used	Bottle No	Amt	Units	Expires
VOC Standard	13292	1	mL	12/31/2023

Stock Source	Base Units	Amount Added
VOCF0352	ug/mL	

Analytical RunID VOA5975C.I_220119A Standards Traceability Report

Standard ID: VOCF0373
Standard Name: MtBE (Methy tert-Butyl Ether)
Type: Primary
Prep Date: 2/26/2021
Prep By: Steve Dilts
Exp Date: 8/31/2022
Status: New
Department: gcmsvoa
Vendor: Agilent
Final Volume: 5 mL
Lot Number: 0006555762
Balance ID:
Comments: Date Prepared is same as Date Received. 2000 ug/mL in MeOH. Catalog # STS-440

Chemical/Solvent Used	Bottle No	Amt	Units	Expires
Methyl tert-Butyl Ether Standard	13578	1	mL	8/31/2022

Stock Source	Base Units	Amount Added
VOCF0373	ug/mL	

Analytical RunID VOA5975C.I_220119A Standards Traceability Report

Spike ID: VOCF0401
Spike Name: 2nd Source MtBE
Type: Primary
Prep Date: 6/7/2021
Prep By: Alethea M. Shaules
Exp Date: 12/11/2029
Status: New
Department: gcmsvoa
Vendor: AccuStandard
Final Volume: 5 mL
Lot Number: 220051182
Balance ID:
Comments: Date Prepared is same as Date Receive. 2,000 ug/mL in MeOH. Catalog # S-078-10X.

Chemical/Solvent Used	Bottle No	Amt	Units	Expires
MTBE	13920	1	mL	12/11/2029

Stock Source	Base Units	Amount Added
VOCF0401	ug/mL	

Analytical RunID VOA5975C.I_220119A Standards Traceability Report

Spike ID: VOCF0417
Spike Name: Chem Service Gases
Type: Primary
Prep Date: 8/3/2021
Prep By: Steve Dilts
Exp Date: 2/28/2022
Status: New
Department: gcmsvoa
Vendor: Chemservice
Final Volume: 5 mL
Lot Number: 11882100
Balance ID:
Comments: Date Prepared is same as Date Received. 2000 ug/mL in MeOH. Catalog # M-VOHC6M5-1ML

Chemical/Solvent Used	Bottle No	Amt	Units	Expires
Volatile Organics High Concentration Mixture #6	14142	5	mL	2/28/2022

Stock Source	Base Units	Amount Added
VOCF0417	ug/mL	

Analytical RunID VOA5975C.I_220119A Standards Traceability Report

Standard ID: VOCF0425
Standard Name: Internals
Type: Primary
Prep Date: 9/8/2021
Prep By: Jerran D. Brenden
Exp Date: 12/31/2022
Status: New
Department: gcmsvoa
Vendor: Agilent
Final Volume: 10 mL
Lot Number: 0006582580
Balance ID:
Comments: Date Prepared is same as Date Received. 2,500 ug/mL in MeOH. Catalog # STM-520-1.

Chemical/Solvent Used	Bottle No	Amt	Units	Expires
Internal Standard	14251	1	mL	12/31/2022

Stock Source	Base Units	Amount Added
VOCF0425	ug/mL	

Analytical RunID VOA5975C.I_220119A Standards Traceability Report

Spike ID: VOCF0426
Spike Name: Surrogates 2.0 mg/mL
Type: Primary
Prep Date: 9/14/2021
Prep By: Jerran D. Brenden
Exp Date: 4/18/2029
Status: New
Department: gcmsvoa
Vendor: AccuStandard
Final Volume: 10 mL
Lot Number: 219041458
Balance ID:
Comments: Date Received 01/04/2021. 2.0 mg/mL. Catalog # M-8260A-B-SS-10X

Chemical/Solvent Used	Bottle No	Amt	Units	Expires
Surrogate Standard Mix	14269	1	mL	4/18/2029

Stock Source	Base Units	Amount Added
VOCF0426	ug/mL	

Analytical RunID VOA5975C.I_220119A Standards Traceability Report

Standard ID: VOCF0427
Standard Name: Gases
Type: Primary
Prep Date: 9/17/2021
Prep By: Alethea M. Shaules
Exp Date: 8/3/2024
Status: New
Department: gcmsvoa
Vendor: Absolute
Final Volume: 10 mL
Lot Number: 080321
Balance ID:
Comments: Date Prepared is same as Date Received. 2,000 ug/mL in MeOH. Catalog # 30058.

Chemical/Solvent Used	Bottle No	Amt	Units	Expires
EPA Method 502-524 - Volatile Gases Mix #1	14285	1	mL	8/3/2024

Stock Source	Base Units	Amount Added
VOCF0427	ug/mL	

Analytical RunID VOA5975C.I_220119A Standards Traceability Report

Standard ID: VOCF0434
Standard Name: Ketones
Type: Primary
Prep Date: 10/26/2021
Prep By: Steve Dilts
Exp Date: 6/30/2023
Status: New
Department: gcmsvoa
Vendor: Chem Service
Final Volume: 5 mL
Lot Number: 10251200
Balance ID:
Comments: Date Prepared is same as Date Received. 2,000 ug/mL in 90:10 MeOH:H2O. Catalog # M-TCL-1AN5-5ML.

Chemical/Solvent Used	Bottle No	Amt	Units	Expires
TCL Ketone Mix	14443	1	mL	6/30/2023

Stock Source	Base Units	Amount Added
VOCF0434	ug/mL	

Analytical RunID VOA5975C.I_220119A Standards Traceability Report

Standard ID: VOCF0440
Standard Name: 2nd Source High Concentration Ketones
Type: Primary
Prep Date: 12/3/2021
Prep By: Melissa Chavez
Exp Date: 1/1/2023
Status: New
Department: gcmsvoa
Vendor: AccuStandard
Final Volume: 5 mL
Lot Number: 221111486
Balance ID:
Comments: Date Prepared is same as Date Received. 20,000 ug/mL in Methanol. Catalog # CLP-022K-100X.

Chemical/Solvent Used	Bottle No	Amt	Units	Expires
TCL Ketone Mix	14585	1	mL	1/1/2023

Stock Source	Base Units	Amount Added
VOCF0440	ug/mL	

Analytical RunID VOA5975C.I_220119A Standards Traceability Report

Spike ID: VOCF3517
Spike Name: Internal Standard / Surrogates (INT/SURR)
Type: Secondary
Prep Date: 11/10/2021
Prep By: Alethea M. Shaules
Exp Date: 12/31/2022
Status: New
Department: gcmsvoa
Vendor:
Final Volume: 100 mL
Lot Number:
Balance ID:
Comments: Final Concentration 0.05 ug/uL in MeOH.

Chemical/Solvent Used	Bottle No	Amt	Units	Expires
Methanol, Purge and Trap - EB199-US	14334	95.5	mL	12/31/2022

Stock Source	Base Units	Amount Added
VOCF0425	ug/mL	2 mL
VOCF0426	ug/mL	2.5 mL

Analytical RunID VOA5975C.I_220119A Standards Traceability Report

Spike ID: VOCF3529B
Spike Name: 2nd Source MtBE
Type: Secondary
Prep Date: 11/29/2021
Prep By: Alethea M. Shaules
Exp Date: 1/29/2022
Status:
Department: gcmsvoa
Vendor:
Final Volume: 10 mL
Lot Number:
Balance ID:
Comments: Final Concentration 0.2 ug/uL

Chemical/Solvent Used	Bottle No	Amt	Units	Expires
Methanol, Purge and Trap - EB199-US	14334	9	mL	1/29/2022

Stock Source	Base Units	Amount Added
VOCF0401	ug/mL	1 mL

Analytical RunID VOA5975C.I_220119A Standards Traceability Report

Standard ID: VOCF3546B
Standard Name: Liquids
Type: Secondary
Prep Date: 12/13/2021
Prep By: Alethea M. Shaules
Exp Date: 2/13/2022
Status:
Department: GCMSVOA
Vendor:
Final Volume: 10 mL
Lot Number:
Balance ID:
Comments: 1.0 ml/10 ml final volume. Final Concentration 0.2 ug/uL. Corrected comment and analyte list 11/9/2021 sbd

Chemical/Solvent Used	Bottle No	Amt	Units	Expires
Methanol, Purge and Trap EA899	13926	9	mL	2/13/2022

Stock Source	Base Units	Amount Added
VOCF0313	ug/mL	1 mL

Analytical RunID VOA5975C.I_220119A Standards Traceability Report

Spike ID: VOCF3558B
Spike Name: 2nd Source Liquids
Prep Date: 12/27/2021
Exp Date: 2/27/2022
Department: gcmsvoa
Vendor:
Lot Number:
Balance ID:
Comments: Final Concentration 0.2ug/uL.

Type: Secondary
Prep By: Steve Dilts
Status: Open
Final Volume: 10 mL

Chemical/Solvent Used	Bottle No	Amt	Units	Expires
Methanol, Purge and Trap - EB199-US	14334	9	mL	2/27/2022

Stock Source	Base Units	Amount Added
VOCF0352	ug/mL	1 mL

Analytical RunID VOA5975C.I_220119A Standards Traceability Report

Standard ID: VOCF3559A
Standard Name: MtBE
Type: Secondary
Prep Date: 12/27/2021
Prep By: Melissa Chavez
Exp Date: 1/27/2022
Status:
Department: gcmsvoa
Vendor:
Final Volume: 10 mL
Lot Number:
Balance ID:
Comments: Final Concentration 0.2 ug/uL.

Chemical/Solvent Used	Bottle No	Amt	Units	Expires
Methanol, Purge and Trap - EB199-US	14334	9	mL	1/27/2022

Stock Source	Base Units	Amount Added
VOCF0373	ug/mL	1 mL

Analytical RunID VOA5975C.I_220119A Standards Traceability Report

Standard ID: VOCF3563
Standard Name: Internals
Prep Date: 1/3/2022
Exp Date: 7/3/2022
Department: gcmsvoa
Vendor:
Lot Number:
Balance ID:
Comments: Final Concentration 0.05 ug/uL.

Type: Secondary
Prep By: Alethea M. Shaules
Status: New
Final Volume: 50 mL

Chemical/Solvent Used	Bottle No	Amt	Units	Expires
Methanol, Purge and Trap EB373	14519	49	mL	7/3/2022

Stock Source	Base Units	Amount Added
VOCF0425	ug/mL	1 mL

Analytical RunID VOA5975C.I_220119A Standards Traceability Report

Spike ID: VOCF3567A
Spike Name: 2nd Source Ketones
Prep Date: 1/12/2022
Exp Date: 2/12/2022
Department: gcmsvoa
Vendor: AccuStandard
Lot Number: 221111486
Balance ID:
Comments: 2.0 ug/uL in 90:10 MeOH:H2O

Type: Secondary
Prep By: Melissa Chavez
Status:
Final Volume: 10 mL

Chemical/Solvent Used	Bottle No	Amt	Units	Expires
Methanol, Purge and Trap EB373	14519	9	mL	2/12/2022

Stock Source	Base Units	Amount Added
VOCF0440	ug/mL	1 mL

Analytical RunID VOA5975C.I_220119A Standards Traceability Report

Standard ID: VOCF3569
Standard Name: Ketones
Type: Primary
Prep Date: 1/17/2022
Prep By: Melissa Chavez
Exp Date: 2/17/2022
Status: Open
Department: gcmsvoa
Vendor: Chem Service
Final Volume: 1 mL
Lot Number: 10251200
Balance ID:
Comments: Vial Opened For Use . 2.0 ug/uL in 90:10 MeOH:H2O.

Chemical/Solvent Used	Bottle No	Amt	Units	Expires
TCL Ketone Mix	14443	1	mL	2/17/2022

Stock Source	Base Units	Amount Added
VOCF0434	ug/mL	1 mL

Analytical RunID VOA5975C.I_220119A Standards Traceability Report

Standard ID: VOCF3570A
Standard Name: Gases
Type: Secondary
Prep Date: 1/18/2022
Prep By: Melissa Chavez
Exp Date: 1/25/2022
Status:
Department: GCMSVOA
Vendor:
Final Volume: 10 mL
Lot Number:
Balance ID:
Comments: 1.0 ml/10 ml final volume. Final Concentration 0.2 ug/uL

Chemical/Solvent Used	Bottle No	Amt	Units	Expires
Methanol, Purge and Trap EB373	14519	9	mL	1/25/2022

Stock Source	Base Units	Amount Added
VOCF0427	ug/mL	1 mL

Analytical RunID VOA5975C.I_220119A Standards Traceability Report

Spike ID: VOCF3571A
Spike Name: 2nd Source Gases
Type: Secondary
Prep Date: 1/19/2022
Prep By: Melissa Chavez
Exp Date: 1/26/2022
Status:
Department: gcmsvoa
Vendor:
Final Volume: 10 mL
Lot Number:
Balance ID:
Comments: 1.0 ml/10 ml final volume. Final Concentration 0.2 ug/uL.

Chemical/Solvent Used	Bottle No	Amt	Units	Expires
Methanol, Purge and Trap EB373	14519	9	mL	1/26/2022

Stock Source	Base Units	Amount Added
VOCF0417	ug/mL	1 mL

Analytical RunID VOA5975C.I_220119A Standards Traceability Report

Standard ID: VOCF3573
Standard Name: Calibration Surrogates
Type: Secondary
Prep Date: 1/19/2022
Prep By: Jerran D. Brenden
Exp Date: 7/19/2022
Status: New
Department: gcmsvoa
Vendor:
Final Volume: 5 mL
Lot Number:
Balance ID:
Comments: Final Concentration 0.2 ug/uL in MeOH

Chemical/Solvent Used	Bottle No	Amt	Units	Expires
Methanol, Purge and Trap - EB679	14746	4.5	mL	7/19/2022

Stock Source	Base Units	Amount Added
VOCF0426	ug/mL	0.5 mL

125 Market Street
New Haven, CT 06513
USA

AccuStandard®

Tel (203)786-5290
Fax (203)786-5287
www.AccuStandard.com

CERTIFICATE OF ANALYSIS

Catalog No: M-502A-R-10X
Description: Volatile Organic Compounds - Liquids
Lot: 220041126
Solvent: Methanol
Hazards: *Refer to SDS for complete safety information*

Signal Word: Danger

Date Certified: Apr 13, 2020
Expiration: Apr 13, 2023
Sample Size: 1 mL
Components: 54
Storage Condition: Refrig (0-5 °C)

Certified Reference Material

ANAB AR-1463 ANAB AT-1339 ilac-MRA

Component	CAS #	Purity % (GC/MS)	Prepared Concentration[2] (µg/mL)	Certified Analyte Concentration[1] (µg/mL)
Benzene	71-43-2	100.0	2002	2002
Bromobenzene	108-86-1	100.0	2003	2003
Bromochloromethane	74-97-5	99.1	2001	1983
Bromodichloromethane	75-27-4	99.0	2002	1982
Bromoform	75-25-2	99.2	2001	1985
n-Butylbenzene	104-51-8	100.0	2002	2002
sec-Butylbenzene	135-98-8	100.0	2001	2001
tert-Butylbenzene	98-06-6	99.0	2003	1983
Carbon tetrachloride	56-23-5	100.0	2003	2003
Chlorobenzene	108-90-7	99.6	2001	1993
Chloroform	67-66-3	99.2	2004	1988
2-Chlorotoluene	95-49-8	99.0	2003	1983
4-Chlorotoluene	106-43-4	99.8	2002	1998
Dibromochloromethane	124-48-1	97.8	2049*	2004
1,2-Dibromo-3-chloropropane	96-12-8	99.2	2001	1985
1,2-Dibromoethane	106-93-4	100.0	2006	2006
Dibromomethane	74-95-3	99.0	2002	1982
1,2-Dichlorobenzene	95-50-1	98.2	2003	1967
1,3-Dichlorobenzene	541-73-1	100.0	2000	2000
1,4-Dichlorobenzene	106-46-7	100.0	2002	2002
1,1-Dichloroethane	75-34-3	98.6	2001	1973
1,2-Dichloroethane	107-06-2	99.8	2010	2006
1,1-Dichloroethene	75-35-4	99.0	2000	1980
cis-1,2-Dichloroethene	156-59-2	99.0	2002	1982
trans-1,2-Dichloroethene	156-60-5	99.5	2001	1991
1,2-Dichloropropane	78-87-5	99.5	2003	1993
1,3-Dichloropropane	142-28-9	96.7	2073*	2005
2,2-Dichloropropane	594-20-7	99.9	2012	2010
1,1-Dichloropropene	563-58-6	98.9	2001	1979
cis-1,3-Dichloropropene **	10061-01-5	93.9	2041*	1916
trans-1,3-Dichloropropene **	10061-02-6	93.9	1968*	1848
Ethylbenzene	100-41-4	99.7	2000	1994
Hexachlorobutadiene	87-68-3	98.0	2003	1963
Isopropylbenzene	98-82-8	100.0	2002	2002
p-Isopropyltoluene	99-87-6	99.4	2000	1988
Methylene chloride	75-09-2	99.9	2001	1999
Naphthalene	91-20-3	100.0	2002	2002
n-Propylbenzene	103-65-1	100.0	2001	2001
Styrene	100-42-5	100.0	2003	2003
1,1,1,2-Tetrachloroethane	630-20-6	98.9	2005	1983
1,1,2,2-Tetrachloroethane	79-34-5	96.0	2087*	2004
Tetrachloroethene	127-18-4	99.4	2017	2005
Toluene	108-88-3	100.0	2001	2001
1,2,3-Trichlorobenzene	87-61-6	100.0	2002	2002

For use in routine laboratory analysis.

AccuStandard is accredited to ISO 17034, ISO/IEC 17025 and certified to ISO 9001:2015

125 Market Street
New Haven, CT 06513
USA

AccuStandard®

Tel (203)786-5290
Fax (203)786-5287
www.AccuStandard.com

CERTIFICATE OF ANALYSIS

Catalog No: M-502A-R-10X
Description: Volatile Organic Compounds - Liquids
Lot: 220041126
Solvent: Methanol

Date Certified: Apr 13, 2020
Expiration: Apr 13, 2023
Sample Size: 1 mL
Components: 54

Component - *continued*	**CAS #**	**Purity %** (GC/MS)	**Prepared Concentration²** (µg/mL)	**Certified Analyte Concentration¹** (µg/mL)
1,2,4-Trichlorobenzene	120-82-1	99.6	2001	1993
1,1,1-Trichloroethane	71-55-6	100.0	2002	2002
1,1,2-Trichloroethane	79-00-5	98.6	2000	1972
Trichloroethene	79-01-6	100.0	2003	2003
1,2,3-Trichloropropane	96-18-4	97.5	2055*	2004
1,2,4-Trimethylbenzene	95-63-6	98.2	2001	1965
1,3,5-Trimethylbenzene	108-67-8	98.8	2001	1977
o-Xylene	95-47-6	99.0	2000	1980
m-Xylene	108-38-3	99.2	2002	1986
p-Xylene	106-42-3	95.4	2097*	2001

* Weight compensated to 100% purity.

** 47.8% cis isomer, 46.1% trans isomer

A product with a suffix (-1A, -2B, etc. or -01, -02, etc.) on its lot number has had its expiration date extended and is identical to the same lot number without the suffix.

² All weights are traceable through NIST, Test No. 684/289871-17

¹ Certified Analyte Concentration = Purity x Prepared Concentration.

The Uncertainty associated with the certified concentration reported on this certificate is ±2.4%. This value is the combined expanded uncertainty and represents an estimated standard deviation equal to the positive square root of the total variation of the uncertainty of components. A normal distribution is assumed and a coverage factor of K=2 is chosen using approximately a 95% confidence level.

Labels and certificates follow U.S. Conventions in reporting numerical values: A comma (,) is used to separate units of one-thousand or greater. A period (.) is used as a decimal place marker.

The information on this certificate may not be reproduced without the express permission of the manufacturer. See reverse side for additional information

Certified By: _____
Larry Decker, Organic QC Manager

ID #: 12797
Opened: _____
Volatile Organic Compounds - Liquids
Expires: 4/13/2023
Rec'd: 6/23/2020
Energy Laboratories Inc 1120 So. 27th Street
Billings MT 59107

For use in routine laboratory analysis.

AccuStandard is accredited to ISO 17034, ISO/IEC 17025 and certified to ISO 9001:2015

QR-ORG/INO-001
Rev. 5/19

Agilent

ID #: 13292
Opened:
VOC Standard
Expires: 12/31/2023
Rec'd: 11/23/2020
Energy Laboratories Inc 1120 So. 27th Street
Billings MT 59107

Certificate of Analysis

Product Name: VOC Standard

Product Number: DWM-589N-1

Lot Number: 0006570990

Lot Issue Date: 17-Nov-2020

Expiration Date: 31-Dec-2023

Description:

This analytical reference material (RM) was manufactured and verified in accordance with an ISO 9001 registered quality system and analyte concentrations were verified by an ISO 17025 accredited laboratory. The concentration and uncertainty value at the 95% confidence level for each analyte, determined gravimetrically, is listed below.

Analyte	CAS#	Analyte Lot	Concentration ± Uncertainty
bromochloromethane	000074-97-5	RM00009	2010 ± 10 µg/mL
bromodichloromethane	000075-27-4	RM12585	2009 ± 10 µg/mL
bromoform	000075-25-2	RM13987	2010 ± 10 µg/mL
carbon tetrachloride	000056-23-5	RM07576	2010 ± 10 µg/mL
chloroform	000067-66-3	RM13988	2009 ± 10 µg/mL
dibromochloromethane	000124-48-1	RM14843	2009 ± 10 µg/mL
dibromomethane	000074-95-3	RM12878	2009 ± 10 µg/mL
methylene chloride	000075-09-2	RM11650	2009 ± 10 µg/mL
1,2-dibromoethane	000106-93-4	RM00018	2010 ± 10 µg/mL
1,1-dichloroethane	000075-34-3	RM16217	2006 ± 10 µg/mL
1,2-dichloroethane	000107-06-2	RM04655	2005 ± 10 µg/mL
1,1-dichloroethene	000075-35-4	RM14486	2010 ± 10 µg/mL
cis-1,2-dichloroethene	000156-59-2	RM15008	2007 ± 10 µg/mL
trans-1,2-dichloroethene	000156-60-5	RM07565	2008 ± 10 µg/mL
1,1,1,2-tetrachloroethane	000630-20-6	RM12632	2005 ± 10 µg/mL
1,1,2,2-tetrachloroethane	000079-34-5	RM02540	2009 ± 10 µg/mL
tetrachloroethene	000127-18-4	RM06491	2008 ± 10 µg/mL

ANAB ACCREDITED ISO17034 REFERENCE MATERIAL PRODUCER
ISO 17034 Cert No. AR-1936

RM was produced in accordance with TUV USA Inc registered ISO 9001 Quality Management System. Cert # 56 100 18560026
Page: 1 of 4
www.agilent.com/quality/
CSD-QA-015.1

ANAB ACCREDITED ISO/IEC 17025 TESTING LABORATORY
ISO 17025 Cert No. AT-1937

Certificate of Analysis

Product Number: DWM-589N-1 **Lot Number:** 0006570990

1,1,1-trichloroethane	000071-55-6	RM16539	2004 ± 10 µg/mL
1,1,2-trichloroethane	000079-00-5	RM01175	2009 ± 10 µg/mL
trichloroethene	000079-01-6	RM14232	2009 ± 10 µg/mL
1,2-dibromo-3-chloropropane	000096-12-8	RM13666	2009 ± 10 µg/mL
1,2-dichloropropane	000078-87-5	RM12821	2008 ± 10 µg/mL
1,3-dichloropropane	000142-28-9	RM02080	2008 ± 10 µg/mL
2,2-dichloropropane	000594-20-7	RM12927	2005 ± 10 µg/mL
1,1-dichloropropene	000563-58-6	RM16190	2010 ± 10 µg/mL
cis-1,3-dichloropropene	010061-01-5	RM12891	2007 ± 10 µg/mL
trans-1,3-dichloropropene	010061-02-6	RM12254	2006 ± 10 µg/mL
hexachlorobutadiene	000087-68-3	RM09157	2005 ± 10 µg/mL
1,2,3-trichloropropane	000096-18-4	RM13082	2004 ± 10 µg/mL
benzene	000071-43-2	RM12931	2009 ± 10 µg/mL
n-butylbenzene	000104-51-8	RM03651	2008 ± 10 µg/mL
sec-butylbenzene	000135-98-8	RM10905	2005 ± 10 µg/mL
tert-butylbenzene	000098-06-6	RM14040	2007 ± 10 µg/mL
ethylbenzene	000100-41-4	RM12195	2006 ± 10 µg/mL
isopropylbenzene	000098-82-8	RM00835	2009 ± 10 µg/mL
4-isopropyltoluene	000099-87-6	RM09747	2009 ± 10 µg/mL
naphthalene	000091-20-3	NT00970	2006 ± 10 µg/mL
n-propylbenzene	000103-65-1	RM12785	2010 ± 10 µg/mL
styrene	000100-42-5	RM13393	2010 ± 10 µg/mL

Agilent

Certificate of Analysis

Product Number: DWM-589N-1

Lot Number: 0006570990

toluene	000108-88-3	RM06650	2008 ± 10 µg/mL
1,2,4-trimethylbenzene	000095-63-6	RM06731	2002 ± 10 µg/mL
1,3,5-trimethylbenzene	000108-67-8	RM12905	2009 ± 10 µg/mL
o-xylene	000095-47-6	RM15639	2005 ± 10 µg/mL
m-xylene	000108-38-3	RM15919	2006 ± 10 µg/mL
p-xylene	000106-42-3	RM02647	2009 ± 10 µg/mL
bromobenzene	000108-86-1	RM10227	2008 ± 10 µg/mL
chlorobenzene	000108-90-7	RM01874	2008 ± 10 µg/mL
2-chlorotoluene	000095-49-8	RM13774	2007 ± 10 µg/mL
4-chlorotoluene	000106-43-4	RM11750	2009 ± 10 µg/mL
1,2-dichlorobenzene	000095-50-1	RM13636	2005 ± 10 µg/mL
1,3-dichlorobenzene	000541-73-1	NT00356	2009 ± 10 µg/mL
1,4-dichlorobenzene	000106-46-7	RM12826	2009 ± 10 µg/mL
1,2,3-trichlorobenzene	000087-61-6	RM10193	2007 ± 10 µg/mL
1,2,4-trichlorobenzene	000120-82-1	RM09454	2009 ± 10 µg/mL

Matrix: methanol (methyl alcohol)

Storage Conditions: Store Frozen (-25° to -10°C).

Traceability:
The balances used for these measurements are calibrated with weights traceable to NIST in compliance with ANSI/NCSL Z540.3, ISO 9001, ISO 17025, and ISO 17034. Calibrated Class A glassware is used for volumetric measurements. Thermometers are calibrated against a NIST traceable thermometer in accordance with NIST Special Publication 1088.

Homogeneity:
This RM was unitized according to an in-house procedure and is guaranteed to be homogeneous. There is no minimum sub-sample size required.

ANAB ACCREDITED ISO 17034 REFERENCE MATERIAL PRODUCER

ISO 17034 Cert No. AR-1936

RM was produced in accordance with TUV USA Inc registered ISO 9001 Quality Management System. Cert # 56 100 18560026

Page: 3 of 4

www.agilent.com/quality/

CSD-QA-015.1

ANAB ACCREDITED ISO/IEC 17025 TESTING LABORATORY

ISO 17025 Cert No. AT-1937

Certificate of Analysis

Product Number: DWM-589N-1

Lot Number: 0006570990

Intended Use:
This RM is intended for the preparation of working reference samples for use in routine laboratory analyses, calibration of instruments, validation of analytical methods, assessments of measurement methods, and continuing calibration verification.

Instructions for Use:
Sample aliquots for analysis should be withdrawn at 20°C to 25°C immediately after opening the container and should be processed without delay for the certified values to be valid within the stated uncertainties.

Hazards:
Refer to the Safety Data Sheet on www.agilent.com for information regarding this RM.

Expiration of Certification:
The certification of this RM is valid until the expiration date specified above, provided the RM is handled and stored in accordance with the instructions given in this certificate. This certification is nullified if the RM is damaged, contaminated, or otherwise modified.

Maintenance of Certification:
If substantive changes are noted that affect the certification before the expiration of this certificate, Agilent will notify the purchaser.

Sample lot approver:

Monica Bourgeois
QMS Representative

ANAB ACCREDITED ISO 17034 REFERENCE MATERIAL PRODUCER
ISO 17034 Cert
No. AR-1936

RM was produced in accordance with TUV USA Inc registered ISO 9001 Quality Management System. Cert # 56 100 18560026
Page: 4 of 4
www.agilent.com/quality/
CSD-QA-015.1

ANAB ACCREDITED ISO/IEC 17025 TESTING LABORATORY
ISO 17025 Cert
No. AT-1937

Agilent

ID #: 13578
Opened:
Methyl tert-Butyl Ether Standard
Expires: 8/31/2022
Rec'd: 2/26/2021
Energy Laboratories Inc 1120 So. 27th Street
Billings MT 59107

Certificate of Analysis

Product Name: Methyl tert-Butyl Ether Standard

Product Number: STS-440-1

Lot Number: 0006555762

Lot Issue Date: 19-Aug-2020

Expiration Date: 31-Aug-2022

Description:
This analytical reference material (RM) was manufactured and verified in accordance with an ISO 9001 registered quality system, and analyte concentrations were verified by an ISO 17025 accredited laboratory. The concentration and uncertainty value at the 95% confidence level for each analyte, determined gravimetrically, is listed below.

Analyte	CAS#	Analyte Lot	Concentration ± Uncertainty
tert-butylmethyl ether	001634-04-4	RM06568	2006 ± 10 µg/mL

Matrix: methanol (methyl alcohol)

Storage Conditions: Store Frozen (-25° to -10°C).

Traceability:
The balances used for these measurements are calibrated with weights traceable to NIST in compliance with ANSI/NCSL Z540.3, ISO 9001, ISO 17025, and ISO 17034. Calibrated Class A glassware is used for volumetric measurements. Thermometers are calibrated against a NIST traceable thermometer in accordance with NIST Special Publication 1088.

Homogeneity:
This RM was unitized according to an in-house procedure and is guaranteed to be homogeneous. There is no minimum sub-sample size required.

Intended Use:
This RM is intended for the preparation of working reference samples for use in routine laboratory analyses, calibration of instruments, validation of analytical methods, assessments of measurement methods, and continuing calibration verification.

Instructions for Use:
Sample aliquots for analysis should be withdrawn at 20°C to 25°C immediately after opening the container and should be processed without delay for the certified values to be valid within the stated uncertainties.

Hazards:
Refer to the Safety Data Sheet on www.agilent.com for information regarding this RM.

Expiration of Certification:
The certification of this RM is valid until the expiration date specified above, provided the RM is handled and stored in accordance with the instructions given in this certificate. This certification is nullified if the RM is damaged, contaminated, or otherwise modified.

Maintenance of Certification:
If substantive changes are noted that affect the certification before the expiration of this certificate, Agilent will notify the purchaser.

Sample lot approver:

Monica Bourgeois
QMS Representative

ANAB ACCREDITED ISO 17034 REFERENCE MATERIAL PRODUCER
ISO 17034 Cert No. AR-1936

RM was produced in accordance with TUV USA Inc registered ISO 9001 Quality Management System. Cert # 56 100 18560026
Page: 1 of 1
www.agilent.com/quality/
CSD-QA-015.1

ANAB ACCREDITED ISO/IEC 17025 TESTING LABORATORY
ISO 17025 Cert No. AT-1937

250 Smith Street North Kingstown, Rhode Island 02852 www.agilent.com/quality

125 Market Street
New Haven, CT 06513
USA

AccuStandard®

Tel (203)786-5290
Fax (203)786-5287
www.AccuStandard.com

CERTIFICATE OF ANALYSIS

Catalog No: S-078-10X
Description: MtBE
Lot: 220051182
Solvent: Methanol
Hazards: *Refer to SDS for complete safety information*

Signal Word: Danger

Date Certified: May 18, 2020
Expiration: May 18, 2030
Sample Size: 1 mL
Components: 1
Storage Condition: Ambient (>5 °C)

Certified Reference Material

ANAB AR-1463 ANAB AT-1339 ilac-MRA

Component	CAS #	Purity % (GC/MS)	Prepared Concentration[2] (µg/mL)	Certified Analyte Concentration[1] (µg/mL)
MtBE	1634-04-4	100.0	2002	2002

ID #: 13920
Opened:_____
MTBE
Expires: 5/18/2030
Rec'd: 6/7/2021
Energy Laboratories Inc 1120 So. 27th Street
Billings MT 59107

A product with a suffix (-1A, -2B, etc. or -01, -02, etc.) on its lot number has had its expiration date extended and is identical to the same lot number without the suffix.

[2] All weights are traceable through NIST, Test No. 684/289871-17

[1] Certified Analyte Concentration = Purity x Prepared Concentration.

The Uncertainty associated with the certified concentration reported on this certificate is ±2.4%. This value is the combined expanded uncertainty and represents an estimated standard deviation equal to the positive square root of the total variation of the uncertainty of components. A normal distribution is assumed and a coverage factor of K=2 is chosen using approximately a 95% confidence level.

Labels and certificates follow U.S. Conventions in reporting numerical values: A comma (,) is used to separate units of one-thousand or greater. A period (.) is used as a decimal place marker.

The information on this certificate may not be reproduced without the express permission of the manufacturer. See reverse side for additional information

Hazard Information: Please refer to the SDS for information regarding the hazards associated with using this material.

This product was prepared according to in-house procedures and is guaranteed to be homogeneous.

Certified By: _____
Larry Decker, Organic QC Manager

For use in routine laboratory analysis.

AccuStandard is accredited to ISO 17034, ISO/IEC 17025 and certified to ISO 9001:2015

QR-ORG/INO-001
Rev. 7/20

660 Tower Lane • P.O. Box 599 • West Chester, PA 19381-0599
1-800-452-9994 • 1-610-692-3026 • Fax 1-610-692-8729
info@chemservice.com • www.chemservice.com

CERTIFICATE OF ANALYSIS

Volatile Organics High Concentration Mixture #6

CONCENTRATION	2000ug/ml in Methanol
CATALOG NUMBER	M-VOHC6M5-1ML
LOT NUMBER	11882100
DATE CERTIFIED	05/25/21
EXPIRATION DATE	02/28/22
STORAGE	Store at room temperature (20 - 25 °C).
HANDLING	See Safety Data Sheet
INTENDED USE	For laboratoy use only.
ISO 17034:2016 CERTIFIED	[ ]

ID #: 14142
Opened:
Volatile Organics High Concentration Mixture
Expires: 2/28/2022
Rec'd: 8/3/2021
Energy Laboratories Inc 1120 So. 27th Street
Billings MT 59107

ID	Analyte	CAS	Weight Analyte (mg)	Lot	Purity	Certified Concentration (ug/mL)
N-11446	Chloroethane	75-00-3	96.300	00001728	100.0	2006.3
N-11665	Dichlorodifluoromethane	75-71-8	96.610	00001729	100.0	2012.7
N-12417	Methyl bromide	74-83-9	96.910	00024694	100.0	2019.0
N-12421	Methyl chloride	74-87-3	96.150	00001731	100.0	2003.1
N-13655	Trichlorofluoromethane	75-69-4	96.300	00027239	99.4	1994.2
N-13748	Vinyl chloride	75-01-4	96.150	00019298	100.0	2003.1

Analytical Test	Value
CONCENTRATION (GC/MSD)	VERIFIED

COA Form
Revision 3 (3/2015)

PJLA Testing

Print Date: 07/28/21

CHEM SERVICE INC

660 Tower Lane • P.O. Box 599 • West Chester, PA 19381-0599
1-800-452-9994 • 1-610-692-3026 • Fax 1-610-692-8729
info@chemservice.com • www.chemservice.com

Instructions for Use:
Shake mixture prior to use. If particles are present, sonicate for homogeneity. If sample is diluted to lower concentrations, Class A volumetric glassware must be used.
Minimum Sample Size- 0.2 uL for Direct Injection.
Chem Service Inc. guarantees the expanded uncertainty of the above analytes to be +/- 2.0% of the certified concentrations based on gravimetric preparation. The test results published in this report were obtained using equipment capable of producing results that are traceable to NIST and through NIST to the International System of Units (SI). The reported expanded uncertainty of measurement is stated as the combined standard uncertainty of measurement multiplied by the coverage factor k (k=2) such that the coverage probability corresponds to approximately 95%. For certified reference materials, homogeneity and thermal stability testing are available upon request.

Certified By:

Mary Beth O'Donnell

Mary Beth O'Donnell
CSM/TC

PJLA
Testing
Accreditation #63520

660 Tower Lane • P.O. Box 599 • West Chester, PA 19381-0599
1-800-452-9994 • 1-610-692-3026 • Fax 1-610-692-8729
info@chemservice.com • www.chemservice.com

CERTIFICATE OF ANALYSIS

Analysis Method:

Catalog Number:	M-VOHC6M5-1ML
Description:	Volatile Organics High Concentration Mixture #6
Lot Number:	11882100
Expiration Date:	02/28/22

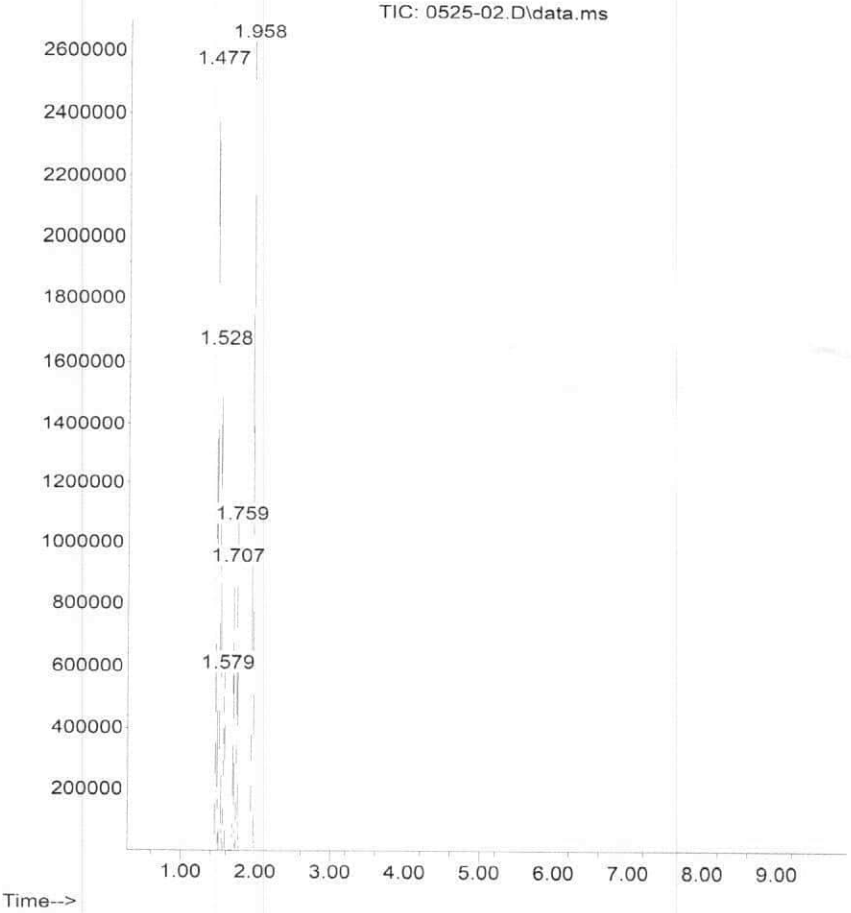

PJLA Testing

ID #: 14251
Opened:
Internal Standard
Expires: 12/31/2022
Rec'd: 9/8/2021
Energy Laboratories Inc 1120 So. 27th Street
Billings MT 59107

Agilent

Certificate of Analysis

Product Name: Internal Standard

Product Number: STM-520-1

Lot Number: 0006582580

Lot Issue Date: 05-Jan-2021

Expiration Date: 31-Dec-2022

Description:
This analytical reference material (RM) was manufactured and verified in accordance with an ISO 9001 registered quality system and analyte concentrations were verified by an ISO 17025 accredited laboratory. The concentration and uncertainty value at the 95% confidence level for each analyte, determined gravimetrically, is listed below.

Analyte	CAS#	Analyte Lot	Concentration ± Uncertainty
chlorobenzene-d5	003114-55-4	RM12274	2501 ± 13 µg/mL
1,4-dichlorobenzene-d4	003855-82-1	RM12517	2501 ± 13 µg/mL
fluorobenzene	000462-06-6	RM13378	2512 ± 13 µg/mL

Matrix: methanol (methyl alcohol)

Storage Conditions: Store Frozen (-25° to -10°C).

Traceability:
The balances used for these measurements are calibrated with weights traceable to NIST in compliance with ANSI/NCSL Z540.3, ISO 9001, ISO 17025, and ISO 17034. Calibrated Class A glassware is used for volumetric measurements. Thermometers are calibrated against a NIST traceable thermometer in accordance with NIST Special Publication 1088.

Homogeneity:
This RM was unitized according to an in-house procedure and is guaranteed to be homogeneous. There is no minimum sub-sample size required.

Intended Use:
This RM is intended for the preparation of working reference samples for use in routine laboratory analyses, calibration of instruments, validation of analytical methods, assessments of measurement methods, and continuing calibration verification.

Instructions for Use:
Sample aliquots for analysis should be withdrawn at 20°C to 25°C immediately after opening the container and should be processed without delay for the certified values to be valid within the stated uncertainties.

Hazards:
Refer to the Safety Data Sheet on www.agilent.com for information regarding this RM.

ANAB ACCREDITED ISO 17034 REFERENCE MATERIAL PRODUCER
ISO 17034 Cert No. AR-1936

RM was produced in accordance with TUV USA Inc registered ISO 9001 Quality Management System. Cert # 56 100 18560026
Page: 1 of 2
www.agilent.com/quality/
CSD-QA-015.1

ANAB ACCREDITED ISO/IEC 17025 TESTING LABORATORY
ISO 17025 Cert No. AT-1937

Agilent

Certificate of Analysis

Product Number: STM-520-1 **Lot Number:** 0006582580

Expiration of Certification:
The certification of this RM is valid until the expiration date specified above, provided the RM is handled and stored in accordance with the instructions given in this certificate. This certification is nullified if the RM is damaged, contaminated, or otherwise modified.

Maintenance of Certification:
If substantive changes are noted that affect the certification before the expiration of this certificate, Agilent will notify the purchaser.

Sample lot approver:

Monica Bourgeois
QMS Representative

ANAB ACCREDITED ISO 17034 REFERENCE MATERIAL PRODUCER

ISO 17034 Cert
No. AR-1936

RM was produced in accordance with TUV USA Inc registered ISO 9001 Quality Management System. Cert # 56 100 18560026
Page: 2 of 2

www.agilent.com/quality/
CSD-QA-015.1

ANAB ACCREDITED ISO/IEC 17025 TESTING LABORATORY

ISO 17025 Cert
No. AT-1937

250 Smith Street North Kingstown, Rhode Island 02852 www.agilent.com/quality

125 Market Street
New Haven, CT 06513
USA

AccuStandard®

Tel (203)786-5290
Fax (203)786-5287
www.AccuStandard.com

CERTIFICATE OF ANALYSIS

Catalog No: M-8260A-B-SS-10X
Description: Surrogate Standard Mix
Lot: 219041458
Solvent: Methanol
Hazards: *Refer to SDS for complete safety information*

Date Certified: Apr 18, 2019
Expiration: Apr 18, 2029
Sample Size: 1 mL
Components: 4
Storage Condition: Ambient (>5 °C)

Signal Word: Danger

Certified Reference Material

ANAB ACCREDITED INTERPRETATION PROVIDER AR-1463 ANAB ACCREDITED TESTING LABORATORY AT-1339 ilac-MRA

Component	CAS #	Purity % (GC/MS)	Prepared Concentration[2] (µg/mL)	Certified Analyte Concentration[1] (µg/mL)
p-Bromofluorobenzene	460-00-4	99.9	2004	2002
Dibromofluoromethane	1868-53-7	99.8	2005	2001
1,2-Dichloroethane-d4	17060-07-0	100.0	2001	2001
Toluene-d8	2037-26-5	100.0	2000	2000

ID #: 14269
Opened:_____
Surrogate Standard Mix
Expires: 4/18/2029
Rec'd: 9/14/2021
Energy Laboratories Inc 1120 So. 27th Street
Billings MT 59107

A product with a suffix (-1A, -2B, etc. or -01, -02, etc.) on its lot number has had its expiration date extended and is identical to the same lot number without the suffix.

[2] All weights are traceable through NIST, Test No. 684/289871-17

[1] Certified Analyte Concentration = Purity x Prepared Concentration.

The Uncertainty associated with the certified concentration reported on this certificate is ±2.4%. This value is the combined expanded uncertainty and represents an estimated standard deviation equal to the positive square root of the total variation of the uncertainty of components. A normal distribution is assumed and a coverage factor of K=2 is chosen using approximately a 95% confidence level.

Labels and certificates follow U.S. Conventions in reporting numerical values: A comma (,) is used to separate units of one-thousand or greater. A period (.) is used as a decimal place marker.

The information on this certificate may not be reproduced without the express permission of the manufacturer. See reverse side for additional information

Hazard Information: Please refer to the SDS for information regarding the hazards associated with using this material.

This product was prepared according to in-house procedures and is guaranteed to be homogeneous.

Certified By: _____
Larry Decker, Organic QC Manager

For use in routine laboratory analysis.

AccuStandard is accredited to ISO 17034, ISO/IEC 17025 and certified to ISO 9001:2015

QR-ORG/INO-001
Rev. 7/20

CERTIFIED WEIGHT REPORT

Part Number: 30058
Lot Number: 080321
Description: EPA Method 502/524 - Volatile Gases Mix #1
6 components
Expiration Date: 080324
Recommended Storage: Freezer (0 °C)
Nominal Concentration (µg/mL): 2000
NIST Test ID#: 6UTB

Solvent:	Lot#
Methanol	EA783-US

5E-05 Balance Uncertainty
Weight(s) shown below were combined and diluted to (mL): 500.0 0.058 Flask Uncertainty

Formulated By:	Mario Luis	080321 DATE
Reviewed By:	Pedro L. Rentas	080321 DATE

	Compound	RM#	Lot Number	Nominal Conc (µg/mL)	Purity (%)	Uncertainty Purity (%)	Target Weight (g)	Actual Weight (g)	Actual Conc(µg/mL)	Expanded Uncertainty (+/-) (µg/mL)	SDS Information (Solvent Safety Info. On Attached pg.) CAS#	OSHA PEL (TWA)	LD50
1.	Bromomethane	50	01611JX	2000	99.5	0.2	1.00508	1.0098	2009.4	8.1	74-83-9	5 ppm (20mg/m3/8H) (skin)	orl-rat 214mg/kg
2.	Chloroethane	72	062617	2000	99	0.2	1.01016	1.0146	2008.8	8.1	75-00-3	1000 ppm (2600mg/m3/8H)	N/A
3.	Chloromethane	79	06908MS	2000	99.5	0.2	1.00508	1.0154	2020.5	8.1	74-87-3	100 ppm	orl-rat 1800mg/kg
4.	Dichlorodifluoromethane	134	92-0487	2000	99	0.2	1.01016	1.0224	2024.2	8.2	75-71-8	1000 ppm (4950mg/m3/8H)	N/A
5.	Trichlorofluoromethane	294	01823MW	2000	99	0.2	1.01016	1.0110	2001.7	8.1	75-69-4	1000 ppm (5600mg/m3/8H)	ipr-mus 1743mg/kg
6.	Vinyl chloride	305	04854EA	2000	99.5	0.2	1.00508	1.0071	2004.0	8.1	75-01-4	N/A	N/A

- The certified value is the concentration calculated from gravimetric and volumetric measurements unless otherwise stated.
- Standards are prepared gravimetrically using balances that are calibrated with weights traceable to NIST (see above).
- Standards are certifed (+/-) 0.5% of the stated value, unless otherwise stated.
- All Standards, after opening ampule, should be stored with caps tight and under appropriate laboratory conditions.
- Uncertainty Reference: Taylor, B.N. and Kuyat, C.E., "Guidelines for Evaluating and Expressing the Uncertainty of NIST Measurement Result," NIST Technical Note 1297, U.S. Government Printing Office, Washington, DC, (1994).

ID #: 14285
Opened:
EPA Method 502-524 - Volatile Gases Mix #1
Expires: 8/3/2024
Rec'd: 9/17/2021
Energy Laboratories Inc 1120 So. 27th Street
Billings MT 59107

Comments
GC15-M9 Analysis by Melissa Stonier
Column ID SPB-Vocol 105 meter X 0.53mm X 3.0µm film thickness
Flow rates: Total flow=150mL/min., Helium (carrier)=10mL/min.,
Helium(make-up)=40mL/min., Hydogen(make-up)=100mL/min.
Oven Profile: Temp. 1=35°C (Time 1=9 min.), Temp 2=200°C (Time 2=1 min.),
Rate = 33°C/min., Total run time=15 min. Injector temp.=200°C, FID Temp.=200°C.
ELCD Signal = Edaq Channel 1 PID Signal = Edaq Channel 2
Standard injection = 0.5µL, Range=3 Purge Valve = 0 min.

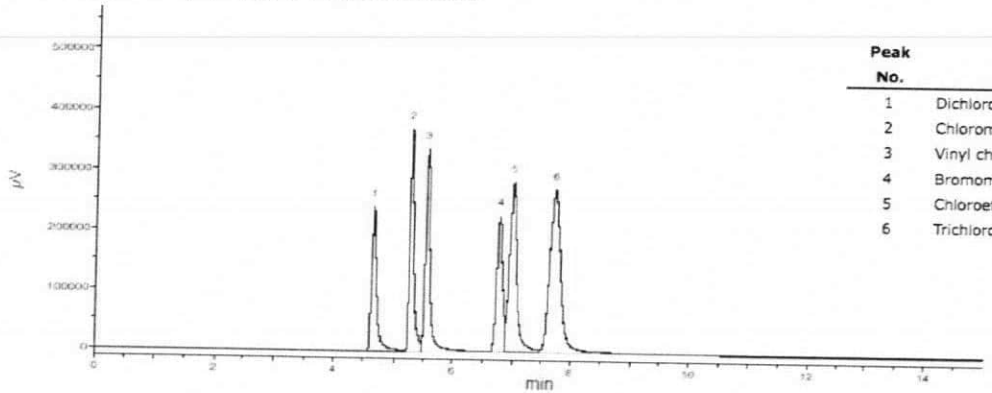

Peak No.	Analyte	ELCD RT (min.)
1	Dichlorodifluoromethane	4.67
2	Chloromethane	5.28
3	Vinyl chloride	5.56
4	Bromomethane	6.75
5	Chloroethane	6.99
6	Trichlorofluoromethane	7.72

CHEM SERVICE INC

660 Tower Lane • P.O. Box 599 • West Chester, PA 19381-0599
1-800-452-9994 • 1-610-692-3026 • Fax 1-610-692-8729
info@chemservice.com • www.chemservice.com

ID #: 14443
Opened:
TCL Ketone Mix
Expires: 6/30/2023
Rec'd: 10/26/2021
Energy Laboratories Inc 1120 So. 27th Street
Billings MT 59107

CERTIFICATE OF ANALYSIS

TCL Ketones Mixture

CONCENTRATION	2000ug/ml in Methanol:Water (90:10)
CATALOG NUMBER	M-TCL1AN5-1ML
LOT NUMBER	10251200
DATE CERTIFIED	06/16/20
EXPIRATION DATE	06/30/23
STORAGE	Freezer storage (-20 - -25 °C)
HANDLING	See Safety Data Sheet
INTENDED USE	For laboratory use only.
ISO 17034:2016 CERTIFIED	[ ]

ID	Analyte	CAS	Weight Analyte (mg)	Lot	Purity	Certified Concentration (ug/mL)
N-11014	Acetone	67-64-1	203.300	00026182	98.7	2006.6
N-10297	2-Butanone	78-93-3	202.800	00027454	99.5	2017.9
N-10369	2-Hexanone	591-78-6	202.600	00025720	99.5	2015.9
N-10844	4-Methyl-2-pentanone	108-10-1	204.700	6403300	99.5	2036.8

Analytical Test	Value
CONCENTRATION (GC/FID)	VERIFIED

Chem Service, Inc. is accredited to ISO 17034:2016, ISO/IEC 17025:2017 and certified to ISO 9001:2015.

PJLA Testing

PJLA Reference Material Producer

COA Form
Revision 3 (3/2015)

Print Date: 10/22/21

660 Tower Lane • P.O. Box 599 • West Chester, PA 19381-0599
1-800-452-9994 • 1-610-692-3026 • Fax 1-610-692-8729
info@chemservice.com • www.chemservice.com

Instructions for Use:
Shake mixture prior to use. If particles are present, sonicate for homogeneity. If sample is diluted to lower concentrations, Class A volumetric glassware must be used.
Minimum Sample Size- 0.2 uL for Direct Injection.
Chem Service Inc. guarantees the expanded uncertainty of the above analytes to be +/- 2.0% of the certified concentrations based on gravimetric preparation. The test results published in this report were obtained using equipment capable of producing results that are traceable to NIST and through NIST to the International System of Units (SI). The reported expanded uncertainty of measurement is stated as the combined standard uncertainty of measurement multiplied by the coverage factor k (k=2) such that the coverage probability corresponds to approximately 95%. For certified reference materials, homogeneity and thermal stability testing are available upon request.

Certified By:

Mary Beth O'Donnell

Mary Beth O'Donnell
CSM/TC

Chem Service, Inc. is accredited to ISO 17034:2016, ISO/IEC 17025:2017 and certified to ISO 9001:2015.

PJLA Testing

PJLA Reference Material Producer

CHEM SERVICE INC

660 Tower Lane • P.O. Box 599 • West Chester, PA 19381-0599
1-800-452-9994 • 1-610-692-3026 • Fax 1-610-692-8729
info@chemservice.com • www.chemservice.com

CERTIFICATE OF ANALYSIS

Gas Chromatography / Flame Ionization Detector (GC/FID)

Data file:	C:\CHEM32\1\DATA\2020 DATA\0620\M-TCL1AN5.D		
Sample name:	M-TCL1AN5		
Acq. method:	N-14276.M		
Instrument:	GC3	**Location:**	202
Injection date:	6/16/2020 2:52:35 PM	**Injection Vol:**	1.000
Column name:	RTx-5MS (30m x 0.25mm x 0.5µm)	**# Of Injections:**	1

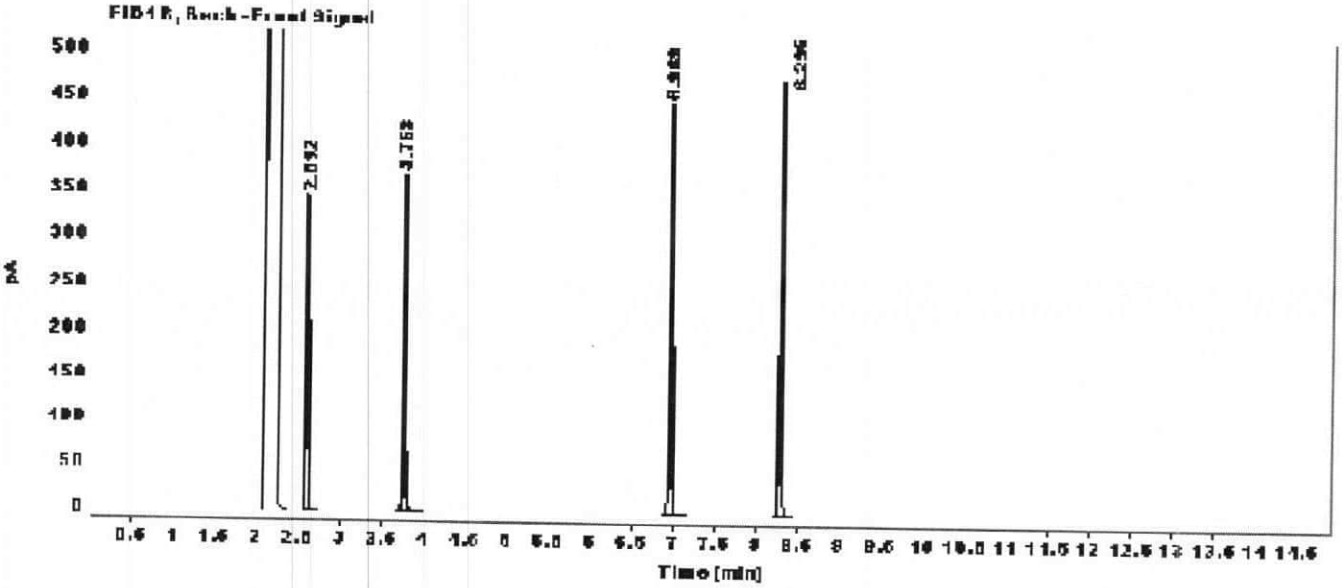

Signal: FID1 B, Back - Front Signal

RT [min]	Type	Width [min]	Area	Height	Area%
2.592	BB	0.0277	580.2505	343.4966	18.4655
3.763	BB	0.0323	735.4804	367.8491	23.4054
6.989	BB	0.0326	904.3389	447.8770	28.7791
8.295	BB	0.0307	922.2798	474.3798	29.3500
		Sum	3142.3497		

Chem Service, Inc. is accredited to ISO 17034:2016, ISO/IEC 17025:2017 and certified to ISO 9001:2015.

PJLA Testing

PJLA Reference Material Producer

125 Market Street
New Haven, CT 06513
USA

AccuStandard®

Tel (203)786-5290
Fax (203)786-5287
www.AccuStandard.com

CERTIFICATE OF ANALYSIS

Catalog No: CLP-022K-100X
Description: TCL Ketone Mix
Lot: 221111486
Solvent: Methanol
Hazards: *Refer to SDS for complete safety information*

Signal Word: Danger

Date Certified: Dec 1, 2021
Expiration: Jan 1, 2023
Sample Size: 1 mL
Components: 4
Storage Condition: Freeze (<-10 °C)

Certified Reference Material

ANAB ACCREDITED REFERENCE MATERIAL PRODUCER AR-1463

ilac-MRA

Component	CAS #	Purity % (GC/MS)	Prepared Concentration² (mg/mL)	Certified Analyte Concentration¹ (mg/mL)
Acetone	67-64-1	100.0	20.01	20.01
Methyl ethyl ketone	78-93-3	100.0	20.01	20.01
2-Hexanone	591-78-6	98.7	20.01	19.75
4-Methyl-2-pentanone	108-10-1	100.0	20.01	20.01

ID #: 14585
Opened:_____
TCL Ketone Mix
Expires: 1/1/2023
Rec'd: 12/3/2021
Energy Laboratories Inc 1120 So. 27th Street
Billings MT 59107

This Certified Reference Material was verified in accordance with ISO/IEC 17025

A product with a suffix (-1A, -2B, etc. or -01, -02, etc.) on its lot number has had its expiration date extended and is identical to the same lot number without the suffix.

² All weights are traceable through NIST, Test No. 684/289871-17

¹ Certified Analyte Concentration = Purity x Prepared Concentration.

The Uncertainty associated with the certified concentration reported on this certificate is ±2.4%. This value is the combined expanded uncertainty and represents an estimated standard deviation equal to the positive square root of the total variation of the uncertainty of components. A normal distribution is assumed and a coverage factor of K=2 is chosen using approximately a 95% confidence level.

Labels and certificates follow U.S. Conventions in reporting numerical values: A comma (,) is used to separate units of one-thousand or greater. A period (.) is used as a decimal place marker.

The information on this certificate may not be reproduced without the express permission of the manufacturer. See reverse side for additional information

Hazard Information: Please refer to the SDS for information regarding the hazards associated with using this material.

This product was prepared according to in-house procedures and is guaranteed to be homogeneous.

Certified By: _____
Larry Decker, Organic QC Manager

Page 1 of 1

For use in routine laboratory analysis.

AccuStandard is accredited to ISO 17034, ISO/IEC 17025 and certified to ISO 9001:2015

QR-ORG/INO-001
Rev. 7/20

Analytical RunID VOA5975C.I_220121A Standards Traceability Report

Standard ID: VOCF0313
Standard Name: Liquids
Type: Primary
Prep Date: 6/23/2020
Prep By: Alethea M. Shaules
Exp Date: 4/13/2023
Status: New
Department: gcmsvoa
Vendor: AccuStd
Final Volume: 10 mL
Lot Number: 220041126
Balance ID:
Comments: Date Prepared is same as Date Received. 2,000 ug/mL. Catalog # M502A-R-10X. Corrected lot number to match CI. MSC 01/14/2022

Chemical/Solvent Used	Bottle No	Amt	Units	Expires
Volatile Organic Compounds - Liquids	12797	1	mL	4/13/2023

Stock Source	Base Units	Amount Added
VOCF0313	ug/mL	

Analytical RunID VOA5975C.I_220121A Standards Traceability Report

Spike ID: VOCF0352
Spike Name: 2nd Source Liquids
Type: Primary
Prep Date: 11/23/2020
Prep By: Steve Dilts
Exp Date: 12/31/2023
Status: New
Department: gcmsvoa
Vendor: Agilent
Final Volume: 10 mL
Lot Number: 0006570990
Balance ID:
Comments: Date Prepared is same as Date Received. 2000 ug/mL in MeOH. Catalog # DWM-589N-1.

Chemical/Solvent Used	Bottle No	Amt	Units	Expires
VOC Standard	13292	1	mL	12/31/2023

Stock Source	Base Units	Amount Added
VOCF0352	ug/mL	

Analytical RunID VOA5975C.I_220121A Standards Traceability Report

Standard ID: VOCF0373
Standard Name: MtBE (Methy tert-Butyl Ether)
Type: Primary
Prep Date: 2/26/2021
Prep By: Steve Dilts
Exp Date: 8/31/2022
Status: New
Department: gcmsvoa
Vendor: Agilent
Final Volume: 5 mL
Lot Number: 0006555762
Balance ID:
Comments: Date Prepared is same as Date Received. 2000 ug/mL in MeOH. Catalog # STS-440

Chemical/Solvent Used	Bottle No	Amt	Units	Expires
Methyl tert-Butyl Ether Standard	13578	1	mL	8/31/2022

Stock Source	Base Units	Amount Added
VOCF0373	ug/mL	

Analytical RunID VOA5975C.I_220121A Standards Traceability Report

Spike ID: VOCF0401
Spike Name: 2nd Source MtBE
Type: Primary
Prep Date: 6/7/2021
Prep By: Alethea M. Shaules
Exp Date: 12/11/2029
Status: New
Department: gcmsvoa
Vendor: AccuStandard
Final Volume: 5 mL
Lot Number: 220051182
Balance ID:
Comments: Date Prepared is same as Date Receive. 2,000 ug/mL in MeOH. Catalog # S-078-10X.

Chemical/Solvent Used	Bottle No	Amt	Units	Expires
MTBE	13920	1	mL	12/11/2029

Stock Source	Base Units	Amount Added
VOCF0401	ug/mL	

Analytical RunID VOA5975C.I_220121A Standards Traceability Report

Spike ID: VOCF0417
Spike Name: Chem Service Gases
Type: Primary
Prep Date: 8/3/2021
Prep By: Steve Dilts
Exp Date: 2/28/2022
Status:
Department: gcmsvoa
Vendor: Chemservice
Final Volume: 5 mL
Lot Number: 11882100
Balance ID:
Comments: Date Prepared is same as Date Received. 2000 ug/mL in MeOH. Catalog # M-VOHC6M5-1ML

Chemical/Solvent Used	Bottle No	Amt	Units	Expires
Volatile Organics High Concentration Mixture #6	14142	5	mL	2/28/2022

Stock Source	Base Units	Amount Added
VOCF0417	ug/mL	

Analytical RunID VOA5975C.I_220121A Standards Traceability Report

Standard ID: VOCF0425
Standard Name: Internals
Type: Primary
Prep Date: 9/8/2021
Prep By: Jerran D. Brenden
Exp Date: 12/31/2022
Status: New
Department: gcmsvoa
Vendor: Agilent
Final Volume: 10 mL
Lot Number: 0006582580
Balance ID:
Comments: Date Prepared is same as Date Received. 2,500 ug/mL in MeOH. Catalog # STM-520-1.

Chemical/Solvent Used	Bottle No	Amt	Units	Expires
Internal Standard	14251	1	mL	12/31/2022

Stock Source	Base Units	Amount Added
VOCF0425	ug/mL	

Analytical RunID VOA5975C.I_220121A Standards Traceability Report

Spike ID: VOCF0426
Spike Name: Surrogates 2.0 mg/mL
Type: Primary
Prep Date: 9/14/2021
Prep By: Jerran D. Brenden
Exp Date: 4/18/2029
Status: New
Department: gcmsvoa
Vendor: AccuStandard
Final Volume: 10 mL
Lot Number: 219041458
Balance ID:
Comments: Date Received 01/04/2021. 2.0 mg/mL. Catalog # M-8260A-B-SS-10X

Chemical/Solvent Used	Bottle No	Amt	Units	Expires
Surrogate Standard Mix	14269	1	mL	4/18/2029

Stock Source	Base Units	Amount Added
VOCF0426	ug/mL	

Analytical RunID VOA5975C.I_220121A Standards Traceability Report

Standard ID: VOCF0427
Standard Name: Gases
Type: Primary
Prep Date: 9/17/2021
Prep By: Alethea M. Shaules
Exp Date: 8/3/2024
Status: New
Department: gcmsvoa
Vendor: Absolute
Final Volume: 10 mL
Lot Number: 080321
Balance ID:
Comments: Date Prepared is same as Date Received. 2,000 ug/mL in MeOH. Catalog # 30058.

Chemical/Solvent Used	Bottle No	Amt	Units	Expires
EPA Method 502-524 - Volatile Gases Mix #1	14285	1	mL	8/3/2024

Stock Source	Base Units	Amount Added
VOCF0427	ug/mL	

Analytical RunID VOA5975C.I_220121A Standards Traceability Report

Standard ID: VOCF0434
Standard Name: Ketones
Type: Primary
Prep Date: 10/26/2021
Prep By: Steve Dilts
Exp Date: 6/30/2023
Status: New
Department: gcmsvoa
Vendor: Chem Service
Final Volume: 5 mL
Lot Number: 10251200
Balance ID:
Comments: Date Prepared is same as Date Received. 2,000 ug/mL in 90:10 MeOH:H2O. Catalog # M-TCL-1AN5-5ML.

Chemical/Solvent Used	Bottle No	Amt	Units	Expires
TCL Ketone Mix	14443	1	mL	6/30/2023

Stock Source	Base Units	Amount Added
VOCF0434	ug/mL	

Analytical RunID VOA5975C.I_220121A Standards Traceability Report

Standard ID: VOCF0440
Standard Name: 2nd Source High Concentration Ketones
Type: Primary
Prep Date: 12/3/2021
Prep By: Melissa Chavez
Exp Date: 1/1/2023
Status: New
Department: gcmsvoa
Vendor: AccuStandard
Final Volume: 5 mL
Lot Number: 221111486
Balance ID:
Comments: Date Prepared is same as Date Received. 20,000 ug/mL in Methanol. Catalog # CLP-022K-100X.

Chemical/Solvent Used	Bottle No	Amt	Units	Expires
TCL Ketone Mix	14585	1	mL	1/1/2023

Stock Source	Base Units	Amount Added
VOCF0440	ug/mL	

Analytical RunID VOA5975C.I_220121A Standards Traceability Report

Spike ID: VOCF3529B
Spike Name: 2nd Source MtBE
Prep Date: 11/29/2021
Exp Date: 1/29/2022
Department: gcmsvoa
Vendor:
Lot Number:
Balance ID:
Comments: Final Concentration 0.2 ug/uL

Type: Secondary
Prep By: Alethea M. Shaules
Status:
Final Volume: 10 mL

Chemical/Solvent Used	Bottle No	Amt	Units	Expires
Methanol, Purge and Trap - EB199-US	14334	9	mL	1/29/2022

Stock Source	Base Units	Amount Added
VOCF0401	ug/mL	1 mL

Analytical RunID VOA5975C.I_220121A Standards Traceability Report

Standard ID: VOCF3546B
Standard Name: Liquids
Type: Secondary
Prep Date: 12/13/2021
Prep By: Alethea M. Shaules
Exp Date: 2/13/2022
Status:
Department: GCMSVOA
Vendor:
Final Volume: 10 mL
Lot Number:
Balance ID:
Comments: 1.0 ml/10 ml final volume. Final Concentration 0.2 ug/uL. Corrected comment and analyte list 11/9/2021 sbd

Chemical/Solvent Used	Bottle No	Amt	Units	Expires
Methanol, Purge and Trap EA899	13926	9	mL	2/13/2022

Stock Source	Base Units	Amount Added
VOCF0313	ug/mL	1 mL

Analytical RunID VOA5975C.I_220121A Standards Traceability Report

Spike ID: VOCF3558B
Spike Name: 2nd Source Liquids
Prep Date: 12/27/2021
Exp Date: 2/27/2022
Department: gcmsvoa
Vendor:
Lot Number:
Balance ID:
Comments: Final Concentration 0.2ug/uL.

Type: Secondary
Prep By: Steve Dilts
Status: Open
Final Volume: 10 mL

Chemical/Solvent Used	Bottle No	Amt	Units	Expires
Methanol, Purge and Trap - EB199-US	14334	9	mL	2/27/2022

Stock Source	Base Units	Amount Added
VOCF0352	ug/mL	1 mL

Analytical RunID VOA5975C.I_220121A Standards Traceability Report

Standard ID: VOCF3559A
Standard Name: MtBE
Prep Date: 12/27/2021
Exp Date: 1/27/2022
Department: gcmsvoa
Vendor:
Lot Number:
Balance ID:
Comments: Final Concentration 0.2 ug/uL.

Type: Secondary
Prep By: Melissa Chavez
Status:
Final Volume: 10 mL

Chemical/Solvent Used	Bottle No	Amt	Units	Expires
Methanol, Purge and Trap - EB199-US	14334	9	mL	1/27/2022

Stock Source	Base Units	Amount Added
VOCF0373	ug/mL	1 mL

Analytical RunID VOA5975C.I_220121A Standards Traceability Report

Standard ID: VOCF3563
Standard Name: Internals
Prep Date: 1/3/2022
Exp Date: 7/3/2022
Department: gcmsvoa
Vendor:
Lot Number:
Balance ID:
Comments: Final Concentration 0.05 ug/uL.

Type: Secondary
Prep By: Alethea M. Shaules
Status: New
Final Volume: 50 mL

Chemical/Solvent Used	Bottle No	Amt	Units	Expires
Methanol, Purge and Trap EB373	14519	49	mL	7/3/2022

Stock Source	Base Units	Amount Added
VOCF0425	ug/mL	1 mL

Analytical RunID VOA5975C.I_220121A Standards Traceability Report

Spike ID: VOCF3567A
Spike Name: 2nd Source Ketones
Prep Date: 1/12/2022
Exp Date: 2/12/2022
Department: gcmsvoa
Vendor: AccuStandard
Lot Number: 221111486
Balance ID:
Comments: 2.0 ug/uL in 90:10 MeOH:H2O

Type: Secondary
Prep By: Melissa Chavez
Status:
Final Volume: 10 mL

Chemical/Solvent Used	Bottle No	Amt	Units	Expires
Methanol, Purge and Trap EB373	14519	9	mL	2/12/2022

Stock Source	Base Units	Amount Added
VOCF0440	ug/mL	1 mL

Analytical RunID VOA5975C.I_220121A Standards Traceability Report

Standard ID: VOCF3569
Standard Name: Ketones
Type: Primary
Prep Date: 1/17/2022
Prep By: Melissa Chavez
Exp Date: 2/17/2022
Status: Open
Department: gcmsvoa
Vendor: Chem Service
Final Volume: 1 mL
Lot Number: 10251200
Balance ID:
Comments: Vial Opened For Use . 2.0 ug/uL in 90:10 MeOH:H2O.

Chemical/Solvent Used	Bottle No	Amt	Units	Expires
TCL Ketone Mix	14443	1	mL	2/17/2022

Stock Source	Base Units	Amount Added
VOCF0434	ug/mL	1 mL

Analytical RunID VOA5975C.I_220121A Standards Traceability Report

Standard ID: VOCF3570A
Standard Name: Gases
Type: Secondary
Prep Date: 1/18/2022
Prep By: Melissa Chavez
Exp Date: 1/25/2022
Status:
Department: GCMSVOA
Vendor:
Final Volume: 10 mL
Lot Number:
Balance ID:
Comments: 1.0 ml/10 ml final volume. Final Concentration 0.2 ug/uL

Chemical/Solvent Used	Bottle No	Amt	Units	Expires
Methanol, Purge and Trap EB373	14519	9	mL	1/25/2022

Stock Source	Base Units	Amount Added
VOCF0427	ug/mL	1 mL

Analytical RunID VOA5975C.I_220121A Standards Traceability Report

Spike ID: VOCF3571A
Spike Name: 2nd Source Gases
Type: Secondary
Prep Date: 1/19/2022
Prep By: Melissa Chavez
Exp Date: 1/26/2022
Status:
Department: gcmsvoa
Vendor:
Final Volume: 10 mL
Lot Number:
Balance ID:
Comments: 1.0 ml/10 ml final volume. Final Concentration 0.2 ug/uL.

Chemical/Solvent Used	Bottle No	Amt	Units	Expires
Methanol, Purge and Trap EB373	14519	9	mL	1/26/2022

Stock Source	Base Units	Amount Added
VOCF0417	ug/mL	1 mL

Analytical RunID VOA5975C.I_220121A Standards Traceability Report

Standard ID: VOCF3573
Standard Name: Calibration Surrogates
Type: Secondary
Prep Date: 1/19/2022
Prep By: Jerran D. Brenden
Exp Date: 7/19/2022
Status: New
Department: gcmsvoa
Vendor:
Final Volume: 5 mL
Lot Number:
Balance ID:
Comments: Final Concentration 0.2 ug/uL in MeOH

Chemical/Solvent Used	Bottle No	Amt	Units	Expires
Methanol, Purge and Trap - EB679	14746	4.5	mL	7/19/2022

Stock Source	Base Units	Amount Added
VOCF0426	ug/mL	0.5 mL

125 Market Street
New Haven, CT 06513
USA

AccuStandard®

Tel (203)786-5290
Fax (203)786-5287
www.AccuStandard.com

CERTIFICATE OF ANALYSIS

Catalog No: M-502A-R-10X
Description: Volatile Organic Compounds - Liquids
Lot: 220041126
Solvent: Methanol
Hazards: *Refer to SDS for complete safety information*

Signal Word: Danger

Date Certified: Apr 13, 2020
Expiration: Apr 13, 2023
Sample Size: 1 mL
Components: 54
Storage Condition: Refrig (0-5 °C)

Certified Reference Material

ANAB AR-1463 ANAB AT-1339 ilac-MRA

Component	CAS #	Purity % (GC/MS)	Prepared Concentration[2] (µg/mL)	Certified Analyte Concentration[1] (µg/mL)
Benzene	71-43-2	100.0	2002	2002
Bromobenzene	108-86-1	100.0	2003	2003
Bromochloromethane	74-97-5	99.1	2001	1983
Bromodichloromethane	75-27-4	99.0	2002	1982
Bromoform	75-25-2	99.2	2001	1985
n-Butylbenzene	104-51-8	100.0	2002	2002
sec-Butylbenzene	135-98-8	100.0	2001	2001
tert-Butylbenzene	98-06-6	99.0	2003	1983
Carbon tetrachloride	56-23-5	100.0	2003	2003
Chlorobenzene	108-90-7	99.6	2001	1993
Chloroform	67-66-3	99.2	2004	1988
2-Chlorotoluene	95-49-8	99.0	2003	1983
4-Chlorotoluene	106-43-4	99.8	2002	1998
Dibromochloromethane	124-48-1	97.8	2049*	2004
1,2-Dibromo-3-chloropropane	96-12-8	99.2	2001	1985
1,2-Dibromoethane	106-93-4	100.0	2006	2006
Dibromomethane	74-95-3	99.0	2002	1982
1,2-Dichlorobenzene	95-50-1	98.2	2003	1967
1,3-Dichlorobenzene	541-73-1	100.0	2000	2000
1,4-Dichlorobenzene	106-46-7	100.0	2002	2002
1,1-Dichloroethane	75-34-3	98.6	2001	1973
1,2-Dichloroethane	107-06-2	99.8	2010	2006
1,1-Dichloroethene	75-35-4	99.0	2000	1980
cis-1,2-Dichloroethene	156-59-2	99.0	2002	1982
trans-1,2-Dichloroethene	156-60-5	99.5	2001	1991
1,2-Dichloropropane	78-87-5	99.5	2003	1993
1,3-Dichloropropane	142-28-9	96.7	2073*	2005
2,2-Dichloropropane	594-20-7	99.9	2012	2010
1,1-Dichloropropene	563-58-6	98.9	2001	1979
cis-1,3-Dichloropropene **	10061-01-5	93.9	2041*	1916
trans-1,3-Dichloropropene **	10061-02-6	93.9	1968*	1848
Ethylbenzene	100-41-4	99.7	2000	1994
Hexachlorobutadiene	87-68-3	98.0	2003	1963
Isopropylbenzene	98-82-8	100.0	2002	2002
p-Isopropyltoluene	99-87-6	99.4	2000	1988
Methylene chloride	75-09-2	99.9	2001	1999
Naphthalene	91-20-3	100.0	2002	2002
n-Propylbenzene	103-65-1	100.0	2001	2001
Styrene	100-42-5	100.0	2003	2003
1,1,1,2-Tetrachloroethane	630-20-6	98.9	2005	1983
1,1,2,2-Tetrachloroethane	79-34-5	96.0	2087*	2004
Tetrachloroethene	127-18-4	99.4	2017	2005
Toluene	108-88-3	100.0	2001	2001
1,2,3-Trichlorobenzene	87-61-6	100.0	2002	2002

For use in routine laboratory analysis.

AccuStandard is accredited to ISO 17034, ISO/IEC 17025 and certified to ISO 9001:2015

125 Market Street
New Haven, CT 06513
USA

AccuStandard®

Tel (203)786-5290
Fax (203)786-5287
www.AccuStandard.com

CERTIFICATE OF ANALYSIS

Catalog No: M-502A-R-10X
Description: Volatile Organic Compounds - Liquids
Lot: 220041126
Solvent: Methanol

Date Certified: Apr 13, 2020
Expiration: Apr 13, 2023
Sample Size: 1 mL
Components: 54

Component - *continued*	CAS #	Purity % (GC/MS)	Prepared Concentration[2] (µg/mL)	Certified Analyte Concentration[1] (µg/mL)
1,2,4-Trichlorobenzene	120-82-1	99.6	2001	1993
1,1,1-Trichloroethane	71-55-6	100.0	2002	2002
1,1,2-Trichloroethane	79-00-5	98.6	2000	1972
Trichloroethene	79-01-6	100.0	2003	2003
1,2,3-Trichloropropane	96-18-4	97.5	2055*	2004
1,2,4-Trimethylbenzene	95-63-6	98.2	2001	1965
1,3,5-Trimethylbenzene	108-67-8	98.8	2001	1977
o-Xylene	95-47-6	99.0	2000	1980
m-Xylene	108-38-3	99.2	2002	1986
p-Xylene	106-42-3	95.4	2097*	2001

* Weight compensated to 100% purity.

** 47.8% cis isomer, 46.1% trans isomer

A product with a suffix (-1A, -2B, etc. or -01, -02, etc.) on its lot number has had its expiration date extended and is identical to the same lot number without the suffix.

[2] All weights are traceable through NIST, Test No. 684/289871-17

[1] Certified Analyte Concentration = Purity x Prepared Concentration.

The Uncertainty associated with the certified concentration reported on this certificate is ±2.4%. This value is the combined expanded uncertainty and represents an estimated standard deviation equal to the positive square root of the total variation of the uncertainty of components. A normal distribution is assumed and a coverage factor of K=2 is chosen using approximately a 95% confidence level.

Labels and certificates follow U.S. Conventions in reporting numerical values: A comma (,) is used to separate units of one-thousand or greater. A period (.) is used as a decimal place marker.

The information on this certificate may not be reproduced without the express permission of the manufacturer. See reverse side for additional information

Certified By: _____
Larry Decker, Organic QC Manager

ID #: 12797
Opened: _____
Volatile Organic Compounds - Liquids
Expires: 4/13/2023
Rec'd: 6/23/2020
Energy Laboratories Inc 1120 So. 27th Street
Billings MT 59107

For use in routine laboratory analysis.

AccuStandard is accredited to ISO 17034, ISO/IEC 17025 and certified to ISO 9001:2015

QR-ORG/INO-001
Rev. 5/19

Agilent

ID #: 13292
Opened:
VOC Standard
Expires: 12/31/2023
Rec'd: 11/23/2020
Energy Laboratories Inc 1120 So. 27th Street
Billings MT 59107

Certificate of Analysis

Product Name: VOC Standard

Product Number: DWM-589N-1

Lot Number: 0006570990

Lot Issue Date: 17-Nov-2020

Expiration Date: 31-Dec-2023

Description:

This analytical reference material (RM) was manufactured and verified in accordance with an ISO 9001 registered quality system and analyte concentrations were verified by an ISO 17025 accredited laboratory. The concentration and uncertainty value at the 95% confidence level for each analyte, determined gravimetrically, is listed below.

Analyte	CAS#	Analyte Lot	Concentration ± Uncertainty
bromochloromethane	000074-97-5	RM00009	2010 ± 10 µg/mL
bromodichloromethane	000075-27-4	RM12585	2009 ± 10 µg/mL
bromoform	000075-25-2	RM13987	2010 ± 10 µg/mL
carbon tetrachloride	000056-23-5	RM07576	2010 ± 10 µg/mL
chloroform	000067-66-3	RM13988	2009 ± 10 µg/mL
dibromochloromethane	000124-48-1	RM14843	2009 ± 10 µg/mL
dibromomethane	000074-95-3	RM12878	2009 ± 10 µg/mL
methylene chloride	000075-09-2	RM11650	2009 ± 10 µg/mL
1,2-dibromoethane	000106-93-4	RM00018	2010 ± 10 µg/mL
1,1-dichloroethane	000075-34-3	RM16217	2006 ± 10 µg/mL
1,2-dichloroethane	000107-06-2	RM04655	2005 ± 10 µg/mL
1,1-dichloroethene	000075-35-4	RM14486	2010 ± 10 µg/mL
cis-1,2-dichloroethene	000156-59-2	RM15008	2007 ± 10 µg/mL
trans-1,2-dichloroethene	000156-60-5	RM07565	2008 ± 10 µg/mL
1,1,1,2-tetrachloroethane	000630-20-6	RM12632	2005 ± 10 µg/mL
1,1,2,2-tetrachloroethane	000079-34-5	RM02540	2009 ± 10 µg/mL
tetrachloroethene	000127-18-4	RM06491	2008 ± 10 µg/mL

ANAB ACCREDITED ISO17034 REFERENCE MATERIAL PRODUCER
ISO 17034 Cert
No. AR-1936

RM was produced in accordance with TUV USA Inc registered ISO 9001 Quality Management System. Cert # 56 100 18560026
Page: 1 of 4
www.agilent.com/quality/
CSD-QA-015.1

ANAB ACCREDITED ISO/IEC 17025 TESTING LABORATORY
ISO 17025 Cert
No. AT-1937

Certificate of Analysis

Product Number: DWM-589N-1

Lot Number: 0006570990

1,1,1-trichloroethane	000071-55-6	RM16539	2004 ± 10 µg/mL
1,1,2-trichloroethane	000079-00-5	RM01175	2009 ± 10 µg/mL
trichloroethene	000079-01-6	RM14232	2009 ± 10 µg/mL
1,2-dibromo-3-chloropropane	000096-12-8	RM13666	2009 ± 10 µg/mL
1,2-dichloropropane	000078-87-5	RM12821	2008 ± 10 µg/mL
1,3-dichloropropane	000142-28-9	RM02080	2008 ± 10 µg/mL
2,2-dichloropropane	000594-20-7	RM12927	2005 ± 10 µg/mL
1,1-dichloropropene	000563-58-6	RM16190	2010 ± 10 µg/mL
cis-1,3-dichloropropene	010061-01-5	RM12891	2007 ± 10 µg/mL
trans-1,3-dichloropropene	010061-02-6	RM12254	2006 ± 10 µg/mL
hexachlorobutadiene	000087-68-3	RM09157	2005 ± 10 µg/mL
1,2,3-trichloropropane	000096-18-4	RM13082	2004 ± 10 µg/mL
benzene	000071-43-2	RM12931	2009 ± 10 µg/mL
n-butylbenzene	000104-51-8	RM03651	2008 ± 10 µg/mL
sec-butylbenzene	000135-98-8	RM10905	2005 ± 10 µg/mL
tert-butylbenzene	000098-06-6	RM14040	2007 ± 10 µg/mL
ethylbenzene	000100-41-4	RM12195	2006 ± 10 µg/mL
isopropylbenzene	000098-82-8	RM00835	2009 ± 10 µg/mL
4-isopropyltoluene	000099-87-6	RM09747	2009 ± 10 µg/mL
naphthalene	000091-20-3	NT00970	2006 ± 10 µg/mL
n-propylbenzene	000103-65-1	RM12785	2010 ± 10 µg/mL
styrene	000100-42-5	RM13393	2010 ± 10 µg/mL

Agilent

Certificate of Analysis

Product Number: DWM-589N-1

Lot Number: 0006570990

toluene	000108-88-3	RM06650	2008 ± 10 µg/mL
1,2,4-trimethylbenzene	000095-63-6	RM06731	2002 ± 10 µg/mL
1,3,5-trimethylbenzene	000108-67-8	RM12905	2009 ± 10 µg/mL
o-xylene	000095-47-6	RM15639	2005 ± 10 µg/mL
m-xylene	000108-38-3	RM15919	2006 ± 10 µg/mL
p-xylene	000106-42-3	RM02647	2009 ± 10 µg/mL
bromobenzene	000108-86-1	RM10227	2008 ± 10 µg/mL
chlorobenzene	000108-90-7	RM01874	2008 ± 10 µg/mL
2-chlorotoluene	000095-49-8	RM13774	2007 ± 10 µg/mL
4-chlorotoluene	000106-43-4	RM11750	2009 ± 10 µg/mL
1,2-dichlorobenzene	000095-50-1	RM13636	2005 ± 10 µg/mL
1,3-dichlorobenzene	000541-73-1	NT00356	2009 ± 10 µg/mL
1,4-dichlorobenzene	000106-46-7	RM12826	2009 ± 10 µg/mL
1,2,3-trichlorobenzene	000087-61-6	RM10193	2007 ± 10 µg/mL
1,2,4-trichlorobenzene	000120-82-1	RM09454	2009 ± 10 µg/mL

Matrix: methanol (methyl alcohol)

Storage Conditions: Store Frozen (-25° to -10°C).

Traceability:
The balances used for these measurements are calibrated with weights traceable to NIST in compliance with ANSI/NCSL Z540.3, ISO 9001, ISO 17025, and ISO 17034. Calibrated Class A glassware is used for volumetric measurements. Thermometers are calibrated against a NIST traceable thermometer in accordance with NIST Special Publication 1088.

Homogeneity:
This RM was unitized according to an in-house procedure and is guaranteed to be homogeneous. There is no minimum sub-sample size required.

ANAB ACCREDITED ISO 17034 REFERENCE MATERIAL PRODUCER

ISO 17034 Cert No. AR-1936

RM was produced in accordance with TUV USA Inc registered ISO 9001 Quality Management System. Cert # 56 100 18560026

Page: 3 of 4

www.agilent.com/quality/

CSD-QA-015.1

ANAB ACCREDITED ISO/IEC 17025 TESTING LABORATORY

ISO 17025 Cert No. AT-1937

Certificate of Analysis

Product Number: DWM-589N-1

Lot Number: 0006570990

Intended Use:
This RM is intended for the preparation of working reference samples for use in routine laboratory analyses, calibration of instruments, validation of analytical methods, assessments of measurement methods, and continuing calibration verification.

Instructions for Use:
Sample aliquots for analysis should be withdrawn at 20°C to 25°C immediately after opening the container and should be processed without delay for the certified values to be valid within the stated uncertainties.

Hazards:
Refer to the Safety Data Sheet on www.agilent.com for information regarding this RM.

Expiration of Certification:
The certification of this RM is valid until the expiration date specified above, provided the RM is handled and stored in accordance with the instructions given in this certificate. This certification is nullified if the RM is damaged, contaminated, or otherwise modified.

Maintenance of Certification:
If substantive changes are noted that affect the certification before the expiration of this certificate, Agilent will notify the purchaser.

Sample lot approver:

Monica Bourgeois
QMS Representative

ANAB ACCREDITED ISO 17034 REFERENCE MATERIAL PRODUCER
ISO 17034 Cert
No. AR-1936

RM was produced in accordance with TUV USA Inc registered ISO 9001 Quality Management System. Cert # 56 100 18560026
Page: 4 of 4
www.agilent.com/quality/
CSD-QA-015.1

ANAB ACCREDITED ISO/IEC 17025 TESTING LABORATORY
ISO 17025 Cert
No. AT-1937

Agilent

ID #: 13578
Opened:
Methyl tert-Butyl Ether Standard
Expires: 8/31/2022
Rec'd: 2/26/2021
Energy Laboratories Inc 1120 So. 27th Street
Billings MT 59107

Certificate of Analysis

Product Name: Methyl tert-Butyl Ether Standard

Product Number: STS-440-1

Lot Number: 0006555762

Lot Issue Date: 19-Aug-2020

Expiration Date: 31-Aug-2022

Description:
This analytical reference material (RM) was manufactured and verified in accordance with an ISO 9001 registered quality system, and analyte concentrations were verified by an ISO 17025 accredited laboratory. The concentration and uncertainty value at the 95% confidence level for each analyte, determined gravimetrically, is listed below.

Analyte	CAS#	Analyte Lot	Concentration ± Uncertainty
tert-butylmethyl ether	001634-04-4	RM06568	2006 ± 10 µg/mL

Matrix: methanol (methyl alcohol)

Storage Conditions: Store Frozen (-25° to -10°C).

Traceability:
The balances used for these measurements are calibrated with weights traceable to NIST in compliance with ANSI/NCSL Z540.3, ISO 9001, ISO 17025, and ISO 17034. Calibrated Class A glassware is used for volumetric measurements. Thermometers are calibrated against a NIST traceable thermometer in accordance with NIST Special Publication 1088.

Homogeneity:
This RM was unitized according to an in-house procedure and is guaranteed to be homogeneous. There is no minimum sub-sample size required.

Intended Use:
This RM is intended for the preparation of working reference samples for use in routine laboratory analyses, calibration of instruments, validation of analytical methods, assessments of measurement methods, and continuing calibration verification.

Instructions for Use:
Sample aliquots for analysis should be withdrawn at 20°C to 25°C immediately after opening the container and should be processed without delay for the certified values to be valid within the stated uncertainties.

Hazards:
Refer to the Safety Data Sheet on www.agilent.com for information regarding this RM.

Expiration of Certification:
The certification of this RM is valid until the expiration date specified above, provided the RM is handled and stored in accordance with the instructions given in this certificate. This certification is nullified if the RM is damaged, contaminated, or otherwise modified.

Maintenance of Certification:
If substantive changes are noted that affect the certification before the expiration of this certificate, Agilent will notify the purchaser.

Sample lot approver:

Monica Bourgeois
QMS Representative

ANAB ACCREDITED ISO 17034 REFERENCE MATERIAL PRODUCER
ISO 17034 Cert No. AR-1936

RM was produced in accordance with TUV USA Inc registered ISO 9001 Quality Management System. Cert # 56 100 18560026
Page: 1 of 1
www.agilent.com/quality/CSD-QA-015.1

ANAB ACCREDITED ISO/IEC 17025 TESTING LABORATORY
ISO 17025 Cert No. AT-1937

250 Smith Street North Kingstown, Rhode Island 02852 www.agilent.com/quality

125 Market Street
New Haven, CT 06513
USA

AccuStandard®

Tel (203)786-5290
Fax (203)786-5287
www.AccuStandard.com

CERTIFICATE OF ANALYSIS

Catalog No: S-078-10X
Description: MtBE
Lot: 220051182
Solvent: Methanol
Hazards: *Refer to SDS for complete safety information*

Signal Word: Danger

Date Certified: May 18, 2020
Expiration: May 18, 2030
Sample Size: 1 mL
Components: 1
Storage Condition: Ambient (>5 °C)

Certified Reference Material

ANAB AR-1463 ANAB AT-1339 ilac-MRA

Component	CAS #	Purity % (GC/MS)	Prepared Concentration[2] (µg/mL)	Certified Analyte Concentration[1] (µg/mL)
MtBE	1634-04-4	100.0	2002	2002

ID #: 13920
Opened:_____
MTBE
Expires: 5/18/2030
Rec'd: 6/7/2021
Energy Laboratories Inc 1120 So. 27th Street
Billings MT 59107

A product with a suffix (-1A, -2B, etc. or -01, -02, etc.) on its lot number has had its expiration date extended and is identical to the same lot number without the suffix.

[2] All weights are traceable through NIST, Test No. 684/289871-17

[1] Certified Analyte Concentration = Purity x Prepared Concentration.

The Uncertainty associated with the certified concentration reported on this certificate is ±2.4%. This value is the combined expanded uncertainty and represents an estimated standard deviation equal to the positive square root of the total variation of the uncertainty of components. A normal distribution is assumed and a coverage factor of K=2 is chosen using approximately a 95% confidence level.

Labels and certificates follow U.S. Conventions in reporting numerical values: A comma (,) is used to separate units of one-thousand or greater. A period (.) is used as a decimal place marker.

The information on this certificate may not be reproduced without the express permission of the manufacturer. See reverse side for additional information

Hazard Information: Please refer to the SDS for information regarding the hazards associated with using this material.

This product was prepared according to in-house procedures and is guaranteed to be homogeneous.

Certified By: _____
Larry Decker, Organic QC Manager

For use in routine laboratory analysis.

AccuStandard is accredited to ISO 17034, ISO/IEC 17025 and certified to ISO 9001:2015

QR-ORG/INO-001
Rev. 7/20

CHEM SERVICE INC

660 Tower Lane • P.O. Box 599 • West Chester, PA 19381-0599
1-800-452-9994 • 1-610-692-3026 • Fax 1-610-692-8729
info@chemservice.com • www.chemservice.com

CERTIFICATE OF ANALYSIS

Volatile Organics High Concentration Mixture #6

CONCENTRATION	2000ug/ml in Methanol
CATALOG NUMBER	M-VOHC6M5-1ML
LOT NUMBER	11882100
DATE CERTIFIED	05/25/21
EXPIRATION DATE	02/28/22
STORAGE	Store at room temperature (20 - 25 °C).
HANDLING	See Safety Data Sheet
INTENDED USE	For laboratoy use only.
ISO 17034:2016 CERTIFIED	[ ]

ID #: 14142
Opened:
Volatile Organics High Concentration Mixture
Expires: 2/28/2022
Rec'd: 8/3/2021
Energy Laboratories Inc 1120 So. 27th Street
Billings MT 59107

ID	Analyte	CAS	Weight Analyte (mg)	Lot	Purity	Certified Concentration (ug/mL)
N-11446	Chloroethane	75-00-3	96.300	00001728	100.0	2006.3
N-11665	Dichlorodifluoromethane	75-71-8	96.610	00001729	100.0	2012.7
N-12417	Methyl bromide	74-83-9	96.910	00024694	100.0	2019.0
N-12421	Methyl chloride	74-87-3	96.150	00001731	100.0	2003.1
N-13655	Trichlorofluoromethane	75-69-4	96.300	00027239	99.4	1994.2
N-13748	Vinyl chloride	75-01-4	96.150	00019298	100.0	2003.1

Analytical Test	Value
CONCENTRATION (GC/MSD)	VERIFIED

COA Form
Revision 3 (3/2015)

PJLA Testing

Print Date: 07/28/21

CHEM SERVICE INC

660 Tower Lane • P.O. Box 599 • West Chester, PA 19381-0599
1-800-452-9994 • 1-610-692-3026 • Fax 1-610-692-8729
info@chemservice.com • www.chemservice.com

Instructions for Use:
Shake mixture prior to use. If particles are present, sonicate for homogeneity. If sample is diluted to lower concentrations, Class A volumetric glassware must be used.
Minimum Sample Size- 0.2 uL for Direct Injection.
Chem Service Inc. guarantees the expanded uncertainty of the above analytes to be +/- 2.0% of the certified concentrations based on gravimetric preparation. The test results published in this report were obtained using equipment capable of producing results that are traceable to NIST and through NIST to the International System of Units (SI). The reported expanded uncertainty of measurement is stated as the combined standard uncertainty of measurement multiplied by the coverage factor k (k=2) such that the coverage probability corresponds to approximately 95%. For certified reference materials, homogeneity and thermal stability testing are available upon request.

Certified By:

Mary Beth O'Donnell

Mary Beth O'Donnell
CSM/TC

PJLA
Testing
Accreditation #63520

660 Tower Lane • P.O. Box 599 • West Chester, PA 19381-0599
1-800-452-9994 • 1-610-692-3026 • Fax 1-610-692-8729
info@chemservice.com • www.chemservice.com

CERTIFICATE OF ANALYSIS

Analysis Method:

Catalog Number:	M-VOHC6M5-1ML
Description:	Volatile Organics High Concentration Mixture #6
Lot Number:	11882100
Expiration Date:	02/28/22

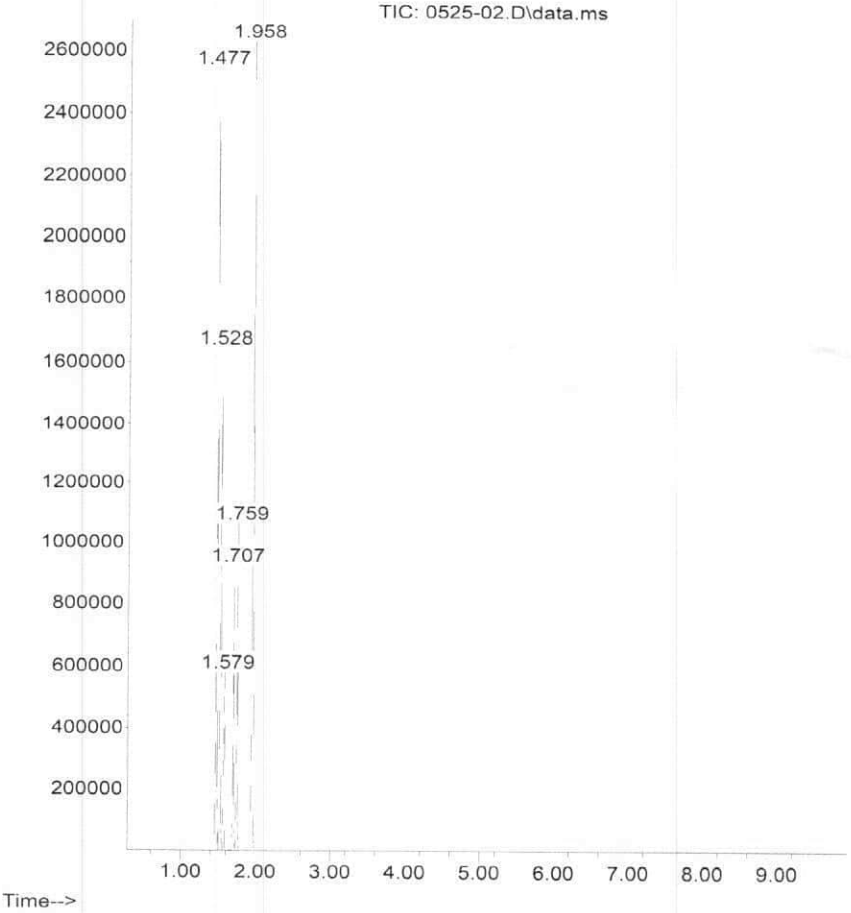

PJLA Testing

ID #: 14251
Opened:
Internal Standard
Expires: 12/31/2022
Rec'd: 9/8/2021
Energy Laboratories Inc 1120 So. 27th Street
Billings MT 59107

Agilent

Certificate of Analysis

Product Name: Internal Standard

Product Number: STM-520-1

Lot Issue Date: 05-Jan-2021

Lot Number: 0006582580

Expiration Date: 31-Dec-2022

Description:
This analytical reference material (RM) was manufactured and verified in accordance with an ISO 9001 registered quality system and analyte concentrations were verified by an ISO 17025 accredited laboratory. The concentration and uncertainty value at the 95% confidence level for each analyte, determined gravimetrically, is listed below.

Analyte	CAS#	Analyte Lot	Concentration ± Uncertainty
chlorobenzene-d5	003114-55-4	RM12274	2501 ± 13 µg/mL
1,4-dichlorobenzene-d4	003855-82-1	RM12517	2501 ± 13 µg/mL
fluorobenzene	000462-06-6	RM13378	2512 ± 13 µg/mL

Matrix: methanol (methyl alcohol)

Storage Conditions: Store Frozen (-25° to -10°C).

Traceability:
The balances used for these measurements are calibrated with weights traceable to NIST in compliance with ANSI/NCSL Z540.3, ISO 9001, ISO 17025, and ISO 17034. Calibrated Class A glassware is used for volumetric measurements. Thermometers are calibrated against a NIST traceable thermometer in accordance with NIST Special Publication 1088.

Homogeneity:
This RM was unitized according to an in-house procedure and is guaranteed to be homogeneous. There is no minimum sub-sample size required.

Intended Use:
This RM is intended for the preparation of working reference samples for use in routine laboratory analyses, calibration of instruments, validation of analytical methods, assessments of measurement methods, and continuing calibration verification.

Instructions for Use:
Sample aliquots for analysis should be withdrawn at 20°C to 25°C immediately after opening the container and should be processed without delay for the certified values to be valid within the stated uncertainties.

Hazards:
Refer to the Safety Data Sheet on www.agilent.com for information regarding this RM.

ANAB ACCREDITED ISO 17034 REFERENCE MATERIAL PRODUCER
ISO 17034 Cert No. AR-1936

RM was produced in accordance with TUV USA Inc registered ISO 9001 Quality Management System. Cert # 56 100 18560026
Page: 1 of 2
www.agilent.com/quality/
CSD-QA-015.1

ANAB ACCREDITED ISO/IEC 17025 TESTING LABORATORY
ISO 17025 Cert No. AT-1937

Agilent

Certificate of Analysis

Product Number: STM-520-1 **Lot Number:** 0006582580

Expiration of Certification:
The certification of this RM is valid until the expiration date specified above, provided the RM is handled and stored in accordance with the instructions given in this certificate. This certification is nullified if the RM is damaged, contaminated, or otherwise modified.

Maintenance of Certification:
If substantive changes are noted that affect the certification before the expiration of this certificate, Agilent will notify the purchaser.

Sample lot approver:

Monica Bourgeois
QMS Representative

ANAB ACCREDITED ISO 17034 REFERENCE MATERIAL PRODUCER

ISO 17034 Cert
No. AR-1936

RM was produced in accordance with TUV USA Inc registered ISO 9001 Quality Management System. Cert # 56 100 18560026
Page: 2 of 2

www.agilent.com/quality/
CSD-QA-015.1

ANAB ACCREDITED ISO/IEC 17025 TESTING LABORATORY

ISO 17025 Cert
No. AT-1937

125 Market Street
New Haven, CT 06513
USA

AccuStandard®

Tel (203)786-5290
Fax (203)786-5287
www.AccuStandard.com

CERTIFICATE OF ANALYSIS

Catalog No: M-8260A-B-SS-10X
Description: Surrogate Standard Mix
Lot: 219041458
Solvent: Methanol
Hazards: *Refer to SDS for complete safety information*

Date Certified: Apr 18, 2019
Expiration: Apr 18, 2029
Sample Size: 1 mL
Components: 4
Storage Condition: Ambient (>5 °C)

Signal Word: Danger

Certified Reference Material

ANAB ACCREDITED INTERPRETATION PROVIDER AR-1463
ANAB ACCREDITED TESTING LABORATORY AT-1339
ilac-MRA

Component	CAS #	Purity % (GC/MS)	Prepared Concentration[2] (µg/mL)	Certified Analyte Concentration[1] (µg/mL)
p-Bromofluorobenzene	460-00-4	99.9	2004	2002
Dibromofluoromethane	1868-53-7	99.8	2005	2001
1,2-Dichloroethane-d4	17060-07-0	100.0	2001	2001
Toluene-d8	2037-26-5	100.0	2000	2000

ID #: 14269
Opened:_____
Surrogate Standard Mix
Expires: 4/18/2029
Rec'd: 9/14/2021
Energy Laboratories Inc 1120 So. 27th Street
Billings MT 59107

A product with a suffix (-1A, -2B, etc. or -01, -02, etc.) on its lot number has had its expiration date extended and is identical to the same lot number without the suffix.

[2] All weights are traceable through NIST, Test No. 684/289871-17

[1] Certified Analyte Concentration = Purity x Prepared Concentration.

The Uncertainty associated with the certified concentration reported on this certificate is ±2.4%. This value is the combined expanded uncertainty and represents an estimated standard deviation equal to the positive square root of the total variation of the uncertainty of components. A normal distribution is assumed and a coverage factor of K=2 is chosen using approximately a 95% confidence level.

Labels and certificates follow U.S. Conventions in reporting numerical values: A comma (,) is used to separate units of one-thousand or greater. A period (.) is used as a decimal place marker.

The information on this certificate may not be reproduced without the express permission of the manufacturer. See reverse side for additional information

Hazard Information: Please refer to the SDS for information regarding the hazards associated with using this material.

This product was prepared according to in-house procedures and is guaranteed to be homogeneous.

Certified By: _____
Larry Decker, Organic QC Manager

For use in routine laboratory analysis.

AccuStandard is accredited to ISO 17034, ISO/IEC 17025 and certified to ISO 9001:2015

QR-ORG/INO-001
Rev. 7/20

CERTIFIED WEIGHT REPORT

Part Number: 30058
Lot Number: 080321
Description: EPA Method 502/524 - Volatile Gases Mix #1
6 components
Expiration Date: 080324
Recommended Storage: Freezer (0 °C)
Nominal Concentration (µg/mL): 2000
NIST Test ID#: 6UTB

Solvent:	Lot#
Methanol	EA783-US

5E-05 Balance Uncertainty
Weight(s) shown below were combined and diluted to (mL): 500.0 0.058 Flask Uncertainty

Formulated By:	Mario Luis	080321 DATE
Reviewed By:	Pedro L. Rentas	080321 DATE

	Compound	RM#	Lot Number	Nominal Conc (µg/mL)	Purity (%)	Uncertainty Purity (%)	Target Weight (g)	Actual Weight (g)	Actual Conc(µg/mL)	Expanded Uncertainty (+/-) (µg/mL)	SDS Information (Solvent Safety Info. On Attached pg.) CAS#	OSHA PEL (TWA)	LD50
1.	Bromomethane	50	01611JX	2000	99.5	0.2	1.00508	1.0098	2009.4	8.1	74-83-9	5 ppm (20mg/m3/8H) (skin)	orl-rat 214mg/kg
2.	Chloroethane	72	062617	2000	99	0.2	1.01016	1.0146	2008.8	8.1	75-00-3	1000 ppm (2600mg/m3/8H)	N/A
3.	Chloromethane	79	06908MS	2000	99.5	0.2	1.00508	1.0154	2020.5	8.1	74-87-3	100 ppm	orl-rat 1800mg/kg
4.	Dichlorodifluoromethane	134	92-0487	2000	99	0.2	1.01016	1.0224	2024.2	8.2	75-71-8	1000 ppm (4950mg/m3/8H)	N/A
5.	Trichlorofluoromethane	294	01823MW	2000	99	0.2	1.01016	1.0110	2001.7	8.1	75-69-4	1000 ppm (5600mg/m3/8H)	ipr-mus 1743mg/kg
6.	Vinyl chloride	305	04854EA	2000	99.5	0.2	1.00508	1.0071	2004.0	8.1	75-01-4	N/A	N/A

- The certified value is the concentration calculated from gravimetric and volumetric measurements unless otherwise stated.
- Standards are prepared gravimetrically using balances that are calibrated with weights traceable to NIST (see above).
- Standards are certifed (+/-) 0.5% of the stated value, unless otherwise stated.
- All Standards, after opening ampule, should be stored with caps tight and under appropriate laboratory conditions.
- Uncertainty Reference: Taylor, B.N. and Kuyat, C.E., "Guidelines for Evaluating and Expressing the Uncertainty of NIST Measurement Result," NIST Technical Note 1297, U.S. Government Printing Office, Washington, DC, (1994).

ID #: 14285
Opened:
EPA Method 502-524 - Volatile Gases Mix #1
Expires: 8/3/2024
Rec'd: 9/17/2021
Energy Laboratories Inc 1120 So. 27th Street
Billings MT 59107

Comments
GC15-M9 Analysis by Melissa Stonier
Column ID SPB-Vocol 105 meter X 0.53mm X 3.0µm film thickness
Flow rates: Total flow=150mL/min., Helium (carrier)=10mL/min.,
Helium(make-up)=40mL/min., Hydogen(make-up)=100mL/min.
Oven Profile: Temp. 1=35°C (Time 1=9 min.), Temp 2=200°C (Time 2=1 min.),
Rate = 33°C/min., Total run time=15 min. Injector temp.=200°C, FID Temp.=200°C.
ELCD Signal = Edaq Channel 1 PID Signal = Edaq Channel 2
Standard injection = 0.5µL, Range=3 Purge Valve = 0 min.

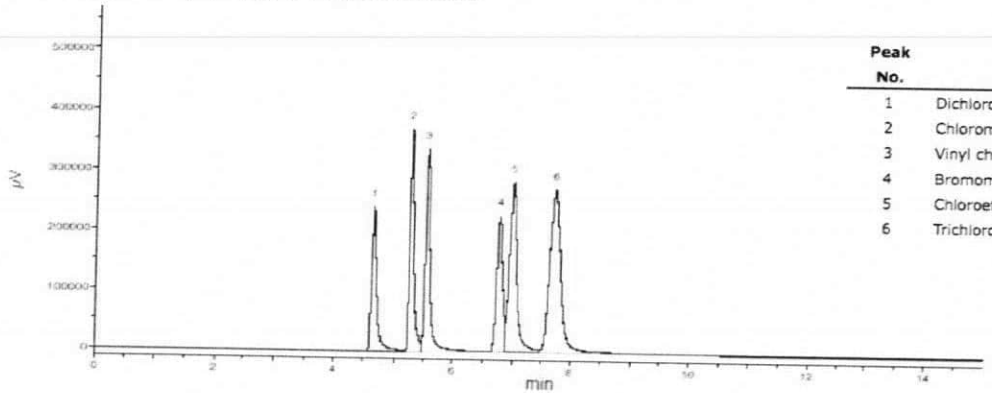

Peak No.	Analyte	ELCD RT (min.)
1	Dichlorodifluoromethane	4.67
2	Chloromethane	5.28
3	Vinyl chloride	5.56
4	Bromomethane	6.75
5	Chloroethane	6.99
6	Trichlorofluoromethane	7.72

CHEM SERVICE INC

660 Tower Lane • P.O. Box 599 • West Chester, PA 19381-0599
1-800-452-9994 • 1-610-692-3026 • Fax 1-610-692-8729
info@chemservice.com • www.chemservice.com

ID #: 14443
Opened:
TCL Ketone Mix
Expires: 6/30/2023
Rec'd: 10/26/2021
Energy Laboratories Inc 1120 So. 27th Street
Billings MT 59107

CERTIFICATE OF ANALYSIS

TCL Ketones Mixture

CONCENTRATION	2000ug/ml in Methanol:Water (90:10)
CATALOG NUMBER	M-TCL1AN5-1ML
LOT NUMBER	10251200
DATE CERTIFIED	06/16/20
EXPIRATION DATE	06/30/23
STORAGE	Freezer storage (-20 - -25 °C)
HANDLING	See Safety Data Sheet
INTENDED USE	For laboratory use only.
ISO 17034:2016 CERTIFIED	[ ]

ID	Analyte	CAS	Weight Analyte (mg)	Lot	Purity	Certified Concentration (ug/mL)
N-11014	Acetone	67-64-1	203.300	00026182	98.7	2006.6
N-10297	2-Butanone	78-93-3	202.800	00027454	99.5	2017.9
N-10369	2-Hexanone	591-78-6	202.600	00025720	99.5	2015.9
N-10844	4-Methyl-2-pentanone	108-10-1	204.700	6403300	99.5	2036.8

Analytical Test	Value
CONCENTRATION (GC/FID)	VERIFIED

Chem Service, Inc. is accredited to ISO 17034:2016, ISO/IEC 17025:2017 and certified to ISO 9001:2015.

PJLA Testing

PJLA Reference Material Producer

COA Form
Revision 3 (3/2015)

Print Date: 10/22/21

660 Tower Lane • P.O. Box 599 • West Chester, PA 19381-0599
1-800-452-9994 • 1-610-692-3026 • Fax 1-610-692-8729
info@chemservice.com • www.chemservice.com

Instructions for Use:
Shake mixture prior to use. If particles are present, sonicate for homogeneity. If sample is diluted to lower concentrations, Class A volumetric glassware must be used.
Minimum Sample Size- 0.2 uL for Direct Injection.
Chem Service Inc. guarantees the expanded uncertainty of the above analytes to be +/- 2.0% of the certified concentrations based on gravimetric preparation. The test results published in this report were obtained using equipment capable of producing results that are traceable to NIST and through NIST to the International System of Units (SI). The reported expanded uncertainty of measurement is stated as the combined standard uncertainty of measurement multiplied by the coverage factor k (k=2) such that the coverage probability corresponds to approximately 95%. For certified reference materials, homogeneity and thermal stability testing are available upon request.

Certified By:

Mary Beth O'Donnell

Mary Beth O'Donnell
CSM/TC

Chem Service, Inc. is accredited to ISO 17034:2016, ISO/IEC 17025:2017 and certified to ISO 9001:2015.

PJLA Testing

PJLA Reference Material Producer

CHEM SERVICE INC

660 Tower Lane • P.O. Box 599 • West Chester, PA 19381-0599
1-800-452-9994 • 1-610-692-3026 • Fax 1-610-692-8729
info@chemservice.com • www.chemservice.com

CERTIFICATE OF ANALYSIS

Gas Chromatography / Flame Ionization Detector (GC/FID)

Data file:	C:\CHEM32\1\DATA\2020 DATA\0620\M-TCL1AN5.D		
Sample name:	M-TCL1AN5		
Acq. method:	N-14276.M		
Instrument:	GC3	**Location:**	202
Injection date:	6/16/2020 2:52:35 PM	**Injection Vol:**	1.000
Column name:	RTx-5MS (30m x 0.25mm x 0.5µm)	**# Of Injections:**	1

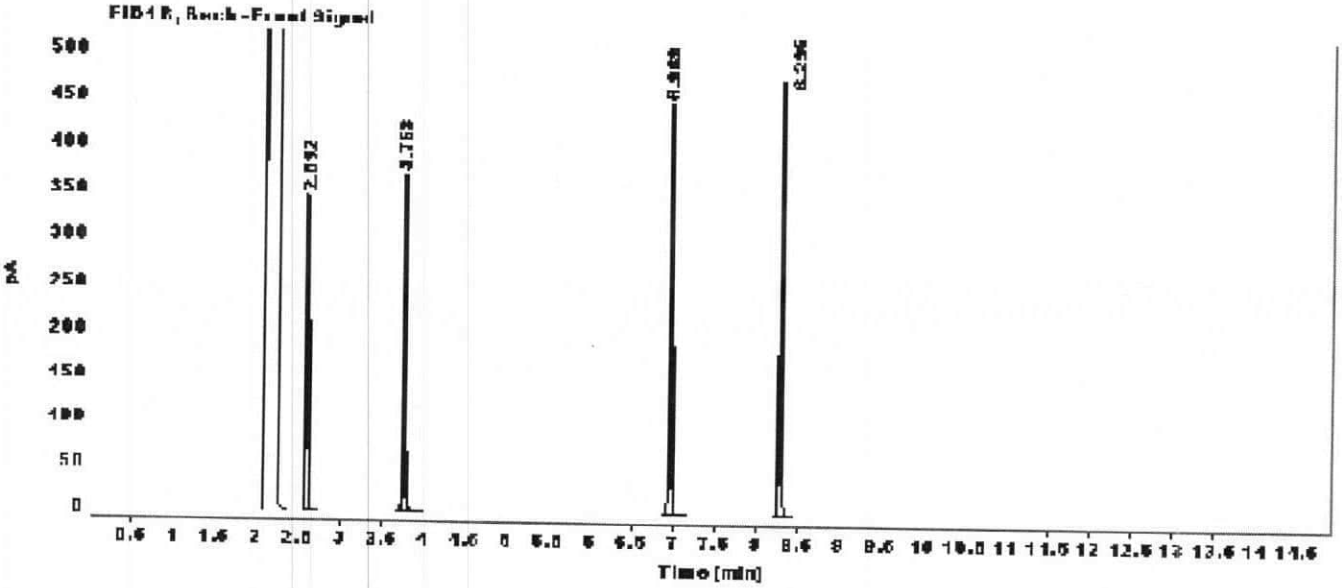

Signal: FID1 B, Back - Front Signal

RT [min]	Type	Width [min]	Area	Height	Area%
2.592	BB	0.0277	580.2505	343.4966	18.4655
3.763	BB	0.0323	735.4804	367.8491	23.4054
6.989	BB	0.0326	904.3389	447.8770	28.7791
8.295	BB	0.0307	922.2798	474.3798	29.3500
		Sum	3142.3497		

Chem Service, Inc. is accredited to ISO 17034:2016, ISO/IEC 17025:2017 and certified to ISO 9001:2015.

PJLA Testing

PJLA Reference Material Producer

125 Market Street
New Haven, CT 06513
USA

AccuStandard®

Tel (203)786-5290
Fax (203)786-5287
www.AccuStandard.com

CERTIFICATE OF ANALYSIS

Catalog No: CLP-022K-100X
Description: TCL Ketone Mix
Lot: 221111486
Solvent: Methanol
Hazards: *Refer to SDS for complete safety information*

Signal Word: Danger

Date Certified: Dec 1, 2021
Expiration: Jan 1, 2023
Sample Size: 1 mL
Components: 4
Storage Condition: Freeze (<-10 °C)

Certified Reference Material

ANAB ACCREDITED REFERENCE MATERIAL PRODUCER AR-1463

ilac-MRA

Component	CAS #	Purity % (GC/MS)	Prepared Concentration² (mg/mL)	Certified Analyte Concentration¹ (mg/mL)
Acetone	67-64-1	100.0	20.01	20.01
Methyl ethyl ketone	78-93-3	100.0	20.01	20.01
2-Hexanone	591-78-6	98.7	20.01	19.75
4-Methyl-2-pentanone	108-10-1	100.0	20.01	20.01

ID #: 14585
Opened:_____
TCL Ketone Mix
Expires: 1/1/2023
Rec'd: 12/3/2021
Energy Laboratories Inc 1120 So. 27th Street
Billings MT 59107

This Certified Reference Material was verified in accordance with ISO/IEC 17025

A product with a suffix (-1A, -2B, etc. or -01, -02, etc.) on its lot number has had its expiration date extended and is identical to the same lot number without the suffix.

² All weights are traceable through NIST, Test No. 684/289871-17

¹ Certified Analyte Concentration = Purity x Prepared Concentration.

The Uncertainty associated with the certified concentration reported on this certificate is ±2.4%. This value is the combined expanded uncertainty and represents an estimated standard deviation equal to the positive square root of the total variation of the uncertainty of components. A normal distribution is assumed and a coverage factor of K=2 is chosen using approximately a 95% confidence level.

Labels and certificates follow U.S. Conventions in reporting numerical values: A comma (,) is used to separate units of one-thousand or greater. A period (.) is used as a decimal place marker.

The information on this certificate may not be reproduced without the express permission of the manufacturer. See reverse side for additional information

Hazard Information: Please refer to the SDS for information regarding the hazards associated with using this material.

This product was prepared according to in-house procedures and is guaranteed to be homogeneous.

Certified By: _____
Larry Decker, Organic QC Manager

Page 1 of 1

For use in routine laboratory analysis.

AccuStandard is accredited to ISO 17034, ISO/IEC 17025 and certified to ISO 9001:2015

QR-ORG/INO-001
Rev. 7/20

PREP BATCH REPORT

Prep Code: **SVOC-3510C-8270** Technician: **Zachary B. Zaccardi** Prep Start Date: **1/19/2022 3:57:55 PM**

Prep Batch **163072** Prep Temp **NA °C** Batch Units: **ML** Prep End Date: **1/21/2022 2:15:00 PM**

Sample ID	Matrix	pH	Initial Samp Amt	Sol Added	Sol Recovered	Final Vol (mL)	Factor	Balance	Prep Start Date	Prep End Date
MB-163072			1000	0	0	1.00	0.001		1/19/2022	1/21/2022
Supervised by RJB										
LCS-163072			1000	0	0	1.00	0.001		1/19/2022	1/21/2022
LCSD-163072			1000	0	0	1.00	0.001		1/19/2022	1/21/2022
LLCS-163072			1000	0	0	1.00	0.001		1/19/2022	1/21/2022
LLCSD-163072			1000	0	0	1.00	0.001		1/19/2022	1/21/2022
B22011125-001C	Ground Water	6	1030	0	0	1.00	0.000971		1/19/2022	1/21/2022
Sample was clear (1/2)										
B22011128-001C	Ground Water	6	1020	0	0	1.00	0.00098		1/19/2022	1/21/2022
Sample was clear (1/2)										
B22011129-001C	Ground Water	6	1040	0	0	1.00	0.000962		1/19/2022	1/21/2022
Sample was clear (1/2)										
B22011131-001C	Ground Water	6	1040	0	0	1.00	0.000962		1/19/2022	1/21/2022
Sample was clear (1/2)										
B22011124-001C	Ground Water	6	980	0	0	1.00	0.00102		1/20/2022	1/21/2022
Sample was clear (1/2)										
B22011126-001C	Ground Water	6	1040	0	0	1.00	0.000962		1/20/2022	1/21/2022
Sample was clear (1/2)										
B22011127-001C	Ground Water	6	1040	0	0	1.00	0.000962		1/20/2022	1/21/2022
Sample was clear (1/2)										
B22011130-001C	Ground Water	6	1040	0	0	1.00	0.000962		1/20/2022	1/21/2022
Sample was clear (1/2)										
B22011132-001C	Ground Water	6	1010	0	0	1.00	0.00099		1/20/2022	1/21/2022
Sample was clear (1/2)										
B22011133-001C	Ground Water	6	960	0	0	1.00	0.00104		1/20/2022	1/21/2022
Sample was clear (1/2)										

Number	Reagent Name	Exp Date	A
13124	Sulfuric Acid 2020070739	7/2/2022	2mL
13273	pH-indicator Strips 0-14 HC025486	9/30/2024	
14196	Dichloromethane EB867	6/18/2023	100,50
14747	Dichloromethane EC849	11/1/2023	

Spk ID	Spike Name	SampType	AmtAdd	Exp Date
FP220118 14244	DCM RINSED FILTER PAPER	ALL		4/6/2026
Sulfate 01/18/22 (	Baked Sodium Sulfate	ALL	varies	11/29/2026
sv83418	Benzidines	LCS, MS	50 uL	3/17/2024
sv92715	LCS/Add Extractions	LCS, MS; LLCS/D	1.0 mL; 5	9/24/2022
SVOC NaOH 122	10 N NaOH	MB, LCS, SAMP,	5 drops	7/31/2023
sv92717	LL BNA Surr	SAMP, LMS, LLC	100 uL	3/31/2022
sv92706	BNA Surr	SAMP, MB, LCS,	100 uL	3/31/2022

PREP BATCH REPORT

Prep Code: **SVOC-3510C-8270** Technician: **Zachary B. Zaccardi** Prep Start Date: **1/19/2022 3:57:55 PM**

Prep Batch **163072** Prep Temp **NA °C** Batch Units: **ML** Prep End Date: **1/21/2022 2:15:00 PM**

Sample ID	Matrix	pH	Initial Samp Amt	Sol Added	Sol Recovered	Final Vol (mL)	Factor	Balance	Prep Start Date	Prep End Date
B22011134-001C	Ground Water	6	980	0	0	1.00	0.00102		1/20/2022	1/21/2022
Sample had a yellow tint (1/2)										
B22011134-002A	Ground Water	6	990	0	0	1.00	0.00101		1/20/2022	1/21/2022
Sample was clear (1/2)										
B22011135-001C	Ground Water	6	1000	0	0	1.00	0.001		1/20/2022	1/21/2022
Sample was clear (1/2)										
B22011136-001C	Ground Water	6	980	0	0	1.00	0.00102		1/20/2022	1/21/2022
Sample had a yellow tint (1/6)										
B22011136-001CMS	Ground Water	6	1010	0	0	1.00	0.00099		1/20/2022	1/21/2022
Sample had a yellow tint (2/6)										
B22011136-001CMSD	Ground Water	6	1010	0	0	1.00	0.00099		1/20/2022	1/21/2022
Sample had a yellow tint (3/6)										
B22011137-001C	Ground Water	6	1020	0	0	1.00	0.00098		1/20/2022	1/21/2022
Sample had a yellow tint (1/2)										
B22011200-001A	Aqueous	7	1050	0	0	1.00	0.000952		1/20/2022	1/21/2022
Sample was a cloudy yellow										
B22011136-001CLMS	Ground Water	6	980	0	0	1.00	0.00102		1/20/2022	1/21/2022
Sample had a yellow tint (4/6)										
B22011136-001CLMSD	Ground Water	6	990	0	0	1.00	0.00101		1/20/2022	1/21/2022
Sample had a yellow tint (5/6)										

Number	Reagent Name	Exp Date	A
13124	Sulfuric Acid 2020070739	7/2/2022	2mL
13273	pH-indicator Strips 0-14 HC025486	9/30/2024	
14196	Dichloromethane EB867	6/18/2023	100,50
14747	Dichloromethane EC849	11/1/2023	

Spk ID	Spike Name	SampType	AmtAdd	Exp Date
FP220118 14244	DCM RINSED FILTER PAPER	ALL		4/6/2026
Sulfate 01/18/22 (	Baked Sodium Sulfate	ALL	varies	11/29/2026
sv83418	Benzidines	LCS, MS	50 uL	3/17/2024
sv92715	LCS/Add Extractions	LCS, MS; LLCS/D	1.0 mL; 5	9/24/2022
SVOC NaOH 122	10 N NaOH	MB, LCS, SAMP,	5 drops	7/31/2023
sv92717	LL BNA Surr	SAMP, LMS, LLC	100 uL	3/31/2022
sv92706	BNA Surr	SAMP, MB, LCS,	100 uL	3/31/2022

PREP BATCH REPORT

Prep Code: **SVOC-3510C-8270** Technician: **Zachary B. Zaccardi** Prep Start Date: **1/24/2022 11:48:22 A**

Prep Batch **163174** Prep Temp **NA °C** Batch Units: **ML** Prep End Date: **1/26/2022 12:41:00 P**

Sample ID	Matrix	pH	Initial Samp Amt	Sol Added	Sol Recovered	Final Vol (mL)	Factor	Balance	Prep Start Date	Prep End Date
MB-163174			1000	0	0	1.00	0.001		1/24/2022	1/26/2022
Supervised by RJB										
LCS-163174			1000	0	0	1.00	0.001		1/24/2022	1/26/2022
LCSD-163174			1000	0	0	1.00	0.001		1/24/2022	1/26/2022
LLCS-163174			1000	0	0	1.00	0.001		1/24/2022	1/26/2022
LLCSD-163174			1000	0	0	1.00	0.001		1/24/2022	1/26/2022
B22011214-001C	Ground Water	6	1000	0	0	1.00	0.001		1/24/2022	1/26/2022
Sample was clear (1/2)										
B22011227-001C	Ground Water	6	960	0	0	1.00	0.00104		1/24/2022	1/26/2022
Sample was clear (1/2)										
B22011228-001C	Ground Water	6	990	0	0	1.00	0.00101		1/24/2022	1/26/2022
Sample was clear (1/2)										
B22011418-002A	Aqueous	6	1020	0	0	1.00	0.00098		1/24/2022	1/26/2022
Sample was cloudy yellow, with brown percipitate										
B22011446-001C	Ground Water	6	980	0	0	1.00	0.00102		1/24/2022	1/26/2022
Sample was clear (1/2)										
B22011446-006C	Ground Water	6	970	0	0	1.00	0.00103		1/24/2022	1/26/2022
Sample was clear (1/2)										
B22011446-011C	Ground Water	6	1000	0	0	1.00	0.001		1/24/2022	1/26/2022
Sample was clear (1/2)										
B22011446-012A	Ground Water	6	1000	0	0	1.00	0.001		1/24/2022	1/26/2022
Sample was clear (1/2)										
B22011446-017C	Ground Water	6	1050	0	0	1.00	0.000952		1/24/2022	1/26/2022
Sample was clear (1/2)										
B22011446-022C	Ground Water	6	1020	0	0	1.00	0.00098		1/24/2022	1/26/2022
Sample was clear (1/2)										

Number	Reagent Name	Exp Date	A
13124	Sulfuric Acid 2020070739	7/2/2022	2mL
13273	pH-indicator Strips 0-14 HC025486	9/30/2024	
14747	Dichloromethane EC849	11/1/2023	100, 5(

Spk ID	Spike Name	SampType	AmtAdd	Exp Date
FP220120 14244	DCM RINSED FILTER PAPER	ALL		4/6/2026
Sulfate 01/18/22 (	Baked Sodium Sulfate	ALL	varies	11/29/2026
sv83418	Benzidines	LCS, MS	50 uL	3/17/2024
sv92801	LCS/Add Extractions	LCS, MS; LLCS/D	1.0 mL; 5	7/22/2022
sv92717	LL BNA Surr	LMS, LLCS/D	100 uL	3/31/2022
SVOC NaOH 122	10 N NaOH	MB, LCS, SAMP,	5 drops	7/31/2023
sv92718	BNA Surr	SAMP, MB, LCS,	100 uL	3/31/2022

PREP BATCH REPORT

Prep Code: **SVOC-3510C-8270** Technician: **Zachary B. Zaccardi** Prep Start Date: **1/24/2022 11:48:22 A**

Prep Batch **163174** Prep Temp **NA °C** Batch Units: **ML** Prep End Date: **1/26/2022 12:41:00 P**

Sample ID	Matrix	pH	Initial Samp Amt	Sol Added	Sol Recovered	Final Vol (mL)	Factor	Balance	Prep Start Date	Prep End Date
B22011446-027C	Ground Water	6	990	0	0	1.00	0.00101		1/24/2022	1/26/2022
Sample was clear (1/2)										
B22011446-032C	Ground Water	6	970	0	0	1.00	0.00103		1/24/2022	1/26/2022
Sample was clear (1/2)										
B22011446-006CMS	Ground Water	6	970	0	0	1.00	0.00103		1/25/2022	1/26/2022
Sample was clear (2/2)										
B22011446-011CLMS	Ground Water	6	980	0	0	1.00	0.00102		1/25/2022	1/26/2022
Sample was clear (2/2)										
B22011446-012AMS	Ground Water	6	980	0	0	1.00	0.00102		1/25/2022	1/26/2022
Sample was clear (2/2)										
B22011446-017CLMS	Ground Water	6	1040	0	0	1.00	0.000962		1/25/2022	1/26/2022
Sample was clear (2/2)										

Number	Reagent Name	Exp Date	A
13124	Sulfuric Acid 2020070739	7/2/2022	2mL
13273	pH-indicator Strips 0-14 HC025486	9/30/2024	
14747	Dichloromethane EC849	11/1/2023	100, 5(

Spk ID	Spike Name	SampType	AmtAdd	Exp Date
FP220120 14244	DCM RINSED FILTER PAPER	ALL		4/6/2026
Sulfate 01/18/22 (	Baked Sodium Sulfate	ALL	varies	11/29/2026
sv83418	Benzidines	LCS, MS	50 uL	3/17/2024
sv92801	LCS/Add Extractions	LCS, MS; LLCS/D	1.0 mL; 5	7/22/2022
sv92717	LL BNA Surr	LMS, LLCS/D	100 uL	3/31/2022
SVOC NaOH 122	10 N NaOH	MB, LCS, SAMP,	5 drops	7/31/2023
sv92718	BNA Surr	SAMP, MB, LCS,	100 uL	3/31/2022

Energy Laboratories Inc

ANALYTICAL RUN Summary

16-Feb-22

Run ID SV5973N.I_220201A

Run Start Date:	2/1/2022
Analyst:	Sean McGrew
Ical:	0
Column ID:	XTI-5
Comments:	

Std ID	Std Name	Std Amount	Std Units	Samp Amount	Samp Units	SampType	Expiration Date
dcmsvoc13	DCM						11/17/2022
sv100507	BNA mix	37.5	ul	62.5	ul	CCV	3/31/2022
sv100516	BNA Internals 2000 ug/mL	2	ul	100	ul	all HL SVOC	6/30/2023
sv100714	BNA 2nd source 200 ug/mL	37.5	ul	62.5	ul	ICV	10/1/2022
sv83311	DFTPP 1000 ug/mL	50	ul	50	ul	TUNE	10/31/2022
sv90820	BNA 2nd source short (new)	37.5	ul	62.5	ul	ICV	3/16/2023

Seq No	Lab ID	Test Code	Sample Typ	File ID	Analysis Date	DF	Batch ID	Prep Date	SPKref	RPDref	pmoist
15012697	Feb0101_D_TU	SVOC-8270-DF	TUNE	V5973N.I\sd0201	2/1/2022 5:03:00	1	R374090		0	0	

Analyte	T	Units	RAW	Final	Text	Spike	SPKref	RPDref	MDL	PQL	UQL	%REC	LOW	HIGH	%RPD	Q
127, % of mass 198	A	%	52.9	52.9		100	0	0	0	0.01	0	53%	40	60	0%	
197, % of mass 198	A	%	0	0		100	0	0	0	0.01	0	0%	0	0.99	0%	
198, Base Peak	A	%	100	100		100	0	0	0	0.01	0	100%	100	100	0%	
199, % of mass 198	A	%	6.8	6.8		100	0	0	0	0.01	0	7%	5	9	0%	
275, % of mass 198	A	%	26.8	26.8		100	0	0	0	0.01	0	27%	10	30	0%	
365, % of mass 198	A	%	3.5	3.5		100	0	0	0	0.01	0	4%	1	99.99	0%	
441, % of mass 443	A	%	25.2	25.2		100	0	0	0	0.01	0	25%	0.01	150	0%	
442, % of mass 198	A	%	59.7	59.7		100	0	0	0	0.01	0	60%	40	100	0%	
443, % of mass 442	A	%	19.2	19.2		100	0	0	0	0.01	0	19%	17	23	0%	
51, % of mass 198	A	%	42.2	42.2		100	0	0	0	0.01	0	42%	30	60	0%	
68, % of mass 69	A	%	0.4	0.4		100	0	0	0	0.01	0	0%	0	1.99	0%	
70, % of mass 69	A	%	0.8	0.8		100	0	0	0	0.01	0	1%	0	1.99	0%	

Seq No	Lab ID	Test Code	Sample Typ	File ID	Analysis Date	DF	Batch ID	Prep Date	SPKref	RPDref	pmoist
15013931	01-Feb-22_CAL	SVOC-8270-W-	ICAL	V5973N.I\sd0201	2/1/2022 5:24:36	1	R374090		0	0	

Analyte	T	Units	RAW	Final	Text	Spike	SPKref	RPDref	MDL	PQL	UQL	%REC	LOW	HIGH	%RPD	Q
1,2,4-Trichlorobenzene	A	ug/L	149.91941	149.91941		150	0	0	1.9	10	150	100%	80	120	0%	
1,2-Dichlorobenzene	A	ug/L	148.76779	148.76779		150	0	0	1.97	10	150	99%	80	120	0%	
1,3-Dichlorobenzene	A	ug/L	150.8886	150.8886		150	0	0	2.13	10	150	101%	80	120	0%	
1,4-Dichlorobenzene	A	ug/L	146.86311	146.86311		150	0	0	2.02	10	150	98%	80	120	0%	
1-Methylnaphthalene	A	ug/L	146.52565	146.52565		150	0	0	2.39	10	150	98%	80	120	0%	
2,2´-Oxybis(1-Chloropropane)	A	ug/L	146.10462	146.10462		150	0	0	1.45	10	150	97%	80	120	0%	
2,4,5-Trichlorophenol	A	ug/L	147.49292	147.49292		150	0	0	2.23	10	150	98%	80	120	0%	
2,4,6-Trichlorophenol	A	ug/L	151.23682	151.23682		150	0	0	2.64	10	150	101%	80	120	0%	
2,4-Dichlorophenol	A	ug/L	143.3204	143.3204		150	0	0	1.69	10	150	96%	80	120	0%	
2,4-Dimethylphenol	A	ug/L	144.88102	144.88102		150	0	0	1.69	10	150	97%	80	120	0%	
2,4-Dinitrophenol	A	ug/L	145.64012	145.64012		150	0	0	4.26	10	150	97%	80	120	0%	
2,4-Dinitrotoluene	A	ug/L	148.94109	148.94109		150	0	0	3.04	10	150	99%	80	120	0%	
2,6-Dinitrotoluene	A	ug/L	154.41903	154.41903		150	0	0	3.2	10	150	103%	80	120	0%	
2-Chloronaphthalene	A	ug/L	152.75844	152.75844		150	0	0	2.14	10	150	102%	80	120	0%	
2-Chlorophenol	A	ug/L	141.80602	141.80602		150	0	0	2.48	10	150	95%	80	120	0%	
2-Methylnaphthalene	A	ug/L	147.29664	147.29664		150	0	0	1.92	10	150	98%	80	120	0%	
2-Nitroaniline	A	ug/L	141.90808	141.90808		150	0	0	2.4	10	150	95%	80	120	0%	
2-Nitrophenol	A	ug/L	148.52469	148.52469		150	0	0	2.36	10	150	99%	80	120	0%	
3,3´-Dichlorobenzidine	A	ug/L	146.52231	146.52231		150	0	0	2.11	10	150	98%	80	120	0%	
3-Nitroaniline	A	ug/L	150.57061	150.57061		150	0	0	2.77	10	150	100%	80	120	0%	
4,6-Dinitro-2-methylphenol	A	ug/L	144.00292	144.00292		150	0	0	2.33	10	150	96%	80	120	0%	
4-Bromophenyl phenyl ether	A	ug/L	151.35681	151.35681		150	0	0	1.74	10	150	101%	80	120	0%	
4-Chloro-2-methylphenol	A	ug/L	149.66858	149.66858		150	0	0	1.6	10	150	100%	80	120	0%	
4-Chloro-3-methylphenol	A	ug/L	143.96017	143.96017		150	0	0	1.46	10	150	96%	80	120	0%	
4-Chlorophenol	A	ug/L	148.49525	148.49525		150	0	0	2.64	10	150	99%	80	120	0%	
4-Chlorophenyl phenyl ether	A	ug/L	151.84815	151.84815		150	0	0	2.03	10	150	101%	80	120	0%	
4-Nitroaniline	A	ug/L	141.73858	141.73858		150	0	0	1.63	10	150	94%	80	120	0%	
4-Nitrophenol	A	ug/L	150.50821	150.50821		150	0	0	2.5	10	150	100%	80	120	0%	
Acenaphthene	A	ug/L	142.5147	142.5147		150	0	0	1.89	10	150	95%	80	120	0%	
Acenaphthylene	A	ug/L	142.94277	142.94277		150	0	0	1.57	10	150	95%	80	120	0%	
Aniline	A	ug/L	148.83964	148.83964		150	0	0	3.74	10	150	99%	80	120	0%	
Anthracene	A	ug/L	146.27849	146.27849		150	0	0	1.23	10	150	98%	80	120	0%	
Azobenzene	A	ug/L	120.32124	120.32124		150	0	0	1.09	10	150	80%	80	120	0%	
Benzidine	A	ug/L	144.62596	144.62596		150	0	0	6.72	10	150	96%	80	120	0%	
Benzo(a)anthracene	A	ug/L	147.76244	147.76244		150	0	0	0.856	10	150	99%	80	120	0%	

2

Seq No	Lab ID	Test Code	Sample Typ	File ID	Analysis Date	DF	Batch ID	Prep Date	SPKref	RPDref	pmoist
15013931	01-Feb-22_CAL	SVOC-8270-W-	ICAL	V5973N.I\sd0201	2/1/2022 5:24:36	1	R374090		0	0	

Analyte	T	Units	RAW	Final	Text	Spike	SPKref	RPDref	MDL	PQL	UQL	%REC	LOW	HIGH	%RPD	Q
Benzo(a)pyrene	A	ug/L	150.19207	150.19207		150	0	0	1.24	10	150	100%	80	120	0%	
Benzo(b)fluoranthene	A	ug/L	149.86624	149.86624		150	0	0	0.903	10	150	100%	80	120	0%	
Benzo(g,h,i)perylene	A	ug/L	151.40276	151.40276		150	0	0	1.01	10	150	101%	80	120	0%	
Benzo(k)fluoranthene	A	ug/L	149.04627	149.04627		150	0	0	0.97	10	150	99%	80	120	0%	
Benzoic acid	A	ug/L	144.64431	144.64431		150	0	0	1.51	10	150	96%	80	120	0%	
Benzyl alcohol	A	ug/L	148.16582	148.16582		150	0	0	3.13	10	150	99%	80	120	0%	
bis(-2-chloroethoxy)Methane	A	ug/L	151.54516	151.54516		150	0	0	1.36	10	150	101%	80	120	0%	
bis(-2-chloroethyl)Ether	A	ug/L	153.37045	153.37045		150	0	0	2.57	10	150	102%	80	120	0%	
bis(2-chloroisopropyl)Ether	A	ug/L	146.10462	146.10462		150	0	0	1.49	10	150	97%	80	120	0%	
bis(2-ethylhexyl)Phthalate	A	ug/L	143.98451	143.98451		150	0	0	1.91	10	150	96%	80	120	0%	
Butylbenzylphthalate	A	ug/L	145.34413	145.34413		150	0	0	1.57	10	150	97%	80	120	0%	
Carbazole	A	ug/L	150.73552	150.73552		150	0	0	0.842	10	150	100%	80	120	0%	
Chrysene	A	ug/L	147.29953	147.29953		150	0	0	1.17	10	150	98%	80	120	0%	
Di-n-butyl phthalate	A	ug/L	149.12769	149.12769		150	0	0	0.932	10	150	99%	80	120	0%	
Di-n-octyl phthalate	A	ug/L	149.97435	149.97435		150	0	0	1.34	10	150	100%	80	120	0%	
Dibenzo(a,h)anthracene	A	ug/L	151.59632	151.59632		150	0	0	1.17	10	150	101%	80	120	0%	
Dibenzofuran	A	ug/L	150.58052	150.58052		150	0	0	1.74	10	150	100%	80	120	0%	
Diethyl phthalate	A	ug/L	149.20491	149.20491		150	0	0	2.18	10	150	99%	80	120	0%	
Dimethyl phthalate	A	ug/L	146.95888	146.95888		150	0	0	1.72	10	150	98%	80	120	0%	
Fluoranthene	A	ug/L	144.3534	144.3534		150	0	0	0.883	10	150	96%	80	120	0%	
Fluorene	A	ug/L	138.8198	138.8198		150	0	0	1.82	10	150	93%	80	120	0%	
Hexachlorobenzene	A	ug/L	141.18821	141.18821		150	0	0	1.33	10	150	94%	80	120	0%	
Hexachlorobutadiene	A	ug/L	149.07254	149.07254		150	0	0	2.32	10	150	99%	80	120	0%	
Hexachlorocyclopentadiene	A	ug/L	146.37318	146.37318		150	0	0	2.97	10	150	98%	80	120	0%	
Hexachloroethane	A	ug/L	146.20765	146.20765		150	0	0	1.79	10	150	97%	80	120	0%	
Indeno(1,2,3-cd)pyrene	A	ug/L	150.33925	150.33925		150	0	0	1.25	10	150	100%	80	120	0%	
Isophorone	A	ug/L	141.3453	141.3453		150	0	0	1.67	10	150	94%	80	120	0%	
m+p-Cresols	A	ug/L	138.55166	138.55166		150	0	0	1.78	10	150	92%	80	120	0%	
n-Nitroso-di-n-propylamine	A	ug/L	144.7489	144.7489		150	0	0	1.54	10	150	96%	80	120	0%	
n-Nitrosodimethylamine	A	ug/L	153.41012	153.41012		150	0	0	1.53	10	150	102%	80	120	0%	
n-Nitrosodiphenylamine	A	ug/L	145.19009	145.19009		150	0	0	1.16	10	150	97%	80	120	0%	
Naphthalene	A	ug/L	147.32881	147.32881		150	0	0	1.74	10	150	98%	80	120	0%	
Nitrobenzene	A	ug/L	152.65063	152.65063		150	0	0	2.31	10	150	102%	80	120	0%	
o-Cresol	A	ug/L	147.32029	147.32029		150	0	0	1.83	10	150	98%	80	120	0%	
p-Chloroaniline	A	ug/L	143.74884	143.74884		150	0	0	1.52	10	150	96%	80	120	0%	

Seq No	Lab ID	Test Code	Sample Typ	File ID	Analysis Date	DF	Batch ID	Prep Date	SPKref	RPDref	pmoist
15013931	01-Feb-22_CAL	SVOC-8270-W-	ICAL	V5973N.I\sd0201	2/1/2022 5:24:36	1	R374090		0	0	

Analyte	T	Units	RAW	Final	Text	Spike	SPKref	RPDref	MDL	PQL	UQL	%REC	LOW	HIGH	%RPD	Q
Pentachlorophenol	A	ug/L	144.64984	144.64984		150	0	0	4.24	10	150	96%	80	120	0%	
Phenanthrene	A	ug/L	139.72688	139.72688		150	0	0	0.784	10	150	93%	80	120	0%	
Phenol	A	ug/L	139.37398	139.37398		150	0	0	1.46	10	150	93%	80	120	0%	
Pyrene	A	ug/L	150.49377	150.49377		150	0	0	0.921	10	150	100%	80	120	0%	
Pyridine	A	ug/L	146.16735	146.16735		150	0	0	3.22	10	150	97%	80	120	0%	
Triallate	A	ug/L	148.44941	148.44941		150	0	0	1.51	10	150	99%	80	120	0%	
1,4-Dichlorobenzene-d4	I	ug/L	40	40		0	0	0	0	10	150	0%			0%	
Acenaphthene-d10	I	ug/L	40	40		0	0	0	0	10	150	0%			0%	
Chrysene-d12	I	ug/L	40	40		0	0	0	0	10	150	0%			0%	
Naphthalene-d8	I	ug/L	40	40		0	0	0	0	10	150	0%			0%	
Perylene-d12	I	ug/L	40	40		0	0	0	0	10	150	0%			0%	
Phenanthrene-d10	I	ug/L	40	40		0	0	0	0	10	150	0%			0%	
2,4,6-Tribromophenol	S	ug/L	145.39031	145.39031		150	0	0	2.88	10	0	97%	80	120	0%	
2-Fluorobiphenyl	S	ug/L	156.58456	156.58456		150	0	0	0.724	10	0	104%	80	120	0%	
2-Fluorophenol	S	ug/L	138.74791	138.74791		150	0	0	3.52	10	0	92%	80	120	0%	
Nitrobenzene-d5	S	ug/L	147.76901	147.76901		150	0	0	2.34	10	0	99%	80	120	0%	
Phenol-d5	S	ug/L	141.82663	141.82663		150	0	0	2.06	10	0	95%	80	120	0%	
Terphenyl-d14	S	ug/L	147.46234	147.46234		150	0	0	1.17	10	0	98%	80	120	0%	
4-Chloroaniline	X	ug/L	143.74884	143.74884		150	0	0	1.61	10	150	96%	80	120	0%	
o-Terphenyl	X	ug/L	148.37605	148.37605		150	0	0	1.27	10	150	99%	80	120	0%	

Seq No	Lab ID	Test Code	Sample Typ	File ID	Analysis Date	DF	Batch ID	Prep Date	SPKref	RPDref	pmoist
15013932	01-Feb-22_CAL	SVOC-8270-W-	ICAL	V5973N.I\sd0201	2/1/2022 5:56:51	1	R374090		0	0	

Analyte	T	Units	RAW	Final	Text	Spike	SPKref	RPDref	MDL	PQL	UQL	%REC	LOW	HIGH	%RPD	Q
1,2,4-Trichlorobenzene	A	ug/L	120.63959	120.63959		120	0	0	1.9	10	150	101%	80	120	0%	
1,2-Dichlorobenzene	A	ug/L	127.50479	127.50479		120	0	0	1.97	10	150	106%	80	120	0%	
1,3-Dichlorobenzene	A	ug/L	125.90379	125.90379		120	0	0	2.13	10	150	105%	80	120	0%	
1,4-Dichlorobenzene	A	ug/L	126.82623	126.82623		120	0	0	2.02	10	150	106%	80	120	0%	
1-Methylnaphthalene	A	ug/L	124.59404	124.59404		120	0	0	2.39	10	150	104%	80	120	0%	
2,2´-Oxybis(1-Chloropropane)	A	ug/L	123.96093	123.96093		120	0	0	1.45	10	150	103%	80	120	0%	
2,4,5-Trichlorophenol	A	ug/L	124.42581	124.42581		120	0	0	2.23	10	150	104%	80	120	0%	
2,4,6-Trichlorophenol	A	ug/L	116.27743	116.27743		120	0	0	2.64	10	150	97%	80	120	0%	
2,4-Dichlorophenol	A	ug/L	121.54817	121.54817		120	0	0	1.69	10	150	101%	80	120	0%	
2,4-Dimethylphenol	A	ug/L	128.85607	128.85607		120	0	0	1.69	10	150	107%	80	120	0%	

Seq No	Lab ID	Test Code	Sample Typ	File ID	Analysis Date	DF	Batch ID	Prep Date	SPKref	RPDref	pmoist
15013932	01-Feb-22_CAL	SVOC-8270-W-	ICAL	V5973N.I\sd0201	2/1/2022 5:56:51	1	R374090		0	0	

Analyte	T	Units	RAW	Final	Text	Spike	SPKref	RPDref	MDL	PQL	UQL	%REC	LOW	HIGH	%RPD	Q
2,4-Dinitrophenol	A	ug/L	119.59255	119.59255		120	0	0	4.26	10	150	100%	80	120	0%	
2,4-Dinitrotoluene	A	ug/L	119.80437	119.80437		120	0	0	3.04	10	150	100%	80	120	0%	
2,6-Dinitrotoluene	A	ug/L	111.44533	111.44533		120	0	0	3.2	10	150	93%	80	120	0%	
2-Chloronaphthalene	A	ug/L	118.79072	118.79072		120	0	0	2.14	10	150	99%	80	120	0%	
2-Chlorophenol	A	ug/L	127.18521	127.18521		120	0	0	2.48	10	150	106%	80	120	0%	
2-Methylnaphthalene	A	ug/L	120.98431	120.98431		120	0	0	1.92	10	150	101%	80	120	0%	
2-Nitroaniline	A	ug/L	131.55322	131.55322		120	0	0	2.4	10	150	110%	80	120	0%	
2-Nitrophenol	A	ug/L	121.9943	121.9943		120	0	0	2.36	10	150	102%	80	120	0%	
3,3´-Dichlorobenzidine	A	ug/L	121.57353	121.57353		120	0	0	2.11	10	150	101%	80	120	0%	
3-Nitroaniline	A	ug/L	112.51377	112.51377		120	0	0	2.77	10	150	94%	80	120	0%	
4,6-Dinitro-2-methylphenol	A	ug/L	122.66546	122.66546		120	0	0	2.33	10	150	102%	80	120	0%	
4-Bromophenyl phenyl ether	A	ug/L	115.36516	115.36516		120	0	0	1.74	10	150	96%	80	120	0%	
4-Chloro-2-methylphenol	A	ug/L	120.57998	120.57998		120	0	0	1.6	10	150	100%	80	120	0%	
4-Chloro-3-methylphenol	A	ug/L	127.38959	127.38959		120	0	0	1.46	10	150	106%	80	120	0%	
4-Chlorophenol	A	ug/L	120.43978	120.43978		120	0	0	2.64	10	150	100%	80	120	0%	
4-Chlorophenyl phenyl ether	A	ug/L	112.82952	112.82952		120	0	0	2.03	10	150	94%	80	120	0%	
4-Nitroaniline	A	ug/L	123.63157	123.63157		120	0	0	1.63	10	150	103%	80	120	0%	
4-Nitrophenol	A	ug/L	123.83081	123.83081		120	0	0	2.5	10	150	103%	80	120	0%	
Acenaphthene	A	ug/L	128.17707	128.17707		120	0	0	1.89	10	150	107%	80	120	0%	
Acenaphthylene	A	ug/L	131.2729	131.2729		120	0	0	1.57	10	150	109%	80	120	0%	
Aniline	A	ug/L	126.03631	126.03631		120	0	0	3.74	10	150	105%	80	120	0%	
Anthracene	A	ug/L	116.52991	116.52991		120	0	0	1.23	10	150	97%	80	120	0%	
Azobenzene	A	ug/L	119.19397	119.19397		120	0	0	1.09	10	150	99%	80	120	0%	
Benzidine	A	ug/L	126.174	126.174		120	0	0	6.72	10	150	105%	80	120	0%	
Benzo(a)anthracene	A	ug/L	123.18652	123.18652		120	0	0	0.856	10	150	103%	80	120	0%	
Benzo(a)pyrene	A	ug/L	119.29856	119.29856		120	0	0	1.24	10	150	99%	80	120	0%	
Benzo(b)fluoranthene	A	ug/L	118.6106	118.6106		120	0	0	0.903	10	150	99%	80	120	0%	
Benzo(g,h,i)perylene	A	ug/L	118.73754	118.73754		120	0	0	1.01	10	150	99%	80	120	0%	
Benzo(k)fluoranthene	A	ug/L	123.53593	123.53593		120	0	0	0.97	10	150	103%	80	120	0%	
Benzoic acid	A	ug/L	126.50514	126.50514		120	0	0	1.51	10	150	105%	80	120	0%	
Benzyl alcohol	A	ug/L	126.20609	126.20609		120	0	0	3.13	10	150	105%	80	120	0%	
bis(-2-chloroethoxy)Methane	A	ug/L	120.29406	120.29406		120	0	0	1.36	10	150	100%	80	120	0%	
bis(-2-chloroethyl)Ether	A	ug/L	124.45112	124.45112		120	0	0	2.57	10	150	104%	80	120	0%	
bis(2-chloroisopropyl)Ether	A	ug/L	123.96093	123.96093		120	0	0	1.49	10	150	103%	80	120	0%	
bis(2-ethylhexyl)Phthalate	A	ug/L	125.12936	125.12936		120	0	0	1.91	10	150	104%	80	120	0%	

Seq No	Lab ID	Test Code	Sample Typ	File ID	Analysis Date	DF	Batch ID	Prep Date	SPKref	RPDref	pmoist
15013932	01-Feb-22_CAL	SVOC-8270-W-	ICAL	V5973N.I\sd0201	2/1/2022 5:56:51	1	R374090		0	0	

Analyte	T	Units	RAW	Final	Text	Spike	SPKref	RPDref	MDL	PQL	UQL	%REC	LOW	HIGH	%RPD	Q
Butylbenzylphthalate	A	ug/L	121.63951	121.63951		120	0	0	1.57	10	150	101%	80	120	0%	
Carbazole	A	ug/L	120.39193	120.39193		120	0	0	0.842	10	150	100%	80	120	0%	
Chrysene	A	ug/L	124.59197	124.59197		120	0	0	1.17	10	150	104%	80	120	0%	
Di-n-butyl phthalate	A	ug/L	124.02506	124.02506		120	0	0	0.932	10	150	103%	80	120	0%	
Di-n-octyl phthalate	A	ug/L	119.44659	119.44659		120	0	0	1.34	10	150	100%	80	120	0%	
Dibenzo(a,h)anthracene	A	ug/L	120.89851	120.89851		120	0	0	1.17	10	150	101%	80	120	0%	
Dibenzofuran	A	ug/L	127.49707	127.49707		120	0	0	1.74	10	150	106%	80	120	0%	
Diethyl phthalate	A	ug/L	117.60974	117.60974		120	0	0	2.18	10	150	98%	80	120	0%	
Dimethyl phthalate	A	ug/L	123.62486	123.62486		120	0	0	1.72	10	150	103%	80	120	0%	
Fluoranthene	A	ug/L	122.29508	122.29508		120	0	0	0.883	10	150	102%	80	120	0%	
Fluorene	A	ug/L	123.87703	123.87703		120	0	0	1.82	10	150	103%	80	120	0%	
Hexachlorobenzene	A	ug/L	123.61059	123.61059		120	0	0	1.33	10	150	103%	80	120	0%	
Hexachlorobutadiene	A	ug/L	119.76411	119.76411		120	0	0	2.32	10	150	100%	80	120	0%	
Hexachlorocyclopentadiene	A	ug/L	118.06846	118.06846		120	0	0	2.97	10	150	98%	80	120	0%	
Hexachloroethane	A	ug/L	128.06921	128.06921		120	0	0	1.79	10	150	107%	80	120	0%	
Indeno(1,2,3-cd)pyrene	A	ug/L	120.26431	120.26431		120	0	0	1.25	10	150	100%	80	120	0%	
Isophorone	A	ug/L	125.82426	125.82426		120	0	0	1.67	10	150	105%	80	120	0%	
m+p-Cresols	A	ug/L	133.51066	133.51066		120	0	0	1.78	10	150	111%	80	120	0%	
n-Nitroso-di-n-propylamine	A	ug/L	124.98421	124.98421		120	0	0	1.54	10	150	104%	80	120	0%	
n-Nitrosodimethylamine	A	ug/L	118.27124	118.27124		120	0	0	1.53	10	150	99%	80	120	0%	
n-Nitrosodiphenylamine	A	ug/L	122.52431	122.52431		120	0	0	1.16	10	150	102%	80	120	0%	
Naphthalene	A	ug/L	122.05774	122.05774		120	0	0	1.74	10	150	102%	80	120	0%	
Nitrobenzene	A	ug/L	119.49448	119.49448		120	0	0	2.31	10	150	100%	80	120	0%	
o-Cresol	A	ug/L	121.46523	121.46523		120	0	0	1.83	10	150	101%	80	120	0%	
p-Chloroaniline	A	ug/L	124.0098	124.0098		120	0	0	1.52	10	150	103%	80	120	0%	
Pentachlorophenol	A	ug/L	120.40322	120.40322		120	0	0	4.24	10	150	100%	80	120	0%	
Phenanthrene	A	ug/L	131.6192	131.6192		120	0	0	0.784	10	150	110%	80	120	0%	
Phenol	A	ug/L	132.46577	132.46577		120	0	0	1.46	10	150	110%	80	120	0%	
Pyrene	A	ug/L	123.78953	123.78953		120	0	0	0.921	10	150	103%	80	120	0%	
Pyridine	A	ug/L	128.30526	128.30526		120	0	0	3.22	10	150	107%	80	120	0%	
Triallate	A	ug/L	125.90298	125.90298		120	0	0	1.51	10	150	105%	80	120	0%	
1,4-Dichlorobenzene-d4	I	ug/L	40	40		0	0	0	0	10	150	0%			0%	
Acenaphthene-d10	I	ug/L	40	40		0	0	0	0	10	150	0%			0%	
Chrysene-d12	I	ug/L	40	40		0	0	0	0	10	150	0%			0%	
Naphthalene-d8	I	ug/L	40	40		0	0	0	0	10	150	0%			0%	

Seq No	Lab ID	Test Code	Sample Typ	File ID	Analysis Date	DF	Batch ID	Prep Date	SPKref	RPDref	pmoist
15013932	01-Feb-22_CAL	SVOC-8270-W-	ICAL	V5973N.I\sd0201	2/1/2022 5:56:51	1	R374090		0	0	

Analyte	T	Units	RAW	Final	Text	Spike	SPKref	RPDref	MDL	PQL	UQL	%REC	LOW	HIGH	%RPD	Q
Perylene-d12	I	ug/L	40	40		0	0	0	0	10	150	0%			0%	
Phenanthrene-d10	I	ug/L	40	40		0	0	0	0	10	150	0%			0%	
2,4,6-Tribromophenol	S	ug/L	123.84884	123.84884		120	0	0	2.88	10	0	103%	80	120	0%	
2-Fluorobiphenyl	S	ug/L	116.39374	116.39374		120	0	0	0.724	10	0	97%	80	120	0%	
2-Fluorophenol	S	ug/L	127.04295	127.04295		120	0	0	3.52	10	0	106%	80	120	0%	
Nitrobenzene-d5	S	ug/L	121.71288	121.71288		120	0	0	2.34	10	0	101%	80	120	0%	
Phenol-d5	S	ug/L	122.9276	122.9276		120	0	0	2.06	10	0	102%	80	120	0%	
Terphenyl-d14	S	ug/L	123.06141	123.06141		120	0	0	1.17	10	0	103%	80	120	0%	
4-Chloroaniline	X	ug/L	124.0098	124.0098		120	0	0	1.61	10	150	103%	80	120	0%	
o-Terphenyl	X	ug/L	120.82255	120.82255		120	0	0	1.27	10	150	101%	80	120	0%	

Seq No	Lab ID	Test Code	Sample Typ	File ID	Analysis Date	DF	Batch ID	Prep Date	SPKref	RPDref	pmoist
15013933	01-Feb-22_CAL	SVOC-8270-W-	ICAL	V5973N.I\sd0201	2/1/2022 6:29:01	1	R374090		0	0	

Analyte	T	Units	RAW	Final	Text	Spike	SPKref	RPDref	MDL	PQL	UQL	%REC	LOW	HIGH	%RPD	Q
1,2,4-Trichlorobenzene	A	ug/L	98.14447	98.14447		100	0	0	1.9	10	150	98%	80	120	0%	
1,2-Dichlorobenzene	A	ug/L	91.10337	91.10337		100	0	0	1.97	10	150	91%	80	120	0%	
1,3-Dichlorobenzene	A	ug/L	89.25148	89.25148		100	0	0	2.13	10	150	89%	80	120	0%	
1,4-Dichlorobenzene	A	ug/L	95.38809	95.38809		100	0	0	2.02	10	150	95%	80	120	0%	
1-Methylnaphthalene	A	ug/L	97.26926	97.26926		100	0	0	2.39	10	150	97%	80	120	0%	
2,2´-Oxybis(1-Chloropropane)	A	ug/L	102.47852	102.47852		100	0	0	1.45	10	150	102%	80	120	0%	
2,4,5-Trichlorophenol	A	ug/L	97.60829	97.60829		100	0	0	2.23	10	150	98%	80	120	0%	
2,4,6-Trichlorophenol	A	ug/L	102.06312	102.06312		100	0	0	2.64	10	150	102%	80	120	0%	
2,4-Dichlorophenol	A	ug/L	105.47677	105.47677		100	0	0	1.69	10	150	105%	80	120	0%	
2,4-Dimethylphenol	A	ug/L	98.11587	98.11587		100	0	0	1.69	10	150	98%	80	120	0%	
2,4-Dinitrophenol	A	ug/L	107.92258	107.92258		100	0	0	4.26	10	150	108%	80	120	0%	
2,4-Dinitrotoluene	A	ug/L	99.50042	99.50042		100	0	0	3.04	10	150	100%	80	120	0%	
2,6-Dinitrotoluene	A	ug/L	97.25489	97.25489		100	0	0	3.2	10	150	97%	80	120	0%	
2-Chloronaphthalene	A	ug/L	94.8182	94.8182		100	0	0	2.14	10	150	95%	80	120	0%	
2-Chlorophenol	A	ug/L	104.72212	104.72212		100	0	0	2.48	10	150	105%	80	120	0%	
2-Methylnaphthalene	A	ug/L	100.00822	100.00822		100	0	0	1.92	10	150	100%	80	120	0%	
2-Nitroaniline	A	ug/L	101.3167	101.3167		100	0	0	2.4	10	150	101%	80	120	0%	
2-Nitrophenol	A	ug/L	99.58424	99.58424		100	0	0	2.36	10	150	100%	80	120	0%	
3,3´-Dichlorobenzidine	A	ug/L	102.7677	102.7677		100	0	0	2.11	10	150	103%	80	120	0%	
3-Nitroaniline	A	ug/L	107.04761	107.04761		100	0	0	2.77	10	150	107%	80	120	0%	

Seq No	Lab ID	Test Code	Sample Typ	File ID	Analysis Date	DF	Batch ID	Prep Date	SPKref	RPDref	pmoist
15013933	01-Feb-22_CAL	SVOC-8270-W-	ICAL	V5973N.I\sd0201	2/1/2022 6:29:01	1	R374090		0	0	

Analyte	T	Units	RAW	Final	Text	Spike	SPKref	RPDref	MDL	PQL	UQL	%REC	LOW	HIGH	%RPD	Q
4,6-Dinitro-2-methylphenol	A	ug/L	110.15273	110.15273		100	0	0	2.33	10	150	110%	80	120	0%	
4-Bromophenyl phenyl ether	A	ug/L	103.8771	103.8771		100	0	0	1.74	10	150	104%	80	120	0%	
4-Chloro-2-methylphenol	A	ug/L	100.31266	100.31266		100	0	0	1.6	10	150	100%	80	120	0%	
4-Chloro-3-methylphenol	A	ug/L	99.74935	99.74935		100	0	0	1.46	10	150	100%	80	120	0%	
4-Chlorophenol	A	ug/L	102.74832	102.74832		100	0	0	2.64	10	150	103%	80	120	0%	
4-Chlorophenyl phenyl ether	A	ug/L	106.66527	106.66527		100	0	0	2.03	10	150	107%	80	120	0%	
4-Nitroaniline	A	ug/L	112.10172	112.10172		100	0	0	1.63	10	150	112%	80	120	0%	
4-Nitrophenol	A	ug/L	89.6009	89.6009		100	0	0	2.5	10	150	90%	80	120	0%	
Acenaphthene	A	ug/L	102.63941	102.63941		100	0	0	1.89	10	150	103%	80	120	0%	
Acenaphthylene	A	ug/L	98.02995	98.02995		100	0	0	1.57	10	150	98%	80	120	0%	
Aniline	A	ug/L	93.22921	93.22921		100	0	0	3.74	10	150	93%	80	120	0%	
Anthracene	A	ug/L	101.59823	101.59823		100	0	0	1.23	10	150	102%	80	120	0%	
Azobenzene	A	ug/L	102.57053	102.57053		100	0	0	1.09	10	150	103%	80	120	0%	
Benzidine	A	ug/L	100.52743	100.52743		100	0	0	6.72	10	150	101%	80	120	0%	
Benzo(a)anthracene	A	ug/L	99.45389	99.45389		100	0	0	0.856	10	150	99%	80	120	0%	
Benzo(a)pyrene	A	ug/L	100.54704	100.54704		100	0	0	1.24	10	150	101%	80	120	0%	
Benzo(b)fluoranthene	A	ug/L	103.92072	103.92072		100	0	0	0.903	10	150	104%	80	120	0%	
Benzo(g,h,i)perylene	A	ug/L	97.84842	97.84842		100	0	0	1.01	10	150	98%	80	120	0%	
Benzo(k)fluoranthene	A	ug/L	97.23131	97.23131		100	0	0	0.97	10	150	97%	80	120	0%	
Benzoic acid	A	ug/L	100.06627	100.06627		100	0	0	1.51	10	150	100%	80	120	0%	
Benzyl alcohol	A	ug/L	91.8671	91.8671		100	0	0	3.13	10	150	92%	80	120	0%	
bis(-2-chloroethoxy)Methane	A	ug/L	95.83629	95.83629		100	0	0	1.36	10	150	96%	80	120	0%	
bis(-2-chloroethyl)Ether	A	ug/L	84.4828	84.4828		100	0	0	2.57	10	150	84%	80	120	0%	
bis(2-chloroisopropyl)Ether	A	ug/L	102.47852	102.47852		100	0	0	1.49	10	150	102%	80	120	0%	
bis(2-ethylhexyl)Phthalate	A	ug/L	105.41335	105.41335		100	0	0	1.91	10	150	105%	80	120	0%	
Butylbenzylphthalate	A	ug/L	106.2402	106.2402		100	0	0	1.57	10	150	106%	80	120	0%	
Carbazole	A	ug/L	99.59529	99.59529		100	0	0	0.842	10	150	100%	80	120	0%	
Chrysene	A	ug/L	98.98148	98.98148		100	0	0	1.17	10	150	99%	80	120	0%	
Di-n-butyl phthalate	A	ug/L	94.90213	94.90213		100	0	0	0.932	10	150	95%	80	120	0%	
Di-n-octyl phthalate	A	ug/L	99.33323	99.33323		100	0	0	1.34	10	150	99%	80	120	0%	
Dibenzo(a,h)anthracene	A	ug/L	92.53795	92.53795		100	0	0	1.17	10	150	93%	80	120	0%	
Dibenzofuran	A	ug/L	88.14721	88.14721		100	0	0	1.74	10	150	88%	80	120	0%	
Diethyl phthalate	A	ug/L	102.72414	102.72414		100	0	0	2.18	10	150	103%	80	120	0%	
Dimethyl phthalate	A	ug/L	100.27684	100.27684		100	0	0	1.72	10	150	100%	80	120	0%	
Fluoranthene	A	ug/L	109.50484	109.50484		100	0	0	0.883	10	150	110%	80	120	0%	

Seq No	Lab ID	Test Code	Sample Typ	File ID	Analysis Date	DF	Batch ID	Prep Date	SPKref	RPDref	pmoist
15013933	01-Feb-22_CAL	SVOC-8270-W-	ICAL	V5973N.I\sd0201	2/1/2022 6:29:01	1	R374090		0	0	

Analyte	T	Units	RAW	Final	Text	Spike	SPKref	RPDref	MDL	PQL	UQL	%REC	LOW	HIGH	%RPD	Q
Fluorene	A	ug/L	113.75809	113.75809		100	0	0	1.82	10	150	114%	80	120	0%	
Hexachlorobenzene	A	ug/L	112.12315	112.12315		100	0	0	1.33	10	150	112%	80	120	0%	
Hexachlorobutadiene	A	ug/L	102.43353	102.43353		100	0	0	2.32	10	150	102%	80	120	0%	
Hexachlorocyclopentadiene	A	ug/L	110.0228	110.0228		100	0	0	2.97	10	150	110%	80	120	0%	
Hexachloroethane	A	ug/L	95.78225	95.78225		100	0	0	1.79	10	150	96%	80	120	0%	
Indeno(1,2,3-cd)pyrene	A	ug/L	96.867	96.867		100	0	0	1.25	10	150	97%	80	120	0%	
Isophorone	A	ug/L	103.15561	103.15561		100	0	0	1.67	10	150	103%	80	120	0%	
m+p-Cresols	A	ug/L	102.63099	102.63099		100	0	0	1.78	10	150	103%	80	120	0%	
n-Nitroso-di-n-propylamine	A	ug/L	100.47215	100.47215		100	0	0	1.54	10	150	100%	80	120	0%	
n-Nitrosodimethylamine	A	ug/L	94.35576	94.35576		100	0	0	1.53	10	150	94%	80	120	0%	
n-Nitrosodiphenylamine	A	ug/L	107.4516	107.4516		100	0	0	1.16	10	150	107%	80	120	0%	
Naphthalene	A	ug/L	99.98486	99.98486		100	0	0	1.74	10	150	100%	80	120	0%	
Nitrobenzene	A	ug/L	94.59744	94.59744		100	0	0	2.31	10	150	95%	80	120	0%	
o-Cresol	A	ug/L	101.93279	101.93279		100	0	0	1.83	10	150	102%	80	120	0%	
p-Chloroaniline	A	ug/L	103.04232	103.04232		100	0	0	1.52	10	150	103%	80	120	0%	
Pentachlorophenol	A	ug/L	110.60559	110.60559		100	0	0	4.24	10	150	111%	80	120	0%	
Phenanthrene	A	ug/L	105.05217	105.05217		100	0	0	0.784	10	150	105%	80	120	0%	
Phenol	A	ug/L	101.72731	101.72731		100	0	0	1.46	10	150	102%	80	120	0%	
Pyrene	A	ug/L	94.49995	94.49995		100	0	0	0.921	10	150	94%	80	120	0%	
Pyridine	A	ug/L	94.28714	94.28714		100	0	0	3.22	10	150	94%	80	120	0%	
Triallate	A	ug/L	96.13993	96.13993		100	0	0	1.51	10	150	96%	80	120	0%	
1,4-Dichlorobenzene-d4	I	ug/L	40	40		0	0	0	0	10	150	0%			0%	
Acenaphthene-d10	I	ug/L	40	40		0	0	0	0	10	150	0%			0%	
Chrysene-d12	I	ug/L	40	40		0	0	0	0	10	150	0%			0%	
Naphthalene-d8	I	ug/L	40	40		0	0	0	0	10	150	0%			0%	
Perylene-d12	I	ug/L	40	40		0	0	0	0	10	150	0%			0%	
Phenanthrene-d10	I	ug/L	40	40		0	0	0	0	10	150	0%			0%	
2,4,6-Tribromophenol	S	ug/L	105.24335	105.24335		100	0	0	2.88	10	0	105%	80	120	0%	
2-Fluorobiphenyl	S	ug/L	92.32123	92.32123		100	0	0	0.724	10	0	92%	80	120	0%	
2-Fluorophenol	S	ug/L	101.00077	101.00077		100	0	0	3.52	10	0	101%	80	120	0%	
Nitrobenzene-d5	S	ug/L	98.52879	98.52879		100	0	0	2.34	10	0	99%	80	120	0%	
Phenol-d5	S	ug/L	96.19177	96.19177		100	0	0	2.06	10	0	96%	80	120	0%	
Terphenyl-d14	S	ug/L	102.81031	102.81031		100	0	0	1.17	10	0	103%	80	120	0%	
4-Chloroaniline	X	ug/L	103.04232	103.04232		100	0	0	1.61	10	150	103%	80	120	0%	
o-Terphenyl	X	ug/L	106.70614	106.70614		100	0	0	1.27	10	150	107%	80	120	0%	

Seq No	Lab ID	Test Code	Sample Typ	File ID	Analysis Date	DF	Batch ID	Prep Date	SPKref	RPDref	pmoist
15013934	01-Feb-22_CAL	SVOC-8270-W-	ICAL	V5973N.I\sd0201	2/1/2022 7:01:18	1	R374090		0	0	

Analyte	T	Units	RAW	Final	Text	Spike	SPKref	RPDref	MDL	PQL	UQL	%REC	LOW	HIGH	%RPD	Q
1,2,4-Trichlorobenzene	A	ug/L	76.84163	76.84163		75	0	0	1.9	10	150	102%	80	120	0%	
1,2-Dichlorobenzene	A	ug/L	77.04185	77.04185		75	0	0	1.97	10	150	103%	80	120	0%	
1,3-Dichlorobenzene	A	ug/L	77.64208	77.64208		75	0	0	2.13	10	150	104%	80	120	0%	
1,4-Dichlorobenzene	A	ug/L	77.19324	77.19324		75	0	0	2.02	10	150	103%	80	120	0%	
1-Methylnaphthalene	A	ug/L	78.02738	78.02738		75	0	0	2.39	10	150	104%	80	120	0%	
2,2´-Oxybis(1-Chloropropane)	A	ug/L	73.78643	73.78643		75	0	0	1.45	10	150	98%	80	120	0%	
2,4,5-Trichlorophenol	A	ug/L	76.40632	76.40632		75	0	0	2.23	10	150	102%	80	120	0%	
2,4,6-Trichlorophenol	A	ug/L	73.61941	73.61941		75	0	0	2.64	10	150	98%	80	120	0%	
2,4-Dichlorophenol	A	ug/L	78.51654	78.51654		75	0	0	1.69	10	150	105%	80	120	0%	
2,4-Dimethylphenol	A	ug/L	73.79083	73.79083		75	0	0	1.69	10	150	98%	80	120	0%	
2,4-Dinitrophenol	A	ug/L	77.40734	77.40734		75	0	0	4.26	10	150	103%	80	120	0%	
2,4-Dinitrotoluene	A	ug/L	79.38898	79.38898		75	0	0	3.04	10	150	106%	80	120	0%	
2,6-Dinitrotoluene	A	ug/L	86.72282	86.72282		75	0	0	3.2	10	150	116%	80	120	0%	
2-Chloronaphthalene	A	ug/L	78.68743	78.68743		75	0	0	2.14	10	150	105%	80	120	0%	
2-Chlorophenol	A	ug/L	73.47737	73.47737		75	0	0	2.48	10	150	98%	80	120	0%	
2-Methylnaphthalene	A	ug/L	78.80289	78.80289		75	0	0	1.92	10	150	105%	80	120	0%	
2-Nitroaniline	A	ug/L	71.11635	71.11635		75	0	0	2.4	10	150	95%	80	120	0%	
2-Nitrophenol	A	ug/L	76.54133	76.54133		75	0	0	2.36	10	150	102%	80	120	0%	
3,3´-Dichlorobenzidine	A	ug/L	78.01546	78.01546		75	0	0	2.11	10	150	104%	80	120	0%	
3-Nitroaniline	A	ug/L	78.16926	78.16926		75	0	0	2.77	10	150	104%	80	120	0%	
4,6-Dinitro-2-methylphenol	A	ug/L	71.97295	71.97295		75	0	0	2.33	10	150	96%	80	120	0%	
4-Bromophenyl phenyl ether	A	ug/L	74.20055	74.20055		75	0	0	1.74	10	150	99%	80	120	0%	
4-Chloro-2-methylphenol	A	ug/L	73.45693	73.45693		75	0	0	1.6	10	150	98%	80	120	0%	
4-Chloro-3-methylphenol	A	ug/L	76.12341	76.12341		75	0	0	1.46	10	150	101%	80	120	0%	
4-Chlorophenol	A	ug/L	73.44519	73.44519		75	0	0	2.64	10	150	98%	80	120	0%	
4-Chlorophenyl phenyl ether	A	ug/L	74.70257	74.70257		75	0	0	2.03	10	150	100%	80	120	0%	
4-Nitroaniline	A	ug/L	71.77939	71.77939		75	0	0	1.63	10	150	96%	80	120	0%	
4-Nitrophenol	A	ug/L	81.4651	81.4651		75	0	0	2.5	10	150	109%	80	120	0%	
Acenaphthene	A	ug/L	75.3729	75.3729		75	0	0	1.89	10	150	100%	80	120	0%	
Acenaphthylene	A	ug/L	75.00296	75.00296		75	0	0	1.57	10	150	100%	80	120	0%	
Aniline	A	ug/L	76.19555	76.19555		75	0	0	3.74	10	150	102%	80	120	0%	
Anthracene	A	ug/L	77.21447	77.21447		75	0	0	1.23	10	150	103%	80	120	0%	
Azobenzene	A	ug/L	71.91842	71.91842		75	0	0	1.09	10	150	96%	80	120	0%	
Benzidine	A	ug/L	77.96186	77.96186		75	0	0	6.72	10	150	104%	80	120	0%	
Benzo(a)anthracene	A	ug/L	75.56826	75.56826		75	0	0	0.856	10	150	101%	80	120	0%	

Seq No	Lab ID	Test Code	Sample Typ	File ID	Analysis Date	DF	Batch ID	Prep Date	SPKref	RPDref	pmoist
15013934	01-Feb-22_CAL	SVOC-8270-W-	ICAL	V5973N.I\sd0201	2/1/2022 7:01:18	1	R374090		0	0	

Analyte	T	Units	RAW	Final	Text	Spike	SPKref	RPDref	MDL	PQL	UQL	%REC	LOW	HIGH	%RPD	Q
Benzo(a)pyrene	A	ug/L	74.77767	74.77767		75	0	0	1.24	10	150	100%	80	120	0%	
Benzo(b)fluoranthene	A	ug/L	71.69076	71.69076		75	0	0	0.903	10	150	96%	80	120	0%	
Benzo(g,h,i)perylene	A	ug/L	76.79804	76.79804		75	0	0	1.01	10	150	102%	80	120	0%	
Benzo(k)fluoranthene	A	ug/L	74.05135	74.05135		75	0	0	0.97	10	150	99%	80	120	0%	
Benzoic acid	A	ug/L	76.64435	76.64435		75	0	0	1.51	10	150	102%	80	120	0%	
Benzyl alcohol	A	ug/L	79.40049	79.40049		75	0	0	3.13	10	150	106%	80	120	0%	
bis(-2-chloroethoxy)Methane	A	ug/L	76.13696	76.13696		75	0	0	1.36	10	150	102%	80	120	0%	
bis(-2-chloroethyl)Ether	A	ug/L	79.03619	79.03619		75	0	0	2.57	10	150	105%	80	120	0%	
bis(2-chloroisopropyl)Ether	A	ug/L	73.78643	73.78643		75	0	0	1.49	10	150	98%	80	120	0%	
bis(2-ethylhexyl)Phthalate	A	ug/L	73.96766	73.96766		75	0	0	1.91	10	150	99%	80	120	0%	
Butylbenzylphthalate	A	ug/L	75.48099	75.48099		75	0	0	1.57	10	150	101%	80	120	0%	
Carbazole	A	ug/L	71.36684	71.36684		75	0	0	0.842	10	150	95%	80	120	0%	
Chrysene	A	ug/L	74.57414	74.57414		75	0	0	1.17	10	150	99%	80	120	0%	
Di-n-butyl phthalate	A	ug/L	76.5158	76.5158		75	0	0	0.932	10	150	102%	80	120	0%	
Di-n-octyl phthalate	A	ug/L	77.5827	77.5827		75	0	0	1.34	10	150	103%	80	120	0%	
Dibenzo(a,h)anthracene	A	ug/L	80.13372	80.13372		75	0	0	1.17	10	150	107%	80	120	0%	
Dibenzofuran	A	ug/L	75.05062	75.05062		75	0	0	1.74	10	150	100%	80	120	0%	
Diethyl phthalate	A	ug/L	78.8006	78.8006		75	0	0	2.18	10	150	105%	80	120	0%	
Dimethyl phthalate	A	ug/L	75.89313	75.89313		75	0	0	1.72	10	150	101%	80	120	0%	
Fluoranthene	A	ug/L	70.40961	70.40961		75	0	0	0.883	10	150	94%	80	120	0%	
Fluorene	A	ug/L	74.94724	74.94724		75	0	0	1.82	10	150	100%	80	120	0%	
Hexachlorobenzene	A	ug/L	72.69724	72.69724		75	0	0	1.33	10	150	97%	80	120	0%	
Hexachlorobutadiene	A	ug/L	74.07899	74.07899		75	0	0	2.32	10	150	99%	80	120	0%	
Hexachlorocyclopentadiene	A	ug/L	74.19652	74.19652		75	0	0	2.97	10	150	99%	80	120	0%	
Hexachloroethane	A	ug/L	75.71892	75.71892		75	0	0	1.79	10	150	101%	80	120	0%	
Indeno(1,2,3-cd)pyrene	A	ug/L	78.63863	78.63863		75	0	0	1.25	10	150	105%	80	120	0%	
Isophorone	A	ug/L	78.02751	78.02751		75	0	0	1.67	10	150	104%	80	120	0%	
m+p-Cresols	A	ug/L	72.98963	72.98963		75	0	0	1.78	10	150	97%	80	120	0%	
n-Nitroso-di-n-propylamine	A	ug/L	80.1177	80.1177		75	0	0	1.54	10	150	107%	80	120	0%	
n-Nitrosodimethylamine	A	ug/L	75.68011	75.68011		75	0	0	1.53	10	150	101%	80	120	0%	
n-Nitrosodiphenylamine	A	ug/L	69.8116	69.8116		75	0	0	1.16	10	150	93%	80	120	0%	
Naphthalene	A	ug/L	77.2486	77.2486		75	0	0	1.74	10	150	103%	80	120	0%	
Nitrobenzene	A	ug/L	75.54605	75.54605		75	0	0	2.31	10	150	101%	80	120	0%	
o-Cresol	A	ug/L	76.08003	76.08003		75	0	0	1.83	10	150	101%	80	120	0%	
p-Chloroaniline	A	ug/L	78.36586	78.36586		75	0	0	1.52	10	150	104%	80	120	0%	

Seq No	Lab ID	Test Code	Sample Typ	File ID	Analysis Date	DF	Batch ID	Prep Date	SPKref	RPDref	pmoist
15013934	01-Feb-22_CAL	SVOC-8270-W-	ICAL	V5973N.I\sd0201	2/1/2022 7:01:18	1	R374090		0	0	

Analyte	T	Units	RAW	Final	Text	Spike	SPKref	RPDref	MDL	PQL	UQL	%REC	LOW	HIGH	%RPD	Q
Pentachlorophenol	A	ug/L	72.58453	72.58453		75	0	0	4.24	10	150	97%	80	120	0%	
Phenanthrene	A	ug/L	70.56552	70.56552		75	0	0	0.784	10	150	94%	80	120	0%	
Phenol	A	ug/L	73.92718	73.92718		75	0	0	1.46	10	150	99%	80	120	0%	
Pyrene	A	ug/L	73.30313	73.30313		75	0	0	0.921	10	150	98%	80	120	0%	
Pyridine	A	ug/L	79.50718	79.50718		75	0	0	3.22	10	150	106%	80	120	0%	
Triallate	A	ug/L	71.13268	71.13268		75	0	0	1.51	10	150	95%	80	120	0%	
1,4-Dichlorobenzene-d4	I	ug/L	40	40		0	0	0	0	10	150	0%			0%	
Acenaphthene-d10	I	ug/L	40	40		0	0	0	0	10	150	0%			0%	
Chrysene-d12	I	ug/L	40	40		0	0	0	0	10	150	0%			0%	
Naphthalene-d8	I	ug/L	40	40		0	0	0	0	10	150	0%			0%	
Perylene-d12	I	ug/L	40	40		0	0	0	0	10	150	0%			0%	
Phenanthrene-d10	I	ug/L	40	40		0	0	0	0	10	150	0%			0%	
2,4,6-Tribromophenol	S	ug/L	71.17351	71.17351		75	0	0	2.88	10	0	95%	80	120	0%	
2-Fluorobiphenyl	S	ug/L	74.96938	74.96938		75	0	0	0.724	10	0	100%	80	120	0%	
2-Fluorophenol	S	ug/L	78.34161	78.34161		75	0	0	3.52	10	0	104%	80	120	0%	
Nitrobenzene-d5	S	ug/L	76.9924	76.9924		75	0	0	2.34	10	0	103%	80	120	0%	
Phenol-d5	S	ug/L	78.31653	78.31653		75	0	0	2.06	10	0	104%	80	120	0%	
Terphenyl-d14	S	ug/L	70.90281	70.90281		75	0	0	1.17	10	0	95%	80	120	0%	
4-Chloroaniline	X	ug/L	78.36586	78.36586		75	0	0	1.61	10	150	104%	80	120	0%	
o-Terphenyl	X	ug/L	66.06687	66.06687		75	0	0	1.27	10	150	88%	80	120	0%	

Seq No	Lab ID	Test Code	Sample Typ	File ID	Analysis Date	DF	Batch ID	Prep Date	SPKref	RPDref	pmoist
15013935	01-Feb-22_CAL	SVOC-8270-W-	ICAL	V5973N.I\sd0201	2/1/2022 7:33:25	1	R374090		0	0	

Analyte	T	Units	RAW	Final	Text	Spike	SPKref	RPDref	MDL	PQL	UQL	%REC	LOW	HIGH	%RPD	Q
1,2,4-Trichlorobenzene	A	ug/L	49.65662	49.65662		50	0	0	1.9	10	150	99%	80	120	0%	
1,2-Dichlorobenzene	A	ug/L	50.71479	50.71479		50	0	0	1.97	10	150	101%	80	120	0%	
1,3-Dichlorobenzene	A	ug/L	51.41846	51.41846		50	0	0	2.13	10	150	103%	80	120	0%	
1,4-Dichlorobenzene	A	ug/L	48.89599	48.89599		50	0	0	2.02	10	150	98%	80	120	0%	
1-Methylnaphthalene	A	ug/L	49.08081	49.08081		50	0	0	2.39	10	150	98%	80	120	0%	
2,2´-Oxybis(1-Chloropropane)	A	ug/L	48.70764	48.70764		50	0	0	1.45	10	150	97%	80	120	0%	
2,4,5-Trichlorophenol	A	ug/L	49.40123	49.40123		50	0	0	2.23	10	150	99%	80	120	0%	
2,4,6-Trichlorophenol	A	ug/L	52.37262	52.37262		50	0	0	2.64	10	150	105%	80	120	0%	
2,4-Dichlorophenol	A	ug/L	46.2218	46.2218		50	0	0	1.69	10	150	92%	80	120	0%	
2,4-Dimethylphenol	A	ug/L	49.6463	49.6463		50	0	0	1.69	10	150	99%	80	120	0%	

Seq No	Lab ID	Test Code	Sample Typ	File ID	Analysis Date	DF	Batch ID	Prep Date	SPKref	RPDref	pmoist
15013935	01-Feb-22_CAL	SVOC-8270-W-	ICAL	V5973N.I\sd0201	2/1/2022 7:33:25	1	R374090		0	0	

Analyte	T	Units	RAW	Final	Text	Spike	SPKref	RPDref	MDL	PQL	UQL	%REC	LOW	HIGH	%RPD	Q
2,4-Dinitrophenol	A	ug/L	45.31941	45.31941		50	0	0	4.26	10	150	91%	80	120	0%	
2,4-Dinitrotoluene	A	ug/L	48.44708	48.44708		50	0	0	3.04	10	150	97%	80	120	0%	
2,6-Dinitrotoluene	A	ug/L	44.85336	44.85336		50	0	0	3.2	10	150	90%	80	120	0%	
2-Chloronaphthalene	A	ug/L	50.11458	50.11458		50	0	0	2.14	10	150	100%	80	120	0%	
2-Chlorophenol	A	ug/L	47.83034	47.83034		50	0	0	2.48	10	150	96%	80	120	0%	
2-Methylnaphthalene	A	ug/L	48.06109	48.06109		50	0	0	1.92	10	150	96%	80	120	0%	
2-Nitroaniline	A	ug/L	49.72219	49.72219		50	0	0	2.4	10	150	99%	80	120	0%	
2-Nitrophenol	A	ug/L	48.30507	48.30507		50	0	0	2.36	10	150	97%	80	120	0%	
3,3´-Dichlorobenzidine	A	ug/L	46.92084	46.92084		50	0	0	2.11	10	150	94%	80	120	0%	
3-Nitroaniline	A	ug/L	47.60928	47.60928		50	0	0	2.77	10	150	95%	80	120	0%	
4,6-Dinitro-2-methylphenol	A	ug/L	46.79798	46.79798		50	0	0	2.33	10	150	94%	80	120	0%	
4-Bromophenyl phenyl ether	A	ug/L	50.56609	50.56609		50	0	0	1.74	10	150	101%	80	120	0%	
4-Chloro-2-methylphenol	A	ug/L	51.39974	51.39974		50	0	0	1.6	10	150	103%	80	120	0%	
4-Chloro-3-methylphenol	A	ug/L	48.29209	48.29209		50	0	0	1.46	10	150	97%	80	120	0%	
4-Chlorophenol	A	ug/L	50.08701	50.08701		50	0	0	2.64	10	150	100%	80	120	0%	
4-Chlorophenyl phenyl ether	A	ug/L	49.02265	49.02265		50	0	0	2.03	10	150	98%	80	120	0%	
4-Nitroaniline	A	ug/L	46.51231	46.51231		50	0	0	1.63	10	150	93%	80	120	0%	
4-Nitrophenol	A	ug/L	50.21787	50.21787		50	0	0	2.5	10	150	100%	80	120	0%	
Acenaphthene	A	ug/L	46.23826	46.23826		50	0	0	1.89	10	150	92%	80	120	0%	
Acenaphthylene	A	ug/L	47.68409	47.68409		50	0	0	1.57	10	150	95%	80	120	0%	
Aniline	A	ug/L	51.05199	51.05199		50	0	0	3.74	10	150	102%	80	120	0%	
Anthracene	A	ug/L	50.62053	50.62053		50	0	0	1.23	10	150	101%	80	120	0%	
Azobenzene	A	ug/L	51.27141	51.27141		50	0	0	1.09	10	150	103%	80	120	0%	
Benzidine	A	ug/L	46.57186	46.57186		50	0	0	6.72	10	150	93%	80	120	0%	
Benzo(a)anthracene	A	ug/L	49.18424	49.18424		50	0	0	0.856	10	150	98%	80	120	0%	
Benzo(a)pyrene	A	ug/L	50.41717	50.41717		50	0	0	1.24	10	150	101%	80	120	0%	
Benzo(b)fluoranthene	A	ug/L	50.81469	50.81469		50	0	0	0.903	10	150	102%	80	120	0%	
Benzo(g,h,i)perylene	A	ug/L	50.47405	50.47405		50	0	0	1.01	10	150	101%	80	120	0%	
Benzo(k)fluoranthene	A	ug/L	51.36693	51.36693		50	0	0	0.97	10	150	103%	80	120	0%	
Benzoic acid	A	ug/L	47.6989	47.6989		50	0	0	1.51	10	150	95%	80	120	0%	
Benzyl alcohol	A	ug/L	50.5883	50.5883		50	0	0	3.13	10	150	101%	80	120	0%	
bis(-2-chloroethoxy)Methane	A	ug/L	51.51626	51.51626		50	0	0	1.36	10	150	103%	80	120	0%	
bis(-2-chloroethyl)Ether	A	ug/L	53.4917	53.4917		50	0	0	2.57	10	150	107%	80	120	0%	
bis(2-chloroisopropyl)Ether	A	ug/L	48.70764	48.70764		50	0	0	1.49	10	150	97%	80	120	0%	
bis(2-ethylhexyl)Phthalate	A	ug/L	46.80168	46.80168		50	0	0	1.91	10	150	94%	80	120	0%	

Seq No	Lab ID	Test Code	Sample Typ	File ID	Analysis Date	DF	Batch ID	Prep Date	SPKref	RPDref	pmoist
15013935	01-Feb-22_CAL	SVOC-8270-W-	ICAL	V5973N.I\sd0201	2/1/2022 7:33:25	1	R374090		0	0	

Analyte	T	Units	RAW	Final	Text	Spike	SPKref	RPDref	MDL	PQL	UQL	%REC	LOW	HIGH	%RPD	Q
Butylbenzylphthalate	A	ug/L	47.0672	47.0672		50	0	0	1.57	10	150	94%	80	120	0%	
Carbazole	A	ug/L	52.84747	52.84747		50	0	0	0.842	10	150	106%	80	120	0%	
Chrysene	A	ug/L	49.64223	49.64223		50	0	0	1.17	10	150	99%	80	120	0%	
Di-n-butyl phthalate	A	ug/L	51.0226	51.0226		50	0	0	0.932	10	150	102%	80	120	0%	
Di-n-octyl phthalate	A	ug/L	49.15348	49.15348		50	0	0	1.34	10	150	98%	80	120	0%	
Dibenzo(a,h)anthracene	A	ug/L	50.05479	50.05479		50	0	0	1.17	10	150	100%	80	120	0%	
Dibenzofuran	A	ug/L	53.30434	53.30434		50	0	0	1.74	10	150	107%	80	120	0%	
Diethyl phthalate	A	ug/L	46.88224	46.88224		50	0	0	2.18	10	150	94%	80	120	0%	
Dimethyl phthalate	A	ug/L	48.20866	48.20866		50	0	0	1.72	10	150	96%	80	120	0%	
Fluoranthene	A	ug/L	48.8135	48.8135		50	0	0	0.883	10	150	98%	80	120	0%	
Fluorene	A	ug/L	43.46727	43.46727		50	0	0	1.82	10	150	87%	80	120	0%	
Hexachlorobenzene	A	ug/L	45.6228	45.6228		50	0	0	1.33	10	150	91%	80	120	0%	
Hexachlorobutadiene	A	ug/L	49.97493	49.97493		50	0	0	2.32	10	150	100%	80	120	0%	
Hexachlorocyclopentadiene	A	ug/L	46.66694	46.66694		50	0	0	2.97	10	150	93%	80	120	0%	
Hexachloroethane	A	ug/L	49.43314	49.43314		50	0	0	1.79	10	150	99%	80	120	0%	
Indeno(1,2,3-cd)pyrene	A	ug/L	49.25308	49.25308		50	0	0	1.25	10	150	99%	80	120	0%	
Isophorone	A	ug/L	46.78978	46.78978		50	0	0	1.67	10	150	94%	80	120	0%	
m+p-Cresols	A	ug/L	48.41984	48.41984		50	0	0	1.78	10	150	97%	80	120	0%	
n-Nitroso-di-n-propylamine	A	ug/L	45.09304	45.09304		50	0	0	1.54	10	150	90%	80	120	0%	
n-Nitrosodimethylamine	A	ug/L	53.78867	53.78867		50	0	0	1.53	10	150	108%	80	120	0%	
n-Nitrosodiphenylamine	A	ug/L	50.54969	50.54969		50	0	0	1.16	10	150	101%	80	120	0%	
Naphthalene	A	ug/L	48.51109	48.51109		50	0	0	1.74	10	150	97%	80	120	0%	
Nitrobenzene	A	ug/L	53.0282	53.0282		50	0	0	2.31	10	150	106%	80	120	0%	
o-Cresol	A	ug/L	48.47134	48.47134		50	0	0	1.83	10	150	97%	80	120	0%	
p-Chloroaniline	A	ug/L	46.11358	46.11358		50	0	0	1.52	10	150	92%	80	120	0%	
Pentachlorophenol	A	ug/L	47.57073	47.57073		50	0	0	4.24	10	150	95%	80	120	0%	
Phenanthrene	A	ug/L	48.34687	48.34687		50	0	0	0.784	10	150	97%	80	120	0%	
Phenol	A	ug/L	48.2216	48.2216		50	0	0	1.46	10	150	96%	80	120	0%	
Pyrene	A	ug/L	52.98685	52.98685		50	0	0	0.921	10	150	106%	80	120	0%	
Pyridine	A	ug/L	46.20298	46.20298		50	0	0	3.22	10	150	92%	80	120	0%	
Triallate	A	ug/L	53.75396	53.75396		50	0	0	1.51	10	150	108%	80	120	0%	
1,4-Dichlorobenzene-d4	I	ug/L	40	40		0	0	0	0	10	150	0%			0%	
Acenaphthene-d10	I	ug/L	40	40		0	0	0	0	10	150	0%			0%	
Chrysene-d12	I	ug/L	40	40		0	0	0	0	10	150	0%			0%	
Naphthalene-d8	I	ug/L	40	40		0	0	0	0	10	150	0%			0%	

Seq No	Lab ID	Test Code	Sample Typ	File ID	Analysis Date	DF	Batch ID	Prep Date	SPKref	RPDref	pmoist
15013935	01-Feb-22_CAL	SVOC-8270-W-	ICAL	V5973N.I\sd0201	2/1/2022 7:33:25	1	R374090		0	0	

Analyte	T	Units	RAW	Final	Text	Spike	SPKref	RPDref	MDL	PQL	UQL	%REC	LOW	HIGH	%RPD	Q
Perylene-d12	I	ug/L	40	40		0	0	0	0	10	150	0%			0%	
Phenanthrene-d10	I	ug/L	40	40		0	0	0	0	10	150	0%			0%	
2,4,6-Tribromophenol	S	ug/L	50.0432	50.0432		50	0	0	2.88	10	0	100%	80	120	0%	
2-Fluorobiphenyl	S	ug/L	54.47682	54.47682		50	0	0	0.724	10	0	109%	80	120	0%	
2-Fluorophenol	S	ug/L	49.42903	49.42903		50	0	0	3.52	10	0	99%	80	120	0%	
Nitrobenzene-d5	S	ug/L	48.73277	48.73277		50	0	0	2.34	10	0	97%	80	120	0%	
Phenol-d5	S	ug/L	50.72104	50.72104		50	0	0	2.06	10	0	101%	80	120	0%	
Terphenyl-d14	S	ug/L	50.81541	50.81541		50	0	0	1.17	10	0	102%	80	120	0%	
4-Chloroaniline	X	ug/L	46.11358	46.11358		50	0	0	1.61	10	150	92%	80	120	0%	
o-Terphenyl	X	ug/L	52.81423	52.81423		50	0	0	1.27	10	150	106%	80	120	0%	

Seq No	Lab ID	Test Code	Sample Typ	File ID	Analysis Date	DF	Batch ID	Prep Date	SPKref	RPDref	pmoist
15013936	01-Feb-22_CAL	SVOC-8270-W-	ICAL	V5973N.I\sd0201	2/1/2022 8:05:35	1	R374090		0	0	

Analyte	T	Units	RAW	Final	Text	Spike	SPKref	RPDref	MDL	PQL	UQL	%REC	LOW	HIGH	%RPD	Q
1,2,4-Trichlorobenzene	A	ug/L	9.69298	9.69298		10	0	0	1.9	10	150	97%	80	120	0%	
1,2-Dichlorobenzene	A	ug/L	9.99065	9.99065		10	0	0	1.97	10	150	100%	80	120	0%	
1,3-Dichlorobenzene	A	ug/L	10.19411	10.19411		10	0	0	2.13	10	150	102%	80	120	0%	
1,4-Dichlorobenzene	A	ug/L	9.77631	9.77631		10	0	0	2.02	10	150	98%	80	120	0%	
1-Methylnaphthalene	A	ug/L	8.99303	8.99303		10	0	0	2.39	10	150	90%	80	120	0%	
2,2´-Oxybis(1-Chloropropane)	A	ug/L	9.8721	9.8721		10	0	0	1.45	10	150	99%	80	120	0%	
2,4,5-Trichlorophenol	A	ug/L	9.47146	9.47146		10	0	0	2.23	10	150	95%	80	120	0%	
2,4,6-Trichlorophenol	A	ug/L	9.60673	9.60673		10	0	0	2.64	10	150	96%	80	120	0%	
2,4-Dichlorophenol	A	ug/L	8.93621	8.93621		10	0	0	1.69	10	150	89%	80	120	0%	
2,4-Dimethylphenol	A	ug/L	9.56084	9.56084		10	0	0	1.69	10	150	96%	80	120	0%	
2,4-Dinitrophenol	A	ug/L	8.27827	8.27827		10	0	0	4.26	10	150	83%	80	120	0%	
2,4-Dinitrotoluene	A	ug/L	8.2763	8.2763		10	0	0	3.04	10	150	83%	80	120	0%	
2,6-Dinitrotoluene	A	ug/L	10.20957	10.20957		10	0	0	3.2	10	150	102%	80	120	0%	
2-Chloronaphthalene	A	ug/L	9.95312	9.95312		10	0	0	2.14	10	150	100%	80	120	0%	
2-Chlorophenol	A	ug/L	9.63892	9.63892		10	0	0	2.48	10	150	96%	80	120	0%	
2-Methylnaphthalene	A	ug/L	9.20829	9.20829		10	0	0	1.92	10	150	92%	80	120	0%	
2-Nitroaniline	A	ug/L	9.07856	9.07856		10	0	0	2.4	10	150	91%	80	120	0%	
2-Nitrophenol	A	ug/L	9.97	9.97		10	0	0	2.36	10	150	100%	80	120	0%	
3,3´-Dichlorobenzidine	A	ug/L	8.63025	8.63025		10	0	0	2.11	10	150	86%	80	120	0%	
3-Nitroaniline	A	ug/L	8.5555	8.5555		10	0	0	2.77	10	150	86%	80	120	0%	

Seq No	Lab ID	Test Code	Sample Typ	File ID	Analysis Date	DF	Batch ID	Prep Date	SPKref	RPDref	pmoist
15013936	01-Feb-22_CAL	SVOC-8270-W-	ICAL	V5973N.I\sd0201	2/1/2022 8:05:35	1	R374090		0	0	

Analyte	T	Units	RAW	Final	Text	Spike	SPKref	RPDref	MDL	PQL	UQL	%REC	LOW	HIGH	%RPD	Q
4,6-Dinitro-2-methylphenol	A	ug/L	8.28829	8.28829		10	0	0	2.33	10	150	83%	80	120	0%	
4-Bromophenyl phenyl ether	A	ug/L	9.42813	9.42813		10	0	0	1.74	10	150	94%	80	120	0%	
4-Chloro-2-methylphenol	A	ug/L	9.39101	9.39101		10	0	0	1.6	10	150	94%	80	120	0%	
4-Chloro-3-methylphenol	A	ug/L	9.11611	9.11611		10	0	0	1.46	10	150	91%	80	120	0%	
4-Chlorophenol	A	ug/L	9.63399	9.63399		10	0	0	2.64	10	150	96%	80	120	0%	
4-Chlorophenyl phenyl ether	A	ug/L	10.05555	10.05555		10	0	0	2.03	10	150	101%	80	120	0%	
4-Nitroaniline	A	ug/L	8.74546	8.74546		10	0	0	1.63	10	150	87%	80	120	0%	
4-Nitrophenol	A	ug/L	8.85026	8.85026		10	0	0	2.5	10	150	89%	80	120	0%	
Acenaphthene	A	ug/L	10.01303	10.01303		10	0	0	1.89	10	150	100%	80	120	0%	
Acenaphthylene	A	ug/L	10.18183	10.18183		10	0	0	1.57	10	150	102%	80	120	0%	
Aniline	A	ug/L	9.64619	9.64619		10	0	0	3.74	10	150	96%	80	120	0%	
Anthracene	A	ug/L	9.36862	9.36862		10	0	0	1.23	10	150	94%	80	120	0%	
Azobenzene	A	ug/L	10.06559	10.06559		10	0	0	1.09	10	150	101%	80	120	0%	
Benzidine	A	ug/L	8.31115	8.31115		10	0	0	6.72	10	150	83%	80	120	0%	
Benzo(a)anthracene	A	ug/L	9.72339	9.72339		10	0	0	0.856	10	150	97%	80	120	0%	
Benzo(a)pyrene	A	ug/L	9.65255	9.65255		10	0	0	1.24	10	150	97%	80	120	0%	
Benzo(b)fluoranthene	A	ug/L	10.12999	10.12999		10	0	0	0.903	10	150	101%	80	120	0%	
Benzo(g,h,i)perylene	A	ug/L	9.63517	9.63517		10	0	0	1.01	10	150	96%	80	120	0%	
Benzo(k)fluoranthene	A	ug/L	9.65901	9.65901		10	0	0	0.97	10	150	97%	80	120	0%	
Benzoic acid	A	ug/L	9.06862	9.06862		10	0	0	1.51	10	150	91%	80	120	0%	
Benzyl alcohol	A	ug/L	8.16441	8.16441		10	0	0	3.13	10	150	82%	80	120	0%	
bis(-2-chloroethoxy)Methane	A	ug/L	9.59275	9.59275		10	0	0	1.36	10	150	96%	80	120	0%	
bis(-2-chloroethyl)Ether	A	ug/L	10.27031	10.27031		10	0	0	2.57	10	150	103%	80	120	0%	
bis(2-chloroisopropyl)Ether	A	ug/L	9.8721	9.8721		10	0	0	1.49	10	150	99%	80	120	0%	
bis(2-ethylhexyl)Phthalate	A	ug/L	9.28803	9.28803		10	0	0	1.91	10	150	93%	80	120	0%	
Butylbenzylphthalate	A	ug/L	8.66303	8.66303		10	0	0	1.57	10	150	87%	80	120	0%	
Carbazole	A	ug/L	10.19405	10.19405		10	0	0	0.842	10	150	102%	80	120	0%	
Chrysene	A	ug/L	9.84644	9.84644		10	0	0	1.17	10	150	98%	80	120	0%	
Di-n-butyl phthalate	A	ug/L	9.09572	9.09572		10	0	0	0.932	10	150	91%	80	120	0%	
Di-n-octyl phthalate	A	ug/L	9.168	9.168		10	0	0	1.34	10	150	92%	80	120	0%	
Dibenzo(a,h)anthracene	A	ug/L	9.62923	9.62923		10	0	0	1.17	10	150	96%	80	120	0%	
Dibenzofuran	A	ug/L	10.65651	10.65651		10	0	0	1.74	10	150	107%	80	120	0%	
Diethyl phthalate	A	ug/L	9.57952	9.57952		10	0	0	2.18	10	150	96%	80	120	0%	
Dimethyl phthalate	A	ug/L	9.9801	9.9801		10	0	0	1.72	10	150	100%	80	120	0%	
Fluoranthene	A	ug/L	9.42204	9.42204		10	0	0	0.883	10	150	94%	80	120	0%	

Seq No	Lab ID	Test Code	Sample Typ	File ID	Analysis Date	DF	Batch ID	Prep Date	SPKref	RPDref	pmoist
15013936	01-Feb-22_CAL	SVOC-8270-W-	ICAL	V5973N.I\sd0201	2/1/2022 8:05:35	1	R374090		0	0	

Analyte	T	Units	RAW	Final	Text	Spike	SPKref	RPDref	MDL	PQL	UQL	%REC	LOW	HIGH	%RPD	Q
Fluorene	A	ug/L	10.04303	10.04303		10	0	0	1.82	10	150	100%	80	120	0%	
Hexachlorobenzene	A	ug/L	9.61372	9.61372		10	0	0	1.33	10	150	96%	80	120	0%	
Hexachlorobutadiene	A	ug/L	9.48052	9.48052		10	0	0	2.32	10	150	95%	80	120	0%	
Hexachlorocyclopentadiene	A	ug/L	9.37029	9.37029		10	0	0	2.97	10	150	94%	80	120	0%	
Hexachloroethane	A	ug/L	9.62999	9.62999		10	0	0	1.79	10	150	96%	80	120	0%	
Indeno(1,2,3-cd)pyrene	A	ug/L	9.43895	9.43895		10	0	0	1.25	10	150	94%	80	120	0%	
Isophorone	A	ug/L	8.78238	8.78238		10	0	0	1.67	10	150	88%	80	120	0%	
m+p-Cresols	A	ug/L	8.52775	8.52775		10	0	0	1.78	10	150	85%	80	120	0%	
n-Nitroso-di-n-propylamine	A	ug/L	9.2152	9.2152		10	0	0	1.54	10	150	92%	80	120	0%	
n-Nitrosodimethylamine	A	ug/L	9.38804	9.38804		10	0	0	1.53	10	150	94%	80	120	0%	
n-Nitrosodiphenylamine	A	ug/L	9.20018	9.20018		10	0	0	1.16	10	150	92%	80	120	0%	
Naphthalene	A	ug/L	9.48448	9.48448		10	0	0	1.74	10	150	95%	80	120	0%	
Nitrobenzene	A	ug/L	9.6376	9.6376		10	0	0	2.31	10	150	96%	80	120	0%	
o-Cresol	A	ug/L	9.4533	9.4533		10	0	0	1.83	10	150	95%	80	120	0%	
p-Chloroaniline	A	ug/L	9.21447	9.21447		10	0	0	1.52	10	150	92%	80	120	0%	
Pentachlorophenol	A	ug/L	8.63789	8.63789		10	0	0	4.24	10	150	86%	80	120	0%	
Phenanthrene	A	ug/L	9.71522	9.71522		10	0	0	0.784	10	150	97%	80	120	0%	
Phenol	A	ug/L	8.95854	8.95854		10	0	0	1.46	10	150	90%	80	120	0%	
Pyrene	A	ug/L	9.99343	9.99343		10	0	0	0.921	10	150	100%	80	120	0%	
Pyridine	A	ug/L	10.05245	10.05245		10	0	0	3.22	10	150	101%	80	120	0%	
Triallate	A	ug/L	9.31231	9.31231		10	0	0	1.51	10	150	93%	80	120	0%	
1,4-Dichlorobenzene-d4	I	ug/L	40	40		0	0	0	0	10	150	0%			0%	
Acenaphthene-d10	I	ug/L	40	40		0	0	0	0	10	150	0%			0%	
Chrysene-d12	I	ug/L	40	40		0	0	0	0	10	150	0%			0%	
Naphthalene-d8	I	ug/L	40	40		0	0	0	0	10	150	0%			0%	
Perylene-d12	I	ug/L	40	40		0	0	0	0	10	150	0%			0%	
Phenanthrene-d10	I	ug/L	40	40		0	0	0	0	10	150	0%			0%	
2,4,6-Tribromophenol	S	ug/L	8.8575	8.8575		10	0	0	2.88	10	0	89%	80	120	0%	
2-Fluorobiphenyl	S	ug/L	10.6452	10.6452		10	0	0	0.724	10	0	106%	80	120	0%	
2-Fluorophenol	S	ug/L	10.03877	10.03877		10	0	0	3.52	10	0	100%	80	120	0%	
Nitrobenzene-d5	S	ug/L	9.84822	9.84822		10	0	0	2.34	10	0	98%	80	120	0%	
Phenol-d5	S	ug/L	9.84775	9.84775		10	0	0	2.06	10	0	98%	80	120	0%	
Terphenyl-d14	S	ug/L	9.89847	9.89847		10	0	0	1.17	10	0	99%	80	120	0%	
4-Chloroaniline	X	ug/L	9.21447	9.21447		10	0	0	1.61	10	150	92%	80	120	0%	
o-Terphenyl	X	ug/L	10.34422	10.34422		10	0	0	1.27	10	150	103%	80	120	0%	

Seq No	Lab ID	Test Code	Sample Typ	File ID	Analysis Date	DF	Batch ID	Prep Date	SPKref	RPDref	pmoist
15013937	01-Feb-22_CAL	SVOC-8270-W-	ICAL	V5973N.I\sd0201	2/1/2022 8:37:43	1	R374090		0	0	

Analyte	T	Units	RAW	Final	Text	Spike	SPKref	RPDref	MDL	PQL	UQL	%REC	LOW	HIGH	%RPD	Q
1,2,4-Trichlorobenzene	A	ug/L	4.1075	4.1075		4	0	0	1.9	10	150	103%	80	120	0%	
1,2-Dichlorobenzene	A	ug/L	3.97994	3.97994		4	0	0	1.97	10	150	99%	80	120	0%	
1,3-Dichlorobenzene	A	ug/L	3.88347	3.88347		4	0	0	2.13	10	150	97%	80	120	0%	
1,4-Dichlorobenzene	A	ug/L	4.10358	4.10358		4	0	0	2.02	10	150	103%	80	120	0%	
1-Methylnaphthalene	A	ug/L	4.36566	4.36566		4	0	0	2.39	10	150	109%	80	120	0%	
2,2´-Oxybis(1-Chloropropane)	A	ug/L	4.09292	4.09292		4	0	0	1.45	10	150	102%	80	120	0%	
2,4,5-Trichlorophenol	A	ug/L	4.20042	4.20042		4	0	0	2.23	10	150	105%	80	120	0%	
2,4,6-Trichlorophenol	A	ug/L	4.04971	4.04971		4	0	0	2.64	10	150	101%	80	120	0%	
2,4-Dichlorophenol	A	ug/L	4.44886	4.44886		4	0	0	1.69	10	150	111%	80	120	0%	
2,4-Dimethylphenol	A	ug/L	4.18662	4.18662		4	0	0	1.69	10	150	105%	80	120	0%	
2,4-Dinitrophenol	A	ug/L	4.74398	4.74398		4	0	0	4.26	10	150	119%	80	120	0%	
2,4-Dinitrotoluene	A	ug/L	4.63375	4.63375		4	0	0	3.04	10	150	116%	80	120	0%	
2,6-Dinitrotoluene	A	ug/L	3.97375	3.97375		4	0	0	3.2	10	150	99%	80	120	0%	
2-Chloronaphthalene	A	ug/L	3.98985	3.98985		4	0	0	2.14	10	150	100%	80	120	0%	
2-Chlorophenol	A	ug/L	4.19535	4.19535		4	0	0	2.48	10	150	105%	80	120	0%	
2-Methylnaphthalene	A	ug/L	4.30608	4.30608		4	0	0	1.92	10	150	108%	80	120	0%	
2-Nitroaniline	A	ug/L	4.37896	4.37896		4	0	0	2.4	10	150	109%	80	120	0%	
2-Nitrophenol	A	ug/L	4.05454	4.05454		4	0	0	2.36	10	150	101%	80	120	0%	
3,3´-Dichlorobenzidine	A	ug/L	4.56257	4.56257		4	0	0	2.11	10	150	114%	80	120	0%	
3-Nitroaniline	A	ug/L	4.55345	4.55345		4	0	0	2.77	10	150	114%	80	120	0%	
4,6-Dinitro-2-methylphenol	A	ug/L	4.75892	4.75892		4	0	0	2.33	10	150	119%	80	120	0%	
4-Bromophenyl phenyl ether	A	ug/L	4.18863	4.18863		4	0	0	1.74	10	150	105%	80	120	0%	
4-Chloro-2-methylphenol	A	ug/L	4.19089	4.19089		4	0	0	1.6	10	150	105%	80	120	0%	
4-Chloro-3-methylphenol	A	ug/L	4.35886	4.35886		4	0	0	1.46	10	150	109%	80	120	0%	
4-Chlorophenol	A	ug/L	4.1383	4.1383		4	0	0	2.64	10	150	103%	80	120	0%	
4-Chlorophenyl phenyl ether	A	ug/L	3.99951	3.99951		4	0	0	2.03	10	150	100%	80	120	0%	
4-Nitroaniline	A	ug/L	4.57205	4.57205		4	0	0	1.63	10	150	114%	80	120	0%	
4-Nitrophenol	A	ug/L	4.36435	4.36435		4	0	0	2.5	10	150	109%	80	120	0%	
Acenaphthene	A	ug/L	4.10191	4.10191		4	0	0	1.89	10	150	103%	80	120	0%	
Acenaphthylene	A	ug/L	4.0094	4.0094		4	0	0	1.57	10	150	100%	80	120	0%	
Aniline	A	ug/L	4.09772	4.09772		4	0	0	3.74	10	150	102%	80	120	0%	
Anthracene	A	ug/L	4.23579	4.23579		4	0	0	1.23	10	150	106%	80	120	0%	
Azobenzene	A	ug/L	3.95696	3.95696		4	0	0	1.09	10	150	99%	80	120	0%	
Benzidine	A	ug/L	4.70461	4.70461		4	0	0	6.72	10	150	118%	80	120	0%	
Benzo(a)anthracene	A	ug/L	4.12121	4.12121		4	0	0	0.856	10	150	103%	80	120	0%	

Seq No	Lab ID	Test Code	Sample Typ	File ID	Analysis Date	DF	Batch ID	Prep Date	SPKref	RPDref	pmoist
15013937	01-Feb-22_CAL	SVOC-8270-W-	ICAL	V5973N.I\sd0201	2/1/2022 8:37:43	1	R374090		0	0	

Analyte	T	Units	RAW	Final	Text	Spike	SPKref	RPDref	MDL	PQL	UQL	%REC	LOW	HIGH	%RPD	Q
Benzo(a)pyrene	A	ug/L	4.11379	4.11379		4	0	0	1.24	10	150	103%	80	120	0%	
Benzo(b)fluoranthene	A	ug/L	3.95169	3.95169		4	0	0	0.903	10	150	99%	80	120	0%	
Benzo(g,h,i)perylene	A	ug/L	4.10278	4.10278		4	0	0	1.01	10	150	103%	80	120	0%	
Benzo(k)fluoranthene	A	ug/L	4.09537	4.09537		4	0	0	0.97	10	150	102%	80	120	0%	
Benzoic acid	A	ug/L	4.39376	4.39376		4	0	0	1.51	10	150	110%	80	120	0%	
Benzyl alcohol	A	ug/L	4.62051	4.62051		4	0	0	3.13	10	150	116%	80	120	0%	
bis(-2-chloroethoxy)Methane	A	ug/L	4.09708	4.09708		4	0	0	1.36	10	150	102%	80	120	0%	
bis(-2-chloroethyl)Ether	A	ug/L	3.77363	3.77363		4	0	0	2.57	10	150	94%	80	120	0%	
bis(2-chloroisopropyl)Ether	A	ug/L	4.09292	4.09292		4	0	0	1.49	10	150	102%	80	120	0%	
bis(2-ethylhexyl)Phthalate	A	ug/L	4.36715	4.36715		4	0	0	1.91	10	150	109%	80	120	0%	
Butylbenzylphthalate	A	ug/L	4.56359	4.56359		4	0	0	1.57	10	150	114%	80	120	0%	
Carbazole	A	ug/L	3.87036	3.87036		4	0	0	0.842	10	150	97%	80	120	0%	
Chrysene	A	ug/L	4.07303	4.07303		4	0	0	1.17	10	150	102%	80	120	0%	
Di-n-butyl phthalate	A	ug/L	4.29118	4.29118		4	0	0	0.932	10	150	107%	80	120	0%	
Di-n-octyl phthalate	A	ug/L	4.3078	4.3078		4	0	0	1.34	10	150	108%	80	120	0%	
Dibenzo(a,h)anthracene	A	ug/L	4.09274	4.09274		4	0	0	1.17	10	150	102%	80	120	0%	
Dibenzofuran	A	ug/L	3.67466	3.67466		4	0	0	1.74	10	150	92%	80	120	0%	
Diethyl phthalate	A	ug/L	4.20771	4.20771		4	0	0	2.18	10	150	105%	80	120	0%	
Dimethyl phthalate	A	ug/L	4.05351	4.05351		4	0	0	1.72	10	150	101%	80	120	0%	
Fluoranthene	A	ug/L	4.26974	4.26974		4	0	0	0.883	10	150	107%	80	120	0%	
Fluorene	A	ug/L	4.15034	4.15034		4	0	0	1.82	10	150	104%	80	120	0%	
Hexachlorobenzene	A	ug/L	4.26884	4.26884		4	0	0	1.33	10	150	107%	80	120	0%	
Hexachlorobutadiene	A	ug/L	4.19412	4.19412		4	0	0	2.32	10	150	105%	80	120	0%	
Hexachlorocyclopentadiene	A	ug/L	4.32259	4.32259		4	0	0	2.97	10	150	108%	80	120	0%	
Hexachloroethane	A	ug/L	4.15577	4.15577		4	0	0	1.79	10	150	104%	80	120	0%	
Indeno(1,2,3-cd)pyrene	A	ug/L	4.19751	4.19751		4	0	0	1.25	10	150	105%	80	120	0%	
Isophorone	A	ug/L	4.49473	4.49473		4	0	0	1.67	10	150	112%	80	120	0%	
m+p-Cresols	A	ug/L	4.58837	4.58837		4	0	0	1.78	10	150	115%	80	120	0%	
n-Nitroso-di-n-propylamine	A	ug/L	4.38992	4.38992		4	0	0	1.54	10	150	110%	80	120	0%	
n-Nitrosodimethylamine	A	ug/L	4.09466	4.09466		4	0	0	1.53	10	150	102%	80	120	0%	
n-Nitrosodiphenylamine	A	ug/L	4.30426	4.30426		4	0	0	1.16	10	150	108%	80	120	0%	
Naphthalene	A	ug/L	4.20788	4.20788		4	0	0	1.74	10	150	105%	80	120	0%	
Nitrobenzene	A	ug/L	4.03451	4.03451		4	0	0	2.31	10	150	101%	80	120	0%	
o-Cresol	A	ug/L	4.22912	4.22912		4	0	0	1.83	10	150	106%	80	120	0%	
p-Chloroaniline	A	ug/L	4.36089	4.36089		4	0	0	1.52	10	150	109%	80	120	0%	

Seq No	Lab ID	Test Code	Sample Typ	File ID	Analysis Date	DF	Batch ID	Prep Date	SPKref	RPDref	pmoist
15013937	01-Feb-22_CAL	SVOC-8270-W-	ICAL	V5973N.I\sd0201	2/1/2022 8:37:43	1	R374090		0	0	

Analyte	T	Units	RAW	Final	Text	Spike	SPKref	RPDref	MDL	PQL	UQL	%REC	LOW	HIGH	%RPD	Q
Pentachlorophenol	A	ug/L	4.57439	4.57439		4	0	0	4.24	10	150	114%	80	120	0%	
Phenanthrene	A	ug/L	4.18092	4.18092		4	0	0	0.784	10	150	105%	80	120	0%	
Phenol	A	ug/L	4.42977	4.42977		4	0	0	1.46	10	150	111%	80	120	0%	
Pyrene	A	ug/L	3.93476	3.93476		4	0	0	0.921	10	150	98%	80	120	0%	
Pyridine	A	ug/L	4.08816	4.08816		4	0	0	3.22	10	150	102%	80	120	0%	
Triallate	A	ug/L	4.17107	4.17107		4	0	0	1.51	10	150	104%	80	120	0%	
1,4-Dichlorobenzene-d4	I	ug/L	40	40		0	0	0	0	10	150	0%			0%	
Acenaphthene-d10	I	ug/L	40	40		0	0	0	0	10	150	0%			0%	
Chrysene-d12	I	ug/L	40	40		0	0	0	0	10	150	0%			0%	
Naphthalene-d8	I	ug/L	40	40		0	0	0	0	10	150	0%			0%	
Perylene-d12	I	ug/L	40	40		0	0	0	0	10	150	0%			0%	
Phenanthrene-d10	I	ug/L	40	40		0	0	0	0	10	150	0%			0%	
2,4,6-Tribromophenol	S	ug/L	4.44248	4.44248		4	0	0	2.88	10	0	111%	80	120	0%	
2-Fluorobiphenyl	S	ug/L	3.63827	3.63827		4	0	0	0.724	10	0	91%	80	120	0%	
2-Fluorophenol	S	ug/L	3.87721	3.87721		4	0	0	3.52	10	0	97%	80	120	0%	
Nitrobenzene-d5	S	ug/L	4.11708	4.11708		4	0	0	2.34	10	0	103%	80	120	0%	
Phenol-d5	S	ug/L	4.09904	4.09904		4	0	0	2.06	10	0	102%	80	120	0%	
Terphenyl-d14	S	ug/L	4.04702	4.04702		4	0	0	1.17	10	0	101%	80	120	0%	
4-Chloroaniline	X	ug/L	4.36089	4.36089		4	0	0	1.61	10	150	109%	80	120	0%	
o-Terphenyl	X	ug/L	3.86079	3.86079		4	0	0	1.27	10	150	97%	80	120	0%	

Seq No	Lab ID	Test Code	Sample Typ	File ID	Analysis Date	DF	Batch ID	Prep Date	SPKref	RPDref	pmoist
15013938	01-Feb-22_CCV	SVOC-8270-W-	ICV	V5973N.I\sd0201	2/1/2022 9:09:56	1	R374090		0	0	

Analyte	T	Units	RAW	Final	Text	Spike	SPKref	RPDref	MDL	PQL	UQL	%REC	LOW	HIGH	%RPD	Q
1,2,4-Trichlorobenzene	A	ug/L	78.13416	78.13416		75	0	0	1.9	10	150	104%	70	130	0%	
1,2-Dichlorobenzene	A	ug/L	82.06311	82.06311		75	0	0	1.97	10	150	109%	70	130	0%	
1,3-Dichlorobenzene	A	ug/L	82.40439	82.40439		75	0	0	2.13	10	150	110%	70	130	0%	
1,4-Dichlorobenzene	A	ug/L	81.18045	81.18045		75	0	0	2.02	10	150	108%	70	130	0%	
1-Methylnaphthalene	A	ug/L	74.54038	74.54038		75	0	0	2.39	10	150	99%	70	130	0%	
2,2´-Oxybis(1-Chloropropane)	A	ug/L	66.24009	66.24009		75	0	0	1.45	10	150	88%	70	130	0%	
2,4,5-Trichlorophenol	A	ug/L	84.17863	84.17863		75	0	0	2.23	10	150	112%	70	130	0%	
2,4,6-Trichlorophenol	A	ug/L	84.29249	84.29249		75	0	0	2.64	10	150	112%	70	130	0%	
2,4-Dichlorophenol	A	ug/L	78.57967	78.57967		75	0	0	1.69	10	150	105%	70	130	0%	
2,4-Dimethylphenol	A	ug/L	71.86655	71.86655		75	0	0	1.69	10	150	96%	70	130	0%	

Seq No	Lab ID	Test Code	Sample Typ	File ID	Analysis Date	DF	Batch ID	Prep Date	SPKref	RPDref	pmoist
15013938	01-Feb-22_CCV	SVOC-8270-W-	ICV	V5973N.I\sd0201	2/1/2022 9:09:56	1	R374090		0	0	

Analyte	T	Units	RAW	Final	Text	Spike	SPKref	RPDref	MDL	PQL	UQL	%REC	LOW	HIGH	%RPD	Q
2,4-Dinitrophenol	A	ug/L	67.05841	67.05841		75	0	0	4.26	10	150	89%	70	130	0%	
2,4-Dinitrotoluene	A	ug/L	84.0432	84.0432		75	0	0	3.04	10	150	112%	70	130	0%	
2,6-Dinitrotoluene	A	ug/L	88.6171	88.6171		75	0	0	3.2	10	150	118%	70	130	0%	
2-Chloronaphthalene	A	ug/L	86.14054	86.14054		75	0	0	2.14	10	150	115%	70	130	0%	
2-Chlorophenol	A	ug/L	81.05234	81.05234		75	0	0	2.48	10	150	108%	70	130	0%	
2-Methylnaphthalene	A	ug/L	80.4992	80.4992		75	0	0	1.92	10	150	107%	70	130	0%	
2-Nitroaniline	A	ug/L	78.28851	78.28851		75	0	0	2.4	10	150	104%	70	130	0%	
2-Nitrophenol	A	ug/L	73.62902	73.62902		75	0	0	2.36	10	150	98%	70	130	0%	
3,3´-Dichlorobenzidine	A	ug/L	69.36364	69.36364		75	0	0	2.11	10	150	92%	70	130	0%	
3-Nitroaniline	A	ug/L	82.84963	82.84963		75	0	0	2.77	10	150	110%	70	130	0%	
4,6-Dinitro-2-methylphenol	A	ug/L	62.88948	62.88948		75	0	0	2.33	10	150	84%	70	130	0%	
4-Bromophenyl phenyl ether	A	ug/L	75.86095	75.86095		75	0	0	1.74	10	150	101%	70	130	0%	
4-Chloro-2-methylphenol	A	ug/L	70.18127	70.18127		75	0	0	1.6	10	150	94%	70	130	0%	
4-Chloro-3-methylphenol	A	ug/L	74.88478	74.88478		75	0	0	1.46	10	150	100%	70	130	0%	
4-Chlorophenol	A	ug/L	74.89417	74.89417		75	0	0	2.64	10	150	100%	70	130	0%	
4-Chlorophenyl phenyl ether	A	ug/L	82.06341	82.06341		75	0	0	2.03	10	150	109%	70	130	0%	
4-Nitroaniline	A	ug/L	73.43596	73.43596		75	0	0	1.63	10	150	98%	70	130	0%	
4-Nitrophenol	A	ug/L	89.54303	89.54303		75	0	0	2.5	10	150	119%	70	130	0%	
Acenaphthene	A	ug/L	85.48357	85.48357		75	0	0	1.89	10	150	114%	70	130	0%	
Acenaphthylene	A	ug/L	77.31124	77.31124		75	0	0	1.57	10	150	103%	70	130	0%	
Anthracene	A	ug/L	81.37497	81.37497		75	0	0	1.23	10	150	108%	70	130	0%	
Azobenzene	A	ug/L	75.18224	75.18224		75	0	0	1.09	10	150	100%	70	130	0%	
Benzidine	A	ug/L	65.13941	65.13941		75	0	0	6.72	10	150	87%	70	130	0%	
Benzo(a)anthracene	A	ug/L	81.68309	81.68309		75	0	0	0.856	10	150	109%	70	130	0%	
Benzo(a)pyrene	A	ug/L	70.30491	70.30491		75	0	0	1.24	10	150	94%	70	130	0%	
Benzo(b)fluoranthene	A	ug/L	76.02016	76.02016		75	0	0	0.903	10	150	101%	70	130	0%	
Benzo(g,h,i)perylene	A	ug/L	76.68638	76.68638		75	0	0	1.01	10	150	102%	70	130	0%	
Benzo(k)fluoranthene	A	ug/L	70.14316	70.14316		75	0	0	0.97	10	150	94%	70	130	0%	
Benzoic acid	A	ug/L	78.13122	78.13122		75	0	0	1.51	10	150	104%	70	130	0%	
Benzyl alcohol	A	ug/L	78.57328	78.57328		75	0	0	3.13	10	150	105%	70	130	0%	
bis(-2-chloroethoxy)Methane	A	ug/L	78.93897	78.93897		75	0	0	1.36	10	150	105%	70	130	0%	
bis(-2-chloroethyl)Ether	A	ug/L	83.92954	83.92954		75	0	0	2.57	10	150	112%	70	130	0%	
bis(2-chloroisopropyl)Ether	A	ug/L	66.24009	66.24009		75	0	0	1.49	10	150	88%	70	130	0%	
bis(2-ethylhexyl)Phthalate	A	ug/L	82.58281	82.58281		75	0	0	1.91	10	150	110%	70	130	0%	
Butylbenzylphthalate	A	ug/L	81.49395	81.49395		75	0	0	1.57	10	150	109%	70	130	0%	

Seq No	Lab ID	Test Code	Sample Typ	File ID	Analysis Date	DF	Batch ID	Prep Date	SPKref	RPDref	pmoist
15013938	01-Feb-22_CCV	SVOC-8270-W-	ICV	V5973N.I\sd0201	2/1/2022 9:09:56	1	R374090		0	0	

Analyte	T	Units	RAW	Final	Text	Spike	SPKref	RPDref	MDL	PQL	UQL	%REC	LOW	HIGH	%RPD	Q
Carbazole	A	ug/L	82.30026	82.30026		75	0	0	0.842	10	150	110%	70	130	0%	
Chrysene	A	ug/L	79.30778	79.30778		75	0	0	1.17	10	150	106%	70	130	0%	
Di-n-butyl phthalate	A	ug/L	84.18313	84.18313		75	0	0	0.932	10	150	112%	70	130	0%	
Di-n-octyl phthalate	A	ug/L	80.7032	80.7032		75	0	0	1.34	10	150	108%	70	130	0%	
Dibenzo(a,h)anthracene	A	ug/L	82.59803	82.59803		75	0	0	1.17	10	150	110%	70	130	0%	
Dibenzofuran	A	ug/L	78.34119	78.34119		75	0	0	1.74	10	150	104%	70	130	0%	
Diethyl phthalate	A	ug/L	87.69127	87.69127		75	0	0	2.18	10	150	117%	70	130	0%	
Dimethyl phthalate	A	ug/L	84.13556	84.13556		75	0	0	1.72	10	150	112%	70	130	0%	
Fluoranthene	A	ug/L	71.87967	71.87967		75	0	0	0.883	10	150	96%	70	130	0%	
Fluorene	A	ug/L	76.38837	76.38837		75	0	0	1.82	10	150	102%	70	130	0%	
Hexachlorobenzene	A	ug/L	73.86322	73.86322		75	0	0	1.33	10	150	98%	70	130	0%	
Hexachlorobutadiene	A	ug/L	75.62426	75.62426		75	0	0	2.32	10	150	101%	70	130	0%	
Hexachlorocyclopentadiene	A	ug/L	74.62794	74.62794		75	0	0	2.97	10	150	100%	70	130	0%	
Hexachloroethane	A	ug/L	82.47114	82.47114		75	0	0	1.79	10	150	110%	70	130	0%	
Indeno(1,2,3-cd)pyrene	A	ug/L	78.69623	78.69623		75	0	0	1.25	10	150	105%	70	130	0%	
Isophorone	A	ug/L	69.03748	69.03748		75	0	0	1.67	10	150	92%	70	130	0%	
m+p-Cresols	A	ug/L	75.02804	75.02804		75	0	0	1.78	10	150	100%	70	130	0%	
n-Nitroso-di-n-propylamine	A	ug/L	85.54247	85.54247		75	0	0	1.54	10	150	114%	70	130	0%	
n-Nitrosodimethylamine	A	ug/L	84.62802	84.62802		75	0	0	1.53	10	150	113%	70	130	0%	
n-Nitrosodiphenylamine	A	ug/L	74.83528	74.83528		75	0	0	1.16	10	150	100%	70	130	0%	
Naphthalene	A	ug/L	78.53766	78.53766		75	0	0	1.74	10	150	105%	70	130	0%	
Nitrobenzene	A	ug/L	80.83558	80.83558		75	0	0	2.31	10	150	108%	70	130	0%	
o-Cresol	A	ug/L	83.65834	83.65834		75	0	0	1.83	10	150	112%	70	130	0%	
p-Chloroaniline	A	ug/L	69.11353	69.11353		75	0	0	1.52	10	150	92%	70	130	0%	
Pentachlorophenol	A	ug/L	79.17807	79.17807		75	0	0	4.24	10	150	106%	70	130	0%	
Phenanthrene	A	ug/L	75.38401	75.38401		75	0	0	0.784	10	150	101%	70	130	0%	
Phenol	A	ug/L	75.40658	75.40658		75	0	0	1.46	10	150	101%	70	130	0%	
Pyrene	A	ug/L	76.80143	76.80143		75	0	0	0.921	10	150	102%	70	130	0%	
Pyridine	A	ug/L	83.69987	83.69987		75	0	0	3.22	10	150	112%	70	130	0%	
Triallate	A	ug/L	76.38874	76.38874		75	0	0	1.51	10	150	102%	70	130	0%	
1,4-Dichlorobenzene-d4	I	ug/L	40	40		0	0	0	0	10	150	0%	70	130	0%	
Acenaphthene-d10	I	ug/L	40	40		0	0	0	0	10	150	0%	70	130	0%	
Chrysene-d12	I	ug/L	40	40		0	0	0	0	10	150	0%	70	130	0%	
Naphthalene-d8	I	ug/L	40	40		0	0	0	0	10	150	0%	70	130	0%	
Perylene-d12	I	ug/L	40	40		0	0	0	0	10	150	0%	70	130	0%	

Seq No	Lab ID	Test Code	Sample Typ	File ID	Analysis Date	DF	Batch ID	Prep Date	SPKref	RPDref	pmoist
15013938	01-Feb-22_CCV	SVOC-8270-W-	ICV	V5973N.I\sd0201	2/1/2022 9:09:56	1	R374090		0	0	

Analyte	T	Units	RAW	Final	Text	Spike	SPKref	RPDref	MDL	PQL	UQL	%REC	LOW	HIGH	%RPD	Q
Phenanthrene-d10	I	ug/L	40	40		0	0	0	0	10	150	0%	70	130	0%	
2,4,6-Tribromophenol	S	ug/L	79.88188	79.88188		75	0	0	2.88	10	0	107%	70	130	0%	
2-Fluorobiphenyl	S	ug/L	72.31083	72.31083		75	0	0	0.724	10	0	96%	70	130	0%	
2-Fluorophenol	S	ug/L	84.02753	84.02753		75	0	0	3.52	10	0	112%	70	130	0%	
Nitrobenzene-d5	S	ug/L	75.3755	75.3755		75	0	0	2.34	10	0	101%	70	130	0%	
Phenol-d5	S	ug/L	84.36222	84.36222		75	0	0	2.06	10	0	112%	70	130	0%	
Terphenyl-d14	S	ug/L	76.28773	76.28773		75	0	0	1.17	10	0	102%	70	130	0%	
4-Chloroaniline	X	ug/L	69.11353	69.11353		75	0	0	1.61	10	150	92%	70	130	0%	
o-Terphenyl	X	ug/L	74.85106	74.85106		75	0	0	1.27	10	150	100%	70	130	0%	

Seq No	Lab ID	Test Code	Sample Typ	File ID	Analysis Date	DF	Batch ID	Prep Date	SPKref	RPDref	pmoist
15013939	01-Feb-22_CCV	SVOC-8270-W-	ICV	V5973N.I\sd0201	2/1/2022 9:41:59	1	R374090		0	0	

Analyte	T	Units	RAW	Final	Text	Spike	SPKref	RPDref	MDL	PQL	UQL	%REC	LOW	HIGH	%RPD	Q
Aniline	A	ug/L	69.51118	69.51118		75	0	0	3.74	10	150	93%	70	130	0%	

Seq No	Lab ID	Test Code	Sample Typ	File ID	Analysis Date	DF	Batch ID	Prep Date	SPKref	RPDref	pmoist
15013940	01-Feb-22_ISTB	SVOC-8270-W-	SAMP	V5973N.I\sd0201	2/1/2022 10:14:0	1	R374090		0	0	

Analyte	T	Units	RAW	Final	Text	Spike	SPKref	RPDref	MDL	PQL	UQL	%REC	LOW	HIGH	%RPD	Q
1,2,4-Trichlorobenzene	A	ug/L	0	0		0	0	0	1.9	10	150	0%	0	0	0%	
1,2-Dichlorobenzene	A	ug/L	0	0		0	0	0	1.97	10	150	0%	0	0	0%	
1,3-Dichlorobenzene	A	ug/L	0	0		0	0	0	2.13	10	150	0%	0	0	0%	
1,4-Dichlorobenzene	A	ug/L	0	0		0	0	0	2.02	10	150	0%	0	0	0%	
1-Methylnaphthalene	A	ug/L	0	0		0	0	0	2.39	10	150	0%	0	0	0%	
2,2´-Oxybis(1-Chloropropane)	A	ug/L	0	0		0	0	0	1.45	10	150	0%	0	0	0%	
2,4,5-Trichlorophenol	A	ug/L	0	0		0	0	0	2.23	10	150	0%	0	0	0%	
2,4,6-Trichlorophenol	A	ug/L	0	0		0	0	0	2.64	10	150	0%	0	0	0%	
2,4-Dichlorophenol	A	ug/L	0	0		0	0	0	1.69	10	150	0%	0	0	0%	
2,4-Dimethylphenol	A	ug/L	0	0		0	0	0	1.69	10	150	0%	0	0	0%	
2,4-Dinitrophenol	A	ug/L	0	0		0	0	0	4.26	10	150	0%	0	0	0%	
2,4-Dinitrotoluene	A	ug/L	0	0		0	0	0	3.04	10	150	0%	0	0	0%	
2,6-Dinitrotoluene	A	ug/L	0	0		0	0	0	3.2	10	150	0%	0	0	0%	
2-Chloronaphthalene	A	ug/L	0	0		0	0	0	2.14	10	150	0%	0	0	0%	

Seq No	Lab ID	Test Code	Sample Typ	File ID	Analysis Date	DF	Batch ID	Prep Date	SPKref	RPDref	pmoist
15013940	01-Feb-22_ISTB	SVOC-8270-W-	SAMP	V5973N.I\sd0201	2/1/2022 10:14:0	1	R374090		0	0	

Analyte	T	Units	RAW	Final	Text	Spike	SPKref	RPDref	MDL	PQL	UQL	%REC	LOW	HIGH	%RPD	Q
2-Chlorophenol	A	ug/L	0	0		0	0	0	2.48	10	150	0%	0	0	0%	
2-Methylnaphthalene	A	ug/L	0	0		0	0	0	1.92	10	150	0%	0	0	0%	
2-Nitroaniline	A	ug/L	0	0		0	0	0	2.4	10	150	0%	0	0	0%	
2-Nitrophenol	A	ug/L	0	0		0	0	0	2.36	10	150	0%	0	0	0%	
3,3´-Dichlorobenzidine	A	ug/L	0	0		0	0	0	2.11	10	150	0%	0	0	0%	
3-Nitroaniline	A	ug/L	0	0		0	0	0	2.77	10	150	0%	0	0	0%	
4,6-Dinitro-2-methylphenol	A	ug/L	0	0		0	0	0	2.33	10	150	0%	0	0	0%	
4-Bromophenyl phenyl ether	A	ug/L	0	0		0	0	0	1.74	10	150	0%	0	0	0%	
4-Chloro-2-methylphenol	A	ug/L	0	0		0	0	0	1.6	10	150	0%	0	0	0%	
4-Chloro-3-methylphenol	A	ug/L	0	0		0	0	0	1.46	10	150	0%	0	0	0%	
4-Chlorophenol	A	ug/L	0	0		0	0	0	2.64	10	150	0%	0	0	0%	
4-Chlorophenyl phenyl ether	A	ug/L	0	0		0	0	0	2.03	10	150	0%	0	0	0%	
4-Nitroaniline	A	ug/L	0	0		0	0	0	1.63	10	150	0%	0	0	0%	
4-Nitrophenol	A	ug/L	0	0		0	0	0	2.5	10	150	0%	0	0	0%	
Acenaphthene	A	ug/L	0	0		0	0	0	1.89	10	150	0%	0	0	0%	
Acenaphthylene	A	ug/L	0	0		0	0	0	1.57	10	150	0%	0	0	0%	
Aniline	A	ug/L	0	0		0	0	0	3.74	10	150	0%	0	0	0%	
Anthracene	A	ug/L	0	0		0	0	0	1.23	10	150	0%	0	0	0%	
Azobenzene	A	ug/L	0	0		0	0	0	1.09	10	150	0%	0	0	0%	
Benzidine	A	ug/L	0	0		0	0	0	6.72	10	150	0%	0	0	0%	
Benzo(a)anthracene	A	ug/L	0	0		0	0	0	0.856	10	150	0%	0	0	0%	
Benzo(a)pyrene	A	ug/L	0	0		0	0	0	1.24	10	150	0%	0	0	0%	
Benzo(b)fluoranthene	A	ug/L	0	0		0	0	0	0.903	10	150	0%	0	0	0%	
Benzo(g,h,i)perylene	A	ug/L	0	0		0	0	0	1.01	10	150	0%	0	0	0%	
Benzo(k)fluoranthene	A	ug/L	0	0		0	0	0	0.97	10	150	0%	0	0	0%	
Benzoic acid	A	ug/L	0	0		0	0	0	1.51	10	150	0%	0	0	0%	
Benzyl alcohol	A	ug/L	0	0		0	0	0	3.13	10	150	0%	0	0	0%	
bis(-2-chloroethoxy)Methane	A	ug/L	0	0		0	0	0	1.36	10	150	0%	0	0	0%	
bis(-2-chloroethyl)Ether	A	ug/L	0	0		0	0	0	2.57	10	150	0%	0	0	0%	
bis(2-chloroisopropyl)Ether	A	ug/L	0	0		0	0	0	1.49	10	150	0%	0	0	0%	
bis(2-ethylhexyl)Phthalate	A	ug/L	0	0		0	0	0	1.91	10	150	0%	0	0	0%	
Butylbenzylphthalate	A	ug/L	0	0		0	0	0	1.57	10	150	0%	0	0	0%	
Carbazole	A	ug/L	0	0		0	0	0	0.842	10	150	0%	0	0	0%	
Chrysene	A	ug/L	0	0		0	0	0	1.17	10	150	0%	0	0	0%	
Di-n-butyl phthalate	A	ug/L	0	0		0	0	0	0.932	10	150	0%	0	0	0%	

Seq No	Lab ID	Test Code	Sample Typ	File ID	Analysis Date	DF	Batch ID	Prep Date	SPKref	RPDref	pmoist
15013940	01-Feb-22_ISTB	SVOC-8270-W-	SAMP	V5973N.I\sd0201	2/1/2022 10:14:0	1	R374090		0	0	

Analyte	T	Units	RAW	Final	Text	Spike	SPKref	RPDref	MDL	PQL	UQL	%REC	LOW	HIGH	%RPD	Q
Di-n-octyl phthalate	A	ug/L	0	0		0	0	0	1.34	10	150	0%	0	0	0%	
Dibenzo(a,h)anthracene	A	ug/L	0	0		0	0	0	1.17	10	150	0%	0	0	0%	
Dibenzofuran	A	ug/L	0	0		0	0	0	1.74	10	150	0%	0	0	0%	
Diethyl phthalate	A	ug/L	0	0		0	0	0	2.18	10	150	0%	0	0	0%	
Dimethyl phthalate	A	ug/L	0	0		0	0	0	1.72	10	150	0%	0	0	0%	
Fluoranthene	A	ug/L	0	0		0	0	0	0.883	10	150	0%	0	0	0%	
Fluorene	A	ug/L	0	0		0	0	0	1.82	10	150	0%	0	0	0%	
Hexachlorobenzene	A	ug/L	0	0		0	0	0	1.33	10	150	0%	0	0	0%	
Hexachlorobutadiene	A	ug/L	0	0		0	0	0	2.32	10	150	0%	0	0	0%	
Hexachlorocyclopentadiene	A	ug/L	0	0		0	0	0	2.97	10	150	0%	0	0	0%	
Hexachloroethane	A	ug/L	0	0		0	0	0	1.79	10	150	0%	0	0	0%	
Indeno(1,2,3-cd)pyrene	A	ug/L	0	0		0	0	0	1.25	10	150	0%	0	0	0%	
Isophorone	A	ug/L	0	0		0	0	0	1.67	10	150	0%	0	0	0%	
m+p-Cresols	A	ug/L	0	0		0	0	0	1.78	10	150	0%	0	0	0%	
n-Nitroso-di-n-propylamine	A	ug/L	0	0		0	0	0	1.54	10	150	0%	0	0	0%	
n-Nitrosodimethylamine	A	ug/L	0	0		0	0	0	1.53	10	150	0%	0	0	0%	
n-Nitrosodiphenylamine	A	ug/L	0	0		0	0	0	1.16	10	150	0%	0	0	0%	
Naphthalene	A	ug/L	0	0		0	0	0	1.74	10	150	0%	0	0	0%	
Nitrobenzene	A	ug/L	0	0		0	0	0	2.31	10	150	0%	0	0	0%	
o-Cresol	A	ug/L	0	0		0	0	0	1.83	10	150	0%	0	0	0%	
p-Chloroaniline	A	ug/L	0	0		0	0	0	1.52	10	150	0%	0	0	0%	
Pentachlorophenol	A	ug/L	0	0		0	0	0	4.24	10	150	0%	0	0	0%	
Phenanthrene	A	ug/L	0	0		0	0	0	0.784	10	150	0%	0	0	0%	
Phenol	A	ug/L	0	0		0	0	0	1.46	10	150	0%	0	0	0%	
Pyrene	A	ug/L	0	0		0	0	0	0.921	10	150	0%	0	0	0%	
Pyridine	A	ug/L	0	0		0	0	0	3.22	10	150	0%	0	0	0%	
Triallate	A	ug/L	0	0		0	0	0	1.51	10	150	0%	0	0	0%	
1,4-Dichlorobenzene-d4	I	ug/L	40	40		0	0	0	0	10	150	0%	0	0	0%	
Acenaphthene-d10	I	ug/L	40	40		0	0	0	0	10	150	0%	0	0	0%	
Chrysene-d12	I	ug/L	40	40		0	0	0	0	10	150	0%	0	0	0%	
Naphthalene-d8	I	ug/L	40	40		0	0	0	0	10	150	0%	0	0	0%	
Perylene-d12	I	ug/L	40	40		0	0	0	0	10	150	0%	0	0	0%	
Phenanthrene-d10	I	ug/L	40	40		0	0	0	0	10	150	0%	0	0	0%	
2,4,6-Tribromophenol	S	ug/L	0	0		200	0	0	2.88	10	0	0%	25	140	0%	S
2-Fluorobiphenyl	S	ug/L	0	0		100	0	0	0.724	10	0	0%	28	107	0%	S

Seq No	Lab ID	Test Code	Sample Typ	File ID	Analysis Date	DF	Batch ID	Prep Date	SPKref	RPDref	pmoist
15013940	01-Feb-22_ISTB	SVOC-8270-W-	SAMP	V5973N.I\sd0201	2/1/2022 10:14:0	1	R374090		0	0	

Analyte	T	Units	RAW	Final	Text	Spike	SPKref	RPDref	MDL	PQL	UQL	%REC	LOW	HIGH	%RPD	Q
2-Fluorophenol	S	ug/L	0	0		200	0	0	3.52	10	0	0%	10	75	0%	S
Nitrobenzene-d5	S	ug/L	0	0		100	0	0	2.34	10	0	0%	32	94	0%	S
Phenol-d5	S	ug/L	0	0		200	0	0	2.06	10	0	0%	10	65	0%	S
Terphenyl-d14	S	ug/L	0	0		100	0	0	1.17	10	0	0%	32	122	0%	S
4-Chloroaniline	X	ug/L	0	0		0	0	0	1.61	10	150	0%	0	0	0%	
o-Terphenyl	X	ug/L	0	0		0	0	0	1.27	10	150	0%	0	0	0%	

Seq No	Lab ID	Test Code	Sample Typ	File ID	Analysis Date	DF	Batch ID	Prep Date	SPKref	RPDref	pmoist
15013941	MB-163072	SVOC-8270-W-	MBLK	V5973N.I\sd0201	2/1/2022 10:46:0	1	163072	1/19/2022 3:	0	0	

Analyte	T	Units	RAW	Final	Text	Spike	SPKref	RPDref	MDL	PQL	UQL	%REC	LOW	HIGH	%RPD	Q
1,2,4-Trichlorobenzene	A	ug/L	0	0		0	0	0	1.9	5	150	0%	0	0	0%	
1,2-Dichlorobenzene	A	ug/L	0	0		0	0	0	1.97	5	150	0%	0	0	0%	
1,3-Dichlorobenzene	A	ug/L	0	0		0	0	0	2.13	5	150	0%	0	0	0%	
1,4-Dichlorobenzene	A	ug/L	0	0		0	0	0	2.02	5	150	0%	0	0	0%	
1-Methylnaphthalene	A	ug/L	0	0		0	0	0	2.39	5	150	0%	0	0	0%	
2,2´-Oxybis(1-Chloropropane)	A	ug/L	0	0		0	0	0	1.45	5	150	0%	0	0	0%	
2,4,5-Trichlorophenol	A	ug/L	0	0		0	0	0	2.23	5	150	0%	0	0	0%	
2,4,6-Trichlorophenol	A	ug/L	0	0		0	0	0	2.64	5	150	0%	0	0	0%	
2,4-Dichlorophenol	A	ug/L	0	0		0	0	0	1.69	5	150	0%	0	0	0%	
2,4-Dimethylphenol	A	ug/L	0	0		0	0	0	1.69	5	150	0%	0	0	0%	
2,4-Dinitrophenol	A	ug/L	0	0		0	0	0	4.26	10	150	0%	0	0	0%	
2,4-Dinitrotoluene	A	ug/L	0	0		0	0	0	3.04	5	150	0%	0	0	0%	
2,6-Dinitrotoluene	A	ug/L	0	0		0	0	0	3.2	5	150	0%	0	0	0%	
2-Chloronaphthalene	A	ug/L	0	0		0	0	0	2.14	5	150	0%	0	0	0%	
2-Chlorophenol	A	ug/L	0	0		0	0	0	2.48	5	150	0%	0	0	0%	
2-Methylnaphthalene	A	ug/L	0	0		0	0	0	1.92	5	150	0%	0	0	0%	
2-Nitroaniline	A	ug/L	0	0		0	0	0	2.4	5	150	0%	0	0	0%	
2-Nitrophenol	A	ug/L	0	0		0	0	0	2.36	5	150	0%	0	0	0%	
3,3´-Dichlorobenzidine	A	ug/L	0	0		0	0	0	2.11	10	150	0%	0	0	0%	
3-Nitroaniline	A	ug/L	0	0		0	0	0	2.77	5	150	0%	0	0	0%	
4,6-Dinitro-2-methylphenol	A	ug/L	0	0		0	0	0	2.33	10	150	0%	0	0	0%	
4-Bromophenyl phenyl ether	A	ug/L	0	0		0	0	0	1.74	5	150	0%	0	0	0%	
4-Chloro-2-methylphenol	A	ug/L	0	0		0	0	0	1.6	5	150	0%	0	0	0%	
4-Chloro-3-methylphenol	A	ug/L	0	0		0	0	0	1.46	5	150	0%	0	0	0%	

Seq No	Lab ID	Test Code	Sample Typ	File ID	Analysis Date	DF	Batch ID	Prep Date	SPKref	RPDref	pmoist
15013941	MB-163072	SVOC-8270-W-	MBLK	V5973N.I\sd0201	2/1/2022 10:46:0	1	163072	1/19/2022 3:	0	0	

Analyte	T	Units	RAW	Final	Text	Spike	SPKref	RPDref	MDL	PQL	UQL	%REC	LOW	HIGH	%RPD	Q
4-Chlorophenol	A	ug/L	0	0		0	0	0	2.64	5	150	0%	0	0	0%	
4-Chlorophenyl phenyl ether	A	ug/L	0	0		0	0	0	2.03	5	150	0%	0	0	0%	
4-Nitroaniline	A	ug/L	0	0		0	0	0	1.63	5	150	0%	0	0	0%	
4-Nitrophenol	A	ug/L	0	0		0	0	0	2.5	10	150	0%	0	0	0%	
Acenaphthene	A	ug/L	0	0		0	0	0	1.89	5	150	0%	0	0	0%	
Acenaphthylene	A	ug/L	0	0		0	0	0	1.57	5	150	0%	0	0	0%	
Aniline	A	ug/L	0	0		0	0	0	3.74	5	150	0%	0	0	0%	
Anthracene	A	ug/L	0	0		0	0	0	1.23	5	150	0%	0	0	0%	
Azobenzene	A	ug/L	0	0		0	0	0	1.09	5	150	0%	0	0	0%	
Benzidine	A	ug/L	0	0		0	0	0	6.72	10	150	0%	0	0	0%	
Benzo(a)anthracene	A	ug/L	0	0		0	0	0	0.856	5	150	0%	0	0	0%	
Benzo(a)pyrene	A	ug/L	0	0		0	0	0	1.24	5	150	0%	0	0	0%	
Benzo(b)fluoranthene	A	ug/L	0	0		0	0	0	0.903	5	150	0%	0	0	0%	
Benzo(g,h,i)perylene	A	ug/L	0	0		0	0	0	1.01	5	150	0%	0	0	0%	
Benzo(k)fluoranthene	A	ug/L	0	0		0	0	0	0.97	5	150	0%	0	0	0%	
Benzoic acid	A	ug/L	0	0		0	0	0	1.51	5	150	0%	0	0	0%	
Benzyl alcohol	A	ug/L	0	0		0	0	0	3.13	5	150	0%	0	0	0%	
bis(-2-chloroethoxy)Methane	A	ug/L	0	0		0	0	0	1.36	5	150	0%	0	0	0%	
bis(-2-chloroethyl)Ether	A	ug/L	0	0		0	0	0	2.57	5	150	0%	0	0	0%	
bis(2-chloroisopropyl)Ether	A	ug/L	0	0		0	0	0	1.49	5	150	0%	0	0	0%	
bis(2-ethylhexyl)Phthalate	A	ug/L	0	0		0	0	0	1.91	5	150	0%	0	0	0%	
Butylbenzylphthalate	A	ug/L	0	0		0	0	0	1.57	5	150	0%	0	0	0%	
Carbazole	A	ug/L	0	0		0	0	0	0.842	5	150	0%	0	0	0%	
Chrysene	A	ug/L	0	0		0	0	0	1.17	5	150	0%	0	0	0%	
Di-n-butyl phthalate	A	ug/L	0	0		0	0	0	0.932	5	150	0%	0	0	0%	
Di-n-octyl phthalate	A	ug/L	0	0		0	0	0	1.34	5	150	0%	0	0	0%	
Dibenzo(a,h)anthracene	A	ug/L	0	0		0	0	0	1.17	5	150	0%	0	0	0%	
Dibenzofuran	A	ug/L	0	0		0	0	0	1.74	5	150	0%	0	0	0%	
Diethyl phthalate	A	ug/L	0	0		0	0	0	2.18	5	150	0%	0	0	0%	
Dimethyl phthalate	A	ug/L	0	0		0	0	0	1.72	5	150	0%	0	0	0%	
Fluoranthene	A	ug/L	0	0		0	0	0	0.883	5	150	0%	0	0	0%	
Fluorene	A	ug/L	0	0		0	0	0	1.82	5	150	0%	0	0	0%	
Hexachlorobenzene	A	ug/L	0	0		0	0	0	1.33	5	150	0%	0	0	0%	
Hexachlorobutadiene	A	ug/L	0	0		0	0	0	2.32	5	150	0%	0	0	0%	
Hexachlorocyclopentadiene	A	ug/L	0	0		0	0	0	2.97	5	150	0%	0	0	0%	

Seq No	Lab ID	Test Code	Sample Typ	File ID	Analysis Date	DF	Batch ID	Prep Date	SPKref	RPDref	pmoist
15013941	MB-163072	SVOC-8270-W-	MBLK	V5973N.I\sd0201	2/1/2022 10:46:0	1	163072	1/19/2022 3:	0	0	

Analyte	T	Units	RAW	Final	Text	Spike	SPKref	RPDref	MDL	PQL	UQL	%REC	LOW	HIGH	%RPD	Q
Hexachloroethane	A	ug/L	0	0		0	0	0	1.79	5	150	0%	0	0	0%	
Indeno(1,2,3-cd)pyrene	A	ug/L	0	0		0	0	0	1.25	5	150	0%	0	0	0%	
Isophorone	A	ug/L	0	0		0	0	0	1.67	5	150	0%	0	0	0%	
m+p-Cresols	A	ug/L	0	0		0	0	0	1.78	5	150	0%	0	0	0%	
n-Nitroso-di-n-propylamine	A	ug/L	0	0		0	0	0	1.54	5	150	0%	0	0	0%	
n-Nitrosodimethylamine	A	ug/L	0	0		0	0	0	1.53	5	150	0%	0	0	0%	
n-Nitrosodiphenylamine	A	ug/L	0	0		0	0	0	1.16	10	150	0%	0	0	0%	
Naphthalene	A	ug/L	0	0		0	0	0	1.74	5	150	0%	0	0	0%	
Nitrobenzene	A	ug/L	0	0		0	0	0	2.31	5	150	0%	0	0	0%	
o-Cresol	A	ug/L	0	0		0	0	0	1.83	5	150	0%	0	0	0%	
p-Chloroaniline	A	ug/L	0	0		0	0	0	1.52	5	150	0%	0	0	0%	
Pentachlorophenol	A	ug/L	0	0		0	0	0	4.24	10	150	0%	0	0	0%	
Phenanthrene	A	ug/L	0	0		0	0	0	0.784	5	150	0%	0	0	0%	
Phenol	A	ug/L	0	0		0	0	0	1.46	5	150	0%	0	0	0%	
Pyrene	A	ug/L	0	0		0	0	0	0.921	5	150	0%	0	0	0%	
Pyridine	A	ug/L	0	0		0	0	0	3.22	5	150	0%	0	0	0%	
Triallate	A	ug/L	0	0		0	0	0	1.51	5	150	0%	0	0	0%	
1,4-Dichlorobenzene-d4	I	ug/L	40	40		0	0	0	0	5	150	0%	0	0	0%	
Acenaphthene-d10	I	ug/L	40	40		0	0	0	0	5	150	0%	0	0	0%	
Chrysene-d12	I	ug/L	40	40		0	0	0	0	5	150	0%	0	0	0%	
Naphthalene-d8	I	ug/L	40	40		0	0	0	0	5	150	0%	0	0	0%	
Perylene-d12	I	ug/L	40	40		0	0	0	0	5	150	0%	0	0	0%	
Phenanthrene-d10	I	ug/L	40	40		0	0	0	0	5	150	0%	0	0	0%	
2,4,6-Tribromophenol	S	ug/L	164.01751	164.01751		200	0	0	2.88	5	0	82%	43	140	0%	
2-Fluorobiphenyl	S	ug/L	62.12505	62.12505		100	0	0	0.724	5	0	62%	44	119	0%	
2-Fluorophenol	S	ug/L	73.57897	73.57897		200	0	0	3.52	5	0	37%	19	119	0%	
Nitrobenzene-d5	S	ug/L	63.2486	63.2486		100	0	0	2.34	5	0	63%	44	120	0%	
Phenol-d5	S	ug/L	74.33281	74.33281		200	0	0	2.06	5	0	37%	10	65	0%	
Terphenyl-d14	S	ug/L	92.54703	92.54703		100	0	0	1.17	5	0	93%	50	134	0%	
4-Chloroaniline	X	ug/L	0	0		0	0	0	1.61	5	150	0%	0	0	0%	
o-Terphenyl	X	ug/L	0	0		0	0	0	1.27	5	150	0%	0	0	0%	

Seq No	Lab ID	Test Code	Sample Typ	File ID	Analysis Date	DF	Batch ID	Prep Date	SPKref	RPDref	pmoist
15013942	LCS-163072	SVOC-8270-W-	LCS-DOD	V5973N.I\sd0201	2/1/2022 11:18:1	1	163072	1/19/2022 3:	0	0	

Analyte	T	Units	RAW	Final	Text	Spike	SPKref	RPDref	MDL	PQL	UQL	%REC	LOW	HIGH	%RPD	Q
1,2,4-Trichlorobenzene	A	ug/L	63.58139	63.58139		100	0	0	1.9	10	150	64%	29	116	0%	
1,2-Dichlorobenzene	A	ug/L	57.4391	57.4391		100	0	0	1.97	10	150	57%	32	111	0%	
1,3-Dichlorobenzene	A	ug/L	60.38362	60.38362		100	0	0	2.13	10	150	60%	28	110	0%	
1,4-Dichlorobenzene	A	ug/L	54.04172	54.04172		100	0	0	2.02	10	150	54%	29	112	0%	
1-Methylnaphthalene	A	ug/L	70.41202	70.41202		100	0	0	2.39	10	150	70%	41	119	0%	
2,2´-Oxybis(1-Chloropropane)	A	ug/L	60.26901	60.26901		100	0	0	1.45	10	150	60%	37	130	0%	
2,4,5-Trichlorophenol	A	ug/L	76.85901	76.85901		100	0	0	2.23	10	150	77%	53	123	0%	
2,4,6-Trichlorophenol	A	ug/L	81.5381	81.5381		100	0	0	2.64	10	150	82%	50	125	0%	
2,4-Dichlorophenol	A	ug/L	63.9134	63.9134		100	0	0	1.69	10	150	64%	47	121	0%	
2,4-Dimethylphenol	A	ug/L	42.67686	42.67686		100	0	0	1.69	10	150	43%	31	124	0%	
2,4-Dinitrophenol	A	ug/L	62.79589	62.79589		100	0	0	4.26	10	150	63%	23	142	0%	
2,4-Dinitrotoluene	A	ug/L	73.45678	73.45678		100	0	0	3.04	10	150	73%	57	128	0%	
2,6-Dinitrotoluene	A	ug/L	89.04061	89.04061		100	0	0	3.2	10	150	89%	50	118	0%	
2-Chloronaphthalene	A	ug/L	79.76171	79.76171		100	0	0	2.14	10	150	80%	40	116	0%	
2-Chlorophenol	A	ug/L	60.4166	60.4166		100	0	0	2.48	10	150	60%	38	117	0%	
2-Methylnaphthalene	A	ug/L	78.60658	78.60658		100	0	0	1.92	10	150	79%	40	121	0%	
2-Nitroaniline	A	ug/L	79.7943	79.7943		100	0	0	2.4	10	150	80%	55	127	0%	
2-Nitrophenol	A	ug/L	71.64383	71.64383		100	0	0	2.36	10	150	72%	47	123	0%	
3,3´-Dichlorobenzidine	A	ug/L	64.91478	64.91478		100	0	0	2.11	10	150	65%	27	129	0%	
3-Nitroaniline	A	ug/L	70.14046	70.14046		100	0	0	2.77	10	150	70%	41	128	0%	
4,6-Dinitro-2-methylphenol	A	ug/L	66.97305	66.97305		100	0	0	2.33	10	150	67%	44	137	0%	
4-Bromophenyl phenyl ether	A	ug/L	80.88359	80.88359		100	0	0	1.74	10	150	81%	55	124	0%	
4-Chloro-2-methylphenol	A	ug/L	69.25071	69.25071		100	0	0	1.6	10	150	69%	49	89	0%	
4-Chloro-3-methylphenol	A	ug/L	80.57084	80.57084		100	0	0	1.46	10	150	81%	52	119	0%	
4-Chlorophenol	A	ug/L	64.68988	64.68988		100	0	0	2.64	10	150	65%	41	81	0%	
4-Chlorophenyl phenyl ether	A	ug/L	85.65249	85.65249		100	0	0	2.03	10	150	86%	53	121	0%	
4-Nitroaniline	A	ug/L	70.60513	70.60513		100	0	0	1.63	10	150	71%	57	101	0%	
4-Nitrophenol	A	ug/L	41.01352	41.01352		100	0	0	2.5	10	150	41%	15	36	0%	S
Acenaphthene	A	ug/L	83.69997	83.69997		100	0	0	1.89	10	150	84%	47	122	0%	
Acenaphthylene	A	ug/L	75.18531	75.18531		100	0	0	1.57	10	150	75%	41	130	0%	
Aniline	A	ug/L	36.98088	36.98088		100	0	0	3.74	10	150	37%	24	60	0%	
Anthracene	A	ug/L	82.66183	82.66183		100	0	0	1.23	10	150	83%	57	123	0%	
Azobenzene	A	ug/L	72.5411	72.5411		100	0	0	1.09	10	150	73%	61	116	0%	
Benzidine	A	ug/L	3.95454	0		100	0	0	6.72	10	150	0%	10	100	0%	S
Benzo(a)anthracene	A	ug/L	87.34905	87.34905		100	0	0	0.856	10	150	87%	58	125	0%	

Seq No	Lab ID	Test Code	Sample Typ	File ID	Analysis Date	DF	Batch ID	Prep Date	SPKref	RPDref	pmoist
15013942	LCS-163072	SVOC-8270-W-	LCS-DOD	V5973N.I\sd0201	2/1/2022 11:18:1	1	163072	1/19/2022 3:	0	0	

Analyte	T	Units	RAW	Final	Text	Spike	SPKref	RPDref	MDL	PQL	UQL	%REC	LOW	HIGH	%RPD	Q
Benzo(a)pyrene	A	ug/L	83.41601	83.41601		100	0	0	1.24	10	150	83%	54	128	0%	
Benzo(b)fluoranthene	A	ug/L	87.9694	87.9694		100	0	0	0.903	10	150	88%	53	131	0%	
Benzo(g,h,i)perylene	A	ug/L	86.24181	86.24181		100	0	0	1.01	10	150	86%	50	134	0%	
Benzo(k)fluoranthene	A	ug/L	81.92102	81.92102		100	0	0	0.97	10	150	82%	57	129	0%	
Benzoic acid	A	ug/L	23.90028	23.90028		100	0	0	1.51	10	150	24%	10	30	0%	
Benzyl alcohol	A	ug/L	58.63434	58.63434		100	0	0	3.13	10	150	59%	31	112	0%	
bis(-2-chloroethoxy)Methane	A	ug/L	82.72	82.72		100	0	0	1.36	10	150	83%	48	120	0%	
bis(-2-chloroethyl)Ether	A	ug/L	73.7286	73.7286		100	0	0	2.57	10	150	74%	43	118	0%	
bis(2-chloroisopropyl)Ether	A	ug/L	60.26901	60.26901		100	0	0	1.49	10	150	60%	37	130	0%	
bis(2-ethylhexyl)Phthalate	A	ug/L	85.50155	85.50155		100	0	0	1.91	10	150	86%	55	135	0%	
Butylbenzylphthalate	A	ug/L	84.16726	84.16726		100	0	0	1.57	10	150	84%	53	134	0%	
Carbazole	A	ug/L	90.10571	90.10571		100	0	0	0.842	10	150	90%	60	122	0%	
Chrysene	A	ug/L	87.23645	87.23645		100	0	0	1.17	10	150	87%	59	123	0%	
Di-n-butyl phthalate	A	ug/L	89.13672	89.13672		100	0	0	0.932	10	150	89%	59	127	0%	
Di-n-octyl phthalate	A	ug/L	87.24376	87.24376		100	0	0	1.34	10	150	87%	51	140	0%	
Dibenzo(a,h)anthracene	A	ug/L	90.71579	90.71579		100	0	0	1.17	10	150	91%	51	134	0%	
Dibenzofuran	A	ug/L	81.46602	81.46602		100	0	0	1.74	10	150	81%	53	118	0%	
Diethyl phthalate	A	ug/L	93.26227	93.26227		100	0	0	2.18	10	150	93%	56	125	0%	
Dimethyl phthalate	A	ug/L	84.87897	84.87897		100	0	0	1.72	10	150	85%	45	127	0%	
Fluoranthene	A	ug/L	74.76474	74.76474		100	0	0	0.883	10	150	75%	57	128	0%	
Fluorene	A	ug/L	76.69291	76.69291		100	0	0	1.82	10	150	77%	52	124	0%	
Hexachlorobenzene	A	ug/L	68.31144	68.31144		100	0	0	1.33	10	150	68%	53	125	0%	
Hexachlorobutadiene	A	ug/L	53.83753	53.83753		100	0	0	2.32	10	150	54%	22	124	0%	
Hexachlorocyclopentadiene	A	ug/L	52.10698	52.10698		100	0	0	2.97	10	150	52%	39	91	0%	
Hexachloroethane	A	ug/L	54.42637	54.42637		100	0	0	1.79	10	150	54%	21	115	0%	
Indeno(1,2,3-cd)pyrene	A	ug/L	85.95582	85.95582		100	0	0	1.25	10	150	86%	52	134	0%	
Isophorone	A	ug/L	76.14831	76.14831		100	0	0	1.67	10	150	76%	42	124	0%	
m+p-Cresols	A	ug/L	60.82711	60.82711		100	0	0	1.78	10	150	61%	29	110	0%	
n-Nitroso-di-n-propylamine	A	ug/L	78.79795	78.79795		100	0	0	1.54	10	150	79%	49	119	0%	
n-Nitrosodimethylamine	A	ug/L	46.03895	46.03895		100	0	0	1.53	10	150	46%	20	45	0%	S
n-Nitrosodiphenylamine	A	ug/L	78.67161	78.67161		100	0	0	1.16	10	150	79%	51	123	0%	
Naphthalene	A	ug/L	70.6608	70.6608		100	0	0	1.74	10	150	71%	40	121	0%	
Nitrobenzene	A	ug/L	76.88591	76.88591		100	0	0	2.31	10	150	77%	45	121	0%	
o-Cresol	A	ug/L	67.5391	67.5391		100	0	0	1.83	10	150	68%	30	117	0%	
p-Chloroaniline	A	ug/L	55.81156	55.81156		100	0	0	1.52	10	150	56%	33	117	0%	

Seq No	Lab ID	Test Code	Sample Typ	File ID	Analysis Date	DF	Batch ID	Prep Date	SPKref	RPDref	pmoist
15013942	LCS-163072	SVOC-8270-W-	LCS-DOD	V5973N.I\sd0201	2/1/2022 11:18:1	1	163072	1/19/2022 3:	0	0	

Analyte	T	Units	RAW	Final	Text	Spike	SPKref	RPDref	MDL	PQL	UQL	%REC	LOW	HIGH	%RPD	Q
Pentachlorophenol	A	ug/L	78.38896	78.38896		100	0	0	4.24	10	150	78%	35	138	0%	
Phenanthrene	A	ug/L	78.33908	78.33908		100	0	0	0.784	10	150	78%	59	120	0%	
Phenol	A	ug/L	42.99721	42.99721		100	0	0	1.46	10	150	43%	37	75	0%	
Pyrene	A	ug/L	79.86896	79.86896		100	0	0	0.921	10	150	80%	57	126	0%	
Pyridine	A	ug/L	32.07962	32.07962		100	0	0	3.22	10	150	32%	16	45	0%	
Triallate	A	ug/L	79.41404	79.41404		100	0	0	1.51	10	150	79%	59	105	0%	
1,4-Dichlorobenzene-d4	I	ug/L	40	40		0	0	0	0	10	150	0%			0%	
Acenaphthene-d10	I	ug/L	40	40		0	0	0	0	10	150	0%			0%	
Chrysene-d12	I	ug/L	40	40		0	0	0	0	10	150	0%			0%	
Naphthalene-d8	I	ug/L	40	40		0	0	0	0	10	150	0%			0%	
Perylene-d12	I	ug/L	40	40		0	0	0	0	10	150	0%			0%	
Phenanthrene-d10	I	ug/L	40	40		0	0	0	0	10	150	0%			0%	
2,4,6-Tribromophenol	S	ug/L	160.95511	160.95511		200	0	0	2.88	10	0	80%	43	140	0%	
2-Fluorobiphenyl	S	ug/L	69.79281	69.79281		100	0	0	0.724	10	0	70%	44	119	0%	
2-Fluorophenol	S	ug/L	74.10315	74.10315		200	0	0	3.52	10	0	37%	19	119	0%	
Nitrobenzene-d5	S	ug/L	69.1676	69.1676		100	0	0	2.34	10	0	69%	44	120	0%	
Phenol-d5	S	ug/L	81.22286	81.22286		200	0	0	2.06	10	0	41%	10	65	0%	
Terphenyl-d14	S	ug/L	84.00207	84.00207		100	0	0	1.17	10	0	84%	50	134	0%	
4-Chloroaniline	X	ug/L	55.81156	55.81156		100	0	0	1.61	10	150	56%	33	117	0%	
o-Terphenyl	X	ug/L	80.47222	80.47222		100	0	0	1.27	10	150	80%	40	140	0%	

Seq No	Lab ID	Test Code	Sample Typ	File ID	Analysis Date	DF	Batch ID	Prep Date	SPKref	RPDref	pmoist
15013943	LCSD-163072	SVOC-8270-W-	LCSD-DOD	V5973N.I\sd0201	2/1/2022 11:50:1	1	163072	1/19/2022 3:	0	2E+07	

Analyte	T	Units	RAW	Final	Text	Spike	SPKref	RPDref	MDL	PQL	UQL	%REC	LOW	HIGH	%RPD	Q
1,2,4-Trichlorobenzene	A	ug/L	71.96882	71.96882		100	0	63.58139	1.9	10	150	72%	29	116	12%	
1,2-Dichlorobenzene	A	ug/L	67.22594	67.22594		100	0	57.4391	1.97	10	150	67%	32	111	16%	
1,3-Dichlorobenzene	A	ug/L	67.32588	67.32588		100	0	60.38362	2.13	10	150	67%	28	110	11%	
1,4-Dichlorobenzene	A	ug/L	61.71463	61.71463		100	0	54.04172	2.02	10	150	62%	29	112	13%	
1-Methylnaphthalene	A	ug/L	84.90995	84.90995		100	0	70.41202	2.39	10	150	85%	41	119	19%	
2,2´-Oxybis(1-Chloropropane)	A	ug/L	68.68978	68.68978		100	0	60.26901	1.45	10	150	69%	37	130	13%	
2,4,5-Trichlorophenol	A	ug/L	78.9197	78.9197		100	0	76.85901	2.23	10	150	79%	53	123	3%	
2,4,6-Trichlorophenol	A	ug/L	88.61518	88.61518		100	0	81.5381	2.64	10	150	89%	50	125	8%	
2,4-Dichlorophenol	A	ug/L	72.03373	72.03373		100	0	63.9134	1.69	10	150	72%	47	121	12%	
2,4-Dimethylphenol	A	ug/L	57.0667	57.0667		100	0	42.67686	1.69	10	150	57%	31	124	29%	R

Seq No	Lab ID	Test Code	Sample Typ	File ID	Analysis Date	DF	Batch ID	Prep Date	SPKref	RPDref	pmoist
15013943	LCSD-163072	SVOC-8270-W-	LCSD-DOD	V5973N.I\sd0201	2/1/2022 11:50:1	1	163072	1/19/2022 3:	0	2E+07	

Analyte	T	Units	RAW	Final	Text	Spike	SPKref	RPDref	MDL	PQL	UQL	%REC	LOW	HIGH	%RPD	Q
2,4-Dinitrophenol	A	ug/L	55.8435	55.8435		100	0	62.79589	4.26	10	150	56%	23	142	12%	
2,4-Dinitrotoluene	A	ug/L	82.82037	82.82037		100	0	73.45678	3.04	10	150	83%	57	128	12%	
2,6-Dinitrotoluene	A	ug/L	93.04391	93.04391		100	0	89.04061	3.2	10	150	93%	50	118	4%	
2-Chloronaphthalene	A	ug/L	90.01716	90.01716		100	0	79.76171	2.14	10	150	90%	40	116	12%	
2-Chlorophenol	A	ug/L	67.72956	67.72956		100	0	60.4166	2.48	10	150	68%	38	117	11%	
2-Methylnaphthalene	A	ug/L	92.79762	92.79762		100	0	78.60658	1.92	10	150	93%	40	121	17%	
2-Nitroaniline	A	ug/L	82.66513	82.66513		100	0	79.7943	2.4	10	150	83%	55	127	4%	
2-Nitrophenol	A	ug/L	79.47589	79.47589		100	0	71.64383	2.36	10	150	79%	47	123	10%	
3,3´-Dichlorobenzidine	A	ug/L	73.56615	73.56615		100	0	64.91478	2.11	10	150	74%	27	129	12%	
3-Nitroaniline	A	ug/L	75.05062	75.05062		100	0	70.14046	2.77	10	150	75%	41	128	7%	
4,6-Dinitro-2-methylphenol	A	ug/L	75.1883	75.1883		100	0	66.97305	2.33	10	150	75%	44	137	12%	
4-Bromophenyl phenyl ether	A	ug/L	94.49551	94.49551		100	0	80.88359	1.74	10	150	94%	55	124	16%	
4-Chloro-2-methylphenol	A	ug/L	80.69897	80.69897		100	0	69.25071	1.6	10	150	81%	49	89	15%	
4-Chloro-3-methylphenol	A	ug/L	89.00129	89.00129		100	0	80.57084	1.46	10	150	89%	52	119	10%	
4-Chlorophenol	A	ug/L	69.09776	69.09776		100	0	64.68988	2.64	10	150	69%	41	81	7%	
4-Chlorophenyl phenyl ether	A	ug/L	97.11898	97.11898		100	0	85.65249	2.03	10	150	97%	53	121	13%	
4-Nitroaniline	A	ug/L	76.56243	76.56243		100	0	70.60513	1.63	10	150	77%	57	101	8%	
4-Nitrophenol	A	ug/L	41.41027	41.41027		100	0	41.01352	2.5	10	150	41%	15	36	1%	S
Acenaphthene	A	ug/L	91.3888	91.3888		100	0	83.69997	1.89	10	150	91%	47	122	9%	
Acenaphthylene	A	ug/L	83.62062	83.62062		100	0	75.18531	1.57	10	150	84%	41	130	11%	
Aniline	A	ug/L	40.3925	40.3925		100	0	36.98088	3.74	10	150	40%	24	60	9%	
Anthracene	A	ug/L	95.74971	95.74971		100	0	82.66183	1.23	10	150	96%	57	123	15%	
Azobenzene	A	ug/L	80.39396	80.39396		100	0	72.5411	1.09	10	150	80%	61	116	10%	
Benzidine	A	ug/L	3.31722	0		100	0	0	6.72	10	150	0%	10	100		S
Benzo(a)anthracene	A	ug/L	95.28553	95.28553		100	0	87.34905	0.856	10	150	95%	58	125	9%	
Benzo(a)pyrene	A	ug/L	90.38392	90.38392		100	0	83.41601	1.24	10	150	90%	54	128	8%	
Benzo(b)fluoranthene	A	ug/L	96.88188	96.88188		100	0	87.9694	0.903	10	150	97%	53	131	10%	
Benzo(g,h,i)perylene	A	ug/L	95.7831	95.7831		100	0	86.24181	1.01	10	150	96%	50	134	10%	
Benzo(k)fluoranthene	A	ug/L	89.06319	89.06319		100	0	81.92102	0.97	10	150	89%	57	129	8%	
Benzoic acid	A	ug/L	25.83523	25.83523		100	0	23.90028	1.51	10	150	26%	10	30	8%	
Benzyl alcohol	A	ug/L	68.66271	68.66271		100	0	58.63434	3.13	10	150	69%	31	112	16%	
bis(-2-chloroethoxy)Methane	A	ug/L	97.27778	97.27778		100	0	82.72	1.36	10	150	97%	48	120	16%	
bis(-2-chloroethyl)Ether	A	ug/L	86.96302	86.96302		100	0	73.7286	2.57	10	150	87%	43	118	16%	
bis(2-chloroisopropyl)Ether	A	ug/L	68.68978	68.68978		100	0	60.26901	1.49	10	150	69%	37	130	13%	
bis(2-ethylhexyl)Phthalate	A	ug/L	94.21761	94.21761		100	0	85.50155	1.91	10	150	94%	55	135	10%	

Seq No	Lab ID	Test Code	Sample Typ	File ID	Analysis Date	DF	Batch ID	Prep Date	SPKref	RPDref	pmoist
15013943	LCSD-163072	SVOC-8270-W-	LCSD-DOD	V5973N.I\sd0201	2/1/2022 11:50:1	1	163072	1/19/2022 3:	0	2E+07	

Analyte	T	Units	RAW	Final	Text	Spike	SPKref	RPDref	MDL	PQL	UQL	%REC	LOW	HIGH	%RPD	Q
Butylbenzylphthalate	A	ug/L	98.30351	98.30351		100	0	84.16726	1.57	10	150	98%	53	134	15%	
Carbazole	A	ug/L	95.77645	95.77645		100	0	90.10571	0.842	10	150	96%	60	122	6%	
Chrysene	A	ug/L	96.88978	96.88978		100	0	87.23645	1.17	10	150	97%	59	123	10%	
Di-n-butyl phthalate	A	ug/L	100.22111	100.22111		100	0	89.13672	0.932	10	150	100%	59	127	12%	
Di-n-octyl phthalate	A	ug/L	94.8556	94.8556		100	0	87.24376	1.34	10	150	95%	51	140	8%	
Dibenzo(a,h)anthracene	A	ug/L	101.66788	101.66788		100	0	90.71579	1.17	10	150	102%	51	134	11%	
Dibenzofuran	A	ug/L	87.15183	87.15183		100	0	81.46602	1.74	10	150	87%	53	118	7%	
Diethyl phthalate	A	ug/L	105.35219	105.35219		100	0	93.26227	2.18	10	150	105%	56	125	12%	
Dimethyl phthalate	A	ug/L	95.00738	95.00738		100	0	84.87897	1.72	10	150	95%	45	127	11%	
Fluoranthene	A	ug/L	88.22986	88.22986		100	0	74.76474	0.883	10	150	88%	57	128	17%	
Fluorene	A	ug/L	84.33938	84.33938		100	0	76.69291	1.82	10	150	84%	52	124	9%	
Hexachlorobenzene	A	ug/L	84.94607	84.94607		100	0	68.31144	1.33	10	150	85%	53	125	22%	R
Hexachlorobutadiene	A	ug/L	62.43606	62.43606		100	0	53.83753	2.32	10	150	62%	22	124	15%	
Hexachlorocyclopentadiene	A	ug/L	61.73422	61.73422		100	0	52.10698	2.97	10	150	62%	39	91	17%	
Hexachloroethane	A	ug/L	61.36941	61.36941		100	0	54.42637	1.79	10	150	61%	21	115	12%	
Indeno(1,2,3-cd)pyrene	A	ug/L	97.28174	97.28174		100	0	85.95582	1.25	10	150	97%	52	134	12%	
Isophorone	A	ug/L	86.94344	86.94344		100	0	76.14831	1.67	10	150	87%	42	124	13%	
m+p-Cresols	A	ug/L	67.34809	67.34809		100	0	60.82711	1.78	10	150	67%	29	110	10%	
n-Nitroso-di-n-propylamine	A	ug/L	96.76487	96.76487		100	0	78.79795	1.54	10	150	97%	49	119	20%	R
n-Nitrosodimethylamine	A	ug/L	55.95073	55.95073		100	0	46.03895	1.53	10	150	56%	20	45	19%	S
n-Nitrosodiphenylamine	A	ug/L	96.00055	96.00055		100	0	78.67161	1.16	10	150	96%	51	123	20%	
Naphthalene	A	ug/L	81.93542	81.93542		100	0	70.6608	1.74	10	150	82%	40	121	15%	
Nitrobenzene	A	ug/L	88.79123	88.79123		100	0	76.88591	2.31	10	150	89%	45	121	14%	
o-Cresol	A	ug/L	77.09921	77.09921		100	0	67.5391	1.83	10	150	77%	30	117	13%	
p-Chloroaniline	A	ug/L	63.28763	63.28763		100	0	55.81156	1.52	10	150	63%	33	117	13%	
Pentachlorophenol	A	ug/L	98.51005	98.51005		100	0	78.38896	4.24	10	150	99%	35	138	23%	R
Phenanthrene	A	ug/L	88.55744	88.55744		100	0	78.33908	0.784	10	150	89%	59	120	12%	
Phenol	A	ug/L	47.05243	47.05243		100	0	42.99721	1.46	10	150	47%	37	75	9%	
Pyrene	A	ug/L	89.11839	89.11839		100	0	79.86896	0.921	10	150	89%	57	126	11%	
Pyridine	A	ug/L	41.01336	41.01336		100	0	32.07962	3.22	10	150	41%	16	45	24%	R
Triallate	A	ug/L	93.5002	93.5002		100	0	79.41404	1.51	10	150	94%	59	105	16%	
1,4-Dichlorobenzene-d4	I	ug/L	40	40		0	0	0	0	10	150	0%			0%	
Acenaphthene-d10	I	ug/L	40	40		0	0	0	0	10	150	0%			0%	
Chrysene-d12	I	ug/L	40	40		0	0	0	0	10	150	0%			0%	
Naphthalene-d8	I	ug/L	40	40		0	0	0	0	10	150	0%			0%	

Seq No	Lab ID	Test Code	Sample Typ	File ID	Analysis Date	DF	Batch ID	Prep Date	SPKref	RPDref	pmoist
15013943	LCSD-163072	SVOC-8270-W-	LCSD-DOD	V5973N.I\sd0201	2/1/2022 11:50:1	1	163072	1/19/2022 3:	0	2E+07	

Analyte	T	Units	RAW	Final	Text	Spike	SPKref	RPDref	MDL	PQL	UQL	%REC	LOW	HIGH	%RPD	Q
Perylene-d12	I	ug/L	40	40		0	0	0	0	10	150	0%			0%	
Phenanthrene-d10	I	ug/L	40	40		0	0	0	0	10	150	0%			0%	
2,4,6-Tribromophenol	S	ug/L	190.50339	190.50339		200	0	0	2.88	10	0	95%	43	140	0%	
2-Fluorobiphenyl	S	ug/L	74.84536	74.84536		100	0	0	0.724	10	0	75%	44	119	0%	
2-Fluorophenol	S	ug/L	83.06348	83.06348		200	0	0	3.52	10	0	42%	19	119	0%	
Nitrobenzene-d5	S	ug/L	79.44467	79.44467		100	0	0	2.34	10	0	79%	44	120	0%	
Phenol-d5	S	ug/L	88.80213	88.80213		200	0	0	2.06	10	0	44%	10	65	0%	
Terphenyl-d14	S	ug/L	94.76155	94.76155		100	0	0	1.17	10	0	95%	50	134	0%	
4-Chloroaniline	X	ug/L	63.28763	63.28763		100	0	55.81156	1.61	10	150	63%	33	117	13%	
o-Terphenyl	X	ug/L	90.08232	90.08232		100	0	80.47222	1.27	10	150	90%	40	140	11%	

Seq No	Lab ID	Test Code	Sample Typ	File ID	Analysis Date	DF	Batch ID	Prep Date	SPKref	RPDref	pmoist
15013944	B22011124-001	SVOC-8270-W-	SAMP	V5973N.I\sd0201	2/2/2022 12:22:2	1	163072	1/20/2022 7:	0	0	

Analyte	T	Units	RAW	Final	Text	Spike	SPKref	RPDref	MDL	PQL	UQL	%REC	LOW	HIGH	%RPD	Q
1,2,4-Trichlorobenzene	A	ug/L	0	0		0	0	0	1.938	10	150	0%	0	0	0%	U
1,2-Dichlorobenzene	A	ug/L	0	0		0	0	0	2.0094	10	150	0%	0	0	0%	U
1,3-Dichlorobenzene	A	ug/L	0	0		0	0	0	2.1726	10	150	0%	0	0	0%	U
1,4-Dichlorobenzene	A	ug/L	0	0		0	0	0	2.0604	10	150	0%	0	0	0%	U
1-Methylnaphthalene	A	ug/L	0	0		0	0	0	2.4378	5.1	150	0%	0	0	0%	U
2,2´-Oxybis(1-Chloropropane)	A	ug/L	0	0		0	0	0	1.479	10	150	0%	0	0	0%	U
2,4,5-Trichlorophenol	A	ug/L	0	0		0	0	0	2.2746	10	150	0%	0	0	0%	U
2,4,6-Trichlorophenol	A	ug/L	0	0		0	0	0	2.6928	10	150	0%	0	0	0%	U
2,4-Dichlorophenol	A	ug/L	0	0		0	0	0	1.7238	10	150	0%	0	0	0%	U
2,4-Dimethylphenol	A	ug/L	0	0		0	0	0	1.7238	10	150	0%	0	0	0%	U
2,4-Dinitrophenol	A	ug/L	0	0		0	0	0	4.3452	10.2	150	0%	0	0	0%	U
2,4-Dinitrotoluene	A	ug/L	0	0		0	0	0	3.1008	10	150	0%	0	0	0%	U
2,6-Dinitrotoluene	A	ug/L	0	0		0	0	0	3.264	10	150	0%	0	0	0%	U
2-Chloronaphthalene	A	ug/L	0	0		0	0	0	2.1828	10	150	0%	0	0	0%	U
2-Chlorophenol	A	ug/L	0	0		0	0	0	2.5296	10	150	0%	0	0	0%	U
2-Methylnaphthalene	A	ug/L	0	0		0	0	0	1.9584	5.1	150	0%	0	0	0%	U
2-Nitroaniline	A	ug/L	0	0		0	0	0	2.448	10	150	0%	0	0	0%	U
2-Nitrophenol	A	ug/L	0	0		0	0	0	2.4072	10	150	0%	0	0	0%	U
3,3´-Dichlorobenzidine	A	ug/L	0	0		0	0	0	2.1522	10.2	150	0%	0	0	0%	U
3-Nitroaniline	A	ug/L	0	0		0	0	0	2.8254	10	150	0%	0	0	0%	U

Seq No	Lab ID	Test Code	Sample Typ	File ID	Analysis Date	DF	Batch ID	Prep Date	SPKref	RPDref	pmoist
15013944	B22011124-001	SVOC-8270-W-	SAMP	V5973N.I\sd0201	2/2/2022 12:22:2	1	163072	1/20/2022 7:	0	0	

Analyte	T	Units	RAW	Final	Text	Spike	SPKref	RPDref	MDL	PQL	UQL	%REC	LOW	HIGH	%RPD	Q
4,6-Dinitro-2-methylphenol	A	ug/L	0	0		0	0	0	2.3766	10.2	150	0%	0	0	0%	U
4-Bromophenyl phenyl ether	A	ug/L	0	0		0	0	0	1.7748	10	150	0%	0	0	0%	U
4-Chloro-2-methylphenol	A	ug/L	0	0		0	0	0	1.632	10	150	0%	0	0	0%	U
4-Chloro-3-methylphenol	A	ug/L	0	0		0	0	0	1.4892	10	150	0%	0	0	0%	U
4-Chlorophenol	A	ug/L	0	0		0	0	0	2.6928	10	150	0%	0	0	0%	U
4-Chlorophenyl phenyl ether	A	ug/L	0	0		0	0	0	2.0706	10	150	0%	0	0	0%	U
4-Nitroaniline	A	ug/L	0	0		0	0	0	1.6626	10	150	0%	0	0	0%	U
4-Nitrophenol	A	ug/L	0	0		0	0	0	2.55	10.2	150	0%	0	0	0%	U
Acenaphthene	A	ug/L	0	0		0	0	0	1.9278	5.1	150	0%	0	0	0%	U
Acenaphthylene	A	ug/L	0	0		0	0	0	1.6014	5.1	150	0%	0	0	0%	U
Aniline	A	ug/L	0	0		0	0	0	3.8148	10	150	0%	0	0	0%	U
Anthracene	A	ug/L	0	0		0	0	0	1.2546	5.1	150	0%	0	0	0%	U
Azobenzene	A	ug/L	0	0		0	0	0	1.1118	10	150	0%	0	0	0%	U
Benzidine	A	ug/L	0	0		0	0	0	6.8544	10.2	150	0%	0	0	0%	U
Benzo(a)anthracene	A	ug/L	0	0		0	0	0	0.87312	5.1	150	0%	0	0	0%	U
Benzo(a)pyrene	A	ug/L	0	0		0	0	0	1.2648	5.1	150	0%	0	0	0%	U
Benzo(b)fluoranthene	A	ug/L	0	0		0	0	0	0.92106	5.1	150	0%	0	0	0%	U
Benzo(g,h,i)perylene	A	ug/L	0	0		0	0	0	1.0302	5.1	150	0%	0	0	0%	U
Benzo(k)fluoranthene	A	ug/L	0	0		0	0	0	0.9894	5.1	150	0%	0	0	0%	U
Benzoic acid	A	ug/L	0	0		0	0	0	1.5402	10	150	0%	0	0	0%	U
Benzyl alcohol	A	ug/L	0	0		0	0	0	3.1926	10	150	0%	0	0	0%	U
bis(-2-chloroethoxy)Methane	A	ug/L	0	0		0	0	0	1.3872	10	150	0%	0	0	0%	U
bis(-2-chloroethyl)Ether	A	ug/L	0	0		0	0	0	2.6214	10	150	0%	0	0	0%	U
bis(2-chloroisopropyl)Ether	A	ug/L	0	0		0	0	0	1.5198	10	150	0%	0	0	0%	U
bis(2-ethylhexyl)Phthalate	A	ug/L	0	0		0	0	0	1.9482	10	150	0%	0	0	0%	U
Butylbenzylphthalate	A	ug/L	0	0		0	0	0	1.6014	10	150	0%	0	0	0%	U
Carbazole	A	ug/L	0	0		0	0	0	0.85884	10	150	0%	0	0	0%	U
Chrysene	A	ug/L	0	0		0	0	0	1.1934	5.1	150	0%	0	0	0%	U
Di-n-butyl phthalate	A	ug/L	0	0		0	0	0	0.95064	10	150	0%	0	0	0%	U
Di-n-octyl phthalate	A	ug/L	0	0		0	0	0	1.3668	10	150	0%	0	0	0%	U
Dibenzo(a,h)anthracene	A	ug/L	0	0		0	0	0	1.1934	5.1	150	0%	0	0	0%	U
Dibenzofuran	A	ug/L	0	0		0	0	0	1.7748	10	150	0%	0	0	0%	U
Diethyl phthalate	A	ug/L	0	0		0	0	0	2.2236	10	150	0%	0	0	0%	U
Dimethyl phthalate	A	ug/L	0	0		0	0	0	1.7544	10	150	0%	0	0	0%	U
Fluoranthene	A	ug/L	0	0		0	0	0	0.90066	5.1	150	0%	0	0	0%	U

Seq No	Lab ID	Test Code	Sample Typ	File ID	Analysis Date	DF	Batch ID	Prep Date	SPKref	RPDref	pmoist
15013944	B22011124-001	SVOC-8270-W-	SAMP	V5973N.I\sd0201	2/2/2022 12:22:2	1	163072	1/20/2022 7:	0	0	

Analyte	T	Units	RAW	Final	Text	Spike	SPKref	RPDref	MDL	PQL	UQL	%REC	LOW	HIGH	%RPD	Q
Fluorene	A	ug/L	0	0		0	0	0	1.8564	5.1	150	0%	0	0	0%	U
Hexachlorobenzene	A	ug/L	0	0		0	0	0	1.3566	10	150	0%	0	0	0%	U
Hexachlorobutadiene	A	ug/L	0	0		0	0	0	2.3664	10	150	0%	0	0	0%	U
Hexachlorocyclopentadiene	A	ug/L	0	0		0	0	0	3.0294	10	150	0%	0	0	0%	U
Hexachloroethane	A	ug/L	0	0		0	0	0	1.8258	10	150	0%	0	0	0%	U
Indeno(1,2,3-cd)pyrene	A	ug/L	0	0		0	0	0	1.275	5.1	150	0%	0	0	0%	U
Isophorone	A	ug/L	0	0		0	0	0	1.7034	10	150	0%	0	0	0%	U
m+p-Cresols	A	ug/L	0	0		0	0	0	1.8156	10	150	0%	0	0	0%	U
n-Nitroso-di-n-propylamine	A	ug/L	0	0		0	0	0	1.5708	10	150	0%	0	0	0%	U
n-Nitrosodimethylamine	A	ug/L	0	0		0	0	0	1.5606	10	150	0%	0	0	0%	U
n-Nitrosodiphenylamine	A	ug/L	0	0		0	0	0	1.1832	10.2	150	0%	0	0	0%	U
Naphthalene	A	ug/L	0	0		0	0	0	1.7748	5.1	150	0%	0	0	0%	U
Nitrobenzene	A	ug/L	0	0		0	0	0	2.3562	10	150	0%	0	0	0%	U
o-Cresol	A	ug/L	0	0		0	0	0	1.8666	10	150	0%	0	0	0%	U
p-Chloroaniline	A	ug/L	0	0		0	0	0	1.5504	10	150	0%	0	0	0%	U
Pentachlorophenol	A	ug/L	0	0		0	0	0	4.3248	10.2	150	0%	0	0	0%	U
Phenanthrene	A	ug/L	0	0		0	0	0	0.79968	5.1	150	0%	0	0	0%	U
Phenol	A	ug/L	0	0		0	0	0	1.4892	10	150	0%	0	0	0%	U
Pyrene	A	ug/L	0	0		0	0	0	0.93942	5.1	150	0%	0	0	0%	U
Pyridine	A	ug/L	0	0		0	0	0	3.2844	10	150	0%	0	0	0%	U
Triallate	A	ug/L	0	0		0	0	0	1.5402	10	150	0%	0	0	0%	U
1,4-Dichlorobenzene-d4	I	ug/L	40	40.8		0	0	0	0	10	150	0%	0	0	0%	
Acenaphthene-d10	I	ug/L	40	40.8		0	0	0	0	10	150	0%	0	0	0%	
Chrysene-d12	I	ug/L	40	40.8		0	0	0	0	10	150	0%	0	0	0%	
Naphthalene-d8	I	ug/L	40	40.8		0	0	0	0	10	150	0%	0	0	0%	
Perylene-d12	I	ug/L	40	40.8		0	0	0	0	10	150	0%	0	0	0%	
Phenanthrene-d10	I	ug/L	40	40.8		0	0	0	0	10	150	0%	0	0	0%	
2,4,6-Tribromophenol	S	ug/L	158.68989	161.863688		204	0	0	2.9376	10	0	79%	43	140	0%	
2-Fluorobiphenyl	S	ug/L	49.54267	50.5335234		102	0	0	0.73848	10	0	50%	44	119	0%	
2-Fluorophenol	S	ug/L	56.15038	57.2733876		204	0	0	3.5904	10	0	28%	19	119	0%	
Nitrobenzene-d5	S	ug/L	56.32214	57.4485828		102	0	0	2.3868	10	0	56%	44	120	0%	
Phenol-d5	S	ug/L	51.65035	52.683357		204	0	0	2.1012	10	0	26%	10	65	0%	
Terphenyl-d14	S	ug/L	91.13629	92.9590158		102	0	0	1.1934	10	0	91%	50	134	0%	
4-Chloroaniline	X	ug/L	0	0		0	0	0	1.6422	10	150	0%	0	0	0%	U
o-Terphenyl	X	ug/L	0	0		0	0	0	1.2954	10	150	0%	0	0	0%	U

Seq No	Lab ID	Test Code	Sample Typ	File ID	Analysis Date	DF	Batch ID	Prep Date	SPKref	RPDref	pmoist
15013945	B22011125-001	SVOC-8270-W-	SAMP	V5973N.I\sd0201	2/2/2022 12:54:2	1	163072	1/19/2022 3:	0	0	

Analyte	T	Units	RAW	Final	Text	Spike	SPKref	RPDref	MDL	PQL	UQL	%REC	LOW	HIGH	%RPD	Q
1,2,4-Trichlorobenzene	A	ug/L	0	0		0	0	0	1.8449	10	150	0%	0	0	0%	U
1,2-Dichlorobenzene	A	ug/L	0	0		0	0	0	1.91287	10	150	0%	0	0	0%	U
1,3-Dichlorobenzene	A	ug/L	0	0		0	0	0	2.06823	10	150	0%	0	0	0%	U
1,4-Dichlorobenzene	A	ug/L	0	0		0	0	0	1.96142	10	150	0%	0	0	0%	U
1-Methylnaphthalene	A	ug/L	0	0		0	0	0	2.32069	4.855	150	0%	0	0	0%	U
2,2´-Oxybis(1-Chloropropane)	A	ug/L	0	0		0	0	0	1.40795	10	150	0%	0	0	0%	U
2,4,5-Trichlorophenol	A	ug/L	0	0		0	0	0	2.16533	10	150	0%	0	0	0%	U
2,4,6-Trichlorophenol	A	ug/L	0	0		0	0	0	2.56344	10	150	0%	0	0	0%	U
2,4-Dichlorophenol	A	ug/L	0	0		0	0	0	1.64099	10	150	0%	0	0	0%	U
2,4-Dimethylphenol	A	ug/L	0	0		0	0	0	1.64099	10	150	0%	0	0	0%	U
2,4-Dinitrophenol	A	ug/L	0	0		0	0	0	4.13646	10	150	0%	0	0	0%	U
2,4-Dinitrotoluene	A	ug/L	0	0		0	0	0	2.95184	10	150	0%	0	0	0%	U
2,6-Dinitrotoluene	A	ug/L	0	0		0	0	0	3.1072	10	150	0%	0	0	0%	U
2-Chloronaphthalene	A	ug/L	0	0		0	0	0	2.07794	10	150	0%	0	0	0%	U
2-Chlorophenol	A	ug/L	0	0		0	0	0	2.40808	10	150	0%	0	0	0%	U
2-Methylnaphthalene	A	ug/L	0	0		0	0	0	1.86432	4.855	150	0%	0	0	0%	U
2-Nitroaniline	A	ug/L	0	0		0	0	0	2.3304	10	150	0%	0	0	0%	U
2-Nitrophenol	A	ug/L	0	0		0	0	0	2.29156	10	150	0%	0	0	0%	U
3,3´-Dichlorobenzidine	A	ug/L	0	0		0	0	0	2.04881	10	150	0%	0	0	0%	U
3-Nitroaniline	A	ug/L	0	0		0	0	0	2.68967	10	150	0%	0	0	0%	U
4,6-Dinitro-2-methylphenol	A	ug/L	0	0		0	0	0	2.26243	10	150	0%	0	0	0%	U
4-Bromophenyl phenyl ether	A	ug/L	0	0		0	0	0	1.68954	10	150	0%	0	0	0%	U
4-Chloro-2-methylphenol	A	ug/L	0	0		0	0	0	1.5536	10	150	0%	0	0	0%	U
4-Chloro-3-methylphenol	A	ug/L	0	0		0	0	0	1.41766	10	150	0%	0	0	0%	U
4-Chlorophenol	A	ug/L	0	0		0	0	0	2.56344	10	150	0%	0	0	0%	U
4-Chlorophenyl phenyl ether	A	ug/L	0	0		0	0	0	1.97113	10	150	0%	0	0	0%	U
4-Nitroaniline	A	ug/L	0	0		0	0	0	1.58273	10	150	0%	0	0	0%	U
4-Nitrophenol	A	ug/L	0	0		0	0	0	2.4275	10	150	0%	0	0	0%	U
Acenaphthene	A	ug/L	0	0		0	0	0	1.83519	4.855	150	0%	0	0	0%	U
Acenaphthylene	A	ug/L	0	0		0	0	0	1.52447	4.855	150	0%	0	0	0%	U
Aniline	A	ug/L	0	0		0	0	0	3.63154	10	150	0%	0	0	0%	U
Anthracene	A	ug/L	0	0		0	0	0	1.19433	4.855	150	0%	0	0	0%	U
Azobenzene	A	ug/L	0	0		0	0	0	1.05839	10	150	0%	0	0	0%	U
Benzidine	A	ug/L	0	0		0	0	0	6.52512	10	150	0%	0	0	0%	U
Benzo(a)anthracene	A	ug/L	0	0		0	0	0	0.831176	4.855	150	0%	0	0	0%	U

Seq No	Lab ID	Test Code	Sample Typ	File ID	Analysis Date	DF	Batch ID	Prep Date	SPKref	RPDref	pmoist
15013945	B22011125-001	SVOC-8270-W-	SAMP	V5973N.I\sd0201	2/2/2022 12:54:2	1	163072	1/19/2022 3:	0	0	

Analyte	T	Units	RAW	Final	Text	Spike	SPKref	RPDref	MDL	PQL	UQL	%REC	LOW	HIGH	%RPD	Q
Benzo(a)pyrene	A	ug/L	0	0		0	0	0	1.20404	4.855	150	0%	0	0	0%	U
Benzo(b)fluoranthene	A	ug/L	0	0		0	0	0	0.876813	4.855	150	0%	0	0	0%	U
Benzo(g,h,i)perylene	A	ug/L	0	0		0	0	0	0.98071	4.855	150	0%	0	0	0%	U
Benzo(k)fluoranthene	A	ug/L	0	0		0	0	0	0.94187	4.855	150	0%	0	0	0%	U
Benzoic acid	A	ug/L	0	0		0	0	0	1.46621	10	150	0%	0	0	0%	U
Benzyl alcohol	A	ug/L	0	0		0	0	0	3.03923	10	150	0%	0	0	0%	U
bis(-2-chloroethoxy)Methane	A	ug/L	0	0		0	0	0	1.32056	10	150	0%	0	0	0%	U
bis(-2-chloroethyl)Ether	A	ug/L	0	0		0	0	0	2.49547	10	150	0%	0	0	0%	U
bis(2-chloroisopropyl)Ether	A	ug/L	0	0		0	0	0	1.44679	10	150	0%	0	0	0%	U
bis(2-ethylhexyl)Phthalate	A	ug/L	0	0		0	0	0	1.85461	10	150	0%	0	0	0%	U
Butylbenzylphthalate	A	ug/L	0	0		0	0	0	1.52447	10	150	0%	0	0	0%	U
Carbazole	A	ug/L	0	0		0	0	0	0.817582	10	150	0%	0	0	0%	U
Chrysene	A	ug/L	0	0		0	0	0	1.13607	4.855	150	0%	0	0	0%	U
Di-n-butyl phthalate	A	ug/L	0	0		0	0	0	0.904972	10	150	0%	0	0	0%	U
Di-n-octyl phthalate	A	ug/L	0	0		0	0	0	1.30114	10	150	0%	0	0	0%	U
Dibenzo(a,h)anthracene	A	ug/L	0	0		0	0	0	1.13607	4.855	150	0%	0	0	0%	U
Dibenzofuran	A	ug/L	0	0		0	0	0	1.68954	10	150	0%	0	0	0%	U
Diethyl phthalate	A	ug/L	0	0		0	0	0	2.11678	10	150	0%	0	0	0%	U
Dimethyl phthalate	A	ug/L	0	0		0	0	0	1.67012	10	150	0%	0	0	0%	U
Fluoranthene	A	ug/L	0	0		0	0	0	0.857393	4.855	150	0%	0	0	0%	U
Fluorene	A	ug/L	0	0		0	0	0	1.76722	4.855	150	0%	0	0	0%	U
Hexachlorobenzene	A	ug/L	0	0		0	0	0	1.29143	10	150	0%	0	0	0%	U
Hexachlorobutadiene	A	ug/L	0	0		0	0	0	2.25272	10	150	0%	0	0	0%	U
Hexachlorocyclopentadiene	A	ug/L	0	0		0	0	0	2.88387	10	150	0%	0	0	0%	U
Hexachloroethane	A	ug/L	0	0		0	0	0	1.73809	10	150	0%	0	0	0%	U
Indeno(1,2,3-cd)pyrene	A	ug/L	0	0		0	0	0	1.21375	4.855	150	0%	0	0	0%	U
Isophorone	A	ug/L	0	0		0	0	0	1.62157	10	150	0%	0	0	0%	U
m+p-Cresols	A	ug/L	0	0		0	0	0	1.72838	10	150	0%	0	0	0%	U
n-Nitroso-di-n-propylamine	A	ug/L	0	0		0	0	0	1.49534	10	150	0%	0	0	0%	U
n-Nitrosodimethylamine	A	ug/L	0	0		0	0	0	1.48563	10	150	0%	0	0	0%	U
n-Nitrosodiphenylamine	A	ug/L	0	0		0	0	0	1.12636	10	150	0%	0	0	0%	U
Naphthalene	A	ug/L	0	0		0	0	0	1.68954	4.855	150	0%	0	0	0%	U
Nitrobenzene	A	ug/L	0	0		0	0	0	2.24301	10	150	0%	0	0	0%	U
o-Cresol	A	ug/L	0	0		0	0	0	1.77693	10	150	0%	0	0	0%	U
p-Chloroaniline	A	ug/L	0	0		0	0	0	1.47592	10	150	0%	0	0	0%	U

Seq No	Lab ID	Test Code	Sample Typ	File ID	Analysis Date	DF	Batch ID	Prep Date	SPKref	RPDref	pmoist
15013945	B22011125-001	SVOC-8270-W-	SAMP	V5973N.I\sd0201	2/2/2022 12:54:2	1	163072	1/19/2022 3:	0	0	

Analyte	T	Units	RAW	Final	Text	Spike	SPKref	RPDref	MDL	PQL	UQL	%REC	LOW	HIGH	%RPD	Q
Pentachlorophenol	A	ug/L	0	0		0	0	0	4.11704	10	150	0%	0	0	0%	U
Phenanthrene	A	ug/L	0	0		0	0	0	0.761264	4.855	150	0%	0	0	0%	U
Phenol	A	ug/L	0	0		0	0	0	1.41766	10	150	0%	0	0	0%	U
Pyrene	A	ug/L	0	0		0	0	0	0.894291	4.855	150	0%	0	0	0%	U
Pyridine	A	ug/L	0	0		0	0	0	3.12662	10	150	0%	0	0	0%	U
Triallate	A	ug/L	0	0		0	0	0	1.46621	10	150	0%	0	0	0%	U
1,4-Dichlorobenzene-d4	I	ug/L	40	38.84		0	0	0	0	10	150	0%	0	0	0%	
Acenaphthene-d10	I	ug/L	40	38.84		0	0	0	0	10	150	0%	0	0	0%	
Chrysene-d12	I	ug/L	40	38.84		0	0	0	0	10	150	0%	0	0	0%	
Naphthalene-d8	I	ug/L	40	38.84		0	0	0	0	10	150	0%	0	0	0%	
Perylene-d12	I	ug/L	40	38.84		0	0	0	0	10	150	0%	0	0	0%	
Phenanthrene-d10	I	ug/L	40	38.84		0	0	0	0	10	150	0%	0	0	0%	
2,4,6-Tribromophenol	S	ug/L	148.31867	144.017429		194.2	0	0	2.79648	10	0	74%	43	140	0%	
2-Fluorobiphenyl	S	ug/L	54.65638	53.071345		97.1	0	0	0.703004	10	0	55%	44	119	0%	
2-Fluorophenol	S	ug/L	65.26695	63.3742085		194.2	0	0	3.41792	10	0	33%	19	119	0%	
Nitrobenzene-d5	S	ug/L	60.85252	59.0877969		97.1	0	0	2.27214	10	0	61%	44	120	0%	
Phenol-d5	S	ug/L	68.59949	66.6101048		194.2	0	0	2.00026	10	0	34%	10	65	0%	
Terphenyl-d14	S	ug/L	93.04029	90.3421216		97.1	0	0	1.13607	10	0	93%	50	134	0%	
4-Chloroaniline	X	ug/L	0	0		0	0	0	1.56331	10	150	0%	0	0	0%	U
o-Terphenyl	X	ug/L	0	0		0	0	0	1.23317	10	150	0%	0	0	0%	U

Seq No	Lab ID	Test Code	Sample Typ	File ID	Analysis Date	DF	Batch ID	Prep Date	SPKref	RPDref	pmoist
15013946	B22011126-001	SVOC-8270-W-	SAMP	V5973N.I\sd0201	2/2/2022 1:26:23	1	163072	1/20/2022 7:	0	0	

Analyte	T	Units	RAW	Final	Text	Spike	SPKref	RPDref	MDL	PQL	UQL	%REC	LOW	HIGH	%RPD	Q
1,2,4-Trichlorobenzene	A	ug/L	0	0		0	0	0	1.8278	10	150	0%	0	0	0%	U
1,2-Dichlorobenzene	A	ug/L	0	0		0	0	0	1.89514	10	150	0%	0	0	0%	U
1,3-Dichlorobenzene	A	ug/L	0	0		0	0	0	2.04906	10	150	0%	0	0	0%	U
1,4-Dichlorobenzene	A	ug/L	0	0		0	0	0	1.94324	10	150	0%	0	0	0%	U
1-Methylnaphthalene	A	ug/L	0	0		0	0	0	2.29918	4.81	150	0%	0	0	0%	U
2,2´-Oxybis(1-Chloropropane)	A	ug/L	0	0		0	0	0	1.3949	10	150	0%	0	0	0%	U
2,4,5-Trichlorophenol	A	ug/L	0	0		0	0	0	2.14526	10	150	0%	0	0	0%	U
2,4,6-Trichlorophenol	A	ug/L	0	0		0	0	0	2.53968	10	150	0%	0	0	0%	U
2,4-Dichlorophenol	A	ug/L	0	0		0	0	0	1.62578	10	150	0%	0	0	0%	U
2,4-Dimethylphenol	A	ug/L	0	0		0	0	0	1.62578	10	150	0%	0	0	0%	U

Seq No	Lab ID	Test Code	Sample Typ	File ID	Analysis Date	DF	Batch ID	Prep Date	SPKref	RPDref	pmoist
15013946	B22011126-001	SVOC-8270-W-	SAMP	V5973N.I\sd0201	2/2/2022 1:26:23	1	163072	1/20/2022 7:	0	0	

Analyte	T	Units	RAW	Final	Text	Spike	SPKref	RPDref	MDL	PQL	UQL	%REC	LOW	HIGH	%RPD	Q
2,4-Dinitrophenol	A	ug/L	0	0		0	0	0	4.09812	10	150	0%	0	0	0%	U
2,4-Dinitrotoluene	A	ug/L	0	0		0	0	0	2.92448	10	150	0%	0	0	0%	U
2,6-Dinitrotoluene	A	ug/L	0	0		0	0	0	3.0784	10	150	0%	0	0	0%	U
2-Chloronaphthalene	A	ug/L	0	0		0	0	0	2.05868	10	150	0%	0	0	0%	U
2-Chlorophenol	A	ug/L	0	0		0	0	0	2.38576	10	150	0%	0	0	0%	U
2-Methylnaphthalene	A	ug/L	0	0		0	0	0	1.84704	4.81	150	0%	0	0	0%	U
2-Nitroaniline	A	ug/L	0	0		0	0	0	2.3088	10	150	0%	0	0	0%	U
2-Nitrophenol	A	ug/L	0	0		0	0	0	2.27032	10	150	0%	0	0	0%	U
3,3´-Dichlorobenzidine	A	ug/L	0	0		0	0	0	2.02982	10	150	0%	0	0	0%	U
3-Nitroaniline	A	ug/L	0	0		0	0	0	2.66474	10	150	0%	0	0	0%	U
4,6-Dinitro-2-methylphenol	A	ug/L	0	0		0	0	0	2.24146	10	150	0%	0	0	0%	U
4-Bromophenyl phenyl ether	A	ug/L	0	0		0	0	0	1.67388	10	150	0%	0	0	0%	U
4-Chloro-2-methylphenol	A	ug/L	0	0		0	0	0	1.5392	10	150	0%	0	0	0%	U
4-Chloro-3-methylphenol	A	ug/L	0	0		0	0	0	1.40452	10	150	0%	0	0	0%	U
4-Chlorophenol	A	ug/L	0	0		0	0	0	2.53968	10	150	0%	0	0	0%	U
4-Chlorophenyl phenyl ether	A	ug/L	0	0		0	0	0	1.95286	10	150	0%	0	0	0%	U
4-Nitroaniline	A	ug/L	0	0		0	0	0	1.56806	10	150	0%	0	0	0%	U
4-Nitrophenol	A	ug/L	0	0		0	0	0	2.405	10	150	0%	0	0	0%	U
Acenaphthene	A	ug/L	0	0		0	0	0	1.81818	4.81	150	0%	0	0	0%	U
Acenaphthylene	A	ug/L	0	0		0	0	0	1.51034	4.81	150	0%	0	0	0%	U
Aniline	A	ug/L	0	0		0	0	0	3.59788	10	150	0%	0	0	0%	U
Anthracene	A	ug/L	0	0		0	0	0	1.18326	4.81	150	0%	0	0	0%	U
Azobenzene	A	ug/L	0	0		0	0	0	1.04858	10	150	0%	0	0	0%	U
Benzidine	A	ug/L	0	0		0	0	0	6.46464	10	150	0%	0	0	0%	U
Benzo(a)anthracene	A	ug/L	0	0		0	0	0	0.823472	4.81	150	0%	0	0	0%	U
Benzo(a)pyrene	A	ug/L	0	0		0	0	0	1.19288	4.81	150	0%	0	0	0%	U
Benzo(b)fluoranthene	A	ug/L	0	0		0	0	0	0.868686	4.81	150	0%	0	0	0%	U
Benzo(g,h,i)perylene	A	ug/L	0	0		0	0	0	0.97162	4.81	150	0%	0	0	0%	U
Benzo(k)fluoranthene	A	ug/L	0	0		0	0	0	0.93314	4.81	150	0%	0	0	0%	U
Benzoic acid	A	ug/L	0	0		0	0	0	1.45262	10	150	0%	0	0	0%	U
Benzyl alcohol	A	ug/L	0	0		0	0	0	3.01106	10	150	0%	0	0	0%	U
bis(-2-chloroethoxy)Methane	A	ug/L	0	0		0	0	0	1.30832	10	150	0%	0	0	0%	U
bis(-2-chloroethyl)Ether	A	ug/L	0	0		0	0	0	2.47234	10	150	0%	0	0	0%	U
bis(2-chloroisopropyl)Ether	A	ug/L	0	0		0	0	0	1.43338	10	150	0%	0	0	0%	U
bis(2-ethylhexyl)Phthalate	A	ug/L	0	0		0	0	0	1.83742	10	150	0%	0	0	0%	U

Seq No	Lab ID	Test Code	Sample Typ	File ID	Analysis Date	DF	Batch ID	Prep Date	SPKref	RPDref	pmoist
15013946	B22011126-001	SVOC-8270-W-	SAMP	V5973N.I\sd0201	2/2/2022 1:26:23	1	163072	1/20/2022 7:	0	0	

Analyte	T	Units	RAW	Final	Text	Spike	SPKref	RPDref	MDL	PQL	UQL	%REC	LOW	HIGH	%RPD	Q
Butylbenzylphthalate	A	ug/L	0	0		0	0	0	1.51034	10	150	0%	0	0	0%	U
Carbazole	A	ug/L	0	0		0	0	0	0.810004	10	150	0%	0	0	0%	U
Chrysene	A	ug/L	0	0		0	0	0	1.12554	4.81	150	0%	0	0	0%	U
Di-n-butyl phthalate	A	ug/L	0	0		0	0	0	0.896584	10	150	0%	0	0	0%	U
Di-n-octyl phthalate	A	ug/L	0	0		0	0	0	1.28908	10	150	0%	0	0	0%	U
Dibenzo(a,h)anthracene	A	ug/L	0	0		0	0	0	1.12554	4.81	150	0%	0	0	0%	U
Dibenzofuran	A	ug/L	0	0		0	0	0	1.67388	10	150	0%	0	0	0%	U
Diethyl phthalate	A	ug/L	0	0		0	0	0	2.09716	10	150	0%	0	0	0%	U
Dimethyl phthalate	A	ug/L	0	0		0	0	0	1.65464	10	150	0%	0	0	0%	U
Fluoranthene	A	ug/L	0	0		0	0	0	0.849446	4.81	150	0%	0	0	0%	U
Fluorene	A	ug/L	0	0		0	0	0	1.75084	4.81	150	0%	0	0	0%	U
Hexachlorobenzene	A	ug/L	0	0		0	0	0	1.27946	10	150	0%	0	0	0%	U
Hexachlorobutadiene	A	ug/L	0	0		0	0	0	2.23184	10	150	0%	0	0	0%	U
Hexachlorocyclopentadiene	A	ug/L	0	0		0	0	0	2.85714	10	150	0%	0	0	0%	U
Hexachloroethane	A	ug/L	0	0		0	0	0	1.72198	10	150	0%	0	0	0%	U
Indeno(1,2,3-cd)pyrene	A	ug/L	0	0		0	0	0	1.2025	4.81	150	0%	0	0	0%	U
Isophorone	A	ug/L	0	0		0	0	0	1.60654	10	150	0%	0	0	0%	U
m+p-Cresols	A	ug/L	0	0		0	0	0	1.71236	10	150	0%	0	0	0%	U
n-Nitroso-di-n-propylamine	A	ug/L	0	0		0	0	0	1.48148	10	150	0%	0	0	0%	U
n-Nitrosodimethylamine	A	ug/L	0	0		0	0	0	1.47186	10	150	0%	0	0	0%	U
n-Nitrosodiphenylamine	A	ug/L	0	0		0	0	0	1.11592	10	150	0%	0	0	0%	U
Naphthalene	A	ug/L	0	0		0	0	0	1.67388	4.81	150	0%	0	0	0%	U
Nitrobenzene	A	ug/L	0	0		0	0	0	2.22222	10	150	0%	0	0	0%	U
o-Cresol	A	ug/L	0	0		0	0	0	1.76046	10	150	0%	0	0	0%	U
p-Chloroaniline	A	ug/L	0	0		0	0	0	1.46224	10	150	0%	0	0	0%	U
Pentachlorophenol	A	ug/L	0	0		0	0	0	4.07888	10	150	0%	0	0	0%	U
Phenanthrene	A	ug/L	0	0		0	0	0	0.754208	4.81	150	0%	0	0	0%	U
Phenol	A	ug/L	0	0		0	0	0	1.40452	10	150	0%	0	0	0%	U
Pyrene	A	ug/L	0	0		0	0	0	0.886002	4.81	150	0%	0	0	0%	U
Pyridine	A	ug/L	0	0		0	0	0	3.09764	10	150	0%	0	0	0%	U
Triallate	A	ug/L	0	0		0	0	0	1.45262	10	150	0%	0	0	0%	U
1,4-Dichlorobenzene-d4	I	ug/L	40	38.48		0	0	0	0	10	150	0%	0	0	0%	
Acenaphthene-d10	I	ug/L	40	38.48		0	0	0	0	10	150	0%	0	0	0%	
Chrysene-d12	I	ug/L	40	38.48		0	0	0	0	10	150	0%	0	0	0%	
Naphthalene-d8	I	ug/L	40	38.48		0	0	0	0	10	150	0%	0	0	0%	

Seq No	Lab ID	Test Code	Sample Typ	File ID	Analysis Date	DF	Batch ID	Prep Date	SPKref	RPDref	pmoist
15013946	B22011126-001	SVOC-8270-W-	SAMP	V5973N.I\sd0201	2/2/2022 1:26:23	1	163072	1/20/2022 7:	0	0	

Analyte	T	Units	RAW	Final	Text	Spike	SPKref	RPDref	MDL	PQL	UQL	%REC	LOW	HIGH	%RPD	Q
Perylene-d12	I	ug/L	40	38.48		0	0	0	0	10	150	0%	0	0	0%	
Phenanthrene-d10	I	ug/L	40	38.48		0	0	0	0	10	150	0%	0	0	0%	
2,4,6-Tribromophenol	S	ug/L	147.28035	141.683697		192.4	0	0	2.77056	10	0	74%	43	140	0%	
2-Fluorobiphenyl	S	ug/L	67.74964	65.1751537		96.2	0	0	0.696488	10	0	68%	44	119	0%	
2-Fluorophenol	S	ug/L	61.77431	59.4268862		192.4	0	0	3.38624	10	0	31%	19	119	0%	
Nitrobenzene-d5	S	ug/L	61.99838	59.6424416		96.2	0	0	2.25108	10	0	62%	44	120	0%	
Phenol-d5	S	ug/L	65.47818	62.9900092		192.4	0	0	1.98172	10	0	33%	10	65	0%	
Terphenyl-d14	S	ug/L	92.41045	88.8988529		96.2	0	0	1.12554	10	0	92%	50	134	0%	
4-Chloroaniline	X	ug/L	0	0		0	0	0	1.54882	10	150	0%	0	0	0%	U
o-Terphenyl	X	ug/L	0	0		0	0	0	1.22174	10	150	0%	0	0	0%	U

Seq No	Lab ID	Test Code	Sample Typ	File ID	Analysis Date	DF	Batch ID	Prep Date	SPKref	RPDref	pmoist
15013947	B22011127-001	SVOC-8270-W-	SAMP	V5973N.I\sd0201	2/2/2022 1:58:23	1	163072	1/20/2022 7:	0	0	

Analyte	T	Units	RAW	Final	Text	Spike	SPKref	RPDref	MDL	PQL	UQL	%REC	LOW	HIGH	%RPD	Q
1,2,4-Trichlorobenzene	A	ug/L	0	0		0	0	0	1.8278	10	150	0%	0	0	0%	U
1,2-Dichlorobenzene	A	ug/L	0	0		0	0	0	1.89514	10	150	0%	0	0	0%	U
1,3-Dichlorobenzene	A	ug/L	0	0		0	0	0	2.04906	10	150	0%	0	0	0%	U
1,4-Dichlorobenzene	A	ug/L	0	0		0	0	0	1.94324	10	150	0%	0	0	0%	U
1-Methylnaphthalene	A	ug/L	0	0		0	0	0	2.29918	4.81	150	0%	0	0	0%	U
2,2´-Oxybis(1-Chloropropane)	A	ug/L	0	0		0	0	0	1.3949	10	150	0%	0	0	0%	U
2,4,5-Trichlorophenol	A	ug/L	0	0		0	0	0	2.14526	10	150	0%	0	0	0%	U
2,4,6-Trichlorophenol	A	ug/L	0	0		0	0	0	2.53968	10	150	0%	0	0	0%	U
2,4-Dichlorophenol	A	ug/L	0	0		0	0	0	1.62578	10	150	0%	0	0	0%	U
2,4-Dimethylphenol	A	ug/L	0	0		0	0	0	1.62578	10	150	0%	0	0	0%	U
2,4-Dinitrophenol	A	ug/L	0	0		0	0	0	4.09812	10	150	0%	0	0	0%	U
2,4-Dinitrotoluene	A	ug/L	0	0		0	0	0	2.92448	10	150	0%	0	0	0%	U
2,6-Dinitrotoluene	A	ug/L	0	0		0	0	0	3.0784	10	150	0%	0	0	0%	U
2-Chloronaphthalene	A	ug/L	0	0		0	0	0	2.05868	10	150	0%	0	0	0%	U
2-Chlorophenol	A	ug/L	0	0		0	0	0	2.38576	10	150	0%	0	0	0%	U
2-Methylnaphthalene	A	ug/L	0	0		0	0	0	1.84704	4.81	150	0%	0	0	0%	U
2-Nitroaniline	A	ug/L	0	0		0	0	0	2.3088	10	150	0%	0	0	0%	U
2-Nitrophenol	A	ug/L	0	0		0	0	0	2.27032	10	150	0%	0	0	0%	U
3,3´-Dichlorobenzidine	A	ug/L	0	0		0	0	0	2.02982	10	150	0%	0	0	0%	U
3-Nitroaniline	A	ug/L	0	0		0	0	0	2.66474	10	150	0%	0	0	0%	U

Seq No	Lab ID	Test Code	Sample Typ	File ID	Analysis Date	DF	Batch ID	Prep Date	SPKref	RPDref	pmoist
15013947	B22011127-001	SVOC-8270-W-	SAMP	V5973N.I\sd0201	2/2/2022 1:58:23	1	163072	1/20/2022 7:	0	0	

Analyte	T	Units	RAW	Final	Text	Spike	SPKref	RPDref	MDL	PQL	UQL	%REC	LOW	HIGH	%RPD	Q
4,6-Dinitro-2-methylphenol	A	ug/L	0	0		0	0	0	2.24146	10	150	0%	0	0	0%	U
4-Bromophenyl phenyl ether	A	ug/L	0	0		0	0	0	1.67388	10	150	0%	0	0	0%	U
4-Chloro-2-methylphenol	A	ug/L	0	0		0	0	0	1.5392	10	150	0%	0	0	0%	U
4-Chloro-3-methylphenol	A	ug/L	0	0		0	0	0	1.40452	10	150	0%	0	0	0%	U
4-Chlorophenol	A	ug/L	0	0		0	0	0	2.53968	10	150	0%	0	0	0%	U
4-Chlorophenyl phenyl ether	A	ug/L	0	0		0	0	0	1.95286	10	150	0%	0	0	0%	U
4-Nitroaniline	A	ug/L	0	0		0	0	0	1.56806	10	150	0%	0	0	0%	U
4-Nitrophenol	A	ug/L	0	0		0	0	0	2.405	10	150	0%	0	0	0%	U
Acenaphthene	A	ug/L	0	0		0	0	0	1.81818	4.81	150	0%	0	0	0%	U
Acenaphthylene	A	ug/L	0	0		0	0	0	1.51034	4.81	150	0%	0	0	0%	U
Aniline	A	ug/L	0	0		0	0	0	3.59788	10	150	0%	0	0	0%	U
Anthracene	A	ug/L	0	0		0	0	0	1.18326	4.81	150	0%	0	0	0%	U
Azobenzene	A	ug/L	0	0		0	0	0	1.04858	10	150	0%	0	0	0%	U
Benzidine	A	ug/L	0	0		0	0	0	6.46464	10	150	0%	0	0	0%	U
Benzo(a)anthracene	A	ug/L	0	0		0	0	0	0.823472	4.81	150	0%	0	0	0%	U
Benzo(a)pyrene	A	ug/L	0	0		0	0	0	1.19288	4.81	150	0%	0	0	0%	U
Benzo(b)fluoranthene	A	ug/L	0	0		0	0	0	0.868686	4.81	150	0%	0	0	0%	U
Benzo(g,h,i)perylene	A	ug/L	0	0		0	0	0	0.97162	4.81	150	0%	0	0	0%	U
Benzo(k)fluoranthene	A	ug/L	0	0		0	0	0	0.93314	4.81	150	0%	0	0	0%	U
Benzoic acid	A	ug/L	0	0		0	0	0	1.45262	10	150	0%	0	0	0%	U
Benzyl alcohol	A	ug/L	0	0		0	0	0	3.01106	10	150	0%	0	0	0%	U
bis(-2-chloroethoxy)Methane	A	ug/L	0	0		0	0	0	1.30832	10	150	0%	0	0	0%	U
bis(-2-chloroethyl)Ether	A	ug/L	0	0		0	0	0	2.47234	10	150	0%	0	0	0%	U
bis(2-chloroisopropyl)Ether	A	ug/L	0	0		0	0	0	1.43338	10	150	0%	0	0	0%	U
bis(2-ethylhexyl)Phthalate	A	ug/L	0	0		0	0	0	1.83742	10	150	0%	0	0	0%	U
Butylbenzylphthalate	A	ug/L	0	0		0	0	0	1.51034	10	150	0%	0	0	0%	U
Carbazole	A	ug/L	0	0		0	0	0	0.810004	10	150	0%	0	0	0%	U
Chrysene	A	ug/L	0	0		0	0	0	1.12554	4.81	150	0%	0	0	0%	U
Di-n-butyl phthalate	A	ug/L	0	0		0	0	0	0.896584	10	150	0%	0	0	0%	U
Di-n-octyl phthalate	A	ug/L	0	0		0	0	0	1.28908	10	150	0%	0	0	0%	U
Dibenzo(a,h)anthracene	A	ug/L	0	0		0	0	0	1.12554	4.81	150	0%	0	0	0%	U
Dibenzofuran	A	ug/L	0	0		0	0	0	1.67388	10	150	0%	0	0	0%	U
Diethyl phthalate	A	ug/L	0	0		0	0	0	2.09716	10	150	0%	0	0	0%	U
Dimethyl phthalate	A	ug/L	0	0		0	0	0	1.65464	10	150	0%	0	0	0%	U
Fluoranthene	A	ug/L	0	0		0	0	0	0.849446	4.81	150	0%	0	0	0%	U

Seq No	Lab ID	Test Code	Sample Typ	File ID	Analysis Date	DF	Batch ID	Prep Date	SPKref	RPDref	pmoist
15013947	B22011127-001	SVOC-8270-W-	SAMP	V5973N.I\sd0201	2/2/2022 1:58:23	1	163072	1/20/2022 7:	0	0	

Analyte	T	Units	RAW	Final	Text	Spike	SPKref	RPDref	MDL	PQL	UQL	%REC	LOW	HIGH	%RPD	Q
Fluorene	A	ug/L	0	0		0	0	0	1.75084	4.81	150	0%	0	0	0%	U
Hexachlorobenzene	A	ug/L	0	0		0	0	0	1.27946	10	150	0%	0	0	0%	U
Hexachlorobutadiene	A	ug/L	0	0		0	0	0	2.23184	10	150	0%	0	0	0%	U
Hexachlorocyclopentadiene	A	ug/L	0	0		0	0	0	2.85714	10	150	0%	0	0	0%	U
Hexachloroethane	A	ug/L	0	0		0	0	0	1.72198	10	150	0%	0	0	0%	U
Indeno(1,2,3-cd)pyrene	A	ug/L	0	0		0	0	0	1.2025	4.81	150	0%	0	0	0%	U
Isophorone	A	ug/L	0	0		0	0	0	1.60654	10	150	0%	0	0	0%	U
m+p-Cresols	A	ug/L	0	0		0	0	0	1.71236	10	150	0%	0	0	0%	U
n-Nitroso-di-n-propylamine	A	ug/L	0	0		0	0	0	1.48148	10	150	0%	0	0	0%	U
n-Nitrosodimethylamine	A	ug/L	0	0		0	0	0	1.47186	10	150	0%	0	0	0%	U
n-Nitrosodiphenylamine	A	ug/L	0	0		0	0	0	1.11592	10	150	0%	0	0	0%	U
Naphthalene	A	ug/L	0	0		0	0	0	1.67388	4.81	150	0%	0	0	0%	U
Nitrobenzene	A	ug/L	0	0		0	0	0	2.22222	10	150	0%	0	0	0%	U
o-Cresol	A	ug/L	0	0		0	0	0	1.76046	10	150	0%	0	0	0%	U
p-Chloroaniline	A	ug/L	0	0		0	0	0	1.46224	10	150	0%	0	0	0%	U
Pentachlorophenol	A	ug/L	0	0		0	0	0	4.07888	10	150	0%	0	0	0%	U
Phenanthrene	A	ug/L	0	0		0	0	0	0.754208	4.81	150	0%	0	0	0%	U
Phenol	A	ug/L	0	0		0	0	0	1.40452	10	150	0%	0	0	0%	U
Pyrene	A	ug/L	0	0		0	0	0	0.886002	4.81	150	0%	0	0	0%	U
Pyridine	A	ug/L	0	0		0	0	0	3.09764	10	150	0%	0	0	0%	U
Triallate	A	ug/L	0	0		0	0	0	1.45262	10	150	0%	0	0	0%	U
1,4-Dichlorobenzene-d4	I	ug/L	40	38.48		0	0	0	0	10	150	0%	0	0	0%	
Acenaphthene-d10	I	ug/L	40	38.48		0	0	0	0	10	150	0%	0	0	0%	
Chrysene-d12	I	ug/L	40	38.48		0	0	0	0	10	150	0%	0	0	0%	
Naphthalene-d8	I	ug/L	40	38.48		0	0	0	0	10	150	0%	0	0	0%	
Perylene-d12	I	ug/L	40	38.48		0	0	0	0	10	150	0%	0	0	0%	
Phenanthrene-d10	I	ug/L	40	38.48		0	0	0	0	10	150	0%	0	0	0%	
2,4,6-Tribromophenol	S	ug/L	165.97712	159.669989		192.4	0	0	2.77056	10	0	83%	43	140	0%	
2-Fluorobiphenyl	S	ug/L	65.32884	62.8463441		96.2	0	0	0.696488	10	0	65%	44	119	0%	
2-Fluorophenol	S	ug/L	70.53492	67.8545930		192.4	0	0	3.38624	10	0	35%	19	119	0%	
Nitrobenzene-d5	S	ug/L	58.48833	56.2657735		96.2	0	0	2.25108	10	0	58%	44	120	0%	
Phenol-d5	S	ug/L	69.3427	66.7076774		192.4	0	0	1.98172	10	0	35%	10	65	0%	
Terphenyl-d14	S	ug/L	89.92252	86.5054642		96.2	0	0	1.12554	10	0	90%	50	134	0%	
4-Chloroaniline	X	ug/L	0	0		0	0	0	1.54882	10	150	0%	0	0	0%	U
o-Terphenyl	X	ug/L	0	0		0	0	0	1.22174	10	150	0%	0	0	0%	U

Seq No	Lab ID	Test Code	Sample Typ	File ID	Analysis Date	DF	Batch ID	Prep Date	SPKref	RPDref	pmoist
15013948	B22011128-001	SVOC-8270-W-	SAMP	V5973N.I\sd0201	2/2/2022 2:30:28	1	163072	1/19/2022 3:	0	0	

Analyte	T	Units	RAW	Final	Text	Spike	SPKref	RPDref	MDL	PQL	UQL	%REC	LOW	HIGH	%RPD	Q
1,2,4-Trichlorobenzene	A	ug/L	0	0		0	0	0	1.862	10	150	0%	0	0	0%	U
1,2-Dichlorobenzene	A	ug/L	0	0		0	0	0	1.9306	10	150	0%	0	0	0%	U
1,3-Dichlorobenzene	A	ug/L	0	0		0	0	0	2.0874	10	150	0%	0	0	0%	U
1,4-Dichlorobenzene	A	ug/L	0	0		0	0	0	1.9796	10	150	0%	0	0	0%	U
1-Methylnaphthalene	A	ug/L	0	0		0	0	0	2.3422	4.9	150	0%	0	0	0%	U
2,2´-Oxybis(1-Chloropropane)	A	ug/L	0	0		0	0	0	1.421	10	150	0%	0	0	0%	U
2,4,5-Trichlorophenol	A	ug/L	0	0		0	0	0	2.1854	10	150	0%	0	0	0%	U
2,4,6-Trichlorophenol	A	ug/L	0	0		0	0	0	2.5872	10	150	0%	0	0	0%	U
2,4-Dichlorophenol	A	ug/L	0	0		0	0	0	1.6562	10	150	0%	0	0	0%	U
2,4-Dimethylphenol	A	ug/L	0	0		0	0	0	1.6562	10	150	0%	0	0	0%	U
2,4-Dinitrophenol	A	ug/L	0	0		0	0	0	4.1748	10	150	0%	0	0	0%	U
2,4-Dinitrotoluene	A	ug/L	0	0		0	0	0	2.9792	10	150	0%	0	0	0%	U
2,6-Dinitrotoluene	A	ug/L	0	0		0	0	0	3.136	10	150	0%	0	0	0%	U
2-Chloronaphthalene	A	ug/L	0	0		0	0	0	2.0972	10	150	0%	0	0	0%	U
2-Chlorophenol	A	ug/L	0	0		0	0	0	2.4304	10	150	0%	0	0	0%	U
2-Methylnaphthalene	A	ug/L	0	0		0	0	0	1.8816	4.9	150	0%	0	0	0%	U
2-Nitroaniline	A	ug/L	0	0		0	0	0	2.352	10	150	0%	0	0	0%	U
2-Nitrophenol	A	ug/L	0	0		0	0	0	2.3128	10	150	0%	0	0	0%	U
3,3´-Dichlorobenzidine	A	ug/L	0	0		0	0	0	2.0678	10	150	0%	0	0	0%	U
3-Nitroaniline	A	ug/L	0	0		0	0	0	2.7146	10	150	0%	0	0	0%	U
4,6-Dinitro-2-methylphenol	A	ug/L	0	0		0	0	0	2.2834	10	150	0%	0	0	0%	U
4-Bromophenyl phenyl ether	A	ug/L	0	0		0	0	0	1.7052	10	150	0%	0	0	0%	U
4-Chloro-2-methylphenol	A	ug/L	0	0		0	0	0	1.568	10	150	0%	0	0	0%	U
4-Chloro-3-methylphenol	A	ug/L	0	0		0	0	0	1.4308	10	150	0%	0	0	0%	U
4-Chlorophenol	A	ug/L	0	0		0	0	0	2.5872	10	150	0%	0	0	0%	U
4-Chlorophenyl phenyl ether	A	ug/L	0	0		0	0	0	1.9894	10	150	0%	0	0	0%	U
4-Nitroaniline	A	ug/L	0	0		0	0	0	1.5974	10	150	0%	0	0	0%	U
4-Nitrophenol	A	ug/L	0	0		0	0	0	2.45	10	150	0%	0	0	0%	U
Acenaphthene	A	ug/L	0	0		0	0	0	1.8522	4.9	150	0%	0	0	0%	U
Acenaphthylene	A	ug/L	0	0		0	0	0	1.5386	4.9	150	0%	0	0	0%	U
Aniline	A	ug/L	0	0		0	0	0	3.6652	10	150	0%	0	0	0%	U
Anthracene	A	ug/L	0	0		0	0	0	1.2054	4.9	150	0%	0	0	0%	U
Azobenzene	A	ug/L	0	0		0	0	0	1.0682	10	150	0%	0	0	0%	U
Benzidine	A	ug/L	0	0		0	0	0	6.5856	10	150	0%	0	0	0%	U
Benzo(a)anthracene	A	ug/L	0	0		0	0	0	0.83888	4.9	150	0%	0	0	0%	U

Seq No	Lab ID	Test Code	Sample Typ	File ID	Analysis Date	DF	Batch ID	Prep Date	SPKref	RPDref	pmoist
15013948	B22011128-001	SVOC-8270-W-	SAMP	V5973N.I\sd0201	2/2/2022 2:30:28	1	163072	1/19/2022 3:	0	0	

Analyte	T	Units	RAW	Final	Text	Spike	SPKref	RPDref	MDL	PQL	UQL	%REC	LOW	HIGH	%RPD	Q
Benzo(a)pyrene	A	ug/L	0	0		0	0	0	1.2152	4.9	150	0%	0	0	0%	U
Benzo(b)fluoranthene	A	ug/L	0	0		0	0	0	0.88494	4.9	150	0%	0	0	0%	U
Benzo(g,h,i)perylene	A	ug/L	0	0		0	0	0	0.9898	4.9	150	0%	0	0	0%	U
Benzo(k)fluoranthene	A	ug/L	0	0		0	0	0	0.9506	4.9	150	0%	0	0	0%	U
Benzoic acid	A	ug/L	0	0		0	0	0	1.4798	10	150	0%	0	0	0%	U
Benzyl alcohol	A	ug/L	0	0		0	0	0	3.0674	10	150	0%	0	0	0%	U
bis(-2-chloroethoxy)Methane	A	ug/L	0	0		0	0	0	1.3328	10	150	0%	0	0	0%	U
bis(-2-chloroethyl)Ether	A	ug/L	0	0		0	0	0	2.5186	10	150	0%	0	0	0%	U
bis(2-chloroisopropyl)Ether	A	ug/L	0	0		0	0	0	1.4602	10	150	0%	0	0	0%	U
bis(2-ethylhexyl)Phthalate	A	ug/L	0	0		0	0	0	1.8718	10	150	0%	0	0	0%	U
Butylbenzylphthalate	A	ug/L	0	0		0	0	0	1.5386	10	150	0%	0	0	0%	U
Carbazole	A	ug/L	0	0		0	0	0	0.82516	10	150	0%	0	0	0%	U
Chrysene	A	ug/L	0	0		0	0	0	1.1466	4.9	150	0%	0	0	0%	U
Di-n-butyl phthalate	A	ug/L	0	0		0	0	0	0.91336	10	150	0%	0	0	0%	U
Di-n-octyl phthalate	A	ug/L	0	0		0	0	0	1.3132	10	150	0%	0	0	0%	U
Dibenzo(a,h)anthracene	A	ug/L	0	0		0	0	0	1.1466	4.9	150	0%	0	0	0%	U
Dibenzofuran	A	ug/L	0	0		0	0	0	1.7052	10	150	0%	0	0	0%	U
Diethyl phthalate	A	ug/L	0	0		0	0	0	2.1364	10	150	0%	0	0	0%	U
Dimethyl phthalate	A	ug/L	0	0		0	0	0	1.6856	10	150	0%	0	0	0%	U
Fluoranthene	A	ug/L	0	0		0	0	0	0.86534	4.9	150	0%	0	0	0%	U
Fluorene	A	ug/L	0	0		0	0	0	1.7836	4.9	150	0%	0	0	0%	U
Hexachlorobenzene	A	ug/L	0	0		0	0	0	1.3034	10	150	0%	0	0	0%	U
Hexachlorobutadiene	A	ug/L	0	0		0	0	0	2.2736	10	150	0%	0	0	0%	U
Hexachlorocyclopentadiene	A	ug/L	0	0		0	0	0	2.9106	10	150	0%	0	0	0%	U
Hexachloroethane	A	ug/L	0	0		0	0	0	1.7542	10	150	0%	0	0	0%	U
Indeno(1,2,3-cd)pyrene	A	ug/L	0	0		0	0	0	1.225	4.9	150	0%	0	0	0%	U
Isophorone	A	ug/L	0	0		0	0	0	1.6366	10	150	0%	0	0	0%	U
m+p-Cresols	A	ug/L	0	0		0	0	0	1.7444	10	150	0%	0	0	0%	U
n-Nitroso-di-n-propylamine	A	ug/L	0	0		0	0	0	1.5092	10	150	0%	0	0	0%	U
n-Nitrosodimethylamine	A	ug/L	0	0		0	0	0	1.4994	10	150	0%	0	0	0%	U
n-Nitrosodiphenylamine	A	ug/L	0	0		0	0	0	1.1368	10	150	0%	0	0	0%	U
Naphthalene	A	ug/L	0	0		0	0	0	1.7052	4.9	150	0%	0	0	0%	U
Nitrobenzene	A	ug/L	0	0		0	0	0	2.2638	10	150	0%	0	0	0%	U
o-Cresol	A	ug/L	0	0		0	0	0	1.7934	10	150	0%	0	0	0%	U
p-Chloroaniline	A	ug/L	0	0		0	0	0	1.4896	10	150	0%	0	0	0%	U

Seq No	Lab ID	Test Code	Sample Typ	File ID	Analysis Date	DF	Batch ID	Prep Date	SPKref	RPDref	pmoist
15013948	B22011128-001	SVOC-8270-W-	SAMP	V5973N.I\sd0201	2/2/2022 2:30:28	1	163072	1/19/2022 3:	0	0	

Analyte	T	Units	RAW	Final	Text	Spike	SPKref	RPDref	MDL	PQL	UQL	%REC	LOW	HIGH	%RPD	Q
Pentachlorophenol	A	ug/L	0	0		0	0	0	4.1552	10	150	0%	0	0	0%	U
Phenanthrene	A	ug/L	0	0		0	0	0	0.76832	4.9	150	0%	0	0	0%	U
Phenol	A	ug/L	0	0		0	0	0	1.4308	10	150	0%	0	0	0%	U
Pyrene	A	ug/L	0	0		0	0	0	0.90258	4.9	150	0%	0	0	0%	U
Pyridine	A	ug/L	0	0		0	0	0	3.1556	10	150	0%	0	0	0%	U
Triallate	A	ug/L	0	0		0	0	0	1.4798	10	150	0%	0	0	0%	U
1,4-Dichlorobenzene-d4	I	ug/L	40	39.2		0	0	0	0	10	150	0%	0	0	0%	
Acenaphthene-d10	I	ug/L	40	39.2		0	0	0	0	10	150	0%	0	0	0%	
Chrysene-d12	I	ug/L	40	39.2		0	0	0	0	10	150	0%	0	0	0%	
Naphthalene-d8	I	ug/L	40	39.2		0	0	0	0	10	150	0%	0	0	0%	
Perylene-d12	I	ug/L	40	39.2		0	0	0	0	10	150	0%	0	0	0%	
Phenanthrene-d10	I	ug/L	40	39.2		0	0	0	0	10	150	0%	0	0	0%	
2,4,6-Tribromophenol	S	ug/L	157.08771	153.945956		196	0	0	2.8224	10	0	79%	43	140	0%	
2-Fluorobiphenyl	S	ug/L	50.69499	49.6810902		98	0	0	0.70952	10	0	51%	44	119	0%	
2-Fluorophenol	S	ug/L	72.19905	70.755069		196	0	0	3.4496	10	0	36%	19	119	0%	
Nitrobenzene-d5	S	ug/L	62.30886	61.0626828		98	0	0	2.2932	10	0	62%	44	120	0%	
Phenol-d5	S	ug/L	68.93189	67.5532522		196	0	0	2.0188	10	0	34%	10	65	0%	
Terphenyl-d14	S	ug/L	87.50969	85.7594962		98	0	0	1.1466	10	0	88%	50	134	0%	
4-Chloroaniline	X	ug/L	0	0		0	0	0	1.5778	10	150	0%	0	0	0%	U
o-Terphenyl	X	ug/L	0	0		0	0	0	1.2446	10	150	0%	0	0	0%	U

Seq No	Lab ID	Test Code	Sample Typ	File ID	Analysis Date	DF	Batch ID	Prep Date	SPKref	RPDref	pmoist
15013960	B22011129-001	SVOC-8270-W-	SAMP	V5973N.I\sd0201	2/2/2022 3:02:28	1	163072	1/19/2022 3:	0	0	

Analyte	T	Units	RAW	Final	Text	Spike	SPKref	RPDref	MDL	PQL	UQL	%REC	LOW	HIGH	%RPD	Q
1,2,4-Trichlorobenzene	A	ug/L	0	0		0	0	0	1.8278	10	150	0%	0	0	0%	U
1,2-Dichlorobenzene	A	ug/L	0	0		0	0	0	1.89514	10	150	0%	0	0	0%	U
1,3-Dichlorobenzene	A	ug/L	0	0		0	0	0	2.04906	10	150	0%	0	0	0%	U
1,4-Dichlorobenzene	A	ug/L	0	0		0	0	0	1.94324	10	150	0%	0	0	0%	U
1-Methylnaphthalene	A	ug/L	0	0		0	0	0	2.29918	4.81	150	0%	0	0	0%	U
2,2´-Oxybis(1-Chloropropane)	A	ug/L	0	0		0	0	0	1.3949	10	150	0%	0	0	0%	U
2,4,5-Trichlorophenol	A	ug/L	0	0		0	0	0	2.14526	10	150	0%	0	0	0%	U
2,4,6-Trichlorophenol	A	ug/L	0	0		0	0	0	2.53968	10	150	0%	0	0	0%	U
2,4-Dichlorophenol	A	ug/L	0	0		0	0	0	1.62578	10	150	0%	0	0	0%	U
2,4-Dimethylphenol	A	ug/L	0	0		0	0	0	1.62578	10	150	0%	0	0	0%	U

Seq No	Lab ID	Test Code	Sample Typ	File ID	Analysis Date	DF	Batch ID	Prep Date	SPKref	RPDref	pmoist
15013960	B22011129-001	SVOC-8270-W-	SAMP	V5973N.I\sd0201	2/2/2022 3:02:28	1	163072	1/19/2022 3:	0	0	

Analyte	T	Units	RAW	Final	Text	Spike	SPKref	RPDref	MDL	PQL	UQL	%REC	LOW	HIGH	%RPD	Q
2,4-Dinitrophenol	A	ug/L	0	0		0	0	0	4.09812	10	150	0%	0	0	0%	U
2,4-Dinitrotoluene	A	ug/L	0	0		0	0	0	2.92448	10	150	0%	0	0	0%	U
2,6-Dinitrotoluene	A	ug/L	0	0		0	0	0	3.0784	10	150	0%	0	0	0%	U
2-Chloronaphthalene	A	ug/L	0	0		0	0	0	2.05868	10	150	0%	0	0	0%	U
2-Chlorophenol	A	ug/L	0	0		0	0	0	2.38576	10	150	0%	0	0	0%	U
2-Methylnaphthalene	A	ug/L	0	0		0	0	0	1.84704	4.81	150	0%	0	0	0%	U
2-Nitroaniline	A	ug/L	0	0		0	0	0	2.3088	10	150	0%	0	0	0%	U
2-Nitrophenol	A	ug/L	0	0		0	0	0	2.27032	10	150	0%	0	0	0%	U
3,3´-Dichlorobenzidine	A	ug/L	0	0		0	0	0	2.02982	10	150	0%	0	0	0%	U
3-Nitroaniline	A	ug/L	0	0		0	0	0	2.66474	10	150	0%	0	0	0%	U
4,6-Dinitro-2-methylphenol	A	ug/L	0	0		0	0	0	2.24146	10	150	0%	0	0	0%	U
4-Bromophenyl phenyl ether	A	ug/L	0	0		0	0	0	1.67388	10	150	0%	0	0	0%	U
4-Chloro-2-methylphenol	A	ug/L	0	0		0	0	0	1.5392	10	150	0%	0	0	0%	U
4-Chloro-3-methylphenol	A	ug/L	0	0		0	0	0	1.40452	10	150	0%	0	0	0%	U
4-Chlorophenol	A	ug/L	0	0		0	0	0	2.53968	10	150	0%	0	0	0%	U
4-Chlorophenyl phenyl ether	A	ug/L	0	0		0	0	0	1.95286	10	150	0%	0	0	0%	U
4-Nitroaniline	A	ug/L	0	0		0	0	0	1.56806	10	150	0%	0	0	0%	U
4-Nitrophenol	A	ug/L	0	0		0	0	0	2.405	10	150	0%	0	0	0%	U
Acenaphthene	A	ug/L	0	0		0	0	0	1.81818	4.81	150	0%	0	0	0%	U
Acenaphthylene	A	ug/L	0	0		0	0	0	1.51034	4.81	150	0%	0	0	0%	U
Aniline	A	ug/L	0	0		0	0	0	3.59788	10	150	0%	0	0	0%	U
Anthracene	A	ug/L	0	0		0	0	0	1.18326	4.81	150	0%	0	0	0%	U
Azobenzene	A	ug/L	0	0		0	0	0	1.04858	10	150	0%	0	0	0%	U
Benzidine	A	ug/L	0	0		0	0	0	6.46464	10	150	0%	0	0	0%	U
Benzo(a)anthracene	A	ug/L	0	0		0	0	0	0.823472	4.81	150	0%	0	0	0%	U
Benzo(a)pyrene	A	ug/L	0	0		0	0	0	1.19288	4.81	150	0%	0	0	0%	U
Benzo(b)fluoranthene	A	ug/L	0	0		0	0	0	0.868686	4.81	150	0%	0	0	0%	U
Benzo(g,h,i)perylene	A	ug/L	0	0		0	0	0	0.97162	4.81	150	0%	0	0	0%	U
Benzo(k)fluoranthene	A	ug/L	0	0		0	0	0	0.93314	4.81	150	0%	0	0	0%	U
Benzoic acid	A	ug/L	0	0		0	0	0	1.45262	10	150	0%	0	0	0%	U
Benzyl alcohol	A	ug/L	0	0		0	0	0	3.01106	10	150	0%	0	0	0%	U
bis(-2-chloroethoxy)Methane	A	ug/L	0	0		0	0	0	1.30832	10	150	0%	0	0	0%	U
bis(-2-chloroethyl)Ether	A	ug/L	0	0		0	0	0	2.47234	10	150	0%	0	0	0%	U
bis(2-chloroisopropyl)Ether	A	ug/L	0	0		0	0	0	1.43338	10	150	0%	0	0	0%	U
bis(2-ethylhexyl)Phthalate	A	ug/L	3.50568	3.37246416		0	0	0	1.83742	10	150	0%	0	0	0%	J

Seq No	Lab ID	Test Code	Sample Typ	File ID	Analysis Date	DF	Batch ID	Prep Date	SPKref	RPDref	pmoist
15013960	B22011129-001	SVOC-8270-W-	SAMP	V5973N.I\sd0201	2/2/2022 3:02:28	1	163072	1/19/2022 3:	0	0	

Analyte	T	Units	RAW	Final	Text	Spike	SPKref	RPDref	MDL	PQL	UQL	%REC	LOW	HIGH	%RPD	Q
Butylbenzylphthalate	A	ug/L	0	0		0	0	0	1.51034	10	150	0%	0	0	0%	U
Carbazole	A	ug/L	0	0		0	0	0	0.810004	10	150	0%	0	0	0%	U
Chrysene	A	ug/L	0	0		0	0	0	1.12554	4.81	150	0%	0	0	0%	U
Di-n-butyl phthalate	A	ug/L	0	0		0	0	0	0.896584	10	150	0%	0	0	0%	U
Di-n-octyl phthalate	A	ug/L	0	0		0	0	0	1.28908	10	150	0%	0	0	0%	U
Dibenzo(a,h)anthracene	A	ug/L	0	0		0	0	0	1.12554	4.81	150	0%	0	0	0%	U
Dibenzofuran	A	ug/L	0	0		0	0	0	1.67388	10	150	0%	0	0	0%	U
Diethyl phthalate	A	ug/L	0	0		0	0	0	2.09716	10	150	0%	0	0	0%	U
Dimethyl phthalate	A	ug/L	0	0		0	0	0	1.65464	10	150	0%	0	0	0%	U
Fluoranthene	A	ug/L	0	0		0	0	0	0.849446	4.81	150	0%	0	0	0%	U
Fluorene	A	ug/L	0	0		0	0	0	1.75084	4.81	150	0%	0	0	0%	U
Hexachlorobenzene	A	ug/L	0	0		0	0	0	1.27946	10	150	0%	0	0	0%	U
Hexachlorobutadiene	A	ug/L	0	0		0	0	0	2.23184	10	150	0%	0	0	0%	U
Hexachlorocyclopentadiene	A	ug/L	0	0		0	0	0	2.85714	10	150	0%	0	0	0%	U
Hexachloroethane	A	ug/L	0	0		0	0	0	1.72198	10	150	0%	0	0	0%	U
Indeno(1,2,3-cd)pyrene	A	ug/L	0	0		0	0	0	1.2025	4.81	150	0%	0	0	0%	U
Isophorone	A	ug/L	0	0		0	0	0	1.60654	10	150	0%	0	0	0%	U
m+p-Cresols	A	ug/L	0	0		0	0	0	1.71236	10	150	0%	0	0	0%	U
n-Nitroso-di-n-propylamine	A	ug/L	0	0		0	0	0	1.48148	10	150	0%	0	0	0%	U
n-Nitrosodimethylamine	A	ug/L	0	0		0	0	0	1.47186	10	150	0%	0	0	0%	U
n-Nitrosodiphenylamine	A	ug/L	0	0		0	0	0	1.11592	10	150	0%	0	0	0%	U
Naphthalene	A	ug/L	0	0		0	0	0	1.67388	4.81	150	0%	0	0	0%	U
Nitrobenzene	A	ug/L	0	0		0	0	0	2.22222	10	150	0%	0	0	0%	U
o-Cresol	A	ug/L	0	0		0	0	0	1.76046	10	150	0%	0	0	0%	U
p-Chloroaniline	A	ug/L	0	0		0	0	0	1.46224	10	150	0%	0	0	0%	U
Pentachlorophenol	A	ug/L	0	0		0	0	0	4.07888	10	150	0%	0	0	0%	U
Phenanthrene	A	ug/L	0	0		0	0	0	0.754208	4.81	150	0%	0	0	0%	U
Phenol	A	ug/L	0	0		0	0	0	1.40452	10	150	0%	0	0	0%	U
Pyrene	A	ug/L	0	0		0	0	0	0.886002	4.81	150	0%	0	0	0%	U
Pyridine	A	ug/L	0	0		0	0	0	3.09764	10	150	0%	0	0	0%	U
Triallate	A	ug/L	0	0		0	0	0	1.45262	10	150	0%	0	0	0%	U
1,4-Dichlorobenzene-d4	I	ug/L	40	38.48		0	0	0	0	10	150	0%	0	0	0%	
Acenaphthene-d10	I	ug/L	40	38.48		0	0	0	0	10	150	0%	0	0	0%	
Chrysene-d12	I	ug/L	40	38.48		0	0	0	0	10	150	0%	0	0	0%	
Naphthalene-d8	I	ug/L	40	38.48		0	0	0	0	10	150	0%	0	0	0%	

Seq No	Lab ID	Test Code	Sample Typ	File ID	Analysis Date	DF	Batch ID	Prep Date	SPKref	RPDref	pmoist
15013960	B22011129-001	SVOC-8270-W-	SAMP	V5973N.I\sd0201	2/2/2022 3:02:28	1	163072	1/19/2022 3:	0	0	

Analyte	T	Units	RAW	Final	Text	Spike	SPKref	RPDref	MDL	PQL	UQL	%REC	LOW	HIGH	%RPD	Q
Perylene-d12	I	ug/L	40	38.48		0	0	0	0	10	150	0%	0	0	0%	
Phenanthrene-d10	I	ug/L	40	38.48		0	0	0	0	10	150	0%	0	0	0%	
2,4,6-Tribromophenol	S	ug/L	113.36311	109.055312		192.4	0	0	2.77056	10	0	57%	43	140	0%	
2-Fluorobiphenyl	S	ug/L	62.23609	59.8711186		96.2	0	0	0.696488	10	0	62%	44	119	0%	
2-Fluorophenol	S	ug/L	39.68829	38.180135		192.4	0	0	3.38624	10	0	20%	19	119	0%	
Nitrobenzene-d5	S	ug/L	59.50918	57.2478312		96.2	0	0	2.25108	10	0	60%	44	120	0%	
Phenol-d5	S	ug/L	52.41646	50.4246345		192.4	0	0	1.98172	10	0	26%	10	65	0%	
Terphenyl-d14	S	ug/L	92.92622	89.3950236		96.2	0	0	1.12554	10	0	93%	50	134	0%	
4-Chloroaniline	X	ug/L	0	0		0	0	0	1.54882	10	150	0%	0	0	0%	U
o-Terphenyl	X	ug/L	0	0		0	0	0	1.22174	10	150	0%	0	0	0%	U

Seq No	Lab ID	Test Code	Sample Typ	File ID	Analysis Date	DF	Batch ID	Prep Date	SPKref	RPDref	pmoist
15013961	B22011130-001	SVOC-8270-W-	SAMP	V5973N.I\sd0201	2/2/2022 3:34:37	1	163072	1/20/2022 7:	0	0	

Analyte	T	Units	RAW	Final	Text	Spike	SPKref	RPDref	MDL	PQL	UQL	%REC	LOW	HIGH	%RPD	Q
1,2,4-Trichlorobenzene	A	ug/L	0	0		0	0	0	1.8278	10	150	0%	0	0	0%	U
1,2-Dichlorobenzene	A	ug/L	0	0		0	0	0	1.89514	10	150	0%	0	0	0%	U
1,3-Dichlorobenzene	A	ug/L	0	0		0	0	0	2.04906	10	150	0%	0	0	0%	U
1,4-Dichlorobenzene	A	ug/L	0	0		0	0	0	1.94324	10	150	0%	0	0	0%	U
1-Methylnaphthalene	A	ug/L	0	0		0	0	0	2.29918	4.81	150	0%	0	0	0%	U
2,2´-Oxybis(1-Chloropropane)	A	ug/L	0	0		0	0	0	1.3949	10	150	0%	0	0	0%	U
2,4,5-Trichlorophenol	A	ug/L	0	0		0	0	0	2.14526	10	150	0%	0	0	0%	U
2,4,6-Trichlorophenol	A	ug/L	0	0		0	0	0	2.53968	10	150	0%	0	0	0%	U
2,4-Dichlorophenol	A	ug/L	0	0		0	0	0	1.62578	10	150	0%	0	0	0%	U
2,4-Dimethylphenol	A	ug/L	0	0		0	0	0	1.62578	10	150	0%	0	0	0%	U
2,4-Dinitrophenol	A	ug/L	0	0		0	0	0	4.09812	10	150	0%	0	0	0%	U
2,4-Dinitrotoluene	A	ug/L	0	0		0	0	0	2.92448	10	150	0%	0	0	0%	U
2,6-Dinitrotoluene	A	ug/L	0	0		0	0	0	3.0784	10	150	0%	0	0	0%	U
2-Chloronaphthalene	A	ug/L	0	0		0	0	0	2.05868	10	150	0%	0	0	0%	U
2-Chlorophenol	A	ug/L	0	0		0	0	0	2.38576	10	150	0%	0	0	0%	U
2-Methylnaphthalene	A	ug/L	0	0		0	0	0	1.84704	4.81	150	0%	0	0	0%	U
2-Nitroaniline	A	ug/L	0	0		0	0	0	2.3088	10	150	0%	0	0	0%	U
2-Nitrophenol	A	ug/L	0	0		0	0	0	2.27032	10	150	0%	0	0	0%	U
3,3´-Dichlorobenzidine	A	ug/L	0	0		0	0	0	2.02982	10	150	0%	0	0	0%	U
3-Nitroaniline	A	ug/L	0	0		0	0	0	2.66474	10	150	0%	0	0	0%	U

Seq No	Lab ID	Test Code	Sample Typ	File ID	Analysis Date	DF	Batch ID	Prep Date	SPKref	RPDref	pmoist
15013961	B22011130-001	SVOC-8270-W-	SAMP	V5973N.I\sd0201	2/2/2022 3:34:37	1	163072	1/20/2022 7:	0	0	

Analyte	T	Units	RAW	Final	Text	Spike	SPKref	RPDref	MDL	PQL	UQL	%REC	LOW	HIGH	%RPD	Q
4,6-Dinitro-2-methylphenol	A	ug/L	0	0		0	0	0	2.24146	10	150	0%	0	0	0%	U
4-Bromophenyl phenyl ether	A	ug/L	0	0		0	0	0	1.67388	10	150	0%	0	0	0%	U
4-Chloro-2-methylphenol	A	ug/L	0	0		0	0	0	1.5392	10	150	0%	0	0	0%	U
4-Chloro-3-methylphenol	A	ug/L	0	0		0	0	0	1.40452	10	150	0%	0	0	0%	U
4-Chlorophenol	A	ug/L	0	0		0	0	0	2.53968	10	150	0%	0	0	0%	U
4-Chlorophenyl phenyl ether	A	ug/L	0	0		0	0	0	1.95286	10	150	0%	0	0	0%	U
4-Nitroaniline	A	ug/L	0	0		0	0	0	1.56806	10	150	0%	0	0	0%	U
4-Nitrophenol	A	ug/L	0	0		0	0	0	2.405	10	150	0%	0	0	0%	U
Acenaphthene	A	ug/L	0	0		0	0	0	1.81818	4.81	150	0%	0	0	0%	U
Acenaphthylene	A	ug/L	0	0		0	0	0	1.51034	4.81	150	0%	0	0	0%	U
Aniline	A	ug/L	0	0		0	0	0	3.59788	10	150	0%	0	0	0%	U
Anthracene	A	ug/L	0	0		0	0	0	1.18326	4.81	150	0%	0	0	0%	U
Azobenzene	A	ug/L	0	0		0	0	0	1.04858	10	150	0%	0	0	0%	U
Benzidine	A	ug/L	0	0		0	0	0	6.46464	10	150	0%	0	0	0%	U
Benzo(a)anthracene	A	ug/L	0	0		0	0	0	0.823472	4.81	150	0%	0	0	0%	U
Benzo(a)pyrene	A	ug/L	0	0		0	0	0	1.19288	4.81	150	0%	0	0	0%	U
Benzo(b)fluoranthene	A	ug/L	0	0		0	0	0	0.868686	4.81	150	0%	0	0	0%	U
Benzo(g,h,i)perylene	A	ug/L	0	0		0	0	0	0.97162	4.81	150	0%	0	0	0%	U
Benzo(k)fluoranthene	A	ug/L	0	0		0	0	0	0.93314	4.81	150	0%	0	0	0%	U
Benzoic acid	A	ug/L	0	0		0	0	0	1.45262	10	150	0%	0	0	0%	U
Benzyl alcohol	A	ug/L	0	0		0	0	0	3.01106	10	150	0%	0	0	0%	U
bis(-2-chloroethoxy)Methane	A	ug/L	0	0		0	0	0	1.30832	10	150	0%	0	0	0%	U
bis(-2-chloroethyl)Ether	A	ug/L	0	0		0	0	0	2.47234	10	150	0%	0	0	0%	U
bis(2-chloroisopropyl)Ether	A	ug/L	0	0		0	0	0	1.43338	10	150	0%	0	0	0%	U
bis(2-ethylhexyl)Phthalate	A	ug/L	0	0		0	0	0	1.83742	10	150	0%	0	0	0%	U
Butylbenzylphthalate	A	ug/L	0	0		0	0	0	1.51034	10	150	0%	0	0	0%	U
Carbazole	A	ug/L	0	0		0	0	0	0.810004	10	150	0%	0	0	0%	U
Chrysene	A	ug/L	0	0		0	0	0	1.12554	4.81	150	0%	0	0	0%	U
Di-n-butyl phthalate	A	ug/L	0	0		0	0	0	0.896584	10	150	0%	0	0	0%	U
Di-n-octyl phthalate	A	ug/L	0	0		0	0	0	1.28908	10	150	0%	0	0	0%	U
Dibenzo(a,h)anthracene	A	ug/L	0	0		0	0	0	1.12554	4.81	150	0%	0	0	0%	U
Dibenzofuran	A	ug/L	0	0		0	0	0	1.67388	10	150	0%	0	0	0%	U
Diethyl phthalate	A	ug/L	0	0		0	0	0	2.09716	10	150	0%	0	0	0%	U
Dimethyl phthalate	A	ug/L	0	0		0	0	0	1.65464	10	150	0%	0	0	0%	U
Fluoranthene	A	ug/L	0	0		0	0	0	0.849446	4.81	150	0%	0	0	0%	U

Seq No	Lab ID	Test Code	Sample Typ	File ID	Analysis Date	DF	Batch ID	Prep Date	SPKref	RPDref	pmoist
15013961	B22011130-001	SVOC-8270-W-	SAMP	V5973N.I\sd0201	2/2/2022 3:34:37	1	163072	1/20/2022 7:	0	0	

Analyte	T	Units	RAW	Final	Text	Spike	SPKref	RPDref	MDL	PQL	UQL	%REC	LOW	HIGH	%RPD	Q
Fluorene	A	ug/L	0	0		0	0	0	1.75084	4.81	150	0%	0	0	0%	U
Hexachlorobenzene	A	ug/L	0	0		0	0	0	1.27946	10	150	0%	0	0	0%	U
Hexachlorobutadiene	A	ug/L	0	0		0	0	0	2.23184	10	150	0%	0	0	0%	U
Hexachlorocyclopentadiene	A	ug/L	0	0		0	0	0	2.85714	10	150	0%	0	0	0%	U
Hexachloroethane	A	ug/L	0	0		0	0	0	1.72198	10	150	0%	0	0	0%	U
Indeno(1,2,3-cd)pyrene	A	ug/L	0	0		0	0	0	1.2025	4.81	150	0%	0	0	0%	U
Isophorone	A	ug/L	0	0		0	0	0	1.60654	10	150	0%	0	0	0%	U
m+p-Cresols	A	ug/L	0	0		0	0	0	1.71236	10	150	0%	0	0	0%	U
n-Nitroso-di-n-propylamine	A	ug/L	0	0		0	0	0	1.48148	10	150	0%	0	0	0%	U
n-Nitrosodimethylamine	A	ug/L	0	0		0	0	0	1.47186	10	150	0%	0	0	0%	U
n-Nitrosodiphenylamine	A	ug/L	0	0		0	0	0	1.11592	10	150	0%	0	0	0%	U
Naphthalene	A	ug/L	0	0		0	0	0	1.67388	4.81	150	0%	0	0	0%	U
Nitrobenzene	A	ug/L	0	0		0	0	0	2.22222	10	150	0%	0	0	0%	U
o-Cresol	A	ug/L	0	0		0	0	0	1.76046	10	150	0%	0	0	0%	U
p-Chloroaniline	A	ug/L	0	0		0	0	0	1.46224	10	150	0%	0	0	0%	U
Pentachlorophenol	A	ug/L	0	0		0	0	0	4.07888	10	150	0%	0	0	0%	U
Phenanthrene	A	ug/L	0	0		0	0	0	0.754208	4.81	150	0%	0	0	0%	U
Phenol	A	ug/L	0	0		0	0	0	1.40452	10	150	0%	0	0	0%	U
Pyrene	A	ug/L	0	0		0	0	0	0.886002	4.81	150	0%	0	0	0%	U
Pyridine	A	ug/L	0	0		0	0	0	3.09764	10	150	0%	0	0	0%	U
Triallate	A	ug/L	0	0		0	0	0	1.45262	10	150	0%	0	0	0%	U
1,4-Dichlorobenzene-d4	I	ug/L	40	38.48		0	0	0	0	10	150	0%	0	0	0%	
Acenaphthene-d10	I	ug/L	40	38.48		0	0	0	0	10	150	0%	0	0	0%	
Chrysene-d12	I	ug/L	40	38.48		0	0	0	0	10	150	0%	0	0	0%	
Naphthalene-d8	I	ug/L	40	38.48		0	0	0	0	10	150	0%	0	0	0%	
Perylene-d12	I	ug/L	40	38.48		0	0	0	0	10	150	0%	0	0	0%	
Phenanthrene-d10	I	ug/L	40	38.48		0	0	0	0	10	150	0%	0	0	0%	
2,4,6-Tribromophenol	S	ug/L	167.25409	160.898435		192.4	0	0	2.77056	10	0	84%	43	140	0%	
2-Fluorobiphenyl	S	ug/L	60.84994	58.5376423		96.2	0	0	0.696488	10	0	61%	44	119	0%	
2-Fluorophenol	S	ug/L	64.96869	62.4998798		192.4	0	0	3.38624	10	0	32%	19	119	0%	
Nitrobenzene-d5	S	ug/L	60.34708	58.053891		96.2	0	0	2.25108	10	0	60%	44	120	0%	
Phenol-d5	S	ug/L	58.84312	56.6070814		192.4	0	0	1.98172	10	0	29%	10	65	0%	
Terphenyl-d14	S	ug/L	91.5728	88.0930336		96.2	0	0	1.12554	10	0	92%	50	134	0%	
4-Chloroaniline	X	ug/L	0	0		0	0	0	1.54882	10	150	0%	0	0	0%	U
o-Terphenyl	X	ug/L	0	0		0	0	0	1.22174	10	150	0%	0	0	0%	U

Seq No	Lab ID	Test Code	Sample Typ	File ID	Analysis Date	DF	Batch ID	Prep Date	SPKref	RPDref	pmoist
15013963	B22011131-001	SVOC-8270-W-	SAMP	V5973N.I\sd0201	2/2/2022 4:06:34	1	163072	1/19/2022 3:	0	0	

Analyte	T	Units	RAW	Final	Text	Spike	SPKref	RPDref	MDL	PQL	UQL	%REC	LOW	HIGH	%RPD	Q
1,2,4-Trichlorobenzene	A	ug/L	0	0		0	0	0	1.8278	10	150	0%	0	0	0%	U
1,2-Dichlorobenzene	A	ug/L	0	0		0	0	0	1.89514	10	150	0%	0	0	0%	U
1,3-Dichlorobenzene	A	ug/L	0	0		0	0	0	2.04906	10	150	0%	0	0	0%	U
1,4-Dichlorobenzene	A	ug/L	0	0		0	0	0	1.94324	10	150	0%	0	0	0%	U
1-Methylnaphthalene	A	ug/L	0	0		0	0	0	2.29918	4.81	150	0%	0	0	0%	U
2,2´-Oxybis(1-Chloropropane)	A	ug/L	0	0		0	0	0	1.3949	10	150	0%	0	0	0%	U
2,4,5-Trichlorophenol	A	ug/L	0	0		0	0	0	2.14526	10	150	0%	0	0	0%	U
2,4,6-Trichlorophenol	A	ug/L	0	0		0	0	0	2.53968	10	150	0%	0	0	0%	U
2,4-Dichlorophenol	A	ug/L	0	0		0	0	0	1.62578	10	150	0%	0	0	0%	U
2,4-Dimethylphenol	A	ug/L	0	0		0	0	0	1.62578	10	150	0%	0	0	0%	U
2,4-Dinitrophenol	A	ug/L	0	0		0	0	0	4.09812	10	150	0%	0	0	0%	U
2,4-Dinitrotoluene	A	ug/L	0	0		0	0	0	2.92448	10	150	0%	0	0	0%	U
2,6-Dinitrotoluene	A	ug/L	0	0		0	0	0	3.0784	10	150	0%	0	0	0%	U
2-Chloronaphthalene	A	ug/L	0	0		0	0	0	2.05868	10	150	0%	0	0	0%	U
2-Chlorophenol	A	ug/L	0	0		0	0	0	2.38576	10	150	0%	0	0	0%	U
2-Methylnaphthalene	A	ug/L	0	0		0	0	0	1.84704	4.81	150	0%	0	0	0%	U
2-Nitroaniline	A	ug/L	0	0		0	0	0	2.3088	10	150	0%	0	0	0%	U
2-Nitrophenol	A	ug/L	0	0		0	0	0	2.27032	10	150	0%	0	0	0%	U
3,3´-Dichlorobenzidine	A	ug/L	0	0		0	0	0	2.02982	10	150	0%	0	0	0%	U
3-Nitroaniline	A	ug/L	0	0		0	0	0	2.66474	10	150	0%	0	0	0%	U
4,6-Dinitro-2-methylphenol	A	ug/L	0	0		0	0	0	2.24146	10	150	0%	0	0	0%	U
4-Bromophenyl phenyl ether	A	ug/L	0	0		0	0	0	1.67388	10	150	0%	0	0	0%	U
4-Chloro-2-methylphenol	A	ug/L	0	0		0	0	0	1.5392	10	150	0%	0	0	0%	U
4-Chloro-3-methylphenol	A	ug/L	0	0		0	0	0	1.40452	10	150	0%	0	0	0%	U
4-Chlorophenol	A	ug/L	0	0		0	0	0	2.53968	10	150	0%	0	0	0%	U
4-Chlorophenyl phenyl ether	A	ug/L	0	0		0	0	0	1.95286	10	150	0%	0	0	0%	U
4-Nitroaniline	A	ug/L	0	0		0	0	0	1.56806	10	150	0%	0	0	0%	U
4-Nitrophenol	A	ug/L	0	0		0	0	0	2.405	10	150	0%	0	0	0%	U
Acenaphthene	A	ug/L	0	0		0	0	0	1.81818	4.81	150	0%	0	0	0%	U
Acenaphthylene	A	ug/L	0	0		0	0	0	1.51034	4.81	150	0%	0	0	0%	U
Aniline	A	ug/L	0	0		0	0	0	3.59788	10	150	0%	0	0	0%	U
Anthracene	A	ug/L	0	0		0	0	0	1.18326	4.81	150	0%	0	0	0%	U
Azobenzene	A	ug/L	0	0		0	0	0	1.04858	10	150	0%	0	0	0%	U
Benzidine	A	ug/L	0	0		0	0	0	6.46464	10	150	0%	0	0	0%	U
Benzo(a)anthracene	A	ug/L	0	0		0	0	0	0.823472	4.81	150	0%	0	0	0%	U

Seq No	Lab ID	Test Code	Sample Typ	File ID	Analysis Date	DF	Batch ID	Prep Date	SPKref	RPDref	pmoist
15013963	B22011131-001	SVOC-8270-W-	SAMP	V5973N.I\sd0201	2/2/2022 4:06:34	1	163072	1/19/2022 3:	0	0	

Analyte	T	Units	RAW	Final	Text	Spike	SPKref	RPDref	MDL	PQL	UQL	%REC	LOW	HIGH	%RPD	Q
Benzo(a)pyrene	A	ug/L	0	0		0	0	0	1.19288	4.81	150	0%	0	0	0%	U
Benzo(b)fluoranthene	A	ug/L	0	0		0	0	0	0.868686	4.81	150	0%	0	0	0%	U
Benzo(g,h,i)perylene	A	ug/L	0	0		0	0	0	0.97162	4.81	150	0%	0	0	0%	U
Benzo(k)fluoranthene	A	ug/L	0	0		0	0	0	0.93314	4.81	150	0%	0	0	0%	U
Benzoic acid	A	ug/L	0	0		0	0	0	1.45262	10	150	0%	0	0	0%	U
Benzyl alcohol	A	ug/L	0	0		0	0	0	3.01106	10	150	0%	0	0	0%	U
bis(-2-chloroethoxy)Methane	A	ug/L	0	0		0	0	0	1.30832	10	150	0%	0	0	0%	U
bis(-2-chloroethyl)Ether	A	ug/L	0	0		0	0	0	2.47234	10	150	0%	0	0	0%	U
bis(2-chloroisopropyl)Ether	A	ug/L	0	0		0	0	0	1.43338	10	150	0%	0	0	0%	U
bis(2-ethylhexyl)Phthalate	A	ug/L	0	0		0	0	0	1.83742	10	150	0%	0	0	0%	U
Butylbenzylphthalate	A	ug/L	0	0		0	0	0	1.51034	10	150	0%	0	0	0%	U
Carbazole	A	ug/L	0	0		0	0	0	0.810004	10	150	0%	0	0	0%	U
Chrysene	A	ug/L	0	0		0	0	0	1.12554	4.81	150	0%	0	0	0%	U
Di-n-butyl phthalate	A	ug/L	0	0		0	0	0	0.896584	10	150	0%	0	0	0%	U
Di-n-octyl phthalate	A	ug/L	0	0		0	0	0	1.28908	10	150	0%	0	0	0%	U
Dibenzo(a,h)anthracene	A	ug/L	0	0		0	0	0	1.12554	4.81	150	0%	0	0	0%	U
Dibenzofuran	A	ug/L	0	0		0	0	0	1.67388	10	150	0%	0	0	0%	U
Diethyl phthalate	A	ug/L	0	0		0	0	0	2.09716	10	150	0%	0	0	0%	U
Dimethyl phthalate	A	ug/L	0	0		0	0	0	1.65464	10	150	0%	0	0	0%	U
Fluoranthene	A	ug/L	0	0		0	0	0	0.849446	4.81	150	0%	0	0	0%	U
Fluorene	A	ug/L	0	0		0	0	0	1.75084	4.81	150	0%	0	0	0%	U
Hexachlorobenzene	A	ug/L	0	0		0	0	0	1.27946	10	150	0%	0	0	0%	U
Hexachlorobutadiene	A	ug/L	0	0		0	0	0	2.23184	10	150	0%	0	0	0%	U
Hexachlorocyclopentadiene	A	ug/L	0	0		0	0	0	2.85714	10	150	0%	0	0	0%	U
Hexachloroethane	A	ug/L	0	0		0	0	0	1.72198	10	150	0%	0	0	0%	U
Indeno(1,2,3-cd)pyrene	A	ug/L	0	0		0	0	0	1.2025	4.81	150	0%	0	0	0%	U
Isophorone	A	ug/L	0	0		0	0	0	1.60654	10	150	0%	0	0	0%	U
m+p-Cresols	A	ug/L	0	0		0	0	0	1.71236	10	150	0%	0	0	0%	U
n-Nitroso-di-n-propylamine	A	ug/L	0	0		0	0	0	1.48148	10	150	0%	0	0	0%	U
n-Nitrosodimethylamine	A	ug/L	0	0		0	0	0	1.47186	10	150	0%	0	0	0%	U
n-Nitrosodiphenylamine	A	ug/L	0	0		0	0	0	1.11592	10	150	0%	0	0	0%	U
Naphthalene	A	ug/L	0	0		0	0	0	1.67388	4.81	150	0%	0	0	0%	U
Nitrobenzene	A	ug/L	0	0		0	0	0	2.22222	10	150	0%	0	0	0%	U
o-Cresol	A	ug/L	0	0		0	0	0	1.76046	10	150	0%	0	0	0%	U
p-Chloroaniline	A	ug/L	0	0		0	0	0	1.46224	10	150	0%	0	0	0%	U

Seq No	Lab ID	Test Code	Sample Typ	File ID	Analysis Date	DF	Batch ID	Prep Date	SPKref	RPDref	pmoist
15013963	B22011131-001	SVOC-8270-W-	SAMP	V5973N.I\sd0201	2/2/2022 4:06:34	1	163072	1/19/2022 3:	0	0	

Analyte	T	Units	RAW	Final	Text	Spike	SPKref	RPDref	MDL	PQL	UQL	%REC	LOW	HIGH	%RPD	Q
Pentachlorophenol	A	ug/L	0	0		0	0	0	4.07888	10	150	0%	0	0	0%	U
Phenanthrene	A	ug/L	0	0		0	0	0	0.754208	4.81	150	0%	0	0	0%	U
Phenol	A	ug/L	0	0		0	0	0	1.40452	10	150	0%	0	0	0%	U
Pyrene	A	ug/L	0	0		0	0	0	0.886002	4.81	150	0%	0	0	0%	U
Pyridine	A	ug/L	0	0		0	0	0	3.09764	10	150	0%	0	0	0%	U
Triallate	A	ug/L	0	0		0	0	0	1.45262	10	150	0%	0	0	0%	U
1,4-Dichlorobenzene-d4	I	ug/L	40	38.48		0	0	0	0	10	150	0%	0	0	0%	
Acenaphthene-d10	I	ug/L	40	38.48		0	0	0	0	10	150	0%	0	0	0%	
Chrysene-d12	I	ug/L	40	38.48		0	0	0	0	10	150	0%	0	0	0%	
Naphthalene-d8	I	ug/L	40	38.48		0	0	0	0	10	150	0%	0	0	0%	
Perylene-d12	I	ug/L	40	38.48		0	0	0	0	10	150	0%	0	0	0%	
Phenanthrene-d10	I	ug/L	40	38.48		0	0	0	0	10	150	0%	0	0	0%	
2,4,6-Tribromophenol	S	ug/L	159.7154	153.646215		192.4	0	0	2.77056	10	0	80%	43	140	0%	
2-Fluorobiphenyl	S	ug/L	62.36336	59.9935523		96.2	0	0	0.696488	10	0	62%	44	119	0%	
2-Fluorophenol	S	ug/L	61.64159	59.2992096		192.4	0	0	3.38624	10	0	31%	19	119	0%	
Nitrobenzene-d5	S	ug/L	60.02199	57.7411544		96.2	0	0	2.25108	10	0	60%	44	120	0%	
Phenol-d5	S	ug/L	59.93046	57.6531025		192.4	0	0	1.98172	10	0	30%	10	65	0%	
Terphenyl-d14	S	ug/L	97.37659	93.6762796		96.2	0	0	1.12554	10	0	97%	50	134	0%	
4-Chloroaniline	X	ug/L	0	0		0	0	0	1.54882	10	150	0%	0	0	0%	U
o-Terphenyl	X	ug/L	0	0		0	0	0	1.22174	10	150	0%	0	0	0%	U

Seq No	Lab ID	Test Code	Sample Typ	File ID	Analysis Date	DF	Batch ID	Prep Date	SPKref	RPDref	pmoist
15013964	B22011132-001	SVOC-8270-W-	SAMP	V5973N.I\sd0201	2/2/2022 4:38:39	1	163072	1/20/2022 7:	0	0	

Analyte	T	Units	RAW	Final	Text	Spike	SPKref	RPDref	MDL	PQL	UQL	%REC	LOW	HIGH	%RPD	Q
1,2,4-Trichlorobenzene	A	ug/L	0	0		0	0	0	1.881	10	150	0%	0	0	0%	U
1,2-Dichlorobenzene	A	ug/L	0	0		0	0	0	1.9503	10	150	0%	0	0	0%	U
1,3-Dichlorobenzene	A	ug/L	0	0		0	0	0	2.1087	10	150	0%	0	0	0%	U
1,4-Dichlorobenzene	A	ug/L	0	0		0	0	0	1.9998	10	150	0%	0	0	0%	U
1-Methylnaphthalene	A	ug/L	0	0		0	0	0	2.3661	4.95	150	0%	0	0	0%	U
2,2´-Oxybis(1-Chloropropane)	A	ug/L	0	0		0	0	0	1.4355	10	150	0%	0	0	0%	U
2,4,5-Trichlorophenol	A	ug/L	0	0		0	0	0	2.2077	10	150	0%	0	0	0%	U
2,4,6-Trichlorophenol	A	ug/L	0	0		0	0	0	2.6136	10	150	0%	0	0	0%	U
2,4-Dichlorophenol	A	ug/L	0	0		0	0	0	1.6731	10	150	0%	0	0	0%	U
2,4-Dimethylphenol	A	ug/L	0	0		0	0	0	1.6731	10	150	0%	0	0	0%	U

Seq No	Lab ID	Test Code	Sample Typ	File ID	Analysis Date	DF	Batch ID	Prep Date	SPKref	RPDref	pmoist
15013964	B22011132-001	SVOC-8270-W-	SAMP	V5973N.I\sd0201	2/2/2022 4:38:39	1	163072	1/20/2022 7:	0	0	

Analyte	T	Units	RAW	Final	Text	Spike	SPKref	RPDref	MDL	PQL	UQL	%REC	LOW	HIGH	%RPD	Q
2,4-Dinitrophenol	A	ug/L	0	0		0	0	0	4.2174	10	150	0%	0	0	0%	U
2,4-Dinitrotoluene	A	ug/L	0	0		0	0	0	3.0096	10	150	0%	0	0	0%	U
2,6-Dinitrotoluene	A	ug/L	0	0		0	0	0	3.168	10	150	0%	0	0	0%	U
2-Chloronaphthalene	A	ug/L	0	0		0	0	0	2.1186	10	150	0%	0	0	0%	U
2-Chlorophenol	A	ug/L	0	0		0	0	0	2.4552	10	150	0%	0	0	0%	U
2-Methylnaphthalene	A	ug/L	0	0		0	0	0	1.9008	4.95	150	0%	0	0	0%	U
2-Nitroaniline	A	ug/L	0	0		0	0	0	2.376	10	150	0%	0	0	0%	U
2-Nitrophenol	A	ug/L	0	0		0	0	0	2.3364	10	150	0%	0	0	0%	U
3,3´-Dichlorobenzidine	A	ug/L	0	0		0	0	0	2.0889	10	150	0%	0	0	0%	U
3-Nitroaniline	A	ug/L	0	0		0	0	0	2.7423	10	150	0%	0	0	0%	U
4,6-Dinitro-2-methylphenol	A	ug/L	0	0		0	0	0	2.3067	10	150	0%	0	0	0%	U
4-Bromophenyl phenyl ether	A	ug/L	0	0		0	0	0	1.7226	10	150	0%	0	0	0%	U
4-Chloro-2-methylphenol	A	ug/L	0	0		0	0	0	1.584	10	150	0%	0	0	0%	U
4-Chloro-3-methylphenol	A	ug/L	0	0		0	0	0	1.4454	10	150	0%	0	0	0%	U
4-Chlorophenol	A	ug/L	0	0		0	0	0	2.6136	10	150	0%	0	0	0%	U
4-Chlorophenyl phenyl ether	A	ug/L	0	0		0	0	0	2.0097	10	150	0%	0	0	0%	U
4-Nitroaniline	A	ug/L	0	0		0	0	0	1.6137	10	150	0%	0	0	0%	U
4-Nitrophenol	A	ug/L	0	0		0	0	0	2.475	10	150	0%	0	0	0%	U
Acenaphthene	A	ug/L	0	0		0	0	0	1.8711	4.95	150	0%	0	0	0%	U
Acenaphthylene	A	ug/L	0	0		0	0	0	1.5543	4.95	150	0%	0	0	0%	U
Aniline	A	ug/L	0	0		0	0	0	3.7026	10	150	0%	0	0	0%	U
Anthracene	A	ug/L	0	0		0	0	0	1.2177	4.95	150	0%	0	0	0%	U
Azobenzene	A	ug/L	0	0		0	0	0	1.0791	10	150	0%	0	0	0%	U
Benzidine	A	ug/L	0	0		0	0	0	6.6528	10	150	0%	0	0	0%	U
Benzo(a)anthracene	A	ug/L	0	0		0	0	0	0.84744	4.95	150	0%	0	0	0%	U
Benzo(a)pyrene	A	ug/L	0	0		0	0	0	1.2276	4.95	150	0%	0	0	0%	U
Benzo(b)fluoranthene	A	ug/L	0	0		0	0	0	0.89397	4.95	150	0%	0	0	0%	U
Benzo(g,h,i)perylene	A	ug/L	0	0		0	0	0	0.9999	4.95	150	0%	0	0	0%	U
Benzo(k)fluoranthene	A	ug/L	0	0		0	0	0	0.9603	4.95	150	0%	0	0	0%	U
Benzoic acid	A	ug/L	0	0		0	0	0	1.4949	10	150	0%	0	0	0%	U
Benzyl alcohol	A	ug/L	0	0		0	0	0	3.0987	10	150	0%	0	0	0%	U
bis(-2-chloroethoxy)Methane	A	ug/L	0	0		0	0	0	1.3464	10	150	0%	0	0	0%	U
bis(-2-chloroethyl)Ether	A	ug/L	0	0		0	0	0	2.5443	10	150	0%	0	0	0%	U
bis(2-chloroisopropyl)Ether	A	ug/L	0	0		0	0	0	1.4751	10	150	0%	0	0	0%	U
bis(2-ethylhexyl)Phthalate	A	ug/L	0	0		0	0	0	1.8909	10	150	0%	0	0	0%	U

Seq No	Lab ID	Test Code	Sample Typ	File ID	Analysis Date	DF	Batch ID	Prep Date	SPKref	RPDref	pmoist
15013964	B22011132-001	SVOC-8270-W-	SAMP	V5973N.I\sd0201	2/2/2022 4:38:39	1	163072	1/20/2022 7:	0	0	

Analyte	T	Units	RAW	Final	Text	Spike	SPKref	RPDref	MDL	PQL	UQL	%REC	LOW	HIGH	%RPD	Q
Butylbenzylphthalate	A	ug/L	0	0		0	0	0	1.5543	10	150	0%	0	0	0%	U
Carbazole	A	ug/L	0	0		0	0	0	0.83358	10	150	0%	0	0	0%	U
Chrysene	A	ug/L	0	0		0	0	0	1.1583	4.95	150	0%	0	0	0%	U
Di-n-butyl phthalate	A	ug/L	0	0		0	0	0	0.92268	10	150	0%	0	0	0%	U
Di-n-octyl phthalate	A	ug/L	0	0		0	0	0	1.3266	10	150	0%	0	0	0%	U
Dibenzo(a,h)anthracene	A	ug/L	0	0		0	0	0	1.1583	4.95	150	0%	0	0	0%	U
Dibenzofuran	A	ug/L	0	0		0	0	0	1.7226	10	150	0%	0	0	0%	U
Diethyl phthalate	A	ug/L	0	0		0	0	0	2.1582	10	150	0%	0	0	0%	U
Dimethyl phthalate	A	ug/L	0	0		0	0	0	1.7028	10	150	0%	0	0	0%	U
Fluoranthene	A	ug/L	0	0		0	0	0	0.87417	4.95	150	0%	0	0	0%	U
Fluorene	A	ug/L	0	0		0	0	0	1.8018	4.95	150	0%	0	0	0%	U
Hexachlorobenzene	A	ug/L	0	0		0	0	0	1.3167	10	150	0%	0	0	0%	U
Hexachlorobutadiene	A	ug/L	0	0		0	0	0	2.2968	10	150	0%	0	0	0%	U
Hexachlorocyclopentadiene	A	ug/L	0	0		0	0	0	2.9403	10	150	0%	0	0	0%	U
Hexachloroethane	A	ug/L	0	0		0	0	0	1.7721	10	150	0%	0	0	0%	U
Indeno(1,2,3-cd)pyrene	A	ug/L	0	0		0	0	0	1.2375	4.95	150	0%	0	0	0%	U
Isophorone	A	ug/L	0	0		0	0	0	1.6533	10	150	0%	0	0	0%	U
m+p-Cresols	A	ug/L	0	0		0	0	0	1.7622	10	150	0%	0	0	0%	U
n-Nitroso-di-n-propylamine	A	ug/L	0	0		0	0	0	1.5246	10	150	0%	0	0	0%	U
n-Nitrosodimethylamine	A	ug/L	0	0		0	0	0	1.5147	10	150	0%	0	0	0%	U
n-Nitrosodiphenylamine	A	ug/L	0	0		0	0	0	1.1484	10	150	0%	0	0	0%	U
Naphthalene	A	ug/L	0	0		0	0	0	1.7226	4.95	150	0%	0	0	0%	U
Nitrobenzene	A	ug/L	0	0		0	0	0	2.2869	10	150	0%	0	0	0%	U
o-Cresol	A	ug/L	0	0		0	0	0	1.8117	10	150	0%	0	0	0%	U
p-Chloroaniline	A	ug/L	0	0		0	0	0	1.5048	10	150	0%	0	0	0%	U
Pentachlorophenol	A	ug/L	0	0		0	0	0	4.1976	10	150	0%	0	0	0%	U
Phenanthrene	A	ug/L	0	0		0	0	0	0.77616	4.95	150	0%	0	0	0%	U
Phenol	A	ug/L	0	0		0	0	0	1.4454	10	150	0%	0	0	0%	U
Pyrene	A	ug/L	0	0		0	0	0	0.91179	4.95	150	0%	0	0	0%	U
Pyridine	A	ug/L	0	0		0	0	0	3.1878	10	150	0%	0	0	0%	U
Triallate	A	ug/L	0	0		0	0	0	1.4949	10	150	0%	0	0	0%	U
1,4-Dichlorobenzene-d4	I	ug/L	40	39.6		0	0	0	0	10	150	0%	0	0	0%	
Acenaphthene-d10	I	ug/L	40	39.6		0	0	0	0	10	150	0%	0	0	0%	
Chrysene-d12	I	ug/L	40	39.6		0	0	0	0	10	150	0%	0	0	0%	
Naphthalene-d8	I	ug/L	40	39.6		0	0	0	0	10	150	0%	0	0	0%	

Seq No	Lab ID	Test Code	Sample Typ	File ID	Analysis Date	DF	Batch ID	Prep Date	SPKref	RPDref	pmoist
15013964	B22011132-001	SVOC-8270-W-	SAMP	V5973N.I\sd0201	2/2/2022 4:38:39	1	163072	1/20/2022 7:	0	0	

Analyte	T	Units	RAW	Final	Text	Spike	SPKref	RPDref	MDL	PQL	UQL	%REC	LOW	HIGH	%RPD	Q
Perylene-d12	I	ug/L	40	39.6		0	0	0	0	10	150	0%	0	0	0%	
Phenanthrene-d10	I	ug/L	40	39.6		0	0	0	0	10	150	0%	0	0	0%	
2,4,6-Tribromophenol	S	ug/L	155.7122	154.155078		198	0	0	2.8512	10	0	78%	43	140	0%	
2-Fluorobiphenyl	S	ug/L	49.47977	48.9849723		99	0	0	0.71676	10	0	49%	44	119	0%	
2-Fluorophenol	S	ug/L	59.95739	59.3578161		198	0	0	3.4848	10	0	30%	19	119	0%	
Nitrobenzene-d5	S	ug/L	56.10909	55.5479991		99	0	0	2.3166	10	0	56%	44	120	0%	
Phenol-d5	S	ug/L	61.72157	61.1043543		198	0	0	2.0394	10	0	31%	10	65	0%	
Terphenyl-d14	S	ug/L	82.9582	82.128618		99	0	0	1.1583	10	0	83%	50	134	0%	
4-Chloroaniline	X	ug/L	0	0		0	0	0	1.5939	10	150	0%	0	0	0%	U
o-Terphenyl	X	ug/L	0	0		0	0	0	1.2573	10	150	0%	0	0	0%	U

Seq No	Lab ID	Test Code	Sample Typ	File ID	Analysis Date	DF	Batch ID	Prep Date	SPKref	RPDref	pmoist
15013965	B22011133-001	SVOC-8270-W-	SAMP	V5973N.I\sd0201	2/2/2022 5:10:38	1	163072	1/20/2022 7:	0	0	

Analyte	T	Units	RAW	Final	Text	Spike	SPKref	RPDref	MDL	PQL	UQL	%REC	LOW	HIGH	%RPD	Q
1,2,4-Trichlorobenzene	A	ug/L	0	0		0	0	0	1.976	10	150	0%	0	0	0%	U
1,2-Dichlorobenzene	A	ug/L	0	0		0	0	0	2.0488	10	150	0%	0	0	0%	U
1,3-Dichlorobenzene	A	ug/L	0	0		0	0	0	2.2152	10	150	0%	0	0	0%	U
1,4-Dichlorobenzene	A	ug/L	0	0		0	0	0	2.1008	10	150	0%	0	0	0%	U
1-Methylnaphthalene	A	ug/L	0	0		0	0	0	2.4856	5.2	150	0%	0	0	0%	U
2,2´-Oxybis(1-Chloropropane)	A	ug/L	0	0		0	0	0	1.508	10	150	0%	0	0	0%	U
2,4,5-Trichlorophenol	A	ug/L	0	0		0	0	0	2.3192	10	150	0%	0	0	0%	U
2,4,6-Trichlorophenol	A	ug/L	0	0		0	0	0	2.7456	10	150	0%	0	0	0%	U
2,4-Dichlorophenol	A	ug/L	0	0		0	0	0	1.7576	10	150	0%	0	0	0%	U
2,4-Dimethylphenol	A	ug/L	0	0		0	0	0	1.7576	10	150	0%	0	0	0%	U
2,4-Dinitrophenol	A	ug/L	0	0		0	0	0	4.4304	10.4	150	0%	0	0	0%	U
2,4-Dinitrotoluene	A	ug/L	0	0		0	0	0	3.1616	10	150	0%	0	0	0%	U
2,6-Dinitrotoluene	A	ug/L	0	0		0	0	0	3.328	10	150	0%	0	0	0%	U
2-Chloronaphthalene	A	ug/L	0	0		0	0	0	2.2256	10	150	0%	0	0	0%	U
2-Chlorophenol	A	ug/L	0	0		0	0	0	2.5792	10	150	0%	0	0	0%	U
2-Methylnaphthalene	A	ug/L	0	0		0	0	0	1.9968	5.2	150	0%	0	0	0%	U
2-Nitroaniline	A	ug/L	0	0		0	0	0	2.496	10	150	0%	0	0	0%	U
2-Nitrophenol	A	ug/L	0	0		0	0	0	2.4544	10	150	0%	0	0	0%	U
3,3´-Dichlorobenzidine	A	ug/L	0	0		0	0	0	2.1944	10.4	150	0%	0	0	0%	U
3-Nitroaniline	A	ug/L	0	0		0	0	0	2.8808	10	150	0%	0	0	0%	U

Seq No	Lab ID	Test Code	Sample Typ	File ID	Analysis Date	DF	Batch ID	Prep Date	SPKref	RPDref	pmoist
15013965	B22011133-001	SVOC-8270-W-	SAMP	V5973N.I\sd0201	2/2/2022 5:10:38	1	163072	1/20/2022 7:	0	0	

Analyte	T	Units	RAW	Final	Text	Spike	SPKref	RPDref	MDL	PQL	UQL	%REC	LOW	HIGH	%RPD	Q
4,6-Dinitro-2-methylphenol	A	ug/L	0	0		0	0	0	2.4232	10.4	150	0%	0	0	0%	U
4-Bromophenyl phenyl ether	A	ug/L	0	0		0	0	0	1.8096	10	150	0%	0	0	0%	U
4-Chloro-2-methylphenol	A	ug/L	0	0		0	0	0	1.664	10	150	0%	0	0	0%	U
4-Chloro-3-methylphenol	A	ug/L	0	0		0	0	0	1.5184	10	150	0%	0	0	0%	U
4-Chlorophenol	A	ug/L	0	0		0	0	0	2.7456	10	150	0%	0	0	0%	U
4-Chlorophenyl phenyl ether	A	ug/L	0	0		0	0	0	2.1112	10	150	0%	0	0	0%	U
4-Nitroaniline	A	ug/L	0	0		0	0	0	1.6952	10	150	0%	0	0	0%	U
4-Nitrophenol	A	ug/L	0	0		0	0	0	2.6	10.4	150	0%	0	0	0%	U
Acenaphthene	A	ug/L	0	0		0	0	0	1.9656	5.2	150	0%	0	0	0%	U
Acenaphthylene	A	ug/L	0	0		0	0	0	1.6328	5.2	150	0%	0	0	0%	U
Aniline	A	ug/L	0	0		0	0	0	3.8896	10	150	0%	0	0	0%	U
Anthracene	A	ug/L	0	0		0	0	0	1.2792	5.2	150	0%	0	0	0%	U
Azobenzene	A	ug/L	0	0		0	0	0	1.1336	10	150	0%	0	0	0%	U
Benzidine	A	ug/L	0	0		0	0	0	6.9888	10.4	150	0%	0	0	0%	U
Benzo(a)anthracene	A	ug/L	0	0		0	0	0	0.89024	5.2	150	0%	0	0	0%	U
Benzo(a)pyrene	A	ug/L	0	0		0	0	0	1.2896	5.2	150	0%	0	0	0%	U
Benzo(b)fluoranthene	A	ug/L	0	0		0	0	0	0.93912	5.2	150	0%	0	0	0%	U
Benzo(g,h,i)perylene	A	ug/L	0	0		0	0	0	1.0504	5.2	150	0%	0	0	0%	U
Benzo(k)fluoranthene	A	ug/L	0	0		0	0	0	1.0088	5.2	150	0%	0	0	0%	U
Benzoic acid	A	ug/L	0	0		0	0	0	1.5704	10	150	0%	0	0	0%	U
Benzyl alcohol	A	ug/L	0	0		0	0	0	3.2552	10	150	0%	0	0	0%	U
bis(-2-chloroethoxy)Methane	A	ug/L	0	0		0	0	0	1.4144	10	150	0%	0	0	0%	U
bis(-2-chloroethyl)Ether	A	ug/L	0	0		0	0	0	2.6728	10	150	0%	0	0	0%	U
bis(2-chloroisopropyl)Ether	A	ug/L	0	0		0	0	0	1.5496	10	150	0%	0	0	0%	U
bis(2-ethylhexyl)Phthalate	A	ug/L	0	0		0	0	0	1.9864	10	150	0%	0	0	0%	U
Butylbenzylphthalate	A	ug/L	0	0		0	0	0	1.6328	10	150	0%	0	0	0%	U
Carbazole	A	ug/L	0	0		0	0	0	0.87568	10	150	0%	0	0	0%	U
Chrysene	A	ug/L	0	0		0	0	0	1.2168	5.2	150	0%	0	0	0%	U
Di-n-butyl phthalate	A	ug/L	0	0		0	0	0	0.96928	10	150	0%	0	0	0%	U
Di-n-octyl phthalate	A	ug/L	0	0		0	0	0	1.3936	10	150	0%	0	0	0%	U
Dibenzo(a,h)anthracene	A	ug/L	0	0		0	0	0	1.2168	5.2	150	0%	0	0	0%	U
Dibenzofuran	A	ug/L	0	0		0	0	0	1.8096	10	150	0%	0	0	0%	U
Diethyl phthalate	A	ug/L	0	0		0	0	0	2.2672	10	150	0%	0	0	0%	U
Dimethyl phthalate	A	ug/L	0	0		0	0	0	1.7888	10	150	0%	0	0	0%	U
Fluoranthene	A	ug/L	0	0		0	0	0	0.91832	5.2	150	0%	0	0	0%	U

Seq No	Lab ID	Test Code	Sample Typ	File ID	Analysis Date	DF	Batch ID	Prep Date	SPKref	RPDref	pmoist
15013965	B22011133-001	SVOC-8270-W-	SAMP	V5973N.I\sd0201	2/2/2022 5:10:38	1	163072	1/20/2022 7:	0	0	

Analyte	T	Units	RAW	Final	Text	Spike	SPKref	RPDref	MDL	PQL	UQL	%REC	LOW	HIGH	%RPD	Q
Fluorene	A	ug/L	0	0		0	0	0	1.8928	5.2	150	0%	0	0	0%	U
Hexachlorobenzene	A	ug/L	0	0		0	0	0	1.3832	10	150	0%	0	0	0%	U
Hexachlorobutadiene	A	ug/L	0	0		0	0	0	2.4128	10	150	0%	0	0	0%	U
Hexachlorocyclopentadiene	A	ug/L	0	0		0	0	0	3.0888	10	150	0%	0	0	0%	U
Hexachloroethane	A	ug/L	0	0		0	0	0	1.8616	10	150	0%	0	0	0%	U
Indeno(1,2,3-cd)pyrene	A	ug/L	0	0		0	0	0	1.3	5.2	150	0%	0	0	0%	U
Isophorone	A	ug/L	0	0		0	0	0	1.7368	10	150	0%	0	0	0%	U
m+p-Cresols	A	ug/L	0	0		0	0	0	1.8512	10	150	0%	0	0	0%	U
n-Nitroso-di-n-propylamine	A	ug/L	0	0		0	0	0	1.6016	10	150	0%	0	0	0%	U
n-Nitrosodimethylamine	A	ug/L	0	0		0	0	0	1.5912	10	150	0%	0	0	0%	U
n-Nitrosodiphenylamine	A	ug/L	0	0		0	0	0	1.2064	10.4	150	0%	0	0	0%	U
Naphthalene	A	ug/L	0	0		0	0	0	1.8096	5.2	150	0%	0	0	0%	U
Nitrobenzene	A	ug/L	0	0		0	0	0	2.4024	10	150	0%	0	0	0%	U
o-Cresol	A	ug/L	0	0		0	0	0	1.9032	10	150	0%	0	0	0%	U
p-Chloroaniline	A	ug/L	0	0		0	0	0	1.5808	10	150	0%	0	0	0%	U
Pentachlorophenol	A	ug/L	0	0		0	0	0	4.4096	10.4	150	0%	0	0	0%	U
Phenanthrene	A	ug/L	0	0		0	0	0	0.81536	5.2	150	0%	0	0	0%	U
Phenol	A	ug/L	0	0		0	0	0	1.5184	10	150	0%	0	0	0%	U
Pyrene	A	ug/L	0	0		0	0	0	0.95784	5.2	150	0%	0	0	0%	U
Pyridine	A	ug/L	0	0		0	0	0	3.3488	10	150	0%	0	0	0%	U
Triallate	A	ug/L	0	0		0	0	0	1.5704	10	150	0%	0	0	0%	U
1,4-Dichlorobenzene-d4	I	ug/L	40	41.6		0	0	0	0	10	150	0%	0	0	0%	
Acenaphthene-d10	I	ug/L	40	41.6		0	0	0	0	10	150	0%	0	0	0%	
Chrysene-d12	I	ug/L	40	41.6		0	0	0	0	10	150	0%	0	0	0%	
Naphthalene-d8	I	ug/L	40	41.6		0	0	0	0	10	150	0%	0	0	0%	
Perylene-d12	I	ug/L	40	41.6		0	0	0	0	10	150	0%	0	0	0%	
Phenanthrene-d10	I	ug/L	40	41.6		0	0	0	0	10	150	0%	0	0	0%	
2,4,6-Tribromophenol	S	ug/L	147.62148	153.526339		208	0	0	2.9952	10	0	74%	43	140	0%	
2-Fluorobiphenyl	S	ug/L	48.6406	50.586224		104	0	0	0.75296	10	0	49%	44	119	0%	
2-Fluorophenol	S	ug/L	72.49622	75.3960688		208	0	0	3.6608	10	0	36%	19	119	0%	
Nitrobenzene-d5	S	ug/L	55.98667	58.2261368		104	0	0	2.4336	10	0	56%	44	120	0%	
Phenol-d5	S	ug/L	71.78045	74.651668		208	0	0	2.1424	10	0	36%	10	65	0%	
Terphenyl-d14	S	ug/L	84.01923	87.3799992		104	0	0	1.2168	10	0	84%	50	134	0%	
4-Chloroaniline	X	ug/L	0	0		0	0	0	1.6744	10	150	0%	0	0	0%	U
o-Terphenyl	X	ug/L	0	0		0	0	0	1.3208	10	150	0%	0	0	0%	U

Seq No	Lab ID	Test Code	Sample Typ	File ID	Analysis Date	DF	Batch ID	Prep Date	SPKref	RPDref	pmoist
15013966	01-Feb-22_CCV	SVOC-8270-W-	CCV	V5973N.I\sd0201	2/2/2022 5:42:46	1	R374090		0	0	

Analyte	T	Units	RAW	Final	Text	Spike	SPKref	RPDref	MDL	PQL	UQL	%REC	LOW	HIGH	%RPD	Q
1,2,4-Trichlorobenzene	A	ug/L	69.2884	69.2884		75	0	0	1.9	10	150	92%	50	150	0%	
1,2-Dichlorobenzene	A	ug/L	73.75511	73.75511		75	0	0	1.97	10	150	98%	50	150	0%	
1,3-Dichlorobenzene	A	ug/L	75.00726	75.00726		75	0	0	2.13	10	150	100%	50	150	0%	
1,4-Dichlorobenzene	A	ug/L	74.14669	74.14669		75	0	0	2.02	10	150	99%	50	150	0%	
1-Methylnaphthalene	A	ug/L	71.34264	71.34264		75	0	0	2.39	10	150	95%	50	150	0%	
2,2´-Oxybis(1-Chloropropane)	A	ug/L	72.0545	72.0545		75	0	0	1.45	10	150	96%	50	150	0%	
2,4,5-Trichlorophenol	A	ug/L	80.70442	80.70442		75	0	0	2.23	10	150	108%	50	150	0%	
2,4,6-Trichlorophenol	A	ug/L	81.54158	81.54158		75	0	0	2.64	10	150	109%	50	150	0%	
2,4-Dichlorophenol	A	ug/L	75.80466	75.80466		75	0	0	1.69	10	150	101%	50	150	0%	
2,4-Dimethylphenol	A	ug/L	68.78122	68.78122		75	0	0	1.69	10	150	92%	50	150	0%	
2,4-Dinitrophenol	A	ug/L	62.73995	62.73995		75	0	0	4.26	10	150	84%	50	150	0%	
2,4-Dinitrotoluene	A	ug/L	71.4396	71.4396		75	0	0	3.04	10	150	95%	50	150	0%	
2,6-Dinitrotoluene	A	ug/L	81.09556	81.09556		75	0	0	3.2	10	150	108%	50	150	0%	
2-Chloronaphthalene	A	ug/L	81.19446	81.19446		75	0	0	2.14	10	150	108%	50	150	0%	
2-Chlorophenol	A	ug/L	76.62485	76.62485		75	0	0	2.48	10	150	102%	50	150	0%	
2-Methylnaphthalene	A	ug/L	74.38159	74.38159		75	0	0	1.92	10	150	99%	50	150	0%	
2-Nitroaniline	A	ug/L	76.6886	76.6886		75	0	0	2.4	10	150	102%	50	150	0%	
2-Nitrophenol	A	ug/L	70.75686	70.75686		75	0	0	2.36	10	150	94%	50	150	0%	
3,3´-Dichlorobenzidine	A	ug/L	77.08459	77.08459		75	0	0	2.11	10	150	103%	50	150	0%	
3-Nitroaniline	A	ug/L	80.77826	80.77826		75	0	0	2.77	10	150	108%	50	150	0%	
4,6-Dinitro-2-methylphenol	A	ug/L	61.46536	61.46536		75	0	0	2.33	10	150	82%	50	150	0%	
4-Bromophenyl phenyl ether	A	ug/L	73.63092	73.63092		75	0	0	1.74	10	150	98%	50	150	0%	
4-Chloro-2-methylphenol	A	ug/L	77.42017	77.42017		75	0	0	1.6	10	150	103%	50	150	0%	
4-Chloro-3-methylphenol	A	ug/L	77.37966	77.37966		75	0	0	1.46	10	150	103%	50	150	0%	
4-Chlorophenol	A	ug/L	71.96461	71.96461		75	0	0	2.64	10	150	96%	50	150	0%	
4-Chlorophenyl phenyl ether	A	ug/L	80.27582	80.27582		75	0	0	2.03	10	150	107%	50	150	0%	
4-Nitroaniline	A	ug/L	76.63909	76.63909		75	0	0	1.63	10	150	102%	50	150	0%	
4-Nitrophenol	A	ug/L	80.96639	80.96639		75	0	0	2.5	10	150	108%	50	150	0%	
Acenaphthene	A	ug/L	73.52438	73.52438		75	0	0	1.89	10	150	98%	50	150	0%	
Acenaphthylene	A	ug/L	77.42411	77.42411		75	0	0	1.57	10	150	103%	50	150	0%	
Aniline	A	ug/L	71.48497	71.48497		75	0	0	3.74	10	150	95%	50	150	0%	
Anthracene	A	ug/L	75.36561	75.36561		75	0	0	1.23	10	150	100%	50	150	0%	
Azobenzene	A	ug/L	73.68158	73.68158		75	0	0	1.09	10	150	98%	50	150	0%	
Benzidine	A	ug/L	74.85237	74.85237		75	0	0	6.72	10	150	100%	50	150	0%	
Benzo(a)anthracene	A	ug/L	71.2376	71.2376		75	0	0	0.856	10	150	95%	50	150	0%	

Seq No	Lab ID	Test Code	Sample Typ	File ID	Analysis Date	DF	Batch ID	Prep Date	SPKref	RPDref	pmoist
15013966	01-Feb-22_CCV	SVOC-8270-W-	CCV	V5973N.I\sd0201	2/2/2022 5:42:46	1	R374090		0	0	

Analyte	T	Units	RAW	Final	Text	Spike	SPKref	RPDref	MDL	PQL	UQL	%REC	LOW	HIGH	%RPD	Q
Benzo(a)pyrene	A	ug/L	75.28674	75.28674		75	0	0	1.24	10	150	100%	50	150	0%	
Benzo(b)fluoranthene	A	ug/L	75.18797	75.18797		75	0	0	0.903	10	150	100%	50	150	0%	
Benzo(g,h,i)perylene	A	ug/L	77.5487	77.5487		75	0	0	1.01	10	150	103%	50	150	0%	
Benzo(k)fluoranthene	A	ug/L	74.36043	74.36043		75	0	0	0.97	10	150	99%	50	150	0%	
Benzoic acid	A	ug/L	74.08114	74.08114		75	0	0	1.51	10	150	99%	50	150	0%	
Benzyl alcohol	A	ug/L	76.66976	76.66976		75	0	0	3.13	10	150	102%	50	150	0%	
bis(-2-chloroethoxy)Methane	A	ug/L	78.55617	78.55617		75	0	0	1.36	10	150	105%	50	150	0%	
bis(-2-chloroethyl)Ether	A	ug/L	77.55666	77.55666		75	0	0	2.57	10	150	103%	50	150	0%	
bis(2-chloroisopropyl)Ether	A	ug/L	72.0545	72.0545		75	0	0	1.49	10	150	96%	50	150	0%	
bis(2-ethylhexyl)Phthalate	A	ug/L	73.56914	73.56914		75	0	0	1.91	10	150	98%	50	150	0%	
Butylbenzylphthalate	A	ug/L	74.65408	74.65408		75	0	0	1.57	10	150	100%	50	150	0%	
Carbazole	A	ug/L	78.43011	78.43011		75	0	0	0.842	10	150	105%	50	150	0%	
Chrysene	A	ug/L	71.01367	71.01367		75	0	0	1.17	10	150	95%	50	150	0%	
Di-n-butyl phthalate	A	ug/L	76.80539	76.80539		75	0	0	0.932	10	150	102%	50	150	0%	
Di-n-octyl phthalate	A	ug/L	75.63715	75.63715		75	0	0	1.34	10	150	101%	50	150	0%	
Dibenzo(a,h)anthracene	A	ug/L	82.5711	82.5711		75	0	0	1.17	10	150	110%	50	150	0%	
Dibenzofuran	A	ug/L	74.7875	74.7875		75	0	0	1.74	10	150	100%	50	150	0%	
Diethyl phthalate	A	ug/L	81.0803	81.0803		75	0	0	2.18	10	150	108%	50	150	0%	
Dimethyl phthalate	A	ug/L	77.13114	77.13114		75	0	0	1.72	10	150	103%	50	150	0%	
Fluoranthene	A	ug/L	67.55598	67.55598		75	0	0	0.883	10	150	90%	50	150	0%	
Fluorene	A	ug/L	71.62923	71.62923		75	0	0	1.82	10	150	96%	50	150	0%	
Hexachlorobenzene	A	ug/L	72.11386	72.11386		75	0	0	1.33	10	150	96%	50	150	0%	
Hexachlorobutadiene	A	ug/L	70.28148	70.28148		75	0	0	2.32	10	150	94%	50	150	0%	
Hexachlorocyclopentadiene	A	ug/L	71.17108	71.17108		75	0	0	2.97	10	150	95%	50	150	0%	
Hexachloroethane	A	ug/L	77.33132	77.33132		75	0	0	1.79	10	150	103%	50	150	0%	
Indeno(1,2,3-cd)pyrene	A	ug/L	78.63354	78.63354		75	0	0	1.25	10	150	105%	50	150	0%	
Isophorone	A	ug/L	72.0614	72.0614		75	0	0	1.67	10	150	96%	50	150	0%	
m+p-Cresols	A	ug/L	76.79758	76.79758		75	0	0	1.78	10	150	102%	50	150	0%	
n-Nitroso-di-n-propylamine	A	ug/L	78.05024	78.05024		75	0	0	1.54	10	150	104%	50	150	0%	
n-Nitrosodimethylamine	A	ug/L	78.22543	78.22543		75	0	0	1.53	10	150	104%	50	150	0%	
n-Nitrosodiphenylamine	A	ug/L	67.6593	67.6593		75	0	0	1.16	10	150	90%	50	150	0%	
Naphthalene	A	ug/L	75.87822	75.87822		75	0	0	1.74	10	150	101%	50	150	0%	
Nitrobenzene	A	ug/L	70.35387	70.35387		75	0	0	2.31	10	150	94%	50	150	0%	
o-Cresol	A	ug/L	73.24767	73.24767		75	0	0	1.83	10	150	98%	50	150	0%	
o-Terphenyl	A	ug/L	72.56057	72.56057		75	0	0	1.27	10	150	97%	50	150	0%	

Seq No	Lab ID	Test Code	Sample Typ	File ID	Analysis Date	DF	Batch ID	Prep Date	SPKref	RPDref	pmoist
15013966	01-Feb-22_CCV	SVOC-8270-W-	CCV	V5973N.I\sd0201	2/2/2022 5:42:46	1	R374090		0	0	

Analyte	T	Units	RAW	Final	Text	Spike	SPKref	RPDref	MDL	PQL	UQL	%REC	LOW	HIGH	%RPD	Q
p-Chloroaniline	A	ug/L	70.07999	70.07999		75	0	0	1.52	10	150	93%	50	150	0%	
Pentachlorophenol	A	ug/L	70.85366	70.85366		75	0	0	4.24	10	150	94%	50	150	0%	
Phenanthrene	A	ug/L	69.71766	69.71766		75	0	0	0.784	10	150	93%	50	150	0%	
Phenol	A	ug/L	78.27405	78.27405		75	0	0	1.46	10	150	104%	50	150	0%	
Pyrene	A	ug/L	70.70708	70.70708		75	0	0	0.921	10	150	94%	50	150	0%	
Pyridine	A	ug/L	71.35466	71.35466		75	0	0	3.22	10	150	95%	50	150	0%	
Triallate	A	ug/L	77.84973	77.84973		75	0	0	1.51	10	150	104%	50	150	0%	
1,4-Dichlorobenzene-d4	I	ug/L	40	40		0	0	0	0	10	150	0%	50	150	0%	
Acenaphthene-d10	I	ug/L	40	40		0	0	0	0	10	150	0%	50	150	0%	
Chrysene-d12	I	ug/L	40	40		0	0	0	0	10	150	0%	50	150	0%	
Naphthalene-d8	I	ug/L	40	40		0	0	0	0	10	150	0%	50	150	0%	
Perylene-d12	I	ug/L	40	40		0	0	0	0	10	150	0%	50	150	0%	
Phenanthrene-d10	I	ug/L	40	40		0	0	0	0	10	150	0%	50	150	0%	
2,4,6-Tribromophenol	S	ug/L	73.22906	73.22906		75	0	0	2.88	10	0	98%	50	150	0%	
2-Fluorobiphenyl	S	ug/L	73.62474	73.62474		75	0	0	0.724	10	0	98%	50	150	0%	
2-Fluorophenol	S	ug/L	77.3081	77.3081		75	0	0	3.52	10	0	103%	50	150	0%	
Nitrobenzene-d5	S	ug/L	72.0108	72.0108		75	0	0	2.34	10	0	96%	50	150	0%	
Phenol-d5	S	ug/L	80.12974	80.12974		75	0	0	2.06	10	0	107%	50	150	0%	
Terphenyl-d14	S	ug/L	73.04251	73.04251		75	0	0	1.17	10	0	97%	50	150	0%	
4-Chloroaniline	X	ug/L	70.07999	70.07999		75	0	0	1.61	10	150	93%	50	150	0%	

Seq No	Lab ID	Test Code	Sample Typ	File ID	Analysis Date	DF	Batch ID	Prep Date	SPKref	RPDref	pmoist
15015887	MB-163072	SVOC-8270-W-	MBLK	V5973N.I\sd0201	2/1/2022 10:46:0	1	163072	1/19/2022 3:	0	0	

Analyte	T	Units	RAW	Final	Text	Spike	SPKref	RPDref	MDL	PQL	UQL	%REC	LOW	HIGH	%RPD	Q
1,2,4-Trichlorobenzene	A	ug/L	0	0		0	0	0	1.9	5	150	0%	0	0	0%	
1,2-Dichlorobenzene	A	ug/L	0	0		0	0	0	1.97	5	150	0%	0	0	0%	
1,3-Dichlorobenzene	A	ug/L	0	0		0	0	0	2.13	5	150	0%	0	0	0%	
1,4-Dichlorobenzene	A	ug/L	0	0		0	0	0	2.02	5	150	0%	0	0	0%	
1-Methylnaphthalene	A	ug/L	0	0		0	0	0	2.39	5	150	0%	0	0	0%	
2,2´-Oxybis(1-Chloropropane)	A	ug/L	0	0		0	0	0	1.45	5	150	0%	0	0	0%	
2,4,5-Trichlorophenol	A	ug/L	0	0		0	0	0	2.23	5	150	0%	0	0	0%	
2,4,6-Trichlorophenol	A	ug/L	0	0		0	0	0	2.64	5	150	0%	0	0	0%	
2,4-Dichlorophenol	A	ug/L	0	0		0	0	0	1.69	5	150	0%	0	0	0%	
2,4-Dimethylphenol	A	ug/L	0	0		0	0	0	1.69	5	150	0%	0	0	0%	

Seq No	Lab ID	Test Code	Sample Typ	File ID	Analysis Date	DF	Batch ID	Prep Date	SPKref	RPDref	pmoist
15015887	MB-163072	SVOC-8270-W-	MBLK	V5973N.I\sd0201	2/1/2022 10:46:0	1	163072	1/19/2022 3:	0	0	

Analyte	T	Units	RAW	Final	Text	Spike	SPKref	RPDref	MDL	PQL	UQL	%REC	LOW	HIGH	%RPD	Q
2,4-Dinitrophenol	A	ug/L	0	0		0	0	0	4.26	10	150	0%	0	0	0%	
2,4-Dinitrotoluene	A	ug/L	0	0		0	0	0	3.04	5	150	0%	0	0	0%	
2,6-Dinitrotoluene	A	ug/L	0	0		0	0	0	3.2	5	150	0%	0	0	0%	
2-Chloronaphthalene	A	ug/L	0	0		0	0	0	2.14	5	150	0%	0	0	0%	
2-Chlorophenol	A	ug/L	0	0		0	0	0	2.48	5	150	0%	0	0	0%	
2-Methylnaphthalene	A	ug/L	0	0		0	0	0	1.92	5	150	0%	0	0	0%	
2-Nitroaniline	A	ug/L	0	0		0	0	0	2.4	5	150	0%	0	0	0%	
2-Nitrophenol	A	ug/L	0	0		0	0	0	2.36	5	150	0%	0	0	0%	
3,3´-Dichlorobenzidine	A	ug/L	0	0		0	0	0	2.11	10	150	0%	0	0	0%	
3-Nitroaniline	A	ug/L	0	0		0	0	0	2.77	5	150	0%	0	0	0%	
4,6-Dinitro-2-methylphenol	A	ug/L	0	0		0	0	0	2.33	10	150	0%	0	0	0%	
4-Bromophenyl phenyl ether	A	ug/L	0	0		0	0	0	1.74	5	150	0%	0	0	0%	
4-Chloro-2-methylphenol	A	ug/L	0	0		0	0	0	1.6	5	150	0%	0	0	0%	
4-Chloro-3-methylphenol	A	ug/L	0	0		0	0	0	1.46	5	150	0%	0	0	0%	
4-Chlorophenol	A	ug/L	0	0		0	0	0	2.64	5	150	0%	0	0	0%	
4-Chlorophenyl phenyl ether	A	ug/L	0	0		0	0	0	2.03	5	150	0%	0	0	0%	
4-Nitroaniline	A	ug/L	0	0		0	0	0	1.63	5	150	0%	0	0	0%	
4-Nitrophenol	A	ug/L	0	0		0	0	0	2.5	10	150	0%	0	0	0%	
Acenaphthene	A	ug/L	0	0		0	0	0	1.89	5	150	0%	0	0	0%	
Acenaphthylene	A	ug/L	0	0		0	0	0	1.57	5	150	0%	0	0	0%	
Aniline	A	ug/L	0	0		0	0	0	3.74	5	150	0%	0	0	0%	
Anthracene	A	ug/L	0	0		0	0	0	1.23	5	150	0%	0	0	0%	
Azobenzene	A	ug/L	0	0		0	0	0	1.09	5	150	0%	0	0	0%	
Benzidine	A	ug/L	0	0		0	0	0	6.72	10	150	0%	0	0	0%	
Benzo(a)anthracene	A	ug/L	0	0		0	0	0	0.856	5	150	0%	0	0	0%	
Benzo(a)pyrene	A	ug/L	0	0		0	0	0	1.24	5	150	0%	0	0	0%	
Benzo(b)fluoranthene	A	ug/L	0	0		0	0	0	0.903	5	150	0%	0	0	0%	
Benzo(g,h,i)perylene	A	ug/L	0	0		0	0	0	1.01	5	150	0%	0	0	0%	
Benzo(k)fluoranthene	A	ug/L	0	0		0	0	0	0.97	5	150	0%	0	0	0%	
Benzoic acid	A	ug/L	0	0		0	0	0	1.51	5	150	0%	0	0	0%	
Benzyl alcohol	A	ug/L	0	0		0	0	0	3.13	5	150	0%	0	0	0%	
bis(-2-chloroethoxy)Methane	A	ug/L	0	0		0	0	0	1.36	5	150	0%	0	0	0%	
bis(-2-chloroethyl)Ether	A	ug/L	0	0		0	0	0	2.57	5	150	0%	0	0	0%	
bis(2-chloroisopropyl)Ether	A	ug/L	0	0		0	0	0	1.49	5	150	0%	0	0	0%	
bis(2-ethylhexyl)Phthalate	A	ug/L	0	0		0	0	0	1.91	5	150	0%	0	0	0%	

Seq No	Lab ID	Test Code	Sample Typ	File ID	Analysis Date	DF	Batch ID	Prep Date	SPKref	RPDref	pmoist
15015887	MB-163072	SVOC-8270-W-	MBLK	V5973N.I\sd0201	2/1/2022 10:46:0	1	163072	1/19/2022 3:	0	0	

Analyte	T	Units	RAW	Final	Text	Spike	SPKref	RPDref	MDL	PQL	UQL	%REC	LOW	HIGH	%RPD	Q
Butylbenzylphthalate	A	ug/L	0	0		0	0	0	1.57	5	150	0%	0	0	0%	
Carbazole	A	ug/L	0	0		0	0	0	0.842	5	150	0%	0	0	0%	
Chrysene	A	ug/L	0	0		0	0	0	1.17	5	150	0%	0	0	0%	
Di-n-butyl phthalate	A	ug/L	0	0		0	0	0	0.932	5	150	0%	0	0	0%	
Di-n-octyl phthalate	A	ug/L	0	0		0	0	0	1.34	5	150	0%	0	0	0%	
Dibenzo(a,h)anthracene	A	ug/L	0	0		0	0	0	1.17	5	150	0%	0	0	0%	
Dibenzofuran	A	ug/L	0	0		0	0	0	1.74	5	150	0%	0	0	0%	
Diethyl phthalate	A	ug/L	0	0		0	0	0	2.18	5	150	0%	0	0	0%	
Dimethyl phthalate	A	ug/L	0	0		0	0	0	1.72	5	150	0%	0	0	0%	
Fluoranthene	A	ug/L	0	0		0	0	0	0.883	5	150	0%	0	0	0%	
Fluorene	A	ug/L	0	0		0	0	0	1.82	5	150	0%	0	0	0%	
Hexachlorobenzene	A	ug/L	0	0		0	0	0	1.33	5	150	0%	0	0	0%	
Hexachlorobutadiene	A	ug/L	0	0		0	0	0	2.32	5	150	0%	0	0	0%	
Hexachlorocyclopentadiene	A	ug/L	0	0		0	0	0	2.97	5	150	0%	0	0	0%	
Hexachloroethane	A	ug/L	0	0		0	0	0	1.79	5	150	0%	0	0	0%	
Indeno(1,2,3-cd)pyrene	A	ug/L	0	0		0	0	0	1.25	5	150	0%	0	0	0%	
Isophorone	A	ug/L	0	0		0	0	0	1.67	5	150	0%	0	0	0%	
m+p-Cresols	A	ug/L	0	0		0	0	0	1.78	5	150	0%	0	0	0%	
n-Nitroso-di-n-propylamine	A	ug/L	0	0		0	0	0	1.54	5	150	0%	0	0	0%	
n-Nitrosodimethylamine	A	ug/L	0	0		0	0	0	1.53	5	150	0%	0	0	0%	
n-Nitrosodiphenylamine	A	ug/L	0	0		0	0	0	1.16	10	150	0%	0	0	0%	
Naphthalene	A	ug/L	0	0		0	0	0	1.74	5	150	0%	0	0	0%	
Nitrobenzene	A	ug/L	0	0		0	0	0	2.31	5	150	0%	0	0	0%	
o-Cresol	A	ug/L	0	0		0	0	0	1.83	5	150	0%	0	0	0%	
p-Chloroaniline	A	ug/L	0	0		0	0	0	1.52	5	150	0%	0	0	0%	
Pentachlorophenol	A	ug/L	0	0		0	0	0	4.24	10	150	0%	0	0	0%	
Phenanthrene	A	ug/L	0	0		0	0	0	0.784	5	150	0%	0	0	0%	
Phenol	A	ug/L	0	0		0	0	0	1.46	5	150	0%	0	0	0%	
Pyrene	A	ug/L	0	0		0	0	0	0.921	5	150	0%	0	0	0%	
Pyridine	A	ug/L	0	0		0	0	0	3.22	5	150	0%	0	0	0%	
Triallate	A	ug/L	0	0		0	0	0	1.51	5	150	0%	0	0	0%	
1,4-Dichlorobenzene-d4	I	ug/L	40	40		0	0	0	0	5	150	0%	0	0	0%	
Acenaphthene-d10	I	ug/L	40	40		0	0	0	0	5	150	0%	0	0	0%	
Chrysene-d12	I	ug/L	40	40		0	0	0	0	5	150	0%	0	0	0%	
Naphthalene-d8	I	ug/L	40	40		0	0	0	0	5	150	0%	0	0	0%	

Seq No	Lab ID	Test Code	Sample Typ	File ID	Analysis Date	DF	Batch ID	Prep Date	SPKref	RPDref	pmoist
15015887	MB-163072	SVOC-8270-W-	MBLK	V5973N.I\sd0201	2/1/2022 10:46:0	1	163072	1/19/2022 3:	0	0	

Analyte	T	Units	RAW	Final	Text	Spike	SPKref	RPDref	MDL	PQL	UQL	%REC	LOW	HIGH	%RPD	Q
Perylene-d12	I	ug/L	40	40		0	0	0	0	5	150	0%	0	0	0%	
Phenanthrene-d10	I	ug/L	40	40		0	0	0	0	5	150	0%	0	0	0%	
2,4,6-Tribromophenol	S	ug/L	164.01751	164.01751		200	0	0	2.88	5	0	82%	25	140	0%	
2-Fluorobiphenyl	S	ug/L	62.12505	62.12505		100	0	0	0.724	5	0	62%	28	107	0%	
2-Fluorophenol	S	ug/L	73.57897	73.57897		200	0	0	3.52	5	0	37%	10	75	0%	
Nitrobenzene-d5	S	ug/L	63.2486	63.2486		100	0	0	2.34	5	0	63%	32	94	0%	
Phenol-d5	S	ug/L	74.33281	74.33281		200	0	0	2.06	5	0	37%	10	65	0%	
Terphenyl-d14	S	ug/L	92.54703	92.54703		100	0	0	1.17	5	0	93%	32	122	0%	
4-Chloroaniline	X	ug/L	0	0		0	0	0	1.61	5	150	0%	0	0	0%	
o-Terphenyl	X	ug/L	0	0		0	0	0	1.27	5	150	0%	0	0	0%	

Seq No	Lab ID	Test Code	Sample Typ	File ID	Analysis Date	DF	Batch ID	Prep Date	SPKref	RPDref	pmoist
15015888	LCS-163072	SVOC-8270-W-	LCS	V5973N.I\sd0201	2/1/2022 11:18:1	1	163072	1/19/2022 3:	0	0	

Analyte	T	Units	RAW	Final	Text	Spike	SPKref	RPDref	MDL	PQL	UQL	%REC	LOW	HIGH	%RPD	Q
1,2,4-Trichlorobenzene	A	ug/L	63.58139	63.58139		100	0	0	1.9	10	150	64%	48	98	0%	
1,2-Dichlorobenzene	A	ug/L	57.4391	57.4391		100	0	0	1.97	10	150	57%	48	91	0%	
1,3-Dichlorobenzene	A	ug/L	60.38362	60.38362		100	0	0	2.13	10	150	60%	46	89	0%	
1,4-Dichlorobenzene	A	ug/L	54.04172	54.04172		100	0	0	2.02	10	150	54%	46	90	0%	
1-Methylnaphthalene	A	ug/L	70.41202	70.41202		100	0	0	2.39	10	150	70%	52	97	0%	
2,2´-Oxybis(1-Chloropropane)	A	ug/L	60.26901	60.26901		100	0	0	1.45	10	150	60%	43	85	0%	
2,4,5-Trichlorophenol	A	ug/L	76.85901	76.85901		100	0	0	2.23	10	150	77%	27	123	0%	
2,4,6-Trichlorophenol	A	ug/L	81.5381	81.5381		100	0	0	2.64	10	150	82%	24	120	0%	
2,4-Dichlorophenol	A	ug/L	63.9134	63.9134		100	0	0	1.69	10	150	64%	24	107	0%	
2,4-Dimethylphenol	A	ug/L	42.67686	42.67686		100	0	0	1.69	10	150	43%	39	96	0%	
2,4-Dinitrophenol	A	ug/L	62.79589	62.79589		100	0	0	4.26	10	150	63%	16	105	0%	
2,4-Dinitrotoluene	A	ug/L	73.45678	73.45678		100	0	0	3.04	10	150	73%	64	116	0%	
2,6-Dinitrotoluene	A	ug/L	89.04061	89.04061		100	0	0	3.2	10	150	89%	56	116	0%	
2-Chloronaphthalene	A	ug/L	79.76171	79.76171		100	0	0	2.14	10	150	80%	55	104	0%	
2-Chlorophenol	A	ug/L	60.4166	60.4166		100	0	0	2.48	10	150	60%	22	97	0%	
2-Methylnaphthalene	A	ug/L	78.60658	78.60658		100	0	0	1.92	10	150	79%	55	103	0%	
2-Nitroaniline	A	ug/L	79.7943	79.7943		100	0	0	2.4	10	150	80%	50	124	0%	
2-Nitrophenol	A	ug/L	71.64383	71.64383		100	0	0	2.36	10	150	72%	30	105	0%	
3,3´-Dichlorobenzidine	A	ug/L	64.91478	64.91478		100	0	0	2.11	10	150	65%	36	120	0%	
3-Nitroaniline	A	ug/L	70.14046	70.14046		100	0	0	2.77	10	150	70%	49	106	0%	

Seq No	Lab ID	Test Code	Sample Typ	File ID	Analysis Date	DF	Batch ID	Prep Date	SPKref	RPDref	pmoist
15015888	LCS-163072	SVOC-8270-W-	LCS	V5973N.I\sd0201	2/1/2022 11:18:1	1	163072	1/19/2022 3:	0	0	

Analyte	T	Units	RAW	Final	Text	Spike	SPKref	RPDref	MDL	PQL	UQL	%REC	LOW	HIGH	%RPD	Q
4,6-Dinitro-2-methylphenol	A	ug/L	66.97305	66.97305		100	0	0	2.33	10	150	67%	19	128	0%	
4-Bromophenyl phenyl ether	A	ug/L	80.88359	80.88359		100	0	0	1.74	10	150	81%	60	113	0%	
4-Chloro-2-methylphenol	A	ug/L	69.25071	69.25071		100	0	0	1.6	10	150	69%	37	99	0%	
4-Chloro-3-methylphenol	A	ug/L	80.57084	80.57084		100	0	0	1.46	10	150	81%	35	101	0%	
4-Chlorophenol	A	ug/L	64.68988	64.68988		100	0	0	2.64	10	150	65%	16	98	0%	
4-Chlorophenyl phenyl ether	A	ug/L	85.65249	85.65249		100	0	0	2.03	10	150	86%	60	108	0%	
4-Nitroaniline	A	ug/L	70.60513	70.60513		100	0	0	1.63	10	150	71%	48	117	0%	
4-Nitrophenol	A	ug/L	41.01352	41.01352		100	0	0	2.5	10	150	41%	10	77	0%	
Acenaphthene	A	ug/L	83.69997	83.69997		100	0	0	1.89	10	150	84%	62	105	0%	
Acenaphthylene	A	ug/L	75.18531	75.18531		100	0	0	1.57	10	150	75%	58	97	0%	
Aniline	A	ug/L	36.98088	36.98088		100	0	0	3.74	10	150	37%	12	54	0%	
Anthracene	A	ug/L	82.66183	82.66183		100	0	0	1.23	10	150	83%	61	108	0%	
Azobenzene	A	ug/L	72.5411	72.5411		100	0	0	1.09	10	150	73%	58	107	0%	
Benzidine	A	ug/L	3.95454	3.95454		100	0	0	0.672	10	150	4%	10	121	0%	S
Benzo(a)anthracene	A	ug/L	87.34905	87.34905		100	0	0	0.856	10	150	87%	62	111	0%	
Benzo(a)pyrene	A	ug/L	83.41601	83.41601		100	0	0	1.24	10	150	83%	56	109	0%	
Benzo(b)fluoranthene	A	ug/L	87.9694	87.9694		100	0	0	0.903	10	150	88%	53	123	0%	
Benzo(g,h,i)perylene	A	ug/L	86.24181	86.24181		100	0	0	1.01	10	150	86%	62	122	0%	
Benzo(k)fluoranthene	A	ug/L	81.92102	81.92102		100	0	0	0.97	10	150	82%	55	116	0%	
Benzoic acid	A	ug/L	23.90028	23.90028		100	0	0	1.51	10	150	24%	10	39	0%	
Benzyl alcohol	A	ug/L	58.63434	58.63434		100	0	0	3.13	10	150	59%	37	78	0%	
bis(-2-chloroethoxy)Methane	A	ug/L	82.72	82.72		100	0	0	1.36	10	150	83%	54	102	0%	
bis(-2-chloroethyl)Ether	A	ug/L	73.7286	73.7286		100	0	0	2.57	10	150	74%	45	92	0%	
bis(2-chloroisopropyl)Ether	A	ug/L	60.26901	60.26901		100	0	0	1.49	10	150	60%	43	85	0%	
bis(2-ethylhexyl)Phthalate	A	ug/L	85.50155	85.50155		100	0	0	1.91	10	150	86%	44	128	0%	
Butylbenzylphthalate	A	ug/L	84.16726	84.16726		100	0	0	1.57	10	150	84%	57	121	0%	
Carbazole	A	ug/L	90.10571	90.10571		100	0	0	0.842	10	150	90%	62	111	0%	
Chrysene	A	ug/L	87.23645	87.23645		100	0	0	1.17	10	150	87%	66	107	0%	
Di-n-butyl phthalate	A	ug/L	89.13672	89.13672		100	0	0	0.932	10	150	89%	57	121	0%	
Di-n-octyl phthalate	A	ug/L	87.24376	87.24376		100	0	0	1.34	10	150	87%	45	106	0%	
Dibenzo(a,h)anthracene	A	ug/L	90.71579	90.71579		100	0	0	1.17	10	150	91%	61	115	0%	
Dibenzofuran	A	ug/L	81.46602	81.46602		100	0	0	1.74	10	150	81%	59	106	0%	
Diethyl phthalate	A	ug/L	93.26227	93.26227		100	0	0	2.18	10	150	93%	56	115	0%	
Dimethyl phthalate	A	ug/L	84.87897	84.87897		100	0	0	1.72	10	150	85%	46	115	0%	
Fluoranthene	A	ug/L	74.76474	74.76474		100	0	0	0.883	10	150	75%	60	111	0%	

Seq No	Lab ID	Test Code	Sample Typ	File ID	Analysis Date	DF	Batch ID	Prep Date	SPKref	RPDref	pmoist
15015888	LCS-163072	SVOC-8270-W-	LCS	V5973N.I\sd0201	2/1/2022 11:18:1	1	163072	1/19/2022 3:	0	0	

Analyte	T	Units	RAW	Final	Text	Spike	SPKref	RPDref	MDL	PQL	UQL	%REC	LOW	HIGH	%RPD	Q
Fluorene	A	ug/L	76.69291	76.69291		100	0	0	1.82	10	150	77%	60	106	0%	
Hexachlorobenzene	A	ug/L	68.31144	68.31144		100	0	0	1.33	10	150	68%	57	106	0%	
Hexachlorobutadiene	A	ug/L	53.83753	53.83753		100	0	0	2.32	10	150	54%	38	95	0%	
Hexachlorocyclopentadiene	A	ug/L	52.10698	52.10698		100	0	0	2.97	10	150	52%	44	95	0%	
Hexachloroethane	A	ug/L	54.42637	54.42637		100	0	0	1.79	10	150	54%	39	98	0%	
Indeno(1,2,3-cd)pyrene	A	ug/L	85.95582	85.95582		100	0	0	1.25	10	150	86%	50	109	0%	
Isophorone	A	ug/L	76.14831	76.14831		100	0	0	1.67	10	150	76%	51	97	0%	
m+p-Cresols	A	ug/L	60.82711	60.82711		100	0	0	1.78	10	150	61%	25	98	0%	
n-Nitroso-di-n-propylamine	A	ug/L	78.79795	78.79795		100	0	0	1.54	10	150	79%	55	106	0%	
n-Nitrosodimethylamine	A	ug/L	46.03895	46.03895		100	0	0	1.53	10	150	46%	21	65	0%	
n-Nitrosodiphenylamine	A	ug/L	78.67161	78.67161		100	0	0	1.16	10	150	79%	58	117	0%	
Naphthalene	A	ug/L	70.6608	70.6608		100	0	0	1.74	10	150	71%	50	99	0%	
Nitrobenzene	A	ug/L	76.88591	76.88591		100	0	0	2.31	10	150	77%	49	110	0%	
o-Cresol	A	ug/L	67.5391	67.5391		100	0	0	1.83	10	150	68%	34	98	0%	
p-Chloroaniline	A	ug/L	55.81156	55.81156		100	0	0	1.52	10	150	56%	35	86	0%	
Pentachlorophenol	A	ug/L	78.38896	78.38896		100	0	0	4.24	10	150	78%	24	130	0%	
Phenanthrene	A	ug/L	78.33908	78.33908		100	0	0	0.784	10	150	78%	60	107	0%	
Phenol	A	ug/L	42.99721	42.99721		100	0	0	1.46	10	150	43%	37	75	0%	
Pyrene	A	ug/L	79.86896	79.86896		100	0	0	0.921	10	150	80%	61	113	0%	
Pyridine	A	ug/L	32.07962	32.07962		100	0	0	3.22	10	150	32%	10	65	0%	
Triallate	A	ug/L	79.41404	79.41404		100	0	0	1.51	10	150	79%	53	113	0%	
1,4-Dichlorobenzene-d4	I	ug/L	40	40		0	0	0	0	10	150	0%	0	0	0%	
Acenaphthene-d10	I	ug/L	40	40		0	0	0	0	10	150	0%	0	0	0%	
Chrysene-d12	I	ug/L	40	40		0	0	0	0	10	150	0%	0	0	0%	
Naphthalene-d8	I	ug/L	40	40		0	0	0	0	10	150	0%	0	0	0%	
Perylene-d12	I	ug/L	40	40		0	0	0	0	10	150	0%	0	0	0%	
Phenanthrene-d10	I	ug/L	40	40		0	0	0	0	10	150	0%	0	0	0%	
2,4,6-Tribromophenol	S	ug/L	160.95511	160.95511		200	0	0	2.88	10	0	80%	25	140	0%	
2-Fluorobiphenyl	S	ug/L	69.79281	69.79281		100	0	0	0.724	10	0	70%	28	107	0%	
2-Fluorophenol	S	ug/L	74.10315	74.10315		200	0	0	3.52	10	0	37%	10	75	0%	
Nitrobenzene-d5	S	ug/L	69.1676	69.1676		100	0	0	2.34	10	0	69%	32	94	0%	
Phenol-d5	S	ug/L	81.22286	81.22286		200	0	0	2.06	10	0	41%	10	65	0%	
Terphenyl-d14	S	ug/L	84.00207	84.00207		100	0	0	1.17	10	0	84%	32	122	0%	
4-Chloroaniline	X	ug/L	55.81156	55.81156		100	0	0	1.61	10	150	56%	35	86	0%	
o-Terphenyl	X	ug/L	80.47222	80.47222		100	0	0	1.27	10	150	80%	54	105	0%	

Seq No	Lab ID	Test Code	Sample Typ	File ID	Analysis Date	DF	Batch ID	Prep Date	SPKref	RPDref	pmoist
15015889	LCSD-163072	SVOC-8270-W-	LCSD	V5973N.I\sd0201	2/1/2022 11:50:1	1	163072	1/19/2022 3:	0	2E+07	

Analyte	T	Units	RAW	Final	Text	Spike	SPKref	RPDref	MDL	PQL	UQL	%REC	LOW	HIGH	%RPD	Q
1,2,4-Trichlorobenzene	A	ug/L	71.96882	71.96882		100	0	63.58139	1.9	10	150	72%	48	98	12%	
1,2-Dichlorobenzene	A	ug/L	67.22594	67.22594		100	0	57.4391	1.97	10	150	67%	48	91	16%	
1,3-Dichlorobenzene	A	ug/L	67.32588	67.32588		100	0	60.38362	2.13	10	150	67%	46	89	11%	
1,4-Dichlorobenzene	A	ug/L	61.71463	61.71463		100	0	54.04172	2.02	10	150	62%	46	90	13%	
1-Methylnaphthalene	A	ug/L	84.90995	84.90995		100	0	70.41202	2.39	10	150	85%	52	97	19%	
2,2´-Oxybis(1-Chloropropane)	A	ug/L	68.68978	68.68978		100	0	60.26901	1.45	10	150	69%	43	85	13%	
2,4,5-Trichlorophenol	A	ug/L	78.9197	78.9197		100	0	76.85901	2.23	10	150	79%	27	123	3%	
2,4,6-Trichlorophenol	A	ug/L	88.61518	88.61518		100	0	81.5381	2.64	10	150	89%	24	120	8%	
2,4-Dichlorophenol	A	ug/L	72.03373	72.03373		100	0	63.9134	1.69	10	150	72%	24	107	12%	
2,4-Dimethylphenol	A	ug/L	57.0667	57.0667		100	0	42.67686	1.69	10	150	57%	39	96	29%	
2,4-Dinitrophenol	A	ug/L	55.8435	55.8435		100	0	62.79589	4.26	10	150	56%	16	105	12%	
2,4-Dinitrotoluene	A	ug/L	82.82037	82.82037		100	0	73.45678	3.04	10	150	83%	64	116	12%	
2,6-Dinitrotoluene	A	ug/L	93.04391	93.04391		100	0	89.04061	3.2	10	150	93%	56	116	4%	
2-Chloronaphthalene	A	ug/L	90.01716	90.01716		100	0	79.76171	2.14	10	150	90%	55	104	12%	
2-Chlorophenol	A	ug/L	67.72956	67.72956		100	0	60.4166	2.48	10	150	68%	22	97	11%	
2-Methylnaphthalene	A	ug/L	92.79762	92.79762		100	0	78.60658	1.92	10	150	93%	55	103	17%	
2-Nitroaniline	A	ug/L	82.66513	82.66513		100	0	79.7943	2.4	10	150	83%	50	124	4%	
2-Nitrophenol	A	ug/L	79.47589	79.47589		100	0	71.64383	2.36	10	150	79%	30	105	10%	
3,3´-Dichlorobenzidine	A	ug/L	73.56615	73.56615		100	0	64.91478	2.11	10	150	74%	36	120	12%	
3-Nitroaniline	A	ug/L	75.05062	75.05062		100	0	70.14046	2.77	10	150	75%	49	106	7%	
4,6-Dinitro-2-methylphenol	A	ug/L	75.1883	75.1883		100	0	66.97305	2.33	10	150	75%	19	128	12%	
4-Bromophenyl phenyl ether	A	ug/L	94.49551	94.49551		100	0	80.88359	1.74	10	150	94%	60	113	16%	
4-Chloro-2-methylphenol	A	ug/L	80.69897	80.69897		100	0	69.25071	1.6	10	150	81%	37	99	15%	
4-Chloro-3-methylphenol	A	ug/L	89.00129	89.00129		100	0	80.57084	1.46	10	150	89%	35	101	10%	
4-Chlorophenol	A	ug/L	69.09776	69.09776		100	0	64.68988	2.64	10	150	69%	16	98	7%	
4-Chlorophenyl phenyl ether	A	ug/L	97.11898	97.11898		100	0	85.65249	2.03	10	150	97%	60	108	13%	
4-Nitroaniline	A	ug/L	76.56243	76.56243		100	0	70.60513	1.63	10	150	77%	48	117	8%	
4-Nitrophenol	A	ug/L	41.41027	41.41027		100	0	41.01352	2.5	10	150	41%	10	77	1%	
Acenaphthene	A	ug/L	91.3888	91.3888		100	0	83.69997	1.89	10	150	91%	62	105	9%	
Acenaphthylene	A	ug/L	83.62062	83.62062		100	0	75.18531	1.57	10	150	84%	58	97	11%	
Aniline	A	ug/L	40.3925	40.3925		100	0	36.98088	3.74	10	150	40%	12	54	9%	
Anthracene	A	ug/L	95.74971	95.74971		100	0	82.66183	1.23	10	150	96%	61	108	15%	
Azobenzene	A	ug/L	80.39396	80.39396		100	0	72.5411	1.09	10	150	80%	58	107	10%	
Benzidine	A	ug/L	3.31722	3.31722		100	0	3.95454	0.672	10	150	3%	10	121		S
Benzo(a)anthracene	A	ug/L	95.28553	95.28553		100	0	87.34905	0.856	10	150	95%	62	111	9%	

Seq No	Lab ID	Test Code	Sample Typ	File ID	Analysis Date	DF	Batch ID	Prep Date	SPKref	RPDref	pmoist
15015889	LCSD-163072	SVOC-8270-W-	LCSD	V5973N.I\sd0201	2/1/2022 11:50:1	1	163072	1/19/2022 3:	0	2E+07	

Analyte	T	Units	RAW	Final	Text	Spike	SPKref	RPDref	MDL	PQL	UQL	%REC	LOW	HIGH	%RPD	Q
Benzo(a)pyrene	A	ug/L	90.38392	90.38392		100	0	83.41601	1.24	10	150	90%	56	109	8%	
Benzo(b)fluoranthene	A	ug/L	96.88188	96.88188		100	0	87.9694	0.903	10	150	97%	53	123	10%	
Benzo(g,h,i)perylene	A	ug/L	95.7831	95.7831		100	0	86.24181	1.01	10	150	96%	62	122	10%	
Benzo(k)fluoranthene	A	ug/L	89.06319	89.06319		100	0	81.92102	0.97	10	150	89%	55	116	8%	
Benzoic acid	A	ug/L	25.83523	25.83523		100	0	23.90028	1.51	10	150	26%	10	39	8%	
Benzyl alcohol	A	ug/L	68.66271	68.66271		100	0	58.63434	3.13	10	150	69%	37	78	16%	
bis(-2-chloroethoxy)Methane	A	ug/L	97.27778	97.27778		100	0	82.72	1.36	10	150	97%	54	102	16%	
bis(-2-chloroethyl)Ether	A	ug/L	86.96302	86.96302		100	0	73.7286	2.57	10	150	87%	45	92	16%	
bis(2-chloroisopropyl)Ether	A	ug/L	68.68978	68.68978		100	0	60.26901	1.49	10	150	69%	43	85	13%	
bis(2-ethylhexyl)Phthalate	A	ug/L	94.21761	94.21761		100	0	85.50155	1.91	10	150	94%	44	128	10%	
Butylbenzylphthalate	A	ug/L	98.30351	98.30351		100	0	84.16726	1.57	10	150	98%	57	121	15%	
Carbazole	A	ug/L	95.77645	95.77645		100	0	90.10571	0.842	10	150	96%	62	111	6%	
Chrysene	A	ug/L	96.88978	96.88978		100	0	87.23645	1.17	10	150	97%	66	107	10%	
Di-n-butyl phthalate	A	ug/L	100.22111	100.22111		100	0	89.13672	0.932	10	150	100%	57	121	12%	
Di-n-octyl phthalate	A	ug/L	94.8556	94.8556		100	0	87.24376	1.34	10	150	95%	45	106	8%	
Dibenzo(a,h)anthracene	A	ug/L	101.66788	101.66788		100	0	90.71579	1.17	10	150	102%	61	115	11%	
Dibenzofuran	A	ug/L	87.15183	87.15183		100	0	81.46602	1.74	10	150	87%	59	106	7%	
Diethyl phthalate	A	ug/L	105.35219	105.35219		100	0	93.26227	2.18	10	150	105%	56	115	12%	
Dimethyl phthalate	A	ug/L	95.00738	95.00738		100	0	84.87897	1.72	10	150	95%	46	115	11%	
Fluoranthene	A	ug/L	88.22986	88.22986		100	0	74.76474	0.883	10	150	88%	60	111	17%	
Fluorene	A	ug/L	84.33938	84.33938		100	0	76.69291	1.82	10	150	84%	60	106	9%	
Hexachlorobenzene	A	ug/L	84.94607	84.94607		100	0	68.31144	1.33	10	150	85%	57	106	22%	
Hexachlorobutadiene	A	ug/L	62.43606	62.43606		100	0	53.83753	2.32	10	150	62%	38	95	15%	
Hexachlorocyclopentadiene	A	ug/L	61.73422	61.73422		100	0	52.10698	2.97	10	150	62%	44	95	17%	
Hexachloroethane	A	ug/L	61.36941	61.36941		100	0	54.42637	1.79	10	150	61%	39	98	12%	
Indeno(1,2,3-cd)pyrene	A	ug/L	97.28174	97.28174		100	0	85.95582	1.25	10	150	97%	50	109	12%	
Isophorone	A	ug/L	86.94344	86.94344		100	0	76.14831	1.67	10	150	87%	51	97	13%	
m+p-Cresols	A	ug/L	67.34809	67.34809		100	0	60.82711	1.78	10	150	67%	25	98	10%	
n-Nitroso-di-n-propylamine	A	ug/L	96.76487	96.76487		100	0	78.79795	1.54	10	150	97%	55	106	20%	
n-Nitrosodimethylamine	A	ug/L	55.95073	55.95073		100	0	46.03895	1.53	10	150	56%	21	65	19%	
n-Nitrosodiphenylamine	A	ug/L	96.00055	96.00055		100	0	78.67161	1.16	10	150	96%	58	117	20%	
Naphthalene	A	ug/L	81.93542	81.93542		100	0	70.6608	1.74	10	150	82%	50	99	15%	
Nitrobenzene	A	ug/L	88.79123	88.79123		100	0	76.88591	2.31	10	150	89%	49	110	14%	
o-Cresol	A	ug/L	77.09921	77.09921		100	0	67.5391	1.83	10	150	77%	34	98	13%	
p-Chloroaniline	A	ug/L	63.28763	63.28763		100	0	55.81156	1.52	10	150	63%	35	86	13%	

Seq No	Lab ID	Test Code	Sample Typ	File ID	Analysis Date	DF	Batch ID	Prep Date	SPKref	RPDref	pmoist
15015889	LCSD-163072	SVOC-8270-W-	LCSD	V5973N.I\sd0201	2/1/2022 11:50:1	1	163072	1/19/2022 3:	0	2E+07	

Analyte	T	Units	RAW	Final	Text	Spike	SPKref	RPDref	MDL	PQL	UQL	%REC	LOW	HIGH	%RPD	Q
Pentachlorophenol	A	ug/L	98.51005	98.51005		100	0	78.38896	4.24	10	150	99%	24	130	23%	
Phenanthrene	A	ug/L	88.55744	88.55744		100	0	78.33908	0.784	10	150	89%	60	107	12%	
Phenol	A	ug/L	47.05243	47.05243		100	0	42.99721	1.46	10	150	47%	37	75	9%	
Pyrene	A	ug/L	89.11839	89.11839		100	0	79.86896	0.921	10	150	89%	61	113	11%	
Pyridine	A	ug/L	41.01336	41.01336		100	0	32.07962	3.22	10	150	41%	10	65	24%	
Triallate	A	ug/L	93.5002	93.5002		100	0	79.41404	1.51	10	150	94%	53	113	16%	
1,4-Dichlorobenzene-d4	I	ug/L	40	40		0	0	0	0	10	150	0%	0	0	0%	
Acenaphthene-d10	I	ug/L	40	40		0	0	0	0	10	150	0%	0	0	0%	
Chrysene-d12	I	ug/L	40	40		0	0	0	0	10	150	0%	0	0	0%	
Naphthalene-d8	I	ug/L	40	40		0	0	0	0	10	150	0%	0	0	0%	
Perylene-d12	I	ug/L	40	40		0	0	0	0	10	150	0%	0	0	0%	
Phenanthrene-d10	I	ug/L	40	40		0	0	0	0	10	150	0%	0	0	0%	
2,4,6-Tribromophenol	S	ug/L	190.50339	190.50339		200	0	0	2.88	10	0	95%	25	140	0%	
2-Fluorobiphenyl	S	ug/L	74.84536	74.84536		100	0	0	0.724	10	0	75%	28	107	0%	
2-Fluorophenol	S	ug/L	83.06348	83.06348		200	0	0	3.52	10	0	42%	10	75	0%	
Nitrobenzene-d5	S	ug/L	79.44467	79.44467		100	0	0	2.34	10	0	79%	32	94	0%	
Phenol-d5	S	ug/L	88.80213	88.80213		200	0	0	2.06	10	0	44%	10	65	0%	
Terphenyl-d14	S	ug/L	94.76155	94.76155		100	0	0	1.17	10	0	95%	32	122	0%	
4-Chloroaniline	X	ug/L	63.28763	63.28763		100	0	55.81156	1.61	10	150	63%	35	86	13%	
o-Terphenyl	X	ug/L	90.08232	90.08232		100	0	80.47222	1.27	10	150	90%	54	105	11%	

Seq No	Lab ID	Test Code	Sample Typ	File ID	Analysis Date	DF	Batch ID	Prep Date	SPKref	RPDref	pmoist
15038201	01-Feb-22_CCV	SVOC-8270-W-	CCV	V5973N.I\sd0201	2/1/2022 9:09:56	1	R374090		0	0	

Analyte	T	Units	RAW	Final	Text	Spike	SPKref	RPDref	MDL	PQL	UQL	%REC	LOW	HIGH	%RPD	Q
1,2,4-Trichlorobenzene	A	ug/L	78.13416	78.13416		75	0	0	1.9	10	150	104%	80	120	0%	
1,2-Dichlorobenzene	A	ug/L	82.06311	82.06311		75	0	0	1.97	10	150	109%	80	120	0%	
1,3-Dichlorobenzene	A	ug/L	82.40439	82.40439		75	0	0	2.13	10	150	110%	80	120	0%	
1,4-Dichlorobenzene	A	ug/L	81.18045	81.18045		75	0	0	2.02	10	150	108%	80	120	0%	
1-Methylnaphthalene	A	ug/L	74.54038	74.54038		75	0	0	2.39	10	150	99%	80	120	0%	
2,2´-Oxybis(1-Chloropropane)	A	ug/L	66.24009	66.24009		75	0	0	1.45	10	150	88%	80	120	0%	
2,4,5-Trichlorophenol	A	ug/L	84.17863	84.17863		75	0	0	2.23	10	150	112%	80	120	0%	
2,4,6-Trichlorophenol	A	ug/L	84.29249	84.29249		75	0	0	2.64	10	150	112%	80	120	0%	
2,4-Dichlorophenol	A	ug/L	78.57967	78.57967		75	0	0	1.69	10	150	105%	80	120	0%	
2,4-Dimethylphenol	A	ug/L	71.86655	71.86655		75	0	0	1.69	10	150	96%	80	120	0%	

Seq No	Lab ID	Test Code	Sample Typ	File ID	Analysis Date	DF	Batch ID	Prep Date	SPKref	RPDref	pmoist
15038201	01-Feb-22_CCV	SVOC-8270-W-	CCV	V5973N.I\sd0201	2/1/2022 9:09:56	1	R374090		0	0	

Analyte	T	Units	RAW	Final	Text	Spike	SPKref	RPDref	MDL	PQL	UQL	%REC	LOW	HIGH	%RPD	Q
2,4-Dinitrophenol	A	ug/L	67.05841	67.05841		75	0	0	4.26	10	150	89%	80	120	0%	
2,4-Dinitrotoluene	A	ug/L	84.0432	84.0432		75	0	0	3.04	10	150	112%	80	120	0%	
2,6-Dinitrotoluene	A	ug/L	88.6171	88.6171		75	0	0	3.2	10	150	118%	80	120	0%	
2-Chloronaphthalene	A	ug/L	86.14054	86.14054		75	0	0	2.14	10	150	115%	80	120	0%	
2-Chlorophenol	A	ug/L	81.05234	81.05234		75	0	0	2.48	10	150	108%	80	120	0%	
2-Methylnaphthalene	A	ug/L	80.4992	80.4992		75	0	0	1.92	10	150	107%	80	120	0%	
2-Nitroaniline	A	ug/L	78.28851	78.28851		75	0	0	2.4	10	150	104%	80	120	0%	
2-Nitrophenol	A	ug/L	73.62902	73.62902		75	0	0	2.36	10	150	98%	80	120	0%	
3,3´-Dichlorobenzidine	A	ug/L	69.36364	69.36364		75	0	0	2.11	10	150	92%	80	120	0%	
3-Nitroaniline	A	ug/L	82.84963	82.84963		75	0	0	2.77	10	150	110%	80	120	0%	
4,6-Dinitro-2-methylphenol	A	ug/L	62.88948	62.88948		75	0	0	2.33	10	150	84%	80	120	0%	
4-Bromophenyl phenyl ether	A	ug/L	75.86095	75.86095		75	0	0	1.74	10	150	101%	80	120	0%	
4-Chloro-2-methylphenol	A	ug/L	70.18127	70.18127		75	0	0	1.6	10	150	94%	80	120	0%	
4-Chloro-3-methylphenol	A	ug/L	74.88478	74.88478		75	0	0	1.46	10	150	100%	80	120	0%	
4-Chlorophenol	A	ug/L	74.89417	74.89417		75	0	0	2.64	10	150	100%	80	120	0%	
4-Chlorophenyl phenyl ether	A	ug/L	82.06341	82.06341		75	0	0	2.03	10	150	109%	80	120	0%	
4-Nitroaniline	A	ug/L	73.43596	73.43596		75	0	0	1.63	10	150	98%	80	120	0%	
4-Nitrophenol	A	ug/L	89.54303	89.54303		75	0	0	2.5	10	150	119%	80	120	0%	
Acenaphthene	A	ug/L	85.48357	85.48357		75	0	0	1.89	10	150	114%	80	120	0%	
Acenaphthylene	A	ug/L	77.31124	77.31124		75	0	0	1.57	10	150	103%	80	120	0%	
Anthracene	A	ug/L	81.37497	81.37497		75	0	0	1.23	10	150	108%	80	120	0%	
Azobenzene	A	ug/L	75.18224	75.18224		75	0	0	1.09	10	150	100%	80	120	0%	
Benzidine	A	ug/L	65.13941	65.13941		75	0	0	6.72	10	150	87%	80	120	0%	
Benzo(a)anthracene	A	ug/L	81.68309	81.68309		75	0	0	0.856	10	150	109%	80	120	0%	
Benzo(a)pyrene	A	ug/L	70.30491	70.30491		75	0	0	1.24	10	150	94%	80	120	0%	
Benzo(b)fluoranthene	A	ug/L	76.02016	76.02016		75	0	0	0.903	10	150	101%	80	120	0%	
Benzo(g,h,i)perylene	A	ug/L	76.68638	76.68638		75	0	0	1.01	10	150	102%	80	120	0%	
Benzo(k)fluoranthene	A	ug/L	70.14316	70.14316		75	0	0	0.97	10	150	94%	80	120	0%	
Benzoic acid	A	ug/L	78.13122	78.13122		75	0	0	1.51	10	150	104%	80	120	0%	
Benzyl alcohol	A	ug/L	78.57328	78.57328		75	0	0	3.13	10	150	105%	80	120	0%	
bis(-2-chloroethoxy)Methane	A	ug/L	78.93897	78.93897		75	0	0	1.36	10	150	105%	80	120	0%	
bis(-2-chloroethyl)Ether	A	ug/L	83.92954	83.92954		75	0	0	2.57	10	150	112%	80	120	0%	
bis(2-chloroisopropyl)Ether	A	ug/L	66.24009	66.24009		75	0	0	1.49	10	150	88%	80	120	0%	
bis(2-ethylhexyl)Phthalate	A	ug/L	82.58281	82.58281		75	0	0	1.91	10	150	110%	80	120	0%	
Butylbenzylphthalate	A	ug/L	81.49395	81.49395		75	0	0	1.57	10	150	109%	80	120	0%	

Seq No	Lab ID	Test Code	Sample Typ	File ID	Analysis Date	DF	Batch ID	Prep Date	SPKref	RPDref	pmoist
15038201	01-Feb-22_CCV	SVOC-8270-W-	CCV	V5973N.I\sd0201	2/1/2022 9:09:56	1	R374090		0	0	

Analyte	T	Units	RAW	Final	Text	Spike	SPKref	RPDref	MDL	PQL	UQL	%REC	LOW	HIGH	%RPD	Q
Carbazole	A	ug/L	82.30026	82.30026		75	0	0	0.842	10	150	110%	80	120	0%	
Chrysene	A	ug/L	79.30778	79.30778		75	0	0	1.17	10	150	106%	80	120	0%	
Di-n-butyl phthalate	A	ug/L	84.18313	84.18313		75	0	0	0.932	10	150	112%	80	120	0%	
Di-n-octyl phthalate	A	ug/L	80.7032	80.7032		75	0	0	1.34	10	150	108%	80	120	0%	
Dibenzo(a,h)anthracene	A	ug/L	82.59803	82.59803		75	0	0	1.17	10	150	110%	80	120	0%	
Dibenzofuran	A	ug/L	78.34119	78.34119		75	0	0	1.74	10	150	104%	80	120	0%	
Diethyl phthalate	A	ug/L	87.69127	87.69127		75	0	0	2.18	10	150	117%	80	120	0%	
Dimethyl phthalate	A	ug/L	84.13556	84.13556		75	0	0	1.72	10	150	112%	80	120	0%	
Fluoranthene	A	ug/L	71.87967	71.87967		75	0	0	0.883	10	150	96%	80	120	0%	
Fluorene	A	ug/L	76.38837	76.38837		75	0	0	1.82	10	150	102%	80	120	0%	
Hexachlorobenzene	A	ug/L	73.86322	73.86322		75	0	0	1.33	10	150	98%	80	120	0%	
Hexachlorobutadiene	A	ug/L	75.62426	75.62426		75	0	0	2.32	10	150	101%	80	120	0%	
Hexachlorocyclopentadiene	A	ug/L	74.62794	74.62794		75	0	0	2.97	10	150	100%	80	120	0%	
Hexachloroethane	A	ug/L	82.47114	82.47114		75	0	0	1.79	10	150	110%	80	120	0%	
Indeno(1,2,3-cd)pyrene	A	ug/L	78.69623	78.69623		75	0	0	1.25	10	150	105%	80	120	0%	
Isophorone	A	ug/L	69.03748	69.03748		75	0	0	1.67	10	150	92%	80	120	0%	
m+p-Cresols	A	ug/L	75.02804	75.02804		75	0	0	1.78	10	150	100%	80	120	0%	
n-Nitroso-di-n-propylamine	A	ug/L	85.54247	85.54247		75	0	0	1.54	10	150	114%	80	120	0%	
n-Nitrosodimethylamine	A	ug/L	84.62802	84.62802		75	0	0	1.53	10	150	113%	80	120	0%	
n-Nitrosodiphenylamine	A	ug/L	74.83528	74.83528		75	0	0	1.16	10	150	100%	80	120	0%	
Naphthalene	A	ug/L	78.53766	78.53766		75	0	0	1.74	10	150	105%	80	120	0%	
Nitrobenzene	A	ug/L	80.83558	80.83558		75	0	0	2.31	10	150	108%	80	120	0%	
o-Cresol	A	ug/L	83.65834	83.65834		75	0	0	1.83	10	150	112%	80	120	0%	
p-Chloroaniline	A	ug/L	69.11353	69.11353		75	0	0	1.52	10	150	92%	80	120	0%	
Pentachlorophenol	A	ug/L	79.17807	79.17807		75	0	0	4.24	10	150	106%	80	120	0%	
Phenanthrene	A	ug/L	75.38401	75.38401		75	0	0	0.784	10	150	101%	80	120	0%	
Phenol	A	ug/L	75.40658	75.40658		75	0	0	1.46	10	150	101%	80	120	0%	
Pyrene	A	ug/L	76.80143	76.80143		75	0	0	0.921	10	150	102%	80	120	0%	
Pyridine	A	ug/L	83.69987	83.69987		75	0	0	3.22	10	150	112%	80	120	0%	
Triallate	A	ug/L	76.38874	76.38874		75	0	0	1.51	10	150	102%	80	120	0%	
1,4-Dichlorobenzene-d4	I	ug/L	40	40		0	0	0	0	10	150	0%	80	120	0%	
Acenaphthene-d10	I	ug/L	40	40		0	0	0	0	10	150	0%	80	120	0%	
Chrysene-d12	I	ug/L	40	40		0	0	0	0	10	150	0%	80	120	0%	
Naphthalene-d8	I	ug/L	40	40		0	0	0	0	10	150	0%	80	120	0%	
Perylene-d12	I	ug/L	40	40		0	0	0	0	10	150	0%	80	120	0%	

Seq No	Lab ID	Test Code	Sample Typ	File ID	Analysis Date	DF	Batch ID	Prep Date	SPKref	RPDref	pmoist
15038201	01-Feb-22_CCV	SVOC-8270-W-	CCV	V5973N.I\sd0201	2/1/2022 9:09:56	1	R374090		0	0	

Analyte	T	Units	RAW	Final	Text	Spike	SPKref	RPDref	MDL	PQL	UQL	%REC	LOW	HIGH	%RPD	Q
Phenanthrene-d10	I	ug/L	40	40		0	0	0	0	10	150	0%	80	120	0%	
2,4,6-Tribromophenol	S	ug/L	79.88188	79.88188		75	0	0	2.88	10	0	107%	80	120	0%	
2-Fluorobiphenyl	S	ug/L	72.31083	72.31083		75	0	0	0.724	10	0	96%	80	120	0%	
2-Fluorophenol	S	ug/L	84.02753	84.02753		75	0	0	3.52	10	0	112%	80	120	0%	
Nitrobenzene-d5	S	ug/L	75.3755	75.3755		75	0	0	2.34	10	0	101%	80	120	0%	
Phenol-d5	S	ug/L	84.36222	84.36222		75	0	0	2.06	10	0	112%	80	120	0%	
Terphenyl-d14	S	ug/L	76.28773	76.28773		75	0	0	1.17	10	0	102%	80	120	0%	
4-Chloroaniline	X	ug/L	69.11353	69.11353		75	0	0	1.61	10	150	92%	80	120	0%	
o-Terphenyl	X	ug/L	74.85106	74.85106		75	0	0	1.27	10	150	100%	80	120	0%	

Seq No	Lab ID	Test Code	Sample Typ	File ID	Analysis Date	DF	Batch ID	Prep Date	SPKref	RPDref	pmoist
15038202	01-Feb-22_CCV	SVOC-8270-W-	CCV	V5973N.I\sd0201	2/1/2022 9:41:59	1	R374090		0	0	

Analyte	T	Units	RAW	Final	Text	Spike	SPKref	RPDref	MDL	PQL	UQL	%REC	LOW	HIGH	%RPD	Q
Aniline	A	ug/L	69.51118	69.51118		75	0	0	3.74	10	150	93%	80	120	0%	

Write Sequence | Insert Entries(Have the first cell for entries selected)

File Name	Sample Name	Line No.	Test Code	Multiplier	Divisor	Method Name
Feb0101.d	01-Feb-22_TUNE_1	1		1	1	5973NTUN.M
Feb0102.d	01-Feb-22_CAL_7	2	SVOC-8270-W-LARGO	1	1	BNA+SIM.M
Feb0103.d	01-Feb-22_CAL_6	3	SVOC-8270-W-LARGO	1	1	BNA+SIM.M
Feb0104.d	01-Feb-22_CAL_5	4	SVOC-8270-W-LARGO	1	1	BNA+SIM.M
Feb0105.d	01-Feb-22_CAL_4	5	SVOC-8270-W-LARGO	1	1	BNA+SIM.M
Feb0106.d	01-Feb-22_CAL_3	6	SVOC-8270-W-LARGO	1	1	BNA+SIM.M
Feb0107.d	01-Feb-22_CAL_2	7	SVOC-8270-W-LARGO	1	1	BNA+SIM.M
Feb0108.d	01-Feb-22_CAL_1	8	SVOC-8270-W-LARGO	1	1	BNA+SIM.M
Feb0109.d	01-Feb-22_CCV_9	9	SVOC-8270-W-LARGO	1	1	BNA+SIM.M
Feb0110.d	01-Feb-22_CCV_10	10	SVOC-8270-W-LARGO	1	1	BNA+SIM.M
Feb0111.d	01-Feb-22_ISTBLK_11	11	SVOC-8270-W-LARGO	1	1	BNA+SIM.M
Feb0112.d	MB-163072	12	SVOC-8270-W-LARGO	1	1	BNA+SIM.M
Feb0113.d	LCS-163072	13	SVOC-8270-W-LARGO	1	1	BNA+SIM.M
Feb0114.d	LCSD-163072	14	SVOC-8270-W-LARGO	1	1	BNA+SIM.M
Feb0115.d	B22011124-001C	15	SVOC-8270-W-LARGO	1	1	BNA+SIM.M
Feb0116.d	B22011125-001C	16	SVOC-8270-W-LARGO	1	1	BNA+SIM.M
Feb0117.d	B22011126-001C	17	SVOC-8270-W-LARGO	1	1	BNA+SIM.M
Feb0118.d	B22011127-001C	18	SVOC-8270-W-LARGO	1	1	BNA+SIM.M
Feb0119.d	B22011128-001C	19	SVOC-8270-W-LARGO	1	1	BNA+SIM.M
Feb0120.d	B22011129-001C	20	SVOC-8270-W-LARGO	1	1	BNA+SIM.M
Feb0121.d	B22011130-001C	21	SVOC-8270-W-LARGO	1	1	BNA+SIM.M
Feb0122.d	B22011131-001C	22	SVOC-8270-W-LARGO	1	1	BNA+SIM.M
Feb0123.d	B22011132-001C	23	SVOC-8270-W-LARGO	1	1	BNA+SIM.M
Feb0124.d	B22011133-001C	24	SVOC-8270-W-LARGO	1	1	BNA+SIM.M
Feb0125.d	01-Feb-22_CCV_25	25	SVOC-8270-W-LARGO	1	1	BNA+SIM.M
Feb0126.d	01-Feb-22_TUNE_26	26		1	1	5973NTUN.M
Feb0127.d	01-Feb-22_CCV_27	27	SVOC-8270-W-LARGO	1	1	BNA+SIM.M
Feb0128.d	01-Feb-22_ISTBLK_28	28	SVOC-8270-W-LARGO	1	1	BNA+SIM.M
Feb0129.d	B22011134-001C	29	SVOC-8270-W-LARGO	1	1	BNA+SIM.M
Feb0130.d	B22011134-002A	30	SVOC-8270-W-LARGO	1	1	BNA+SIM.M
Feb0131.d	B22011135-001C	31	SVOC-8270-W-LARGO	1	1	BNA+SIM.M
Feb0132.d	B22011136-001C	32	SVOC-8270-W-LARGO	1	1	BNA+SIM.M
Feb0133.d	B22011136-001CMS	33	SVOC-8270-W-LARGO	1	1	BNA+SIM.M
Feb0134.d	B22011136-001CMSD	34	SVOC-8270-W-LARGO	1	1	BNA+SIM.M
Feb0135.d	B22011137-001C	35	SVOC-8270-W-LARGO	1	1	BNA+SIM.M
Feb0136.d	B22011200-001A	36	SVOC-8270-W-LARGO	1	1	BNA+SIM.M
Feb0137.d	MB-163174	37	SVOC-8270-W-LARGO	1	1	BNA+SIM.M
Feb0138.d	LCS-163174	38	SVOC-8270-W-LARGO	1	1	BNA+SIM.M
Feb0139.d	LCSD-163174	39	SVOC-8270-W-LARGO	1	1	BNA+SIM.M
Feb0140.d	B22011214-001C	40	SVOC-8270-W-LARGO	1	1	BNA+SIM.M
Feb0141.d	B22011227-001C	41	SVOC-8270-W-LARGO	1	1	BNA+SIM.M
Feb0142.d	B22011228-001C	42	SVOC-8270-W-LARGO	1	1	BNA+SIM.M
Feb0143.d	B22011418-002A	43	SVOC-625.1-W	1	1	BNA+SIM.M
Feb0144.d	B22011446-001C	44	SVOC-8270-W-LARGO	1	1	BNA+SIM.M
Feb0145.d	B22011446-006C	45	SVOC-8270-W-LARGO	1	1	BNA+SIM.M
Feb0146.d	B22011446-006CMS	46	SVOC-8270-W-LARGO	1	1	BNA+SIM.M
Feb0147.d	B22011446-011C	47	SVOC-8270-W-LARGO	1	1	BNA+SIM.M
Feb0148.d	B22011446-012A	48	SVOC-8270-W-LARGO	1	1	BNA+SIM.M
Feb0149.d	B22011446-012AMS	49	SVOC-8270-W-LARGO	1	1	BNA+SIM.M
Feb0150.d	01-Feb-22_CCV_50	50	SVOC-8270-W-LARGO	1	1	BNA+SIM.M

Tune Evaluation Report

Data Path:	\\MASSHUNTER\Org\Data\SV5973N.I\sd020122\DoD BNA cal 1\Feb0101.D
Acq on:	2/1/2022 5:03:23 PM
Operator:	LIMS import
Sample:	01-Feb-22_TUNE_1
Inst Name:	Instrument #1
ALS Vial:	1
Method:	\\MASSHUNTER\Org\Data\SV5973N.I\DFTPP5973N625.m

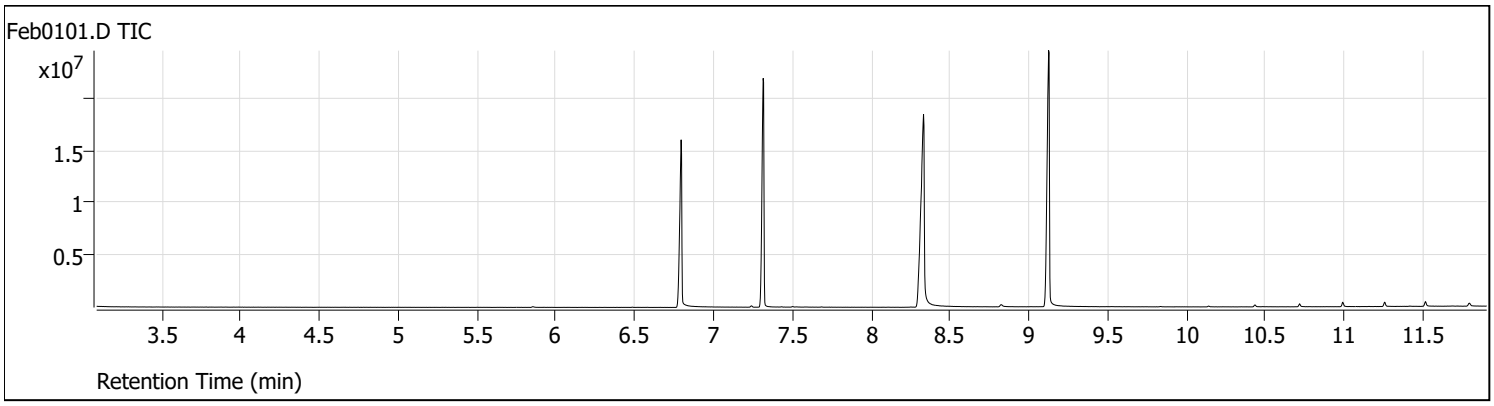

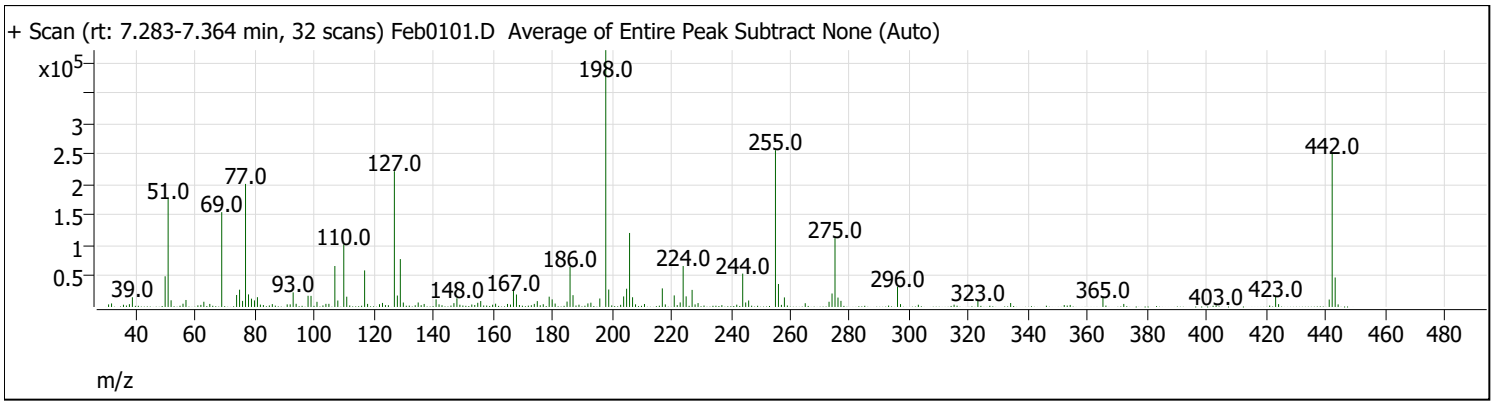

Target Mass	Rel. To Mass	Lower Limit%	Upper Limit%	Rel. Abn%	Raw Abn	Pass/Fail
51	198	30	60	42.2	177635	Pass
68	69	0	2	0.4	637	Pass
70	69	0	2	0.8	1322	Pass
127	198	40	60	52.9	222739	Pass
197	198	0	1	0.0	191	Pass
198	198	100	100	100.0	421304	Pass
199	198	5	9	6.8	28624	Pass
275	198	10	30	26.8	112825	Pass
365	198	1	100	3.5	14887	Pass
441	443	1E-10	150	25.2	12197	Pass
442	198	40	100	59.7	251634	Pass
443	442	17	23	19.2	48408	Pass
69	69	100	100	100.0	155534	Pass

Tune Evaluation Report

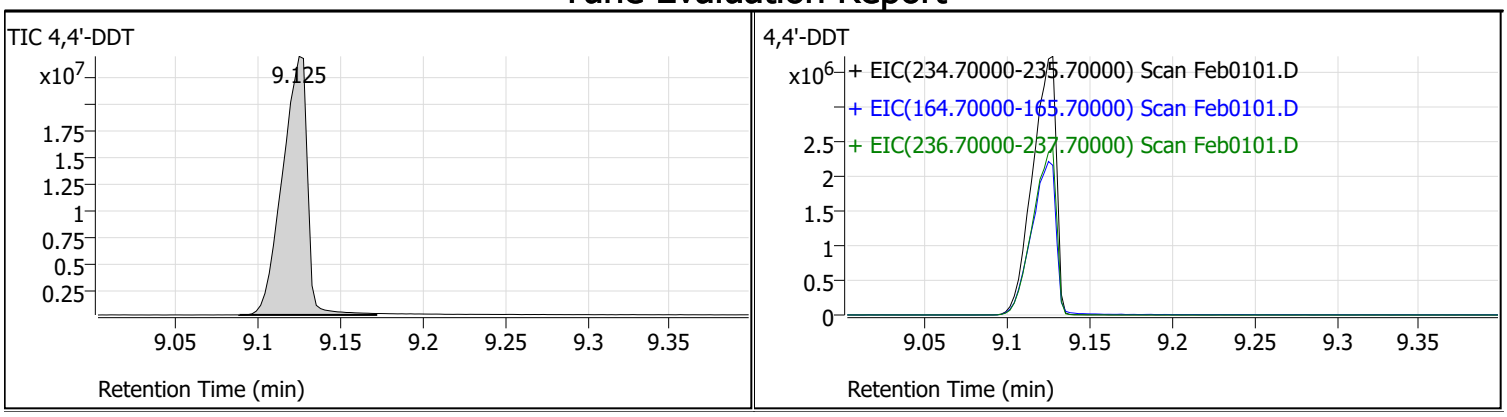

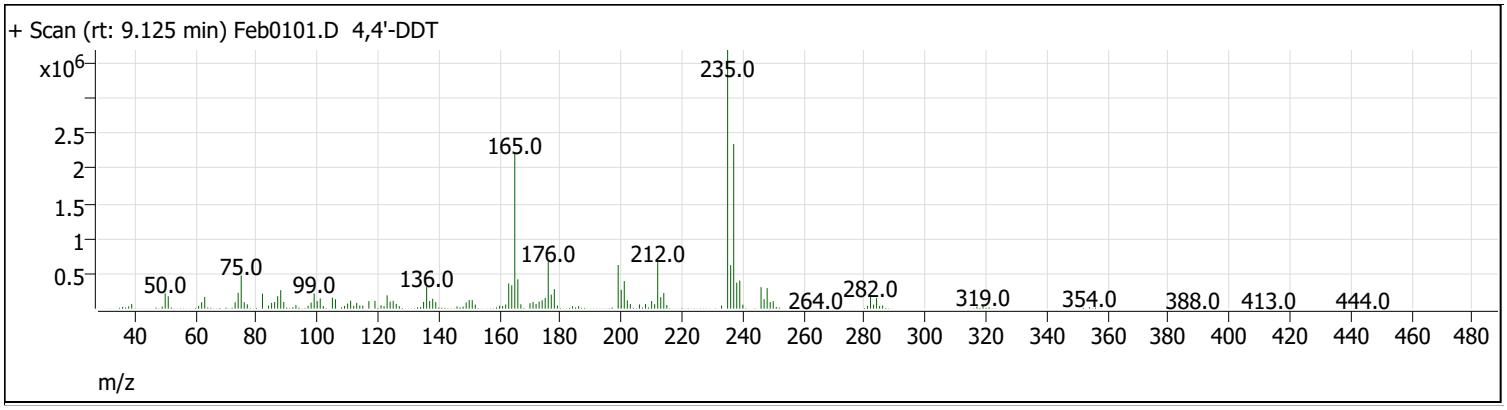

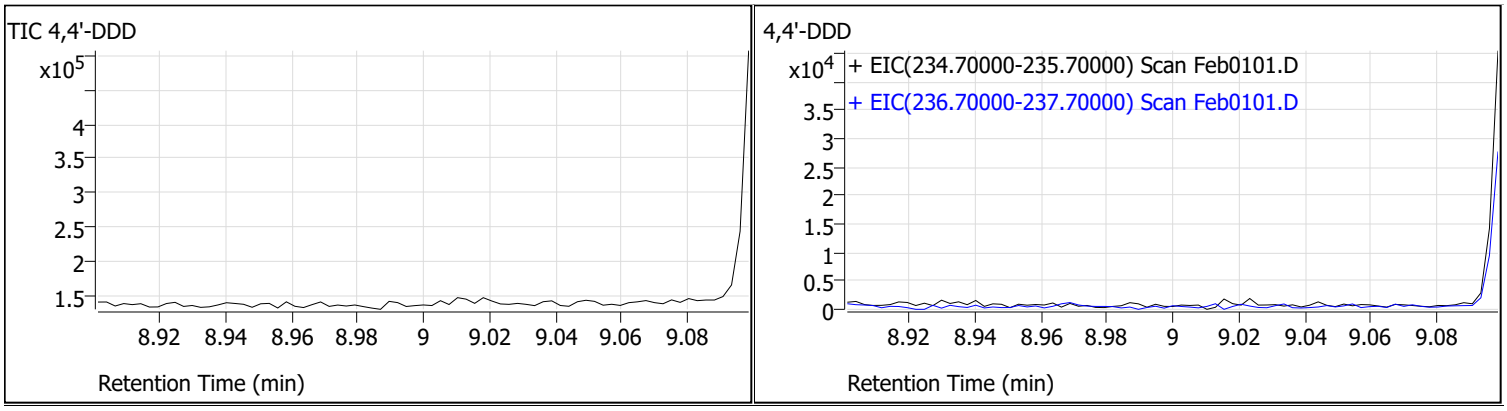

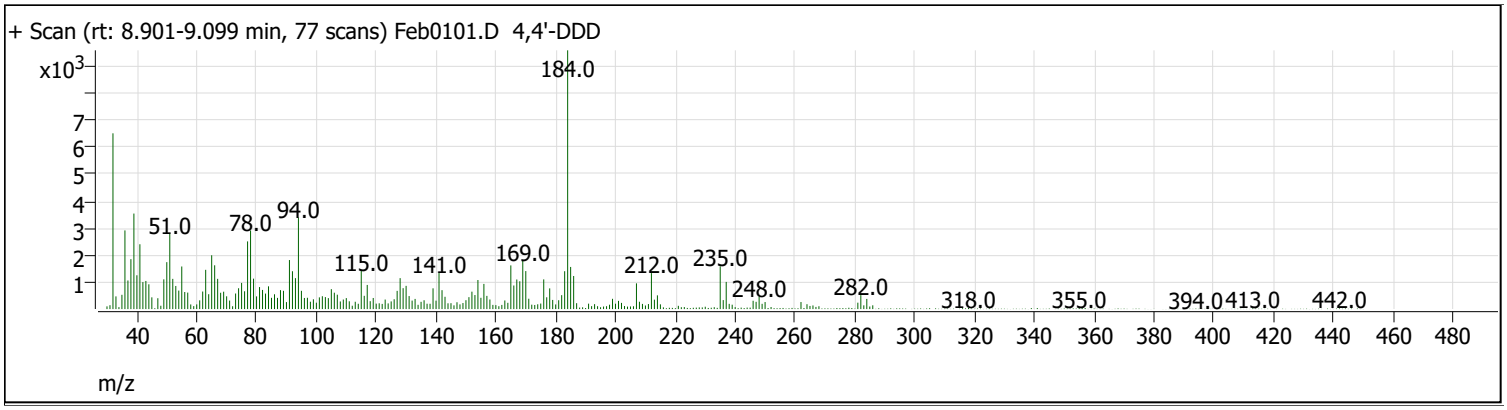



Tune Evaluation Report

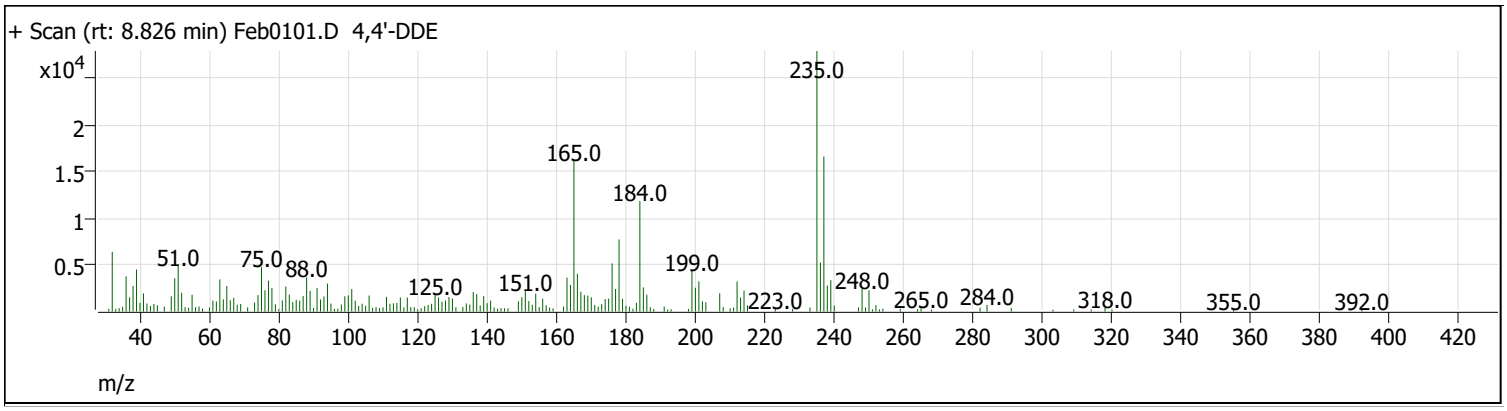

Compound Name	Expected RT	Observed RT	TIC Area	Breakdown %	Pass/Fail
4,4'-DDT	9.200	9.125	25564870	0.9	Pass
4,4'-DDD	9.000	0.000	0		
4,4'-DDE	8.800	8.826	244014		

Tune Evaluation Report

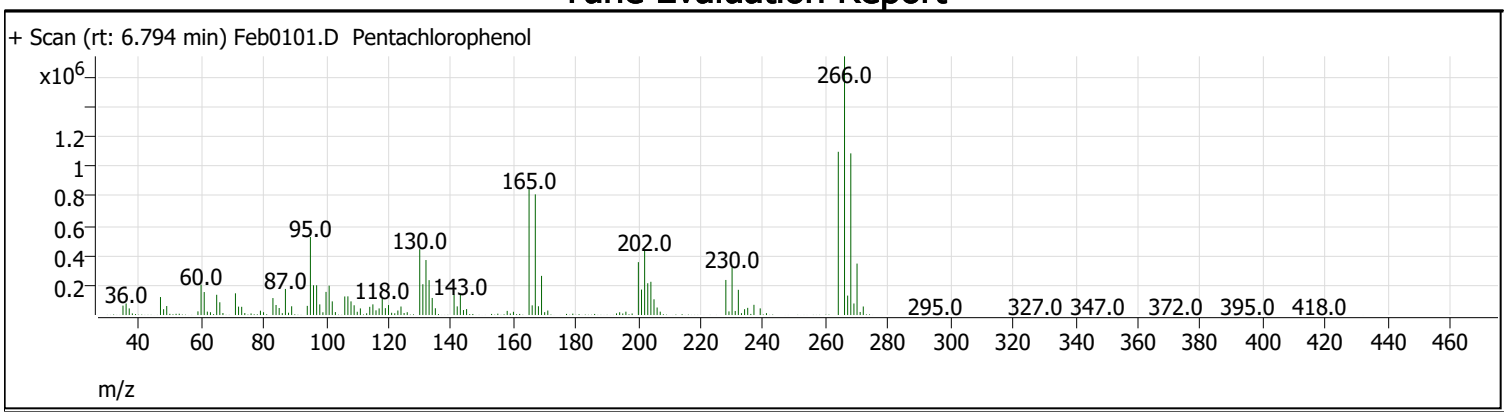

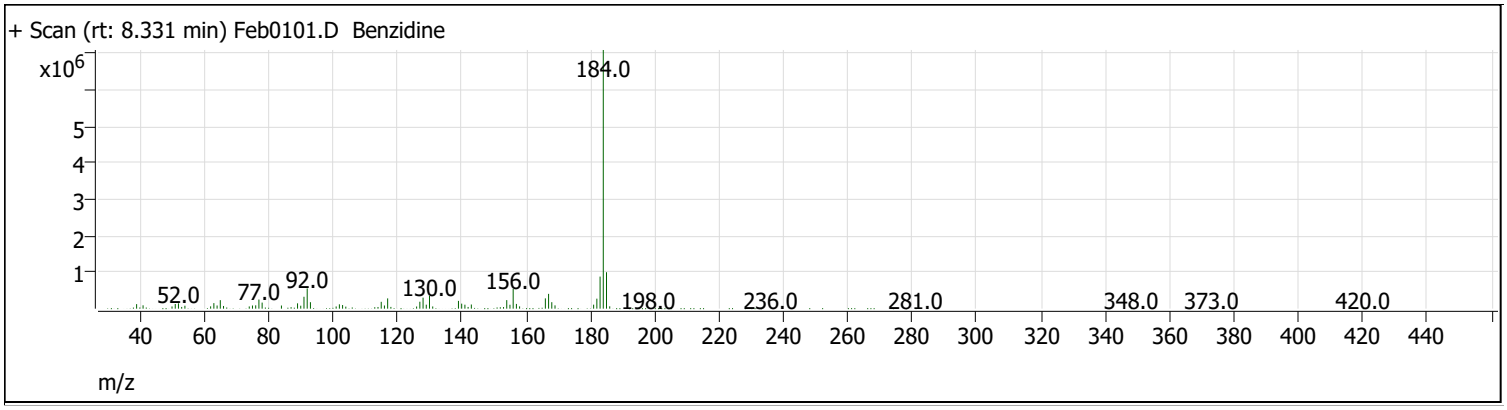

Compound Name	Expected RT	Observed RT	Tailing Factor	PGF	Pass/Fail
Pentachlorophenol	6.900	6.794	0.4	6.7	Pass
Benzidine	8.500	8.331	0.3	4.0	Pass

Quantitative Analysis Results Summary Report

Batch Path	\\MASSHUNTER\Org\Data\SV5973N.I\sd020122\DoD BNA cal 1\QuantResults\020122 DoD BNA cal.batch.bin		
Analysis Time	2/16/2022 11:14 AM	**Analyst Name**	BL2000\sean
Report Time	2/16/2022 12:16:34 PM	**Reporter Name**	BL2000\sean
Last Calib Update	2/2/2022 4:05 PM	**Batch State**	Processed
Quant Batch Version	10.0	**Quant Report Version**	10.0

Sequence Table

Data File	sample Name	Sample Type	Vial Position	Inj Vol	Level	Acq Method File
Feb0102.D	01-Feb-22_CAL_7	Cal	2	0	7	BNA+SIM.M
Feb0103.D	01-Feb-22_CAL_6	Cal	3	0	6	BNA+SIM.M
Feb0104.D	01-Feb-22_CAL_5	Cal	4	0	5	BNA+SIM.M
Feb0105.D	01-Feb-22_CAL_4	Cal	5	0	4	BNA+SIM.M
Feb0106.D	01-Feb-22_CAL_3	Cal	6	0	3	BNA+SIM.M
Feb0107.D	01-Feb-22_CAL_2	Cal	7	0	2	BNA+SIM.M
Feb0108.D	01-Feb-22_CAL_1	Cal	8	0	1	BNA+SIM.M
Feb0109.D	01-Feb-22_CCV_9	QC	9	0	ICV	BNA+SIM.M

Quantitation Results

Compound: N-Nitrosodimethylamine

Data File	Sample Type	ISTD	RT	Resp	ISTD Resp	Resp Ratio	Final Conc	Exp. Conc	Accuracy
Feb0102.D	Calibration	1,4-Dichlorobenzene-d4	2.152	538529	486387	1.1072	153.4101	150.0000	102.3
Feb0103.D	Calibration	1,4-Dichlorobenzene-d4	2.152	379356	458424	0.8275	118.2712	120.0000	98.6
Feb0104.D	Calibration	1,4-Dichlorobenzene-d4	2.152	262792	406359	0.6467	94.3558	100.0000	94.4
Feb0105.D	Calibration	1,4-Dichlorobenzene-d4	2.152	252606	494473	0.5109	75.6801	75.0000	100.9
Feb0106.D	Calibration	1,4-Dichlorobenzene-d4	2.152	157768	441162	0.3576	53.7887	50.0000	107.6
Feb0107.D	Calibration	1,4-Dichlorobenzene-d4	2.142	27906	418552	0.0667	9.3880	10.0000	93.9
Feb0108.D	Calibration	1,4-Dichlorobenzene-d4	2.152	12040	356633	0.0338	4.0947	4.0000	102.4
Feb0109.D	QC	1,4-Dichlorobenzene-d4	2.152	290899	505599	0.5754	84.6280	75.0000	112.8

Compound: Pyridine

Data File	Sample Type	ISTD	RT	Resp	ISTD Resp	Resp Ratio	Final Conc	Exp. Conc	Accuracy
Feb0102.D	Calibration	1,4-Dichlorobenzene-d4	2.183	1484660	486387	3.0524	146.1674	150.0000	97.4
Feb0103.D	Calibration	1,4-Dichlorobenzene-d4	2.183	1188912	458424	2.5935	128.3053	120.0000	106.9
Feb0104.D	Calibration	1,4-Dichlorobenzene-d4	2.183	726629	406359	1.7881	94.2871	100.0000	94.3
Feb0105.D	Calibration	1,4-Dichlorobenzene-d4	2.183	725066	494473	1.4663	79.5072	75.0000	106.0
Feb0106.D	Calibration	1,4-Dichlorobenzene-d4	2.183	354503	441162	0.8036	46.2030	50.0000	92.4
Feb0107.D	Calibration	1,4-Dichlorobenzene-d4	2.183	76146	418552	0.1819	10.0524	10.0000	100.5
Feb0108.D	Calibration	1,4-Dichlorobenzene-d4	2.193	31793	356633	0.0891	4.0882	4.0000	102.2
Feb0109.D	QC	1,4-Dichlorobenzene-d4	2.183	786661	505599	1.5559	83.6999	75.0000	111.6

Compound: 2-Fluorophenol

Data File	Sample Type	ISTD	RT	Resp	ISTD Resp	Resp Ratio	Final Conc	Exp. Conc	Accuracy
Feb0102.D	Calibration	1,4-Dichlorobenzene-d4	3.520	1523079	486387	3.1314	138.7479	150.0000	92.5
Feb0103.D	Calibration	1,4-Dichlorobenzene-d4	3.521	1314412	458424	2.8672	127.0429	120.0000	105.9
Feb0104.D	Calibration	1,4-Dichlorobenzene-d4	3.521	926292	406359	2.2795	101.0008	100.0000	101.0

Compound: 2-Fluorophenol

Data File	Sample Type	ISTD	RT	Resp	ISTD Resp	Resp Ratio	Final Conc	Exp. Conc	Accuracy
Feb0105.D	Calibration	1,4-Dichlorobenzene-d4	3.521	874277	494473	1.7681	78.3416	75.0000	104.5
Feb0106.D	Calibration	1,4-Dichlorobenzene-d4	3.520	492146	441162	1.1156	49.4290	50.0000	98.9
Feb0107.D	Calibration	1,4-Dichlorobenzene-d4	3.510	94829	418552	0.2266	10.0388	10.0000	100.4
Feb0108.D	Calibration	1,4-Dichlorobenzene-d4	3.510	31207	356633	0.0875	3.8772	4.0000	96.9
Feb0109.D	QC	1,4-Dichlorobenzene-d4	3.521	958829	505599	1.8964	84.0275	75.0000	112.0

Compound: Aniline

Data File	Sample Type	ISTD	RT	Resp	ISTD Resp	Resp Ratio	Final Conc	Exp. Conc	Accuracy
Feb0102.D	Calibration	1,4-Dichlorobenzene-d4	4.552	2970760	486387	6.1078	148.8396	150.0000	99.2
Feb0103.D	Calibration	1,4-Dichlorobenzene-d4	4.552	2423894	458424	5.2875	126.0363	120.0000	105.0
Feb0104.D	Calibration	1,4-Dichlorobenzene-d4	4.552	1638474	406359	4.0321	93.2292	100.0000	93.2
Feb0105.D	Calibration	1,4-Dichlorobenzene-d4	4.552	1654181	494473	3.3453	76.1956	75.0000	101.6
Feb0106.D	Calibration	1,4-Dichlorobenzene-d4	4.552	1009362	441162	2.2880	51.0520	50.0000	102.1
Feb0107.D	Calibration	1,4-Dichlorobenzene-d4	4.542	181336	418552	0.4332	9.6462	10.0000	96.5
Feb0108.D	Calibration	1,4-Dichlorobenzene-d4	4.552	62048	356633	0.1740	4.0977	4.0000	102.4
Feb0109.D	QC	1,4-Dichlorobenzene-d4	4.552	1078603	505599	2.1333	47.4753	75.0000	63.3

Compound: Phenol-d5

Data File	Sample Type	ISTD	RT	Resp	ISTD Resp	Resp Ratio	Final Conc	Exp. Conc	Accuracy
Feb0102.D	Calibration	1,4-Dichlorobenzene-d4	4.583	2046974	486387	4.2085	141.8266	150.0000	94.6
Feb0103.D	Calibration	1,4-Dichlorobenzene-d4	4.573	1672203	458424	3.6477	122.9276	120.0000	102.4
Feb0104.D	Calibration	1,4-Dichlorobenzene-d4	4.573	1159898	406359	2.8544	96.1918	100.0000	96.2
Feb0105.D	Calibration	1,4-Dichlorobenzene-d4	4.572	1149128	494473	2.3239	78.3165	75.0000	104.4
Feb0106.D	Calibration	1,4-Dichlorobenzene-d4	4.572	663985	441162	1.5051	50.7210	50.0000	101.4
Feb0107.D	Calibration	1,4-Dichlorobenzene-d4	4.562	122309	418552	0.2922	9.8477	10.0000	98.5
Feb0108.D	Calibration	1,4-Dichlorobenzene-d4	4.562	43379	356633	0.1216	4.0990	4.0000	102.5
Feb0109.D	QC	1,4-Dichlorobenzene-d4	4.573	1265687	505599	2.5033	84.3622	75.0000	112.5

Compound: Phenol

Data File	Sample Type	ISTD	RT	Resp	ISTD Resp	Resp Ratio	Final Conc	Exp. Conc	Accuracy
Feb0102.D	Calibration	1,4-Dichlorobenzene-d4	4.593	2039767	486387	4.1937	139.3740	150.0000	92.9
Feb0103.D	Calibration	1,4-Dichlorobenzene-d4	4.593	1849767	458424	4.0351	132.4658	120.0000	110.4
Feb0104.D	Calibration	1,4-Dichlorobenzene-d4	4.593	1325943	406359	3.2630	101.7273	100.0000	101.7
Feb0105.D	Calibration	1,4-Dichlorobenzene-d4	4.593	1222194	494473	2.4717	73.9272	75.0000	98.6
Feb0106.D	Calibration	1,4-Dichlorobenzene-d4	4.583	732964	441162	1.6614	48.2216	50.0000	96.4
Feb0107.D	Calibration	1,4-Dichlorobenzene-d4	4.583	116371	418552	0.2780	8.9585	10.0000	89.6
Feb0108.D	Calibration	1,4-Dichlorobenzene-d4	4.583	38206	356633	0.1071	4.4298	4.0000	110.7
Feb0109.D	QC	1,4-Dichlorobenzene-d4	4.593	1272108	505599	2.5160	75.4066	75.0000	100.5

Compound: bis(-2-Chloroethyl)Ether

Data File	Sample Type	ISTD	RT	Resp	ISTD Resp	Resp Ratio	Final Conc	Exp. Conc	Accuracy
Feb0102.D	Calibration	1,4-Dichlorobenzene-d4	4.654	1414092	486387	2.9073	153.3705	150.0000	102.2

Compound: bis(-2-Chloroethyl)Ether

Data File	Sample Type	ISTD	RT	Resp	ISTD Resp	Resp Ratio	Final Conc	Exp. Conc	Accuracy
Feb0103.D	Calibration	1,4-Dichlorobenzene-d4	4.654	1065961	458424	2.3253	124.4511	120.0000	103.7
Feb0104.D	Calibration	1,4-Dichlorobenzene-d4	4.654	628358	406359	1.5463	84.4828	100.0000	84.5
Feb0105.D	Calibration	1,4-Dichlorobenzene-d4	4.654	713254	494473	1.4425	79.0362	75.0000	105.4
Feb0106.D	Calibration	1,4-Dichlorobenzene-d4	4.644	424696	441162	0.9627	53.4917	50.0000	107.0
Feb0107.D	Calibration	1,4-Dichlorobenzene-d4	4.644	74672	418552	0.1784	10.2703	10.0000	102.7
Feb0108.D	Calibration	1,4-Dichlorobenzene-d4	4.644	22651	356633	0.0635	3.7736	4.0000	94.3
Feb0109.D	QC	1,4-Dichlorobenzene-d4	4.654	776468	505599	1.5357	83.9295	75.0000	111.9

Compound: 2-Chlorophenol

Data File	Sample Type	ISTD	RT	Resp	ISTD Resp	Resp Ratio	Final Conc	Exp. Conc	Accuracy
Feb0102.D	Calibration	1,4-Dichlorobenzene-d4	4.685	1612896	486387	3.3161	141.8060	150.0000	94.5
Feb0103.D	Calibration	1,4-Dichlorobenzene-d4	4.685	1402754	458424	3.0600	127.1852	120.0000	106.0
Feb0104.D	Calibration	1,4-Dichlorobenzene-d4	4.685	1067399	406359	2.6267	104.7221	100.0000	104.7
Feb0105.D	Calibration	1,4-Dichlorobenzene-d4	4.685	961350	494473	1.9442	73.4774	75.0000	98.0
Feb0106.D	Calibration	1,4-Dichlorobenzene-d4	4.675	579853	441162	1.3144	47.8303	50.0000	95.7
Feb0107.D	Calibration	1,4-Dichlorobenzene-d4	4.675	108949	418552	0.2603	9.6389	10.0000	96.4
Feb0108.D	Calibration	1,4-Dichlorobenzene-d4	4.675	35213	356633	0.0987	4.1954	4.0000	104.9
Feb0109.D	QC	1,4-Dichlorobenzene-d4	4.685	1070966	505599	2.1182	81.0523	75.0000	108.1

Compound: 1,3-Dichlorobenzene

Data File	Sample Type	ISTD	RT	Resp	ISTD Resp	Resp Ratio	Final Conc	Exp. Conc	Accuracy
Feb0102.D	Calibration	1,4-Dichlorobenzene-d4	4.838	2278725	486387	4.6850	150.8886	150.0000	100.6
Feb0103.D	Calibration	1,4-Dichlorobenzene-d4	4.838	1832592	458424	3.9976	125.9038	120.0000	104.9
Feb0104.D	Calibration	1,4-Dichlorobenzene-d4	4.838	1189795	406359	2.9279	89.2515	100.0000	89.3
Feb0105.D	Calibration	1,4-Dichlorobenzene-d4	4.838	1272749	494473	2.5739	77.6421	75.0000	103.5
Feb0106.D	Calibration	1,4-Dichlorobenzene-d4	4.838	770908	441162	1.7474	51.4185	50.0000	102.8
Feb0107.D	Calibration	1,4-Dichlorobenzene-d4	4.838	156036	418552	0.3728	10.1941	10.0000	101.9
Feb0108.D	Calibration	1,4-Dichlorobenzene-d4	4.838	55006	356633	0.1542	3.8835	4.0000	97.1
Feb0109.D	QC	1,4-Dichlorobenzene-d4	4.838	1375251	505599	2.7200	82.4044	75.0000	109.9

Compound: 1,4-Dichlorobenzene

Data File	Sample Type	ISTD	RT	Resp	ISTD Resp	Resp Ratio	Final Conc	Exp. Conc	Accuracy
Feb0102.D	Calibration	1,4-Dichlorobenzene-d4	4.930	2394508	486387	4.9230	146.8631	150.0000	97.9
Feb0103.D	Calibration	1,4-Dichlorobenzene-d4	4.930	1976669	458424	4.3119	126.8262	120.0000	105.7
Feb0104.D	Calibration	1,4-Dichlorobenzene-d4	4.930	1347156	406359	3.3152	95.3881	100.0000	95.4
Feb0105.D	Calibration	1,4-Dichlorobenzene-d4	4.930	1343622	494473	2.7173	77.1932	75.0000	102.9
Feb0106.D	Calibration	1,4-Dichlorobenzene-d4	4.930	774986	441162	1.7567	48.8960	50.0000	97.8
Feb0107.D	Calibration	1,4-Dichlorobenzene-d4	4.920	153685	418552	0.3672	9.7763	10.0000	97.8
Feb0108.D	Calibration	1,4-Dichlorobenzene-d4	4.920	56976	356633	0.1598	4.1036	4.0000	102.6
Feb0109.D	QC	1,4-Dichlorobenzene-d4	4.930	1440768	505599	2.8496	81.1804	75.0000	108.2

Compound: 1,2-Dichlorobenzene

Data File	Sample Type	ISTD	RT	Resp	ISTD Resp	Resp Ratio	Final Conc	Exp. Conc	Accuracy
Feb0102.D	Calibration	1,4-Dichlorobenzene-d4	5.093	2347151	486387	4.8257	148.7678	150.0000	99.2
Feb0103.D	Calibration	1,4-Dichlorobenzene-d4	5.093	1924554	458424	4.1982	127.5048	120.0000	106.3
Feb0104.D	Calibration	1,4-Dichlorobenzene-d4	5.093	1251256	406359	3.0792	91.1034	100.0000	91.1
Feb0105.D	Calibration	1,4-Dichlorobenzene-d4	5.093	1301351	494473	2.6318	77.0418	75.0000	102.7
Feb0106.D	Calibration	1,4-Dichlorobenzene-d4	5.093	781501	441162	1.7715	50.7148	50.0000	101.4
Feb0107.D	Calibration	1,4-Dichlorobenzene-d4	5.083	160057	418552	0.3824	9.9906	10.0000	99.9
Feb0108.D	Calibration	1,4-Dichlorobenzene-d4	5.083	61126	356633	0.1714	3.9799	4.0000	99.5
Feb0109.D	QC	1,4-Dichlorobenzene-d4	5.093	1411896	505599	2.7925	82.0631	75.0000	109.4

Compound: Benzyl Alcohol

Data File	Sample Type	ISTD	RT	Resp	ISTD Resp	Resp Ratio	Final Conc	Exp. Conc	Accuracy
Feb0102.D	Calibration	1,4-Dichlorobenzene-d4	5.114	1085083	486387	2.2309	148.1658	150.0000	98.8
Feb0103.D	Calibration	1,4-Dichlorobenzene-d4	5.104	872308	458424	1.9028	126.2061	120.0000	105.2
Feb0104.D	Calibration	1,4-Dichlorobenzene-d4	5.104	563607	406359	1.3870	91.8671	100.0000	91.9
Feb0105.D	Calibration	1,4-Dichlorobenzene-d4	5.104	592783	494473	1.1988	79.4005	75.0000	105.9
Feb0106.D	Calibration	1,4-Dichlorobenzene-d4	5.093	336254	441162	0.7622	50.5883	50.0000	101.2
Feb0107.D	Calibration	1,4-Dichlorobenzene-d4	5.093	48058	418552	0.1148	8.1644	10.0000	81.6
Feb0108.D	Calibration	1,4-Dichlorobenzene-d4	5.093	21576	356633	0.0605	4.6205	4.0000	115.5
Feb0109.D	QC	1,4-Dichlorobenzene-d4	5.104	599800	505599	1.1863	78.5733	75.0000	104.8

Compound: 2-Methylphenol

Data File	Sample Type	ISTD	RT	Resp	ISTD Resp	Resp Ratio	Final Conc	Exp. Conc	Accuracy
Feb0102.D	Calibration	1,4-Dichlorobenzene-d4	5.257	1588050	486387	3.2650	147.3203	150.0000	98.2
Feb0103.D	Calibration	1,4-Dichlorobenzene-d4	5.257	1268842	458424	2.7678	121.4652	120.0000	101.2
Feb0104.D	Calibration	1,4-Dichlorobenzene-d4	5.257	962864	406359	2.3695	101.9328	100.0000	101.9
Feb0105.D	Calibration	1,4-Dichlorobenzene-d4	5.257	896049	494473	1.8121	76.0800	75.0000	101.4
Feb0106.D	Calibration	1,4-Dichlorobenzene-d4	5.257	520134	441162	1.1790	48.4713	50.0000	96.9
Feb0107.D	Calibration	1,4-Dichlorobenzene-d4	5.257	91037	418552	0.2175	9.4533	10.0000	94.5
Feb0108.D	Calibration	1,4-Dichlorobenzene-d4	5.257	29541	356633	0.0828	4.2291	4.0000	105.7
Feb0109.D	QC	1,4-Dichlorobenzene-d4	5.257	1000613	505599	1.9791	83.6583	75.0000	111.5

Compound: bis(2-chloroisopropyl)Ether

Data File	Sample Type	ISTD	RT	Resp	ISTD Resp	Resp Ratio	Final Conc	Exp. Conc	Accuracy
Feb0102.D	Calibration	1,4-Dichlorobenzene-d4	5.267	648208	486387	1.3327	146.1046	150.0000	97.4
Feb0103.D	Calibration	1,4-Dichlorobenzene-d4	5.267	526944	458424	1.1495	123.9609	120.0000	103.3
Feb0104.D	Calibration	1,4-Dichlorobenzene-d4	5.267	392333	406359	0.9655	102.4785	100.0000	102.5
Feb0105.D	Calibration	1,4-Dichlorobenzene-d4	5.267	351174	494473	0.7102	73.7864	75.0000	98.4
Feb0106.D	Calibration	1,4-Dichlorobenzene-d4	5.257	210922	441162	0.4781	48.7076	50.0000	97.4
Feb0107.D	Calibration	1,4-Dichlorobenzene-d4	5.257	42785	418552	0.1022	9.8721	10.0000	98.7
Feb0108.D	Calibration	1,4-Dichlorobenzene-d4	5.267	15896	356633	0.0446	4.0929	4.0000	102.3
Feb0109.D	QC	1,4-Dichlorobenzene-d4	5.267	324209	505599	0.6412	66.2401	75.0000	88.3

Compound: N-nitroso-Di-n-propylamine

Data File	Sample Type	ISTD	RT	Resp	ISTD Resp	Resp Ratio	Final Conc	Exp. Conc	Accuracy
Feb0102.D	Calibration	1,4-Dichlorobenzene-d4	5.430	1185888	486387	2.4382	144.7489	150.0000	96.5
Feb0103.D	Calibration	1,4-Dichlorobenzene-d4	5.420	970359	458424	2.1167	124.9842	120.0000	104.2
Feb0104.D	Calibration	1,4-Dichlorobenzene-d4	5.420	696214	406359	1.7133	100.4721	100.0000	100.5
Feb0105.D	Calibration	1,4-Dichlorobenzene-d4	5.420	679535	494473	1.3743	80.1177	75.0000	106.8
Feb0106.D	Calibration	1,4-Dichlorobenzene-d4	5.410	345118	441162	0.7823	45.0930	50.0000	90.2
Feb0107.D	Calibration	1,4-Dichlorobenzene-d4	5.410	68919	418552	0.1647	9.2152	10.0000	92.2
Feb0108.D	Calibration	1,4-Dichlorobenzene-d4	5.410	28790	356633	0.0807	4.3899	4.0000	109.7
Feb0109.D	QC	1,4-Dichlorobenzene-d4	5.420	740691	505599	1.4650	85.5425	75.0000	114.1

Compound: 4Methylphenol/3Methylphenol

Data File	Sample Type	ISTD	RT	Resp	ISTD Resp	Resp Ratio	Final Conc	Exp. Conc	Accuracy
Feb0102.D	Calibration	1,4-Dichlorobenzene-d4	5.451	2065657	486387	4.2469	138.5517	150.0000	92.4
Feb0103.D	Calibration	1,4-Dichlorobenzene-d4	5.451	1889861	458424	4.1225	133.5107	120.0000	111.3
Feb0104.D	Calibration	1,4-Dichlorobenzene-d4	5.451	1345210	406359	3.3104	102.6310	100.0000	102.6
Feb0105.D	Calibration	1,4-Dichlorobenzene-d4	5.441	1211491	494473	2.4501	72.9896	75.0000	97.3
Feb0106.D	Calibration	1,4-Dichlorobenzene-d4	5.441	739806	441162	1.6769	48.4198	50.0000	96.8
Feb0107.D	Calibration	1,4-Dichlorobenzene-d4	5.441	128033	418552	0.3059	8.5277	10.0000	85.3
Feb0108.D	Calibration	1,4-Dichlorobenzene-d4	5.441	58034	356633	0.1627	4.5884	4.0000	114.7
Feb0109.D	QC	1,4-Dichlorobenzene-d4	5.441	1269944	505599	2.5118	75.0280	75.0000	100.0

Compound: Hexachloroethane

Data File	Sample Type	ISTD	RT	Resp	ISTD Resp	Resp Ratio	Final Conc	Exp. Conc	Accuracy
Feb0102.D	Calibration	1,4-Dichlorobenzene-d4	5.471	649895	486387	1.3362	146.2076	150.0000	97.5
Feb0103.D	Calibration	1,4-Dichlorobenzene-d4	5.471	536331	458424	1.1699	128.0692	120.0000	106.7
Feb0104.D	Calibration	1,4-Dichlorobenzene-d4	5.471	355371	406359	0.8745	95.7822	100.0000	95.8
Feb0105.D	Calibration	1,4-Dichlorobenzene-d4	5.471	341803	494473	0.6912	75.7189	75.0000	101.0
Feb0106.D	Calibration	1,4-Dichlorobenzene-d4	5.471	199173	441162	0.4515	49.4331	50.0000	98.9
Feb0107.D	Calibration	1,4-Dichlorobenzene-d4	5.471	37311	418552	0.0891	9.6300	10.0000	96.3
Feb0108.D	Calibration	1,4-Dichlorobenzene-d4	5.471	14044	356633	0.0394	4.1558	4.0000	103.9
Feb0109.D	QC	1,4-Dichlorobenzene-d4	5.471	380667	505599	0.7529	82.4711	75.0000	110.0

Compound: Nitrobenzene-d5

Data File	Sample Type	ISTD	RT	Resp	ISTD Resp	Resp Ratio	Final Conc	Exp. Conc	Accuracy
Feb0102.D	Calibration	1,4-Dichlorobenzene-d4	5.553	1109453	486387	2.2810	147.7690	150.0000	98.5
Feb0103.D	Calibration	1,4-Dichlorobenzene-d4	5.553	861285	458424	1.8788	121.7129	120.0000	101.4
Feb0104.D	Calibration	1,4-Dichlorobenzene-d4	5.553	618039	406359	1.5209	98.5288	100.0000	98.5
Feb0105.D	Calibration	1,4-Dichlorobenzene-d4	5.553	587670	494473	1.1885	76.9924	75.0000	102.7
Feb0106.D	Calibration	1,4-Dichlorobenzene-d4	5.543	331866	441162	0.7523	48.7328	50.0000	97.5
Feb0107.D	Calibration	1,4-Dichlorobenzene-d4	5.543	63628	418552	0.1520	9.8482	10.0000	98.5
Feb0108.D	Calibration	1,4-Dichlorobenzene-d4	5.543	22665	356633	0.0636	4.1171	4.0000	102.9
Feb0109.D	QC	1,4-Dichlorobenzene-d4	5.553	588273	505599	1.1635	75.3755	75.0000	100.5

Compound: Nitrobenzene

Data File	Sample Type	ISTD	RT	Resp	ISTD Resp	Resp Ratio	Final Conc	Exp. Conc	Accuracy
Feb0102.D	Calibration	1,4-Dichlorobenzene-d4	5.583	583873	486387	1.2004	152.6506	150.0000	101.8
Feb0103.D	Calibration	1,4-Dichlorobenzene-d4	5.573	422566	458424	0.9218	119.4945	120.0000	99.6
Feb0104.D	Calibration	1,4-Dichlorobenzene-d4	5.573	292259	406359	0.7192	94.5974	100.0000	94.6
Feb0105.D	Calibration	1,4-Dichlorobenzene-d4	5.573	280898	494473	0.5681	75.5460	75.0000	100.7
Feb0106.D	Calibration	1,4-Dichlorobenzene-d4	5.573	173710	441162	0.3938	53.0282	50.0000	106.1
Feb0107.D	Calibration	1,4-Dichlorobenzene-d4	5.563	29742	418552	0.0711	9.6376	10.0000	96.4
Feb0108.D	Calibration	1,4-Dichlorobenzene-d4	5.563	10933	356633	0.0307	4.0345	4.0000	100.9
Feb0109.D	QC	1,4-Dichlorobenzene-d4	5.573	308264	505599	0.6097	80.8356	75.0000	107.8

Compound: Isophorone

Data File	Sample Type	ISTD	RT	Resp	ISTD Resp	Resp Ratio	Final Conc	Exp. Conc	Accuracy
Feb0102.D	Calibration	Naphthalene-d8	5.900	2523911	1386526	1.8203	141.3453	150.0000	94.2
Feb0103.D	Calibration	Naphthalene-d8	5.890	2200016	1308905	1.6808	125.8243	120.0000	104.9
Feb0104.D	Calibration	Naphthalene-d8	5.890	1797315	1240577	1.4488	103.1556	100.0000	103.2
Feb0105.D	Calibration	Naphthalene-d8	5.880	1590674	1380396	1.1523	78.0275	75.0000	104.0
Feb0106.D	Calibration	Naphthalene-d8	5.869	900607	1240005	0.7263	46.7898	50.0000	93.6
Feb0107.D	Calibration	Naphthalene-d8	5.870	153498	1258700	0.1219	8.7824	10.0000	87.8
Feb0108.D	Calibration	Naphthalene-d8	5.870	53113	1110012	0.0478	4.4947	4.0000	112.4
Feb0109.D	QC	Naphthalene-d8	5.880	1519160	1466012	1.0363	69.0375	75.0000	92.0

Compound: 2-Nitrophenol

Data File	Sample Type	ISTD	RT	Resp	ISTD Resp	Resp Ratio	Final Conc	Exp. Conc	Accuracy
Feb0102.D	Calibration	Naphthalene-d8	5.951	465947	1386526	0.3361	148.5247	150.0000	99.0
Feb0103.D	Calibration	Naphthalene-d8	5.951	352662	1308905	0.2694	121.9943	120.0000	101.7
Feb0104.D	Calibration	Naphthalene-d8	5.941	267115	1240577	0.2153	99.5842	100.0000	99.6
Feb0105.D	Calibration	Naphthalene-d8	5.941	223249	1380396	0.1617	76.5413	75.0000	102.1
Feb0106.D	Calibration	Naphthalene-d8	5.941	122649	1240005	0.0989	48.3051	50.0000	96.6
Feb0107.D	Calibration	Naphthalene-d8	5.941	23464	1258700	0.0186	9.9700	10.0000	99.7
Feb0108.D	Calibration	Naphthalene-d8	5.941	7515	1110012	0.0068	4.0545	4.0000	101.4
Feb0109.D	QC	Naphthalene-d8	5.941	227384	1466012	0.1551	73.6290	75.0000	98.2

Compound: 2,4-Dimethylphenol

Data File	Sample Type	ISTD	RT	Resp	ISTD Resp	Resp Ratio	Final Conc	Exp. Conc	Accuracy
Feb0102.D	Calibration	Naphthalene-d8	6.064	1329466	1386526	0.9588	144.8810	150.0000	96.6
Feb0103.D	Calibration	Naphthalene-d8	6.064	1123007	1308905	0.8580	128.8561	120.0000	107.4
Feb0104.D	Calibration	Naphthalene-d8	6.054	819572	1240577	0.6606	98.1159	100.0000	98.1
Feb0105.D	Calibration	Naphthalene-d8	6.054	691458	1380396	0.5009	73.7908	75.0000	98.4
Feb0106.D	Calibration	Naphthalene-d8	6.054	420674	1240005	0.3393	49.6463	50.0000	99.3
Feb0107.D	Calibration	Naphthalene-d8	6.054	80546	1258700	0.0640	9.5608	10.0000	95.6
Feb0108.D	Calibration	Naphthalene-d8	6.054	29344	1110012	0.0264	4.1866	4.0000	104.7
Feb0109.D	QC	Naphthalene-d8	6.054	715622	1466012	0.4881	71.8666	75.0000	95.8

Compound: bis(-2-Chloroethoxy)Methane

Data File	Sample Type	ISTD	RT	Resp	ISTD Resp	Resp Ratio	Final Conc	Exp. Conc	Accuracy
Feb0102.D	Calibration	Naphthalene-d8	6.167	1638873	1386526	1.1820	151.5452	150.0000	101.0
Feb0103.D	Calibration	Naphthalene-d8	6.157	1244670	1308905	0.9509	120.2941	120.0000	100.2
Feb0104.D	Calibration	Naphthalene-d8	6.157	948663	1240577	0.7647	95.8363	100.0000	95.8
Feb0105.D	Calibration	Naphthalene-d8	6.157	843782	1380396	0.6113	76.1370	75.0000	101.5
Feb0106.D	Calibration	Naphthalene-d8	6.157	514828	1240005	0.4152	51.5163	50.0000	103.0
Feb0107.D	Calibration	Naphthalene-d8	6.157	88462	1258700	0.0703	9.5928	10.0000	95.9
Feb0108.D	Calibration	Naphthalene-d8	6.157	26683	1110012	0.0240	4.0971	4.0000	102.4
Feb0109.D	QC	Naphthalene-d8	6.157	928384	1466012	0.6333	78.9390	75.0000	105.3

Compound: 2,4-Dichlorophenol

Data File	Sample Type	ISTD	RT	Resp	ISTD Resp	Resp Ratio	Final Conc	Exp. Conc	Accuracy
Feb0102.D	Calibration	Naphthalene-d8	6.249	1091858	1386526	0.7875	143.3204	150.0000	95.5
Feb0103.D	Calibration	Naphthalene-d8	6.249	917295	1308905	0.7008	121.5482	120.0000	101.3
Feb0104.D	Calibration	Naphthalene-d8	6.249	780028	1240577	0.6288	105.4768	100.0000	105.5
Feb0105.D	Calibration	Naphthalene-d8	6.249	679844	1380396	0.4925	78.5165	75.0000	104.7
Feb0106.D	Calibration	Naphthalene-d8	6.239	376802	1240005	0.3039	46.2218	50.0000	92.4
Feb0107.D	Calibration	Naphthalene-d8	6.249	65016	1258700	0.0517	8.9362	10.0000	89.4
Feb0108.D	Calibration	Naphthalene-d8	6.249	20880	1110012	0.0188	4.4489	4.0000	111.2
Feb0109.D	QC	Naphthalene-d8	6.249	722511	1466012	0.4928	78.5797	75.0000	104.8

Compound: Benzoic Acid

Data File	Sample Type	ISTD	RT	Resp	ISTD Resp	Resp Ratio	Final Conc	Exp. Conc	Accuracy
Feb0102.D	Calibration	Naphthalene-d8	6.311	752661	1386526	0.5428	144.6443	150.0000	96.4
Feb0103.D	Calibration	Naphthalene-d8	6.290	626058	1308905	0.4783	126.5051	120.0000	105.4
Feb0104.D	Calibration	Naphthalene-d8	6.280	474109	1240577	0.3822	100.0663	100.0000	100.1
Feb0105.D	Calibration	Naphthalene-d8	6.270	407135	1380396	0.2949	76.6443	75.0000	102.2
Feb0106.D	Calibration	Naphthalene-d8	6.239	228744	1240005	0.1845	47.6989	50.0000	95.4
Feb0107.D	Calibration	Naphthalene-d8	6.167	40826	1258700	0.0324	9.0686	10.0000	90.7
Feb0108.D	Calibration	Naphthalene-d8	6.177	15184	1110012	0.0137	4.3938	4.0000	109.8
Feb0109.D	QC	Naphthalene-d8	6.270	440588	1466012	0.3005	78.1312	75.0000	104.2

Compound: 1,2,4-Trichlorobenzene

Data File	Sample Type	ISTD	RT	Resp	ISTD Resp	Resp Ratio	Final Conc	Exp. Conc	Accuracy
Feb0102.D	Calibration	Naphthalene-d8	6.321	1480761	1386526	1.0680	149.9194	150.0000	99.9
Feb0103.D	Calibration	Naphthalene-d8	6.321	1160769	1308905	0.8868	120.6396	120.0000	100.5
Feb0104.D	Calibration	Naphthalene-d8	6.321	916122	1240577	0.7385	98.1445	100.0000	98.1
Feb0105.D	Calibration	Naphthalene-d8	6.321	815268	1380396	0.5906	76.8416	75.0000	102.5
Feb0106.D	Calibration	Naphthalene-d8	6.321	485479	1240005	0.3915	49.6566	50.0000	99.3
Feb0107.D	Calibration	Naphthalene-d8	6.321	97748	1258700	0.0777	9.6930	10.0000	96.9
Feb0108.D	Calibration	Naphthalene-d8	6.321	35280	1110012	0.0318	4.1075	4.0000	102.7
Feb0109.D	QC	Naphthalene-d8	6.321	879285	1466012	0.5998	78.1342	75.0000	104.2

Compound: Naphthalene

Data File	Sample Type	ISTD	RT	Resp	ISTD Resp	Resp Ratio	Final Conc	Exp. Conc	Accuracy
Feb0102.D	Calibration	Naphthalene-d8	6.403	4057651	1386526	2.9265	147.3288	150.0000	98.2
Feb0103.D	Calibration	Naphthalene-d8	6.403	3334153	1308905	2.5473	122.0577	120.0000	101.7
Feb0104.D	Calibration	Naphthalene-d8	6.403	2695761	1240577	2.1730	99.9849	100.0000	100.0
Feb0105.D	Calibration	Naphthalene-d8	6.403	2409411	1380396	1.7454	77.2486	75.0000	103.0
Feb0106.D	Calibration	Naphthalene-d8	6.403	1418665	1240005	1.1441	48.5111	50.0000	97.0
Feb0107.D	Calibration	Naphthalene-d8	6.393	274872	1258700	0.2184	9.4845	10.0000	94.8
Feb0108.D	Calibration	Naphthalene-d8	6.393	92776	1110012	0.0836	4.2079	4.0000	105.2
Feb0109.D	QC	Naphthalene-d8	6.403	2596055	1466012	1.7708	78.5377	75.0000	104.7

Compound: 4-Chlorophenol

Data File	Sample Type	ISTD	RT	Resp	ISTD Resp	Resp Ratio	Final Conc	Exp. Conc	Accuracy
Feb0102.D	Calibration	Naphthalene-d8	6.455	428987	1386526	0.3094	148.4952	150.0000	99.0
Feb0103.D	Calibration	Naphthalene-d8	6.455	336373	1308905	0.2570	120.4398	120.0000	100.4
Feb0104.D	Calibration	Naphthalene-d8	6.444	275756	1240577	0.2223	102.7483	100.0000	102.7
Feb0105.D	Calibration	Naphthalene-d8	6.444	223584	1380396	0.1620	73.4452	75.0000	97.9
Feb0106.D	Calibration	Naphthalene-d8	6.444	138106	1240005	0.1114	50.0870	50.0000	100.2
Feb0107.D	Calibration	Naphthalene-d8	6.455	23238	1258700	0.0185	9.6340	10.0000	96.3
Feb0108.D	Calibration	Naphthalene-d8	6.455	5907	1110012	0.0053	4.1383	4.0000	103.5
Feb0109.D	QC	Naphthalene-d8	6.444	241944	1466012	0.1650	74.8942	75.0000	99.9

Compound: p-Chloroaniline

Data File	Sample Type	ISTD	RT	Resp	ISTD Resp	Resp Ratio	Final Conc	Exp. Conc	Accuracy
Feb0102.D	Calibration	Naphthalene-d8	6.506	1687405	1386526	1.2170	143.7488	150.0000	95.8
Feb0103.D	Calibration	Naphthalene-d8	6.506	1416456	1308905	1.0822	124.0098	120.0000	103.3
Feb0104.D	Calibration	Naphthalene-d8	6.506	1150118	1240577	0.9271	103.0423	100.0000	103.0
Feb0105.D	Calibration	Naphthalene-d8	6.506	1006188	1380396	0.7289	78.3659	75.0000	104.5
Feb0106.D	Calibration	Naphthalene-d8	6.496	551044	1240005	0.4444	46.1136	50.0000	92.2
Feb0107.D	Calibration	Naphthalene-d8	6.496	104993	1258700	0.0834	9.2145	10.0000	92.1
Feb0108.D	Calibration	Naphthalene-d8	6.506	36760	1110012	0.0331	4.3609	4.0000	109.0
Feb0109.D	QC	Naphthalene-d8	6.506	953270	1466012	0.6502	69.1135	75.0000	92.2

Compound: Hexachlorobutadiene

Data File	Sample Type	ISTD	RT	Resp	ISTD Resp	Resp Ratio	Final Conc	Exp. Conc	Accuracy
Feb0102.D	Calibration	Naphthalene-d8	6.578	821958	1386526	0.5928	149.0725	150.0000	99.4
Feb0103.D	Calibration	Naphthalene-d8	6.578	621657	1308905	0.4749	119.7641	120.0000	99.8
Feb0104.D	Calibration	Naphthalene-d8	6.578	503213	1240577	0.4056	102.4335	100.0000	102.4
Feb0105.D	Calibration	Naphthalene-d8	6.578	404231	1380396	0.2928	74.0790	75.0000	98.8
Feb0106.D	Calibration	Naphthalene-d8	6.568	244970	1240005	0.1976	49.9749	50.0000	99.9
Feb0107.D	Calibration	Naphthalene-d8	6.568	48748	1258700	0.0387	9.4805	10.0000	94.8
Feb0108.D	Calibration	Naphthalene-d8	6.568	20102	1110012	0.0181	4.1941	4.0000	104.9
Feb0109.D	QC	Naphthalene-d8	6.568	438285	1466012	0.2990	75.6243	75.0000	100.8

Compound: 4-Chloro-2-Methylphenol

Data File	Sample Type	ISTD	RT	Resp	ISTD Resp	Resp Ratio	Final Conc	Exp. Conc	Accuracy
Feb0102.D	Calibration	Naphthalene-d8	6.999	1171636	1386526	0.8450	149.6686	150.0000	99.8
Feb0103.D	Calibration	Naphthalene-d8	6.999	890549	1308905	0.6804	120.5800	120.0000	100.5
Feb0104.D	Calibration	Naphthalene-d8	6.989	702021	1240577	0.5659	100.3127	100.0000	100.3
Feb0105.D	Calibration	Naphthalene-d8	6.989	572096	1380396	0.4144	73.4569	75.0000	97.9
Feb0106.D	Calibration	Naphthalene-d8	6.989	359969	1240005	0.2903	51.3997	50.0000	102.8
Feb0107.D	Calibration	Naphthalene-d8	6.989	68519	1258700	0.0544	9.3910	10.0000	93.9
Feb0108.D	Calibration	Naphthalene-d8	6.999	28076	1110012	0.0253	4.1909	4.0000	104.8
Feb0109.D	QC	Naphthalene-d8	6.989	580530	1466012	0.3960	70.1813	75.0000	93.6

Compound: 4-Chloro-3-Methylphenol

Data File	Sample Type	ISTD	RT	Resp	ISTD Resp	Resp Ratio	Final Conc	Exp. Conc	Accuracy
Feb0102.D	Calibration	Naphthalene-d8	7.132	1126173	1386526	0.8122	143.9602	150.0000	96.0
Feb0103.D	Calibration	Naphthalene-d8	7.132	960610	1308905	0.7339	127.3896	120.0000	106.2
Feb0104.D	Calibration	Naphthalene-d8	7.132	737065	1240577	0.5941	99.7493	100.0000	99.7
Feb0105.D	Calibration	Naphthalene-d8	7.132	642729	1380396	0.4656	76.1234	75.0000	101.5
Feb0106.D	Calibration	Naphthalene-d8	7.122	376368	1240005	0.3035	48.2921	50.0000	96.6
Feb0107.D	Calibration	Naphthalene-d8	7.132	70176	1258700	0.0558	9.1161	10.0000	91.2
Feb0108.D	Calibration	Naphthalene-d8	7.132	26756	1110012	0.0241	4.3589	4.0000	109.0
Feb0109.D	QC	Naphthalene-d8	7.132	672378	1466012	0.4586	74.8848	75.0000	99.8

Compound: 2-Methylnaphthalene

Data File	Sample Type	ISTD	RT	Resp	ISTD Resp	Resp Ratio	Final Conc	Exp. Conc	Accuracy
Feb0102.D	Calibration	Naphthalene-d8	7.235	2341006	1386526	1.6884	147.2966	150.0000	98.2
Feb0103.D	Calibration	Naphthalene-d8	7.235	1932970	1308905	1.4768	120.9843	120.0000	100.8
Feb0104.D	Calibration	Naphthalene-d8	7.235	1587610	1240577	1.2797	100.0082	100.0000	100.0
Feb0105.D	Calibration	Naphthalene-d8	7.235	1456274	1380396	1.0550	78.8029	75.0000	105.1
Feb0106.D	Calibration	Naphthalene-d8	7.235	847514	1240005	0.6835	48.0611	50.0000	96.1
Feb0107.D	Calibration	Naphthalene-d8	7.235	172048	1258700	0.1367	9.2083	10.0000	92.1
Feb0108.D	Calibration	Naphthalene-d8	7.235	68339	1110012	0.0616	4.3061	4.0000	107.7
Feb0109.D	QC	Naphthalene-d8	7.235	1574341	1466012	1.0739	80.4992	75.0000	107.3

Compound: 1-Methylnaphthalene

Data File	Sample Type	ISTD	RT	Resp	ISTD Resp	Resp Ratio	Final Conc	Exp. Conc	Accuracy
Feb0102.D	Calibration	Naphthalene-d8	7.348	2309219	1386526	1.6655	146.5257	150.0000	97.7
Feb0103.D	Calibration	Naphthalene-d8	7.348	1940124	1308905	1.4822	124.5940	120.0000	103.8
Feb0104.D	Calibration	Naphthalene-d8	7.348	1515451	1240577	1.2216	97.2693	100.0000	97.3
Feb0105.D	Calibration	Naphthalene-d8	7.348	1403075	1380396	1.0164	78.0274	75.0000	104.0
Feb0106.D	Calibration	Naphthalene-d8	7.348	836067	1240005	0.6742	49.0808	50.0000	98.2
Feb0107.D	Calibration	Naphthalene-d8	7.348	168330	1258700	0.1337	8.9930	10.0000	89.9
Feb0108.D	Calibration	Naphthalene-d8	7.348	73660	1110012	0.0664	4.3657	4.0000	109.1
Feb0109.D	QC	Naphthalene-d8	7.348	1432800	1466012	0.9773	74.5404	75.0000	99.4

Compound: Hexachlorocyclopentadiene

Data File	Sample Type	ISTD	RT	Resp	ISTD Resp	Resp Ratio	Final Conc	Exp. Conc	Accuracy
Feb0102.D	Calibration	Acenaphthene-d10	7.430	490227	791733	0.6192	146.3732	150.0000	97.6
Feb0103.D	Calibration	Acenaphthene-d10	7.430	387061	774184	0.5000	118.0685	120.0000	98.4
Feb0104.D	Calibration	Acenaphthene-d10	7.430	316647	679726	0.4658	110.0228	100.0000	110.0
Feb0105.D	Calibration	Acenaphthene-d10	7.430	261033	834716	0.3127	74.1965	75.0000	98.9
Feb0106.D	Calibration	Acenaphthene-d10	7.430	140089	723199	0.1937	46.6669	50.0000	93.3
Feb0107.D	Calibration	Acenaphthene-d10	7.430	21483	702007	0.0306	9.3703	10.0000	93.7
Feb0108.D	Calibration	Acenaphthene-d10	7.430	6016	719440	0.0084	4.3226	4.0000	108.1
Feb0109.D	QC	Acenaphthene-d10	7.430	259374	824519	0.3146	74.6279	75.0000	99.5

Compound: 2,4,6-Trichlorophenol

Data File	Sample Type	ISTD	RT	Resp	ISTD Resp	Resp Ratio	Final Conc	Exp. Conc	Accuracy
Feb0102.D	Calibration	Acenaphthene-d10	7.605	789718	791733	0.9975	151.2368	150.0000	100.8
Feb0103.D	Calibration	Acenaphthene-d10	7.595	593711	774184	0.7669	116.2774	120.0000	96.9
Feb0104.D	Calibration	Acenaphthene-d10	7.595	457549	679726	0.6731	102.0631	100.0000	102.1
Feb0105.D	Calibration	Acenaphthene-d10	7.595	405291	834716	0.4855	73.6194	75.0000	98.2
Feb0106.D	Calibration	Acenaphthene-d10	7.594	249803	723199	0.3454	52.3726	50.0000	104.7
Feb0107.D	Calibration	Acenaphthene-d10	7.595	44479	702007	0.0634	9.6067	10.0000	96.1
Feb0108.D	Calibration	Acenaphthene-d10	7.595	19216	719440	0.0267	4.0497	4.0000	101.2
Feb0109.D	QC	Acenaphthene-d10	7.595	458380	824519	0.5559	84.2925	75.0000	112.4

Compound: 2,4,5-Trichlorophenol

Data File	Sample Type	ISTD	RT	Resp	ISTD Resp	Resp Ratio	Final Conc	Exp. Conc	Accuracy
Feb0102.D	Calibration	Acenaphthene-d10	7.646	846998	791733	1.0698	147.4929	150.0000	98.3
Feb0103.D	Calibration	Acenaphthene-d10	7.646	712470	774184	0.9203	124.4258	120.0000	103.7
Feb0104.D	Calibration	Acenaphthene-d10	7.646	501394	679726	0.7376	97.6083	100.0000	97.6
Feb0105.D	Calibration	Acenaphthene-d10	7.636	489590	834716	0.5865	76.4063	75.0000	101.9
Feb0106.D	Calibration	Acenaphthene-d10	7.636	278785	723199	0.3855	49.4012	50.0000	98.8
Feb0107.D	Calibration	Acenaphthene-d10	7.646	49566	702007	0.0706	9.4715	10.0000	94.7
Feb0108.D	Calibration	Acenaphthene-d10	7.646	19763	719440	0.0275	4.2004	4.0000	105.0
Feb0109.D	QC	Acenaphthene-d10	7.636	529850	824519	0.6426	84.1786	75.0000	112.2

Compound: 2-Fluorobiphenyl

Data File	Sample Type	ISTD	RT	Resp	ISTD Resp	Resp Ratio	Final Conc	Exp. Conc	Accuracy
Feb0102.D	Calibration	Acenaphthene-d10	7.707	3634384	791733	4.5904	156.5846	150.0000	104.4
Feb0103.D	Calibration	Acenaphthene-d10	7.697	2666559	774184	3.4444	116.3937	120.0000	97.0
Feb0104.D	Calibration	Acenaphthene-d10	7.697	1868977	679726	2.7496	92.3212	100.0000	92.3
Feb0105.D	Calibration	Acenaphthene-d10	7.697	1873907	834716	2.2450	74.9694	75.0000	100.0
Feb0106.D	Calibration	Acenaphthene-d10	7.697	1189529	723199	1.6448	54.4768	50.0000	109.0
Feb0107.D	Calibration	Acenaphthene-d10	7.697	242914	702007	0.3460	10.6452	10.0000	106.5
Feb0108.D	Calibration	Acenaphthene-d10	7.697	98197	719440	0.1365	3.6383	4.0000	91.0
Feb0109.D	QC	Acenaphthene-d10	7.697	1787030	824519	2.1674	72.3108	75.0000	96.4

Compound: 2-Chloronaphthalene

Data File	Sample Type	ISTD	RT	Resp	ISTD Resp	Resp Ratio	Final Conc	Exp. Conc	Accuracy
Feb0102.D	Calibration	Acenaphthene-d10	7.810	2748806	791733	3.4719	152.7584	150.0000	101.8
Feb0103.D	Calibration	Acenaphthene-d10	7.810	2172127	774184	2.8057	118.7907	120.0000	99.0
Feb0104.D	Calibration	Acenaphthene-d10	7.810	1562628	679726	2.2989	94.8182	100.0000	94.8
Feb0105.D	Calibration	Acenaphthene-d10	7.810	1620048	834716	1.9408	78.6874	75.0000	104.9
Feb0106.D	Calibration	Acenaphthene-d10	7.810	920545	723199	1.2729	50.1146	50.0000	100.2
Feb0107.D	Calibration	Acenaphthene-d10	7.800	183365	702007	0.2612	9.9531	10.0000	99.5
Feb0108.D	Calibration	Acenaphthene-d10	7.810	74628	719440	0.1037	3.9899	4.0000	99.7
Feb0109.D	QC	Acenaphthene-d10	7.810	1738077	824519	2.1080	86.1405	75.0000	114.9

Compound: 2-Nitroaniline

Data File	Sample Type	ISTD	RT	Resp	ISTD Resp	Resp Ratio	Final Conc	Exp. Conc	Accuracy
Feb0102.D	Calibration	Acenaphthene-d10	7.974	407283	791733	0.5144	141.9081	150.0000	94.6
Feb0103.D	Calibration	Acenaphthene-d10	7.975	370357	774184	0.4784	131.5532	120.0000	109.6
Feb0104.D	Calibration	Acenaphthene-d10	7.975	252446	679726	0.3714	101.3167	100.0000	101.3
Feb0105.D	Calibration	Acenaphthene-d10	7.964	218620	834716	0.2619	71.1164	75.0000	94.8
Feb0106.D	Calibration	Acenaphthene-d10	7.964	132174	723199	0.1828	49.7222	50.0000	99.4
Feb0107.D	Calibration	Acenaphthene-d10	7.964	20206	702007	0.0288	9.0786	10.0000	90.8
Feb0108.D	Calibration	Acenaphthene-d10	7.964	7678	719440	0.0107	4.3790	4.0000	109.5
Feb0109.D	QC	Acenaphthene-d10	7.964	237583	824519	0.2881	78.2885	75.0000	104.4

Compound: Dimethyl Phthalate

Data File	Sample Type	ISTD	RT	Resp	ISTD Resp	Resp Ratio	Final Conc	Exp. Conc	Accuracy
Feb0102.D	Calibration	Acenaphthene-d10	8.231	2847316	791733	3.5963	146.9589	150.0000	98.0
Feb0103.D	Calibration	Acenaphthene-d10	8.231	2381805	774184	3.0765	123.6249	120.0000	103.0
Feb0104.D	Calibration	Acenaphthene-d10	8.231	1723192	679726	2.5351	100.2768	100.0000	100.3
Feb0105.D	Calibration	Acenaphthene-d10	8.221	1625132	834716	1.9469	75.8931	75.0000	101.2
Feb0106.D	Calibration	Acenaphthene-d10	8.220	904645	723199	1.2509	48.2087	50.0000	96.4
Feb0107.D	Calibration	Acenaphthene-d10	8.221	168802	702007	0.2405	9.9801	10.0000	99.8
Feb0108.D	Calibration	Acenaphthene-d10	8.221	56610	719440	0.0787	4.0535	4.0000	101.3
Feb0109.D	QC	Acenaphthene-d10	8.221	1771366	824519	2.1484	84.1356	75.0000	112.2

Compound: 2,6-Dinitrotoluene

Data File	Sample Type	ISTD	RT	Resp	ISTD Resp	Resp Ratio	Final Conc	Exp. Conc	Accuracy
Feb0102.D	Calibration	Acenaphthene-d10	8.292	406641	791733	0.5136	154.4190	150.0000	102.9
Feb0103.D	Calibration	Acenaphthene-d10	8.282	280754	774184	0.3626	111.4453	120.0000	92.9
Feb0104.D	Calibration	Acenaphthene-d10	8.282	213493	679726	0.3141	97.2549	100.0000	97.3
Feb0105.D	Calibration	Acenaphthene-d10	8.282	232435	834716	0.2785	86.7228	75.0000	115.6
Feb0106.D	Calibration	Acenaphthene-d10	8.272	101481	723199	0.1403	44.8534	50.0000	89.7
Feb0107.D	Calibration	Acenaphthene-d10	8.272	21229	702007	0.0302	10.2096	10.0000	102.1
Feb0108.D	Calibration	Acenaphthene-d10	8.272	7793	719440	0.0108	3.9738	4.0000	99.3
Feb0109.D	QC	Acenaphthene-d10	8.282	234858	824519	0.2848	88.6171	75.0000	118.2

Compound: Acenaphthylene

Data File	Sample Type	ISTD	RT	Resp	ISTD Resp	Resp Ratio	Final Conc	Exp. Conc	Accuracy
Feb0102.D	Calibration	Acenaphthene-d10	8.302	4252532	791733	5.3712	142.9428	150.0000	95.3
Feb0103.D	Calibration	Acenaphthene-d10	8.302	3859021	774184	4.9846	131.2729	120.0000	109.4
Feb0104.D	Calibration	Acenaphthene-d10	8.302	2604761	679726	3.8321	98.0300	100.0000	98.0
Feb0105.D	Calibration	Acenaphthene-d10	8.302	2495007	834716	2.9890	75.0030	75.0000	100.0
Feb0106.D	Calibration	Acenaphthene-d10	8.292	1404074	723199	1.9415	47.6841	50.0000	95.4
Feb0107.D	Calibration	Acenaphthene-d10	8.292	294570	702007	0.4196	10.1818	10.0000	101.8
Feb0108.D	Calibration	Acenaphthene-d10	8.292	114993	719440	0.1598	4.0094	4.0000	100.2
Feb0109.D	QC	Acenaphthene-d10	8.302	2535566	824519	3.0752	77.3112	75.0000	103.1

Compound: 3-Nitroaniline

Data File	Sample Type	ISTD	RT	Resp	ISTD Resp	Resp Ratio	Final Conc	Exp. Conc	Accuracy
Feb0102.D	Calibration	Acenaphthene-d10	8.486	434025	791733	0.5482	150.5706	150.0000	100.4
Feb0103.D	Calibration	Acenaphthene-d10	8.476	317811	774184	0.4105	112.5138	120.0000	93.8
Feb0104.D	Calibration	Acenaphthene-d10	8.476	265494	679726	0.3906	107.0476	100.0000	107.0
Feb0105.D	Calibration	Acenaphthene-d10	8.476	237671	834716	0.2847	78.1693	75.0000	104.2
Feb0106.D	Calibration	Acenaphthene-d10	8.466	124099	723199	0.1716	47.6093	50.0000	95.2
Feb0107.D	Calibration	Acenaphthene-d10	8.466	17796	702007	0.0254	8.5555	10.0000	85.6
Feb0108.D	Calibration	Acenaphthene-d10	8.466	7380	719440	0.0103	4.5535	4.0000	113.8
Feb0109.D	QC	Acenaphthene-d10	8.476	248970	824519	0.3020	82.8496	75.0000	110.5

Compound: Acenaphthene

Data File	Sample Type	ISTD	RT	Resp	ISTD Resp	Resp Ratio	Final Conc	Exp. Conc	Accuracy
Feb0102.D	Calibration	Acenaphthene-d10	8.517	2438569	791733	3.0800	142.5147	150.0000	95.0
Feb0103.D	Calibration	Acenaphthene-d10	8.517	2173308	774184	2.8072	128.1771	120.0000	106.8
Feb0104.D	Calibration	Acenaphthene-d10	8.517	1563954	679726	2.3009	102.6394	100.0000	102.6
Feb0105.D	Calibration	Acenaphthene-d10	8.517	1445157	834716	1.7313	75.3729	75.0000	100.5
Feb0106.D	Calibration	Acenaphthene-d10	8.507	788113	723199	1.0898	46.2383	50.0000	92.5
Feb0107.D	Calibration	Acenaphthene-d10	8.507	171669	702007	0.2445	10.0130	10.0000	100.1
Feb0108.D	Calibration	Acenaphthene-d10	8.507	73110	719440	0.1016	4.1019	4.0000	102.5
Feb0109.D	QC	Acenaphthene-d10	8.517	1604507	824519	1.9460	85.4836	75.0000	114.0

Compound: 2,4-Dinitrophenol

Data File	Sample Type	ISTD	RT	Resp	ISTD Resp	Resp Ratio	Final Conc	Exp. Conc	Accuracy
Feb0102.D	Calibration	Acenaphthene-d10	8.609	235217	791733	0.2971	145.6401	150.0000	97.1
Feb0103.D	Calibration	Acenaphthene-d10	8.599	184896	774184	0.2388	119.5926	120.0000	99.7
Feb0104.D	Calibration	Acenaphthene-d10	8.599	144946	679726	0.2132	107.9226	100.0000	107.9
Feb0105.D	Calibration	Acenaphthene-d10	8.599	123418	834716	0.1479	77.4073	75.0000	103.2
Feb0106.D	Calibration	Acenaphthene-d10	8.599	58916	723199	0.0815	45.3194	50.0000	90.6
Feb0107.D	Calibration	Acenaphthene-d10	8.599	5504	702007	0.0078	8.2783	10.0000	82.8
Feb0108.D	Calibration	Acenaphthene-d10	8.609	709	719440	0.0010	4.7440	4.0000	118.6
Feb0109.D	QC	Acenaphthene-d10	8.599	104037	824519	0.1262	67.0584	75.0000	89.4

Compound: Dibenzofuran

Data File	Sample Type	ISTD	RT	Resp	ISTD Resp	Resp Ratio	Final Conc	Exp. Conc	Accuracy
Feb0102.D	Calibration	Acenaphthene-d10	8.732	4357452	791733	5.5037	150.5805	150.0000	100.4
Feb0103.D	Calibration	Acenaphthene-d10	8.732	3569782	774184	4.6110	127.4971	120.0000	106.2
Feb0104.D	Calibration	Acenaphthene-d10	8.722	2131039	679726	3.1351	88.1472	100.0000	88.1
Feb0105.D	Calibration	Acenaphthene-d10	8.722	2217629	834716	2.6567	75.0506	75.0000	100.1
Feb0106.D	Calibration	Acenaphthene-d10	8.722	1357092	723199	1.8765	53.3043	50.0000	106.6
Feb0107.D	Calibration	Acenaphthene-d10	8.722	279096	702007	0.3976	10.6565	10.0000	106.6
Feb0108.D	Calibration	Acenaphthene-d10	8.722	116486	719440	0.1619	3.6747	4.0000	91.9
Feb0109.D	QC	Acenaphthene-d10	8.722	2289150	824519	2.7763	78.3412	75.0000	104.5

Compound: 4-Nitrophenol

Data File	Sample Type	ISTD	RT	Resp	ISTD Resp	Resp Ratio	Final Conc	Exp. Conc	Accuracy
Feb0102.D	Calibration	Acenaphthene-d10	8.763	478509	791733	0.6044	150.5082	150.0000	100.3
Feb0103.D	Calibration	Acenaphthene-d10	8.753	373397	774184	0.4823	123.8308	120.0000	103.2
Feb0104.D	Calibration	Acenaphthene-d10	8.753	227413	679726	0.3346	89.6009	100.0000	89.6
Feb0105.D	Calibration	Acenaphthene-d10	8.742	251182	834716	0.3009	81.4651	75.0000	108.6
Feb0106.D	Calibration	Acenaphthene-d10	8.742	127960	723199	0.1769	50.2179	50.0000	100.4
Feb0107.D	Calibration	Acenaphthene-d10	8.742	17972	702007	0.0256	8.8503	10.0000	88.5
Feb0108.D	Calibration	Acenaphthene-d10	8.753	7242	719440	0.0101	4.3644	4.0000	109.1
Feb0109.D	QC	Acenaphthene-d10	8.742	275657	824519	0.3343	89.5430	75.0000	119.4

Compound: 2,4-Dinitrotoluene

Data File	Sample Type	ISTD	RT	Resp	ISTD Resp	Resp Ratio	Final Conc	Exp. Conc	Accuracy
Feb0102.D	Calibration	Acenaphthene-d10	8.763	525298	791733	0.6635	148.9411	150.0000	99.3
Feb0103.D	Calibration	Acenaphthene-d10	8.763	408805	774184	0.5280	119.8044	120.0000	99.8
Feb0104.D	Calibration	Acenaphthene-d10	8.763	295452	679726	0.4347	99.5004	100.0000	99.5
Feb0105.D	Calibration	Acenaphthene-d10	8.753	286282	834716	0.3430	79.3890	75.0000	105.9
Feb0106.D	Calibration	Acenaphthene-d10	8.752	147140	723199	0.2035	48.4471	50.0000	96.9
Feb0107.D	Calibration	Acenaphthene-d10	8.753	17660	702007	0.0252	8.2763	10.0000	82.8
Feb0108.D	Calibration	Acenaphthene-d10	8.753	6581	719440	0.0091	4.6337	4.0000	115.8
Feb0109.D	QC	Acenaphthene-d10	8.763	300223	824519	0.3641	84.0432	75.0000	112.1

Compound: Diethylphthalate

Data File	Sample Type	ISTD	RT	Resp	ISTD Resp	Resp Ratio	Final Conc	Exp. Conc	Accuracy
Feb0102.D	Calibration	Acenaphthene-d10	9.100	3069738	791733	3.8772	149.2049	150.0000	99.5
Feb0103.D	Calibration	Acenaphthene-d10	9.090	2390382	774184	3.0876	117.6097	120.0000	98.0
Feb0104.D	Calibration	Acenaphthene-d10	9.090	1840659	679726	2.7079	102.7241	100.0000	102.7
Feb0105.D	Calibration	Acenaphthene-d10	9.090	1742454	834716	2.0875	78.8006	75.0000	105.1
Feb0106.D	Calibration	Acenaphthene-d10	9.080	896730	723199	1.2400	46.8822	50.0000	93.8
Feb0107.D	Calibration	Acenaphthene-d10	9.080	155062	702007	0.2209	9.5795	10.0000	95.8
Feb0108.D	Calibration	Acenaphthene-d10	9.080	51509	719440	0.0716	4.2077	4.0000	105.2
Feb0109.D	QC	Acenaphthene-d10	9.090	1912507	824519	2.3195	87.6913	75.0000	116.9

Compound: Fluorene

Data File	Sample Type	ISTD	RT	Resp	ISTD Resp	Resp Ratio	Final Conc	Exp. Conc	Accuracy
Feb0102.D	Calibration	Acenaphthene-d10	9.141	3124841	791733	3.9468	138.8198	150.0000	92.5
Feb0103.D	Calibration	Acenaphthene-d10	9.141	2805277	774184	3.6235	123.8770	120.0000	103.2
Feb0104.D	Calibration	Acenaphthene-d10	9.141	2304607	679726	3.3905	113.7581	100.0000	113.8
Feb0105.D	Calibration	Acenaphthene-d10	9.141	1995921	834716	2.3911	74.9472	75.0000	99.9
Feb0106.D	Calibration	Acenaphthene-d10	9.131	1054089	723199	1.4575	43.4673	50.0000	86.9
Feb0107.D	Calibration	Acenaphthene-d10	9.131	242671	702007	0.3457	10.0430	10.0000	100.4
Feb0108.D	Calibration	Acenaphthene-d10	9.131	98407	719440	0.1368	4.1503	4.0000	103.8
Feb0109.D	QC	Acenaphthene-d10	9.141	2004604	824519	2.4312	76.3884	75.0000	101.9

Compound: 4-Chlorophenyl-phenylether

Data File	Sample Type	ISTD	RT	Resp	ISTD Resp	Resp Ratio	Final Conc	Exp. Conc	Accuracy
Feb0102.D	Calibration	Acenaphthene-d10	9.172	1546664	791733	1.9535	151.8482	150.0000	101.2
Feb0103.D	Calibration	Acenaphthene-d10	9.172	1173084	774184	1.5153	112.8295	120.0000	94.0
Feb0104.D	Calibration	Acenaphthene-d10	9.172	980077	679726	1.4419	106.6653	100.0000	106.7
Feb0105.D	Calibration	Acenaphthene-d10	9.172	870814	834716	1.0432	74.7026	75.0000	99.6
Feb0106.D	Calibration	Acenaphthene-d10	9.172	506928	723199	0.7010	49.0227	50.0000	98.0
Feb0107.D	Calibration	Acenaphthene-d10	9.172	101141	702007	0.1441	10.0556	10.0000	100.6
Feb0108.D	Calibration	Acenaphthene-d10	9.172	38469	719440	0.0535	3.9995	4.0000	100.0
Feb0109.D	QC	Acenaphthene-d10	9.172	938090	824519	1.1377	82.0634	75.0000	109.4

Compound: 4-Nitroaniline

Data File	Sample Type	ISTD	RT	Resp	ISTD Resp	Resp Ratio	Final Conc	Exp. Conc	Accuracy
Feb0102.D	Calibration	Phenanthrene-d10	9.233	384670	1363170	0.2822	141.7386	150.0000	94.5
Feb0103.D	Calibration	Phenanthrene-d10	9.223	321193	1298676	0.2473	123.6316	120.0000	103.0
Feb0104.D	Calibration	Phenanthrene-d10	9.223	257049	1143226	0.2248	112.1017	100.0000	112.1
Feb0105.D	Calibration	Phenanthrene-d10	9.213	212375	1469394	0.1445	71.7794	75.0000	95.7
Feb0106.D	Calibration	Phenanthrene-d10	9.203	114808	1236376	0.0929	46.5123	50.0000	93.0
Feb0107.D	Calibration	Phenanthrene-d10	9.192	17161	1254059	0.0137	8.7455	10.0000	87.5
Feb0108.D	Calibration	Phenanthrene-d10	9.192	5485	1144510	0.0048	4.5721	4.0000	114.3
Feb0109.D	QC	Phenanthrene-d10	9.213	219751	1485970	0.1479	73.4360	75.0000	97.9

Compound: 4,6-Dinitro-2-methylphenol

Data File	Sample Type	ISTD	RT	Resp	ISTD Resp	Resp Ratio	Final Conc	Exp. Conc	Accuracy
Feb0102.D	Calibration	Phenanthrene-d10	9.264	316315	1363170	0.2320	144.0029	150.0000	96.0
Feb0103.D	Calibration	Phenanthrene-d10	9.254	248854	1298676	0.1916	122.6655	120.0000	102.2
Feb0104.D	Calibration	Phenanthrene-d10	9.254	192958	1143226	0.1688	110.1527	100.0000	110.2
Feb0105.D	Calibration	Phenanthrene-d10	9.244	151435	1469394	0.1031	71.9730	75.0000	96.0
Feb0106.D	Calibration	Phenanthrene-d10	9.233	77875	1236376	0.0630	46.7980	50.0000	93.6
Feb0107.D	Calibration	Phenanthrene-d10	9.233	8409	1254059	0.0067	8.2883	10.0000	82.9
Feb0108.D	Calibration	Phenanthrene-d10	9.233	2118	1144510	0.0019	4.7589	4.0000	119.0
Feb0109.D	QC	Phenanthrene-d10	9.244	131213	1485970	0.0883	62.8895	75.0000	83.9

Compound: N-nitrosodiphenylamine

Data File	Sample Type	ISTD	RT	Resp	ISTD Resp	Resp Ratio	Final Conc	Exp. Conc	Accuracy
Feb0102.D	Calibration	Phenanthrene-d10	9.336	2181531	1363170	1.6003	145.1901	150.0000	96.8
Feb0103.D	Calibration	Phenanthrene-d10	9.336	1803695	1298676	1.3889	122.5243	120.0000	102.1
Feb0104.D	Calibration	Phenanthrene-d10	9.325	1417787	1143226	1.2402	107.4516	100.0000	107.5
Feb0105.D	Calibration	Phenanthrene-d10	9.325	1235167	1469394	0.8406	69.8116	75.0000	93.1
Feb0106.D	Calibration	Phenanthrene-d10	9.325	767221	1236376	0.6205	50.5497	50.0000	101.1
Feb0107.D	Calibration	Phenanthrene-d10	9.325	141106	1254059	0.1125	9.2002	10.0000	92.0
Feb0108.D	Calibration	Phenanthrene-d10	9.325	56252	1144510	0.0491	4.3043	4.0000	107.6
Feb0109.D	QC	Phenanthrene-d10	9.325	1331807	1485970	0.8963	74.8353	75.0000	99.8

Compound: Azobenzene

Data File	Sample Type	ISTD	RT	Resp	ISTD Resp	Resp Ratio	Final Conc	Exp. Conc	Accuracy
Feb0102.D	Calibration	Phenanthrene-d10	9.366	2635902	1363170	1.9337	120.3212	150.0000	80.2
Feb0103.D	Calibration	Phenanthrene-d10	9.366	2479149	1298676	1.9090	119.1940	120.0000	99.3
Feb0104.D	Calibration	Phenanthrene-d10	9.366	1782775	1143226	1.5594	102.5705	100.0000	102.6
Feb0105.D	Calibration	Phenanthrene-d10	9.356	1447453	1469394	0.9851	71.9184	75.0000	95.9
Feb0106.D	Calibration	Phenanthrene-d10	9.356	803019	1236376	0.6495	51.2714	50.0000	102.5
Feb0107.D	Calibration	Phenanthrene-d10	9.356	129473	1254059	0.1032	10.0656	10.0000	100.7
Feb0108.D	Calibration	Phenanthrene-d10	9.356	41504	1144510	0.0363	3.9570	4.0000	98.9
Feb0109.D	QC	Phenanthrene-d10	9.356	1548225	1485970	1.0419	75.1822	75.0000	100.2

Compound: 2,4,6-Tribromophenol

Data File	Sample Type	ISTD	RT	Resp	ISTD Resp	Resp Ratio	Final Conc	Exp. Conc	Accuracy
Feb0102.D	Calibration	Phenanthrene-d10	9.438	288521	1363170	0.2117	145.3903	150.0000	96.9
Feb0103.D	Calibration	Phenanthrene-d10	9.438	233717	1298676	0.1800	123.8488	120.0000	103.2
Feb0104.D	Calibration	Phenanthrene-d10	9.438	174464	1143226	0.1526	105.2433	100.0000	105.2
Feb0105.D	Calibration	Phenanthrene-d10	9.428	150664	1469394	0.1025	71.1735	75.0000	94.9
Feb0106.D	Calibration	Phenanthrene-d10	9.428	88397	1236376	0.0715	50.0432	50.0000	100.1
Feb0107.D	Calibration	Phenanthrene-d10	9.428	13842	1254059	0.0110	8.8575	10.0000	88.6
Feb0108.D	Calibration	Phenanthrene-d10	9.428	5219	1144510	0.0046	4.4425	4.0000	111.1
Feb0109.D	QC	Phenanthrene-d10	9.428	171377	1485970	0.1153	79.8819	75.0000	106.5

Compound: 4-Bromophenyl-phenylether

Data File	Sample Type	ISTD	RT	Resp	ISTD Resp	Resp Ratio	Final Conc	Exp. Conc	Accuracy
Feb0102.D	Calibration	Phenanthrene-d10	9.765	963582	1363170	0.7069	151.3568	150.0000	100.9
Feb0103.D	Calibration	Phenanthrene-d10	9.755	687986	1298676	0.5298	115.3652	120.0000	96.1
Feb0104.D	Calibration	Phenanthrene-d10	9.755	542314	1143226	0.4744	103.8771	100.0000	103.9
Feb0105.D	Calibration	Phenanthrene-d10	9.755	490555	1469394	0.3338	74.2005	75.0000	98.9
Feb0106.D	Calibration	Phenanthrene-d10	9.755	277659	1236376	0.2246	50.5661	50.0000	101.1
Feb0107.D	Calibration	Phenanthrene-d10	9.755	50108	1254059	0.0400	9.4281	10.0000	94.3
Feb0108.D	Calibration	Phenanthrene-d10	9.755	19401	1144510	0.0170	4.1886	4.0000	104.7
Feb0109.D	QC	Phenanthrene-d10	9.755	507627	1485970	0.3416	75.8609	75.0000	101.1

Compound: Hexachlorobenzene

Data File	Sample Type	ISTD	RT	Resp	ISTD Resp	Resp Ratio	Final Conc	Exp. Conc	Accuracy
Feb0102.D	Calibration	Phenanthrene-d10	9.796	824259	1363170	0.6047	141.1882	150.0000	94.1
Feb0103.D	Calibration	Phenanthrene-d10	9.796	701552	1298676	0.5402	123.6106	120.0000	103.0
Feb0104.D	Calibration	Phenanthrene-d10	9.796	567444	1143226	0.4964	112.1231	100.0000	112.1
Feb0105.D	Calibration	Phenanthrene-d10	9.796	492930	1469394	0.3355	72.6972	75.0000	96.9
Feb0106.D	Calibration	Phenanthrene-d10	9.786	266644	1236376	0.2157	45.6228	50.0000	91.2
Feb0107.D	Calibration	Phenanthrene-d10	9.786	55907	1254059	0.0446	9.6137	10.0000	96.1
Feb0108.D	Calibration	Phenanthrene-d10	9.786	20650	1144510	0.0180	4.2688	4.0000	106.7
Feb0109.D	QC	Phenanthrene-d10	9.796	505904	1485970	0.3405	73.8632	75.0000	98.5

Compound: Pentachlorophenol

Data File	Sample Type	ISTD	RT	Resp	ISTD Resp	Resp Ratio	Final Conc	Exp. Conc	Accuracy
Feb0102.D	Calibration	Phenanthrene-d10	10.059	434215	1363170	0.3185	144.6498	150.0000	96.4
Feb0103.D	Calibration	Phenanthrene-d10	10.060	344839	1298676	0.2655	120.4032	120.0000	100.3
Feb0104.D	Calibration	Phenanthrene-d10	10.060	278914	1143226	0.2440	110.6056	100.0000	110.6
Feb0105.D	Calibration	Phenanthrene-d10	10.049	234400	1469394	0.1595	72.5845	75.0000	96.8
Feb0106.D	Calibration	Phenanthrene-d10	10.049	127699	1236376	0.1033	47.5707	50.0000	95.1
Feb0107.D	Calibration	Phenanthrene-d10	10.049	18418	1254059	0.0147	8.6379	10.0000	86.4
Feb0108.D	Calibration	Phenanthrene-d10	10.059	6139	1144510	0.0054	4.5744	4.0000	114.4
Feb0109.D	QC	Phenanthrene-d10	10.049	258938	1485970	0.1743	79.1781	75.0000	105.6

Compound: Phenanthrene

Data File	Sample Type	ISTD	RT	Resp	ISTD Resp	Resp Ratio	Final Conc	Exp. Conc	Accuracy
Feb0102.D	Calibration	Phenanthrene-d10	10.292	4291560	1363170	3.1482	139.7269	150.0000	93.2
Feb0103.D	Calibration	Phenanthrene-d10	10.292	3896089	1298676	3.0000	131.6192	120.0000	109.7
Feb0104.D	Calibration	Phenanthrene-d10	10.292	2840008	1143226	2.4842	105.0522	100.0000	105.1
Feb0105.D	Calibration	Phenanthrene-d10	10.292	2564536	1469394	1.7453	70.5655	75.0000	94.1
Feb0106.D	Calibration	Phenanthrene-d10	10.282	1518013	1236376	1.2278	48.3469	50.0000	96.7
Feb0107.D	Calibration	Phenanthrene-d10	10.282	314317	1254059	0.2506	9.7152	10.0000	97.2
Feb0108.D	Calibration	Phenanthrene-d10	10.282	117439	1144510	0.1026	4.1809	4.0000	104.5
Feb0109.D	QC	Phenanthrene-d10	10.282	2753869	1485970	1.8532	75.3840	75.0000	100.5

Compound: Anthracene

Data File	Sample Type	ISTD	RT	Resp	ISTD Resp	Resp Ratio	Final Conc	Exp. Conc	Accuracy
Feb0102.D	Calibration	Phenanthrene-d10	10.353	4560469	1363170	3.3455	146.2785	150.0000	97.5
Feb0103.D	Calibration	Phenanthrene-d10	10.353	3461124	1298676	2.6651	116.5299	120.0000	97.1
Feb0104.D	Calibration	Phenanthrene-d10	10.353	2656424	1143226	2.3236	101.5982	100.0000	101.6
Feb0105.D	Calibration	Phenanthrene-d10	10.353	2594872	1469394	1.7659	77.2145	75.0000	103.0
Feb0106.D	Calibration	Phenanthrene-d10	10.343	1431385	1236376	1.1577	50.6205	50.0000	101.2
Feb0107.D	Calibration	Phenanthrene-d10	10.343	268703	1254059	0.2143	9.3686	10.0000	93.7
Feb0108.D	Calibration	Phenanthrene-d10	10.343	110875	1144510	0.0969	4.2358	4.0000	105.9
Feb0109.D	QC	Phenanthrene-d10	10.353	2765541	1485970	1.8611	81.3750	75.0000	108.5

Compound: Triallate

Data File	Sample Type	ISTD	RT	Resp	ISTD Resp	Resp Ratio	Final Conc	Exp. Conc	Accuracy
Feb0102.D	Calibration	Phenanthrene-d10	10.424	1150766	1363170	0.8442	148.4494	150.0000	99.0
Feb0103.D	Calibration	Phenanthrene-d10	10.424	884738	1298676	0.6813	125.9030	120.0000	104.9
Feb0104.D	Calibration	Phenanthrene-d10	10.414	554579	1143226	0.4851	96.1399	100.0000	96.1
Feb0105.D	Calibration	Phenanthrene-d10	10.414	495066	1469394	0.3369	71.1327	75.0000	94.8
Feb0106.D	Calibration	Phenanthrene-d10	10.414	300299	1236376	0.2429	53.7540	50.0000	107.5
Feb0107.D	Calibration	Phenanthrene-d10	10.414	44885	1254059	0.0358	9.3123	10.0000	93.1
Feb0108.D	Calibration	Phenanthrene-d10	10.414	17087	1144510	0.0149	4.1711	4.0000	104.3
Feb0109.D	QC	Phenanthrene-d10	10.414	545058	1485970	0.3668	76.3887	75.0000	101.9

Compound: Carbazole

Data File	Sample Type	ISTD	RT	Resp	ISTD Resp	Resp Ratio	Final Conc	Exp. Conc	Accuracy
Feb0102.D	Calibration	Phenanthrene-d10	10.606	4624172	1363170	3.3922	150.7355	150.0000	100.5
Feb0103.D	Calibration	Phenanthrene-d10	10.596	3423441	1298676	2.6361	120.3919	120.0000	100.3
Feb0104.D	Calibration	Phenanthrene-d10	10.596	2446045	1143226	2.1396	99.5953	100.0000	99.6
Feb0105.D	Calibration	Phenanthrene-d10	10.596	2195170	1469394	1.4939	71.3668	75.0000	95.2
Feb0106.D	Calibration	Phenanthrene-d10	10.586	1345195	1236376	1.0880	52.8475	50.0000	105.7
Feb0107.D	Calibration	Phenanthrene-d10	10.586	258846	1254059	0.2064	10.1941	10.0000	101.9
Feb0108.D	Calibration	Phenanthrene-d10	10.586	93881	1144510	0.0820	3.8704	4.0000	96.8
Feb0109.D	QC	Phenanthrene-d10	10.596	2585808	1485970	1.7401	82.3003	75.0000	109.7

Compound: o-Terphenyl

Data File	Sample Type	ISTD	RT	Resp	ISTD Resp	Resp Ratio	Final Conc	Exp. Conc	Accuracy
Feb0102.D	Calibration	Phenanthrene-d10	10.829	2584877	1363170	1.8962	148.3761	150.0000	98.9
Feb0103.D	Calibration	Phenanthrene-d10	10.819	2003493	1298676	1.5427	120.8225	120.0000	100.7
Feb0104.D	Calibration	Phenanthrene-d10	10.819	1557204	1143226	1.3621	106.7061	100.0000	106.7
Feb0105.D	Calibration	Phenanthrene-d10	10.819	1240276	1469394	0.8441	66.0669	75.0000	88.1
Feb0106.D	Calibration	Phenanthrene-d10	10.819	835480	1236376	0.6757	52.8142	50.0000	105.6
Feb0107.D	Calibration	Phenanthrene-d10	10.809	173504	1254059	0.1384	10.3442	10.0000	103.4
Feb0108.D	Calibration	Phenanthrene-d10	10.819	64765	1144510	0.0566	3.8608	4.0000	96.5
Feb0109.D	QC	Phenanthrene-d10	10.819	1420303	1485970	0.9558	74.8511	75.0000	99.8

Compound: Di-n-Butylphthalate

Data File	Sample Type	ISTD	RT	Resp	ISTD Resp	Resp Ratio	Final Conc	Exp. Conc	Accuracy
Feb0102.D	Calibration	Phenanthrene-d10	11.214	4543310	1363170	3.3329	149.1277	150.0000	99.4
Feb0103.D	Calibration	Phenanthrene-d10	11.204	3555689	1298676	2.7379	124.0251	120.0000	103.4
Feb0104.D	Calibration	Phenanthrene-d10	11.204	2357528	1143226	2.0622	94.9021	100.0000	94.9
Feb0105.D	Calibration	Phenanthrene-d10	11.204	2415025	1469394	1.6436	76.5158	75.0000	102.0
Feb0106.D	Calibration	Phenanthrene-d10	11.204	1327110	1236376	1.0734	51.0226	50.0000	102.0
Feb0107.D	Calibration	Phenanthrene-d10	11.194	202670	1254059	0.1616	9.0957	10.0000	91.0
Feb0108.D	Calibration	Phenanthrene-d10	11.204	67741	1144510	0.0592	4.2912	4.0000	107.3
Feb0109.D	QC	Phenanthrene-d10	11.204	2700554	1485970	1.8174	84.1831	75.0000	112.2

Compound: Fluoranthene

Data File	Sample Type	ISTD	RT	Resp	ISTD Resp	Resp Ratio	Final Conc	Exp. Conc	Accuracy
Feb0102.D	Calibration	Phenanthrene-d10	12.126	4741141	1363170	3.4780	144.3534	150.0000	96.2
Feb0103.D	Calibration	Phenanthrene-d10	12.126	3896055	1298676	3.0000	122.2951	120.0000	101.9
Feb0104.D	Calibration	Phenanthrene-d10	12.116	3102580	1143226	2.7139	109.5048	100.0000	109.5
Feb0105.D	Calibration	Phenanthrene-d10	12.116	2642561	1469394	1.7984	70.4096	75.0000	93.9
Feb0106.D	Calibration	Phenanthrene-d10	12.105	1565623	1236376	1.2663	48.8135	50.0000	97.6
Feb0107.D	Calibration	Phenanthrene-d10	12.105	310210	1254059	0.2474	9.4220	10.0000	94.2
Feb0108.D	Calibration	Phenanthrene-d10	12.105	125288	1144510	0.1095	4.2697	4.0000	106.7
Feb0109.D	QC	Phenanthrene-d10	12.116	2725181	1485970	1.8339	71.8797	75.0000	95.8

Compound: Benzidine

Data File	Sample Type	ISTD	RT	Resp	ISTD Resp	Resp Ratio	Final Conc	Exp. Conc	Accuracy
Feb0102.D	Calibration	Phenanthrene-d10	12.511	1883100	1363170	1.3814	144.6260	150.0000	96.4
Feb0103.D	Calibration	Phenanthrene-d10	12.511	1540498	1298676	1.1862	126.1740	120.0000	105.1
Feb0104.D	Calibration	Phenanthrene-d10	12.501	1055668	1143226	0.9234	100.5274	100.0000	100.5
Feb0105.D	Calibration	Phenanthrene-d10	12.500	1029141	1469394	0.7004	77.9619	75.0000	103.9
Feb0106.D	Calibration	Phenanthrene-d10	12.490	498142	1236376	0.4029	46.5719	50.0000	93.1
Feb0107.D	Calibration	Phenanthrene-d10	12.490	75738	1254059	0.0604	8.3112	10.0000	83.1
Feb0108.D	Calibration	Phenanthrene-d10	12.490	33473	1144510	0.0292	4.7046	4.0000	117.6
Feb0109.D	QC	Phenanthrene-d10	12.501	857514	1485970	0.5771	65.1394	75.0000	86.9

Compound: Pyrene

Data File	Sample Type	ISTD	RT	Resp	ISTD Resp	Resp Ratio	Final Conc	Exp. Conc	Accuracy
Feb0102.D	Calibration	Phenanthrene-d10	12.561	5275619	1363170	3.8701	150.4938	150.0000	100.3
Feb0103.D	Calibration	Phenanthrene-d10	12.561	4141800	1298676	3.1892	123.7895	120.0000	103.2
Feb0104.D	Calibration	Phenanthrene-d10	12.551	2791117	1143226	2.4414	94.5000	100.0000	94.5
Feb0105.D	Calibration	Phenanthrene-d10	12.551	2791227	1469394	1.8996	73.3031	75.0000	97.7
Feb0106.D	Calibration	Phenanthrene-d10	12.541	1705822	1236376	1.3797	52.9868	50.0000	106.0
Feb0107.D	Calibration	Phenanthrene-d10	12.531	348386	1254059	0.2778	9.9934	10.0000	99.9
Feb0108.D	Calibration	Phenanthrene-d10	12.531	140021	1144510	0.1223	3.9348	4.0000	98.4
Feb0109.D	QC	Phenanthrene-d10	12.551	2955661	1485970	1.9890	76.8014	75.0000	102.4

Compound: Terphenyl-d14

Data File	Sample Type	ISTD	RT	Resp	ISTD Resp	Resp Ratio	Final Conc	Exp. Conc	Accuracy
Feb0102.D	Calibration	Phenanthrene-d10	13.068	3616037	1363170	2.6527	147.4623	150.0000	98.3
Feb0103.D	Calibration	Phenanthrene-d10	13.068	2872262	1298676	2.2117	123.0614	120.0000	102.6
Feb0104.D	Calibration	Phenanthrene-d10	13.058	2111029	1143226	1.8466	102.8103	100.0000	102.8
Feb0105.D	Calibration	Phenanthrene-d10	13.058	1870280	1469394	1.2728	70.9028	75.0000	94.5
Feb0106.D	Calibration	Phenanthrene-d10	13.047	1128338	1236376	0.9126	50.8154	50.0000	101.6
Feb0107.D	Calibration	Phenanthrene-d10	13.037	227297	1254059	0.1812	9.8985	10.0000	99.0
Feb0108.D	Calibration	Phenanthrene-d10	13.037	88031	1144510	0.0769	4.0470	4.0000	101.2
Feb0109.D	QC	Phenanthrene-d10	13.058	2035060	1485970	1.3695	76.2877	75.0000	101.7

Compound: Butylbenzylphthalate

Data File	Sample Type	ISTD	RT	Resp	ISTD Resp	Resp Ratio	Final Conc	Exp. Conc	Accuracy
Feb0102.D	Calibration	Chrysene-d12	14.541	1559393	1048613	1.4871	145.3441	150.0000	96.9
Feb0103.D	Calibration	Chrysene-d12	14.531	1217492	980915	1.2412	121.6395	120.0000	101.4
Feb0104.D	Calibration	Chrysene-d12	14.531	990931	916228	1.0815	106.2402	100.0000	106.2
Feb0105.D	Calibration	Chrysene-d12	14.531	844012	1106307	0.7629	75.4810	75.0000	100.6
Feb0106.D	Calibration	Chrysene-d12	14.521	433420	924350	0.4689	47.0672	50.0000	94.1
Feb0107.D	Calibration	Chrysene-d12	14.510	66344	921809	0.0720	8.6630	10.0000	86.6
Feb0108.D	Calibration	Chrysene-d12	14.510	26518	894821	0.0296	4.5636	4.0000	114.1
Feb0109.D	QC	Chrysene-d12	14.521	893678	1083026	0.8252	81.4940	75.0000	108.7

Compound: Benzo(a)Anthracene

Data File	Sample Type	ISTD	RT	Resp	ISTD Resp	Resp Ratio	Final Conc	Exp. Conc	Accuracy
Feb0102.D	Calibration	Chrysene-d12	15.767	4019039	1048613	3.8327	147.7624	150.0000	98.5
Feb0103.D	Calibration	Chrysene-d12	15.757	3177281	980915	3.2391	123.1865	120.0000	102.7
Feb0104.D	Calibration	Chrysene-d12	15.757	2426628	916228	2.6485	99.4539	100.0000	99.5
Feb0105.D	Calibration	Chrysene-d12	15.757	2253413	1106307	2.0369	75.5683	75.0000	100.8
Feb0106.D	Calibration	Chrysene-d12	15.737	1239750	924350	1.3412	49.1842	50.0000	98.4
Feb0107.D	Calibration	Chrysene-d12	15.727	240991	921809	0.2614	9.7234	10.0000	97.2
Feb0108.D	Calibration	Chrysene-d12	15.727	93346	894821	0.1043	4.1212	4.0000	103.0
Feb0109.D	QC	Chrysene-d12	15.747	2377350	1083026	2.1951	81.6831	75.0000	108.9

Compound: Chrysene

Data File	Sample Type	ISTD	RT	Resp	ISTD Resp	Resp Ratio	Final Conc	Exp. Conc	Accuracy
Feb0102.D	Calibration	Chrysene-d12	15.890	4278822	1048613	4.0805	147.2995	150.0000	98.2
Feb0103.D	Calibration	Chrysene-d12	15.880	3432099	980915	3.4989	124.5920	120.0000	103.8
Feb0104.D	Calibration	Chrysene-d12	15.870	2585741	916228	2.8222	98.9815	100.0000	99.0
Feb0105.D	Calibration	Chrysene-d12	15.870	2386008	1106307	2.1567	74.5741	75.0000	99.4
Feb0106.D	Calibration	Chrysene-d12	15.849	1346170	924350	1.4563	49.6422	50.0000	99.3
Feb0107.D	Calibration	Chrysene-d12	15.829	272058	921809	0.2951	9.8464	10.0000	98.5
Feb0108.D	Calibration	Chrysene-d12	15.829	109395	894821	0.1223	4.0730	4.0000	101.8
Feb0109.D	QC	Chrysene-d12	15.870	2477260	1083026	2.2874	79.3078	75.0000	105.7

Compound: 3,3-Dichlorobenzidine

Data File	Sample Type	ISTD	RT	Resp	ISTD Resp	Resp Ratio	Final Conc	Exp. Conc	Accuracy
Feb0102.D	Calibration	Chrysene-d12	15.921	1349622	1048613	1.2871	146.5223	150.0000	97.7
Feb0103.D	Calibration	Chrysene-d12	15.911	1040957	980915	1.0612	121.5735	120.0000	101.3
Feb0104.D	Calibration	Chrysene-d12	15.911	817257	916228	0.8920	102.7677	100.0000	102.8
Feb0105.D	Calibration	Chrysene-d12	15.900	741843	1106307	0.6706	78.0155	75.0000	104.0
Feb0106.D	Calibration	Chrysene-d12	15.890	364676	924350	0.3945	46.9208	50.0000	93.8
Feb0107.D	Calibration	Chrysene-d12	15.880	53330	921809	0.0579	8.6302	10.0000	86.3
Feb0108.D	Calibration	Chrysene-d12	15.870	19954	894821	0.0223	4.5626	4.0000	114.1
Feb0109.D	QC	Chrysene-d12	15.900	642793	1083026	0.5935	69.3636	75.0000	92.5

Compound: bis(2-ethylhexyl)Phthalate

Data File	Sample Type	ISTD	RT	Resp	ISTD Resp	Resp Ratio	Final Conc	Exp. Conc	Accuracy
Feb0102.D	Calibration	Chrysene-d12	16.605	567542	1048613	0.5412	143.9845	150.0000	96.0
Feb0103.D	Calibration	Chrysene-d12	16.595	457584	980915	0.4665	125.1294	120.0000	104.3
Feb0104.D	Calibration	Chrysene-d12	16.595	356753	916228	0.3894	105.4133	100.0000	105.4
Feb0105.D	Calibration	Chrysene-d12	16.595	297132	1106307	0.2686	73.9677	75.0000	98.6
Feb0106.D	Calibration	Chrysene-d12	16.585	153817	924350	0.1664	46.8017	50.0000	93.6
Feb0107.D	Calibration	Chrysene-d12	16.585	26395	921809	0.0286	9.2880	10.0000	92.9
Feb0108.D	Calibration	Chrysene-d12	16.575	9707	894821	0.0108	4.3672	4.0000	109.2
Feb0109.D	QC	Chrysene-d12	16.595	326428	1083026	0.3014	82.5828	75.0000	110.1

Compound: Di-n-octyl Phthalate

Data File	Sample Type	ISTD	RT	Resp	ISTD Resp	Resp Ratio	Final Conc	Exp. Conc	Accuracy
Feb0102.D	Calibration	Perylene-d12	18.305	3856621	622484	6.1955	149.9744	150.0000	100.0
Feb0103.D	Calibration	Perylene-d12	18.305	2960406	623420	4.7487	119.4466	120.0000	99.5
Feb0104.D	Calibration	Perylene-d12	18.295	2374271	617457	3.8452	99.3332	100.0000	99.3
Feb0105.D	Calibration	Perylene-d12	18.295	2001979	687283	2.9129	77.5827	75.0000	103.4
Feb0106.D	Calibration	Perylene-d12	18.295	1051353	595968	1.7641	49.1535	50.0000	98.3
Feb0107.D	Calibration	Perylene-d12	18.285	166257	588894	0.2823	9.1680	10.0000	91.7
Feb0108.D	Calibration	Perylene-d12	18.285	65488	580136	0.1129	4.3078	4.0000	107.7
Feb0109.D	QC	Perylene-d12	18.295	2159749	709556	3.0438	80.7032	75.0000	107.6

Compound: Benzo(b)fluoranthene

Data File	Sample Type	ISTD	RT	Resp	ISTD Resp	Resp Ratio	Final Conc	Exp. Conc	Accuracy
Feb0102.D	Calibration	Perylene-d12	18.568	3711381	622484	5.9622	149.8662	150.0000	99.9
Feb0103.D	Calibration	Perylene-d12	18.558	2891535	623420	4.6382	118.6106	120.0000	98.8
Feb0104.D	Calibration	Perylene-d12	18.558	2488382	617457	4.0300	103.9207	100.0000	103.9
Feb0105.D	Calibration	Perylene-d12	18.548	1874582	687283	2.7275	71.6908	75.0000	95.6
Feb0106.D	Calibration	Perylene-d12	18.538	1136575	595968	1.9071	50.8147	50.0000	101.6
Feb0107.D	Calibration	Perylene-d12	18.517	212450	588894	0.3608	10.1300	10.0000	101.3
Feb0108.D	Calibration	Perylene-d12	18.517	76583	580136	0.1320	3.9517	4.0000	98.8
Feb0109.D	QC	Perylene-d12	18.548	2057682	709556	2.9000	76.0202	75.0000	101.4

Compound: Benzo(k)fluoranthene

Data File	Sample Type	ISTD	RT	Resp	ISTD Resp	Resp Ratio	Final Conc	Exp. Conc	Accuracy
Feb0102.D	Calibration	Perylene-d12	18.629	4095121	622484	6.5787	149.0463	150.0000	99.4
Feb0103.D	Calibration	Perylene-d12	18.619	3345940	623420	5.3671	123.5359	120.0000	102.9
Feb0104.D	Calibration	Perylene-d12	18.619	2564783	617457	4.1538	97.2313	100.0000	97.2
Feb0105.D	Calibration	Perylene-d12	18.609	2140861	687283	3.1150	74.0514	75.0000	98.7
Feb0106.D	Calibration	Perylene-d12	18.598	1266949	595968	2.1259	51.3669	50.0000	102.7
Feb0107.D	Calibration	Perylene-d12	18.578	222801	588894	0.3783	9.6590	10.0000	96.6
Feb0108.D	Calibration	Perylene-d12	18.578	88286	580136	0.1522	4.0954	4.0000	102.4
Feb0109.D	QC	Perylene-d12	18.609	2087949	709556	2.9426	70.1432	75.0000	93.5

Compound: Benzo(a)pyrene

Data File	Sample Type	ISTD	RT	Resp	ISTD Resp	Resp Ratio	Final Conc	Exp. Conc	Accuracy
Feb0102.D	Calibration	Perylene-d12	19.165	3543320	622484	5.6922	150.1921	150.0000	100.1
Feb0103.D	Calibration	Perylene-d12	19.155	2772294	623420	4.4469	119.2986	120.0000	99.4
Feb0104.D	Calibration	Perylene-d12	19.155	2289497	617457	3.7079	100.5470	100.0000	100.5
Feb0105.D	Calibration	Perylene-d12	19.145	1864780	687283	2.7133	74.7777	75.0000	99.7
Feb0106.D	Calibration	Perylene-d12	19.135	1069851	595968	1.7951	50.4172	50.0000	100.8
Feb0107.D	Calibration	Perylene-d12	19.115	180796	588894	0.3070	9.6526	10.0000	96.5
Feb0108.D	Calibration	Perylene-d12	19.115	63509	580136	0.1095	4.1138	4.0000	102.8
Feb0109.D	QC	Perylene-d12	19.145	1804453	709556	2.5431	70.3049	75.0000	93.7

Compound: Indeno(1,2,3-c,d)pyrene

Data File	Sample Type	ISTD	RT	Resp	ISTD Resp	Resp Ratio	Final Conc	Exp. Conc	Accuracy
Feb0102.D	Calibration	Perylene-d12	20.917	2763277	622484	4.4391	150.3392	150.0000	100.2
Feb0103.D	Calibration	Perylene-d12	20.917	2207308	623420	3.5406	120.2643	120.0000	100.2
Feb0104.D	Calibration	Perylene-d12	20.907	1755804	617457	2.8436	96.8670	100.0000	96.9
Feb0105.D	Calibration	Perylene-d12	20.907	1581946	687283	2.3017	78.6386	75.0000	104.9
Feb0106.D	Calibration	Perylene-d12	20.897	852463	595968	1.4304	49.2531	50.0000	98.5
Feb0107.D	Calibration	Perylene-d12	20.877	149627	588894	0.2541	9.4389	10.0000	94.4
Feb0108.D	Calibration	Perylene-d12	20.877	57776	580136	0.0996	4.1975	4.0000	104.9
Feb0109.D	QC	Perylene-d12	20.907	1634426	709556	2.3034	78.6962	75.0000	104.9

Compound: Dibenzo(a,h)anthracene

Data File	Sample Type	ISTD	RT	Resp	ISTD Resp	Resp Ratio	Final Conc	Exp. Conc	Accuracy
Feb0102.D	Calibration	Perylene-d12	20.978	3092929	622484	4.9687	151.5963	150.0000	101.1
Feb0103.D	Calibration	Perylene-d12	20.978	2404164	623420	3.8564	120.8985	120.0000	100.7
Feb0104.D	Calibration	Perylene-d12	20.968	1776197	617457	2.8766	92.5380	100.0000	92.5
Feb0105.D	Calibration	Perylene-d12	20.968	1692463	687283	2.4625	80.1337	75.0000	106.8
Feb0106.D	Calibration	Perylene-d12	20.958	890909	595968	1.4949	50.0548	50.0000	100.1
Feb0107.D	Calibration	Perylene-d12	20.938	162398	588894	0.2758	9.6292	10.0000	96.3
Feb0108.D	Calibration	Perylene-d12	20.938	67335	580136	0.1161	4.0927	4.0000	102.3
Feb0109.D	QC	Perylene-d12	20.968	1805186	709556	2.5441	82.5980	75.0000	110.1

Compound: Benzo(g,h,i)perylene

Data File	Sample Type	ISTD	RT	Resp	ISTD Resp	Resp Ratio	Final Conc	Exp. Conc	Accuracy
Feb0102.D	Calibration	Perylene-d12	21.262	3370551	622484	5.4147	151.4028	150.0000	100.9
Feb0103.D	Calibration	Perylene-d12	21.252	2634382	623420	4.2257	118.7375	120.0000	98.9
Feb0104.D	Calibration	Perylene-d12	21.241	2142698	617457	3.4702	97.8484	100.0000	97.8
Feb0105.D	Calibration	Perylene-d12	21.241	1864397	687283	2.7127	76.7980	75.0000	102.4
Feb0106.D	Calibration	Perylene-d12	21.231	1055375	595968	1.7709	50.4741	50.0000	100.9
Feb0107.D	Calibration	Perylene-d12	21.201	189379	588894	0.3216	9.6352	10.0000	96.4
Feb0108.D	Calibration	Perylene-d12	21.201	73310	580136	0.1264	4.1028	4.0000	102.6
Feb0109.D	QC	Perylene-d12	21.241	1921973	709556	2.7087	76.6864	75.0000	102.2

Initial Calibration Report - Instrument #1

Method Path	
Method File	
Batch Name	\\MASSHUNTER\Org\Data\SV5973N.I\sd020122\DoD BNA cal 1\QuantResults\020122 DoD BNA cal.batch.bin
Last Calib Update	2/2/2022 4:05:51 PM

Level Name	Calibration Files	Acq. Date-Time	Level Last Update Time
7	\\MASSHUNTER\Org\Data\SV5973N.I\sd020122\DoD BNA cal 1\Feb0102.D	2/1/2022 5:24:36 PM	2/2/2022 4:05:50 PM
6	\\MASSHUNTER\Org\Data\SV5973N.I\sd020122\DoD BNA cal 1\Feb0103.D	2/1/2022 5:56:51 PM	2/2/2022 4:05:50 PM
5	\\MASSHUNTER\Org\Data\SV5973N.I\sd020122\DoD BNA cal 1\Feb0104.D	2/1/2022 6:29:01 PM	2/2/2022 4:05:50 PM
4	\\MASSHUNTER\Org\Data\SV5973N.I\sd020122\DoD BNA cal 1\Feb0105.D	2/1/2022 7:01:18 PM	2/2/2022 4:05:50 PM
3	\\MASSHUNTER\Org\Data\SV5973N.I\sd020122\DoD BNA cal 1\Feb0106.D	2/1/2022 7:33:25 PM	2/2/2022 4:05:50 PM
2	\\MASSHUNTER\Org\Data\SV5973N.I\sd020122\DoD BNA cal 1\Feb0107.D	2/1/2022 8:05:35 PM	2/2/2022 4:05:50 PM
1	\\MASSHUNTER\Org\Data\SV5973N.I\sd020122\DoD BNA cal 1\Feb0108.D	2/1/2022 8:37:43 PM	2/2/2022 4:05:50 PM

Compound	Curve Fit	7	6	5	4	3	2	1	Avg RF	%RSD
I 1,4-Dichlorobenzene-d4				---------- ISTD ----------						
T N-Nitrosodimethylamine	Quadratic	0.2953	0.2758	0.2587	0.2725	0.2861	0.2667	0.3376	0.2847	9.230
T Pyridine	Quadratic	0.8140	0.8645	0.7153	0.7820	0.6429	0.7277	0.8915	0.7768	11.319
S 2-Fluorophenol	Avg RF	0.8350	0.9557	0.9118	0.9430	0.8925	0.9063	0.8751	0.9028	4.518
T Aniline	Quadratic	1.6287	1.7625	1.6128	1.7842	1.8304	1.7330	1.7398	1.7273	4.613
S Phenol-d5	Avg RF	1.1223	1.2159	1.1417	1.2394	1.2041	1.1689	1.2163	1.1870	3.657
T Phenol	Quadratic	1.1183	1.3450	1.3052	1.3182	1.3292	1.1121	1.0713	1.2285	9.861
T bis(-2-Chloroethyl)Ether	Quadratic	0.7753	0.7751	0.6185	0.7693	0.7701	0.7136	0.6351	0.7224	9.546
T 2-Chlorophenol	Quadratic	0.8843	1.0200	1.0507	1.0369	1.0515	1.0412	0.9874	1.0103	5.924
T 1,3-Dichlorobenzene	Quadratic	1.2493	1.3325	1.1712	1.3728	1.3980	1.4912	1.5424	1.3653	9.481
T 1,4-Dichlorobenzene	Quadratic	1.3128	1.4373	1.3261	1.4492	1.4054	1.4687	1.5976	1.4282	6.712
T 1,2-Dichlorobenzene	Quadratic	1.2868	1.3994	1.2317	1.4036	1.4172	1.5296	1.7140	1.4260	11.164
T Benzyl Alcohol	Quadratic	0.5949	0.6343	0.5548	0.6394	0.6098	0.4593	0.6050	0.5853	10.626
T 2-Methylphenol	Quadratic	0.8707	0.9226	0.9478	0.9665	0.9432	0.8700	0.8283	0.9070	5.628
T bis(2-chloroisopropyl)Ether	Quadratic	0.3554	0.3832	0.3862	0.3788	0.3825	0.4089	0.4457	0.3915	7.290
T N-nitroso-Di-n-propylamine	Quadratic	0.6502	0.7056	0.6853	0.7329	0.6258	0.6586	0.8073	0.6951	8.783
T 4Methylphenol/3Methylphenol	Quadratic	1.1325	1.3742	1.3242	1.3067	1.3416	1.2236	1.6273	1.3329	11.514
T Hexachloroethane	Quadratic	0.3563	0.3900	0.3498	0.3687	0.3612	0.3566	0.3938	0.3680	4.699
S Nitrobenzene-d5	Avg RF	0.6083	0.6263	0.6084	0.6339	0.6018	0.6081	0.6355	0.6175	2.264
T Nitrobenzene	Quadratic	0.3201	0.3073	0.2877	0.3030	0.3150	0.2842	0.3066	0.3034	4.367
I Naphthalene-d8				---------- ISTD ----------						
T Isophorone	Quadratic	0.4854	0.5603	0.5795	0.6146	0.5810	0.4878	0.4785	0.5410	10.318
T 2-Nitrophenol	Quadratic	0.0896	0.0898	0.0861	0.0863	0.0791	0.0746	0.0677	0.0819	10.242
T 2,4-Dimethylphenol	Quadratic	0.2557	0.2860	0.2643	0.2672	0.2714	0.2560	0.2644	0.2664	3.882
T bis(-2-Chloroethoxy)Methane	Quadratic	0.3152	0.3170	0.3059	0.3260	0.3321	0.2811	0.2404	0.3025	10.565
T 2,4-Dichlorophenol	Quadratic	0.2100	0.2336	0.2515	0.2627	0.2431	0.2066	0.1881	0.2279	11.863
T Benzoic Acid	Quadratic	0.1448	0.1594	0.1529	0.1573	0.1476	0.1297	0.1368	0.1469	7.366
T 1,2,4-Trichlorobenzene	Quadratic	0.2848	0.2956	0.2954	0.3150	0.3132	0.3106	0.3178	0.3046	4.135
T Naphthalene	Quadratic	0.7804	0.8491	0.8692	0.9309	0.9153	0.8735	0.8358	0.8649	5.824
T 4-Chlorophenol	Quadratic	0.0825	0.0857	0.0889	0.0864	0.0891	0.0738	0.0532	0.0799	16.122 #

Initial Calibration Report - Instrument #1

Compound	Curve Fit	7	6	5	4	3	2	1	Avg RF	%RSD
T p-Chloroaniline	Quadratic	0.3245	0.3607	0.3708	0.3888	0.3555	0.3337	0.3312	0.3522	6.678
T Hexachlorobutadiene	Quadratic	0.1581	0.1583	0.1623	0.1562	0.1580	0.1549	0.1811	0.1613	5.602
T 4-Chloro-2-Methylphenol	Quadratic	0.2253	0.2268	0.2264	0.2210	0.2322	0.2177	0.2529	0.2289	5.040
T 4-Chloro-3-Methylphenol	Quadratic	0.2166	0.2446	0.2377	0.2483	0.2428	0.2230	0.2410	0.2363	5.025
T 2-Methylnaphthalene	Quadratic	0.4502	0.4923	0.5119	0.5626	0.5468	0.5467	0.6157	0.5323	10.012
T 1-Methylnaphthalene	Quadratic	0.4441	0.4941	0.4886	0.5421	0.5394	0.5349	0.6636	0.5296	13.011
I Acenaphthene-d10				---------- ISTD ----------						
T Hexachlorocyclopentadiene	Quadratic	0.1651	0.1667	0.1863	0.1668	0.1550	0.1224	0.0836	0.1494	23.341 #
T 2,4,6-Trichlorophenol	Avg RF	0.2660	0.2556	0.2693	0.2590	0.2763	0.2534	0.2671	0.2638	3.095
T 2,4,5-Trichlorophenol	Quadratic	0.2853	0.3068	0.2951	0.3128	0.3084	0.2824	0.2747	0.2951	4.989
S 2-Fluorobiphenyl	Quadratic	1.2241	1.1481	1.0998	1.1973	1.3159	1.3841	1.3649	1.2478	8.771
T 2-Chloronaphthalene	Quadratic	0.9258	0.9352	0.9196	1.0351	1.0183	1.0448	1.0373	0.9880	5.862
T 2-Nitroaniline	Quadratic	0.1372	0.1595	0.1486	0.1397	0.1462	0.1151	0.1067	0.1361	13.806
T Dimethyl Phthalate	Quadratic	0.9590	1.0255	1.0141	1.0384	1.0007	0.9618	0.7869	0.9695	8.870
T 2,6-Dinitrotoluene	Quadratic	0.1370	0.1209	0.1256	0.1485	0.1123	0.1210	0.1083	0.1248	11.191
T Acenaphthylene	Quadratic	1.4323	1.6615	1.5328	1.5942	1.5532	1.6784	1.5984	1.5787	5.276
T 3-Nitroaniline	Quadratic	0.1462	0.1368	0.1562	0.1519	0.1373	0.1014	0.1026	0.1332	16.860 #
T Acenaphthene	Quadratic	0.8213	0.9357	0.9203	0.9234	0.8718	0.9782	1.0162	0.9239	6.966
T 2,4-Dinitrophenol	Quadratic	0.0792	0.0796	0.0853	0.0789	0.0652	0.0314	0.0098	0.0613	47.526 #
T Dibenzofuran	Quadratic	1.4676	1.5370	1.2541	1.4169	1.5012	1.5903	1.6191	1.4838	8.268
T 4-Nitrophenol	Quadratic	0.1612	0.1608	0.1338	0.1605	0.1415	0.1024	0.1007	0.1373	19.386 #
T 2,4-Dinitrotoluene	Quadratic	0.1769	0.1760	0.1739	0.1829	0.1628	0.1006	0.0915	0.1521	25.538 #
T Diethylphthalate	Quadratic	1.0339	1.0292	1.0832	1.1133	0.9920	0.8835	0.7160	0.9787	14.016
T Fluorene	Quadratic	1.0525	1.2078	1.3562	1.2753	1.1660	1.3827	1.3678	1.2583	9.774
T 4-Chlorophenyl-phenylether	Quadratic	0.5209	0.5051	0.5767	0.5564	0.5608	0.5763	0.5347	0.5473	5.064
I Phenanthrene-d10				---------- ISTD ----------						
T 4-Nitroaniline	Quadratic	0.0753	0.0824	0.0899	0.0771	0.0743	0.0547	0.0479	0.0717	20.925 #
T 4,6-Dinitro-2-methylphenol	Quadratic	0.0619	0.0639	0.0675	0.0550	0.0504	0.0268	0.0185	0.0491 #	38.873 #
T N-nitrosodiphenylamine	Quadratic	0.4268	0.4630	0.4961	0.4483	0.4964	0.4501	0.4915	0.4674	5.911
T Azobenzene	Quadratic		0.6363	0.6238	0.5254	0.5196	0.4130	0.3626	0.5134	21.387 #
S 2,4,6-Tribromophenol	Quadratic	0.0564	0.0600	0.0610	0.0547	0.0572	0.0442	0.0456	0.0542	12.374
T 4-Bromophenyl-phenylether	Quadratic	0.1885	0.1766	0.1897	0.1781	0.1797	0.1598	0.1695	0.1774	5.879
T Hexachlorobenzene	Quadratic	0.1612	0.1801	0.1985	0.1789	0.1725	0.1783	0.1804	0.1786	6.225
T Pentachlorophenol	Quadratic	0.0849	0.0885	0.0976	0.0851	0.0826	0.0587	0.0536	0.0787	20.572 #
T Phenanthrene	Quadratic	0.8395	1.0000	0.9937	0.9308	0.9822	1.0026	1.0261	0.9679	6.582
T Anthracene	Avg RF	0.8921	0.8884	0.9294	0.9418	0.9262	0.8571	0.9688	0.9148	4.122
T Triallate	Quadratic	0.2251	0.2271	0.1940	0.1797	0.1943	0.1432	0.1493	0.1875	17.628 #
T Carbazole	Quadratic	0.9046	0.8787	0.8558	0.7968	0.8704	0.8256	0.8203	0.8503	4.444
T o-Terphenyl	Quadratic	0.5057	0.5142	0.5448	0.4502	0.5406	0.5534	0.5659	0.5250	7.461
T Di-n-Butylphthalate	Quadratic	0.8888	0.9126	0.8249	0.8766	0.8587	0.6464	0.5919	0.8000	15.926 #
T Fluoranthene	Quadratic	0.9275	1.0000	1.0856	0.9591	1.0130	0.9895	1.0947	1.0099	6.105
T Benzidine	Quadratic	0.3684	0.3954	0.3694	0.3735	0.3223	0.2416	0.2925	0.3376	16.261 #
T Pyrene	Quadratic	1.0320	1.0631	0.9766	1.0131	1.1038	1.1112	1.2234	1.0747	7.566

Initial Calibration Report - Instrument #1

Compound	Curve Fit	7	6	5	4	3	2	1	Avg RF	%RSD
S Terphenyl-d14	Quadratic	0.7074	0.7372	0.7386	0.6788	0.7301	0.7250	0.7692	0.7266	3.866
I Chrysene-d12				---------- ISTD ----------						
T Butylbenzylphthalate	Quadratic	0.3966	0.4137	0.4326	0.4069	0.3751	0.2879	0.2963	0.3727	15.505 #
T Benzo(a)Anthracene	Quadratic	1.0221	1.0797	1.0594	1.0863	1.0730	1.0457	1.0432	1.0585	2.168
T Chrysene	Quadratic	1.0881	1.1663	1.1289	1.1503	1.1651	1.1805	1.2225	1.1574	3.628
T 3,3-Dichlorobenzidine	Quadratic	0.3432	0.3537	0.3568	0.3576	0.3156	0.2314	0.2230	0.3116	19.090 #
T bis(2-ethylhexyl)Phthalate	Quadratic	0.1443	0.1555	0.1557	0.1432	0.1331	0.1145	0.1085	0.1364	13.769
I Perylene-d12				---------- ISTD ----------						
T Di-n-octyl Phthalate	Quadratic	1.6521	1.5829	1.5381	1.5535	1.4113	1.1293	1.1288	1.4280	15.158 #
T Benzo(b)fluoranthene	Quadratic	1.5899	1.5461	1.6120	1.4547	1.5257	1.4430	1.3201	1.4988	6.731
T Benzo(k)fluoranthene	Quadratic	1.7543	1.7890	1.6615	1.6613	1.7007	1.5134	1.5218	1.6574	6.412
T Benzo(a)pyrene	Quadratic	1.5179	1.4823	1.4832	1.4471	1.4361	1.2280	1.0947	1.3842	11.504
T Indeno(1,2,3-c,d)pyrene	Quadratic	1.1838	1.1802	1.1374	1.2276	1.1443	1.0163	0.9959	1.1265	7.774
T Dibenzo(a,h)anthracene	Quadratic	1.3250	1.2855	1.1507	1.3134	1.1959	1.1031	1.1607	1.2192	7.229
T Benzo(g,h,i)perylene	Quadratic	1.4439	1.4086	1.3881	1.4468	1.4167	1.2863	1.2637	1.3791	5.383

(RedFont and #) = Outlier Flag; (I) = Internal Standard; (T) = Target; (S) = Surrogate; (M) = Matrix Spike

Compounds with Curve fitting not using Avg Response Factor:

Compound	Curve Fit	Curve Fit Formula	Curve Fit R2
T N-Nitrosodimethylamine	Quadratic	y = 0.010793 * x ^ 2 + 0.245064 * x + 0.008561	0.997891
T Pyridine	Quadratic	y = 0.062309 * x ^ 2 + 0.600204 * x + 0.027154	0.994684
T Aniline	Quadratic	y = -0.065877 * x ^ 2 + 1.891711 * x - 0.019117	0.998223
T Phenol	Quadratic	y = -0.091446 * x ^ 2 + 1.540098 * x - 0.062307	0.996350
T bis(-2-Chloroethyl)Ether	Quadratic	y = 0.014813 * x ^ 2 + 0.702204 * x - 0.002866	0.991527
T 2-Chlorophenol	Quadratic	y = -0.076263 * x ^ 2 + 1.213562 * x - 0.027707	0.998058
T 1,3-Dichlorobenzene	Quadratic	y = -0.043369 * x ^ 2 + 1.400624 * x + 0.018664	0.996432
T 1,4-Dichlorobenzene	Quadratic	y = -0.037335 * x ^ 2 + 1.475542 * x + 0.008779	0.998306
T 1,2-Dichlorobenzene	Quadratic	y = -0.034129 * x ^ 2 + 1.416150 * x + 0.030829	0.996963
T Benzyl Alcohol	Quadratic	y = -0.002379 * x ^ 2 + 0.613885 * x - 0.010381	0.995669
T 2-Methylphenol	Quadratic	y = -0.041081 * x ^ 2 + 1.045193 * x - 0.027214	0.999508
T bis(2-chloroisopropyl)Ether	Quadratic	y = -0.010624 * x ^ 2 + 0.402714 * x + 0.003477	0.999236
T N-nitroso-Di-n-propylamine	Quadratic	y = -0.007072 * x ^ 2 + 0.698196 * x + 0.004186	0.996673
T 4Methylphenol/3Methylphenol	Quadratic	y = -0.072052 * x ^ 2 + 1.477342 * x - 0.005789	0.994763
T Hexachloroethane	Quadratic	y = 4.538540E-004 * x ^ 2 + 0.363453 * x + 0.001615	0.997805
T Nitrobenzene	Quadratic	y = 0.007387 * x ^ 2 + 0.285910 * x + 0.001743	0.998525
T Isophorone	Quadratic	y = -0.052268 * x ^ 2 + 0.708644 * x - 0.031120	0.997363
T 2-Nitrophenol	Quadratic	y = 0.003145 * x ^ 2 + 0.079172 * x - 0.001287	0.999610
T 2,4-Dimethylphenol	Quadratic	y = -0.004267 * x ^ 2 + 0.280989 * x - 0.002927	0.997886
T bis(-2-Chloroethoxy)Methane	Quadratic	y = -0.006323 * x ^ 2 + 0.338737 * x - 0.010591	0.999336
T 2,4-Dichlorophenol	Quadratic	y = -0.021240 * x ^ 2 + 0.299868 * x - 0.014279	0.997398
T Benzoic Acid	Quadratic	y = -0.002821 * x ^ 2 + 0.161430 * x - 0.004019	0.998064
T 1,2,4-Trichlorobenzene	Quadratic	y = -0.012628 * x ^ 2 + 0.332879 * x - 0.002266	0.999766
T Naphthalene	Quadratic	y = -0.065958 * x ^ 2 + 1.044422 * x - 0.025559	0.999484
T 4-Chlorophenol	Quadratic	y = -0.003279 * x ^ 2 + 0.096769 * x - 0.004655	0.999671
T p-Chloroaniline	Quadratic	y = -0.022234 * x ^ 2 + 0.422064 * x - 0.012633	0.997745
T Hexachlorobutadiene	Quadratic	y = 7.615482E-004 * x ^ 2 + 0.155755 * x + 0.001770	0.999708
T 4-Chloro-2-Methylphenol	Quadratic	y = 3.465416E-004 * x ^ 2 + 0.224055 * x + 0.001815	0.999688
T 4-Chloro-3-Methylphenol	Quadratic	y = -0.011950 * x ^ 2 + 0.270130 * x - 0.005190	0.998247
T 2-Methylnaphthalene	Quadratic	y = -0.045730 * x ^ 2 + 0.628408 * x - 0.005554	0.998982
T 1-Methylnaphthalene	Quadratic	y = -0.038519 * x ^ 2 + 0.595252 * x + 0.001852	0.998707
T Hexachlorocyclopentadiene	Quadratic	y = -0.001237 * x ^ 2 + 0.176661 * x - 0.010714	0.996453
T 2,4,5-Trichlorophenol	Quadratic	y = -0.010545 * x ^ 2 + 0.330956 * x - 0.007168	0.999266
S 2-Fluorobiphenyl	Quadratic	y = -0.008589 * x ^ 2 + 1.199237 * x + 0.027483	0.996344
T 2-Chloronaphthalene	Quadratic	y = -0.042202 * x ^ 2 + 1.070985 * x - 0.002677	0.998886
T 2-Nitroaniline	Quadratic	y = -0.002299 * x ^ 2 + 0.154921 * x - 0.006259	0.995582
T Dimethyl Phthalate	Quadratic	y = -0.031311 * x ^ 2 + 1.102808 * x - 0.032748	0.999453
T 2,6-Dinitrotoluene	Quadratic	y = 0.002545 * x ^ 2 + 0.123597 * x - 0.001472	0.991480
T Acenaphthylene	Quadratic	y = -0.055157 * x ^ 2 + 1.703020 * x - 0.010311	0.996905
T 3-Nitroaniline	Quadratic	y = -9.811387E-004 * x ^ 2 + 0.151168 * x - 0.006937	0.996218
T Acenaphthene	Quadratic	y = -0.032118 * x ^ 2 + 0.978462 * x + 0.001619	0.997288
T 2,4-Dinitrophenol	Quadratic	y = 0.001884 * x ^ 2 + 0.076981 * x - 0.008172	0.995551
T Dibenzofuran	Quadratic	y = 0.029836 * x ^ 2 + 1.339414 * x + 0.038614	0.994072

T 4-Nitrophenol	Quadratic	y = 0.006819 * x ^ 2 + 0.136262 * x - 0.004882	0.994516
T 2,4-Dinitrotoluene	Quadratic	y = 0.001581 * x ^ 2 + 0.175300 * x - 0.011182	0.998206
T Diethylphthalate	Quadratic	y = -0.017700 * x ^ 2 + 1.117738 * x - 0.045786	0.998635
T Fluorene	Quadratic	y = -0.088944 * x ^ 2 + 1.449585 * x - 0.012667	0.993165
T 4-Chlorophenyl-phenylether	Quadratic	y = -0.023804 * x ^ 2 + 0.606798 * x - 0.006963	0.998141
T 4-Nitroaniline	Quadratic	y = -0.001302 * x ^ 2 + 0.085654 * x - 0.004981	0.993629
T 4,6-Dinitro-2-methylphenol	Quadratic	y = 0.003274 * x ^ 2 + 0.053950 * x - 0.004614	0.993940
T N-nitrosodiphenylamine	Quadratic	y = -0.022745 * x ^ 2 + 0.525417 * x - 0.007126	0.997374
T Azobenzene	Quadratic	y = 0.077507 * x ^ 2 + 0.411415 * x - 0.005194	0.998801
S 2,4,6-Tribromophenol	Quadratic	y = 2.358265E-005 * x ^ 2 + 0.058684 * x - 0.001958	0.997651
T 4-Bromophenyl-phenylether	Quadratic	y = 0.003352 * x ^ 2 + 0.174485 * x - 0.001356	0.998902
T Hexachlorobenzene	Quadratic	y = -0.008277 * x ^ 2 + 0.201477 * x - 0.003365	0.994665
T Pentachlorophenol	Quadratic	y = -6.873612E-004 * x ^ 2 + 0.091993 * x - 0.005147	0.995547
T Phenanthrene	Quadratic	y = -0.052651 * x ^ 2 + 1.088189 * x - 0.010554	0.995739
T Triallate	Quadratic	y = 0.019433 * x ^ 2 + 0.155759 * x - 0.001524	0.996848
T Carbazole	Quadratic	y = 0.032675 * x ^ 2 + 0.775268 * x + 0.006707	0.999084
T o-Terphenyl	Quadratic	y = 0.001369 * x ^ 2 + 0.503979 * x + 0.007931	0.995597
T Di-n-Butylphthalate	Quadratic	y = 0.014679 * x ^ 2 + 0.847810 * x - 0.031934	0.998517
T Fluoranthene	Quadratic	y = -0.032220 * x ^ 2 + 1.081585 * x - 0.005616	0.996606
T Benzidine	Quadratic	y = 0.012057 * x ^ 2 + 0.341537 * x - 0.011090	0.996588
T Pyrene	Quadratic	y = -0.001006 * x ^ 2 + 1.026752 * x + 0.021350	0.998358
S Terphenyl-d14	Quadratic	y = 0.001509 * x ^ 2 + 0.712687 * x + 0.004794	0.998865
T Butylbenzylphthalate	Quadratic	y = 2.958005E-004 * x ^ 2 + 0.413002 * x - 0.017488	0.997460
T Benzo(a)Anthracene	Quadratic	y = -0.024212 * x ^ 2 + 1.130191 * x - 0.011869	0.999658
T Chrysene	Quadratic	y = -0.026872 * x ^ 2 + 1.207130 * x - 3.846391E-004	0.999466
T 3,3-Dichlorobenzidine	Quadratic	y = 0.001956 * x ^ 2 + 0.348982 * x - 0.017533	0.998065
T bis(2-ethylhexyl)Phthalate	Quadratic	y = 0.002190 * x ^ 2 + 0.143833 * x - 0.004882	0.997134
T Di-n-octyl Phthalate	Quadratic	y = 0.078353 * x ^ 2 + 1.368084 * x - 0.035361	0.999514
T Benzo(b)fluoranthene	Quadratic	y = 0.033564 * x ^ 2 + 1.469184 * x - 0.013463	0.999097
T Benzo(k)fluoranthene	Quadratic	y = 0.042320 * x ^ 2 + 1.611403 * x - 0.013244	0.999298
T Benzo(a)pyrene	Quadratic	y = 0.029067 * x ^ 2 + 1.416574 * x - 0.036522	0.999933
T Indeno(1,2,3-c,d)pyrene	Quadratic	y = 0.002489 * x ^ 2 + 1.178141 * x - 0.024068	0.999154
T Dibenzo(a,h)anthracene	Quadratic	y = 0.045682 * x ^ 2 + 1.138130 * x - 8.630915E-004	0.997308
T Benzo(g,h,i)perylene	Quadratic	y = 0.006945 * x ^ 2 + 1.409066 * x - 0.018234	0.999645

(RedFont and #) = Outlier Flag; (I) = Internal Standard; (T) = Target; (S) = Surrogate; (M) = Matrix Spike

Calibration Report

Batch Path	\\MASSHUNTER\Org\Data\SV5973N.I\sd020122\DoD BNA cal 1\QuantResults\020122 DoD BNA cal.batch.bin		
Analysis Time	2/16/2022 11:14 AM	**Analyst Name**	BL2000\sean
Report Time	2/16/2022 12:16:14 PM	**Reporter Name**	BL2000\sean
Last Calib Update	2/2/2022 4:05 PM	**Batch State**	Processed
Quant Batch Version	10.0	**Quant Report Version**	10.0

N-Nitrosodimethylamine %RSE = 5.9

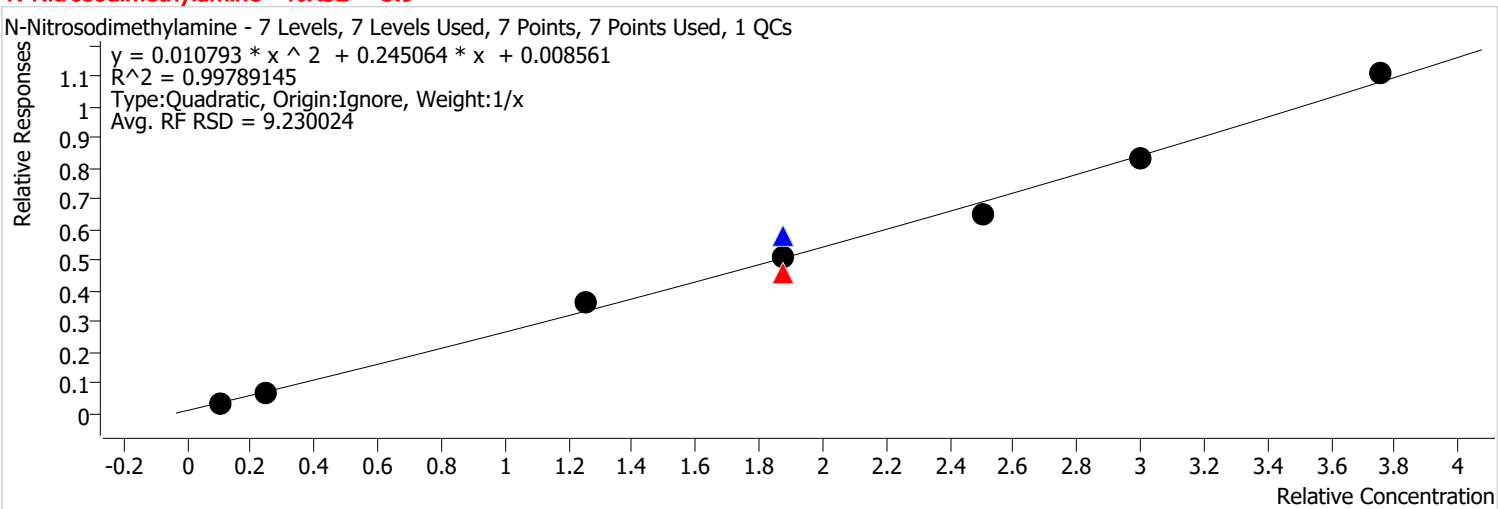

Calibration STD Path	Cal Type	Level	Enabled	Resp.	Exp. Conc	Resp. Factor	Level RSD
\\MASSHUNTER\Org\Data\SV5973N.I\sd020122\DoD BNA cal 1\Feb0108.D	Calibration	1	x	12040	4.0000	0.3376	
\\MASSHUNTER\Org\Data\SV5973N.I\sd020122\DoD BNA cal 1\Feb0107.D	Calibration	2	x	27906	10.0000	0.2667	
\\MASSHUNTER\Org\Data\SV5973N.I\sd020122\DoD BNA cal 1\Feb0106.D	Calibration	3	x	157768	50.0000	0.2861	
\\MASSHUNTER\Org\Data\SV5973N.I\sd012822\DoD BNA 2\Jan2827.D	CC	CCV	x	179200	75.0000	0.2453	
\\MASSHUNTER\Org\Data\SV5973N.I\sd020122\DoD BNA cal 1\Feb0109.D	QC	ICV	x	290899	75.0000	0.3069	
\\MASSHUNTER\Org\Data\SV5973N.I\sd020122\DoD BNA cal 1\Feb0105.D	Calibration	4	x	252606	75.0000	0.2725	
\\MASSHUNTER\Org\Data\SV5973N.I\sd020122\DoD BNA cal 1\Feb0104.D	Calibration	5	x	262792	100.0000	0.2587	
\\MASSHUNTER\Org\Data\SV5973N.I\sd020122\DoD BNA cal 1\Feb0103.D	Calibration	6	x	379356	120.0000	0.2758	
\\MASSHUNTER\Org\Data\SV5973N.I\sd020122\DoD BNA cal 1\Feb0102.D	Calibration	7	x	538529	150.0000	0.2953	

Calibration Report

Batch Path	\\MASSHUNTER\Org\Data\SV5973N.I\sd020122\DoD BNA cal 1\QuantResults\020122 DoD BNA cal.batch.bin		
Analysis Time	2/16/2022 11:14 AM	**Analyst Name**	BL2000\sean
Report Time	2/16/2022 12:16:20 PM	**Reporter Name**	BL2000\sean
Last Calib Update	2/2/2022 4:05 PM	**Batch State**	Processed
Quant Batch Version	10.0	**Quant Report Version**	10.0

Pyridine %RSE = 6.8

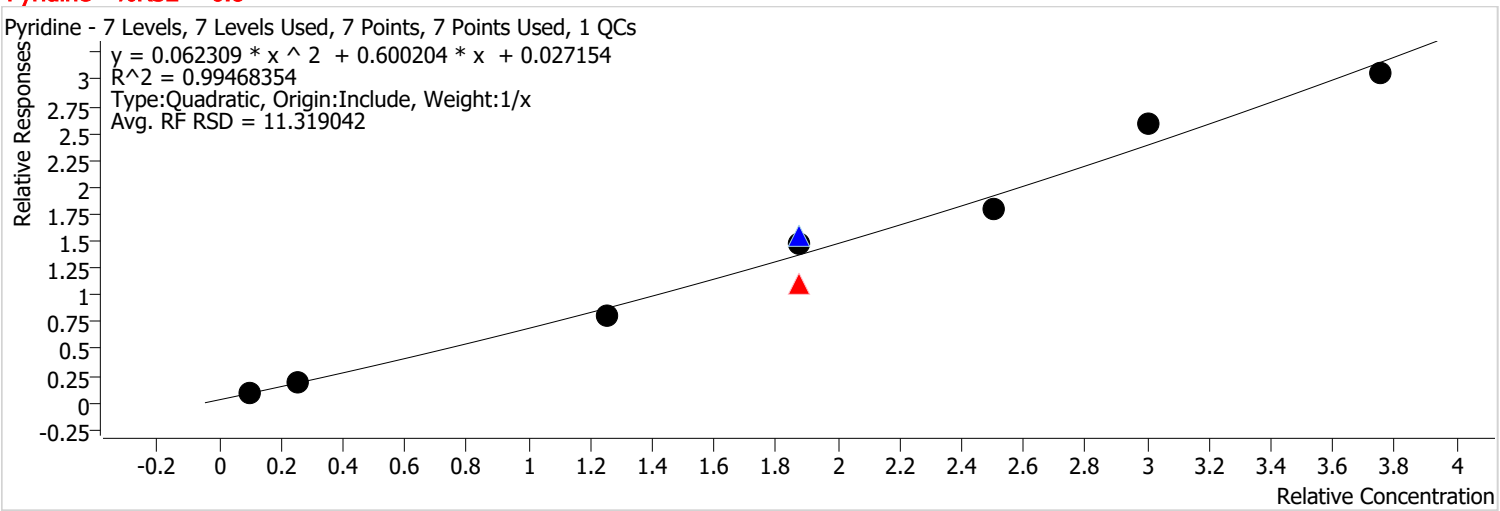

Calibration STD Path	Cal Type	Level	Enabled	Resp.	Exp. Conc	Resp. Factor	Level RSD
\\MASSHUNTER\Org\Data\SV5973N.I\sd020122\DoD BNA cal 1\Feb0108.D	Calibration	1	x	31793	4.0000	0.8915	
\\MASSHUNTER\Org\Data\SV5973N.I\sd020122\DoD BNA cal 1\Feb0107.D	Calibration	2	x	76146	10.0000	0.7277	
\\MASSHUNTER\Org\Data\SV5973N.I\sd020122\DoD BNA cal 1\Feb0106.D	Calibration	3	x	354503	50.0000	0.6429	
\\MASSHUNTER\Org\Data\SV5973N.I\sd012822\DoD BNA 2\Jan2827.D	CC	CCV	x	426433	75.0000	0.5836	
\\MASSHUNTER\Org\Data\SV5973N.I\sd020122\DoD BNA cal 1\Feb0109.D	QC	ICV	x	786661	75.0000	0.8298	
\\MASSHUNTER\Org\Data\SV5973N.I\sd020122\DoD BNA cal 1\Feb0105.D	Calibration	4	x	725066	75.0000	0.7820	
\\MASSHUNTER\Org\Data\SV5973N.I\sd020122\DoD BNA cal 1\Feb0104.D	Calibration	5	x	726629	100.0000	0.7153	
\\MASSHUNTER\Org\Data\SV5973N.I\sd020122\DoD BNA cal 1\Feb0103.D	Calibration	6	x	1188912	120.0000	0.8645	
\\MASSHUNTER\Org\Data\SV5973N.I\sd020122\DoD BNA cal 1\Feb0102.D	Calibration	7	x	1484660	150.0000	0.8140	

Calibration Report

Batch Path	\\MASSHUNTER\Org\Data\SV5973N.I\sd020122\DoD BNA cal 1\QuantResults\020122 DoD BNA cal.batch.bin		
Analysis Time	2/16/2022 11:14 AM	**Analyst Name**	BL2000\sean
Report Time	2/16/2022 12:16:20 PM	**Reporter Name**	BL2000\sean
Last Calib Update	2/2/2022 4:05 PM	**Batch State**	Processed
Quant Batch Version	10.0	**Quant Report Version**	10.0

2-Fluorophenol %RSE =

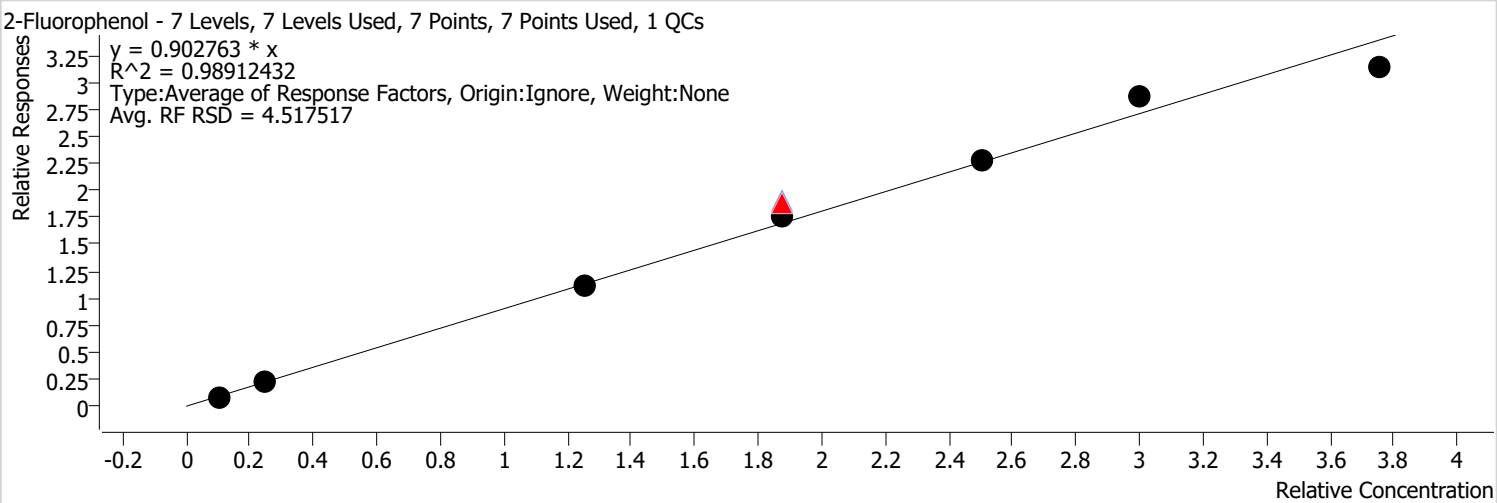

Calibration STD Path	Cal Type	Level	Enabled	Resp.	Exp. Conc	Resp. Factor	Level RSD
\\MASSHUNTER\Org\Data\SV5973N.I\sd020122\DoD BNA cal 1\Feb0108.D	Calibration	1	x	31207	4.0000	0.8751	
\\MASSHUNTER\Org\Data\SV5973N.I\sd020122\DoD BNA cal 1\Feb0107.D	Calibration	2	x	94829	10.0000	0.9063	
\\MASSHUNTER\Org\Data\SV5973N.I\sd020122\DoD BNA cal 1\Feb0106.D	Calibration	3	x	492146	50.0000	0.8925	
\\MASSHUNTER\Org\Data\SV5973N.I\sd012822\DoD BNA 2\Jan2827.D	CC	CCV	x	737623	75.0000	1.0096	
\\MASSHUNTER\Org\Data\SV5973N.I\sd020122\DoD BNA cal 1\Feb0109.D	QC	ICV	x	958829	75.0000	1.0114	
\\MASSHUNTER\Org\Data\SV5973N.I\sd020122\DoD BNA cal 1\Feb0105.D	Calibration	4	x	874277	75.0000	0.9430	
\\MASSHUNTER\Org\Data\SV5973N.I\sd020122\DoD BNA cal 1\Feb0104.D	Calibration	5	x	926292	100.0000	0.9118	
\\MASSHUNTER\Org\Data\SV5973N.I\sd020122\DoD BNA cal 1\Feb0103.D	Calibration	6	x	1314412	120.0000	0.9557	
\\MASSHUNTER\Org\Data\SV5973N.I\sd020122\DoD BNA cal 1\Feb0102.D	Calibration	7	x	1523079	150.0000	0.8350	

Calibration Report

Batch Path	\\MASSHUNTER\Org\Data\SV5973N.I\sd020122\DoD BNA cal 1\QuantResults\020122 DoD BNA cal.batch.bin		
Analysis Time	2/16/2022 11:14 AM	**Analyst Name**	BL2000\sean
Report Time	2/16/2022 12:16:21 PM	**Reporter Name**	BL2000\sean
Last Calib Update	2/2/2022 4:05 PM	**Batch State**	Processed
Quant Batch Version	10.0	**Quant Report Version**	10.0

Aniline %RSE = 4.9

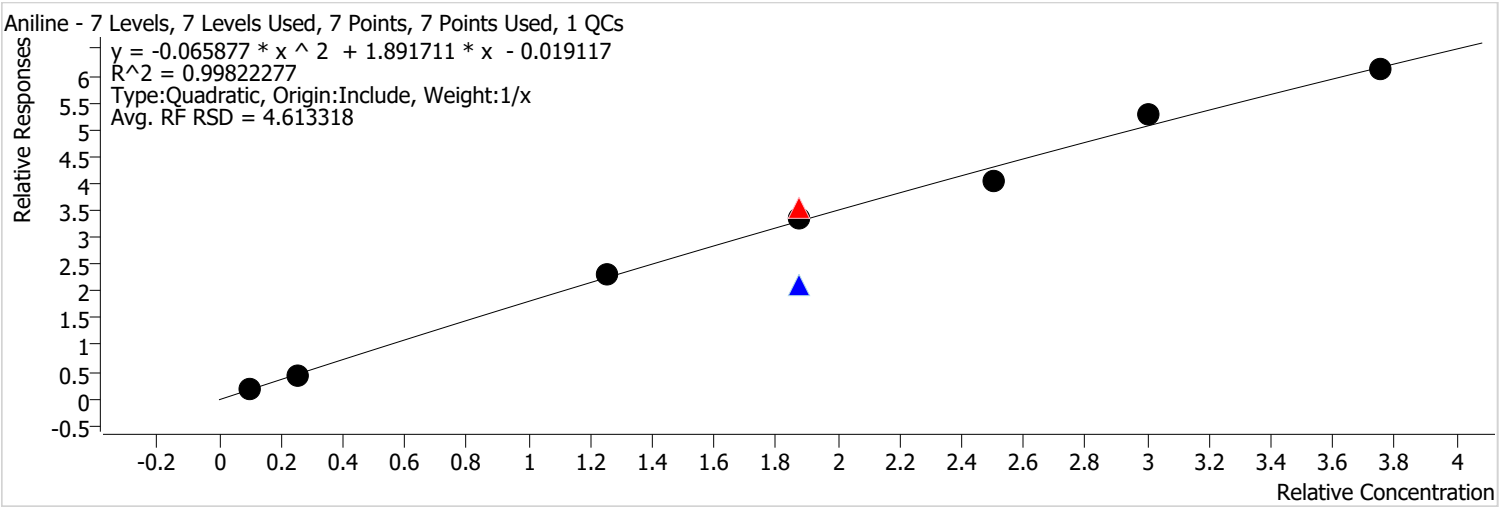

Calibration STD Path	Cal Type	Level	Enabled	Resp.	Exp. Conc	Resp. Factor	Level RSD
\\MASSHUNTER\Org\Data\SV5973N.I\sd020122\DoD BNA cal 1\Feb0108.D	Calibration	1	x	62048	4.0000	1.7398	
\\MASSHUNTER\Org\Data\SV5973N.I\sd020122\DoD BNA cal 1\Feb0107.D	Calibration	2	x	181336	10.0000	1.7330	
\\MASSHUNTER\Org\Data\SV5973N.I\sd020122\DoD BNA cal 1\Feb0106.D	Calibration	3	x	1009362	50.0000	1.8304	
\\MASSHUNTER\Org\Data\SV5973N.I\sd012822\DoD BNA 2\Jan2827.D	CC	CCV	x	1383963	75.0000	1.8942	
\\MASSHUNTER\Org\Data\SV5973N.I\sd020122\DoD BNA cal 1\Feb0109.D	QC	ICV	x	1078603	75.0000	1.1378	
\\MASSHUNTER\Org\Data\SV5973N.I\sd020122\DoD BNA cal 1\Feb0105.D	Calibration	4	x	1654181	75.0000	1.7842	
\\MASSHUNTER\Org\Data\SV5973N.I\sd020122\DoD BNA cal 1\Feb0104.D	Calibration	5	x	1638474	100.0000	1.6128	
\\MASSHUNTER\Org\Data\SV5973N.I\sd020122\DoD BNA cal 1\Feb0103.D	Calibration	6	x	2423894	120.0000	1.7625	
\\MASSHUNTER\Org\Data\SV5973N.I\sd020122\DoD BNA cal 1\Feb0102.D	Calibration	7	x	2970760	150.0000	1.6287	

Calibration Report

Batch Path	\\MASSHUNTER\Org\Data\SV5973N.I\sd020122\DoD BNA cal 1\QuantResults\020122 DoD BNA cal.batch.bin		
Analysis Time	2/16/2022 11:14 AM	**Analyst Name**	BL2000\sean
Report Time	2/16/2022 12:16:21 PM	**Reporter Name**	BL2000\sean
Last Calib Update	2/2/2022 4:05 PM	**Batch State**	Processed
Quant Batch Version	10.0	**Quant Report Version**	10.0

Phenol-d5 %RSE =

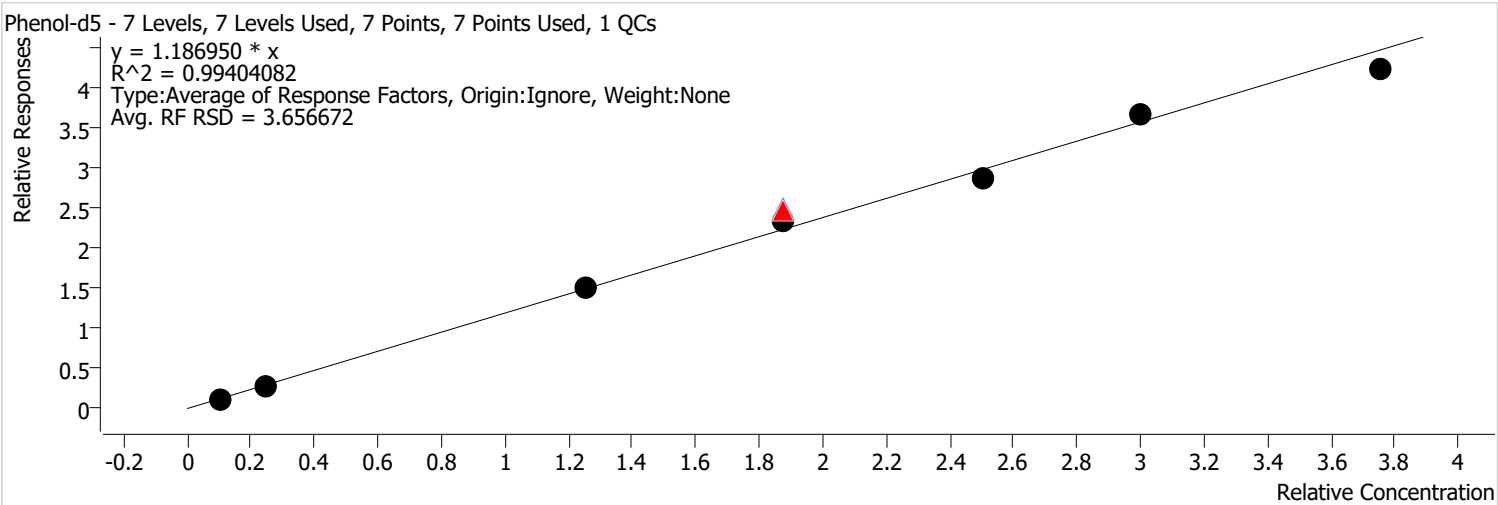

Calibration STD Path	Cal Type	Level	Enabled	Resp.	Exp. Conc	Resp. Factor	Level RSD
\\MASSHUNTER\Org\Data\SV5973N.I\sd020122\DoD BNA cal 1\Feb0108.D	Calibration	1	x	43379	4.0000	1.2163	
\\MASSHUNTER\Org\Data\SV5973N.I\sd020122\DoD BNA cal 1\Feb0107.D	Calibration	2	x	122309	10.0000	1.1689	
\\MASSHUNTER\Org\Data\SV5973N.I\sd020122\DoD BNA cal 1\Feb0106.D	Calibration	3	x	663985	50.0000	1.2041	
\\MASSHUNTER\Org\Data\SV5973N.I\sd012822\DoD BNA 2\Jan2827.D	CC	CCV	x	960415	75.0000	1.3145	
\\MASSHUNTER\Org\Data\SV5973N.I\sd020122\DoD BNA cal 1\Feb0109.D	QC	ICV	x	1265687	75.0000	1.3351	
\\MASSHUNTER\Org\Data\SV5973N.I\sd020122\DoD BNA cal 1\Feb0105.D	Calibration	4	x	1149128	75.0000	1.2394	
\\MASSHUNTER\Org\Data\SV5973N.I\sd020122\DoD BNA cal 1\Feb0104.D	Calibration	5	x	1159898	100.0000	1.1417	
\\MASSHUNTER\Org\Data\SV5973N.I\sd020122\DoD BNA cal 1\Feb0103.D	Calibration	6	x	1672203	120.0000	1.2159	
\\MASSHUNTER\Org\Data\SV5973N.I\sd020122\DoD BNA cal 1\Feb0102.D	Calibration	7	x	2046974	150.0000	1.1223	

Calibration Report

Batch Path	\\MASSHUNTER\Org\Data\SV5973N.I\sd020122\DoD BNA cal 1\QuantResults\020122 DoD BNA cal.batch.bin		
Analysis Time	2/16/2022 11:14 AM	**Analyst Name**	BL2000\sean
Report Time	2/16/2022 12:16:21 PM	**Reporter Name**	BL2000\sean
Last Calib Update	2/2/2022 4:05 PM	**Batch State**	Processed
Quant Batch Version	10.0	**Quant Report Version**	10.0

Phenol %RSE = 10.0

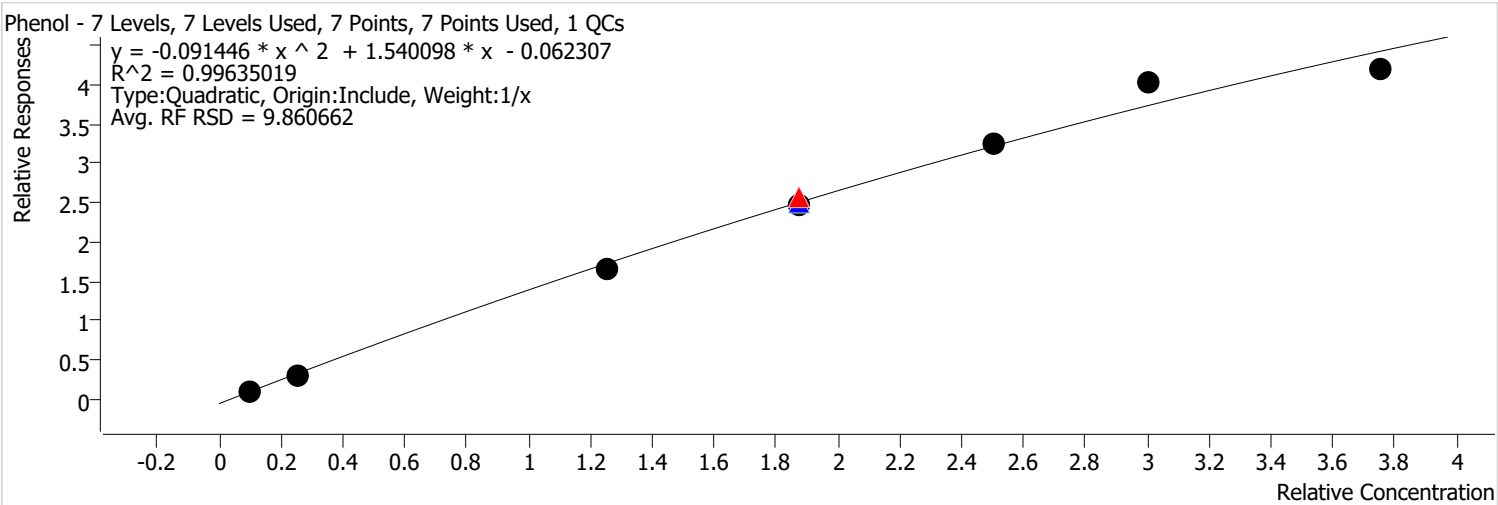

Calibration STD Path	Cal Type	Level	Enabled	Resp.	Exp. Conc	Resp. Factor	Level RSD
\\MASSHUNTER\Org\Data\SV5973N.I\sd020122\DoD BNA cal 1\Feb0108.D	Calibration	1	x	38206	4.0000	1.0713	
\\MASSHUNTER\Org\Data\SV5973N.I\sd020122\DoD BNA cal 1\Feb0107.D	Calibration	2	x	116371	10.0000	1.1121	
\\MASSHUNTER\Org\Data\SV5973N.I\sd020122\DoD BNA cal 1\Feb0106.D	Calibration	3	x	732964	50.0000	1.3292	
\\MASSHUNTER\Org\Data\SV5973N.I\sd012822\DoD BNA 2\Jan2827.D	CC	CCV	x	1002699	75.0000	1.3724	
\\MASSHUNTER\Org\Data\SV5973N.I\sd020122\DoD BNA cal 1\Feb0109.D	QC	ICV	x	1272108	75.0000	1.3419	
\\MASSHUNTER\Org\Data\SV5973N.I\sd020122\DoD BNA cal 1\Feb0105.D	Calibration	4	x	1222194	75.0000	1.3182	
\\MASSHUNTER\Org\Data\SV5973N.I\sd020122\DoD BNA cal 1\Feb0104.D	Calibration	5	x	1325943	100.0000	1.3052	
\\MASSHUNTER\Org\Data\SV5973N.I\sd020122\DoD BNA cal 1\Feb0103.D	Calibration	6	x	1849767	120.0000	1.3450	
\\MASSHUNTER\Org\Data\SV5973N.I\sd020122\DoD BNA cal 1\Feb0102.D	Calibration	7	x	2039767	150.0000	1.1183	

Calibration Report

Batch Path	\\MASSHUNTER\Org\Data\SV5973N.I\sd020122\DoD BNA cal 1\QuantResults\020122 DoD BNA cal.batch.bin		
Analysis Time	2/16/2022 11:14 AM	**Analyst Name**	BL2000\sean
Report Time	2/16/2022 12:16:21 PM	**Reporter Name**	BL2000\sean
Last Calib Update	2/2/2022 4:05 PM	**Batch State**	Processed
Quant Batch Version	10.0	**Quant Report Version**	10.0

bis(-2-Chloroethyl)Ether %RSE = 9.7

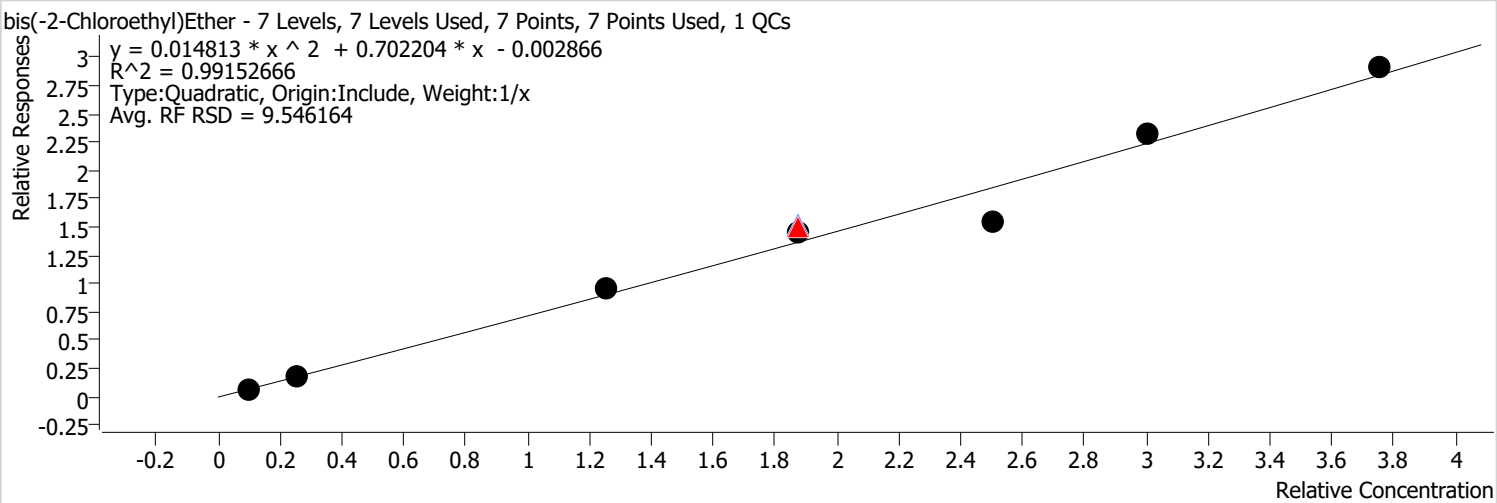

Calibration STD Path	Cal Type	Level	Enabled	Resp.	Exp. Conc	Resp. Factor	Level RSD
\\MASSHUNTER\Org\Data\SV5973N.I\sd020122\DoD BNA cal 1\Feb0108.D	Calibration	1	x	22651	4.0000	0.6351	
\\MASSHUNTER\Org\Data\SV5973N.I\sd020122\DoD BNA cal 1\Feb0107.D	Calibration	2	x	74672	10.0000	0.7136	
\\MASSHUNTER\Org\Data\SV5973N.I\sd020122\DoD BNA cal 1\Feb0106.D	Calibration	3	x	424696	50.0000	0.7701	
\\MASSHUNTER\Org\Data\SV5973N.I\sd012822\DoD BNA 2\Jan2827.D	CC	CCV	x	582377	75.0000	0.7971	
\\MASSHUNTER\Org\Data\SV5973N.I\sd020122\DoD BNA cal 1\Feb0109.D	QC	ICV	x	776468	75.0000	0.8191	
\\MASSHUNTER\Org\Data\SV5973N.I\sd020122\DoD BNA cal 1\Feb0105.D	Calibration	4	x	713254	75.0000	0.7693	
\\MASSHUNTER\Org\Data\SV5973N.I\sd020122\DoD BNA cal 1\Feb0104.D	Calibration	5	x	628358	100.0000	0.6185	
\\MASSHUNTER\Org\Data\SV5973N.I\sd020122\DoD BNA cal 1\Feb0103.D	Calibration	6	x	1065961	120.0000	0.7751	
\\MASSHUNTER\Org\Data\SV5973N.I\sd020122\DoD BNA cal 1\Feb0102.D	Calibration	7	x	1414092	150.0000	0.7753	

Calibration Report

Batch Path	\\MASSHUNTER\Org\Data\SV5973N.I\sd020122\DoD BNA cal 1\QuantResults\020122 DoD BNA cal.batch.bin		
Analysis Time	2/16/2022 11:14 AM	**Analyst Name**	BL2000\sean
Report Time	2/16/2022 12:16:21 PM	**Reporter Name**	BL2000\sean
Last Calib Update	2/2/2022 4:05 PM	**Batch State**	Processed
Quant Batch Version	10.0	**Quant Report Version**	10.0

2-Chlorophenol %RSE = 6.1

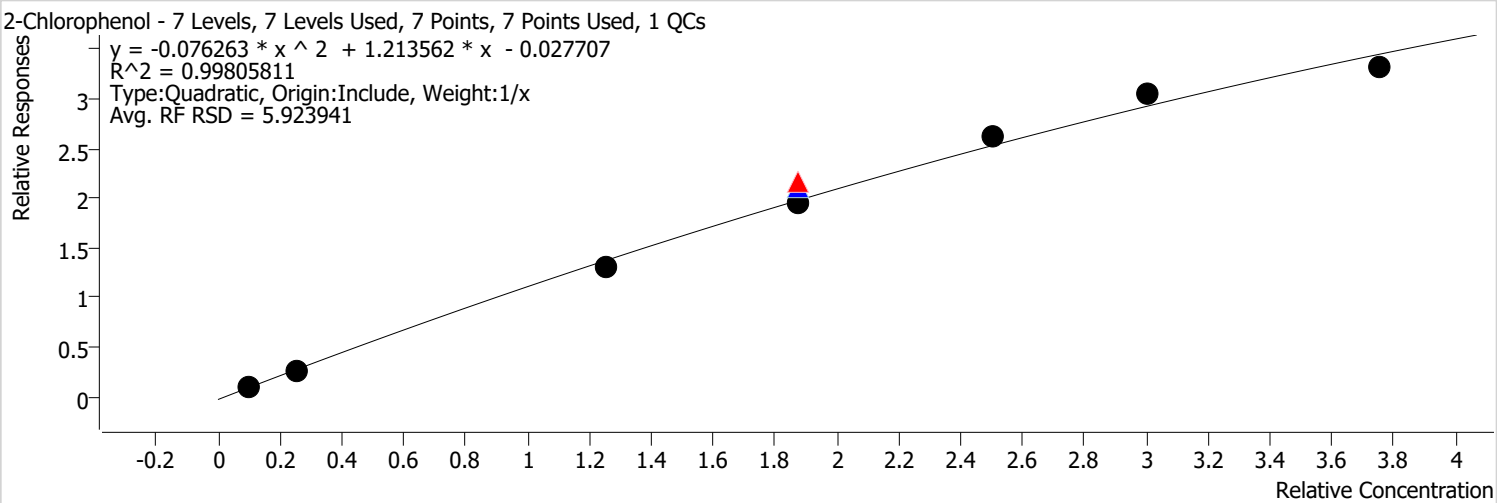

Calibration STD Path	Cal Type	Level	Enabled	Resp.	Exp. Conc	Resp. Factor	Level RSD
\\MASSHUNTER\Org\Data\SV5973N.I\sd020122\DoD BNA cal 1\Feb0108.D	Calibration	1	x	35213	4.0000	0.9874	
\\MASSHUNTER\Org\Data\SV5973N.I\sd020122\DoD BNA cal 1\Feb0107.D	Calibration	2	x	108949	10.0000	1.0412	
\\MASSHUNTER\Org\Data\SV5973N.I\sd020122\DoD BNA cal 1\Feb0106.D	Calibration	3	x	579853	50.0000	1.0515	
\\MASSHUNTER\Org\Data\SV5973N.I\sd012822\DoD BNA 2\Jan2827.D	CC	CCV	x	845117	75.0000	1.1567	
\\MASSHUNTER\Org\Data\SV5973N.I\sd020122\DoD BNA cal 1\Feb0109.D	QC	ICV	x	1070966	75.0000	1.1297	
\\MASSHUNTER\Org\Data\SV5973N.I\sd020122\DoD BNA cal 1\Feb0105.D	Calibration	4	x	961350	75.0000	1.0369	
\\MASSHUNTER\Org\Data\SV5973N.I\sd020122\DoD BNA cal 1\Feb0104.D	Calibration	5	x	1067399	100.0000	1.0507	
\\MASSHUNTER\Org\Data\SV5973N.I\sd020122\DoD BNA cal 1\Feb0103.D	Calibration	6	x	1402754	120.0000	1.0200	
\\MASSHUNTER\Org\Data\SV5973N.I\sd020122\DoD BNA cal 1\Feb0102.D	Calibration	7	x	1612896	150.0000	0.8843	

Calibration Report

Batch Path	\\MASSHUNTER\Org\Data\SV5973N.I\sd020122\DoD BNA cal 1\QuantResults\020122 DoD BNA cal.batch.bin		
Analysis Time	2/16/2022 11:14 AM	**Analyst Name**	BL2000\sean
Report Time	2/16/2022 12:16:21 PM	**Reporter Name**	BL2000\sean
Last Calib Update	2/2/2022 4:05 PM	**Batch State**	Processed
Quant Batch Version	10.0	**Quant Report Version**	10.0

1,3-Dichlorobenzene %RSE = 6.6

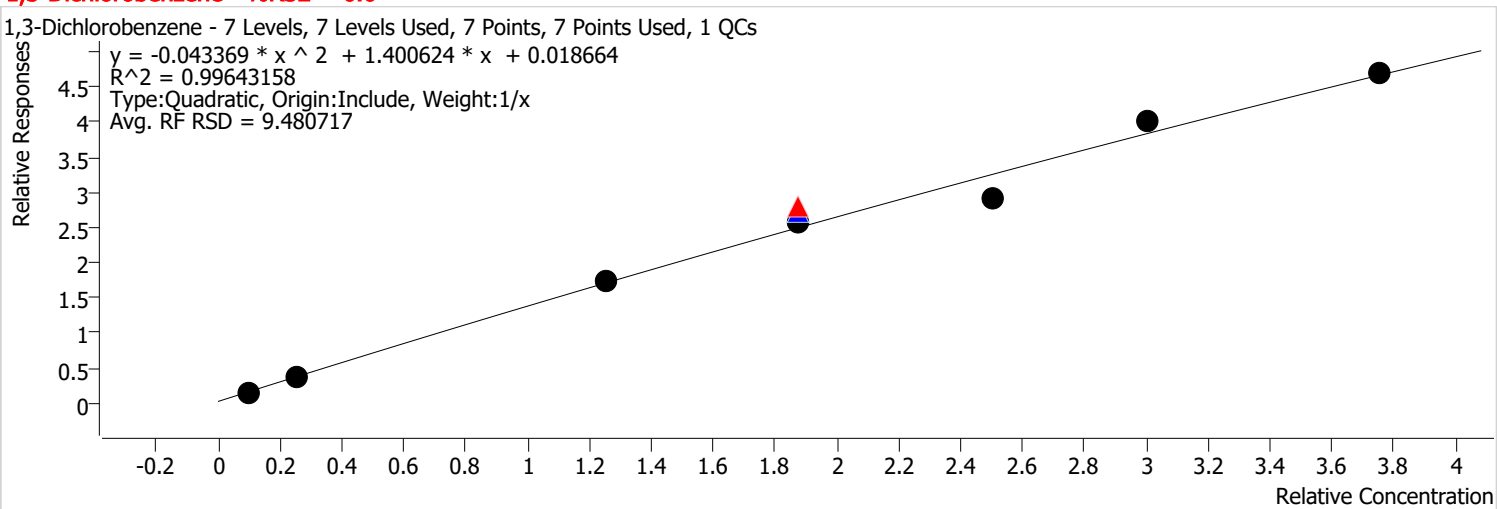

Calibration STD Path	Cal Type	Level	Enabled	Resp.	Exp. Conc	Resp. Factor	Level RSD
\\MASSHUNTER\Org\Data\SV5973N.I\sd020122\DoD BNA cal 1\Feb0108.D	Calibration	1	x	55006	4.0000	1.5424	
\\MASSHUNTER\Org\Data\SV5973N.I\sd020122\DoD BNA cal 1\Feb0107.D	Calibration	2	x	156036	10.0000	1.4912	
\\MASSHUNTER\Org\Data\SV5973N.I\sd020122\DoD BNA cal 1\Feb0106.D	Calibration	3	x	770908	50.0000	1.3980	
\\MASSHUNTER\Org\Data\SV5973N.I\sd012822\DoD BNA 2\Jan2827.D	CC	CCV	x	1097785	75.0000	1.5025	
\\MASSHUNTER\Org\Data\SV5973N.I\sd020122\DoD BNA cal 1\Feb0109.D	QC	ICV	x	1375251	75.0000	1.4507	
\\MASSHUNTER\Org\Data\SV5973N.I\sd020122\DoD BNA cal 1\Feb0105.D	Calibration	4	x	1272749	75.0000	1.3728	
\\MASSHUNTER\Org\Data\SV5973N.I\sd020122\DoD BNA cal 1\Feb0104.D	Calibration	5	x	1189795	100.0000	1.1712	
\\MASSHUNTER\Org\Data\SV5973N.I\sd020122\DoD BNA cal 1\Feb0103.D	Calibration	6	x	1832592	120.0000	1.3325	
\\MASSHUNTER\Org\Data\SV5973N.I\sd020122\DoD BNA cal 1\Feb0102.D	Calibration	7	x	2278725	150.0000	1.2493	

Calibration Report

Batch Path	\\MASSHUNTER\Org\Data\SV5973N.I\sd020122\DoD BNA cal 1\QuantResults\020122 DoD BNA cal.batch.bin		
Analysis Time	2/16/2022 11:14 AM	**Analyst Name**	BL2000\sean
Report Time	2/16/2022 12:16:21 PM	**Reporter Name**	BL2000\sean
Last Calib Update	2/2/2022 4:05 PM	**Batch State**	Processed
Quant Batch Version	10.0	**Quant Report Version**	10.0

1,4-Dichlorobenzene %RSE = 4.6

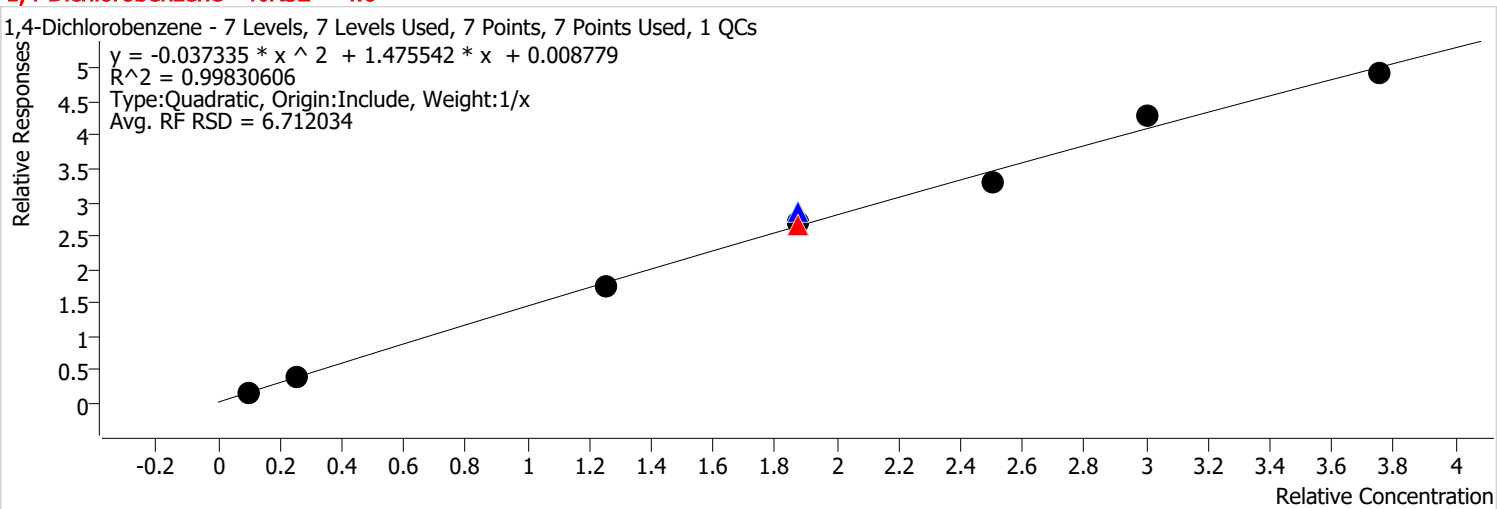

Calibration STD Path	Cal Type	Level	Enabled	Resp.	Exp. Conc	Resp. Factor	Level RSD
\\MASSHUNTER\Org\Data\SV5973N.I\sd020122\DoD BNA cal 1\Feb0108.D	Calibration	1	x	56976	4.0000	1.5976	
\\MASSHUNTER\Org\Data\SV5973N.I\sd020122\DoD BNA cal 1\Feb0107.D	Calibration	2	x	153685	10.0000	1.4687	
\\MASSHUNTER\Org\Data\SV5973N.I\sd020122\DoD BNA cal 1\Feb0106.D	Calibration	3	x	774986	50.0000	1.4054	
\\MASSHUNTER\Org\Data\SV5973N.I\sd012822\DoD BNA 2\Jan2827.D	CC	CCV	x	1034624	75.0000	1.4160	
\\MASSHUNTER\Org\Data\SV5973N.I\sd020122\DoD BNA cal 1\Feb0109.D	QC	ICV	x	1440768	75.0000	1.5198	
\\MASSHUNTER\Org\Data\SV5973N.I\sd020122\DoD BNA cal 1\Feb0105.D	Calibration	4	x	1343622	75.0000	1.4492	
\\MASSHUNTER\Org\Data\SV5973N.I\sd020122\DoD BNA cal 1\Feb0104.D	Calibration	5	x	1347156	100.0000	1.3261	
\\MASSHUNTER\Org\Data\SV5973N.I\sd020122\DoD BNA cal 1\Feb0103.D	Calibration	6	x	1976669	120.0000	1.4373	
\\MASSHUNTER\Org\Data\SV5973N.I\sd020122\DoD BNA cal 1\Feb0102.D	Calibration	7	x	2394508	150.0000	1.3128	

Calibration Report

Batch Path	\\MASSHUNTER\Org\Data\SV5973N.I\sd020122\DoD BNA cal 1\QuantResults\020122 DoD BNA cal.batch.bin		
Analysis Time	2/16/2022 11:14 AM	**Analyst Name**	BL2000\sean
Report Time	2/16/2022 12:16:22 PM	**Reporter Name**	BL2000\sean
Last Calib Update	2/2/2022 4:05 PM	**Batch State**	Processed
Quant Batch Version	10.0	**Quant Report Version**	10.0

1,2-Dichlorobenzene %RSE = 5.7

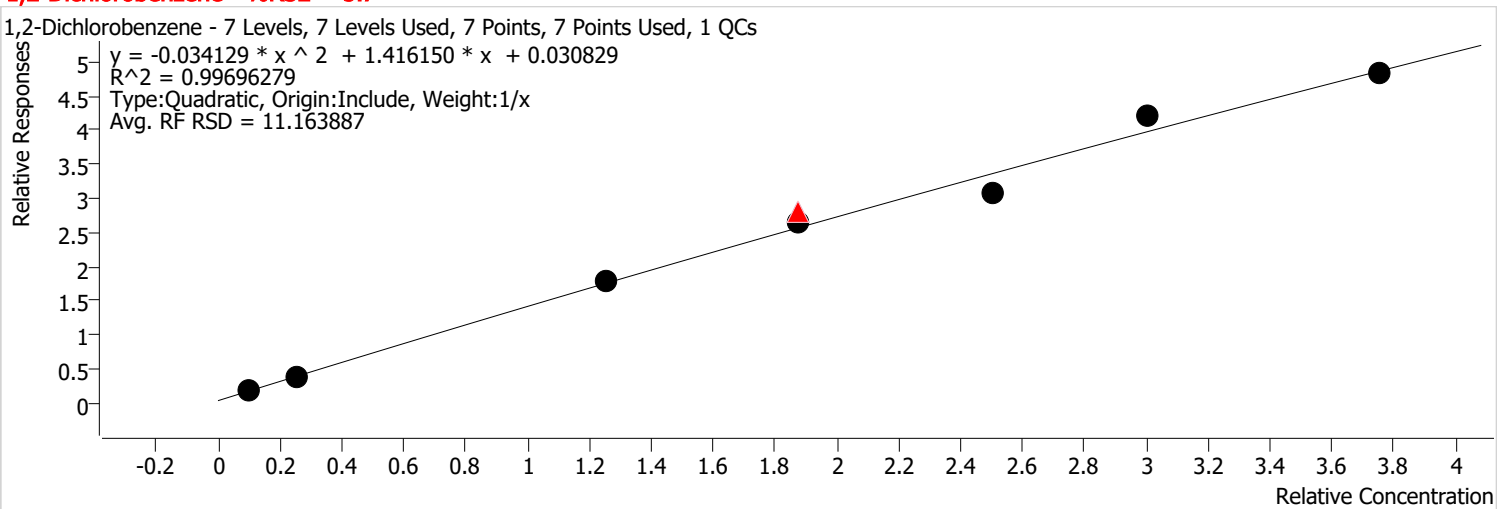

Calibration STD Path	Cal Type	Level	Enabled	Resp.	Exp. Conc	Resp. Factor	Level RSD
\\MASSHUNTER\Org\Data\SV5973N.I\sd020122\DoD BNA cal 1\Feb0108.D	Calibration	1	x	61126	4.0000	1.7140	
\\MASSHUNTER\Org\Data\SV5973N.I\sd020122\DoD BNA cal 1\Feb0107.D	Calibration	2	x	160057	10.0000	1.5296	
\\MASSHUNTER\Org\Data\SV5973N.I\sd020122\DoD BNA cal 1\Feb0106.D	Calibration	3	x	781501	50.0000	1.4172	
\\MASSHUNTER\Org\Data\SV5973N.I\sd012822\DoD BNA 2\Jan2827.D	CC	CCV	x	1096989	75.0000	1.5014	
\\MASSHUNTER\Org\Data\SV5973N.I\sd020122\DoD BNA cal 1\Feb0109.D	QC	ICV	x	1411896	75.0000	1.4893	
\\MASSHUNTER\Org\Data\SV5973N.I\sd020122\DoD BNA cal 1\Feb0105.D	Calibration	4	x	1301351	75.0000	1.4036	
\\MASSHUNTER\Org\Data\SV5973N.I\sd020122\DoD BNA cal 1\Feb0104.D	Calibration	5	x	1251256	100.0000	1.2317	
\\MASSHUNTER\Org\Data\SV5973N.I\sd020122\DoD BNA cal 1\Feb0103.D	Calibration	6	x	1924554	120.0000	1.3994	
\\MASSHUNTER\Org\Data\SV5973N.I\sd020122\DoD BNA cal 1\Feb0102.D	Calibration	7	x	2347151	150.0000	1.2868	

Calibration Report

Batch Path	\\MASSHUNTER\Org\Data\SV5973N.I\sd020122\DoD BNA cal 1\QuantResults\020122 DoD BNA cal.batch.bin		
Analysis Time	2/16/2022 11:14 AM	**Analyst Name**	BL2000\sean
Report Time	2/16/2022 12:16:22 PM	**Reporter Name**	BL2000\sean
Last Calib Update	2/2/2022 4:05 PM	**Batch State**	Processed
Quant Batch Version	10.0	**Quant Report Version**	10.0

Benzyl Alcohol %RSE = 13.3

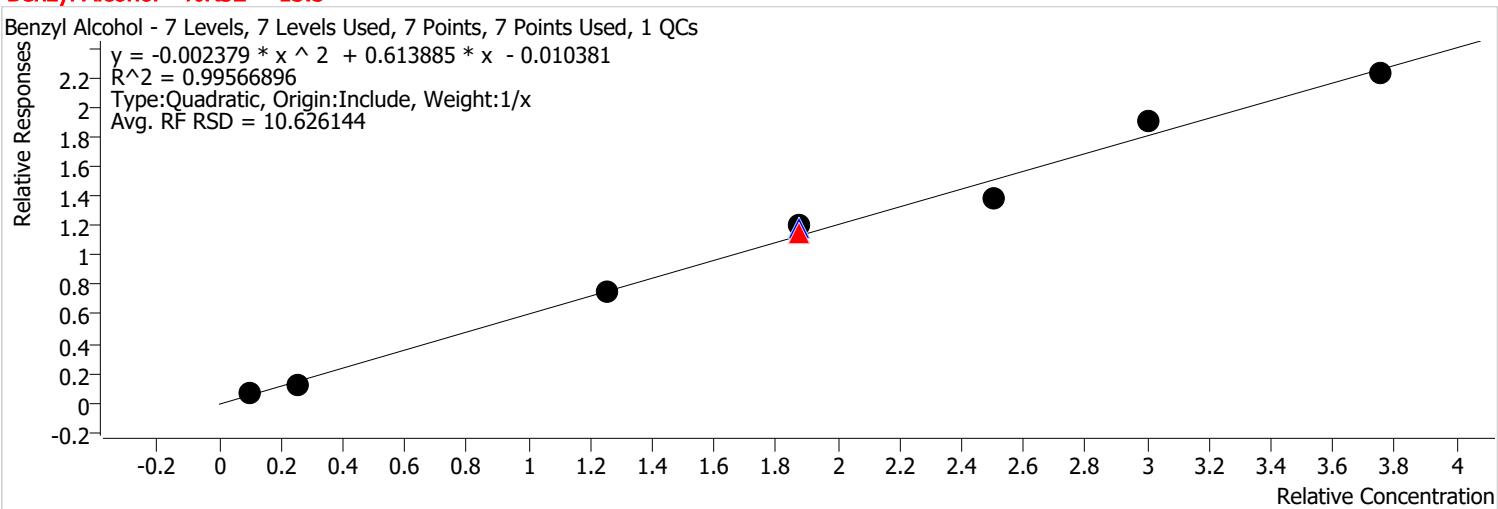

Calibration STD Path	Cal Type	Level	Enabled	Resp.	Exp. Conc	Resp. Factor	Level RSD
\\MASSHUNTER\Org\Data\SV5973N.I\sd020122\DoD BNA cal 1\Feb0108.D	Calibration	1	x	21576	4.0000	0.6050	
\\MASSHUNTER\Org\Data\SV5973N.I\sd020122\DoD BNA cal 1\Feb0107.D	Calibration	2	x	48058	10.0000	0.4593	
\\MASSHUNTER\Org\Data\SV5973N.I\sd020122\DoD BNA cal 1\Feb0106.D	Calibration	3	x	336254	50.0000	0.6098	
\\MASSHUNTER\Org\Data\SV5973N.I\sd012822\DoD BNA 2\Jan2827.D	CC	CCV	x	448962	75.0000	0.6145	
\\MASSHUNTER\Org\Data\SV5973N.I\sd020122\DoD BNA cal 1\Feb0109.D	QC	ICV	x	599800	75.0000	0.6327	
\\MASSHUNTER\Org\Data\SV5973N.I\sd020122\DoD BNA cal 1\Feb0105.D	Calibration	4	x	592783	75.0000	0.6394	
\\MASSHUNTER\Org\Data\SV5973N.I\sd020122\DoD BNA cal 1\Feb0104.D	Calibration	5	x	563607	100.0000	0.5548	
\\MASSHUNTER\Org\Data\SV5973N.I\sd020122\DoD BNA cal 1\Feb0103.D	Calibration	6	x	872308	120.0000	0.6343	
\\MASSHUNTER\Org\Data\SV5973N.I\sd020122\DoD BNA cal 1\Feb0102.D	Calibration	7	x	1085083	150.0000	0.5949	

Calibration Report

Batch Path	\\MASSHUNTER\Org\Data\SV5973N.I\sd020122\DoD BNA cal 1\QuantResults\020122 DoD BNA cal.batch.bin		
Analysis Time	2/16/2022 11:14 AM	**Analyst Name**	BL2000\sean
Report Time	2/16/2022 12:16:22 PM	**Reporter Name**	BL2000\sean
Last Calib Update	2/2/2022 4:05 PM	**Batch State**	Processed
Quant Batch Version	10.0	**Quant Report Version**	10.0

2-Methylphenol %RSE = 4.5

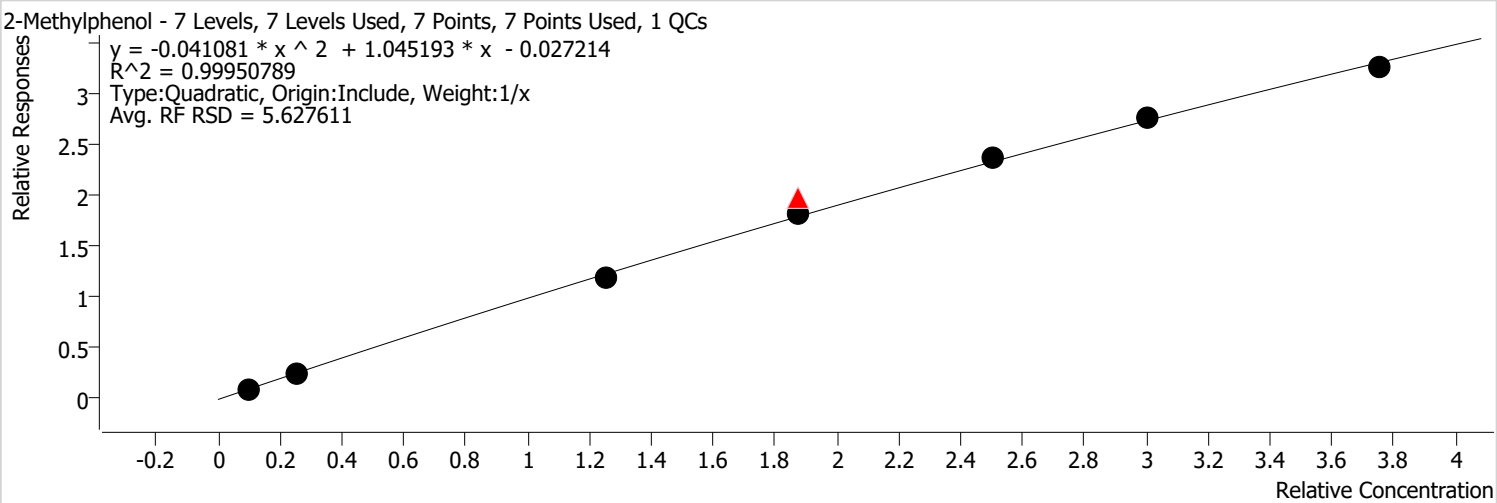

Calibration STD Path	Cal Type	Level	Enabled	Resp.	Exp. Conc	Resp. Factor	Level RSD
\\MASSHUNTER\Org\Data\SV5973N.I\sd020122\DoD BNA cal 1\Feb0108.D	Calibration	1	x	29541	4.0000	0.8283	
\\MASSHUNTER\Org\Data\SV5973N.I\sd020122\DoD BNA cal 1\Feb0107.D	Calibration	2	x	91037	10.0000	0.8700	
\\MASSHUNTER\Org\Data\SV5973N.I\sd020122\DoD BNA cal 1\Feb0106.D	Calibration	3	x	520134	50.0000	0.9432	
\\MASSHUNTER\Org\Data\SV5973N.I\sd012822\DoD BNA 2\Jan2827.D	CC	CCV	x	768401	75.0000	1.0517	
\\MASSHUNTER\Org\Data\SV5973N.I\sd020122\DoD BNA cal 1\Feb0109.D	QC	ICV	x	1000613	75.0000	1.0555	
\\MASSHUNTER\Org\Data\SV5973N.I\sd020122\DoD BNA cal 1\Feb0105.D	Calibration	4	x	896049	75.0000	0.9665	
\\MASSHUNTER\Org\Data\SV5973N.I\sd020122\DoD BNA cal 1\Feb0104.D	Calibration	5	x	962864	100.0000	0.9478	
\\MASSHUNTER\Org\Data\SV5973N.I\sd020122\DoD BNA cal 1\Feb0103.D	Calibration	6	x	1268842	120.0000	0.9226	
\\MASSHUNTER\Org\Data\SV5973N.I\sd020122\DoD BNA cal 1\Feb0102.D	Calibration	7	x	1588050	150.0000	0.8707	

Calibration Report

Batch Path	\\MASSHUNTER\Org\Data\SV5973N.I\sd020122\DoD BNA cal 1\QuantResults\020122 DoD BNA cal.batch.bin		
Analysis Time	2/16/2022 11:14 AM	**Analyst Name**	BL2000\sean
Report Time	2/16/2022 12:16:22 PM	**Reporter Name**	BL2000\sean
Last Calib Update	2/2/2022 4:05 PM	**Batch State**	Processed
Quant Batch Version	10.0	**Quant Report Version**	10.0

bis(2-chloroisopropyl)Ether %RSE = 3.2

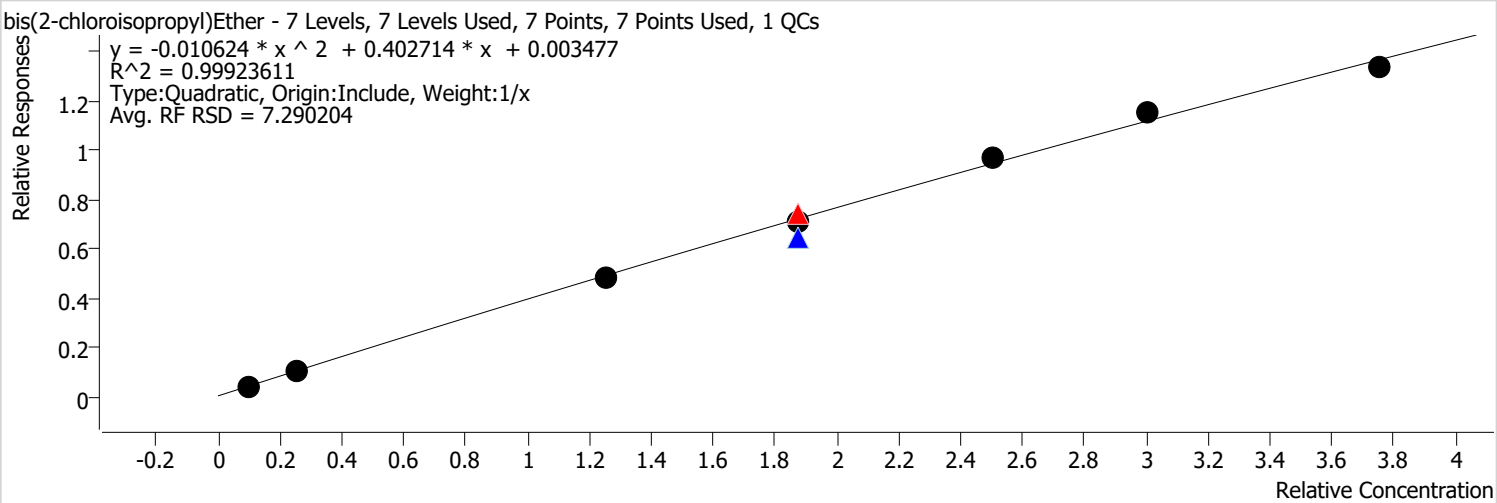

Calibration STD Path	Cal Type	Level	Enabled	Resp.	Exp. Conc	Resp. Factor	Level RSD
\\MASSHUNTER\Org\Data\SV5973N.I\sd020122\DoD BNA cal 1\Feb0108.D	Calibration	1	x	15896	4.0000	0.4457	
\\MASSHUNTER\Org\Data\SV5973N.I\sd020122\DoD BNA cal 1\Feb0107.D	Calibration	2	x	42785	10.0000	0.4089	
\\MASSHUNTER\Org\Data\SV5973N.I\sd020122\DoD BNA cal 1\Feb0106.D	Calibration	3	x	210922	50.0000	0.3825	
\\MASSHUNTER\Org\Data\SV5973N.I\sd012822\DoD BNA 2\Jan2827.D	CC	CCV	x	290916	75.0000	0.3982	
\\MASSHUNTER\Org\Data\SV5973N.I\sd020122\DoD BNA cal 1\Feb0109.D	QC	ICV	x	324209	75.0000	0.3420	
\\MASSHUNTER\Org\Data\SV5973N.I\sd020122\DoD BNA cal 1\Feb0105.D	Calibration	4	x	351174	75.0000	0.3788	
\\MASSHUNTER\Org\Data\SV5973N.I\sd020122\DoD BNA cal 1\Feb0104.D	Calibration	5	x	392333	100.0000	0.3862	
\\MASSHUNTER\Org\Data\SV5973N.I\sd020122\DoD BNA cal 1\Feb0103.D	Calibration	6	x	526944	120.0000	0.3832	
\\MASSHUNTER\Org\Data\SV5973N.I\sd020122\DoD BNA cal 1\Feb0102.D	Calibration	7	x	648208	150.0000	0.3554	

Calibration Report

Batch Path	\\MASSHUNTER\Org\Data\SV5973N.I\sd020122\DoD BNA cal 1\QuantResults\020122 DoD BNA cal.batch.bin		
Analysis Time	2/16/2022 11:14 AM	**Analyst Name**	BL2000\sean
Report Time	2/16/2022 12:16:22 PM	**Reporter Name**	BL2000\sean
Last Calib Update	2/2/2022 4:05 PM	**Batch State**	Processed
Quant Batch Version	10.0	**Quant Report Version**	10.0

N-nitroso-Di-n-propylamine %RSE = 9.1

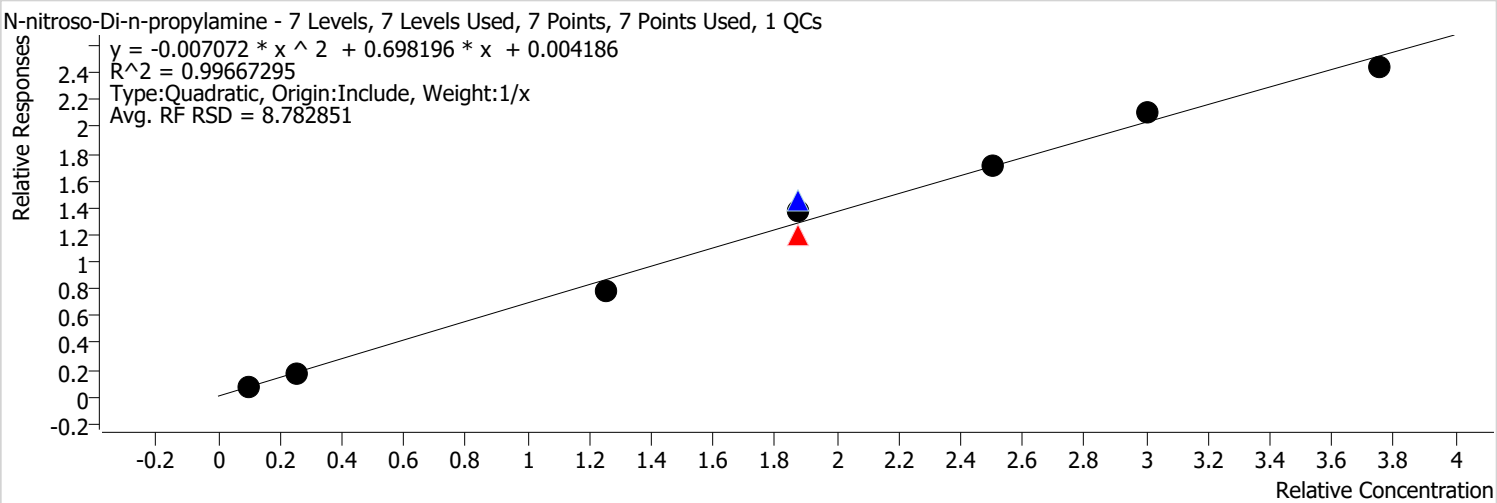

Calibration STD Path	Cal Type	Level	Enabled	Resp.	Exp. Conc	Resp. Factor	Level RSD
\\MASSHUNTER\Org\Data\SV5973N.I\sd020122\DoD BNA cal 1\Feb0108.D	Calibration	1	x	28790	4.0000	0.8073	
\\MASSHUNTER\Org\Data\SV5973N.I\sd020122\DoD BNA cal 1\Feb0107.D	Calibration	2	x	68919	10.0000	0.6586	
\\MASSHUNTER\Org\Data\SV5973N.I\sd020122\DoD BNA cal 1\Feb0106.D	Calibration	3	x	345118	50.0000	0.6258	
\\MASSHUNTER\Org\Data\SV5973N.I\sd012822\DoD BNA 2\Jan2827.D	CC	CCV	x	465025	75.0000	0.6365	
\\MASSHUNTER\Org\Data\SV5973N.I\sd020122\DoD BNA cal 1\Feb0109.D	QC	ICV	x	740691	75.0000	0.7813	
\\MASSHUNTER\Org\Data\SV5973N.I\sd020122\DoD BNA cal 1\Feb0105.D	Calibration	4	x	679535	75.0000	0.7329	
\\MASSHUNTER\Org\Data\SV5973N.I\sd020122\DoD BNA cal 1\Feb0104.D	Calibration	5	x	696214	100.0000	0.6853	
\\MASSHUNTER\Org\Data\SV5973N.I\sd020122\DoD BNA cal 1\Feb0103.D	Calibration	6	x	970359	120.0000	0.7056	
\\MASSHUNTER\Org\Data\SV5973N.I\sd020122\DoD BNA cal 1\Feb0102.D	Calibration	7	x	1185888	150.0000	0.6502	

Calibration Report

Batch Path	\\MASSHUNTER\Org\Data\SV5973N.I\sd020122\DoD BNA cal 1\QuantResults\020122 DoD BNA cal.batch.bin		
Analysis Time	2/16/2022 11:14 AM	**Analyst Name**	BL2000\sean
Report Time	2/16/2022 12:16:22 PM	**Reporter Name**	BL2000\sean
Last Calib Update	2/2/2022 4:05 PM	**Batch State**	Processed
Quant Batch Version	10.0	**Quant Report Version**	10.0

4Methylphenol/3Methylphenol %RSE = 12.7

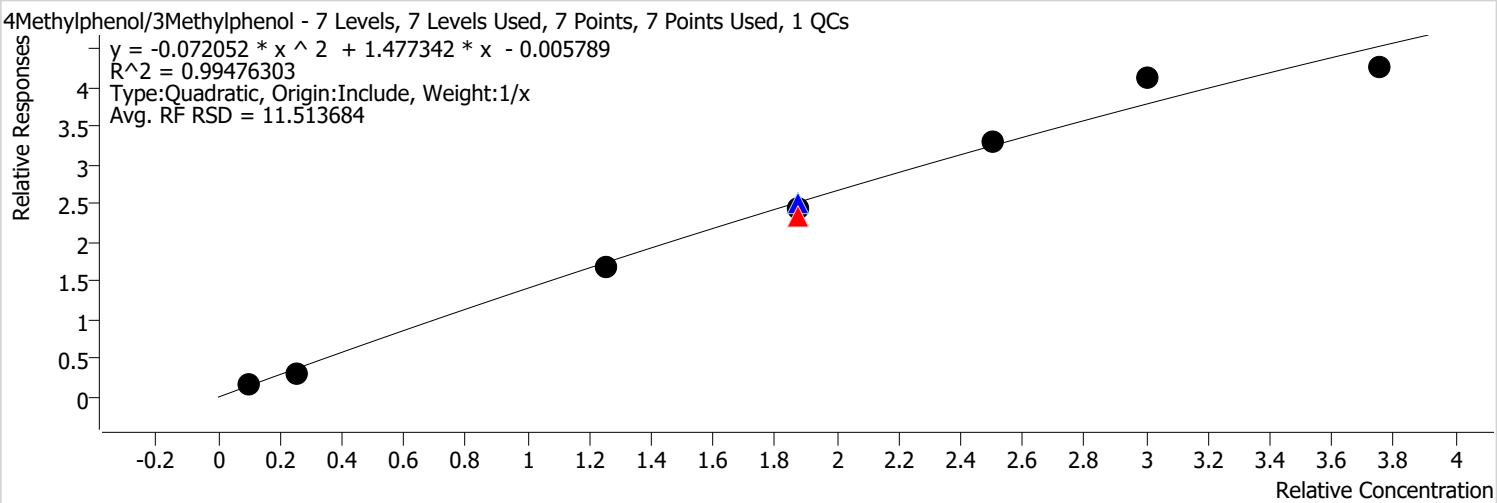

Calibration STD Path	Cal Type	Level	Enabled	Resp.	Exp. Conc	Resp. Factor	Level RSD
\\MASSHUNTER\Org\Data\SV5973N.I\sd020122\DoD BNA cal 1\Feb0108.D	Calibration	1	x	58034	4.0000	1.6273	
\\MASSHUNTER\Org\Data\SV5973N.I\sd020122\DoD BNA cal 1\Feb0107.D	Calibration	2	x	128033	10.0000	1.2236	
\\MASSHUNTER\Org\Data\SV5973N.I\sd020122\DoD BNA cal 1\Feb0106.D	Calibration	3	x	739806	50.0000	1.3416	
\\MASSHUNTER\Org\Data\SV5973N.I\sd012822\DoD BNA 2\Jan2827.D	CC	CCV	x	904504	75.0000	1.2380	
\\MASSHUNTER\Org\Data\SV5973N.I\sd020122\DoD BNA cal 1\Feb0109.D	QC	ICV	x	1269944	75.0000	1.3396	
\\MASSHUNTER\Org\Data\SV5973N.I\sd020122\DoD BNA cal 1\Feb0105.D	Calibration	4	x	1211491	75.0000	1.3067	
\\MASSHUNTER\Org\Data\SV5973N.I\sd020122\DoD BNA cal 1\Feb0104.D	Calibration	5	x	1345210	100.0000	1.3242	
\\MASSHUNTER\Org\Data\SV5973N.I\sd020122\DoD BNA cal 1\Feb0103.D	Calibration	6	x	1889861	120.0000	1.3742	
\\MASSHUNTER\Org\Data\SV5973N.I\sd020122\DoD BNA cal 1\Feb0102.D	Calibration	7	x	2065657	150.0000	1.1325	

Calibration Report

Batch Path	\\MASSHUNTER\Org\Data\SV5973N.I\sd020122\DoD BNA cal 1\QuantResults\020122 DoD BNA cal.batch.bin		
Analysis Time	2/16/2022 11:14 AM	**Analyst Name**	BL2000\sean
Report Time	2/16/2022 12:16:22 PM	**Reporter Name**	BL2000\sean
Last Calib Update	2/2/2022 4:05 PM	**Batch State**	Processed
Quant Batch Version	10.0	**Quant Report Version**	10.0

Hexachloroethane %RSE = 5.0

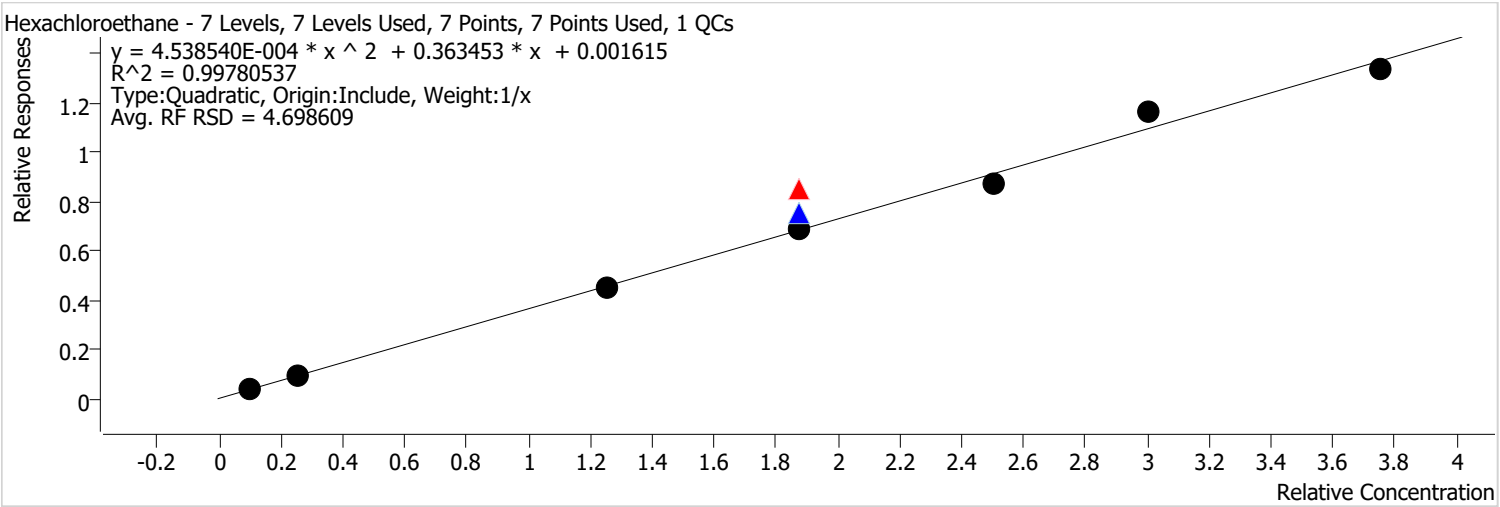

Calibration STD Path	Cal Type	Level	Enabled	Resp.	Exp. Conc	Resp. Factor	Level RSD
\\MASSHUNTER\Org\Data\SV5973N.I\sd020122\DoD BNA cal 1\Feb0108.D	Calibration	1	x	14044	4.0000	0.3938	
\\MASSHUNTER\Org\Data\SV5973N.I\sd020122\DoD BNA cal 1\Feb0107.D	Calibration	2	x	37311	10.0000	0.3566	
\\MASSHUNTER\Org\Data\SV5973N.I\sd020122\DoD BNA cal 1\Feb0106.D	Calibration	3	x	199173	50.0000	0.3612	
\\MASSHUNTER\Org\Data\SV5973N.I\sd012822\DoD BNA 2\Jan2827.D	CC	CCV	x	334058	75.0000	0.4572	
\\MASSHUNTER\Org\Data\SV5973N.I\sd020122\DoD BNA cal 1\Feb0109.D	QC	ICV	x	380667	75.0000	0.4015	
\\MASSHUNTER\Org\Data\SV5973N.I\sd020122\DoD BNA cal 1\Feb0105.D	Calibration	4	x	341803	75.0000	0.3687	
\\MASSHUNTER\Org\Data\SV5973N.I\sd020122\DoD BNA cal 1\Feb0104.D	Calibration	5	x	355371	100.0000	0.3498	
\\MASSHUNTER\Org\Data\SV5973N.I\sd020122\DoD BNA cal 1\Feb0103.D	Calibration	6	x	536331	120.0000	0.3900	
\\MASSHUNTER\Org\Data\SV5973N.I\sd020122\DoD BNA cal 1\Feb0102.D	Calibration	7	x	649895	150.0000	0.3563	

Calibration Report

Batch Path	\\MASSHUNTER\Org\Data\SV5973N.I\sd020122\DoD BNA cal 1\QuantResults\020122 DoD BNA cal.batch.bin		
Analysis Time	2/16/2022 11:14 AM	**Analyst Name**	BL2000\sean
Report Time	2/16/2022 12:16:23 PM	**Reporter Name**	BL2000\sean
Last Calib Update	2/2/2022 4:05 PM	**Batch State**	Processed
Quant Batch Version	10.0	**Quant Report Version**	10.0

Nitrobenzene-d5 %RSE =

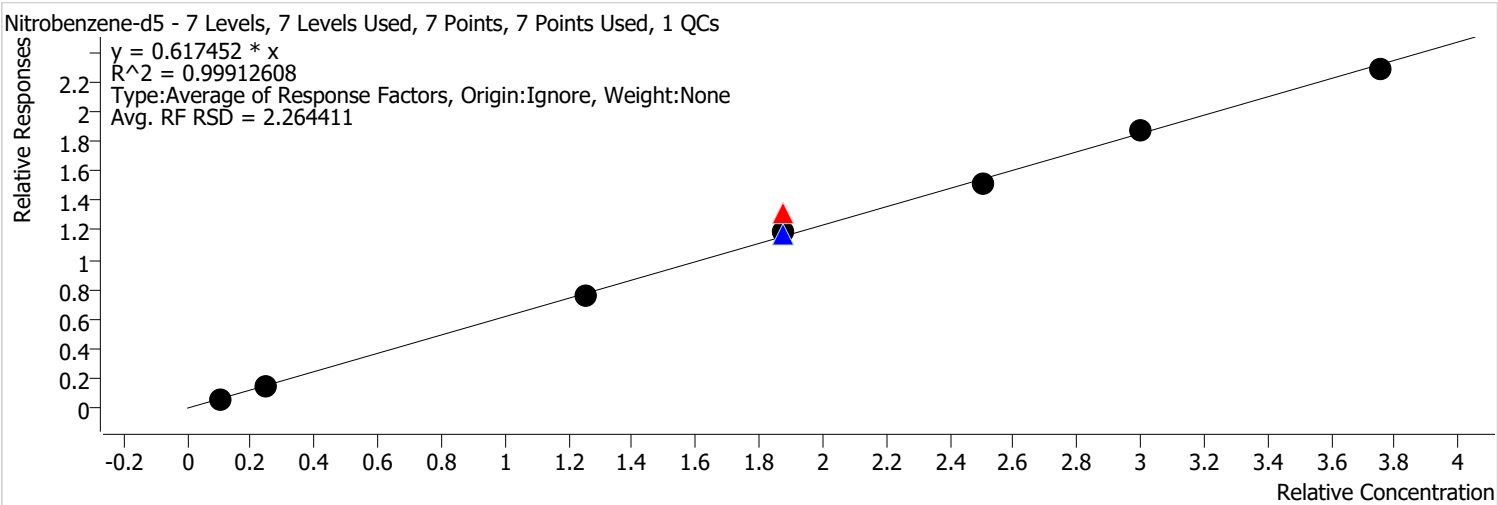

Calibration STD Path	Cal Type	Level	Enabled	Resp.	Exp. Conc	Resp. Factor	Level RSD
\\MASSHUNTER\Org\Data\SV5973N.I\sd020122\DoD BNA cal 1\Feb0108.D	Calibration	1	x	22665	4.0000	0.6355	
\\MASSHUNTER\Org\Data\SV5973N.I\sd020122\DoD BNA cal 1\Feb0107.D	Calibration	2	x	63628	10.0000	0.6081	
\\MASSHUNTER\Org\Data\SV5973N.I\sd020122\DoD BNA cal 1\Feb0106.D	Calibration	3	x	331866	50.0000	0.6018	
\\MASSHUNTER\Org\Data\SV5973N.I\sd012822\DoD BNA 2\Jan2827.D	CC	CCV	x	514411	75.0000	0.7041	
\\MASSHUNTER\Org\Data\SV5973N.I\sd020122\DoD BNA cal 1\Feb0109.D	QC	ICV	x	588273	75.0000	0.6205	
\\MASSHUNTER\Org\Data\SV5973N.I\sd020122\DoD BNA cal 1\Feb0105.D	Calibration	4	x	587670	75.0000	0.6339	
\\MASSHUNTER\Org\Data\SV5973N.I\sd020122\DoD BNA cal 1\Feb0104.D	Calibration	5	x	618039	100.0000	0.6084	
\\MASSHUNTER\Org\Data\SV5973N.I\sd020122\DoD BNA cal 1\Feb0103.D	Calibration	6	x	861285	120.0000	0.6263	
\\MASSHUNTER\Org\Data\SV5973N.I\sd020122\DoD BNA cal 1\Feb0102.D	Calibration	7	x	1109453	150.0000	0.6083	

Calibration Report

Batch Path	\\MASSHUNTER\Org\Data\SV5973N.I\sd020122\DoD BNA cal 1\QuantResults\020122 DoD BNA cal.batch.bin		
Analysis Time	2/16/2022 11:14 AM	**Analyst Name**	BL2000\sean
Report Time	2/16/2022 12:16:23 PM	**Reporter Name**	BL2000\sean
Last Calib Update	2/2/2022 4:05 PM	**Batch State**	Processed
Quant Batch Version	10.0	**Quant Report Version**	10.0

Nitrobenzene %RSE = 4.6

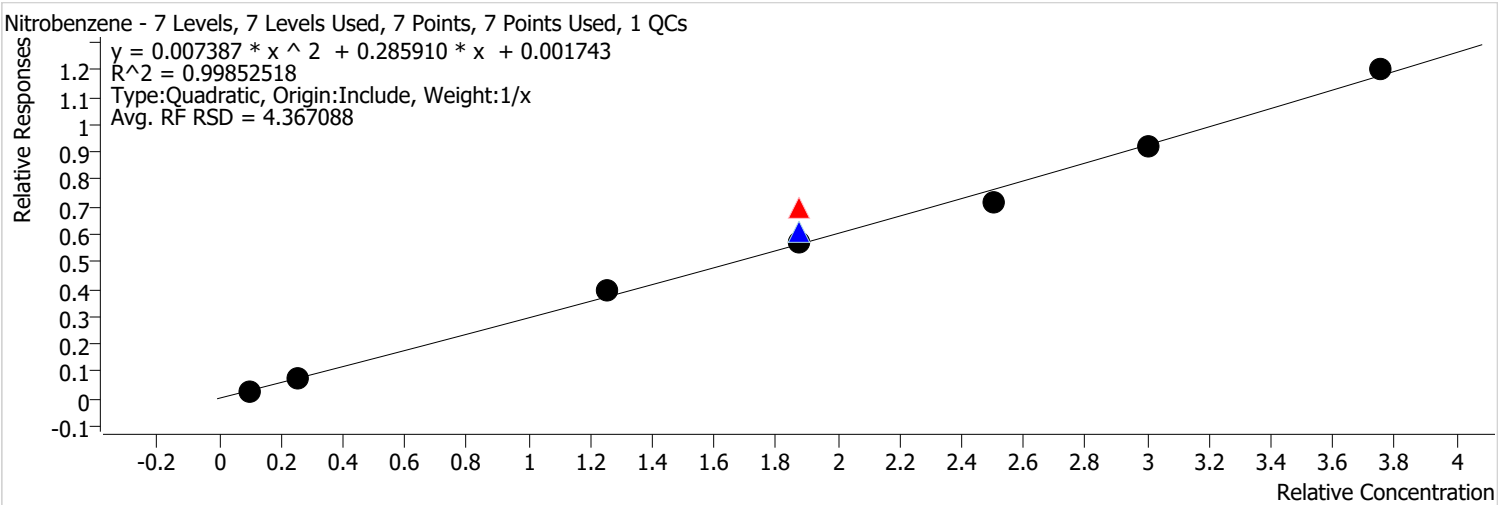

Calibration STD Path	Cal Type	Level	Enabled	Resp.	Exp. Conc	Resp. Factor	Level RSD
\\MASSHUNTER\Org\Data\SV5973N.I\sd020122\DoD BNA cal 1\Feb0108.D	Calibration	1	x	10933	4.0000	0.3066	
\\MASSHUNTER\Org\Data\SV5973N.I\sd020122\DoD BNA cal 1\Feb0107.D	Calibration	2	x	29742	10.0000	0.2842	
\\MASSHUNTER\Org\Data\SV5973N.I\sd020122\DoD BNA cal 1\Feb0106.D	Calibration	3	x	173710	50.0000	0.3150	
\\MASSHUNTER\Org\Data\SV5973N.I\sd012822\DoD BNA 2\Jan2827.D	CC	CCV	x	271151	75.0000	0.3711	
\\MASSHUNTER\Org\Data\SV5973N.I\sd020122\DoD BNA cal 1\Feb0109.D	QC	ICV	x	308264	75.0000	0.3252	
\\MASSHUNTER\Org\Data\SV5973N.I\sd020122\DoD BNA cal 1\Feb0105.D	Calibration	4	x	280898	75.0000	0.3030	
\\MASSHUNTER\Org\Data\SV5973N.I\sd020122\DoD BNA cal 1\Feb0104.D	Calibration	5	x	292259	100.0000	0.2877	
\\MASSHUNTER\Org\Data\SV5973N.I\sd020122\DoD BNA cal 1\Feb0103.D	Calibration	6	x	422566	120.0000	0.3073	
\\MASSHUNTER\Org\Data\SV5973N.I\sd020122\DoD BNA cal 1\Feb0102.D	Calibration	7	x	583873	150.0000	0.3201	

Calibration Report

Batch Path	\\MASSHUNTER\Org\Data\SV5973N.I\sd020122\DoD BNA cal 1\QuantResults\020122 DoD BNA cal.batch.bin		
Analysis Time	2/16/2022 11:14 AM	**Analyst Name**	BL2000\sean
Report Time	2/16/2022 12:16:23 PM	**Reporter Name**	BL2000\sean
Last Calib Update	2/2/2022 4:05 PM	**Batch State**	Processed
Quant Batch Version	10.0	**Quant Report Version**	10.0

Isophorone %RSE = 10.3

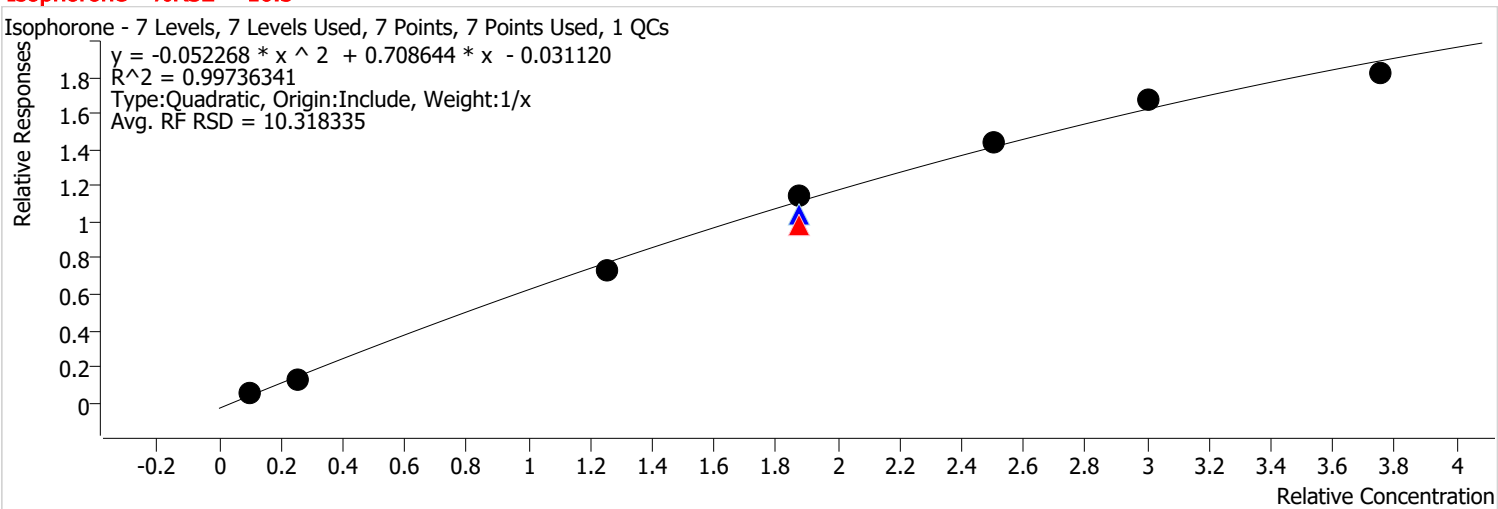

Calibration STD Path	Cal Type	Level	Enabled	Resp.	Exp. Conc	Resp. Factor	Level RSD
\\MASSHUNTER\Org\Data\SV5973N.I\sd020122\DoD BNA cal 1\Feb0108.D	Calibration	1	x	53113	4.0000	0.4785	
\\MASSHUNTER\Org\Data\SV5973N.I\sd020122\DoD BNA cal 1\Feb0107.D	Calibration	2	x	153498	10.0000	0.4878	
\\MASSHUNTER\Org\Data\SV5973N.I\sd020122\DoD BNA cal 1\Feb0106.D	Calibration	3	x	900607	50.0000	0.5810	
\\MASSHUNTER\Org\Data\SV5973N.I\sd012822\DoD BNA 2\Jan2827.D	CC	CCV	x	1345051	75.0000	0.5273	
\\MASSHUNTER\Org\Data\SV5973N.I\sd020122\DoD BNA cal 1\Feb0109.D	QC	ICV	x	1519160	75.0000	0.5527	
\\MASSHUNTER\Org\Data\SV5973N.I\sd020122\DoD BNA cal 1\Feb0105.D	Calibration	4	x	1590674	75.0000	0.6146	
\\MASSHUNTER\Org\Data\SV5973N.I\sd020122\DoD BNA cal 1\Feb0104.D	Calibration	5	x	1797315	100.0000	0.5795	
\\MASSHUNTER\Org\Data\SV5973N.I\sd020122\DoD BNA cal 1\Feb0103.D	Calibration	6	x	2200016	120.0000	0.5603	
\\MASSHUNTER\Org\Data\SV5973N.I\sd020122\DoD BNA cal 1\Feb0102.D	Calibration	7	x	2523911	150.0000	0.4854	

Calibration Report

Batch Path	\\MASSHUNTER\Org\Data\SV5973N.I\sd020122\DoD BNA cal 1\QuantResults\020122 DoD BNA cal.batch.bin		
Analysis Time	2/16/2022 11:14 AM	**Analyst Name**	BL2000\sean
Report Time	2/16/2022 12:16:23 PM	**Reporter Name**	BL2000\sean
Last Calib Update	2/2/2022 4:05 PM	**Batch State**	Processed
Quant Batch Version	10.0	**Quant Report Version**	10.0

2-Nitrophenol %RSE = 2.3

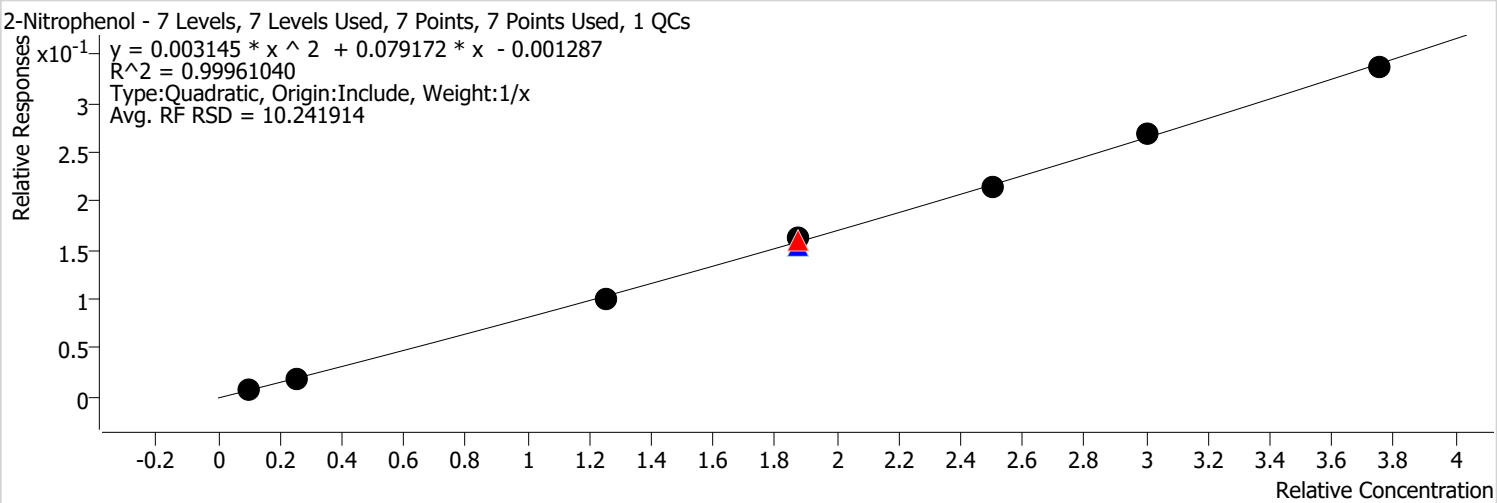

Calibration STD Path	Cal Type	Level	Enabled	Resp.	Exp. Conc	Resp. Factor	Level RSD
\\MASSHUNTER\Org\Data\SV5973N.I\sd020122\DoD BNA cal 1\Feb0108.D	Calibration	1	x	7515	4.0000	0.0677	
\\MASSHUNTER\Org\Data\SV5973N.I\sd020122\DoD BNA cal 1\Feb0107.D	Calibration	2	x	23464	10.0000	0.0746	
\\MASSHUNTER\Org\Data\SV5973N.I\sd020122\DoD BNA cal 1\Feb0106.D	Calibration	3	x	122649	50.0000	0.0791	
\\MASSHUNTER\Org\Data\SV5973N.I\sd012822\DoD BNA 2\Jan2827.D	CC	CCV	x	218080	75.0000	0.0855	
\\MASSHUNTER\Org\Data\SV5973N.I\sd020122\DoD BNA cal 1\Feb0109.D	QC	ICV	x	227384	75.0000	0.0827	
\\MASSHUNTER\Org\Data\SV5973N.I\sd020122\DoD BNA cal 1\Feb0105.D	Calibration	4	x	223249	75.0000	0.0863	
\\MASSHUNTER\Org\Data\SV5973N.I\sd020122\DoD BNA cal 1\Feb0104.D	Calibration	5	x	267115	100.0000	0.0861	
\\MASSHUNTER\Org\Data\SV5973N.I\sd020122\DoD BNA cal 1\Feb0103.D	Calibration	6	x	352662	120.0000	0.0898	
\\MASSHUNTER\Org\Data\SV5973N.I\sd020122\DoD BNA cal 1\Feb0102.D	Calibration	7	x	465947	150.0000	0.0896	

Calibration Report

Batch Path	\\MASSHUNTER\Org\Data\SV5973N.I\sd020122\DoD BNA cal 1\QuantResults\020122 DoD BNA cal.batch.bin		
Analysis Time	2/16/2022 11:14 AM	**Analyst Name**	BL2000\sean
Report Time	2/16/2022 12:16:23 PM	**Reporter Name**	BL2000\sean
Last Calib Update	2/2/2022 4:05 PM	**Batch State**	Processed
Quant Batch Version	10.0	**Quant Report Version**	10.0

2,4-Dimethylphenol %RSE = 5.3

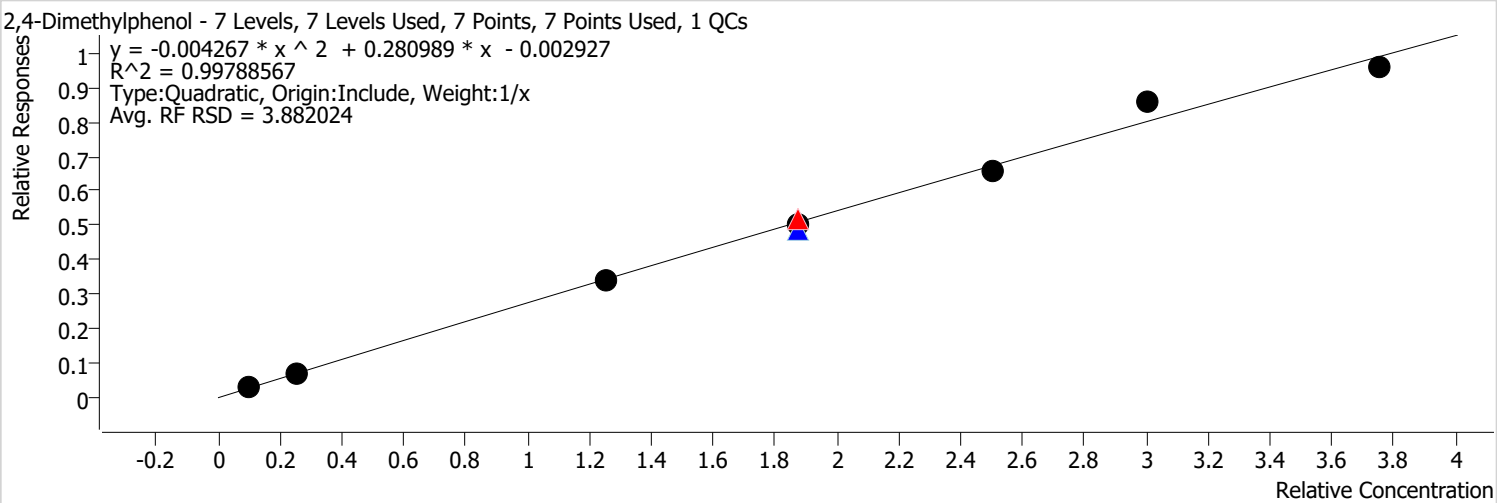

Calibration STD Path	Cal Type	Level	Enabled	Resp.	Exp. Conc	Resp. Factor	Level RSD
\\MASSHUNTER\Org\Data\SV5973N.I\sd020122\DoD BNA cal 1\Feb0108.D	Calibration	1	x	29344	4.0000	0.2644	
\\MASSHUNTER\Org\Data\SV5973N.I\sd020122\DoD BNA cal 1\Feb0107.D	Calibration	2	x	80546	10.0000	0.2560	
\\MASSHUNTER\Org\Data\SV5973N.I\sd020122\DoD BNA cal 1\Feb0106.D	Calibration	3	x	420674	50.0000	0.2714	
\\MASSHUNTER\Org\Data\SV5973N.I\sd012822\DoD BNA 2\Jan2827.D	CC	CCV	x	700826	75.0000	0.2748	
\\MASSHUNTER\Org\Data\SV5973N.I\sd020122\DoD BNA cal 1\Feb0109.D	QC	ICV	x	715622	75.0000	0.2603	
\\MASSHUNTER\Org\Data\SV5973N.I\sd020122\DoD BNA cal 1\Feb0105.D	Calibration	4	x	691458	75.0000	0.2672	
\\MASSHUNTER\Org\Data\SV5973N.I\sd020122\DoD BNA cal 1\Feb0104.D	Calibration	5	x	819572	100.0000	0.2643	
\\MASSHUNTER\Org\Data\SV5973N.I\sd020122\DoD BNA cal 1\Feb0103.D	Calibration	6	x	1123007	120.0000	0.2860	
\\MASSHUNTER\Org\Data\SV5973N.I\sd020122\DoD BNA cal 1\Feb0102.D	Calibration	7	x	1329466	150.0000	0.2557	

Calibration Report

Batch Path	\\MASSHUNTER\Org\Data\SV5973N.I\sd020122\DoD BNA cal 1\QuantResults\020122 DoD BNA cal.batch.bin		
Analysis Time	2/16/2022 11:14 AM	**Analyst Name**	BL2000\sean
Report Time	2/16/2022 12:16:23 PM	**Reporter Name**	BL2000\sean
Last Calib Update	2/2/2022 4:05 PM	**Batch State**	Processed
Quant Batch Version	10.0	**Quant Report Version**	10.0

bis(-2-Chloroethoxy)Methane %RSE = 3.6

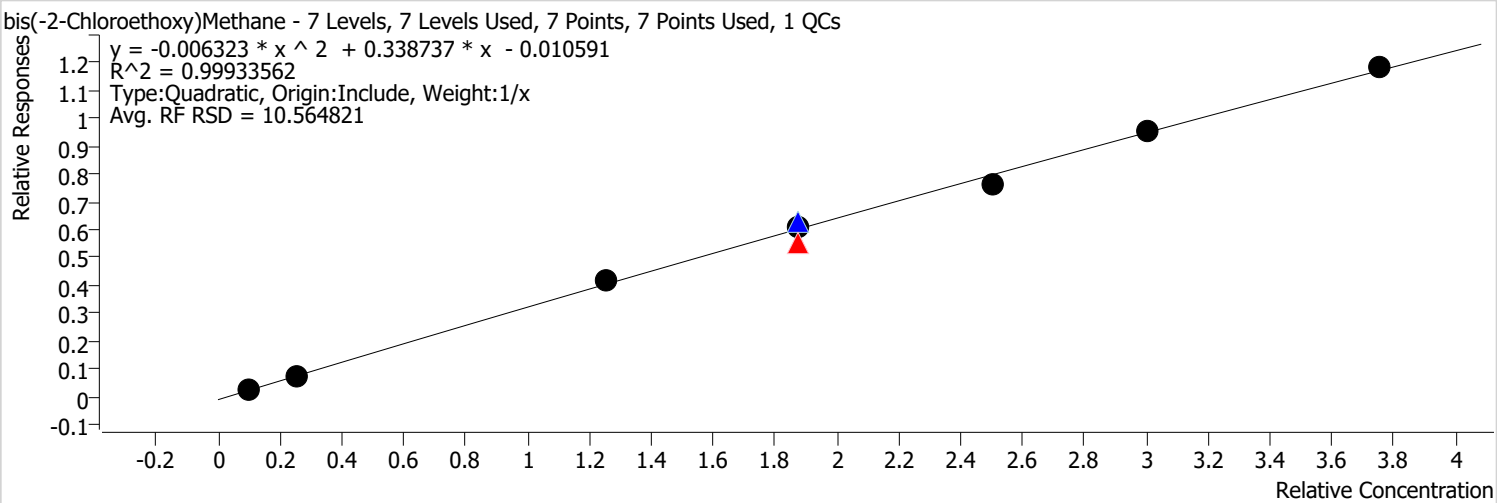

Calibration STD Path	Cal Type	Level	Enabled	Resp.	Exp. Conc	Resp. Factor	Level RSD
\\MASSHUNTER\Org\Data\SV5973N.I\sd020122\DoD BNA cal 1\Feb0108.D	Calibration	1	x	26683	4.0000	0.2404	
\\MASSHUNTER\Org\Data\SV5973N.I\sd020122\DoD BNA cal 1\Feb0107.D	Calibration	2	x	88462	10.0000	0.2811	
\\MASSHUNTER\Org\Data\SV5973N.I\sd020122\DoD BNA cal 1\Feb0106.D	Calibration	3	x	514828	50.0000	0.3321	
\\MASSHUNTER\Org\Data\SV5973N.I\sd012822\DoD BNA 2\Jan2827.D	CC	CCV	x	751849	75.0000	0.2948	
\\MASSHUNTER\Org\Data\SV5973N.I\sd020122\DoD BNA cal 1\Feb0109.D	QC	ICV	x	928384	75.0000	0.3377	
\\MASSHUNTER\Org\Data\SV5973N.I\sd020122\DoD BNA cal 1\Feb0105.D	Calibration	4	x	843782	75.0000	0.3260	
\\MASSHUNTER\Org\Data\SV5973N.I\sd020122\DoD BNA cal 1\Feb0104.D	Calibration	5	x	948663	100.0000	0.3059	
\\MASSHUNTER\Org\Data\SV5973N.I\sd020122\DoD BNA cal 1\Feb0103.D	Calibration	6	x	1244670	120.0000	0.3170	
\\MASSHUNTER\Org\Data\SV5973N.I\sd020122\DoD BNA cal 1\Feb0102.D	Calibration	7	x	1638873	150.0000	0.3152	

Calibration Report

Batch Path	\\MASSHUNTER\Org\Data\SV5973N.I\sd020122\DoD BNA cal 1\QuantResults\020122 DoD BNA cal.batch.bin		
Analysis Time	2/16/2022 11:14 AM	**Analyst Name**	BL2000\sean
Report Time	2/16/2022 12:16:23 PM	**Reporter Name**	BL2000\sean
Last Calib Update	2/2/2022 4:05 PM	**Batch State**	Processed
Quant Batch Version	10.0	**Quant Report Version**	10.0

2,4-Dichlorophenol %RSE = 9.6

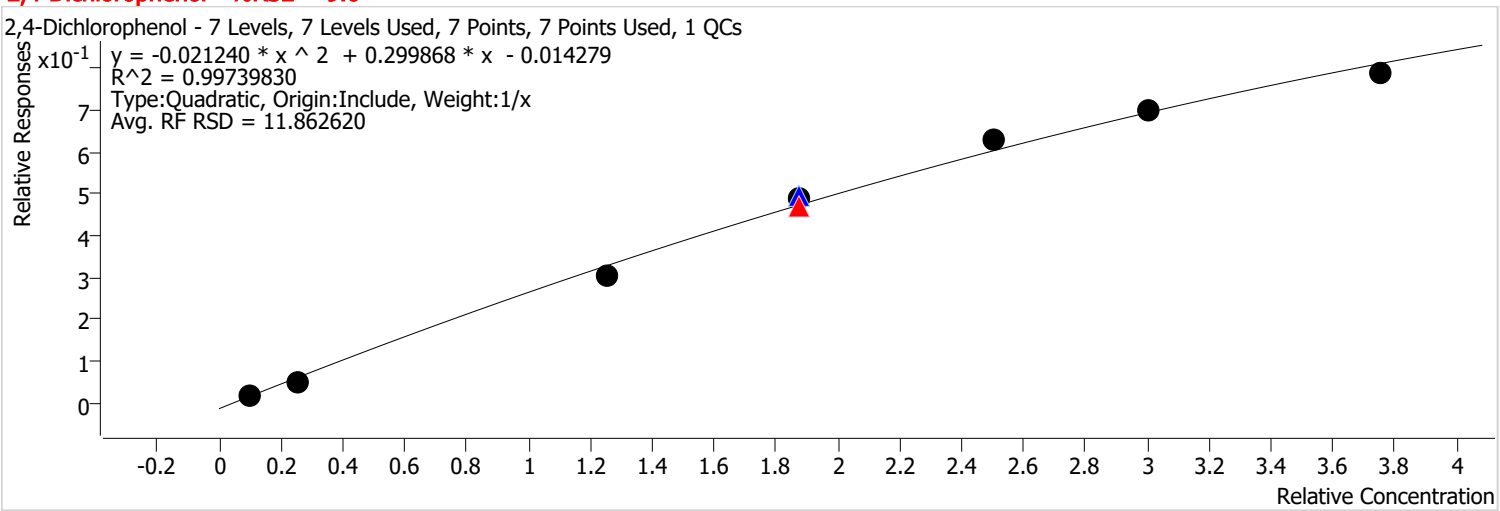

Calibration STD Path	Cal Type	Level	Enabled	Resp.	Exp. Conc	Resp. Factor	Level RSD
\\MASSHUNTER\Org\Data\SV5973N.I\sd020122\DoD BNA cal 1\Feb0108.D	Calibration	1	x	20880	4.0000	0.1881	
\\MASSHUNTER\Org\Data\SV5973N.I\sd020122\DoD BNA cal 1\Feb0107.D	Calibration	2	x	65016	10.0000	0.2066	
\\MASSHUNTER\Org\Data\SV5973N.I\sd020122\DoD BNA cal 1\Feb0106.D	Calibration	3	x	376802	50.0000	0.2431	
\\MASSHUNTER\Org\Data\SV5973N.I\sd012822\DoD BNA 2\Jan2827.D	CC	CCV	x	637674	75.0000	0.2500	
\\MASSHUNTER\Org\Data\SV5973N.I\sd020122\DoD BNA cal 1\Feb0109.D	QC	ICV	x	722511	75.0000	0.2628	
\\MASSHUNTER\Org\Data\SV5973N.I\sd020122\DoD BNA cal 1\Feb0105.D	Calibration	4	x	679844	75.0000	0.2627	
\\MASSHUNTER\Org\Data\SV5973N.I\sd020122\DoD BNA cal 1\Feb0104.D	Calibration	5	x	780028	100.0000	0.2515	
\\MASSHUNTER\Org\Data\SV5973N.I\sd020122\DoD BNA cal 1\Feb0103.D	Calibration	6	x	917295	120.0000	0.2336	
\\MASSHUNTER\Org\Data\SV5973N.I\sd020122\DoD BNA cal 1\Feb0102.D	Calibration	7	x	1091858	150.0000	0.2100	

Calibration Report

Batch Path	\\MASSHUNTER\Org\Data\SV5973N.I\sd020122\DoD BNA cal 1\QuantResults\020122 DoD BNA cal.batch.bin		
Analysis Time	2/16/2022 11:14 AM	**Analyst Name**	BL2000\sean
Report Time	2/16/2022 12:16:23 PM	**Reporter Name**	BL2000\sean
Last Calib Update	2/2/2022 4:05 PM	**Batch State**	Processed
Quant Batch Version	10.0	**Quant Report Version**	10.0

Benzoic Acid %RSE = 7.9

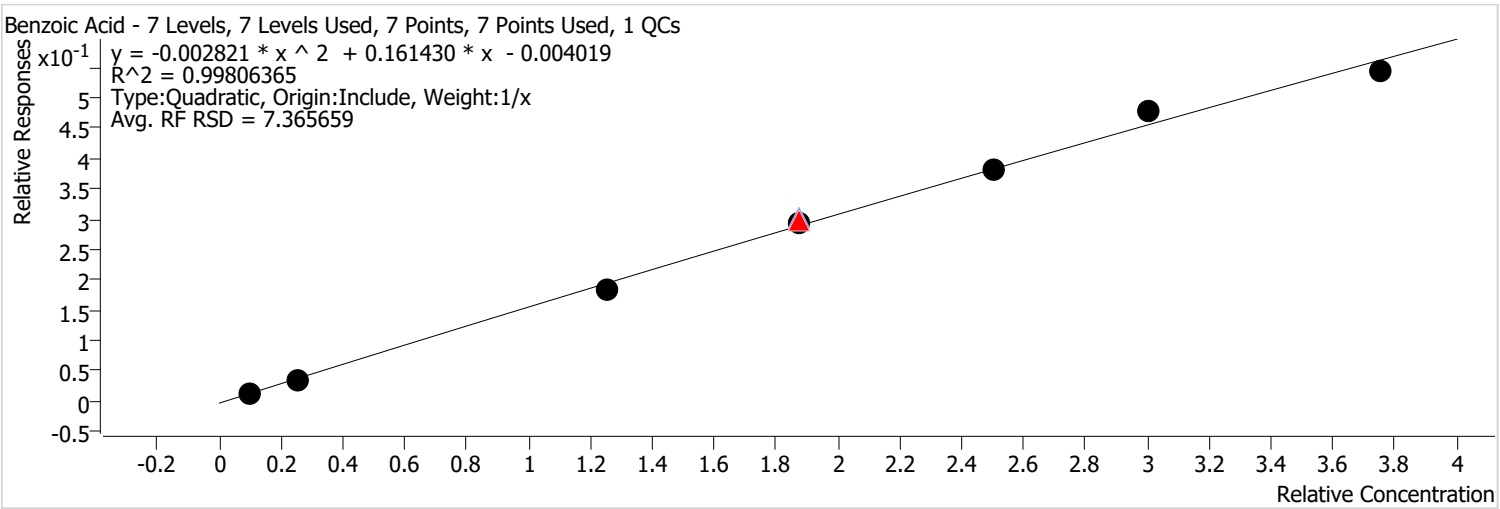

Calibration STD Path	Cal Type	Level	Enabled	Resp.	Exp. Conc	Resp. Factor	Level RSD
\\MASSHUNTER\Org\Data\SV5973N.I\sd020122\DoD BNA cal 1\Feb0108.D	Calibration	1	x	15184	4.0000	0.1368	
\\MASSHUNTER\Org\Data\SV5973N.I\sd020122\DoD BNA cal 1\Feb0107.D	Calibration	2	x	40826	10.0000	0.1297	
\\MASSHUNTER\Org\Data\SV5973N.I\sd020122\DoD BNA cal 1\Feb0106.D	Calibration	3	x	228744	50.0000	0.1476	
\\MASSHUNTER\Org\Data\SV5973N.I\sd012822\DoD BNA 2\Jan2827.D	CC	CCV	x	405156	75.0000	0.1588	
\\MASSHUNTER\Org\Data\SV5973N.I\sd020122\DoD BNA cal 1\Feb0109.D	QC	ICV	x	440588	75.0000	0.1603	
\\MASSHUNTER\Org\Data\SV5973N.I\sd020122\DoD BNA cal 1\Feb0105.D	Calibration	4	x	407135	75.0000	0.1573	
\\MASSHUNTER\Org\Data\SV5973N.I\sd020122\DoD BNA cal 1\Feb0104.D	Calibration	5	x	474109	100.0000	0.1529	
\\MASSHUNTER\Org\Data\SV5973N.I\sd020122\DoD BNA cal 1\Feb0103.D	Calibration	6	x	626058	120.0000	0.1594	
\\MASSHUNTER\Org\Data\SV5973N.I\sd020122\DoD BNA cal 1\Feb0102.D	Calibration	7	x	752661	150.0000	0.1448	

Calibration Report

Batch Path	\\MASSHUNTER\Org\Data\SV5973N.I\sd020122\DoD BNA cal 1\QuantResults\020122 DoD BNA cal.batch.bin		
Analysis Time	2/16/2022 11:14 AM	**Analyst Name**	BL2000\sean
Report Time	2/16/2022 12:16:24 PM	**Reporter Name**	BL2000\sean
Last Calib Update	2/2/2022 4:05 PM	**Batch State**	Processed
Quant Batch Version	10.0	**Quant Report Version**	10.0

1,2,4-Trichlorobenzene %RSE = 2.6

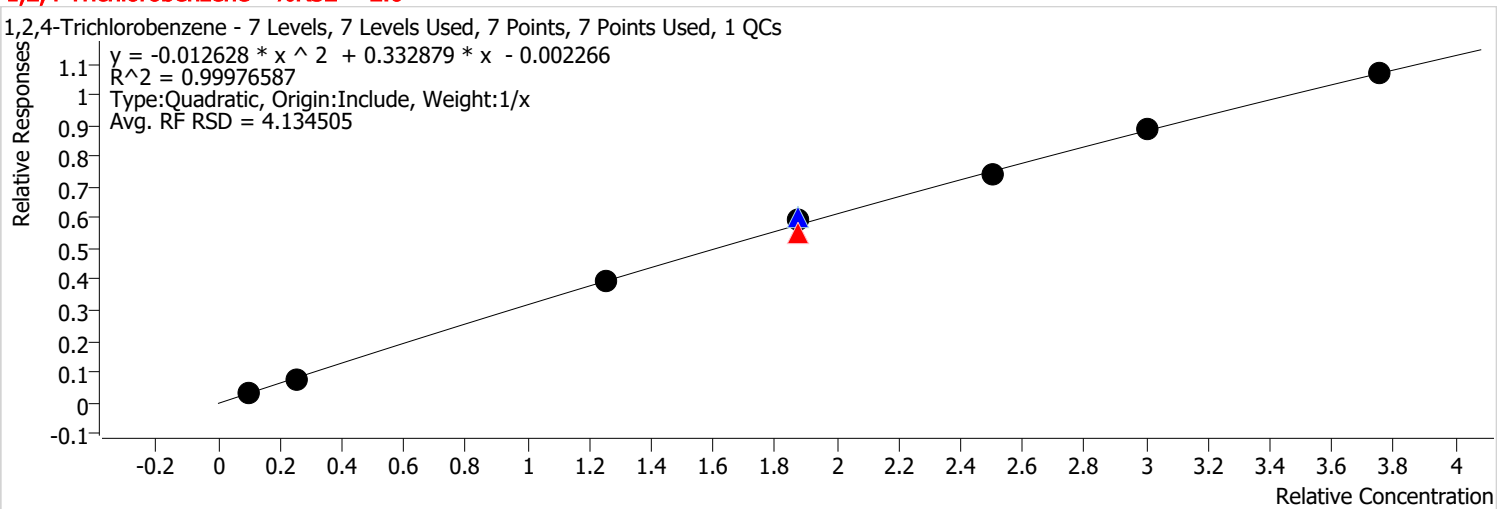

Calibration STD Path	Cal Type	Level	Enabled	Resp.	Exp. Conc	Resp. Factor	Level RSD
\\MASSHUNTER\Org\Data\SV5973N.I\sd020122\DoD BNA cal 1\Feb0108.D	Calibration	1	x	35280	4.0000	0.3178	
\\MASSHUNTER\Org\Data\SV5973N.I\sd020122\DoD BNA cal 1\Feb0107.D	Calibration	2	x	97748	10.0000	0.3106	
\\MASSHUNTER\Org\Data\SV5973N.I\sd020122\DoD BNA cal 1\Feb0106.D	Calibration	3	x	485479	50.0000	0.3132	
\\MASSHUNTER\Org\Data\SV5973N.I\sd012822\DoD BNA 2\Jan2827.D	CC	CCV	x	753101	75.0000	0.2953	
\\MASSHUNTER\Org\Data\SV5973N.I\sd020122\DoD BNA cal 1\Feb0109.D	QC	ICV	x	879285	75.0000	0.3199	
\\MASSHUNTER\Org\Data\SV5973N.I\sd020122\DoD BNA cal 1\Feb0105.D	Calibration	4	x	815268	75.0000	0.3150	
\\MASSHUNTER\Org\Data\SV5973N.I\sd020122\DoD BNA cal 1\Feb0104.D	Calibration	5	x	916122	100.0000	0.2954	
\\MASSHUNTER\Org\Data\SV5973N.I\sd020122\DoD BNA cal 1\Feb0103.D	Calibration	6	x	1160769	120.0000	0.2956	
\\MASSHUNTER\Org\Data\SV5973N.I\sd020122\DoD BNA cal 1\Feb0102.D	Calibration	7	x	1480761	150.0000	0.2848	

Calibration Report

Batch Path	\\MASSHUNTER\Org\Data\SV5973N.I\sd020122\DoD BNA cal 1\QuantResults\020122 DoD BNA cal.batch.bin		
Analysis Time	2/16/2022 11:14 AM	**Analyst Name**	BL2000\sean
Report Time	2/16/2022 12:16:24 PM	**Reporter Name**	BL2000\sean
Last Calib Update	2/2/2022 4:05 PM	**Batch State**	Processed
Quant Batch Version	10.0	**Quant Report Version**	10.0

Naphthalene %RSE = 4.4

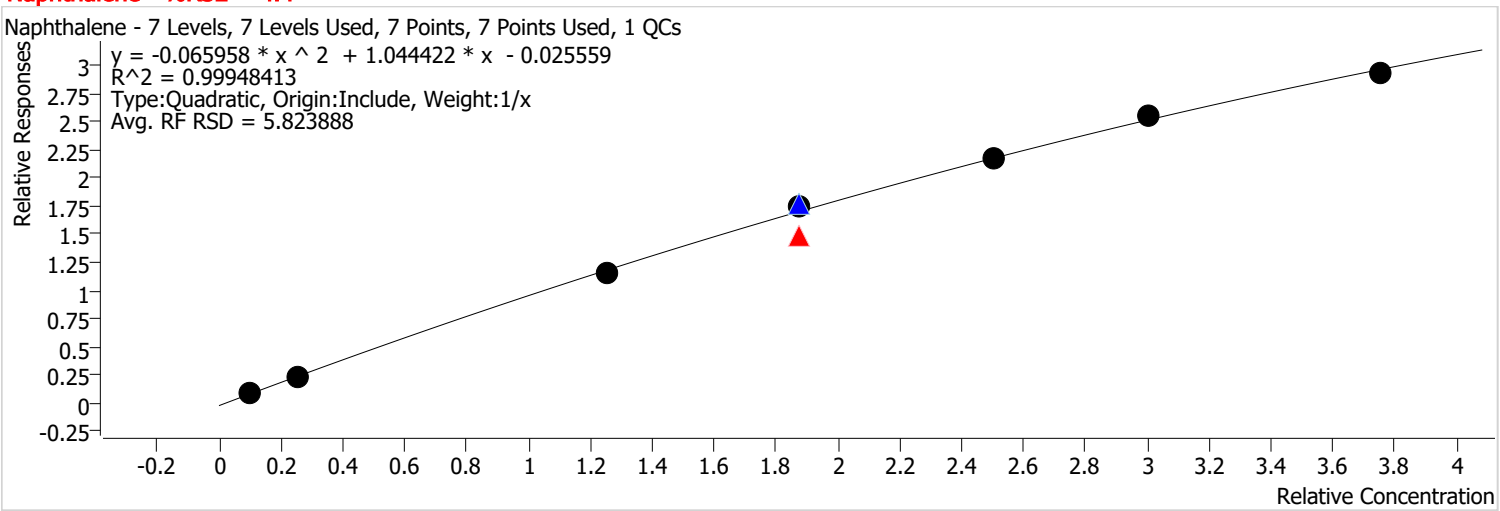

Calibration STD Path	Cal Type	Level	Enabled	Resp.	Exp. Conc	Resp. Factor	Level RSD
\\MASSHUNTER\Org\Data\SV5973N.I\sd020122\DoD BNA cal 1\Feb0108.D	Calibration	1	x	92776	4.0000	0.8358	
\\MASSHUNTER\Org\Data\SV5973N.I\sd020122\DoD BNA cal 1\Feb0107.D	Calibration	2	x	274872	10.0000	0.8735	
\\MASSHUNTER\Org\Data\SV5973N.I\sd020122\DoD BNA cal 1\Feb0106.D	Calibration	3	x	1418665	50.0000	0.9153	
\\MASSHUNTER\Org\Data\SV5973N.I\sd012822\DoD BNA 2\Jan2827.D	CC	CCV	x	2025448	75.0000	0.7941	
\\MASSHUNTER\Org\Data\SV5973N.I\sd020122\DoD BNA cal 1\Feb0109.D	QC	ICV	x	2596055	75.0000	0.9444	
\\MASSHUNTER\Org\Data\SV5973N.I\sd020122\DoD BNA cal 1\Feb0105.D	Calibration	4	x	2409411	75.0000	0.9309	
\\MASSHUNTER\Org\Data\SV5973N.I\sd020122\DoD BNA cal 1\Feb0104.D	Calibration	5	x	2695761	100.0000	0.8692	
\\MASSHUNTER\Org\Data\SV5973N.I\sd020122\DoD BNA cal 1\Feb0103.D	Calibration	6	x	3334153	120.0000	0.8491	
\\MASSHUNTER\Org\Data\SV5973N.I\sd020122\DoD BNA cal 1\Feb0102.D	Calibration	7	x	4057651	150.0000	0.7804	

Calibration Report

Batch Path	\\MASSHUNTER\Org\Data\SV5973N.I\sd020122\DoD BNA cal 1\QuantResults\020122 DoD BNA cal.batch.bin		
Analysis Time	2/16/2022 11:14 AM	**Analyst Name**	BL2000\sean
Report Time	2/16/2022 12:16:24 PM	**Reporter Name**	BL2000\sean
Last Calib Update	2/2/2022 4:05 PM	**Batch State**	Processed
Quant Batch Version	10.0	**Quant Report Version**	10.0

4-Chlorophenol %RSE = 3.1

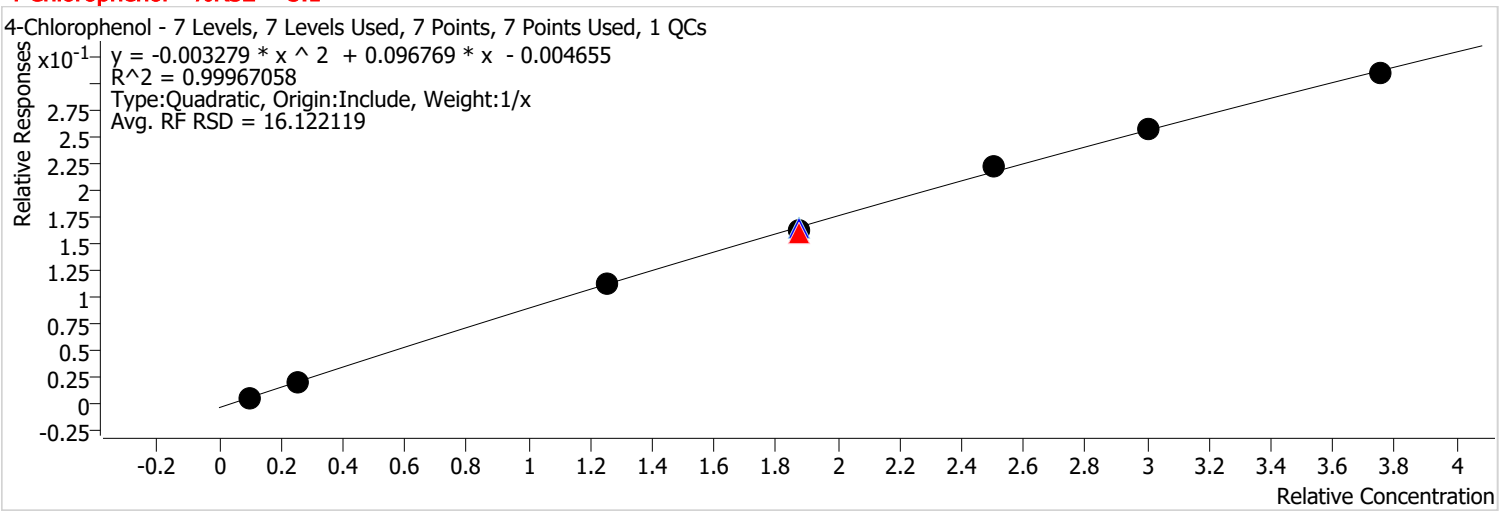

Calibration STD Path	Cal Type	Level	Enabled	Resp.	Exp. Conc	Resp. Factor	Level RSD
\\MASSHUNTER\Org\Data\SV5973N.I\sd020122\DoD BNA cal 1\Feb0108.D	Calibration	1	x	5907	4.0000	0.0532	
\\MASSHUNTER\Org\Data\SV5973N.I\sd020122\DoD BNA cal 1\Feb0107.D	Calibration	2	x	23238	10.0000	0.0738	
\\MASSHUNTER\Org\Data\SV5973N.I\sd020122\DoD BNA cal 1\Feb0106.D	Calibration	3	x	138106	50.0000	0.0891	
\\MASSHUNTER\Org\Data\SV5973N.I\sd012822\DoD BNA 2\Jan2827.D	CC	CCV	x	216252	75.0000	0.0848	
\\MASSHUNTER\Org\Data\SV5973N.I\sd020122\DoD BNA cal 1\Feb0109.D	QC	ICV	x	241944	75.0000	0.0880	
\\MASSHUNTER\Org\Data\SV5973N.I\sd020122\DoD BNA cal 1\Feb0105.D	Calibration	4	x	223584	75.0000	0.0864	
\\MASSHUNTER\Org\Data\SV5973N.I\sd020122\DoD BNA cal 1\Feb0104.D	Calibration	5	x	275756	100.0000	0.0889	
\\MASSHUNTER\Org\Data\SV5973N.I\sd020122\DoD BNA cal 1\Feb0103.D	Calibration	6	x	336373	120.0000	0.0857	
\\MASSHUNTER\Org\Data\SV5973N.I\sd020122\DoD BNA cal 1\Feb0102.D	Calibration	7	x	428987	150.0000	0.0825	

Calibration Report

Batch Path	\\MASSHUNTER\Org\Data\SV5973N.I\sd020122\DoD BNA cal 1\QuantResults\020122 DoD BNA cal.batch.bin		
Analysis Time	2/16/2022 11:14 AM	**Analyst Name**	BL2000\sean
Report Time	2/16/2022 12:16:24 PM	**Reporter Name**	BL2000\sean
Last Calib Update	2/2/2022 4:05 PM	**Batch State**	Processed
Quant Batch Version	10.0	**Quant Report Version**	10.0

p-Chloroaniline %RSE = 8.1

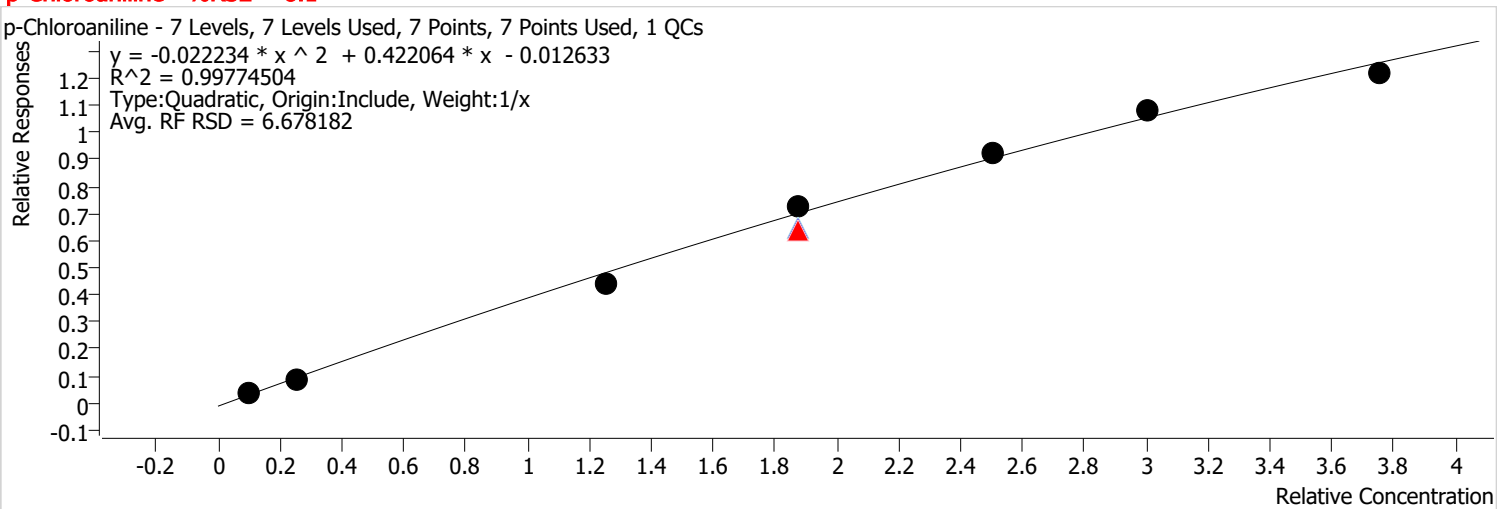

Calibration STD Path	Cal Type	Level	Enabled	Resp.	Exp. Conc	Resp. Factor	Level RSD
\\MASSHUNTER\Org\Data\SV5973N.I\sd020122\DoD BNA cal 1\Feb0108.D	Calibration	1	x	36760	4.0000	0.3312	
\\MASSHUNTER\Org\Data\SV5973N.I\sd020122\DoD BNA cal 1\Feb0107.D	Calibration	2	x	104993	10.0000	0.3337	
\\MASSHUNTER\Org\Data\SV5973N.I\sd020122\DoD BNA cal 1\Feb0106.D	Calibration	3	x	551044	50.0000	0.3555	
\\MASSHUNTER\Org\Data\SV5973N.I\sd012822\DoD BNA 2\Jan2827.D	CC	CCV	x	863929	75.0000	0.3387	
\\MASSHUNTER\Org\Data\SV5973N.I\sd020122\DoD BNA cal 1\Feb0109.D	QC	ICV	x	953270	75.0000	0.3468	
\\MASSHUNTER\Org\Data\SV5973N.I\sd020122\DoD BNA cal 1\Feb0105.D	Calibration	4	x	1006188	75.0000	0.3888	
\\MASSHUNTER\Org\Data\SV5973N.I\sd020122\DoD BNA cal 1\Feb0104.D	Calibration	5	x	1150118	100.0000	0.3708	
\\MASSHUNTER\Org\Data\SV5973N.I\sd020122\DoD BNA cal 1\Feb0103.D	Calibration	6	x	1416456	120.0000	0.3607	
\\MASSHUNTER\Org\Data\SV5973N.I\sd020122\DoD BNA cal 1\Feb0102.D	Calibration	7	x	1687405	150.0000	0.3245	

Calibration Report

Batch Path	\\MASSHUNTER\Org\Data\SV5973N.I\sd020122\DoD BNA cal 1\QuantResults\020122 DoD BNA cal.batch.bin		
Analysis Time	2/16/2022 11:14 AM	**Analyst Name**	BL2000\sean
Report Time	2/16/2022 12:16:24 PM	**Reporter Name**	BL2000\sean
Last Calib Update	2/2/2022 4:05 PM	**Batch State**	Processed
Quant Batch Version	10.0	**Quant Report Version**	10.0

Hexachlorobutadiene %RSE = 3.8

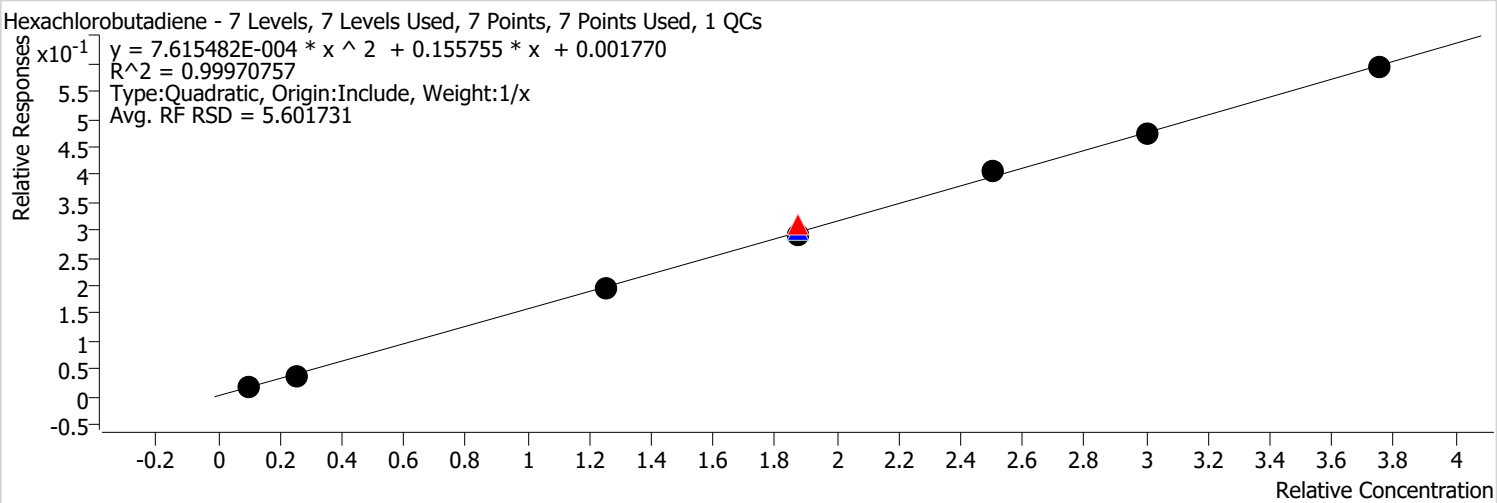

Calibration STD Path	Cal Type	Level	Enabled	Resp.	Exp. Conc	Resp. Factor	Level RSD
\\MASSHUNTER\Org\Data\SV5973N.I\sd020122\DoD BNA cal 1\Feb0108.D	Calibration	1	x	20102	4.0000	0.1811	
\\MASSHUNTER\Org\Data\SV5973N.I\sd020122\DoD BNA cal 1\Feb0107.D	Calibration	2	x	48748	10.0000	0.1549	
\\MASSHUNTER\Org\Data\SV5973N.I\sd020122\DoD BNA cal 1\Feb0106.D	Calibration	3	x	244970	50.0000	0.1580	
\\MASSHUNTER\Org\Data\SV5973N.I\sd012822\DoD BNA 2\Jan2827.D	CC	CCV	x	422902	75.0000	0.1658	
\\MASSHUNTER\Org\Data\SV5973N.I\sd020122\DoD BNA cal 1\Feb0109.D	QC	ICV	x	438285	75.0000	0.1594	
\\MASSHUNTER\Org\Data\SV5973N.I\sd020122\DoD BNA cal 1\Feb0105.D	Calibration	4	x	404231	75.0000	0.1562	
\\MASSHUNTER\Org\Data\SV5973N.I\sd020122\DoD BNA cal 1\Feb0104.D	Calibration	5	x	503213	100.0000	0.1623	
\\MASSHUNTER\Org\Data\SV5973N.I\sd020122\DoD BNA cal 1\Feb0103.D	Calibration	6	x	621657	120.0000	0.1583	
\\MASSHUNTER\Org\Data\SV5973N.I\sd020122\DoD BNA cal 1\Feb0102.D	Calibration	7	x	821958	150.0000	0.1581	

Calibration Report

Batch Path	\\MASSHUNTER\Org\Data\SV5973N.I\sd020122\DoD BNA cal 1\QuantResults\020122 DoD BNA cal.batch.bin		
Analysis Time	2/16/2022 11:14 AM	**Analyst Name**	BL2000\sean
Report Time	2/16/2022 12:16:24 PM	**Reporter Name**	BL2000\sean
Last Calib Update	2/2/2022 4:05 PM	**Batch State**	Processed
Quant Batch Version	10.0	**Quant Report Version**	10.0

4-Chloro-2-Methylphenol %RSE = 4.3

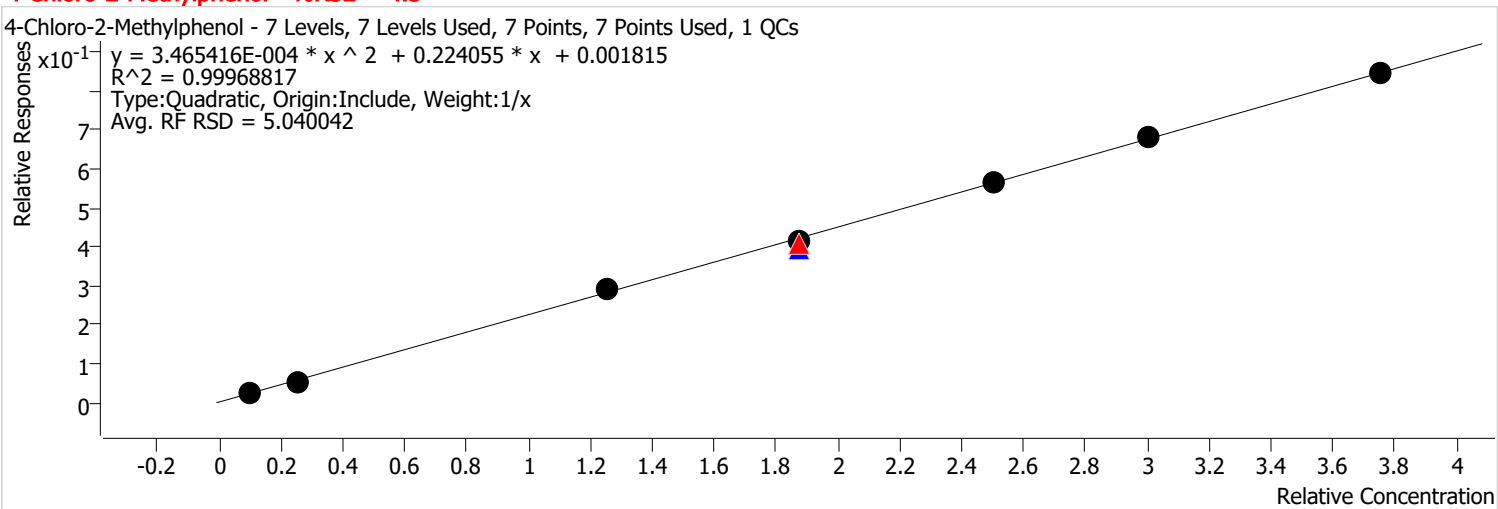

Calibration STD Path	Cal Type	Level	Enabled	Resp.	Exp. Conc	Resp. Factor	Level RSD
\\MASSHUNTER\Org\Data\SV5973N.I\sd020122\DoD BNA cal 1\Feb0108.D	Calibration	1	x	28076	4.0000	0.2529	
\\MASSHUNTER\Org\Data\SV5973N.I\sd020122\DoD BNA cal 1\Feb0107.D	Calibration	2	x	68519	10.0000	0.2177	
\\MASSHUNTER\Org\Data\SV5973N.I\sd020122\DoD BNA cal 1\Feb0106.D	Calibration	3	x	359969	50.0000	0.2322	
\\MASSHUNTER\Org\Data\SV5973N.I\sd012822\DoD BNA 2\Jan2827.D	CC	CCV	x	556877	75.0000	0.2183	
\\MASSHUNTER\Org\Data\SV5973N.I\sd020122\DoD BNA cal 1\Feb0109.D	QC	ICV	x	580530	75.0000	0.2112	
\\MASSHUNTER\Org\Data\SV5973N.I\sd020122\DoD BNA cal 1\Feb0105.D	Calibration	4	x	572096	75.0000	0.2210	
\\MASSHUNTER\Org\Data\SV5973N.I\sd020122\DoD BNA cal 1\Feb0104.D	Calibration	5	x	702021	100.0000	0.2264	
\\MASSHUNTER\Org\Data\SV5973N.I\sd020122\DoD BNA cal 1\Feb0103.D	Calibration	6	x	890549	120.0000	0.2268	
\\MASSHUNTER\Org\Data\SV5973N.I\sd020122\DoD BNA cal 1\Feb0102.D	Calibration	7	x	1171636	150.0000	0.2253	

Calibration Report

Batch Path	\\MASSHUNTER\Org\Data\SV5973N.I\sd020122\DoD BNA cal 1\QuantResults\020122 DoD BNA cal.batch.bin		
Analysis Time	2/16/2022 11:14 AM	**Analyst Name**	BL2000\sean
Report Time	2/16/2022 12:16:24 PM	**Reporter Name**	BL2000\sean
Last Calib Update	2/2/2022 4:05 PM	**Batch State**	Processed
Quant Batch Version	10.0	**Quant Report Version**	10.0

4-Chloro-3-Methylphenol %RSE = 7.5

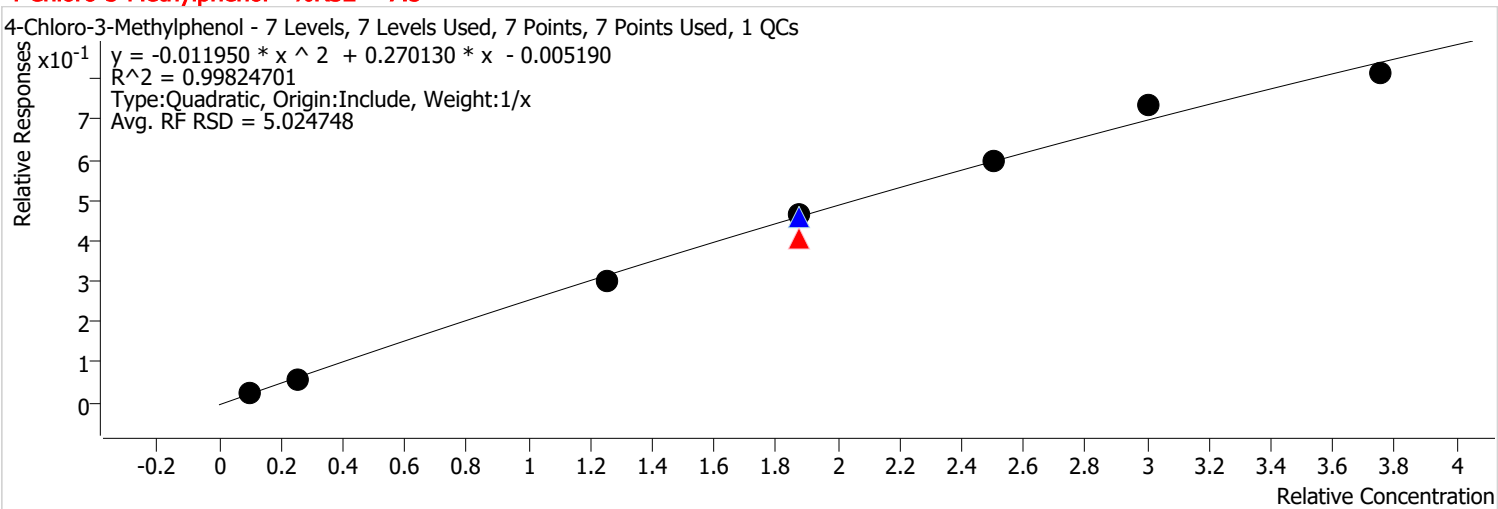

Calibration STD Path	Cal Type	Level	Enabled	Resp.	Exp. Conc	Resp. Factor	Level RSD
\\MASSHUNTER\Org\Data\SV5973N.I\sd020122\DoD BNA cal 1\Feb0108.D	Calibration	1	x	26756	4.0000	0.2410	
\\MASSHUNTER\Org\Data\SV5973N.I\sd020122\DoD BNA cal 1\Feb0107.D	Calibration	2	x	70176	10.0000	0.2230	
\\MASSHUNTER\Org\Data\SV5973N.I\sd020122\DoD BNA cal 1\Feb0106.D	Calibration	3	x	376368	50.0000	0.2428	
\\MASSHUNTER\Org\Data\SV5973N.I\sd012822\DoD BNA 2\Jan2827.D	CC	CCV	x	551994	75.0000	0.2164	
\\MASSHUNTER\Org\Data\SV5973N.I\sd020122\DoD BNA cal 1\Feb0109.D	QC	ICV	x	672378	75.0000	0.2446	
\\MASSHUNTER\Org\Data\SV5973N.I\sd020122\DoD BNA cal 1\Feb0105.D	Calibration	4	x	642729	75.0000	0.2483	
\\MASSHUNTER\Org\Data\SV5973N.I\sd020122\DoD BNA cal 1\Feb0104.D	Calibration	5	x	737065	100.0000	0.2377	
\\MASSHUNTER\Org\Data\SV5973N.I\sd020122\DoD BNA cal 1\Feb0103.D	Calibration	6	x	960610	120.0000	0.2446	
\\MASSHUNTER\Org\Data\SV5973N.I\sd020122\DoD BNA cal 1\Feb0102.D	Calibration	7	x	1126173	150.0000	0.2166	

Calibration Report

Batch Path	\\MASSHUNTER\Org\Data\SV5973N.I\sd020122\DoD BNA cal 1\QuantResults\020122 DoD BNA cal.batch.bin		
Analysis Time	2/16/2022 11:14 AM	**Analyst Name**	BL2000\sean
Report Time	2/16/2022 12:16:24 PM	**Reporter Name**	BL2000\sean
Last Calib Update	2/2/2022 4:05 PM	**Batch State**	Processed
Quant Batch Version	10.0	**Quant Report Version**	10.0

2-Methylnaphthalene %RSE = 6.4

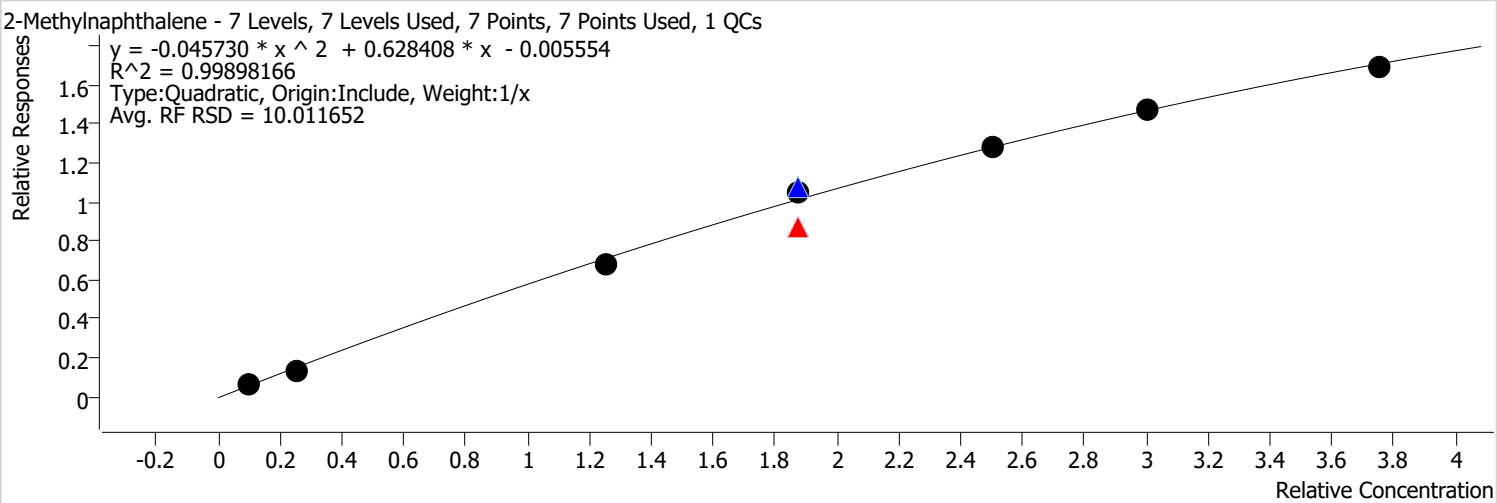

Calibration STD Path	Cal Type	Level	Enabled	Resp.	Exp. Conc	Resp. Factor	Level RSD
\\MASSHUNTER\Org\Data\SV5973N.I\sd020122\DoD BNA cal 1\Feb0108.D	Calibration	1	x	68339	4.0000	0.6157	
\\MASSHUNTER\Org\Data\SV5973N.I\sd020122\DoD BNA cal 1\Feb0107.D	Calibration	2	x	172048	10.0000	0.5467	
\\MASSHUNTER\Org\Data\SV5973N.I\sd020122\DoD BNA cal 1\Feb0106.D	Calibration	3	x	847514	50.0000	0.5468	
\\MASSHUNTER\Org\Data\SV5973N.I\sd012822\DoD BNA 2\Jan2827.D	CC	CCV	x	1184606	75.0000	0.4644	
\\MASSHUNTER\Org\Data\SV5973N.I\sd020122\DoD BNA cal 1\Feb0109.D	QC	ICV	x	1574341	75.0000	0.5727	
\\MASSHUNTER\Org\Data\SV5973N.I\sd020122\DoD BNA cal 1\Feb0105.D	Calibration	4	x	1456274	75.0000	0.5626	
\\MASSHUNTER\Org\Data\SV5973N.I\sd020122\DoD BNA cal 1\Feb0104.D	Calibration	5	x	1587610	100.0000	0.5119	
\\MASSHUNTER\Org\Data\SV5973N.I\sd020122\DoD BNA cal 1\Feb0103.D	Calibration	6	x	1932970	120.0000	0.4923	
\\MASSHUNTER\Org\Data\SV5973N.I\sd020122\DoD BNA cal 1\Feb0102.D	Calibration	7	x	2341006	150.0000	0.4502	

Calibration Report

Batch Path	\\MASSHUNTER\Org\Data\SV5973N.I\sd020122\DoD BNA cal 1\QuantResults\020122 DoD BNA cal.batch.bin		
Analysis Time	2/16/2022 11:14 AM	**Analyst Name**	BL2000\sean
Report Time	2/16/2022 12:16:25 PM	**Reporter Name**	BL2000\sean
Last Calib Update	2/2/2022 4:05 PM	**Batch State**	Processed
Quant Batch Version	10.0	**Quant Report Version**	10.0

1-Methylnaphthalene %RSE = 7.6

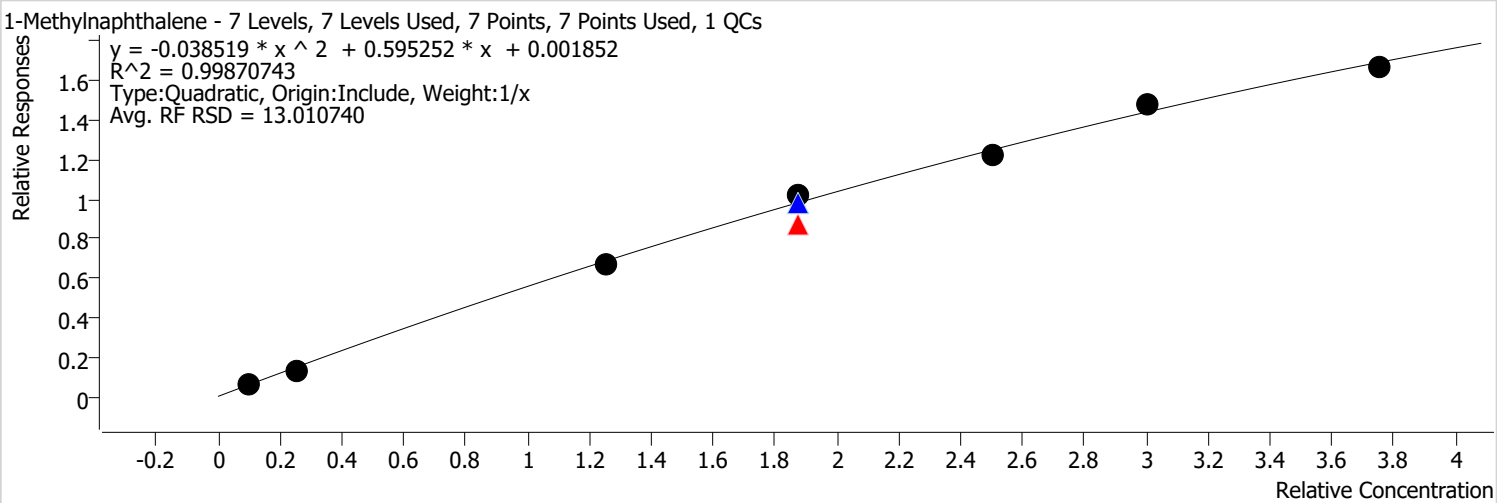

Calibration STD Path	Cal Type	Level	Enabled	Resp.	Exp. Conc	Resp. Factor	Level RSD
\\MASSHUNTER\Org\Data\SV5973N.I\sd020122\DoD BNA cal 1\Feb0108.D	Calibration	1	x	73660	4.0000	0.6636	
\\MASSHUNTER\Org\Data\SV5973N.I\sd020122\DoD BNA cal 1\Feb0107.D	Calibration	2	x	168330	10.0000	0.5349	
\\MASSHUNTER\Org\Data\SV5973N.I\sd020122\DoD BNA cal 1\Feb0106.D	Calibration	3	x	836067	50.0000	0.5394	
\\MASSHUNTER\Org\Data\SV5973N.I\sd012822\DoD BNA 2\Jan2827.D	CC	CCV	x	1190333	75.0000	0.4667	
\\MASSHUNTER\Org\Data\SV5973N.I\sd020122\DoD BNA cal 1\Feb0109.D	QC	ICV	x	1432800	75.0000	0.5213	
\\MASSHUNTER\Org\Data\SV5973N.I\sd020122\DoD BNA cal 1\Feb0105.D	Calibration	4	x	1403075	75.0000	0.5421	
\\MASSHUNTER\Org\Data\SV5973N.I\sd020122\DoD BNA cal 1\Feb0104.D	Calibration	5	x	1515451	100.0000	0.4886	
\\MASSHUNTER\Org\Data\SV5973N.I\sd020122\DoD BNA cal 1\Feb0103.D	Calibration	6	x	1940124	120.0000	0.4941	
\\MASSHUNTER\Org\Data\SV5973N.I\sd020122\DoD BNA cal 1\Feb0102.D	Calibration	7	x	2309219	150.0000	0.4441	

Calibration Report

Batch Path	\\MASSHUNTER\Org\Data\SV5973N.I\sd020122\DoD BNA cal 1\QuantResults\020122 DoD BNA cal.batch.bin		
Analysis Time	2/16/2022 11:14 AM	**Analyst Name**	BL2000\sean
Report Time	2/16/2022 12:16:25 PM	**Reporter Name**	BL2000\sean
Last Calib Update	2/2/2022 4:05 PM	**Batch State**	Processed
Quant Batch Version	10.0	**Quant Report Version**	10.0

Hexachlorocyclopentadiene %RSE = 8.0

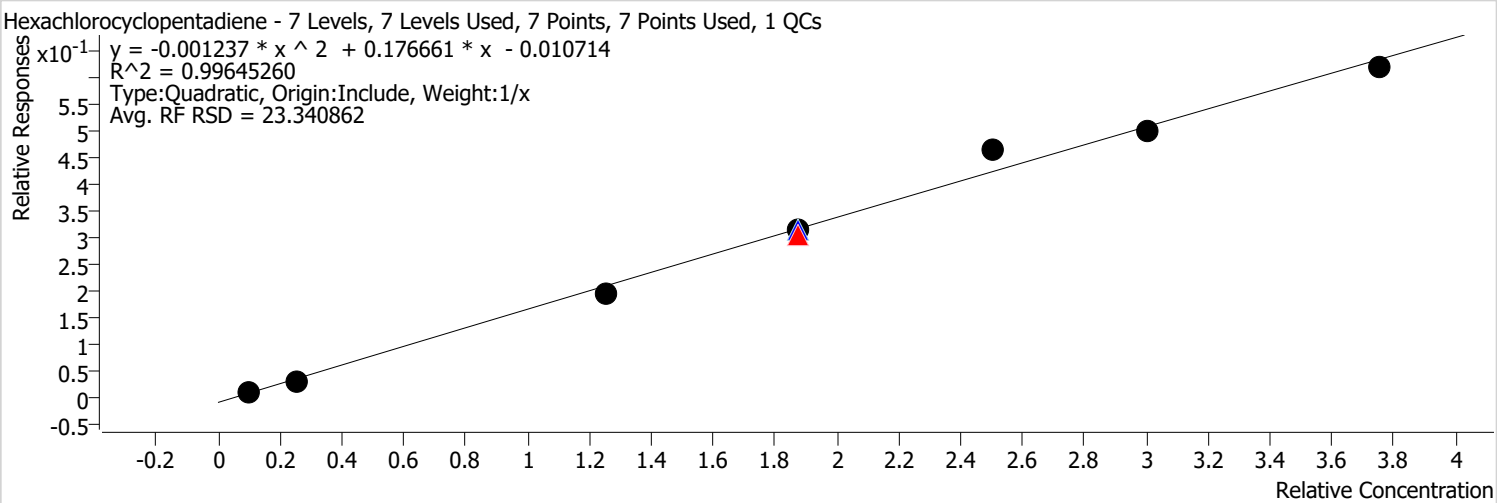

Calibration STD Path	Cal Type	Level	Enabled	Resp.	Exp. Conc	Resp. Factor	Level RSD
\\MASSHUNTER\Org\Data\SV5973N.I\sd020122\DoD BNA cal 1\Feb0108.D	Calibration	1	x	6016	4.0000	0.0836	
\\MASSHUNTER\Org\Data\SV5973N.I\sd020122\DoD BNA cal 1\Feb0107.D	Calibration	2	x	21483	10.0000	0.1224	
\\MASSHUNTER\Org\Data\SV5973N.I\sd020122\DoD BNA cal 1\Feb0106.D	Calibration	3	x	140089	50.0000	0.1550	
\\MASSHUNTER\Org\Data\SV5973N.I\sd012822\DoD BNA 2\Jan2827.D	CC	CCV	x	236365	75.0000	0.1615	
\\MASSHUNTER\Org\Data\SV5973N.I\sd020122\DoD BNA cal 1\Feb0109.D	QC	ICV	x	259374	75.0000	0.1678	
\\MASSHUNTER\Org\Data\SV5973N.I\sd020122\DoD BNA cal 1\Feb0105.D	Calibration	4	x	261033	75.0000	0.1668	
\\MASSHUNTER\Org\Data\SV5973N.I\sd020122\DoD BNA cal 1\Feb0104.D	Calibration	5	x	316647	100.0000	0.1863	
\\MASSHUNTER\Org\Data\SV5973N.I\sd020122\DoD BNA cal 1\Feb0103.D	Calibration	6	x	387061	120.0000	0.1667	
\\MASSHUNTER\Org\Data\SV5973N.I\sd020122\DoD BNA cal 1\Feb0102.D	Calibration	7	x	490227	150.0000	0.1651	

Calibration Report

Batch Path	\\MASSHUNTER\Org\Data\SV5973N.I\sd020122\DoD BNA cal 1\QuantResults\020122 DoD BNA cal.batch.bin		
Analysis Time	2/16/2022 11:14 AM	**Analyst Name**	BL2000\sean
Report Time	2/16/2022 12:16:25 PM	**Reporter Name**	BL2000\sean
Last Calib Update	2/2/2022 4:05 PM	**Batch State**	Processed
Quant Batch Version	10.0	**Quant Report Version**	10.0

2,4,6-Trichlorophenol %RSE = 3.1

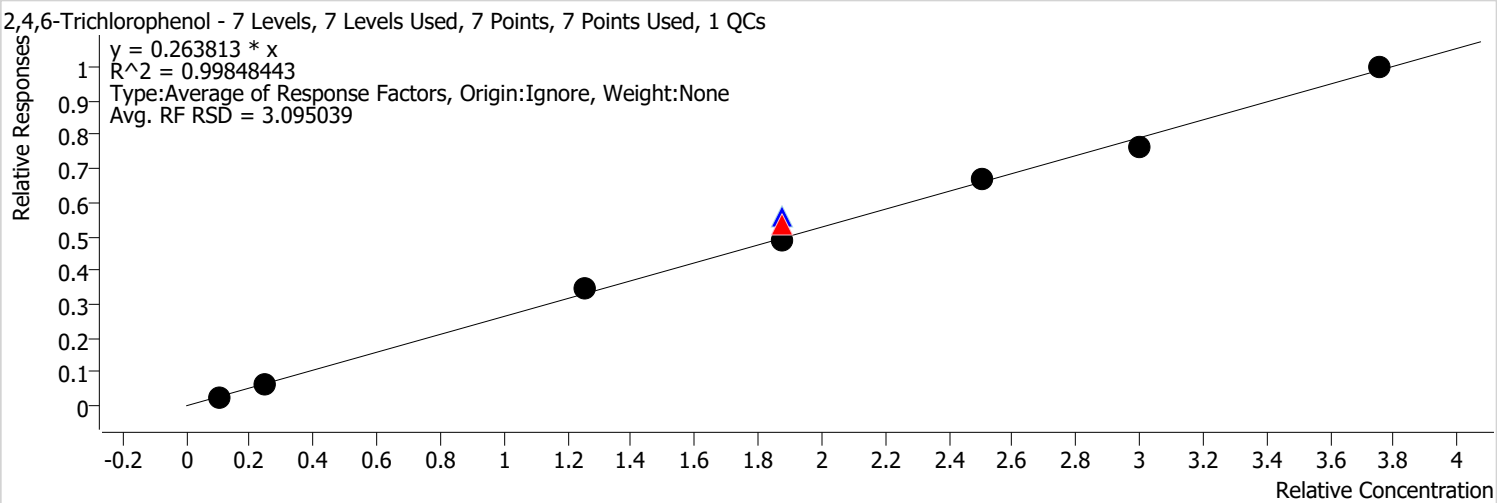

Calibration STD Path	Cal Type	Level	Enabled	Resp.	Exp. Conc	Resp. Factor	Level RSD
\\MASSHUNTER\Org\Data\SV5973N.I\sd020122\DoD BNA cal 1\Feb0108.D	Calibration	1	x	19216	4.0000	0.2671	
\\MASSHUNTER\Org\Data\SV5973N.I\sd020122\DoD BNA cal 1\Feb0107.D	Calibration	2	x	44479	10.0000	0.2534	
\\MASSHUNTER\Org\Data\SV5973N.I\sd020122\DoD BNA cal 1\Feb0106.D	Calibration	3	x	249803	50.0000	0.2763	
\\MASSHUNTER\Org\Data\SV5973N.I\sd012822\DoD BNA 2\Jan2827.D	CC	CCV	x	417406	75.0000	0.2852	
\\MASSHUNTER\Org\Data\SV5973N.I\sd020122\DoD BNA cal 1\Feb0109.D	QC	ICV	x	458380	75.0000	0.2965	
\\MASSHUNTER\Org\Data\SV5973N.I\sd020122\DoD BNA cal 1\Feb0105.D	Calibration	4	x	405291	75.0000	0.2590	
\\MASSHUNTER\Org\Data\SV5973N.I\sd020122\DoD BNA cal 1\Feb0104.D	Calibration	5	x	457549	100.0000	0.2693	
\\MASSHUNTER\Org\Data\SV5973N.I\sd020122\DoD BNA cal 1\Feb0103.D	Calibration	6	x	593711	120.0000	0.2556	
\\MASSHUNTER\Org\Data\SV5973N.I\sd020122\DoD BNA cal 1\Feb0102.D	Calibration	7	x	789718	150.0000	0.2660	

Calibration Report

Batch Path	\\MASSHUNTER\Org\Data\SV5973N.I\sd020122\DoD BNA cal 1\QuantResults\020122 DoD BNA cal.batch.bin		
Analysis Time	2/16/2022 11:14 AM	**Analyst Name**	BL2000\sean
Report Time	2/16/2022 12:16:25 PM	**Reporter Name**	BL2000\sean
Last Calib Update	2/2/2022 4:05 PM	**Batch State**	Processed
Quant Batch Version	10.0	**Quant Report Version**	10.0

2,4,5-Trichlorophenol %RSE = 4.5

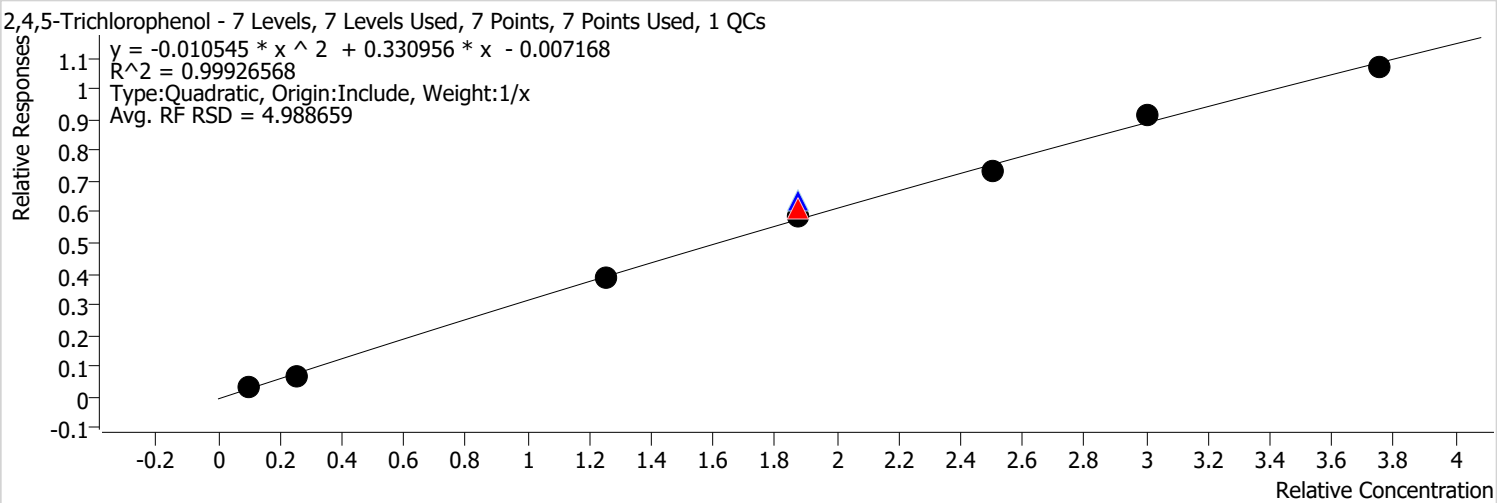

Calibration STD Path	Cal Type	Level	Enabled	Resp.	Exp. Conc	Resp. Factor	Level RSD
\\MASSHUNTER\Org\Data\SV5973N.I\sd020122\DoD BNA cal 1\Feb0108.D	Calibration	1	x	19763	4.0000	0.2747	
\\MASSHUNTER\Org\Data\SV5973N.I\sd020122\DoD BNA cal 1\Feb0107.D	Calibration	2	x	49566	10.0000	0.2824	
\\MASSHUNTER\Org\Data\SV5973N.I\sd020122\DoD BNA cal 1\Feb0106.D	Calibration	3	x	278785	50.0000	0.3084	
\\MASSHUNTER\Org\Data\SV5973N.I\sd012822\DoD BNA 2\Jan2827.D	CC	CCV	x	476290	75.0000	0.3255	
\\MASSHUNTER\Org\Data\SV5973N.I\sd020122\DoD BNA cal 1\Feb0109.D	QC	ICV	x	529850	75.0000	0.3427	
\\MASSHUNTER\Org\Data\SV5973N.I\sd020122\DoD BNA cal 1\Feb0105.D	Calibration	4	x	489590	75.0000	0.3128	
\\MASSHUNTER\Org\Data\SV5973N.I\sd020122\DoD BNA cal 1\Feb0104.D	Calibration	5	x	501394	100.0000	0.2951	
\\MASSHUNTER\Org\Data\SV5973N.I\sd020122\DoD BNA cal 1\Feb0103.D	Calibration	6	x	712470	120.0000	0.3068	
\\MASSHUNTER\Org\Data\SV5973N.I\sd020122\DoD BNA cal 1\Feb0102.D	Calibration	7	x	846998	150.0000	0.2853	

Calibration Report

Batch Path	\\MASSHUNTER\Org\Data\SV5973N.I\sd020122\DoD BNA cal 1\QuantResults\020122 DoD BNA cal.batch.bin		
Analysis Time	2/16/2022 11:14 AM	**Analyst Name**	BL2000\sean
Report Time	2/16/2022 12:16:25 PM	**Reporter Name**	BL2000\sean
Last Calib Update	2/2/2022 4:05 PM	**Batch State**	Processed
Quant Batch Version	10.0	**Quant Report Version**	10.0

2-Fluorobiphenyl %RSE =

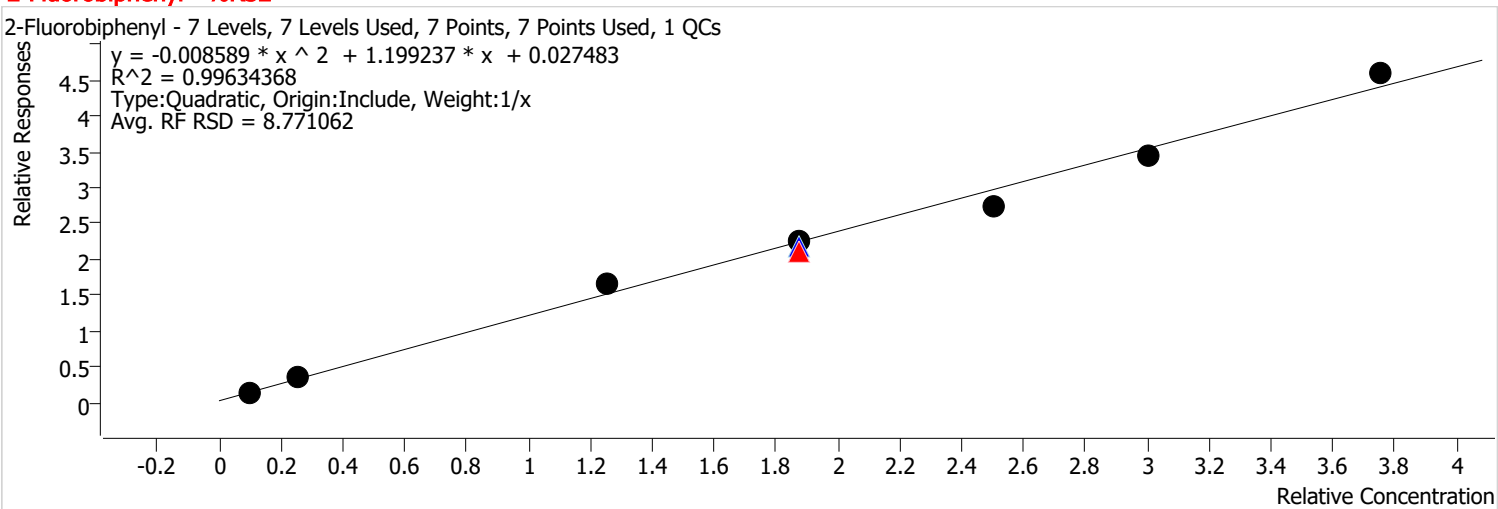

Calibration STD Path	Cal Type	Level	Enabled	Resp.	Exp. Conc	Resp. Factor	Level RSD
\\MASSHUNTER\Org\Data\SV5973N.I\sd020122\DoD BNA cal 1\Feb0108.D	Calibration	1	x	98197	4.0000	1.3649	
\\MASSHUNTER\Org\Data\SV5973N.I\sd020122\DoD BNA cal 1\Feb0107.D	Calibration	2	x	242914	10.0000	1.3841	
\\MASSHUNTER\Org\Data\SV5973N.I\sd020122\DoD BNA cal 1\Feb0106.D	Calibration	3	x	1189529	50.0000	1.3159	
\\MASSHUNTER\Org\Data\SV5973N.I\sd012822\DoD BNA 2\Jan2827.D	CC	CCV	x	1641725	75.0000	1.1219	
\\MASSHUNTER\Org\Data\SV5973N.I\sd020122\DoD BNA cal 1\Feb0109.D	QC	ICV	x	1787030	75.0000	1.1559	
\\MASSHUNTER\Org\Data\SV5973N.I\sd020122\DoD BNA cal 1\Feb0105.D	Calibration	4	x	1873907	75.0000	1.1973	
\\MASSHUNTER\Org\Data\SV5973N.I\sd020122\DoD BNA cal 1\Feb0104.D	Calibration	5	x	1868977	100.0000	1.0998	
\\MASSHUNTER\Org\Data\SV5973N.I\sd020122\DoD BNA cal 1\Feb0103.D	Calibration	6	x	2666559	120.0000	1.1481	
\\MASSHUNTER\Org\Data\SV5973N.I\sd020122\DoD BNA cal 1\Feb0102.D	Calibration	7	x	3634384	150.0000	1.2241	

Calibration Report

Batch Path	\\MASSHUNTER\Org\Data\SV5973N.I\sd020122\DoD BNA cal 1\QuantResults\020122 DoD BNA cal.batch.bin		
Analysis Time	2/16/2022 11:14 AM	**Analyst Name**	BL2000\sean
Report Time	2/16/2022 12:16:25 PM	**Reporter Name**	BL2000\sean
Last Calib Update	2/2/2022 4:05 PM	**Batch State**	Processed
Quant Batch Version	10.0	**Quant Report Version**	10.0

2-Chloronaphthalene %RSE = 3.7

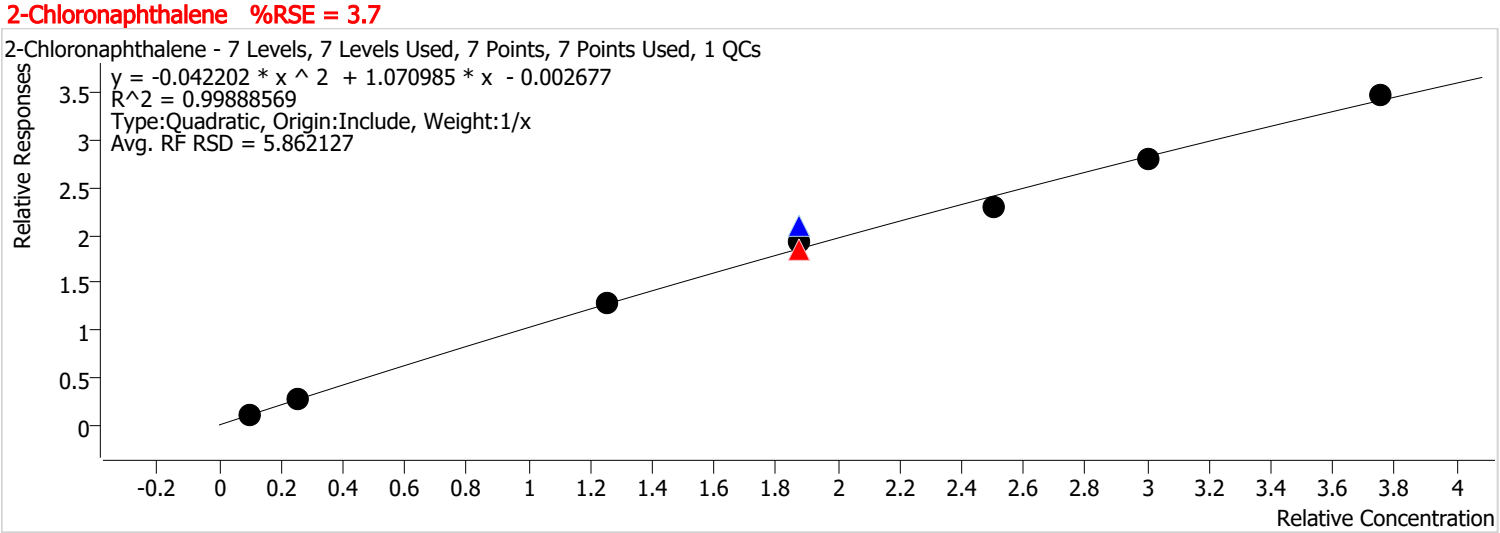

Calibration STD Path	Cal Type	Level	Enabled	Resp.	Exp. Conc	Resp. Factor	Level RSD
\\MASSHUNTER\Org\Data\SV5973N.I\sd020122\DoD BNA cal 1\Feb0108.D	Calibration	1	x	74628	4.0000	1.0373	
\\MASSHUNTER\Org\Data\SV5973N.I\sd020122\DoD BNA cal 1\Feb0107.D	Calibration	2	x	183365	10.0000	1.0448	
\\MASSHUNTER\Org\Data\SV5973N.I\sd020122\DoD BNA cal 1\Feb0106.D	Calibration	3	x	920545	50.0000	1.0183	
\\MASSHUNTER\Org\Data\SV5973N.I\sd012822\DoD BNA 2\Jan2827.D	CC	CCV	x	1446249	75.0000	0.9883	
\\MASSHUNTER\Org\Data\SV5973N.I\sd020122\DoD BNA cal 1\Feb0109.D	QC	ICV	x	1738077	75.0000	1.1243	
\\MASSHUNTER\Org\Data\SV5973N.I\sd020122\DoD BNA cal 1\Feb0105.D	Calibration	4	x	1620048	75.0000	1.0351	
\\MASSHUNTER\Org\Data\SV5973N.I\sd020122\DoD BNA cal 1\Feb0104.D	Calibration	5	x	1562628	100.0000	0.9196	
\\MASSHUNTER\Org\Data\SV5973N.I\sd020122\DoD BNA cal 1\Feb0103.D	Calibration	6	x	2172127	120.0000	0.9352	
\\MASSHUNTER\Org\Data\SV5973N.I\sd020122\DoD BNA cal 1\Feb0102.D	Calibration	7	x	2748806	150.0000	0.9258	

Calibration Report

Batch Path	\\MASSHUNTER\Org\Data\SV5973N.I\sd020122\DoD BNA cal 1\QuantResults\020122 DoD BNA cal.batch.bin		
Analysis Time	2/16/2022 11:14 AM	**Analyst Name**	BL2000\sean
Report Time	2/16/2022 12:16:25 PM	**Reporter Name**	BL2000\sean
Last Calib Update	2/2/2022 4:05 PM	**Batch State**	Processed
Quant Batch Version	10.0	**Quant Report Version**	10.0

2-Nitroaniline %RSE = 9.0

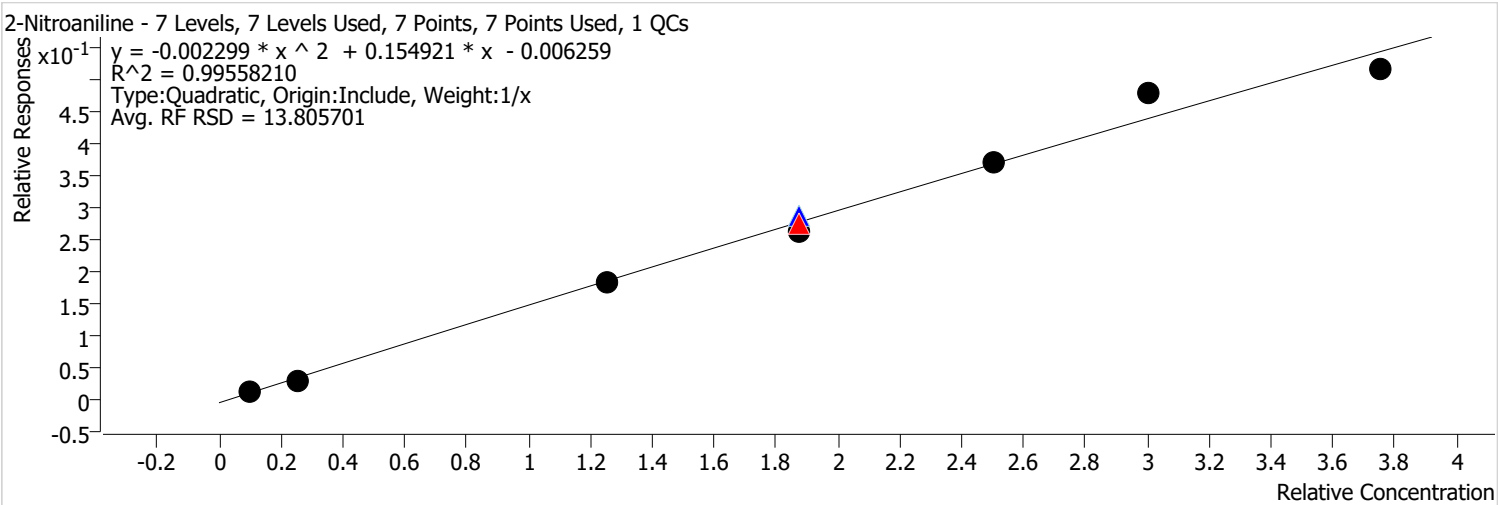

Calibration STD Path	Cal Type	Level	Enabled	Resp.	Exp. Conc	Resp. Factor	Level RSD
\\MASSHUNTER\Org\Data\SV5973N.I\sd020122\DoD BNA cal 1\Feb0108.D	Calibration	1	x	7678	4.0000	0.1067	
\\MASSHUNTER\Org\Data\SV5973N.I\sd020122\DoD BNA cal 1\Feb0107.D	Calibration	2	x	20206	10.0000	0.1151	
\\MASSHUNTER\Org\Data\SV5973N.I\sd020122\DoD BNA cal 1\Feb0106.D	Calibration	3	x	132174	50.0000	0.1462	
\\MASSHUNTER\Org\Data\SV5973N.I\sd012822\DoD BNA 2\Jan2827.D	CC	CCV	x	212596	75.0000	0.1453	
\\MASSHUNTER\Org\Data\SV5973N.I\sd020122\DoD BNA cal 1\Feb0109.D	QC	ICV	x	237583	75.0000	0.1537	
\\MASSHUNTER\Org\Data\SV5973N.I\sd020122\DoD BNA cal 1\Feb0105.D	Calibration	4	x	218620	75.0000	0.1397	
\\MASSHUNTER\Org\Data\SV5973N.I\sd020122\DoD BNA cal 1\Feb0104.D	Calibration	5	x	252446	100.0000	0.1486	
\\MASSHUNTER\Org\Data\SV5973N.I\sd020122\DoD BNA cal 1\Feb0103.D	Calibration	6	x	370357	120.0000	0.1595	
\\MASSHUNTER\Org\Data\SV5973N.I\sd020122\DoD BNA cal 1\Feb0102.D	Calibration	7	x	407283	150.0000	0.1372	

Calibration Report

Batch Path	\\MASSHUNTER\Org\Data\SV5973N.I\sd020122\DoD BNA cal 1\QuantResults\020122 DoD BNA cal.batch.bin		
Analysis Time	2/16/2022 11:14 AM	**Analyst Name**	BL2000\sean
Report Time	2/16/2022 12:16:26 PM	**Reporter Name**	BL2000\sean
Last Calib Update	2/2/2022 4:05 PM	**Batch State**	Processed
Quant Batch Version	10.0	**Quant Report Version**	10.0

Dimethyl Phthalate %RSE = 2.7

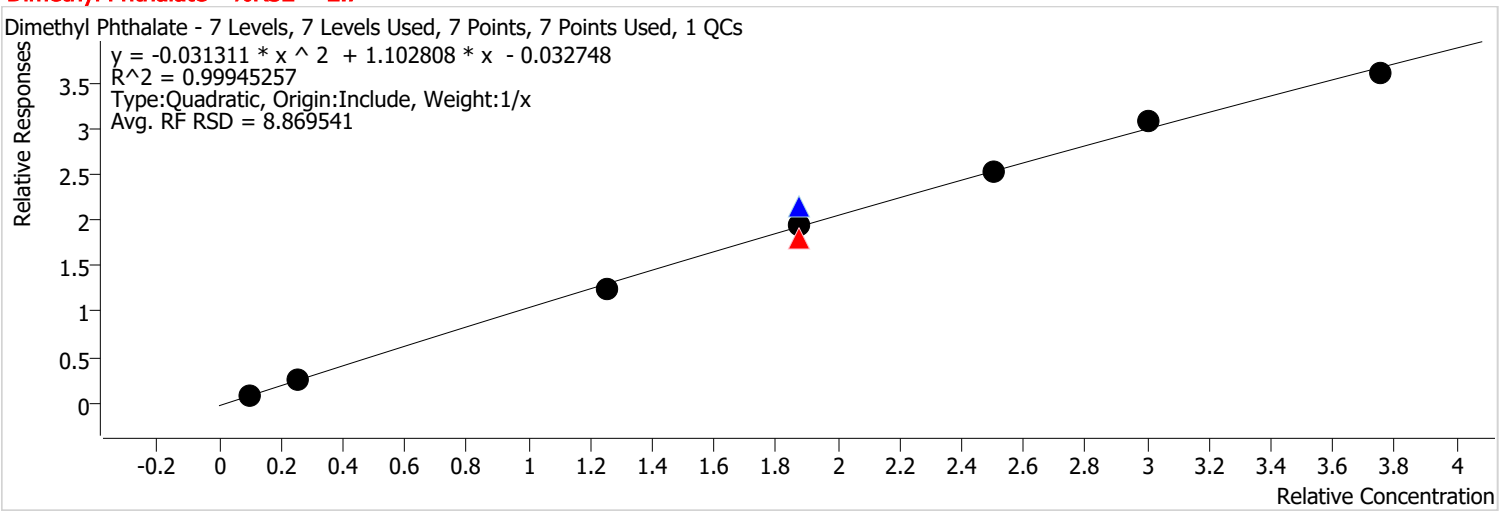

Calibration STD Path	Cal Type	Level	Enabled	Resp.	Exp. Conc	Resp. Factor	Level RSD
\\MASSHUNTER\Org\Data\SV5973N.I\sd020122\DoD BNA cal 1\Feb0108.D	Calibration	1	x	56610	4.0000	0.7869	
\\MASSHUNTER\Org\Data\SV5973N.I\sd020122\DoD BNA cal 1\Feb0107.D	Calibration	2	x	168802	10.0000	0.9618	
\\MASSHUNTER\Org\Data\SV5973N.I\sd020122\DoD BNA cal 1\Feb0106.D	Calibration	3	x	904645	50.0000	1.0007	
\\MASSHUNTER\Org\Data\SV5973N.I\sd012822\DoD BNA 2\Jan2827.D	CC	CCV	x	1409721	75.0000	0.9633	
\\MASSHUNTER\Org\Data\SV5973N.I\sd020122\DoD BNA cal 1\Feb0109.D	QC	ICV	x	1771366	75.0000	1.1458	
\\MASSHUNTER\Org\Data\SV5973N.I\sd020122\DoD BNA cal 1\Feb0105.D	Calibration	4	x	1625132	75.0000	1.0384	
\\MASSHUNTER\Org\Data\SV5973N.I\sd020122\DoD BNA cal 1\Feb0104.D	Calibration	5	x	1723192	100.0000	1.0141	
\\MASSHUNTER\Org\Data\SV5973N.I\sd020122\DoD BNA cal 1\Feb0103.D	Calibration	6	x	2381805	120.0000	1.0255	
\\MASSHUNTER\Org\Data\SV5973N.I\sd020122\DoD BNA cal 1\Feb0102.D	Calibration	7	x	2847316	150.0000	0.9590	

Calibration Report

Batch Path	\\MASSHUNTER\Org\Data\SV5973N.I\sd020122\DoD BNA cal 1\QuantResults\020122 DoD BNA cal.batch.bin		
Analysis Time	2/16/2022 11:14 AM	**Analyst Name**	BL2000\sean
Report Time	2/16/2022 12:16:26 PM	**Reporter Name**	BL2000\sean
Last Calib Update	2/2/2022 4:05 PM	**Batch State**	Processed
Quant Batch Version	10.0	**Quant Report Version**	10.0

2,6-Dinitrotoluene %RSE = 10.3

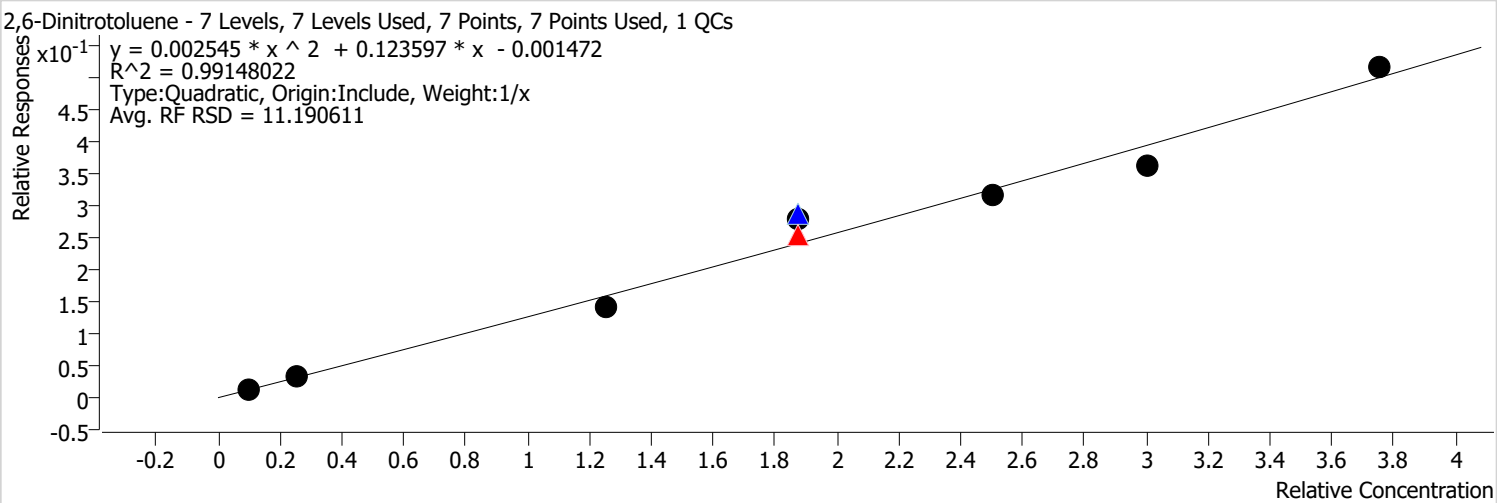

Calibration STD Path	Cal Type	Level	Enabled	Resp.	Exp. Conc	Resp. Factor	Level RSD
\\MASSHUNTER\Org\Data\SV5973N.I\sd020122\DoD BNA cal 1\Feb0108.D	Calibration	1	x	7793	4.0000	0.1083	
\\MASSHUNTER\Org\Data\SV5973N.I\sd020122\DoD BNA cal 1\Feb0107.D	Calibration	2	x	21229	10.0000	0.1210	
\\MASSHUNTER\Org\Data\SV5973N.I\sd020122\DoD BNA cal 1\Feb0106.D	Calibration	3	x	101481	50.0000	0.1123	
\\MASSHUNTER\Org\Data\SV5973N.I\sd012822\DoD BNA 2\Jan2827.D	CC	CCV	x	198413	75.0000	0.1356	
\\MASSHUNTER\Org\Data\SV5973N.I\sd020122\DoD BNA cal 1\Feb0109.D	QC	ICV	x	234858	75.0000	0.1519	
\\MASSHUNTER\Org\Data\SV5973N.I\sd020122\DoD BNA cal 1\Feb0105.D	Calibration	4	x	232435	75.0000	0.1485	
\\MASSHUNTER\Org\Data\SV5973N.I\sd020122\DoD BNA cal 1\Feb0104.D	Calibration	5	x	213493	100.0000	0.1256	
\\MASSHUNTER\Org\Data\SV5973N.I\sd020122\DoD BNA cal 1\Feb0103.D	Calibration	6	x	280754	120.0000	0.1209	
\\MASSHUNTER\Org\Data\SV5973N.I\sd020122\DoD BNA cal 1\Feb0102.D	Calibration	7	x	406641	150.0000	0.1370	

Calibration Report

Batch Path	\\MASSHUNTER\Org\Data\SV5973N.I\sd020122\DoD BNA cal 1\QuantResults\020122 DoD BNA cal.batch.bin		
Analysis Time	2/16/2022 11:14 AM	**Analyst Name**	BL2000\sean
Report Time	2/16/2022 12:16:26 PM	**Reporter Name**	BL2000\sean
Last Calib Update	2/2/2022 4:05 PM	**Batch State**	Processed
Quant Batch Version	10.0	**Quant Report Version**	10.0

Acenaphthylene %RSE = 5.9

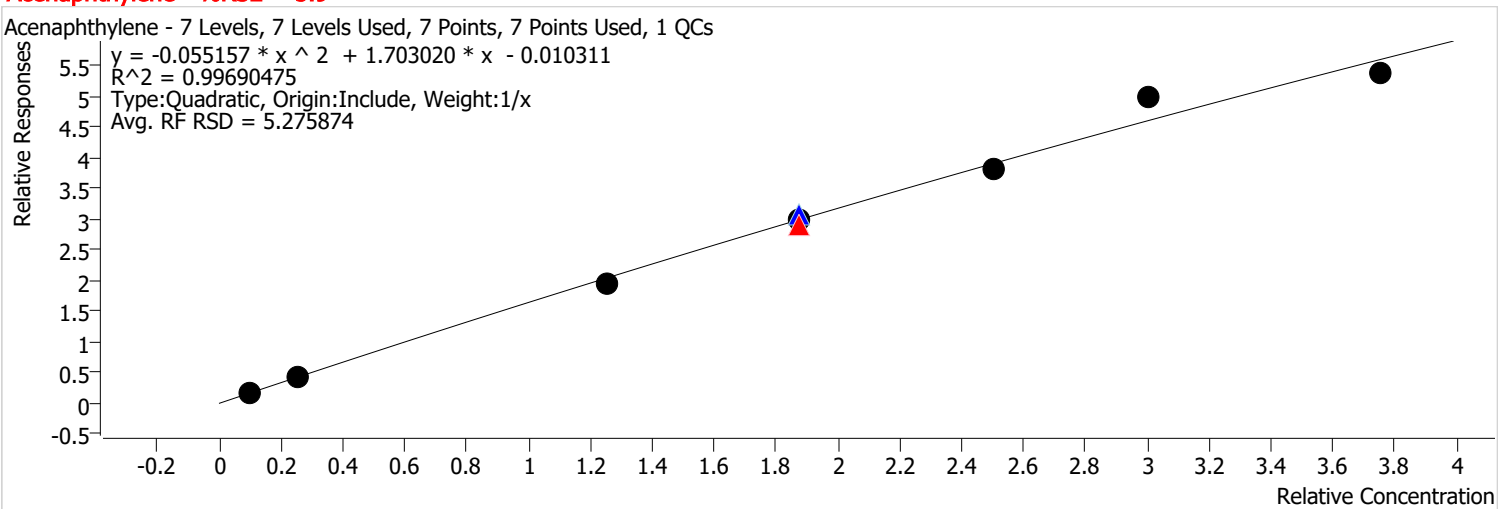

Calibration STD Path	Cal Type	Level	Enabled	Resp.	Exp. Conc	Resp. Factor	Level RSD
\\MASSHUNTER\Org\Data\SV5973N.I\sd020122\DoD BNA cal 1\Feb0108.D	Calibration	1	x	114993	4.0000	1.5984	
\\MASSHUNTER\Org\Data\SV5973N.I\sd020122\DoD BNA cal 1\Feb0107.D	Calibration	2	x	294570	10.0000	1.6784	
\\MASSHUNTER\Org\Data\SV5973N.I\sd020122\DoD BNA cal 1\Feb0106.D	Calibration	3	x	1404074	50.0000	1.5532	
\\MASSHUNTER\Org\Data\SV5973N.I\sd012822\DoD BNA 2\Jan2827.D	CC	CCV	x	2256918	75.0000	1.5423	
\\MASSHUNTER\Org\Data\SV5973N.I\sd020122\DoD BNA cal 1\Feb0109.D	QC	ICV	x	2535566	75.0000	1.6401	
\\MASSHUNTER\Org\Data\SV5973N.I\sd020122\DoD BNA cal 1\Feb0105.D	Calibration	4	x	2495007	75.0000	1.5942	
\\MASSHUNTER\Org\Data\SV5973N.I\sd020122\DoD BNA cal 1\Feb0104.D	Calibration	5	x	2604761	100.0000	1.5328	
\\MASSHUNTER\Org\Data\SV5973N.I\sd020122\DoD BNA cal 1\Feb0103.D	Calibration	6	x	3859021	120.0000	1.6615	
\\MASSHUNTER\Org\Data\SV5973N.I\sd020122\DoD BNA cal 1\Feb0102.D	Calibration	7	x	4252532	150.0000	1.4323	

Calibration Report

Batch Path	\\MASSHUNTER\Org\Data\SV5973N.I\sd020122\DoD BNA cal 1\QuantResults\020122 DoD BNA cal.batch.bin		
Analysis Time	2/16/2022 11:14 AM	**Analyst Name**	BL2000\sean
Report Time	2/16/2022 12:16:26 PM	**Reporter Name**	BL2000\sean
Last Calib Update	2/2/2022 4:05 PM	**Batch State**	Processed
Quant Batch Version	10.0	**Quant Report Version**	10.0

3-Nitroaniline %RSE = 11.5

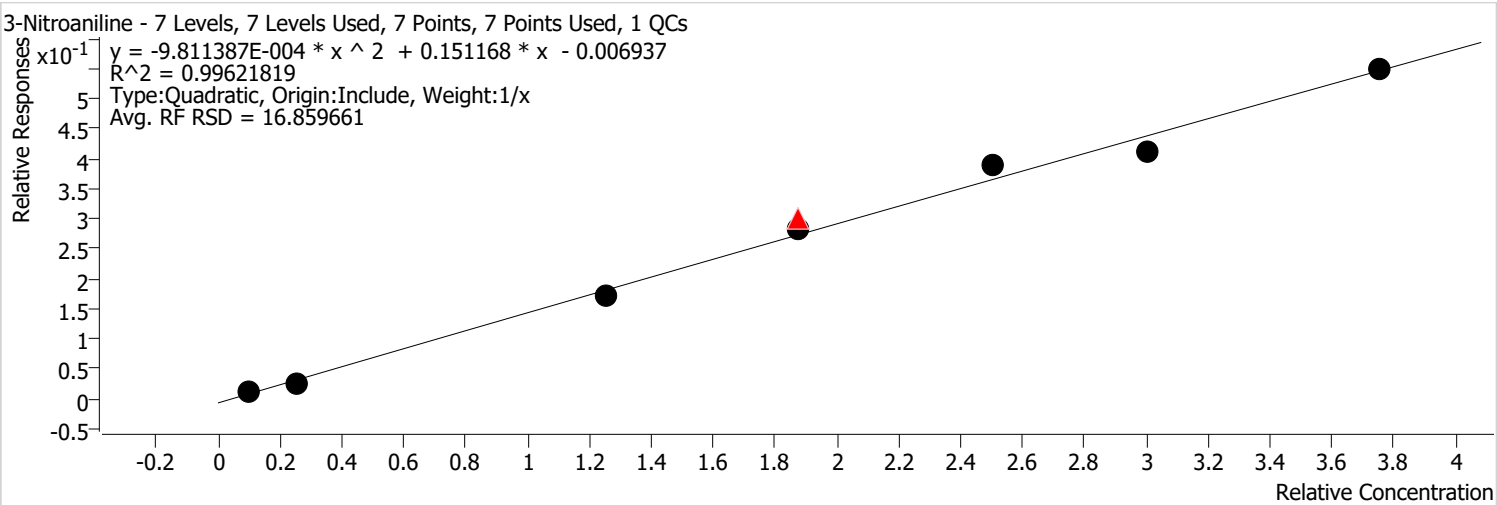

Calibration STD Path	Cal Type	Level	Enabled	Resp.	Exp. Conc	Resp. Factor	Level RSD
\\MASSHUNTER\Org\Data\SV5973N.I\sd020122\DoD BNA cal 1\Feb0108.D	Calibration	1	x	7380	4.0000	0.1026	
\\MASSHUNTER\Org\Data\SV5973N.I\sd020122\DoD BNA cal 1\Feb0107.D	Calibration	2	x	17796	10.0000	0.1014	
\\MASSHUNTER\Org\Data\SV5973N.I\sd020122\DoD BNA cal 1\Feb0106.D	Calibration	3	x	124099	50.0000	0.1373	
\\MASSHUNTER\Org\Data\SV5973N.I\sd012822\DoD BNA 2\Jan2827.D	CC	CCV	x	234166	75.0000	0.1600	
\\MASSHUNTER\Org\Data\SV5973N.I\sd020122\DoD BNA cal 1\Feb0109.D	QC	ICV	x	248970	75.0000	0.1610	
\\MASSHUNTER\Org\Data\SV5973N.I\sd020122\DoD BNA cal 1\Feb0105.D	Calibration	4	x	237671	75.0000	0.1519	
\\MASSHUNTER\Org\Data\SV5973N.I\sd020122\DoD BNA cal 1\Feb0104.D	Calibration	5	x	265494	100.0000	0.1562	
\\MASSHUNTER\Org\Data\SV5973N.I\sd020122\DoD BNA cal 1\Feb0103.D	Calibration	6	x	317811	120.0000	0.1368	
\\MASSHUNTER\Org\Data\SV5973N.I\sd020122\DoD BNA cal 1\Feb0102.D	Calibration	7	x	434025	150.0000	0.1462	

Calibration Report

Batch Path	\\MASSHUNTER\Org\Data\SV5973N.I\sd020122\DoD BNA cal 1\QuantResults\020122 DoD BNA cal.batch.bin		
Analysis Time	2/16/2022 11:14 AM	**Analyst Name**	BL2000\sean
Report Time	2/16/2022 12:16:26 PM	**Reporter Name**	BL2000\sean
Last Calib Update	2/2/2022 4:05 PM	**Batch State**	Processed
Quant Batch Version	10.0	**Quant Report Version**	10.0

Acenaphthene %RSE = 6.0

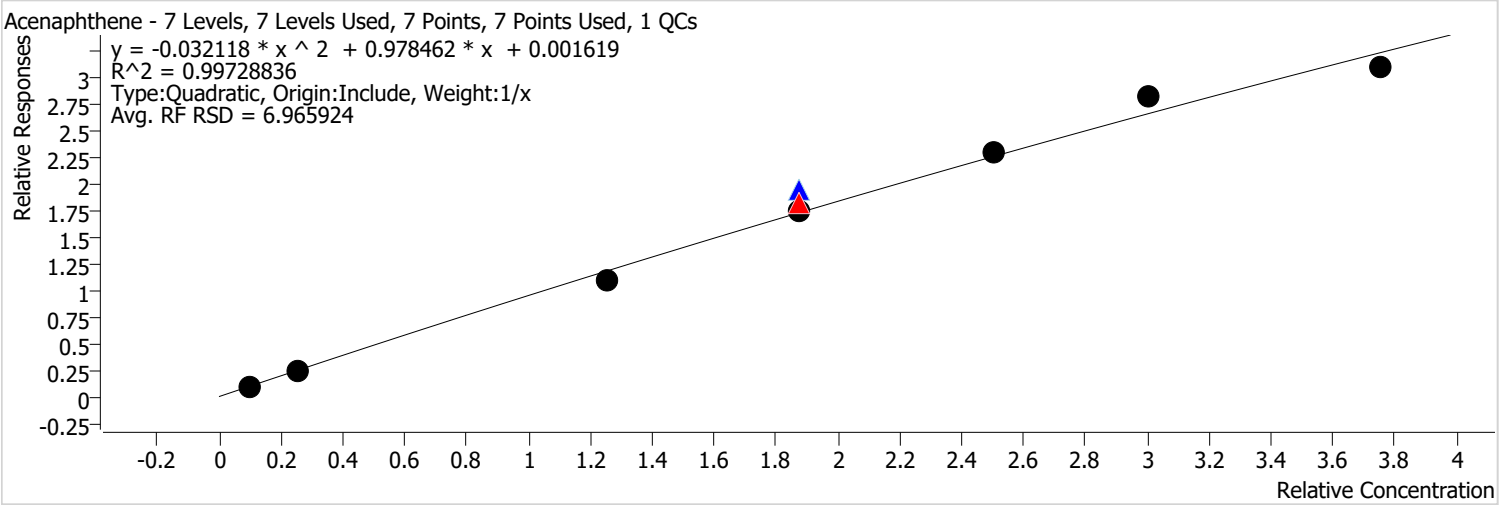

Calibration STD Path	Cal Type	Level	Enabled	Resp.	Exp. Conc	Resp. Factor	Level RSD
\\MASSHUNTER\Org\Data\SV5973N.I\sd020122\DoD BNA cal 1\Feb0108.D	Calibration	1	x	73110	4.0000	1.0162	
\\MASSHUNTER\Org\Data\SV5973N.I\sd020122\DoD BNA cal 1\Feb0107.D	Calibration	2	x	171669	10.0000	0.9782	
\\MASSHUNTER\Org\Data\SV5973N.I\sd020122\DoD BNA cal 1\Feb0106.D	Calibration	3	x	788113	50.0000	0.8718	
\\MASSHUNTER\Org\Data\SV5973N.I\sd012822\DoD BNA 2\Jan2827.D	CC	CCV	x	1409066	75.0000	0.9629	
\\MASSHUNTER\Org\Data\SV5973N.I\sd020122\DoD BNA cal 1\Feb0109.D	QC	ICV	x	1604507	75.0000	1.0379	
\\MASSHUNTER\Org\Data\SV5973N.I\sd020122\DoD BNA cal 1\Feb0105.D	Calibration	4	x	1445157	75.0000	0.9234	
\\MASSHUNTER\Org\Data\SV5973N.I\sd020122\DoD BNA cal 1\Feb0104.D	Calibration	5	x	1563954	100.0000	0.9203	
\\MASSHUNTER\Org\Data\SV5973N.I\sd020122\DoD BNA cal 1\Feb0103.D	Calibration	6	x	2173308	120.0000	0.9357	
\\MASSHUNTER\Org\Data\SV5973N.I\sd020122\DoD BNA cal 1\Feb0102.D	Calibration	7	x	2438569	150.0000	0.8213	

Calibration Report

Batch Path	\\MASSHUNTER\Org\Data\SV5973N.I\sd020122\DoD BNA cal 1\QuantResults\020122 DoD BNA cal.batch.bin		
Analysis Time	2/16/2022 11:14 AM	**Analyst Name**	BL2000\sean
Report Time	2/16/2022 12:16:26 PM	**Reporter Name**	BL2000\sean
Last Calib Update	2/2/2022 4:05 PM	**Batch State**	Processed
Quant Batch Version	10.0	**Quant Report Version**	10.0

2,4-Dinitrophenol %RSE = 14.2

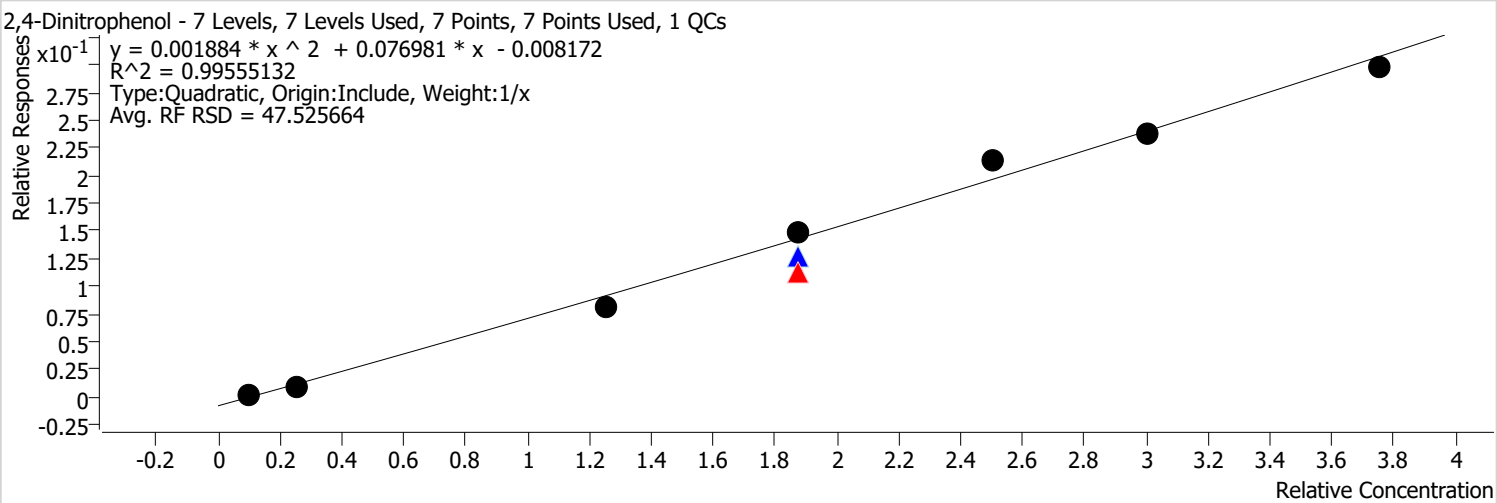

Calibration STD Path	Cal Type	Level	Enabled	Resp.	Exp. Conc	Resp. Factor	Level RSD
\\MASSHUNTER\Org\Data\SV5973N.I\sd020122\DoD BNA cal 1\Feb0108.D	Calibration	1	x	709	4.0000	0.0098	
\\MASSHUNTER\Org\Data\SV5973N.I\sd020122\DoD BNA cal 1\Feb0107.D	Calibration	2	x	5504	10.0000	0.0314	
\\MASSHUNTER\Org\Data\SV5973N.I\sd020122\DoD BNA cal 1\Feb0106.D	Calibration	3	x	58916	50.0000	0.0652	
\\MASSHUNTER\Org\Data\SV5973N.I\sd012822\DoD BNA 2\Jan2827.D	CC	CCV	x	87678	75.0000	0.0599	
\\MASSHUNTER\Org\Data\SV5973N.I\sd020122\DoD BNA cal 1\Feb0109.D	QC	ICV	x	104037	75.0000	0.0673	
\\MASSHUNTER\Org\Data\SV5973N.I\sd020122\DoD BNA cal 1\Feb0105.D	Calibration	4	x	123418	75.0000	0.0789	
\\MASSHUNTER\Org\Data\SV5973N.I\sd020122\DoD BNA cal 1\Feb0104.D	Calibration	5	x	144946	100.0000	0.0853	
\\MASSHUNTER\Org\Data\SV5973N.I\sd020122\DoD BNA cal 1\Feb0103.D	Calibration	6	x	184896	120.0000	0.0796	
\\MASSHUNTER\Org\Data\SV5973N.I\sd020122\DoD BNA cal 1\Feb0102.D	Calibration	7	x	235217	150.0000	0.0792	

Calibration Report

Batch Path	\\MASSHUNTER\Org\Data\SV5973N.I\sd020122\DoD BNA cal 1\QuantResults\020122 DoD BNA cal.batch.bin		
Analysis Time	2/16/2022 11:14 AM	**Analyst Name**	BL2000\sean
Report Time	2/16/2022 12:16:26 PM	**Reporter Name**	BL2000\sean
Last Calib Update	2/2/2022 4:05 PM	**Batch State**	Processed
Quant Batch Version	10.0	**Quant Report Version**	10.0

Dibenzofuran %RSE = 9.1

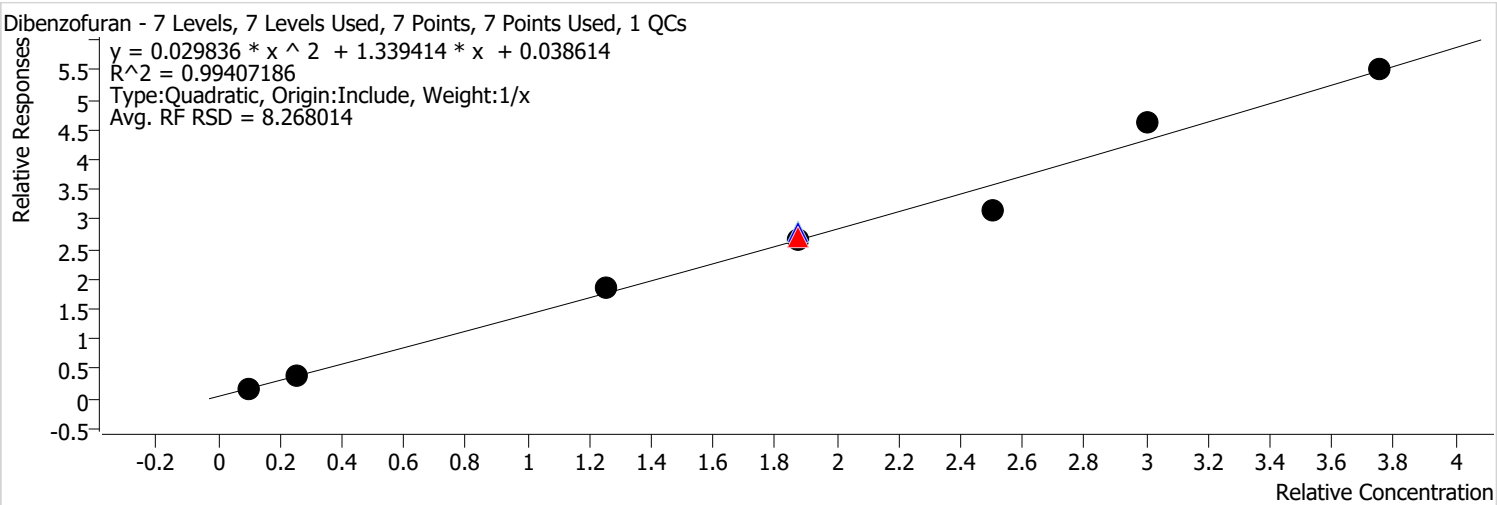

Calibration STD Path	Cal Type	Level	Enabled	Resp.	Exp. Conc	Resp. Factor	Level RSD
\\MASSHUNTER\Org\Data\SV5973N.I\sd020122\DoD BNA cal 1\Feb0108.D	Calibration	1	x	116486	4.0000	1.6191	
\\MASSHUNTER\Org\Data\SV5973N.I\sd020122\DoD BNA cal 1\Feb0107.D	Calibration	2	x	279096	10.0000	1.5903	
\\MASSHUNTER\Org\Data\SV5973N.I\sd020122\DoD BNA cal 1\Feb0106.D	Calibration	3	x	1357092	50.0000	1.5012	
\\MASSHUNTER\Org\Data\SV5973N.I\sd012822\DoD BNA 2\Jan2827.D	CC	CCV	x	2096181	75.0000	1.4324	
\\MASSHUNTER\Org\Data\SV5973N.I\sd020122\DoD BNA cal 1\Feb0109.D	QC	ICV	x	2289150	75.0000	1.4807	
\\MASSHUNTER\Org\Data\SV5973N.I\sd020122\DoD BNA cal 1\Feb0105.D	Calibration	4	x	2217629	75.0000	1.4169	
\\MASSHUNTER\Org\Data\SV5973N.I\sd020122\DoD BNA cal 1\Feb0104.D	Calibration	5	x	2131039	100.0000	1.2541	
\\MASSHUNTER\Org\Data\SV5973N.I\sd020122\DoD BNA cal 1\Feb0103.D	Calibration	6	x	3569782	120.0000	1.5370	
\\MASSHUNTER\Org\Data\SV5973N.I\sd020122\DoD BNA cal 1\Feb0102.D	Calibration	7	x	4357452	150.0000	1.4676	

Calibration Report

Batch Path	\\MASSHUNTER\Org\Data\SV5973N.I\sd020122\DoD BNA cal 1\QuantResults\020122 DoD BNA cal.batch.bin		
Analysis Time	2/16/2022 11:14 AM	**Analyst Name**	BL2000\sean
Report Time	2/16/2022 12:16:27 PM	**Reporter Name**	BL2000\sean
Last Calib Update	2/2/2022 4:05 PM	**Batch State**	Processed
Quant Batch Version	10.0	**Quant Report Version**	10.0

4-Nitrophenol %RSE = 10.1

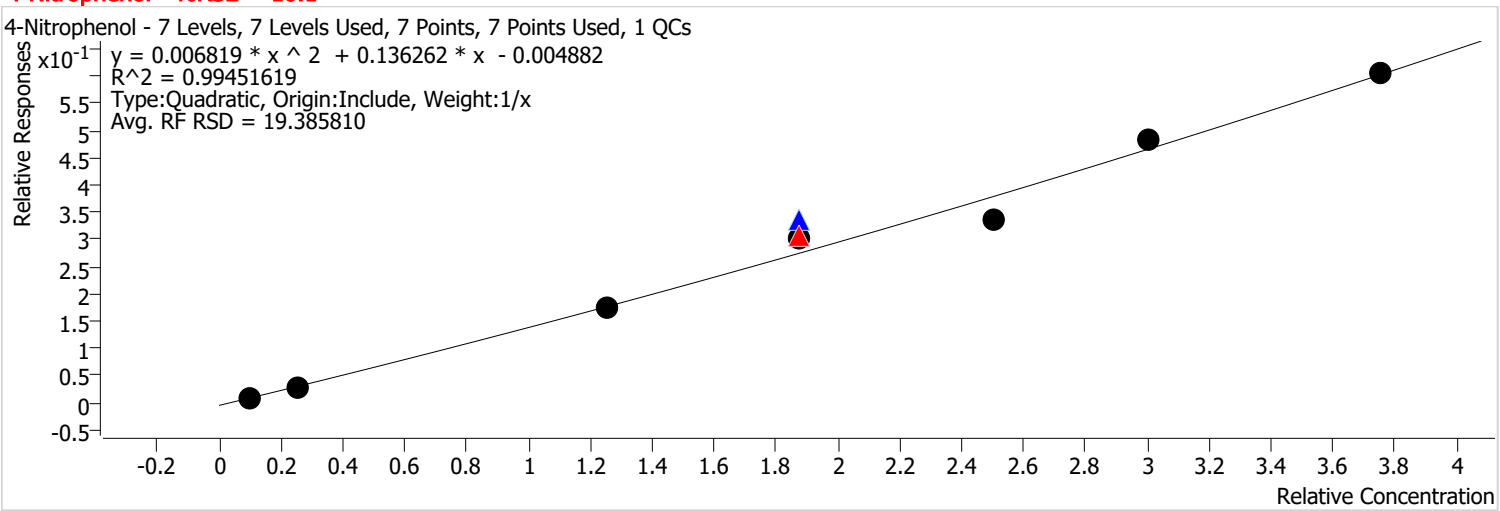

Calibration STD Path	Cal Type	Level	Enabled	Resp.	Exp. Conc	Resp. Factor	Level RSD
\\MASSHUNTER\Org\Data\SV5973N.I\sd020122\DoD BNA cal 1\Feb0108.D	Calibration	1	x	7242	4.0000	0.1007	
\\MASSHUNTER\Org\Data\SV5973N.I\sd020122\DoD BNA cal 1\Feb0107.D	Calibration	2	x	17972	10.0000	0.1024	
\\MASSHUNTER\Org\Data\SV5973N.I\sd020122\DoD BNA cal 1\Feb0106.D	Calibration	3	x	127960	50.0000	0.1415	
\\MASSHUNTER\Org\Data\SV5973N.I\sd012822\DoD BNA 2\Jan2827.D	CC	CCV	x	239085	75.0000	0.1634	
\\MASSHUNTER\Org\Data\SV5973N.I\sd020122\DoD BNA cal 1\Feb0109.D	QC	ICV	x	275657	75.0000	0.1783	
\\MASSHUNTER\Org\Data\SV5973N.I\sd020122\DoD BNA cal 1\Feb0105.D	Calibration	4	x	251182	75.0000	0.1605	
\\MASSHUNTER\Org\Data\SV5973N.I\sd020122\DoD BNA cal 1\Feb0104.D	Calibration	5	x	227413	100.0000	0.1338	
\\MASSHUNTER\Org\Data\SV5973N.I\sd020122\DoD BNA cal 1\Feb0103.D	Calibration	6	x	373397	120.0000	0.1608	
\\MASSHUNTER\Org\Data\SV5973N.I\sd020122\DoD BNA cal 1\Feb0102.D	Calibration	7	x	478509	150.0000	0.1612	

Calibration Report

Batch Path	\\MASSHUNTER\Org\Data\SV5973N.I\sd020122\DoD BNA cal 1\QuantResults\020122 DoD BNA cal.batch.bin		
Analysis Time	2/16/2022 11:14 AM	**Analyst Name**	BL2000\sean
Report Time	2/16/2022 12:16:27 PM	**Reporter Name**	BL2000\sean
Last Calib Update	2/2/2022 4:05 PM	**Batch State**	Processed
Quant Batch Version	10.0	**Quant Report Version**	10.0

2,4-Dinitrotoluene %RSE = 12.2

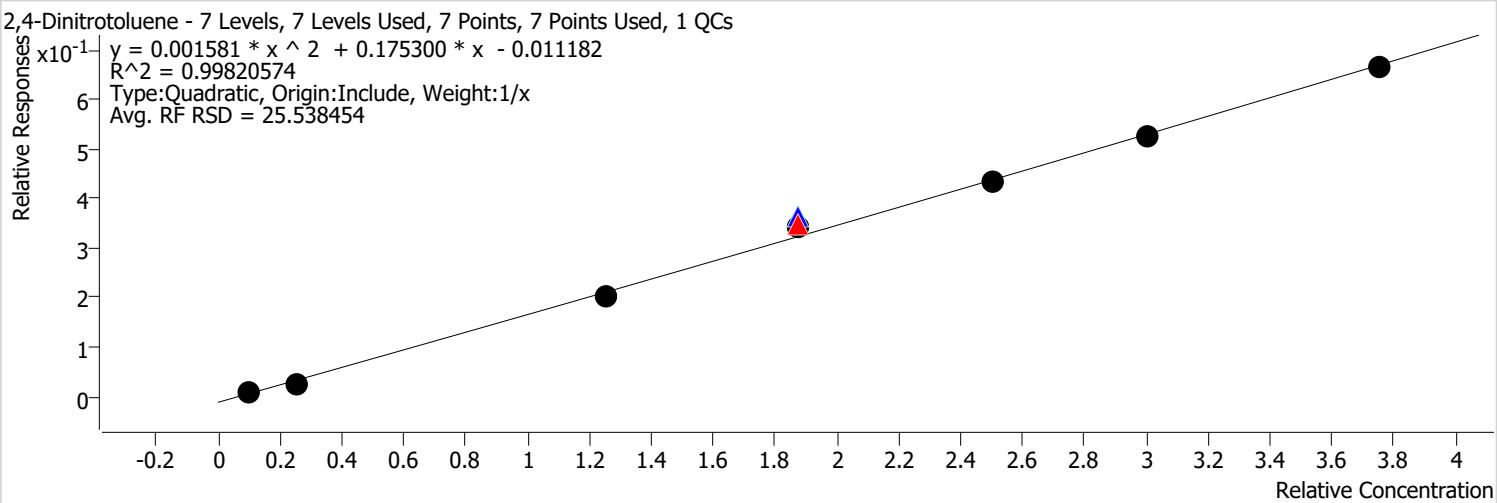

Calibration STD Path	Cal Type	Level	Enabled	Resp.	Exp. Conc	Resp. Factor	Level RSD
\\MASSHUNTER\Org\Data\SV5973N.I\sd020122\DoD BNA cal 1\Feb0108.D	Calibration	1	x	6581	4.0000	0.0915	
\\MASSHUNTER\Org\Data\SV5973N.I\sd020122\DoD BNA cal 1\Feb0107.D	Calibration	2	x	17660	10.0000	0.1006	
\\MASSHUNTER\Org\Data\SV5973N.I\sd020122\DoD BNA cal 1\Feb0106.D	Calibration	3	x	147140	50.0000	0.1628	
\\MASSHUNTER\Org\Data\SV5973N.I\sd012822\DoD BNA 2\Jan2827.D	CC	CCV	x	272676	75.0000	0.1863	
\\MASSHUNTER\Org\Data\SV5973N.I\sd020122\DoD BNA cal 1\Feb0109.D	QC	ICV	x	300223	75.0000	0.1942	
\\MASSHUNTER\Org\Data\SV5973N.I\sd020122\DoD BNA cal 1\Feb0105.D	Calibration	4	x	286282	75.0000	0.1829	
\\MASSHUNTER\Org\Data\SV5973N.I\sd020122\DoD BNA cal 1\Feb0104.D	Calibration	5	x	295452	100.0000	0.1739	
\\MASSHUNTER\Org\Data\SV5973N.I\sd020122\DoD BNA cal 1\Feb0103.D	Calibration	6	x	408805	120.0000	0.1760	
\\MASSHUNTER\Org\Data\SV5973N.I\sd020122\DoD BNA cal 1\Feb0102.D	Calibration	7	x	525298	150.0000	0.1769	

Calibration Report

Batch Path	\\MASSHUNTER\Org\Data\SV5973N.I\sd020122\DoD BNA cal 1\QuantResults\020122 DoD BNA cal.batch.bin		
Analysis Time	2/16/2022 11:14 AM	**Analyst Name**	BL2000\sean
Report Time	2/16/2022 12:16:27 PM	**Reporter Name**	BL2000\sean
Last Calib Update	2/2/2022 4:05 PM	**Batch State**	Processed
Quant Batch Version	10.0	**Quant Report Version**	10.0

Diethylphthalate %RSE = 5.5

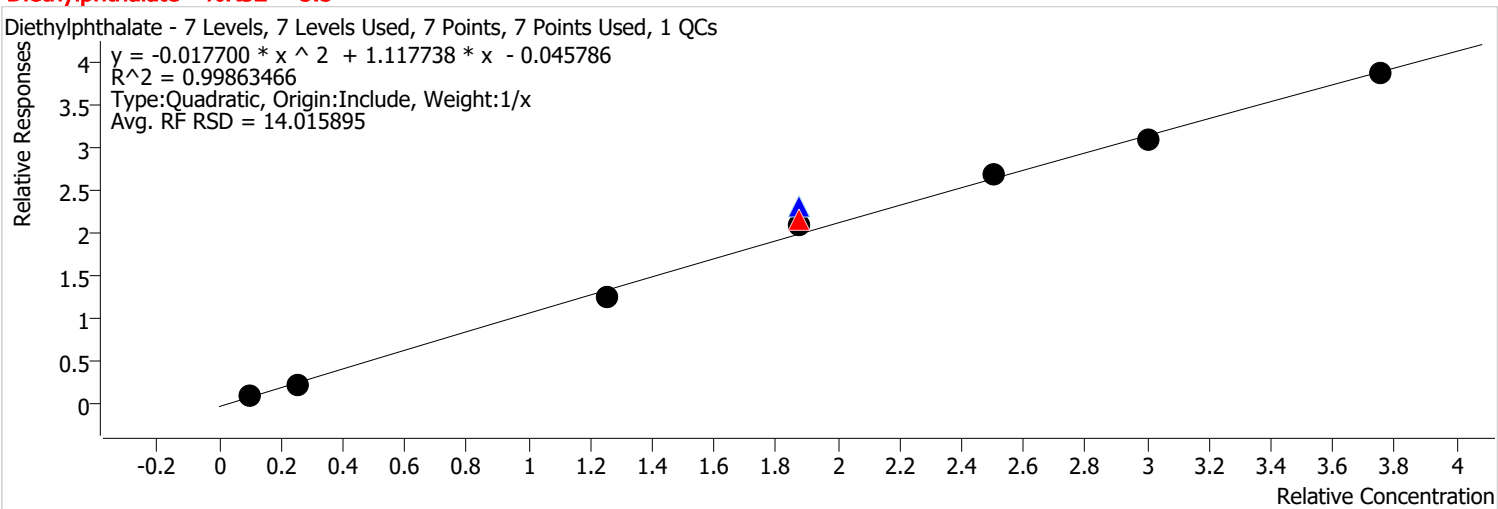

Calibration STD Path	Cal Type	Level	Enabled	Resp.	Exp. Conc	Resp. Factor	Level RSD
\\MASSHUNTER\Org\Data\SV5973N.I\sd020122\DoD BNA cal 1\Feb0108.D	Calibration	1	x	51509	4.0000	0.7160	
\\MASSHUNTER\Org\Data\SV5973N.I\sd020122\DoD BNA cal 1\Feb0107.D	Calibration	2	x	155062	10.0000	0.8835	
\\MASSHUNTER\Org\Data\SV5973N.I\sd020122\DoD BNA cal 1\Feb0106.D	Calibration	3	x	896730	50.0000	0.9920	
\\MASSHUNTER\Org\Data\SV5973N.I\sd012822\DoD BNA 2\Jan2827.D	CC	CCV	x	1682311	75.0000	1.1496	
\\MASSHUNTER\Org\Data\SV5973N.I\sd020122\DoD BNA cal 1\Feb0109.D	QC	ICV	x	1912507	75.0000	1.2371	
\\MASSHUNTER\Org\Data\SV5973N.I\sd020122\DoD BNA cal 1\Feb0105.D	Calibration	4	x	1742454	75.0000	1.1133	
\\MASSHUNTER\Org\Data\SV5973N.I\sd020122\DoD BNA cal 1\Feb0104.D	Calibration	5	x	1840659	100.0000	1.0832	
\\MASSHUNTER\Org\Data\SV5973N.I\sd020122\DoD BNA cal 1\Feb0103.D	Calibration	6	x	2390382	120.0000	1.0292	
\\MASSHUNTER\Org\Data\SV5973N.I\sd020122\DoD BNA cal 1\Feb0102.D	Calibration	7	x	3069738	150.0000	1.0339	

Calibration Report

Batch Path	\\MASSHUNTER\Org\Data\SV5973N.I\sd020122\DoD BNA cal 1\QuantResults\020122 DoD BNA cal.batch.bin		
Analysis Time	2/16/2022 11:14 AM	**Analyst Name**	BL2000\sean
Report Time	2/16/2022 12:16:27 PM	**Reporter Name**	BL2000\sean
Last Calib Update	2/2/2022 4:05 PM	**Batch State**	Processed
Quant Batch Version	10.0	**Quant Report Version**	10.0

Fluorene %RSE = 10.5

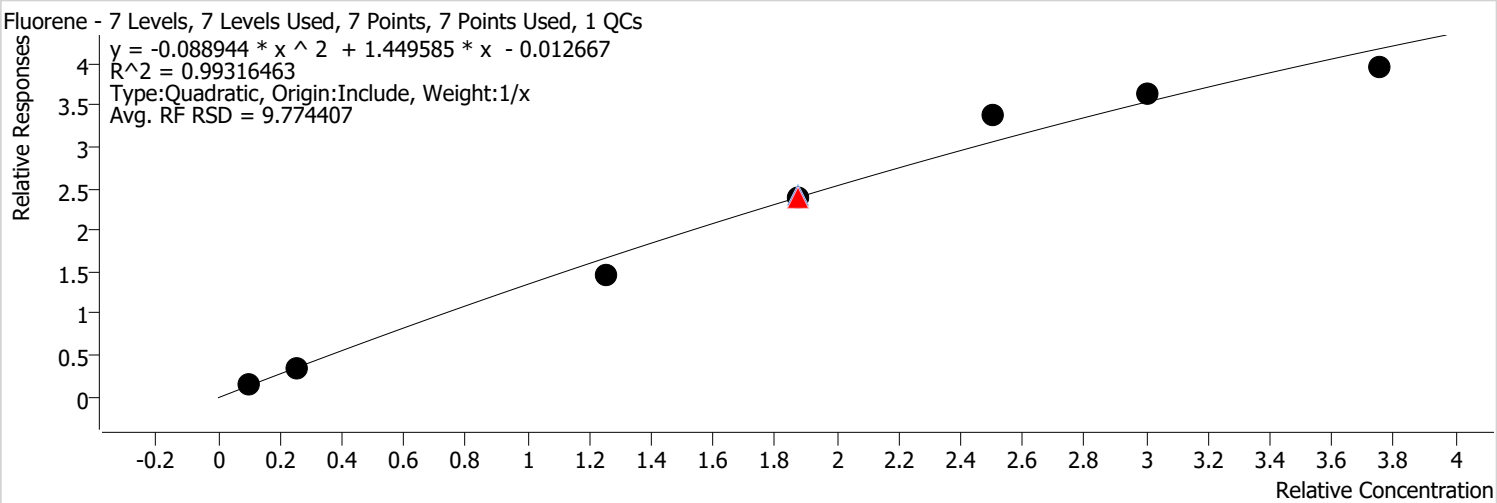

Calibration STD Path	Cal Type	Level	Enabled	Resp.	Exp. Conc	Resp. Factor	Level RSD
\\MASSHUNTER\Org\Data\SV5973N.I\sd020122\DoD BNA cal 1\Feb0108.D	Calibration	1	x	98407	4.0000	1.3678	
\\MASSHUNTER\Org\Data\SV5973N.I\sd020122\DoD BNA cal 1\Feb0107.D	Calibration	2	x	242671	10.0000	1.3827	
\\MASSHUNTER\Org\Data\SV5973N.I\sd020122\DoD BNA cal 1\Feb0106.D	Calibration	3	x	1054089	50.0000	1.1660	
\\MASSHUNTER\Org\Data\SV5973N.I\sd012822\DoD BNA 2\Jan2827.D	CC	CCV	x	1875387	75.0000	1.2816	
\\MASSHUNTER\Org\Data\SV5973N.I\sd020122\DoD BNA cal 1\Feb0109.D	QC	ICV	x	2004604	75.0000	1.2967	
\\MASSHUNTER\Org\Data\SV5973N.I\sd020122\DoD BNA cal 1\Feb0105.D	Calibration	4	x	1995921	75.0000	1.2753	
\\MASSHUNTER\Org\Data\SV5973N.I\sd020122\DoD BNA cal 1\Feb0104.D	Calibration	5	x	2304607	100.0000	1.3562	
\\MASSHUNTER\Org\Data\SV5973N.I\sd020122\DoD BNA cal 1\Feb0103.D	Calibration	6	x	2805277	120.0000	1.2078	
\\MASSHUNTER\Org\Data\SV5973N.I\sd020122\DoD BNA cal 1\Feb0102.D	Calibration	7	x	3124841	150.0000	1.0525	

Calibration Report

Batch Path	\\MASSHUNTER\Org\Data\SV5973N.I\sd020122\DoD BNA cal 1\QuantResults\020122 DoD BNA cal.batch.bin		
Analysis Time	2/16/2022 11:14 AM	**Analyst Name**	BL2000\sean
Report Time	2/16/2022 12:16:27 PM	**Reporter Name**	BL2000\sean
Last Calib Update	2/2/2022 4:05 PM	**Batch State**	Processed
Quant Batch Version	10.0	**Quant Report Version**	10.0

4-Chlorophenyl-phenylether %RSE = 4.6

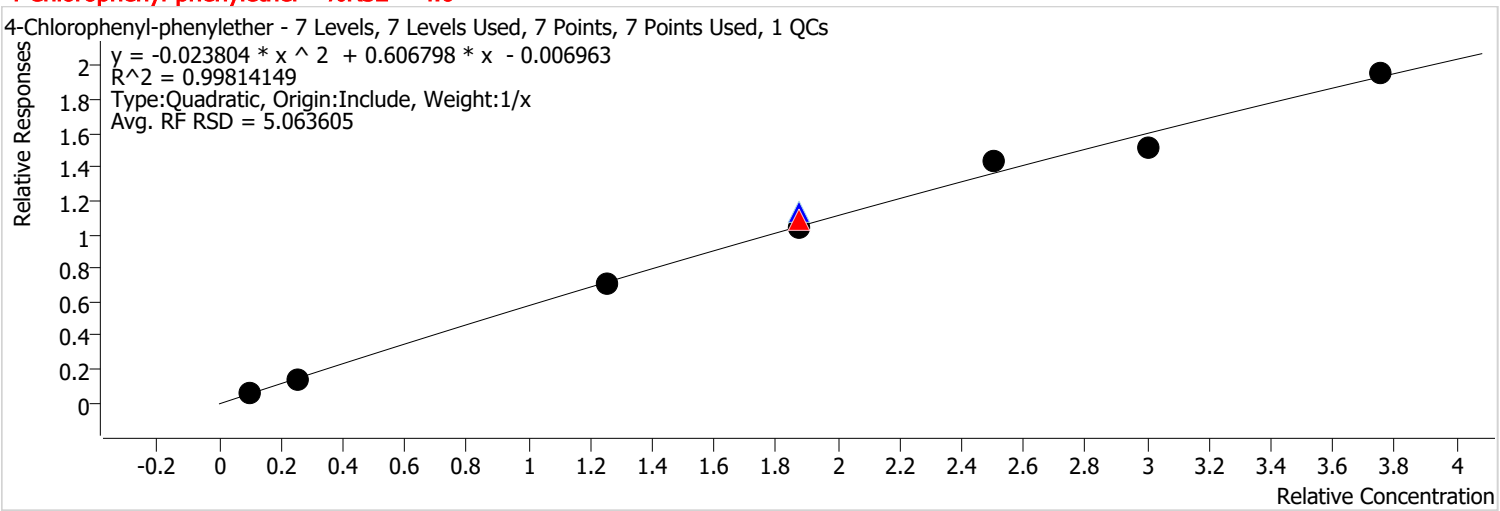

Calibration STD Path	Cal Type	Level	Enabled	Resp.	Exp. Conc	Resp. Factor	Level RSD
\\MASSHUNTER\Org\Data\SV5973N.I\sd020122\DoD BNA cal 1\Feb0108.D	Calibration	1	x	38469	4.0000	0.5347	
\\MASSHUNTER\Org\Data\SV5973N.I\sd020122\DoD BNA cal 1\Feb0107.D	Calibration	2	x	101141	10.0000	0.5763	
\\MASSHUNTER\Org\Data\SV5973N.I\sd020122\DoD BNA cal 1\Feb0106.D	Calibration	3	x	506928	50.0000	0.5608	
\\MASSHUNTER\Org\Data\SV5973N.I\sd012822\DoD BNA 2\Jan2827.D	CC	CCV	x	848157	75.0000	0.5796	
\\MASSHUNTER\Org\Data\SV5973N.I\sd020122\DoD BNA cal 1\Feb0109.D	QC	ICV	x	938090	75.0000	0.6068	
\\MASSHUNTER\Org\Data\SV5973N.I\sd020122\DoD BNA cal 1\Feb0105.D	Calibration	4	x	870814	75.0000	0.5564	
\\MASSHUNTER\Org\Data\SV5973N.I\sd020122\DoD BNA cal 1\Feb0104.D	Calibration	5	x	980077	100.0000	0.5767	
\\MASSHUNTER\Org\Data\SV5973N.I\sd020122\DoD BNA cal 1\Feb0103.D	Calibration	6	x	1173084	120.0000	0.5051	
\\MASSHUNTER\Org\Data\SV5973N.I\sd020122\DoD BNA cal 1\Feb0102.D	Calibration	7	x	1546664	150.0000	0.5209	

Calibration Report

Batch Path	\\MASSHUNTER\Org\Data\SV5973N.I\sd020122\DoD BNA cal 1\QuantResults\020122 DoD BNA cal.batch.bin		
Analysis Time	2/16/2022 11:14 AM	**Analyst Name**	BL2000\sean
Report Time	2/16/2022 12:16:27 PM	**Reporter Name**	BL2000\sean
Last Calib Update	2/2/2022 4:05 PM	**Batch State**	Processed
Quant Batch Version	10.0	**Quant Report Version**	10.0

4-Nitroaniline %RSE = 12.4

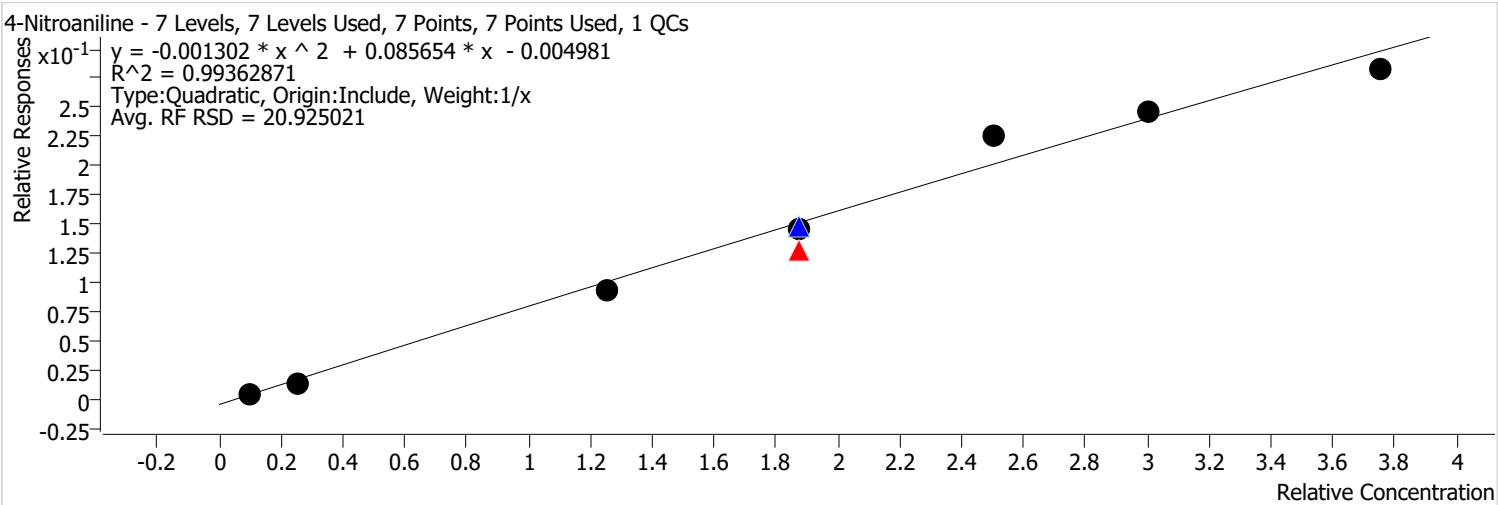

Calibration STD Path	Cal Type	Level	Enabled	Resp.	Exp. Conc	Resp. Factor	Level RSD
\\MASSHUNTER\Org\Data\SV5973N.I\sd020122\DoD BNA cal 1\Feb0108.D	Calibration	1	x	5485	4.0000	0.0479	
\\MASSHUNTER\Org\Data\SV5973N.I\sd020122\DoD BNA cal 1\Feb0107.D	Calibration	2	x	17161	10.0000	0.0547	
\\MASSHUNTER\Org\Data\SV5973N.I\sd020122\DoD BNA cal 1\Feb0106.D	Calibration	3	x	114808	50.0000	0.0743	
\\MASSHUNTER\Org\Data\SV5973N.I\sd012822\DoD BNA 2\Jan2827.D	CC	CCV	x	189413	75.0000	0.0682	
\\MASSHUNTER\Org\Data\SV5973N.I\sd020122\DoD BNA cal 1\Feb0109.D	QC	ICV	x	219751	75.0000	0.0789	
\\MASSHUNTER\Org\Data\SV5973N.I\sd020122\DoD BNA cal 1\Feb0105.D	Calibration	4	x	212375	75.0000	0.0771	
\\MASSHUNTER\Org\Data\SV5973N.I\sd020122\DoD BNA cal 1\Feb0104.D	Calibration	5	x	257049	100.0000	0.0899	
\\MASSHUNTER\Org\Data\SV5973N.I\sd020122\DoD BNA cal 1\Feb0103.D	Calibration	6	x	321193	120.0000	0.0824	
\\MASSHUNTER\Org\Data\SV5973N.I\sd020122\DoD BNA cal 1\Feb0102.D	Calibration	7	x	384670	150.0000	0.0753	

Calibration Report

Batch Path	\\MASSHUNTER\Org\Data\SV5973N.I\sd020122\DoD BNA cal 1\QuantResults\020122 DoD BNA cal.batch.bin		
Analysis Time	2/16/2022 11:14 AM	**Analyst Name**	BL2000\sean
Report Time	2/16/2022 12:16:27 PM	**Reporter Name**	BL2000\sean
Last Calib Update	2/2/2022 4:05 PM	**Batch State**	Processed
Quant Batch Version	10.0	**Quant Report Version**	10.0

4,6-Dinitro-2-methylphenol %RSE = 14.4

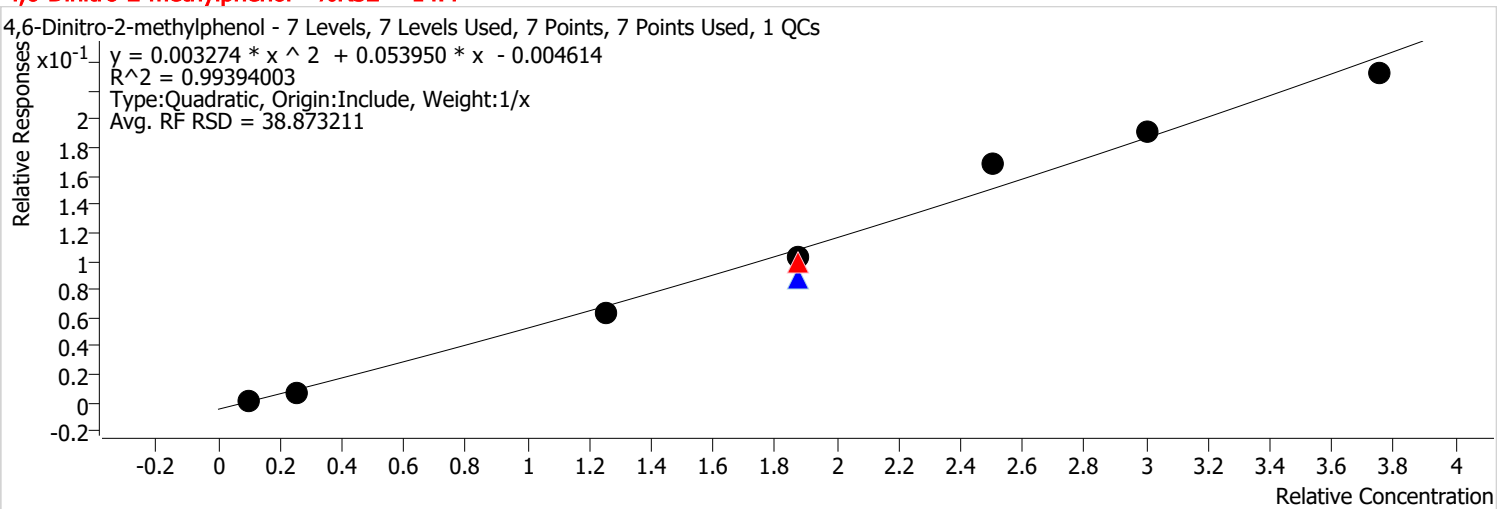

Calibration STD Path	Cal Type	Level	Enabled	Resp.	Exp. Conc	Resp. Factor	Level RSD
\\MASSHUNTER\Org\Data\SV5973N.I\sd020122\DoD BNA cal 1\Feb0108.D	Calibration	1	x	2118	4.0000	0.0185	
\\MASSHUNTER\Org\Data\SV5973N.I\sd020122\DoD BNA cal 1\Feb0107.D	Calibration	2	x	8409	10.0000	0.0268	
\\MASSHUNTER\Org\Data\SV5973N.I\sd020122\DoD BNA cal 1\Feb0106.D	Calibration	3	x	77875	50.0000	0.0504	
\\MASSHUNTER\Org\Data\SV5973N.I\sd012822\DoD BNA 2\Jan2827.D	CC	CCV	x	146395	75.0000	0.0527	
\\MASSHUNTER\Org\Data\SV5973N.I\sd020122\DoD BNA cal 1\Feb0109.D	QC	ICV	x	131213	75.0000	0.0471	
\\MASSHUNTER\Org\Data\SV5973N.I\sd020122\DoD BNA cal 1\Feb0105.D	Calibration	4	x	151435	75.0000	0.0550	
\\MASSHUNTER\Org\Data\SV5973N.I\sd020122\DoD BNA cal 1\Feb0104.D	Calibration	5	x	192958	100.0000	0.0675	
\\MASSHUNTER\Org\Data\SV5973N.I\sd020122\DoD BNA cal 1\Feb0103.D	Calibration	6	x	248854	120.0000	0.0639	
\\MASSHUNTER\Org\Data\SV5973N.I\sd020122\DoD BNA cal 1\Feb0102.D	Calibration	7	x	316315	150.0000	0.0619	

Calibration Report

Batch Path	\\MASSHUNTER\Org\Data\SV5973N.I\sd020122\DoD BNA cal 1\QuantResults\020122 DoD BNA cal.batch.bin		
Analysis Time	2/16/2022 11:14 AM	**Analyst Name**	BL2000\sean
Report Time	2/16/2022 12:16:28 PM	**Reporter Name**	BL2000\sean
Last Calib Update	2/2/2022 4:05 PM	**Batch State**	Processed
Quant Batch Version	10.0	**Quant Report Version**	10.0

N-nitrosodiphenylamine %RSE = 7.8

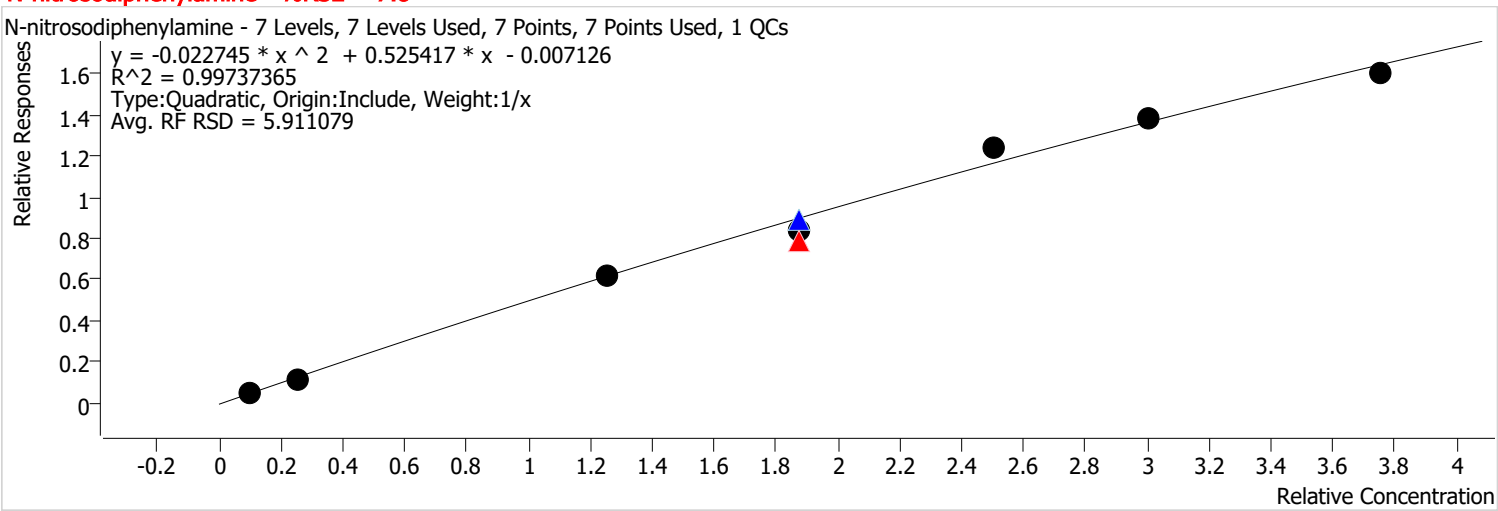

Calibration STD Path	Cal Type	Level	Enabled	Resp.	Exp. Conc	Resp. Factor	Level RSD
\\MASSHUNTER\Org\Data\SV5973N.I\sd020122\DoD BNA cal 1\Feb0108.D	Calibration	1	x	56252	4.0000	0.4915	
\\MASSHUNTER\Org\Data\SV5973N.I\sd020122\DoD BNA cal 1\Feb0107.D	Calibration	2	x	141106	10.0000	0.4501	
\\MASSHUNTER\Org\Data\SV5973N.I\sd020122\DoD BNA cal 1\Feb0106.D	Calibration	3	x	767221	50.0000	0.4964	
\\MASSHUNTER\Org\Data\SV5973N.I\sd012822\DoD BNA 2\Jan2827.D	CC	CCV	x	1172199	75.0000	0.4220	
\\MASSHUNTER\Org\Data\SV5973N.I\sd020122\DoD BNA cal 1\Feb0109.D	QC	ICV	x	1331807	75.0000	0.4780	
\\MASSHUNTER\Org\Data\SV5973N.I\sd020122\DoD BNA cal 1\Feb0105.D	Calibration	4	x	1235167	75.0000	0.4483	
\\MASSHUNTER\Org\Data\SV5973N.I\sd020122\DoD BNA cal 1\Feb0104.D	Calibration	5	x	1417787	100.0000	0.4961	
\\MASSHUNTER\Org\Data\SV5973N.I\sd020122\DoD BNA cal 1\Feb0103.D	Calibration	6	x	1803695	120.0000	0.4630	
\\MASSHUNTER\Org\Data\SV5973N.I\sd020122\DoD BNA cal 1\Feb0102.D	Calibration	7	x	2181531	150.0000	0.4268	

Calibration Report

Batch Path	\\MASSHUNTER\Org\Data\SV5973N.I\sd020122\DoD BNA cal 1\QuantResults\020122 DoD BNA cal.batch.bin		
Analysis Time	2/16/2022 11:14 AM	**Analyst Name**	BL2000\sean
Report Time	2/16/2022 12:16:28 PM	**Reporter Name**	BL2000\sean
Last Calib Update	2/2/2022 4:05 PM	**Batch State**	Processed
Quant Batch Version	10.0	**Quant Report Version**	10.0

Azobenzene %RSE = 3.3

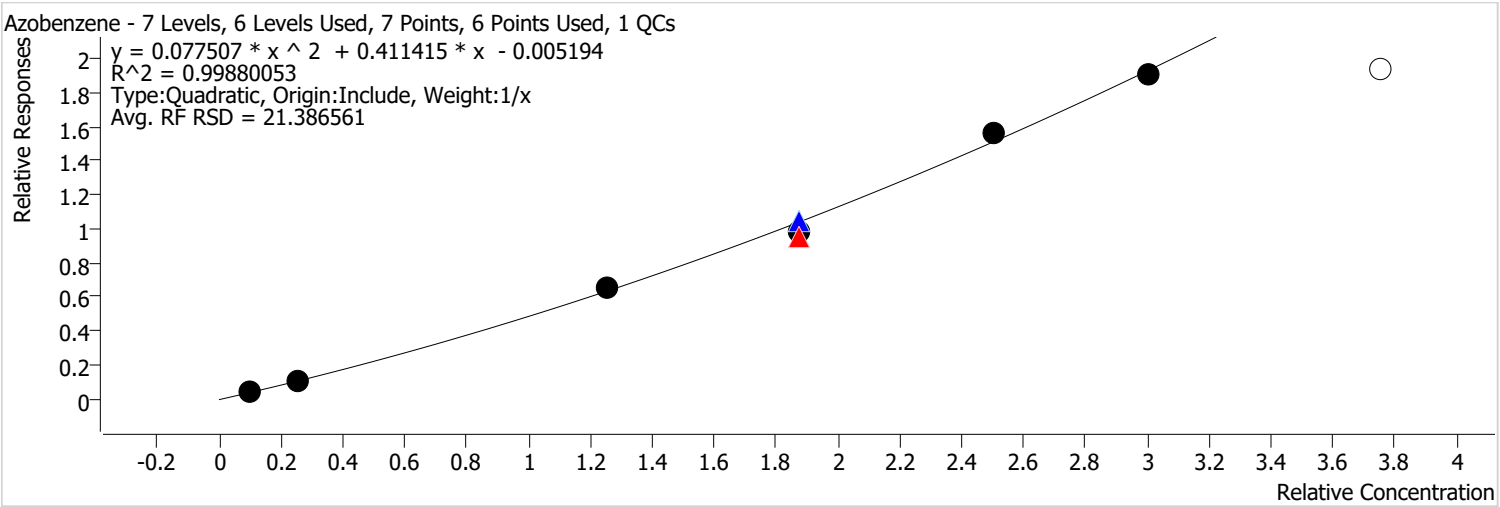

Calibration STD Path	Cal Type	Level	Enabled	Resp.	Exp. Conc	Resp. Factor	Level RSD
\\MASSHUNTER\Org\Data\SV5973N.I\sd020122\DoD BNA cal 1\Feb0108.D	Calibration	1	x	41504	4.0000	0.3626	
\\MASSHUNTER\Org\Data\SV5973N.I\sd020122\DoD BNA cal 1\Feb0107.D	Calibration	2	x	129473	10.0000	0.4130	
\\MASSHUNTER\Org\Data\SV5973N.I\sd020122\DoD BNA cal 1\Feb0106.D	Calibration	3	x	803019	50.0000	0.5196	
\\MASSHUNTER\Org\Data\SV5973N.I\sd012822\DoD BNA 2\Jan2827.D	CC	CCV	x	1410649	75.0000	0.5079	
\\MASSHUNTER\Org\Data\SV5973N.I\sd020122\DoD BNA cal 1\Feb0109.D	QC	ICV	x	1548225	75.0000	0.5557	
\\MASSHUNTER\Org\Data\SV5973N.I\sd020122\DoD BNA cal 1\Feb0105.D	Calibration	4	x	1447453	75.0000	0.5254	
\\MASSHUNTER\Org\Data\SV5973N.I\sd020122\DoD BNA cal 1\Feb0104.D	Calibration	5	x	1782775	100.0000	0.6238	
\\MASSHUNTER\Org\Data\SV5973N.I\sd020122\DoD BNA cal 1\Feb0103.D	Calibration	6	x	2479149	120.0000	0.6363	
\\MASSHUNTER\Org\Data\SV5973N.I\sd020122\DoD BNA cal 1\Feb0102.D	Calibration	7		2635902	150.0000	0.5156	

Calibration Report

Batch Path	\\MASSHUNTER\Org\Data\SV5973N.I\sd020122\DoD BNA cal 1\QuantResults\020122 DoD BNA cal.batch.bin		
Analysis Time	2/16/2022 11:14 AM	**Analyst Name**	BL2000\sean
Report Time	2/16/2022 12:16:28 PM	**Reporter Name**	BL2000\sean
Last Calib Update	2/2/2022 4:05 PM	**Batch State**	Processed
Quant Batch Version	10.0	**Quant Report Version**	10.0

2,4,6-Tribromophenol %RSE =

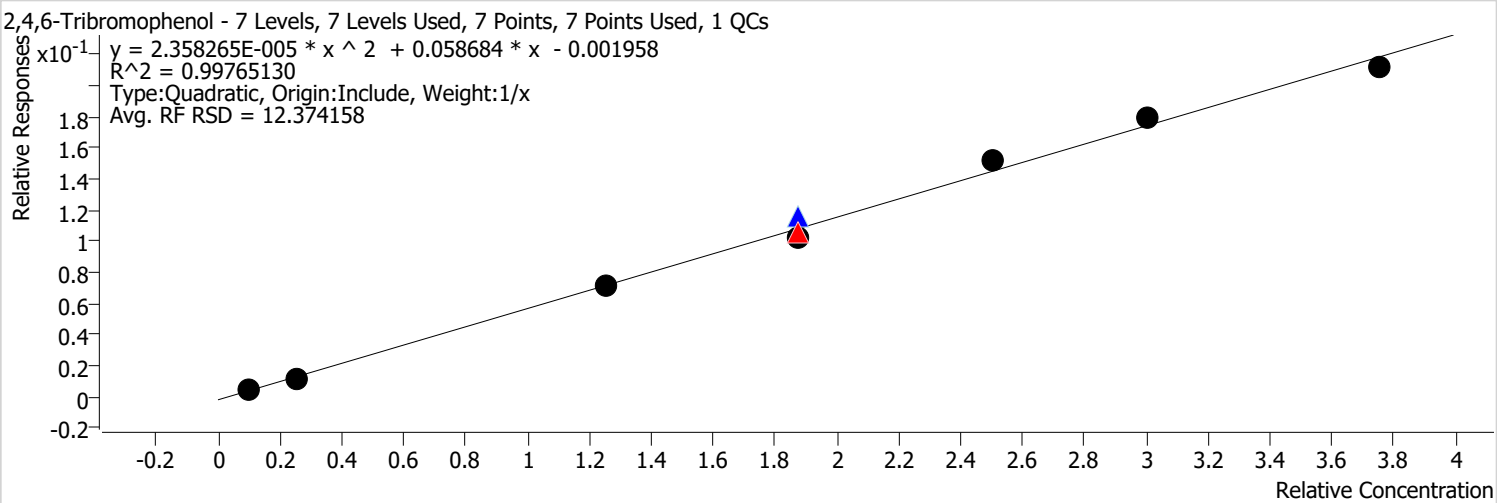

Calibration STD Path	Cal Type	Level	Enabled	Resp.	Exp. Conc	Resp. Factor	Level RSD
\\MASSHUNTER\Org\Data\SV5973N.I\sd020122\DoD BNA cal 1\Feb0108.D	Calibration	1	x	5219	4.0000	0.0456	
\\MASSHUNTER\Org\Data\SV5973N.I\sd020122\DoD BNA cal 1\Feb0107.D	Calibration	2	x	13842	10.0000	0.0442	
\\MASSHUNTER\Org\Data\SV5973N.I\sd020122\DoD BNA cal 1\Feb0106.D	Calibration	3	x	88397	50.0000	0.0572	
\\MASSHUNTER\Org\Data\SV5973N.I\sd012822\DoD BNA 2\Jan2827.D	CC	CCV	x	157767	75.0000	0.0568	
\\MASSHUNTER\Org\Data\SV5973N.I\sd020122\DoD BNA cal 1\Feb0109.D	QC	ICV	x	171377	75.0000	0.0615	
\\MASSHUNTER\Org\Data\SV5973N.I\sd020122\DoD BNA cal 1\Feb0105.D	Calibration	4	x	150664	75.0000	0.0547	
\\MASSHUNTER\Org\Data\SV5973N.I\sd020122\DoD BNA cal 1\Feb0104.D	Calibration	5	x	174464	100.0000	0.0610	
\\MASSHUNTER\Org\Data\SV5973N.I\sd020122\DoD BNA cal 1\Feb0103.D	Calibration	6	x	233717	120.0000	0.0600	
\\MASSHUNTER\Org\Data\SV5973N.I\sd020122\DoD BNA cal 1\Feb0102.D	Calibration	7	x	288521	150.0000	0.0564	

Calibration Report

Batch Path	\\MASSHUNTER\Org\Data\SV5973N.I\sd020122\DoD BNA cal 1\QuantResults\020122 DoD BNA cal.batch.bin		
Analysis Time	2/16/2022 11:14 AM	**Analyst Name**	BL2000\sean
Report Time	2/16/2022 12:16:28 PM	**Reporter Name**	BL2000\sean
Last Calib Update	2/2/2022 4:05 PM	**Batch State**	Processed
Quant Batch Version	10.0	**Quant Report Version**	10.0

4-Bromophenyl-phenylether %RSE = 4.7

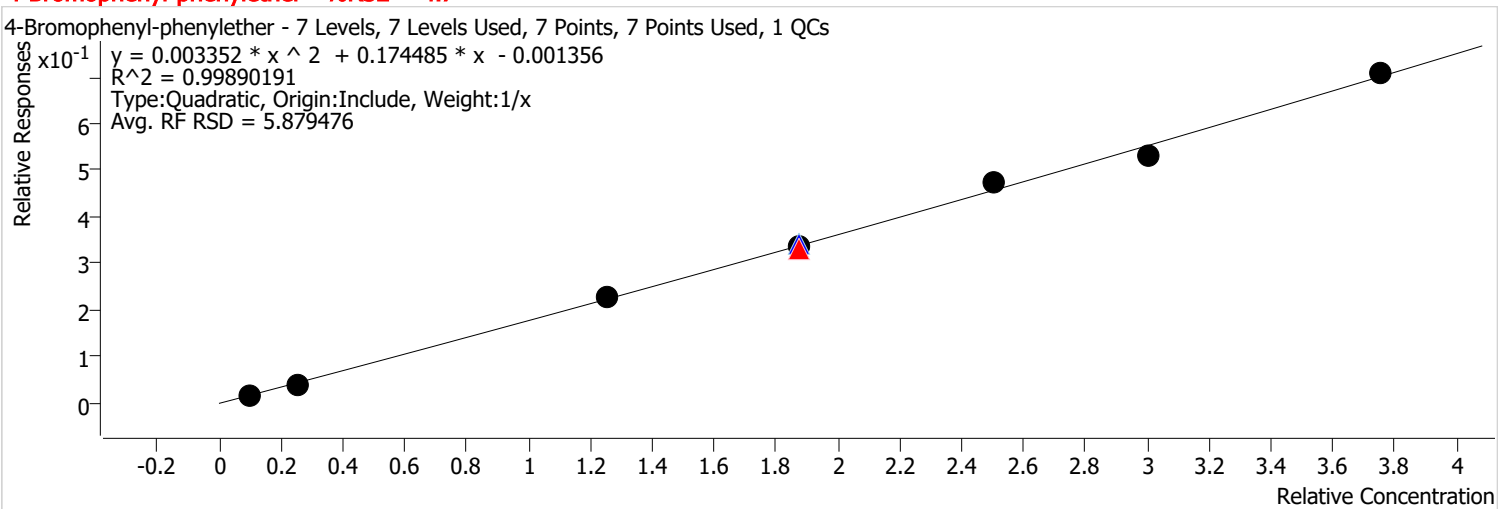

Calibration STD Path	Cal Type	Level	Enabled	Resp.	Exp. Conc	Resp. Factor	Level RSD
\\MASSHUNTER\Org\Data\SV5973N.I\sd020122\DoD BNA cal 1\Feb0108.D	Calibration	1	x	19401	4.0000	0.1695	
\\MASSHUNTER\Org\Data\SV5973N.I\sd020122\DoD BNA cal 1\Feb0107.D	Calibration	2	x	50108	10.0000	0.1598	
\\MASSHUNTER\Org\Data\SV5973N.I\sd020122\DoD BNA cal 1\Feb0106.D	Calibration	3	x	277659	50.0000	0.1797	
\\MASSHUNTER\Org\Data\SV5973N.I\sd012822\DoD BNA 2\Jan2827.D	CC	CCV	x	491910	75.0000	0.1771	
\\MASSHUNTER\Org\Data\SV5973N.I\sd020122\DoD BNA cal 1\Feb0109.D	QC	ICV	x	507627	75.0000	0.1822	
\\MASSHUNTER\Org\Data\SV5973N.I\sd020122\DoD BNA cal 1\Feb0105.D	Calibration	4	x	490555	75.0000	0.1781	
\\MASSHUNTER\Org\Data\SV5973N.I\sd020122\DoD BNA cal 1\Feb0104.D	Calibration	5	x	542314	100.0000	0.1897	
\\MASSHUNTER\Org\Data\SV5973N.I\sd020122\DoD BNA cal 1\Feb0103.D	Calibration	6	x	687986	120.0000	0.1766	
\\MASSHUNTER\Org\Data\SV5973N.I\sd020122\DoD BNA cal 1\Feb0102.D	Calibration	7	x	963582	150.0000	0.1885	

Calibration Report

Batch Path	\\MASSHUNTER\Org\Data\SV5973N.I\sd020122\DoD BNA cal 1\QuantResults\020122 DoD BNA cal.batch.bin		
Analysis Time	2/16/2022 11:14 AM	**Analyst Name**	BL2000\sean
Report Time	2/16/2022 12:16:28 PM	**Reporter Name**	BL2000\sean
Last Calib Update	2/2/2022 4:05 PM	**Batch State**	Processed
Quant Batch Version	10.0	**Quant Report Version**	10.0

Hexachlorobenzene %RSE = 9.2

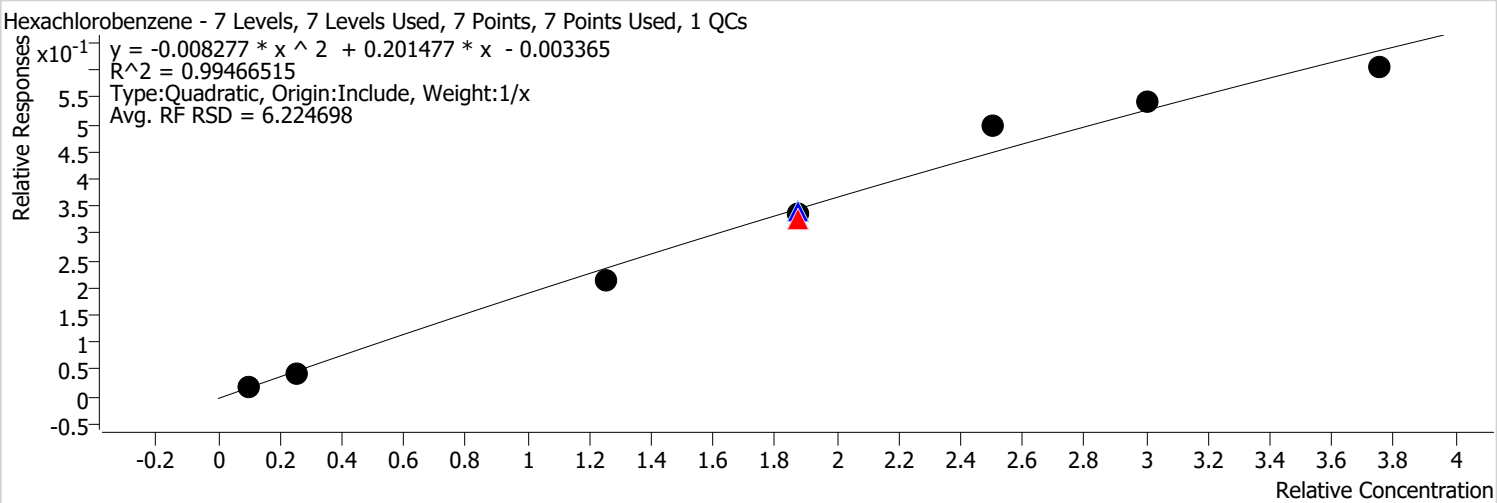

Calibration STD Path	Cal Type	Level	Enabled	Resp.	Exp. Conc	Resp. Factor	Level RSD
\\MASSHUNTER\Org\Data\SV5973N.I\sd020122\DoD BNA cal 1\Feb0108.D	Calibration	1	x	20650	4.0000	0.1804	
\\MASSHUNTER\Org\Data\SV5973N.I\sd020122\DoD BNA cal 1\Feb0107.D	Calibration	2	x	55907	10.0000	0.1783	
\\MASSHUNTER\Org\Data\SV5973N.I\sd020122\DoD BNA cal 1\Feb0106.D	Calibration	3	x	266644	50.0000	0.1725	
\\MASSHUNTER\Org\Data\SV5973N.I\sd012822\DoD BNA 2\Jan2827.D	CC	CCV	x	482060	75.0000	0.1736	
\\MASSHUNTER\Org\Data\SV5973N.I\sd020122\DoD BNA cal 1\Feb0109.D	QC	ICV	x	505904	75.0000	0.1816	
\\MASSHUNTER\Org\Data\SV5973N.I\sd020122\DoD BNA cal 1\Feb0105.D	Calibration	4	x	492930	75.0000	0.1789	
\\MASSHUNTER\Org\Data\SV5973N.I\sd020122\DoD BNA cal 1\Feb0104.D	Calibration	5	x	567444	100.0000	0.1985	
\\MASSHUNTER\Org\Data\SV5973N.I\sd020122\DoD BNA cal 1\Feb0103.D	Calibration	6	x	701552	120.0000	0.1801	
\\MASSHUNTER\Org\Data\SV5973N.I\sd020122\DoD BNA cal 1\Feb0102.D	Calibration	7	x	824259	150.0000	0.1612	

Calibration Report

Batch Path	\\MASSHUNTER\Org\Data\SV5973N.I\sd020122\DoD BNA cal 1\QuantResults\020122 DoD BNA cal.batch.bin		
Analysis Time	2/16/2022 11:14 AM	**Analyst Name**	BL2000\sean
Report Time	2/16/2022 12:16:28 PM	**Reporter Name**	BL2000\sean
Last Calib Update	2/2/2022 4:05 PM	**Batch State**	Processed
Quant Batch Version	10.0	**Quant Report Version**	10.0

Pentachlorophenol %RSE = 11.7

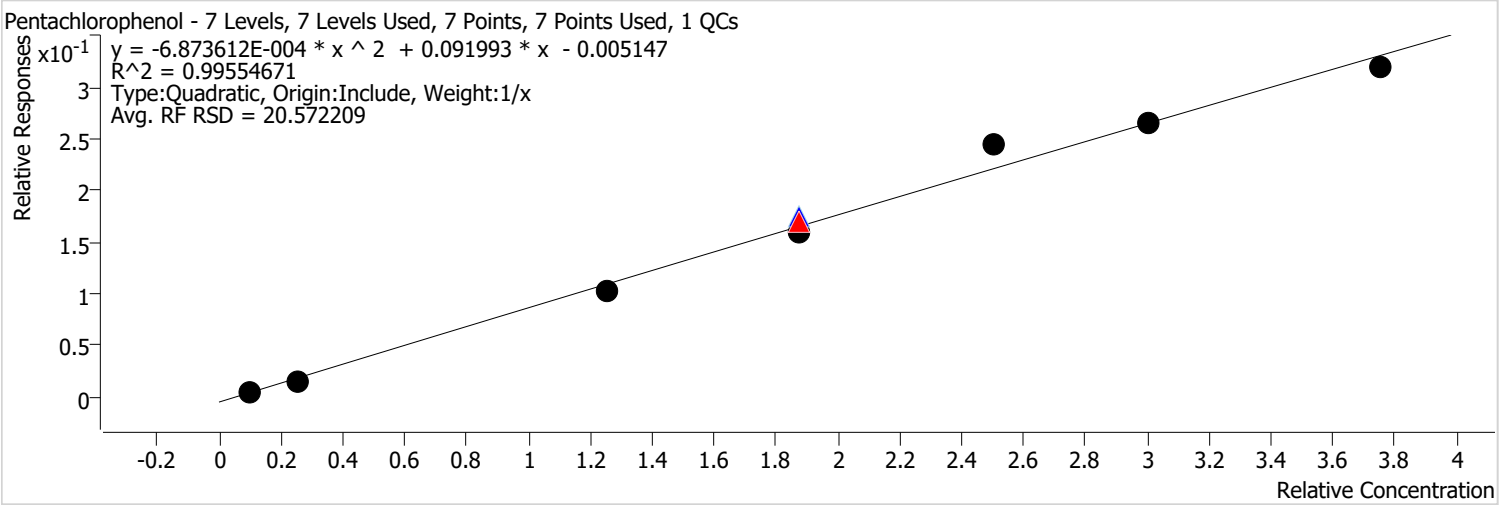

Calibration STD Path	Cal Type	Level	Enabled	Resp.	Exp. Conc	Resp. Factor	Level RSD
\\MASSHUNTER\Org\Data\SV5973N.I\sd020122\DoD BNA cal 1\Feb0108.D	Calibration	1	x	6139	4.0000	0.0536	
\\MASSHUNTER\Org\Data\SV5973N.I\sd020122\DoD BNA cal 1\Feb0107.D	Calibration	2	x	18418	10.0000	0.0587	
\\MASSHUNTER\Org\Data\SV5973N.I\sd020122\DoD BNA cal 1\Feb0106.D	Calibration	3	x	127699	50.0000	0.0826	
\\MASSHUNTER\Org\Data\SV5973N.I\sd012822\DoD BNA 2\Jan2827.D	CC	CCV	x	251309	75.0000	0.0905	
\\MASSHUNTER\Org\Data\SV5973N.I\sd020122\DoD BNA cal 1\Feb0109.D	QC	ICV	x	258938	75.0000	0.0929	
\\MASSHUNTER\Org\Data\SV5973N.I\sd020122\DoD BNA cal 1\Feb0105.D	Calibration	4	x	234400	75.0000	0.0851	
\\MASSHUNTER\Org\Data\SV5973N.I\sd020122\DoD BNA cal 1\Feb0104.D	Calibration	5	x	278914	100.0000	0.0976	
\\MASSHUNTER\Org\Data\SV5973N.I\sd020122\DoD BNA cal 1\Feb0103.D	Calibration	6	x	344839	120.0000	0.0885	
\\MASSHUNTER\Org\Data\SV5973N.I\sd020122\DoD BNA cal 1\Feb0102.D	Calibration	7	x	434215	150.0000	0.0849	

Calibration Report

Batch Path	\\MASSHUNTER\Org\Data\SV5973N.I\sd020122\DoD BNA cal 1\QuantResults\020122 DoD BNA cal.batch.bin		
Analysis Time	2/16/2022 11:14 AM	**Analyst Name**	BL2000\sean
Report Time	2/16/2022 12:16:28 PM	**Reporter Name**	BL2000\sean
Last Calib Update	2/2/2022 4:05 PM	**Batch State**	Processed
Quant Batch Version	10.0	**Quant Report Version**	10.0

Phenanthrene %RSE = 7.8

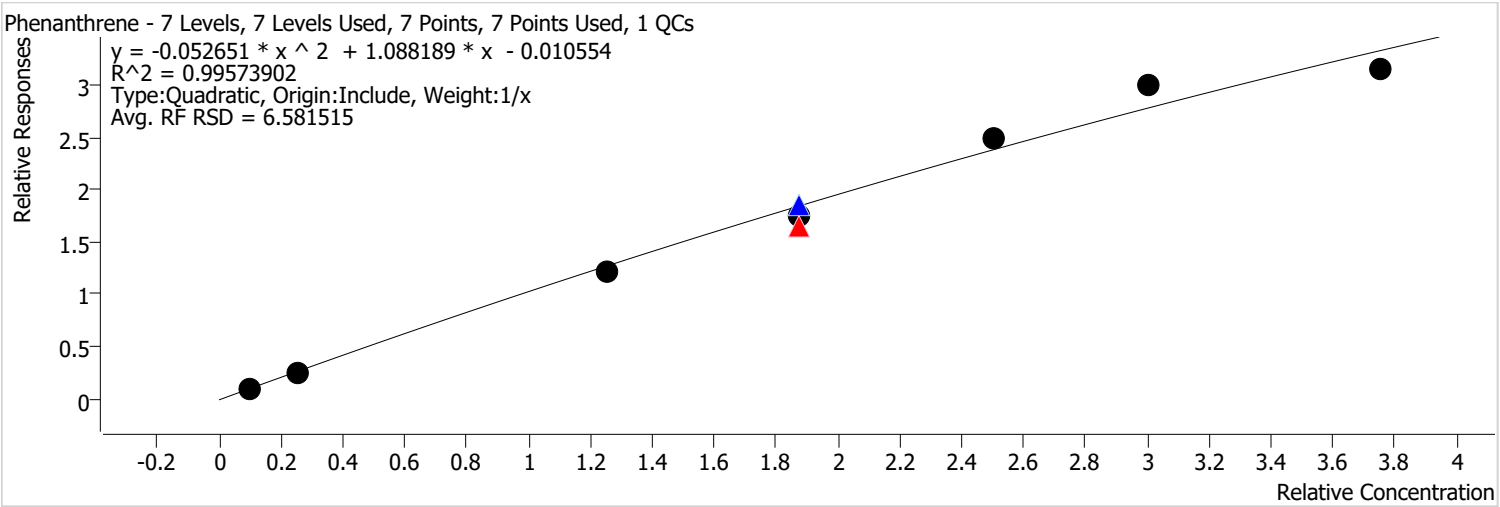

Calibration STD Path	Cal Type	Level	Enabled	Resp.	Exp. Conc	Resp. Factor	Level RSD
\\MASSHUNTER\Org\Data\SV5973N.I\sd020122\DoD BNA cal 1\Feb0108.D	Calibration	1	x	117439	4.0000	1.0261	
\\MASSHUNTER\Org\Data\SV5973N.I\sd020122\DoD BNA cal 1\Feb0107.D	Calibration	2	x	314317	10.0000	1.0026	
\\MASSHUNTER\Org\Data\SV5973N.I\sd020122\DoD BNA cal 1\Feb0106.D	Calibration	3	x	1518013	50.0000	0.9822	
\\MASSHUNTER\Org\Data\SV5973N.I\sd012822\DoD BNA 2\Jan2827.D	CC	CCV	x	2438296	75.0000	0.8779	
\\MASSHUNTER\Org\Data\SV5973N.I\sd020122\DoD BNA cal 1\Feb0109.D	QC	ICV	x	2753869	75.0000	0.9884	
\\MASSHUNTER\Org\Data\SV5973N.I\sd020122\DoD BNA cal 1\Feb0105.D	Calibration	4	x	2564536	75.0000	0.9308	
\\MASSHUNTER\Org\Data\SV5973N.I\sd020122\DoD BNA cal 1\Feb0104.D	Calibration	5	x	2840008	100.0000	0.9937	
\\MASSHUNTER\Org\Data\SV5973N.I\sd020122\DoD BNA cal 1\Feb0103.D	Calibration	6	x	3896089	120.0000	1.0000	
\\MASSHUNTER\Org\Data\SV5973N.I\sd020122\DoD BNA cal 1\Feb0102.D	Calibration	7	x	4291560	150.0000	0.8395	

Calibration Report

Batch Path	\\MASSHUNTER\Org\Data\SV5973N.I\sd020122\DoD BNA cal 1\QuantResults\020122 DoD BNA cal.batch.bin		
Analysis Time	2/16/2022 11:14 AM	**Analyst Name**	BL2000\sean
Report Time	2/16/2022 12:16:29 PM	**Reporter Name**	BL2000\sean
Last Calib Update	2/2/2022 4:05 PM	**Batch State**	Processed
Quant Batch Version	10.0	**Quant Report Version**	10.0

Anthracene %RSE = 4.1

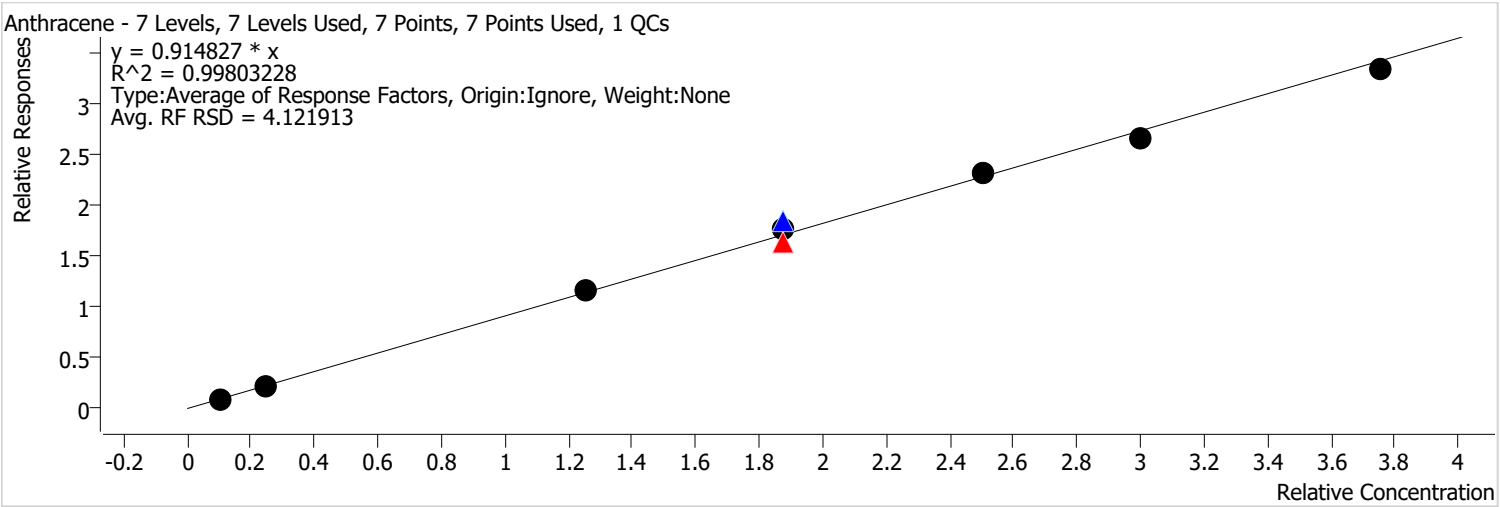

Calibration STD Path	Cal Type	Level	Enabled	Resp.	Exp. Conc	Resp. Factor	Level RSD
\\MASSHUNTER\Org\Data\SV5973N.I\sd020122\DoD BNA cal 1\Feb0108.D	Calibration	1	x	110875	4.0000	0.9688	
\\MASSHUNTER\Org\Data\SV5973N.I\sd020122\DoD BNA cal 1\Feb0107.D	Calibration	2	x	268703	10.0000	0.8571	
\\MASSHUNTER\Org\Data\SV5973N.I\sd020122\DoD BNA cal 1\Feb0106.D	Calibration	3	x	1431385	50.0000	0.9262	
\\MASSHUNTER\Org\Data\SV5973N.I\sd012822\DoD BNA 2\Jan2827.D	CC	CCV	x	2448785	75.0000	0.8816	
\\MASSHUNTER\Org\Data\SV5973N.I\sd020122\DoD BNA cal 1\Feb0109.D	QC	ICV	x	2765541	75.0000	0.9926	
\\MASSHUNTER\Org\Data\SV5973N.I\sd020122\DoD BNA cal 1\Feb0105.D	Calibration	4	x	2594872	75.0000	0.9418	
\\MASSHUNTER\Org\Data\SV5973N.I\sd020122\DoD BNA cal 1\Feb0104.D	Calibration	5	x	2656424	100.0000	0.9294	
\\MASSHUNTER\Org\Data\SV5973N.I\sd020122\DoD BNA cal 1\Feb0103.D	Calibration	6	x	3461124	120.0000	0.8884	
\\MASSHUNTER\Org\Data\SV5973N.I\sd020122\DoD BNA cal 1\Feb0102.D	Calibration	7	x	4560469	150.0000	0.8921	

Calibration Report

Batch Path	\\MASSHUNTER\Org\Data\SV5973N.I\sd020122\DoD BNA cal 1\QuantResults\020122 DoD BNA cal.batch.bin		
Analysis Time	2/16/2022 11:14 AM	**Analyst Name**	BL2000\sean
Report Time	2/16/2022 12:16:29 PM	**Reporter Name**	BL2000\sean
Last Calib Update	2/2/2022 4:05 PM	**Batch State**	Processed
Quant Batch Version	10.0	**Quant Report Version**	10.0

Triallate %RSE = 6.9

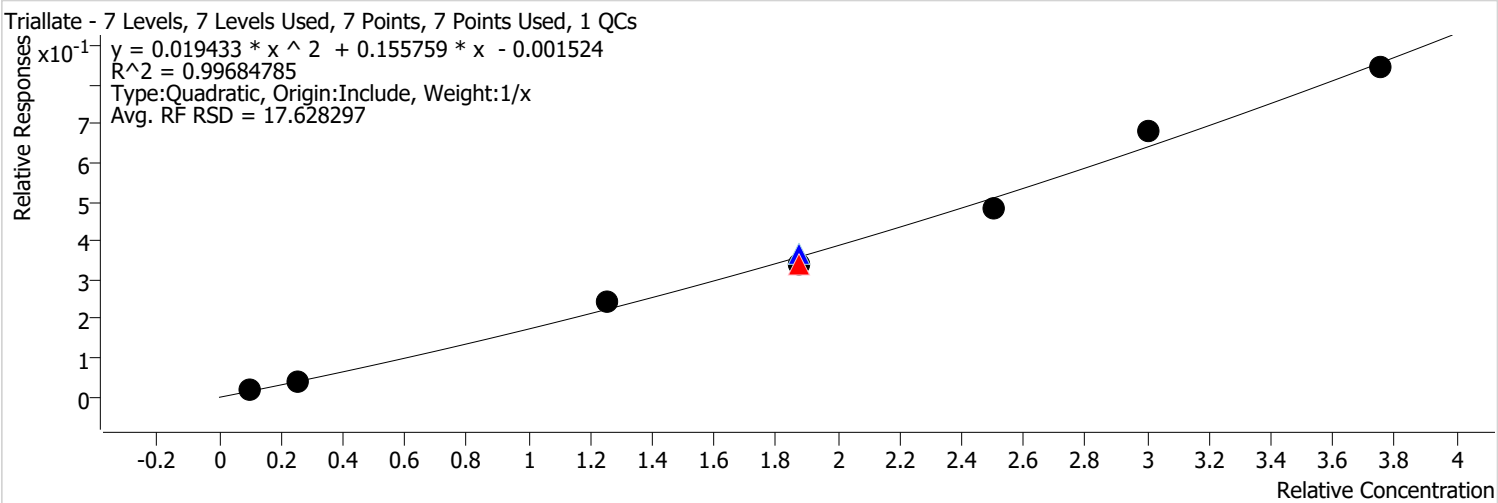

Calibration STD Path	Cal Type	Level	Enabled	Resp.	Exp. Conc	Resp. Factor	Level RSD
\\MASSHUNTER\Org\Data\SV5973N.I\sd020122\DoD BNA cal 1\Feb0108.D	Calibration	1	x	17087	4.0000	0.1493	
\\MASSHUNTER\Org\Data\SV5973N.I\sd020122\DoD BNA cal 1\Feb0107.D	Calibration	2	x	44885	10.0000	0.1432	
\\MASSHUNTER\Org\Data\SV5973N.I\sd020122\DoD BNA cal 1\Feb0106.D	Calibration	3	x	300299	50.0000	0.1943	
\\MASSHUNTER\Org\Data\SV5973N.I\sd012822\DoD BNA 2\Jan2827.D	CC	CCV	x	507388	75.0000	0.1827	
\\MASSHUNTER\Org\Data\SV5973N.I\sd020122\DoD BNA cal 1\Feb0109.D	QC	ICV	x	545058	75.0000	0.1956	
\\MASSHUNTER\Org\Data\SV5973N.I\sd020122\DoD BNA cal 1\Feb0105.D	Calibration	4	x	495066	75.0000	0.1797	
\\MASSHUNTER\Org\Data\SV5973N.I\sd020122\DoD BNA cal 1\Feb0104.D	Calibration	5	x	554579	100.0000	0.1940	
\\MASSHUNTER\Org\Data\SV5973N.I\sd020122\DoD BNA cal 1\Feb0103.D	Calibration	6	x	884738	120.0000	0.2271	
\\MASSHUNTER\Org\Data\SV5973N.I\sd020122\DoD BNA cal 1\Feb0102.D	Calibration	7	x	1150766	150.0000	0.2251	

Calibration Report

Batch Path	\\MASSHUNTER\Org\Data\SV5973N.I\sd020122\DoD BNA cal 1\QuantResults\020122 DoD BNA cal.batch.bin		
Analysis Time	2/16/2022 11:14 AM	**Analyst Name**	BL2000\sean
Report Time	2/16/2022 12:16:29 PM	**Reporter Name**	BL2000\sean
Last Calib Update	2/2/2022 4:05 PM	**Batch State**	Processed
Quant Batch Version	10.0	**Quant Report Version**	10.0

Carbazole %RSE = 4.2

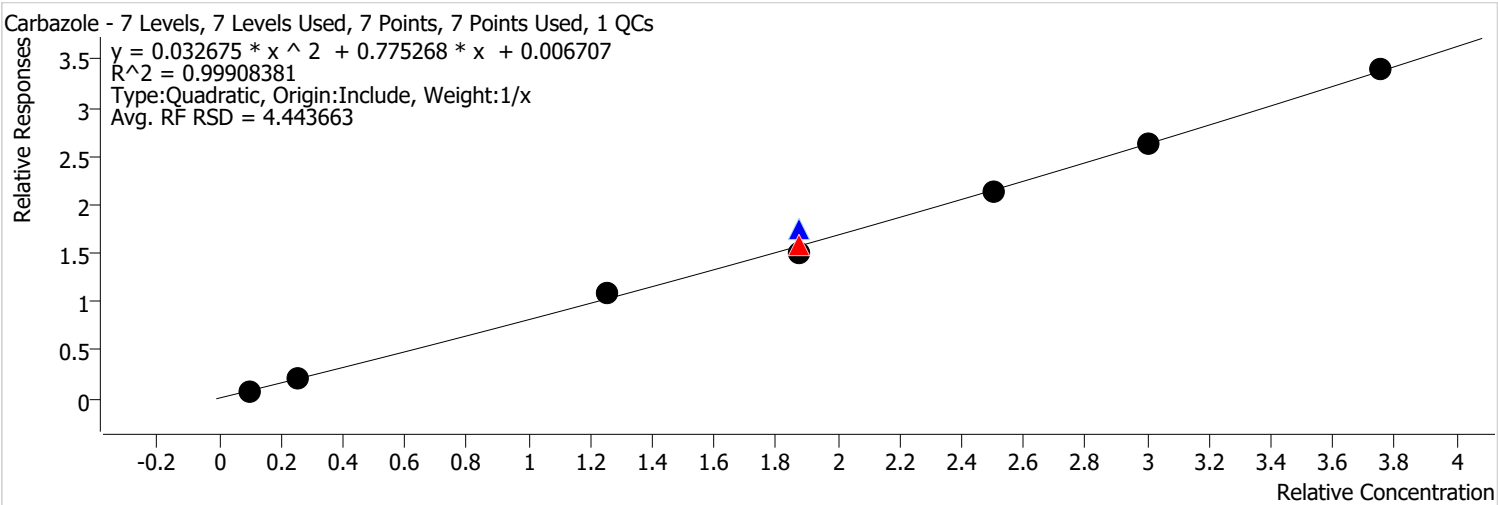

Calibration STD Path	Cal Type	Level	Enabled	Resp.	Exp. Conc	Resp. Factor	Level RSD
\\MASSHUNTER\Org\Data\SV5973N.I\sd020122\DoD BNA cal 1\Feb0108.D	Calibration	1	x	93881	4.0000	0.8203	
\\MASSHUNTER\Org\Data\SV5973N.I\sd020122\DoD BNA cal 1\Feb0107.D	Calibration	2	x	258846	10.0000	0.8256	
\\MASSHUNTER\Org\Data\SV5973N.I\sd020122\DoD BNA cal 1\Feb0106.D	Calibration	3	x	1345195	50.0000	0.8704	
\\MASSHUNTER\Org\Data\SV5973N.I\sd012822\DoD BNA 2\Jan2827.D	CC	CCV	x	2351218	75.0000	0.8465	
\\MASSHUNTER\Org\Data\SV5973N.I\sd020122\DoD BNA cal 1\Feb0109.D	QC	ICV	x	2585808	75.0000	0.9281	
\\MASSHUNTER\Org\Data\SV5973N.I\sd020122\DoD BNA cal 1\Feb0105.D	Calibration	4	x	2195170	75.0000	0.7968	
\\MASSHUNTER\Org\Data\SV5973N.I\sd020122\DoD BNA cal 1\Feb0104.D	Calibration	5	x	2446045	100.0000	0.8558	
\\MASSHUNTER\Org\Data\SV5973N.I\sd020122\DoD BNA cal 1\Feb0103.D	Calibration	6	x	3423441	120.0000	0.8787	
\\MASSHUNTER\Org\Data\SV5973N.I\sd020122\DoD BNA cal 1\Feb0102.D	Calibration	7	x	4624172	150.0000	0.9046	

Calibration Report

Batch Path	\\MASSHUNTER\Org\Data\SV5973N.I\sd020122\DoD BNA cal 1\QuantResults\020122 DoD BNA cal.batch.bin		
Analysis Time	2/16/2022 11:14 AM	**Analyst Name**	BL2000\sean
Report Time	2/16/2022 12:16:29 PM	**Reporter Name**	BL2000\sean
Last Calib Update	2/2/2022 4:05 PM	**Batch State**	Processed
Quant Batch Version	10.0	**Quant Report Version**	10.0

o-Terphenyl %RSE = 7.8

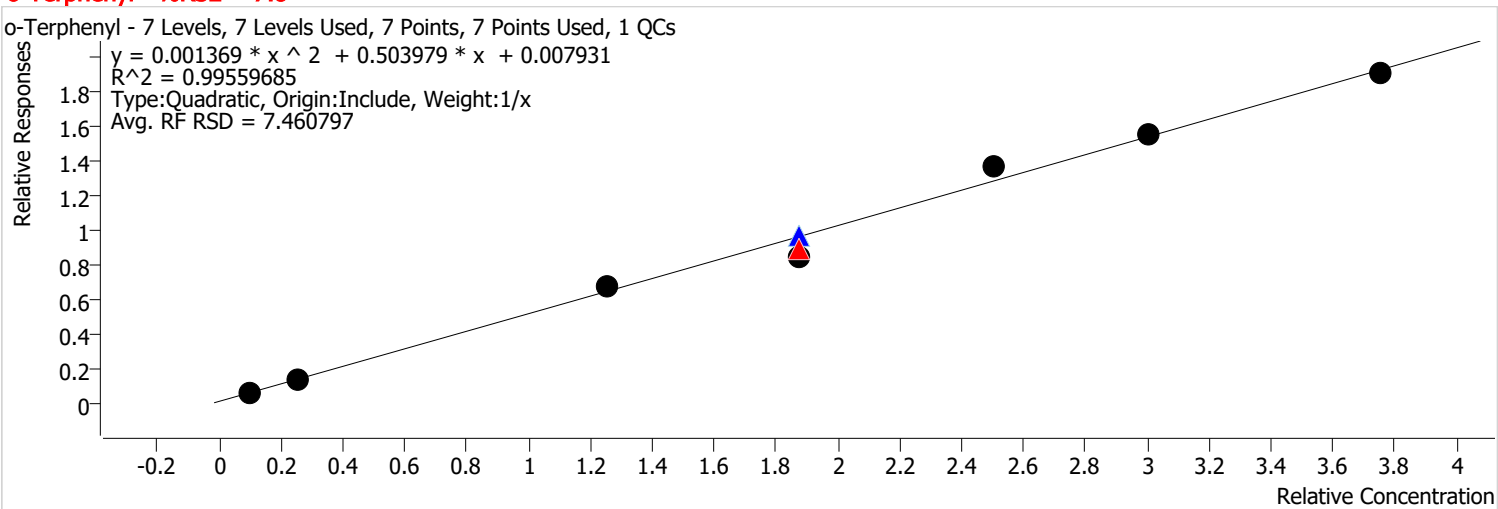

Calibration STD Path	Cal Type	Level	Enabled	Resp.	Exp. Conc	Resp. Factor	Level RSD
\\MASSHUNTER\Org\Data\SV5973N.I\sd020122\DoD BNA cal 1\Feb0108.D	Calibration	1	x	64765	4.0000	0.5659	
\\MASSHUNTER\Org\Data\SV5973N.I\sd020122\DoD BNA cal 1\Feb0107.D	Calibration	2	x	173504	10.0000	0.5534	
\\MASSHUNTER\Org\Data\SV5973N.I\sd020122\DoD BNA cal 1\Feb0106.D	Calibration	3	x	835480	50.0000	0.5406	
\\MASSHUNTER\Org\Data\SV5973N.I\sd012822\DoD BNA 2\Jan2827.D	CC	CCV	x	1310366	75.0000	0.4718	
\\MASSHUNTER\Org\Data\SV5973N.I\sd020122\DoD BNA cal 1\Feb0109.D	QC	ICV	x	1420303	75.0000	0.5098	
\\MASSHUNTER\Org\Data\SV5973N.I\sd020122\DoD BNA cal 1\Feb0105.D	Calibration	4	x	1240276	75.0000	0.4502	
\\MASSHUNTER\Org\Data\SV5973N.I\sd020122\DoD BNA cal 1\Feb0104.D	Calibration	5	x	1557204	100.0000	0.5448	
\\MASSHUNTER\Org\Data\SV5973N.I\sd020122\DoD BNA cal 1\Feb0103.D	Calibration	6	x	2003493	120.0000	0.5142	
\\MASSHUNTER\Org\Data\SV5973N.I\sd020122\DoD BNA cal 1\Feb0102.D	Calibration	7	x	2584877	150.0000	0.5057	

Calibration Report

Batch Path	\\MASSHUNTER\Org\Data\SV5973N.I\sd020122\DoD BNA cal 1\QuantResults\020122 DoD BNA cal.batch.bin		
Analysis Time	2/16/2022 11:14 AM	**Analyst Name**	BL2000\sean
Report Time	2/16/2022 12:16:29 PM	**Reporter Name**	BL2000\sean
Last Calib Update	2/2/2022 4:05 PM	**Batch State**	Processed
Quant Batch Version	10.0	**Quant Report Version**	10.0

Di-n-Butylphthalate %RSE = 6.7

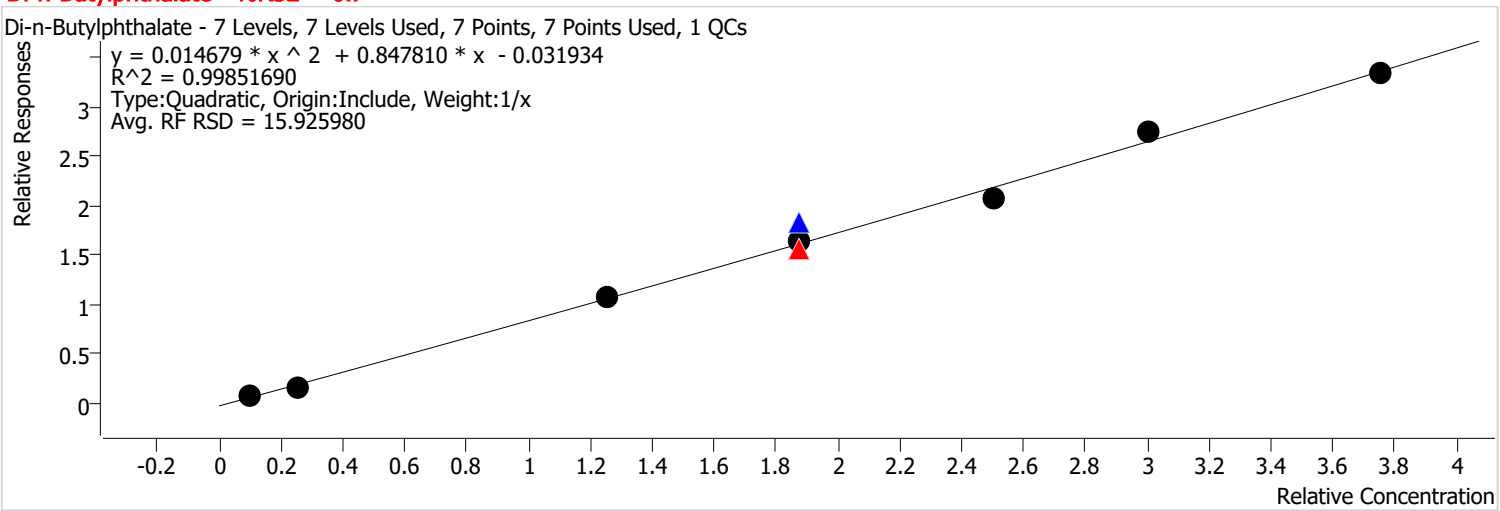

Calibration STD Path	Cal Type	Level	Enabled	Resp.	Exp. Conc	Resp. Factor	Level RSD
\\MASSHUNTER\Org\Data\SV5973N.I\sd020122\DoD BNA cal 1\Feb0108.D	Calibration	1	x	67741	4.0000	0.5919	
\\MASSHUNTER\Org\Data\SV5973N.I\sd020122\DoD BNA cal 1\Feb0107.D	Calibration	2	x	202670	10.0000	0.6464	
\\MASSHUNTER\Org\Data\SV5973N.I\sd020122\DoD BNA cal 1\Feb0106.D	Calibration	3	x	1327110	50.0000	0.8587	
\\MASSHUNTER\Org\Data\SV5973N.I\sd012822\DoD BNA 2\Jan2827.D	CC	CCV	x	2288822	75.0000	0.8240	
\\MASSHUNTER\Org\Data\SV5973N.I\sd020122\DoD BNA cal 1\Feb0109.D	QC	ICV	x	2700554	75.0000	0.9693	
\\MASSHUNTER\Org\Data\SV5973N.I\sd020122\DoD BNA cal 1\Feb0105.D	Calibration	4	x	2415025	75.0000	0.8766	
\\MASSHUNTER\Org\Data\SV5973N.I\sd020122\DoD BNA cal 1\Feb0104.D	Calibration	5	x	2357528	100.0000	0.8249	
\\MASSHUNTER\Org\Data\SV5973N.I\sd020122\DoD BNA cal 1\Feb0103.D	Calibration	6	x	3555689	120.0000	0.9126	
\\MASSHUNTER\Org\Data\SV5973N.I\sd020122\DoD BNA cal 1\Feb0102.D	Calibration	7	x	4543310	150.0000	0.8888	

Calibration Report

Batch Path	\\MASSHUNTER\Org\Data\SV5973N.I\sd020122\DoD BNA cal 1\QuantResults\020122 DoD BNA cal.batch.bin		
Analysis Time	2/16/2022 11:14 AM	**Analyst Name**	BL2000\sean
Report Time	2/16/2022 12:16:29 PM	**Reporter Name**	BL2000\sean
Last Calib Update	2/2/2022 4:05 PM	**Batch State**	Processed
Quant Batch Version	10.0	**Quant Report Version**	10.0

Fluoranthene %RSE = 7.6

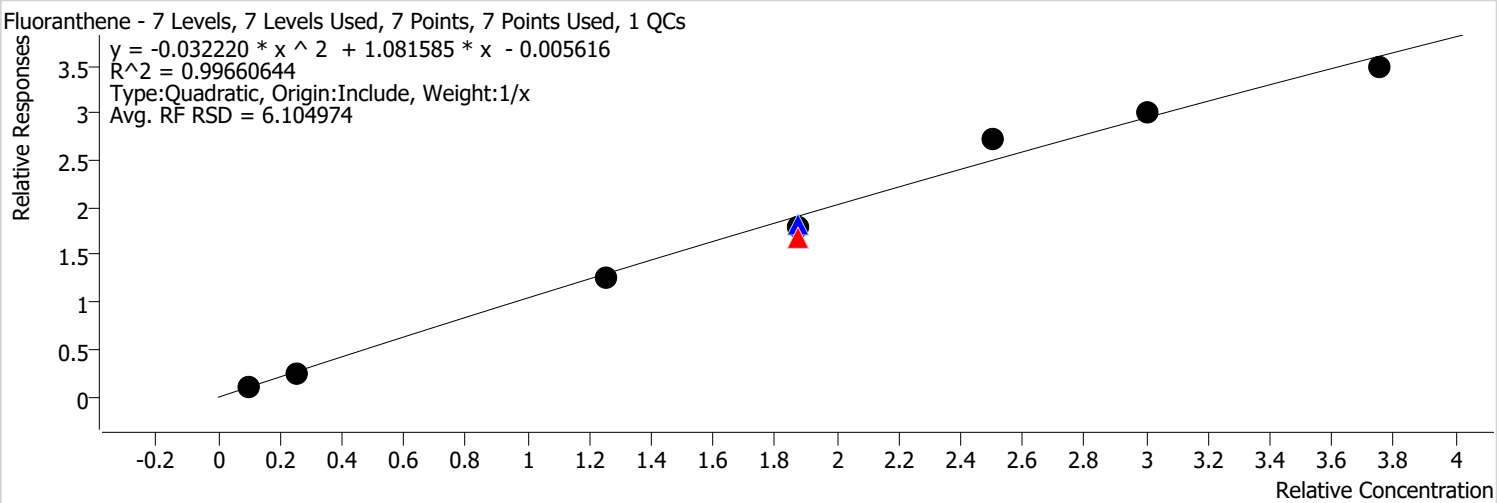

Calibration STD Path	Cal Type	Level	Enabled	Resp.	Exp. Conc	Resp. Factor	Level RSD
\\MASSHUNTER\Org\Data\SV5973N.I\sd020122\DoD BNA cal 1\Feb0108.D	Calibration	1	x	125288	4.0000	1.0947	
\\MASSHUNTER\Org\Data\SV5973N.I\sd020122\DoD BNA cal 1\Feb0107.D	Calibration	2	x	310210	10.0000	0.9895	
\\MASSHUNTER\Org\Data\SV5973N.I\sd020122\DoD BNA cal 1\Feb0106.D	Calibration	3	x	1565623	50.0000	1.0130	
\\MASSHUNTER\Org\Data\SV5973N.I\sd012822\DoD BNA 2\Jan2827.D	CC	CCV	x	2512516	75.0000	0.9046	
\\MASSHUNTER\Org\Data\SV5973N.I\sd020122\DoD BNA cal 1\Feb0109.D	QC	ICV	x	2725181	75.0000	0.9781	
\\MASSHUNTER\Org\Data\SV5973N.I\sd020122\DoD BNA cal 1\Feb0105.D	Calibration	4	x	2642561	75.0000	0.9591	
\\MASSHUNTER\Org\Data\SV5973N.I\sd020122\DoD BNA cal 1\Feb0104.D	Calibration	5	x	3102580	100.0000	1.0856	
\\MASSHUNTER\Org\Data\SV5973N.I\sd020122\DoD BNA cal 1\Feb0103.D	Calibration	6	x	3896055	120.0000	1.0000	
\\MASSHUNTER\Org\Data\SV5973N.I\sd020122\DoD BNA cal 1\Feb0102.D	Calibration	7	x	4741141	150.0000	0.9275	

Calibration Report

Batch Path	\\MASSHUNTER\Org\Data\SV5973N.I\sd020122\DoD BNA cal 1\QuantResults\020122 DoD BNA cal.batch.bin		
Analysis Time	2/16/2022 11:14 AM	**Analyst Name**	BL2000\sean
Report Time	2/16/2022 12:16:29 PM	**Reporter Name**	BL2000\sean
Last Calib Update	2/2/2022 4:05 PM	**Batch State**	Processed
Quant Batch Version	10.0	**Quant Report Version**	10.0

Benzidine %RSE = 13.2

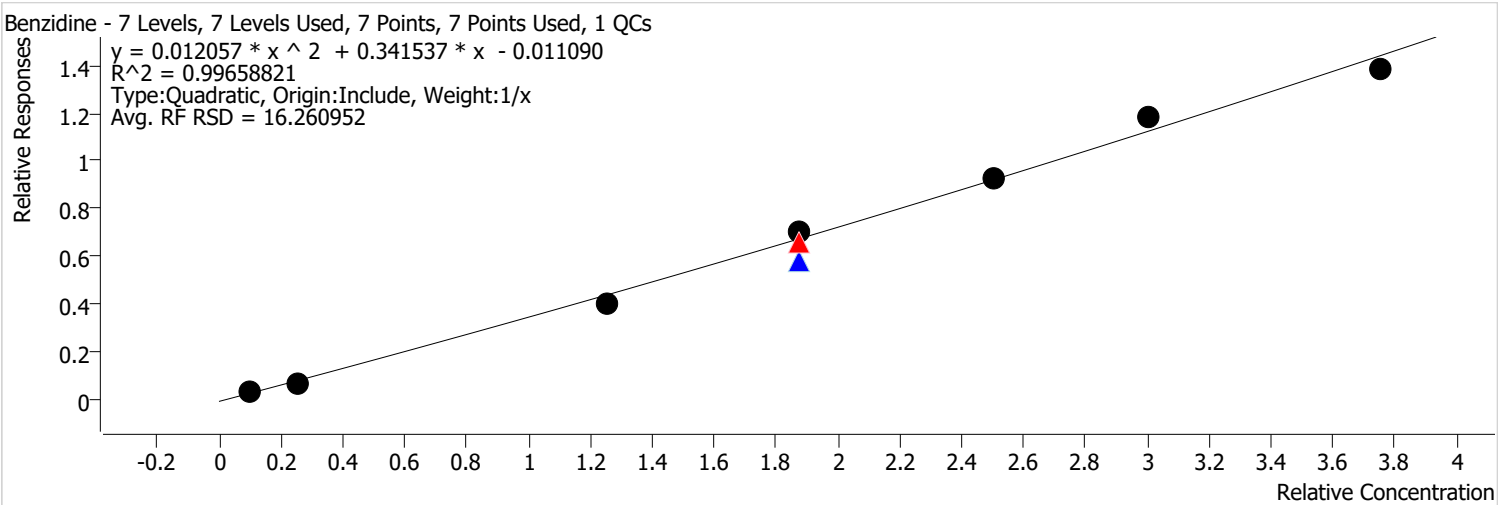

Calibration STD Path	Cal Type	Level	Enabled	Resp.	Exp. Conc	Resp. Factor	Level RSD
\\MASSHUNTER\Org\Data\SV5973N.I\sd020122\DoD BNA cal 1\Feb0108.D	Calibration	1	x	33473	4.0000	0.2925	
\\MASSHUNTER\Org\Data\SV5973N.I\sd020122\DoD BNA cal 1\Feb0107.D	Calibration	2	x	75738	10.0000	0.2416	
\\MASSHUNTER\Org\Data\SV5973N.I\sd020122\DoD BNA cal 1\Feb0106.D	Calibration	3	x	498142	50.0000	0.3223	
\\MASSHUNTER\Org\Data\SV5973N.I\sd012822\DoD BNA 2\Jan2827.D	CC	CCV	x	966411	75.0000	0.3479	
\\MASSHUNTER\Org\Data\SV5973N.I\sd020122\DoD BNA cal 1\Feb0109.D	QC	ICV	x	857514	75.0000	0.3078	
\\MASSHUNTER\Org\Data\SV5973N.I\sd020122\DoD BNA cal 1\Feb0105.D	Calibration	4	x	1029141	75.0000	0.3735	
\\MASSHUNTER\Org\Data\SV5973N.I\sd020122\DoD BNA cal 1\Feb0104.D	Calibration	5	x	1055668	100.0000	0.3694	
\\MASSHUNTER\Org\Data\SV5973N.I\sd020122\DoD BNA cal 1\Feb0103.D	Calibration	6	x	1540498	120.0000	0.3954	
\\MASSHUNTER\Org\Data\SV5973N.I\sd020122\DoD BNA cal 1\Feb0102.D	Calibration	7	x	1883100	150.0000	0.3684	

Calibration Report

Batch Path	\\MASSHUNTER\Org\Data\SV5973N.I\sd020122\DoD BNA cal 1\QuantResults\020122 DoD BNA cal.batch.bin		
Analysis Time	2/16/2022 11:14 AM	**Analyst Name**	BL2000\sean
Report Time	2/16/2022 12:16:30 PM	**Reporter Name**	BL2000\sean
Last Calib Update	2/2/2022 4:05 PM	**Batch State**	Processed
Quant Batch Version	10.0	**Quant Report Version**	10.0

Pyrene %RSE = 4.6

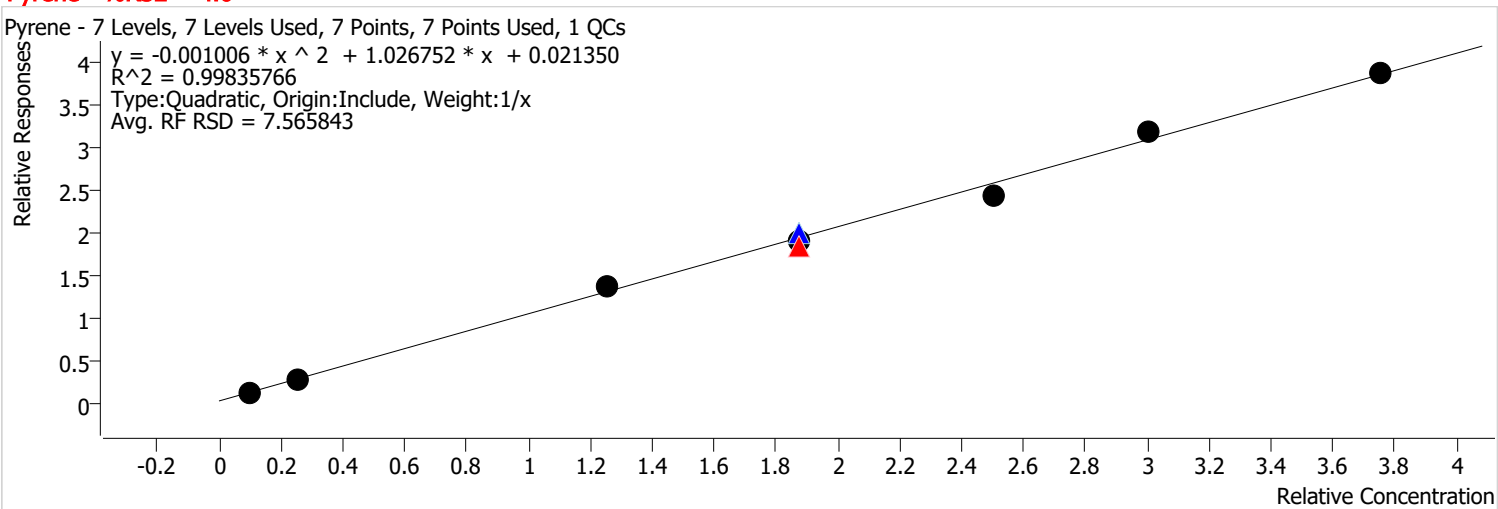

Calibration STD Path	Cal Type	Level	Enabled	Resp.	Exp. Conc	Resp. Factor	Level RSD
\\MASSHUNTER\Org\Data\SV5973N.I\sd020122\DoD BNA cal 1\Feb0108.D	Calibration	1	x	140021	4.0000	1.2234	
\\MASSHUNTER\Org\Data\SV5973N.I\sd020122\DoD BNA cal 1\Feb0107.D	Calibration	2	x	348386	10.0000	1.1112	
\\MASSHUNTER\Org\Data\SV5973N.I\sd020122\DoD BNA cal 1\Feb0106.D	Calibration	3	x	1705822	50.0000	1.1038	
\\MASSHUNTER\Org\Data\SV5973N.I\sd012822\DoD BNA 2\Jan2827.D	CC	CCV	x	2746703	75.0000	0.9889	
\\MASSHUNTER\Org\Data\SV5973N.I\sd020122\DoD BNA cal 1\Feb0109.D	QC	ICV	x	2955661	75.0000	1.0608	
\\MASSHUNTER\Org\Data\SV5973N.I\sd020122\DoD BNA cal 1\Feb0105.D	Calibration	4	x	2791227	75.0000	1.0131	
\\MASSHUNTER\Org\Data\SV5973N.I\sd020122\DoD BNA cal 1\Feb0104.D	Calibration	5	x	2791117	100.0000	0.9766	
\\MASSHUNTER\Org\Data\SV5973N.I\sd020122\DoD BNA cal 1\Feb0103.D	Calibration	6	x	4141800	120.0000	1.0631	
\\MASSHUNTER\Org\Data\SV5973N.I\sd020122\DoD BNA cal 1\Feb0102.D	Calibration	7	x	5275619	150.0000	1.0320	

Calibration Report

Batch Path	\\MASSHUNTER\Org\Data\SV5973N.I\sd020122\DoD BNA cal 1\QuantResults\020122 DoD BNA cal.batch.bin		
Analysis Time	2/16/2022 11:14 AM	**Analyst Name**	BL2000\sean
Report Time	2/16/2022 12:16:30 PM	**Reporter Name**	BL2000\sean
Last Calib Update	2/2/2022 4:05 PM	**Batch State**	Processed
Quant Batch Version	10.0	**Quant Report Version**	10.0

Terphenyl-d14 %RSE =

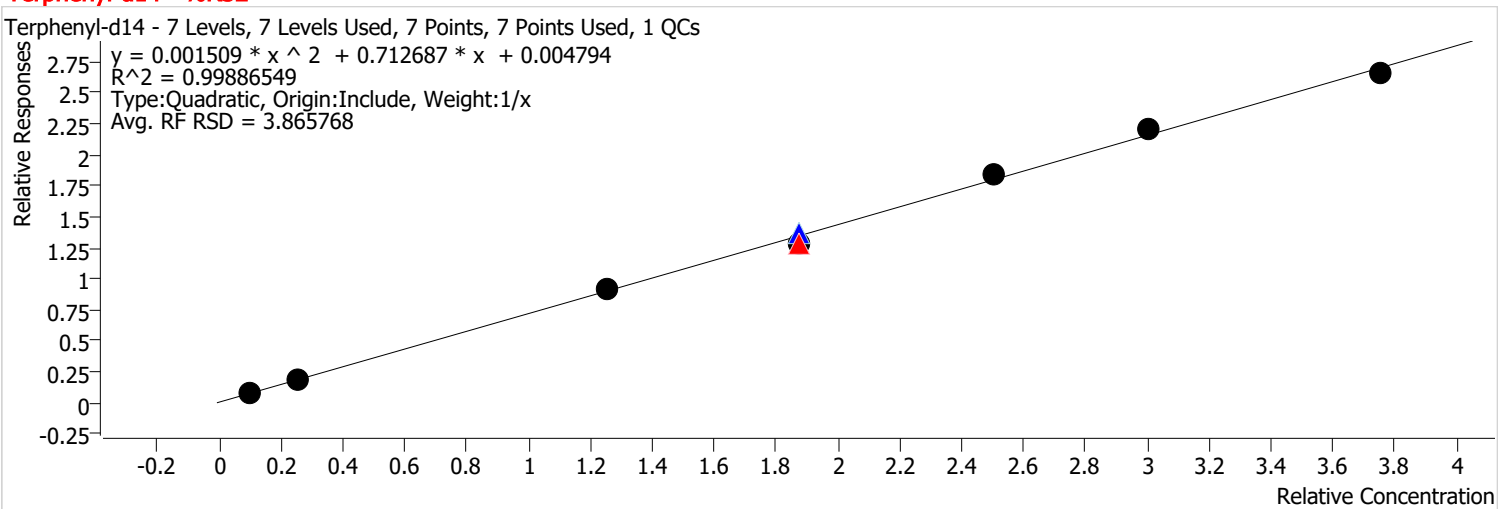

Calibration STD Path	Cal Type	Level	Enabled	Resp.	Exp. Conc	Resp. Factor	Level RSD
\\MASSHUNTER\Org\Data\SV5973N.I\sd020122\DoD BNA cal 1\Feb0108.D	Calibration	1	x	88031	4.0000	0.7692	
\\MASSHUNTER\Org\Data\SV5973N.I\sd020122\DoD BNA cal 1\Feb0107.D	Calibration	2	x	227297	10.0000	0.7250	
\\MASSHUNTER\Org\Data\SV5973N.I\sd020122\DoD BNA cal 1\Feb0106.D	Calibration	3	x	1128338	50.0000	0.7301	
\\MASSHUNTER\Org\Data\SV5973N.I\sd012822\DoD BNA 2\Jan2827.D	CC	CCV	x	1888619	75.0000	0.6800	
\\MASSHUNTER\Org\Data\SV5973N.I\sd020122\DoD BNA cal 1\Feb0109.D	QC	ICV	x	2035060	75.0000	0.7304	
\\MASSHUNTER\Org\Data\SV5973N.I\sd020122\DoD BNA cal 1\Feb0105.D	Calibration	4	x	1870280	75.0000	0.6788	
\\MASSHUNTER\Org\Data\SV5973N.I\sd020122\DoD BNA cal 1\Feb0104.D	Calibration	5	x	2111029	100.0000	0.7386	
\\MASSHUNTER\Org\Data\SV5973N.I\sd020122\DoD BNA cal 1\Feb0103.D	Calibration	6	x	2872262	120.0000	0.7372	
\\MASSHUNTER\Org\Data\SV5973N.I\sd020122\DoD BNA cal 1\Feb0102.D	Calibration	7	x	3616037	150.0000	0.7074	

Calibration Report

Batch Path	\\MASSHUNTER\Org\Data\SV5973N.I\sd020122\DoD BNA cal 1\QuantResults\020122 DoD BNA cal.batch.bin		
Analysis Time	2/16/2022 11:14 AM	**Analyst Name**	BL2000\sean
Report Time	2/16/2022 12:16:30 PM	**Reporter Name**	BL2000\sean
Last Calib Update	2/2/2022 4:05 PM	**Batch State**	Processed
Quant Batch Version	10.0	**Quant Report Version**	10.0

Butylbenzylphthalate %RSE = 10.8

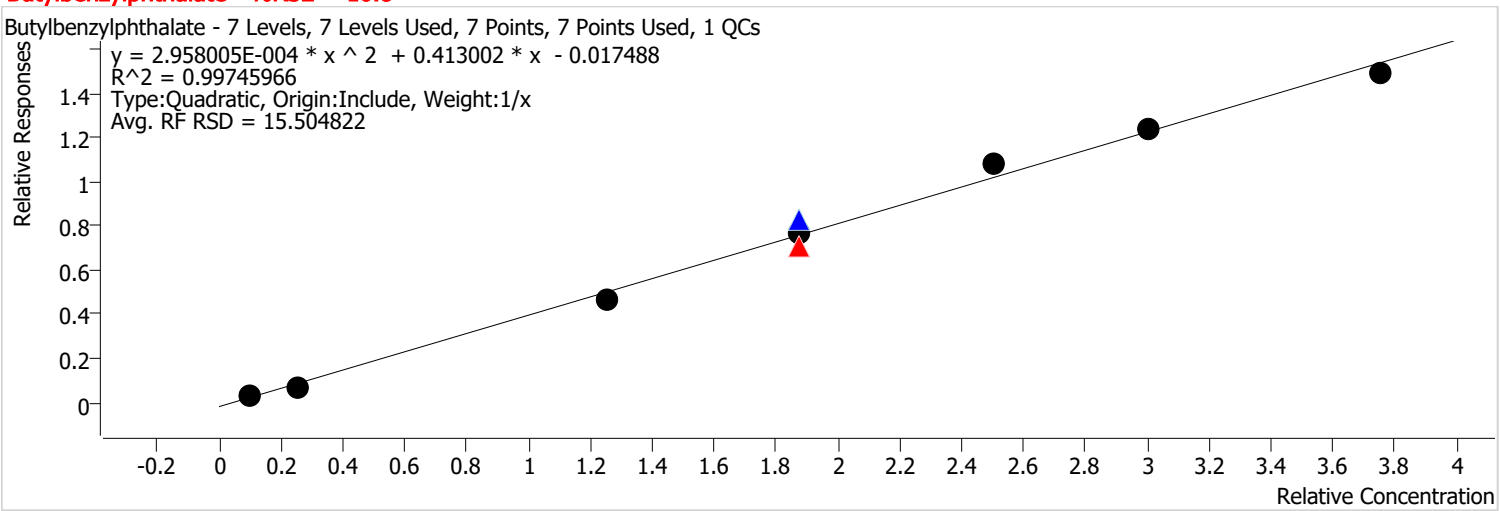

Calibration STD Path	Cal Type	Level	Enabled	Resp.	Exp. Conc	Resp. Factor	Level RSD
\\MASSHUNTER\Org\Data\SV5973N.I\sd020122\DoD BNA cal 1\Feb0108.D	Calibration	1	x	26518	4.0000	0.2963	
\\MASSHUNTER\Org\Data\SV5973N.I\sd020122\DoD BNA cal 1\Feb0107.D	Calibration	2	x	66344	10.0000	0.2879	
\\MASSHUNTER\Org\Data\SV5973N.I\sd020122\DoD BNA cal 1\Feb0106.D	Calibration	3	x	433420	50.0000	0.3751	
\\MASSHUNTER\Org\Data\SV5973N.I\sd012822\DoD BNA 2\Jan2827.D	CC	CCV	x	774060	75.0000	0.3791	
\\MASSHUNTER\Org\Data\SV5973N.I\sd020122\DoD BNA cal 1\Feb0109.D	QC	ICV	x	893678	75.0000	0.4401	
\\MASSHUNTER\Org\Data\SV5973N.I\sd020122\DoD BNA cal 1\Feb0105.D	Calibration	4	x	844012	75.0000	0.4069	
\\MASSHUNTER\Org\Data\SV5973N.I\sd020122\DoD BNA cal 1\Feb0104.D	Calibration	5	x	990931	100.0000	0.4326	
\\MASSHUNTER\Org\Data\SV5973N.I\sd020122\DoD BNA cal 1\Feb0103.D	Calibration	6	x	1217492	120.0000	0.4137	
\\MASSHUNTER\Org\Data\SV5973N.I\sd020122\DoD BNA cal 1\Feb0102.D	Calibration	7	x	1559393	150.0000	0.3966	

Calibration Report

Batch Path	\\MASSHUNTER\Org\Data\SV5973N.I\sd020122\DoD BNA cal 1\QuantResults\020122 DoD BNA cal.batch.bin		
Analysis Time	2/16/2022 11:14 AM	**Analyst Name**	BL2000\sean
Report Time	2/16/2022 12:16:30 PM	**Reporter Name**	BL2000\sean
Last Calib Update	2/2/2022 4:05 PM	**Batch State**	Processed
Quant Batch Version	10.0	**Quant Report Version**	10.0

Benzo(a)Anthracene %RSE = 2.7

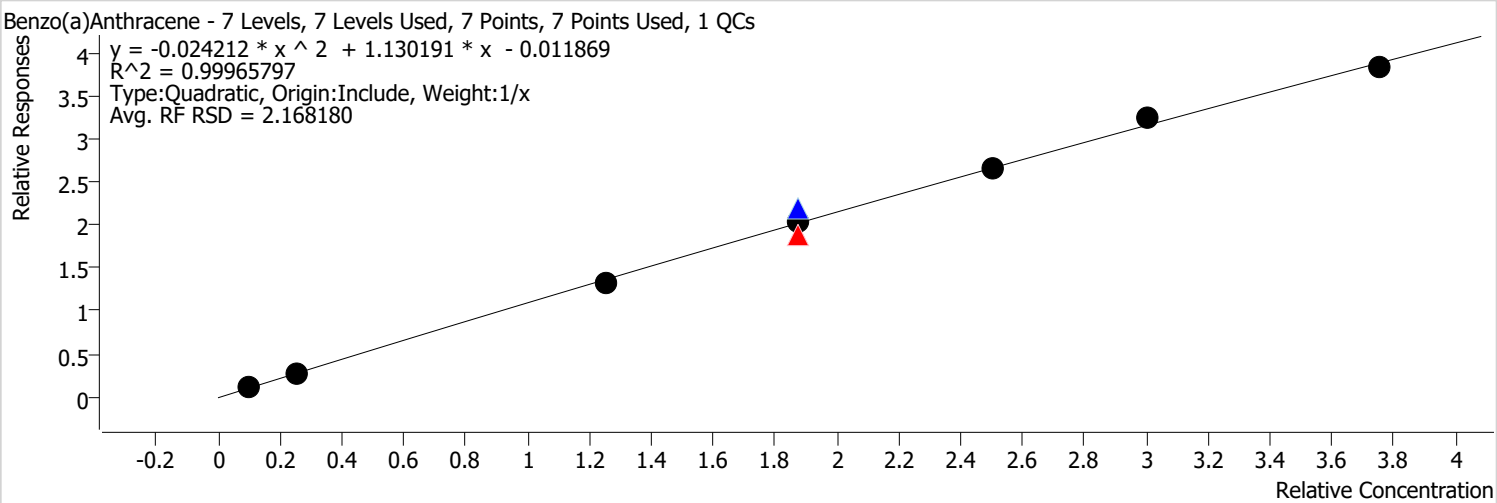

Calibration STD Path	Cal Type	Level	Enabled	Resp.	Exp. Conc	Resp. Factor	Level RSD
\\MASSHUNTER\Org\Data\SV5973N.I\sd020122\DoD BNA cal 1\Feb0108.D	Calibration	1	x	93346	4.0000	1.0432	
\\MASSHUNTER\Org\Data\SV5973N.I\sd020122\DoD BNA cal 1\Feb0107.D	Calibration	2	x	240991	10.0000	1.0457	
\\MASSHUNTER\Org\Data\SV5973N.I\sd020122\DoD BNA cal 1\Feb0106.D	Calibration	3	x	1239750	50.0000	1.0730	
\\MASSHUNTER\Org\Data\SV5973N.I\sd012822\DoD BNA 2\Jan2827.D	CC	CCV	x	2057706	75.0000	1.0079	
\\MASSHUNTER\Org\Data\SV5973N.I\sd020122\DoD BNA cal 1\Feb0109.D	QC	ICV	x	2377350	75.0000	1.1707	
\\MASSHUNTER\Org\Data\SV5973N.I\sd020122\DoD BNA cal 1\Feb0105.D	Calibration	4	x	2253413	75.0000	1.0863	
\\MASSHUNTER\Org\Data\SV5973N.I\sd020122\DoD BNA cal 1\Feb0104.D	Calibration	5	x	2426628	100.0000	1.0594	
\\MASSHUNTER\Org\Data\SV5973N.I\sd020122\DoD BNA cal 1\Feb0103.D	Calibration	6	x	3177281	120.0000	1.0797	
\\MASSHUNTER\Org\Data\SV5973N.I\sd020122\DoD BNA cal 1\Feb0102.D	Calibration	7	x	4019039	150.0000	1.0221	

Calibration Report

Batch Path	\\MASSHUNTER\Org\Data\SV5973N.I\sd020122\DoD BNA cal 1\QuantResults\020122 DoD BNA cal.batch.bin		
Analysis Time	2/16/2022 11:14 AM	**Analyst Name**	BL2000\sean
Report Time	2/16/2022 12:16:30 PM	**Reporter Name**	BL2000\sean
Last Calib Update	2/2/2022 4:05 PM	**Batch State**	Processed
Quant Batch Version	10.0	**Quant Report Version**	10.0

Chrysene %RSE = 2.5

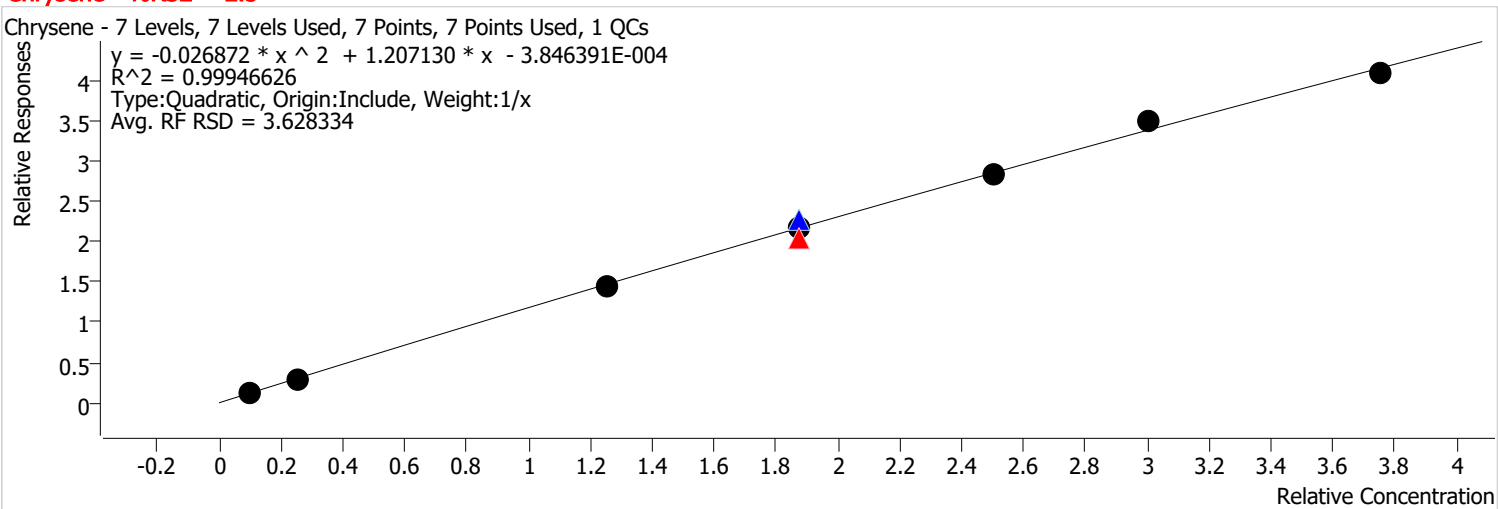

Calibration STD Path	Cal Type	Level	Enabled	Resp.	Exp. Conc	Resp. Factor	Level RSD
\\MASSHUNTER\Org\Data\SV5973N.I\sd020122\DoD BNA cal 1\Feb0108.D	Calibration	1	x	109395	4.0000	1.2225	
\\MASSHUNTER\Org\Data\SV5973N.I\sd020122\DoD BNA cal 1\Feb0107.D	Calibration	2	x	272058	10.0000	1.1805	
\\MASSHUNTER\Org\Data\SV5973N.I\sd020122\DoD BNA cal 1\Feb0106.D	Calibration	3	x	1346170	50.0000	1.1651	
\\MASSHUNTER\Org\Data\SV5973N.I\sd012822\DoD BNA 2\Jan2827.D	CC	CCV	x	2235089	75.0000	1.0948	
\\MASSHUNTER\Org\Data\SV5973N.I\sd020122\DoD BNA cal 1\Feb0109.D	QC	ICV	x	2477260	75.0000	1.2199	
\\MASSHUNTER\Org\Data\SV5973N.I\sd020122\DoD BNA cal 1\Feb0105.D	Calibration	4	x	2386008	75.0000	1.1503	
\\MASSHUNTER\Org\Data\SV5973N.I\sd020122\DoD BNA cal 1\Feb0104.D	Calibration	5	x	2585741	100.0000	1.1289	
\\MASSHUNTER\Org\Data\SV5973N.I\sd020122\DoD BNA cal 1\Feb0103.D	Calibration	6	x	3432099	120.0000	1.1663	
\\MASSHUNTER\Org\Data\SV5973N.I\sd020122\DoD BNA cal 1\Feb0102.D	Calibration	7	x	4278822	150.0000	1.0881	

Calibration Report

Batch Path	\\MASSHUNTER\Org\Data\SV5973N.I\sd020122\DoD BNA cal 1\QuantResults\020122 DoD BNA cal.batch.bin		
Analysis Time	2/16/2022 11:14 AM	**Analyst Name**	BL2000\sean
Report Time	2/16/2022 12:16:30 PM	**Reporter Name**	BL2000\sean
Last Calib Update	2/2/2022 4:05 PM	**Batch State**	Processed
Quant Batch Version	10.0	**Quant Report Version**	10.0

3,3-Dichlorobenzidine %RSE = 10.7

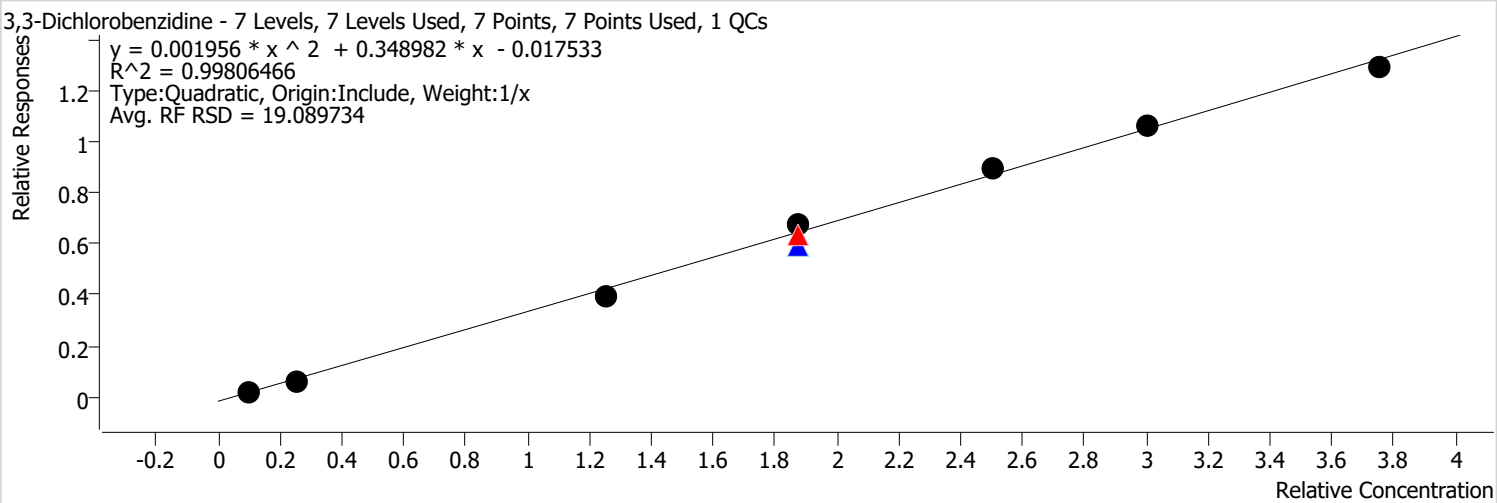

Calibration STD Path	Cal Type	Level	Enabled	Resp.	Exp. Conc	Resp. Factor	Level RSD
\\MASSHUNTER\Org\Data\SV5973N.I\sd020122\DoD BNA cal 1\Feb0108.D	Calibration	1	x	19954	4.0000	0.2230	
\\MASSHUNTER\Org\Data\SV5973N.I\sd020122\DoD BNA cal 1\Feb0107.D	Calibration	2	x	53330	10.0000	0.2314	
\\MASSHUNTER\Org\Data\SV5973N.I\sd020122\DoD BNA cal 1\Feb0106.D	Calibration	3	x	364676	50.0000	0.3156	
\\MASSHUNTER\Org\Data\SV5973N.I\sd012822\DoD BNA 2\Jan2827.D	CC	CCV	x	687783	75.0000	0.3369	
\\MASSHUNTER\Org\Data\SV5973N.I\sd020122\DoD BNA cal 1\Feb0109.D	QC	ICV	x	642793	75.0000	0.3165	
\\MASSHUNTER\Org\Data\SV5973N.I\sd020122\DoD BNA cal 1\Feb0105.D	Calibration	4	x	741843	75.0000	0.3576	
\\MASSHUNTER\Org\Data\SV5973N.I\sd020122\DoD BNA cal 1\Feb0104.D	Calibration	5	x	817257	100.0000	0.3568	
\\MASSHUNTER\Org\Data\SV5973N.I\sd020122\DoD BNA cal 1\Feb0103.D	Calibration	6	x	1040957	120.0000	0.3537	
\\MASSHUNTER\Org\Data\SV5973N.I\sd020122\DoD BNA cal 1\Feb0102.D	Calibration	7	x	1349622	150.0000	0.3432	

Calibration Report

Batch Path	\\MASSHUNTER\Org\Data\SV5973N.I\sd020122\DoD BNA cal 1\QuantResults\020122 DoD BNA cal.batch.bin		
Analysis Time	2/16/2022 11:14 AM	**Analyst Name**	BL2000\sean
Report Time	2/16/2022 12:16:30 PM	**Reporter Name**	BL2000\sean
Last Calib Update	2/2/2022 4:05 PM	**Batch State**	Processed
Quant Batch Version	10.0	**Quant Report Version**	10.0

bis(2-ethylhexyl)Phthalate %RSE = 7.8

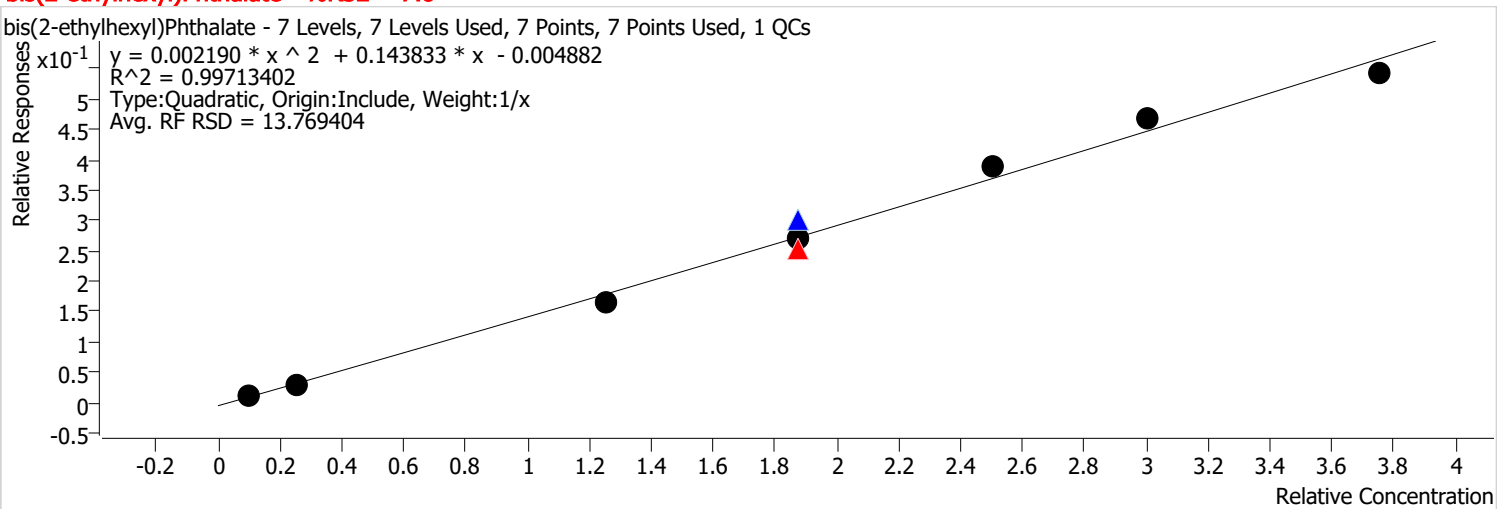

Calibration STD Path	Cal Type	Level	Enabled	Resp.	Exp. Conc	Resp. Factor	Level RSD
\\MASSHUNTER\Org\Data\SV5973N.I\sd020122\DoD BNA cal 1\Feb0108.D	Calibration	1	x	9707	4.0000	0.1085	
\\MASSHUNTER\Org\Data\SV5973N.I\sd020122\DoD BNA cal 1\Feb0107.D	Calibration	2	x	26395	10.0000	0.1145	
\\MASSHUNTER\Org\Data\SV5973N.I\sd020122\DoD BNA cal 1\Feb0106.D	Calibration	3	x	153817	50.0000	0.1331	
\\MASSHUNTER\Org\Data\SV5973N.I\sd012822\DoD BNA 2\Jan2827.D	CC	CCV	x	277931	75.0000	0.1361	
\\MASSHUNTER\Org\Data\SV5973N.I\sd020122\DoD BNA cal 1\Feb0109.D	QC	ICV	x	326428	75.0000	0.1607	
\\MASSHUNTER\Org\Data\SV5973N.I\sd020122\DoD BNA cal 1\Feb0105.D	Calibration	4	x	297132	75.0000	0.1432	
\\MASSHUNTER\Org\Data\SV5973N.I\sd020122\DoD BNA cal 1\Feb0104.D	Calibration	5	x	356753	100.0000	0.1557	
\\MASSHUNTER\Org\Data\SV5973N.I\sd020122\DoD BNA cal 1\Feb0103.D	Calibration	6	x	457584	120.0000	0.1555	
\\MASSHUNTER\Org\Data\SV5973N.I\sd020122\DoD BNA cal 1\Feb0102.D	Calibration	7	x	567542	150.0000	0.1443	

Calibration Report

Batch Path	\\MASSHUNTER\Org\Data\SV5973N.I\sd020122\DoD BNA cal 1\QuantResults\020122 DoD BNA cal.batch.bin		
Analysis Time	2/16/2022 11:14 AM	**Analyst Name**	BL2000\sean
Report Time	2/16/2022 12:16:30 PM	**Reporter Name**	BL2000\sean
Last Calib Update	2/2/2022 4:05 PM	**Batch State**	Processed
Quant Batch Version	10.0	**Quant Report Version**	10.0

Di-n-octyl Phthalate %RSE = 6.0

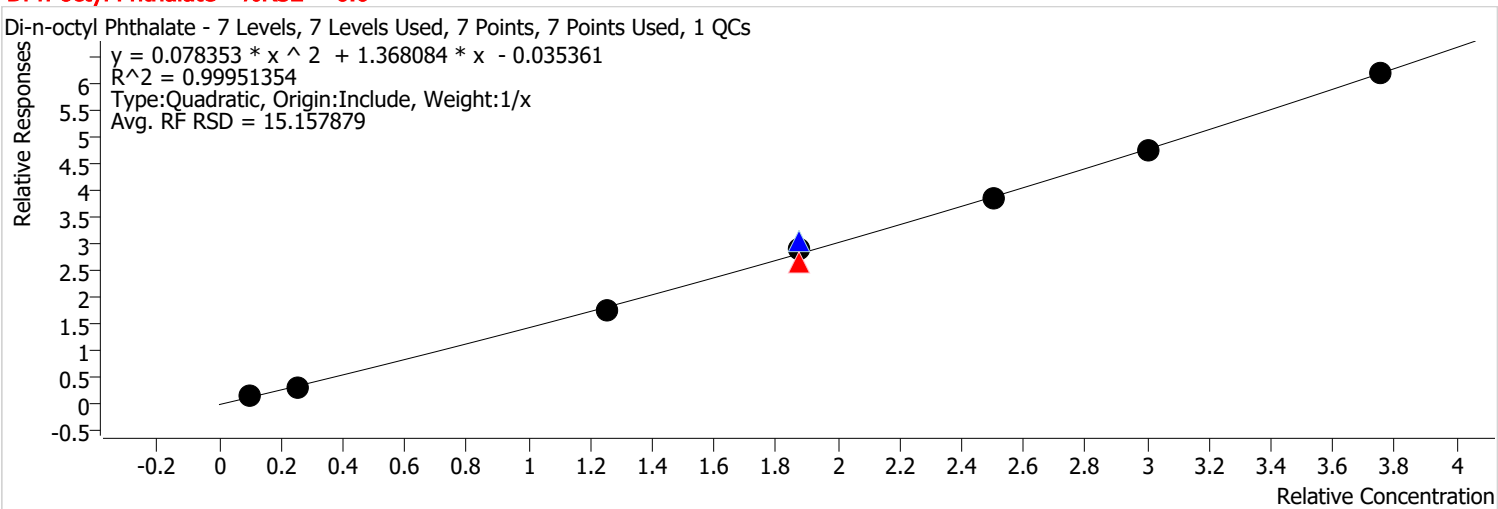

Calibration STD Path	Cal Type	Level	Enabled	Resp.	Exp. Conc	Resp. Factor	Level RSD
\\MASSHUNTER\Org\Data\SV5973N.I\sd020122\DoD BNA cal 1\Feb0108.D	Calibration	1	x	65488	4.0000	1.1288	
\\MASSHUNTER\Org\Data\SV5973N.I\sd020122\DoD BNA cal 1\Feb0107.D	Calibration	2	x	166257	10.0000	1.1293	
\\MASSHUNTER\Org\Data\SV5973N.I\sd020122\DoD BNA cal 1\Feb0106.D	Calibration	3	x	1051353	50.0000	1.4113	
\\MASSHUNTER\Org\Data\SV5973N.I\sd012822\DoD BNA 2\Jan2827.D	CC	CCV	x	1890216	75.0000	1.4032	
\\MASSHUNTER\Org\Data\SV5973N.I\sd020122\DoD BNA cal 1\Feb0109.D	QC	ICV	x	2159749	75.0000	1.6234	
\\MASSHUNTER\Org\Data\SV5973N.I\sd020122\DoD BNA cal 1\Feb0105.D	Calibration	4	x	2001979	75.0000	1.5535	
\\MASSHUNTER\Org\Data\SV5973N.I\sd020122\DoD BNA cal 1\Feb0104.D	Calibration	5	x	2374271	100.0000	1.5381	
\\MASSHUNTER\Org\Data\SV5973N.I\sd020122\DoD BNA cal 1\Feb0103.D	Calibration	6	x	2960406	120.0000	1.5829	
\\MASSHUNTER\Org\Data\SV5973N.I\sd020122\DoD BNA cal 1\Feb0102.D	Calibration	7	x	3856621	150.0000	1.6521	

Calibration Report

Batch Path	\\MASSHUNTER\Org\Data\SV5973N.I\sd020122\DoD BNA cal 1\QuantResults\020122 DoD BNA cal.batch.bin		
Analysis Time	2/16/2022 11:14 AM	**Analyst Name**	BL2000\sean
Report Time	2/16/2022 12:16:31 PM	**Reporter Name**	BL2000\sean
Last Calib Update	2/2/2022 4:05 PM	**Batch State**	Processed
Quant Batch Version	10.0	**Quant Report Version**	10.0

Benzo(b)fluoranthene %RSE = 3.2

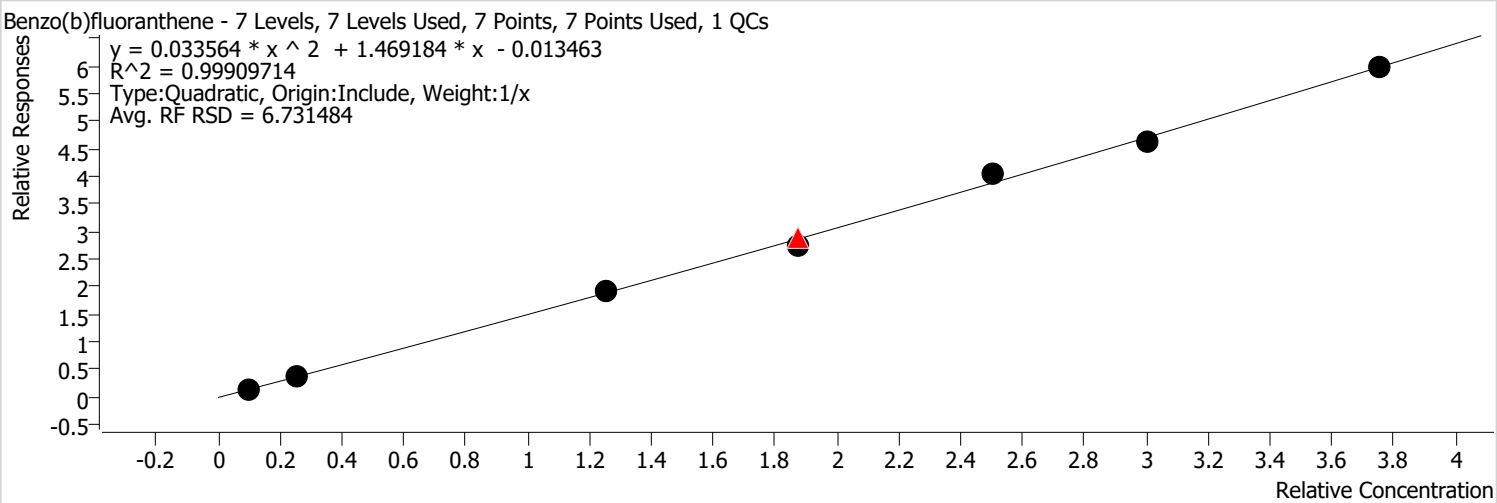

Calibration STD Path	Cal Type	Level	Enabled	Resp.	Exp. Conc	Resp. Factor	Level RSD
\\MASSHUNTER\Org\Data\SV5973N.I\sd020122\DoD BNA cal 1\Feb0108.D	Calibration	1	x	76583	4.0000	1.3201	
\\MASSHUNTER\Org\Data\SV5973N.I\sd020122\DoD BNA cal 1\Feb0107.D	Calibration	2	x	212450	10.0000	1.4430	
\\MASSHUNTER\Org\Data\SV5973N.I\sd020122\DoD BNA cal 1\Feb0106.D	Calibration	3	x	1136575	50.0000	1.5257	
\\MASSHUNTER\Org\Data\SV5973N.I\sd012822\DoD BNA 2\Jan2827.D	CC	CCV	x	2086769	75.0000	1.5491	
\\MASSHUNTER\Org\Data\SV5973N.I\sd020122\DoD BNA cal 1\Feb0109.D	QC	ICV	x	2057682	75.0000	1.5466	
\\MASSHUNTER\Org\Data\SV5973N.I\sd020122\DoD BNA cal 1\Feb0105.D	Calibration	4	x	1874582	75.0000	1.4547	
\\MASSHUNTER\Org\Data\SV5973N.I\sd020122\DoD BNA cal 1\Feb0104.D	Calibration	5	x	2488382	100.0000	1.6120	
\\MASSHUNTER\Org\Data\SV5973N.I\sd020122\DoD BNA cal 1\Feb0103.D	Calibration	6	x	2891535	120.0000	1.5461	
\\MASSHUNTER\Org\Data\SV5973N.I\sd020122\DoD BNA cal 1\Feb0102.D	Calibration	7	x	3711381	150.0000	1.5899	

Calibration Report

Batch Path	\\MASSHUNTER\Org\Data\SV5973N.I\sd020122\DoD BNA cal 1\QuantResults\020122 DoD BNA cal.batch.bin		
Analysis Time	2/16/2022 11:14 AM	**Analyst Name**	BL2000\sean
Report Time	2/16/2022 12:16:31 PM	**Reporter Name**	BL2000\sean
Last Calib Update	2/2/2022 4:05 PM	**Batch State**	Processed
Quant Batch Version	10.0	**Quant Report Version**	10.0

Benzo(k)fluoranthene %RSE = 3.3

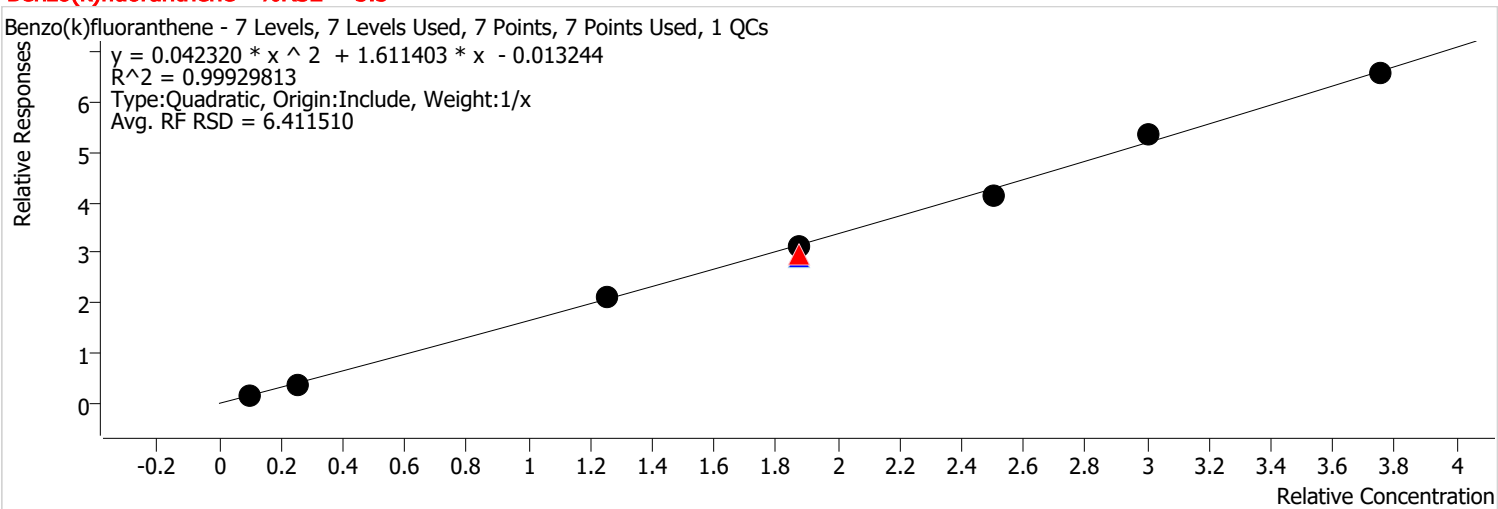

Calibration STD Path	Cal Type	Level	Enabled	Resp.	Exp. Conc	Resp. Factor	Level RSD
\\MASSHUNTER\Org\Data\SV5973N.I\sd020122\DoD BNA cal 1\Feb0108.D	Calibration	1	x	88286	4.0000	1.5218	
\\MASSHUNTER\Org\Data\SV5973N.I\sd020122\DoD BNA cal 1\Feb0107.D	Calibration	2	x	222801	10.0000	1.5134	
\\MASSHUNTER\Org\Data\SV5973N.I\sd020122\DoD BNA cal 1\Feb0106.D	Calibration	3	x	1266949	50.0000	1.7007	
\\MASSHUNTER\Org\Data\SV5973N.I\sd012822\DoD BNA 2\Jan2827.D	CC	CCV	x	2133307	75.0000	1.5836	
\\MASSHUNTER\Org\Data\SV5973N.I\sd020122\DoD BNA cal 1\Feb0109.D	QC	ICV	x	2087949	75.0000	1.5694	
\\MASSHUNTER\Org\Data\SV5973N.I\sd020122\DoD BNA cal 1\Feb0105.D	Calibration	4	x	2140861	75.0000	1.6613	
\\MASSHUNTER\Org\Data\SV5973N.I\sd020122\DoD BNA cal 1\Feb0104.D	Calibration	5	x	2564783	100.0000	1.6615	
\\MASSHUNTER\Org\Data\SV5973N.I\sd020122\DoD BNA cal 1\Feb0103.D	Calibration	6	x	3345940	120.0000	1.7890	
\\MASSHUNTER\Org\Data\SV5973N.I\sd020122\DoD BNA cal 1\Feb0102.D	Calibration	7	x	4095121	150.0000	1.7543	

Calibration Report

Batch Path	\\MASSHUNTER\Org\Data\SV5973N.I\sd020122\DoD BNA cal 1\QuantResults\020122 DoD BNA cal.batch.bin		
Analysis Time	2/16/2022 11:14 AM	**Analyst Name**	BL2000\sean
Report Time	2/16/2022 12:16:31 PM	**Reporter Name**	BL2000\sean
Last Calib Update	2/2/2022 4:05 PM	**Batch State**	Processed
Quant Batch Version	10.0	**Quant Report Version**	10.0

Benzo(a)pyrene %RSE = 2.3

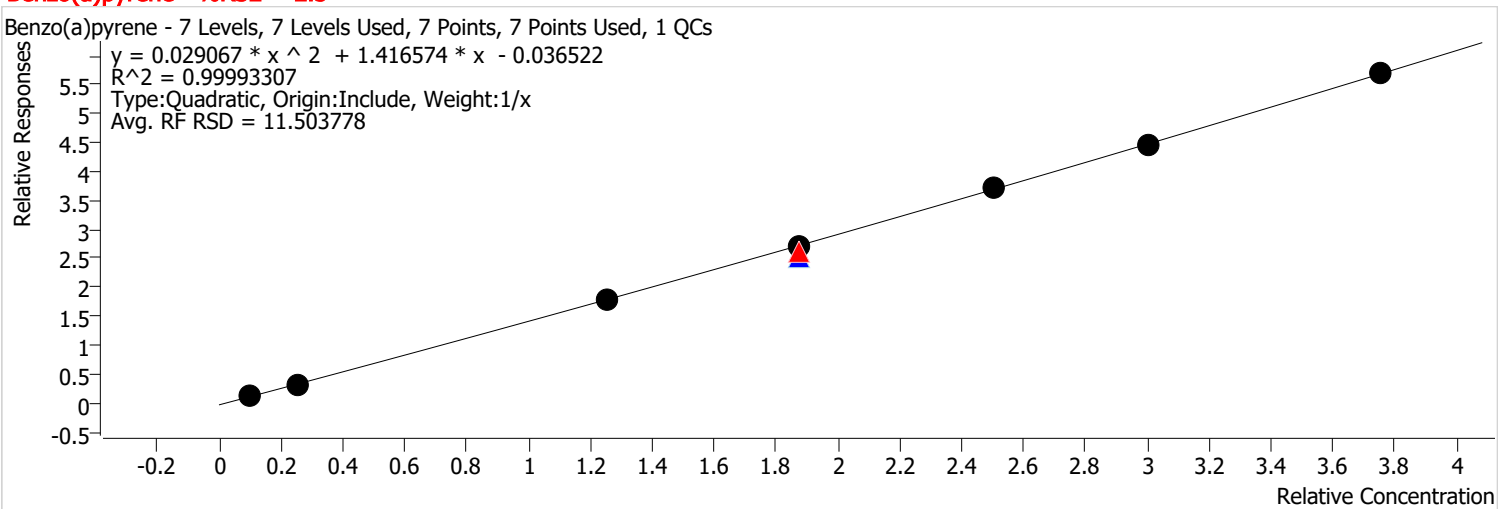

Calibration STD Path	Cal Type	Level	Enabled	Resp.	Exp. Conc	Resp. Factor	Level RSD
\\MASSHUNTER\Org\Data\SV5973N.I\sd020122\DoD BNA cal 1\Feb0108.D	Calibration	1	x	63509	4.0000	1.0947	
\\MASSHUNTER\Org\Data\SV5973N.I\sd020122\DoD BNA cal 1\Feb0107.D	Calibration	2	x	180796	10.0000	1.2280	
\\MASSHUNTER\Org\Data\SV5973N.I\sd020122\DoD BNA cal 1\Feb0106.D	Calibration	3	x	1069851	50.0000	1.4361	
\\MASSHUNTER\Org\Data\SV5973N.I\sd012822\DoD BNA 2\Jan2827.D	CC	CCV	x	1893174	75.0000	1.4054	
\\MASSHUNTER\Org\Data\SV5973N.I\sd020122\DoD BNA cal 1\Feb0109.D	QC	ICV	x	1804453	75.0000	1.3563	
\\MASSHUNTER\Org\Data\SV5973N.I\sd020122\DoD BNA cal 1\Feb0105.D	Calibration	4	x	1864780	75.0000	1.4471	
\\MASSHUNTER\Org\Data\SV5973N.I\sd020122\DoD BNA cal 1\Feb0104.D	Calibration	5	x	2289497	100.0000	1.4832	
\\MASSHUNTER\Org\Data\SV5973N.I\sd020122\DoD BNA cal 1\Feb0103.D	Calibration	6	x	2772294	120.0000	1.4823	
\\MASSHUNTER\Org\Data\SV5973N.I\sd020122\DoD BNA cal 1\Feb0102.D	Calibration	7	x	3543320	150.0000	1.5179	

Calibration Report

Batch Path	\\MASSHUNTER\Org\Data\SV5973N.I\sd020122\DoD BNA cal 1\QuantResults\020122 DoD BNA cal.batch.bin		
Analysis Time	2/16/2022 11:14 AM	**Analyst Name**	BL2000\sean
Report Time	2/16/2022 12:16:31 PM	**Reporter Name**	BL2000\sean
Last Calib Update	2/2/2022 4:05 PM	**Batch State**	Processed
Quant Batch Version	10.0	**Quant Report Version**	10.0

Indeno(1,2,3-c,d)pyrene %RSE = 4.8

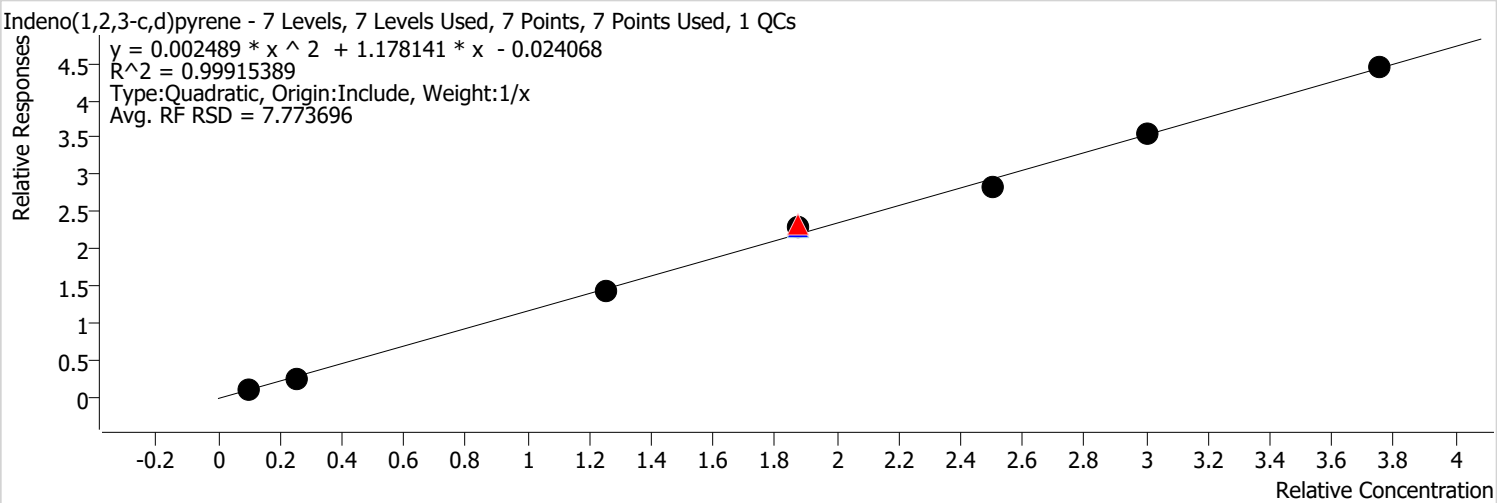

Calibration STD Path	Cal Type	Level	Enabled	Resp.	Exp. Conc	Resp. Factor	Level RSD
\\MASSHUNTER\Org\Data\SV5973N.I\sd020122\DoD BNA cal 1\Feb0108.D	Calibration	1	x	57776	4.0000	0.9959	
\\MASSHUNTER\Org\Data\SV5973N.I\sd020122\DoD BNA cal 1\Feb0107.D	Calibration	2	x	149627	10.0000	1.0163	
\\MASSHUNTER\Org\Data\SV5973N.I\sd020122\DoD BNA cal 1\Feb0106.D	Calibration	3	x	852463	50.0000	1.1443	
\\MASSHUNTER\Org\Data\SV5973N.I\sd012822\DoD BNA 2\Jan2827.D	CC	CCV	x	1675507	75.0000	1.2438	
\\MASSHUNTER\Org\Data\SV5973N.I\sd020122\DoD BNA cal 1\Feb0109.D	QC	ICV	x	1634426	75.0000	1.2285	
\\MASSHUNTER\Org\Data\SV5973N.I\sd020122\DoD BNA cal 1\Feb0105.D	Calibration	4	x	1581946	75.0000	1.2276	
\\MASSHUNTER\Org\Data\SV5973N.I\sd020122\DoD BNA cal 1\Feb0104.D	Calibration	5	x	1755804	100.0000	1.1374	
\\MASSHUNTER\Org\Data\SV5973N.I\sd020122\DoD BNA cal 1\Feb0103.D	Calibration	6	x	2207308	120.0000	1.1802	
\\MASSHUNTER\Org\Data\SV5973N.I\sd020122\DoD BNA cal 1\Feb0102.D	Calibration	7	x	2763277	150.0000	1.1838	

Calibration Report

Batch Path	\\MASSHUNTER\Org\Data\SV5973N.I\sd020122\DoD BNA cal 1\QuantResults\020122 DoD BNA cal.batch.bin		
Analysis Time	2/16/2022 11:14 AM	**Analyst Name**	BL2000\sean
Report Time	2/16/2022 12:16:31 PM	**Reporter Name**	BL2000\sean
Last Calib Update	2/2/2022 4:05 PM	**Batch State**	Processed
Quant Batch Version	10.0	**Quant Report Version**	10.0

Dibenzo(a,h)anthracene %RSE = 5.6

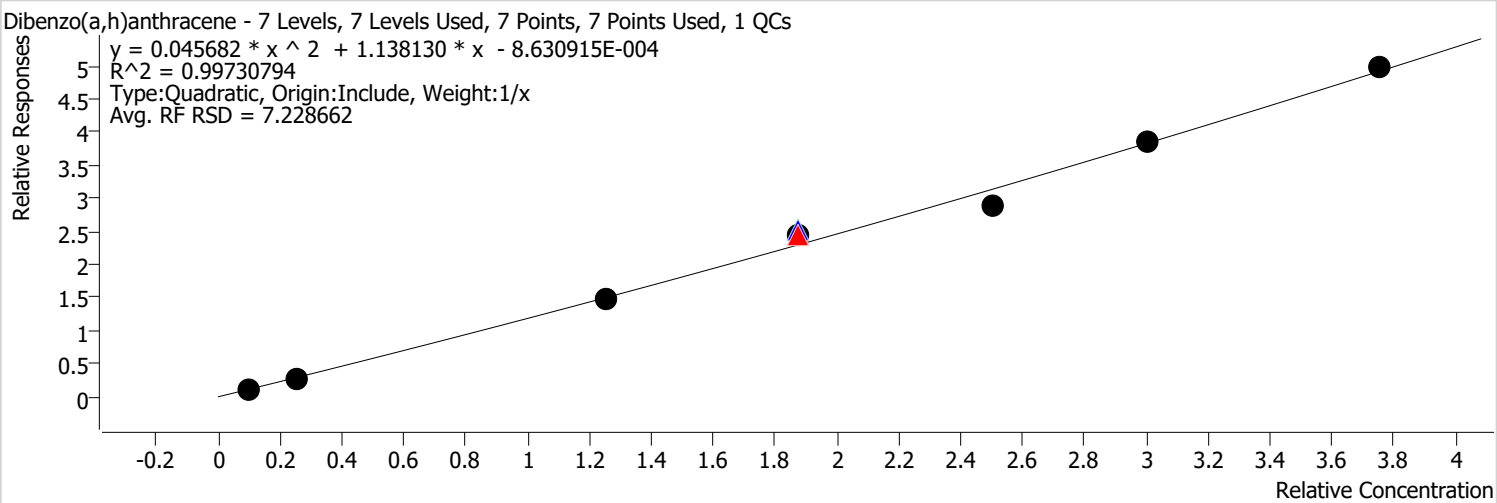

Calibration STD Path	Cal Type	Level	Enabled	Resp.	Exp. Conc	Resp. Factor	Level RSD
\\MASSHUNTER\Org\Data\SV5973N.I\sd020122\DoD BNA cal 1\Feb0108.D	Calibration	1	x	67335	4.0000	1.1607	
\\MASSHUNTER\Org\Data\SV5973N.I\sd020122\DoD BNA cal 1\Feb0107.D	Calibration	2	x	162398	10.0000	1.1031	
\\MASSHUNTER\Org\Data\SV5973N.I\sd020122\DoD BNA cal 1\Feb0106.D	Calibration	3	x	890909	50.0000	1.1959	
\\MASSHUNTER\Org\Data\SV5973N.I\sd012822\DoD BNA 2\Jan2827.D	CC	CCV	x	1762863	75.0000	1.3086	
\\MASSHUNTER\Org\Data\SV5973N.I\sd020122\DoD BNA cal 1\Feb0109.D	QC	ICV	x	1805186	75.0000	1.3569	
\\MASSHUNTER\Org\Data\SV5973N.I\sd020122\DoD BNA cal 1\Feb0105.D	Calibration	4	x	1692463	75.0000	1.3134	
\\MASSHUNTER\Org\Data\SV5973N.I\sd020122\DoD BNA cal 1\Feb0104.D	Calibration	5	x	1776197	100.0000	1.1507	
\\MASSHUNTER\Org\Data\SV5973N.I\sd020122\DoD BNA cal 1\Feb0103.D	Calibration	6	x	2404164	120.0000	1.2855	
\\MASSHUNTER\Org\Data\SV5973N.I\sd020122\DoD BNA cal 1\Feb0102.D	Calibration	7	x	3092929	150.0000	1.3250	

Calibration Report

Batch Path	\\MASSHUNTER\Org\Data\SV5973N.I\sd020122\DoD BNA cal 1\QuantResults\020122 DoD BNA cal.batch.bin		
Analysis Time	2/16/2022 11:14 AM	**Analyst Name**	BL2000\sean
Report Time	2/16/2022 12:16:31 PM	**Reporter Name**	BL2000\sean
Last Calib Update	2/2/2022 4:05 PM	**Batch State**	Processed
Quant Batch Version	10.0	**Quant Report Version**	10.0

Benzo(g,h,i)perylene %RSE = 2.9

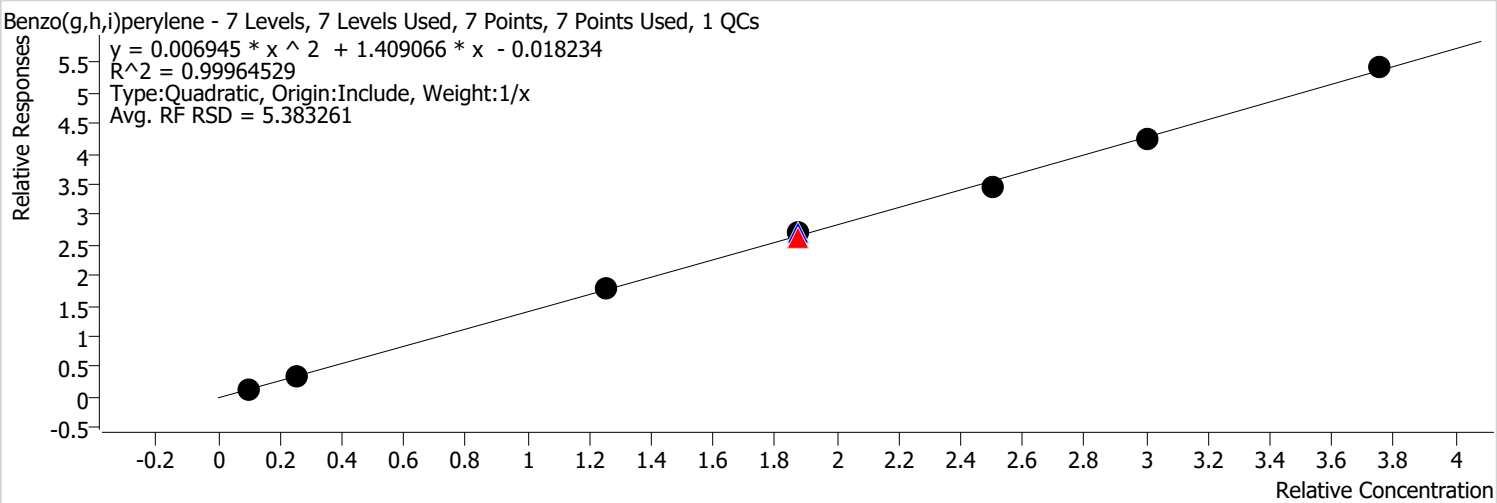

Calibration STD Path	Cal Type	Level	Enabled	Resp.	Exp. Conc	Resp. Factor	Level RSD
\\MASSHUNTER\Org\Data\SV5973N.I\sd020122\DoD BNA cal 1\Feb0108.D	Calibration	1	x	73310	4.0000	1.2637	
\\MASSHUNTER\Org\Data\SV5973N.I\sd020122\DoD BNA cal 1\Feb0107.D	Calibration	2	x	189379	10.0000	1.2863	
\\MASSHUNTER\Org\Data\SV5973N.I\sd020122\DoD BNA cal 1\Feb0106.D	Calibration	3	x	1055375	50.0000	1.4167	
\\MASSHUNTER\Org\Data\SV5973N.I\sd012822\DoD BNA 2\Jan2827.D	CC	CCV	x	1887085	75.0000	1.4009	
\\MASSHUNTER\Org\Data\SV5973N.I\sd020122\DoD BNA cal 1\Feb0109.D	QC	ICV	x	1921973	75.0000	1.4446	
\\MASSHUNTER\Org\Data\SV5973N.I\sd020122\DoD BNA cal 1\Feb0105.D	Calibration	4	x	1864397	75.0000	1.4468	
\\MASSHUNTER\Org\Data\SV5973N.I\sd020122\DoD BNA cal 1\Feb0104.D	Calibration	5	x	2142698	100.0000	1.3881	
\\MASSHUNTER\Org\Data\SV5973N.I\sd020122\DoD BNA cal 1\Feb0103.D	Calibration	6	x	2634382	120.0000	1.4086	
\\MASSHUNTER\Org\Data\SV5973N.I\sd020122\DoD BNA cal 1\Feb0102.D	Calibration	7	x	3370551	150.0000	1.4439	

Quantitation Results Report (QT Reviewed)

Data File	Feb0102.D	Operator	LIMS import
Acq. Method	BNA+SIM.M	Acq. Date-Time	2/1/2022 5:24:36 PM
Sample Name	01-Feb-22_CAL_7	Instrument	Instrument #1
Vial	2	Multiplier	1.00
DA Method File		Comment	SVOC-8270-W-LARGO
Tune File	dftppdsm.u	Tune Date	1/25/2022 7:52:00 PM
Batch Name	020122 DoD BNA cal.batch.bin	Last Calib Update	2/2/2022 4:05:51 PM
Ref Library	D:\Org\Library\NIST129K.l		

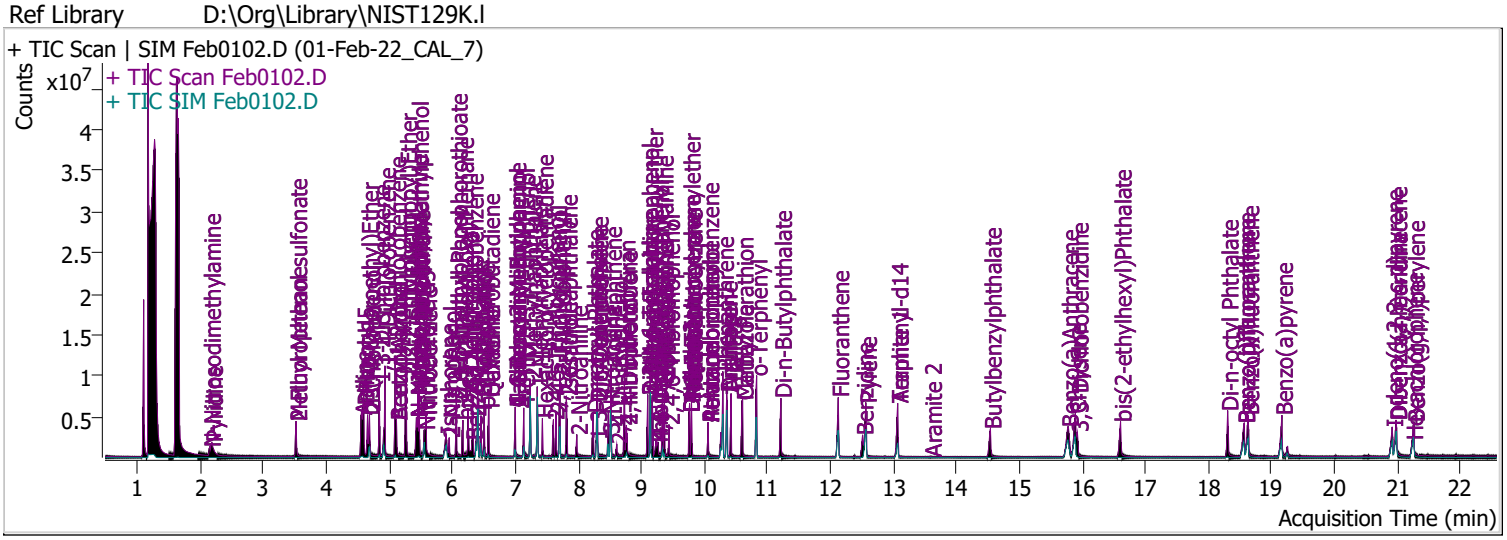

Compound	RT	QIon	Resp.	Conc.	Units		Dev(Min)
Internal Standards							
System Monitoring Compounds							
S 2-Fluorophenol	3.520	112.0	1523079	138.7479	µg/L		0.000
Spiked Amount: 200.000	Range: 10.0 - 75.0%			Recovery = 69.37%			
S Phenol-d5	4.583	99.0	2046974	141.8266	µg/L		0.010
Spiked Amount: 200.000	Range: 10.0 - 65.0%			Recovery = 70.91%		*	
S Nitrobenzene-d5	5.553	82.0	1109453	147.7690	µg/L		0.000
Spiked Amount: 100.000	Range: 32.0 - 94.0%			Recovery = 147.77%		*	
S 2-Fluorobiphenyl	7.707	172.0	3634384	156.5846	µg/L		0.010
Spiked Amount: 100.000	Range: 28.0 - 107.0%			Recovery = 156.58%		*	
S 2,4,6-Tribromophenol	9.438	329.8	288521	145.3903	µg/L		0.010
Spiked Amount: 200.000	Range: 25.0 - 140.0%			Recovery = 72.70%			
S Terphenyl-d14	13.068	244.3	3616037	147.4623	µg/L		0.010
Spiked Amount: 100.000	Range: 32.0 - 122.0%			Recovery = 147.46%		*	
Target Compounds							**QValue**
T N-Nitrosodimethylamine	2.152	74.0	538529	153.4101	µg/L		95
T Pyridine	2.183	79.0	1484660	146.1674	µg/L	m	85
T Aniline	4.552	93.0	2970760	148.8396	µg/L	m	99
T Phenol	4.593	94.0	2039767	139.3740	µg/L		92
T bis(-2-Chloroethyl)Ether	4.654	63.0	1414092	153.3705	µg/L	m	99
T 2-Chlorophenol	4.685	128.0	1612896	141.8060	µg/L		100
T 1,3-Dichlorobenzene	4.838	146.0	2278725	150.8886	µg/L		98
T 1,4-Dichlorobenzene	4.930	146.0	2394508	146.8631	µg/L	m	100
T 1,2-Dichlorobenzene	5.093	146.0	2347151	148.7678	µg/L	m	98
T Benzyl Alcohol	5.114	108.0	1085083	148.1658	µg/L	m	95
T 2-Methylphenol	5.257	107.0	1588050	147.3203	µg/L		100
T bis(2-chloroisopropyl)Ether	5.267	121.0	648208	146.1046	µg/L		99
T N-nitroso-Di-n-propylamine	5.430	70.0	1185888	144.7489	µg/L		99
T 4Methylphenol/3Methylphenol	5.451	107.0	2065657	138.5517	µg/L	m	100
T Hexachloroethane	5.471	117.0	649895	146.2076	µg/L		99

Compound	RT	QIon	Resp.	Conc.	Units		Dev(Min)
T Nitrobenzene	5.583	123.1	583873	152.6506	µg/L		98
T Isophorone	5.900	82.0	2523911	141.3453	µg/L		99
T 2-Nitrophenol	5.951	139.0	465947	148.5247	µg/L		96
T 2,4-Dimethylphenol	6.064	122.0	1329466	144.8810	µg/L		100
T bis(-2-Chloroethoxy)Methane	6.167	93.0	1638873	151.5452	µg/L		98
T 2,4-Dichlorophenol	6.249	162.0	1091858	143.3204	µg/L		99
T Benzoic Acid	6.311	105.0	752661	144.6443	µg/L		100
T 1,2,4-Trichlorobenzene	6.321	180.0	1480761	149.9194	µg/L		98
T Naphthalene	6.403	128.0	4057651	147.3288	µg/L	m	99
T 4-Chlorophenol	6.455	130.0	428987	148.4952	µg/L	m	91
T p-Chloroaniline	6.506	127.0	1687405	143.7488	µg/L		97
T Hexachlorobutadiene	6.578	224.9	821958	149.0725	µg/L		99
T 4-Chloro-2-Methylphenol	6.999	107.0	1171636	149.6686	µg/L		98
T 4-Chloro-3-Methylphenol	7.132	107.0	1126173	143.9602	µg/L	m	98
T 2-Methylnaphthalene	7.235	141.0	2341006	147.2966	µg/L		100
T 1-Methylnaphthalene	7.348	141.0	2309219	146.5257	µg/L		99
T Hexachlorocyclopentadiene	7.430	236.9	490227	146.3732	µg/L		97
T 2,4,6-Trichlorophenol	7.605	196.0	789718	151.2368	µg/L	m	97
T 2,4,5-Trichlorophenol	7.646	196.0	846998	147.4929	µg/L	m	99
T 2-Chloronaphthalene	7.810	162.0	2748806	152.7584	µg/L		98
T 2-Nitroaniline	7.974	65.0	407283	141.9081	µg/L		98
T Dimethyl Phthalate	8.231	163.0	2847316	146.9589	µg/L		100
T 2,6-Dinitrotoluene	8.292	165.0	406641	154.4190	µg/L		98
T Acenaphthylene	8.302	152.1	4252532	142.9428	µg/L		99
T 3-Nitroaniline	8.486	138.0	434025	150.5706	µg/L		99
T Acenaphthene	8.517	154.0	2438569	142.5147	µg/L		99
T 2,4-Dinitrophenol	8.609	184.0	235217	145.6401	µg/L		98
T Dibenzofuran	8.732	168.0	4357452	150.5805	µg/L		93
T 4-Nitrophenol	8.763	109.0	478509	150.5082	µg/L		81
T 2,4-Dinitrotoluene	8.763	165.0	525298	148.9411	µg/L		94
T Diethylphthalate	9.100	149.0	3069738	149.2049	µg/L		99
T Fluorene	9.141	166.0	3124841	138.8198	µg/L		98
T 4-Chlorophenyl-phenylether	9.172	204.0	1546664	151.8482	µg/L		97
T 4-Nitroaniline	9.233	138.0	384670	141.7386	µg/L		93
T 4,6-Dinitro-2-methylphenol	9.264	198.0	316315	144.0029	µg/L		99
T N-nitrosodiphenylamine	9.336	169.0	2181531	145.1901	µg/L		99
T Azobenzene	9.366	77.0	2635902	120.3212	µg/L		99
T 4-Bromophenyl-phenylether	9.765	248.0	963582	151.3568	µg/L		92
T Hexachlorobenzene	9.796	283.9	824259	141.1882	µg/L		99
T Pentachlorophenol	10.059	265.9	434215	144.6498	µg/L		99
T Phenanthrene	10.292	178.0	4291560	139.7269	µg/L	m	100
T Anthracene	10.353	178.0	4560469	146.2785	µg/L	m	99
T Triallate	10.424	86.0	1150766	148.4494	µg/L		96
T Carbazole	10.606	167.0	4624172	150.7355	µg/L		99
T o-Terphenyl	10.829	230.0	2584877	148.3761	µg/L		99
T Di-n-Butylphthalate	11.214	149.0	4543310	149.1277	µg/L		99
T Fluoranthene	12.126	202.0	4741141	144.3534	µg/L		100
T Benzidine	12.511	184.0	1883100	144.6260	µg/L		100
T Pyrene	12.561	202.0	5275619	150.4938	µg/L		98
T Butylbenzylphthalate	14.541	149.0	1559393	145.3441	µg/L		97
T Benzo(a)Anthracene	15.767	228.0	4019039	147.7624	µg/L		99
T Chrysene	15.890	228.0	4278822	147.2995	µg/L		99
T 3,3-Dichlorobenzidine	15.921	252.0	1349622	146.5223	µg/L		99
T bis(2-ethylhexyl)Phthalate	16.605	167.0	567542	143.9845	µg/L		99
T Di-n-octyl Phthalate	18.305	149.0	3856621	149.9744	µg/L		100

Compound	RT	QIon	Resp.	Conc.	Units	Dev(Min)
T Benzo(b)fluoranthene	18.568	252.0	3711381	149.8662	µg/L	100
T Benzo(k)fluoranthene	18.629	252.0	4095121	149.0463	µg/L	99
T Benzo(a)pyrene	19.165	252.0	3543320	150.1921	µg/L	99
T Indeno(1,2,3-c,d)pyrene	20.917	276.0	2763277	150.3392	µg/L	97
T Dibenzo(a,h)anthracene	20.978	278.0	3092929	151.5963	µg/L	98
T Benzo(g,h,i)perylene	21.262	276.0	3370551	151.4028	µg/L	98

(#) = Qualifier Out of Range; (m) = Manual Integration; (+) = Area Summed; (*) = Surrogate Percent Recovery Out of Range; (d): Zeroed Peak

Quantitation Results Report (QT Reviewed)

Compound	Conc.	RT	Dev(Min)	Resp.	QIon	QRatio	Lower	Upper
N-Nitrosodimethylamine	153.4101	2.15	0.00	538529	42.0	124.7	91.0	169.1

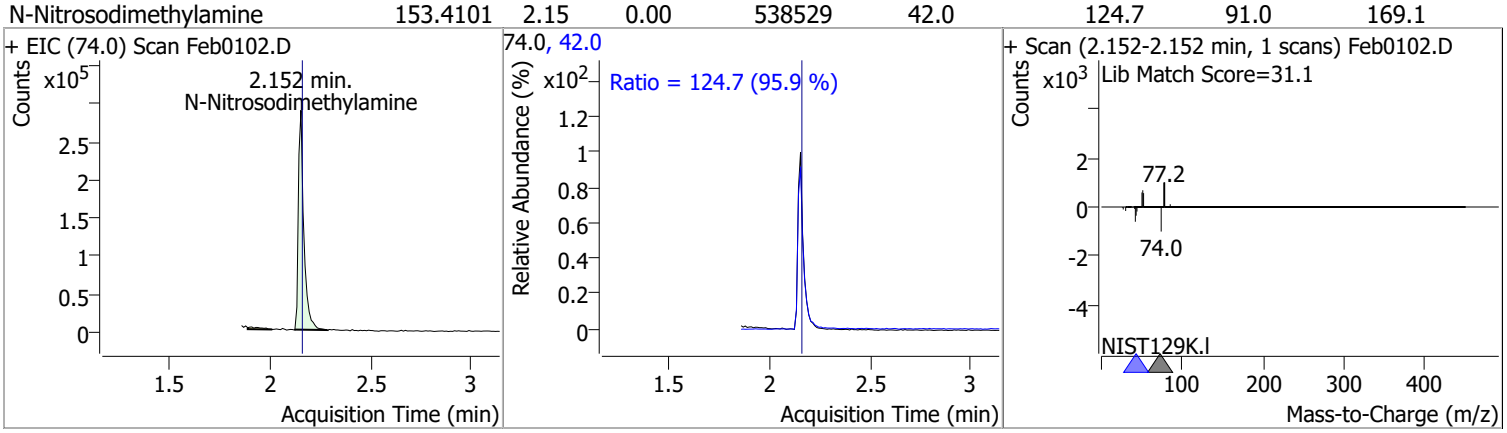

Compound	Conc.	RT	Dev(Min)	Resp.	QIon	QRatio	Lower	Upper
Pyridine	146.1674	2.18	0.00	1484660 (m)	52.0	86.1	71.2	132.2

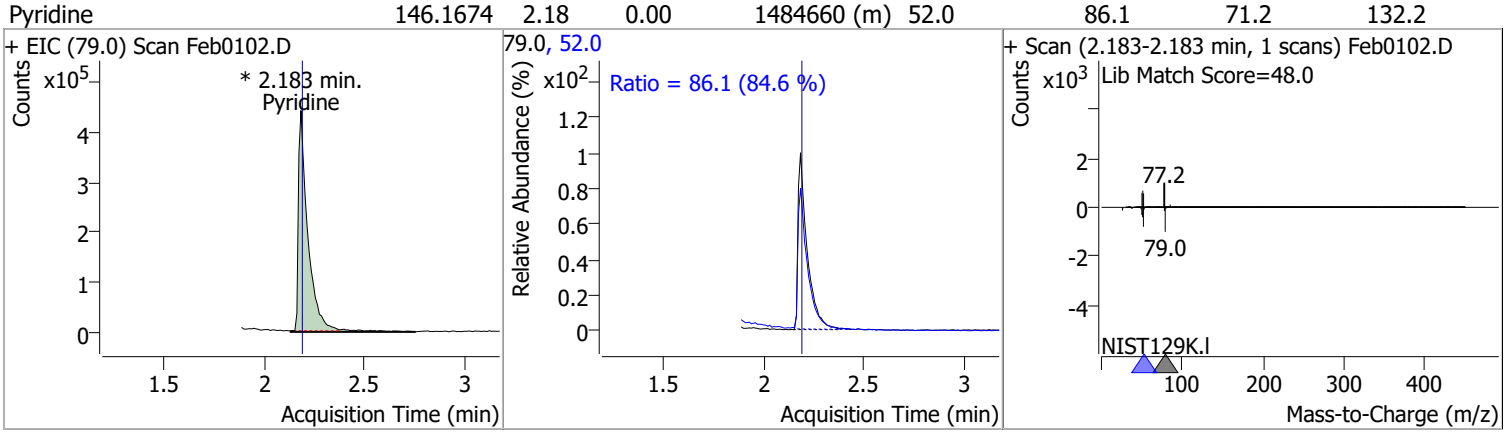

Compound	Conc.	RT	Dev(Min)	Resp.	QIon	QRatio	Lower	Upper
2-Fluorophenol	138.7479	3.52	0.00	1523079	64.0	52.2	35.8	66.4
					92.0	21.4	14.3	26.6

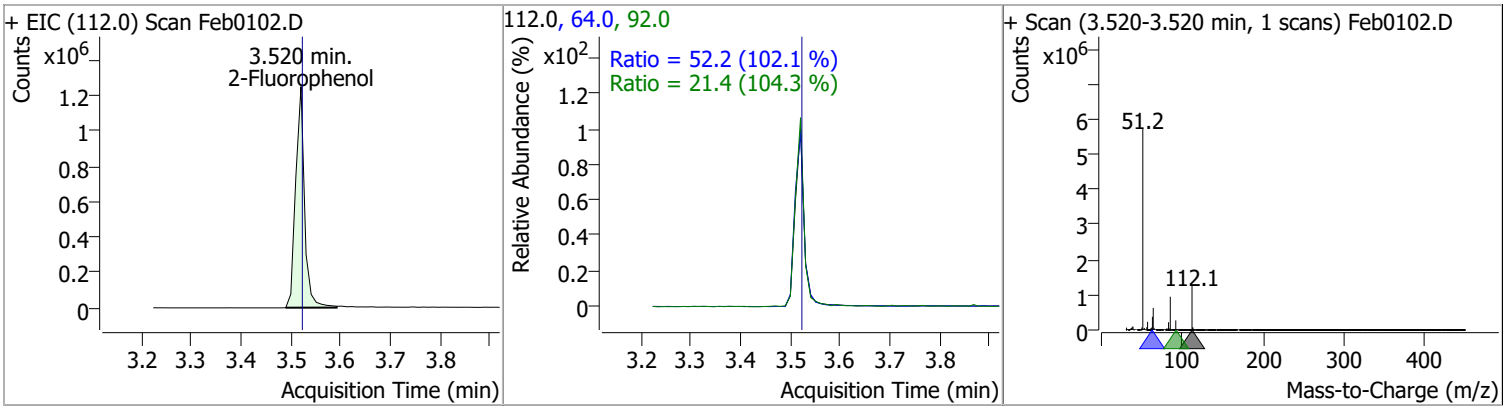

Compound	Conc.	RT	Dev(Min)	Resp.	QIon	QRatio	Lower	Upper
Aniline	148.8396	4.55	0.00	2970760 (m)	66.0	34.2	24.5	45.6
					65.0	17.8	12.6	23.4

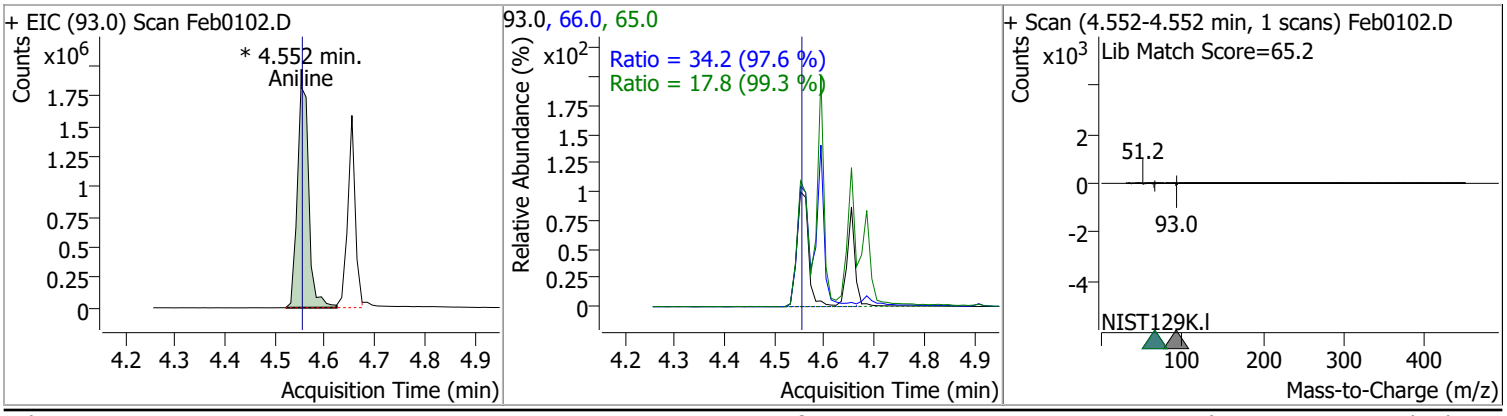

Compound	Conc.	RT	Dev(Min)	Resp.	QIon	QRatio	Lower	Upper
Phenol-d5	141.8266	4.58	0.01	2046974	71.0	35.1	23.8	44.2

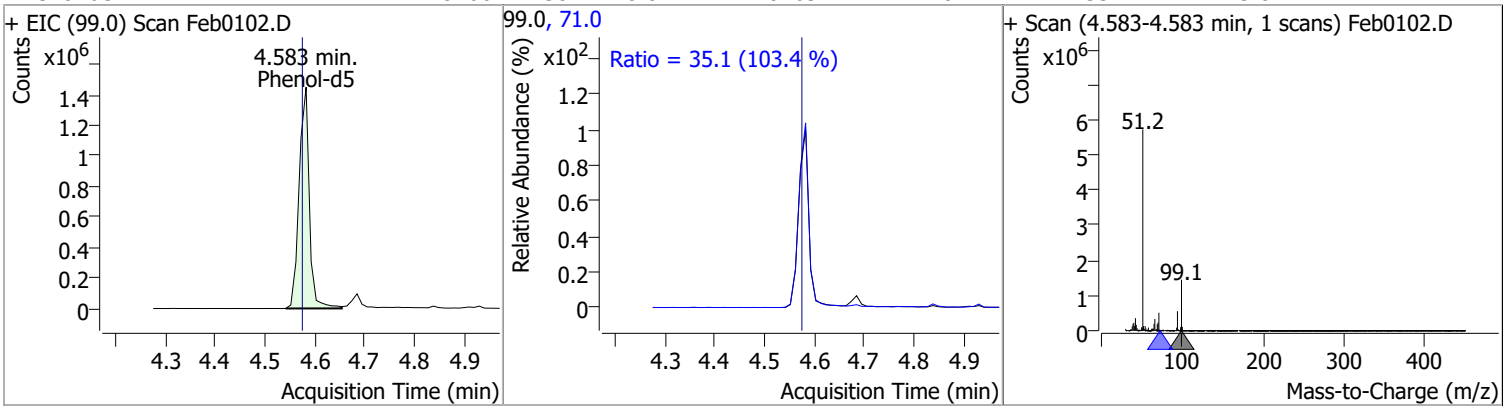

Compound	Conc.	RT	Dev(Min)	Resp.	QIon	QRatio	Lower	Upper
Phenol	139.3740	4.59	0.00	2039767	66.0	48.8	30.7	57.0

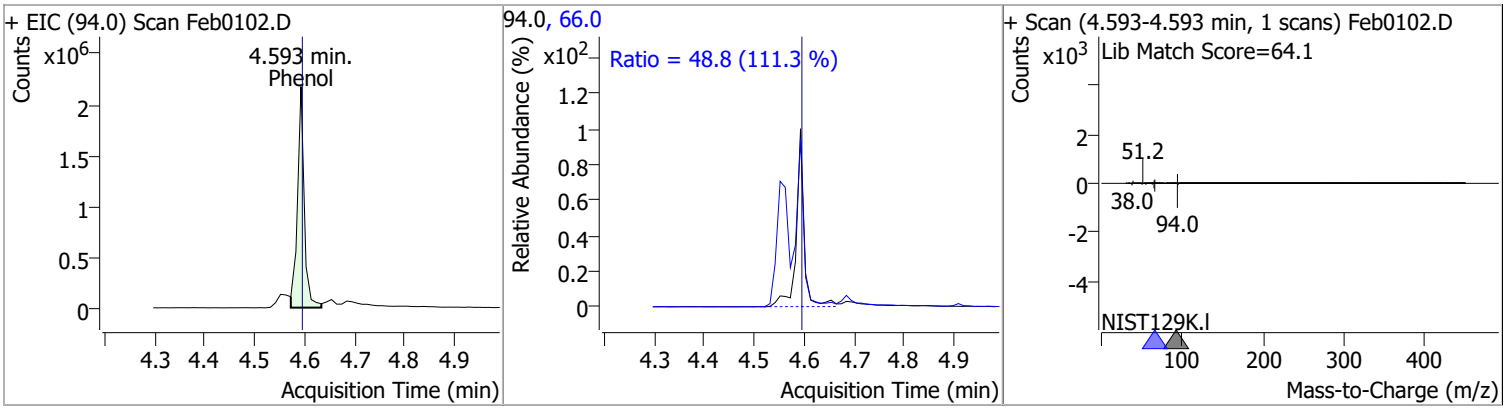

Compound	Conc.	RT	Dev(Min)	Resp.	QIon	QRatio	Lower	Upper
bis(-2-Chloroethyl)Ether	153.3705	4.65	0.00	1414092 (m)	64.0	3.8	2.4	4.5

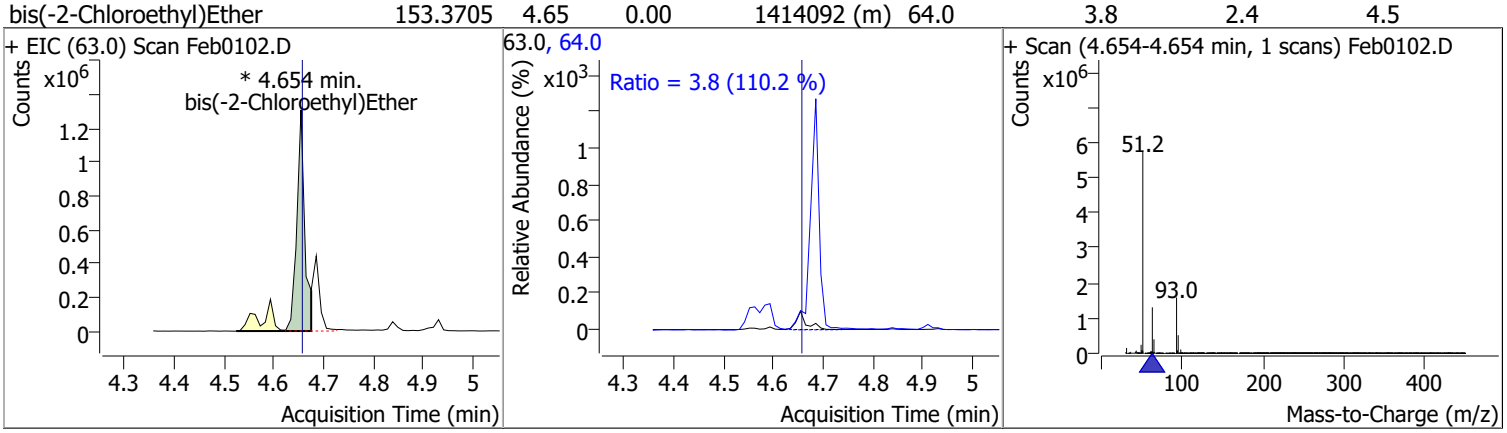

Compound	Conc.	RT	Dev(Min)	Resp.	QIon	QRatio	Lower	Upper
2-Chlorophenol	141.8060	4.68	0.00	1612896	130.0	31.9	22.3	41.4

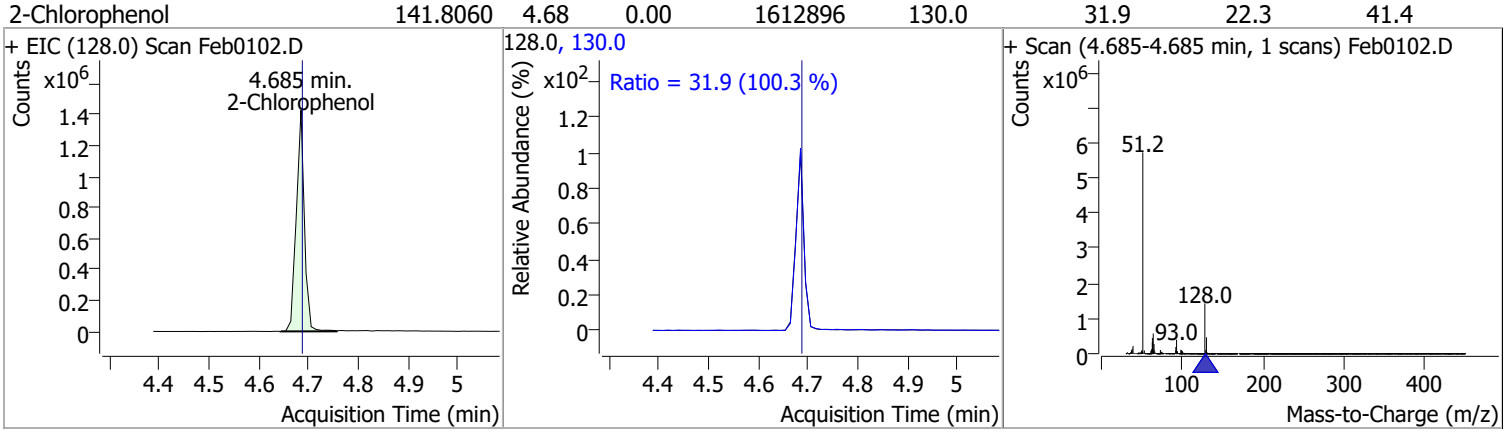

Compound	Conc.	RT	Dev(Min)	Resp.	QIon	QRatio	Lower	Upper
1,3-Dichlorobenzene	150.8886	4.84	0.00	2278725	148.0	63.6	43.6	80.9
					111.0	34.9	25.1	46.7

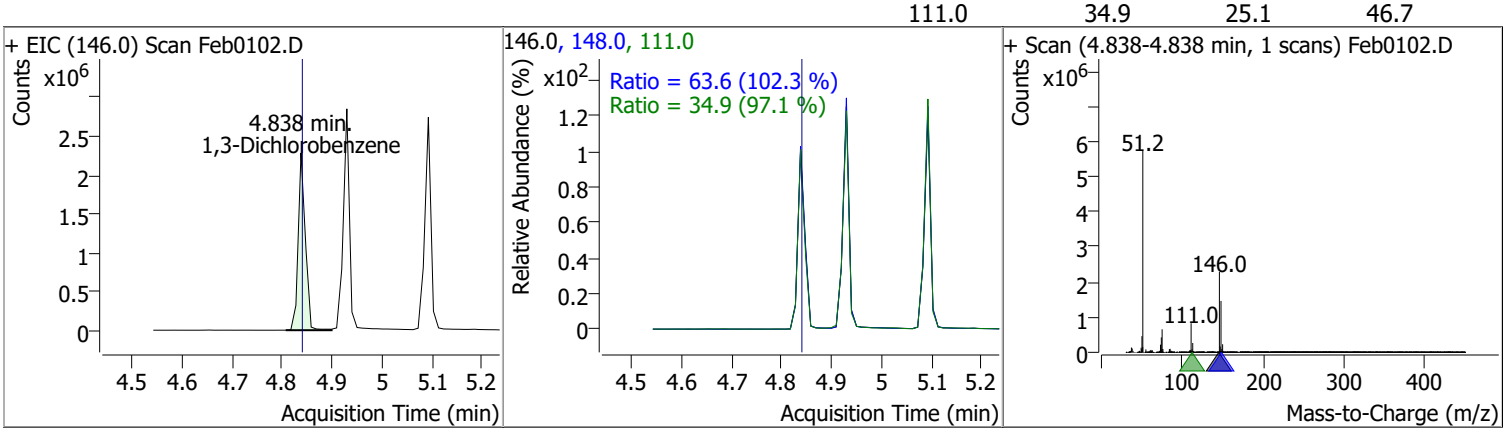

Compound	Conc.	RT	Dev(Min)	Resp.	QIon	QRatio	Lower	Upper
1,4-Dichlorobenzene	146.8631	4.93	0.00	2394508 (m)	148.0	63.9	44.8	83.3
					111.0	35.0	24.6	45.7

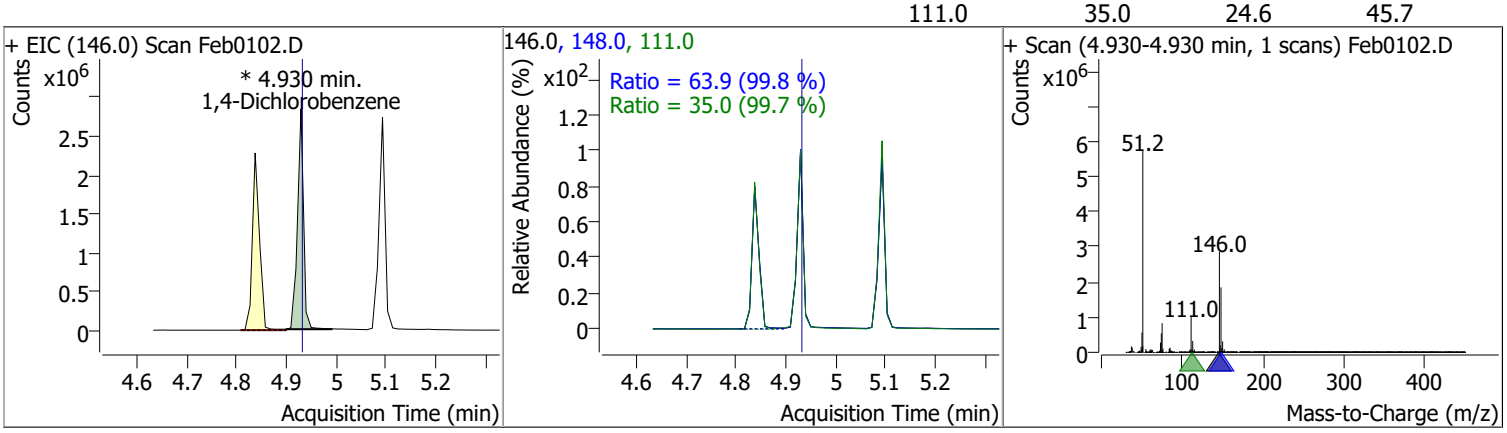

Compound	Conc.	RT	Dev(Min)	Resp.	QIon	QRatio	Lower	Upper
1,2-Dichlorobenzene	148.7678	5.09	0.00	2347151 (m)	148.0	64.1	44.1	81.8
					111.0	37.7	25.7	47.7

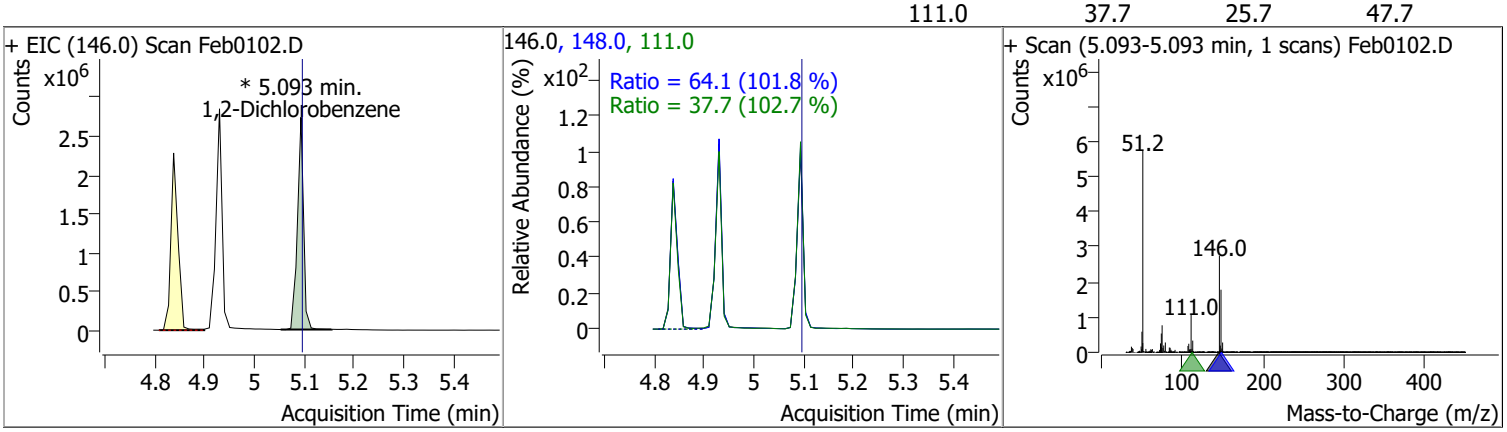

Quantitation Results Report (QT Reviewed)

Compound	Conc.	RT	Dev(Min)	Resp.	QIon	QRatio	Lower	Upper
Benzyl Alcohol	148.1658	5.11	0.01	1085083 (m)	79.0	115.4	82.9	154.0
					107.0	71.2	45.1	83.8

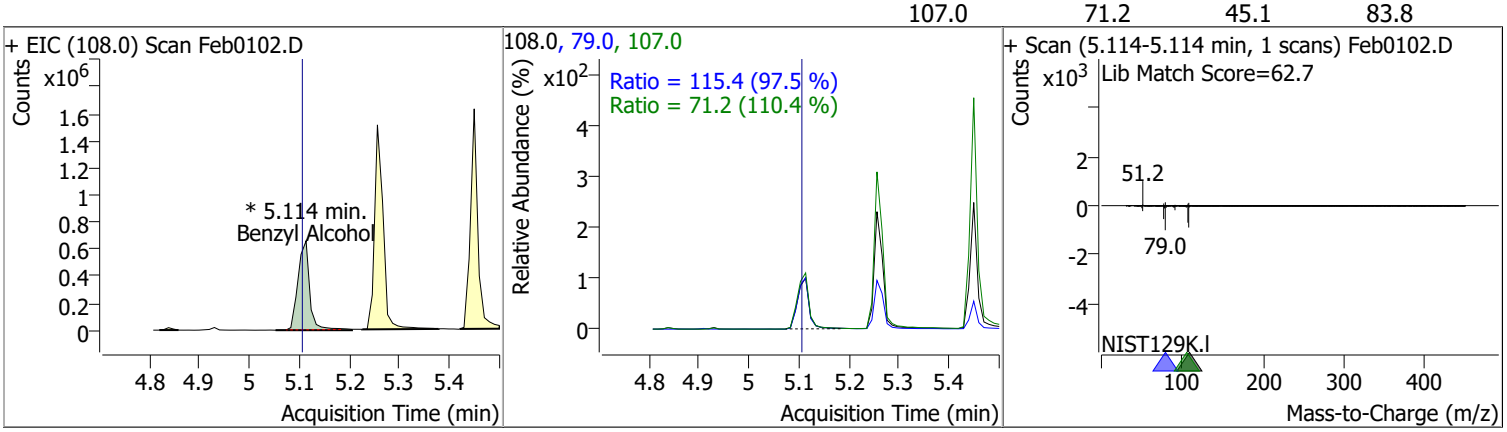

Compound	Conc.	RT	Dev(Min)	Resp.	QIon	QRatio	Lower	Upper
2-Methylphenol	147.3203	5.26	0.00	1588050	108.0	115.9	81.4	151.1

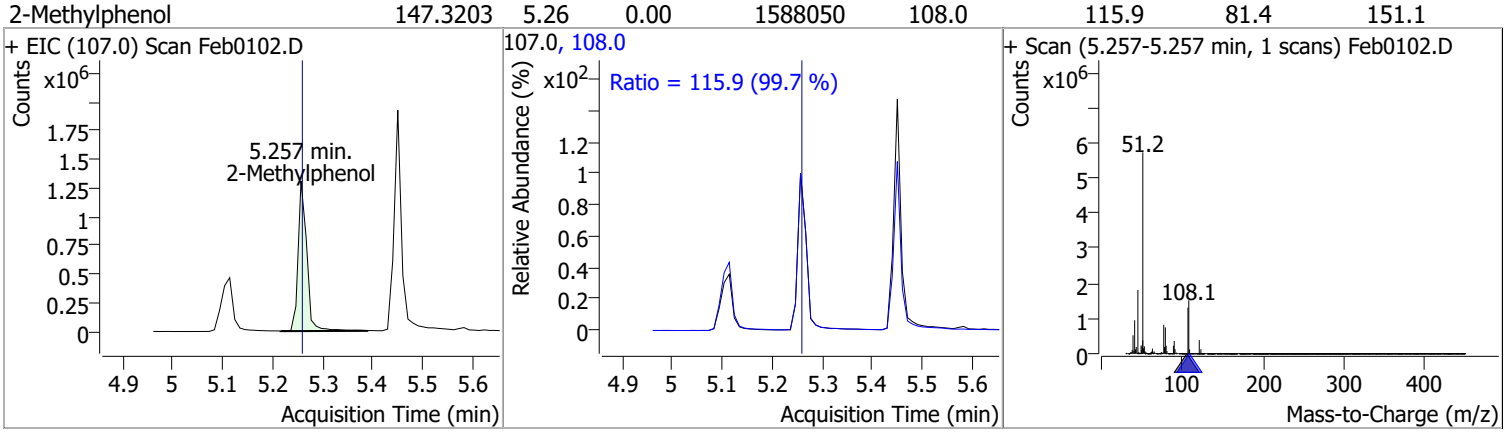

Compound	Conc.	RT	Dev(Min)	Resp.	QIon	QRatio	Lower	Upper
bis(2-chloroisopropyl)Ether	146.1046	5.27	0.00	648208	123.0	32.2	23.0	42.7

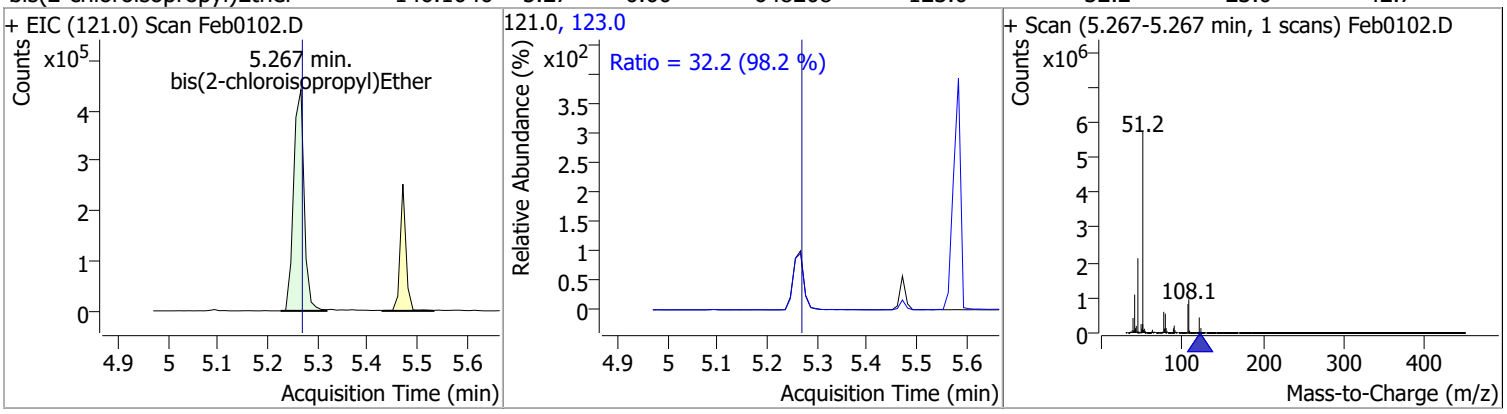

Compound	Conc.	RT	Dev(Min)	Resp.	QIon	QRatio	Lower	Upper
N-nitroso-Di-n-propylamine	144.7489	5.43	0.01	1185888	130.0	17.9	0.0	35.1

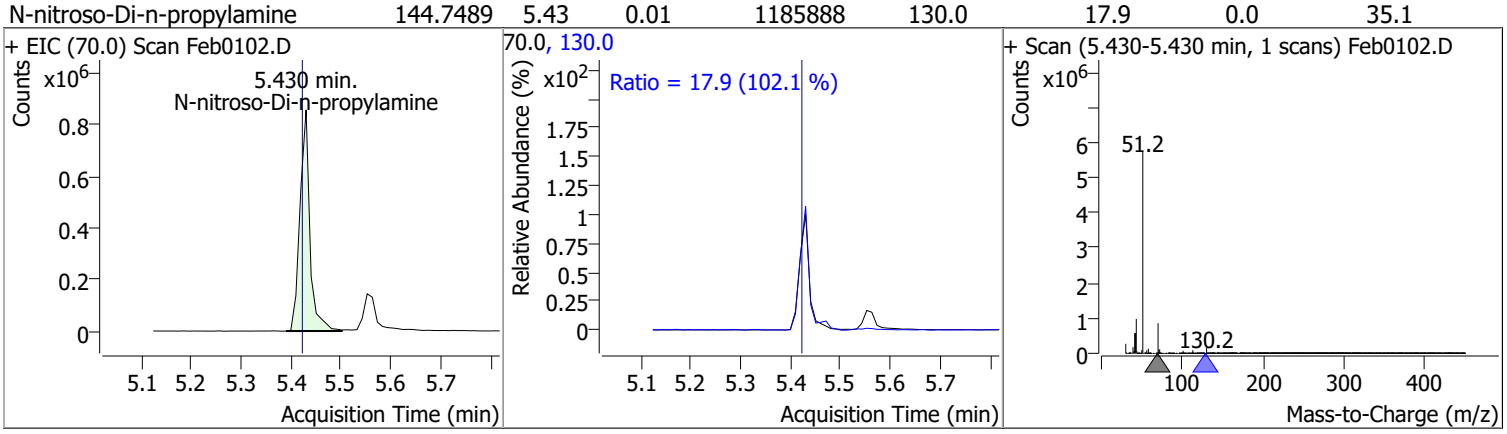

Quantitation Results Report (QT Reviewed)

Compound	Conc.	RT	Dev(Min)	Resp.	QIon	QRatio	Lower	Upper
4Methylphenol/3Methylphenol	138.5517	5.45	0.01	2065657 (m)	108.0	83.8	58.9	109.3

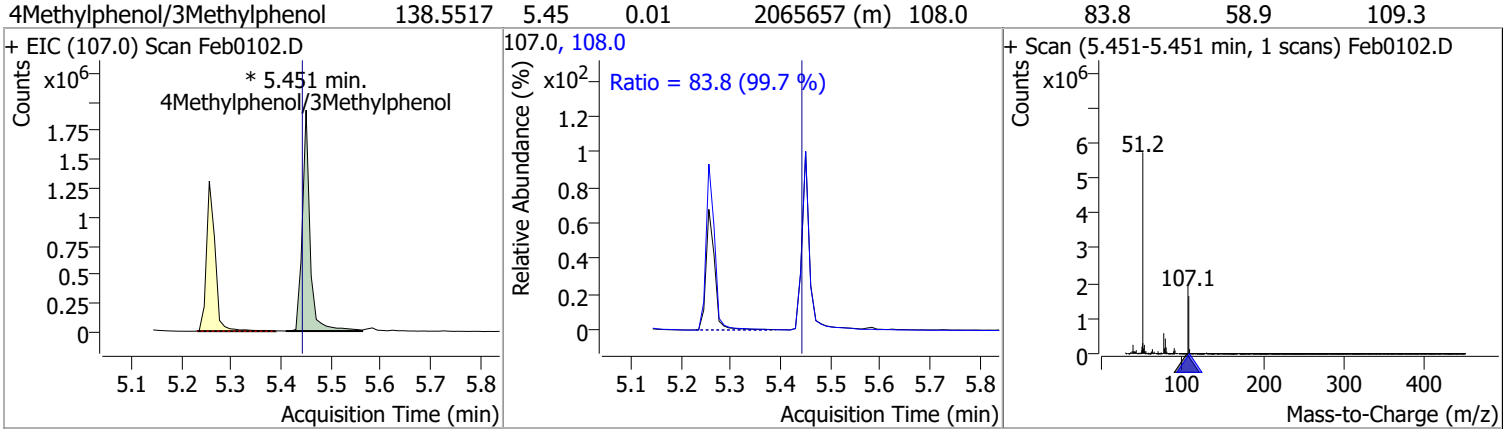

Compound	Conc.	RT	Dev(Min)	Resp.	QIon	QRatio	Lower	Upper
Hexachloroethane	146.2076	5.47	0.00	649895	201.0	92.0	65.5	121.7
					199.0	59.1	41.8	77.7

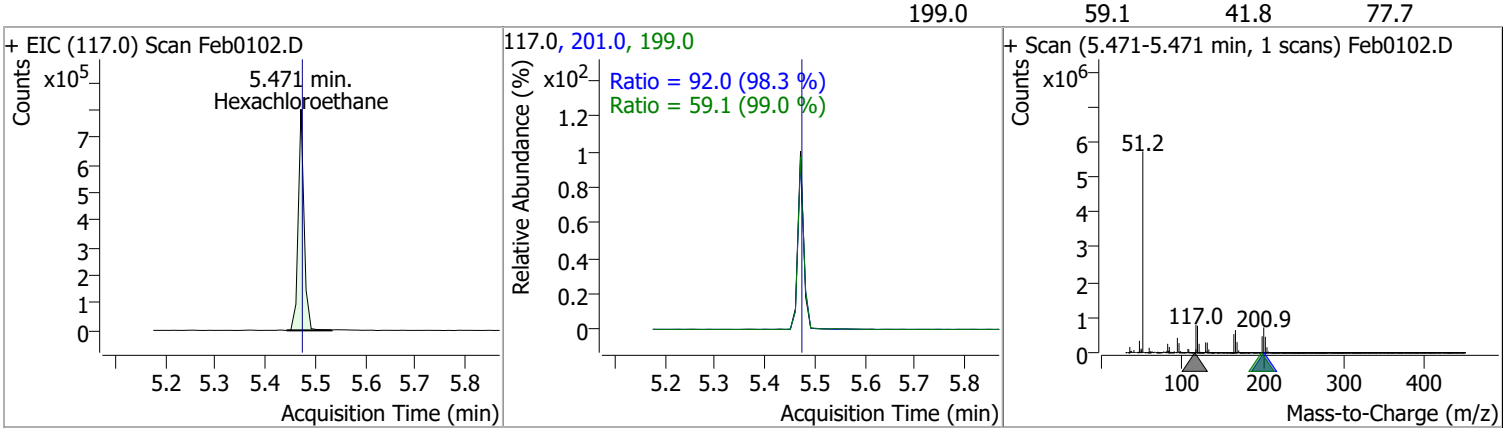

Compound	Conc.	RT	Dev(Min)	Resp.	QIon	QRatio	Lower	Upper
Nitrobenzene-d5	147.7690	5.55	0.00	1109453	54.0	63.8	44.8	83.2
					128.0	47.3	32.6	60.6

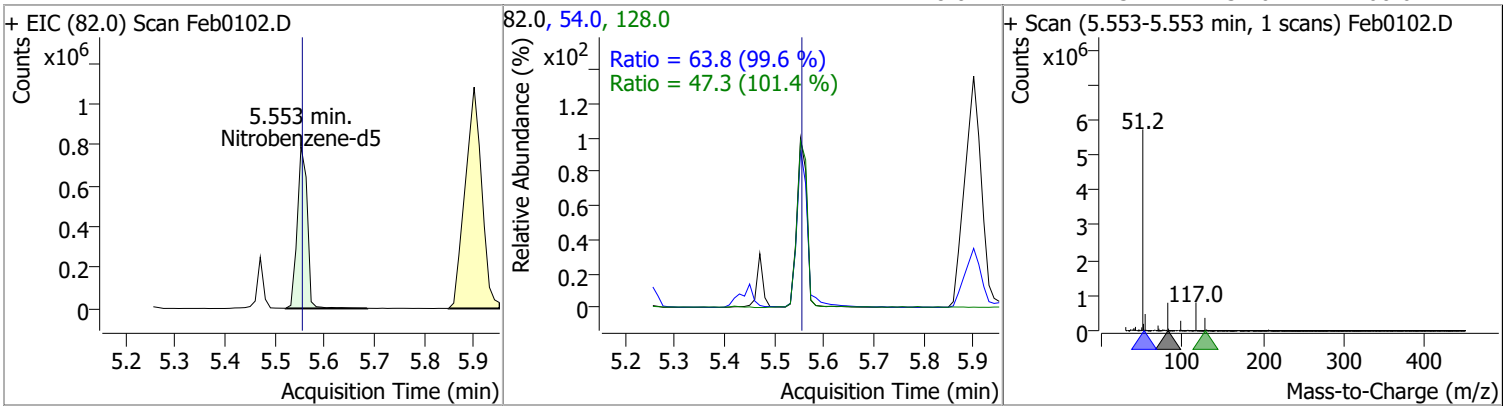

Quantitation Results Report (QT Reviewed)

Compound	Conc.	RT	Dev(Min)	Resp.	QIon	QRatio	Lower	Upper
Nitrobenzene	152.6506	5.58	0.01	583873	77.0	206.5	141.7	263.2
					51.0	126.6	87.8	163.1

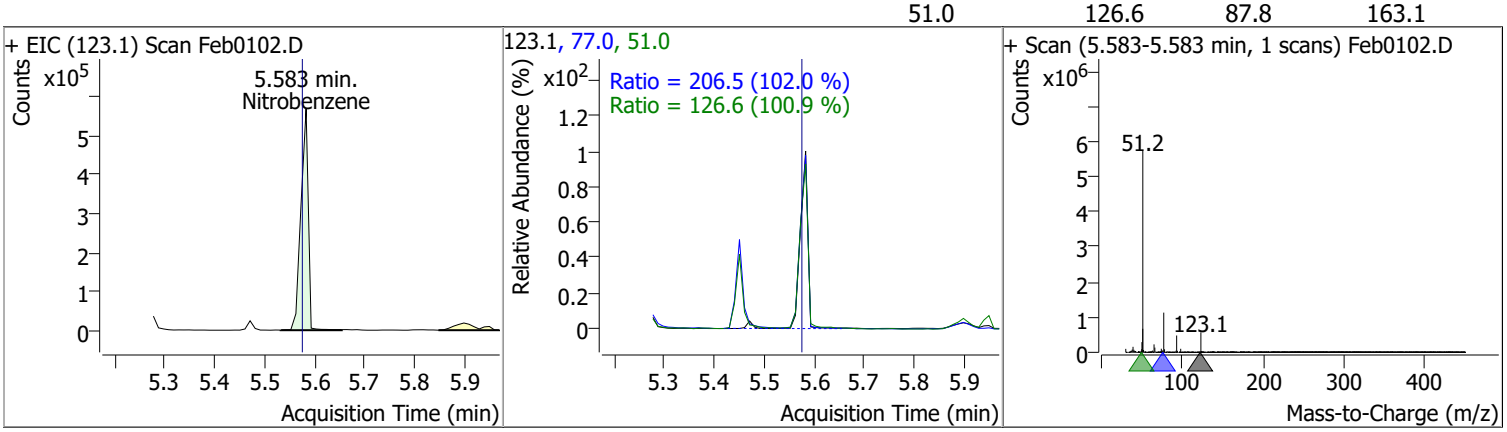

Compound	Conc.	RT	Dev(Min)	Resp.	QIon	QRatio	Lower	Upper
Isophorone	141.3453	5.90	0.02	2523911	138.0	21.2	15.2	28.3

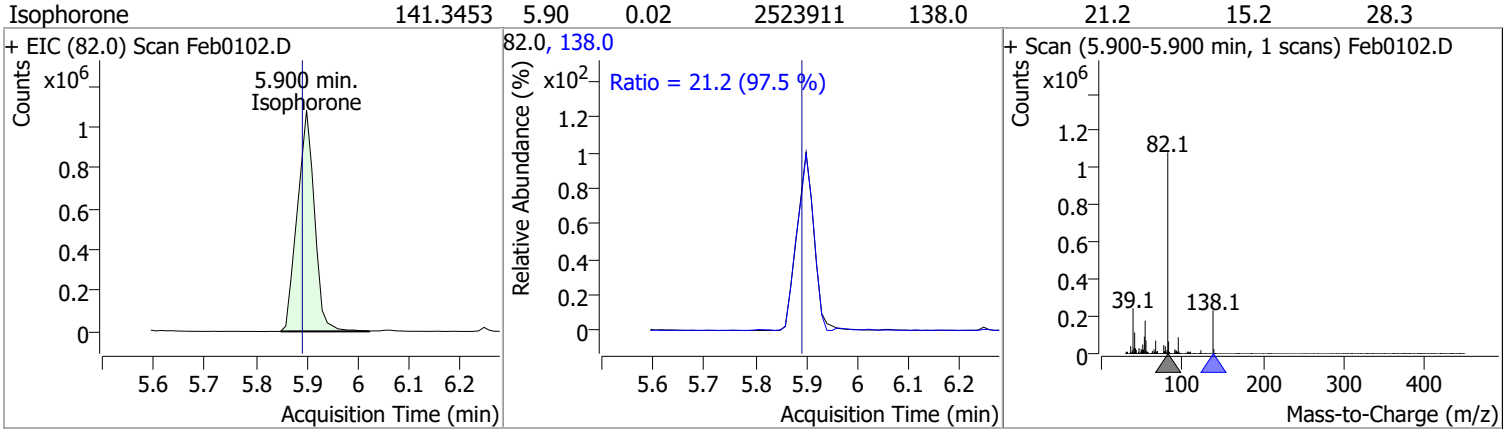

Compound	Conc.	RT	Dev(Min)	Resp.	QIon	QRatio	Lower	Upper
2-Nitrophenol	148.5247	5.95	0.01	465947	65.0	48.1	34.3	63.6
					109.0	34.1	26.8	49.8

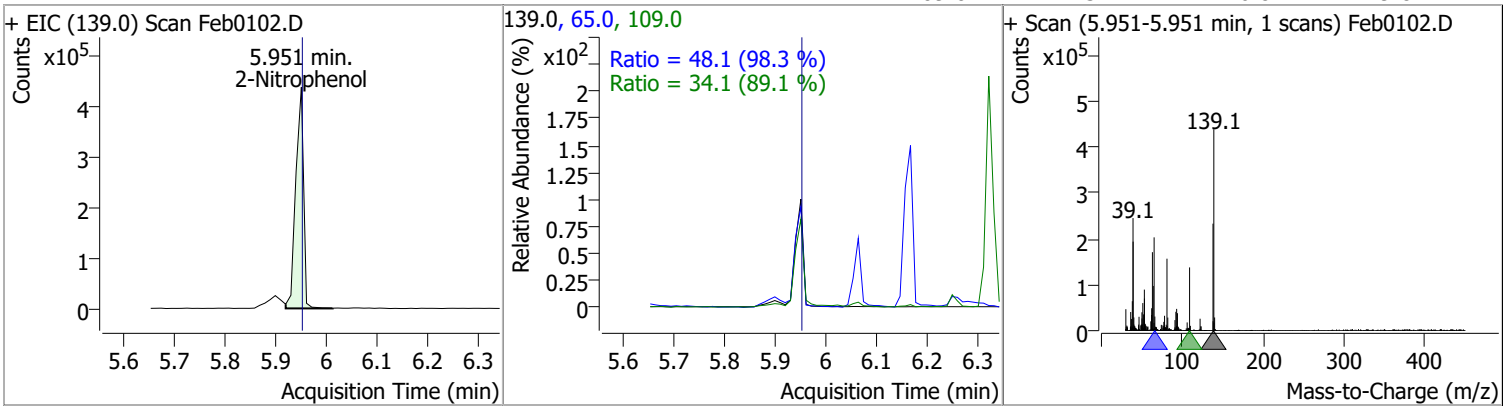

Quantitation Results Report (QT Reviewed)

Compound	Conc.	RT	Dev(Min)	Resp.	QIon	QRatio	Lower	Upper
2,4-Dimethylphenol	144.8810	6.06	0.01	1329466	107.0	108.8	76.3	141.6
					77.0	32.3	22.7	42.1

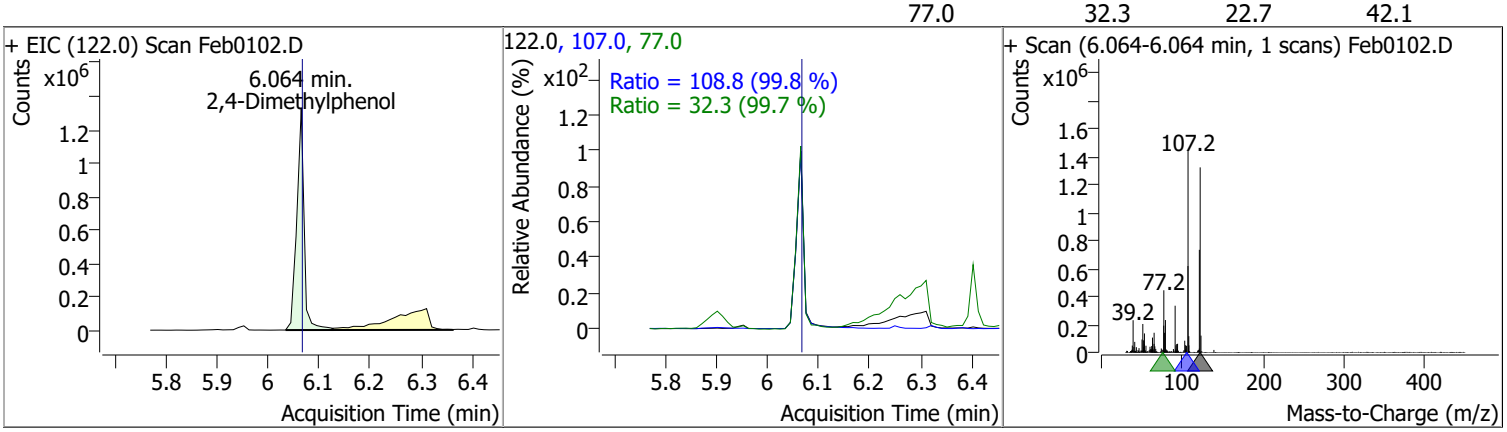

Compound	Conc.	RT	Dev(Min)	Resp.	QIon	QRatio	Lower	Upper
bis(-2-Chloroethoxy)Methane	151.5452	6.17	0.01	1638873	63.0	70.3	48.0	89.2
					95.0	31.6	22.7	42.1

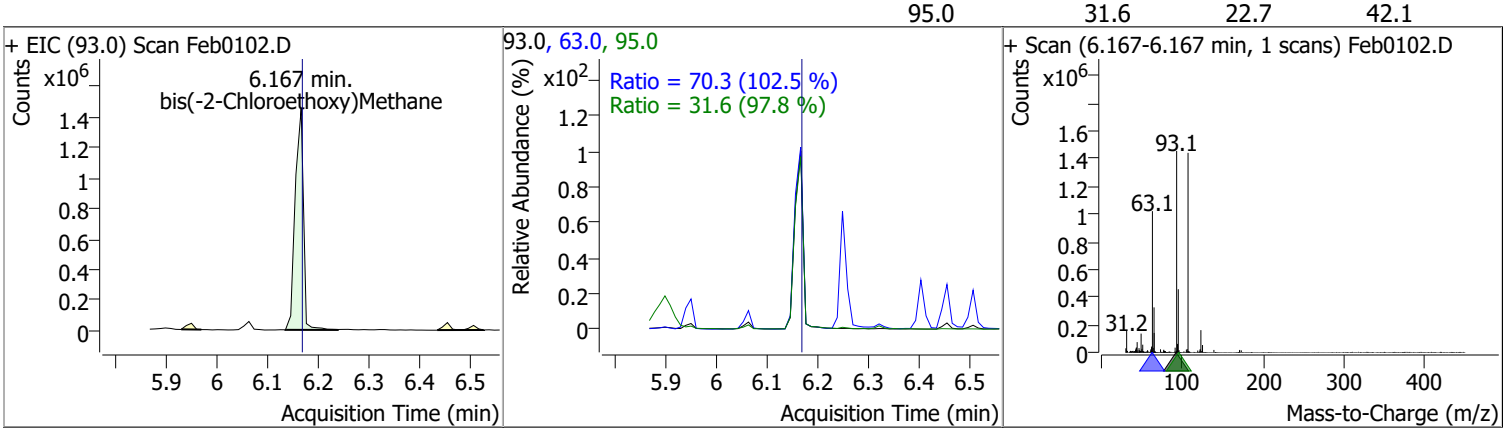

Compound	Conc.	RT	Dev(Min)	Resp.	QIon	QRatio	Lower	Upper
2,4-Dichlorophenol	143.3204	6.25	0.00	1091858	164.0	61.6	44.2	82.1
					98.0	30.8	21.5	40.0

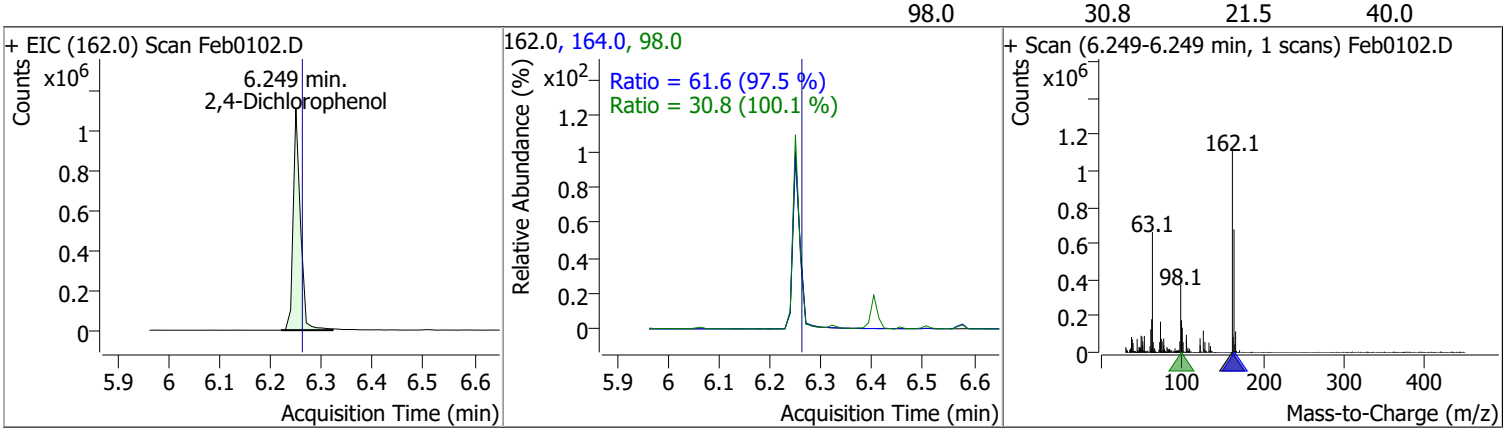

Quantitation Results Report (QT Reviewed)

Compound	Conc.	RT	Dev(Min)	Resp.	QIon	QRatio	Lower	Upper
Benzoic Acid	144.6443	6.31	0.04	752661	122.0	88.5	62.0	115.2
					77.0	74.9	52.5	97.5

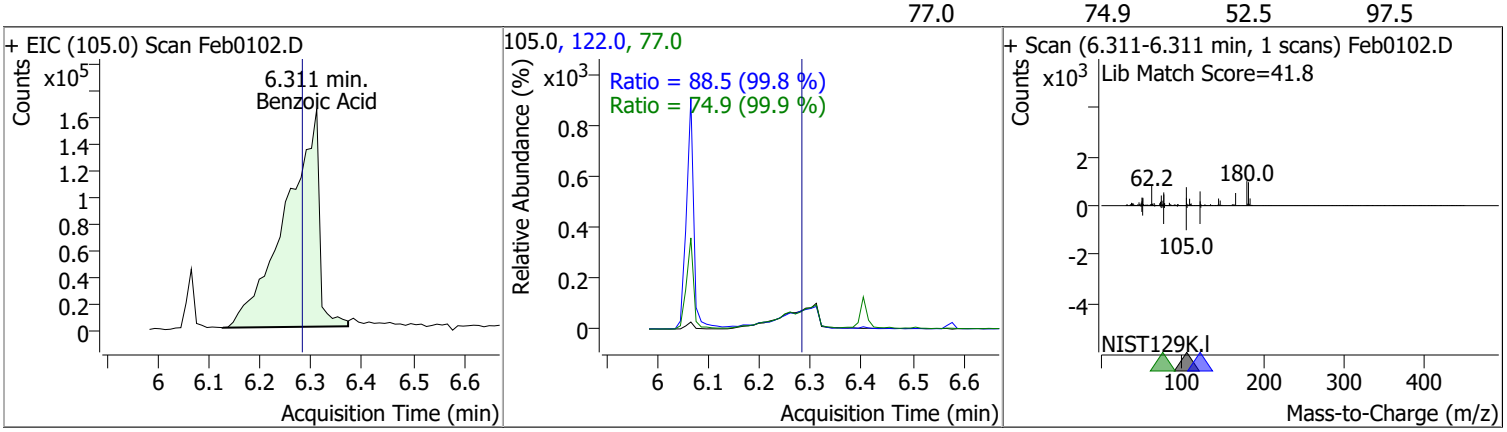

Compound	Conc.	RT	Dev(Min)	Resp.	QIon	QRatio	Lower	Upper
1,2,4-Trichlorobenzene	149.9194	6.32	0.00	1480761	182.0	95.0	68.0	126.2
					145.0	27.7	19.9	36.9

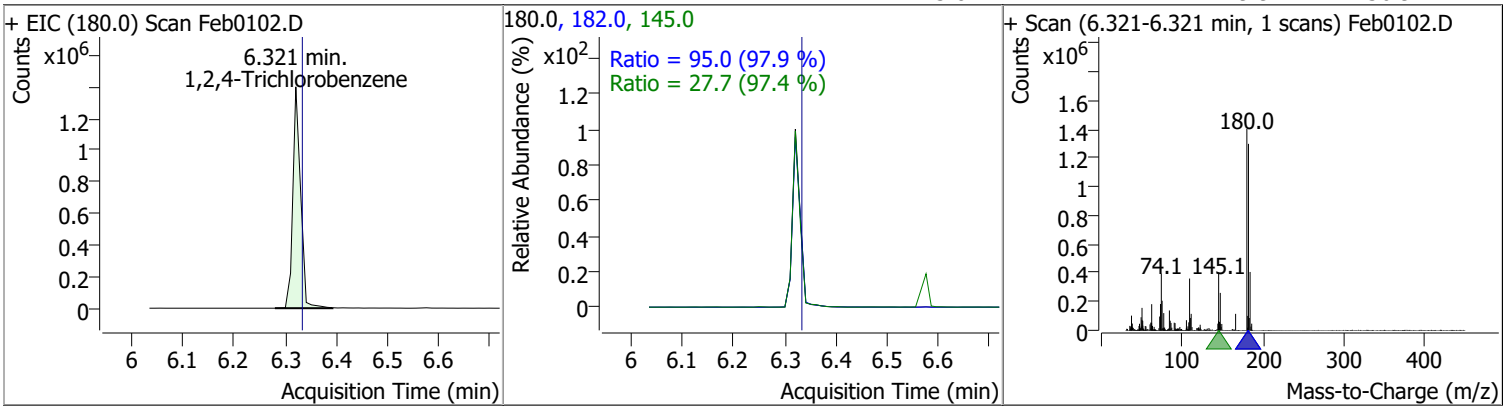

Compound	Conc.	RT	Dev(Min)	Resp.	QIon	QRatio	Lower	Upper
Naphthalene	147.3288	6.40	0.00	4057651 (m)	129.0	10.9	8.0	14.9
					102.0	9.6	6.8	12.6

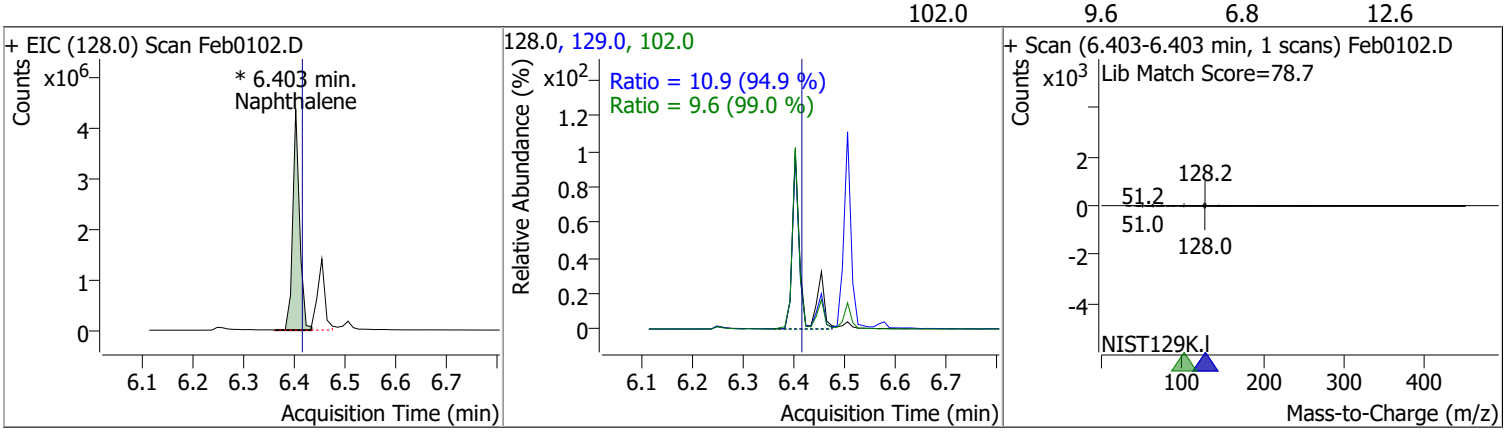

Compound	Conc.	RT	Dev(Min)	Resp.	QIon	QRatio	Lower	Upper
4-Chlorophenol	148.4952	6.45	0.01	428987 (m)	128.0	327.8	243.7	452.5

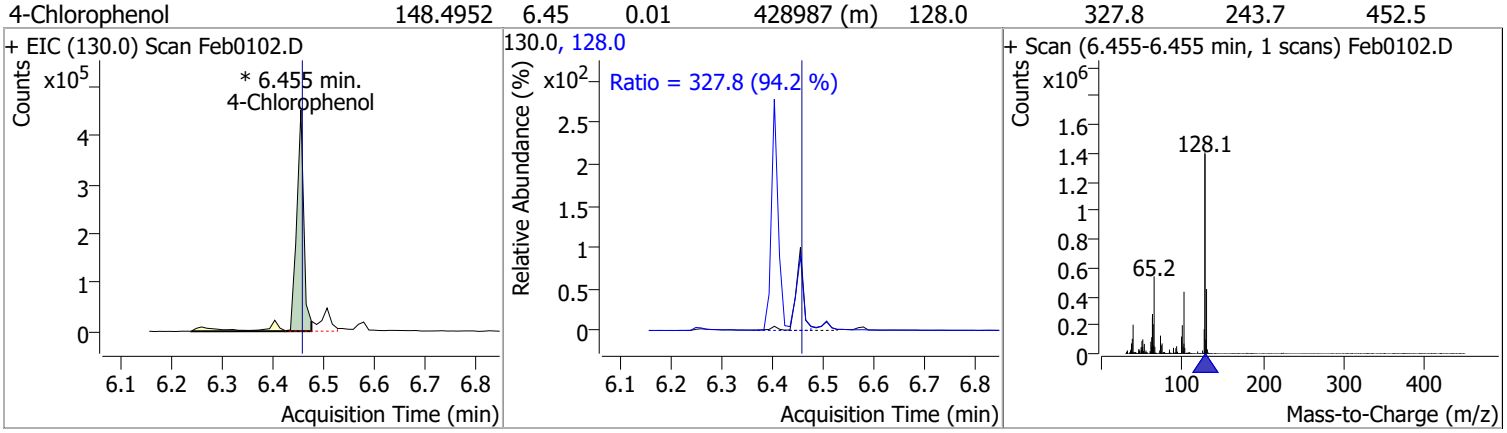

Compound	Conc.	RT	Dev(Min)	Resp.	QIon	QRatio	Lower	Upper
p-Chloroaniline	143.7488	6.51	0.00	1687405	129.0	31.3	23.2	43.0
					65.0	28.0	20.9	38.9

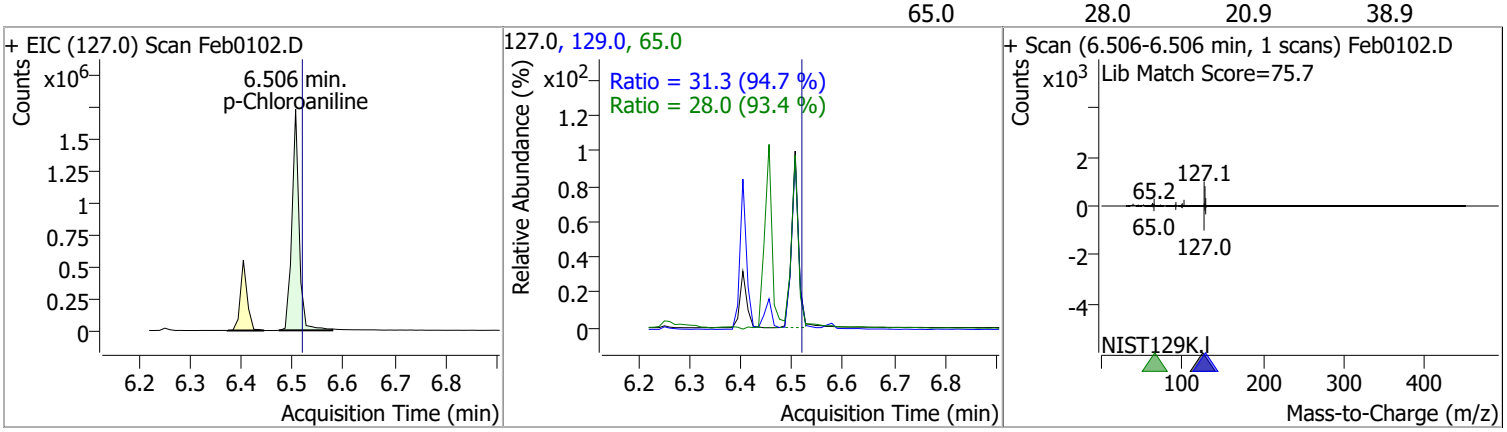

Compound	Conc.	RT	Dev(Min)	Resp.	QIon	QRatio	Lower	Upper
Hexachlorobutadiene	149.0725	6.58	0.00	821958	223.0	63.5	45.6	84.6
					227.0	63.2	44.6	82.8

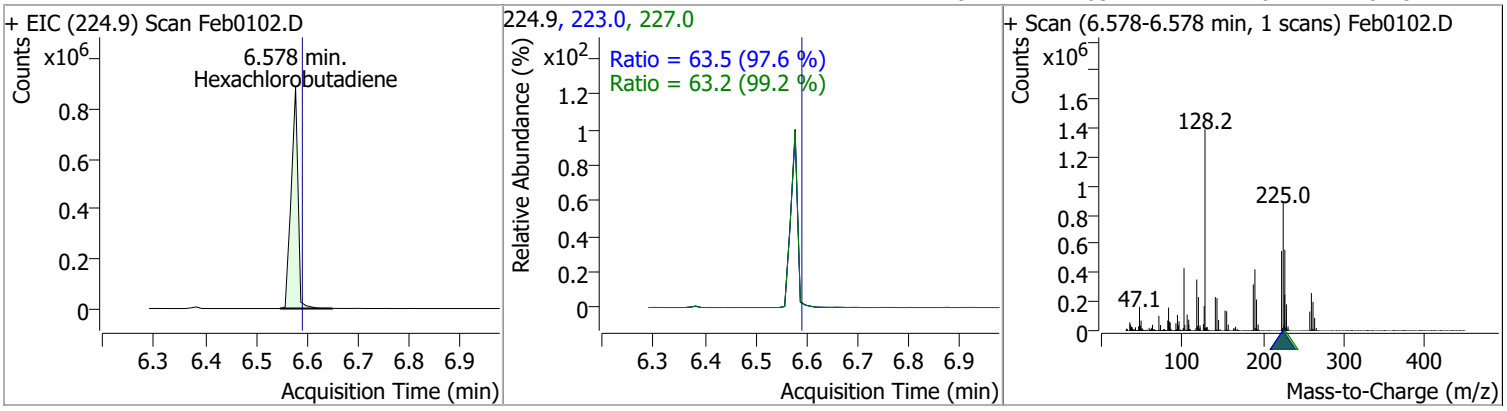

Compound	Conc.	RT	Dev(Min)	Resp.	QIon	QRatio	Lower	Upper
4-Chloro-2-Methylphenol	149.6686	7.00	0.01	1171636	144.0	27.1	19.6	36.4

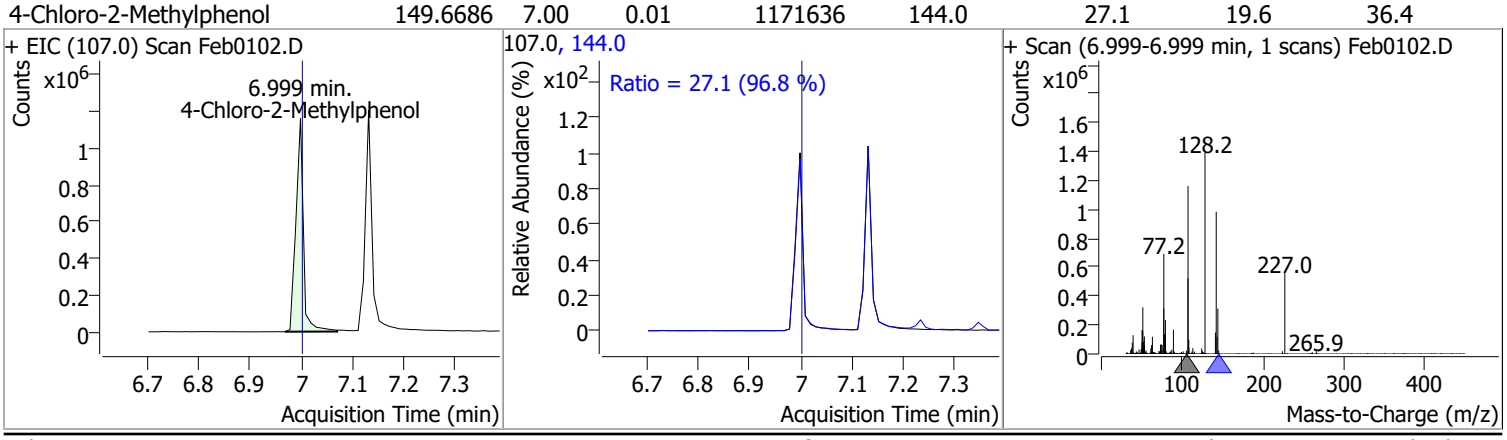

Compound	Conc.	RT	Dev(Min)	Resp.	QIon	QRatio	Lower	Upper
4-Chloro-3-Methylphenol	143.9602	7.13	0.00	1126173 (m)	144.0	27.7	20.0	37.2

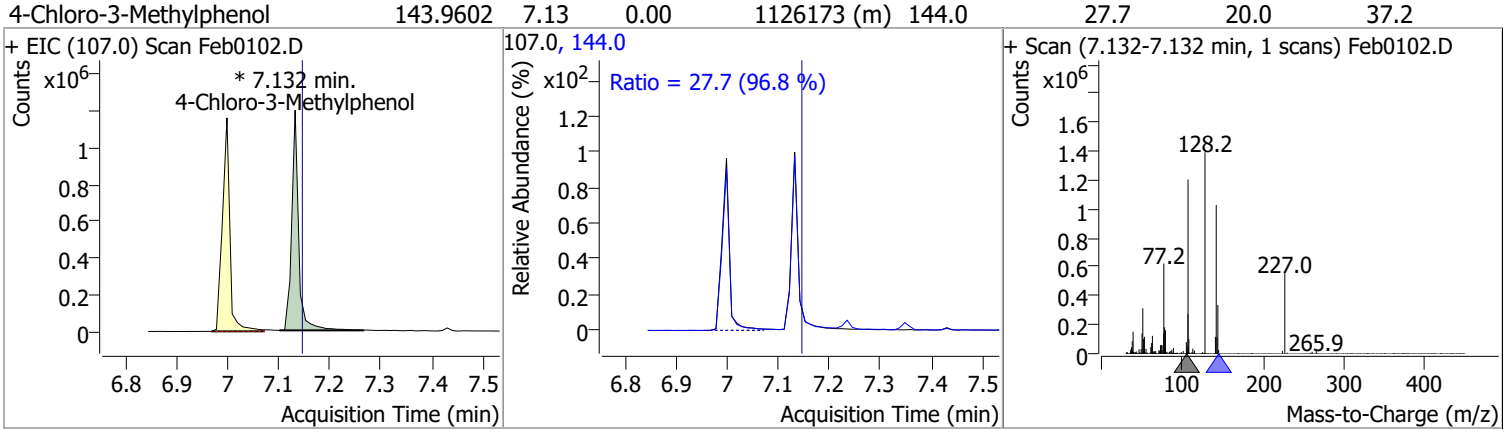

Compound	Conc.	RT	Dev(Min)	Resp.	QIon	QRatio	Lower	Upper
2-Methylnaphthalene	147.2966	7.24	0.00	2341006	142.0	119.4	83.1	154.4
					115.0	41.2	28.8	53.4

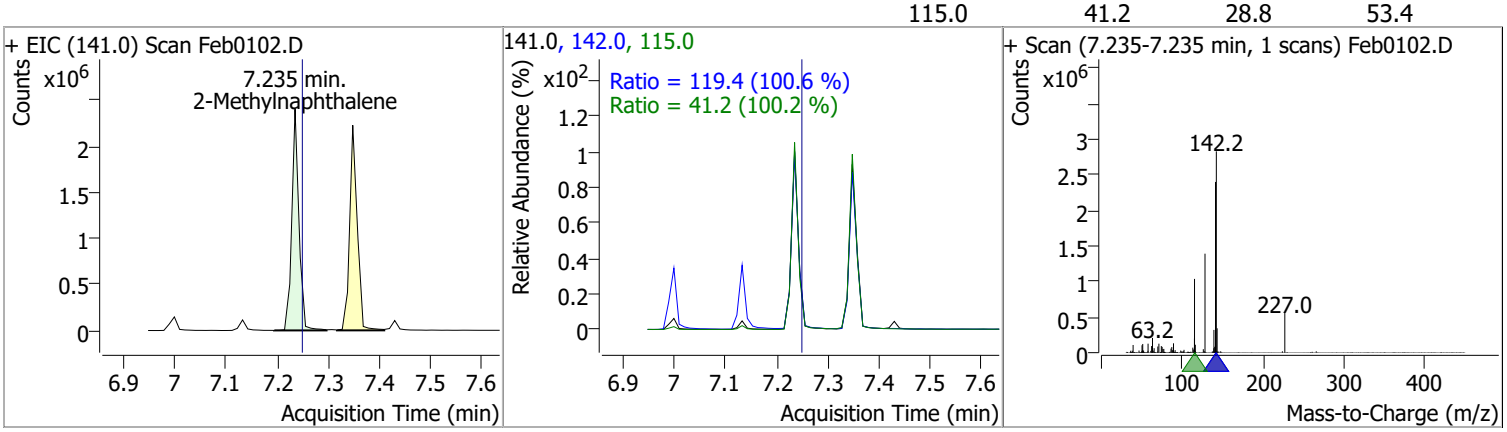

Compound	Conc.	RT	Dev(Min)	Resp.	QIon	QRatio	Lower	Upper
1-Methylnaphthalene	146.5257	7.35	0.00	2309219	142.0	112.5	77.9	144.7
					115.0	42.3	29.5	54.8

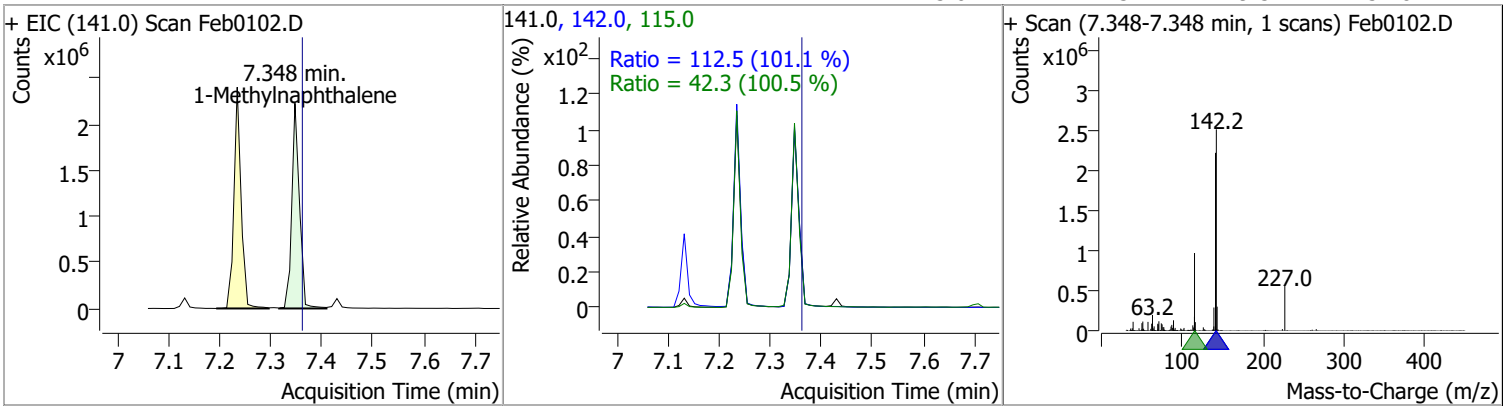

Quantitation Results Report (QT Reviewed)

Compound	Conc.	RT	Dev(Min)	Resp.	QIon	QRatio	Lower	Upper
Hexachlorocyclopentadiene	146.3732	7.43	0.00	490227	238.9	65.2	43.8	81.3
					234.9	61.0	43.7	81.2

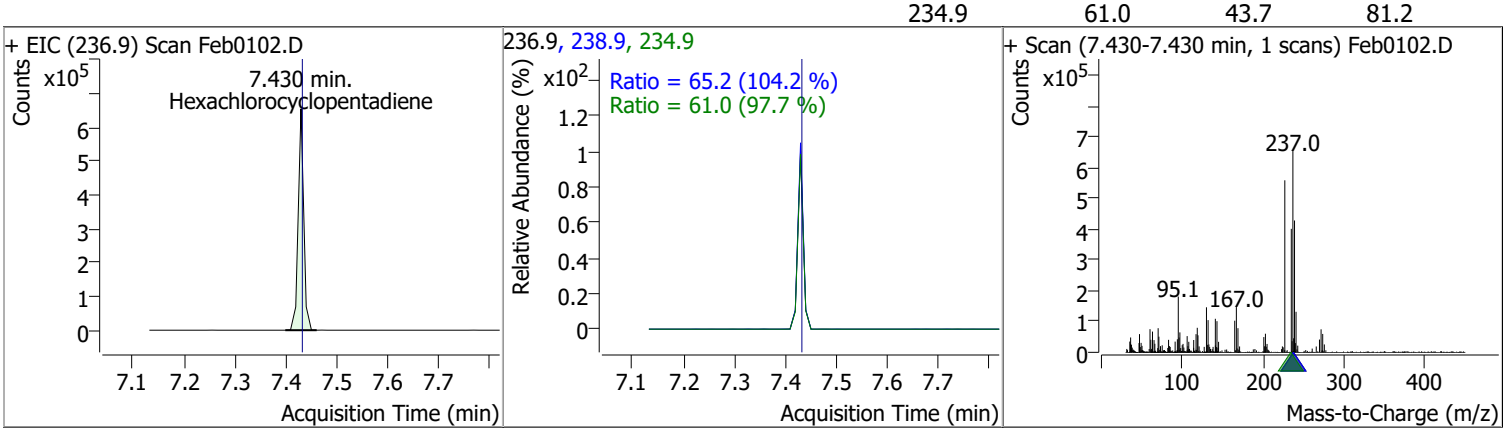

Compound	Conc.	RT	Dev(Min)	Resp.	QIon	QRatio	Lower	Upper
2,4,6-Trichlorophenol	151.2368	7.60	0.01	789718 (m)	198.0	95.3	68.7	127.5

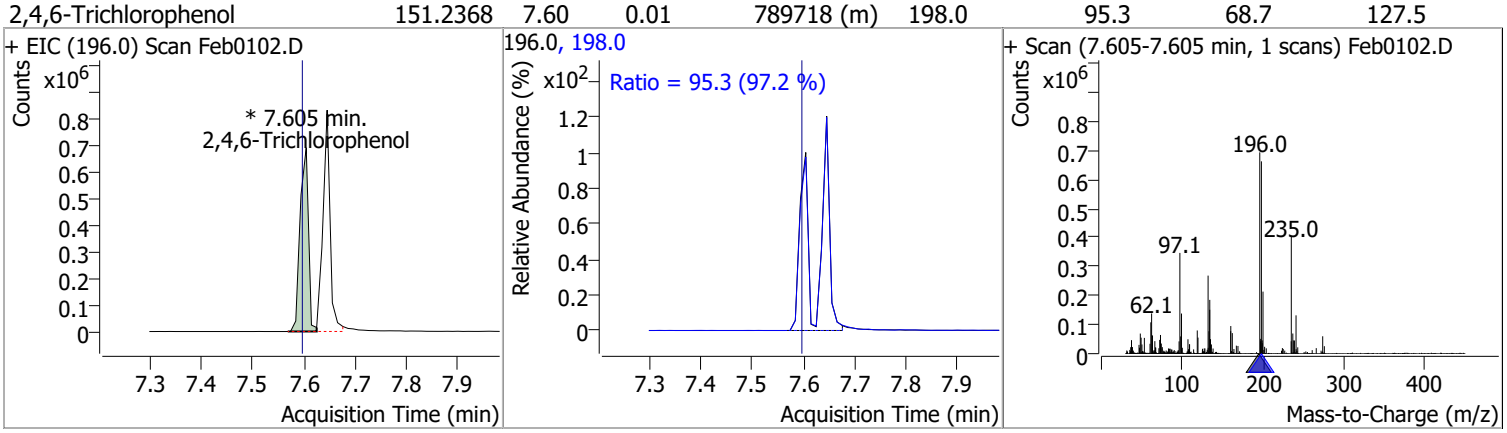

Compound	Conc.	RT	Dev(Min)	Resp.	QIon	QRatio	Lower	Upper
2,4,5-Trichlorophenol	147.4929	7.65	0.01	846998 (m)	198.0	94.2	65.6	121.8

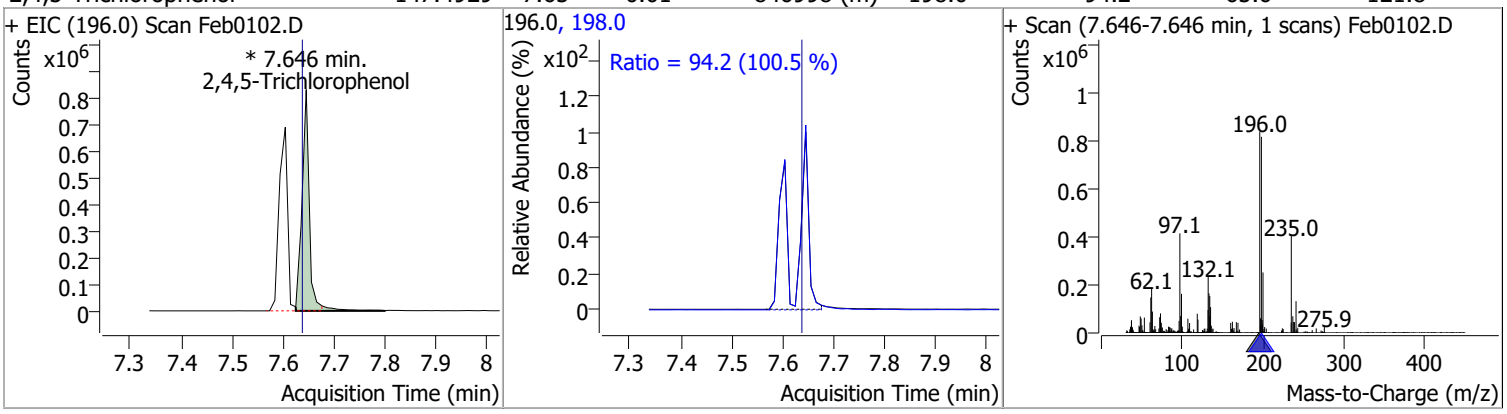

Compound	Conc.	RT	Dev(Min)	Resp.	QIon	QRatio	Lower	Upper
2-Fluorobiphenyl	156.5846	7.71	0.01	3634384	171.0	33.9	23.8	44.1

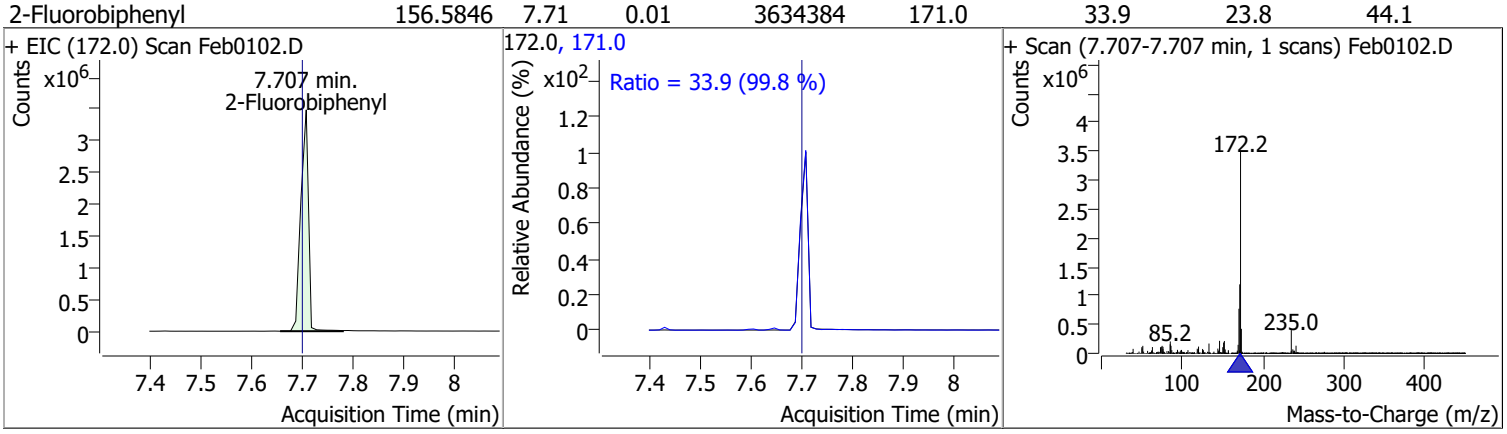

Quantitation Results Report (QT Reviewed)

Compound	Conc.	RT	Dev(Min)	Resp.	QIon	QRatio	Lower	Upper
2-Chloronaphthalene	152.7584	7.81	0.00	2748806	127.0	35.4	25.7	47.7
					164.0	32.8	22.6	41.9

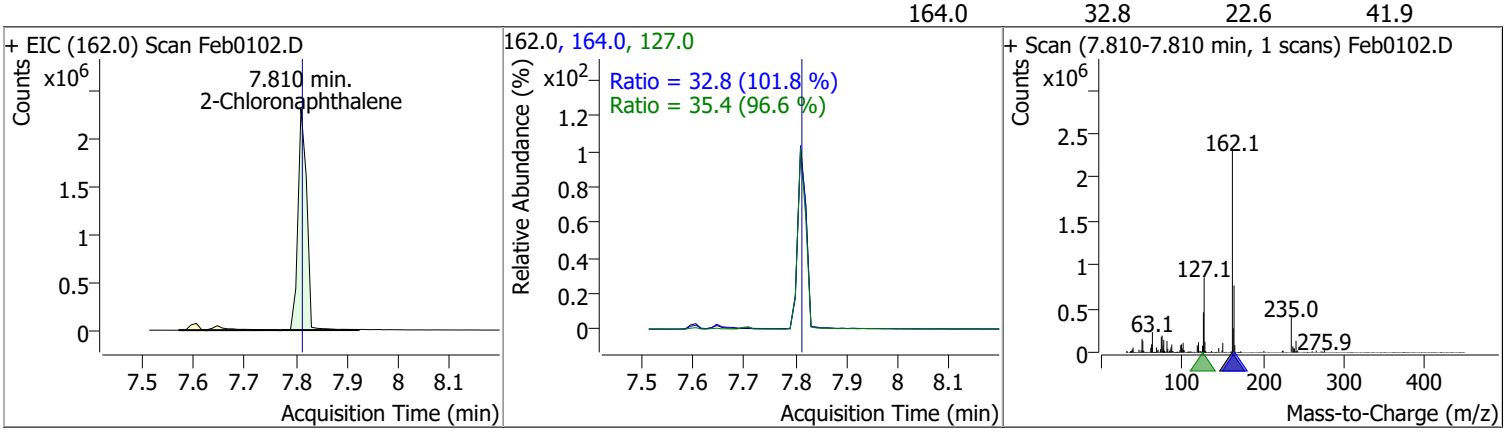

Compound	Conc.	RT	Dev(Min)	Resp.	QIon	QRatio	Lower	Upper
2-Nitroaniline	141.9081	7.97	0.01	407283	138.0	122.8	84.5	156.9

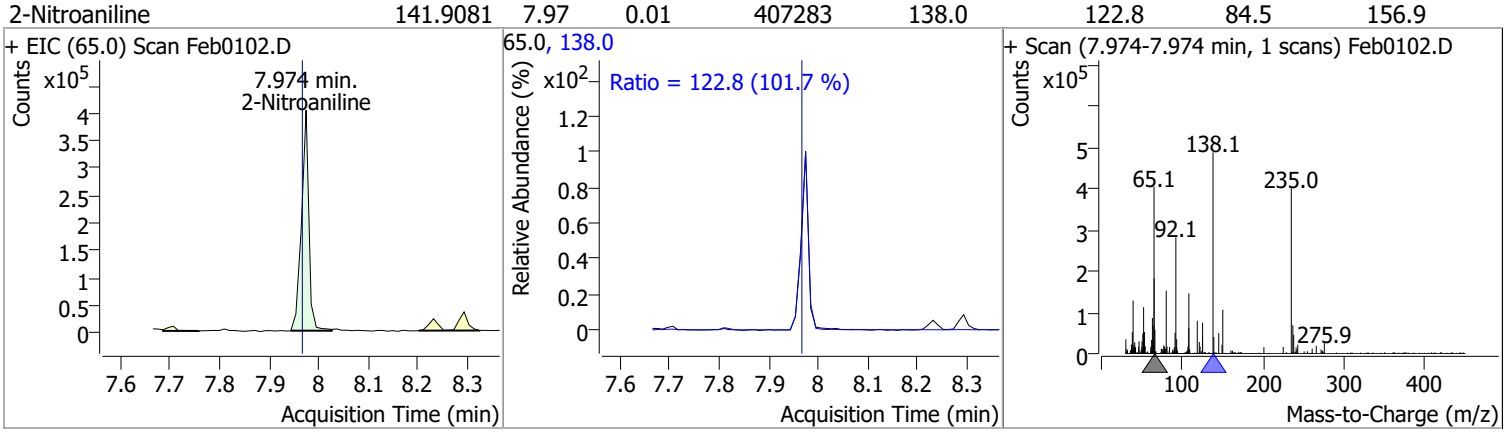

Compound	Conc.	RT	Dev(Min)	Resp.	QIon	QRatio	Lower	Upper
Dimethyl Phthalate	146.9589	8.23	0.01	2847316	77.0	18.7	13.0	24.2

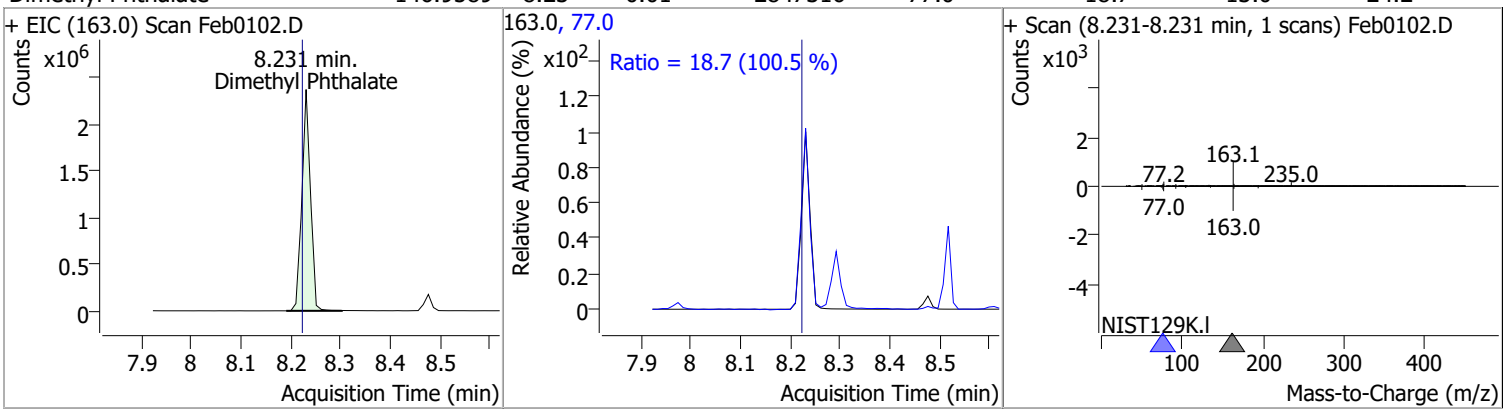

Compound	Conc.	RT	Dev(Min)	Resp.	QIon	QRatio	Lower	Upper
2,6-Dinitrotoluene	154.4190	8.29	0.01	406641	63.0	120.1	82.2	152.7
					89.0	58.1	40.8	75.8

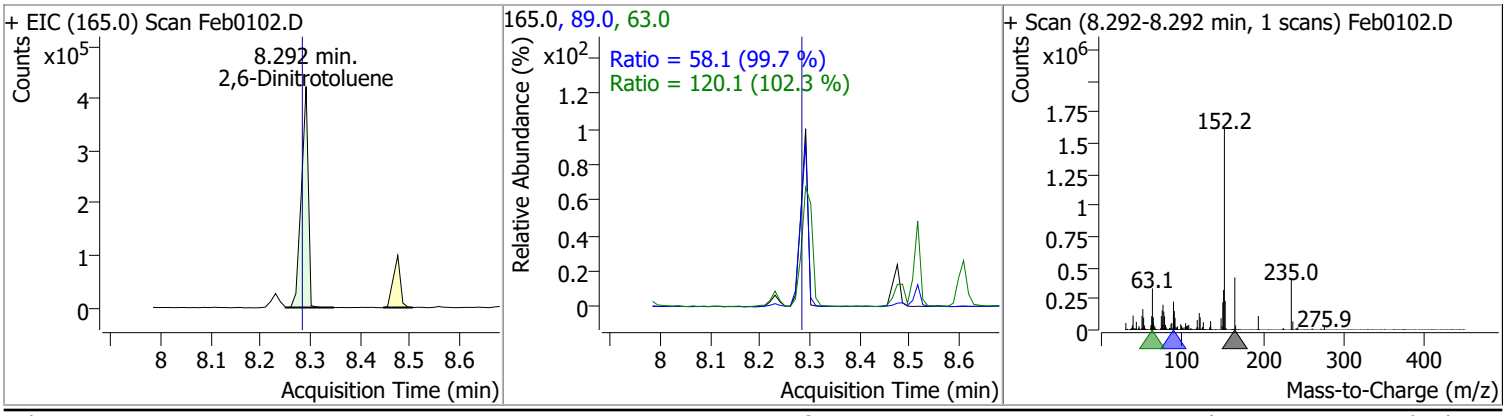

Compound	Conc.	RT	Dev(Min)	Resp.	QIon	QRatio	Lower	Upper
Acenaphthylene	142.9428	8.30	0.00	4252532	153.1	13.6	9.8	18.2

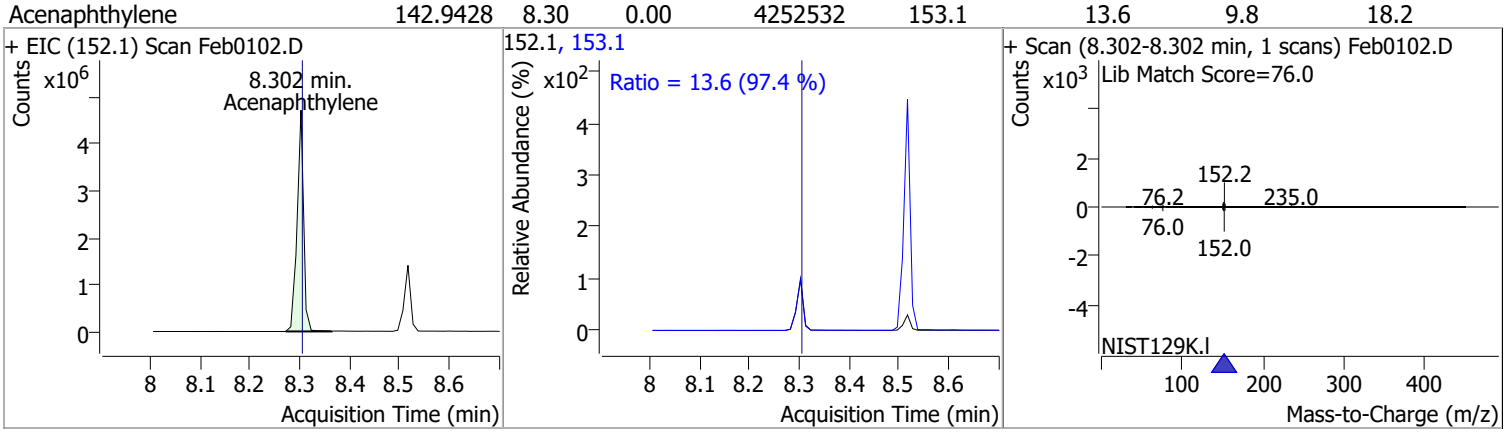

Compound	Conc.	RT	Dev(Min)	Resp.	QIon	QRatio	Lower	Upper
3-Nitroaniline	150.5706	8.49	0.01	434025	65.0	122.0	84.7	157.3
					92.0	103.7	71.7	133.2

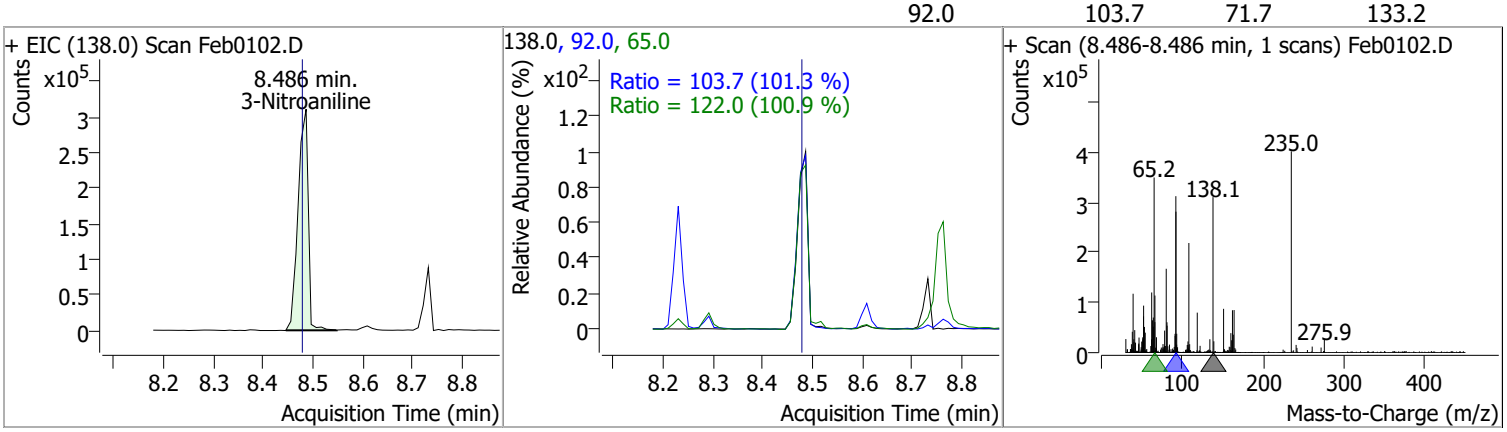

Compound	Conc.	RT	Dev(Min)	Resp.	QIon	QRatio	Lower	Upper
Acenaphthene	142.5147	8.52	0.00	2438569	153.0	107.6	76.5	142.0
					152.0	51.2	35.8	66.4

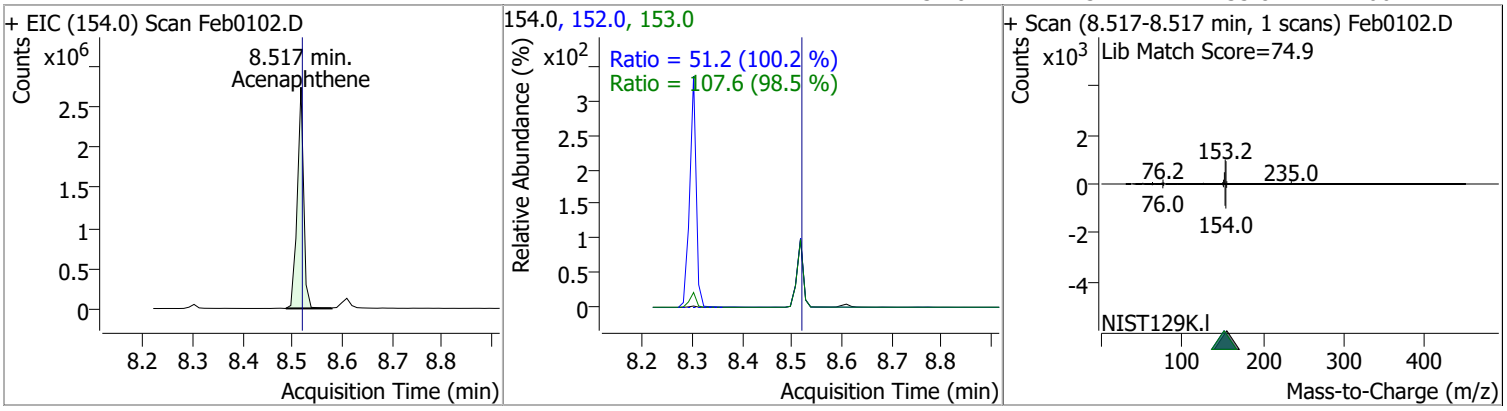

Compound	Conc.	RT	Dev(Min)	Resp.	QIon	QRatio	Lower	Upper
2,4-Dinitrophenol	145.6401	8.61	0.01	235217	154.0	65.1	44.4	82.5

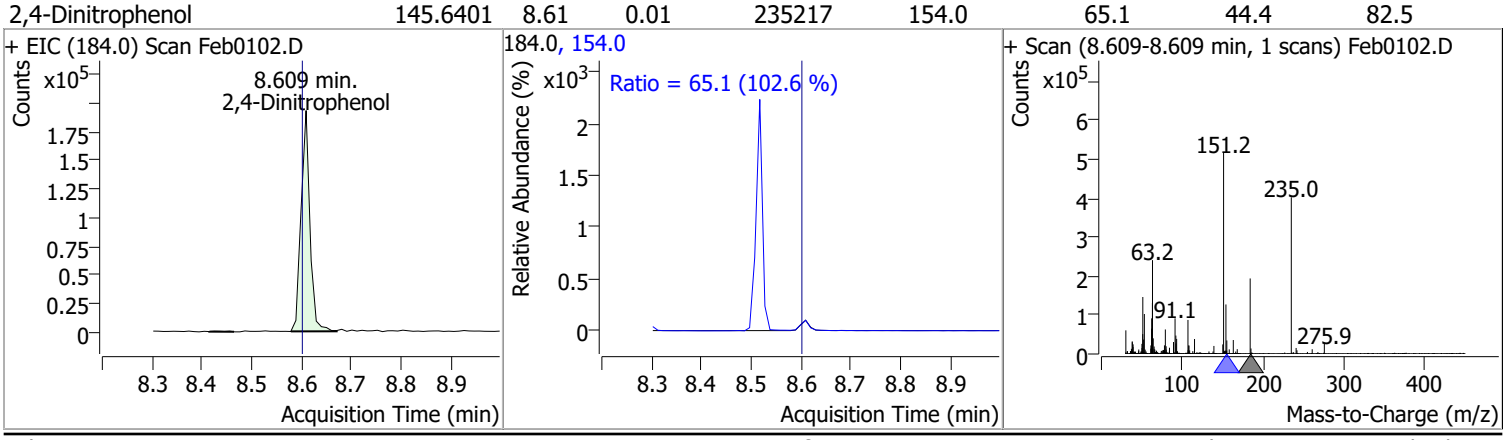

Compound	Conc.	RT	Dev(Min)	Resp.	QIon	QRatio	Lower	Upper
Dibenzofuran	150.5805	8.73	0.01	4357452	139.0	47.6	30.2	56.0

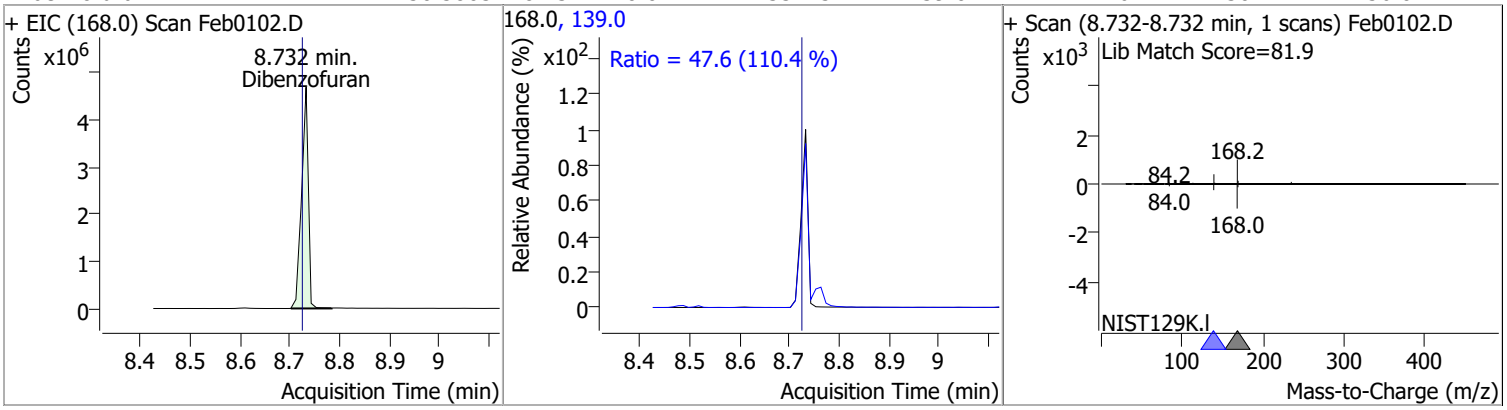

Compound	Conc.	RT	Dev(Min)	Resp.	QIon	QRatio	Lower	Upper
4-Nitrophenol	150.5082	8.76	0.02	478509	139.0	433.4	266.4	494.7
					65.0	80.4	56.8	105.6

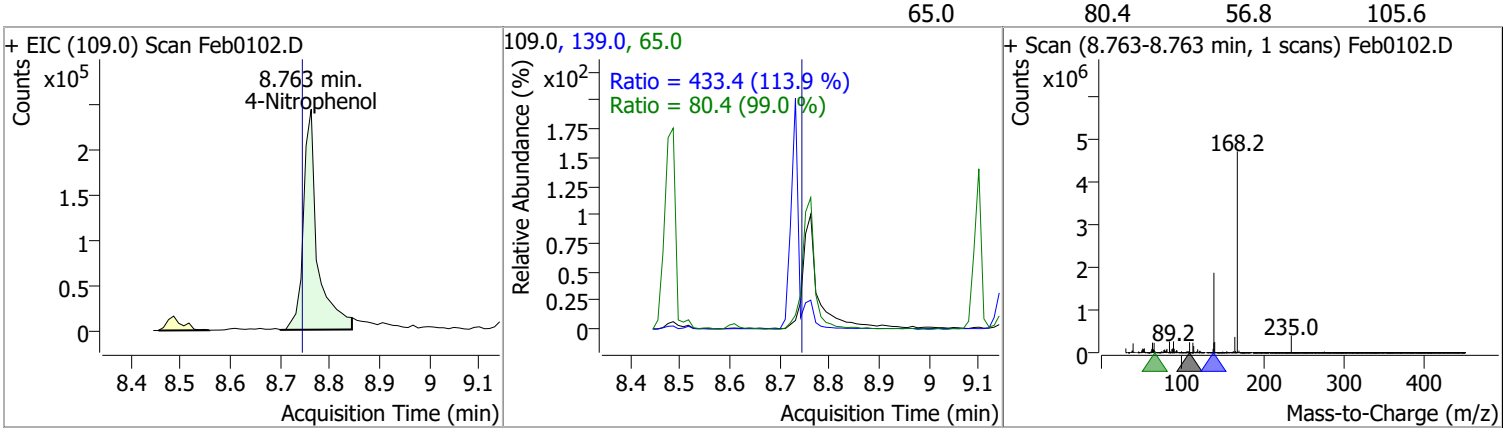

Compound	Conc.	RT	Dev(Min)	Resp.	QIon	QRatio	Lower	Upper
2,4-Dinitrotoluene	148.9411	8.76	0.01	525298	63.0	63.3	47.5	88.1
					89.0	71.1	45.8	85.1

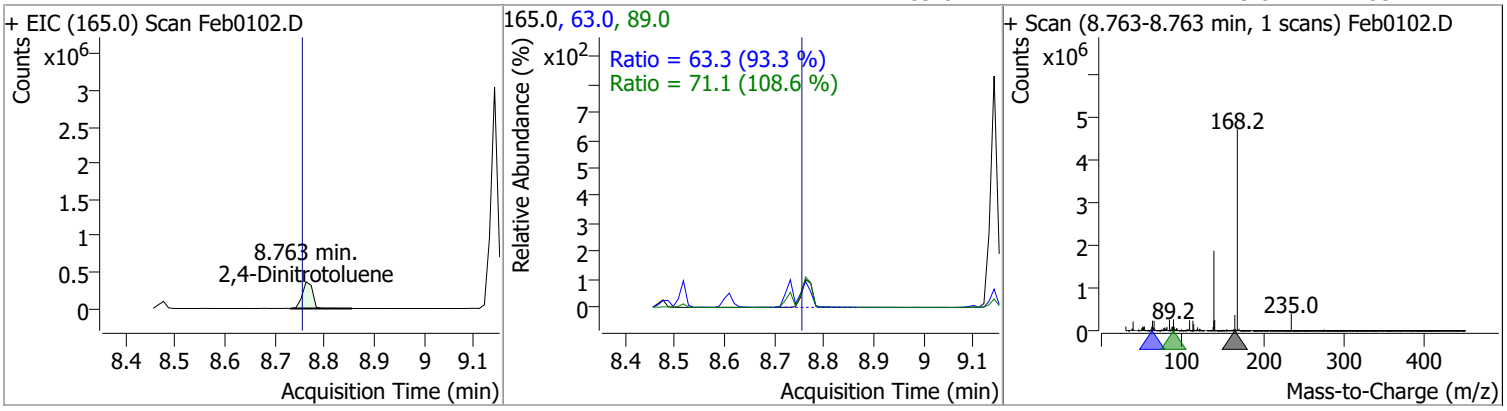

Compound	Conc.	RT	Dev(Min)	Resp.	QIon	QRatio	Lower	Upper
Diethylphthalate	149.2049	9.10	0.01	3069738	177.0	21.6	14.8	27.5
					150.0	12.0	8.8	16.3

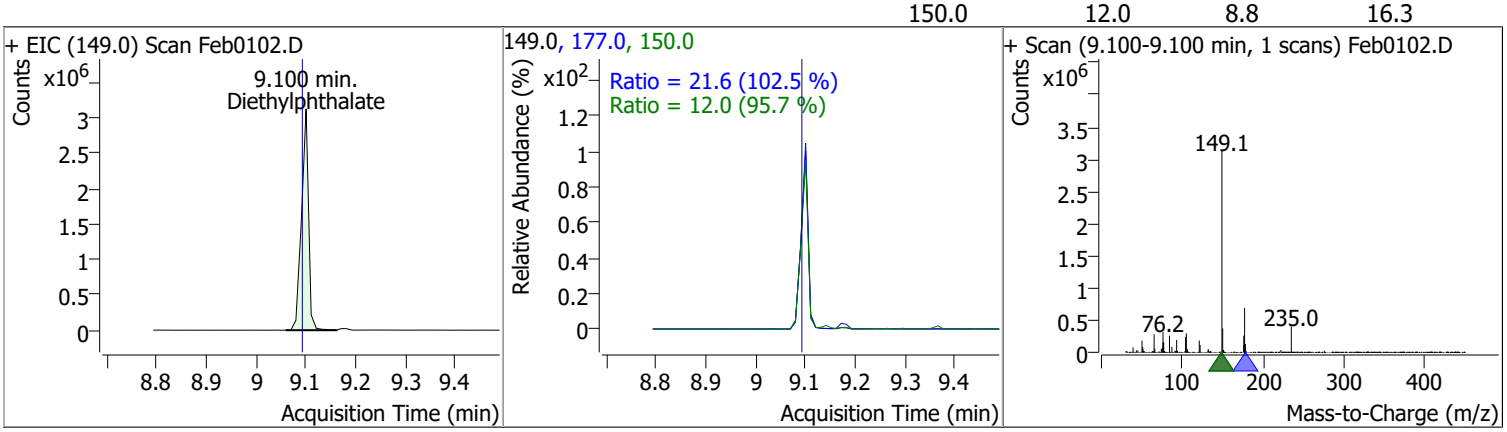

Compound	Conc.	RT	Dev(Min)	Resp.	QIon	QRatio	Lower	Upper
Fluorene	138.8198	9.14	0.00	3124841	165.0	94.9	64.8	120.4
					167.0	13.4	9.1	16.9

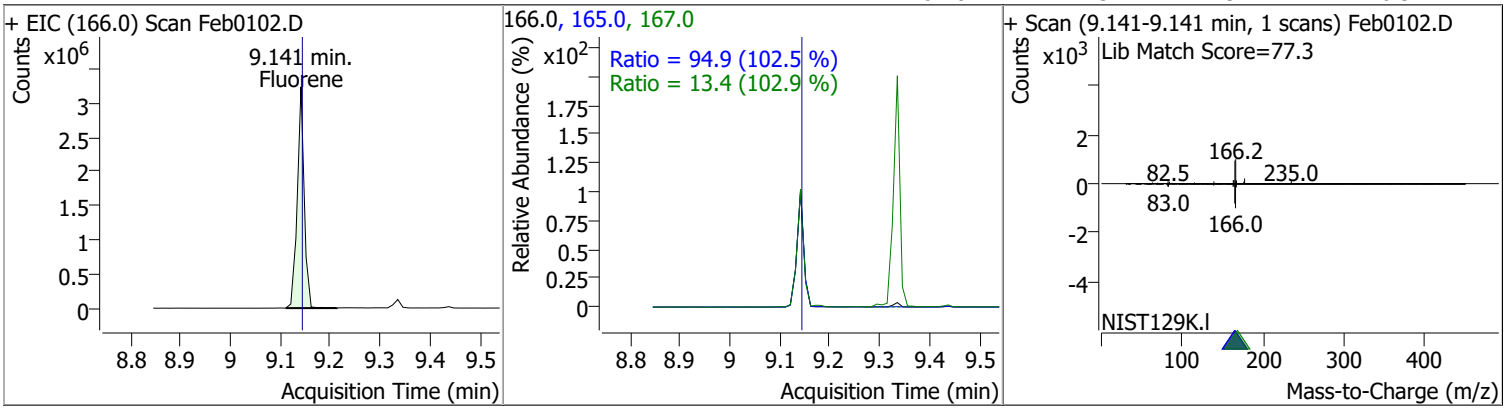

Compound	Conc.	RT	Dev(Min)	Resp.	QIon	QRatio	Lower	Upper
4-Chlorophenyl-phenylether	151.8482	9.17	0.00	1546664	141.0	59.8	43.9	81.5
					206.0	34.7	23.2	43.1

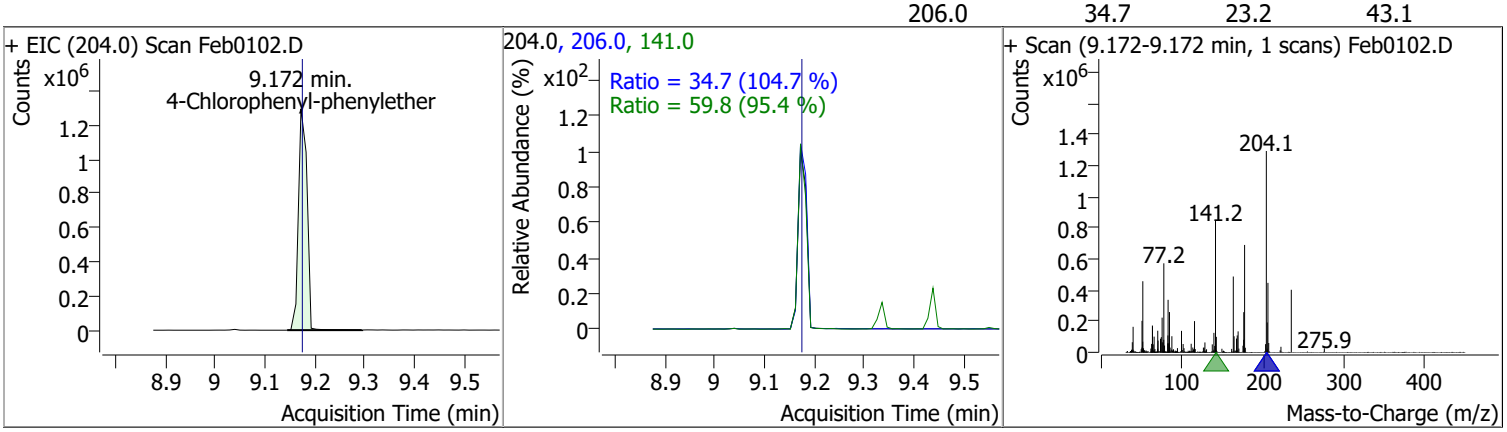

Quantitation Results Report (QT Reviewed)

Compound	Conc.	RT	Dev(Min)	Resp.	QIon	QRatio	Lower	Upper
4-Nitroaniline	141.7386	9.23	0.02	384670	65.0	110.0	70.9	131.7
					92.0	49.5	35.8	66.6

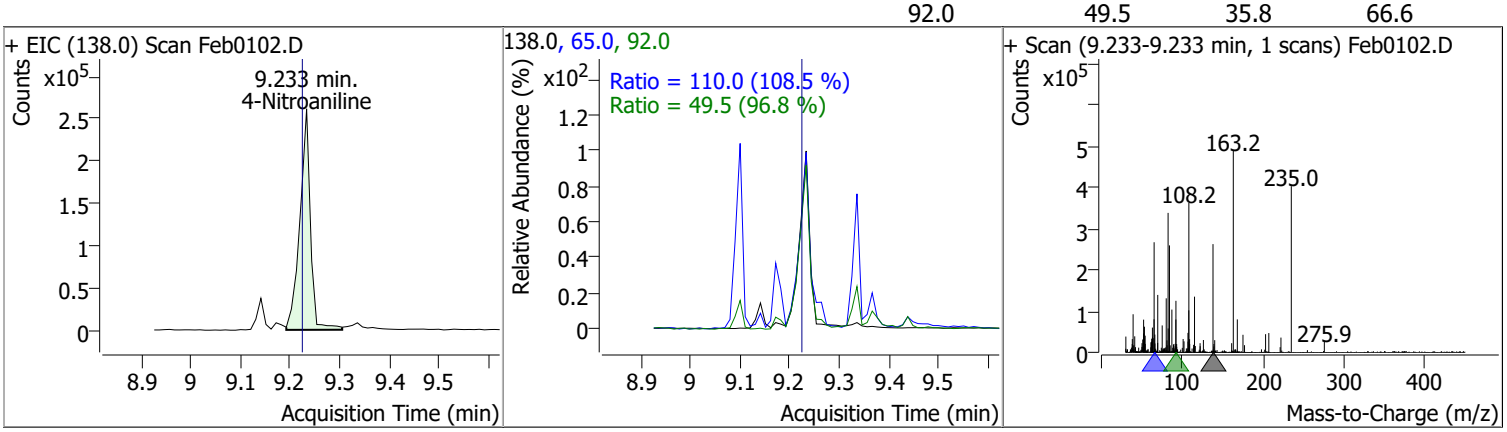

Compound	Conc.	RT	Dev(Min)	Resp.	QIon	QRatio	Lower	Upper
4,6-Dinitro-2-methylphenol	144.0029	9.26	0.02	316315	121.0	46.8	32.5	60.3

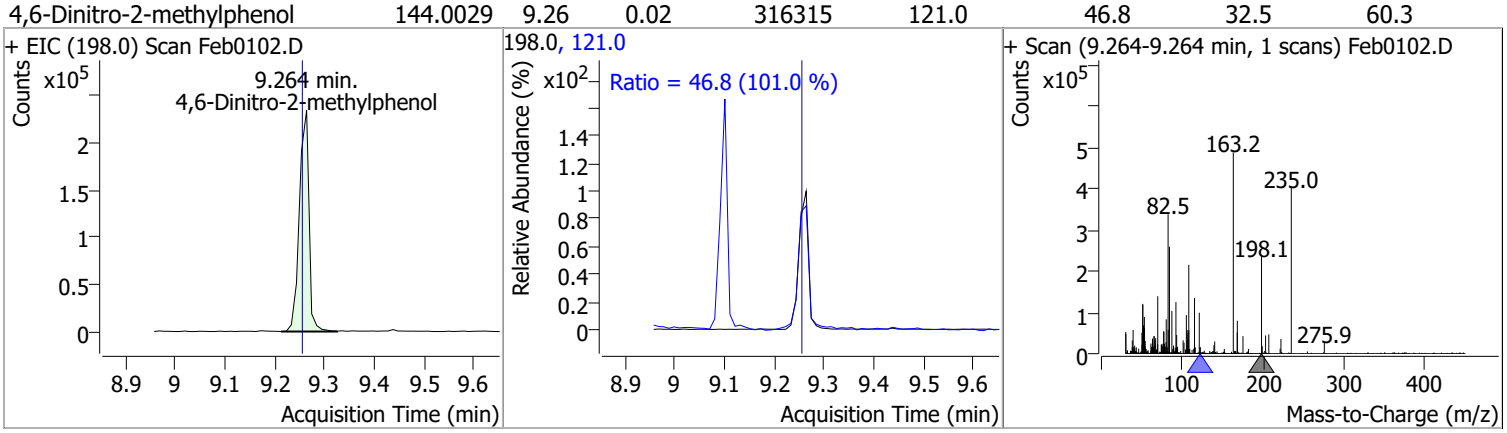

Compound	Conc.	RT	Dev(Min)	Resp.	QIon	QRatio	Lower	Upper
N-nitrosodiphenylamine	145.1901	9.34	0.01	2181531	168.0	64.3	44.3	82.3
					167.0	35.3	24.0	44.6

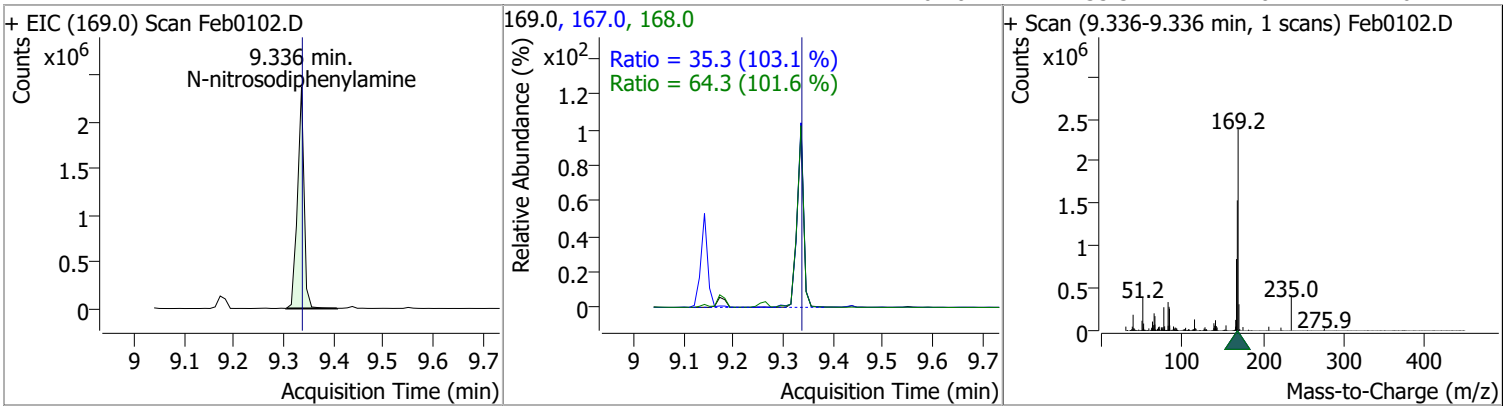

Compound	Conc.	RT	Dev(Min)	Resp.	QIon	QRatio	Lower	Upper
Azobenzene	120.3212	9.37	0.01	2635902	51.0	36.5	26.4	49.0
					182.0	27.3	19.2	35.7

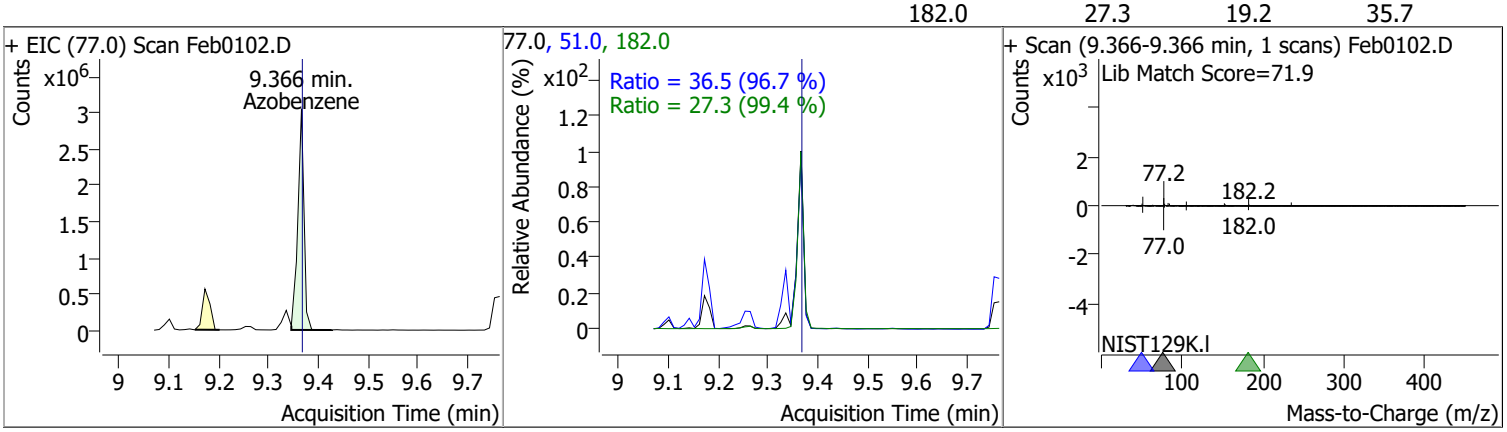

Compound	Conc.	RT	Dev(Min)	Resp.	QIon	QRatio	Lower	Upper
2,4,6-Tribromophenol	145.3903	9.44	0.01	288521	331.8	90.0	65.5	121.6

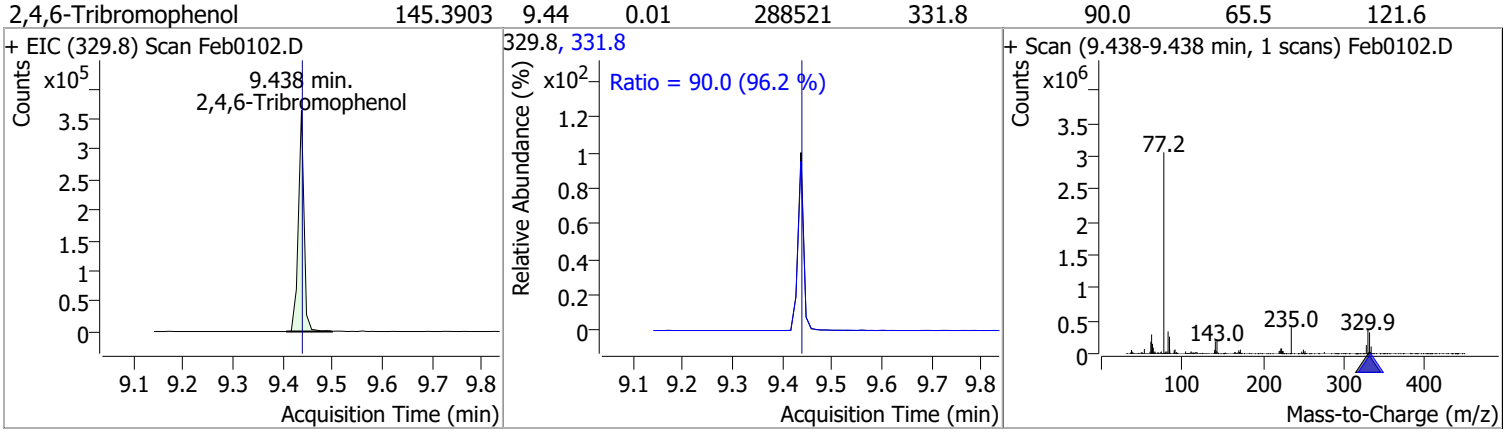

Compound	Conc.	RT	Dev(Min)	Resp.	QIon	QRatio	Lower	Upper
4-Bromophenyl-phenylether	151.3568	9.77	0.01	963582	141.0	91.3	72.5	134.6
					250.0	97.1	70.4	130.7

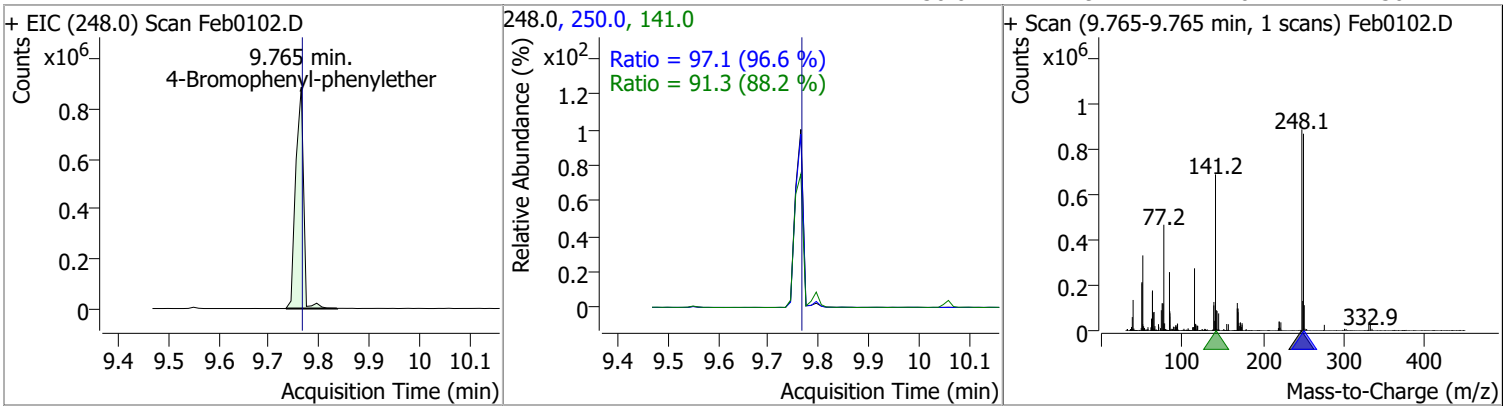

Compound	Conc.	RT	Dev(Min)	Resp.	QIon	QRatio	Lower	Upper
Hexachlorobenzene	141.1882	9.80	0.00	824259	142.0	48.2	33.1	61.5

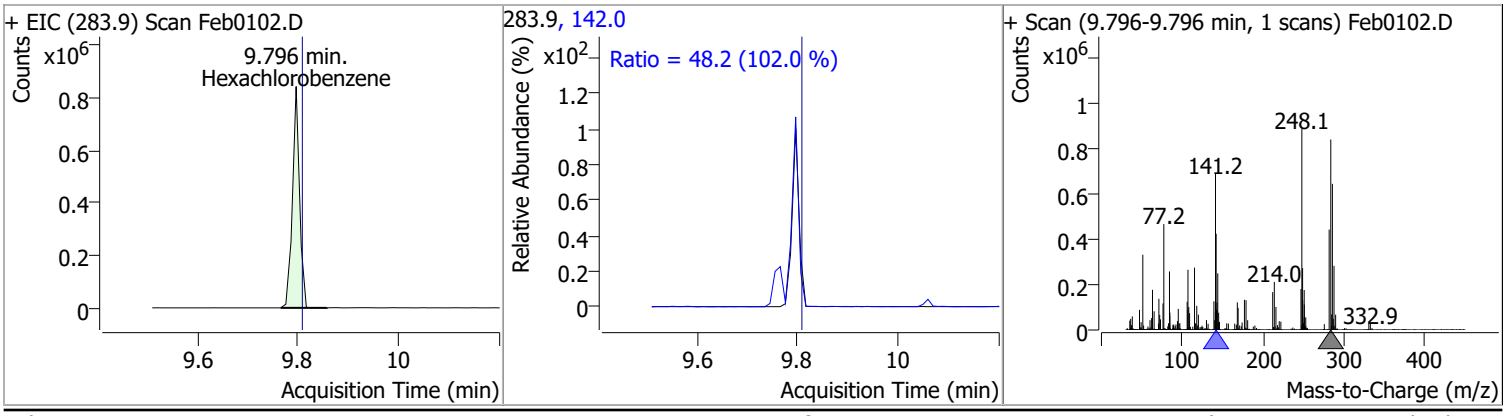

Quantitation Results Report (QT Reviewed)

Compound	Conc.	RT	Dev(Min)	Resp.	QIon	QRatio	Lower	Upper
Pentachlorophenol	144.6498	10.06	0.01	434215	267.9	63.7	45.7	84.8
					263.9	62.3	43.8	81.4

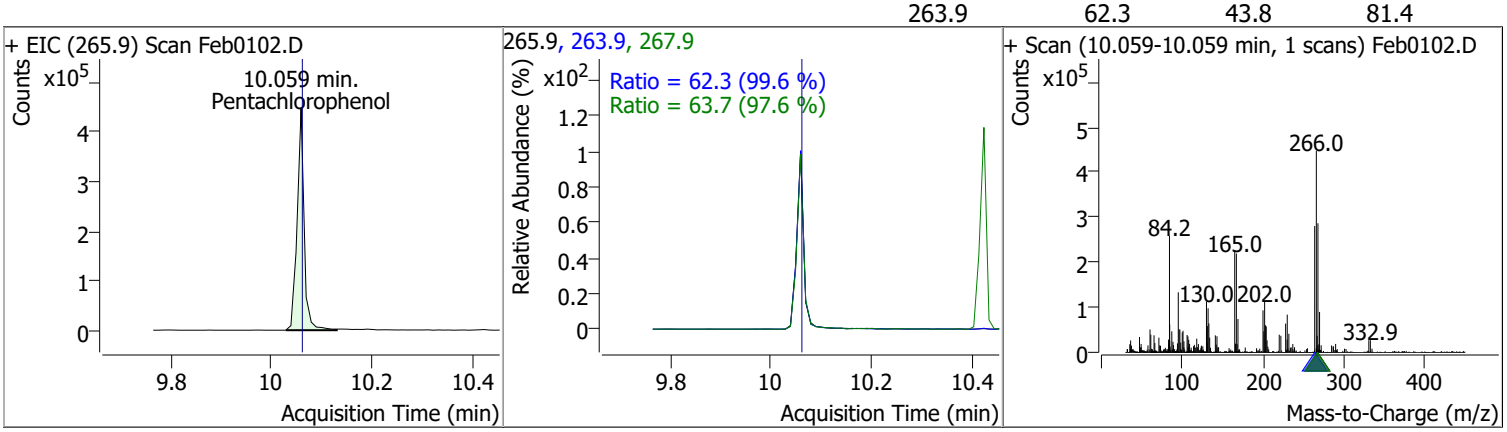

Compound	Conc.	RT	Dev(Min)	Resp.	QIon	QRatio	Lower	Upper
Phenanthrene	139.7269	10.29	0.00	4291560 (m)	176.0	18.9	13.2	24.5

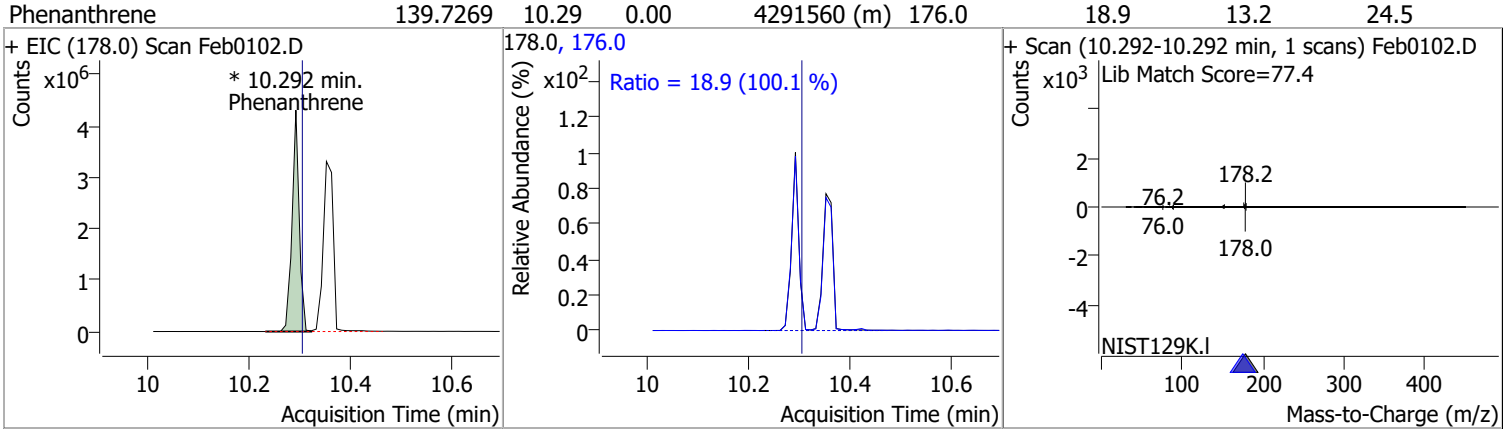

Compound	Conc.	RT	Dev(Min)	Resp.	QIon	QRatio	Lower	Upper
Anthracene	146.2785	10.35	0.00	4560469 (m)	176.0	18.3	12.7	23.5

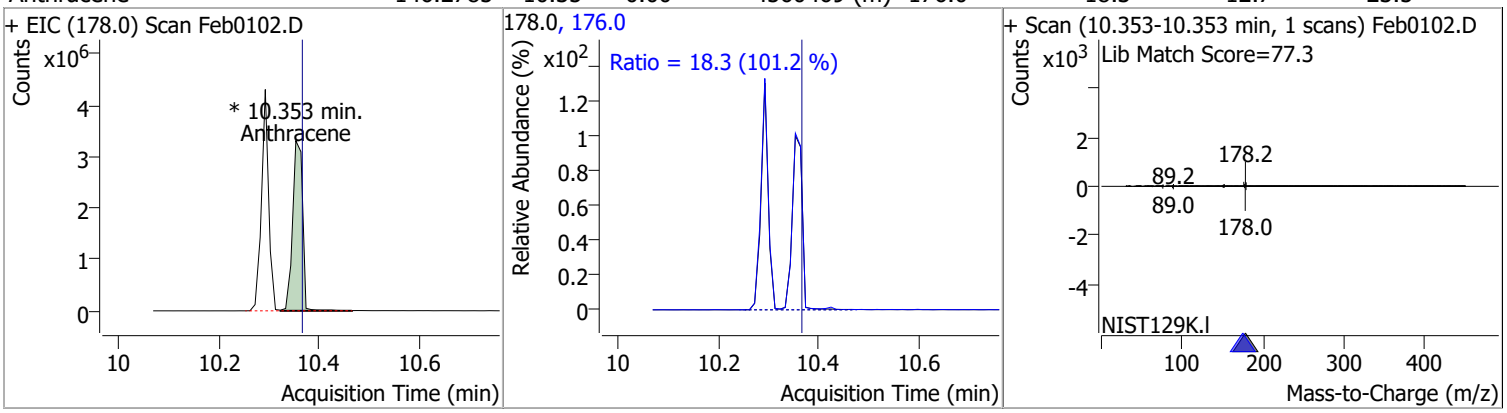

Compound	Conc.	RT	Dev(Min)	Resp.	QIon	QRatio	Lower	Upper
Triallate	148.4494	10.42	0.01	1150766	268.0	25.0	19.1	35.4
					143.0	21.3	16.1	30.0

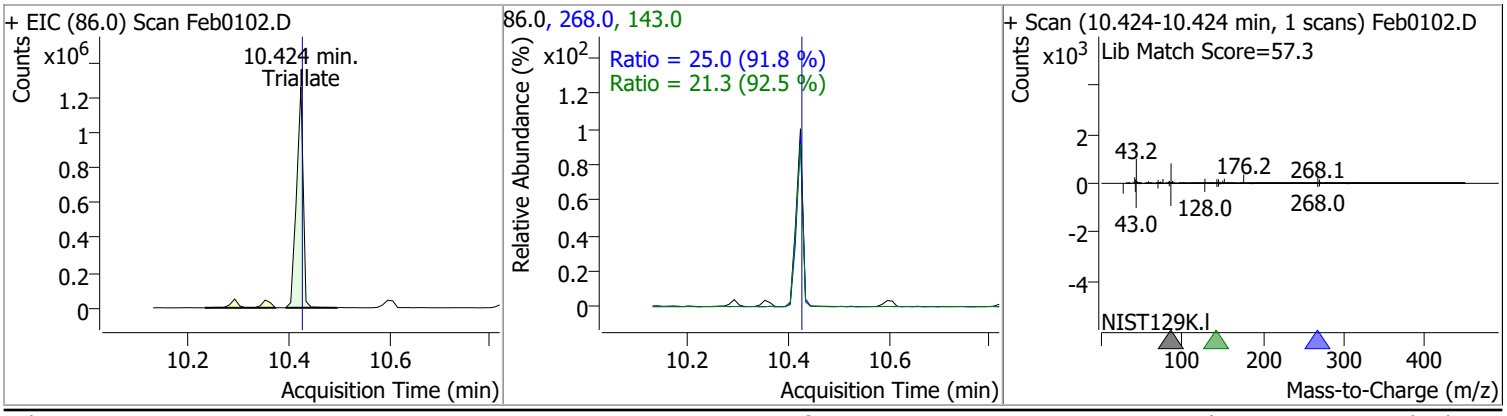

Quantitation Results Report (QT Reviewed)

Compound	Conc.	RT	Dev(Min)	Resp.	QIon	QRatio	Lower	Upper
Carbazole	150.7355	10.61	0.01	4624172	139.0	12.7	9.1	16.9

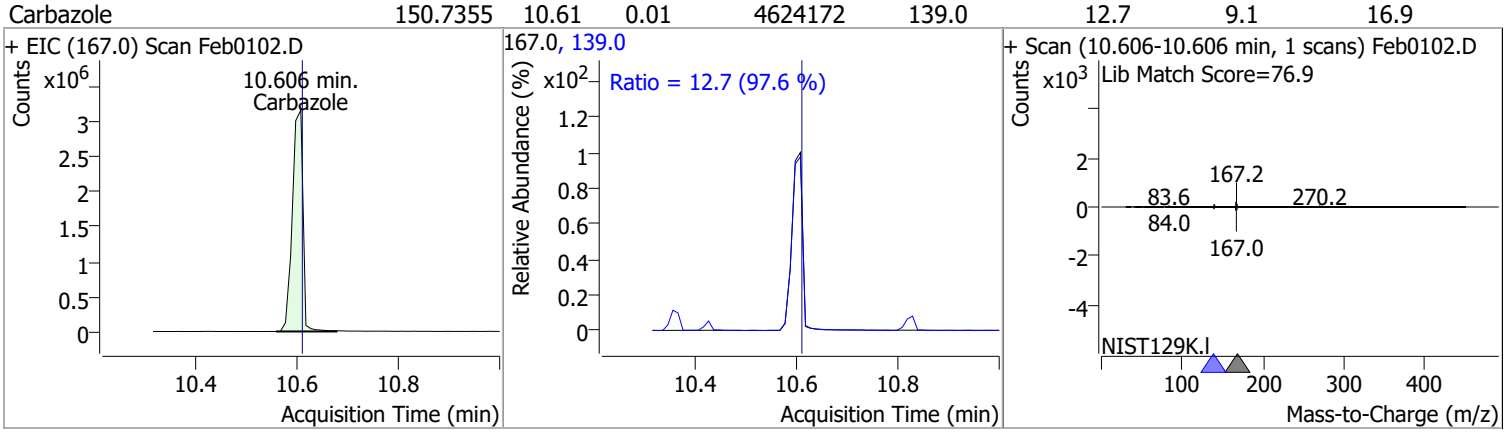

Compound	Conc.	RT	Dev(Min)	Resp.	QIon	QRatio	Lower	Upper
o-Terphenyl	148.3761	10.83	0.01	2584877	229.0	63.9	44.1	81.9
					215.0	37.8	26.4	49.1

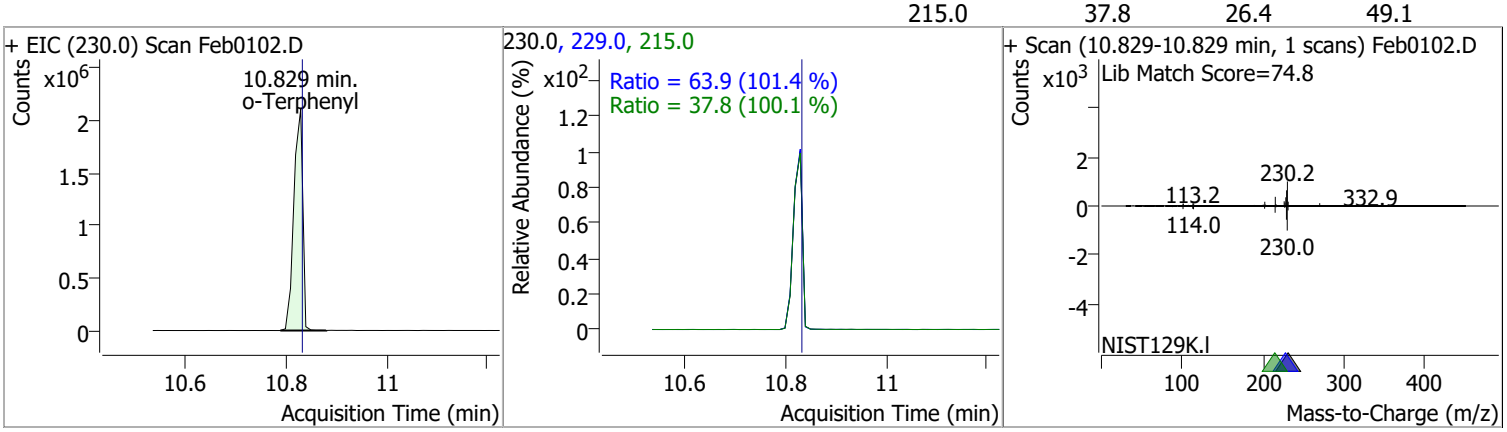

Compound	Conc.	RT	Dev(Min)	Resp.	QIon	QRatio	Lower	Upper
Di-n-Butylphthalate	149.1277	11.21	0.01	4543310	150.0	9.4	6.3	11.6
					104.0	5.5	4.1	7.6

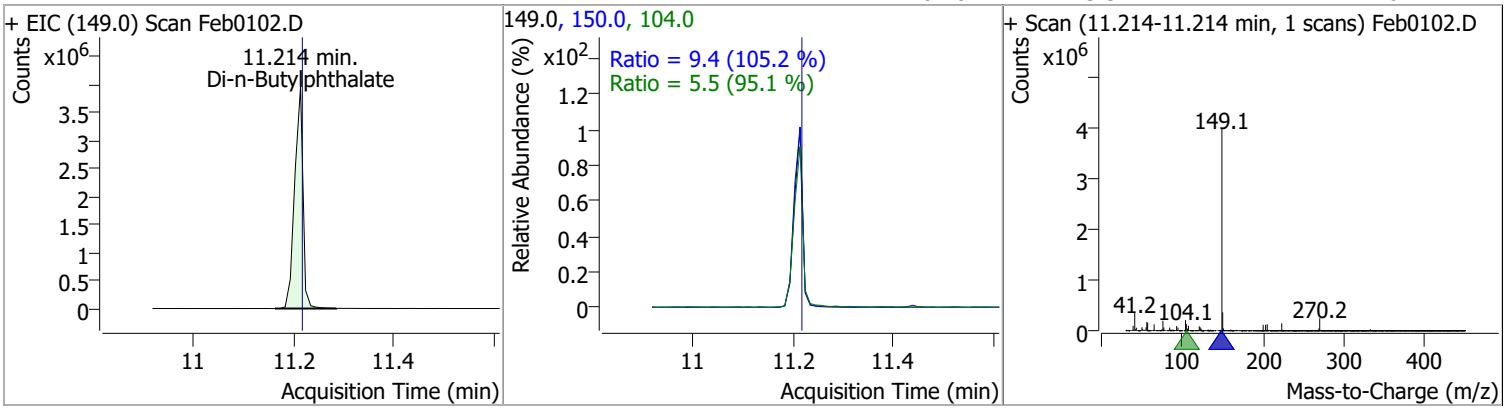

Compound	Conc.	RT	Dev(Min)	Resp.	QIon	QRatio	Lower	Upper
Fluoranthene	144.3534	12.13	0.01	4741141	101.0	12.2	8.6	16.0

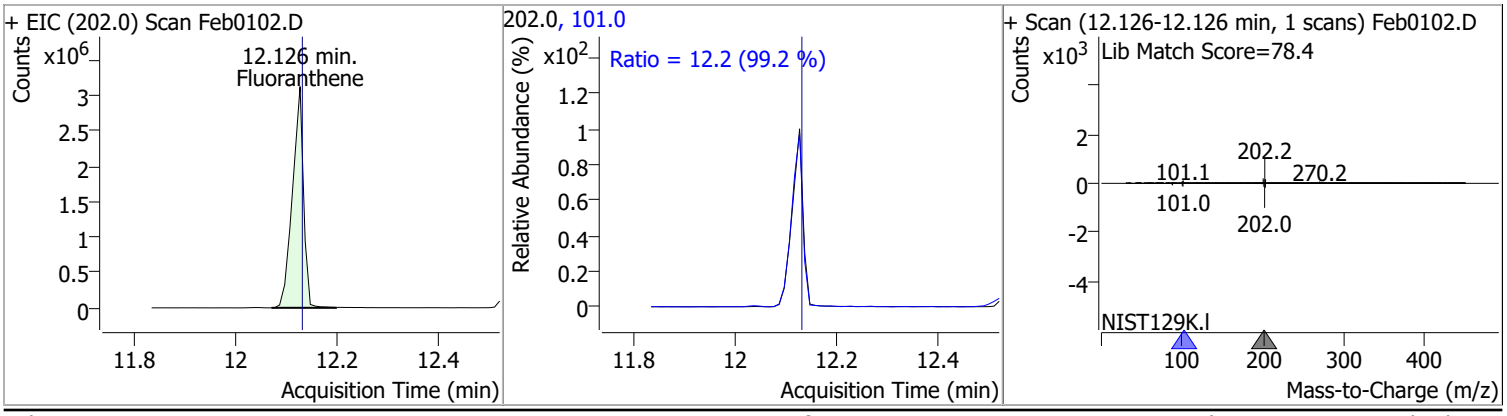

Quantitation Results Report (QT Reviewed)

Compound	Conc.	RT	Dev(Min)	Resp.	QIon	QRatio	Lower	Upper
Benzidine	144.6260	12.51	0.01	1883100	183.0	12.0	8.5	15.8
					92.0	7.6	5.2	9.7

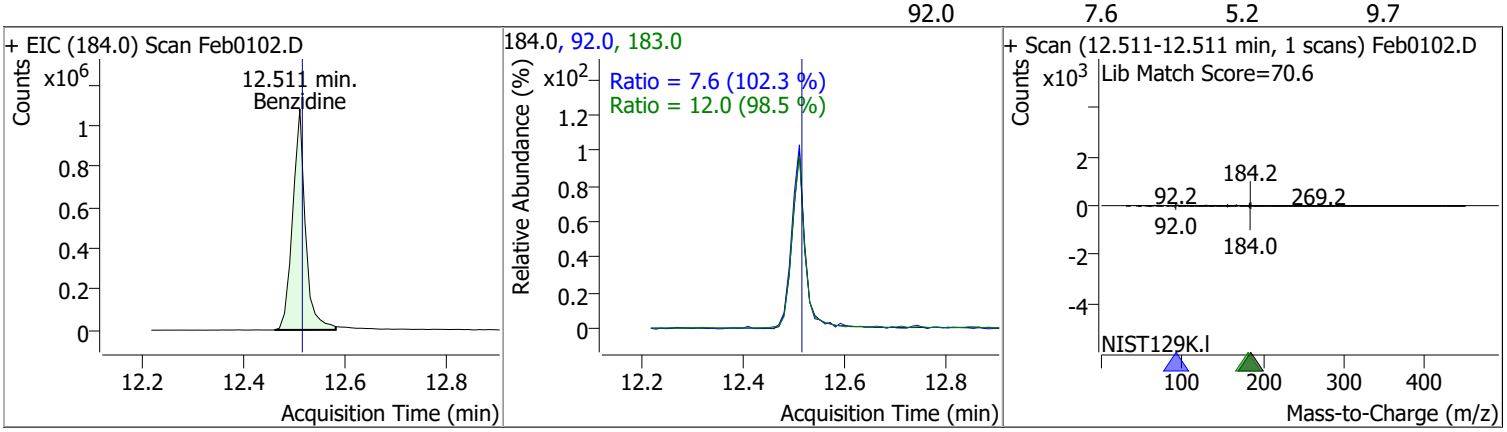

Compound	Conc.	RT	Dev(Min)	Resp.	QIon	QRatio	Lower	Upper
Pyrene	150.4938	12.56	0.01	5275619	101.0	15.0	9.8	18.2

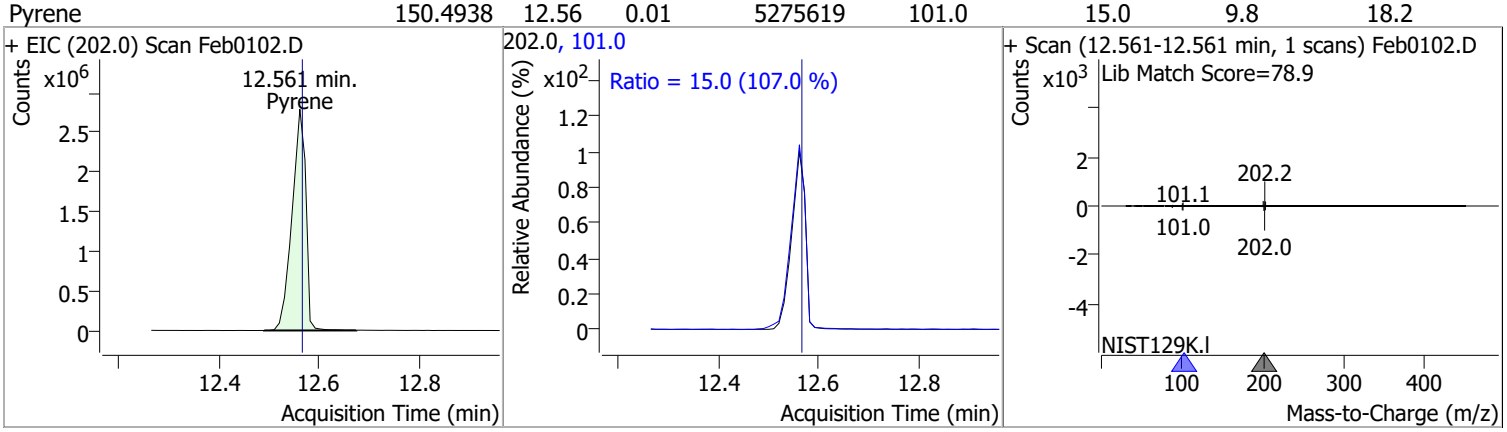

Compound	Conc.	RT	Dev(Min)	Resp.	QIon	QRatio	Lower	Upper
Terphenyl-d14	147.4623	13.07	0.01	3616037	122.0	13.2	8.8	16.4

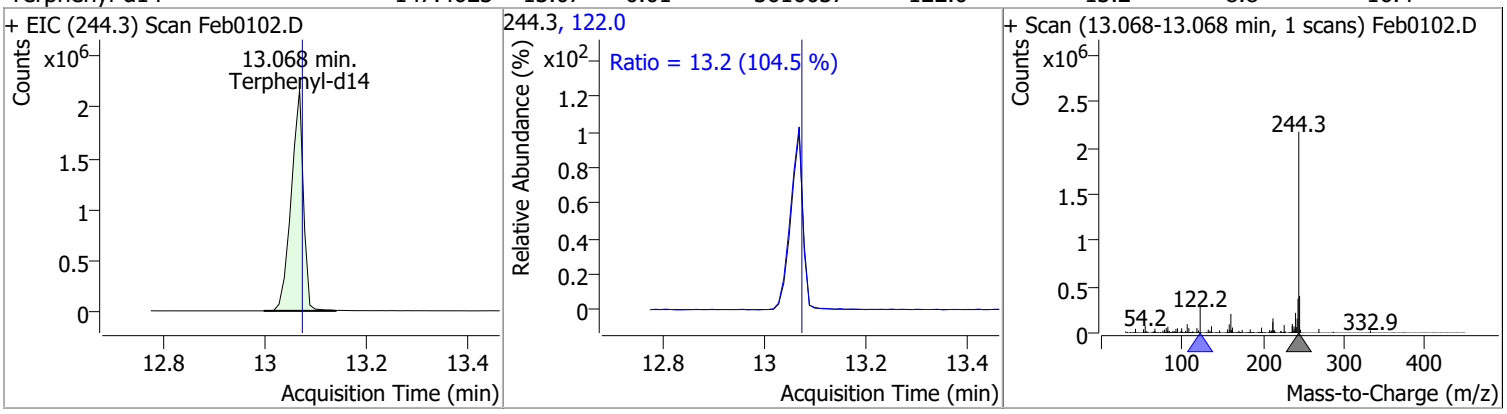

Compound	Conc.	RT	Dev(Min)	Resp.	QIon	QRatio	Lower	Upper
Butylbenzylphthalate	145.3441	14.54	0.01	1559393	91.0	77.1	56.1	104.1
					206.0	18.8	12.9	24.0

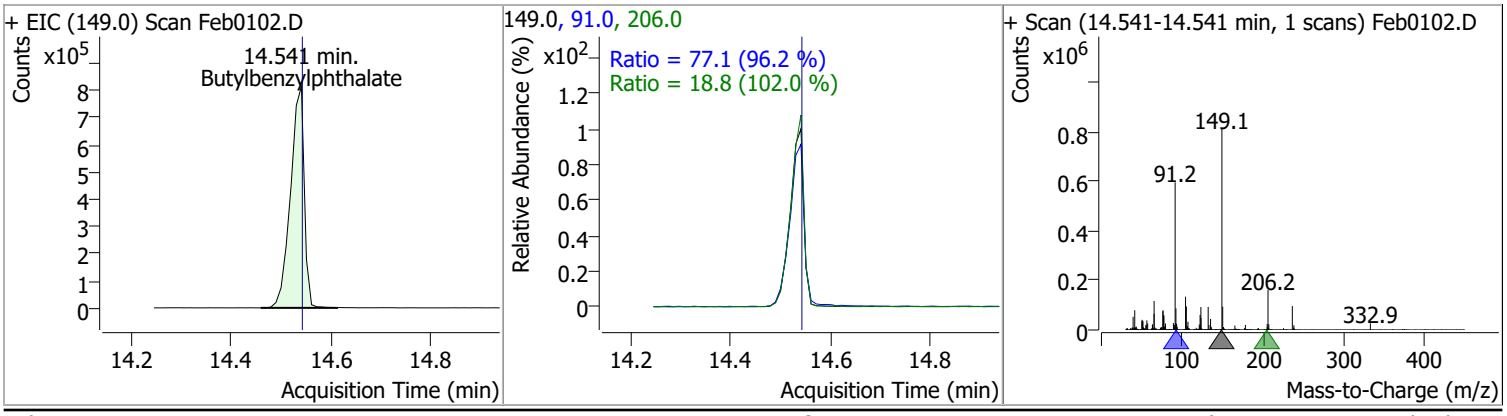

Quantitation Results Report (QT Reviewed)

Compound	Conc.	RT	Dev(Min)	Resp.	QIon	QRatio	Lower	Upper
Benzo(a)Anthracene	147.7624	15.77	0.01	4019039	226.0	26.3	18.0	33.5
					229.0	20.5	14.6	27.2

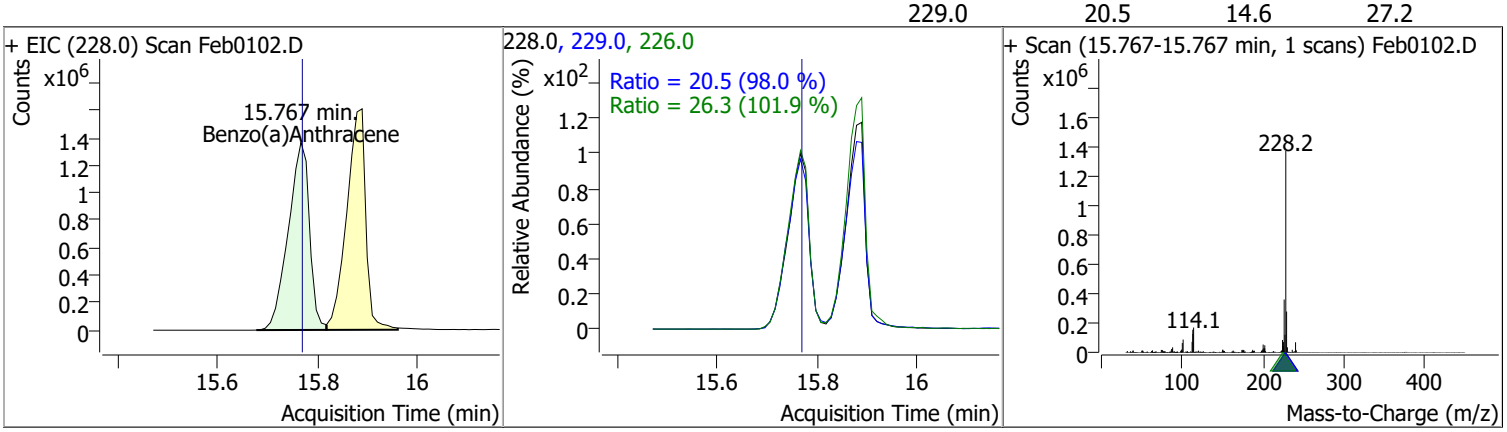

Compound	Conc.	RT	Dev(Min)	Resp.	QIon	QRatio	Lower	Upper
Chrysene	147.2995	15.89	0.02	4278822	226.0	29.6	20.5	38.1
					229.0	20.0	14.2	26.3

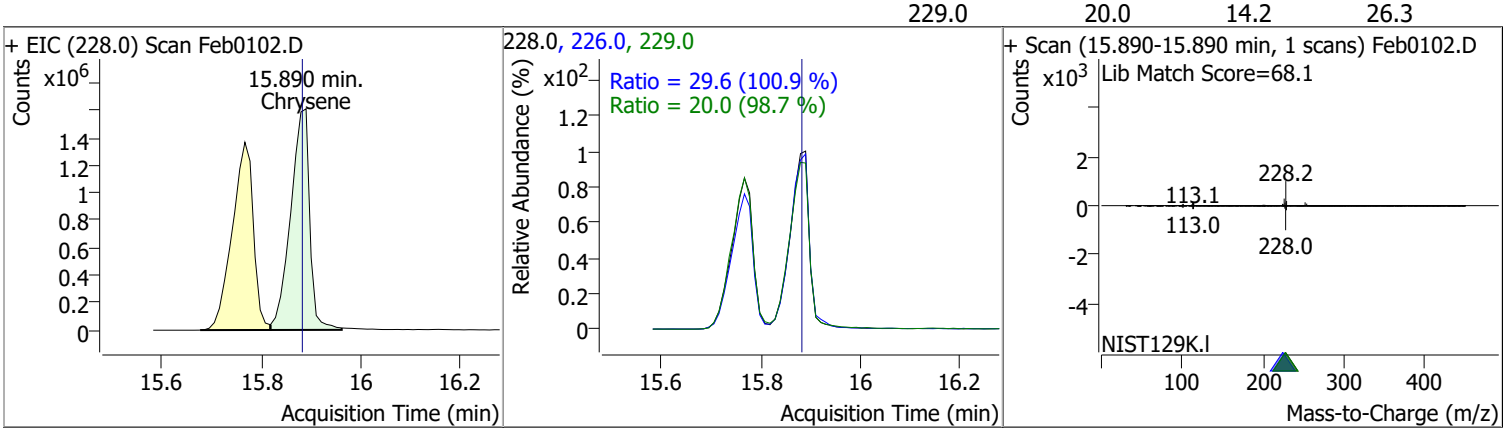

Compound	Conc.	RT	Dev(Min)	Resp.	QIon	QRatio	Lower	Upper
3,3-Dichlorobenzidine	146.5223	15.92	0.02	1349622	254.0	63.5	45.2	83.9

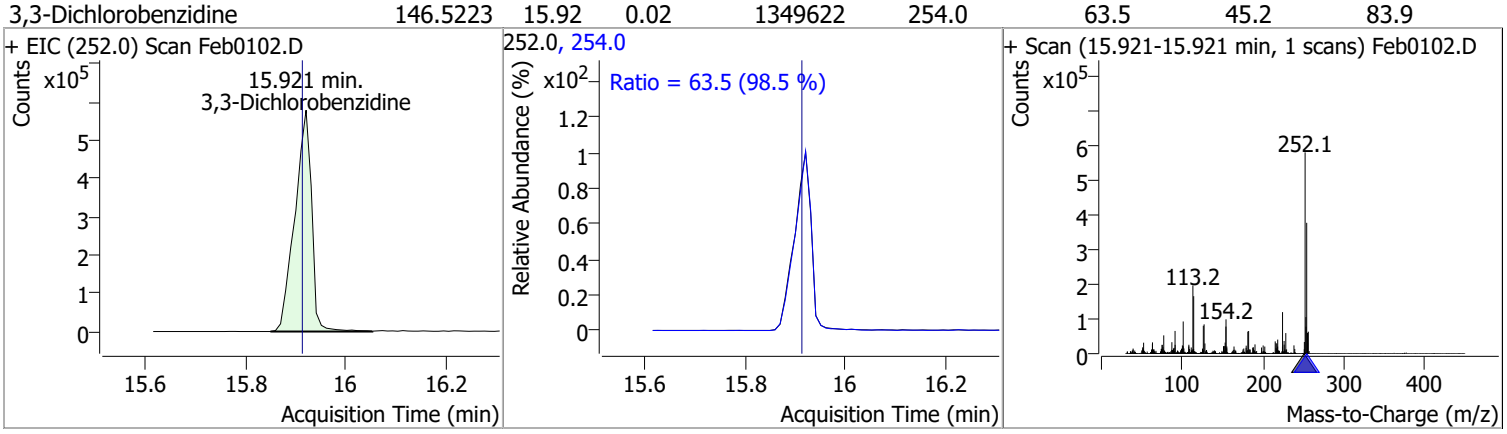

Quantitation Results Report (QT Reviewed)

Compound	Conc.	RT	Dev(Min)	Resp.	QIon	QRatio	Lower	Upper
bis(2-ethylhexyl)Phthalate	143.9845	16.61	0.01	567542	149.0	387.3	270.0	501.5
					279.0	15.1	10.7	19.9

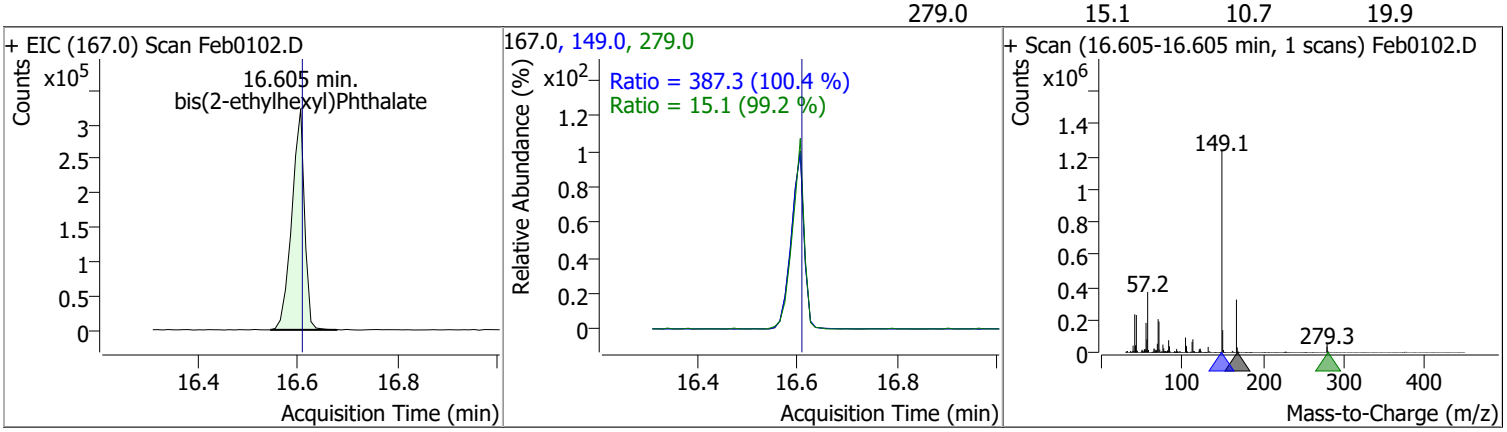

Compound	Conc.	RT	Dev(Min)	Resp.	QIon	QRatio	Lower	Upper
Di-n-octyl Phthalate	149.9744	18.30	0.01	3856621	150.0	9.6	6.7	12.4

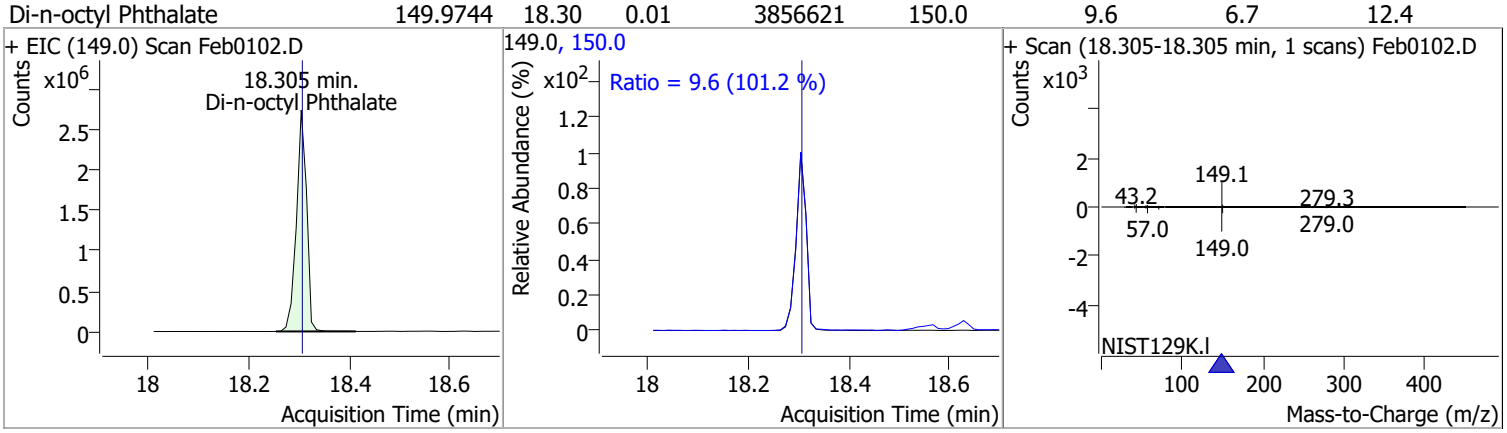

Compound	Conc.	RT	Dev(Min)	Resp.	QIon	QRatio	Lower	Upper
Benzo(b)fluoranthene	149.8662	18.57	0.02	3711381	253.0	22.3	15.7	29.2

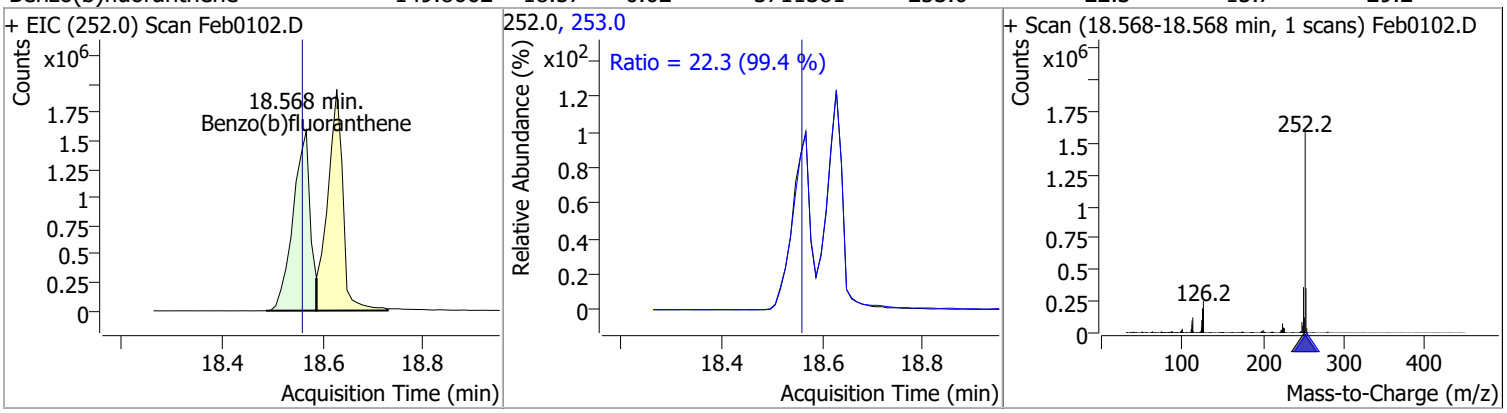

Compound	Conc.	RT	Dev(Min)	Resp.	QIon	QRatio	Lower	Upper
Benzo(k)fluoranthene	149.0463	18.63	0.02	4095121	253.0	23.0	15.9	29.5

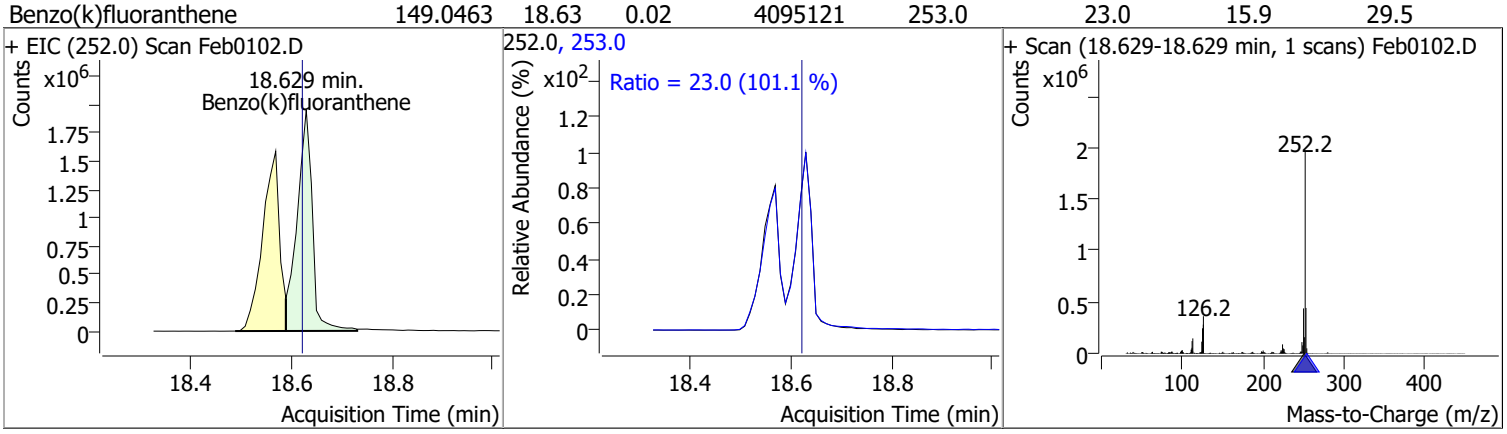

Compound	Conc.	RT	Dev(Min)	Resp.	QIon	QRatio	Lower	Upper
Benzo(a)pyrene	150.1921	19.17	0.02	3543320	253.0	22.0	15.8	29.4

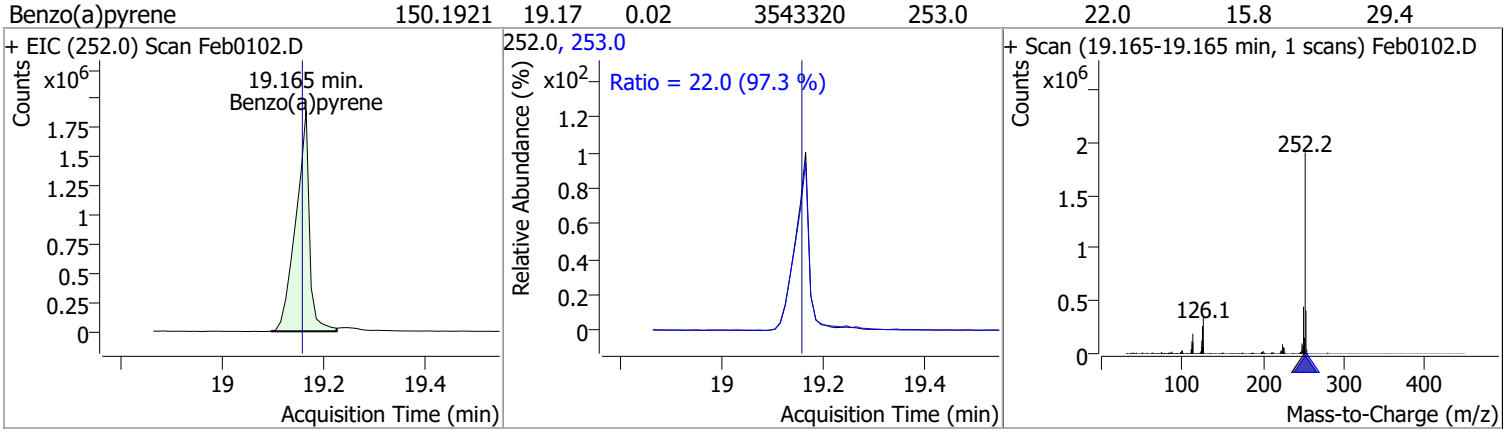

Compound	Conc.	RT	Dev(Min)	Resp.	QIon	QRatio	Lower	Upper
Indeno(1,2,3-c,d)pyrene	150.3392	20.92	0.01	2763277	138.0	27.3	20.2	37.5

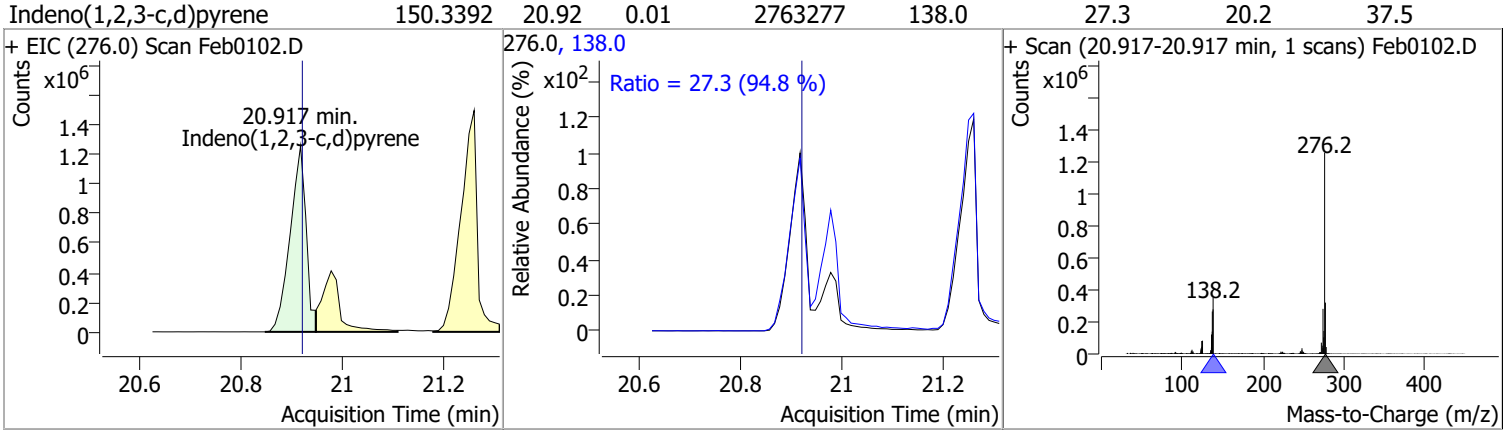

Compound	Conc.	RT	Dev(Min)	Resp.	QIon	QRatio	Lower	Upper
Dibenzo(a,h)anthracene	151.5963	20.98	0.01	3092929	139.0	23.4	17.1	31.7
					279.0	24.7	16.6	30.8

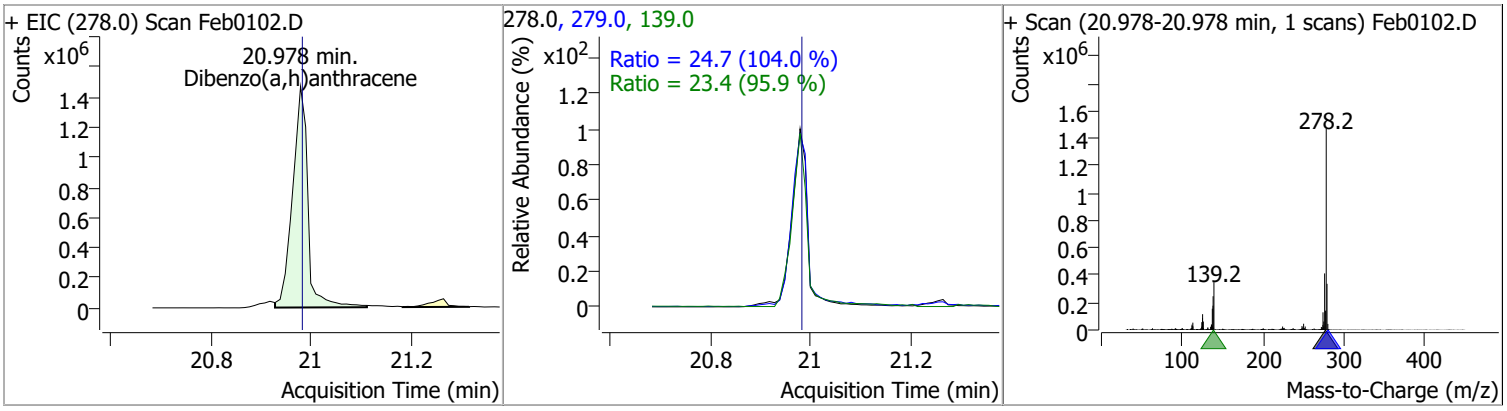

Compound	Conc.	RT	Dev(Min)	Resp.	QIon	QRatio	Lower	Upper
Benzo(g,h,i)perylene	151.4028	21.26	0.02	3370551	138.0	31.2	22.8	42.3
					277.0	23.3	16.9	31.4

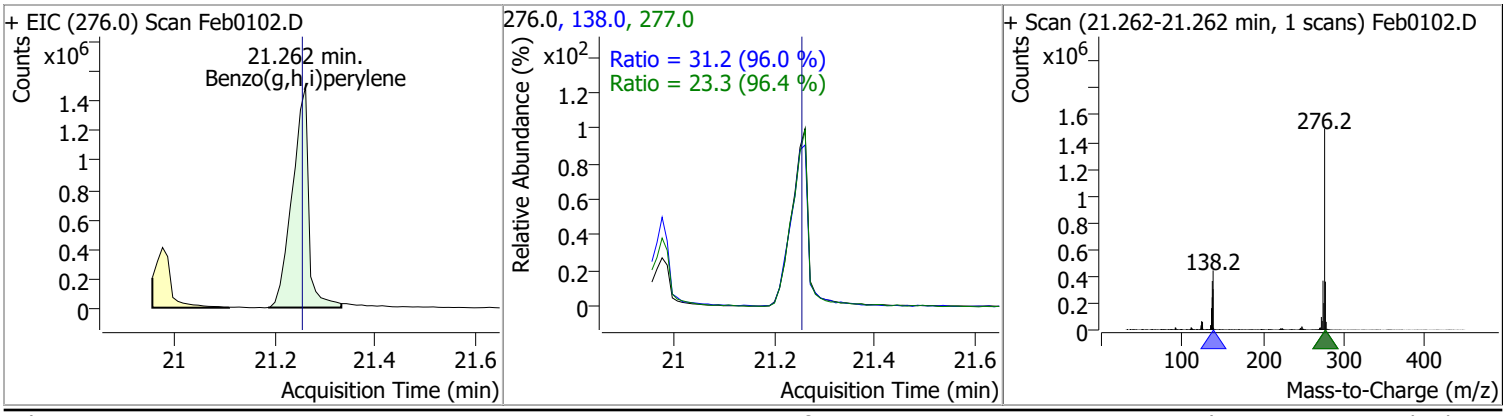

Quantitation Results Report (QT Reviewed)

Data File	Feb0103.D	Operator	LIMS import
Acq. Method	BNA+SIM.M	Acq. Date-Time	2/1/2022 5:56:51 PM
Sample Name	01-Feb-22_CAL_6	Instrument	Instrument #1
Vial	3	Multiplier	1.00
DA Method File		Comment	SVOC-8270-W-LARGO
Tune File	dftppdsm.u	Tune Date	1/25/2022 7:52:00 PM
Batch Name	020122 DoD BNA cal.batch.bin	Last Calib Update	2/2/2022 4:05:51 PM
Ref Library	D:\Org\Library\NIST129K.l		

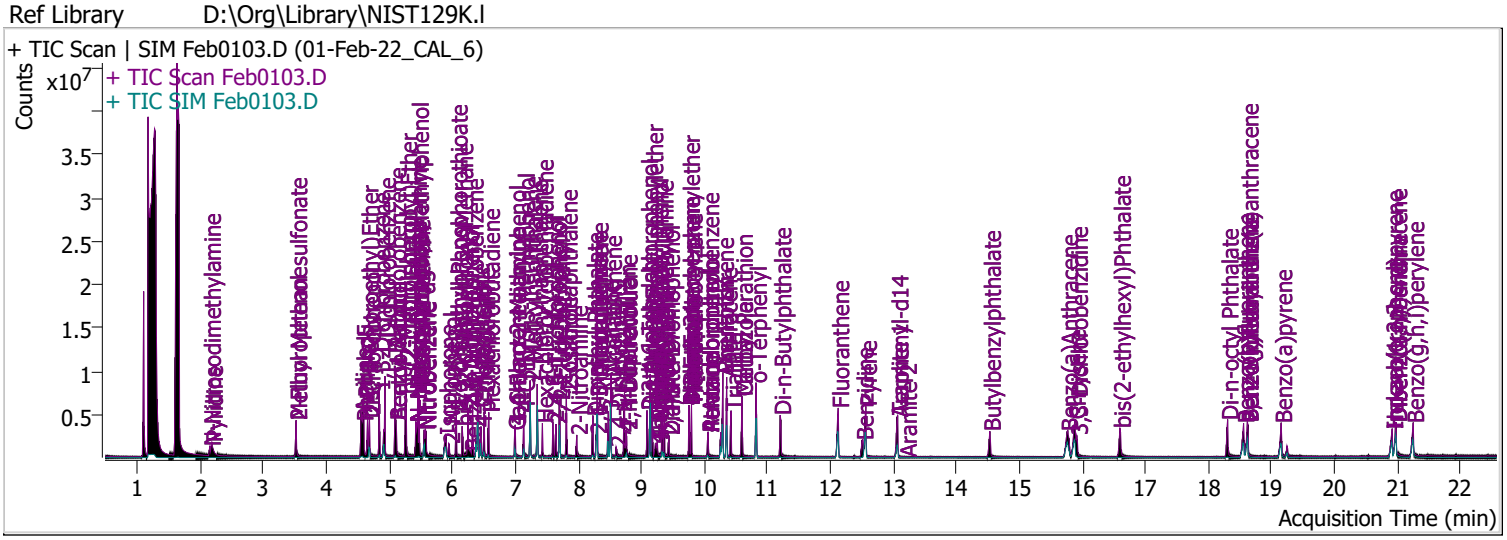

Compound	RT	QIon	Resp.	Conc.	Units		Dev(Min)
Internal Standards							
System Monitoring Compounds							
S 2-Fluorophenol	3.521	112.0	1314412	127.0429	µg/L		0.000
Spiked Amount: 200.000	Range: 10.0 - 75.0%			Recovery = 63.52%			
S Phenol-d5	4.573	99.0	1672203	122.9276	µg/L	m	0.000
Spiked Amount: 200.000	Range: 10.0 - 65.0%			Recovery = 61.46%			
S Nitrobenzene-d5	5.553	82.0	861285	121.7129	µg/L		0.000
Spiked Amount: 100.000	Range: 32.0 - 94.0%			Recovery = 121.71%		*	
S 2-Fluorobiphenyl	7.697	172.0	2666559	116.3937	µg/L		0.000
Spiked Amount: 100.000	Range: 28.0 - 107.0%			Recovery = 116.39%		*	
S 2,4,6-Tribromophenol	9.438	329.8	233717	123.8488	µg/L		0.010
Spiked Amount: 200.000	Range: 25.0 - 140.0%			Recovery = 61.92%			
S Terphenyl-d14	13.068	244.3	2872262	123.0614	µg/L		0.010
Spiked Amount: 100.000	Range: 32.0 - 122.0%			Recovery = 123.06%		*	
Target Compounds							**QValue**
T N-Nitrosodimethylamine	2.152	74.0	379356	118.2712	µg/L		99
T Pyridine	2.183	79.0	1188912	128.3053	µg/L	m	86
T Aniline	4.552	93.0	2423894	126.0363	µg/L		99
T Phenol	4.593	94.0	1849767	132.4658	µg/L		97
T bis(-2-Chloroethyl)Ether	4.654	63.0	1065961	124.4511	µg/L	m	99
T 2-Chlorophenol	4.685	128.0	1402754	127.1852	µg/L		100
T 1,3-Dichlorobenzene	4.838	146.0	1832592	125.9038	µg/L		98
T 1,4-Dichlorobenzene	4.930	146.0	1976669	126.8262	µg/L	m	100
T 1,2-Dichlorobenzene	5.093	146.0	1924554	127.5048	µg/L	m	98
T Benzyl Alcohol	5.104	108.0	872308	126.2061	µg/L		97
T 2-Methylphenol	5.257	107.0	1268842	121.4652	µg/L		98
T bis(2-chloroisopropyl)Ether	5.267	121.0	526944	123.9609	µg/L		99
T N-nitroso-Di-n-propylamine	5.420	70.0	970359	124.9842	µg/L		99
T 4Methylphenol/3Methylphenol	5.451	107.0	1889861	133.5107	µg/L		98
T Hexachloroethane	5.471	117.0	536331	128.0692	µg/L		97

Compound	RT	QIon	Resp.	Conc.	Units		Dev(Min)
T Nitrobenzene	5.573	123.1	422566	119.4945	µg/L		99
T Isophorone	5.890	82.0	2200016	125.8243	µg/L		98
T 2-Nitrophenol	5.951	139.0	352662	121.9943	µg/L		97
T 2,4-Dimethylphenol	6.064	122.0	1123007	128.8561	µg/L		99
T bis(-2-Chloroethoxy)Methane	6.157	93.0	1244670	120.2941	µg/L		99
T 2,4-Dichlorophenol	6.249	162.0	917295	121.5482	µg/L		99
T Benzoic Acid	6.290	105.0	626058	126.5051	µg/L		98
T 1,2,4-Trichlorobenzene	6.321	180.0	1160769	120.6396	µg/L		97
T Naphthalene	6.403	128.0	3334153	122.0577	µg/L		100
T 4-Chlorophenol	6.455	130.0	336373	120.4398	µg/L	m	94
T p-Chloroaniline	6.506	127.0	1416456	124.0098	µg/L		98
T Hexachlorobutadiene	6.578	224.9	621657	119.7641	µg/L		99
T 4-Chloro-2-Methylphenol	6.999	107.0	890549	120.5800	µg/L		100
T 4-Chloro-3-Methylphenol	7.132	107.0	960610	127.3896	µg/L	m	99
T 2-Methylnaphthalene	7.235	141.0	1932970	120.9843	µg/L	m	97
T 1-Methylnaphthalene	7.348	141.0	1940124	124.5940	µg/L	m	99
T Hexachlorocyclopentadiene	7.430	236.9	387061	118.0685	µg/L		96
T 2,4,6-Trichlorophenol	7.595	196.0	593711	116.2774	µg/L		98
T 2,4,5-Trichlorophenol	7.646	196.0	712470	124.4258	µg/L		99
T 2-Chloronaphthalene	7.810	162.0	2172127	118.7907	µg/L		100
T 2-Nitroaniline	7.975	65.0	370357	131.5532	µg/L		99
T Dimethyl Phthalate	8.231	163.0	2381805	123.6249	µg/L		99
T 2,6-Dinitrotoluene	8.282	165.0	280754	111.4453	µg/L		87
T Acenaphthylene	8.302	152.1	3859021	131.2729	µg/L		98
T 3-Nitroaniline	8.476	138.0	317811	112.5138	µg/L		96
T Acenaphthene	8.517	154.0	2173308	128.1771	µg/L		99
T 2,4-Dinitrophenol	8.599	184.0	184896	119.5926	µg/L		96
T Dibenzofuran	8.732	168.0	3569782	127.4971	µg/L		96
T 4-Nitrophenol	8.753	109.0	373397	123.8308	µg/L		79
T 2,4-Dinitrotoluene	8.763	165.0	408805	119.8044	µg/L		95
T Diethylphthalate	9.090	149.0	2390382	117.6097	µg/L		98
T Fluorene	9.141	166.0	2805277	123.8770	µg/L		100
T 4-Chlorophenyl-phenylether	9.172	204.0	1173084	112.8295	µg/L		99
T 4-Nitroaniline	9.223	138.0	321193	123.6316	µg/L	m	98
T 4,6-Dinitro-2-methylphenol	9.254	198.0	248854	122.6655	µg/L		100
T N-nitrosodiphenylamine	9.336	169.0	1803695	122.5243	µg/L		99
T Azobenzene	9.366	77.0	2479149	119.1940	µg/L		93
T 4-Bromophenyl-phenylether	9.755	248.0	687986	115.3652	µg/L		94
T Hexachlorobenzene	9.796	283.9	701552	123.6106	µg/L		97
T Pentachlorophenol	10.060	265.9	344839	120.4032	µg/L		98
T Phenanthrene	10.292	178.0	3896089	131.6192	µg/L		99
T Anthracene	10.353	178.0	3461124	116.5299	µg/L	m	99
T Triallate	10.424	86.0	884738	125.9030	µg/L		99
T Carbazole	10.596	167.0	3423441	120.3919	µg/L		100
T o-Terphenyl	10.819	230.0	2003493	120.8225	µg/L		98
T Di-n-Butylphthalate	11.204	149.0	3555689	124.0251	µg/L		99
T Fluoranthene	12.126	202.0	3896055	122.2951	µg/L		99
T Benzidine	12.511	184.0	1540498	126.1740	µg/L		99
T Pyrene	12.561	202.0	4141800	123.7895	µg/L		98
T Butylbenzylphthalate	14.531	149.0	1217492	121.6395	µg/L		99
T Benzo(a)Anthracene	15.757	228.0	3177281	123.1865	µg/L		99
T Chrysene	15.880	228.0	3432099	124.5920	µg/L		100
T 3,3-Dichlorobenzidine	15.911	252.0	1040957	121.5735	µg/L		99
T bis(2-ethylhexyl)Phthalate	16.595	167.0	457584	125.1294	µg/L		96
T Di-n-octyl Phthalate	18.305	149.0	2960406	119.4466	µg/L		99

Compound	RT	QIon	Resp.	Conc.	Units	Dev(Min)
T Benzo(b)fluoranthene	18.558	252.0	2891535	118.6106	µg/L	100
T Benzo(k)fluoranthene	18.619	252.0	3345940	123.5359	µg/L	99
T Benzo(a)pyrene	19.155	252.0	2772294	119.2986	µg/L	99
T Indeno(1,2,3-c,d)pyrene	20.917	276.0	2207308	120.2643	µg/L	99
T Dibenzo(a,h)anthracene	20.978	278.0	2404164	120.8985	µg/L	99
T Benzo(g,h,i)perylene	21.252	276.0	2634382	118.7375	µg/L	99

(#) = Qualifier Out of Range; (m) = Manual Integration; (+) = Area Summed; (*) = Surrogate Percent Recovery Out of Range; (d): Zeroed Peak

Compound	Conc.	RT	Dev(Min)	Resp.	QIon	QRatio	Lower	Upper
N-Nitrosodimethylamine	118.2712	2.15	0.00	379356	42.0	128.7	91.0	169.1

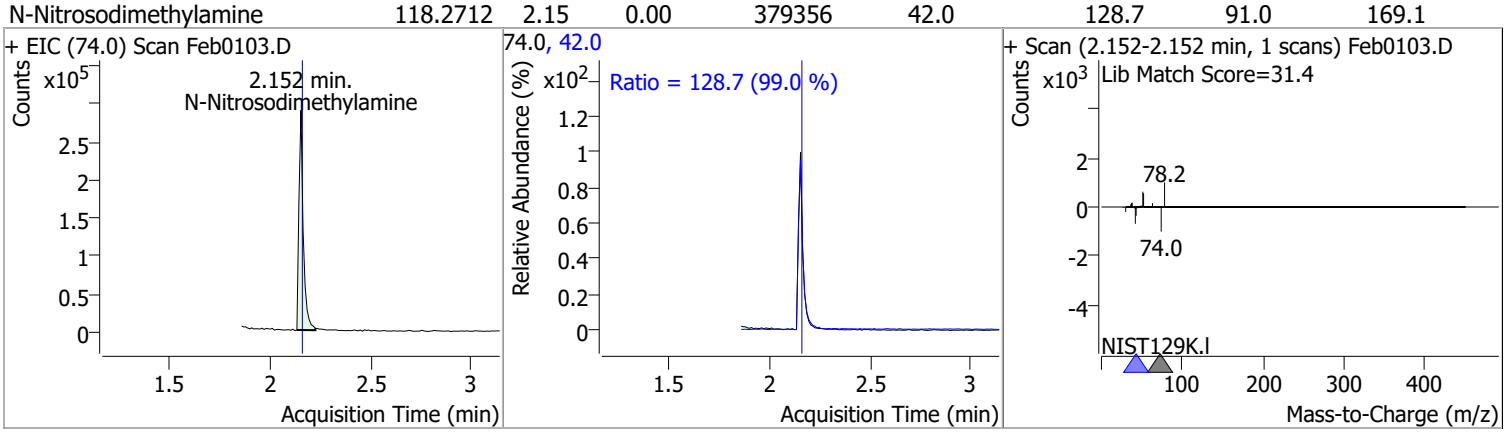

Compound	Conc.	RT	Dev(Min)	Resp.	QIon	QRatio	Lower	Upper
Pyridine	128.3053	2.18	0.00	1188912 (m)	52.0	87.4	71.2	132.2

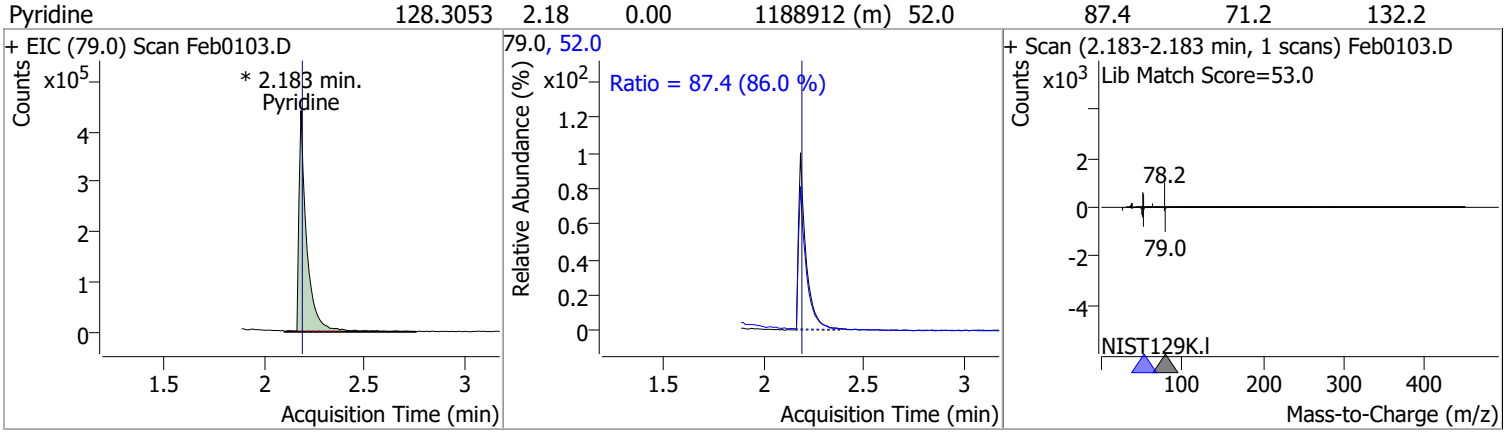

Compound	Conc.	RT	Dev(Min)	Resp.	QIon	QRatio	Lower	Upper
2-Fluorophenol	127.0429	3.52	0.00	1314412	64.0	50.9	35.8	66.4
					92.0	20.6	14.3	26.6

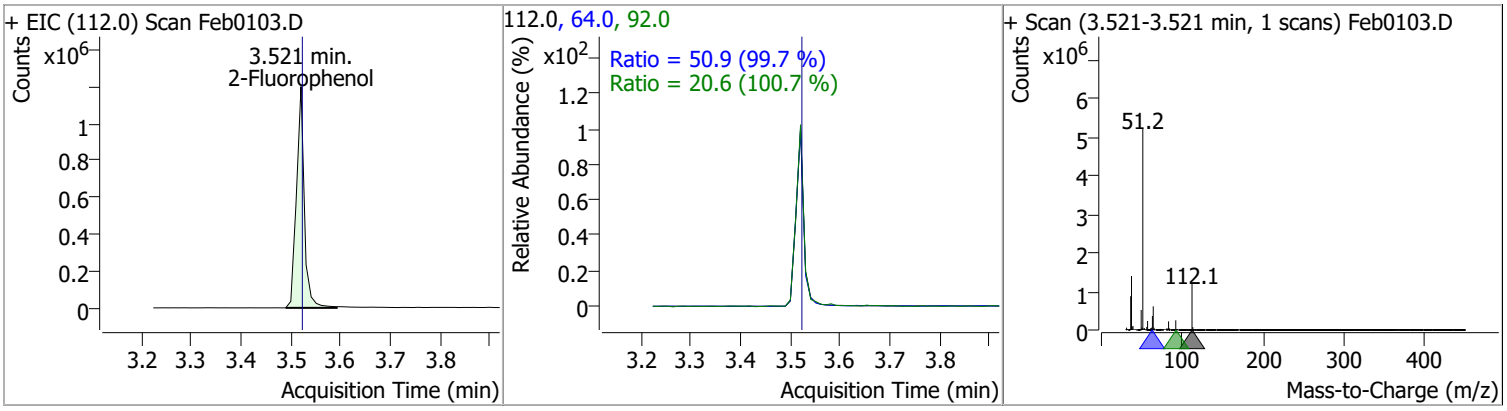

Compound	Conc.	RT	Dev(Min)	Resp.	QIon	QRatio	Lower	Upper
Aniline	126.0363	4.55	0.00	2423894	66.0	35.9	24.5	45.6
					65.0	18.7	12.6	23.4

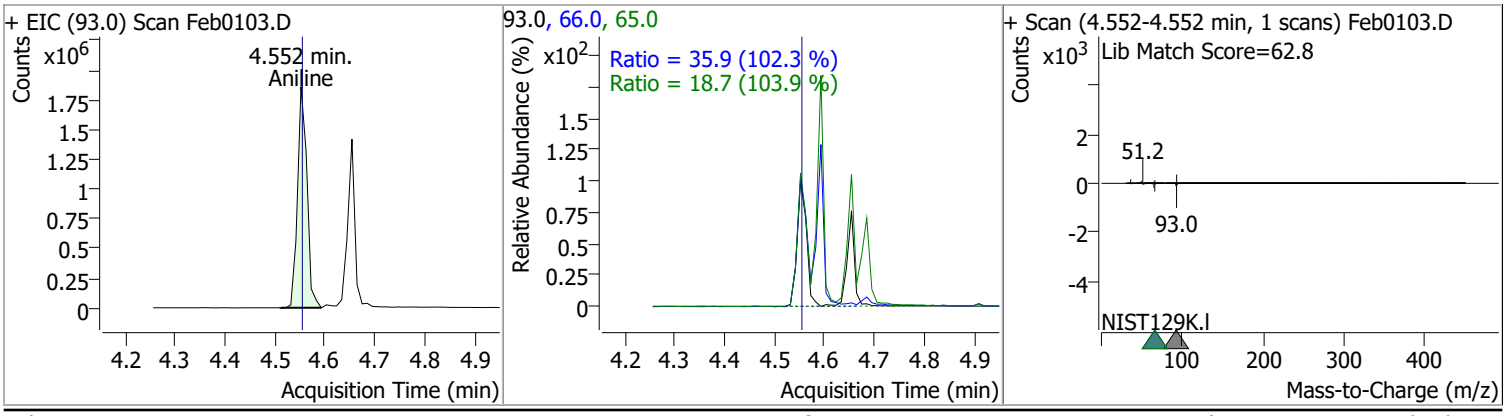

Quantitation Results Report (QT Reviewed)

Compound	Conc.	RT	Dev(Min)	Resp.	QIon	QRatio	Lower	Upper
Phenol-d5	122.9276	4.57	0.00	1672203 (m)	71.0	35.5	23.8	44.2

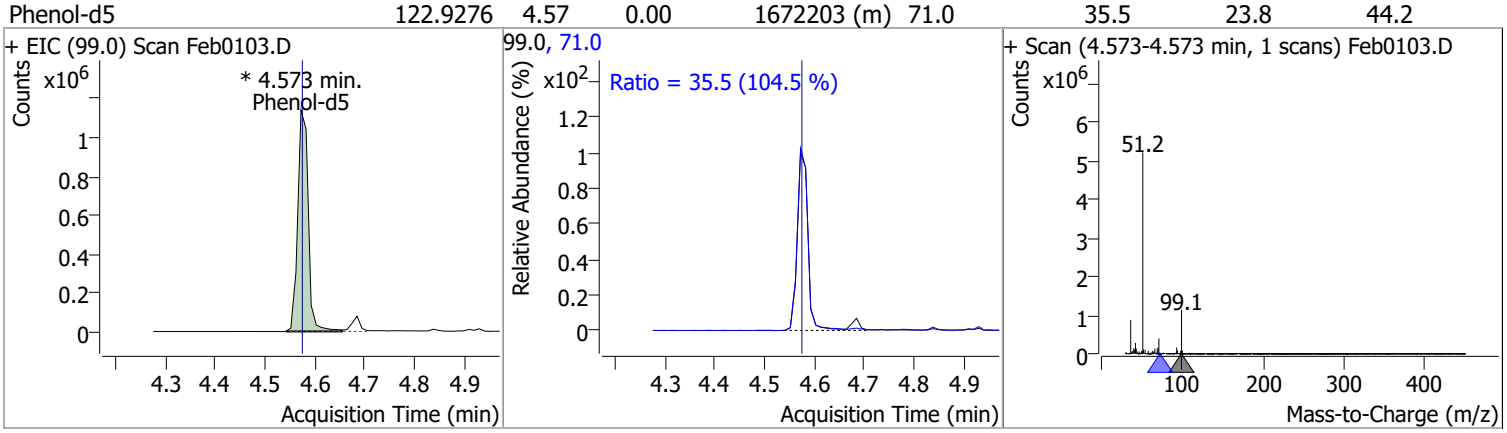

Compound	Conc.	RT	Dev(Min)	Resp.	QIon	QRatio	Lower	Upper
Phenol	132.4658	4.59	0.00	1849767	66.0	45.6	30.7	57.0

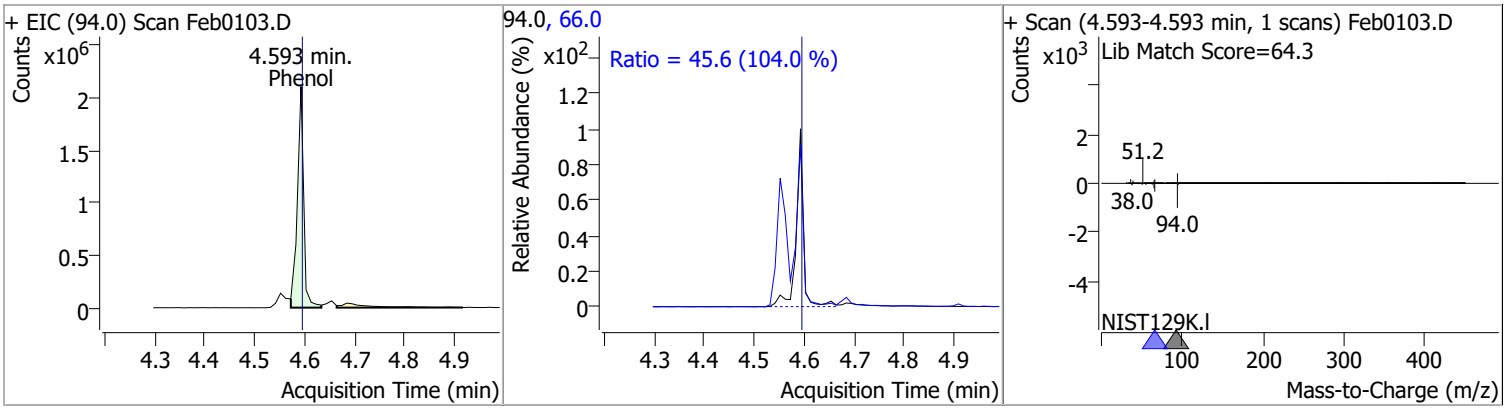

Compound	Conc.	RT	Dev(Min)	Resp.	QIon	QRatio	Lower	Upper
bis(-2-Chloroethyl)Ether	124.4511	4.65	0.00	1065961 (m)	64.0	3.9	2.4	4.5

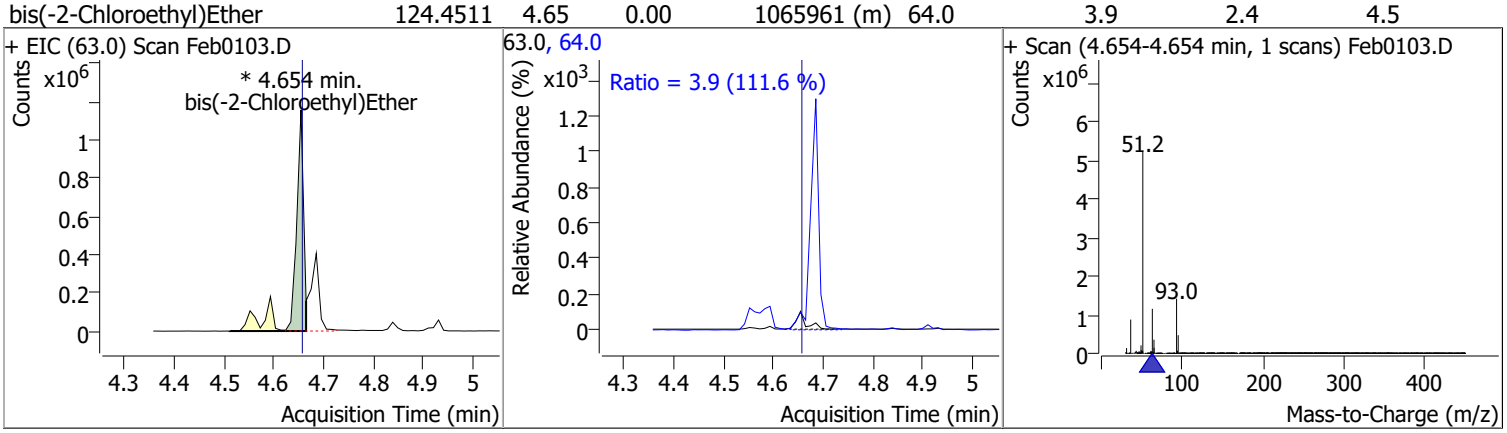

Compound	Conc.	RT	Dev(Min)	Resp.	QIon	QRatio	Lower	Upper
2-Chlorophenol	127.1852	4.68	0.00	1402754	130.0	31.5	22.3	41.4

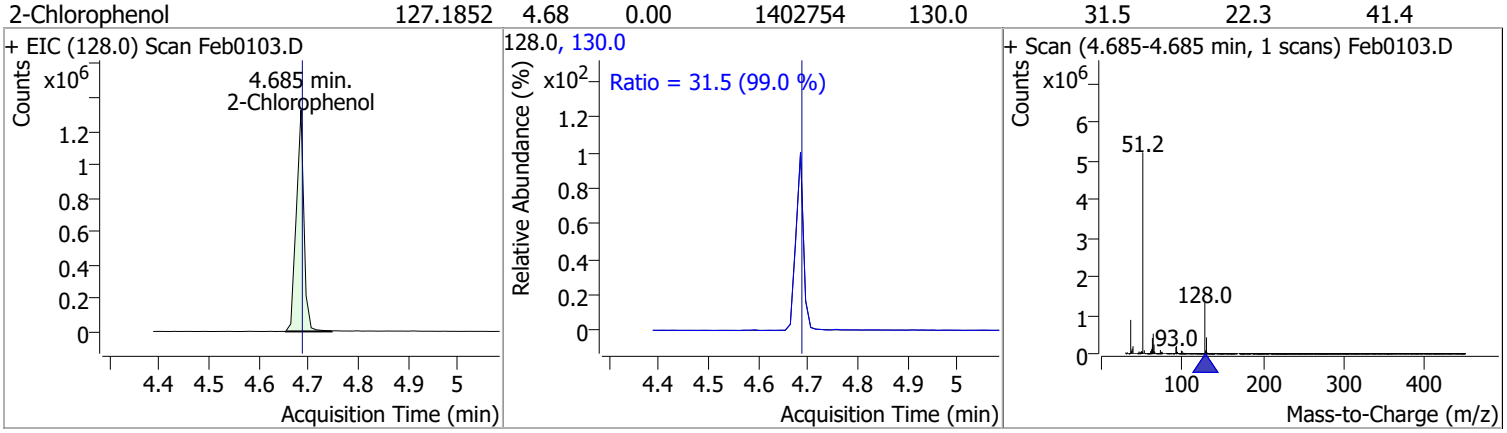

Compound	Conc.	RT	Dev(Min)	Resp.	QIon	QRatio	Lower	Upper
1,3-Dichlorobenzene	125.9038	4.84	0.00	1832592	148.0	64.4	43.6	80.9
					111.0	36.6	25.1	46.7

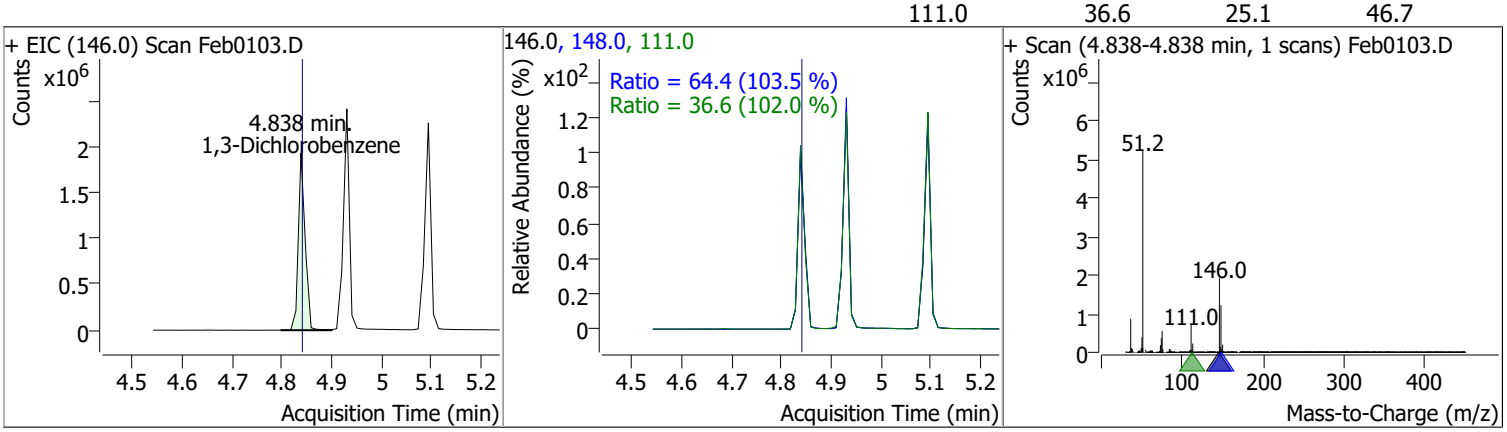

Compound	Conc.	RT	Dev(Min)	Resp.	QIon	QRatio	Lower	Upper
1,4-Dichlorobenzene	126.8262	4.93	0.00	1976669 (m)	148.0	64.0	44.8	83.3
					111.0	35.1	24.6	45.7

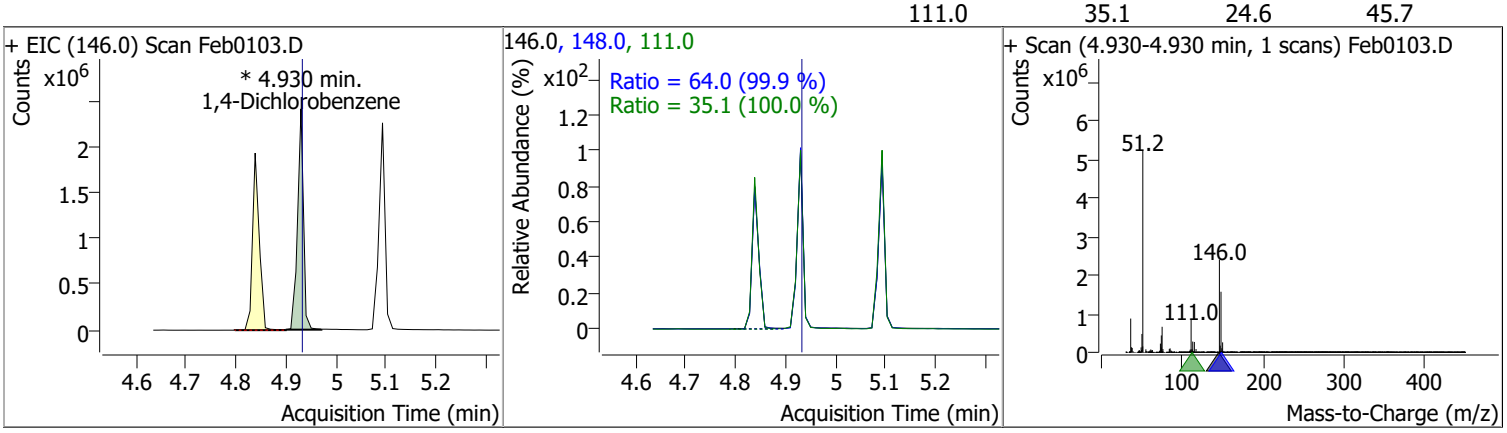

Compound	Conc.	RT	Dev(Min)	Resp.	QIon	QRatio	Lower	Upper
1,2-Dichlorobenzene	127.5048	5.09	0.00	1924554 (m)	148.0	64.7	44.1	81.8
					111.0	37.9	25.7	47.7

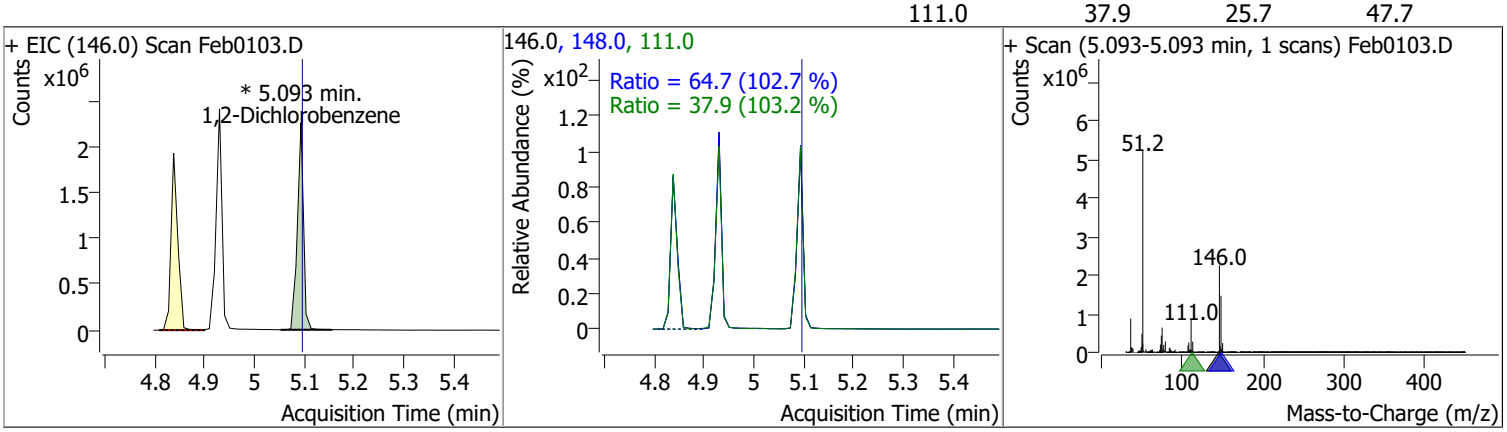

Quantitation Results Report (QT Reviewed)

Compound	Conc.	RT	Dev(Min)	Resp.	QIon	QRatio	Lower	Upper
Benzyl Alcohol	126.2061	5.10	0.00	872308	79.0	120.4	82.9	154.0
					107.0	68.4	45.1	83.8

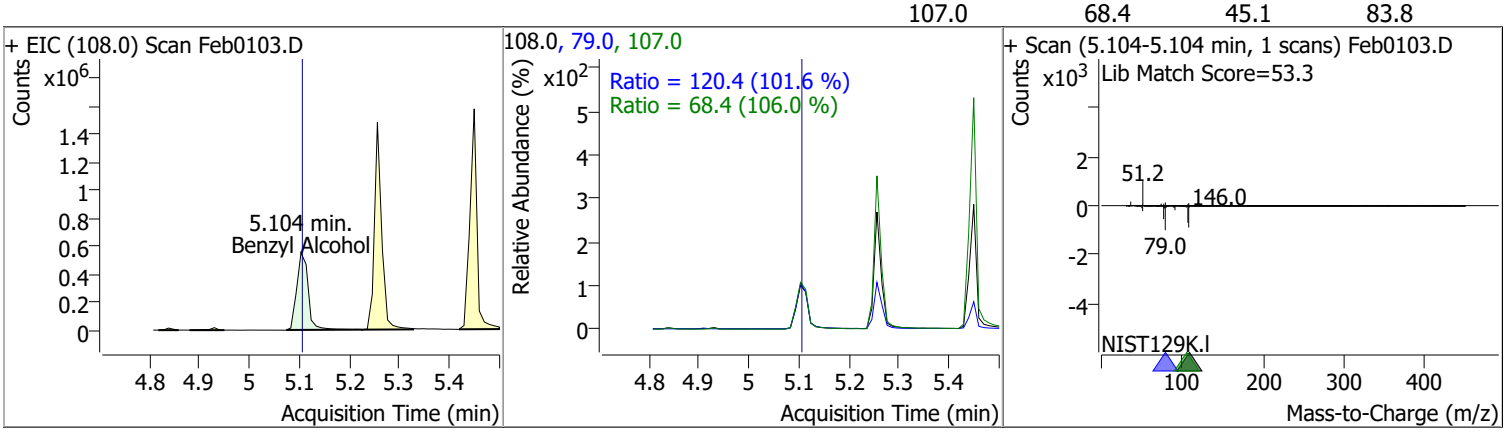

Compound	Conc.	RT	Dev(Min)	Resp.	QIon	QRatio	Lower	Upper
2-Methylphenol	121.4652	5.26	0.00	1268842	108.0	118.6	81.4	151.1

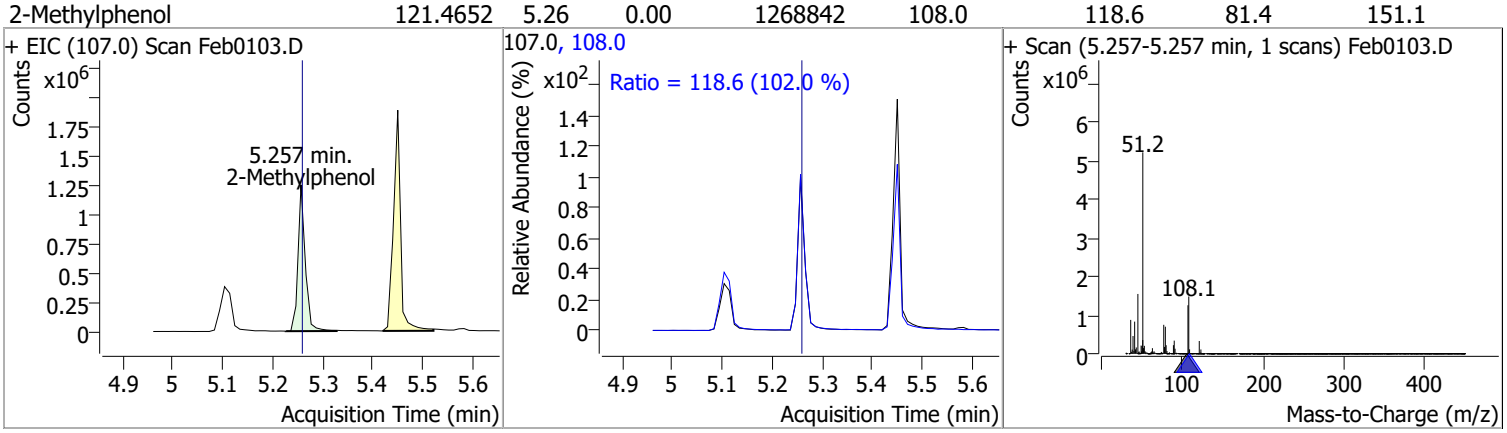

Compound	Conc.	RT	Dev(Min)	Resp.	QIon	QRatio	Lower	Upper
bis(2-chloroisopropyl)Ether	123.9609	5.27	0.00	526944	123.0	32.5	23.0	42.7

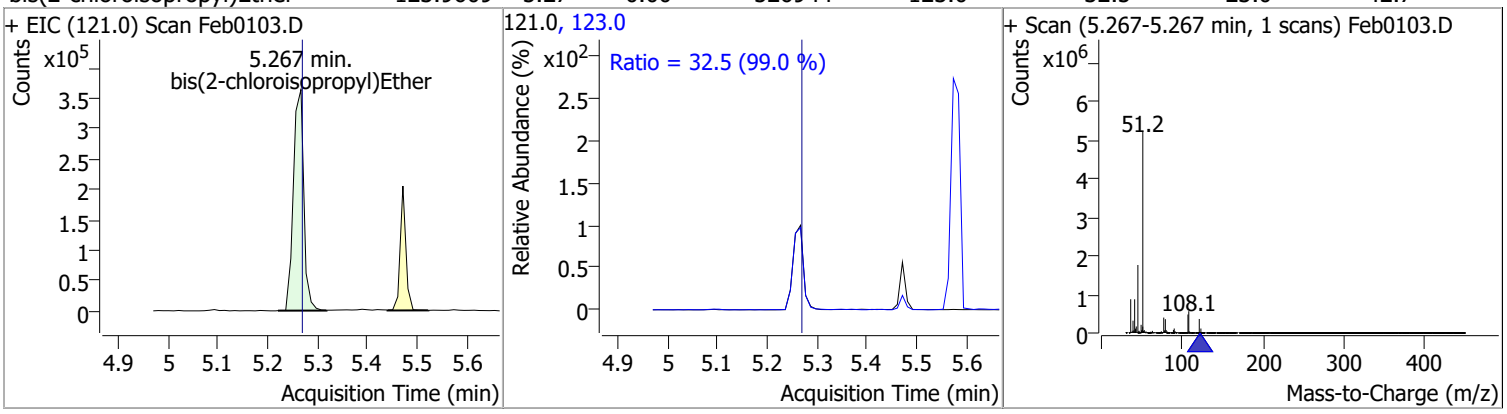

Compound	Conc.	RT	Dev(Min)	Resp.	QIon	QRatio	Lower	Upper
N-nitroso-Di-n-propylamine	124.9842	5.42	0.00	970359	130.0	17.2	0.0	35.1

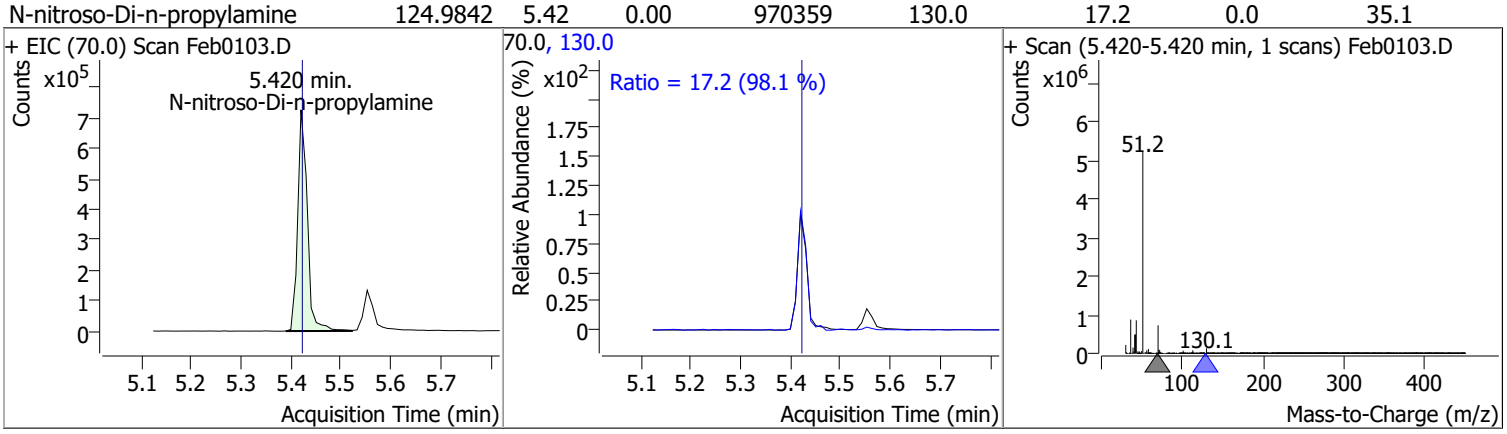

Compound	Conc.	RT	Dev(Min)	Resp.	QIon	QRatio	Lower	Upper
4Methylphenol/3Methylphenol	133.5107	5.45	0.01	1889861	108.0	82.5	58.9	109.3

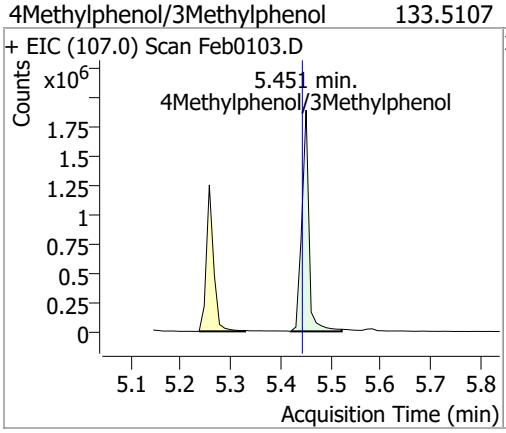

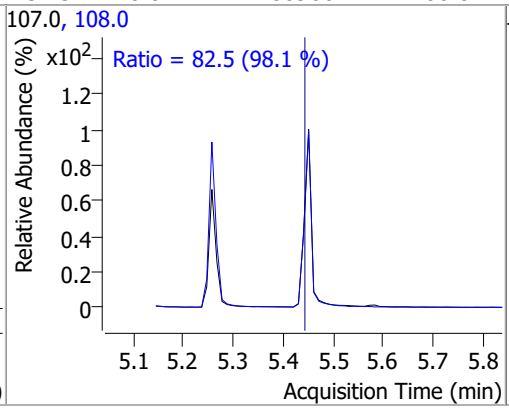

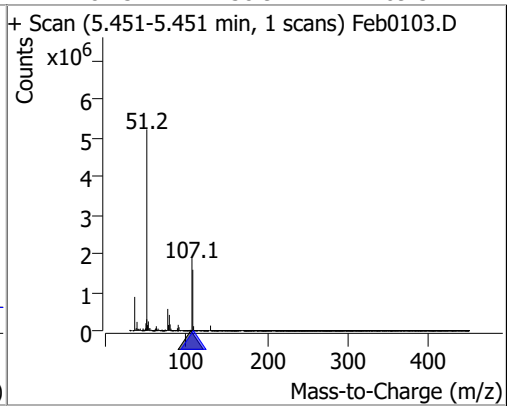

Compound	Conc.	RT	Dev(Min)	Resp.	QIon	QRatio	Lower	Upper
Hexachloroethane	128.0692	5.47	0.00	536331	201.0	91.8	65.5	121.7
					199.0	56.3	41.8	77.7

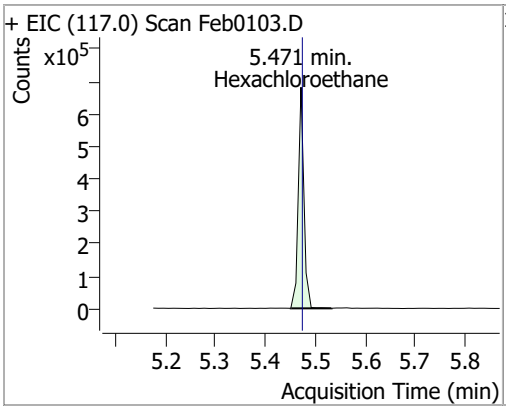

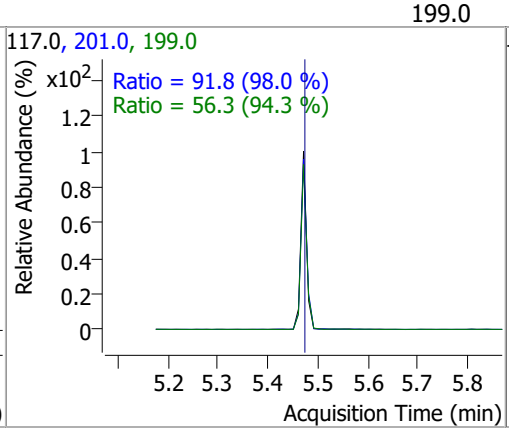

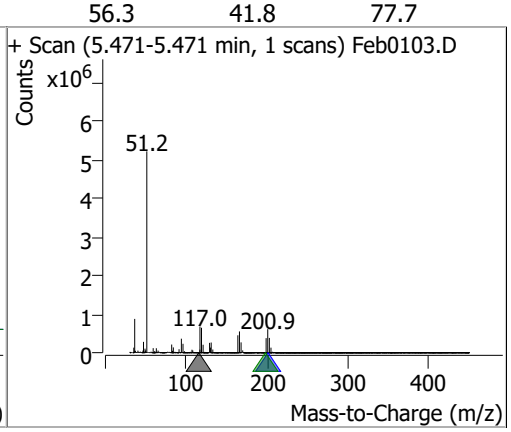

Compound	Conc.	RT	Dev(Min)	Resp.	QIon	QRatio	Lower	Upper
Nitrobenzene-d5	121.7129	5.55	0.00	861285	54.0	63.8	44.8	83.2
					128.0	48.6	32.6	60.6

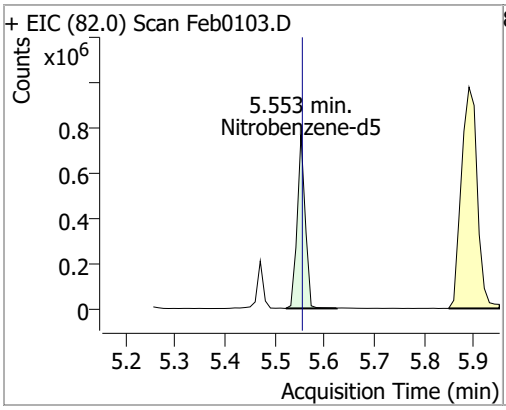

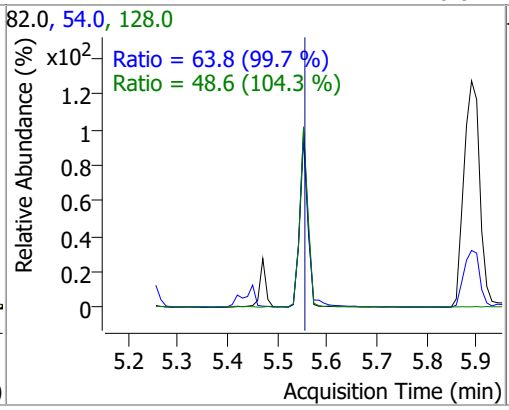

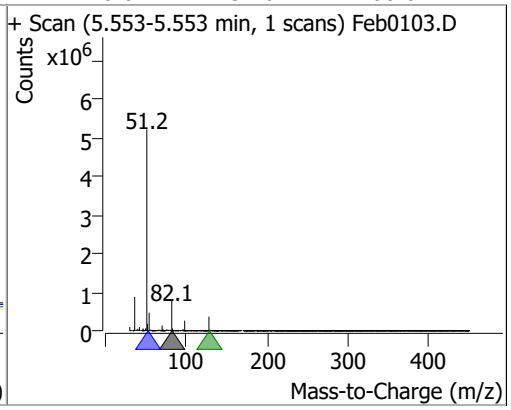

Quantitation Results Report (QT Reviewed)

Compound	Conc.	RT	Dev(Min)	Resp.	QIon	QRatio	Lower	Upper
Nitrobenzene	119.4945	5.57	0.00	422566	77.0	203.3	141.7	263.2
					51.0	125.9	87.8	163.1

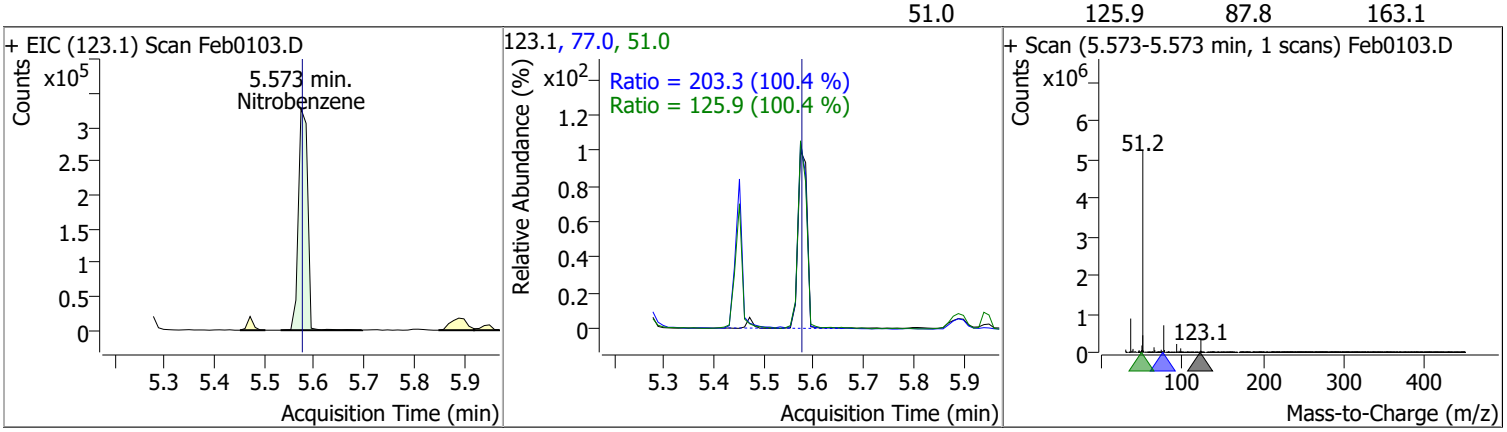

Compound	Conc.	RT	Dev(Min)	Resp.	QIon	QRatio	Lower	Upper
Isophorone	125.8243	5.89	0.01	2200016	138.0	20.8	15.2	28.3

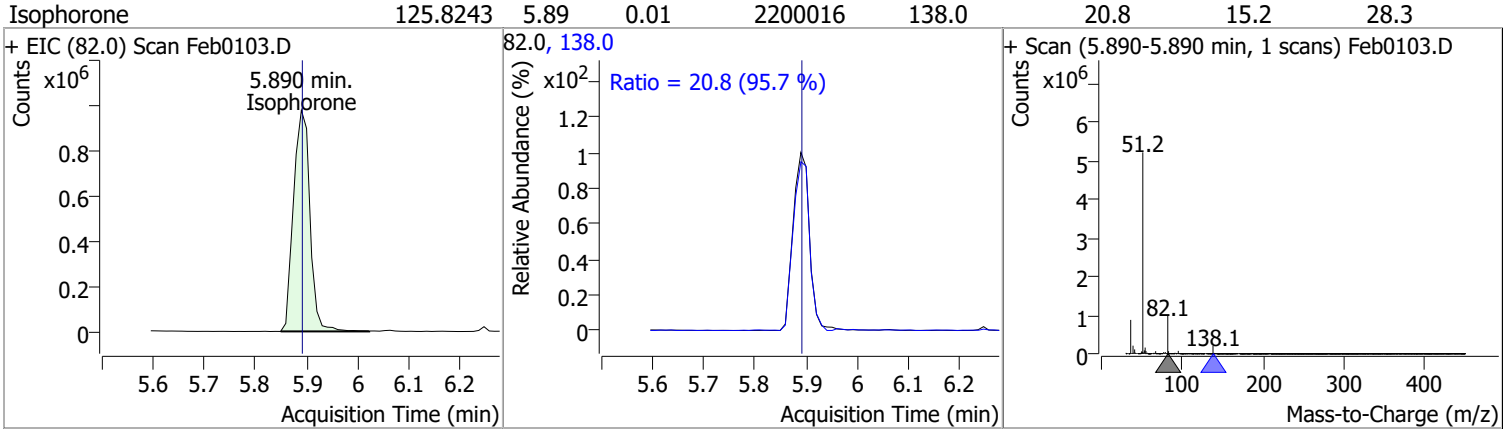

Compound	Conc.	RT	Dev(Min)	Resp.	QIon	QRatio	Lower	Upper
2-Nitrophenol	121.9943	5.95	0.01	352662	65.0	47.5	34.3	63.6
					109.0	35.5	26.8	49.8

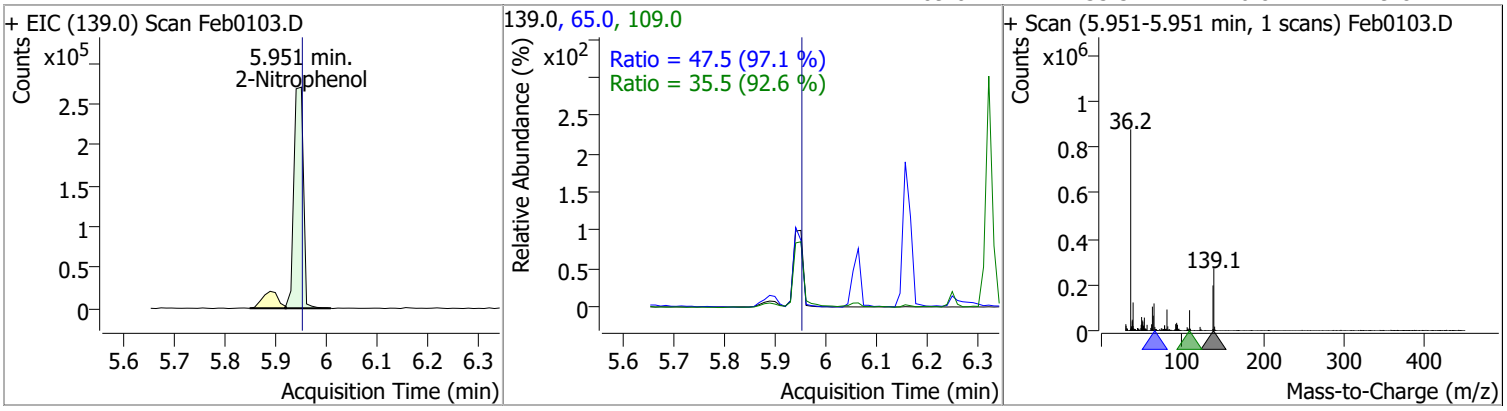

Compound	Conc.	RT	Dev(Min)	Resp.	QIon	QRatio	Lower	Upper
2,4-Dimethylphenol	128.8561	6.06	0.01	1123007	107.0	110.6	76.3	141.6
					77.0	31.8	22.7	42.1

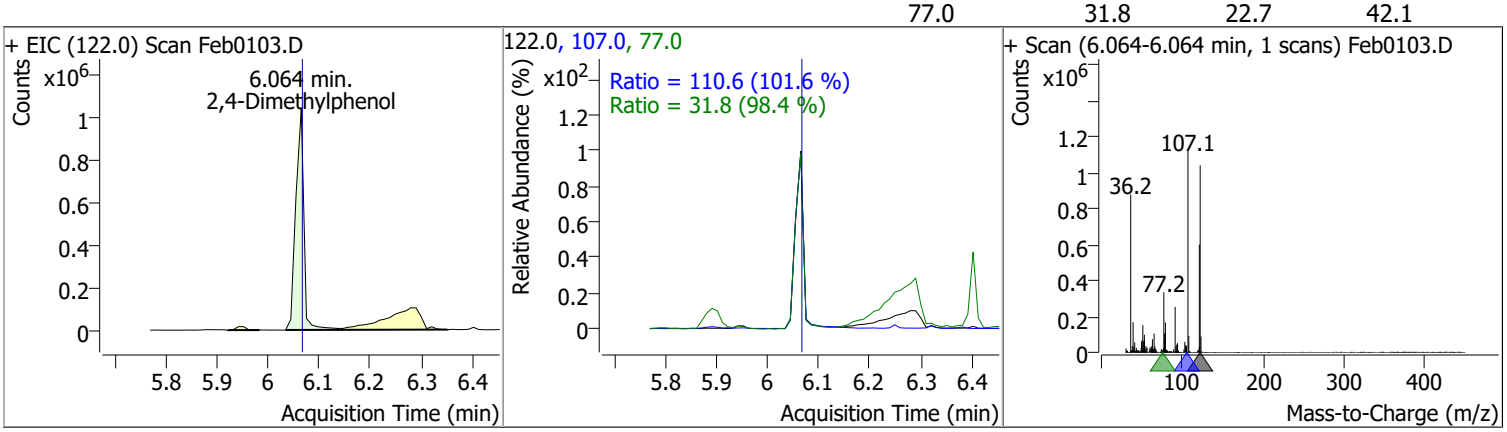

Compound	Conc.	RT	Dev(Min)	Resp.	QIon	QRatio	Lower	Upper
bis(-2-Chloroethoxy)Methane	120.2941	6.16	0.00	1244670	63.0	69.2	48.0	89.2
					95.0	32.0	22.7	42.1

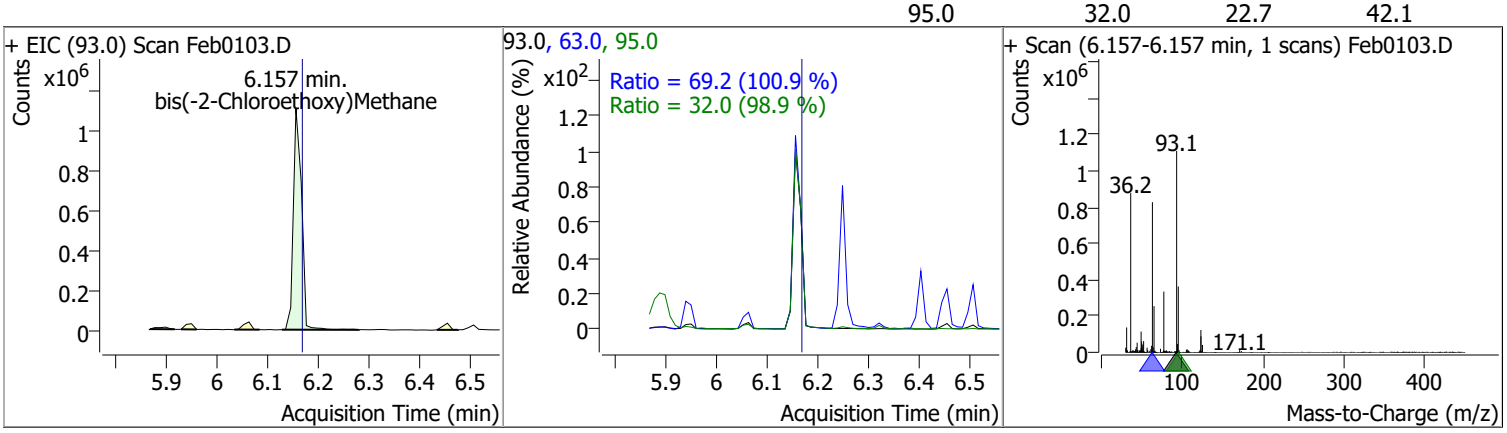

Compound	Conc.	RT	Dev(Min)	Resp.	QIon	QRatio	Lower	Upper
2,4-Dichlorophenol	121.5482	6.25	0.00	917295	164.0	64.1	44.2	82.1
					98.0	29.7	21.5	40.0

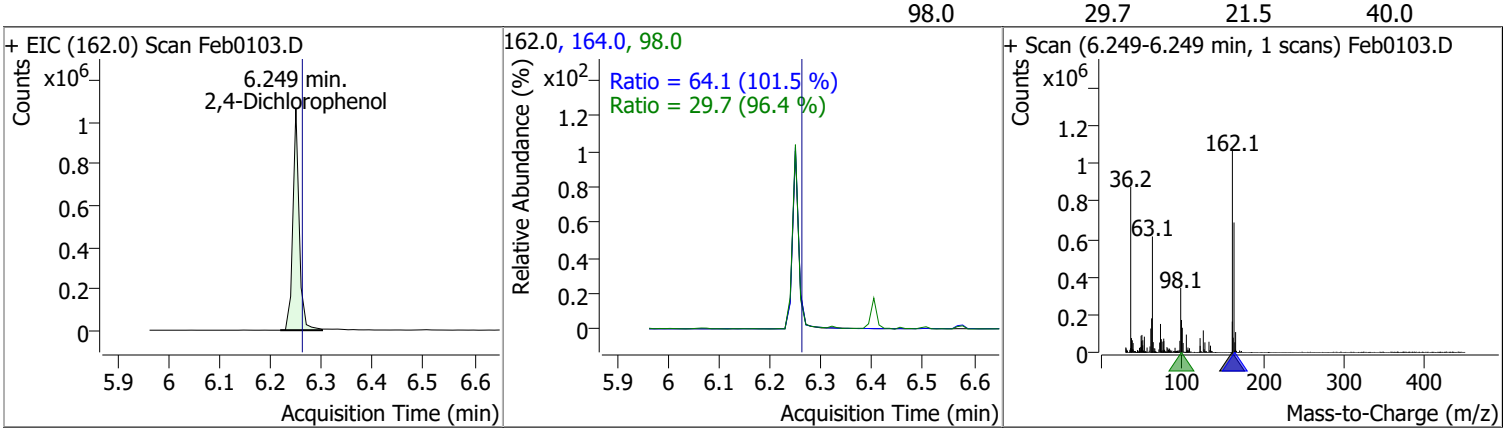

Quantitation Results Report (QT Reviewed)

Compound	Conc.	RT	Dev(Min)	Resp.	QIon	QRatio	Lower	Upper
Benzoic Acid	126.5051	6.29	0.02	626058	122.0	87.0	62.0	115.2
					77.0	72.5	52.5	97.5

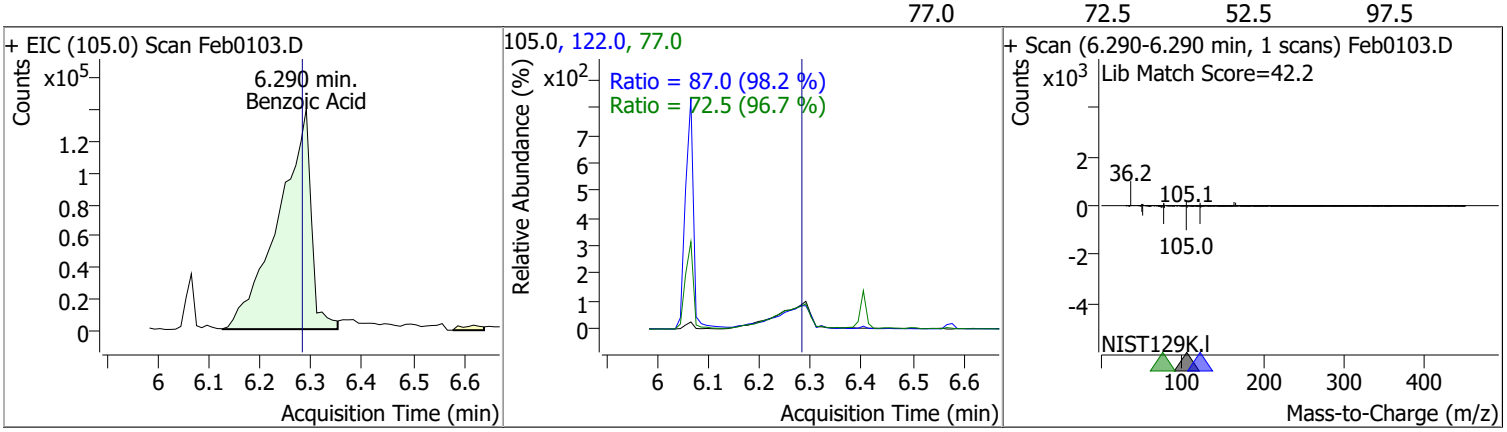

Compound	Conc.	RT	Dev(Min)	Resp.	QIon	QRatio	Lower	Upper
1,2,4-Trichlorobenzene	120.6396	6.32	0.00	1160769	182.0	93.9	68.0	126.2
					145.0	27.6	19.9	36.9

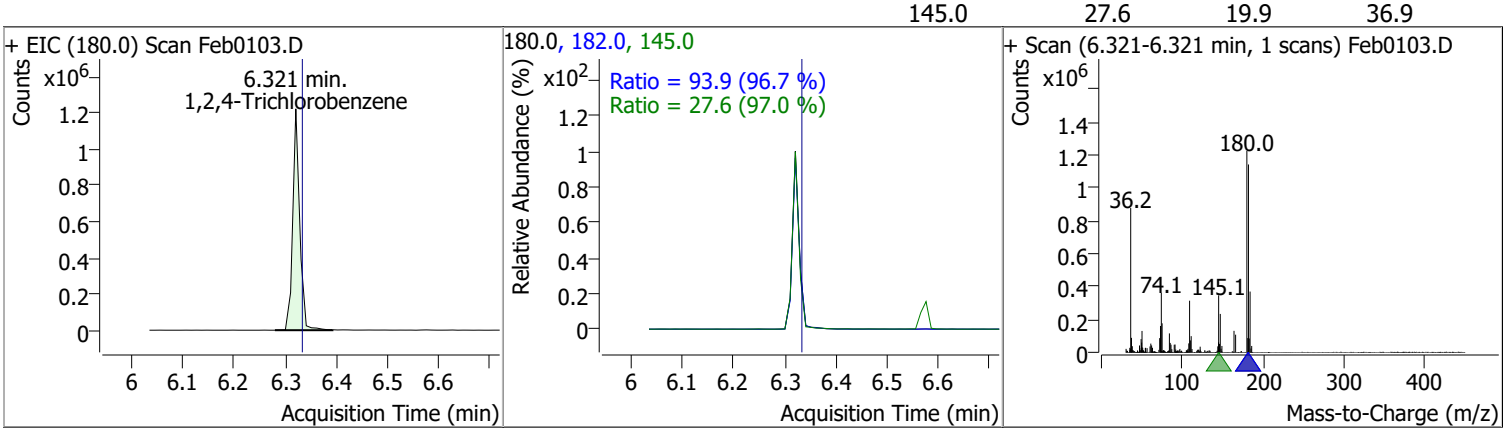

Compound	Conc.	RT	Dev(Min)	Resp.	QIon	QRatio	Lower	Upper
Naphthalene	122.0577	6.40	0.00	3334153	129.0	11.1	8.0	14.9
					102.0	9.7	6.8	12.6

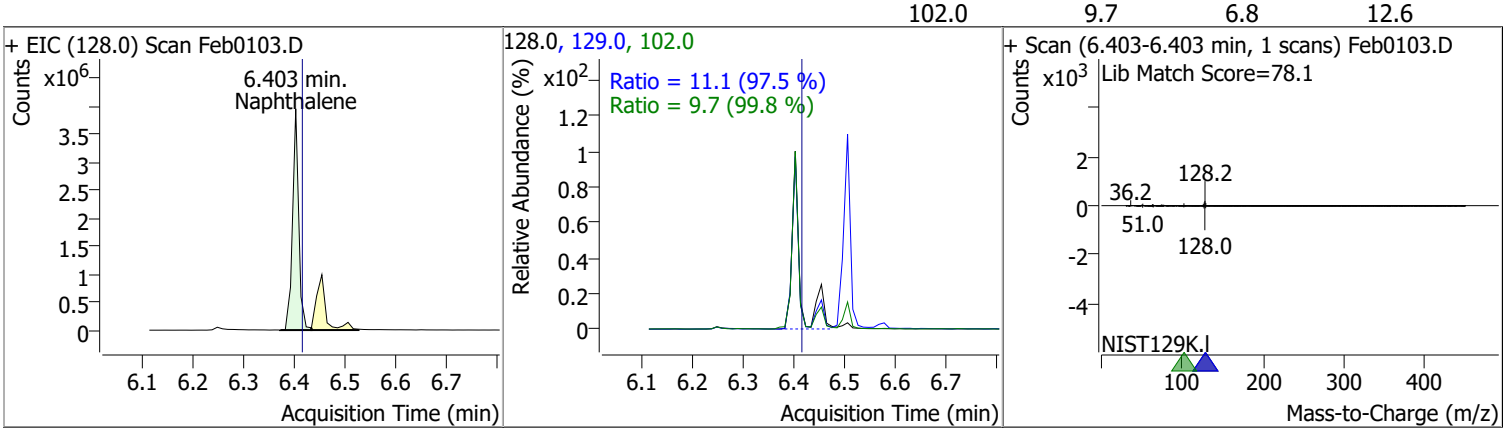

Compound	Conc.	RT	Dev(Min)	Resp.	QIon	QRatio	Lower	Upper
4-Chlorophenol	120.4398	6.45	0.01	336373 (m)	128.0	335.4	243.7	452.5

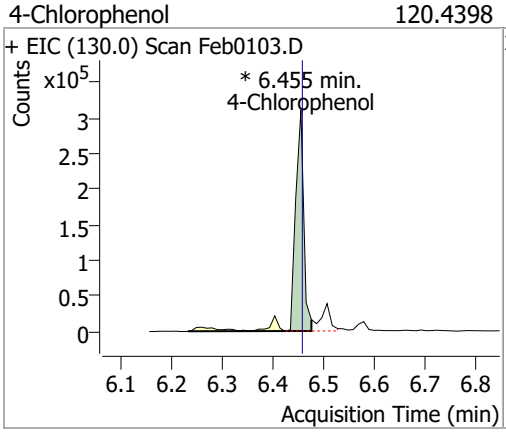

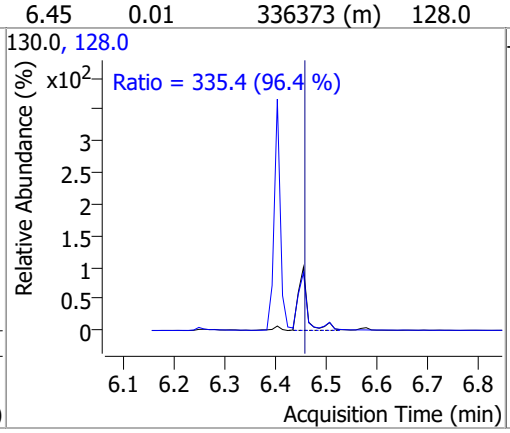

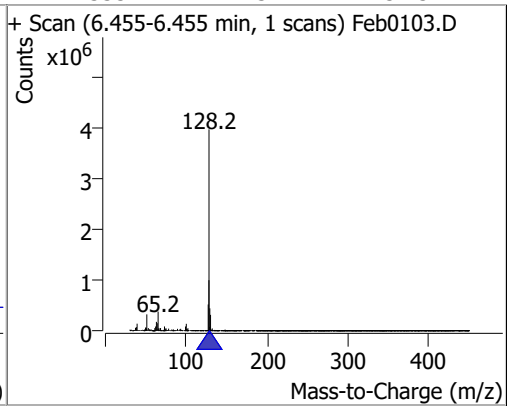

Compound	Conc.	RT	Dev(Min)	Resp.	QIon	QRatio	Lower	Upper
p-Chloroaniline	124.0098	6.51	0.00	1416456	129.0	32.6	23.2	43.0
					65.0	28.3	20.9	38.9

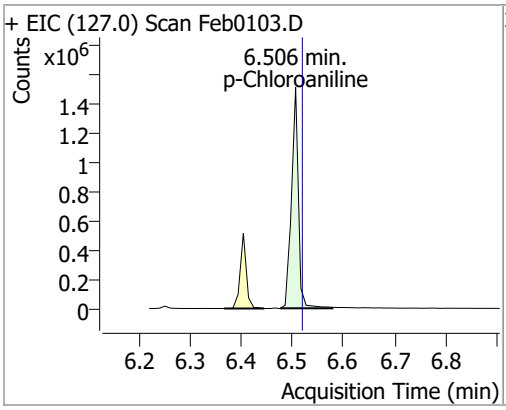

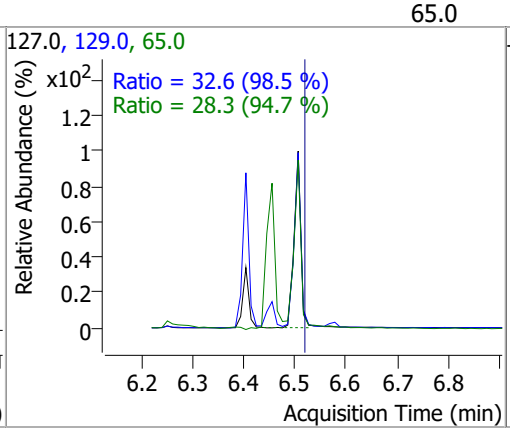

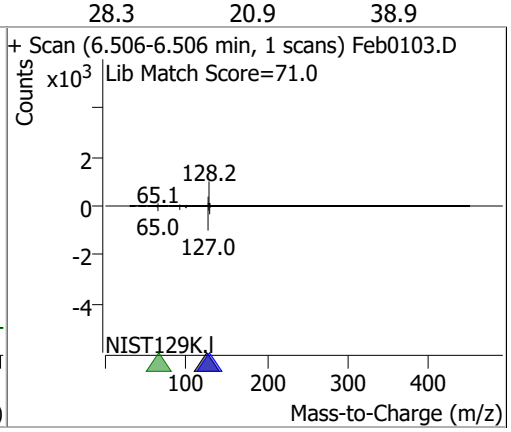

Compound	Conc.	RT	Dev(Min)	Resp.	QIon	QRatio	Lower	Upper
Hexachlorobutadiene	119.7641	6.58	0.00	621657	223.0	62.9	45.6	84.6
					227.0	63.7	44.6	82.8

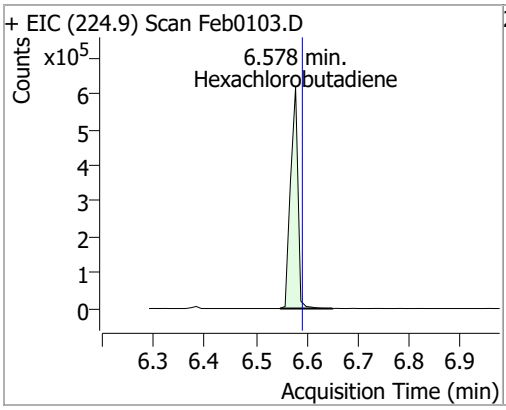

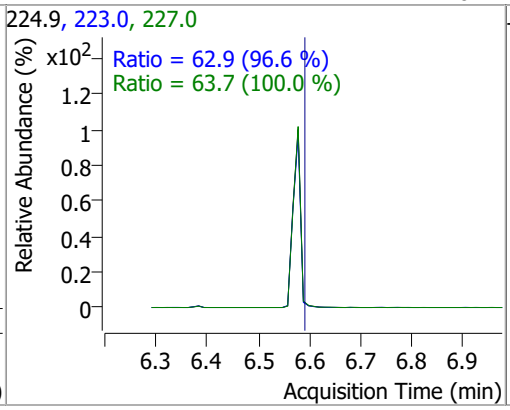

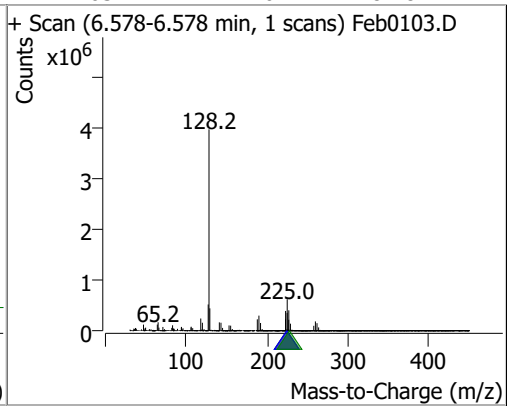

Compound	Conc.	RT	Dev(Min)	Resp.	QIon	QRatio	Lower	Upper
4-Chloro-2-Methylphenol	120.5800	7.00	0.01	890549	144.0	27.9	19.6	36.4

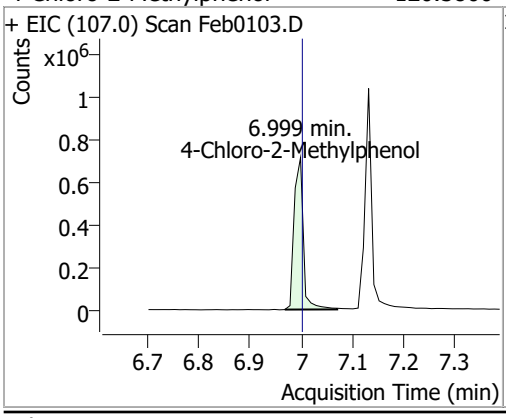

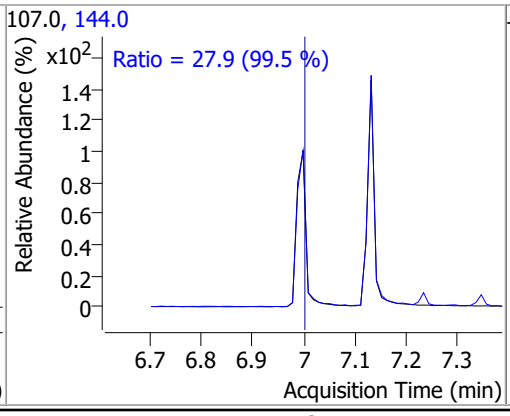

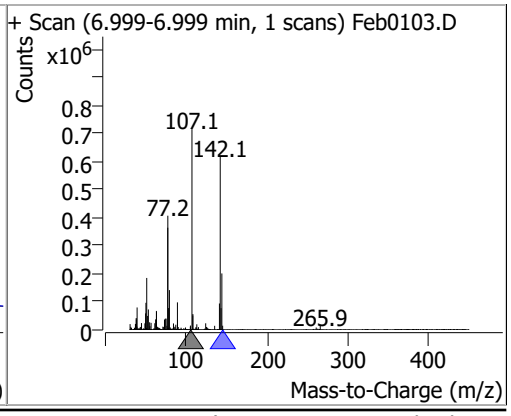

Compound	Conc.	RT	Dev(Min)	Resp.	QIon	QRatio	Lower	Upper
4-Chloro-3-Methylphenol	127.3896	7.13	0.00	960610 (m)	144.0	28.9	20.0	37.2

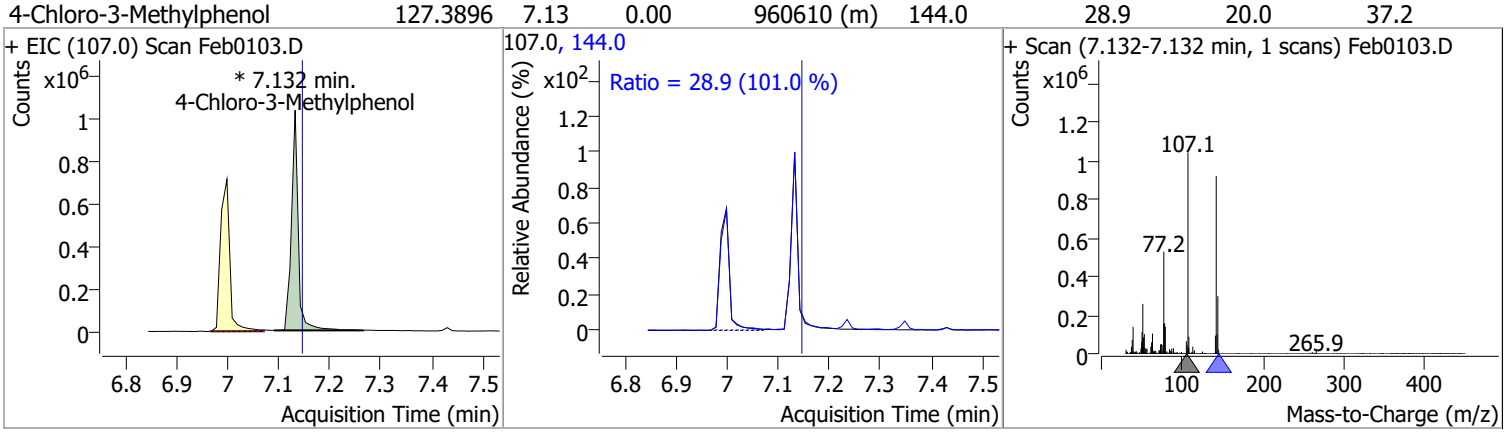

Compound	Conc.	RT	Dev(Min)	Resp.	QIon	QRatio	Lower	Upper
2-Methylnaphthalene	120.9843	7.24	0.00	1932970 (m)	142.0	115.6	83.1	154.4
					115.0	42.1	28.8	53.4

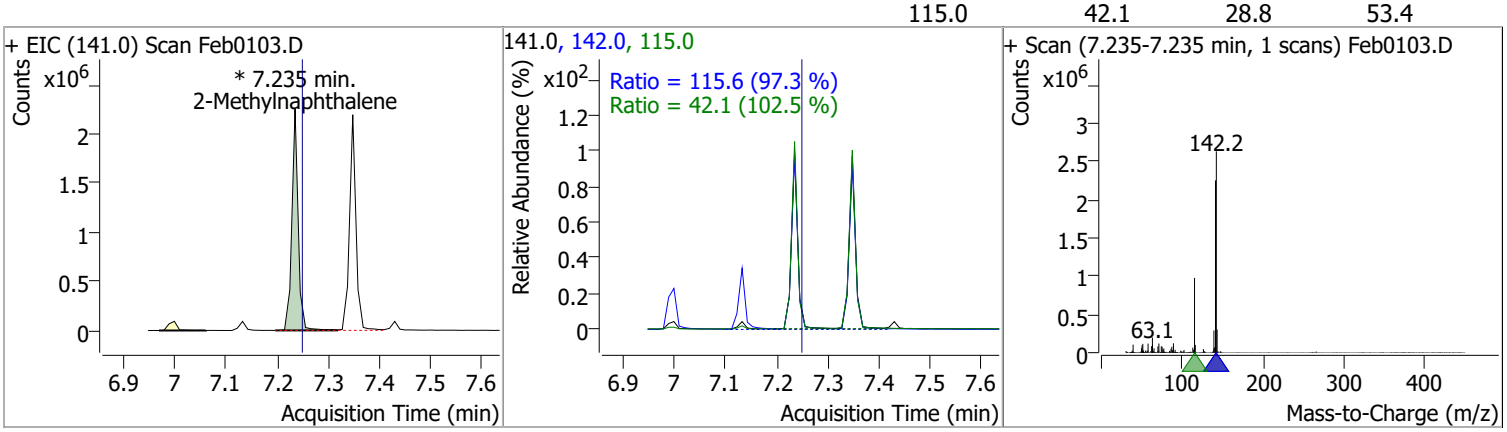

Compound	Conc.	RT	Dev(Min)	Resp.	QIon	QRatio	Lower	Upper
1-Methylnaphthalene	124.5940	7.35	0.00	1940124 (m)	142.0	110.5	77.9	144.7
					115.0	40.7	29.5	54.8

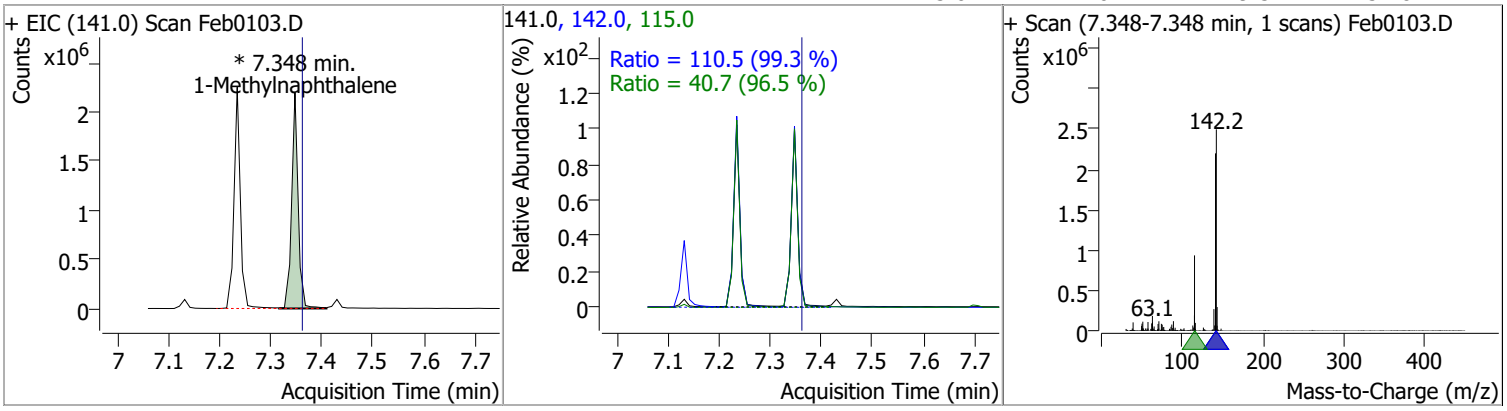

Compound	Conc.	RT	Dev(Min)	Resp.	QIon	QRatio	Lower	Upper
Hexachlorocyclopentadiene	118.0685	7.43	0.00	387061	238.9	65.4	43.8	81.3
					234.9	66.0	43.7	81.2

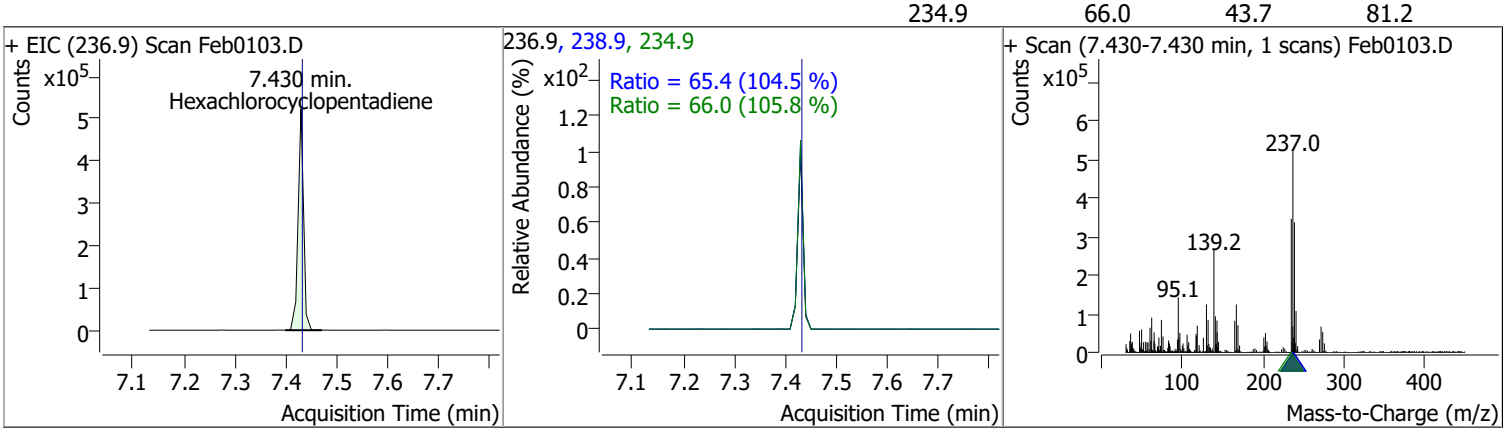

Compound	Conc.	RT	Dev(Min)	Resp.	QIon	QRatio	Lower	Upper
2,4,6-Trichlorophenol	116.2774	7.59	0.00	593711	198.0	96.2	68.7	127.5

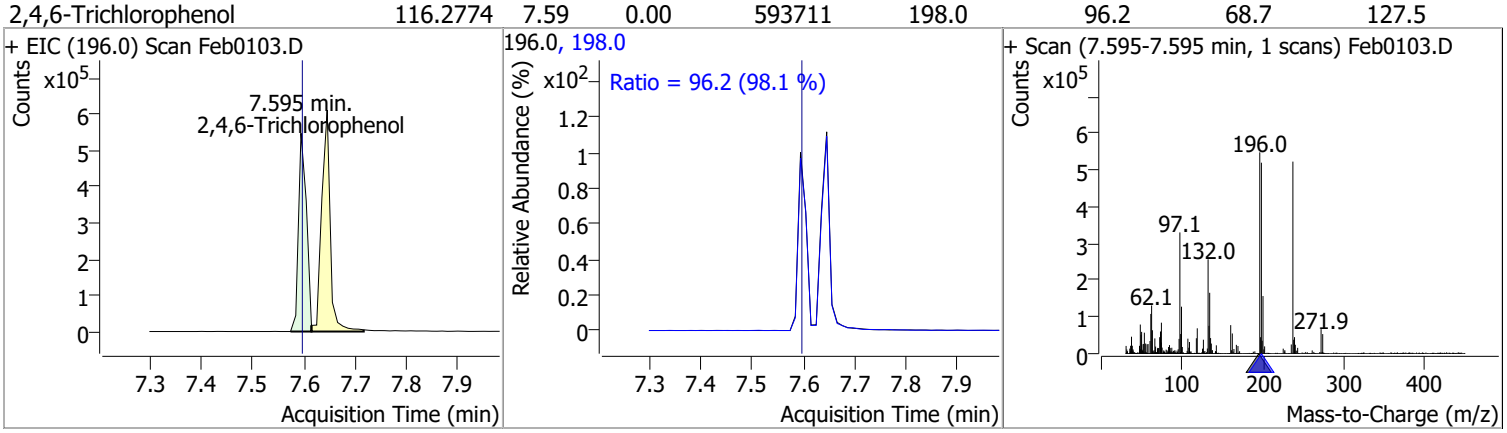

Compound	Conc.	RT	Dev(Min)	Resp.	QIon	QRatio	Lower	Upper
2,4,5-Trichlorophenol	124.4258	7.65	0.01	712470	198.0	94.8	65.6	121.8

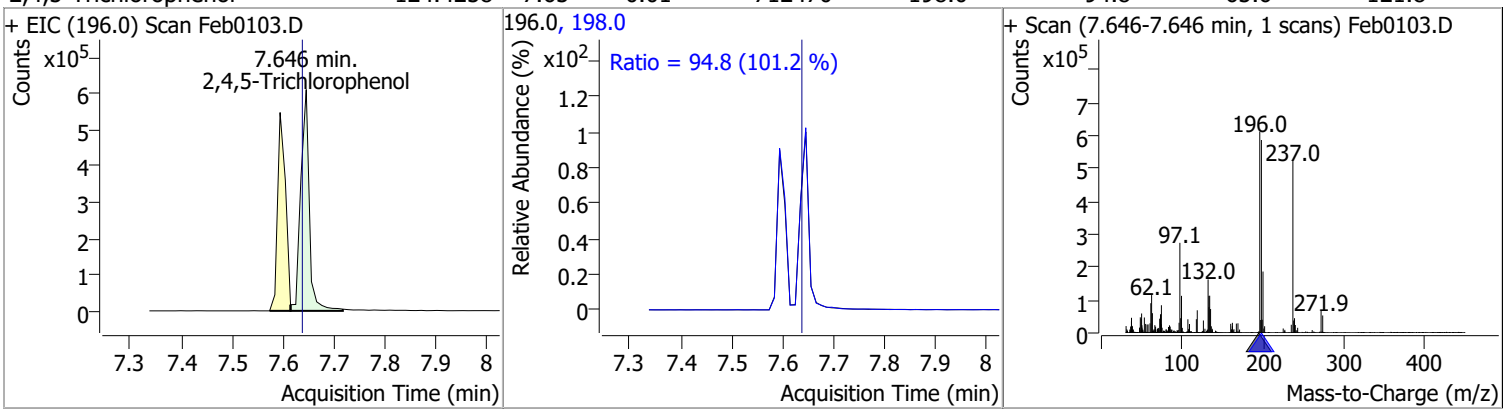

Compound	Conc.	RT	Dev(Min)	Resp.	QIon	QRatio	Lower	Upper
2-Fluorobiphenyl	116.3937	7.70	0.00	2666559	171.0	34.0	23.8	44.1

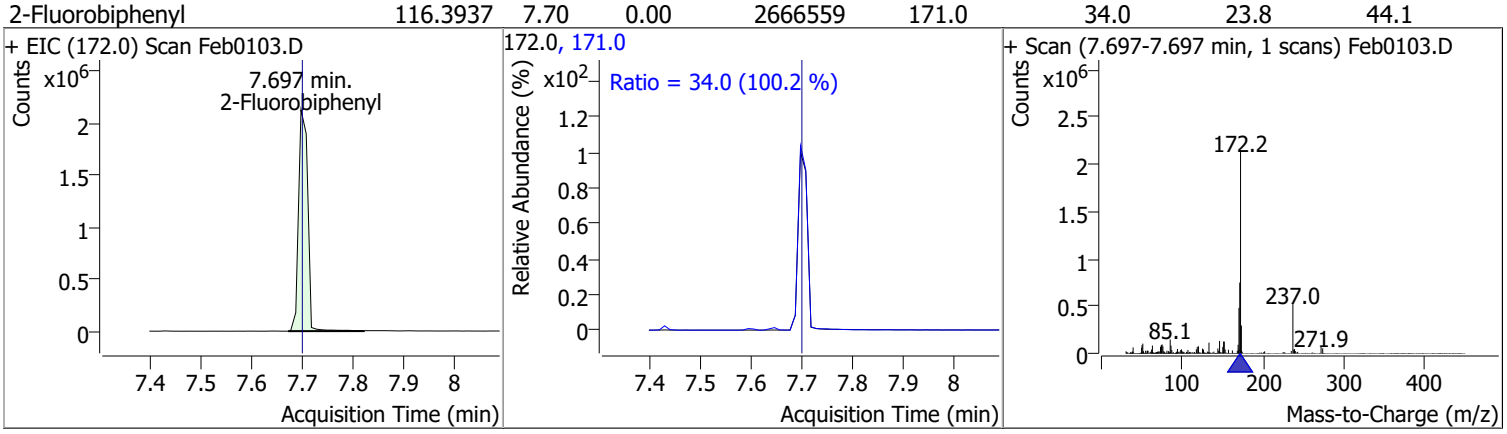

Quantitation Results Report (QT Reviewed)

Compound	Conc.	RT	Dev(Min)	Resp.	QIon	QRatio	Lower	Upper
2-Chloronaphthalene	118.7907	7.81	0.00	2172127	127.0	36.7	25.7	47.7
					164.0	32.4	22.6	41.9

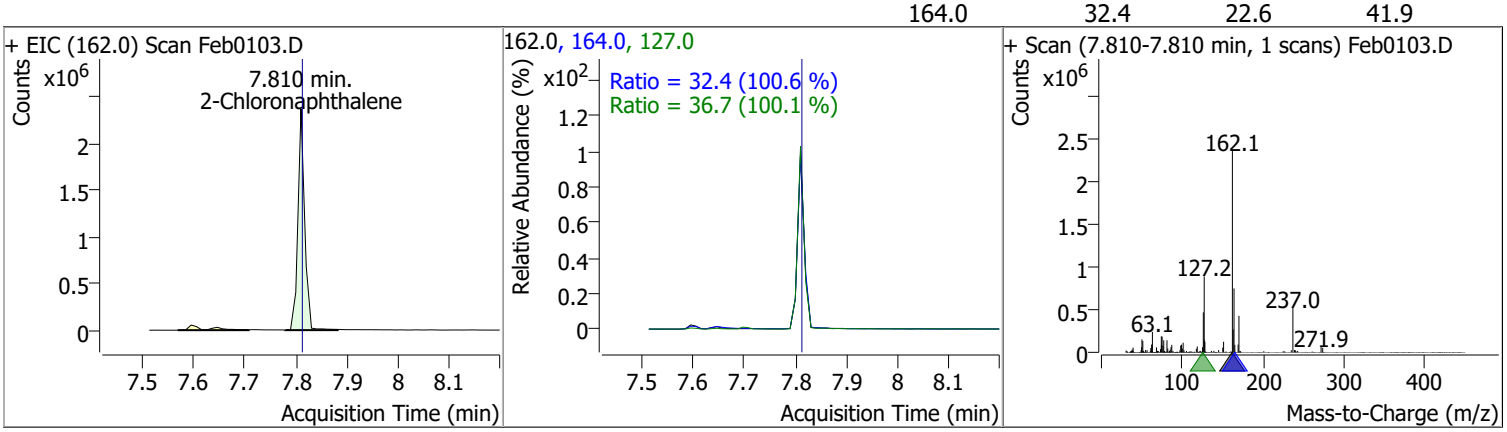

Compound	Conc.	RT	Dev(Min)	Resp.	QIon	QRatio	Lower	Upper
2-Nitroaniline	131.5532	7.97	0.01	370357	138.0	119.6	84.5	156.9

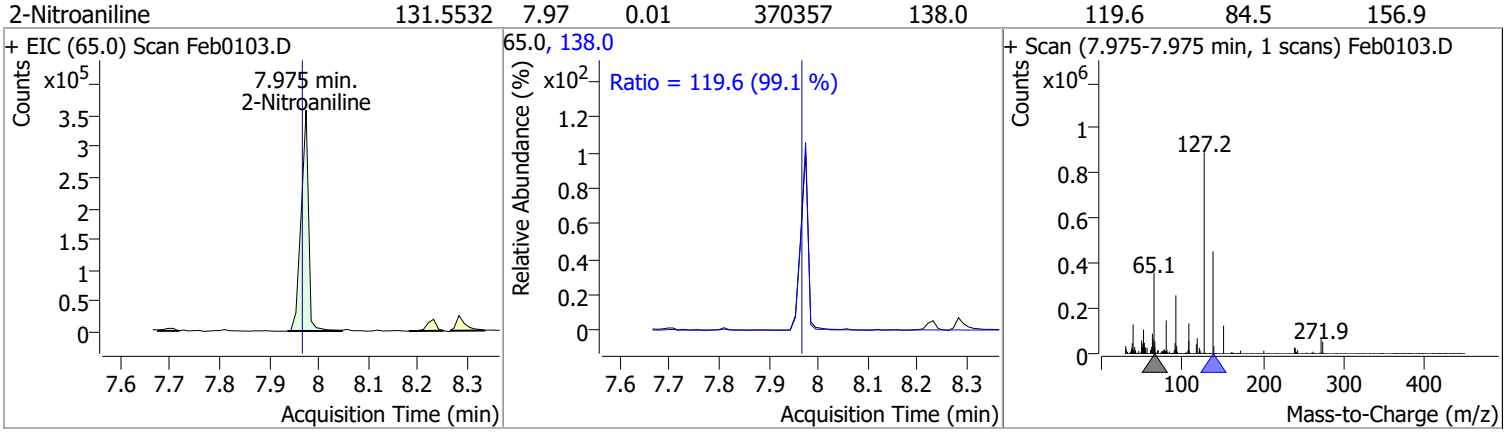

Compound	Conc.	RT	Dev(Min)	Resp.	QIon	QRatio	Lower	Upper
Dimethyl Phthalate	123.6249	8.23	0.01	2381805	77.0	18.9	13.0	24.2

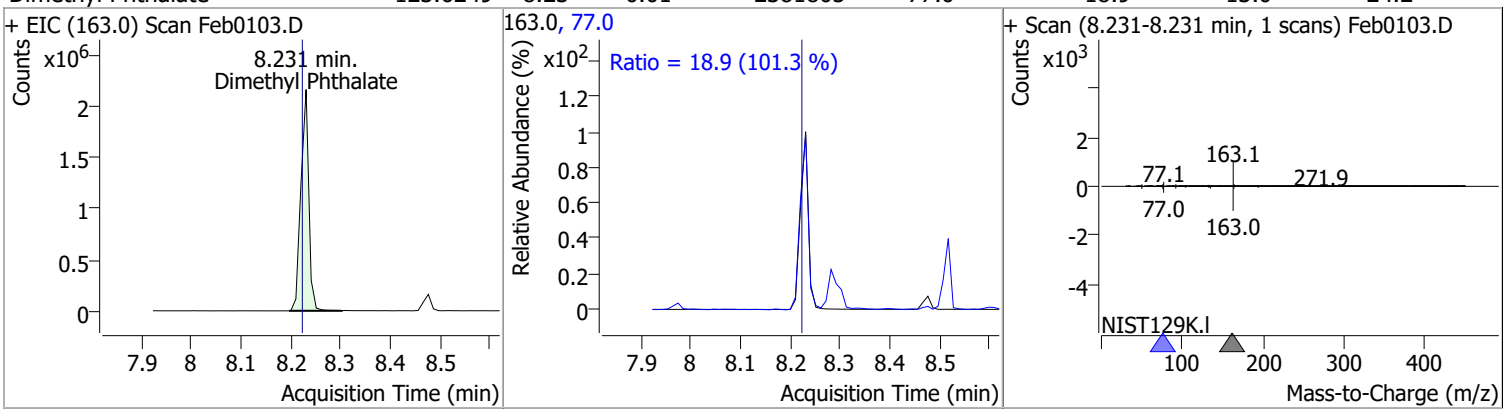

Compound	Conc.	RT	Dev(Min)	Resp.	QIon	QRatio	Lower	Upper
2,6-Dinitrotoluene	111.4453	8.28	0.00	280754	63.0	138.5	82.2	152.7
					89.0	59.2	40.8	75.8

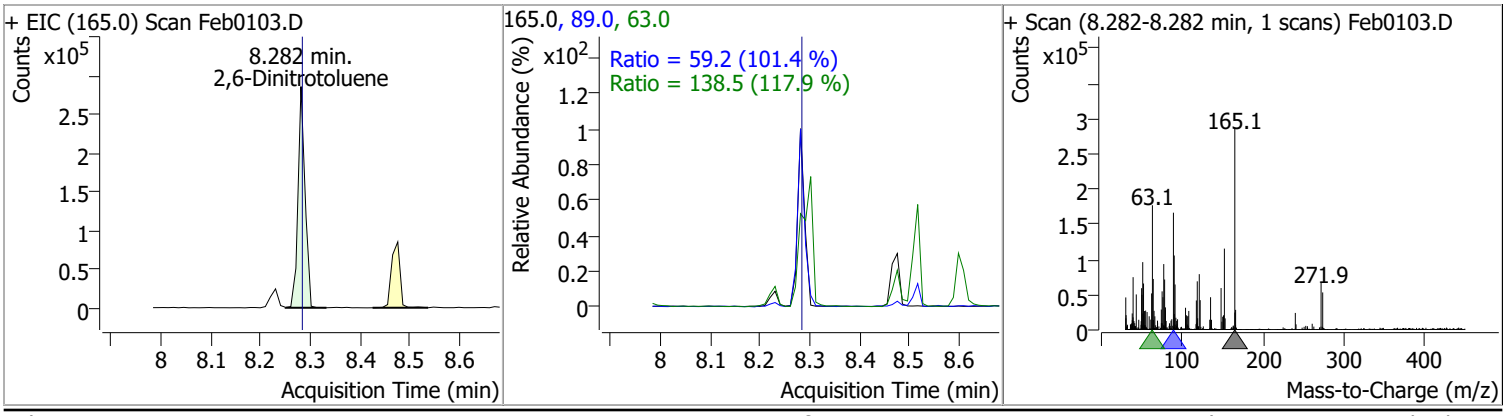

Compound	Conc.	RT	Dev(Min)	Resp.	QIon	QRatio	Lower	Upper
Acenaphthylene	131.2729	8.30	0.00	3859021	153.1	13.2	9.8	18.2

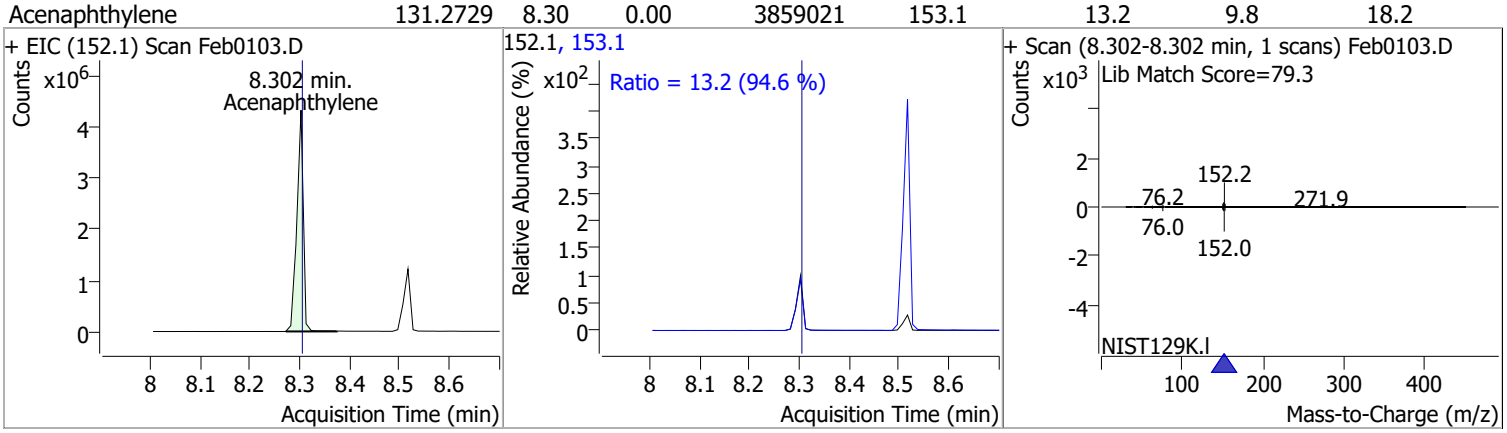

Compound	Conc.	RT	Dev(Min)	Resp.	QIon	QRatio	Lower	Upper
3-Nitroaniline	112.5138	8.48	0.00	317811	65.0	125.0	84.7	157.3
					92.0	108.1	71.7	133.2

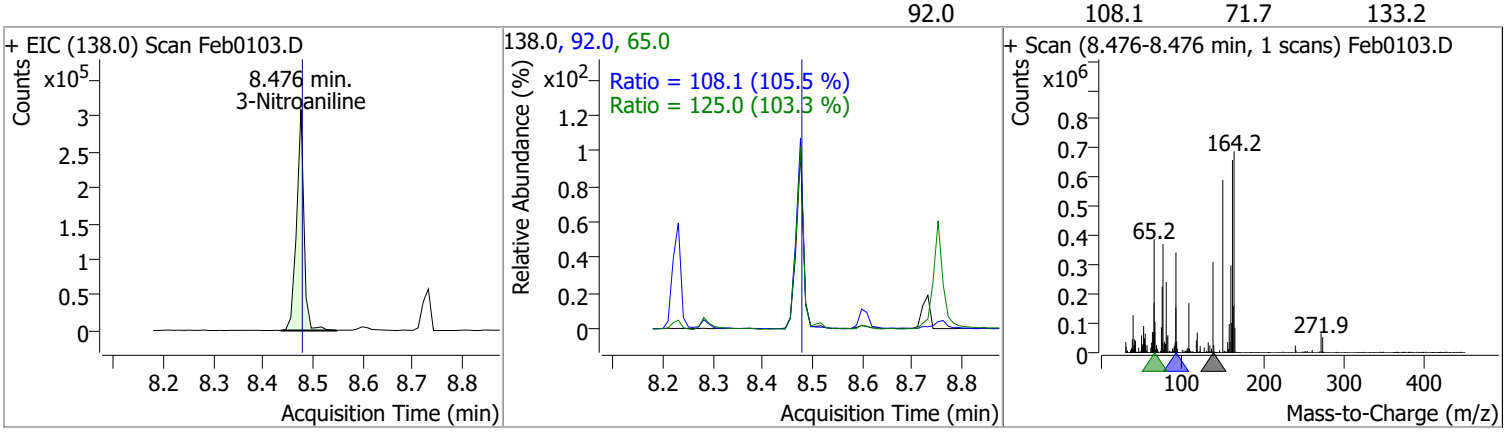

Compound	Conc.	RT	Dev(Min)	Resp.	QIon	QRatio	Lower	Upper
Acenaphthene	128.1771	8.52	0.00	2173308	153.0	108.4	76.5	142.0
					152.0	51.3	35.8	66.4

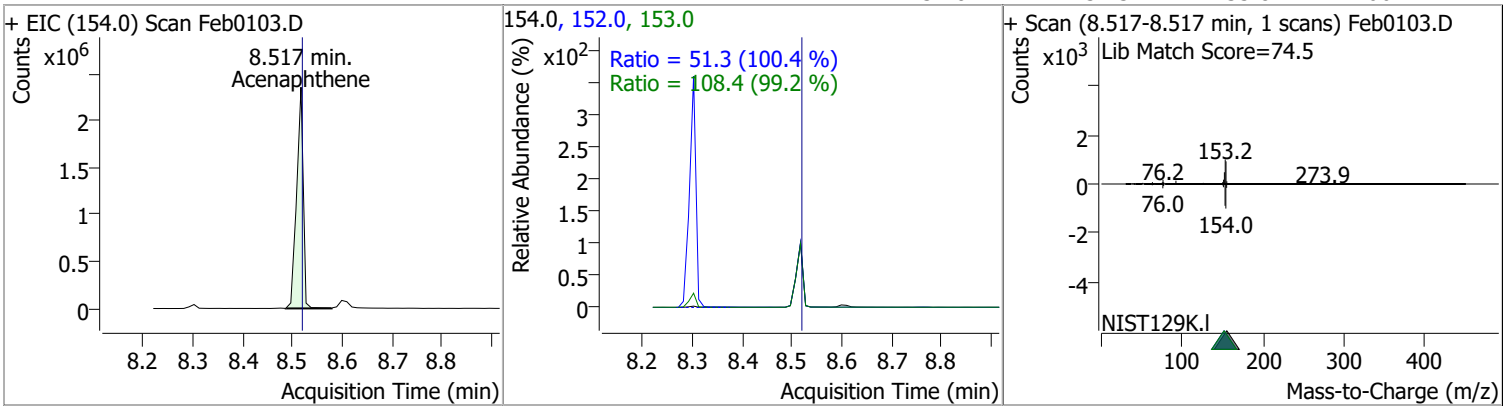

Compound	Conc.	RT	Dev(Min)	Resp.	QIon	QRatio	Lower	Upper
2,4-Dinitrophenol	119.5926	8.60	0.00	184896	154.0	66.2	44.4	82.5

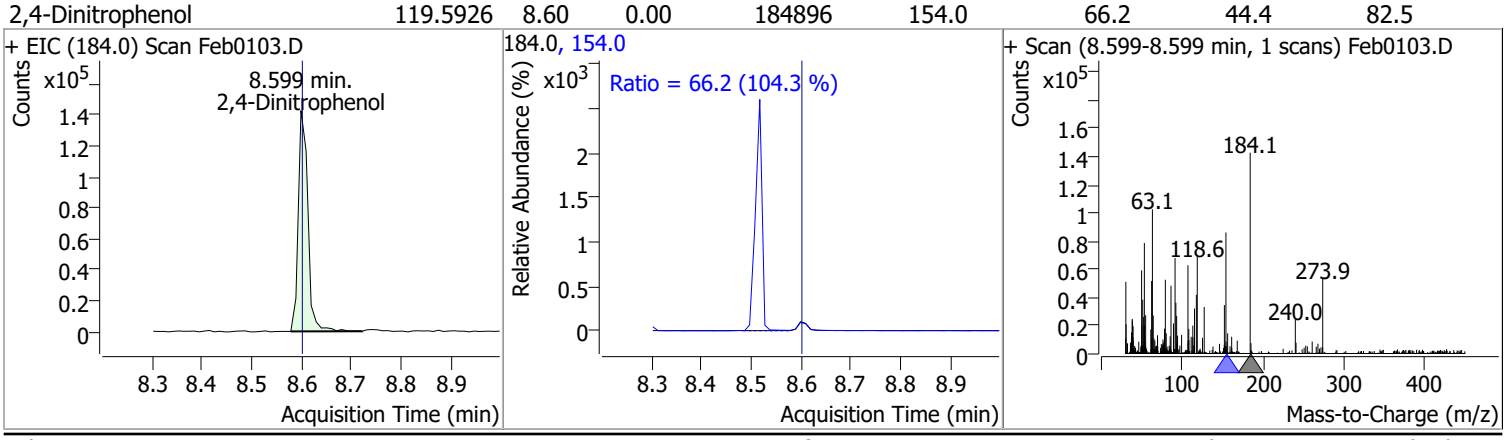

Quantitation Results Report (QT Reviewed)

Compound	Conc.	RT	Dev(Min)	Resp.	QIon	QRatio	Lower	Upper
Dibenzofuran	127.4971	8.73	0.01	3569782	139.0	45.7	30.2	56.0

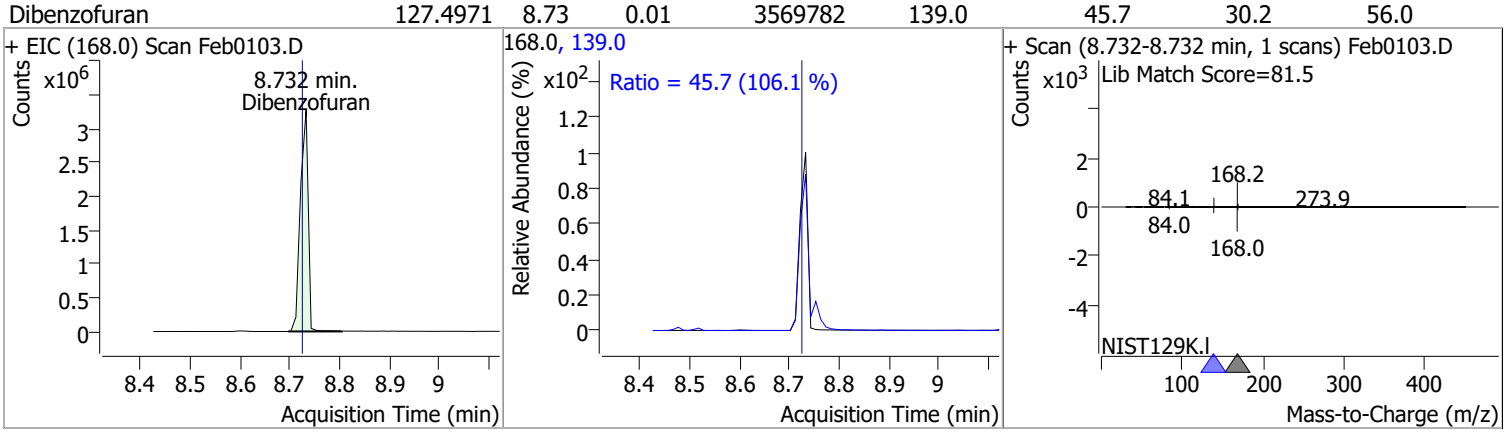

Compound	Conc.	RT	Dev(Min)	Resp.	QIon	QRatio	Lower	Upper
4-Nitrophenol	123.8308	8.75	0.01	373397	139.0	437.2	266.4	494.7
					65.0	82.7	56.8	105.6

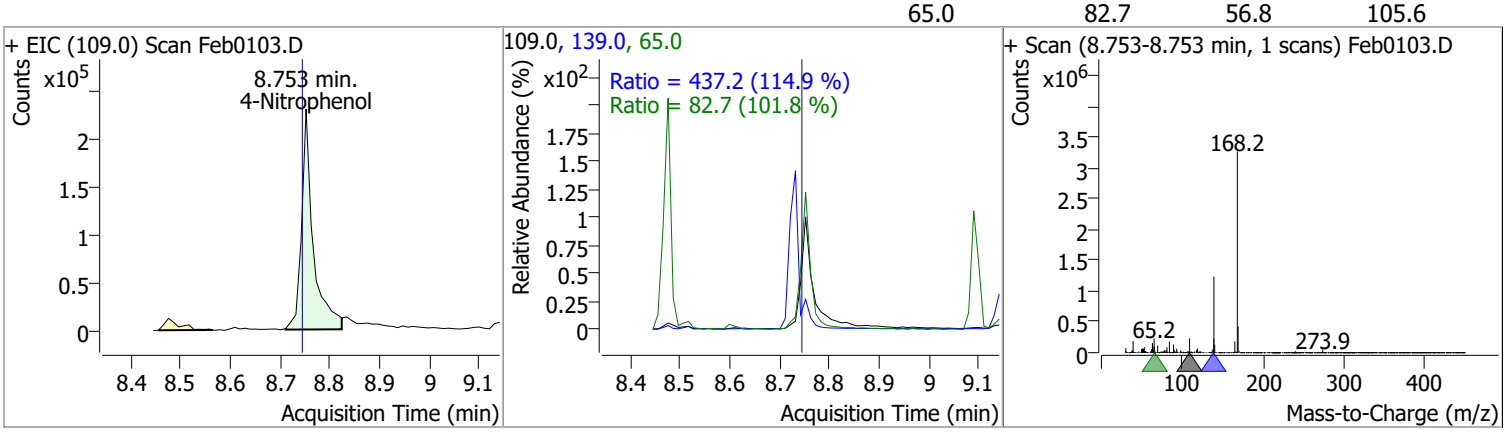

Compound	Conc.	RT	Dev(Min)	Resp.	QIon	QRatio	Lower	Upper
2,4-Dinitrotoluene	119.8044	8.76	0.01	408805	63.0	64.6	47.5	88.1
					89.0	70.8	45.8	85.1

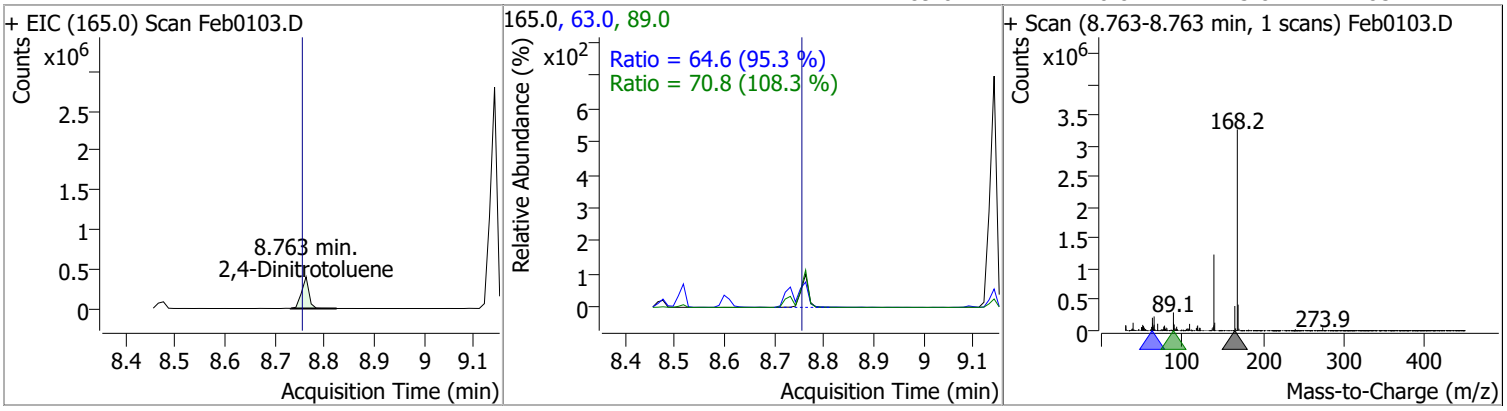

Compound	Conc.	RT	Dev(Min)	Resp.	QIon	QRatio	Lower	Upper
Diethylphthalate	117.6097	9.09	0.00	2390382	177.0	22.6	14.8	27.5
					150.0	12.5	8.8	16.3

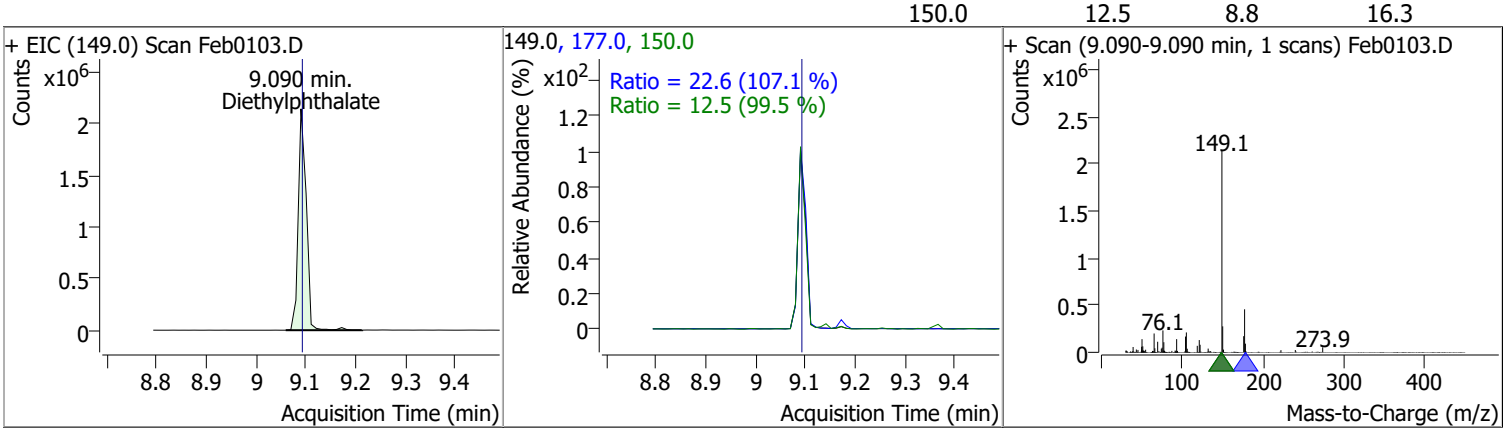

Compound	Conc.	RT	Dev(Min)	Resp.	QIon	QRatio	Lower	Upper
Fluorene	123.8770	9.14	0.00	2805277	165.0	92.2	64.8	120.4
					167.0	13.4	9.1	16.9

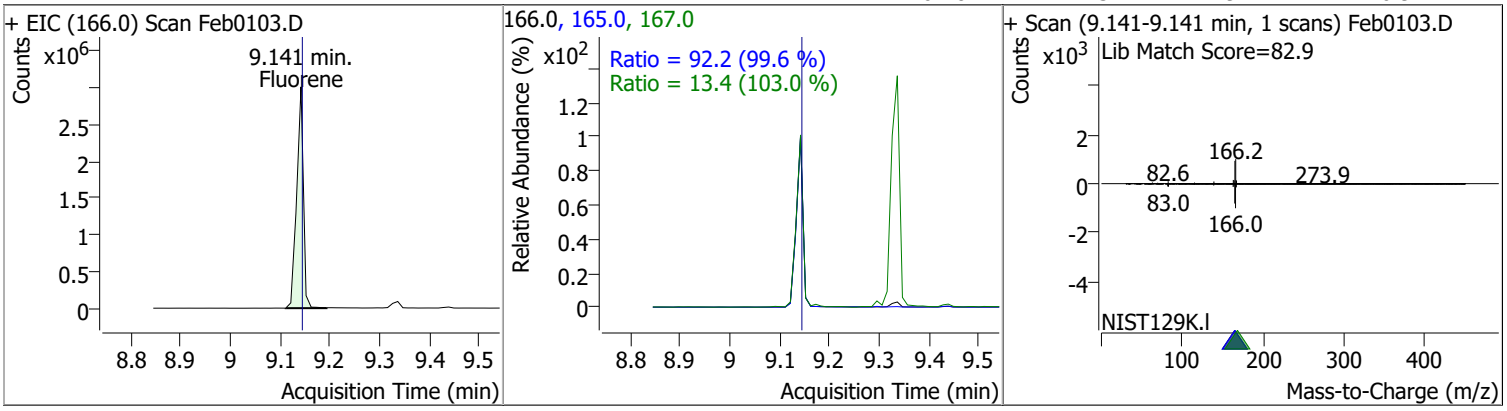

Compound	Conc.	RT	Dev(Min)	Resp.	QIon	QRatio	Lower	Upper
4-Chlorophenyl-phenylether	112.8295	9.17	0.00	1173084	141.0	61.5	43.9	81.5
					206.0	33.8	23.2	43.1

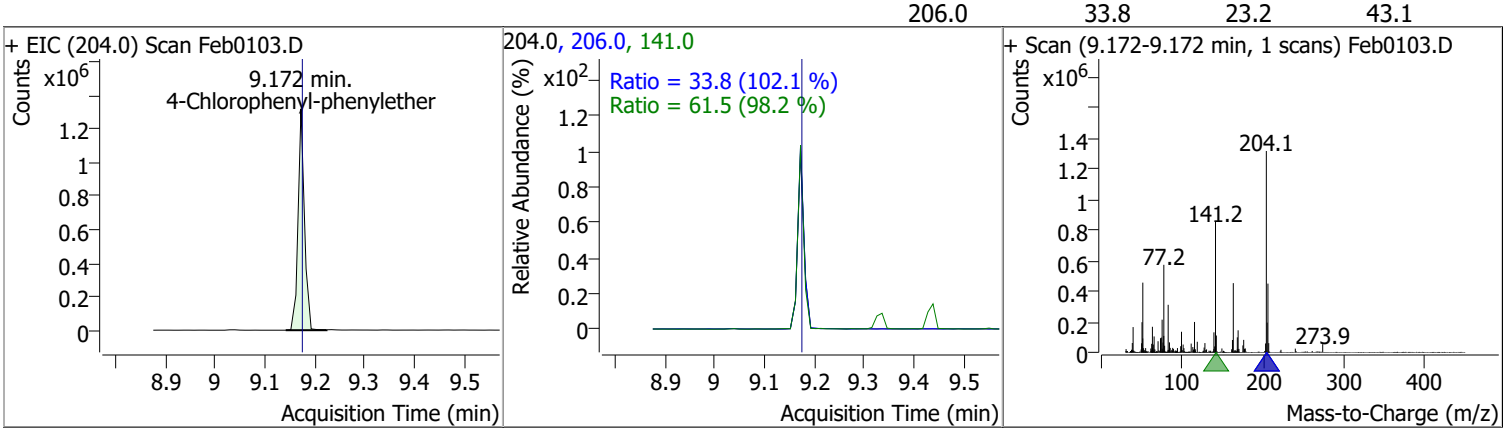

Quantitation Results Report (QT Reviewed)

Compound	Conc.	RT	Dev(Min)	Resp.	QIon	QRatio	Lower	Upper
4-Nitroaniline	123.6316	9.22	0.01	321193 (m)	65.0	97.9	70.9	131.7
					92.0	51.4	35.8	66.6

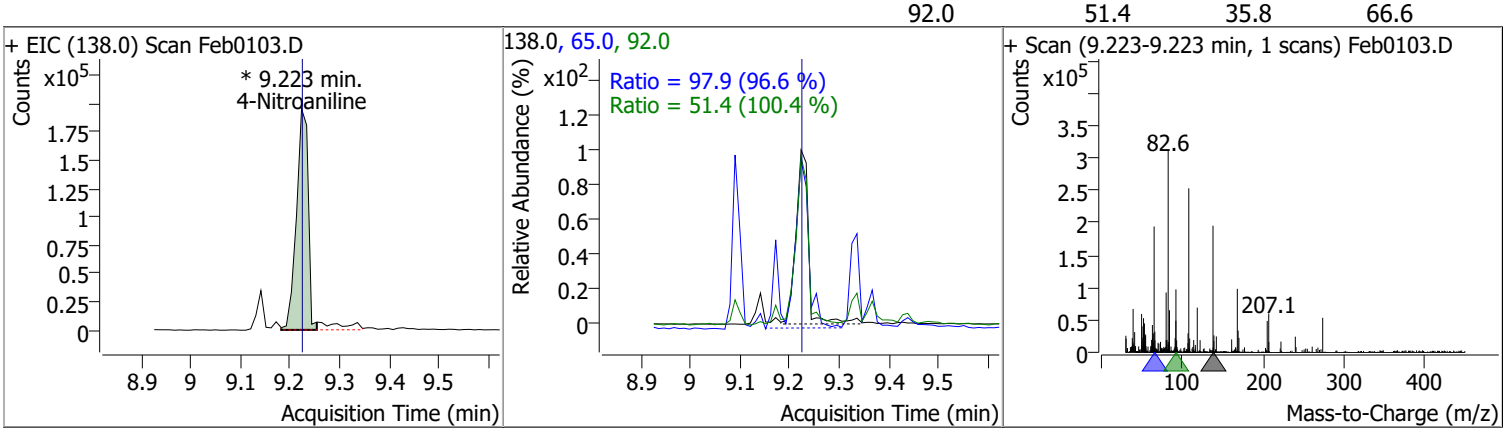

Compound	Conc.	RT	Dev(Min)	Resp.	QIon	QRatio	Lower	Upper
4,6-Dinitro-2-methylphenol	122.6655	9.25	0.01	248854	121.0	46.4	32.5	60.3

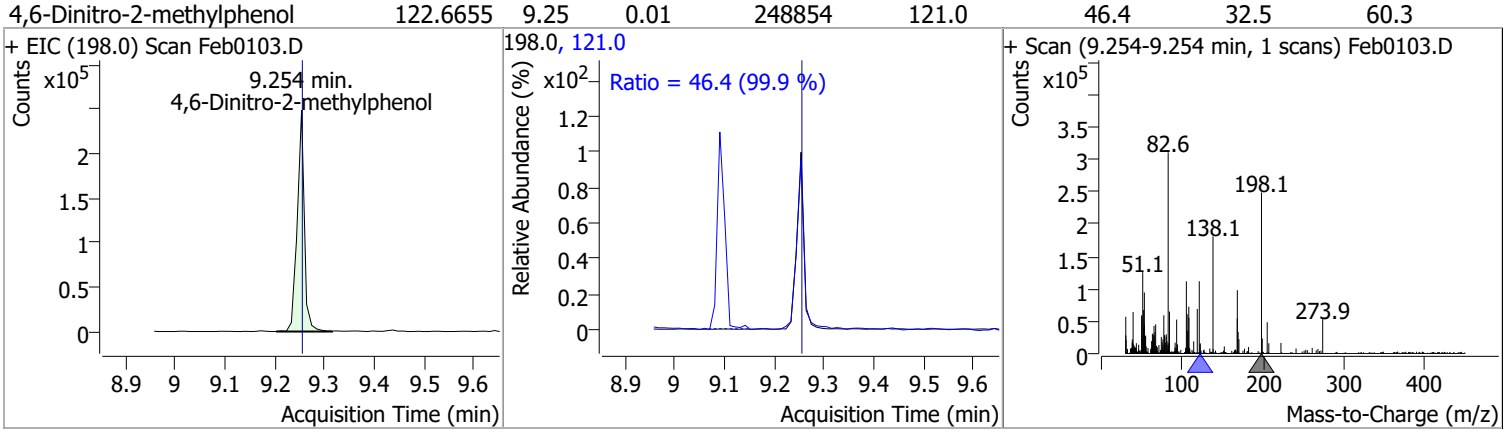

Compound	Conc.	RT	Dev(Min)	Resp.	QIon	QRatio	Lower	Upper
N-nitrosodiphenylamine	122.5243	9.34	0.01	1803695	168.0	64.0	44.3	82.3
					167.0	34.0	24.0	44.6

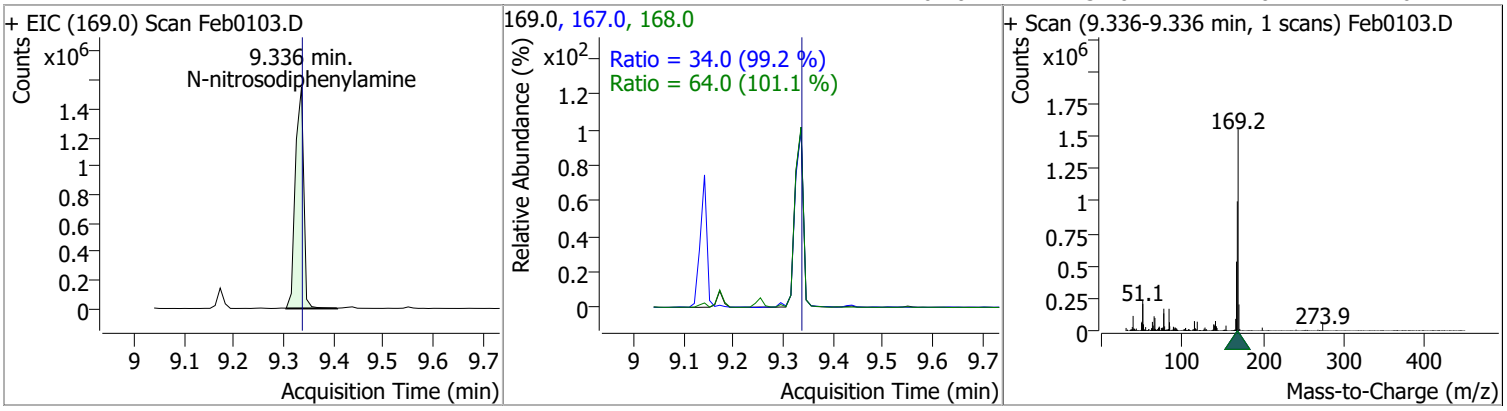

Quantitation Results Report (QT Reviewed)

Compound	Conc.	RT	Dev(Min)	Resp.	QIon	QRatio	Lower	Upper
Azobenzene	119.1940	9.37	0.01	2479149	51.0	43.9	26.4	49.0
					182.0	25.8	19.2	35.7

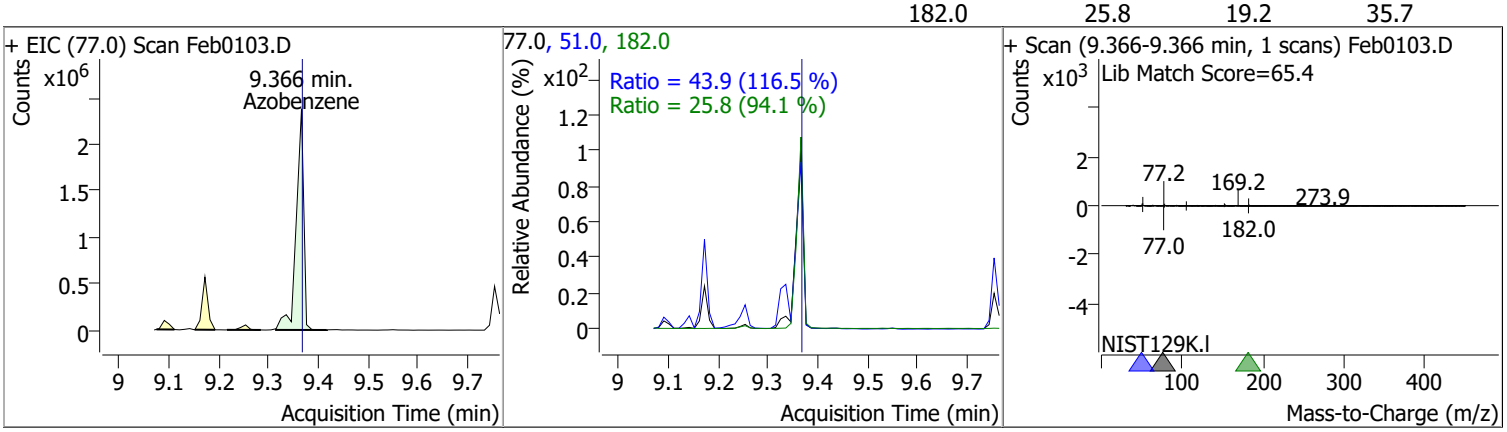

Compound	Conc.	RT	Dev(Min)	Resp.	QIon	QRatio	Lower	Upper
2,4,6-Tribromophenol	123.8488	9.44	0.01	233717	331.8	95.6	65.5	121.6

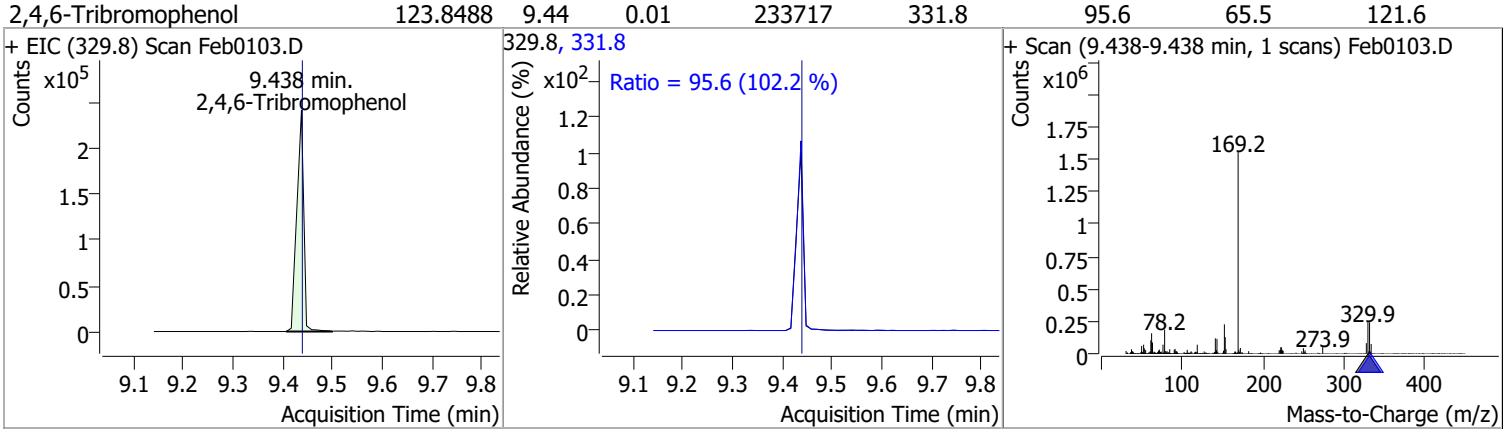

Compound	Conc.	RT	Dev(Min)	Resp.	QIon	QRatio	Lower	Upper
4-Bromophenyl-phenylether	115.3652	9.76	0.00	687986	141.0	92.6	72.5	134.6
					250.0	98.7	70.4	130.7

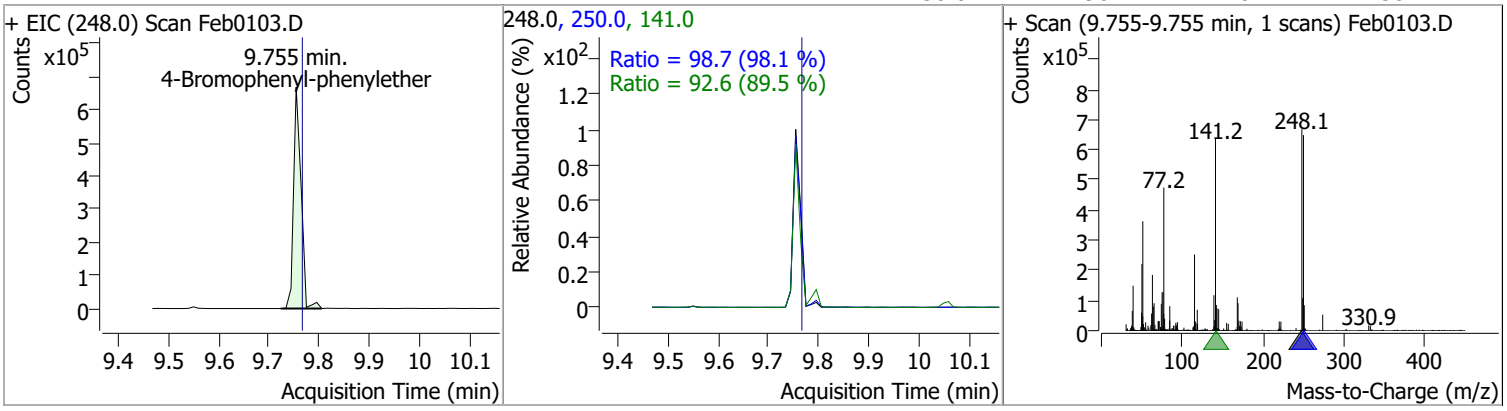

Compound	Conc.	RT	Dev(Min)	Resp.	QIon	QRatio	Lower	Upper
Hexachlorobenzene	123.6106	9.80	0.00	701552	142.0	49.6	33.1	61.5

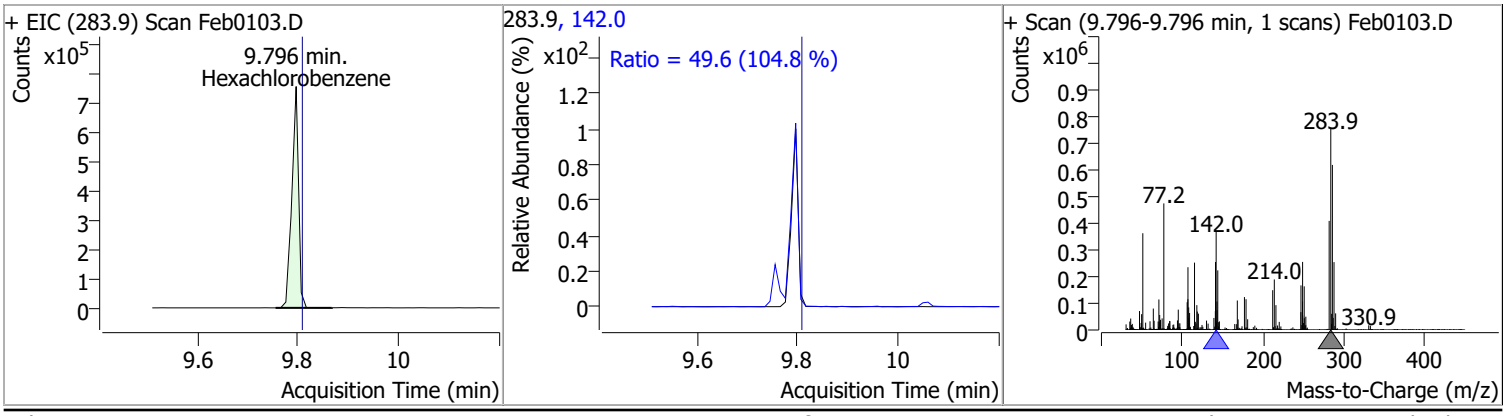

Quantitation Results Report (QT Reviewed)

Compound	Conc.	RT	Dev(Min)	Resp.	QIon	QRatio	Lower	Upper
Pentachlorophenol	120.4032	10.06	0.01	344839	267.9	64.0	45.7	84.8
					263.9	63.7	43.8	81.4

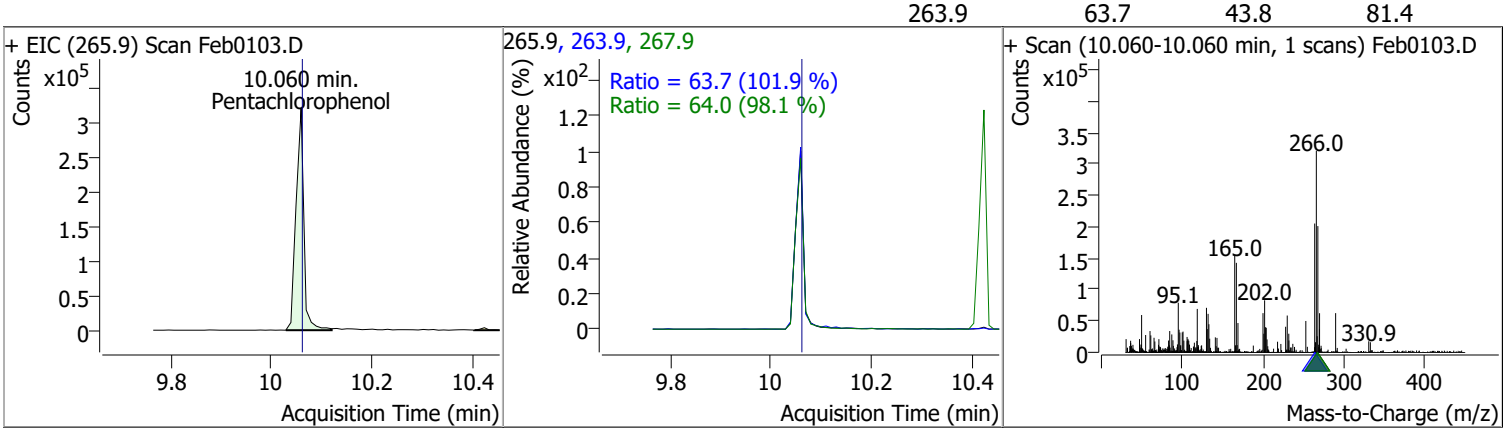

Compound	Conc.	RT	Dev(Min)	Resp.	QIon	QRatio	Lower	Upper
Phenanthrene	131.6192	10.29	0.00	3896089	176.0	18.5	13.2	24.5

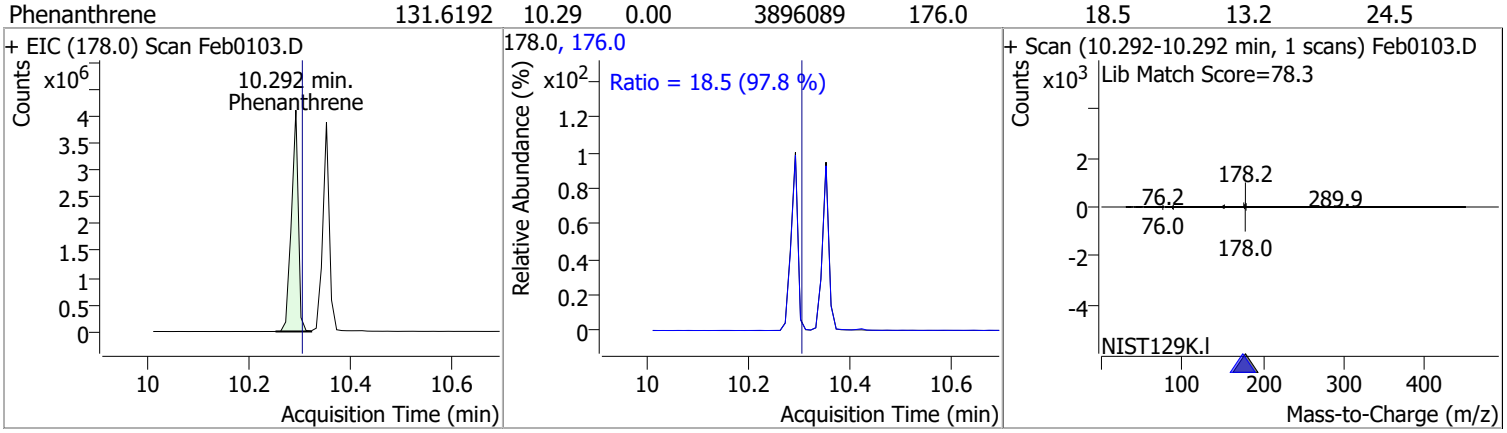

Compound	Conc.	RT	Dev(Min)	Resp.	QIon	QRatio	Lower	Upper
Anthracene	116.5299	10.35	0.00	3461124 (m)	176.0	18.6	12.7	23.5

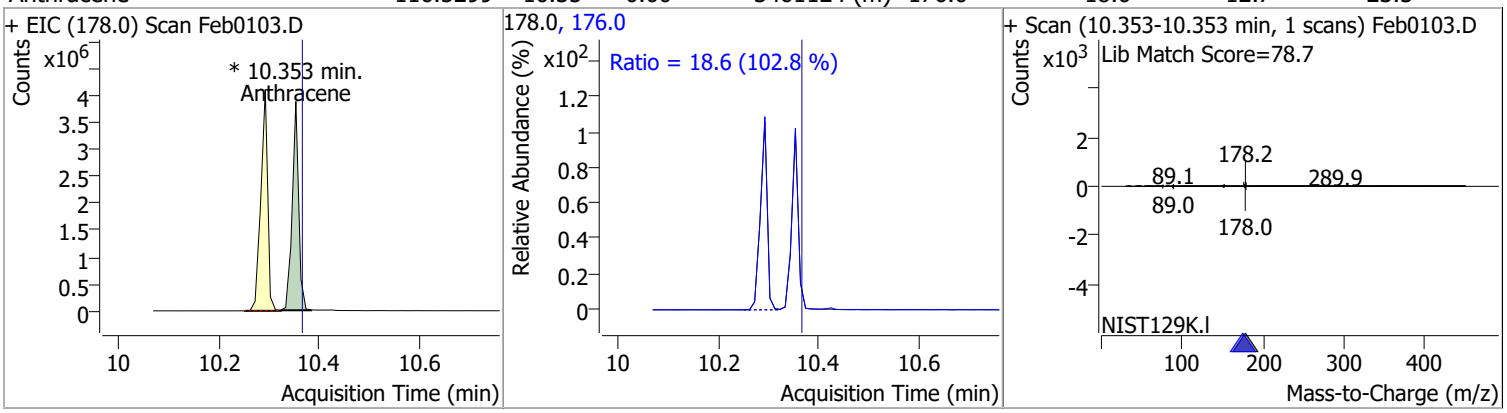

Compound	Conc.	RT	Dev(Min)	Resp.	QIon	QRatio	Lower	Upper
Triallate	125.9030	10.42	0.01	884738	268.0	26.7	19.1	35.4
					143.0	23.0	16.1	30.0

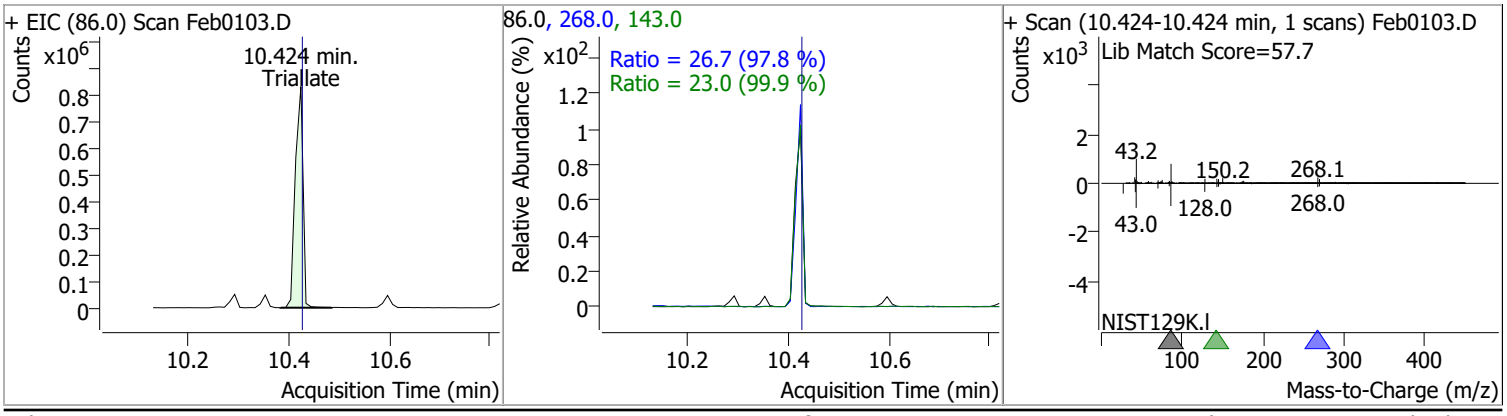

Compound	Conc.	RT	Dev(Min)	Resp.	QIon	QRatio	Lower	Upper
Carbazole	120.3919	10.60	0.00	3423441	139.0	12.9	9.1	16.9

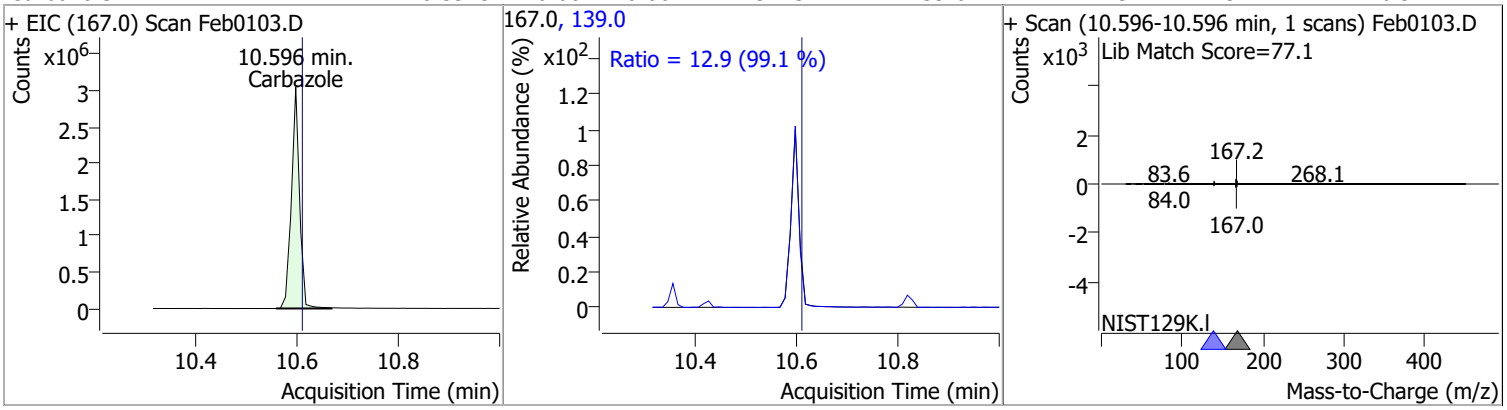

Compound	Conc.	RT	Dev(Min)	Resp.	QIon	QRatio	Lower	Upper
o-Terphenyl	120.8225	10.82	0.00	2003493	229.0	65.0	44.1	81.9
					215.0	38.5	26.4	49.1

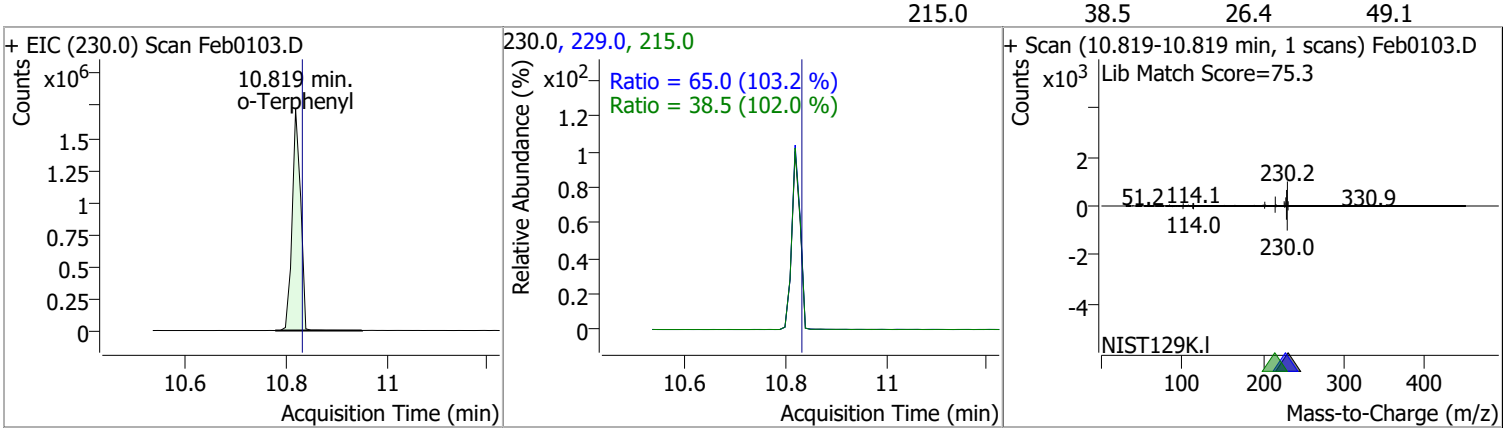

Compound	Conc.	RT	Dev(Min)	Resp.	QIon	QRatio	Lower	Upper
Di-n-Butylphthalate	124.0251	11.20	0.00	3555689	150.0	9.3	6.3	11.6
					104.0	5.5	4.1	7.6

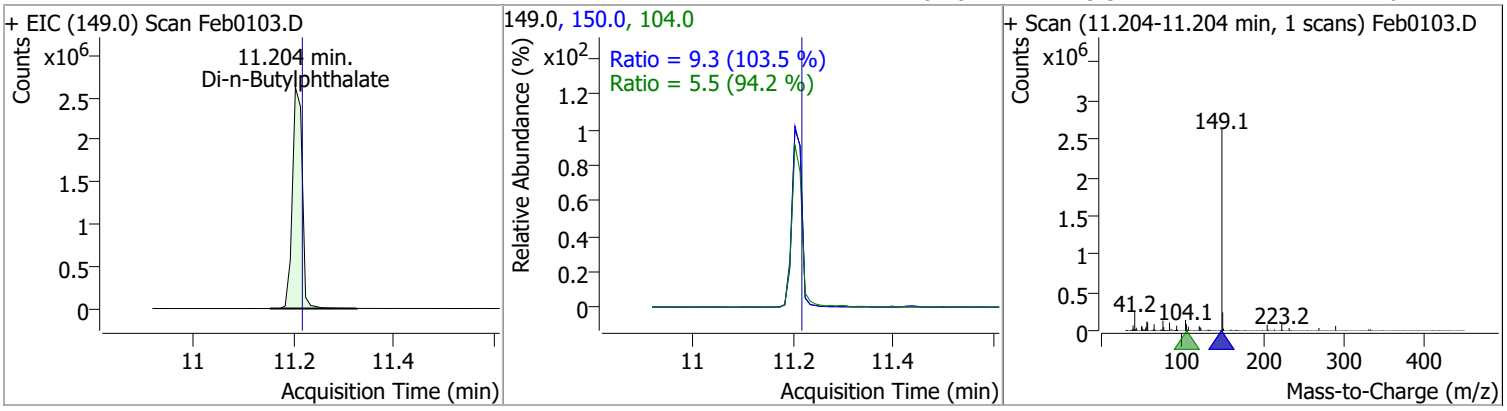

Compound	Conc.	RT	Dev(Min)	Resp.	QIon	QRatio	Lower	Upper
Fluoranthene	122.2951	12.13	0.01	3896055	101.0	12.7	8.6	16.0

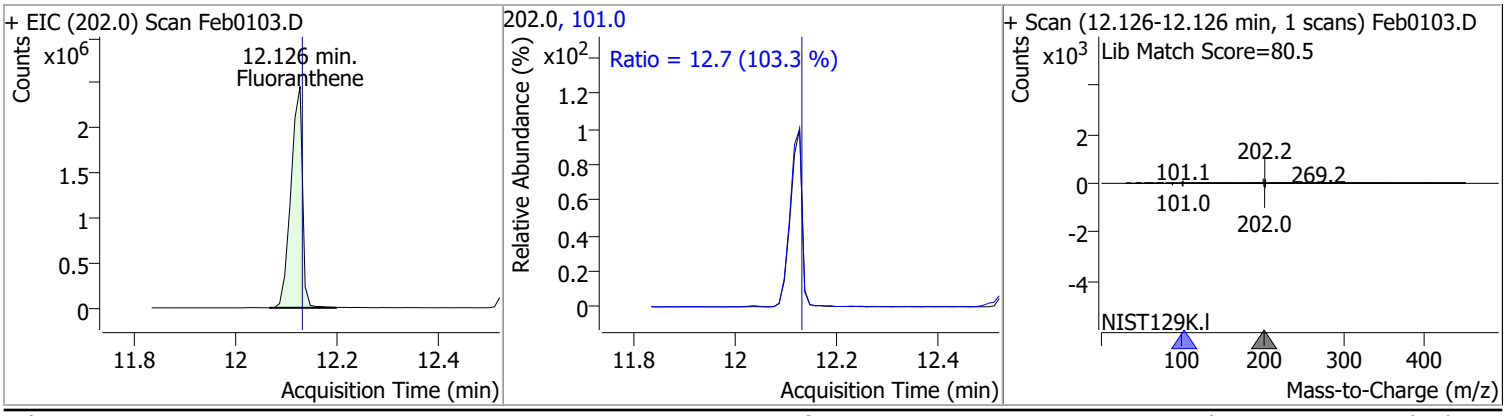

Quantitation Results Report (QT Reviewed)

Compound	Conc.	RT	Dev(Min)	Resp.	QIon	QRatio	Lower	Upper
Benzidine	126.1740	12.51	0.01	1540498	183.0	11.7	8.5	15.8
					92.0	8.1	5.2	9.7

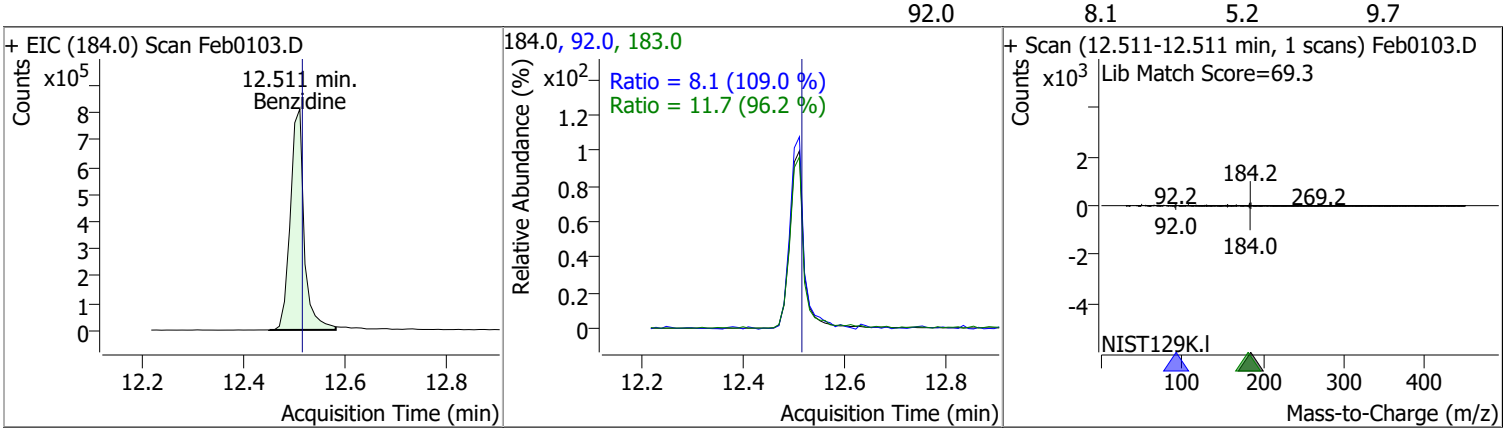

Compound	Conc.	RT	Dev(Min)	Resp.	QIon	QRatio	Lower	Upper
Pyrene	123.7895	12.56	0.01	4141800	101.0	14.8	9.8	18.2

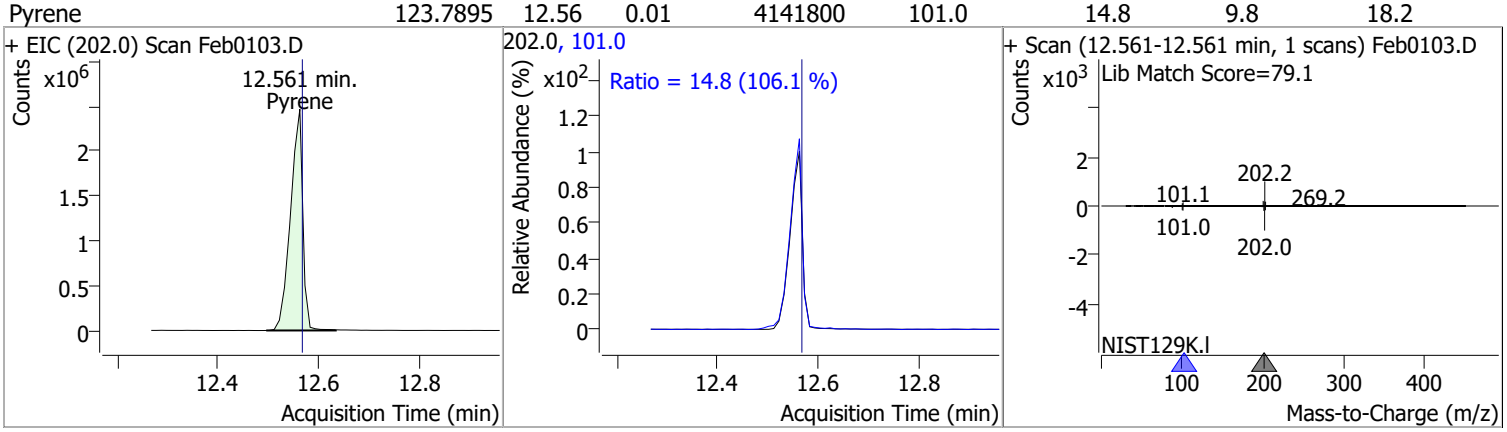

Compound	Conc.	RT	Dev(Min)	Resp.	QIon	QRatio	Lower	Upper
Terphenyl-d14	123.0614	13.07	0.01	2872262	122.0	13.8	8.8	16.4

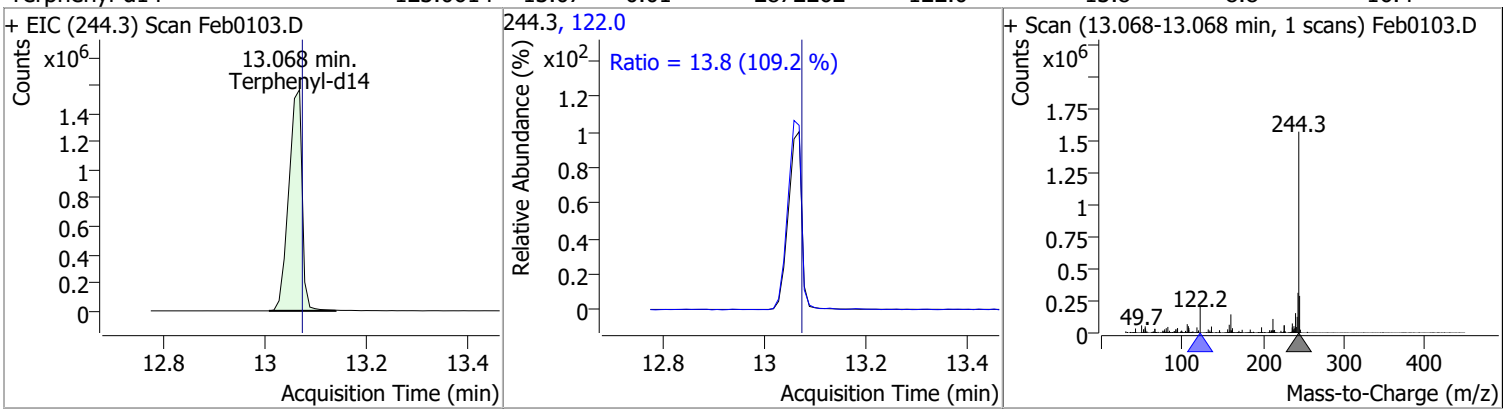

Compound	Conc.	RT	Dev(Min)	Resp.	QIon	QRatio	Lower	Upper
Butylbenzylphthalate	121.6395	14.53	0.00	1217492	91.0	79.7	56.1	104.1
					206.0	19.0	12.9	24.0

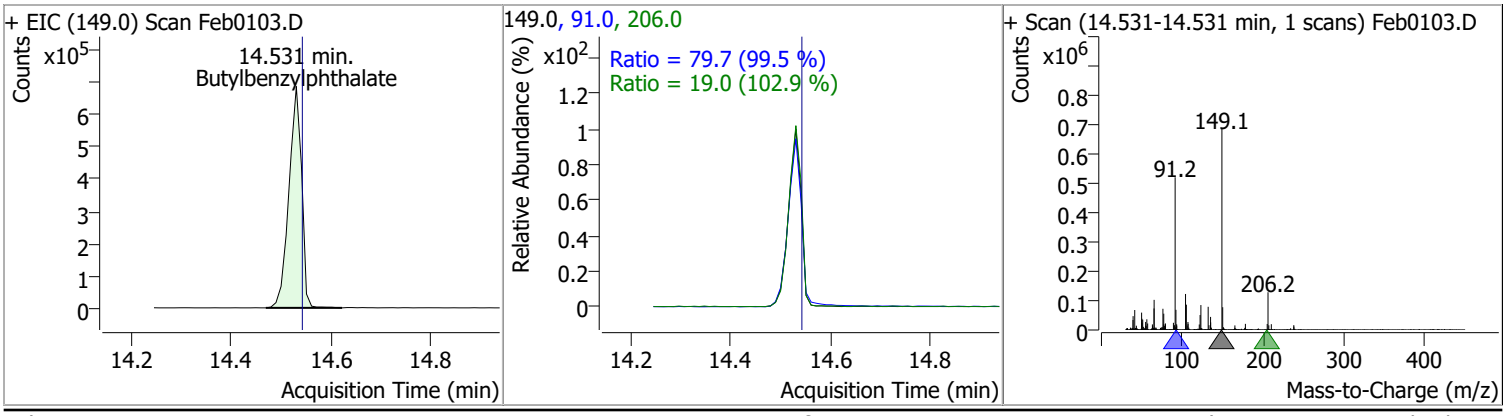

Quantitation Results Report (QT Reviewed)

Compound	Conc.	RT	Dev(Min)	Resp.	QIon	QRatio	Lower	Upper
Benzo(a)Anthracene	123.1865	15.76	0.00	3177281	226.0	26.5	18.0	33.5
					229.0	20.7	14.6	27.2

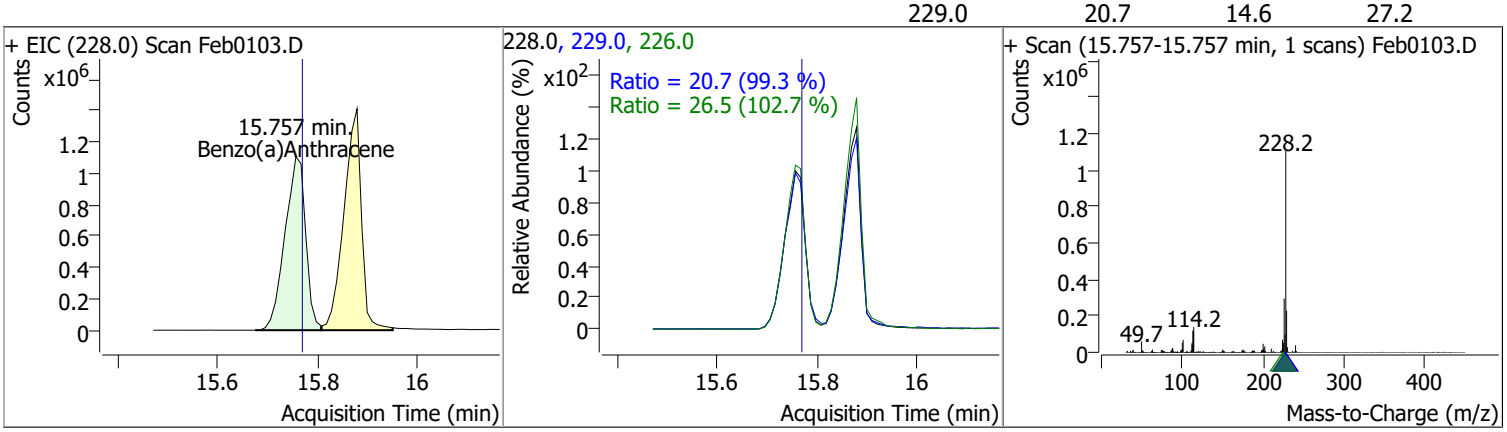

Compound	Conc.	RT	Dev(Min)	Resp.	QIon	QRatio	Lower	Upper
Chrysene	124.5920	15.88	0.01	3432099	226.0	29.3	20.5	38.1
					229.0	19.8	14.2	26.3

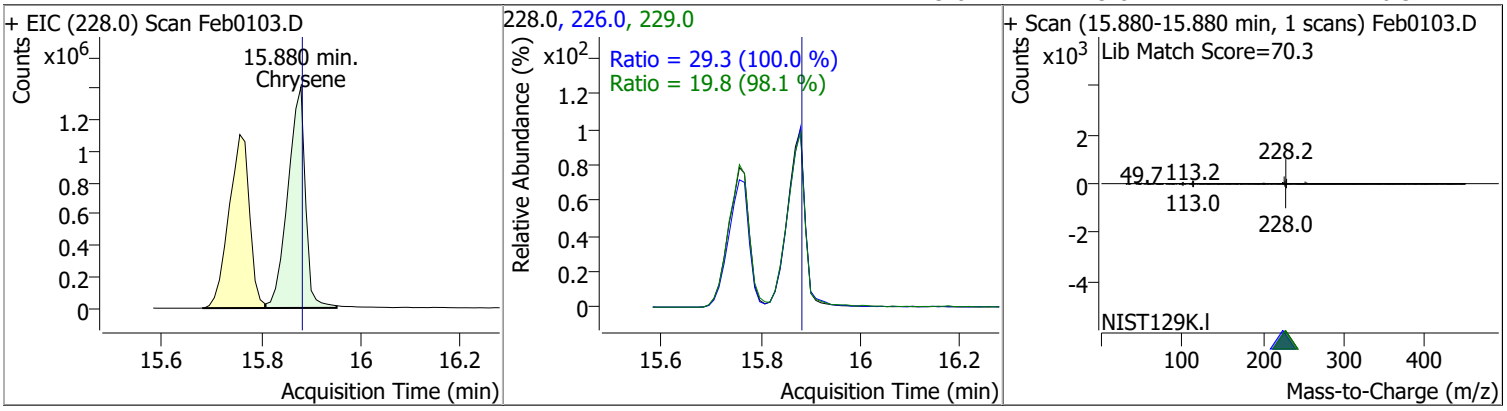

Compound	Conc.	RT	Dev(Min)	Resp.	QIon	QRatio	Lower	Upper
3,3-Dichlorobenzidine	121.5735	15.91	0.01	1040957	254.0	65.1	45.2	83.9

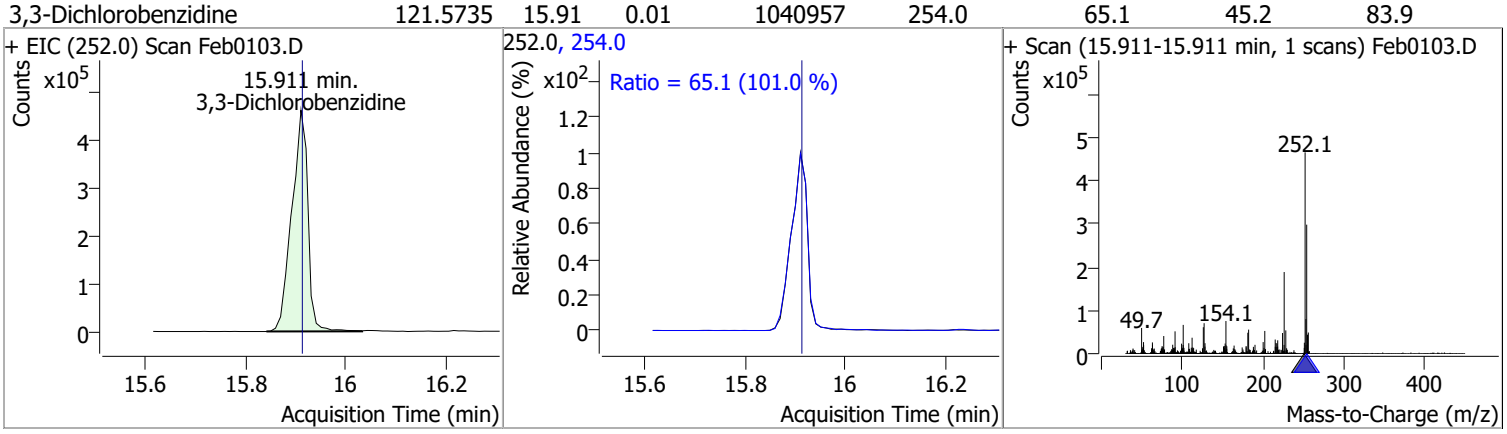

Quantitation Results Report (QT Reviewed)

Compound	Conc.	RT	Dev(Min)	Resp.	QIon	QRatio	Lower	Upper
bis(2-ethylhexyl)Phthalate	125.1294	16.60	0.00	457584	149.0	377.2	270.0	501.5
					279.0	15.7	10.7	19.9

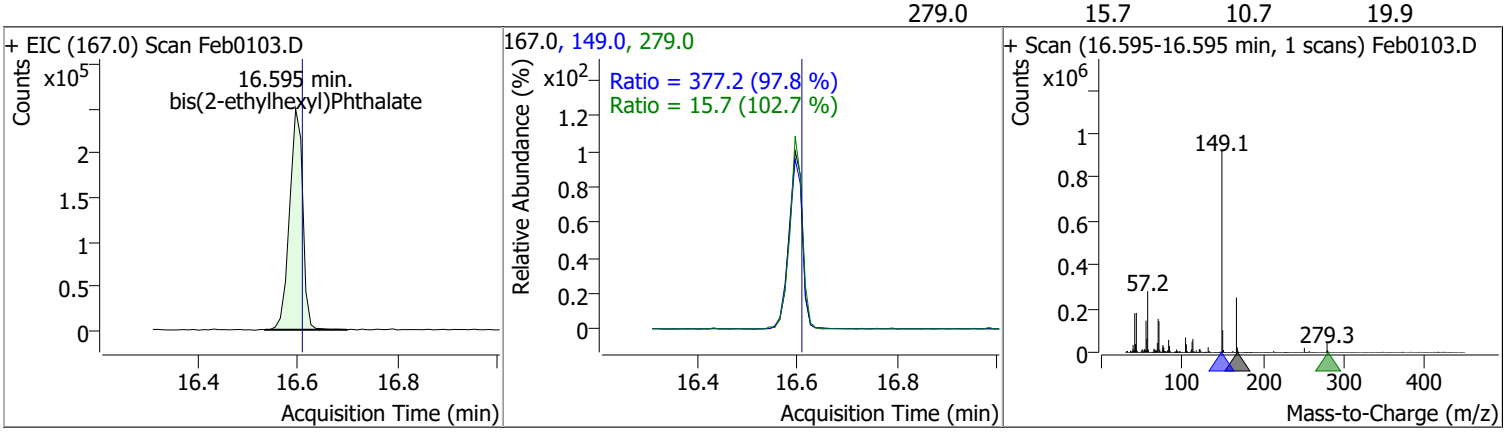

Compound	Conc.	RT	Dev(Min)	Resp.	QIon	QRatio	Lower	Upper
Di-n-octyl Phthalate	119.4466	18.30	0.01	2960406	150.0	9.9	6.7	12.4

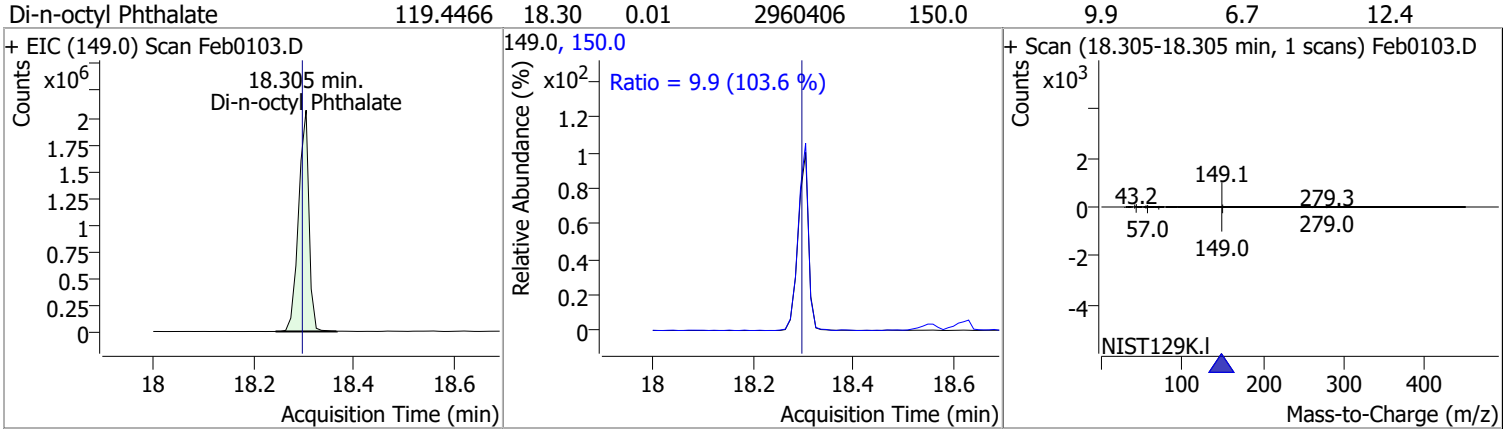

Compound	Conc.	RT	Dev(Min)	Resp.	QIon	QRatio	Lower	Upper
Benzo(b)fluoranthene	118.6106	18.56	0.01	2891535	253.0	22.5	15.7	29.2

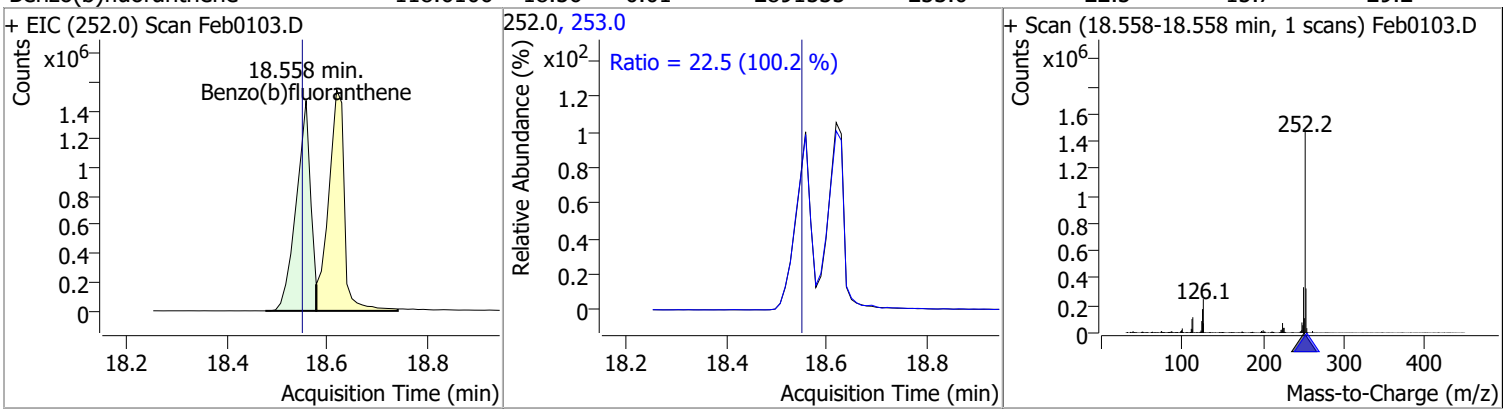

Compound	Conc.	RT	Dev(Min)	Resp.	QIon	QRatio	Lower	Upper
Benzo(k)fluoranthene	123.5359	18.62	0.01	3345940	253.0	22.3	15.9	29.5

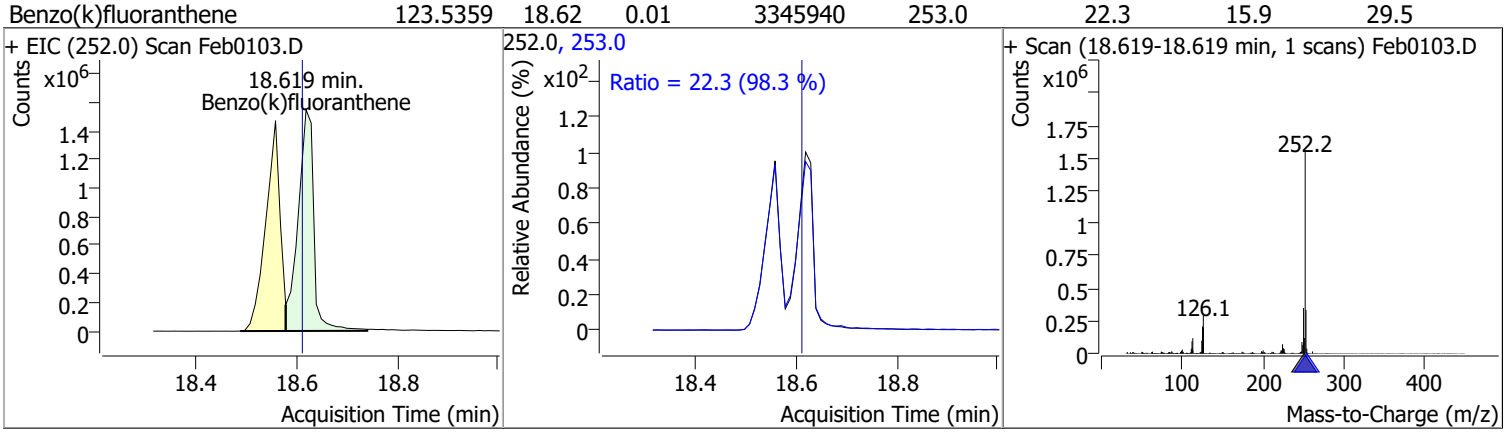

Compound	Conc.	RT	Dev(Min)	Resp.	QIon	QRatio	Lower	Upper
Benzo(a)pyrene	119.2986	19.16	0.01	2772294	253.0	22.3	15.8	29.4

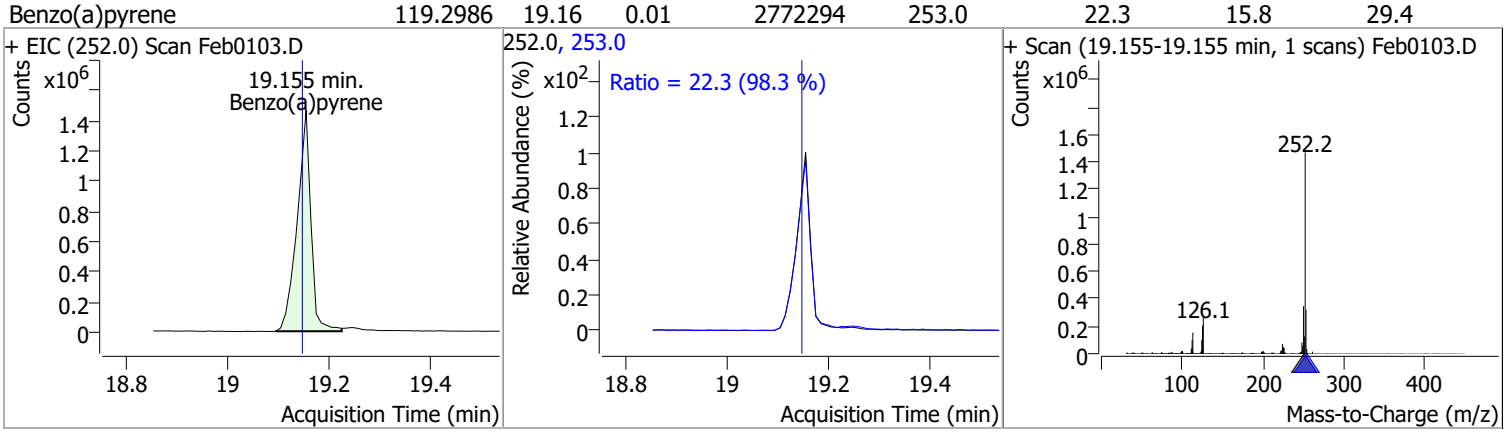

Compound	Conc.	RT	Dev(Min)	Resp.	QIon	QRatio	Lower	Upper
Indeno(1,2,3-c,d)pyrene	120.2643	20.92	0.01	2207308	138.0	29.4	20.2	37.5

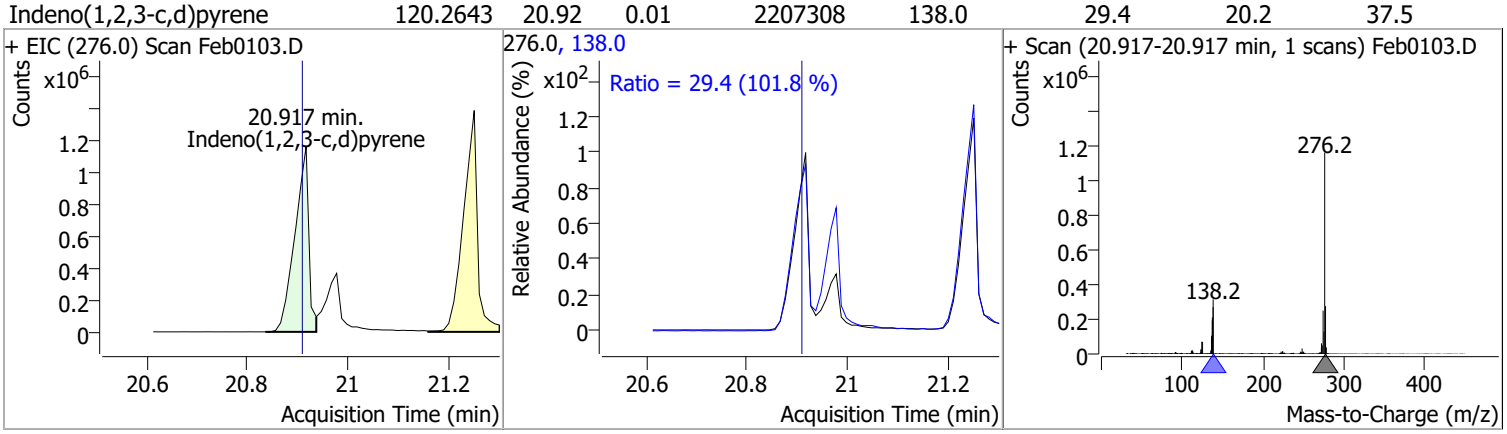

Compound	Conc.	RT	Dev(Min)	Resp.	QIon	QRatio	Lower	Upper
Dibenzo(a,h)anthracene	120.8985	20.98	0.01	2404164	139.0	23.7	17.1	31.7
					279.0	24.1	16.6	30.8

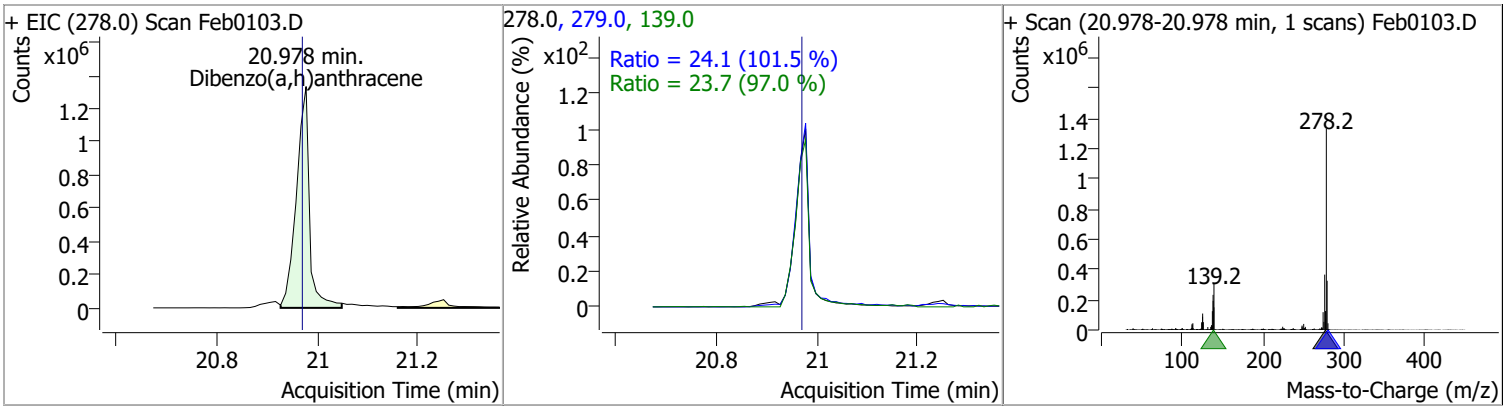

Compound	Conc.	RT	Dev(Min)	Resp.	QIon	QRatio	Lower	Upper
Benzo(g,h,i)perylene	118.7375	21.25	0.01	2634382	138.0	31.5	22.8	42.3
					277.0	23.9	16.9	31.4

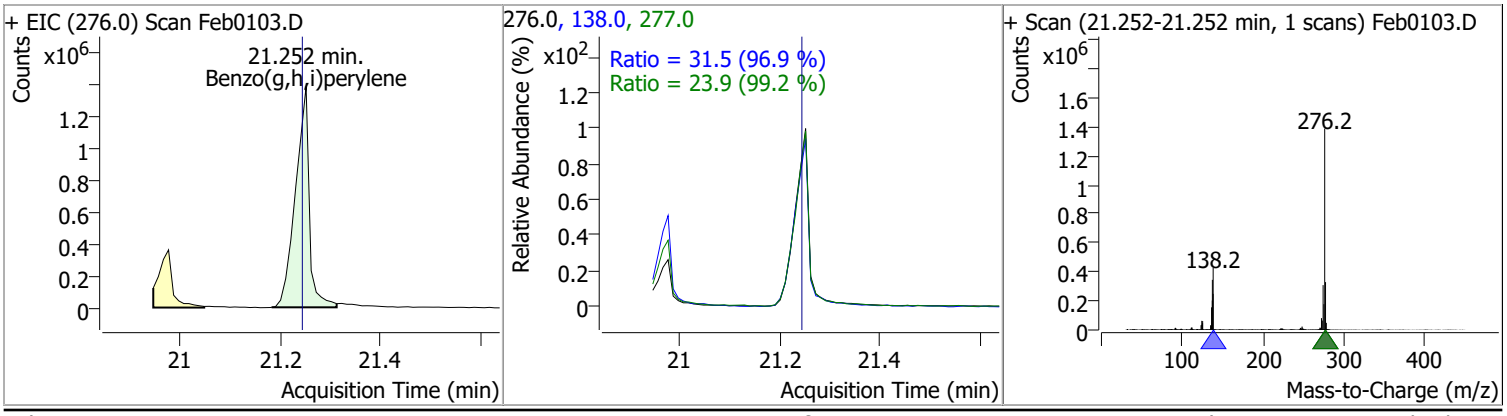

Quantitation Results Report (QT Reviewed)

Data File	Feb0104.D	Operator	LIMS import
Acq. Method	BNA+SIM.M	Acq. Date-Time	2/1/2022 6:29:01 PM
Sample Name	01-Feb-22_CAL_5	Instrument	Instrument #1
Vial	4	Multiplier	1.00
DA Method File		Comment	SVOC-8270-W-LARGO
Tune File	dftppdsm.u	Tune Date	1/25/2022 7:52:00 PM
Batch Name	020122 DoD BNA cal.batch.bin	Last Calib Update	2/2/2022 4:05:51 PM
Ref Library	D:\Org\Library\NIST129K.l		

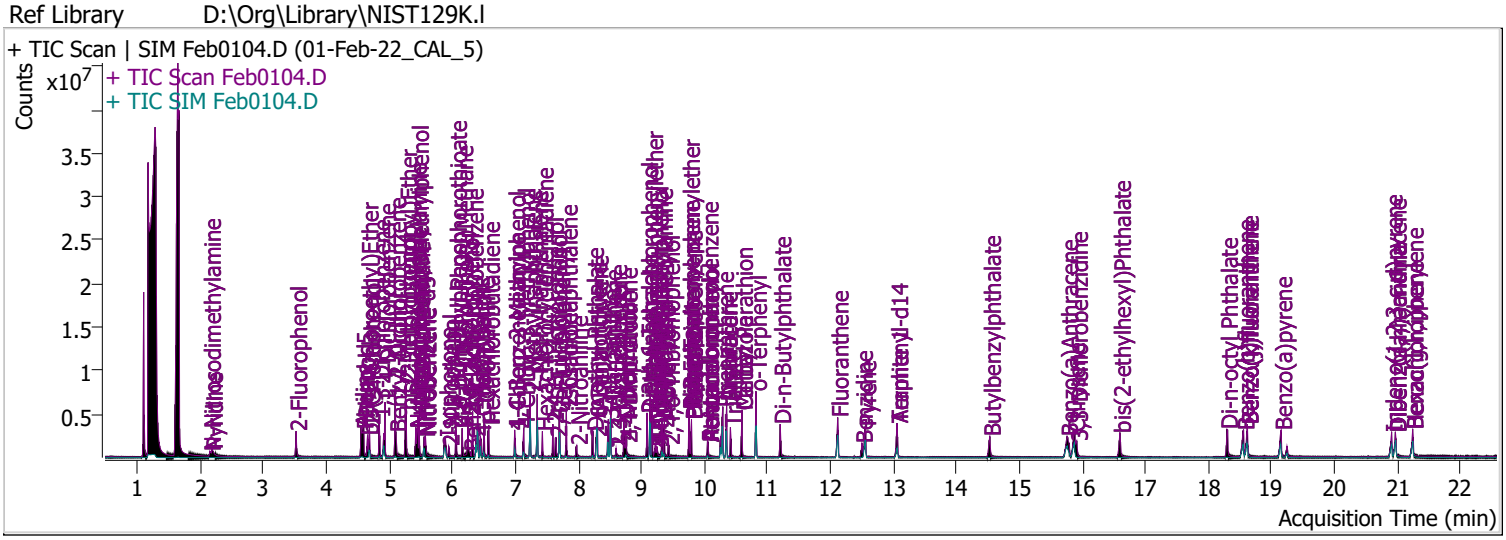

Compound	RT	QIon	Resp.	Conc.	Units		Dev(Min)
Internal Standards							
System Monitoring Compounds							
S 2-Fluorophenol	3.521	112.0	926292	101.0008	µg/L		0.000
Spiked Amount: 200.000	Range: 10.0 - 75.0%			Recovery = 50.50%			
S Phenol-d5	4.573	99.0	1159898	96.1918	µg/L	m	0.000
Spiked Amount: 200.000	Range: 10.0 - 65.0%			Recovery = 48.10%			
S Nitrobenzene-d5	5.553	82.0	618039	98.5288	µg/L		0.000
Spiked Amount: 100.000	Range: 32.0 - 94.0%			Recovery = 98.53%		*	
S 2-Fluorobiphenyl	7.697	172.0	1868977	92.3212	µg/L		0.000
Spiked Amount: 100.000	Range: 28.0 - 107.0%			Recovery = 92.32%			
S 2,4,6-Tribromophenol	9.438	329.8	174464	105.2433	µg/L		0.010
Spiked Amount: 200.000	Range: 25.0 - 140.0%			Recovery = 52.62%			
S Terphenyl-d14	13.058	244.3	2111029	102.8103	µg/L		0.000
Spiked Amount: 100.000	Range: 32.0 - 122.0%			Recovery = 102.81%			
Target Compounds							**QValue**
T N-Nitrosodimethylamine	2.152	74.0	262792	94.3558	µg/L		99
T Pyridine	2.183	79.0	726629	94.2871	µg/L	m	84
T Aniline	4.552	93.0	1638474	93.2292	µg/L	m	100
T Phenol	4.593	94.0	1325943	101.7273	µg/L		96
T bis(-2-Chloroethyl)Ether	4.654	63.0	628358	84.4828	µg/L	m	100
T 2-Chlorophenol	4.685	128.0	1067399	104.7221	µg/L		100
T 1,3-Dichlorobenzene	4.838	146.0	1189795	89.2515	µg/L	m	98
T 1,4-Dichlorobenzene	4.930	146.0	1347156	95.3881	µg/L	m	100
T 1,2-Dichlorobenzene	5.093	146.0	1251256	91.1034	µg/L	m	99
T Benzyl Alcohol	5.104	108.0	563607	91.8671	µg/L		96
T 2-Methylphenol	5.257	107.0	962864	101.9328	µg/L		99
T bis(2-chloroisopropyl)Ether	5.267	121.0	392333	102.4785	µg/L		100
T N-nitroso-Di-n-propylamine	5.420	70.0	696214	100.4721	µg/L		100
T 4Methylphenol/3Methylphenol	5.451	107.0	1345210	102.6310	µg/L		100
T Hexachloroethane	5.471	117.0	355371	95.7822	µg/L		94

Compound	RT	QIon	Resp.	Conc.	Units		Dev(Min)
T Nitrobenzene	5.573	123.1	292259	94.5974	µg/L		95
T Isophorone	5.890	82.0	1797315	103.1556	µg/L		99
T 2-Nitrophenol	5.941	139.0	267115	99.5842	µg/L		96
T 2,4-Dimethylphenol	6.054	122.0	819572	98.1159	µg/L		97
T bis(-2-Chloroethoxy)Methane	6.157	93.0	948663	95.8363	µg/L		100
T 2,4-Dichlorophenol	6.249	162.0	780028	105.4768	µg/L		100
T Benzoic Acid	6.280	105.0	474109	100.0663	µg/L		98
T 1,2,4-Trichlorobenzene	6.321	180.0	916122	98.1445	µg/L		99
T Naphthalene	6.403	128.0	2695761	99.9849	µg/L		99
T 4-Chlorophenol	6.444	130.0	275756	102.7483	µg/L	m	89
T p-Chloroaniline	6.506	127.0	1150118	103.0423	µg/L		99
T Hexachlorobutadiene	6.578	224.9	503213	102.4335	µg/L		97
T 4-Chloro-2-Methylphenol	6.989	107.0	702021	100.3127	µg/L		98
T 4-Chloro-3-Methylphenol	7.132	107.0	737065	99.7493	µg/L		99
T 2-Methylnaphthalene	7.235	141.0	1587610	100.0082	µg/L		99
T 1-Methylnaphthalene	7.348	141.0	1515451	97.2693	µg/L	m	99
T Hexachlorocyclopentadiene	7.430	236.9	316647	110.0228	µg/L		100
T 2,4,6-Trichlorophenol	7.595	196.0	457549	102.0631	µg/L		95
T 2,4,5-Trichlorophenol	7.646	196.0	501394	97.6083	µg/L		95
T 2-Chloronaphthalene	7.810	162.0	1562628	94.8182	µg/L		99
T 2-Nitroaniline	7.975	65.0	252446	101.3167	µg/L		92
T Dimethyl Phthalate	8.231	163.0	1723192	100.2768	µg/L		100
T 2,6-Dinitrotoluene	8.282	165.0	213493	97.2549	µg/L		94
T Acenaphthylene	8.302	152.1	2604761	98.0300	µg/L		100
T 3-Nitroaniline	8.476	138.0	265494	107.0476	µg/L		95
T Acenaphthene	8.517	154.0	1563954	102.6394	µg/L		98
T 2,4-Dinitrophenol	8.599	184.0	144946	107.9226	µg/L		99
T Dibenzofuran	8.722	168.0	2131039	88.1472	µg/L		93
T 4-Nitrophenol	8.753	109.0	227413	89.6009	µg/L		75
T 2,4-Dinitrotoluene	8.763	165.0	295452	99.5004	µg/L		94
T Diethylphthalate	9.090	149.0	1840659	102.7241	µg/L		100
T Fluorene	9.141	166.0	2304607	113.7581	µg/L		100
T 4-Chlorophenyl-phenylether	9.172	204.0	980077	106.6653	µg/L		99
T 4-Nitroaniline	9.223	138.0	257049	112.1017	µg/L		90
T 4,6-Dinitro-2-methylphenol	9.254	198.0	192958	110.1527	µg/L		96
T N-nitrosodiphenylamine	9.325	169.0	1417787	107.4516	µg/L		100
T Azobenzene	9.366	77.0	1782775	102.5705	µg/L		97
T 4-Bromophenyl-phenylether	9.755	248.0	542314	103.8771	µg/L		97
T Hexachlorobenzene	9.796	283.9	567444	112.1231	µg/L		97
T Pentachlorophenol	10.060	265.9	278914	110.6056	µg/L		97
T Phenanthrene	10.292	178.0	2840008	105.0522	µg/L		100
T Anthracene	10.353	178.0	2656424	101.5982	µg/L	m	99
T Triallate	10.414	86.0	554579	96.1399	µg/L		98
T Carbazole	10.596	167.0	2446045	99.5953	µg/L		99
T o-Terphenyl	10.819	230.0	1557204	106.7061	µg/L		98
T Di-n-Butylphthalate	11.204	149.0	2357528	94.9021	µg/L		99
T Fluoranthene	12.116	202.0	3102580	109.5048	µg/L		99
T Benzidine	12.501	184.0	1055668	100.5274	µg/L		99
T Pyrene	12.551	202.0	2791117	94.5000	µg/L		97
T Butylbenzylphthalate	14.531	149.0	990931	106.2402	µg/L		96
T Benzo(a)Anthracene	15.757	228.0	2426628	99.4539	µg/L		99
T Chrysene	15.870	228.0	2585741	98.9815	µg/L		99
T 3,3-Dichlorobenzidine	15.911	252.0	817257	102.7677	µg/L		100
T bis(2-ethylhexyl)Phthalate	16.595	167.0	356753	105.4133	µg/L		99
T Di-n-octyl Phthalate	18.295	149.0	2374271	99.3332	µg/L		100

Compound	RT	QIon	Resp.	Conc.	Units	Dev(Min)
T Benzo(b)fluoranthene	18.558	252.0	2488382	103.9207	µg/L	100
T Benzo(k)fluoranthene	18.619	252.0	2564783	97.2313	µg/L	98
T Benzo(a)pyrene	19.155	252.0	2289497	100.5470	µg/L	99
T Indeno(1,2,3-c,d)pyrene	20.907	276.0	1755804	96.8670	µg/L	94
T Dibenzo(a,h)anthracene	20.968	278.0	1776197	92.5380	µg/L	95
T Benzo(g,h,i)perylene	21.241	276.0	2142698	97.8484	µg/L	94

(#) = Qualifier Out of Range; (m) = Manual Integration; (+) = Area Summed; (*) = Surrogate Percent Recovery Out of Range; (d): Zeroed Peak

Compound	Conc.	RT	Dev(Min)	Resp.	QIon	QRatio	Lower	Upper
N-Nitrosodimethylamine	94.3558	2.15	0.00	262792	42.0	131.8	91.0	169.1

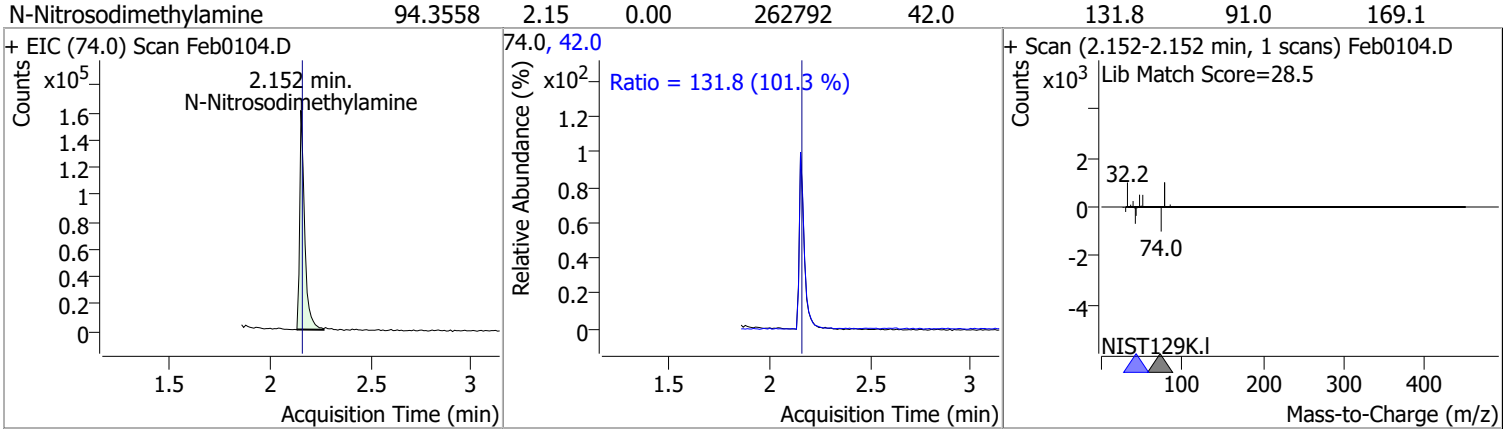

Compound	Conc.	RT	Dev(Min)	Resp.	QIon	QRatio	Lower	Upper
Pyridine	94.2871	2.18	0.00	726629 (m)	52.0	85.4	71.2	132.2

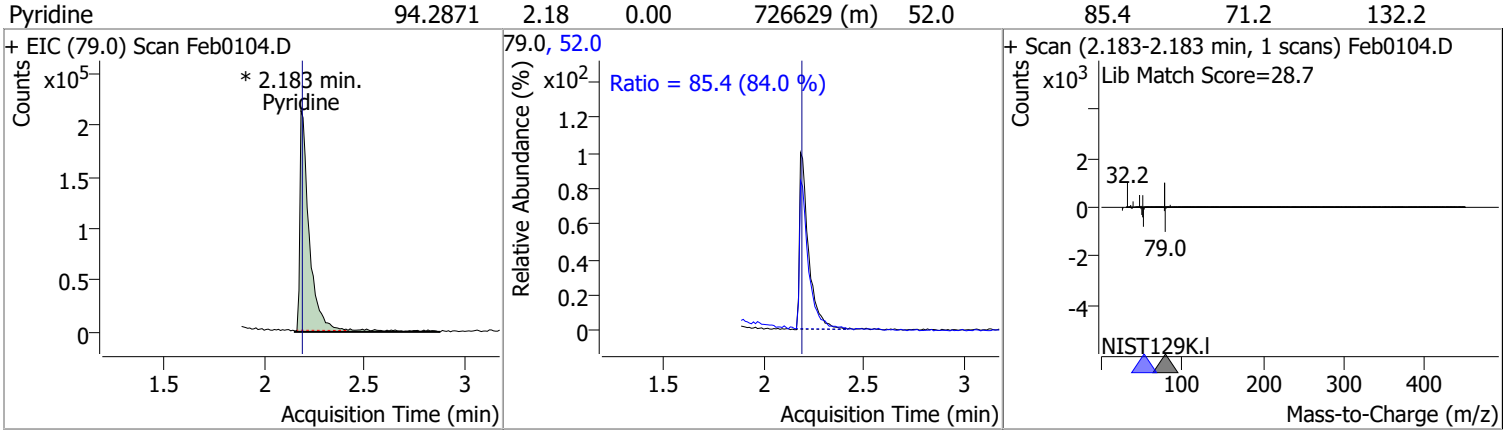

Compound	Conc.	RT	Dev(Min)	Resp.	QIon	QRatio	Lower	Upper
2-Fluorophenol	101.0008	3.52	0.00	926292	64.0	52.3	35.8	66.4
					92.0	22.4	14.3	26.6

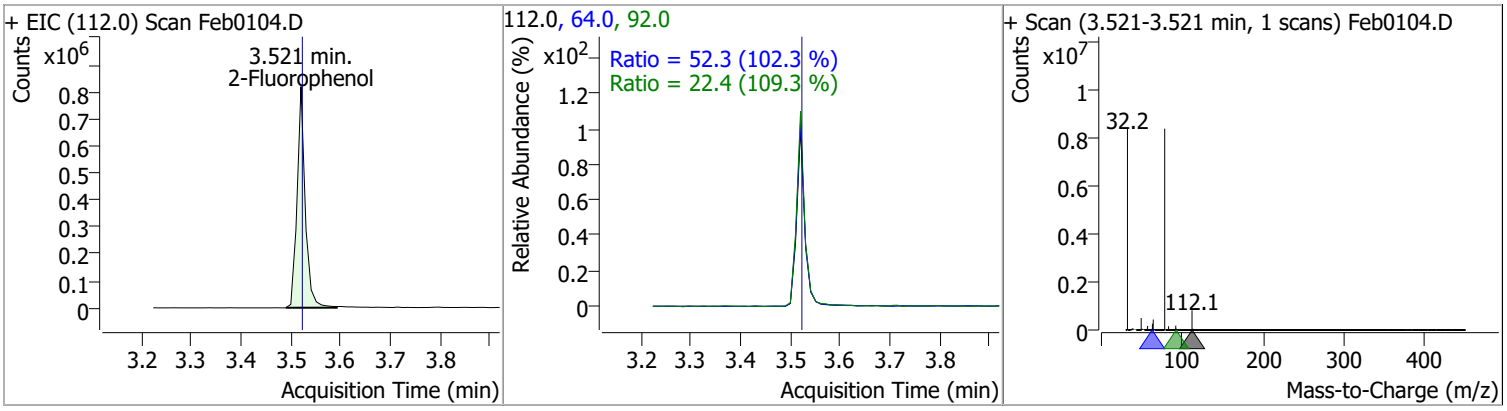

Compound	Conc.	RT	Dev(Min)	Resp.	QIon	QRatio	Lower	Upper
Aniline	93.2292	4.55	0.00	1638474 (m)	66.0	35.4	24.5	45.6
					65.0	18.1	12.6	23.4

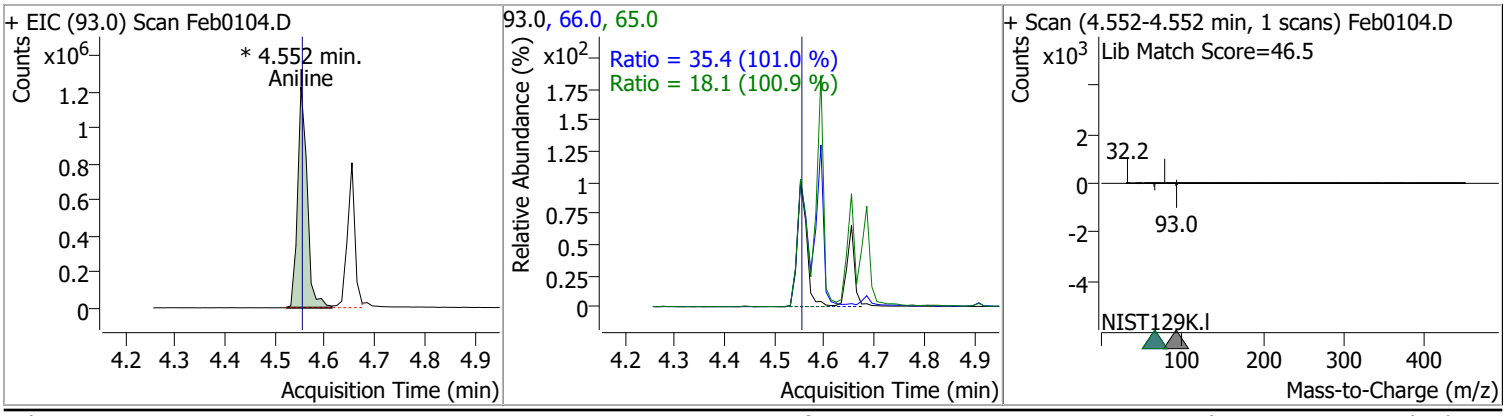

Quantitation Results Report (QT Reviewed)

Compound	Conc.	RT	Dev(Min)	Resp.	QIon	QRatio	Lower	Upper
Phenol-d5	96.1918	4.57	0.00	1159898 (m)	71.0	38.2	23.8	44.2

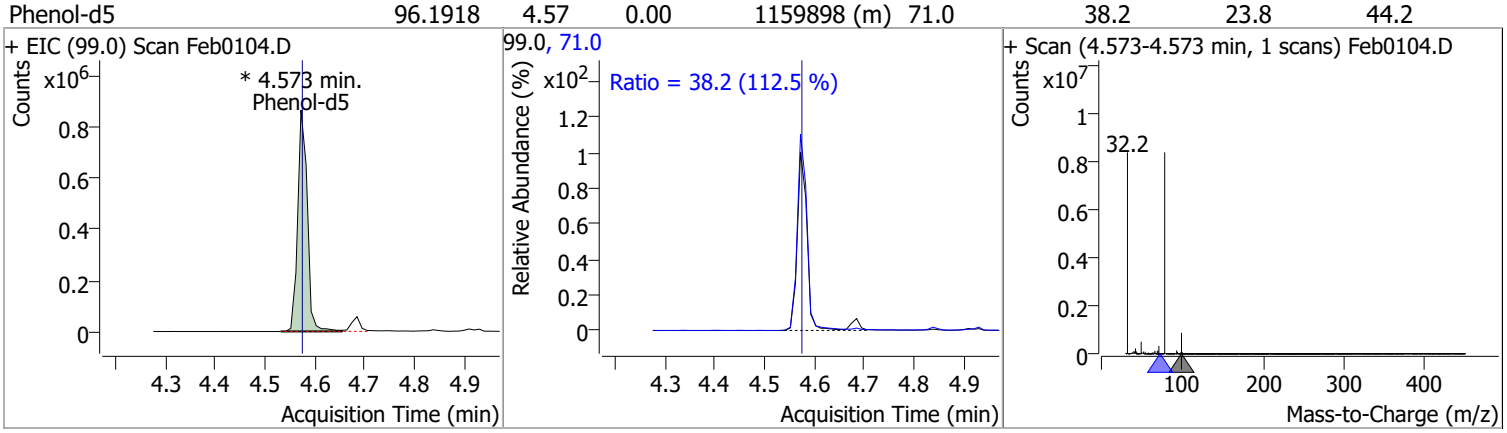

Compound	Conc.	RT	Dev(Min)	Resp.	QIon	QRatio	Lower	Upper
Phenol	101.7273	4.59	0.00	1325943	66.0	46.2	30.7	57.0

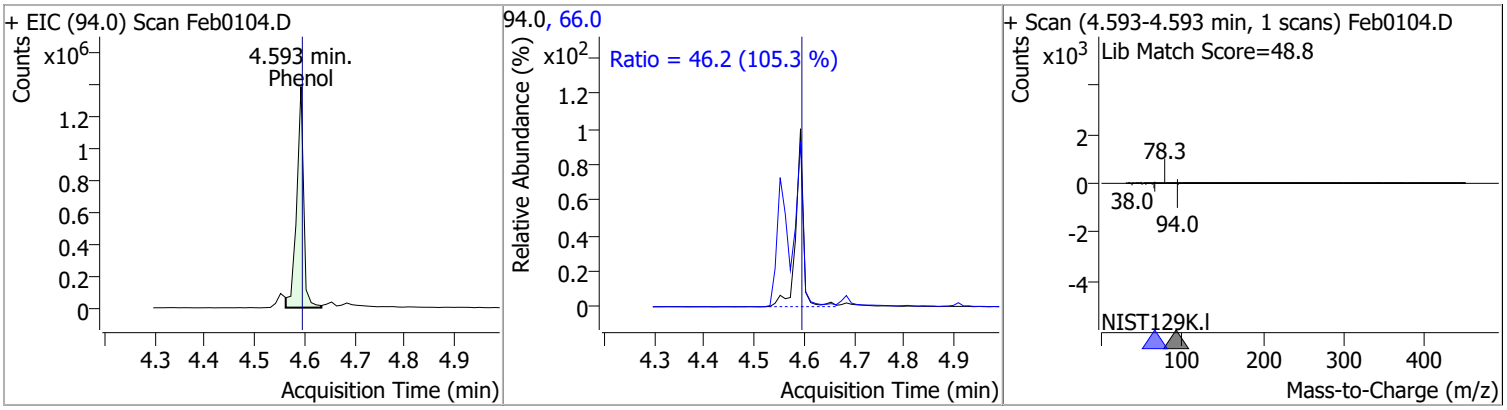

Compound	Conc.	RT	Dev(Min)	Resp.	QIon	QRatio	Lower	Upper
bis(-2-Chloroethyl)Ether	84.4828	4.65	0.00	628358 (m)	64.0	3.6	2.4	4.5

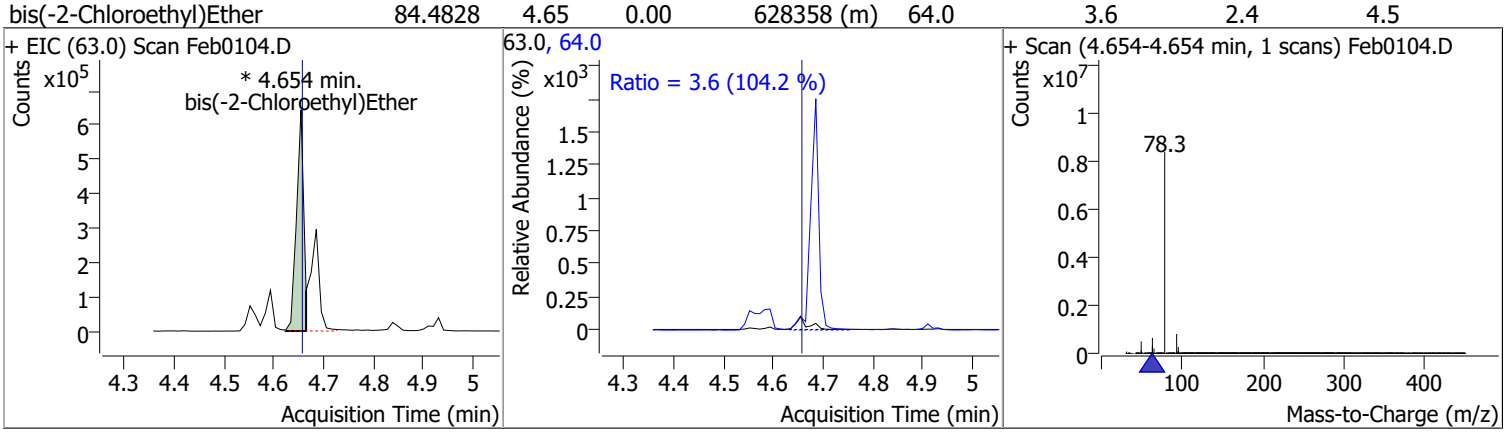

Compound	Conc.	RT	Dev(Min)	Resp.	QIon	QRatio	Lower	Upper
2-Chlorophenol	104.7221	4.68	0.00	1067399	130.0	31.8	22.3	41.4

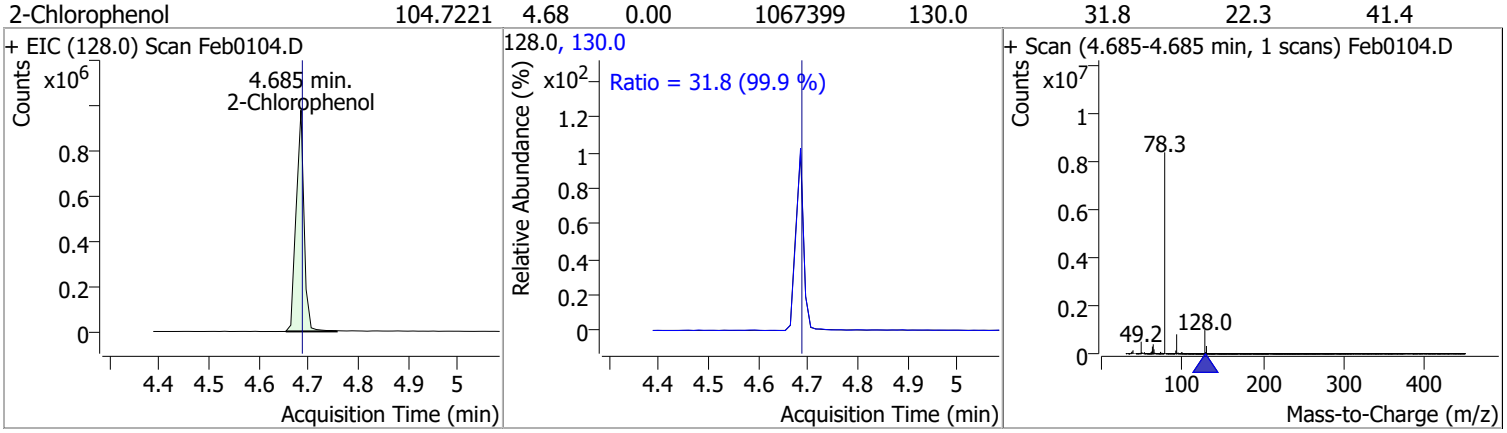

Quantitation Results Report (QT Reviewed)

Compound	Conc.	RT	Dev(Min)	Resp.	QIon	QRatio	Lower	Upper
1,3-Dichlorobenzene	89.2515	4.84	0.00	1189795 (m)	148.0	63.8	43.6	80.9
					111.0	37.1	25.1	46.7

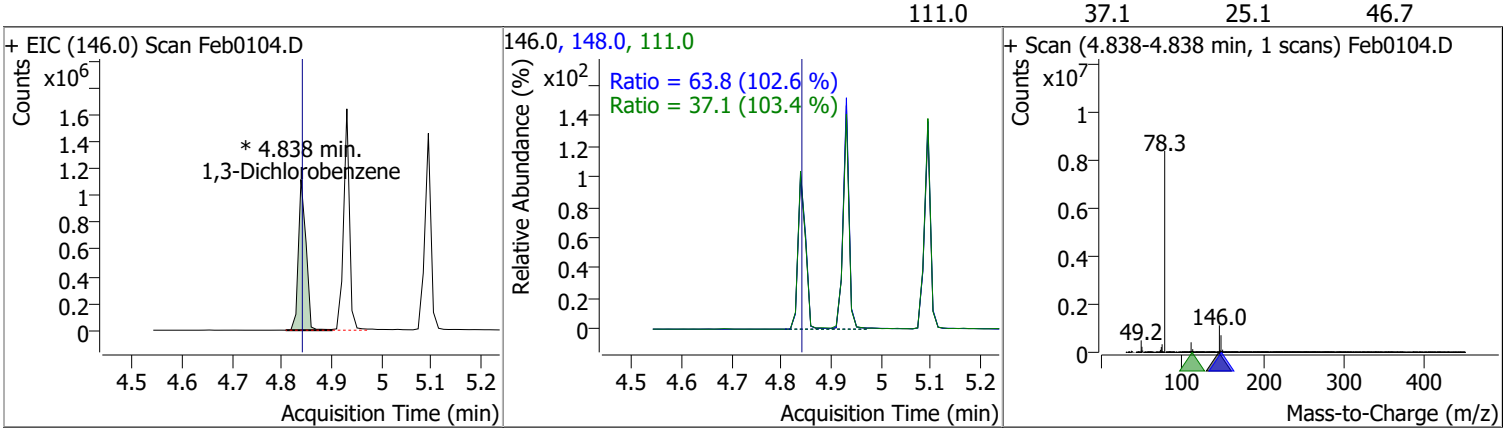

Compound	Conc.	RT	Dev(Min)	Resp.	QIon	QRatio	Lower	Upper
1,4-Dichlorobenzene	95.3881	4.93	0.00	1347156 (m)	148.0	64.5	44.8	83.3
					111.0	35.1	24.6	45.7

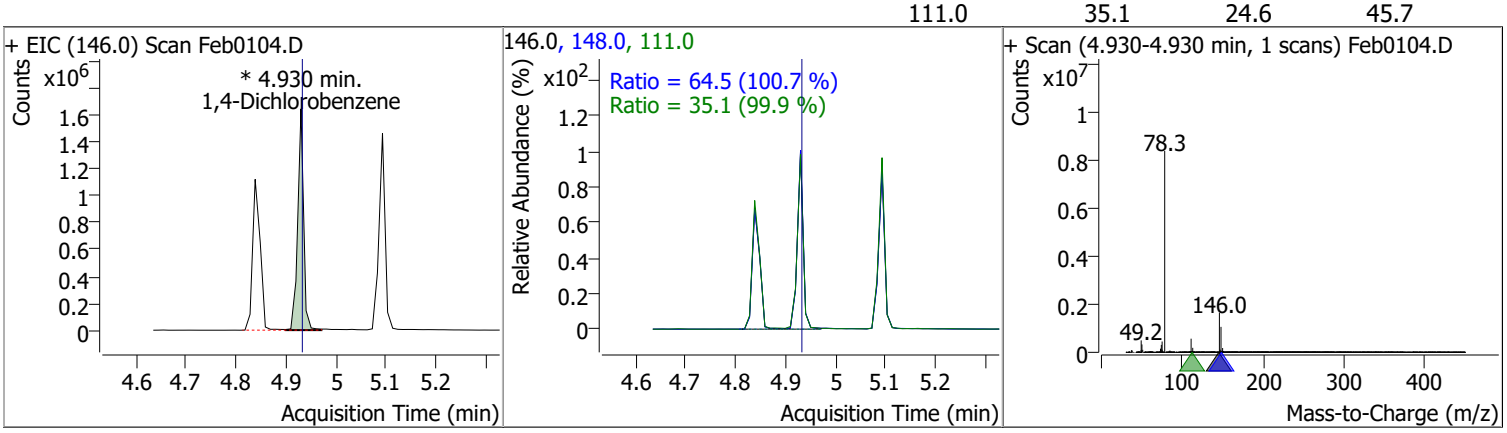

Compound	Conc.	RT	Dev(Min)	Resp.	QIon	QRatio	Lower	Upper
1,2-Dichlorobenzene	91.1034	5.09	0.00	1251256 (m)	148.0	64.0	44.1	81.8
					111.0	37.5	25.7	47.7

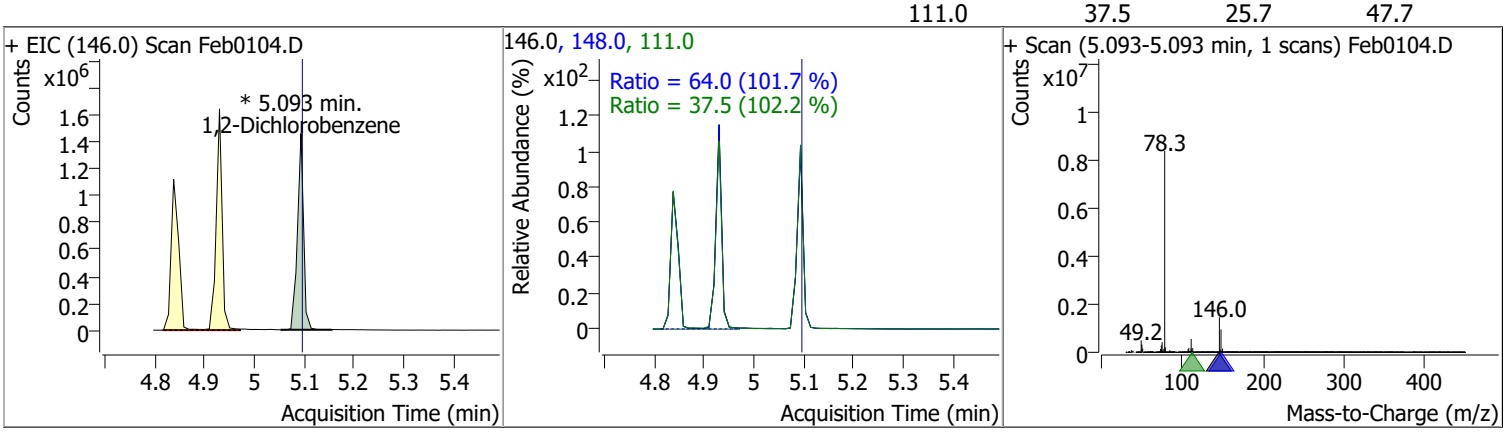

Quantitation Results Report (QT Reviewed)

Compound	Conc.	RT	Dev(Min)	Resp.	QIon	QRatio	Lower	Upper
Benzyl Alcohol	91.8671	5.10	0.00	563607	79.0	121.1	82.9	154.0
					107.0	70.4	45.1	83.8

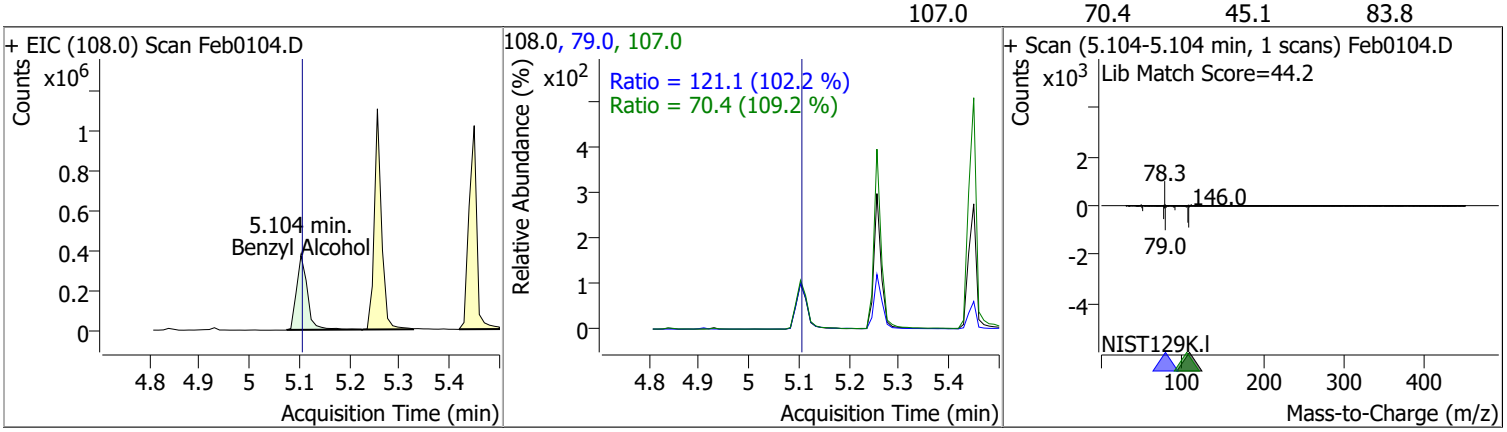

Compound	Conc.	RT	Dev(Min)	Resp.	QIon	QRatio	Lower	Upper
2-Methylphenol	101.9328	5.26	0.00	962864	108.0	117.7	81.4	151.1

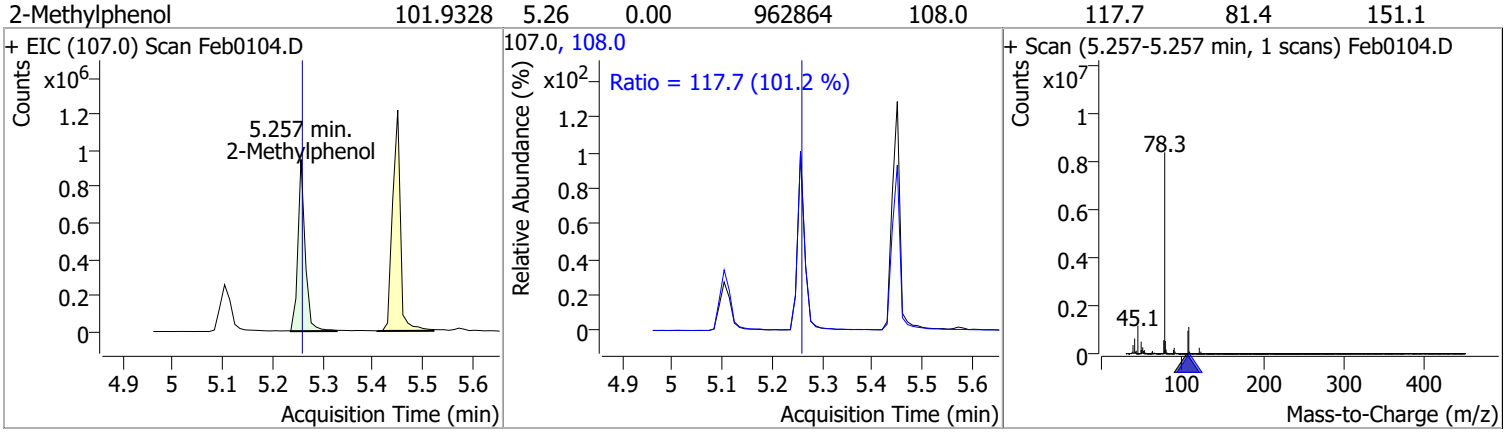

Compound	Conc.	RT	Dev(Min)	Resp.	QIon	QRatio	Lower	Upper
bis(2-chloroisopropyl)Ether	102.4785	5.27	0.00	392333	123.0	32.9	23.0	42.7

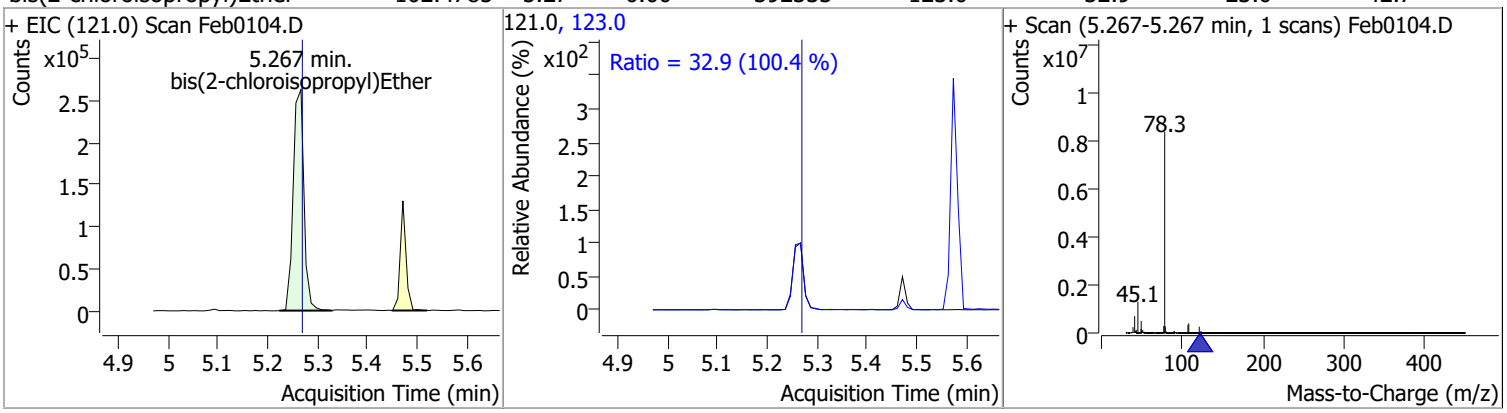

Compound	Conc.	RT	Dev(Min)	Resp.	QIon	QRatio	Lower	Upper
N-nitroso-Di-n-propylamine	100.4721	5.42	0.00	696214	130.0	17.3	0.0	35.1

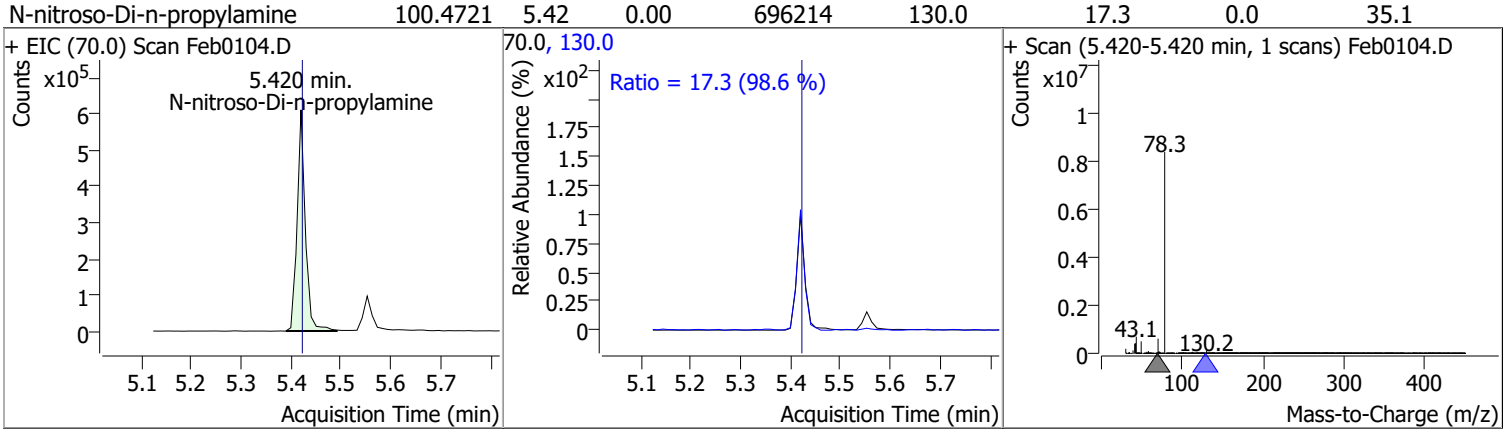

Compound	Conc.	RT	Dev(Min)	Resp.	QIon	QRatio	Lower	Upper
4Methylphenol/3Methylphenol	102.6310	5.45	0.01	1345210	108.0	84.3	58.9	109.3

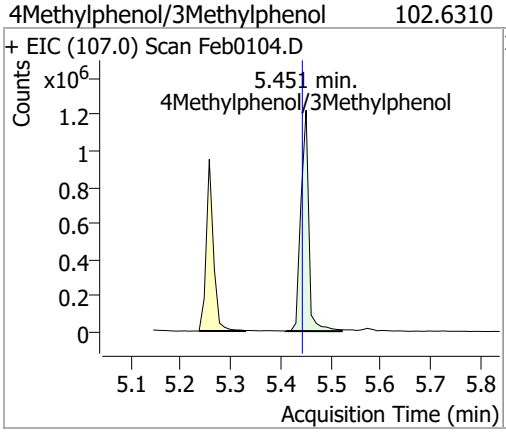

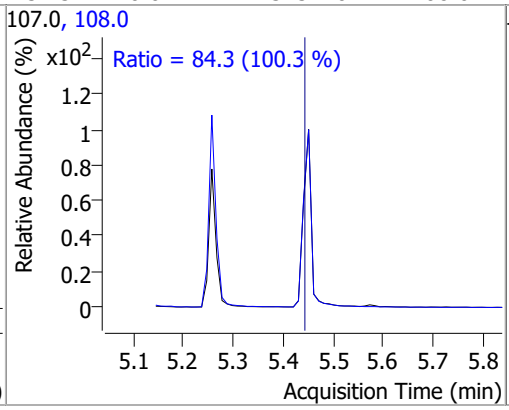

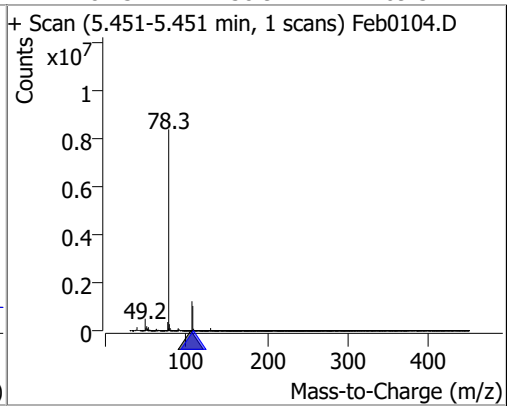

Compound	Conc.	RT	Dev(Min)	Resp.	QIon	QRatio	Lower	Upper
Hexachloroethane	95.7822	5.47	0.00	355371	201.0	101.5	65.5	121.7
					199.0	61.7	41.8	77.7

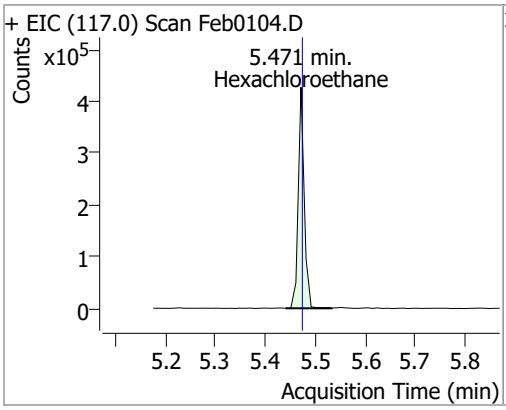

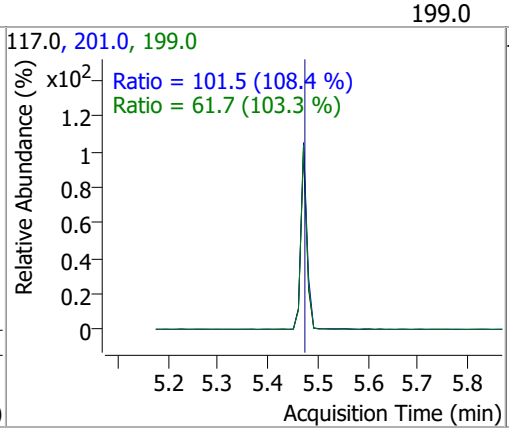

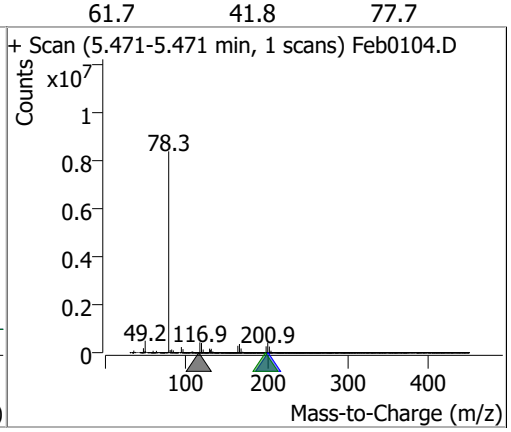

Compound	Conc.	RT	Dev(Min)	Resp.	QIon	QRatio	Lower	Upper
Nitrobenzene-d5	98.5288	5.55	0.00	618039	54.0	60.5	44.8	83.2
					128.0	50.6	32.6	60.6

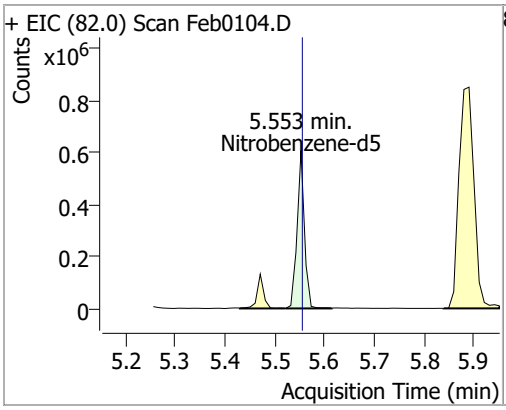

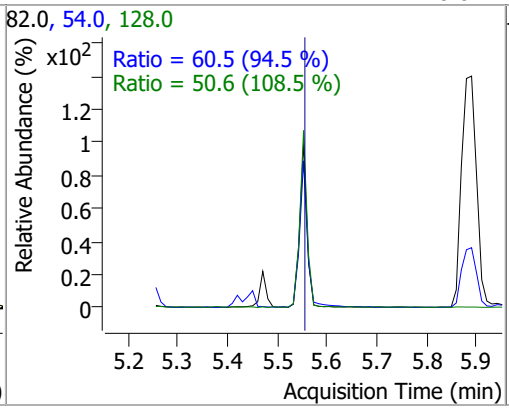

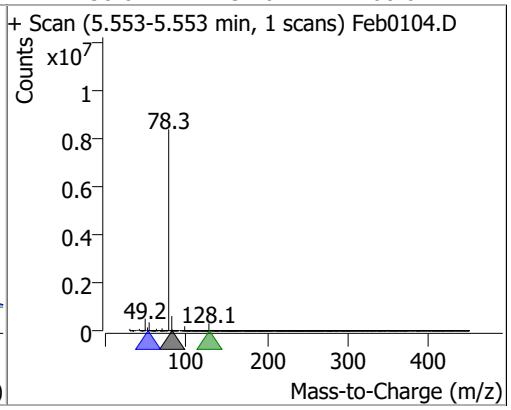

Quantitation Results Report (QT Reviewed)

Compound	Conc.	RT	Dev(Min)	Resp.	QIon	QRatio	Lower	Upper
Nitrobenzene	94.5974	5.57	0.00	292259	77.0	196.7	141.7	263.2
					51.0	118.0	87.8	163.1

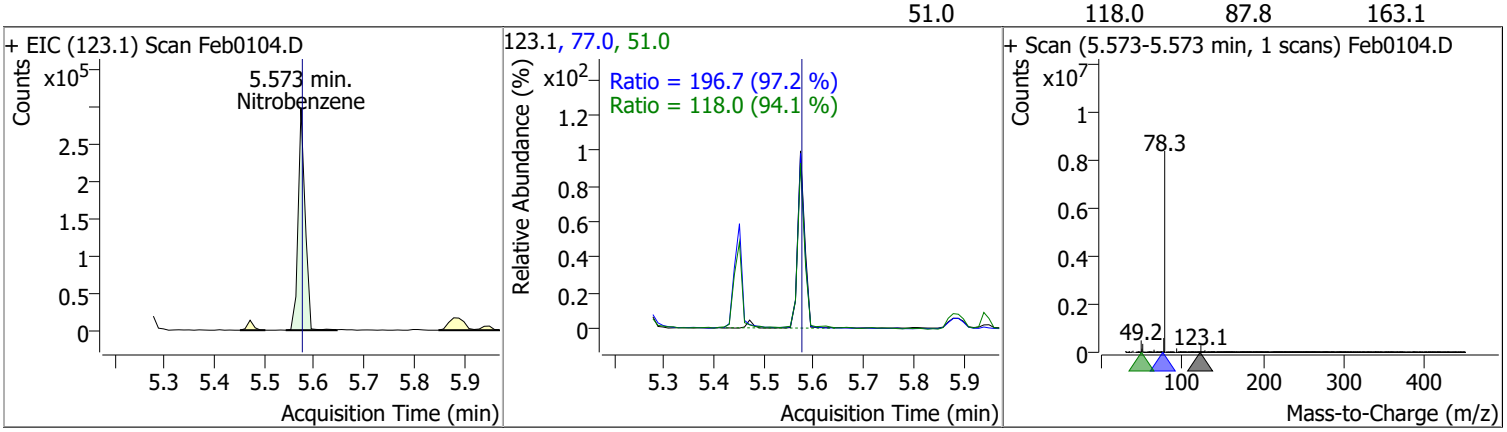

Compound	Conc.	RT	Dev(Min)	Resp.	QIon	QRatio	Lower	Upper
Isophorone	103.1556	5.89	0.01	1797315	138.0	21.2	15.2	28.3

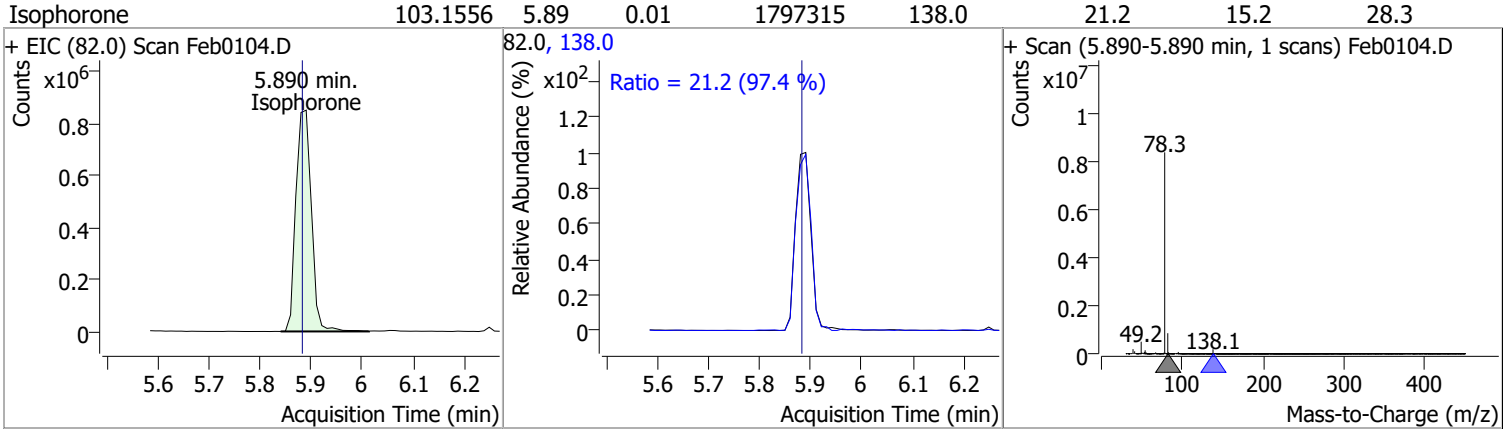

Compound	Conc.	RT	Dev(Min)	Resp.	QIon	QRatio	Lower	Upper
2-Nitrophenol	99.5842	5.94	0.00	267115	65.0	46.1	34.3	63.6
					109.0	40.5	26.8	49.8

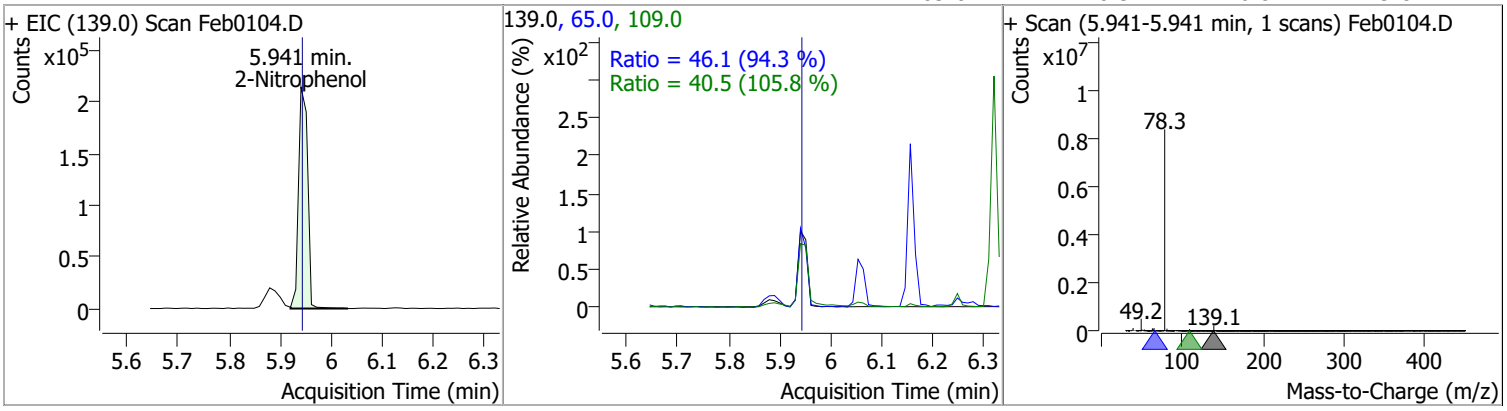

Compound	Conc.	RT	Dev(Min)	Resp.	QIon	QRatio	Lower	Upper
2,4-Dimethylphenol	98.1159	6.05	0.00	819572	107.0	112.4	76.3	141.6
					77.0	31.4	22.7	42.1

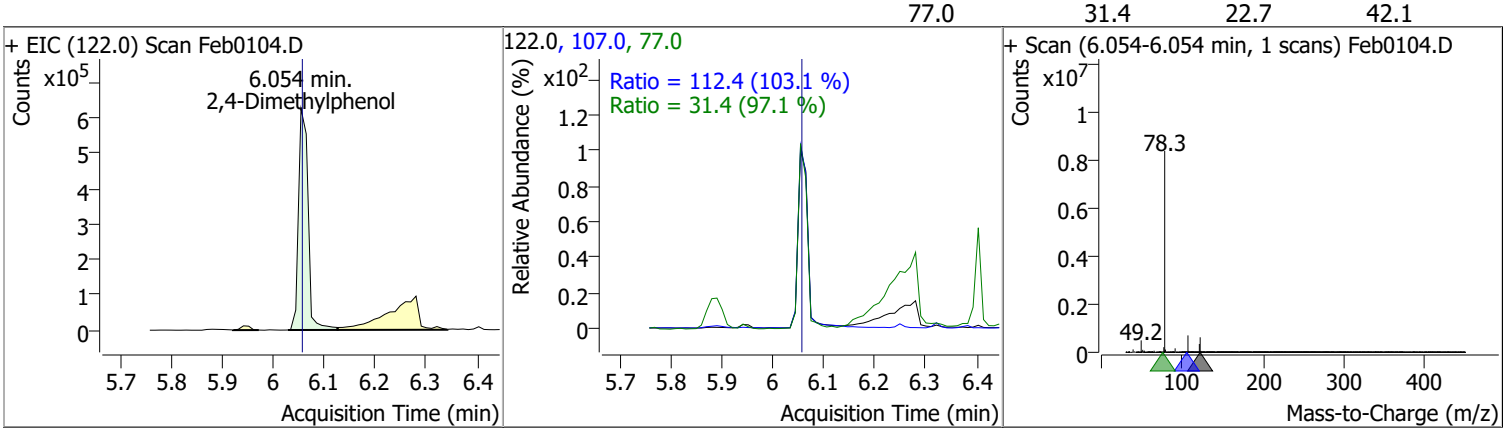

Compound	Conc.	RT	Dev(Min)	Resp.	QIon	QRatio	Lower	Upper
bis(-2-Chloroethoxy)Methane	95.8363	6.16	0.00	948663	63.0	69.0	48.0	89.2
					95.0	32.3	22.7	42.1

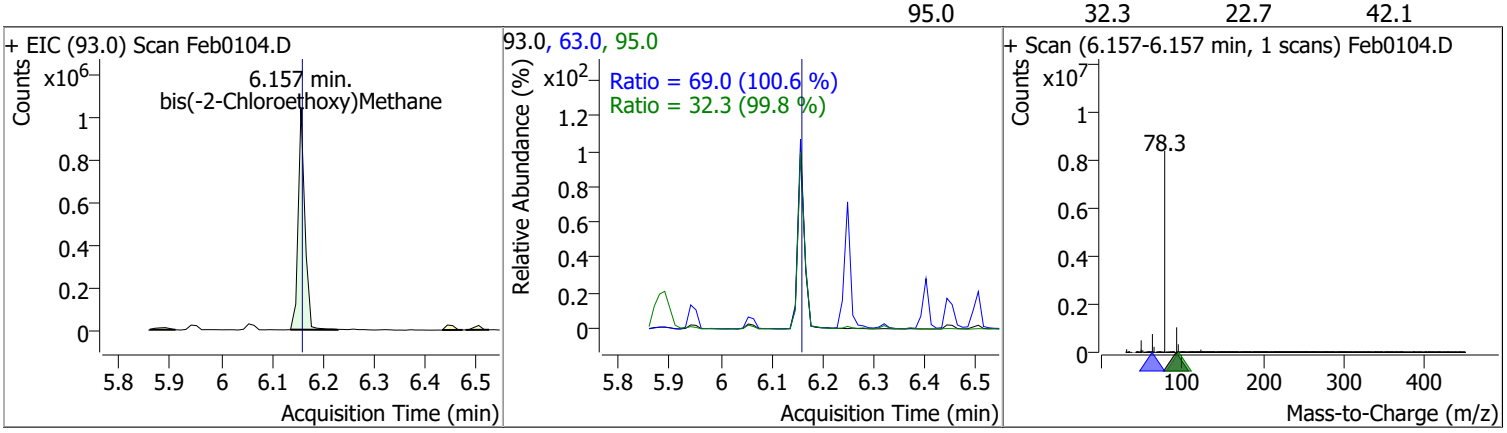

Compound	Conc.	RT	Dev(Min)	Resp.	QIon	QRatio	Lower	Upper
2,4-Dichlorophenol	105.4768	6.25	0.00	780028	164.0	63.3	44.2	82.1
					98.0	30.6	21.5	40.0

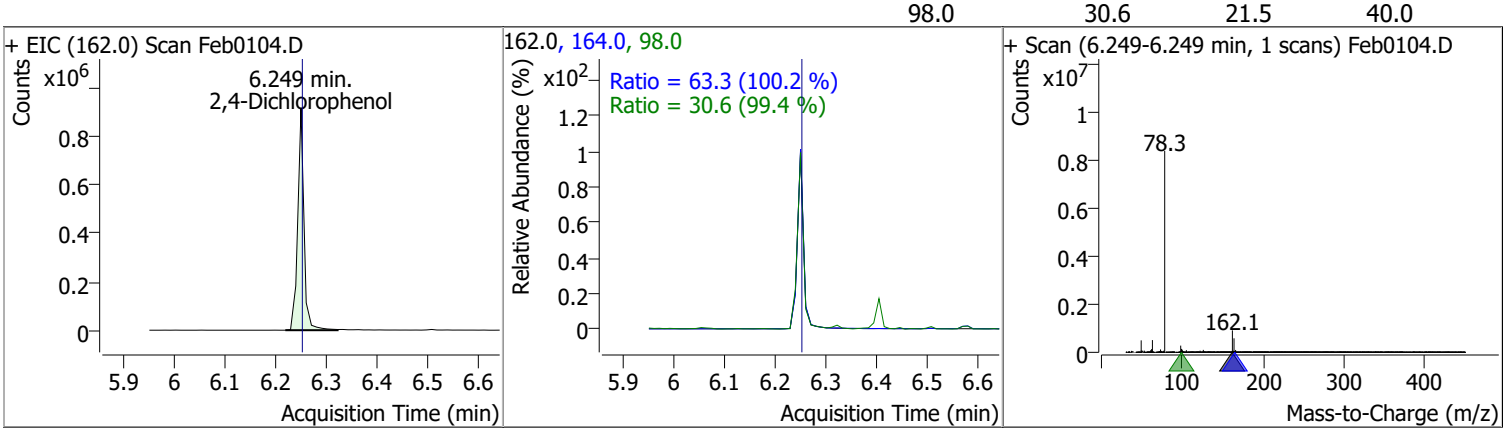

Quantitation Results Report (QT Reviewed)

Compound	Conc.	RT	Dev(Min)	Resp.	QIon	QRatio	Lower	Upper
Benzoic Acid	100.0663	6.28	0.01	474109	122.0	85.5	62.0	115.2
					77.0	75.4	52.5	97.5

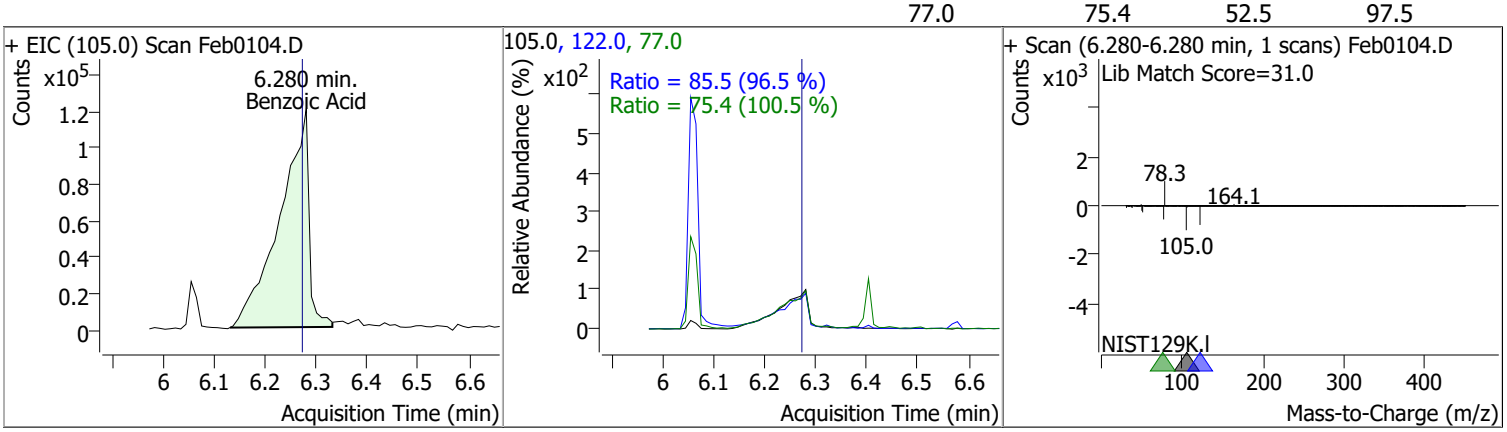

Compound	Conc.	RT	Dev(Min)	Resp.	QIon	QRatio	Lower	Upper
1,2,4-Trichlorobenzene	98.1445	6.32	0.00	916122	182.0	96.0	68.0	126.2
					145.0	28.5	19.9	36.9

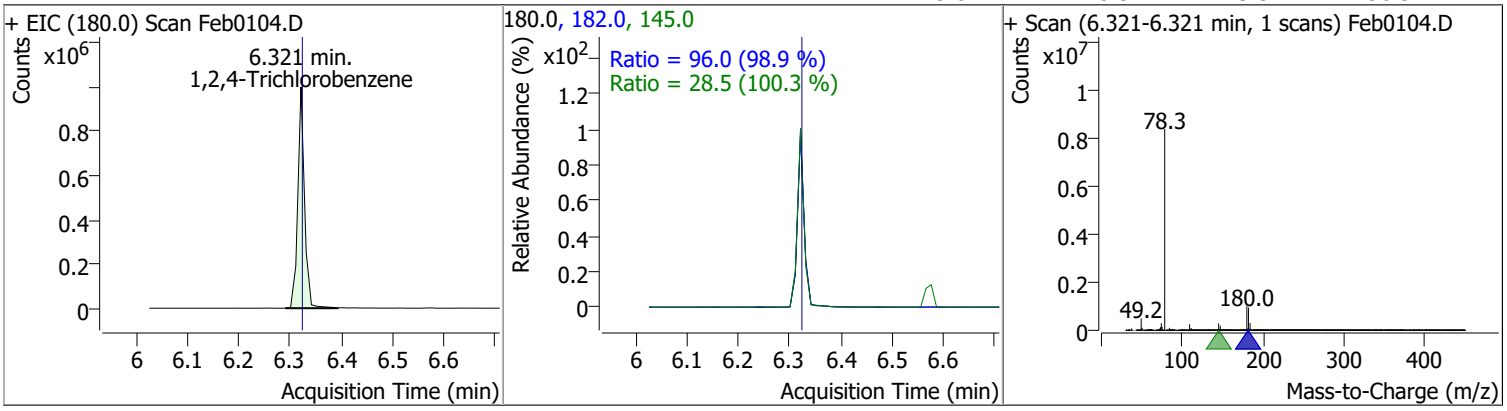

Compound	Conc.	RT	Dev(Min)	Resp.	QIon	QRatio	Lower	Upper
Naphthalene	99.9849	6.40	0.00	2695761	129.0	10.9	8.0	14.9
					102.0	9.7	6.8	12.6

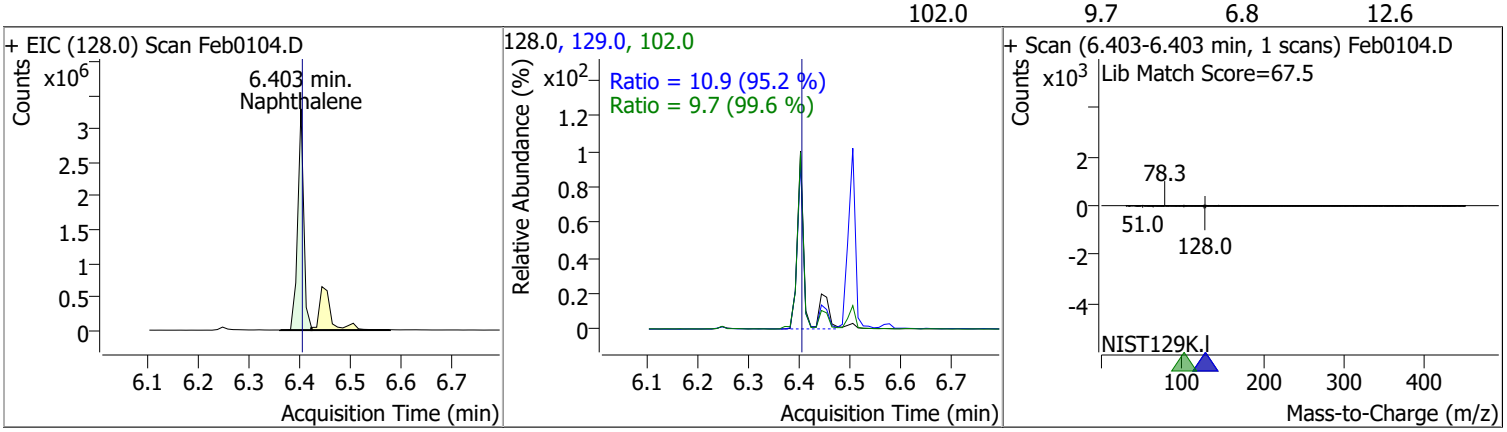

Compound	Conc.	RT	Dev(Min)	Resp.	QIon	QRatio	Lower	Upper
4-Chlorophenol	102.7483	6.44	0.00	275756 (m)	128.0	324.2	243.7	452.5

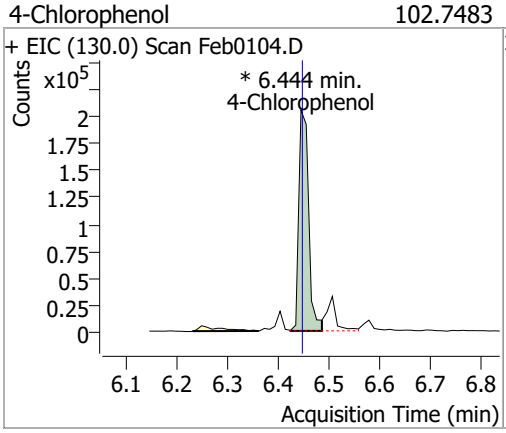

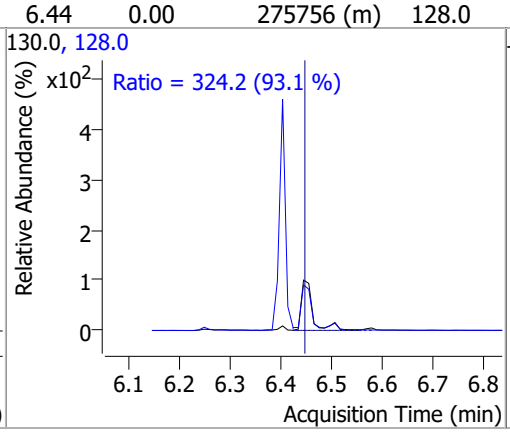

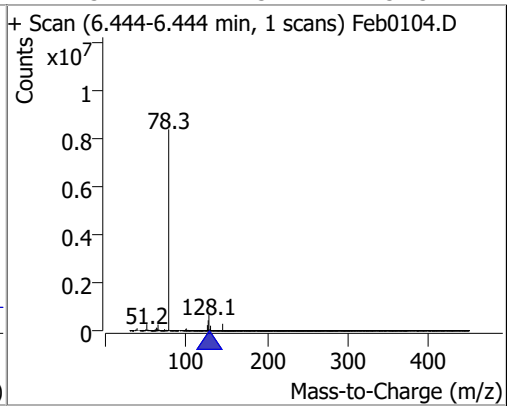

Compound	Conc.	RT	Dev(Min)	Resp.	QIon	QRatio	Lower	Upper
p-Chloroaniline	103.0423	6.51	0.00	1150118	129.0	32.7	23.2	43.0
					65.0	29.1	20.9	38.9

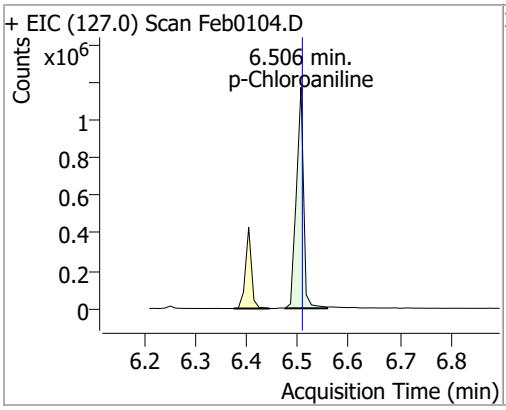

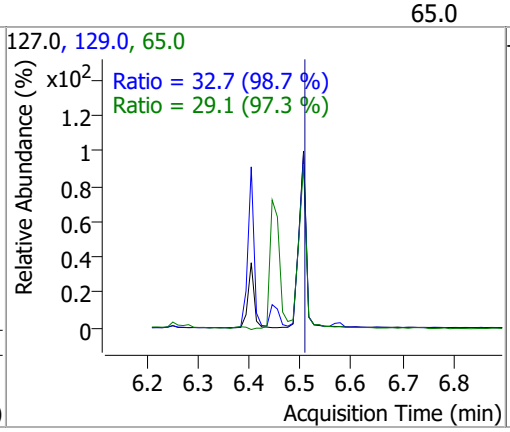

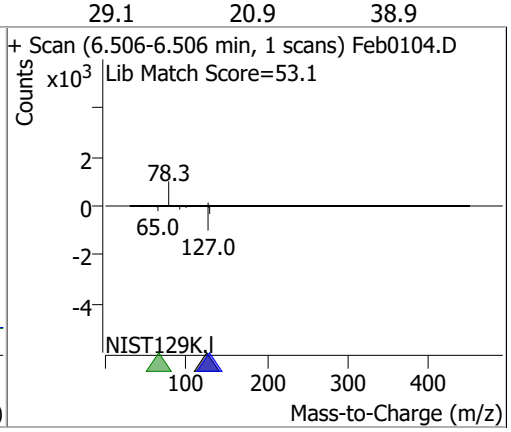

Compound	Conc.	RT	Dev(Min)	Resp.	QIon	QRatio	Lower	Upper
Hexachlorobutadiene	102.4335	6.58	0.00	503213	223.0	62.3	45.6	84.6
					227.0	61.6	44.6	82.8

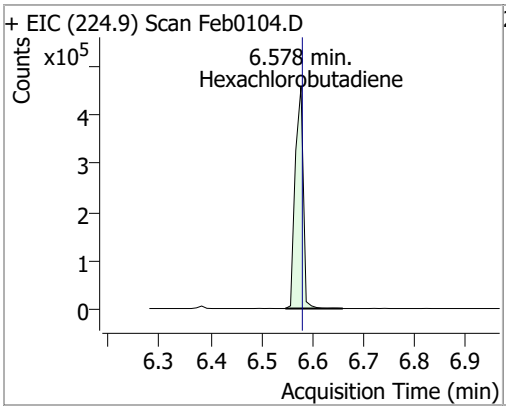

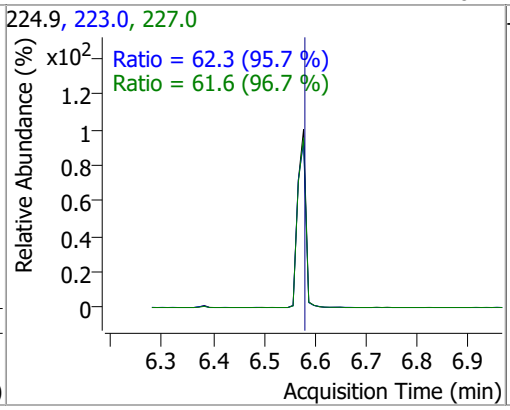

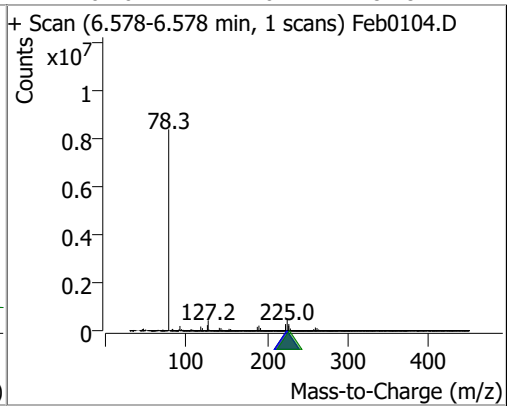

Compound	Conc.	RT	Dev(Min)	Resp.	QIon	QRatio	Lower	Upper
4-Chloro-2-Methylphenol	100.3127	6.99	0.00	702021	144.0	27.0	19.6	36.4

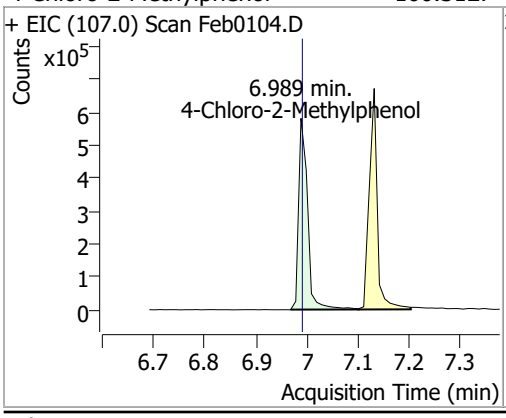

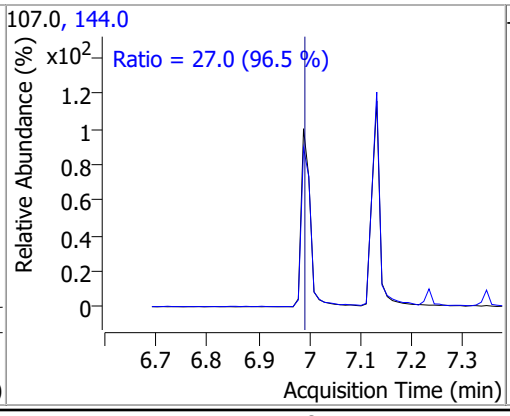

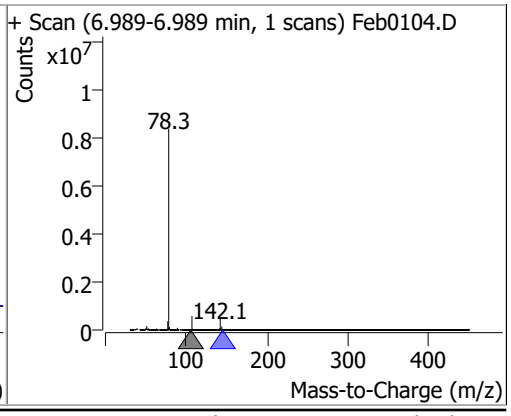

Compound	Conc.	RT	Dev(Min)	Resp.	QIon	QRatio	Lower	Upper
4-Chloro-3-Methylphenol	99.7493	7.13	0.00	737065	144.0	28.3	20.0	37.2

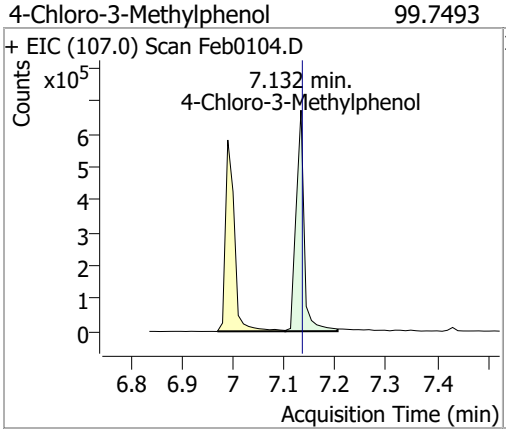

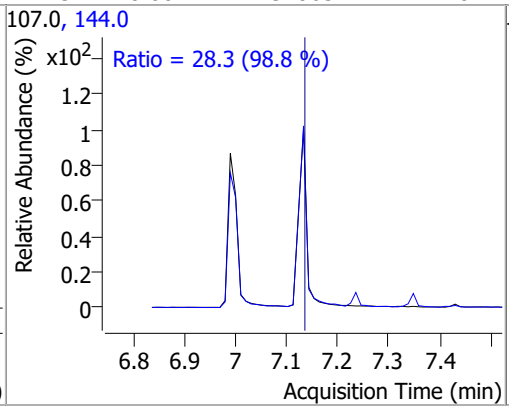

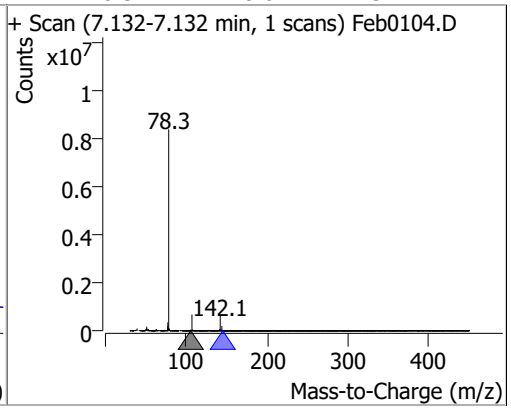

Compound	Conc.	RT	Dev(Min)	Resp.	QIon	QRatio	Lower	Upper
2-Methylnaphthalene	100.0082	7.24	0.00	1587610	142.0	119.2	83.1	154.4
					115.0	42.8	28.8	53.4

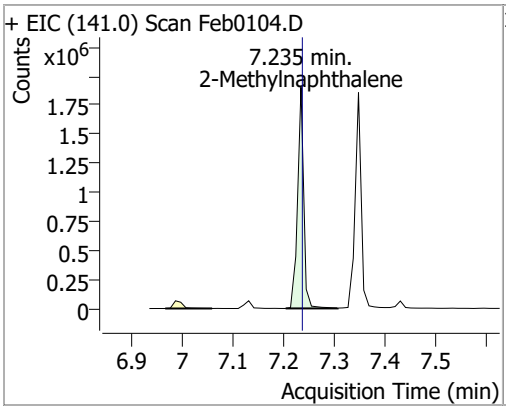

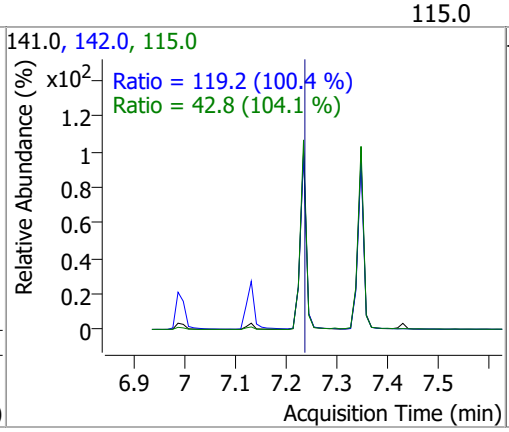

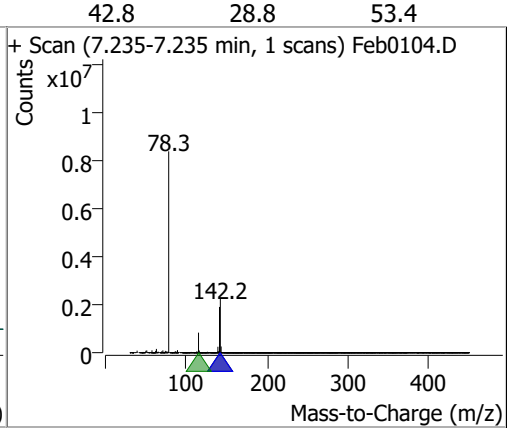

Compound	Conc.	RT	Dev(Min)	Resp.	QIon	QRatio	Lower	Upper
1-Methylnaphthalene	97.2693	7.35	0.00	1515451 (m)	142.0	113.0	77.9	144.7
					115.0	42.4	29.5	54.8

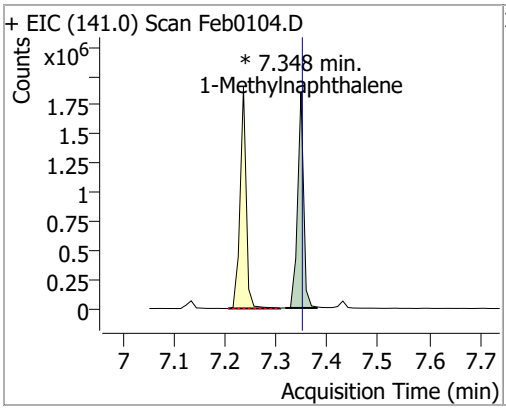

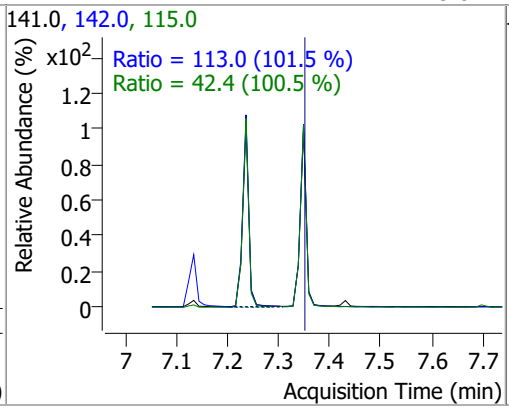

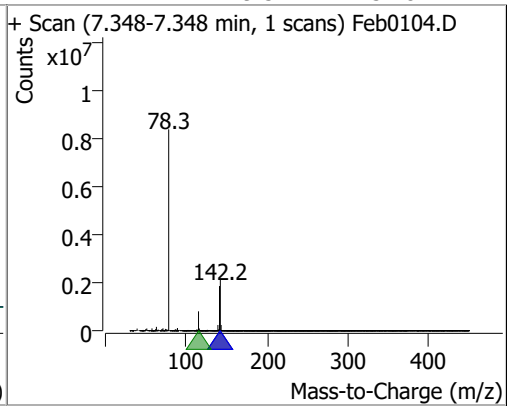

Compound	Conc.	RT	Dev(Min)	Resp.	QIon	QRatio	Lower	Upper
Hexachlorocyclopentadiene	110.0228	7.43	0.00	316647	238.9	62.4	43.8	81.3
					234.9	61.8	43.7	81.2

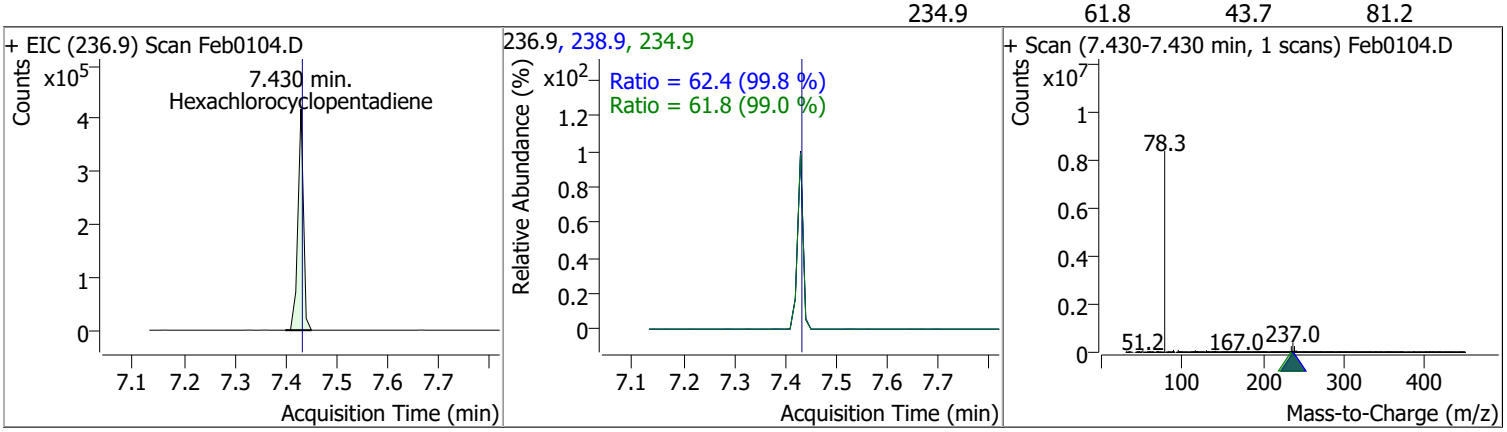

Compound	Conc.	RT	Dev(Min)	Resp.	QIon	QRatio	Lower	Upper
2,4,6-Trichlorophenol	102.0631	7.59	0.00	457549	198.0	92.8	68.7	127.5

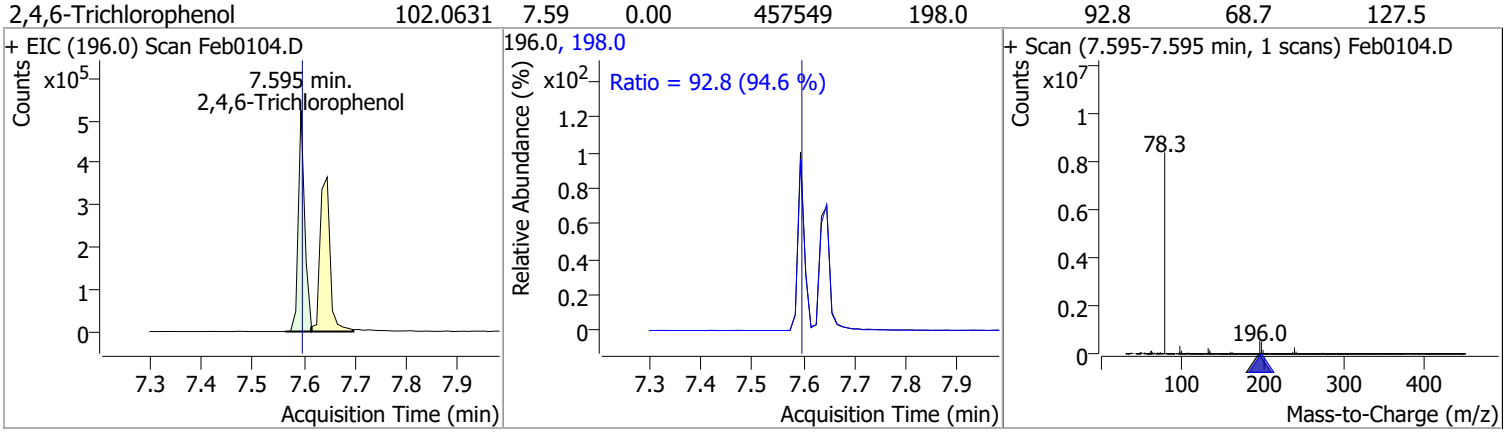

Compound	Conc.	RT	Dev(Min)	Resp.	QIon	QRatio	Lower	Upper
2,4,5-Trichlorophenol	97.6083	7.65	0.01	501394	198.0	98.1	65.6	121.8

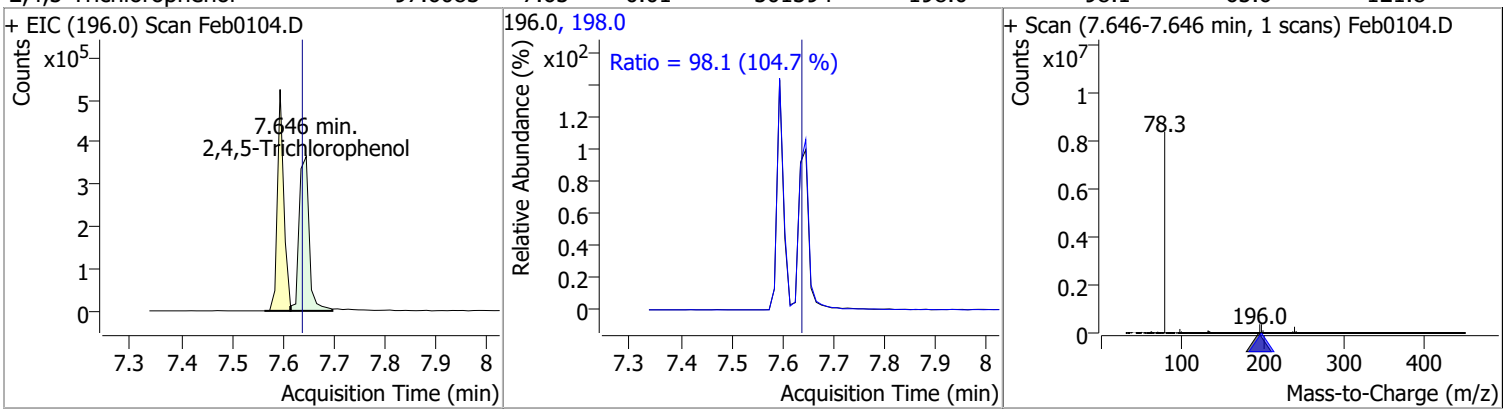

Compound	Conc.	RT	Dev(Min)	Resp.	QIon	QRatio	Lower	Upper
2-Fluorobiphenyl	92.3212	7.70	0.00	1868977	171.0	33.5	23.8	44.1

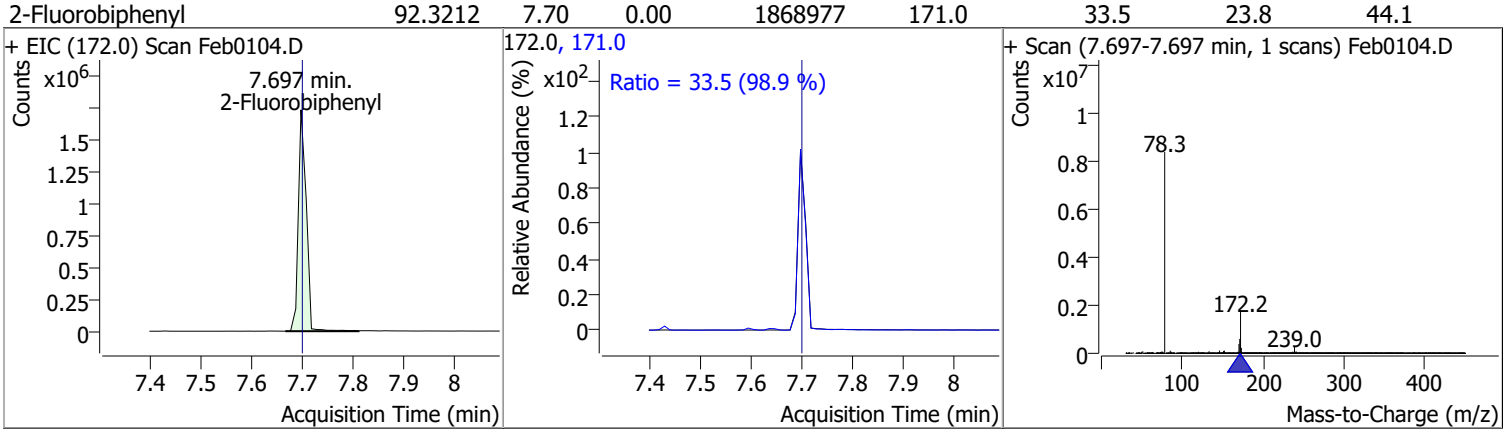

Quantitation Results Report (QT Reviewed)

Compound	Conc.	RT	Dev(Min)	Resp.	QIon	QRatio	Lower	Upper
2-Chloronaphthalene	94.8182	7.81	0.00	1562628	127.0	37.1	25.7	47.7
					164.0	32.6	22.6	41.9

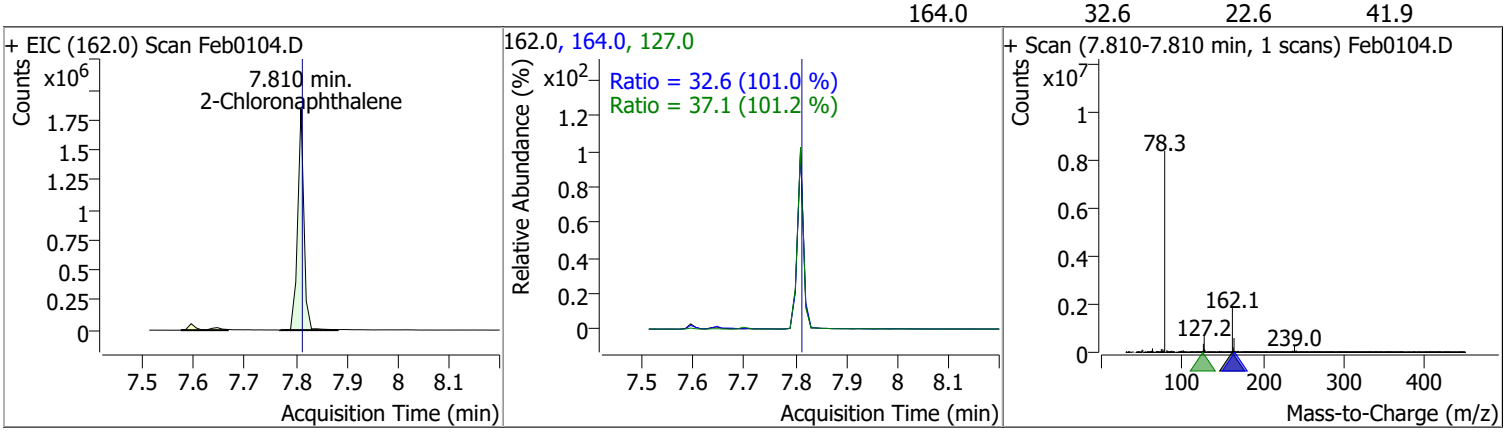

Compound	Conc.	RT	Dev(Min)	Resp.	QIon	QRatio	Lower	Upper
2-Nitroaniline	101.3167	7.97	0.01	252446	138.0	129.3	84.5	156.9

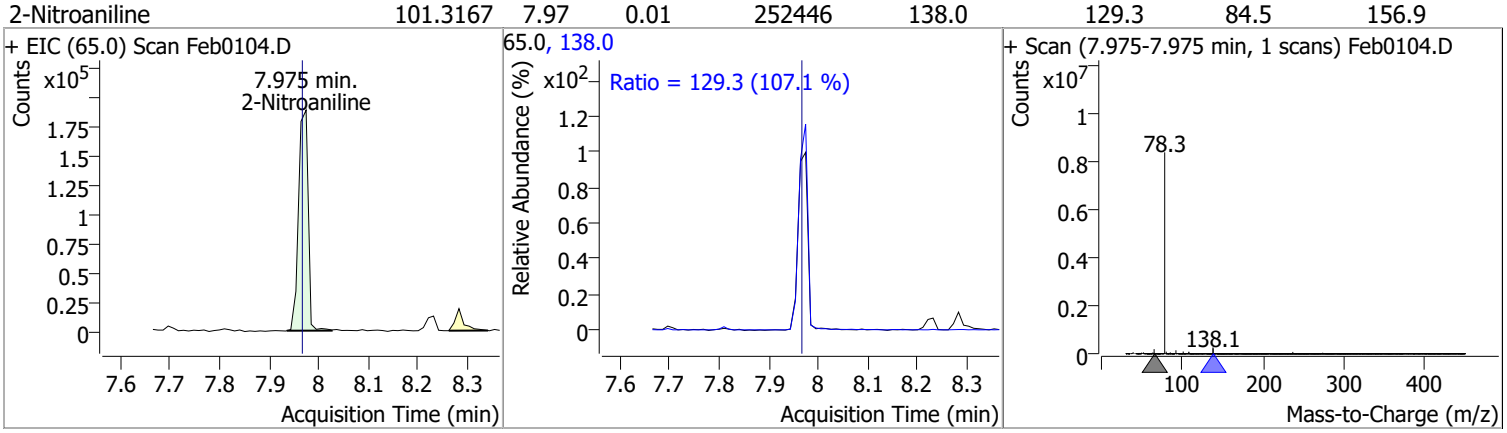

Compound	Conc.	RT	Dev(Min)	Resp.	QIon	QRatio	Lower	Upper
Dimethyl Phthalate	100.2768	8.23	0.01	1723192	77.0	18.4	13.0	24.2

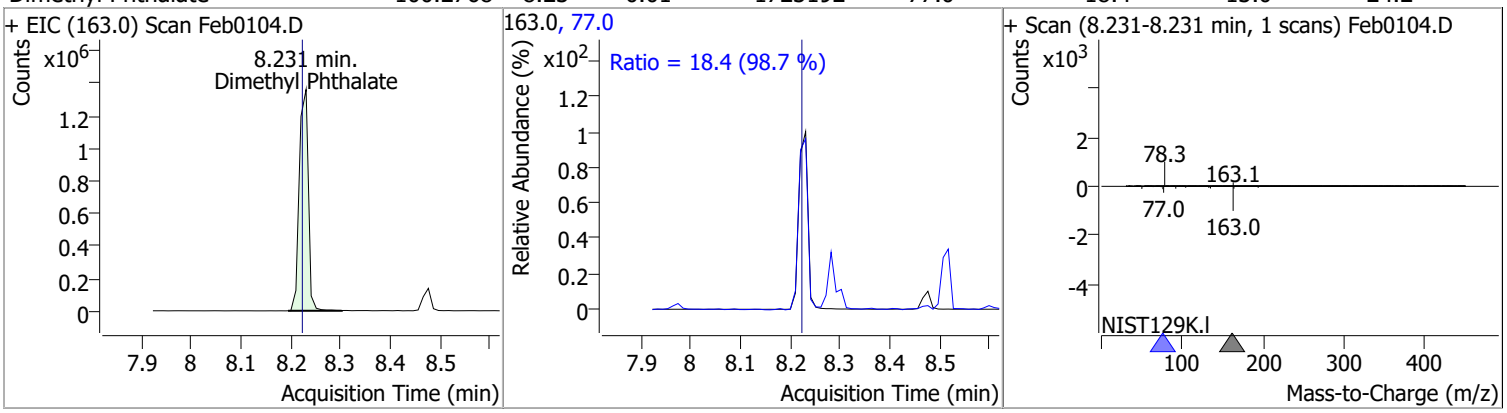

Compound	Conc.	RT	Dev(Min)	Resp.	QIon	QRatio	Lower	Upper
2,6-Dinitrotoluene	97.2549	8.28	0.00	213493	63.0	126.6	82.2	152.7
					89.0	58.8	40.8	75.8

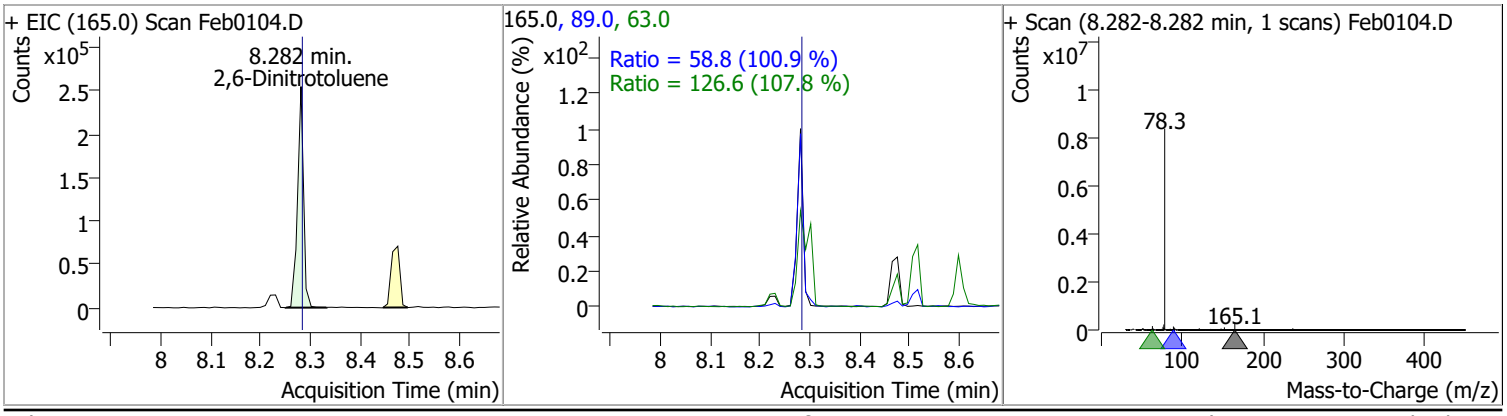

Compound	Conc.	RT	Dev(Min)	Resp.	QIon	QRatio	Lower	Upper
Acenaphthylene	98.0300	8.30	0.00	2604761	153.1	14.1	9.8	18.2

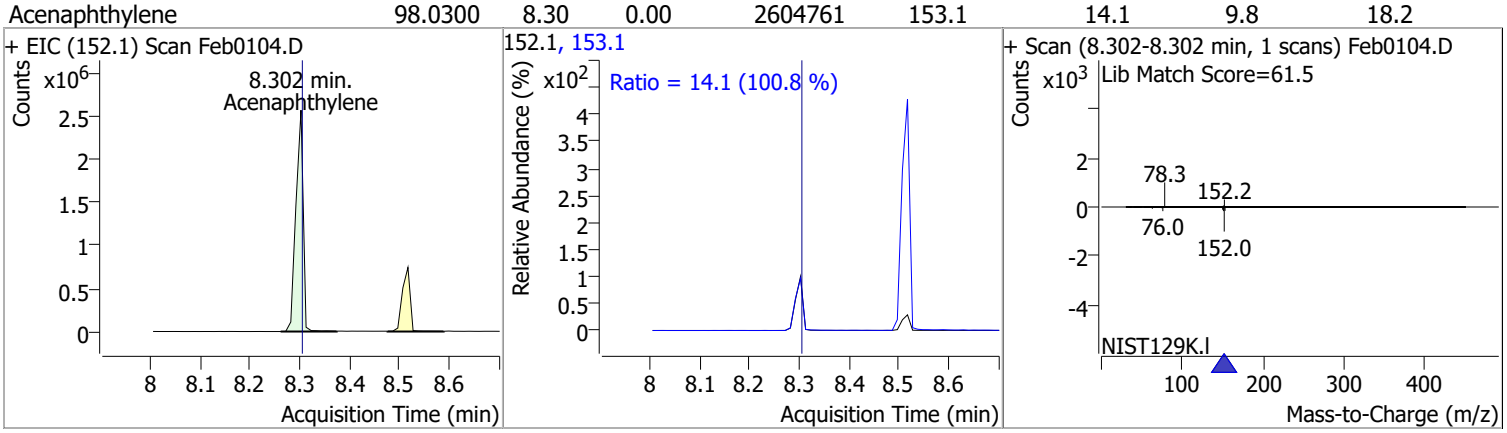

Compound	Conc.	RT	Dev(Min)	Resp.	QIon	QRatio	Lower	Upper
3-Nitroaniline	107.0476	8.48	0.00	265494	65.0	125.1	84.7	157.3
					92.0	110.1	71.7	133.2

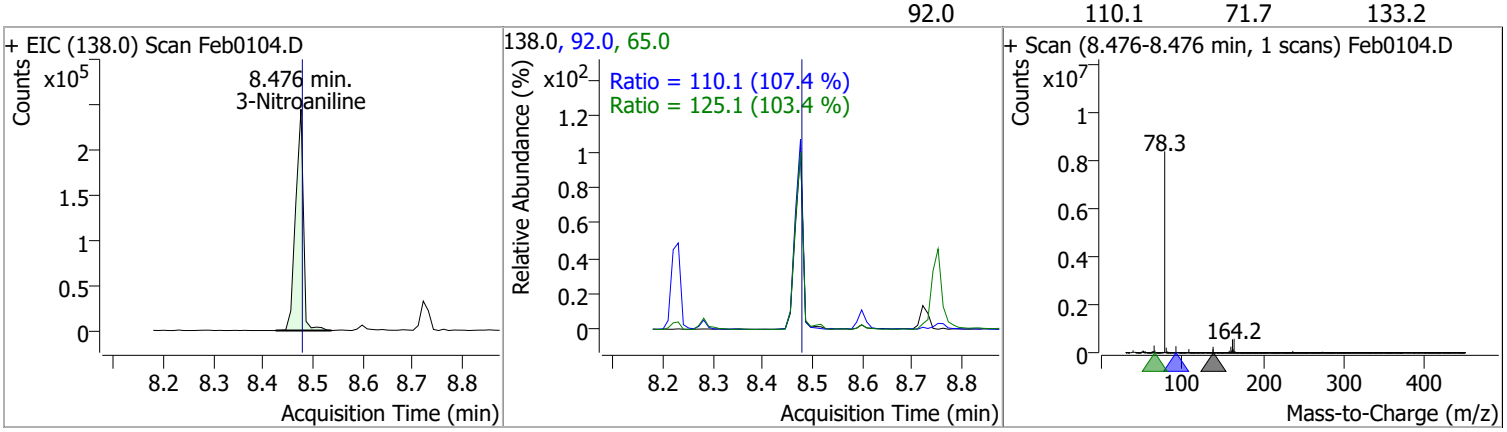

Compound	Conc.	RT	Dev(Min)	Resp.	QIon	QRatio	Lower	Upper
Acenaphthene	102.6394	8.52	0.00	1563954	153.0	106.8	76.5	142.0
					152.0	52.0	35.8	66.4

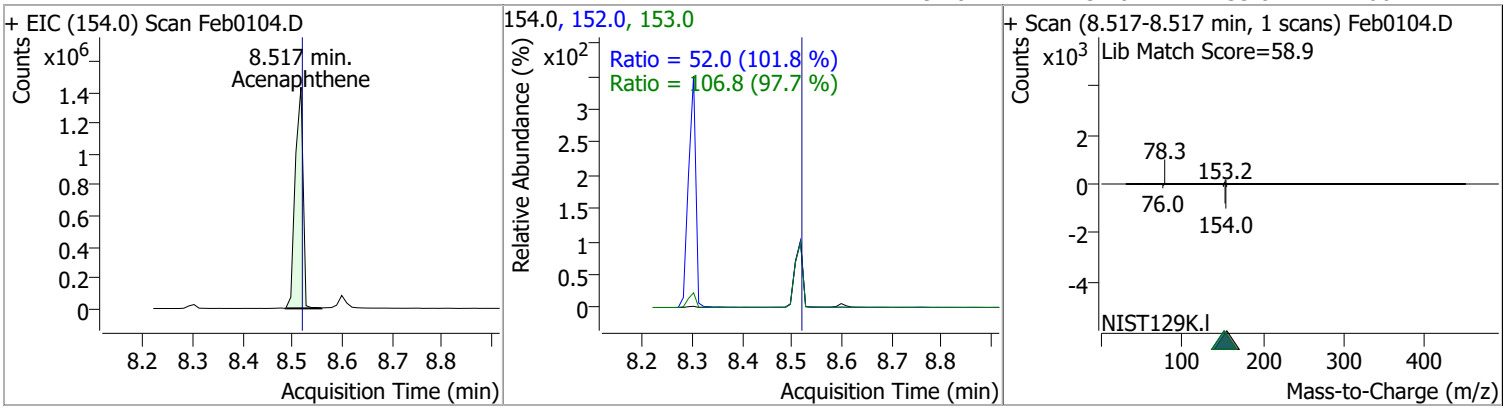

Compound	Conc.	RT	Dev(Min)	Resp.	QIon	QRatio	Lower	Upper
2,4-Dinitrophenol	107.9226	8.60	0.00	144946	154.0	64.1	44.4	82.5

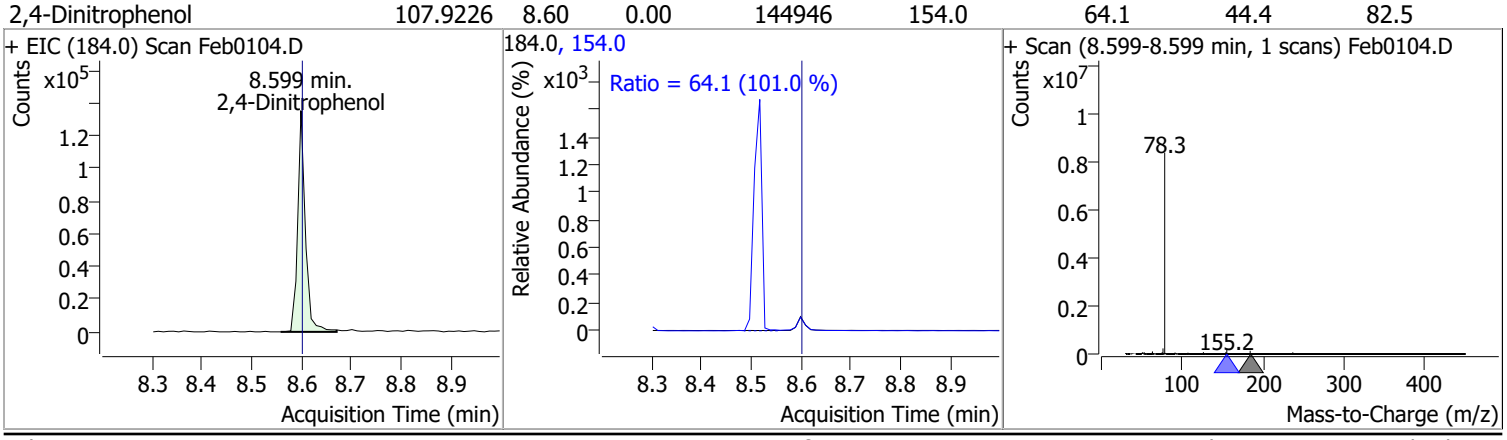

Compound	Conc.	RT	Dev(Min)	Resp.	QIon	QRatio	Lower	Upper
Dibenzofuran	88.1472	8.72	0.00	2131039	139.0	47.8	30.2	56.0

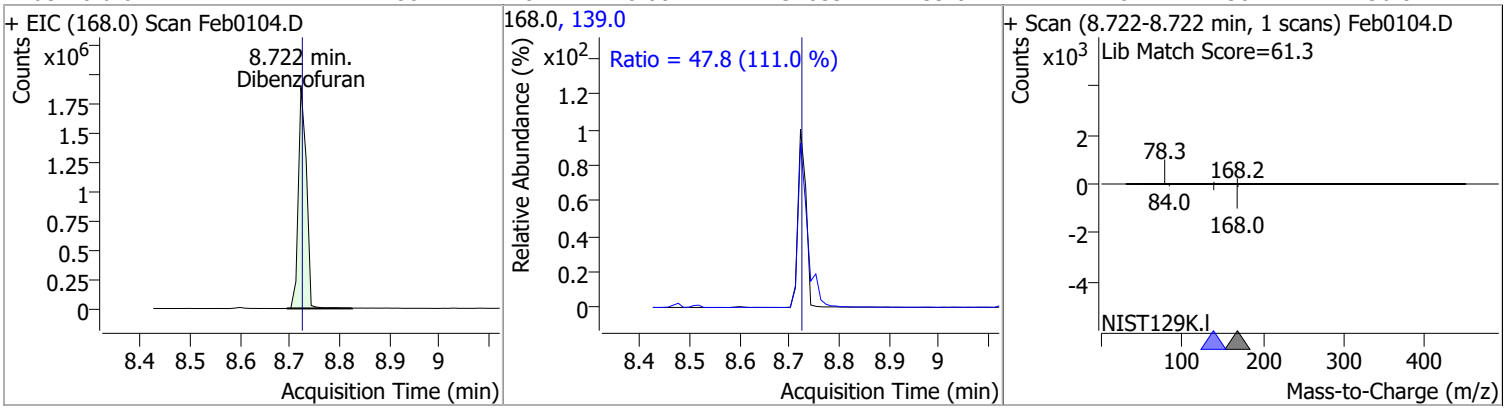

Compound	Conc.	RT	Dev(Min)	Resp.	QIon	QRatio	Lower	Upper
4-Nitrophenol	89.6009	8.75	0.01	227413	139.0	448.4	266.4	494.7
					65.0	86.3	56.8	105.6

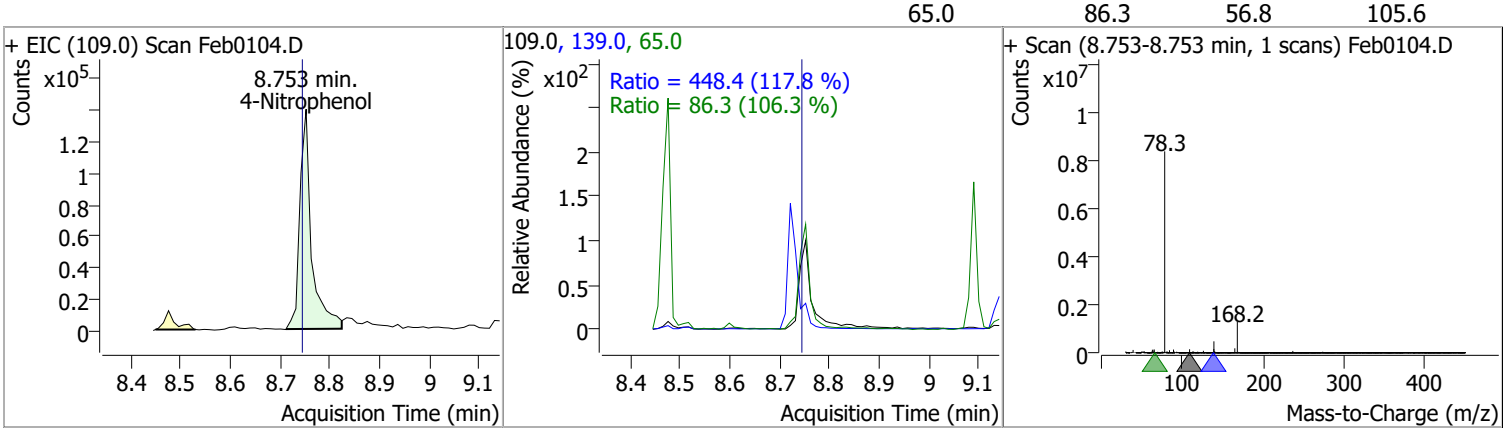

Compound	Conc.	RT	Dev(Min)	Resp.	QIon	QRatio	Lower	Upper
2,4-Dinitrotoluene	99.5004	8.76	0.01	295452	63.0	58.2	47.5	88.1
					89.0	65.0	45.8	85.1

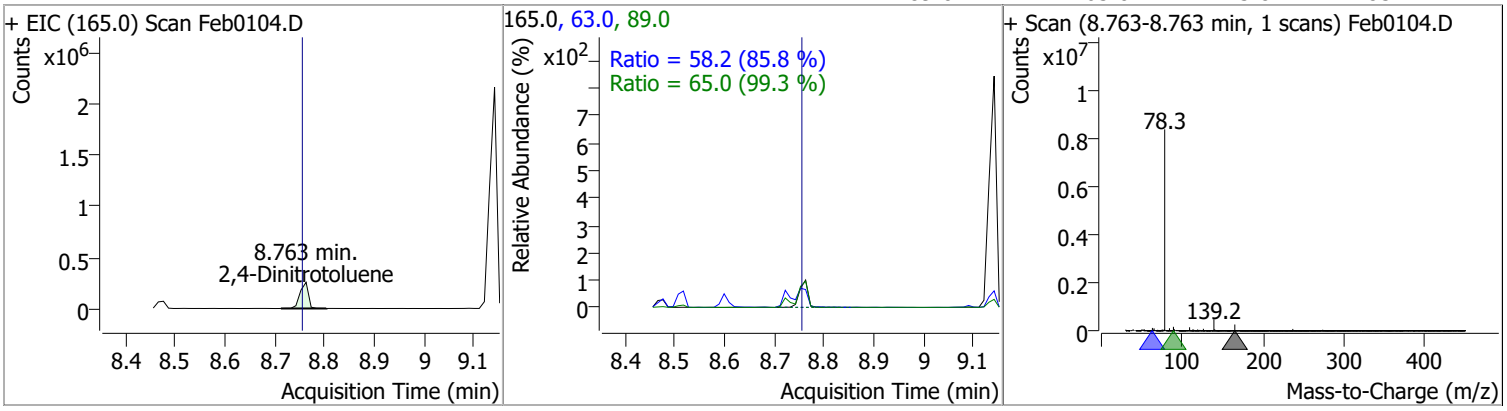

Compound	Conc.	RT	Dev(Min)	Resp.	QIon	QRatio	Lower	Upper
Diethylphthalate	102.7241	9.09	0.00	1840659	177.0	21.0	14.8	27.5
					150.0	12.7	8.8	16.3

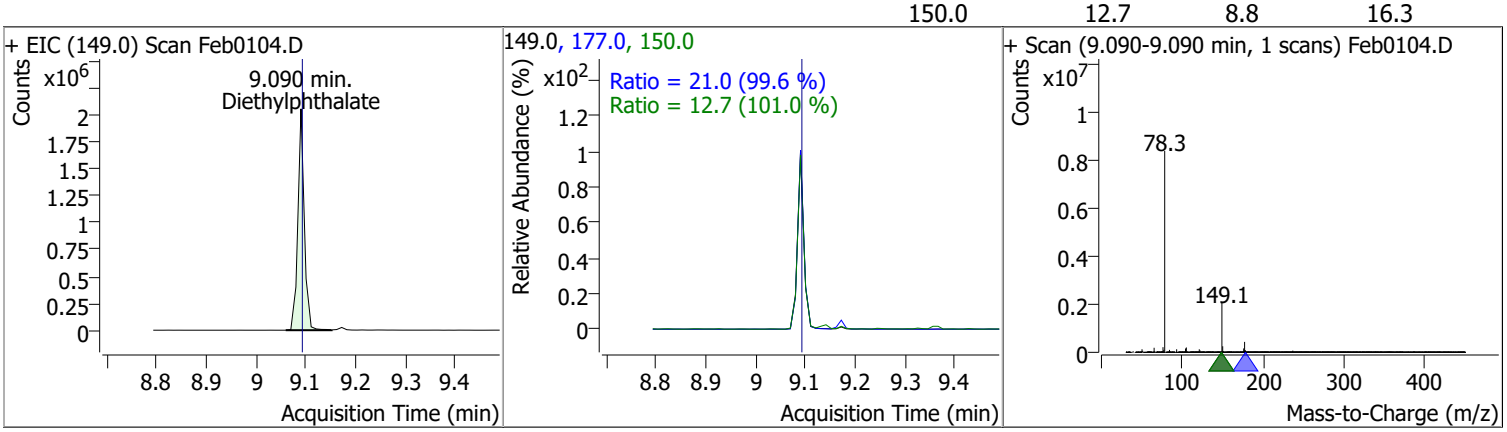

Compound	Conc.	RT	Dev(Min)	Resp.	QIon	QRatio	Lower	Upper
Fluorene	113.7581	9.14	0.00	2304607	165.0	92.8	64.8	120.4
					167.0	13.6	9.1	16.9

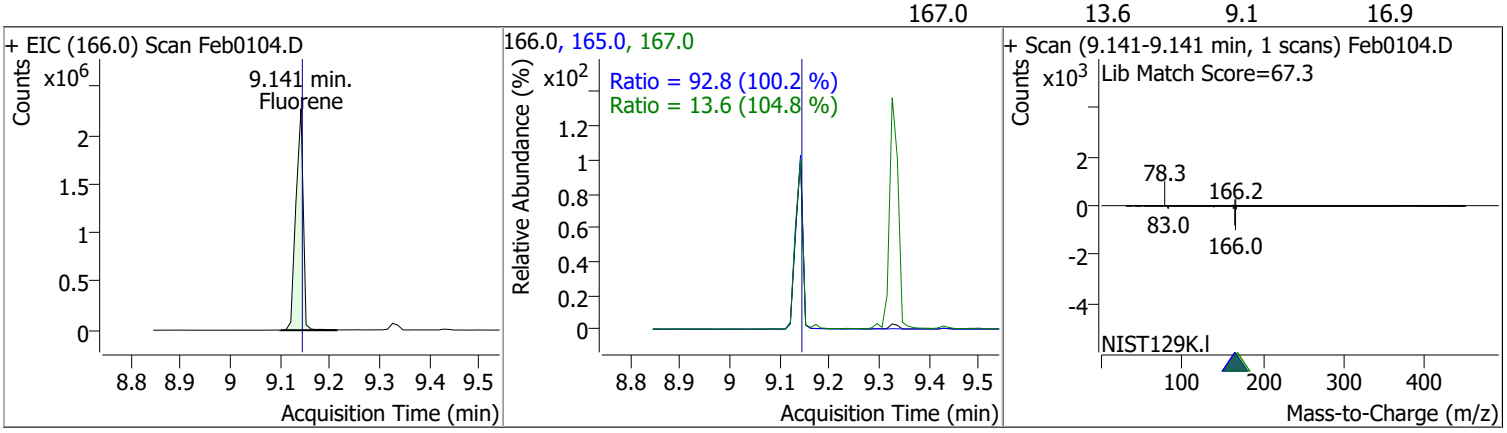

Compound	Conc.	RT	Dev(Min)	Resp.	QIon	QRatio	Lower	Upper
4-Chlorophenyl-phenylether	106.6653	9.17	0.00	980077	141.0	61.9	43.9	81.5
					206.0	33.4	23.2	43.1

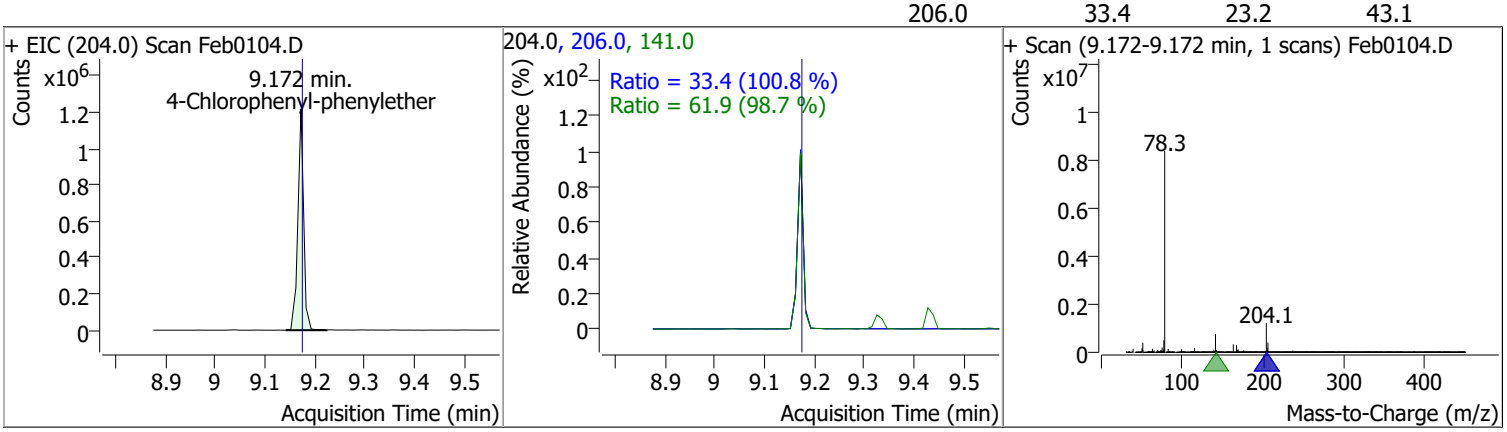

Quantitation Results Report (QT Reviewed)

Compound	Conc.	RT	Dev(Min)	Resp.	QIon	QRatio	Lower	Upper
4-Nitroaniline	112.1017	9.22	0.01	257049	65.0	87.5	70.9	131.7
					92.0	50.3	35.8	66.6

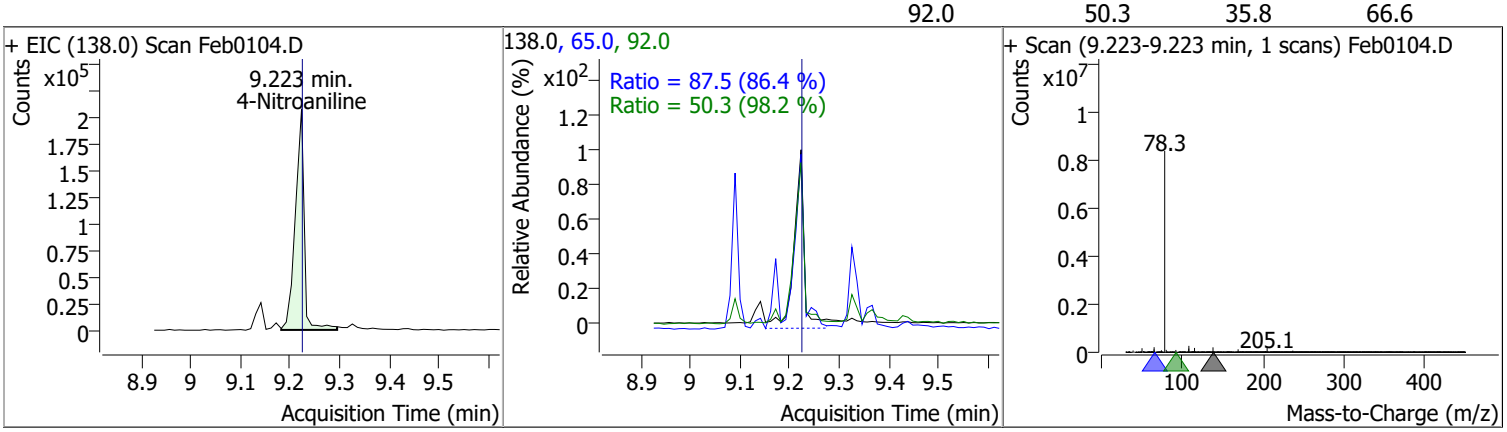

Compound	Conc.	RT	Dev(Min)	Resp.	QIon	QRatio	Lower	Upper
4,6-Dinitro-2-methylphenol	110.1527	9.25	0.01	192958	121.0	49.2	32.5	60.3

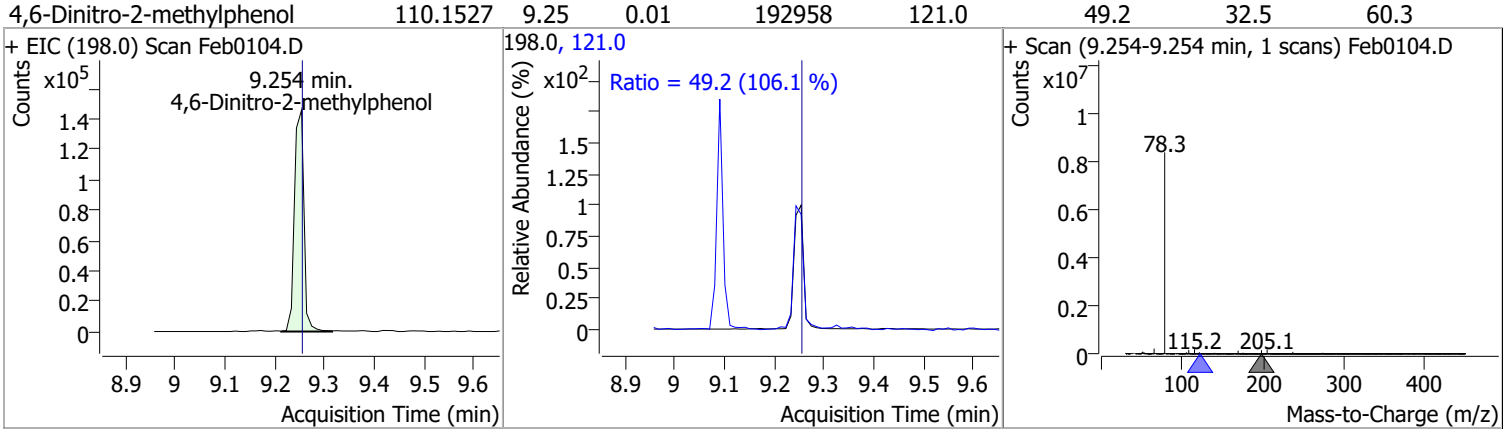

Compound	Conc.	RT	Dev(Min)	Resp.	QIon	QRatio	Lower	Upper
N-nitrosodiphenylamine	107.4516	9.33	0.00	1417787	168.0	63.6	44.3	82.3
					167.0	34.5	24.0	44.6

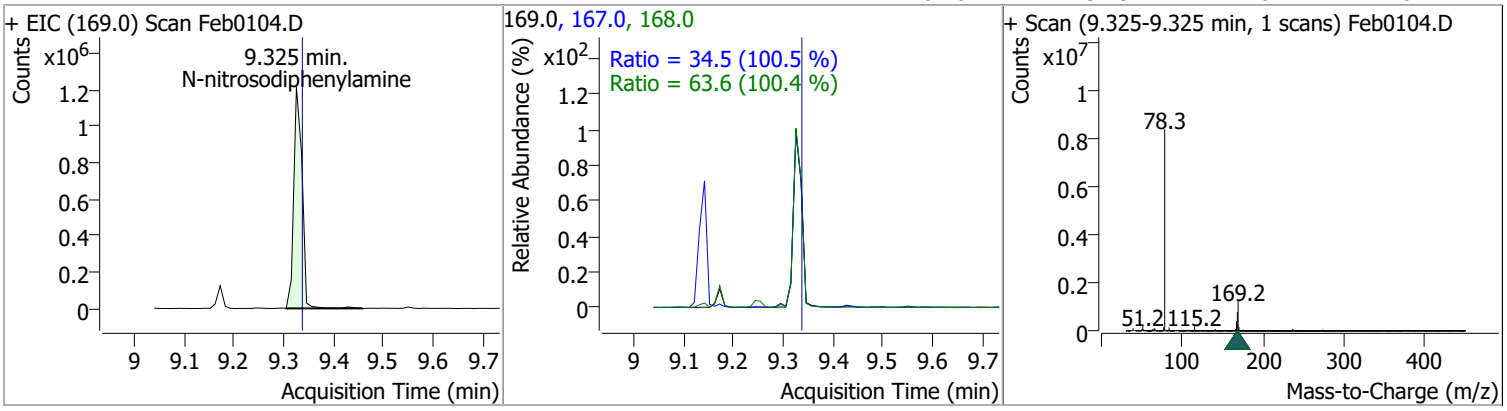

Compound	Conc.	RT	Dev(Min)	Resp.	QIon	QRatio	Lower	Upper
Azobenzene	102.5705	9.37	0.01	1782775	51.0	34.9	26.4	49.0
					182.0	27.2	19.2	35.7

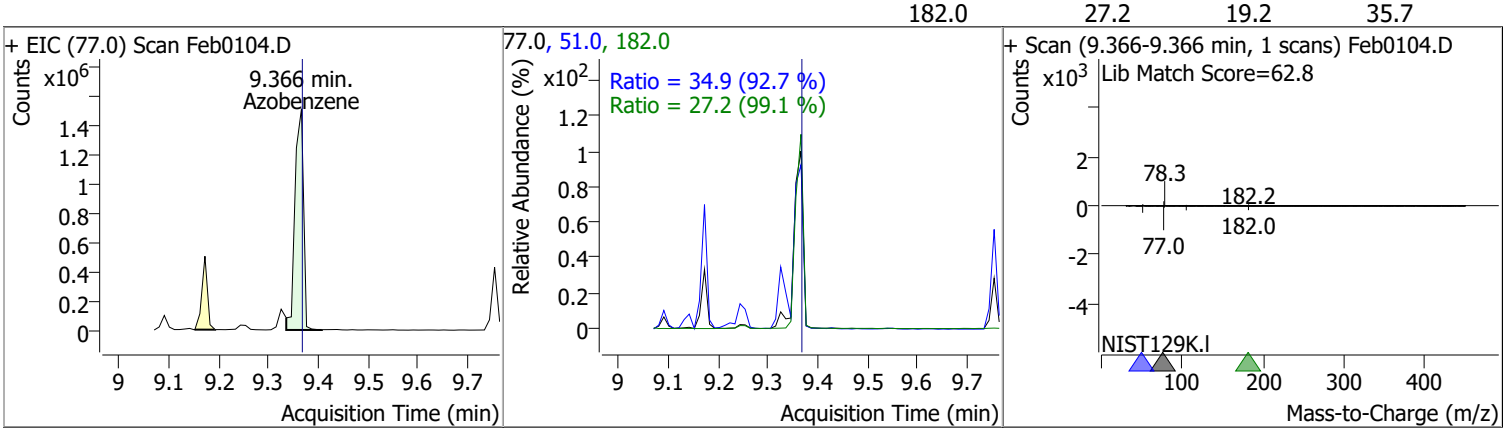

Compound	Conc.	RT	Dev(Min)	Resp.	QIon	QRatio	Lower	Upper
2,4,6-Tribromophenol	105.2433	9.44	0.01	174464	331.8	95.1	65.5	121.6

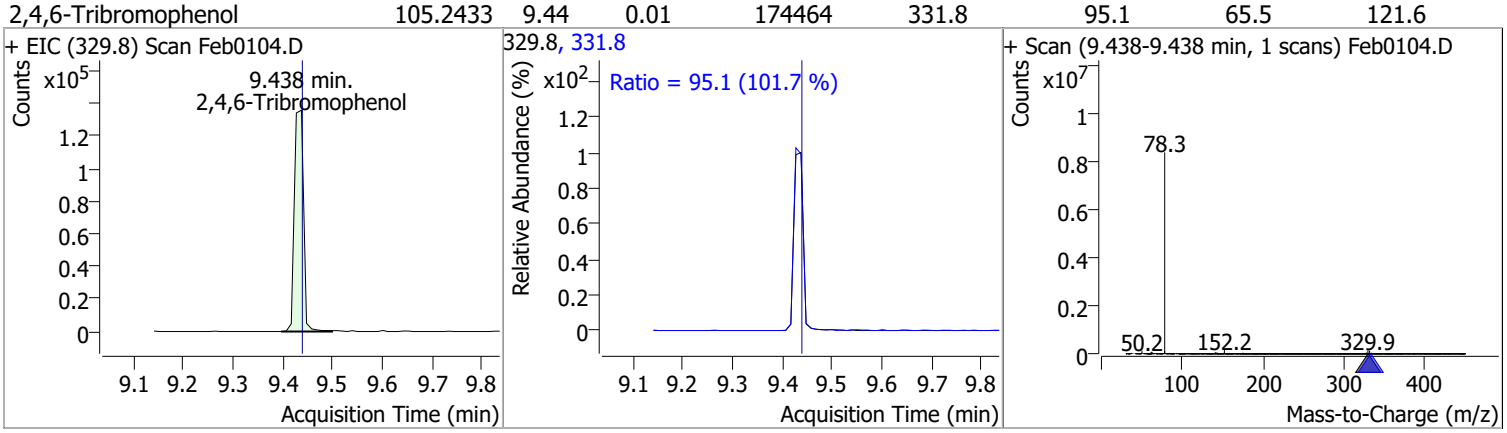

Compound	Conc.	RT	Dev(Min)	Resp.	QIon	QRatio	Lower	Upper
4-Bromophenyl-phenylether	103.8771	9.76	0.00	542314	141.0	98.4	72.5	134.6
					250.0	100.5	70.4	130.7

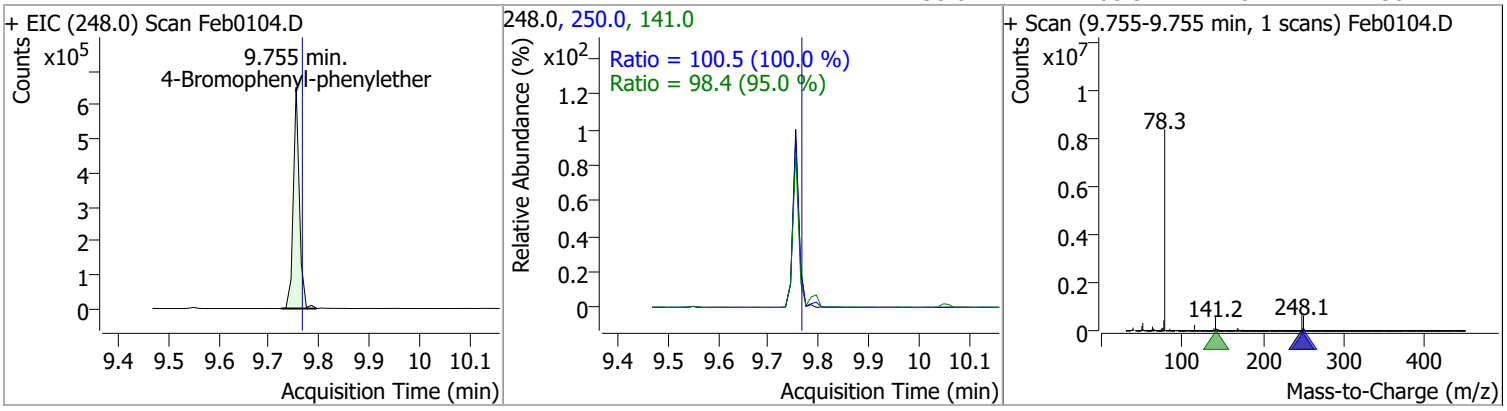

Compound	Conc.	RT	Dev(Min)	Resp.	QIon	QRatio	Lower	Upper
Hexachlorobenzene	112.1231	9.80	0.00	567444	142.0	49.2	33.1	61.5

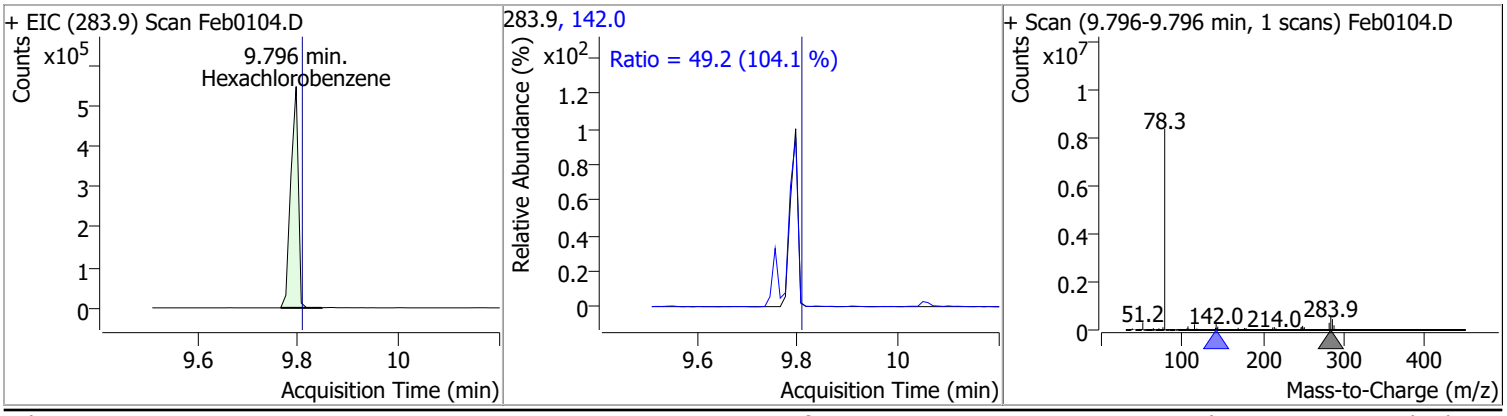

Compound	Conc.	RT	Dev(Min)	Resp.	QIon	QRatio	Lower	Upper
Pentachlorophenol	110.6056	10.06	0.01	278914	267.9	61.9	45.7	84.8
					263.9	61.7	43.8	81.4

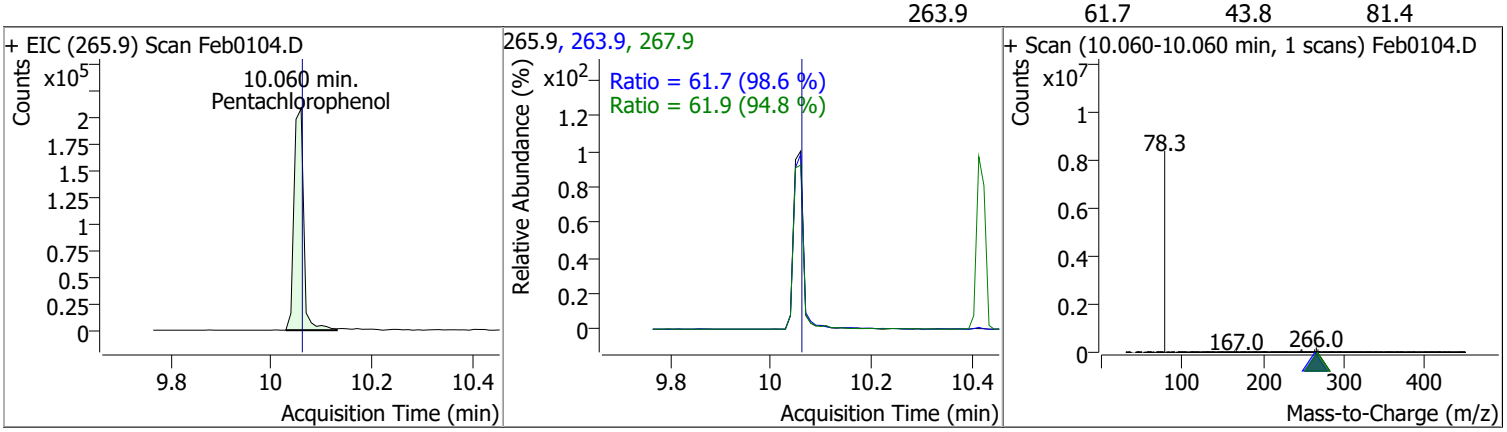

Compound	Conc.	RT	Dev(Min)	Resp.	QIon	QRatio	Lower	Upper
Phenanthrene	105.0522	10.29	0.00	2840008	176.0	18.7	13.2	24.5

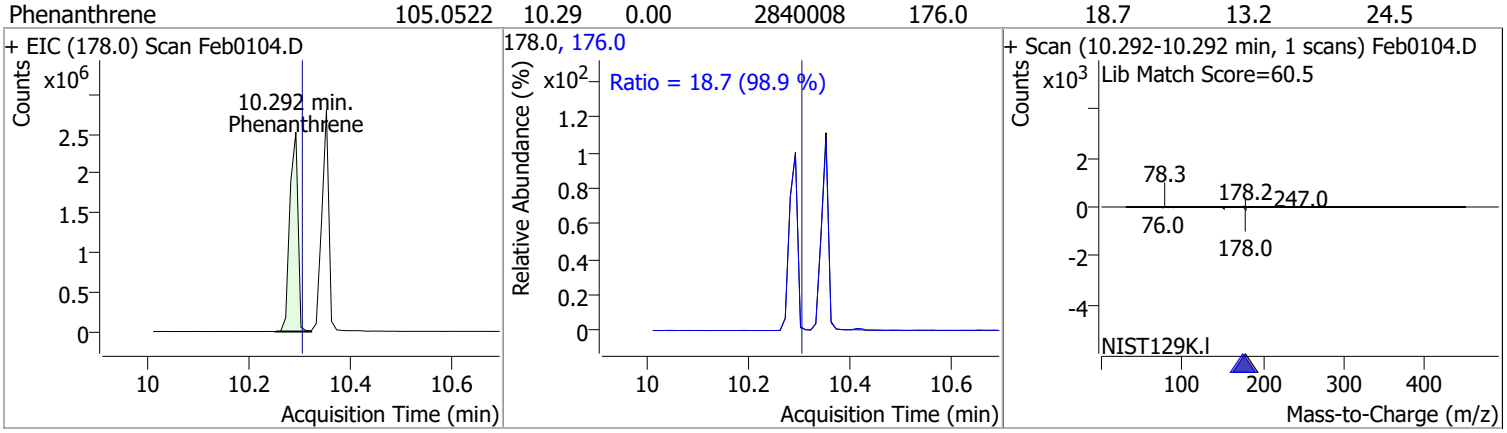

Compound	Conc.	RT	Dev(Min)	Resp.	QIon	QRatio	Lower	Upper
Anthracene	101.5982	10.35	0.00	2656424 (m)	176.0	18.3	12.7	23.5

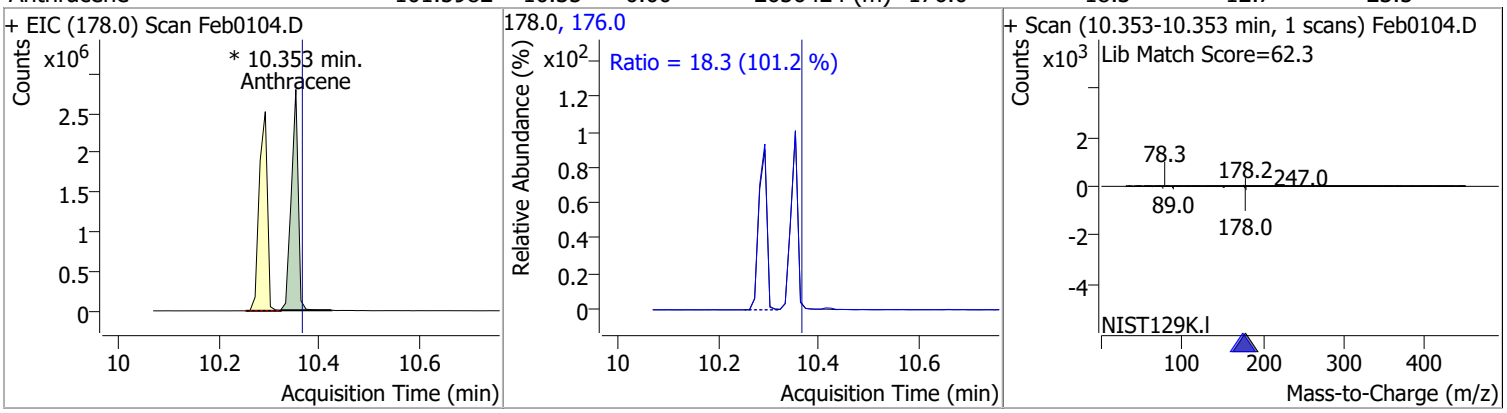

Compound	Conc.	RT	Dev(Min)	Resp.	QIon	QRatio	Lower	Upper
Triallate	96.1399	10.41	0.00	554579	268.0	27.9	19.1	35.4
					143.0	24.2	16.1	30.0

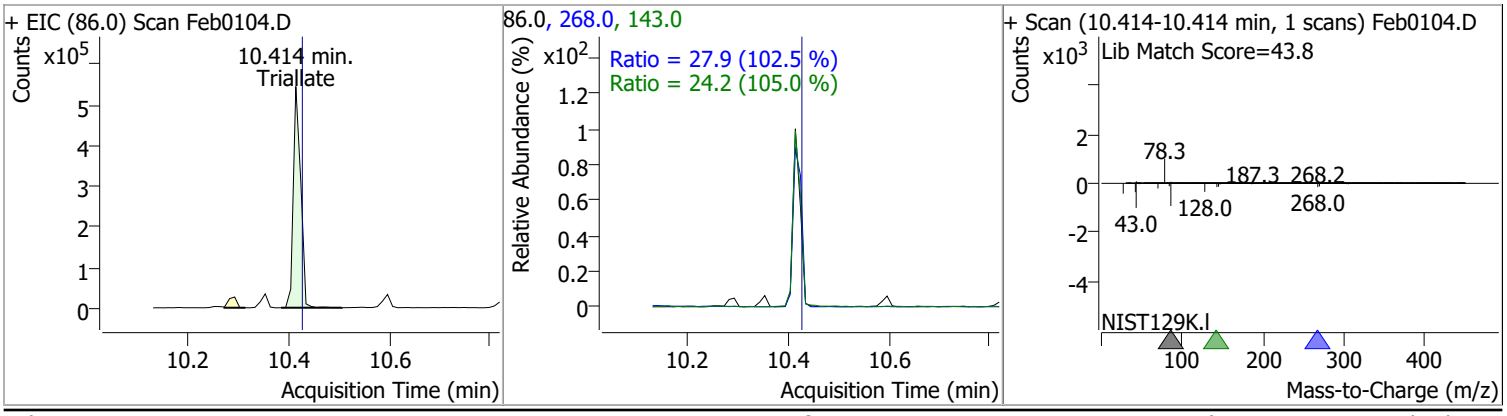

Quantitation Results Report (QT Reviewed)

Compound	Conc.	RT	Dev(Min)	Resp.	QIon	QRatio	Lower	Upper
Carbazole	99.5953	10.60	0.00	2446045	139.0	12.6	9.1	16.9

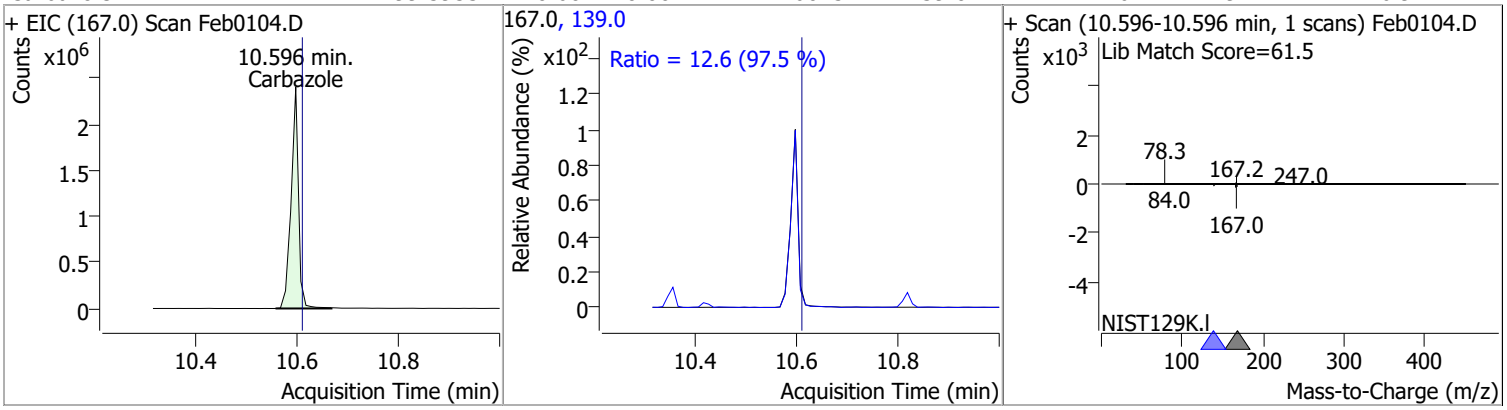

Compound	Conc.	RT	Dev(Min)	Resp.	QIon	QRatio	Lower	Upper
o-Terphenyl	106.7061	10.82	0.00	1557204	229.0	65.5	44.1	81.9
					215.0	38.4	26.4	49.1

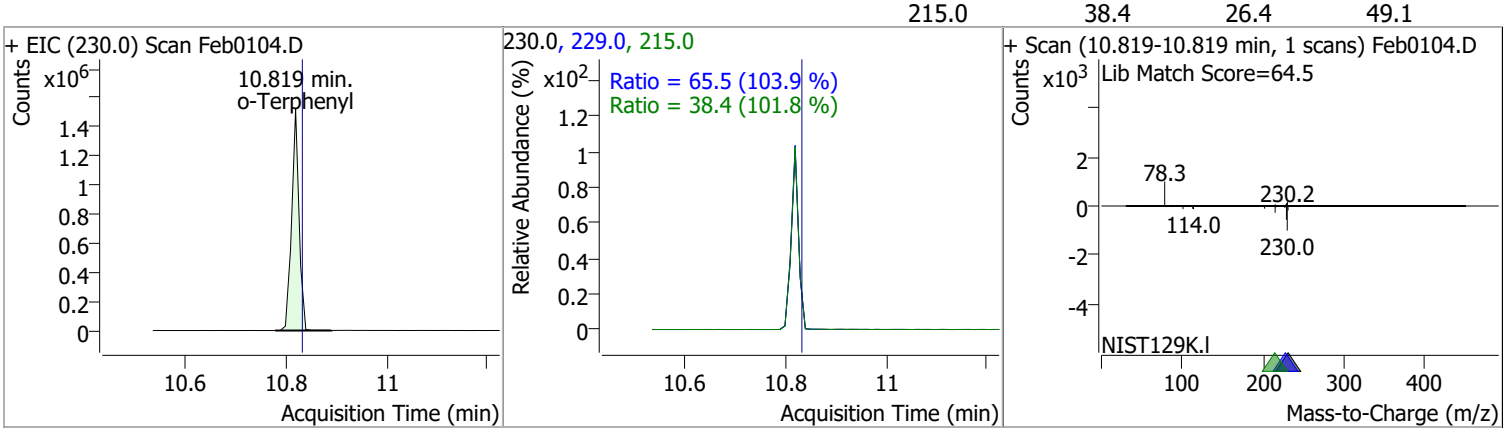

Compound	Conc.	RT	Dev(Min)	Resp.	QIon	QRatio	Lower	Upper
Di-n-Butylphthalate	94.9021	11.20	0.00	2357528	150.0	9.2	6.3	11.6
					104.0	5.6	4.1	7.6

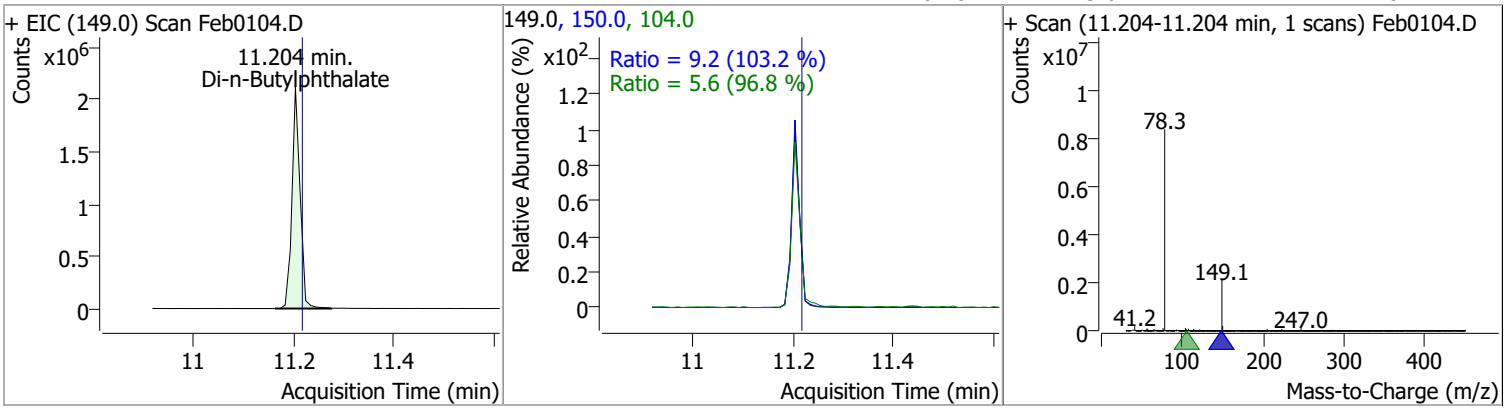

Compound	Conc.	RT	Dev(Min)	Resp.	QIon	QRatio	Lower	Upper
Fluoranthene	109.5048	12.12	0.00	3102580	101.0	12.0	8.6	16.0

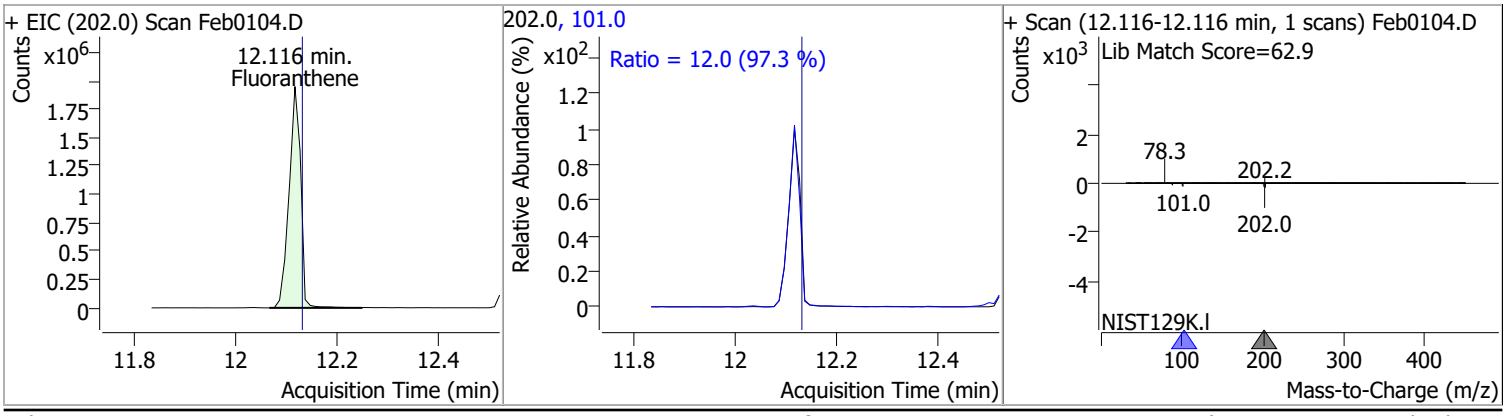

Quantitation Results Report (QT Reviewed)

Compound	Conc.	RT	Dev(Min)	Resp.	QIon	QRatio	Lower	Upper
Benzidine	100.5274	12.50	0.00	1055668	183.0	12.3	8.5	15.8
					92.0	6.8	5.2	9.7

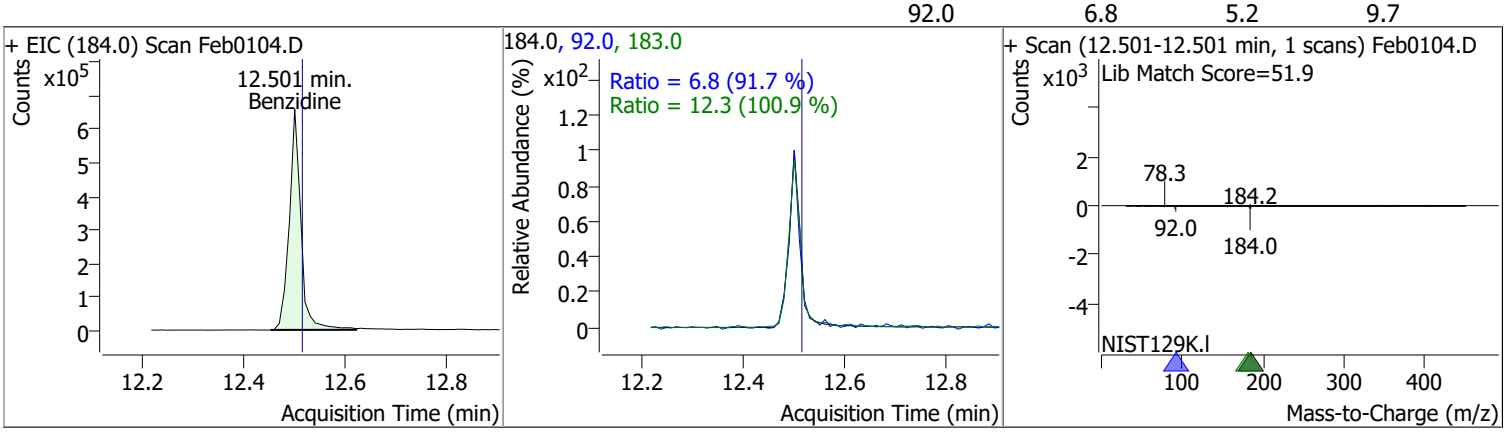

Compound	Conc.	RT	Dev(Min)	Resp.	QIon	QRatio	Lower	Upper
Pyrene	94.5000	12.55	0.00	2791117	101.0	12.6	9.8	18.2

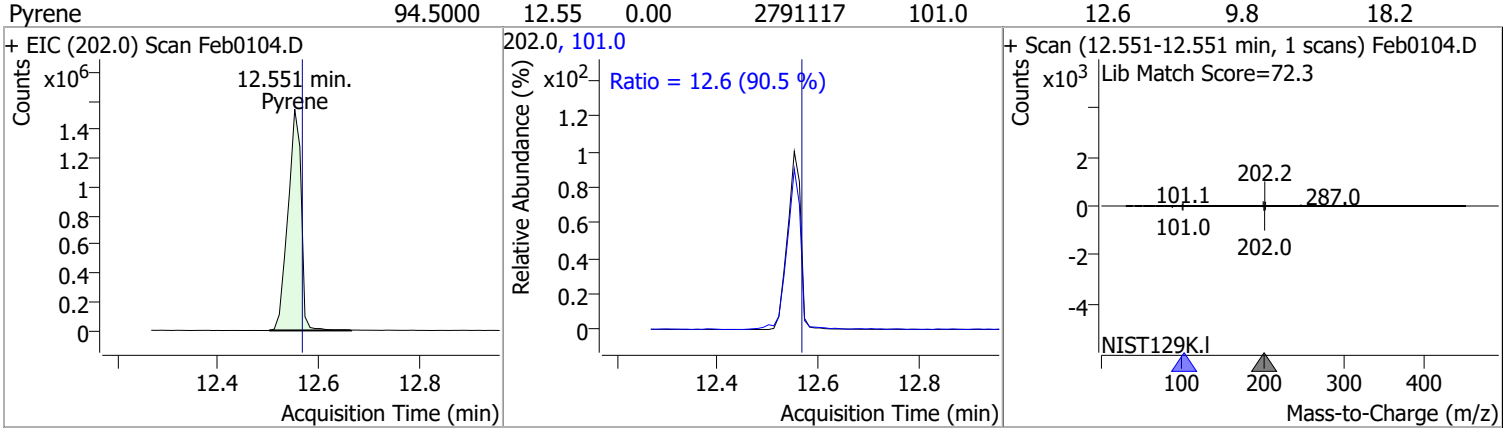

Compound	Conc.	RT	Dev(Min)	Resp.	QIon	QRatio	Lower	Upper
Terphenyl-d14	102.8103	13.06	0.00	2111029	122.0	12.1	8.8	16.4

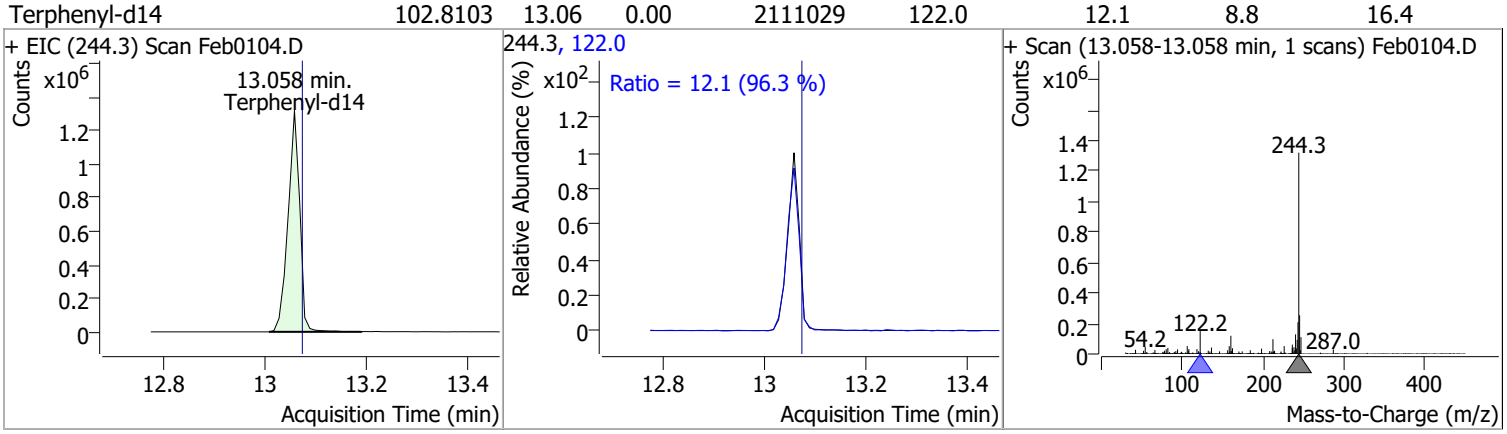

Compound	Conc.	RT	Dev(Min)	Resp.	QIon	QRatio	Lower	Upper
Butylbenzylphthalate	106.2402	14.53	0.00	990931	91.0	76.7	56.1	104.1
					206.0	19.6	12.9	24.0

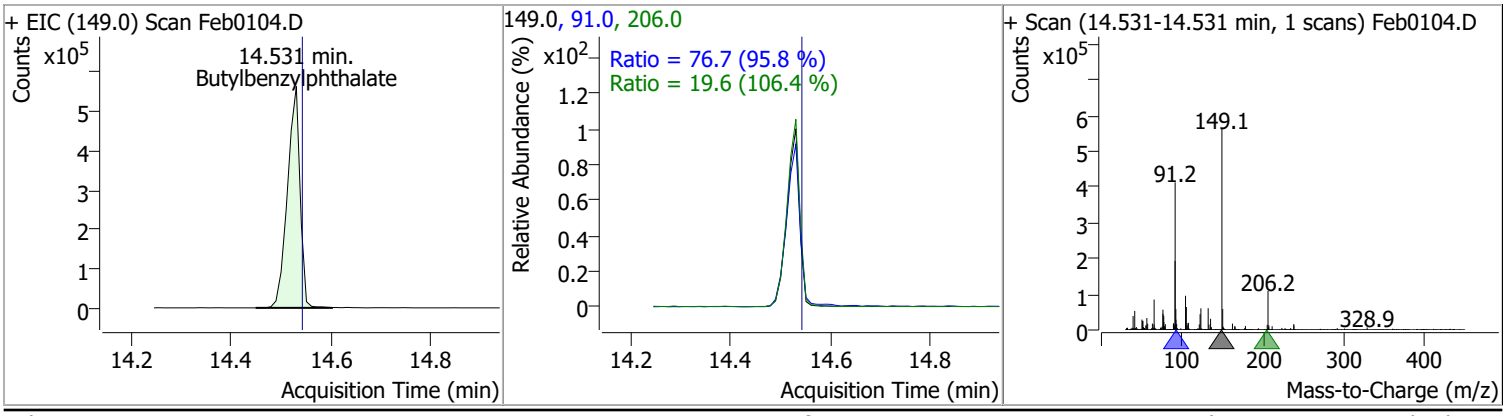

Compound	Conc.	RT	Dev(Min)	Resp.	QIon	QRatio	Lower	Upper
Benzo(a)Anthracene	99.4539	15.76	0.00	2426628	226.0	25.9	18.0	33.5
					229.0	20.4	14.6	27.2

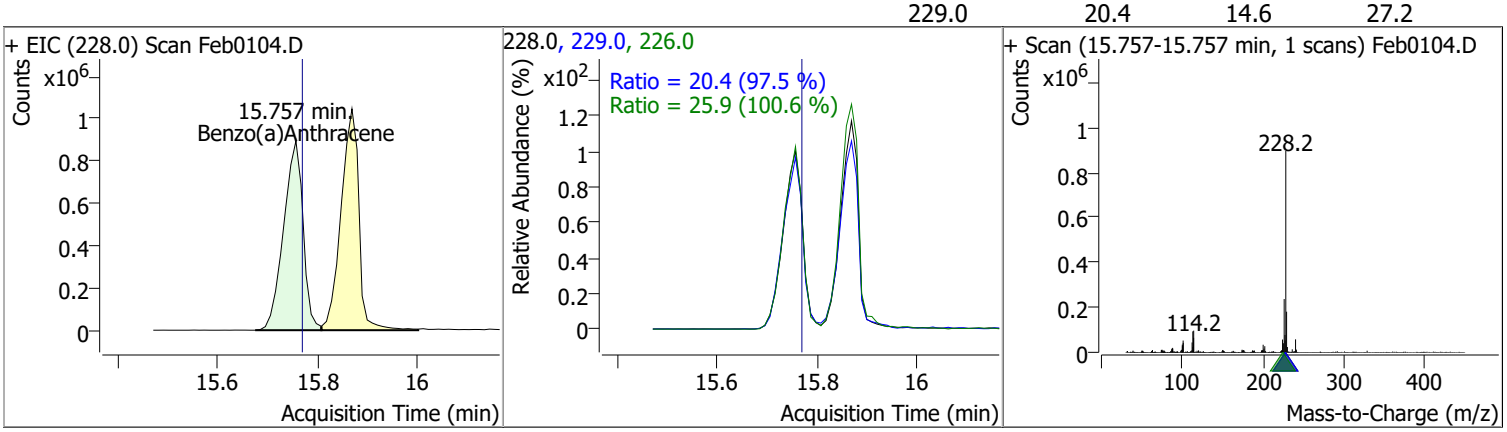

Compound	Conc.	RT	Dev(Min)	Resp.	QIon	QRatio	Lower	Upper
Chrysene	98.9815	15.87	0.00	2585741	226.0	29.1	20.5	38.1
					229.0	19.6	14.2	26.3

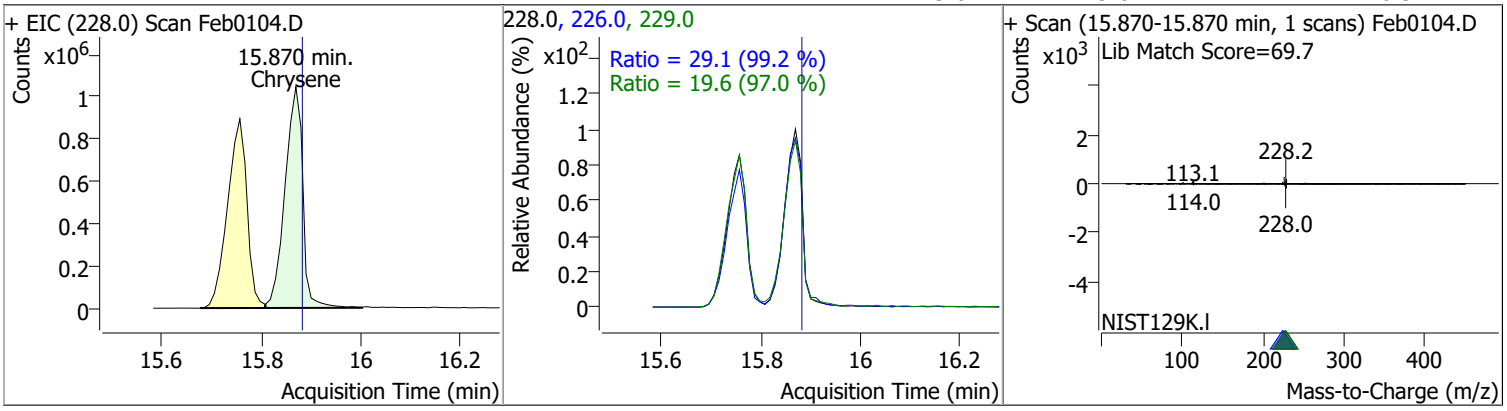

Compound	Conc.	RT	Dev(Min)	Resp.	QIon	QRatio	Lower	Upper
3,3-Dichlorobenzidine	102.7677	15.91	0.01	817257	254.0	64.5	45.2	83.9

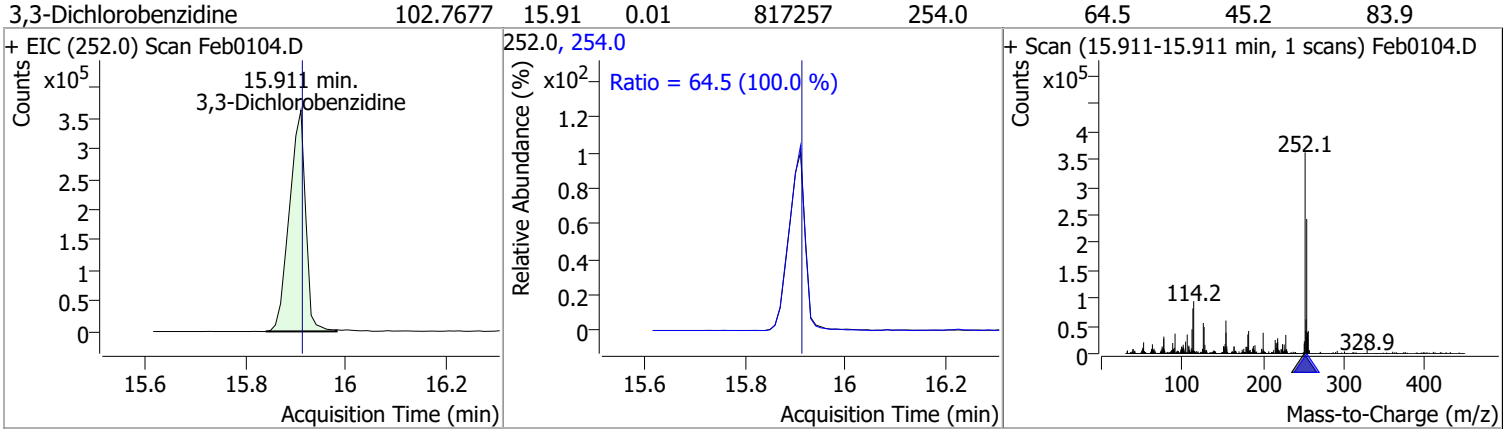

Quantitation Results Report (QT Reviewed)

Compound	Conc.	RT	Dev(Min)	Resp.	QIon	QRatio	Lower	Upper
bis(2-ethylhexyl)Phthalate	105.4133	16.60	0.00	356753	149.0	382.8	270.0	501.5
					279.0	15.6	10.7	19.9

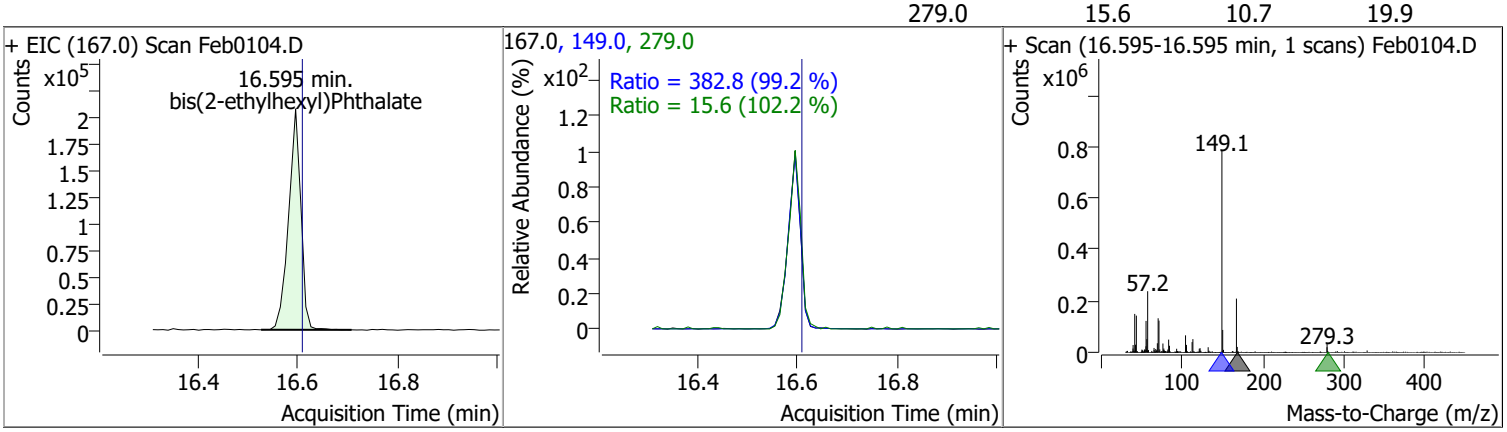

Compound	Conc.	RT	Dev(Min)	Resp.	QIon	QRatio	Lower	Upper
Di-n-octyl Phthalate	99.3332	18.29	0.00	2374271	150.0	9.5	6.7	12.4

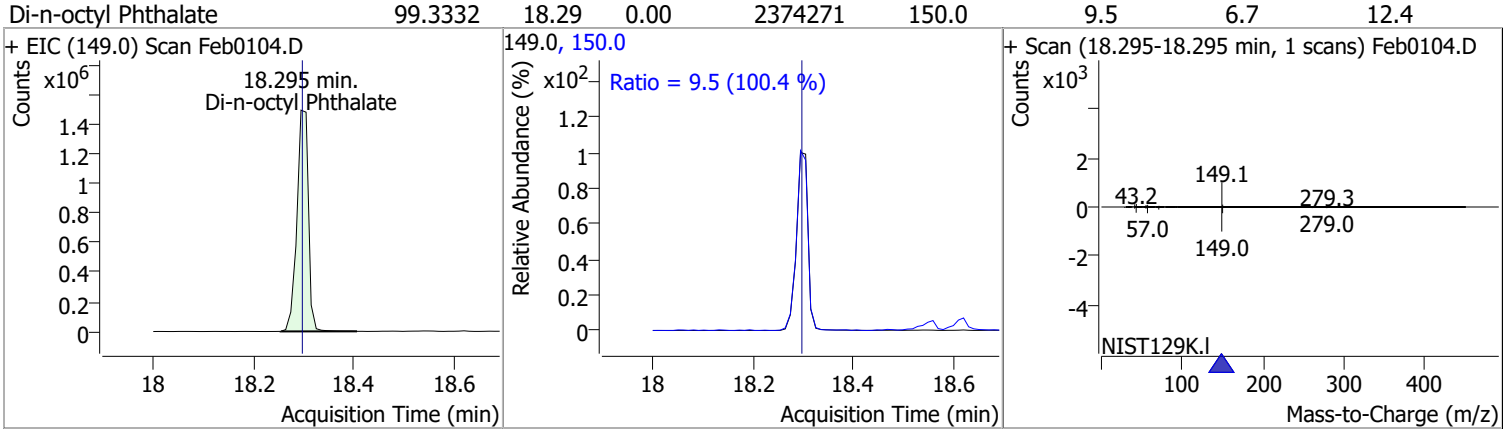

Compound	Conc.	RT	Dev(Min)	Resp.	QIon	QRatio	Lower	Upper
Benzo(b)fluoranthene	103.9207	18.56	0.01	2488382	253.0	22.7	15.7	29.2

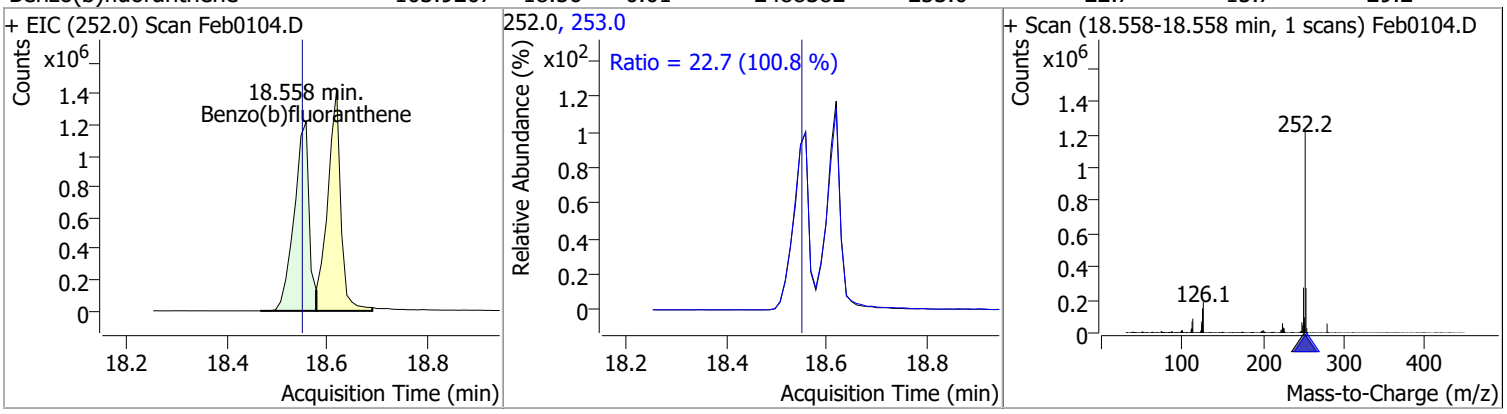

Compound	Conc.	RT	Dev(Min)	Resp.	QIon	QRatio	Lower	Upper
Benzo(k)fluoranthene	97.2313	18.62	0.01	2564783	253.0	21.9	15.9	29.5

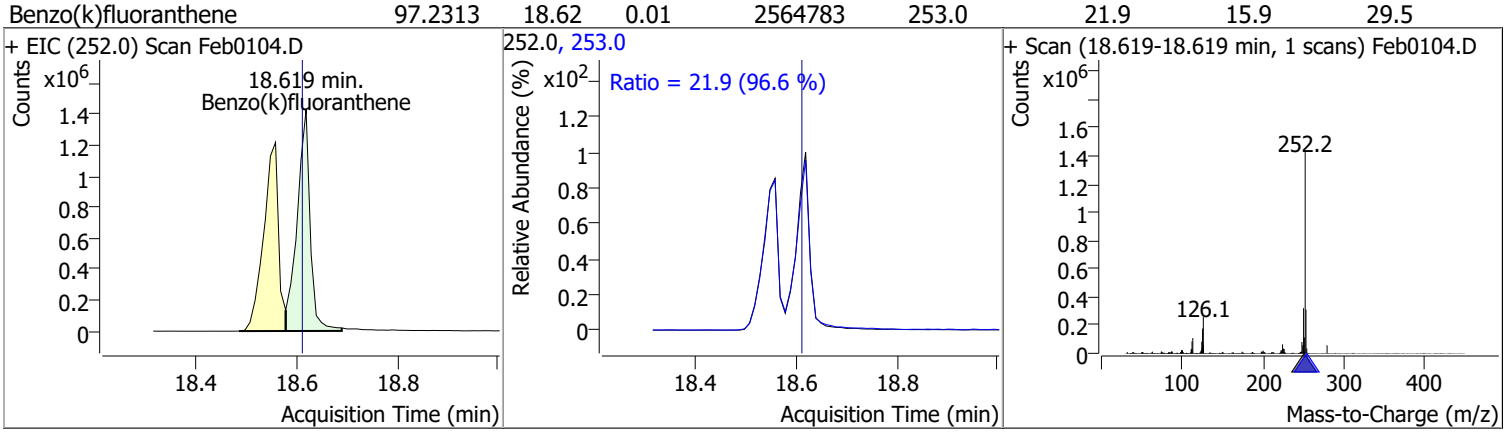

Compound	Conc.	RT	Dev(Min)	Resp.	QIon	QRatio	Lower	Upper
Benzo(a)pyrene	100.5470	19.16	0.01	2289497	253.0	22.0	15.8	29.4

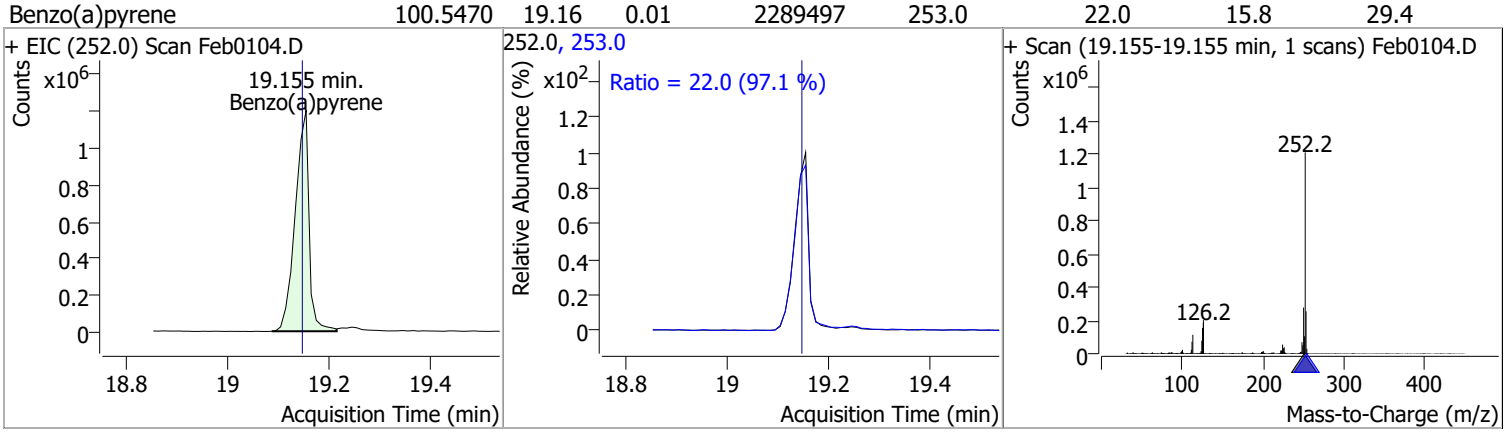

Compound	Conc.	RT	Dev(Min)	Resp.	QIon	QRatio	Lower	Upper
Indeno(1,2,3-c,d)pyrene	96.8670	20.91	0.00	1755804	138.0	25.9	20.2	37.5

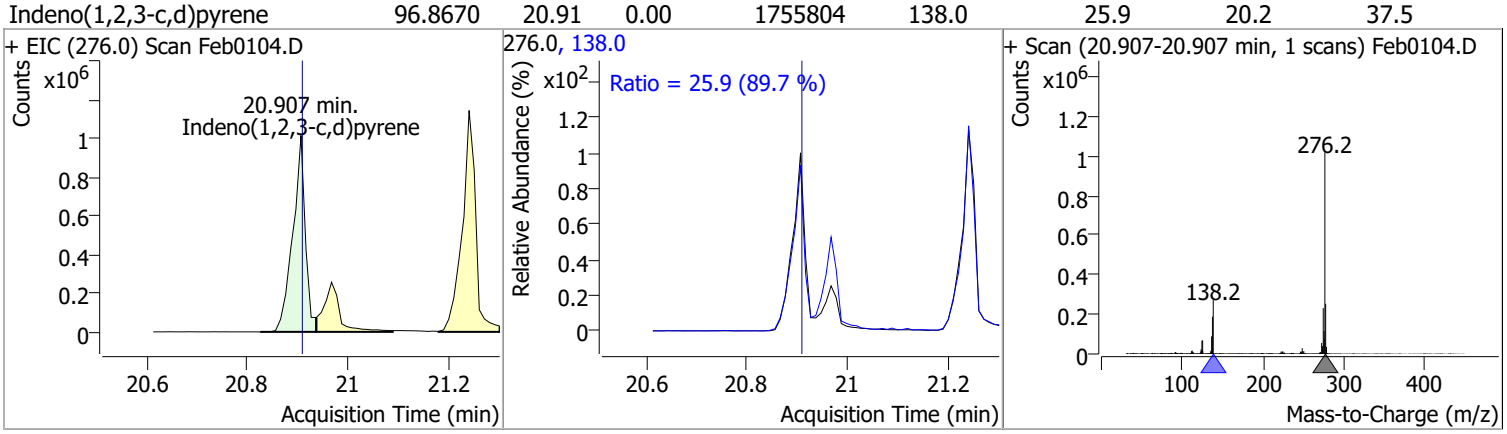

Compound	Conc.	RT	Dev(Min)	Resp.	QIon	QRatio	Lower	Upper
Dibenzo(a,h)anthracene	92.5380	20.97	0.00	1776197	139.0	20.5	17.1	31.7
					279.0	24.4	16.6	30.8

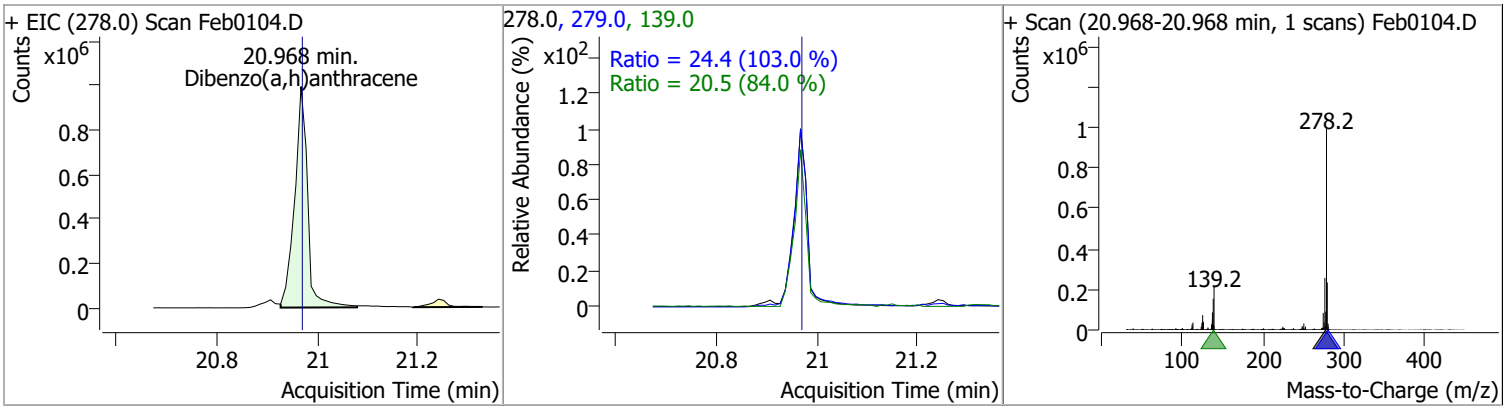

Compound	Conc.	RT	Dev(Min)	Resp.	QIon	QRatio	Lower	Upper
Benzo(g,h,i)perylene	97.8484	21.24	0.00	2142698	138.0	27.8	22.8	42.3
					277.0	23.2	16.9	31.4

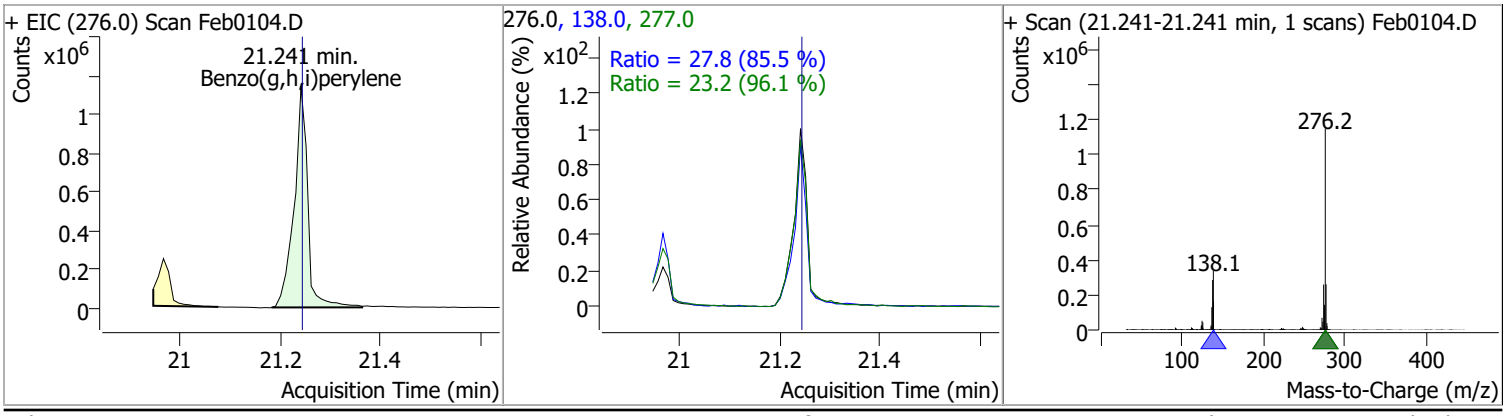

Quantitation Results Report (QT Reviewed)

Data File	Feb0105.D	Operator	LIMS import
Acq. Method	BNA+SIM.M	Acq. Date-Time	2/1/2022 7:01:18 PM
Sample Name	01-Feb-22_CAL_4	Instrument	Instrument #1
Vial	5	Multiplier	1.00
DA Method File		Comment	SVOC-8270-W-LARGO
Tune File	dftppdsm.u	Tune Date	1/25/2022 7:52:00 PM
Batch Name	020122 DoD BNA cal.batch.bin	Last Calib Update	2/2/2022 4:05:51 PM
Ref Library	D:\Org\Library\NIST129K.l		

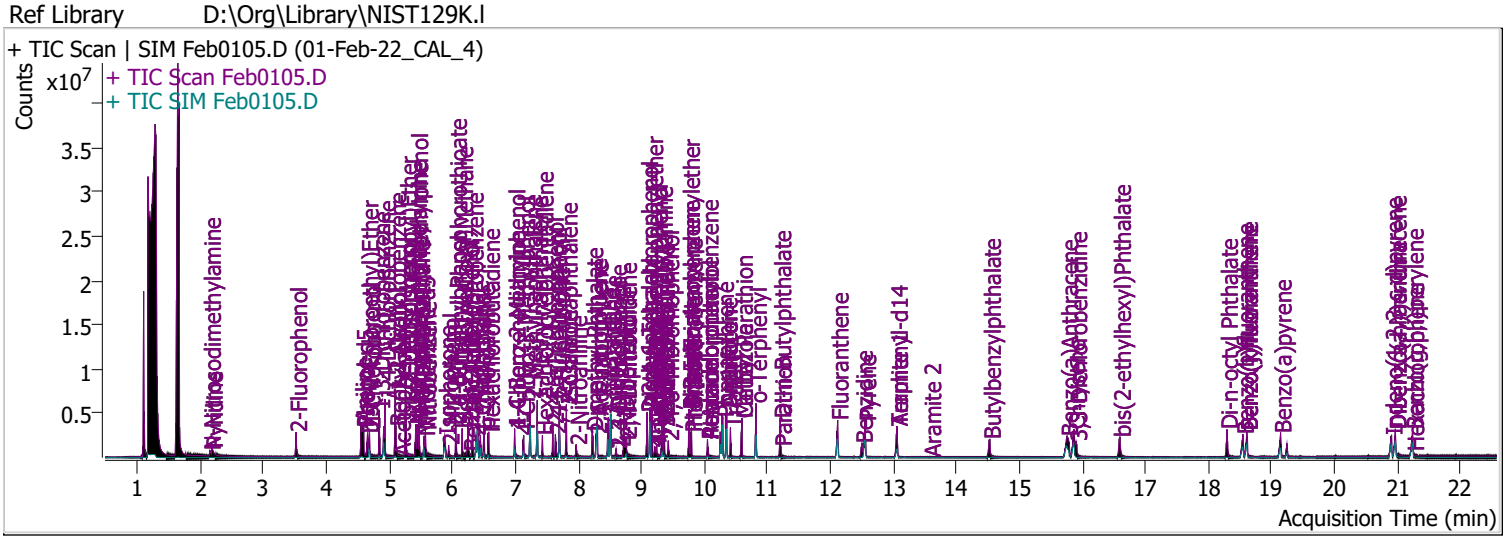

Compound	RT	QIon	Resp.	Conc.	Units		Dev(Min)
Internal Standards							
System Monitoring Compounds							
S 2-Fluorophenol	3.521	112.0	874277	78.3416	µg/L		0.000
Spiked Amount: 200.000	Range: 10.0 - 75.0%			Recovery = 39.17%			
S Phenol-d5	4.572	99.0	1149128	78.3165	µg/L	m	0.000
Spiked Amount: 200.000	Range: 10.0 - 65.0%			Recovery = 39.16%			
S Nitrobenzene-d5	5.553	82.0	587670	76.9924	µg/L		0.000
Spiked Amount: 100.000	Range: 32.0 - 94.0%			Recovery = 76.99%			
S 2-Fluorobiphenyl	7.697	172.0	1873907	74.9694	µg/L		0.000
Spiked Amount: 100.000	Range: 28.0 - 107.0%			Recovery = 74.97%			
S 2,4,6-Tribromophenol	9.428	329.8	150664	71.1735	µg/L		0.000
Spiked Amount: 200.000	Range: 25.0 - 140.0%			Recovery = 35.59%			
S Terphenyl-d14	13.058	244.3	1870280	70.9028	µg/L		0.000
Spiked Amount: 100.000	Range: 32.0 - 122.0%			Recovery = 70.90%			
Target Compounds							**QValue**
T N-Nitrosodimethylamine	2.152	74.0	252606	75.6801	µg/L		99
T Pyridine	2.183	79.0	725066	79.5072	µg/L	m	86
T Aniline	4.552	93.0	1654181	76.1956	µg/L		100
T Phenol	4.593	94.0	1222194	73.9272	µg/L		100
T bis(-2-Chloroethyl)Ether	4.654	63.0	713254	79.0362	µg/L	m	100
T 2-Chlorophenol	4.685	128.0	961350	73.4774	µg/L		100
T 1,3-Dichlorobenzene	4.838	146.0	1272749	77.6421	µg/L		100
T 1,4-Dichlorobenzene	4.930	146.0	1343622	77.1932	µg/L	m	100
T 1,2-Dichlorobenzene	5.093	146.0	1301351	77.0418	µg/L	m	100
T Benzyl Alcohol	5.104	108.0	592783	79.4005	µg/L	m	100
T 2-Methylphenol	5.257	107.0	896049	76.0800	µg/L		100
T bis(2-chloroisopropyl)Ether	5.267	121.0	351174	73.7864	µg/L		100
T N-nitroso-Di-n-propylamine	5.420	70.0	679535	80.1177	µg/L		100
T 4Methylphenol/3Methylphenol	5.441	107.0	1211491	72.9896	µg/L		100
T Hexachloroethane	5.471	117.0	341803	75.7189	µg/L		100

Compound	RT	QIon	Resp.	Conc.	Units		Dev(Min)
T Nitrobenzene	5.573	123.1	280898	75.5460	µg/L		100
T Isophorone	5.880	82.0	1590674	78.0275	µg/L		100
T 2-Nitrophenol	5.941	139.0	223249	76.5413	µg/L		100
T 2,4-Dimethylphenol	6.054	122.0	691458	73.7908	µg/L		100
T bis(-2-Chloroethoxy)Methane	6.157	93.0	843782	76.1370	µg/L		97
T 2,4-Dichlorophenol	6.249	162.0	679844	78.5165	µg/L		100
T Benzoic Acid	6.270	105.0	407135	76.6443	µg/L		99
T 1,2,4-Trichlorobenzene	6.321	180.0	815268	76.8416	µg/L		100
T Naphthalene	6.403	128.0	2409411	77.2486	µg/L		100
T 4-Chlorophenol	6.444	130.0	223584	73.4452	µg/L	m	100
T p-Chloroaniline	6.506	127.0	1006188	78.3659	µg/L		100
T Hexachlorobutadiene	6.578	224.9	404231	74.0790	µg/L		100
T 4-Chloro-2-Methylphenol	6.989	107.0	572096	73.4569	µg/L		100
T 4-Chloro-3-Methylphenol	7.132	107.0	642729	76.1234	µg/L		100
T 2-Methylnaphthalene	7.235	141.0	1456274	78.8029	µg/L		100
T 1-Methylnaphthalene	7.348	141.0	1403075	78.0274	µg/L	m	100
T Hexachlorocyclopentadiene	7.430	236.9	261033	74.1965	µg/L		100
T 2,4,6-Trichlorophenol	7.595	196.0	405291	73.6194	µg/L		100
T 2,4,5-Trichlorophenol	7.636	196.0	489590	76.4063	µg/L		100
T 2-Chloronaphthalene	7.810	162.0	1620048	78.6874	µg/L		100
T 2-Nitroaniline	7.964	65.0	218620	71.1164	µg/L		100
T Dimethyl Phthalate	8.221	163.0	1625132	75.8931	µg/L		100
T 2,6-Dinitrotoluene	8.282	165.0	232435	86.7228	µg/L		100
T Acenaphthylene	8.302	152.1	2495007	75.0030	µg/L		100
T 3-Nitroaniline	8.476	138.0	237671	78.1693	µg/L		100
T Acenaphthene	8.517	154.0	1445157	75.3729	µg/L		100
T 2,4-Dinitrophenol	8.599	184.0	123418	77.4073	µg/L		100
T Dibenzofuran	8.722	168.0	2217629	75.0506	µg/L		100
T 4-Nitrophenol	8.742	109.0	251182	81.4651	µg/L		100
T 2,4-Dinitrotoluene	8.753	165.0	286282	79.3890	µg/L		100
T Diethylphthalate	9.090	149.0	1742454	78.8006	µg/L		100
T Fluorene	9.141	166.0	1995921	74.9472	µg/L		100
T 4-Chlorophenyl-phenylether	9.172	204.0	870814	74.7026	µg/L		100
T 4-Nitroaniline	9.213	138.0	212375	71.7794	µg/L	m	100
T 4,6-Dinitro-2-methylphenol	9.244	198.0	151435	71.9730	µg/L		100
T N-nitrosodiphenylamine	9.325	169.0	1235167	69.8116	µg/L		100
T Azobenzene	9.356	77.0	1447453	71.9184	µg/L		100
T 4-Bromophenyl-phenylether	9.755	248.0	490555	74.2005	µg/L		100
T Hexachlorobenzene	9.796	283.9	492930	72.6972	µg/L		100
T Pentachlorophenol	10.049	265.9	234400	72.5845	µg/L		100
T Phenanthrene	10.292	178.0	2564536	70.5655	µg/L		100
T Anthracene	10.353	178.0	2594872	77.2145	µg/L		100
T Triallate	10.414	86.0	495066	71.1327	µg/L		100
T Carbazole	10.596	167.0	2195170	71.3668	µg/L		100
T o-Terphenyl	10.819	230.0	1240276	66.0669	µg/L		100
T Di-n-Butylphthalate	11.204	149.0	2415025	76.5158	µg/L		100
T Fluoranthene	12.116	202.0	2642561	70.4096	µg/L		100
T Benzidine	12.500	184.0	1029141	77.9619	µg/L		100
T Pyrene	12.551	202.0	2791227	73.3031	µg/L		100
T Butylbenzylphthalate	14.531	149.0	844012	75.4810	µg/L		100
T Benzo(a)Anthracene	15.757	228.0	2253413	75.5683	µg/L		100
T Chrysene	15.870	228.0	2386008	74.5741	µg/L		100
T 3,3-Dichlorobenzidine	15.900	252.0	741843	78.0155	µg/L		100
T bis(2-ethylhexyl)Phthalate	16.595	167.0	297132	73.9677	µg/L		100
T Di-n-octyl Phthalate	18.295	149.0	2001979	77.5827	µg/L		100

Compound	RT	QIon	Resp.	Conc.	Units	Dev(Min)
T Benzo(b)fluoranthene	18.548	252.0	1874582	71.6908	µg/L	100
T Benzo(k)fluoranthene	18.609	252.0	2140861	74.0514	µg/L	100
T Benzo(a)pyrene	19.145	252.0	1864780	74.7777	µg/L	100
T Indeno(1,2,3-c,d)pyrene	20.907	276.0	1581946	78.6386	µg/L	100
T Dibenzo(a,h)anthracene	20.968	278.0	1692463	80.1337	µg/L	100
T Benzo(g,h,i)perylene	21.241	276.0	1864397	76.7980	µg/L	100

(#) = Qualifier Out of Range; (m) = Manual Integration; (+) = Area Summed; (*) = Surrogate Percent Recovery Out of Range; (d): Zeroed Peak

Compound	Conc.	RT	Dev(Min)	Resp.	QIon	QRatio	Lower	Upper
N-Nitrosodimethylamine	75.6801	2.15	0.00	252606	42.0	131.8	91.0	169.1

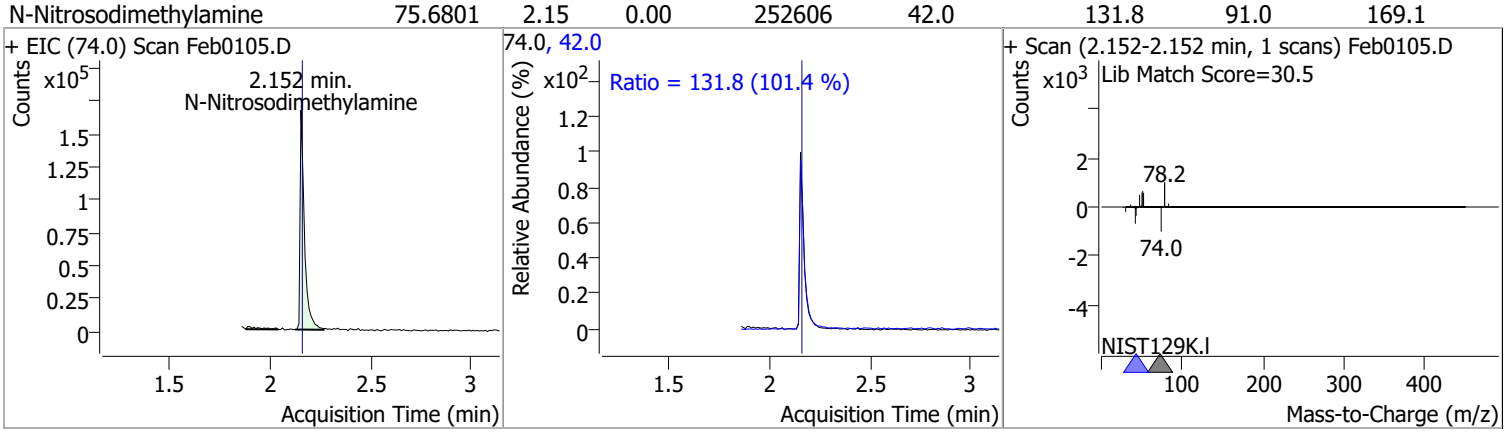

Compound	Conc.	RT	Dev(Min)	Resp.	QIon	QRatio	Lower	Upper
Pyridine	79.5072	2.18	0.00	725066 (m)	52.0	87.8	71.2	132.2

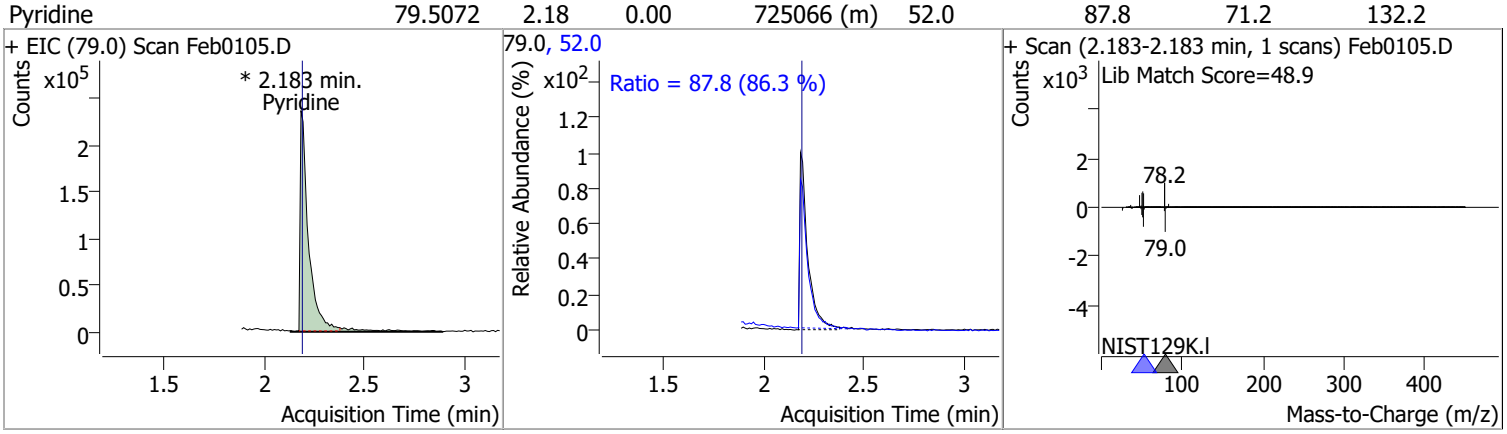

Compound	Conc.	RT	Dev(Min)	Resp.	QIon	QRatio	Lower	Upper
2-Fluorophenol	78.3416	3.52	0.00	874277	64.0	50.9	35.8	66.4
					92.0	20.4	14.3	26.6

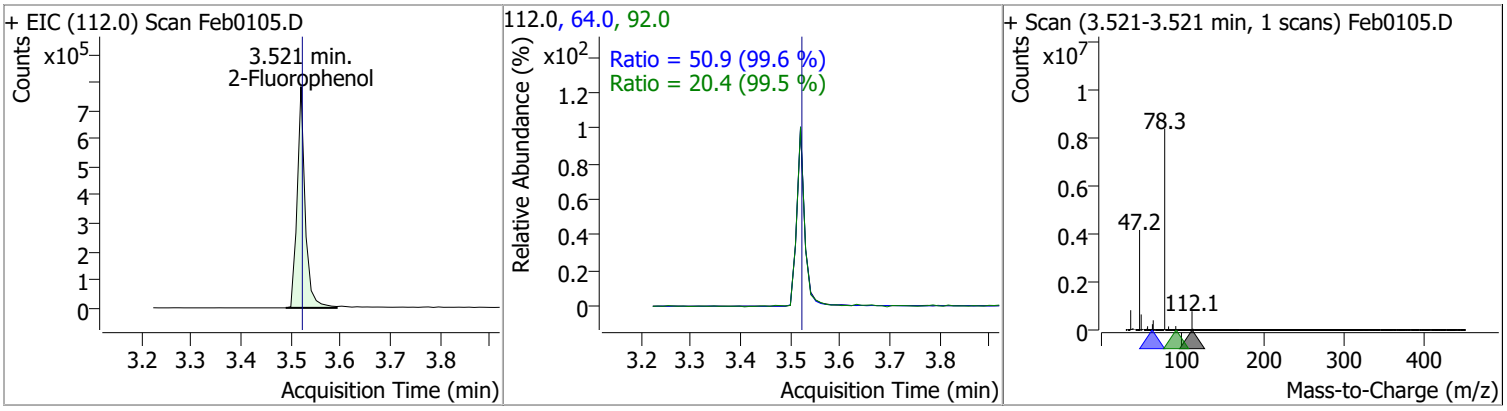

Compound	Conc.	RT	Dev(Min)	Resp.	QIon	QRatio	Lower	Upper
Aniline	76.1956	4.55	0.00	1654181	66.0	35.1	24.5	45.6
					65.0	18.0	12.6	23.4

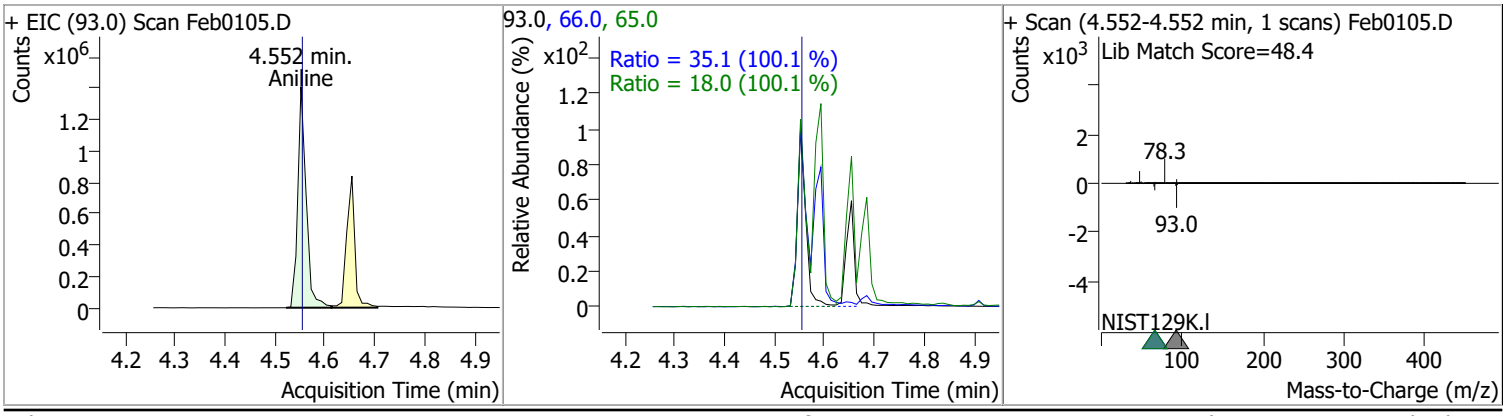

Quantitation Results Report (QT Reviewed)

Compound	Conc.	RT	Dev(Min)	Resp.	QIon	QRatio	Lower	Upper
Phenol-d5	78.3165	4.57	0.00	1149128 (m)	71.0	34.0	23.8	44.2

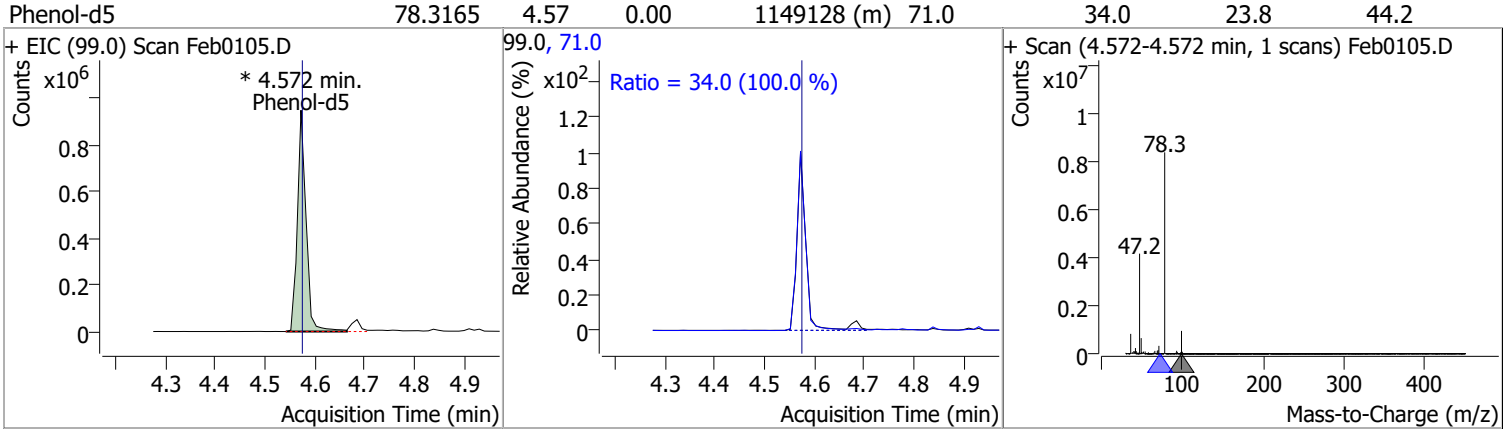

Compound	Conc.	RT	Dev(Min)	Resp.	QIon	QRatio	Lower	Upper
Phenol	73.9272	4.59	0.00	1222194	66.0	43.8	30.7	57.0

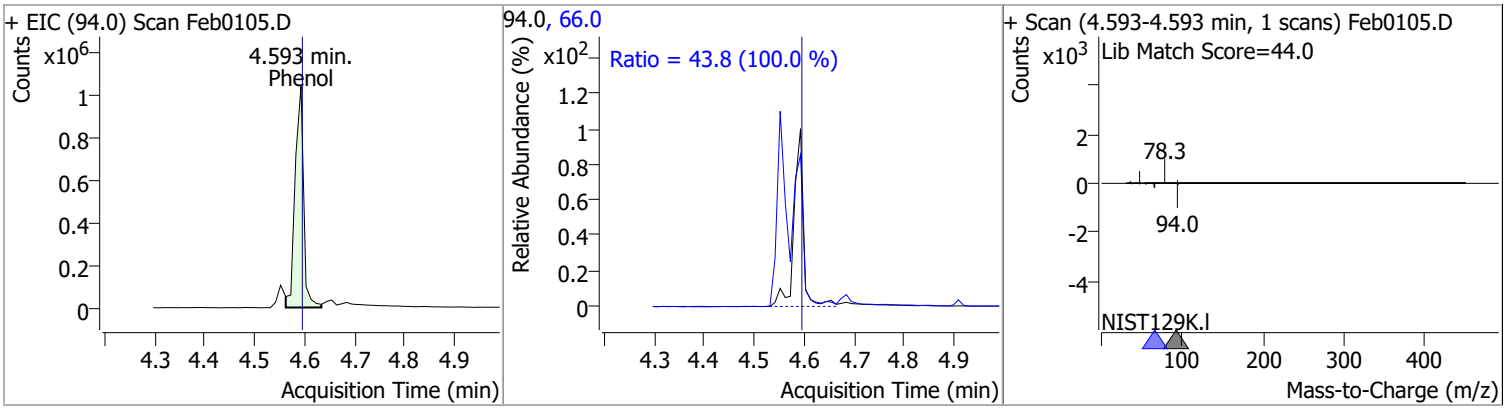

Compound	Conc.	RT	Dev(Min)	Resp.	QIon	QRatio	Lower	Upper
bis(-2-Chloroethyl)Ether	79.0362	4.65	0.00	713254 (m)	64.0	3.5	2.4	4.5

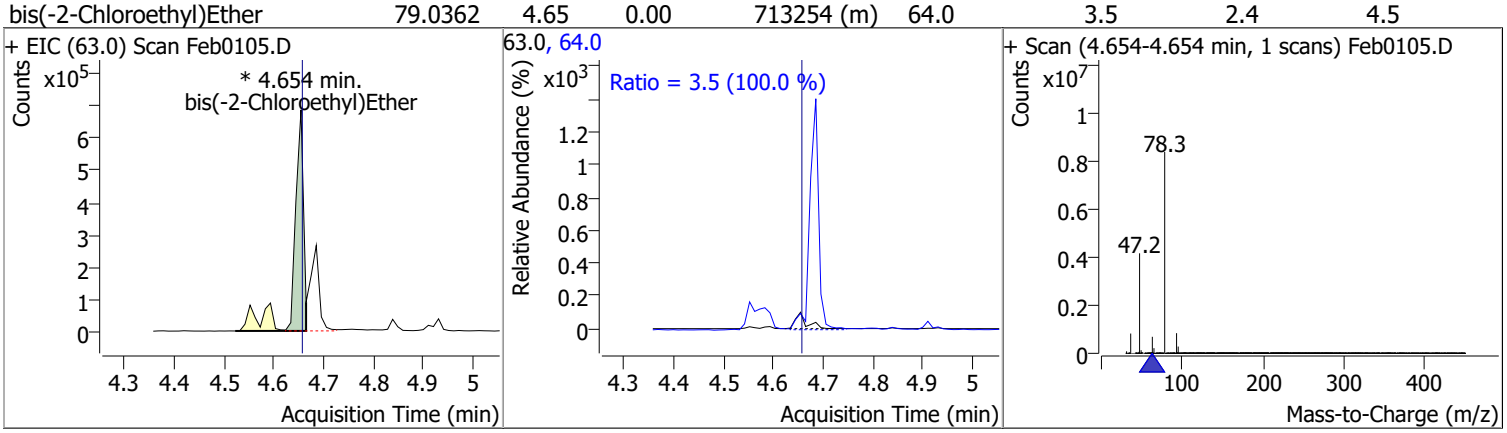

Compound	Conc.	RT	Dev(Min)	Resp.	QIon	QRatio	Lower	Upper
2-Chlorophenol	73.4774	4.68	0.00	961350	130.0	31.9	22.3	41.4

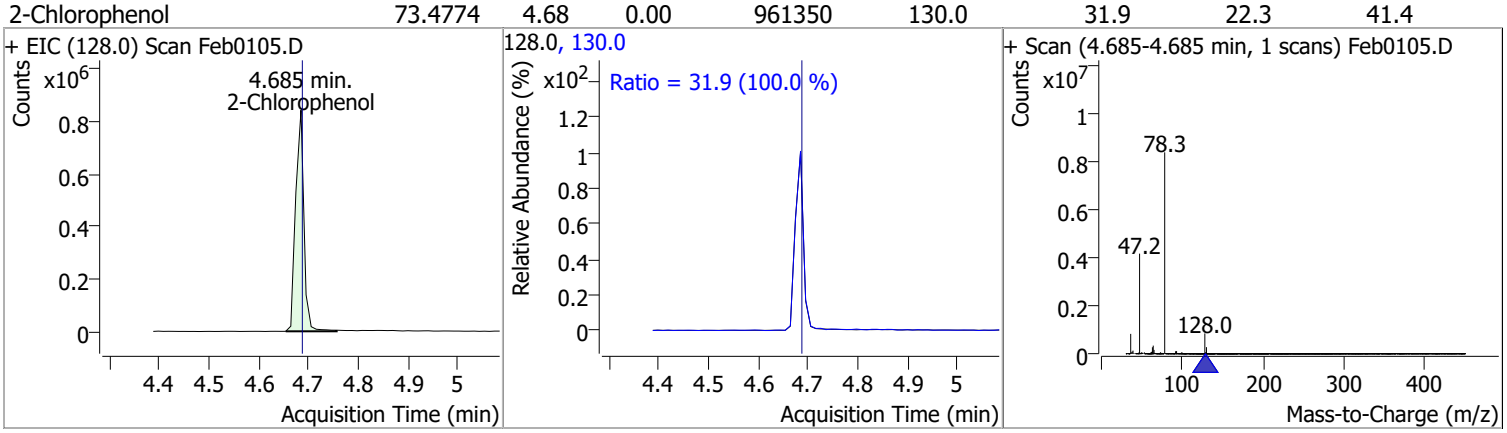

Compound	Conc.	RT	Dev(Min)	Resp.	QIon	QRatio	Lower	Upper
1,3-Dichlorobenzene	77.6421	4.84	0.00	1272749	148.0	62.2	43.6	80.9
					111.0	35.9	25.1	46.7

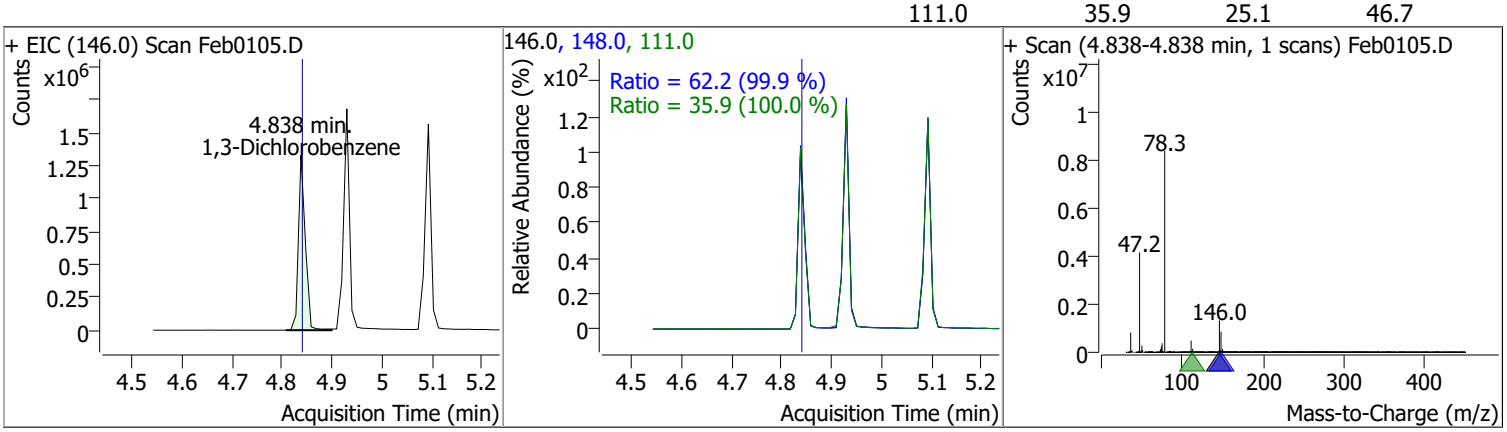

Compound	Conc.	RT	Dev(Min)	Resp.	QIon	QRatio	Lower	Upper
1,4-Dichlorobenzene	77.1932	4.93	0.00	1343622 (m)	148.0	64.1	44.8	83.3
					111.0	35.1	24.6	45.7

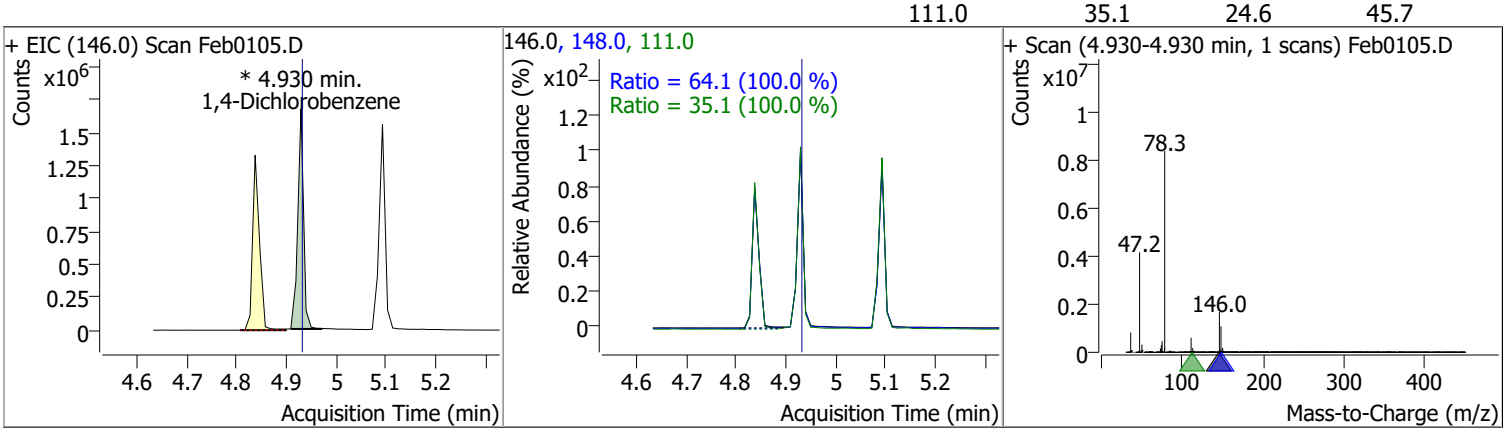

Compound	Conc.	RT	Dev(Min)	Resp.	QIon	QRatio	Lower	Upper
1,2-Dichlorobenzene	77.0418	5.09	0.00	1301351 (m)	148.0	62.9	44.1	81.8
					111.0	36.7	25.7	47.7

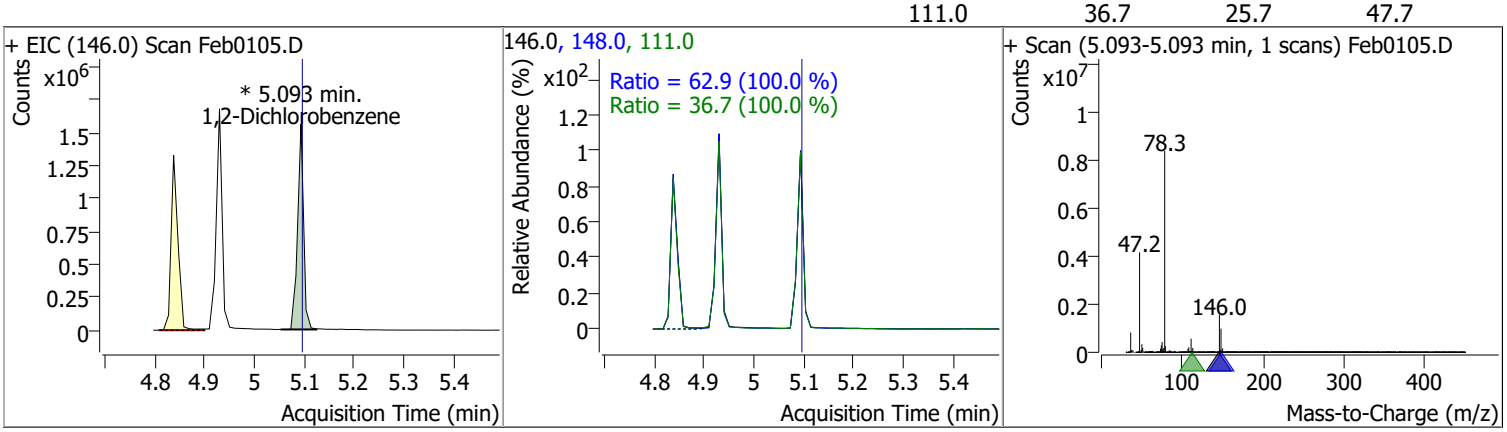

Quantitation Results Report (QT Reviewed)

Compound	Conc.	RT	Dev(Min)	Resp.	QIon	QRatio	Lower	Upper
Benzyl Alcohol	79.4005	5.10	0.00	592783 (m)	79.0	118.4	82.9	154.0
					107.0	64.5	45.1	83.8

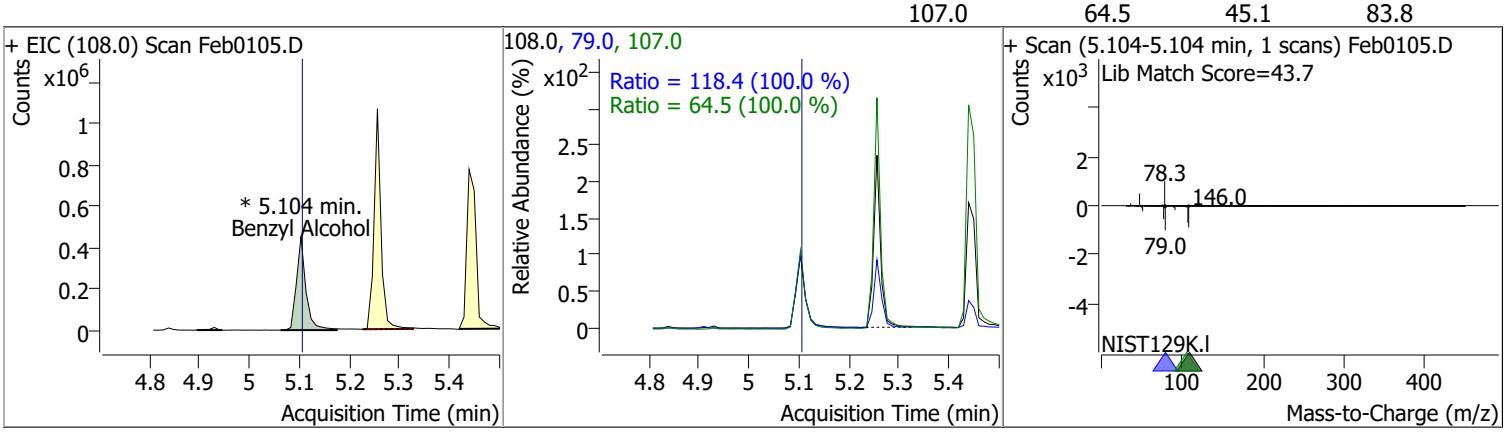

Compound	Conc.	RT	Dev(Min)	Resp.	QIon	QRatio	Lower	Upper
2-Methylphenol	76.0800	5.26	0.00	896049	108.0	116.5	81.4	151.1

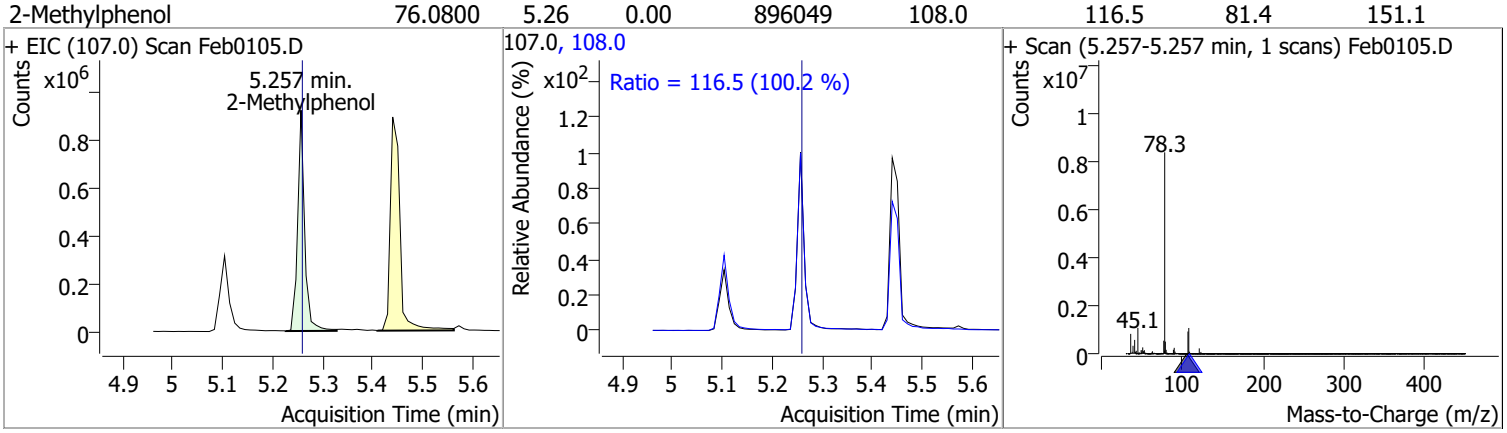

Compound	Conc.	RT	Dev(Min)	Resp.	QIon	QRatio	Lower	Upper
bis(2-chloroisopropyl)Ether	73.7864	5.27	0.00	351174	123.0	32.8	23.0	42.7

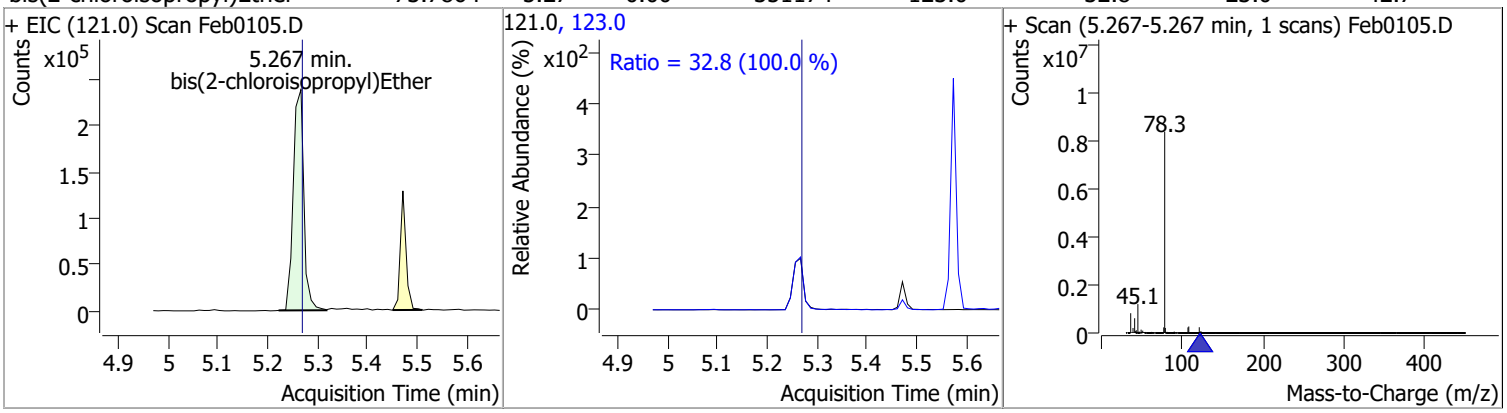

Compound	Conc.	RT	Dev(Min)	Resp.	QIon	QRatio	Lower	Upper
N-nitroso-Di-n-propylamine	80.1177	5.42	0.00	679535	130.0	17.5	0.0	35.1

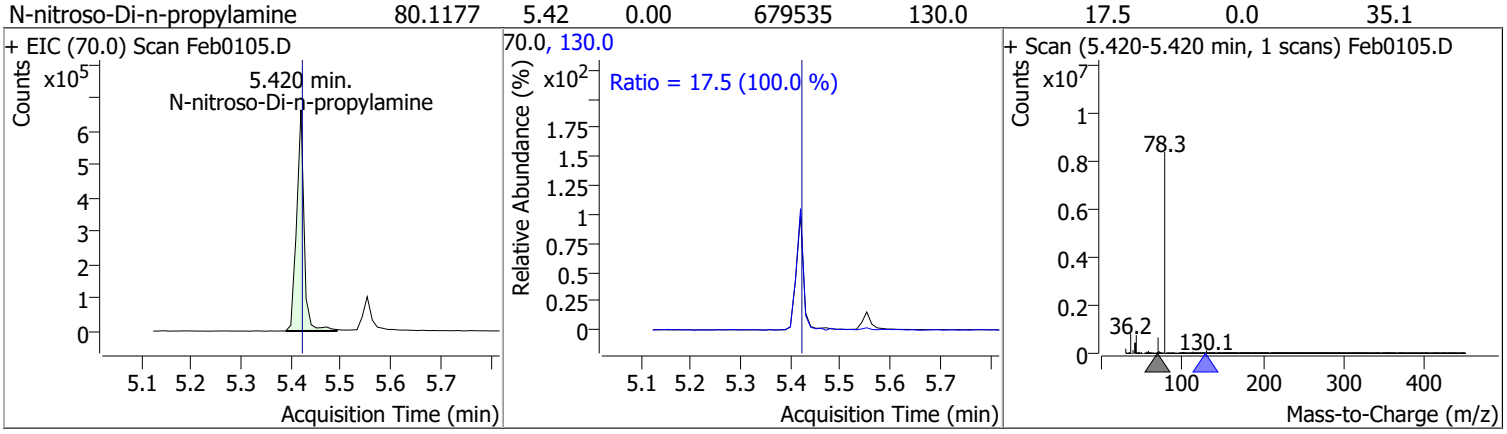

Compound	Conc.	RT	Dev(Min)	Resp.	QIon	QRatio	Lower	Upper
4Methylphenol/3Methylphenol	72.9896	5.44	0.00	1211491	108.0	84.1	58.9	109.3

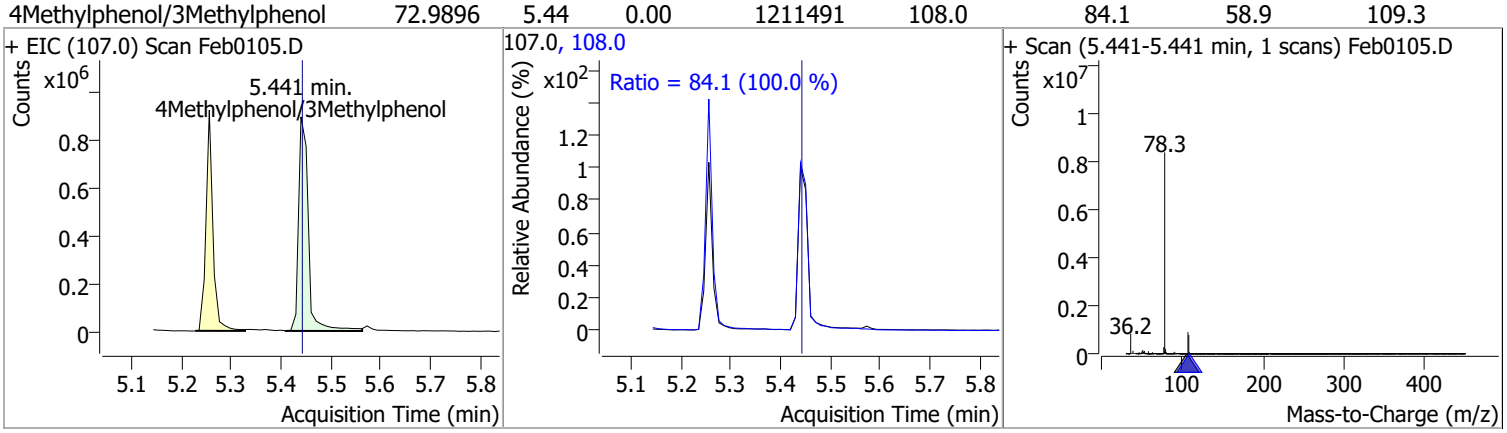

Compound	Conc.	RT	Dev(Min)	Resp.	QIon	QRatio	Lower	Upper
Hexachloroethane	75.7189	5.47	0.00	341803	201.0	93.6	65.5	121.7
					199.0	59.8	41.8	77.7

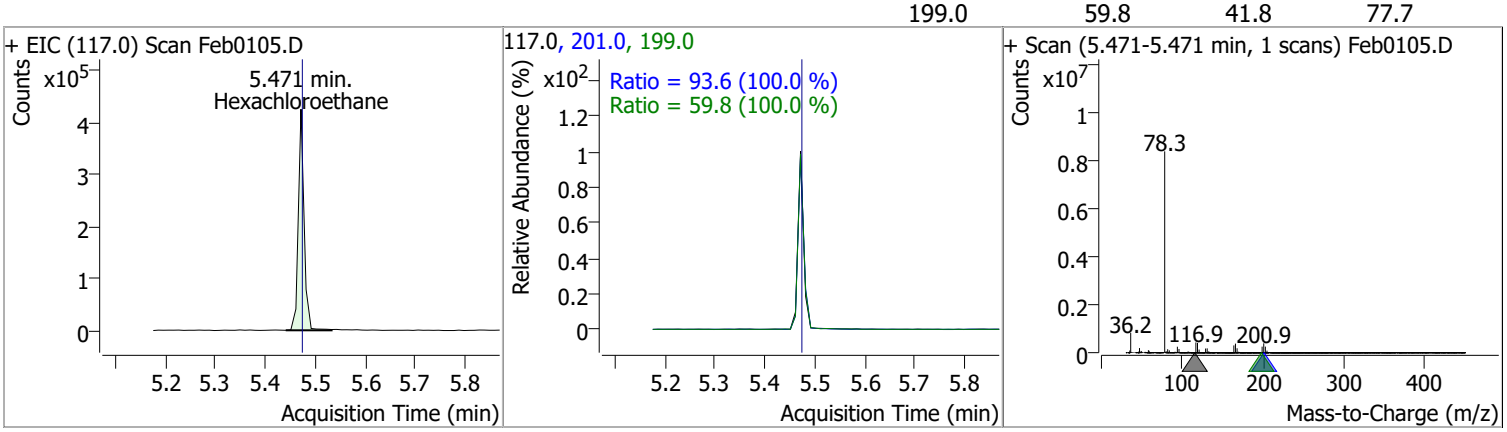

Compound	Conc.	RT	Dev(Min)	Resp.	QIon	QRatio	Lower	Upper
Nitrobenzene-d5	76.9924	5.55	0.00	587670	54.0	64.0	44.8	83.2
					128.0	47.8	32.6	60.6

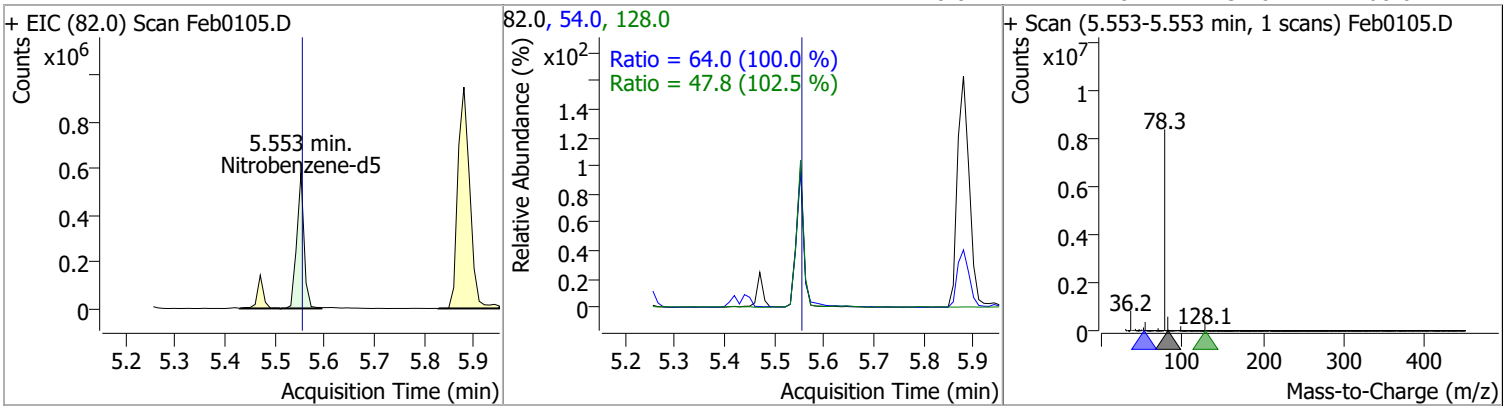

Quantitation Results Report (QT Reviewed)

Compound	Conc.	RT	Dev(Min)	Resp.	QIon	QRatio	Lower	Upper
Nitrobenzene	75.5460	5.57	0.00	280898	77.0	202.4	141.7	263.2
					51.0	125.5	87.8	163.1

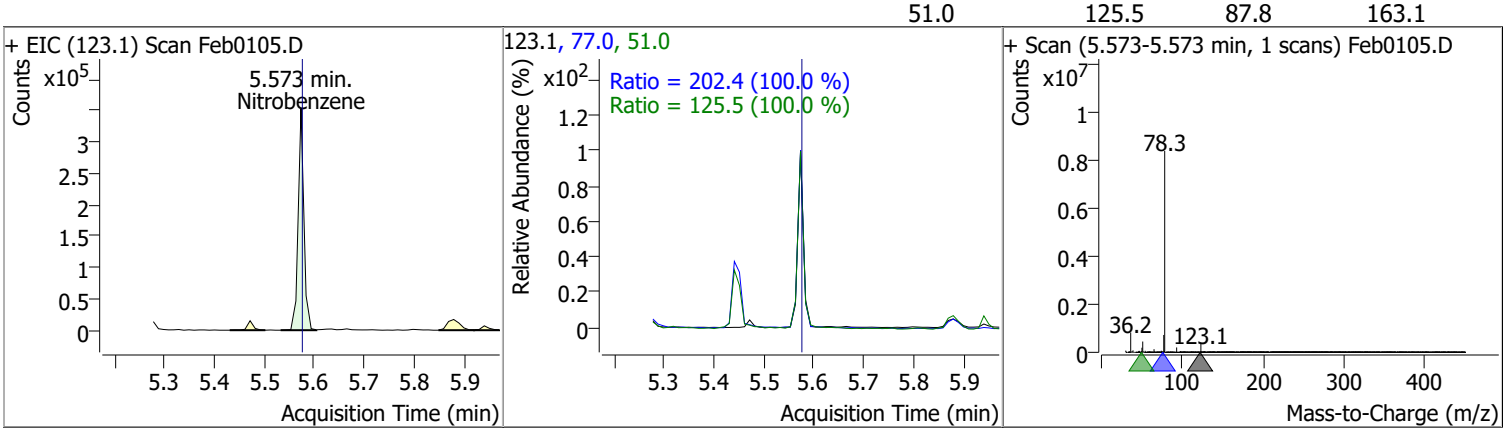

Compound	Conc.	RT	Dev(Min)	Resp.	QIon	QRatio	Lower	Upper
Isophorone	78.0275	5.88	0.00	1590674	138.0	21.7	15.2	28.3

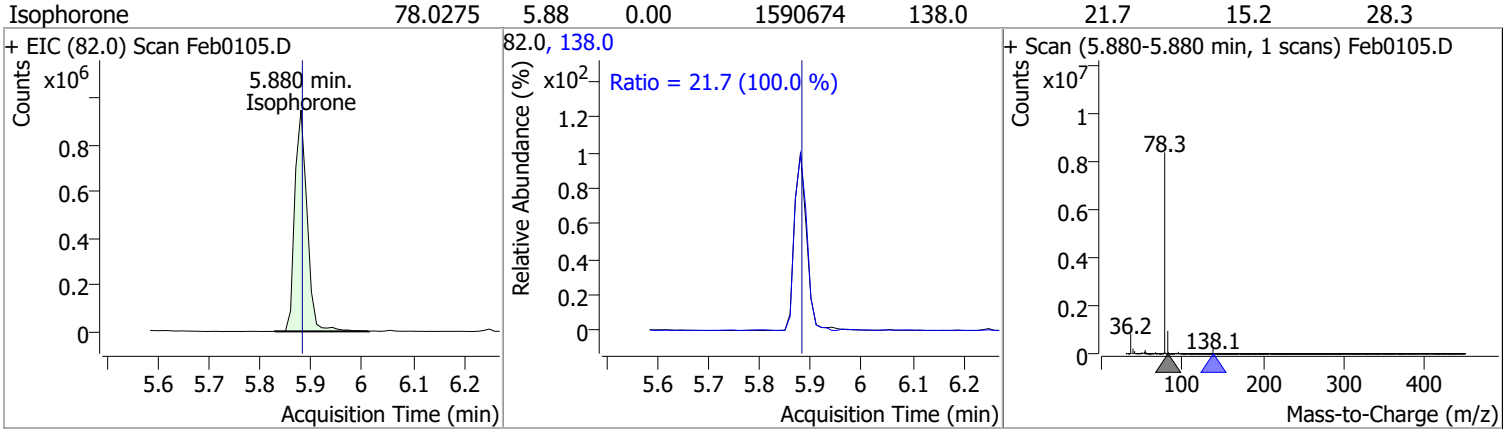

Compound	Conc.	RT	Dev(Min)	Resp.	QIon	QRatio	Lower	Upper
2-Nitrophenol	76.5413	5.94	0.00	223249	65.0	48.9	34.3	63.6
					109.0	38.3	26.8	49.8

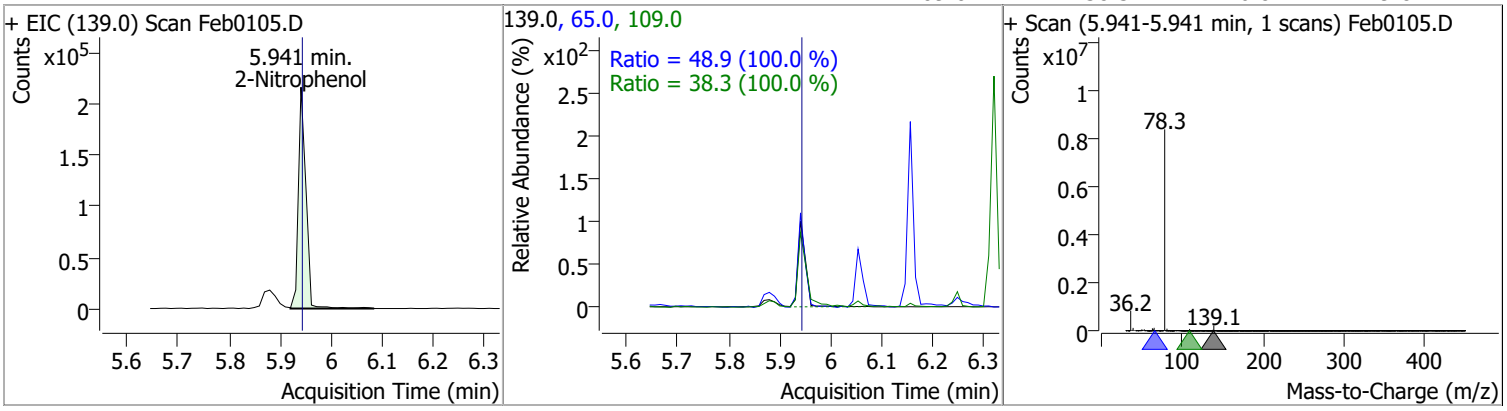

Compound	Conc.	RT	Dev(Min)	Resp.	QIon	QRatio	Lower	Upper
2,4-Dimethylphenol	73.7908	6.05	0.00	691458	107.0	109.0	76.3	141.6
					77.0	32.4	22.7	42.1

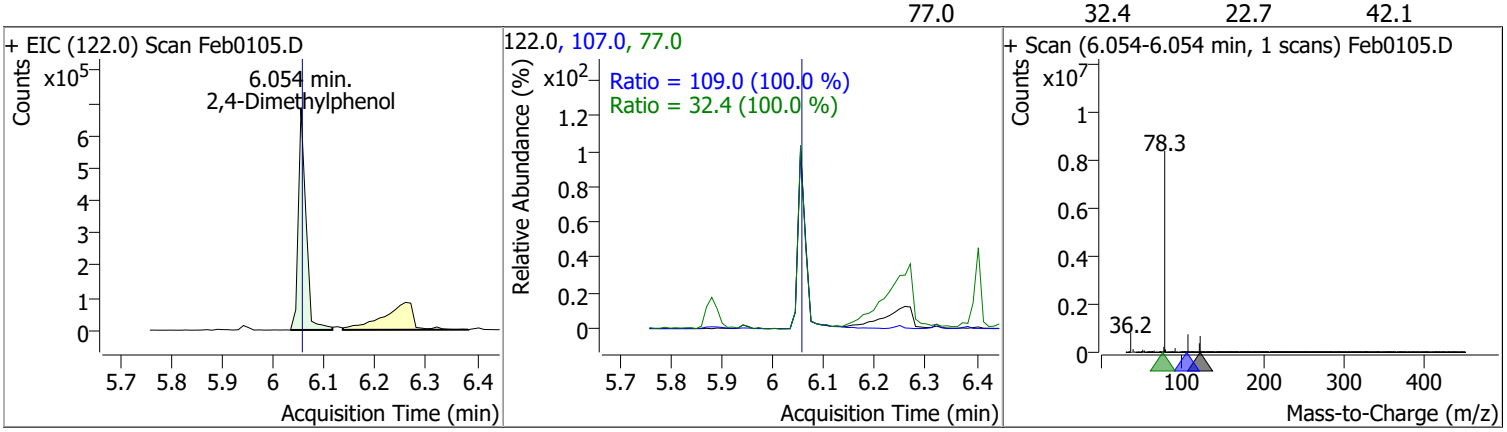

Compound	Conc.	RT	Dev(Min)	Resp.	QIon	QRatio	Lower	Upper
bis(-2-Chloroethoxy)Methane	76.1370	6.16	0.00	843782	63.0	72.0	48.0	89.2
					95.0	32.2	22.7	42.1

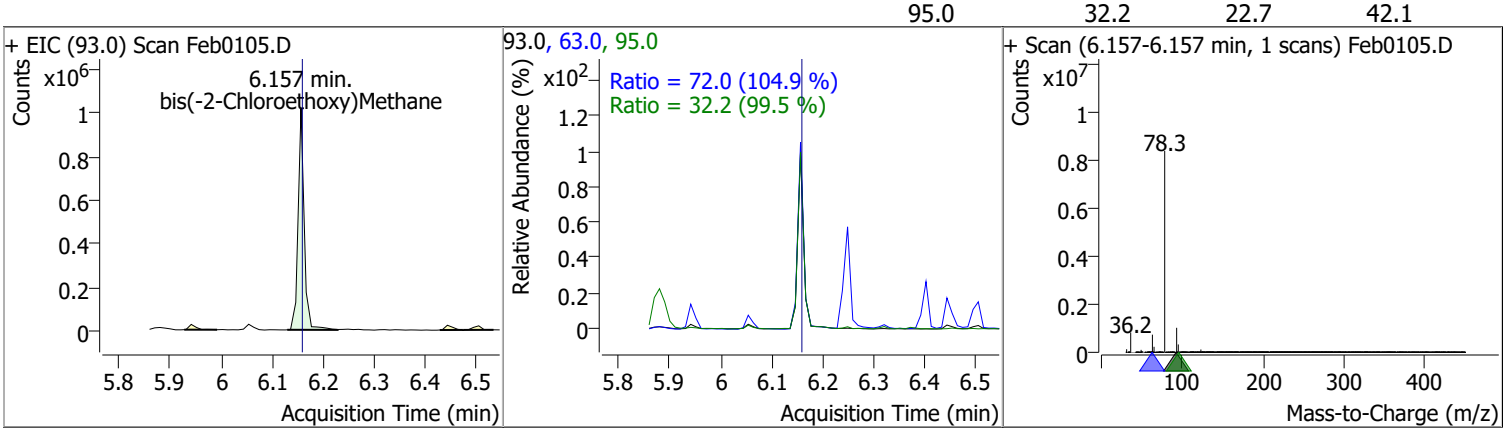

Compound	Conc.	RT	Dev(Min)	Resp.	QIon	QRatio	Lower	Upper
2,4-Dichlorophenol	78.5165	6.25	0.00	679844	164.0	63.2	44.2	82.1
					98.0	30.8	21.5	40.0

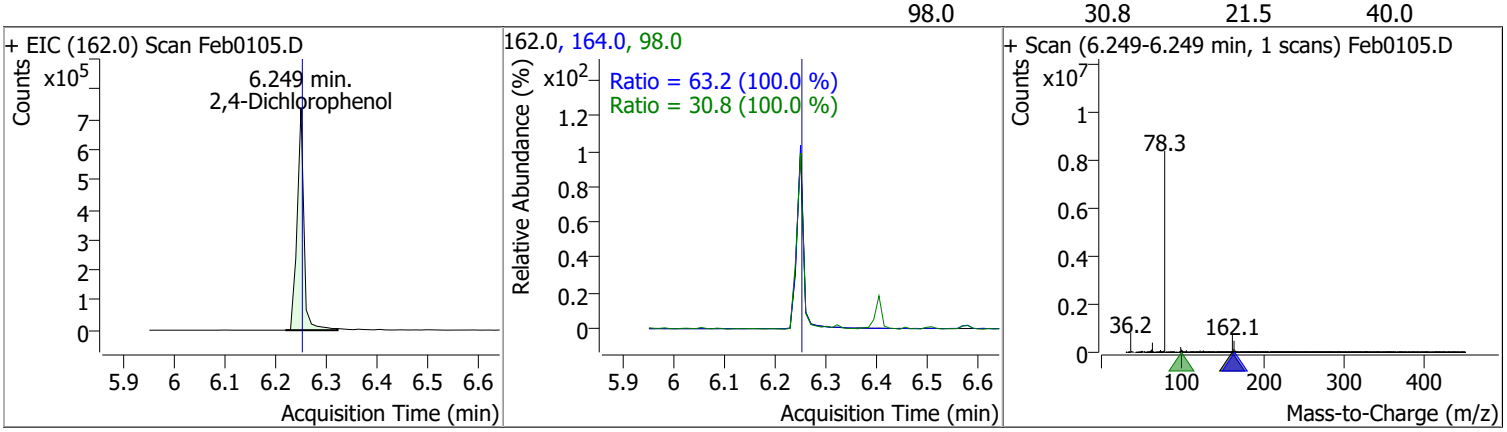

Quantitation Results Report (QT Reviewed)

Compound	Conc.	RT	Dev(Min)	Resp.	QIon	QRatio	Lower	Upper
Benzoic Acid	76.6443	6.27	0.00	407135	122.0	89.1	62.0	115.2
					77.0	76.3	52.5	97.5

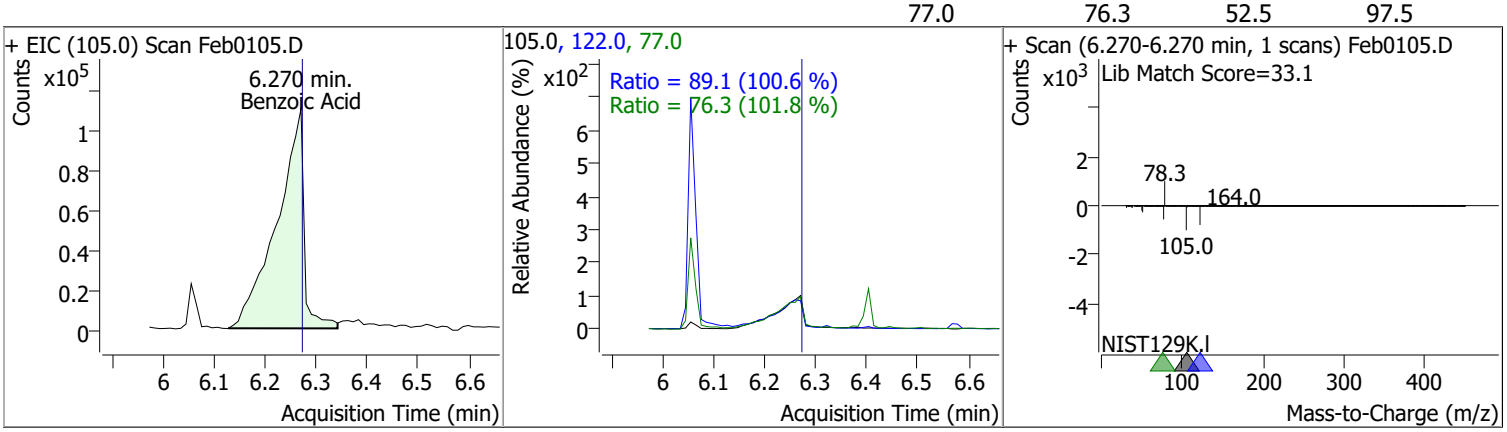

Compound	Conc.	RT	Dev(Min)	Resp.	QIon	QRatio	Lower	Upper
1,2,4-Trichlorobenzene	76.8416	6.32	0.00	815268	182.0	97.1	68.0	126.2
					145.0	28.4	19.9	36.9

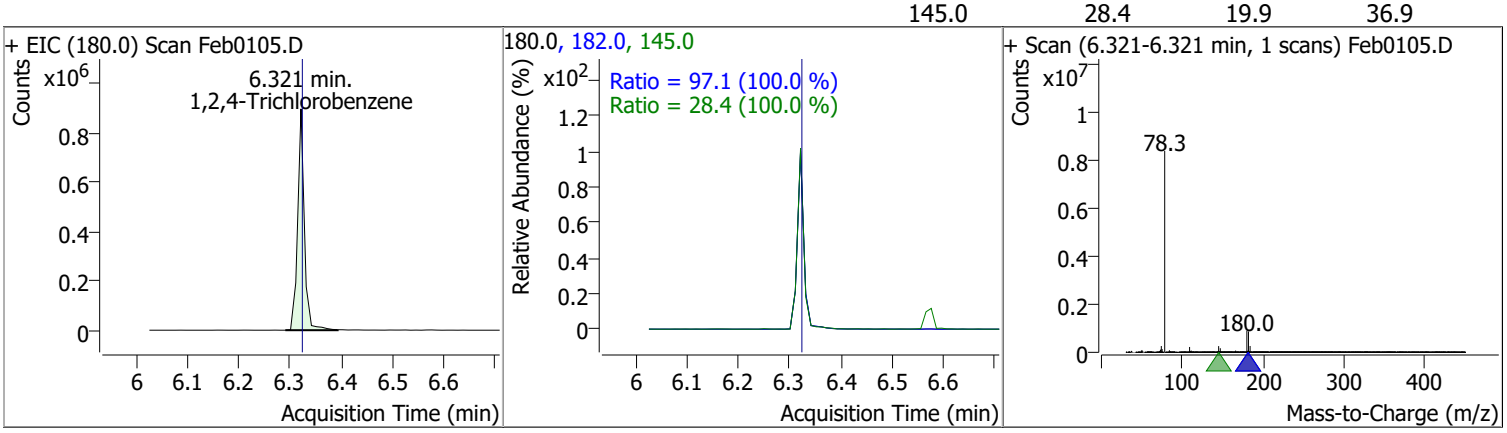

Compound	Conc.	RT	Dev(Min)	Resp.	QIon	QRatio	Lower	Upper
Naphthalene	77.2486	6.40	0.00	2409411	129.0	11.4	8.0	14.9
					102.0	9.7	6.8	12.6

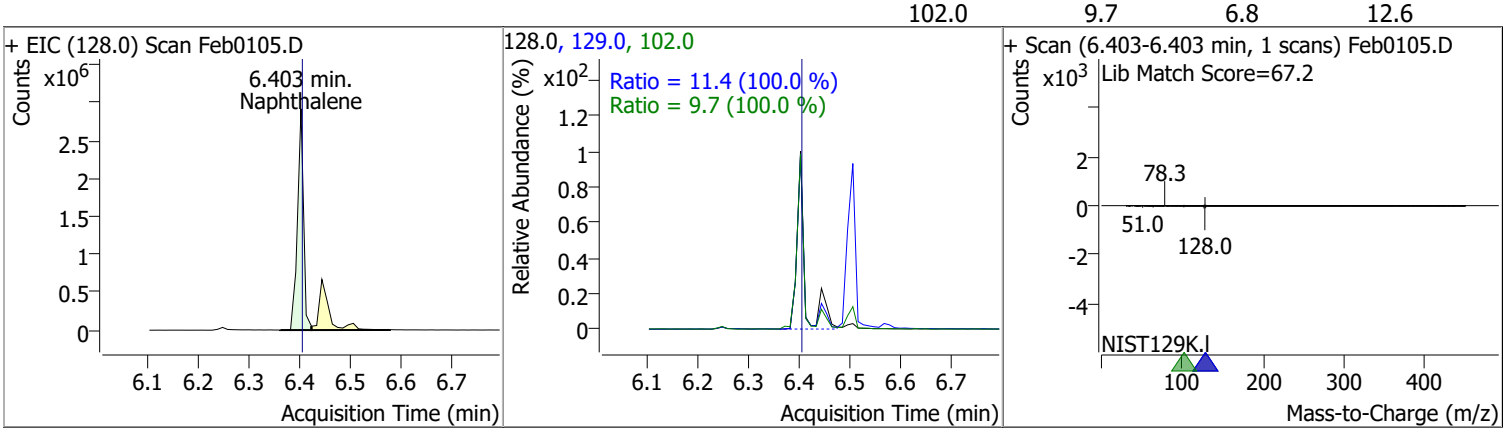

Compound	Conc.	RT	Dev(Min)	Resp.	QIon	QRatio	Lower	Upper
4-Chlorophenol	73.4452	6.44	0.00	223584 (m)	128.0	348.1	243.7	452.5

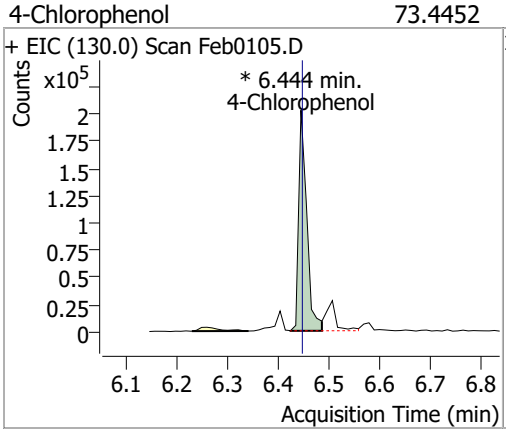

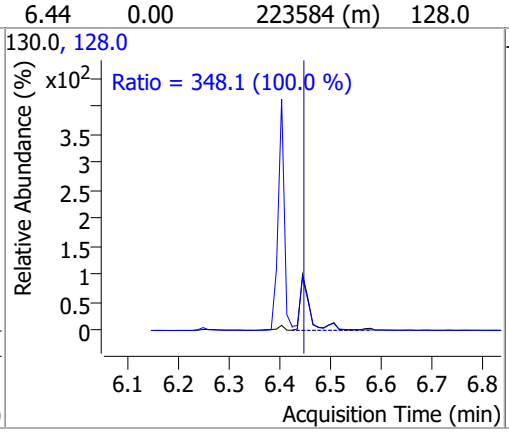

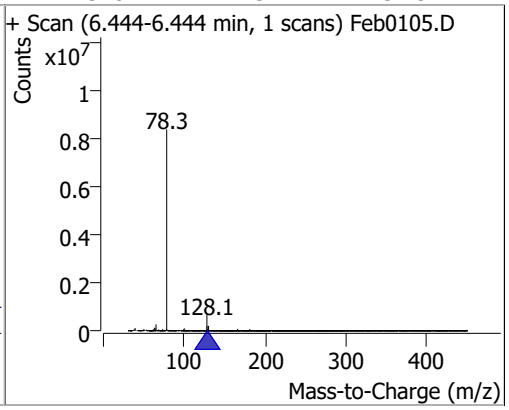

Compound	Conc.	RT	Dev(Min)	Resp.	QIon	QRatio	Lower	Upper
p-Chloroaniline	78.3659	6.51	0.00	1006188	129.0	33.1	23.2	43.0
					65.0	30.0	20.9	38.9

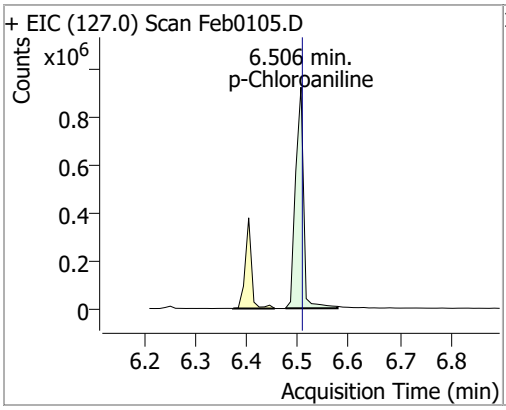

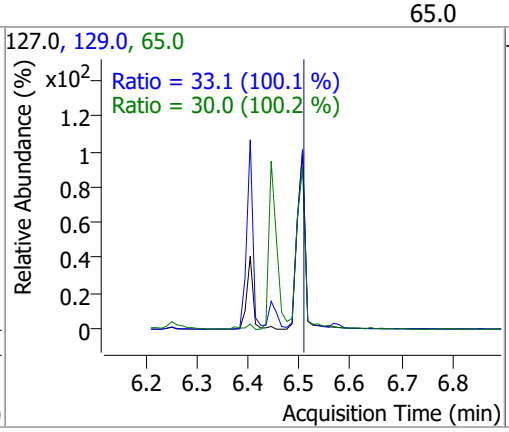

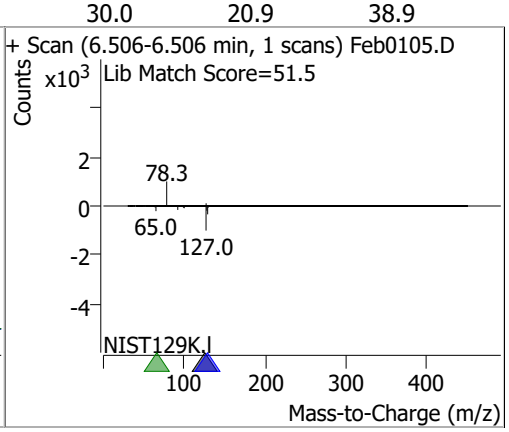

Compound	Conc.	RT	Dev(Min)	Resp.	QIon	QRatio	Lower	Upper
Hexachlorobutadiene	74.0790	6.58	0.00	404231	223.0	65.1	45.6	84.6
					227.0	63.7	44.6	82.8

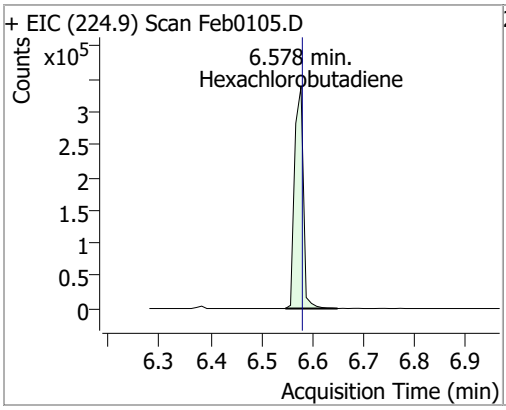

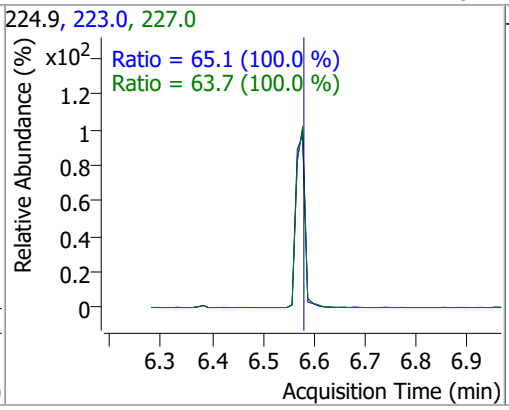

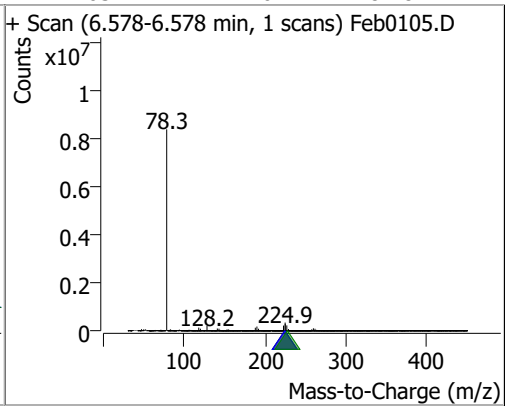

Compound	Conc.	RT	Dev(Min)	Resp.	QIon	QRatio	Lower	Upper
4-Chloro-2-Methylphenol	73.4569	6.99	0.00	572096	144.0	28.0	19.6	36.4

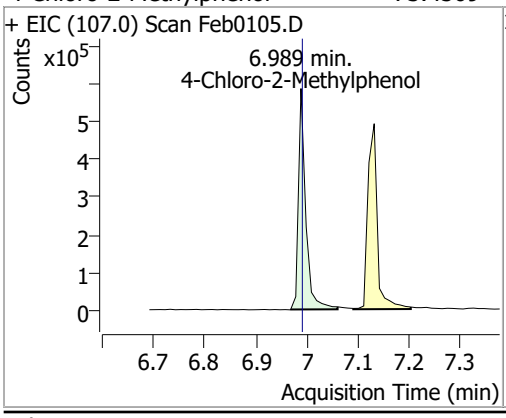

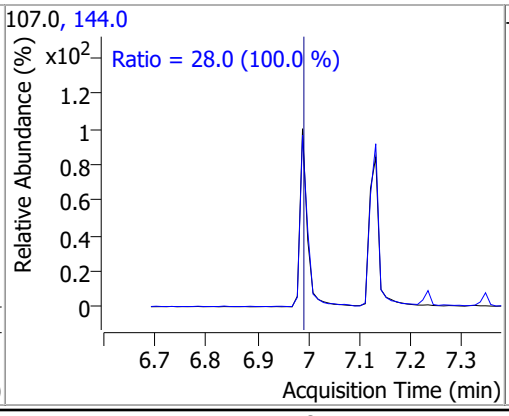

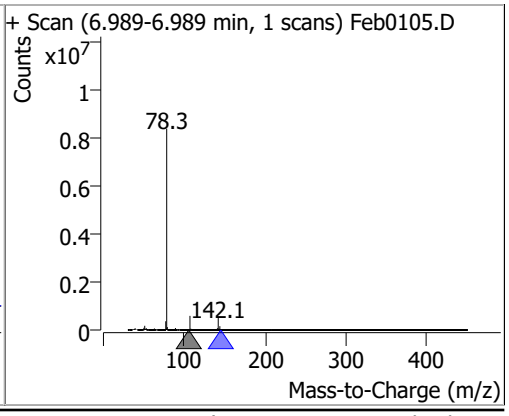

Quantitation Results Report (QT Reviewed)

Compound	Conc.	RT	Dev(Min)	Resp.	QIon	QRatio	Lower	Upper
4-Chloro-3-Methylphenol	76.1234	7.13	0.00	642729	144.0	28.6	20.0	37.2

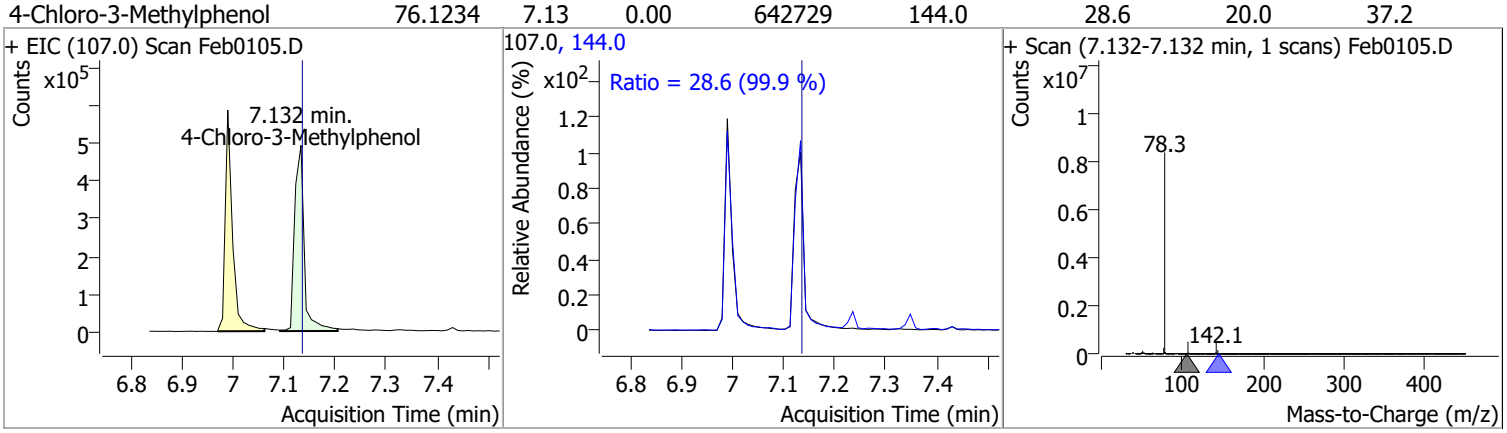

Compound	Conc.	RT	Dev(Min)	Resp.	QIon	QRatio	Lower	Upper
2-Methylnaphthalene	78.8029	7.24	0.00	1456274	142.0	118.8	83.1	154.4
					115.0	41.1	28.8	53.4

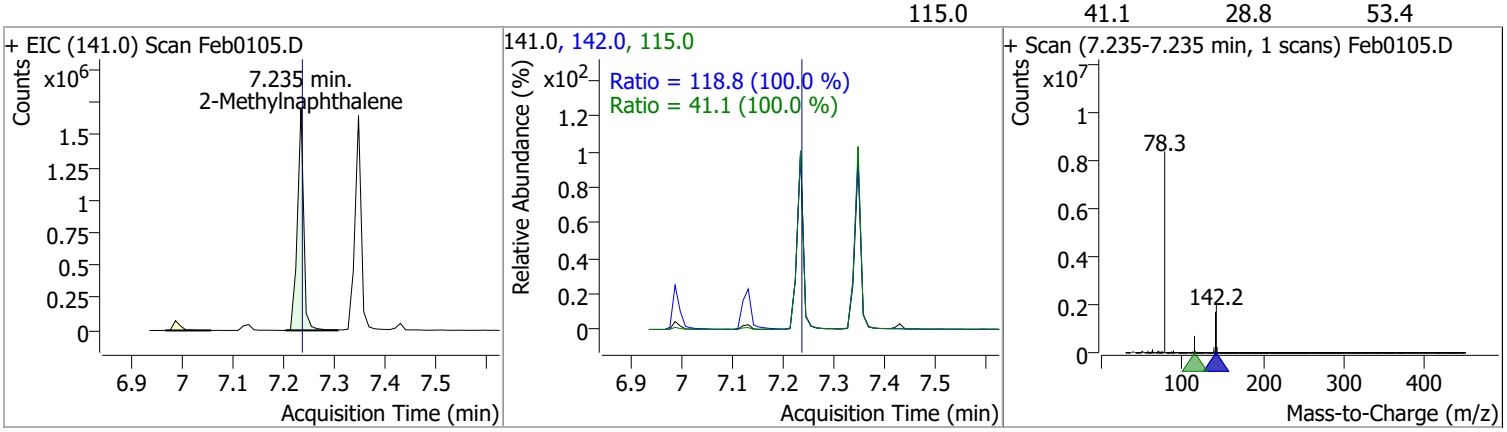

Compound	Conc.	RT	Dev(Min)	Resp.	QIon	QRatio	Lower	Upper
1-Methylnaphthalene	78.0274	7.35	0.00	1403075 (m)	142.0	111.3	77.9	144.7
					115.0	42.1	29.5	54.8

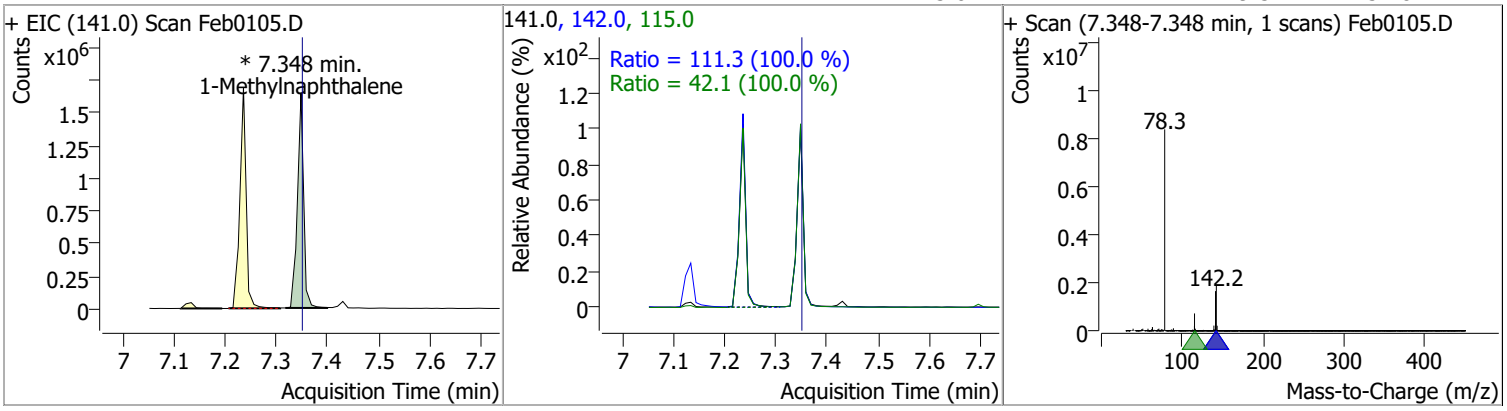

Quantitation Results Report (QT Reviewed)

Compound	Conc.	RT	Dev(Min)	Resp.	QIon	QRatio	Lower	Upper
Hexachlorocyclopentadiene	74.1965	7.43	0.00	261033	238.9	62.5	43.8	81.3
					234.9	62.4	43.7	81.2

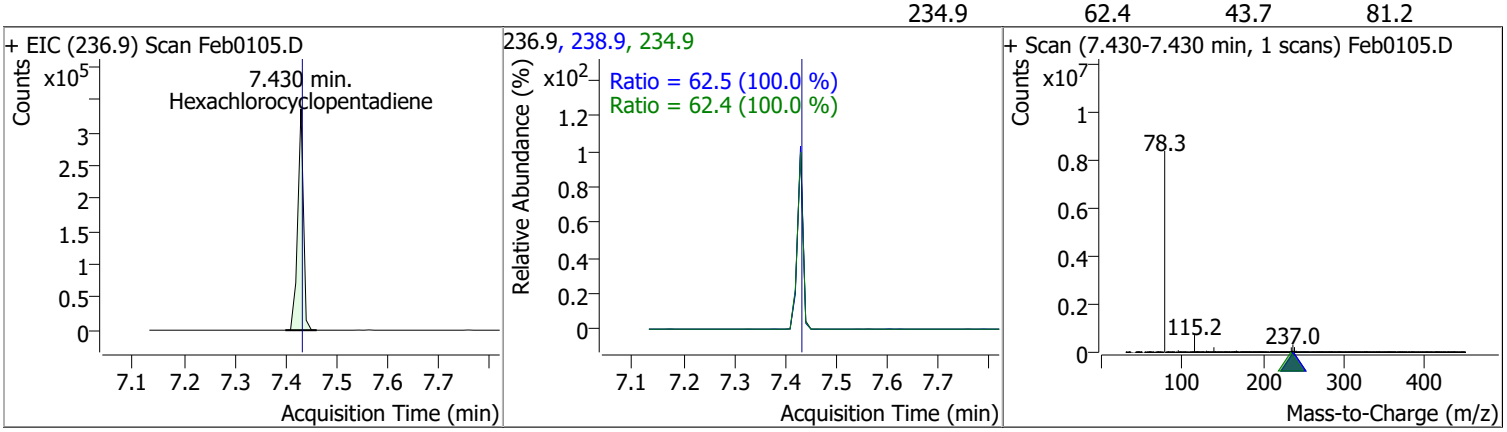

Compound	Conc.	RT	Dev(Min)	Resp.	QIon	QRatio	Lower	Upper
2,4,6-Trichlorophenol	73.6194	7.59	0.00	405291	198.0	98.1	68.7	127.5

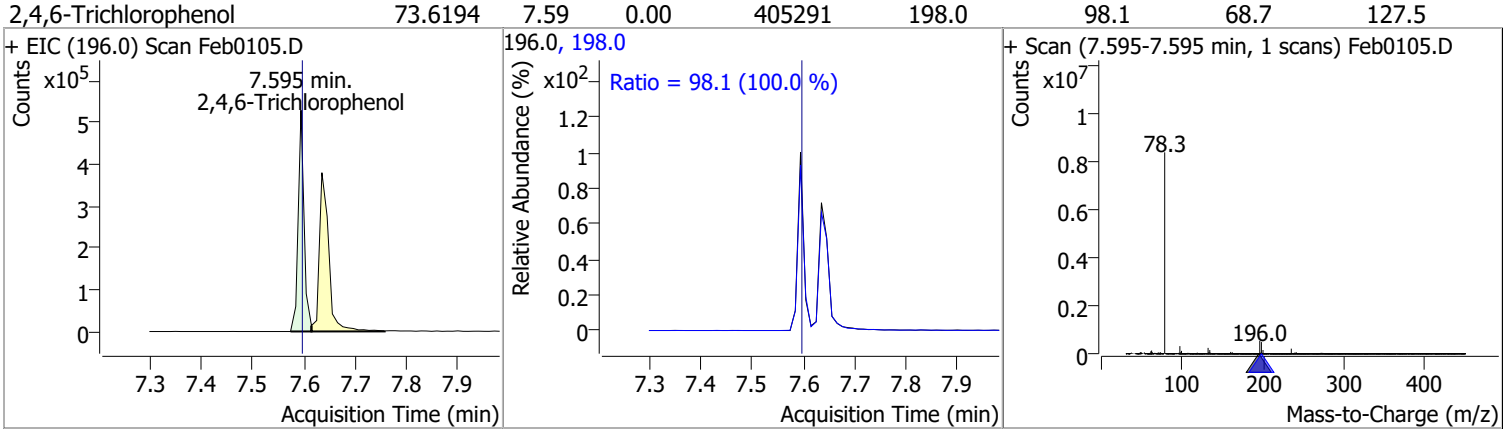

Compound	Conc.	RT	Dev(Min)	Resp.	QIon	QRatio	Lower	Upper
2,4,5-Trichlorophenol	76.4063	7.64	0.00	489590	198.0	93.7	65.6	121.8

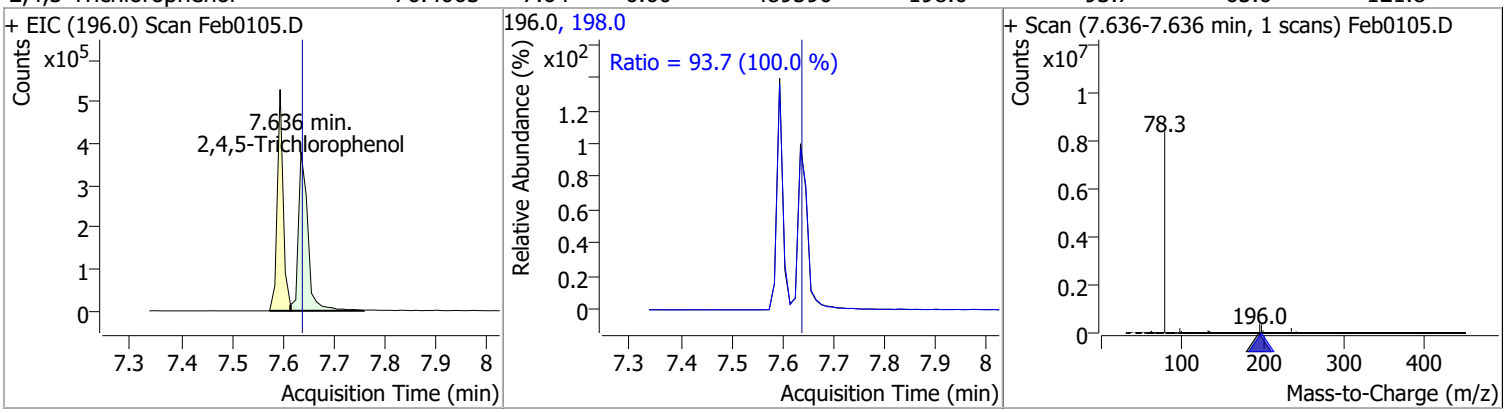

Compound	Conc.	RT	Dev(Min)	Resp.	QIon	QRatio	Lower	Upper
2-Fluorobiphenyl	74.9694	7.70	0.00	1873907	171.0	34.0	23.8	44.1

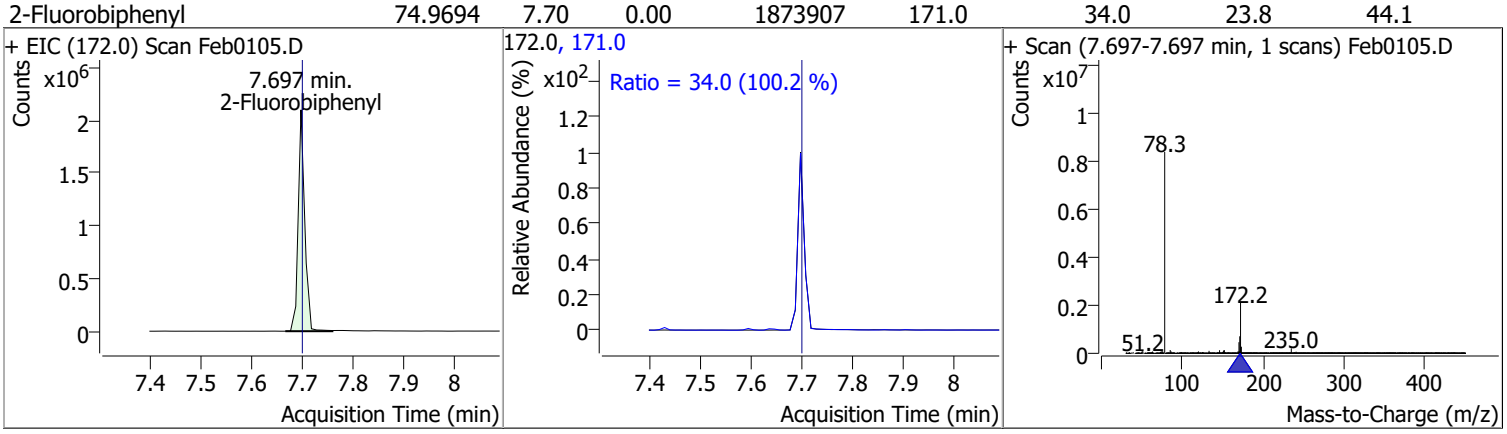

Quantitation Results Report (QT Reviewed)

Compound	Conc.	RT	Dev(Min)	Resp.	QIon	QRatio	Lower	Upper
2-Chloronaphthalene	78.6874	7.81	0.00	1620048	127.0	36.7	25.7	47.7
					164.0	32.2	22.6	41.9

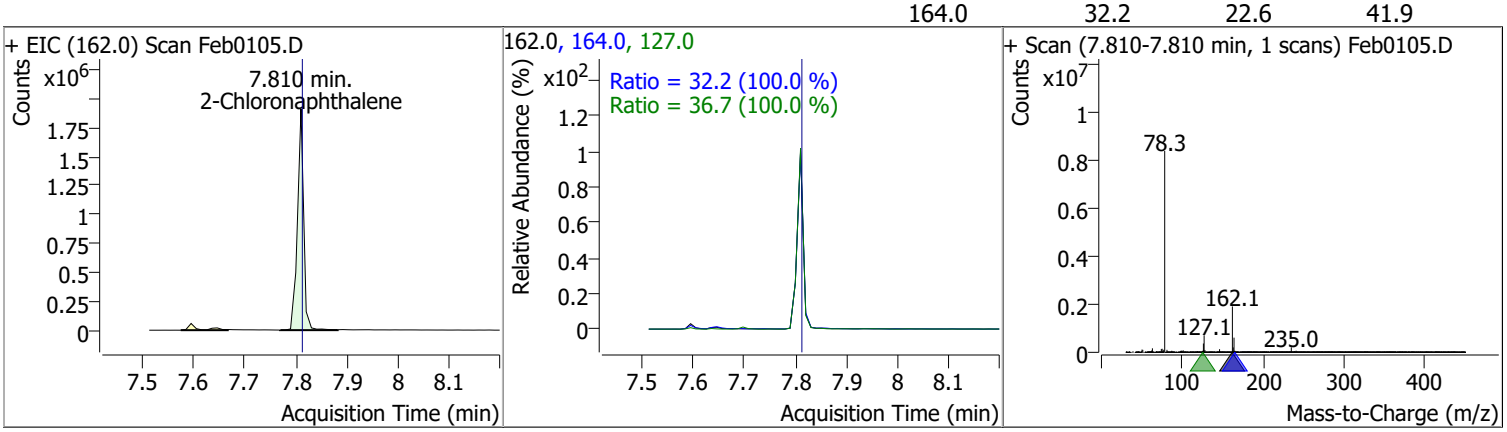

Compound	Conc.	RT	Dev(Min)	Resp.	QIon	QRatio	Lower	Upper
2-Nitroaniline	71.1164	7.96	0.00	218620	138.0	120.7	84.5	156.9

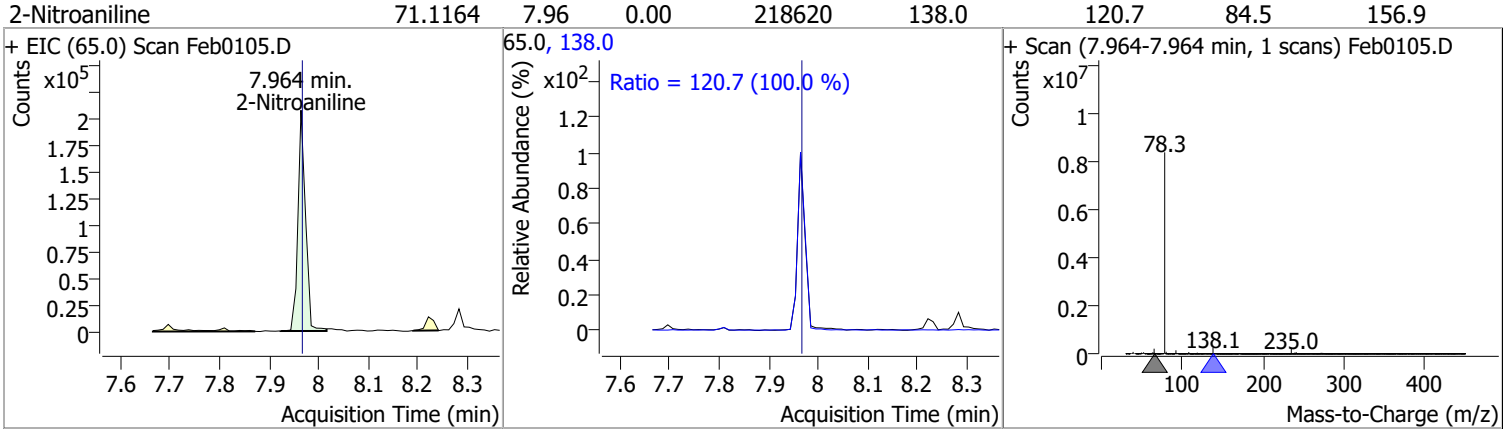

Compound	Conc.	RT	Dev(Min)	Resp.	QIon	QRatio	Lower	Upper
Dimethyl Phthalate	75.8931	8.22	0.00	1625132	77.0	18.6	13.0	24.2

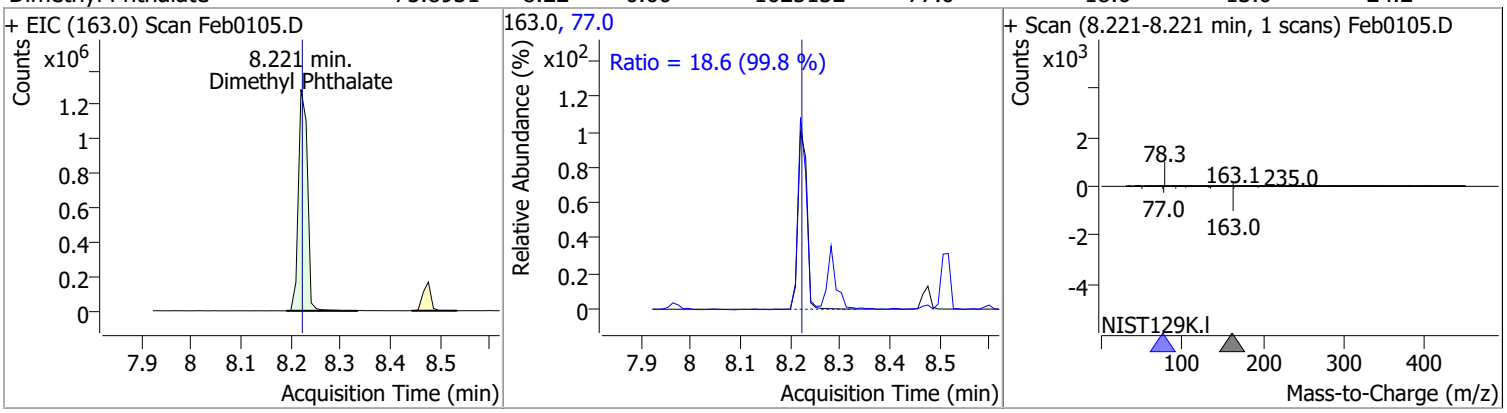

Compound	Conc.	RT	Dev(Min)	Resp.	QIon	QRatio	Lower	Upper
2,6-Dinitrotoluene	86.7228	8.28	0.00	232435	63.0	117.5	82.2	152.7
					89.0	58.3	40.8	75.8

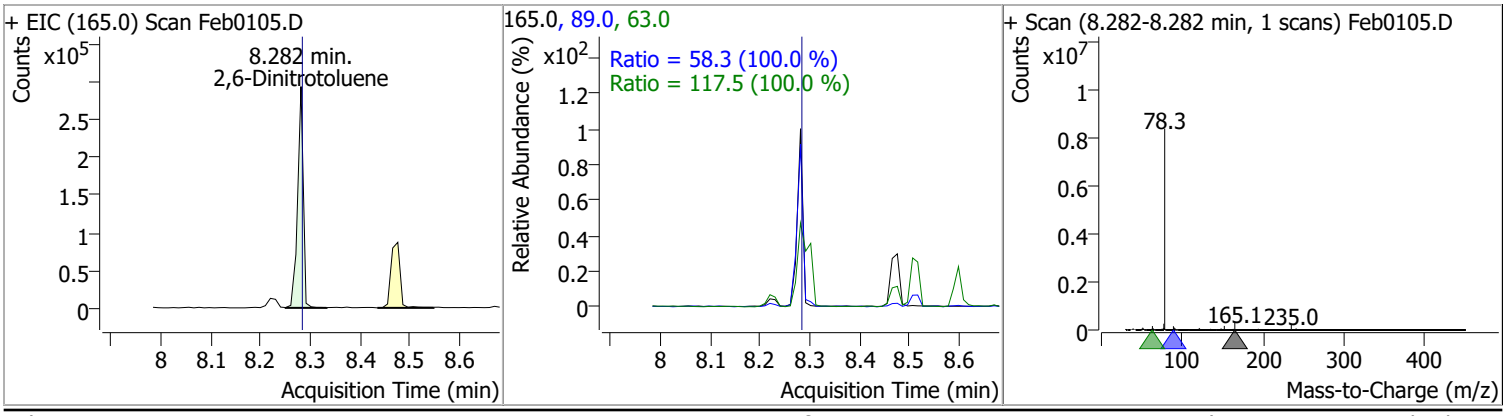

Compound	Conc.	RT	Dev(Min)	Resp.	QIon	QRatio	Lower	Upper
Acenaphthylene	75.0030	8.30	0.00	2495007	153.1	14.0	9.8	18.2

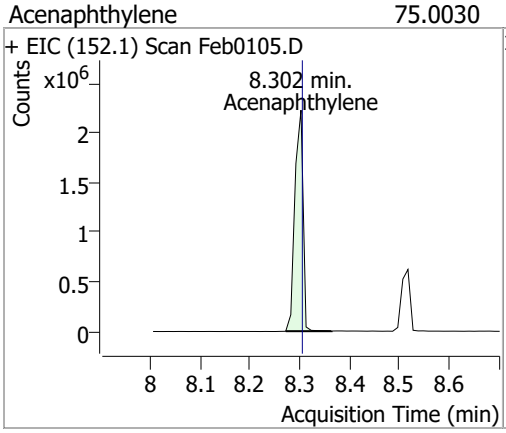

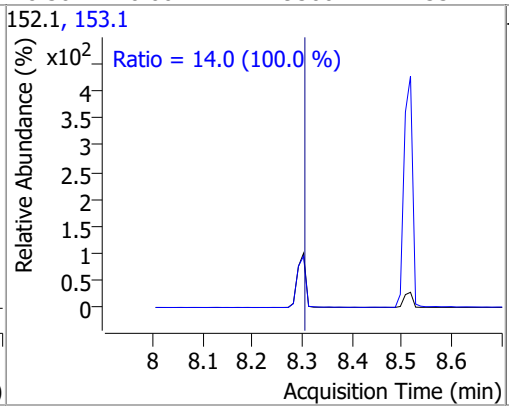

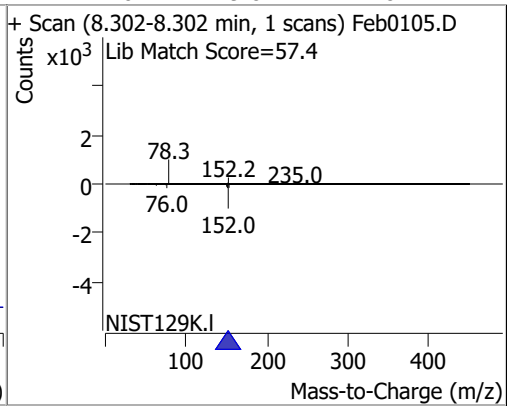

Compound	Conc.	RT	Dev(Min)	Resp.	QIon	QRatio	Lower	Upper
3-Nitroaniline	78.1693	8.48	0.00	237671	65.0	121.0	84.7	157.3
					92.0	102.4	71.7	133.2

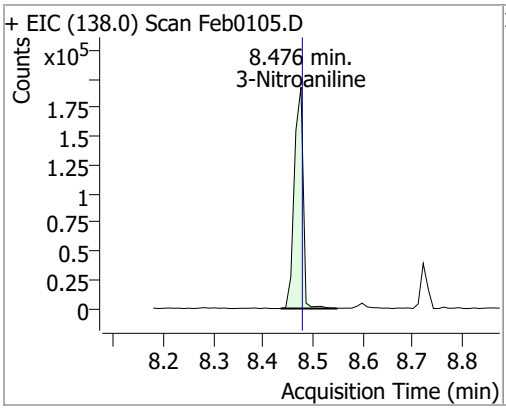

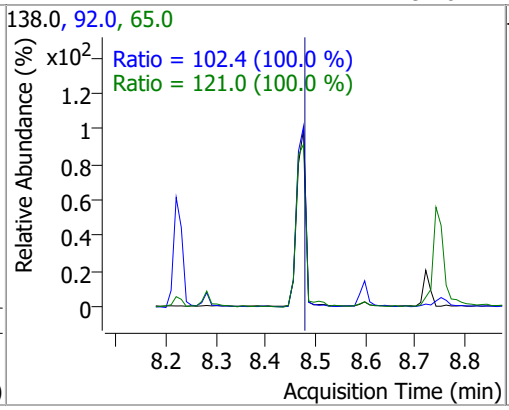

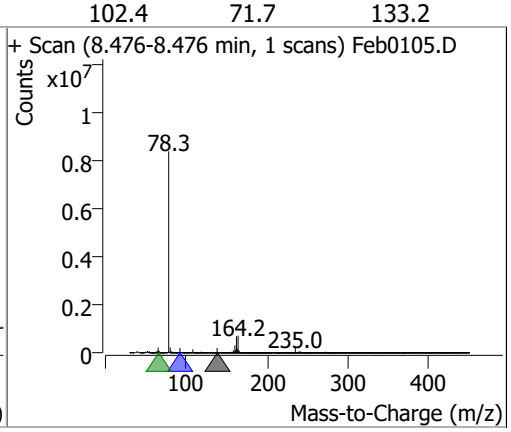

Compound	Conc.	RT	Dev(Min)	Resp.	QIon	QRatio	Lower	Upper
Acenaphthene	75.3729	8.52	0.00	1445157	153.0	109.2	76.5	142.0
					152.0	51.1	35.8	66.4

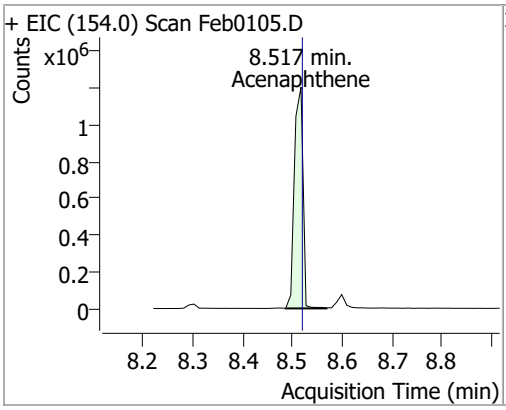

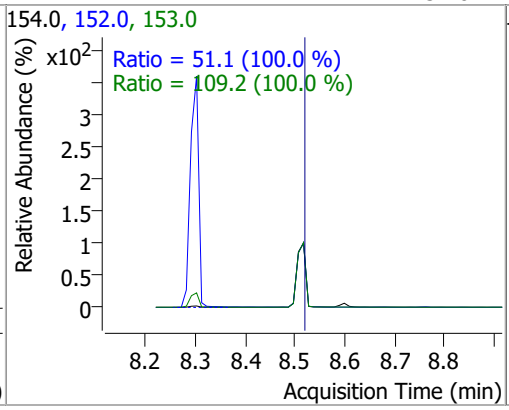

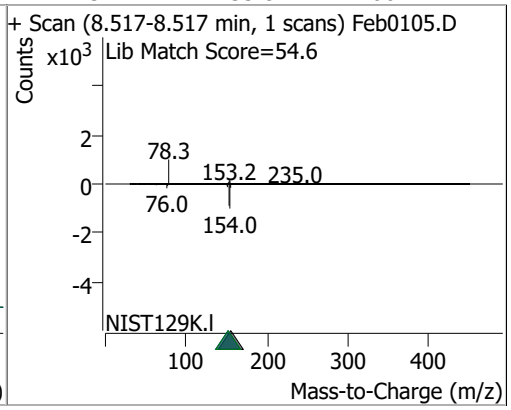

Compound	Conc.	RT	Dev(Min)	Resp.	QIon	QRatio	Lower	Upper
2,4-Dinitrophenol	77.4073	8.60	0.00	123418	154.0	63.4	44.4	82.5

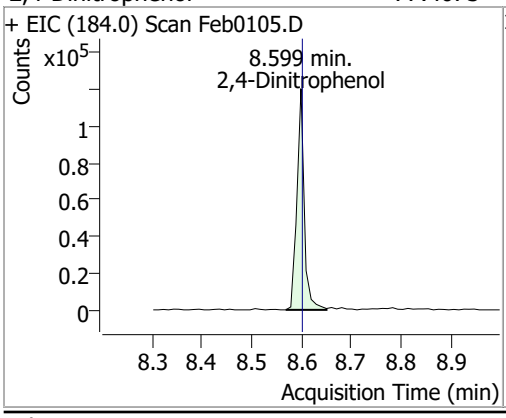

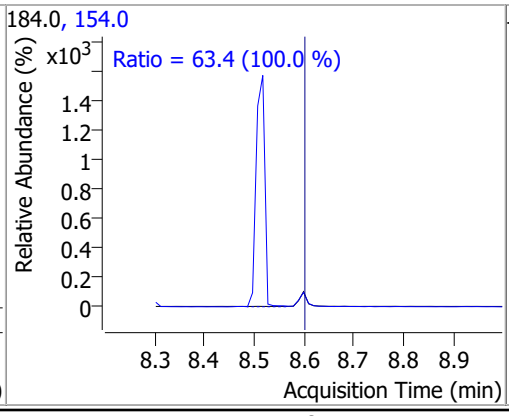

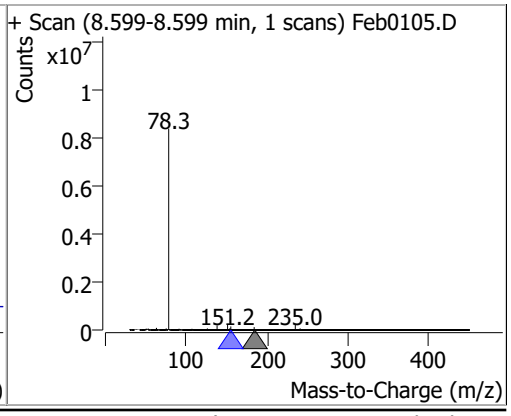

Compound	Conc.	RT	Dev(Min)	Resp.	QIon	QRatio	Lower	Upper
Dibenzofuran	75.0506	8.72	0.00	2217629	139.0	43.1	30.2	56.0

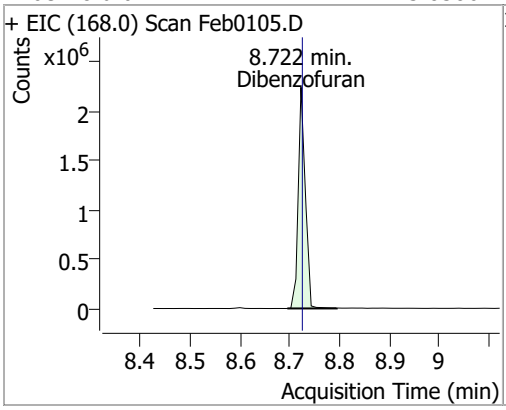

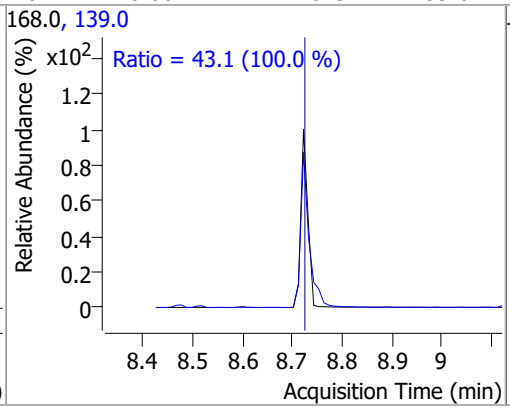

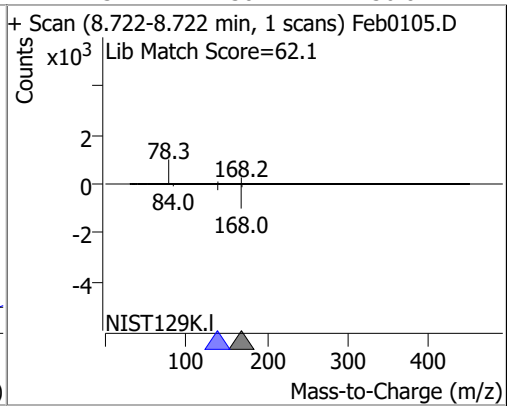

Compound	Conc.	RT	Dev(Min)	Resp.	QIon	QRatio	Lower	Upper
4-Nitrophenol	81.4651	8.74	0.00	251182	139.0	380.6	266.4	494.7
					65.0	81.2	56.8	105.6

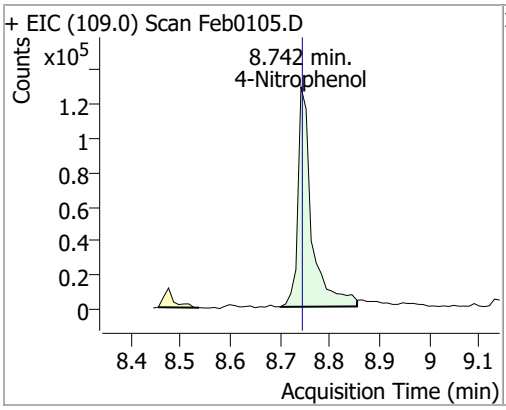

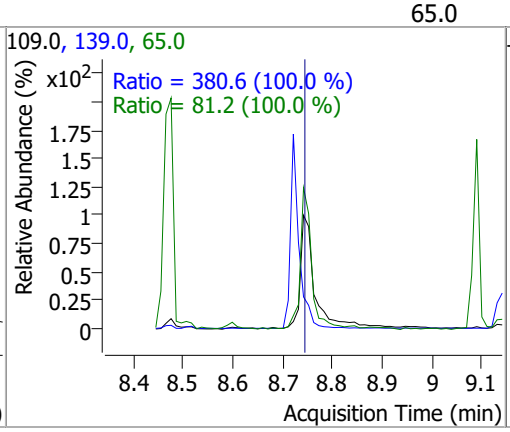

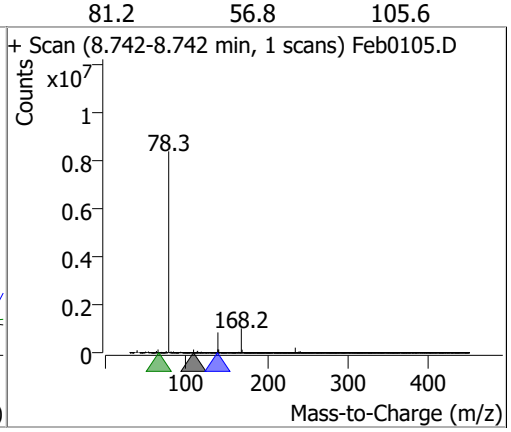

Compound	Conc.	RT	Dev(Min)	Resp.	QIon	QRatio	Lower	Upper
2,4-Dinitrotoluene	79.3890	8.75	0.00	286282	63.0	67.7	47.5	88.1
					89.0	65.3	45.8	85.1

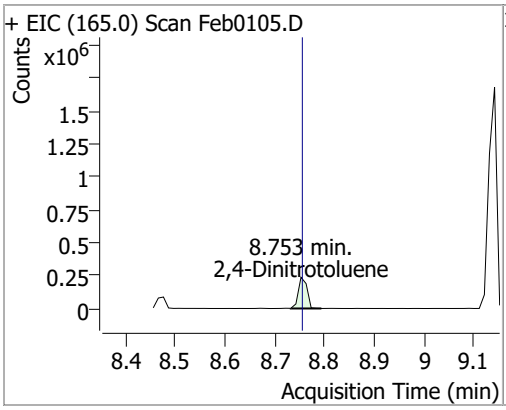

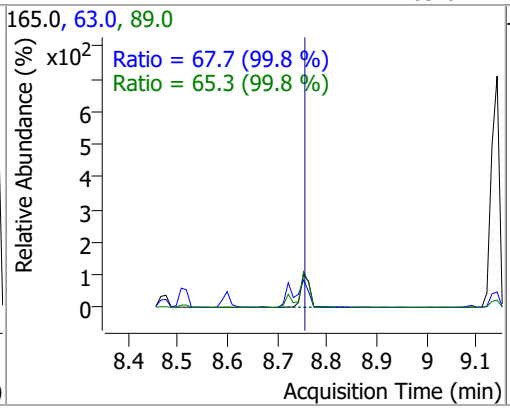

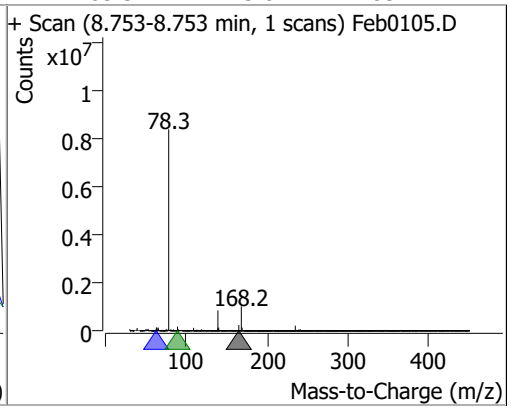

Compound	Conc.	RT	Dev(Min)	Resp.	QIon	QRatio	Lower	Upper
Diethylphthalate	78.8006	9.09	0.00	1742454	177.0	21.1	14.8	27.5
					150.0	12.6	8.8	16.3

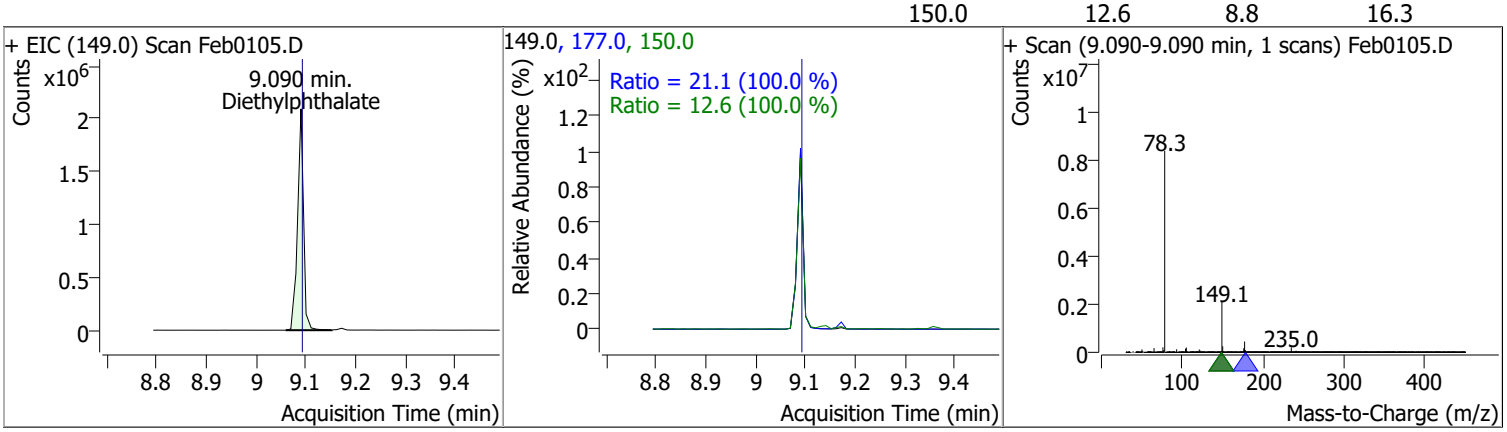

Compound	Conc.	RT	Dev(Min)	Resp.	QIon	QRatio	Lower	Upper
Fluorene	74.9472	9.14	0.00	1995921	165.0	92.6	64.8	120.4
					167.0	13.0	9.1	16.9

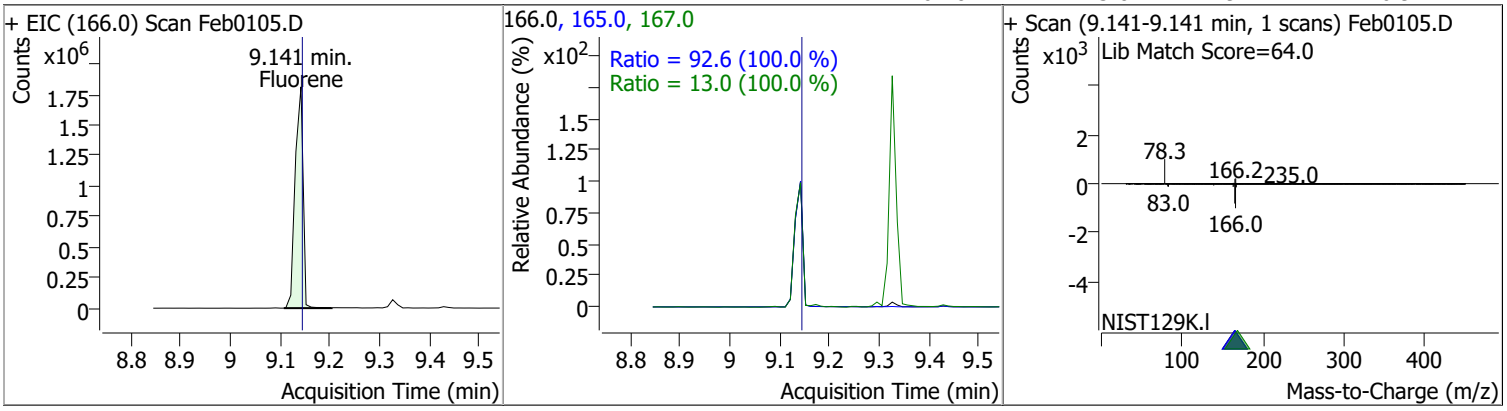

Compound	Conc.	RT	Dev(Min)	Resp.	QIon	QRatio	Lower	Upper
4-Chlorophenyl-phenylether	74.7026	9.17	0.00	870814	141.0	62.7	43.9	81.5
					206.0	33.2	23.2	43.1

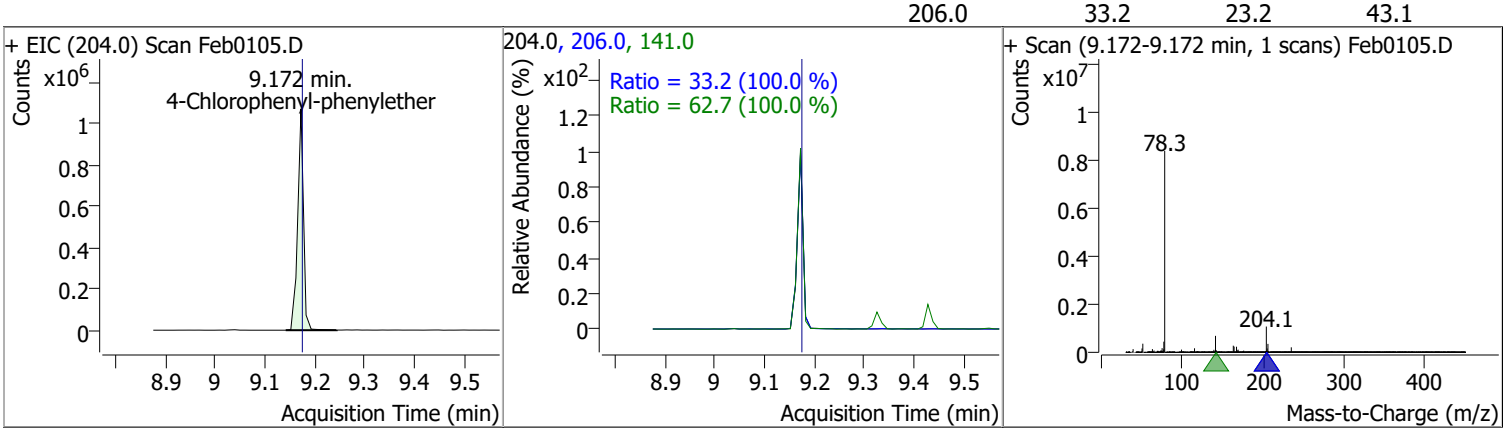

Quantitation Results Report (QT Reviewed)

Compound	Conc.	RT	Dev(Min)	Resp.	QIon	QRatio	Lower	Upper
4-Nitroaniline	71.7794	9.21	0.00	212375 (m)	65.0	101.3	70.9	131.7
					92.0	51.2	35.8	66.6

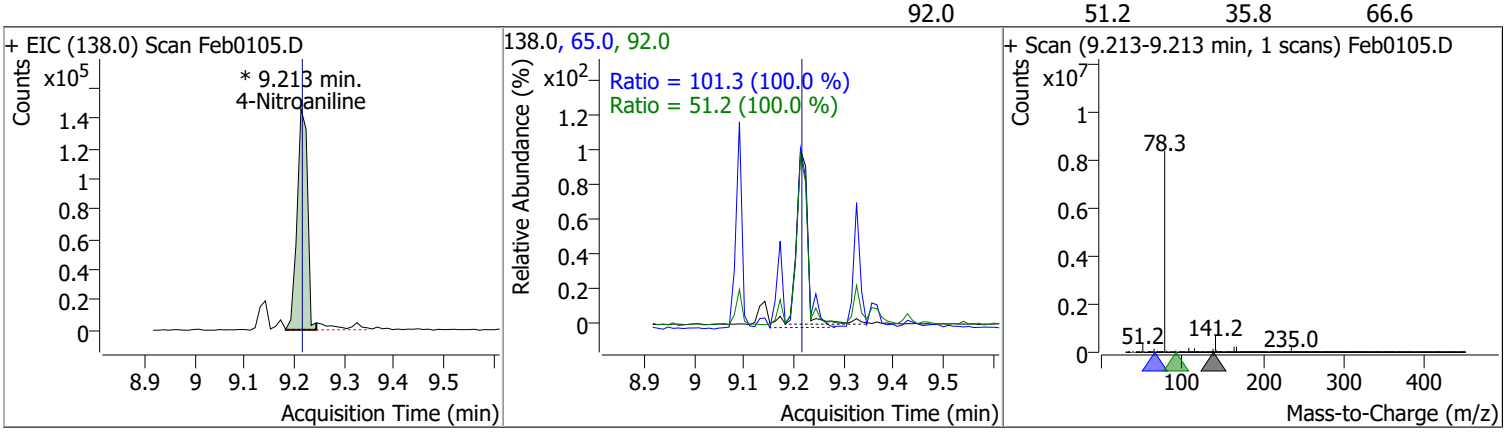

Compound	Conc.	RT	Dev(Min)	Resp.	QIon	QRatio	Lower	Upper
4,6-Dinitro-2-methylphenol	71.9730	9.24	0.00	151435	121.0	46.4	32.5	60.3

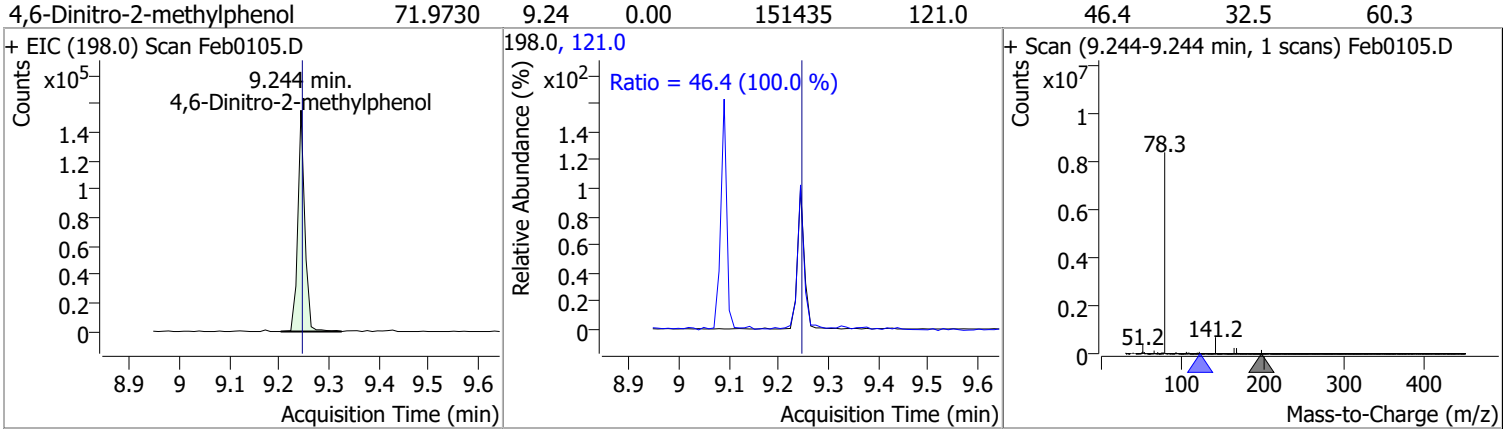

Compound	Conc.	RT	Dev(Min)	Resp.	QIon	QRatio	Lower	Upper
N-nitrosodiphenylamine	69.8116	9.33	0.00	1235167	168.0	63.3	44.3	82.3
					167.0	34.3	24.0	44.6

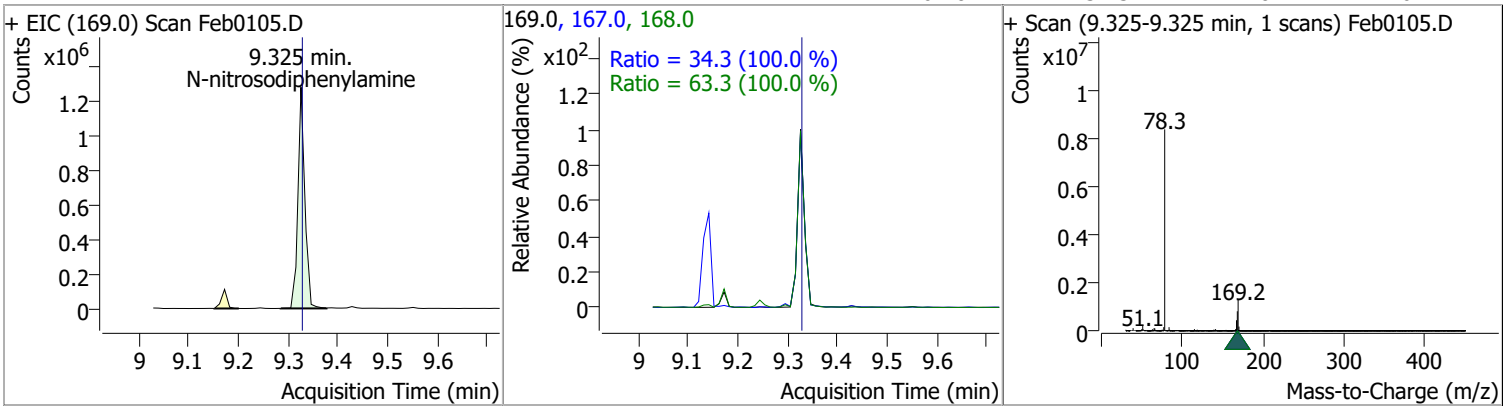

Quantitation Results Report (QT Reviewed)

Compound	Conc.	RT	Dev(Min)	Resp.	QIon	QRatio	Lower	Upper
Azobenzene	71.9184	9.36	0.00	1447453	51.0	37.7	26.4	49.0
					182.0	27.4	19.2	35.7

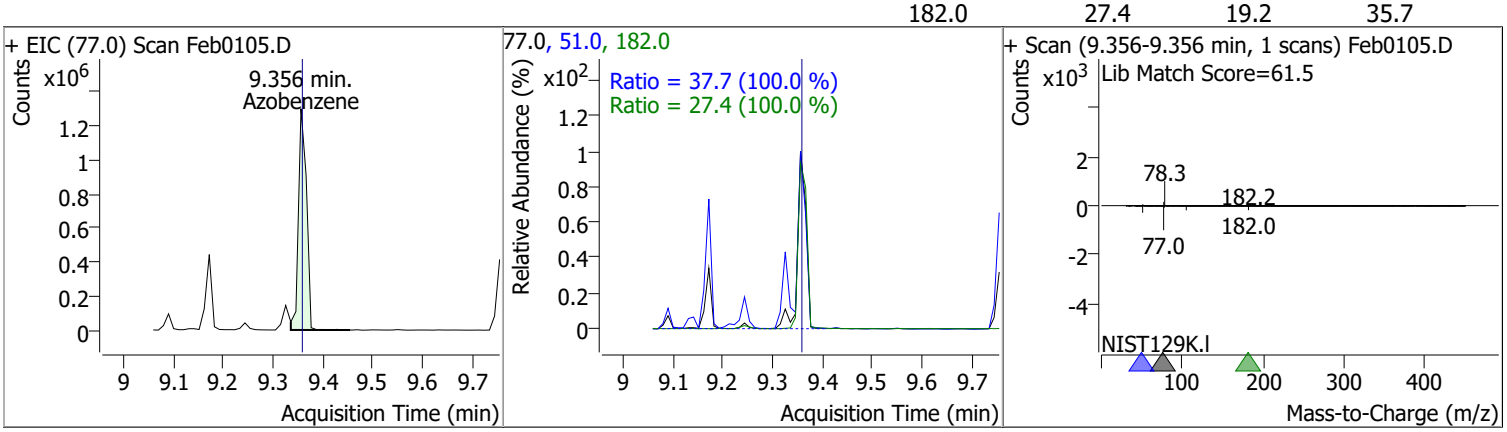

Compound	Conc.	RT	Dev(Min)	Resp.	QIon	QRatio	Lower	Upper
2,4,6-Tribromophenol	71.1735	9.43	0.00	150664	331.8	93.5	65.5	121.6

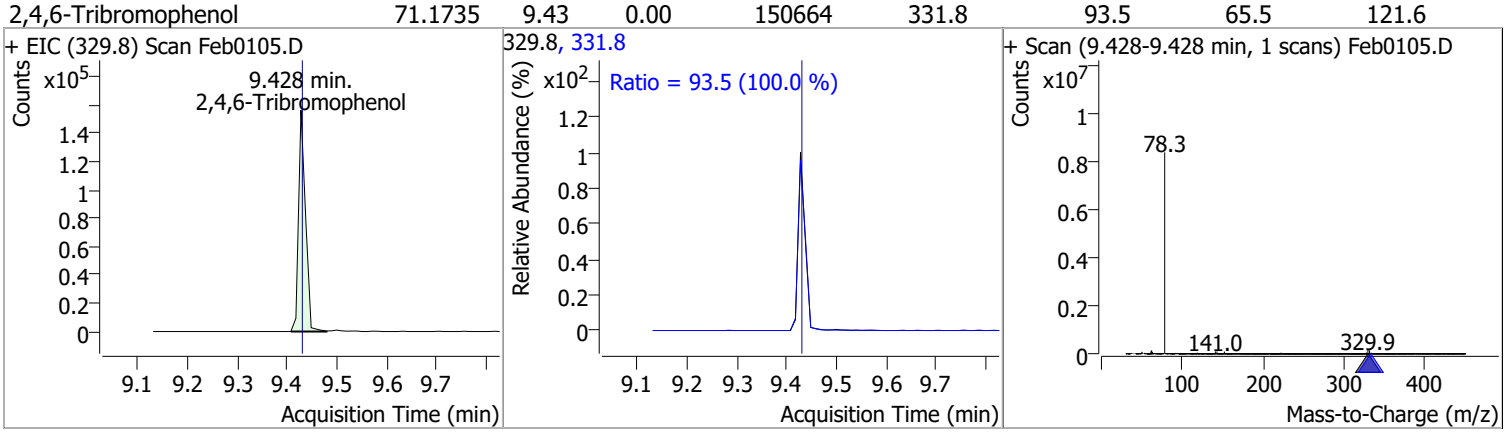

Compound	Conc.	RT	Dev(Min)	Resp.	QIon	QRatio	Lower	Upper
4-Bromophenyl-phenylether	74.2005	9.76	0.00	490555	141.0	103.5	72.5	134.6
					250.0	100.5	70.4	130.7

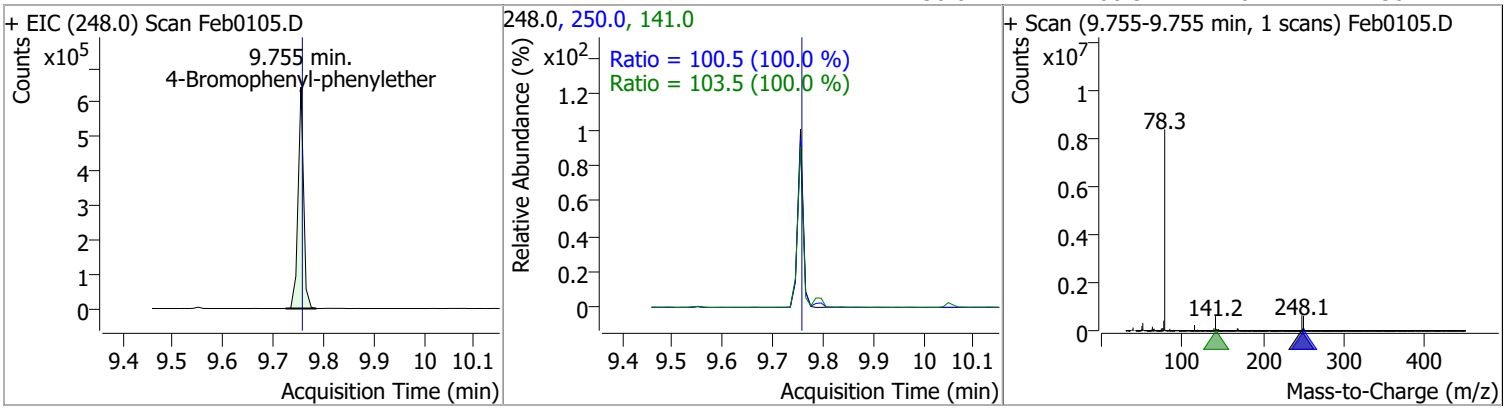

Compound	Conc.	RT	Dev(Min)	Resp.	QIon	QRatio	Lower	Upper
Hexachlorobenzene	72.6972	9.80	0.00	492930	142.0	47.3	33.1	61.5

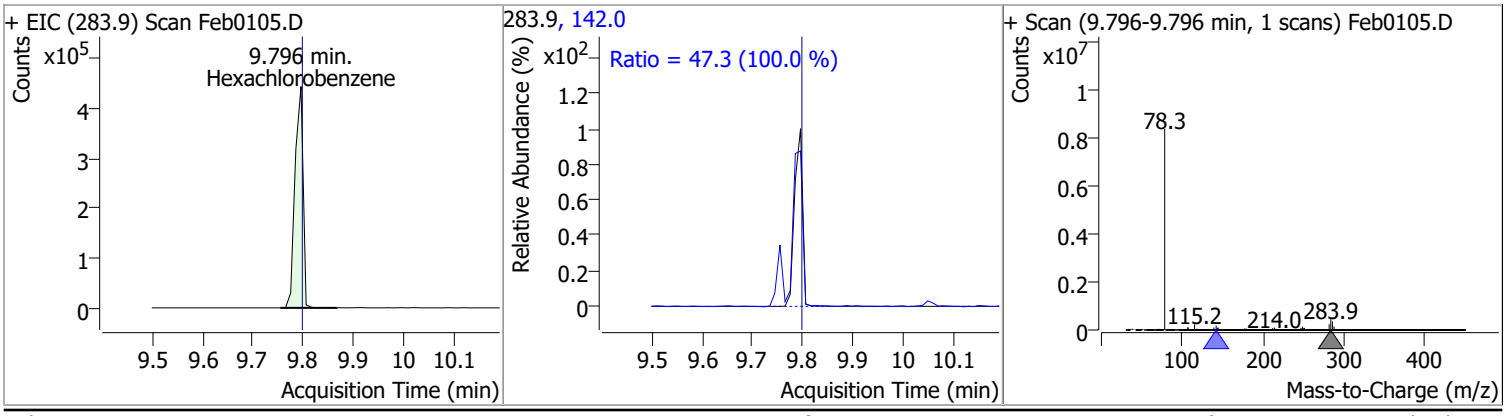

Compound	Conc.	RT	Dev(Min)	Resp.	QIon	QRatio	Lower	Upper
Pentachlorophenol	72.5845	10.05	0.00	234400	267.9	65.3	45.7	84.8
					263.9	62.6	43.8	81.4

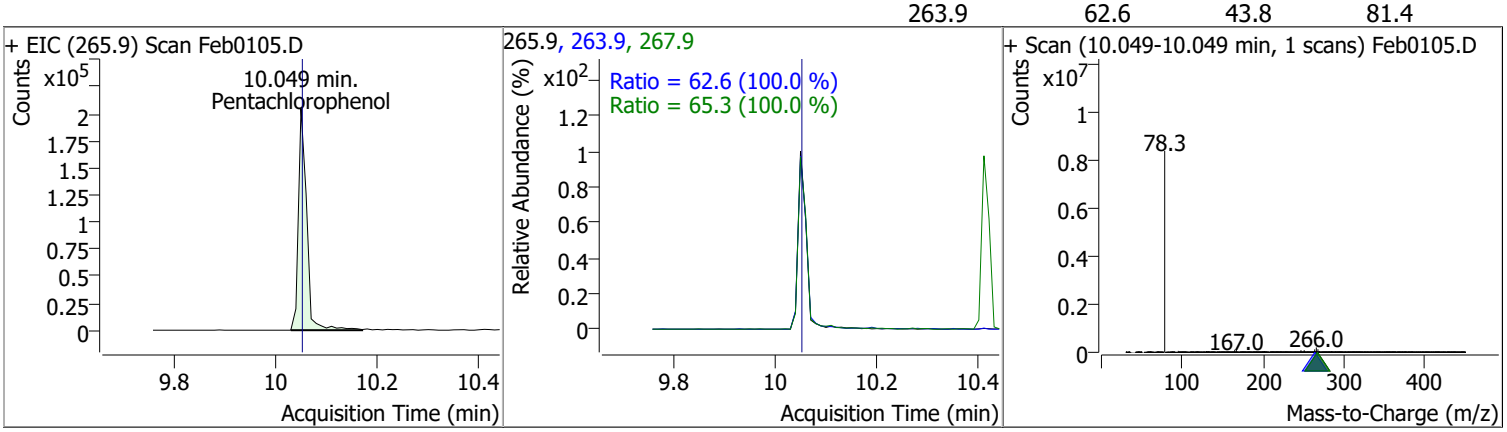

Compound	Conc.	RT	Dev(Min)	Resp.	QIon	QRatio	Lower	Upper
Phenanthrene	70.5655	10.29	0.00	2564536	176.0	18.9	13.2	24.5

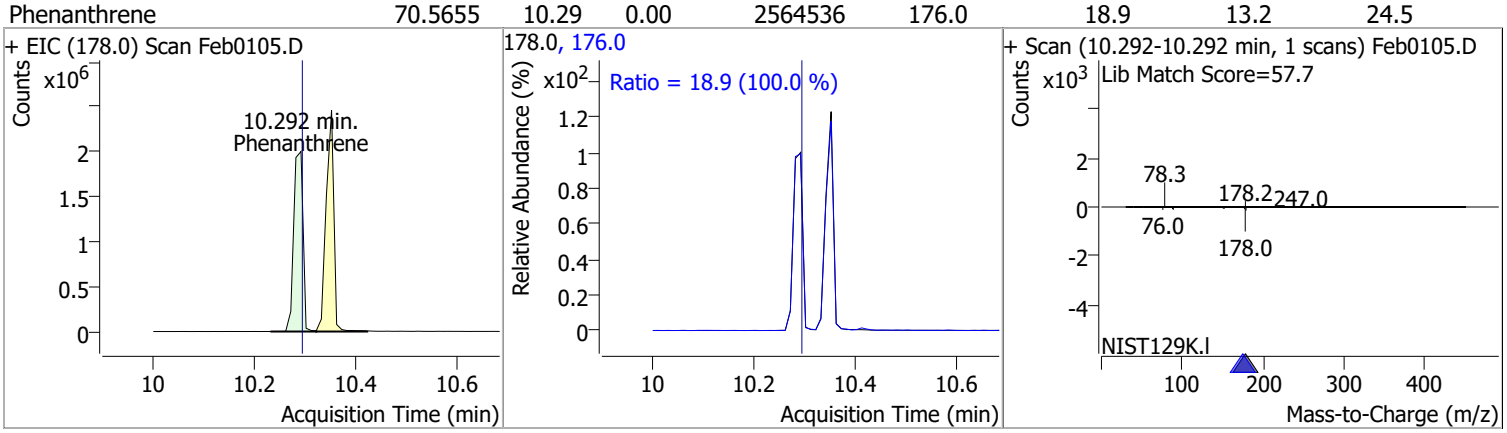

Compound	Conc.	RT	Dev(Min)	Resp.	QIon	QRatio	Lower	Upper
Anthracene	77.2145	10.35	0.00	2594872	176.0	18.1	12.7	23.5

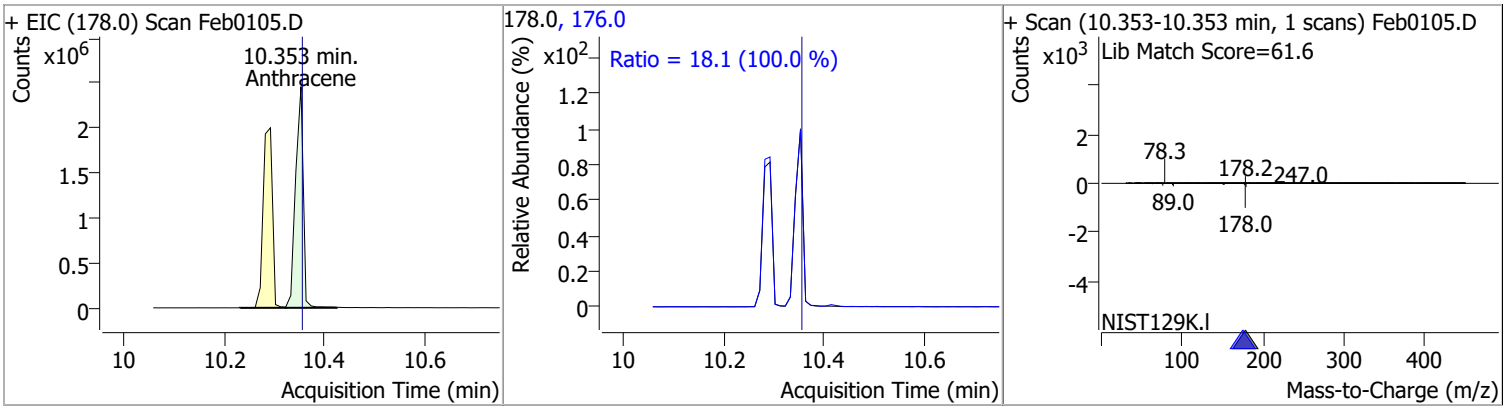

Compound	Conc.	RT	Dev(Min)	Resp.	QIon	QRatio	Lower	Upper
Triallate	71.1327	10.41	0.00	495066	268.0	27.2	19.1	35.4
					143.0	23.0	16.1	30.0

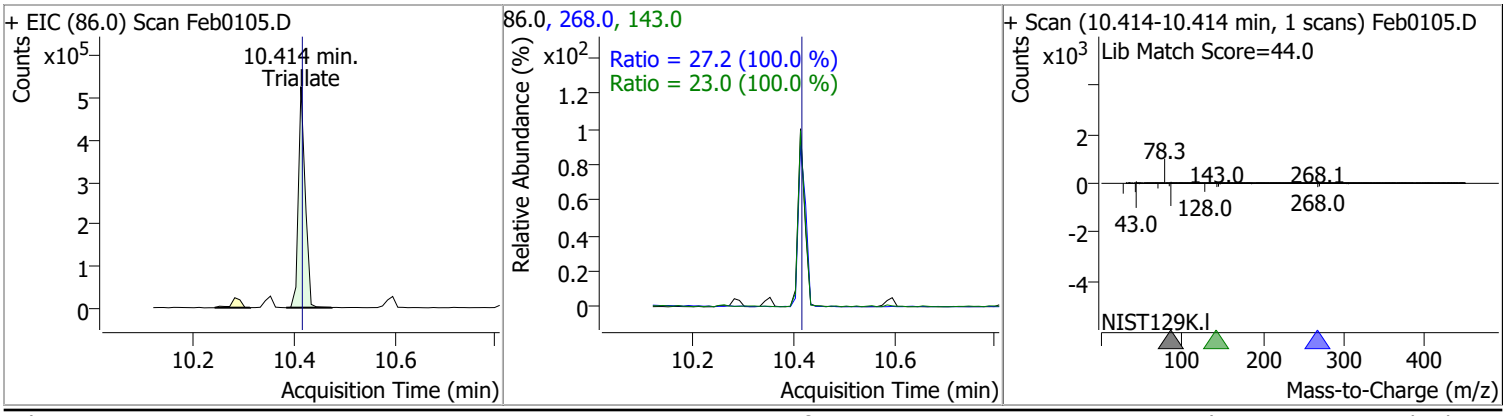

Quantitation Results Report (QT Reviewed)

Compound	Conc.	RT	Dev(Min)	Resp.	QIon	QRatio	Lower	Upper
Carbazole	71.3668	10.60	0.00	2195170	139.0	13.0	9.1	16.9

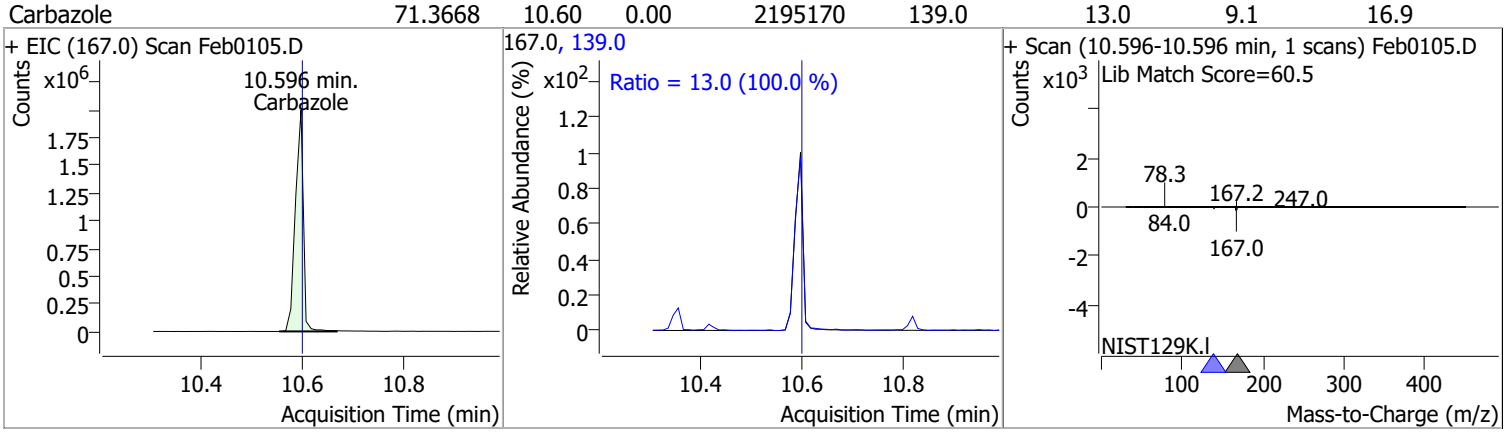

Compound	Conc.	RT	Dev(Min)	Resp.	QIon	QRatio	Lower	Upper
o-Terphenyl	66.0669	10.82	0.00	1240276	229.0	63.0	44.1	81.9
					215.0	37.7	26.4	49.1

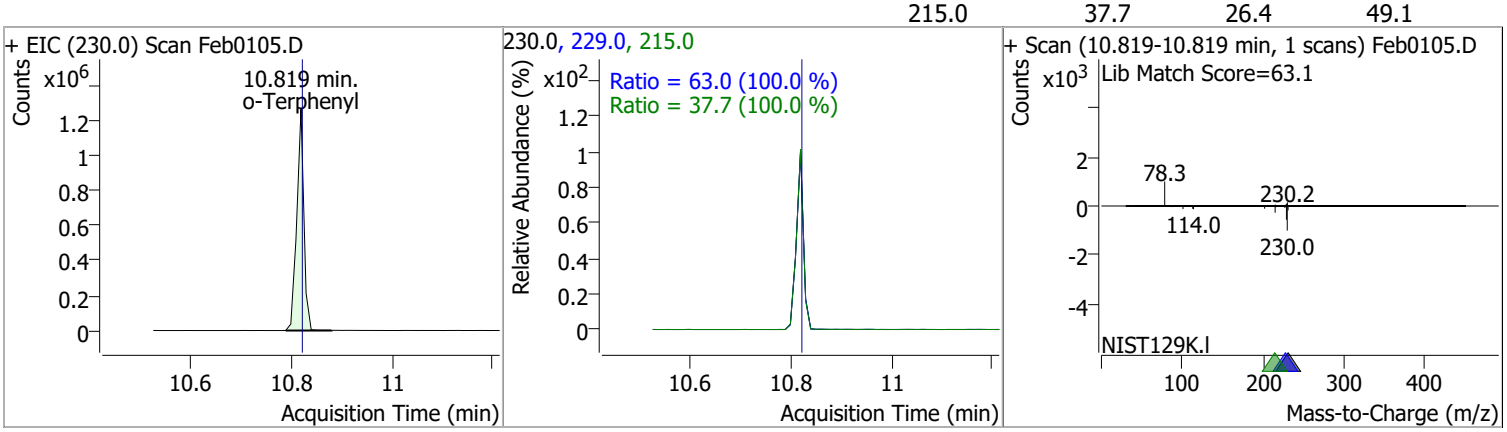

Compound	Conc.	RT	Dev(Min)	Resp.	QIon	QRatio	Lower	Upper
Di-n-Butylphthalate	76.5158	11.20	0.00	2415025	150.0	9.0	6.3	11.6
					104.0	5.8	4.1	7.6

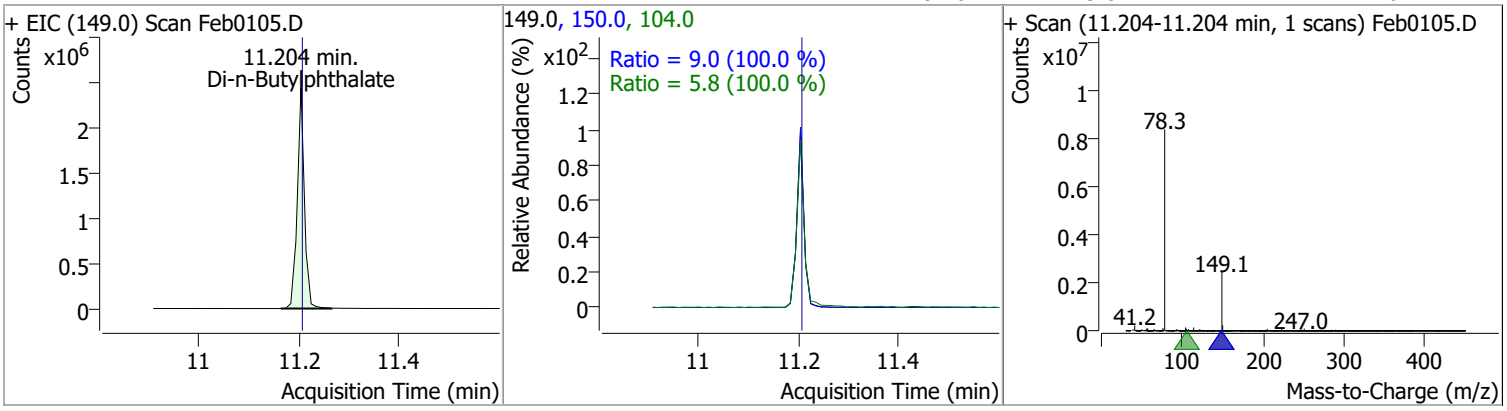

Compound	Conc.	RT	Dev(Min)	Resp.	QIon	QRatio	Lower	Upper
Fluoranthene	70.4096	12.12	0.00	2642561	101.0	12.3	8.6	16.0

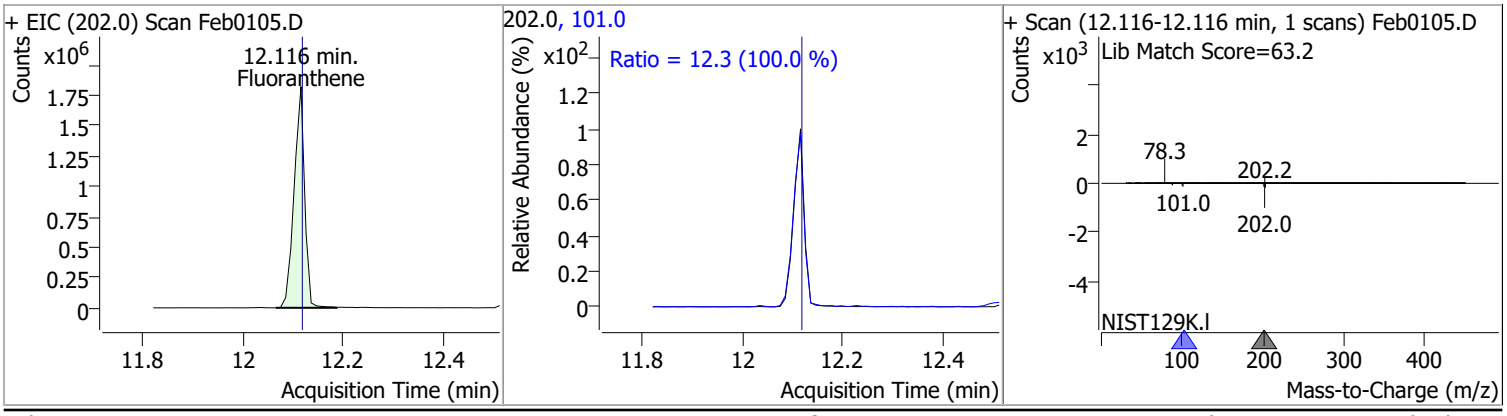

Quantitation Results Report (QT Reviewed)

Compound	Conc.	RT	Dev(Min)	Resp.	QIon	QRatio	Lower	Upper
Benzidine	77.9619	12.50	0.00	1029141	183.0	12.2	8.5	15.8
					92.0	7.5	5.2	9.7

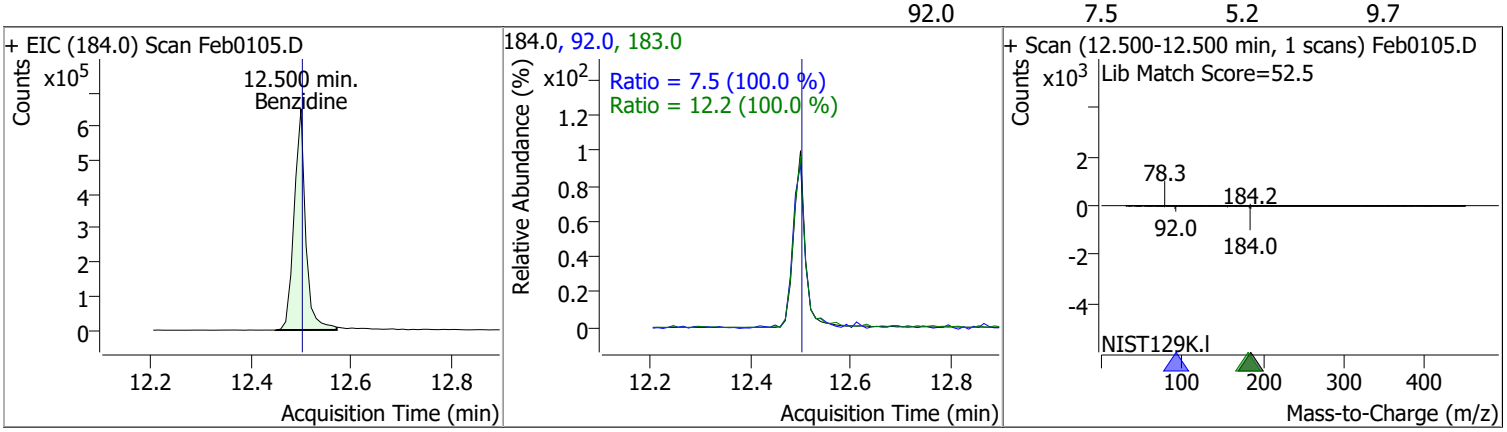

Compound	Conc.	RT	Dev(Min)	Resp.	QIon	QRatio	Lower	Upper
Pyrene	73.3031	12.55	0.00	2791227	101.0	14.0	9.8	18.2

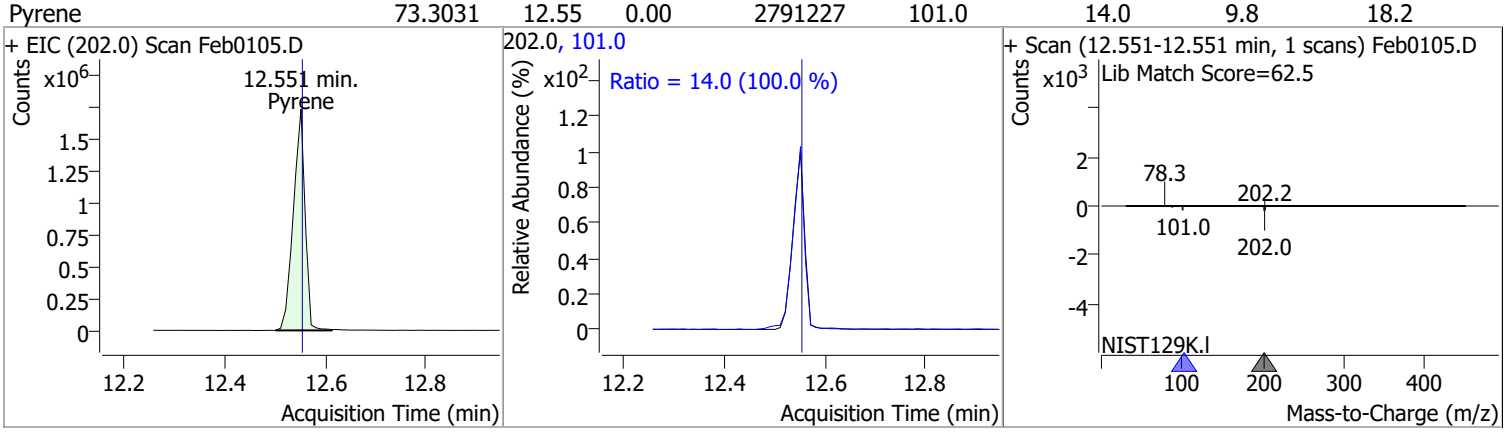

Compound	Conc.	RT	Dev(Min)	Resp.	QIon	QRatio	Lower	Upper
Terphenyl-d14	70.9028	13.06	0.00	1870280	122.0	12.6	8.8	16.4

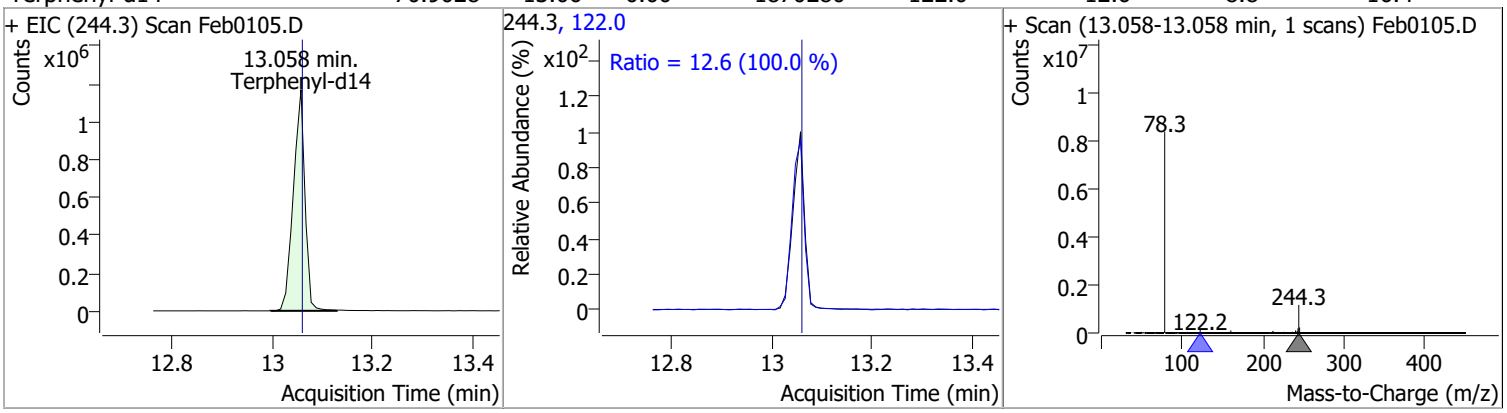

Compound	Conc.	RT	Dev(Min)	Resp.	QIon	QRatio	Lower	Upper
Butylbenzylphthalate	75.4810	14.53	0.00	844012	91.0	80.1	56.1	104.1
					206.0	18.4	12.9	24.0

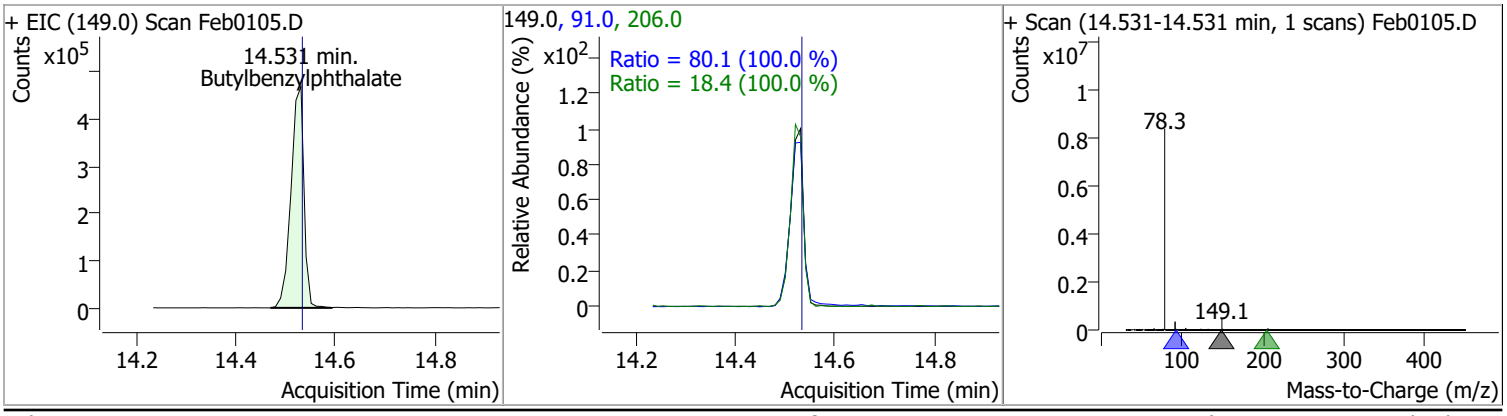

Quantitation Results Report (QT Reviewed)

Compound	Conc.	RT	Dev(Min)	Resp.	QIon	QRatio	Lower	Upper
Benzo(a)Anthracene	75.5683	15.76	0.00	2253413	226.0	25.8	18.0	33.5
					229.0	20.9	14.6	27.2

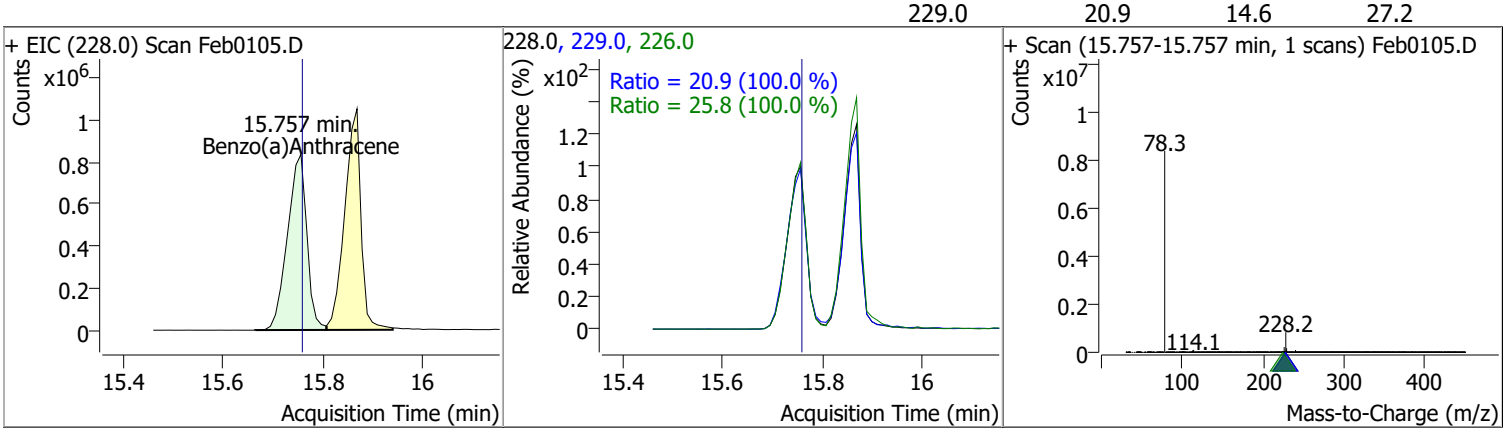

Compound	Conc.	RT	Dev(Min)	Resp.	QIon	QRatio	Lower	Upper
Chrysene	74.5741	15.87	0.00	2386008	226.0	29.3	20.5	38.1
					229.0	20.2	14.2	26.3

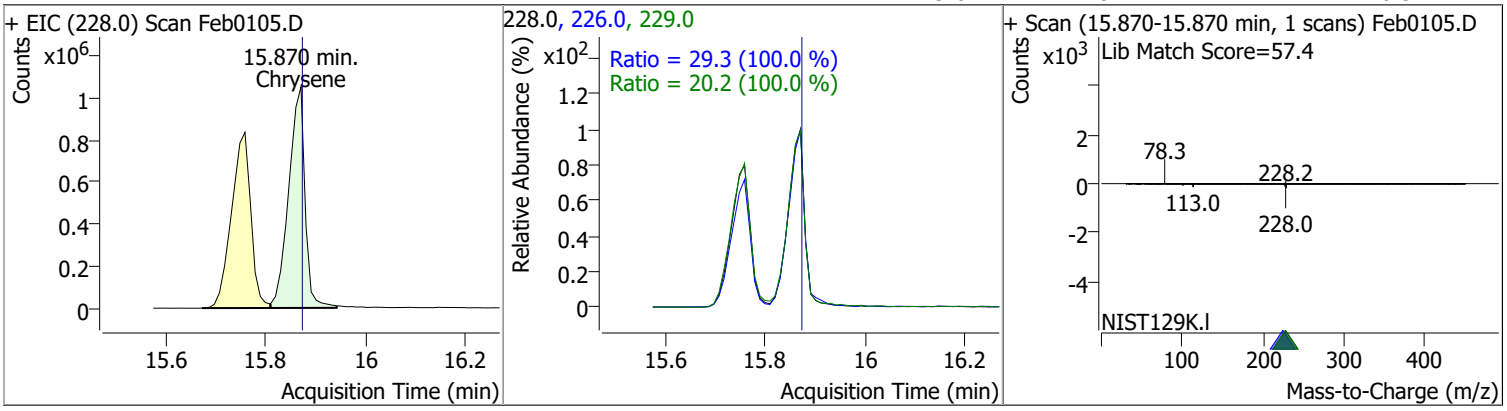

Compound	Conc.	RT	Dev(Min)	Resp.	QIon	QRatio	Lower	Upper
3,3-Dichlorobenzidine	78.0155	15.90	0.00	741843	254.0	64.5	45.2	83.9

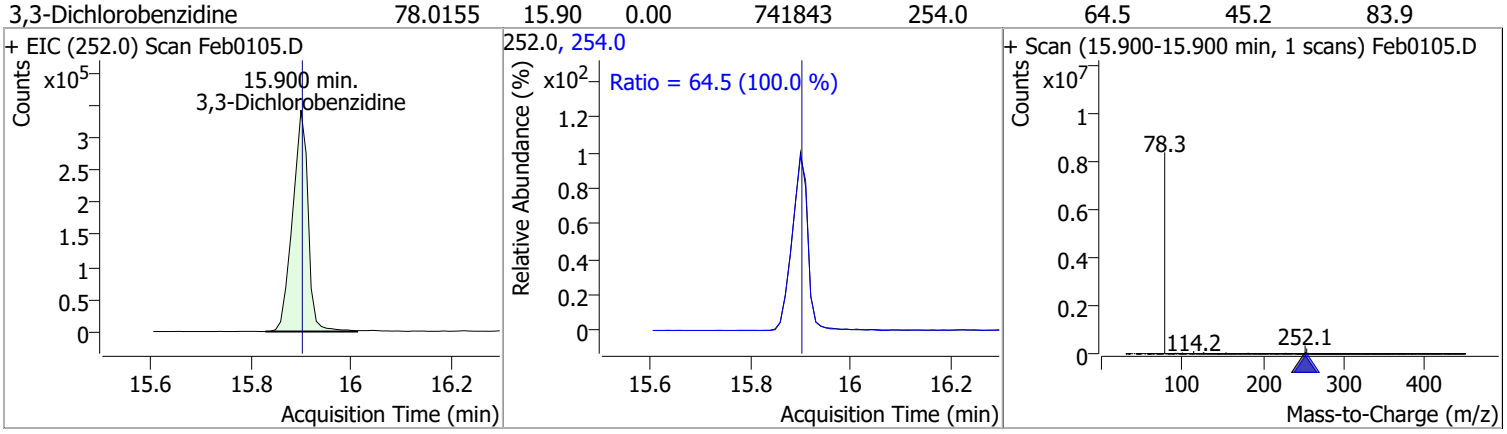

Quantitation Results Report (QT Reviewed)

Compound	Conc.	RT	Dev(Min)	Resp.	QIon	QRatio	Lower	Upper
bis(2-ethylhexyl)Phthalate	73.9677	16.60	0.00	297132	149.0	385.7	270.0	501.5
					279.0	15.3	10.7	19.9

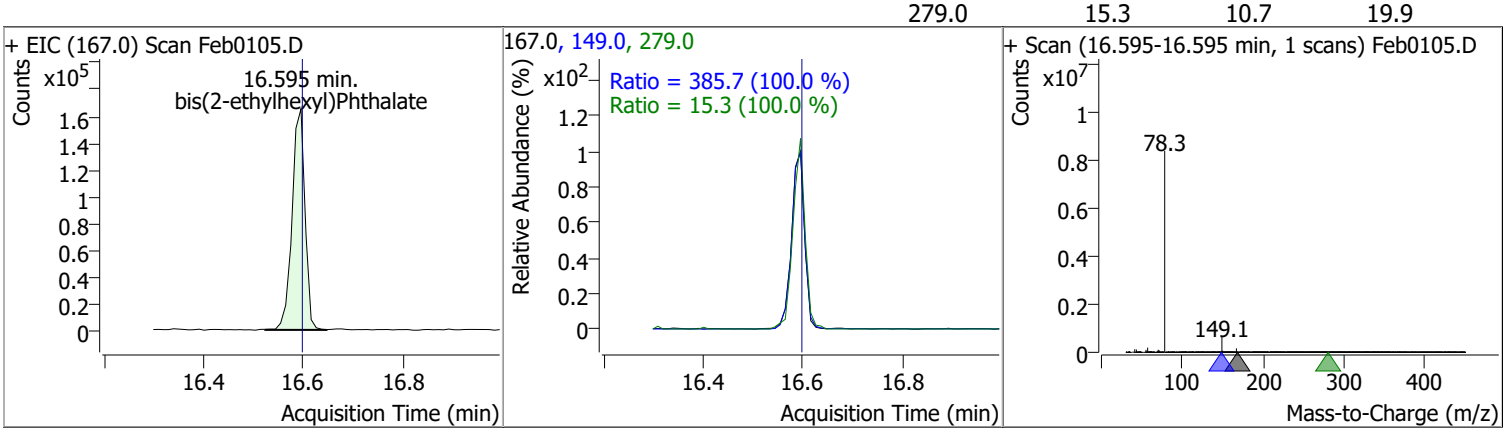

Compound	Conc.	RT	Dev(Min)	Resp.	QIon	QRatio	Lower	Upper
Di-n-octyl Phthalate	77.5827	18.29	0.00	2001979	150.0	9.5	6.7	12.4

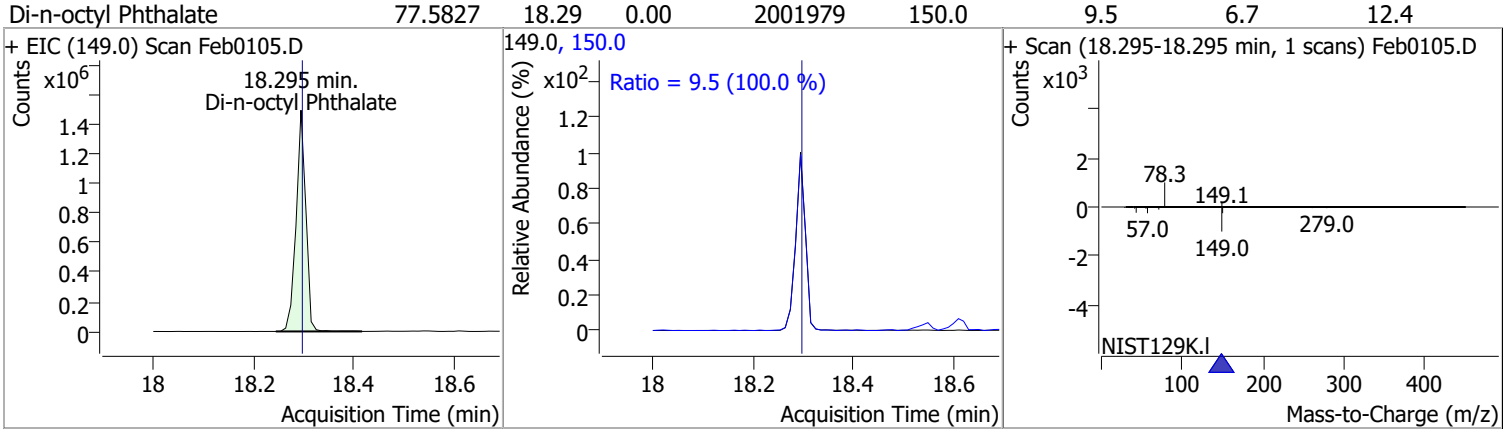

Compound	Conc.	RT	Dev(Min)	Resp.	QIon	QRatio	Lower	Upper
Benzo(b)fluoranthene	71.6908	18.55	0.00	1874582	253.0	22.5	15.7	29.2

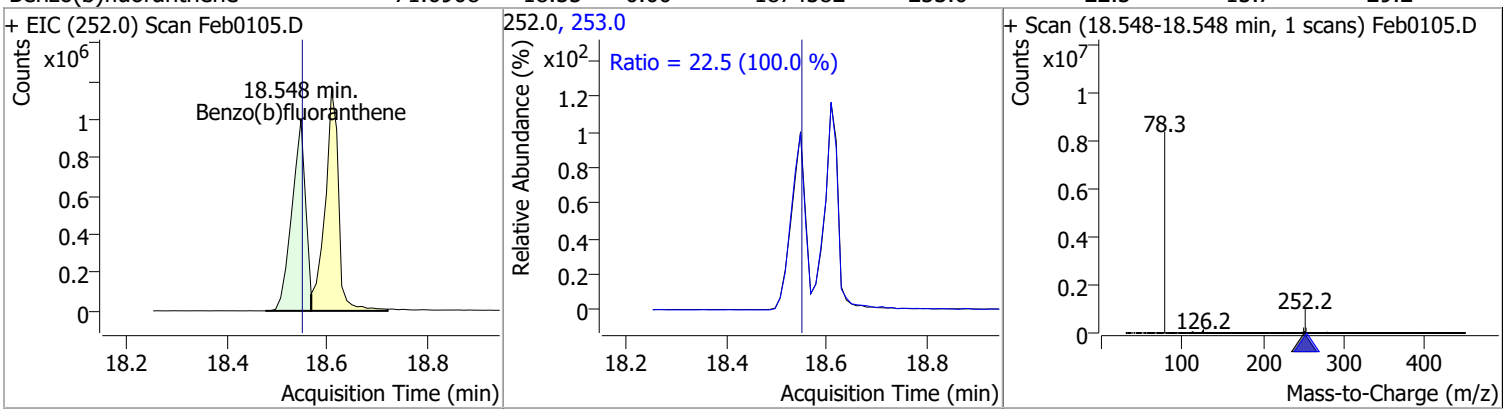

Compound	Conc.	RT	Dev(Min)	Resp.	QIon	QRatio	Lower	Upper
Benzo(k)fluoranthene	74.0514	18.61	0.00	2140861	253.0	22.7	15.9	29.5

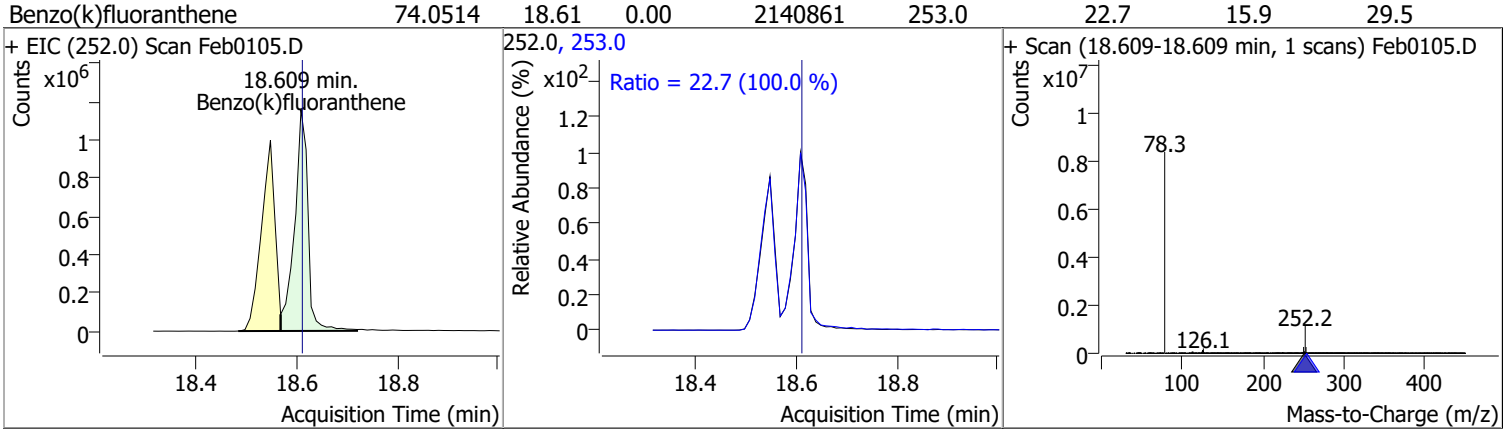

Compound	Conc.	RT	Dev(Min)	Resp.	QIon	QRatio	Lower	Upper
Benzo(a)pyrene	74.7777	19.15	0.00	1864780	253.0	22.6	15.8	29.4

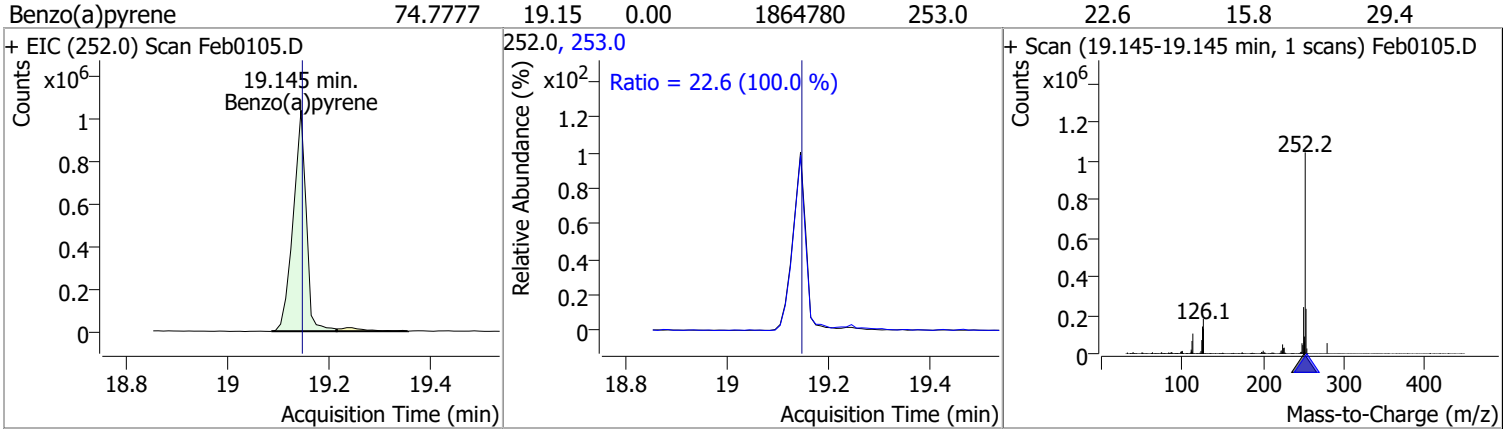

Compound	Conc.	RT	Dev(Min)	Resp.	QIon	QRatio	Lower	Upper
Indeno(1,2,3-c,d)pyrene	78.6386	20.91	0.00	1581946	138.0	28.9	20.2	37.5

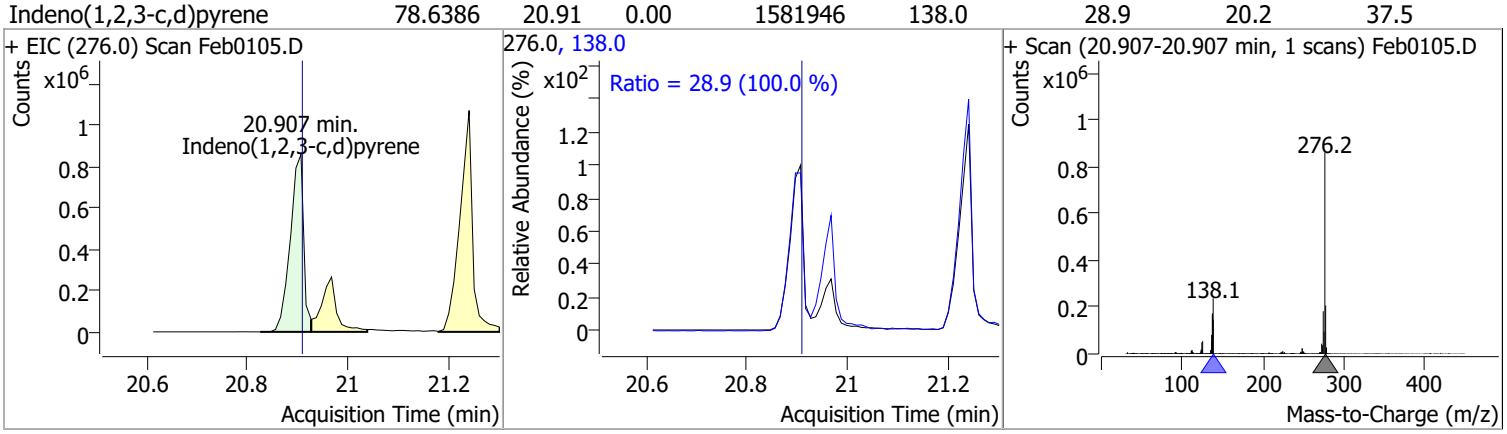

Compound	Conc.	RT	Dev(Min)	Resp.	QIon	QRatio	Lower	Upper
Dibenzo(a,h)anthracene	80.1337	20.97	0.00	1692463	139.0	24.4	17.1	31.7
					279.0	23.7	16.6	30.8

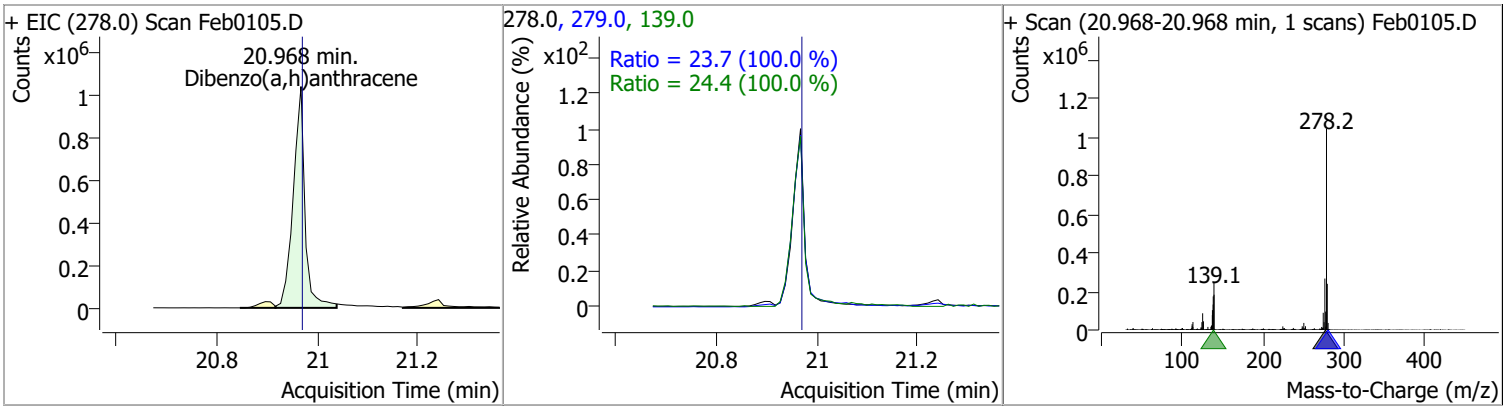

Compound	Conc.	RT	Dev(Min)	Resp.	QIon	QRatio	Lower	Upper
Benzo(g,h,i)perylene	76.7980	21.24	0.00	1864397	138.0	32.6	22.8	42.3
					277.0	24.1	16.9	31.4

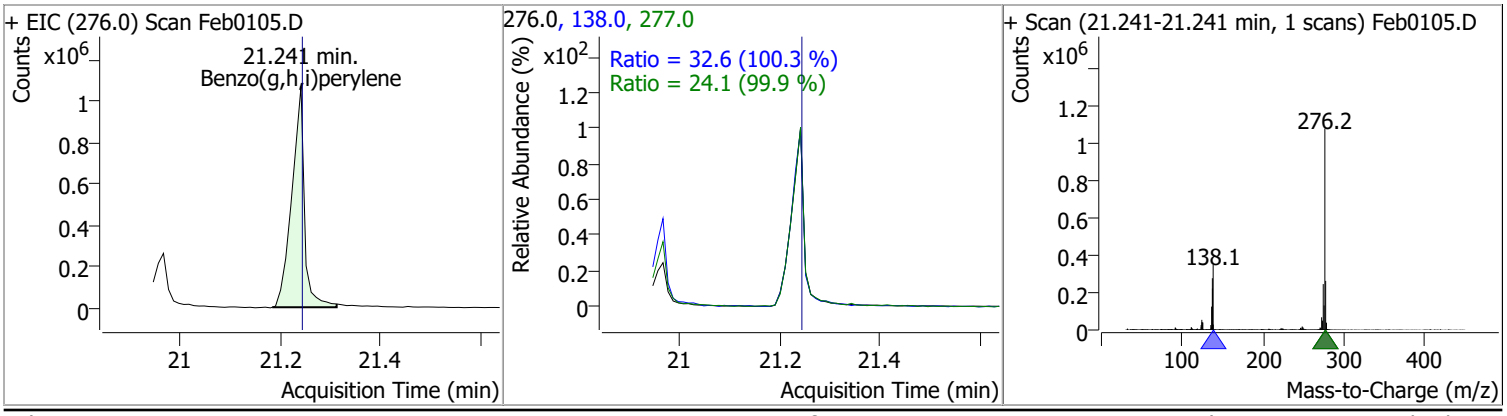

Quantitation Results Report (QT Reviewed)

Data File	Feb0106.D	Operator	LIMS import
Acq. Method	BNA+SIM.M	Acq. Date-Time	2/1/2022 7:33:25 PM
Sample Name	01-Feb-22_CAL_3	Instrument	Instrument #1
Vial	6	Multiplier	1.00
DA Method File		Comment	SVOC-8270-W-LARGO
Tune File	dftppdsm.u	Tune Date	1/25/2022 7:52:00 PM
Batch Name	020122 DoD BNA cal.batch.bin	Last Calib Update	2/2/2022 4:05:51 PM
Ref Library	D:\Org\Library\NIST129K.l		

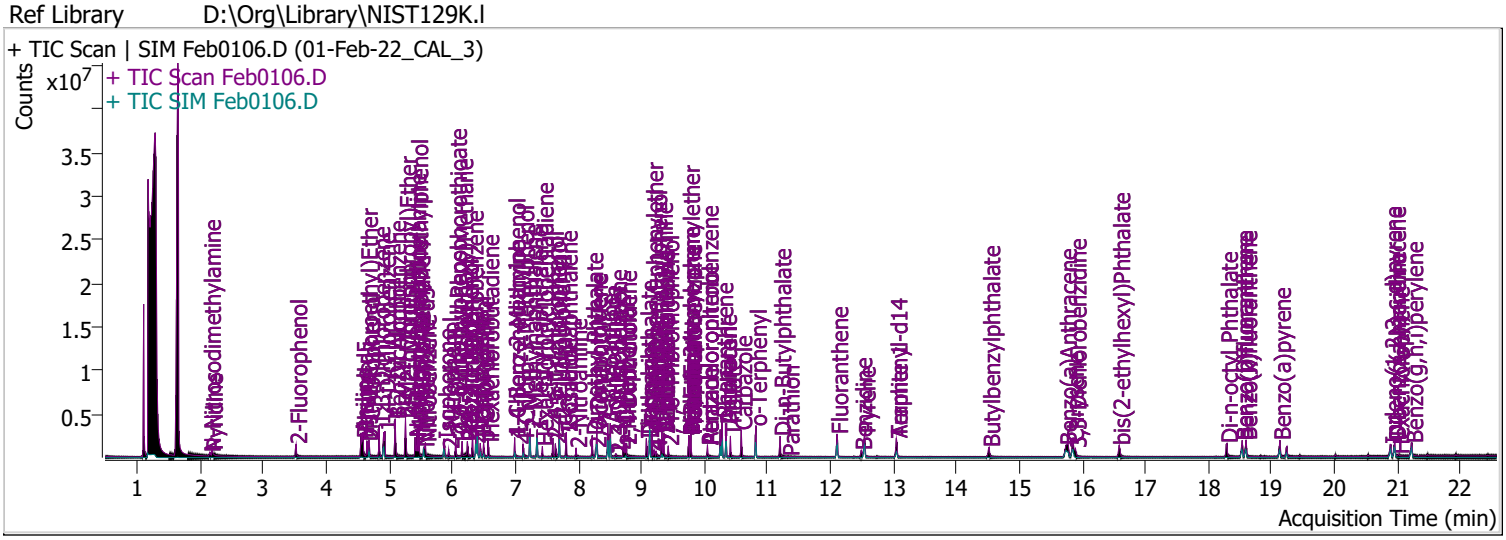

Compound	RT	QIon	Resp.	Conc.	Units		Dev(Min)
Internal Standards							
System Monitoring Compounds							
S 2-Fluorophenol	3.520	112.0	492146	49.4290	µg/L		0.000
Spiked Amount: 200.000	Range: 10.0 - 75.0%			Recovery = 24.71%			
S Phenol-d5	4.572	99.0	663985	50.7210	µg/L		0.000
Spiked Amount: 200.000	Range: 10.0 - 65.0%			Recovery = 25.36%			
S Nitrobenzene-d5	5.543	82.0	331866	48.7328	µg/L		-0.010
Spiked Amount: 100.000	Range: 32.0 - 94.0%			Recovery = 48.73%			
S 2-Fluorobiphenyl	7.697	172.0	1189529	54.4768	µg/L		0.000
Spiked Amount: 100.000	Range: 28.0 - 107.0%			Recovery = 54.48%			
S 2,4,6-Tribromophenol	9.428	329.8	88397	50.0432	µg/L		0.000
Spiked Amount: 200.000	Range: 25.0 - 140.0%			Recovery = 25.02%			
S Terphenyl-d14	13.047	244.3	1128338	50.8154	µg/L		-0.010
Spiked Amount: 100.000	Range: 32.0 - 122.0%			Recovery = 50.82%			
Target Compounds							**QValue**
T N-Nitrosodimethylamine	2.152	74.0	157768	53.7887	µg/L		98
T Pyridine	2.183	79.0	354503	46.2030	µg/L	m	82
T Aniline	4.552	93.0	1009362	51.0520	µg/L		95
T Phenol	4.583	94.0	732964	48.2216	µg/L		100
T bis(-2-Chloroethyl)Ether	4.644	63.0	424696	53.4917	µg/L	m	99
T 2-Chlorophenol	4.675	128.0	579853	47.8303	µg/L		99
T 1,3-Dichlorobenzene	4.838	146.0	770908	51.4185	µg/L		96
T 1,4-Dichlorobenzene	4.930	146.0	774986	48.8960	µg/L		99
T 1,2-Dichlorobenzene	5.093	146.0	781501	50.7148	µg/L		99
T Benzyl Alcohol	5.093	108.0	336254	50.5883	µg/L	m	95
T 2-Methylphenol	5.257	107.0	520134	48.4713	µg/L	m	100
T bis(2-chloroisopropyl)Ether	5.257	121.0	210922	48.7076	µg/L		97
T N-nitroso-Di-n-propylamine	5.410	70.0	345118	45.0930	µg/L		98
T 4Methylphenol/3Methylphenol	5.441	107.0	739806	48.4198	µg/L	m	99
T Hexachloroethane	5.471	117.0	199173	49.4331	µg/L		99

Compound	RT	QIon	Resp.	Conc.	Units		Dev(Min)
T Nitrobenzene	5.573	123.1	173710	53.0282	µg/L		97
T Isophorone	5.869	82.0	900607	46.7898	µg/L		100
T 2-Nitrophenol	5.941	139.0	122649	48.3051	µg/L		89
T 2,4-Dimethylphenol	6.054	122.0	420674	49.6463	µg/L		100
T bis(-2-Chloroethoxy)Methane	6.157	93.0	514828	51.5163	µg/L		97
T 2,4-Dichlorophenol	6.239	162.0	376802	46.2218	µg/L		100
T Benzoic Acid	6.239	105.0	228744	47.6989	µg/L		99
T 1,2,4-Trichlorobenzene	6.321	180.0	485479	49.6566	µg/L		98
T Naphthalene	6.403	128.0	1418665	48.5111	µg/L		99
T 4-Chlorophenol	6.444	130.0	138106	50.0870	µg/L	m	87
T p-Chloroaniline	6.496	127.0	551044	46.1136	µg/L		98
T Hexachlorobutadiene	6.568	224.9	244970	49.9749	µg/L		96
T 4-Chloro-2-Methylphenol	6.989	107.0	359969	51.3997	µg/L		99
T 4-Chloro-3-Methylphenol	7.122	107.0	376368	48.2921	µg/L		99
T 2-Methylnaphthalene	7.235	141.0	847514	48.0611	µg/L		100
T 1-Methylnaphthalene	7.348	141.0	836067	49.0808	µg/L		98
T Hexachlorocyclopentadiene	7.430	236.9	140089	46.6669	µg/L		98
T 2,4,6-Trichlorophenol	7.594	196.0	249803	52.3726	µg/L	m	95
T 2,4,5-Trichlorophenol	7.636	196.0	278785	49.4012	µg/L	m	96
T 2-Chloronaphthalene	7.810	162.0	920545	50.1146	µg/L		99
T 2-Nitroaniline	7.964	65.0	132174	49.7222	µg/L		97
T Dimethyl Phthalate	8.220	163.0	904645	48.2087	µg/L		96
T 2,6-Dinitrotoluene	8.272	165.0	101481	44.8534	µg/L		87
T Acenaphthylene	8.292	152.1	1404074	47.6841	µg/L		99
T 3-Nitroaniline	8.466	138.0	124099	47.6093	µg/L		89
T Acenaphthene	8.507	154.0	788113	46.2383	µg/L		98
T 2,4-Dinitrophenol	8.599	184.0	58916	45.3194	µg/L		93
T Dibenzofuran	8.722	168.0	1357092	53.3043	µg/L		98
T 4-Nitrophenol	8.742	109.0	127960	50.2179	µg/L		67
T 2,4-Dinitrotoluene	8.752	165.0	147140	48.4471	µg/L		91
T Diethylphthalate	9.080	149.0	896730	46.8822	µg/L		99
T Fluorene	9.131	166.0	1054089	43.4673	µg/L		97
T 4-Chlorophenyl-phenylether	9.172	204.0	506928	49.0227	µg/L		97
T 4-Nitroaniline	9.203	138.0	114808	46.5123	µg/L		94
T 4,6-Dinitro-2-methylphenol	9.233	198.0	77875	46.7980	µg/L		97
T N-nitrosodiphenylamine	9.325	169.0	767221	50.5497	µg/L		99
T Azobenzene	9.356	77.0	803019	51.2714	µg/L		98
T 4-Bromophenyl-phenylether	9.755	248.0	277659	50.5661	µg/L		94
T Hexachlorobenzene	9.786	283.9	266644	45.6228	µg/L		93
T Pentachlorophenol	10.049	265.9	127699	47.5707	µg/L		98
T Phenanthrene	10.282	178.0	1518013	48.3469	µg/L	m	99
T Anthracene	10.343	178.0	1431385	50.6205	µg/L	m	99
T Triallate	10.414	86.0	300299	53.7540	µg/L		96
T Carbazole	10.586	167.0	1345195	52.8475	µg/L		100
T o-Terphenyl	10.819	230.0	835480	52.8142	µg/L		99
T Di-n-Butylphthalate	11.204	149.0	1327110	51.0226	µg/L		99
T Fluoranthene	12.105	202.0	1565623	48.8135	µg/L		98
T Benzidine	12.490	184.0	498142	46.5719	µg/L		99
T Pyrene	12.541	202.0	1705822	52.9868	µg/L		98
T Butylbenzylphthalate	14.521	149.0	433420	47.0672	µg/L		97
T Benzo(a)Anthracene	15.737	228.0	1239750	49.1842	µg/L		98
T Chrysene	15.849	228.0	1346170	49.6422	µg/L		99
T 3,3-Dichlorobenzidine	15.890	252.0	364676	46.9208	µg/L		97
T bis(2-ethylhexyl)Phthalate	16.585	167.0	153817	46.8017	µg/L		98
T Di-n-octyl Phthalate	18.295	149.0	1051353	49.1535	µg/L		100

Compound	RT	QIon	Resp.	Conc.	Units	Dev(Min)
T Benzo(b)fluoranthene	18.538	252.0	1136575	50.8147	µg/L	100
T Benzo(k)fluoranthene	18.598	252.0	1266949	51.3669	µg/L	96
T Benzo(a)pyrene	19.135	252.0	1069851	50.4172	µg/L	98
T Indeno(1,2,3-c,d)pyrene	20.897	276.0	852463	49.2531	µg/L	96
T Dibenzo(a,h)anthracene	20.958	278.0	890909	50.0548	µg/L	98
T Benzo(g,h,i)perylene	21.231	276.0	1055375	50.4741	µg/L	98

(#) = Qualifier Out of Range; (m) = Manual Integration; (+) = Area Summed; (*) = Surrogate Percent Recovery Out of Range; (d): Zeroed Peak

Quantitation Results Report (QT Reviewed)

Compound	Conc.	RT	Dev(Min)	Resp.	QIon	QRatio	Lower	Upper
N-Nitrosodimethylamine	53.7887	2.15	0.00	157768	42.0	132.0	91.0	169.1

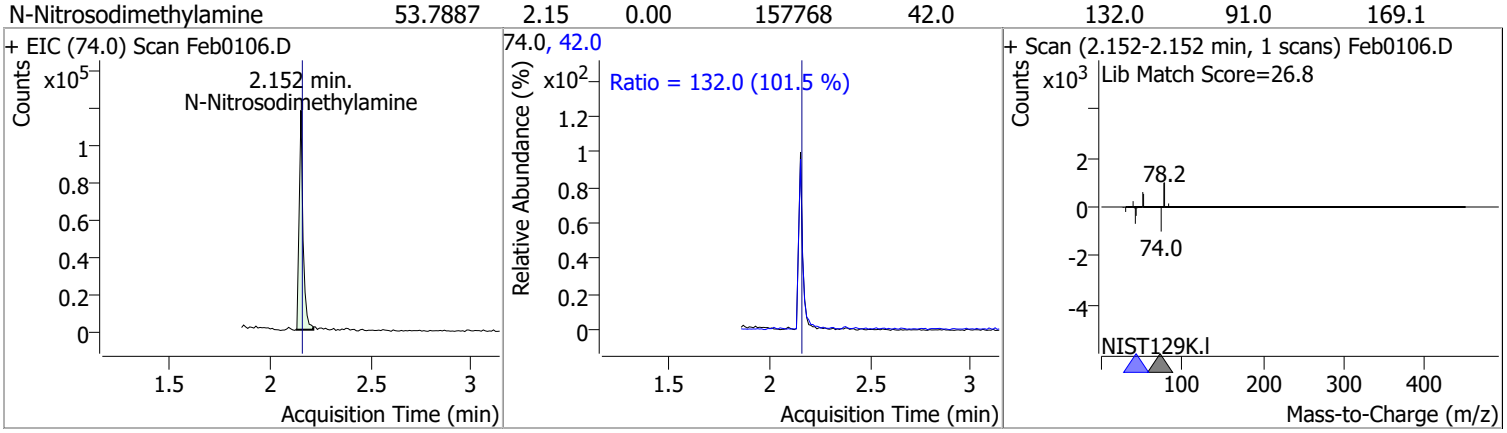

Compound	Conc.	RT	Dev(Min)	Resp.	QIon	QRatio	Lower	Upper
Pyridine	46.2030	2.18	0.00	354503 (m)	52.0	83.0	71.2	132.2

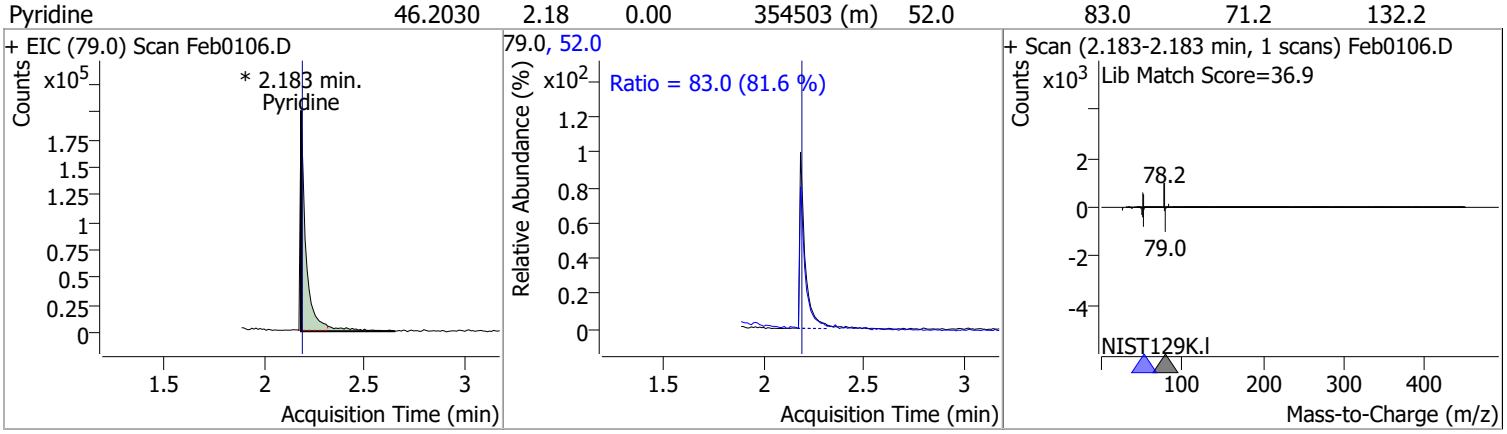

Compound	Conc.	RT	Dev(Min)	Resp.	QIon	QRatio	Lower	Upper
2-Fluorophenol	49.4290	3.52	0.00	492146	64.0	52.6	35.8	66.4
					92.0	21.1	14.3	26.6

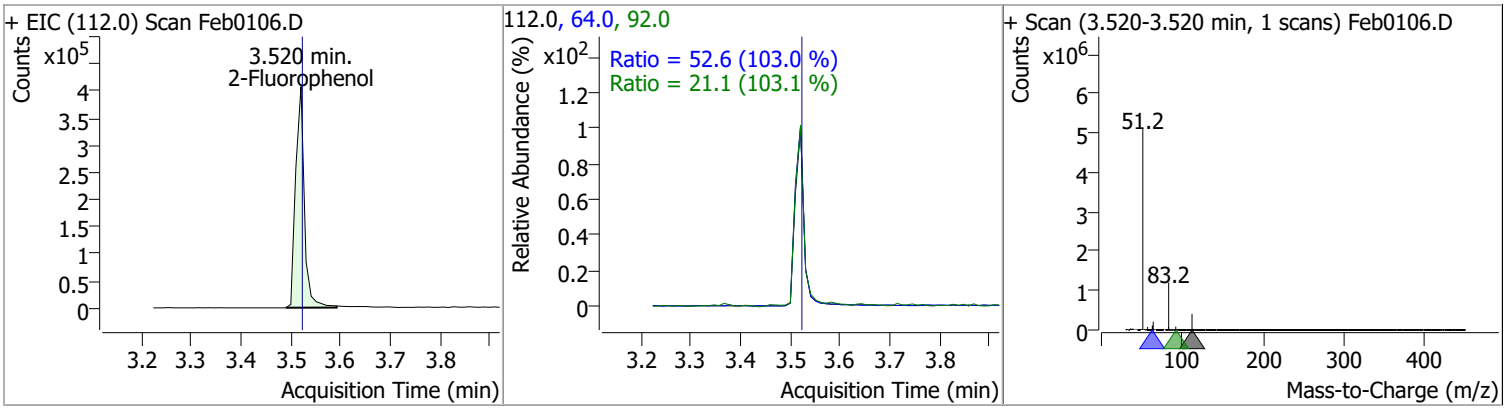

Compound	Conc.	RT	Dev(Min)	Resp.	QIon	QRatio	Lower	Upper
Aniline	51.0520	4.55	0.00	1009362	66.0	31.4	24.5	45.6
					65.0	16.8	12.6	23.4

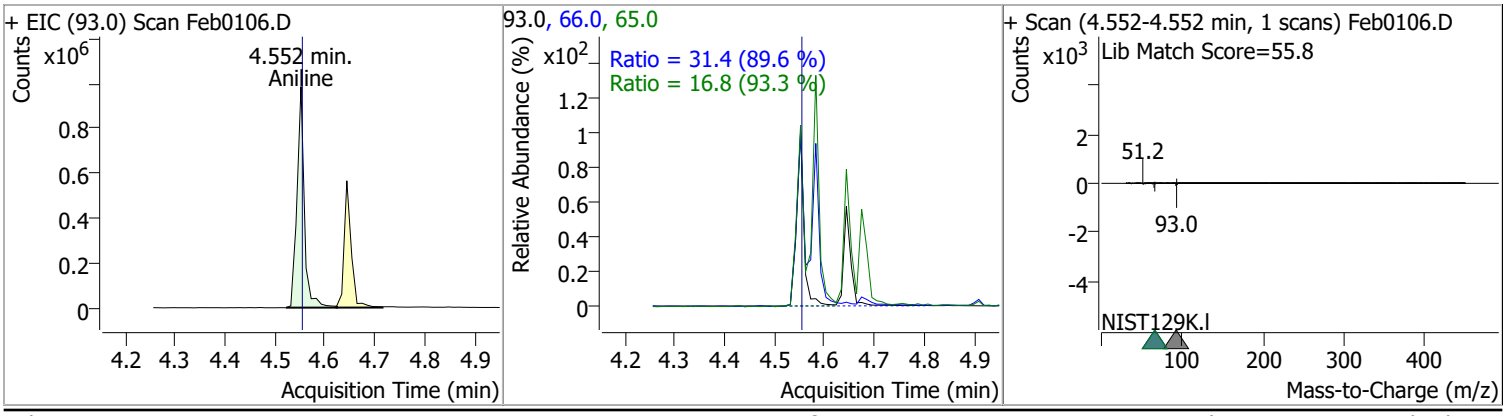

Quantitation Results Report (QT Reviewed)

Compound	Conc.	RT	Dev(Min)	Resp.	QIon	QRatio	Lower	Upper
Phenol-d5	50.7210	4.57	0.00	663985	71.0	35.0	23.8	44.2

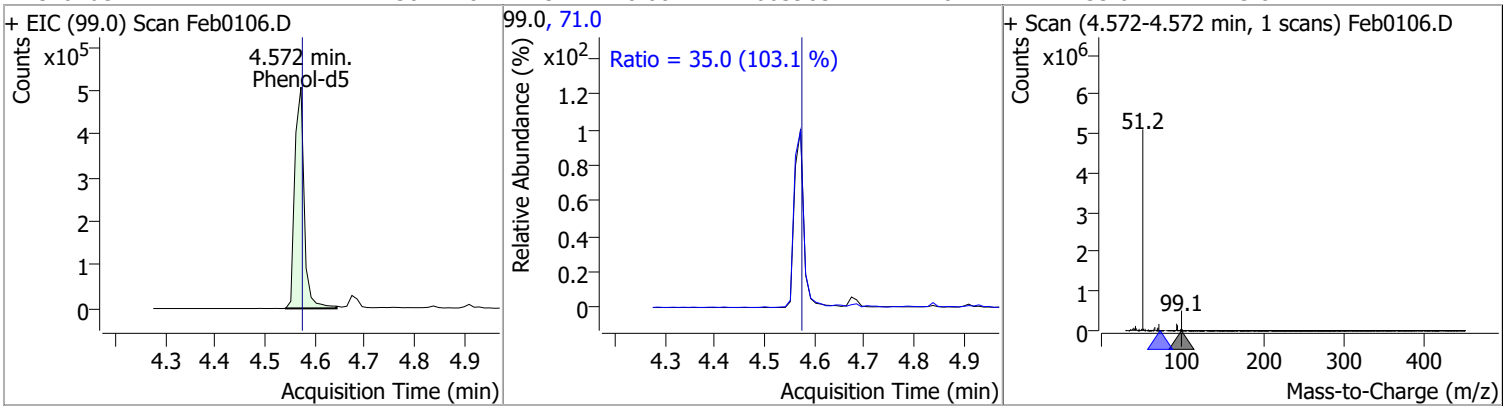

Compound	Conc.	RT	Dev(Min)	Resp.	QIon	QRatio	Lower	Upper
Phenol	48.2216	4.58	-0.01	732964	66.0	43.7	30.7	57.0

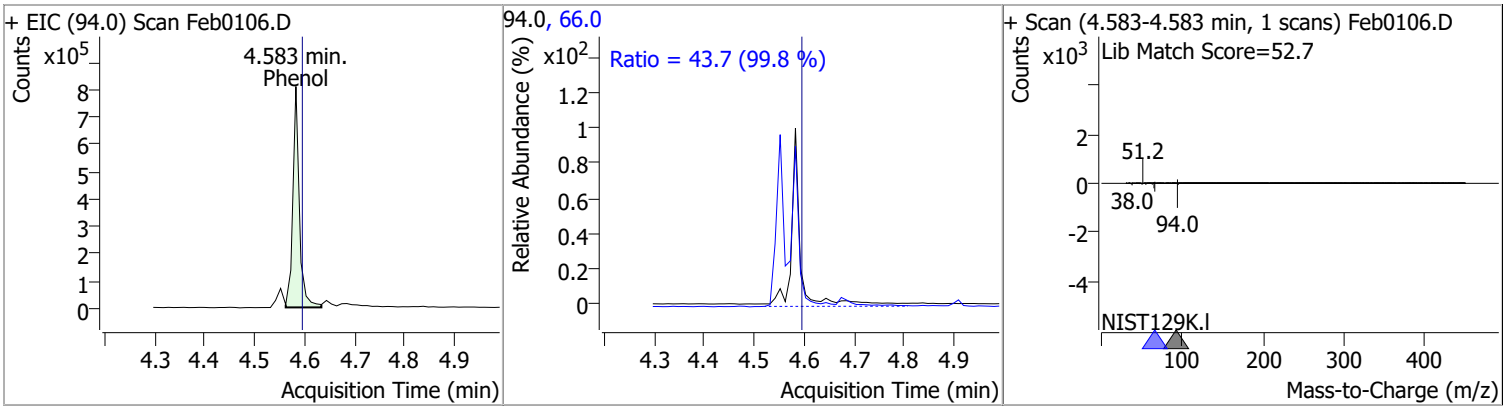

Compound	Conc.	RT	Dev(Min)	Resp.	QIon	QRatio	Lower	Upper
bis(-2-Chloroethyl)Ether	53.4917	4.64	-0.01	424696 (m)	64.0	3.3	2.4	4.5

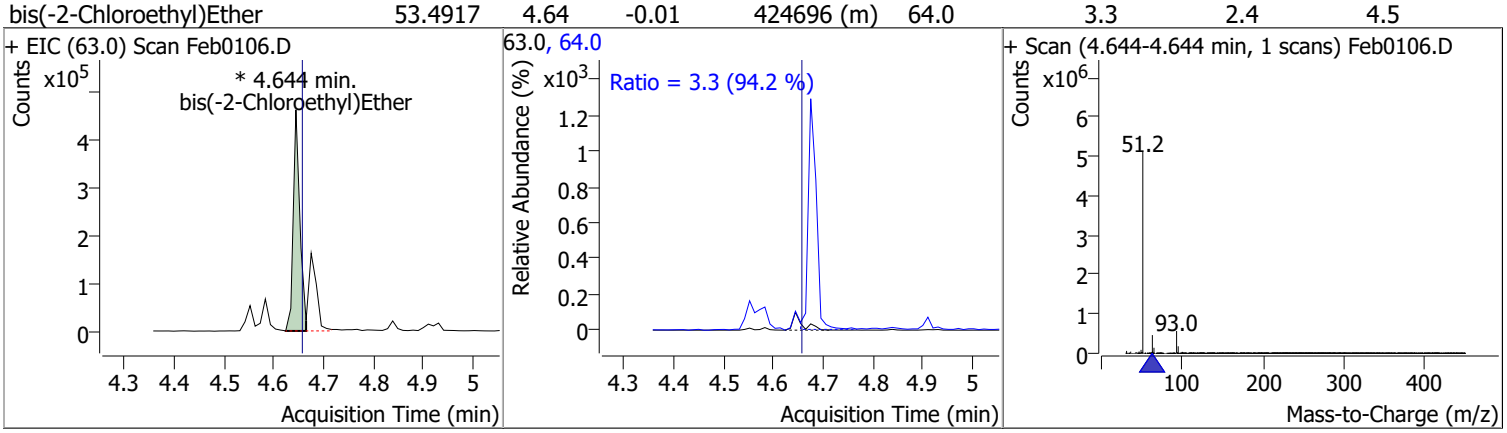

Compound	Conc.	RT	Dev(Min)	Resp.	QIon	QRatio	Lower	Upper
2-Chlorophenol	47.8303	4.67	-0.01	579853	130.0	32.1	22.3	41.4

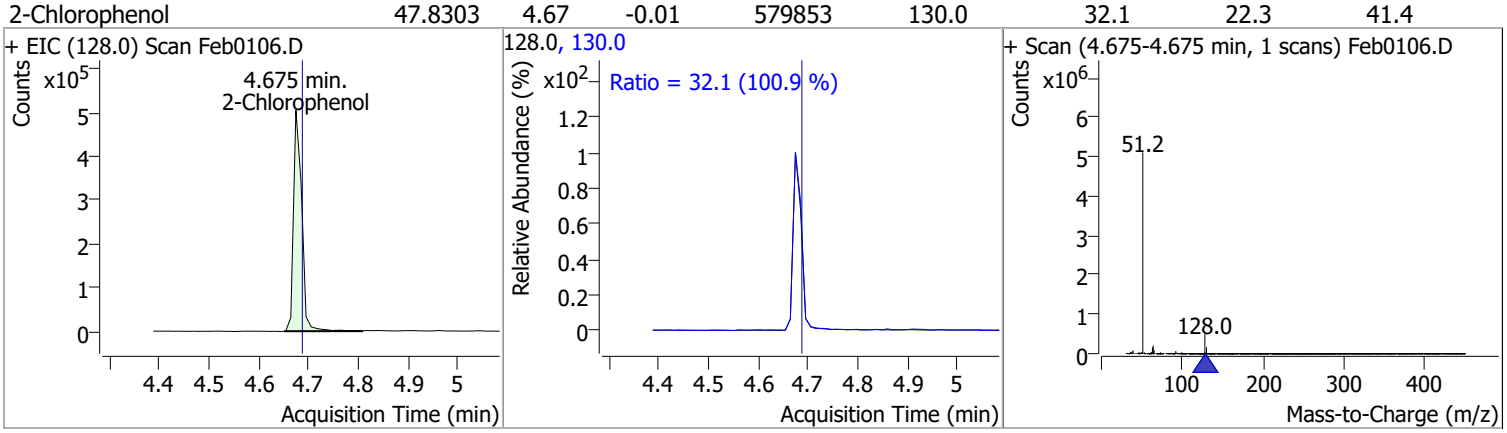

Compound	Conc.	RT	Dev(Min)	Resp.	QIon	QRatio	Lower	Upper
1,3-Dichlorobenzene	51.4185	4.84	0.00	770908	148.0	66.2	43.6	80.9
					111.0	35.4	25.1	46.7

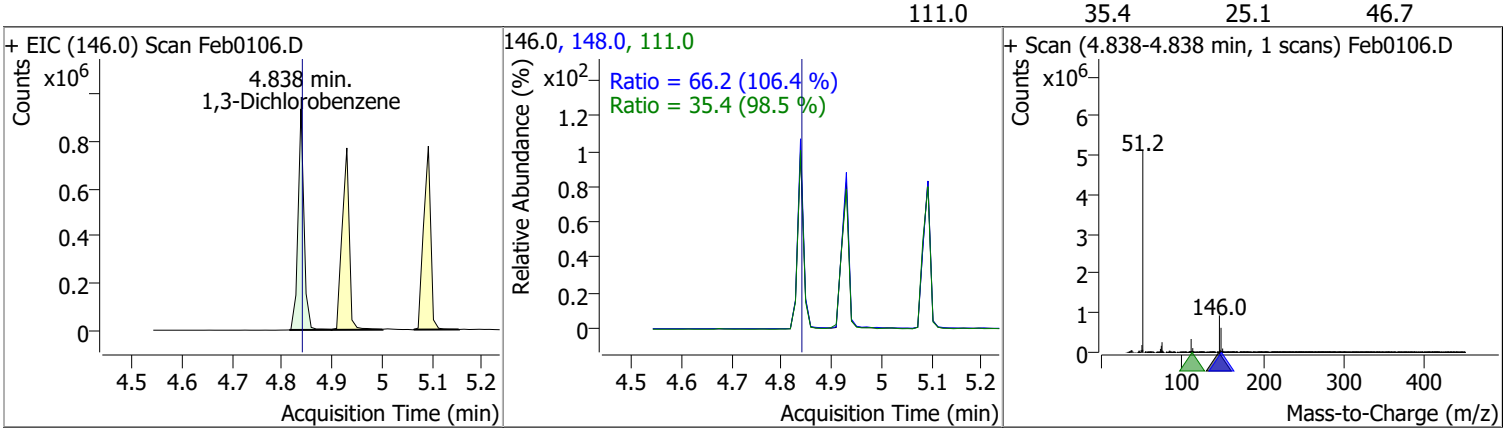

Compound	Conc.	RT	Dev(Min)	Resp.	QIon	QRatio	Lower	Upper
1,4-Dichlorobenzene	48.8960	4.93	0.00	774986	148.0	63.5	44.8	83.3
					111.0	33.6	24.6	45.7

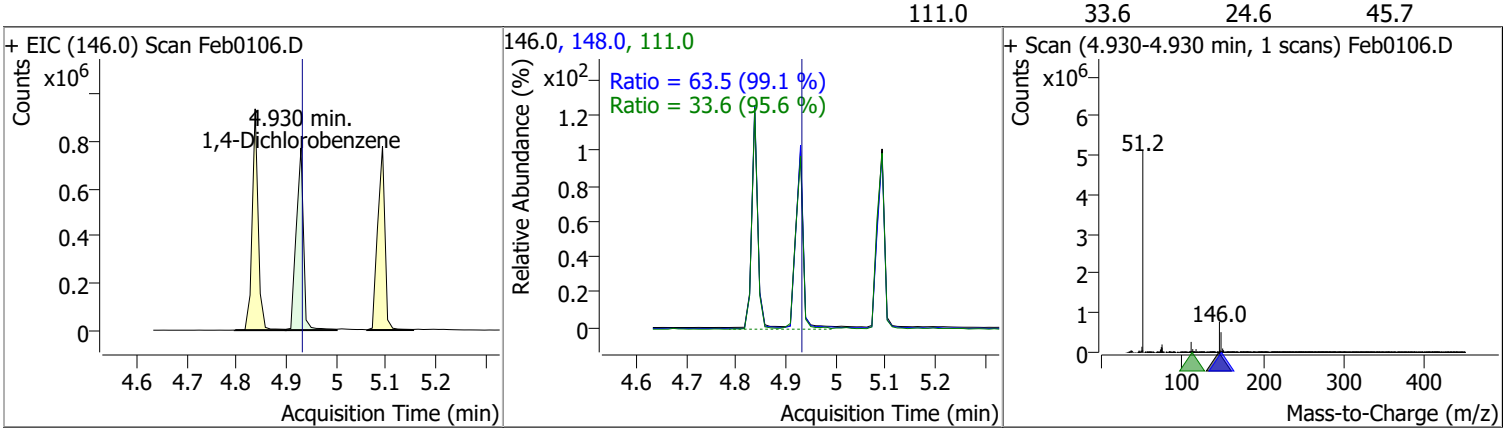

Compound	Conc.	RT	Dev(Min)	Resp.	QIon	QRatio	Lower	Upper
1,2-Dichlorobenzene	50.7148	5.09	0.00	781501	148.0	62.2	44.1	81.8
					111.0	35.8	25.7	47.7

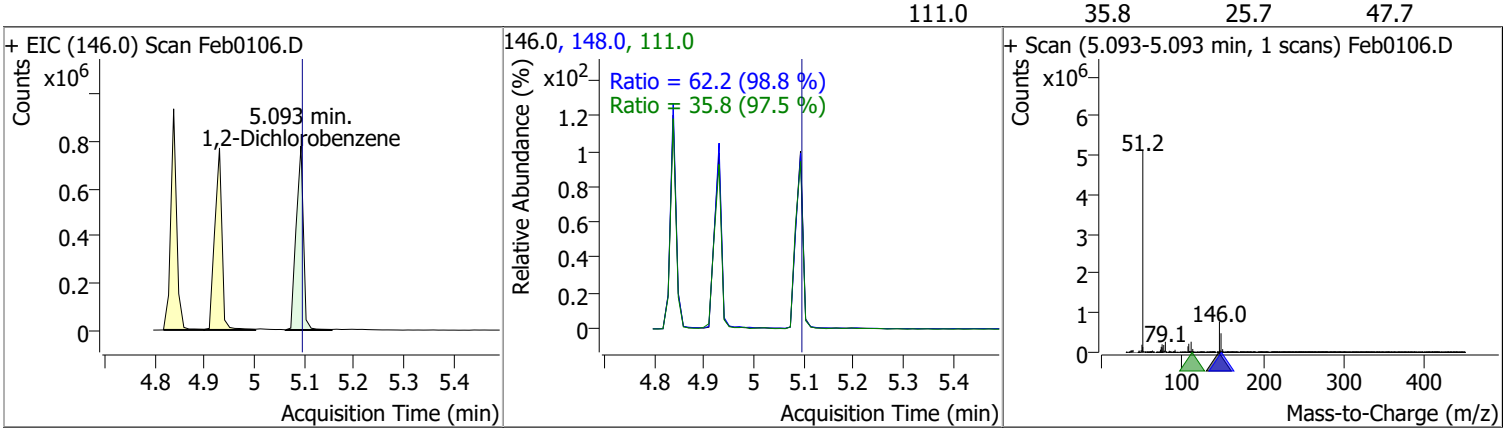

Quantitation Results Report (QT Reviewed)

Compound	Conc.	RT	Dev(Min)	Resp.	QIon	QRatio	Lower	Upper
Benzyl Alcohol	50.5883	5.09	-0.01	336254 (m)	79.0	110.9	82.9	154.0
					107.0	65.5	45.1	83.8

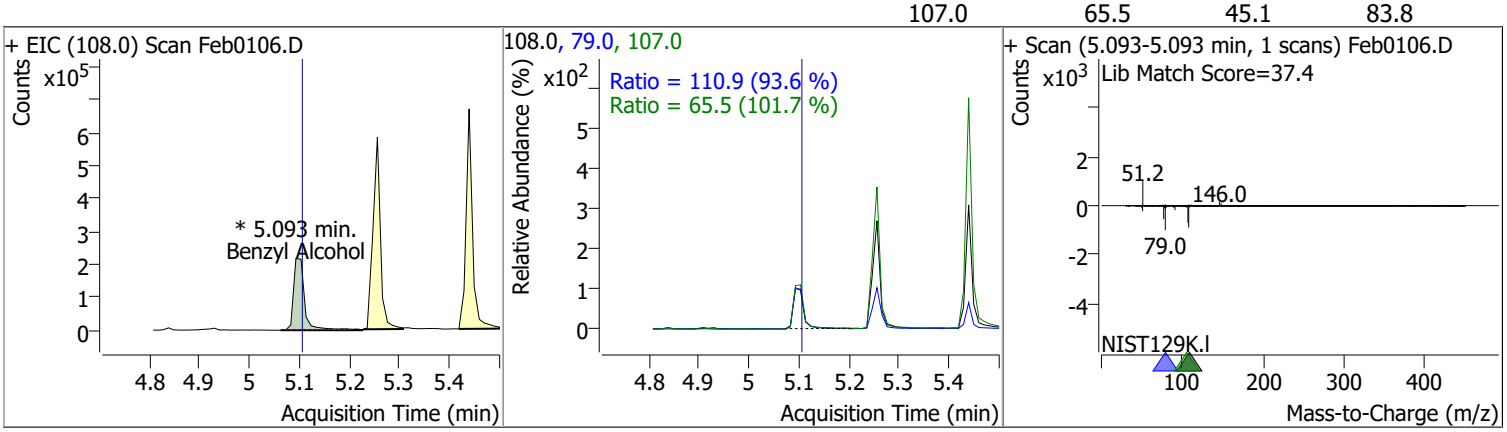

Compound	Conc.	RT	Dev(Min)	Resp.	QIon	QRatio	Lower	Upper
2-Methylphenol	48.4713	5.26	0.00	520134 (m)	108.0	116.7	81.4	151.1

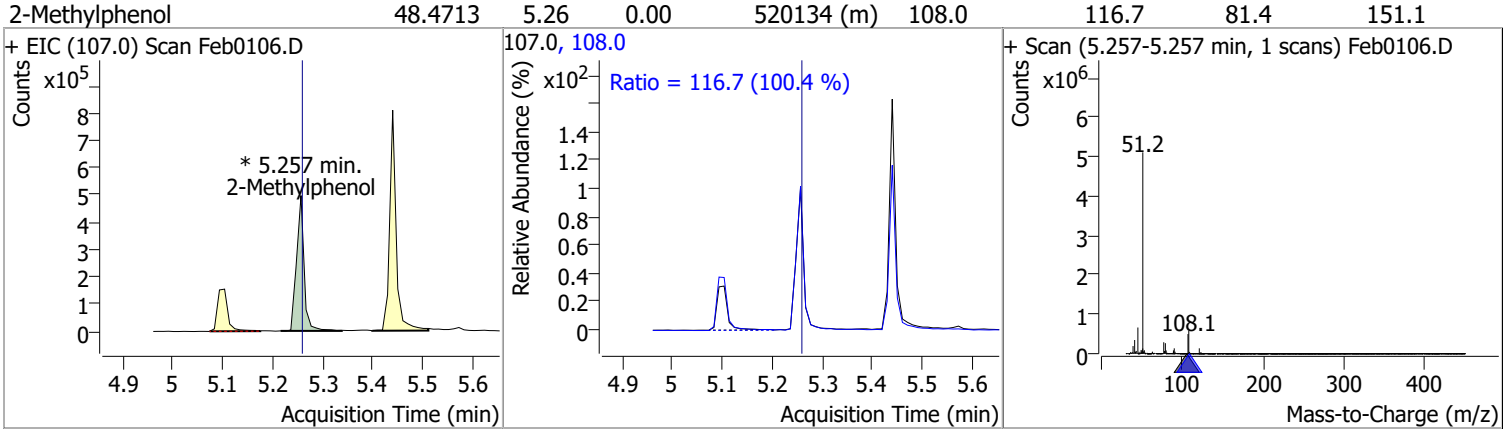

Compound	Conc.	RT	Dev(Min)	Resp.	QIon	QRatio	Lower	Upper
bis(2-chloroisopropyl)Ether	48.7076	5.26	-0.01	210922	123.0	31.0	23.0	42.7

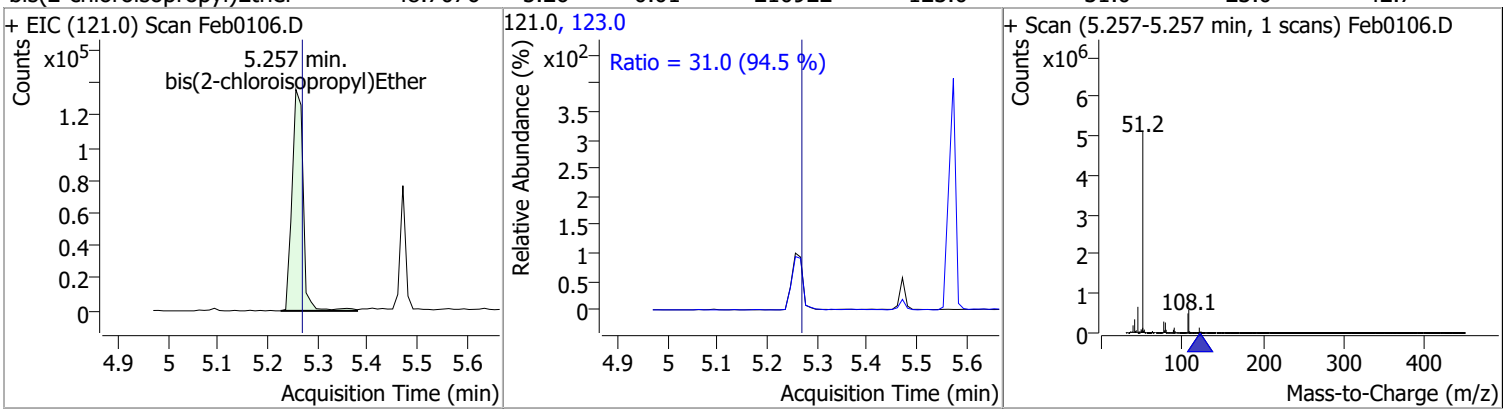

Compound	Conc.	RT	Dev(Min)	Resp.	QIon	QRatio	Lower	Upper
N-nitroso-Di-n-propylamine	45.0930	5.41	-0.01	345118	130.0	18.4	0.0	35.1

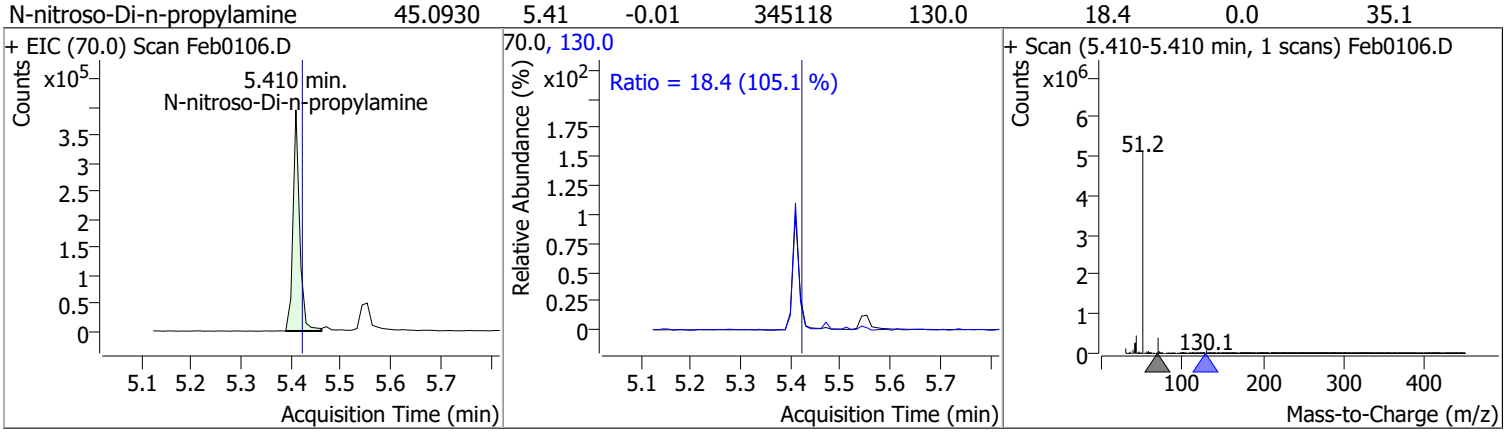

Compound	Conc.	RT	Dev(Min)	Resp.	QIon	QRatio	Lower	Upper
4Methylphenol/3Methylphenol	48.4198	5.44	0.00	739806 (m)	108.0	83.0	58.9	109.3

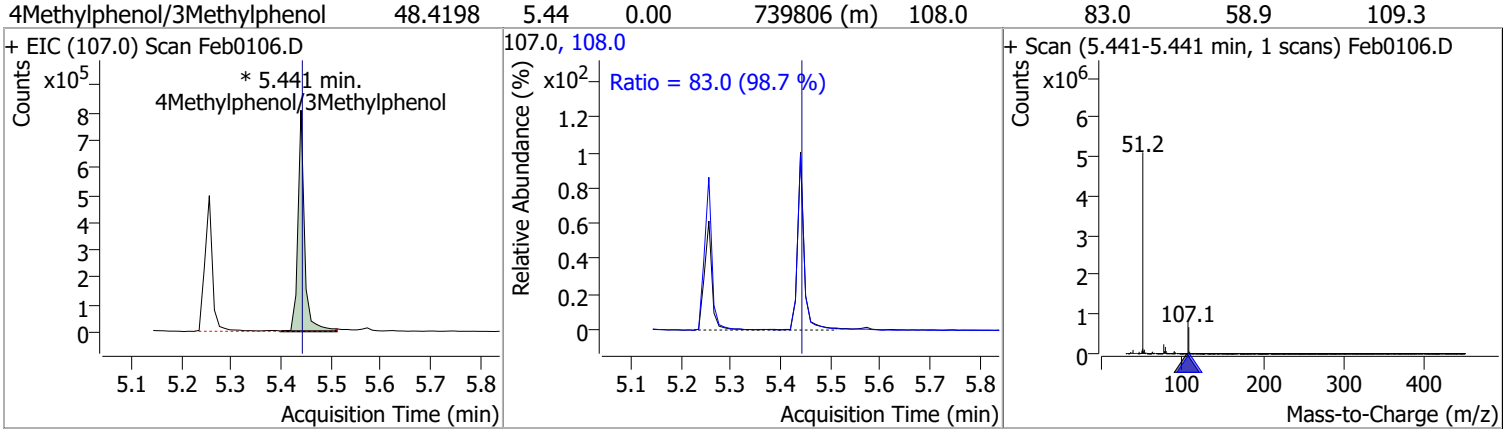

Compound	Conc.	RT	Dev(Min)	Resp.	QIon	QRatio	Lower	Upper
Hexachloroethane	49.4331	5.47	0.00	199173	201.0	93.3	65.5	121.7
					199.0	57.9	41.8	77.7

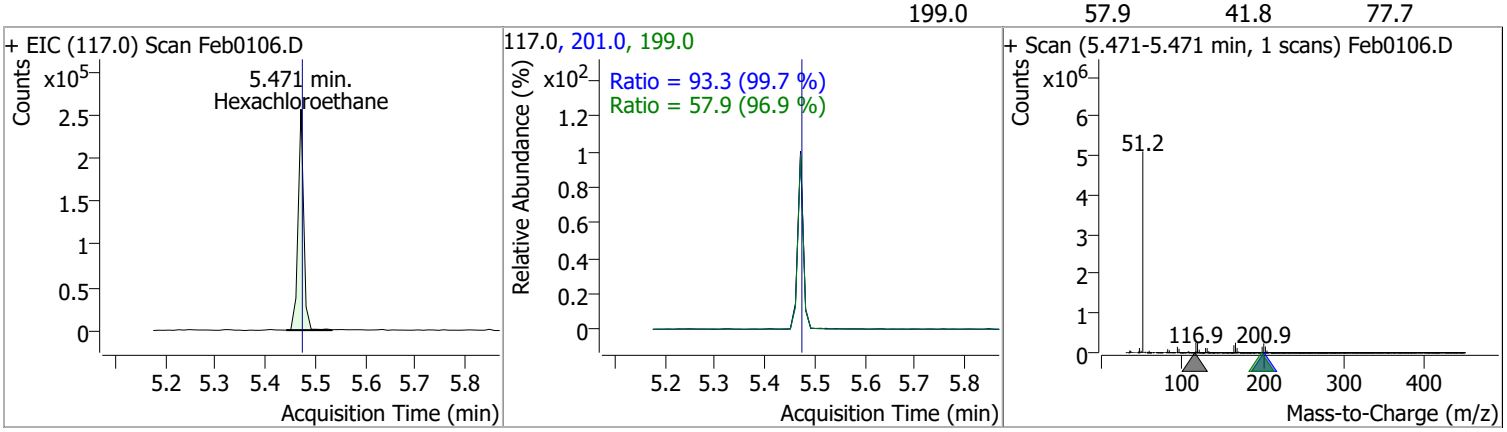

Compound	Conc.	RT	Dev(Min)	Resp.	QIon	QRatio	Lower	Upper
Nitrobenzene-d5	48.7328	5.54	-0.01	331866	54.0	65.4	44.8	83.2
					128.0	48.8	32.6	60.6

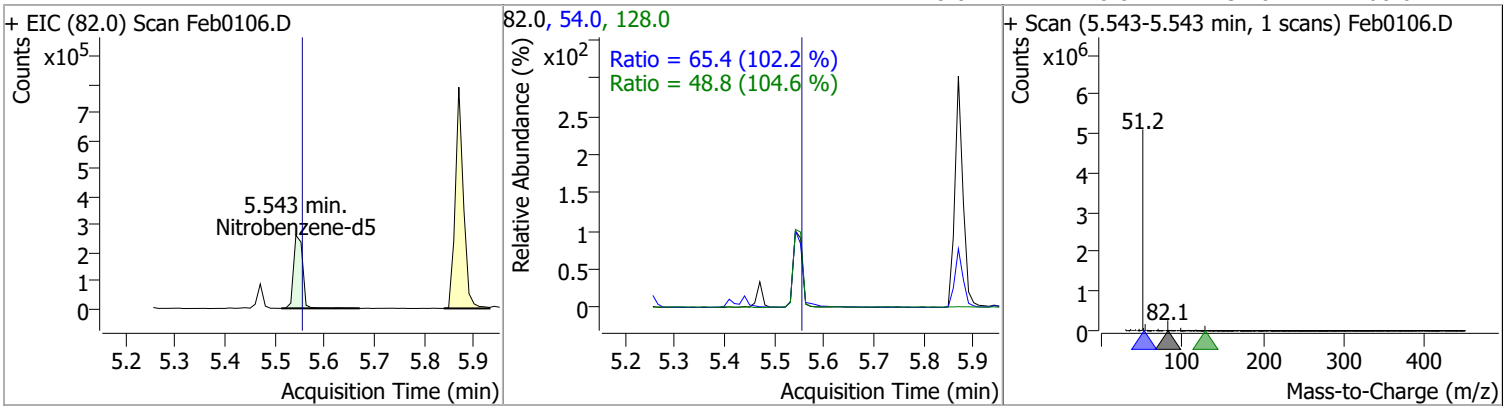

Quantitation Results Report (QT Reviewed)

Compound	Conc.	RT	Dev(Min)	Resp.	QIon	QRatio	Lower	Upper
Nitrobenzene	53.0282	5.57	0.00	173710	77.0	204.3	141.7	263.2
					51.0	131.2	87.8	163.1

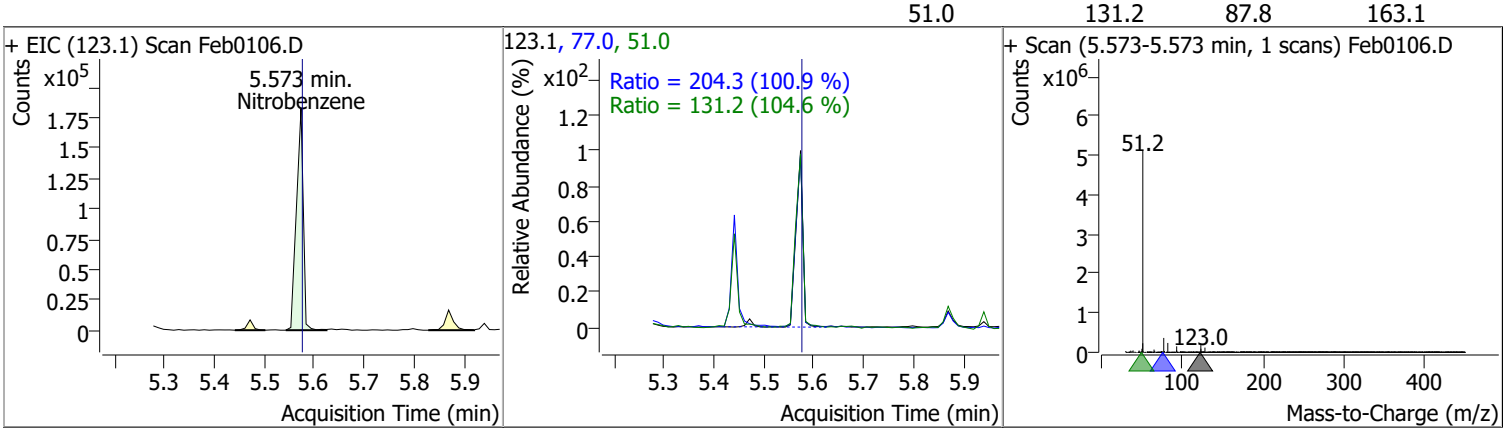

Compound	Conc.	RT	Dev(Min)	Resp.	QIon	QRatio	Lower	Upper
Isophorone	46.7898	5.87	-0.01	900607	138.0	21.5	15.2	28.3

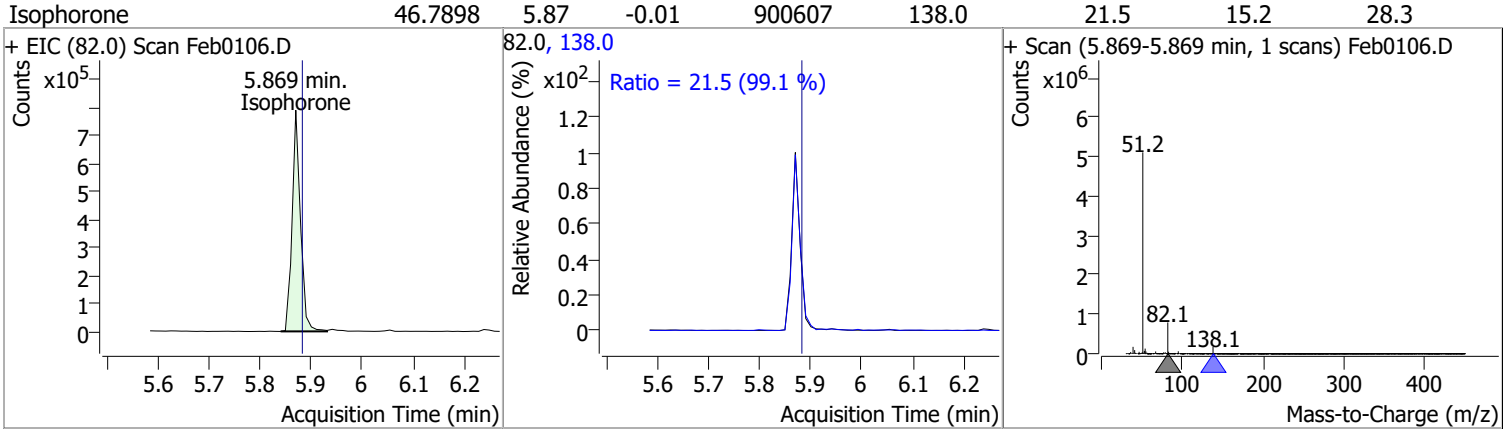

Compound	Conc.	RT	Dev(Min)	Resp.	QIon	QRatio	Lower	Upper
2-Nitrophenol	48.3051	5.94	0.00	122649	65.0	59.7	34.3	63.6
					109.0	41.4	26.8	49.8

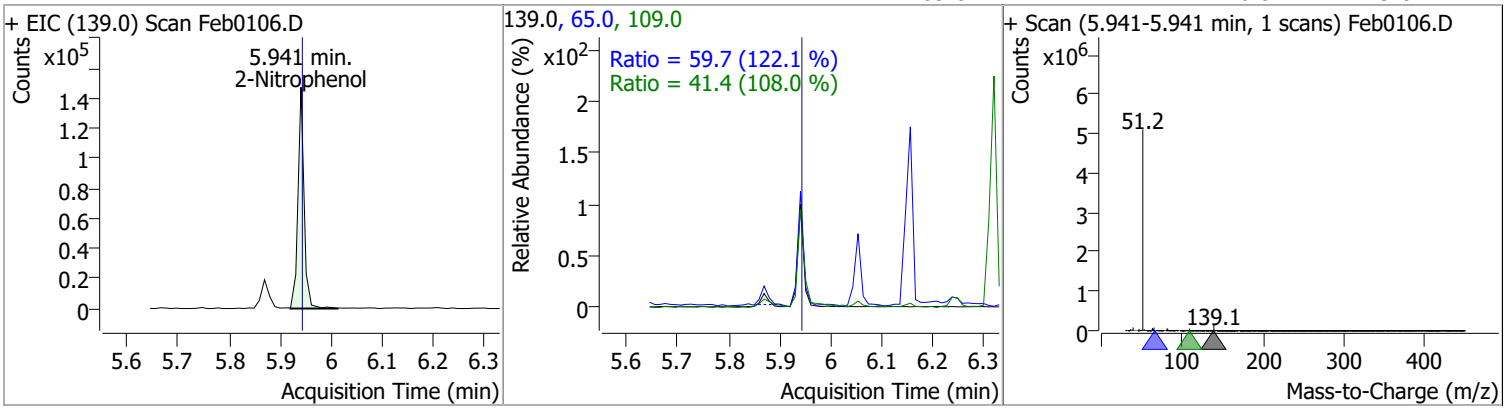

Compound	Conc.	RT	Dev(Min)	Resp.	QIon	QRatio	Lower	Upper
2,4-Dimethylphenol	49.6463	6.05	0.00	420674	107.0	108.9	76.3	141.6
					77.0	31.5	22.7	42.1

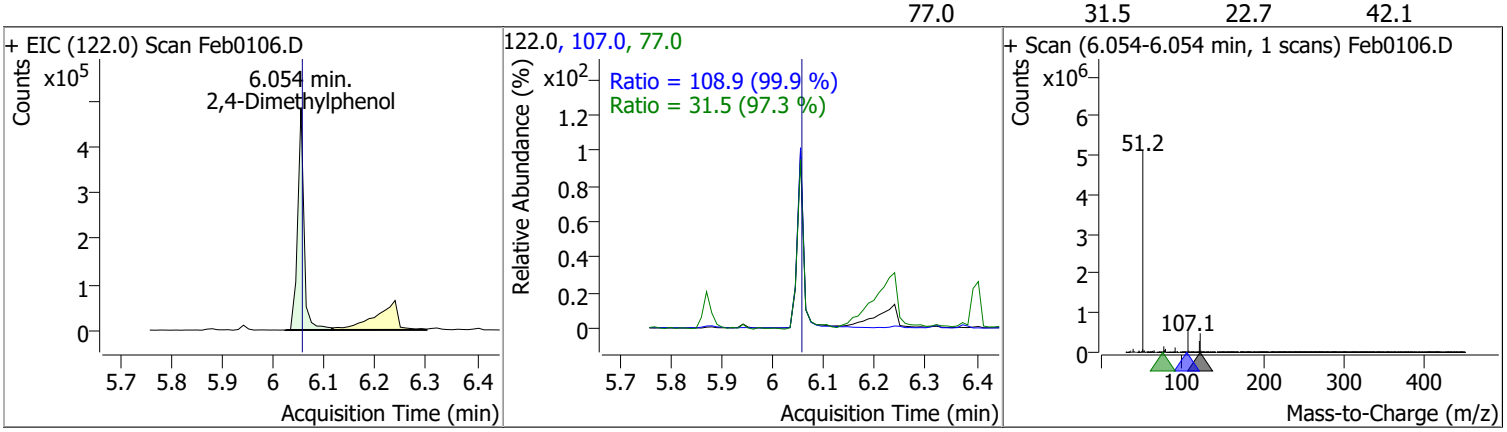

Compound	Conc.	RT	Dev(Min)	Resp.	QIon	QRatio	Lower	Upper
bis(-2-Chloroethoxy)Methane	51.5163	6.16	0.00	514828	63.0	71.7	48.0	89.2
					95.0	32.2	22.7	42.1

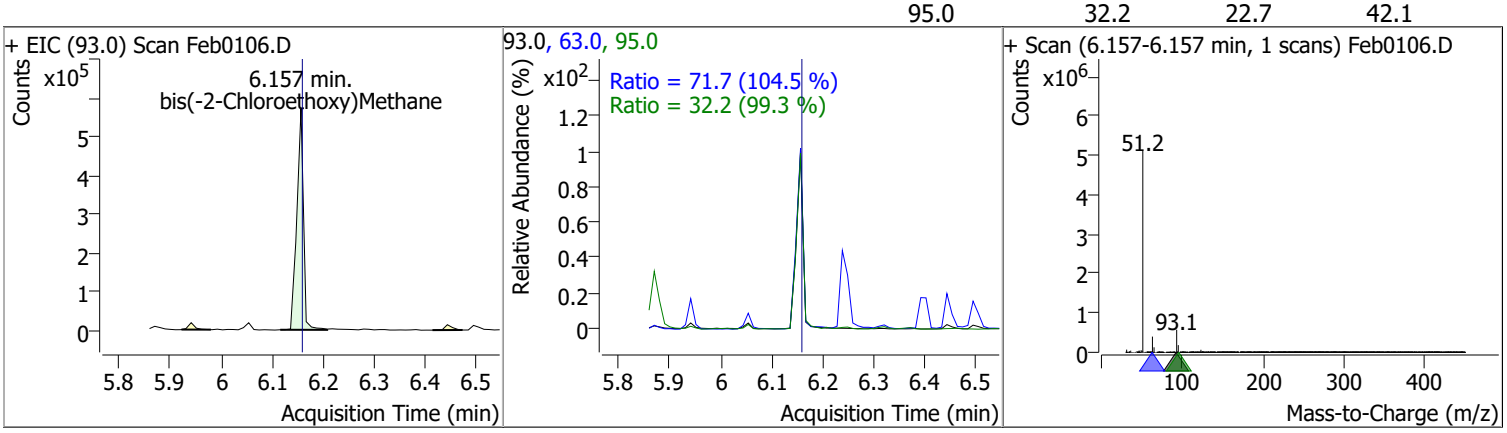

Compound	Conc.	RT	Dev(Min)	Resp.	QIon	QRatio	Lower	Upper
2,4-Dichlorophenol	46.2218	6.24	-0.01	376802	164.0	63.3	44.2	82.1
					98.0	31.5	21.5	40.0

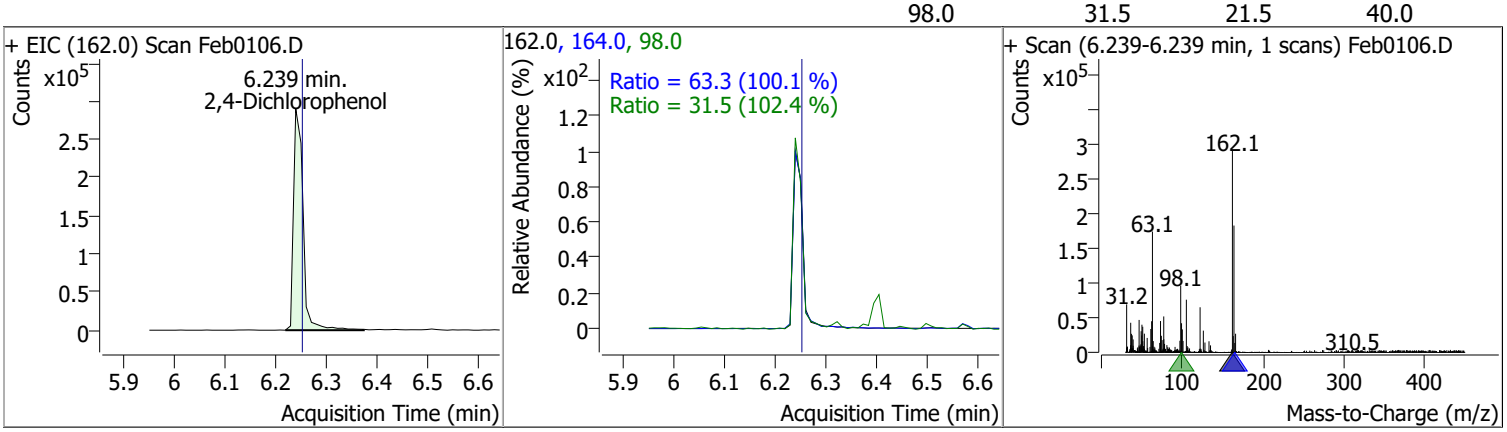

Quantitation Results Report (QT Reviewed)

Compound	Conc.	RT	Dev(Min)	Resp.	QIon	QRatio	Lower	Upper
Benzoic Acid	47.6989	6.24	-0.03	228744	122.0	88.1	62.0	115.2
					77.0	72.9	52.5	97.5

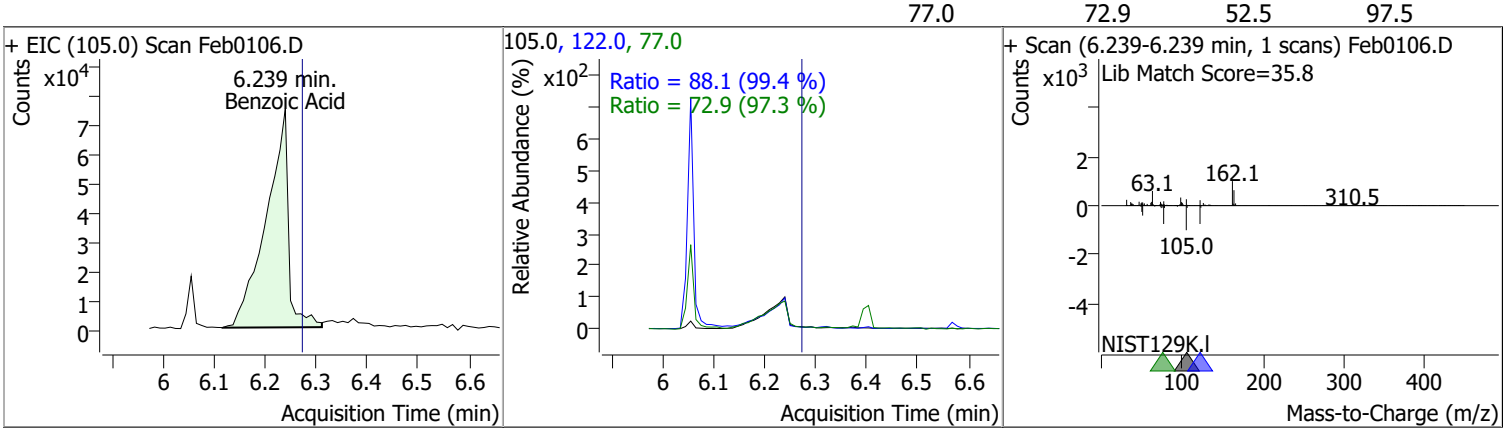

Compound	Conc.	RT	Dev(Min)	Resp.	QIon	QRatio	Lower	Upper
1,2,4-Trichlorobenzene	49.6566	6.32	0.00	485479	182.0	94.6	68.0	126.2
					145.0	27.9	19.9	36.9

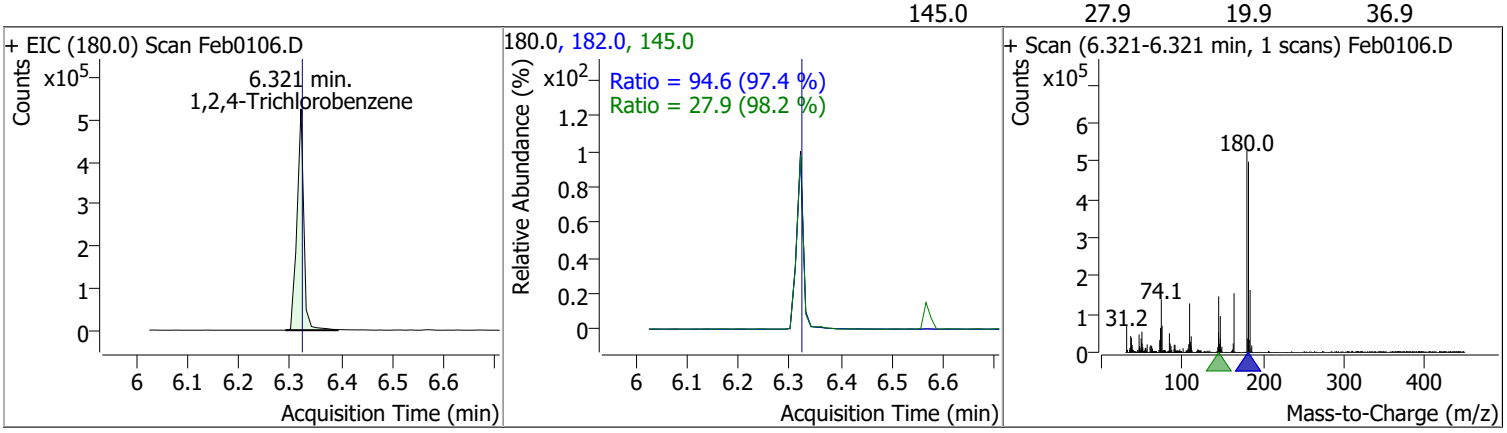

Compound	Conc.	RT	Dev(Min)	Resp.	QIon	QRatio	Lower	Upper
Naphthalene	48.5111	6.40	0.00	1418665	129.0	11.2	8.0	14.9
					102.0	9.5	6.8	12.6

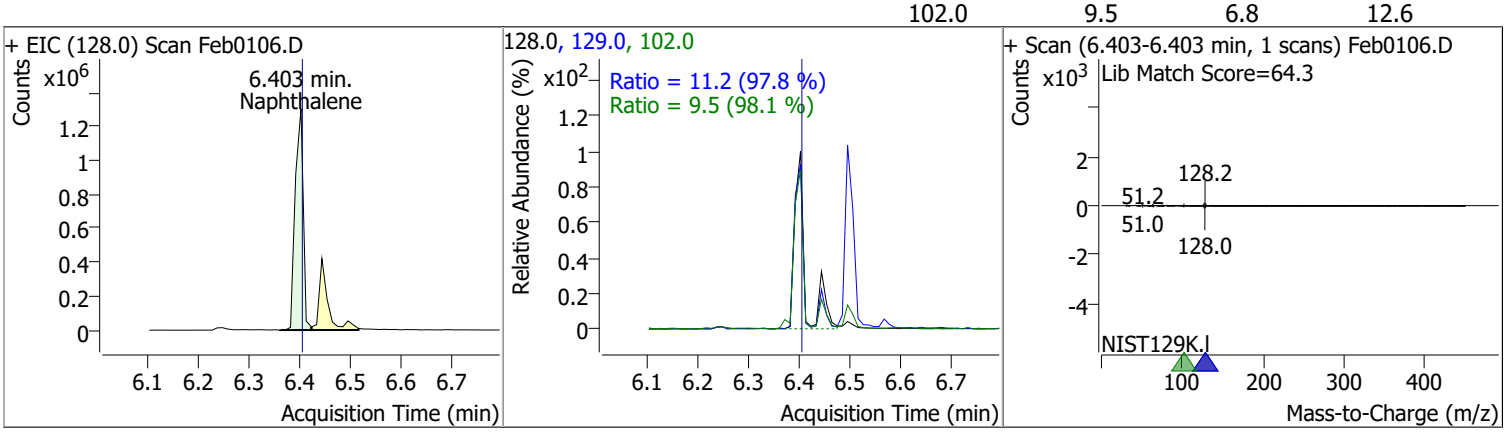

Quantitation Results Report (QT Reviewed)

Compound	Conc.	RT	Dev(Min)	Resp.	QIon	QRatio	Lower	Upper
4-Chlorophenol	50.0870	6.44	0.00	138106 (m)	128.0	321.0	243.7	452.5

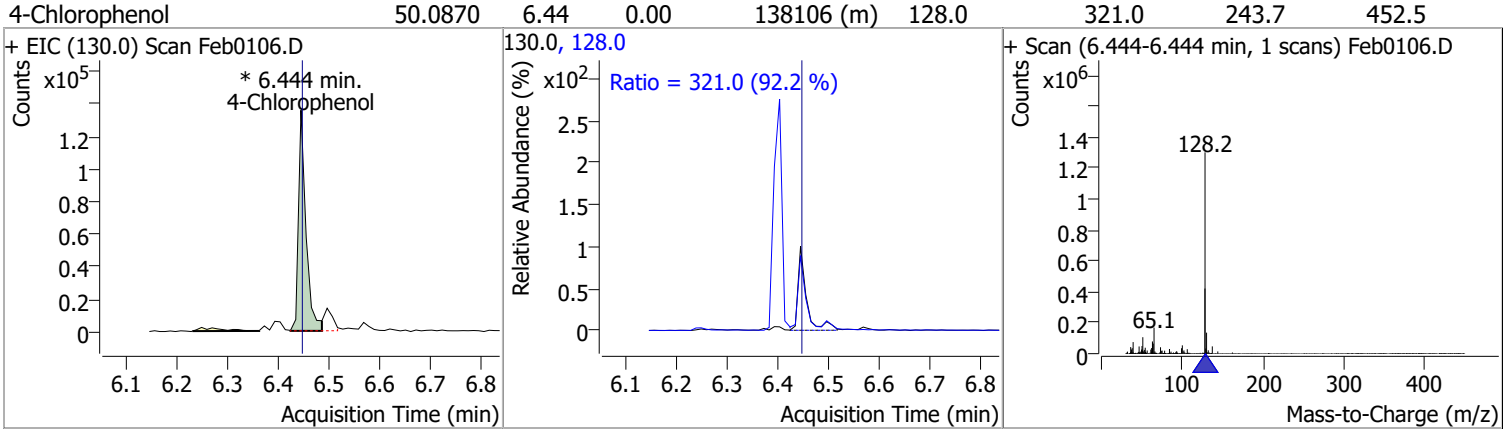

Compound	Conc.	RT	Dev(Min)	Resp.	QIon	QRatio	Lower	Upper
p-Chloroaniline	46.1136	6.50	-0.01	551044	129.0	31.5	23.2	43.0
					65.0	30.0	20.9	38.9

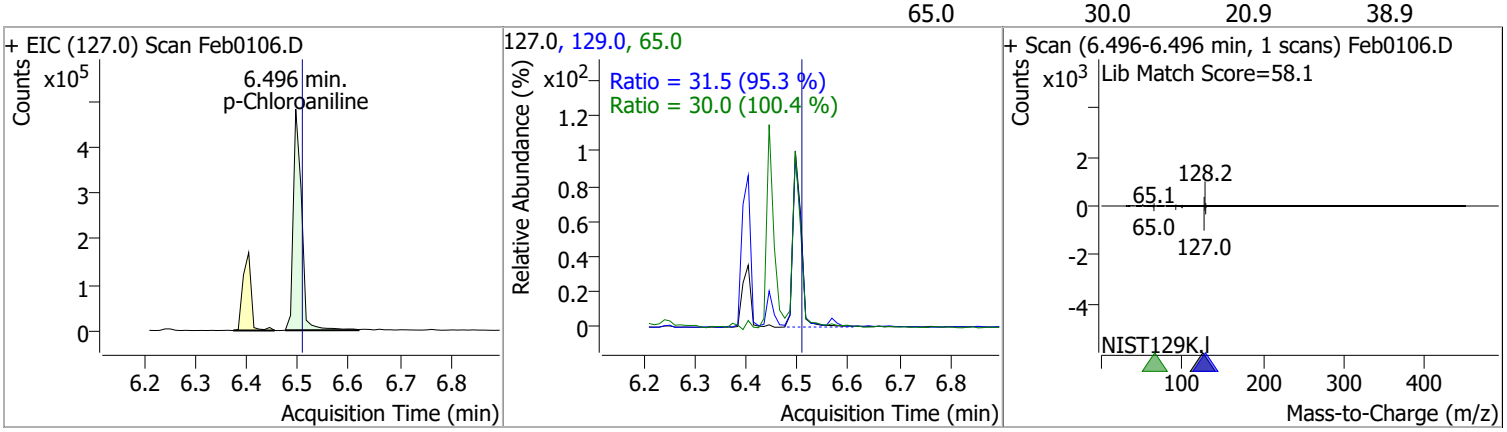

Compound	Conc.	RT	Dev(Min)	Resp.	QIon	QRatio	Lower	Upper
Hexachlorobutadiene	49.9749	6.57	-0.01	244970	223.0	61.2	45.6	84.6
					227.0	61.9	44.6	82.8

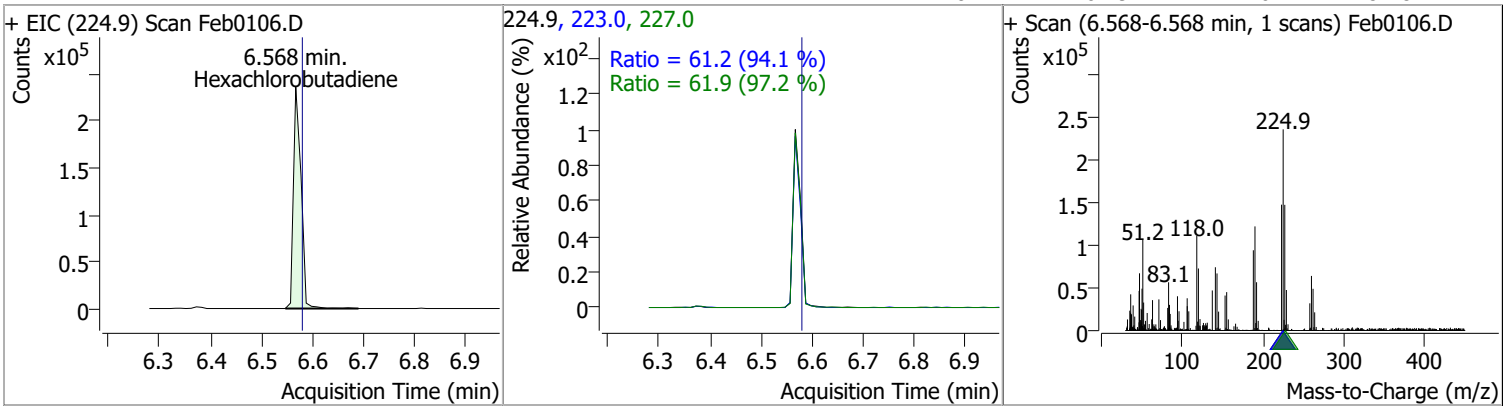

Compound	Conc.	RT	Dev(Min)	Resp.	QIon	QRatio	Lower	Upper
4-Chloro-2-Methylphenol	51.3997	6.99	0.00	359969	144.0	27.3	19.6	36.4

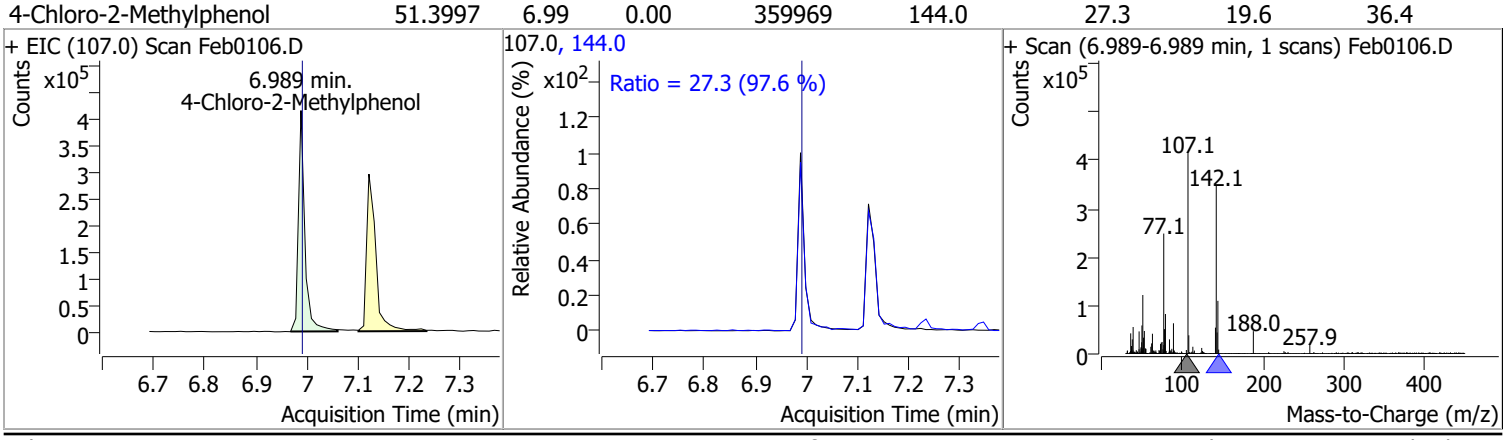

Quantitation Results Report (QT Reviewed)

Compound	Conc.	RT	Dev(Min)	Resp.	QIon	QRatio	Lower	Upper
4-Chloro-3-Methylphenol	48.2921	7.12	-0.01	376368	144.0	27.8	20.0	37.2

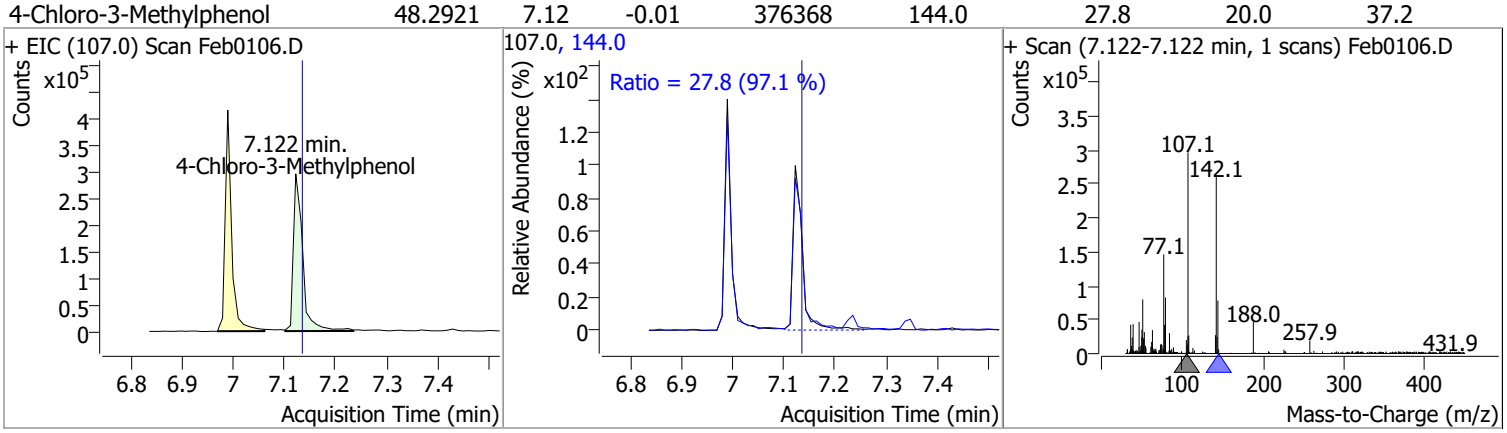

Compound	Conc.	RT	Dev(Min)	Resp.	QIon	QRatio	Lower	Upper
2-Methylnaphthalene	48.0611	7.24	0.00	847514	142.0	118.8	83.1	154.4
					115.0	40.5	28.8	53.4

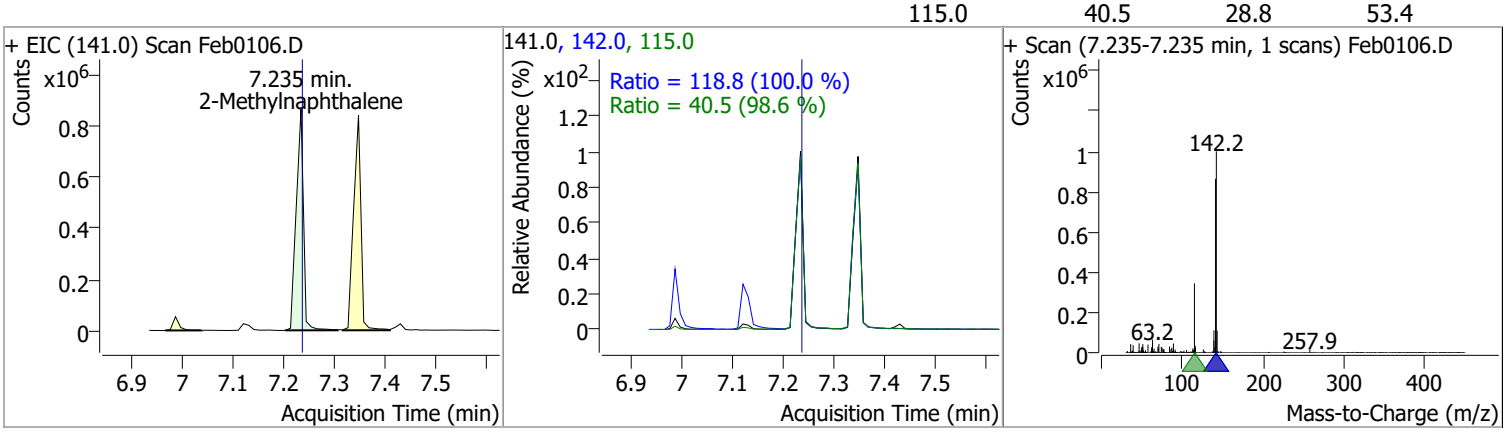

Compound	Conc.	RT	Dev(Min)	Resp.	QIon	QRatio	Lower	Upper
1-Methylnaphthalene	49.0808	7.35	0.00	836067	142.0	113.5	77.9	144.7
					115.0	40.9	29.5	54.8

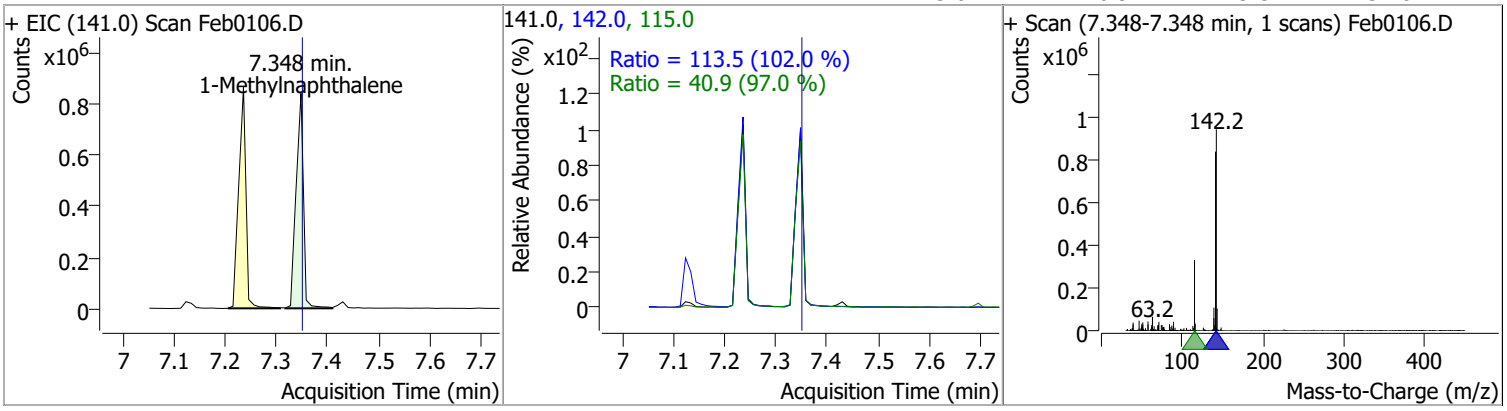

Quantitation Results Report (QT Reviewed)

Compound	Conc.	RT	Dev(Min)	Resp.	QIon	QRatio	Lower	Upper
Hexachlorocyclopentadiene	46.6669	7.43	0.00	140089	238.9	64.6	43.8	81.3
					234.9	60.8	43.7	81.2

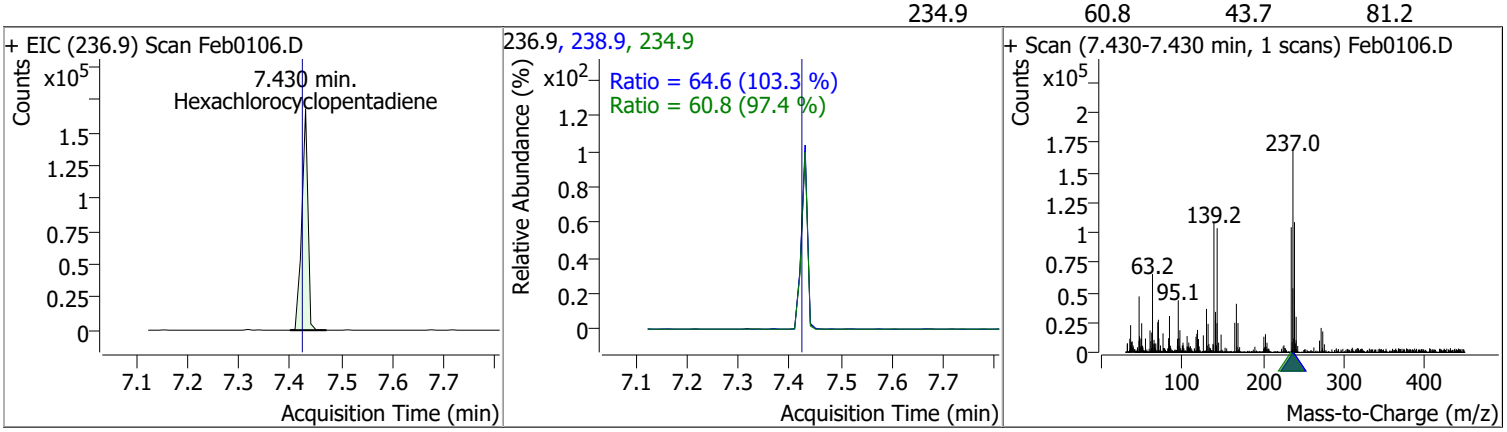

Compound	Conc.	RT	Dev(Min)	Resp.	QIon	QRatio	Lower	Upper
2,4,6-Trichlorophenol	52.3726	7.59	0.00	249803 (m)	198.0	93.2	68.7	127.5

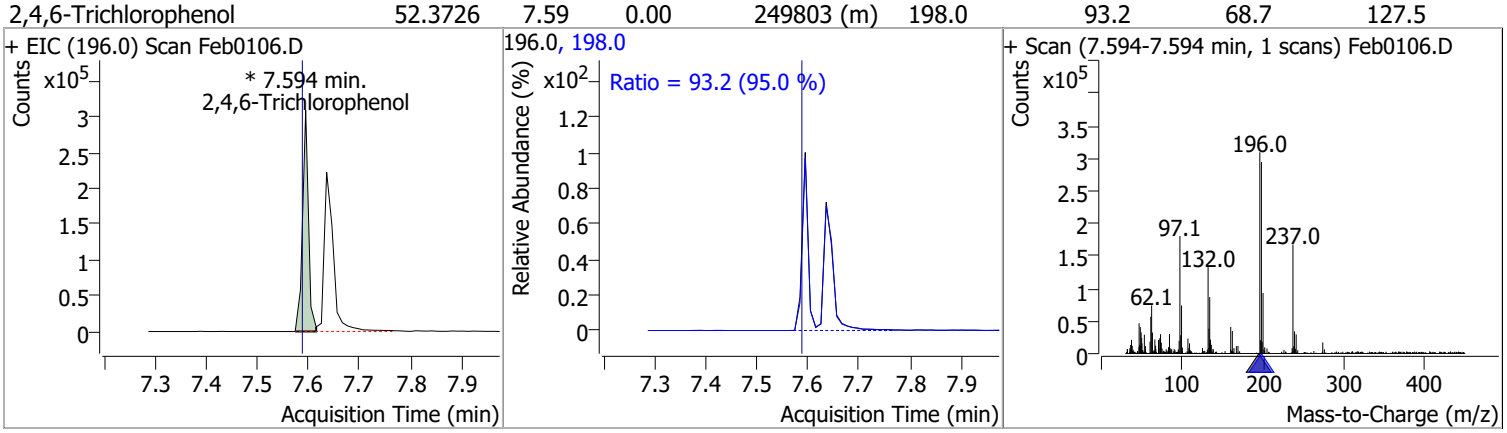

Compound	Conc.	RT	Dev(Min)	Resp.	QIon	QRatio	Lower	Upper
2,4,5-Trichlorophenol	49.4012	7.64	0.00	278785 (m)	198.0	97.6	65.6	121.8

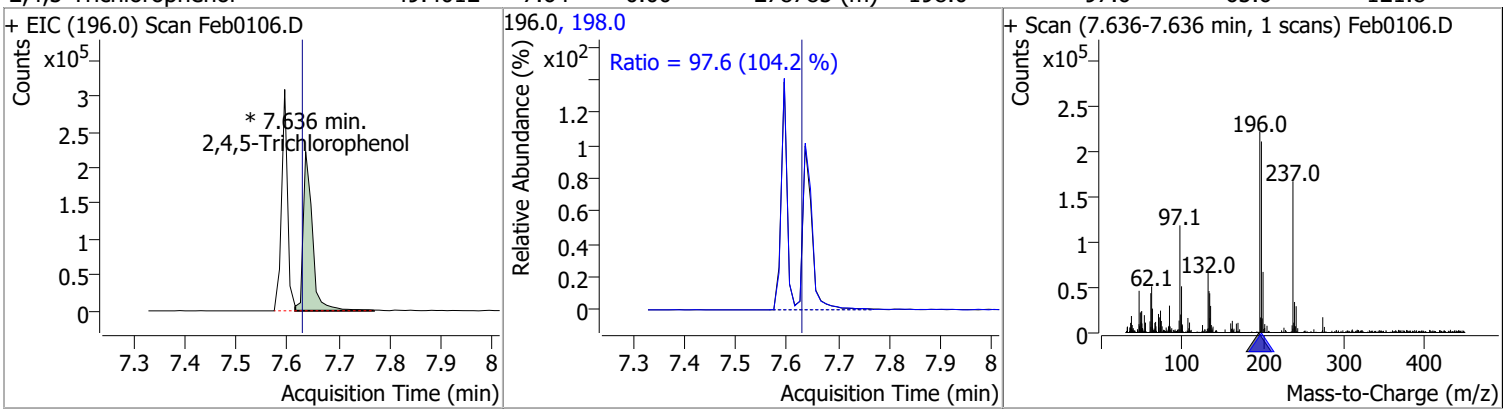

Compound	Conc.	RT	Dev(Min)	Resp.	QIon	QRatio	Lower	Upper
2-Fluorobiphenyl	54.4768	7.70	0.00	1189529	171.0	34.2	23.8	44.1

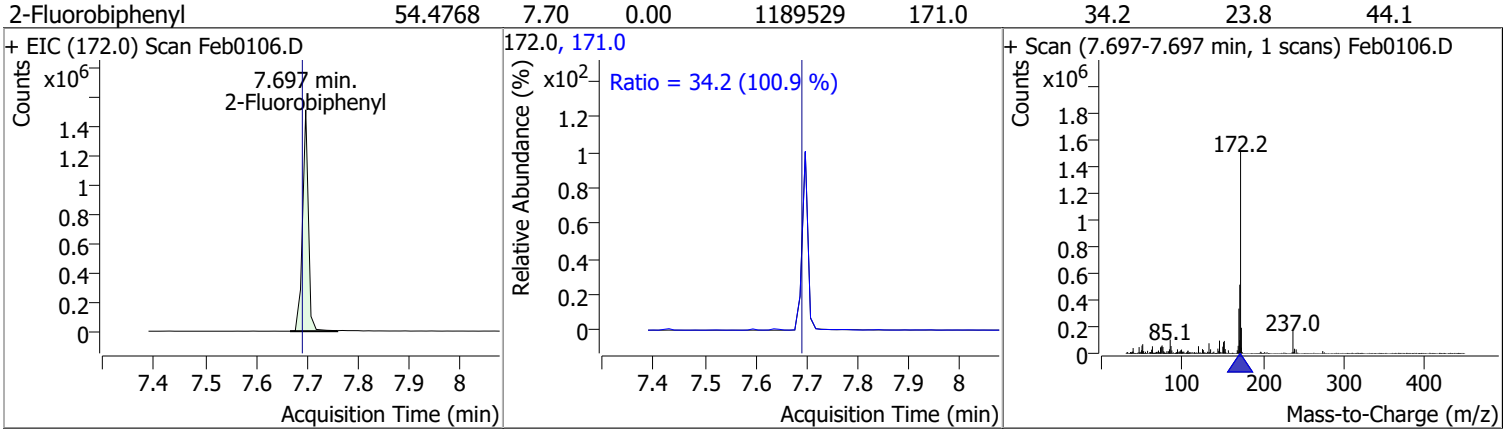

Quantitation Results Report (QT Reviewed)

Compound	Conc.	RT	Dev(Min)	Resp.	QIon	QRatio	Lower	Upper
2-Chloronaphthalene	50.1146	7.81	0.00	920545	127.0	35.9	25.7	47.7
					164.0	32.9	22.6	41.9

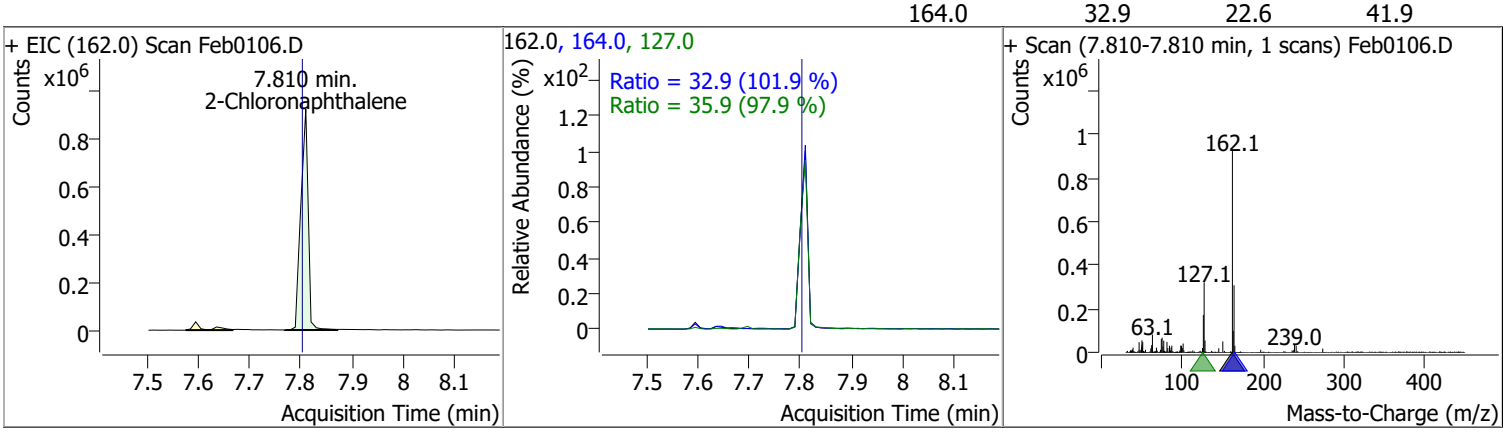

Compound	Conc.	RT	Dev(Min)	Resp.	QIon	QRatio	Lower	Upper
2-Nitroaniline	49.7222	7.96	0.00	132174	138.0	117.5	84.5	156.9

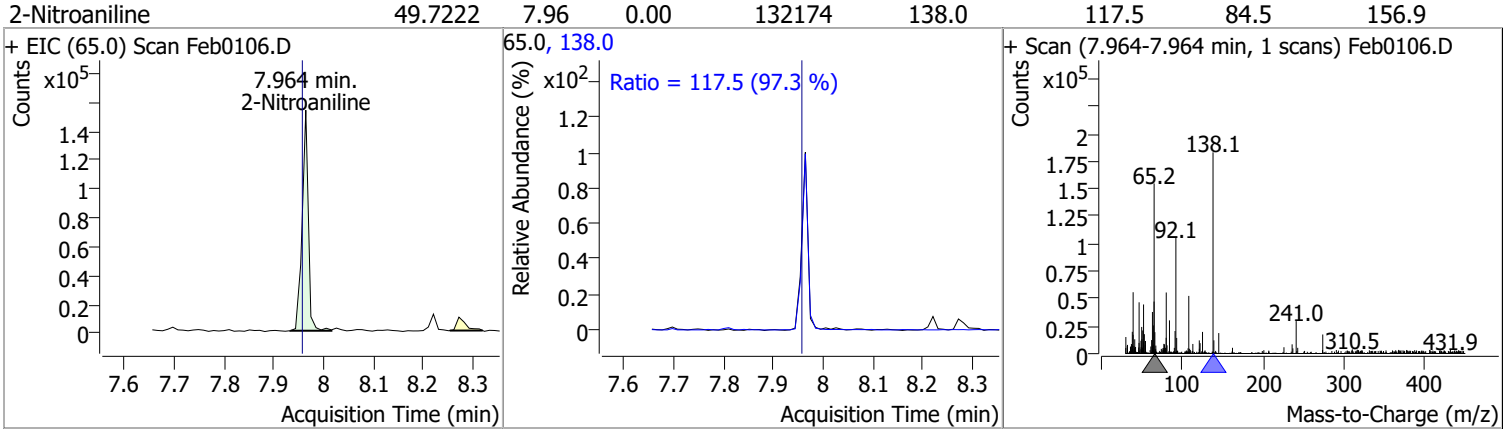

Compound	Conc.	RT	Dev(Min)	Resp.	QIon	QRatio	Lower	Upper
Dimethyl Phthalate	48.2087	8.22	0.00	904645	77.0	20.3	13.0	24.2

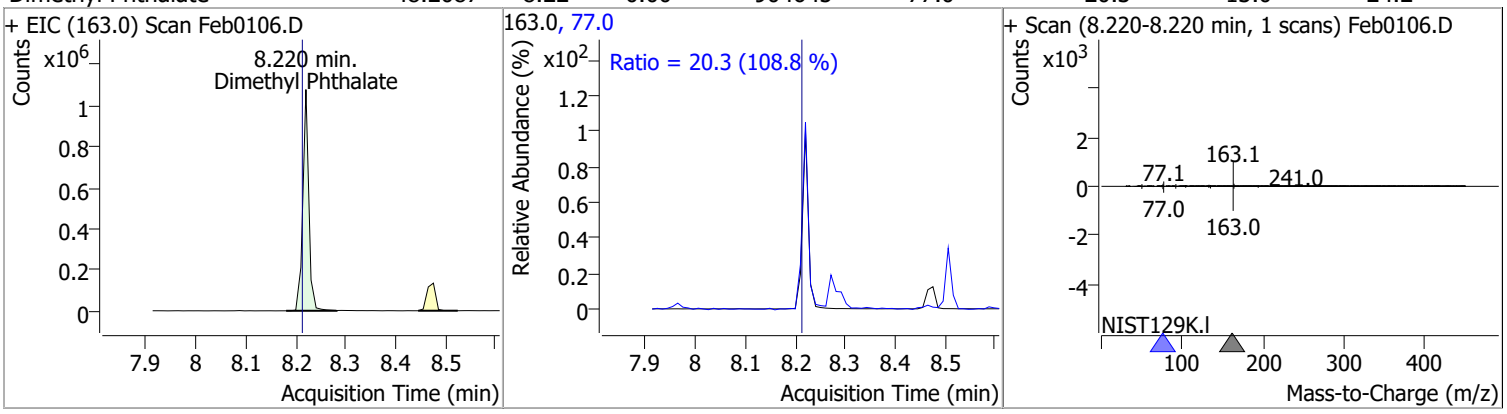

Compound	Conc.	RT	Dev(Min)	Resp.	QIon	QRatio	Lower	Upper
2,6-Dinitrotoluene	44.8534	8.27	-0.01	101481	63.0	137.4	82.2	152.7
					89.0	60.8	40.8	75.8

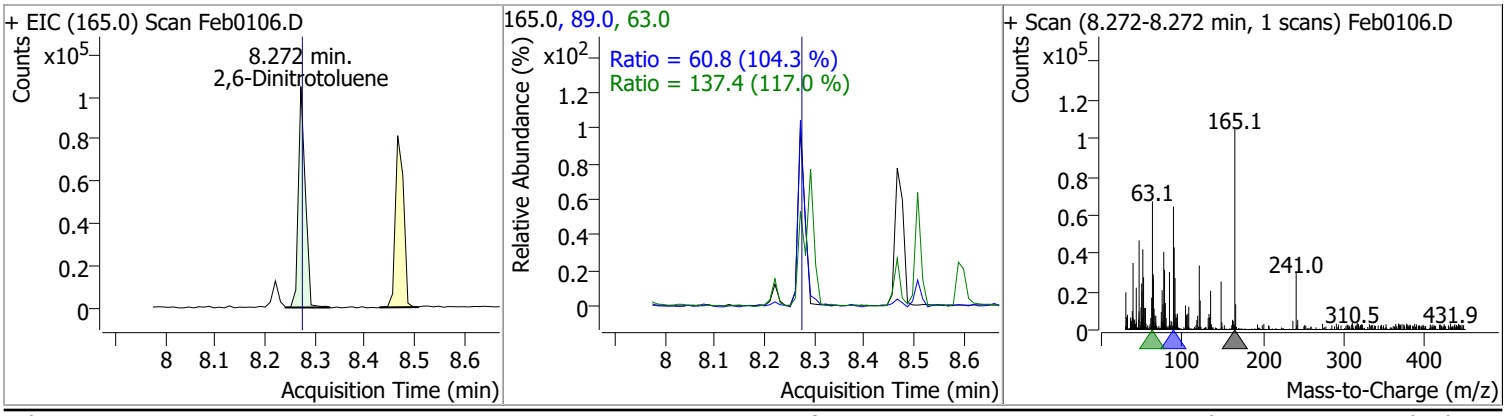

Compound	Conc.	RT	Dev(Min)	Resp.	QIon	QRatio	Lower	Upper
Acenaphthylene	47.6841	8.29	-0.01	1404074	153.1	14.4	9.8	18.2

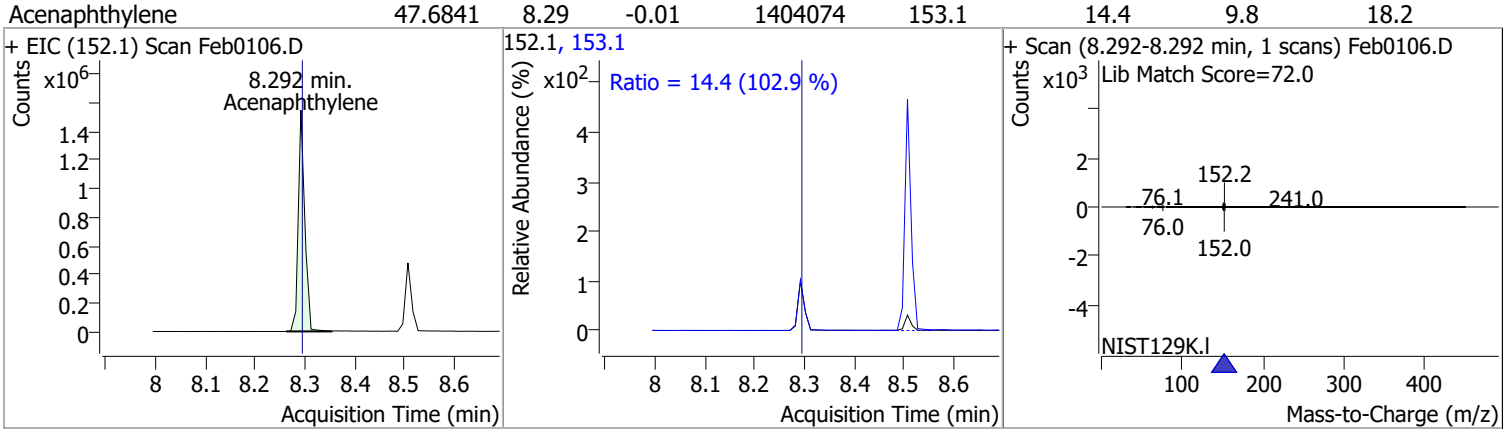

Compound	Conc.	RT	Dev(Min)	Resp.	QIon	QRatio	Lower	Upper
3-Nitroaniline	47.6093	8.47	-0.01	124099	65.0	136.4	84.7	157.3
					92.0	110.1	71.7	133.2

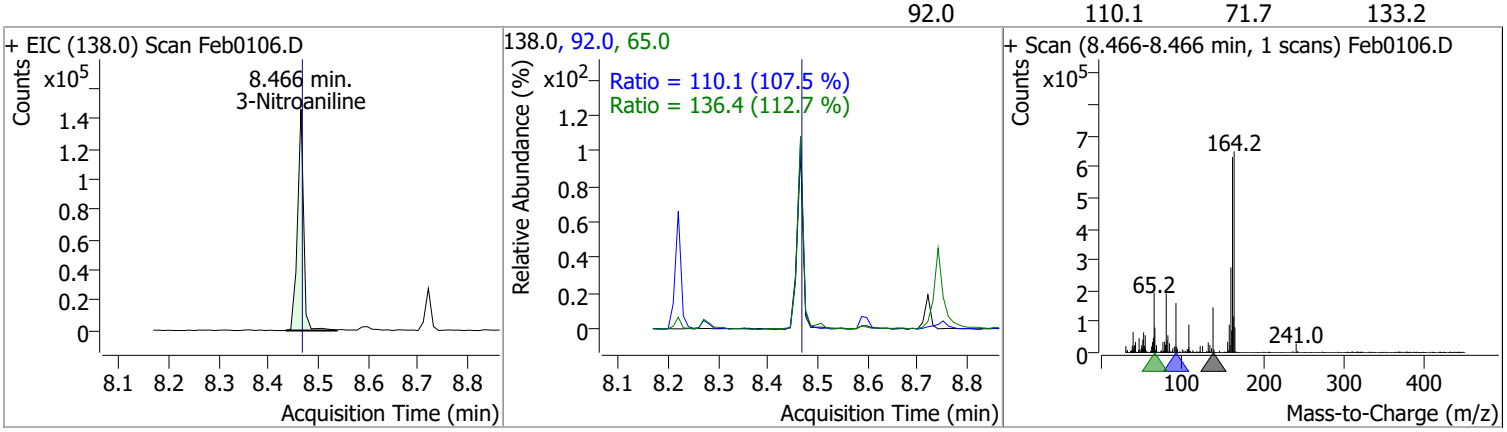

Compound	Conc.	RT	Dev(Min)	Resp.	QIon	QRatio	Lower	Upper
Acenaphthene	46.2383	8.51	-0.01	788113	153.0	110.7	76.5	142.0
					152.0	52.8	35.8	66.4

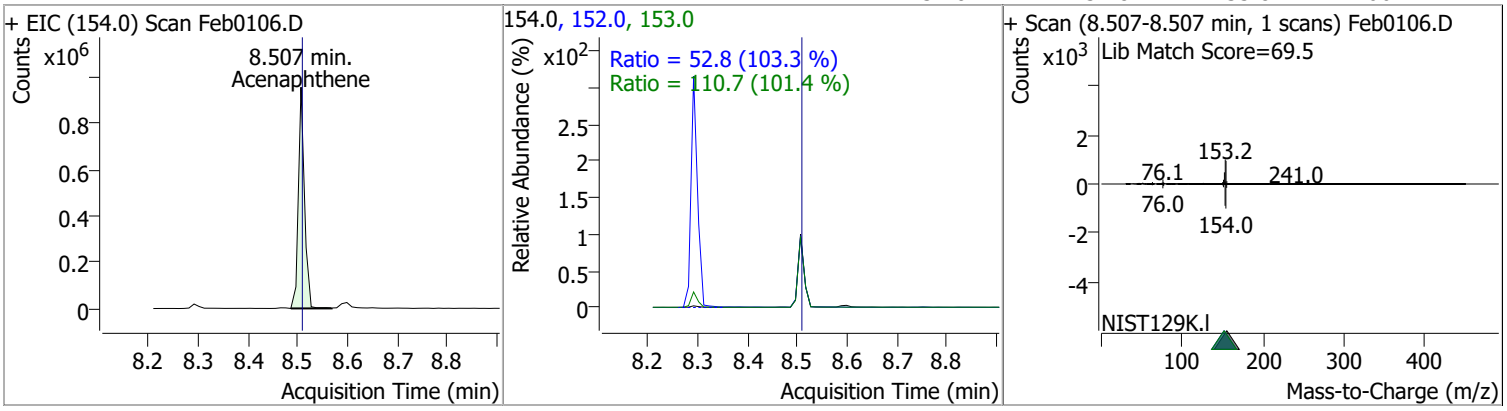

Compound	Conc.	RT	Dev(Min)	Resp.	QIon	QRatio	Lower	Upper
2,4-Dinitrophenol	45.3194	8.60	0.00	58916	154.0	68.5	44.4	82.5

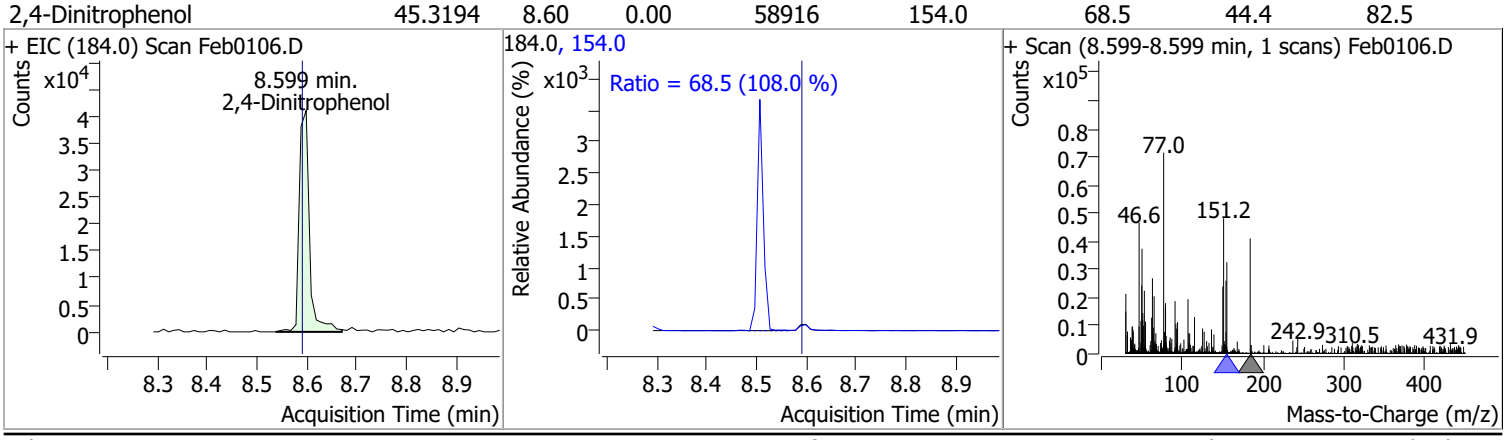

Quantitation Results Report (QT Reviewed)

Compound	Conc.	RT	Dev(Min)	Resp.	QIon	QRatio	Lower	Upper
Dibenzofuran	53.3043	8.72	0.00	1357092	139.0	44.5	30.2	56.0

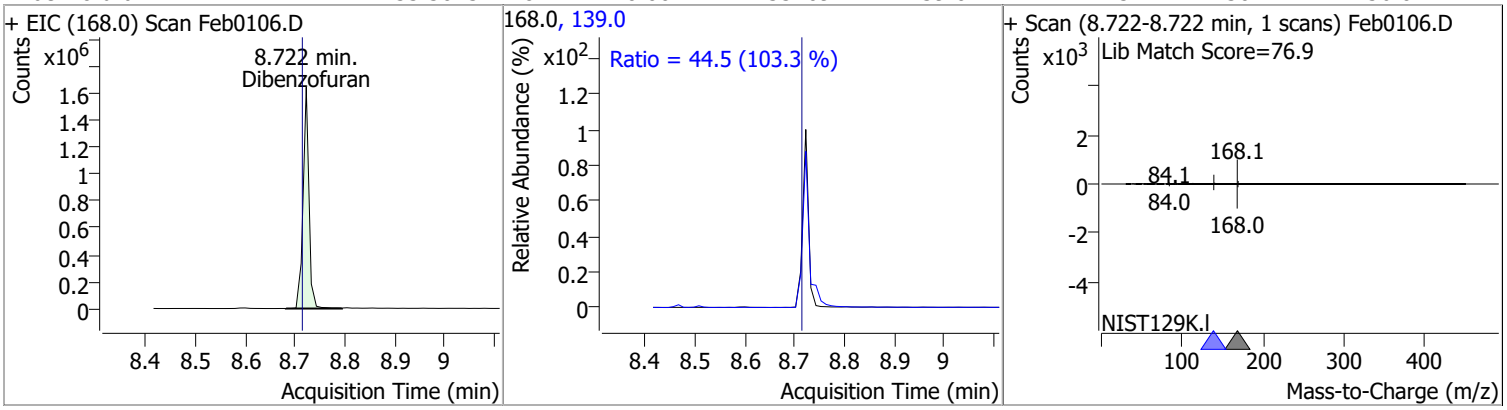

Compound	Conc.	RT	Dev(Min)	Resp.	QIon	QRatio	Lower	Upper
4-Nitrophenol	50.2179	8.74	0.00	127960	139.0	472.4	266.4	494.7
					65.0	83.1	56.8	105.6

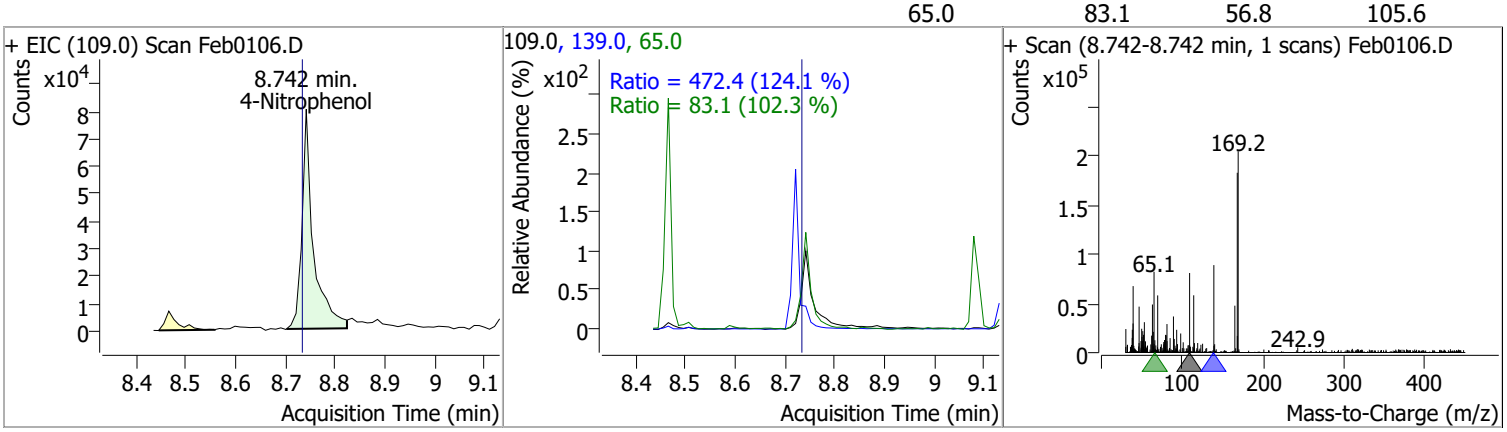

Compound	Conc.	RT	Dev(Min)	Resp.	QIon	QRatio	Lower	Upper
2,4-Dinitrotoluene	48.4471	8.75	0.00	147140	63.0	71.2	47.5	88.1
					89.0	77.0	45.8	85.1

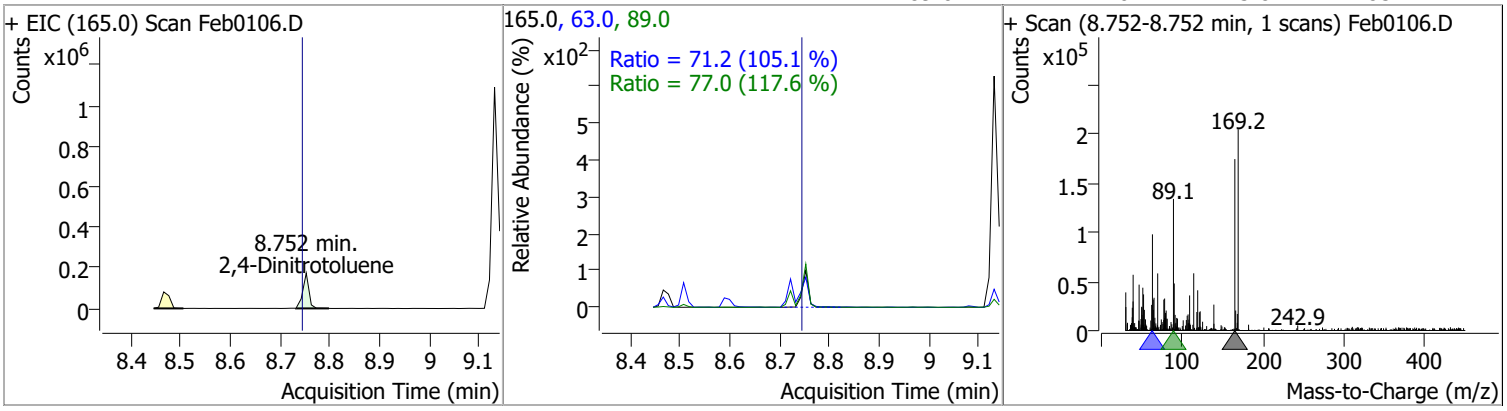

Compound	Conc.	RT	Dev(Min)	Resp.	QIon	QRatio	Lower	Upper
Diethylphthalate	46.8822	9.08	-0.01	896730	177.0	21.7	14.8	27.5
					150.0	12.5	8.8	16.3

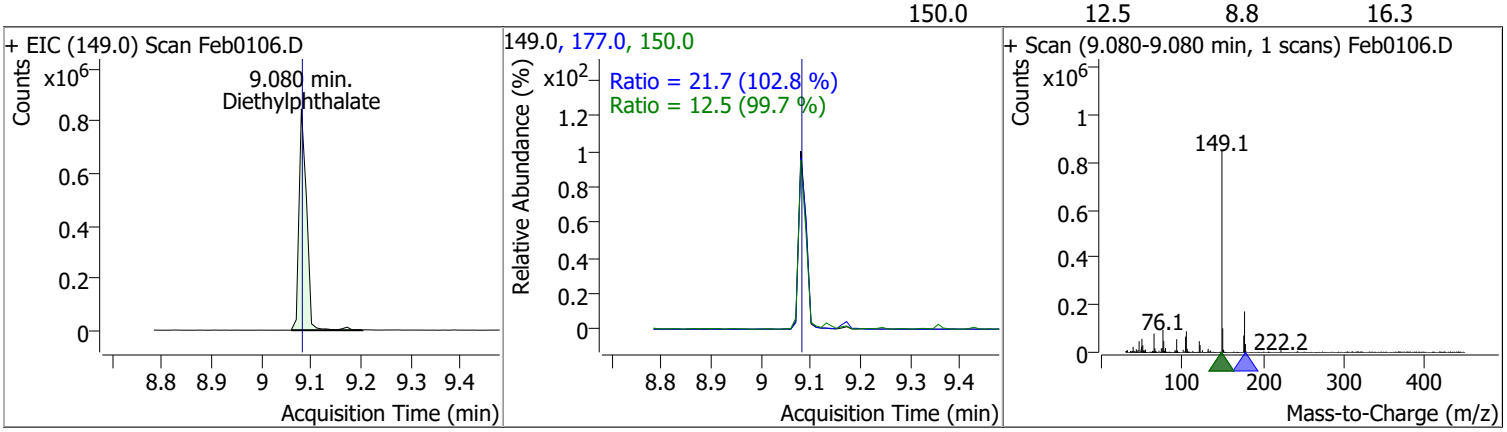

Compound	Conc.	RT	Dev(Min)	Resp.	QIon	QRatio	Lower	Upper
Fluorene	43.4673	9.13	-0.01	1054089	165.0	95.2	64.8	120.4
					167.0	14.8	9.1	16.9

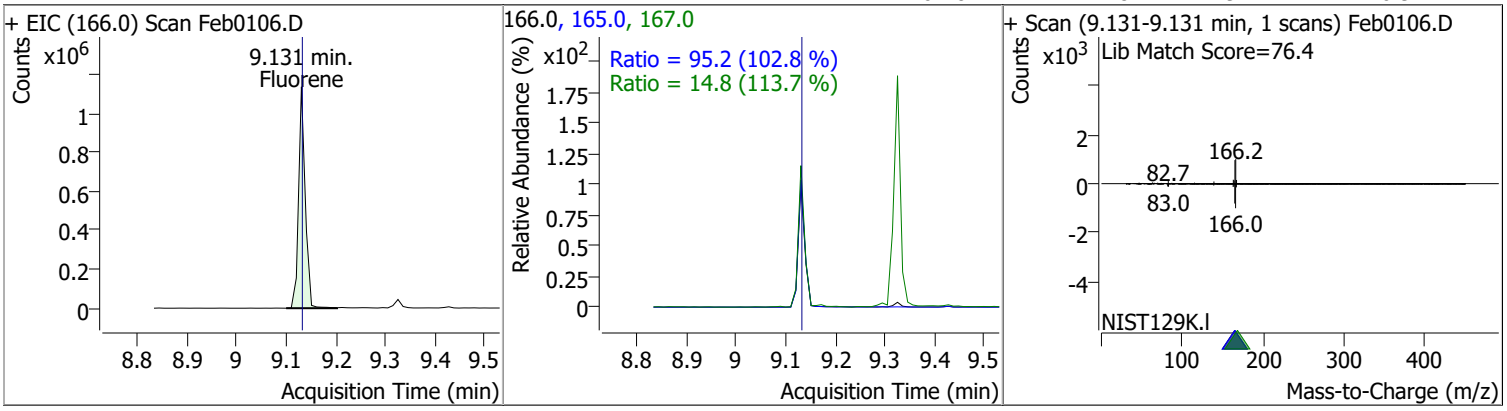

Compound	Conc.	RT	Dev(Min)	Resp.	QIon	QRatio	Lower	Upper
4-Chlorophenyl-phenylether	49.0227	9.17	0.00	506928	141.0	59.8	43.9	81.5
					206.0	33.0	23.2	43.1

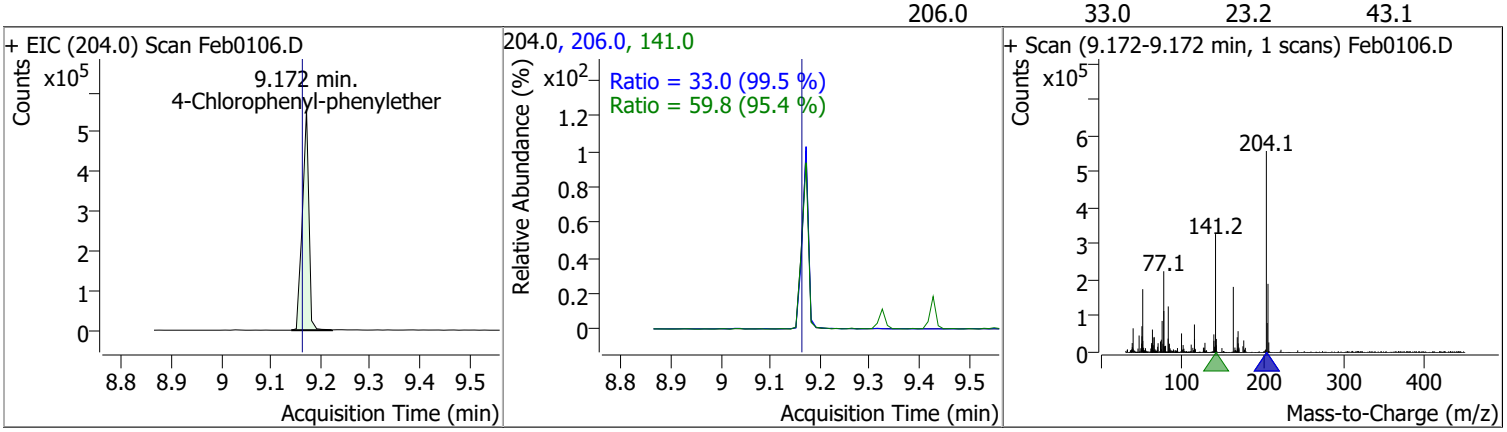

Quantitation Results Report (QT Reviewed)

Compound	Conc.	RT	Dev(Min)	Resp.	QIon	QRatio	Lower	Upper
4-Nitroaniline	46.5123	9.20	-0.01	114808	65.0	106.6	70.9	131.7
					92.0	46.9	35.8	66.6

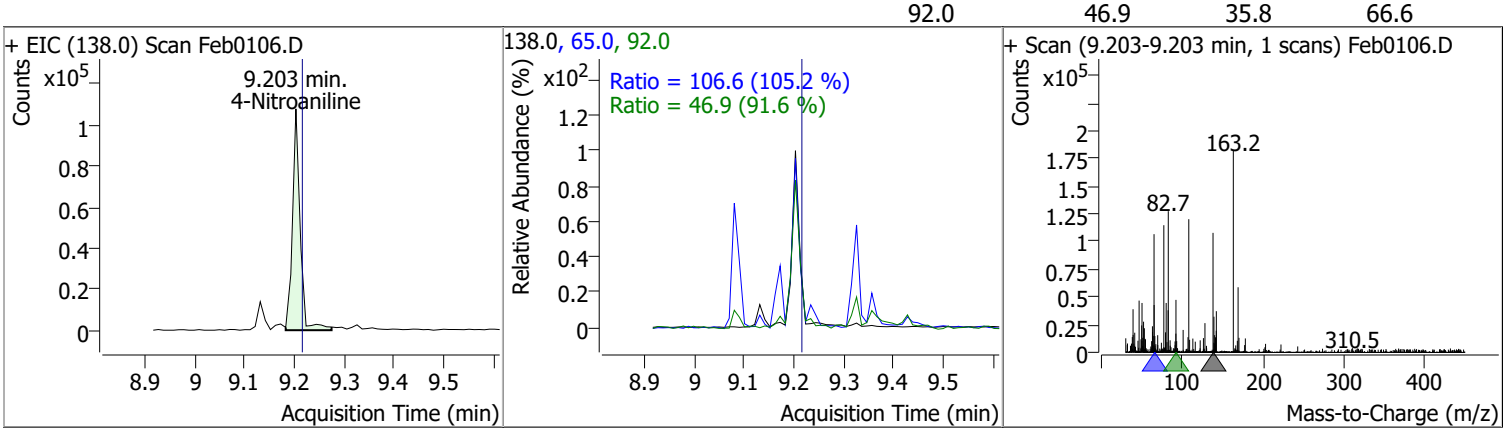

Compound	Conc.	RT	Dev(Min)	Resp.	QIon	QRatio	Lower	Upper
4,6-Dinitro-2-methylphenol	46.7980	9.23	-0.01	77875	121.0	48.1	32.5	60.3

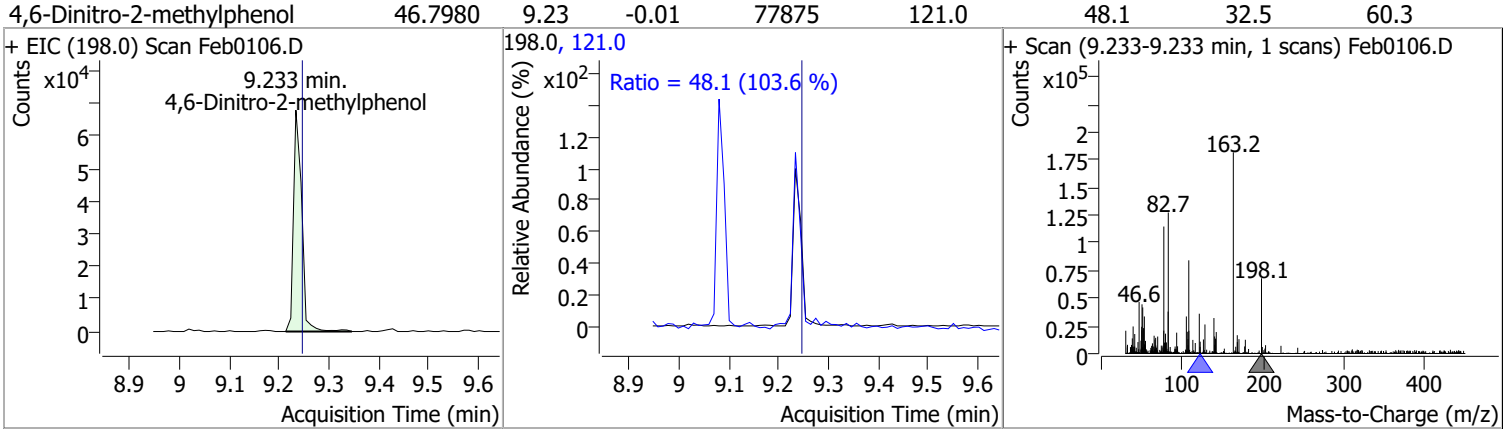

Compound	Conc.	RT	Dev(Min)	Resp.	QIon	QRatio	Lower	Upper
N-nitrosodiphenylamine	50.5497	9.33	0.00	767221	168.0	62.6	44.3	82.3
					167.0	33.6	24.0	44.6

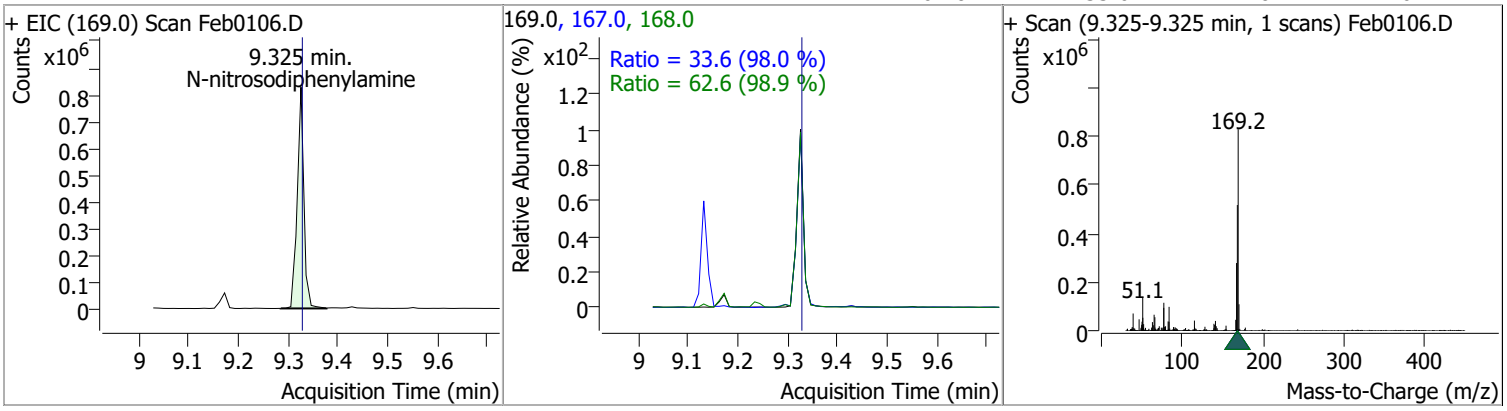

Quantitation Results Report (QT Reviewed)

Compound	Conc.	RT	Dev(Min)	Resp.	QIon	QRatio	Lower	Upper
Azobenzene	51.2714	9.36	0.00	803019	51.0	37.3	26.4	49.0
					182.0	25.6	19.2	35.7

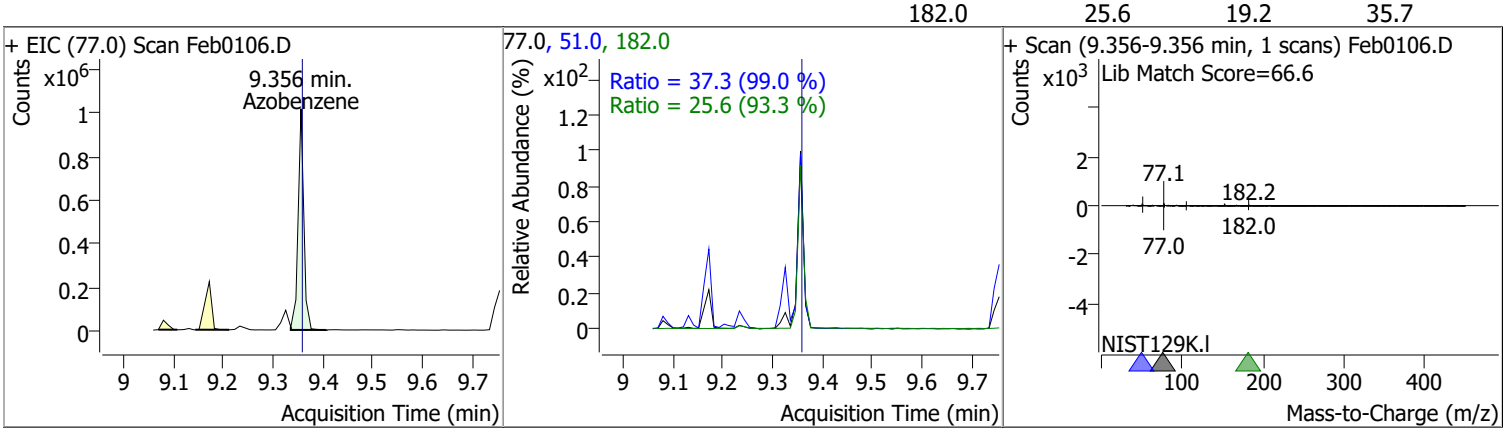

Compound	Conc.	RT	Dev(Min)	Resp.	QIon	QRatio	Lower	Upper
2,4,6-Tribromophenol	50.0432	9.43	0.00	88397	331.8	90.0	65.5	121.6

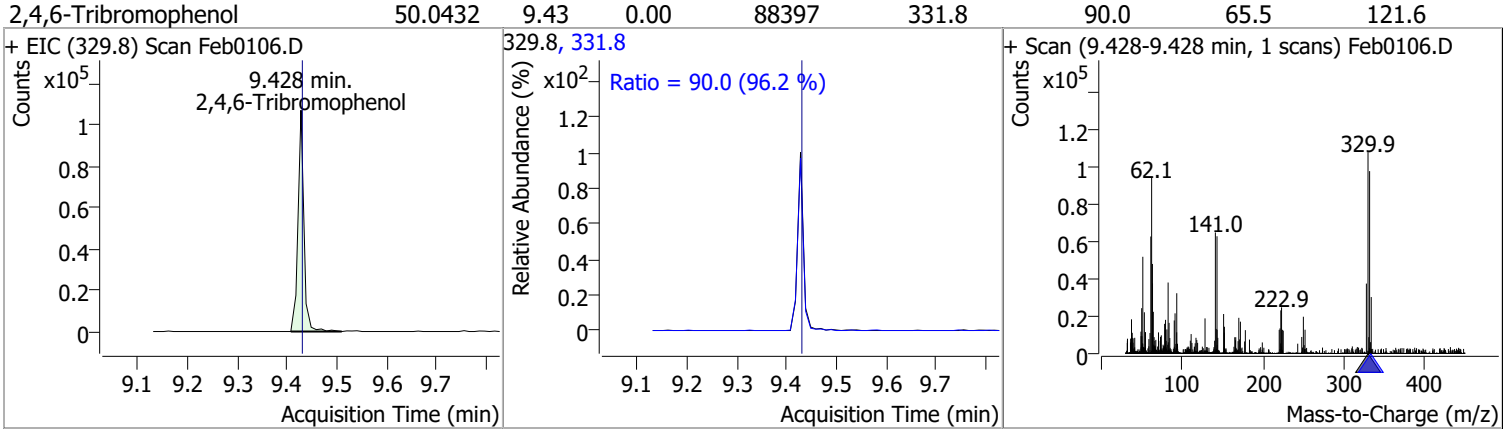

Compound	Conc.	RT	Dev(Min)	Resp.	QIon	QRatio	Lower	Upper
4-Bromophenyl-phenylether	50.5661	9.76	0.00	277659	141.0	95.3	72.5	134.6
					250.0	95.8	70.4	130.7

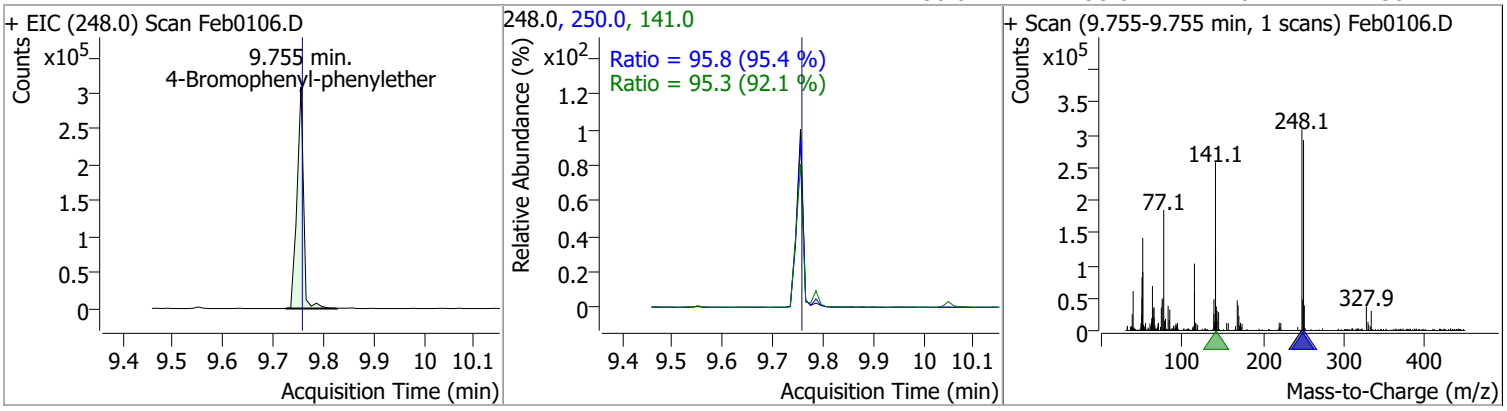

Compound	Conc.	RT	Dev(Min)	Resp.	QIon	QRatio	Lower	Upper
Hexachlorobenzene	45.6228	9.79	-0.01	266644	142.0	52.3	33.1	61.5

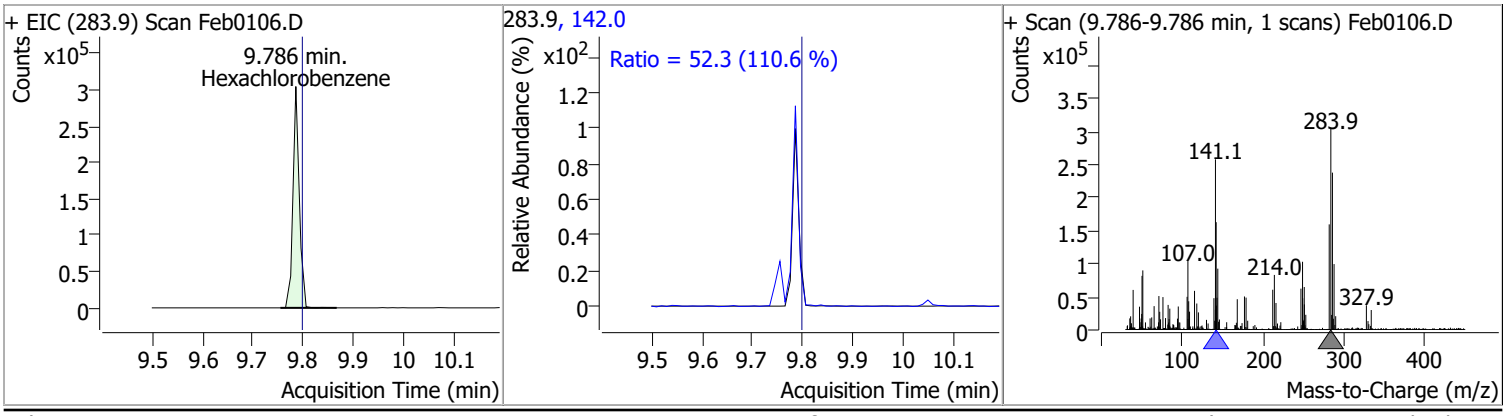

Quantitation Results Report (QT Reviewed)

Compound	Conc.	RT	Dev(Min)	Resp.	QIon	QRatio	Lower	Upper
Pentachlorophenol	47.5707	10.05	0.00	127699	267.9	65.8	45.7	84.8
					263.9	65.1	43.8	81.4

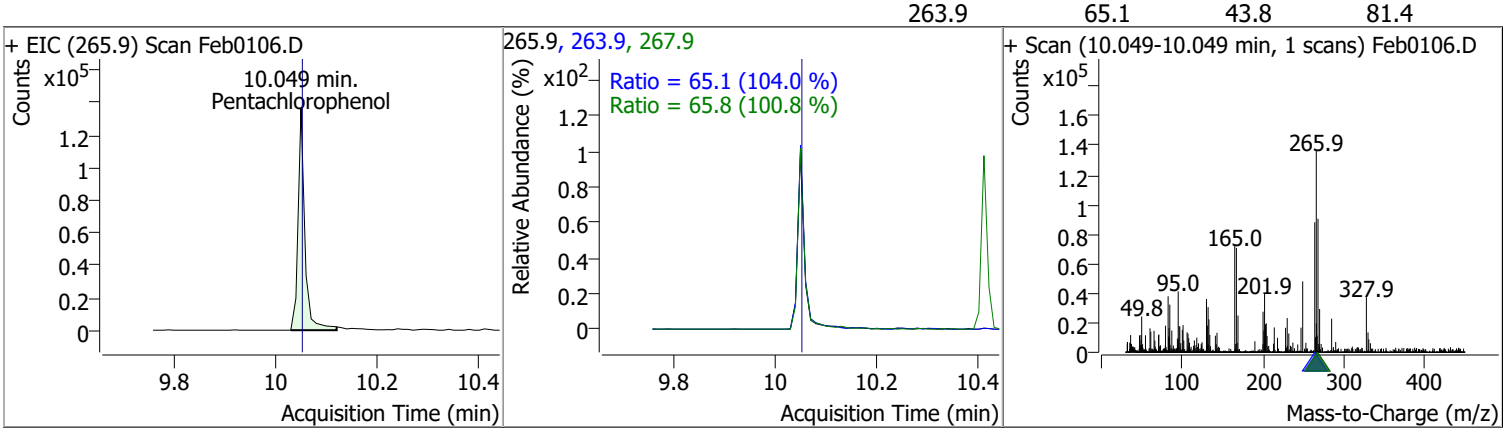

Compound	Conc.	RT	Dev(Min)	Resp.	QIon	QRatio	Lower	Upper
Phenanthrene	48.3469	10.28	-0.01	1518013 (m)	176.0	19.1	13.2	24.5

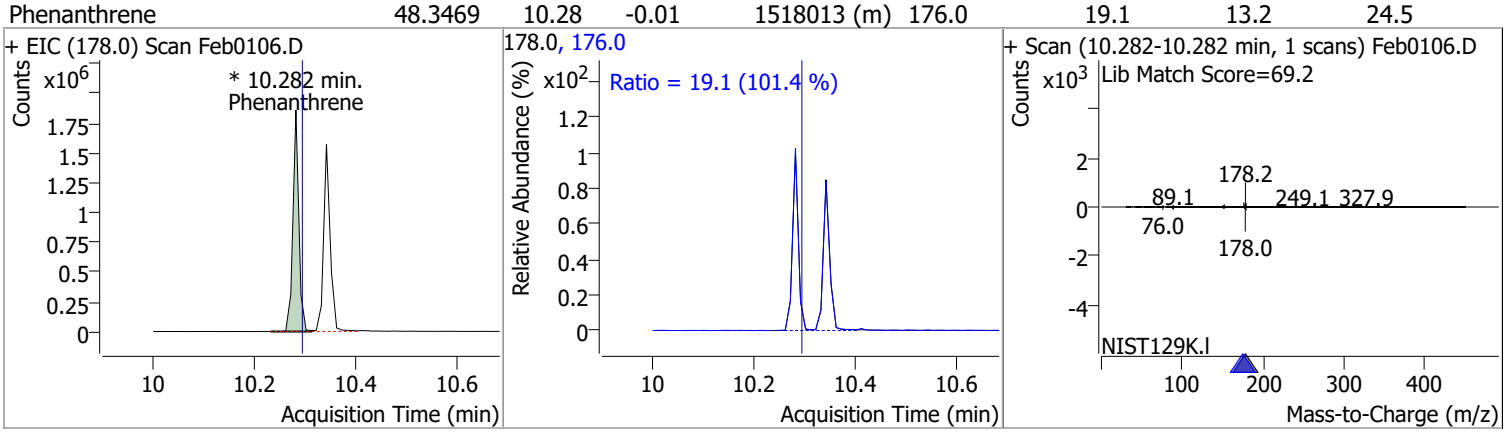

Compound	Conc.	RT	Dev(Min)	Resp.	QIon	QRatio	Lower	Upper
Anthracene	50.6205	10.34	-0.01	1431385 (m)	176.0	18.6	12.7	23.5

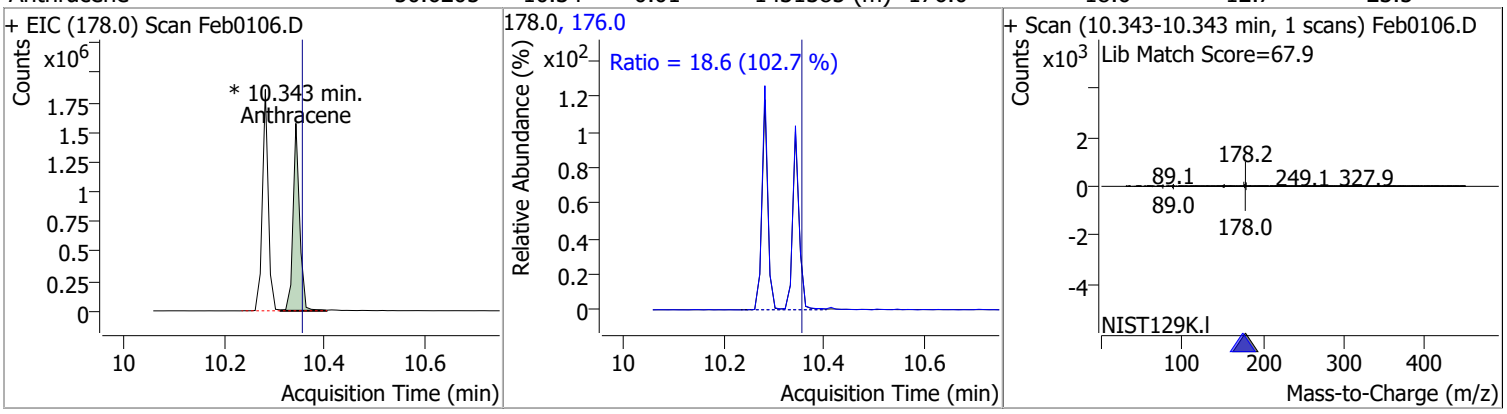

Compound	Conc.	RT	Dev(Min)	Resp.	QIon	QRatio	Lower	Upper
Triallate	53.7540	10.41	0.00	300299	268.0	23.8	19.1	35.4
					143.0	22.9	16.1	30.0

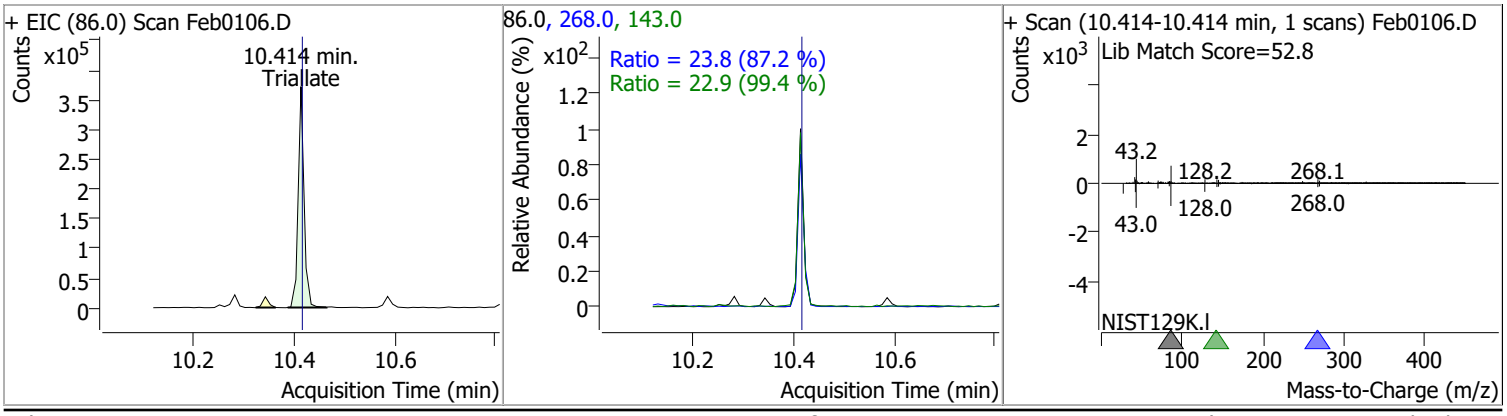

Quantitation Results Report (QT Reviewed)

Compound	Conc.	RT	Dev(Min)	Resp.	QIon	QRatio	Lower	Upper
Carbazole	52.8475	10.59	-0.01	1345195	139.0	12.9	9.1	16.9

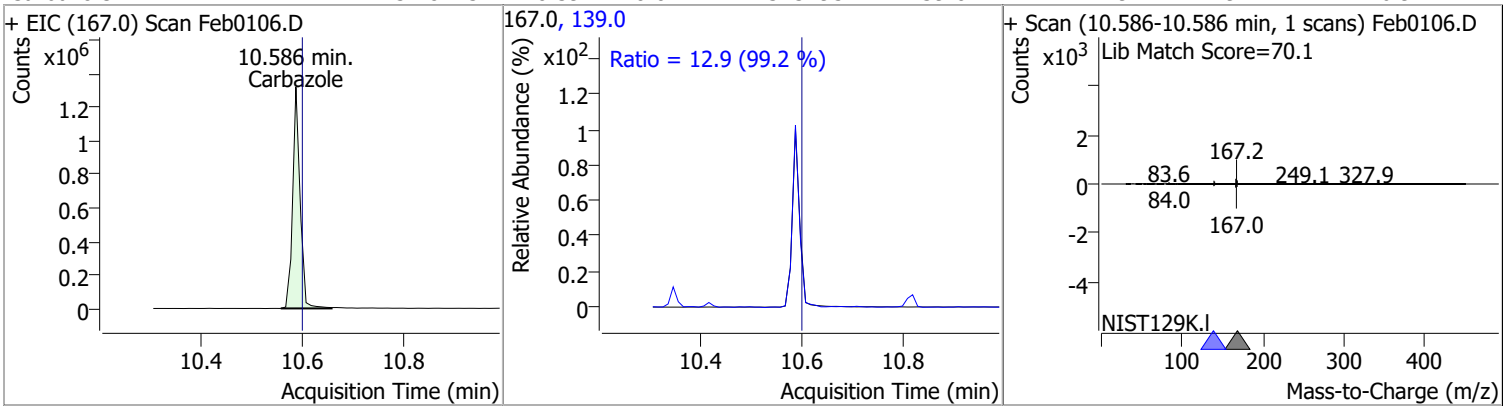

Compound	Conc.	RT	Dev(Min)	Resp.	QIon	QRatio	Lower	Upper
o-Terphenyl	52.8142	10.82	0.00	835480	229.0	64.1	44.1	81.9
					215.0	37.6	26.4	49.1

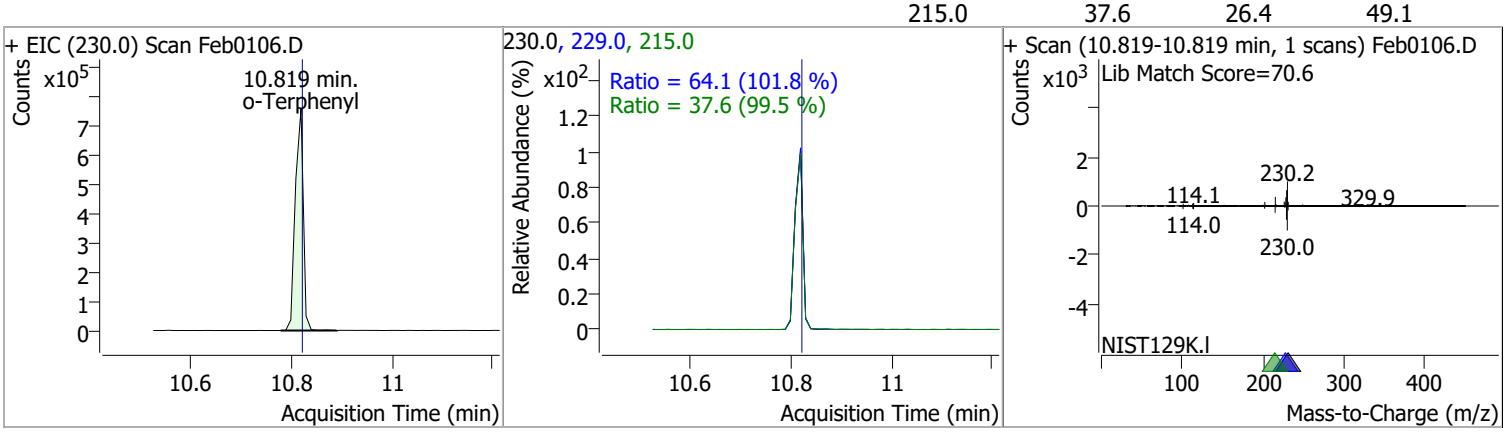

Compound	Conc.	RT	Dev(Min)	Resp.	QIon	QRatio	Lower	Upper
Di-n-Butylphthalate	51.0226	11.20	0.00	1327110	150.0	8.9	6.3	11.6
					104.0	6.1	4.1	7.6

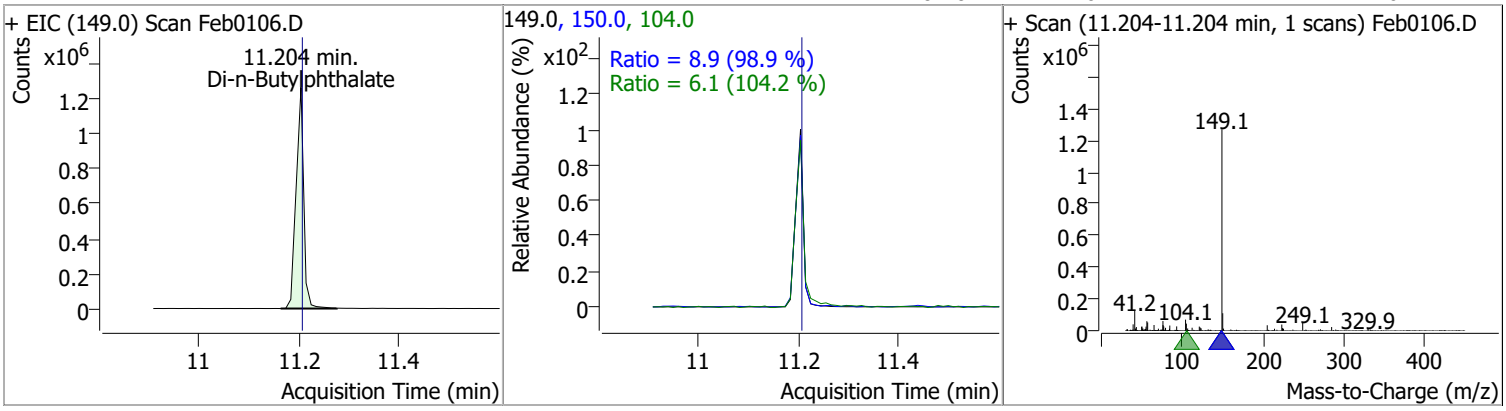

Compound	Conc.	RT	Dev(Min)	Resp.	QIon	QRatio	Lower	Upper
Fluoranthene	48.8135	12.11	-0.01	1565623	101.0	12.9	8.6	16.0

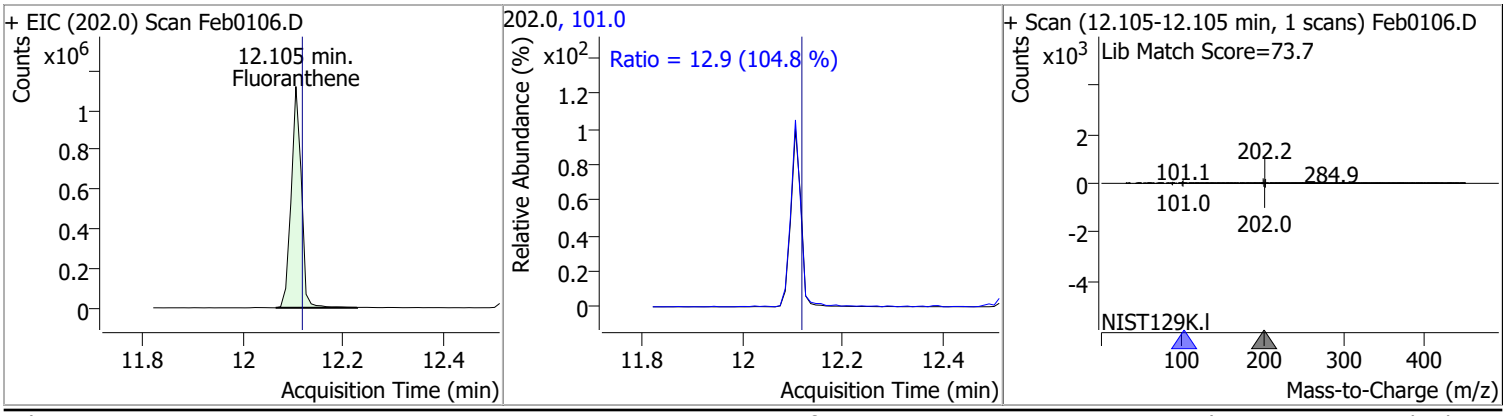

Quantitation Results Report (QT Reviewed)

Compound	Conc.	RT	Dev(Min)	Resp.	QIon	QRatio	Lower	Upper
Benzidine	46.5719	12.49	-0.01	498142	183.0	12.3	8.5	15.8
					92.0	7.9	5.2	9.7

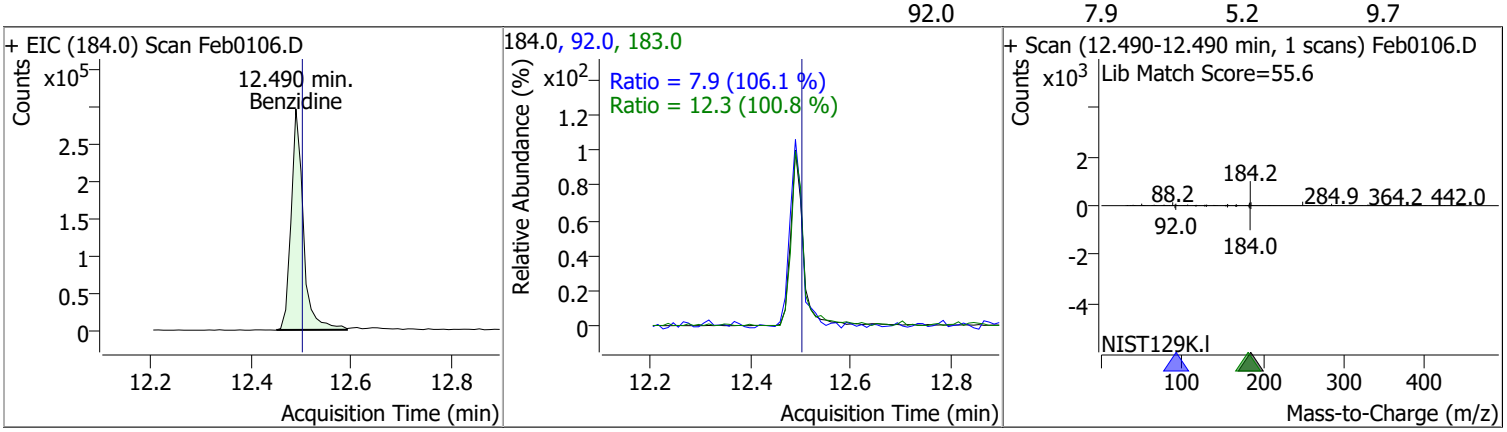

Compound	Conc.	RT	Dev(Min)	Resp.	QIon	QRatio	Lower	Upper
Pyrene	52.9868	12.54	-0.01	1705822	101.0	15.0	9.8	18.2

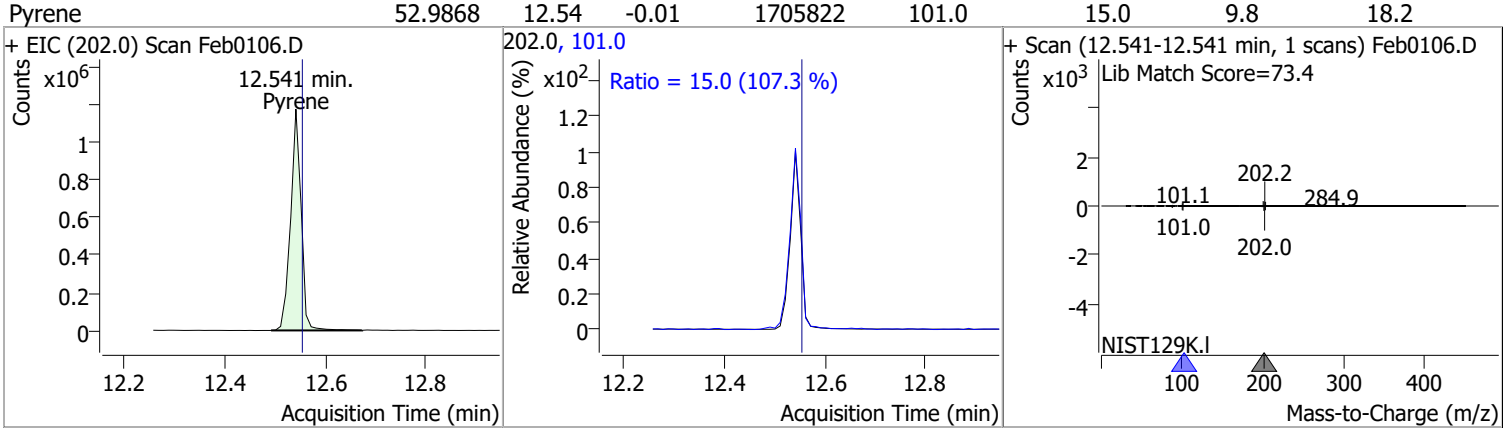

Compound	Conc.	RT	Dev(Min)	Resp.	QIon	QRatio	Lower	Upper
Terphenyl-d14	50.8154	13.05	-0.01	1128338	122.0	14.1	8.8	16.4

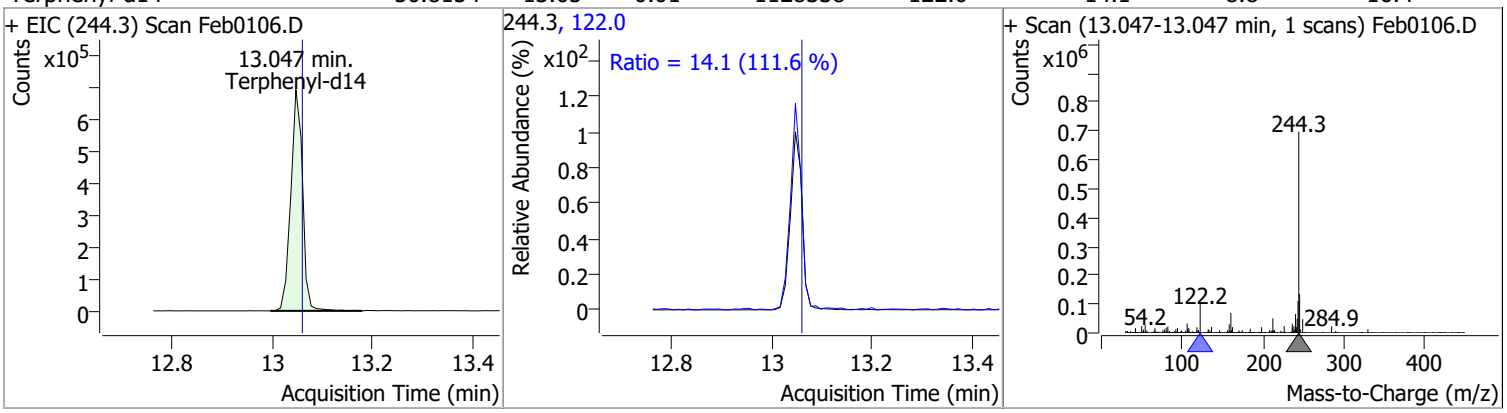

Compound	Conc.	RT	Dev(Min)	Resp.	QIon	QRatio	Lower	Upper
Butylbenzylphthalate	47.0672	14.52	-0.01	433420	91.0	82.6	56.1	104.1
					206.0	18.9	12.9	24.0

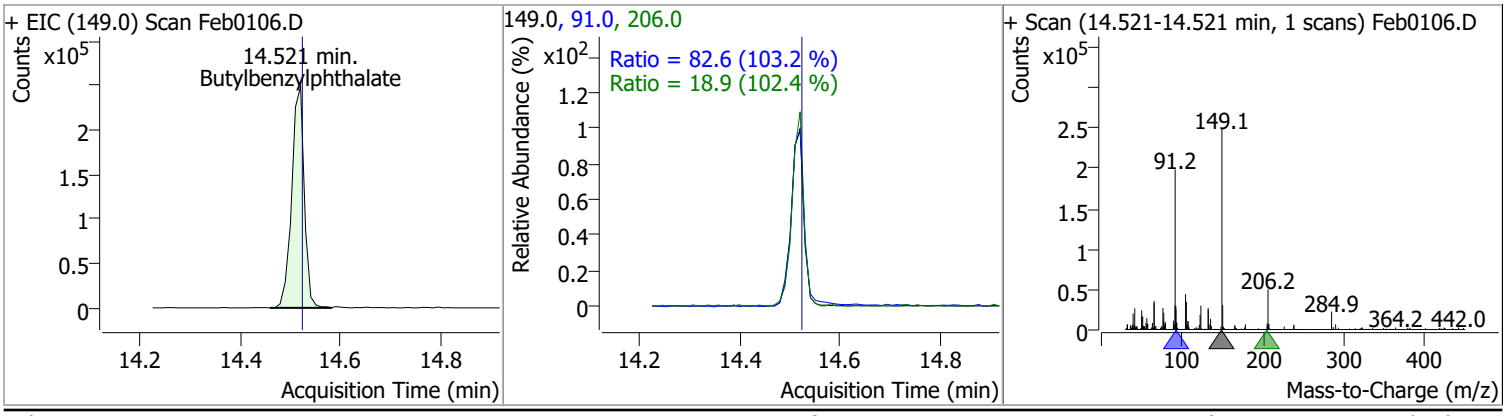

Quantitation Results Report (QT Reviewed)

Compound	Conc.	RT	Dev(Min)	Resp.	QIon	QRatio	Lower	Upper
Benzo(a)Anthracene	49.1842	15.74	-0.02	1239750	226.0	26.6	18.0	33.5
					229.0	20.1	14.6	27.2

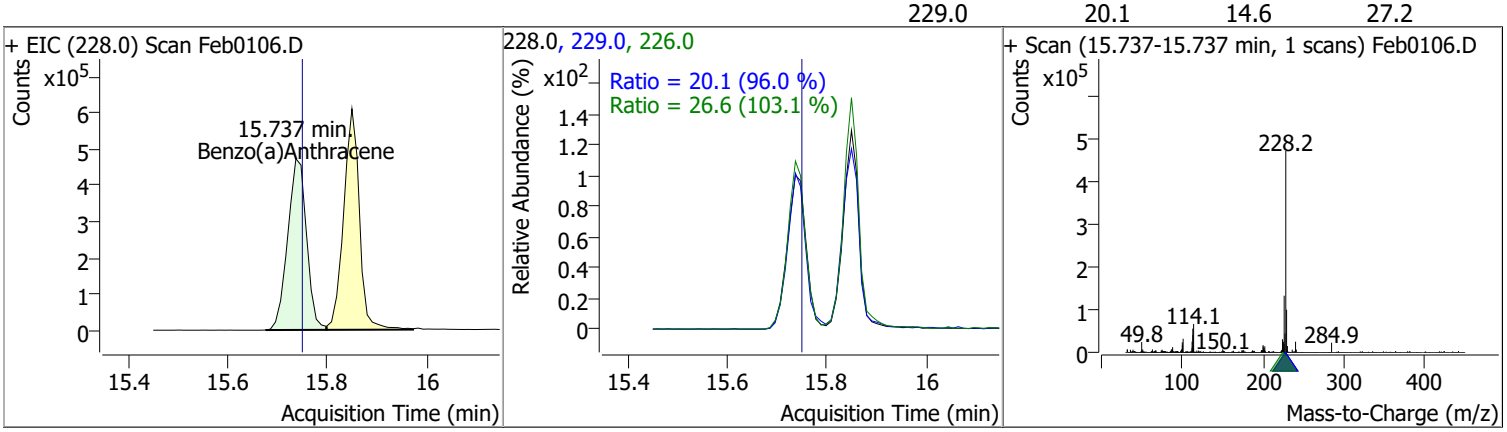

Compound	Conc.	RT	Dev(Min)	Resp.	QIon	QRatio	Lower	Upper
Chrysene	49.6422	15.85	-0.02	1346170	226.0	29.7	20.5	38.1
					229.0	20.3	14.2	26.3

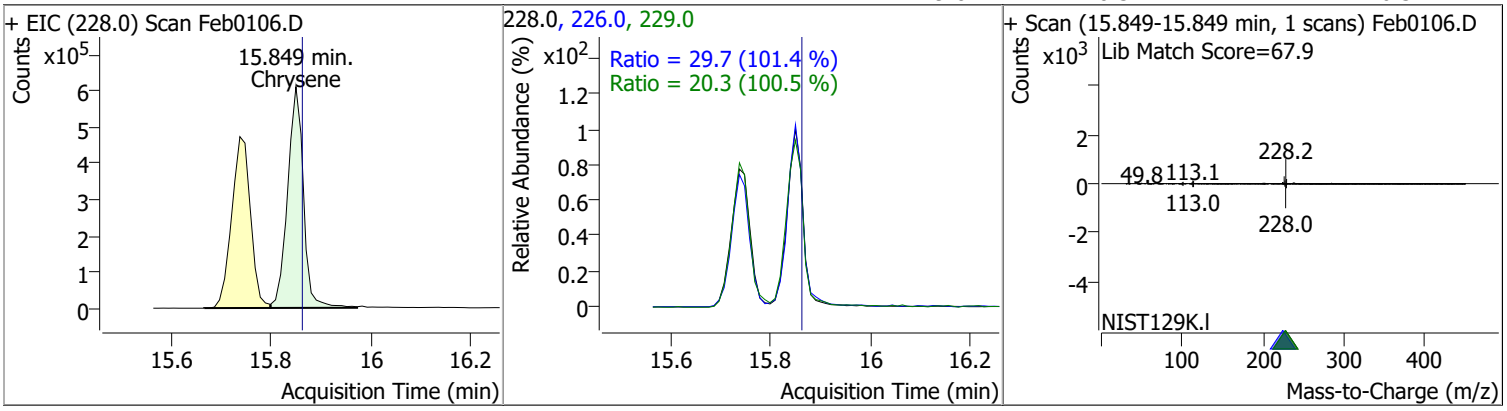

Compound	Conc.	RT	Dev(Min)	Resp.	QIon	QRatio	Lower	Upper
3,3-Dichlorobenzidine	46.9208	15.89	-0.01	364676	254.0	62.5	45.2	83.9

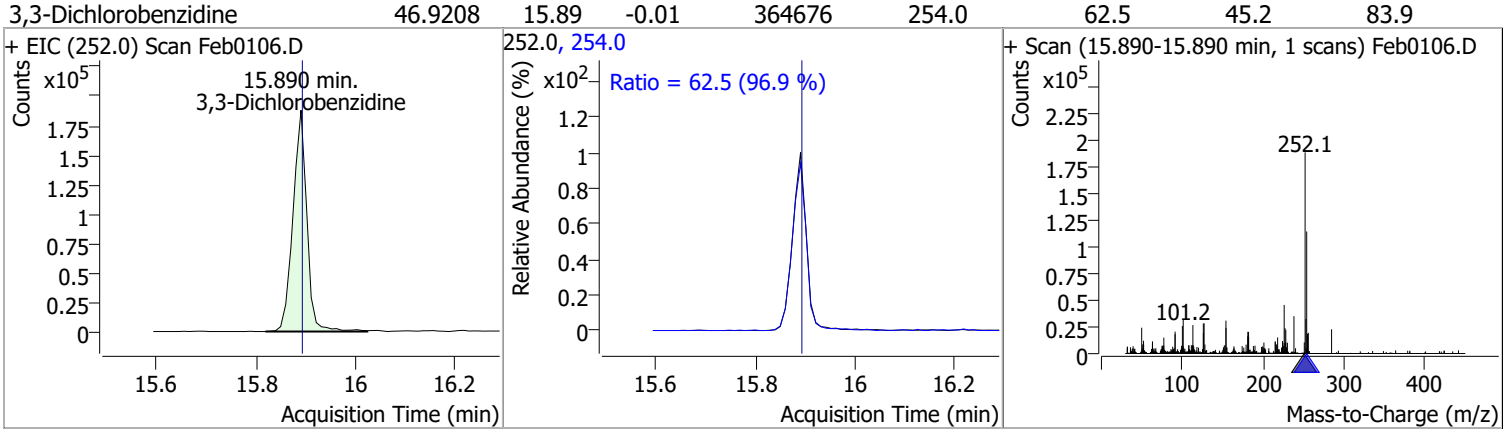

Quantitation Results Report (QT Reviewed)

Compound	Conc.	RT	Dev(Min)	Resp.	QIon	QRatio	Lower	Upper
bis(2-ethylhexyl)Phthalate	46.8017	16.58	-0.01	153817	149.0	390.9	270.0	501.5
					279.0	13.5	10.7	19.9

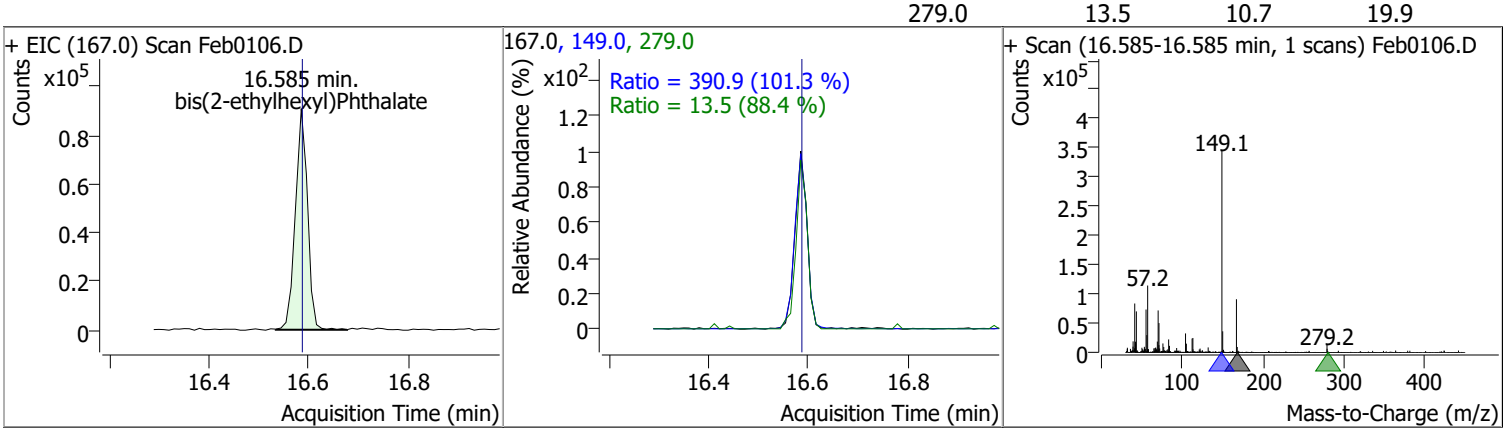

Compound	Conc.	RT	Dev(Min)	Resp.	QIon	QRatio	Lower	Upper
Di-n-octyl Phthalate	49.1535	18.29	0.00	1051353	150.0	9.5	6.7	12.4

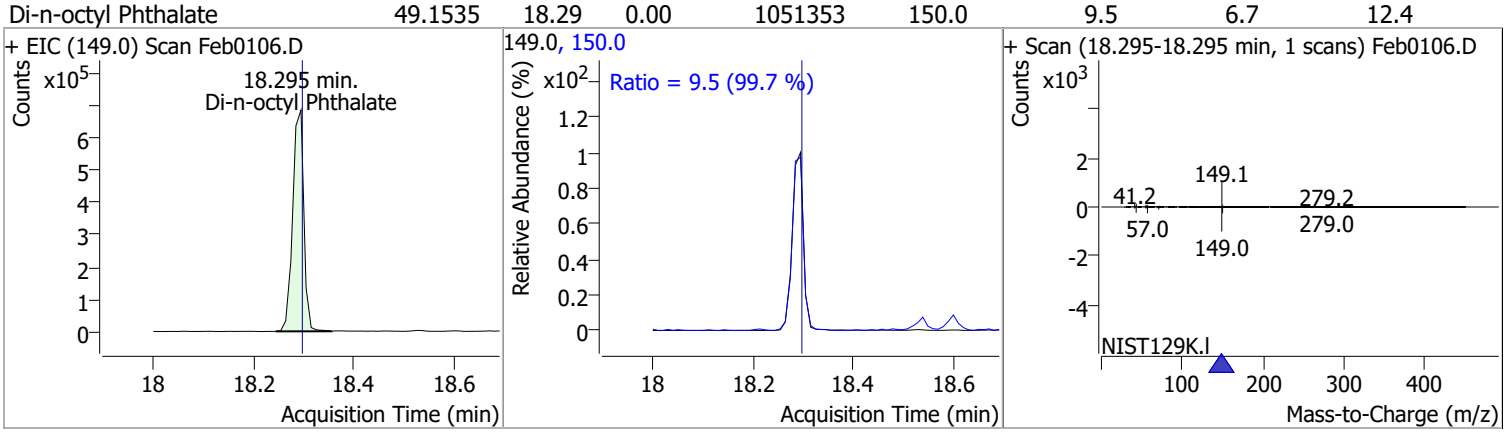

Compound	Conc.	RT	Dev(Min)	Resp.	QIon	QRatio	Lower	Upper
Benzo(b)fluoranthene	50.8147	18.54	-0.01	1136575	253.0	22.6	15.7	29.2

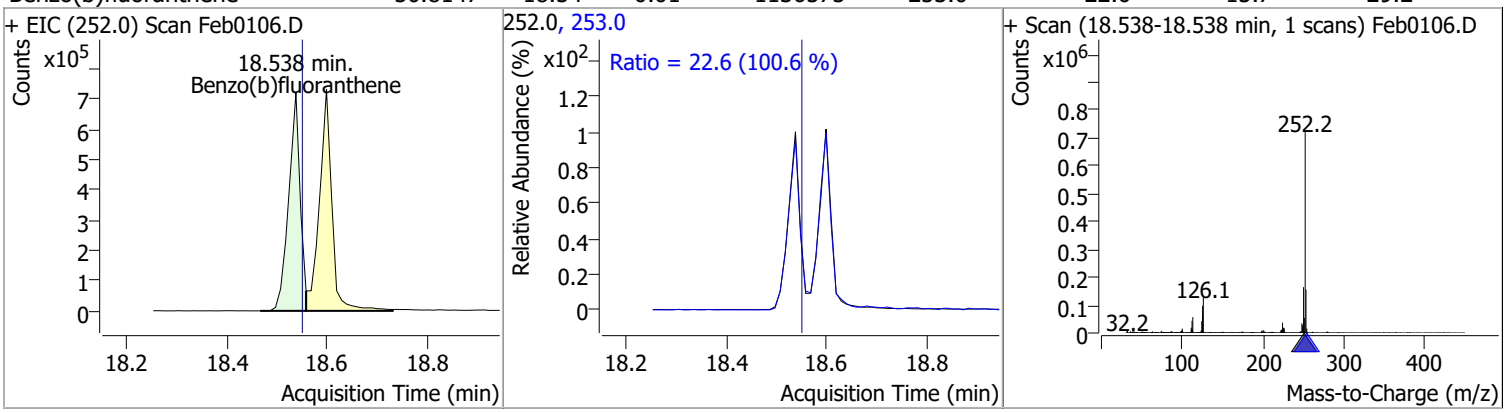

Compound	Conc.	RT	Dev(Min)	Resp.	QIon	QRatio	Lower	Upper
Benzo(k)fluoranthene	51.3669	18.60	-0.01	1266949	253.0	20.9	15.9	29.5

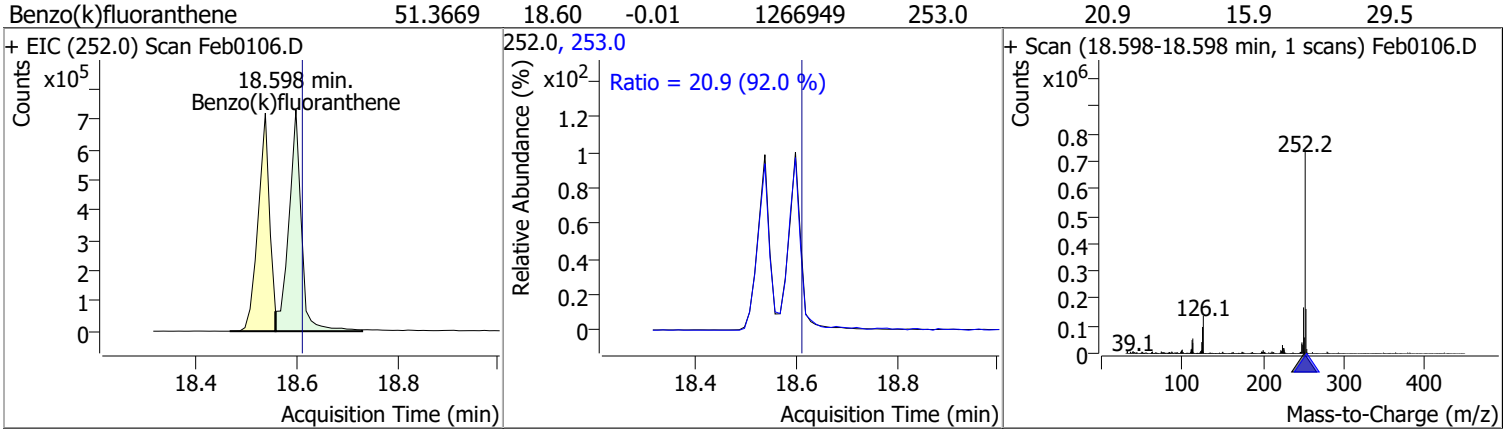

Quantitation Results Report (QT Reviewed)

Compound	Conc.	RT	Dev(Min)	Resp.	QIon	QRatio	Lower	Upper
Benzo(a)pyrene	50.4172	19.14	-0.01	1069851	253.0	21.8	15.8	29.4

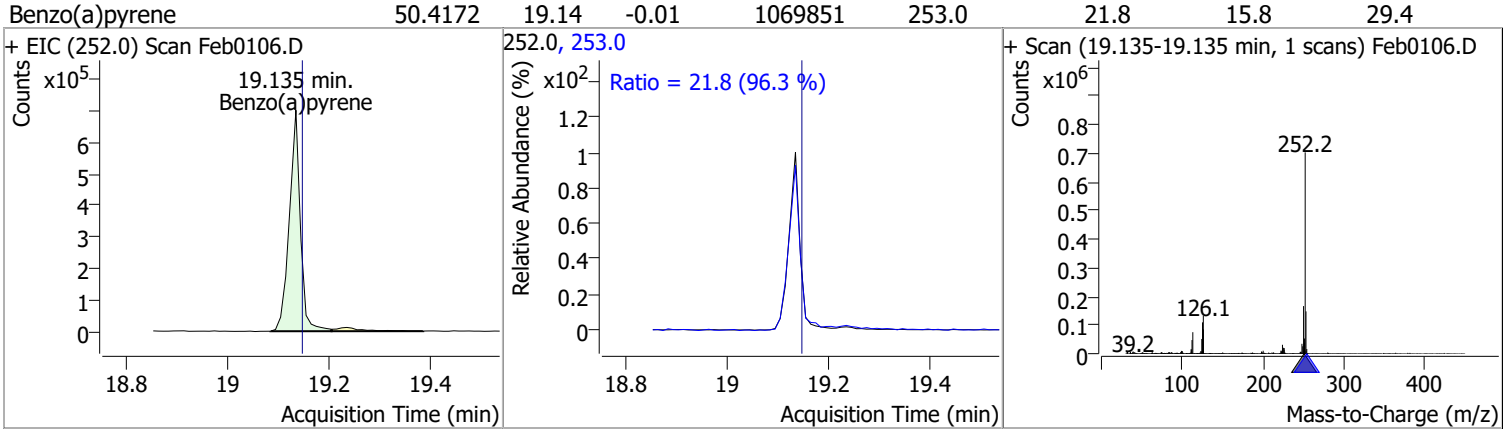

Compound	Conc.	RT	Dev(Min)	Resp.	QIon	QRatio	Lower	Upper
Indeno(1,2,3-c,d)pyrene	49.2531	20.90	-0.01	852463	138.0	30.8	20.2	37.5

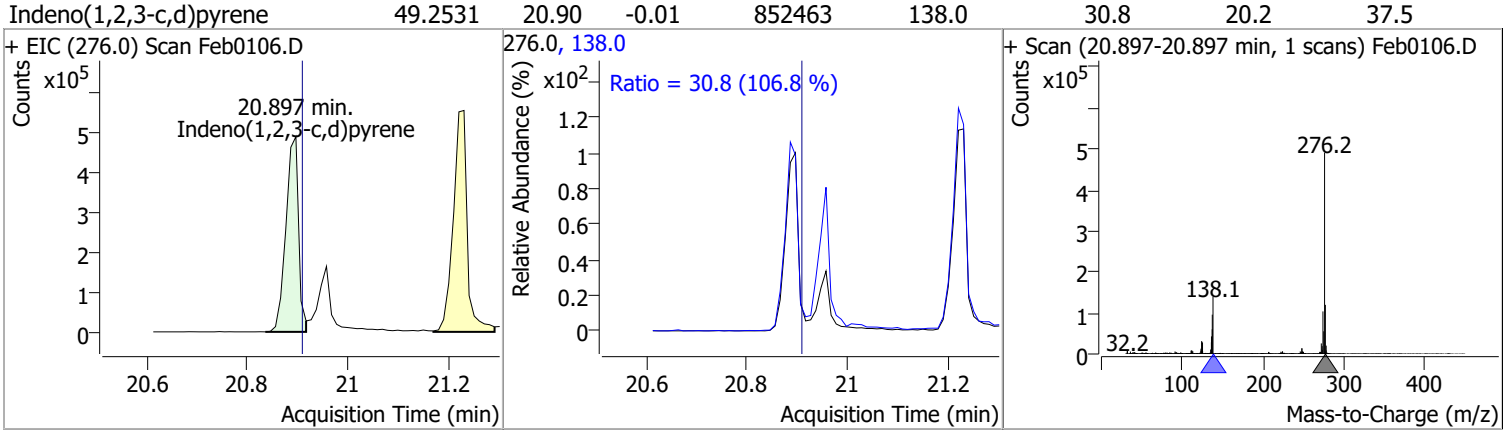

Compound	Conc.	RT	Dev(Min)	Resp.	QIon	QRatio	Lower	Upper
Dibenzo(a,h)anthracene	50.0548	20.96	-0.01	890909	139.0	25.4	17.1	31.7
					279.0	25.1	16.6	30.8

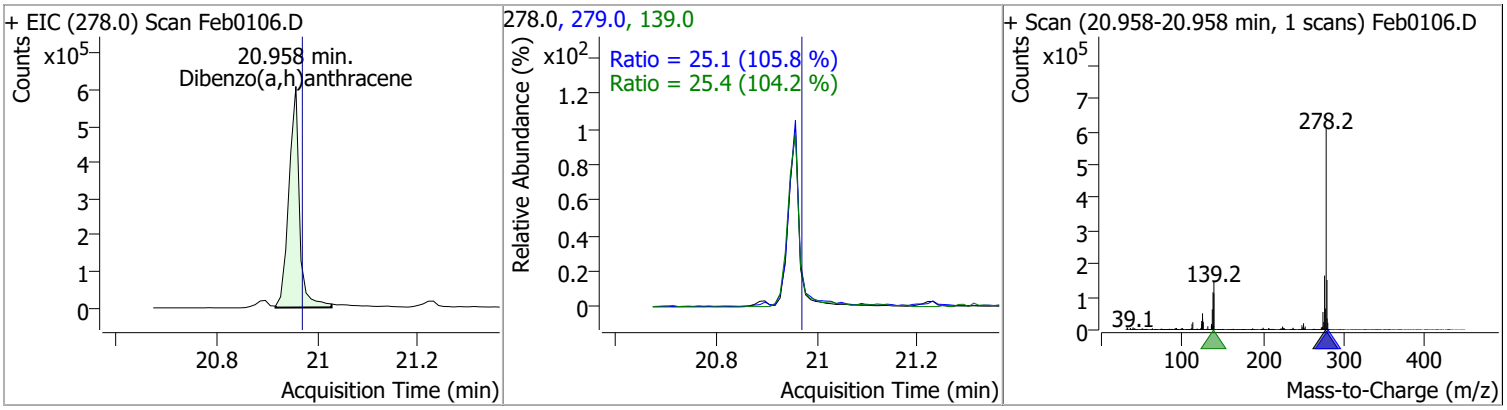

Compound	Conc.	RT	Dev(Min)	Resp.	QIon	QRatio	Lower	Upper
Benzo(g,h,i)perylene	50.4741	21.23	-0.01	1055375	138.0	31.5	22.8	42.3
					277.0	23.3	16.9	31.4

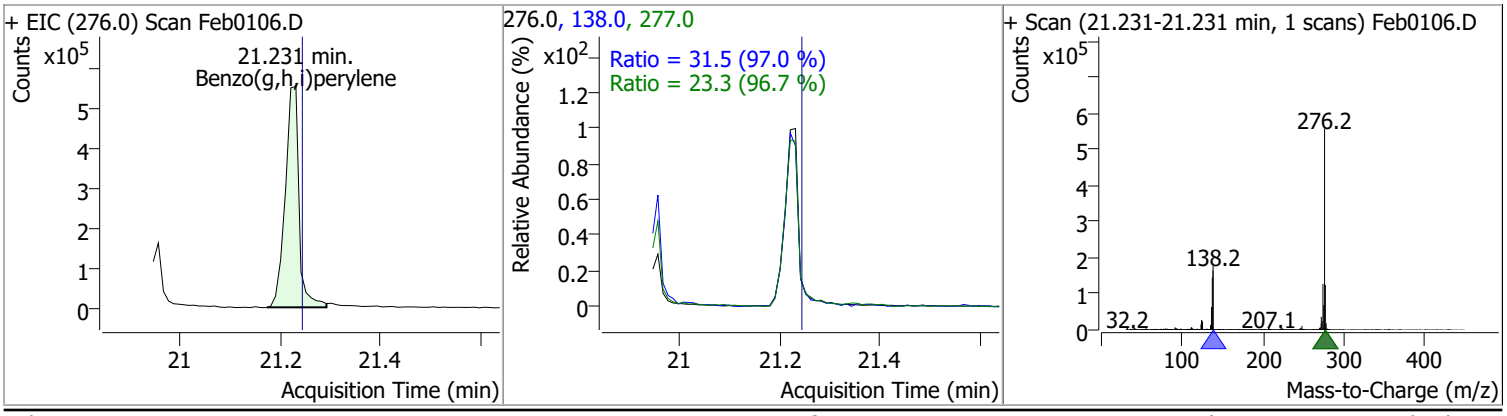

Quantitation Results Report (QT Reviewed)

Data File	Feb0107.D	Operator	LIMS import
Acq. Method	BNA+SIM.M	Acq. Date-Time	2/1/2022 8:05:35 PM
Sample Name	01-Feb-22_CAL_2	Instrument	Instrument #1
Vial	7	Multiplier	1.00
DA Method File		Comment	SVOC-8270-W-LARGO
Tune File	dftppdsm.u	Tune Date	1/25/2022 7:52:00 PM
Batch Name	020122 DoD BNA cal.batch.bin	Last Calib Update	2/2/2022 4:05:51 PM
Ref Library	D:\Org\Library\NIST129K.l		

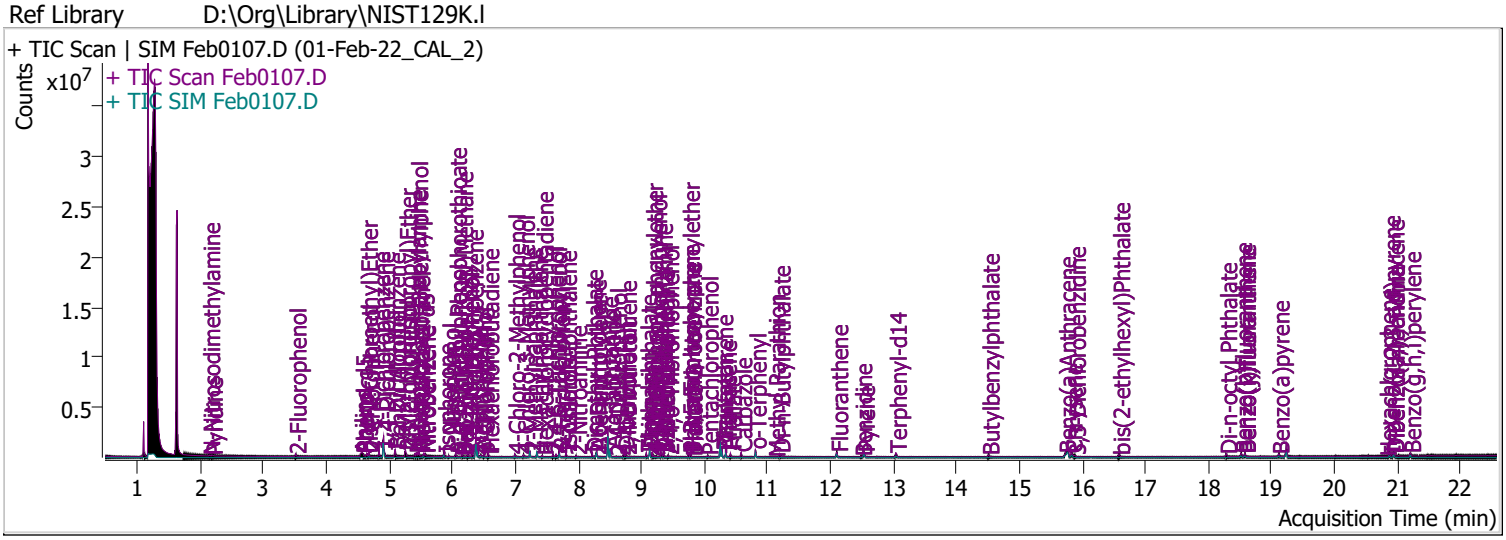

Compound	RT	QIon	Resp.	Conc.	Units		Dev(Min)
Internal Standards							
System Monitoring Compounds							
S 2-Fluorophenol	3.510	112.0	94829	10.0388	µg/L		-0.010
Spiked Amount: 200.000	Range: 10.0 - 75.0%			Recovery = 5.02%		*	
S Phenol-d5	4.562	99.0	122309	9.8477	µg/L		-0.010
Spiked Amount: 200.000	Range: 10.0 - 65.0%			Recovery = 4.92%		*	
S Nitrobenzene-d5	5.543	82.0	63628	9.8482	µg/L		-0.010
Spiked Amount: 100.000	Range: 32.0 - 94.0%			Recovery = 9.85%		*	
S 2-Fluorobiphenyl	7.697	172.0	242914	10.6452	µg/L		0.000
Spiked Amount: 100.000	Range: 28.0 - 107.0%			Recovery = 10.65%		*	
S 2,4,6-Tribromophenol	9.428	329.8	13842	8.8575	µg/L		0.000
Spiked Amount: 200.000	Range: 25.0 - 140.0%			Recovery = 4.43%		*	
S Terphenyl-d14	13.037	244.3	227297	9.8985	µg/L		-0.020
Spiked Amount: 100.000	Range: 32.0 - 122.0%			Recovery = 9.90%		*	
Target Compounds							**QValue**
T N-Nitrosodimethylamine	2.142	74.0	27906	9.3880	µg/L		92
T Pyridine	2.183	79.0	76146	10.0524	µg/L	m	80
T Aniline	4.542	93.0	181336	9.6462	µg/L	m	92
T Phenol	4.583	94.0	116371	8.9585	µg/L		100
T bis(-2-Chloroethyl)Ether	4.644	63.0	74672	10.2703	µg/L	m	100
T 2-Chlorophenol	4.675	128.0	108949	9.6389	µg/L		99
T 1,3-Dichlorobenzene	4.838	146.0	156036	10.1941	µg/L	m	96
T 1,4-Dichlorobenzene	4.920	146.0	153685	9.7763	µg/L		94
T 1,2-Dichlorobenzene	5.083	146.0	160057	9.9906	µg/L		98
T Benzyl Alcohol	5.093	108.0	48058	8.1644	µg/L		91
T 2-Methylphenol	5.257	107.0	91037	9.4533	µg/L		98
T bis(2-chloroisopropyl)Ether	5.257	121.0	42785	9.8721	µg/L		100
T N-nitroso-Di-n-propylamine	5.410	70.0	68919	9.2152	µg/L		99
T 4Methylphenol/3Methylphenol	5.441	107.0	128033	8.5277	µg/L		99
T Hexachloroethane	5.471	117.0	37311	9.6300	µg/L		99

Compound	RT	QIon	Resp.	Conc.	Units		Dev(Min)
T Nitrobenzene	5.563	123.1	29742	9.6376	µg/L		96
T Isophorone	5.870	82.0	153498	8.7824	µg/L		98
T 2-Nitrophenol	5.941	139.0	23464	9.9700	µg/L		92
T 2,4-Dimethylphenol	6.054	122.0	80546	9.5608	µg/L		82
T bis(-2-Chloroethoxy)Methane	6.157	93.0	88462	9.5928	µg/L		92
T 2,4-Dichlorophenol	6.249	162.0	65016	8.9362	µg/L		98
T Benzoic Acid	6.167	105.0	40826	9.0686	µg/L	m	96
T 1,2,4-Trichlorobenzene	6.321	180.0	97748	9.6930	µg/L		97
T Naphthalene	6.393	128.0	274872	9.4845	µg/L	m	99
T 4-Chlorophenol	6.455	130.0	23238	9.6340	µg/L	m	55
T p-Chloroaniline	6.496	127.0	104993	9.2145	µg/L		93
T Hexachlorobutadiene	6.568	224.9	48748	9.4805	µg/L		92
T 4-Chloro-2-Methylphenol	6.989	107.0	68519	9.3910	µg/L		99
T 4-Chloro-3-Methylphenol	7.132	107.0	70176	9.1161	µg/L		97
T 2-Methylnaphthalene	7.235	141.0	172048	9.2083	µg/L		98
T 1-Methylnaphthalene	7.348	141.0	168330	8.9930	µg/L		97
T Hexachlorocyclopentadiene	7.430	236.9	21483	9.3703	µg/L		96
T 2,4,6-Trichlorophenol	7.595	196.0	44479	9.6067	µg/L		100
T 2,4,5-Trichlorophenol	7.646	196.0	49566	9.4715	µg/L		93
T 2-Chloronaphthalene	7.800	162.0	183365	9.9531	µg/L		99
T 2-Nitroaniline	7.964	65.0	20206	9.0786	µg/L		97
T Dimethyl Phthalate	8.221	163.0	168802	9.9801	µg/L		98
T 2,6-Dinitrotoluene	8.272	165.0	21229	10.2096	µg/L		88
T Acenaphthylene	8.292	152.1	294570	10.1818	µg/L		98
T 3-Nitroaniline	8.466	138.0	17796	8.5555	µg/L		84
T Acenaphthene	8.507	154.0	171669	10.0130	µg/L		98
T 2,4-Dinitrophenol	8.599	184.0	5504	8.2783	µg/L		95
T Dibenzofuran	8.722	168.0	279096	10.6565	µg/L		99
T 4-Nitrophenol	8.742	109.0	17972	8.8503	µg/L	#	1
T 2,4-Dinitrotoluene	8.753	165.0	17660	8.2763	µg/L	#	67
T Diethylphthalate	9.080	149.0	155062	9.5795	µg/L		96
T Fluorene	9.131	166.0	242671	10.0430	µg/L		97
T 4-Chlorophenyl-phenylether	9.172	204.0	101141	10.0556	µg/L		93
T 4-Nitroaniline	9.192	138.0	17161	8.7455	µg/L		96
T 4,6-Dinitro-2-methylphenol	9.233	198.0	8409	8.2883	µg/L	m	97
T N-nitrosodiphenylamine	9.325	169.0	141106	9.2002	µg/L		97
T Azobenzene	9.356	77.0	129473	10.0656	µg/L		100
T 4-Bromophenyl-phenylether	9.755	248.0	50108	9.4281	µg/L		97
T Hexachlorobenzene	9.786	283.9	55907	9.6137	µg/L		91
T Pentachlorophenol	10.049	265.9	18418	8.6379	µg/L		92
T Phenanthrene	10.282	178.0	314317	9.7152	µg/L		100
T Anthracene	10.343	178.0	268703	9.3686	µg/L	m	99
T Triallate	10.414	86.0	44885	9.3123	µg/L		90
T Carbazole	10.586	167.0	258846	10.1941	µg/L		100
T o-Terphenyl	10.809	230.0	173504	10.3442	µg/L		97
T Di-n-Butylphthalate	11.194	149.0	202670	9.0957	µg/L		97
T Fluoranthene	12.105	202.0	310210	9.4220	µg/L		95
T Benzidine	12.490	184.0	75738	8.3112	µg/L	m	96
T Pyrene	12.531	202.0	348386	9.9934	µg/L		98
T Butylbenzylphthalate	14.510	149.0	66344	8.6630	µg/L		80
T Benzo(a)Anthracene	15.727	228.0	240991	9.7234	µg/L		99
T Chrysene	15.829	228.0	272058	9.8464	µg/L		99
T 3,3-Dichlorobenzidine	15.880	252.0	53330	8.6302	µg/L		99
T bis(2-ethylhexyl)Phthalate	16.585	167.0	26395	9.2880	µg/L		87
T Di-n-octyl Phthalate	18.285	149.0	166257	9.1680	µg/L		100

Compound	RT	QIon	Resp.	Conc.	Units	Dev(Min)
T Benzo(b)fluoranthene	18.517	252.0	212450	10.1300	µg/L	98
T Benzo(k)fluoranthene	18.578	252.0	222801	9.6590	µg/L	96
T Benzo(a)pyrene	19.115	252.0	180796	9.6526	µg/L	96
T Indeno(1,2,3-c,d)pyrene	20.877	276.0	149627	9.4389	µg/L	99
T Dibenzo(a,h)anthracene	20.938	278.0	162398	9.6292	µg/L	94
T Benzo(g,h,i)perylene	21.201	276.0	189379	9.6352	µg/L	98

(#) = Qualifier Out of Range; (m) = Manual Integration; (+) = Area Summed; (*) = Surrogate Percent Recovery Out of Range; (d): Zeroed Peak

Quantitation Results Report (QT Reviewed)

Compound	Conc.	RT	Dev(Min)	Resp.	QIon	QRatio	Lower	Upper
N-Nitrosodimethylamine	9.3880	2.14	-0.01	27906	42.0	139.1	91.0	169.1

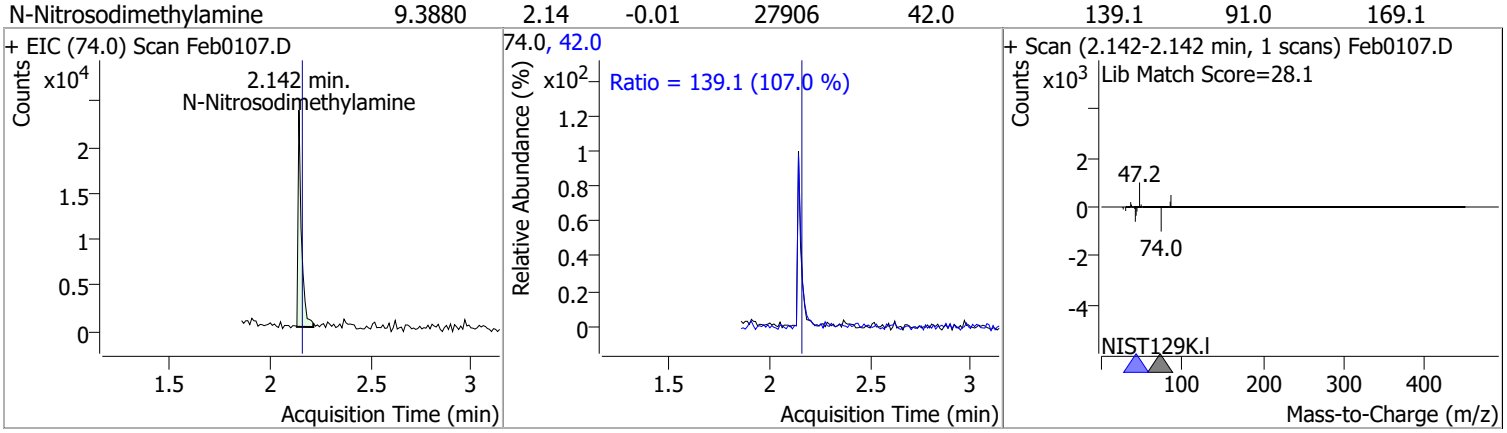

Compound	Conc.	RT	Dev(Min)	Resp.	QIon	QRatio	Lower	Upper
Pyridine	10.0524	2.18	0.00	76146 (m)	52.0	81.6	71.2	132.2

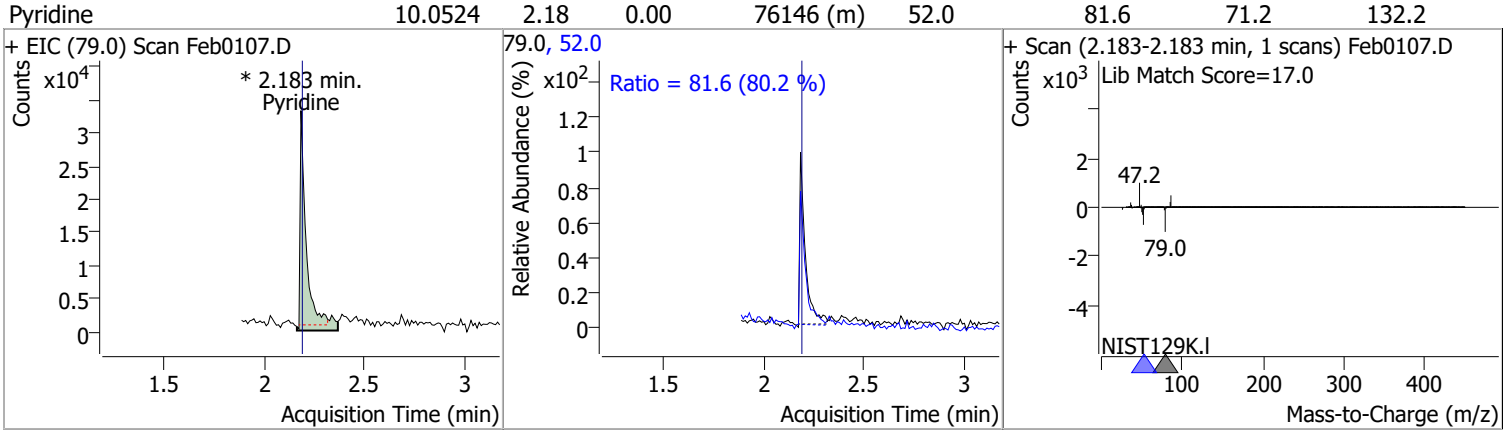

Compound	Conc.	RT	Dev(Min)	Resp.	QIon	QRatio	Lower	Upper
2-Fluorophenol	10.0388	3.51	-0.01	94829	64.0	49.8	35.8	66.4
					92.0	18.7	14.3	26.6

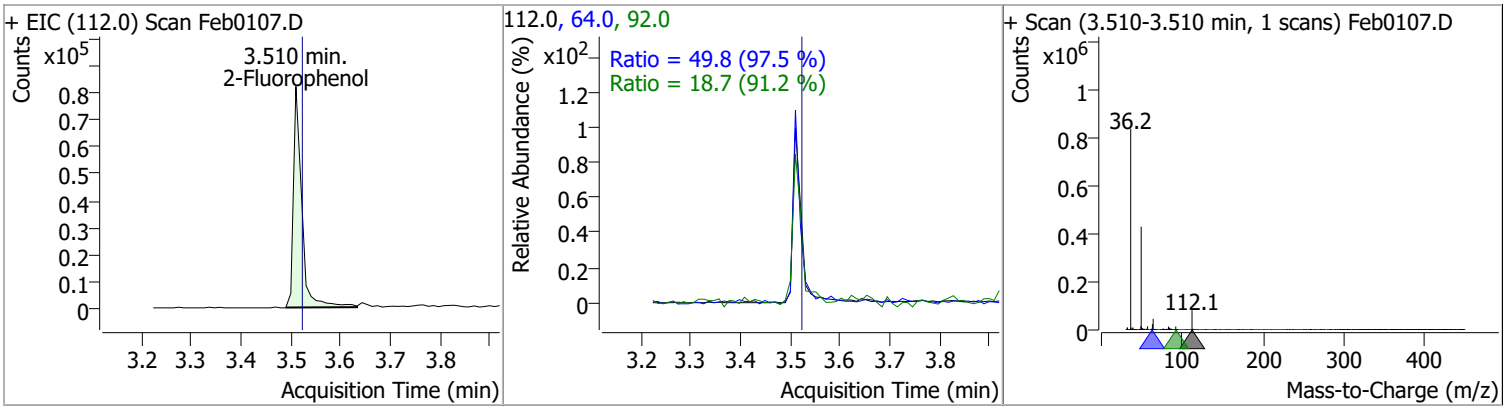

Compound	Conc.	RT	Dev(Min)	Resp.	QIon	QRatio	Lower	Upper
Aniline	9.6462	4.54	-0.01	181336 (m)	66.0	30.4	24.5	45.6
					65.0	14.5	12.6	23.4

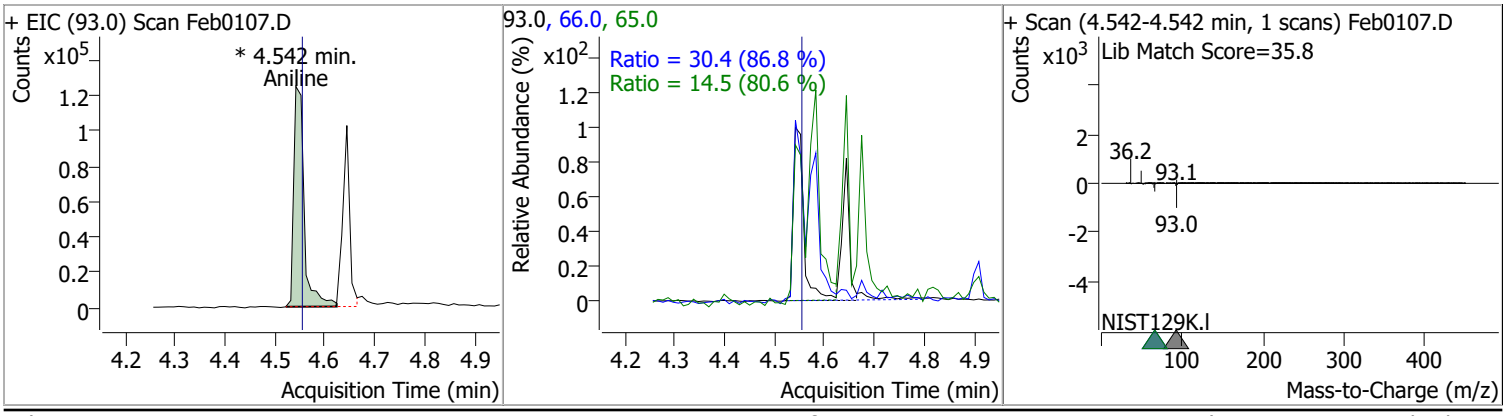

Compound	Conc.	RT	Dev(Min)	Resp.	QIon	QRatio	Lower	Upper
Phenol-d5	9.8477	4.56	-0.01	122309	71.0	31.3	23.8	44.2

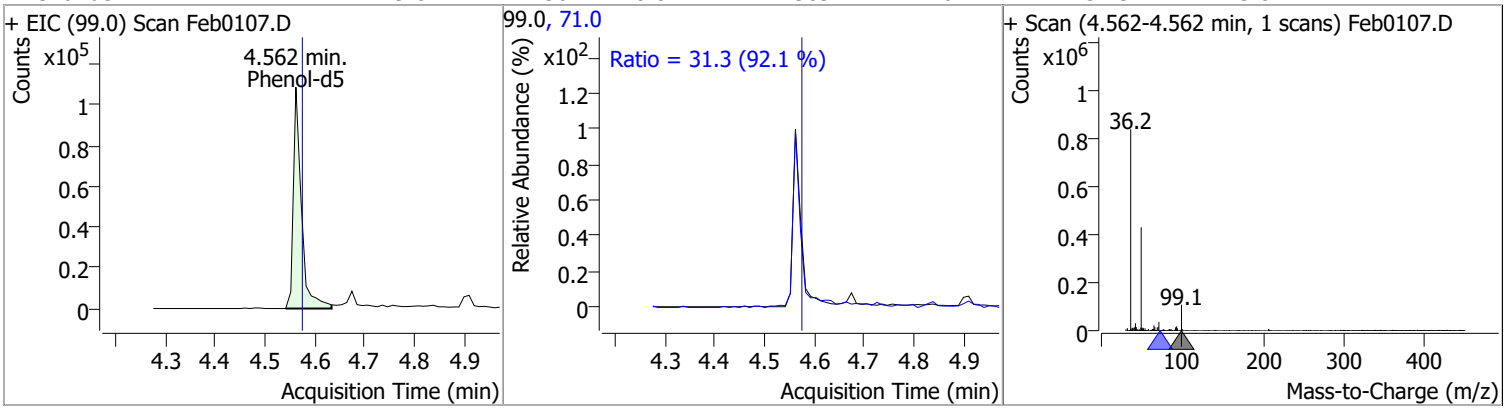

Compound	Conc.	RT	Dev(Min)	Resp.	QIon	QRatio	Lower	Upper
Phenol	8.9585	4.58	-0.01	116371	66.0	43.6	30.7	57.0

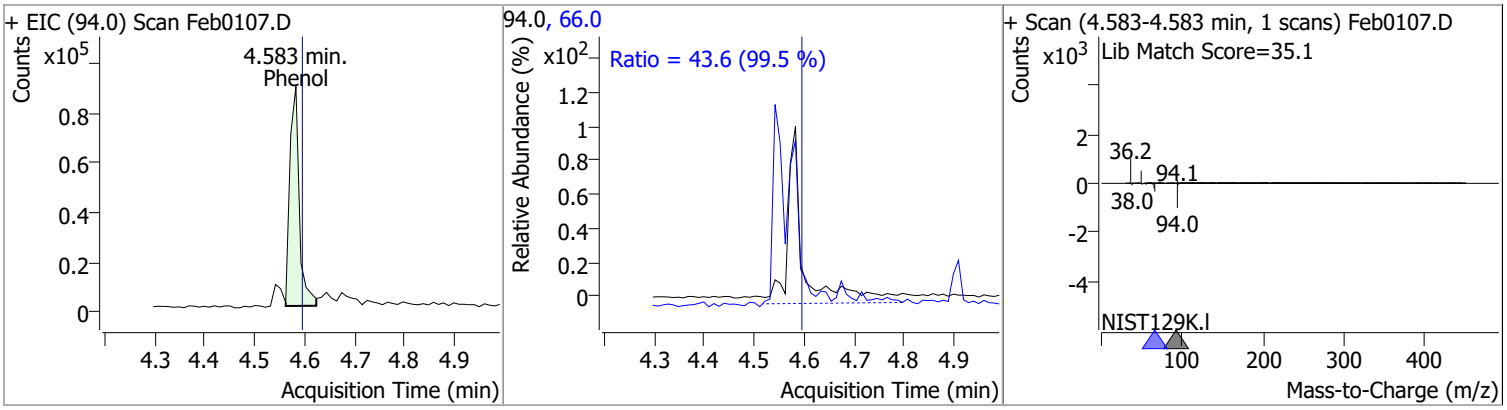

Compound	Conc.	RT	Dev(Min)	Resp.	QIon	QRatio	Lower	Upper
bis(-2-Chloroethyl)Ether	10.2703	4.64	-0.01	74672 (m)	64.0	3.6	2.4	4.5

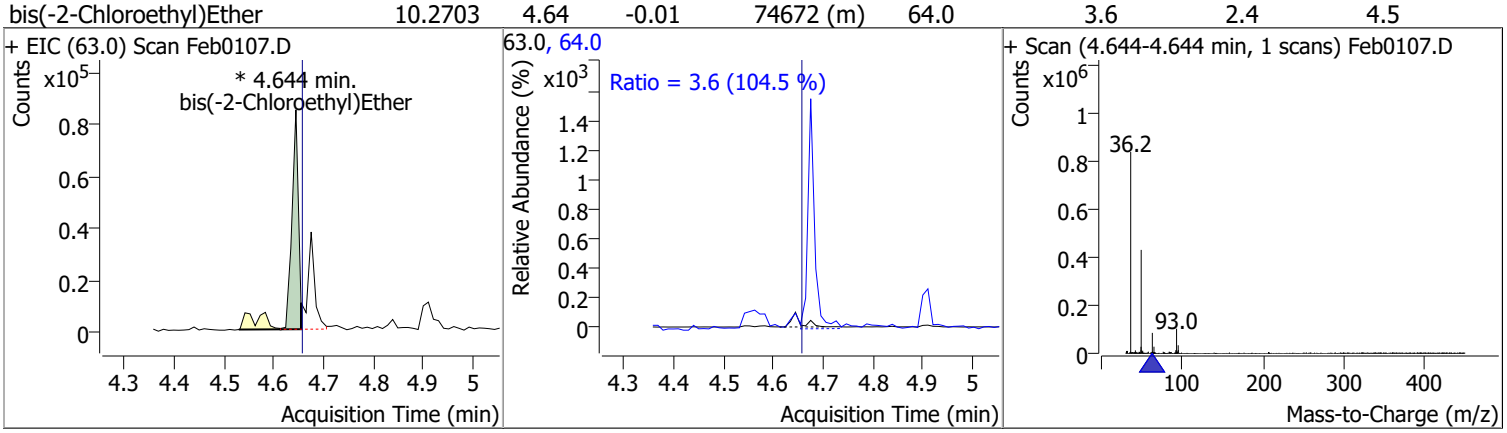

Compound	Conc.	RT	Dev(Min)	Resp.	QIon	QRatio	Lower	Upper
2-Chlorophenol	9.6389	4.67	-0.01	108949	130.0	31.2	22.3	41.4

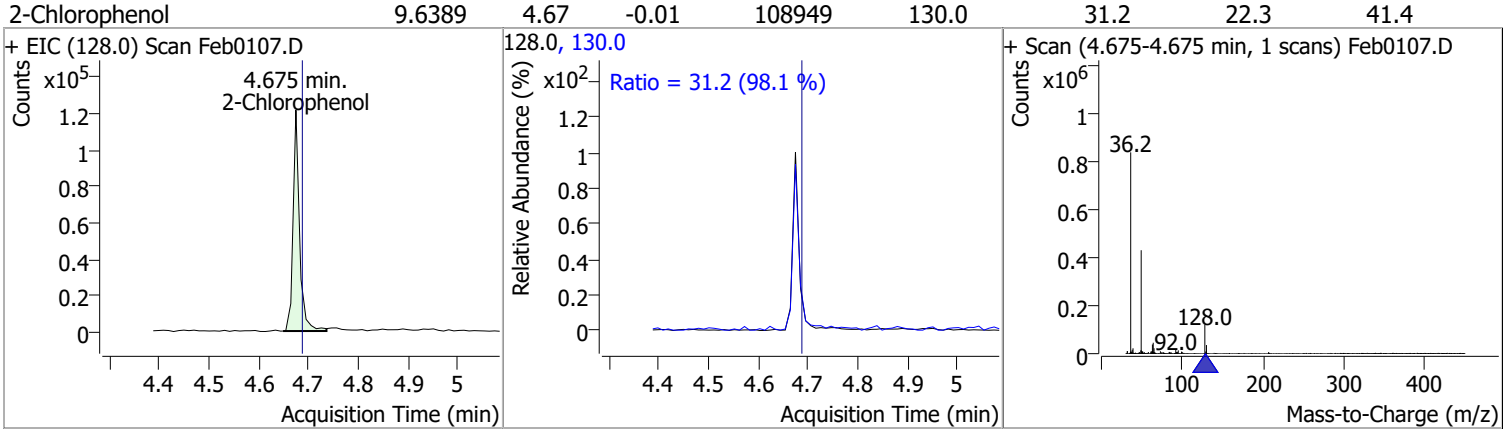

Compound	Conc.	RT	Dev(Min)	Resp.	QIon	QRatio	Lower	Upper
1,3-Dichlorobenzene	10.1941	4.84	0.00	156036 (m)	148.0	59.9	43.6	80.9
					111.0	32.9	25.1	46.7

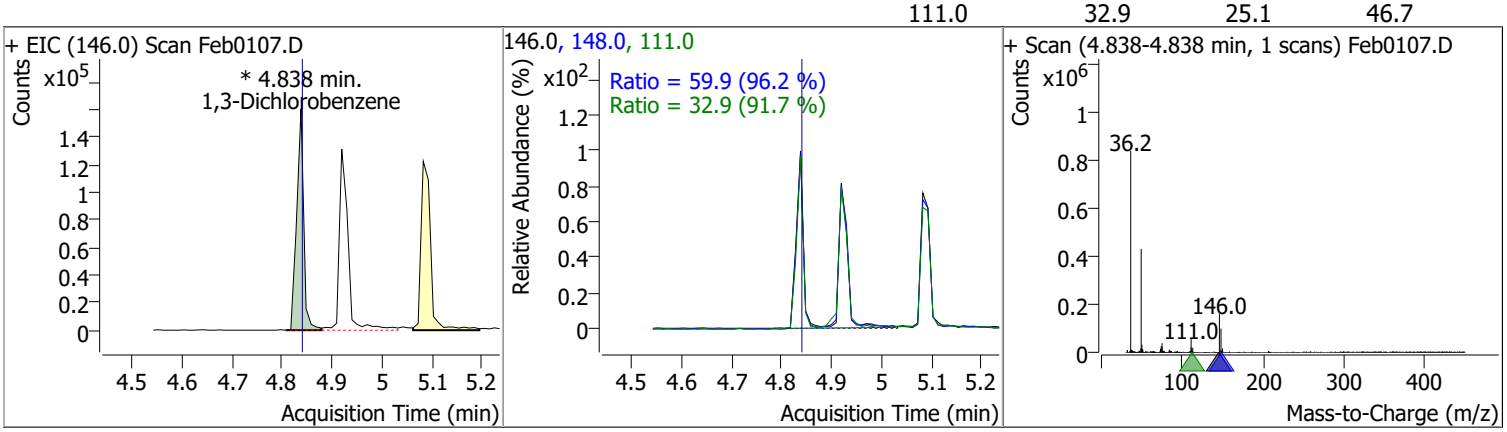

Compound	Conc.	RT	Dev(Min)	Resp.	QIon	QRatio	Lower	Upper
1,4-Dichlorobenzene	9.7763	4.92	-0.01	153685	148.0	67.6	44.8	83.3
					111.0	39.6	24.6	45.7

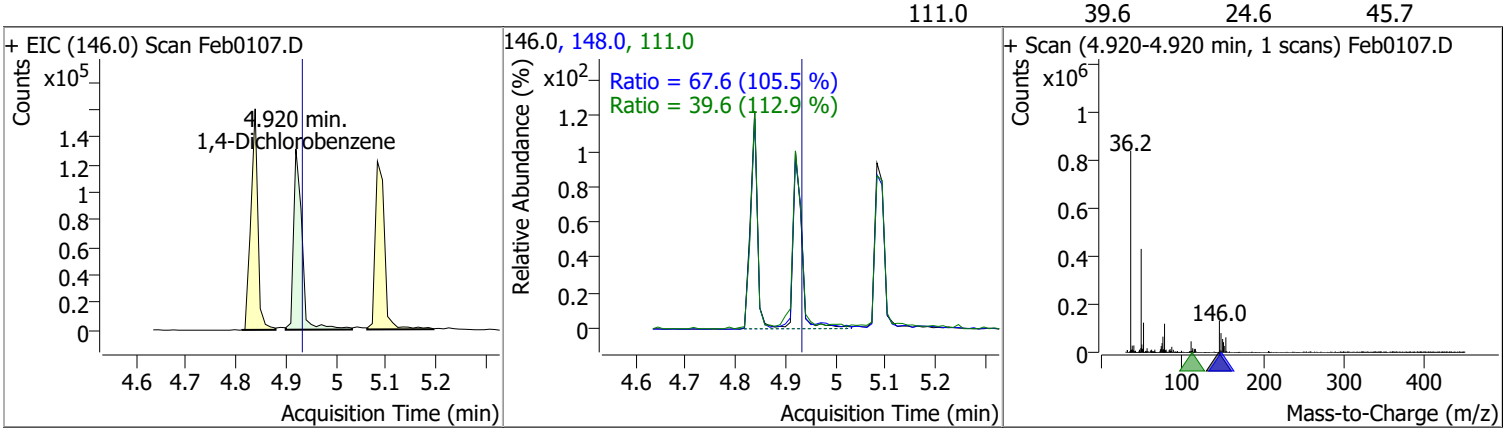

Compound	Conc.	RT	Dev(Min)	Resp.	QIon	QRatio	Lower	Upper
1,2-Dichlorobenzene	9.9906	5.08	-0.01	160057	148.0	63.8	44.1	81.8
					111.0	33.9	25.7	47.7

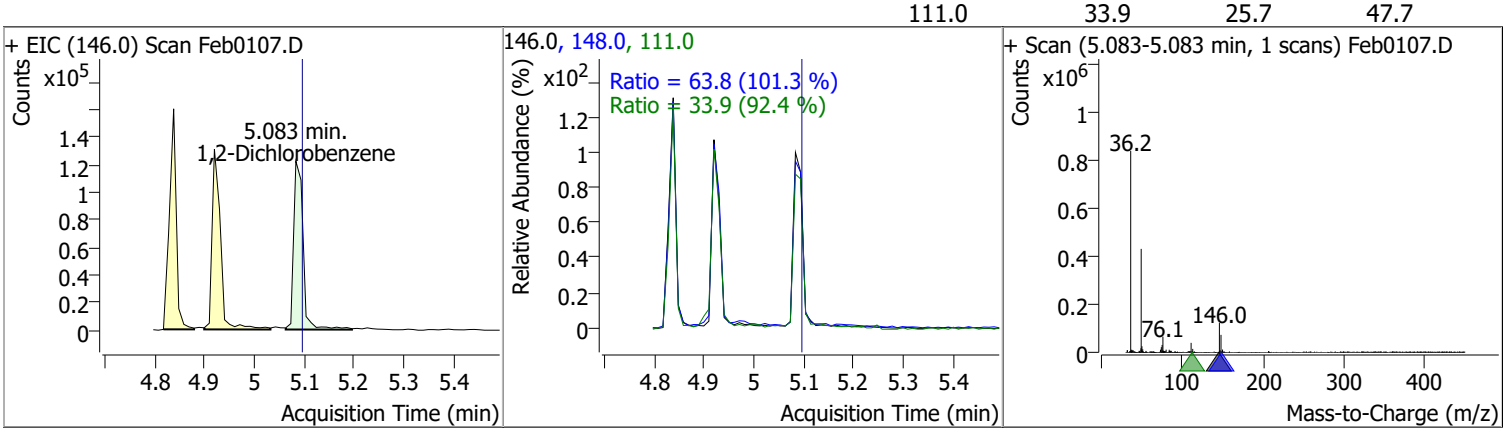

Quantitation Results Report (QT Reviewed)

Compound	Conc.	RT	Dev(Min)	Resp.	QIon	QRatio	Lower	Upper
Benzyl Alcohol	8.1644	5.09	-0.01	48058	79.0	107.1	82.9	154.0
					107.0	70.6	45.1	83.8

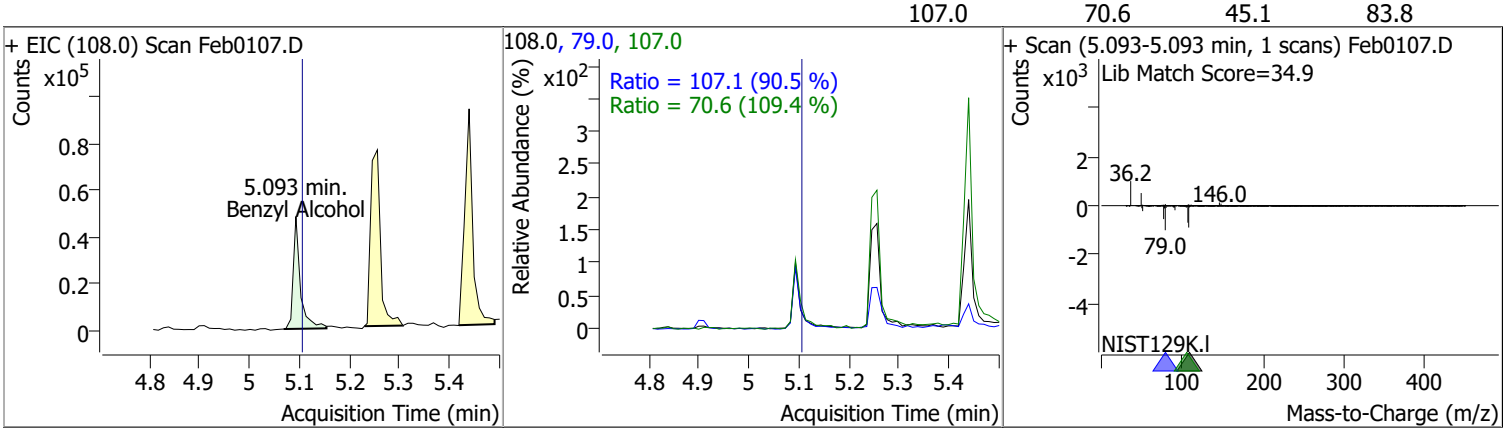

Compound	Conc.	RT	Dev(Min)	Resp.	QIon	QRatio	Lower	Upper
2-Methylphenol	9.4533	5.26	0.00	91037	108.0	119.0	81.4	151.1

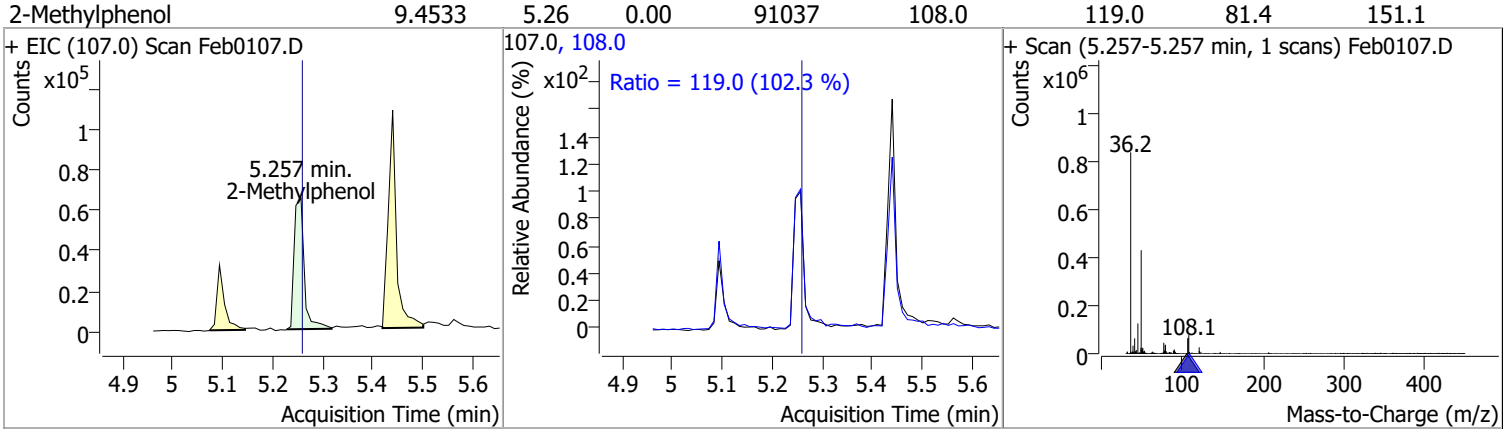

Compound	Conc.	RT	Dev(Min)	Resp.	QIon	QRatio	Lower	Upper
bis(2-chloroisopropyl)Ether	9.8721	5.26	-0.01	42785	123.0	32.7	23.0	42.7

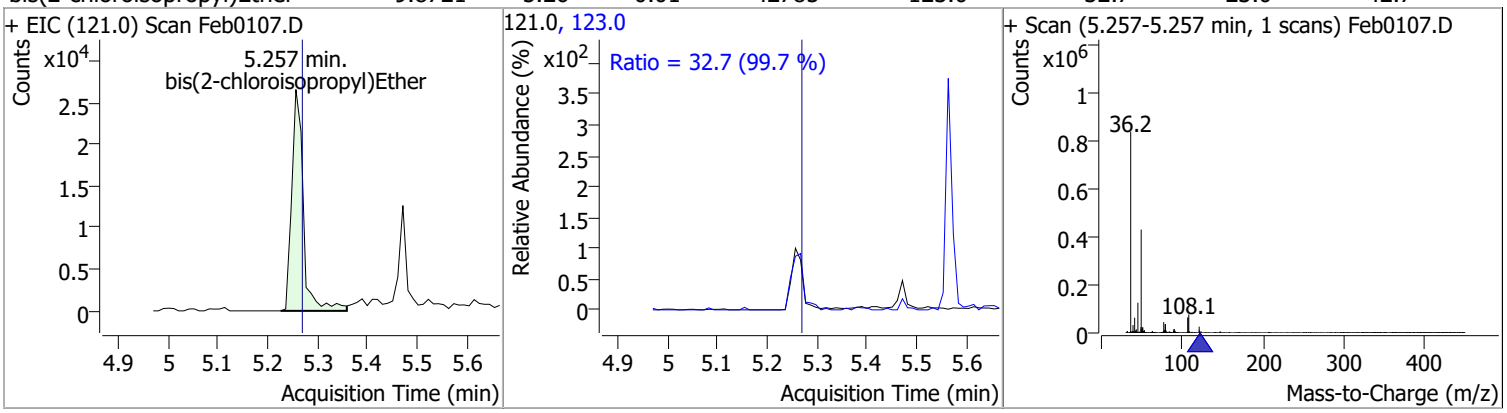

Compound	Conc.	RT	Dev(Min)	Resp.	QIon	QRatio	Lower	Upper
N-nitroso-Di-n-propylamine	9.2152	5.41	-0.01	68919	130.0	18.1	0.0	35.1

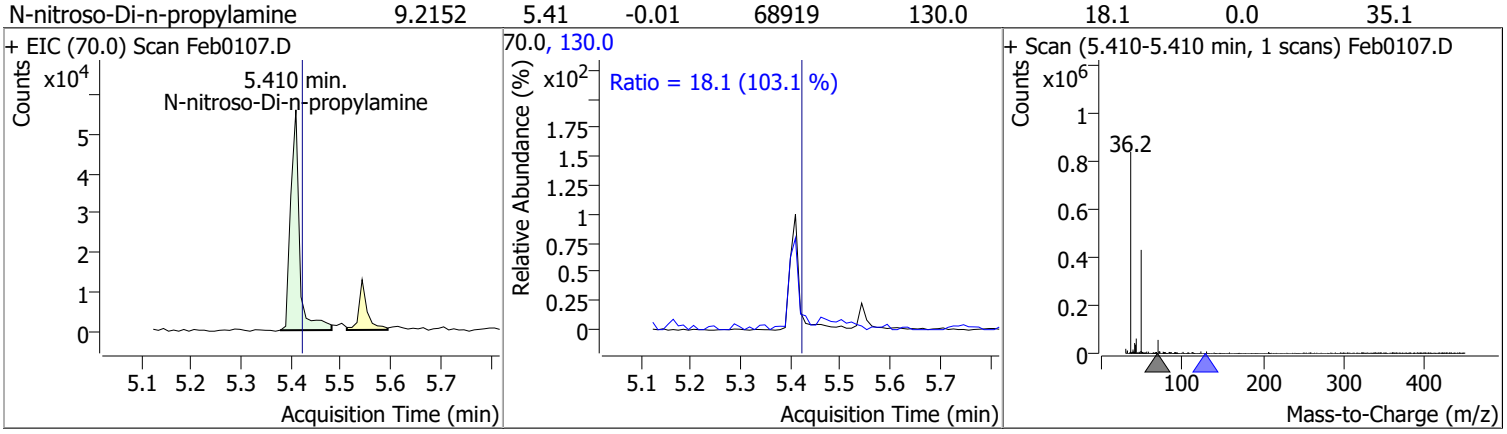

Compound	Conc.	RT	Dev(Min)	Resp.	QIon	QRatio	Lower	Upper
4Methylphenol/3Methylphenol	8.5277	5.44	0.00	128033	108.0	85.2	58.9	109.3

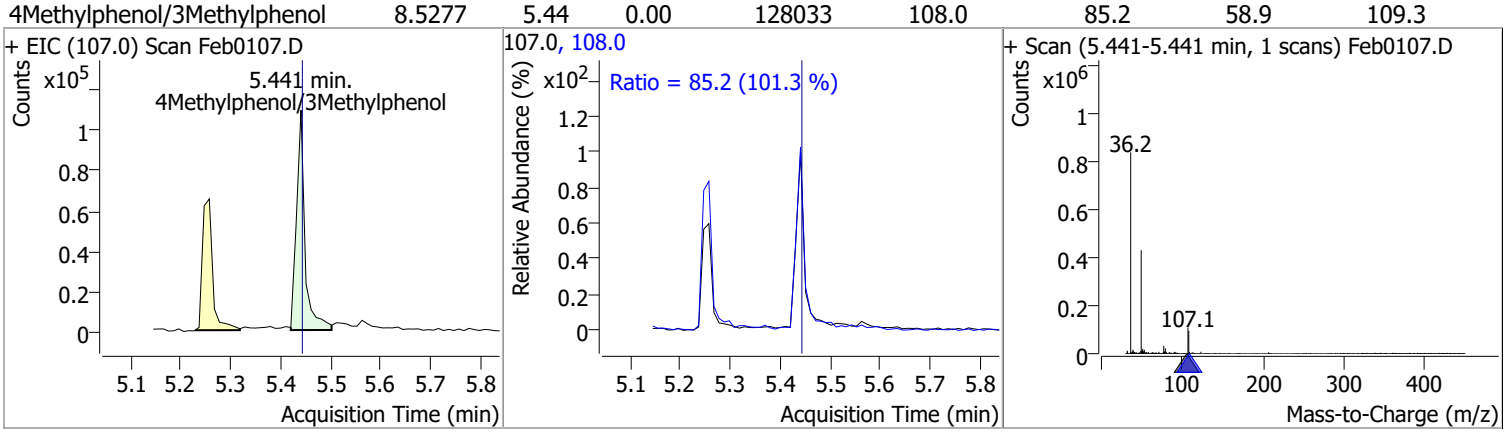

Compound	Conc.	RT	Dev(Min)	Resp.	QIon	QRatio	Lower	Upper
Hexachloroethane	9.6300	5.47	0.00	37311	201.0	93.5	65.5	121.7
					199.0	58.6	41.8	77.7

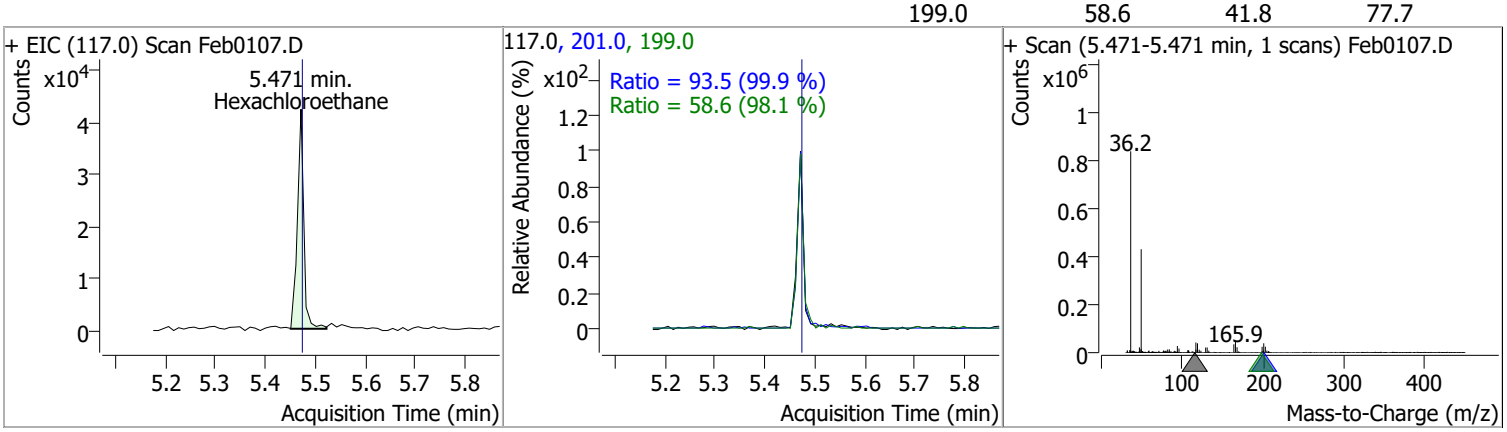

Compound	Conc.	RT	Dev(Min)	Resp.	QIon	QRatio	Lower	Upper
Nitrobenzene-d5	9.8482	5.54	-0.01	63628	54.0	63.6	44.8	83.2
					128.0	46.8	32.6	60.6

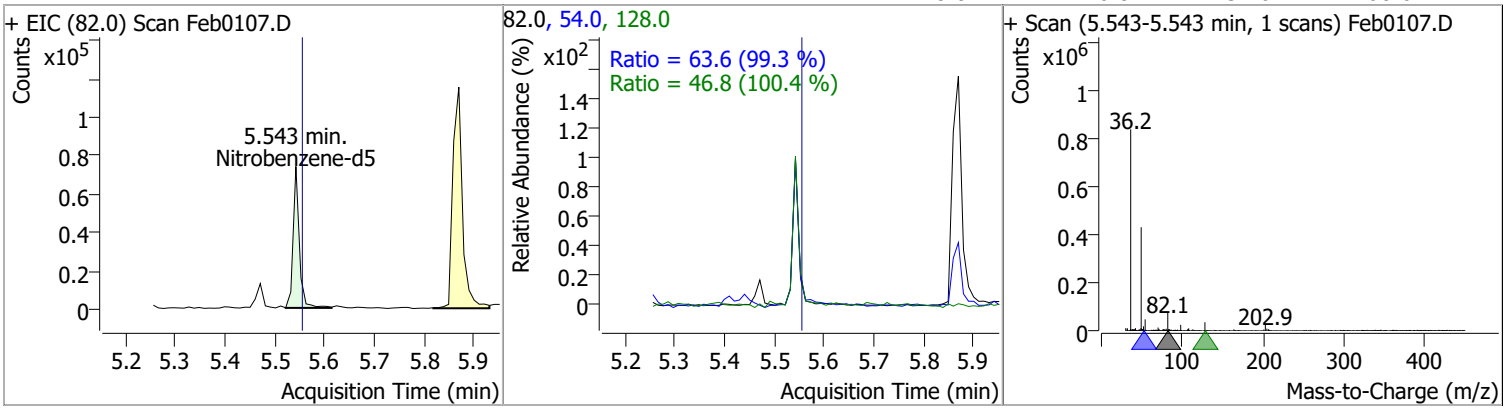

Quantitation Results Report (QT Reviewed)

Compound	Conc.	RT	Dev(Min)	Resp.	QIon	QRatio	Lower	Upper
Nitrobenzene	9.6376	5.56	-0.01	29742	77.0	199.3	141.7	263.2
					51.0	115.8	87.8	163.1

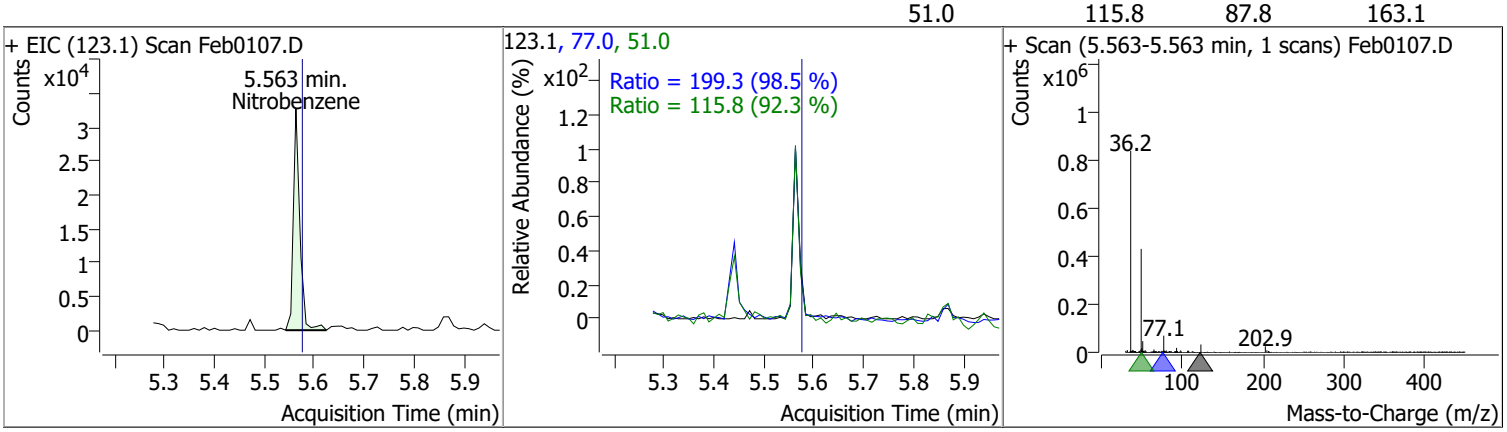

Compound	Conc.	RT	Dev(Min)	Resp.	QIon	QRatio	Lower	Upper
Isophorone	8.7824	5.87	-0.01	153498	138.0	20.6	15.2	28.3

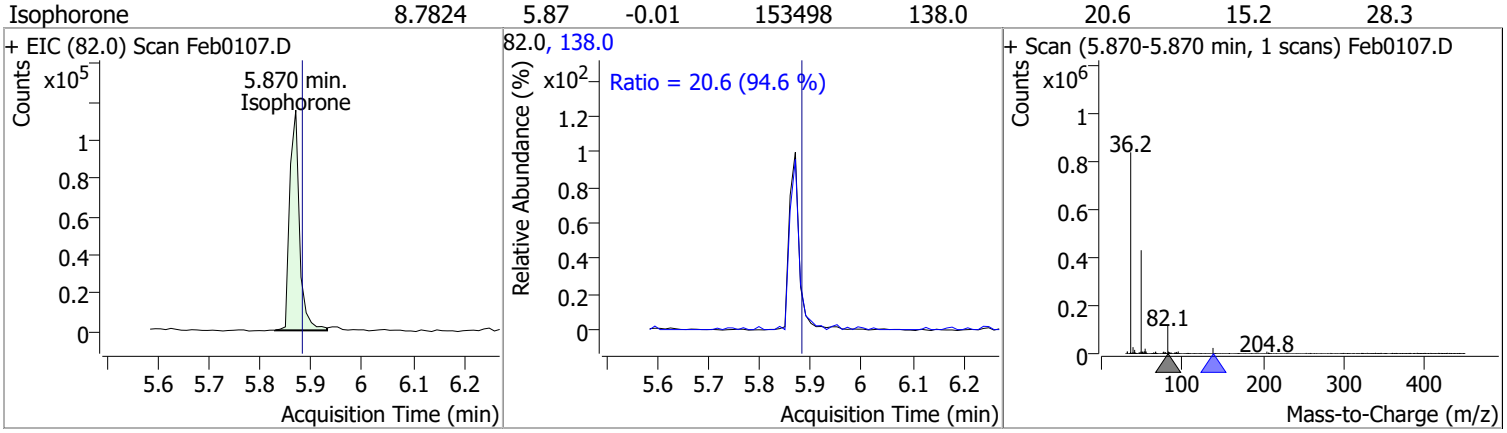

Compound	Conc.	RT	Dev(Min)	Resp.	QIon	QRatio	Lower	Upper
2-Nitrophenol	9.9700	5.94	0.00	23464	65.0	39.5	34.3	63.6
					109.0	37.4	26.8	49.8

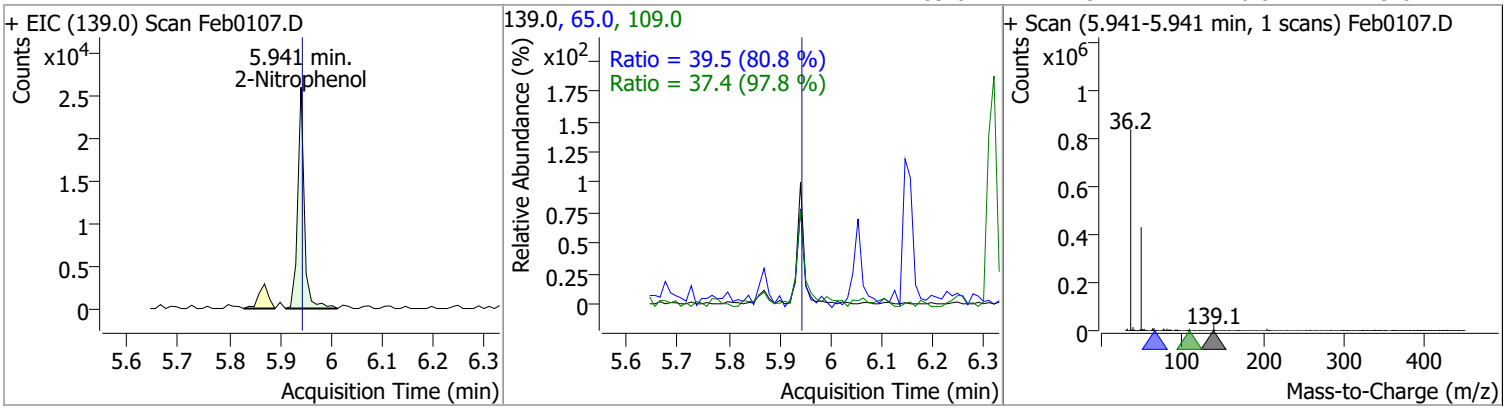

Compound	Conc.	RT	Dev(Min)	Resp.	QIon	QRatio	Lower	Upper
2,4-Dimethylphenol	9.5608	6.05	0.00	80546	107.0	85.7	76.3	141.6
					77.0	28.9	22.7	42.1

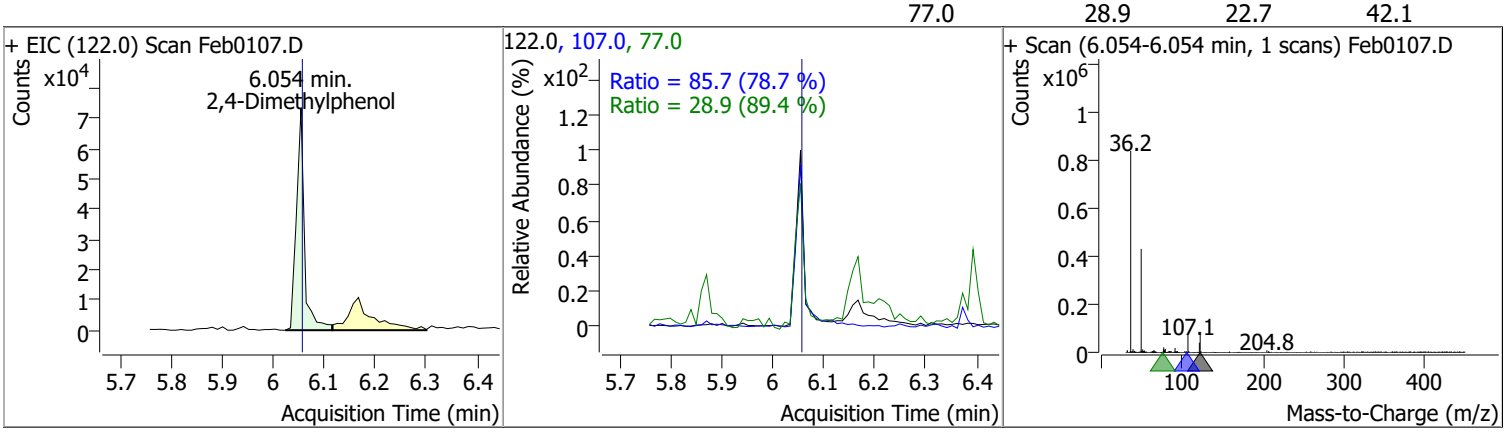

Compound	Conc.	RT	Dev(Min)	Resp.	QIon	QRatio	Lower	Upper
bis(-2-Chloroethoxy)Methane	9.5928	6.16	0.00	88462	63.0	77.3	48.0	89.2
					95.0	34.2	22.7	42.1

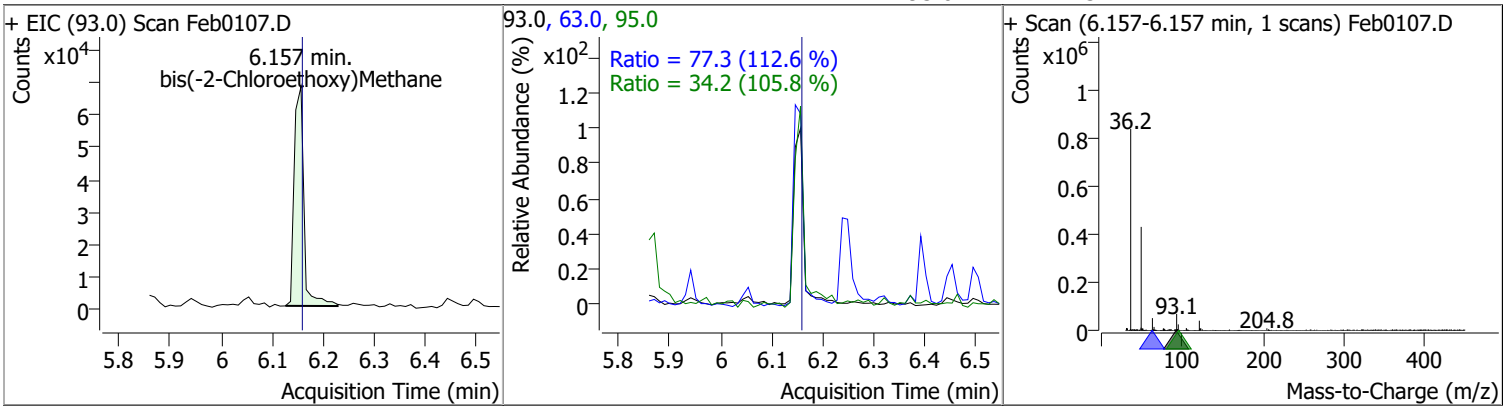

Compound	Conc.	RT	Dev(Min)	Resp.	QIon	QRatio	Lower	Upper
2,4-Dichlorophenol	8.9362	6.25	0.00	65016	164.0	64.2	44.2	82.1
					98.0	32.7	21.5	40.0

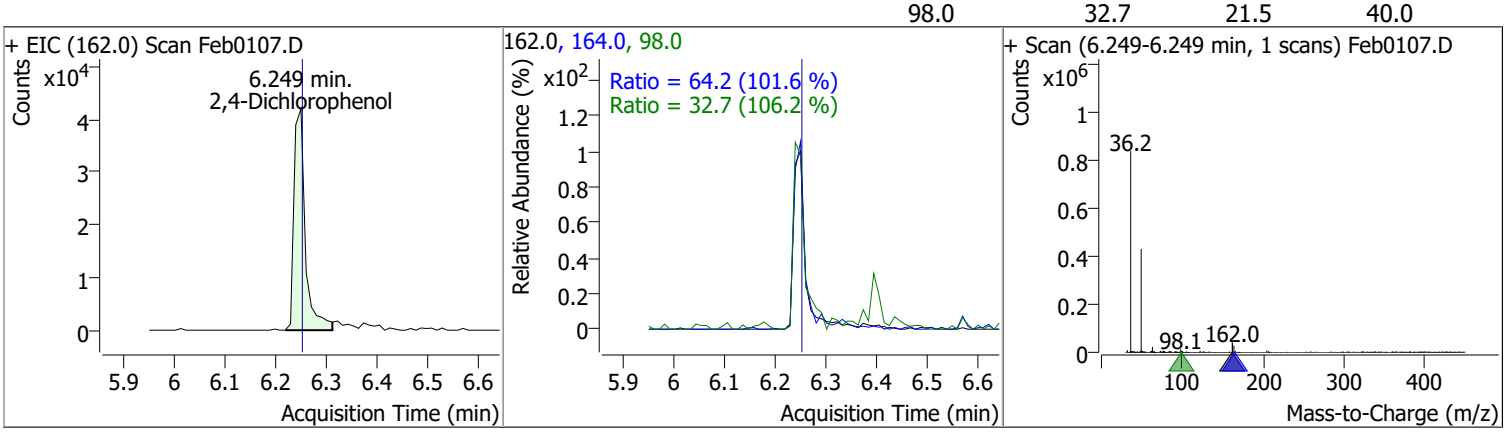

Quantitation Results Report (QT Reviewed)

Compound	Conc.	RT	Dev(Min)	Resp.	QIon	QRatio	Lower	Upper
Benzoic Acid	9.0686	6.17	-0.10	40826 (m)	122.0	89.2	62.0	115.2
					77.0	67.9	52.5	97.5

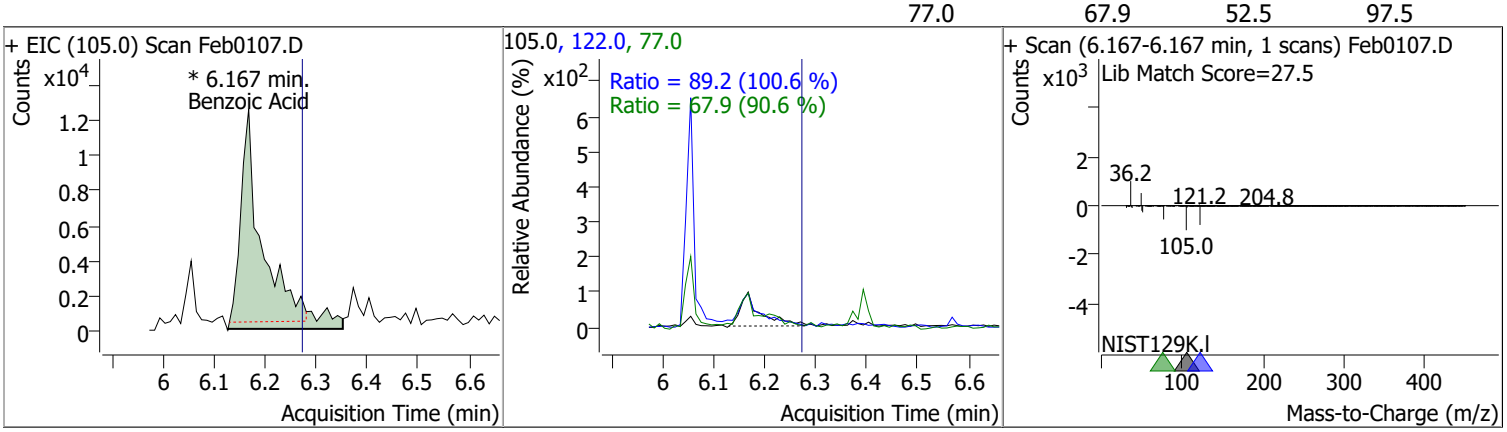

Compound	Conc.	RT	Dev(Min)	Resp.	QIon	QRatio	Lower	Upper
1,2,4-Trichlorobenzene	9.6930	6.32	0.00	97748	182.0	94.0	68.0	126.2
					145.0	27.9	19.9	36.9

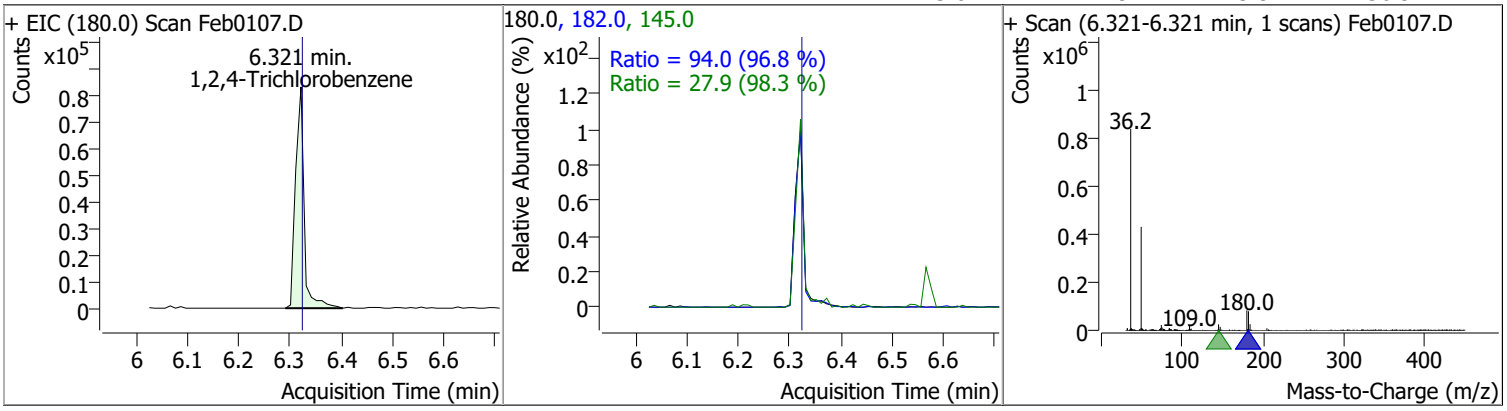

Compound	Conc.	RT	Dev(Min)	Resp.	QIon	QRatio	Lower	Upper
Naphthalene	9.4845	6.39	-0.01	274872 (m)	129.0	11.1	8.0	14.9
					102.0	9.8	6.8	12.6

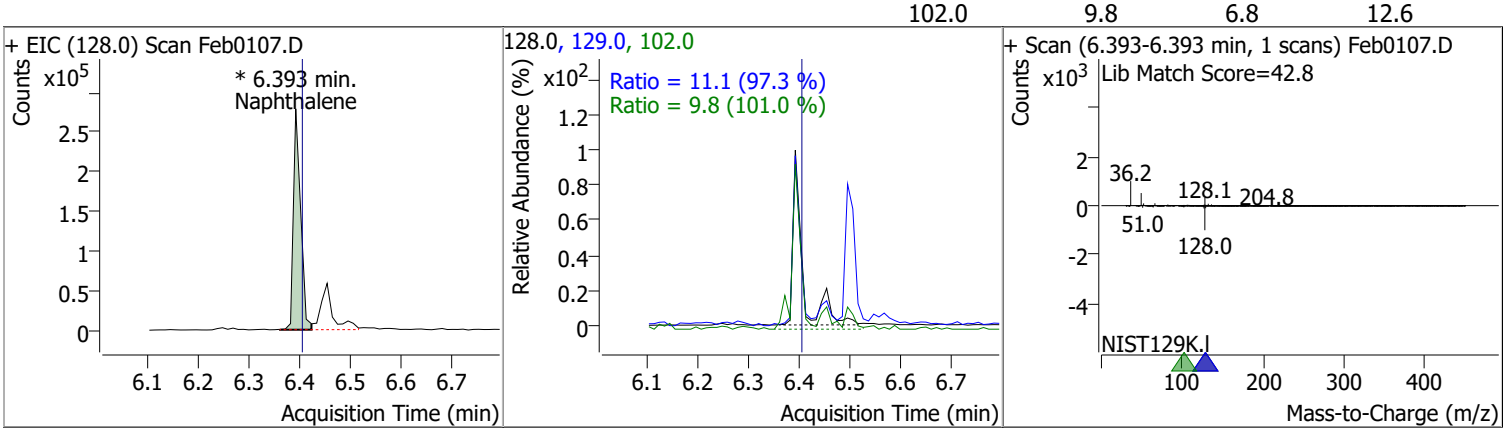

Compound	Conc.	RT	Dev(Min)	Resp.	QIon	QRatio	Lower	Upper
4-Chlorophenol	9.6340	6.45	0.01	23238 (m)	128.0	251.3	243.7	452.5

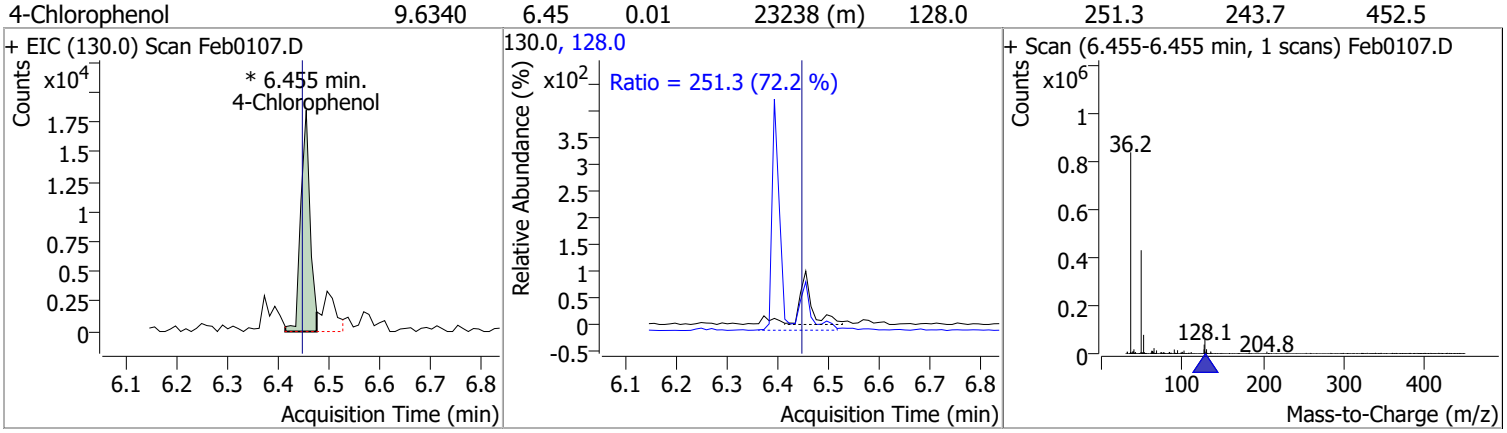

Compound	Conc.	RT	Dev(Min)	Resp.	QIon	QRatio	Lower	Upper
p-Chloroaniline	9.2145	6.50	-0.01	104993	129.0	31.2	23.2	43.0
					65.0	35.8	20.9	38.9

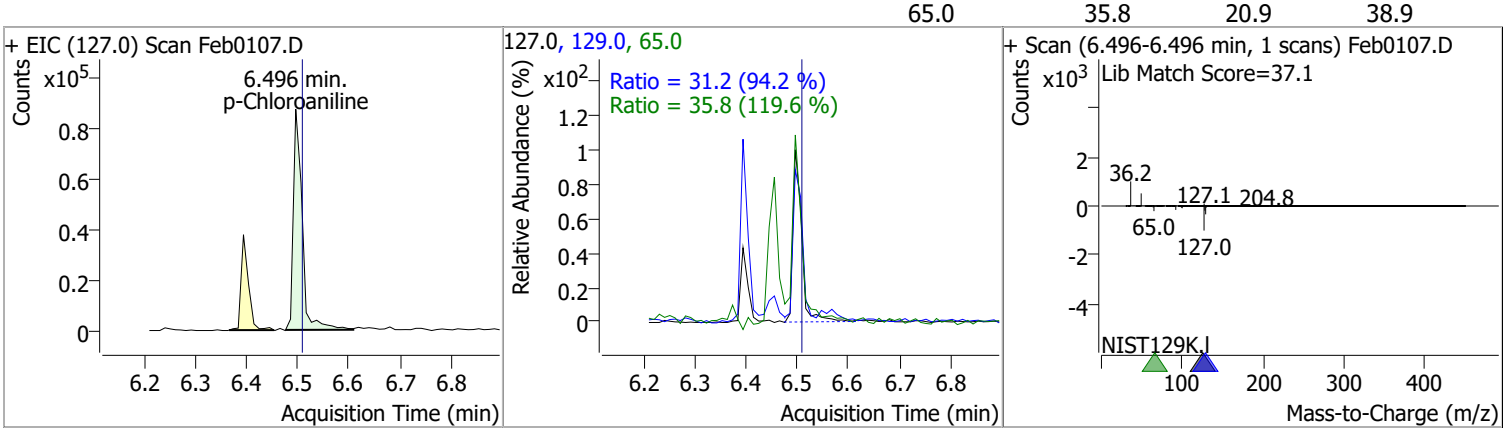

Compound	Conc.	RT	Dev(Min)	Resp.	QIon	QRatio	Lower	Upper
Hexachlorobutadiene	9.4805	6.57	-0.01	48748	223.0	59.5	45.6	84.6
					227.0	71.4	44.6	82.8

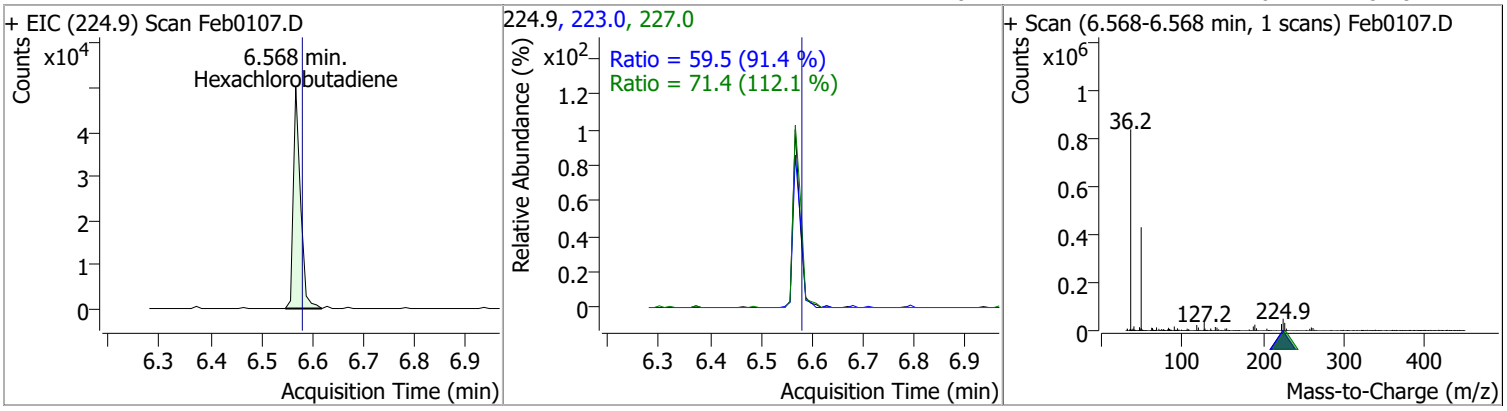

Compound	Conc.	RT	Dev(Min)	Resp.	QIon	QRatio	Lower	Upper
4-Chloro-2-Methylphenol	9.3910	6.99	0.00	68519	144.0	28.3	19.6	36.4

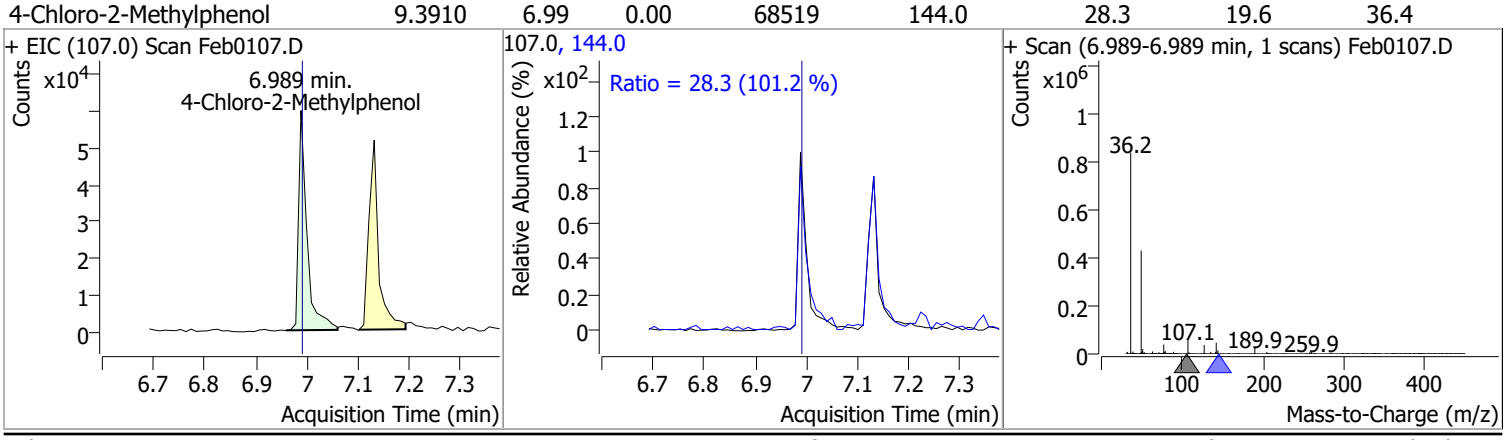

Compound	Conc.	RT	Dev(Min)	Resp.	QIon	QRatio	Lower	Upper
4-Chloro-3-Methylphenol	9.1161	7.13	0.00	70176	144.0	30.1	20.0	37.2

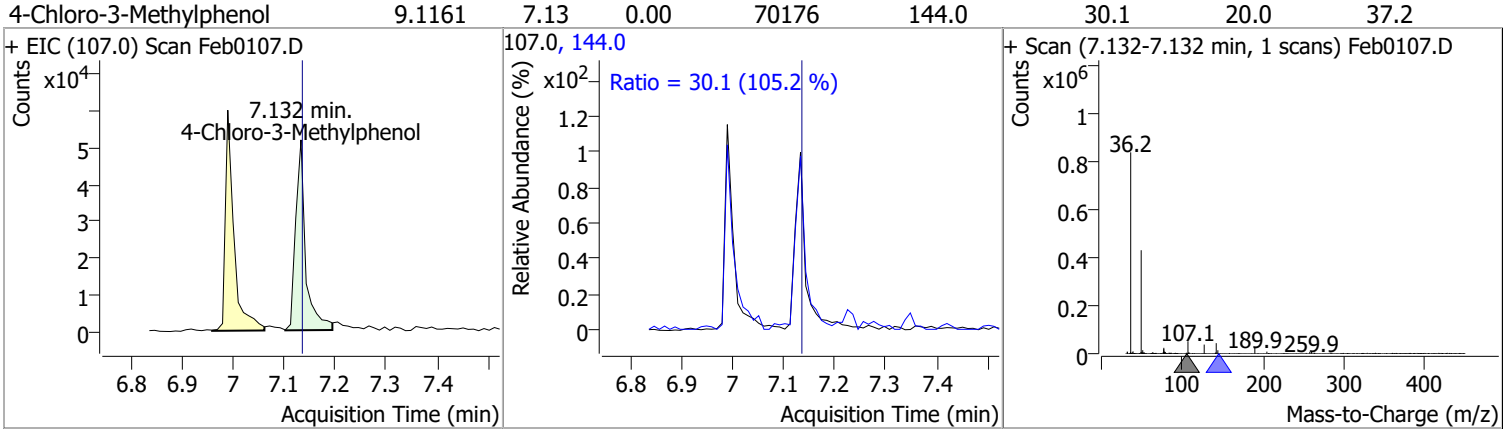

Compound	Conc.	RT	Dev(Min)	Resp.	QIon	QRatio	Lower	Upper
2-Methylnaphthalene	9.2083	7.24	0.00	172048	142.0	119.2	83.1	154.4
					115.0	36.4	28.8	53.4

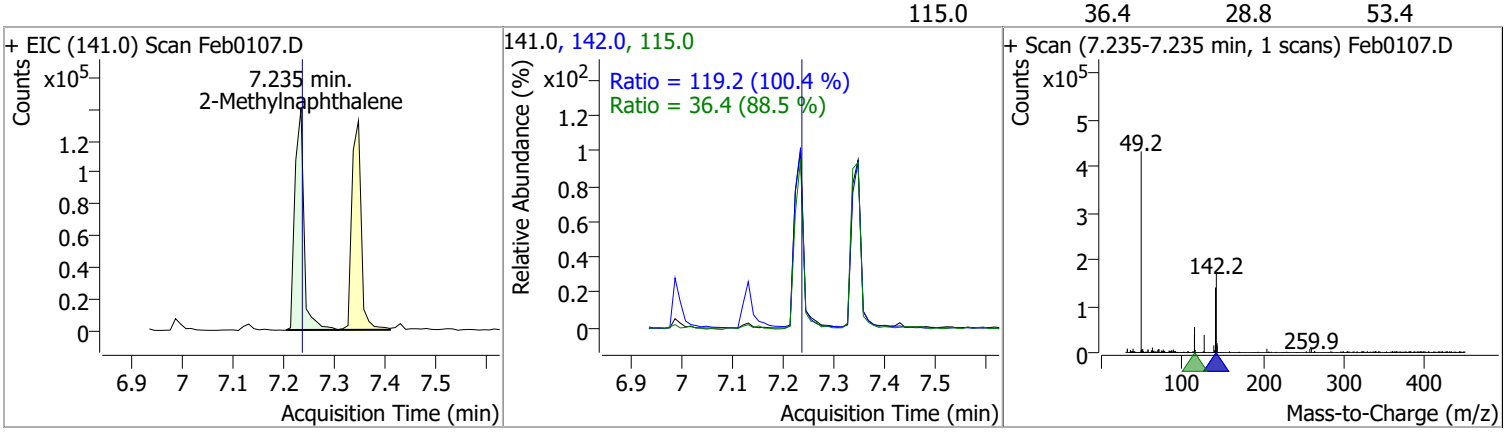

Compound	Conc.	RT	Dev(Min)	Resp.	QIon	QRatio	Lower	Upper
1-Methylnaphthalene	8.9930	7.35	0.00	168330	142.0	115.6	77.9	144.7
					115.0	41.9	29.5	54.8

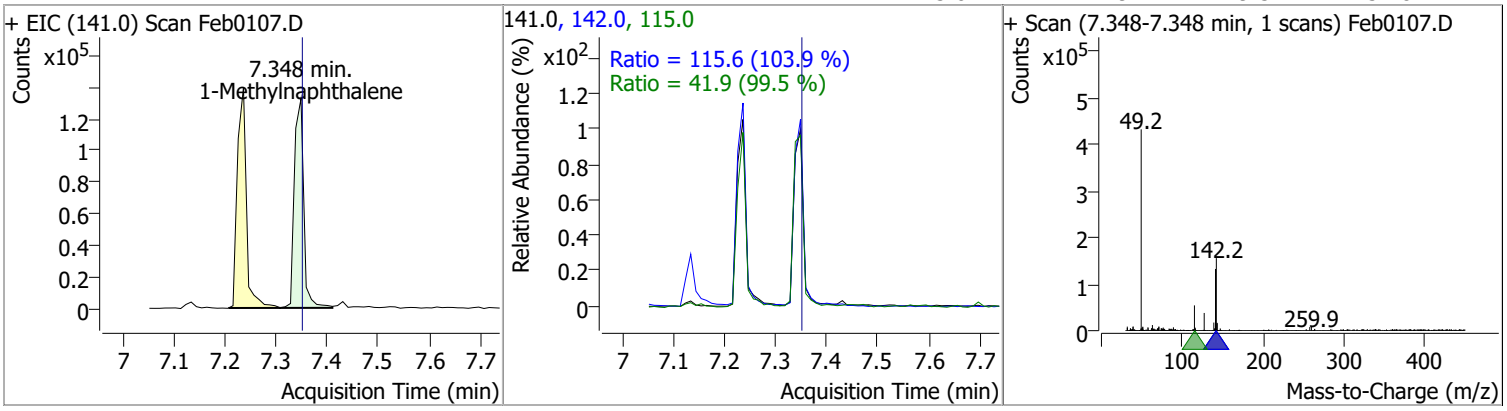

Quantitation Results Report (QT Reviewed)

Compound	Conc.	RT	Dev(Min)	Resp.	QIon	QRatio	Lower	Upper
Hexachlorocyclopentadiene	9.3703	7.43	0.00	21483	238.9	58.9	43.8	81.3
					234.9	64.2	43.7	81.2

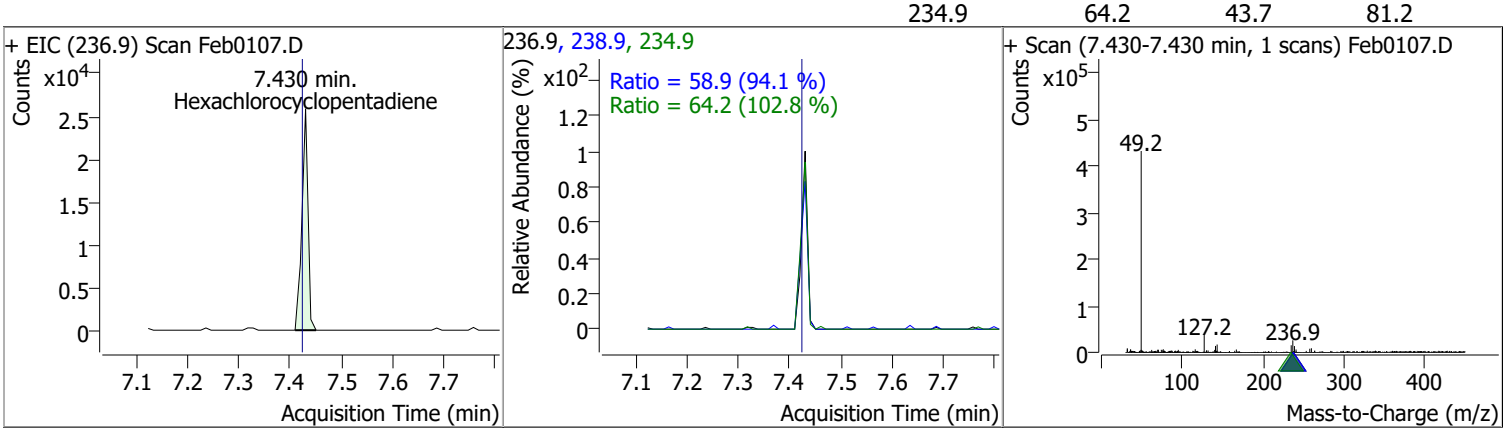

Compound	Conc.	RT	Dev(Min)	Resp.	QIon	QRatio	Lower	Upper
2,4,6-Trichlorophenol	9.6067	7.59	0.00	44479	198.0	97.8	68.7	127.5

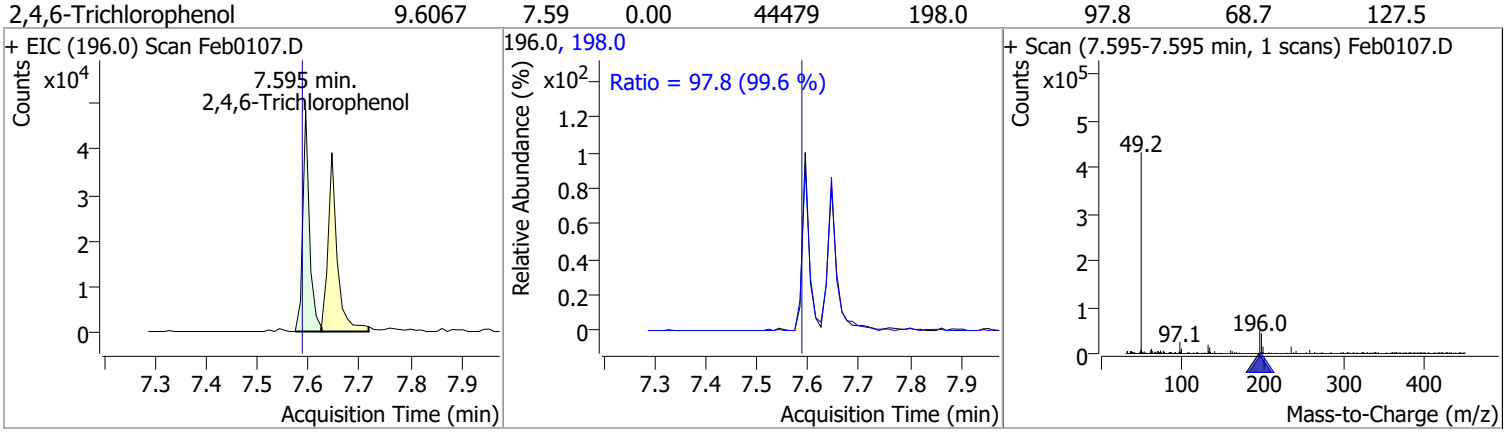

Compound	Conc.	RT	Dev(Min)	Resp.	QIon	QRatio	Lower	Upper
2,4,5-Trichlorophenol	9.4715	7.65	0.01	49566	198.0	100.3	65.6	121.8

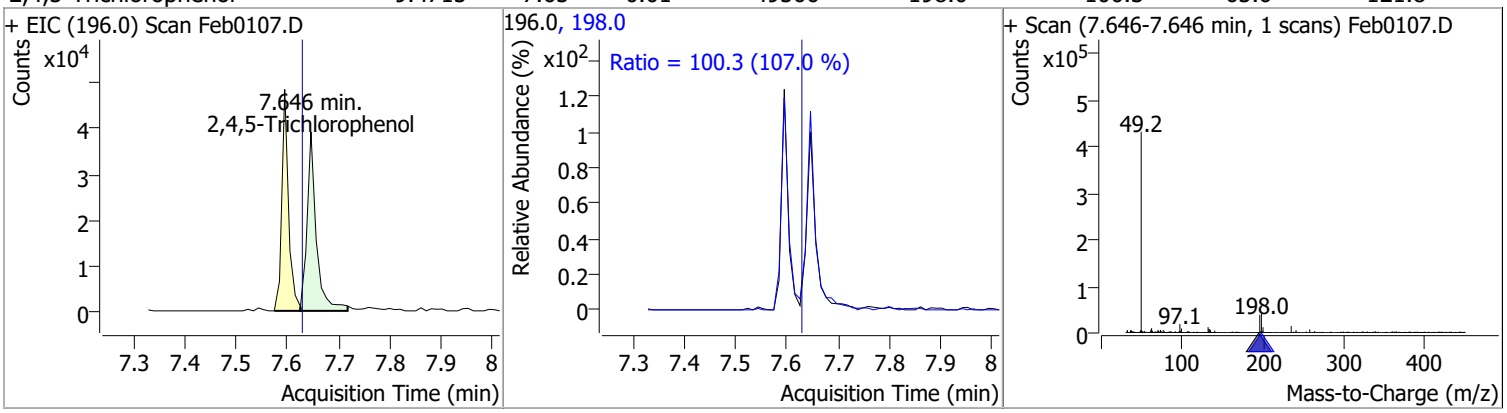

Compound	Conc.	RT	Dev(Min)	Resp.	QIon	QRatio	Lower	Upper
2-Fluorobiphenyl	10.6452	7.70	0.00	242914	171.0	32.3	23.8	44.1

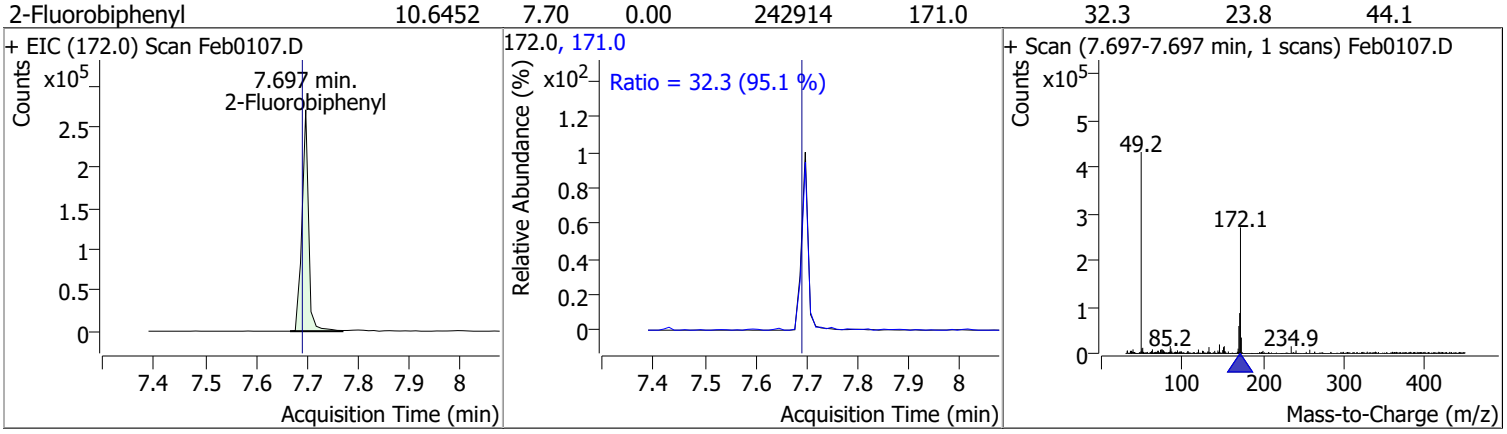

Quantitation Results Report (QT Reviewed)

Compound	Conc.	RT	Dev(Min)	Resp.	QIon	QRatio	Lower	Upper
2-Chloronaphthalene	9.9531	7.80	-0.01	183365	127.0	36.7	25.7	47.7
					164.0	34.0	22.6	41.9

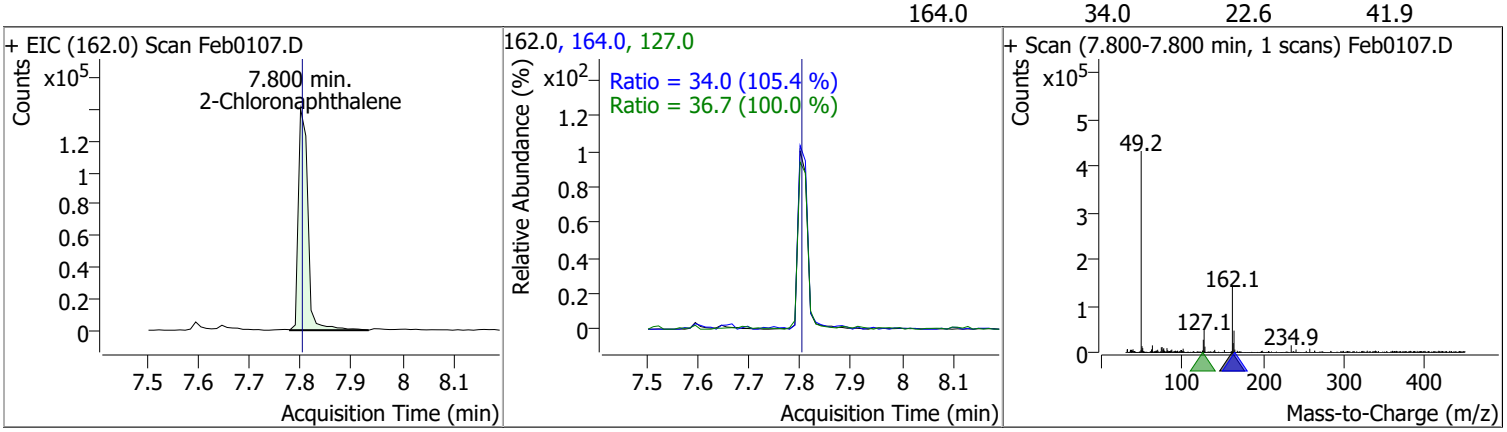

Compound	Conc.	RT	Dev(Min)	Resp.	QIon	QRatio	Lower	Upper
2-Nitroaniline	9.0786	7.96	0.00	20206	138.0	124.4	84.5	156.9

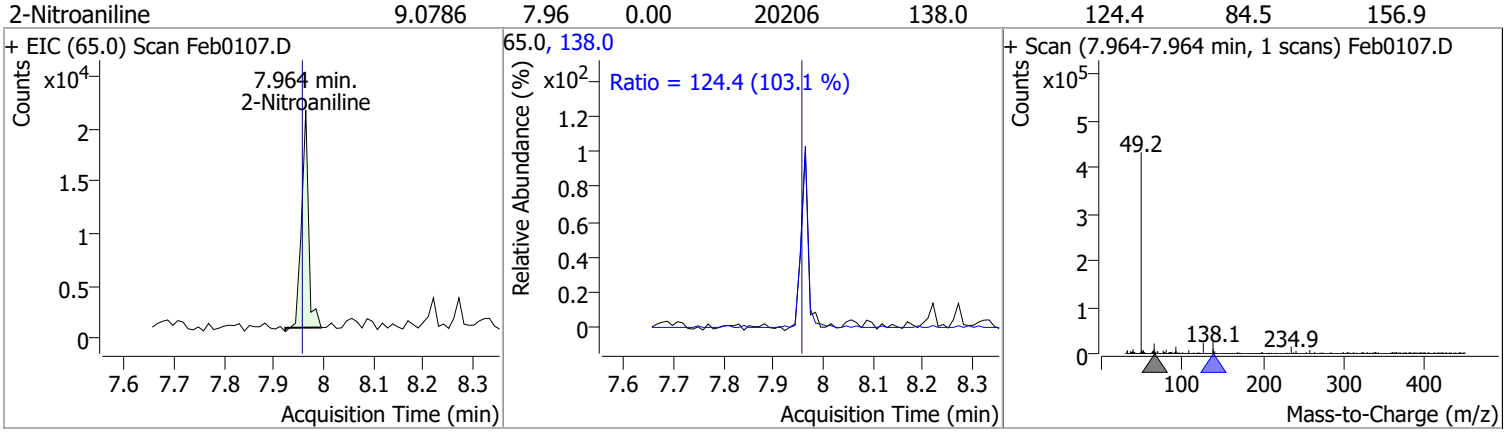

Compound	Conc.	RT	Dev(Min)	Resp.	QIon	QRatio	Lower	Upper
Dimethyl Phthalate	9.9801	8.22	0.00	168802	77.0	19.3	13.0	24.2

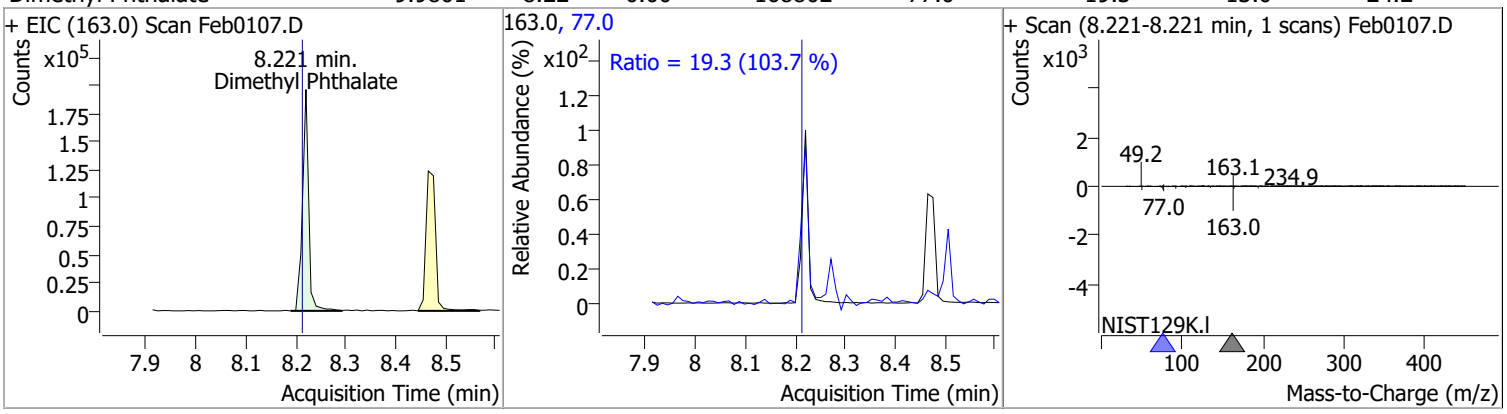

Compound	Conc.	RT	Dev(Min)	Resp.	QIon	QRatio	Lower	Upper
2,6-Dinitrotoluene	10.2096	8.27	-0.01	21229	63.0	136.2	82.2	152.7
					89.0	58.8	40.8	75.8

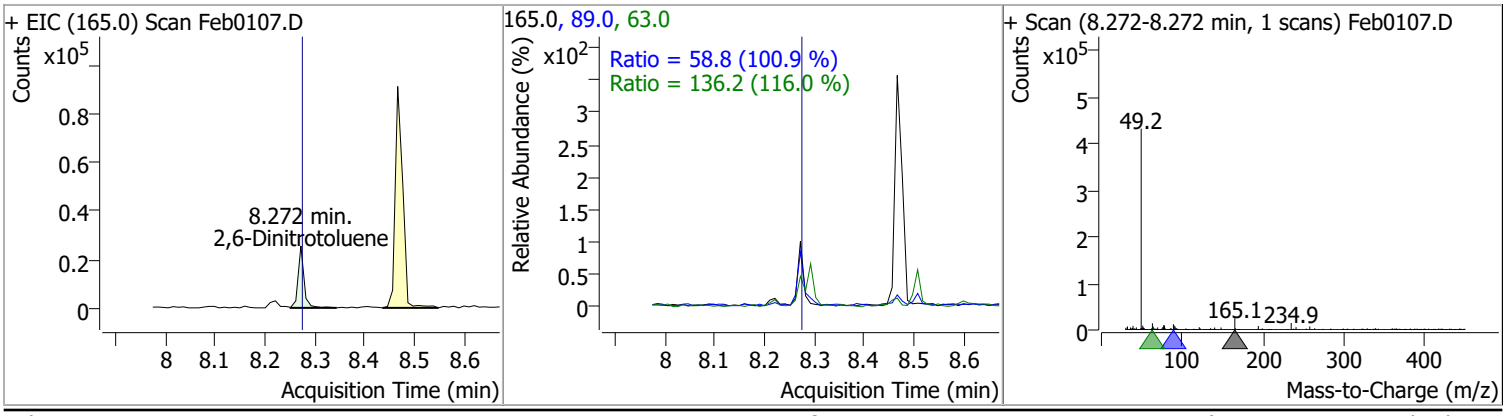

Compound	Conc.	RT	Dev(Min)	Resp.	QIon	QRatio	Lower	Upper
Acenaphthylene	10.1818	8.29	-0.01	294570	153.1	14.7	9.8	18.2

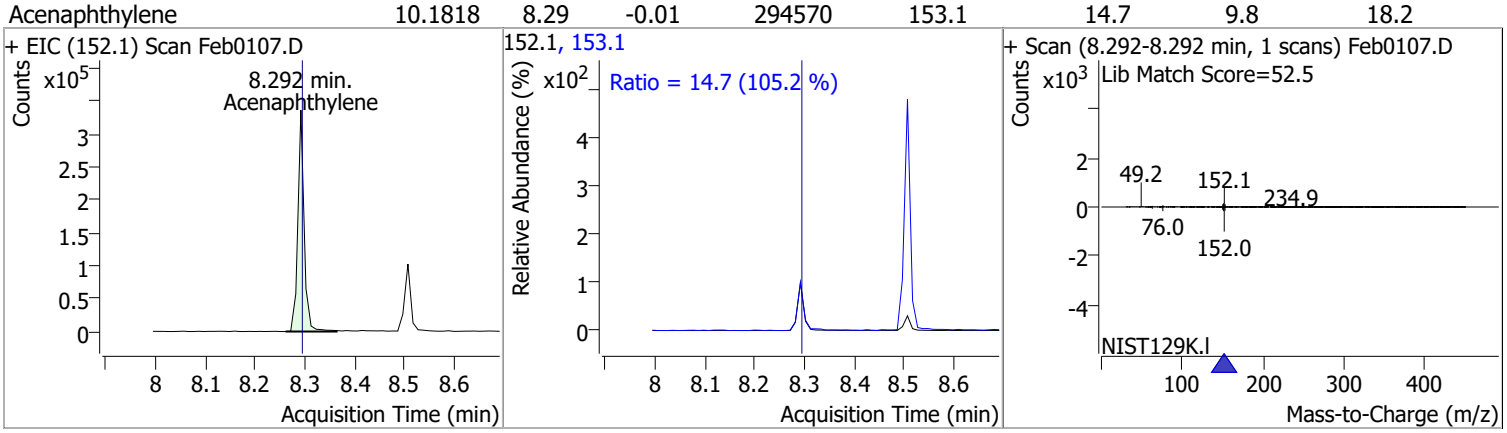

Compound	Conc.	RT	Dev(Min)	Resp.	QIon	QRatio	Lower	Upper
3-Nitroaniline	8.5555	8.47	-0.01	17796	65.0	146.7	84.7	157.3
					92.0	111.0	71.7	133.2

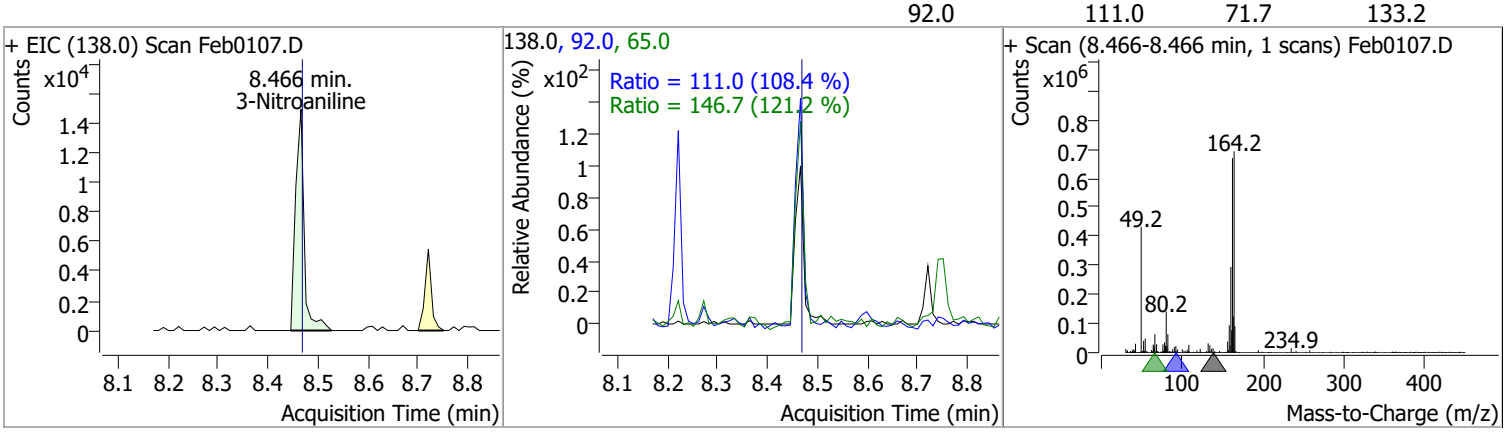

Compound	Conc.	RT	Dev(Min)	Resp.	QIon	QRatio	Lower	Upper
Acenaphthene	10.0130	8.51	-0.01	171669	153.0	111.3	76.5	142.0
					152.0	51.6	35.8	66.4

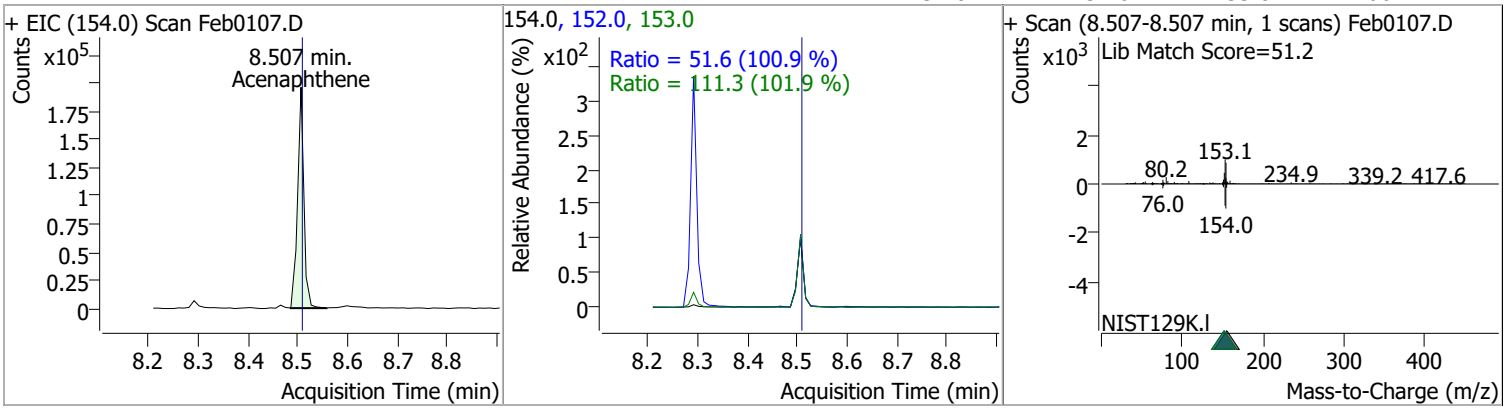

Compound	Conc.	RT	Dev(Min)	Resp.	QIon	QRatio	Lower	Upper
2,4-Dinitrophenol	8.2783	8.60	0.00	5504	154.0	67.7	44.4	82.5

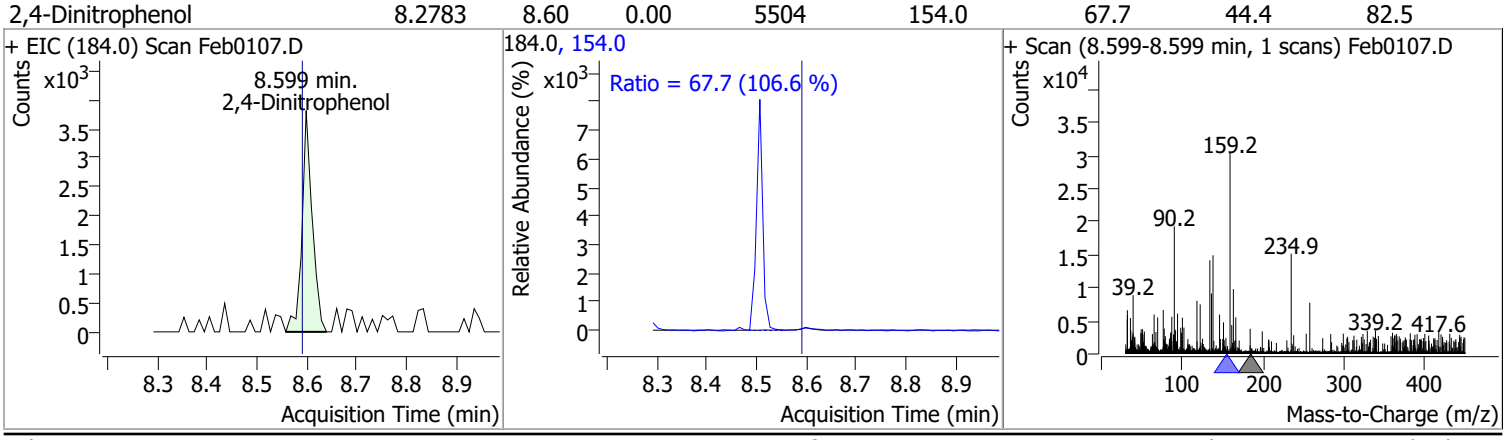

Quantitation Results Report (QT Reviewed)

Compound	Conc.	RT	Dev(Min)	Resp.	QIon	QRatio	Lower	Upper
Dibenzofuran	10.6565	8.72	0.00	279096	139.0	42.2	30.2	56.0

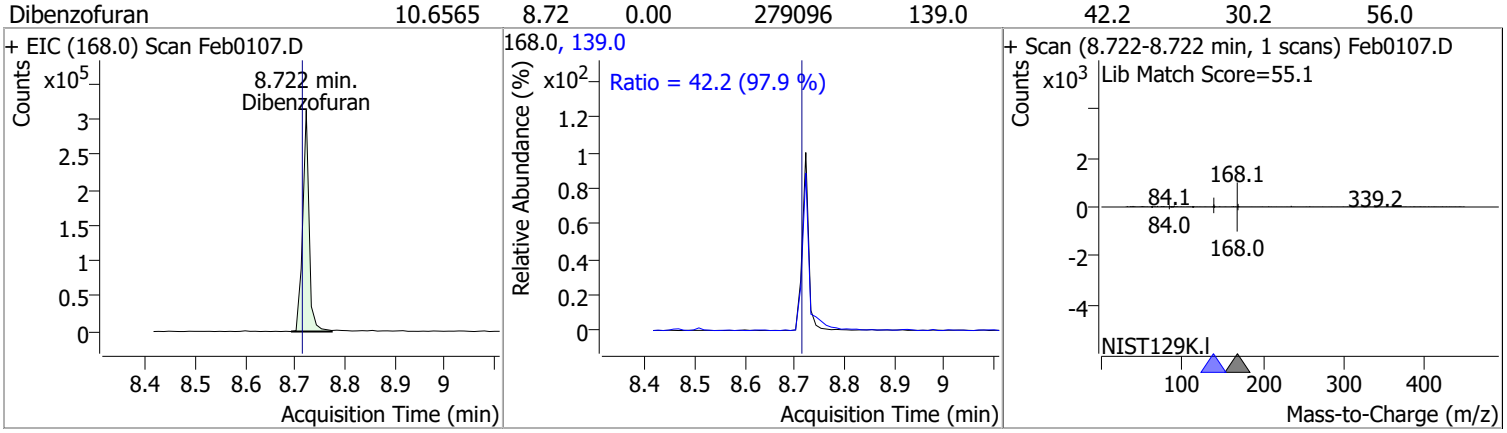

Compound	Conc.	RT	Dev(Min)	Resp.	QIon	QRatio	Lower	Upper
4-Nitrophenol	8.8503	8.74	0.00	17972	139.0	655.7	266.4	494.7
					65.0	69.4	56.8	105.6

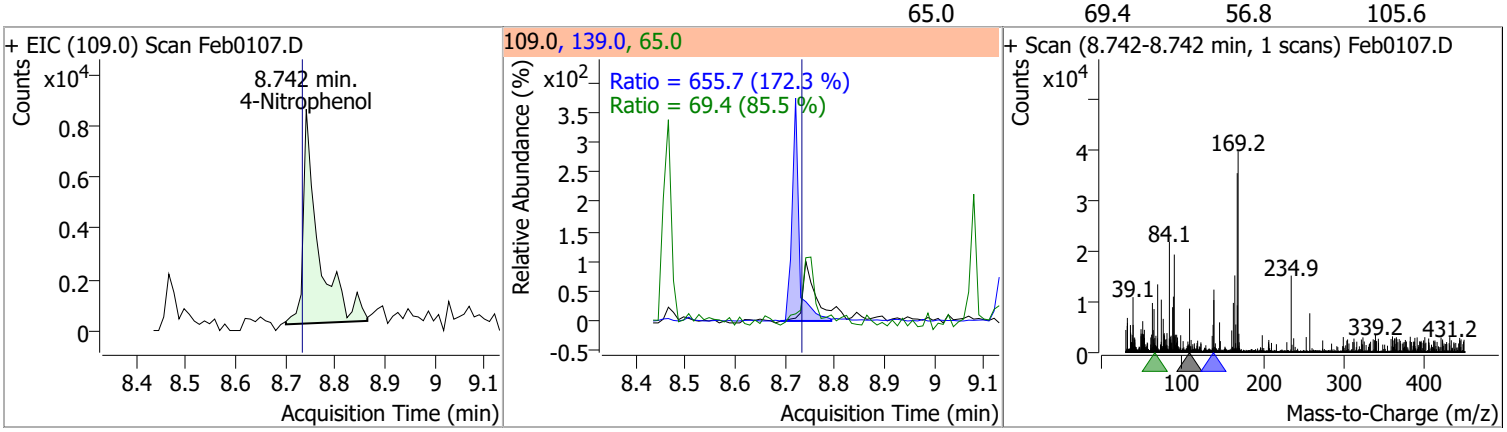

Compound	Conc.	RT	Dev(Min)	Resp.	QIon	QRatio	Lower	Upper
2,4-Dinitrotoluene	8.2763	8.75	0.00	17660	63.0	85.4	47.5	88.1
					89.0	101.0	45.8	85.1

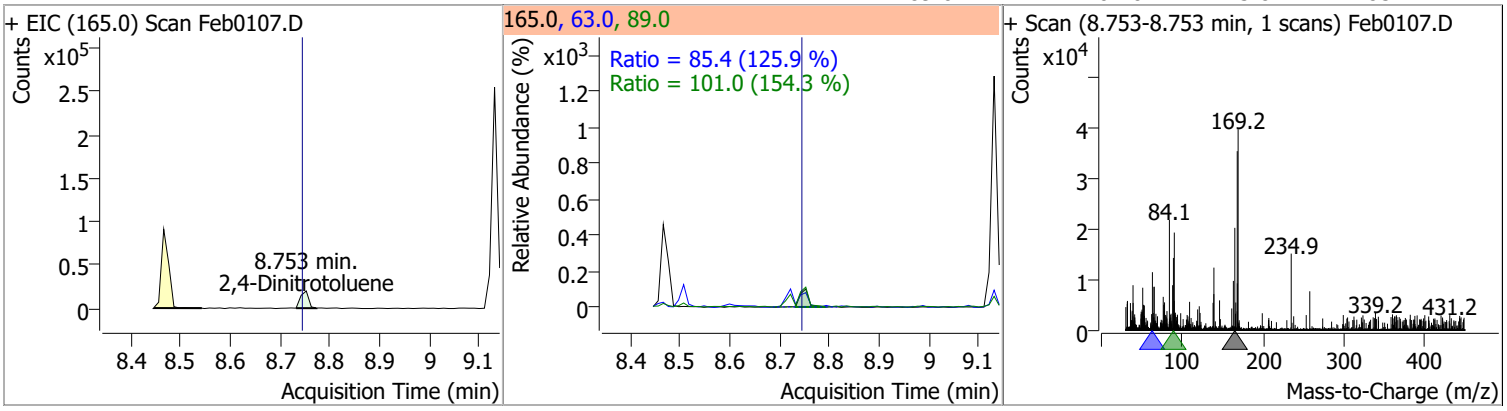

Quantitation Results Report (QT Reviewed)

Compound	Conc.	RT	Dev(Min)	Resp.	QIon	QRatio	Lower	Upper
Diethylphthalate	9.5795	9.08	-0.01	155062	177.0	18.4	14.8	27.5
					150.0	12.8	8.8	16.3

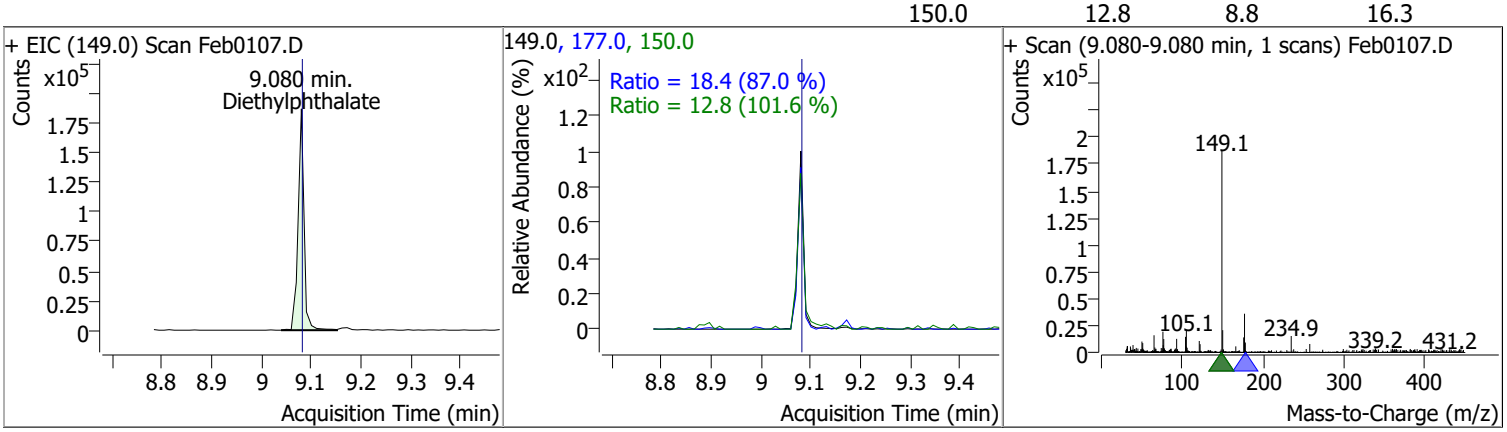

Compound	Conc.	RT	Dev(Min)	Resp.	QIon	QRatio	Lower	Upper
Fluorene	10.0430	9.13	-0.01	242671	165.0	89.4	64.8	120.4
					167.0	13.2	9.1	16.9

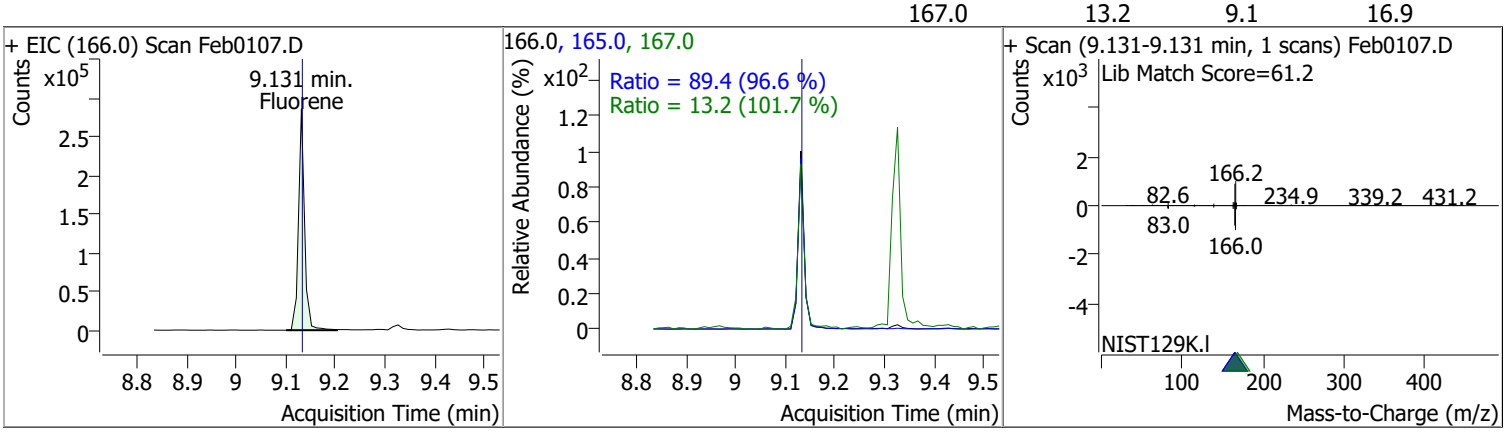

Compound	Conc.	RT	Dev(Min)	Resp.	QIon	QRatio	Lower	Upper
4-Chlorophenyl-phenylether	10.0556	9.17	0.00	101141	141.0	55.1	43.9	81.5
					206.0	33.4	23.2	43.1

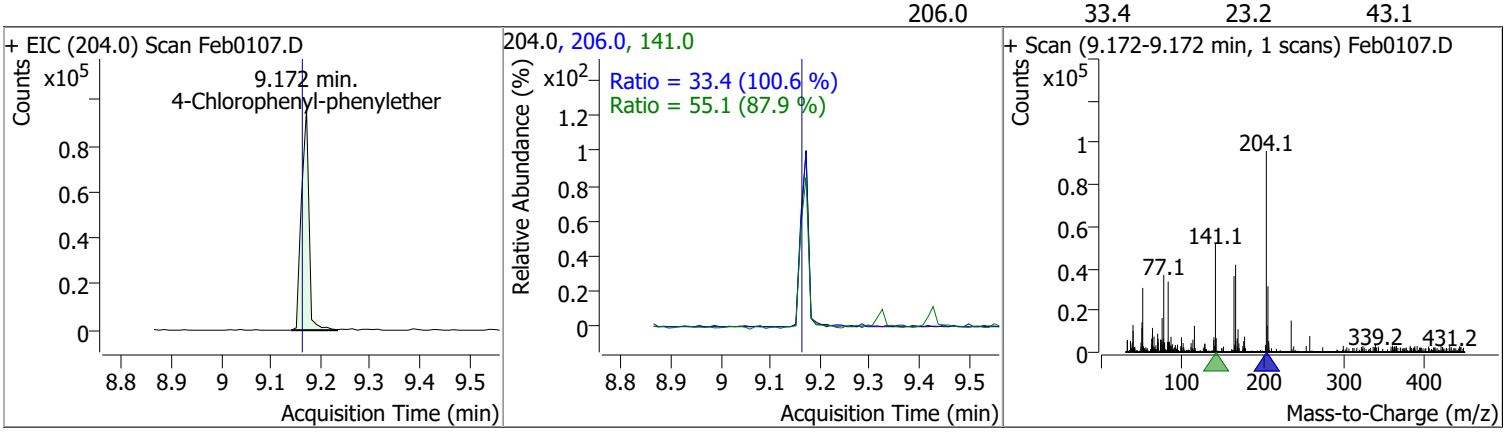

Quantitation Results Report (QT Reviewed)

Compound	Conc.	RT	Dev(Min)	Resp.	QIon	QRatio	Lower	Upper
4-Nitroaniline	8.7455	9.19	-0.02	17161	65.0	101.4	70.9	131.7
					92.0	60.2	35.8	66.6

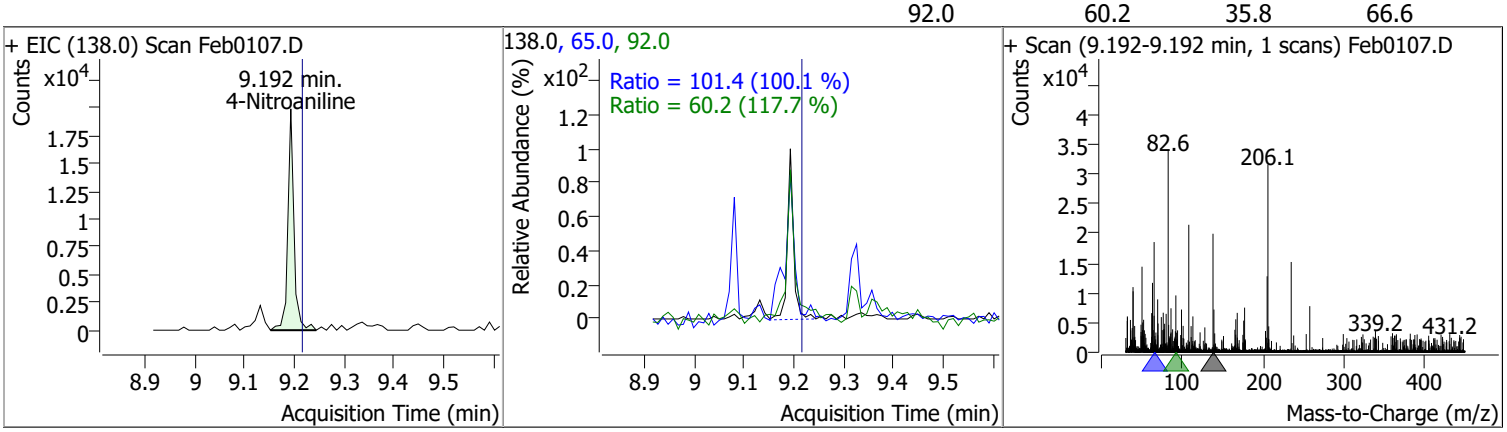

Compound	Conc.	RT	Dev(Min)	Resp.	QIon	QRatio	Lower	Upper
4,6-Dinitro-2-methylphenol	8.2883	9.23	-0.01	8409 (m)	121.0	48.4	32.5	60.3

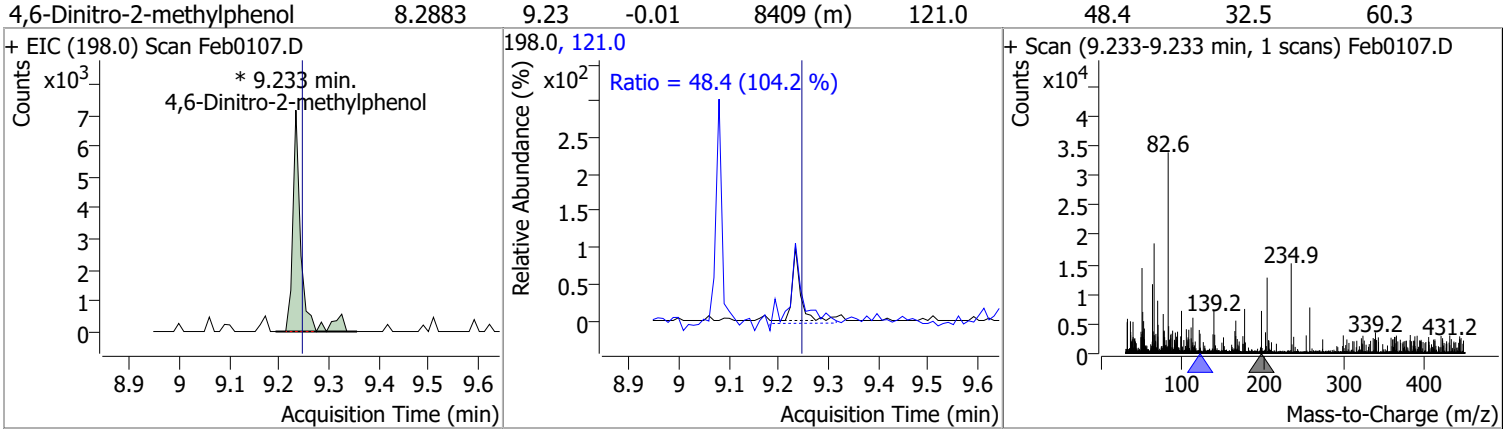

Compound	Conc.	RT	Dev(Min)	Resp.	QIon	QRatio	Lower	Upper
N-nitrosodiphenylamine	9.2002	9.33	0.00	141106	168.0	64.7	44.3	82.3
					167.0	36.9	24.0	44.6

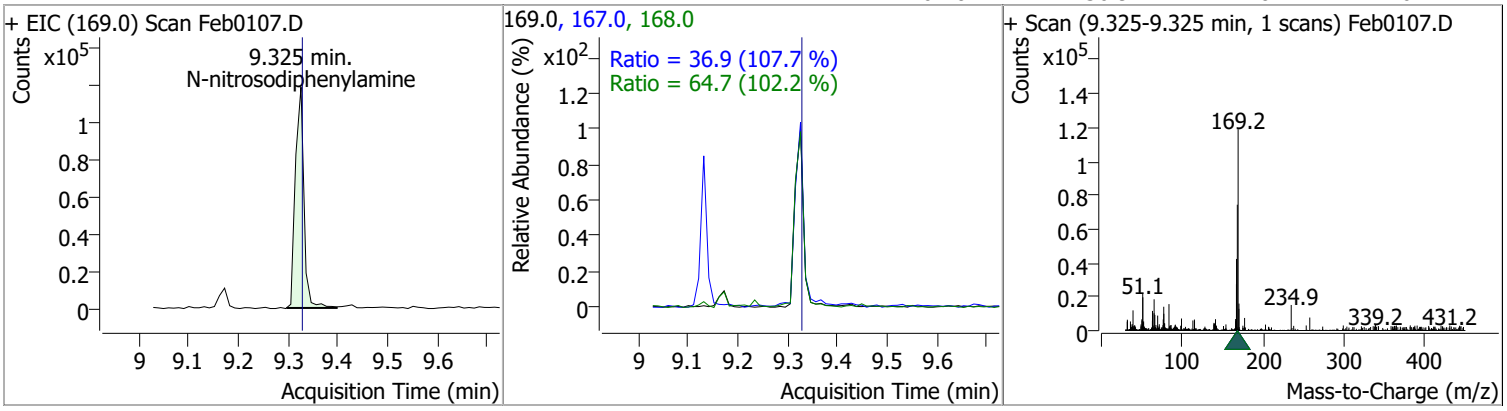

Quantitation Results Report (QT Reviewed)

Compound	Conc.	RT	Dev(Min)	Resp.	QIon	QRatio	Lower	Upper
Azobenzene	10.0656	9.36	0.00	129473	51.0	37.9	26.4	49.0
					182.0	27.4	19.2	35.7

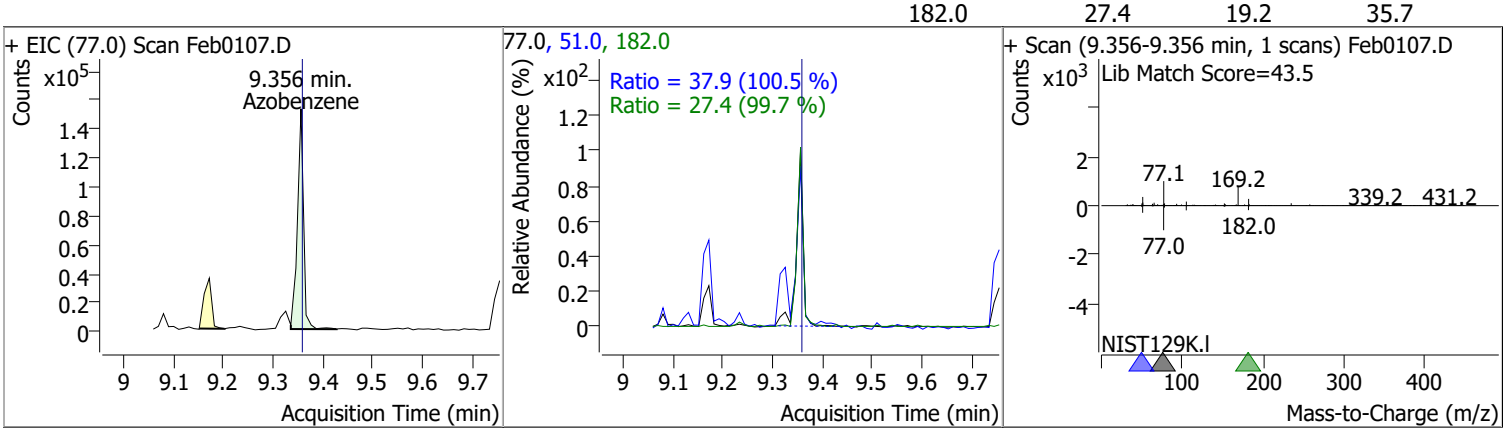

Compound	Conc.	RT	Dev(Min)	Resp.	QIon	QRatio	Lower	Upper
2,4,6-Tribromophenol	8.8575	9.43	0.00	13842	331.8	97.1	65.5	121.6

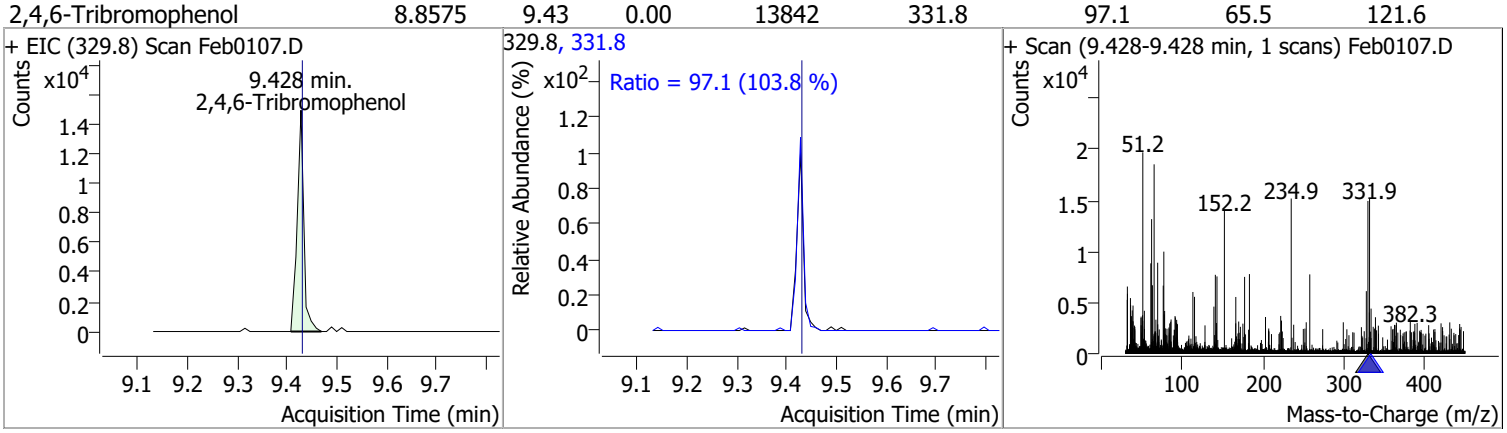

Compound	Conc.	RT	Dev(Min)	Resp.	QIon	QRatio	Lower	Upper
4-Bromophenyl-phenylether	9.4281	9.76	0.00	50108	141.0	106.1	72.5	134.6
					250.0	104.2	70.4	130.7

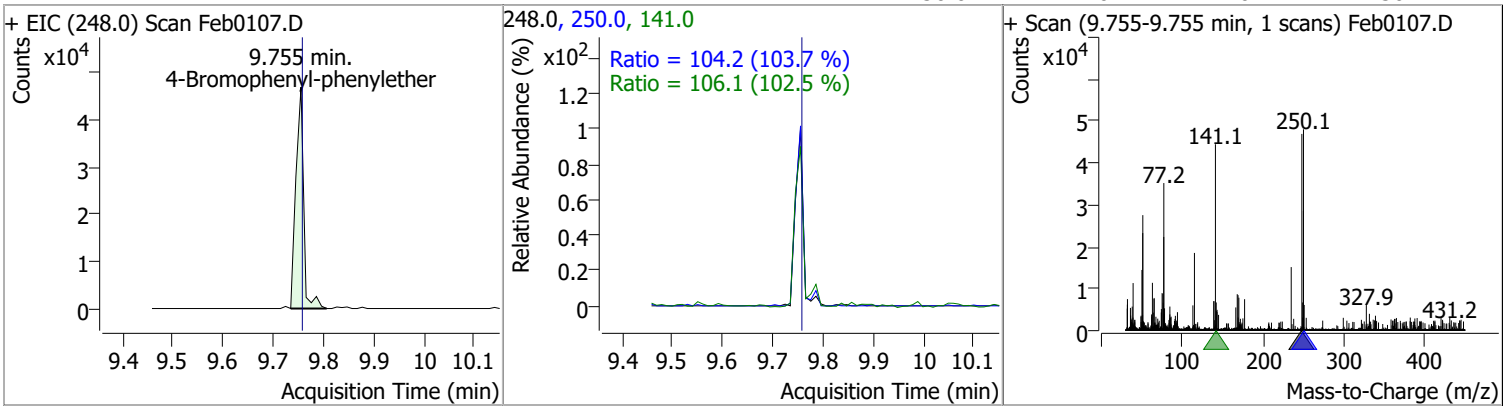

Compound	Conc.	RT	Dev(Min)	Resp.	QIon	QRatio	Lower	Upper
Hexachlorobenzene	9.6137	9.79	-0.01	55907	142.0	53.5	33.1	61.5

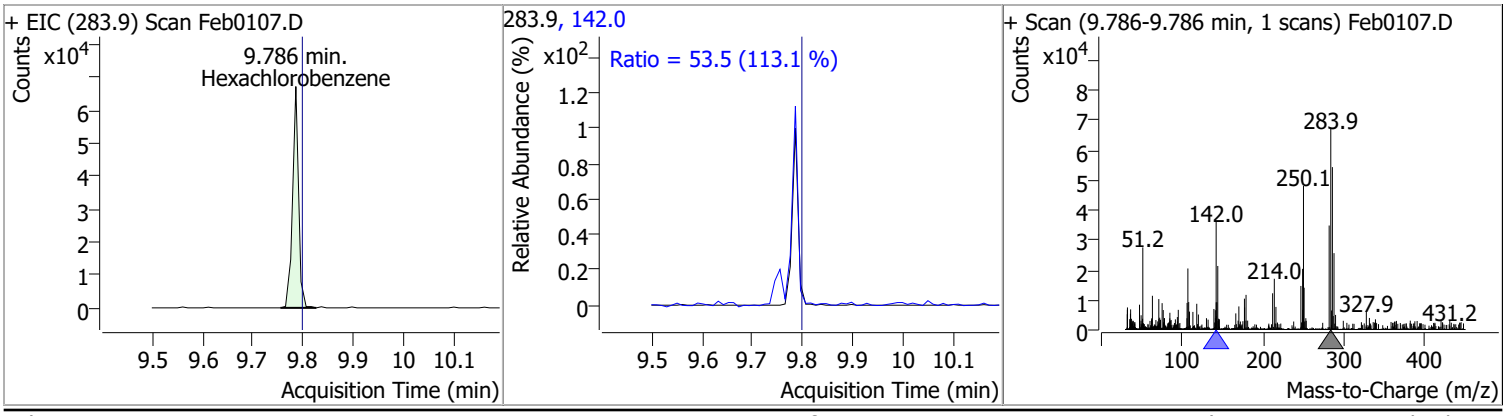

Quantitation Results Report (QT Reviewed)

Compound	Conc.	RT	Dev(Min)	Resp.	QIon	QRatio	Lower	Upper
Pentachlorophenol	8.6379	10.05	0.00	18418	267.9	60.6	45.7	84.8
					263.9	69.7	43.8	81.4

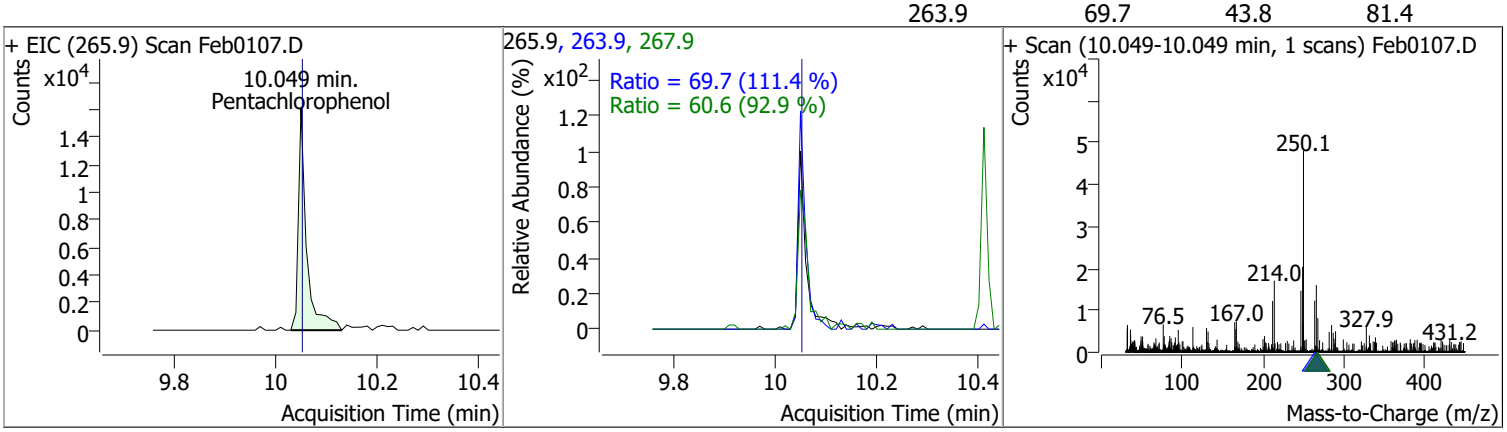

Compound	Conc.	RT	Dev(Min)	Resp.	QIon	QRatio	Lower	Upper
Phenanthrene	9.7152	10.28	-0.01	314317	176.0	19.0	13.2	24.5

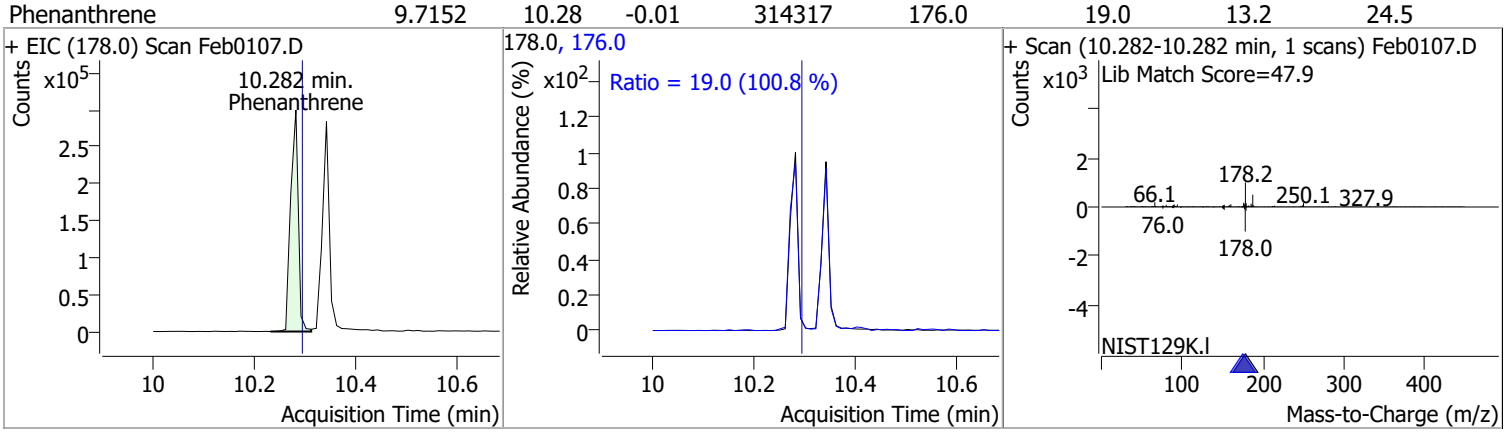

Compound	Conc.	RT	Dev(Min)	Resp.	QIon	QRatio	Lower	Upper
Anthracene	9.3686	10.34	-0.01	268703 (m)	176.0	18.4	12.7	23.5

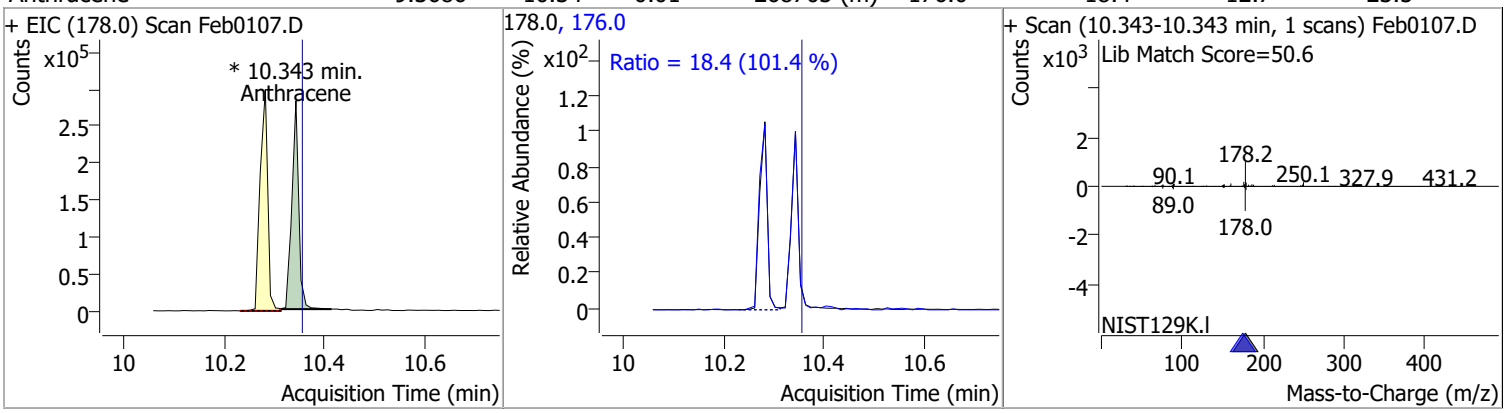

Compound	Conc.	RT	Dev(Min)	Resp.	QIon	QRatio	Lower	Upper
Triallate	9.3123	10.41	0.00	44885	268.0	22.0	19.1	35.4
					143.0	28.0	16.1	30.0

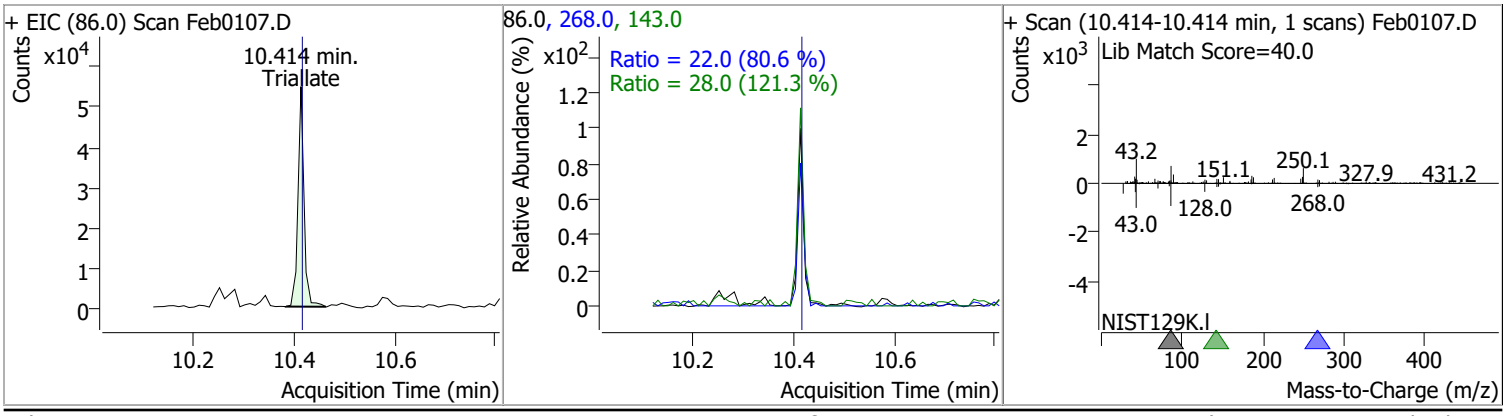

Quantitation Results Report (QT Reviewed)

Compound	Conc.	RT	Dev(Min)	Resp.	QIon	QRatio	Lower	Upper
Carbazole	10.1941	10.59	-0.01	258846	139.0	13.1	9.1	16.9

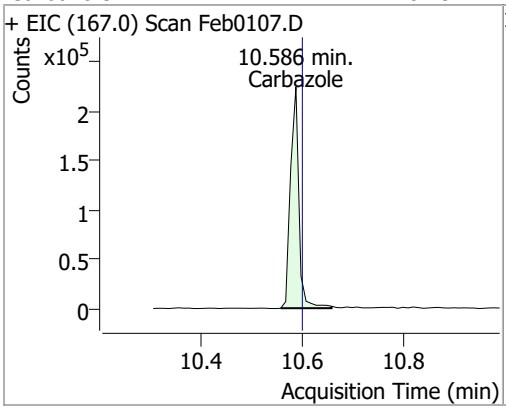

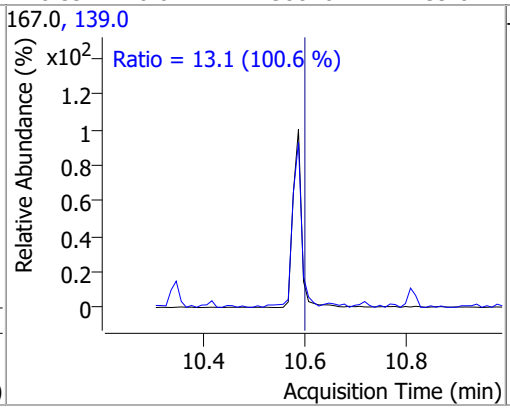

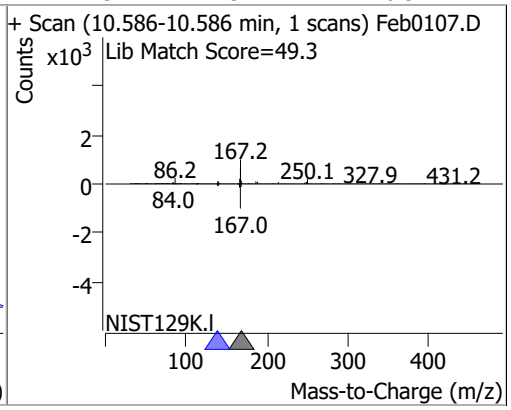

Compound	Conc.	RT	Dev(Min)	Resp.	QIon	QRatio	Lower	Upper
o-Terphenyl	10.3442	10.81	-0.01	173504	229.0	64.5	44.1	81.9
					215.0	35.6	26.4	49.1

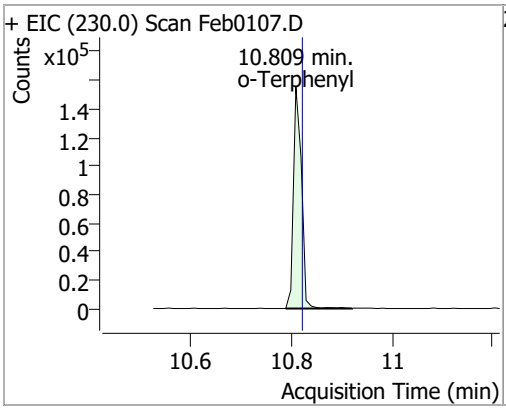

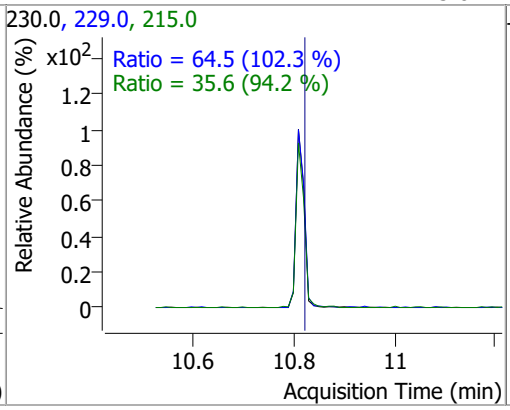

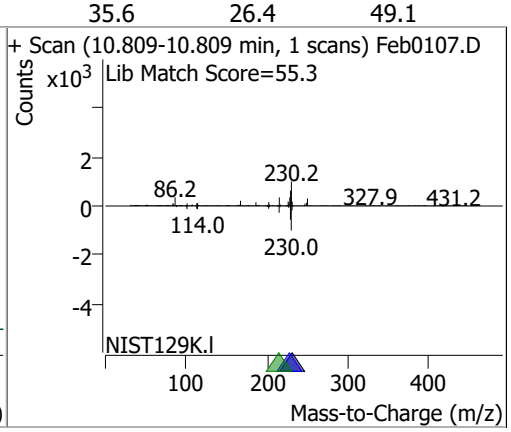

Compound	Conc.	RT	Dev(Min)	Resp.	QIon	QRatio	Lower	Upper
Di-n-Butylphthalate	9.0957	11.19	-0.01	202670	150.0	8.6	6.3	11.6
					104.0	7.5	4.1	7.6

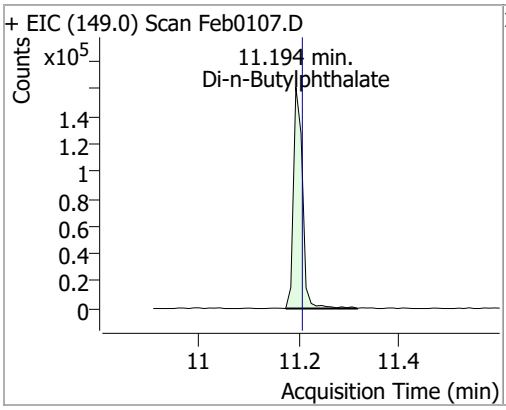

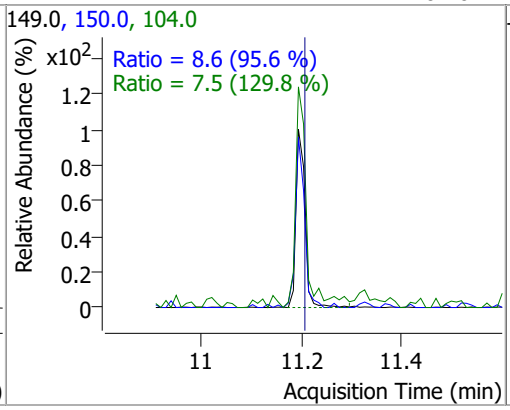

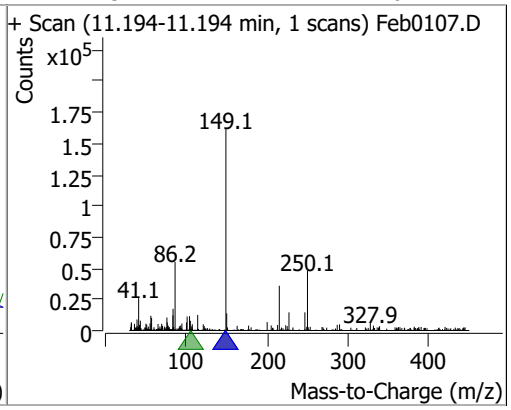

Compound	Conc.	RT	Dev(Min)	Resp.	QIon	QRatio	Lower	Upper
Fluoranthene	9.4220	12.11	-0.01	310210	101.0	14.4	8.6	16.0

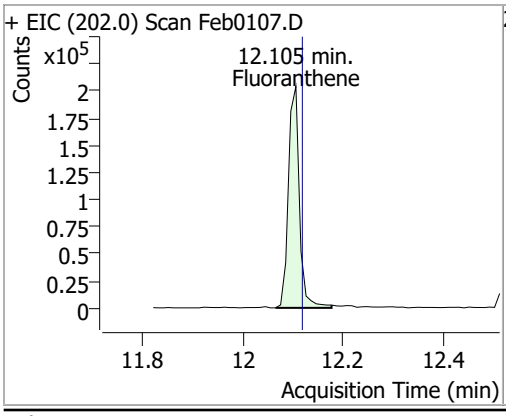

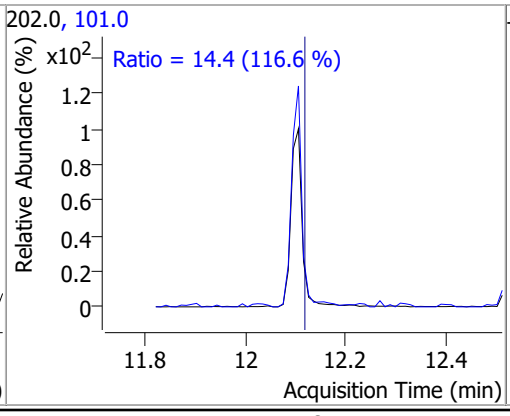

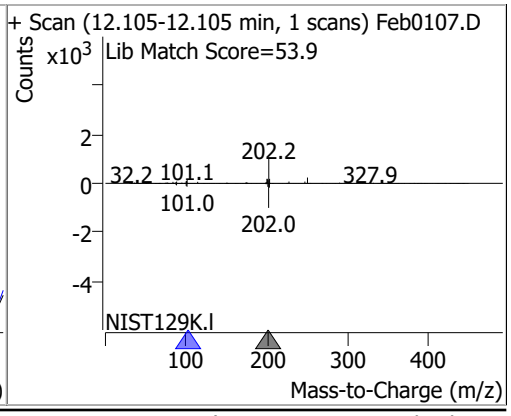

Quantitation Results Report (QT Reviewed)

Compound	Conc.	RT	Dev(Min)	Resp.	QIon	QRatio	Lower	Upper
Benzidine	8.3112	12.49	-0.01	75738 (m)	183.0	10.2	8.5	15.8
					92.0	8.5	5.2	9.7

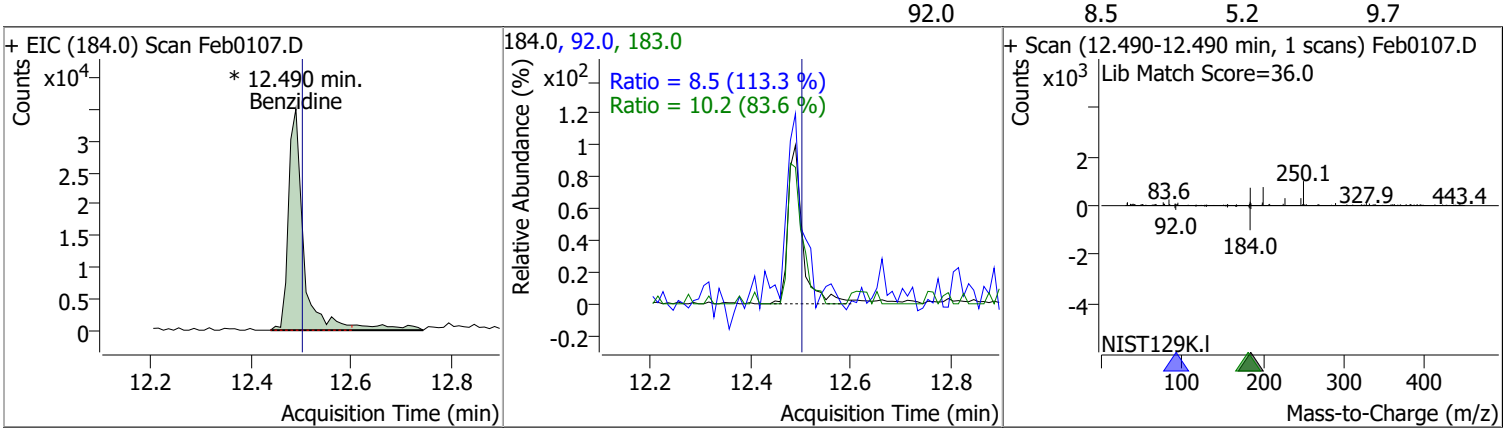

Compound	Conc.	RT	Dev(Min)	Resp.	QIon	QRatio	Lower	Upper
Pyrene	9.9934	12.53	-0.02	348386	101.0	15.0	9.8	18.2

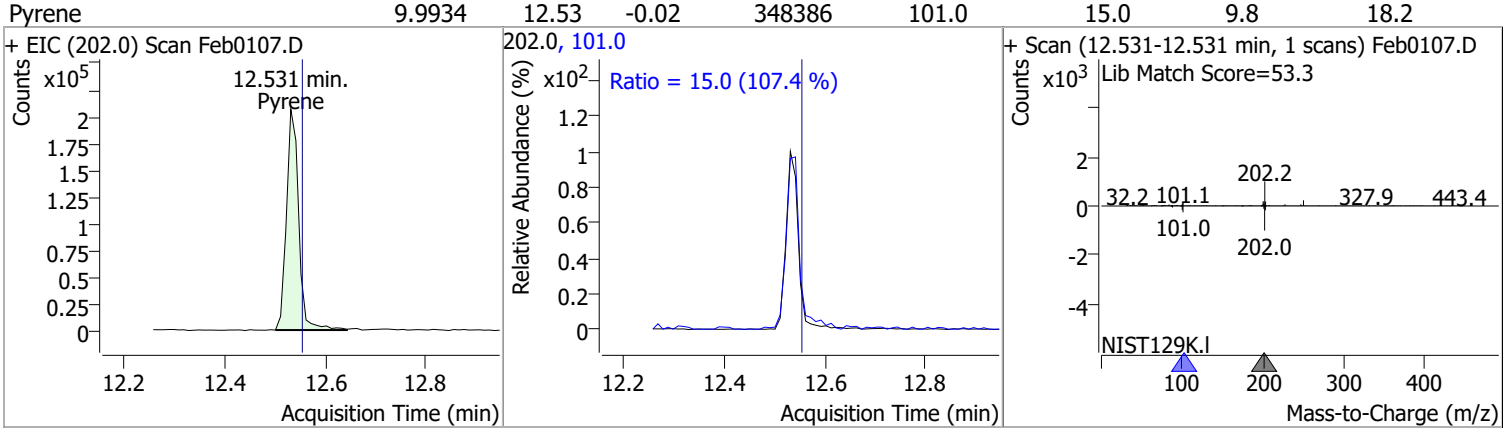

Compound	Conc.	RT	Dev(Min)	Resp.	QIon	QRatio	Lower	Upper
Terphenyl-d14	9.8985	13.04	-0.02	227297	122.0	14.7	8.8	16.4

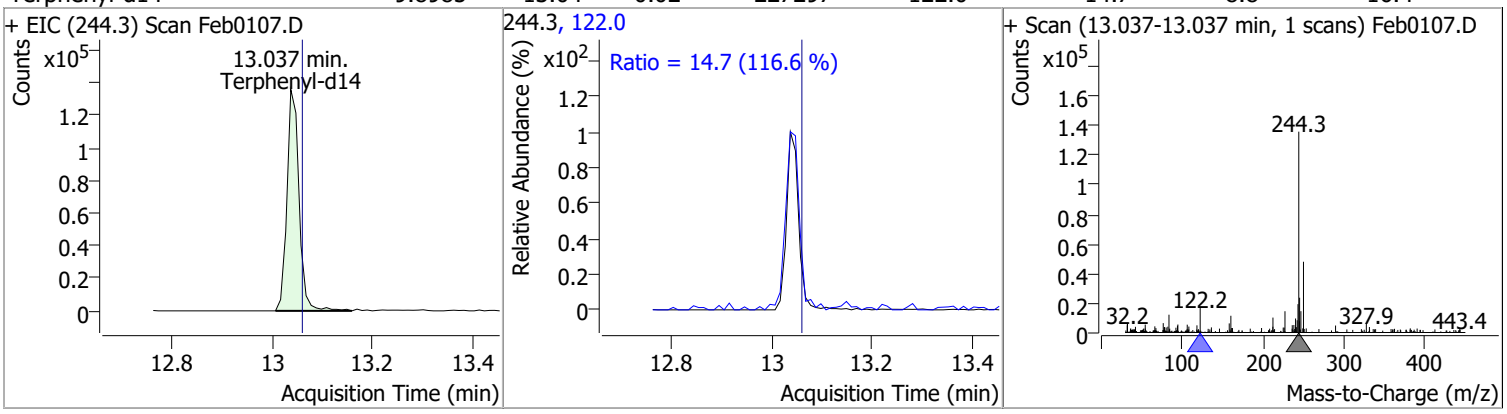

Compound	Conc.	RT	Dev(Min)	Resp.	QIon	QRatio	Lower	Upper
Butylbenzylphthalate	8.6630	14.51	-0.02	66344	91.0	102.1	56.1	104.1
					206.0	18.5	12.9	24.0

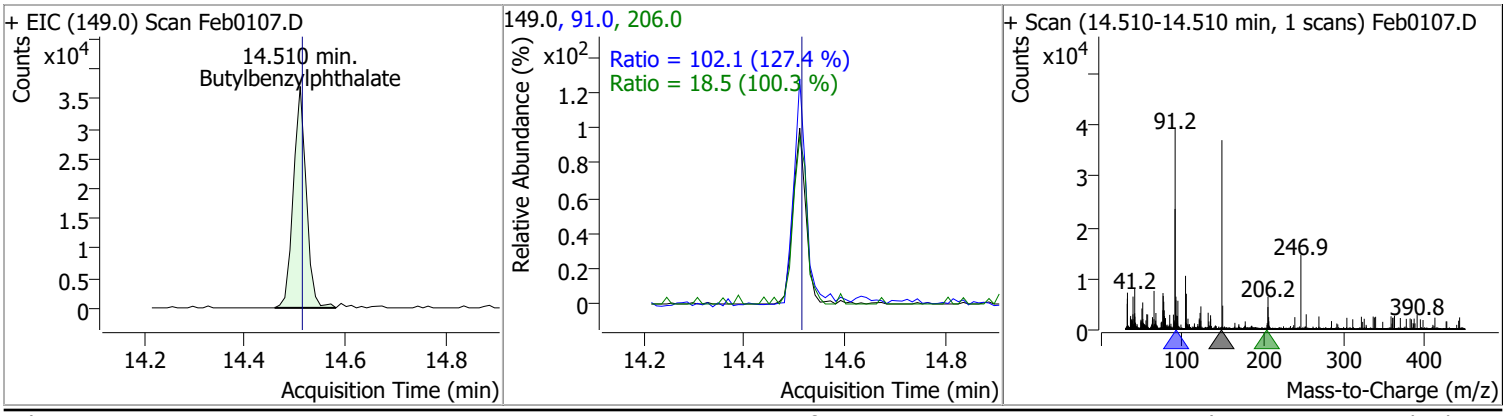

Quantitation Results Report (QT Reviewed)

Compound	Conc.	RT	Dev(Min)	Resp.	QIon	QRatio	Lower	Upper
Benzo(a)Anthracene	9.7234	15.73	-0.03	240991	226.0	25.6	18.0	33.5
					229.0	21.9	14.6	27.2

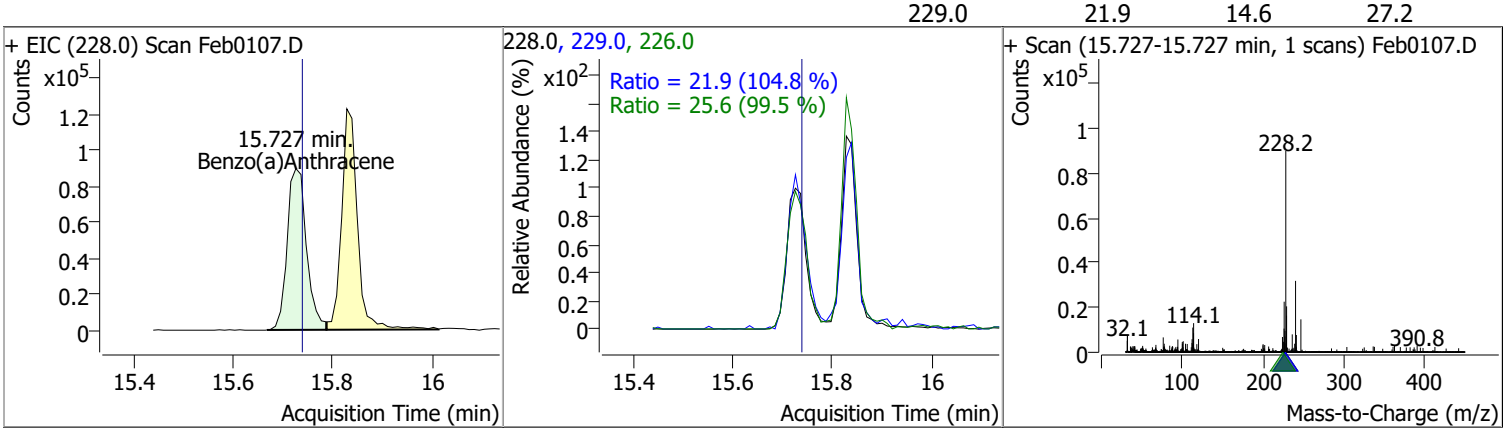

Compound	Conc.	RT	Dev(Min)	Resp.	QIon	QRatio	Lower	Upper
Chrysene	9.8464	15.83	-0.04	272058	226.0	30.1	20.5	38.1
					229.0	20.9	14.2	26.3

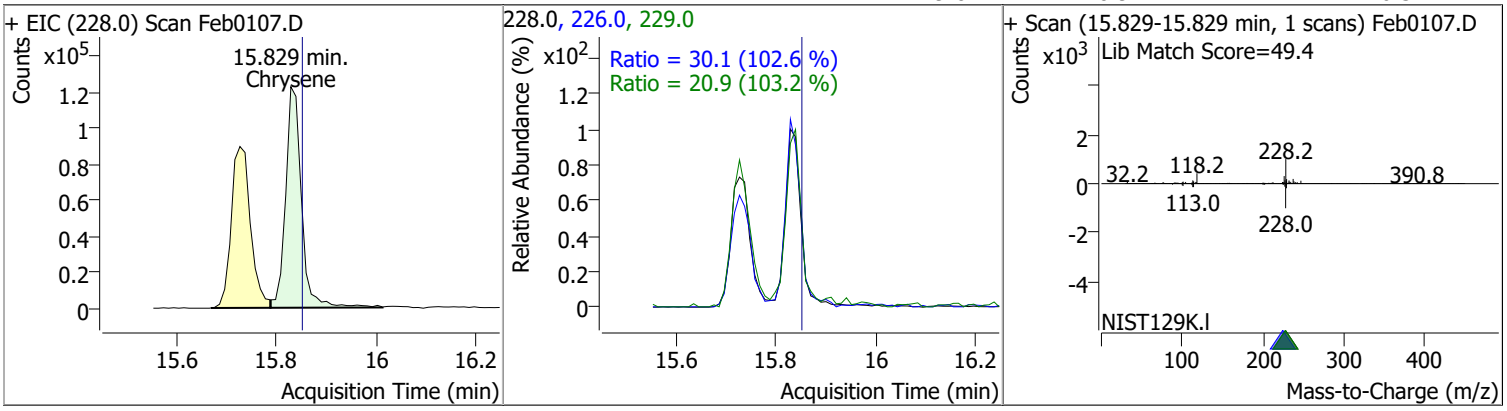

Compound	Conc.	RT	Dev(Min)	Resp.	QIon	QRatio	Lower	Upper
3,3-Dichlorobenzidine	8.6302	15.88	-0.02	53330	254.0	65.6	45.2	83.9

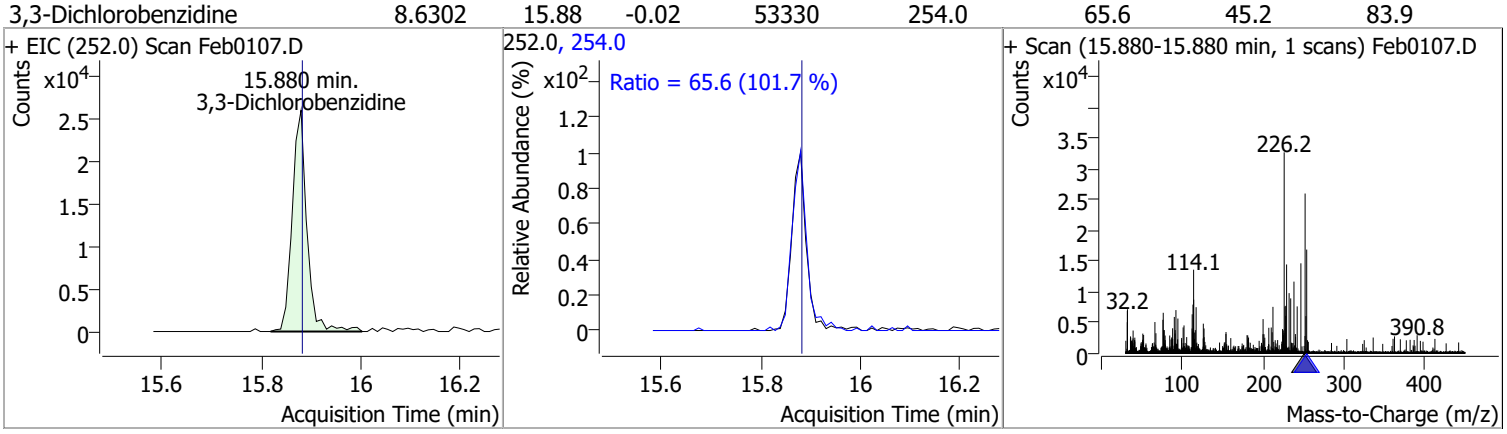

Quantitation Results Report (QT Reviewed)

Compound	Conc.	RT	Dev(Min)	Resp.	QIon	QRatio	Lower	Upper
bis(2-ethylhexyl)Phthalate	9.2880	16.59	-0.01	26395	149.0	355.0	270.0	501.5
					279.0	13.9	10.7	19.9

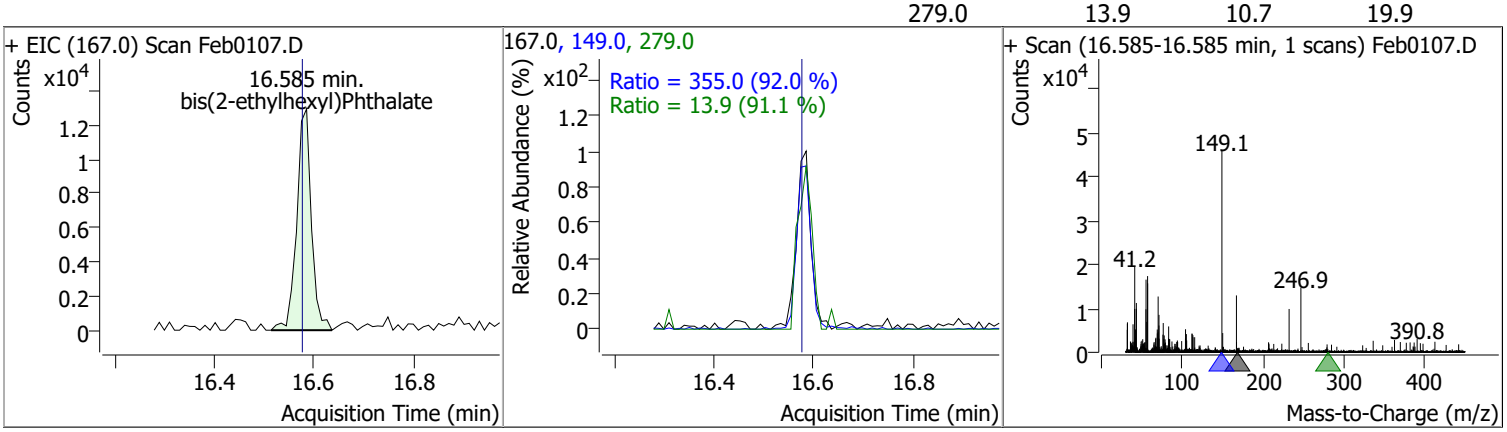

Compound	Conc.	RT	Dev(Min)	Resp.	QIon	QRatio	Lower	Upper
Di-n-octyl Phthalate	9.1680	18.28	-0.01	166257	150.0	9.5	6.7	12.4

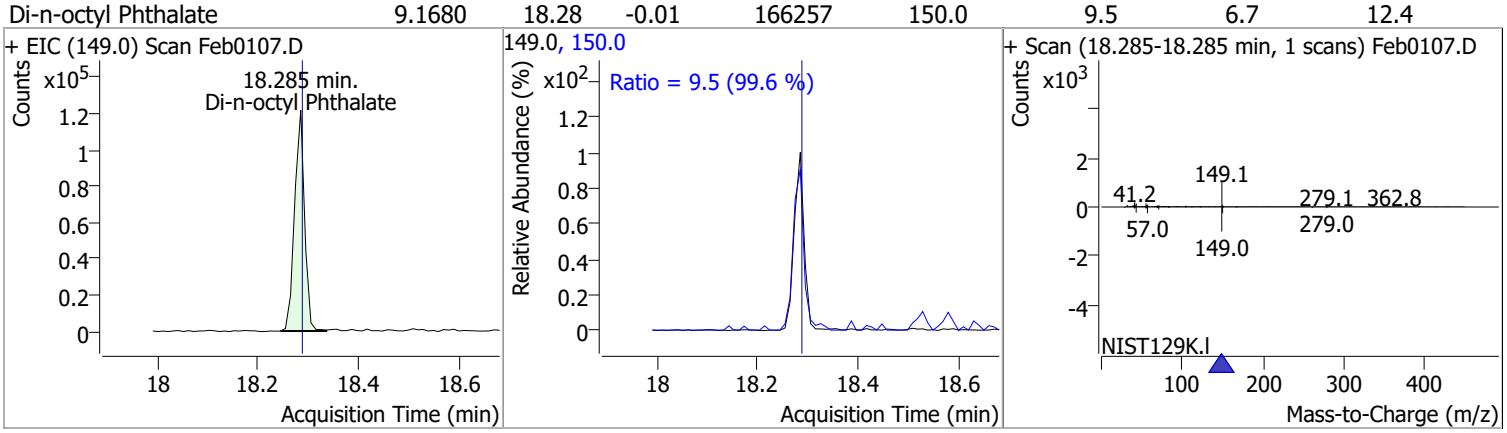

Compound	Conc.	RT	Dev(Min)	Resp.	QIon	QRatio	Lower	Upper
Benzo(b)fluoranthene	10.1300	18.52	-0.03	212450	253.0	23.5	15.7	29.2

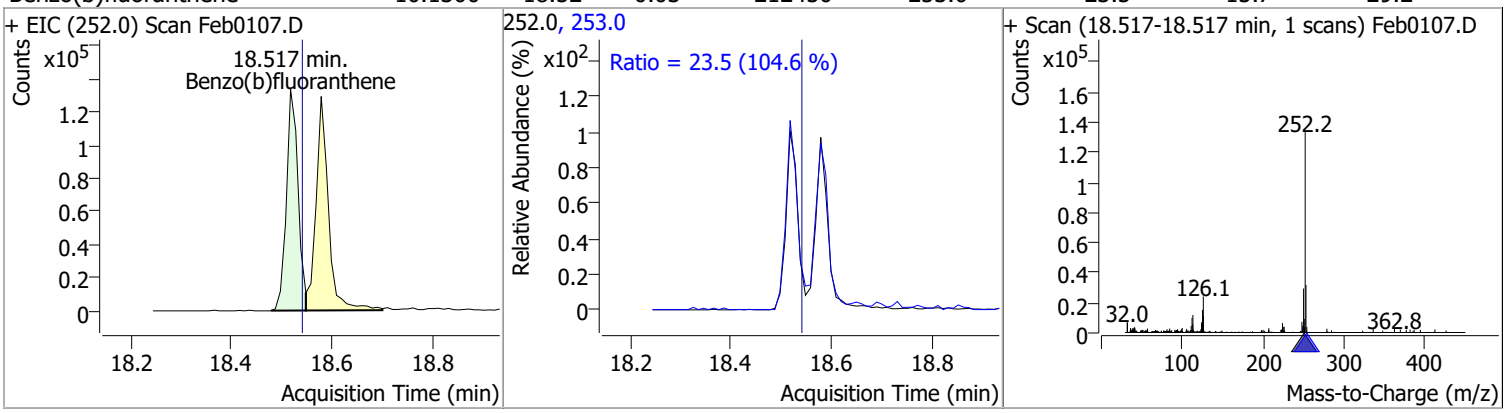

Compound	Conc.	RT	Dev(Min)	Resp.	QIon	QRatio	Lower	Upper
Benzo(k)fluoranthene	9.6590	18.58	-0.03	222801	253.0	24.9	15.9	29.5

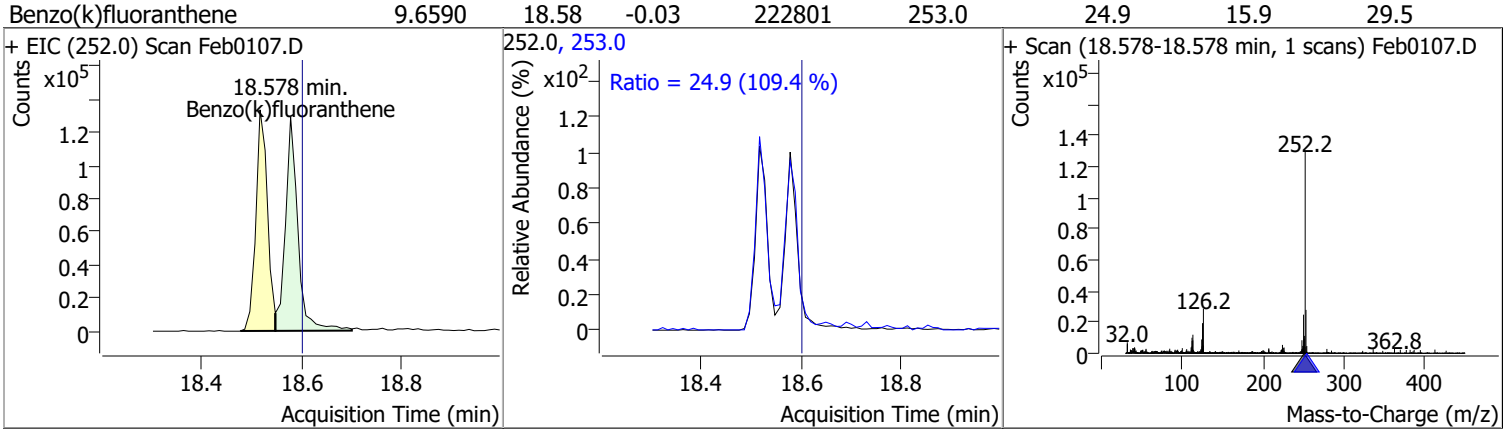

Quantitation Results Report (QT Reviewed)

Compound	Conc.	RT	Dev(Min)	Resp.	QIon	QRatio	Lower	Upper
Benzo(a)pyrene	9.6526	19.11	-0.03	180796	253.0	24.7	15.8	29.4

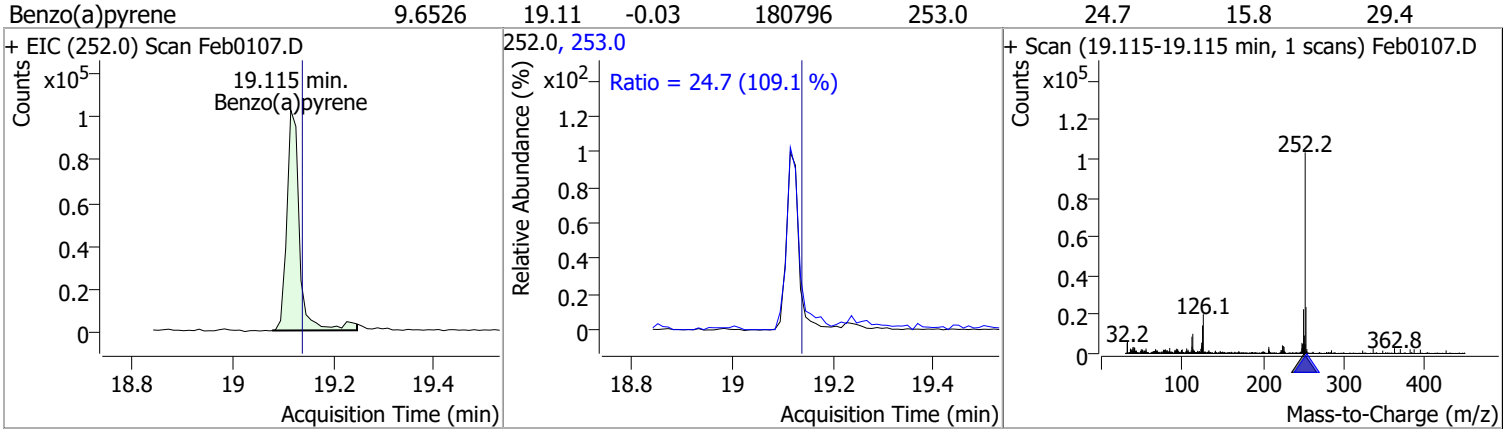

Compound	Conc.	RT	Dev(Min)	Resp.	QIon	QRatio	Lower	Upper
Indeno(1,2,3-c,d)pyrene	9.4389	20.88	-0.03	149627	138.0	28.4	20.2	37.5

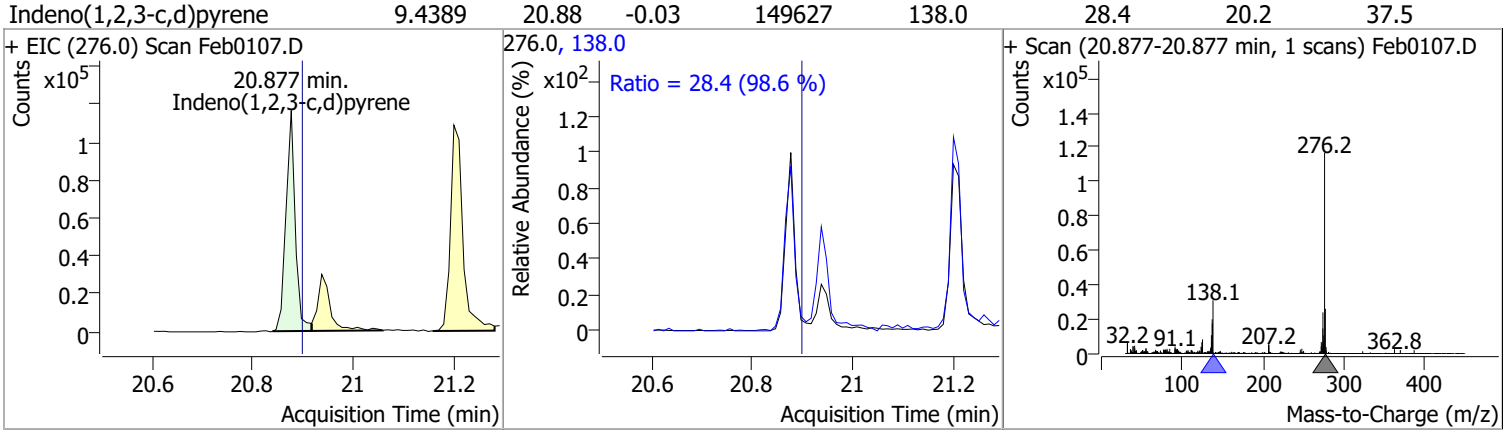

Compound	Conc.	RT	Dev(Min)	Resp.	QIon	QRatio	Lower	Upper
Dibenzo(a,h)anthracene	9.6292	20.94	-0.03	162398	139.0	28.1	17.1	31.7
					279.0	25.7	16.6	30.8

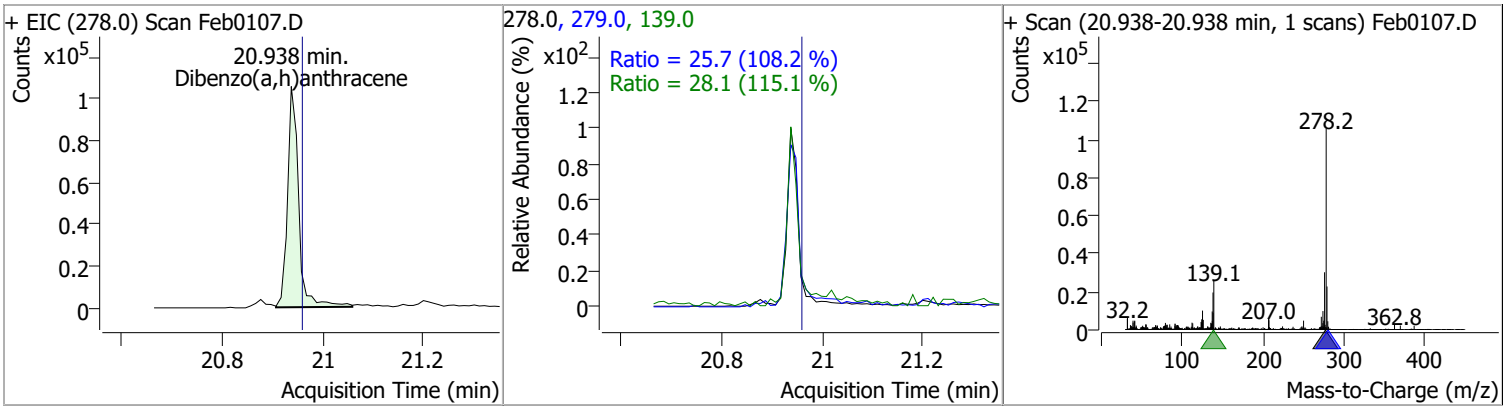

Compound	Conc.	RT	Dev(Min)	Resp.	QIon	QRatio	Lower	Upper
Benzo(g,h,i)perylene	9.6352	21.20	-0.04	189379	138.0	31.4	22.8	42.3
					277.0	25.2	16.9	31.4

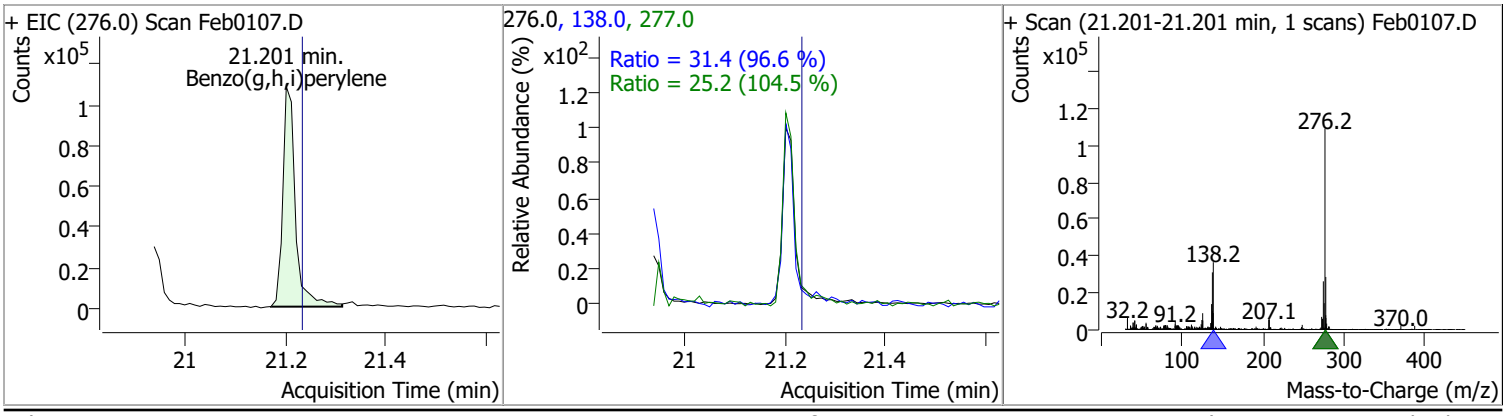

Quantitation Results Report (QT Reviewed)

Data File	Feb0108.D	Operator	LIMS import
Acq. Method	BNA+SIM.M	Acq. Date-Time	2/1/2022 8:37:43 PM
Sample Name	01-Feb-22_CAL_1	Instrument	Instrument #1
Vial	8	Multiplier	1.00
DA Method File		Comment	SVOC-8270-W-LARGO
Tune File	dftppdsm.u	Tune Date	1/25/2022 7:52:00 PM
Batch Name	020122 DoD BNA cal.batch.bin	Last Calib Update	2/2/2022 4:05:51 PM
Ref Library	D:\Org\Library\NIST129K.l		

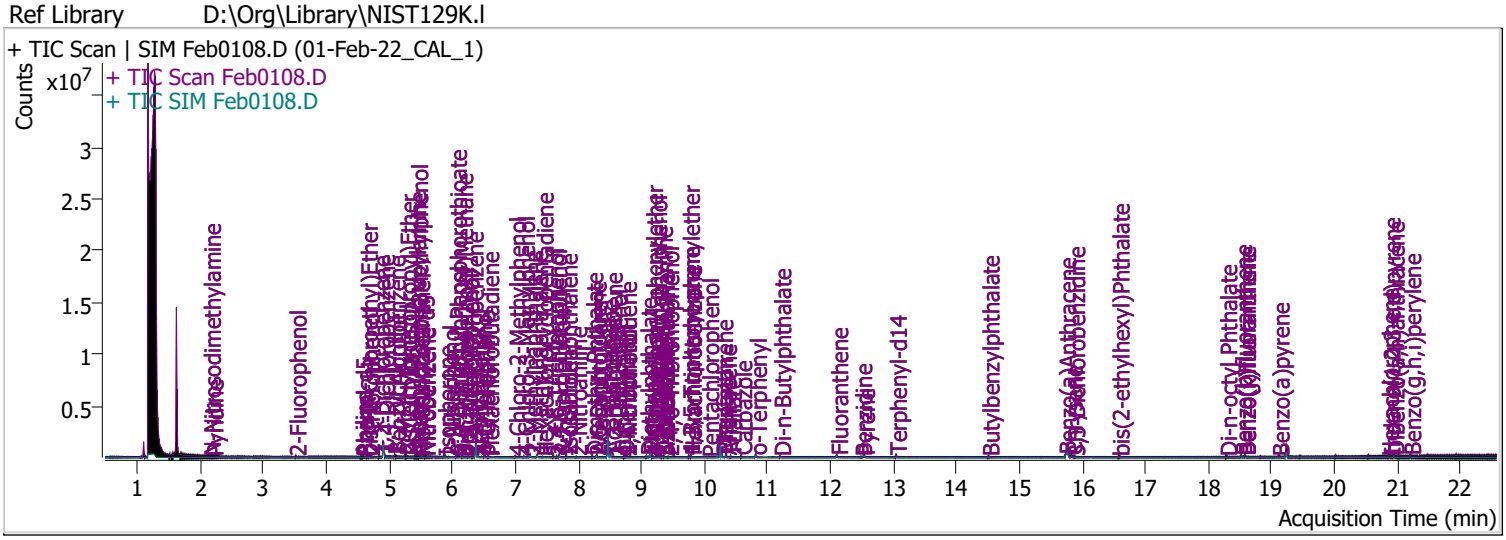

Compound	RT	QIon	Resp.	Conc.	Units		Dev(Min)
Internal Standards							
System Monitoring Compounds							
S 2-Fluorophenol	3.510	112.0	31207	3.8772	µg/L		-0.010
Spiked Amount: 200.000	Range: 10.0 - 75.0%			Recovery = 1.94%		*	
S Phenol-d5	4.562	99.0	43379	4.0990	µg/L		-0.010
Spiked Amount: 200.000	Range: 10.0 - 65.0%			Recovery = 2.05%		*	
S Nitrobenzene-d5	5.543	82.0	22665	4.1171	µg/L		-0.010
Spiked Amount: 100.000	Range: 32.0 - 94.0%			Recovery = 4.12%		*	
S 2-Fluorobiphenyl	7.697	172.0	98197	3.6383	µg/L		0.000
Spiked Amount: 100.000	Range: 28.0 - 107.0%			Recovery = 3.64%		*	
S 2,4,6-Tribromophenol	9.428	329.8	5219	4.4425	µg/L		0.000
Spiked Amount: 200.000	Range: 25.0 - 140.0%			Recovery = 2.22%		*	
S Terphenyl-d14	13.037	244.3	88031	4.0470	µg/L		-0.020
Spiked Amount: 100.000	Range: 32.0 - 122.0%			Recovery = 4.05%		*	
Target Compounds							**QValue**
T N-Nitrosodimethylamine	2.152	74.0	12040	4.0947	µg/L	m	86
T Pyridine	2.193	79.0	31793	4.0882	µg/L	m	78
T Aniline	4.552	93.0	62048	4.0977	µg/L		91
T Phenol	4.583	94.0	38206	4.4298	µg/L		85
T bis(-2-Chloroethyl)Ether	4.644	63.0	22651	3.7736	µg/L	#m	95
T 2-Chlorophenol	4.675	128.0	35213	4.1954	µg/L		87
T 1,3-Dichlorobenzene	4.838	146.0	55006	3.8835	µg/L	m	98
T 1,4-Dichlorobenzene	4.920	146.0	56976	4.1036	µg/L	m	87
T 1,2-Dichlorobenzene	5.083	146.0	61126	3.9799	µg/L		97
T Benzyl Alcohol	5.093	108.0	21576	4.6205	µg/L		80
T 2-Methylphenol	5.257	107.0	29541	4.2291	µg/L		80
T bis(2-chloroisopropyl)Ether	5.267	121.0	15896	4.0929	µg/L		100
T N-nitroso-Di-n-propylamine	5.410	70.0	28790	4.3899	µg/L		97
T 4Methylphenol/3Methylphenol	5.441	107.0	58034	4.5884	µg/L	m	78
T Hexachloroethane	5.471	117.0	14044	4.1558	µg/L		92

Compound	RT	QIon	Resp.	Conc.	Units		Dev(Min)
T Nitrobenzene	5.563	123.1	10933	4.0345	µg/L		91
T Isophorone	5.870	82.0	53113	4.4947	µg/L		98
T 2-Nitrophenol	5.941	139.0	7515	4.0545	µg/L		97
T 2,4-Dimethylphenol	6.054	122.0	29344	4.1866	µg/L		93
T bis(-2-Chloroethoxy)Methane	6.157	93.0	26683	4.0971	µg/L		89
T 2,4-Dichlorophenol	6.249	162.0	20880	4.4489	µg/L		87
T Benzoic Acid	6.177	105.0	15184	4.3938	µg/L		92
T 1,2,4-Trichlorobenzene	6.321	180.0	35280	4.1075	µg/L		98
T Naphthalene	6.393	128.0	92776	4.2079	µg/L		97
T 4-Chlorophenol	6.455	130.0	5907	4.1383	µg/L	m	95
T p-Chloroaniline	6.506	127.0	36760	4.3609	µg/L		92
T Hexachlorobutadiene	6.568	224.9	20102	4.1941	µg/L		95
T 4-Chloro-2-Methylphenol	6.999	107.0	28076	4.1909	µg/L		92
T 4-Chloro-3-Methylphenol	7.132	107.0	26756	4.3589	µg/L		96
T 2-Methylnaphthalene	7.235	141.0	68339	4.3061	µg/L	m	96
T 1-Methylnaphthalene	7.348	141.0	73660	4.3657	µg/L		98
T Hexachlorocyclopentadiene	7.430	236.9	6016	4.3226	µg/L		92
T 2,4,6-Trichlorophenol	7.595	196.0	19216	4.0497	µg/L		94
T 2,4,5-Trichlorophenol	7.646	196.0	19763	4.2004	µg/L		96
T 2-Chloronaphthalene	7.810	162.0	74628	3.9899	µg/L		98
T 2-Nitroaniline	7.964	65.0	7678	4.3790	µg/L		99
T Dimethyl Phthalate	8.221	163.0	56610	4.0535	µg/L	#	83
T 2,6-Dinitrotoluene	8.272	165.0	7793	3.9738	µg/L		86
T Acenaphthylene	8.292	152.1	114993	4.0094	µg/L		98
T 3-Nitroaniline	8.466	138.0	7380	4.5535	µg/L	#	55
T Acenaphthene	8.507	154.0	73110	4.1019	µg/L		98
T 2,4-Dinitrophenol	8.609	184.0	709	4.7440	µg/L	#m	12
T Dibenzofuran	8.722	168.0	116486	3.6747	µg/L		91
T 4-Nitrophenol	8.753	109.0	7242	4.3644	µg/L	#m	17
T 2,4-Dinitrotoluene	8.753	165.0	6581	4.6337	µg/L	#	73
T Diethylphthalate	9.080	149.0	51509	4.2077	µg/L		96
T Fluorene	9.131	166.0	98407	4.1503	µg/L		100
T 4-Chlorophenyl-phenylether	9.172	204.0	38469	3.9995	µg/L		96
T 4-Nitroaniline	9.192	138.0	5485	4.5721	µg/L		88
T 4,6-Dinitro-2-methylphenol	9.233	198.0	2118	4.7589	µg/L	#	78
T N-nitrosodiphenylamine	9.325	169.0	56252	4.3043	µg/L		95
T Azobenzene	9.356	77.0	41504	3.9570	µg/L		97
T 4-Bromophenyl-phenylether	9.755	248.0	19401	4.1886	µg/L		96
T Hexachlorobenzene	9.786	283.9	20650	4.2688	µg/L		82
T Pentachlorophenol	10.059	265.9	6139	4.5744	µg/L		87
T Phenanthrene	10.282	178.0	117439	4.1809	µg/L		96
T Anthracene	10.343	178.0	110875	4.2358	µg/L	m	98
T Triallate	10.414	86.0	17087	4.1711	µg/L		95
T Carbazole	10.586	167.0	93881	3.8704	µg/L		100
T o-Terphenyl	10.819	230.0	64765	3.8608	µg/L		96
T Di-n-Butylphthalate	11.204	149.0	67741	4.2912	µg/L		98
T Fluoranthene	12.105	202.0	125288	4.2697	µg/L		92
T Benzidine	12.490	184.0	33473	4.7046	µg/L	#m	96
T Pyrene	12.531	202.0	140021	3.9348	µg/L		98
T Butylbenzylphthalate	14.510	149.0	26518	4.5636	µg/L		78
T Benzo(a)Anthracene	15.727	228.0	93346	4.1212	µg/L		95
T Chrysene	15.829	228.0	109395	4.0730	µg/L		97
T 3,3-Dichlorobenzidine	15.870	252.0	19954	4.5626	µg/L		96
T bis(2-ethylhexyl)Phthalate	16.575	167.0	9707	4.3672	µg/L		99
T Di-n-octyl Phthalate	18.285	149.0	65488	4.3078	µg/L		100

Compound	RT	QIon	Resp.	Conc.	Units	Dev(Min)
T Benzo(b)fluoranthene	18.517	252.0	76583	3.9517	µg/L	97
T Benzo(k)fluoranthene	18.578	252.0	88286	4.0954	µg/L	99
T Benzo(a)pyrene	19.115	252.0	63509	4.1138	µg/L	96
T Indeno(1,2,3-c,d)pyrene	20.877	276.0	57776	4.1975	µg/L	90
T Dibenzo(a,h)anthracene	20.938	278.0	67335	4.0927	µg/L	98
T Benzo(g,h,i)perylene	21.201	276.0	73310	4.1028	µg/L	96

(#) = Qualifier Out of Range; (m) = Manual Integration; (+) = Area Summed; (*) = Surrogate Percent Recovery Out of Range; (d): Zeroed Peak

Quantitation Results Report (QT Reviewed)

Compound	Conc.	RT	Dev(Min)	Resp.	QIon	QRatio	Lower	Upper
N-Nitrosodimethylamine	4.0947	2.15	0.00	12040 (m)	42.0	114.3	91.0	169.1

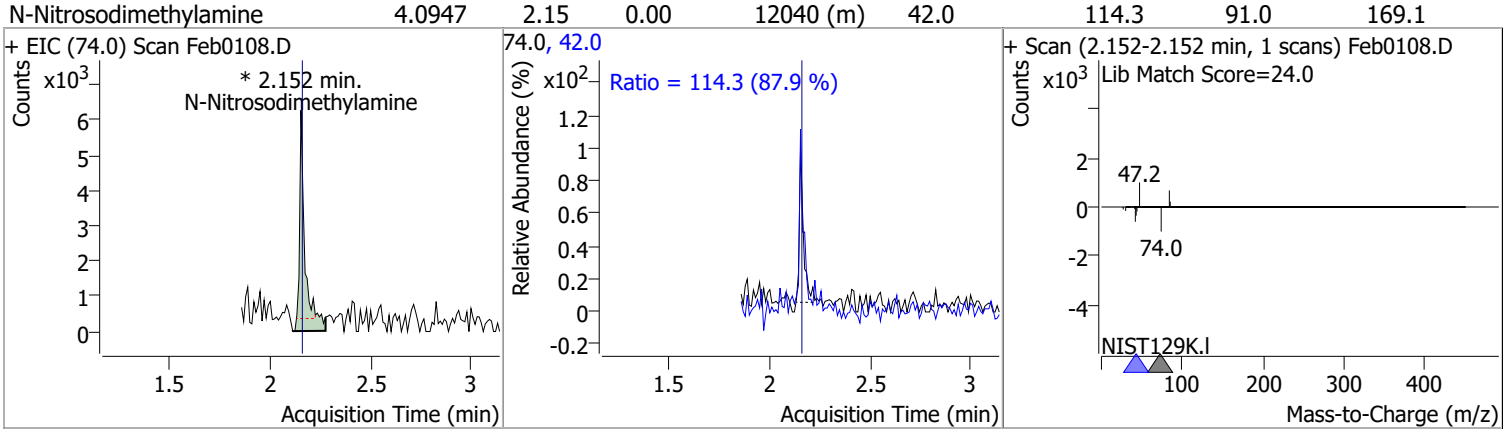

Compound	Conc.	RT	Dev(Min)	Resp.	QIon	QRatio	Lower	Upper
Pyridine	4.0882	2.19	0.01	31793 (m)	52.0	79.4	71.2	132.2

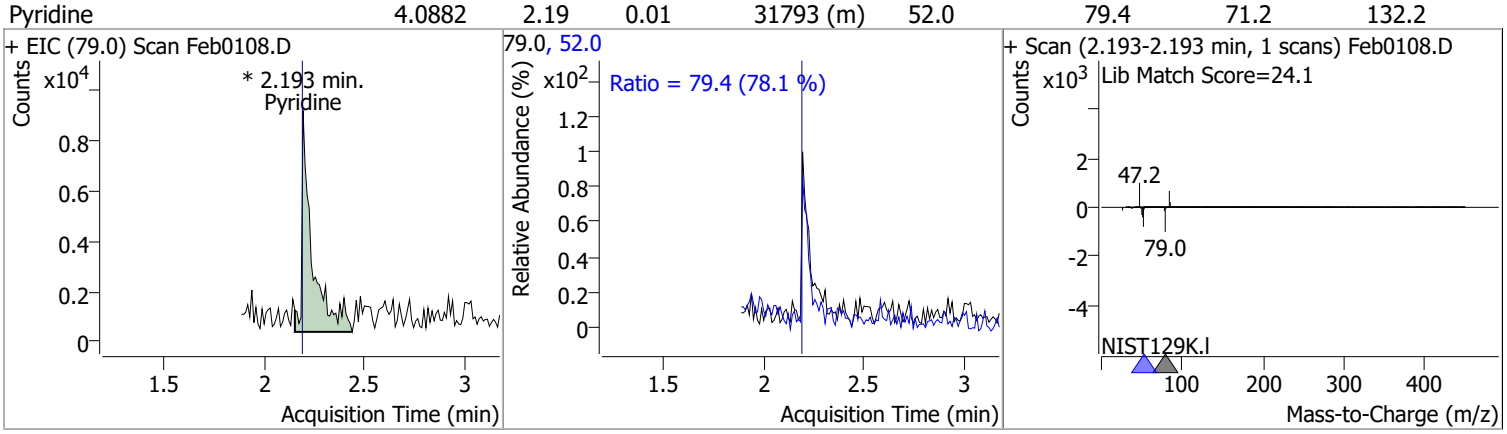

Compound	Conc.	RT	Dev(Min)	Resp.	QIon	QRatio	Lower	Upper
2-Fluorophenol	3.8772	3.51	-0.01	31207	64.0	60.2	35.8	66.4
					92.0	25.2	14.3	26.6

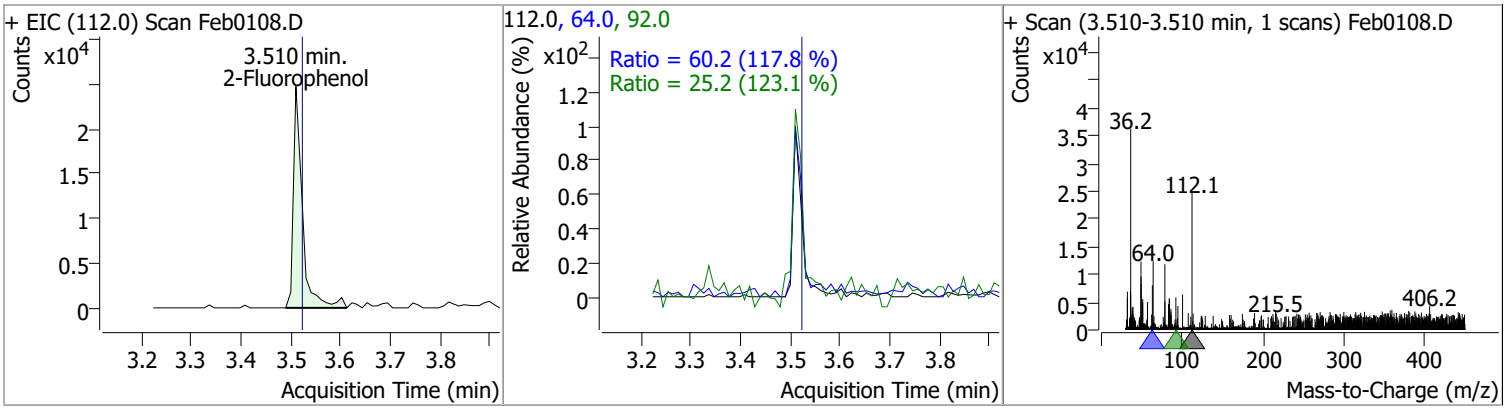

Compound	Conc.	RT	Dev(Min)	Resp.	QIon	QRatio	Lower	Upper
Aniline	4.0977	4.55	0.00	62048	66.0	30.3	24.5	45.6
					65.0	13.5	12.6	23.4

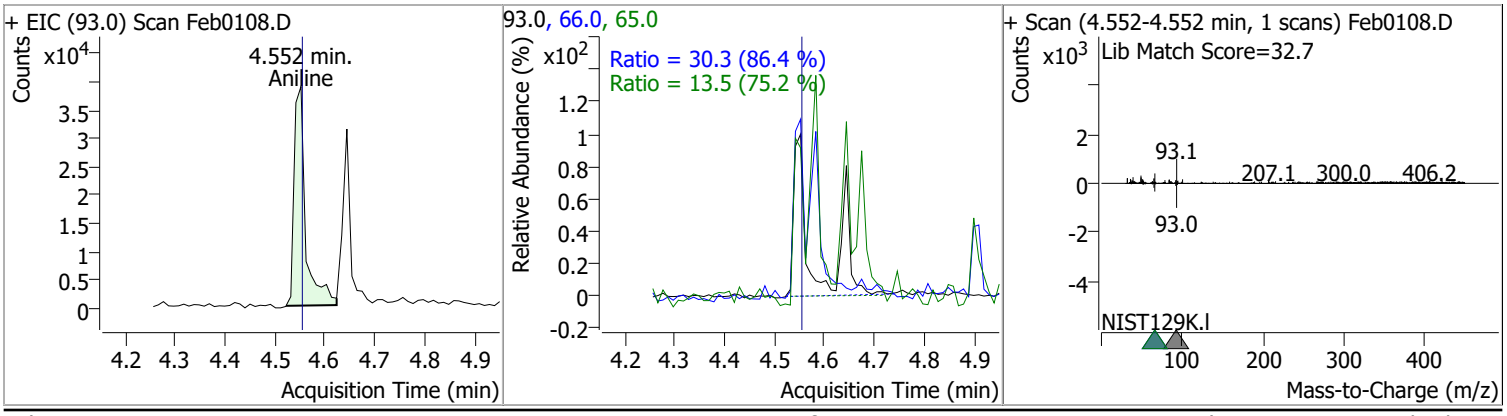

Quantitation Results Report (QT Reviewed)

Compound	Conc.	RT	Dev(Min)	Resp.	QIon	QRatio	Lower	Upper
Phenol-d5	4.0990	4.56	-0.01	43379	71.0	36.4	23.8	44.2

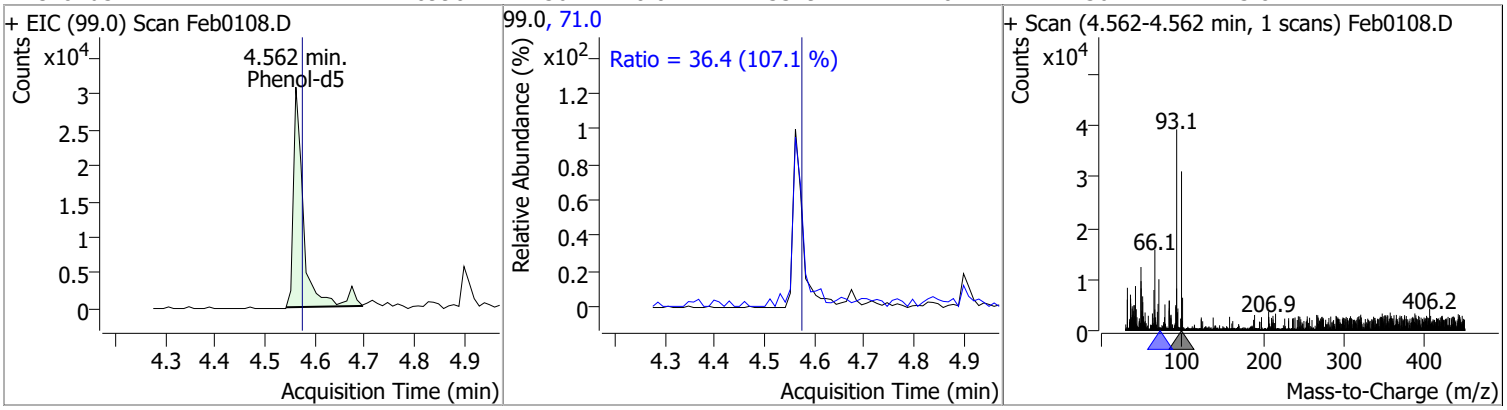

Compound	Conc.	RT	Dev(Min)	Resp.	QIon	QRatio	Lower	Upper
Phenol	4.4298	4.58	-0.01	38206	66.0	53.5	30.7	57.0

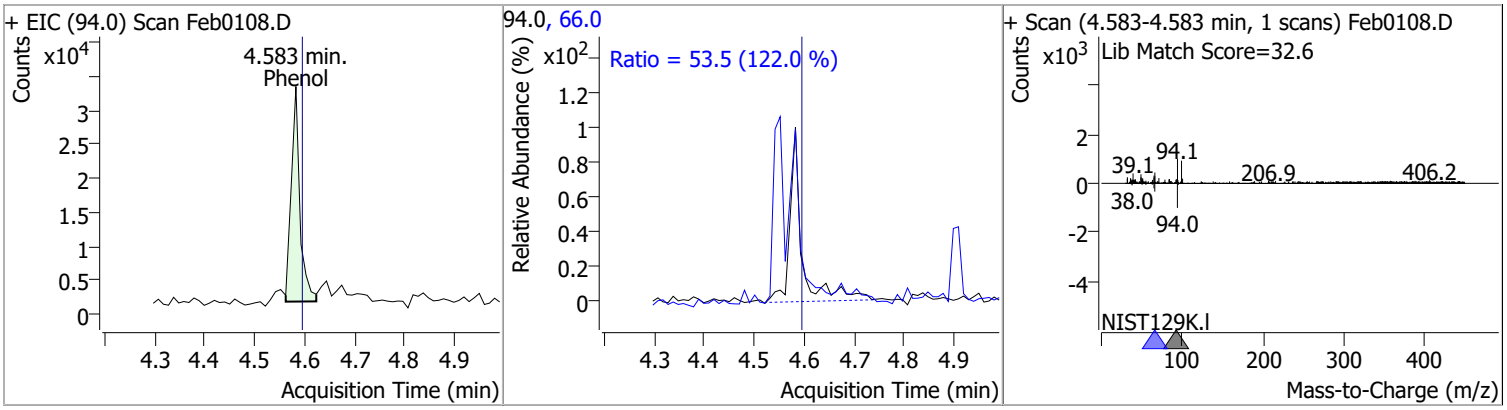

Compound	Conc.	RT	Dev(Min)	Resp.	QIon	QRatio	Lower	Upper
bis(-2-Chloroethyl)Ether	3.7736	4.64	-0.01	22651 (m)	64.0	5.1	2.4	4.5

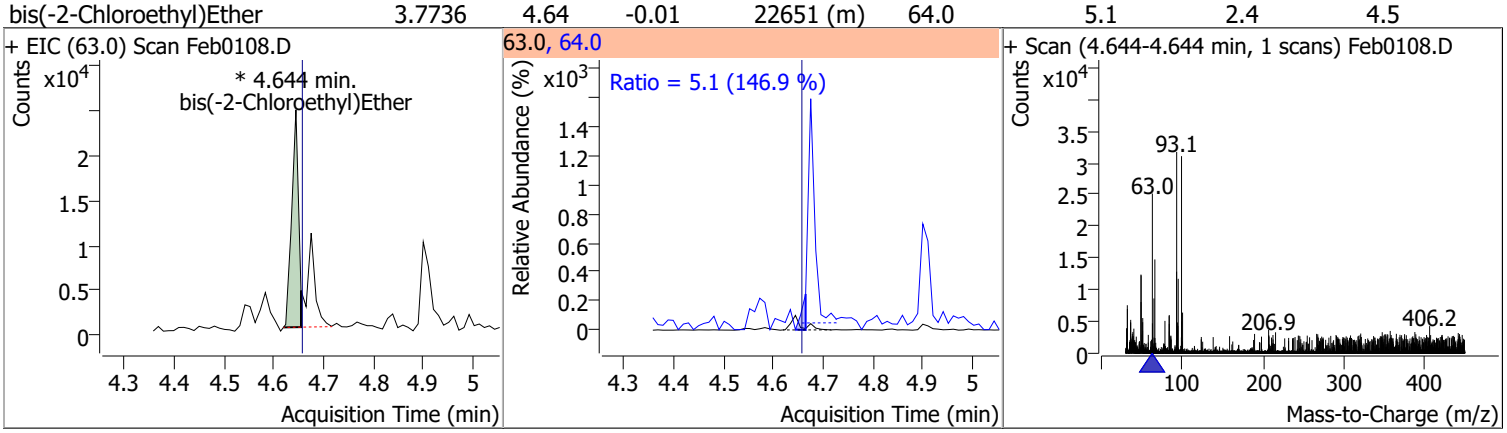

Compound	Conc.	RT	Dev(Min)	Resp.	QIon	QRatio	Lower	Upper
2-Chlorophenol	4.1954	4.67	-0.01	35213	130.0	38.8	22.3	41.4

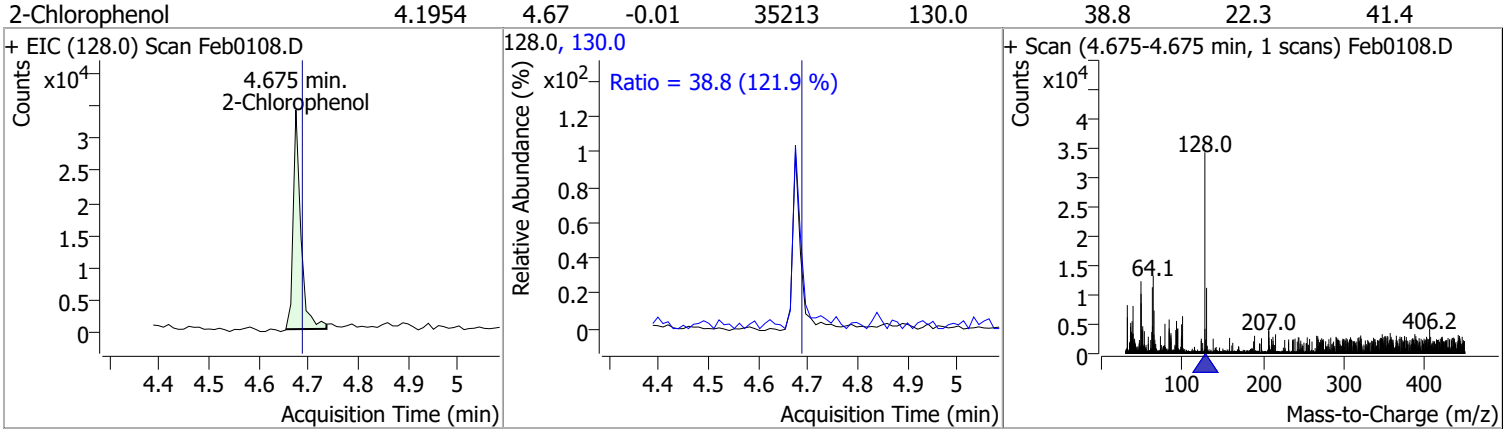

Compound	Conc.	RT	Dev(Min)	Resp.	QIon	QRatio	Lower	Upper
1,3-Dichlorobenzene	3.8835	4.84	0.00	55006 (m)	148.0	61.5	43.6	80.9
					111.0	33.8	25.1	46.7

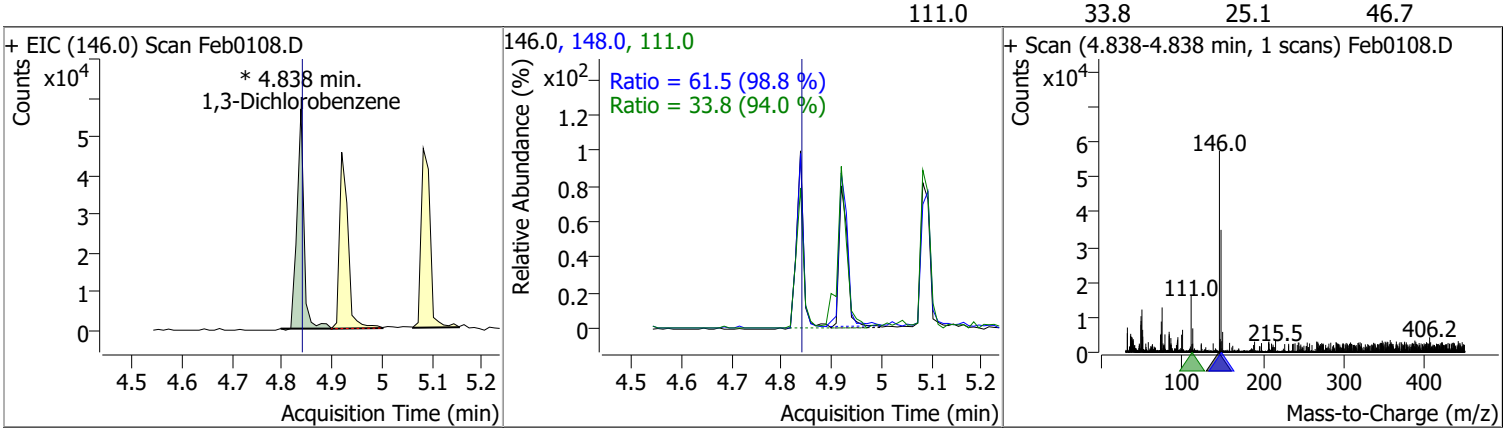

Compound	Conc.	RT	Dev(Min)	Resp.	QIon	QRatio	Lower	Upper
1,4-Dichlorobenzene	4.1036	4.92	-0.01	56976 (m)	148.0	74.0	44.8	83.3
					111.0	43.7	24.6	45.7

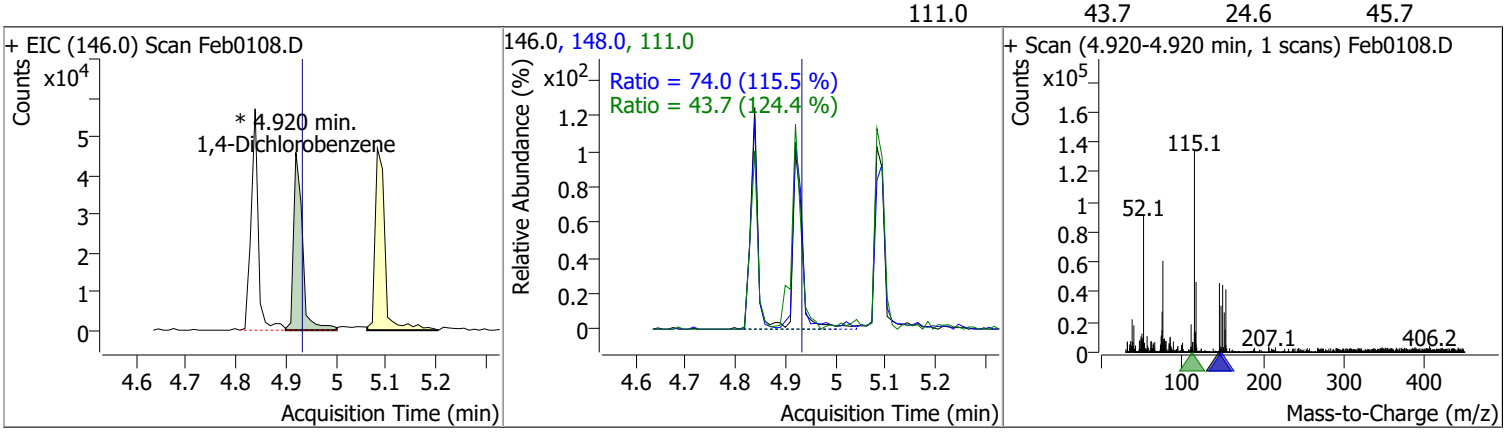

Compound	Conc.	RT	Dev(Min)	Resp.	QIon	QRatio	Lower	Upper
1,2-Dichlorobenzene	3.9799	5.08	-0.01	61126	148.0	60.6	44.1	81.8
					111.0	38.4	25.7	47.7

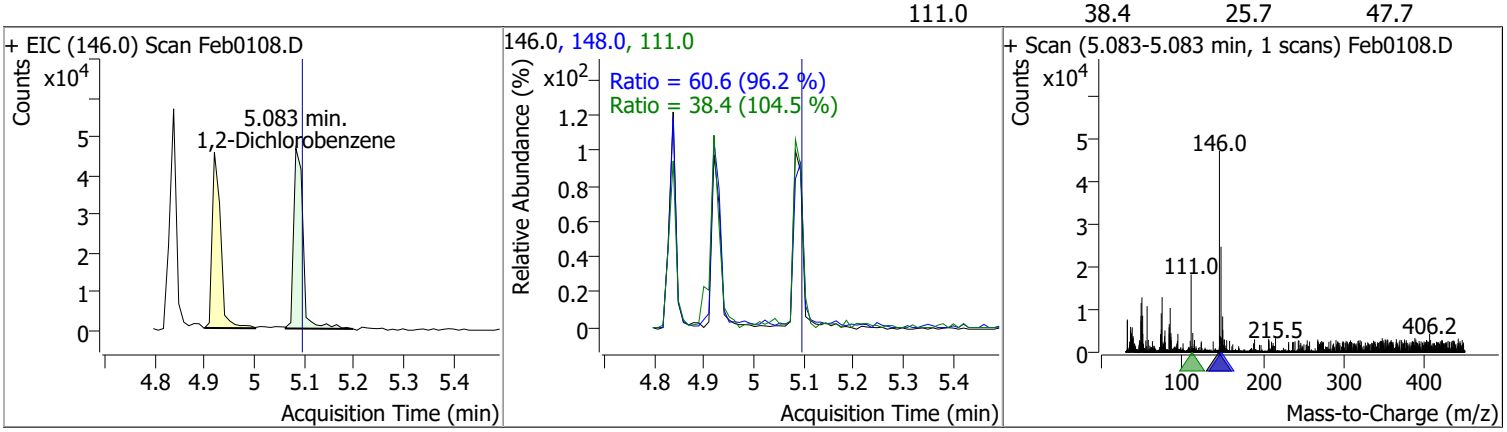

Compound	Conc.	RT	Dev(Min)	Resp.	QIon	QRatio	Lower	Upper
Benzyl Alcohol	4.6205	5.09	-0.01	21576	79.0	85.5	82.9	154.0
					107.0	66.2	45.1	83.8

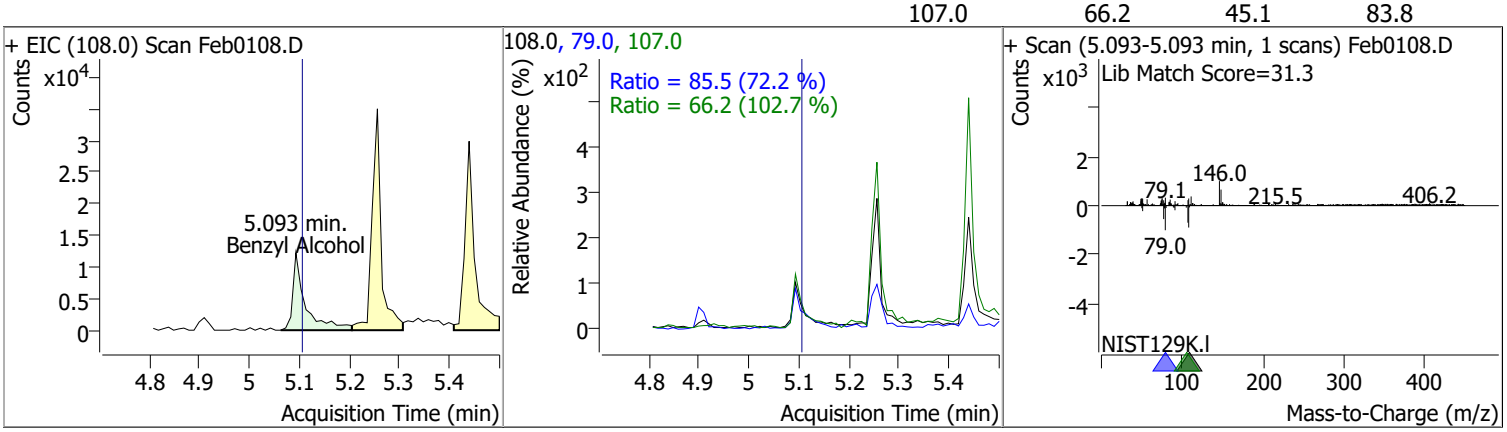

Compound	Conc.	RT	Dev(Min)	Resp.	QIon	QRatio	Lower	Upper
2-Methylphenol	4.2291	5.26	0.00	29541	108.0	137.7	81.4	151.1

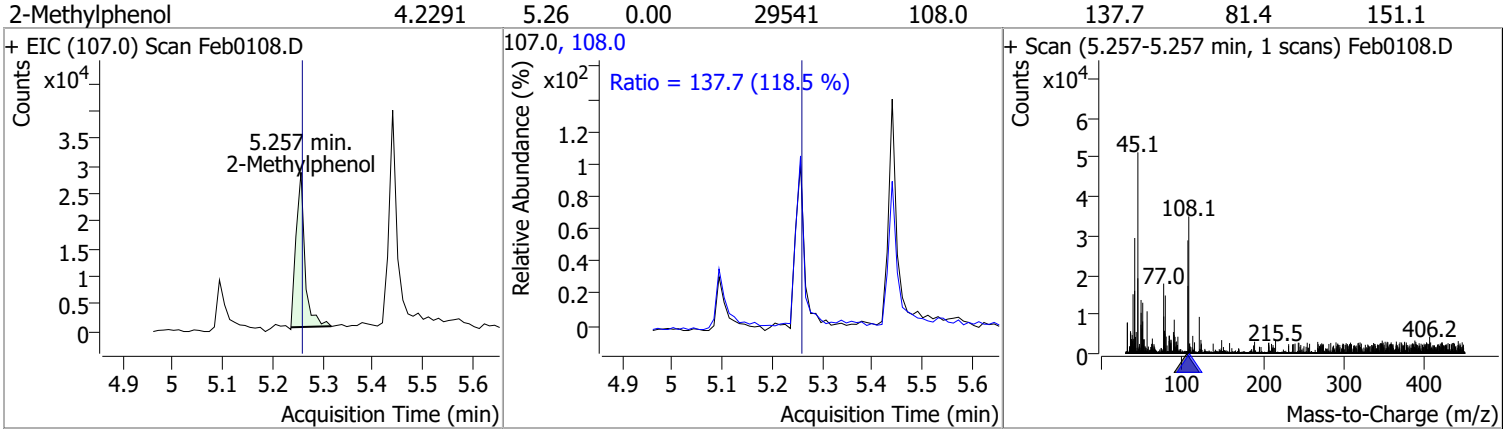

Compound	Conc.	RT	Dev(Min)	Resp.	QIon	QRatio	Lower	Upper
bis(2-chloroisopropyl)Ether	4.0929	5.27	0.00	15896	123.0	32.9	23.0	42.7

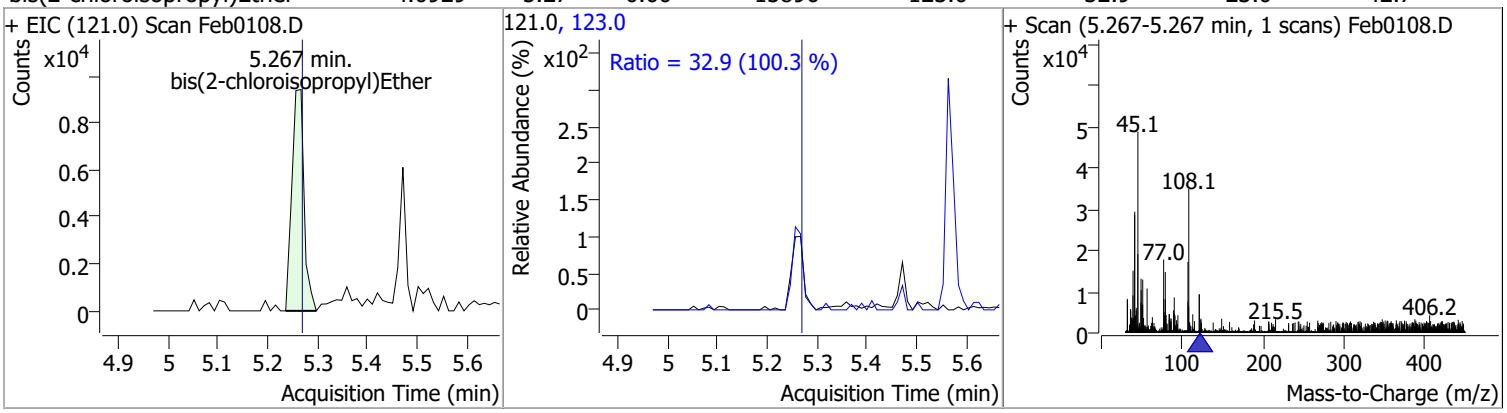

Compound	Conc.	RT	Dev(Min)	Resp.	QIon	QRatio	Lower	Upper
N-nitroso-Di-n-propylamine	4.3899	5.41	-0.01	28790	130.0	16.3	0.0	35.1

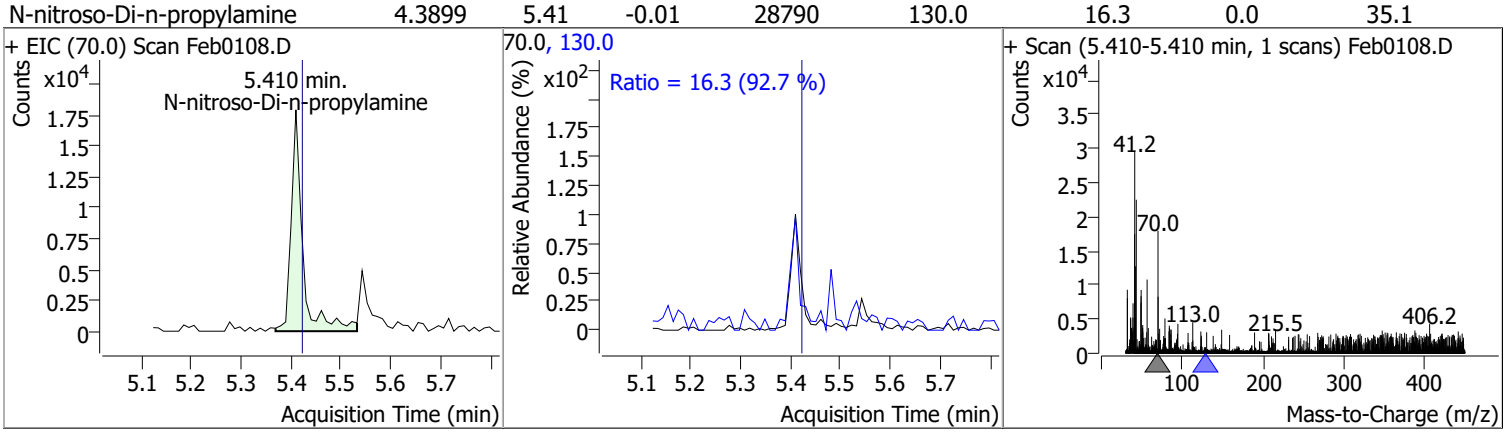

Compound	Conc.	RT	Dev(Min)	Resp.	QIon	QRatio	Lower	Upper
4Methylphenol/3Methylphenol	4.5884	5.44	0.00	58034 (m)	108.0	64.5	58.9	109.3

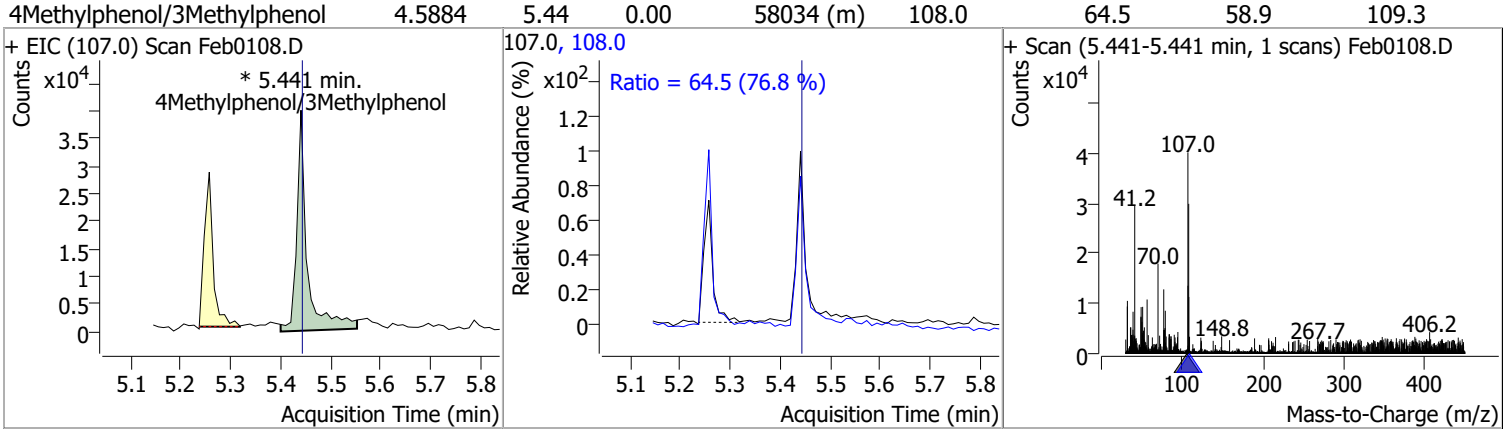

Compound	Conc.	RT	Dev(Min)	Resp.	QIon	QRatio	Lower	Upper
Hexachloroethane	4.1558	5.47	0.00	14044	201.0	88.4	65.5	121.7
					199.0	50.4	41.8	77.7

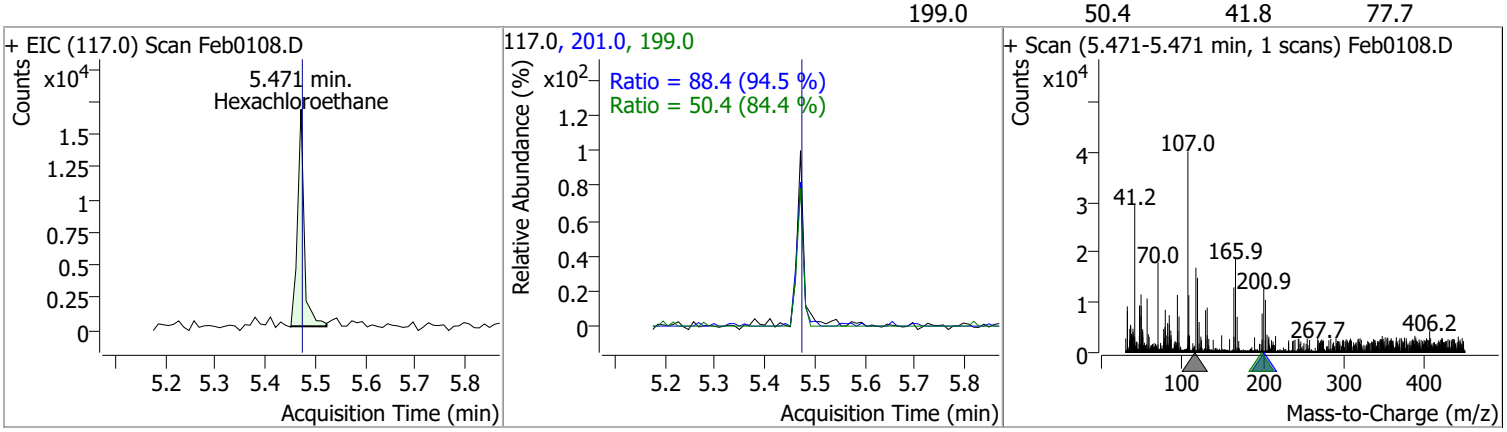

Compound	Conc.	RT	Dev(Min)	Resp.	QIon	QRatio	Lower	Upper
Nitrobenzene-d5	4.1171	5.54	-0.01	22665	54.0	70.6	44.8	83.2
					128.0	51.2	32.6	60.6

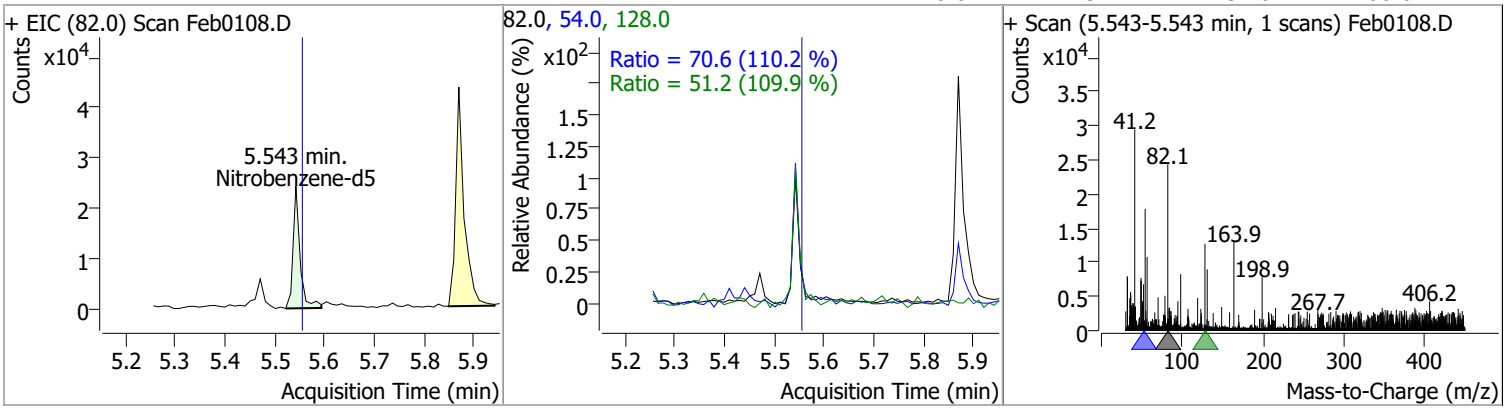

Quantitation Results Report (QT Reviewed)

Compound	Conc.	RT	Dev(Min)	Resp.	QIon	QRatio	Lower	Upper
Nitrobenzene	4.0345	5.56	-0.01	10933	77.0	183.3	141.7	263.2
					51.0	129.8	87.8	163.1

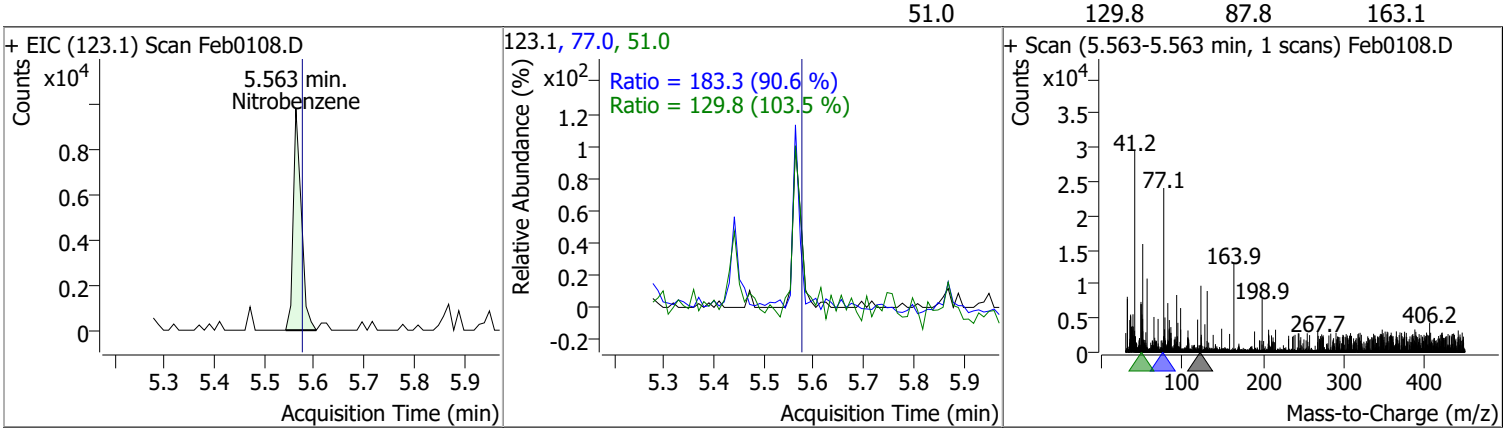

Compound	Conc.	RT	Dev(Min)	Resp.	QIon	QRatio	Lower	Upper
Isophorone	4.4947	5.87	-0.01	53113	138.0	20.7	15.2	28.3

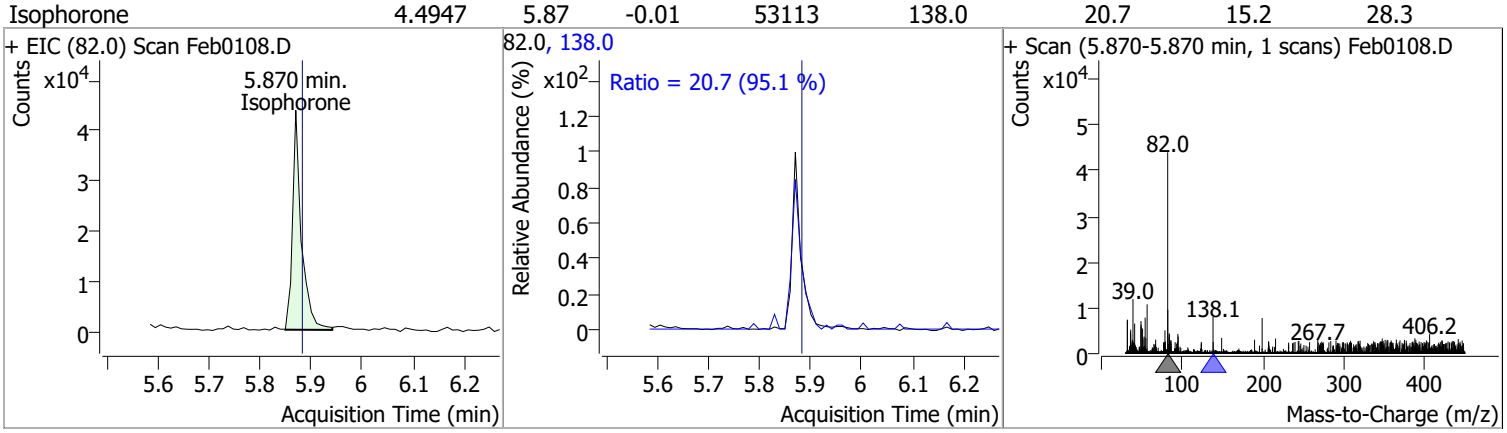

Compound	Conc.	RT	Dev(Min)	Resp.	QIon	QRatio	Lower	Upper
2-Nitrophenol	4.0545	5.94	0.00	7515	65.0	45.8	34.3	63.6
					109.0	39.4	26.8	49.8

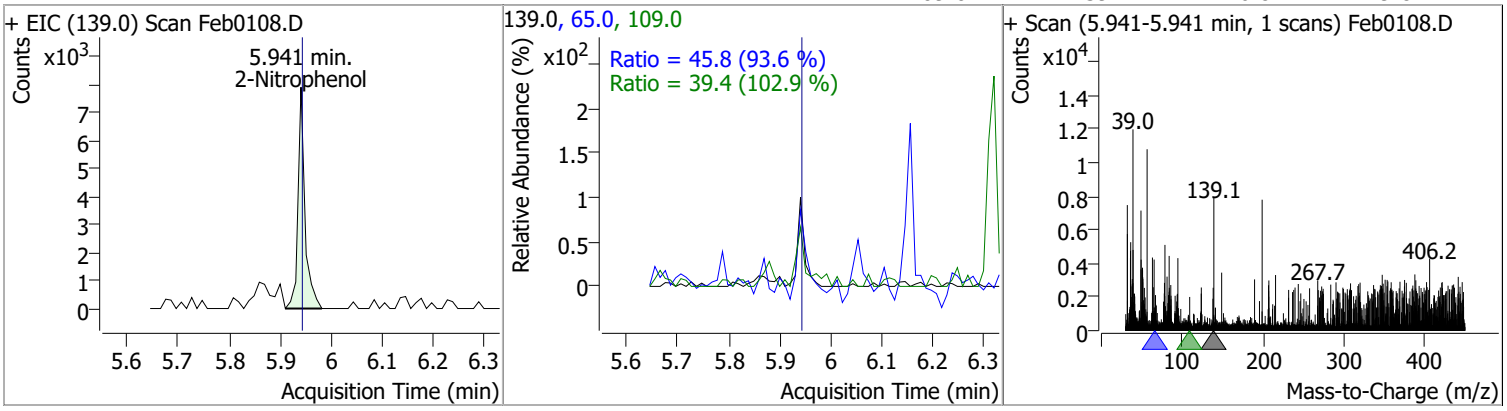

Compound	Conc.	RT	Dev(Min)	Resp.	QIon	QRatio	Lower	Upper
2,4-Dimethylphenol	4.1866	6.05	0.00	29344	107.0	103.8	76.3	141.6
					77.0	25.4	22.7	42.1

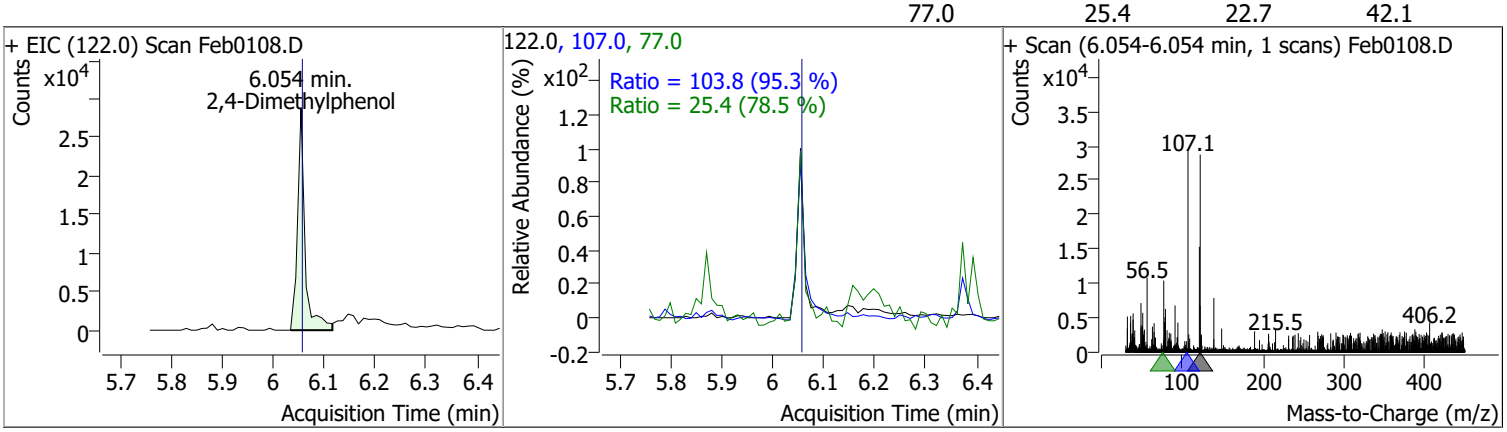

Compound	Conc.	RT	Dev(Min)	Resp.	QIon	QRatio	Lower	Upper
bis(-2-Chloroethoxy)Methane	4.0971	6.16	0.00	26683	63.0	76.4	48.0	89.2
					95.0	40.7	22.7	42.1

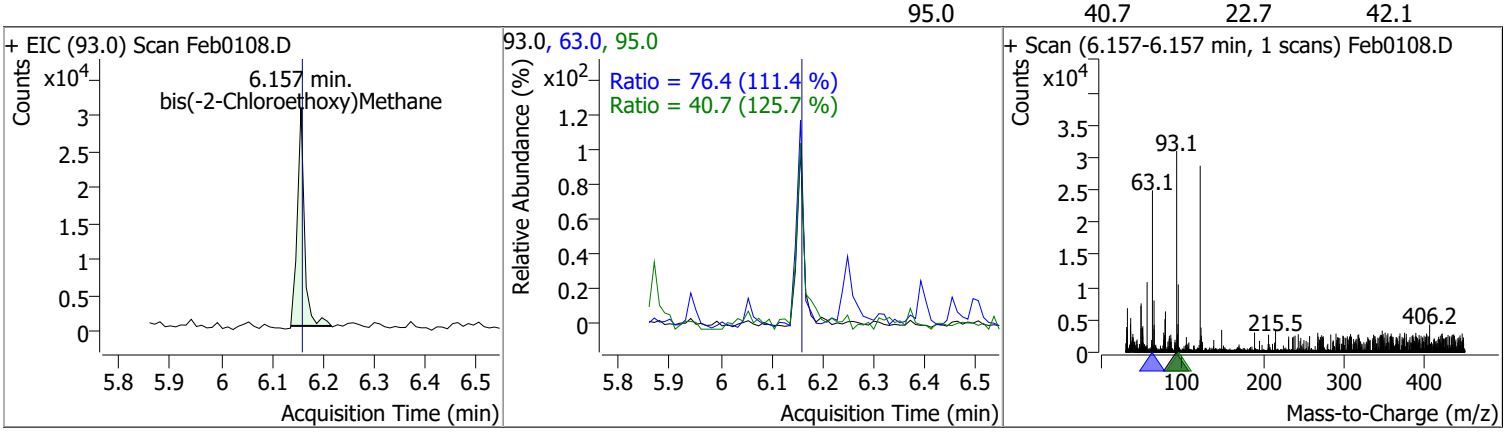

Compound	Conc.	RT	Dev(Min)	Resp.	QIon	QRatio	Lower	Upper
2,4-Dichlorophenol	4.4489	6.25	0.00	20880	164.0	76.1	44.2	82.1
					98.0	33.3	21.5	40.0

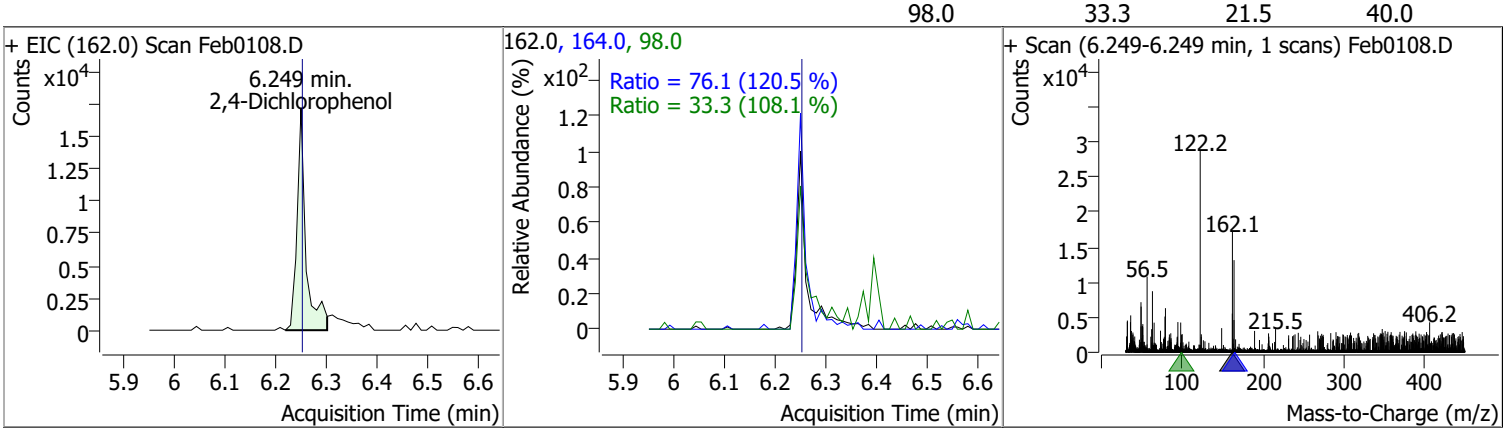

Quantitation Results Report (QT Reviewed)

Compound	Conc.	RT	Dev(Min)	Resp.	QIon	QRatio	Lower	Upper
Benzoic Acid	4.3938	6.18	-0.09	15184	122.0	97.1	62.0	115.2
					77.0	81.5	52.5	97.5

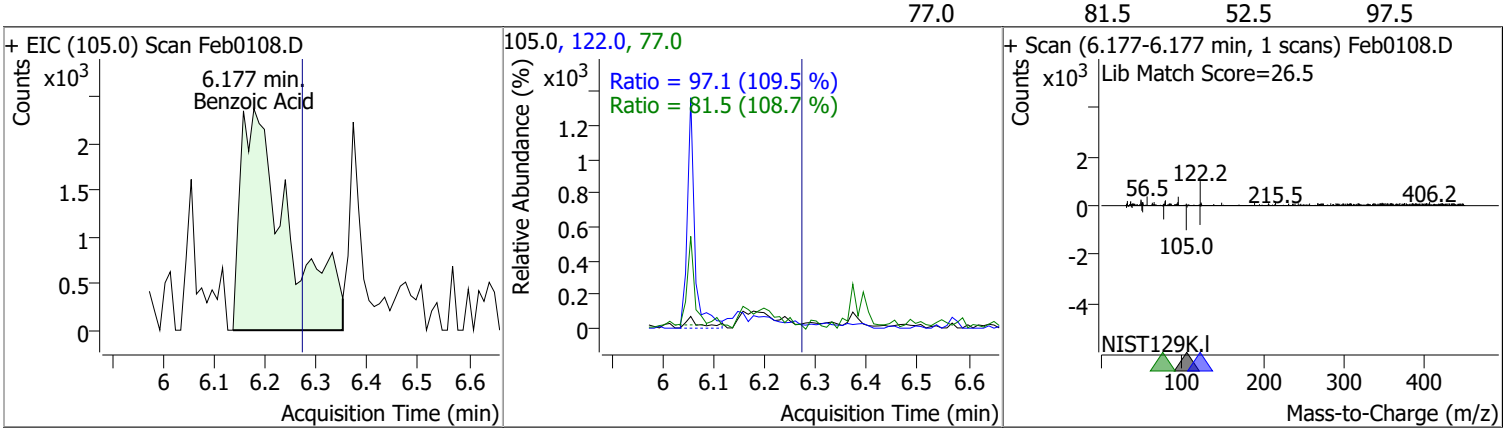

Compound	Conc.	RT	Dev(Min)	Resp.	QIon	QRatio	Lower	Upper
1,2,4-Trichlorobenzene	4.1075	6.32	0.00	35280	182.0	98.4	68.0	126.2
					145.0	25.8	19.9	36.9

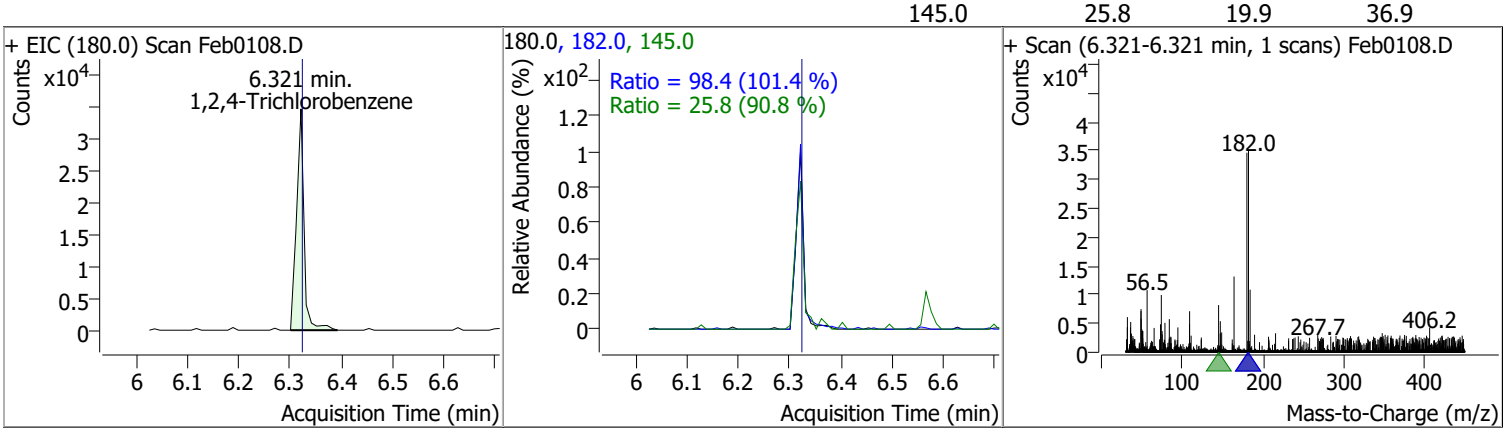

Compound	Conc.	RT	Dev(Min)	Resp.	QIon	QRatio	Lower	Upper
Naphthalene	4.2079	6.39	-0.01	92776	129.0	10.3	8.0	14.9
					102.0	11.1	6.8	12.6

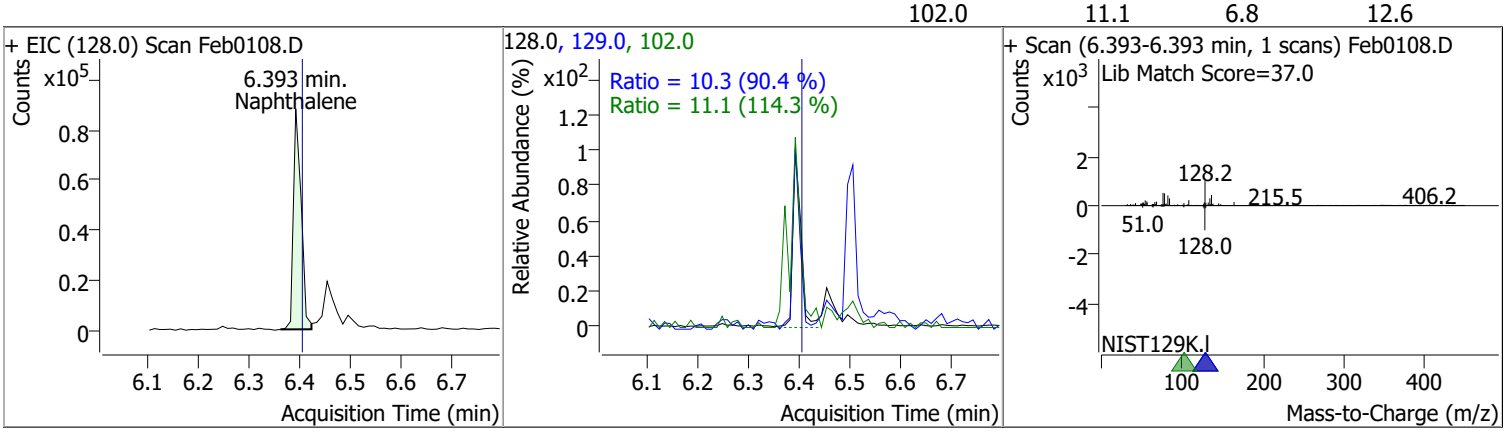

Compound	Conc.	RT	Dev(Min)	Resp.	QIon	QRatio	Lower	Upper
4-Chlorophenol	4.1383	6.45	0.01	5907 (m)	128.0	336.9	243.7	452.5

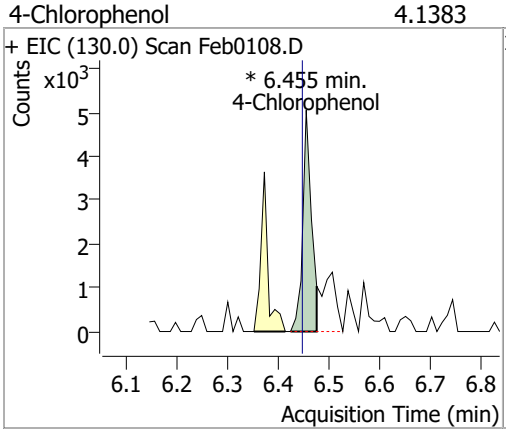

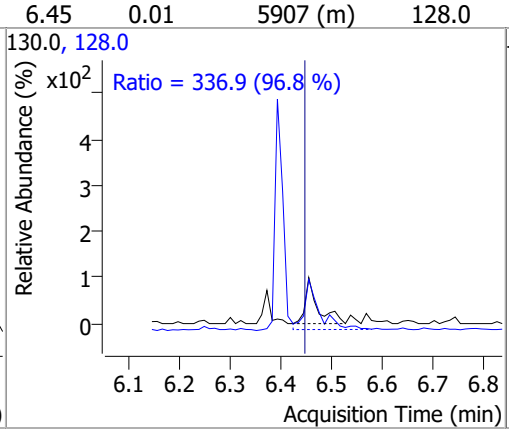

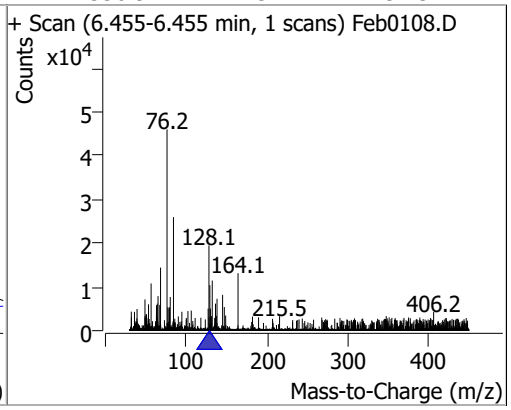

Compound	Conc.	RT	Dev(Min)	Resp.	QIon	QRatio	Lower	Upper
p-Chloroaniline	4.3609	6.51	0.00	36760	129.0	36.7	23.2	43.0
					65.0	34.9	20.9	38.9

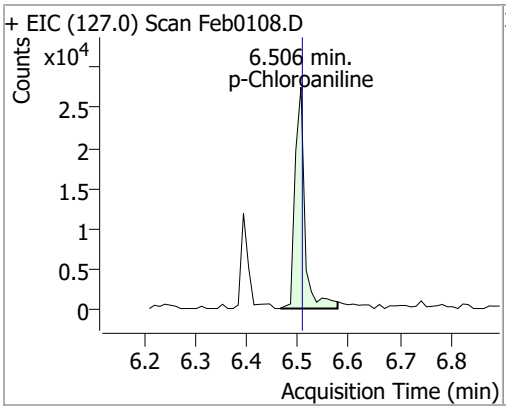

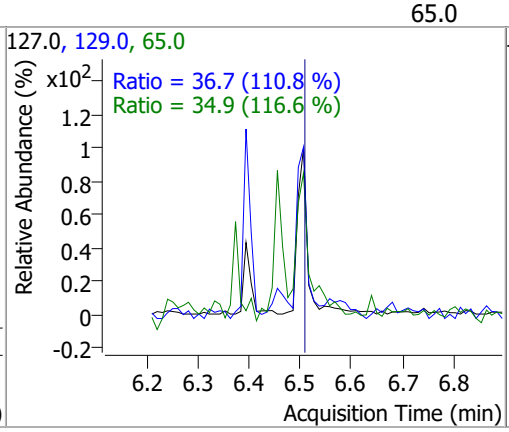

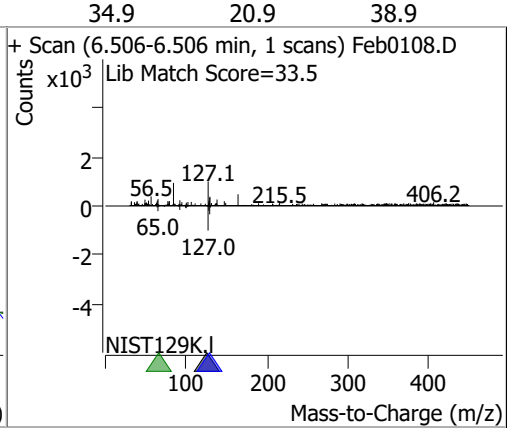

Compound	Conc.	RT	Dev(Min)	Resp.	QIon	QRatio	Lower	Upper
Hexachlorobutadiene	4.1941	6.57	-0.01	20102	223.0	59.3	45.6	84.6
					227.0	61.7	44.6	82.8

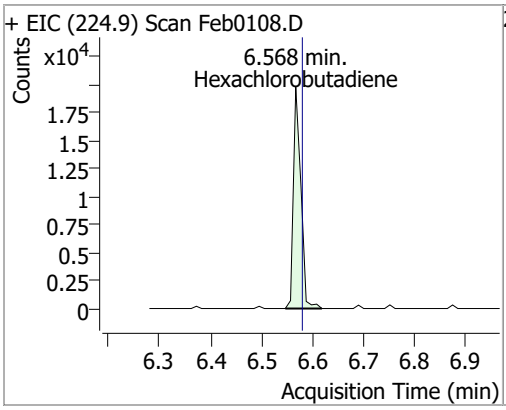

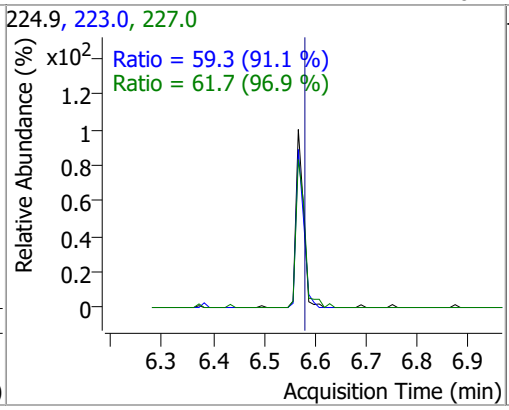

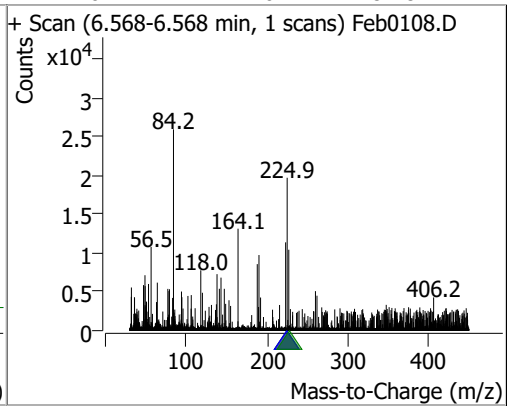

Compound	Conc.	RT	Dev(Min)	Resp.	QIon	QRatio	Lower	Upper
4-Chloro-2-Methylphenol	4.1909	7.00	0.01	28076	144.0	23.5	19.6	36.4

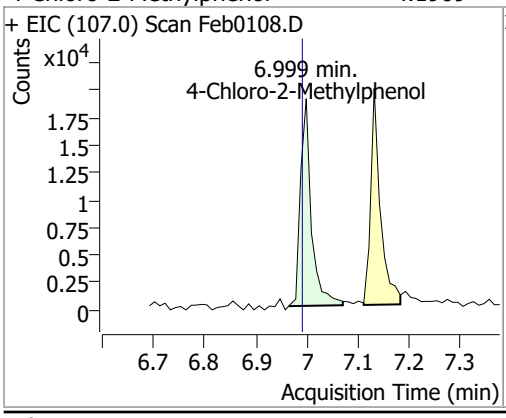

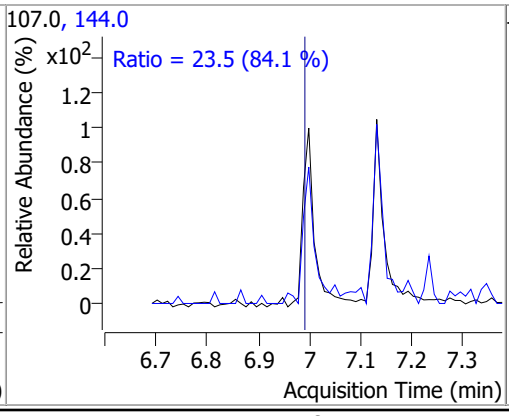

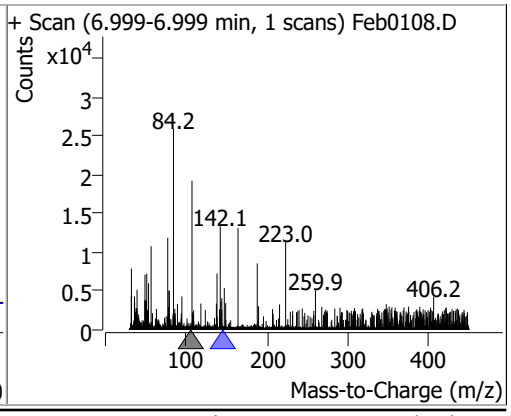

Compound	Conc.	RT	Dev(Min)	Resp.	QIon	QRatio	Lower	Upper
4-Chloro-3-Methylphenol	4.3589	7.13	0.00	26756	144.0	30.7	20.0	37.2

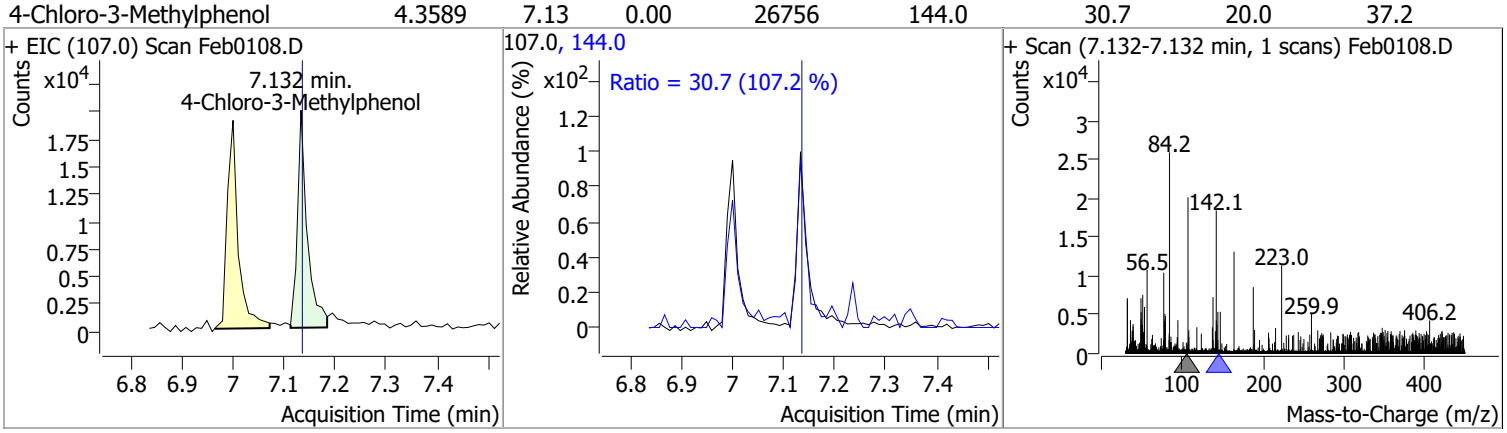

Compound	Conc.	RT	Dev(Min)	Resp.	QIon	QRatio	Lower	Upper
2-Methylnaphthalene	4.3061	7.24	0.00	68339 (m)	142.0	113.5	83.1	154.4
					115.0	42.5	28.8	53.4

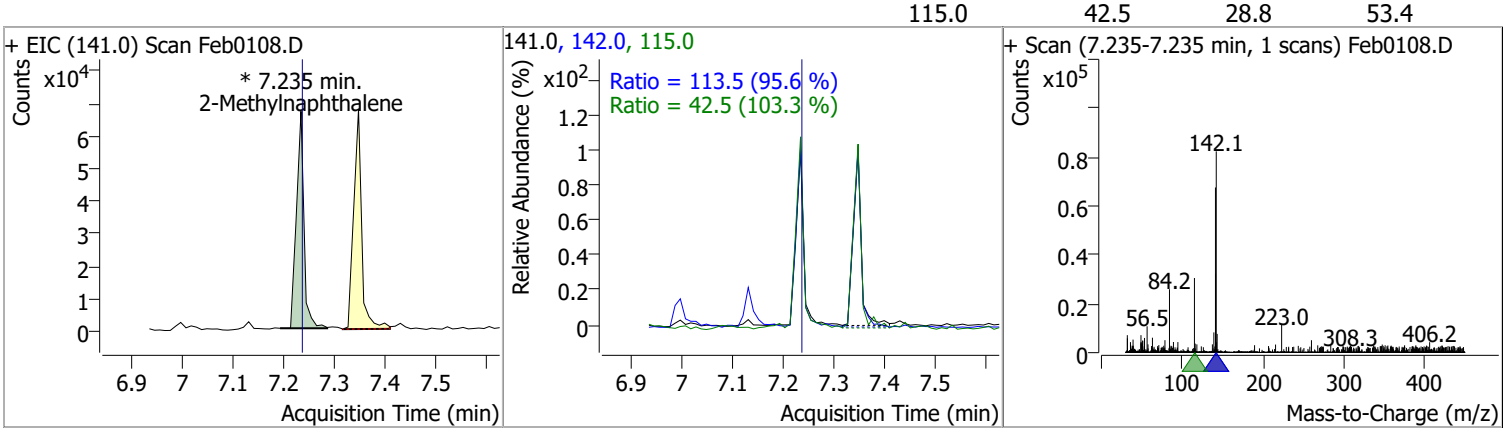

Compound	Conc.	RT	Dev(Min)	Resp.	QIon	QRatio	Lower	Upper
1-Methylnaphthalene	4.3657	7.35	0.00	73660	142.0	114.6	77.9	144.7
					115.0	42.2	29.5	54.8

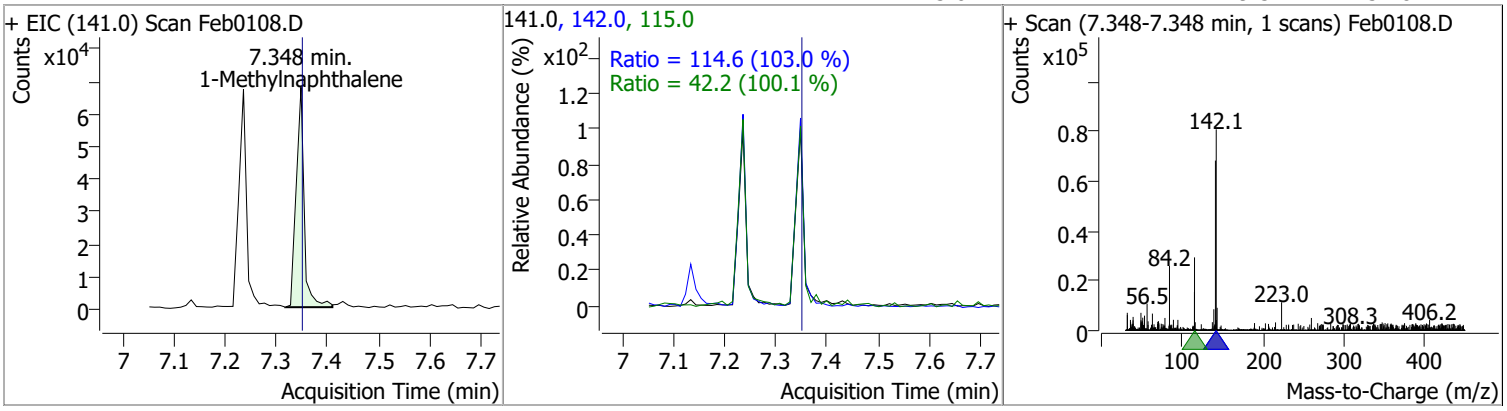

Quantitation Results Report (QT Reviewed)

Compound	Conc.	RT	Dev(Min)	Resp.	QIon	QRatio	Lower	Upper
Hexachlorocyclopentadiene	4.3226	7.43	0.00	6016	238.9	62.2	43.8	81.3
					234.9	50.4	43.7	81.2

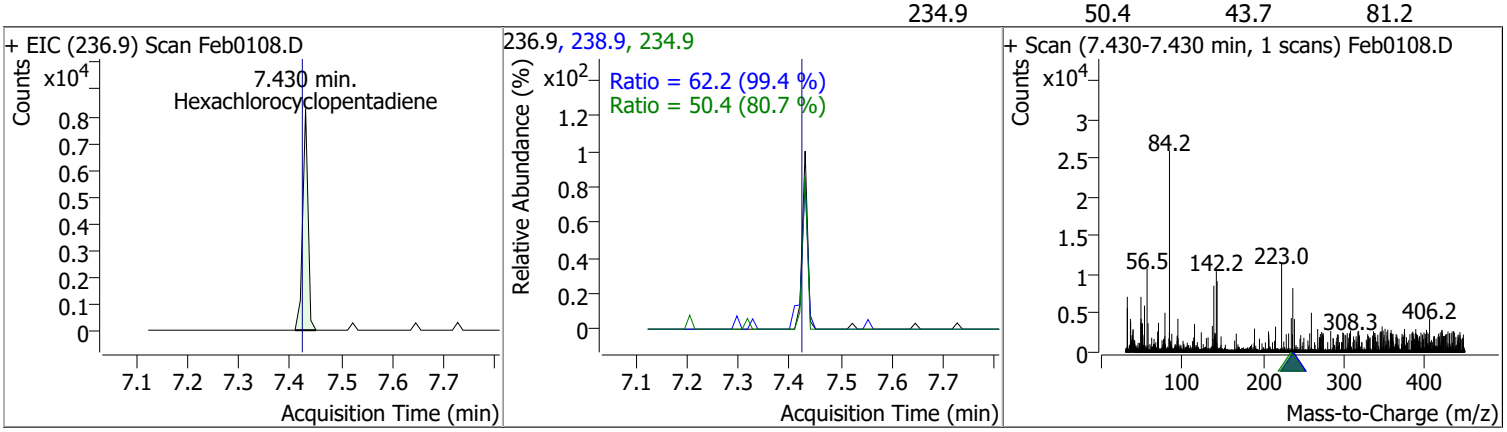

Compound	Conc.	RT	Dev(Min)	Resp.	QIon	QRatio	Lower	Upper
2,4,6-Trichlorophenol	4.0497	7.59	0.00	19216	198.0	92.1	68.7	127.5

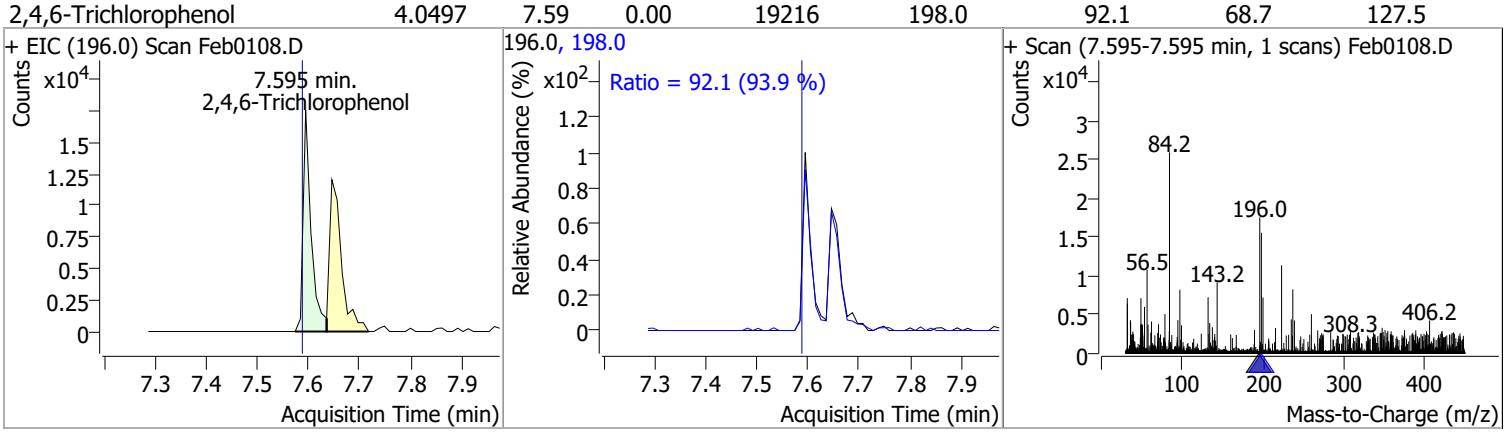

Compound	Conc.	RT	Dev(Min)	Resp.	QIon	QRatio	Lower	Upper
2,4,5-Trichlorophenol	4.2004	7.65	0.01	19763	198.0	89.4	65.6	121.8

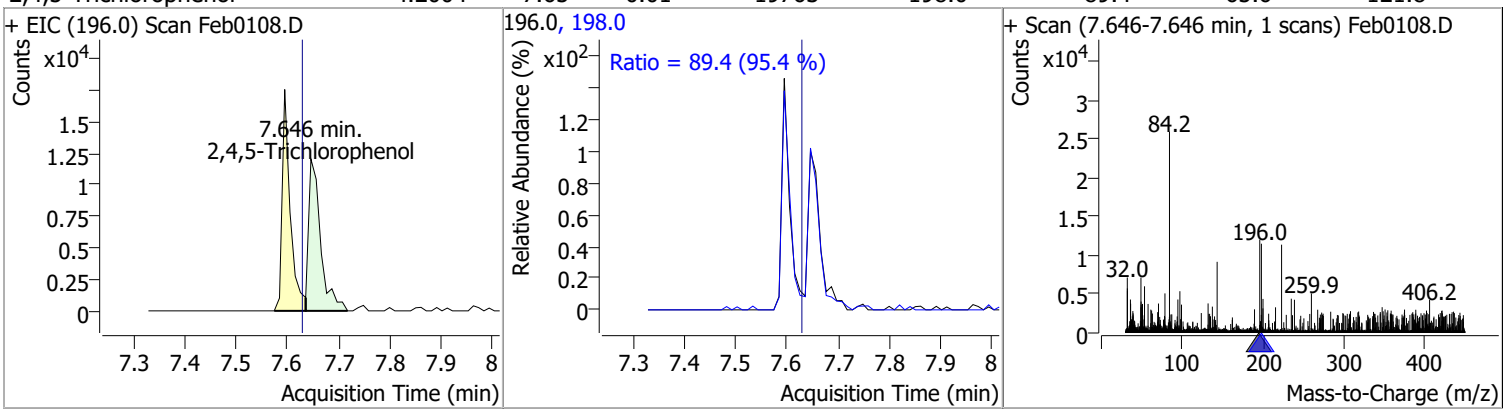

Compound	Conc.	RT	Dev(Min)	Resp.	QIon	QRatio	Lower	Upper
2-Fluorobiphenyl	3.6383	7.70	0.00	98197	171.0	32.1	23.8	44.1

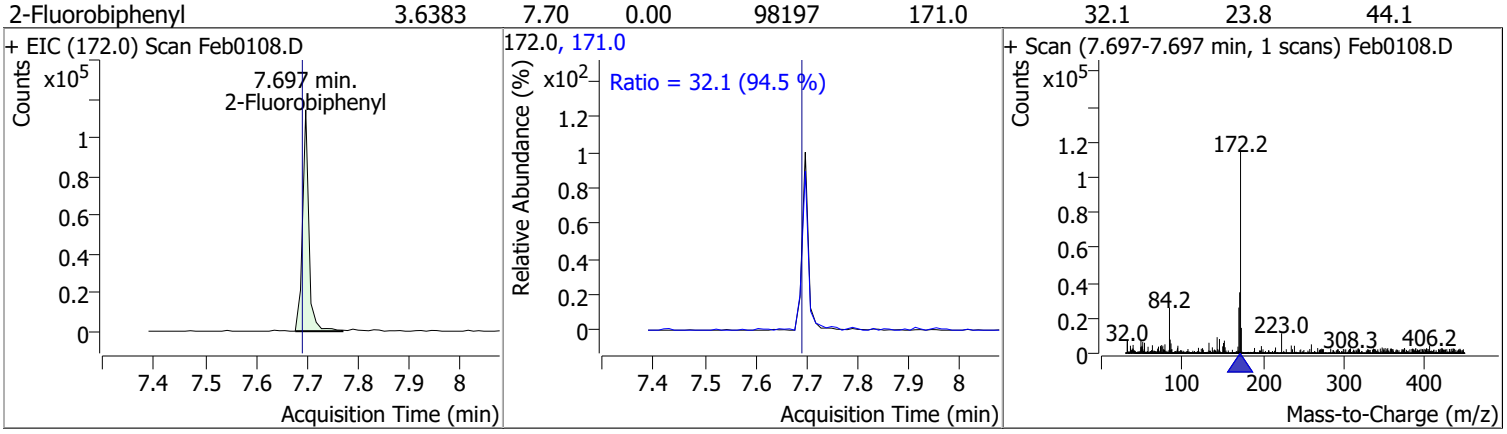

Quantitation Results Report (QT Reviewed)

Compound	Conc.	RT	Dev(Min)	Resp.	QIon	QRatio	Lower	Upper
2-Chloronaphthalene	3.9899	7.81	0.00	74628	127.0	37.5	25.7	47.7
					164.0	33.4	22.6	41.9

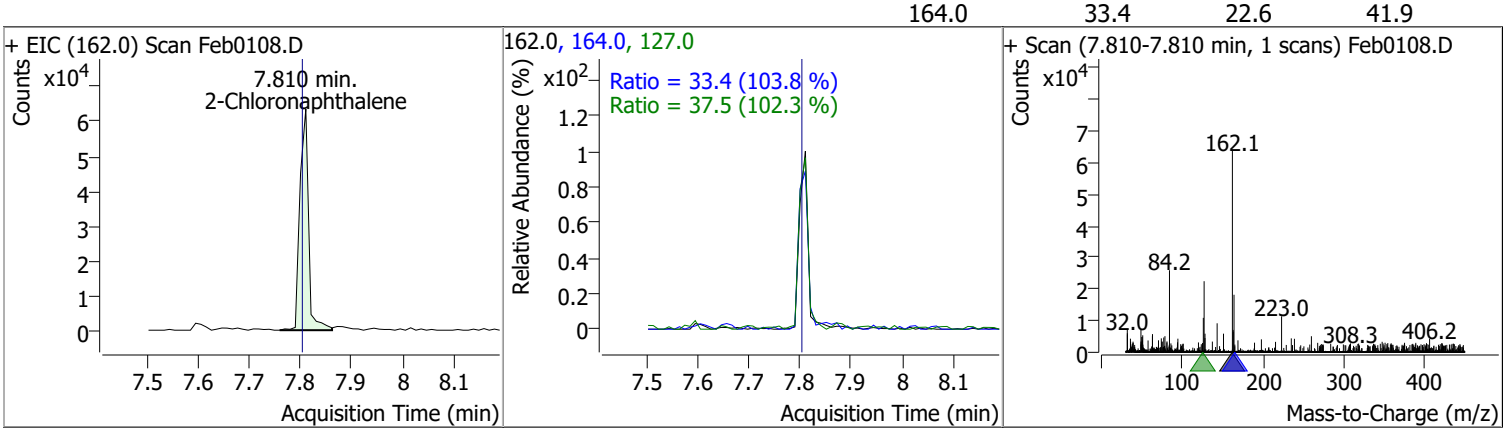

Compound	Conc.	RT	Dev(Min)	Resp.	QIon	QRatio	Lower	Upper
2-Nitroaniline	4.3790	7.96	0.00	7678	138.0	120.0	84.5	156.9

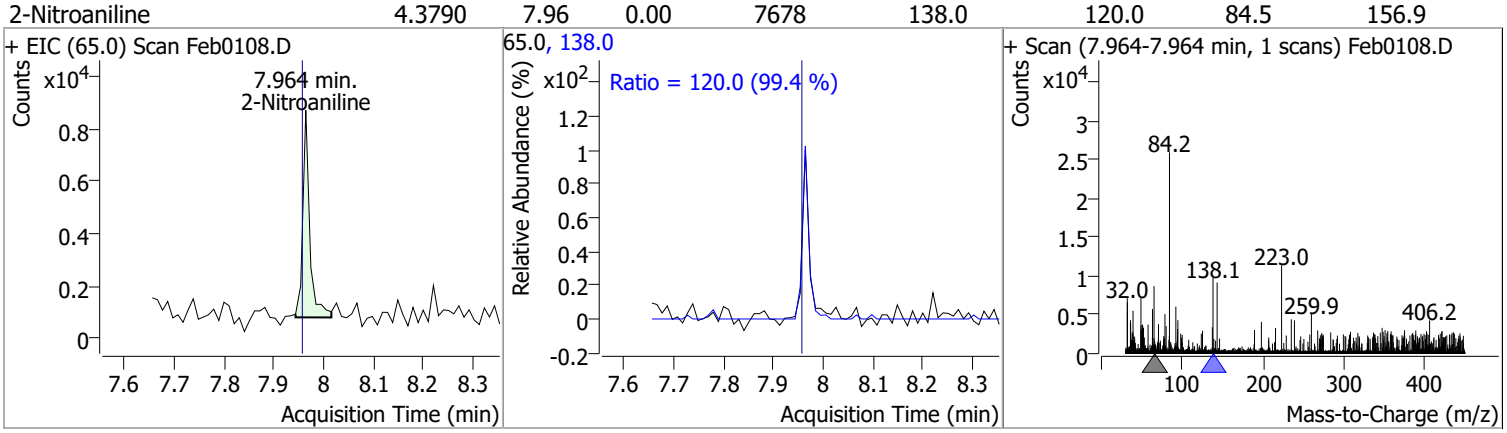

Compound	Conc.	RT	Dev(Min)	Resp.	QIon	QRatio	Lower	Upper
Dimethyl Phthalate	4.0535	8.22	0.00	56610	77.0	26.3	13.0	24.2

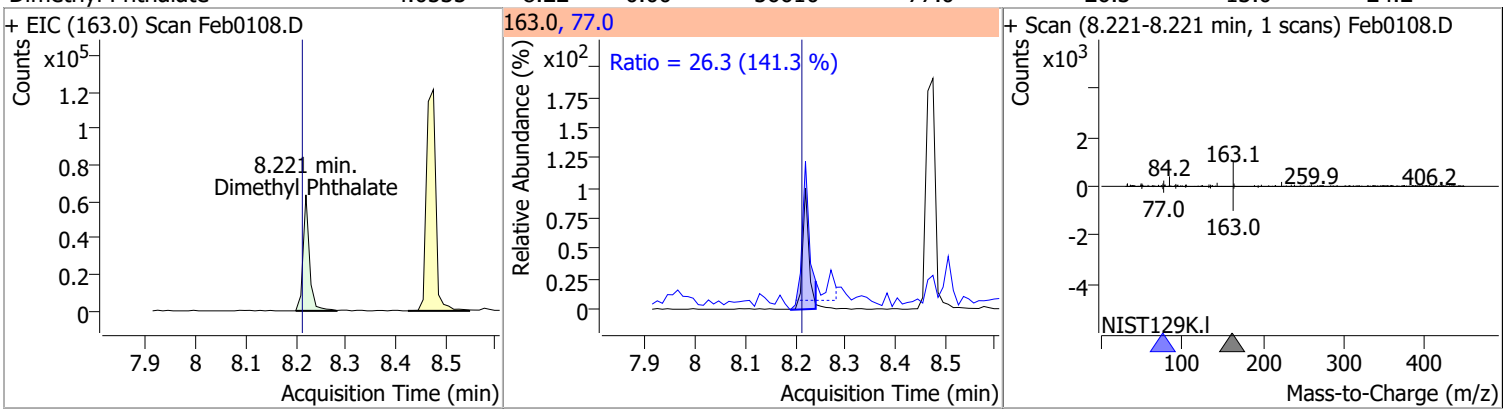

Compound	Conc.	RT	Dev(Min)	Resp.	QIon	QRatio	Lower	Upper
2,6-Dinitrotoluene	3.9738	8.27	-0.01	7793	63.0	130.9	82.2	152.7
					89.0	70.3	40.8	75.8

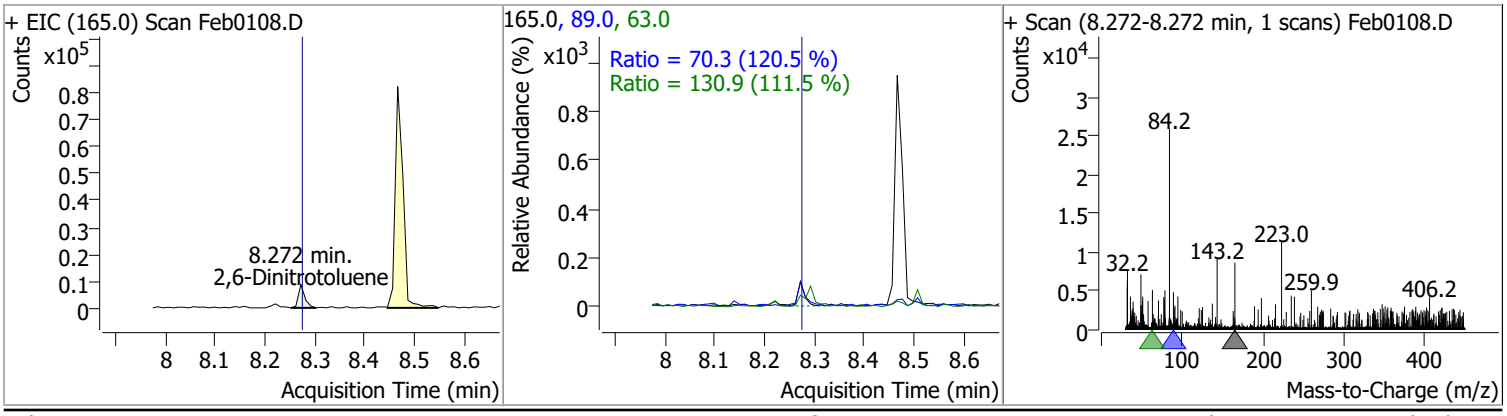

Compound	Conc.	RT	Dev(Min)	Resp.	QIon	QRatio	Lower	Upper
Acenaphthylene	4.0094	8.29	-0.01	114993	153.1	13.3	9.8	18.2

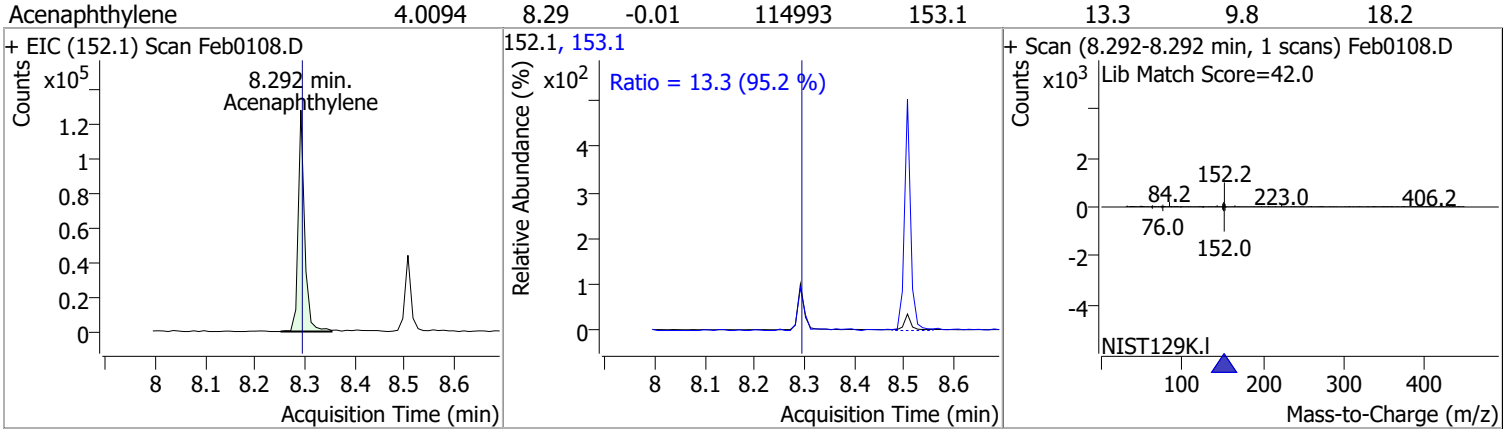

Compound	Conc.	RT	Dev(Min)	Resp.	QIon	QRatio	Lower	Upper
3-Nitroaniline	4.5535	8.47	-0.01	7380	65.0	161.4	84.7	157.3
					92.0	158.4	71.7	133.2

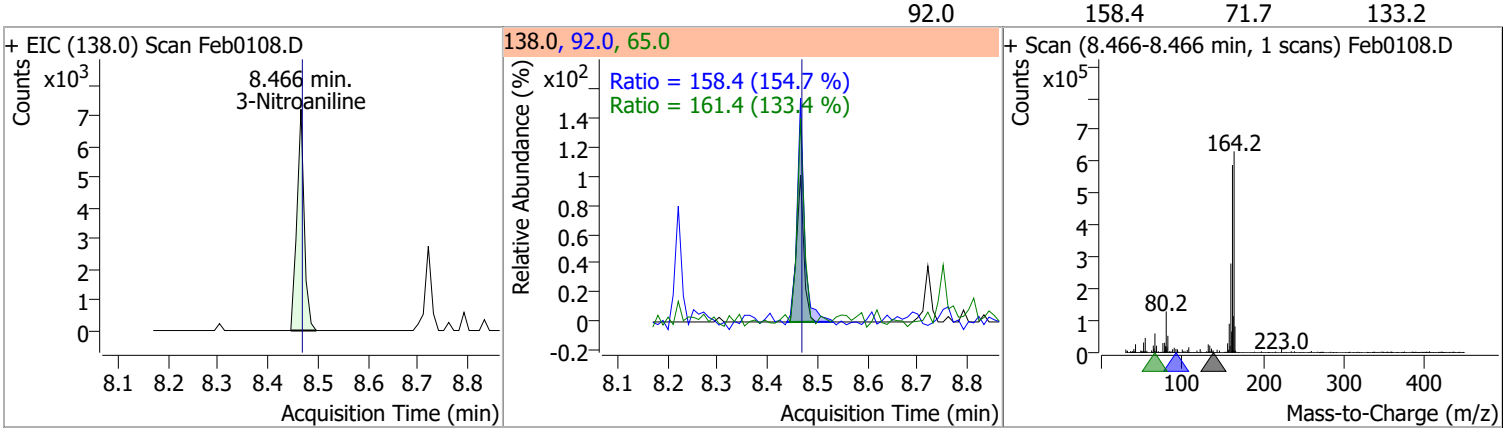

Compound	Conc.	RT	Dev(Min)	Resp.	QIon	QRatio	Lower	Upper
Acenaphthene	4.1019	8.51	-0.01	73110	153.0	107.1	76.5	142.0
					152.0	50.5	35.8	66.4

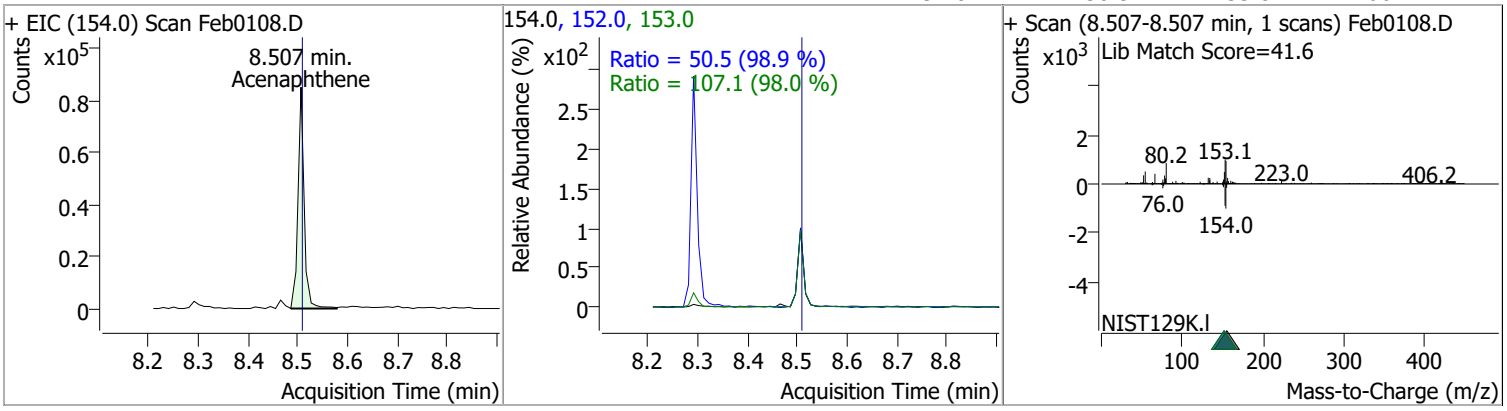

Compound	Conc.	RT	Dev(Min)	Resp.	QIon	QRatio	Lower	Upper
2,4-Dinitrophenol	4.7440	8.61	0.01	709 (m)	154.0	132.2	44.4	82.5

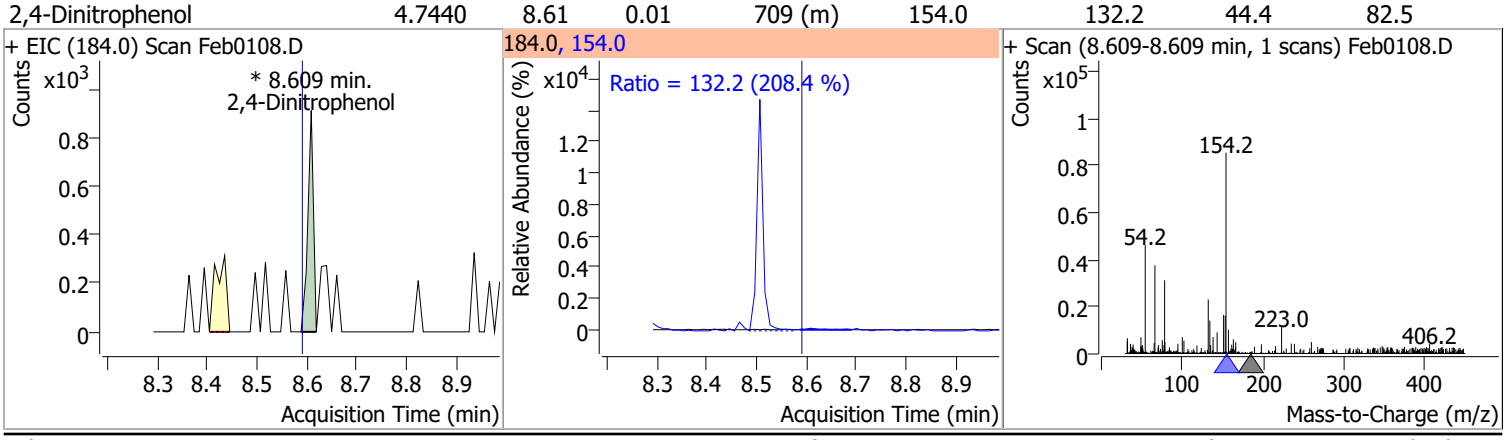

Quantitation Results Report (QT Reviewed)

Compound	Conc.	RT	Dev(Min)	Resp.	QIon	QRatio	Lower	Upper
Dibenzofuran	3.6747	8.72	0.00	116486	139.0	37.5	30.2	56.0

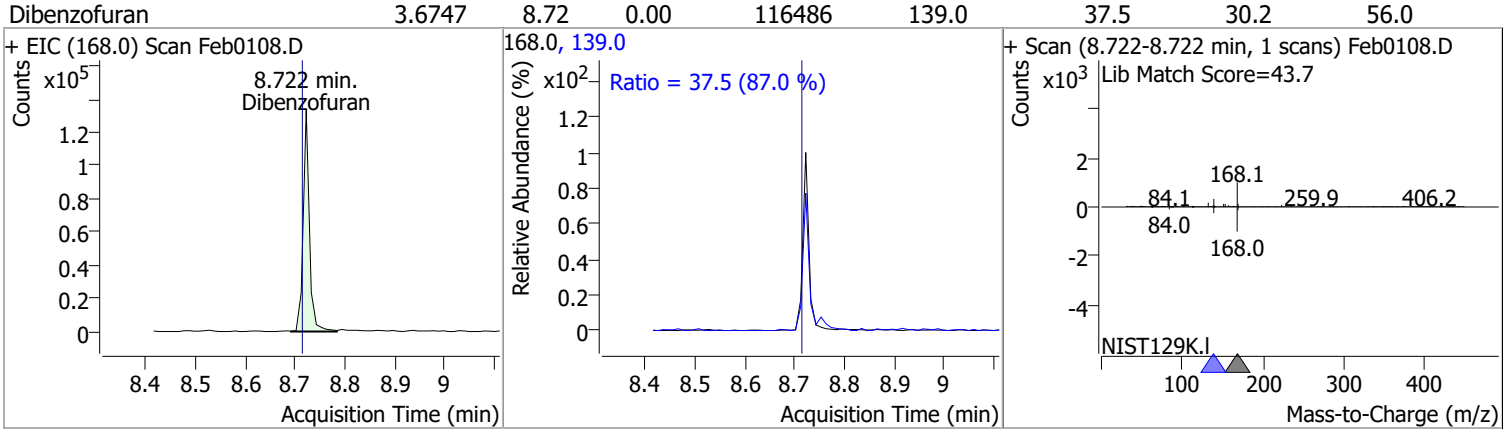

Compound	Conc.	RT	Dev(Min)	Resp.	QIon	QRatio	Lower	Upper
4-Nitrophenol	4.3644	8.75	0.01	7242 (m)	139.0	603.2	266.4	494.7
					65.0	94.3	56.8	105.6

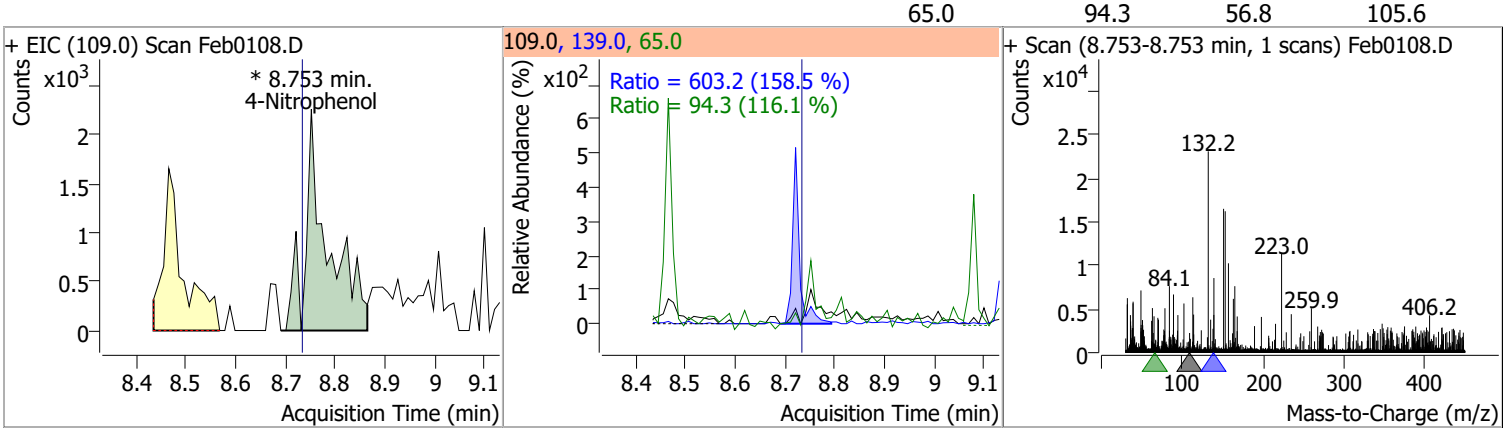

Compound	Conc.	RT	Dev(Min)	Resp.	QIon	QRatio	Lower	Upper
2,4-Dinitrotoluene	4.6337	8.75	0.00	6581	63.0	74.3	47.5	88.1
					89.0	103.1	45.8	85.1

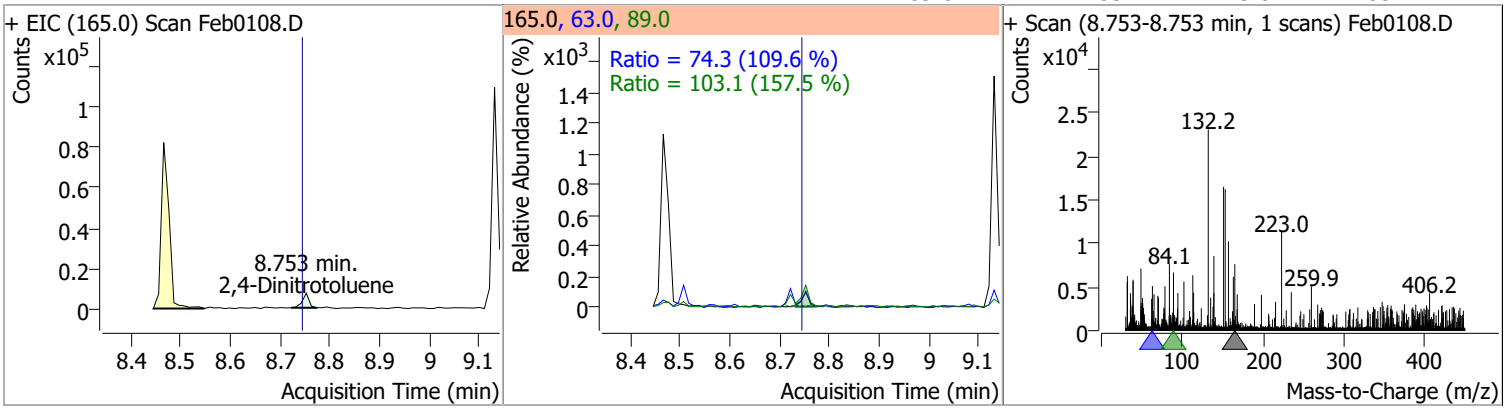

Compound	Conc.	RT	Dev(Min)	Resp.	QIon	QRatio	Lower	Upper
Diethylphthalate	4.2077	9.08	-0.01	51509	177.0	22.4	14.8	27.5
					150.0	14.9	8.8	16.3

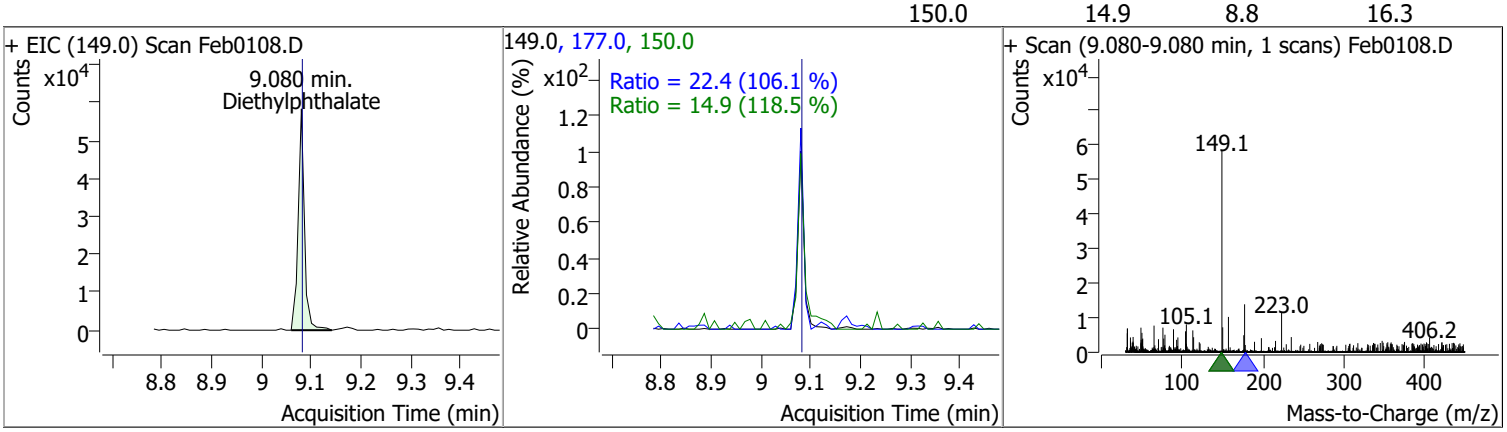

Compound	Conc.	RT	Dev(Min)	Resp.	QIon	QRatio	Lower	Upper
Fluorene	4.1503	9.13	-0.01	98407	165.0	93.1	64.8	120.4
					167.0	13.0	9.1	16.9

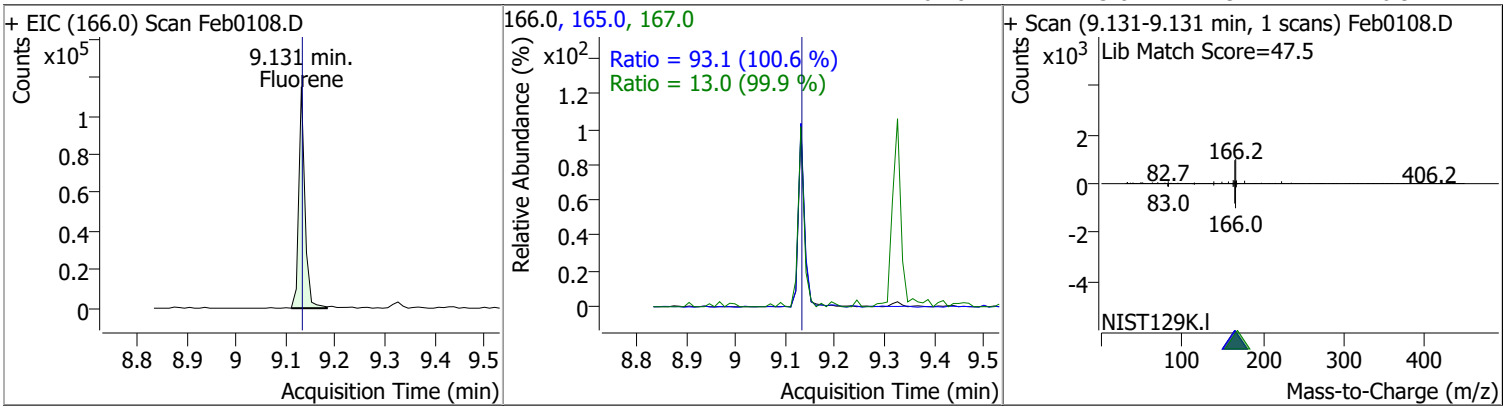

Compound	Conc.	RT	Dev(Min)	Resp.	QIon	QRatio	Lower	Upper
4-Chlorophenyl-phenylether	3.9995	9.17	0.00	38469	141.0	62.0	43.9	81.5
					206.0	28.3	23.2	43.1

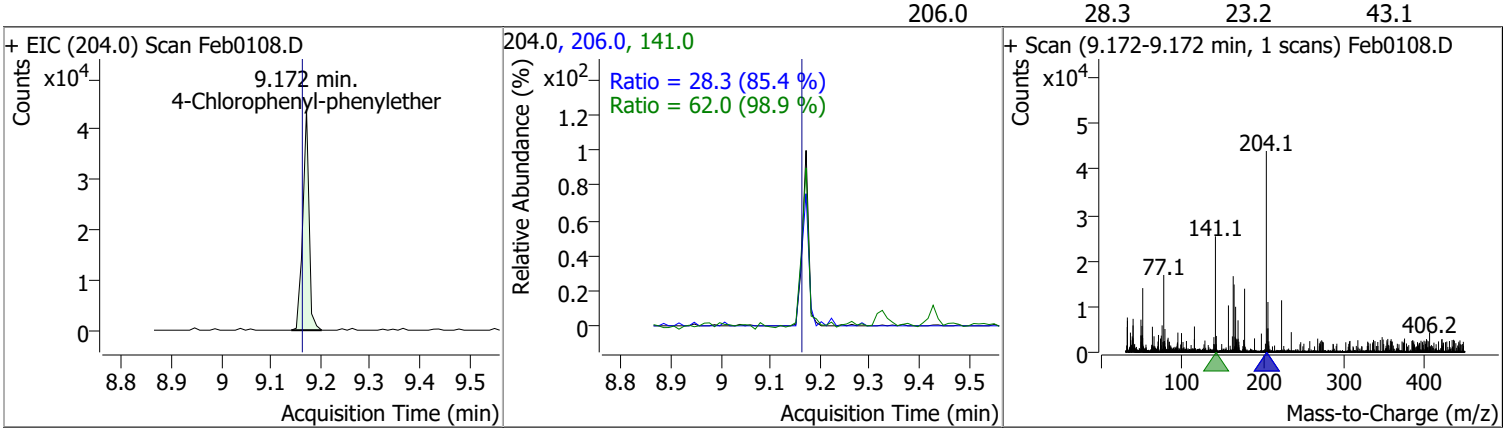

Quantitation Results Report (QT Reviewed)

Compound	Conc.	RT	Dev(Min)	Resp.	QIon	QRatio	Lower	Upper
4-Nitroaniline	4.5721	9.19	-0.02	5485	65.0	117.2	70.9	131.7
					92.0	54.3	35.8	66.6

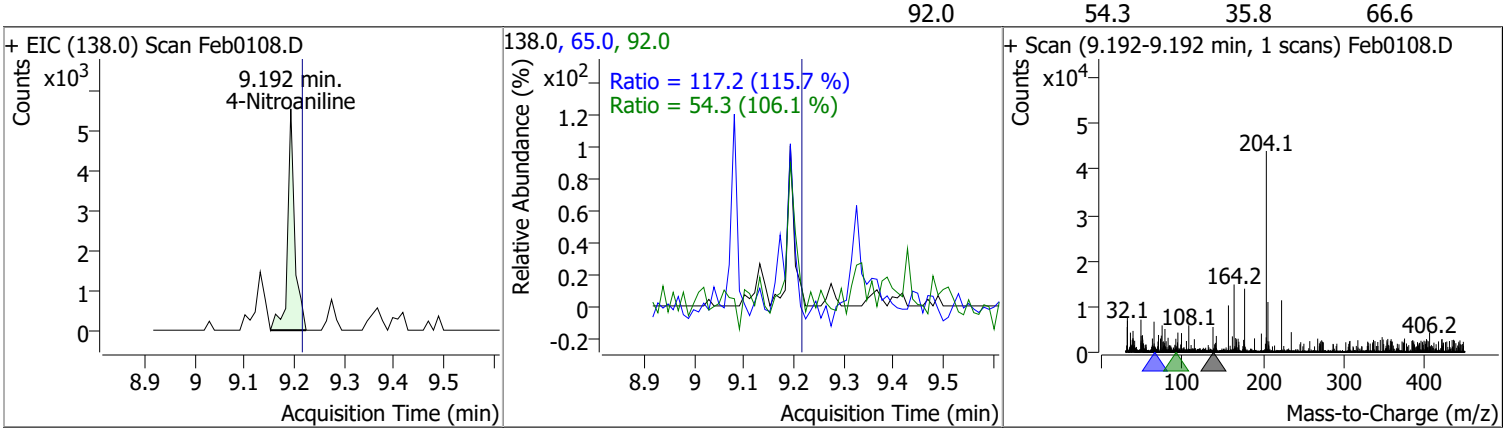

Compound	Conc.	RT	Dev(Min)	Resp.	QIon	QRatio	Lower	Upper
4,6-Dinitro-2-methylphenol	4.7589	9.23	-0.01	2118	121.0	60.8	32.5	60.3

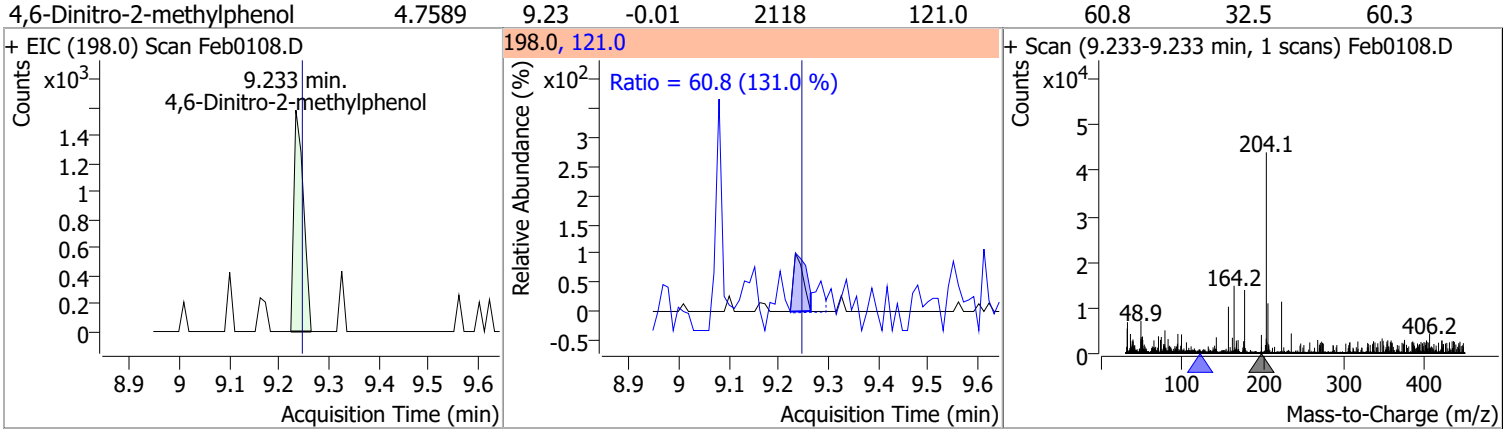

Compound	Conc.	RT	Dev(Min)	Resp.	QIon	QRatio	Lower	Upper
N-nitrosodiphenylamine	4.3043	9.33	0.00	56252	168.0	68.7	44.3	82.3
					167.0	34.9	24.0	44.6

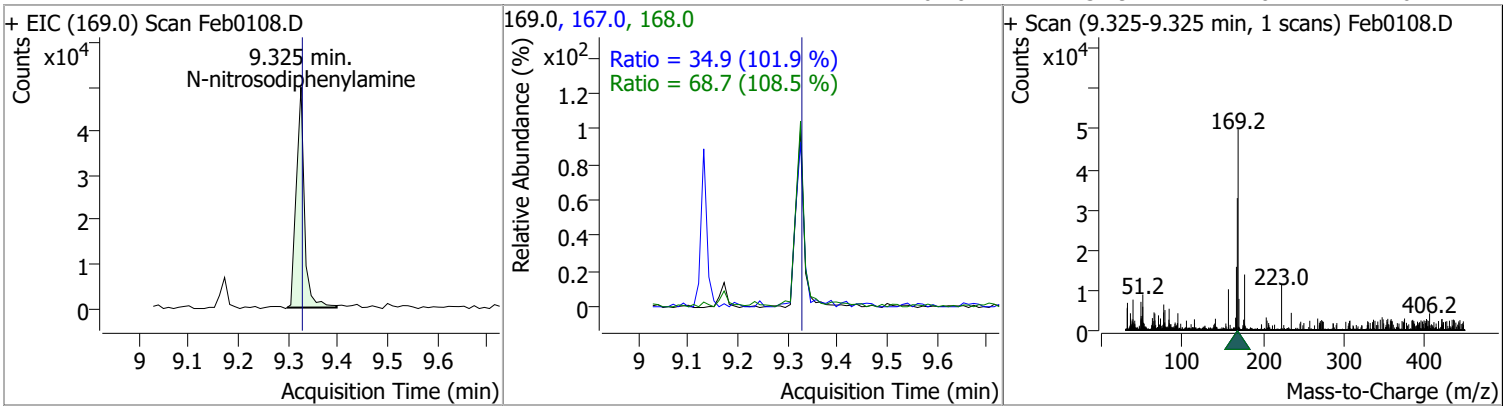

Quantitation Results Report (QT Reviewed)

Compound	Conc.	RT	Dev(Min)	Resp.	QIon	QRatio	Lower	Upper
Azobenzene	3.9570	9.36	0.00	41504	51.0	36.0	26.4	49.0
					182.0	29.2	19.2	35.7

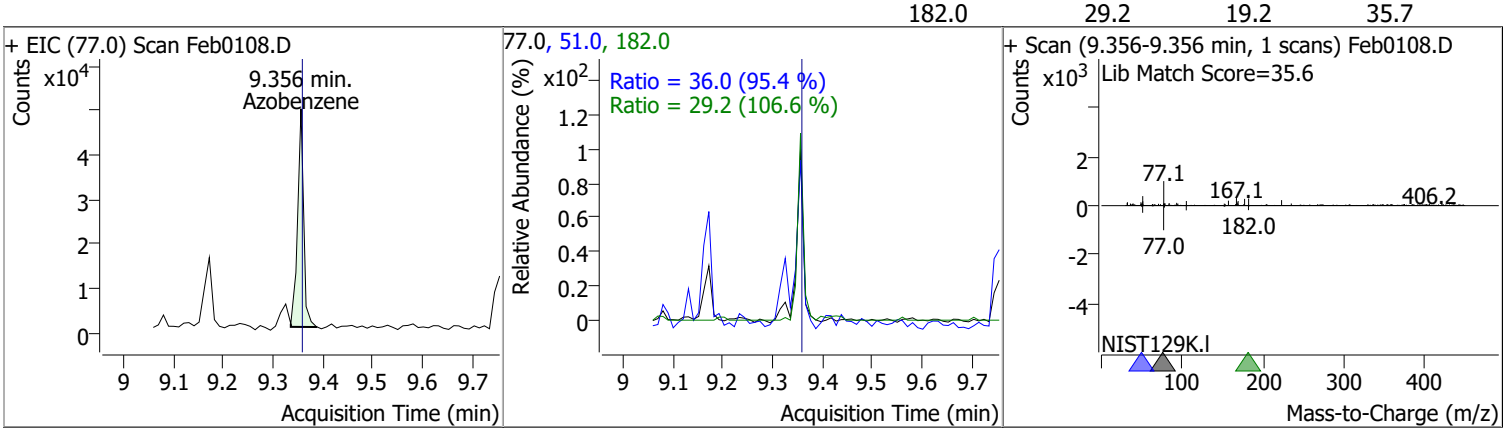

Compound	Conc.	RT	Dev(Min)	Resp.	QIon	QRatio	Lower	Upper
2,4,6-Tribromophenol	4.4425	9.43	0.00	5219	331.8	108.4	65.5	121.6

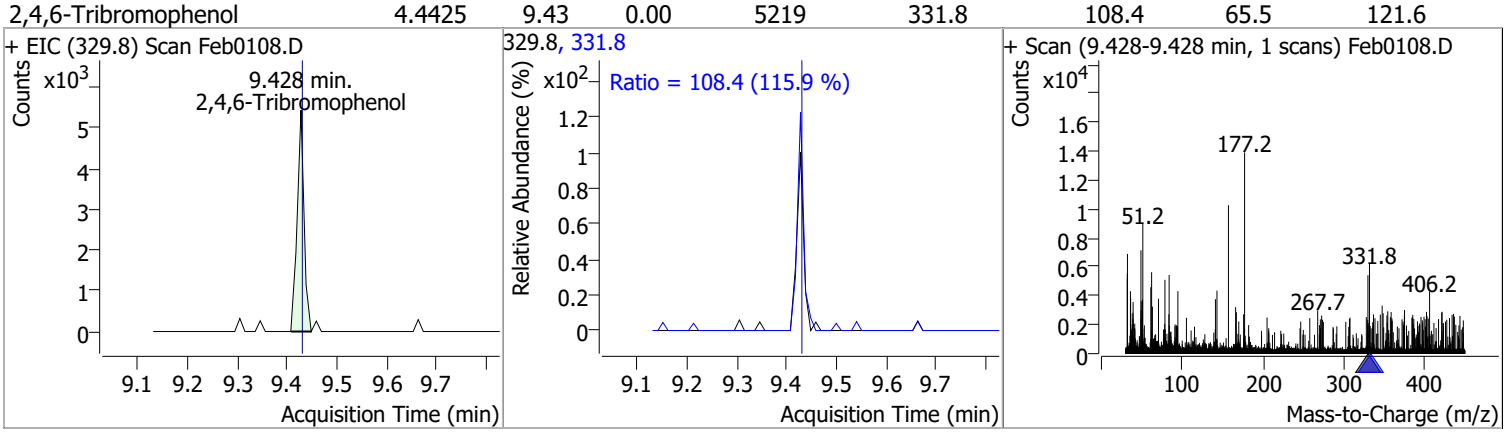

Compound	Conc.	RT	Dev(Min)	Resp.	QIon	QRatio	Lower	Upper
4-Bromophenyl-phenylether	4.1886	9.76	0.00	19401	141.0	100.7	72.5	134.6
					250.0	95.9	70.4	130.7

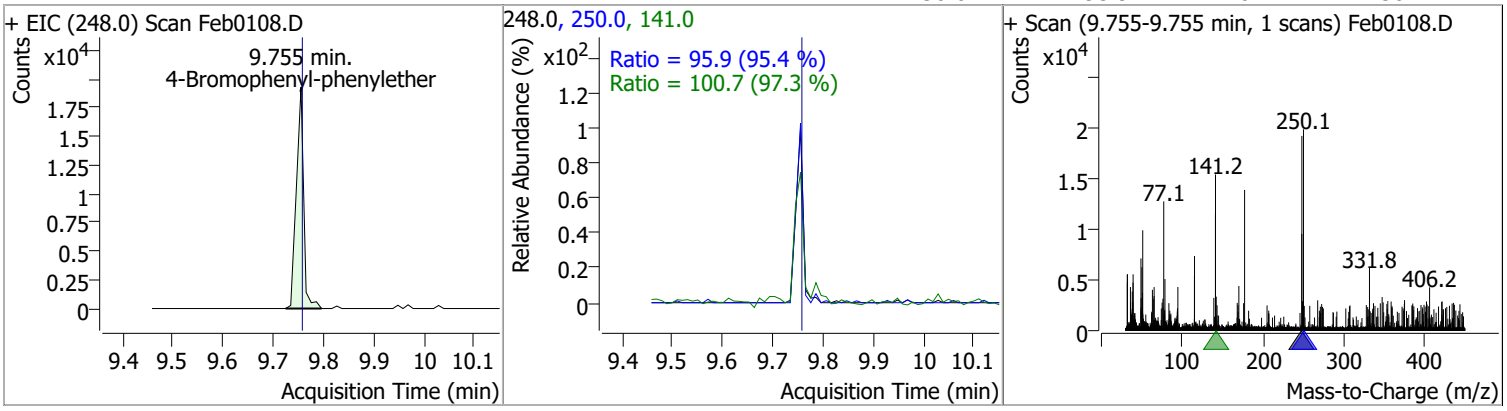

Compound	Conc.	RT	Dev(Min)	Resp.	QIon	QRatio	Lower	Upper
Hexachlorobenzene	4.2688	9.79	-0.01	20650	142.0	59.6	33.1	61.5

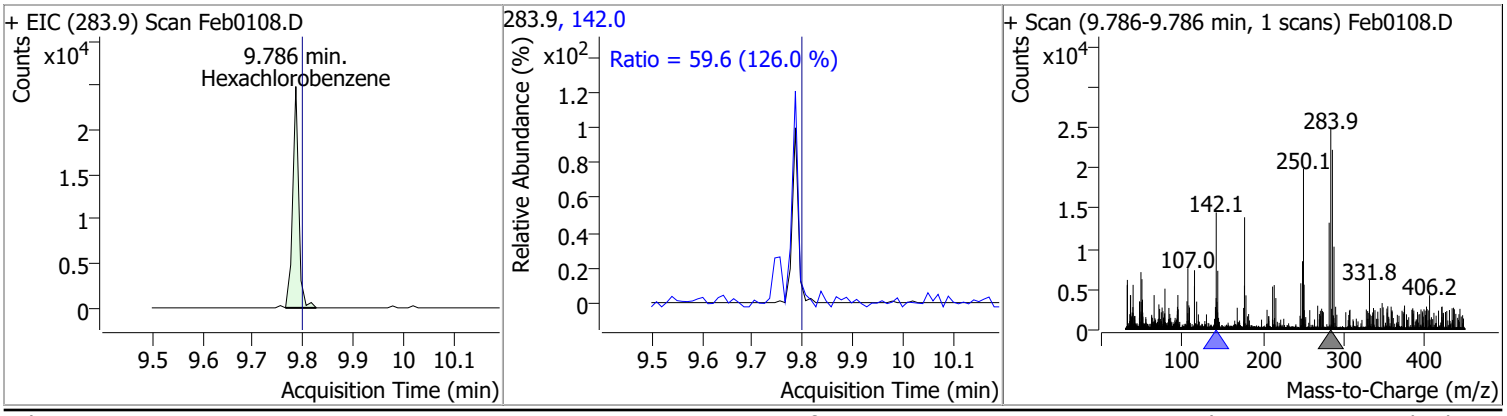

Compound	Conc.	RT	Dev(Min)	Resp.	QIon	QRatio	Lower	Upper
Pentachlorophenol	4.5744	10.06	0.01	6139	267.9	54.6	45.7	84.8
					263.9	53.1	43.8	81.4

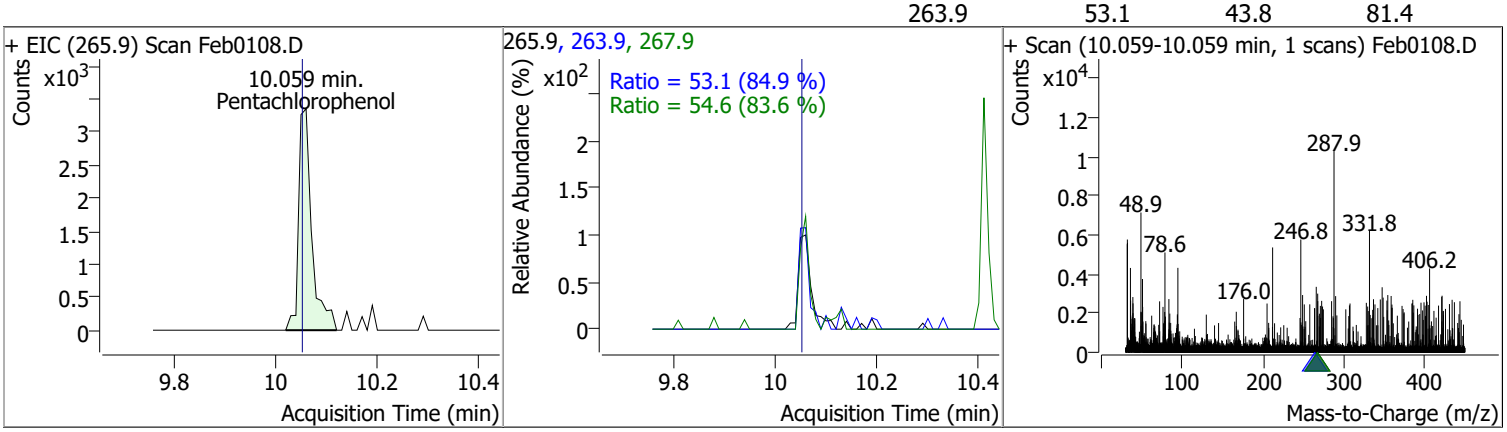

Compound	Conc.	RT	Dev(Min)	Resp.	QIon	QRatio	Lower	Upper
Phenanthrene	4.1809	10.28	-0.01	117439	176.0	17.2	13.2	24.5

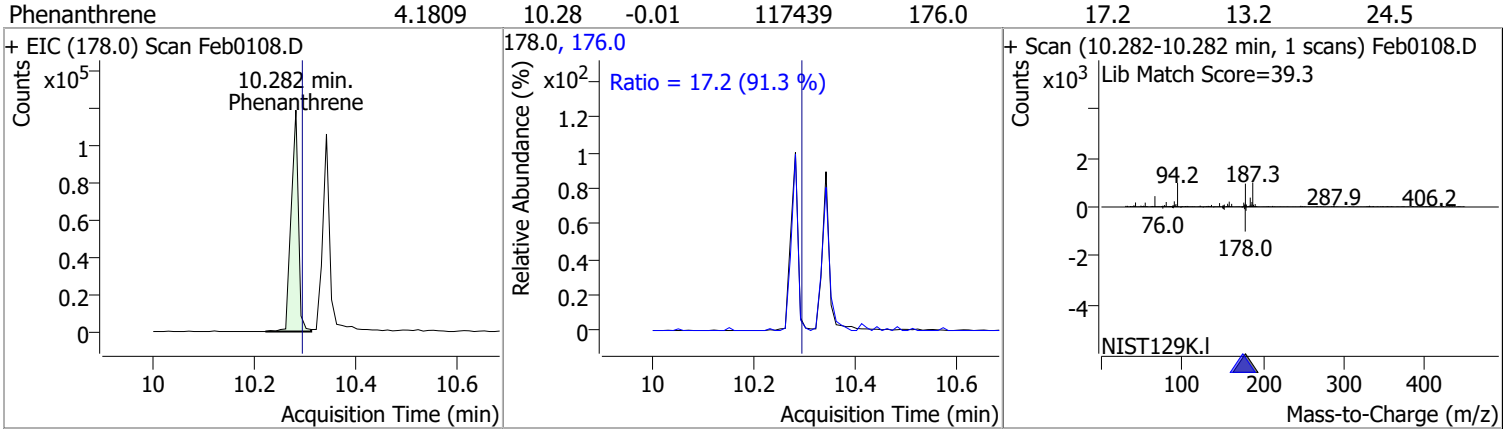

Compound	Conc.	RT	Dev(Min)	Resp.	QIon	QRatio	Lower	Upper
Anthracene	4.2358	10.34	-0.01	110875 (m)	176.0	18.9	12.7	23.5

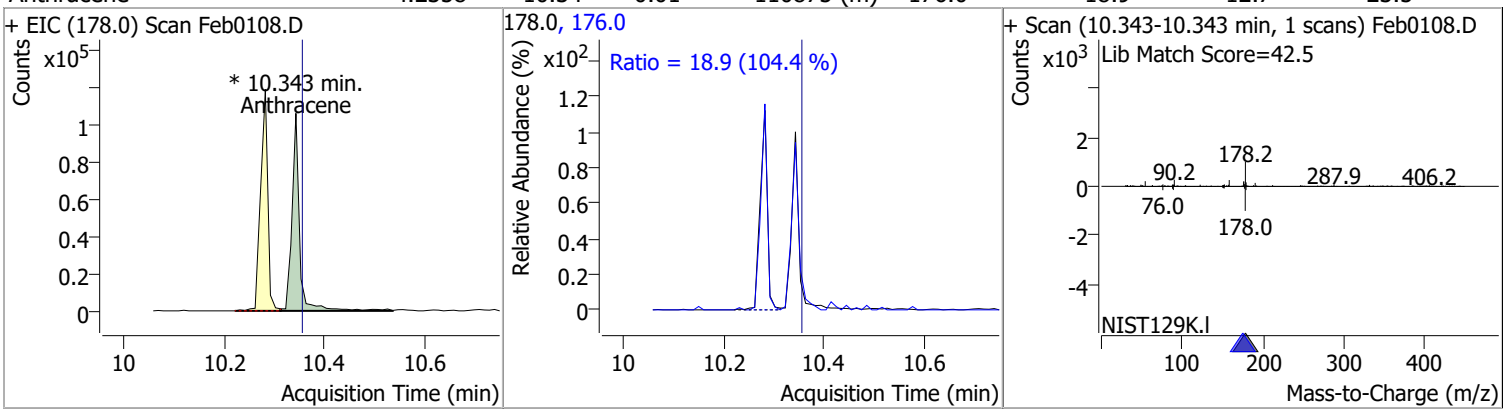

Compound	Conc.	RT	Dev(Min)	Resp.	QIon	QRatio	Lower	Upper
Triallate	4.1711	10.41	0.00	17087	268.0	28.3	19.1	35.4
					143.0	27.5	16.1	30.0

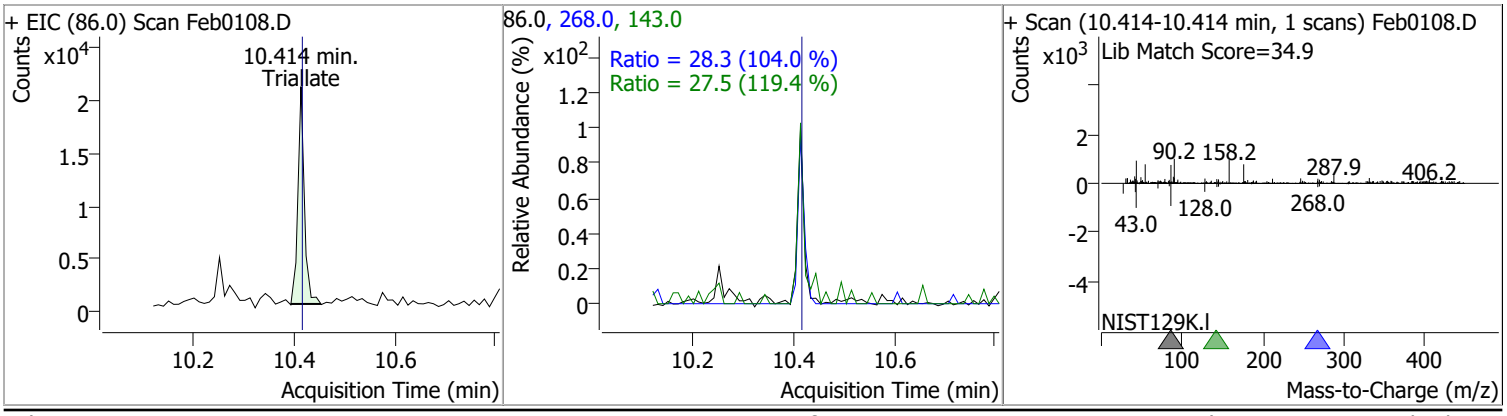

Quantitation Results Report (QT Reviewed)

Compound	Conc.	RT	Dev(Min)	Resp.	QIon	QRatio	Lower	Upper
Carbazole	3.8704	10.59	-0.01	93881	139.0	12.8	9.1	16.9

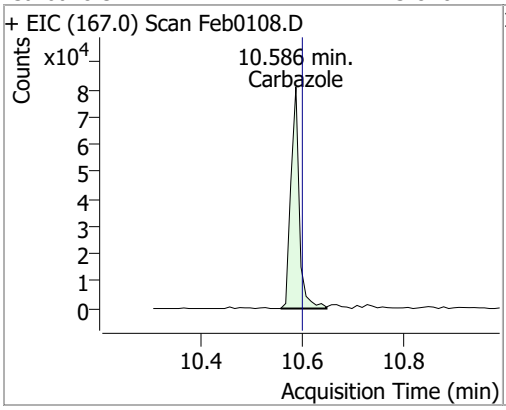

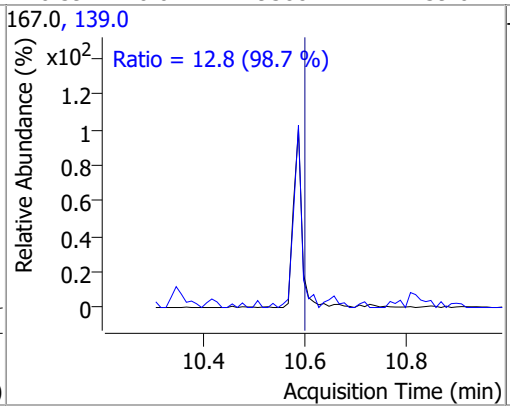

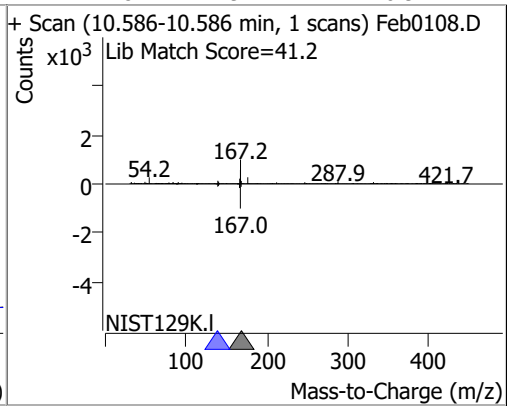

Compound	Conc.	RT	Dev(Min)	Resp.	QIon	QRatio	Lower	Upper
o-Terphenyl	3.8608	10.82	0.00	64765	229.0	66.3	44.1	81.9
					215.0	34.9	26.4	49.1

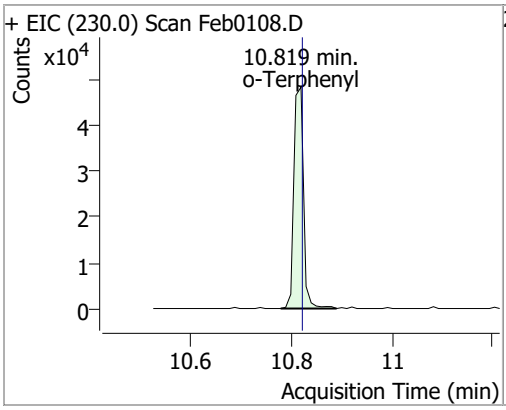

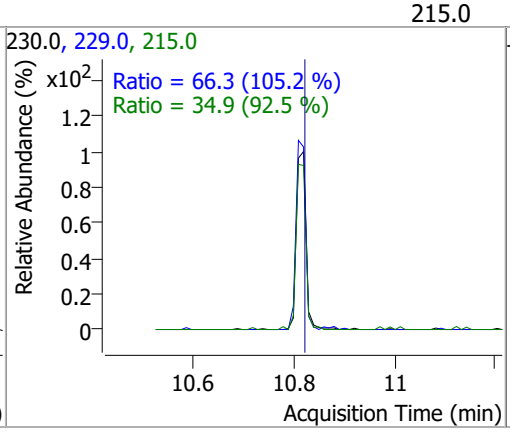

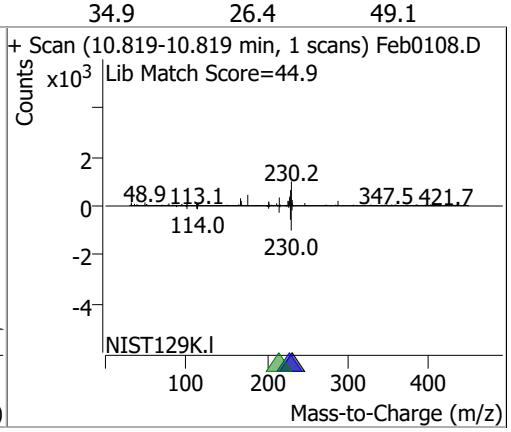

Compound	Conc.	RT	Dev(Min)	Resp.	QIon	QRatio	Lower	Upper
Di-n-Butylphthalate	4.2912	11.20	0.00	67741	150.0	8.9	6.3	11.6
					104.0	7.4	4.1	7.6

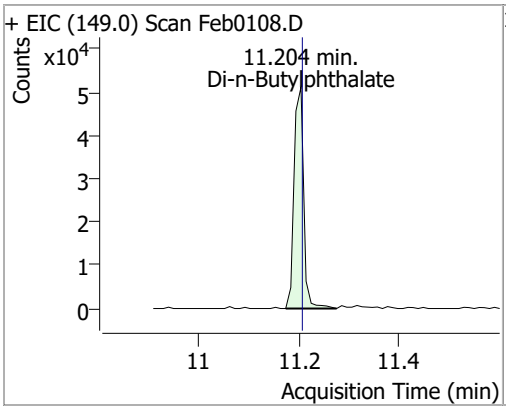

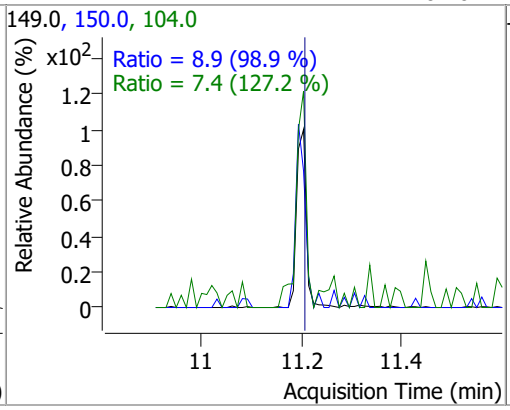

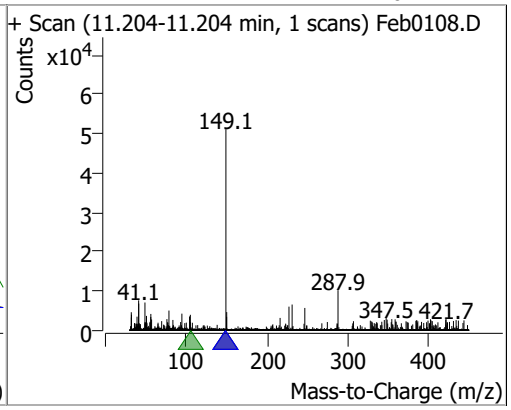

Compound	Conc.	RT	Dev(Min)	Resp.	QIon	QRatio	Lower	Upper
Fluoranthene	4.2697	12.11	-0.01	125288	101.0	15.6	8.6	16.0

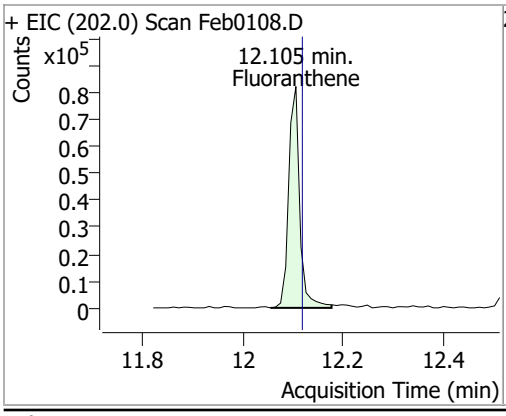

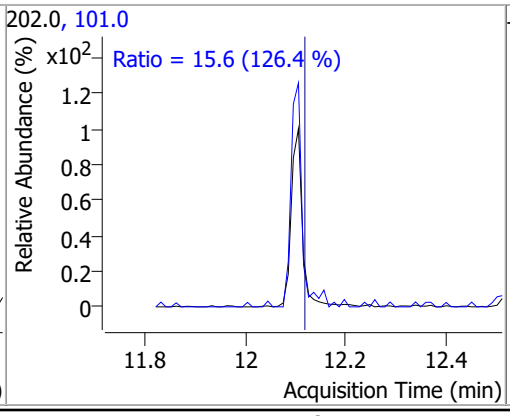

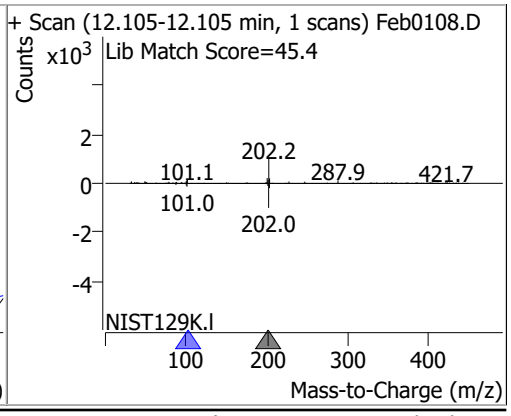

Compound	Conc.	RT	Dev(Min)	Resp.	QIon	QRatio	Lower	Upper
Benzidine	4.7046	12.49	-0.01	33473 (m)	183.0	13.0	8.5	15.8
					92.0	10.2	5.2	9.7

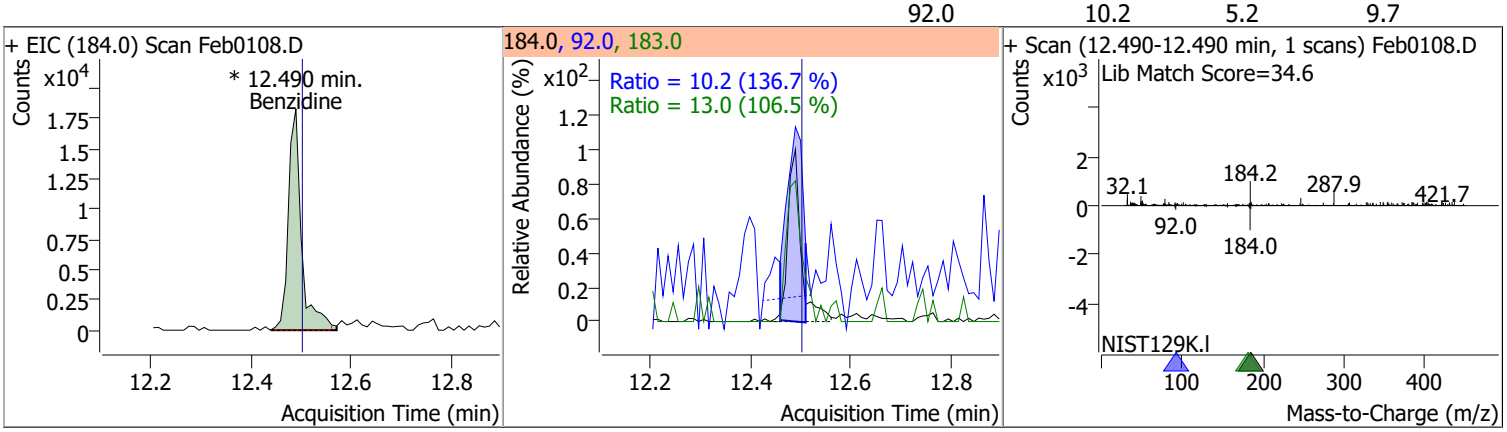

Compound	Conc.	RT	Dev(Min)	Resp.	QIon	QRatio	Lower	Upper
Pyrene	3.9348	12.53	-0.02	140021	101.0	14.8	9.8	18.2

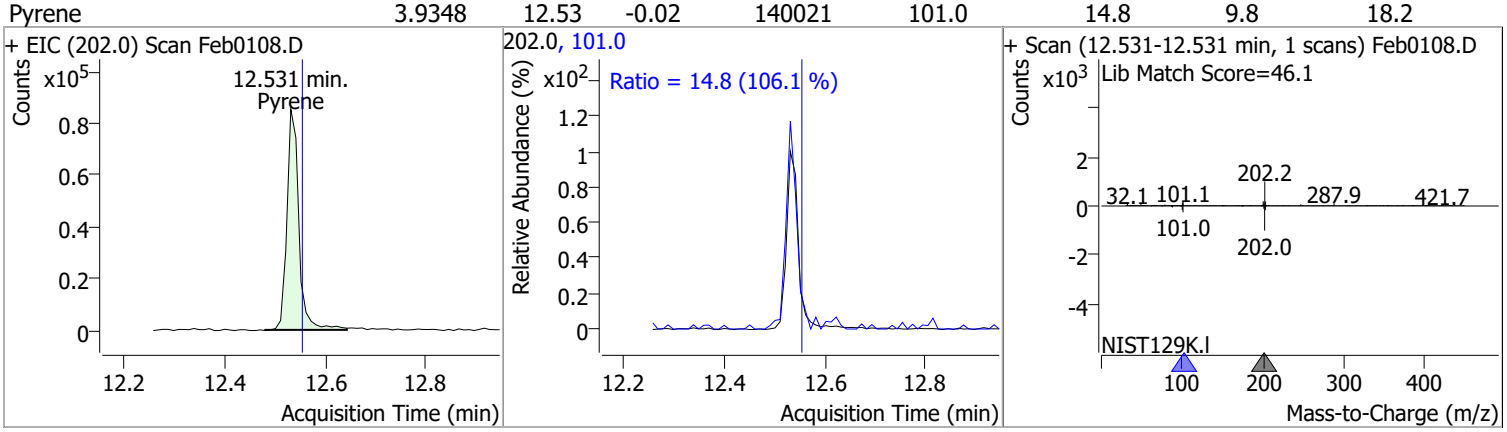

Compound	Conc.	RT	Dev(Min)	Resp.	QIon	QRatio	Lower	Upper
Terphenyl-d14	4.0470	13.04	-0.02	88031	122.0	14.2	8.8	16.4

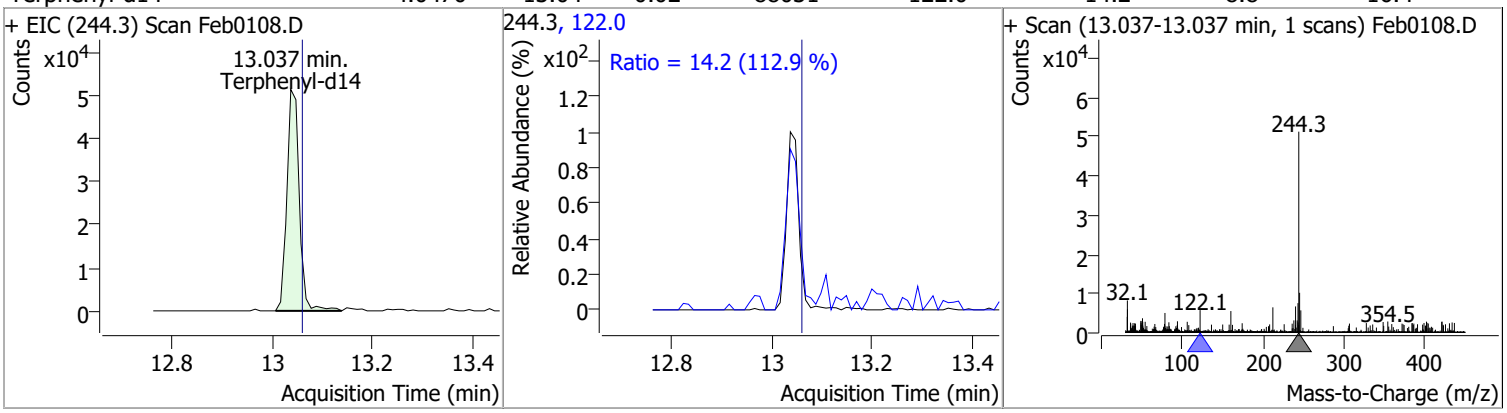

Compound	Conc.	RT	Dev(Min)	Resp.	QIon	QRatio	Lower	Upper
Butylbenzylphthalate	4.5636	14.51	-0.02	26518	91.0	103.0	56.1	104.1
					206.0	16.5	12.9	24.0

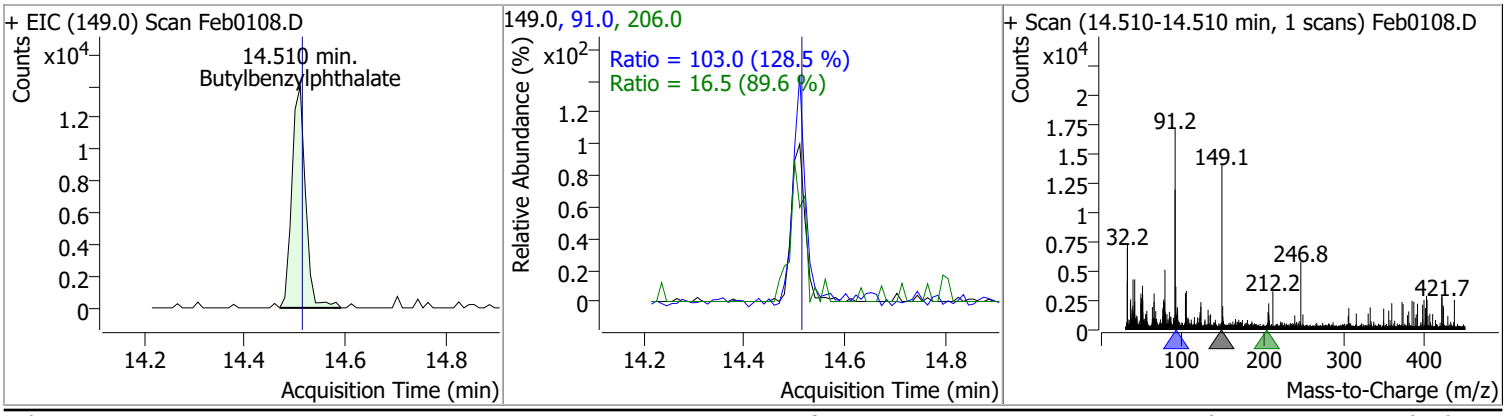

Quantitation Results Report (QT Reviewed)

Compound	Conc.	RT	Dev(Min)	Resp.	QIon	QRatio	Lower	Upper
Benzo(a)Anthracene	4.1212	15.73	-0.03	93346	226.0	23.8	18.0	33.5
					229.0	23.7	14.6	27.2

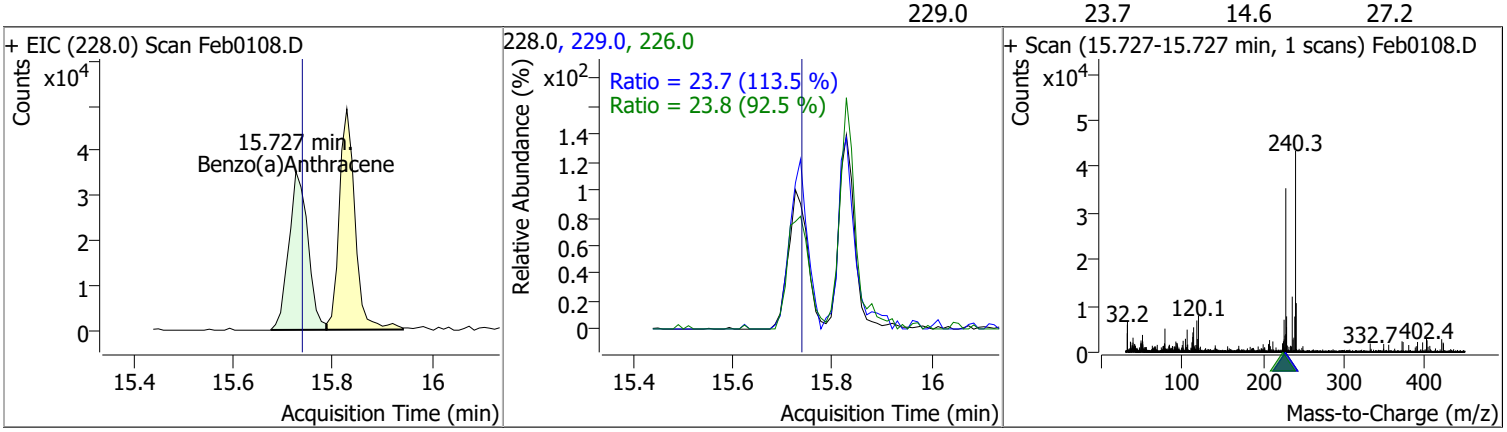

Compound	Conc.	RT	Dev(Min)	Resp.	QIon	QRatio	Lower	Upper
Chrysene	4.0730	15.83	-0.04	109395	226.0	30.7	20.5	38.1
					229.0	21.7	14.2	26.3

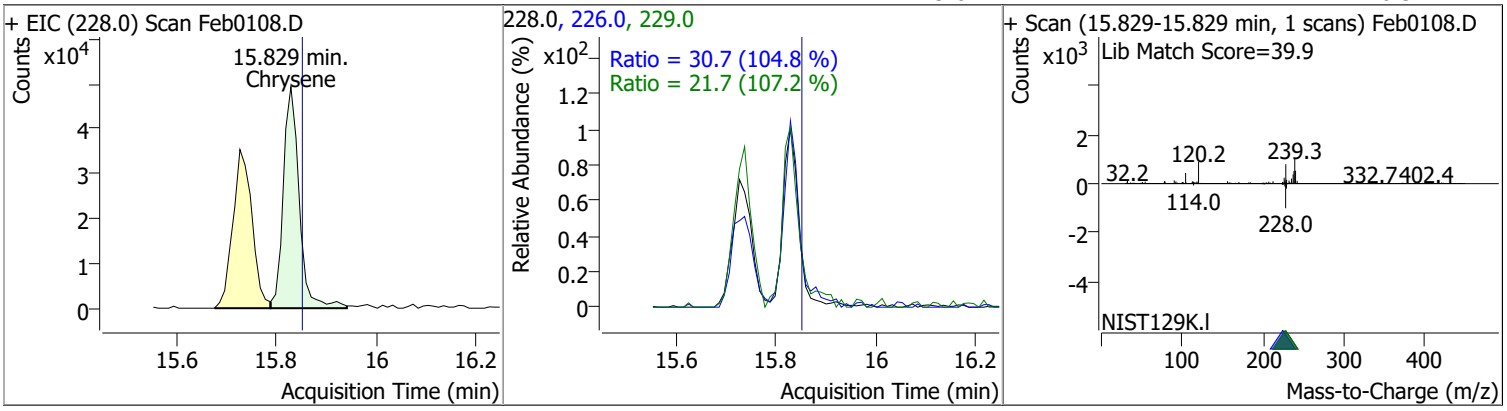

Compound	Conc.	RT	Dev(Min)	Resp.	QIon	QRatio	Lower	Upper
3,3-Dichlorobenzidine	4.5626	15.87	-0.03	19954	254.0	61.0	45.2	83.9

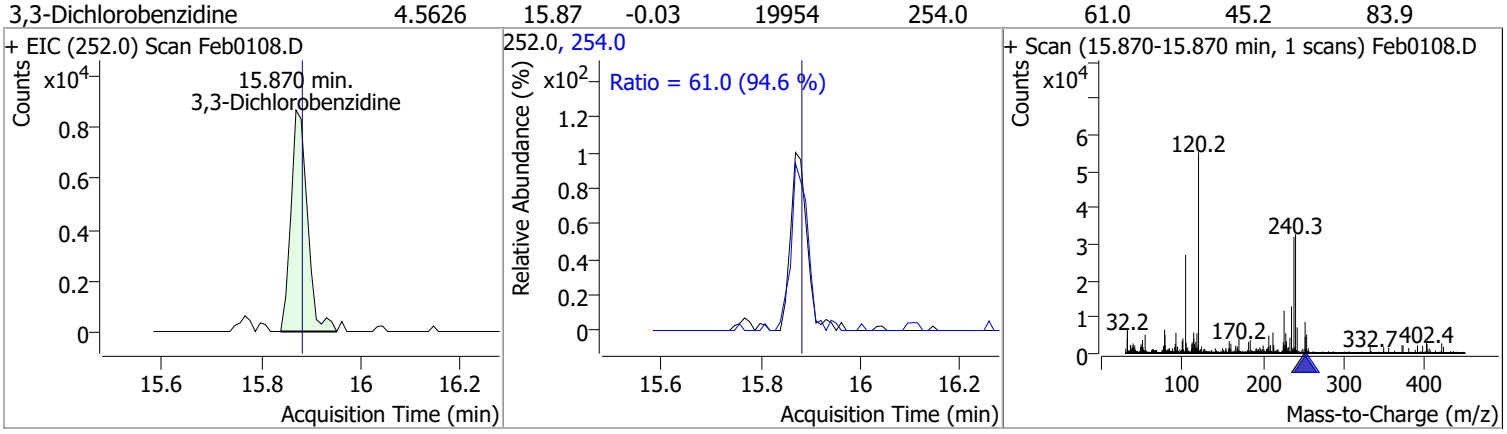

Compound	Conc.	RT	Dev(Min)	Resp.	QIon	QRatio	Lower	Upper
bis(2-ethylhexyl)Phthalate	4.3672	16.57	-0.02	9707	149.0	387.9	270.0	501.5
					279.0	16.1	10.7	19.9

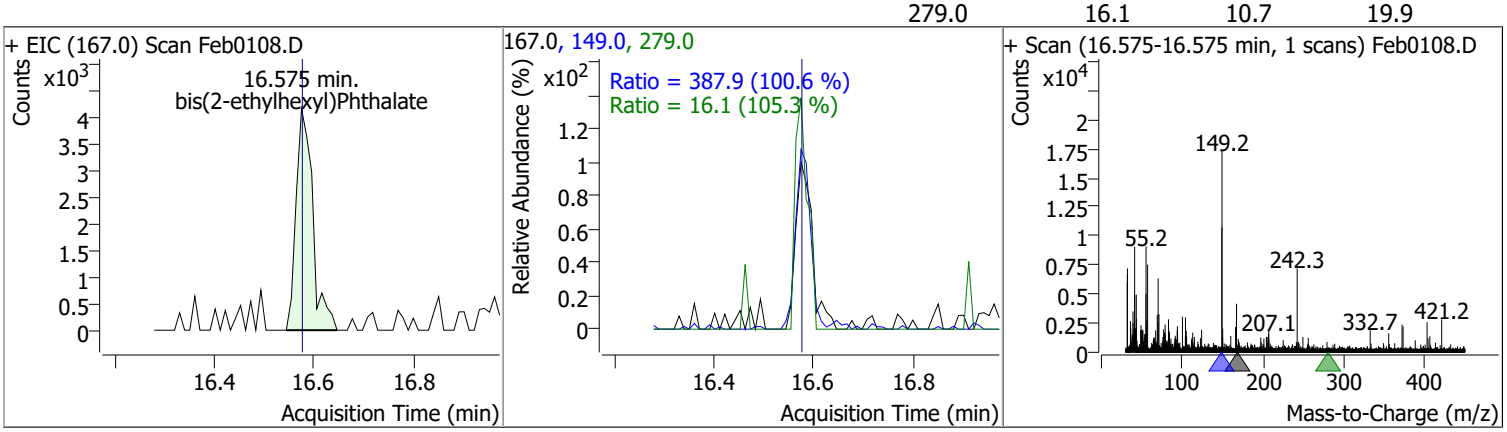

Compound	Conc.	RT	Dev(Min)	Resp.	QIon	QRatio	Lower	Upper
Di-n-octyl Phthalate	4.3078	18.28	-0.01	65488	150.0	9.4	6.7	12.4

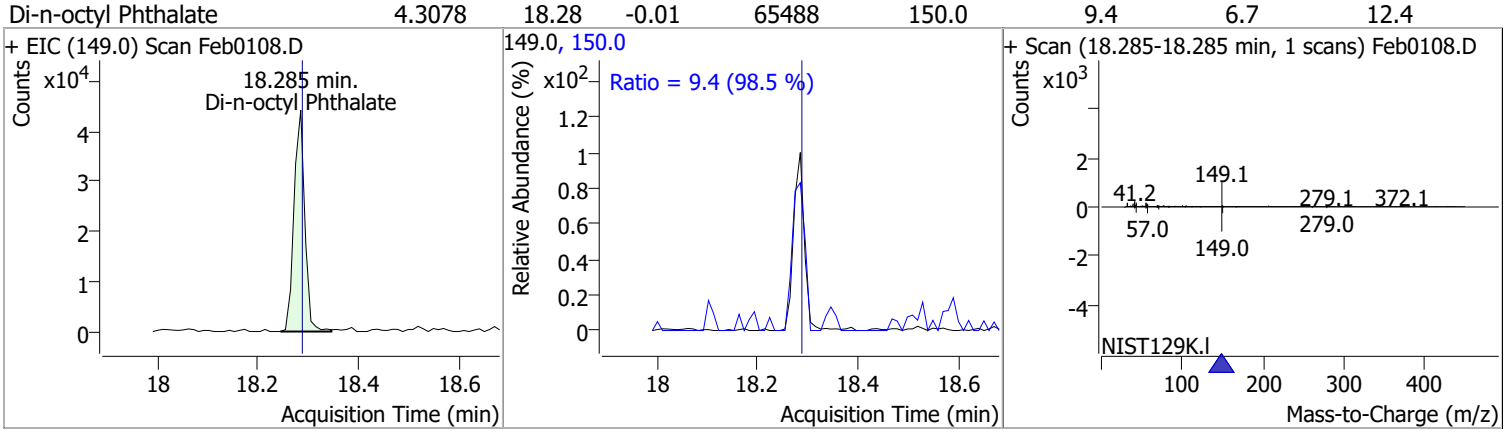

Compound	Conc.	RT	Dev(Min)	Resp.	QIon	QRatio	Lower	Upper
Benzo(b)fluoranthene	3.9517	18.52	-0.03	76583	253.0	23.8	15.7	29.2

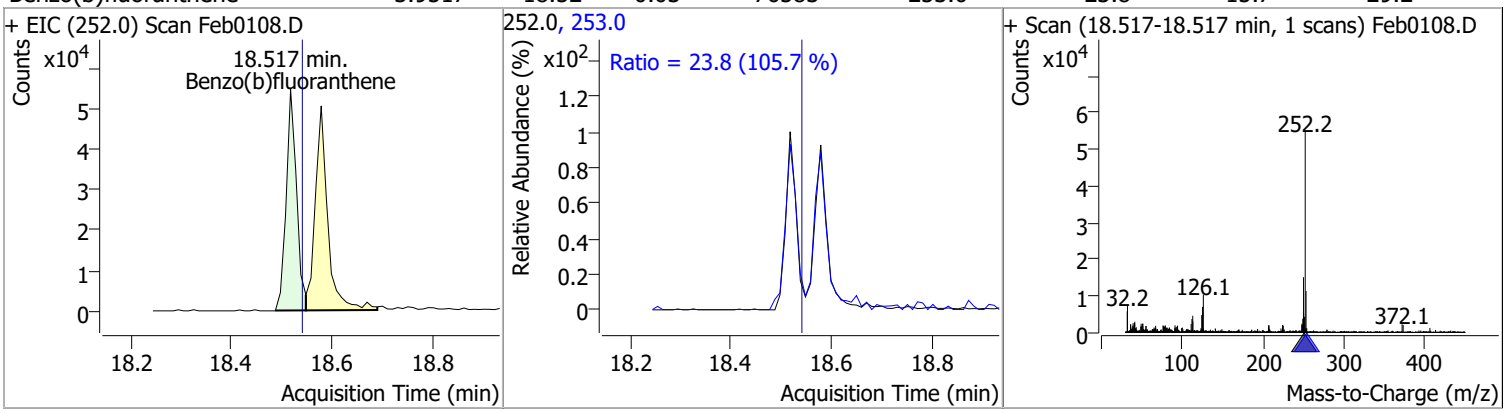

Compound	Conc.	RT	Dev(Min)	Resp.	QIon	QRatio	Lower	Upper
Benzo(k)fluoranthene	4.0954	18.58	-0.03	88286	253.0	23.2	15.9	29.5

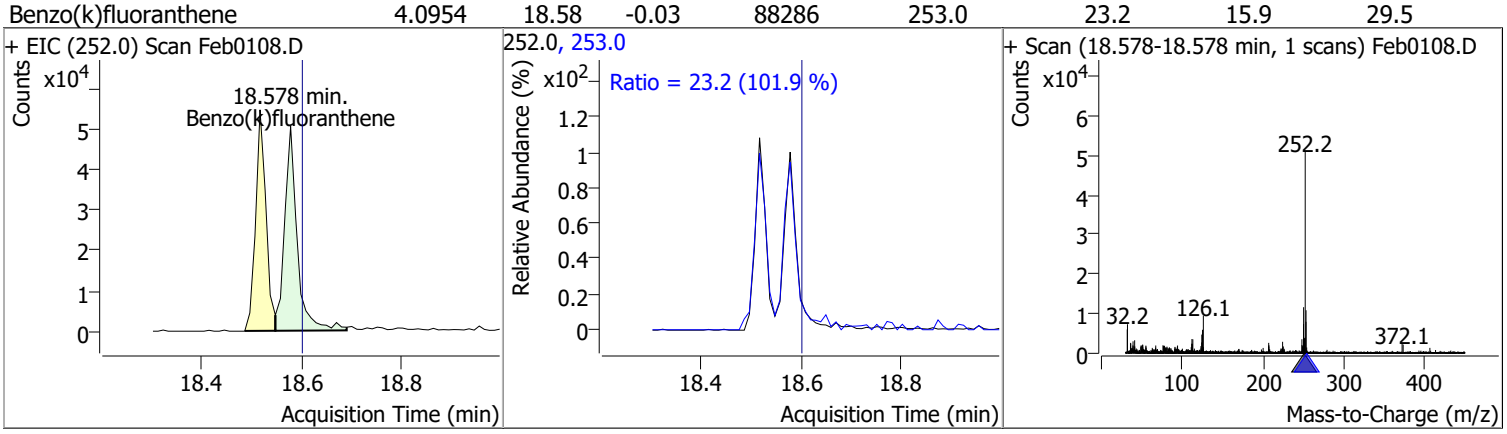

Quantitation Results Report (QT Reviewed)

Compound	Conc.	RT	Dev(Min)	Resp.	QIon	QRatio	Lower	Upper
Benzo(a)pyrene	4.1138	19.11	-0.03	63509	253.0	24.5	15.8	29.4

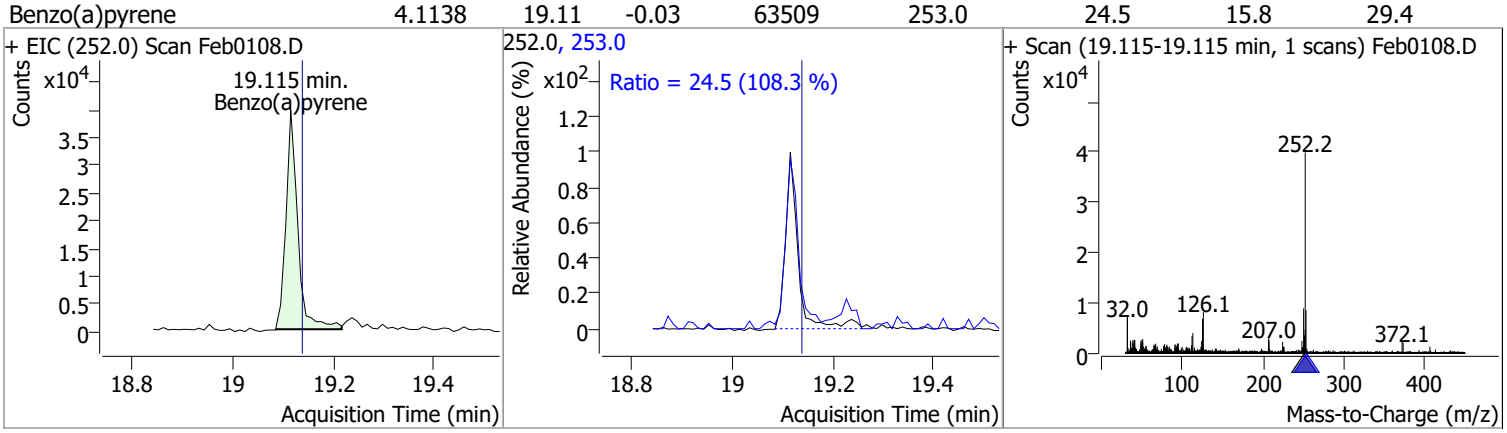

Compound	Conc.	RT	Dev(Min)	Resp.	QIon	QRatio	Lower	Upper
Indeno(1,2,3-c,d)pyrene	4.1975	20.88	-0.03	57776	138.0	34.1	20.2	37.5

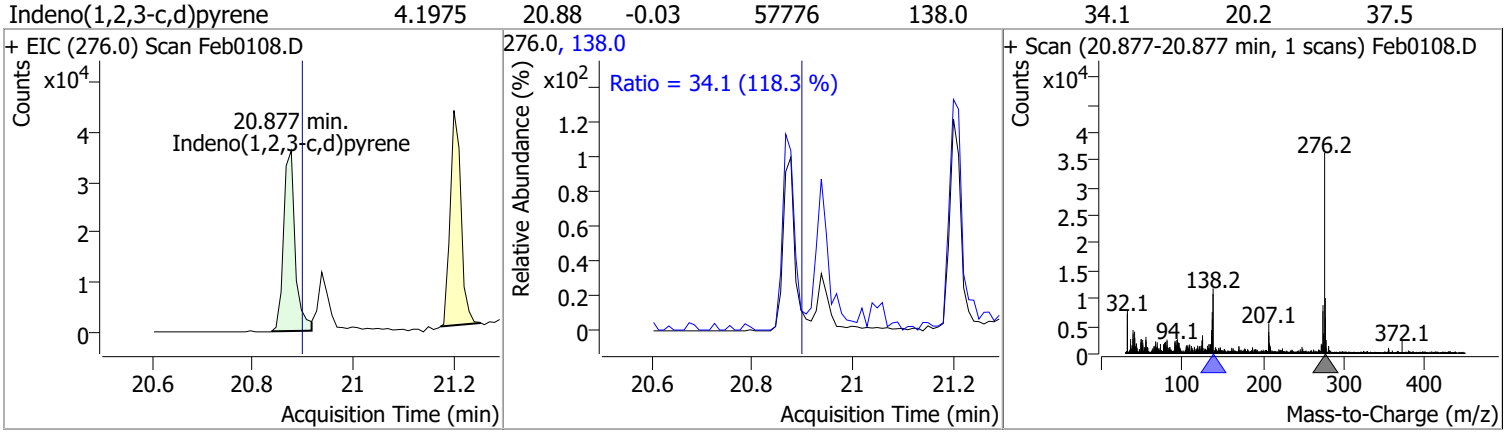

Compound	Conc.	RT	Dev(Min)	Resp.	QIon	QRatio	Lower	Upper
Dibenzo(a,h)anthracene	4.0927	20.94	-0.03	67335	139.0	26.2	17.1	31.7
					279.0	23.8	16.6	30.8

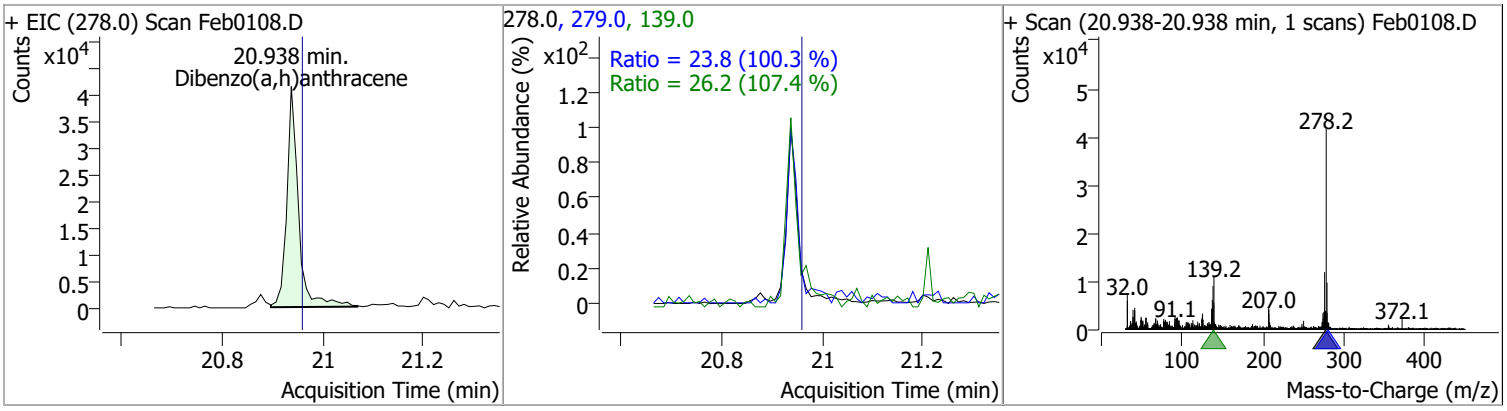

Compound	Conc.	RT	Dev(Min)	Resp.	QIon	QRatio	Lower	Upper
Benzo(g,h,i)perylene	4.1028	21.20	-0.04	73310	138.0	34.8	22.8	42.3
					277.0	26.3	16.9	31.4

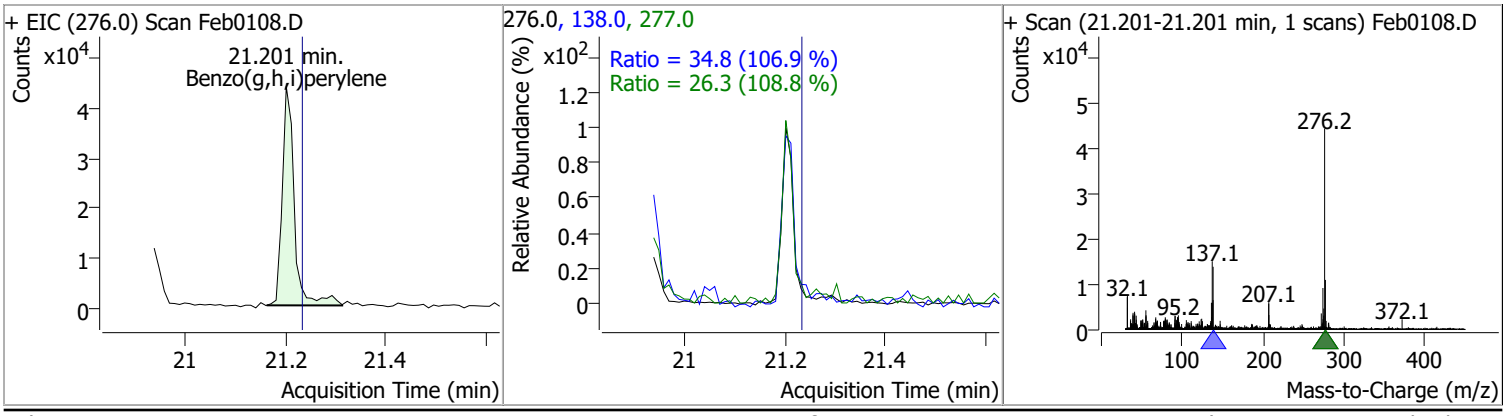

Quantitation Results Report (QT Reviewed)

Data File	Feb0109.D	Operator	LIMS import
Acq. Method	BNA+SIM.M	Acq. Date-Time	2/1/2022 9:09:56 PM
Sample Name	01-Feb-22_CCV_9	Instrument	Instrument #1
Vial	9	Multiplier	1.00
DA Method File		Comment	SVOC-8270-W-LARGO
Tune File	dftppdsm.u	Tune Date	1/25/2022 7:52:00 PM
Batch Name	020122 DoD BNA cal.batch.bin	Last Calib Update	2/2/2022 4:05:51 PM
Ref Library	D:\Org\Library\NIST129K.l		

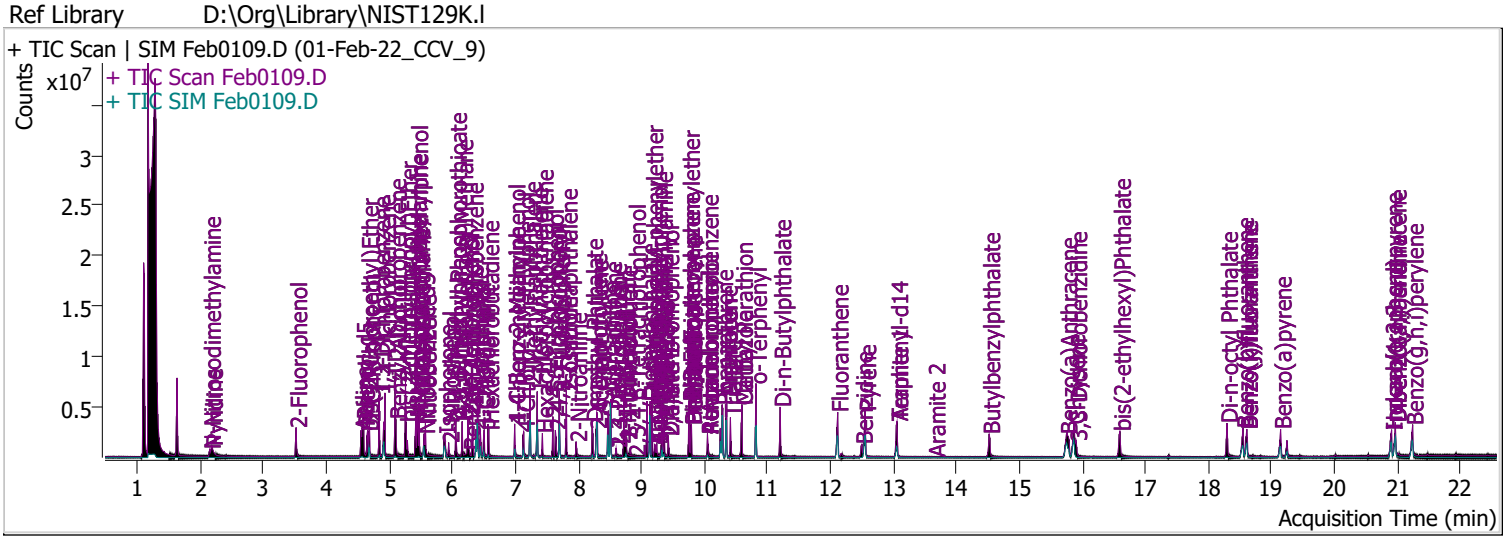

Compound	RT	QIon	Resp.	Conc.	Units		Dev(Min)
Internal Standards							
System Monitoring Compounds							
S 2-Fluorophenol	3.521	112.0	958829	84.0275	µg/L		0.000
Spiked Amount: 200.000	Range: 10.0 - 75.0%			Recovery = 42.01%			
S Phenol-d5	4.573	99.0	1265687	84.3622	µg/L		0.000
Spiked Amount: 200.000	Range: 10.0 - 65.0%			Recovery = 42.18%			
S Nitrobenzene-d5	5.553	82.0	588273	75.3755	µg/L		0.000
Spiked Amount: 100.000	Range: 32.0 - 94.0%			Recovery = 75.38%			
S 2-Fluorobiphenyl	7.697	172.0	1787030	72.3108	µg/L		0.000
Spiked Amount: 100.000	Range: 28.0 - 107.0%			Recovery = 72.31%			
S 2,4,6-Tribromophenol	9.428	329.8	171377	79.8819	µg/L		0.000
Spiked Amount: 200.000	Range: 25.0 - 140.0%			Recovery = 39.94%			
S Terphenyl-d14	13.058	244.3	2035060	76.2877	µg/L		0.000
Spiked Amount: 100.000	Range: 32.0 - 122.0%			Recovery = 76.29%			
Target Compounds							**QValue**
T N-Nitrosodimethylamine	2.152	74.0	290899	84.6280	µg/L		97
T Pyridine	2.183	79.0	786661	83.6999	µg/L		77
T Aniline	4.552	93.0	1078603	47.4753	µg/L	m	93
T Phenol	4.593	94.0	1272108	75.4066	µg/L	m	99
T bis(-2-Chloroethyl)Ether	4.654	63.0	776468	83.9295	µg/L	m	100
T 2-Chlorophenol	4.685	128.0	1070966	81.0523	µg/L		99
T 1,3-Dichlorobenzene	4.838	146.0	1375251	82.4044	µg/L		98
T 1,4-Dichlorobenzene	4.930	146.0	1440768	81.1804	µg/L	m	99
T 1,2-Dichlorobenzene	5.093	146.0	1411896	82.0631	µg/L	m	98
T Benzyl Alcohol	5.104	108.0	599800	78.5733	µg/L	m	94
T 2-Methylphenol	5.257	107.0	1000613	83.6583	µg/L	m	92
T bis(2-chloroisopropyl)Ether	5.267	121.0	324209	66.2401	µg/L		100
T N-nitroso-Di-n-propylamine	5.420	70.0	740691	85.5425	µg/L		98
T 4Methylphenol/3Methylphenol	5.441	107.0	1269944	75.0280	µg/L	m	97
T Hexachloroethane	5.471	117.0	380667	82.4711	µg/L		98

Compound	RT	QIon	Resp.	Conc.	Units		Dev(Min)
T Nitrobenzene	5.573	123.1	308264	80.8356	µg/L		96
T Isophorone	5.880	82.0	1519160	69.0375	µg/L		100
T 2-Nitrophenol	5.941	139.0	227384	73.6290	µg/L		99
T 2,4-Dimethylphenol	6.054	122.0	715622	71.8666	µg/L		99
T bis(-2-Chloroethoxy)Methane	6.157	93.0	928384	78.9390	µg/L		97
T 2,4-Dichlorophenol	6.249	162.0	722511	78.5797	µg/L		100
T Benzoic Acid	6.270	105.0	440588	78.1312	µg/L		98
T 1,2,4-Trichlorobenzene	6.321	180.0	879285	78.1342	µg/L		97
T Naphthalene	6.403	128.0	2596055	78.5377	µg/L		99
T 4-Chlorophenol	6.444	130.0	241944	74.8942	µg/L	m	98
T p-Chloroaniline	6.506	127.0	953270	69.1135	µg/L		99
T Hexachlorobutadiene	6.568	224.9	438285	75.6243	µg/L		98
T 4-Chloro-2-Methylphenol	6.989	107.0	580530	70.1813	µg/L		96
T 4-Chloro-3-Methylphenol	7.132	107.0	672378	74.8848	µg/L		100
T 2-Methylnaphthalene	7.235	141.0	1574341	80.4992	µg/L		99
T 1-Methylnaphthalene	7.348	141.0	1432800	74.5404	µg/L	m	98
T Hexachlorocyclopentadiene	7.430	236.9	259374	74.6279	µg/L		100
T 2,4,6-Trichlorophenol	7.595	196.0	458380	84.2925	µg/L		96
T 2,4,5-Trichlorophenol	7.636	196.0	529850	84.1786	µg/L		98
T 2-Chloronaphthalene	7.810	162.0	1738077	86.1405	µg/L		99
T 2-Nitroaniline	7.964	65.0	237583	78.2885	µg/L		96
T Dimethyl Phthalate	8.221	163.0	1771366	84.1356	µg/L		98
T 2,6-Dinitrotoluene	8.282	165.0	234858	88.6171	µg/L		98
T Acenaphthylene	8.302	152.1	2535566	77.3112	µg/L		98
T 3-Nitroaniline	8.476	138.0	248970	82.8496	µg/L		96
T Acenaphthene	8.517	154.0	1604507	85.4836	µg/L		99
T 2,4-Dinitrophenol	8.599	184.0	104037	67.0584	µg/L		96
T Dibenzofuran	8.722	168.0	2289150	78.3412	µg/L		95
T 4-Nitrophenol	8.742	109.0	275657	89.5430	µg/L		98
T 2,4-Dinitrotoluene	8.763	165.0	300223	84.0432	µg/L		91
T Diethylphthalate	9.090	149.0	1912507	87.6913	µg/L		100
T Fluorene	9.141	166.0	2004604	76.3884	µg/L		100
T 4-Chlorophenyl-phenylether	9.172	204.0	938090	82.0634	µg/L		98
T 4-Nitroaniline	9.213	138.0	219751	73.4360	µg/L	m	99
T 4,6-Dinitro-2-methylphenol	9.244	198.0	131213	62.8895	µg/L		97
T N-nitrosodiphenylamine	9.325	169.0	1331807	74.8353	µg/L		99
T Azobenzene	9.356	77.0	1548225	75.1822	µg/L		98
T 4-Bromophenyl-phenylether	9.755	248.0	507627	75.8609	µg/L		98
T Hexachlorobenzene	9.796	283.9	505904	73.8632	µg/L		95
T Pentachlorophenol	10.049	265.9	258938	79.1781	µg/L		98
T Phenanthrene	10.282	178.0	2753869	75.3840	µg/L		99
T Anthracene	10.353	178.0	2765541	81.3750	µg/L		100
T Triallate	10.414	86.0	545058	76.3887	µg/L		97
T Carbazole	10.596	167.0	2585808	82.3003	µg/L		100
T o-Terphenyl	10.819	230.0	1420303	74.8511	µg/L		99
T Di-n-Butylphthalate	11.204	149.0	2700554	84.1831	µg/L		100
T Fluoranthene	12.116	202.0	2725181	71.8797	µg/L		99
T Benzidine	12.501	184.0	857514	65.1394	µg/L		99
T Pyrene	12.551	202.0	2955661	76.8014	µg/L		97
T Butylbenzylphthalate	14.521	149.0	893678	81.4940	µg/L		99
T Benzo(a)Anthracene	15.747	228.0	2377350	81.6831	µg/L		99
T Chrysene	15.870	228.0	2477260	79.3078	µg/L		100
T 3,3-Dichlorobenzidine	15.900	252.0	642793	69.3636	µg/L		97
T bis(2-ethylhexyl)Phthalate	16.595	167.0	326428	82.5828	µg/L		98
T Di-n-octyl Phthalate	18.295	149.0	2159749	80.7032	µg/L		100

Compound	RT	QIon	Resp.	Conc.	Units	Dev(Min)
T Benzo(b)fluoranthene	18.548	252.0	2057682	76.0202	µg/L	100
T Benzo(k)fluoranthene	18.609	252.0	2087949	70.1432	µg/L	100
T Benzo(a)pyrene	19.145	252.0	1804453	70.3049	µg/L	99
T Indeno(1,2,3-c,d)pyrene	20.907	276.0	1634426	78.6962	µg/L	96
T Dibenzo(a,h)anthracene	20.968	278.0	1805186	82.5980	µg/L	99
T Benzo(g,h,i)perylene	21.241	276.0	1921973	76.6864	µg/L	99

(#) = Qualifier Out of Range; (m) = Manual Integration; (+) = Area Summed; (*) = Surrogate Percent Recovery Out of Range; (d): Zeroed Peak

Compound	Conc.	RT	Dev(Min)	Resp.	QIon	QRatio	Lower	Upper
N-Nitrosodimethylamine	84.6280	2.15	0.00	290899	42.0	133.3	91.0	169.1

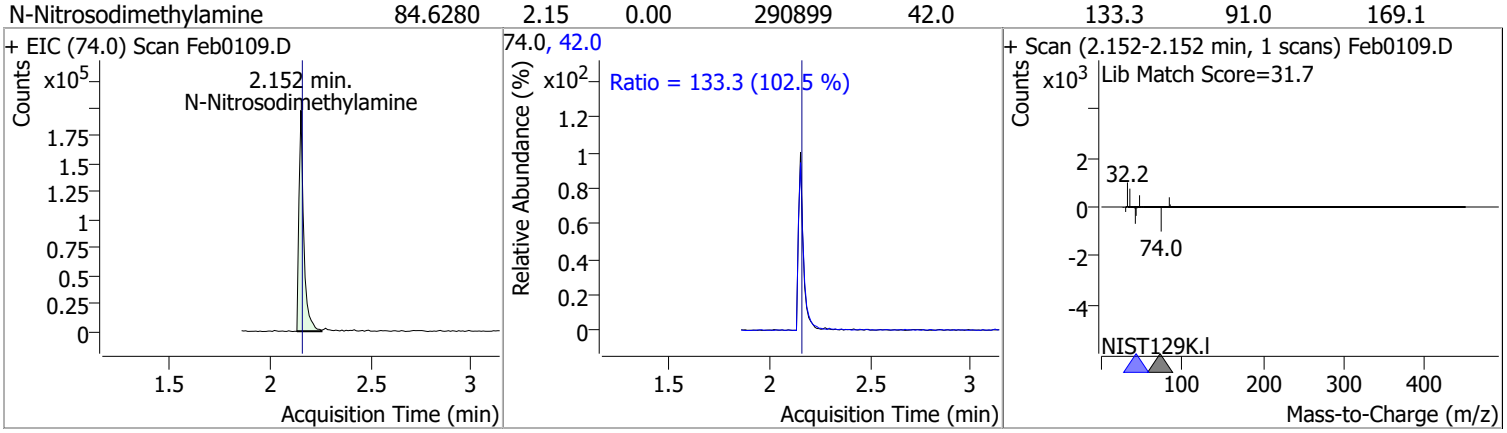

Compound	Conc.	RT	Dev(Min)	Resp.	QIon	QRatio	Lower	Upper
Pyridine	83.6999	2.18	0.00	786661	52.0	78.0	71.2	132.2

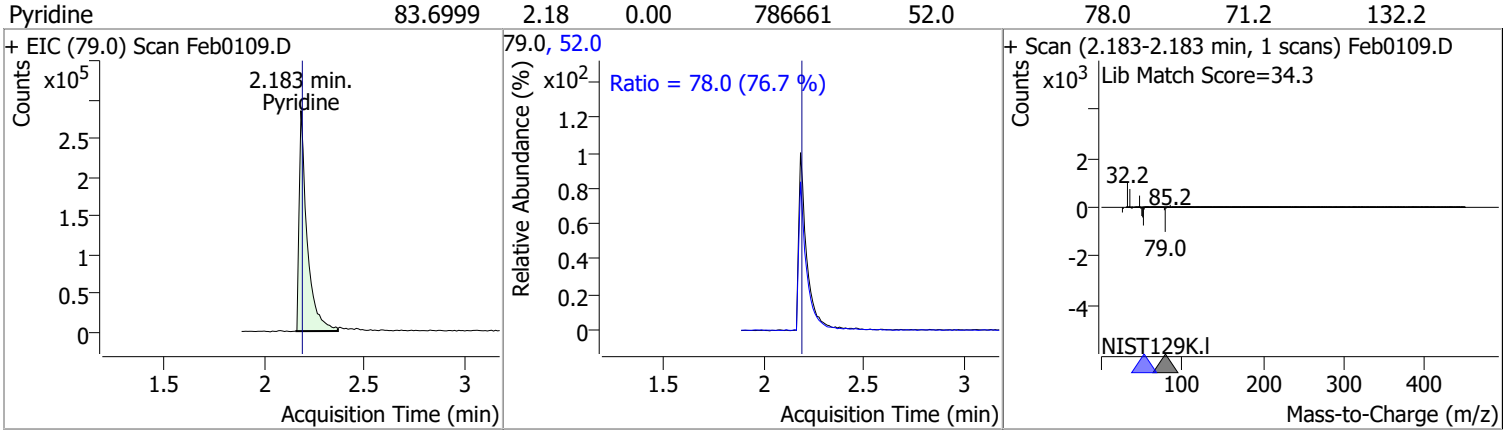

Compound	Conc.	RT	Dev(Min)	Resp.	QIon	QRatio	Lower	Upper
2-Fluorophenol	84.0275	3.52	0.00	958829	64.0	52.0	35.8	66.4
					92.0	20.9	14.3	26.6

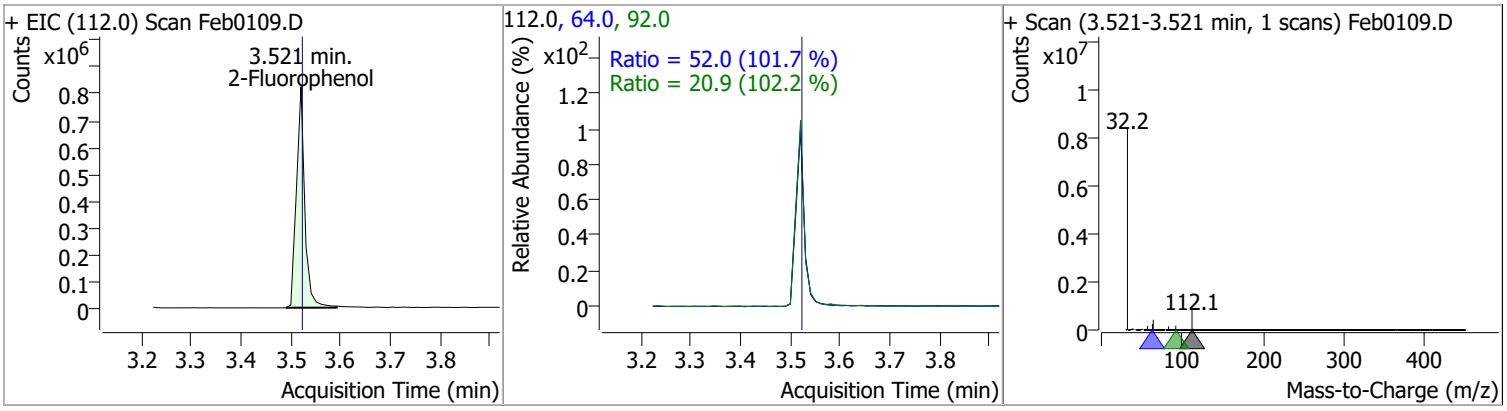

Compound	Conc.	RT	Dev(Min)	Resp.	QIon	QRatio	Lower	Upper
Aniline	47.4753	4.55	0.00	1078603 (m)	66.0	30.2	24.5	45.6
					65.0	15.8	12.6	23.4

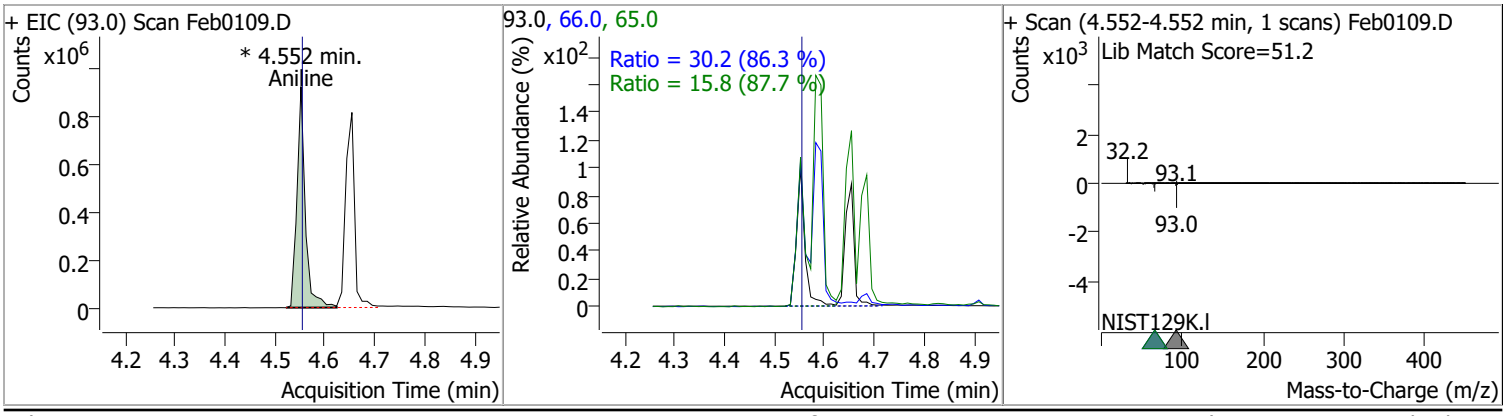

Quantitation Results Report (QT Reviewed)

Compound	Conc.	RT	Dev(Min)	Resp.	QIon	QRatio	Lower	Upper
Phenol-d5	84.3622	4.57	0.00	1265687	71.0	35.1	23.8	44.2

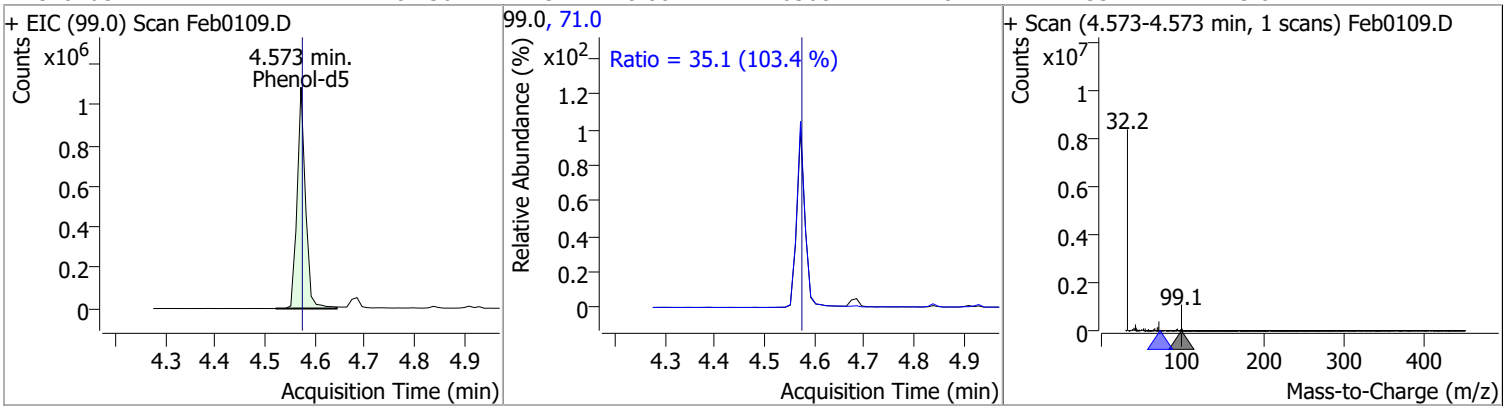

Compound	Conc.	RT	Dev(Min)	Resp.	QIon	QRatio	Lower	Upper
Phenol	75.4066	4.59	0.00	1272108 (m)	66.0	44.7	30.7	57.0

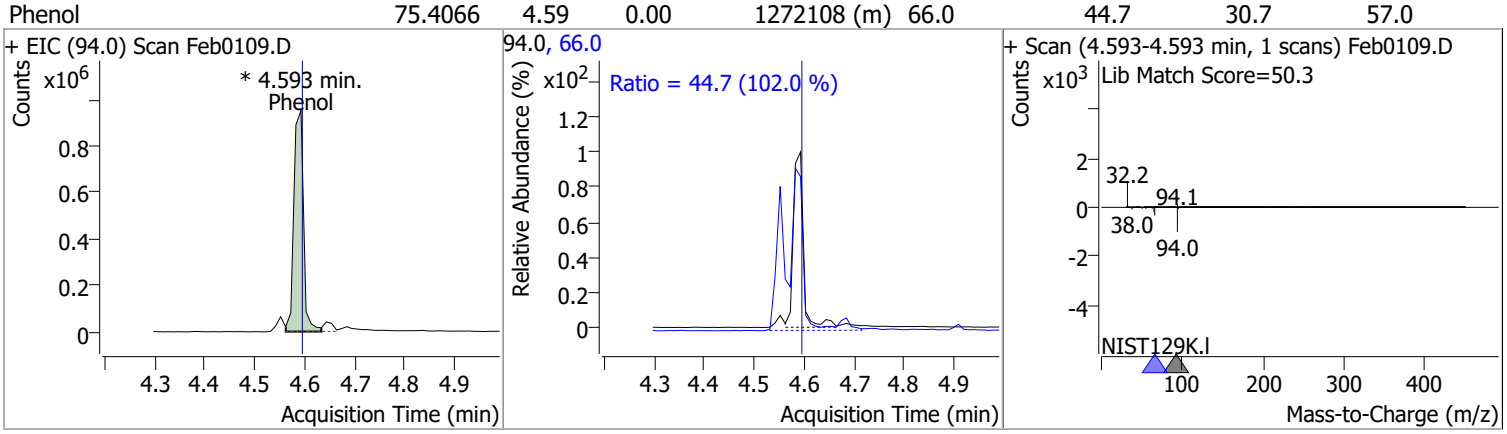

Compound	Conc.	RT	Dev(Min)	Resp.	QIon	QRatio	Lower	Upper
bis(-2-Chloroethyl)Ether	83.9295	4.65	0.00	776468 (m)	64.0	3.7	2.4	4.5

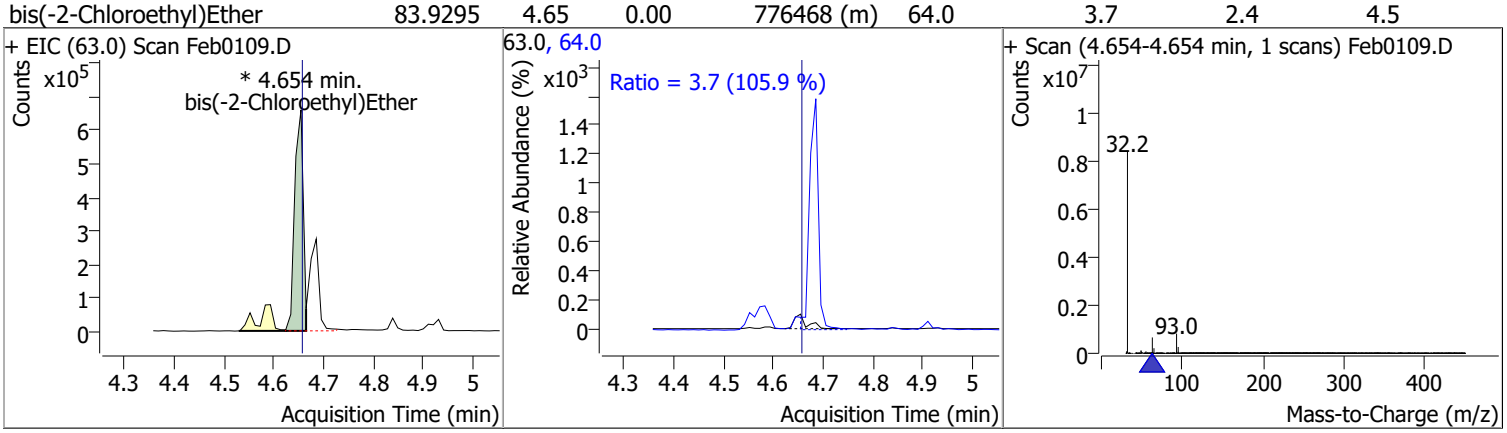

Compound	Conc.	RT	Dev(Min)	Resp.	QIon	QRatio	Lower	Upper
2-Chlorophenol	81.0523	4.68	0.00	1070966	130.0	31.5	22.3	41.4

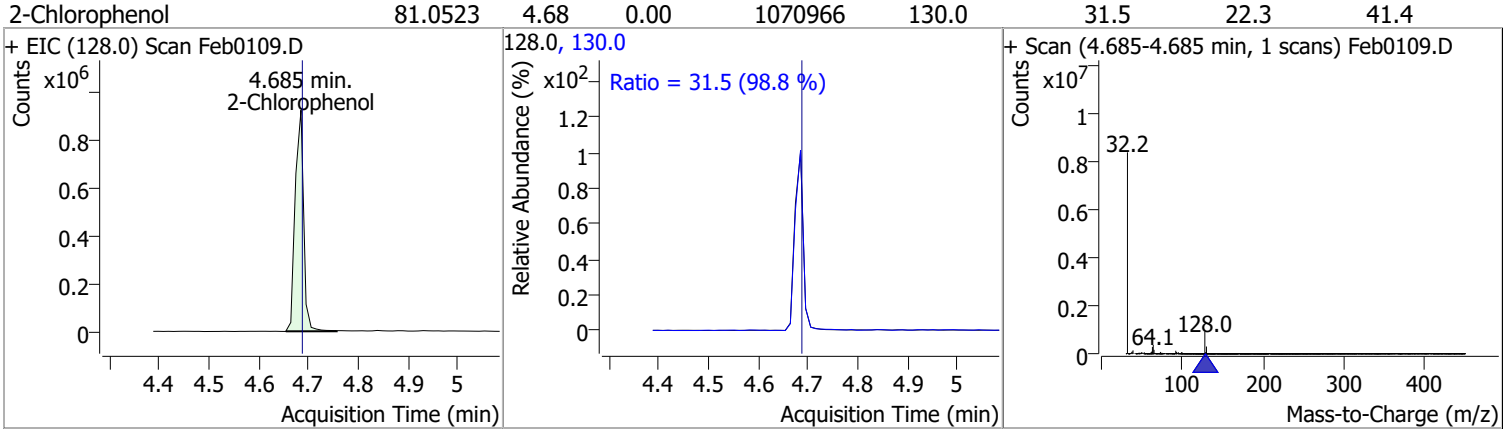

Quantitation Results Report (QT Reviewed)

Compound	Conc.	RT	Dev(Min)	Resp.	QIon	QRatio	Lower	Upper
1,3-Dichlorobenzene	82.4044	4.84	0.00	1375251	148.0	63.5	43.6	80.9
					111.0	37.0	25.1	46.7

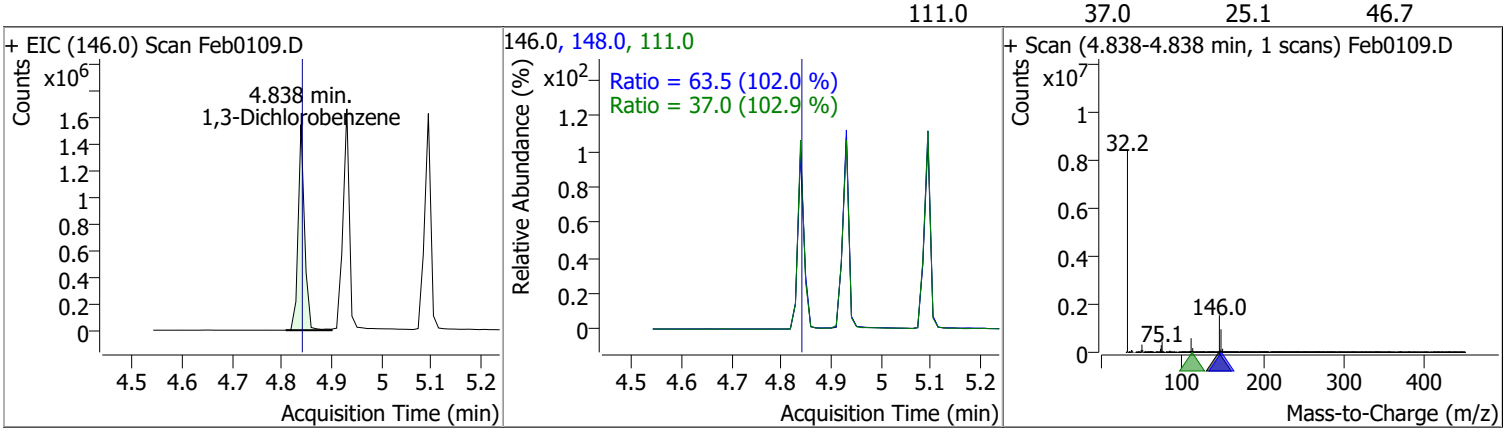

Compound	Conc.	RT	Dev(Min)	Resp.	QIon	QRatio	Lower	Upper
1,4-Dichlorobenzene	81.1804	4.93	0.00	1440768 (m)	148.0	63.6	44.8	83.3
					111.0	35.6	24.6	45.7

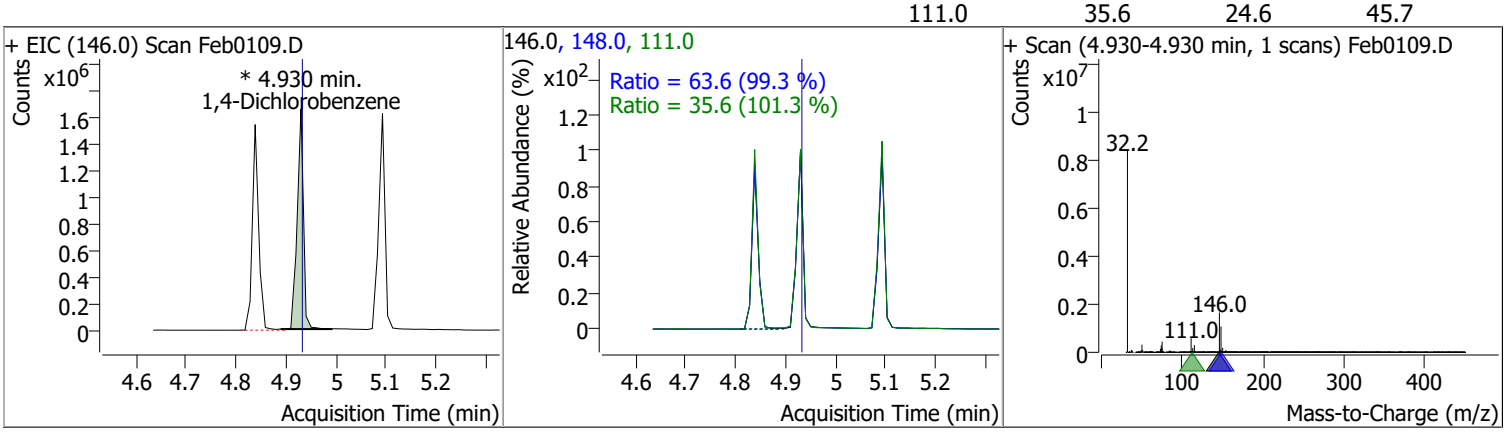

Compound	Conc.	RT	Dev(Min)	Resp.	QIon	QRatio	Lower	Upper
1,2-Dichlorobenzene	82.0631	5.09	0.00	1411896 (m)	148.0	64.4	44.1	81.8
					111.0	37.5	25.7	47.7

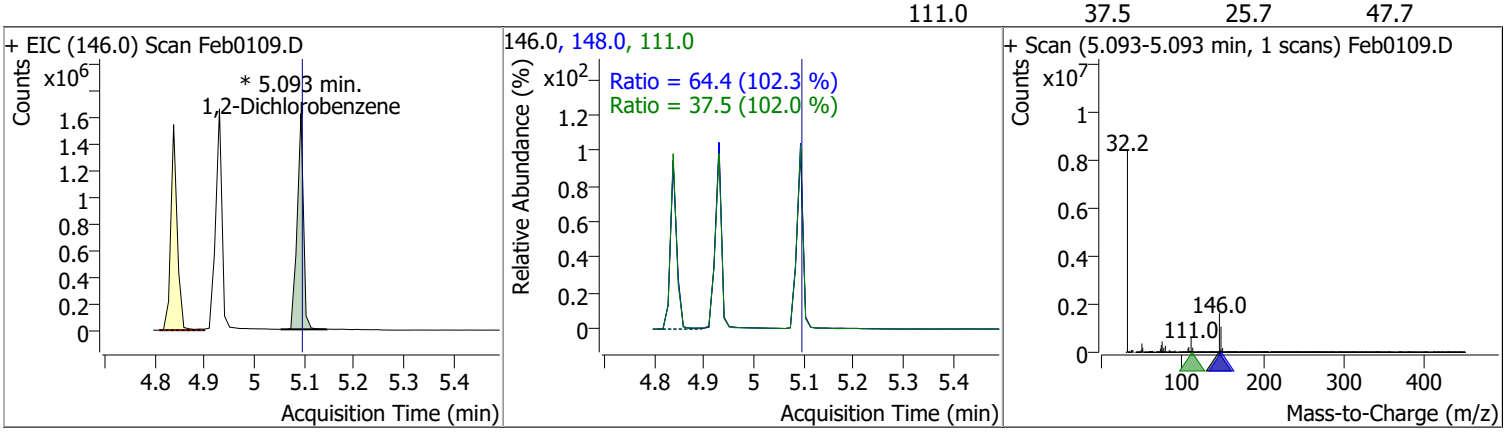

Quantitation Results Report (QT Reviewed)

Compound	Conc.	RT	Dev(Min)	Resp.	QIon	QRatio	Lower	Upper
Benzyl Alcohol	78.5733	5.10	0.00	599800 (m)	79.0	114.6	82.9	154.0
					107.0	71.9	45.1	83.8

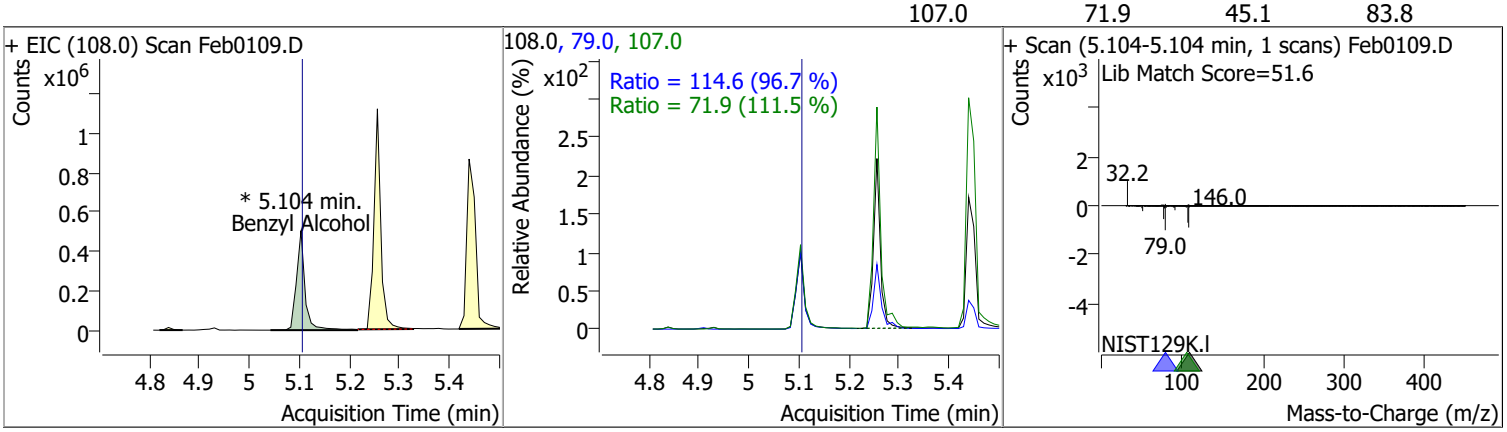

Compound	Conc.	RT	Dev(Min)	Resp.	QIon	QRatio	Lower	Upper
2-Methylphenol	83.6583	5.26	0.00	1000613 (m)	108.0	107.7	81.4	151.1

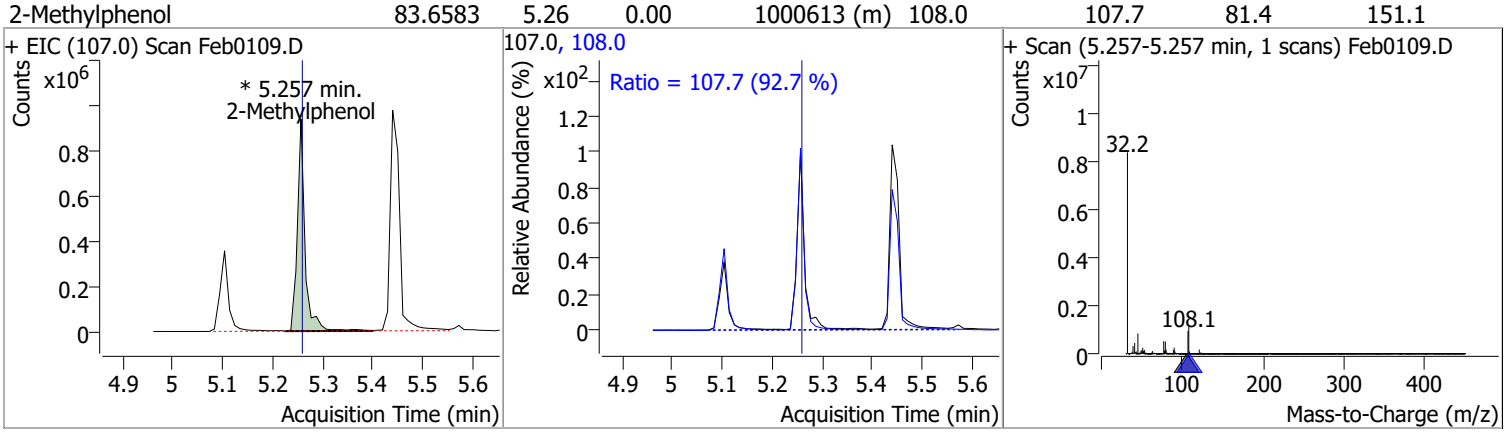

Compound	Conc.	RT	Dev(Min)	Resp.	QIon	QRatio	Lower	Upper
bis(2-chloroisopropyl)Ether	66.2401	5.27	0.00	324209	123.0	32.8	23.0	42.7

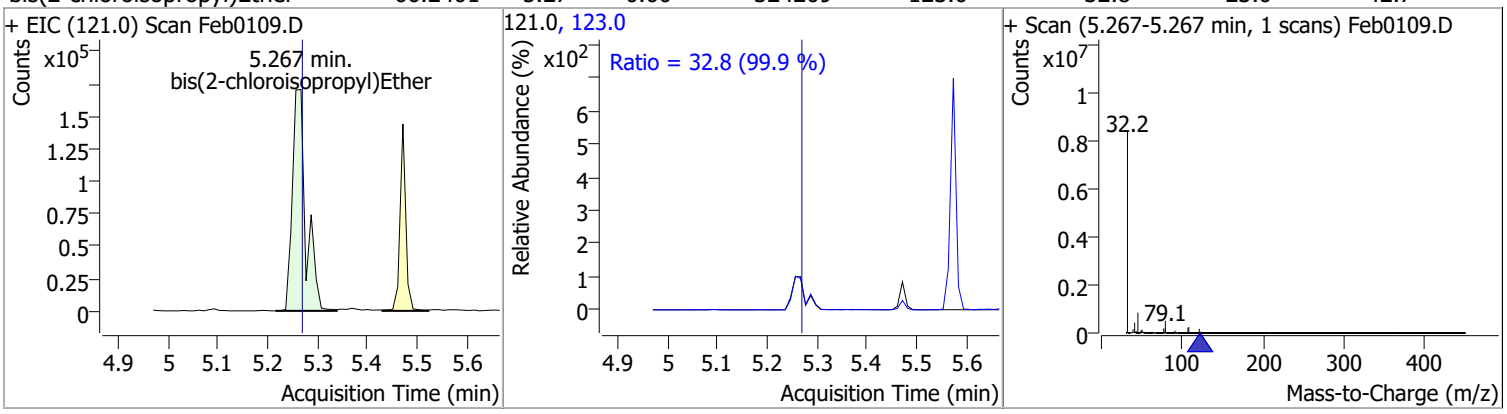

Compound	Conc.	RT	Dev(Min)	Resp.	QIon	QRatio	Lower	Upper
N-nitroso-Di-n-propylamine	85.5425	5.42	0.00	740691	130.0	18.6	0.0	35.1

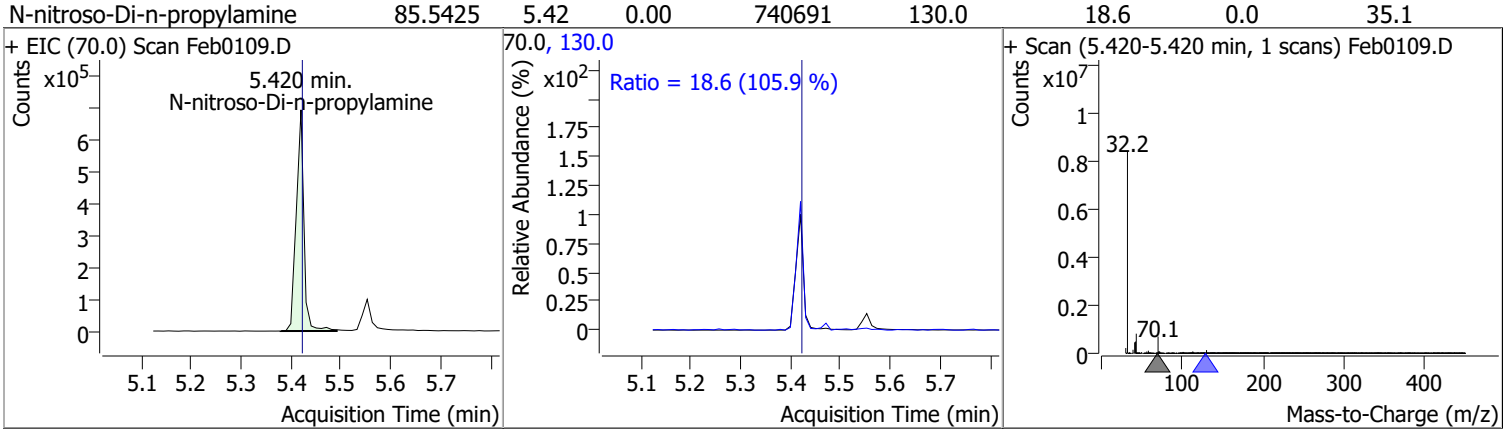

Compound	Conc.	RT	Dev(Min)	Resp.	QIon	QRatio	Lower	Upper
4Methylphenol/3Methylphenol	75.0280	5.44	0.00	1269944 (m)	108.0	87.1	58.9	109.3

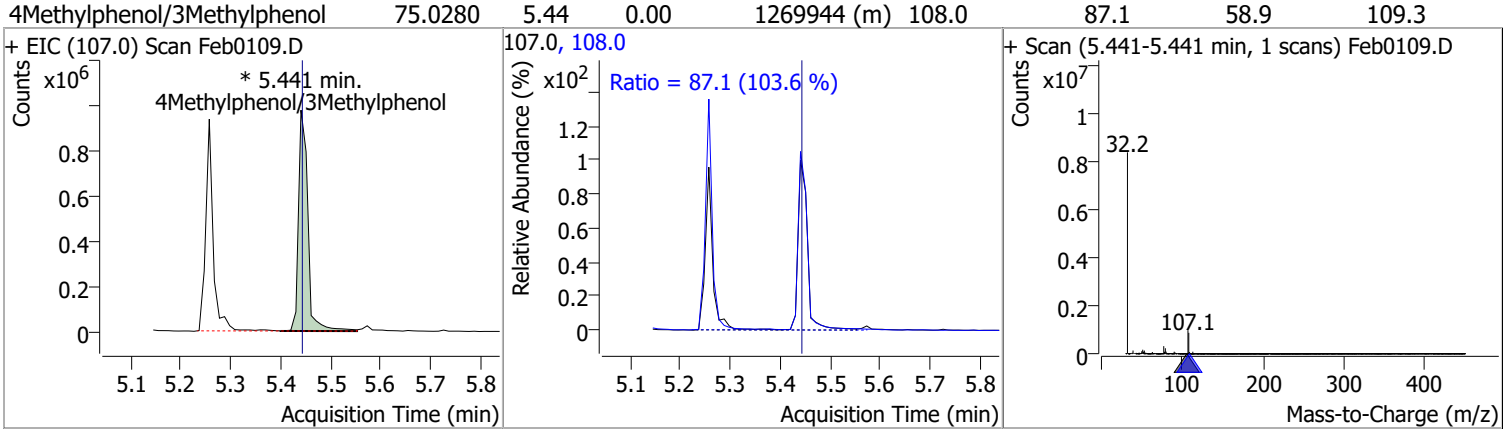

Compound	Conc.	RT	Dev(Min)	Resp.	QIon	QRatio	Lower	Upper
Hexachloroethane	82.4711	5.47	0.00	380667	201.0	92.2	65.5	121.7
					199.0	56.7	41.8	77.7

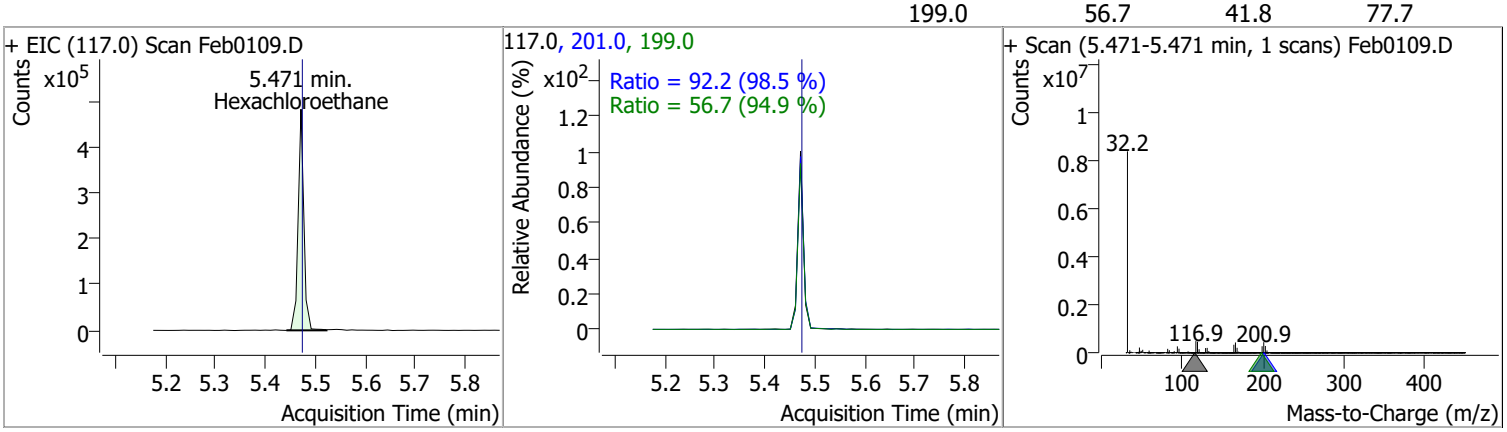

Compound	Conc.	RT	Dev(Min)	Resp.	QIon	QRatio	Lower	Upper
Nitrobenzene-d5	75.3755	5.55	0.00	588273	54.0	62.6	44.8	83.2
					128.0	46.9	32.6	60.6

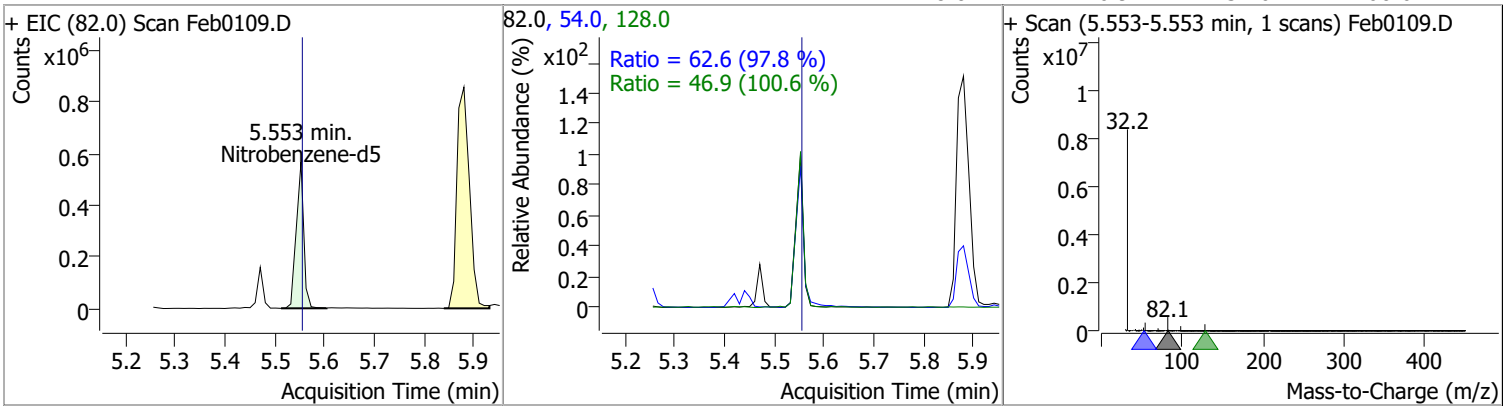

Quantitation Results Report (QT Reviewed)

Compound	Conc.	RT	Dev(Min)	Resp.	QIon	QRatio	Lower	Upper
Nitrobenzene	80.8356	5.57	0.00	308264	77.0	207.5	141.7	263.2
					51.0	130.9	87.8	163.1

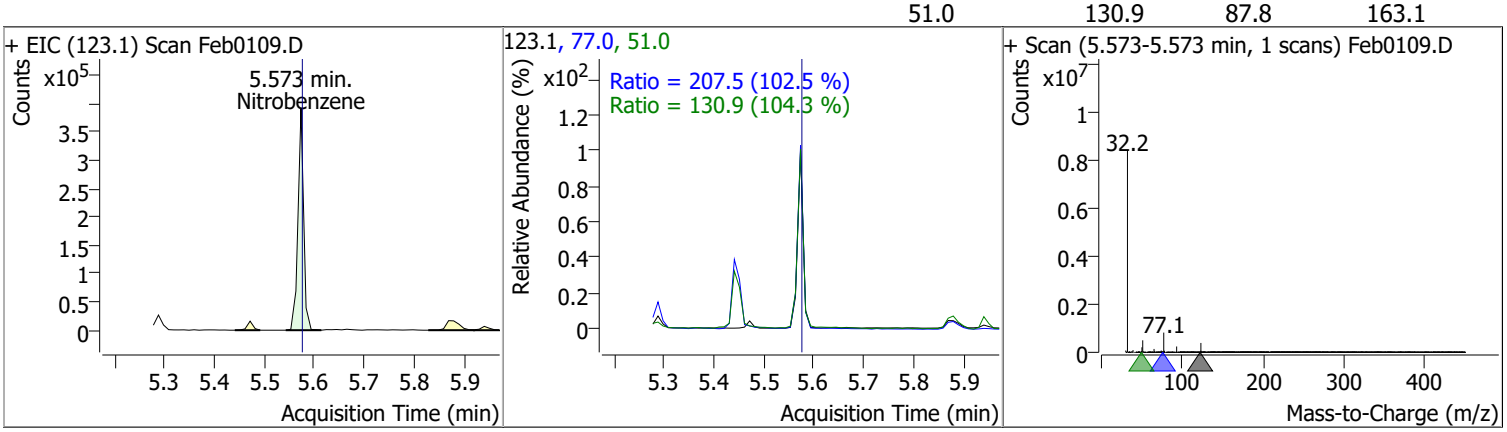

Compound	Conc.	RT	Dev(Min)	Resp.	QIon	QRatio	Lower	Upper
Isophorone	69.0375	5.88	0.00	1519160	138.0	21.5	15.2	28.3

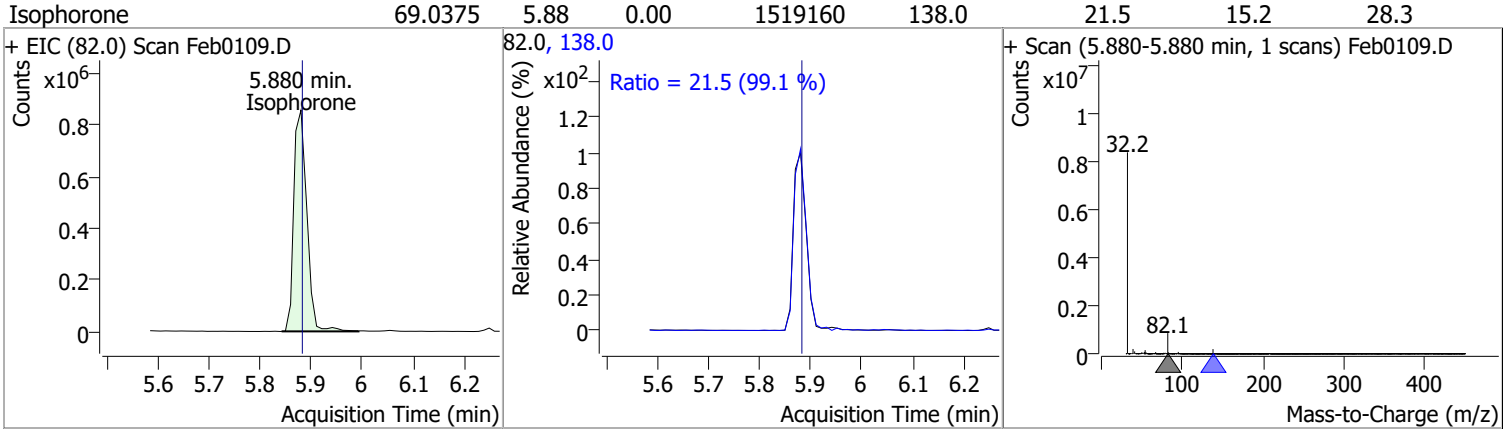

Compound	Conc.	RT	Dev(Min)	Resp.	QIon	QRatio	Lower	Upper
2-Nitrophenol	73.6290	5.94	0.00	227384	65.0	49.3	34.3	63.6
					109.0	37.3	26.8	49.8

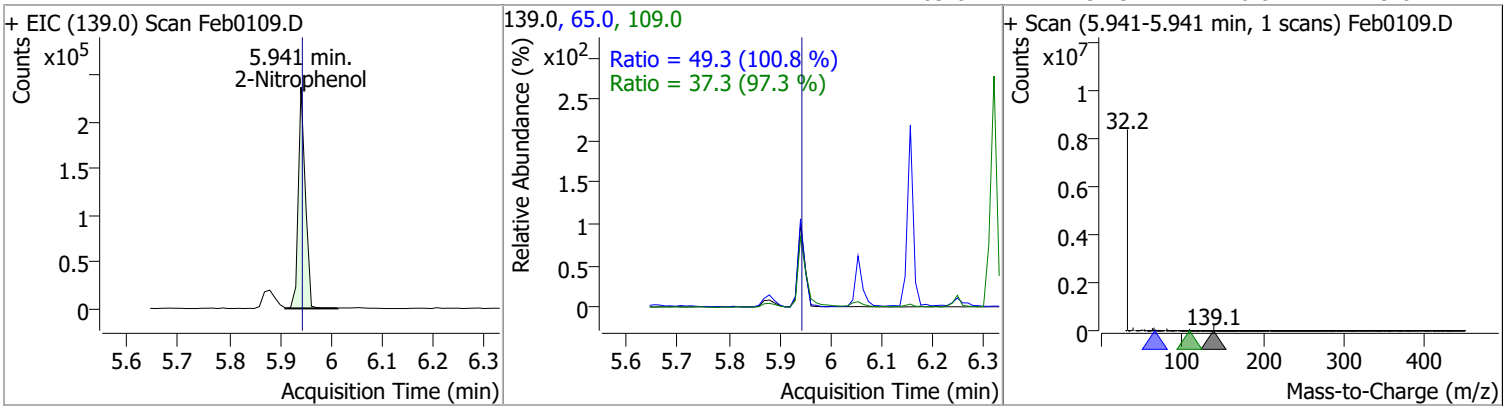

Compound	Conc.	RT	Dev(Min)	Resp.	QIon	QRatio	Lower	Upper
2,4-Dimethylphenol	71.8666	6.05	0.00	715622	107.0	110.2	76.3	141.6
					77.0	32.7	22.7	42.1

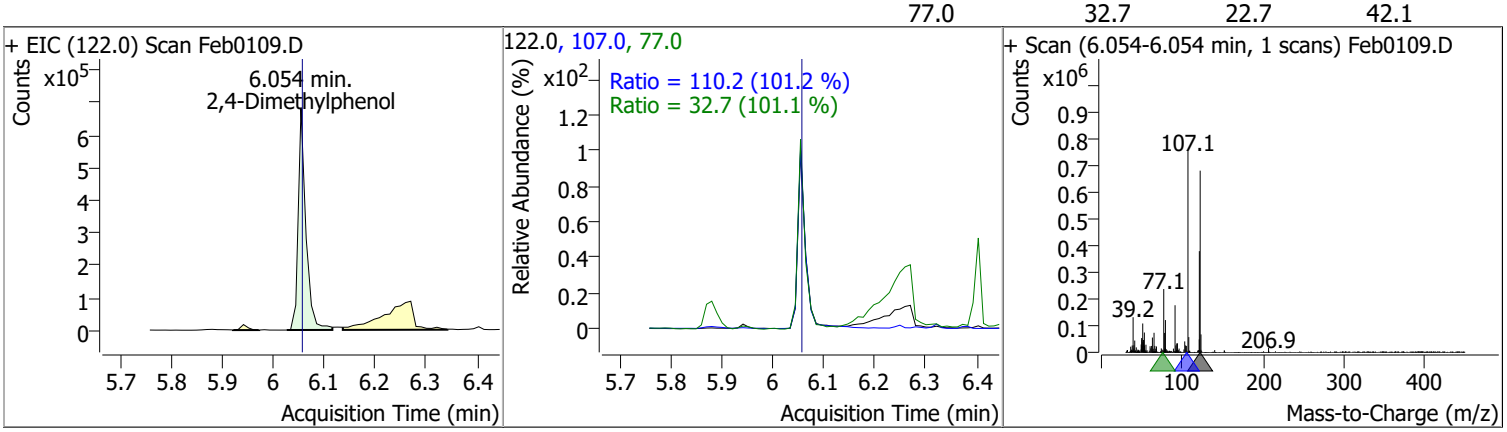

Compound	Conc.	RT	Dev(Min)	Resp.	QIon	QRatio	Lower	Upper
bis(-2-Chloroethoxy)Methane	78.9390	6.16	0.00	928384	63.0	71.8	48.0	89.2
					95.0	31.5	22.7	42.1

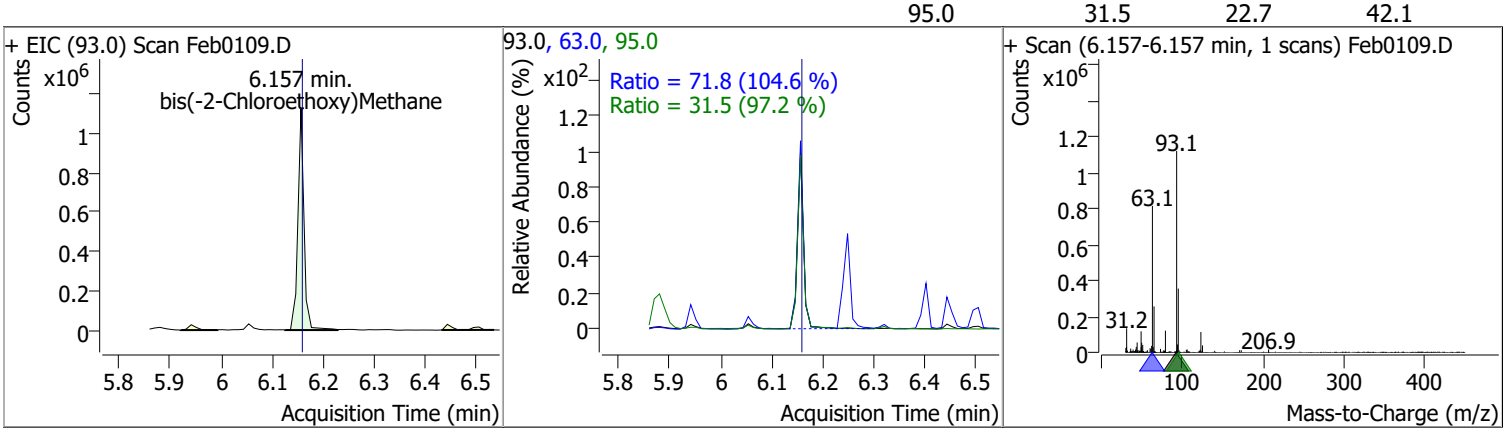

Compound	Conc.	RT	Dev(Min)	Resp.	QIon	QRatio	Lower	Upper
2,4-Dichlorophenol	78.5797	6.25	0.00	722511	164.0	63.5	44.2	82.1
					98.0	31.2	21.5	40.0

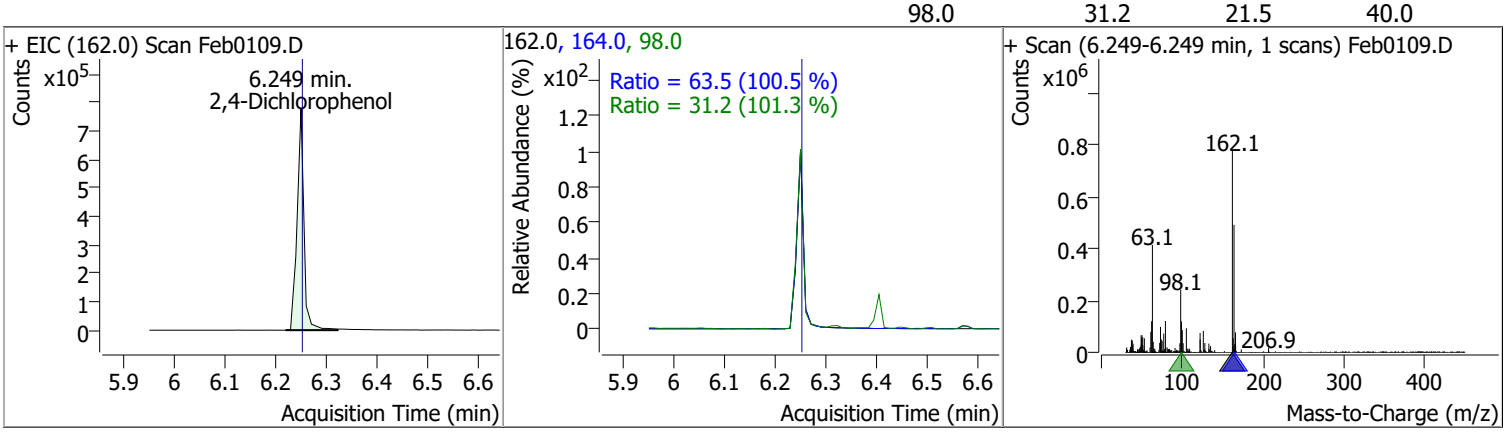

Quantitation Results Report (QT Reviewed)

Compound	Conc.	RT	Dev(Min)	Resp.	QIon	QRatio	Lower	Upper
Benzoic Acid	78.1312	6.27	0.00	440588	122.0	85.6	62.0	115.2
					77.0	75.4	52.5	97.5

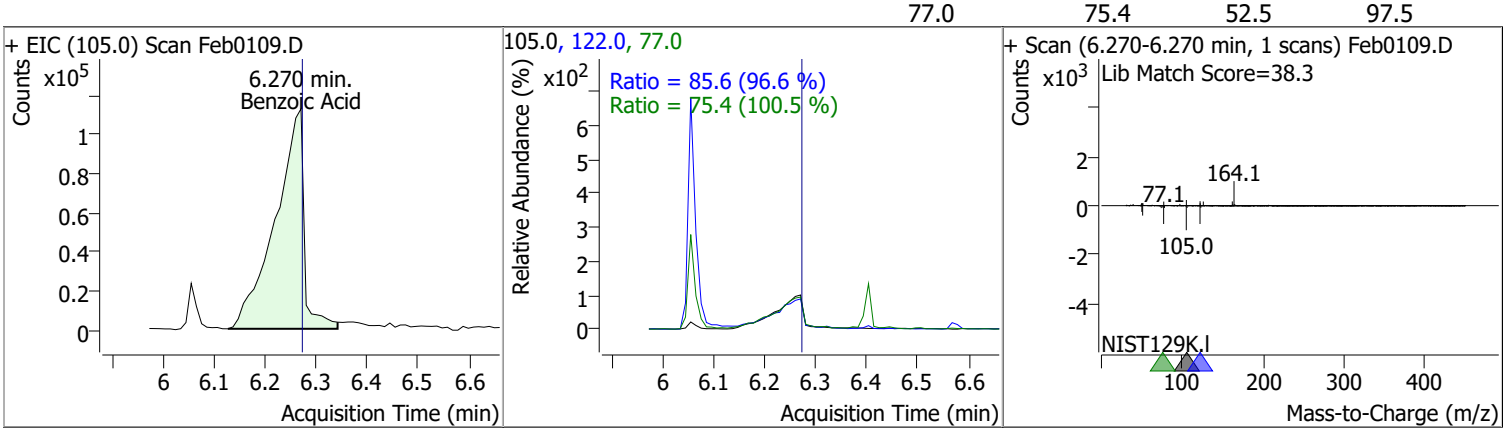

Compound	Conc.	RT	Dev(Min)	Resp.	QIon	QRatio	Lower	Upper
1,2,4-Trichlorobenzene	78.1342	6.32	0.00	879285	182.0	94.1	68.0	126.2
					145.0	29.8	19.9	36.9

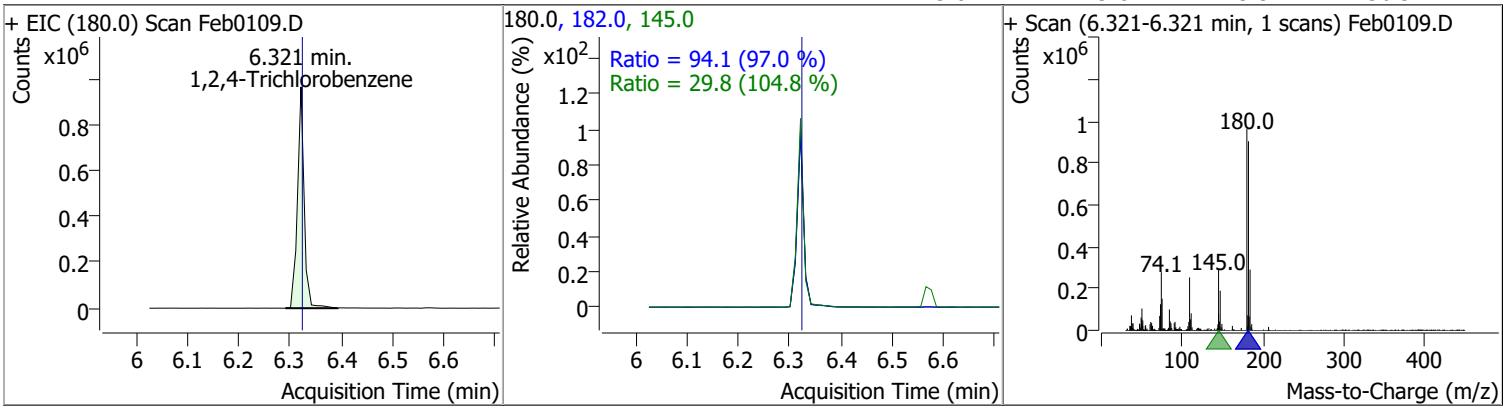

Compound	Conc.	RT	Dev(Min)	Resp.	QIon	QRatio	Lower	Upper
Naphthalene	78.5377	6.40	0.00	2596055	129.0	10.8	8.0	14.9
					102.0	9.5	6.8	12.6

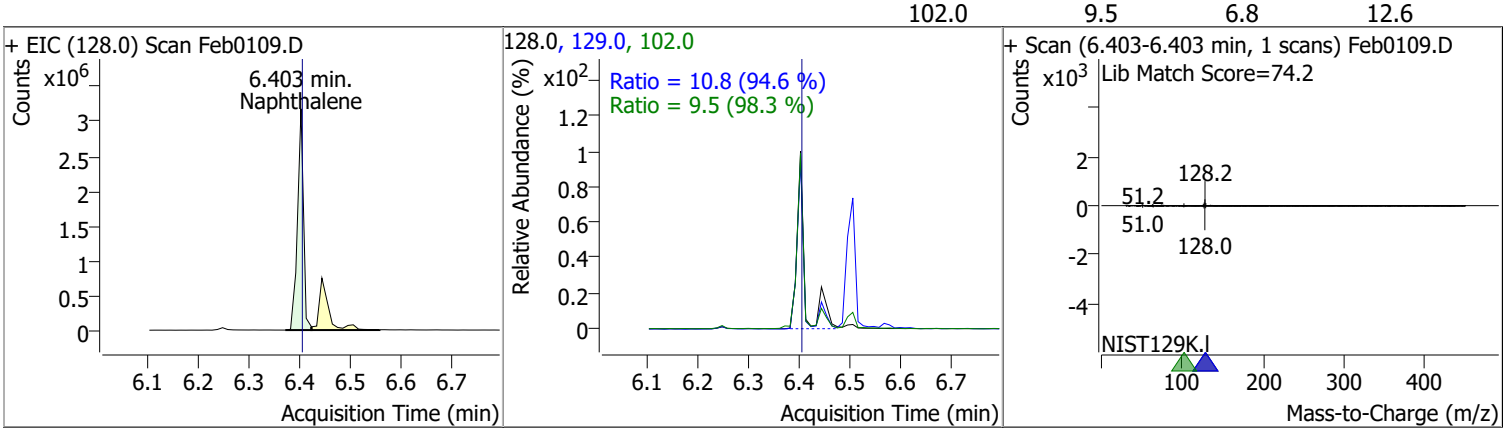

Compound	Conc.	RT	Dev(Min)	Resp.	QIon	QRatio	Lower	Upper
4-Chlorophenol	74.8942	6.44	0.00	241944 (m)	128.0	351.9	243.7	452.5

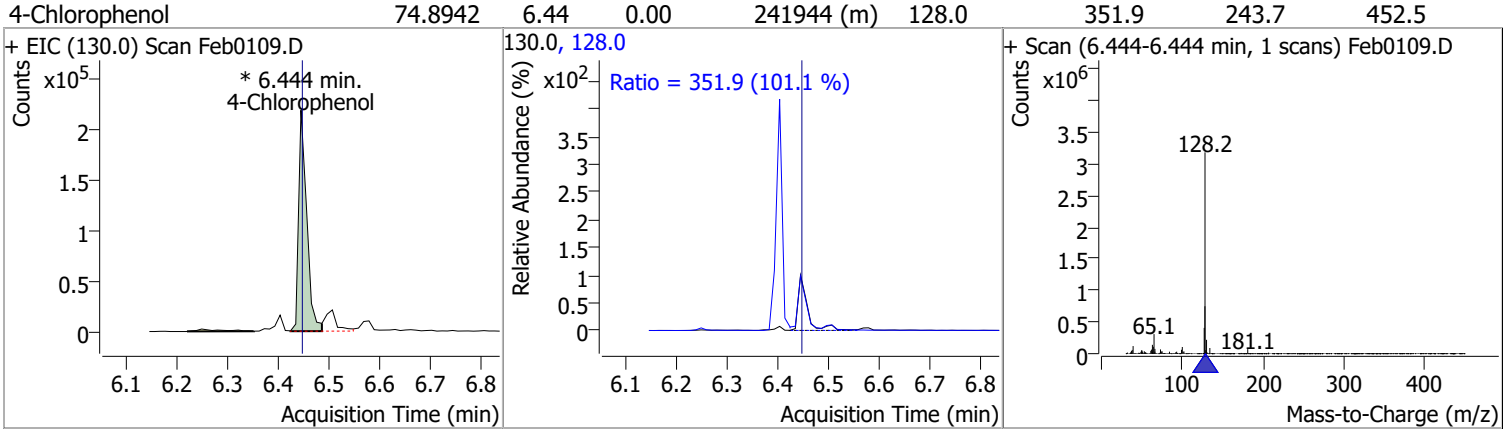

Compound	Conc.	RT	Dev(Min)	Resp.	QIon	QRatio	Lower	Upper
p-Chloroaniline	69.1135	6.51	0.00	953270	129.0	32.5	23.2	43.0
					65.0	30.3	20.9	38.9

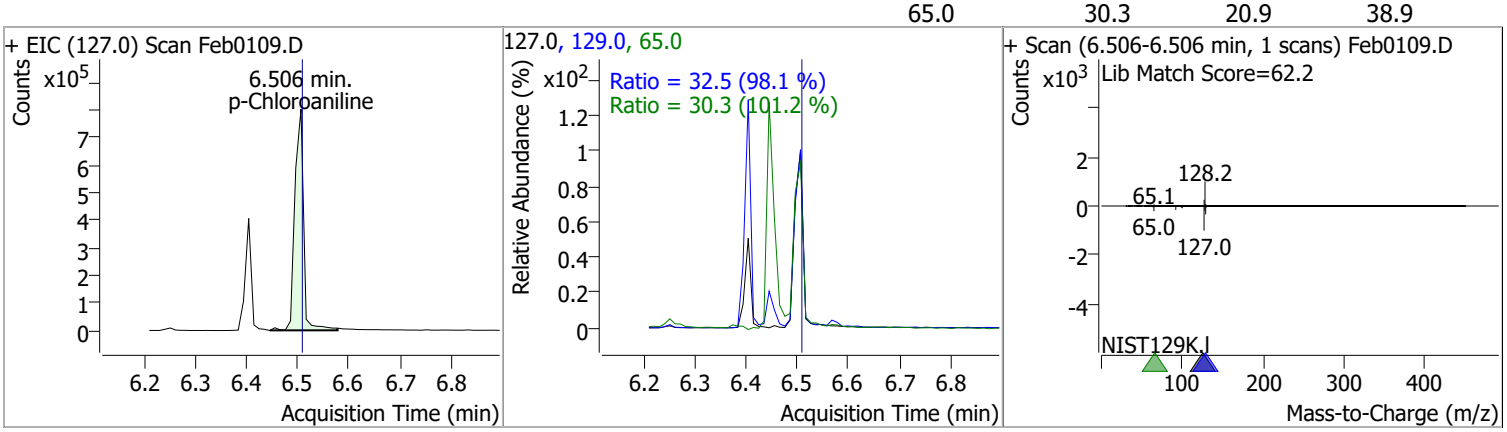

Compound	Conc.	RT	Dev(Min)	Resp.	QIon	QRatio	Lower	Upper
Hexachlorobutadiene	75.6243	6.57	-0.01	438285	223.0	63.0	45.6	84.6
					227.0	65.5	44.6	82.8

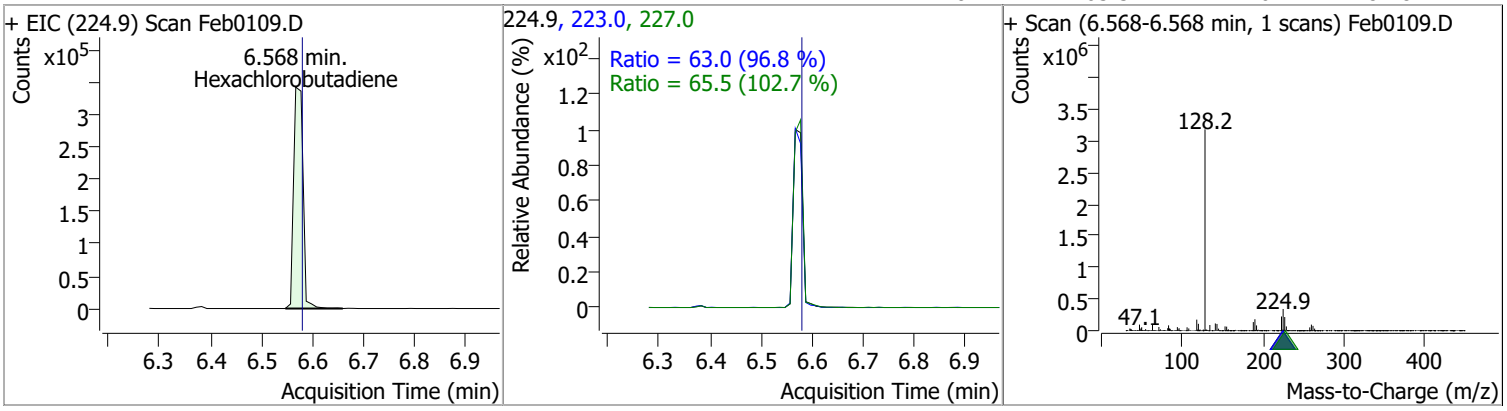

Compound	Conc.	RT	Dev(Min)	Resp.	QIon	QRatio	Lower	Upper
4-Chloro-2-Methylphenol	70.1813	6.99	0.00	580530	144.0	25.7	19.6	36.4

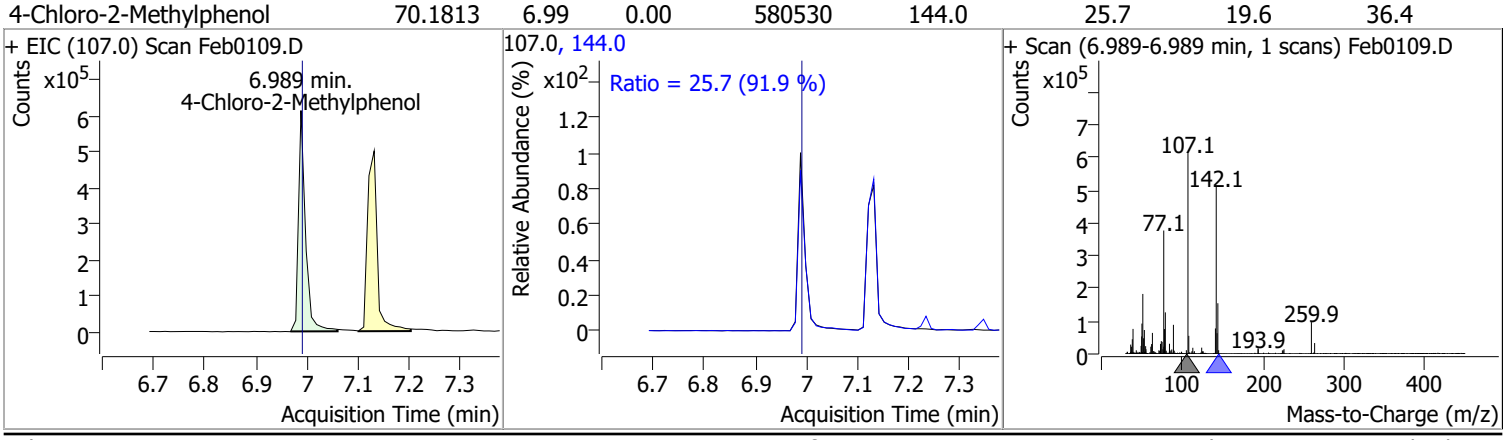

Quantitation Results Report (QT Reviewed)

Compound	Conc.	RT	Dev(Min)	Resp.	QIon	QRatio	Lower	Upper
4-Chloro-3-Methylphenol	74.8848	7.13	0.00	672378	144.0	28.5	20.0	37.2

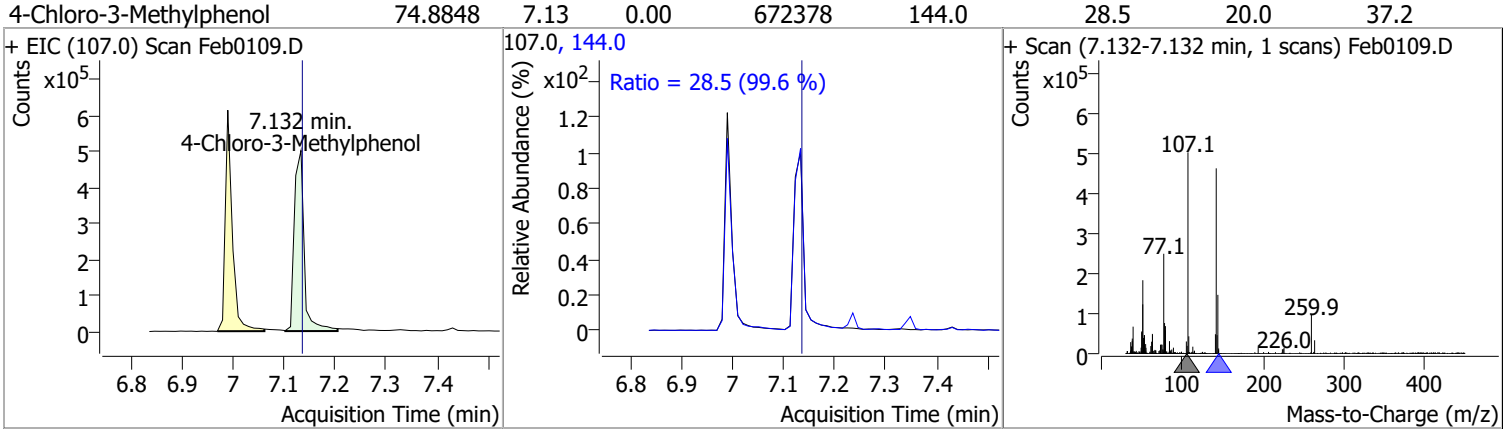

Compound	Conc.	RT	Dev(Min)	Resp.	QIon	QRatio	Lower	Upper
2-Methylnaphthalene	80.4992	7.24	0.00	1574341	142.0	119.7	83.1	154.4
					115.0	42.1	28.8	53.4

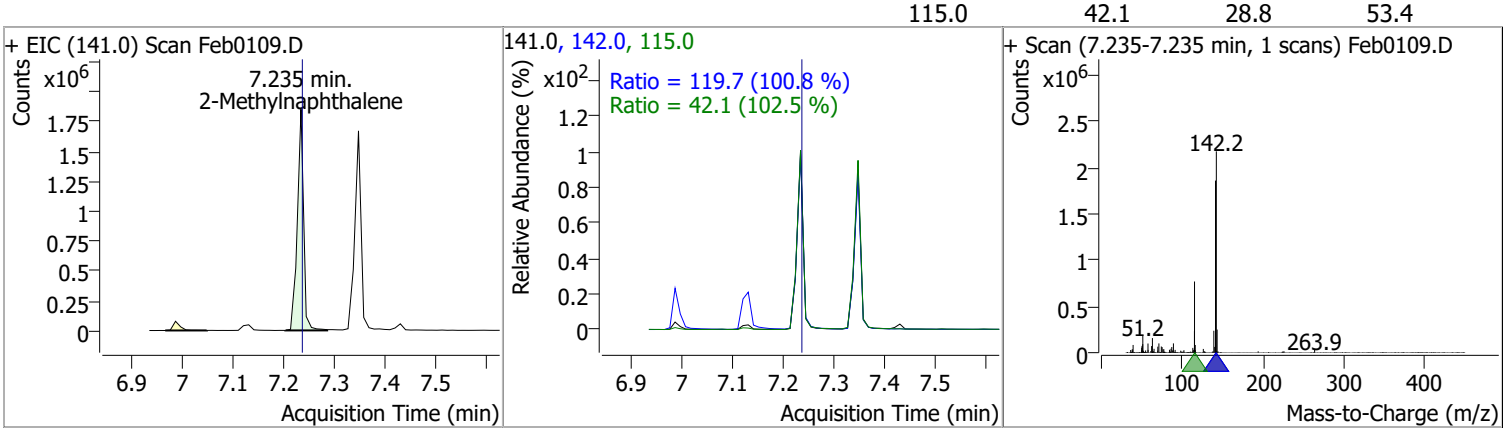

Compound	Conc.	RT	Dev(Min)	Resp.	QIon	QRatio	Lower	Upper
1-Methylnaphthalene	74.5404	7.35	0.00	1432800 (m)	142.0	113.3	77.9	144.7
					115.0	43.0	29.5	54.8

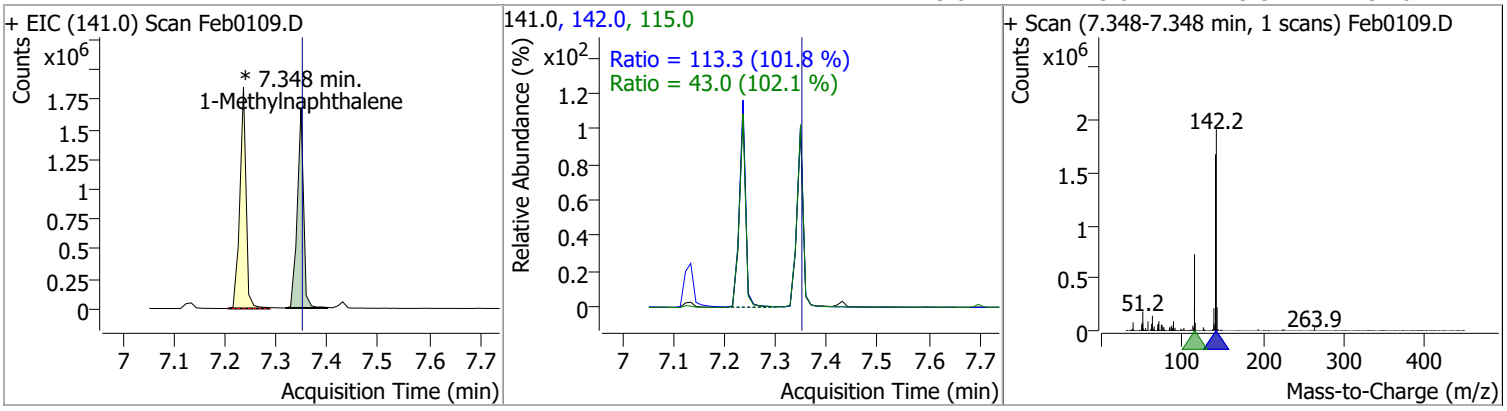

Quantitation Results Report (QT Reviewed)

Compound	Conc.	RT	Dev(Min)	Resp.	QIon	QRatio	Lower	Upper
Hexachlorocyclopentadiene	74.6279	7.43	0.00	259374	238.9	62.7	43.8	81.3
					234.9	62.5	43.7	81.2

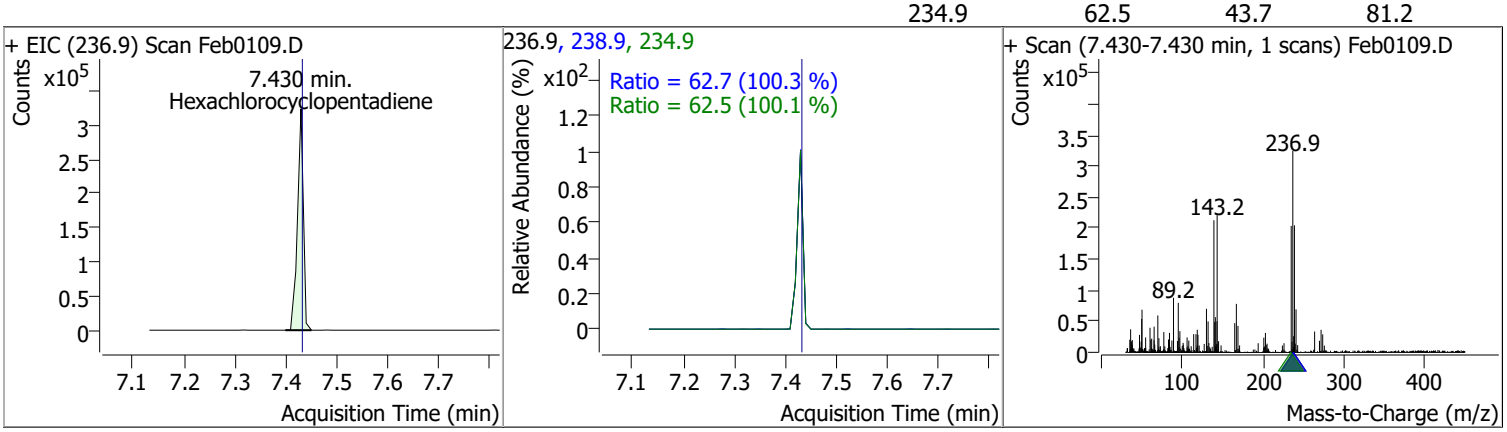

Compound	Conc.	RT	Dev(Min)	Resp.	QIon	QRatio	Lower	Upper
2,4,6-Trichlorophenol	84.2925	7.59	0.00	458380	198.0	93.9	68.7	127.5

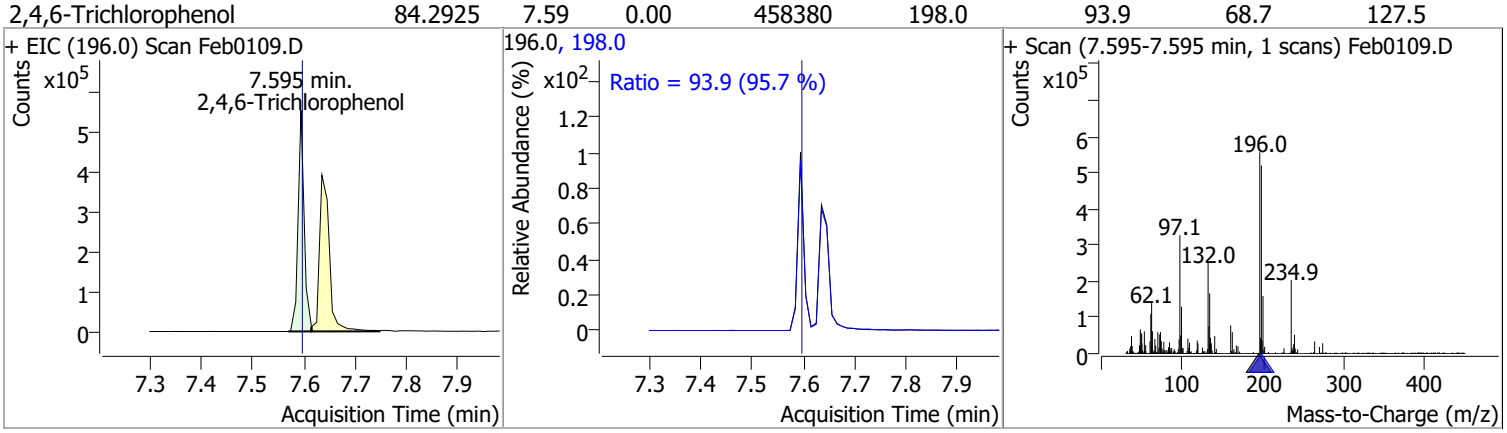

Compound	Conc.	RT	Dev(Min)	Resp.	QIon	QRatio	Lower	Upper
2,4,5-Trichlorophenol	84.1786	7.64	0.00	529850	198.0	96.1	65.6	121.8

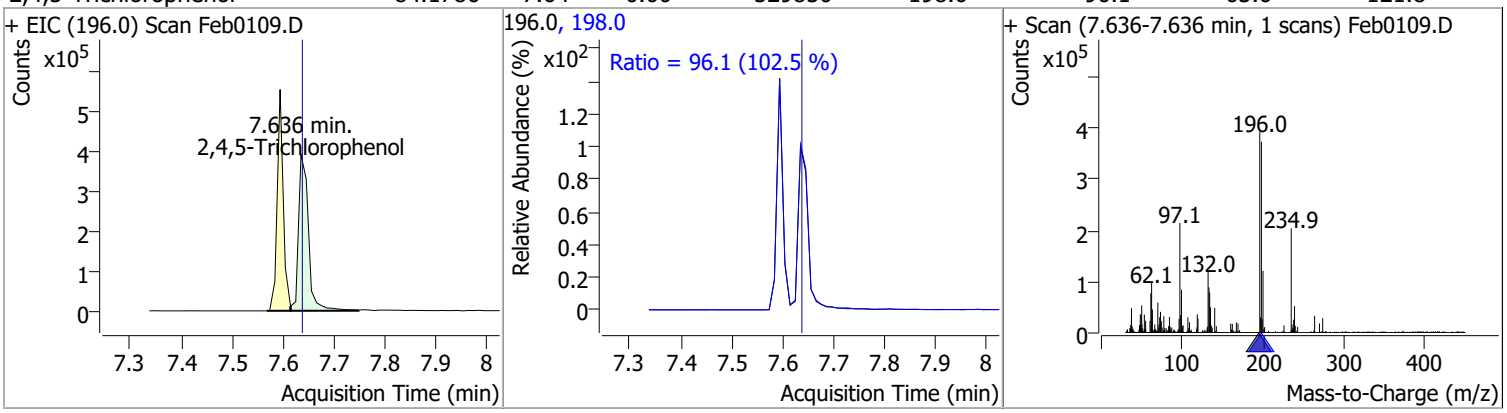

Compound	Conc.	RT	Dev(Min)	Resp.	QIon	QRatio	Lower	Upper
2-Fluorobiphenyl	72.3108	7.70	0.00	1787030	171.0	34.1	23.8	44.1

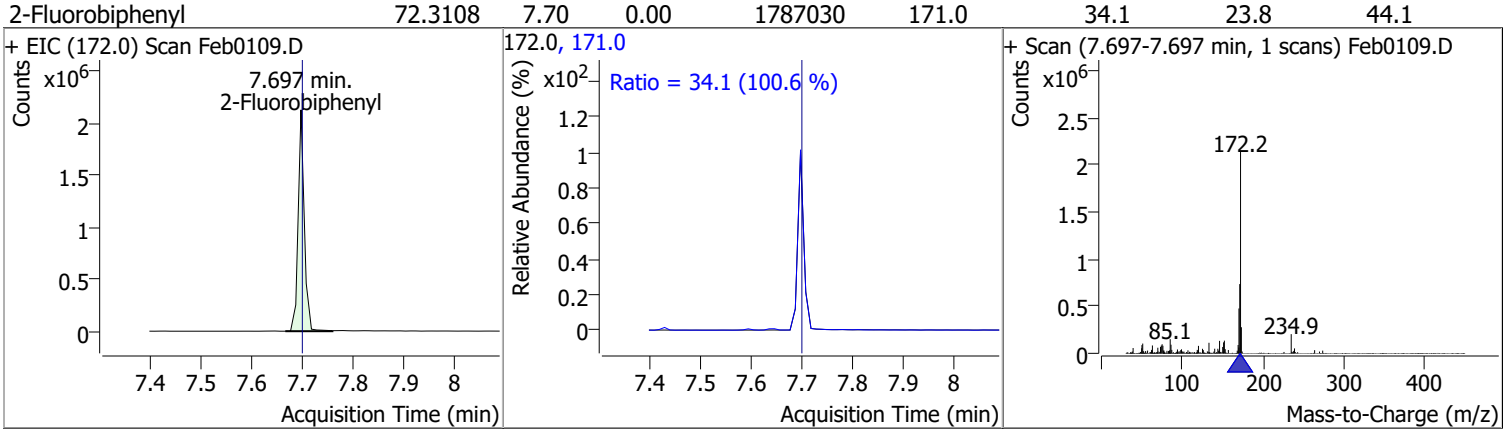

Quantitation Results Report (QT Reviewed)

Compound	Conc.	RT	Dev(Min)	Resp.	QIon	QRatio	Lower	Upper
2-Chloronaphthalene	86.1405	7.81	0.00	1738077	127.0	37.2	25.7	47.7
					164.0	33.3	22.6	41.9

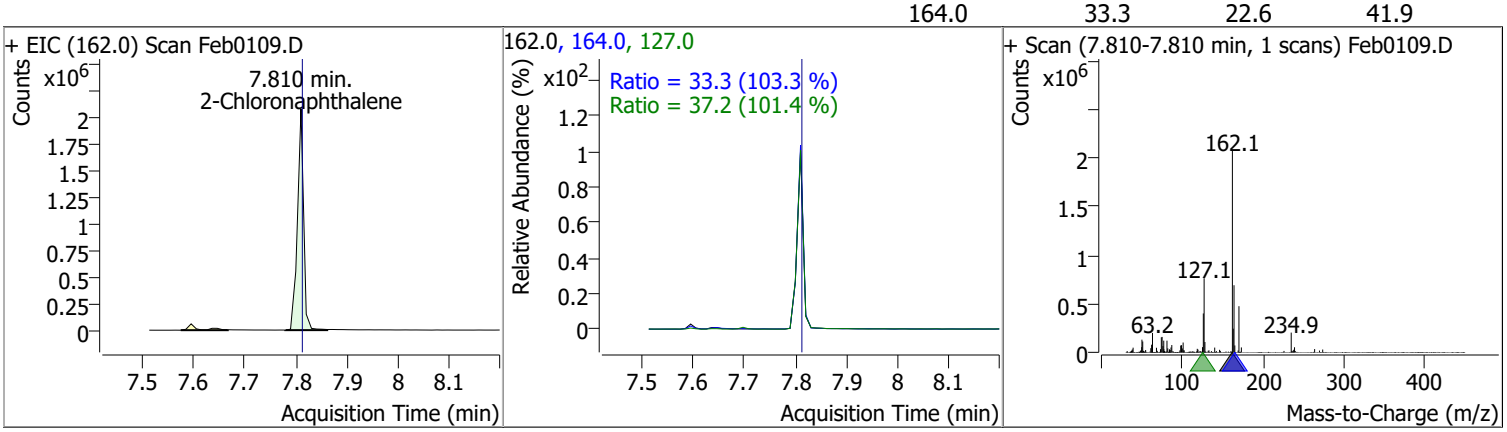

Compound	Conc.	RT	Dev(Min)	Resp.	QIon	QRatio	Lower	Upper
2-Nitroaniline	78.2885	7.96	0.00	237583	138.0	116.5	84.5	156.9

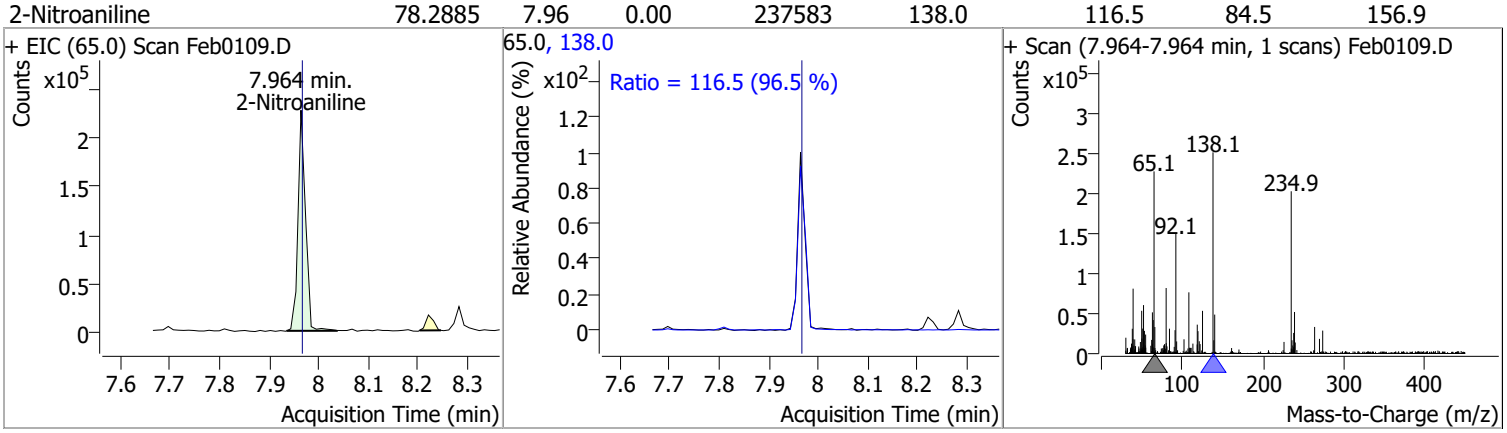

Compound	Conc.	RT	Dev(Min)	Resp.	QIon	QRatio	Lower	Upper
Dimethyl Phthalate	84.1356	8.22	0.00	1771366	77.0	19.3	13.0	24.2

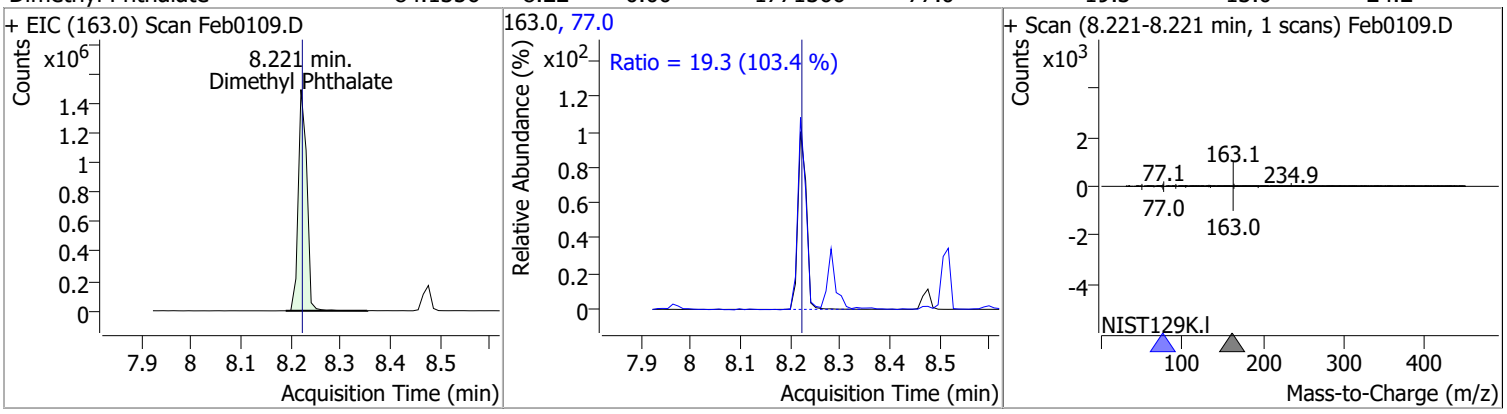

Compound	Conc.	RT	Dev(Min)	Resp.	QIon	QRatio	Lower	Upper
2,6-Dinitrotoluene	88.6171	8.28	0.00	234858	63.0	119.7	82.2	152.7
					89.0	59.5	40.8	75.8

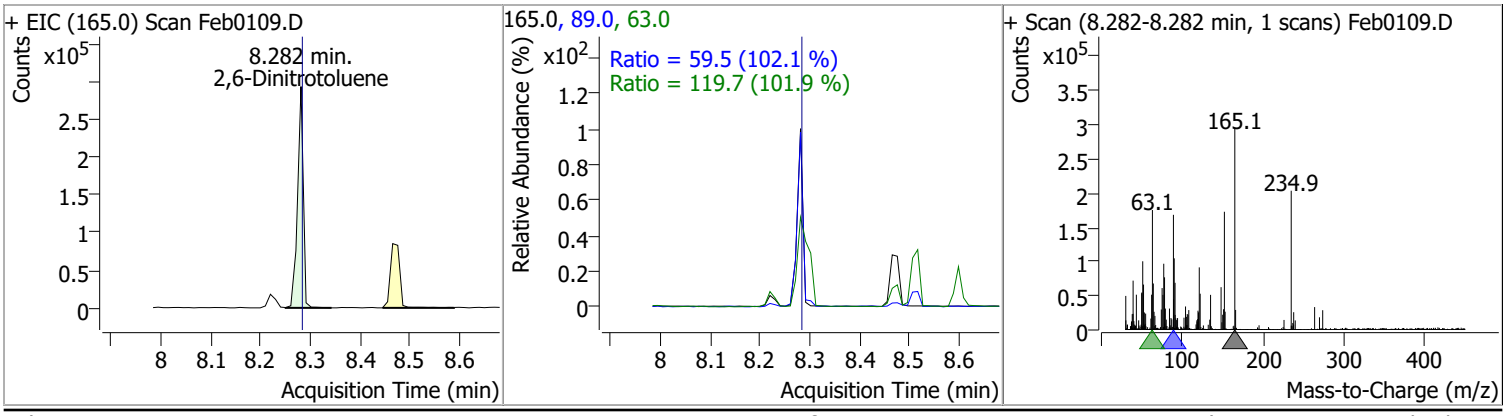

Compound	Conc.	RT	Dev(Min)	Resp.	QIon	QRatio	Lower	Upper
Acenaphthylene	77.3112	8.30	0.00	2535566	153.1	13.2	9.8	18.2

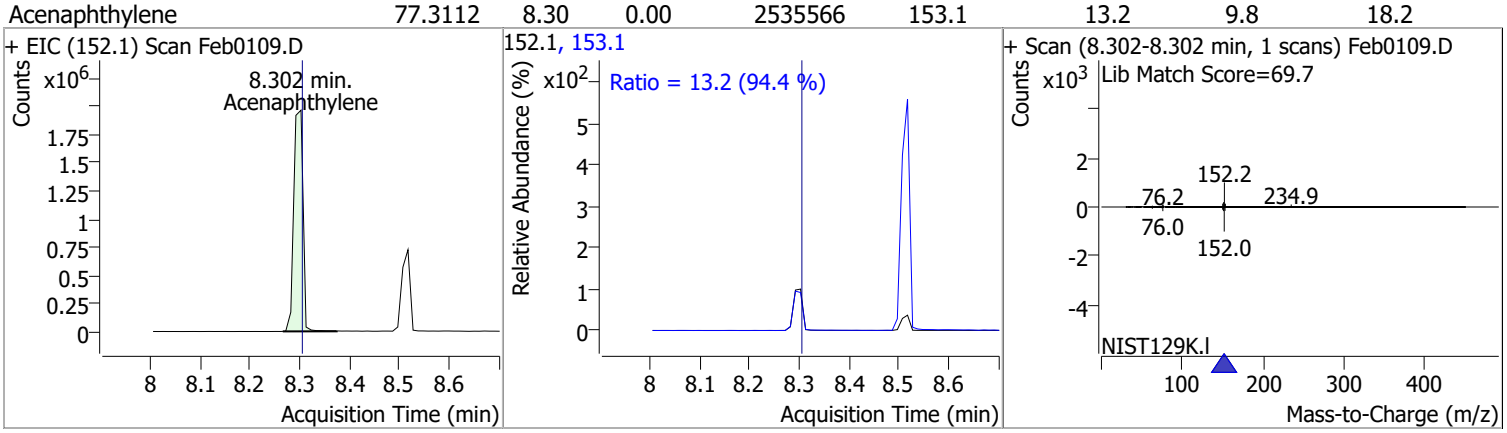

Compound	Conc.	RT	Dev(Min)	Resp.	QIon	QRatio	Lower	Upper
3-Nitroaniline	82.8496	8.48	0.00	248970	65.0	128.6	84.7	157.3
					92.0	103.4	71.7	133.2

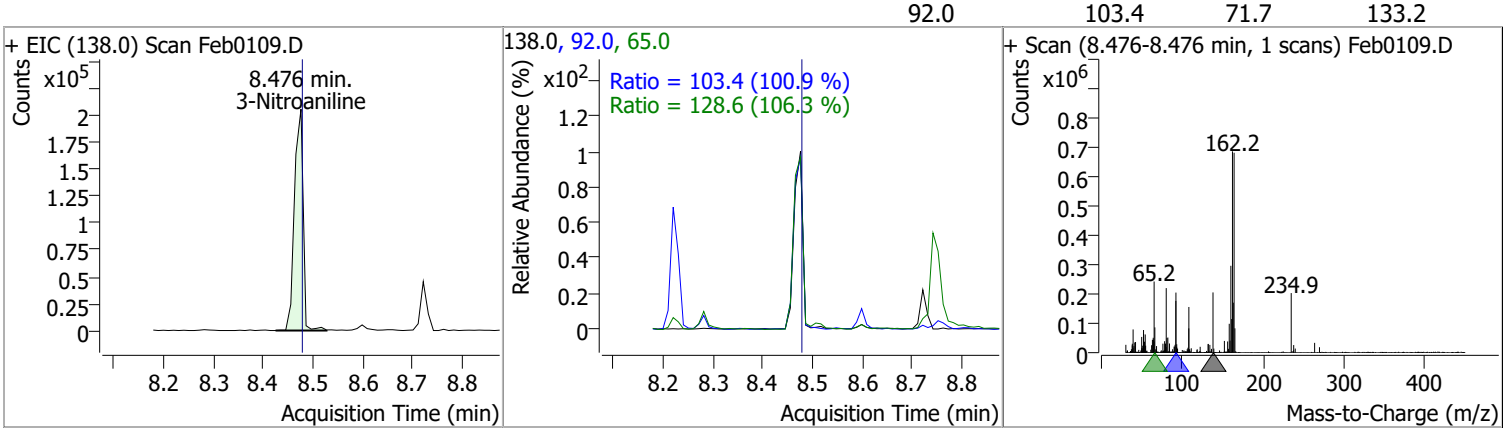

Compound	Conc.	RT	Dev(Min)	Resp.	QIon	QRatio	Lower	Upper
Acenaphthene	85.4836	8.52	0.00	1604507	153.0	108.3	76.5	142.0
					152.0	51.4	35.8	66.4

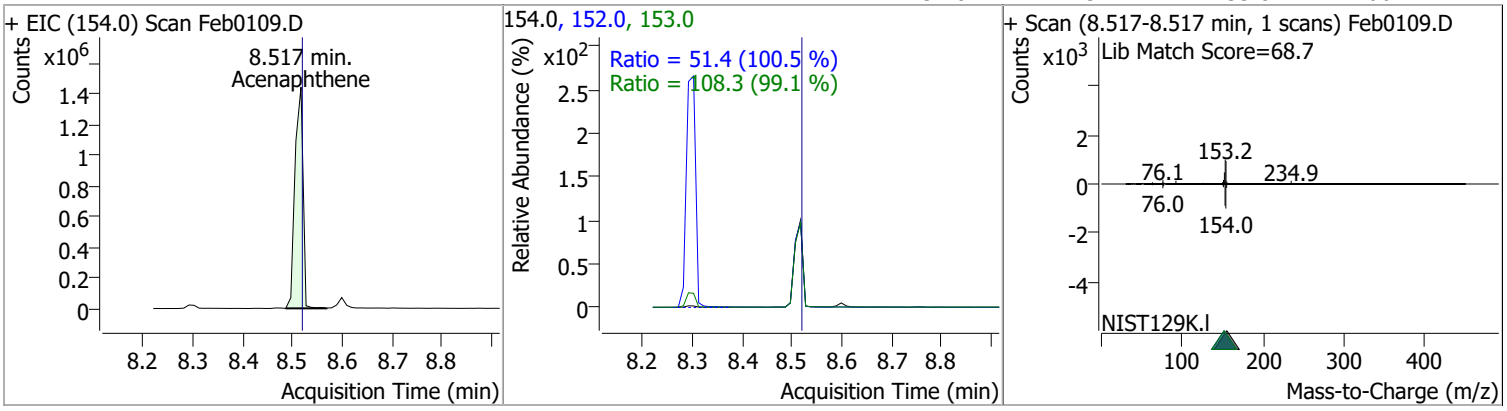

Compound	Conc.	RT	Dev(Min)	Resp.	QIon	QRatio	Lower	Upper
2,4-Dinitrophenol	67.0584	8.60	0.00	104037	154.0	66.5	44.4	82.5

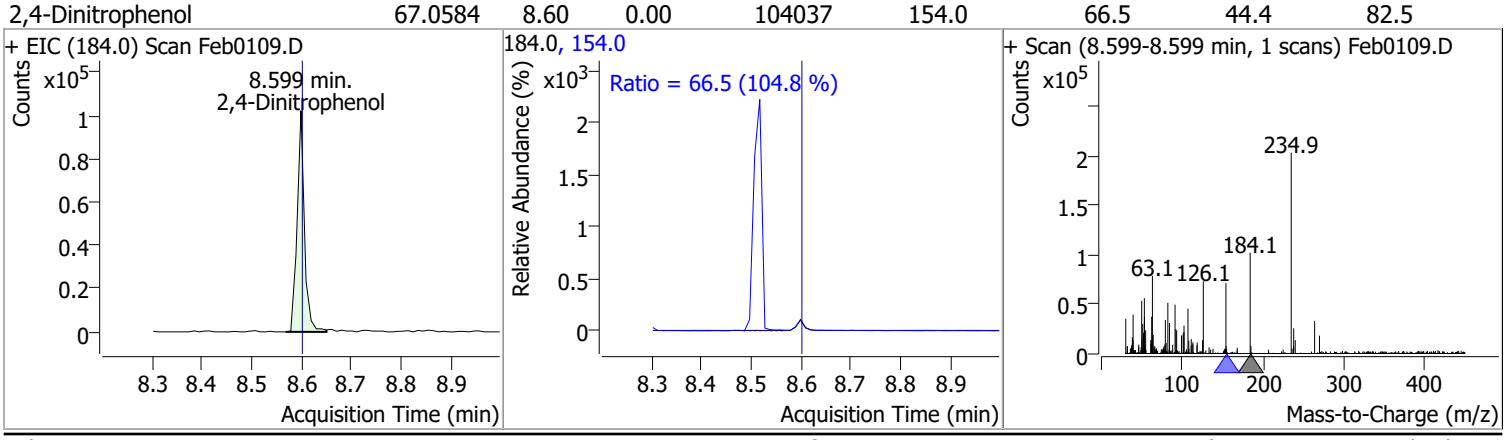

Quantitation Results Report (QT Reviewed)

Compound	Conc.	RT	Dev(Min)	Resp.	QIon	QRatio	Lower	Upper
Dibenzofuran	78.3412	8.72	0.00	2289150	139.0	46.5	30.2	56.0

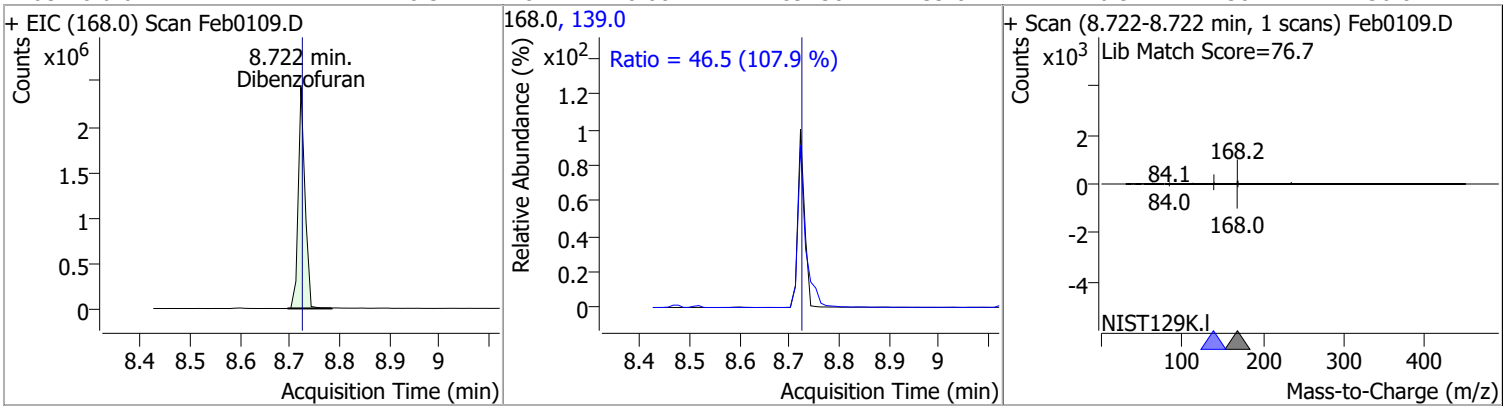

Compound	Conc.	RT	Dev(Min)	Resp.	QIon	QRatio	Lower	Upper
4-Nitrophenol	89.5430	8.74	0.00	275657	139.0	386.2	266.4	494.7
					65.0	80.0	56.8	105.6

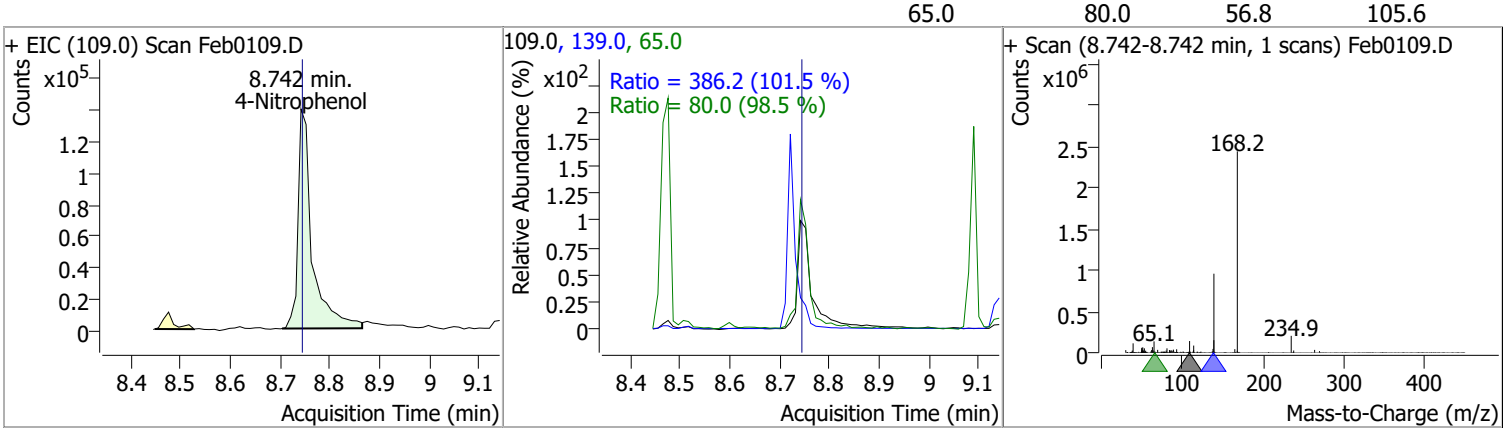

Compound	Conc.	RT	Dev(Min)	Resp.	QIon	QRatio	Lower	Upper
2,4-Dinitrotoluene	84.0432	8.76	0.01	300223	63.0	69.8	47.5	88.1
					89.0	77.1	45.8	85.1

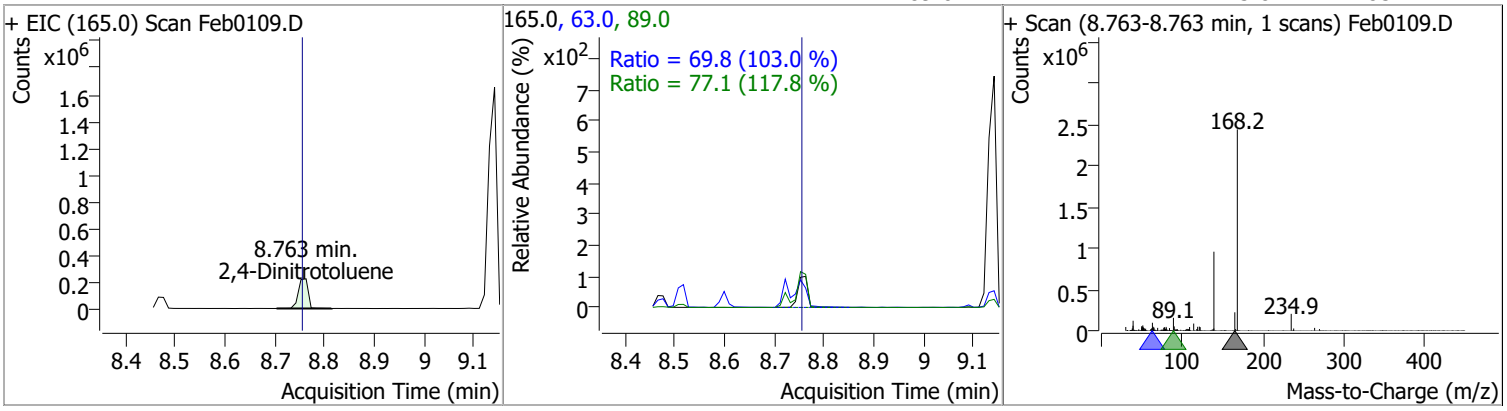

Compound	Conc.	RT	Dev(Min)	Resp.	QIon	QRatio	Lower	Upper
Diethylphthalate	87.6913	9.09	0.00	1912507	177.0	20.9	14.8	27.5
					150.0	12.5	8.8	16.3

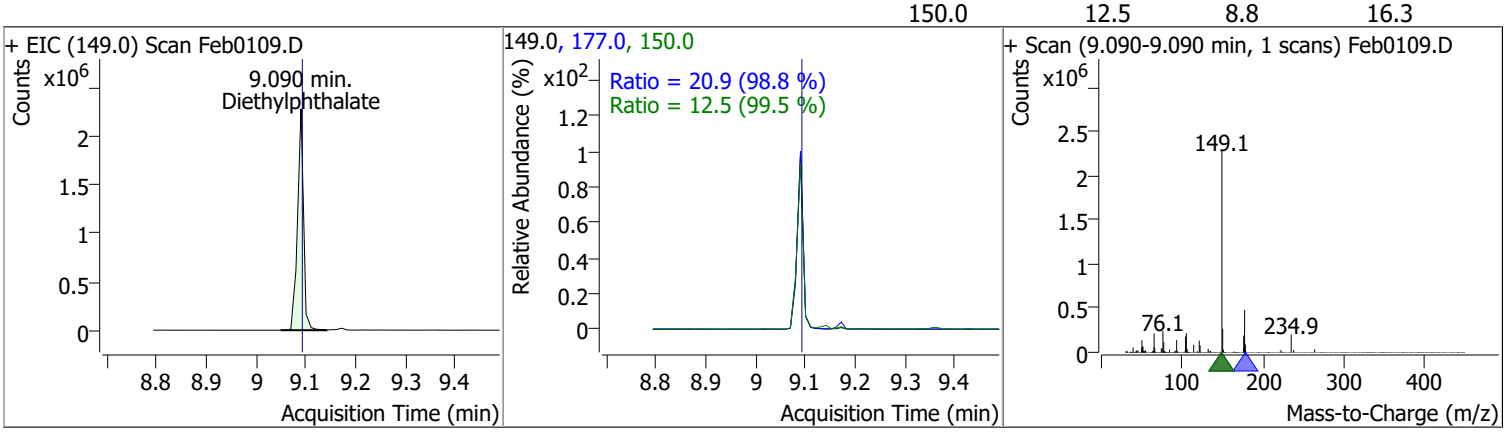

Compound	Conc.	RT	Dev(Min)	Resp.	QIon	QRatio	Lower	Upper
Fluorene	76.3884	9.14	0.00	2004604	165.0	92.6	64.8	120.4
					167.0	13.3	9.1	16.9

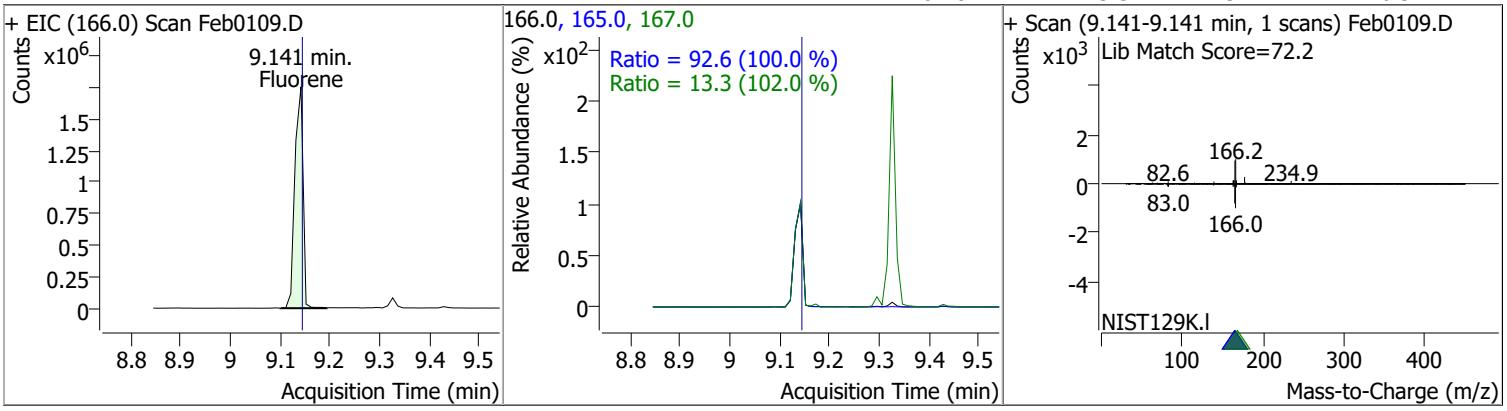

Compound	Conc.	RT	Dev(Min)	Resp.	QIon	QRatio	Lower	Upper
4-Chlorophenyl-phenylether	82.0634	9.17	0.00	938090	141.0	61.1	43.9	81.5
					206.0	33.6	23.2	43.1

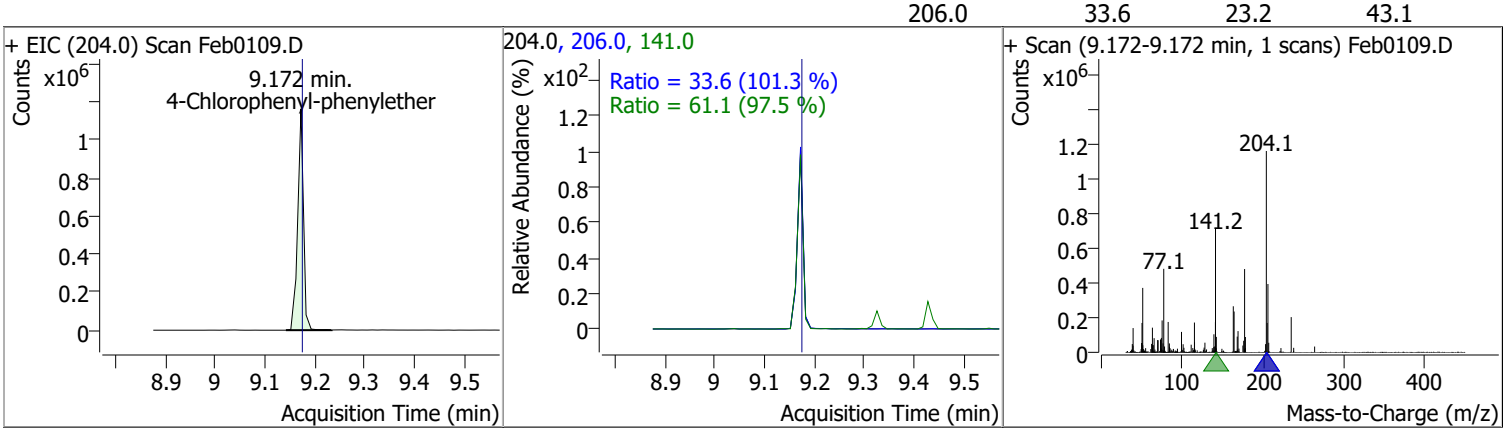

Quantitation Results Report (QT Reviewed)

Compound	Conc.	RT	Dev(Min)	Resp.	QIon	QRatio	Lower	Upper
4-Nitroaniline	73.4360	9.21	0.00	219751 (m)	65.0	102.8	70.9	131.7
					92.0	50.8	35.8	66.6

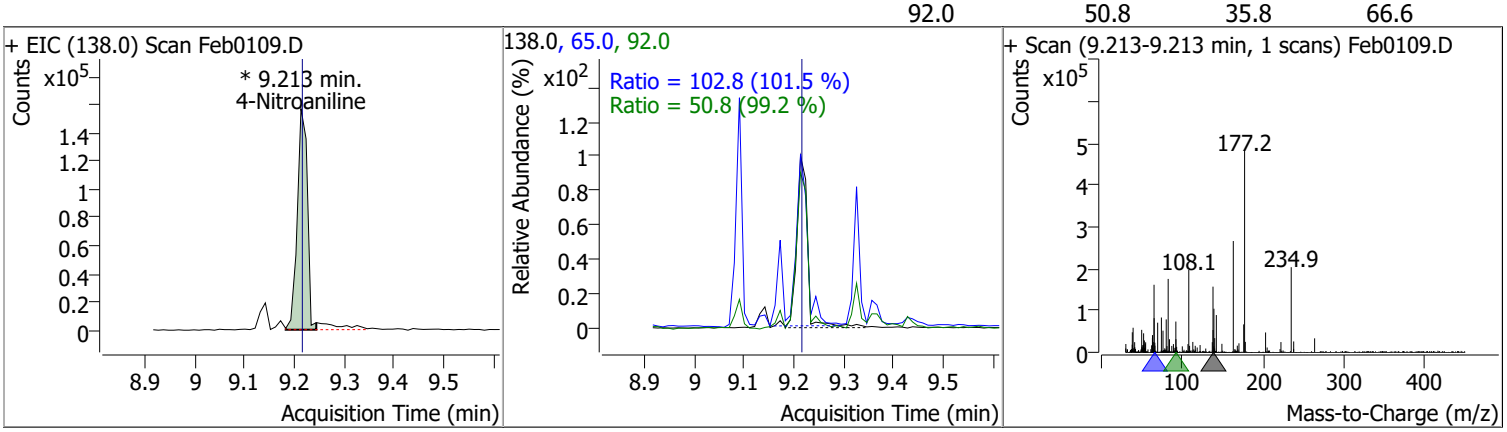

Compound	Conc.	RT	Dev(Min)	Resp.	QIon	QRatio	Lower	Upper
4,6-Dinitro-2-methylphenol	62.8895	9.24	0.00	131213	121.0	48.1	32.5	60.3

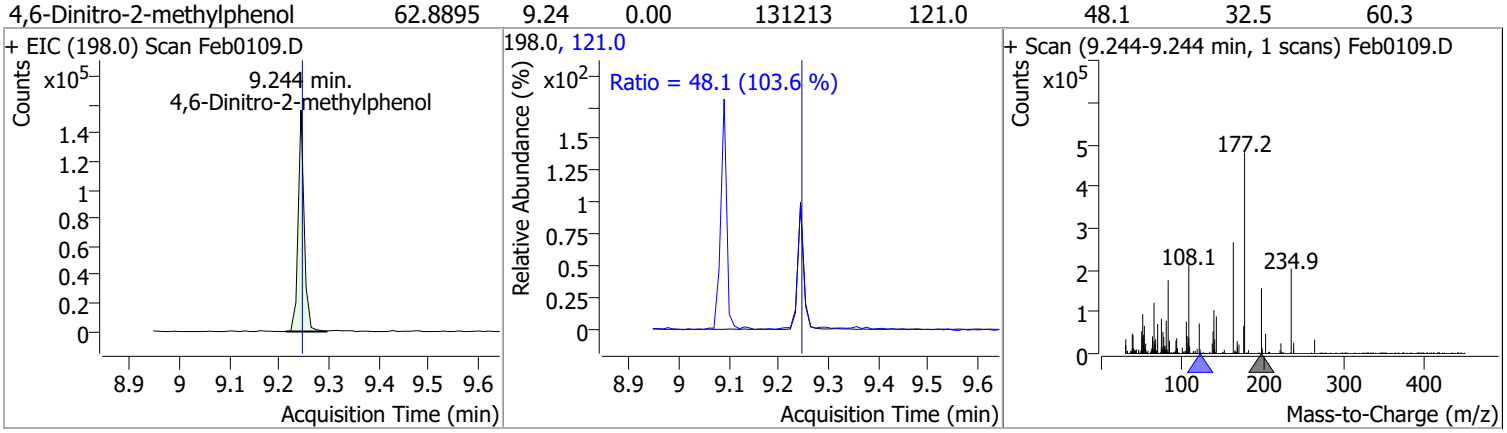

Compound	Conc.	RT	Dev(Min)	Resp.	QIon	QRatio	Lower	Upper
N-nitrosodiphenylamine	74.8353	9.33	0.00	1331807	168.0	62.3	44.3	82.3
					167.0	33.7	24.0	44.6

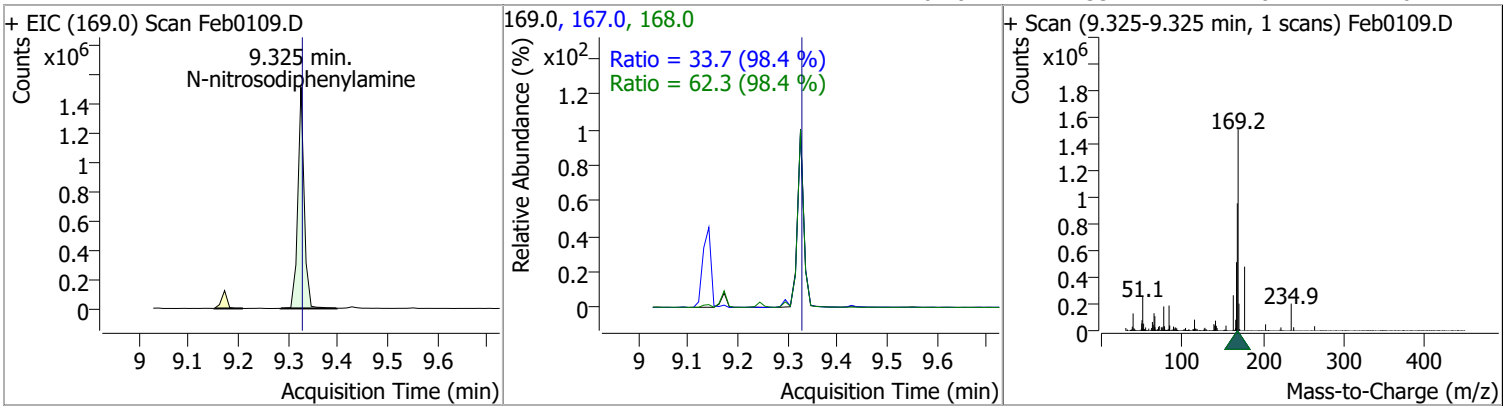

Quantitation Results Report (QT Reviewed)

Compound	Conc.	RT	Dev(Min)	Resp.	QIon	QRatio	Lower	Upper
Azobenzene	75.1822	9.36	0.00	1548225	51.0	36.3	26.4	49.0
					182.0	26.2	19.2	35.7

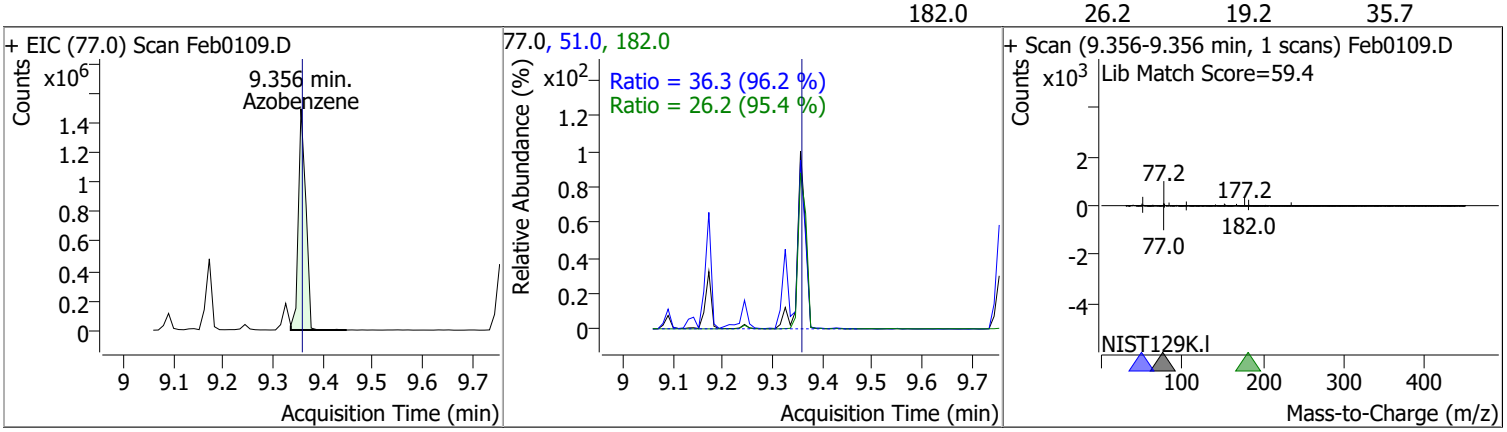

Compound	Conc.	RT	Dev(Min)	Resp.	QIon	QRatio	Lower	Upper
2,4,6-Tribromophenol	79.8819	9.43	0.00	171377	331.8	87.9	65.5	121.6

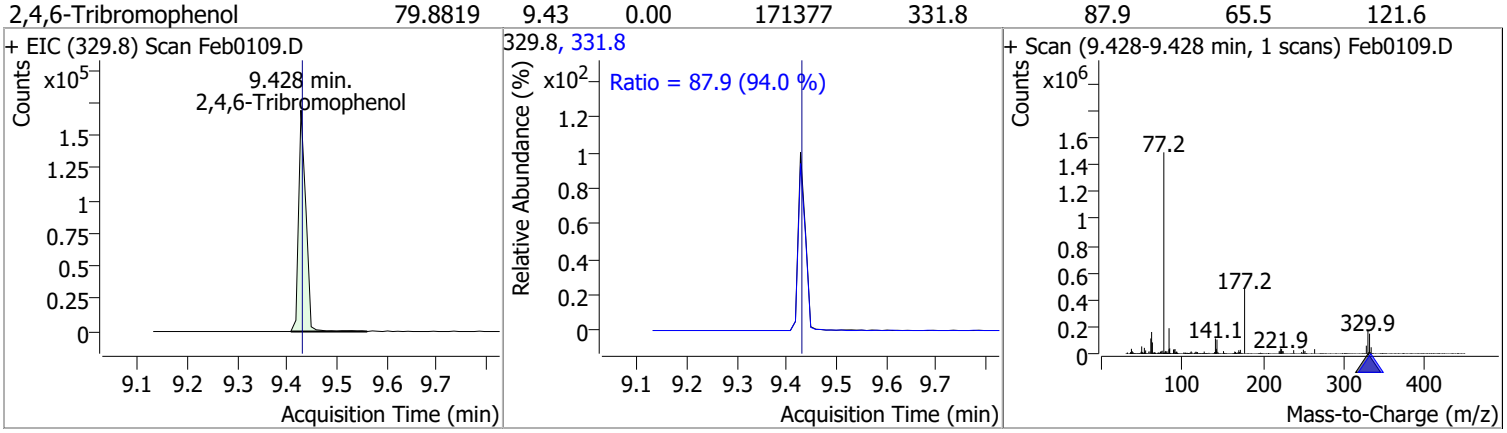

Compound	Conc.	RT	Dev(Min)	Resp.	QIon	QRatio	Lower	Upper
4-Bromophenyl-phenylether	75.8609	9.76	0.00	507627	141.0	105.9	72.5	134.6
					250.0	99.6	70.4	130.7

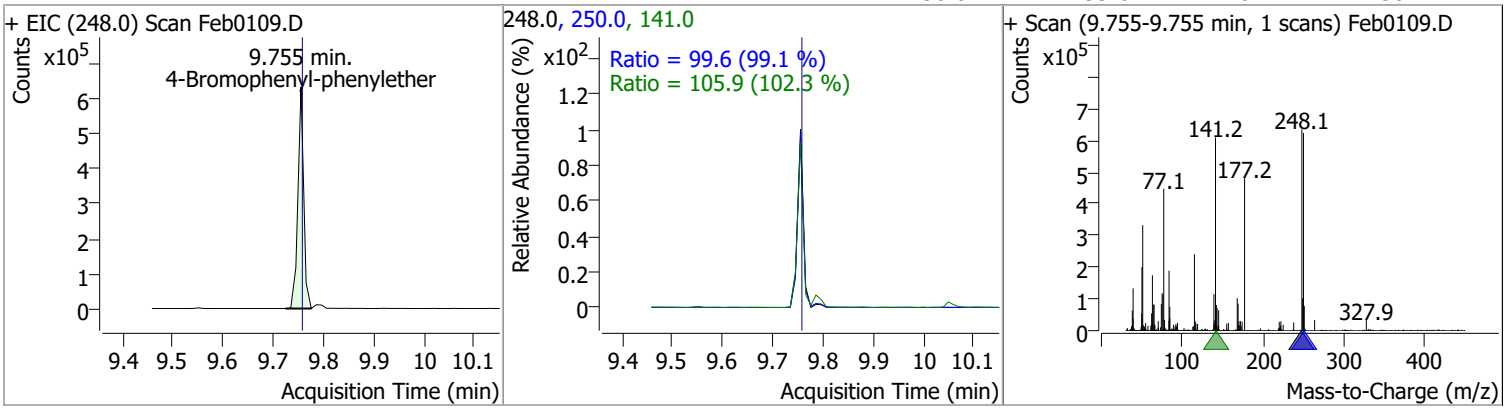

Compound	Conc.	RT	Dev(Min)	Resp.	QIon	QRatio	Lower	Upper
Hexachlorobenzene	73.8632	9.80	0.00	505904	142.0	50.8	33.1	61.5

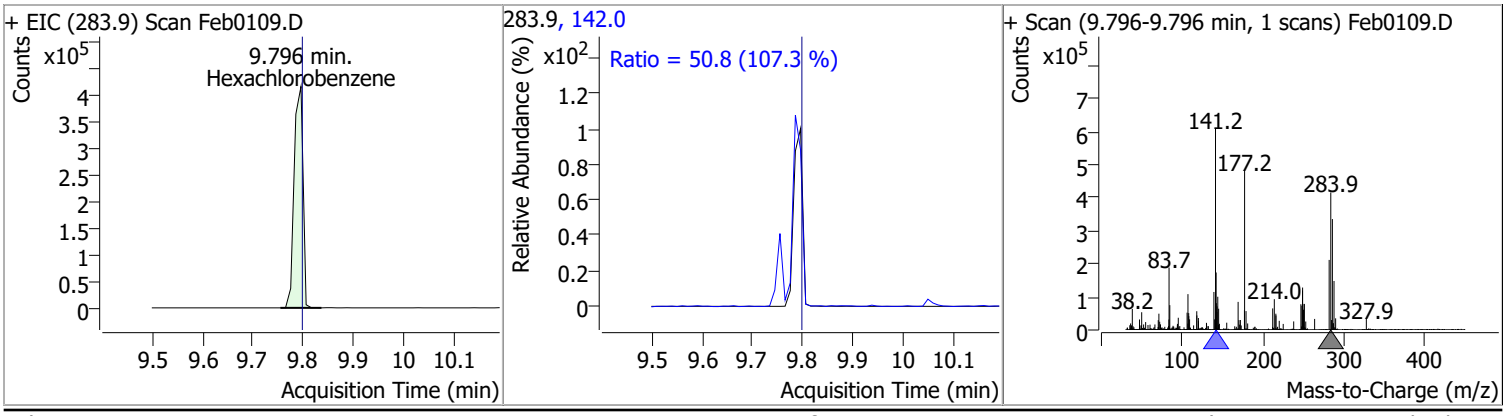

Quantitation Results Report (QT Reviewed)

Compound	Conc.	RT	Dev(Min)	Resp.	QIon	QRatio	Lower	Upper
Pentachlorophenol	79.1781	10.05	0.00	258938	267.9	63.3	45.7	84.8
					263.9	60.8	43.8	81.4

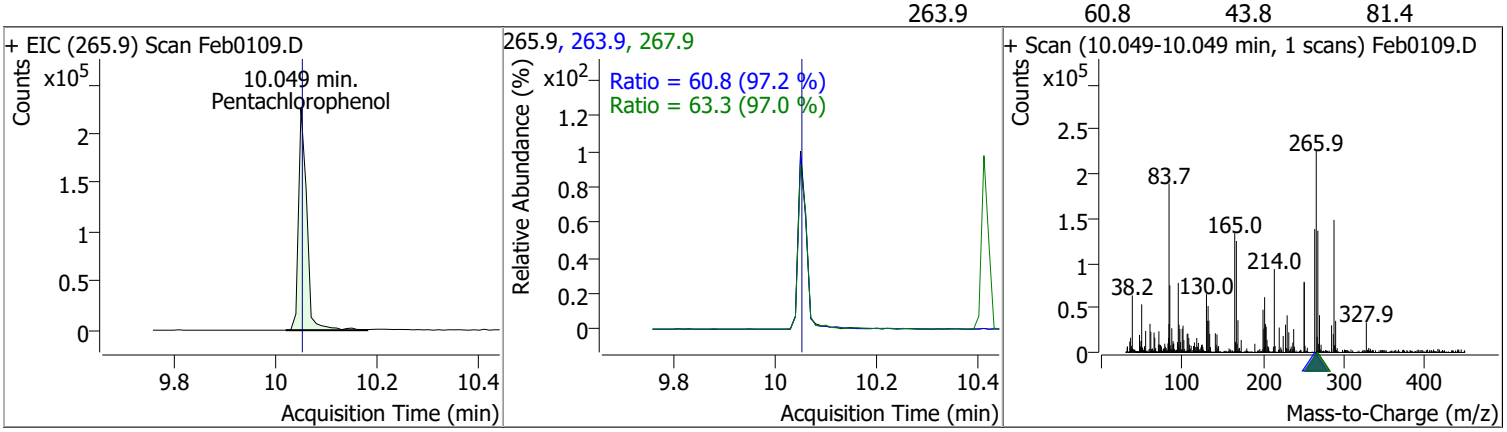

Compound	Conc.	RT	Dev(Min)	Resp.	QIon	QRatio	Lower	Upper
Phenanthrene	75.3840	10.28	-0.01	2753869	176.0	18.6	13.2	24.5

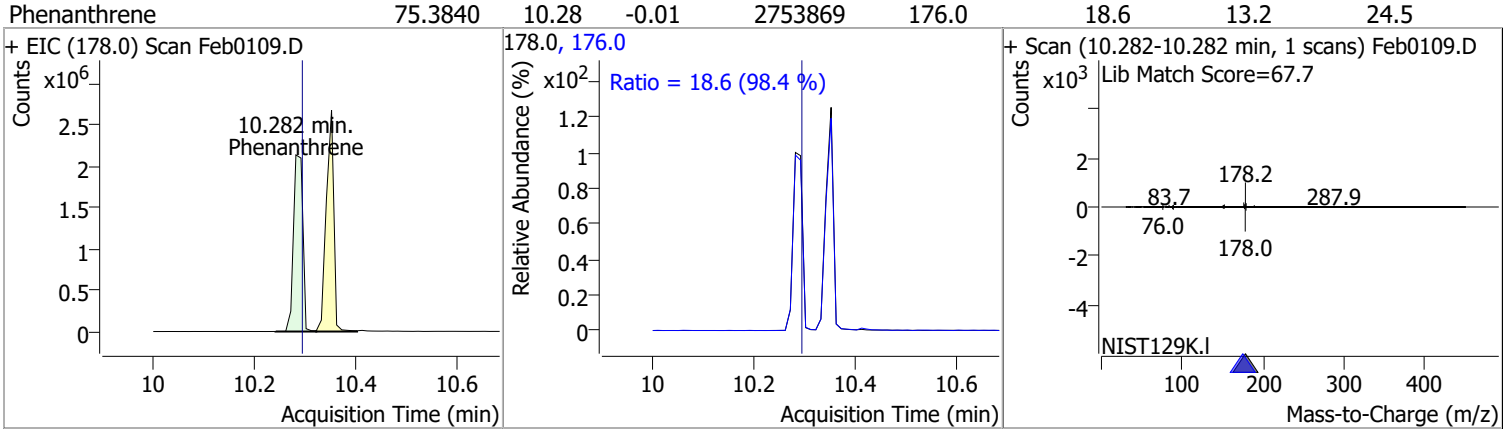

Compound	Conc.	RT	Dev(Min)	Resp.	QIon	QRatio	Lower	Upper
Anthracene	81.3750	10.35	0.00	2765541	176.0	18.1	12.7	23.5

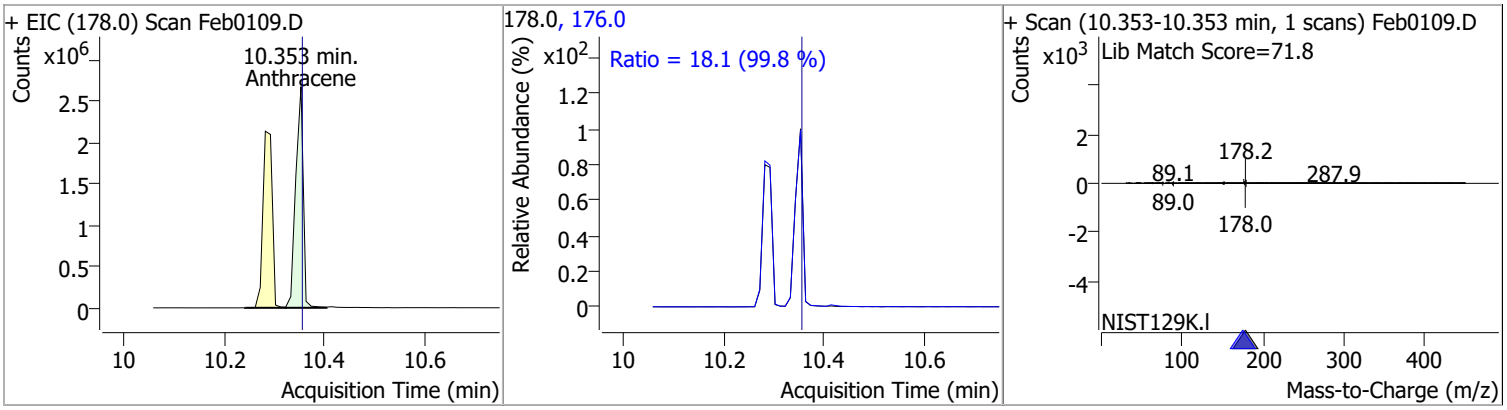

Compound	Conc.	RT	Dev(Min)	Resp.	QIon	QRatio	Lower	Upper
Triallate	76.3887	10.41	0.00	545058	268.0	25.2	19.1	35.4
					143.0	22.0	16.1	30.0

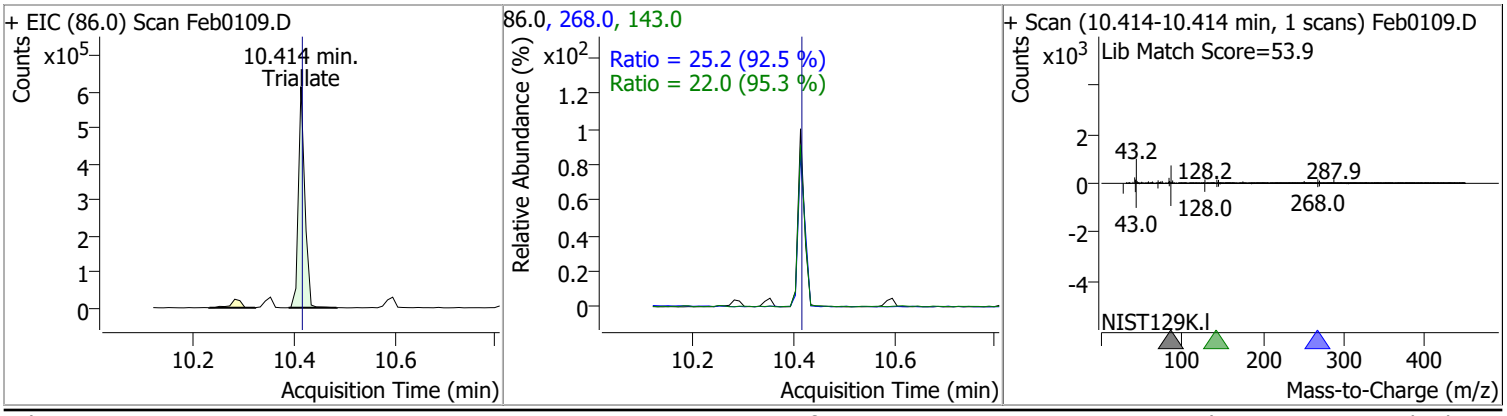

Compound	Conc.	RT	Dev(Min)	Resp.	QIon	QRatio	Lower	Upper
Carbazole	82.3003	10.60	0.00	2585808	139.0	12.9	9.1	16.9

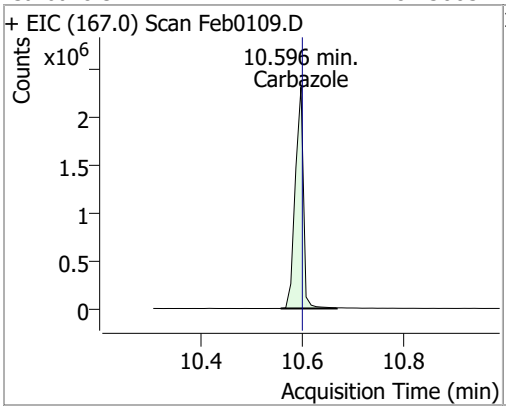

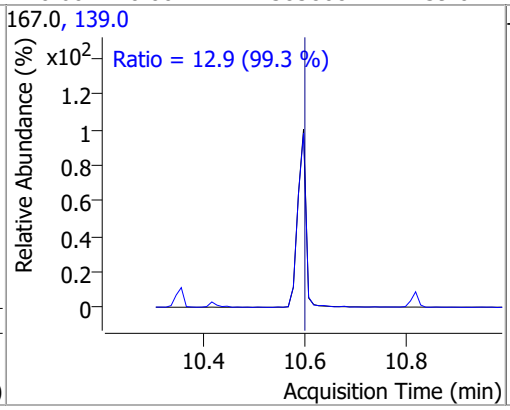

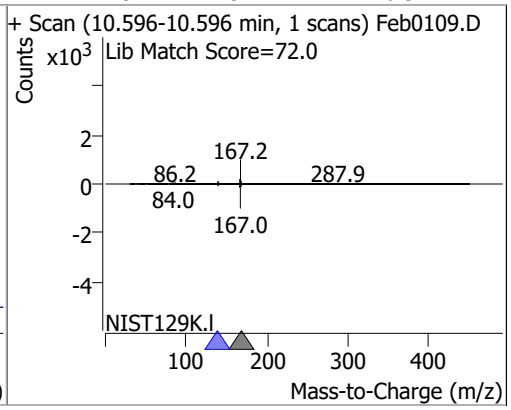

Compound	Conc.	RT	Dev(Min)	Resp.	QIon	QRatio	Lower	Upper
o-Terphenyl	74.8511	10.82	0.00	1420303	229.0	64.4	44.1	81.9
					215.0	37.7	26.4	49.1

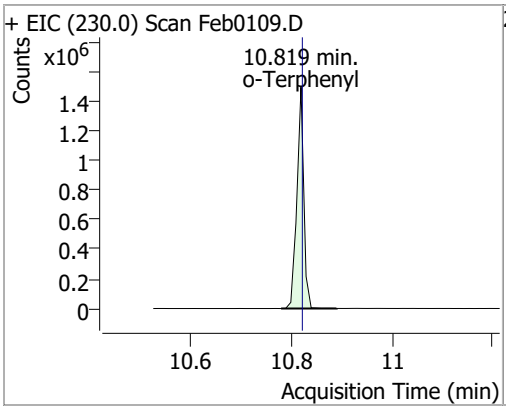

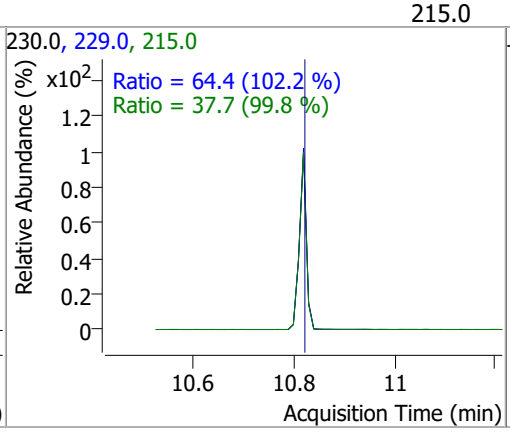

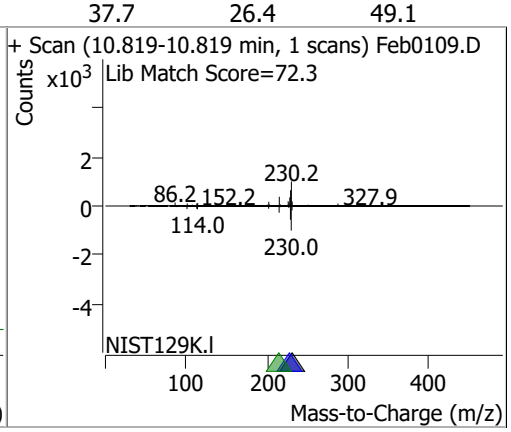

Compound	Conc.	RT	Dev(Min)	Resp.	QIon	QRatio	Lower	Upper
Di-n-Butylphthalate	84.1831	11.20	0.00	2700554	150.0	9.0	6.3	11.6
					104.0	5.5	4.1	7.6

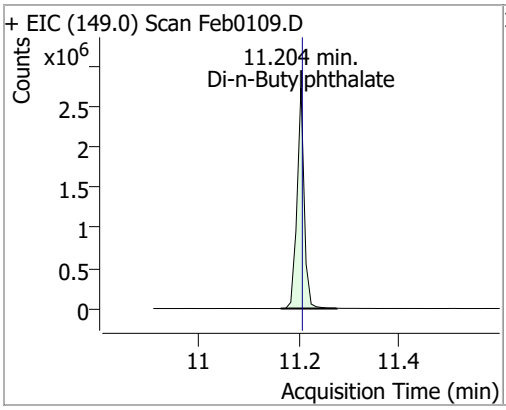

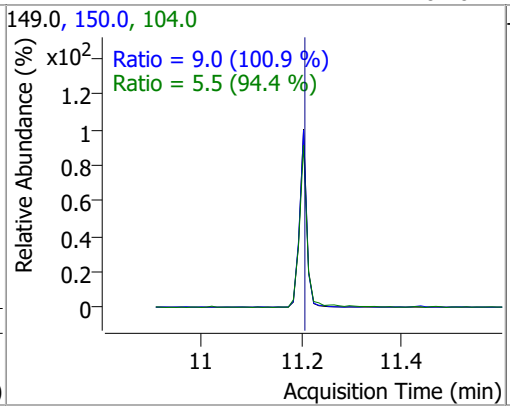

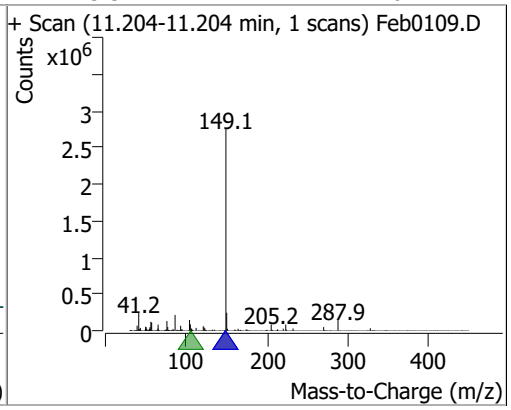

Compound	Conc.	RT	Dev(Min)	Resp.	QIon	QRatio	Lower	Upper
Fluoranthene	71.8797	12.12	0.00	2725181	101.0	12.6	8.6	16.0

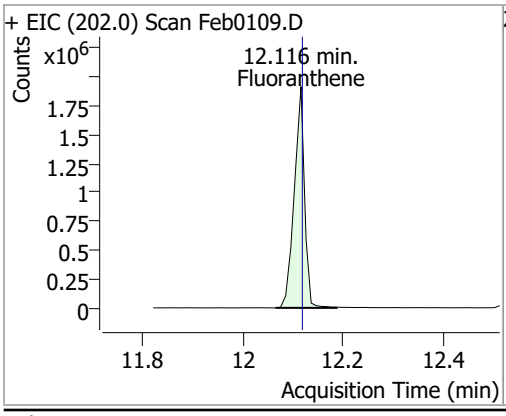

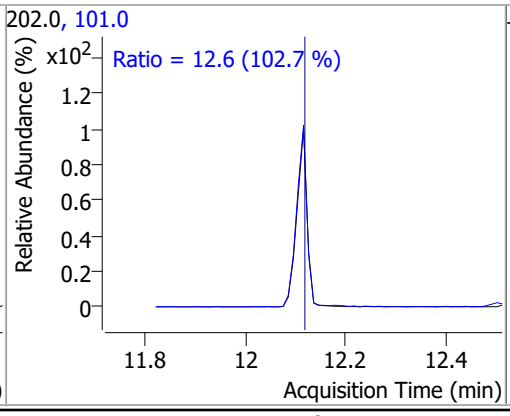

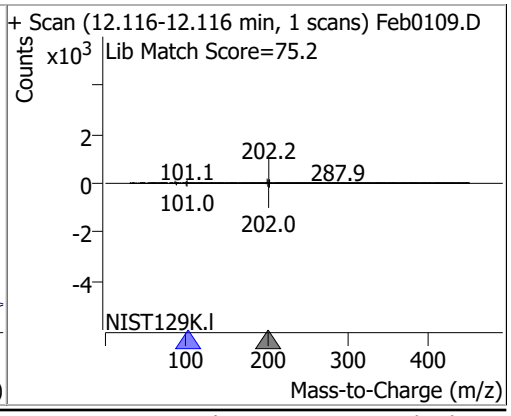

Quantitation Results Report (QT Reviewed)

Compound	Conc.	RT	Dev(Min)	Resp.	QIon	QRatio	Lower	Upper
Benzidine	65.1394	12.50	0.00	857514	183.0	12.0	8.5	15.8
					92.0	7.9	5.2	9.7

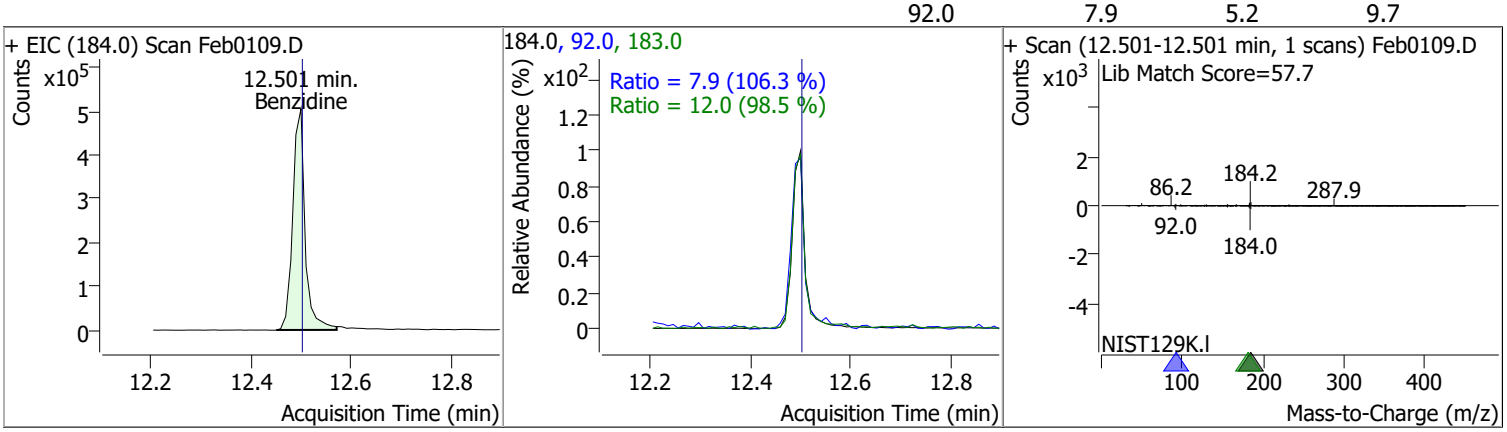

Compound	Conc.	RT	Dev(Min)	Resp.	QIon	QRatio	Lower	Upper
Pyrene	76.8014	12.55	0.00	2955661	101.0	15.4	9.8	18.2

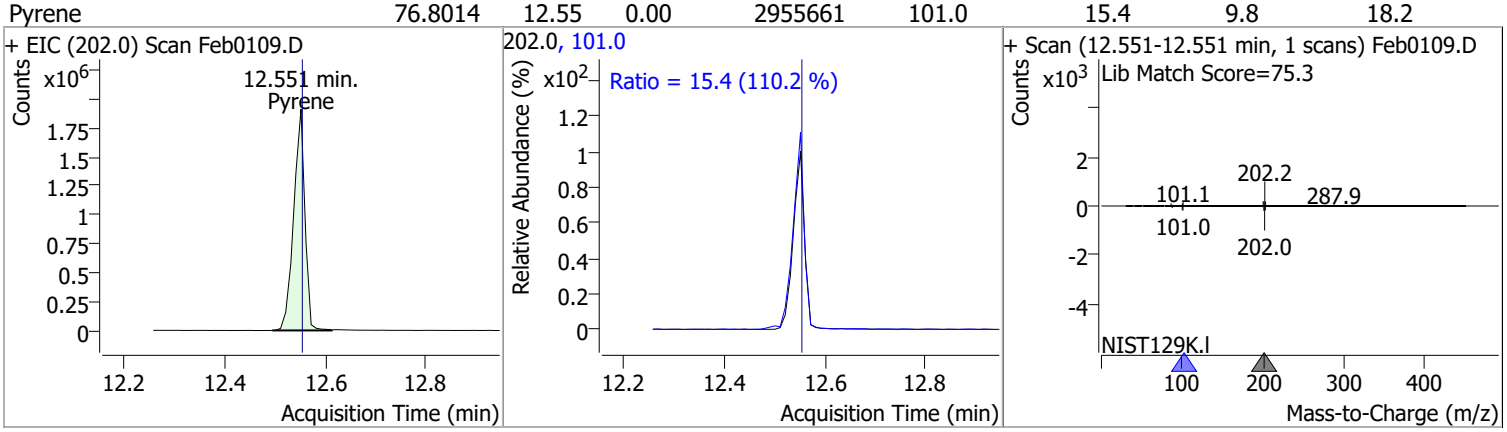

Compound	Conc.	RT	Dev(Min)	Resp.	QIon	QRatio	Lower	Upper
Terphenyl-d14	76.2877	13.06	0.00	2035060	122.0	13.3	8.8	16.4

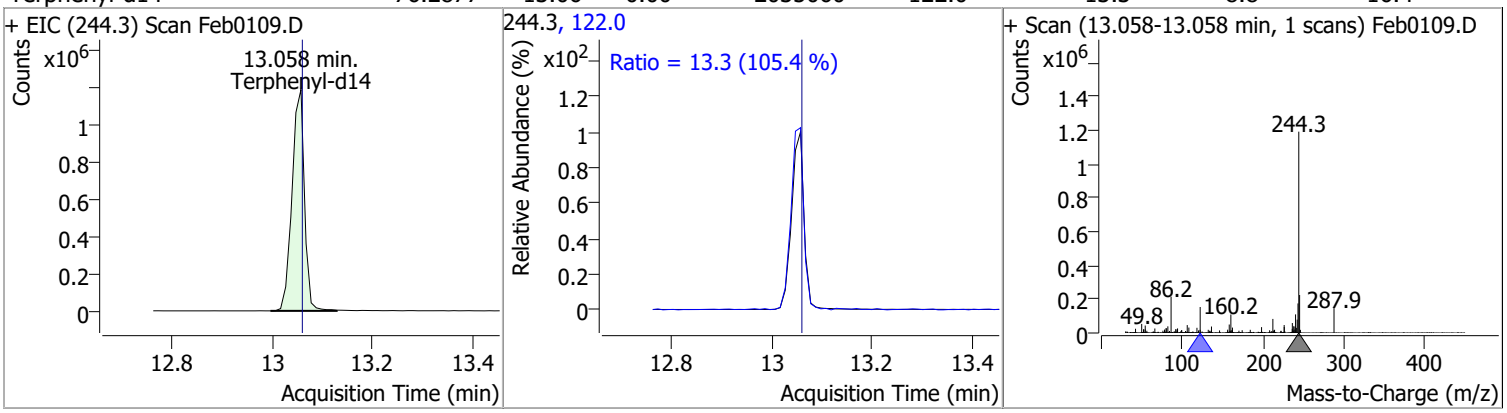

Compound	Conc.	RT	Dev(Min)	Resp.	QIon	QRatio	Lower	Upper
Butylbenzylphthalate	81.4940	14.52	-0.01	893678	91.0	81.1	56.1	104.1
					206.0	18.4	12.9	24.0

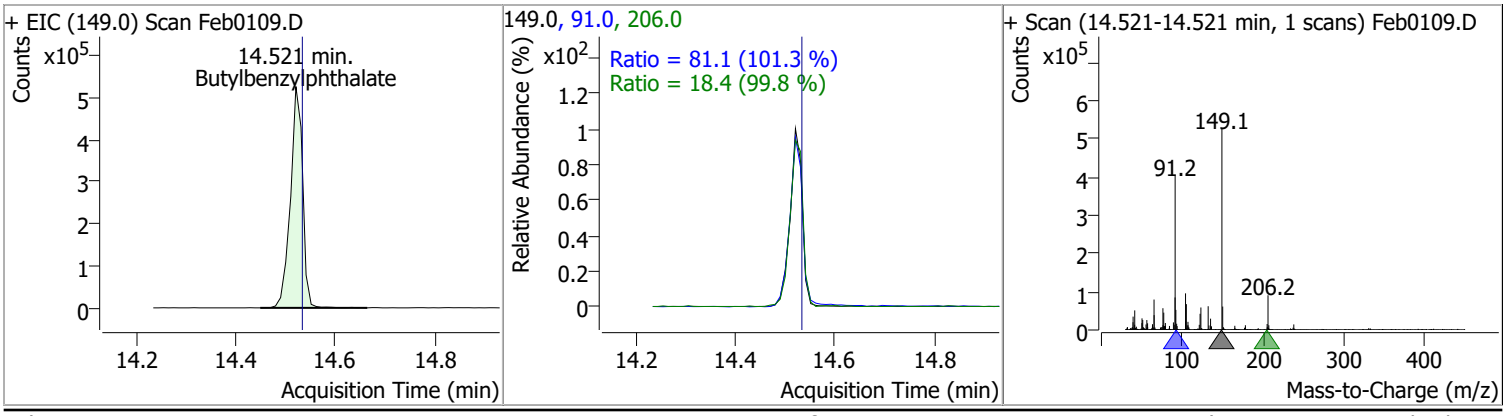

Compound	Conc.	RT	Dev(Min)	Resp.	QIon	QRatio	Lower	Upper
Benzo(a)Anthracene	81.6831	15.75	-0.01	2377350	226.0	26.2	18.0	33.5
					229.0	19.9	14.6	27.2

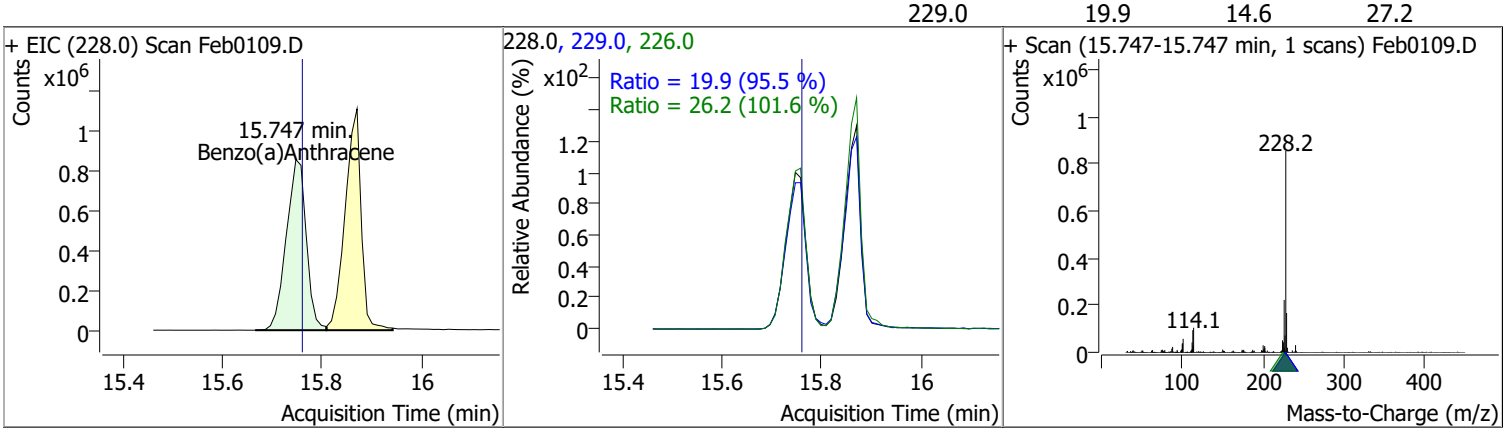

Compound	Conc.	RT	Dev(Min)	Resp.	QIon	QRatio	Lower	Upper
Chrysene	79.3078	15.87	0.00	2477260	226.0	29.4	20.5	38.1
					229.0	20.4	14.2	26.3

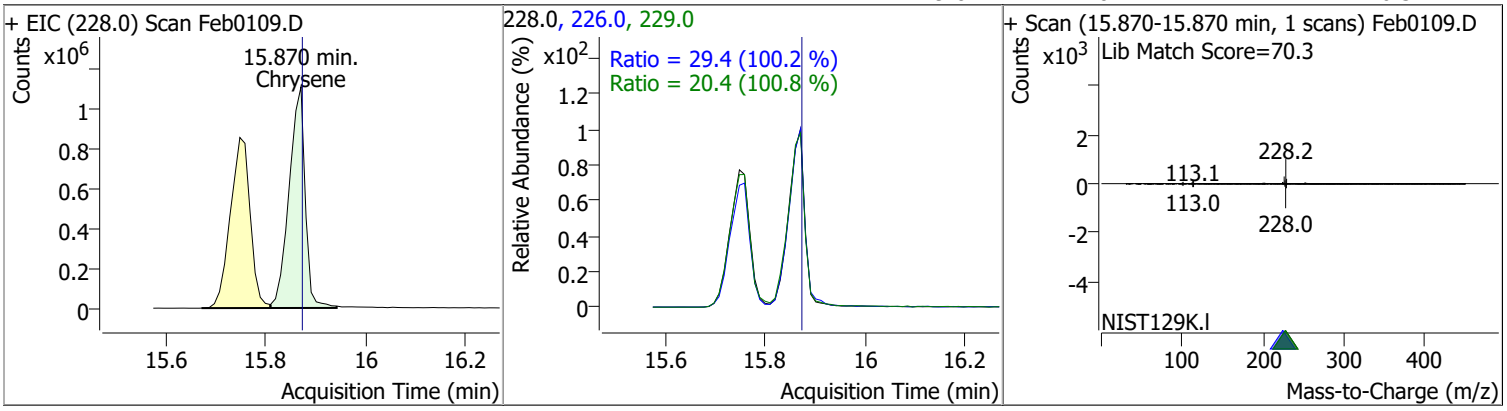

Compound	Conc.	RT	Dev(Min)	Resp.	QIon	QRatio	Lower	Upper
3,3-Dichlorobenzidine	69.3636	15.90	0.00	642793	254.0	62.0	45.2	83.9

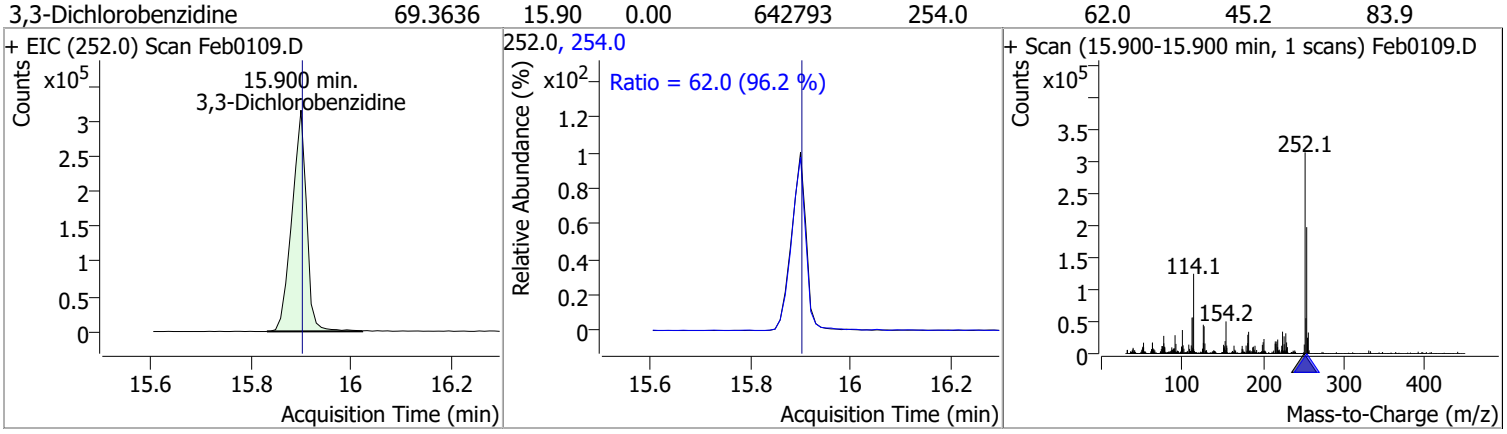

Quantitation Results Report (QT Reviewed)

Compound	Conc.	RT	Dev(Min)	Resp.	QIon	QRatio	Lower	Upper
bis(2-ethylhexyl)Phthalate	82.5828	16.60	0.00	326428	149.0	380.1	270.0	501.5
					279.0	15.5	10.7	19.9

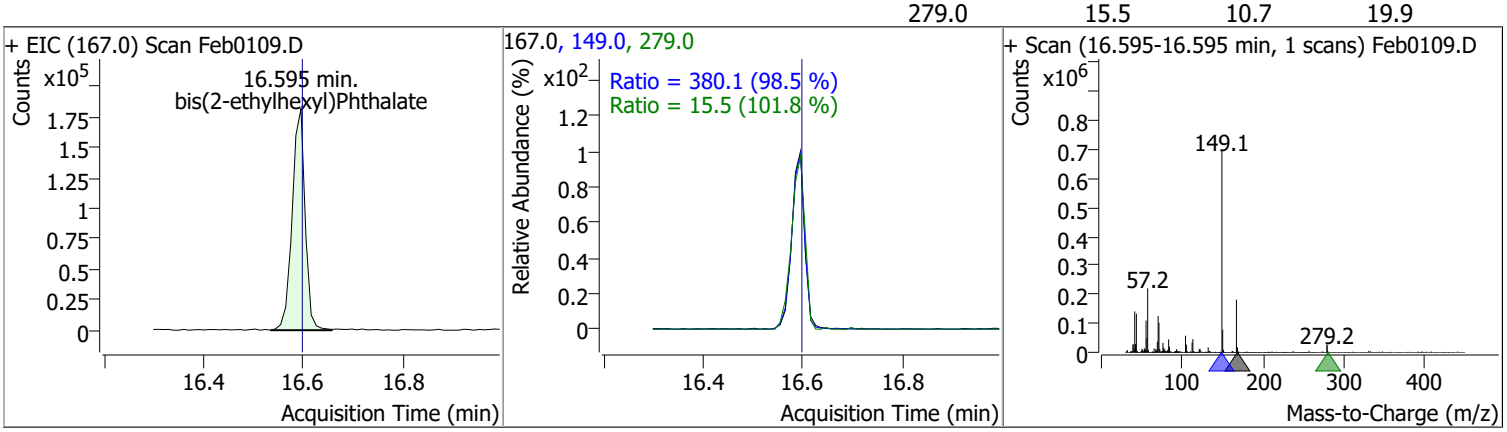

Compound	Conc.	RT	Dev(Min)	Resp.	QIon	QRatio	Lower	Upper
Di-n-octyl Phthalate	80.7032	18.29	0.00	2159749	150.0	9.6	6.7	12.4

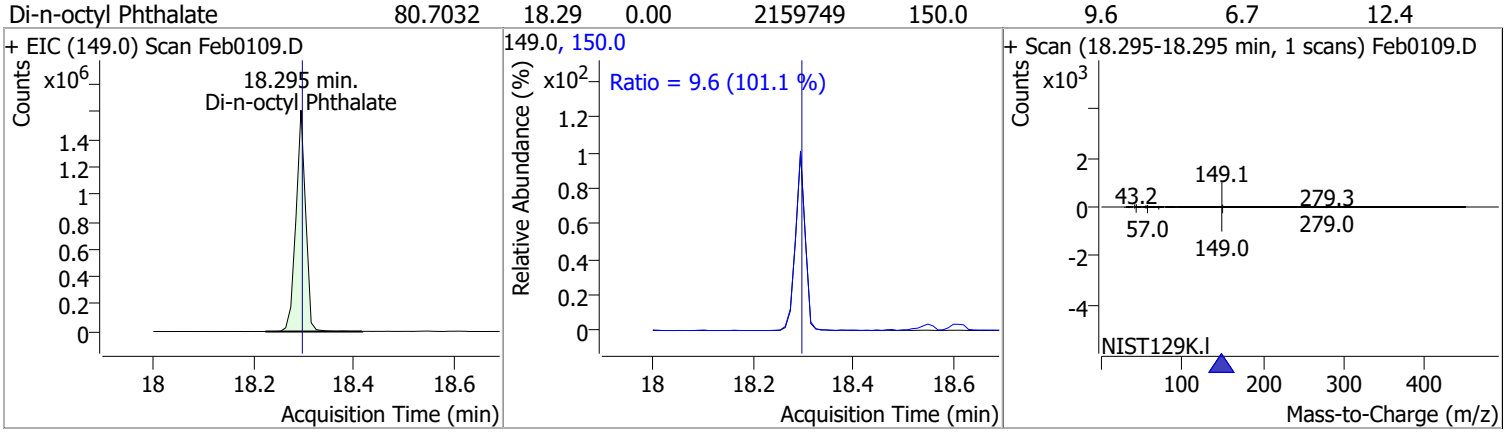

Compound	Conc.	RT	Dev(Min)	Resp.	QIon	QRatio	Lower	Upper
Benzo(b)fluoranthene	76.0202	18.55	0.00	2057682	253.0	22.3	15.7	29.2

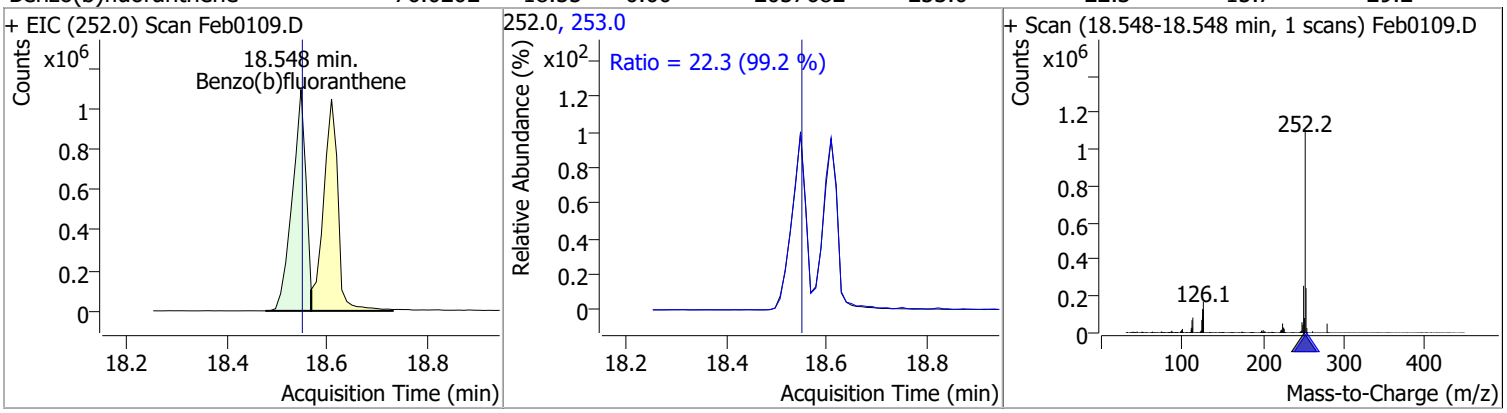

Compound	Conc.	RT	Dev(Min)	Resp.	QIon	QRatio	Lower	Upper
Benzo(k)fluoranthene	70.1432	18.61	0.00	2087949	253.0	22.9	15.9	29.5

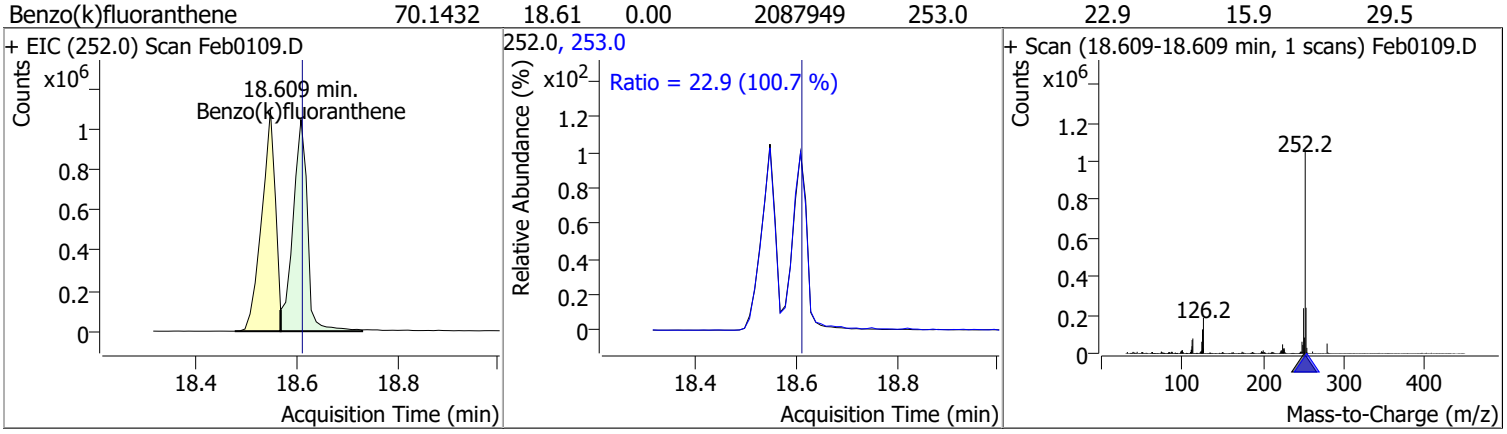

Compound	Conc.	RT	Dev(Min)	Resp.	QIon	QRatio	Lower	Upper
Benzo(a)pyrene	70.3049	19.15	0.00	1804453	253.0	21.9	15.8	29.4

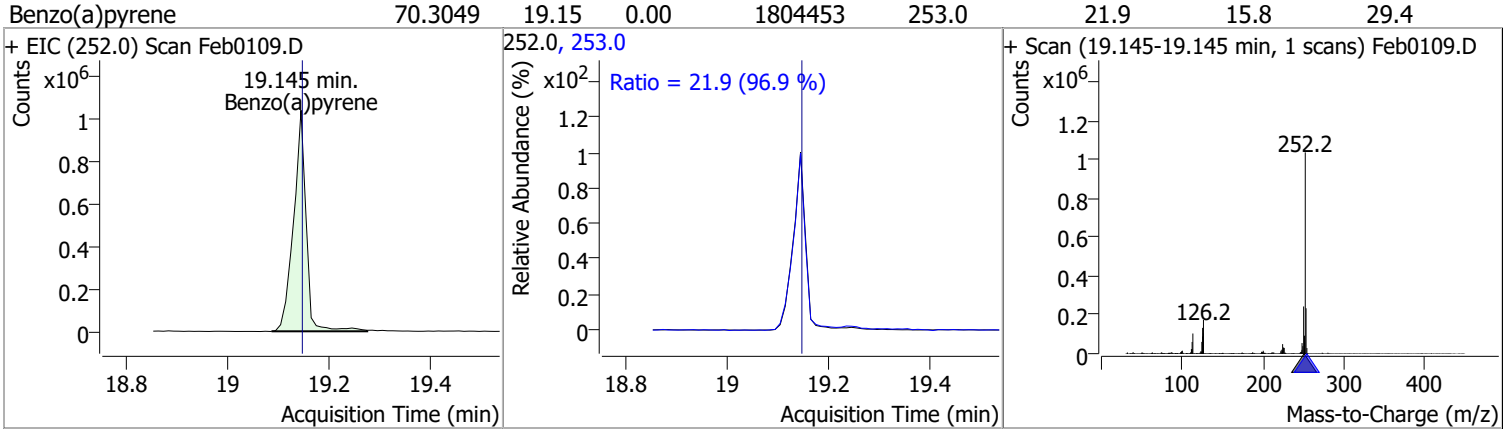

Compound	Conc.	RT	Dev(Min)	Resp.	QIon	QRatio	Lower	Upper
Indeno(1,2,3-c,d)pyrene	78.6962	20.91	0.00	1634426	138.0	31.0	20.2	37.5

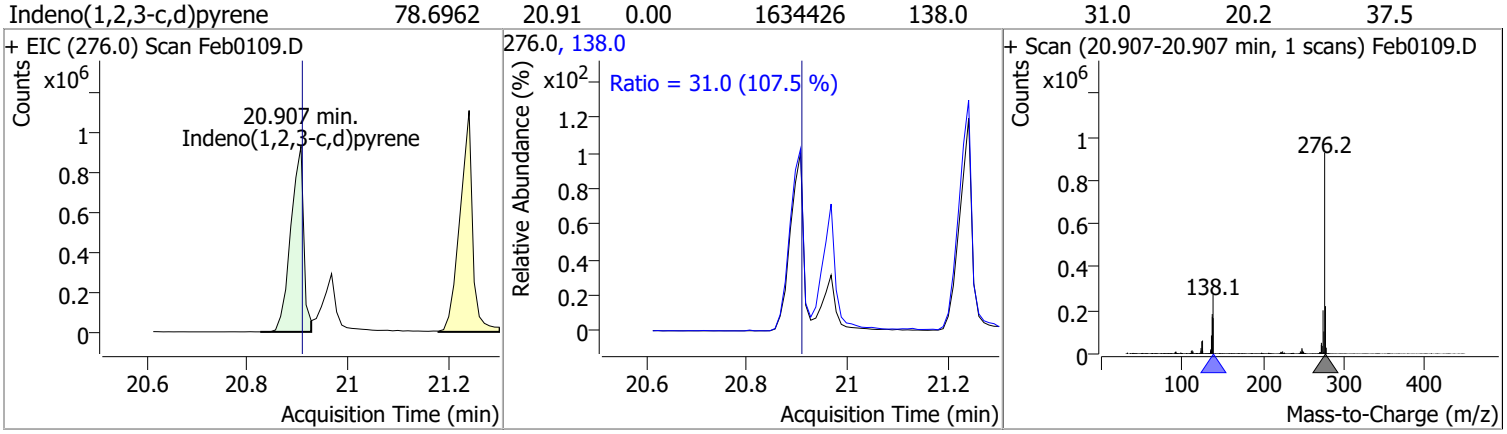

Compound	Conc.	RT	Dev(Min)	Resp.	QIon	QRatio	Lower	Upper
Dibenzo(a,h)anthracene	82.5980	20.97	0.00	1805186	139.0	24.2	17.1	31.7
					279.0	24.3	16.6	30.8

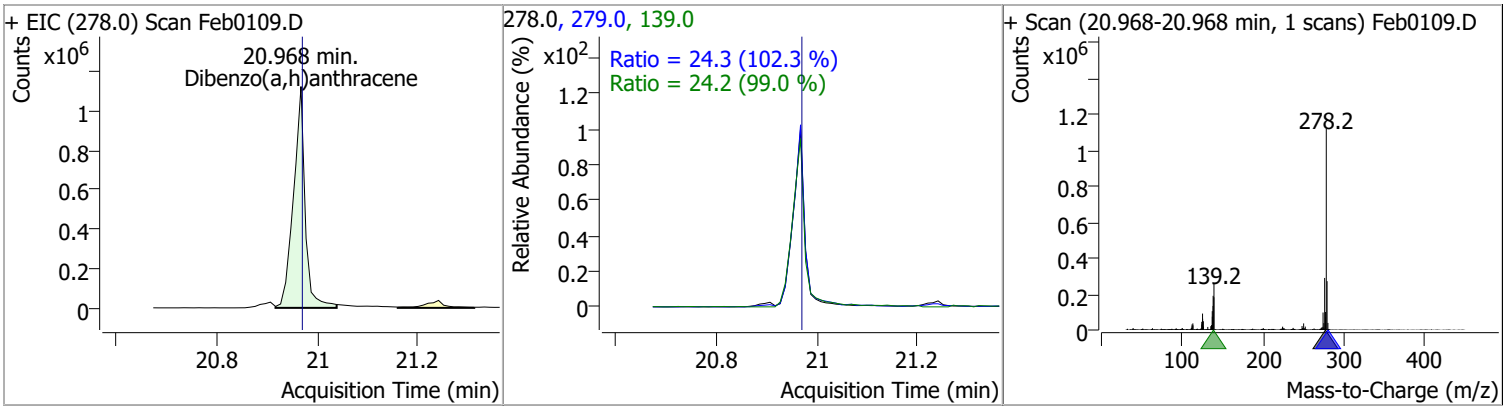

Compound	Conc.	RT	Dev(Min)	Resp.	QIon	QRatio	Lower	Upper
Benzo(g,h,i)perylene	76.6864	21.24	0.00	1921973	138.0	32.8	22.8	42.3
					277.0	23.1	16.9	31.4

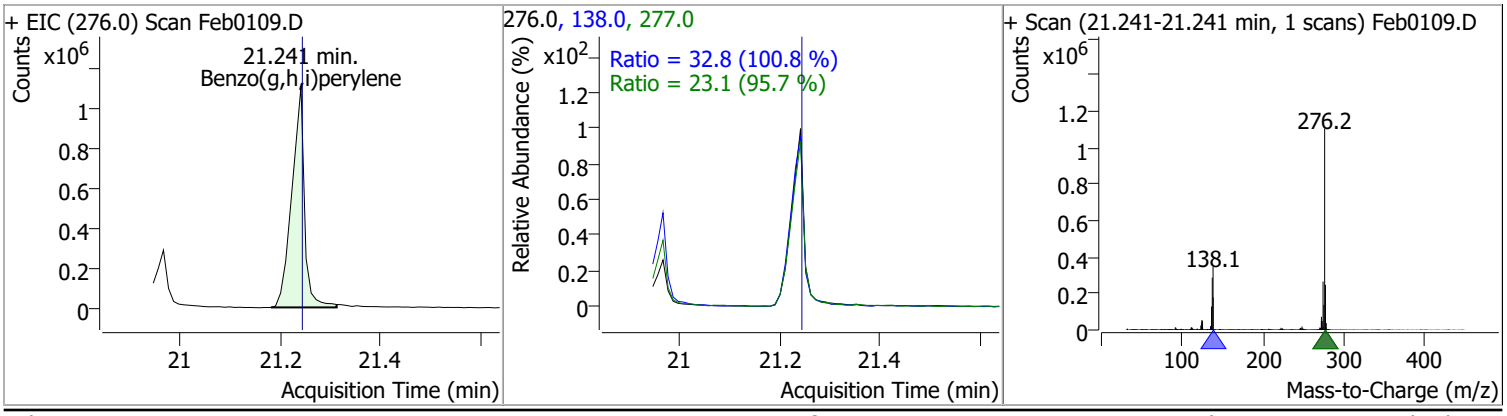

Quantitation Results Report (QT Reviewed)

Data File	Feb0110.D	Operator	LIMS import
Acq. Method	BNA+SIM.M	Acq. Date-Time	2/1/2022 9:41:59 PM
Sample Name	01-Feb-22_CCV_10	Instrument	Instrument #1
Vial	10	Multiplier	1.00
DA Method File		Comment	SVOC-8270-W-LARGO
Tune File	dftppdsm.u	Tune Date	1/25/2022 7:52:00 PM
Batch Name	020122 DoD BNA cal.batch.bin	Last Calib Update	2/2/2022 4:05:51 PM
Ref Library	D:\Org\Library\NIST129K.l		

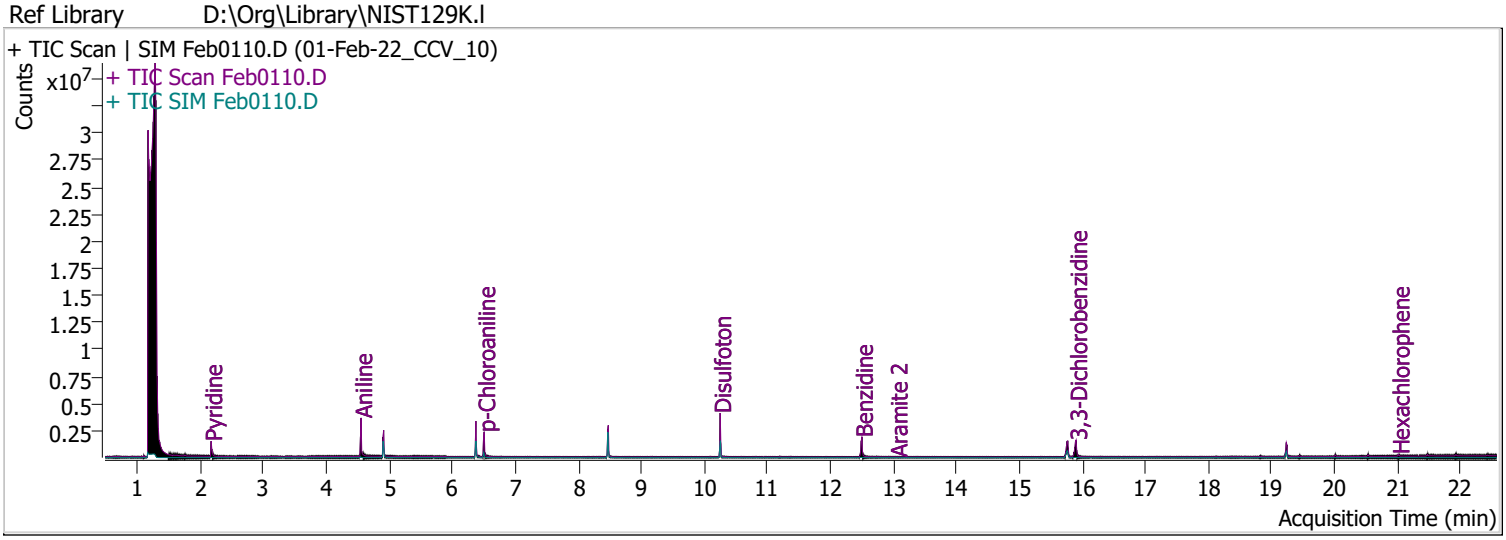

Compound	RT	QIon	Resp.	Conc.	Units		Dev(Min)
Internal Standards							
System Monitoring Compounds							
S 2-Fluorophenol	0.000		0	N.D.			
Spiked Amount: 200.000	Range: 10.0 - 75.0%			Recovery = NA%			
S Phenol-d5	0.000		0	N.D.			
Spiked Amount: 200.000	Range: 10.0 - 65.0%			Recovery = NA%			
S Nitrobenzene-d5	0.000		0	N.D.			
Spiked Amount: 100.000	Range: 32.0 - 94.0%			Recovery = NA%			
S 2-Fluorobiphenyl	0.000		0	N.D.			
Spiked Amount: 100.000	Range: 28.0 - 107.0%			Recovery = NA%			
S 2,4,6-Tribromophenol	0.000		0	N.D.			
Spiked Amount: 200.000	Range: 25.0 - 140.0%			Recovery = NA%			
S Terphenyl-d14	0.000		0	N.D.			
Spiked Amount: 100.000	Range: 32.0 - 122.0%			Recovery = NA%			
Target Compounds							**QValue**
T N-Nitrosodimethylamine	0.000		0	N.D.			
T Pyridine	2.172	79.0	554923	63.4238	µg/L	m	83
T Aniline	4.552	93.0	1500005	69.5112	µg/L		98
T Phenol	4.552	94.0	0		µg/L	md	1
T bis(-2-Chloroethyl)Ether	4.552	63.0	0		µg/L	md	1
T 2-Chlorophenol	0.000		0	N.D.			
T 1,3-Dichlorobenzene	0.000		0	N.D.			
T 1,4-Dichlorobenzene	0.000		0	N.D.			
T 1,2-Dichlorobenzene	0.000		0	N.D.			
T Benzyl Alcohol	0.000		0	N.D.			
T 2-Methylphenol	0.000		0	N.D.			
T bis(2-chloroisopropyl)Ether	5.451	121.0	0		µg/L	md	1
T N-nitroso-Di-n-propylamine	0.000		0	N.D.			
T 4Methylphenol/3Methylphenol	0.000		0	N.D.			
T Hexachloroethane	0.000		0	N.D.			

Compound	RT	QIon	Resp.	Conc.	Units		Dev(Min)
T Nitrobenzene	0.000		0	N.D.			
T Isophorone	0.000		0	N.D.			
T 2-Nitrophenol	0.000		0	N.D.			
T 2,4-Dimethylphenol	0.000		0	N.D.			
T bis(-2-Chloroethoxy)Methane	6.506	93.0	0		µg/L	md	1
T 2,4-Dichlorophenol	0.000		0	N.D.			
T Benzoic Acid	0.000		0	N.D.			
T 1,2,4-Trichlorobenzene	0.000		0	N.D.			
T Naphthalene	6.506	128.0	0		µg/L	md	1
T 4-Chlorophenol	6.506	130.0	0		µg/L	md	1
T p-Chloroaniline	6.506	127.0	941043	65.8672	µg/L		96
T Hexachlorobutadiene	0.000		0	N.D.			
T 4-Chloro-2-Methylphenol	0.000		0	N.D.			
T 4-Chloro-3-Methylphenol	0.000		0	N.D.			
T 2-Methylnaphthalene	0.000		0	N.D.			
T 1-Methylnaphthalene	0.000		0	N.D.			
T Hexachlorocyclopentadiene	0.000		0	N.D.			
T 2,4,6-Trichlorophenol	0.000		0	N.D.			
T 2,4,5-Trichlorophenol	0.000		0	N.D.			
T 2-Chloronaphthalene	0.000		0	N.D.			
T 2-Nitroaniline	7.831	65.0	0		µg/L	md	1
T Dimethyl Phthalate	8.476	163.0	0		µg/L	md	1
T 2,6-Dinitrotoluene	8.476	165.0	0		µg/L	md	1
T Acenaphthylene	0.000		0	N.D.			
T 3-Nitroaniline	0.000		0	N.D.			
T Acenaphthene	0.000		0	N.D.			
T 2,4-Dinitrophenol	0.000		0	N.D.			
T Dibenzofuran	0.000		0	N.D.			
T 4-Nitrophenol	0.000		0	N.D.			
T 2,4-Dinitrotoluene	0.000		0	N.D.			
T Diethylphthalate	0.000		0	N.D.			
T Fluorene	0.000		0	N.D.			
T 4-Chlorophenyl-phenylether	0.000		0	N.D.			
T 4-Nitroaniline	0.000		0	N.D.			
T 4,6-Dinitro-2-methylphenol	0.000		0	N.D.			
T N-nitrosodiphenylamine	0.000		0	N.D.			
T Azobenzene	0.000		0	N.D.			
T 4-Bromophenyl-phenylether	0.000		0	N.D.			
T Hexachlorobenzene	0.000		0	N.D.			
T Pentachlorophenol	0.000		0	N.D.			
T Phenanthrene	0.000		0	N.D.			
T Anthracene	0.000		0	N.D.			
T Triallate	0.000		0	N.D.			
T Carbazole	0.000		0	N.D.			
T o-Terphenyl	0.000		0	N.D.			
T Di-n-Butylphthalate	0.000		0	N.D.			
T Fluoranthene	0.000		0	N.D.			
T Benzidine	12.500	184.0	1179439	89.8732	µg/L		98
T Pyrene	0.000		0	N.D.			
T Butylbenzylphthalate	0.000		0	N.D.			
T Benzo(a)Anthracene	0.000		0	N.D.			
T Chrysene	0.000		0	N.D.			
T 3,3-Dichlorobenzidine	15.900	252.0	636642	70.3582	µg/L		98
T bis(2-ethylhexyl)Phthalate	0.000		0	N.D.			
T Di-n-octyl Phthalate	0.000		0	N.D.			

Compound	RT	QIon	Resp.	Conc.	Units	Dev(Min)
T Benzo(b)fluoranthene	0.000		0	N.D.		
T Benzo(k)fluoranthene	0.000		0	N.D.		
T Benzo(a)pyrene	0.000		0	N.D.		
T Indeno(1,2,3-c,d)pyrene	0.000		0	N.D.		
T Dibenzo(a,h)anthracene	0.000		0	N.D.		
T Benzo(g,h,i)perylene	0.000		0	N.D.		

(#) = Qualifier Out of Range; (m) = Manual Integration; (+) = Area Summed; (*) = Surrogate Percent Recovery Out of Range; (d): Zeroed Peak

Compound	Conc.	Exp RT	QIon	Exp Ratio
N-Nitrosodimethylamine	N.D.	2.15	42.0	130.1

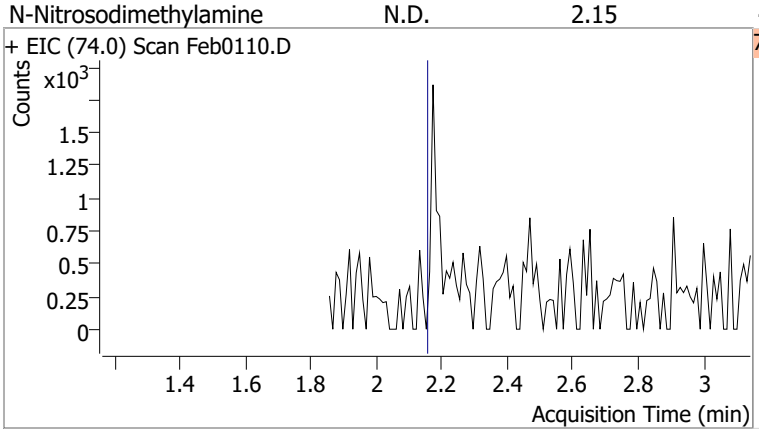

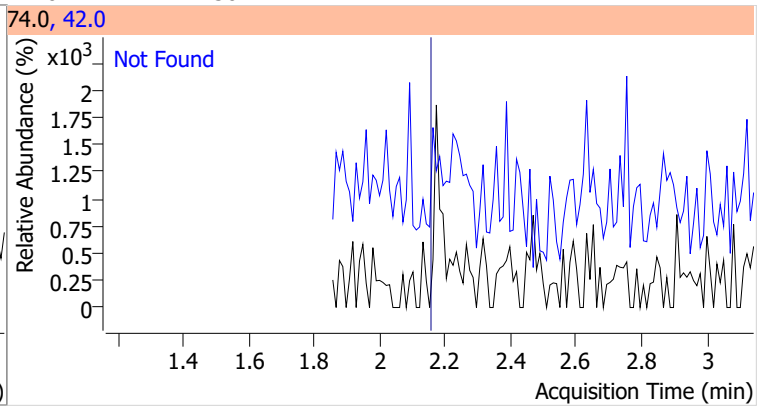

Compound	Conc.	RT	Dev(Min)	Resp.	QIon	QRatio	Lower	Upper
Pyridine	63.4238	2.17	-0.01	554923 (m)	52.0	84.2	71.2	132.2

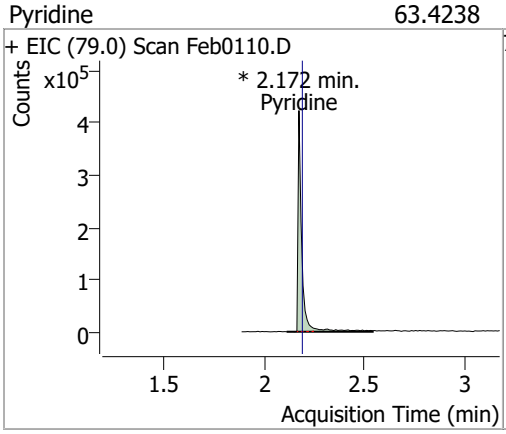

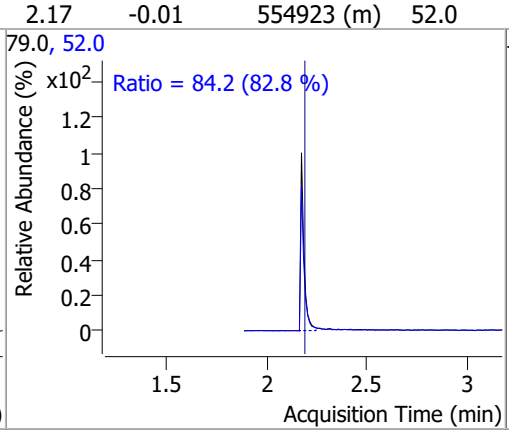

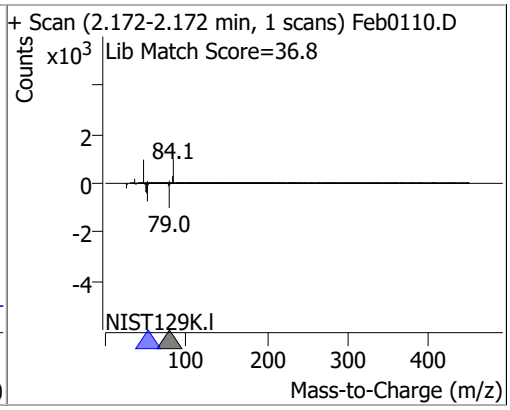

Compound	Conc.	Exp RT	QIon	Exp Ratio	QIon	Exp Ratio
2-Fluorophenol	N.D.	3.52	64.0	51.1	92.0	20.5

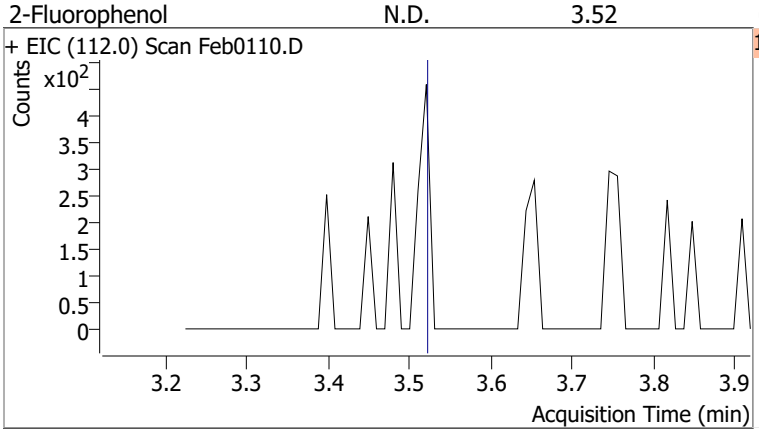

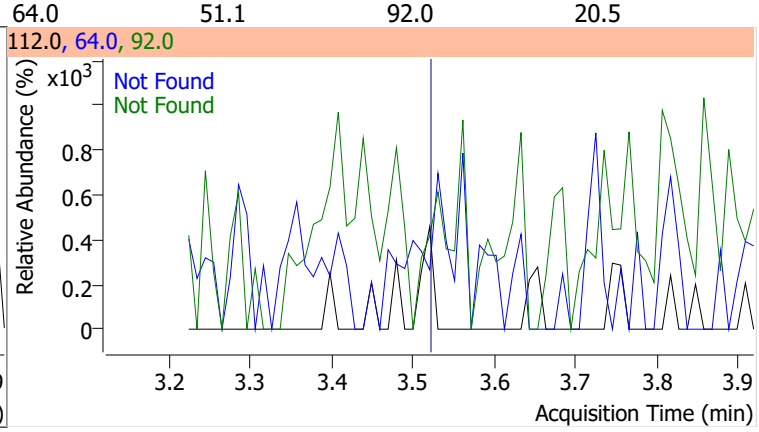

Compound	Conc.	RT	Dev(Min)	Resp.	QIon	QRatio	Lower	Upper
Aniline	69.5112	4.55	0.00	1500005	66.0	35.8	24.5	45.6
					65.0	19.0	12.6	23.4

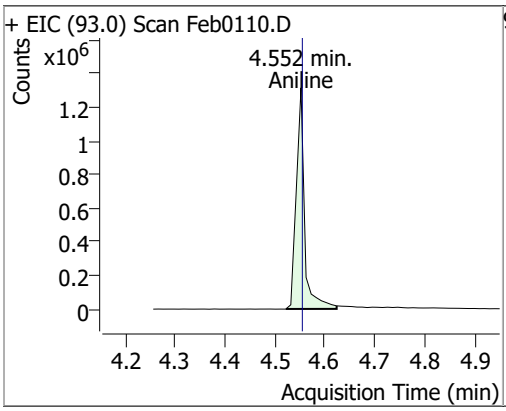

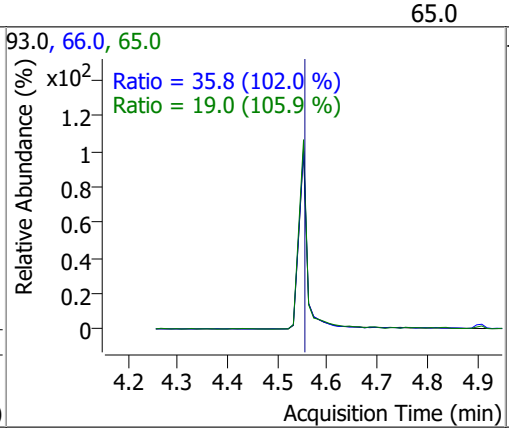

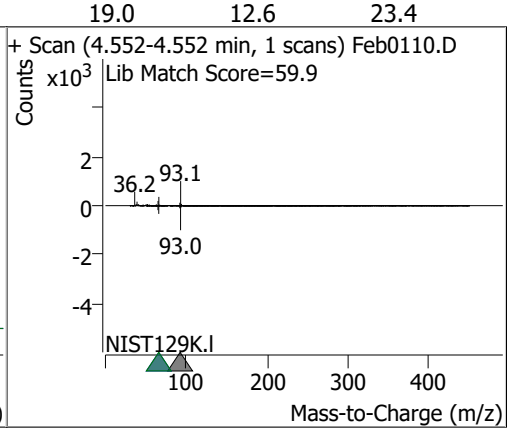

Compound	Conc.	Exp RT	QIon	Exp Ratio
Phenol-d5	N.D.	4.57	71.0	34.0

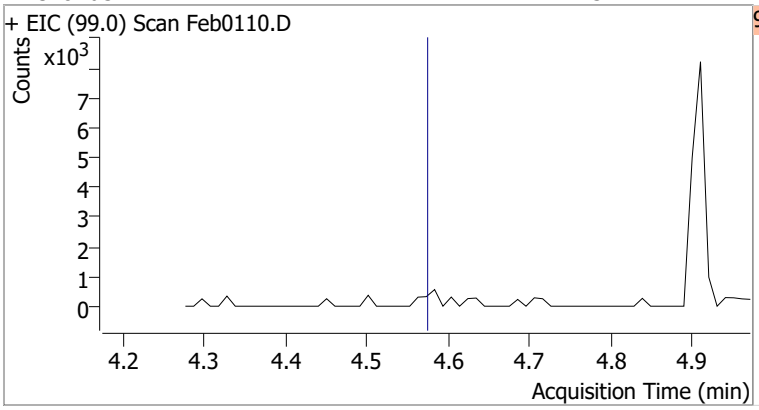

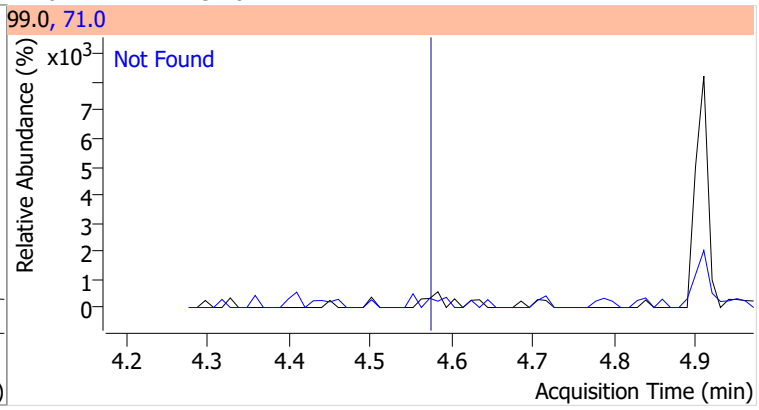

Compound	Conc.	RT	Dev(Min)	Resp.	QIon	QRatio	Lower	Upper
Phenol		0		0	66.0		30.7	57.0

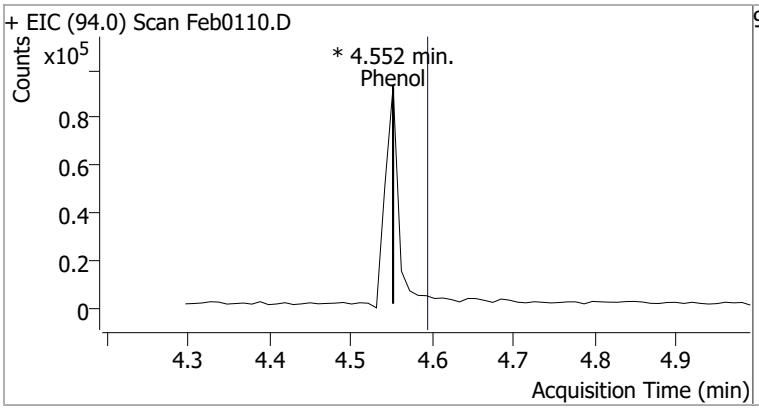

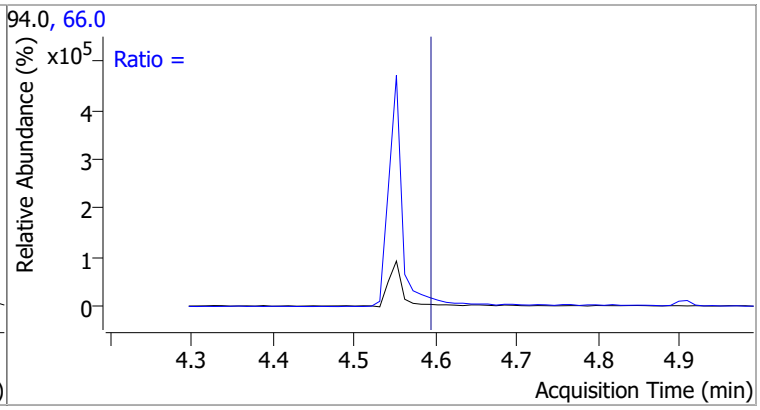

Compound	Conc.	RT	Dev(Min)	Resp.	QIon	QRatio	Lower	Upper
bis(-2-Chloroethyl)Ether		0		0	64.0		2.4	4.5

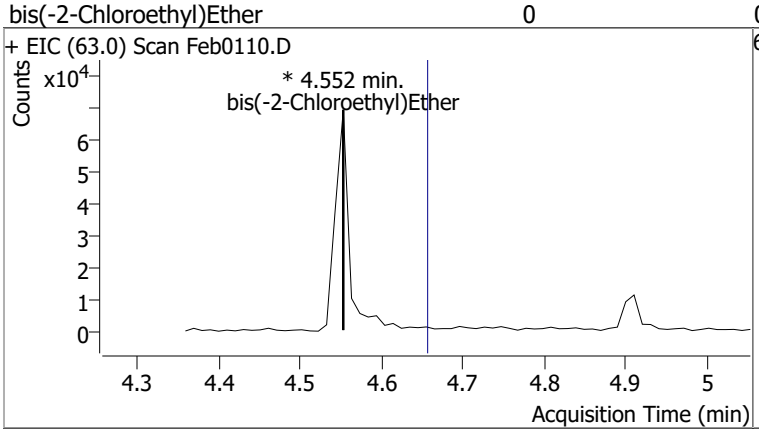

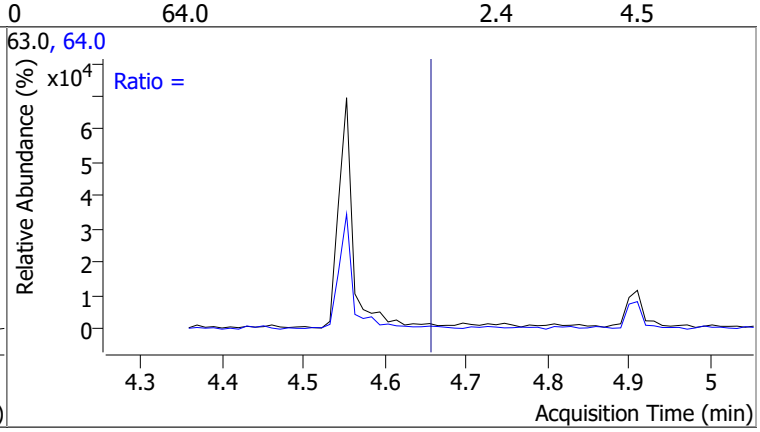

Compound	Conc.	Exp RT	QIon	Exp Ratio
2-Chlorophenol	N.D.	4.68	130.0	31.8

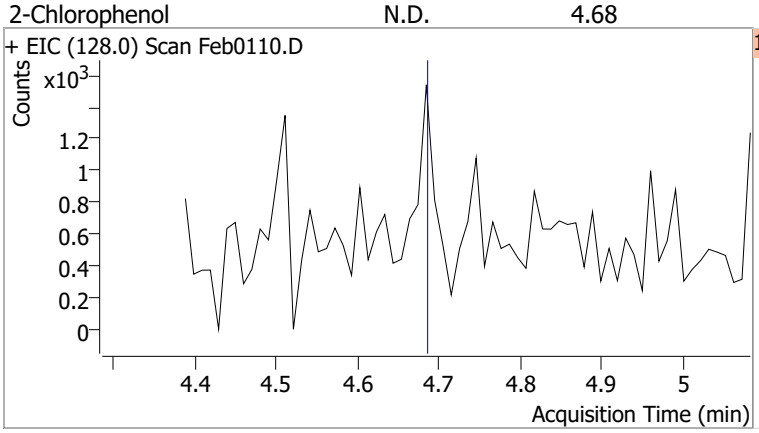

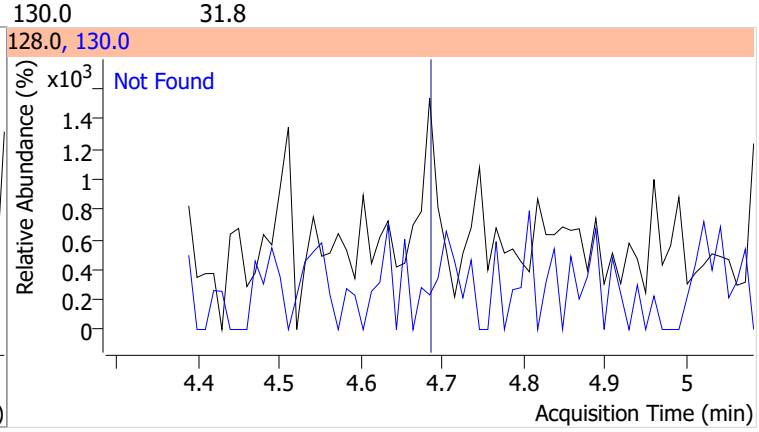

Quantitation Results Report (QT Reviewed)

Compound	Conc.	Exp RT	QIon	Exp Ratio	QIon	Exp Ratio
1,3-Dichlorobenzene	N.D.	4.84	148.0	62.2	111.0	35.9

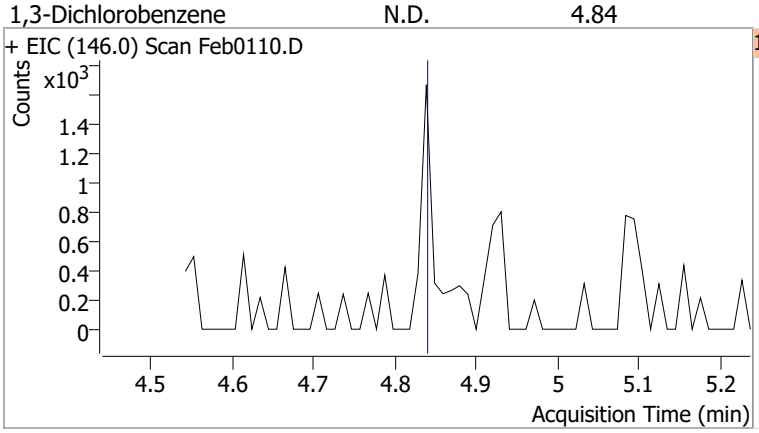

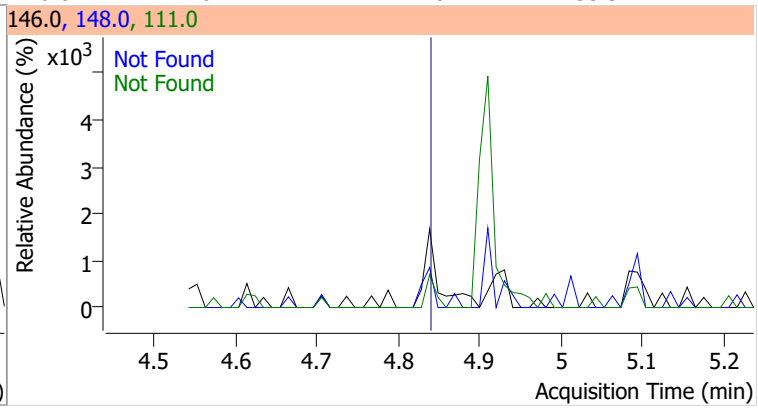

Compound	Conc.	Exp RT	QIon	Exp Ratio	QIon	Exp Ratio
1,4-Dichlorobenzene	N.D.	4.93	148.0	64.1	111.0	35.1

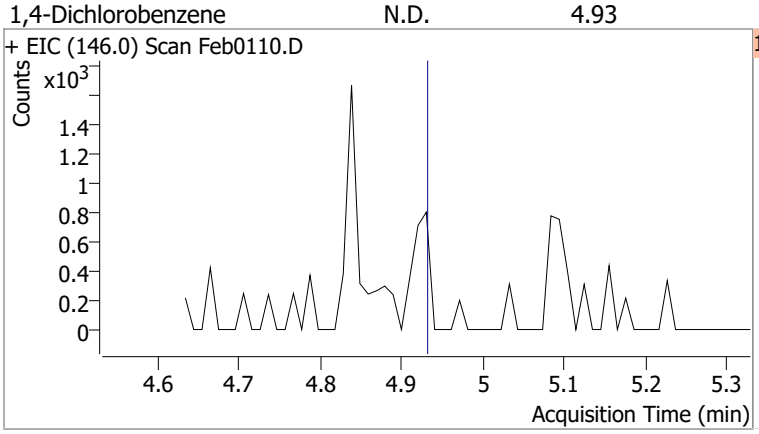

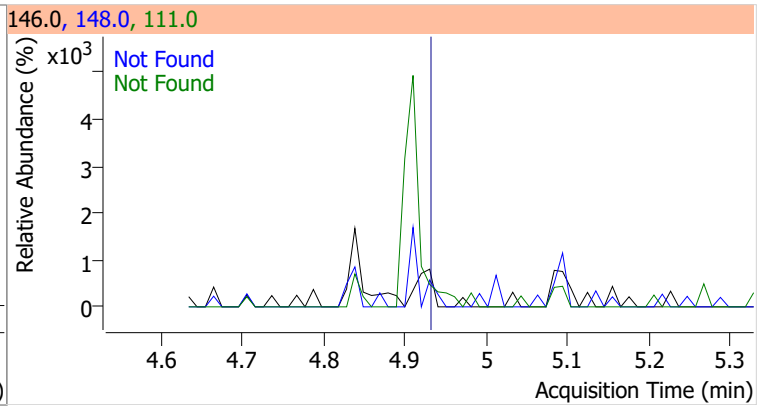

Compound	Conc.	Exp RT	QIon	Exp Ratio	QIon	Exp Ratio
1,2-Dichlorobenzene	N.D.	5.09	148.0	62.9	111.0	36.7

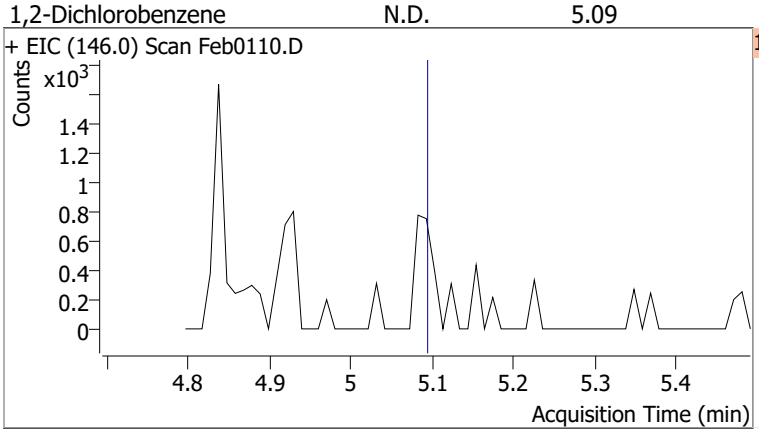

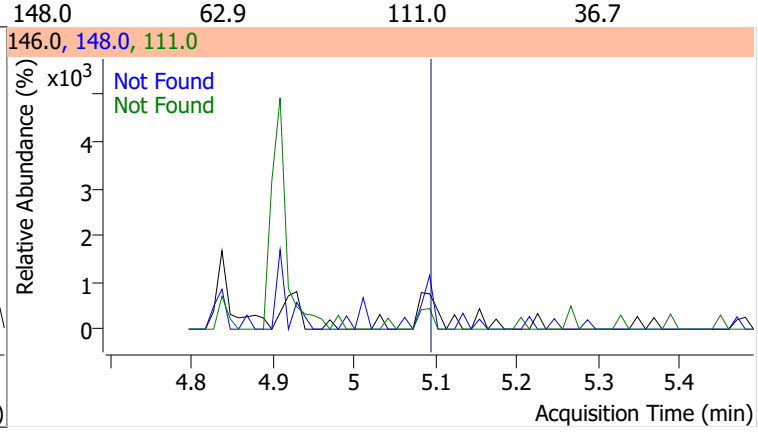

Compound	Conc.	Exp RT	QIon	Exp Ratio	QIon	Exp Ratio
Benzyl Alcohol	N.D.	5.10	79.0	118.4	107.0	64.5

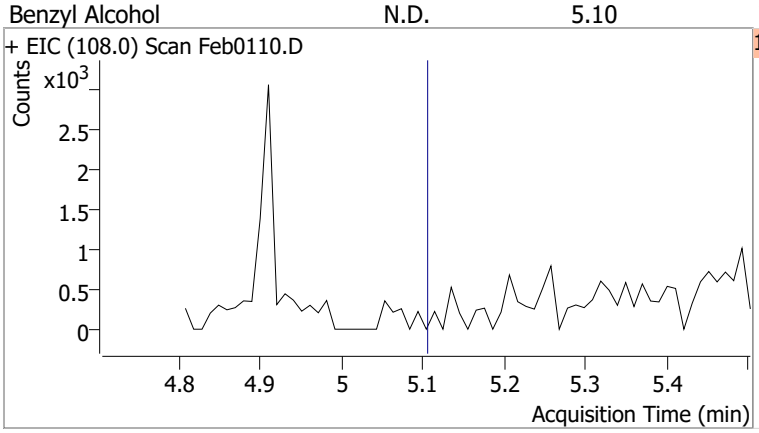

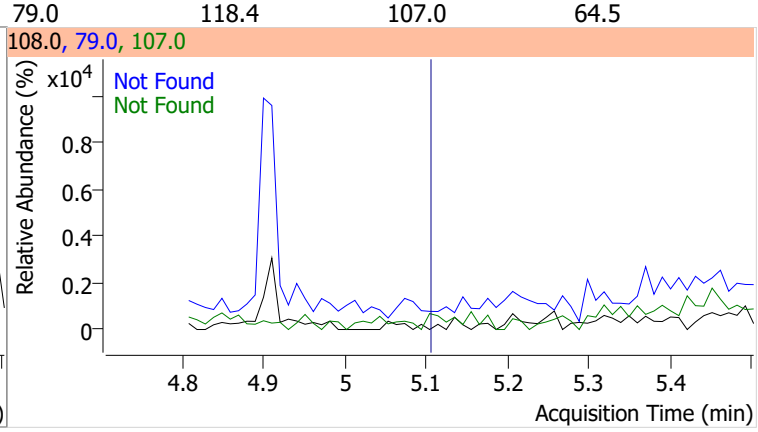

Compound	Conc.	Exp RT	QIon	Exp Ratio
2-Methylphenol	N.D.	5.26	108.0	116.3

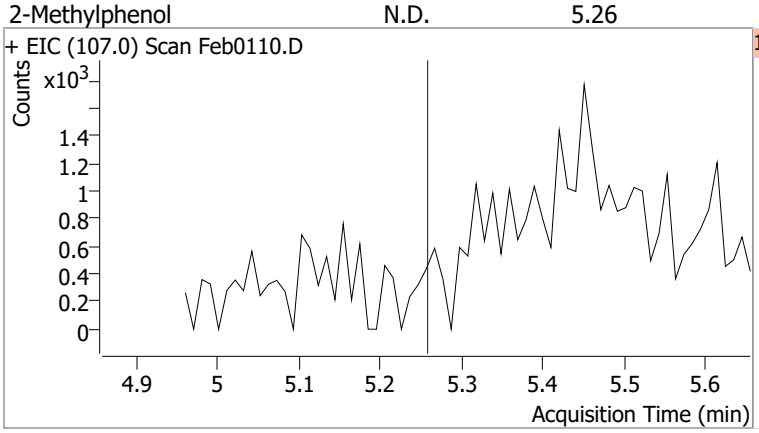

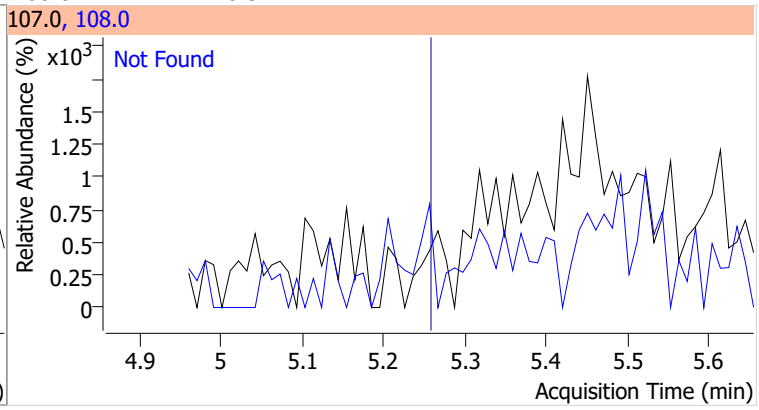

Compound	Conc.	RT	Dev(Min)	Resp.	QIon	QRatio	Lower	Upper
bis(2-chloroisopropyl)Ether		0		0	123.0		23.0	42.7

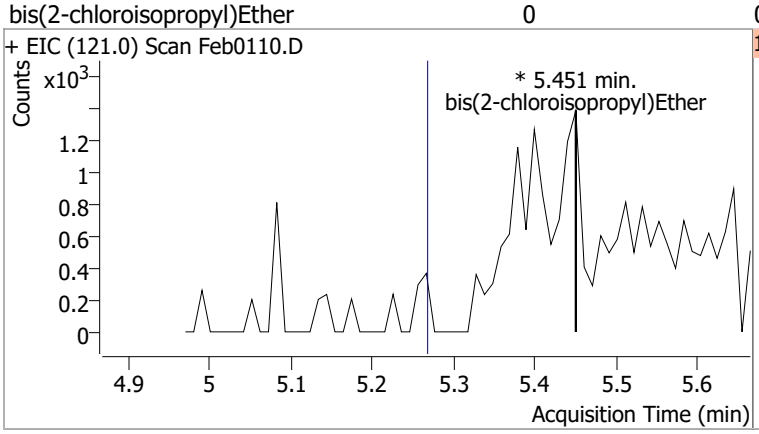

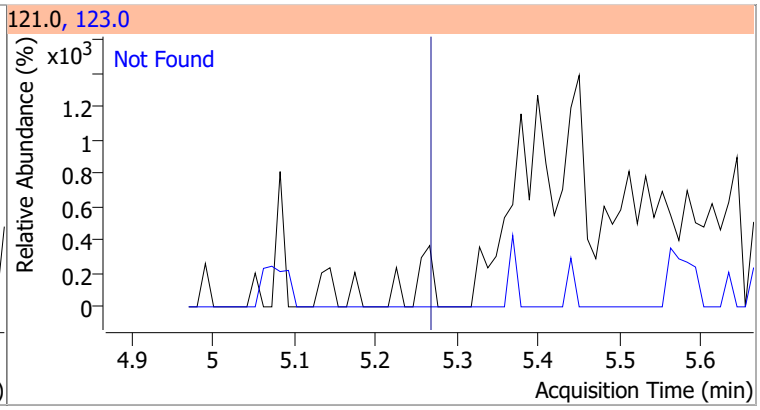

Compound	Conc.	Exp RT	QIon	Exp Ratio
N-nitroso-Di-n-propylamine	N.D.	5.42	130.0	17.5

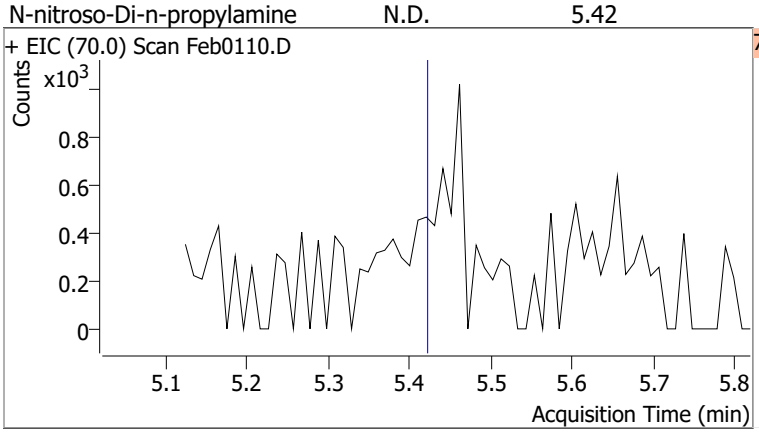

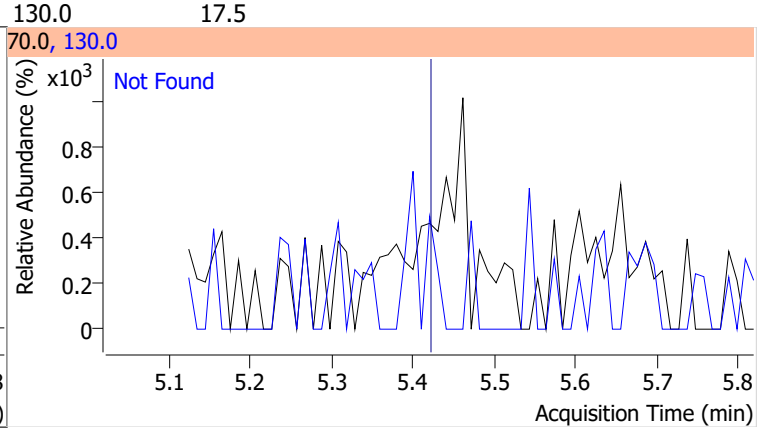

Compound	Conc.	Exp RT	QIon	Exp Ratio
4Methylphenol/3Methylphenol	N.D.	5.44	108.0	84.1

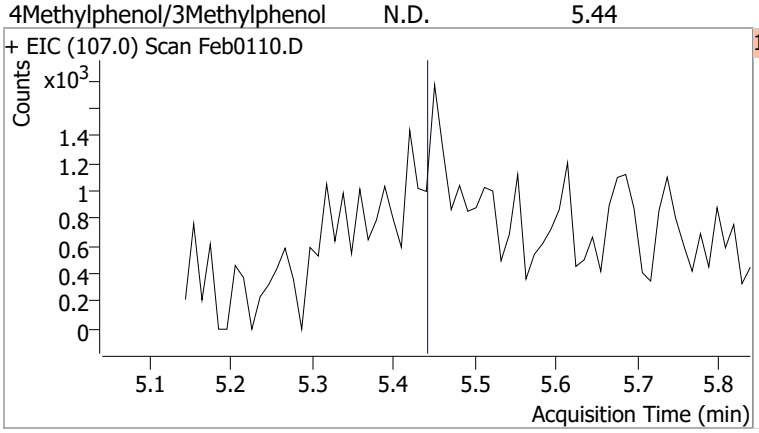

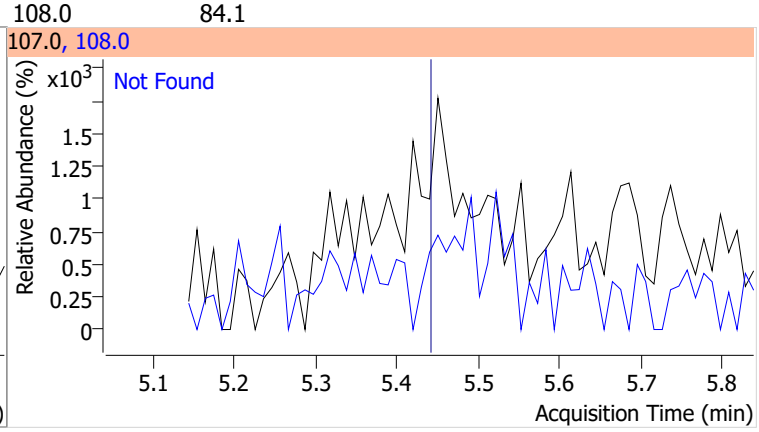

Quantitation Results Report (QT Reviewed)

Compound	Conc.	Exp RT	QIon	Exp Ratio	QIon	Exp Ratio
Hexachloroethane	N.D.	5.47	201.0	93.6	199.0	59.8

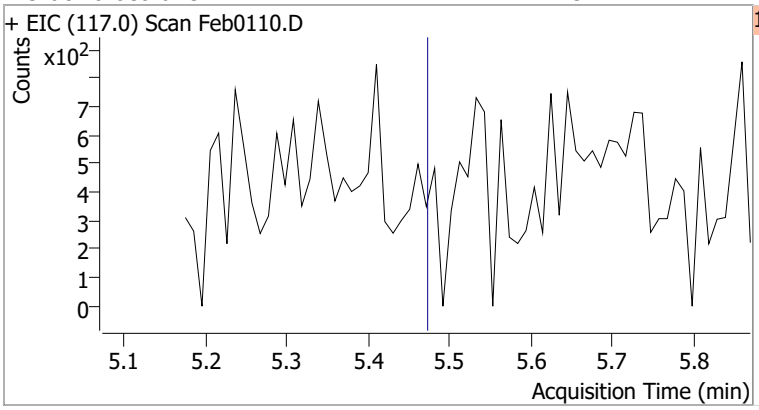

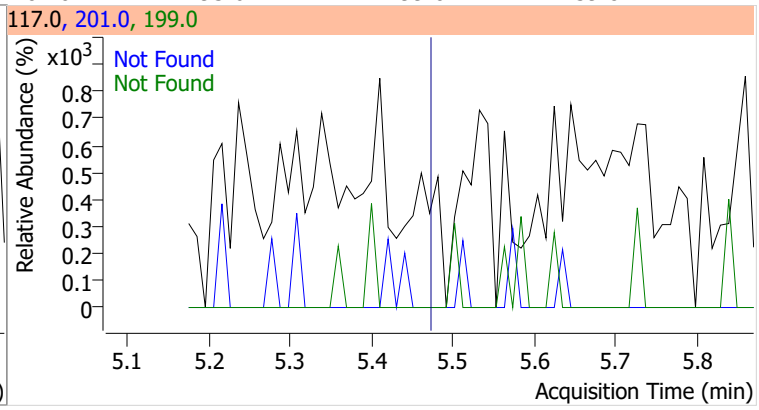

Compound	Conc.	Exp RT	QIon	Exp Ratio	QIon	Exp Ratio
Nitrobenzene-d5	N.D.	5.55	54.0	64.0	128.0	46.6

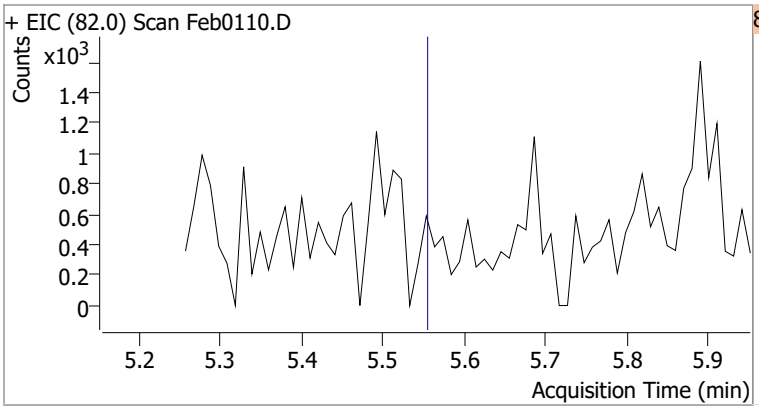

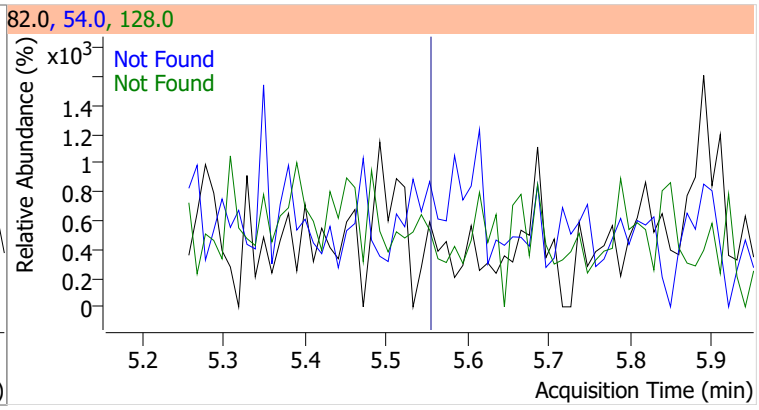

Compound	Conc.	Exp RT	QIon	Exp Ratio	QIon	Exp Ratio
Nitrobenzene	N.D.	5.57	77.0	202.4	51.0	125.5

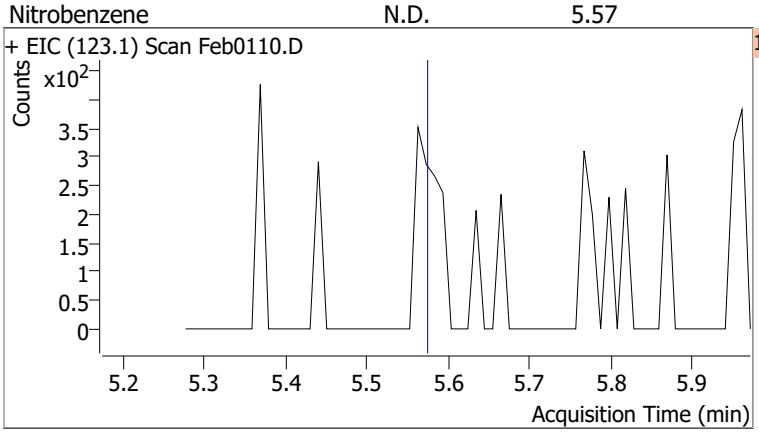

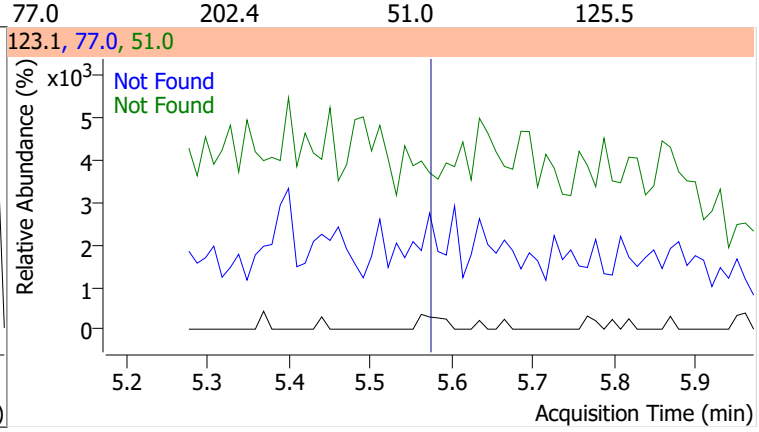

Compound	Conc.	Exp RT	QIon	Exp Ratio
Isophorone	N.D.	5.88	138.0	21.7

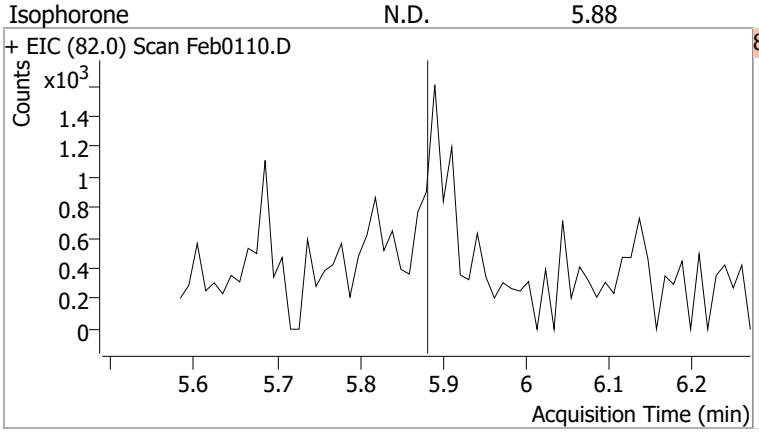

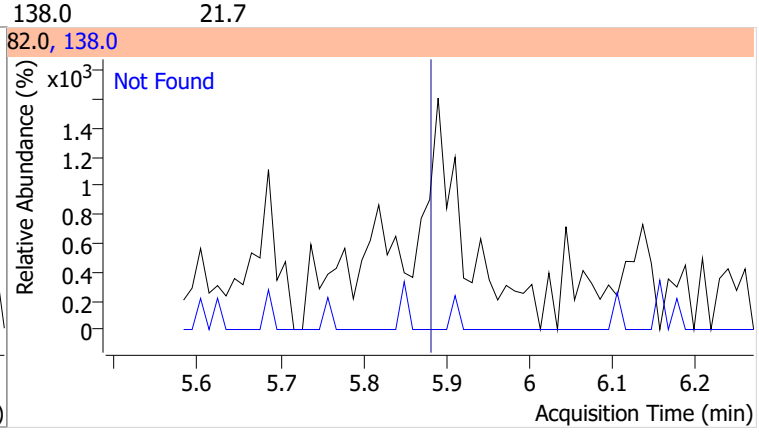

Compound	Conc.	Exp RT	QIon	Exp Ratio	QIon	Exp Ratio
2-Nitrophenol	N.D.	5.94	65.0	48.9	109.0	38.3

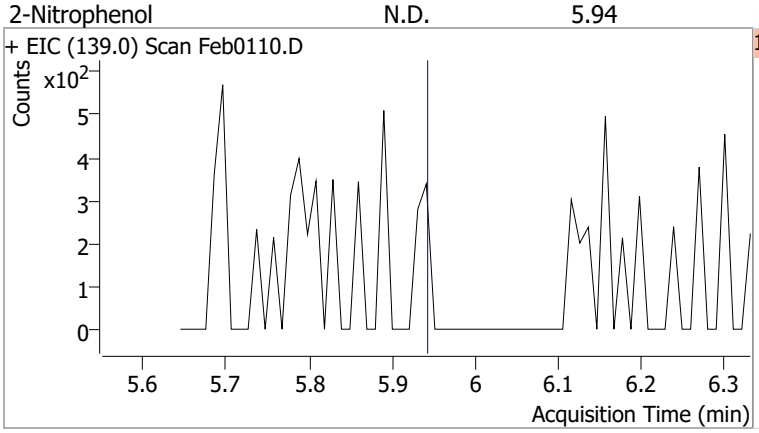

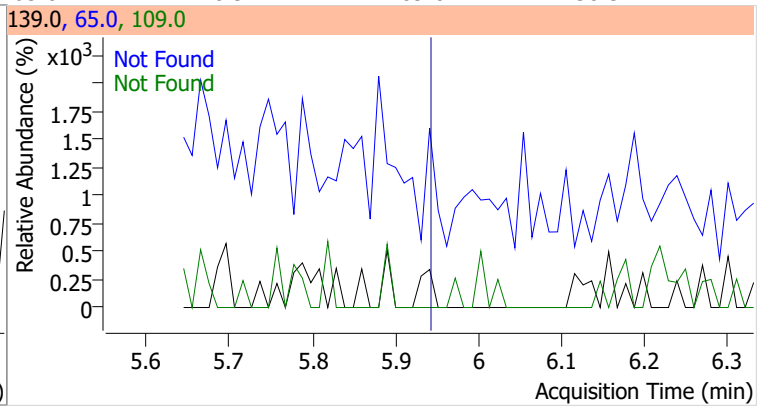

Compound	Conc.	Exp RT	QIon	Exp Ratio	QIon	Exp Ratio
2,4-Dimethylphenol	N.D.	6.05	107.0	109.0	77.0	32.4

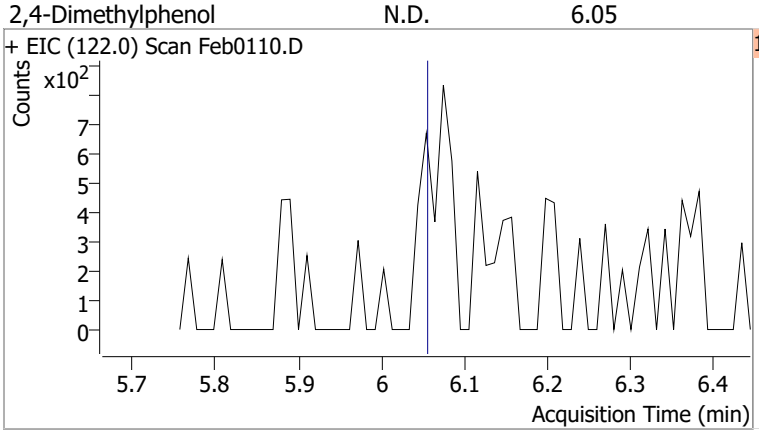

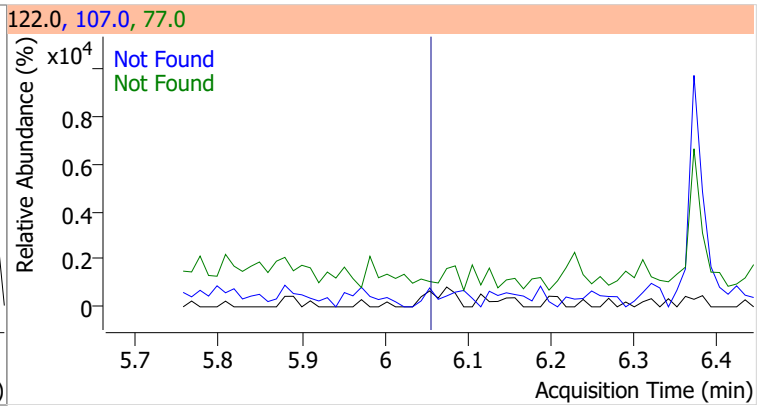

Compound	Conc.	RT	Dev(Min)	Resp.	QIon	QRatio	Lower	Upper
bis(-2-Chloroethoxy)Methane		0		0	63.0		48.0	89.2
					95.0		22.7	42.1

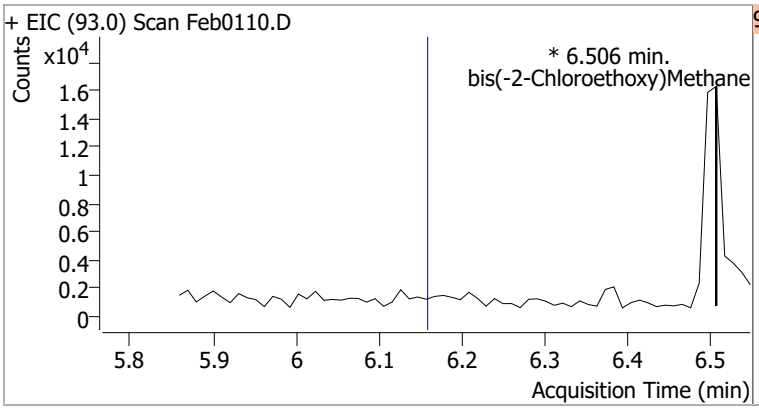

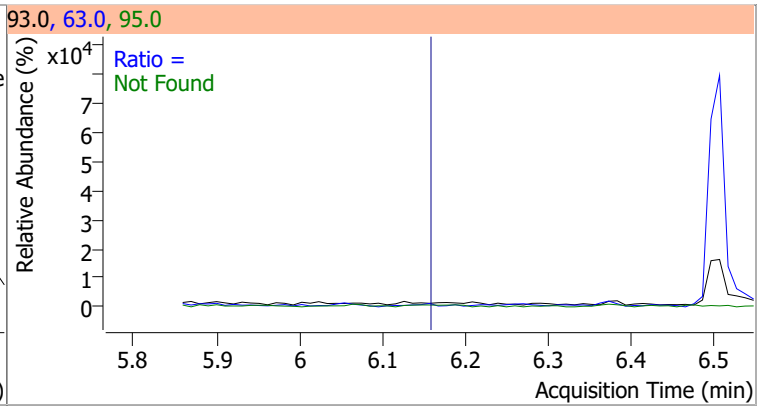

Compound	Conc.	Exp RT	QIon	Exp Ratio	QIon	Exp Ratio
2,4-Dichlorophenol	N.D.	6.25	164.0	63.2	98.0	30.8

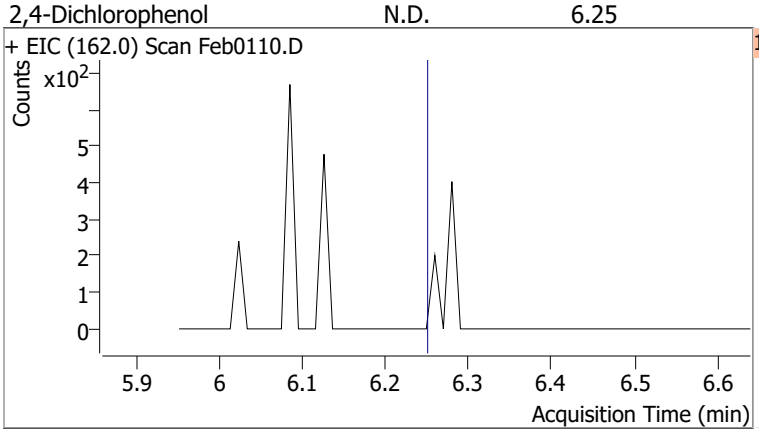

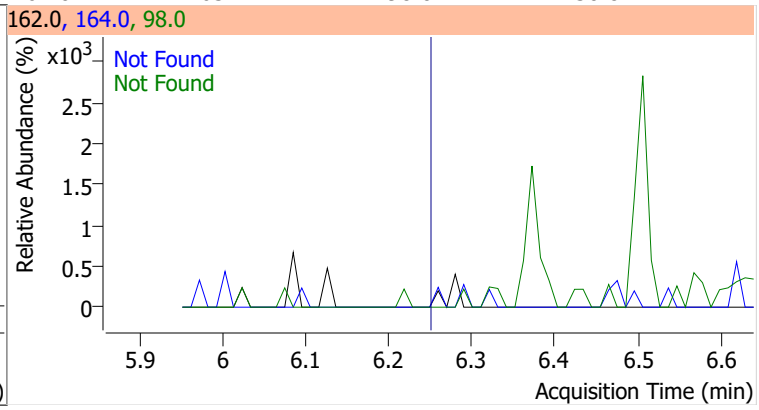

Quantitation Results Report (QT Reviewed)

Compound	Conc.	Exp RT	QIon	Exp Ratio	QIon	Exp Ratio
Benzoic Acid	N.D.	6.27	122.0	88.6	77.0	75.0

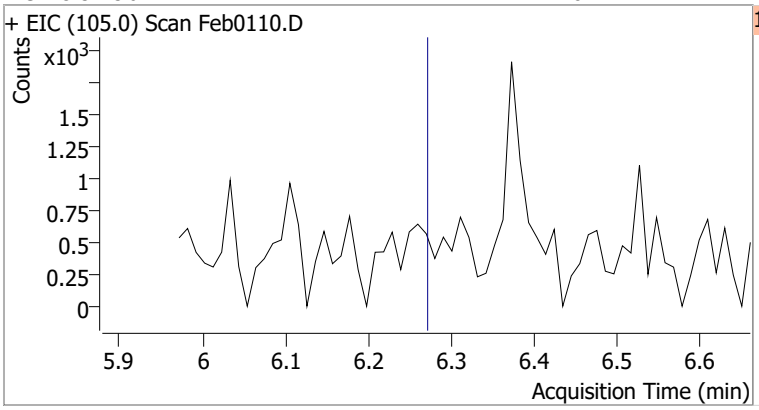

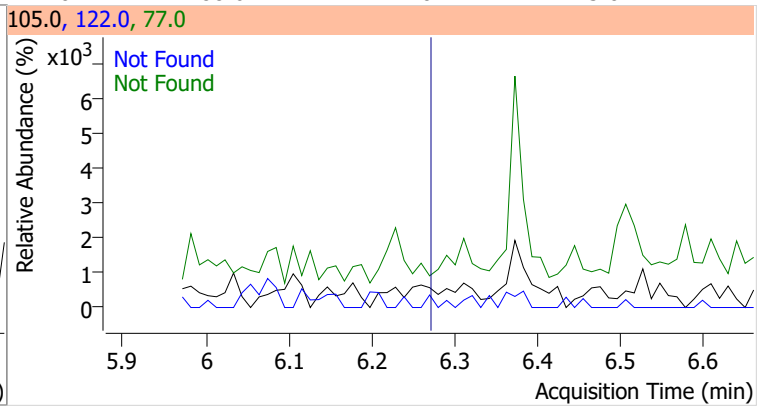

Compound	Conc.	Exp RT	QIon	Exp Ratio	QIon	Exp Ratio
1,2,4-Trichlorobenzene	N.D.	6.32	182.0	97.1	145.0	28.4

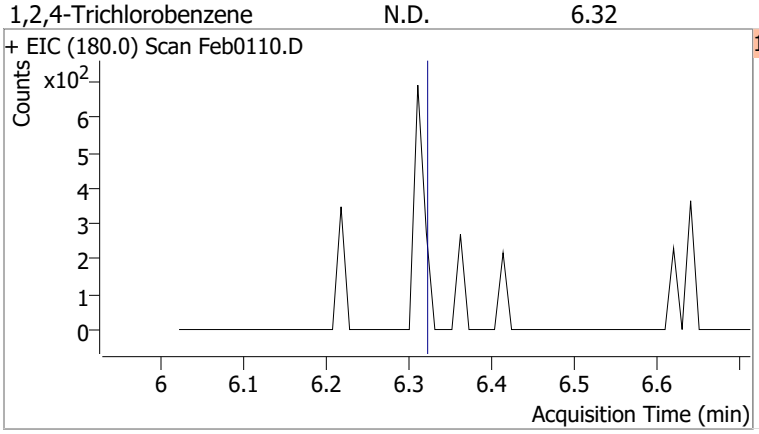

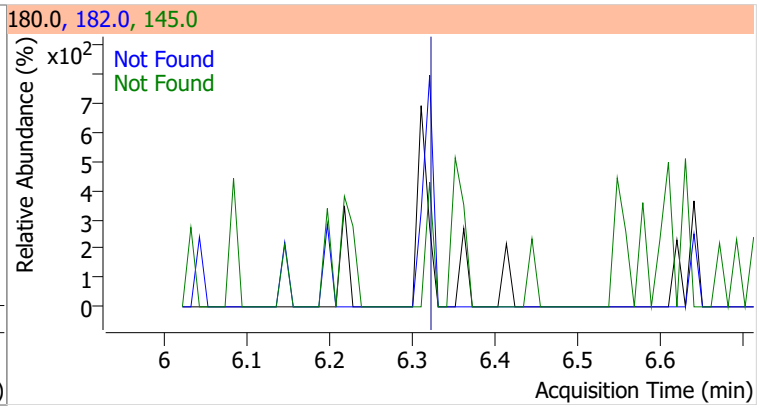

Compound	Conc.	RT	Dev(Min)	Resp.	QIon	QRatio	Lower	Upper
Naphthalene		0		0	129.0		8.0	14.9
					102.0		6.8	12.6

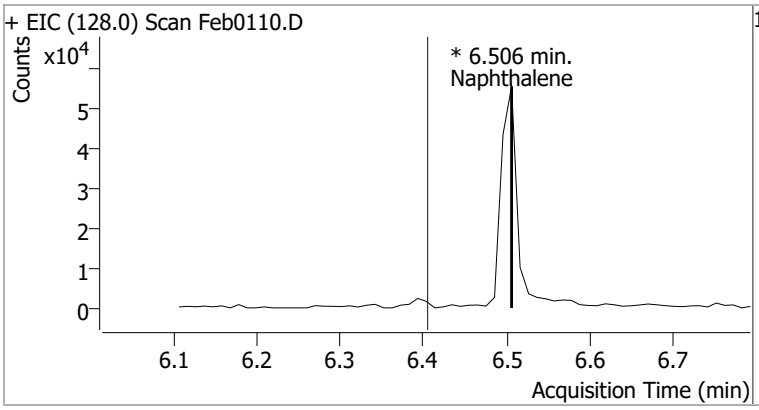

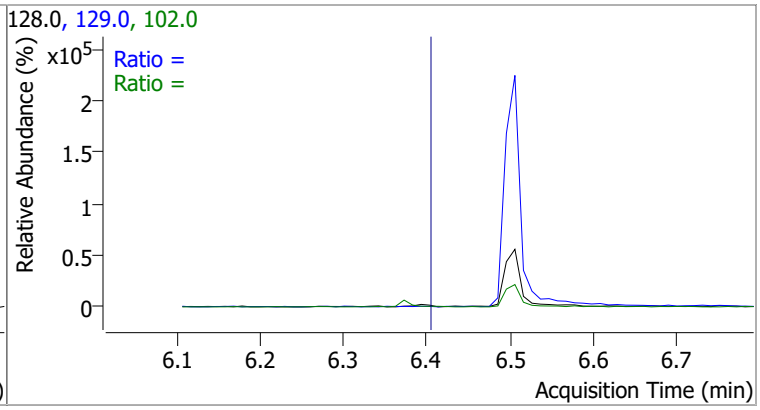

Compound	Conc.	RT	Dev(Min)	Resp.	QIon	QRatio	Lower	Upper
4-Chlorophenol		0		0	128.0		243.7	452.5

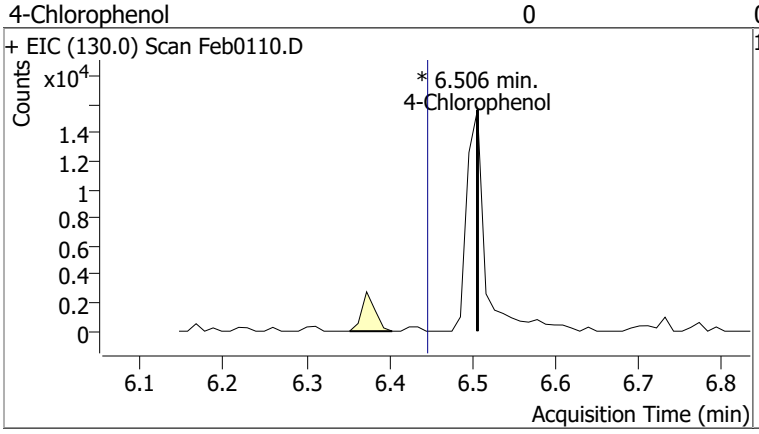

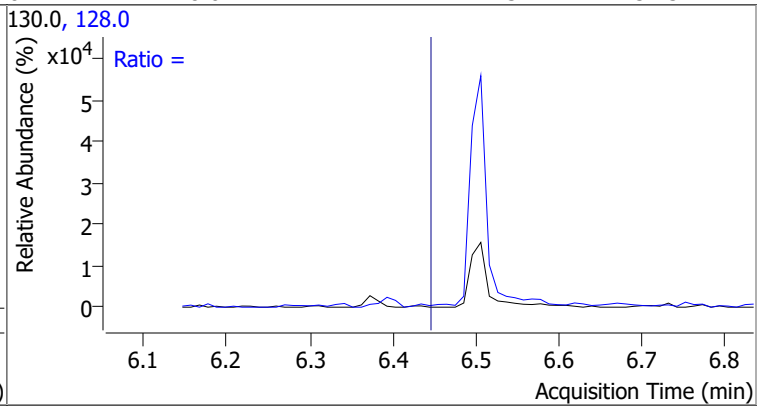

Quantitation Results Report (QT Reviewed)

Compound	Conc.	RT	Dev(Min)	Resp.	QIon	QRatio	Lower	Upper
p-Chloroaniline	65.8672	6.51	0.00	941043	129.0	31.2	23.2	43.0
					65.0	27.2	20.9	38.9

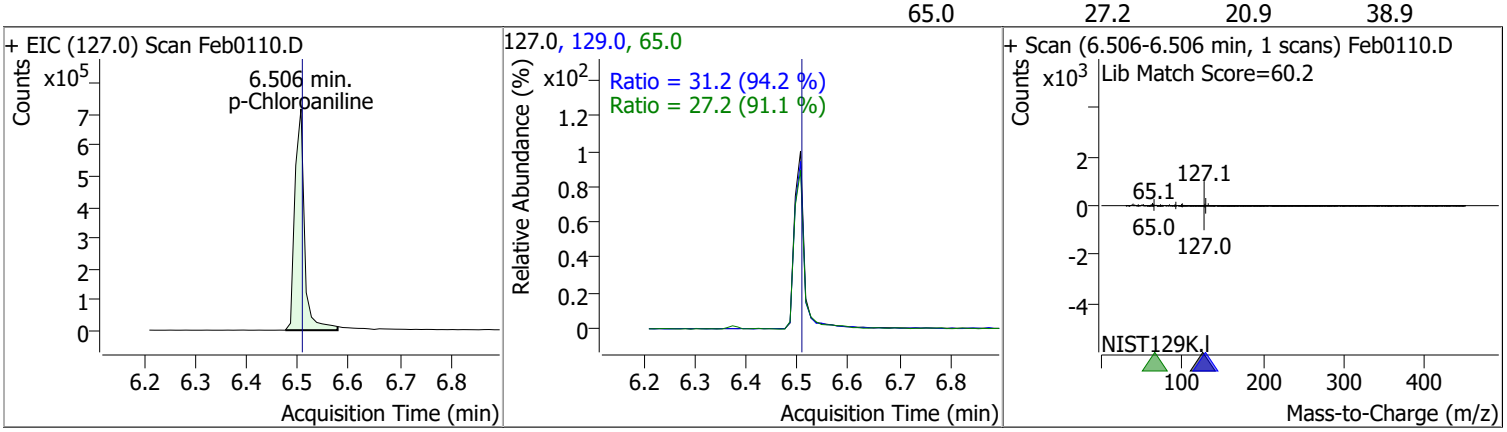

Compound	Conc.	Exp RT	QIon	Exp Ratio	QIon	Exp Ratio
Hexachlorobutadiene	N.D.	6.58	223.0	65.1	227.0	63.7

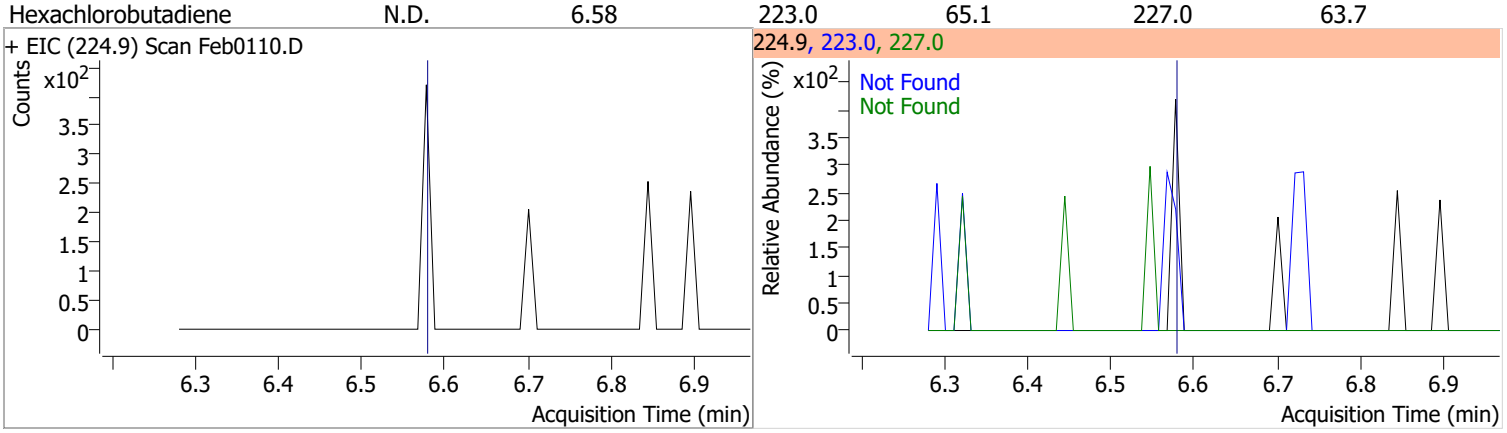

Compound	Conc.	Exp RT	QIon	Exp Ratio
4-Chloro-2-Methylphenol	N.D.	6.99	144.0	28.0

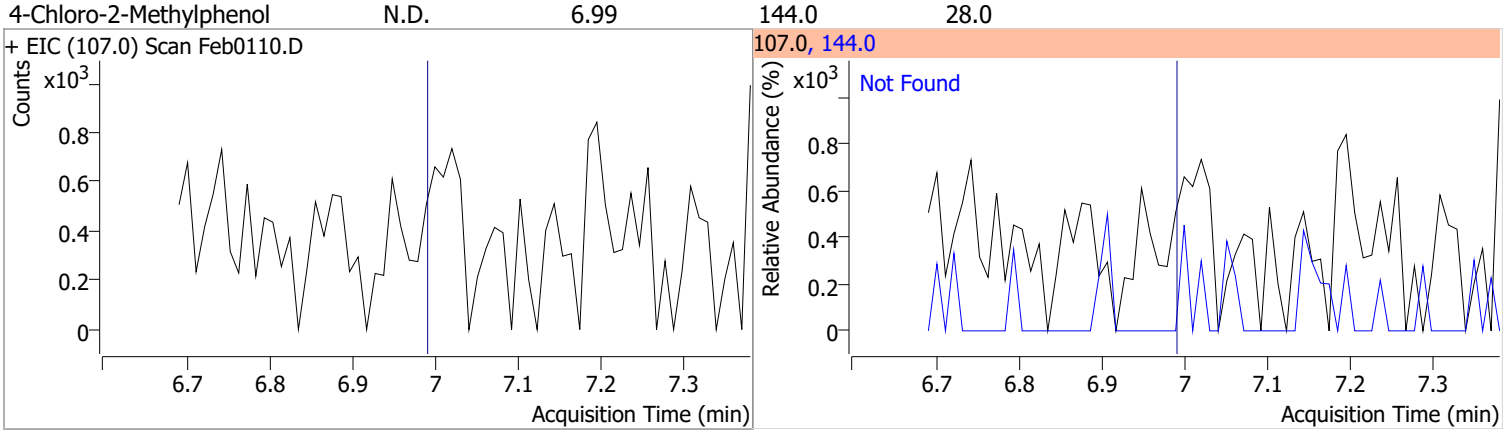

Compound	Conc.	Exp RT	QIon	Exp Ratio
4-Chloro-3-Methylphenol	N.D.	7.13	144.0	28.6

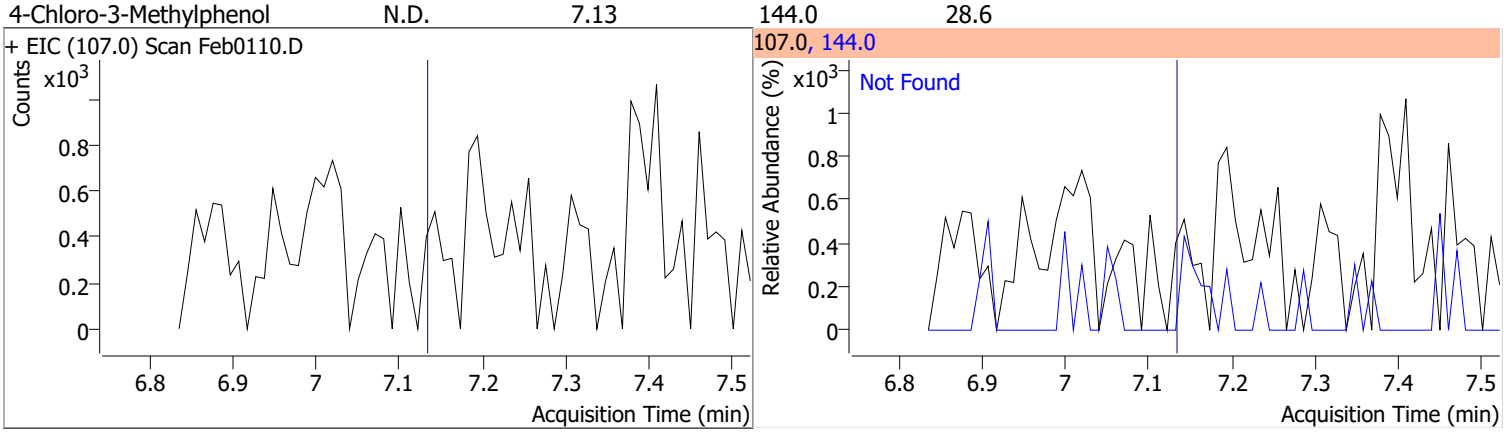

Compound	Conc.	Exp RT	QIon	Exp Ratio	QIon	Exp Ratio
2-Methylnaphthalene	N.D.	7.24	142.0	118.8	115.0	41.1

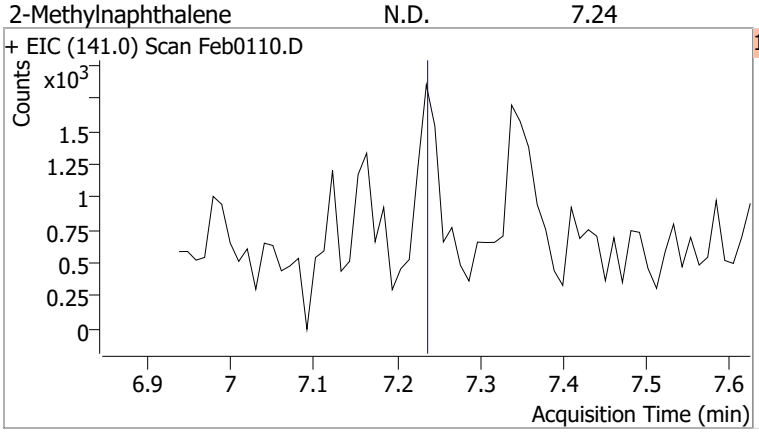

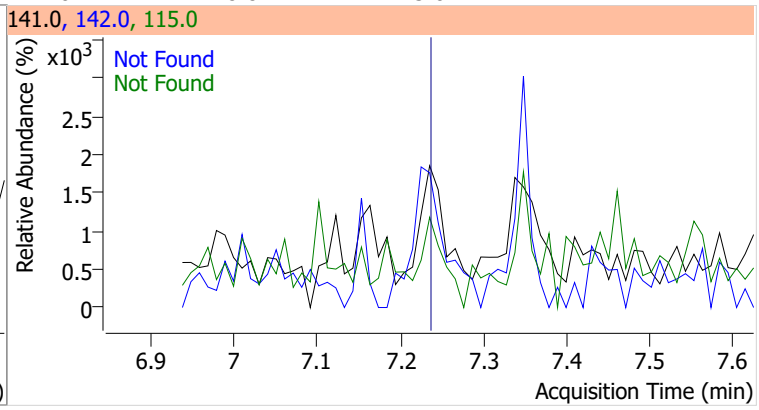

Compound	Conc.	Exp RT	QIon	Exp Ratio	QIon	Exp Ratio
1-Methylnaphthalene	N.D.	7.35	142.0	111.3	115.0	42.1

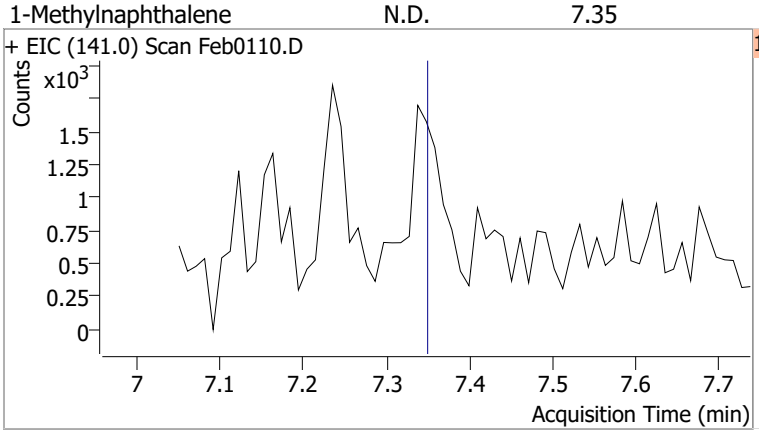

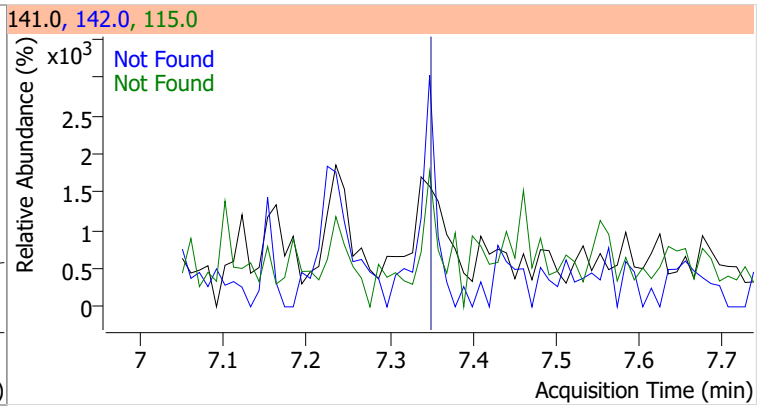

Compound	Conc.	Exp RT	QIon	Exp Ratio	QIon	Exp Ratio
Hexachlorocyclopentadiene	N.D.	7.43	238.9	62.5	234.9	62.4

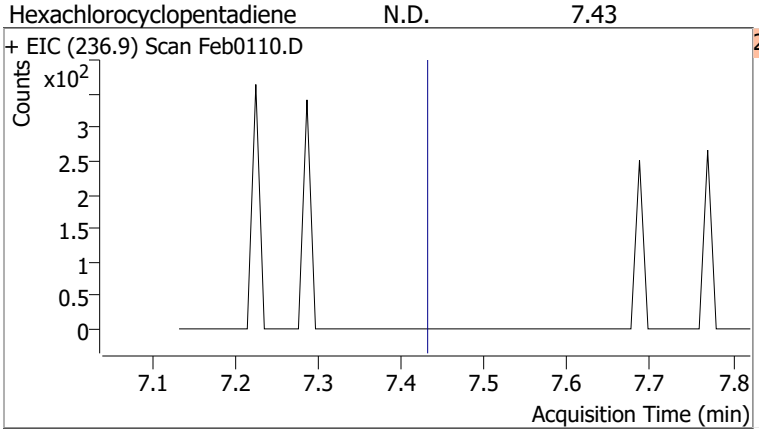

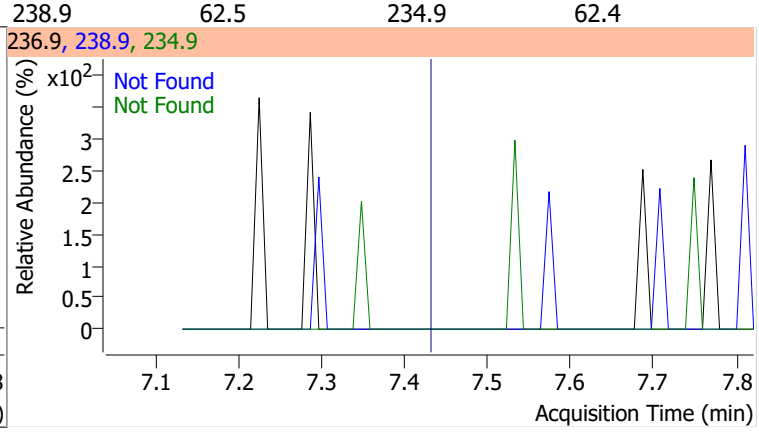

Compound	Conc.	Exp RT	QIon	Exp Ratio
2,4,6-Trichlorophenol	N.D.	7.59	198.0	98.1

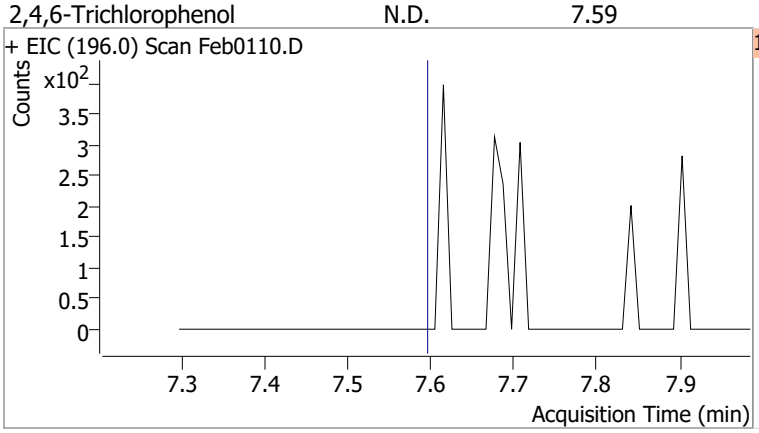

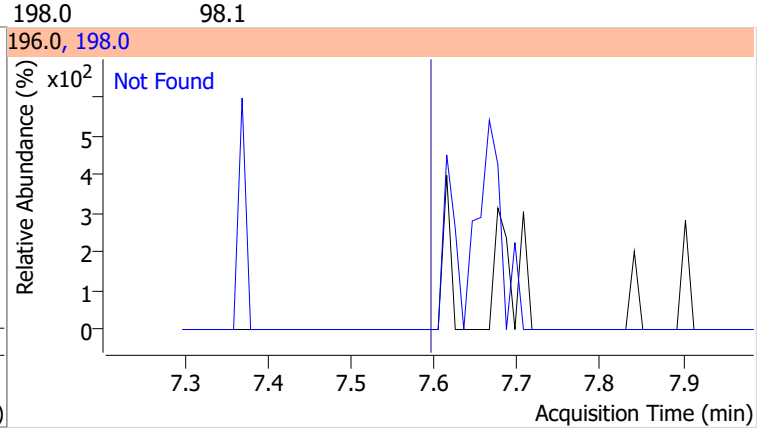

Quantitation Results Report (QT Reviewed)

Compound	Conc.	Exp RT	QIon	Exp Ratio
2,4,5-Trichlorophenol	N.D.	7.64	198.0	93.7

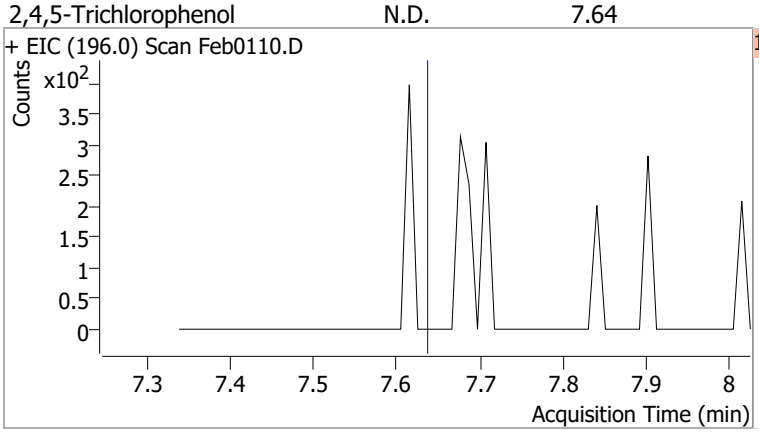

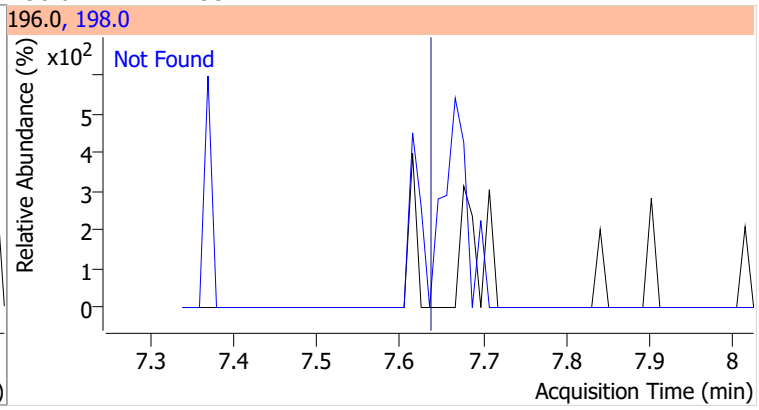

Compound	Conc.	Exp RT	QIon	Exp Ratio
2-Fluorobiphenyl	N.D.	7.70	171.0	33.9

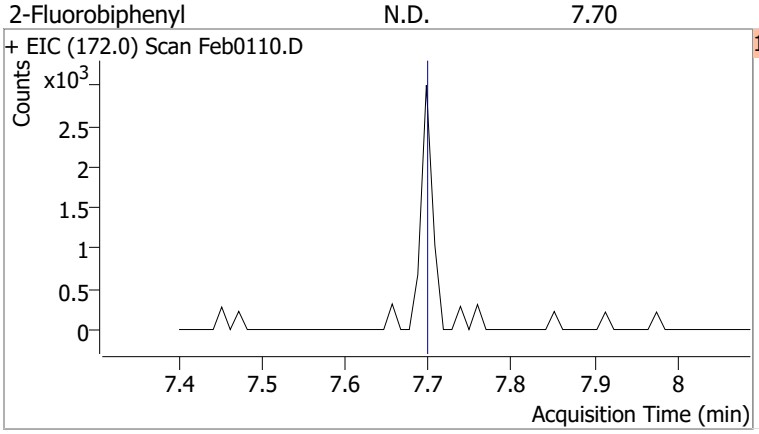

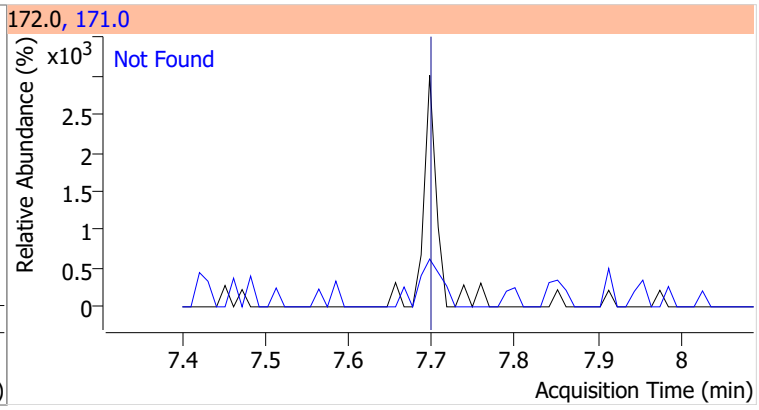

Compound	Conc.	Exp RT	QIon	Exp Ratio	QIon	Exp Ratio
2-Chloronaphthalene	N.D.	7.81	127.0	36.7	164.0	32.2

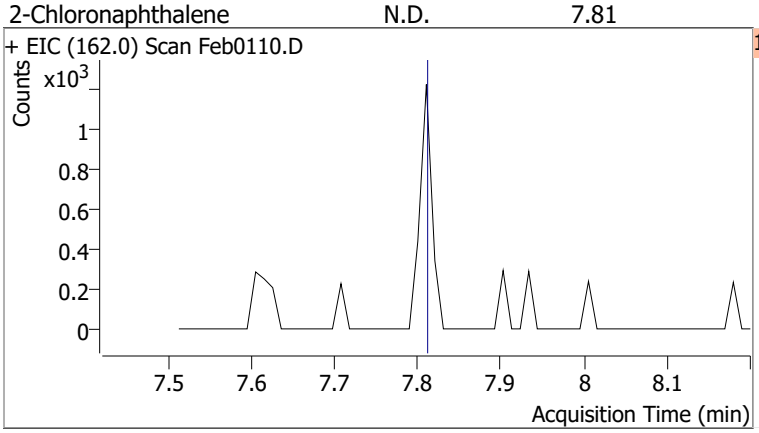

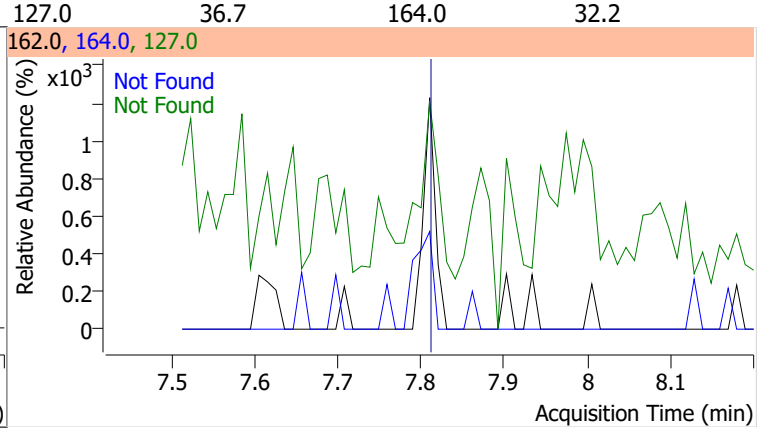

Compound	Conc.	RT	Dev(Min)	Resp.	QIon	QRatio	Lower	Upper
2-Nitroaniline		0		0	138.0		84.5	156.9

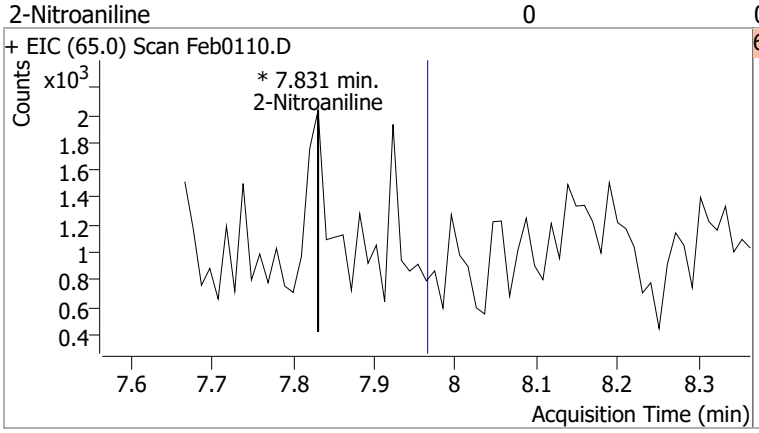

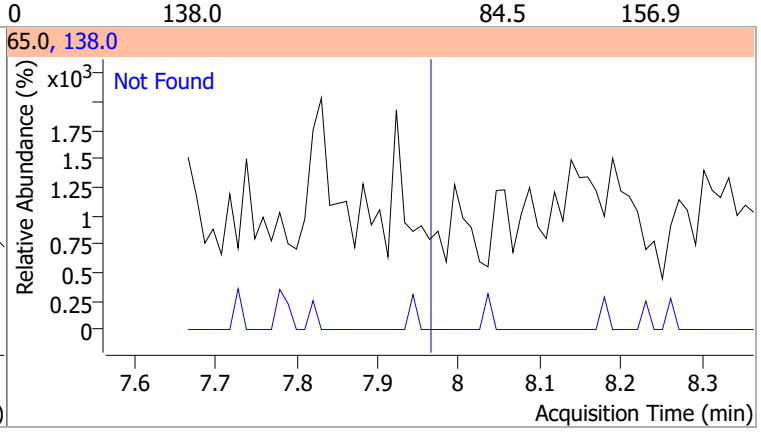

Quantitation Results Report (QT Reviewed)

Compound	Conc.	RT	Dev(Min)	Resp.	QIon	QRatio	Lower	Upper
Dimethyl Phthalate		0		0	77.0		13.0	24.2

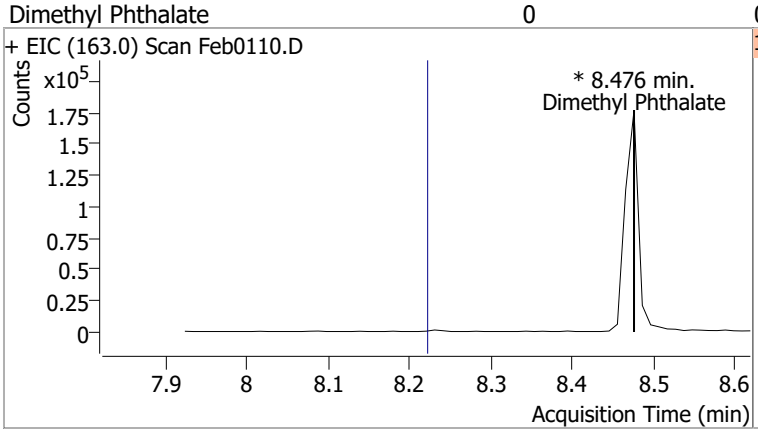

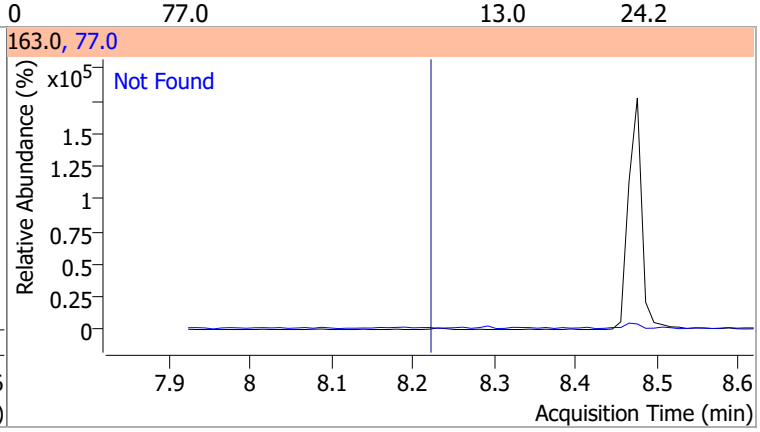

Compound	Conc.	RT	Dev(Min)	Resp.	QIon	QRatio	Lower	Upper
2,6-Dinitrotoluene		0		0	63.0		82.2	152.7
					89.0		40.8	75.8

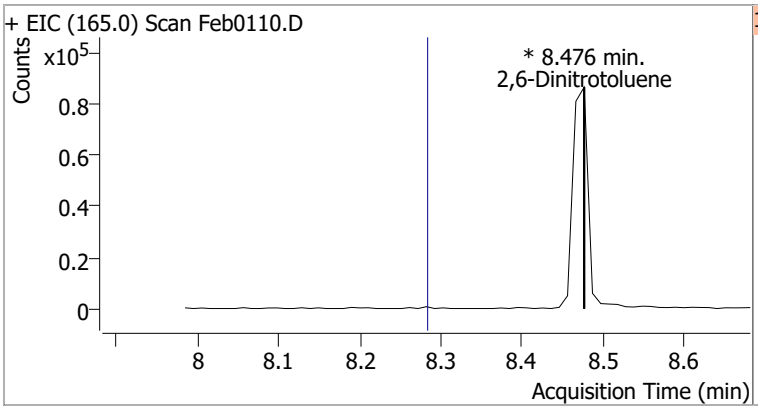

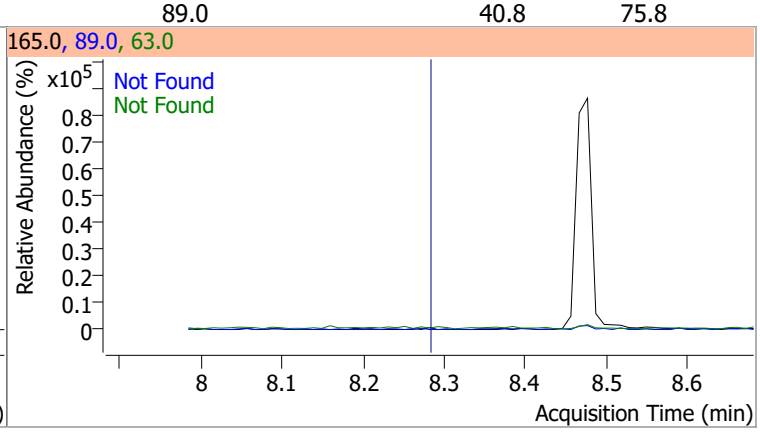

Compound	Conc.	Exp RT	QIon	Exp Ratio
Acenaphthylene	N.D.	8.30	153.1	14.0

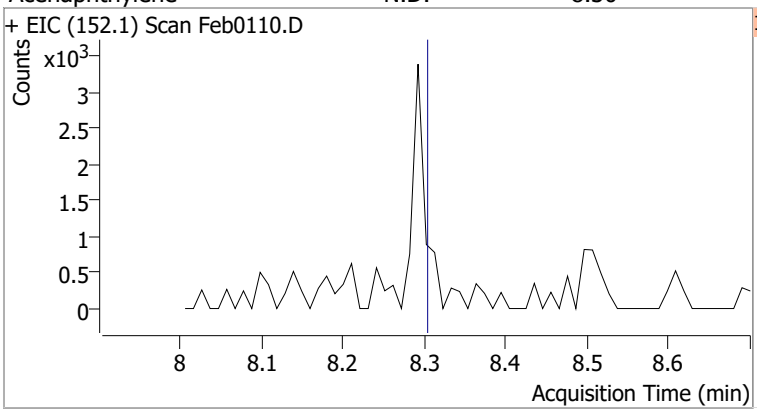

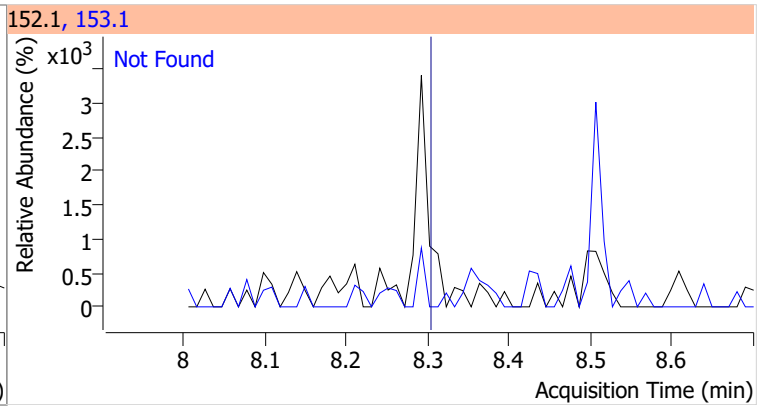

Compound	Conc.	Exp RT	QIon	Exp Ratio	QIon	Exp Ratio
3-Nitroaniline	N.D.	8.48	65.0	121.0	92.0	102.4

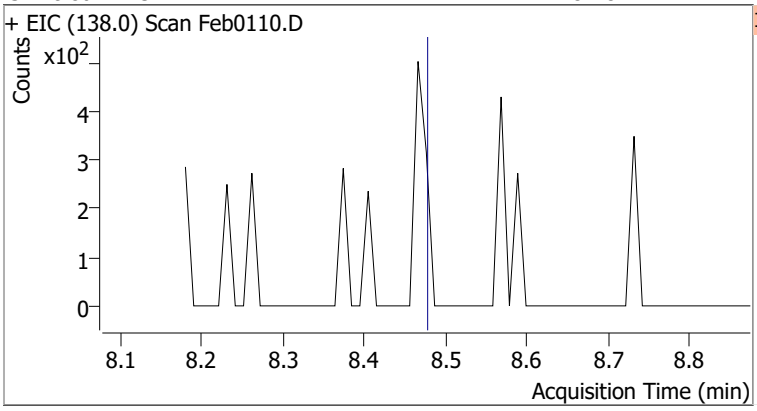

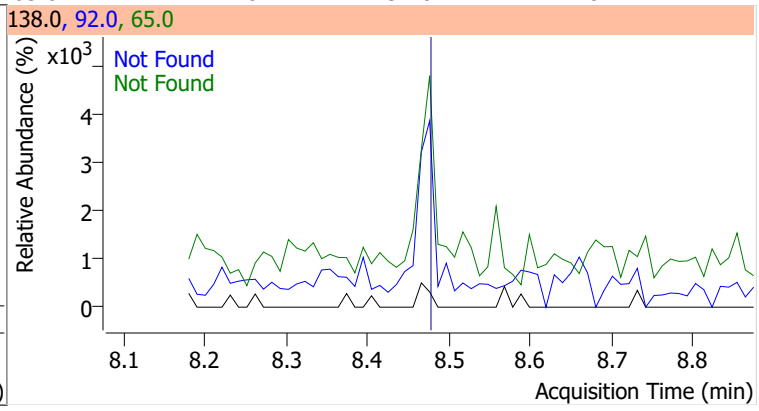

Compound	Conc.	Exp RT	QIon	Exp Ratio	QIon	Exp Ratio
Acenaphthene	N.D.	8.52	153.0	109.2	152.0	51.1

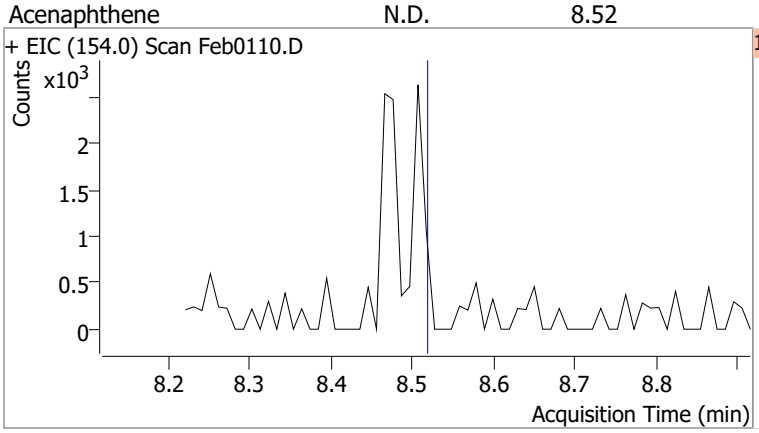

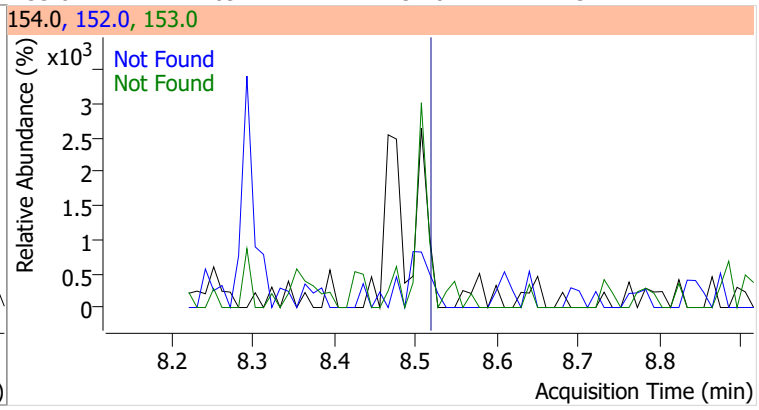

Compound	Conc.	Exp RT	QIon	Exp Ratio
2,4-Dinitrophenol	N.D.	8.60	154.0	63.4

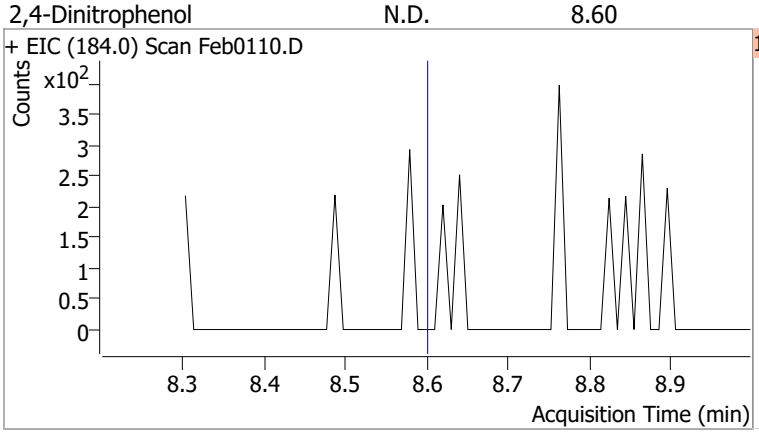

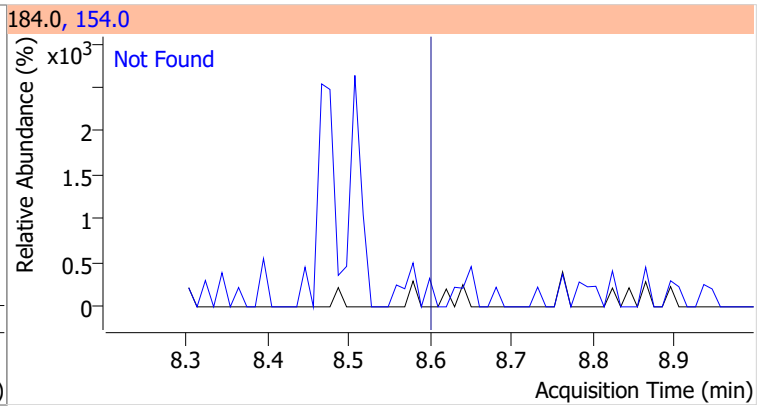

Compound	Conc.	Exp RT	QIon	Exp Ratio
Dibenzofuran	N.D.	8.72	139.0	43.1

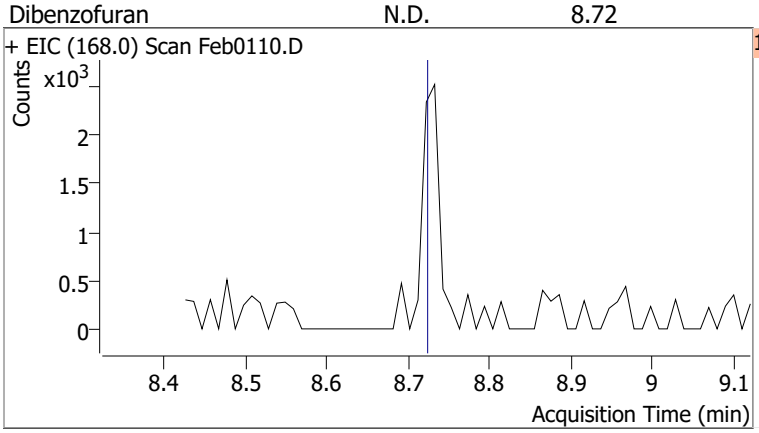

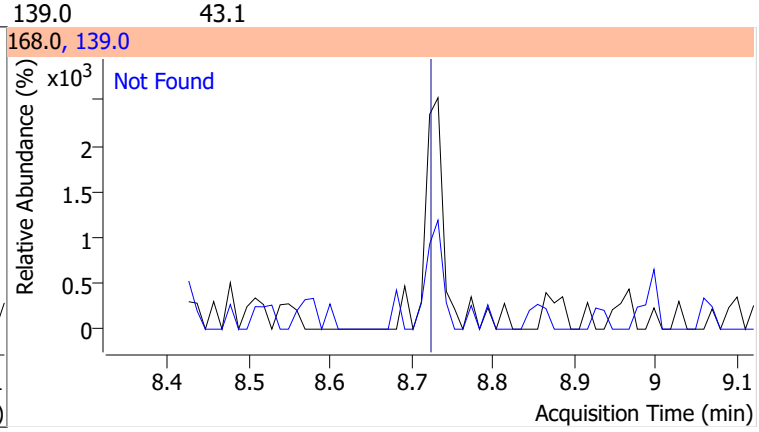

Compound	Conc.	Exp RT	QIon	Exp Ratio	QIon	Exp Ratio
4-Nitrophenol	N.D.	8.74	139.0	380.6	65.0	81.2

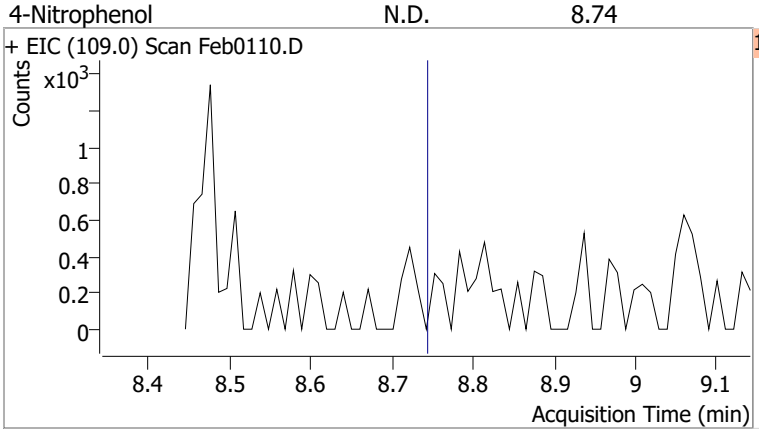

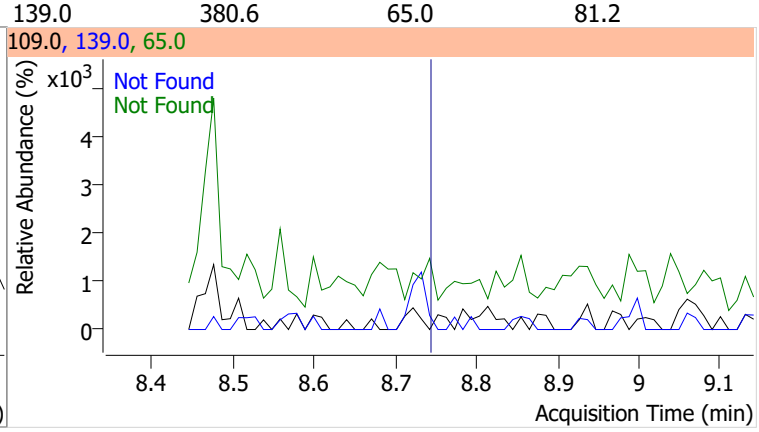

Compound	Conc.	Exp RT	QIon	Exp Ratio	QIon	Exp Ratio
2,4-Dinitrotoluene	N.D.	8.75	63.0	67.8	89.0	65.4

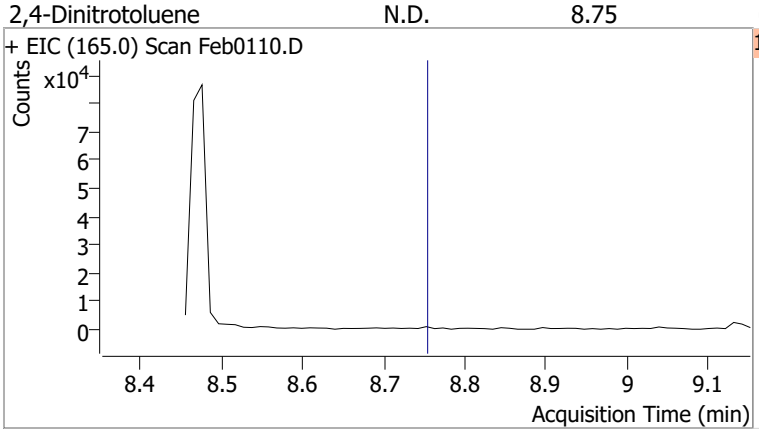

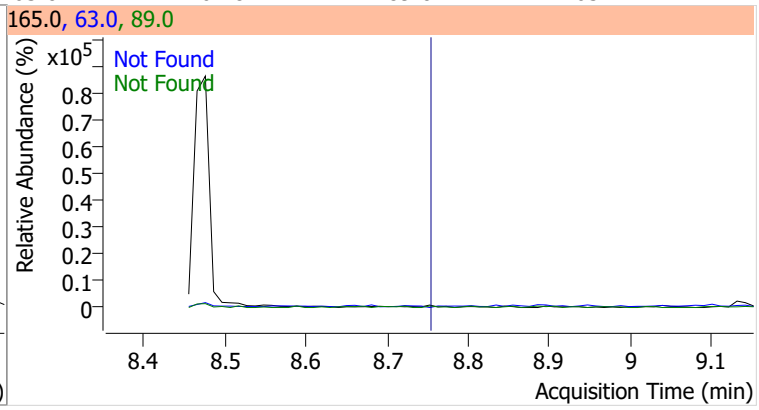

Compound	Conc.	Exp RT	QIon	Exp Ratio	QIon	Exp Ratio
Diethylphthalate	N.D.	9.09	177.0	21.1	150.0	12.6

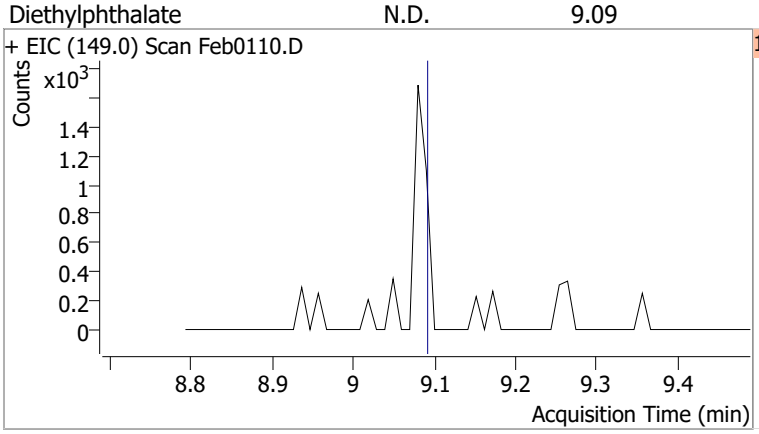

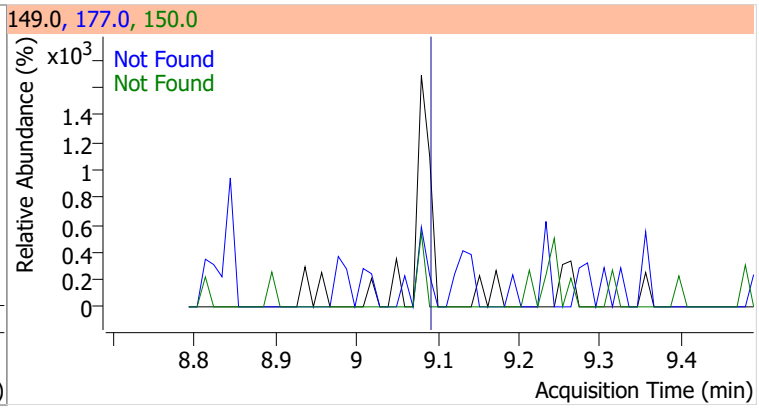

Compound	Conc.	Exp RT	QIon	Exp Ratio	QIon	Exp Ratio
Fluorene	N.D.	9.14	165.0	92.6	167.0	13.0

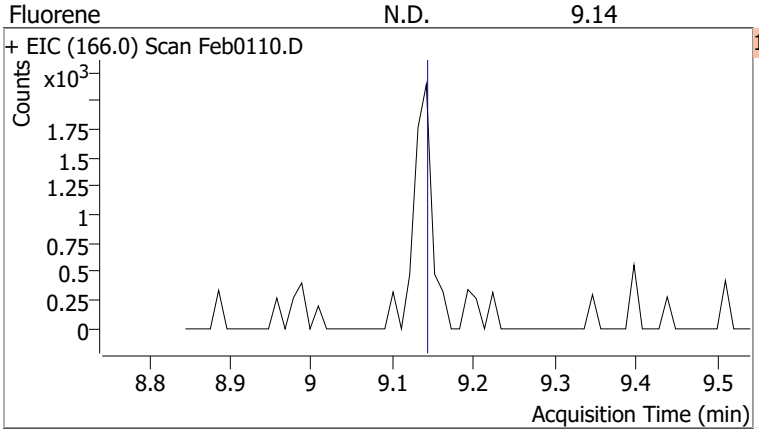

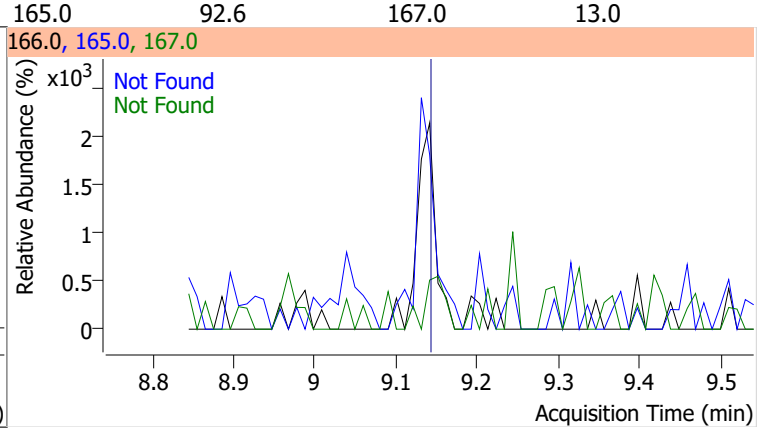

Compound	Conc.	Exp RT	QIon	Exp Ratio	QIon	Exp Ratio
4-Chlorophenyl-phenylether	N.D.	9.17	141.0	62.7	206.0	33.2

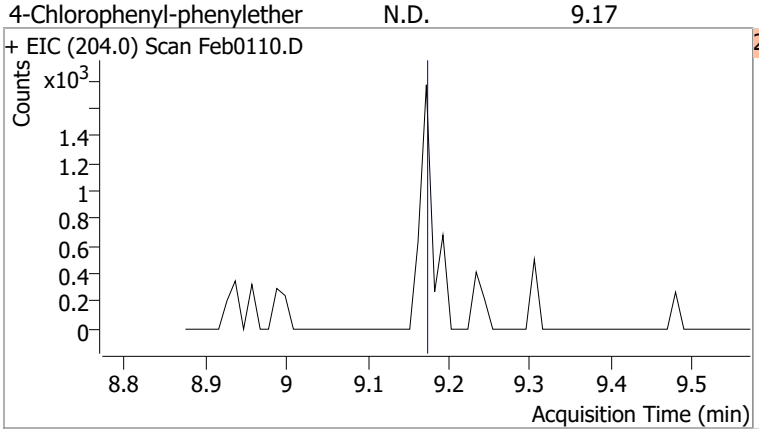

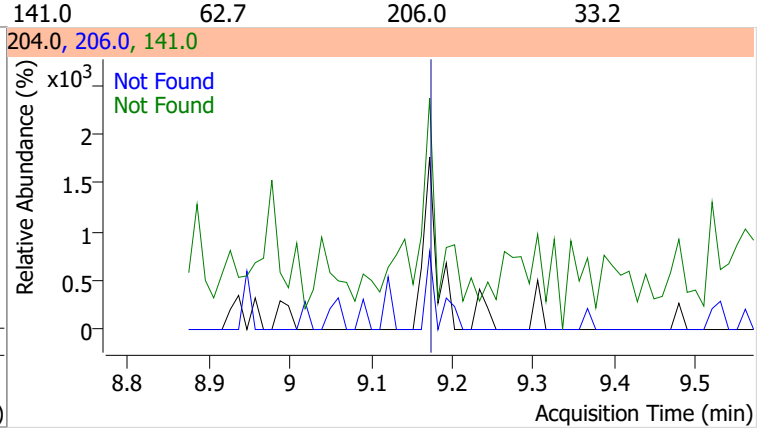

Compound	Conc.	Exp RT	QIon	Exp Ratio	QIon	Exp Ratio
4-Nitroaniline	N.D.	9.21	65.0	101.3	92.0	51.2

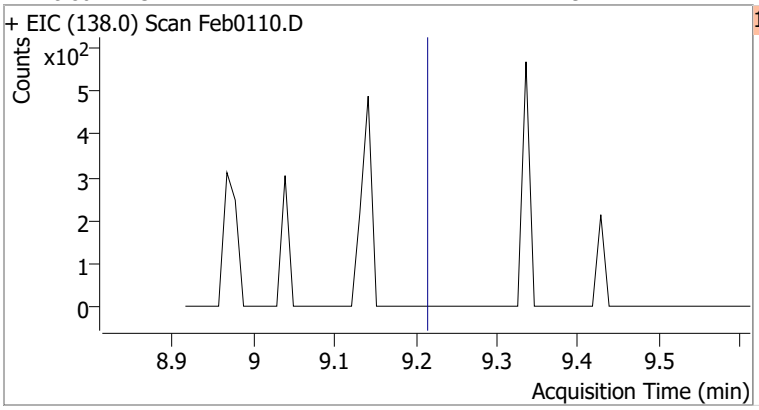

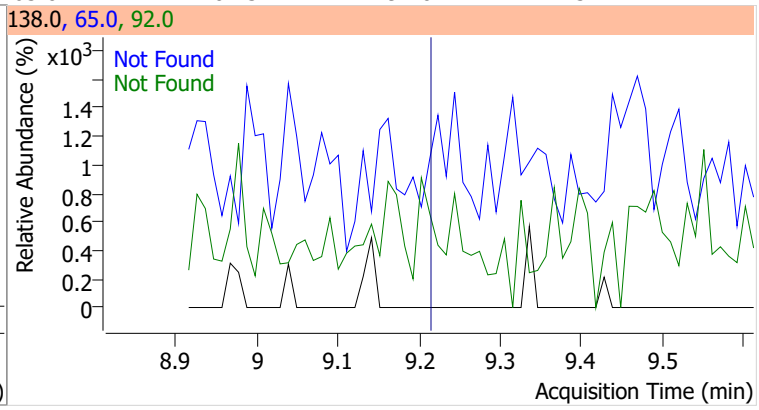

Compound	Conc.	Exp RT	QIon	Exp Ratio
4,6-Dinitro-2-methylphenol	N.D.	9.24	121.0	46.4

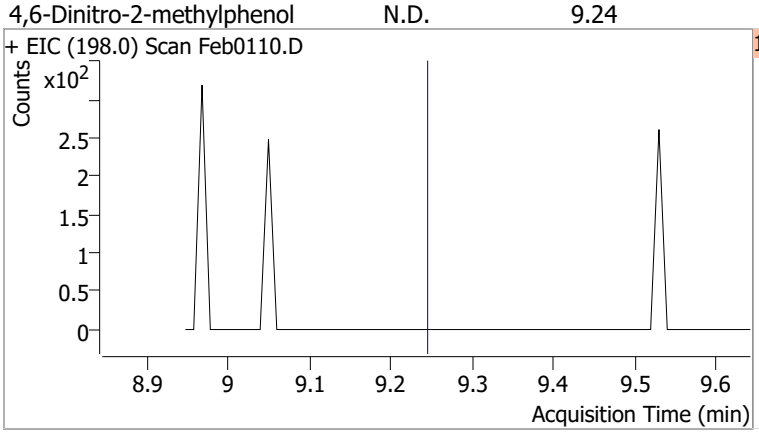

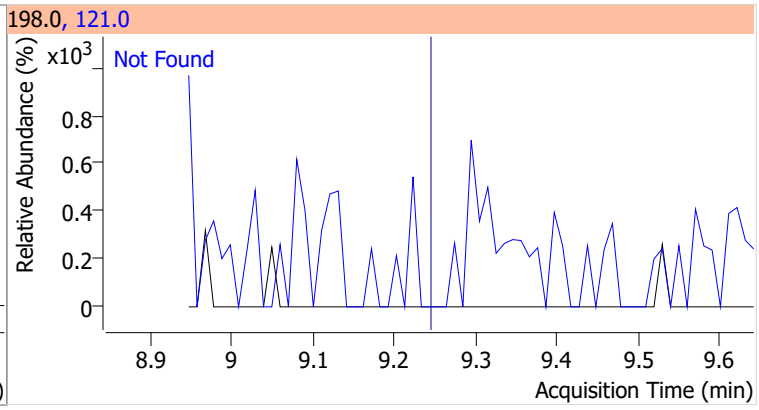

Compound	Conc.	Exp RT	QIon	Exp Ratio	QIon	Exp Ratio
N-nitrosodiphenylamine	N.D.	9.33	168.0	63.3	167.0	34.3

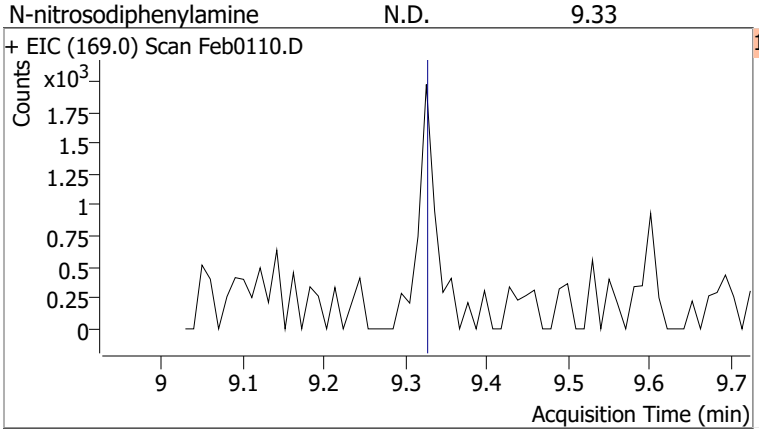

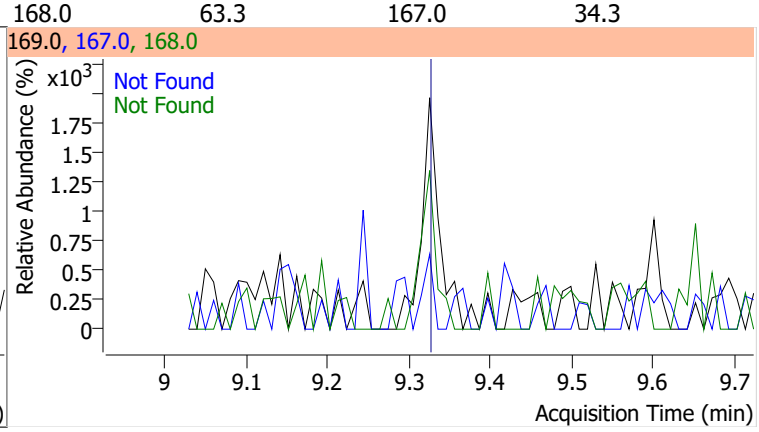

Compound	Conc.	Exp RT	QIon	Exp Ratio	QIon	Exp Ratio
Azobenzene	N.D.	9.36	51.0	37.7	182.0	27.4

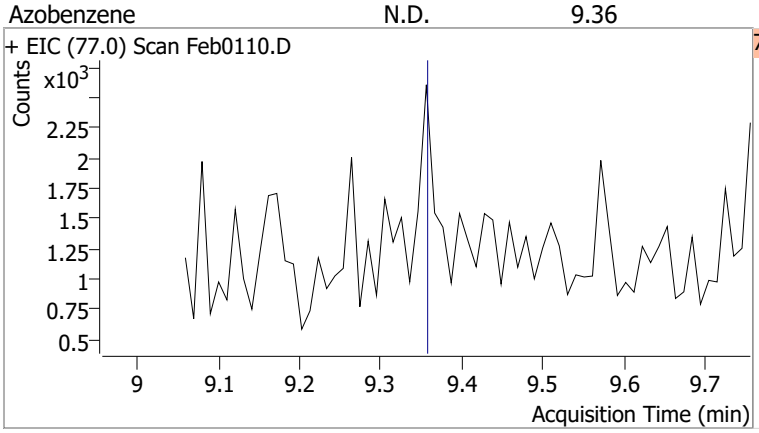

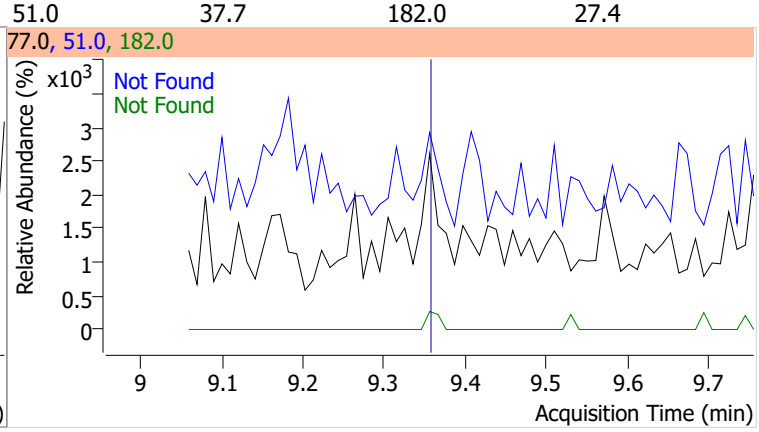

Compound	Conc.	Exp RT	QIon	Exp Ratio
2,4,6-Tribromophenol	N.D.	9.43	331.8	93.5

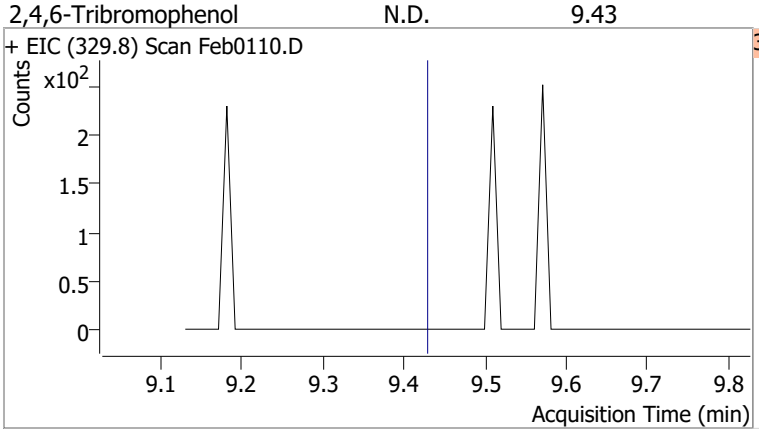

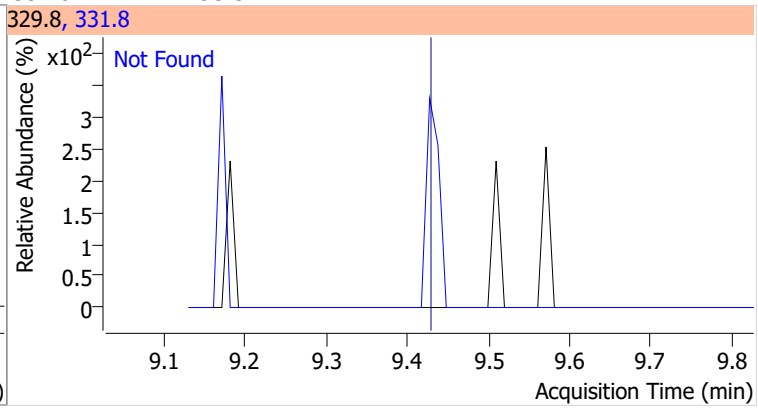

Compound	Conc.	Exp RT	QIon	Exp Ratio	QIon	Exp Ratio
4-Bromophenyl-phenylether	N.D.	9.76	141.0	103.5	250.0	100.5

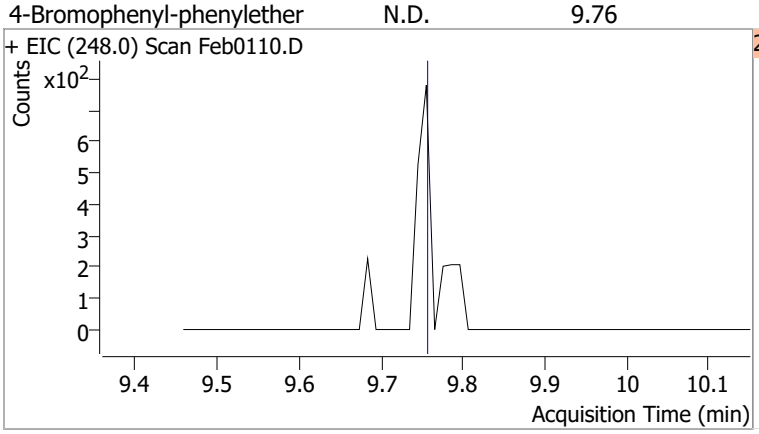

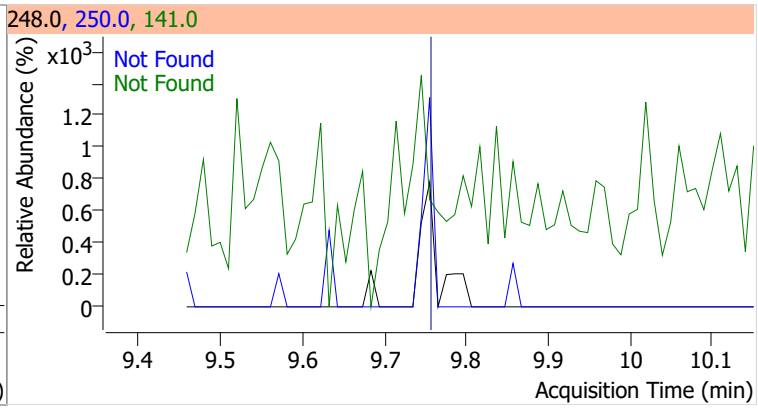

Compound	Conc.	Exp RT	QIon	Exp Ratio
Hexachlorobenzene	N.D.	9.80	142.0	47.3

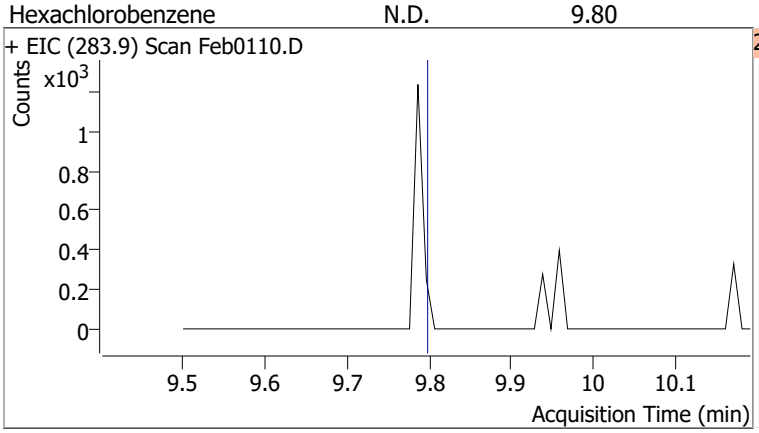

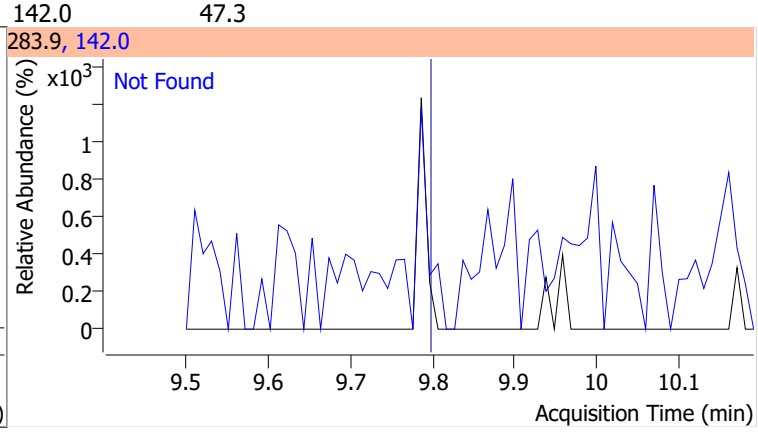

Compound	Conc.	Exp RT	QIon	Exp Ratio	QIon	Exp Ratio
Pentachlorophenol	N.D.	10.05	267.9	65.3	263.9	62.6

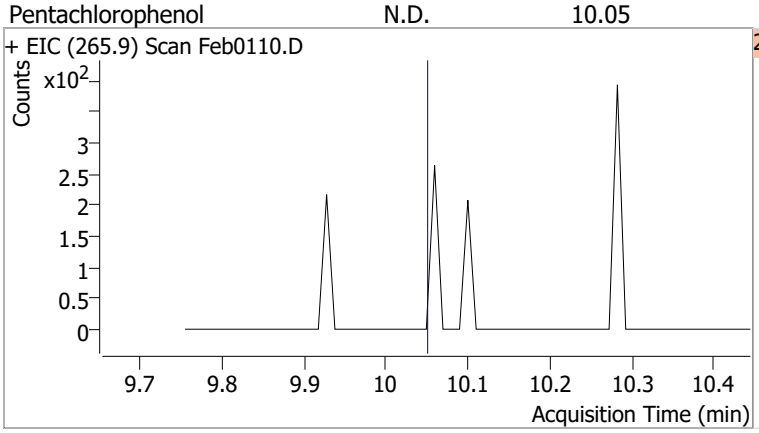

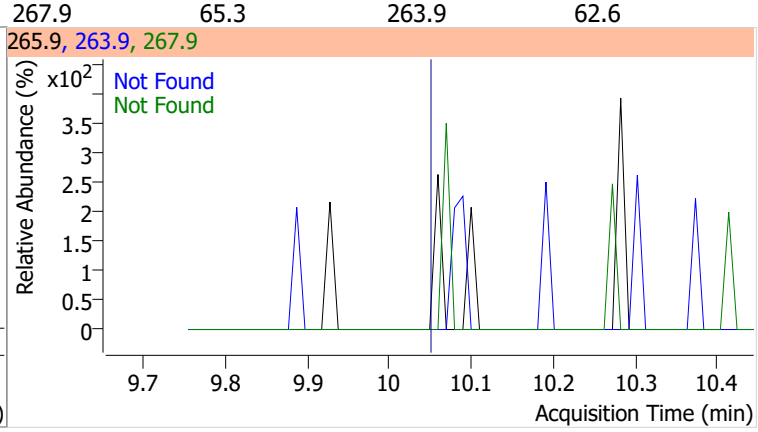

Compound	Conc.	Exp RT	QIon	Exp Ratio
Phenanthrene	N.D.	10.29	176.0	18.9

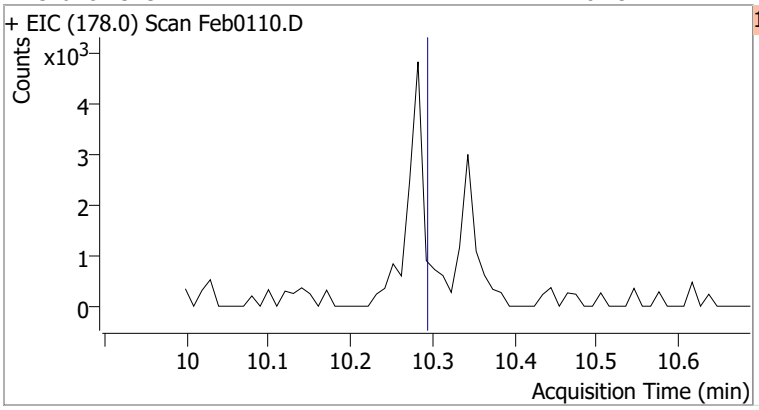

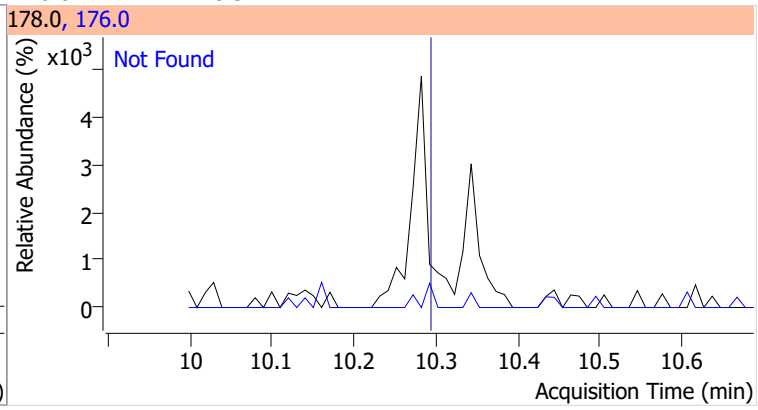

Compound	Conc.	Exp RT	QIon	Exp Ratio
Anthracene	N.D.	10.35	176.0	18.1

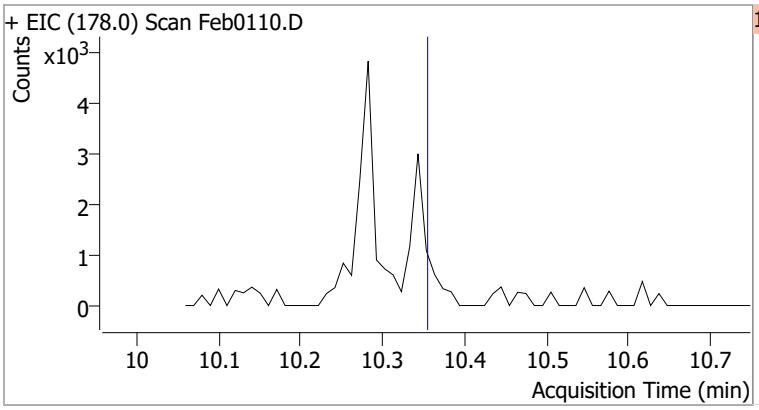

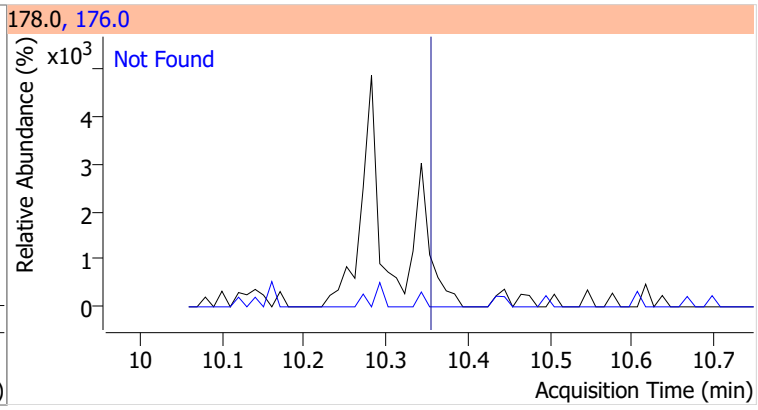

Compound	Conc.	Exp RT	QIon	Exp Ratio	QIon	Exp Ratio
Triallate	N.D.	10.41	268.0	27.2	143.0	23.0

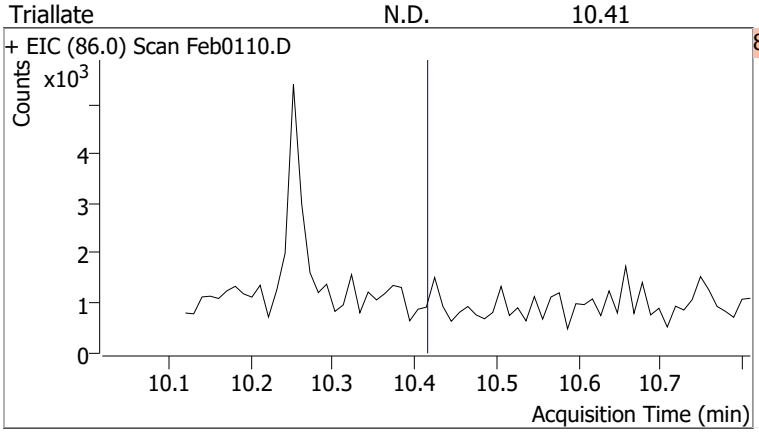

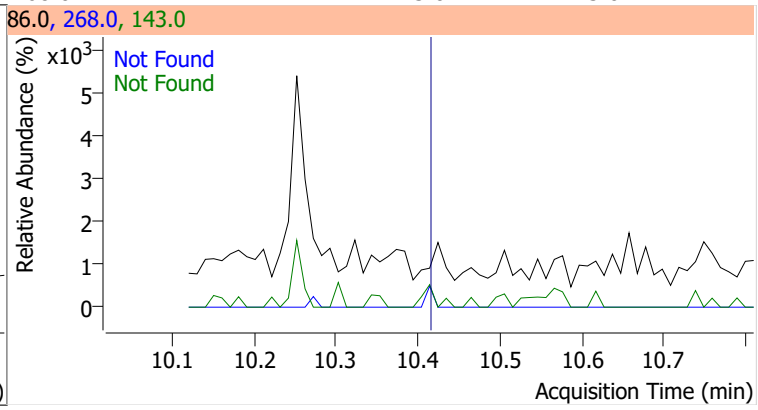

Compound	Conc.	Exp RT	QIon	Exp Ratio
Carbazole	N.D.	10.60	139.0	13.0

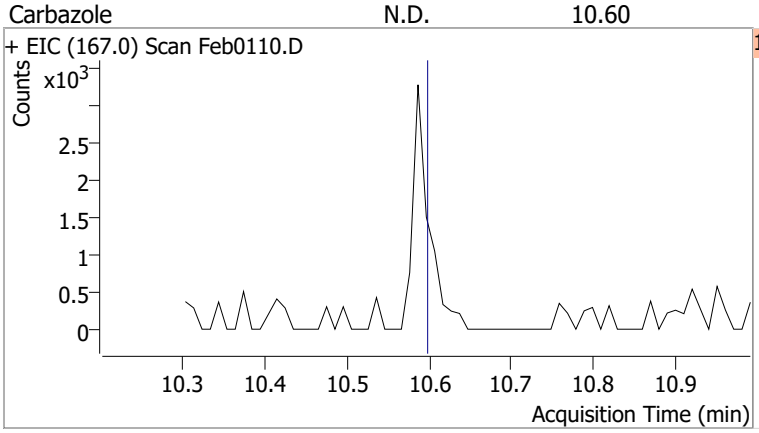

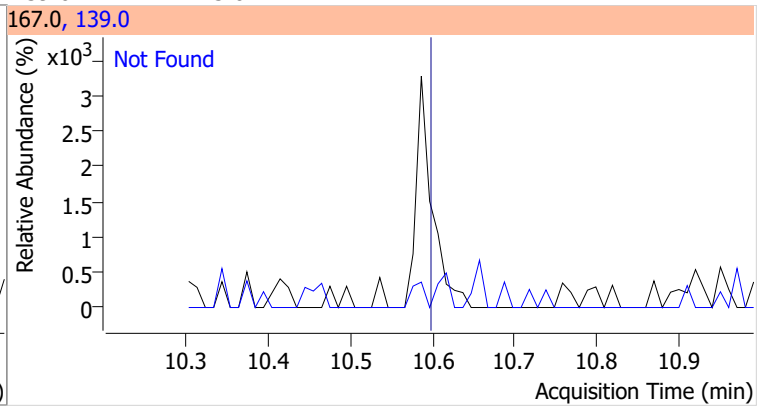

Quantitation Results Report (QT Reviewed)

Compound	Conc.	Exp RT	QIon	Exp Ratio	QIon	Exp Ratio
o-Terphenyl	N.D.	10.82	229.0	63.0	215.0	37.7

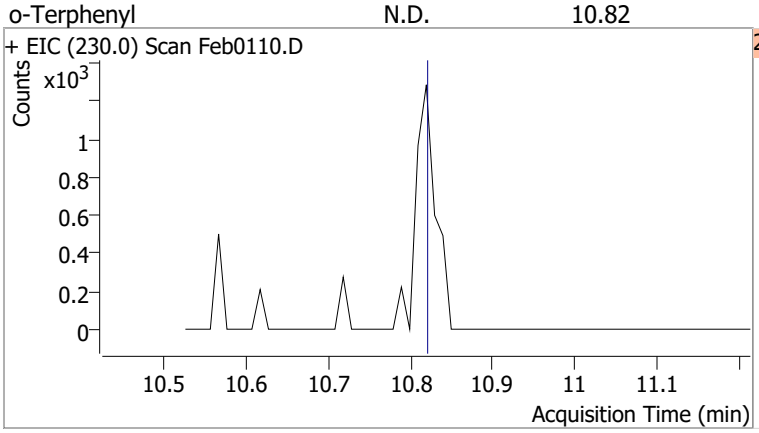

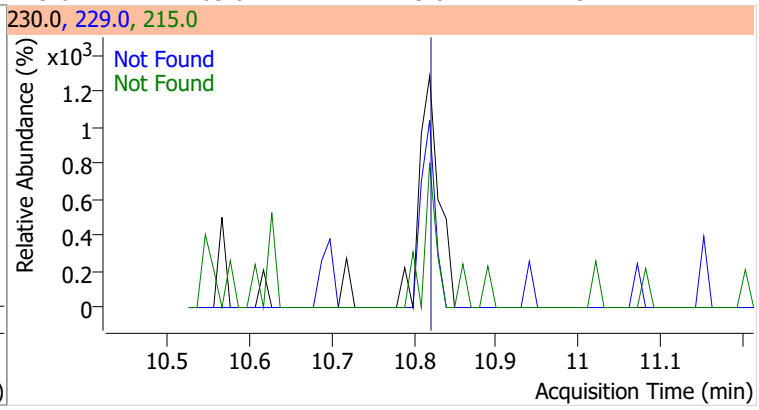

Compound	Conc.	Exp RT	QIon	Exp Ratio	QIon	Exp Ratio
Di-n-Butylphthalate	N.D.	11.20	150.0	9.0	104.0	5.8

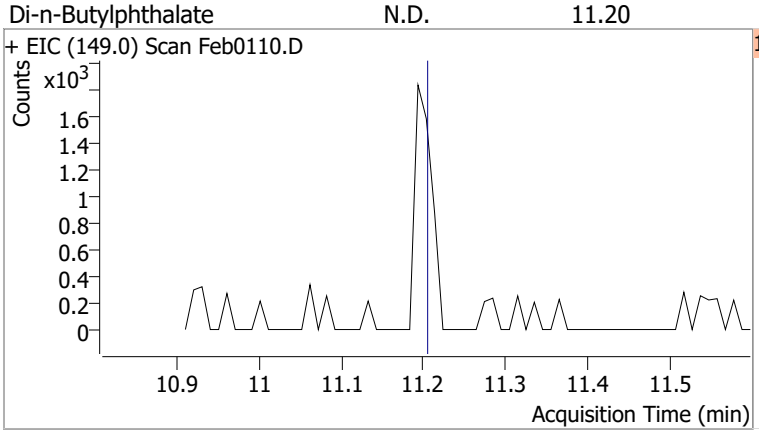

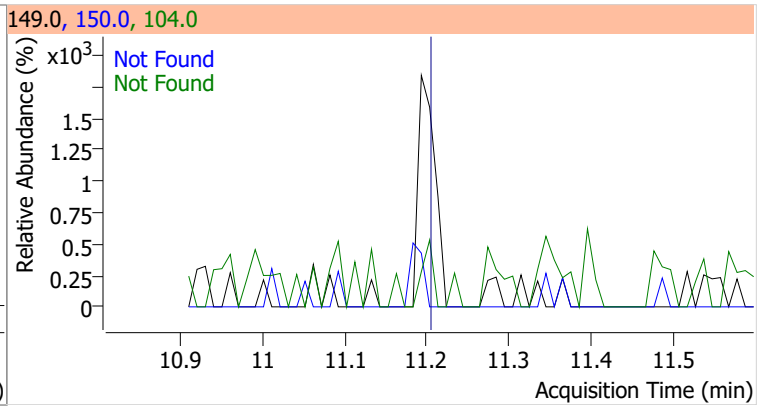

Compound	Conc.	Exp RT	QIon	Exp Ratio
Fluoranthene	N.D.	12.12	101.0	12.3

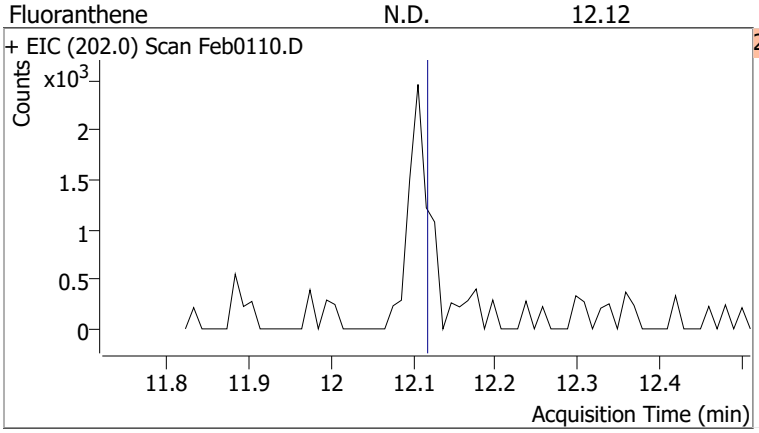

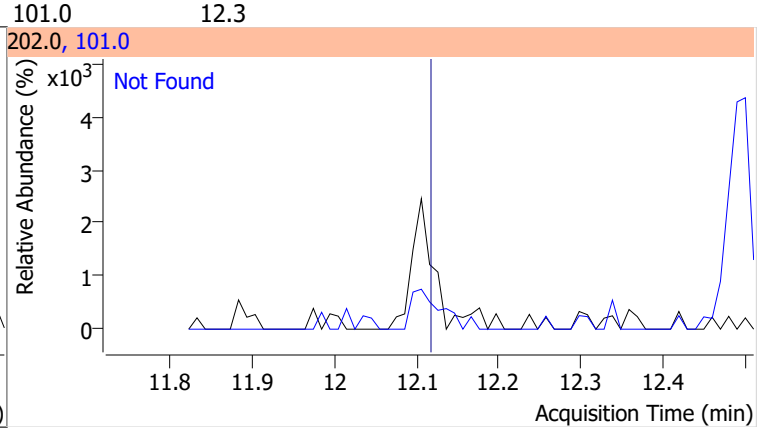

Compound	Conc.	RT	Dev(Min)	Resp.	QIon	QRatio	Lower	Upper
Benzidine	89.8732	12.50	0.00	1179439	183.0	11.6	8.5	15.8
					92.0	8.5	5.2	9.7

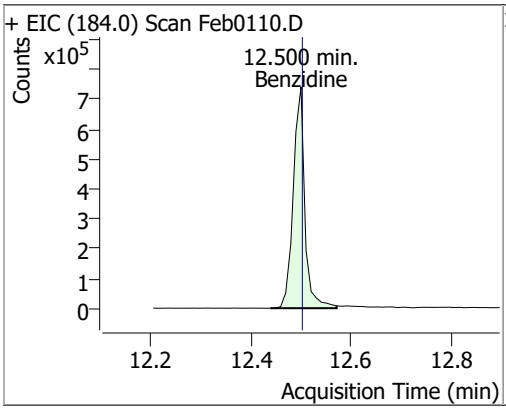

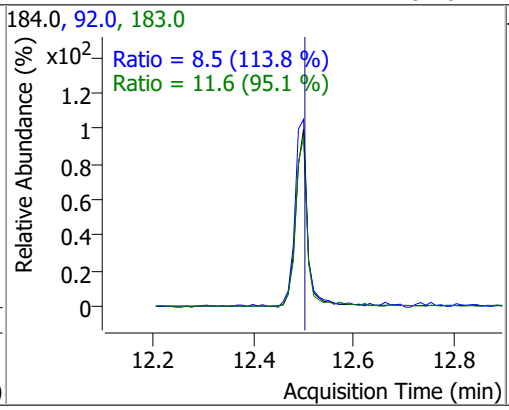

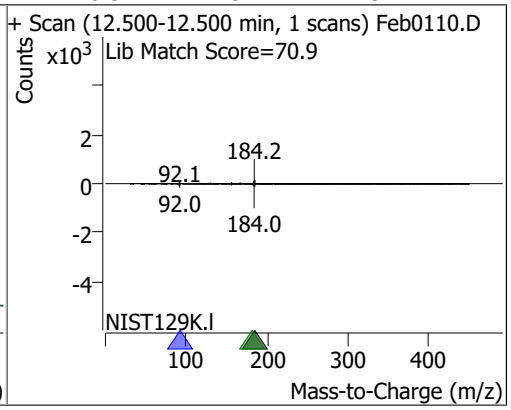

Compound	Conc.	Exp RT	QIon	Exp Ratio
Pyrene	N.D.	12.55	101.0	14.0

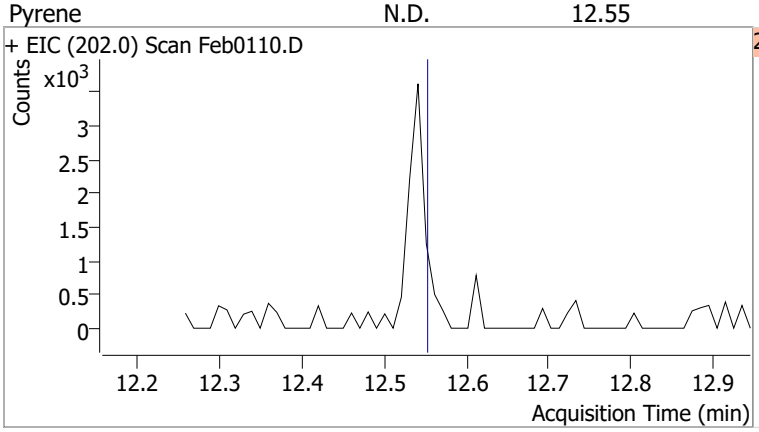

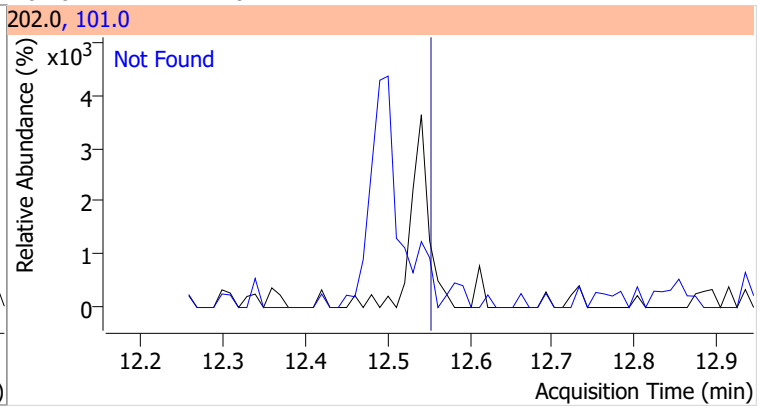

Compound	Conc.	Exp RT	QIon	Exp Ratio
Terphenyl-d14	N.D.	13.06	122.0	12.6

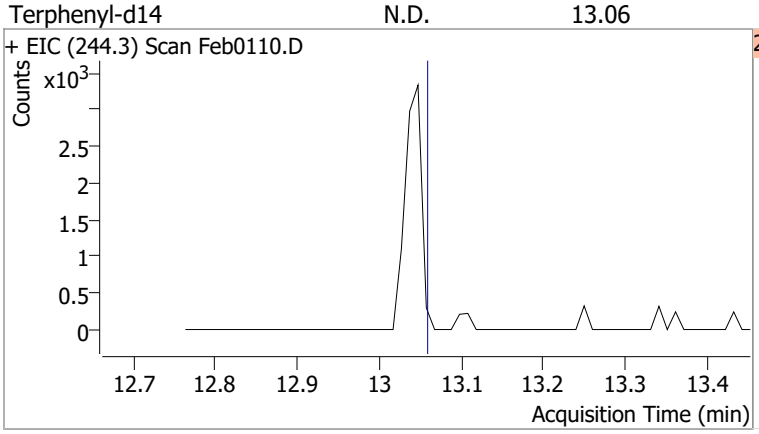

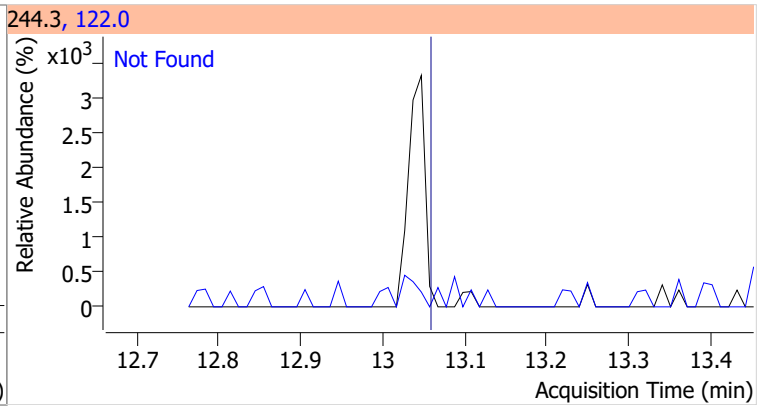

Compound	Conc.	Exp RT	QIon	Exp Ratio	QIon	Exp Ratio
Butylbenzylphthalate	N.D.	14.53	91.0	80.1	206.0	18.4

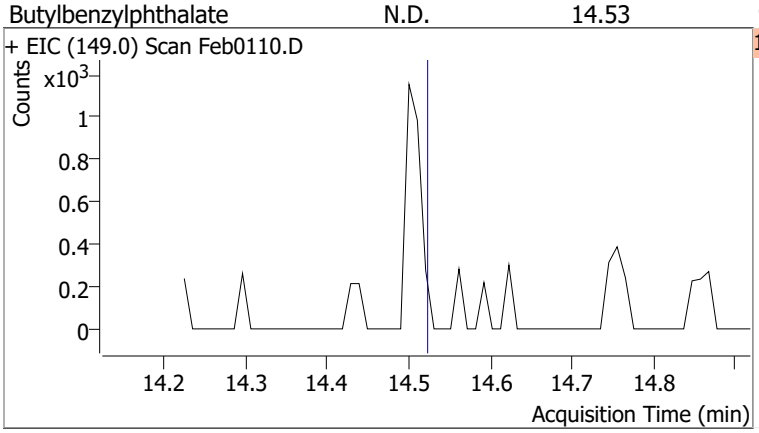

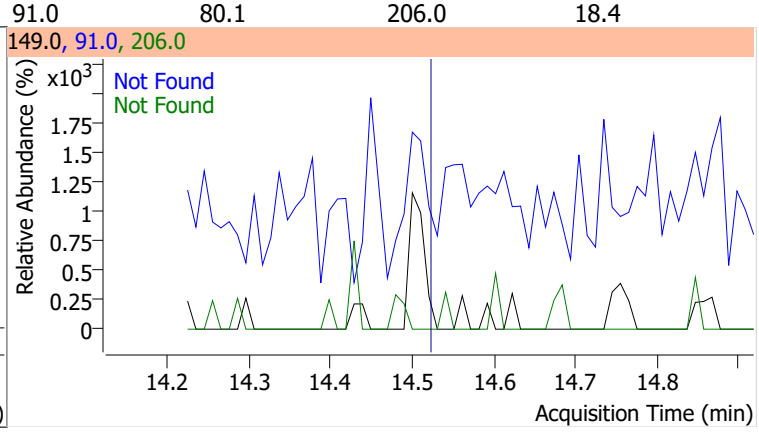

Compound	Conc.	Exp RT	QIon	Exp Ratio	QIon	Exp Ratio
Benzo(a)Anthracene	N.D.	15.76	226.0	25.8	229.0	20.9

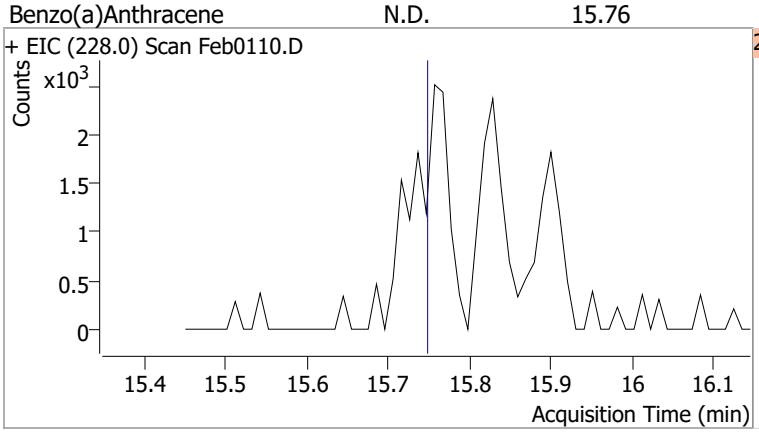

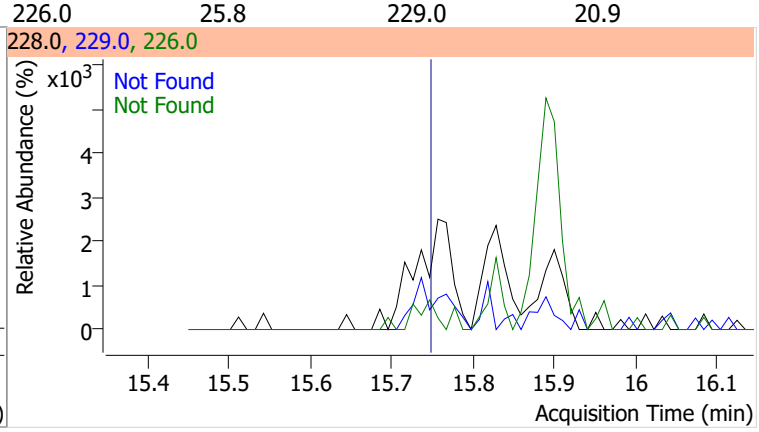

Compound	Conc.	Exp RT	QIon	Exp Ratio	QIon	Exp Ratio
Chrysene	N.D.	15.87	226.0	29.3	229.0	20.2

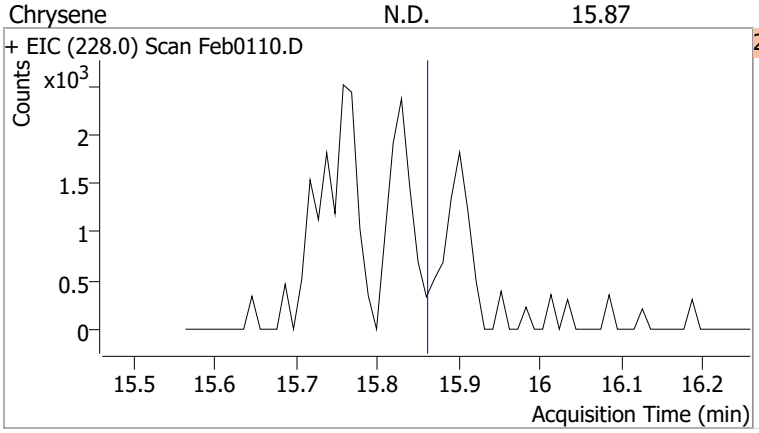

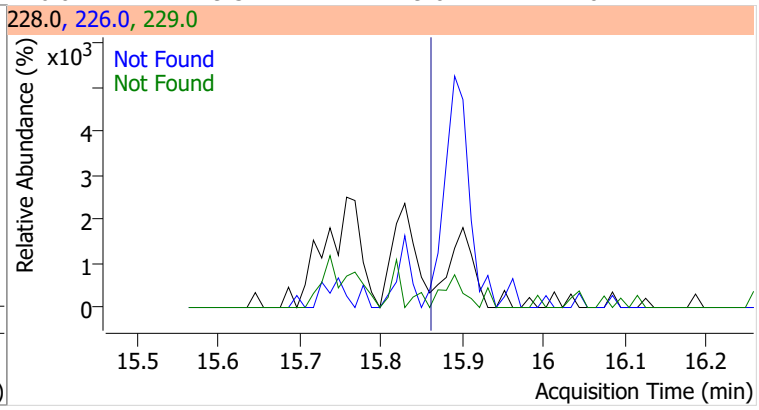

Compound	Conc.	RT	Dev(Min)	Resp.	QIon	QRatio	Lower	Upper
3,3-Dichlorobenzidine	70.3582	15.90	0.00	636642	254.0	62.7	45.2	83.9

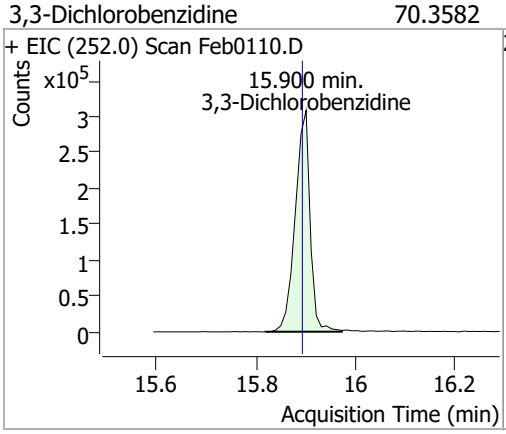

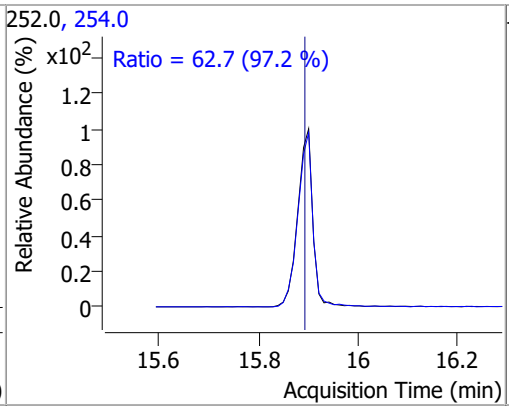

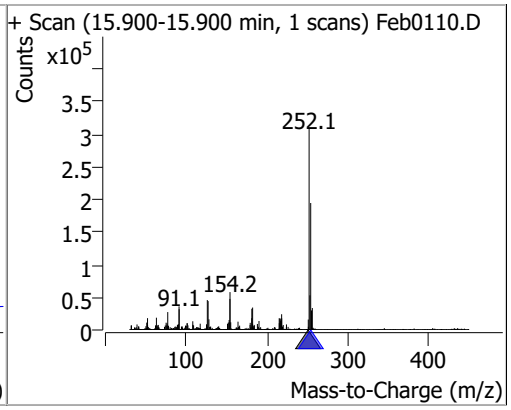

Compound	Conc.	Exp RT	QIon	Exp Ratio	QIon	Exp Ratio
bis(2-ethylhexyl)Phthalate	N.D.	16.60	149.0	385.7	279.0	15.3

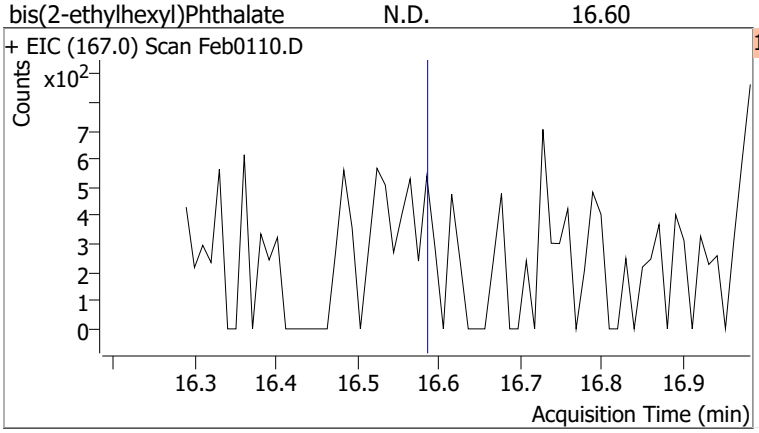

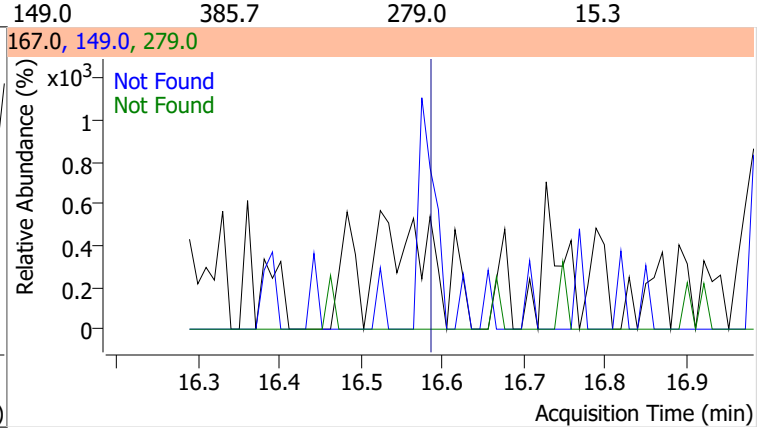

Compound	Conc.	Exp RT	QIon	Exp Ratio
Di-n-octyl Phthalate	N.D.	18.29	150.0	9.5

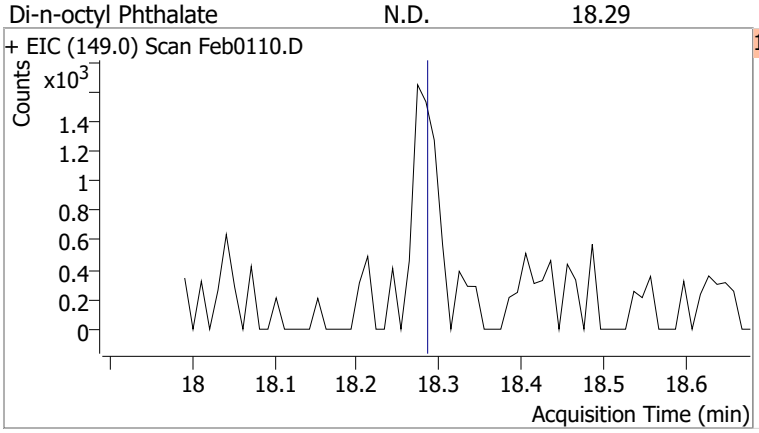

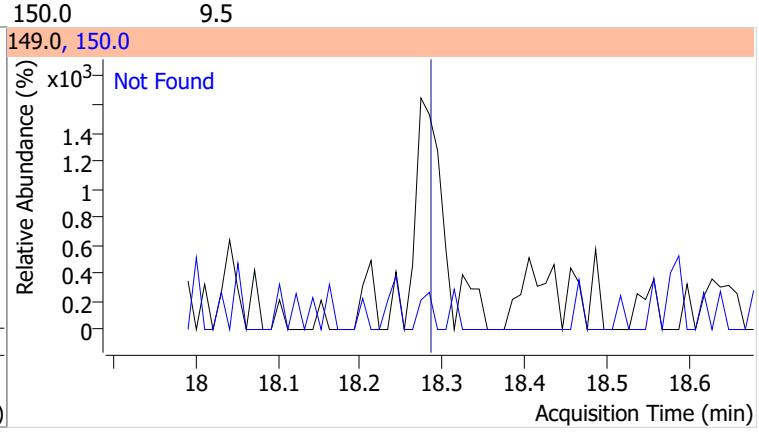

Compound	Conc.	Exp RT	QIon	Exp Ratio
Benzo(b)fluoranthene	N.D.	18.55	253.0	22.5

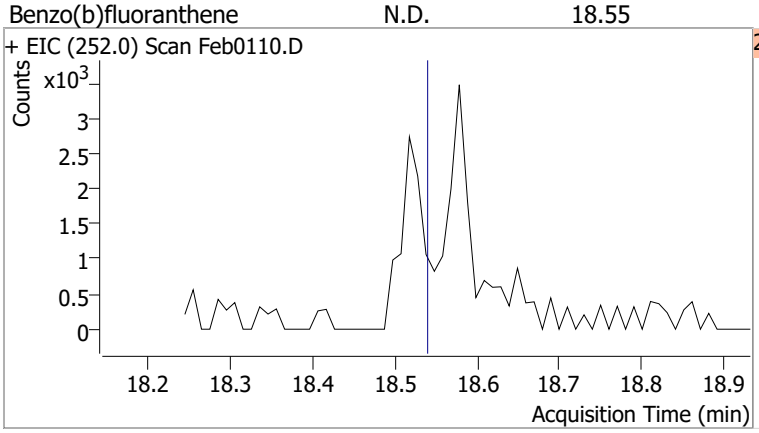

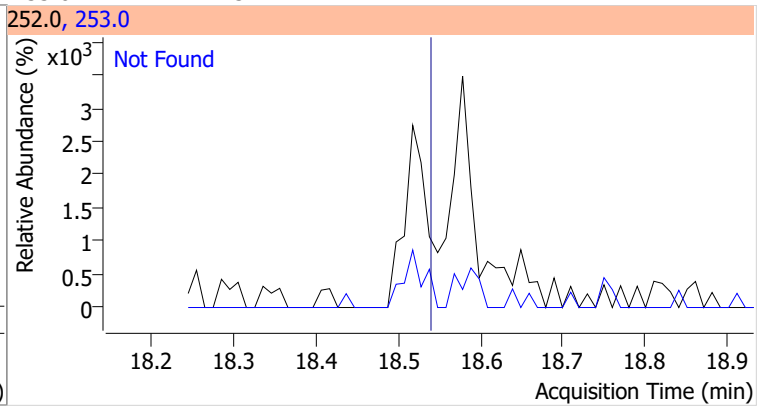

Compound	Conc.	Exp RT	QIon	Exp Ratio
Benzo(k)fluoranthene	N.D.	18.61	253.0	22.7

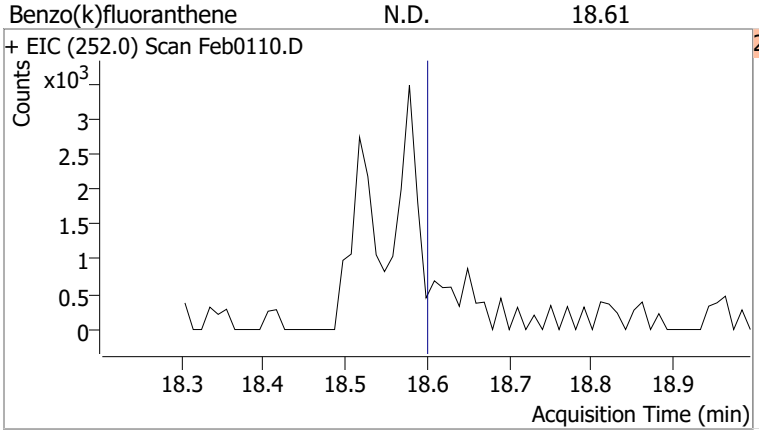

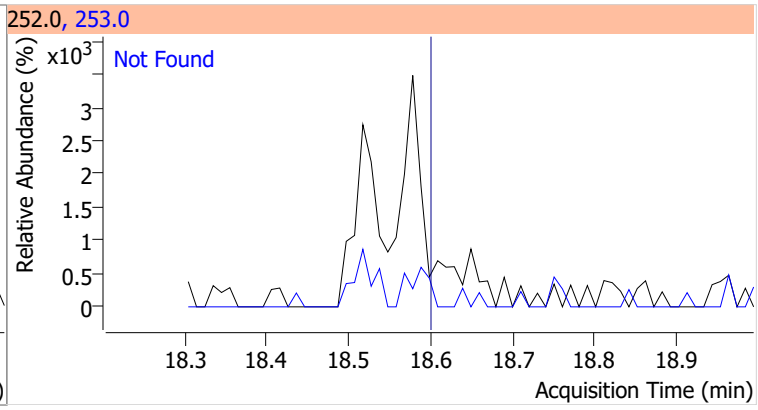

Compound	Conc.	Exp RT	QIon	Exp Ratio
Benzo(a)pyrene	N.D.	19.15	253.0	22.6

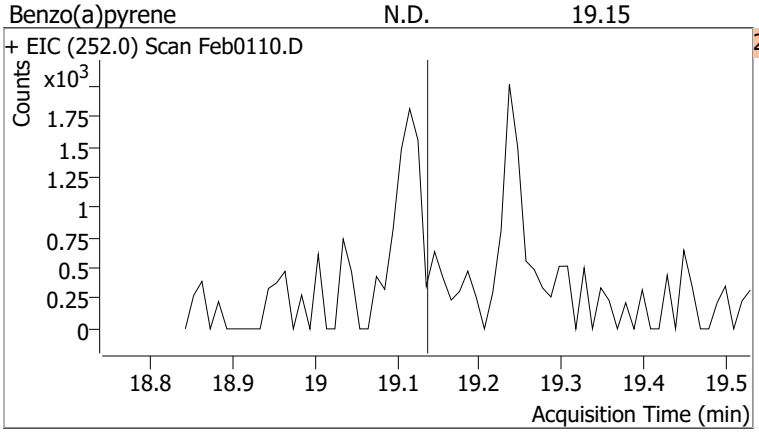

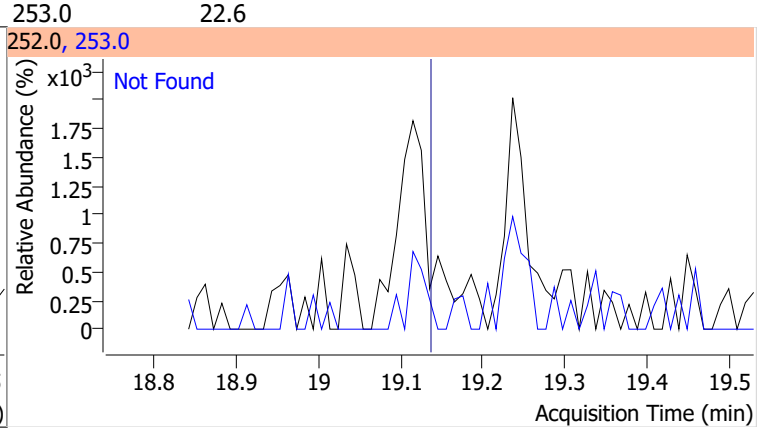

Compound	Conc.	Exp RT	QIon	Exp Ratio
Indeno(1,2,3-c,d)pyrene	N.D.	20.91	138.0	28.9

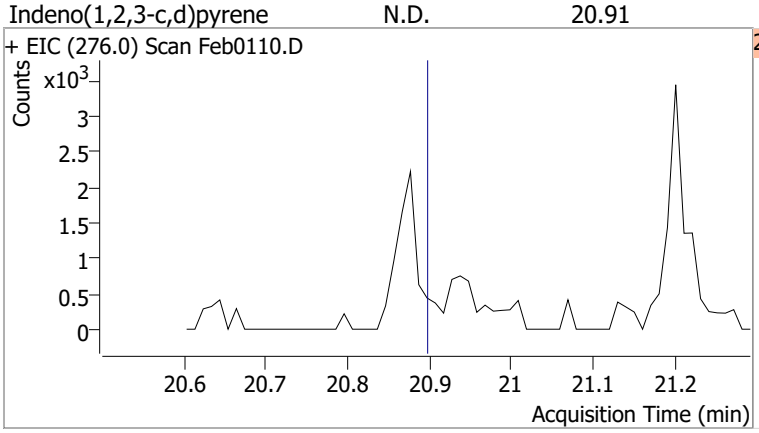

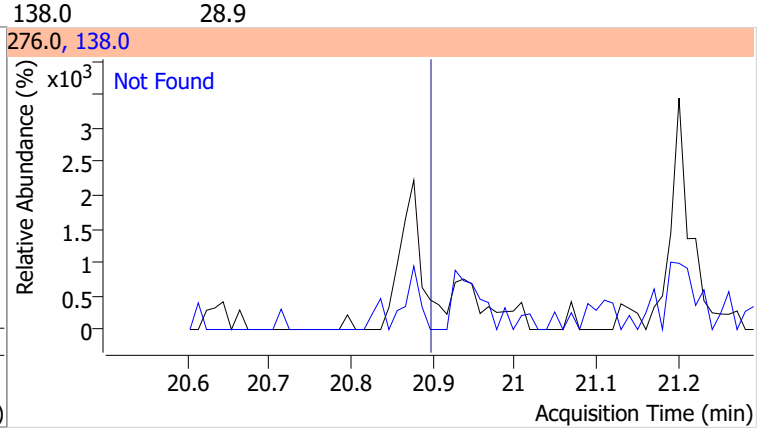

Compound	Conc.	Exp RT	QIon	Exp Ratio	QIon	Exp Ratio
Dibenzo(a,h)anthracene	N.D.	20.97	139.0	24.4	279.0	23.7

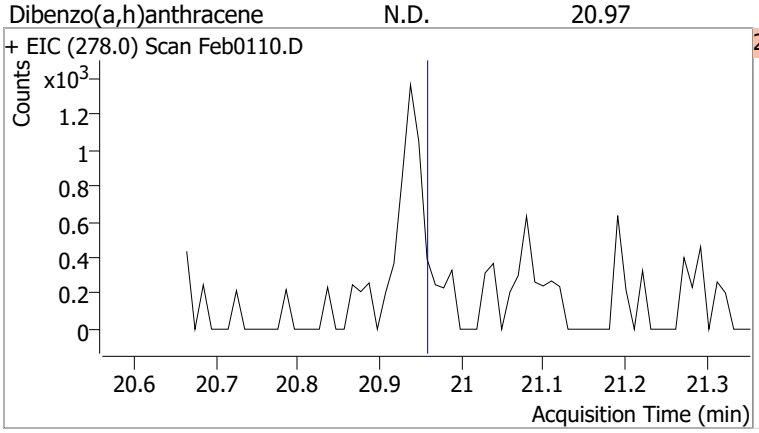

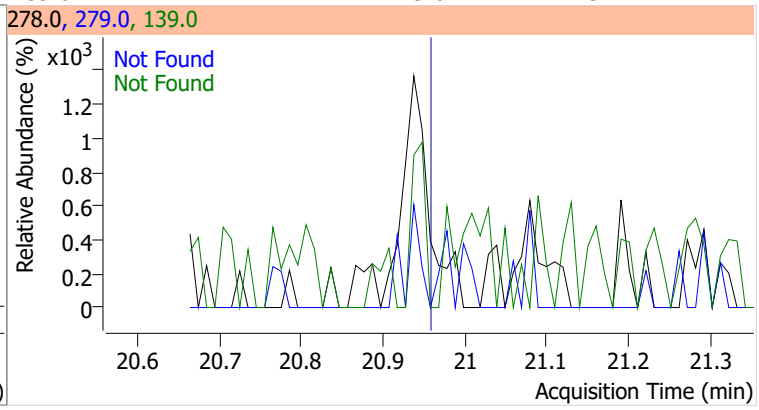

Compound	Conc.	Exp RT	QIon	Exp Ratio	QIon	Exp Ratio
Benzo(g,h,i)perylene	N.D.	21.24	138.0	32.5	277.0	24.1

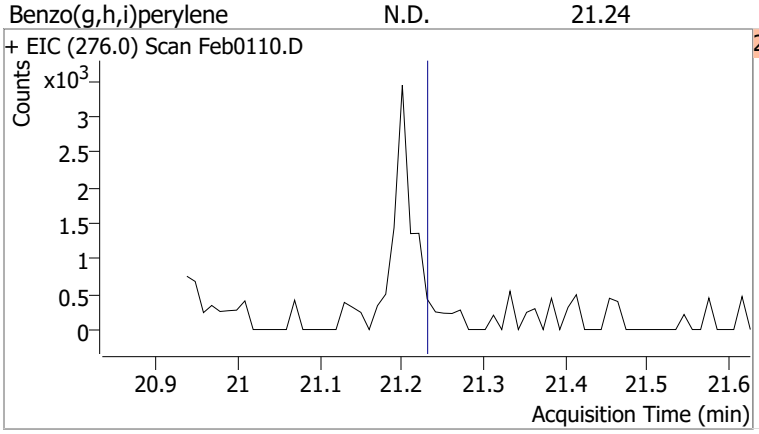

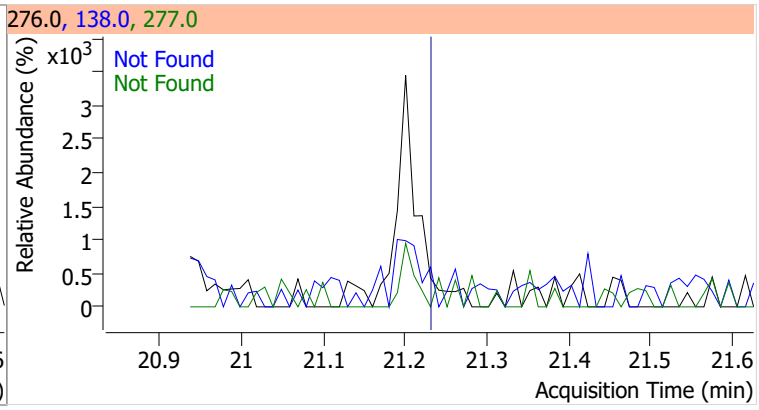

Quantitation Results Report (QT Reviewed)

Data File	Feb0111.D	Operator	LIMS import
Acq. Method	BNA+SIM.M	Acq. Date-Time	2/1/2022 10:14:06 PM
Sample Name	01-Feb-22_ISTBLK_11	Instrument	Instrument #1
Vial	11	Multiplier	1.00
DA Method File		Comment	SVOC-8270-W-LARGO
Tune File	dftppdsm.u	Tune Date	1/25/2022 7:52:00 PM
Batch Name	020122 DoD BNA cal.batch.bin	Last Calib Update	2/2/2022 4:05:51 PM
Ref Library	D:\Org\Library\NIST129K.l		

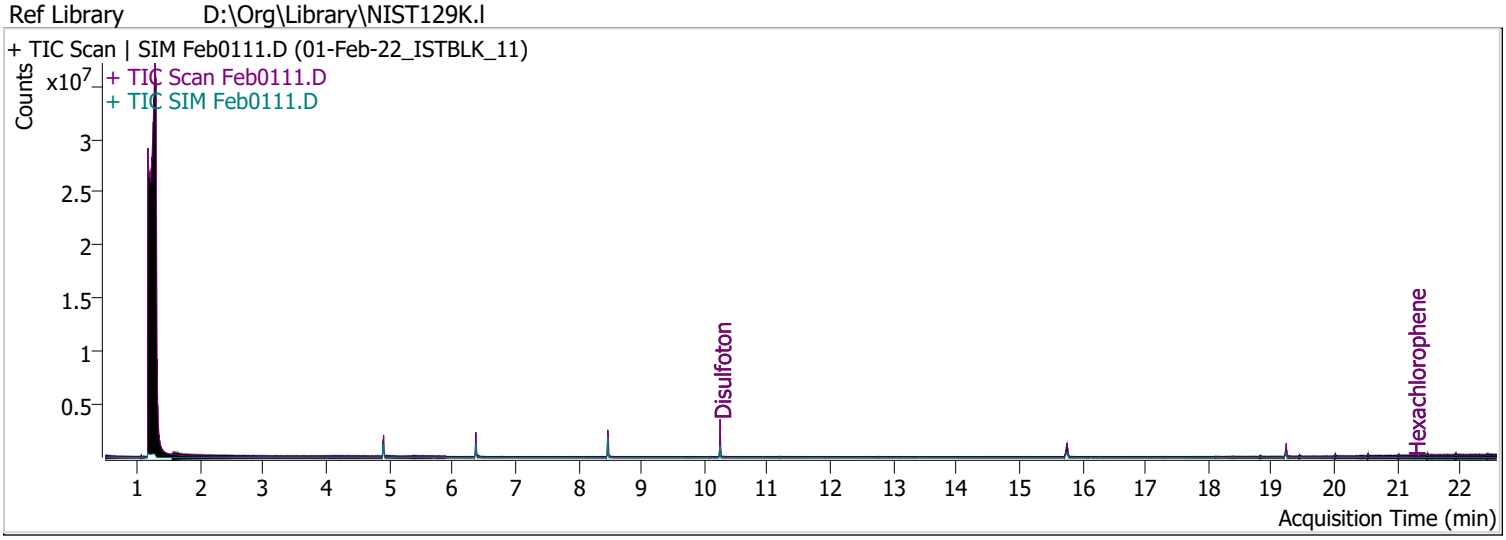

Compound	RT	QIon	Resp.	Conc.	Units		Dev(Min)
Internal Standards							
System Monitoring Compounds							
S 2-Fluorophenol	0.000		0	N.D.			
Spiked Amount: 200.000	Range: 10.0 - 75.0%			Recovery = NA%			
S Phenol-d5	0.000		0	N.D.			
Spiked Amount: 200.000	Range: 10.0 - 65.0%			Recovery = NA%			
S Nitrobenzene-d5	0.000		0	N.D.			
Spiked Amount: 100.000	Range: 32.0 - 94.0%			Recovery = NA%			
S 2-Fluorobiphenyl	0.000		0	N.D.			
Spiked Amount: 100.000	Range: 28.0 - 107.0%			Recovery = NA%			
S 2,4,6-Tribromophenol	0.000		0	N.D.			
Spiked Amount: 200.000	Range: 25.0 - 140.0%			Recovery = NA%			
S Terphenyl-d14	0.000		0	N.D.			
Spiked Amount: 100.000	Range: 32.0 - 122.0%			Recovery = NA%			
Target Compounds							**QValue**
T N-Nitrosodimethylamine	0.000		0	N.D.			
T Pyridine	0.000		0	N.D.			
T Aniline	0.000		0	N.D.			
T Phenol	0.000		0	N.D.			
T bis(-2-Chloroethyl)Ether	0.000		0	N.D.			
T 2-Chlorophenol	0.000		0	N.D.			
T 1,3-Dichlorobenzene	0.000		0	N.D.			
T 1,4-Dichlorobenzene	0.000		0	N.D.			
T 1,2-Dichlorobenzene	0.000		0	N.D.			
T Benzyl Alcohol	0.000		0	N.D.			
T 2-Methylphenol	5.349	107.0	0		µg/L	md	1
T bis(2-chloroisopropyl)Ether	0.000		0	N.D.			
T N-nitroso-Di-n-propylamine	0.000		0	N.D.			
T 4Methylphenol/3Methylphenol	0.000		0	N.D.			
T Hexachloroethane	0.000		0	N.D.			

Compound	RT	QIon	Resp.	Conc.	Units		Dev(Min)
T Nitrobenzene	0.000		0	N.D.			
T Isophorone	0.000		0	N.D.			
T 2-Nitrophenol	0.000		0	N.D.			
T 2,4-Dimethylphenol	0.000		0	N.D.			
T bis(-2-Chloroethoxy)Methane	0.000		0	N.D.			
T 2,4-Dichlorophenol	0.000		0	N.D.			
T Benzoic Acid	0.000		0	N.D.			
T 1,2,4-Trichlorobenzene	0.000		0	N.D.			
T Naphthalene	0.000		0	N.D.			
T 4-Chlorophenol	6.373	130.0	0		µg/L	md	1
T p-Chloroaniline	0.000		0	N.D.			
T Hexachlorobutadiene	0.000		0	N.D.			
T 4-Chloro-2-Methylphenol	0.000		0	N.D.			
T 4-Chloro-3-Methylphenol	0.000		0	N.D.			
T 2-Methylnaphthalene	0.000		0	N.D.			
T 1-Methylnaphthalene	0.000		0	N.D.			
T Hexachlorocyclopentadiene	0.000		0	N.D.			
T 2,4,6-Trichlorophenol	0.000		0	N.D.			
T 2,4,5-Trichlorophenol	0.000		0	N.D.			
T 2-Chloronaphthalene	0.000		0	N.D.			
T 2-Nitroaniline	0.000		0	N.D.			
T Dimethyl Phthalate	8.476	163.0	0		µg/L	md	1
T 2,6-Dinitrotoluene	8.466	165.0	0		µg/L	md	1
T Acenaphthylene	0.000		0	N.D.			
T 3-Nitroaniline	0.000		0	N.D.			
T Acenaphthene	0.000		0	N.D.			
T 2,4-Dinitrophenol	0.000		0	N.D.			
T Dibenzofuran	0.000		0	N.D.			
T 4-Nitrophenol	0.000		0	N.D.			
T 2,4-Dinitrotoluene	8.466	165.0	0		µg/L	md	1
T Diethylphthalate	0.000		0	N.D.			
T Fluorene	0.000		0	N.D.			
T 4-Chlorophenyl-phenylether	0.000		0	N.D.			
T 4-Nitroaniline	0.000		0	N.D.			
T 4,6-Dinitro-2-methylphenol	0.000		0	N.D.			
T N-nitrosodiphenylamine	0.000		0	N.D.			
T Azobenzene	0.000		0	N.D.			
T 4-Bromophenyl-phenylether	0.000		0	N.D.			
T Hexachlorobenzene	0.000		0	N.D.			
T Pentachlorophenol	0.000		0	N.D.			
T Phenanthrene	0.000		0	N.D.			
T Anthracene	0.000		0	N.D.			
T Triallate	0.000		0	N.D.			
T Carbazole	0.000		0	N.D.			
T o-Terphenyl	0.000		0	N.D.			
T Di-n-Butylphthalate	0.000		0	N.D.			
T Fluoranthene	0.000		0	N.D.			
T Benzidine	0.000		0	N.D.			
T Pyrene	0.000		0	N.D.			
T Butylbenzylphthalate	0.000		0	N.D.			
T Benzo(a)Anthracene	0.000		0	N.D.			
T Chrysene	0.000		0	N.D.			
T 3,3-Dichlorobenzidine	0.000		0	N.D.			
T bis(2-ethylhexyl)Phthalate	0.000		0	N.D.			
T Di-n-octyl Phthalate	0.000		0	N.D.			

Compound	RT	QIon	Resp.	Conc.	Units	Dev(Min)
T Benzo(b)fluoranthene	0.000		0	N.D.		
T Benzo(k)fluoranthene	0.000		0	N.D.		
T Benzo(a)pyrene	0.000		0	N.D.		
T Indeno(1,2,3-c,d)pyrene	0.000		0	N.D.		
T Dibenzo(a,h)anthracene	0.000		0	N.D.		
T Benzo(g,h,i)perylene	0.000		0	N.D.		

(#) = Qualifier Out of Range; (m) = Manual Integration; (+) = Area Summed; (*) = Surrogate Percent Recovery Out of Range; (d): Zeroed Peak

Compound	Conc.	Exp RT	QIon	Exp Ratio
N-Nitrosodimethylamine	N.D.	2.15	42.0	130.1

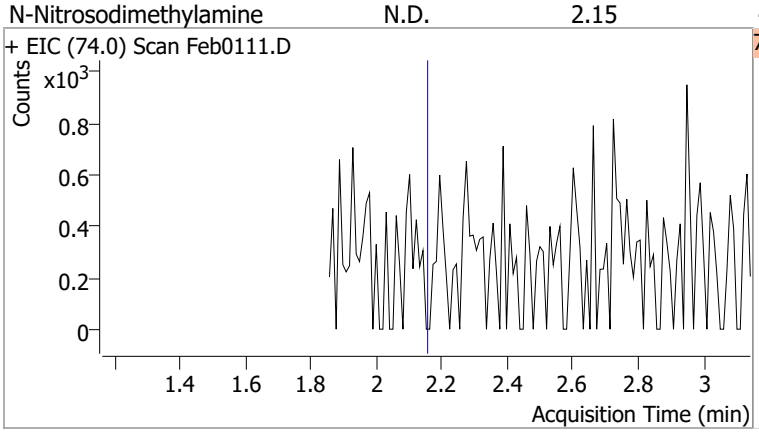

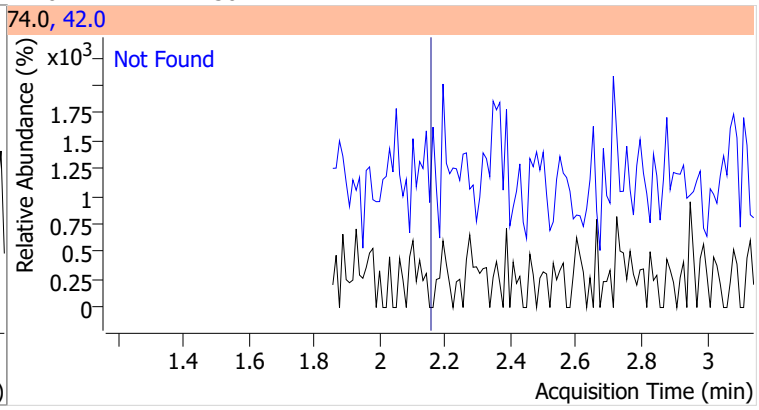

Compound	Conc.	Exp RT	QIon	Exp Ratio
Pyridine	N.D.	2.18	52.0	101.7

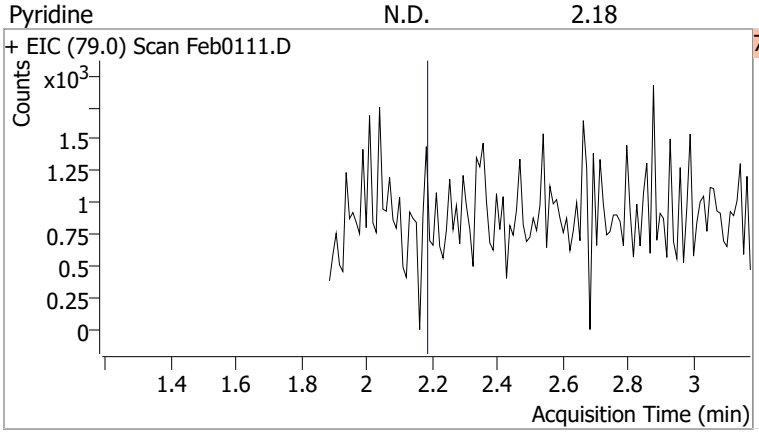

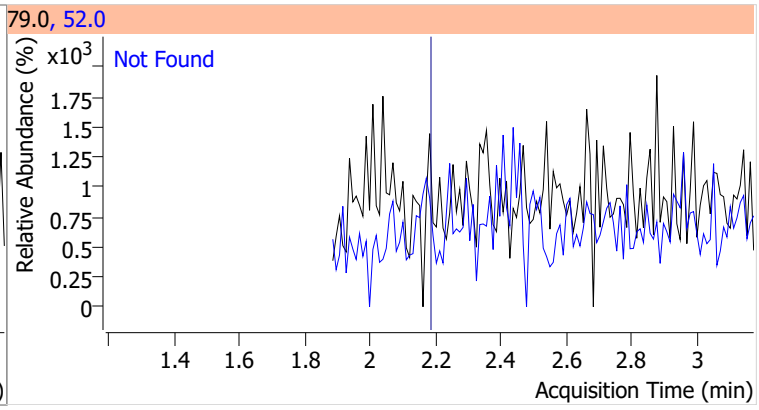

Compound	Conc.	Exp RT	QIon	Exp Ratio	QIon	Exp Ratio
2-Fluorophenol	N.D.	3.52	64.0	51.1	92.0	20.5

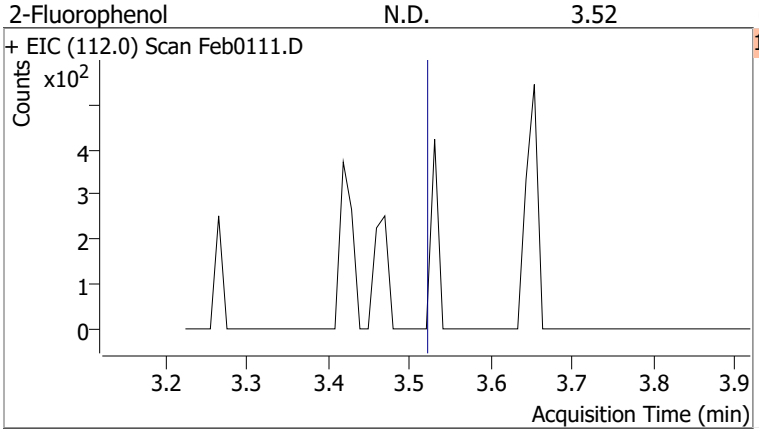

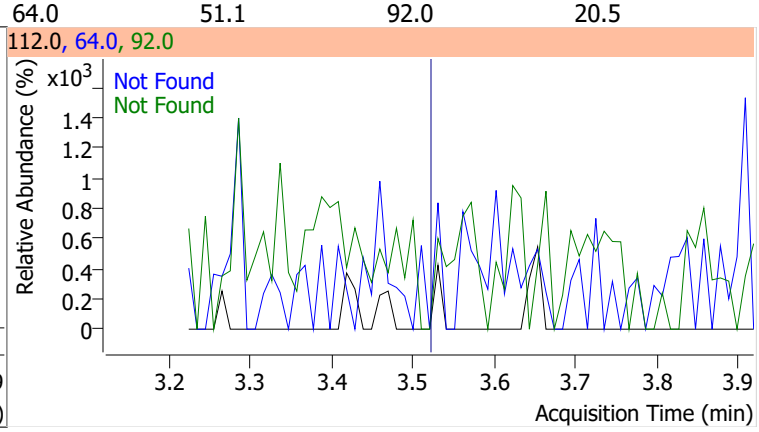

Compound	Conc.	Exp RT	QIon	Exp Ratio	QIon	Exp Ratio
Aniline	N.D.	4.55	66.0	35.1	65.0	18.0

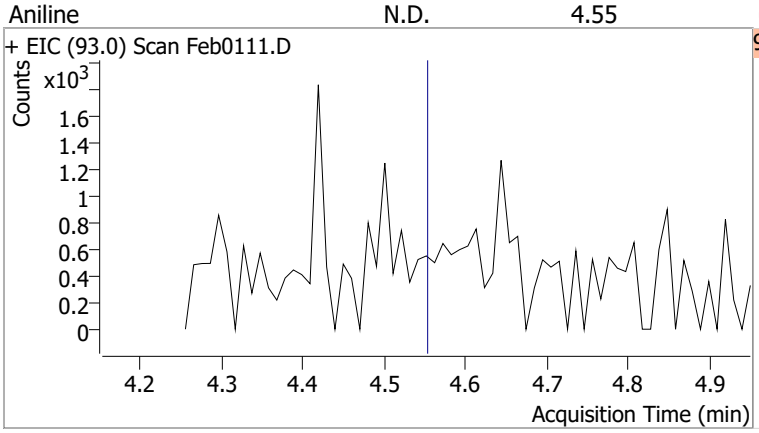

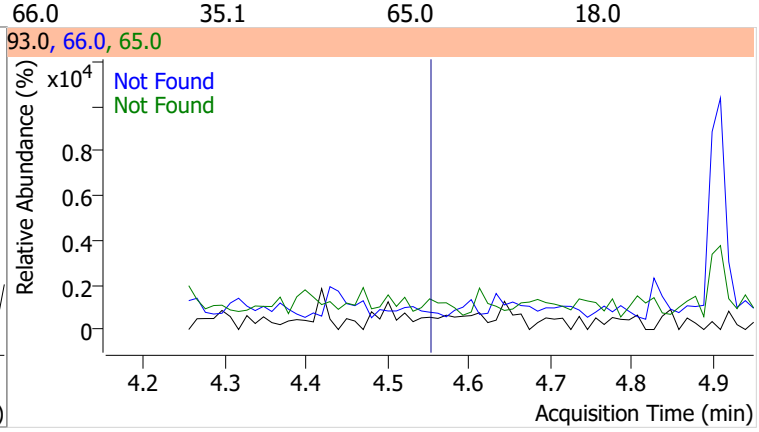

Compound	Conc.	Exp RT	QIon	Exp Ratio
Phenol-d5	N.D.	4.57	71.0	34.0

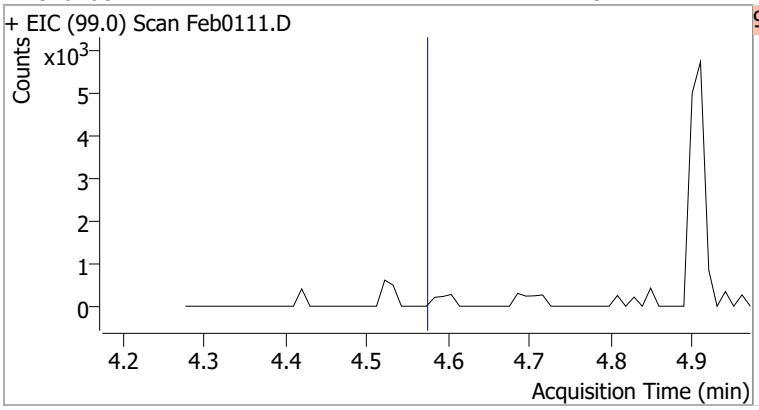

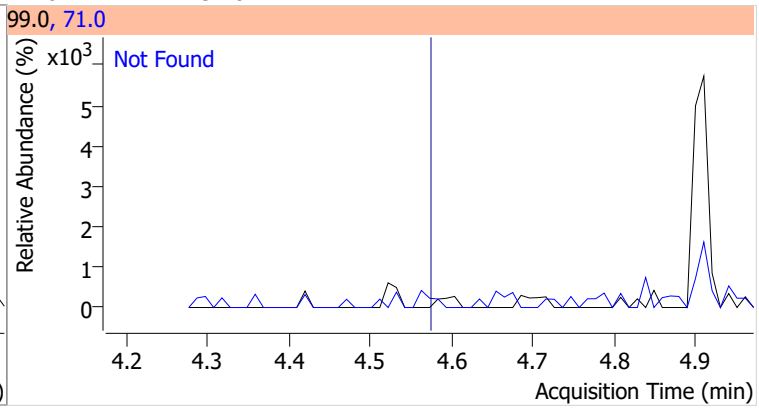

Compound	Conc.	Exp RT	QIon	Exp Ratio
Phenol	N.D.	4.59	66.0	43.8

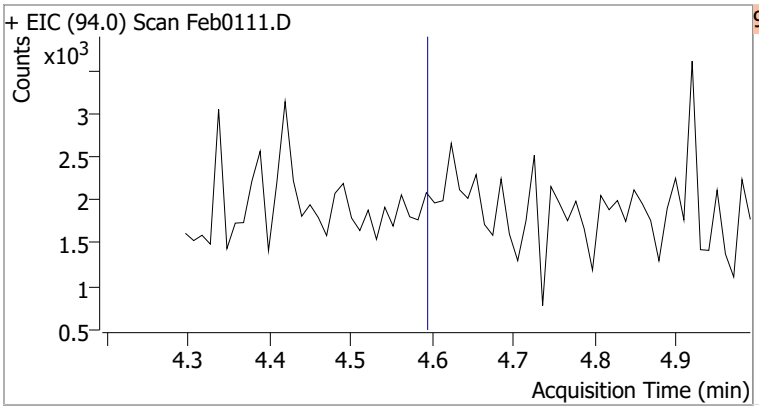

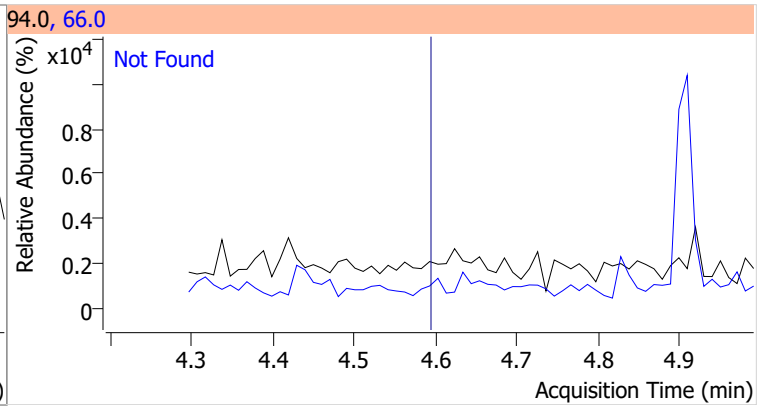

Compound	Conc.	Exp RT	QIon	Exp Ratio
bis(-2-Chloroethyl)Ether	N.D.	4.65	64.0	3.5

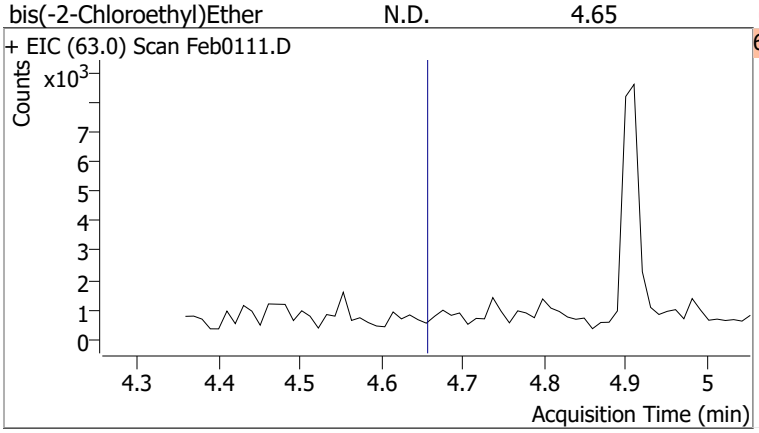

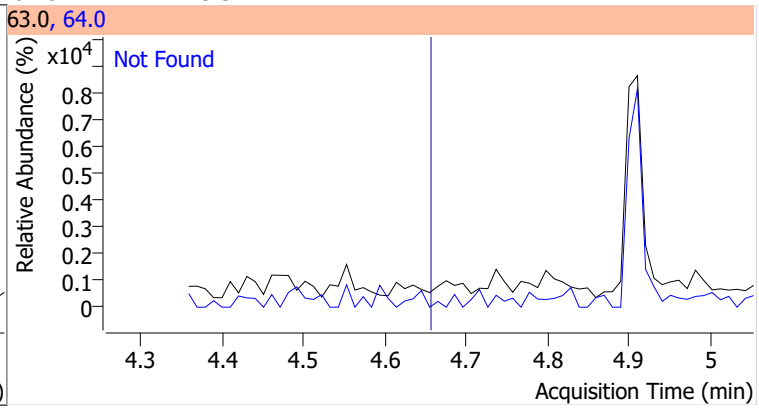

Compound	Conc.	Exp RT	QIon	Exp Ratio
2-Chlorophenol	N.D.	4.68	130.0	31.8

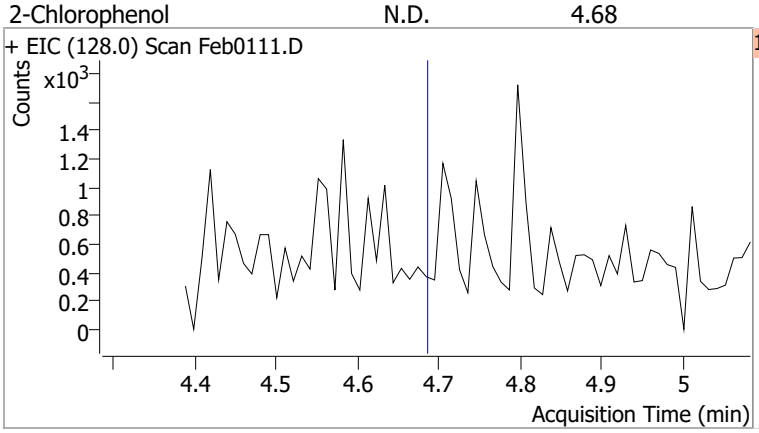

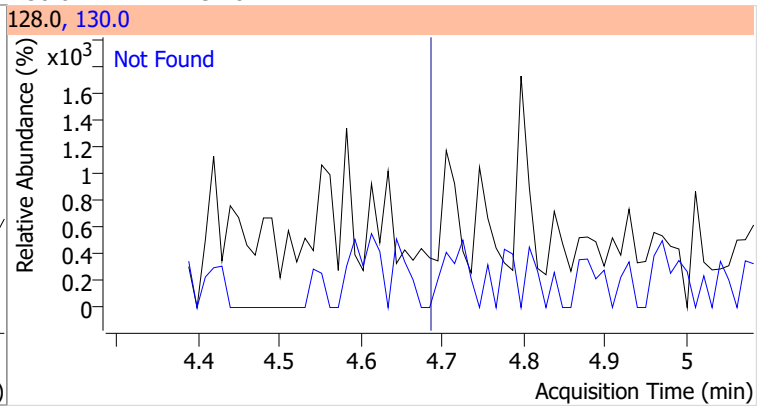

Compound	Conc.	Exp RT	QIon	Exp Ratio	QIon	Exp Ratio
1,3-Dichlorobenzene	N.D.	4.84	148.0	62.2	111.0	35.9

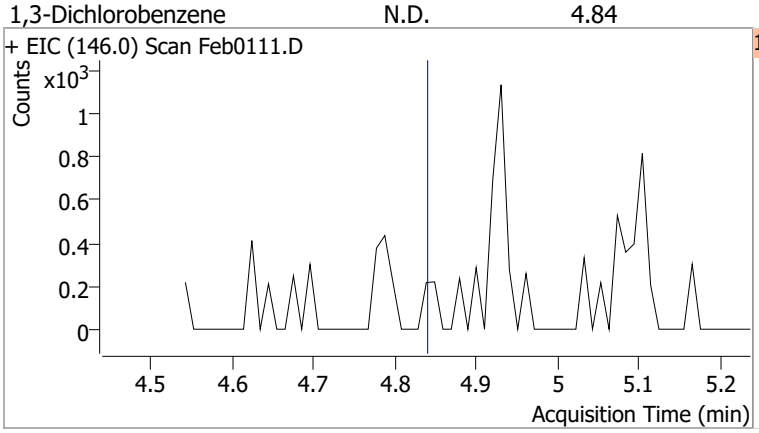

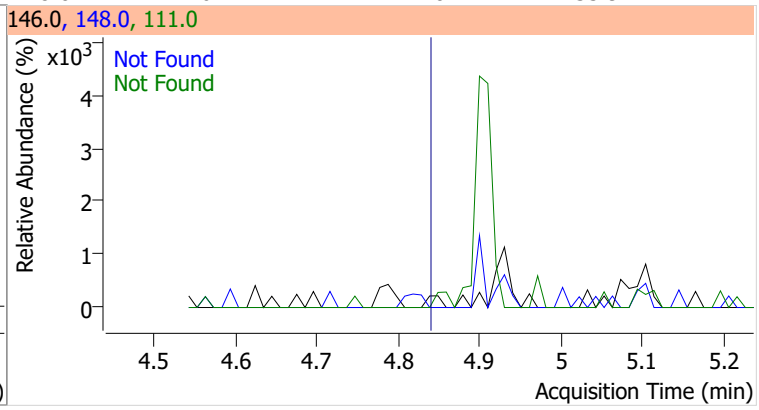

Compound	Conc.	Exp RT	QIon	Exp Ratio	QIon	Exp Ratio
1,4-Dichlorobenzene	N.D.	4.93	148.0	64.1	111.0	35.1

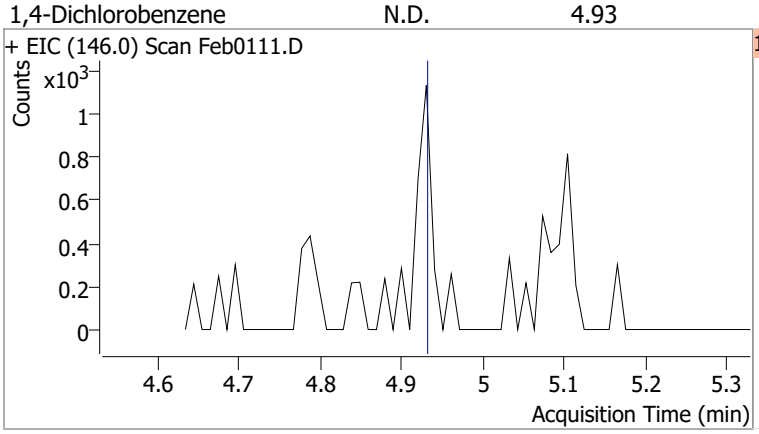

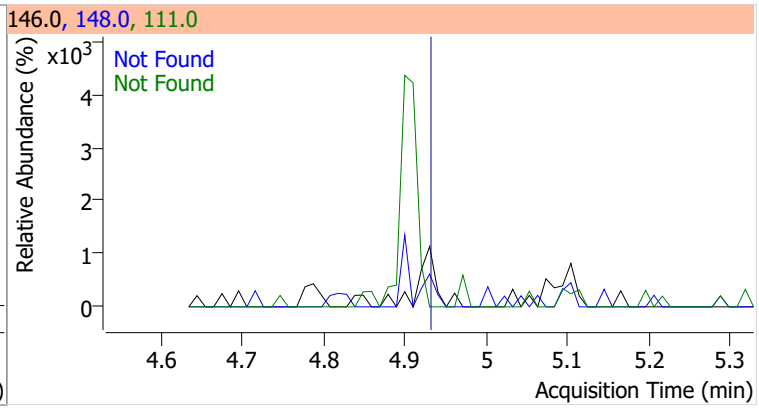

Compound	Conc.	Exp RT	QIon	Exp Ratio	QIon	Exp Ratio
1,2-Dichlorobenzene	N.D.	5.09	148.0	62.9	111.0	36.7

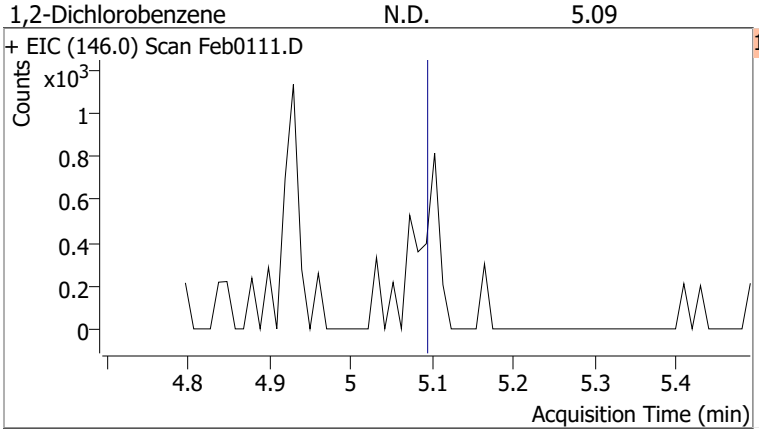

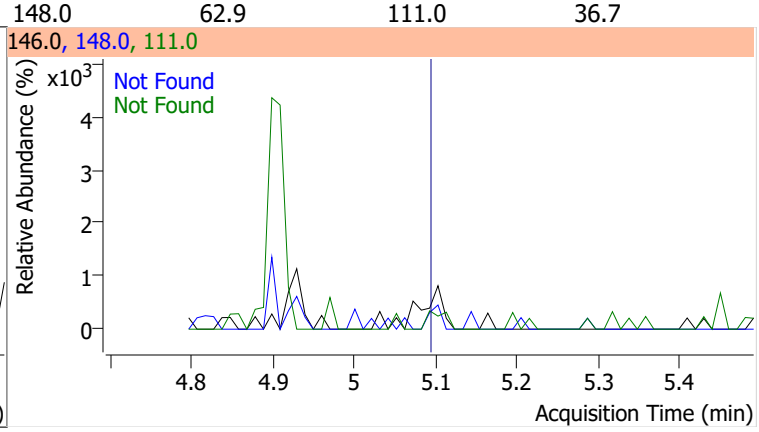

Compound	Conc.	Exp RT	QIon	Exp Ratio	QIon	Exp Ratio
Benzyl Alcohol	N.D.	5.10	79.0	118.4	107.0	64.5

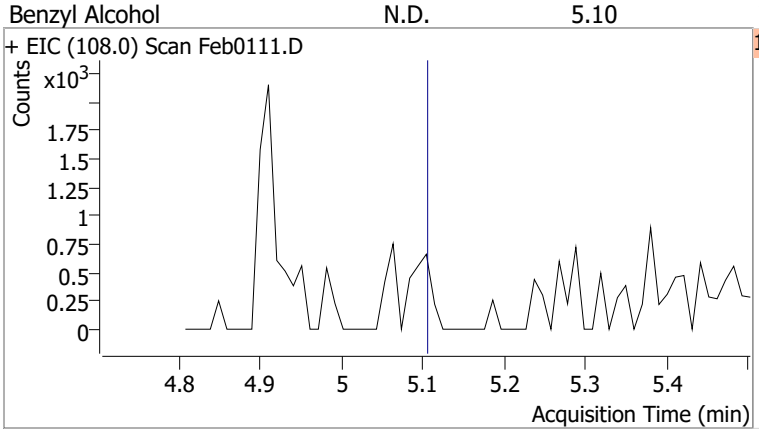

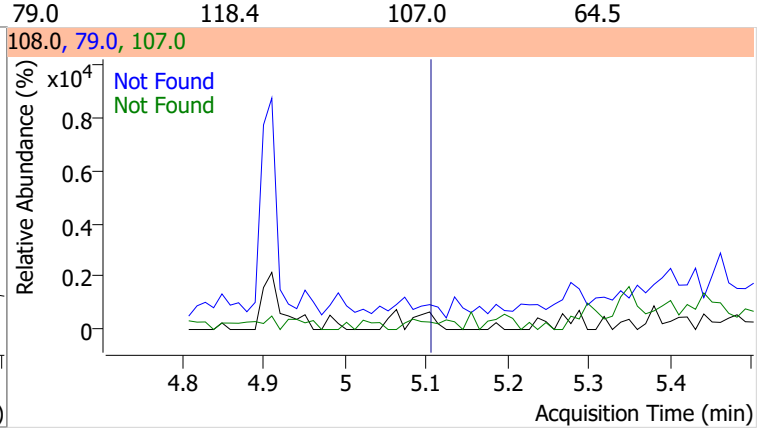

Compound	Conc.	RT	Dev(Min)	Resp.	QIon	QRatio	Lower	Upper
2-Methylphenol		0		0	108.0		81.4	151.1

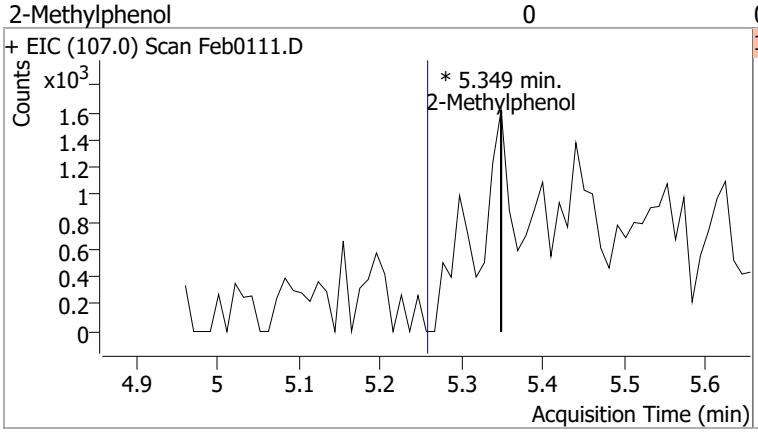

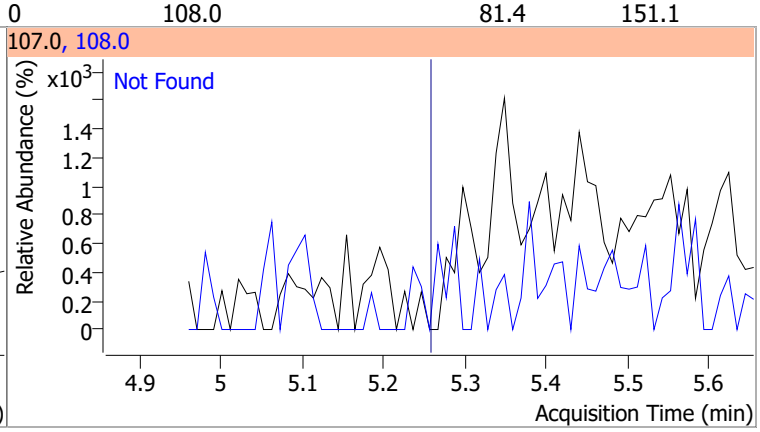

Compound	Conc.	Exp RT	QIon	Exp Ratio
bis(2-chloroisopropyl)Ether	N.D.	5.27	123.0	32.8

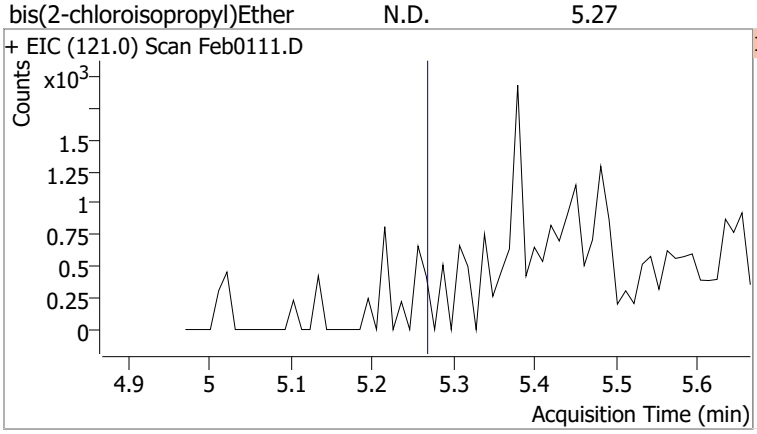

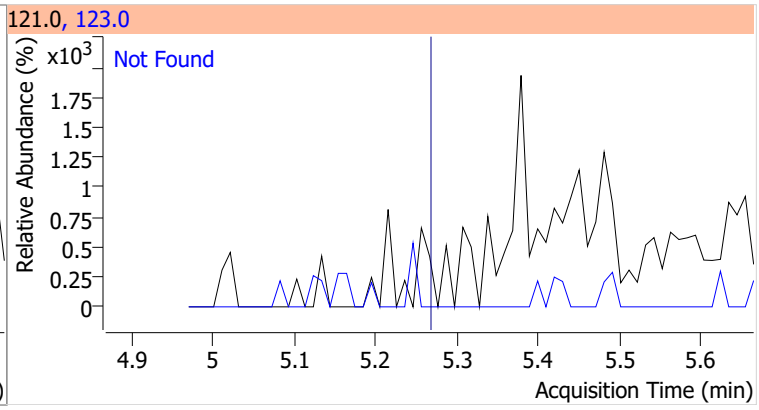

Compound	Conc.	Exp RT	QIon	Exp Ratio
N-nitroso-Di-n-propylamine	N.D.	5.42	130.0	17.5

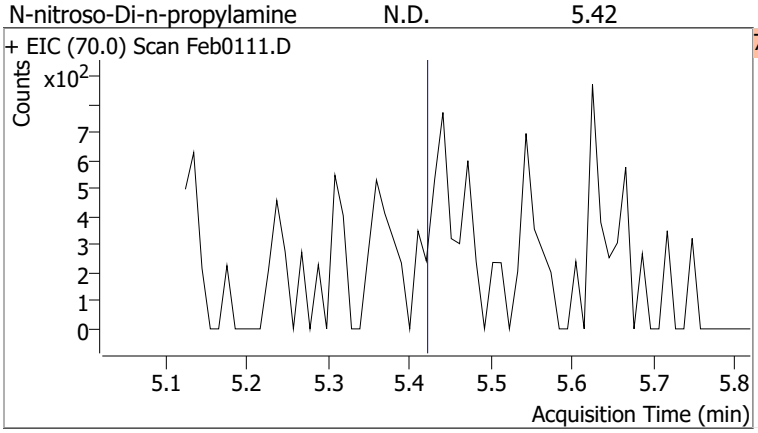

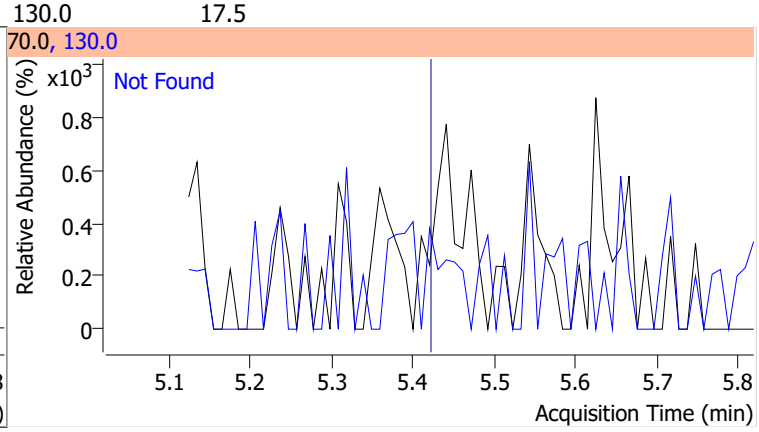

Compound	Conc.	Exp RT	QIon	Exp Ratio
4Methylphenol/3Methylphenol	N.D.	5.44	108.0	84.1

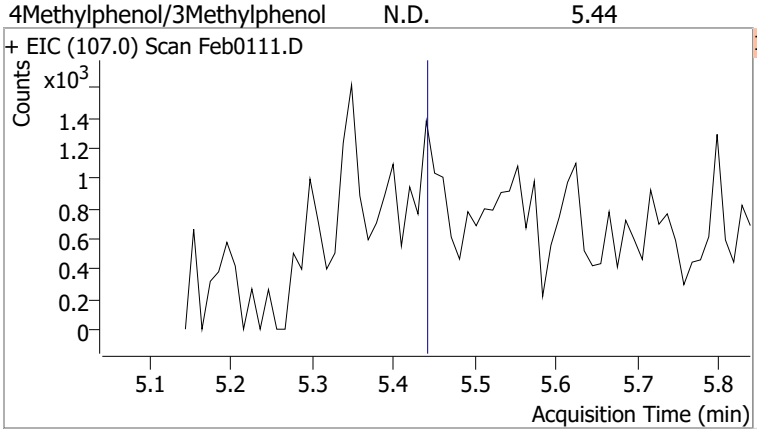

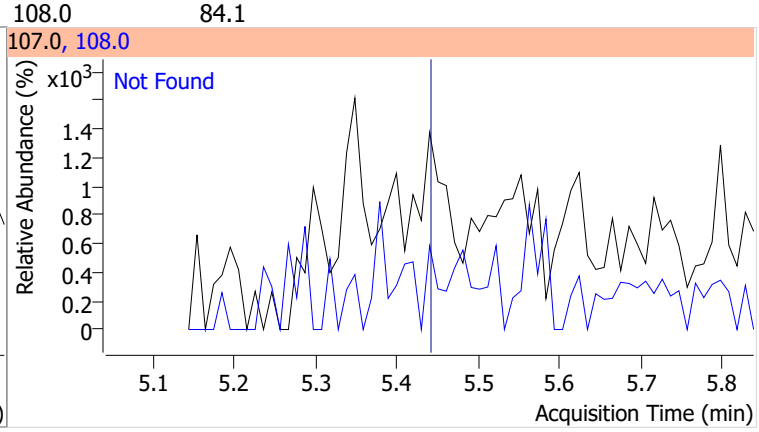

Compound	Conc.	Exp RT	QIon	Exp Ratio	QIon	Exp Ratio
Hexachloroethane	N.D.	5.47	201.0	93.6	199.0	59.8

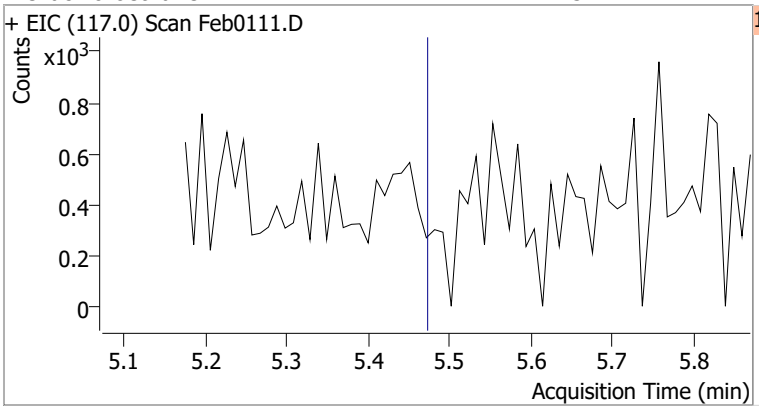

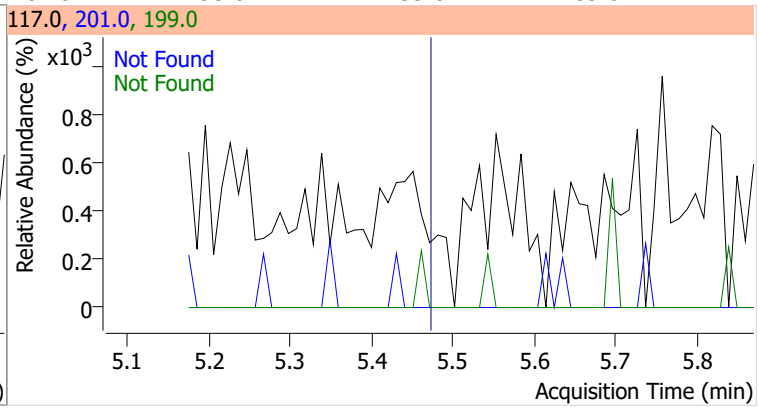

Compound	Conc.	Exp RT	QIon	Exp Ratio	QIon	Exp Ratio
Nitrobenzene-d5	N.D.	5.55	54.0	64.0	128.0	46.6

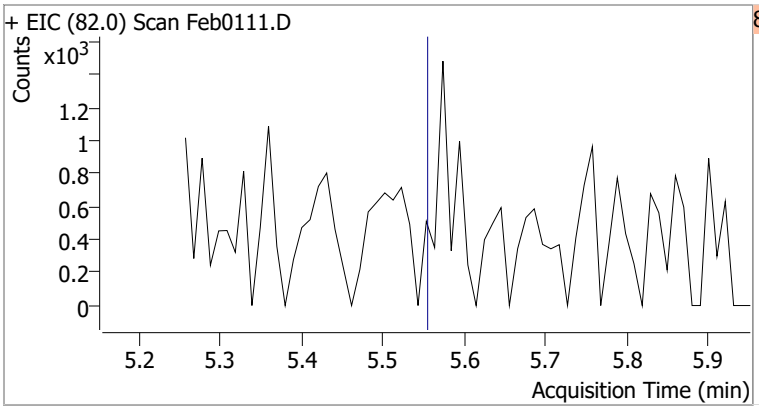

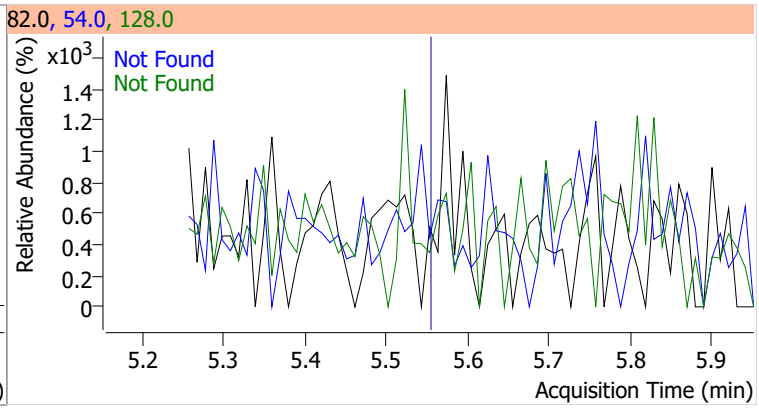

Compound	Conc.	Exp RT	QIon	Exp Ratio	QIon	Exp Ratio
Nitrobenzene	N.D.	5.57	77.0	202.4	51.0	125.5

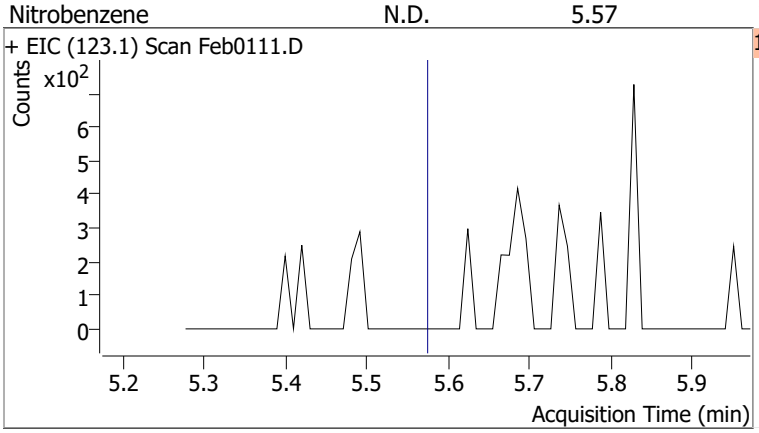

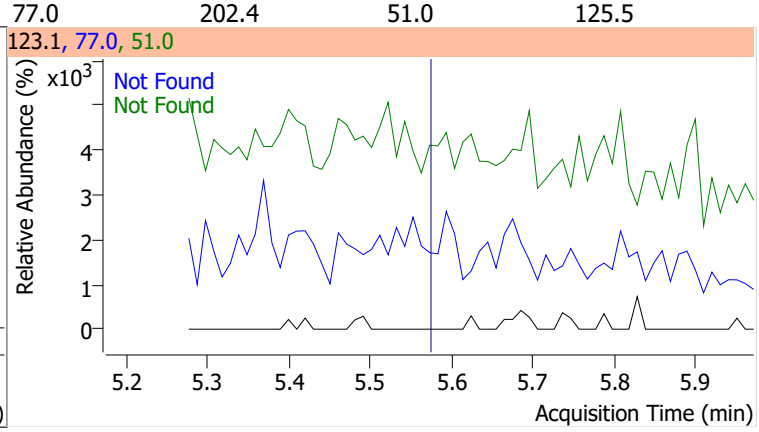

Compound	Conc.	Exp RT	QIon	Exp Ratio
Isophorone	N.D.	5.88	138.0	21.7

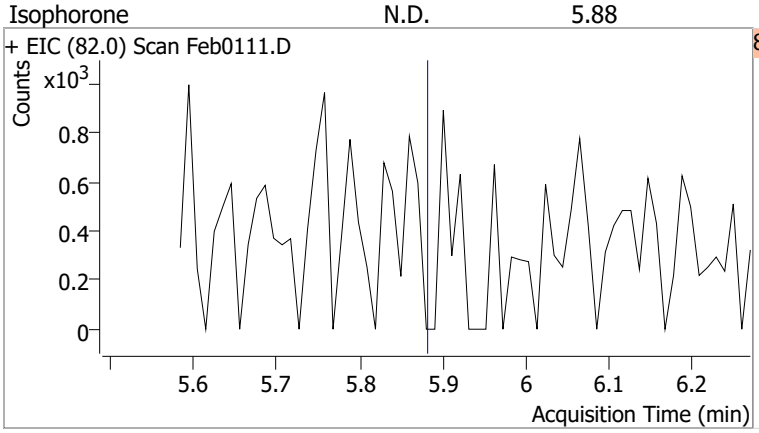

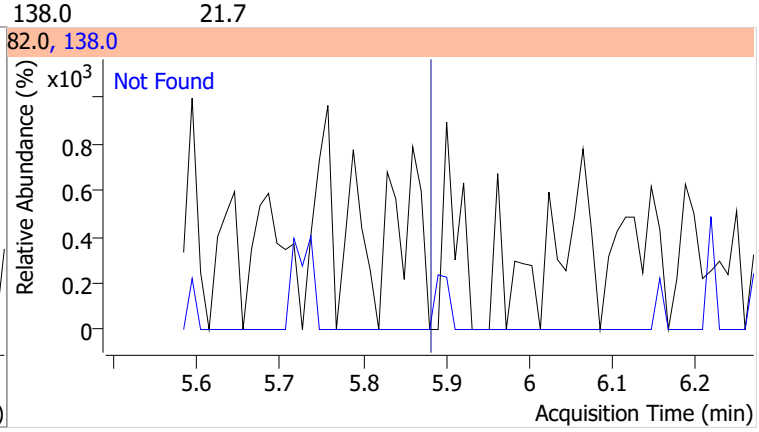

Compound	Conc.	Exp RT	QIon	Exp Ratio	QIon	Exp Ratio
2-Nitrophenol	N.D.	5.94	65.0	48.9	109.0	38.3

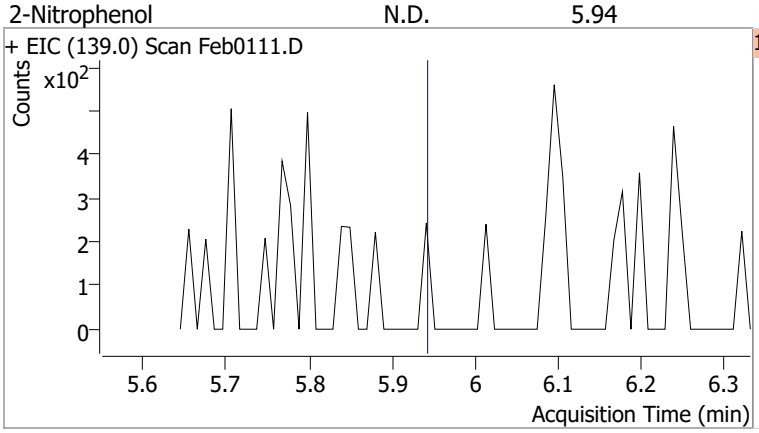

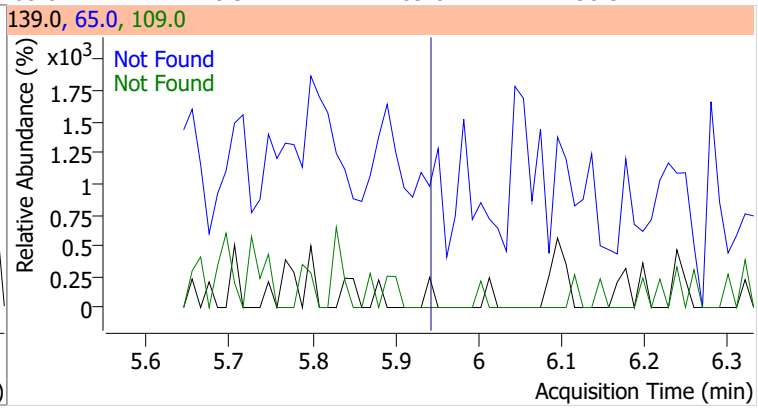

Compound	Conc.	Exp RT	QIon	Exp Ratio	QIon	Exp Ratio
2,4-Dimethylphenol	N.D.	6.05	107.0	109.0	77.0	32.4

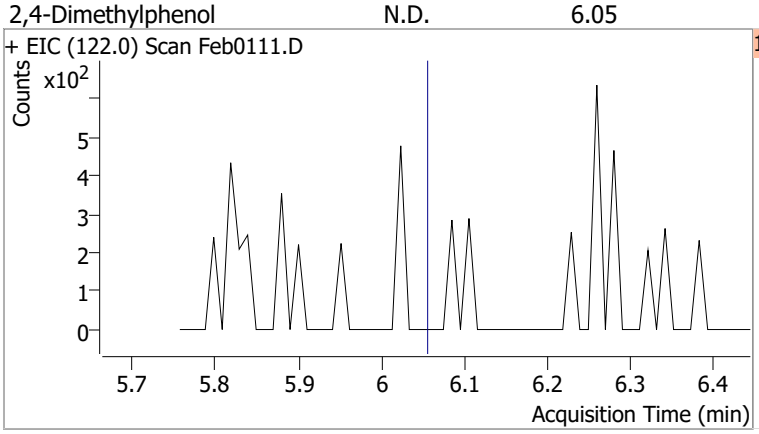

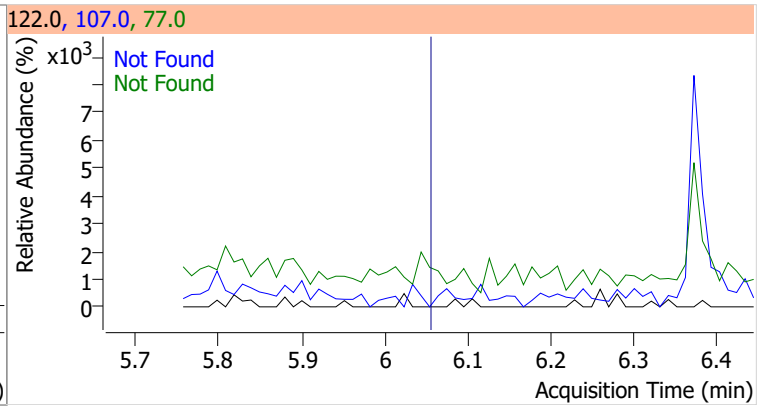

Compound	Conc.	Exp RT	QIon	Exp Ratio	QIon	Exp Ratio
bis(-2-Chloroethoxy)Methane	N.D.	6.16	63.0	68.6	95.0	32.4

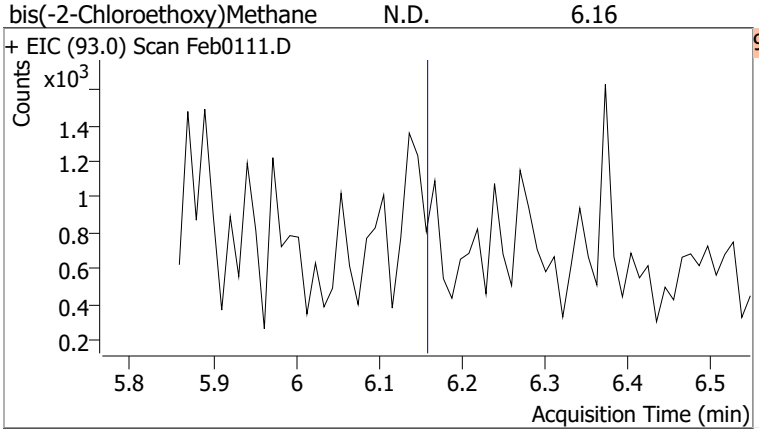

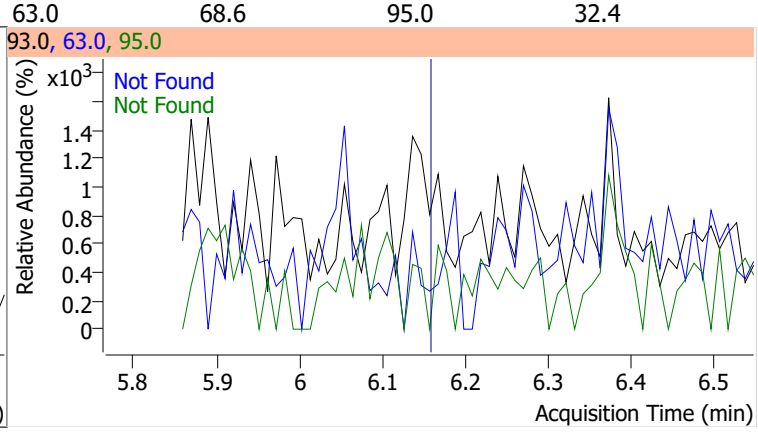

Compound	Conc.	Exp RT	QIon	Exp Ratio	QIon	Exp Ratio
2,4-Dichlorophenol	N.D.	6.25	164.0	63.2	98.0	30.8

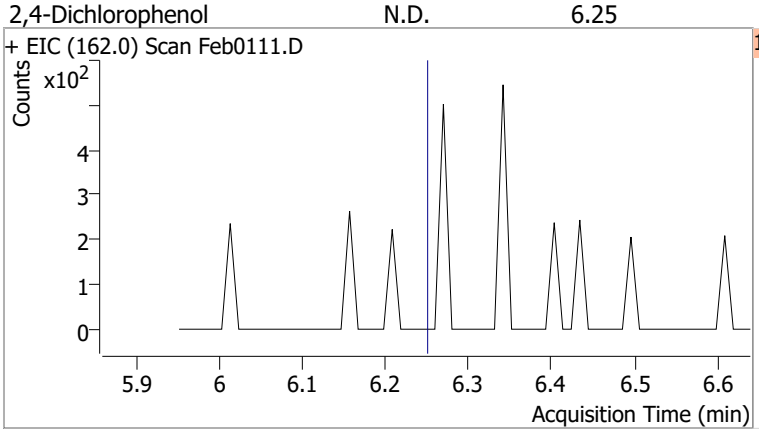

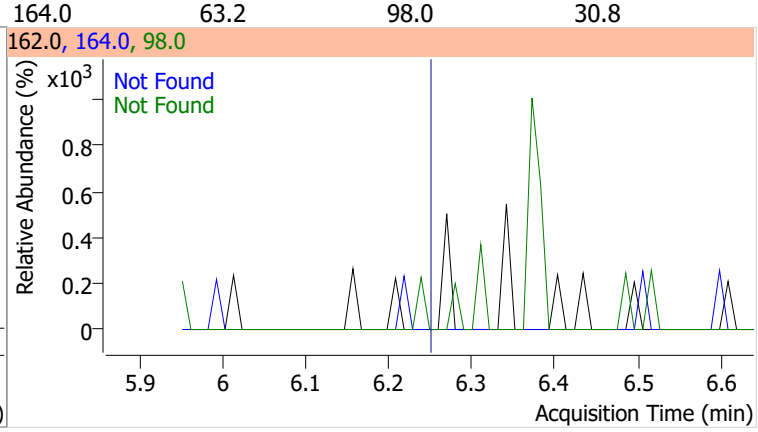

Quantitation Results Report (QT Reviewed)

Compound	Conc.	Exp RT	QIon	Exp Ratio	QIon	Exp Ratio
Benzoic Acid	N.D.	6.27	122.0	88.6	77.0	75.0

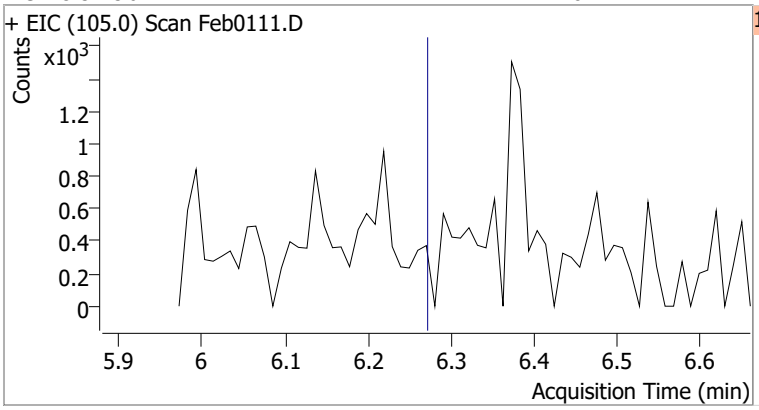

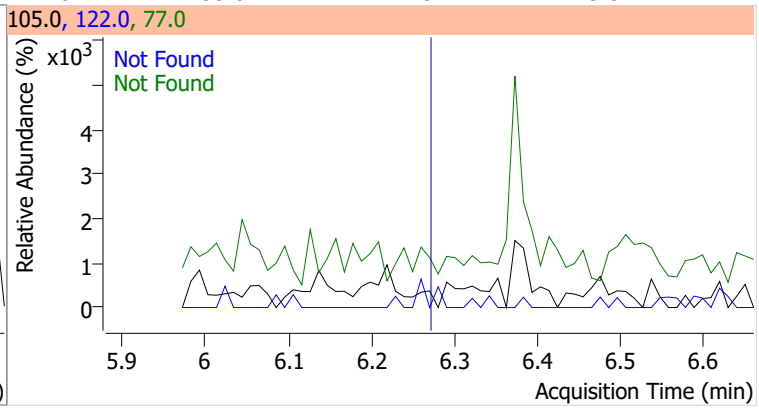

Compound	Conc.	Exp RT	QIon	Exp Ratio	QIon	Exp Ratio
1,2,4-Trichlorobenzene	N.D.	6.32	182.0	97.1	145.0	28.4

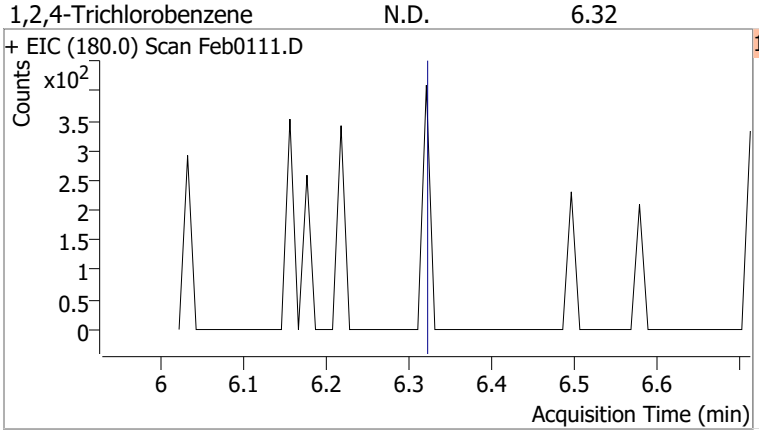

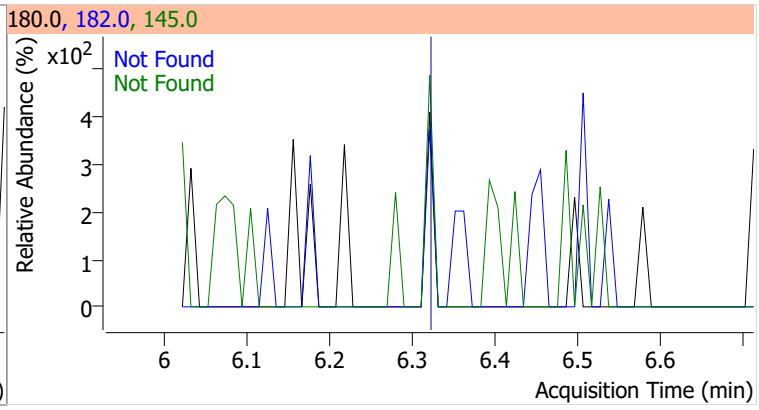

Compound	Conc.	Exp RT	QIon	Exp Ratio	QIon	Exp Ratio
Naphthalene	N.D.	6.40	129.0	11.4	102.0	9.7

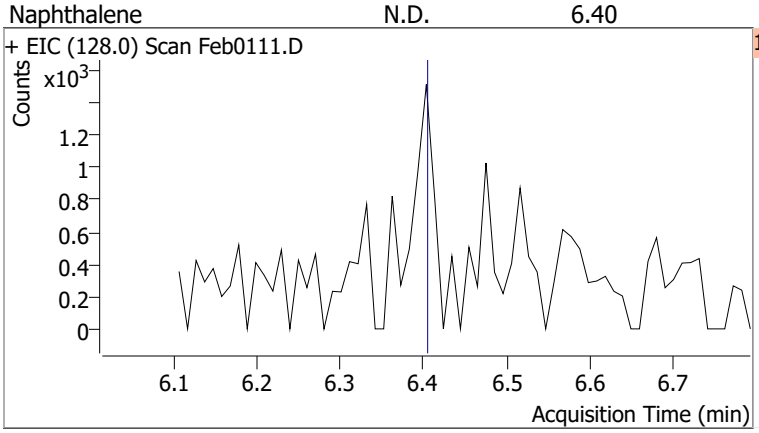

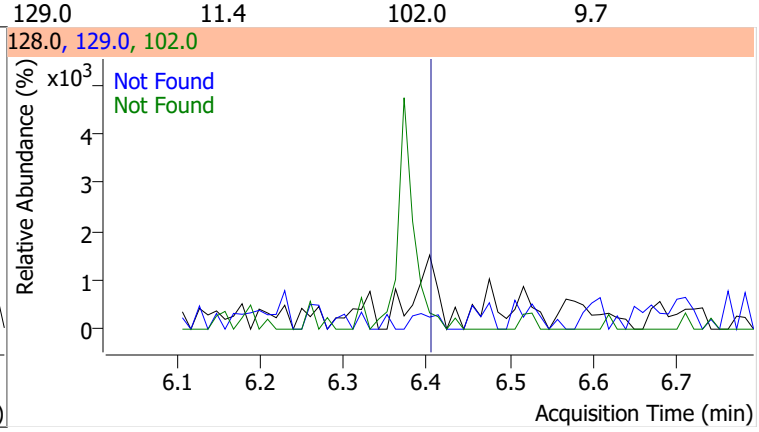

Compound	Conc.	RT	Dev(Min)	Resp.	QIon	QRatio	Lower	Upper
4-Chlorophenol		0		0	128.0		243.7	452.5

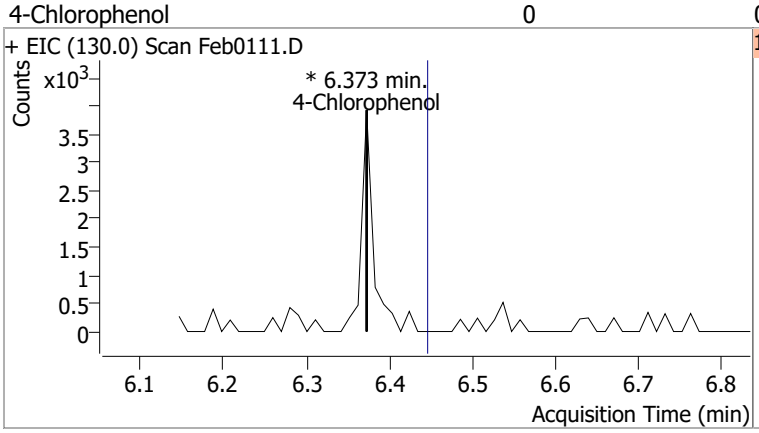

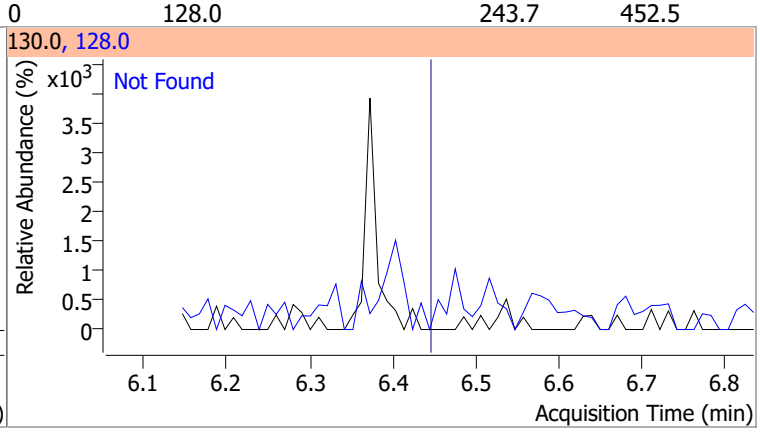

Compound	Conc.	Exp RT	QIon	Exp Ratio	QIon	Exp Ratio
p-Chloroaniline	N.D.	6.51	129.0	33.1	65.0	29.9

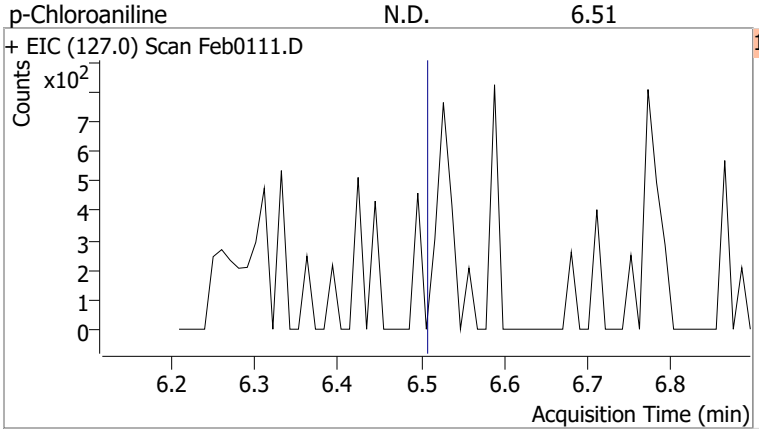

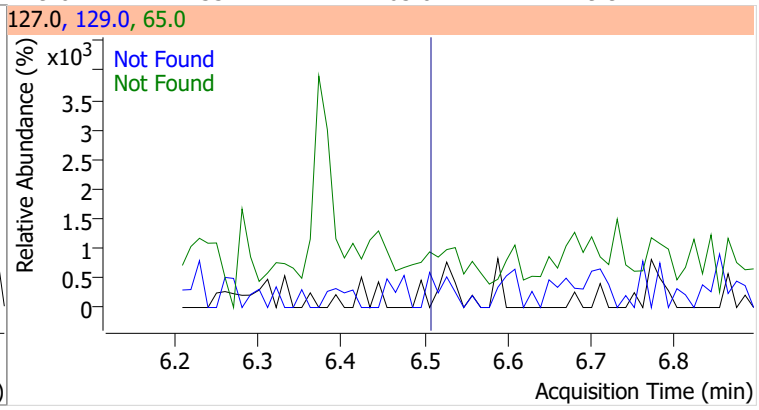

Compound	Conc.	Exp RT	QIon	Exp Ratio	QIon	Exp Ratio
Hexachlorobutadiene	N.D.	6.58	223.0	65.1	227.0	63.7

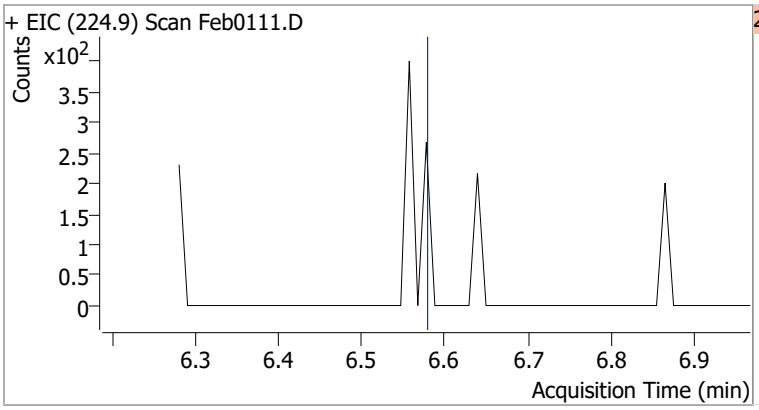

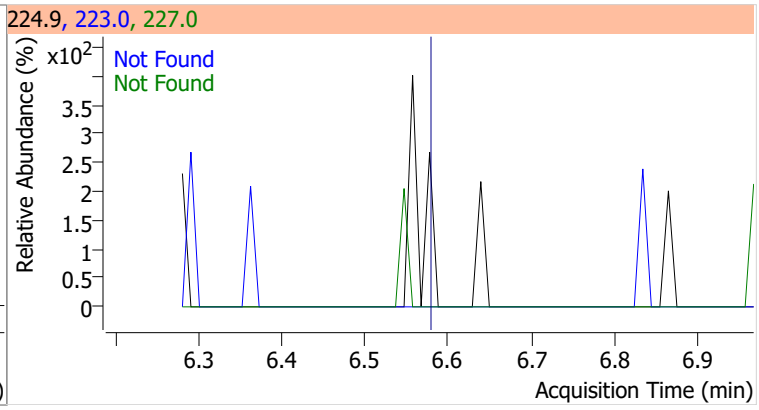

Compound	Conc.	Exp RT	QIon	Exp Ratio
4-Chloro-2-Methylphenol	N.D.	6.99	144.0	28.0

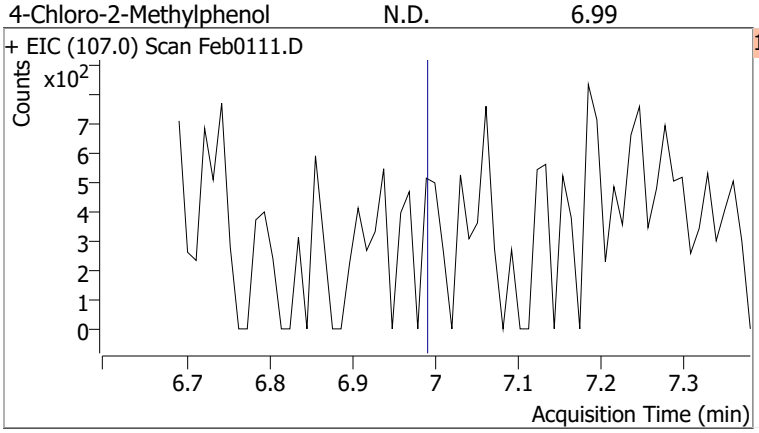

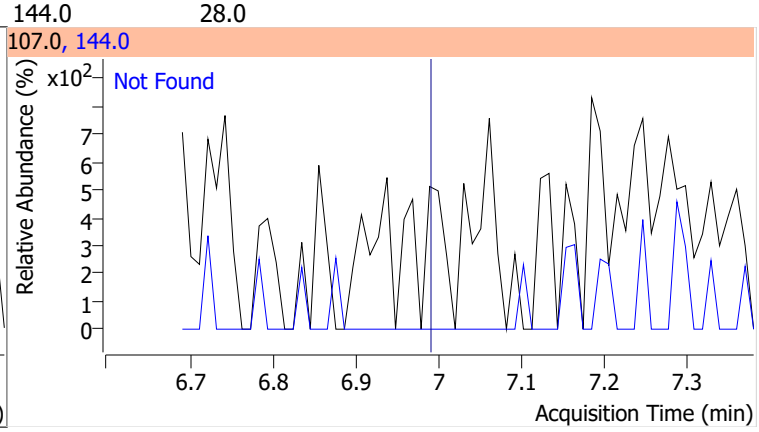

Compound	Conc.	Exp RT	QIon	Exp Ratio
4-Chloro-3-Methylphenol	N.D.	7.13	144.0	28.6

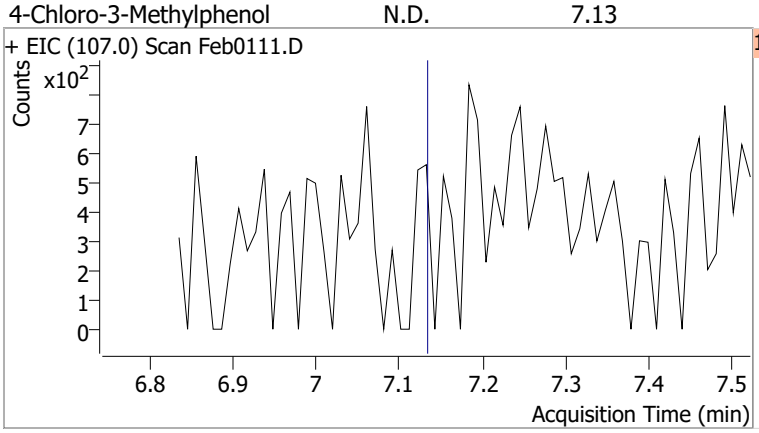

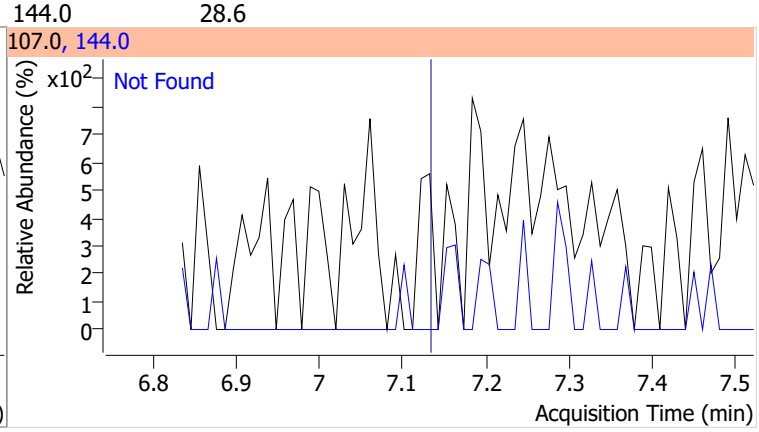

Compound	Conc.	Exp RT	QIon	Exp Ratio	QIon	Exp Ratio
2-Methylnaphthalene	N.D.	7.24	142.0	118.8	115.0	41.1

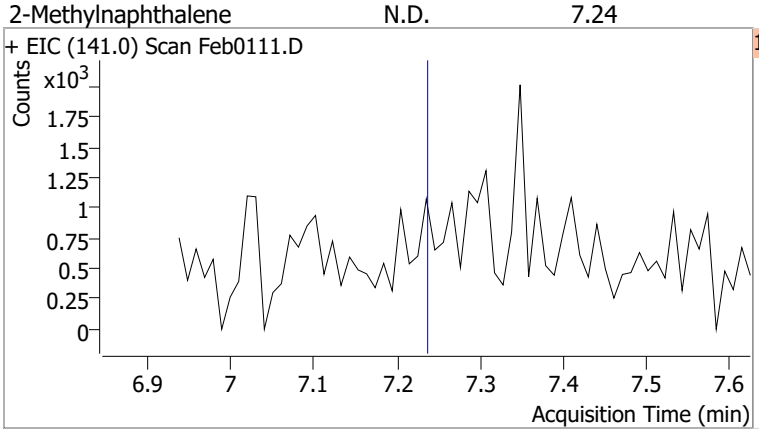

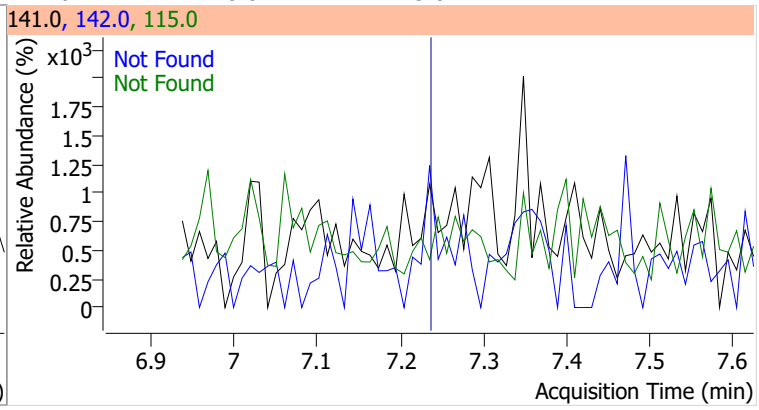

Compound	Conc.	Exp RT	QIon	Exp Ratio	QIon	Exp Ratio
1-Methylnaphthalene	N.D.	7.35	142.0	111.3	115.0	42.1

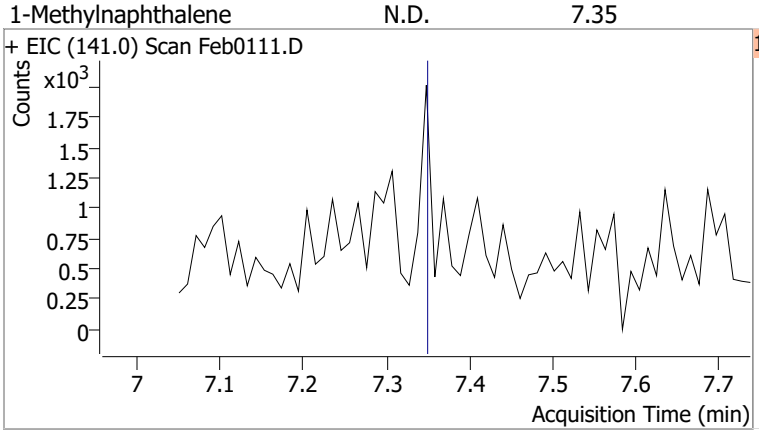

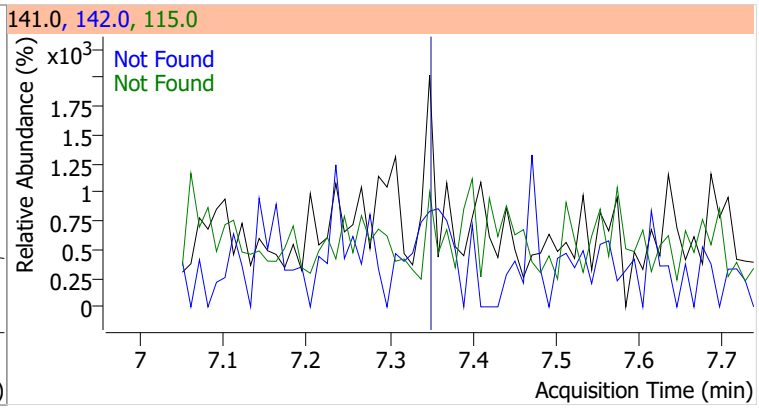

Compound	Conc.	Exp RT	QIon	Exp Ratio	QIon	Exp Ratio
Hexachlorocyclopentadiene	N.D.	7.43	238.9	62.5	234.9	62.4

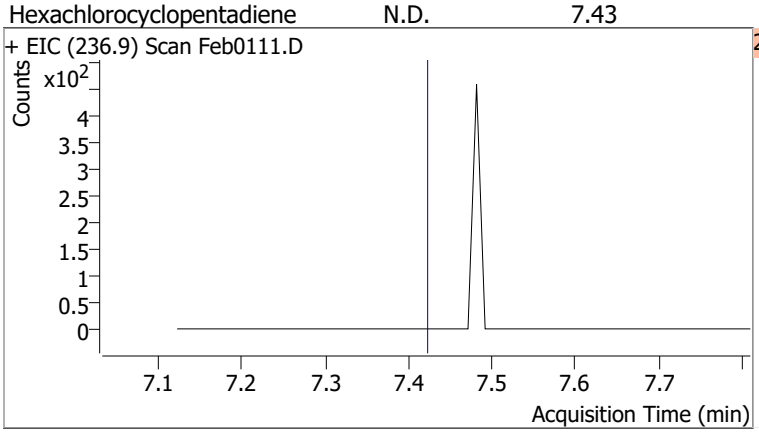

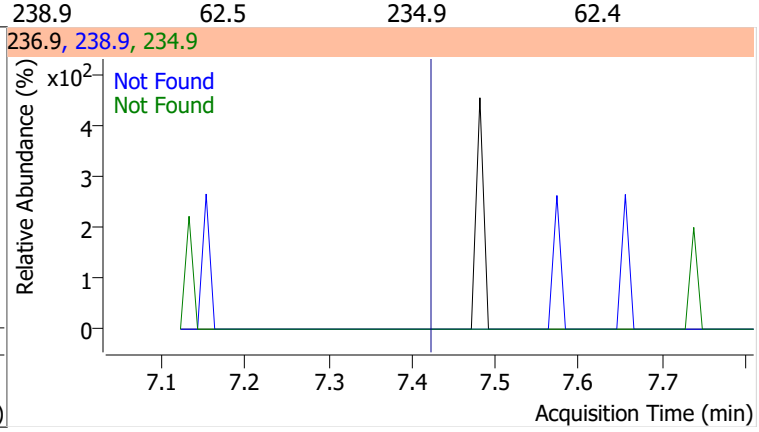

Compound	Conc.	Exp RT	QIon	Exp Ratio
2,4,6-Trichlorophenol	N.D.	7.59	198.0	98.1

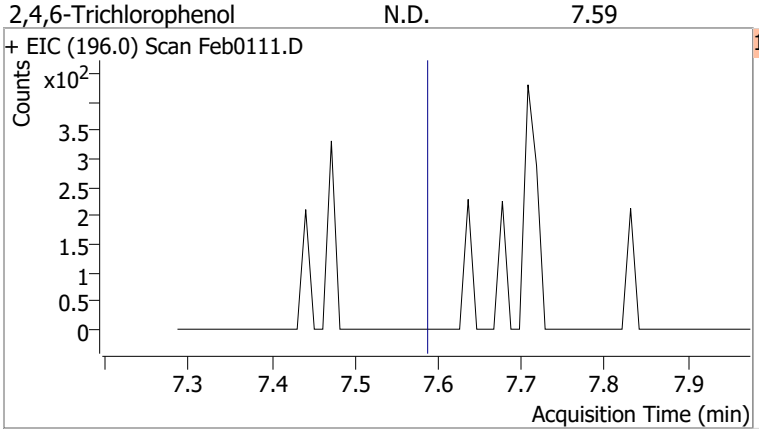

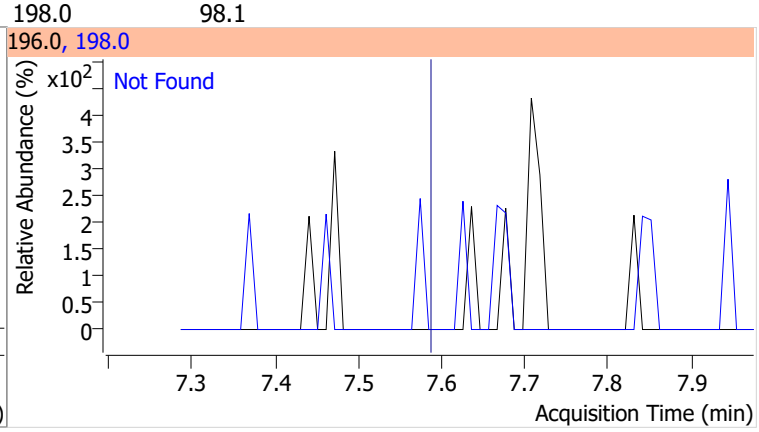

Compound	Conc.	Exp RT	QIon	Exp Ratio
2,4,5-Trichlorophenol	N.D.	7.64	198.0	93.7

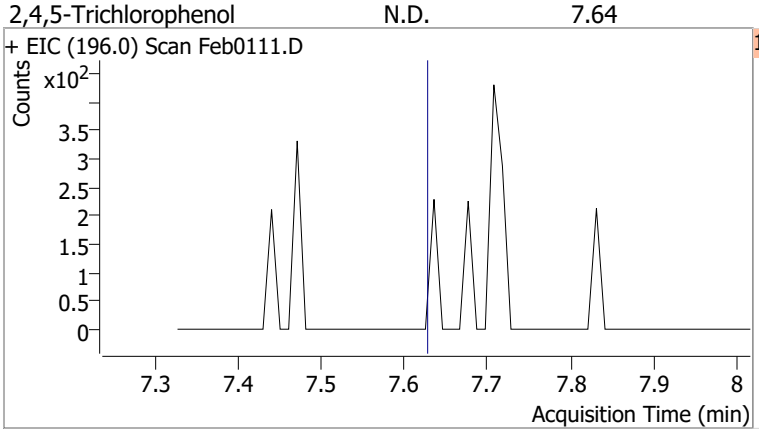

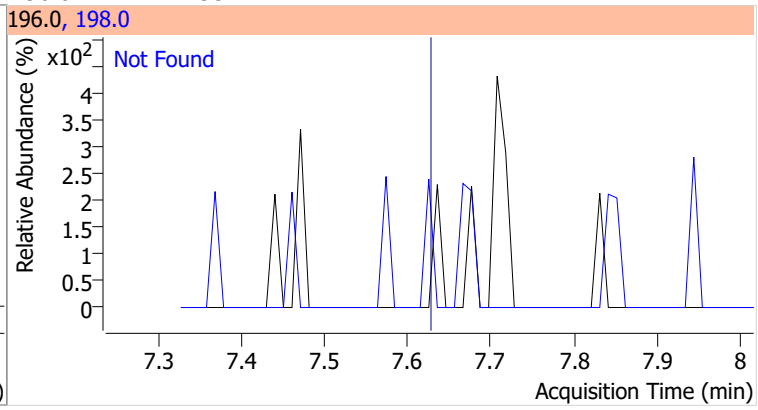

Compound	Conc.	Exp RT	QIon	Exp Ratio
2-Fluorobiphenyl	N.D.	7.70	171.0	33.9

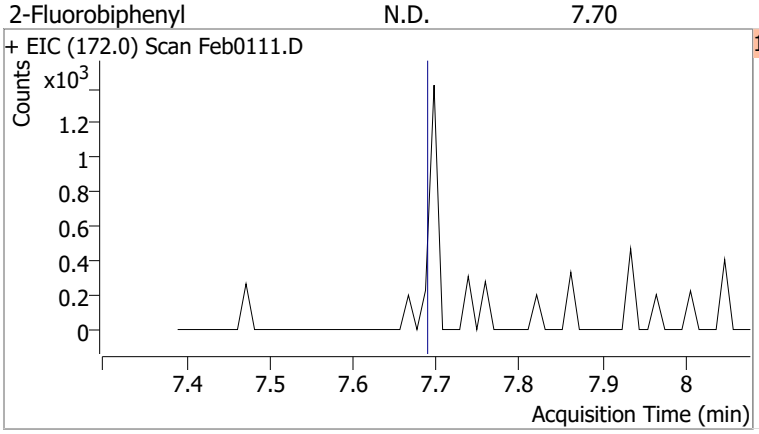

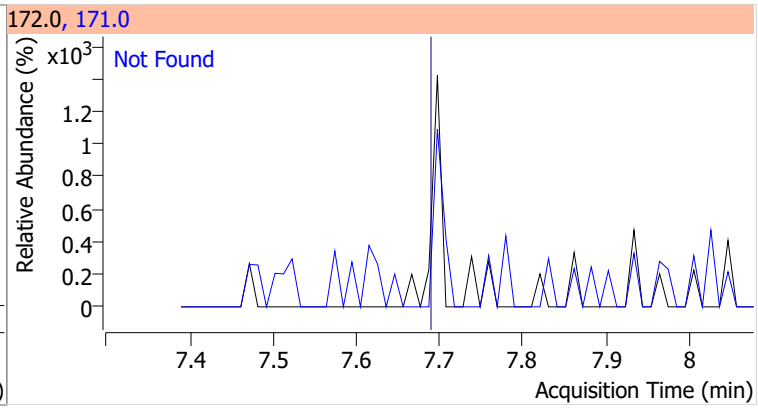

Compound	Conc.	Exp RT	QIon	Exp Ratio	QIon	Exp Ratio
2-Chloronaphthalene	N.D.	7.81	127.0	36.7	164.0	32.2

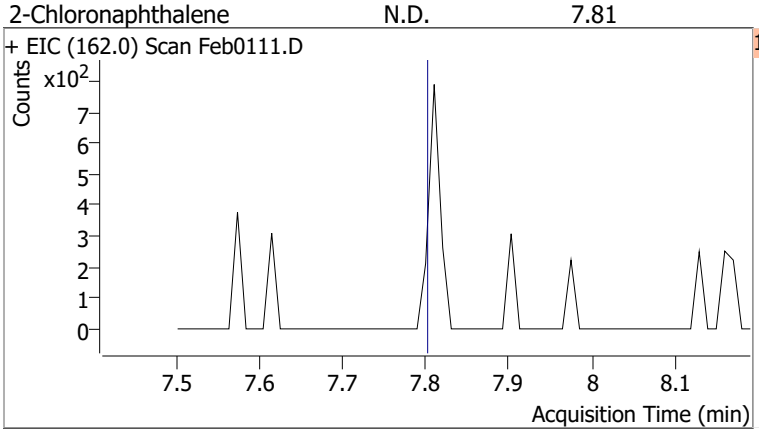

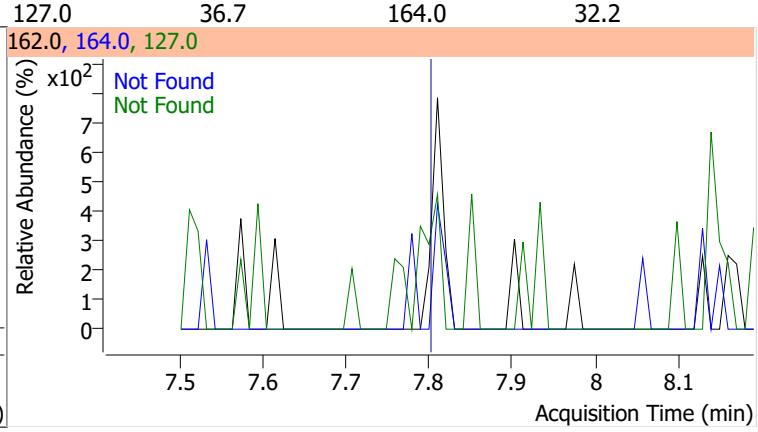

Compound	Conc.	Exp RT	QIon	Exp Ratio
2-Nitroaniline	N.D.	7.96	138.0	120.7

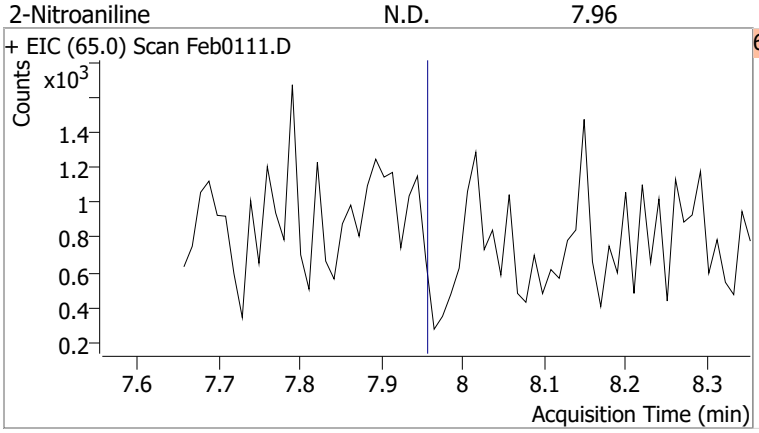

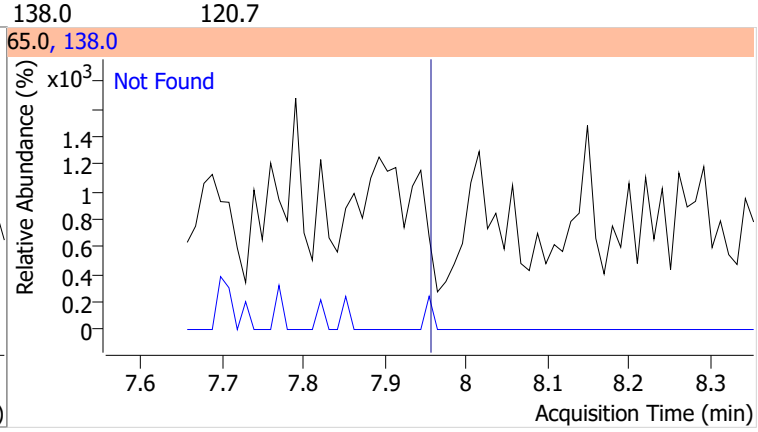

Compound	Conc.	RT	Dev(Min)	Resp.	QIon	QRatio	Lower	Upper
Dimethyl Phthalate		0		0	77.0		13.0	24.2

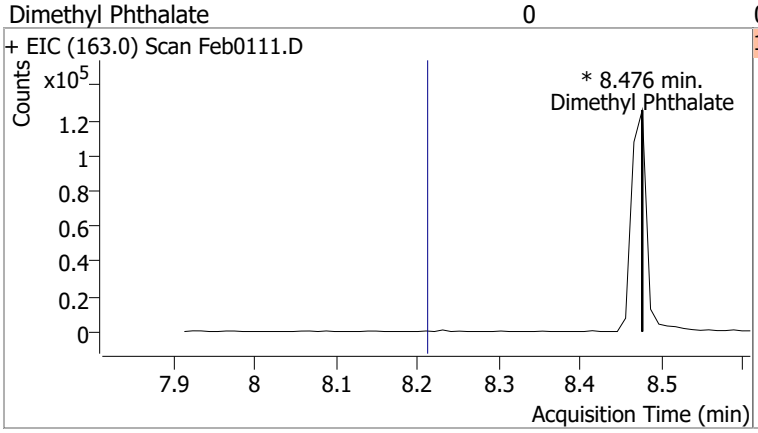

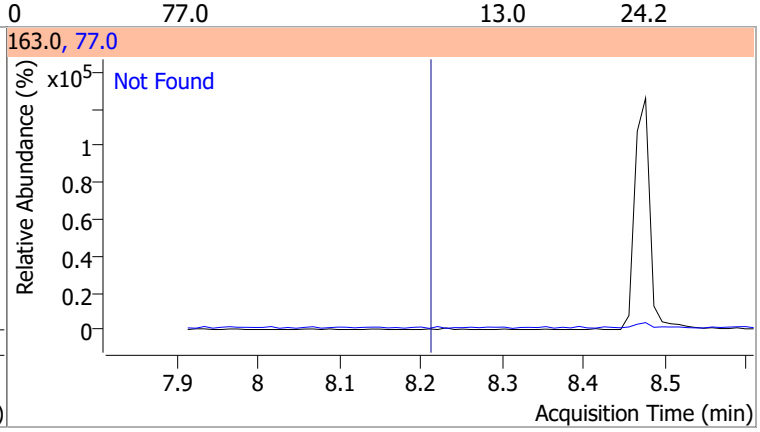

Compound	Conc.	RT	Dev(Min)	Resp.	QIon	QRatio	Lower	Upper
2,6-Dinitrotoluene		0		0	63.0		82.2	152.7
					89.0		40.8	75.8

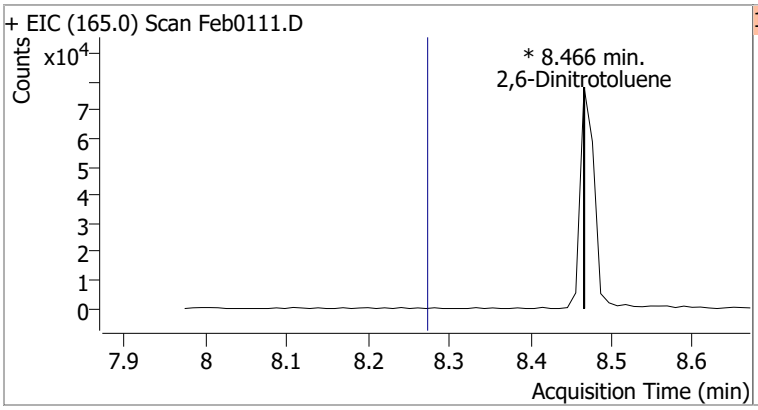

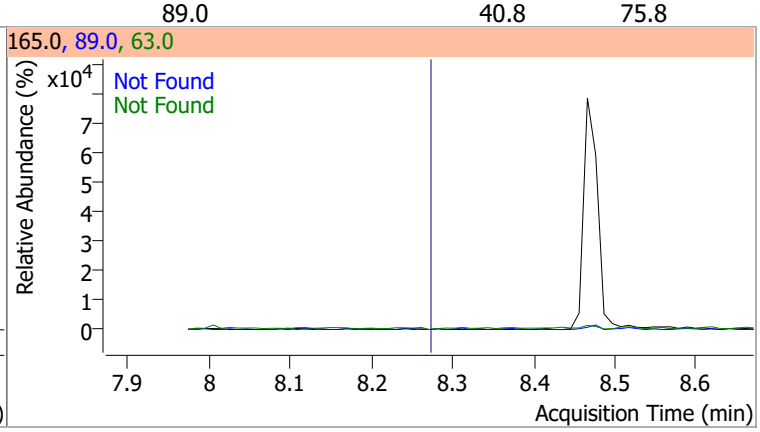

Compound	Conc.	Exp RT	QIon	Exp Ratio
Acenaphthylene	N.D.	8.30	153.1	14.0

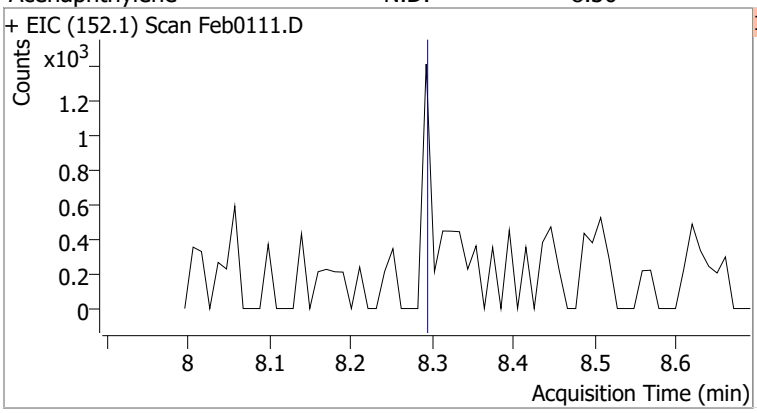

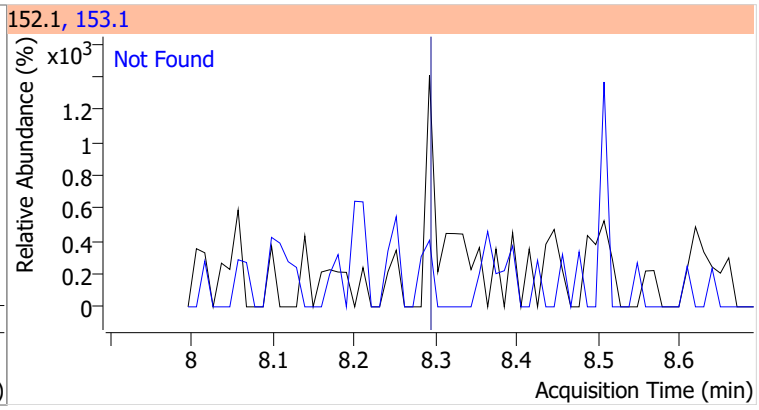

Compound	Conc.	Exp RT	QIon	Exp Ratio	QIon	Exp Ratio
3-Nitroaniline	N.D.	8.48	65.0	121.0	92.0	102.4

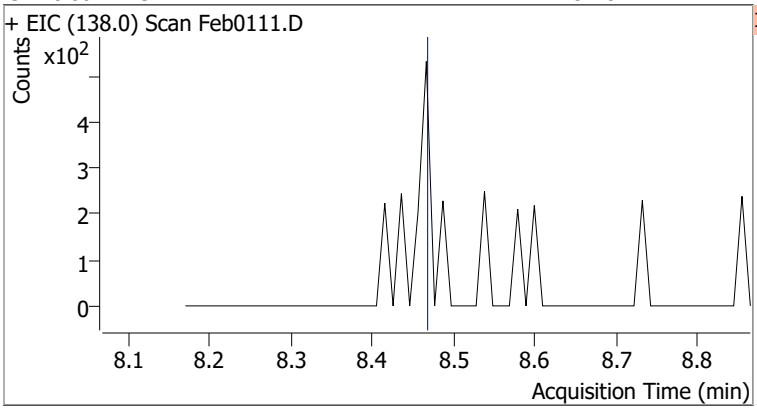

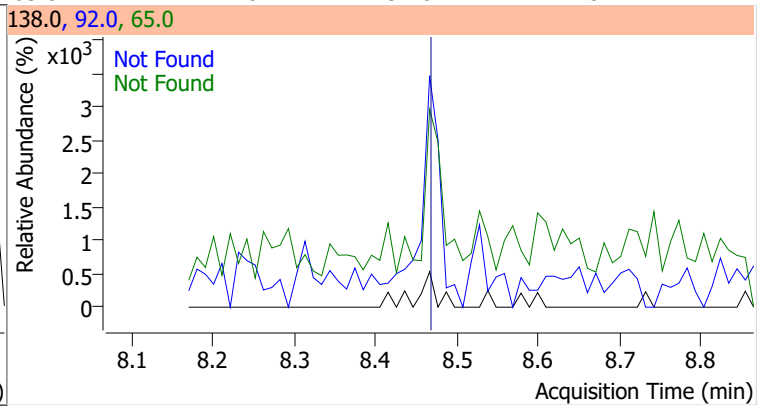

Compound	Conc.	Exp RT	QIon	Exp Ratio	QIon	Exp Ratio
Acenaphthene	N.D.	8.52	153.0	109.2	152.0	51.1

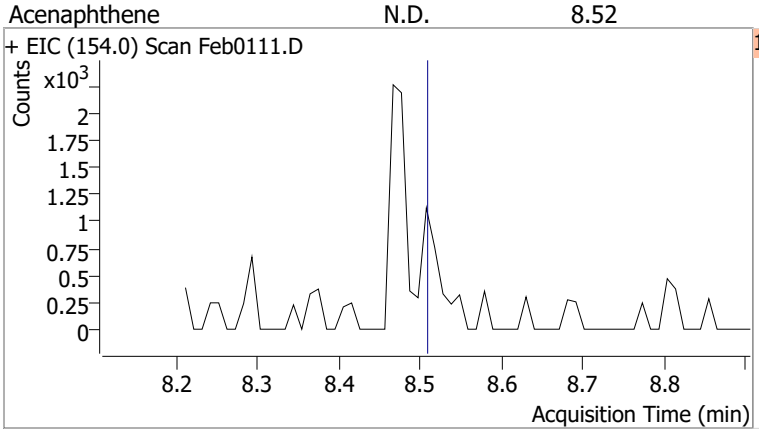

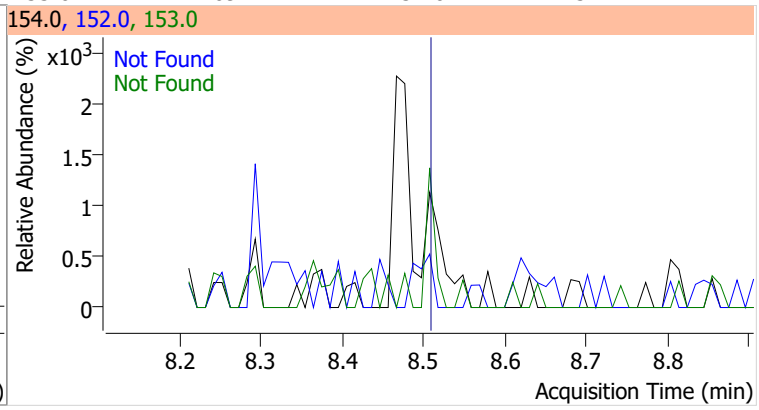

Compound	Conc.	Exp RT	QIon	Exp Ratio
2,4-Dinitrophenol	N.D.	8.60	154.0	63.4

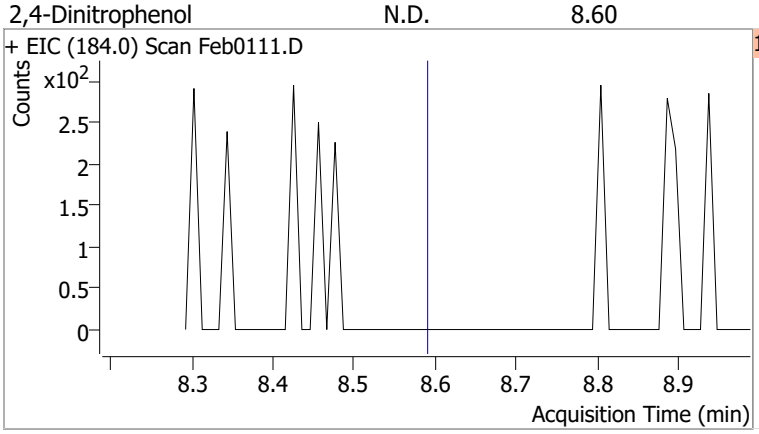

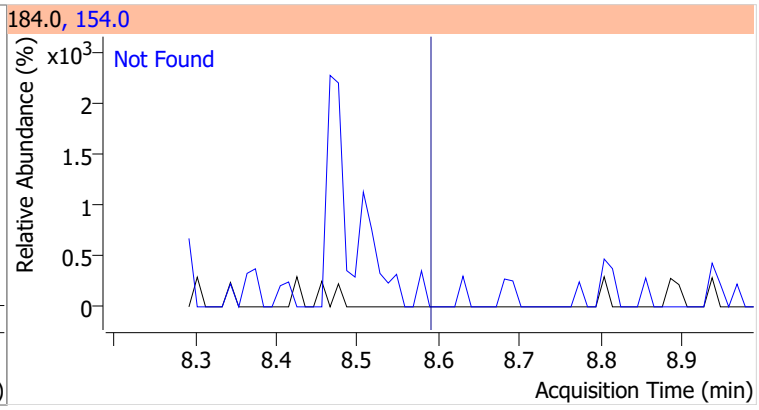

Compound	Conc.	Exp RT	QIon	Exp Ratio
Dibenzofuran	N.D.	8.72	139.0	43.1

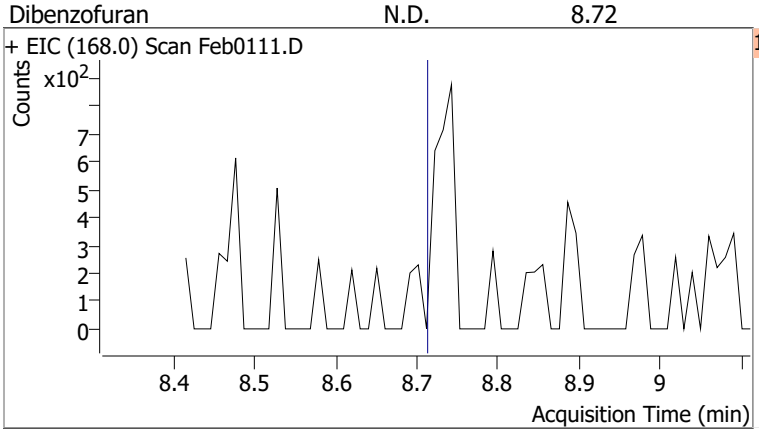

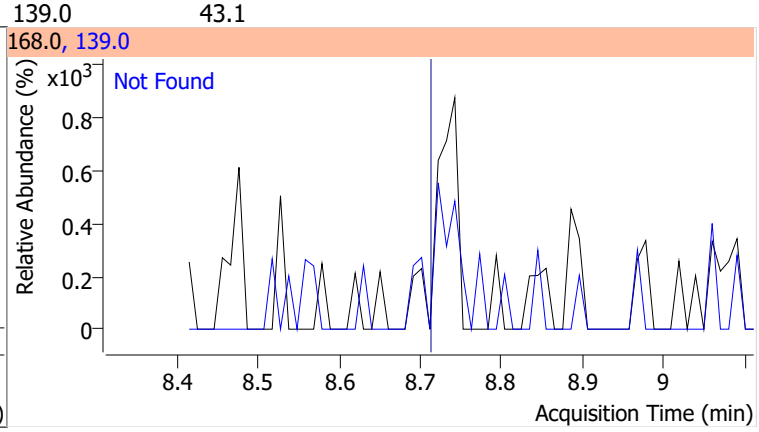

Compound	Conc.	Exp RT	QIon	Exp Ratio	QIon	Exp Ratio
4-Nitrophenol	N.D.	8.74	139.0	380.6	65.0	81.2

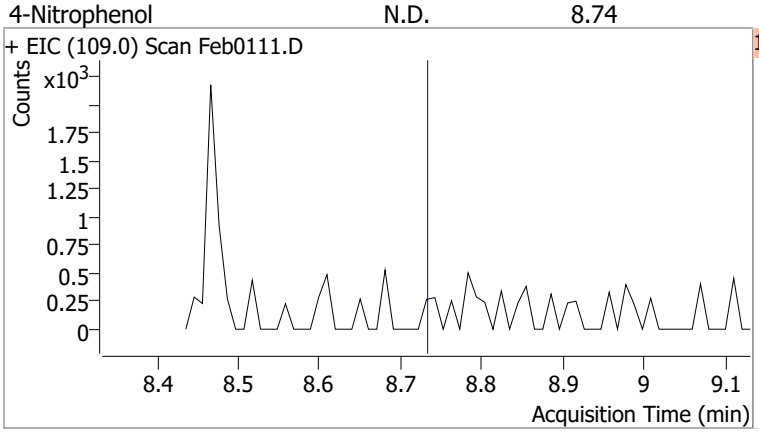

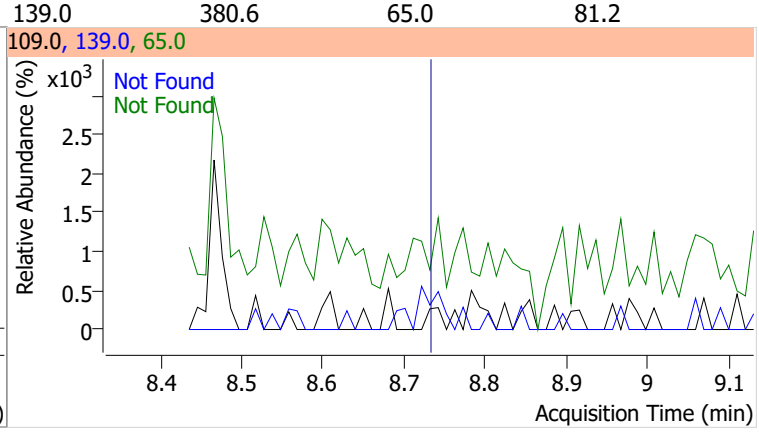

Quantitation Results Report (QT Reviewed)

Compound	Conc.	RT	Dev(Min)	Resp.	QIon	QRatio	Lower	Upper
2,4-Dinitrotoluene		0		0	63.0		47.5	88.1
					89.0		45.8	85.1

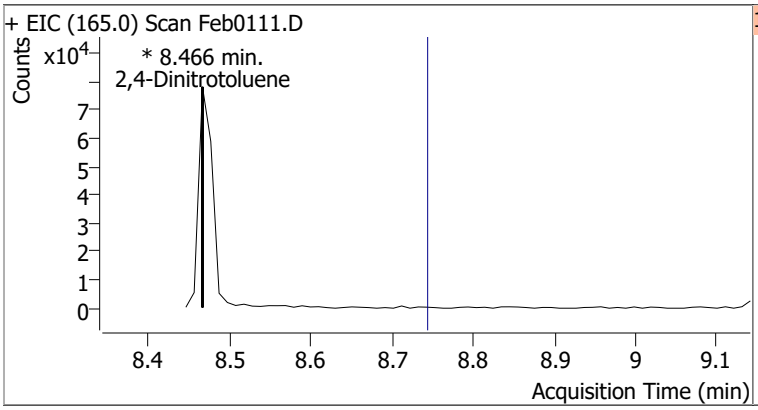

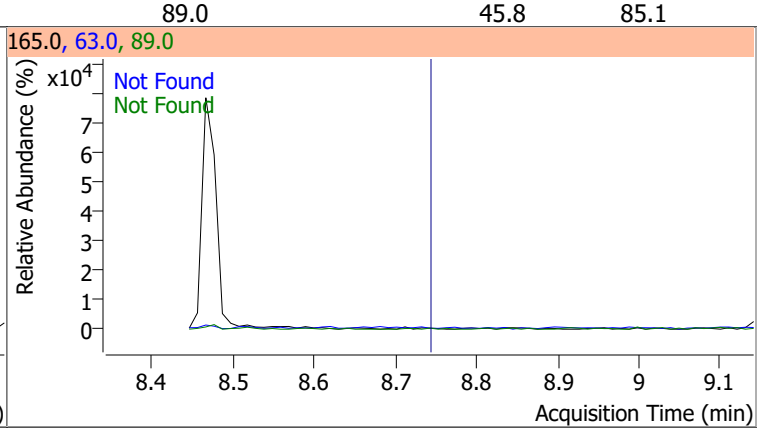

Compound	Conc.	Exp RT	QIon	Exp Ratio	QIon	Exp Ratio
Diethylphthalate	N.D.	9.09	177.0	21.1	150.0	12.6

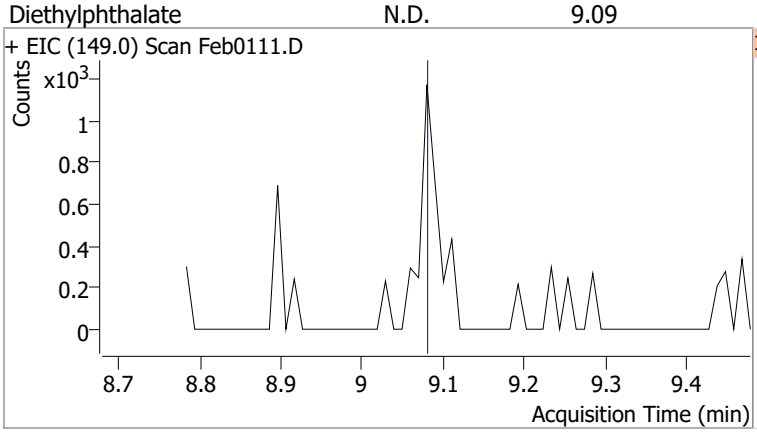

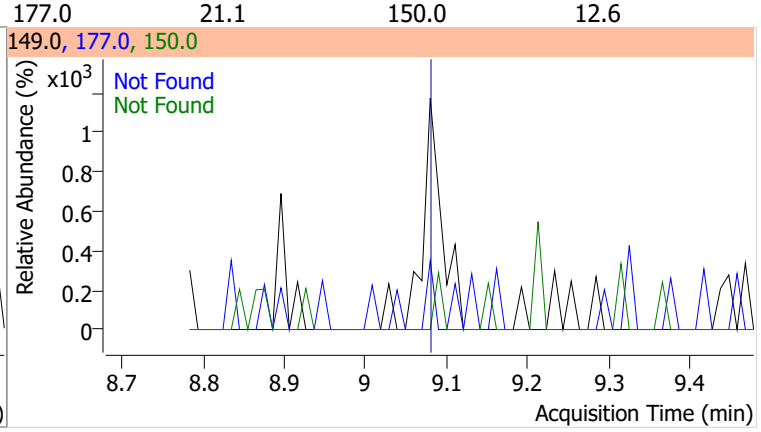

Compound	Conc.	Exp RT	QIon	Exp Ratio	QIon	Exp Ratio
Fluorene	N.D.	9.14	165.0	92.6	167.0	13.0

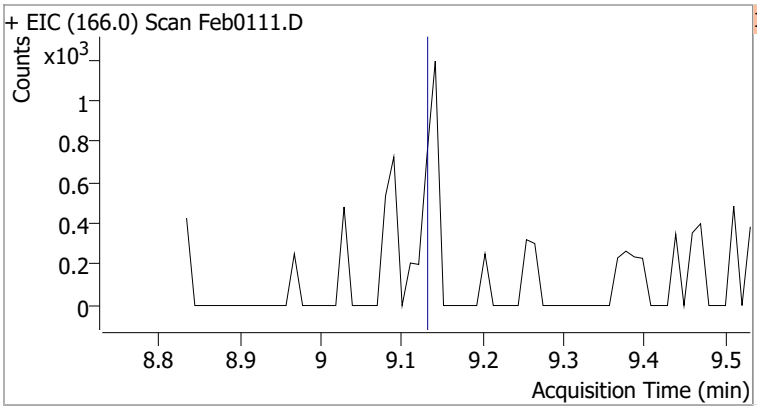

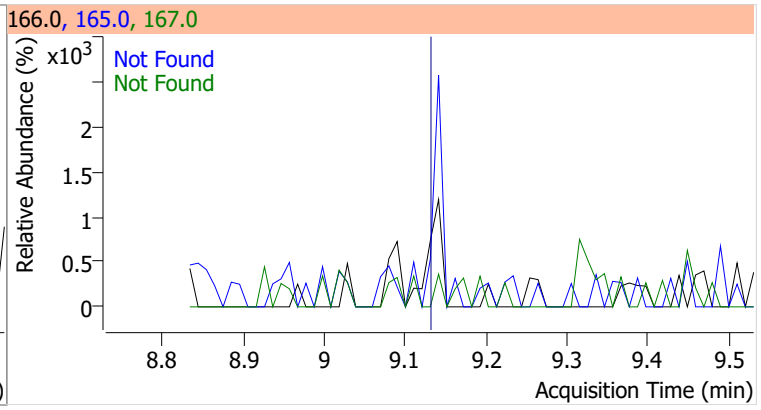

Compound	Conc.	Exp RT	QIon	Exp Ratio	QIon	Exp Ratio
4-Chlorophenyl-phenylether	N.D.	9.17	141.0	62.7	206.0	33.2

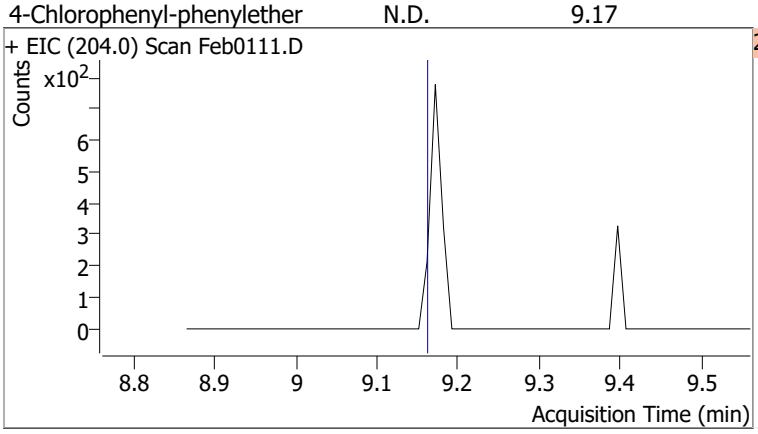

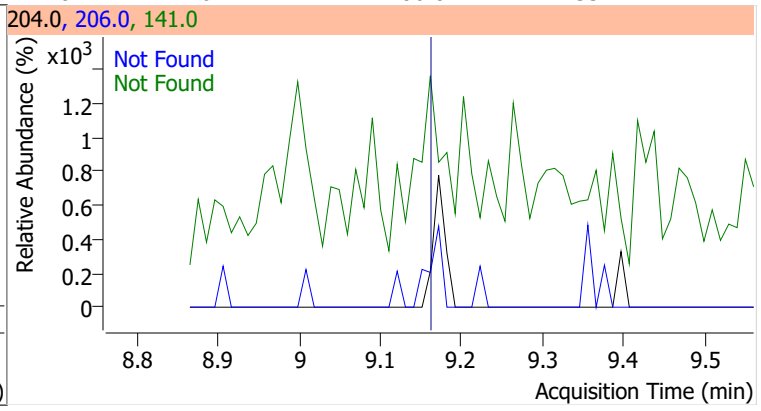

Compound	Conc.	Exp RT	QIon	Exp Ratio	QIon	Exp Ratio
4-Nitroaniline	N.D.	9.21	65.0	101.3	92.0	51.2

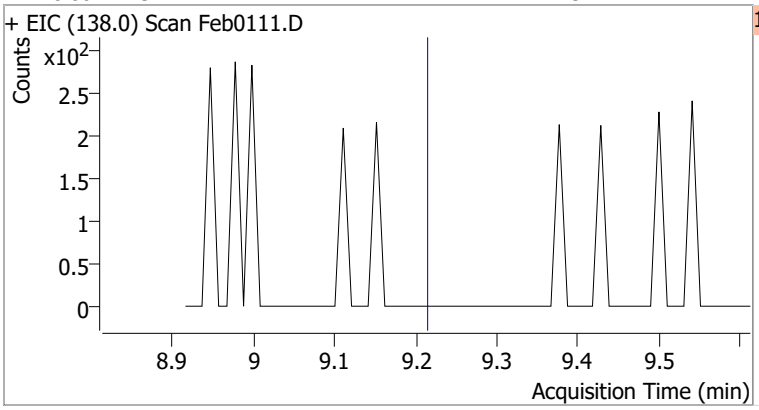

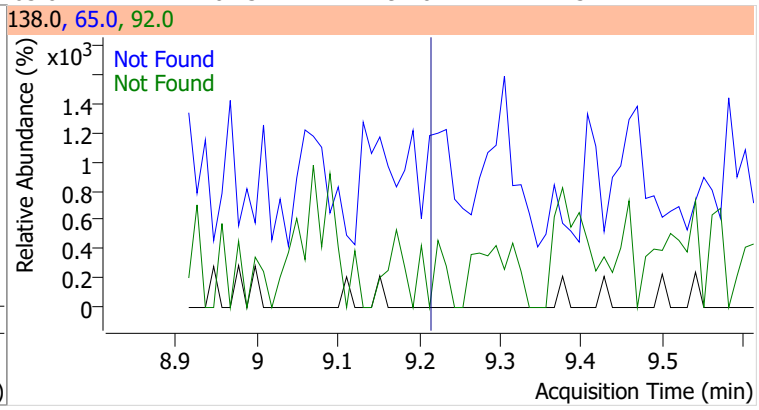

Compound	Conc.	Exp RT	QIon	Exp Ratio
4,6-Dinitro-2-methylphenol	N.D.	9.24	121.0	46.4

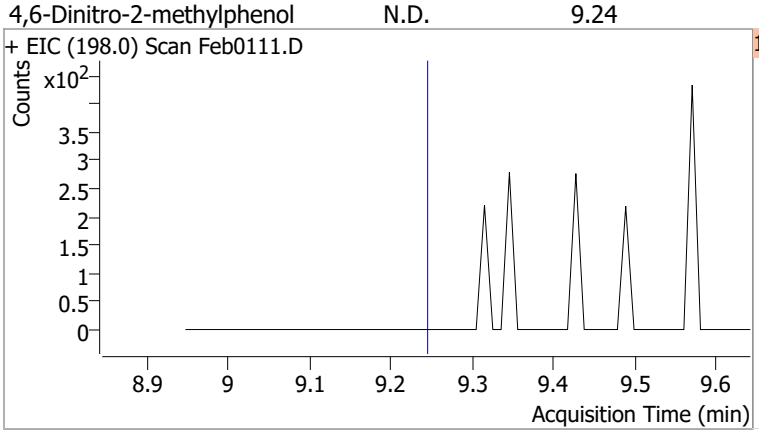

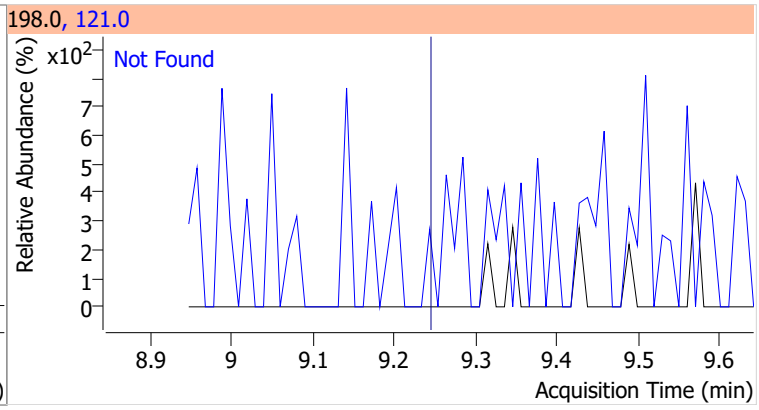

Compound	Conc.	Exp RT	QIon	Exp Ratio	QIon	Exp Ratio
N-nitrosodiphenylamine	N.D.	9.33	168.0	63.3	167.0	34.3

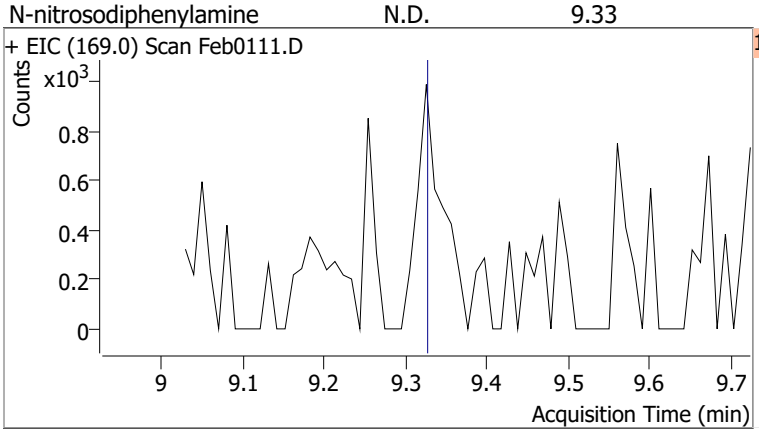

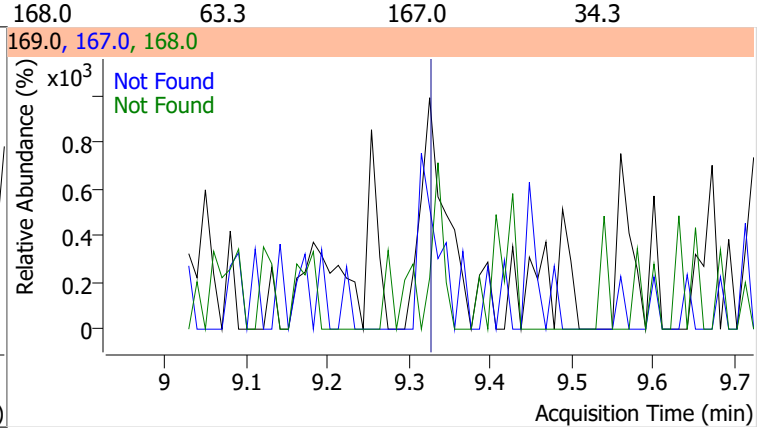

Compound	Conc.	Exp RT	QIon	Exp Ratio	QIon	Exp Ratio
Azobenzene	N.D.	9.36	51.0	37.7	182.0	27.4

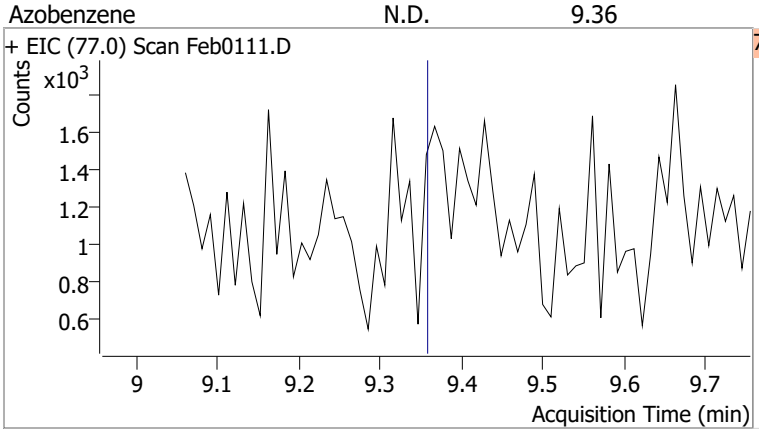

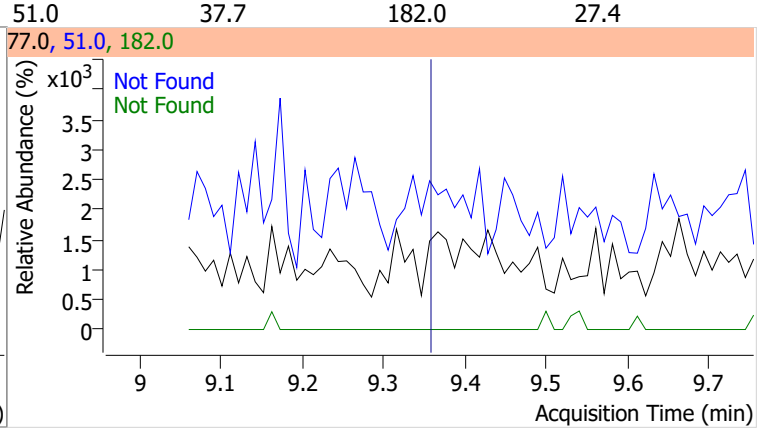

Compound	Conc.	Exp RT	QIon	Exp Ratio
2,4,6-Tribromophenol	N.D.	9.43	331.8	93.5

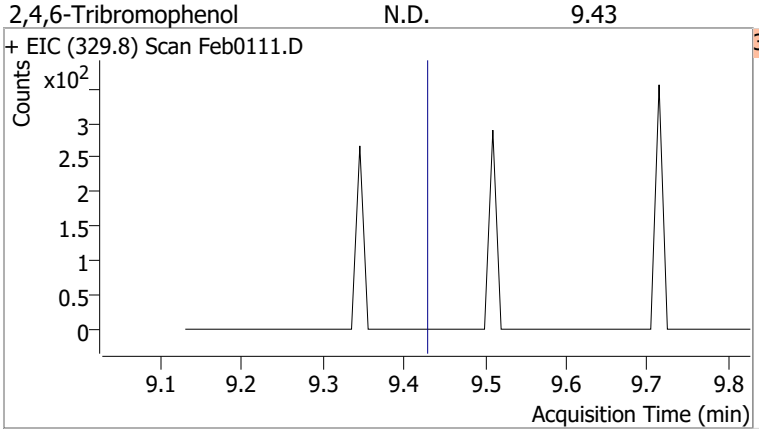

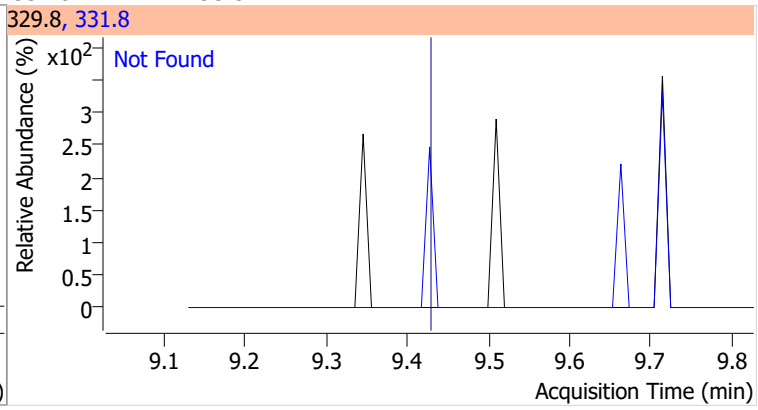

Compound	Conc.	Exp RT	QIon	Exp Ratio	QIon	Exp Ratio
4-Bromophenyl-phenylether	N.D.	9.76	141.0	103.5	250.0	100.5

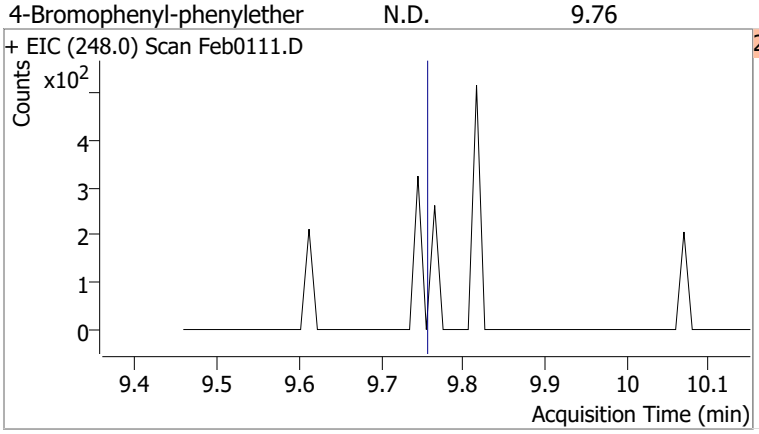

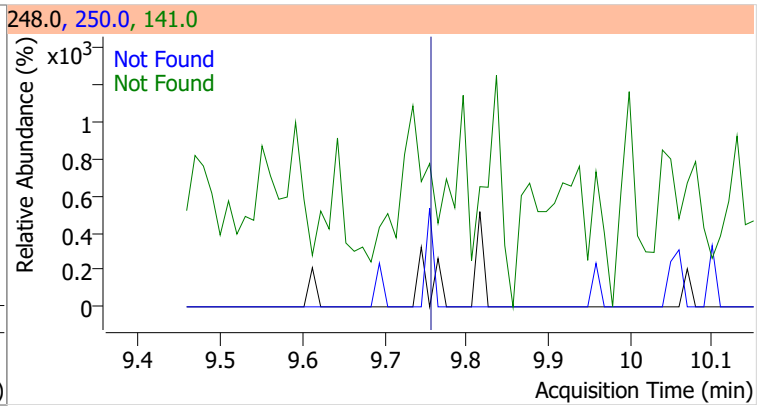

Compound	Conc.	Exp RT	QIon	Exp Ratio
Hexachlorobenzene	N.D.	9.80	142.0	47.3

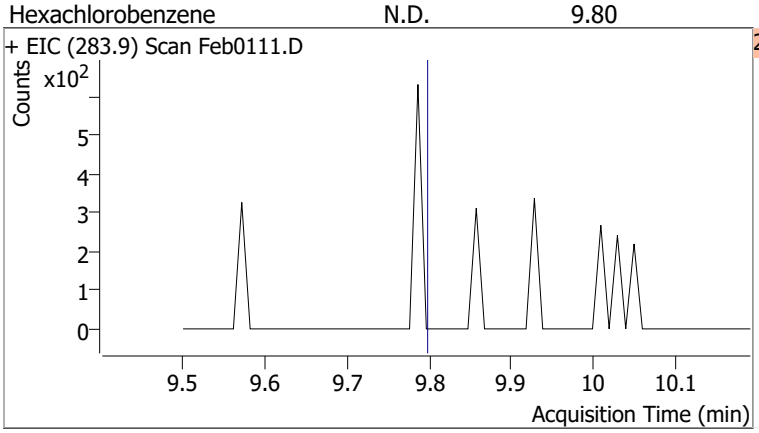

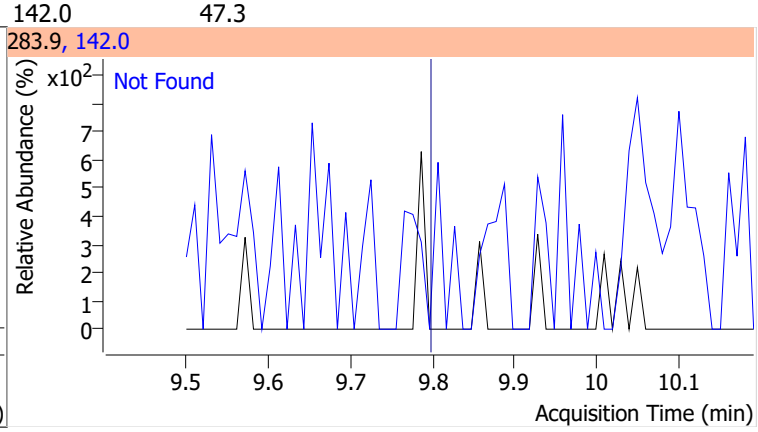

Compound	Conc.	Exp RT	QIon	Exp Ratio	QIon	Exp Ratio
Pentachlorophenol	N.D.	10.05	267.9	65.3	263.9	62.6

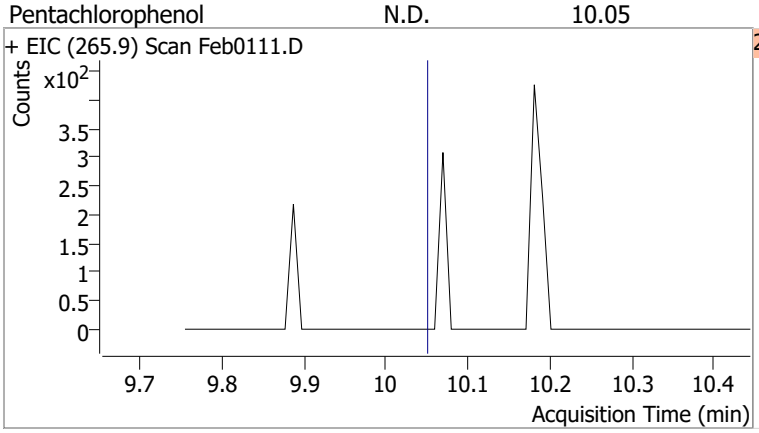

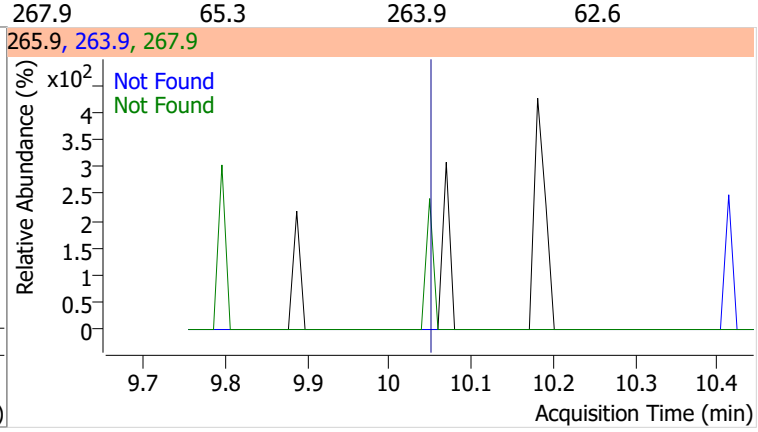

Compound	Conc.	Exp RT	QIon	Exp Ratio
Phenanthrene	N.D.	10.29	176.0	18.9

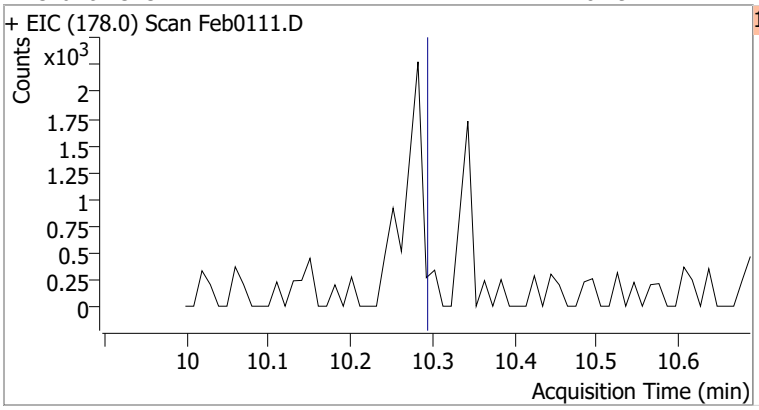

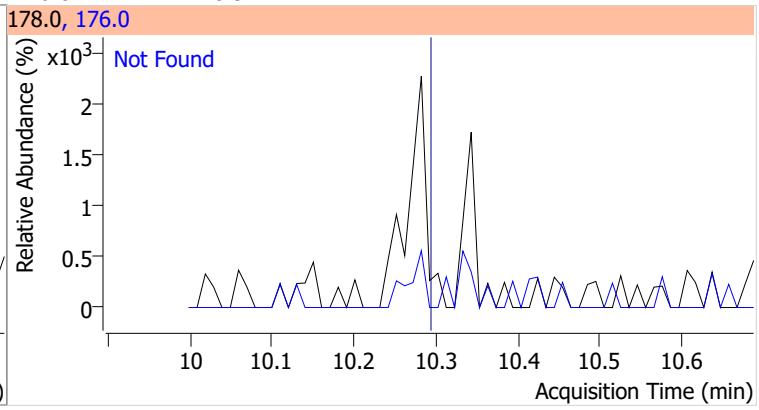

Compound	Conc.	Exp RT	QIon	Exp Ratio
Anthracene	N.D.	10.35	176.0	18.1

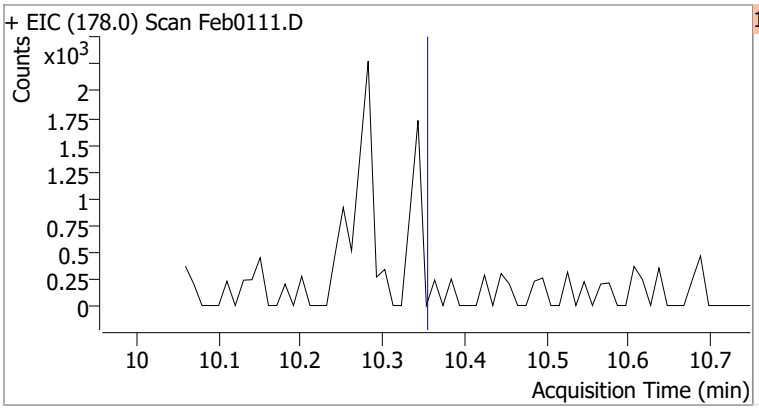

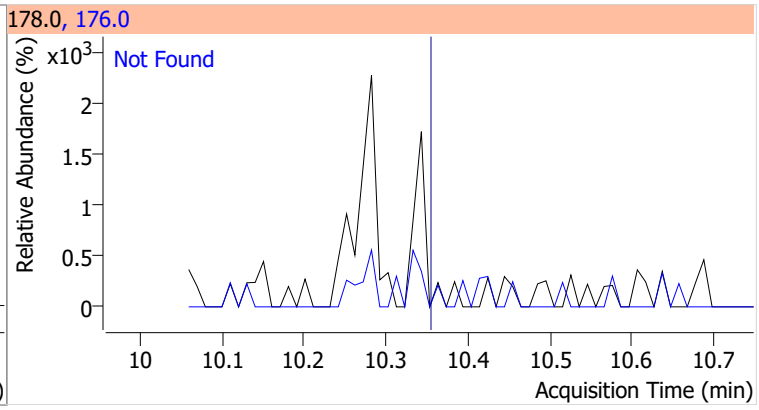

Compound	Conc.	Exp RT	QIon	Exp Ratio	QIon	Exp Ratio
Triallate	N.D.	10.41	268.0	27.2	143.0	23.0

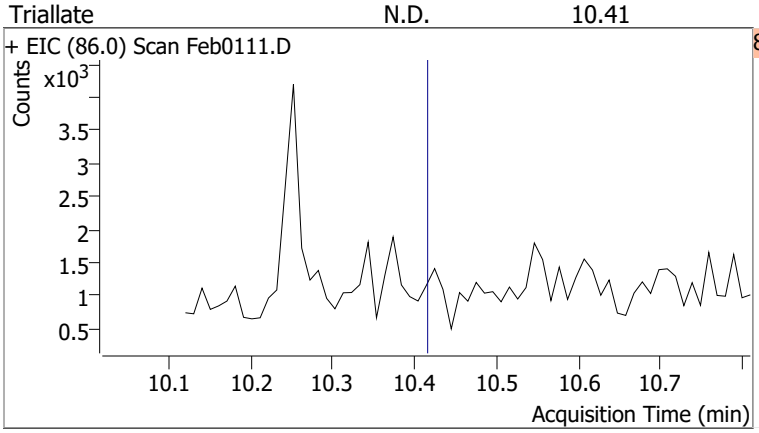

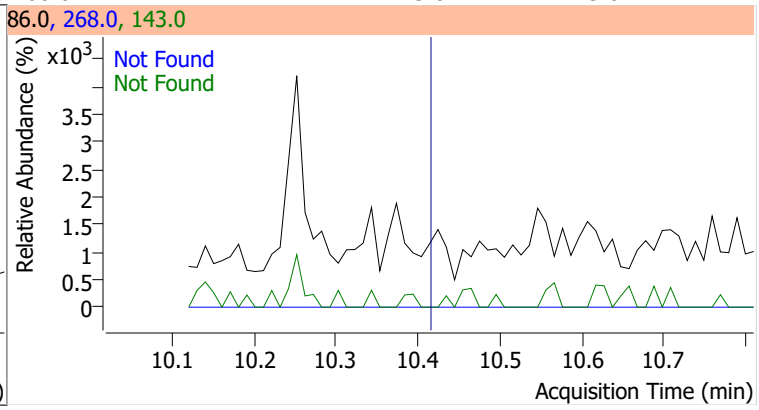

Compound	Conc.	Exp RT	QIon	Exp Ratio
Carbazole	N.D.	10.60	139.0	13.0

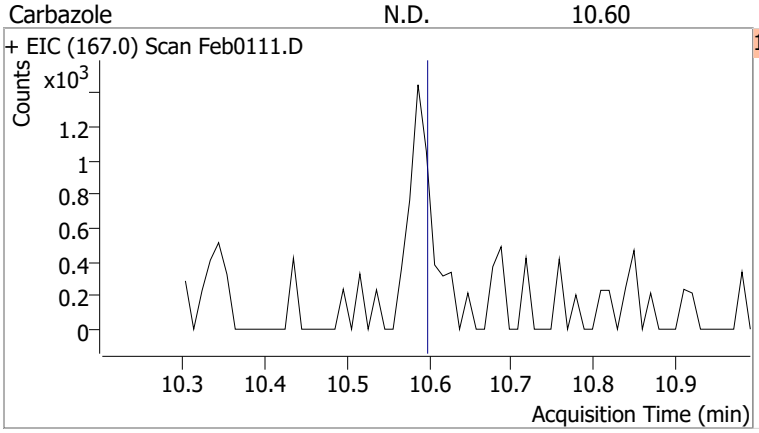

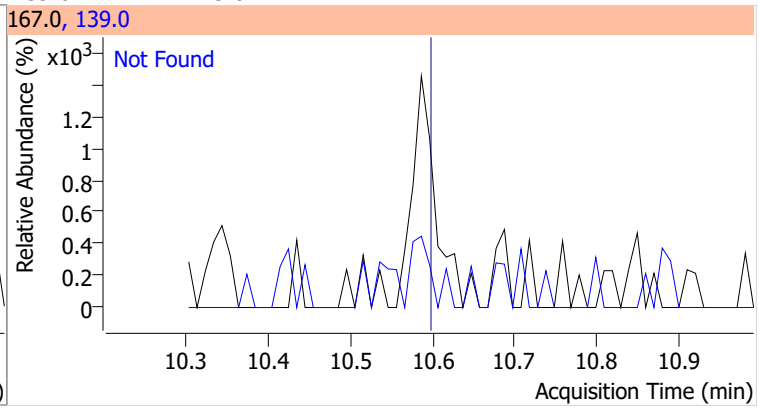

Compound	Conc.	Exp RT	QIon	Exp Ratio	QIon	Exp Ratio
o-Terphenyl	N.D.	10.82	229.0	63.0	215.0	37.7

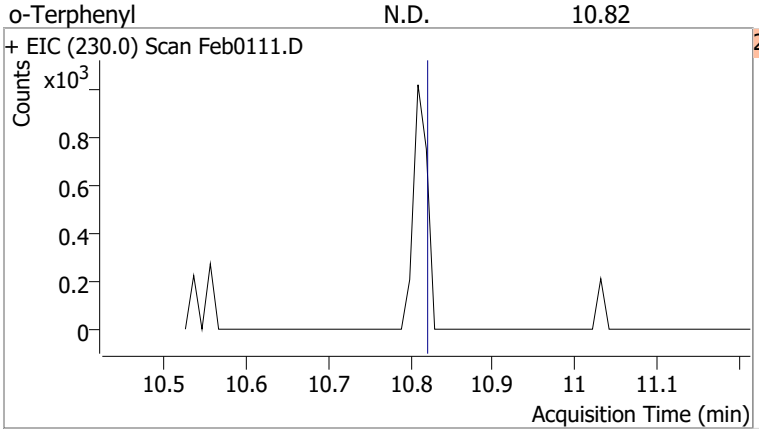

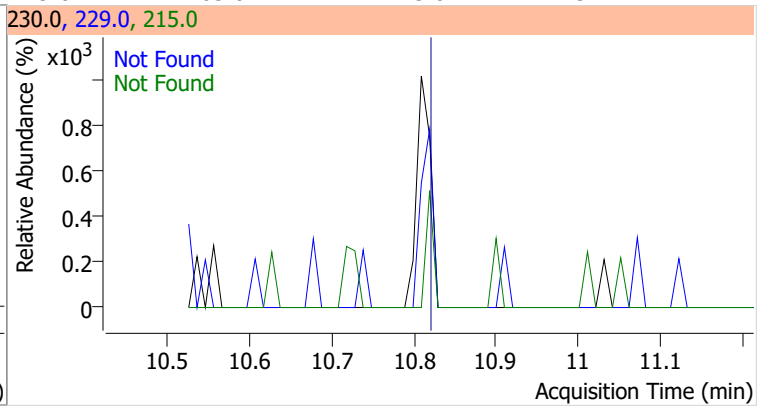

Compound	Conc.	Exp RT	QIon	Exp Ratio	QIon	Exp Ratio
Di-n-Butylphthalate	N.D.	11.20	150.0	9.0	104.0	5.8

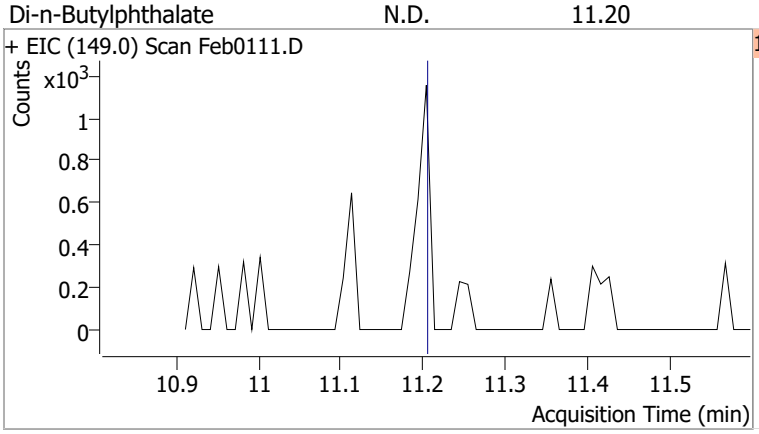

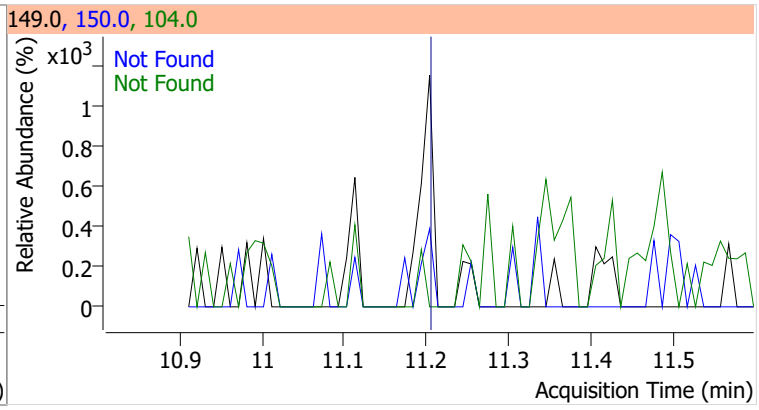

Compound	Conc.	Exp RT	QIon	Exp Ratio
Fluoranthene	N.D.	12.12	101.0	12.3

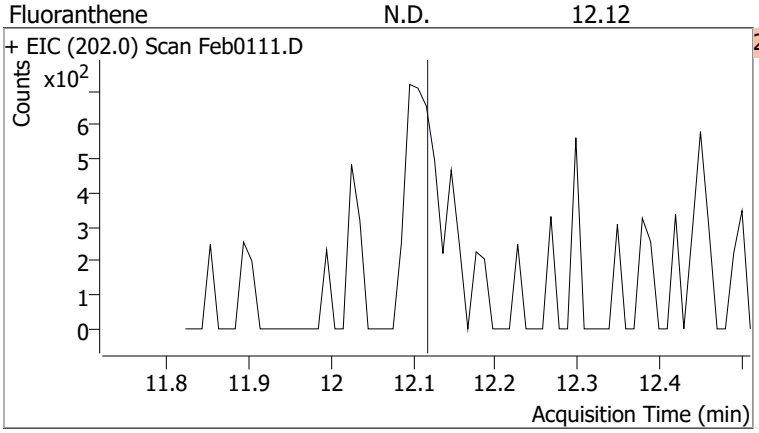

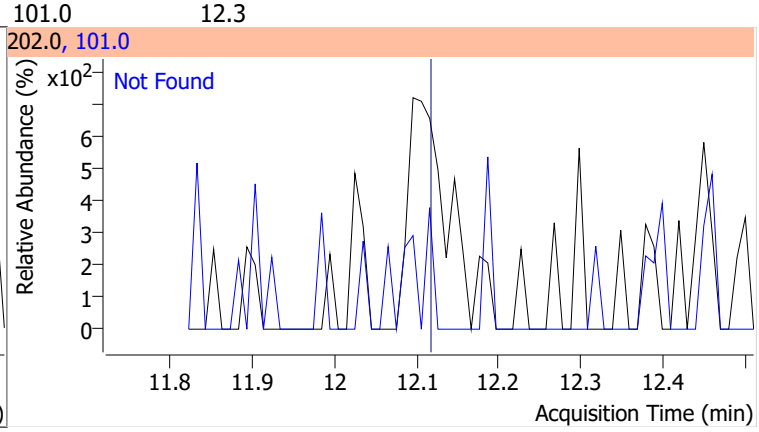

Compound	Conc.	Exp RT	QIon	Exp Ratio	QIon	Exp Ratio
Benzidine	N.D.	12.50	183.0	12.2	92.0	7.5

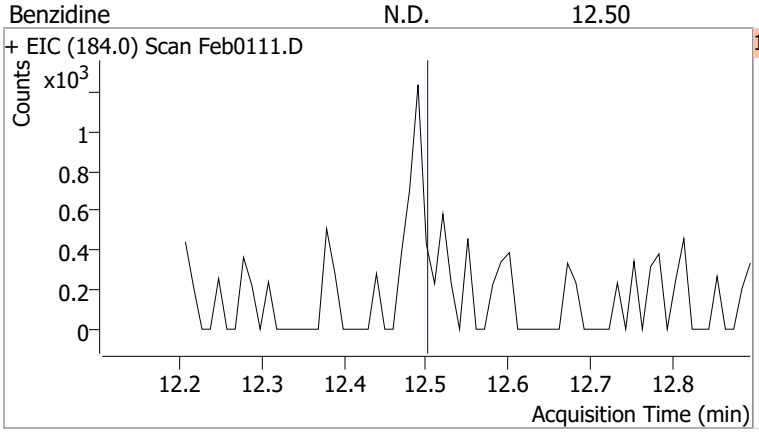

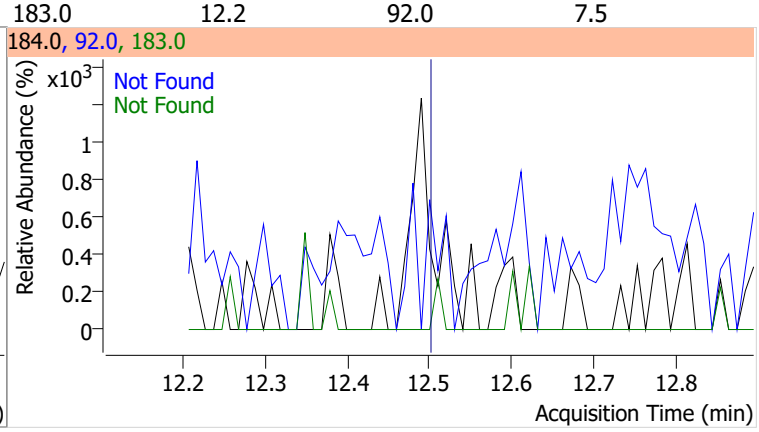

Compound	Conc.	Exp RT	QIon	Exp Ratio
Pyrene	N.D.	12.55	101.0	14.0

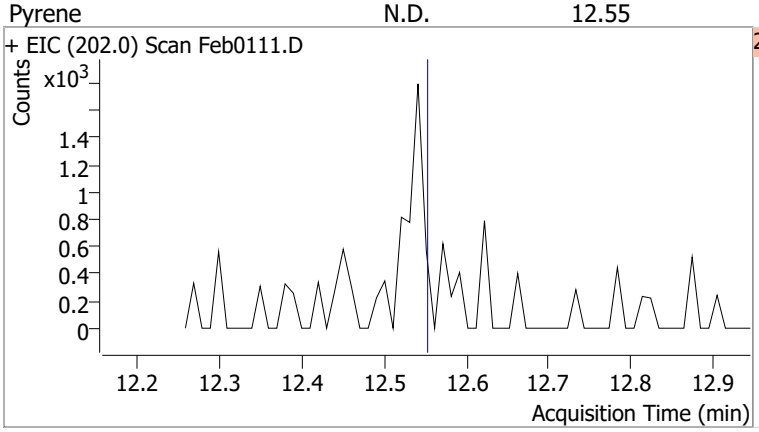

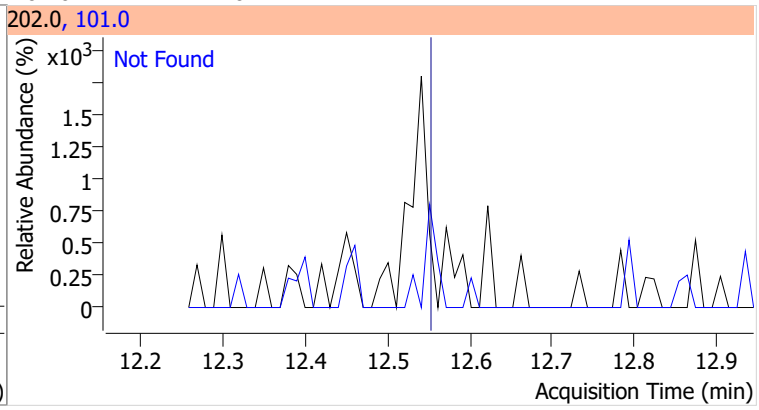

Compound	Conc.	Exp RT	QIon	Exp Ratio
Terphenyl-d14	N.D.	13.06	122.0	12.6

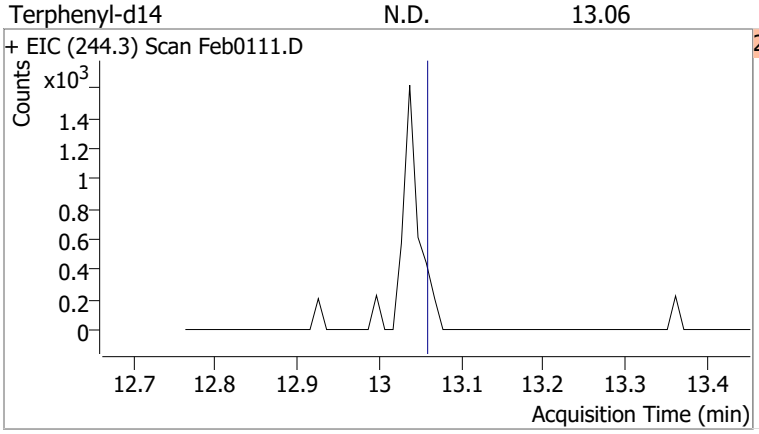

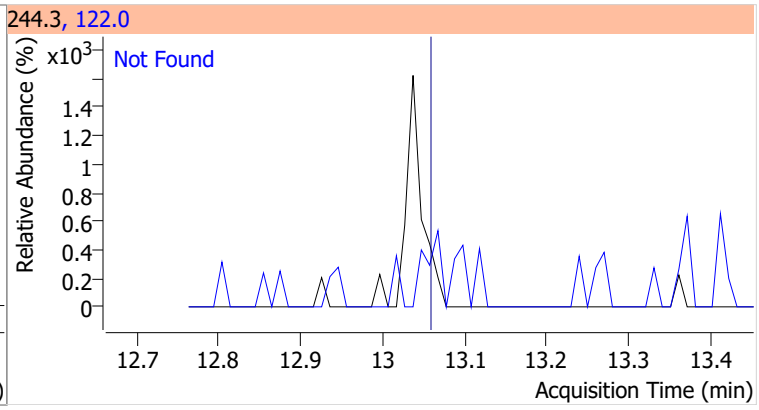

Compound	Conc.	Exp RT	QIon	Exp Ratio	QIon	Exp Ratio
Butylbenzylphthalate	N.D.	14.53	91.0	80.1	206.0	18.4

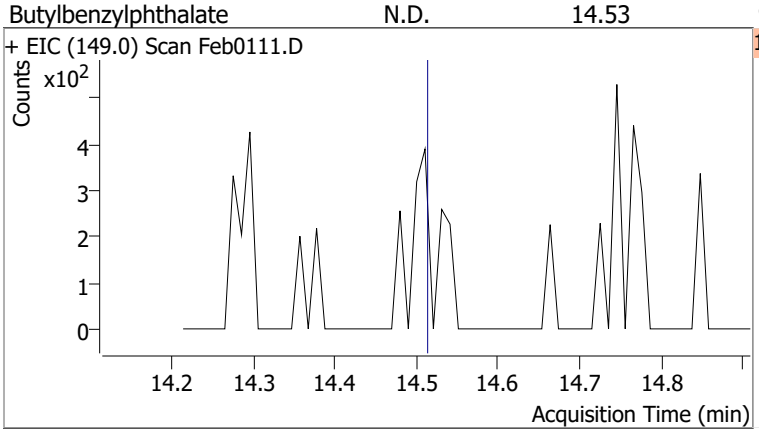

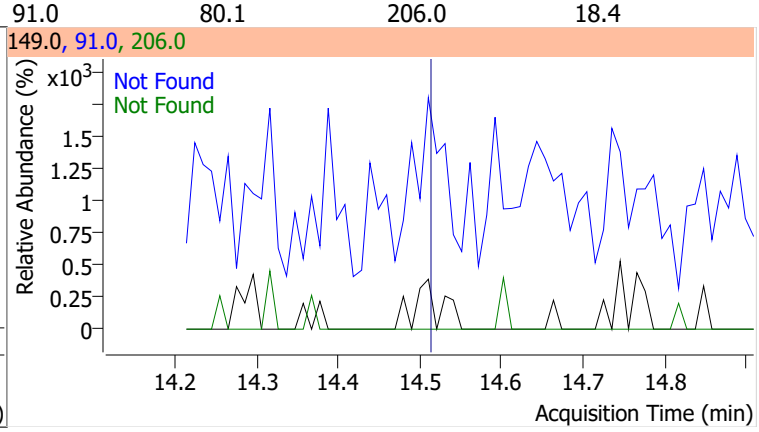

Compound	Conc.	Exp RT	QIon	Exp Ratio	QIon	Exp Ratio
Benzo(a)Anthracene	N.D.	15.76	226.0	25.8	229.0	20.9

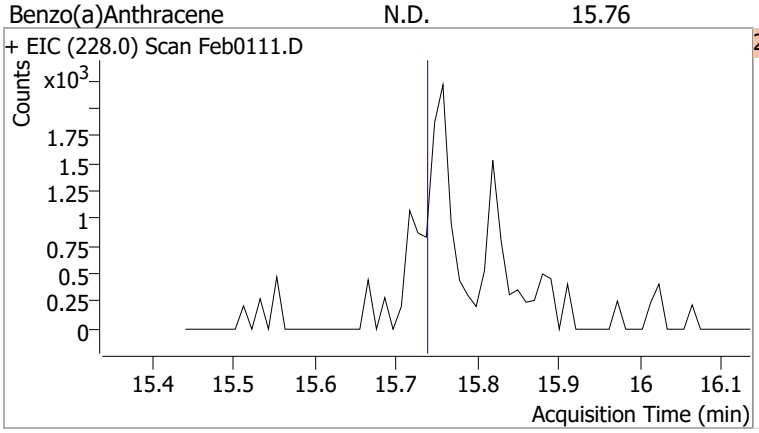

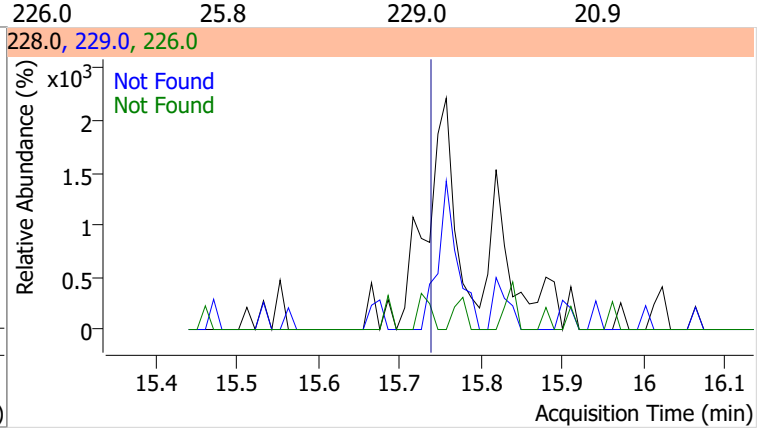

Compound	Conc.	Exp RT	QIon	Exp Ratio	QIon	Exp Ratio
Chrysene	N.D.	15.87	226.0	29.3	229.0	20.2

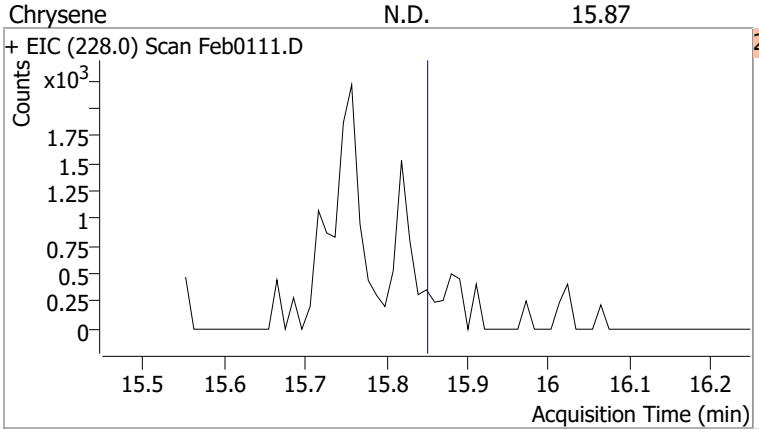

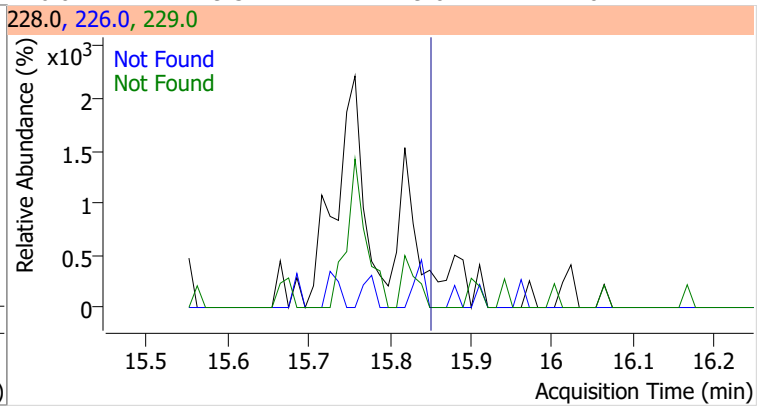

Compound	Conc.	Exp RT	QIon	Exp Ratio
3,3-Dichlorobenzidine	N.D.	15.90	254.0	64.5

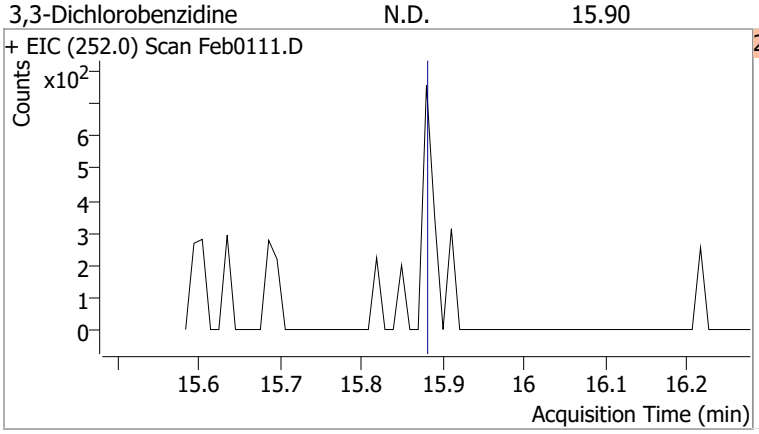

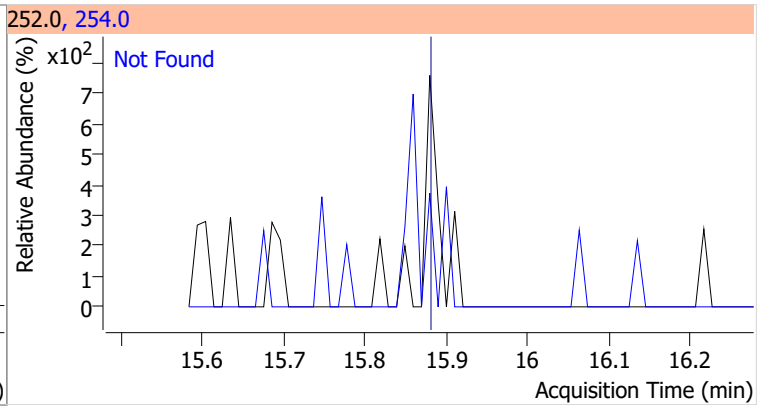

Compound	Conc.	Exp RT	QIon	Exp Ratio	QIon	Exp Ratio
bis(2-ethylhexyl)Phthalate	N.D.	16.60	149.0	385.7	279.0	15.3

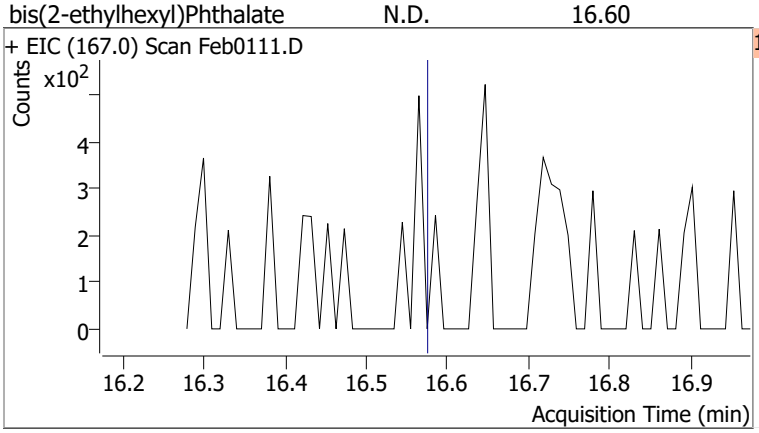

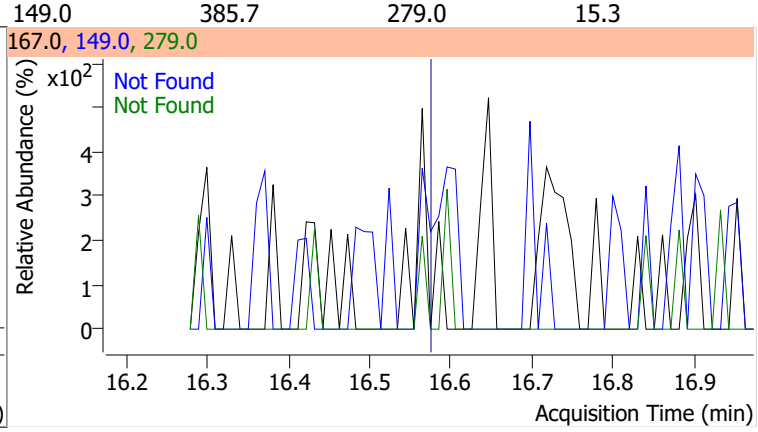

Compound	Conc.	Exp RT	QIon	Exp Ratio
Di-n-octyl Phthalate	N.D.	18.29	150.0	9.5

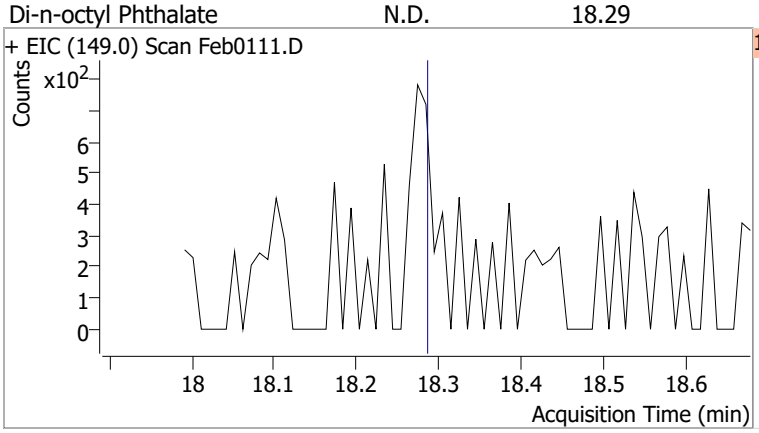

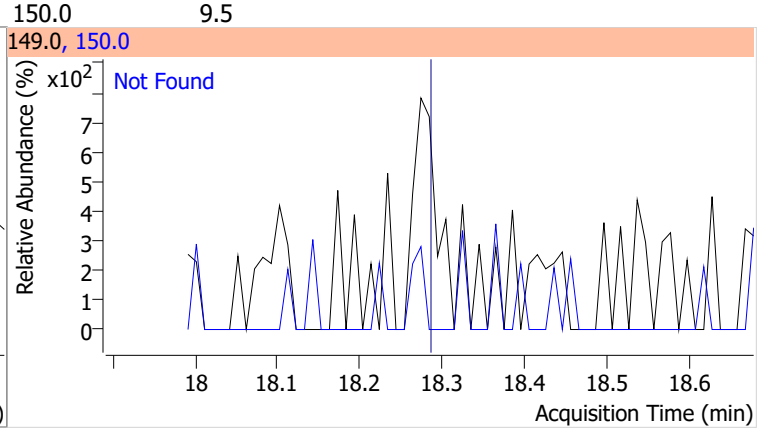

Compound	Conc.	Exp RT	QIon	Exp Ratio
Benzo(b)fluoranthene	N.D.	18.55	253.0	22.5

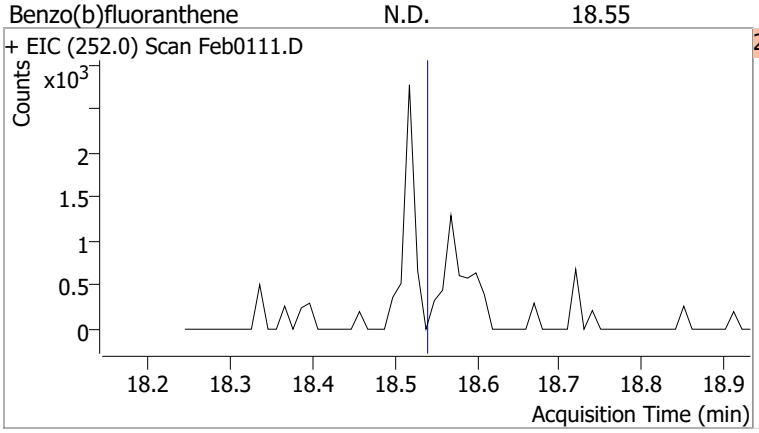

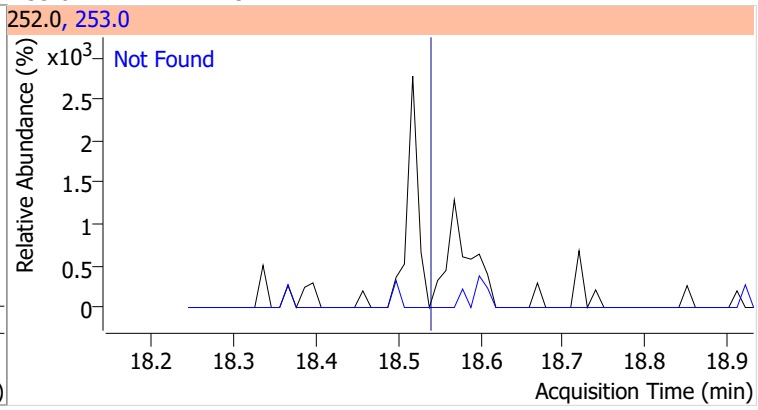

Compound	Conc.	Exp RT	QIon	Exp Ratio
Benzo(k)fluoranthene	N.D.	18.61	253.0	22.7

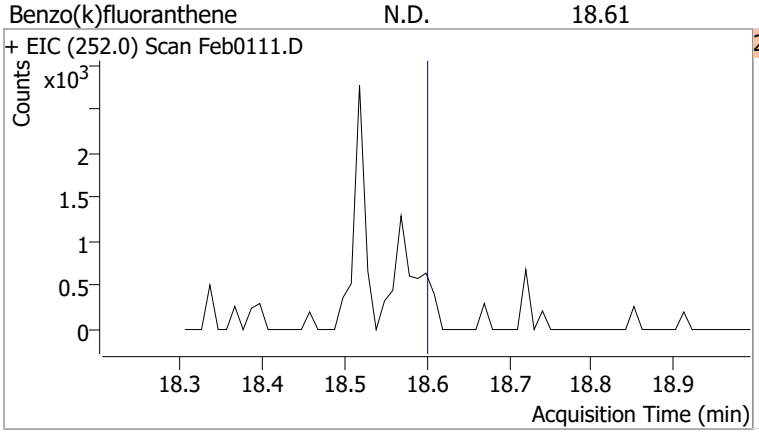

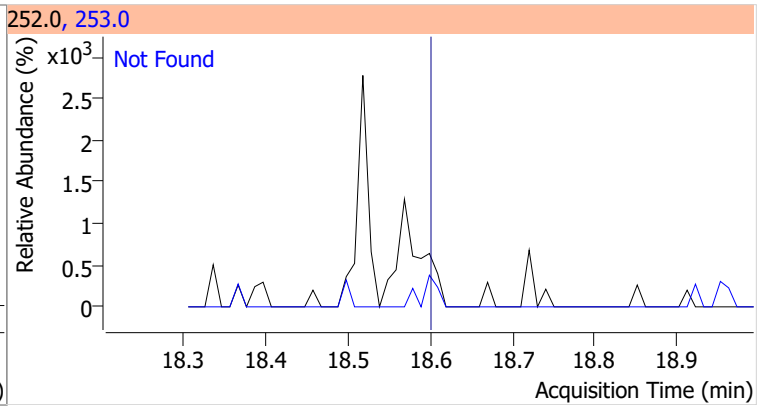

Compound	Conc.	Exp RT	QIon	Exp Ratio
Benzo(a)pyrene	N.D.	19.15	253.0	22.6

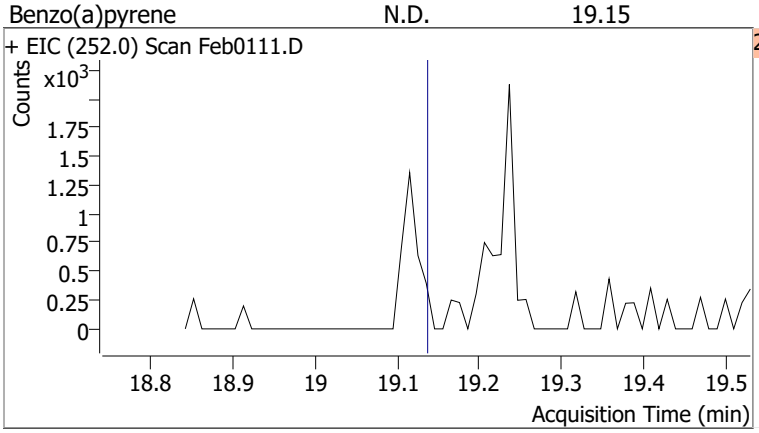

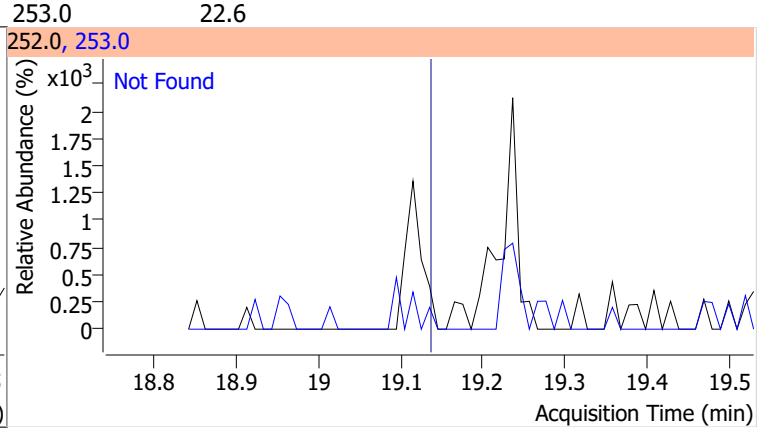

Compound	Conc.	Exp RT	QIon	Exp Ratio
Indeno(1,2,3-c,d)pyrene	N.D.	20.91	138.0	28.9

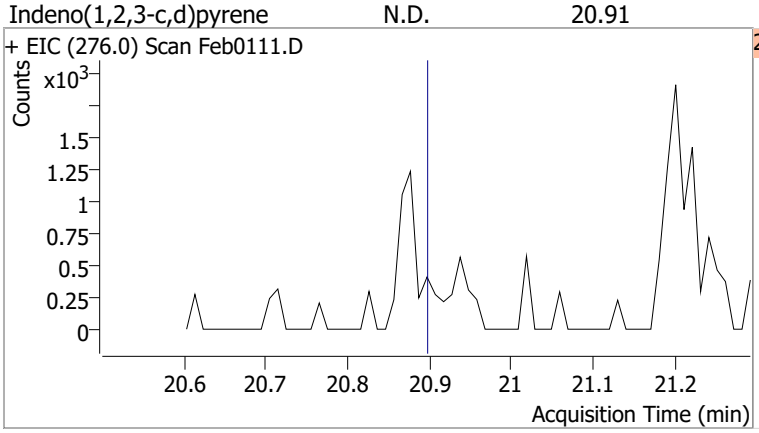

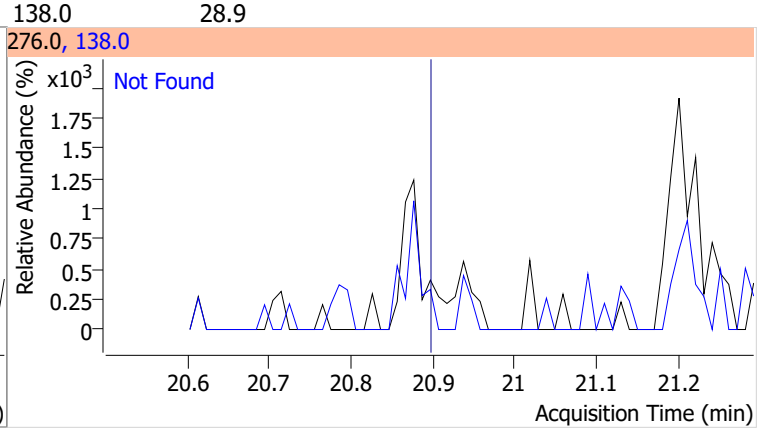

Compound	Conc.	Exp RT	QIon	Exp Ratio	QIon	Exp Ratio
Dibenzo(a,h)anthracene	N.D.	20.97	139.0	24.4	279.0	23.7

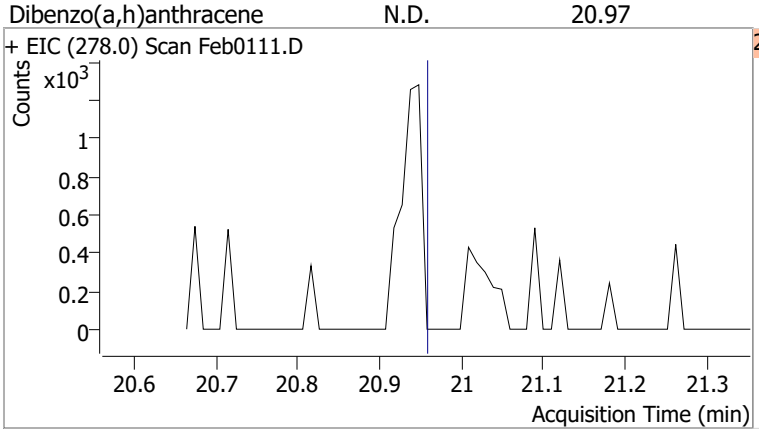

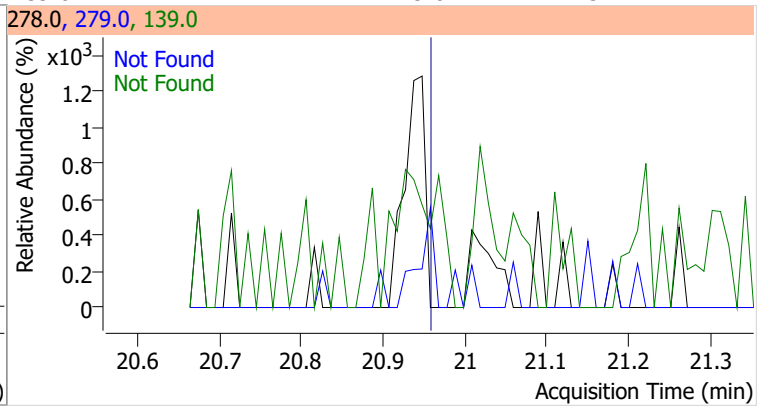

Compound	Conc.	Exp RT	QIon	Exp Ratio	QIon	Exp Ratio
Benzo(g,h,i)perylene	N.D.	21.24	138.0	32.5	277.0	24.1

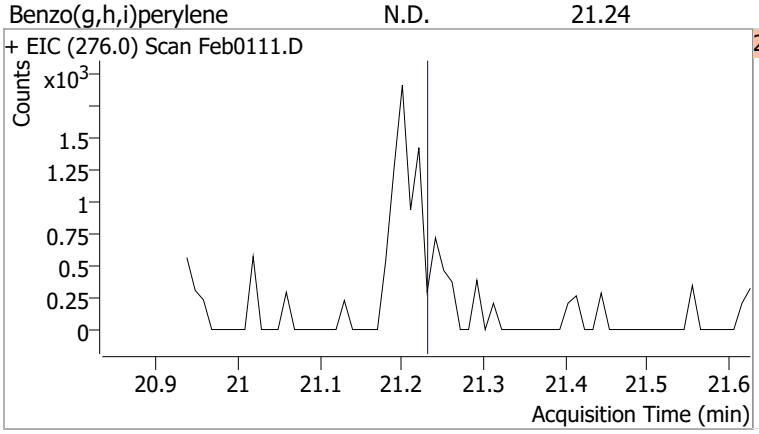

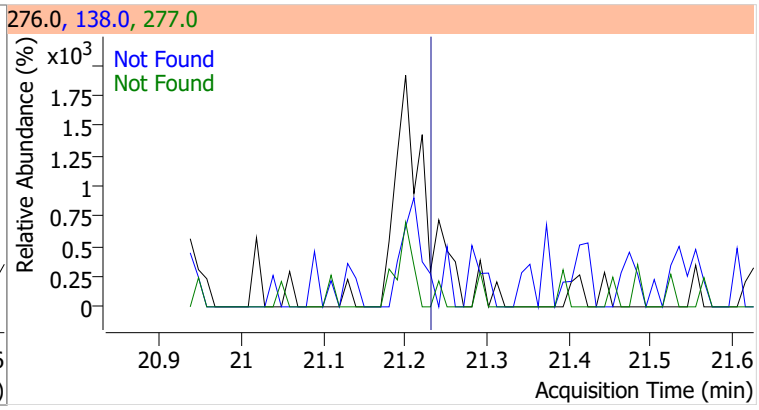

Quantitation Results Report (QT Reviewed)

Data File	Feb0112.D	Operator	LIMS import
Acq. Method	BNA+SIM.M	Acq. Date-Time	2/1/2022 10:46:07 PM
Sample Name	MB-163072	Instrument	Instrument #1
Vial	12	Multiplier	1.00
DA Method File		Comment	SVOC-8270-W-LARGO
Tune File	dftppdsm.u	Tune Date	1/25/2022 7:52:00 PM
Batch Name	020122 DoD BNA cal.batch.bin	Last Calib Update	2/2/2022 4:05:51 PM
Ref Library	D:\Org\Library\NIST129K.l		

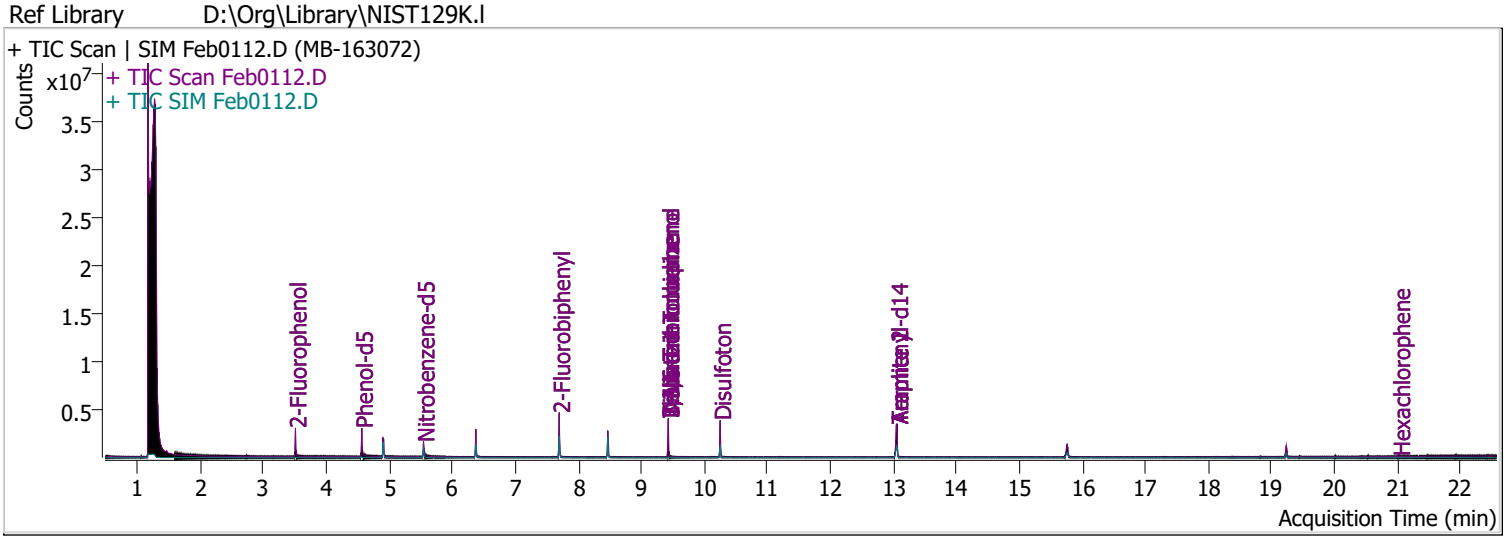

Compound	RT	QIon	Resp.	Conc.	Units		Dev(Min)
Internal Standards							
System Monitoring Compounds							
S 2-Fluorophenol	3.510	112.0	717008	73.5790	µg/L		-0.010
Spiked Amount: 200.000	Range: 10.0 - 75.0%			Recovery = 36.79%			
S Phenol-d5	4.562	99.0	952378	74.3328	µg/L		-0.010
Spiked Amount: 200.000	Range: 10.0 - 65.0%			Recovery = 37.17%			
S Nitrobenzene-d5	5.543	82.0	421551	63.2486	µg/L		-0.010
Spiked Amount: 100.000	Range: 32.0 - 94.0%			Recovery = 63.25%			
S 2-Fluorobiphenyl	7.697	172.0	1339325	62.1250	µg/L		0.000
Spiked Amount: 100.000	Range: 28.0 - 107.0%			Recovery = 62.13%			
S 2,4,6-Tribromophenol	9.428	329.8	302401	164.0175	µg/L		0.000
Spiked Amount: 200.000	Range: 25.0 - 140.0%			Recovery = 82.01%			
S Terphenyl-d14	13.057	244.3	2102041	92.5470	µg/L		0.000
Spiked Amount: 100.000	Range: 32.0 - 122.0%			Recovery = 92.55%			
Target Compounds							**QValue**
T N-Nitrosodimethylamine	0.000		0	N.D.			
T Pyridine	0.000		0	N.D.			
T Aniline	0.000		0	N.D.			
T Phenol	0.000		0	N.D.			
T bis(-2-Chloroethyl)Ether	4.899	63.0	0		µg/L	md	1
T 2-Chlorophenol	0.000		0	N.D.			
T 1,3-Dichlorobenzene	0.000		0	N.D.			
T 1,4-Dichlorobenzene	0.000		0	N.D.			
T 1,2-Dichlorobenzene	0.000		0	N.D.			
T Benzyl Alcohol	0.000		0	N.D.			
T 2-Methylphenol	0.000		0	N.D.			
T bis(2-chloroisopropyl)Ether	0.000		0	N.D.			
T N-nitroso-Di-n-propylamine	5.543	70.0	0		µg/L	md	1
T 4Methylphenol/3Methylphenol	0.000		0	N.D.			
T Hexachloroethane	0.000		0	N.D.			

Compound	RT	QIon	Resp.	Conc.	Units		Dev(Min)
T Nitrobenzene	0.000		0	N.D.			
T Isophorone	0.000		0	N.D.			
T 2-Nitrophenol	0.000		0	N.D.			
T 2,4-Dimethylphenol	0.000		0	N.D.			
T bis(-2-Chloroethoxy)Methane	0.000		0	N.D.			
T 2,4-Dichlorophenol	0.000		0	N.D.			
T Benzoic Acid	0.000		0	N.D.			
T 1,2,4-Trichlorobenzene	0.000		0	N.D.			
T Naphthalene	0.000		0	N.D.			
T 4-Chlorophenol	6.372	130.0	0		µg/L	md	1
T p-Chloroaniline	0.000		0	N.D.			
T Hexachlorobutadiene	0.000		0	N.D.			
T 4-Chloro-2-Methylphenol	0.000		0	N.D.			
T 4-Chloro-3-Methylphenol	0.000		0	N.D.			
T 2-Methylnaphthalene	0.000		0	N.D.			
T 1-Methylnaphthalene	0.000		0	N.D.			
T Hexachlorocyclopentadiene	0.000		0	N.D.			
T 2,4,6-Trichlorophenol	0.000		0	N.D.			
T 2,4,5-Trichlorophenol	0.000		0	N.D.			
T 2-Chloronaphthalene	0.000		0	N.D.			
T 2-Nitroaniline	0.000		0	N.D.			
T Dimethyl Phthalate	8.466	163.0	0		µg/L	md	1
T 2,6-Dinitrotoluene	8.466	165.0	0		µg/L	md	1
T Acenaphthylene	0.000		0	N.D.			
T 3-Nitroaniline	0.000		0	N.D.			
T Acenaphthene	0.000		0	N.D.			
T 2,4-Dinitrophenol	8.405	184.0	0		µg/L	md	1
T Dibenzofuran	0.000		0	N.D.			
T 4-Nitrophenol	0.000		0	N.D.			
T 2,4-Dinitrotoluene	8.466	165.0	0		µg/L	md	1
T Diethylphthalate	0.000		0	N.D.			
T Fluorene	0.000		0	N.D.			
T 4-Chlorophenyl-phenylether	0.000		0	N.D.			
T 4-Nitroaniline	0.000		0	N.D.			
T 4,6-Dinitro-2-methylphenol	9.428	198.0	0		µg/L	md	1
T N-nitrosodiphenylamine	0.000		0	N.D.			
T Azobenzene	0.000		0	N.D.			
T 4-Bromophenyl-phenylether	0.000		0	N.D.			
T Hexachlorobenzene	0.000		0	N.D.			
T Pentachlorophenol	0.000		0	N.D.			
T Phenanthrene	0.000		0	N.D.			
T Anthracene	0.000		0	N.D.			
T Triallate	0.000		0	N.D.			
T Carbazole	0.000		0	N.D.			
T o-Terphenyl	0.000		0	N.D.			
T Di-n-Butylphthalate	0.000		0	N.D.			
T Fluoranthene	0.000		0	N.D.			
T Benzidine	0.000		0	N.D.			
T Pyrene	0.000		0	N.D.			
T Butylbenzylphthalate	0.000		0	N.D.			
T Benzo(a)Anthracene	0.000		0	N.D.			
T Chrysene	0.000		0	N.D.			
T 3,3-Dichlorobenzidine	0.000		0	N.D.			
T bis(2-ethylhexyl)Phthalate	0.000		0	N.D.			
T Di-n-octyl Phthalate	0.000		0	N.D.			

Compound	RT	QIon	Resp.	Conc.	Units	Dev(Min)
T Benzo(b)fluoranthene	0.000		0	N.D.		
T Benzo(k)fluoranthene	0.000		0	N.D.		
T Benzo(a)pyrene	0.000		0	N.D.		
T Indeno(1,2,3-c,d)pyrene	0.000		0	N.D.		
T Dibenzo(a,h)anthracene	0.000		0	N.D.		
T Benzo(g,h,i)perylene	0.000		0	N.D.		

(#) = Qualifier Out of Range; (m) = Manual Integration; (+) = Area Summed; (*) = Surrogate Percent Recovery Out of Range; (d): Zeroed Peak

Compound	Conc.	Exp RT	QIon	Exp Ratio
N-Nitrosodimethylamine	N.D.	2.15	42.0	130.1

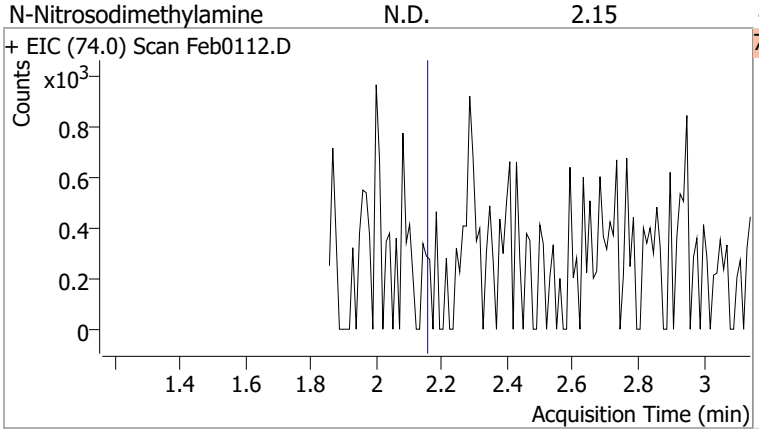

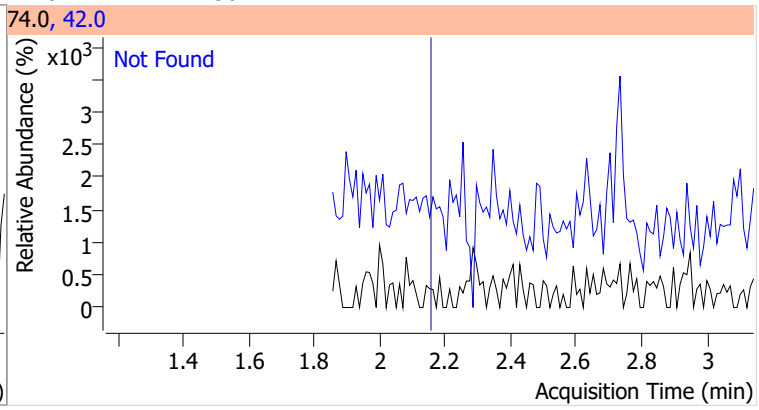

Compound	Conc.	Exp RT	QIon	Exp Ratio
Pyridine	N.D.	2.18	52.0	101.7

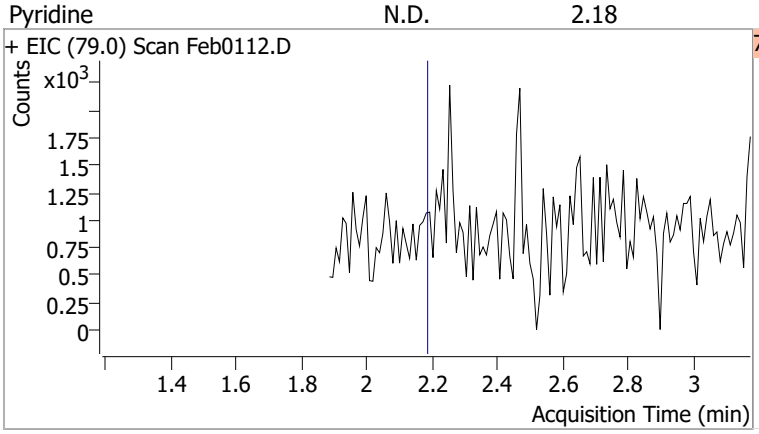

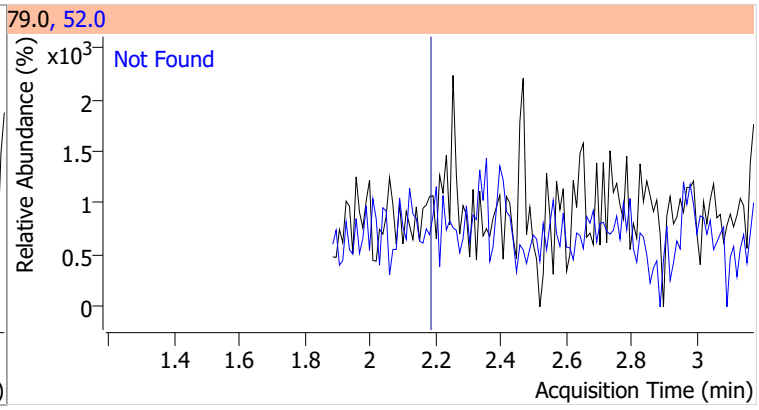

Compound	Conc.	RT	Dev(Min)	Resp.	QIon	QRatio	Lower	Upper
2-Fluorophenol	73.5790	3.51	-0.01	717008	64.0	52.2	35.8	66.4
					92.0	21.0	14.3	26.6

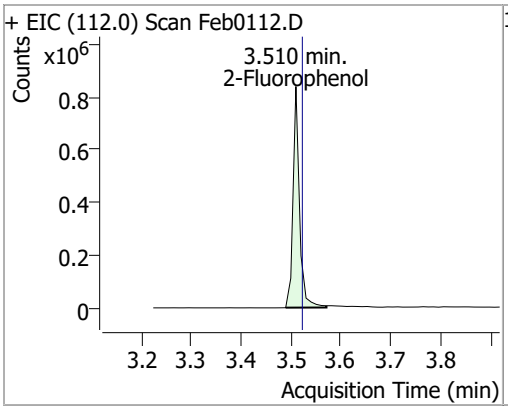

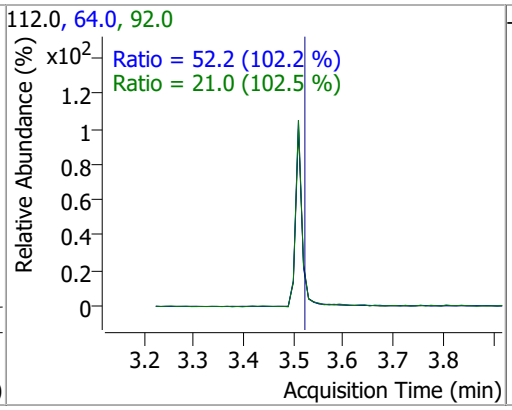

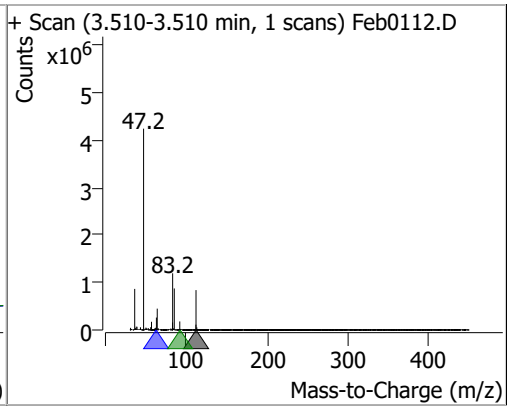

Compound	Conc.	Exp RT	QIon	Exp Ratio	QIon	Exp Ratio
Aniline	N.D.	4.55	66.0	35.1	65.0	18.0

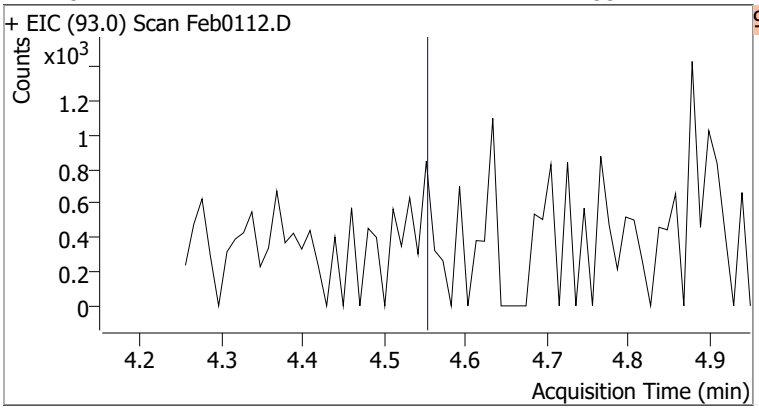

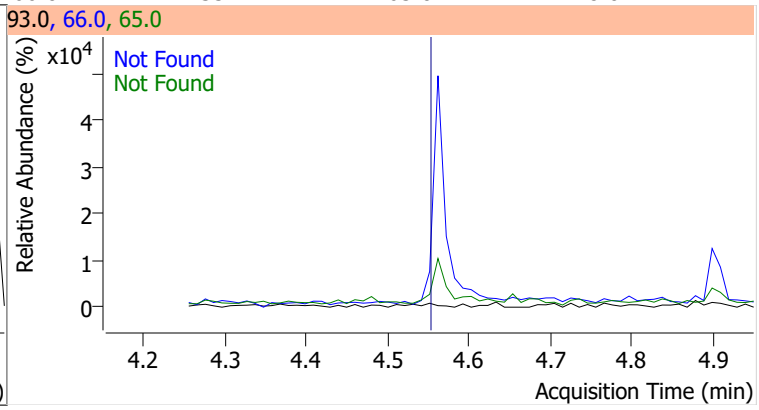

Quantitation Results Report (QT Reviewed)

Compound	Conc.	RT	Dev(Min)	Resp.	QIon	QRatio	Lower	Upper
Phenol-d5	74.3328	4.56	-0.01	952378	71.0	35.1	23.8	44.2

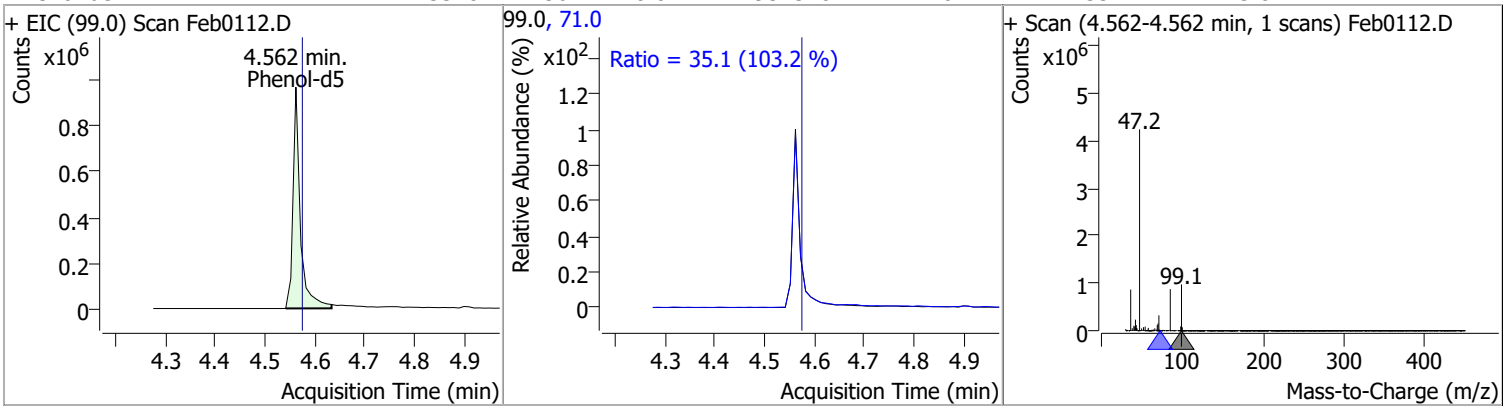

Compound	Conc.	Exp RT	QIon	Exp Ratio
Phenol	N.D.	4.59	66.0	43.8

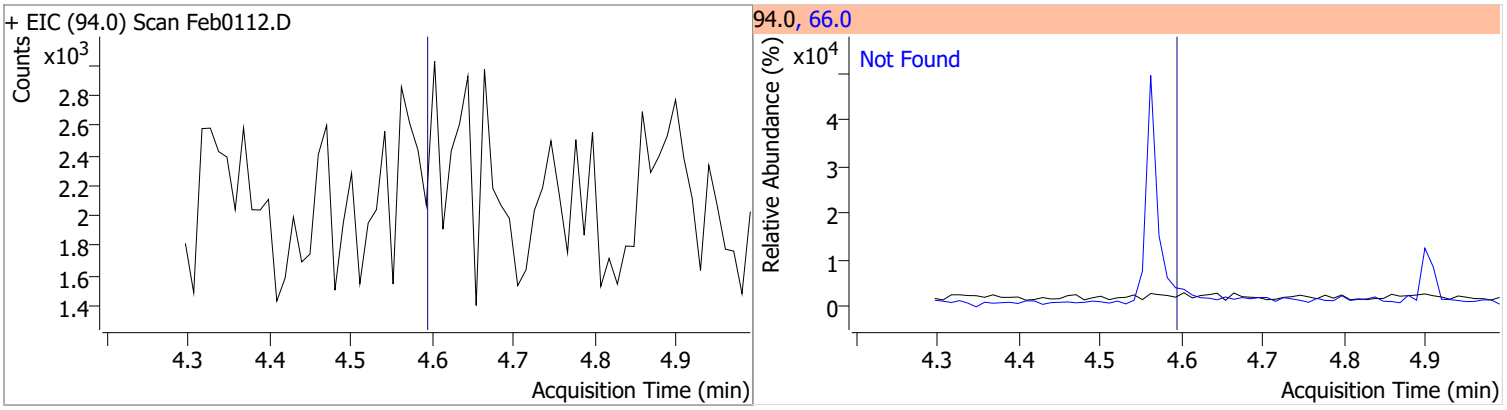

Compound	Conc.	RT	Dev(Min)	Resp.	QIon	QRatio	Lower	Upper
bis(-2-Chloroethyl)Ether		0		0	64.0		2.4	4.5

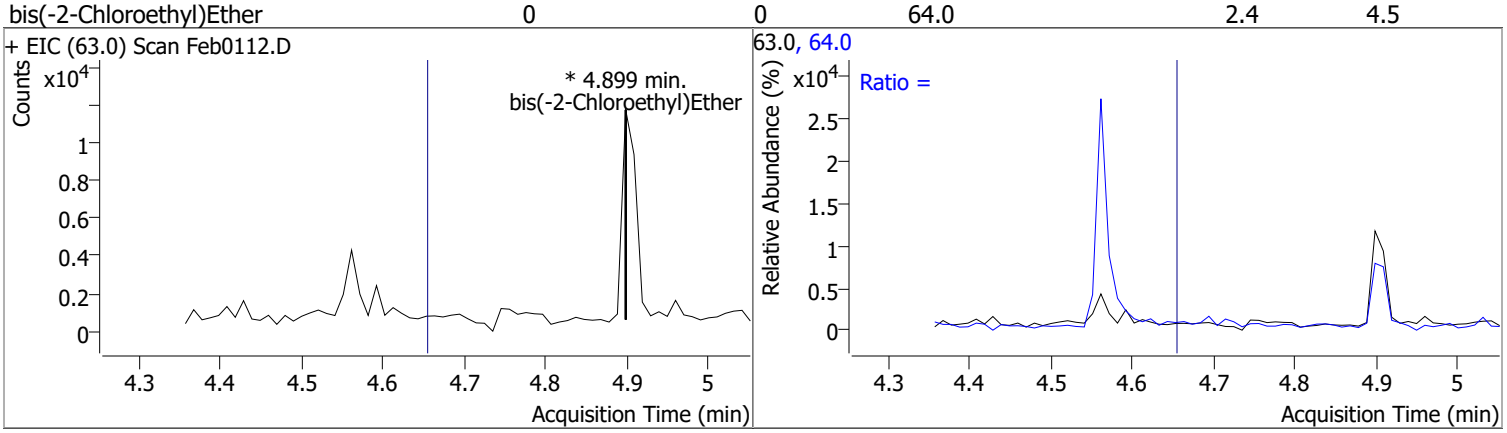

Compound	Conc.	Exp RT	QIon	Exp Ratio
2-Chlorophenol	N.D.	4.68	130.0	31.8

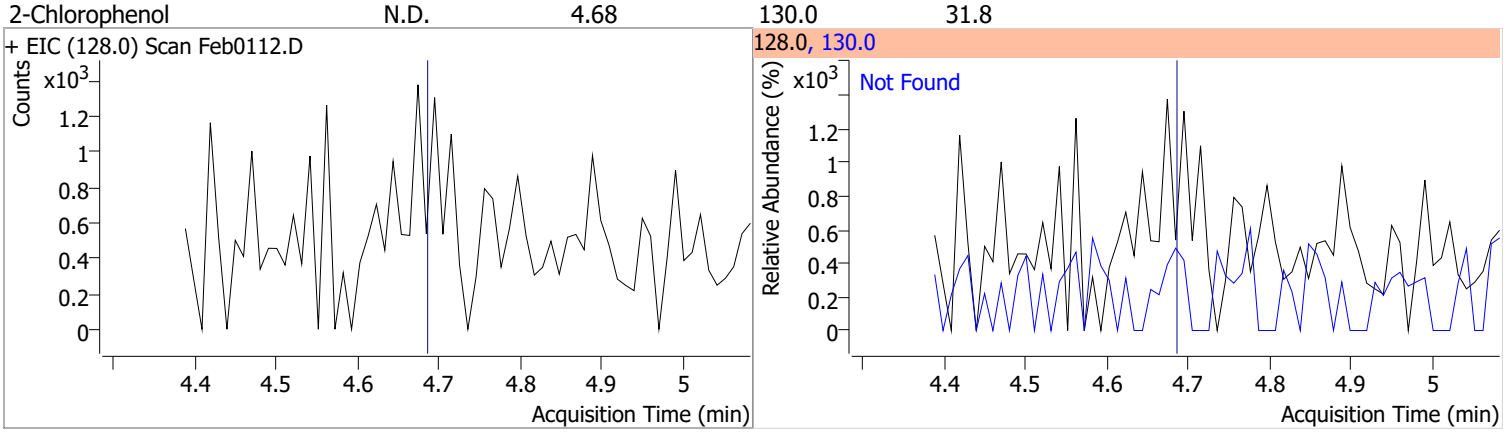

Quantitation Results Report (QT Reviewed)

Compound	Conc.	Exp RT	QIon	Exp Ratio	QIon	Exp Ratio
1,3-Dichlorobenzene	N.D.	4.84	148.0	62.2	111.0	35.9

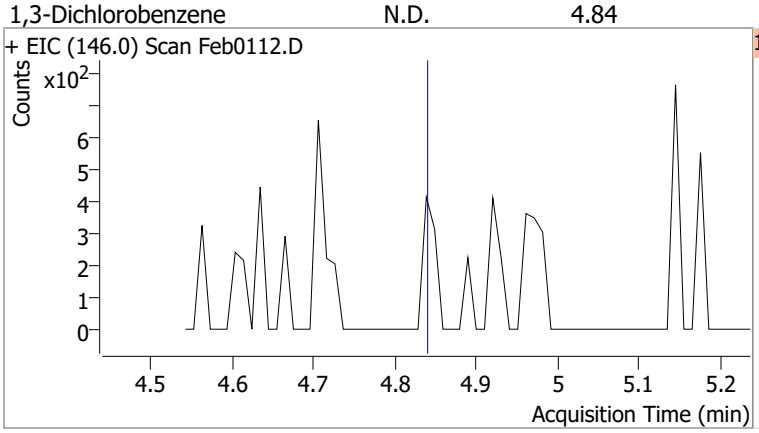

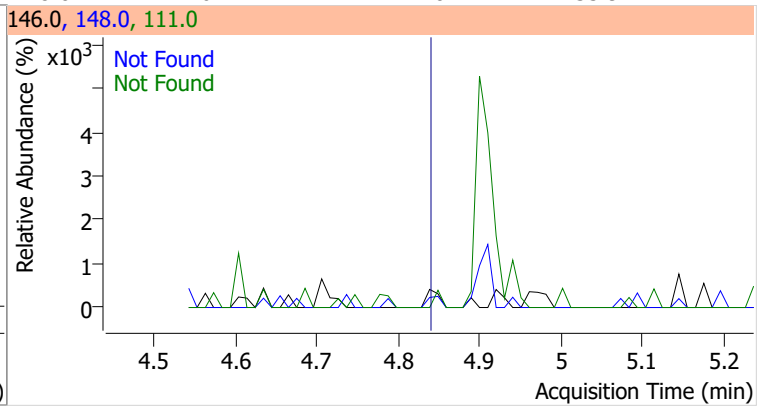

Compound	Conc.	Exp RT	QIon	Exp Ratio	QIon	Exp Ratio
1,4-Dichlorobenzene	N.D.	4.93	148.0	64.1	111.0	35.1

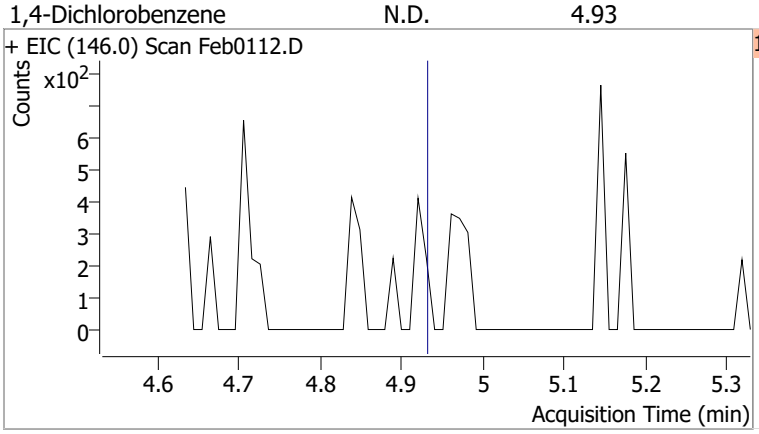

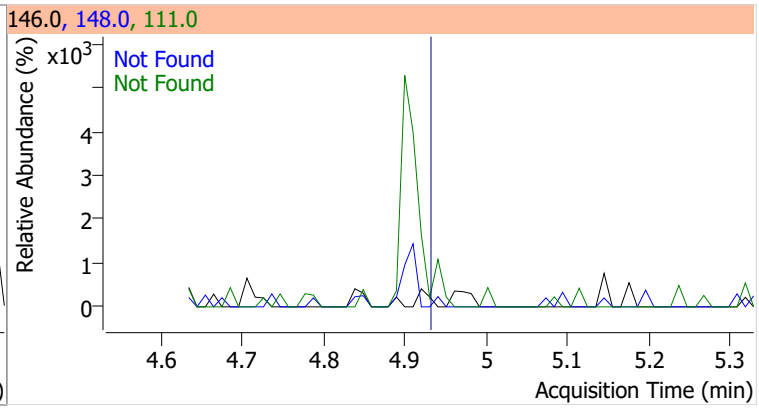

Compound	Conc.	Exp RT	QIon	Exp Ratio	QIon	Exp Ratio
1,2-Dichlorobenzene	N.D.	5.09	148.0	62.9	111.0	36.7

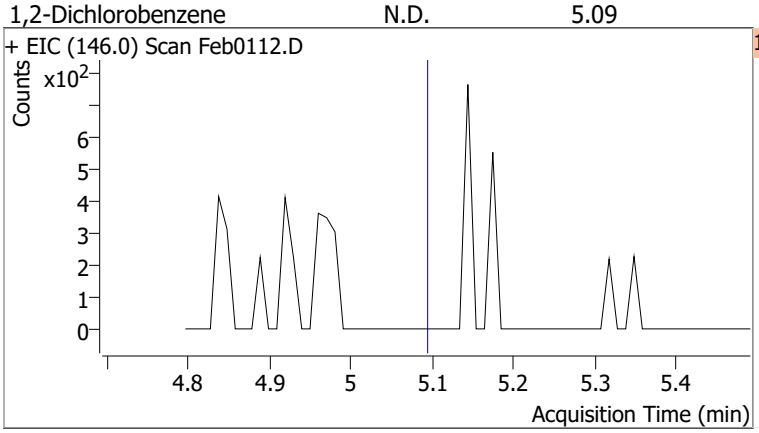

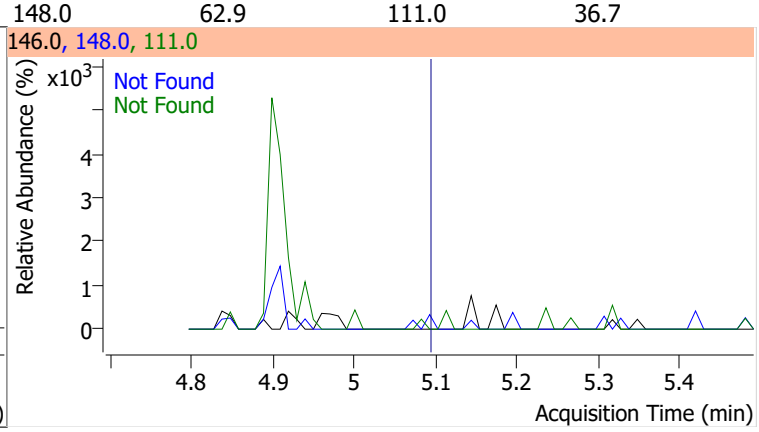

Compound	Conc.	Exp RT	QIon	Exp Ratio	QIon	Exp Ratio
Benzyl Alcohol	N.D.	5.10	79.0	118.4	107.0	64.5

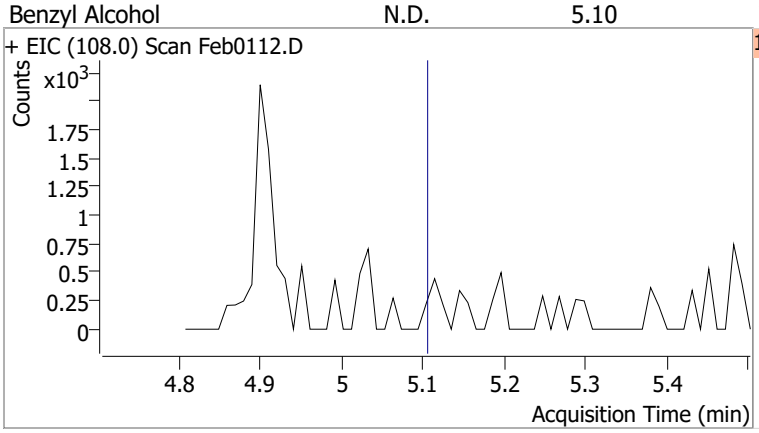

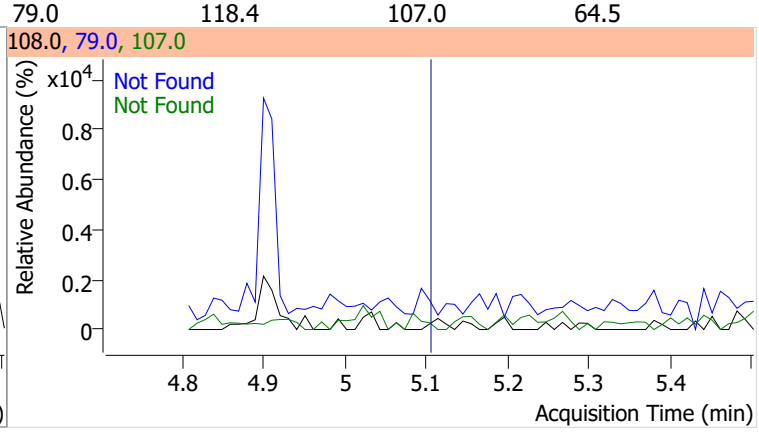

Compound	Conc.	Exp RT	QIon	Exp Ratio
2-Methylphenol	N.D.	5.26	108.0	116.3

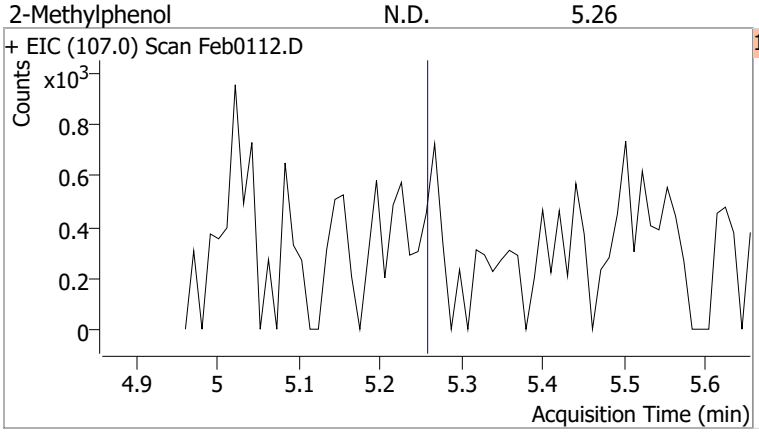

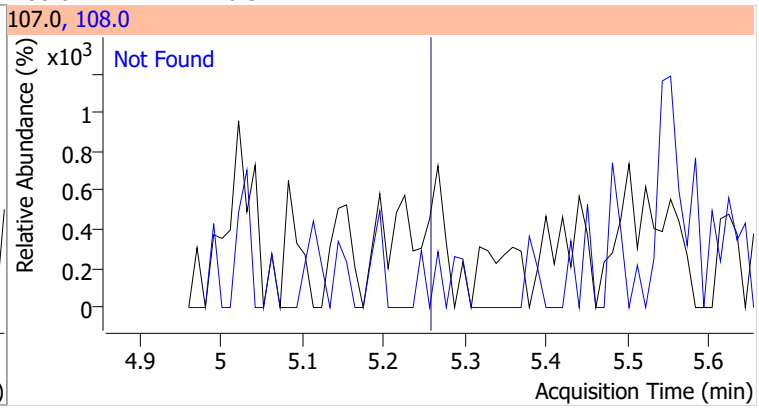

Compound	Conc.	Exp RT	QIon	Exp Ratio
bis(2-chloroisopropyl)Ether	N.D.	5.27	123.0	32.8

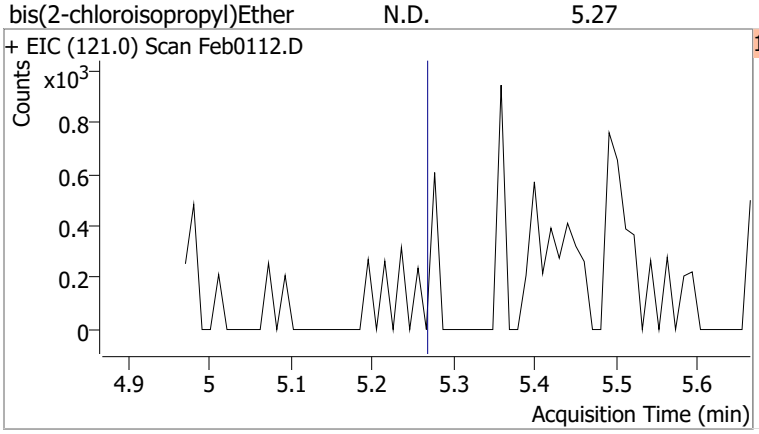

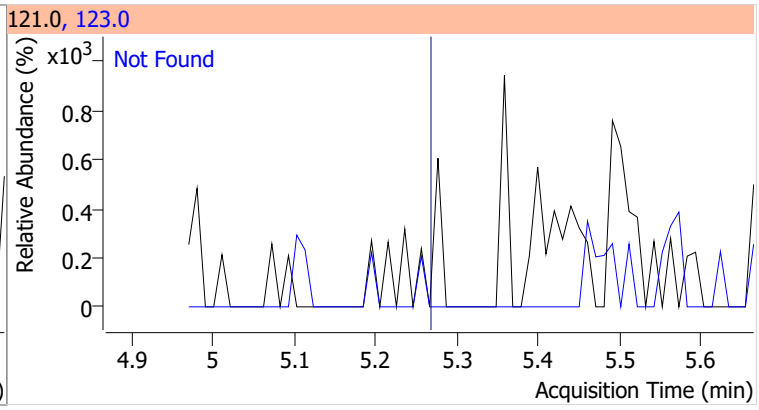

Compound	Conc.	RT	Dev(Min)	Resp.	QIon	QRatio	Lower	Upper
N-nitroso-Di-n-propylamine		0		0	130.0		0.0	35.1

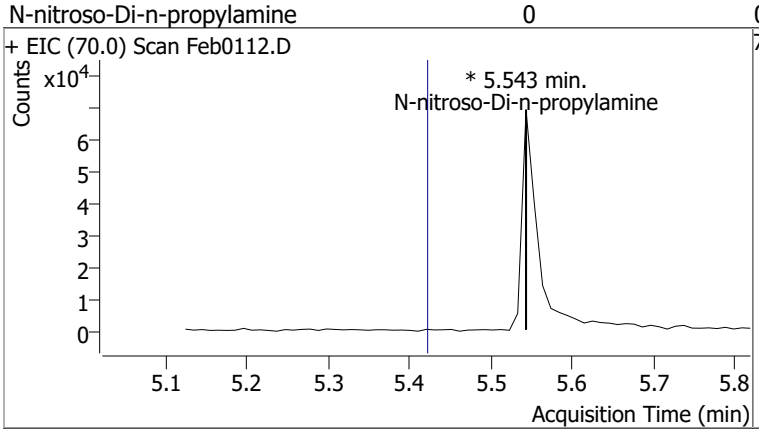

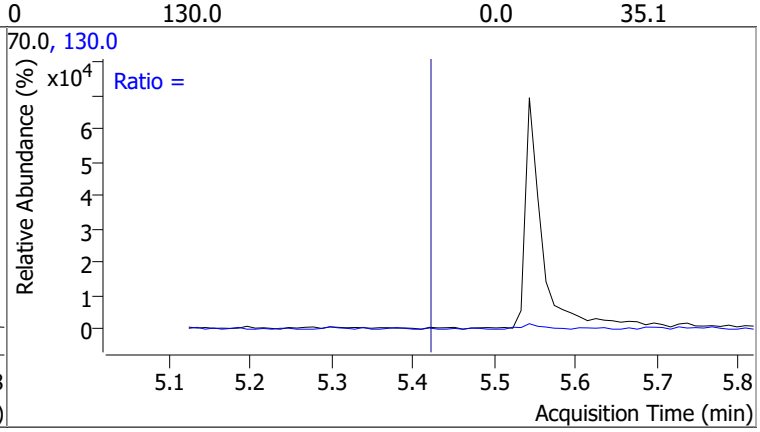

Compound	Conc.	Exp RT	QIon	Exp Ratio
4Methylphenol/3Methylphenol	N.D.	5.44	108.0	84.1

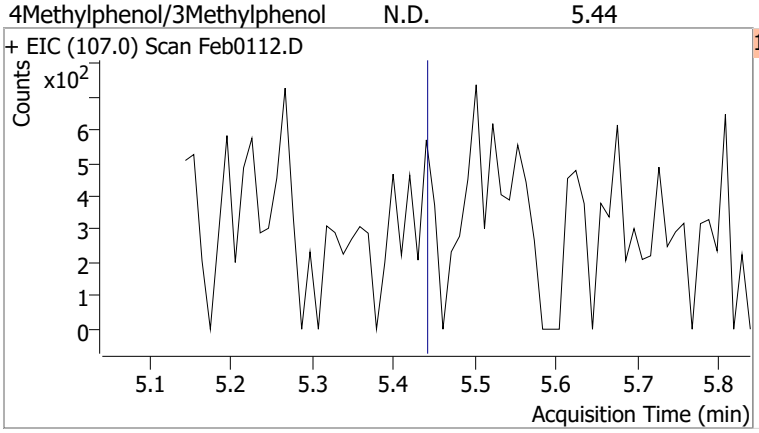

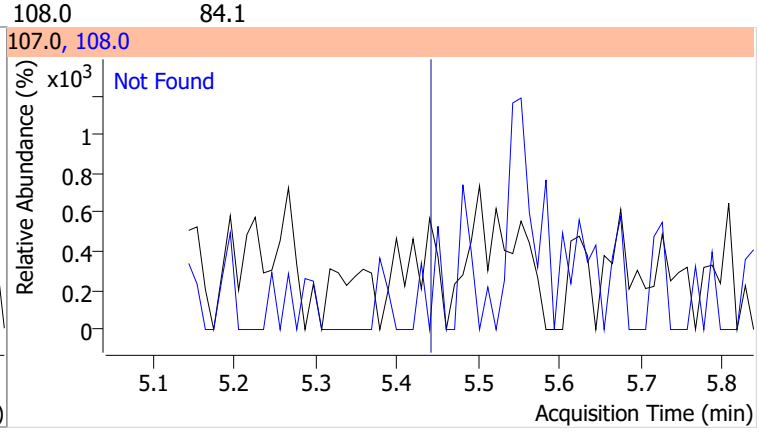

Quantitation Results Report (QT Reviewed)

Compound	Conc.	Exp RT	QIon	Exp Ratio	QIon	Exp Ratio
Hexachloroethane	N.D.	5.47	201.0	93.6	199.0	59.8

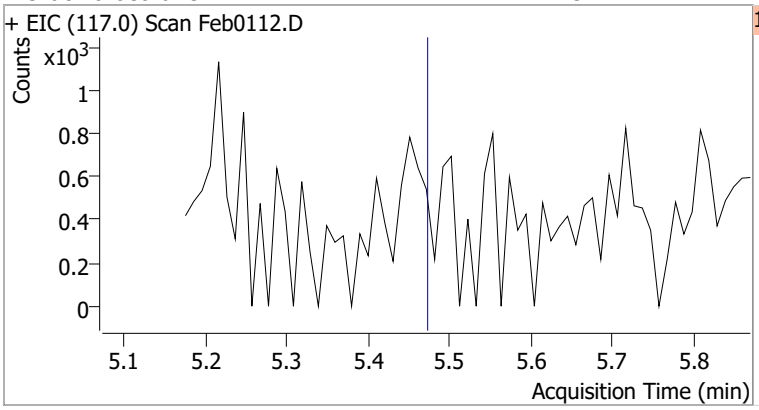

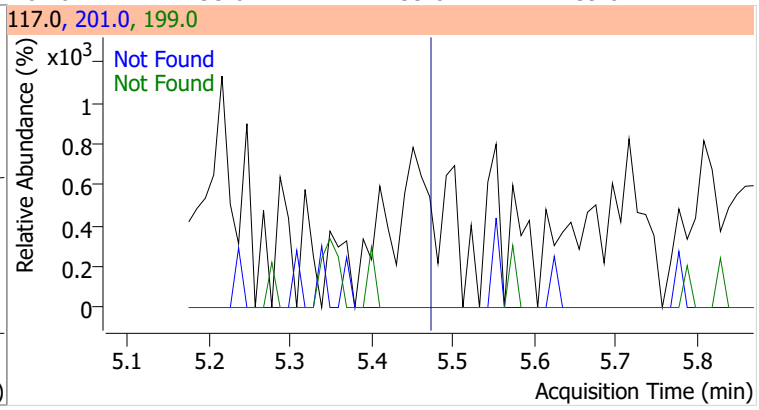

Compound	Conc.	RT	Dev(Min)	Resp.	QIon	QRatio	Lower	Upper
Nitrobenzene-d5	63.2486	5.54	-0.01	421551	54.0	60.6	44.8	83.2
					128.0	47.6	32.6	60.6

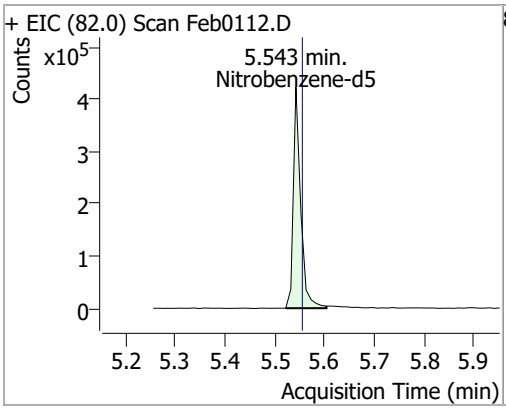

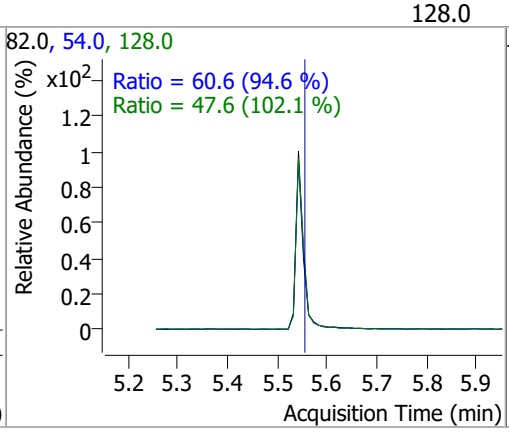

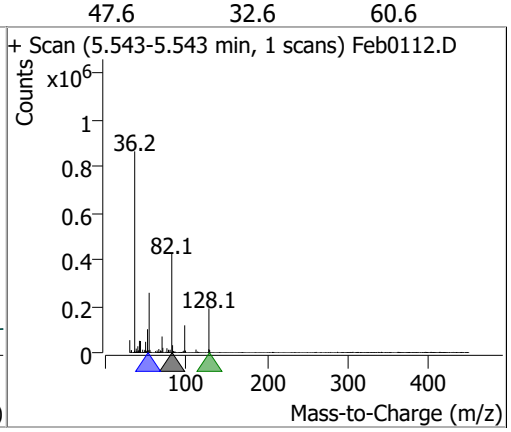

Compound	Conc.	Exp RT	QIon	Exp Ratio	QIon	Exp Ratio
Nitrobenzene	N.D.	5.57	77.0	202.4	51.0	125.5

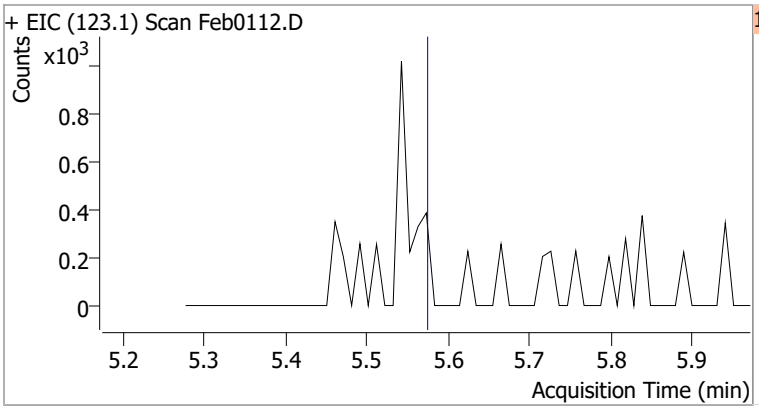

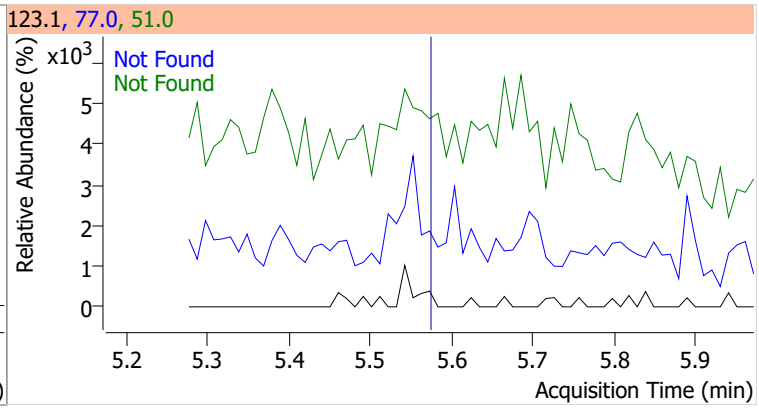

Compound	Conc.	Exp RT	QIon	Exp Ratio
Isophorone	N.D.	5.88	138.0	21.7

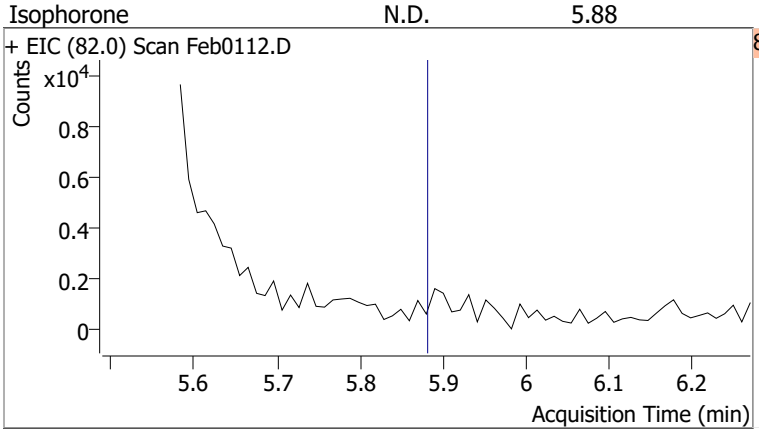

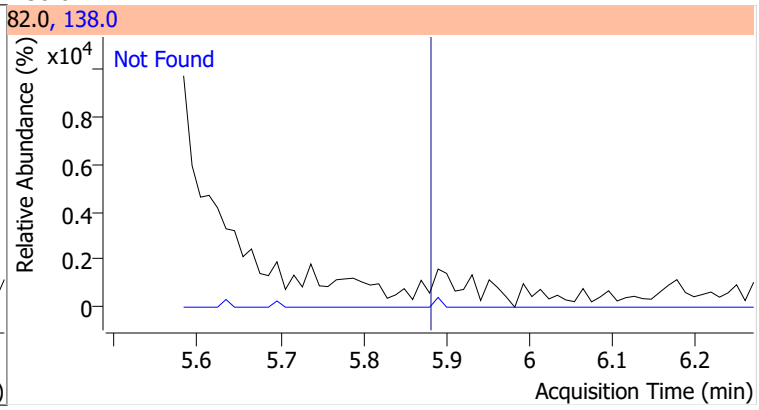

Compound	Conc.	Exp RT	QIon	Exp Ratio	QIon	Exp Ratio
2-Nitrophenol	N.D.	5.94	65.0	48.9	109.0	38.3

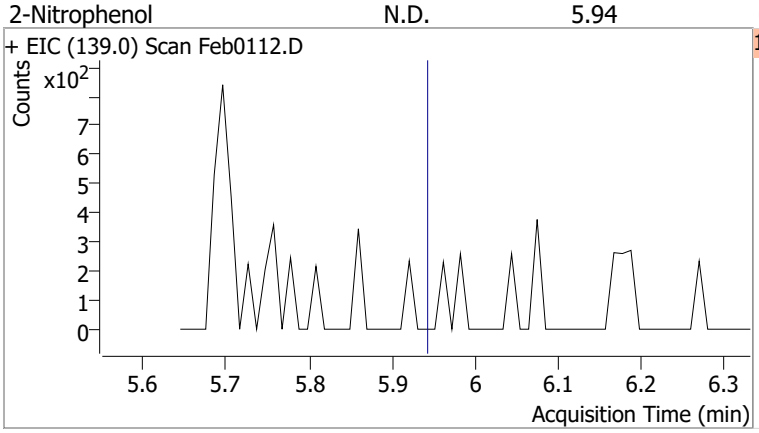

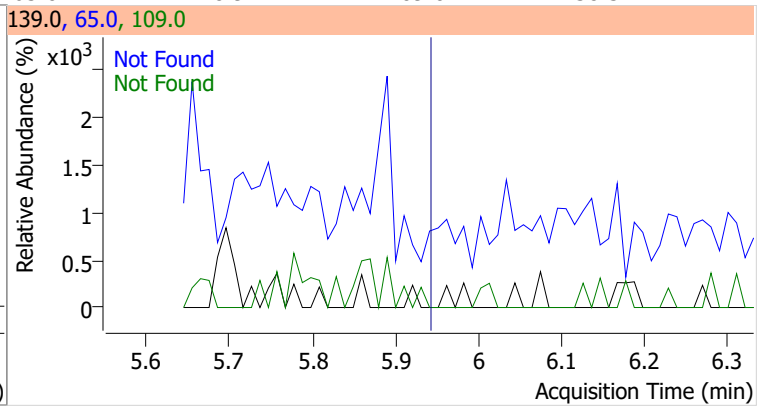

Compound	Conc.	Exp RT	QIon	Exp Ratio	QIon	Exp Ratio
2,4-Dimethylphenol	N.D.	6.05	107.0	109.0	77.0	32.4

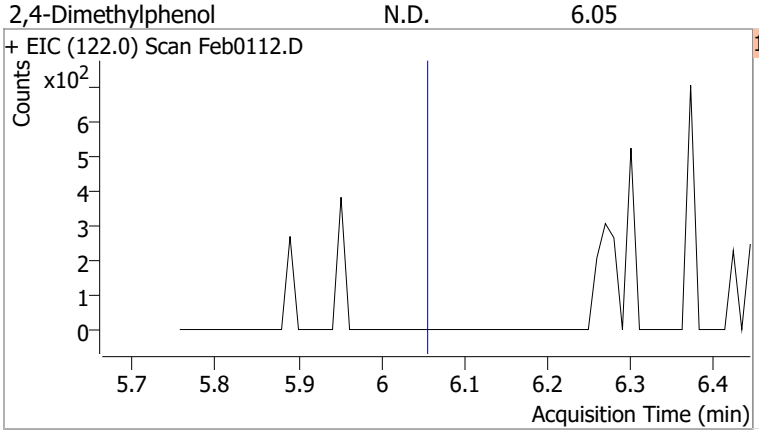

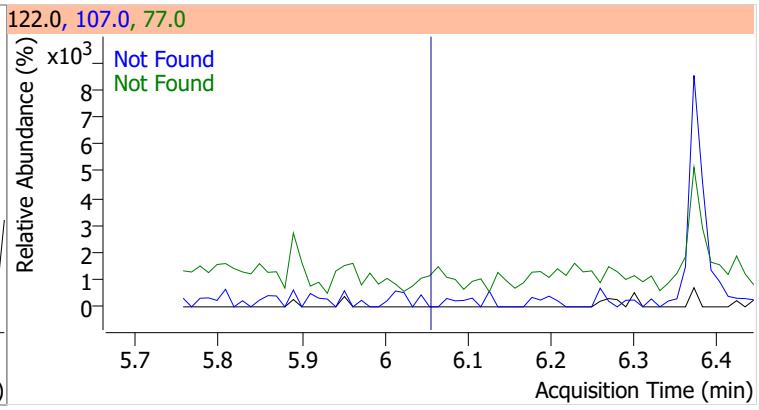

Compound	Conc.	Exp RT	QIon	Exp Ratio	QIon	Exp Ratio
bis(-2-Chloroethoxy)Methane	N.D.	6.16	63.0	68.6	95.0	32.4

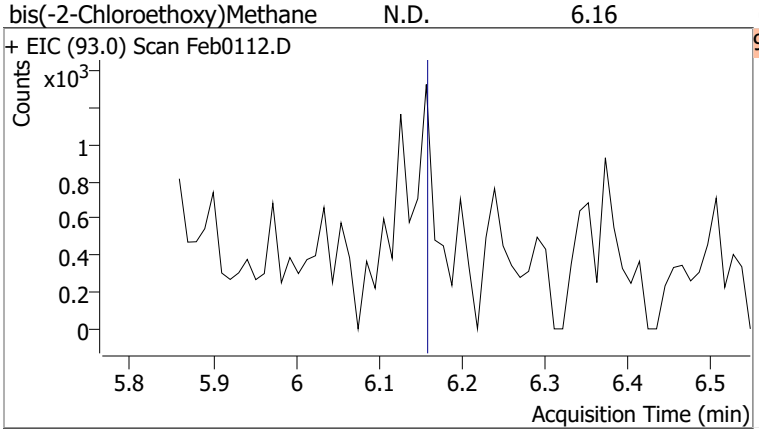

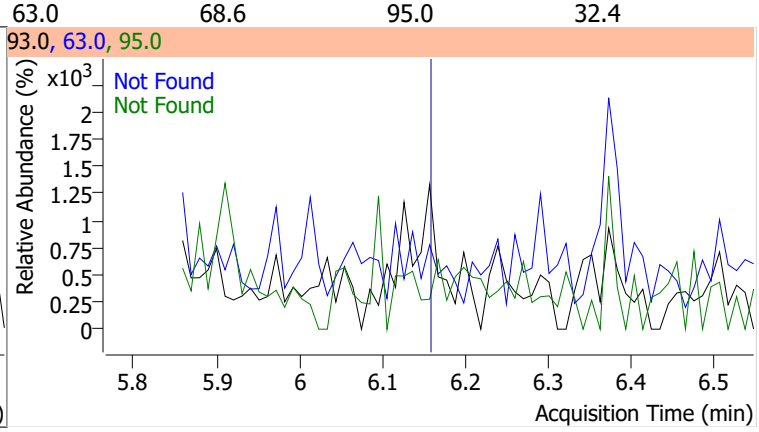

Compound	Conc.	Exp RT	QIon	Exp Ratio	QIon	Exp Ratio
2,4-Dichlorophenol	N.D.	6.25	164.0	63.2	98.0	30.8

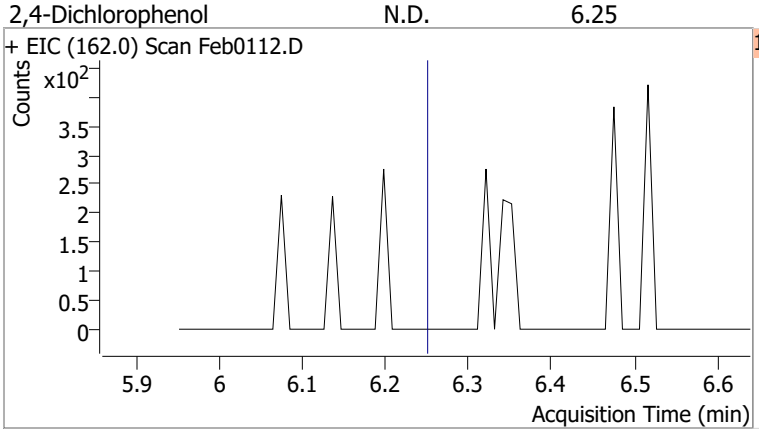

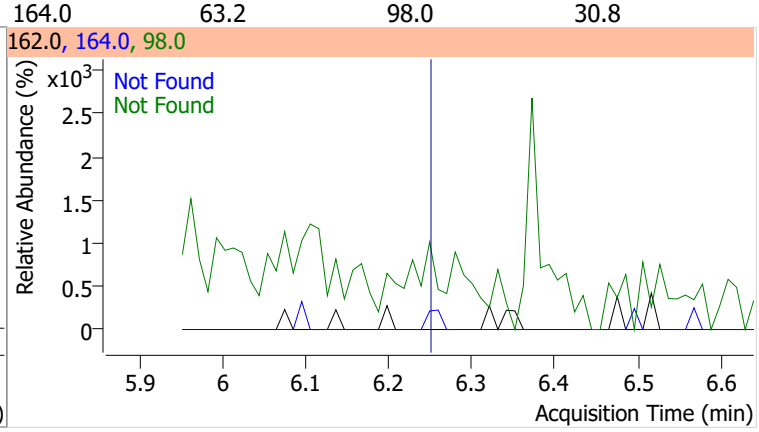

Compound	Conc.	Exp RT	QIon	Exp Ratio	QIon	Exp Ratio
Benzoic Acid	N.D.	6.27	122.0	88.6	77.0	75.0

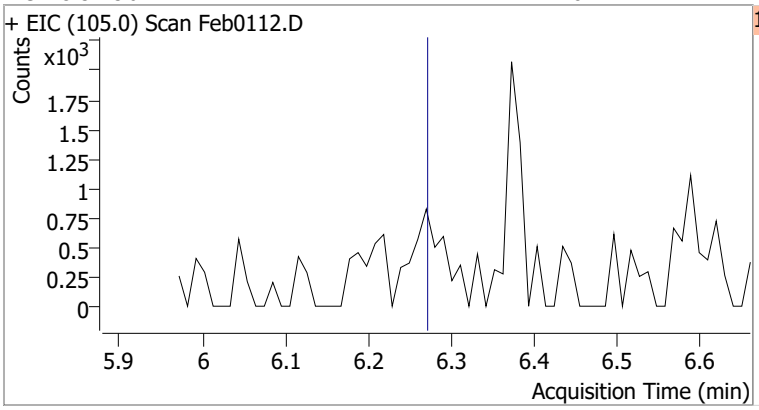

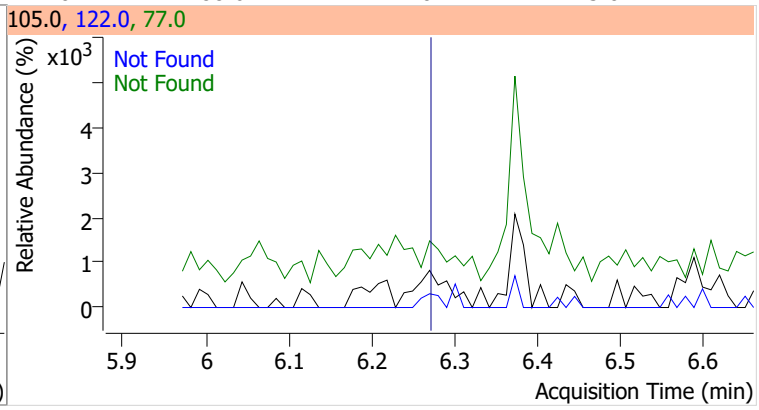

Compound	Conc.	Exp RT	QIon	Exp Ratio	QIon	Exp Ratio
1,2,4-Trichlorobenzene	N.D.	6.32	182.0	97.1	145.0	28.4

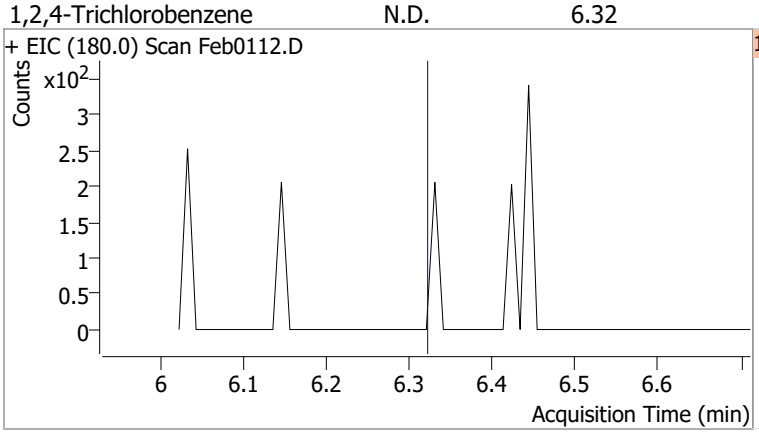

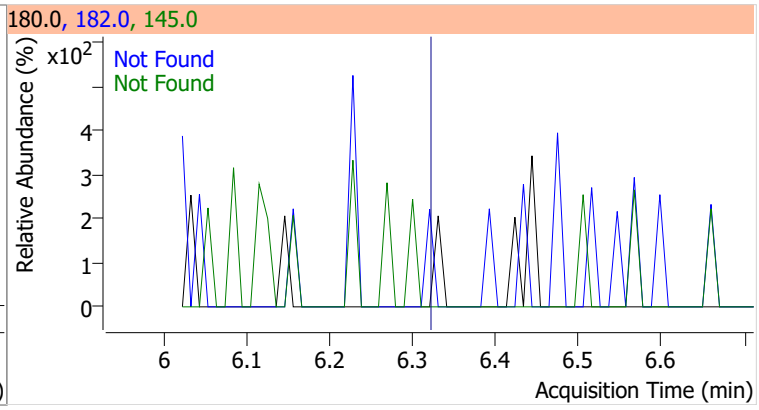

Compound	Conc.	Exp RT	QIon	Exp Ratio	QIon	Exp Ratio
Naphthalene	N.D.	6.40	129.0	11.4	102.0	9.7

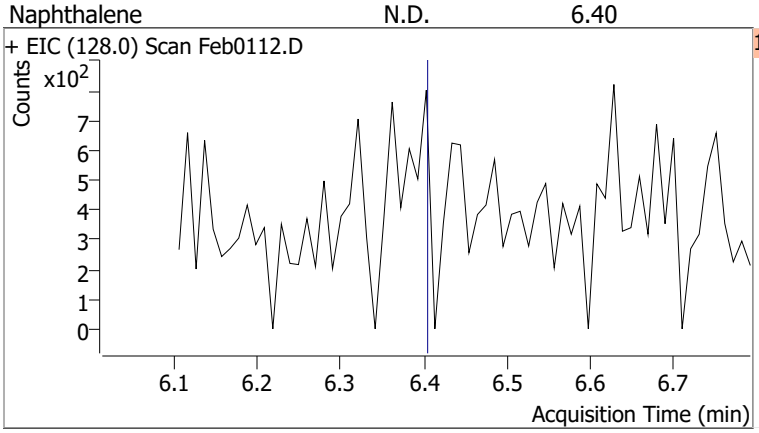

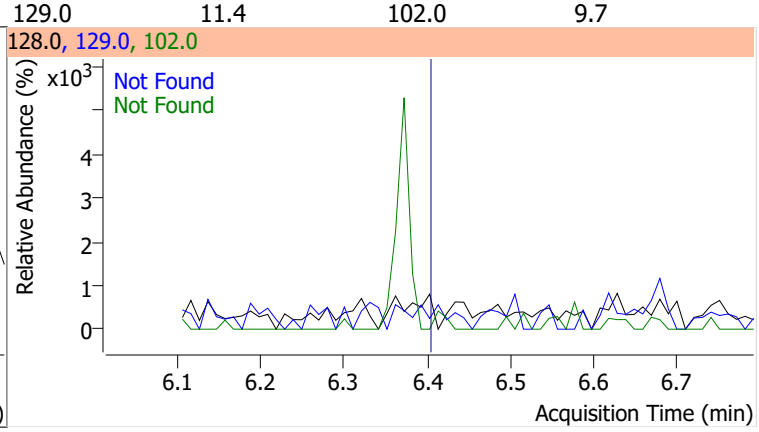

Compound	Conc.	RT	Dev(Min)	Resp.	QIon	QRatio	Lower	Upper
4-Chlorophenol		0		0	128.0		243.7	452.5

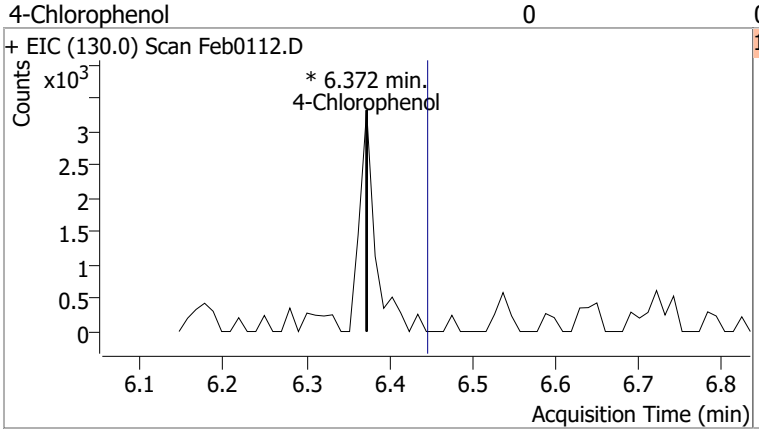

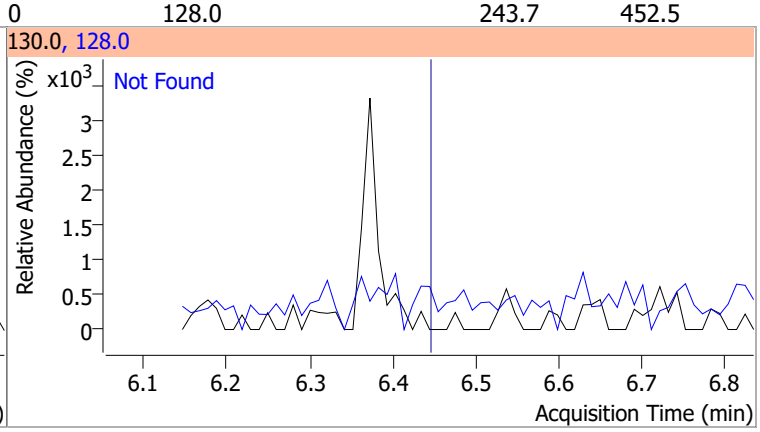

Compound	Conc.	Exp RT	QIon	Exp Ratio	QIon	Exp Ratio
p-Chloroaniline	N.D.	6.51	129.0	33.1	65.0	29.9

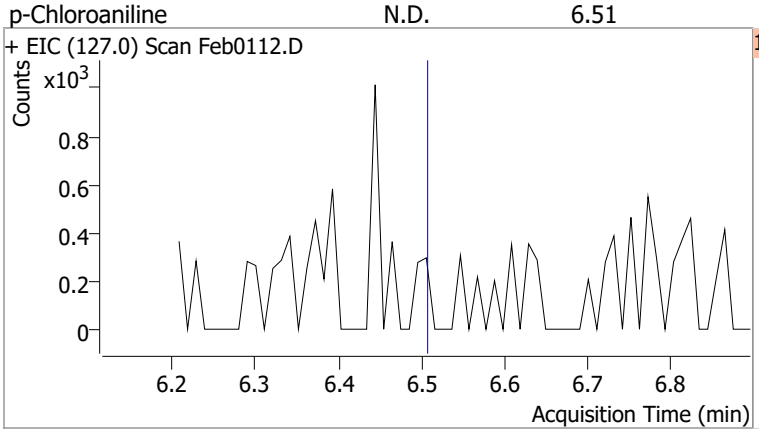

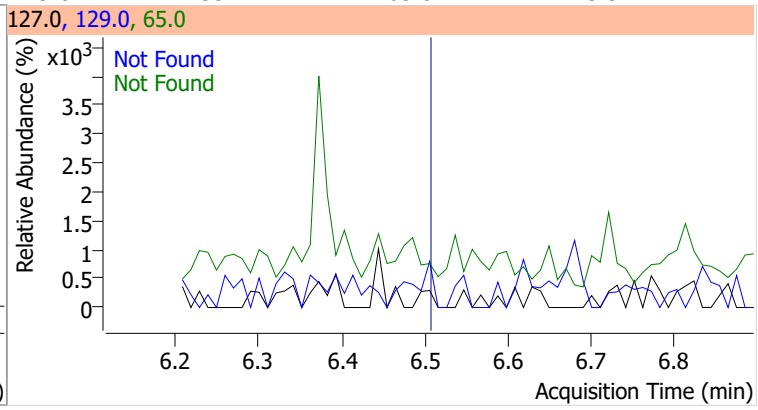

Compound	Conc.	Exp RT	QIon	Exp Ratio	QIon	Exp Ratio
Hexachlorobutadiene	N.D.	6.58	223.0	65.1	227.0	63.7

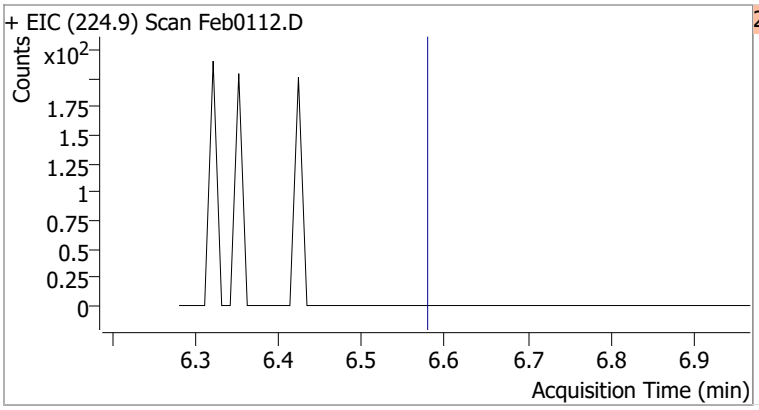

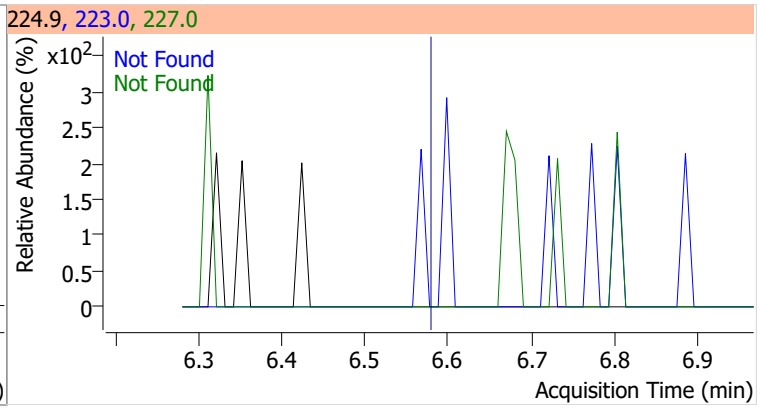

Compound	Conc.	Exp RT	QIon	Exp Ratio
4-Chloro-2-Methylphenol	N.D.	6.99	144.0	28.0

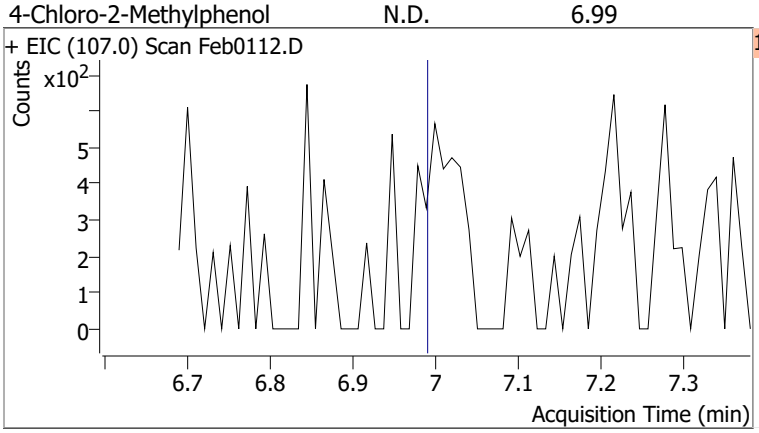

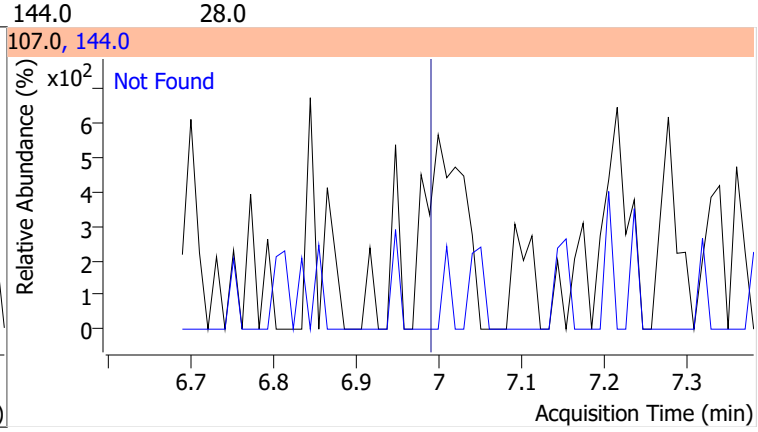

Compound	Conc.	Exp RT	QIon	Exp Ratio
4-Chloro-3-Methylphenol	N.D.	7.13	144.0	28.6

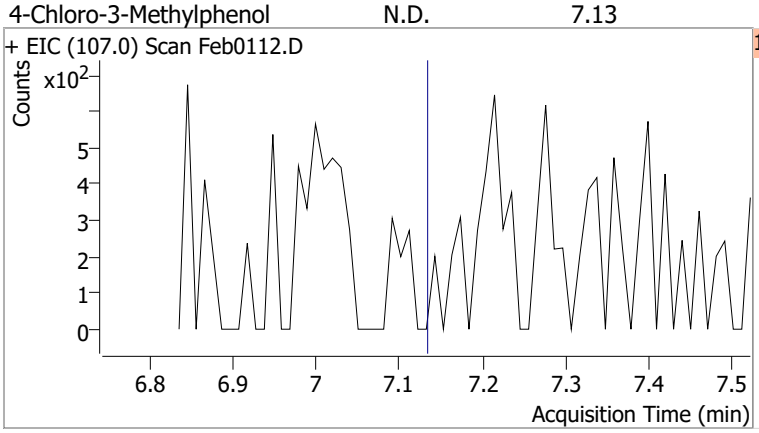

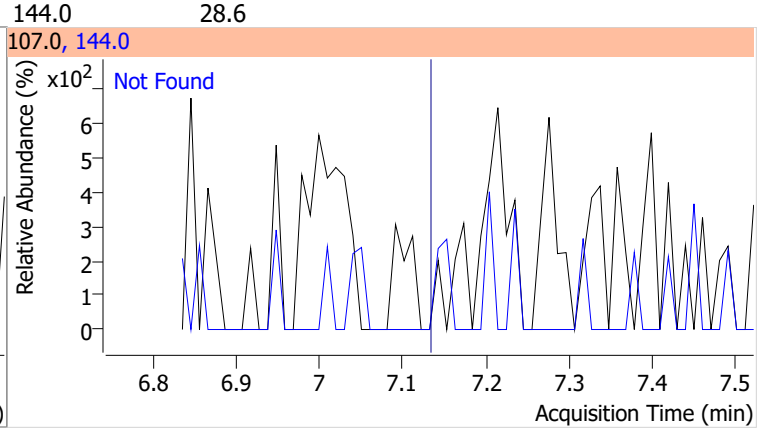

Quantitation Results Report (QT Reviewed)

Compound	Conc.	Exp RT	QIon	Exp Ratio	QIon	Exp Ratio
2-Methylnaphthalene	N.D.	7.24	142.0	118.8	115.0	41.1

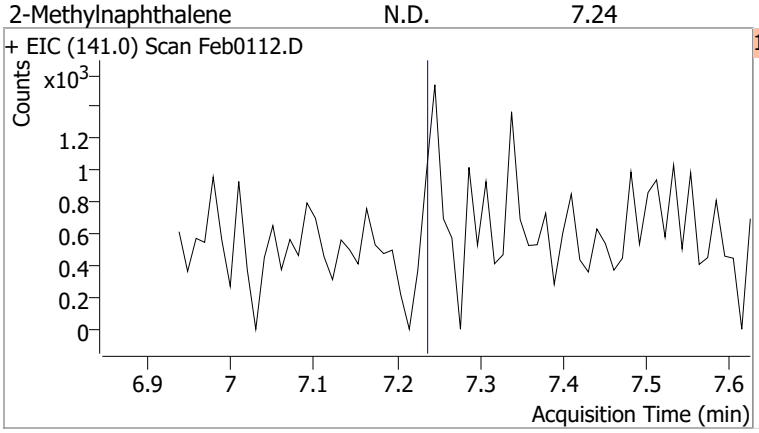

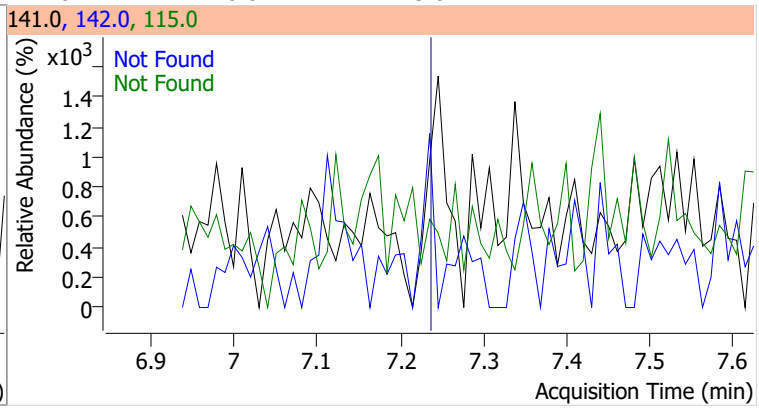

Compound	Conc.	Exp RT	QIon	Exp Ratio	QIon	Exp Ratio
1-Methylnaphthalene	N.D.	7.35	142.0	111.3	115.0	42.1

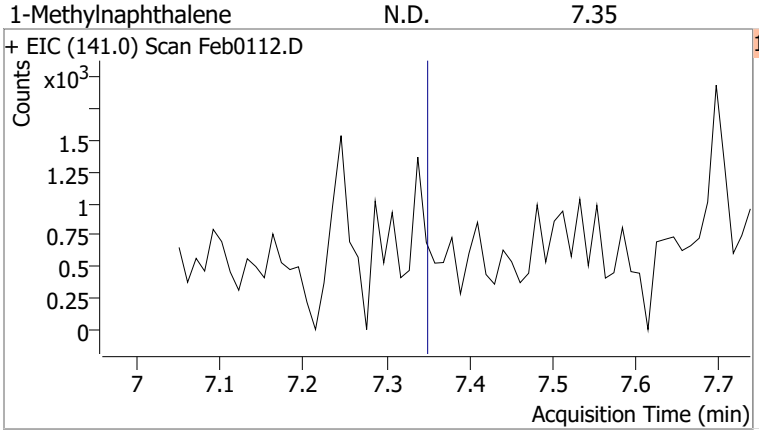

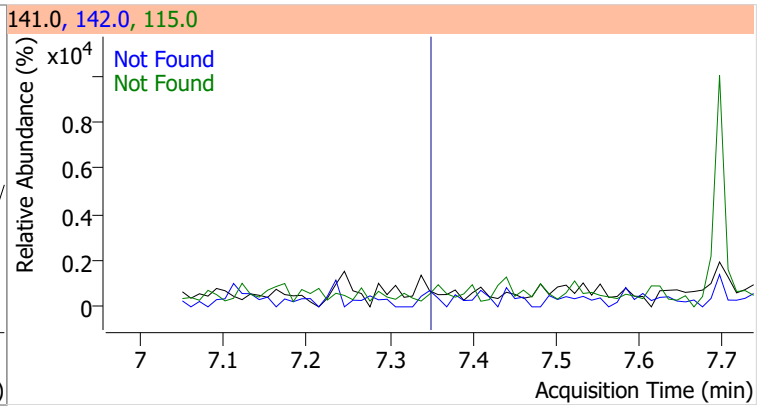

Compound	Conc.	Exp RT	QIon	Exp Ratio	QIon	Exp Ratio
Hexachlorocyclopentadiene	N.D.	7.43	238.9	62.5	234.9	62.4

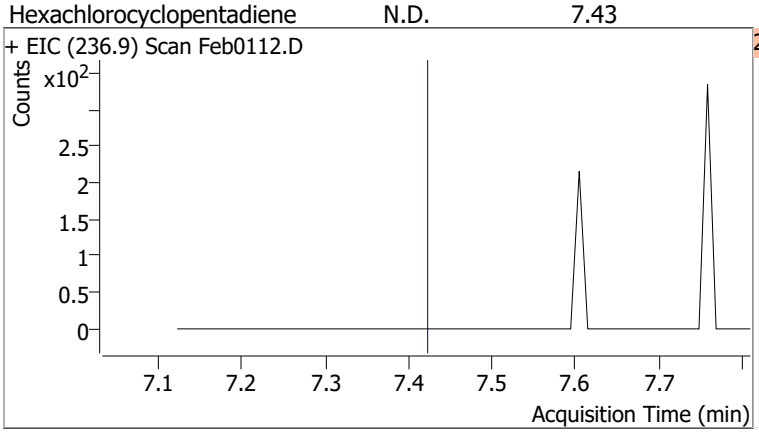

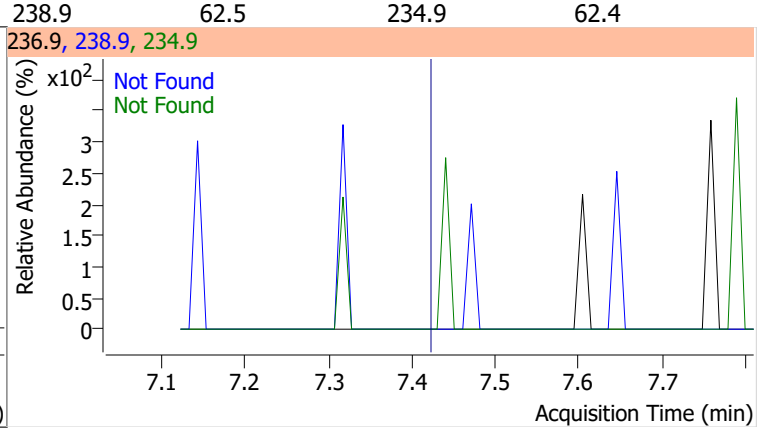

Compound	Conc.	Exp RT	QIon	Exp Ratio
2,4,6-Trichlorophenol	N.D.	7.59	198.0	98.1

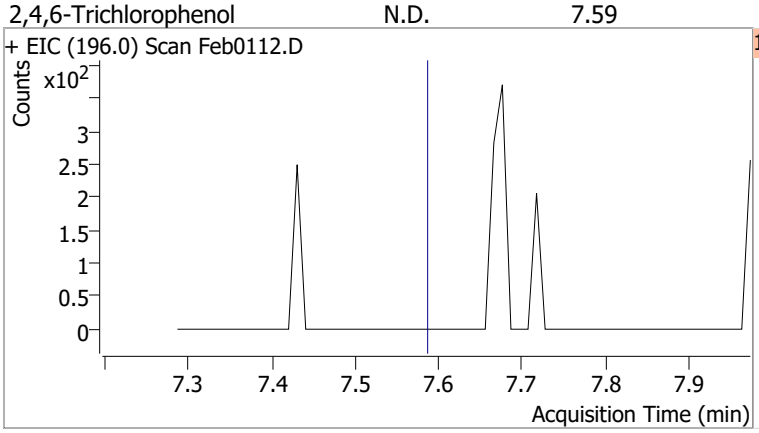

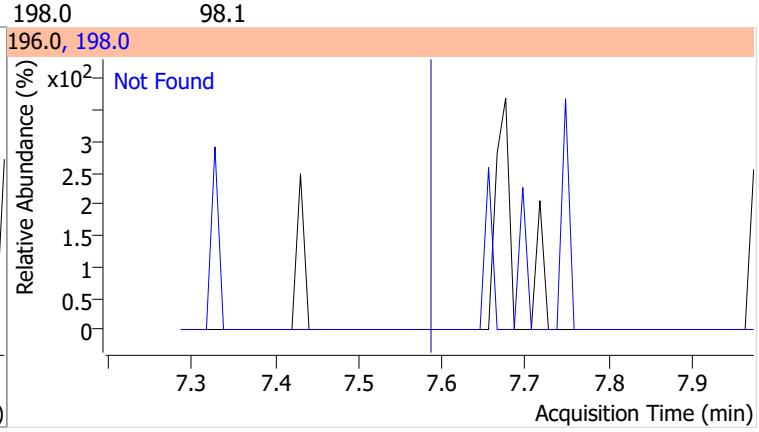

Compound	Conc.	Exp RT	QIon	Exp Ratio
2,4,5-Trichlorophenol	N.D.	7.64	198.0	93.7

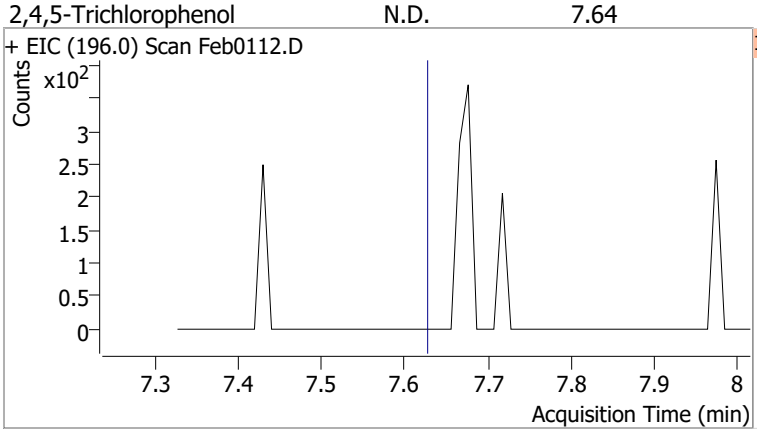

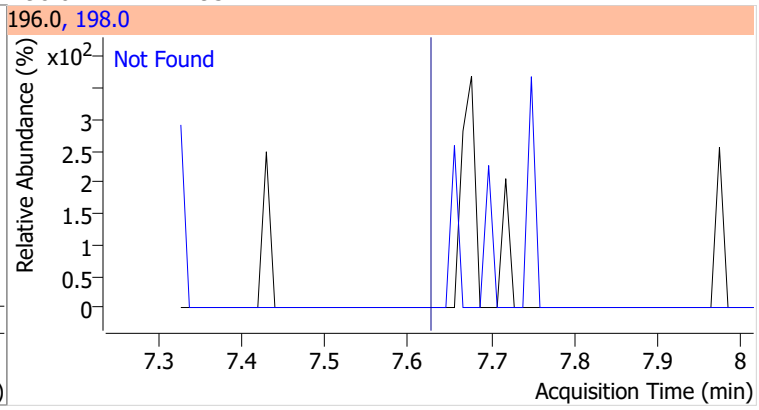

Compound	Conc.	RT	Dev(Min)	Resp.	QIon	QRatio	Lower	Upper
2-Fluorobiphenyl	62.1250	7.70	0.00	1339325	171.0	34.5	23.8	44.1

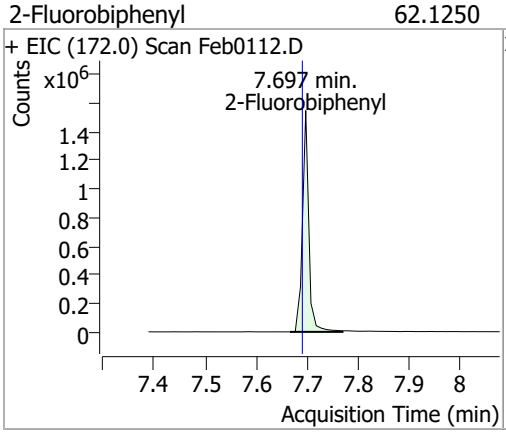

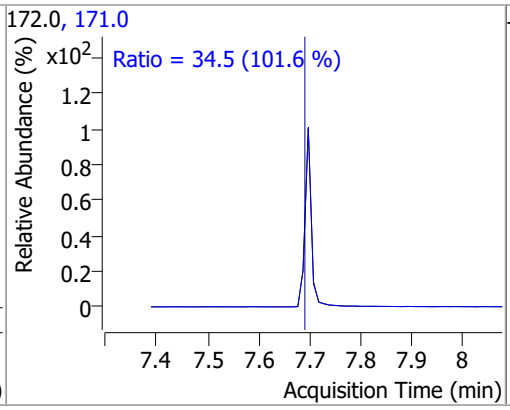

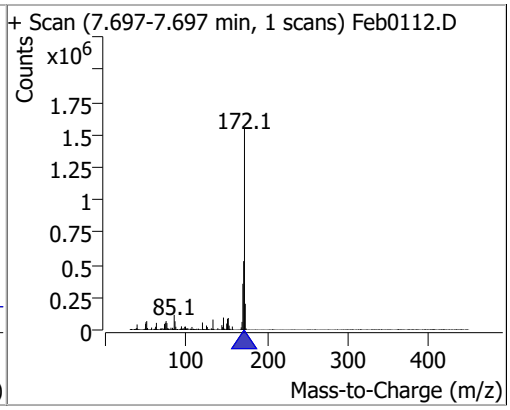

Compound	Conc.	Exp RT	QIon	Exp Ratio	QIon	Exp Ratio
2-Chloronaphthalene	N.D.	7.81	127.0	36.7	164.0	32.2

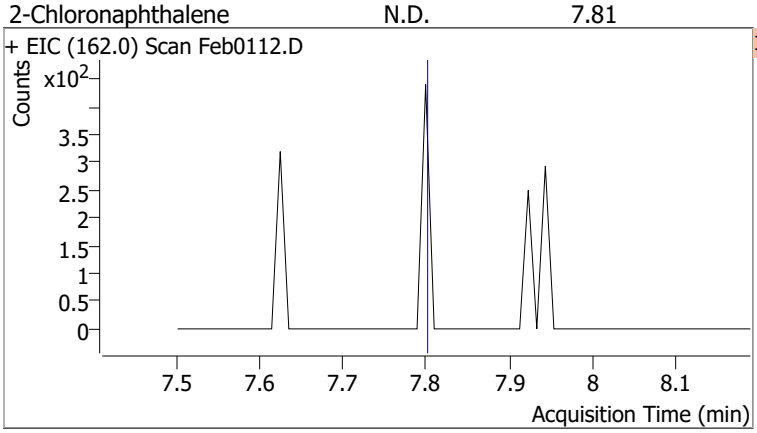

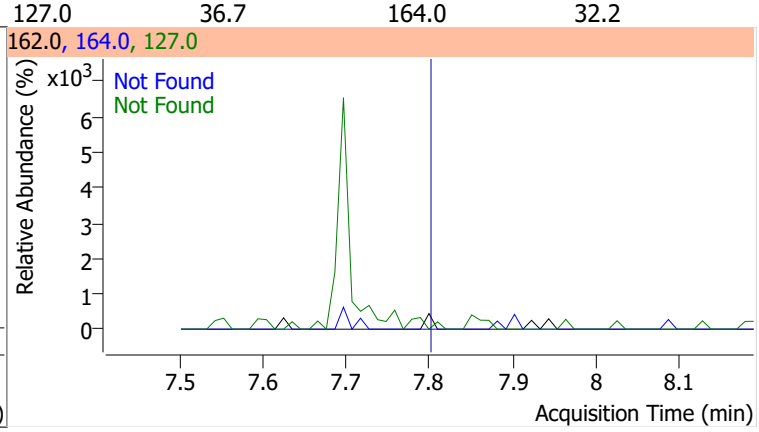

Compound	Conc.	Exp RT	QIon	Exp Ratio
2-Nitroaniline	N.D.	7.96	138.0	120.7

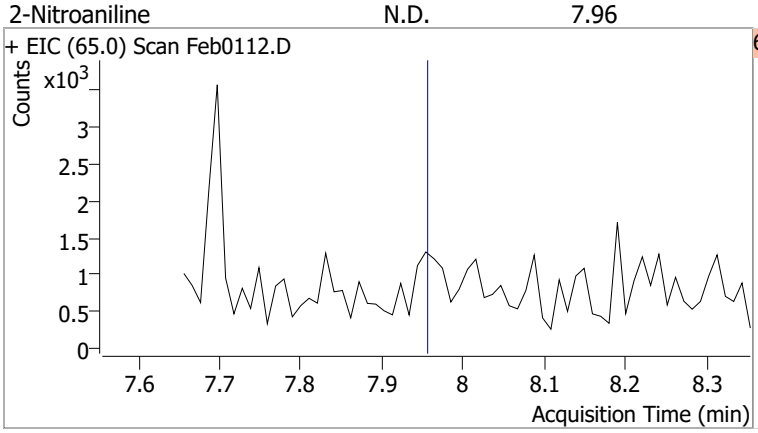

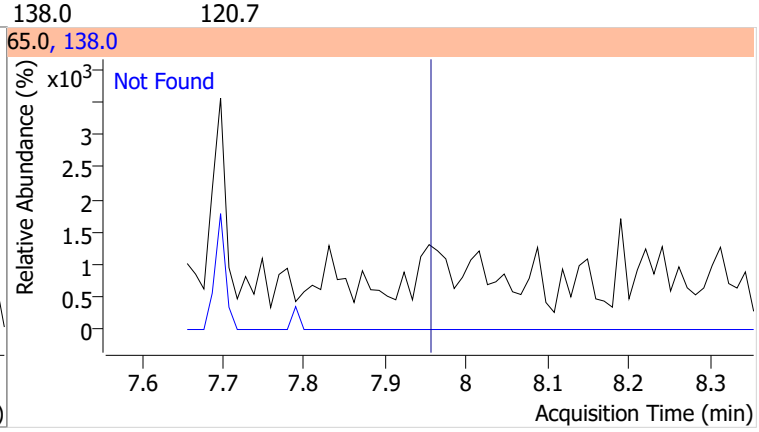

Compound	Conc.	RT	Dev(Min)	Resp.	QIon	QRatio	Lower	Upper
Dimethyl Phthalate		0		0	77.0		13.0	24.2

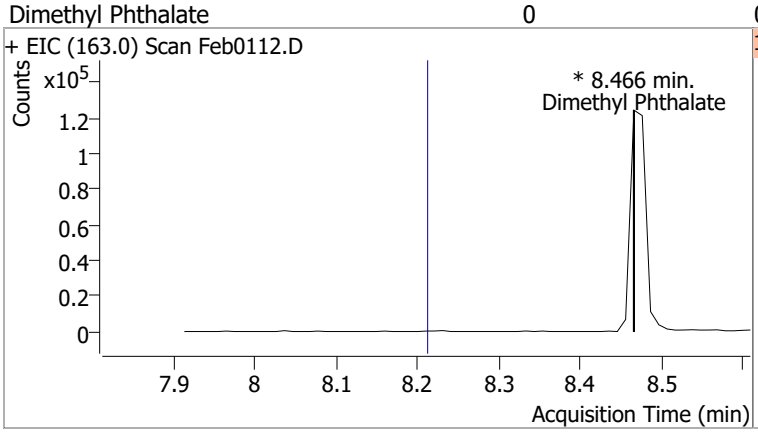

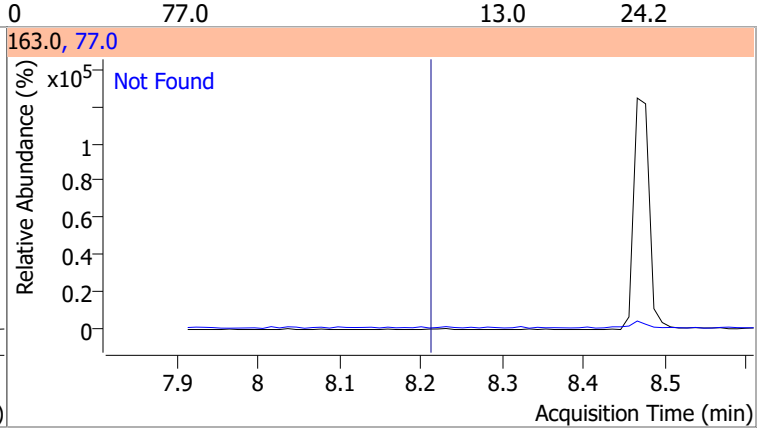

Compound	Conc.	RT	Dev(Min)	Resp.	QIon	QRatio	Lower	Upper
2,6-Dinitrotoluene		0		0	63.0		82.2	152.7
					89.0		40.8	75.8

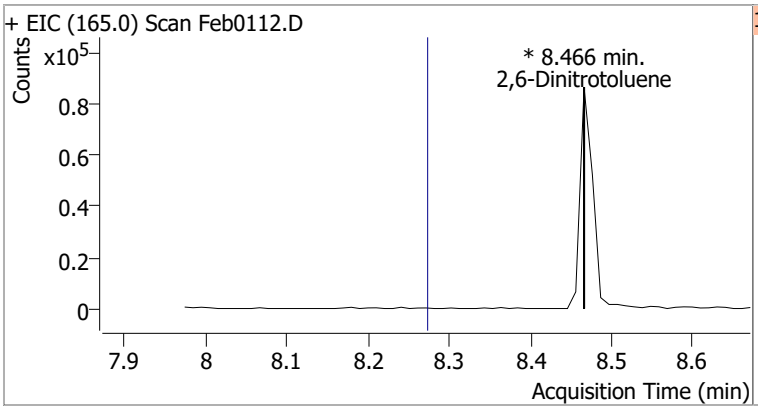

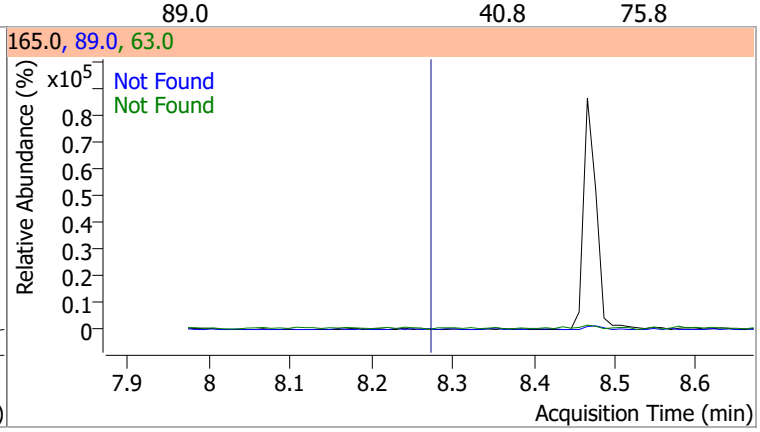

Compound	Conc.	Exp RT	QIon	Exp Ratio
Acenaphthylene	N.D.	8.30	153.1	14.0

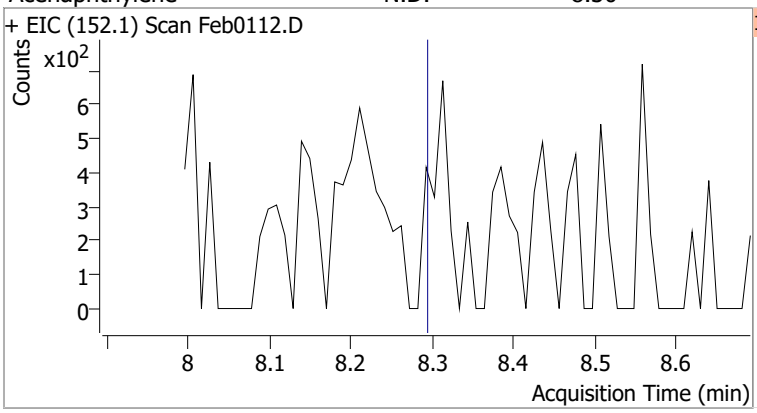

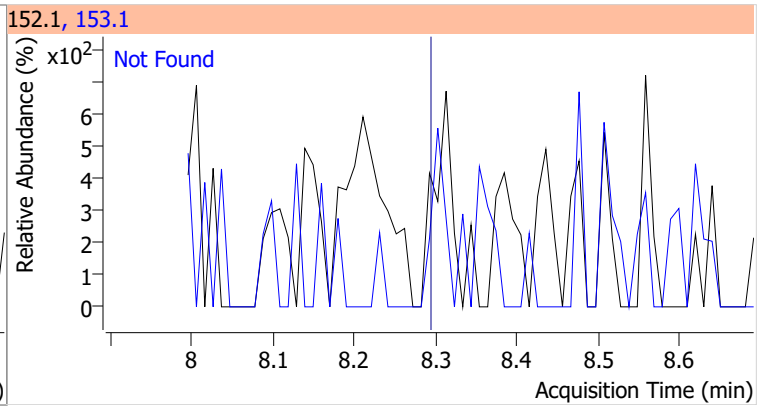

Compound	Conc.	Exp RT	QIon	Exp Ratio	QIon	Exp Ratio
3-Nitroaniline	N.D.	8.48	65.0	121.0	92.0	102.4

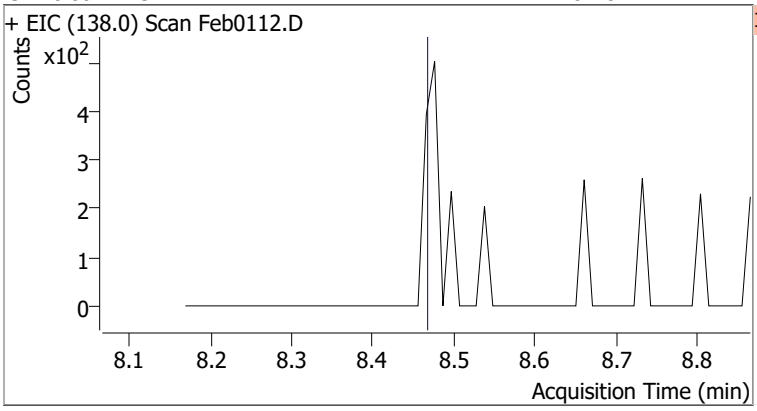

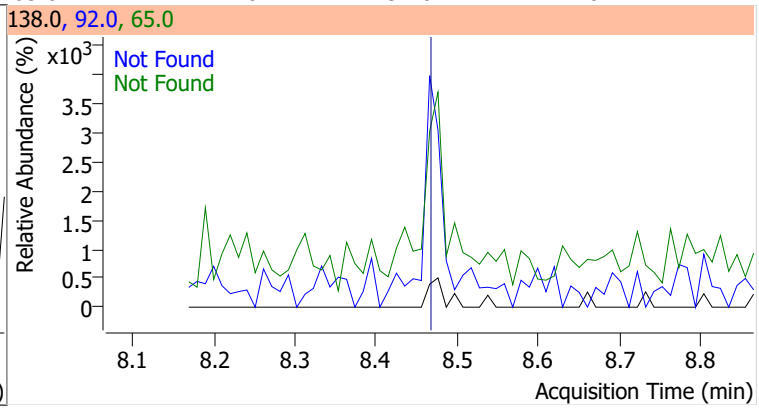

Quantitation Results Report (QT Reviewed)

Compound	Conc.	Exp RT	QIon	Exp Ratio	QIon	Exp Ratio
Acenaphthene	N.D.	8.52	153.0	109.2	152.0	51.1

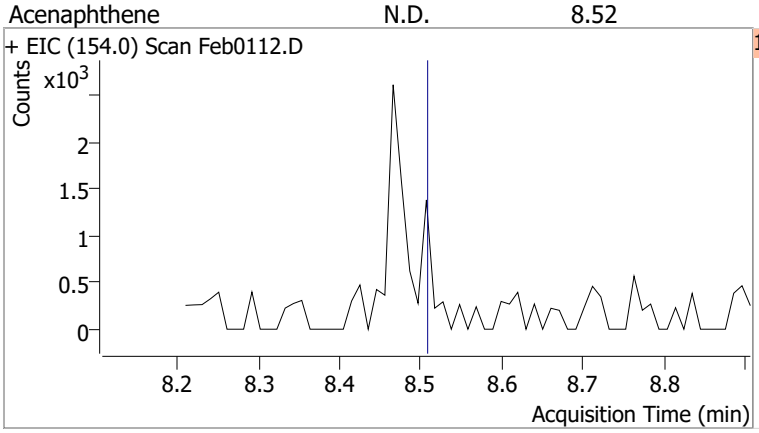

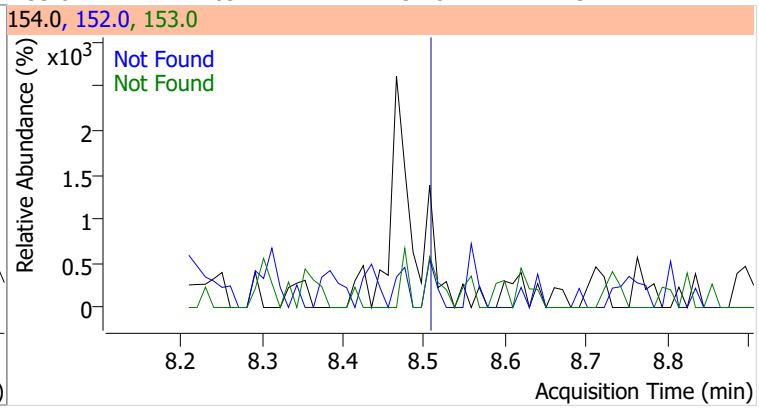

Compound	Conc.	RT	Dev(Min)	Resp.	QIon	QRatio	Lower	Upper
2,4-Dinitrophenol		0		0	154.0		44.4	82.5

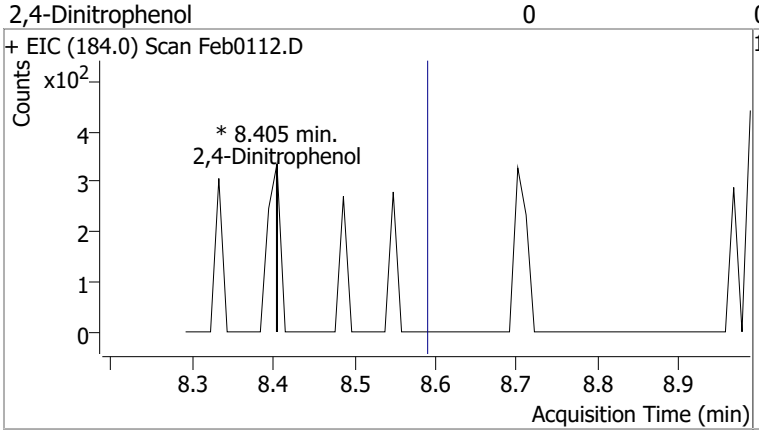

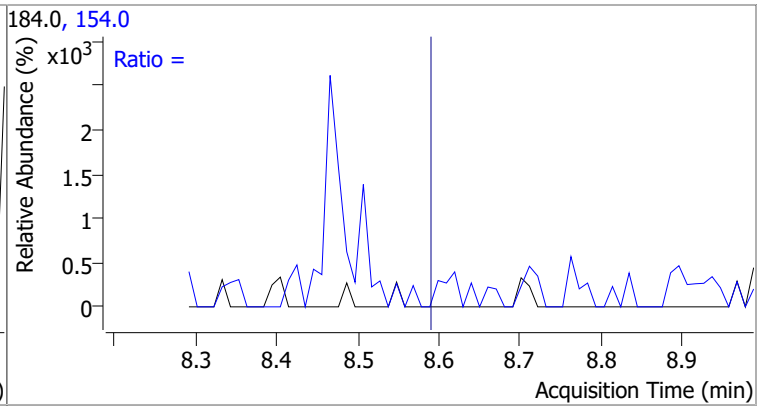

Compound	Conc.	Exp RT	QIon	Exp Ratio
Dibenzofuran	N.D.	8.72	139.0	43.1

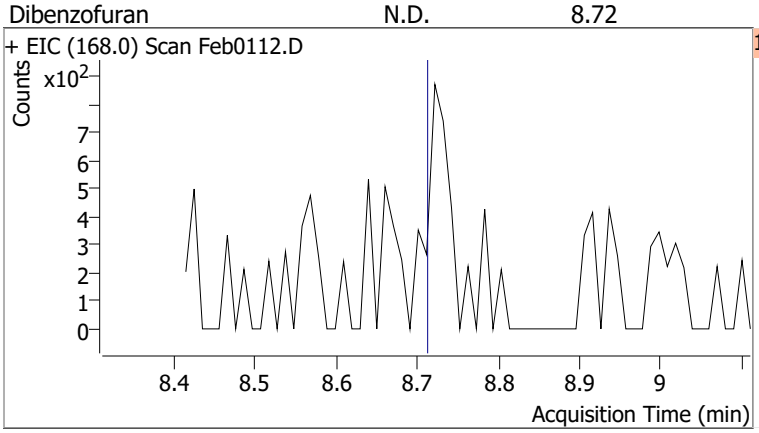

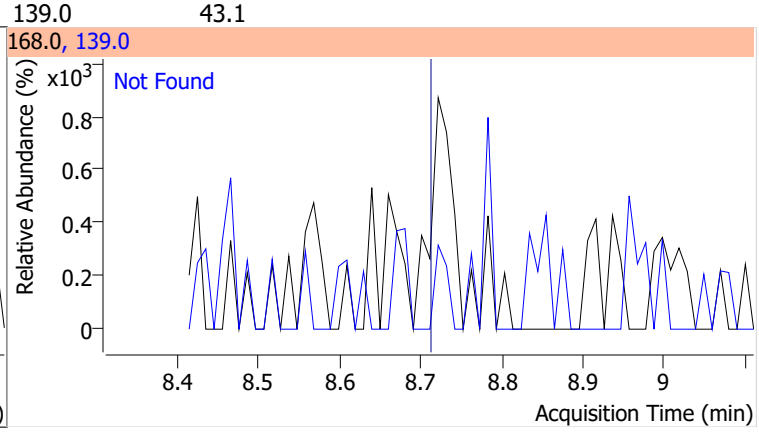

Compound	Conc.	Exp RT	QIon	Exp Ratio	QIon	Exp Ratio
4-Nitrophenol	N.D.	8.74	139.0	380.6	65.0	81.2

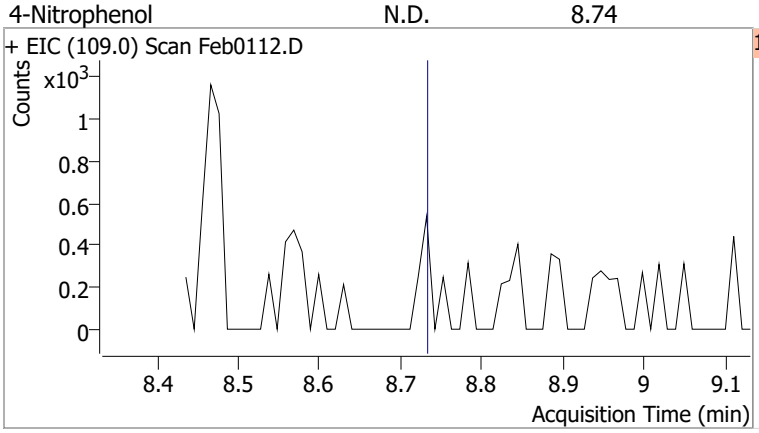

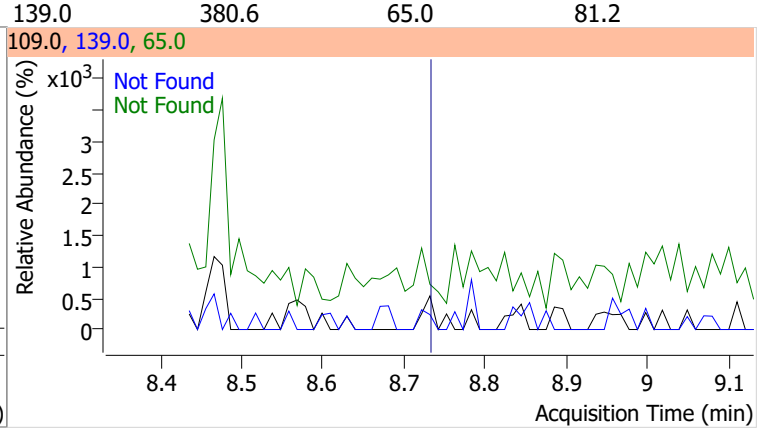

Quantitation Results Report (QT Reviewed)

Compound	Conc.	RT	Dev(Min)	Resp.	QIon	QRatio	Lower	Upper
2,4-Dinitrotoluene		0		0	63.0		47.5	88.1
					89.0		45.8	85.1

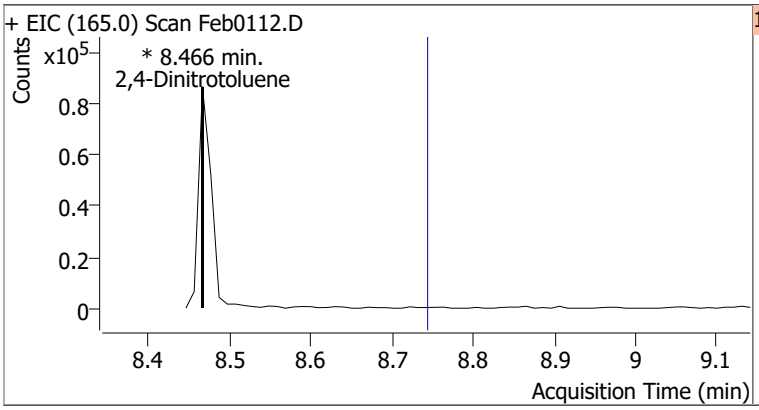

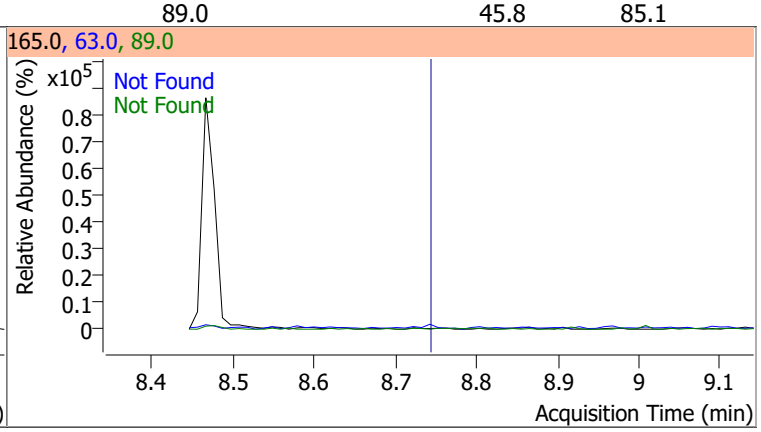

Compound	Conc.	Exp RT	QIon	Exp Ratio	QIon	Exp Ratio
Diethylphthalate	N.D.	9.09	177.0	21.1	150.0	12.6

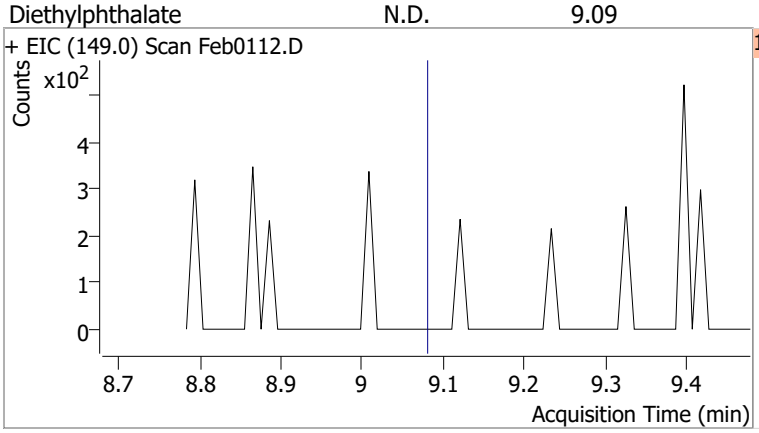

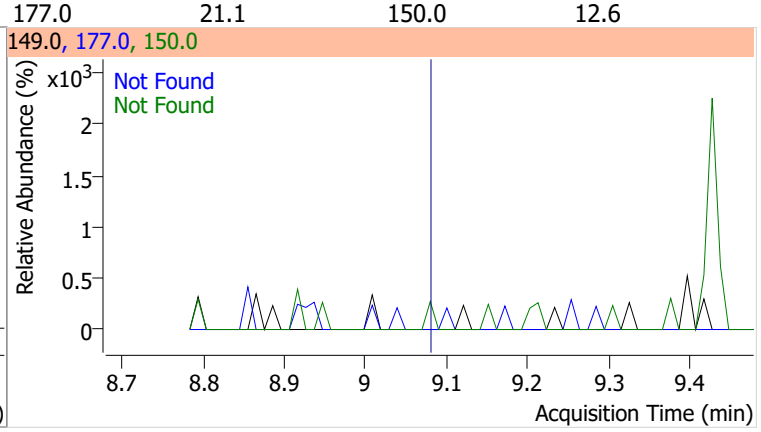

Compound	Conc.	Exp RT	QIon	Exp Ratio	QIon	Exp Ratio
Fluorene	N.D.	9.14	165.0	92.6	167.0	13.0

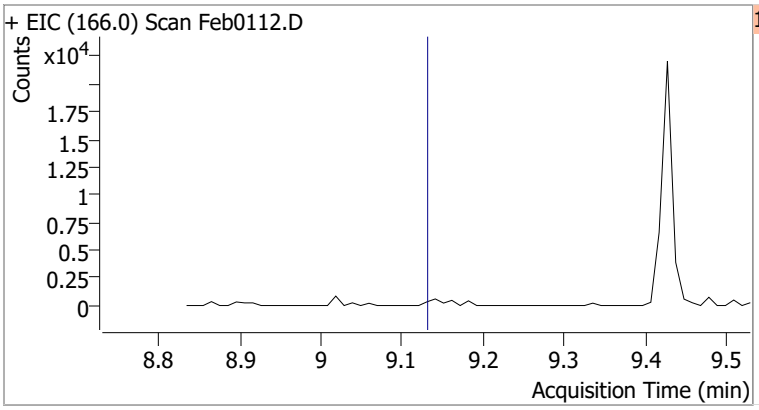

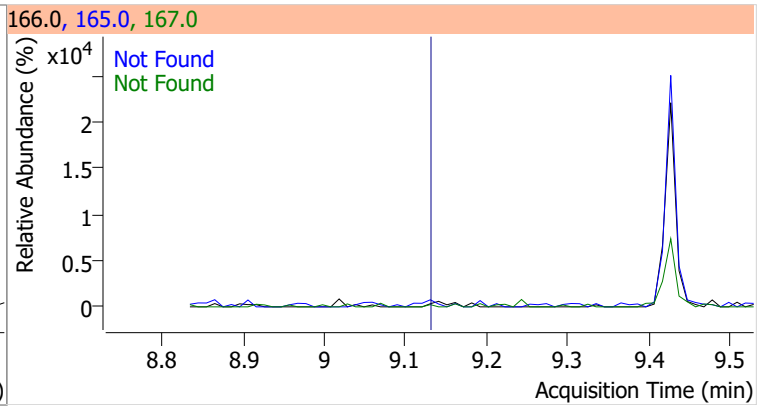

Compound	Conc.	Exp RT	QIon	Exp Ratio	QIon	Exp Ratio
4-Chlorophenyl-phenylether	N.D.	9.17	141.0	62.7	206.0	33.2

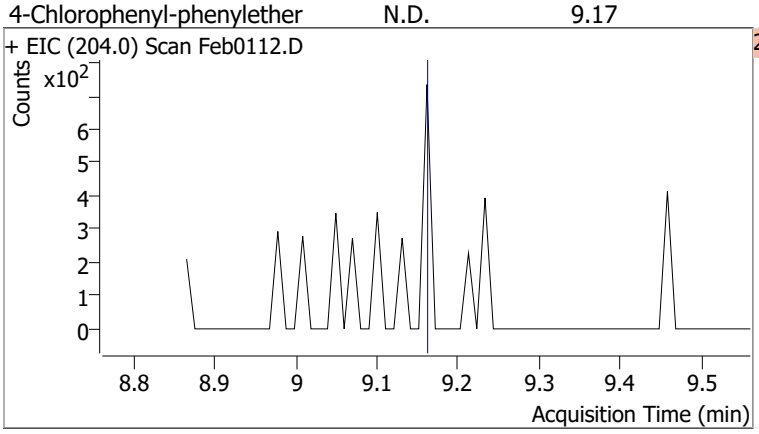

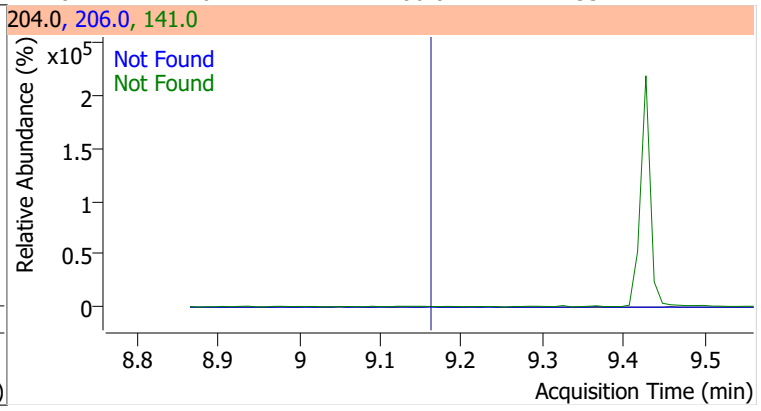

Compound	Conc.	Exp RT	QIon	Exp Ratio	QIon	Exp Ratio
4-Nitroaniline	N.D.	9.21	65.0	101.3	92.0	51.2

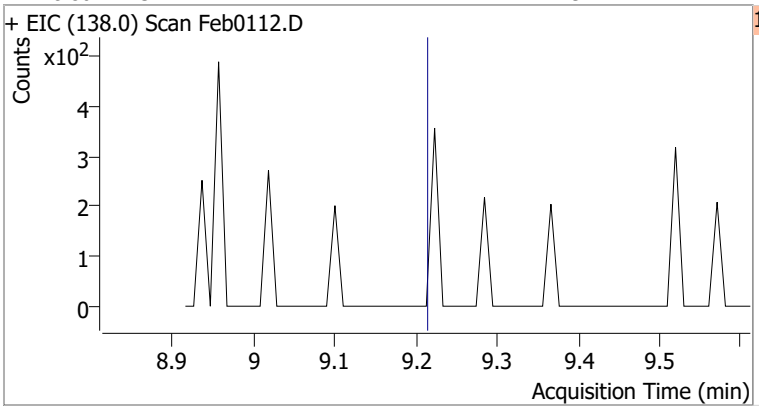

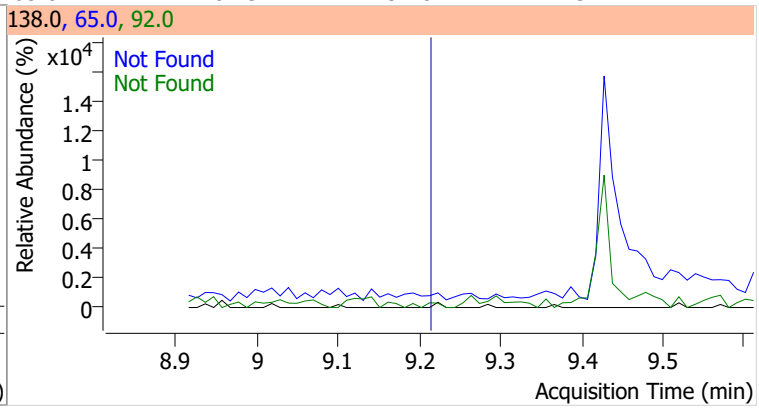

Compound	Conc.	RT	Dev(Min)	Resp.	QIon	QRatio	Lower	Upper
4,6-Dinitro-2-methylphenol		0		0	121.0		32.5	60.3

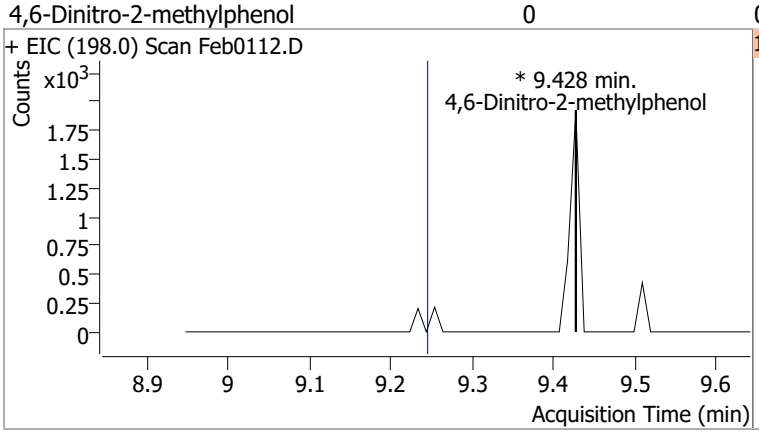

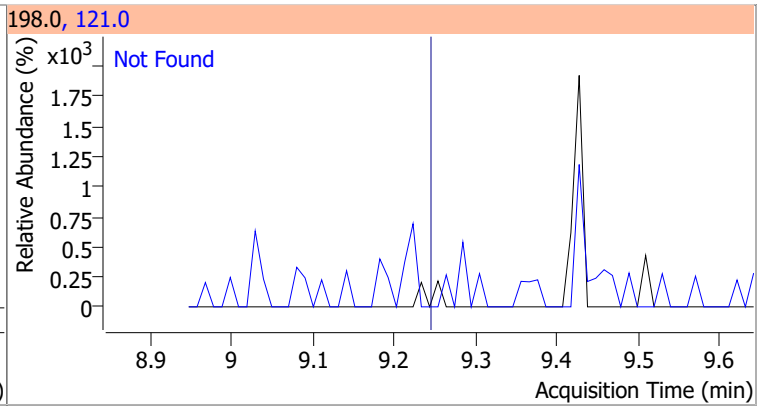

Compound	Conc.	Exp RT	QIon	Exp Ratio	QIon	Exp Ratio
N-nitrosodiphenylamine	N.D.	9.33	168.0	63.3	167.0	34.3

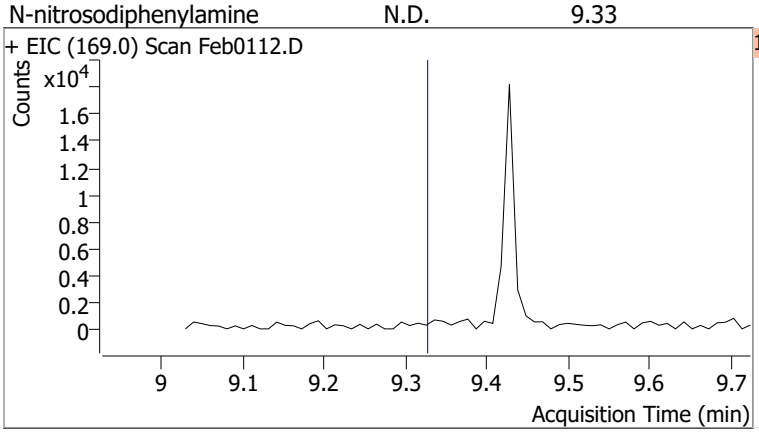

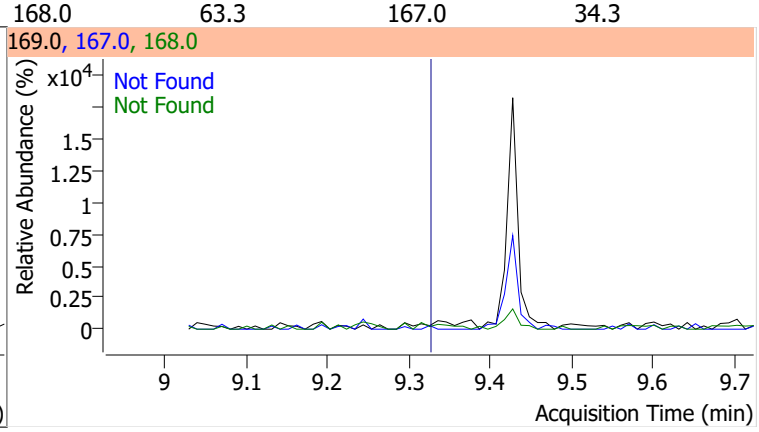

Compound	Conc.	Exp RT	QIon	Exp Ratio	QIon	Exp Ratio
Azobenzene	N.D.	9.36	51.0	37.7	182.0	27.4

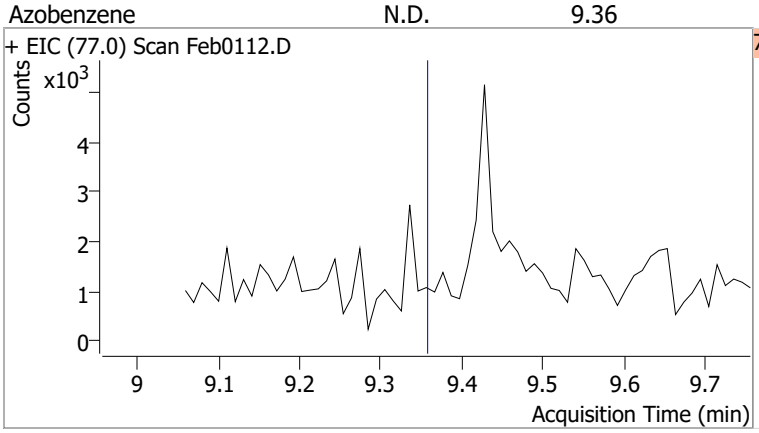

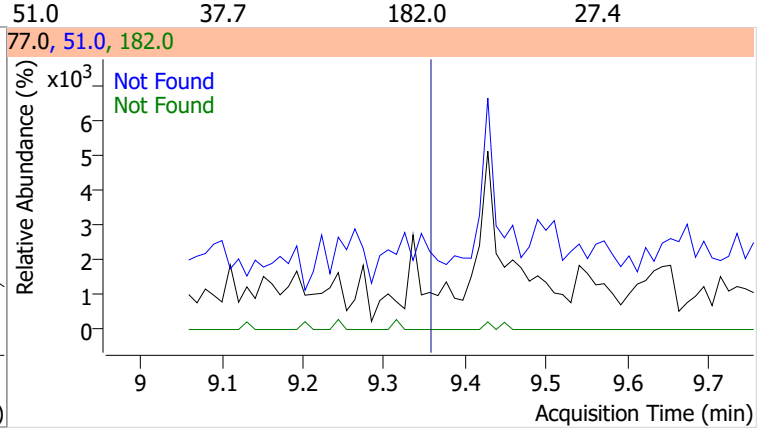

Quantitation Results Report (QT Reviewed)

Compound	Conc.	RT	Dev(Min)	Resp.	QIon	QRatio	Lower	Upper
2,4,6-Tribromophenol	164.0175	9.43	0.00	302401	331.8	92.7	65.5	121.6

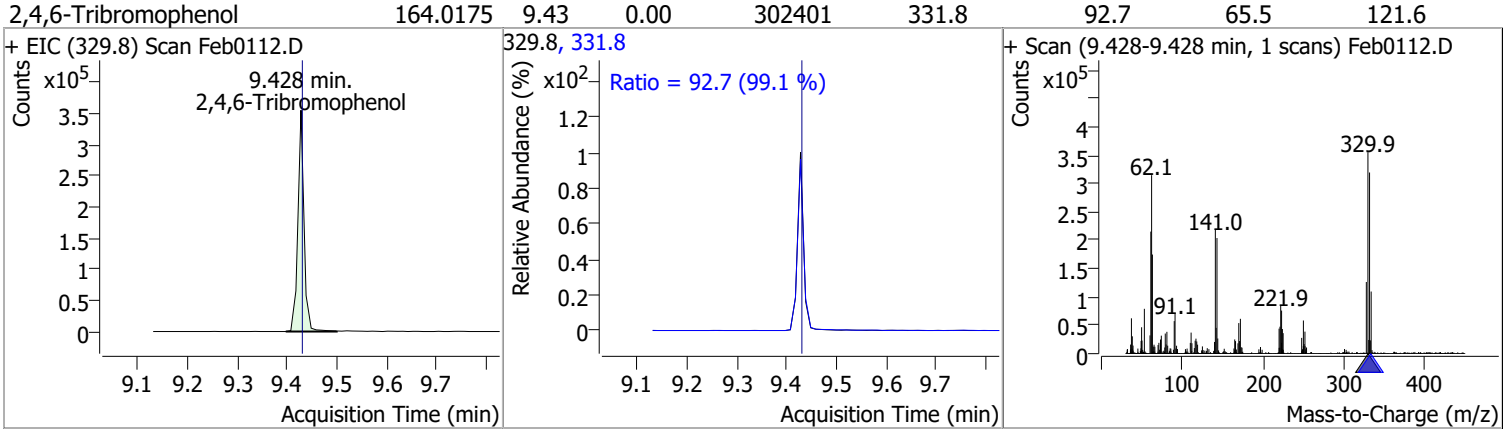

Compound	Conc.	Exp RT	QIon	Exp Ratio	QIon	Exp Ratio
4-Bromophenyl-phenylether	N.D.	9.76	141.0	103.5	250.0	100.5

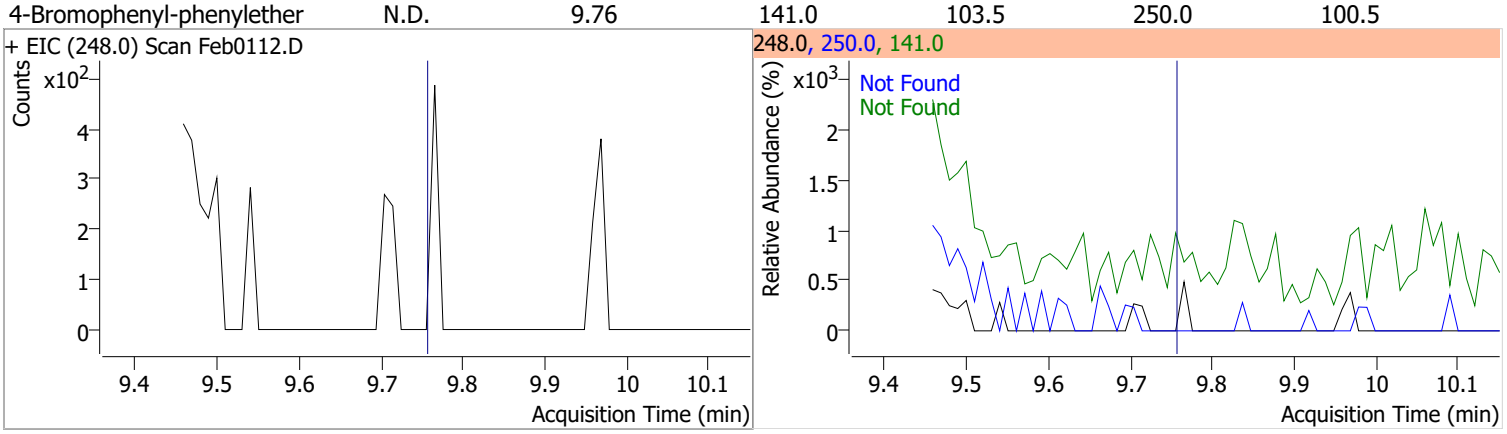

Compound	Conc.	Exp RT	QIon	Exp Ratio
Hexachlorobenzene	N.D.	9.80	142.0	47.3

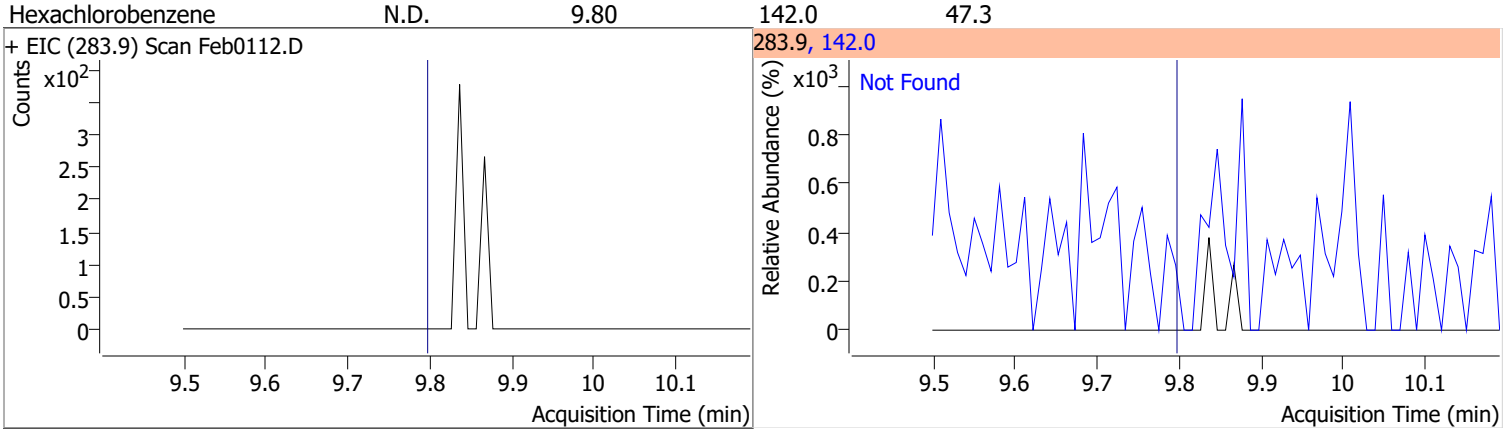

Compound	Conc.	Exp RT	QIon	Exp Ratio	QIon	Exp Ratio
Pentachlorophenol	N.D.	10.05	267.9	65.3	263.9	62.6

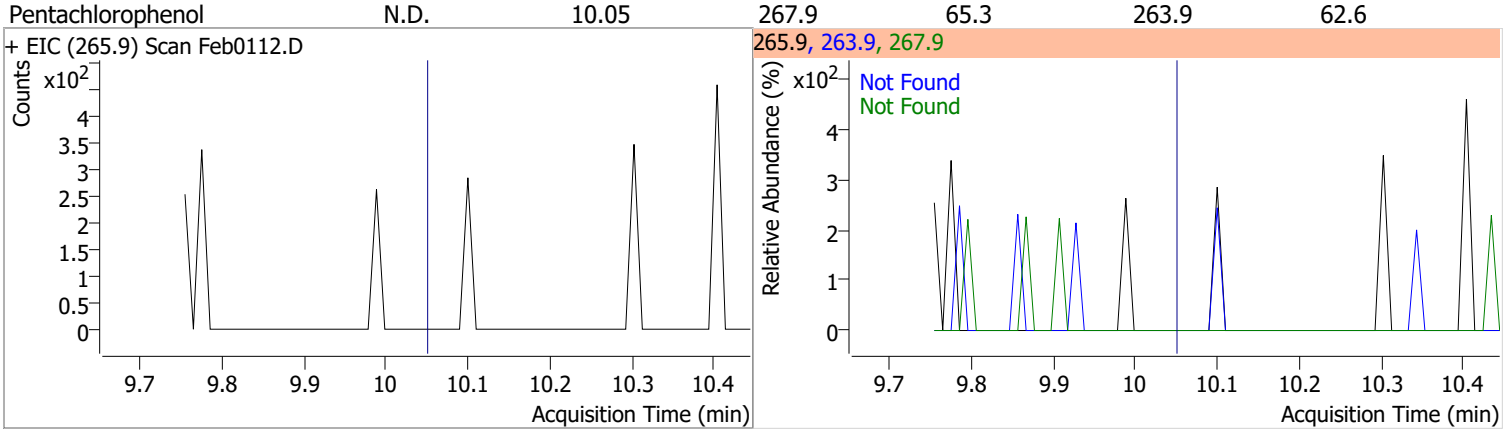

Compound	Conc.	Exp RT	QIon	Exp Ratio
Phenanthrene	N.D.	10.29	176.0	18.9

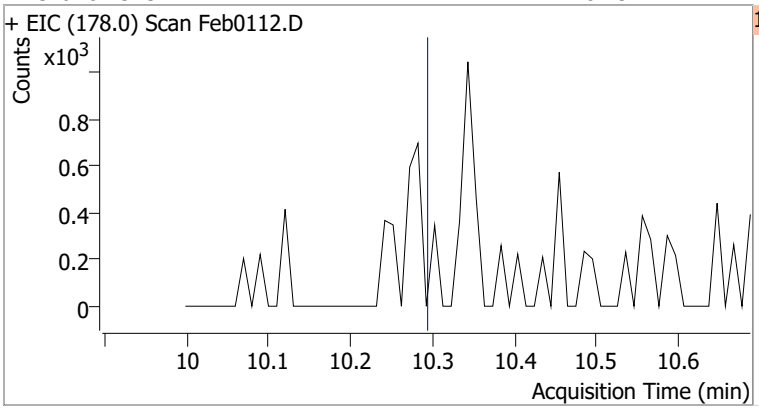

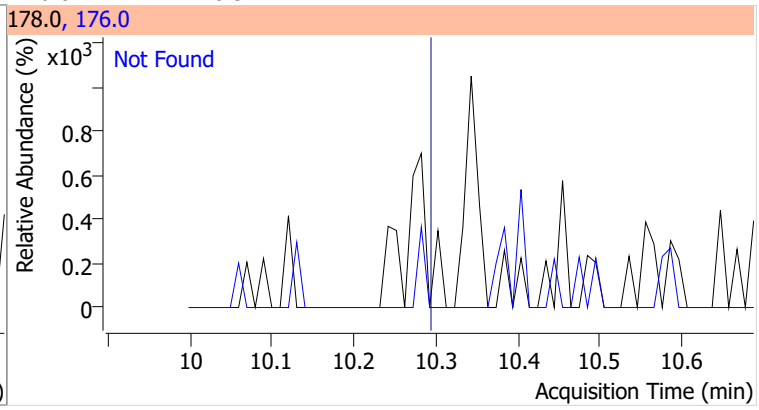

Compound	Conc.	Exp RT	QIon	Exp Ratio
Anthracene	N.D.	10.35	176.0	18.1

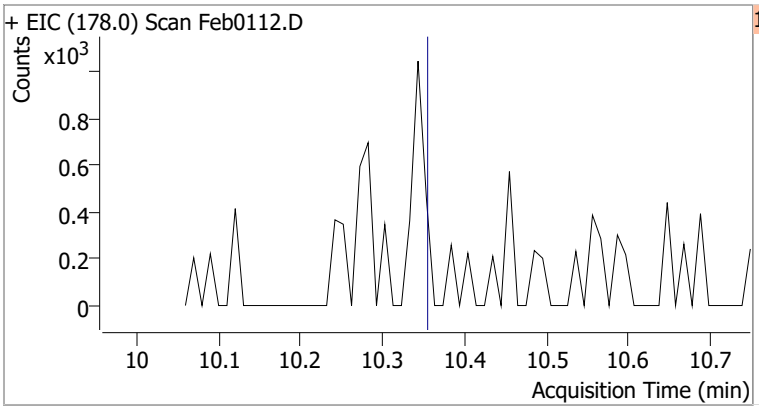

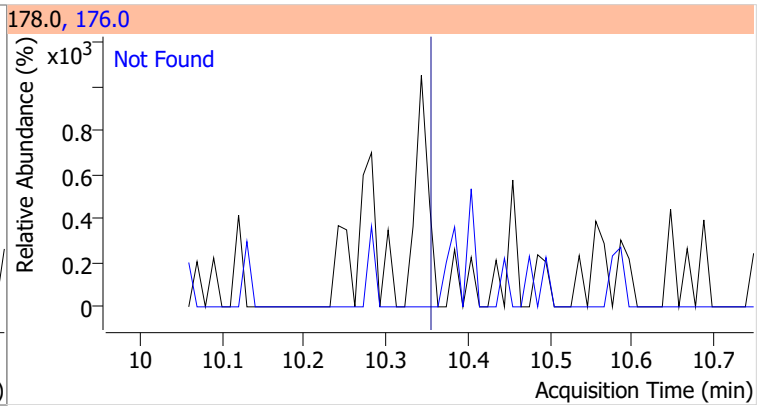

Compound	Conc.	Exp RT	QIon	Exp Ratio	QIon	Exp Ratio
Triallate	N.D.	10.41	268.0	27.2	143.0	23.0

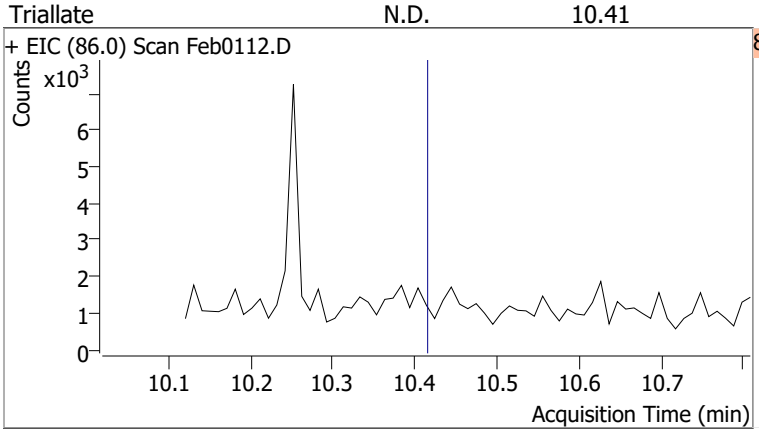

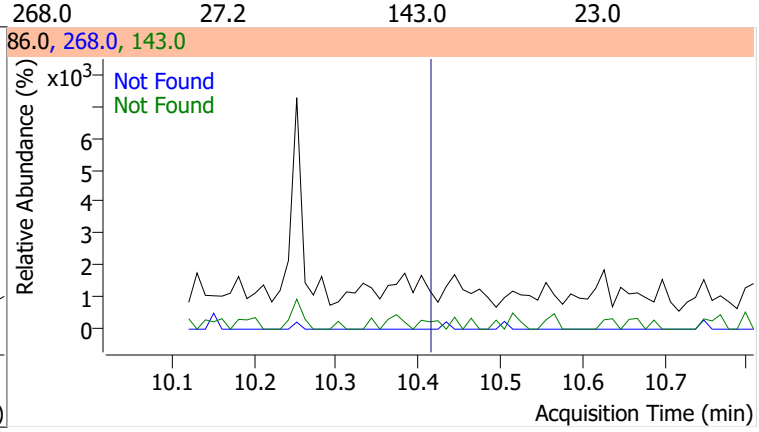

Compound	Conc.	Exp RT	QIon	Exp Ratio
Carbazole	N.D.	10.60	139.0	13.0

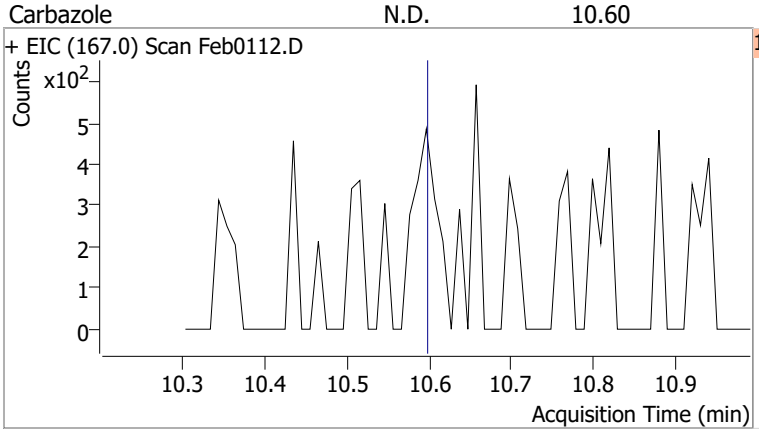

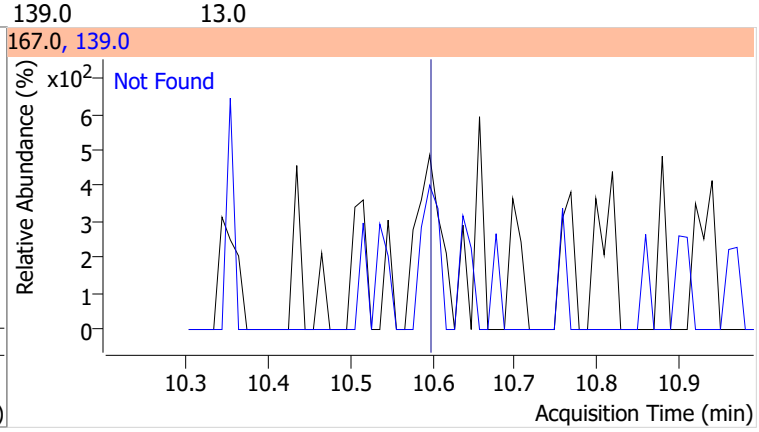

Compound	Conc.	Exp RT	QIon	Exp Ratio	QIon	Exp Ratio
o-Terphenyl	N.D.	10.82	229.0	63.0	215.0	37.7

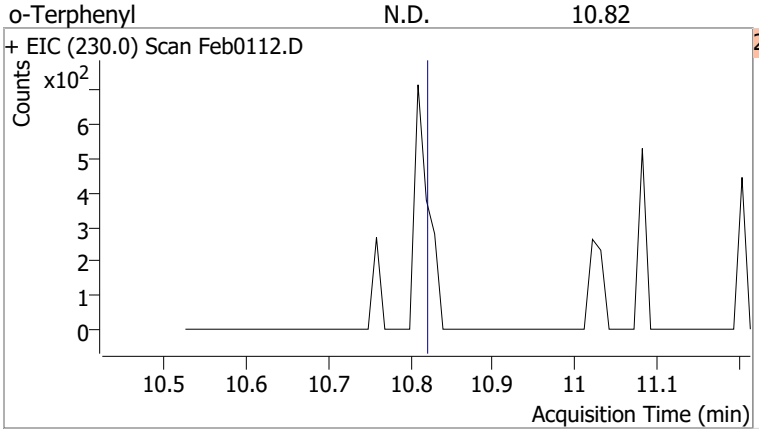

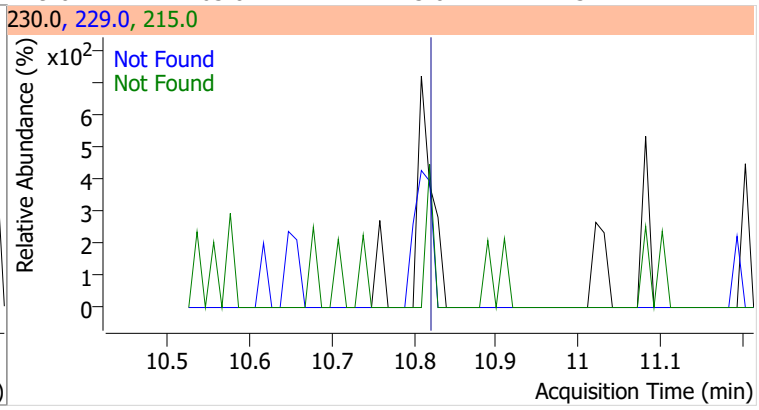

Compound	Conc.	Exp RT	QIon	Exp Ratio	QIon	Exp Ratio
Di-n-Butylphthalate	N.D.	11.20	150.0	9.0	104.0	5.8

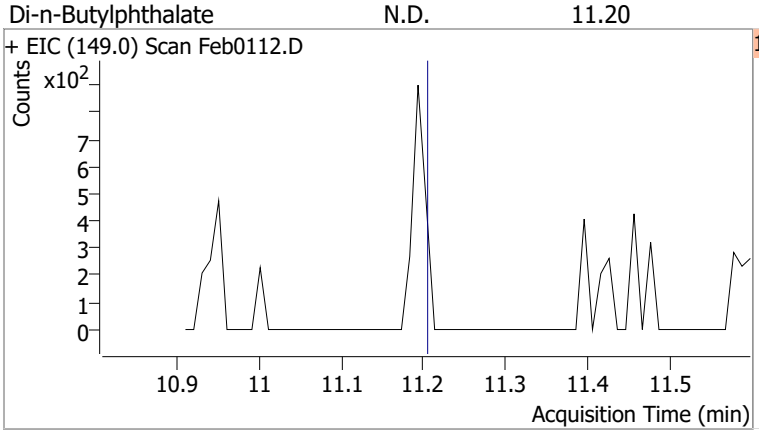

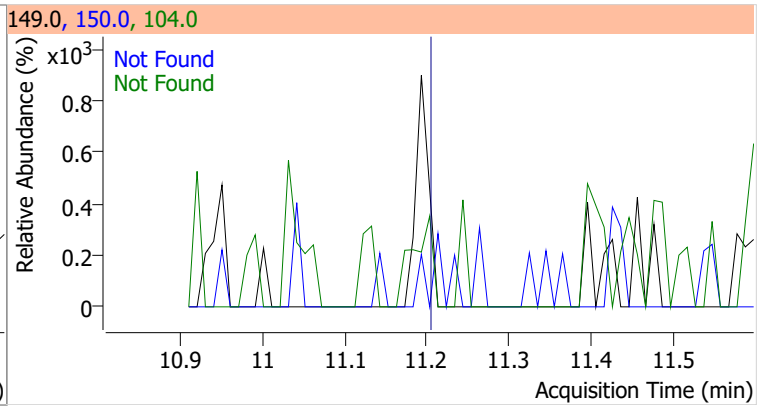

Compound	Conc.	Exp RT	QIon	Exp Ratio
Fluoranthene	N.D.	12.12	101.0	12.3

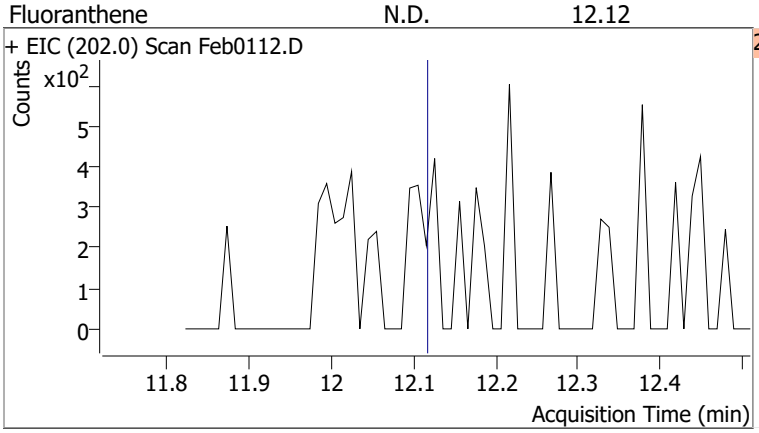

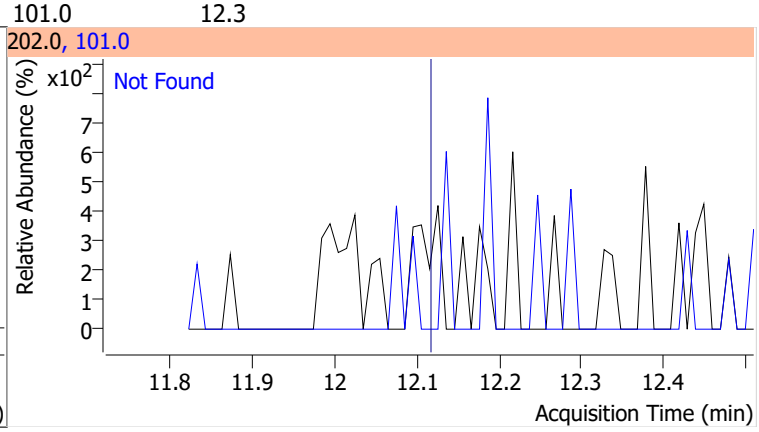

Compound	Conc.	Exp RT	QIon	Exp Ratio	QIon	Exp Ratio
Benzidine	N.D.	12.50	183.0	12.2	92.0	7.5

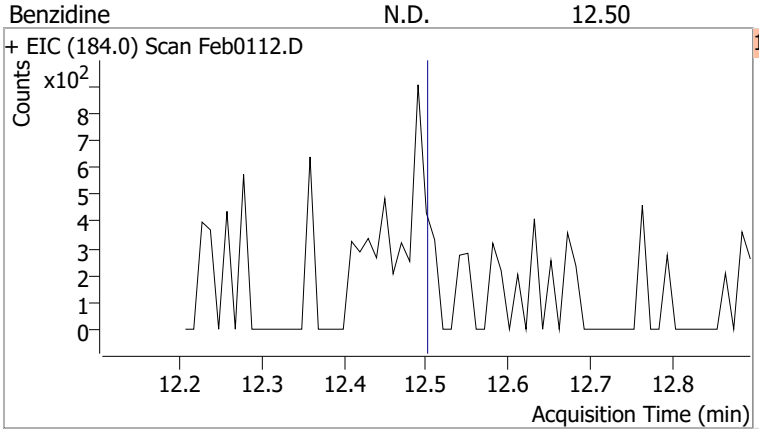

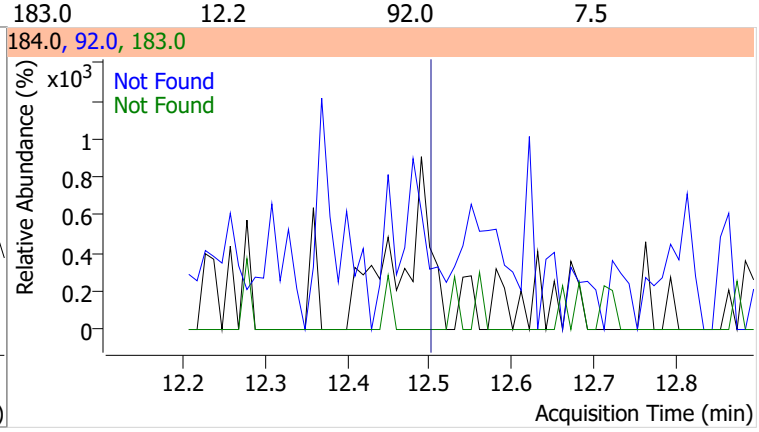

Quantitation Results Report (QT Reviewed)

Compound	Conc.	Exp RT	QIon	Exp Ratio
Pyrene	N.D.	12.55	101.0	14.0

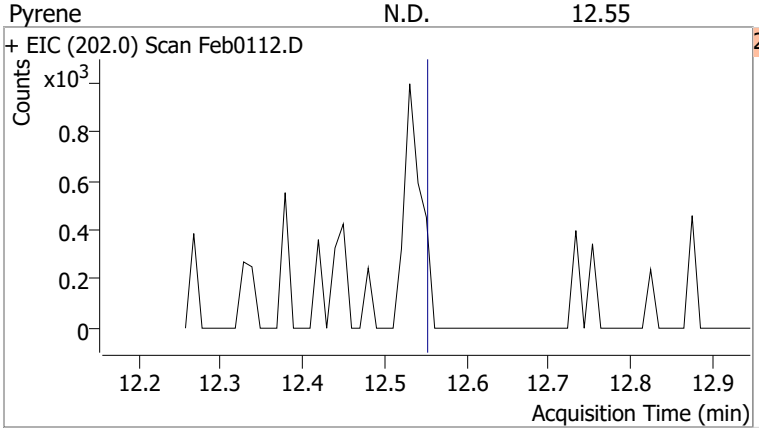

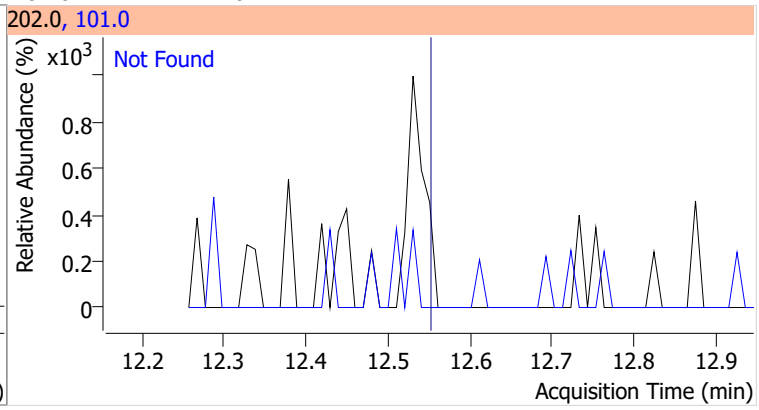

Compound	Conc.	RT	Dev(Min)	Resp.	QIon	QRatio	Lower	Upper
Terphenyl-d14	92.5470	13.06	0.00	2102041	122.0	14.5	8.8	16.4

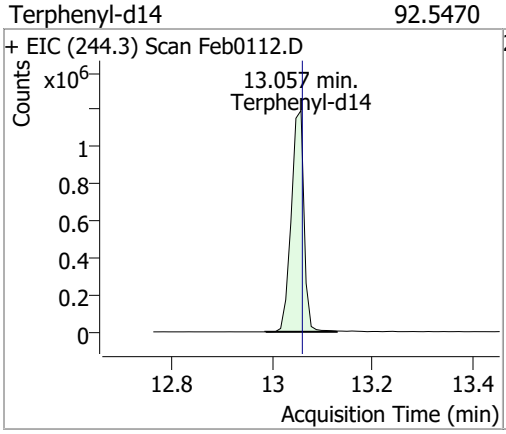

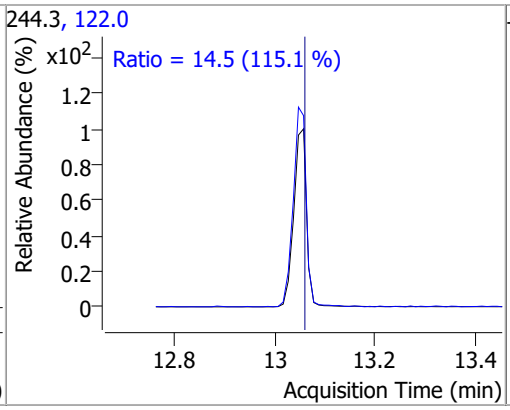

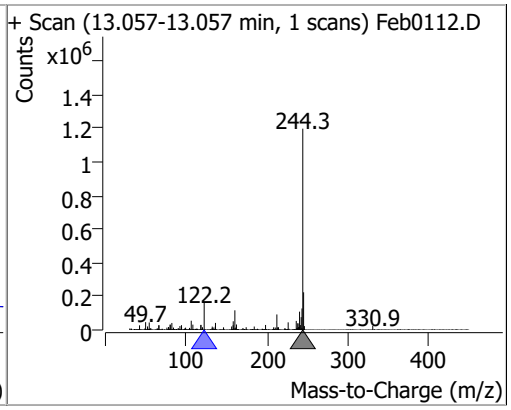

Compound	Conc.	Exp RT	QIon	Exp Ratio	QIon	Exp Ratio
Butylbenzylphthalate	N.D.	14.53	91.0	80.1	206.0	18.4

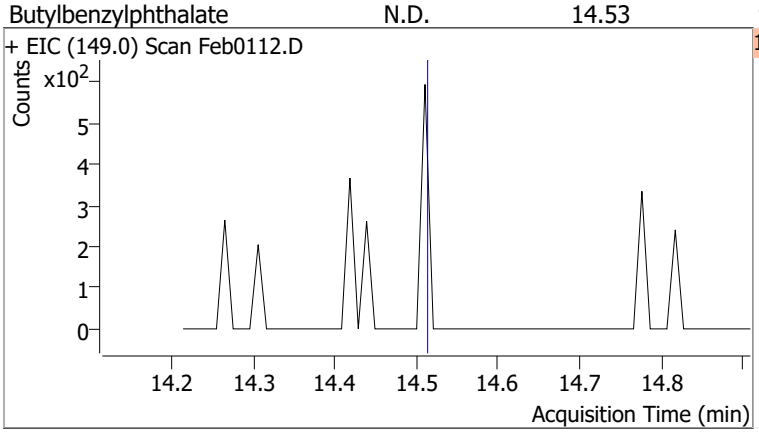

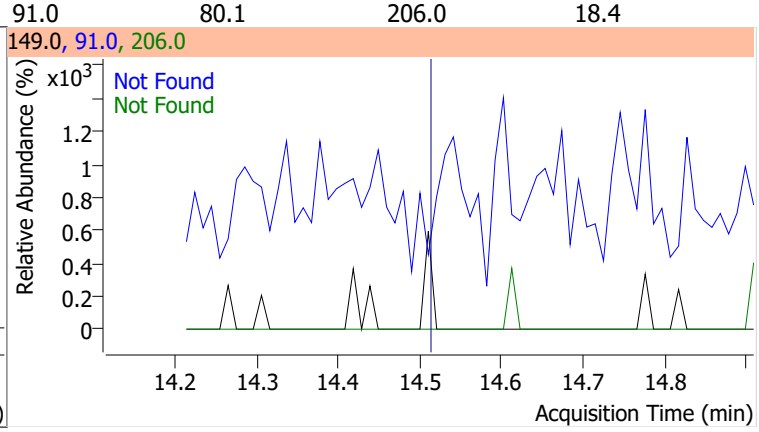

Compound	Conc.	Exp RT	QIon	Exp Ratio	QIon	Exp Ratio
Benzo(a)Anthracene	N.D.	15.76	226.0	25.8	229.0	20.9

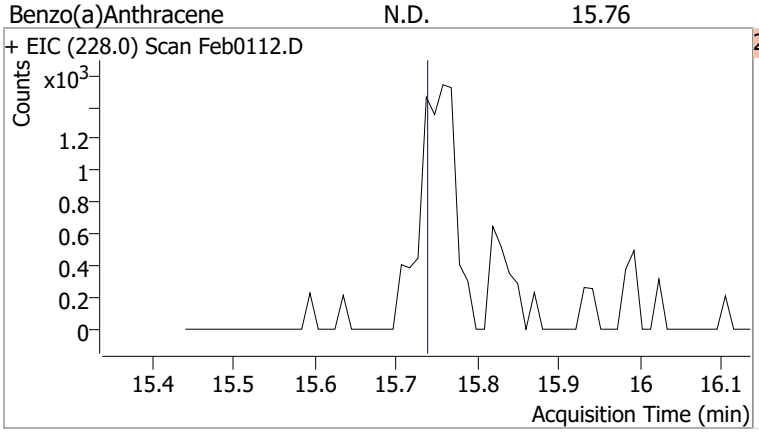

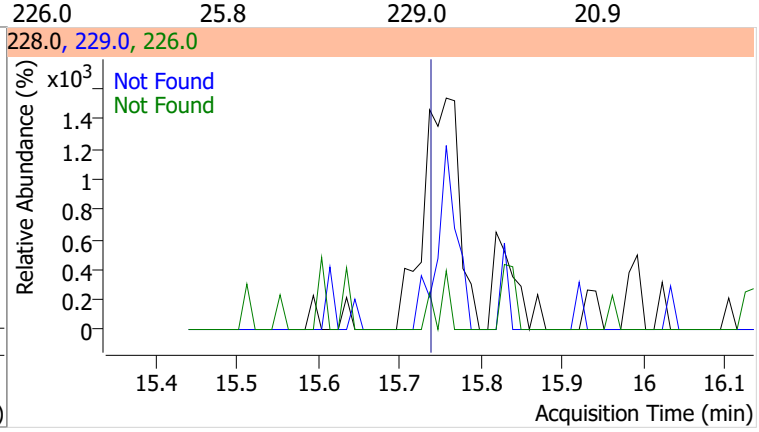

Compound	Conc.	Exp RT	QIon	Exp Ratio	QIon	Exp Ratio
Chrysene	N.D.	15.87	226.0	29.3	229.0	20.2

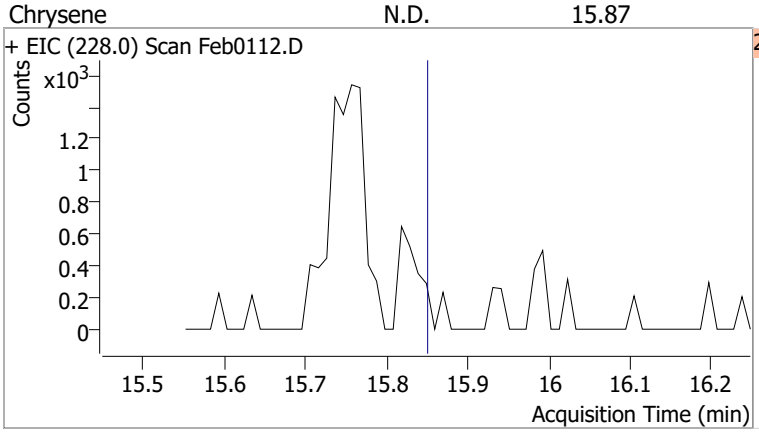

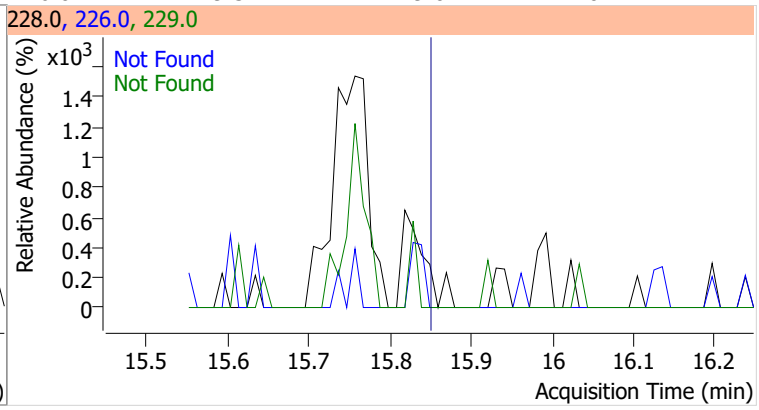

Compound	Conc.	Exp RT	QIon	Exp Ratio
3,3-Dichlorobenzidine	N.D.	15.90	254.0	64.5

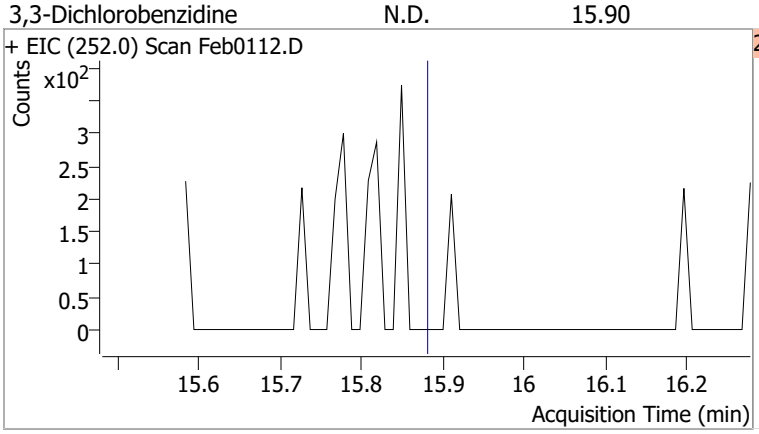

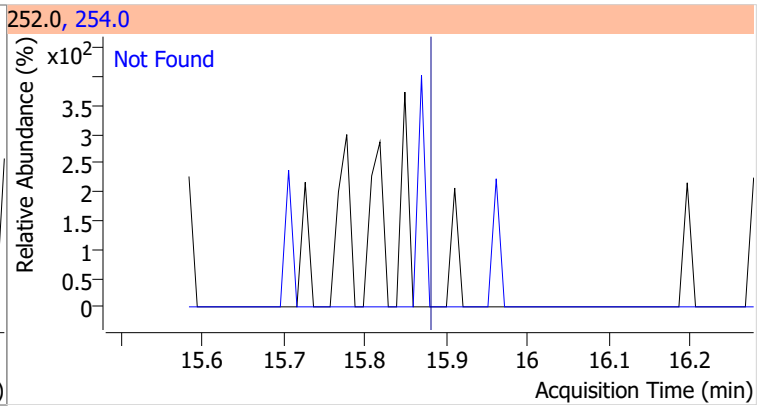

Compound	Conc.	Exp RT	QIon	Exp Ratio	QIon	Exp Ratio
bis(2-ethylhexyl)Phthalate	N.D.	16.60	149.0	385.7	279.0	15.3

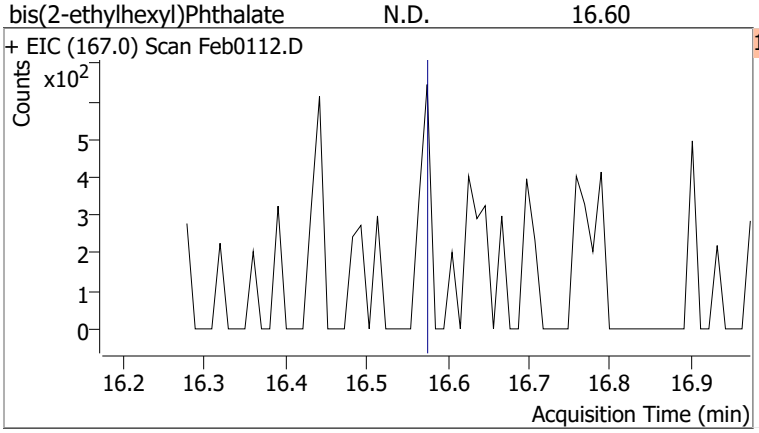

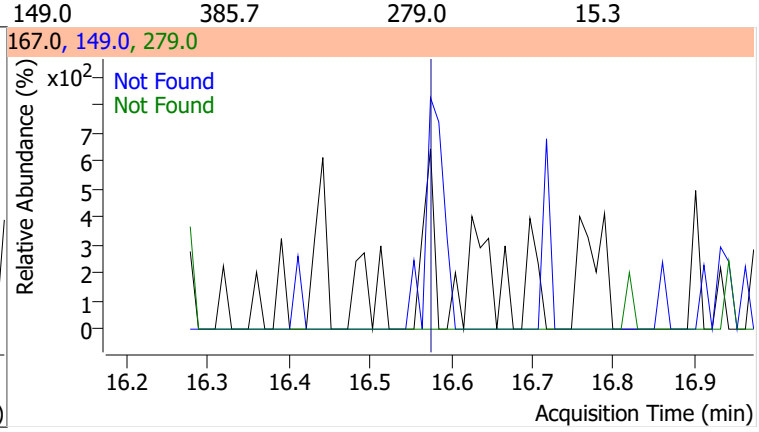

Compound	Conc.	Exp RT	QIon	Exp Ratio
Di-n-octyl Phthalate	N.D.	18.29	150.0	9.5

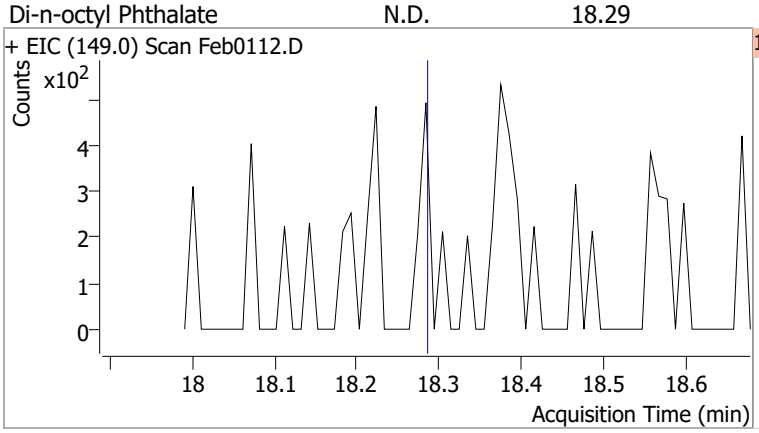

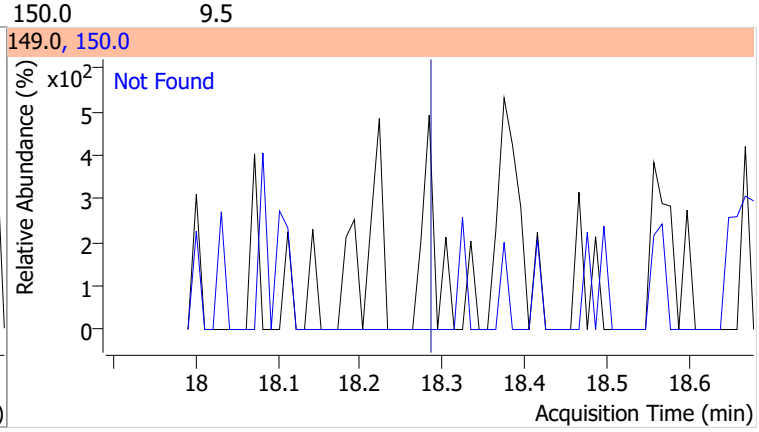

Compound	Conc.	Exp RT	QIon	Exp Ratio
Benzo(b)fluoranthene	N.D.	18.55	253.0	22.5

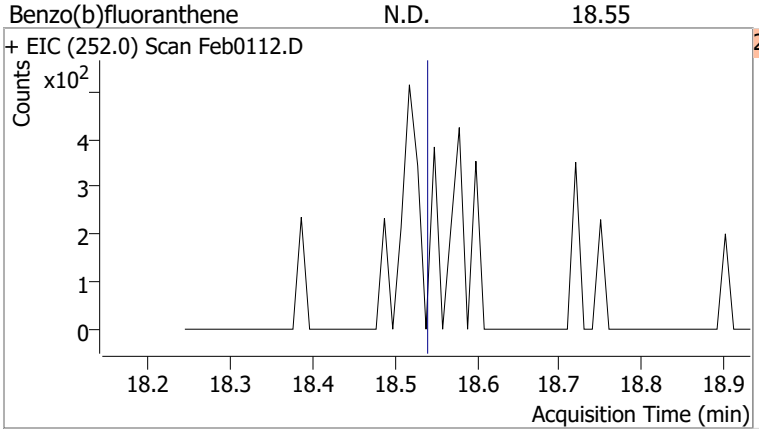

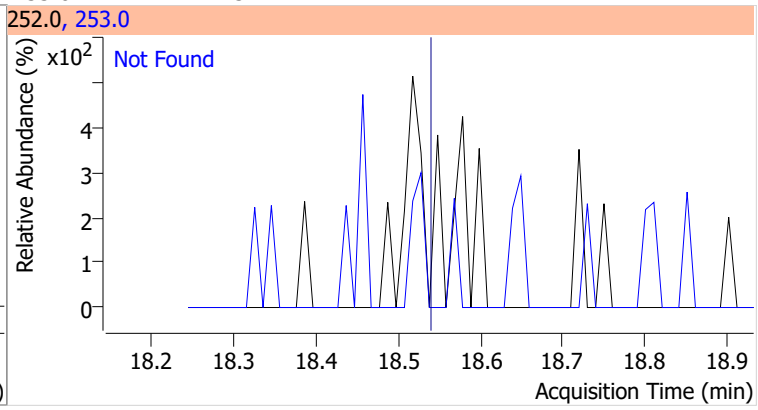

Compound	Conc.	Exp RT	QIon	Exp Ratio
Benzo(k)fluoranthene	N.D.	18.61	253.0	22.7

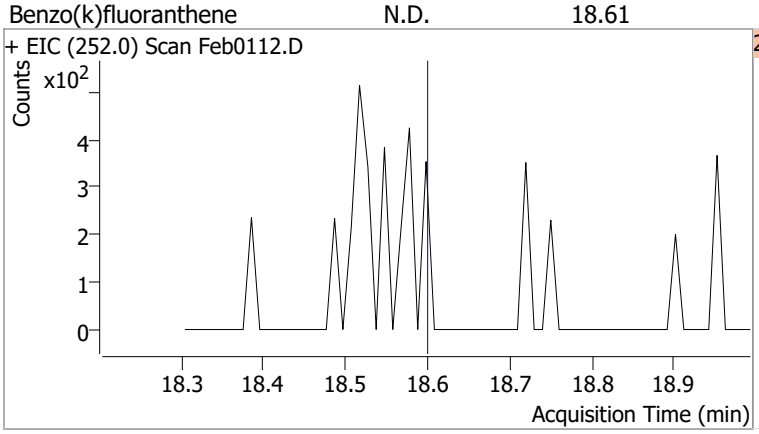

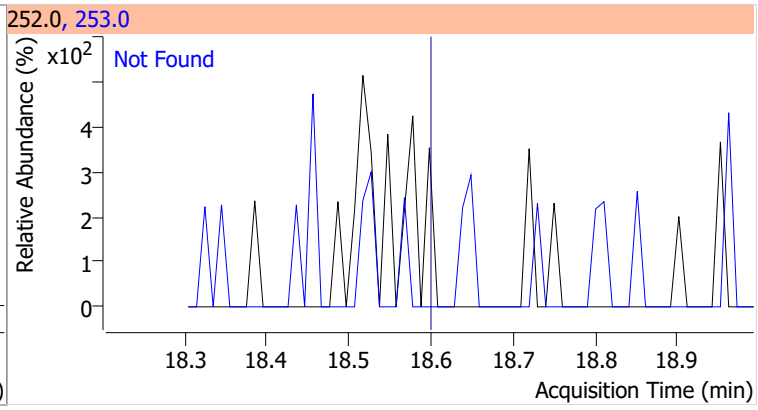

Compound	Conc.	Exp RT	QIon	Exp Ratio
Benzo(a)pyrene	N.D.	19.15	253.0	22.6

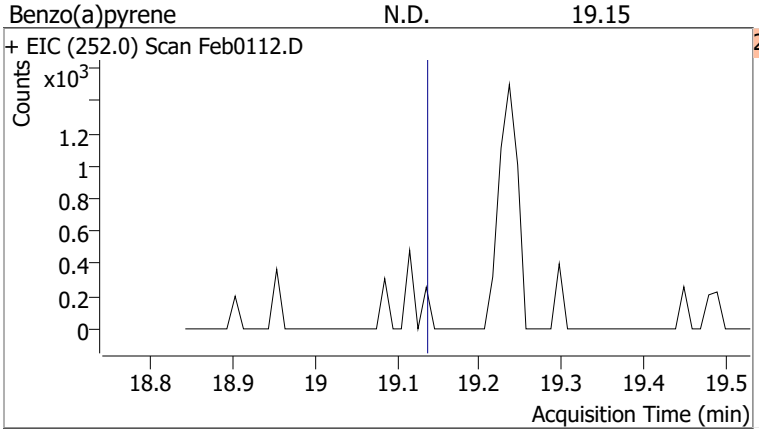

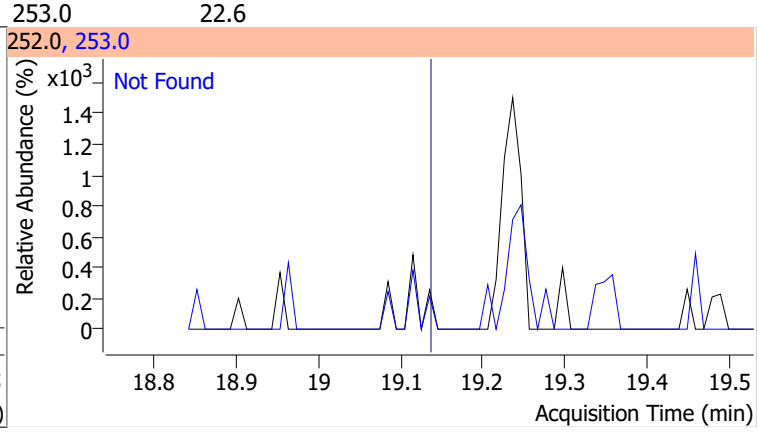

Compound	Conc.	Exp RT	QIon	Exp Ratio
Indeno(1,2,3-c,d)pyrene	N.D.	20.91	138.0	28.9

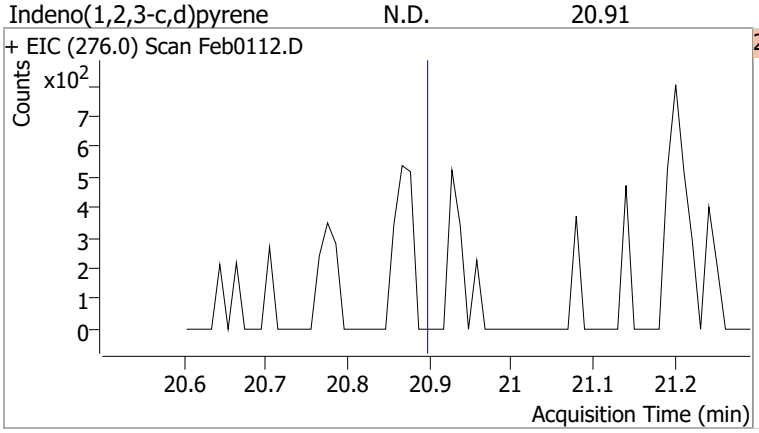

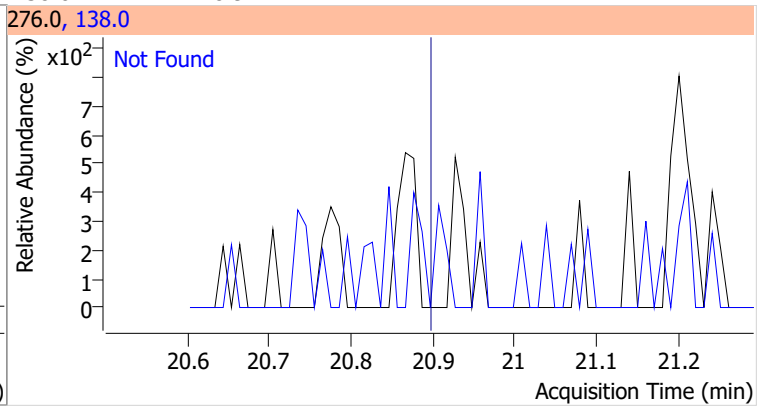

Compound	Conc.	Exp RT	QIon	Exp Ratio	QIon	Exp Ratio
Dibenzo(a,h)anthracene	N.D.	20.97	139.0	24.4	279.0	23.7

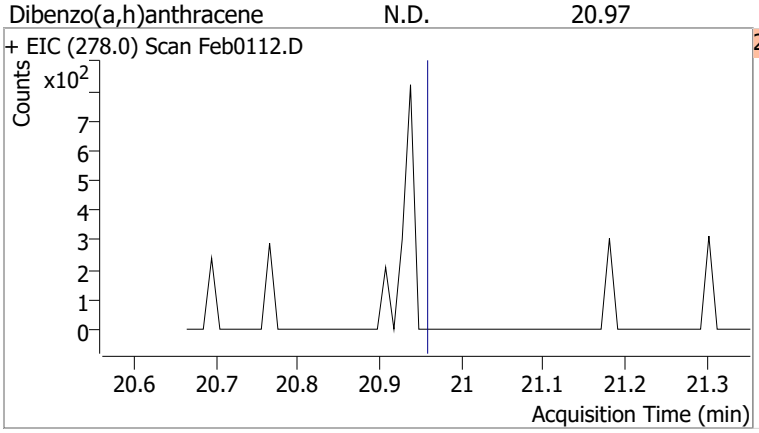

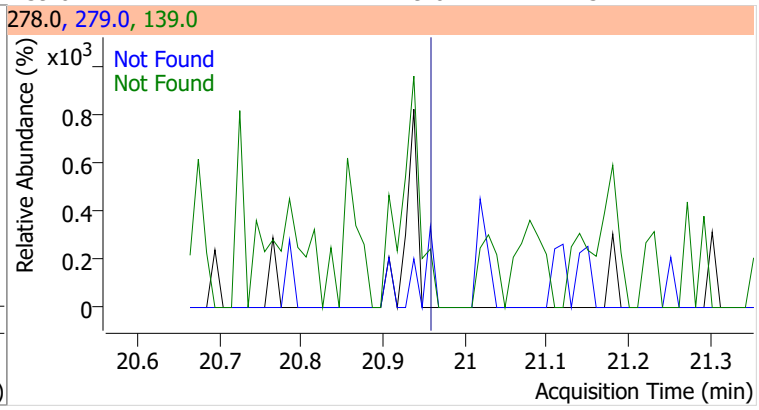

Compound	Conc.	Exp RT	QIon	Exp Ratio	QIon	Exp Ratio
Benzo(g,h,i)perylene	N.D.	21.24	138.0	32.5	277.0	24.1

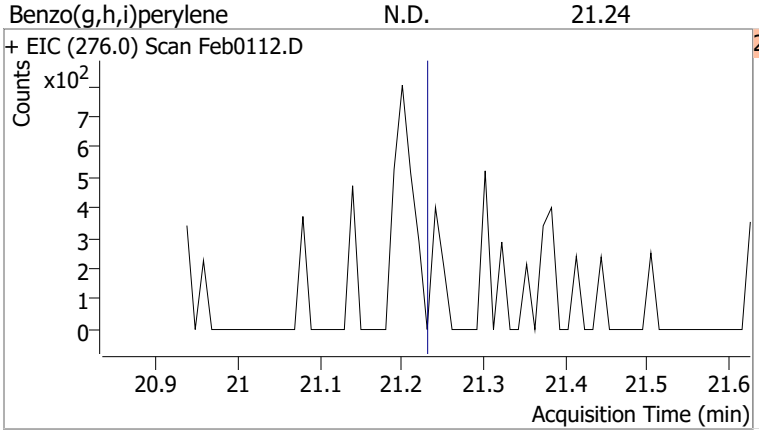

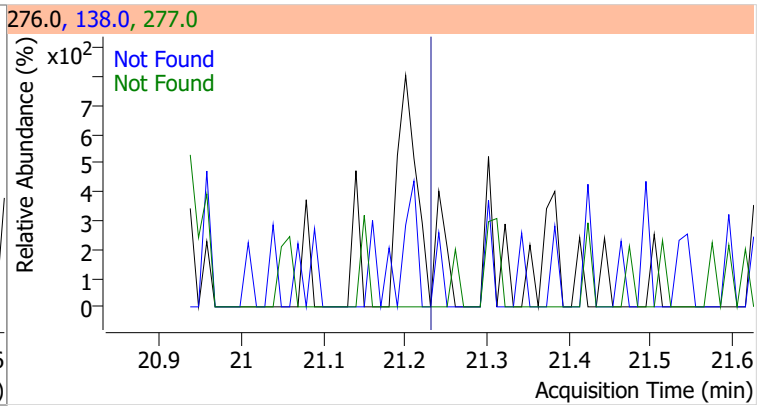

Quantitation Results Report (QT Reviewed)

Data File	Feb0113.D	Operator	LIMS import
Acq. Method	BNA+SIM.M	Acq. Date-Time	2/1/2022 11:18:13 PM
Sample Name	LCS-163072	Instrument	Instrument #1
Vial	13	Multiplier	1.00
DA Method File		Comment	SVOC-8270-W-LARGO
Tune File	dftppdsm.u	Tune Date	1/25/2022 7:52:00 PM
Batch Name	020122 DoD BNA cal.batch.bin	Last Calib Update	2/2/2022 4:05:51 PM
Ref Library	D:\Org\Library\NIST129K.l		

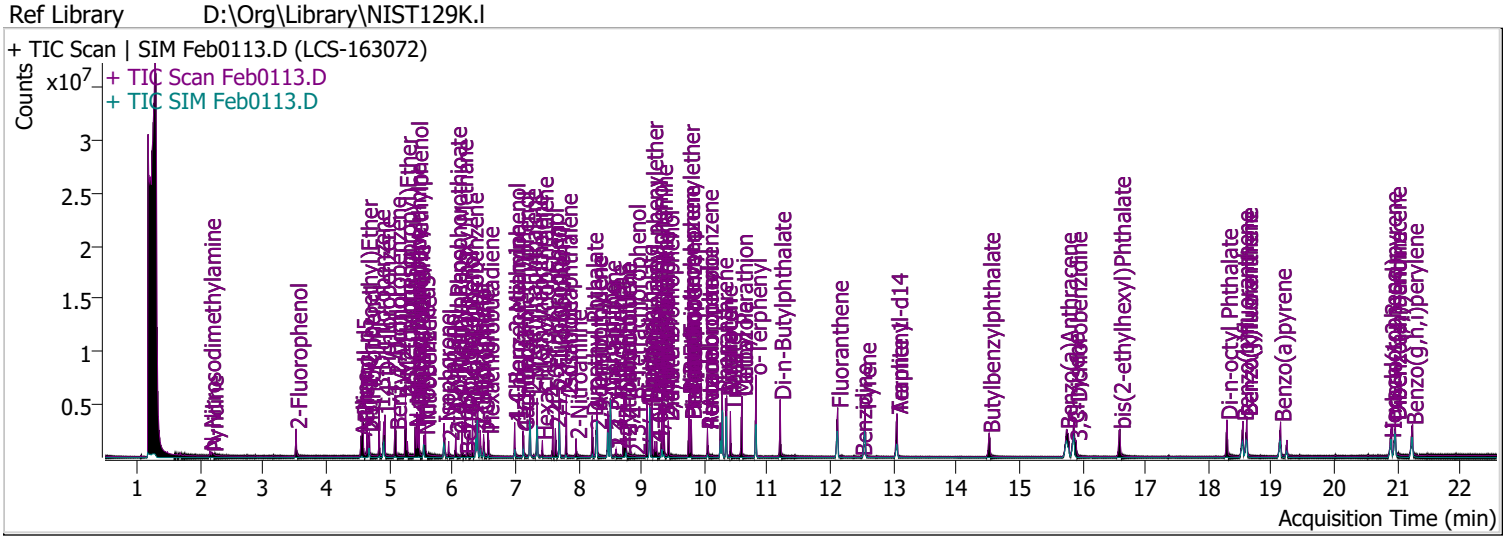

Compound	RT	QIon	Resp.	Conc.	Units		Dev(Min)
Internal Standards							
System Monitoring Compounds							
S 2-Fluorophenol	3.520	112.0	807937	74.1031	µg/L		0.000
Spiked Amount: 200.000	Range: 10.0 - 75.0%			Recovery = 37.05%			
S Phenol-d5	4.572	99.0	1164335	81.2229	µg/L		0.000
Spiked Amount: 200.000	Range: 10.0 - 65.0%			Recovery = 40.61%			
S Nitrobenzene-d5	5.553	82.0	515790	69.1676	µg/L		0.000
Spiked Amount: 100.000	Range: 32.0 - 94.0%			Recovery = 69.17%			
S 2-Fluorobiphenyl	7.697	172.0	1698264	69.7928	µg/L		0.000
Spiked Amount: 100.000	Range: 28.0 - 107.0%			Recovery = 69.79%			
S 2,4,6-Tribromophenol	9.428	329.8	345646	160.9551	µg/L		0.000
Spiked Amount: 200.000	Range: 25.0 - 140.0%			Recovery = 80.48%			
S Terphenyl-d14	13.057	244.3	2222371	84.0021	µg/L		0.000
Spiked Amount: 100.000	Range: 32.0 - 122.0%			Recovery = 84.00%			
Target Compounds							**QValue**
T N-Nitrosodimethylamine	2.152	74.0	147304	46.0389	µg/L		91
T Pyridine	2.193	79.0	265017	32.0796	µg/L		77
T Aniline	4.552	93.0	808451	36.9809	µg/L	m	97
T Phenol	4.583	94.0	718608	42.9972	µg/L		97
T bis(-2-Chloroethyl)Ether	4.644	63.0	648195	73.7286	µg/L	m	99
T 2-Chlorophenol	4.685	128.0	788060	60.4166	µg/L		98
T 1,3-Dichlorobenzene	4.838	146.0	982701	60.3836	µg/L		99
T 1,4-Dichlorobenzene	4.930	146.0	934367	54.0417	µg/L	m	99
T 1,2-Dichlorobenzene	5.093	146.0	963286	57.4391	µg/L	m	99
T Benzyl Alcohol	5.103	108.0	427233	58.6343	µg/L		95
T 2-Methylphenol	5.257	107.0	782822	67.5391	µg/L	m	96
T bis(2-chloroisopropyl)Ether	5.257	121.0	283157	60.2690	µg/L	m	100
T N-nitroso-Di-n-propylamine	5.410	70.0	653210	78.7980	µg/L		98
T 4Methylphenol/3Methylphenol	5.440	107.0	1002001	60.8271	µg/L	m	98
T Hexachloroethane	5.471	117.0	240091	54.4264	µg/L		94

Compound	RT	QIon	Resp.	Conc.	Units		Dev(Min)
T Nitrobenzene	5.573	123.1	279513	76.8859	µg/L		95
T Isophorone	5.869	82.0	1544274	76.1483	µg/L		98
T 2-Nitrophenol	5.941	139.0	206095	71.6438	µg/L		98
T 2,4-Dimethylphenol	6.054	122.0	399592	42.6769	µg/L		91
T bis(-2-Chloroethoxy)Methane	6.157	93.0	907096	82.7200	µg/L		97
T 2,4-Dichlorophenol	6.249	162.0	561923	63.9134	µg/L		99
T Benzoic Acid	6.208	105.0	125114	23.9003	µg/L		97
T 1,2,4-Trichlorobenzene	6.321	180.0	677302	63.5814	µg/L		99
T Naphthalene	6.403	128.0	2208100	70.6608	µg/L		99
T 4-Chlorophenol	6.444	130.0	196052	64.6899	µg/L	m	99
T p-Chloroaniline	6.496	127.0	729347	55.8116	µg/L		98
T Hexachlorobutadiene	6.567	224.9	291183	53.8375	µg/L		98
T 4-Chloro-2-Methylphenol	6.989	107.0	534716	69.2507	µg/L		98
T 4-Chloro-3-Methylphenol	7.122	107.0	671134	80.5708	µg/L		99
T 2-Methylnaphthalene	7.235	141.0	1440634	78.6066	µg/L		99
T 1-Methylnaphthalene	7.348	141.0	1273070	70.4120	µg/L	m	98
T Hexachlorocyclopentadiene	7.430	236.9	176267	52.1070	µg/L		98
T 2,4,6-Trichlorophenol	7.594	196.0	436183	81.5381	µg/L		95
T 2,4,5-Trichlorophenol	7.636	196.0	478404	76.8590	µg/L		94
T 2-Chloronaphthalene	7.810	162.0	1593895	79.7617	µg/L		99
T 2-Nitroaniline	7.964	65.0	238168	79.7943	µg/L		90
T Dimethyl Phthalate	8.220	163.0	1757159	84.8790	µg/L		97
T 2,6-Dinitrotoluene	8.282	165.0	232193	89.0406	µg/L		97
T Acenaphthylene	8.292	152.1	2429939	75.1853	µg/L		99
T 3-Nitroaniline	8.466	138.0	206927	70.1405	µg/L		92
T Acenaphthene	8.507	154.0	1547911	83.7000	µg/L		97
T 2,4-Dinitrophenol	8.599	184.0	95161	62.7959	µg/L		94
T Dibenzofuran	8.722	168.0	2344307	81.4660	µg/L		96
T 4-Nitrophenol	8.742	109.0	115177	41.0135	µg/L	#	1
T 2,4-Dinitrotoluene	8.752	165.0	256368	73.4568	µg/L		89
T Diethylphthalate	9.090	149.0	1998593	93.2623	µg/L		99
T Fluorene	9.131	166.0	1978820	76.6929	µg/L		99
T 4-Chlorophenyl-phenylether	9.172	204.0	959716	85.6525	µg/L		99
T 4-Nitroaniline	9.213	138.0	209477	70.6051	µg/L		93
T 4,6-Dinitro-2-methylphenol	9.243	198.0	139836	66.9731	µg/L		94
T N-nitrosodiphenylamine	9.325	169.0	1382635	78.6716	µg/L		99
T Azobenzene	9.356	77.0	1467449	72.5411	µg/L		98
T 4-Bromophenyl-phenylether	9.755	248.0	538115	80.8836	µg/L		99
T Hexachlorobenzene	9.786	283.9	466501	68.3114	µg/L		92
T Pentachlorophenol	10.049	265.9	254186	78.3890	µg/L		97
T Phenanthrene	10.282	178.0	2827370	78.3391	µg/L		99
T Anthracene	10.353	178.0	2785877	82.6618	µg/L		99
T Triallate	10.414	86.0	566314	79.4140	µg/L		96
T Carbazole	10.596	167.0	2827697	90.1057	µg/L		99
T o-Terphenyl	10.819	230.0	1513939	80.4722	µg/L		99
T Di-n-Butylphthalate	11.204	149.0	2844385	89.1367	µg/L		100
T Fluoranthene	12.115	202.0	2804885	74.7647	µg/L		95
T Benzidine	12.490	184.0	33588	3.9545	µg/L	#m	78
T Pyrene	12.551	202.0	3046629	79.8690	µg/L		95
T Butylbenzylphthalate	14.521	149.0	897247	84.1673	µg/L		95
T Benzo(a)Anthracene	15.747	228.0	2462542	87.3491	µg/L		100
T Chrysene	15.859	228.0	2634815	87.2365	µg/L		100
T 3,3-Dichlorobenzidine	15.900	252.0	582808	64.9148	µg/L		99
T bis(2-ethylhexyl)Phthalate	16.595	167.0	328841	85.5015	µg/L		99
T Di-n-octyl Phthalate	18.295	149.0	2185573	87.2438	µg/L		99

Compound	RT	QIon	Resp.	Conc.	Units		Dev(Min)
T Benzo(b)fluoranthene	18.548	252.0	2224172	87.9694	µg/L		99
T Benzo(k)fluoranthene	18.608	252.0	2279780	81.9210	µg/L		99
T Benzo(a)pyrene	19.145	252.0	2003104	83.4160	µg/L		99
T Indeno(1,2,3-c,d)pyrene	20.897	276.0	1657708	85.9558	µg/L	m	97
T Dibenzo(a,h)anthracene	20.968	278.0	1852572	90.7158	µg/L		99
T Benzo(g,h,i)perylene	21.241	276.0	2008403	86.2418	µg/L		98

(#) = Qualifier Out of Range; (m) = Manual Integration; (+) = Area Summed; (*) = Surrogate Percent Recovery Out of Range; (d): Zeroed Peak

Quantitation Results Report (QT Reviewed)

Compound	Conc.	RT	Dev(Min)	Resp.	QIon	QRatio	Lower	Upper
N-Nitrosodimethylamine	46.0389	2.15	0.00	147304	42.0	140.9	91.0	169.1

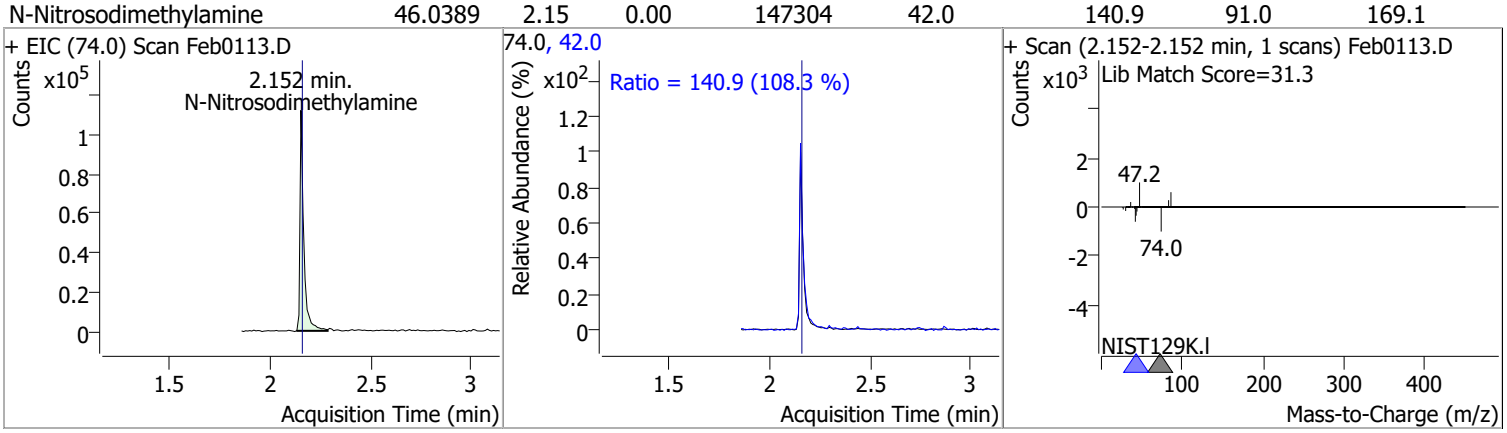

Compound	Conc.	RT	Dev(Min)	Resp.	QIon	QRatio	Lower	Upper
Pyridine	32.0796	2.19	0.01	265017	52.0	78.5	71.2	132.2

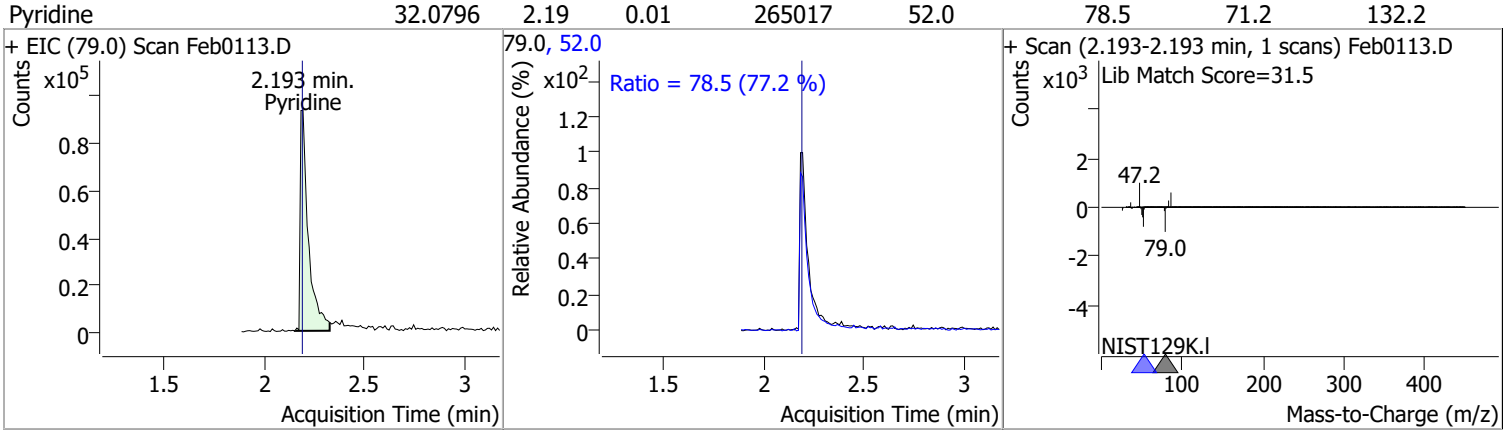

Compound	Conc.	RT	Dev(Min)	Resp.	QIon	QRatio	Lower	Upper
2-Fluorophenol	74.1031	3.52	0.00	807937	64.0	50.7	35.8	66.4
					92.0	20.5	14.3	26.6

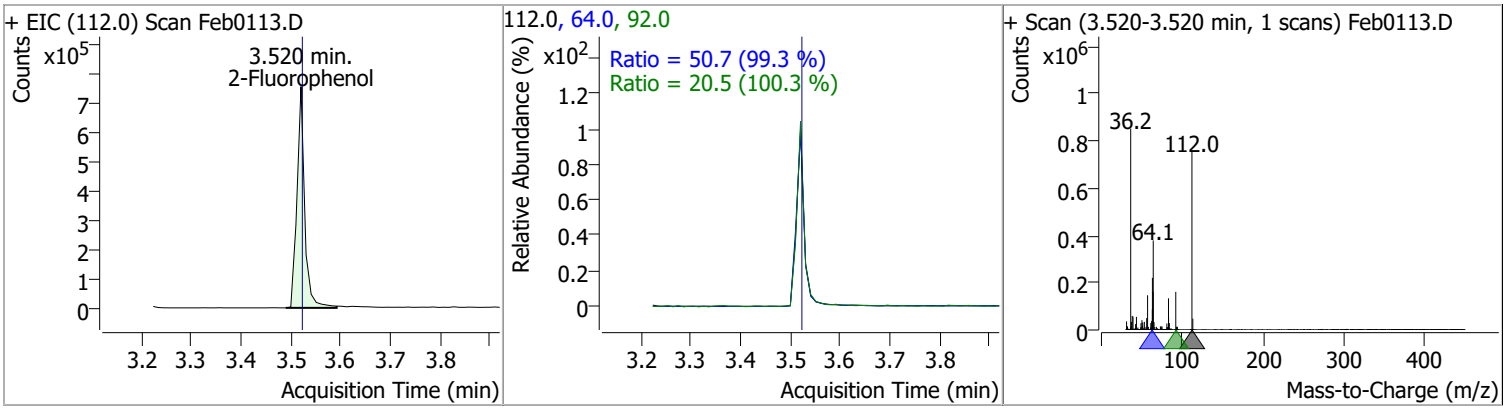

Compound	Conc.	RT	Dev(Min)	Resp.	QIon	QRatio	Lower	Upper
Aniline	36.9809	4.55	0.00	808451 (m)	66.0	37.3	24.5	45.6
					65.0	17.9	12.6	23.4

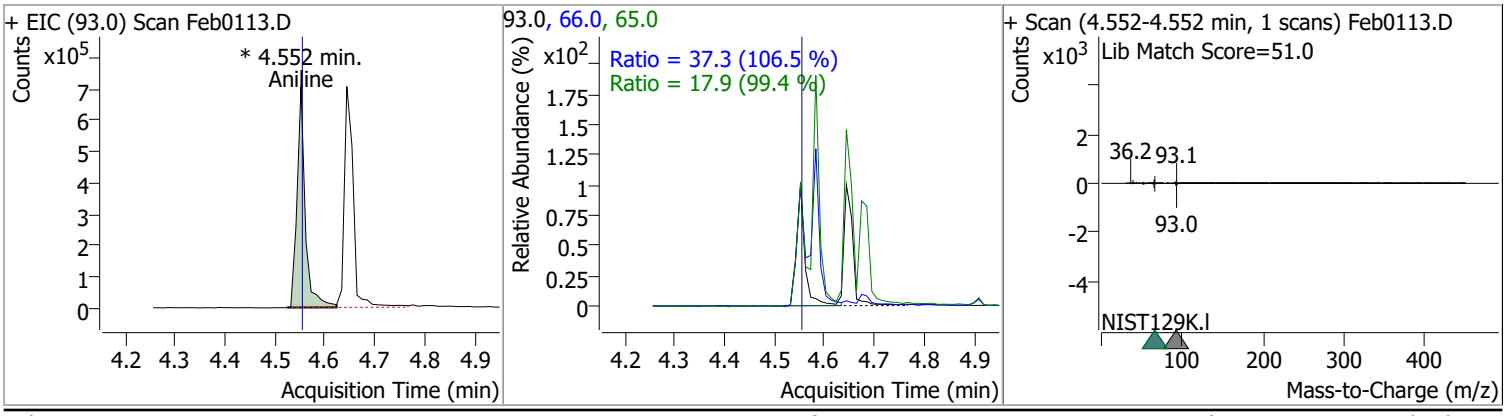

Quantitation Results Report (QT Reviewed)

Compound	Conc.	RT	Dev(Min)	Resp.	QIon	QRatio	Lower	Upper
Phenol-d5	81.2229	4.57	0.00	1164335	71.0	34.0	23.8	44.2

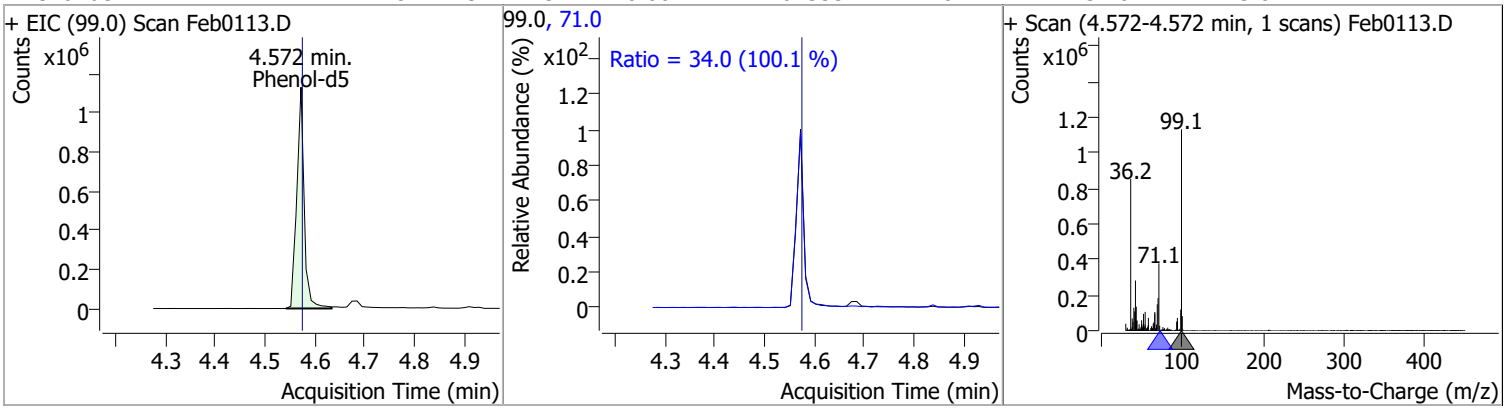

Compound	Conc.	RT	Dev(Min)	Resp.	QIon	QRatio	Lower	Upper
Phenol	42.9972	4.58	-0.01	718608	66.0	42.1	30.7	57.0

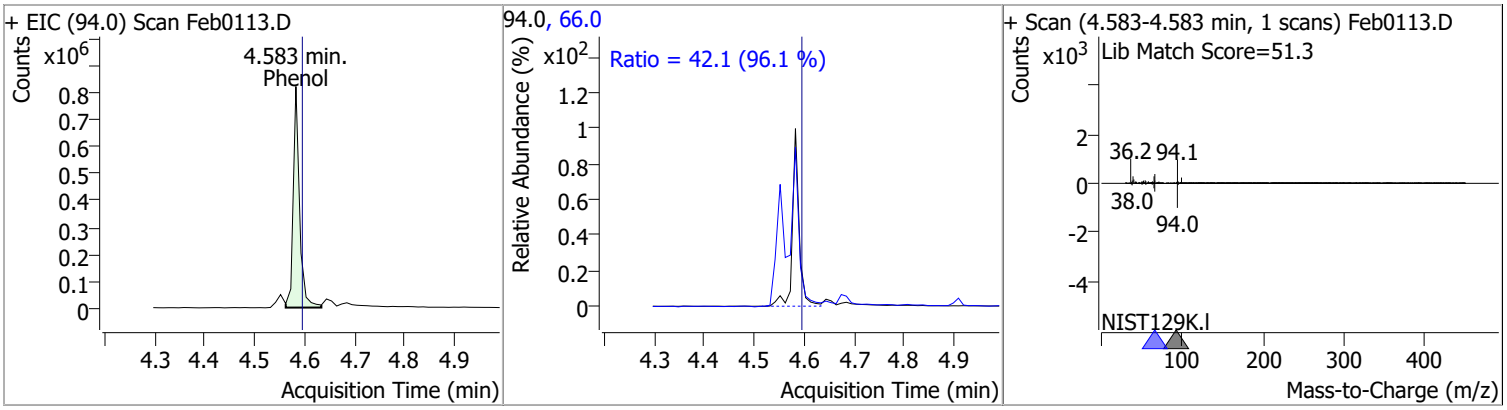

Compound	Conc.	RT	Dev(Min)	Resp.	QIon	QRatio	Lower	Upper
bis(-2-Chloroethyl)Ether	73.7286	4.64	-0.01	648195 (m)	64.0	3.3	2.4	4.5

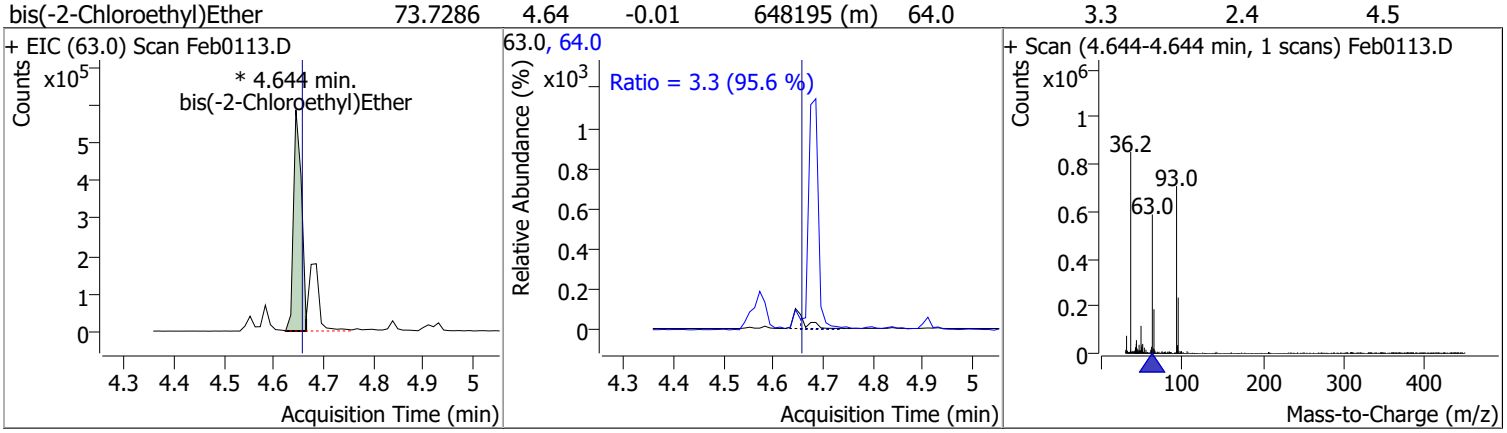

Compound	Conc.	RT	Dev(Min)	Resp.	QIon	QRatio	Lower	Upper
2-Chlorophenol	60.4166	4.68	0.00	788060	130.0	32.8	22.3	41.4

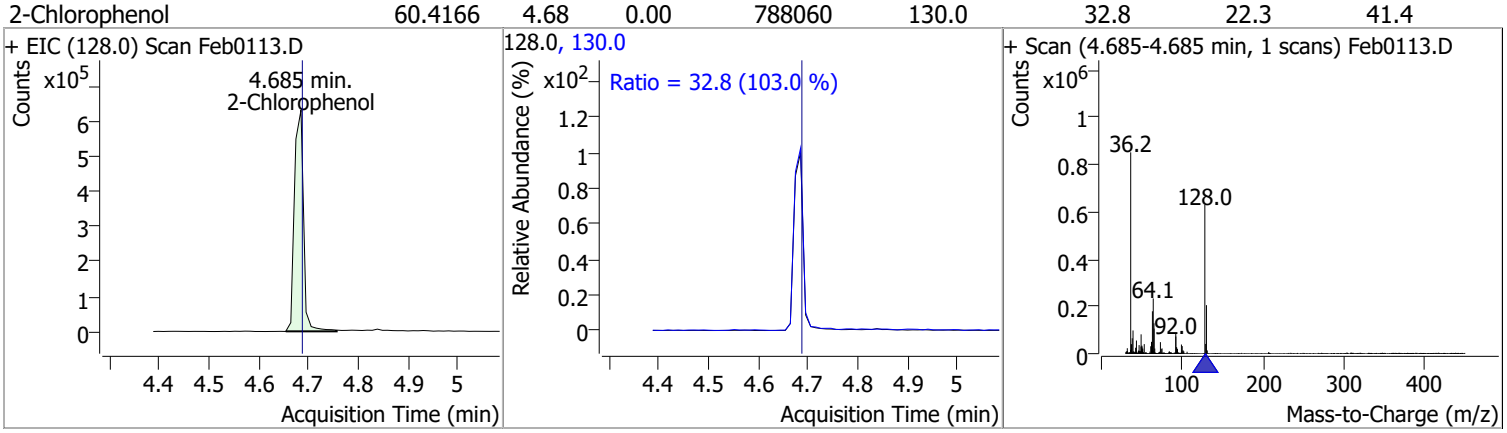

Compound	Conc.	RT	Dev(Min)	Resp.	QIon	QRatio	Lower	Upper
1,3-Dichlorobenzene	60.3836	4.84	0.00	982701	148.0	62.7	43.6	80.9
					111.0	35.3	25.1	46.7

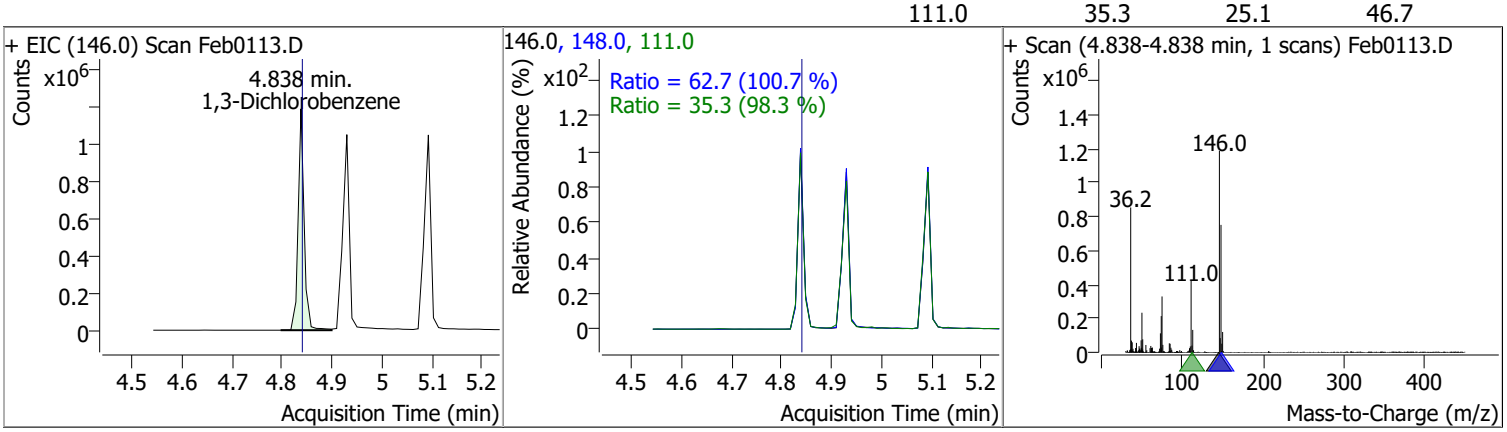

Compound	Conc.	RT	Dev(Min)	Resp.	QIon	QRatio	Lower	Upper
1,4-Dichlorobenzene	54.0417	4.93	0.00	934367 (m)	148.0	62.9	44.8	83.3
					111.0	35.0	24.6	45.7

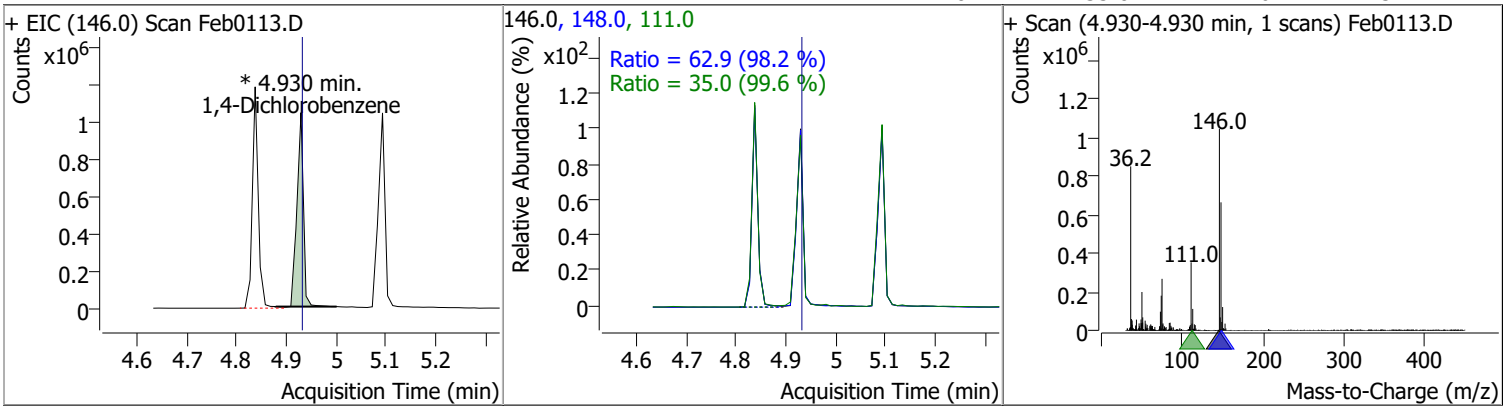

Compound	Conc.	RT	Dev(Min)	Resp.	QIon	QRatio	Lower	Upper
1,2-Dichlorobenzene	57.4391	5.09	0.00	963286 (m)	148.0	63.8	44.1	81.8
					111.0	36.7	25.7	47.7

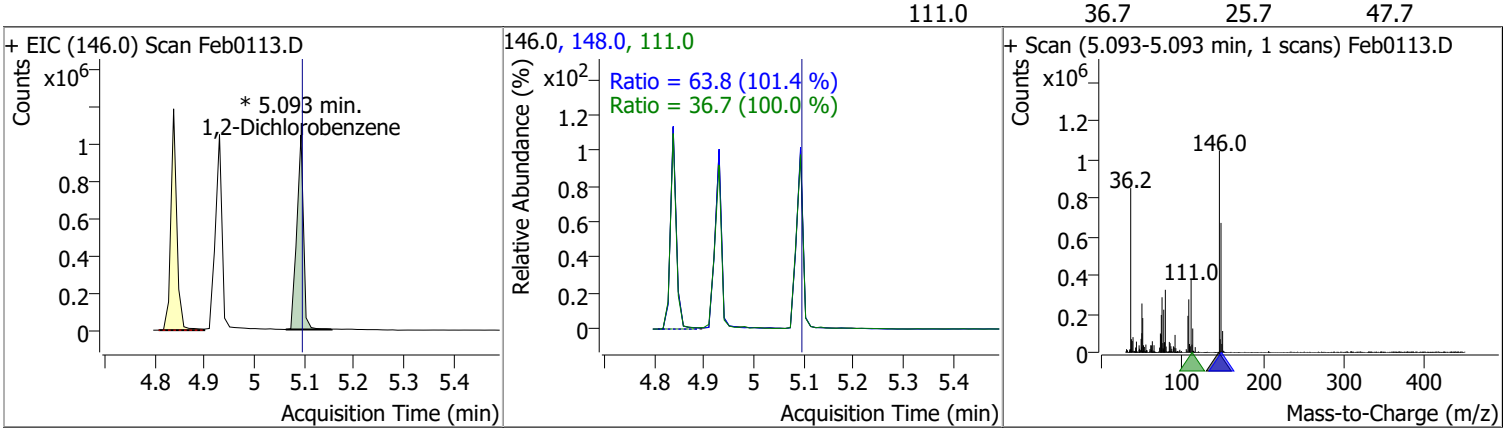

Quantitation Results Report (QT Reviewed)

Compound	Conc.	RT	Dev(Min)	Resp.	QIon	QRatio	Lower	Upper
Benzyl Alcohol	58.6343	5.10	0.00	427233	79.0	121.8	82.9	154.0
					107.0	71.0	45.1	83.8

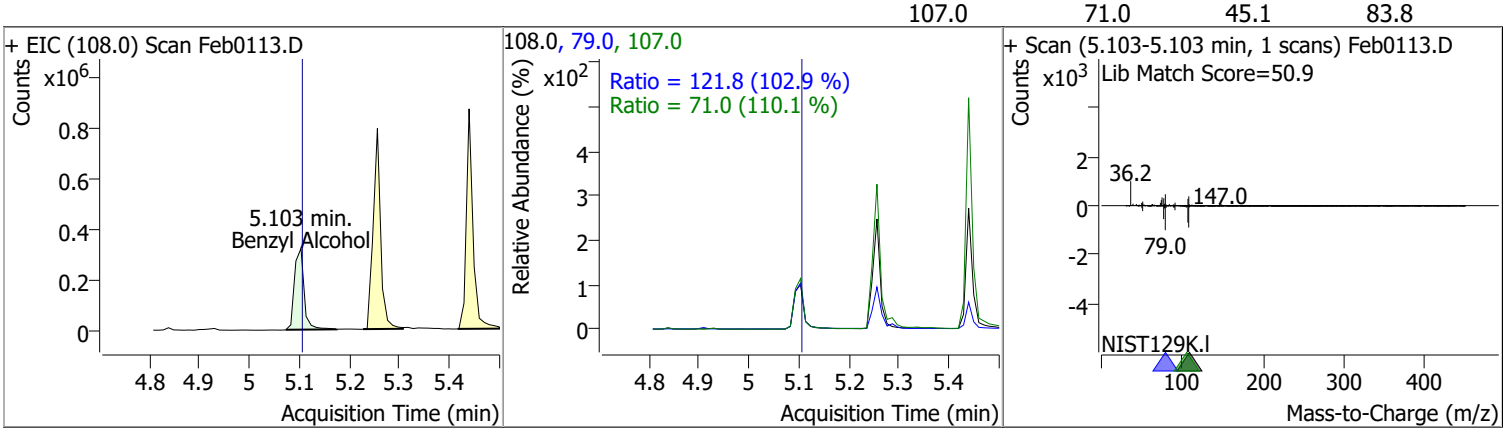

Compound	Conc.	RT	Dev(Min)	Resp.	QIon	QRatio	Lower	Upper
2-Methylphenol	67.5391	5.26	0.00	782822 (m)	108.0	111.5	81.4	151.1

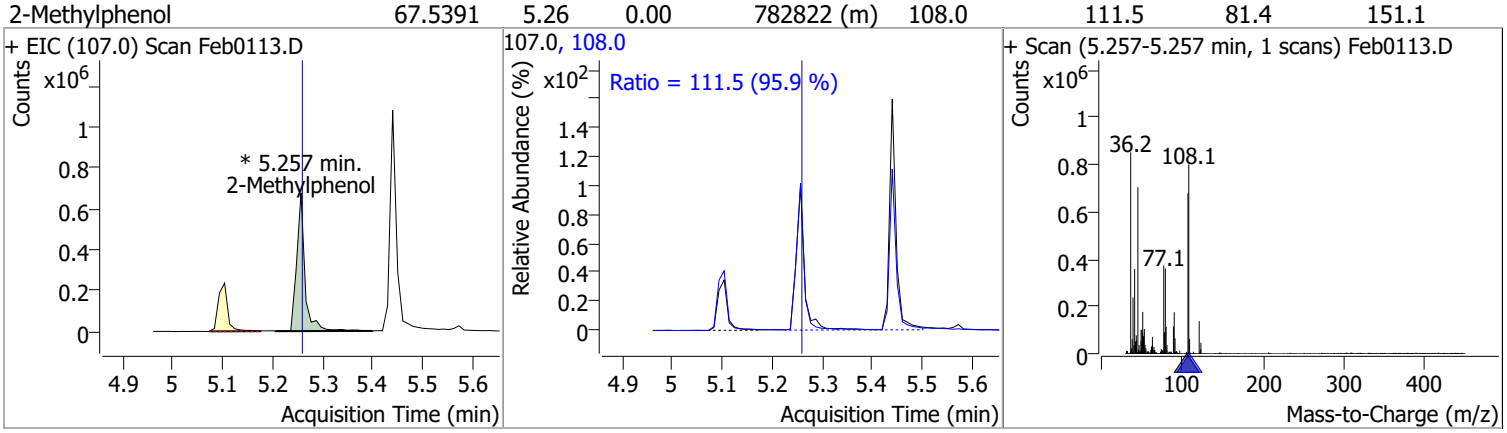

Compound	Conc.	RT	Dev(Min)	Resp.	QIon	QRatio	Lower	Upper
bis(2-chloroisopropyl)Ether	60.2690	5.26	-0.01	283157 (m)	123.0	33.0	23.0	42.7

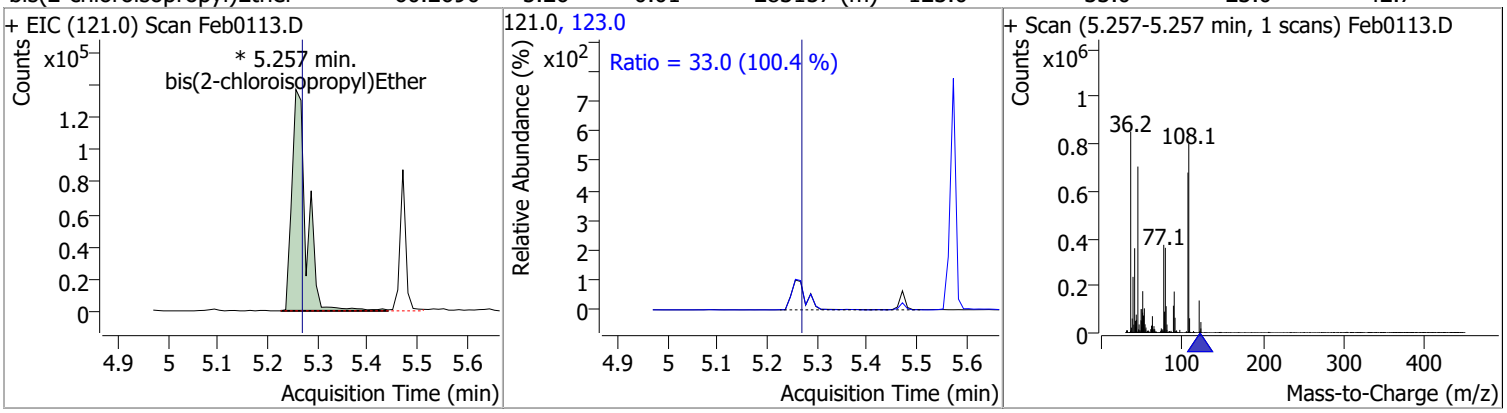

Compound	Conc.	RT	Dev(Min)	Resp.	QIon	QRatio	Lower	Upper
N-nitroso-Di-n-propylamine	78.7980	5.41	-0.01	653210	130.0	16.5	0.0	35.1

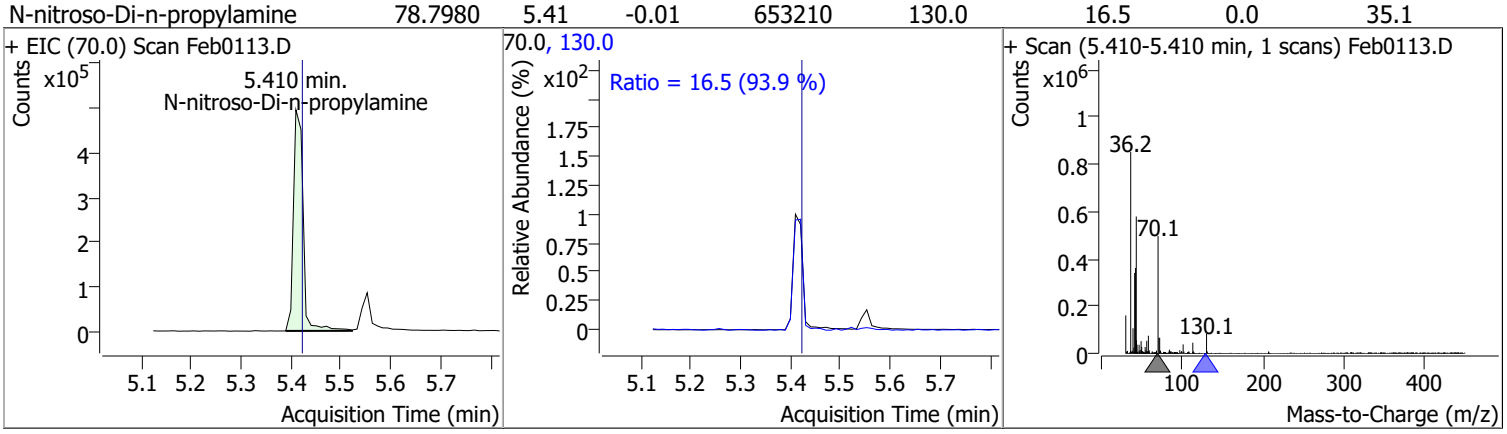

Compound	Conc.	RT	Dev(Min)	Resp.	QIon	QRatio	Lower	Upper
4Methylphenol/3Methylphenol	60.8271	5.44	0.00	1002001 (m)	108.0	82.1	58.9	109.3

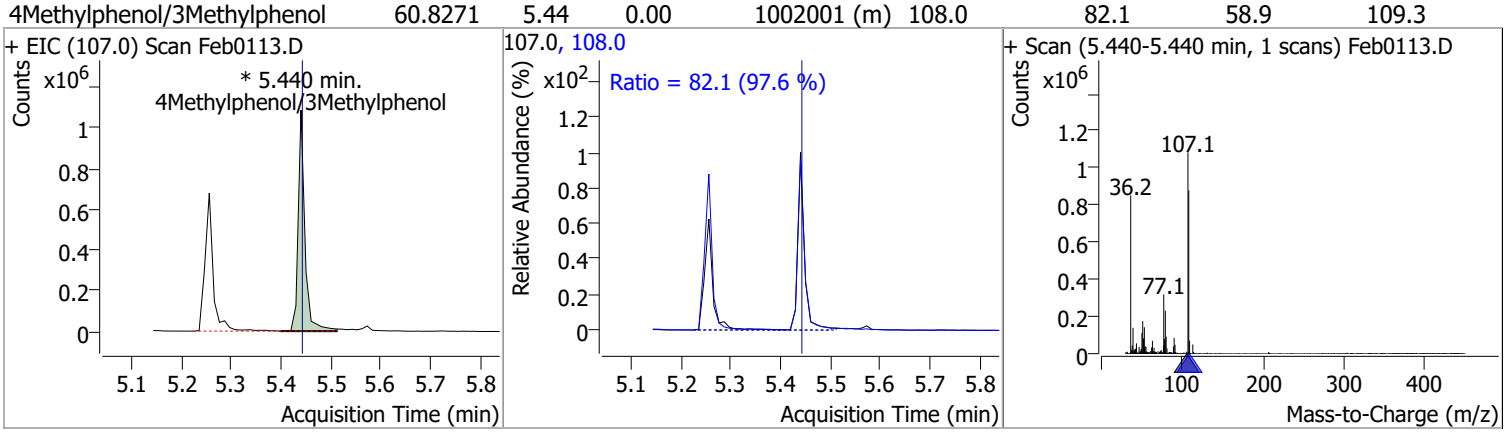

Compound	Conc.	RT	Dev(Min)	Resp.	QIon	QRatio	Lower	Upper
Hexachloroethane	54.4264	5.47	0.00	240091	201.0	88.5	65.5	121.7
					199.0	54.5	41.8	77.7

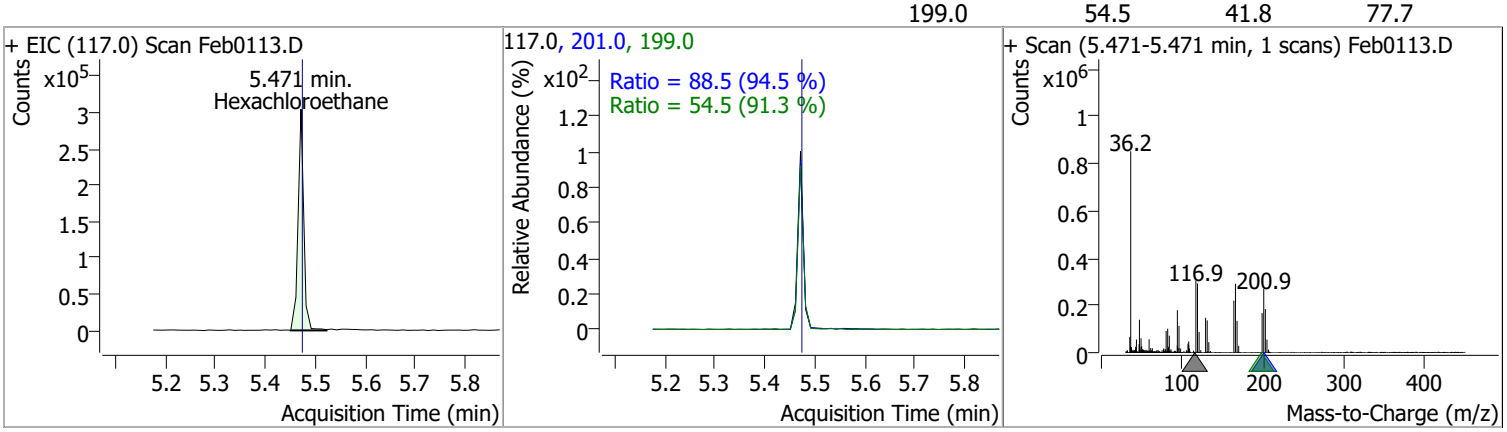

Compound	Conc.	RT	Dev(Min)	Resp.	QIon	QRatio	Lower	Upper
Nitrobenzene-d5	69.1676	5.55	0.00	515790	54.0	63.0	44.8	83.2
					128.0	48.1	32.6	60.6

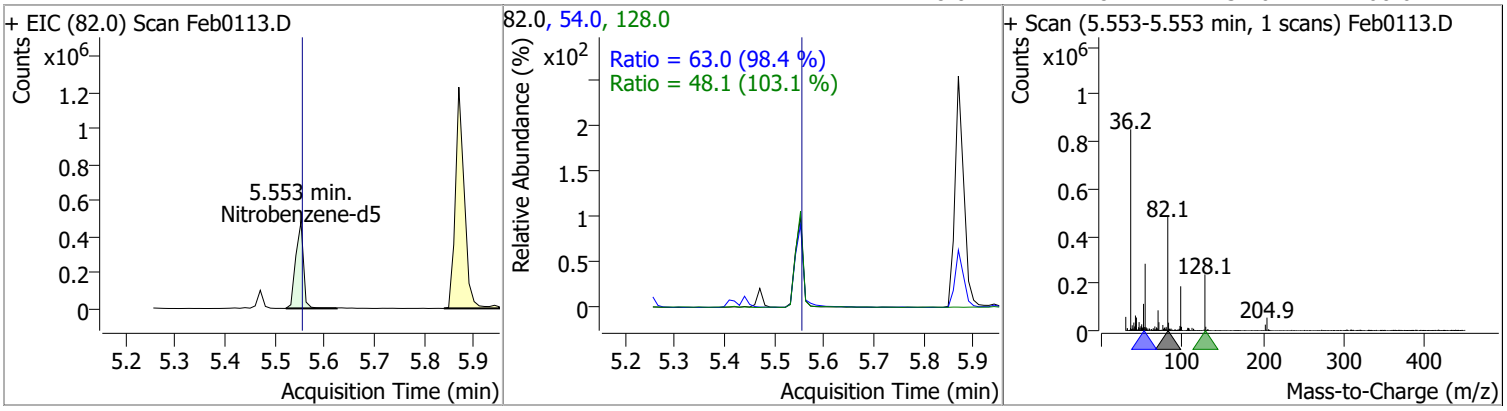

Quantitation Results Report (QT Reviewed)

Compound	Conc.	RT	Dev(Min)	Resp.	QIon	QRatio	Lower	Upper
Nitrobenzene	76.8859	5.57	0.00	279513	77.0	208.8	141.7	263.2
					51.0	132.5	87.8	163.1

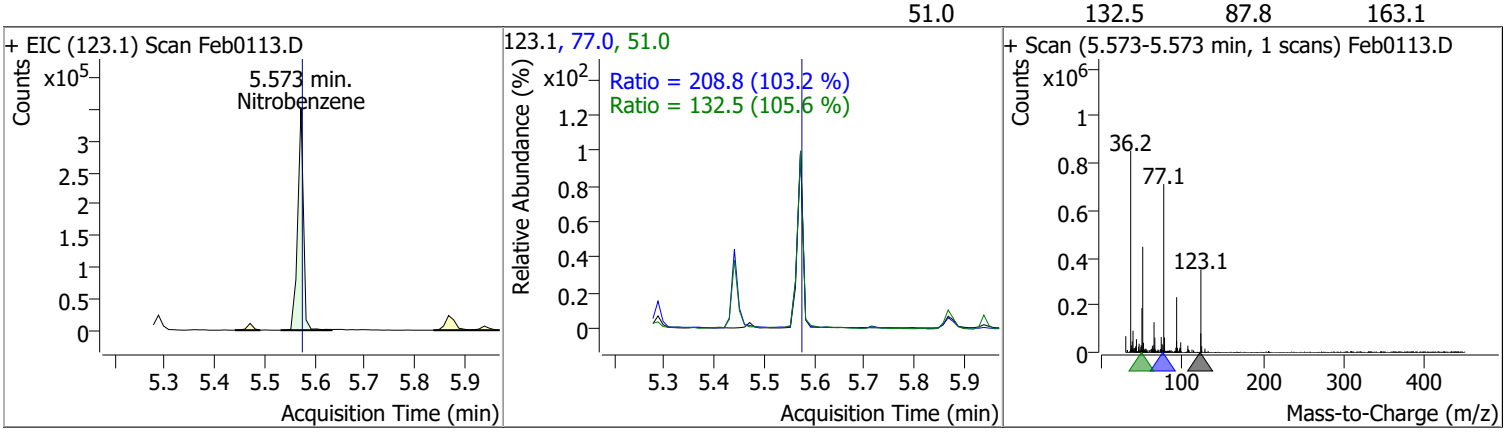

Compound	Conc.	RT	Dev(Min)	Resp.	QIon	QRatio	Lower	Upper
Isophorone	76.1483	5.87	-0.01	1544274	138.0	20.7	15.2	28.3

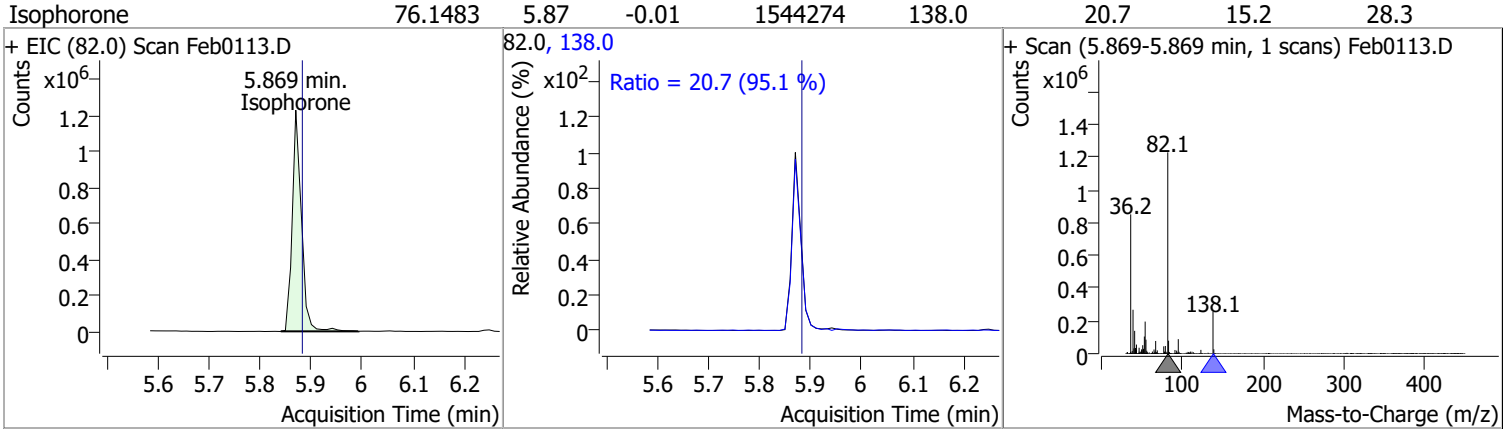

Compound	Conc.	RT	Dev(Min)	Resp.	QIon	QRatio	Lower	Upper
2-Nitrophenol	71.6438	5.94	0.00	206095	65.0	47.3	34.3	63.6
					109.0	39.8	26.8	49.8

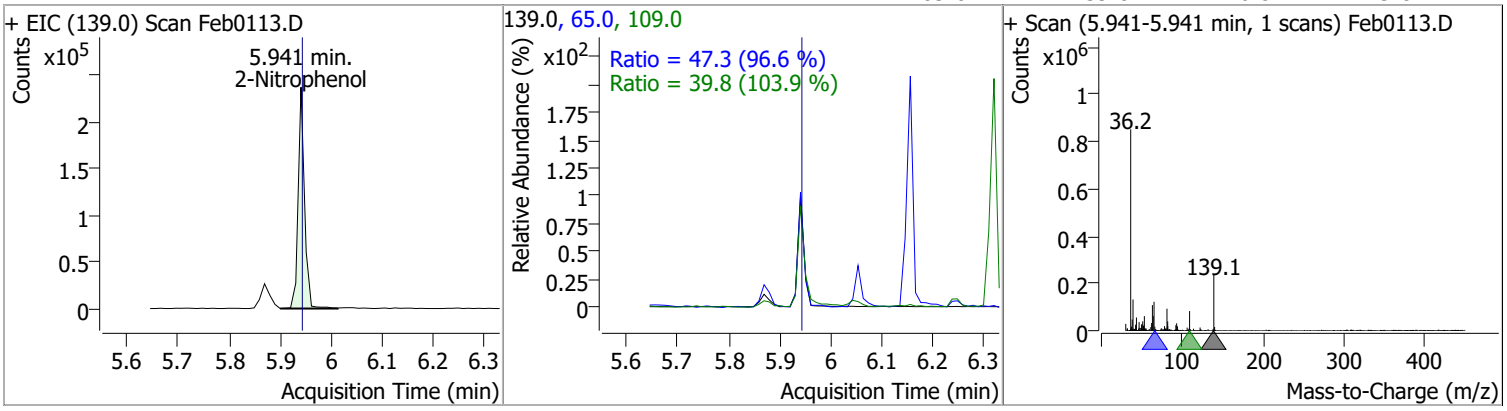

Compound	Conc.	RT	Dev(Min)	Resp.	QIon	QRatio	Lower	Upper
2,4-Dimethylphenol	42.6769	6.05	0.00	399592	107.0	97.7	76.3	141.6
					77.0	30.2	22.7	42.1

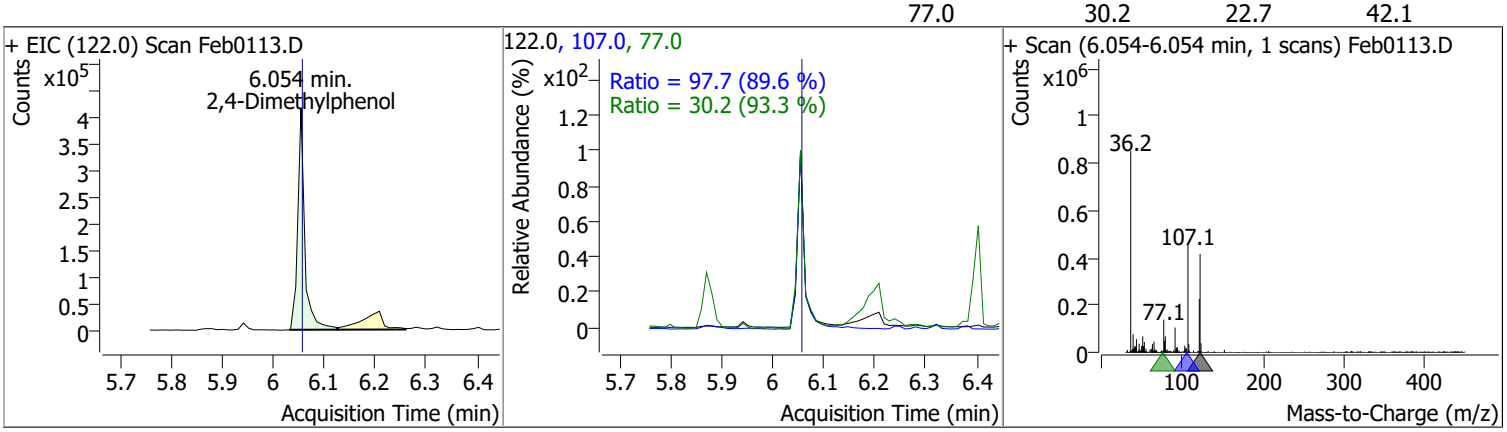

Compound	Conc.	RT	Dev(Min)	Resp.	QIon	QRatio	Lower	Upper
bis(-2-Chloroethoxy)Methane	82.7200	6.16	0.00	907096	63.0	72.6	48.0	89.2
					95.0	32.4	22.7	42.1

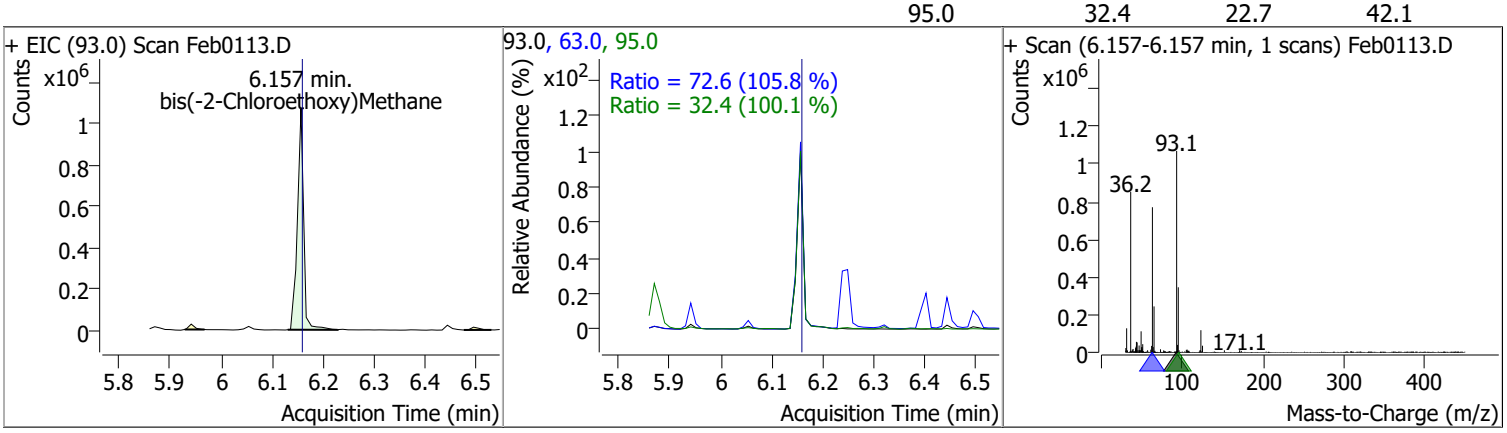

Compound	Conc.	RT	Dev(Min)	Resp.	QIon	QRatio	Lower	Upper
2,4-Dichlorophenol	63.9134	6.25	0.00	561923	164.0	63.9	44.2	82.1
					98.0	31.0	21.5	40.0

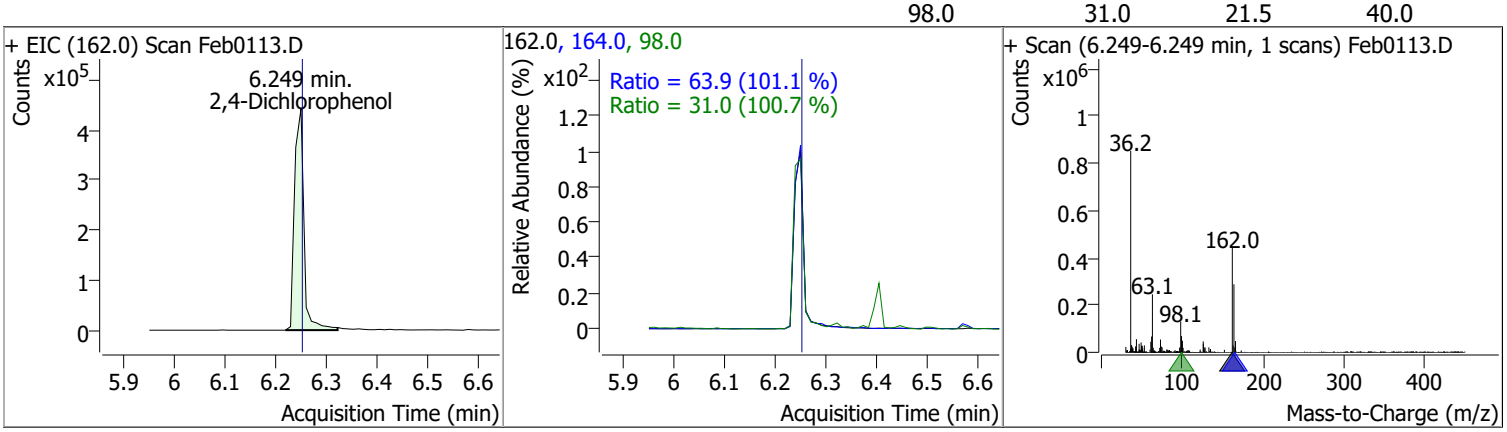

Quantitation Results Report (QT Reviewed)

Compound	Conc.	RT	Dev(Min)	Resp.	QIon	QRatio	Lower	Upper
Benzoic Acid	23.9003	6.21	-0.06	125114	122.0	85.8	62.0	115.2
					77.0	78.0	52.5	97.5

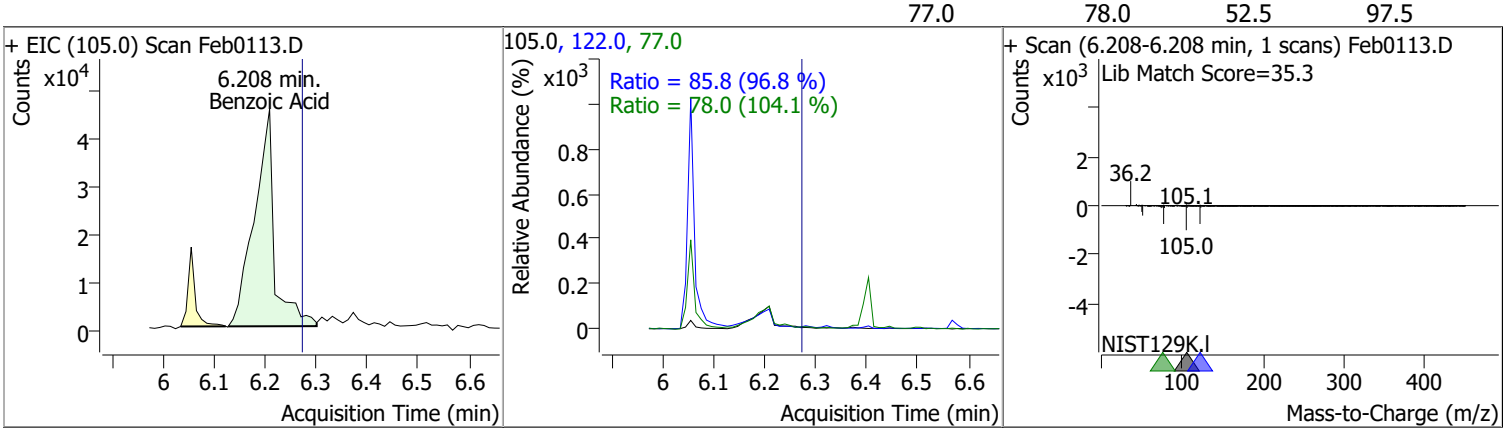

Compound	Conc.	RT	Dev(Min)	Resp.	QIon	QRatio	Lower	Upper
1,2,4-Trichlorobenzene	63.5814	6.32	0.00	677302	182.0	95.8	68.0	126.2
					145.0	28.5	19.9	36.9

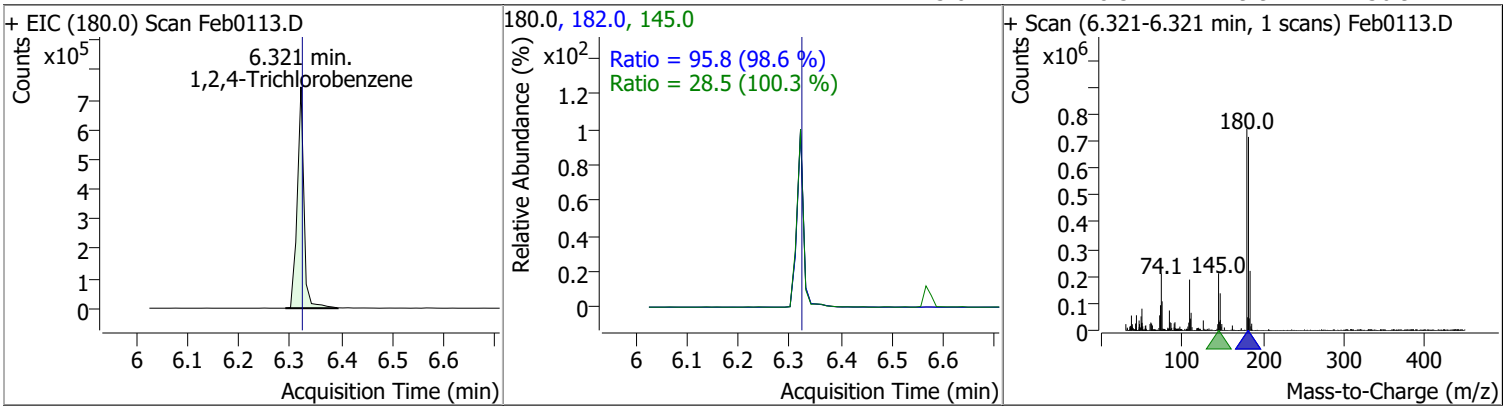

Compound	Conc.	RT	Dev(Min)	Resp.	QIon	QRatio	Lower	Upper
Naphthalene	70.6608	6.40	0.00	2208100	129.0	11.1	8.0	14.9
					102.0	9.5	6.8	12.6

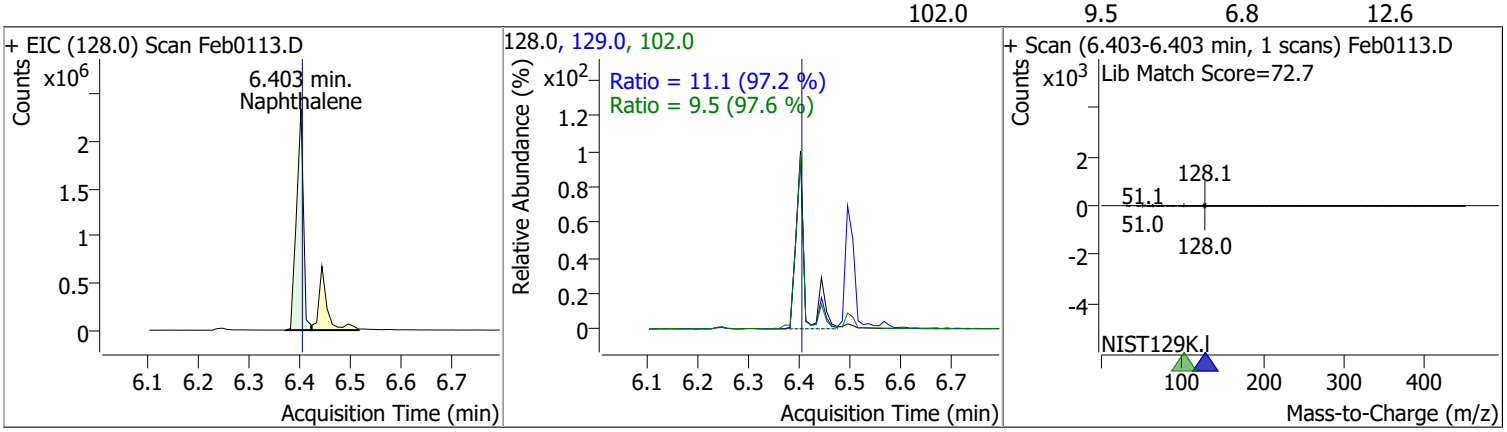

Compound	Conc.	RT	Dev(Min)	Resp.	QIon	QRatio	Lower	Upper
4-Chlorophenol	64.6899	6.44	0.00	196052 (m)	128.0	350.6	243.7	452.5

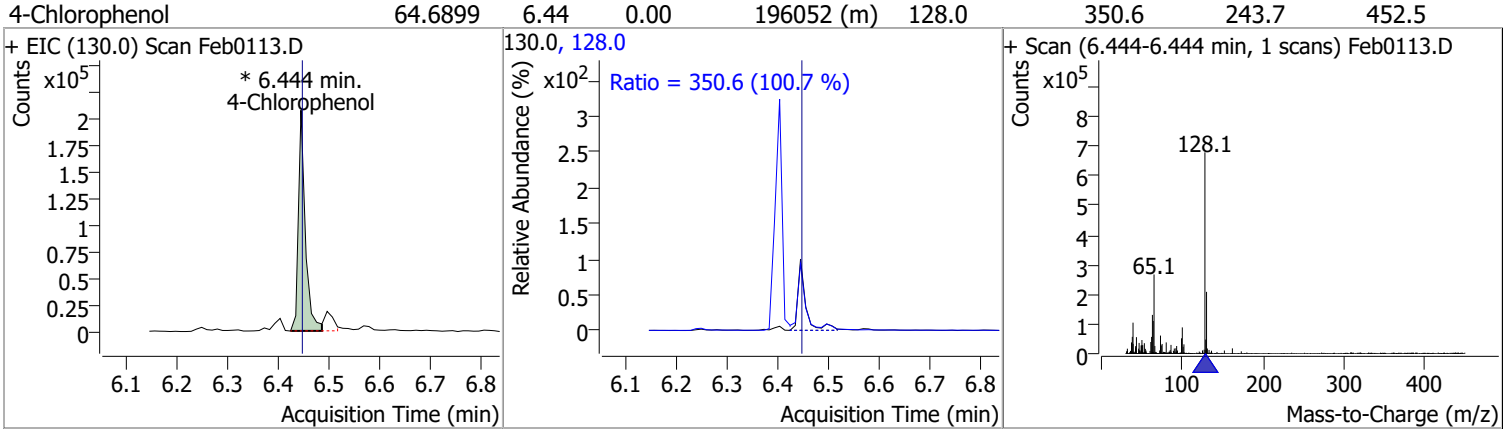

Compound	Conc.	RT	Dev(Min)	Resp.	QIon	QRatio	Lower	Upper
p-Chloroaniline	55.8116	6.50	-0.01	729347	129.0	33.2	23.2	43.0
					65.0	31.5	20.9	38.9

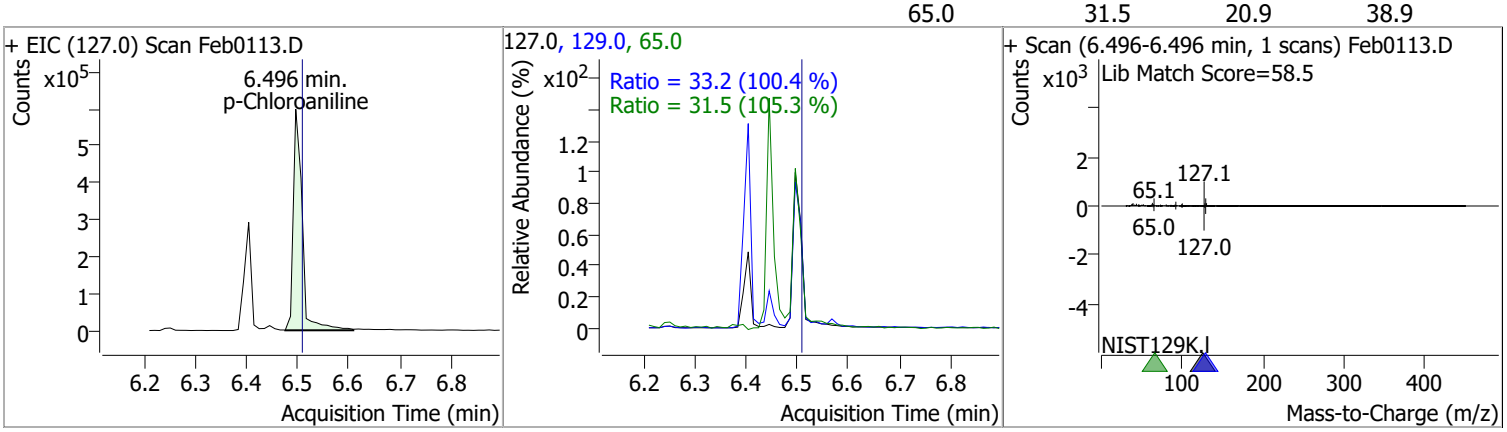

Compound	Conc.	RT	Dev(Min)	Resp.	QIon	QRatio	Lower	Upper
Hexachlorobutadiene	53.8375	6.57	-0.01	291183	223.0	62.8	45.6	84.6
					227.0	62.3	44.6	82.8

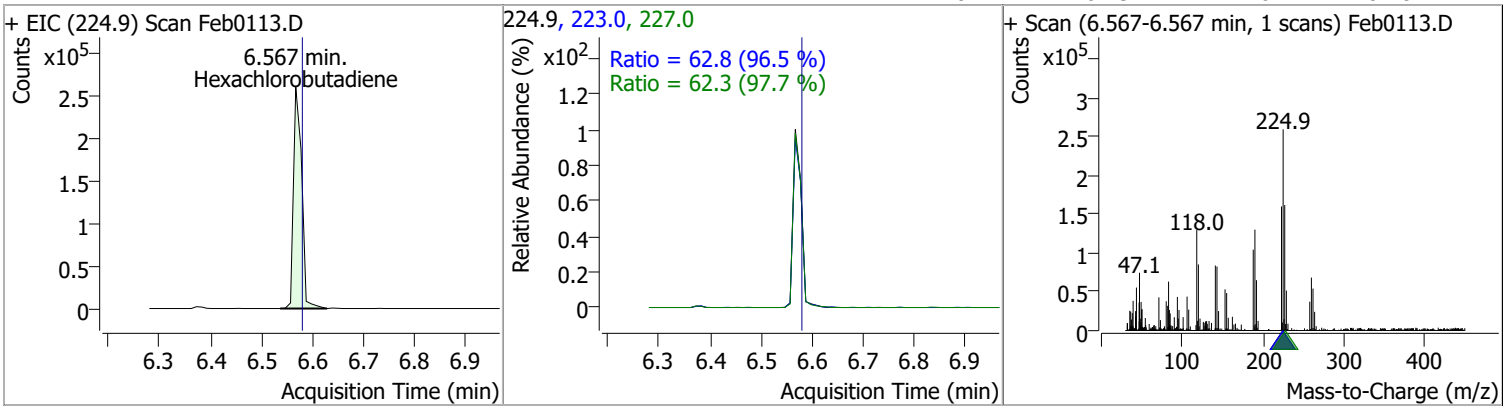

Compound	Conc.	RT	Dev(Min)	Resp.	QIon	QRatio	Lower	Upper
4-Chloro-2-Methylphenol	69.2507	6.99	0.00	534716	144.0	27.0	19.6	36.4

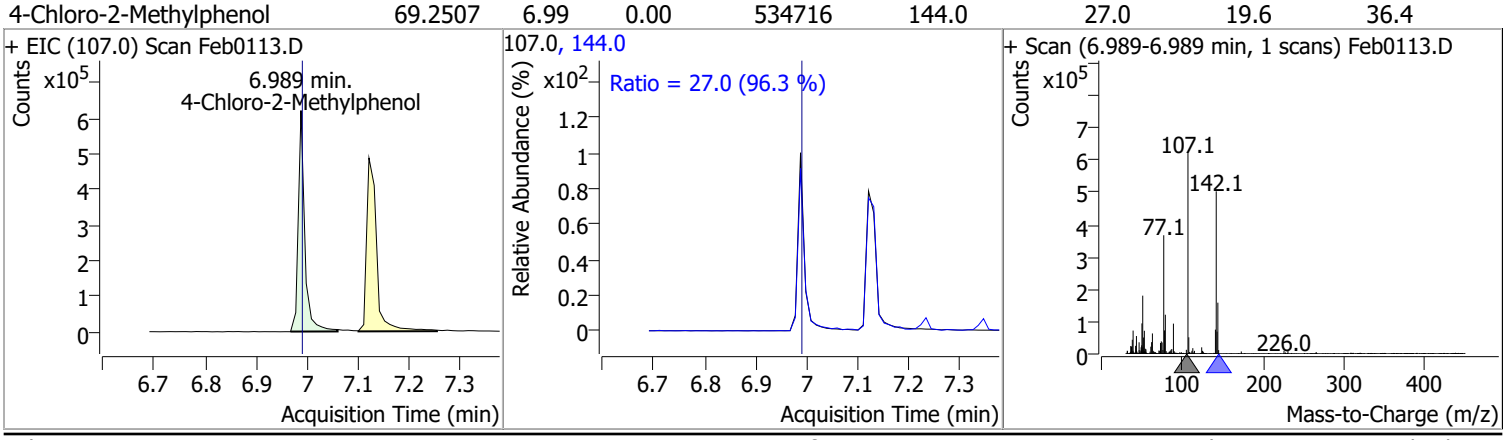

Quantitation Results Report (QT Reviewed)

Compound	Conc.	RT	Dev(Min)	Resp.	QIon	QRatio	Lower	Upper
4-Chloro-3-Methylphenol	80.5708	7.12	-0.01	671134	144.0	29.1	20.0	37.2

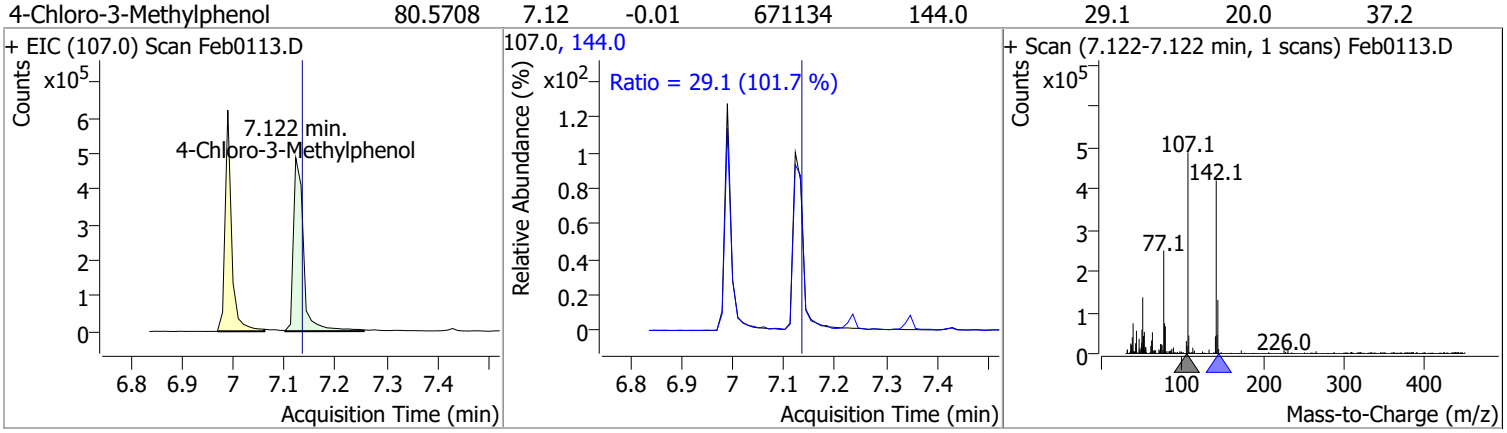

Compound	Conc.	RT	Dev(Min)	Resp.	QIon	QRatio	Lower	Upper
2-Methylnaphthalene	78.6066	7.24	0.00	1440634	142.0	117.4	83.1	154.4
					115.0	41.2	28.8	53.4

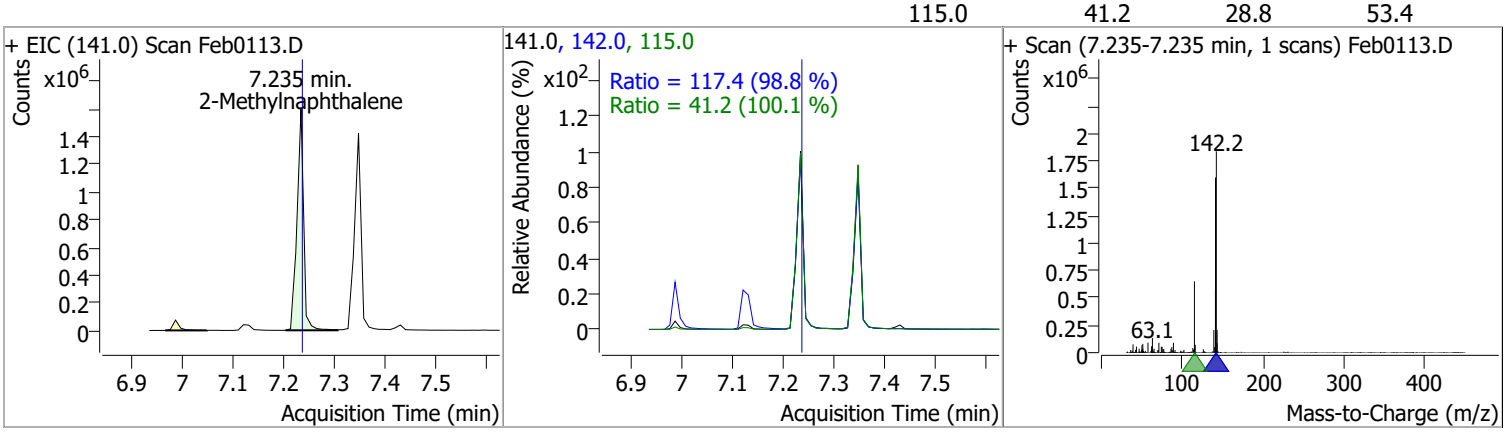

Compound	Conc.	RT	Dev(Min)	Resp.	QIon	QRatio	Lower	Upper
1-Methylnaphthalene	70.4120	7.35	0.00	1273070 (m)	142.0	113.8	77.9	144.7
					115.0	42.5	29.5	54.8

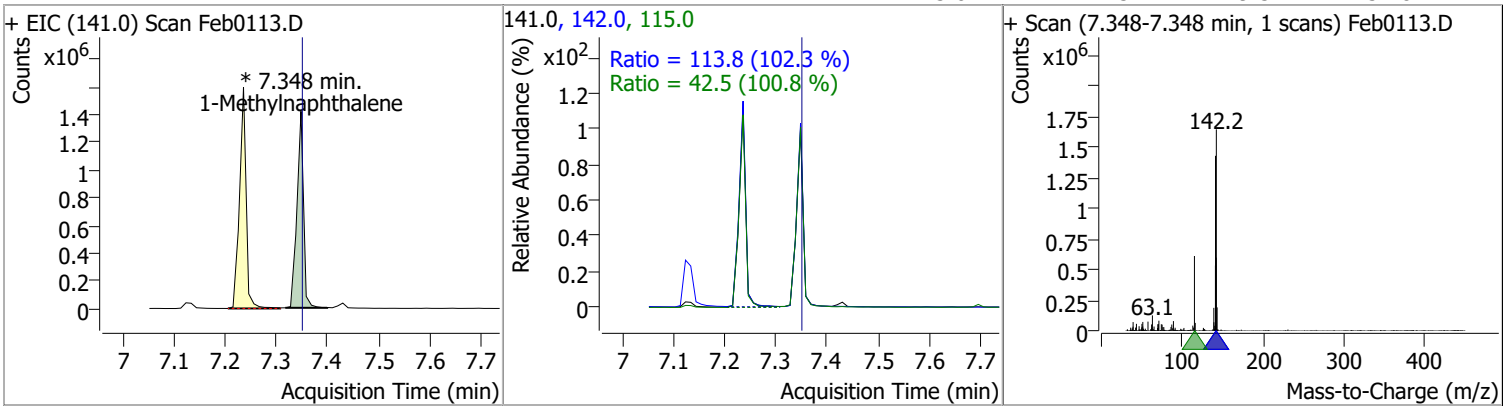

Quantitation Results Report (QT Reviewed)

Compound	Conc.	RT	Dev(Min)	Resp.	QIon	QRatio	Lower	Upper
Hexachlorocyclopentadiene	52.1070	7.43	0.00	176267	238.9	63.7	43.8	81.3
					234.9	64.9	43.7	81.2

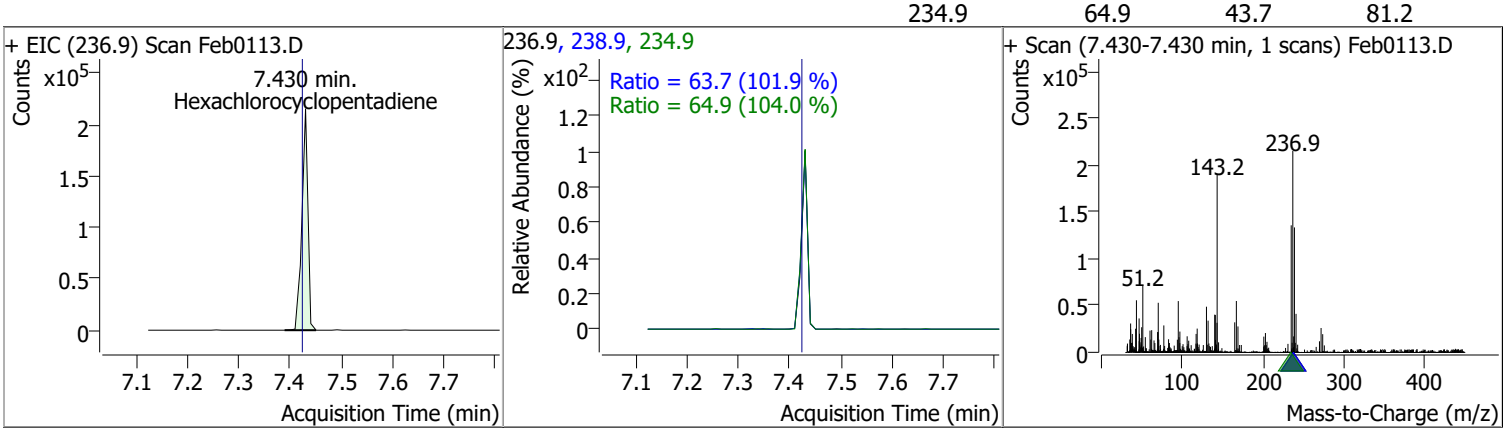

Compound	Conc.	RT	Dev(Min)	Resp.	QIon	QRatio	Lower	Upper
2,4,6-Trichlorophenol	81.5381	7.59	0.00	436183	198.0	93.0	68.7	127.5

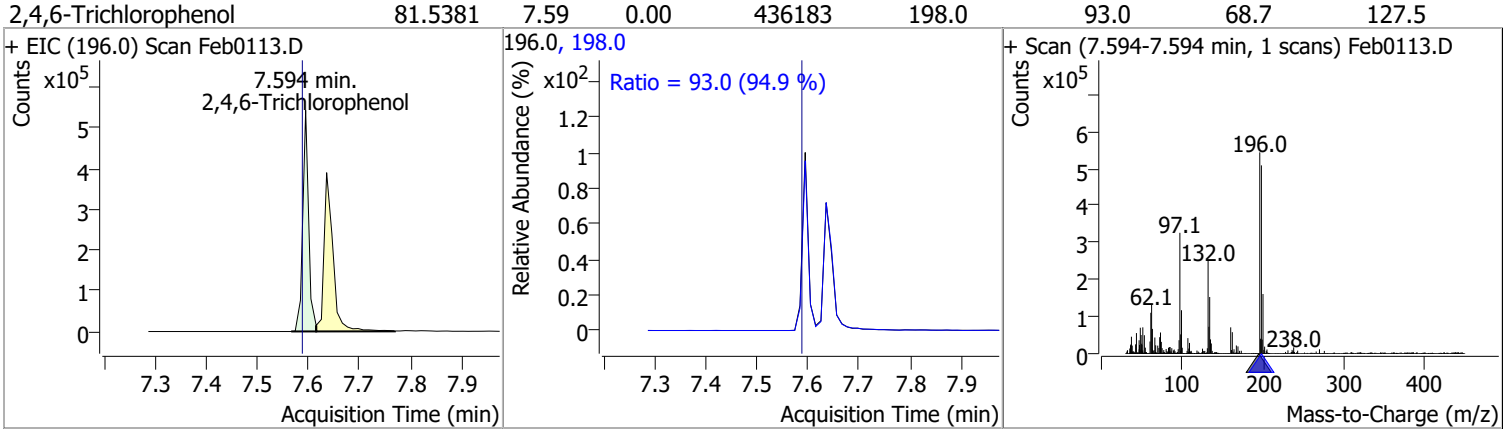

Compound	Conc.	RT	Dev(Min)	Resp.	QIon	QRatio	Lower	Upper
2,4,5-Trichlorophenol	76.8590	7.64	0.00	478404	198.0	99.1	65.6	121.8

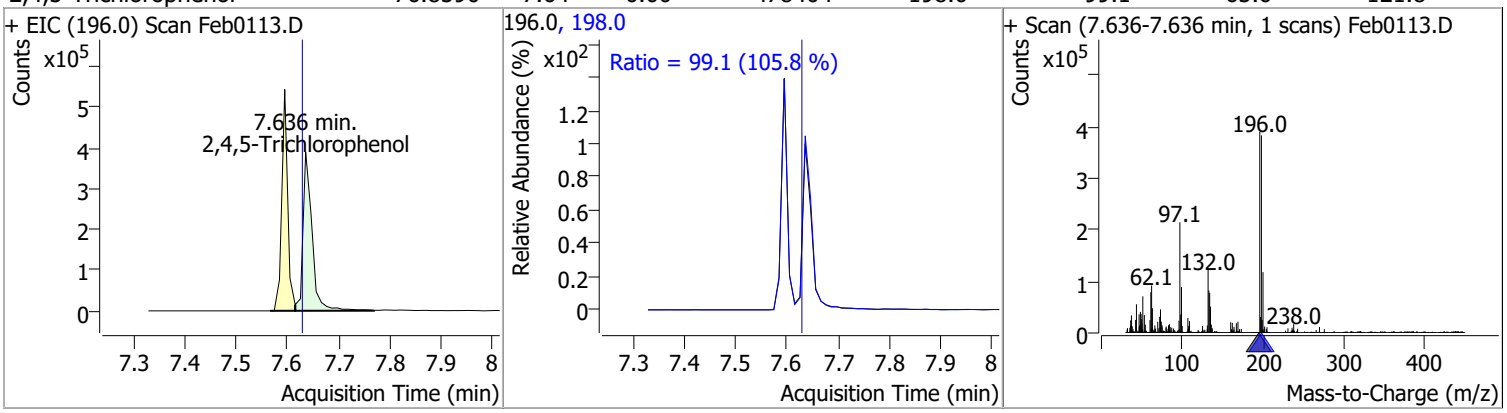

Compound	Conc.	RT	Dev(Min)	Resp.	QIon	QRatio	Lower	Upper
2-Fluorobiphenyl	69.7928	7.70	0.00	1698264	171.0	34.4	23.8	44.1

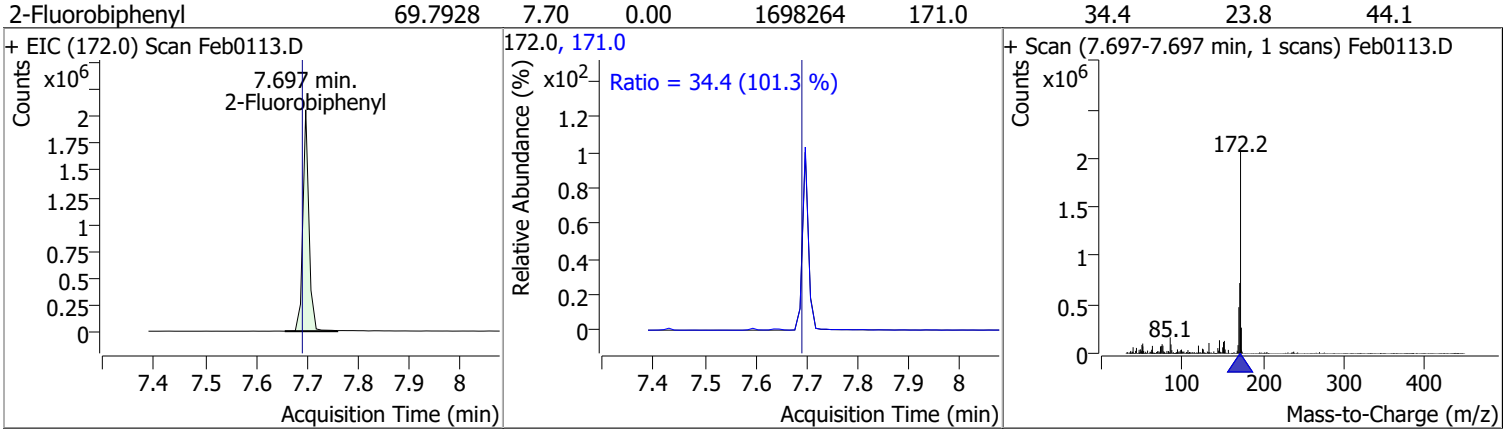

Compound	Conc.	RT	Dev(Min)	Resp.	QIon	QRatio	Lower	Upper
2-Chloronaphthalene	79.7617	7.81	0.00	1593895	127.0	37.1	25.7	47.7
					164.0	32.8	22.6	41.9

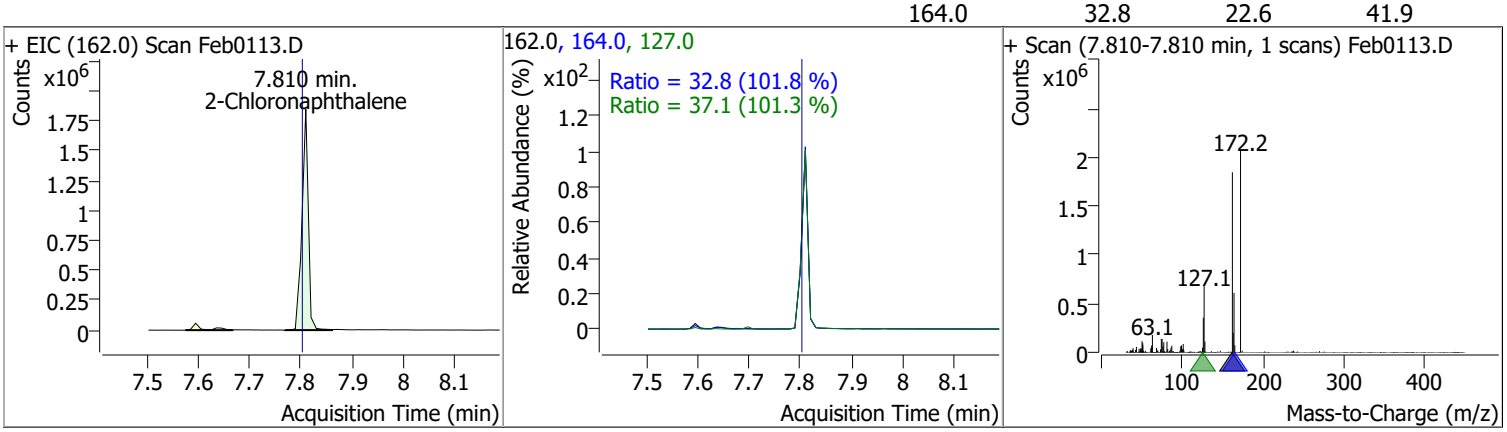

Compound	Conc.	RT	Dev(Min)	Resp.	QIon	QRatio	Lower	Upper
2-Nitroaniline	79.7943	7.96	0.00	238168	138.0	109.1	84.5	156.9

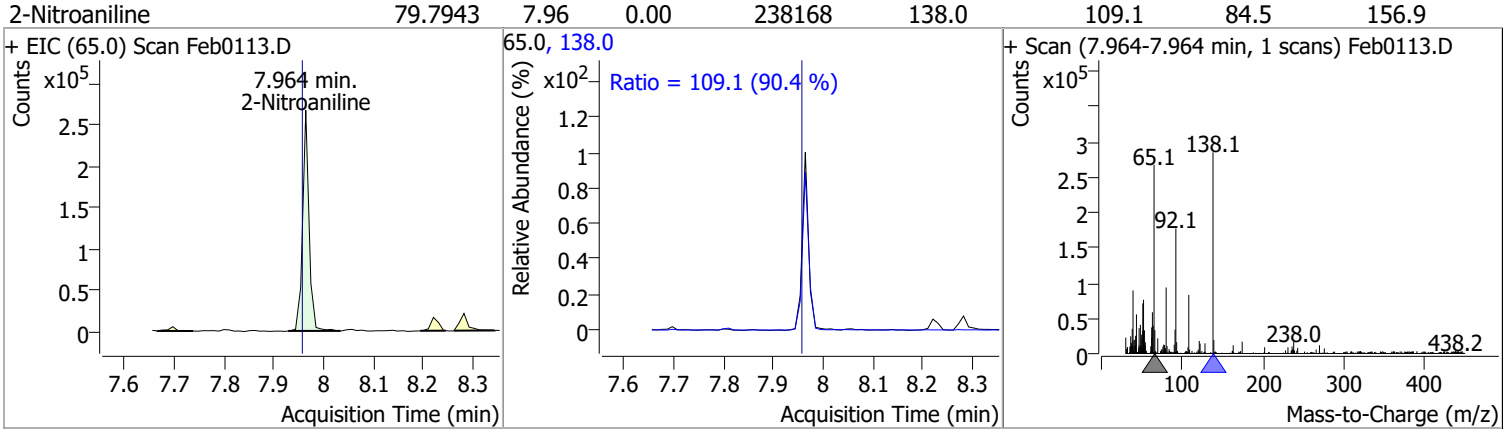

Compound	Conc.	RT	Dev(Min)	Resp.	QIon	QRatio	Lower	Upper
Dimethyl Phthalate	84.8790	8.22	0.00	1757159	77.0	20.1	13.0	24.2

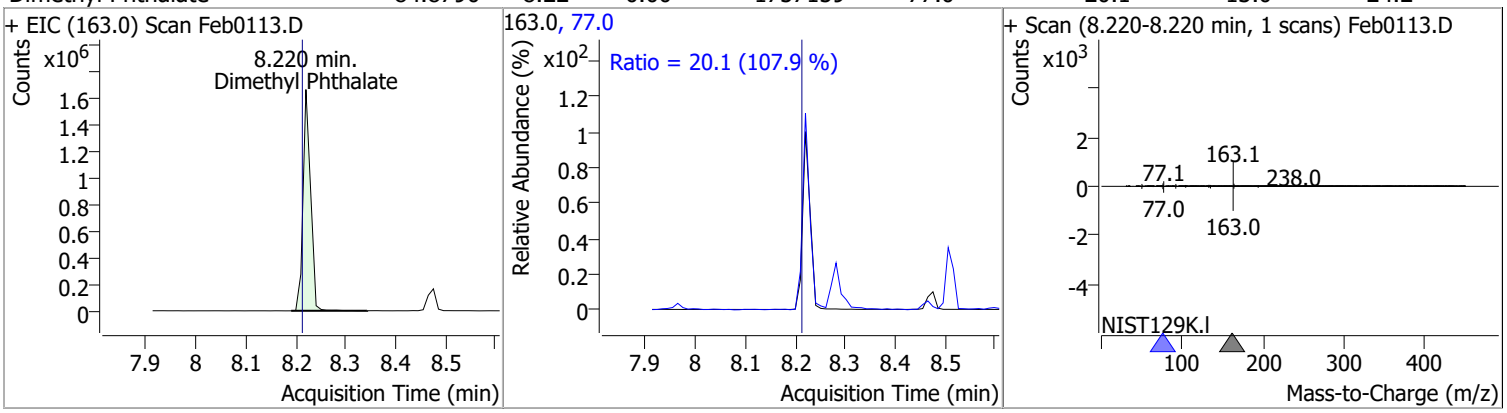

Compound	Conc.	RT	Dev(Min)	Resp.	QIon	QRatio	Lower	Upper
2,6-Dinitrotoluene	89.0406	8.28	0.00	232193	63.0	121.5	82.2	152.7
					89.0	58.5	40.8	75.8

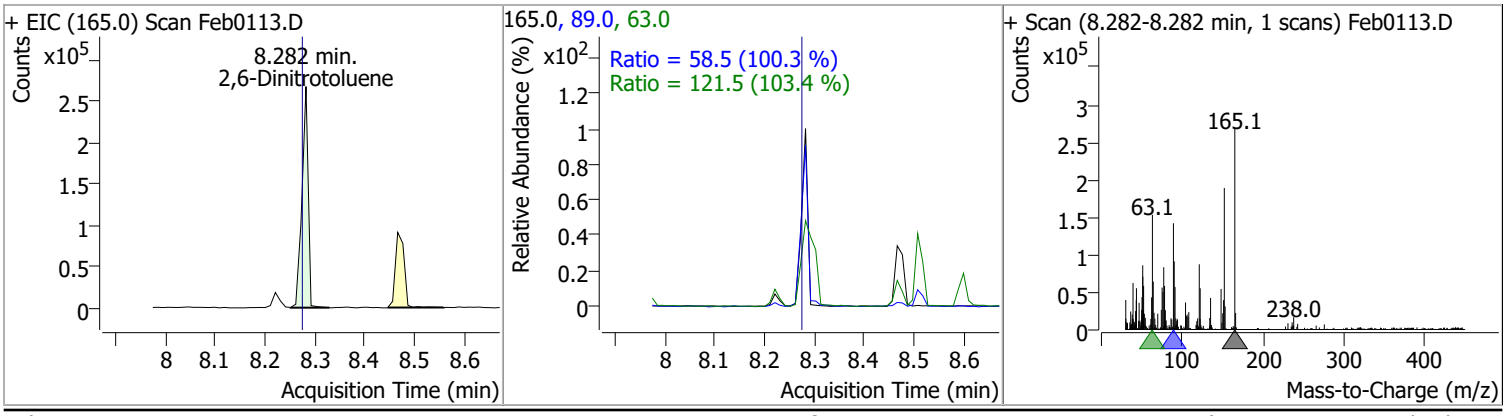

Quantitation Results Report (QT Reviewed)

Compound	Conc.	RT	Dev(Min)	Resp.	QIon	QRatio	Lower	Upper
Acenaphthylene	75.1853	8.29	-0.01	2429939	153.1	13.6	9.8	18.2

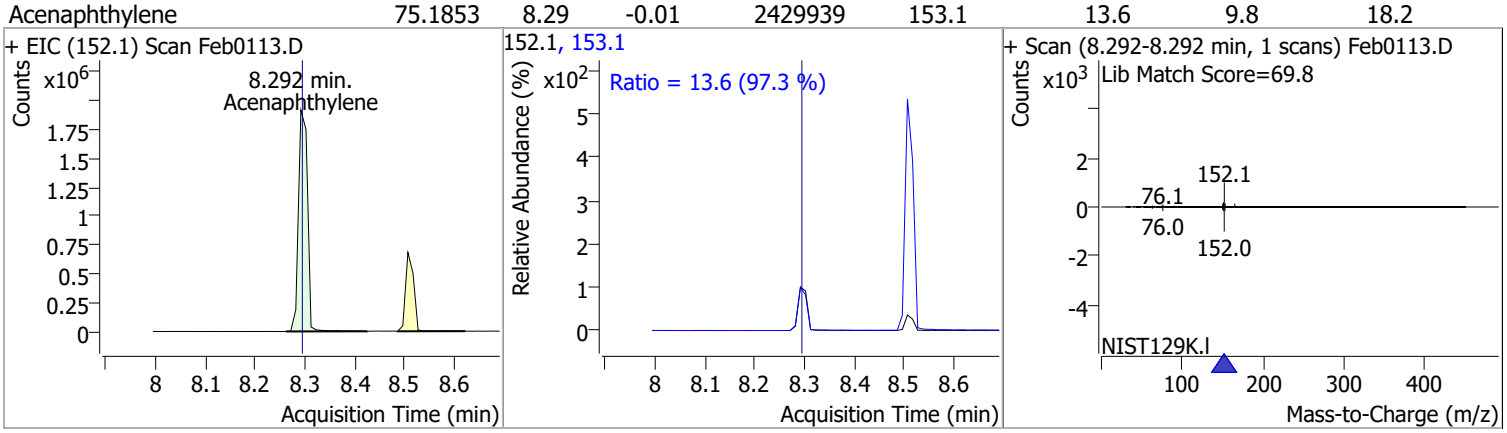

Compound	Conc.	RT	Dev(Min)	Resp.	QIon	QRatio	Lower	Upper
3-Nitroaniline	70.1405	8.47	-0.01	206927	65.0	128.0	84.7	157.3
					92.0	111.8	71.7	133.2

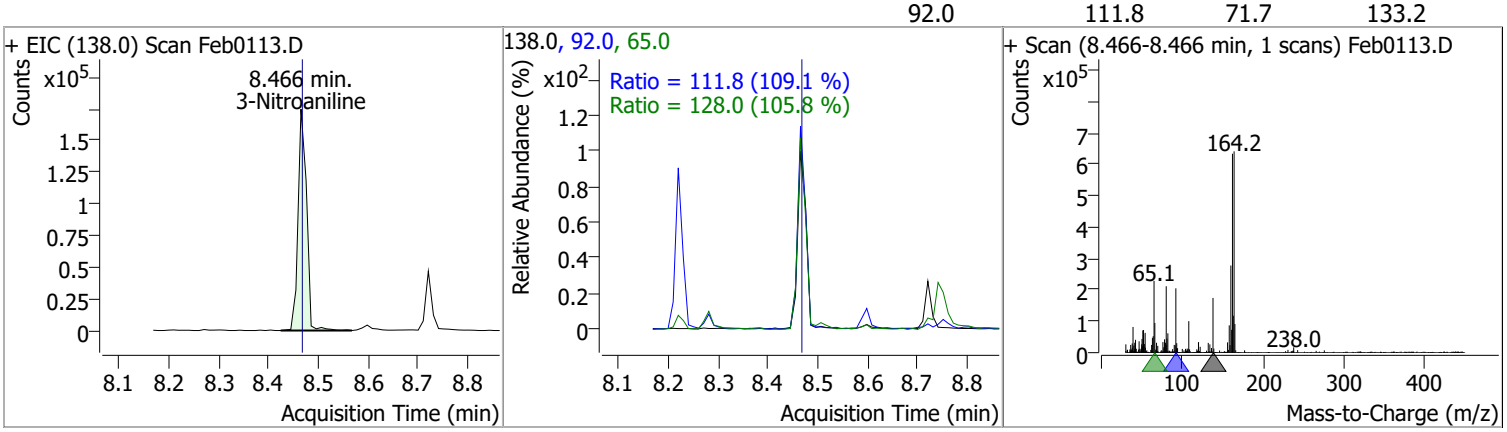

Compound	Conc.	RT	Dev(Min)	Resp.	QIon	QRatio	Lower	Upper
Acenaphthene	83.7000	8.51	-0.01	1547911	153.0	104.7	76.5	142.0
					152.0	50.9	35.8	66.4

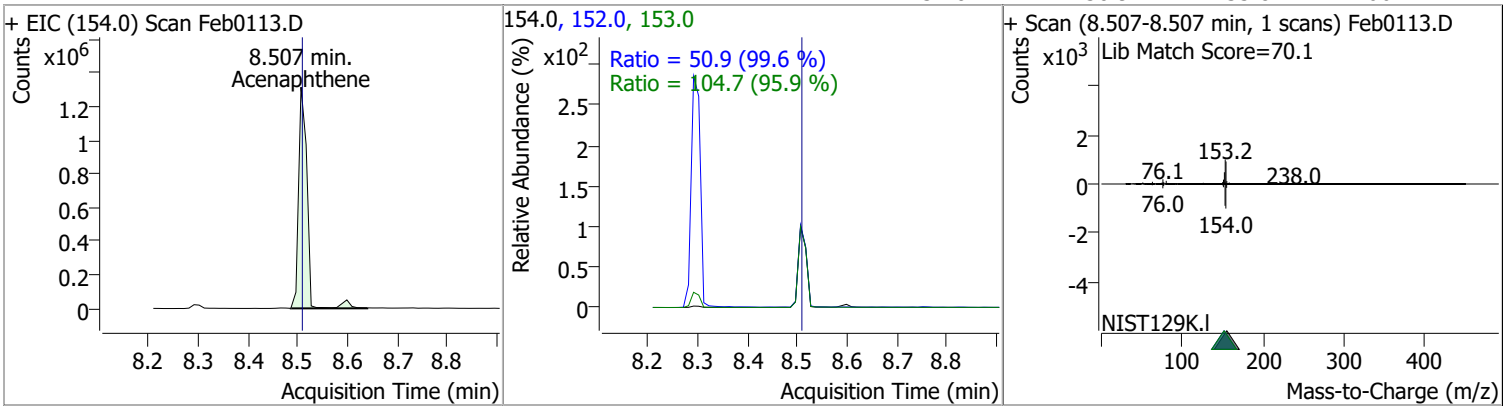

Compound	Conc.	RT	Dev(Min)	Resp.	QIon	QRatio	Lower	Upper
2,4-Dinitrophenol	62.7959	8.60	0.00	95161	154.0	67.8	44.4	82.5

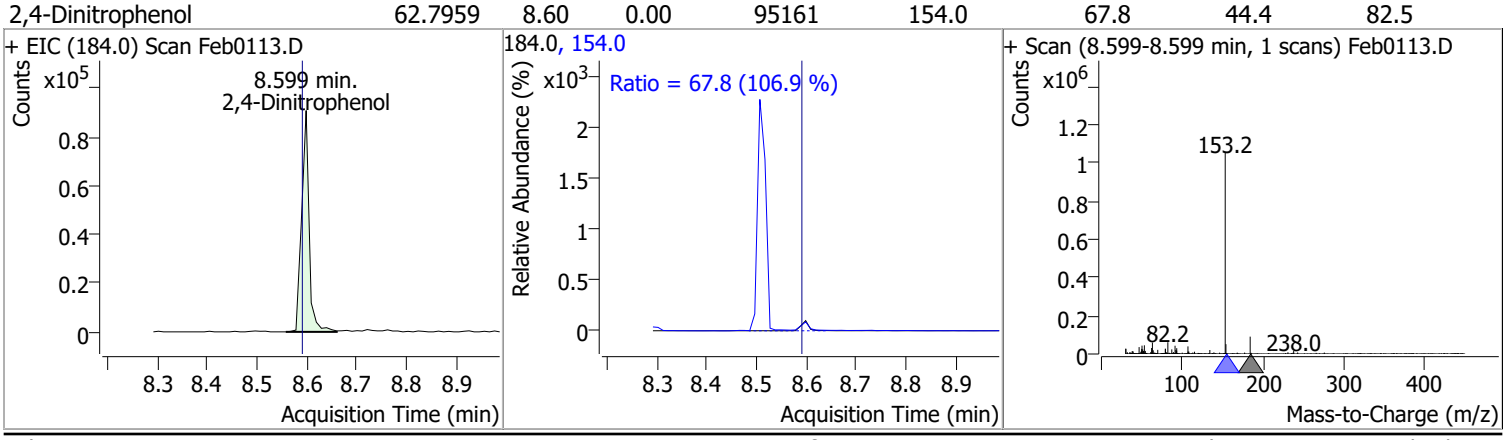

Quantitation Results Report (QT Reviewed)

Compound	Conc.	RT	Dev(Min)	Resp.	QIon	QRatio	Lower	Upper
Dibenzofuran	81.4660	8.72	0.00	2344307	139.0	40.8	30.2	56.0

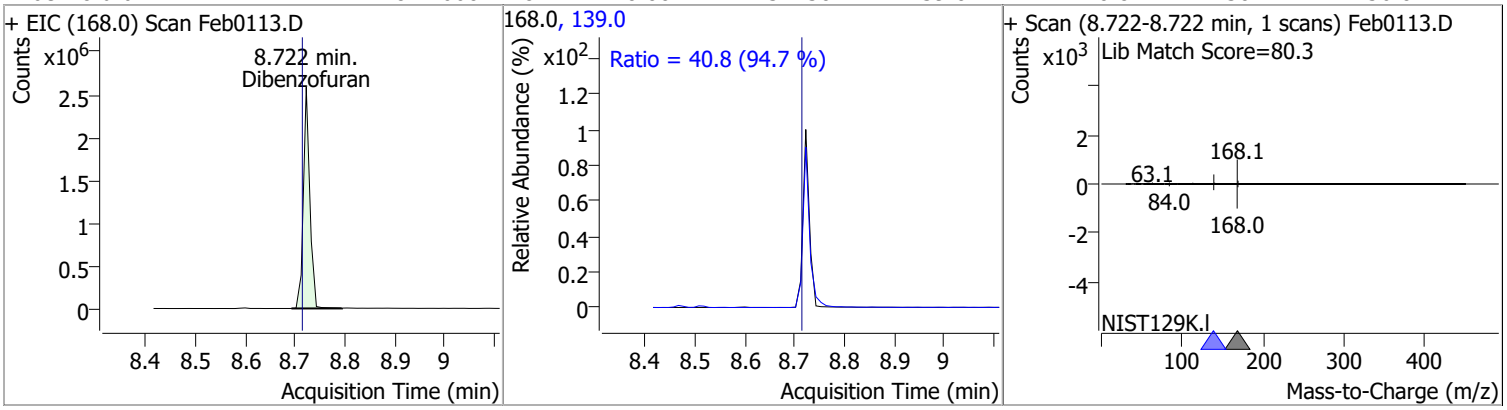

Compound	Conc.	RT	Dev(Min)	Resp.	QIon	QRatio	Lower	Upper
4-Nitrophenol	41.0135	8.74	0.00	115177	139.0	830.5	266.4	494.7
					65.0	84.1	56.8	105.6

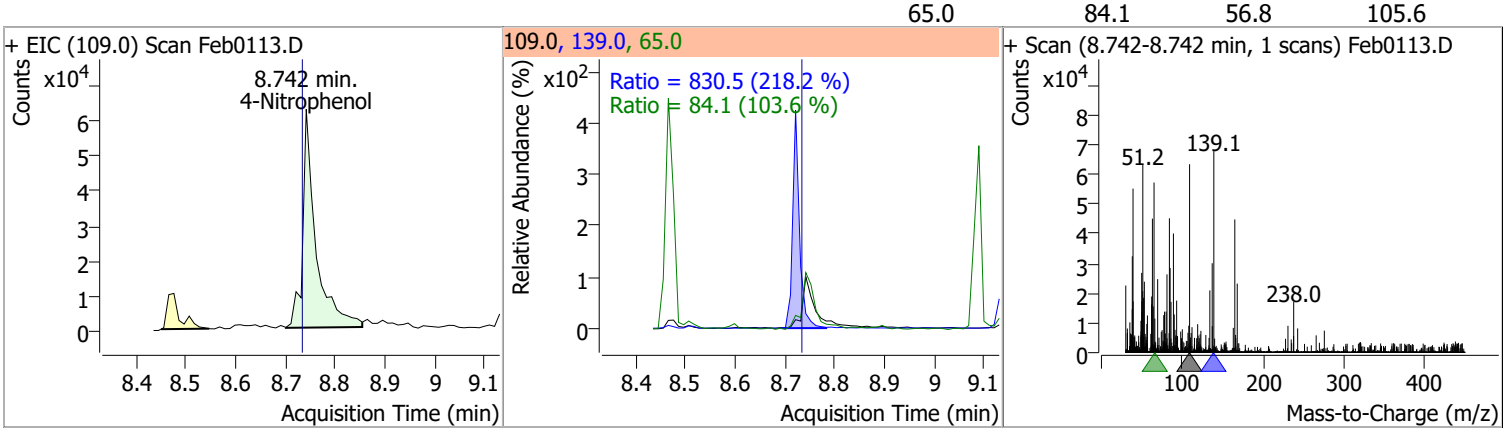

Compound	Conc.	RT	Dev(Min)	Resp.	QIon	QRatio	Lower	Upper
2,4-Dinitrotoluene	73.4568	8.75	0.00	256368	63.0	61.1	47.5	88.1
					89.0	76.6	45.8	85.1

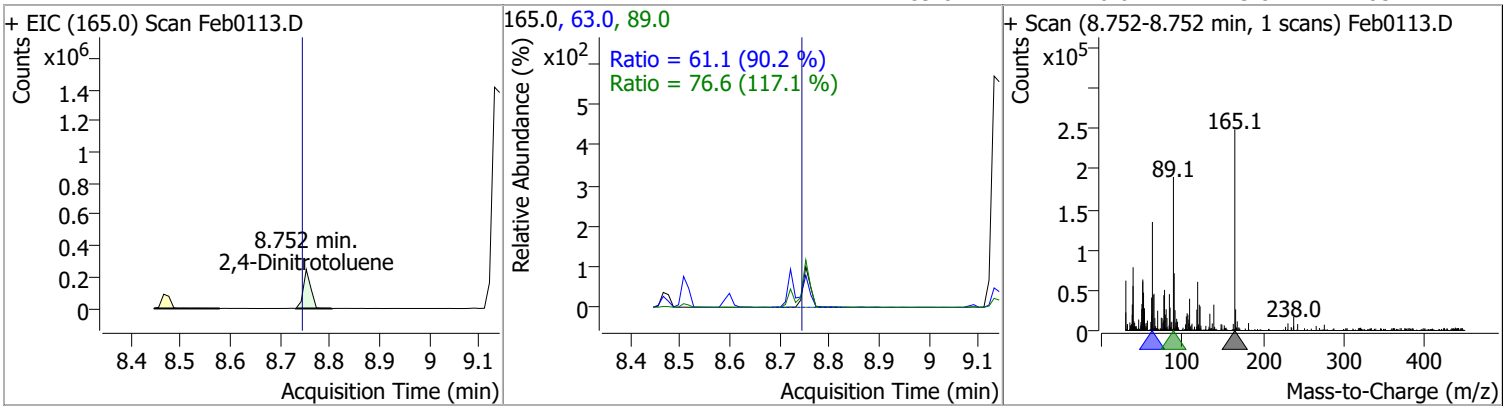

Compound	Conc.	RT	Dev(Min)	Resp.	QIon	QRatio	Lower	Upper
Diethylphthalate	93.2623	9.09	0.00	1998593	177.0	20.8	14.8	27.5
					150.0	12.1	8.8	16.3

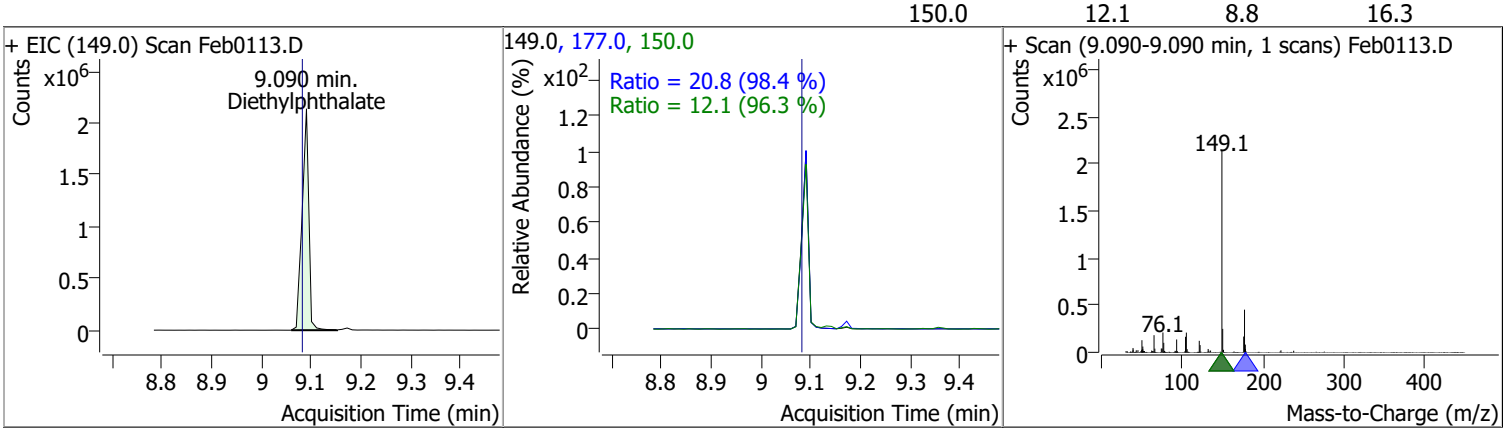

Compound	Conc.	RT	Dev(Min)	Resp.	QIon	QRatio	Lower	Upper
Fluorene	76.6929	9.13	-0.01	1978820	165.0	93.9	64.8	120.4
					167.0	13.4	9.1	16.9

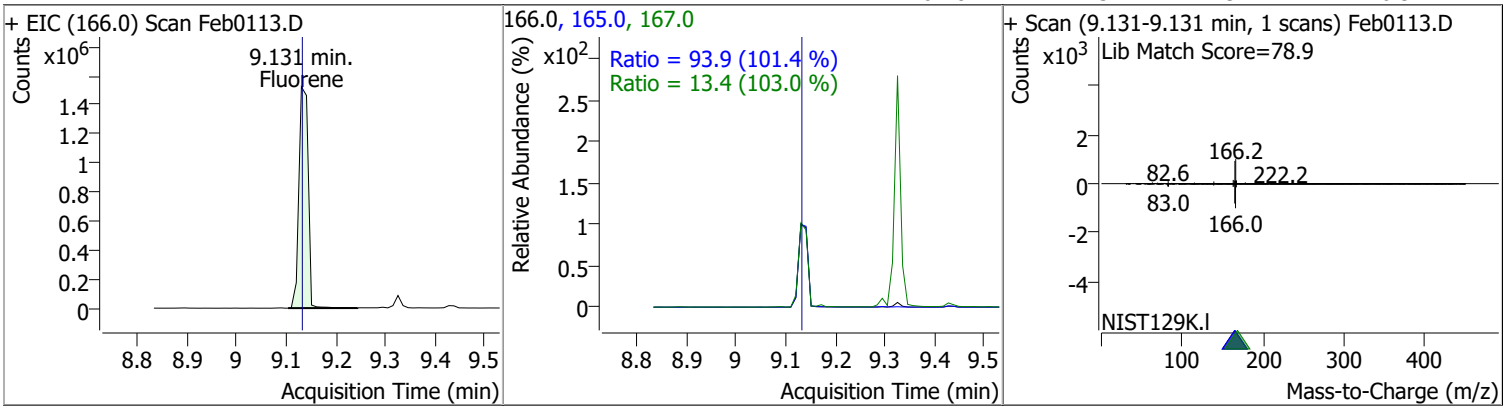

Compound	Conc.	RT	Dev(Min)	Resp.	QIon	QRatio	Lower	Upper
4-Chlorophenyl-phenylether	85.6525	9.17	0.00	959716	141.0	61.8	43.9	81.5
					206.0	33.5	23.2	43.1

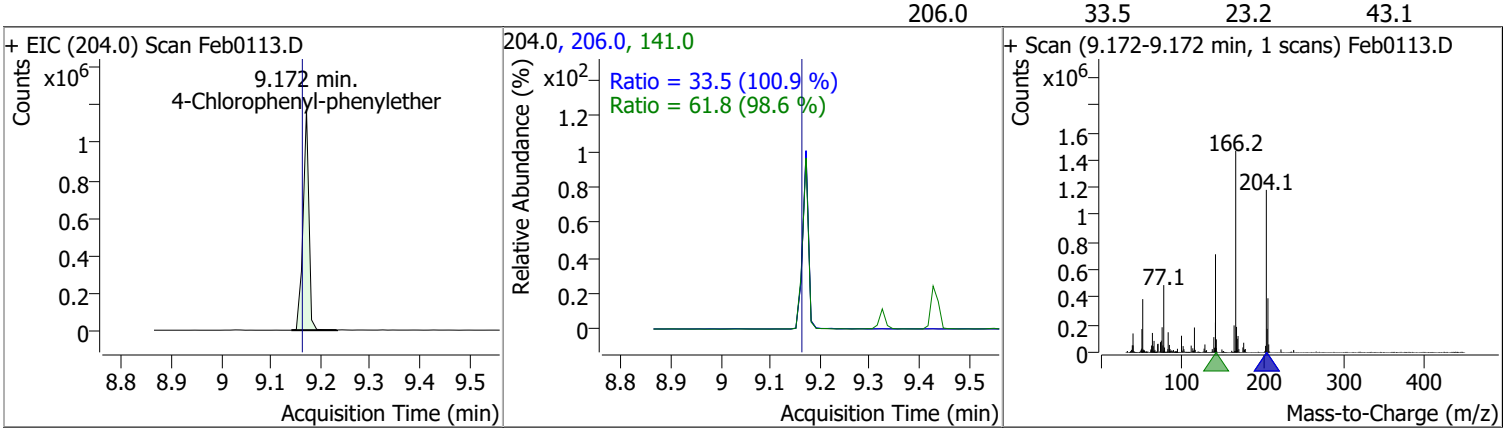

Quantitation Results Report (QT Reviewed)

Compound	Conc.	RT	Dev(Min)	Resp.	QIon	QRatio	Lower	Upper
4-Nitroaniline	70.6051	9.21	0.00	209477	65.0	92.0	70.9	131.7
					92.0	49.0	35.8	66.6

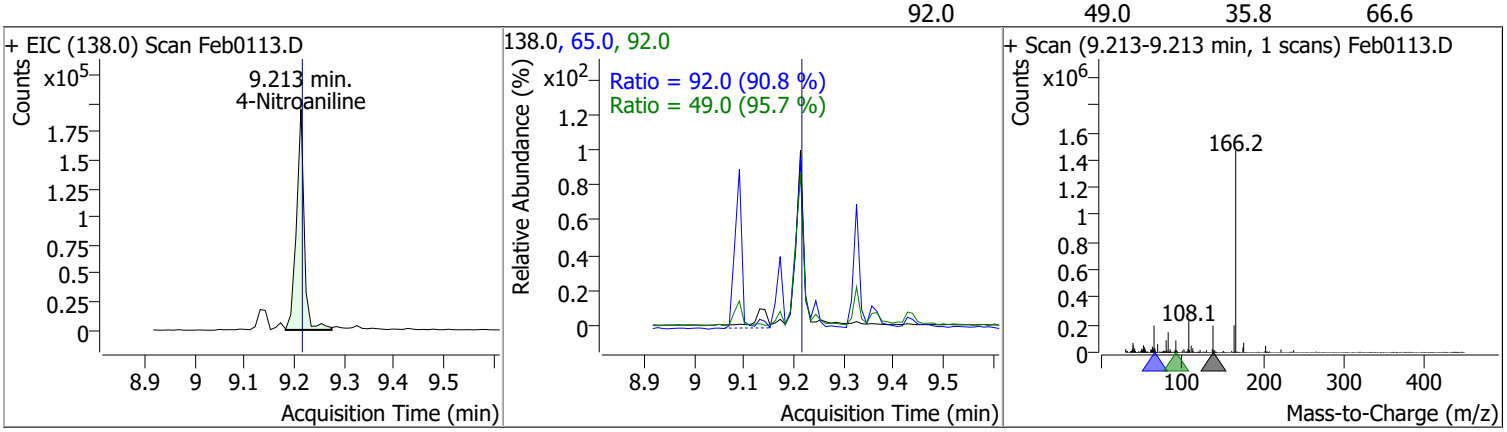

Compound	Conc.	RT	Dev(Min)	Resp.	QIon	QRatio	Lower	Upper
4,6-Dinitro-2-methylphenol	66.9731	9.24	0.00	139836	121.0	50.1	32.5	60.3

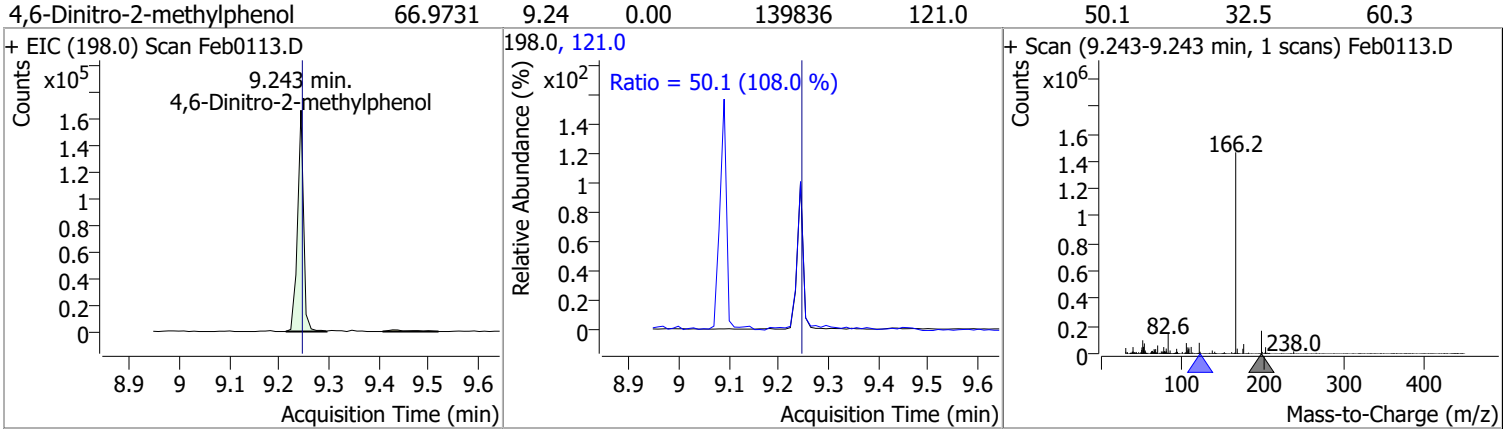

Compound	Conc.	RT	Dev(Min)	Resp.	QIon	QRatio	Lower	Upper
N-nitrosodiphenylamine	78.6716	9.33	0.00	1382635	168.0	64.0	44.3	82.3
					167.0	34.0	24.0	44.6

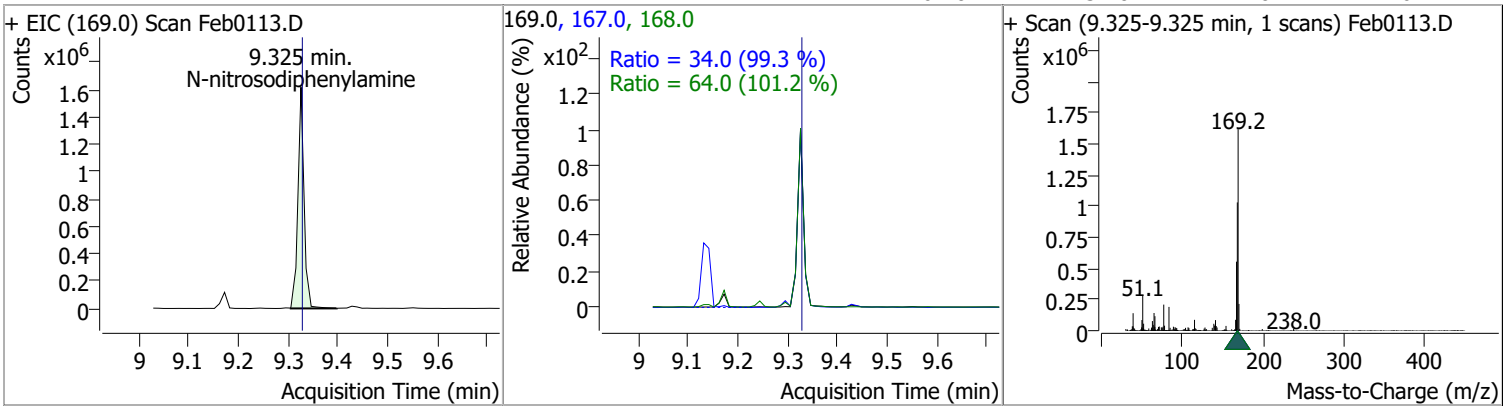

Quantitation Results Report (QT Reviewed)

Compound	Conc.	RT	Dev(Min)	Resp.	QIon	QRatio	Lower	Upper
Azobenzene	72.5411	9.36	0.00	1467449	51.0	37.0	26.4	49.0
					182.0	25.3	19.2	35.7

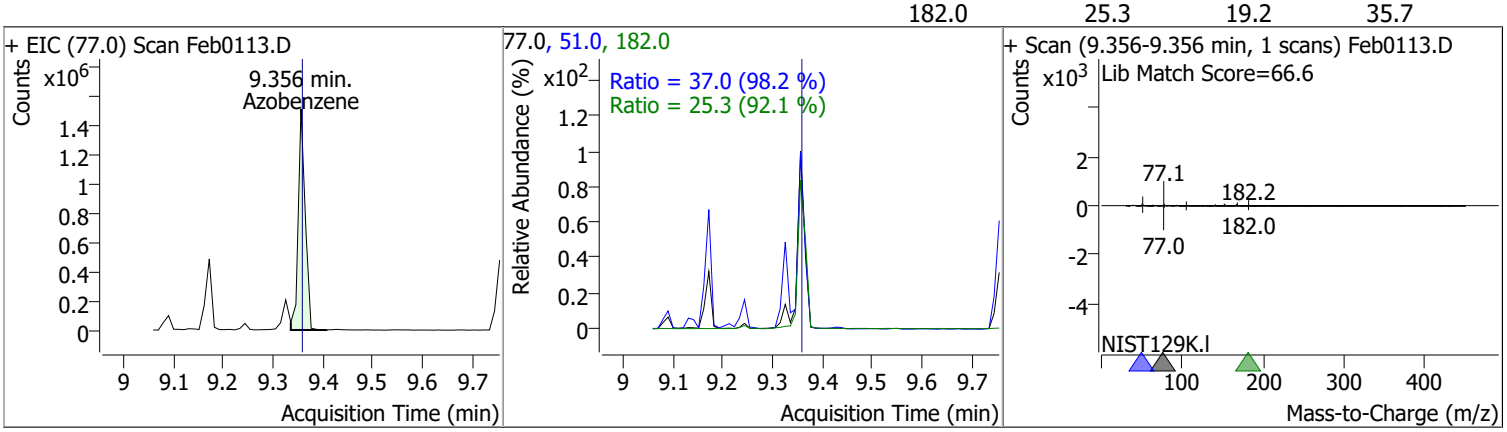

Compound	Conc.	RT	Dev(Min)	Resp.	QIon	QRatio	Lower	Upper
2,4,6-Tribromophenol	160.9551	9.43	0.00	345646	331.8	90.0	65.5	121.6

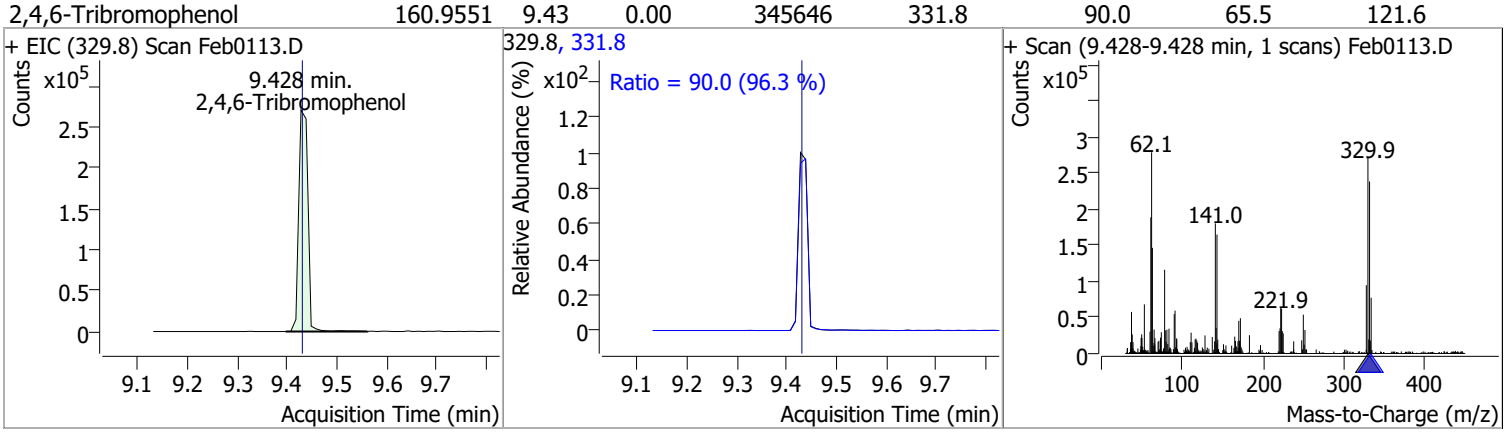

Compound	Conc.	RT	Dev(Min)	Resp.	QIon	QRatio	Lower	Upper
4-Bromophenyl-phenylether	80.8836	9.76	0.00	538115	141.0	100.9	72.5	134.6
					250.0	100.8	70.4	130.7

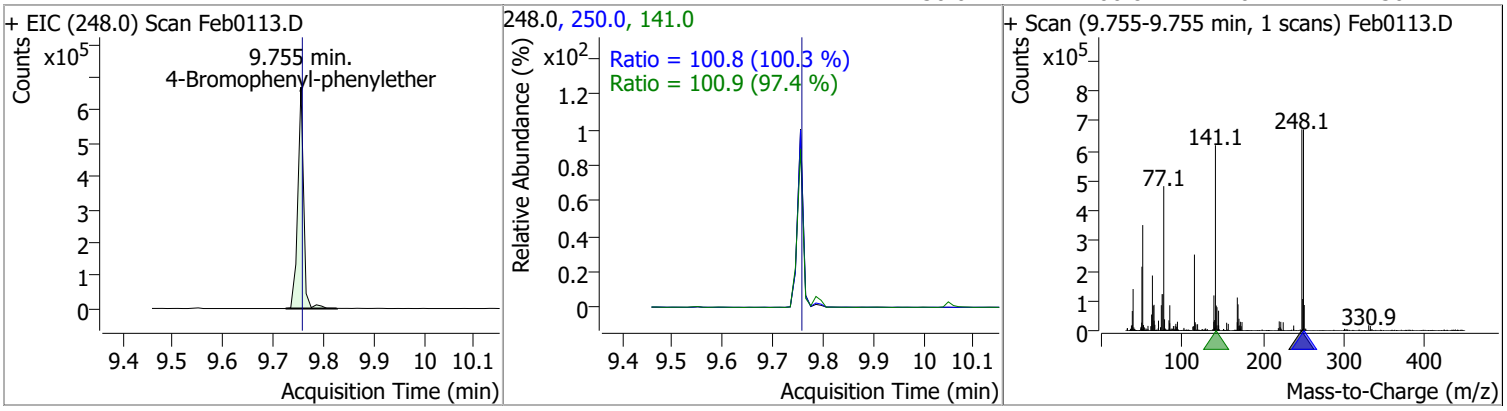

Compound	Conc.	RT	Dev(Min)	Resp.	QIon	QRatio	Lower	Upper
Hexachlorobenzene	68.3114	9.79	-0.01	466501	142.0	52.5	33.1	61.5

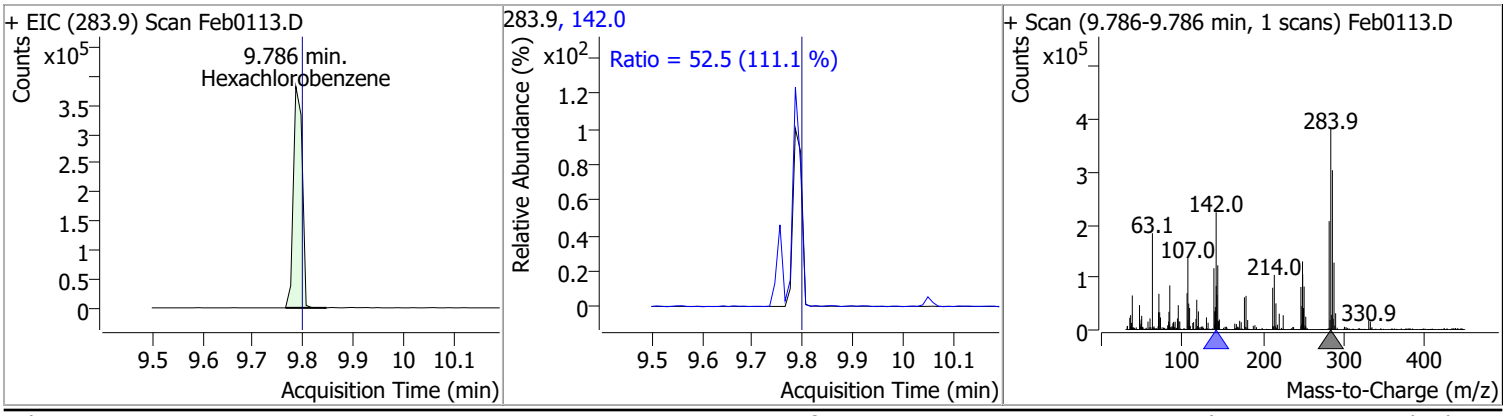

Quantitation Results Report (QT Reviewed)

Compound	Conc.	RT	Dev(Min)	Resp.	QIon	QRatio	Lower	Upper
Pentachlorophenol	78.3890	10.05	0.00	254186	267.9	62.7	45.7	84.8
					263.9	60.4	43.8	81.4

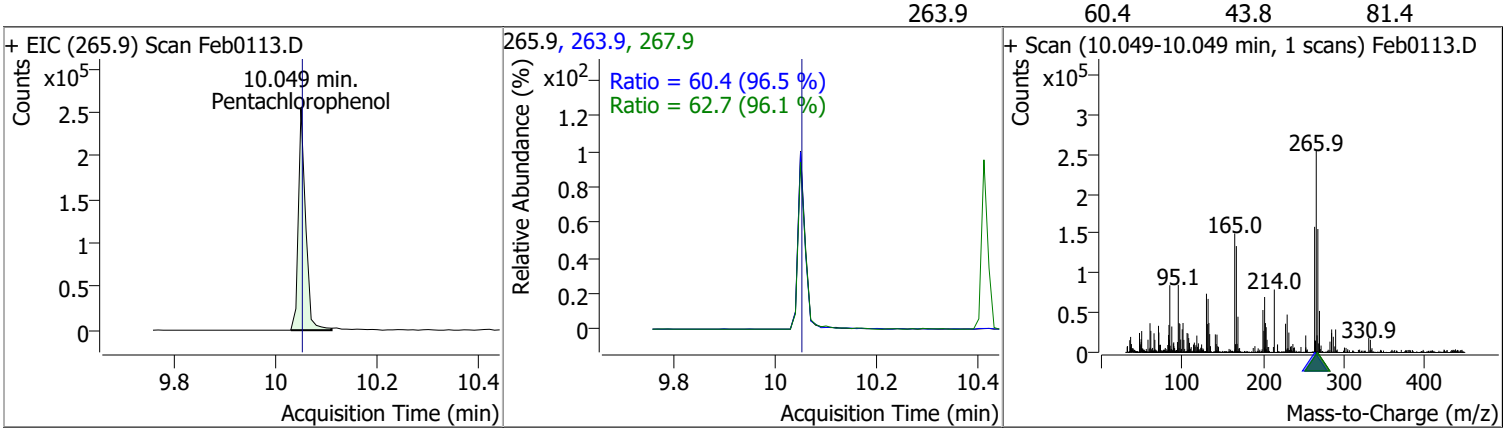

Compound	Conc.	RT	Dev(Min)	Resp.	QIon	QRatio	Lower	Upper
Phenanthrene	78.3391	10.28	-0.01	2827370	176.0	18.3	13.2	24.5

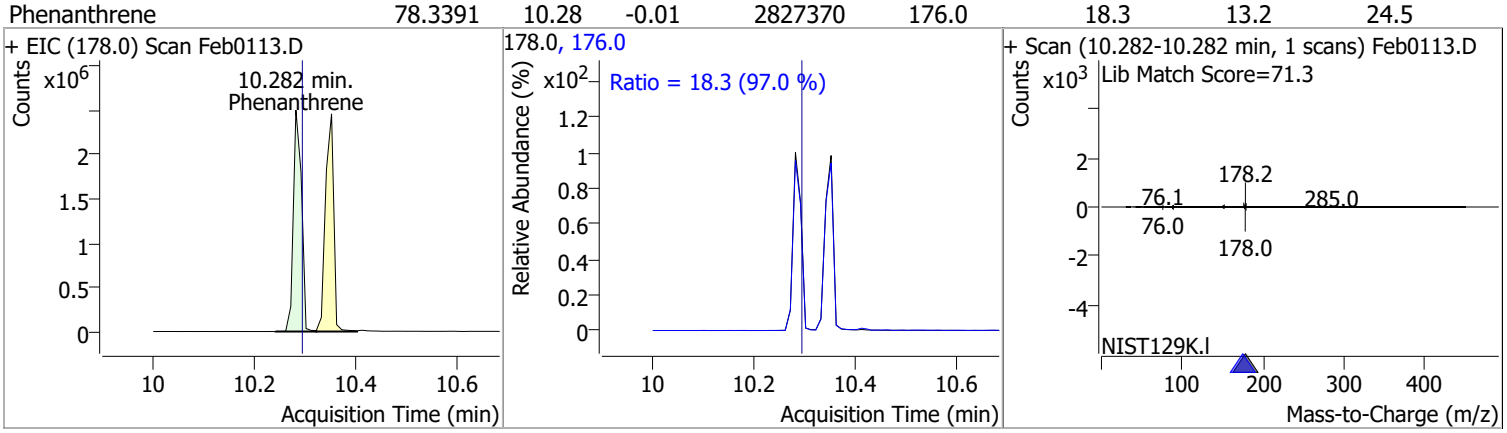

Compound	Conc.	RT	Dev(Min)	Resp.	QIon	QRatio	Lower	Upper
Anthracene	82.6618	10.35	0.00	2785877	176.0	18.4	12.7	23.5

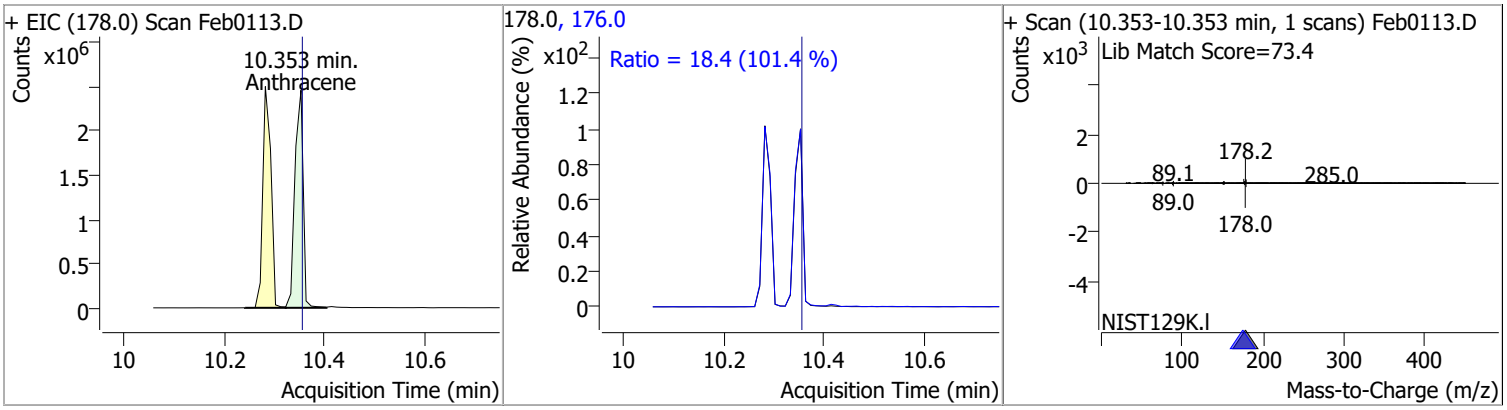

Compound	Conc.	RT	Dev(Min)	Resp.	QIon	QRatio	Lower	Upper
Triallate	79.4140	10.41	0.00	566314	268.0	24.3	19.1	35.4
					143.0	21.7	16.1	30.0

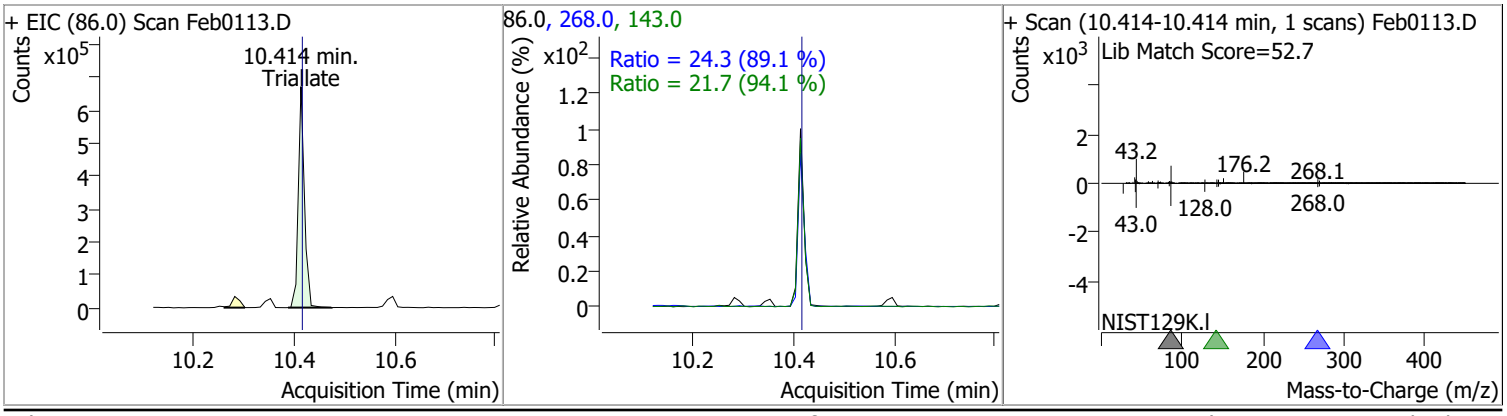

Quantitation Results Report (QT Reviewed)

Compound	Conc.	RT	Dev(Min)	Resp.	QIon	QRatio	Lower	Upper
Carbazole	90.1057	10.60	0.00	2827697	139.0	12.5	9.1	16.9

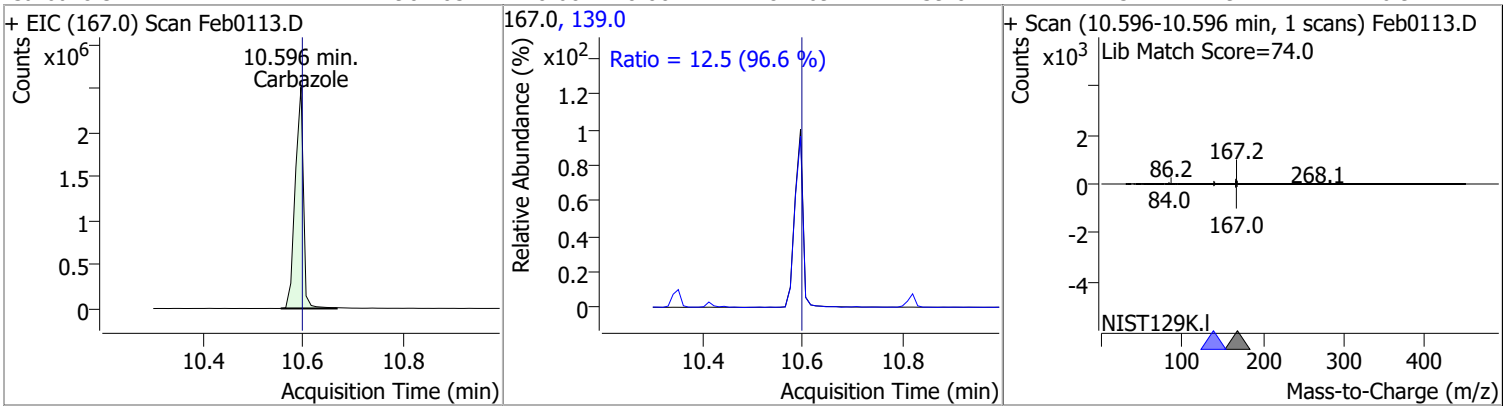

Compound	Conc.	RT	Dev(Min)	Resp.	QIon	QRatio	Lower	Upper
o-Terphenyl	80.4722	10.82	0.00	1513939	229.0	64.6	44.1	81.9
					215.0	37.5	26.4	49.1

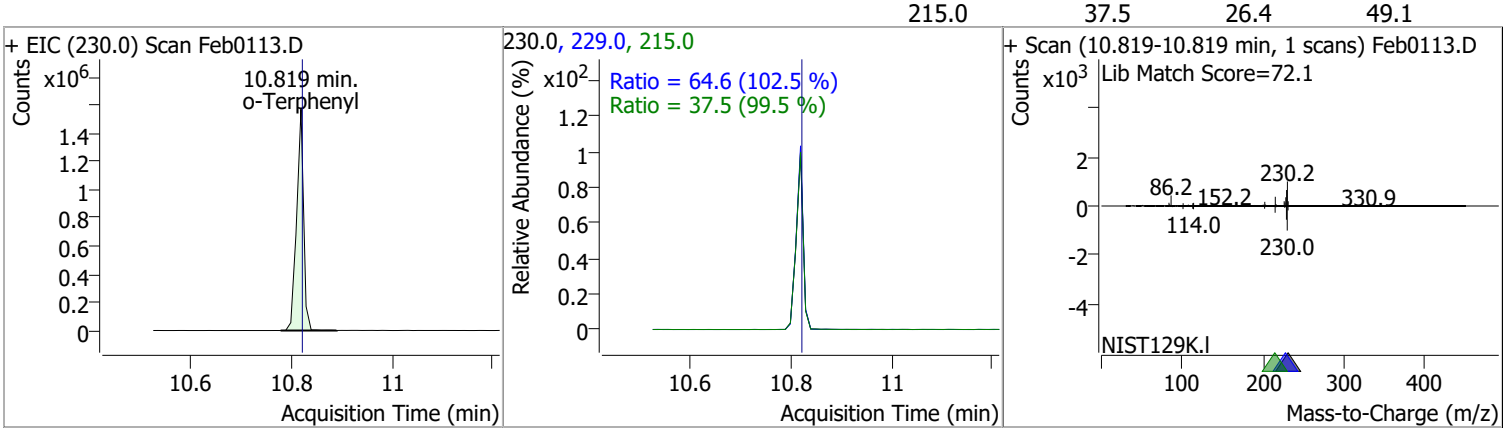

Compound	Conc.	RT	Dev(Min)	Resp.	QIon	QRatio	Lower	Upper
Di-n-Butylphthalate	89.1367	11.20	0.00	2844385	150.0	8.8	6.3	11.6
					104.0	5.9	4.1	7.6

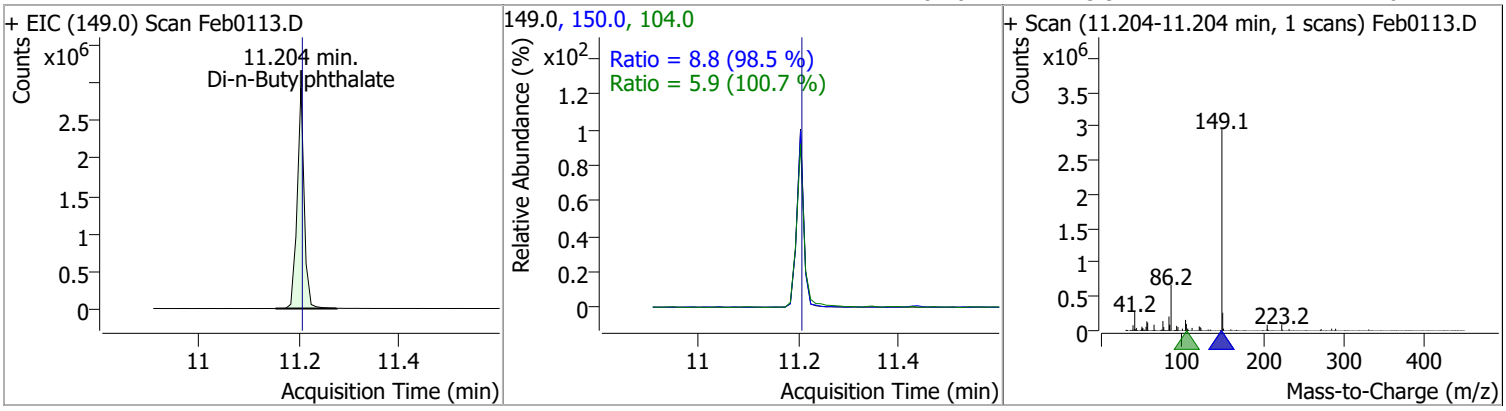

Compound	Conc.	RT	Dev(Min)	Resp.	QIon	QRatio	Lower	Upper
Fluoranthene	74.7647	12.12	0.00	2804885	101.0	14.2	8.6	16.0

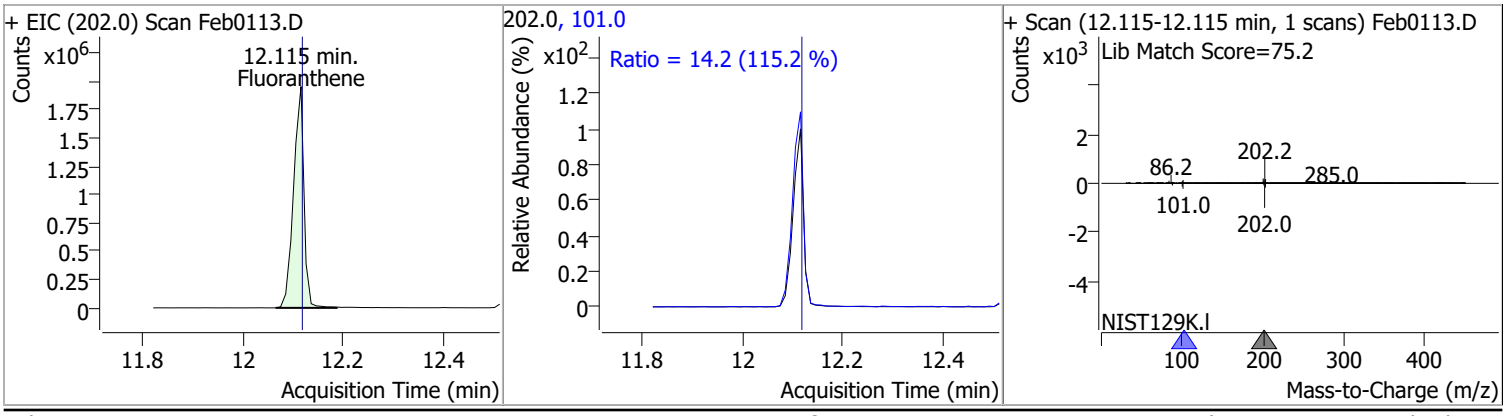

Quantitation Results Report (QT Reviewed)

Compound	Conc.	RT	Dev(Min)	Resp.	QIon	QRatio	Lower	Upper
Benzidine	3.9545	12.49	-0.01	33588 (m)	183.0	9.5	8.5	15.8
					92.0	23.9	5.2	9.7

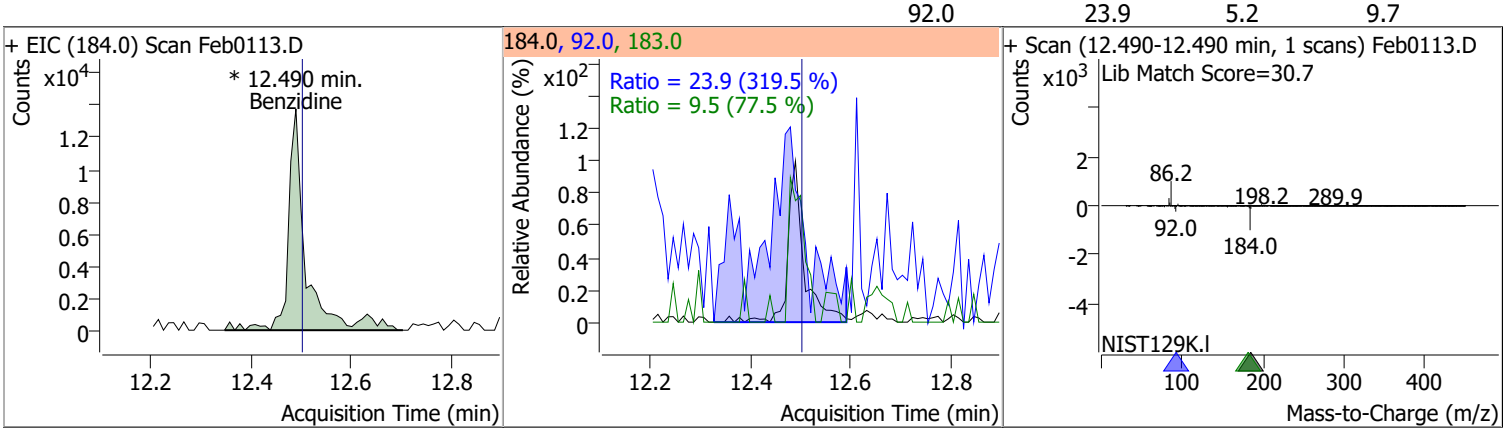

Compound	Conc.	RT	Dev(Min)	Resp.	QIon	QRatio	Lower	Upper
Pyrene	79.8690	12.55	0.00	3046629	101.0	16.0	9.8	18.2

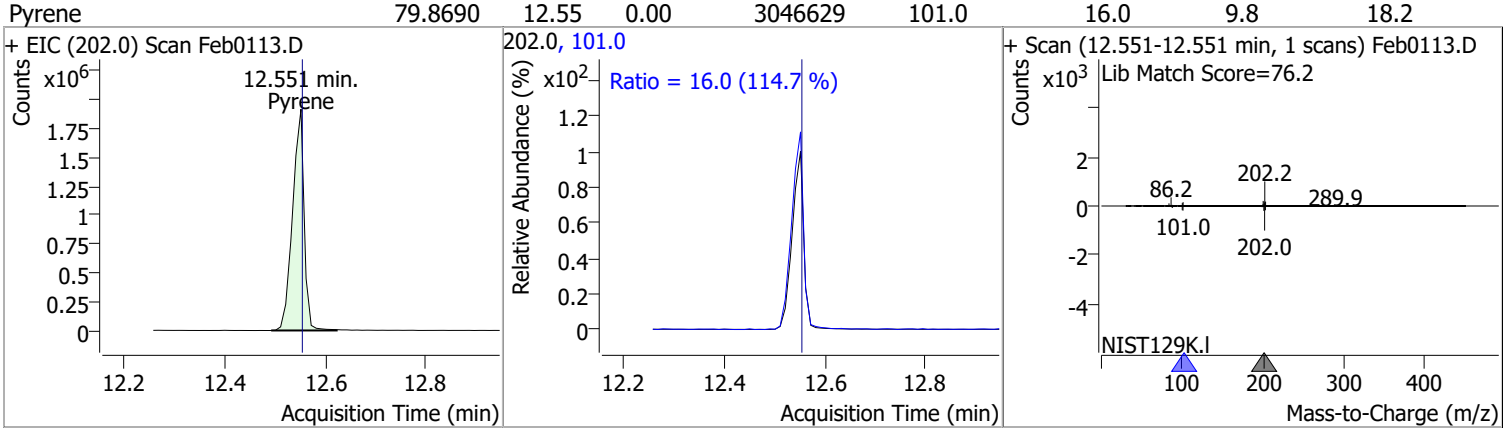

Compound	Conc.	RT	Dev(Min)	Resp.	QIon	QRatio	Lower	Upper
Terphenyl-d14	84.0021	13.06	0.00	2222371	122.0	14.5	8.8	16.4

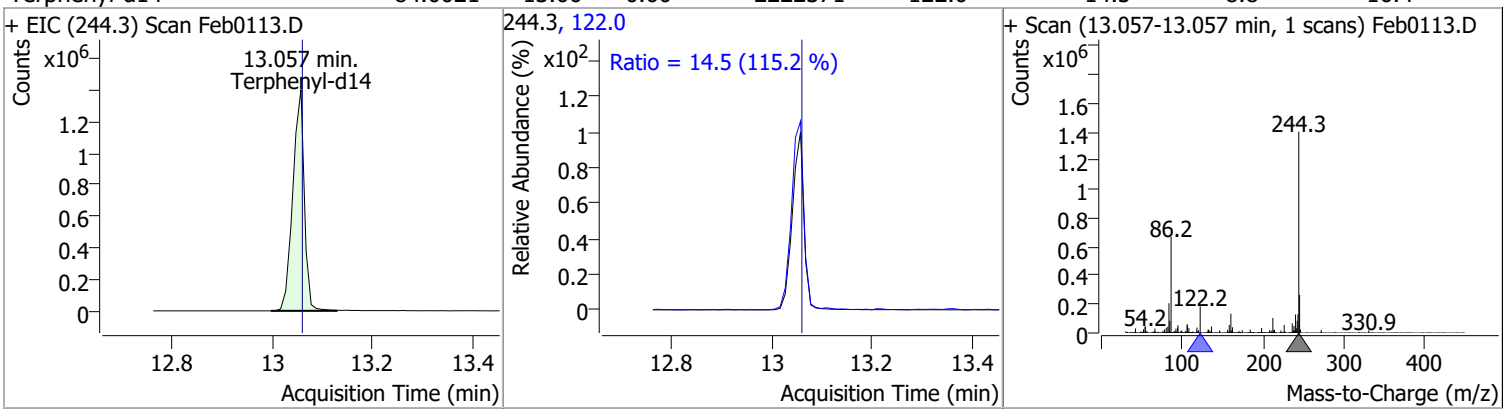

Compound	Conc.	RT	Dev(Min)	Resp.	QIon	QRatio	Lower	Upper
Butylbenzylphthalate	84.1673	14.52	-0.01	897247	91.0	85.5	56.1	104.1
					206.0	18.2	12.9	24.0

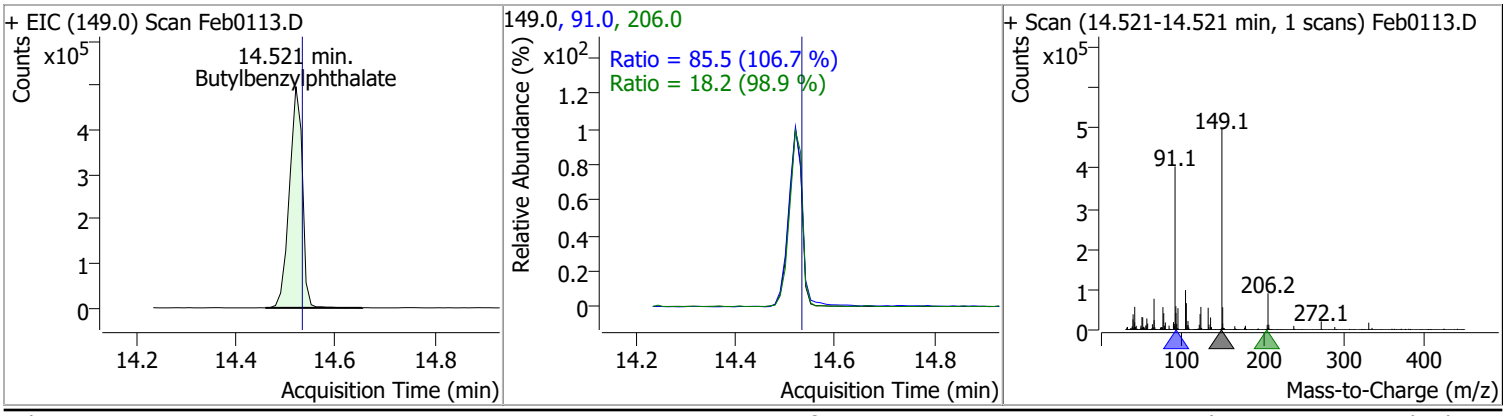

Quantitation Results Report (QT Reviewed)

Compound	Conc.	RT	Dev(Min)	Resp.	QIon	QRatio	Lower	Upper
Benzo(a)Anthracene	87.3491	15.75	-0.01	2462542	226.0	25.6	18.0	33.5
					229.0	20.7	14.6	27.2

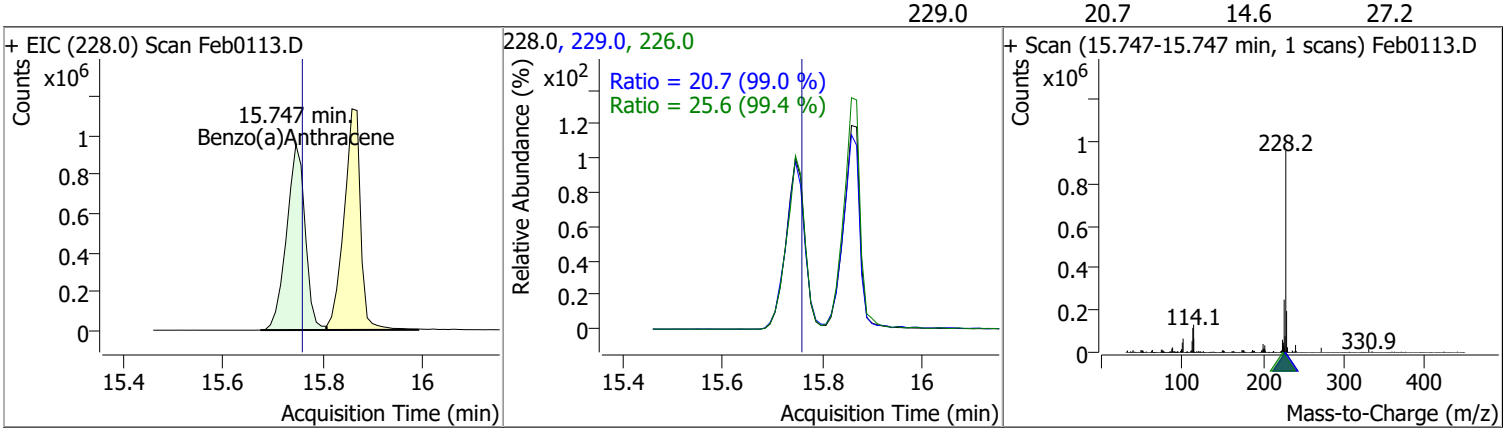

Compound	Conc.	RT	Dev(Min)	Resp.	QIon	QRatio	Lower	Upper
Chrysene	87.2365	15.86	-0.01	2634815	226.0	29.5	20.5	38.1
					229.0	19.9	14.2	26.3

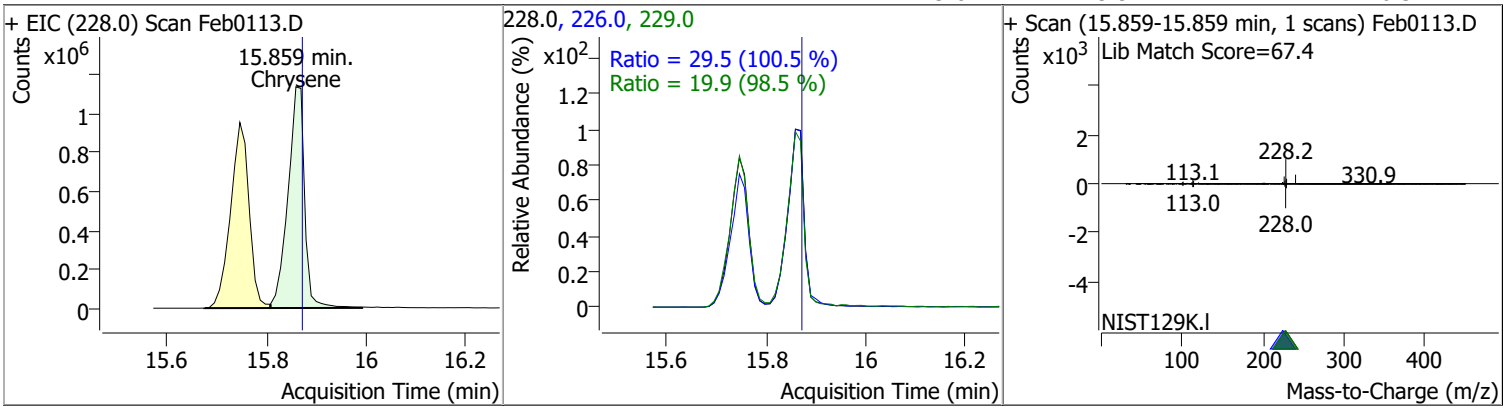

Compound	Conc.	RT	Dev(Min)	Resp.	QIon	QRatio	Lower	Upper
3,3-Dichlorobenzidine	64.9148	15.90	0.00	582808	254.0	63.4	45.2	83.9

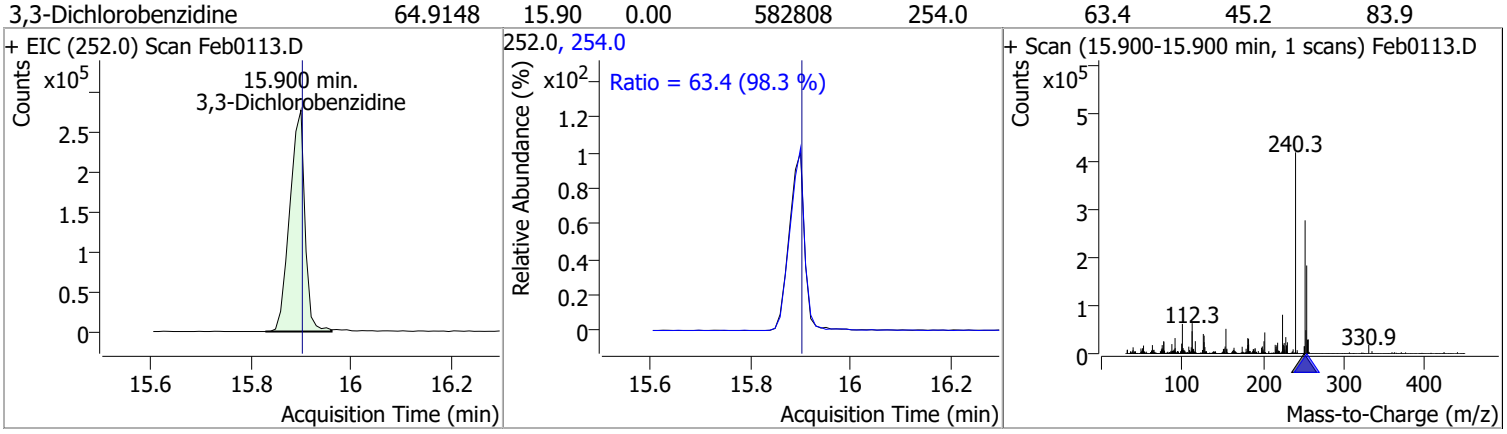

Quantitation Results Report (QT Reviewed)

Compound	Conc.	RT	Dev(Min)	Resp.	QIon	QRatio	Lower	Upper
bis(2-ethylhexyl)Phthalate	85.5015	16.60	0.00	328841	149.0	383.1	270.0	501.5
					279.0	13.7	10.7	19.9

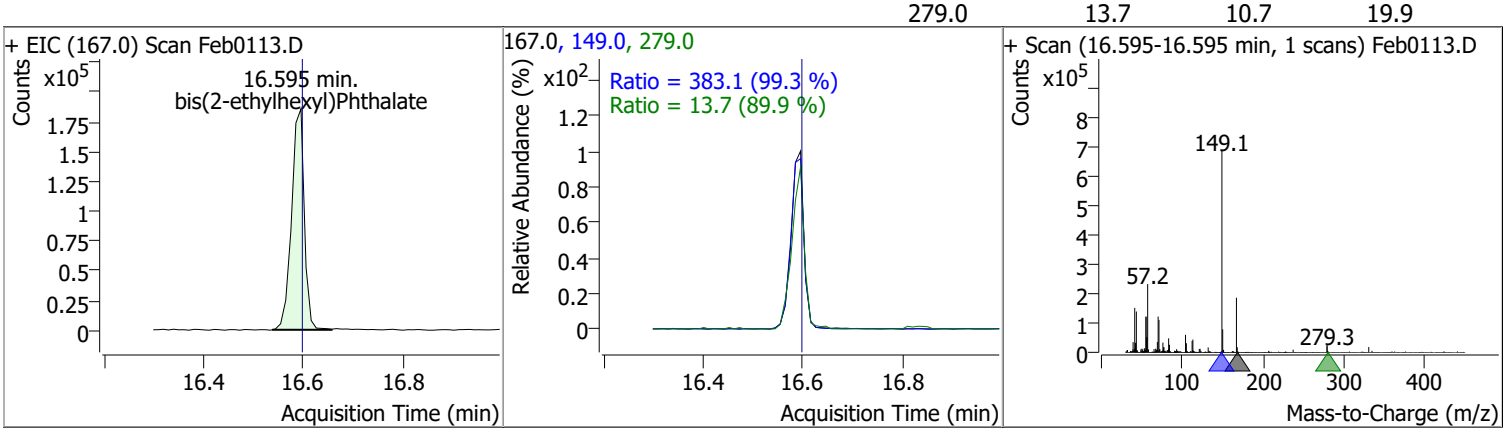

Compound	Conc.	RT	Dev(Min)	Resp.	QIon	QRatio	Lower	Upper
Di-n-octyl Phthalate	87.2438	18.29	0.00	2185573	150.0	9.9	6.7	12.4

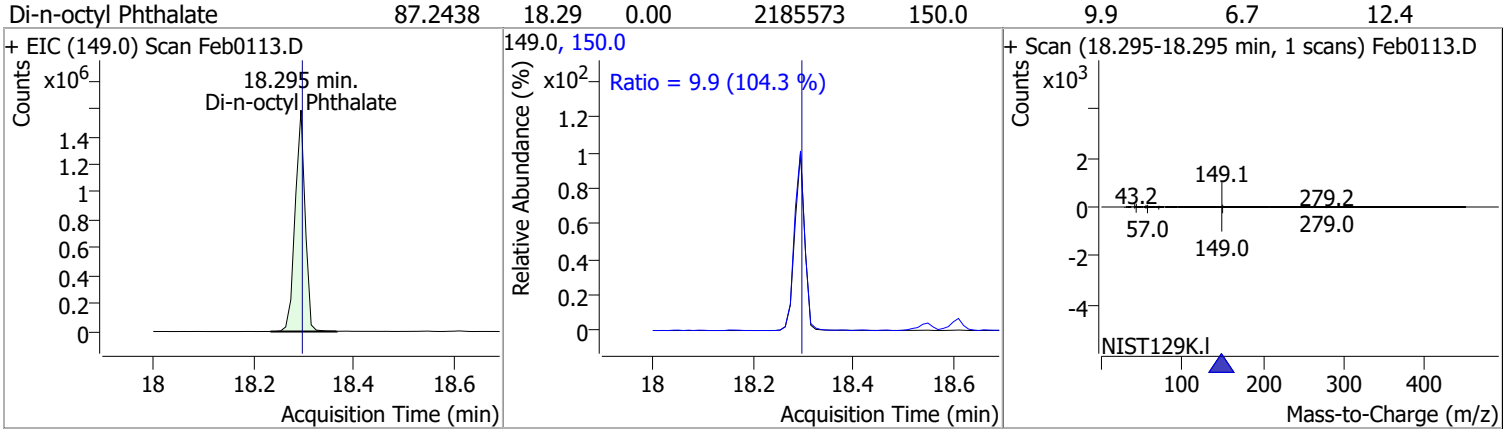

Compound	Conc.	RT	Dev(Min)	Resp.	QIon	QRatio	Lower	Upper
Benzo(b)fluoranthene	87.9694	18.55	0.00	2224172	253.0	22.3	15.7	29.2

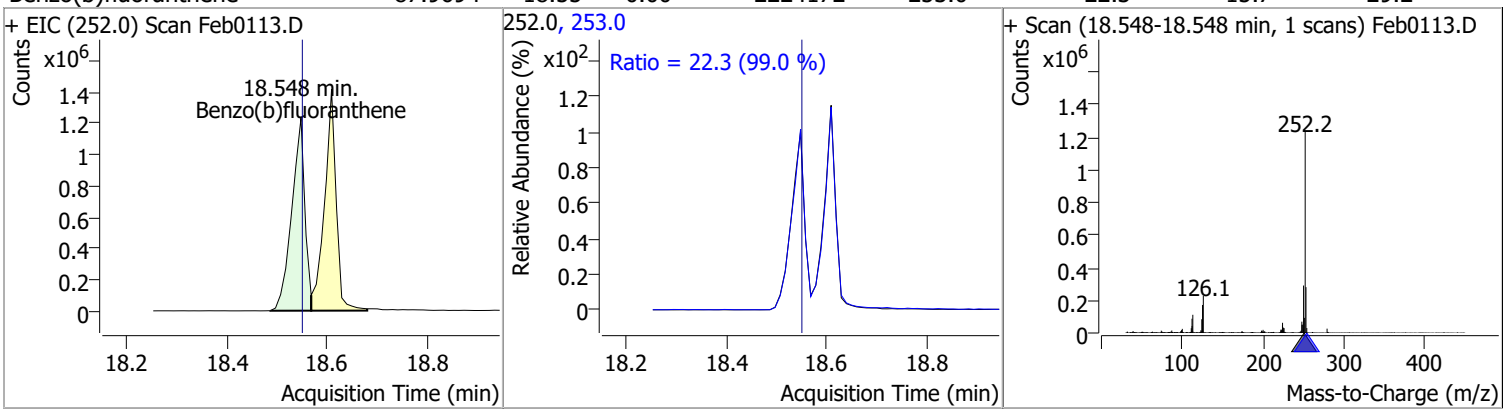

Compound	Conc.	RT	Dev(Min)	Resp.	QIon	QRatio	Lower	Upper
Benzo(k)fluoranthene	81.9210	18.61	0.00	2279780	253.0	22.2	15.9	29.5

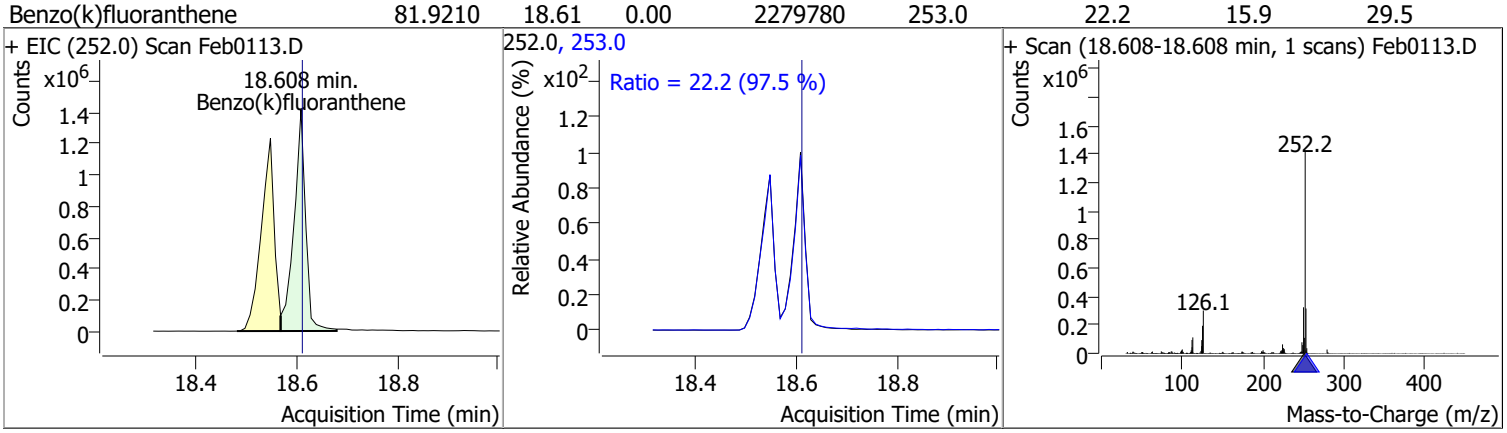

Quantitation Results Report (QT Reviewed)

Compound	Conc.	RT	Dev(Min)	Resp.	QIon	QRatio	Lower	Upper
Benzo(a)pyrene	83.4160	19.15	0.00	2003104	253.0	22.9	15.8	29.4

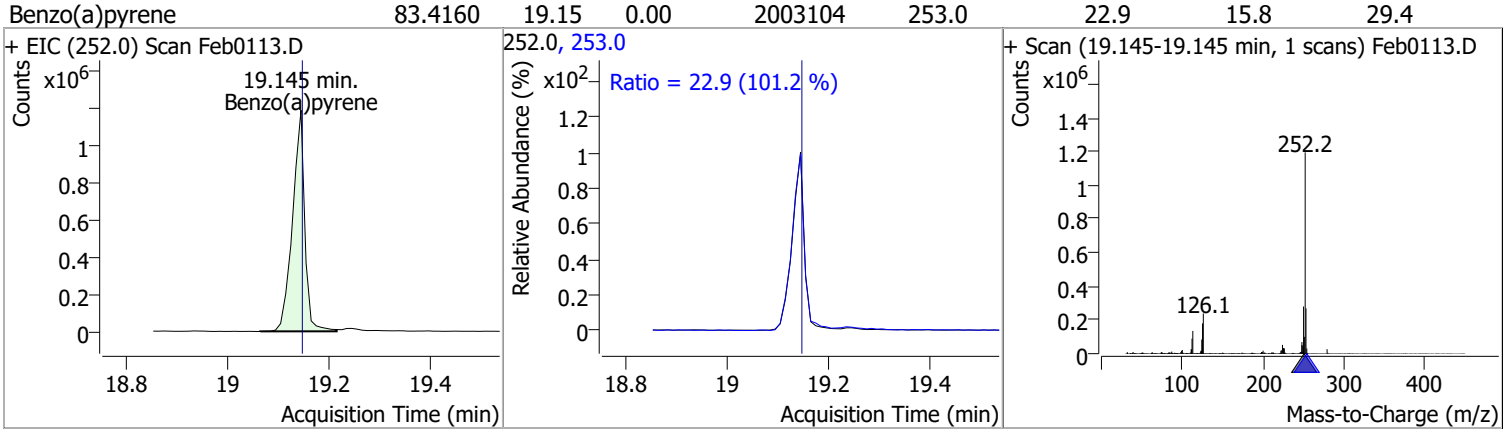

Compound	Conc.	RT	Dev(Min)	Resp.	QIon	QRatio	Lower	Upper
Indeno(1,2,3-c,d)pyrene	85.9558	20.90	-0.01	1657708 (m)	138.0	30.6	20.2	37.5

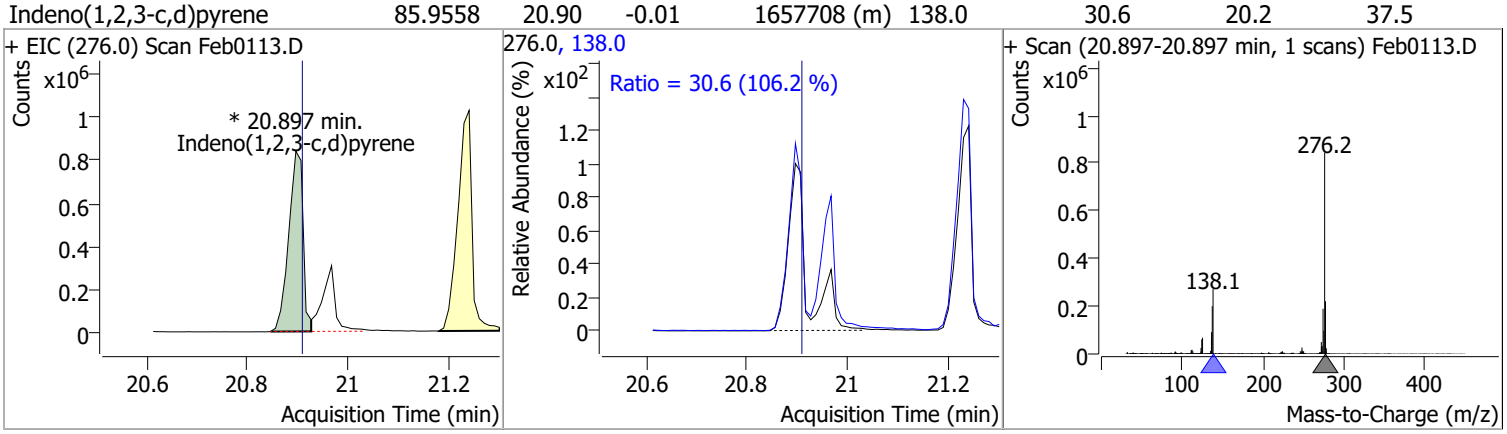

Compound	Conc.	RT	Dev(Min)	Resp.	QIon	QRatio	Lower	Upper
Dibenzo(a,h)anthracene	90.7158	20.97	0.00	1852572	139.0	24.9	17.1	31.7
					279.0	23.9	16.6	30.8

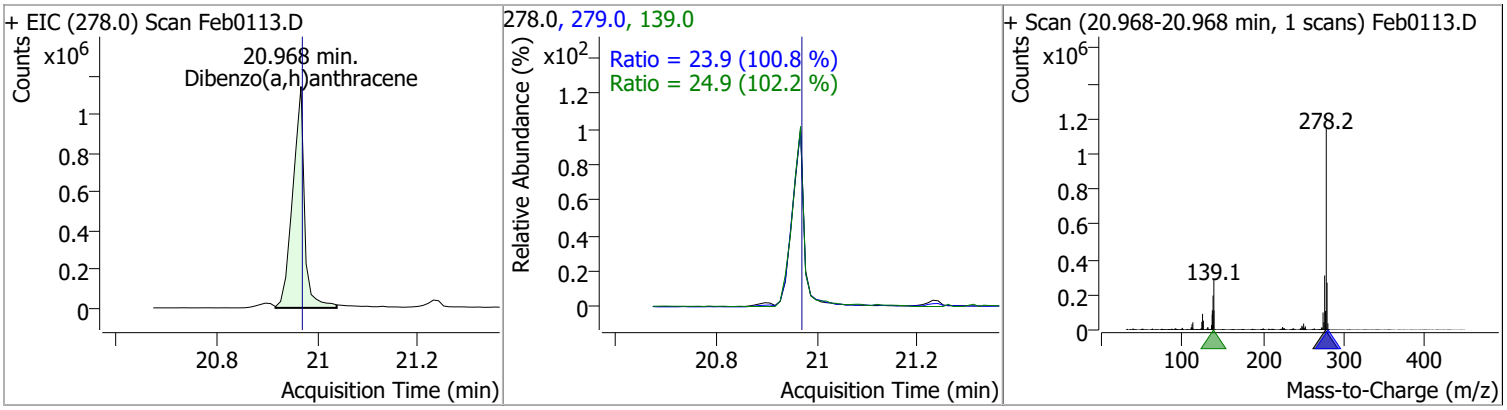

Compound	Conc.	RT	Dev(Min)	Resp.	QIon	QRatio	Lower	Upper
Benzo(g,h,i)perylene	86.2418	21.24	0.00	2008403	138.0	34.7	22.8	42.3
					277.0	23.9	16.9	31.4

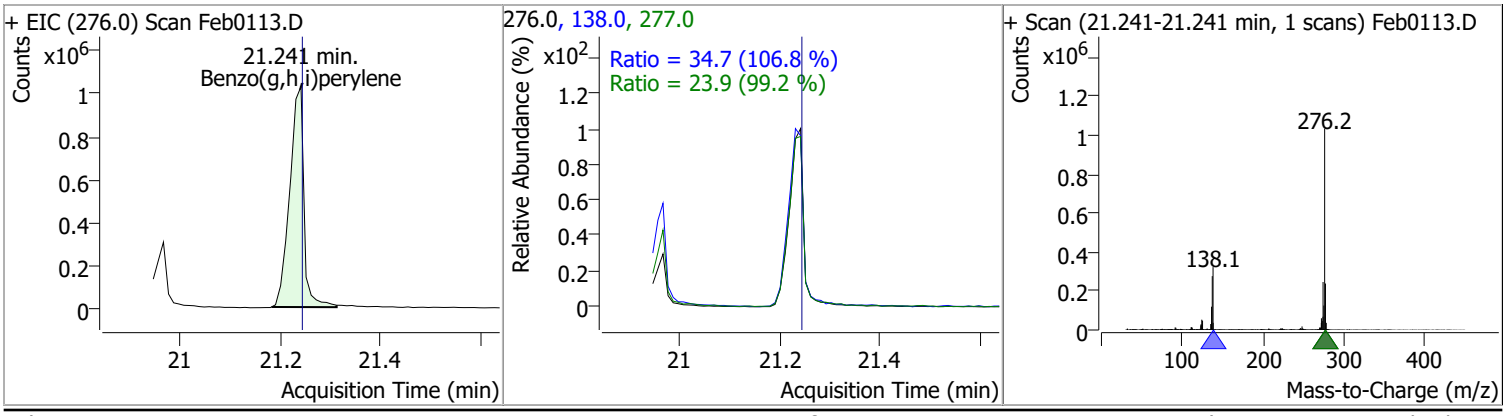

Quantitation Results Report (QT Reviewed)

Data File	Feb0114.D	Operator	LIMS import
Acq. Method	BNA+SIM.M	Acq. Date-Time	2/1/2022 11:50:12 PM
Sample Name	LCSD-163072	Instrument	Instrument #1
Vial	14	Multiplier	1.00
DA Method File		Comment	SVOC-8270-W-LARGO
Tune File	dftppdsm.u	Tune Date	1/25/2022 7:52:00 PM
Batch Name	020122 DoD BNA cal.batch.bin	Last Calib Update	2/2/2022 4:05:51 PM
Ref Library	D:\Org\Library\NIST129K.l		

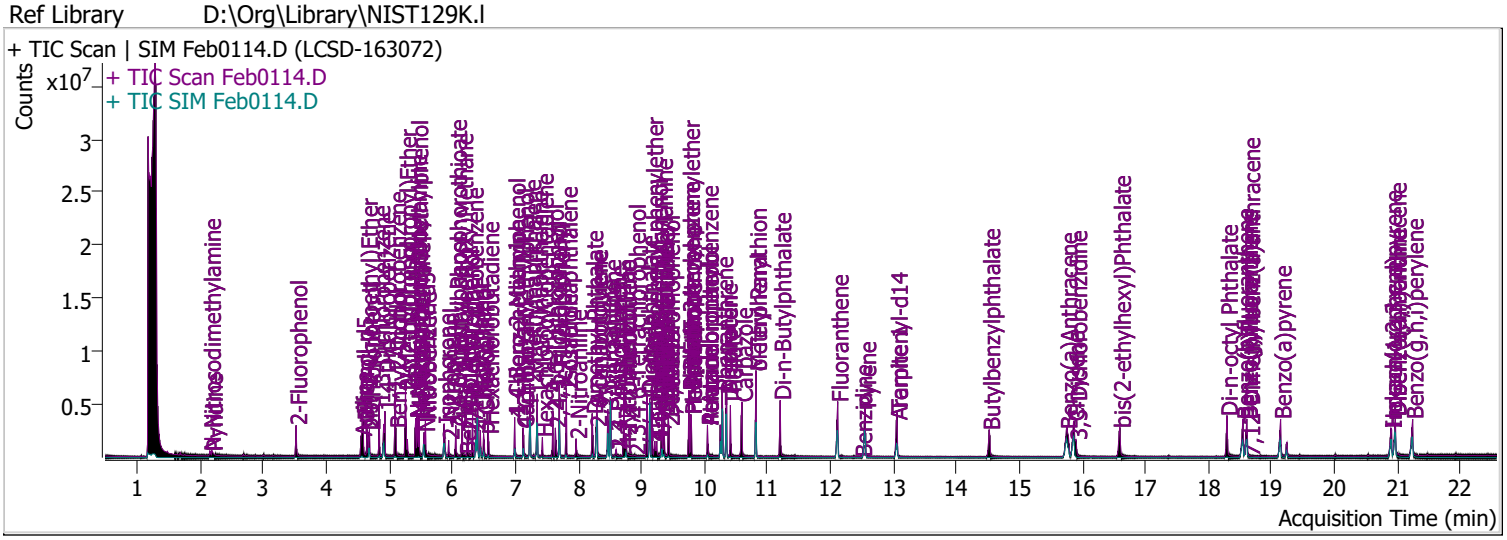

Compound	RT	QIon	Resp.	Conc.	Units		Dev(Min)
Internal Standards							
System Monitoring Compounds							
S 2-Fluorophenol	3.521	112.0	876066	83.0635	µg/L		0.000
Spiked Amount: 200.000	Range: 10.0 - 75.0%			Recovery = 41.53%			
S Phenol-d5	4.573	99.0	1231428	88.8021	µg/L		0.000
Spiked Amount: 200.000	Range: 10.0 - 65.0%			Recovery = 44.40%			
S Nitrobenzene-d5	5.553	82.0	573088	79.4447	µg/L		0.000
Spiked Amount: 100.000	Range: 32.0 - 94.0%			Recovery = 79.44%			
S 2-Fluorobiphenyl	7.697	172.0	1778707	74.8454	µg/L		0.000
Spiked Amount: 100.000	Range: 28.0 - 107.0%			Recovery = 74.85%			
S 2,4,6-Tribromophenol	9.438	329.8	376124	190.5034	µg/L		0.010
Spiked Amount: 200.000	Range: 25.0 - 140.0%			Recovery = 95.25%			
S Terphenyl-d14	13.058	244.3	2301748	94.7616	µg/L		0.000
Spiked Amount: 100.000	Range: 32.0 - 122.0%			Recovery = 94.76%			
Target Compounds							**QValue**
T N-Nitrosodimethylamine	2.152	74.0	174061	55.9507	µg/L		100
T Pyridine	2.183	79.0	330894	41.0134	µg/L		71
T Aniline	4.552	93.0	852380	40.3925	µg/L	m	97
T Phenol	4.583	94.0	758361	47.0524	µg/L		97
T bis(-2-Chloroethyl)Ether	4.644	63.0	744809	86.9630	µg/L	m	100
T 2-Chlorophenol	4.685	128.0	845143	67.7296	µg/L		99
T 1,3-Dichlorobenzene	4.838	146.0	1052990	67.3259	µg/L		99
T 1,4-Dichlorobenzene	4.930	146.0	1026451	61.7146	µg/L	m	99
T 1,2-Dichlorobenzene	5.093	146.0	1081600	67.2259	µg/L	m	99
T Benzyl Alcohol	5.104	108.0	484323	68.6627	µg/L		97
T 2-Methylphenol	5.257	107.0	857413	77.0992	µg/L	m	95
T bis(2-chloroisopropyl)Ether	5.257	121.0	310163	68.6898	µg/L		99
T N-nitroso-Di-n-propylamine	5.420	70.0	771927	96.7649	µg/L		99
T 4Methylphenol/3Methylphenol	5.441	107.0	1064251	67.3481	µg/L		99
T Hexachloroethane	5.471	117.0	261841	61.3694	µg/L		94

Compound	RT	QIon	Resp.	Conc.	Units		Dev(Min)
T Nitrobenzene	5.573	123.1	314410	88.7912	µg/L		97
T Isophorone	5.870	82.0	1643667	86.9434	µg/L		98
T 2-Nitrophenol	5.941	139.0	219335	79.4759	µg/L		98
T 2,4-Dimethylphenol	6.054	122.0	506897	57.0667	µg/L		99
T bis(-2-Chloroethoxy)Methane	6.157	93.0	1010238	97.2778	µg/L		98
T 2,4-Dichlorophenol	6.249	162.0	594911	72.0337	µg/L		99
T Benzoic Acid	6.208	105.0	129006	25.8352	µg/L		94
T 1,2,4-Trichlorobenzene	6.321	180.0	723724	71.9688	µg/L		98
T Naphthalene	6.403	128.0	2392205	81.9354	µg/L		99
T 4-Chlorophenol	6.444	130.0	198874	69.0978	µg/L	m	97
T p-Chloroaniline	6.496	127.0	780652	63.2876	µg/L		99
T Hexachlorobutadiene	6.568	224.9	321307	62.4361	µg/L		97
T 4-Chloro-2-Methylphenol	6.989	107.0	592820	80.6990	µg/L		98
T 4-Chloro-3-Methylphenol	7.122	107.0	698881	89.0013	µg/L		96
T 2-Methylnaphthalene	7.235	141.0	1570684	92.7976	µg/L	m	99
T 1-Methylnaphthalene	7.348	141.0	1421795	84.9100	µg/L	m	98
T Hexachlorocyclopentadiene	7.430	236.9	205532	61.7342	µg/L		98
T 2,4,6-Trichlorophenol	7.595	196.0	463809	88.6152	µg/L		98
T 2,4,5-Trichlorophenol	7.636	196.0	479929	78.9197	µg/L		98
T 2-Chloronaphthalene	7.810	162.0	1740953	90.0172	µg/L		99
T 2-Nitroaniline	7.964	65.0	241319	82.6651	µg/L		92
T Dimethyl Phthalate	8.221	163.0	1912539	95.0074	µg/L		98
T 2,6-Dinitrotoluene	8.282	165.0	237918	93.0439	µg/L		91
T Acenaphthylene	8.292	152.1	2625849	83.6206	µg/L		100
T 3-Nitroaniline	8.466	138.0	216840	75.0506	µg/L		92
T Acenaphthene	8.507	154.0	1642313	91.3888	µg/L	m	100
T 2,4-Dinitrophenol	8.599	184.0	81718	55.8435	µg/L		82
T Dibenzofuran	8.722	168.0	2458986	87.1518	µg/L		97
T 4-Nitrophenol	8.742	109.0	113874	41.4103	µg/L	#	1
T 2,4-Dinitrotoluene	8.753	165.0	284548	82.8204	µg/L		88
T Diethylphthalate	9.090	149.0	2202474	105.3522	µg/L		100
T Fluorene	9.131	166.0	2101694	84.3394	µg/L		99
T 4-Chlorophenyl-phenylether	9.172	204.0	1052298	97.1190	µg/L		98
T 4-Nitroaniline	9.213	138.0	208576	76.5624	µg/L		97
T 4,6-Dinitro-2-methylphenol	9.244	198.0	146580	75.1883	µg/L		96
T N-nitrosodiphenylamine	9.325	169.0	1518857	96.0006	µg/L		100
T Azobenzene	9.356	77.0	1534965	80.3940	µg/L		98
T 4-Bromophenyl-phenylether	9.755	248.0	581033	94.4955	µg/L		97
T Hexachlorobenzene	9.786	283.9	523711	84.9461	µg/L		93
T Pentachlorophenol	10.049	265.9	293851	98.5100	µg/L		98
T Phenanthrene	10.282	178.0	2895444	88.5574	µg/L		100
T Anthracene	10.353	178.0	2962134	95.7497	µg/L		100
T Triallate	10.414	86.0	634047	93.5002	µg/L		95
T Carbazole	10.596	167.0	2773419	95.7765	µg/L		99
T o-Terphenyl	10.819	230.0	1555372	90.0823	µg/L		99
T Di-n-Butylphthalate	11.204	149.0	2954788	100.2211	µg/L		100
T Fluoranthene	12.116	202.0	3007402	88.2299	µg/L		97
T Benzidine	12.490	184.0	23423	3.3172	µg/L	#m	92
T Pyrene	12.551	202.0	3116419	89.1184	µg/L		95
T Butylbenzylphthalate	14.521	149.0	980663	98.3035	µg/L		97
T Benzo(a)Anthracene	15.747	228.0	2495615	95.2855	µg/L		100
T Chrysene	15.859	228.0	2714370	96.8898	µg/L		100
T 3,3-Dichlorobenzidine	15.900	252.0	619157	73.5662	µg/L		98
T bis(2-ethylhexyl)Phthalate	16.595	167.0	339606	94.2176	µg/L		99
T Di-n-octyl Phthalate	18.295	149.0	2311595	94.8556	µg/L		99

Compound	RT	QIon	Resp.	Conc.	Units		Dev(Min)
T Benzo(b)fluoranthene	18.548	252.0	2370089	96.8819	µg/L		100
T Benzo(k)fluoranthene	18.609	252.0	2397082	89.0632	µg/L		99
T Benzo(a)pyrene	19.145	252.0	2098303	90.3839	µg/L		100
T Indeno(1,2,3-c,d)pyrene	20.897	276.0	1808949	97.2817	µg/L	m	97
T Dibenzo(a,h)anthracene	20.968	278.0	2018659	101.6679	µg/L		99
T Benzo(g,h,i)perylene	21.241	276.0	2150833	95.7831	µg/L		99

(#) = Qualifier Out of Range; (m) = Manual Integration; (+) = Area Summed; (*) = Surrogate Percent Recovery Out of Range; (d): Zeroed Peak

Compound	Conc.	RT	Dev(Min)	Resp.	QIon	QRatio	Lower	Upper
N-Nitrosodimethylamine	55.9507	2.15	0.00	174061	42.0	129.6	91.0	169.1

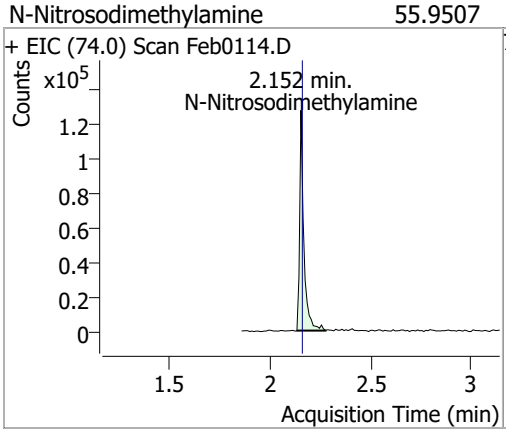

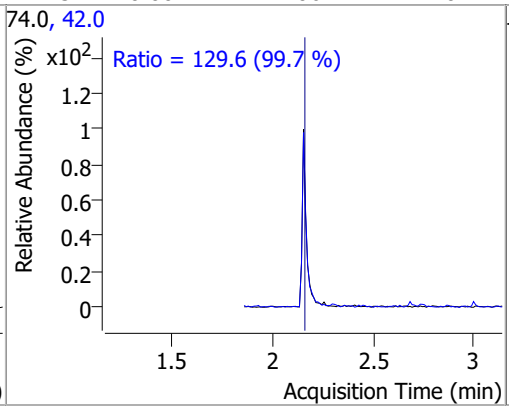

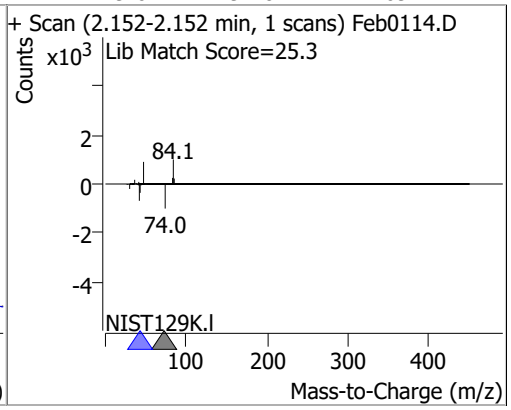

Compound	Conc.	RT	Dev(Min)	Resp.	QIon	QRatio	Lower	Upper
Pyridine	41.0134	2.18	0.00	330894	52.0	71.9	71.2	132.2

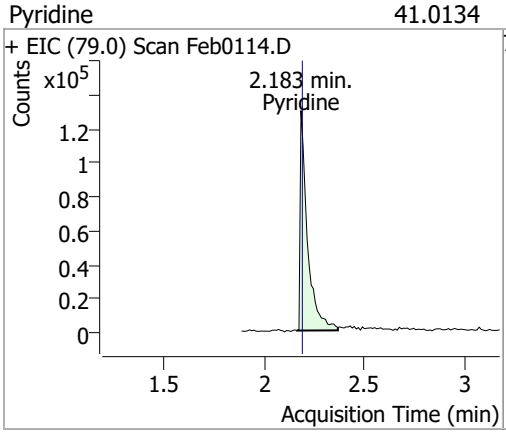

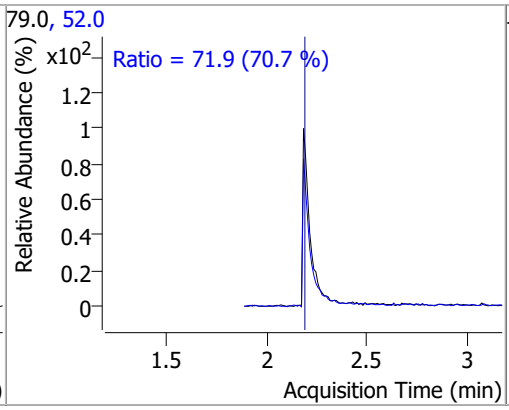

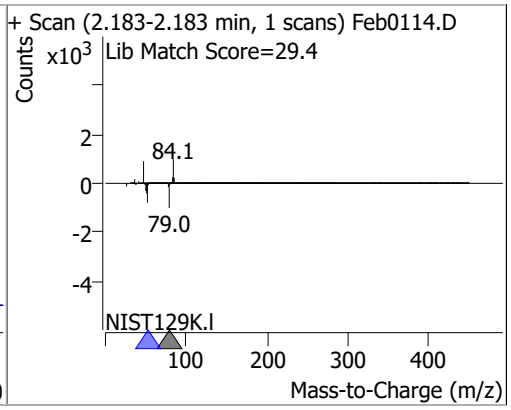

Compound	Conc.	RT	Dev(Min)	Resp.	QIon	QRatio	Lower	Upper
2-Fluorophenol	83.0635	3.52	0.00	876066	64.0	52.2	35.8	66.4
					92.0	20.4	14.3	26.6

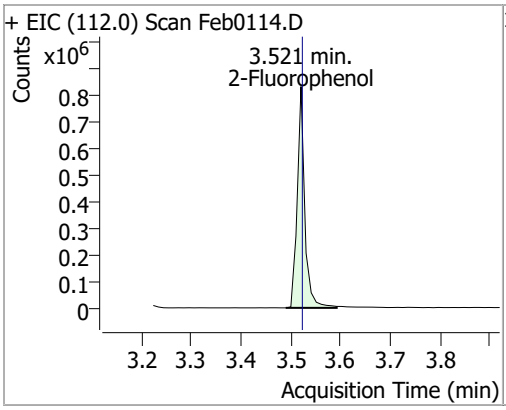

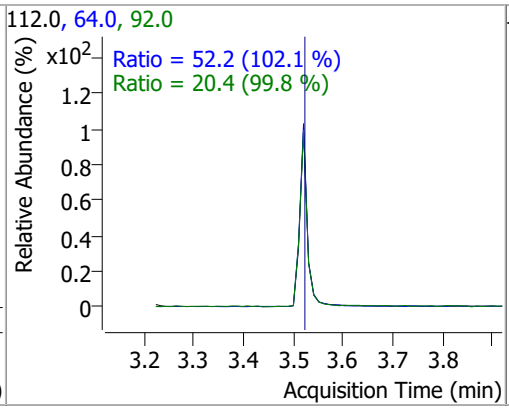

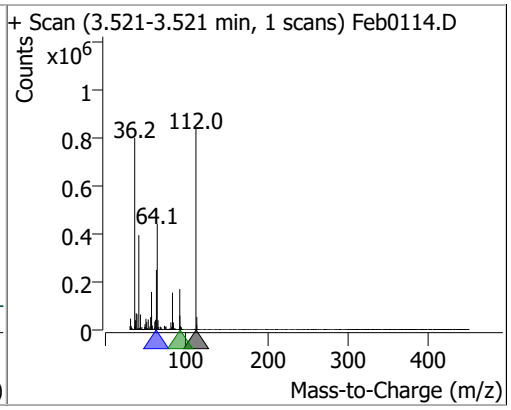

Compound	Conc.	RT	Dev(Min)	Resp.	QIon	QRatio	Lower	Upper
Aniline	40.3925	4.55	0.00	852380 (m)	66.0	37.0	24.5	45.6
					65.0	18.7	12.6	23.4

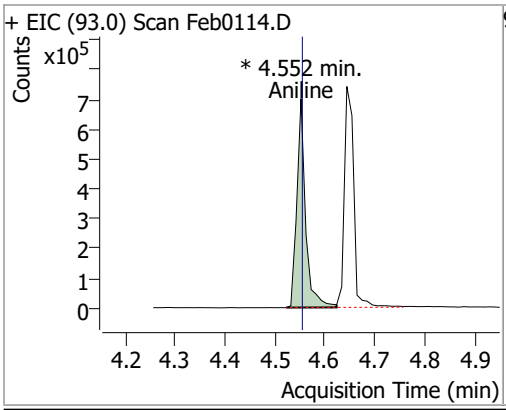

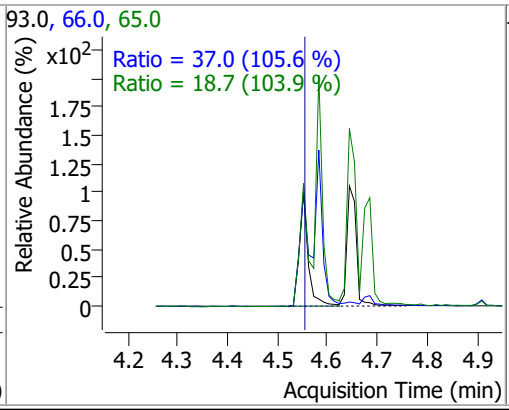

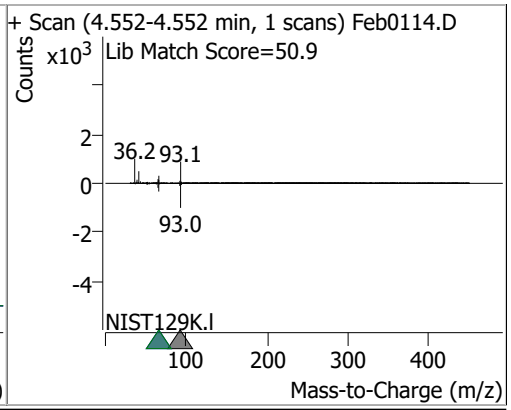

Quantitation Results Report (QT Reviewed)

Compound	Conc.	RT	Dev(Min)	Resp.	QIon	QRatio	Lower	Upper
Phenol-d5	88.8021	4.57	0.00	1231428	71.0	34.1	23.8	44.2

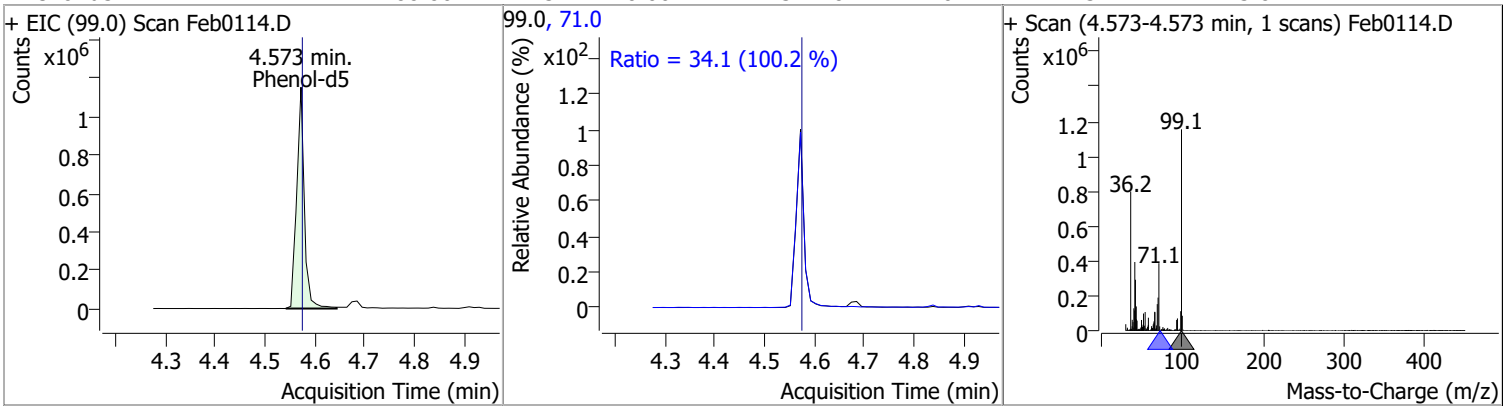

Compound	Conc.	RT	Dev(Min)	Resp.	QIon	QRatio	Lower	Upper
Phenol	47.0524	4.58	-0.01	758361	66.0	41.6	30.7	57.0

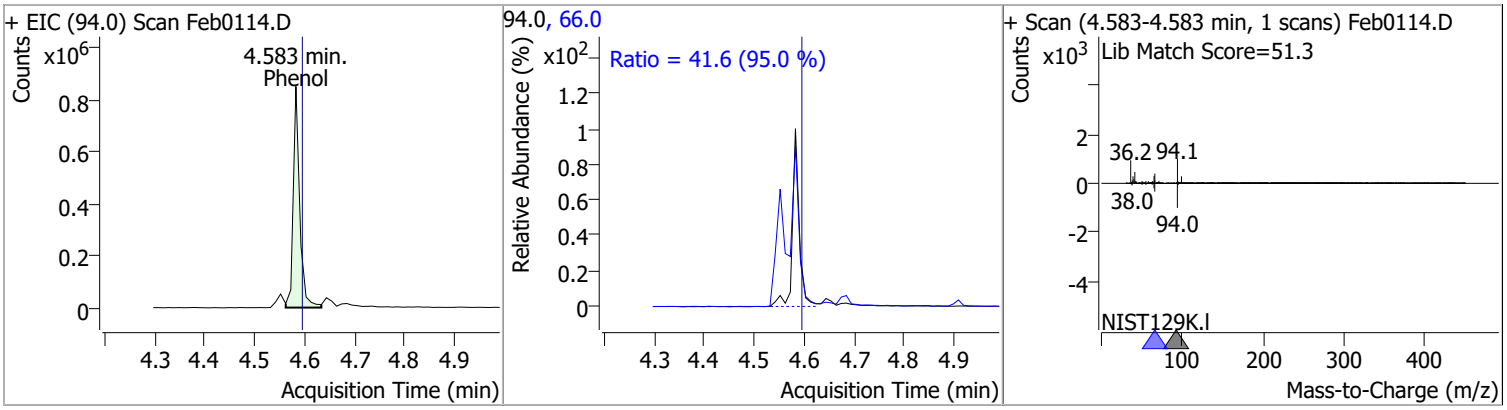

Compound	Conc.	RT	Dev(Min)	Resp.	QIon	QRatio	Lower	Upper
bis(-2-Chloroethyl)Ether	86.9630	4.64	-0.01	744809 (m)	64.0	3.5	2.4	4.5

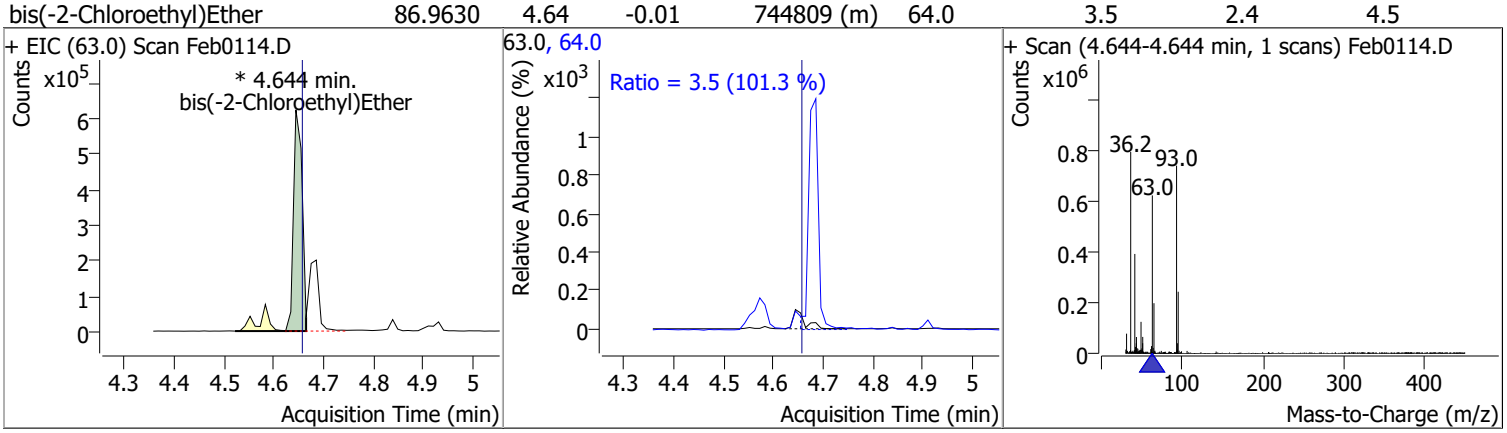

Compound	Conc.	RT	Dev(Min)	Resp.	QIon	QRatio	Lower	Upper
2-Chlorophenol	67.7296	4.68	0.00	845143	130.0	32.2	22.3	41.4

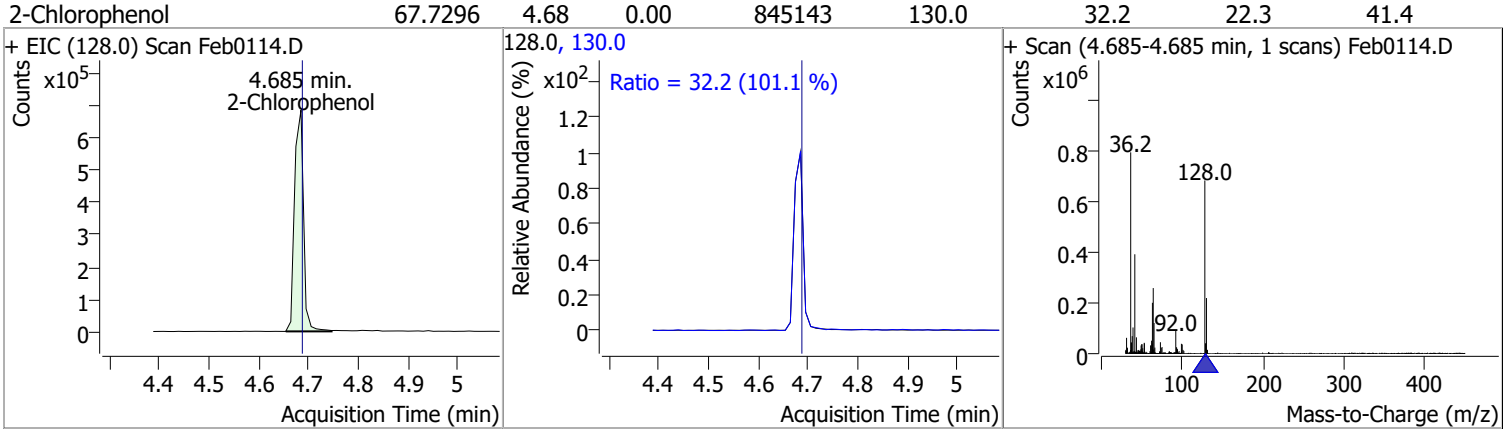

Compound	Conc.	RT	Dev(Min)	Resp.	QIon	QRatio	Lower	Upper
1,3-Dichlorobenzene	67.3259	4.84	0.00	1052990	148.0	61.9	43.6	80.9
					111.0	36.8	25.1	46.7

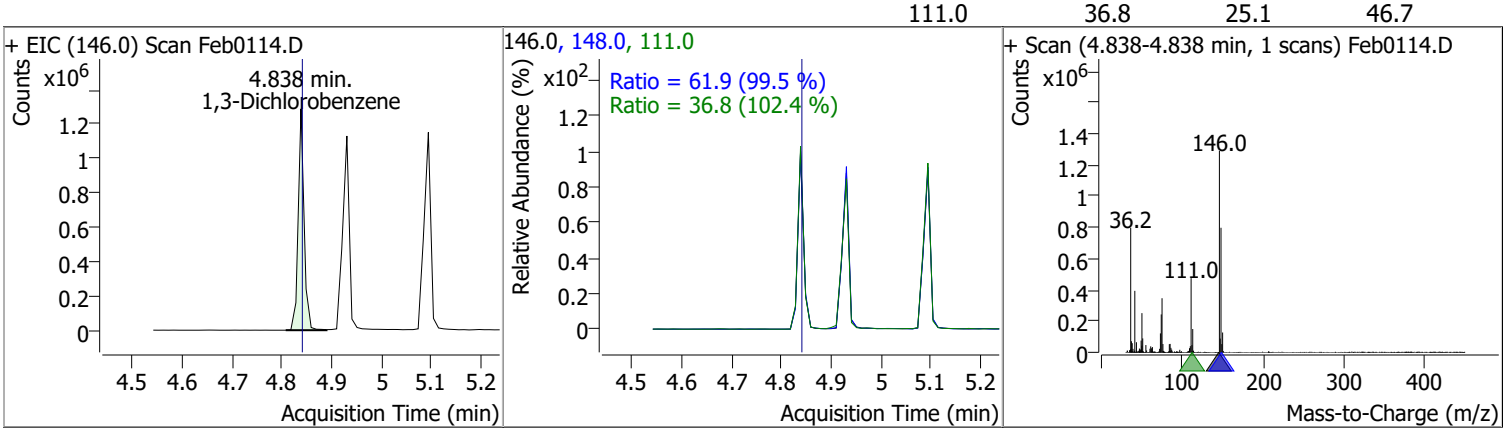

Compound	Conc.	RT	Dev(Min)	Resp.	QIon	QRatio	Lower	Upper
1,4-Dichlorobenzene	61.7146	4.93	0.00	1026451 (m)	148.0	63.8	44.8	83.3
					111.0	34.7	24.6	45.7

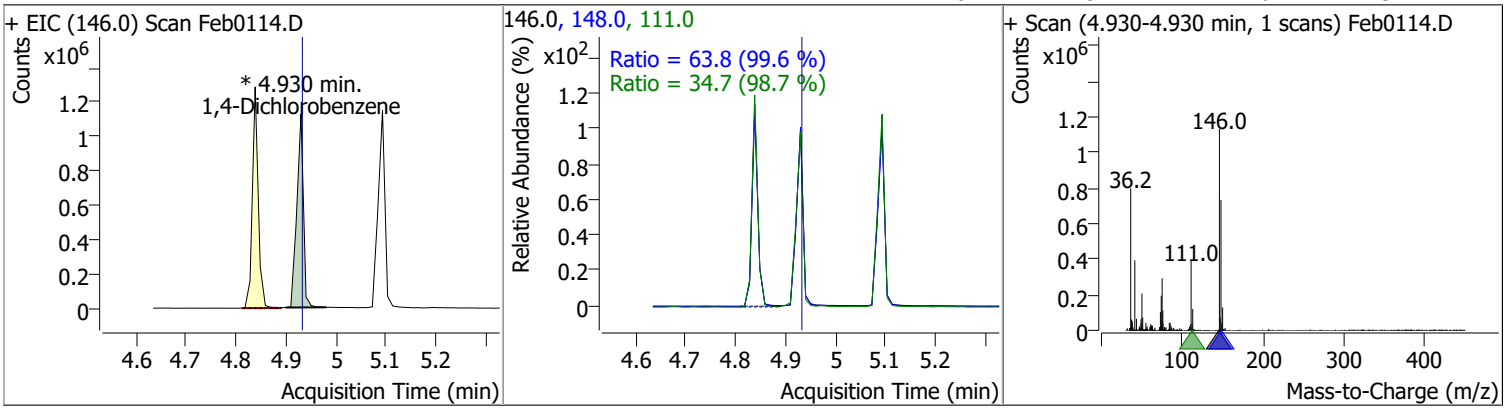

Compound	Conc.	RT	Dev(Min)	Resp.	QIon	QRatio	Lower	Upper
1,2-Dichlorobenzene	67.2259	5.09	0.00	1081600 (m)	148.0	62.5	44.1	81.8
					111.0	37.3	25.7	47.7

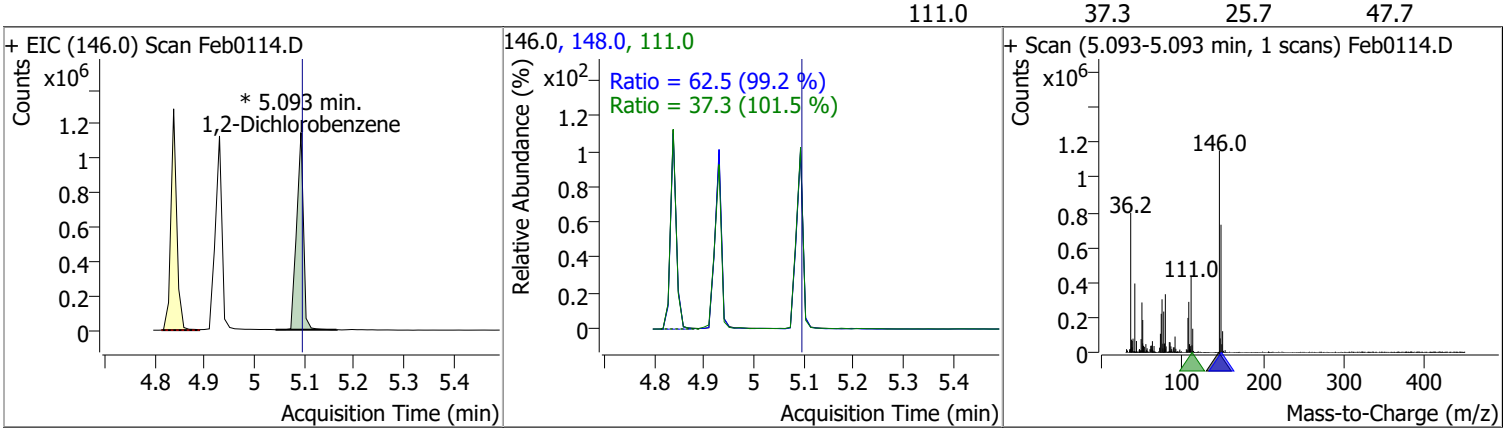

Quantitation Results Report (QT Reviewed)

Compound	Conc.	RT	Dev(Min)	Resp.	QIon	QRatio	Lower	Upper
Benzyl Alcohol	68.6627	5.10	0.00	484323	79.0	116.3	82.9	154.0
					107.0	69.0	45.1	83.8

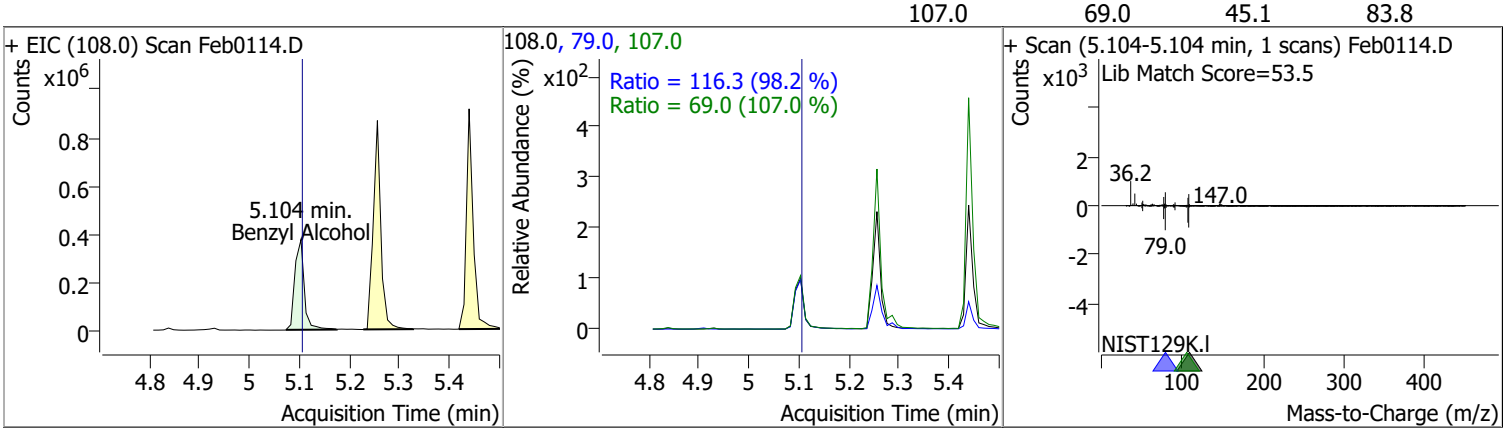

Compound	Conc.	RT	Dev(Min)	Resp.	QIon	QRatio	Lower	Upper
2-Methylphenol	77.0992	5.26	0.00	857413 (m)	108.0	110.3	81.4	151.1

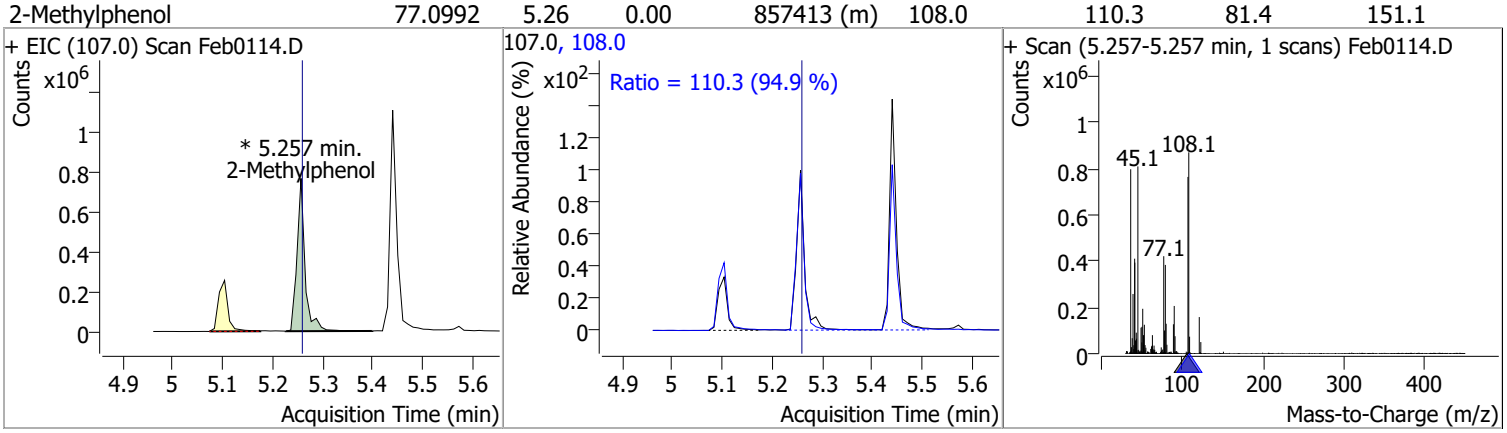

Compound	Conc.	RT	Dev(Min)	Resp.	QIon	QRatio	Lower	Upper
bis(2-chloroisopropyl)Ether	68.6898	5.26	-0.01	310163	123.0	32.1	23.0	42.7

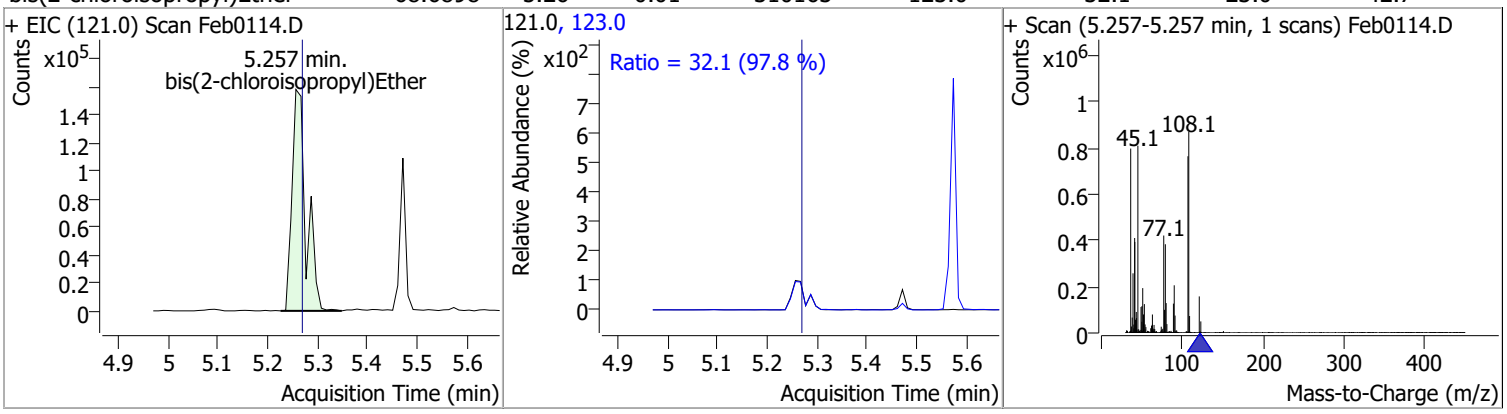

Compound	Conc.	RT	Dev(Min)	Resp.	QIon	QRatio	Lower	Upper
N-nitroso-Di-n-propylamine	96.7649	5.42	0.00	771927	130.0	18.1	0.0	35.1

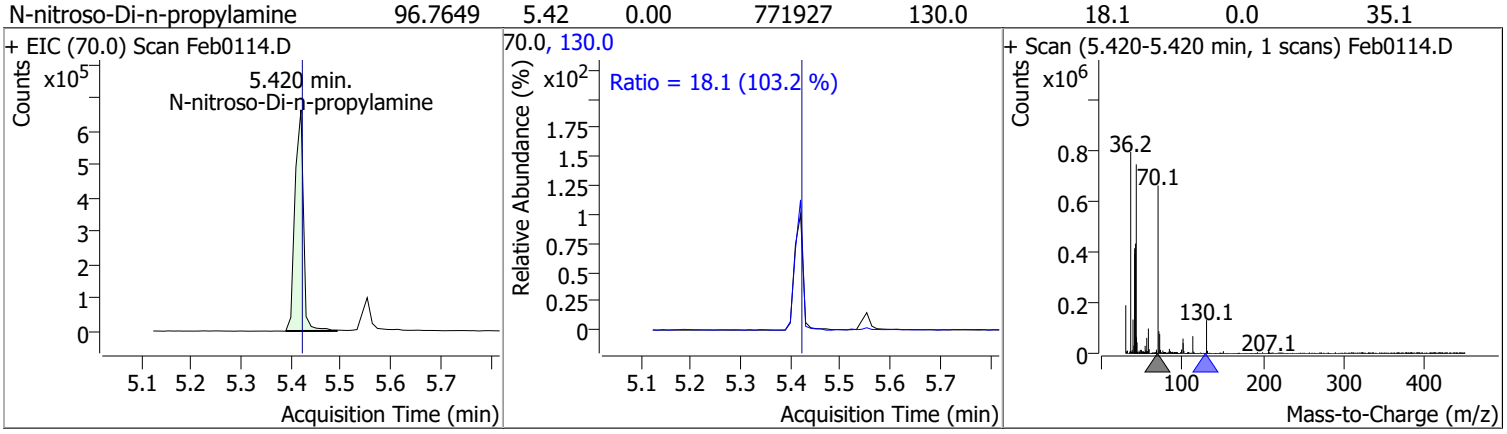

Compound	Conc.	RT	Dev(Min)	Resp.	QIon	QRatio	Lower	Upper
4Methylphenol/3Methylphenol	67.3481	5.44	0.00	1064251	108.0	83.4	58.9	109.3

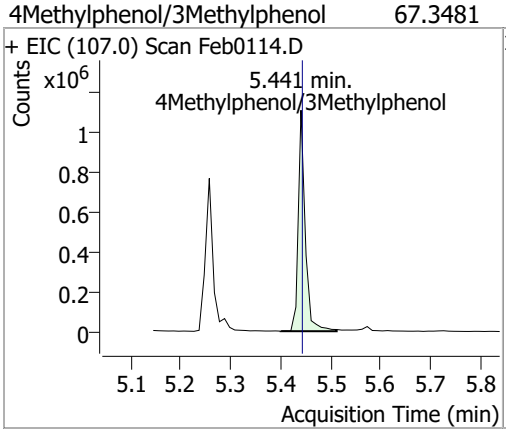

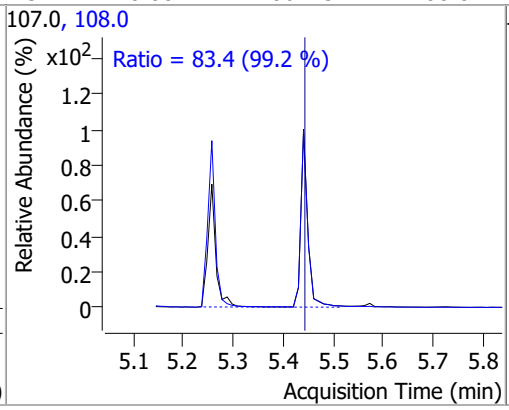

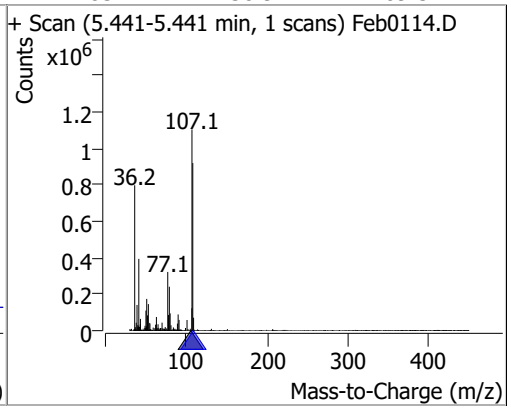

Compound	Conc.	RT	Dev(Min)	Resp.	QIon	QRatio	Lower	Upper
Hexachloroethane	61.3694	5.47	0.00	261841	201.0	85.6	65.5	121.7
					199.0	57.5	41.8	77.7

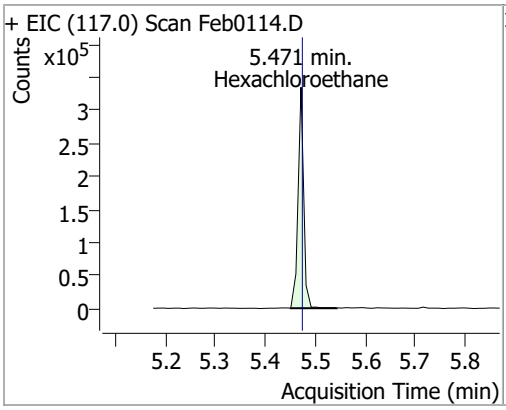

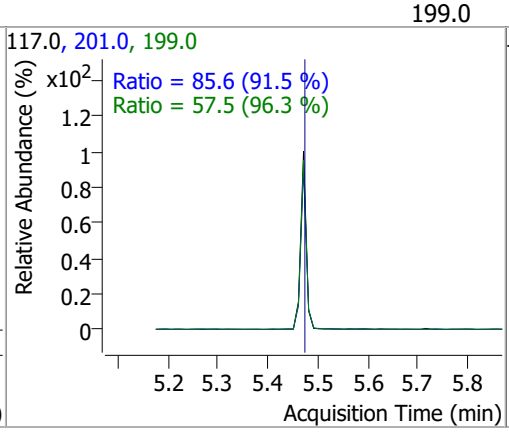

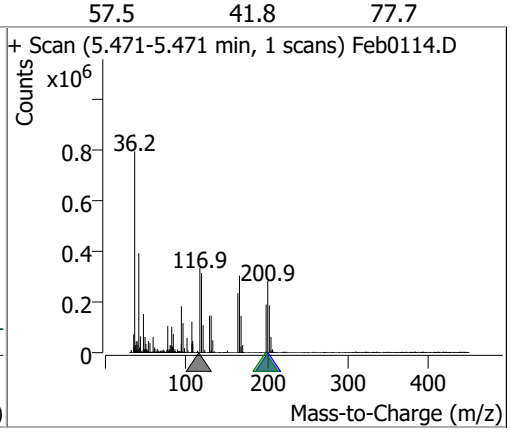

Compound	Conc.	RT	Dev(Min)	Resp.	QIon	QRatio	Lower	Upper
Nitrobenzene-d5	79.4447	5.55	0.00	573088	54.0	63.7	44.8	83.2
					128.0	46.5	32.6	60.6

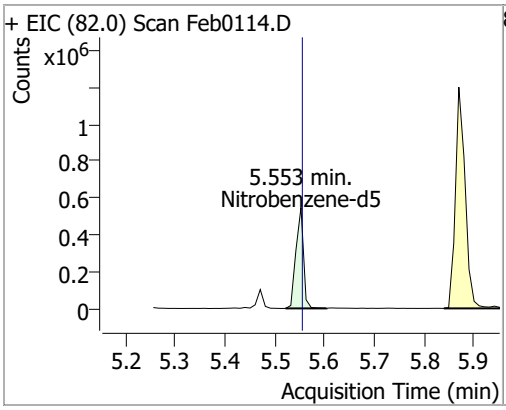

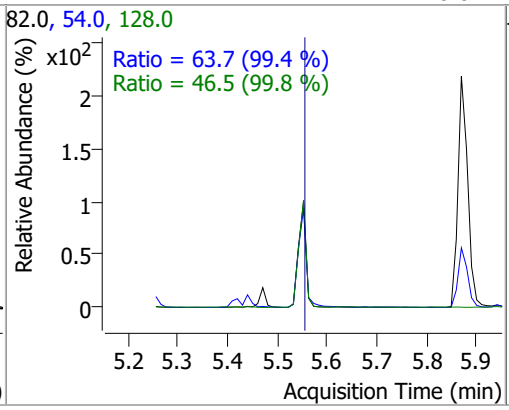

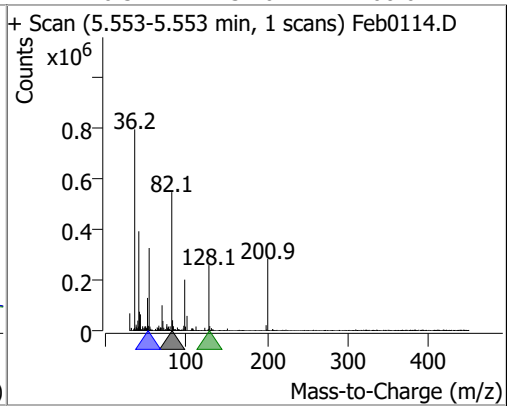

Quantitation Results Report (QT Reviewed)

Compound	Conc.	RT	Dev(Min)	Resp.	QIon	QRatio	Lower	Upper
Nitrobenzene	88.7912	5.57	0.00	314410	77.0	207.8	141.7	263.2
					51.0	126.5	87.8	163.1

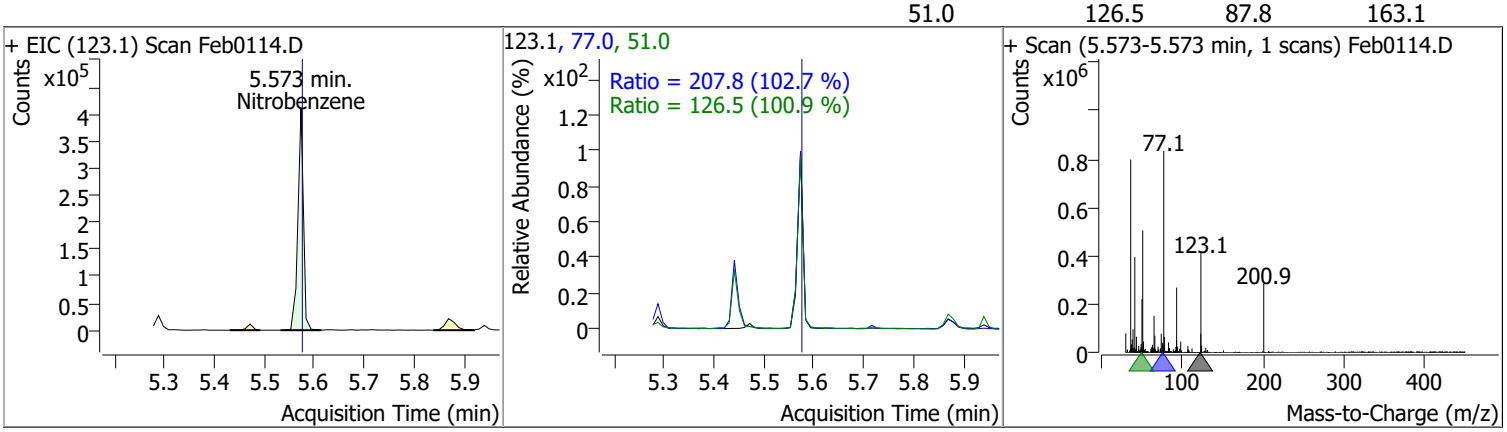

Compound	Conc.	RT	Dev(Min)	Resp.	QIon	QRatio	Lower	Upper
Isophorone	86.9434	5.87	-0.01	1643667	138.0	20.9	15.2	28.3

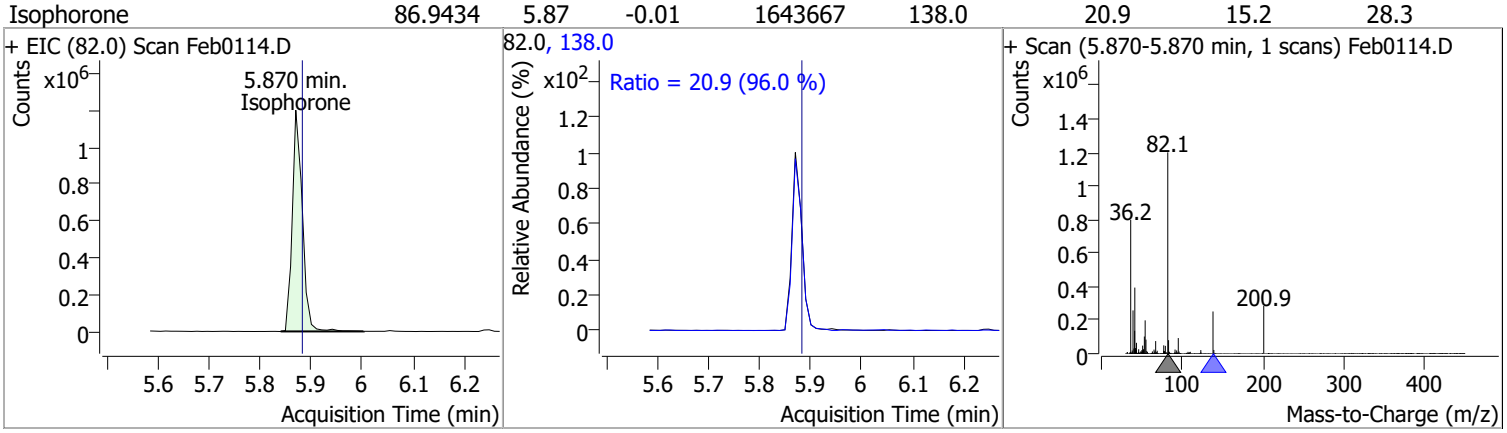

Compound	Conc.	RT	Dev(Min)	Resp.	QIon	QRatio	Lower	Upper
2-Nitrophenol	79.4759	5.94	0.00	219335	65.0	46.1	34.3	63.6
					109.0	38.4	26.8	49.8

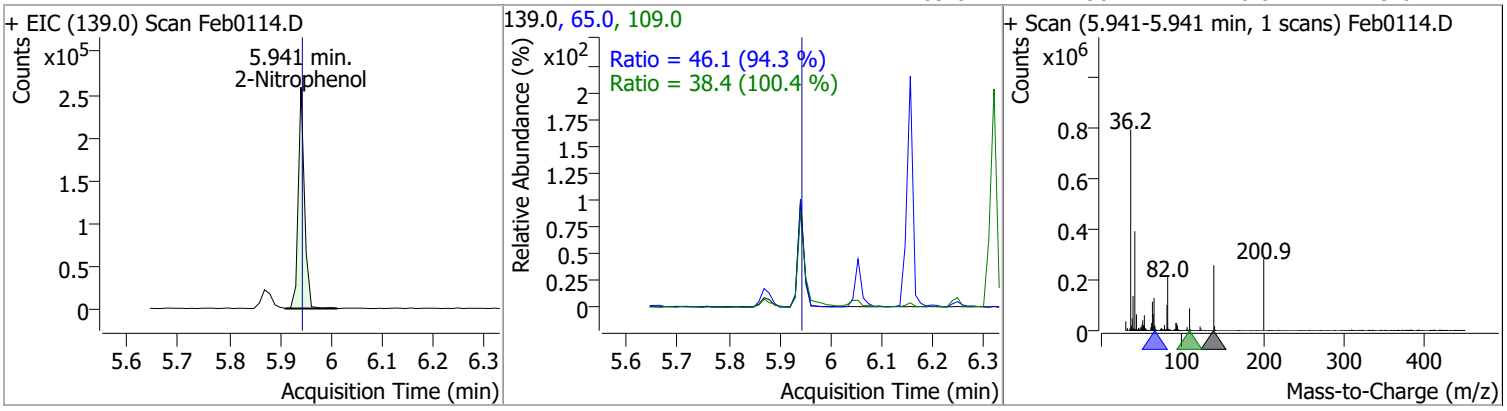

Compound	Conc.	RT	Dev(Min)	Resp.	QIon	QRatio	Lower	Upper
2,4-Dimethylphenol	57.0667	6.05	0.00	506897	107.0	109.6	76.3	141.6
					77.0	30.2	22.7	42.1

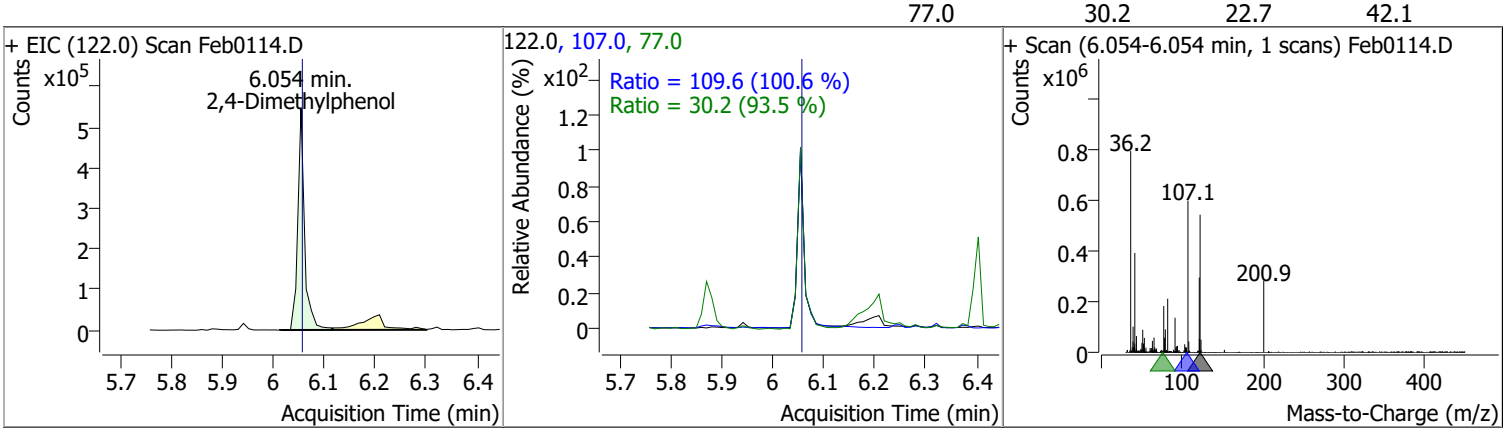

Compound	Conc.	RT	Dev(Min)	Resp.	QIon	QRatio	Lower	Upper
bis(-2-Chloroethoxy)Methane	97.2778	6.16	0.00	1010238	63.0	71.3	48.0	89.2
					95.0	32.1	22.7	42.1

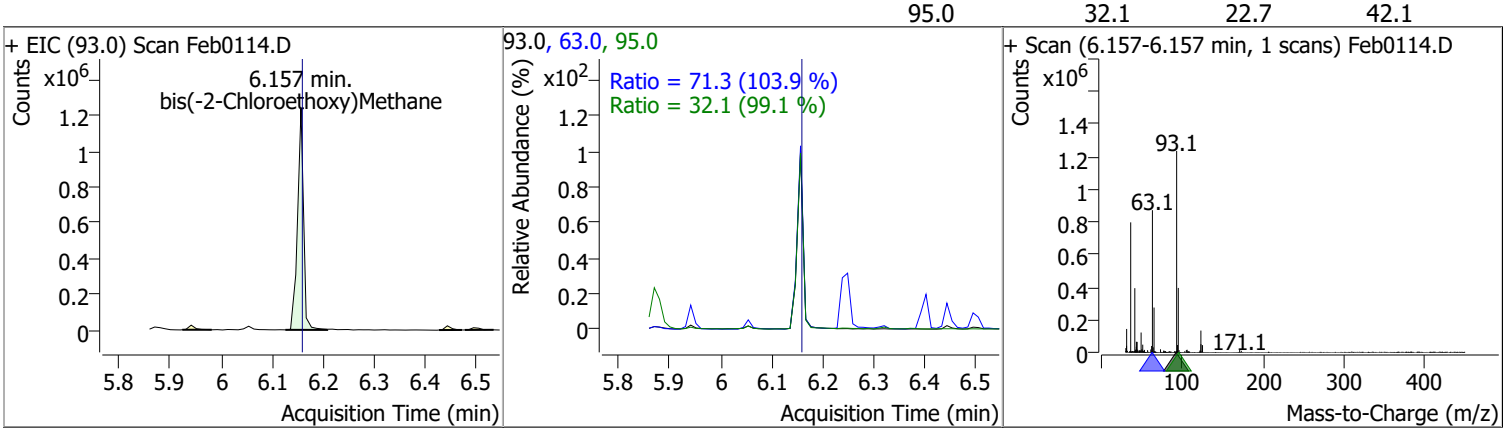

Compound	Conc.	RT	Dev(Min)	Resp.	QIon	QRatio	Lower	Upper
2,4-Dichlorophenol	72.0337	6.25	0.00	594911	164.0	63.8	44.2	82.1
					98.0	31.9	21.5	40.0

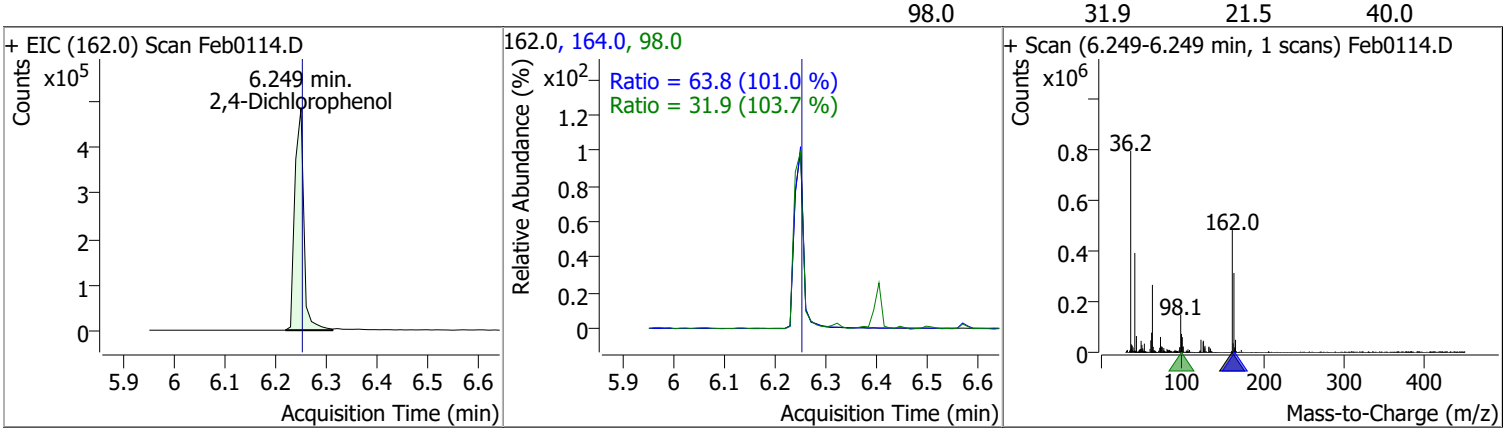

Quantitation Results Report (QT Reviewed)

Compound	Conc.	RT	Dev(Min)	Resp.	QIon	QRatio	Lower	Upper
Benzoic Acid	25.8352	6.21	-0.06	129006	122.0	97.5	62.0	115.2
					77.0	75.8	52.5	97.5

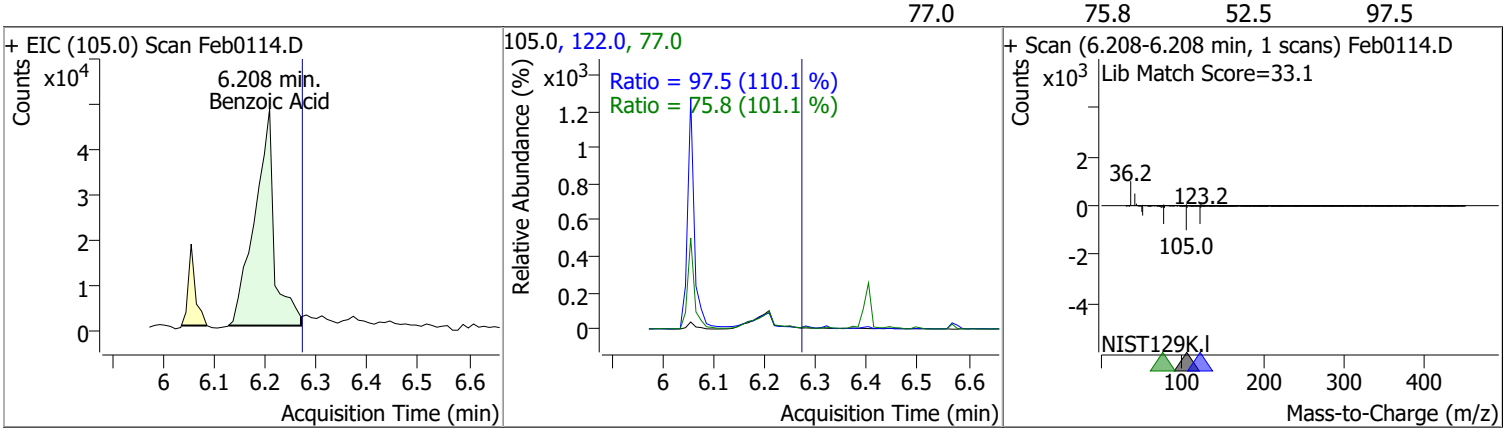

Compound	Conc.	RT	Dev(Min)	Resp.	QIon	QRatio	Lower	Upper
1,2,4-Trichlorobenzene	71.9688	6.32	0.00	723724	182.0	94.0	68.0	126.2
					145.0	28.5	19.9	36.9

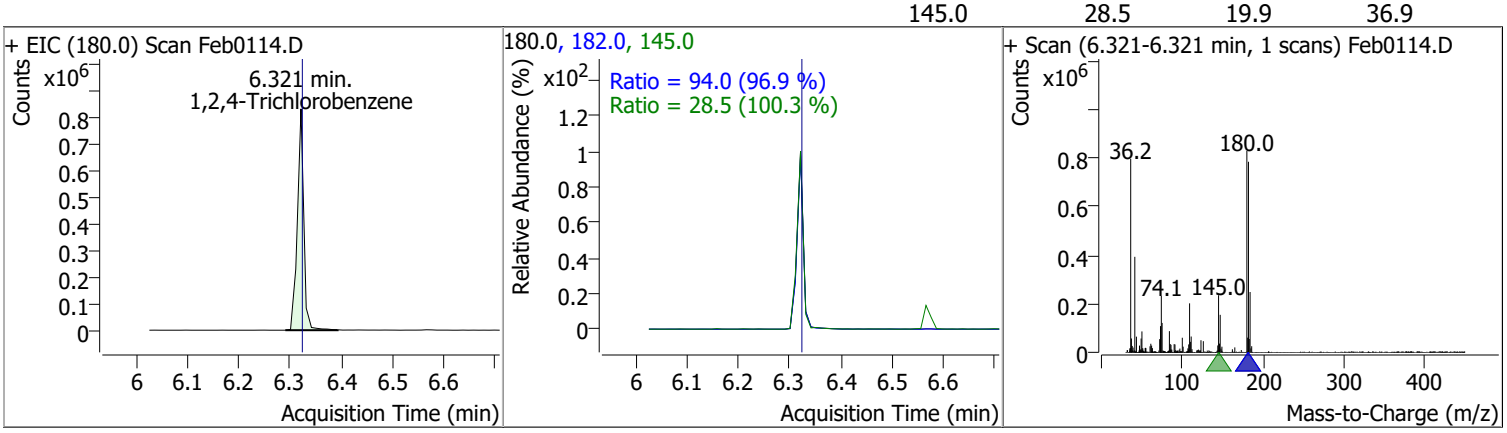

Compound	Conc.	RT	Dev(Min)	Resp.	QIon	QRatio	Lower	Upper
Naphthalene	81.9354	6.40	0.00	2392205	129.0	10.9	8.0	14.9
					102.0	9.5	6.8	12.6

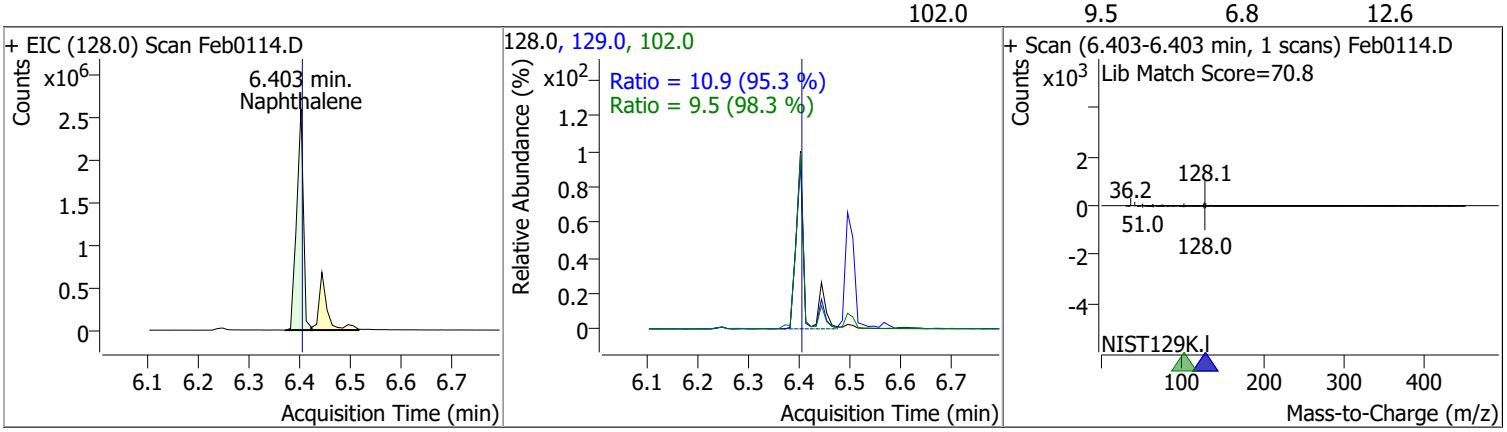

Quantitation Results Report (QT Reviewed)

Compound	Conc.	RT	Dev(Min)	Resp.	QIon	QRatio	Lower	Upper
4-Chlorophenol	69.0978	6.44	0.00	198874 (m)	128.0	340.7	243.7	452.5

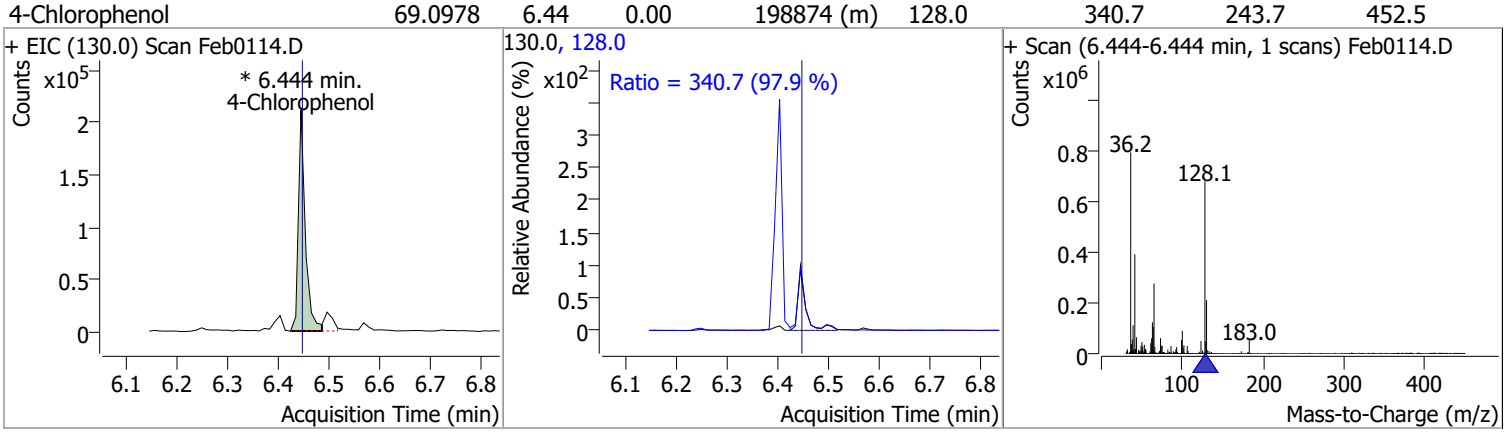

Compound	Conc.	RT	Dev(Min)	Resp.	QIon	QRatio	Lower	Upper
p-Chloroaniline	63.2876	6.50	-0.01	780652	129.0	32.9	23.2	43.0
					65.0	29.4	20.9	38.9

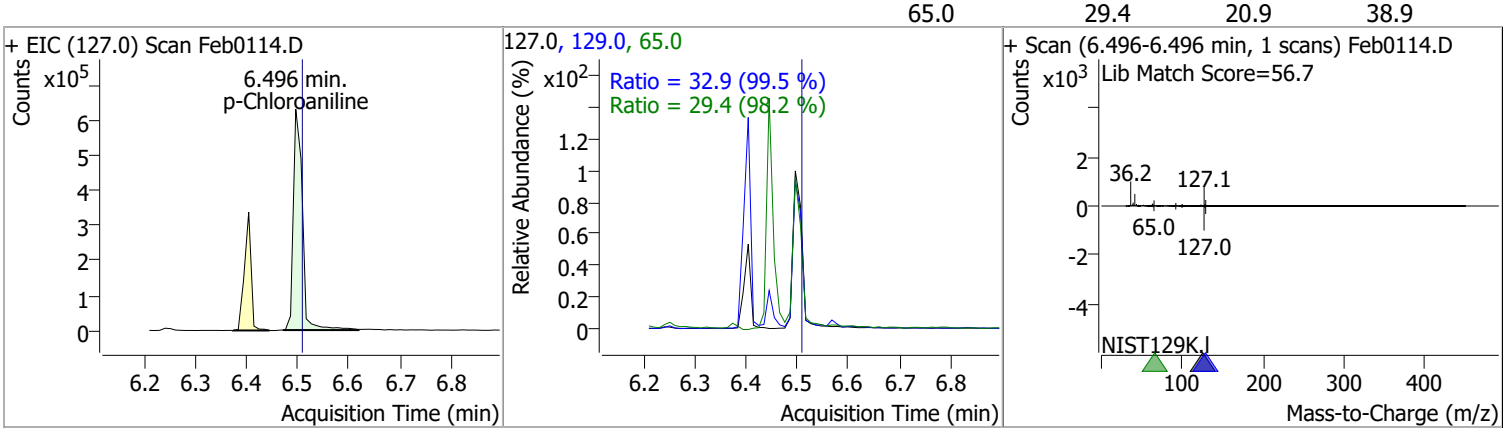

Compound	Conc.	RT	Dev(Min)	Resp.	QIon	QRatio	Lower	Upper
Hexachlorobutadiene	62.4361	6.57	-0.01	321307	223.0	60.2	45.6	84.6
					227.0	63.7	44.6	82.8

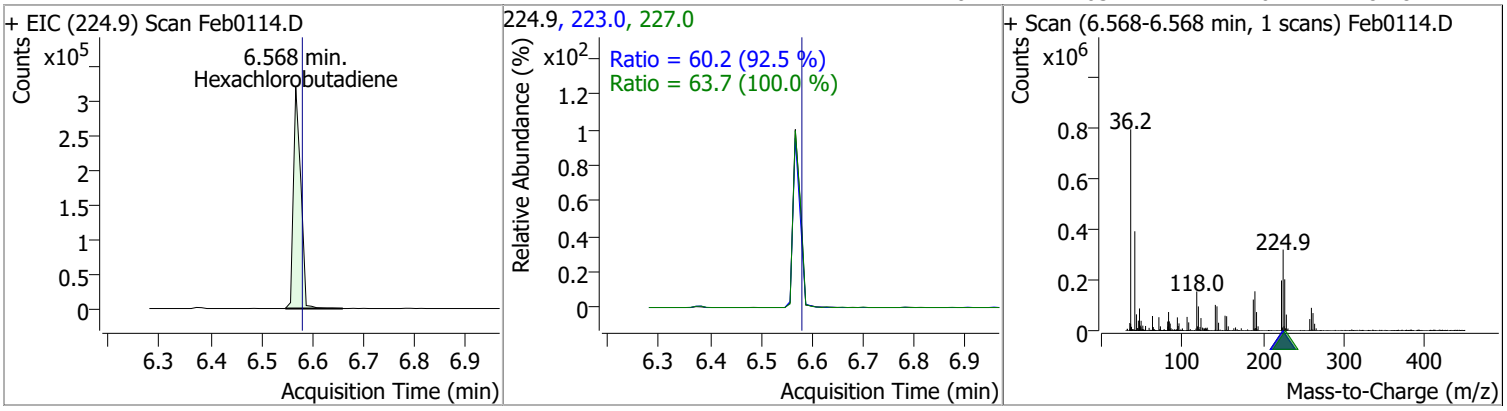

Compound	Conc.	RT	Dev(Min)	Resp.	QIon	QRatio	Lower	Upper
4-Chloro-2-Methylphenol	80.6990	6.99	0.00	592820	144.0	26.9	19.6	36.4

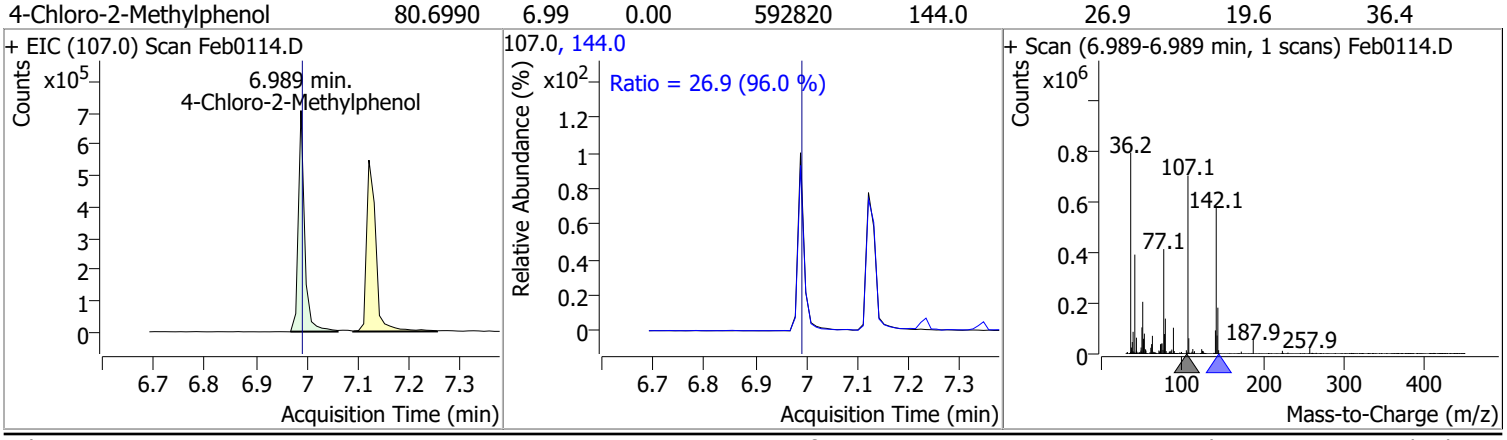

Quantitation Results Report (QT Reviewed)

Compound	Conc.	RT	Dev(Min)	Resp.	QIon	QRatio	Lower	Upper
4-Chloro-3-Methylphenol	89.0013	7.12	-0.01	698881	144.0	26.5	20.0	37.2

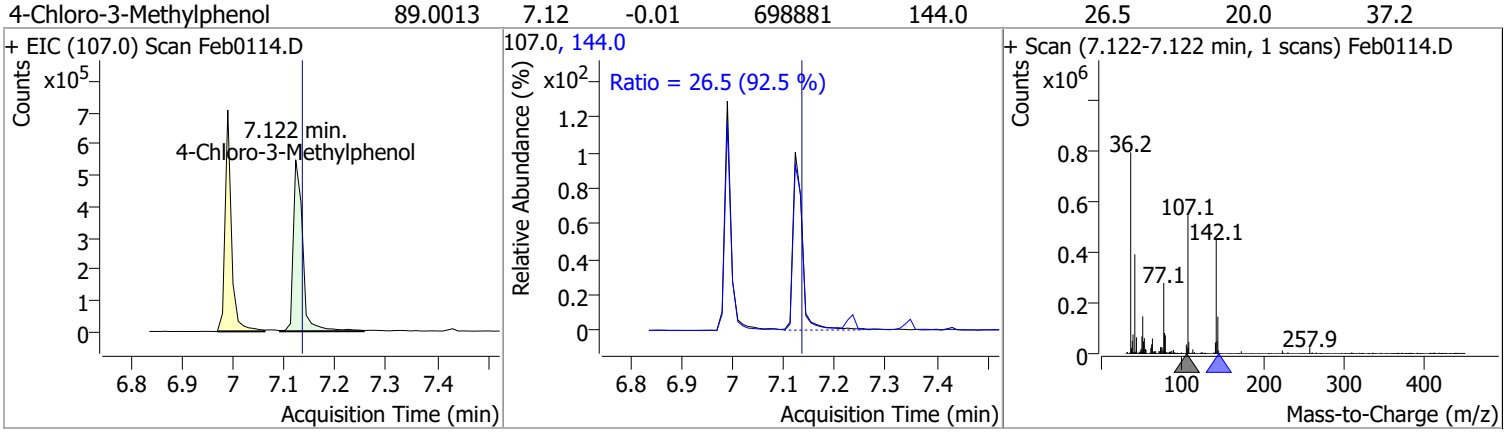

Compound	Conc.	RT	Dev(Min)	Resp.	QIon	QRatio	Lower	Upper
2-Methylnaphthalene	92.7976	7.24	0.00	1570684 (m)	142.0	118.2	83.1	154.4
					115.0	41.6	28.8	53.4

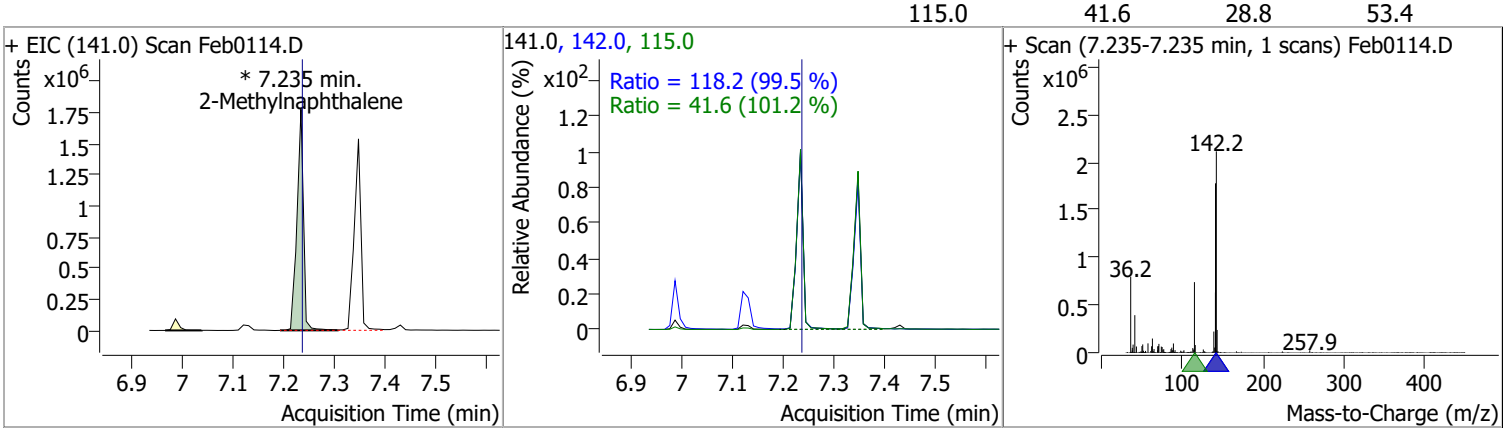

Compound	Conc.	RT	Dev(Min)	Resp.	QIon	QRatio	Lower	Upper
1-Methylnaphthalene	84.9100	7.35	0.00	1421795 (m)	142.0	109.4	77.9	144.7
					115.0	41.4	29.5	54.8

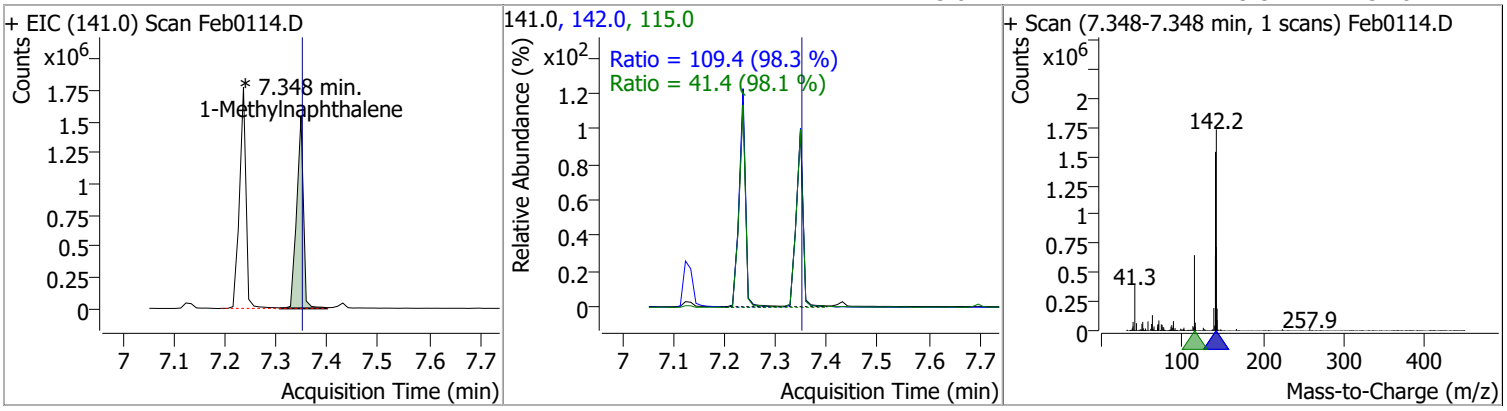

Compound	Conc.	RT	Dev(Min)	Resp.	QIon	QRatio	Lower	Upper
Hexachlorocyclopentadiene	61.7342	7.43	0.00	205532	238.9	65.9	43.8	81.3
					234.9	62.4	43.7	81.2

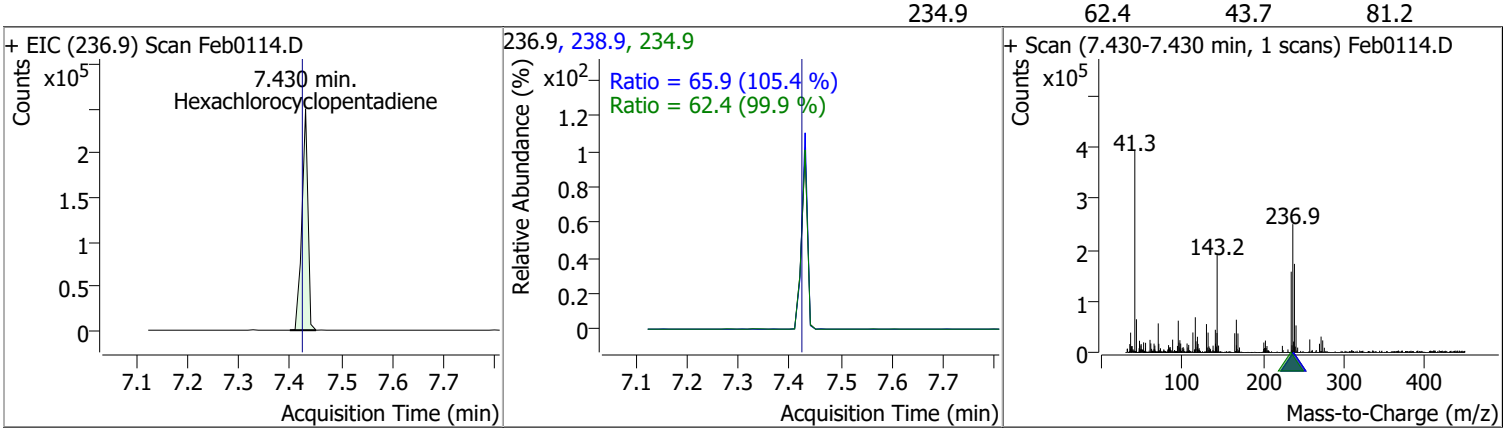

Compound	Conc.	RT	Dev(Min)	Resp.	QIon	QRatio	Lower	Upper
2,4,6-Trichlorophenol	88.6152	7.59	0.00	463809	198.0	95.7	68.7	127.5

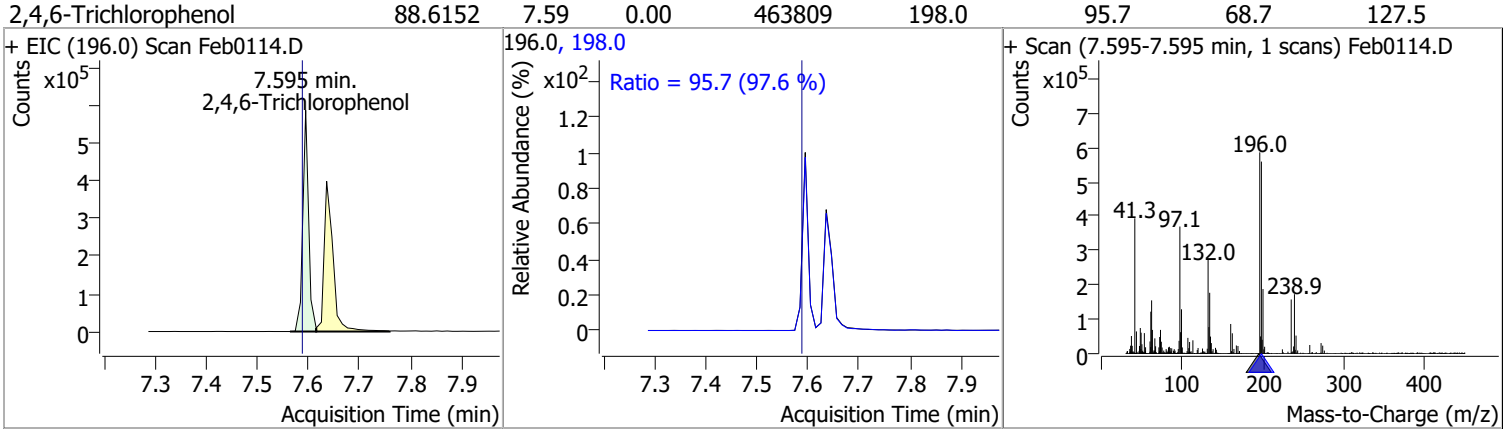

Compound	Conc.	RT	Dev(Min)	Resp.	QIon	QRatio	Lower	Upper
2,4,5-Trichlorophenol	78.9197	7.64	0.00	479929	198.0	95.3	65.6	121.8

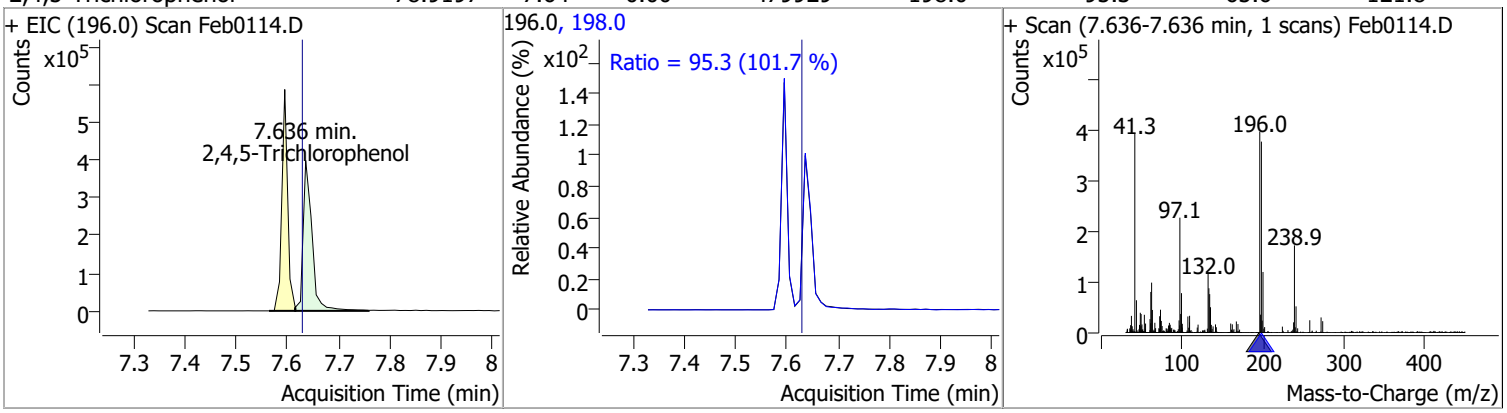

Compound	Conc.	RT	Dev(Min)	Resp.	QIon	QRatio	Lower	Upper
2-Fluorobiphenyl	74.8454	7.70	0.00	1778707	171.0	34.5	23.8	44.1

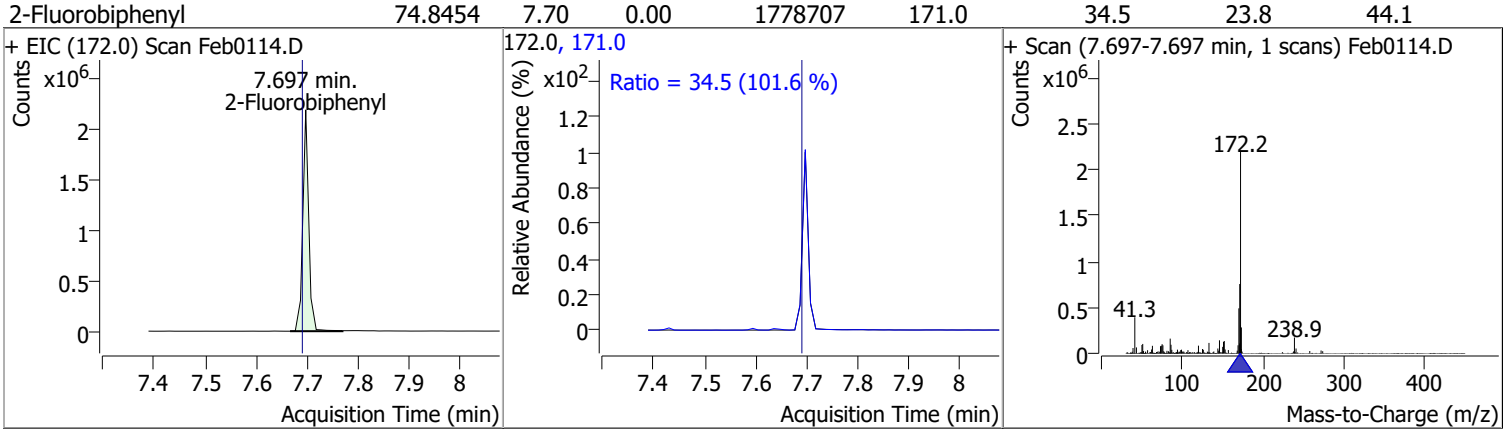

Quantitation Results Report (QT Reviewed)

Compound	Conc.	RT	Dev(Min)	Resp.	QIon	QRatio	Lower	Upper
2-Chloronaphthalene	90.0172	7.81	0.00	1740953	127.0	36.5	25.7	47.7
					164.0	33.6	22.6	41.9

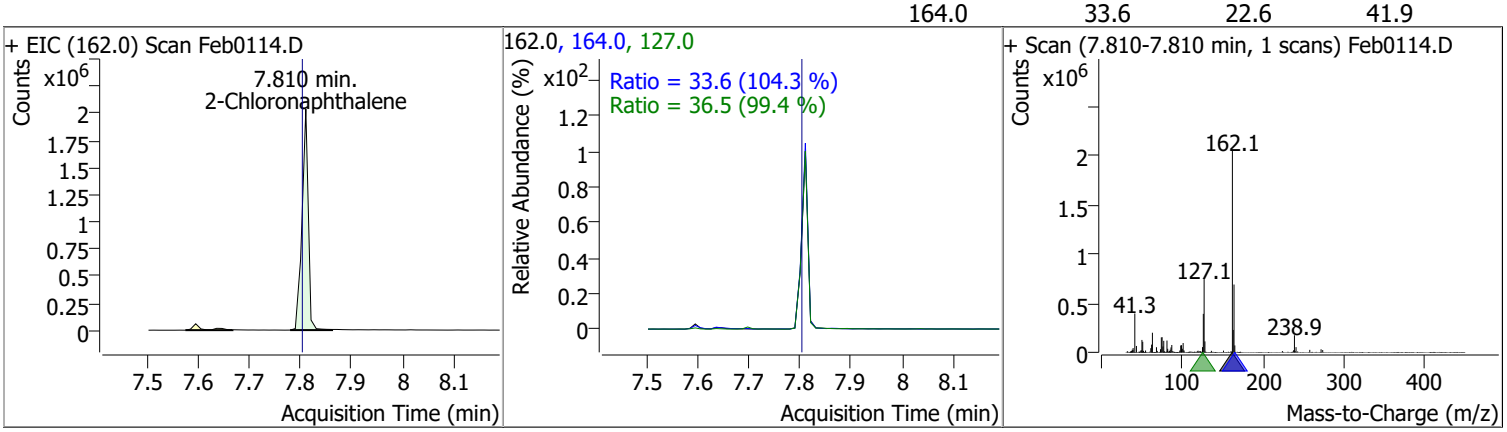

Compound	Conc.	RT	Dev(Min)	Resp.	QIon	QRatio	Lower	Upper
2-Nitroaniline	82.6651	7.96	0.00	241319	138.0	112.3	84.5	156.9

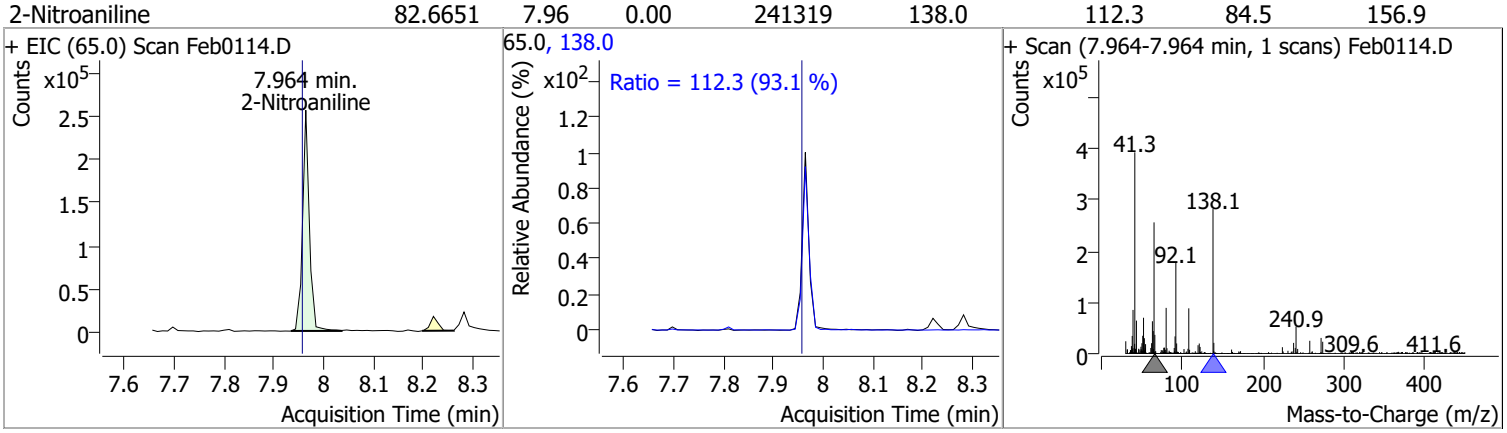

Compound	Conc.	RT	Dev(Min)	Resp.	QIon	QRatio	Lower	Upper
Dimethyl Phthalate	95.0074	8.22	0.00	1912539	77.0	19.3	13.0	24.2

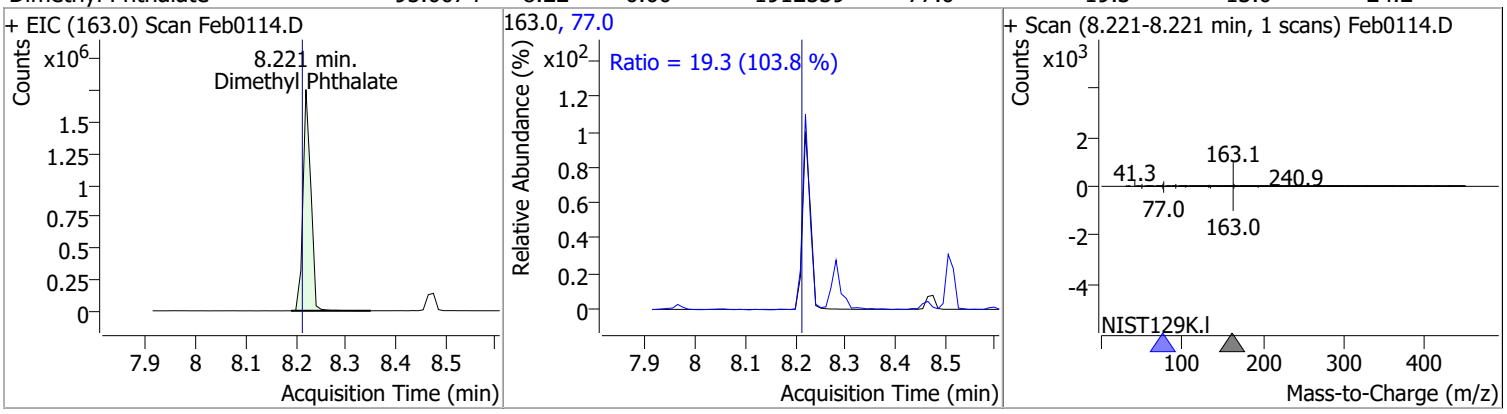

Compound	Conc.	RT	Dev(Min)	Resp.	QIon	QRatio	Lower	Upper
2,6-Dinitrotoluene	93.0439	8.28	0.00	237918	63.0	129.0	82.2	152.7
					89.0	62.5	40.8	75.8

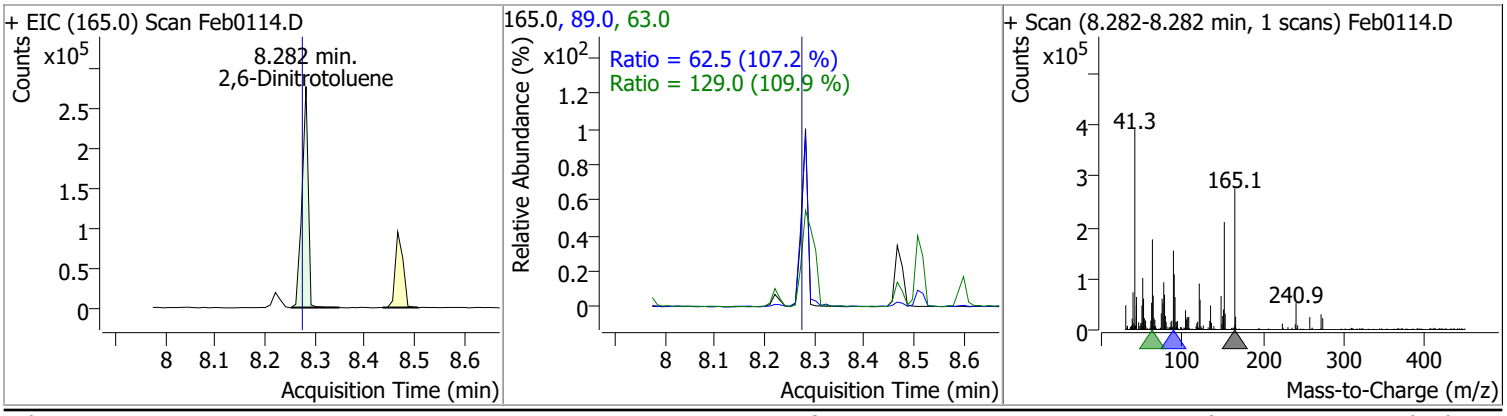

Quantitation Results Report (QT Reviewed)

Compound	Conc.	RT	Dev(Min)	Resp.	QIon	QRatio	Lower	Upper
Acenaphthylene	83.6206	8.29	-0.01	2625849	153.1	13.8	9.8	18.2

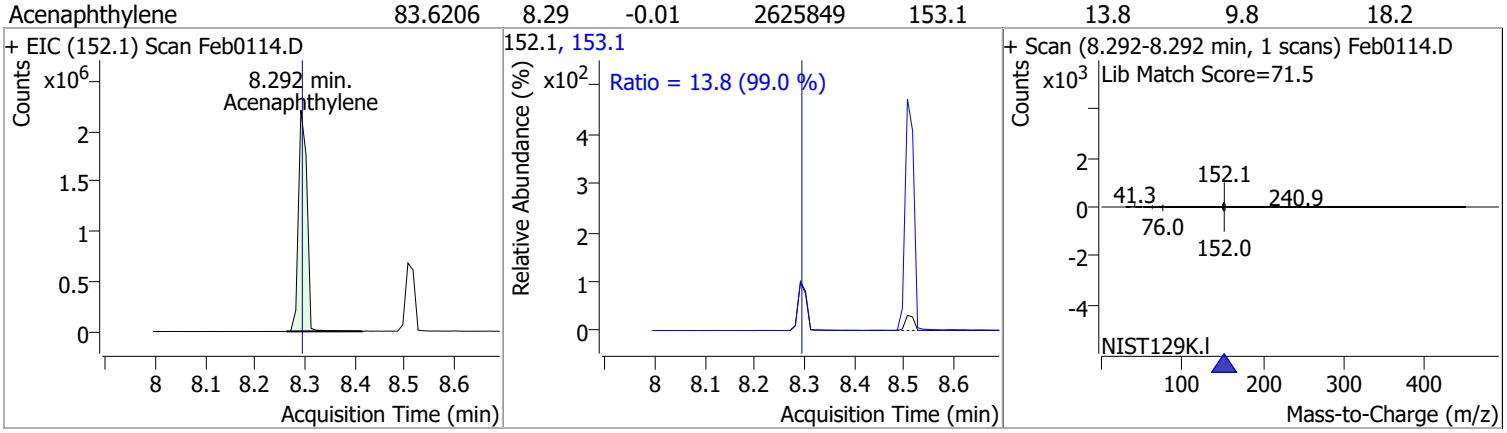

Compound	Conc.	RT	Dev(Min)	Resp.	QIon	QRatio	Lower	Upper
3-Nitroaniline	75.0506	8.47	-0.01	216840	65.0	129.7	84.7	157.3
					92.0	109.9	71.7	133.2

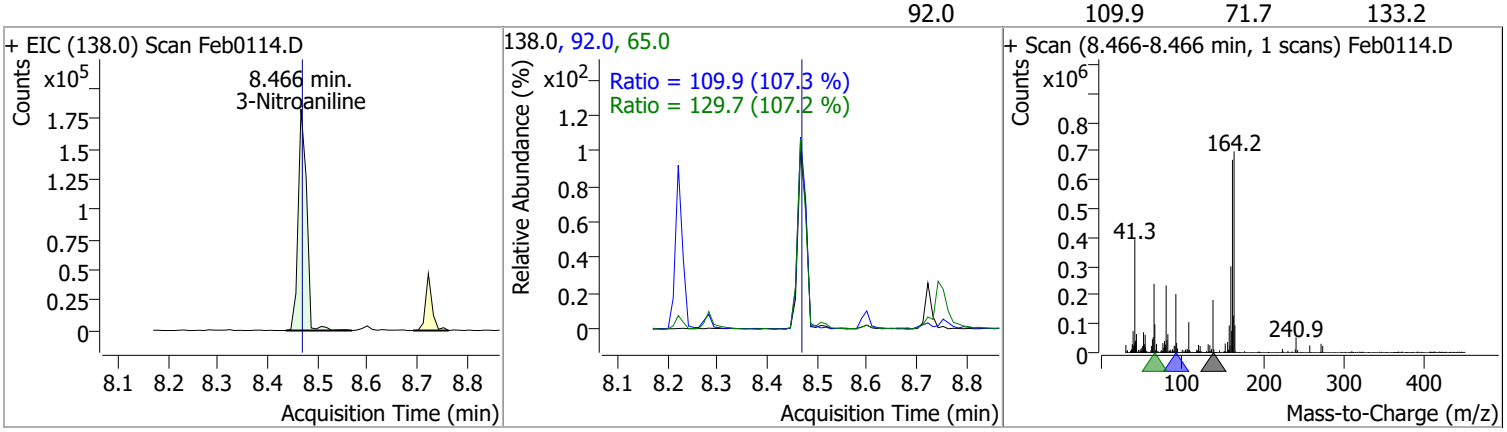

Compound	Conc.	RT	Dev(Min)	Resp.	QIon	QRatio	Lower	Upper
Acenaphthene	91.3888	8.51	-0.01	1642313 (m)	153.0	109.2	76.5	142.0
					152.0	51.9	35.8	66.4

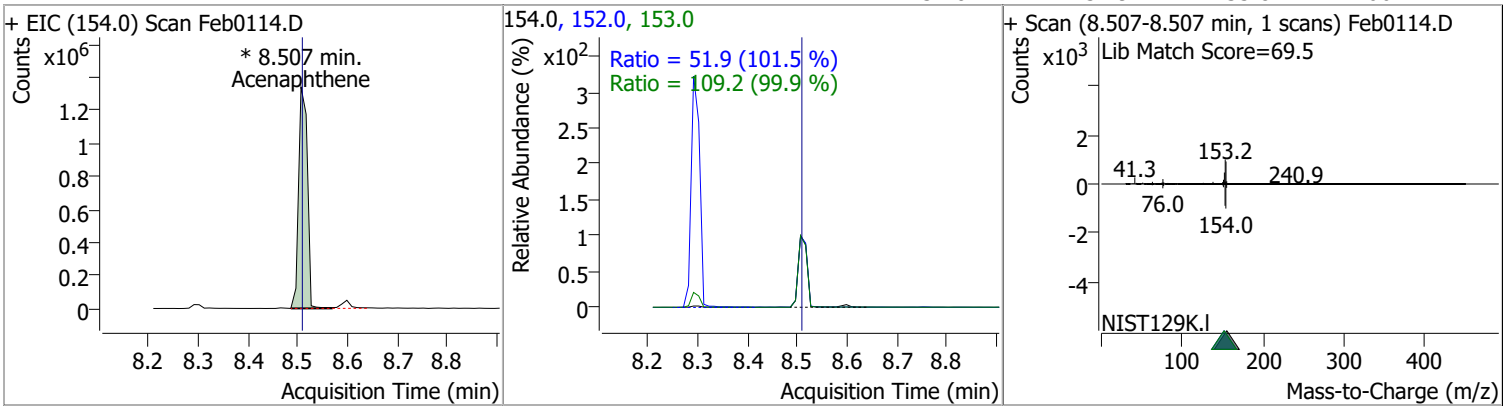

Compound	Conc.	RT	Dev(Min)	Resp.	QIon	QRatio	Lower	Upper
2,4-Dinitrophenol	55.8435	8.60	0.00	81718	154.0	77.6	44.4	82.5

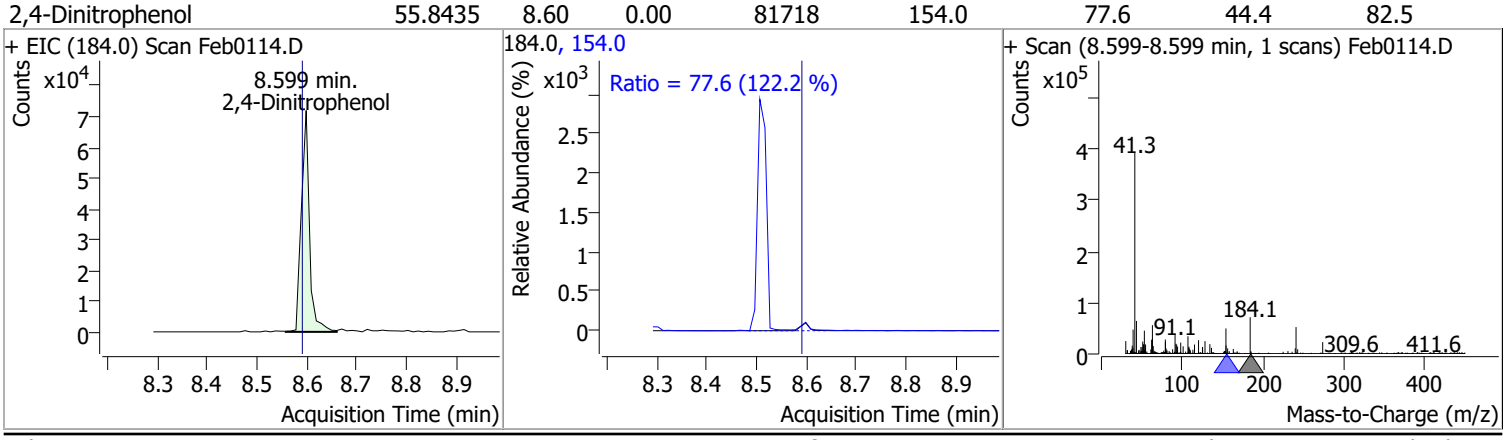

Compound	Conc.	RT	Dev(Min)	Resp.	QIon	QRatio	Lower	Upper
Dibenzofuran	87.1518	8.72	0.00	2458986	139.0	41.2	30.2	56.0

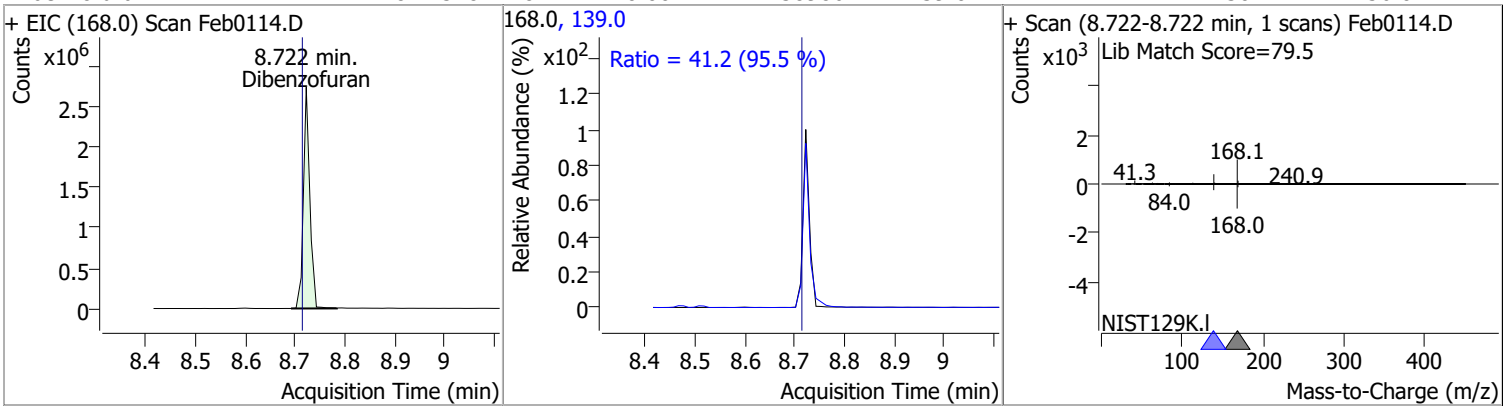

Compound	Conc.	RT	Dev(Min)	Resp.	QIon	QRatio	Lower	Upper
4-Nitrophenol	41.4103	8.74	0.00	113874	139.0	889.2	266.4	494.7
					65.0	103.3	56.8	105.6

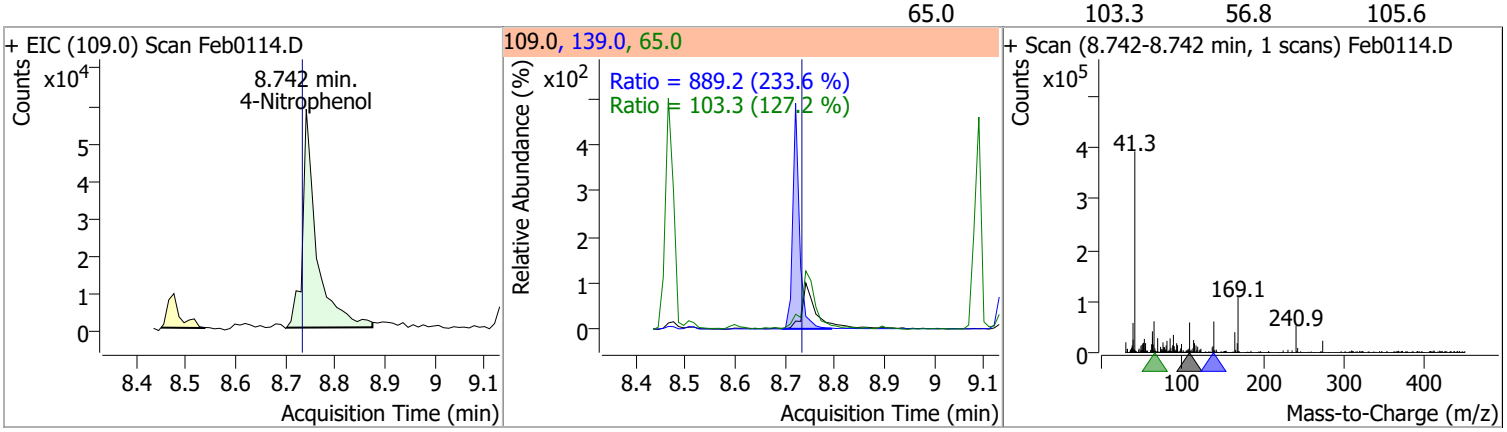

Compound	Conc.	RT	Dev(Min)	Resp.	QIon	QRatio	Lower	Upper
2,4-Dinitrotoluene	82.8204	8.75	0.00	284548	63.0	61.0	47.5	88.1
					89.0	77.6	45.8	85.1

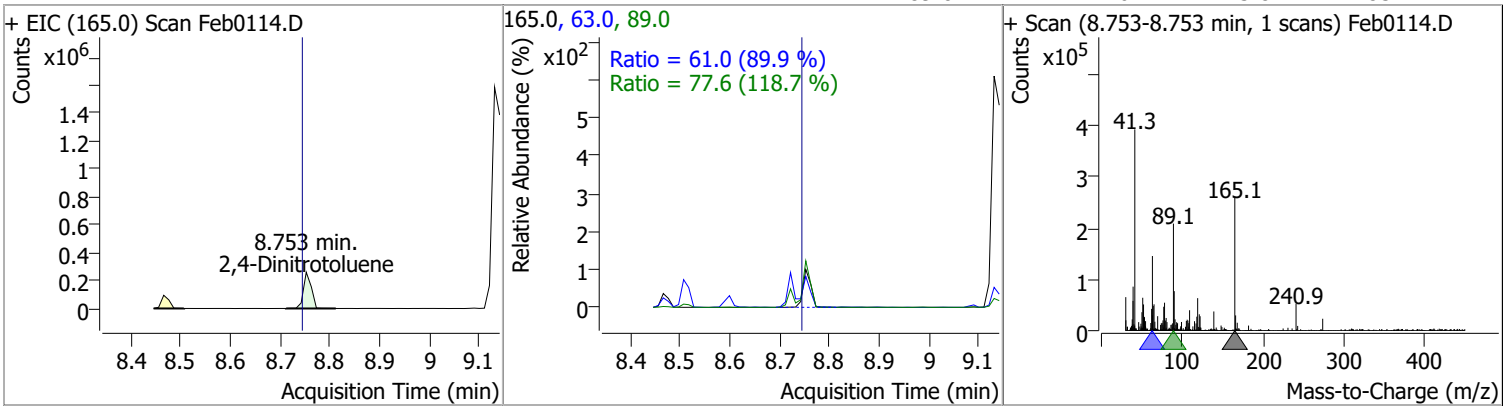

Compound	Conc.	RT	Dev(Min)	Resp.	QIon	QRatio	Lower	Upper
Diethylphthalate	105.3522	9.09	0.00	2202474	177.0	21.3	14.8	27.5
					150.0	12.7	8.8	16.3

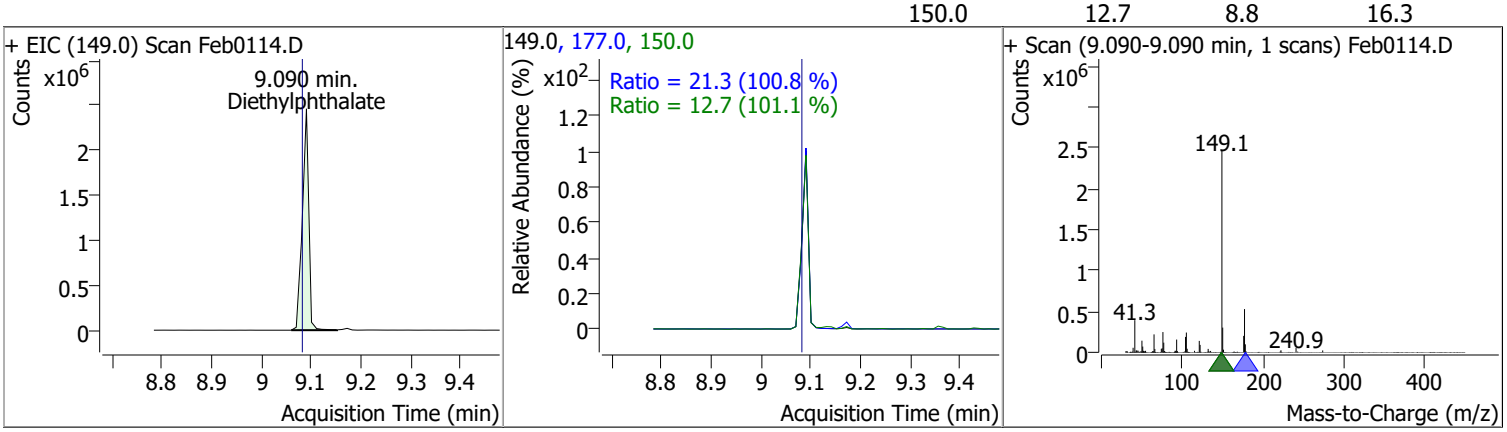

Compound	Conc.	RT	Dev(Min)	Resp.	QIon	QRatio	Lower	Upper
Fluorene	84.3394	9.13	-0.01	2101694	165.0	93.4	64.8	120.4
					167.0	12.9	9.1	16.9

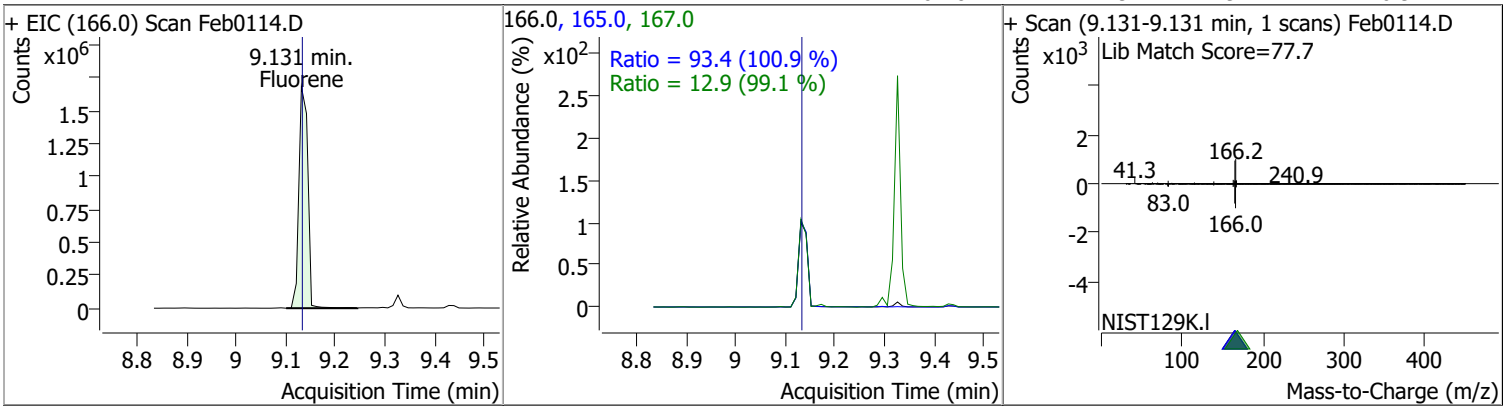

Compound	Conc.	RT	Dev(Min)	Resp.	QIon	QRatio	Lower	Upper
4-Chlorophenyl-phenylether	97.1190	9.17	0.00	1052298	141.0	60.4	43.9	81.5
					206.0	33.5	23.2	43.1

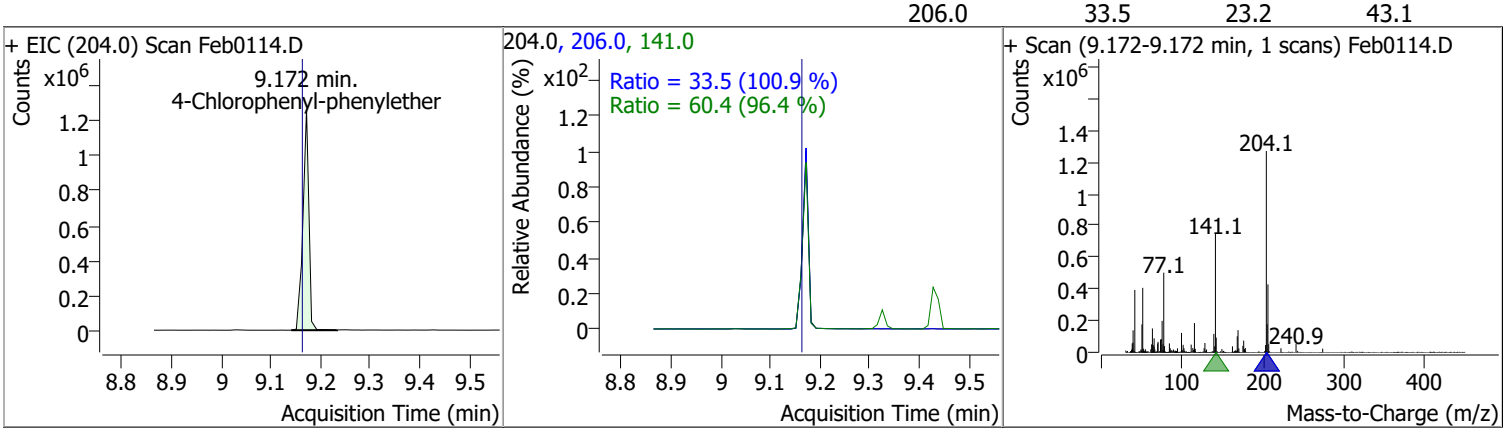

Compound	Conc.	RT	Dev(Min)	Resp.	QIon	QRatio	Lower	Upper
4-Nitroaniline	76.5624	9.21	0.00	208576	65.0	98.2	70.9	131.7
					92.0	52.4	35.8	66.6

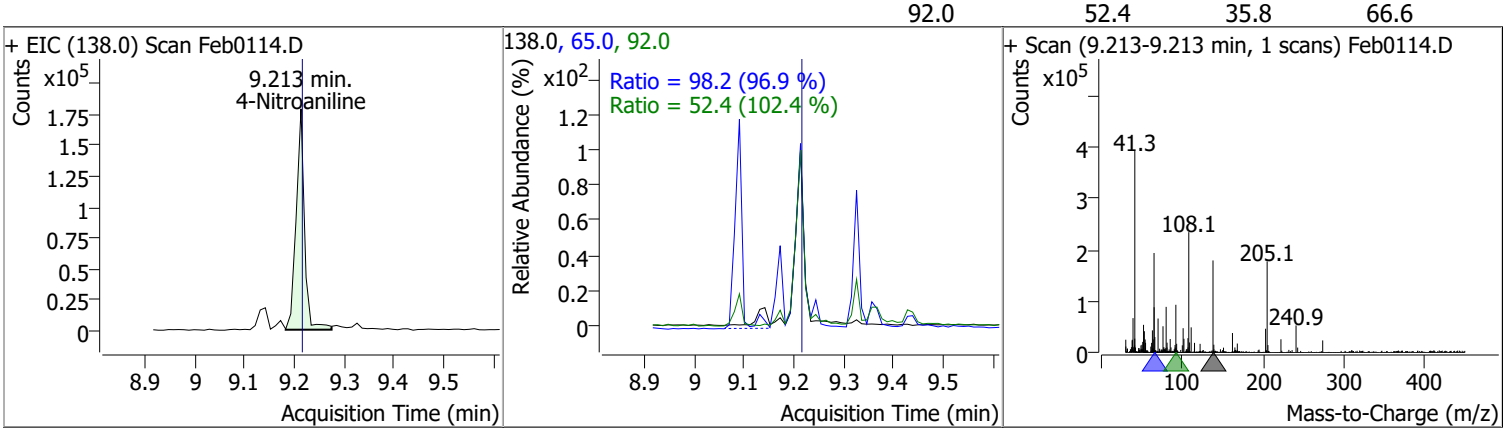

Compound	Conc.	RT	Dev(Min)	Resp.	QIon	QRatio	Lower	Upper
4,6-Dinitro-2-methylphenol	75.1883	9.24	0.00	146580	121.0	44.0	32.5	60.3

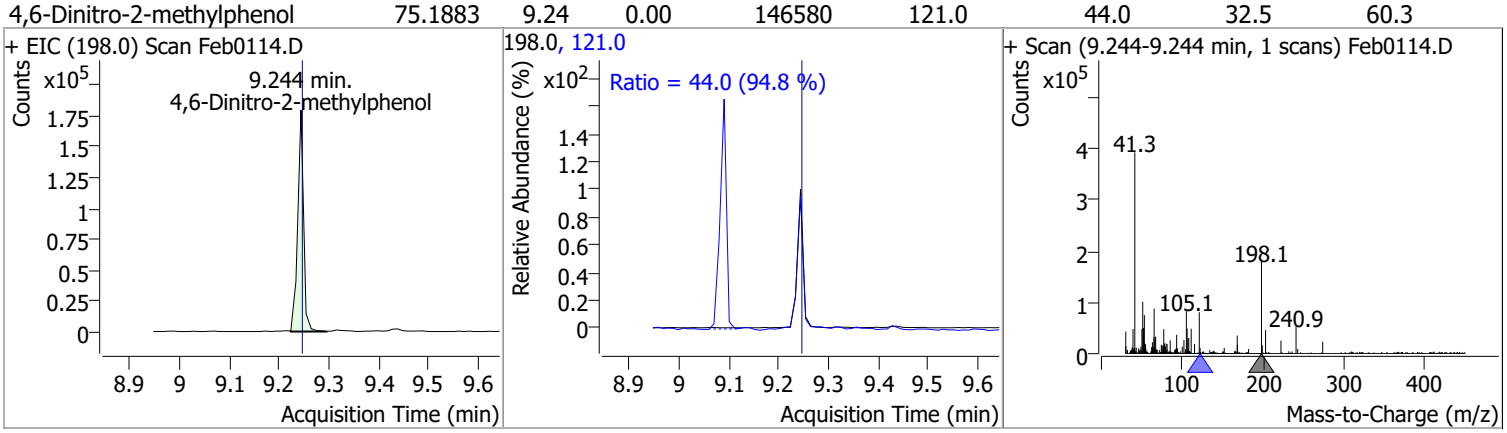

Compound	Conc.	RT	Dev(Min)	Resp.	QIon	QRatio	Lower	Upper
N-nitrosodiphenylamine	96.0006	9.33	0.00	1518857	168.0	63.1	44.3	82.3
					167.0	33.9	24.0	44.6

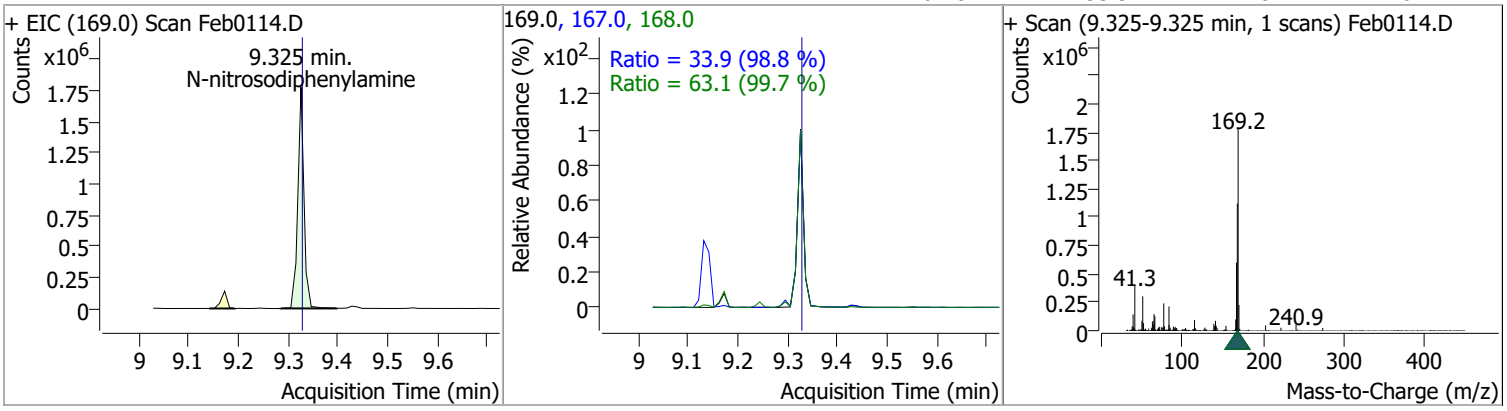

Quantitation Results Report (QT Reviewed)

Compound	Conc.	RT	Dev(Min)	Resp.	QIon	QRatio	Lower	Upper
Azobenzene	80.3940	9.36	0.00	1534965	51.0	37.3	26.4	49.0
					182.0	26.0	19.2	35.7

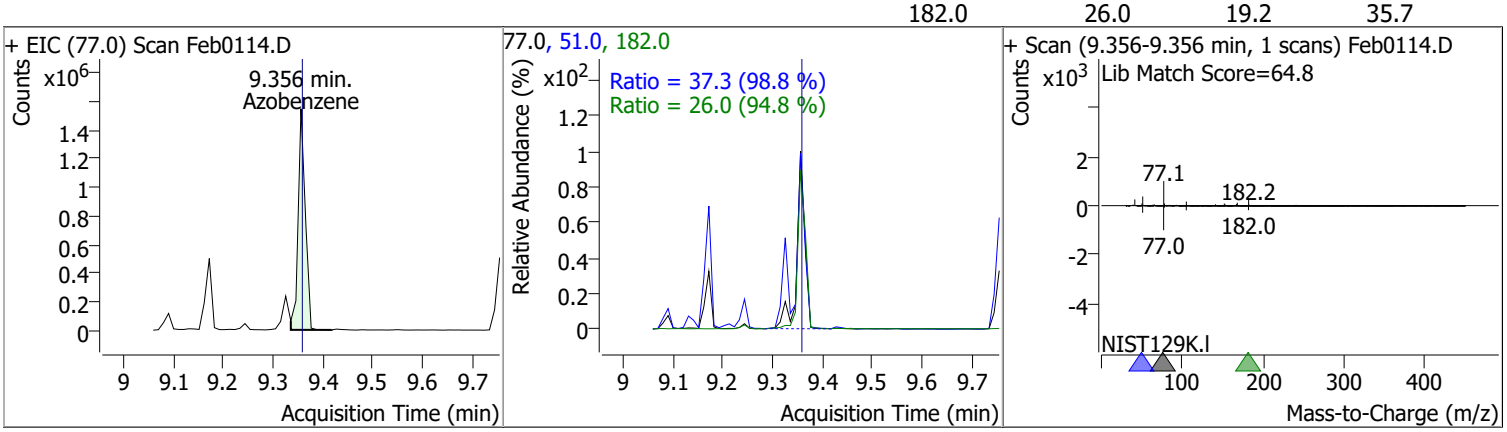

Compound	Conc.	RT	Dev(Min)	Resp.	QIon	QRatio	Lower	Upper
2,4,6-Tribromophenol	190.5034	9.44	0.01	376124	331.8	93.2	65.5	121.6

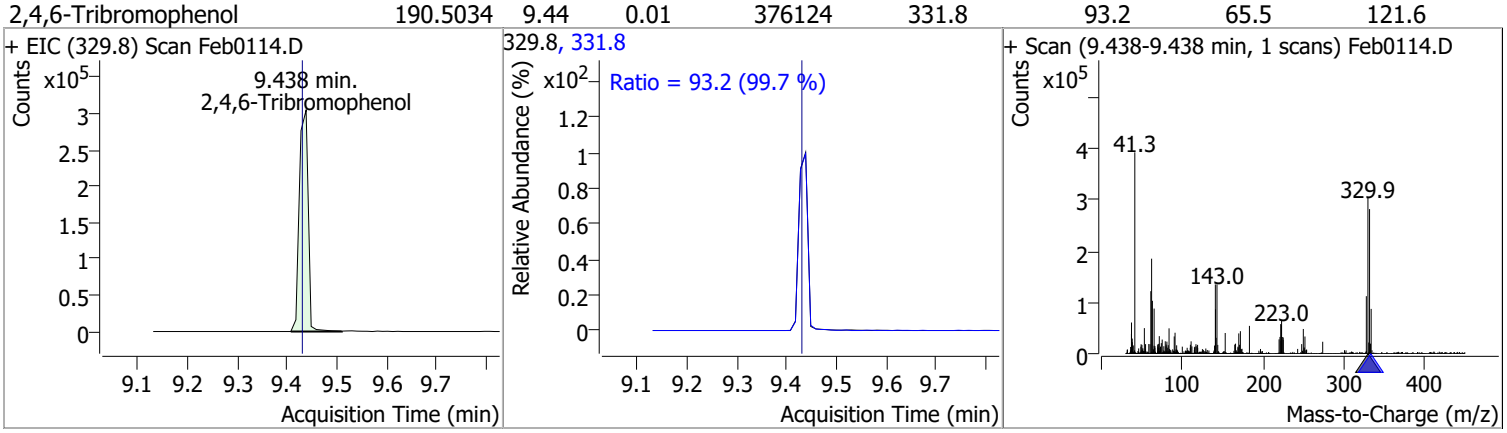

Compound	Conc.	RT	Dev(Min)	Resp.	QIon	QRatio	Lower	Upper
4-Bromophenyl-phenylether	94.4955	9.76	0.00	581033	141.0	100.3	72.5	134.6
					250.0	97.9	70.4	130.7

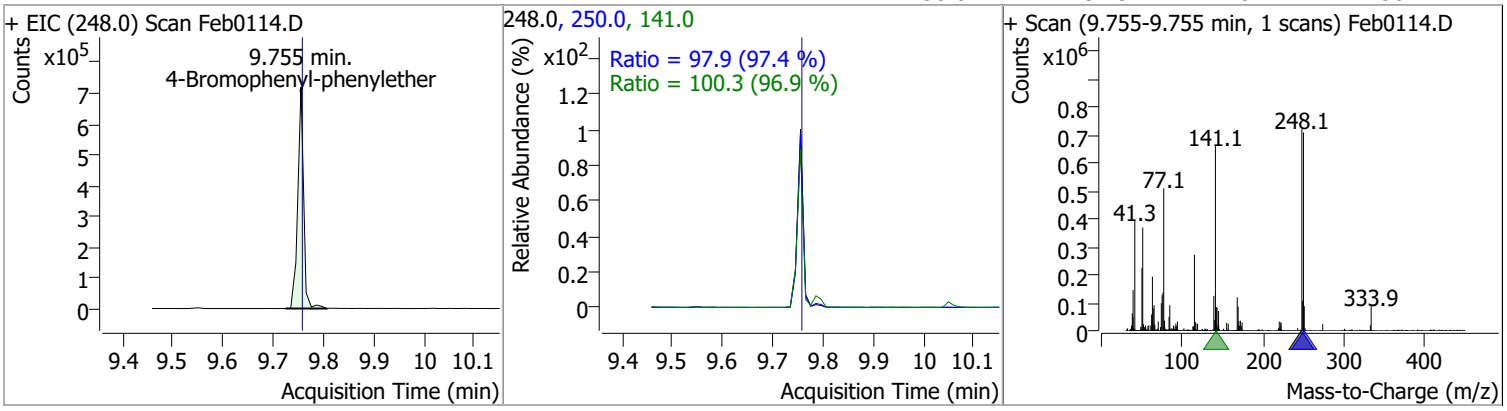

Compound	Conc.	RT	Dev(Min)	Resp.	QIon	QRatio	Lower	Upper
Hexachlorobenzene	84.9461	9.79	-0.01	523711	142.0	52.2	33.1	61.5

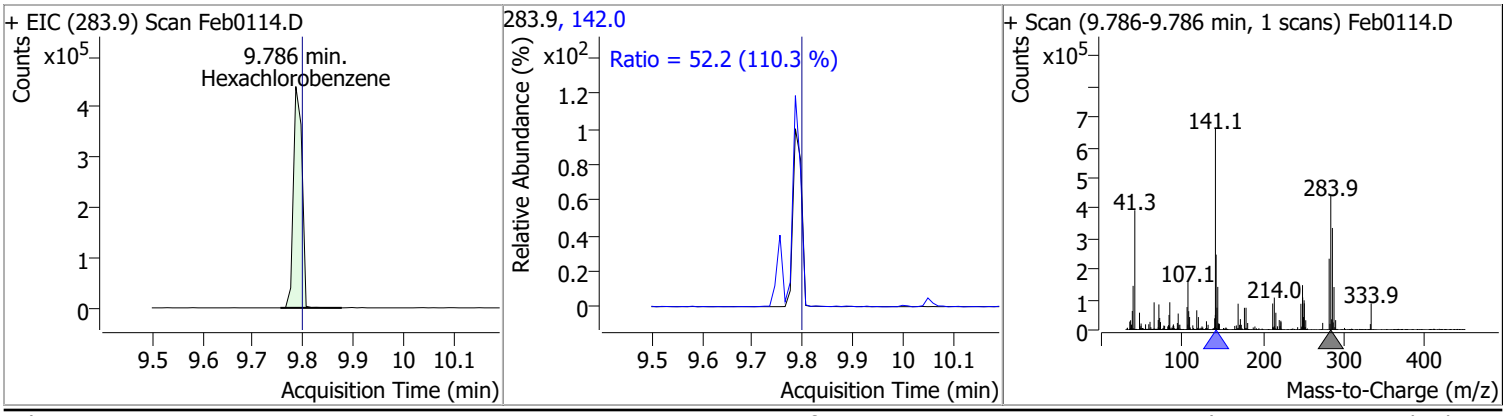

Quantitation Results Report (QT Reviewed)

Compound	Conc.	RT	Dev(Min)	Resp.	QIon	QRatio	Lower	Upper
Pentachlorophenol	98.5100	10.05	0.00	293851	267.9	62.7	45.7	84.8
					263.9	62.2	43.8	81.4

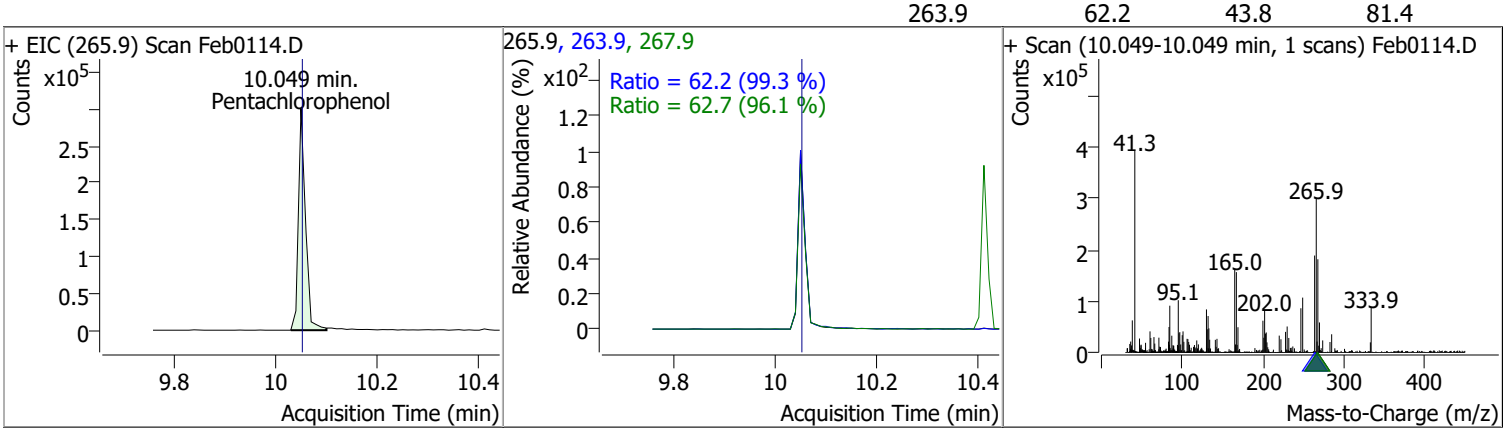

Compound	Conc.	RT	Dev(Min)	Resp.	QIon	QRatio	Lower	Upper
Phenanthrene	88.5574	10.28	-0.01	2895444	176.0	18.8	13.2	24.5

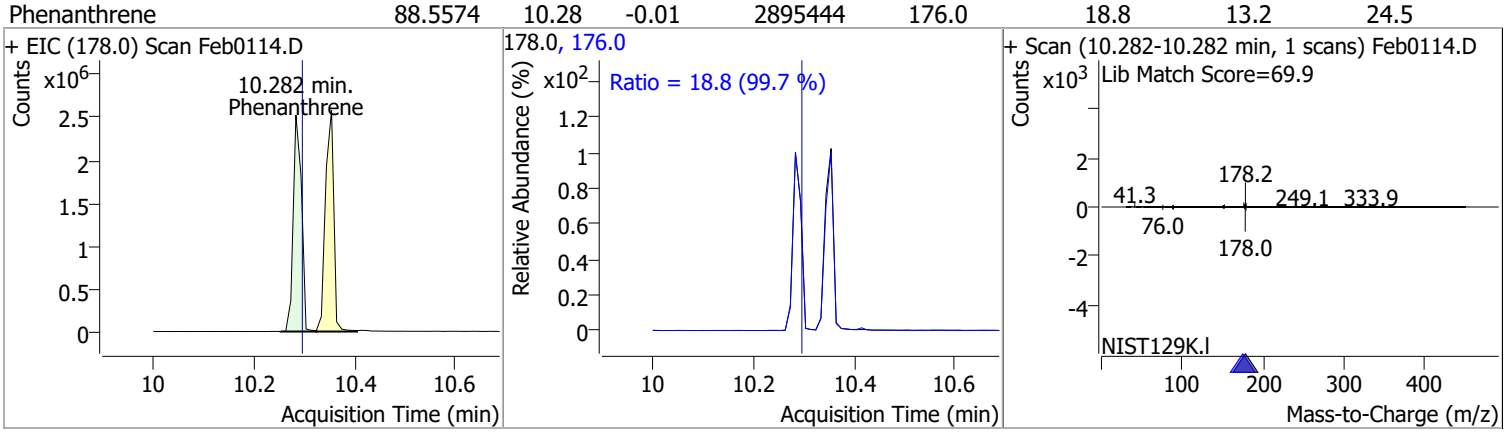

Compound	Conc.	RT	Dev(Min)	Resp.	QIon	QRatio	Lower	Upper
Anthracene	95.7497	10.35	0.00	2962134	176.0	17.9	12.7	23.5

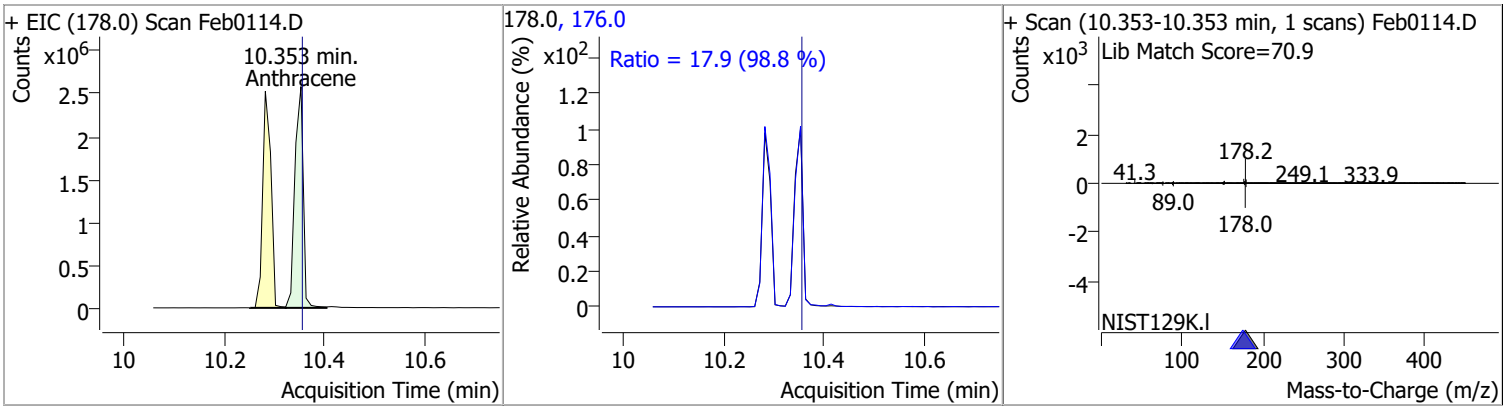

Compound	Conc.	RT	Dev(Min)	Resp.	QIon	QRatio	Lower	Upper
Triallate	93.5002	10.41	0.00	634047	268.0	24.1	19.1	35.4
					143.0	21.4	16.1	30.0

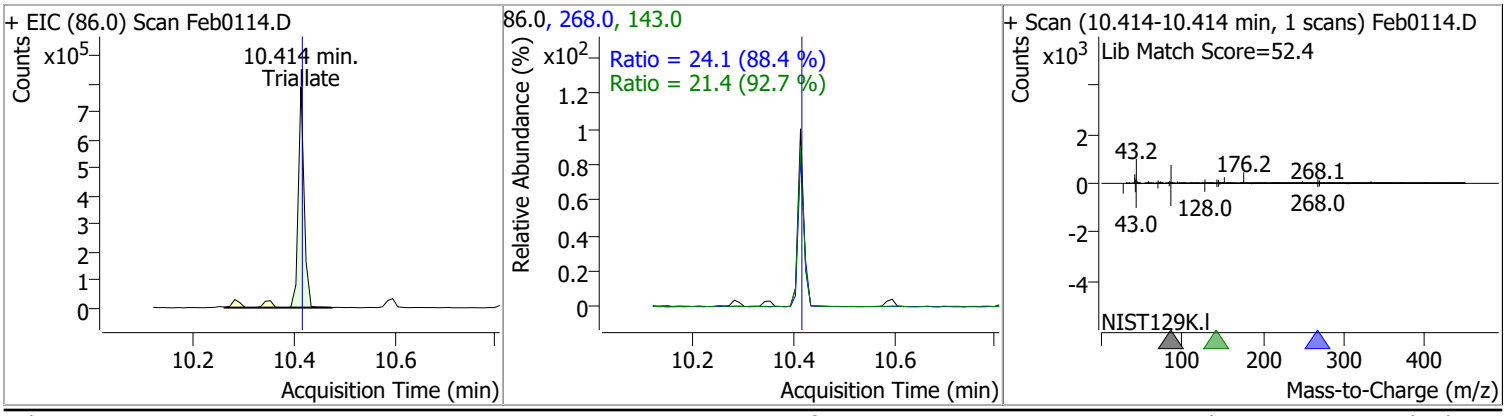

Quantitation Results Report (QT Reviewed)

Compound	Conc.	RT	Dev(Min)	Resp.	QIon	QRatio	Lower	Upper
Carbazole	95.7765	10.60	0.00	2773419	139.0	12.6	9.1	16.9

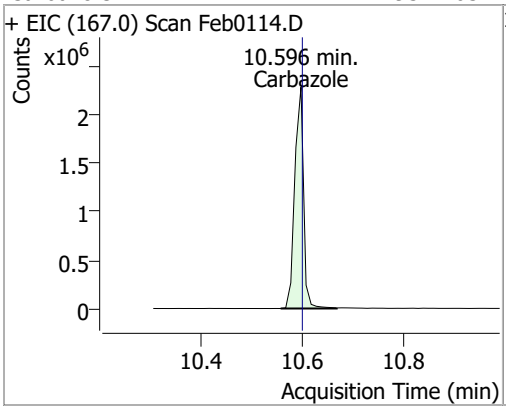

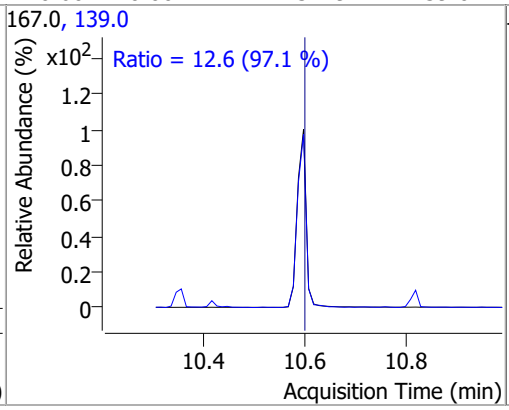

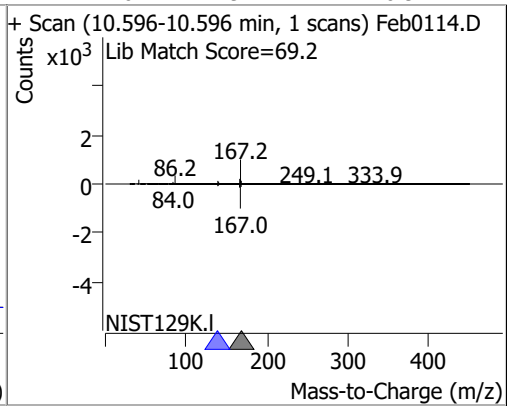

Compound	Conc.	RT	Dev(Min)	Resp.	QIon	QRatio	Lower	Upper
o-Terphenyl	90.0823	10.82	0.00	1555372	229.0	64.4	44.1	81.9
					215.0	38.1	26.4	49.1

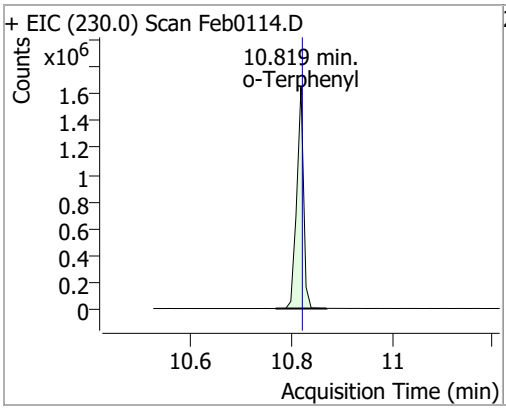

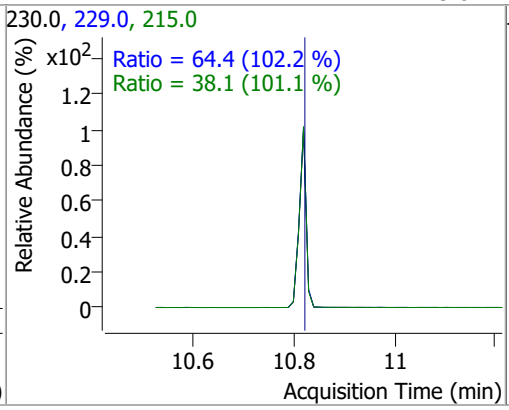

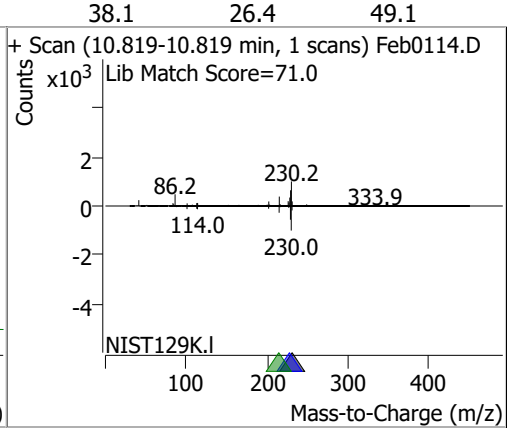

Compound	Conc.	RT	Dev(Min)	Resp.	QIon	QRatio	Lower	Upper
Di-n-Butylphthalate	100.2211	11.20	0.00	2954788	150.0	8.9	6.3	11.6
					104.0	5.8	4.1	7.6

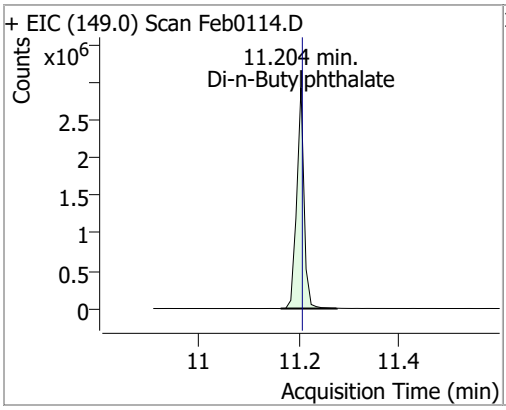

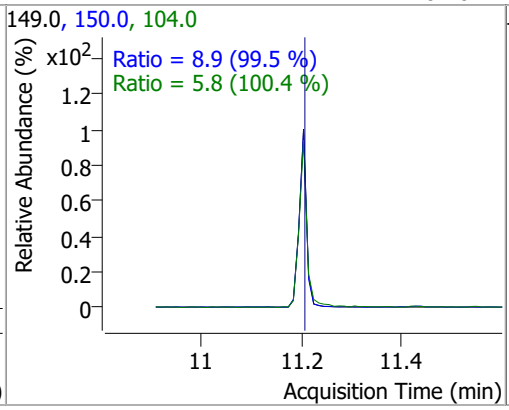

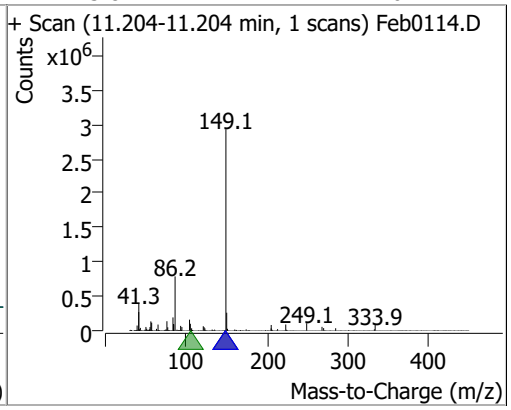

Compound	Conc.	RT	Dev(Min)	Resp.	QIon	QRatio	Lower	Upper
Fluoranthene	88.2299	12.12	0.00	3007402	101.0	13.6	8.6	16.0

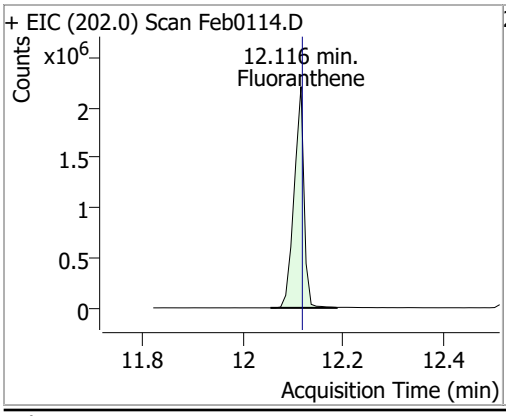

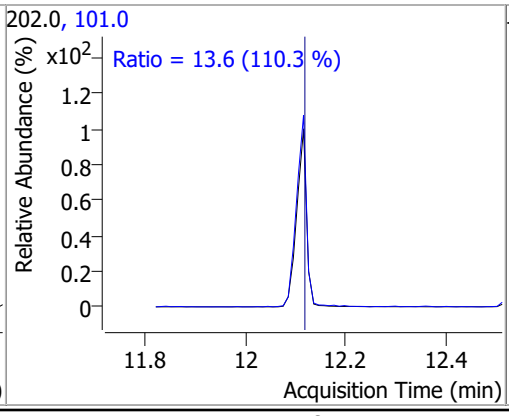

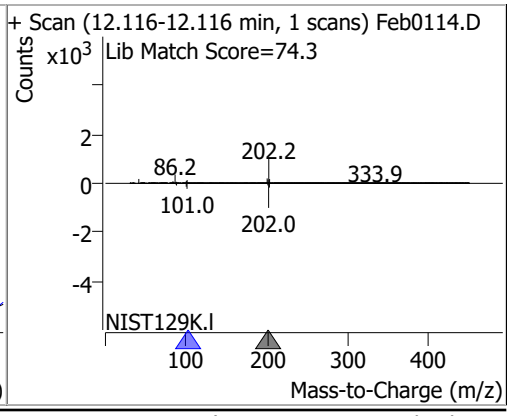

Quantitation Results Report (QT Reviewed)

Compound	Conc.	RT	Dev(Min)	Resp.	QIon	QRatio	Lower	Upper
Benzidine	3.3172	12.49	-0.01	23423 (m)	183.0	9.0	8.5	15.8
					92.0	10.1	5.2	9.7

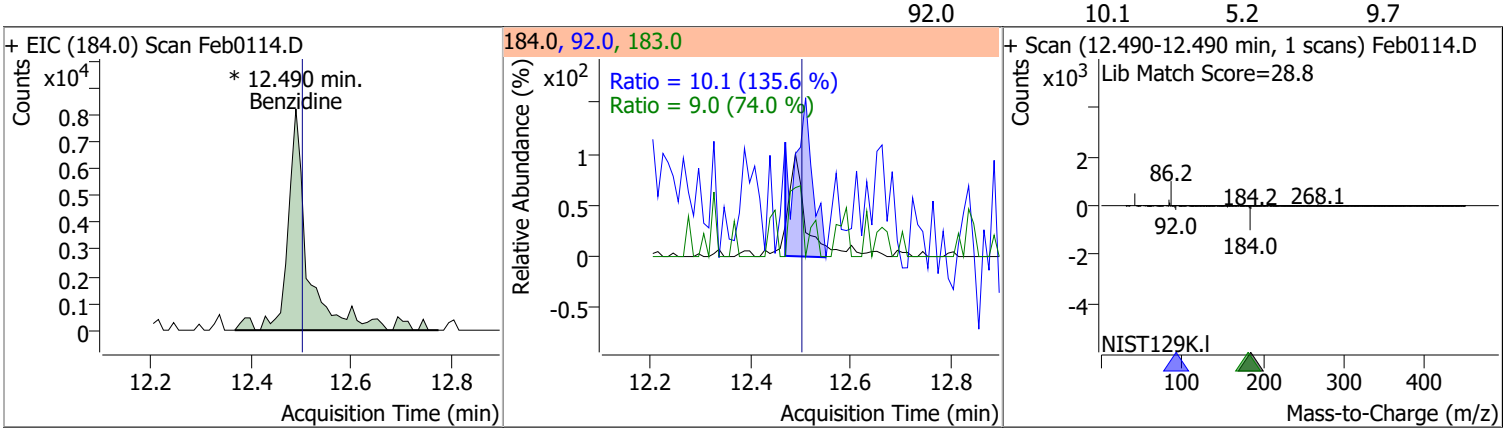

Compound	Conc.	RT	Dev(Min)	Resp.	QIon	QRatio	Lower	Upper
Pyrene	89.1184	12.55	0.00	3116419	101.0	16.0	9.8	18.2

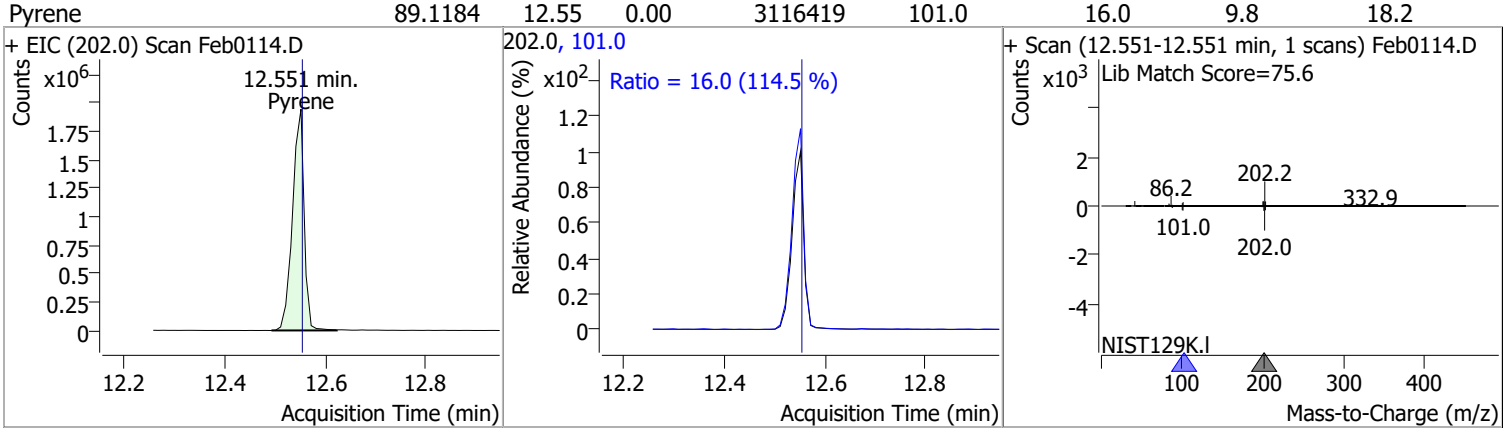

Compound	Conc.	RT	Dev(Min)	Resp.	QIon	QRatio	Lower	Upper
Terphenyl-d14	94.7616	13.06	0.00	2301748	122.0	14.2	8.8	16.4

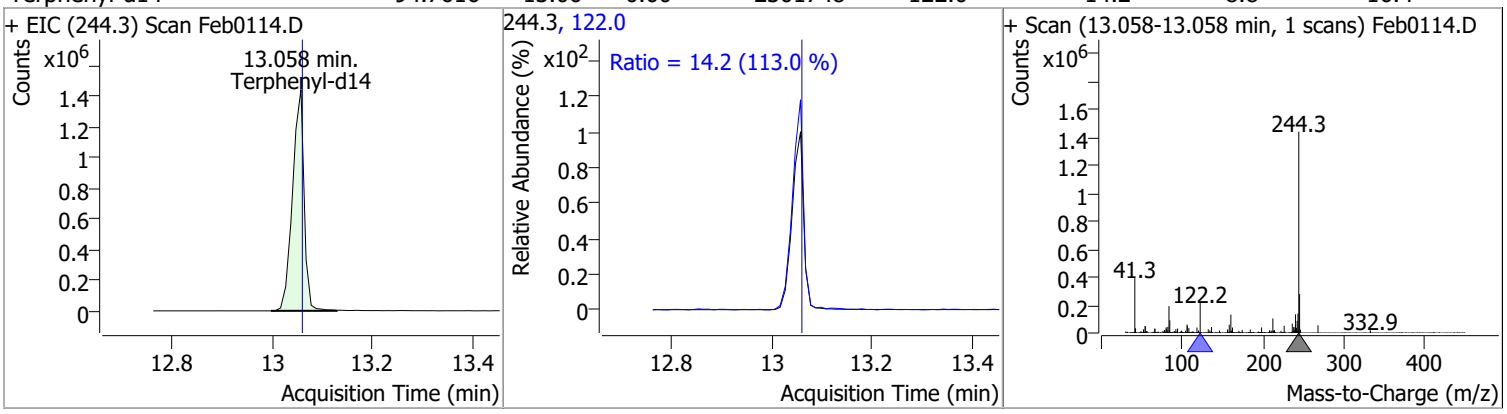

Compound	Conc.	RT	Dev(Min)	Resp.	QIon	QRatio	Lower	Upper
Butylbenzylphthalate	98.3035	14.52	-0.01	980663	91.0	82.7	56.1	104.1
					206.0	17.6	12.9	24.0

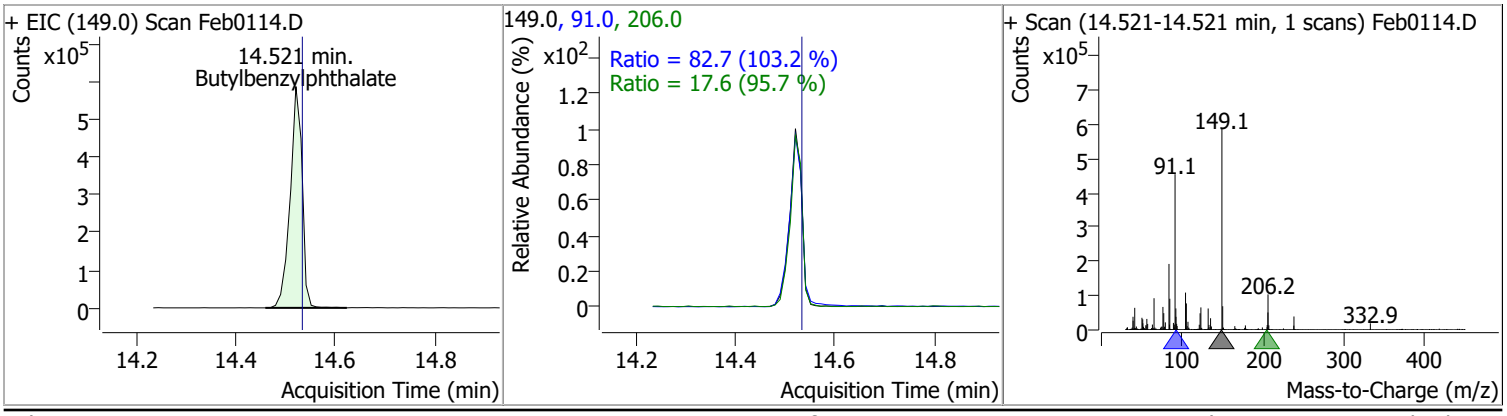

Quantitation Results Report (QT Reviewed)

Compound	Conc.	RT	Dev(Min)	Resp.	QIon	QRatio	Lower	Upper
Benzo(a)Anthracene	95.2855	15.75	-0.01	2495615	226.0	26.2	18.0	33.5
					229.0	20.9	14.6	27.2

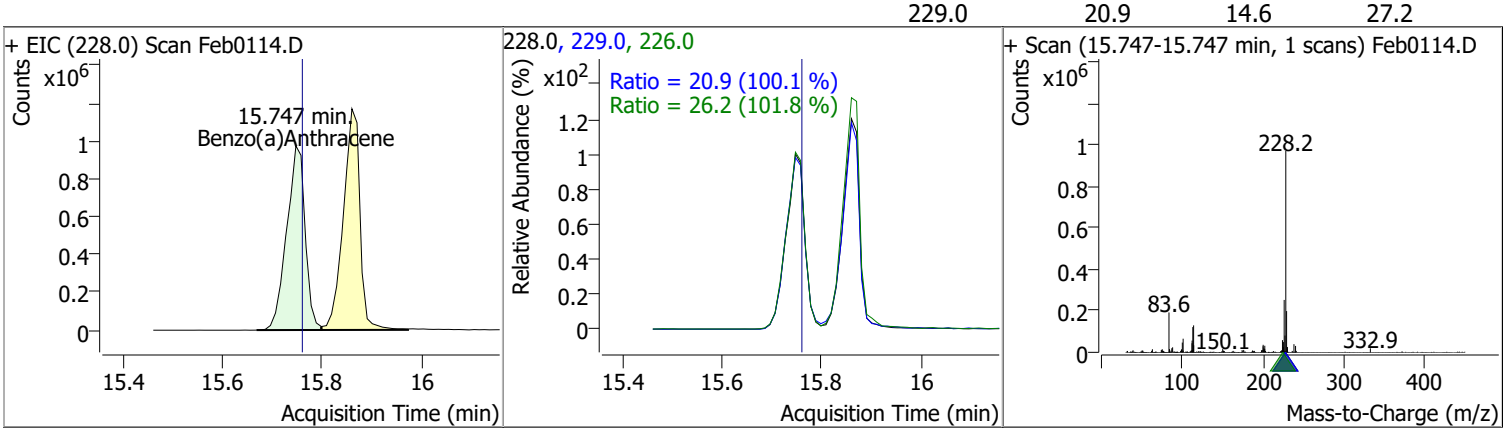

Compound	Conc.	RT	Dev(Min)	Resp.	QIon	QRatio	Lower	Upper
Chrysene	96.8898	15.86	-0.01	2714370	226.0	29.2	20.5	38.1
					229.0	20.5	14.2	26.3

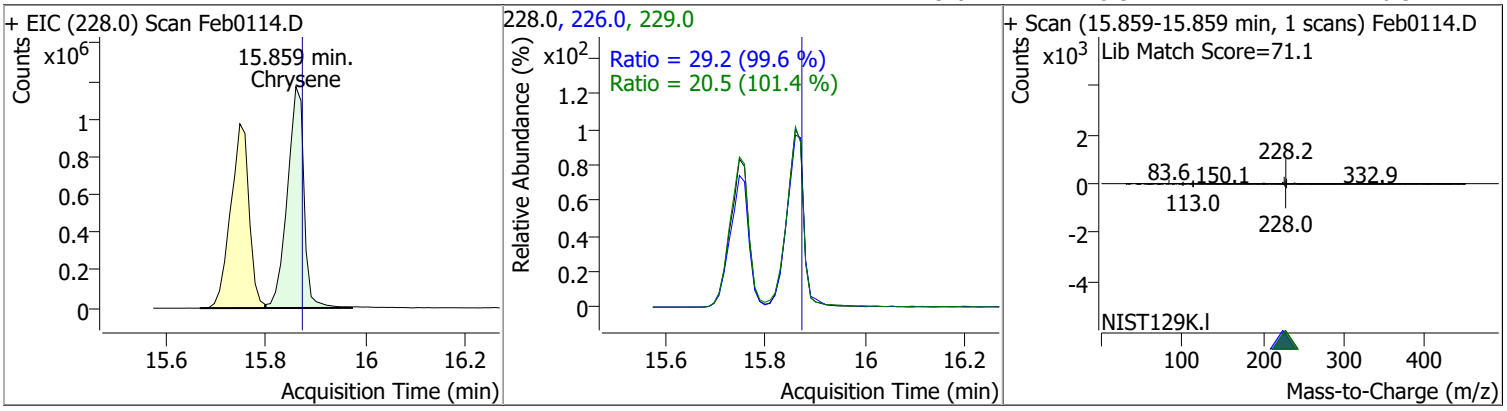

Compound	Conc.	RT	Dev(Min)	Resp.	QIon	QRatio	Lower	Upper
3,3-Dichlorobenzidine	73.5662	15.90	0.00	619157	254.0	63.1	45.2	83.9

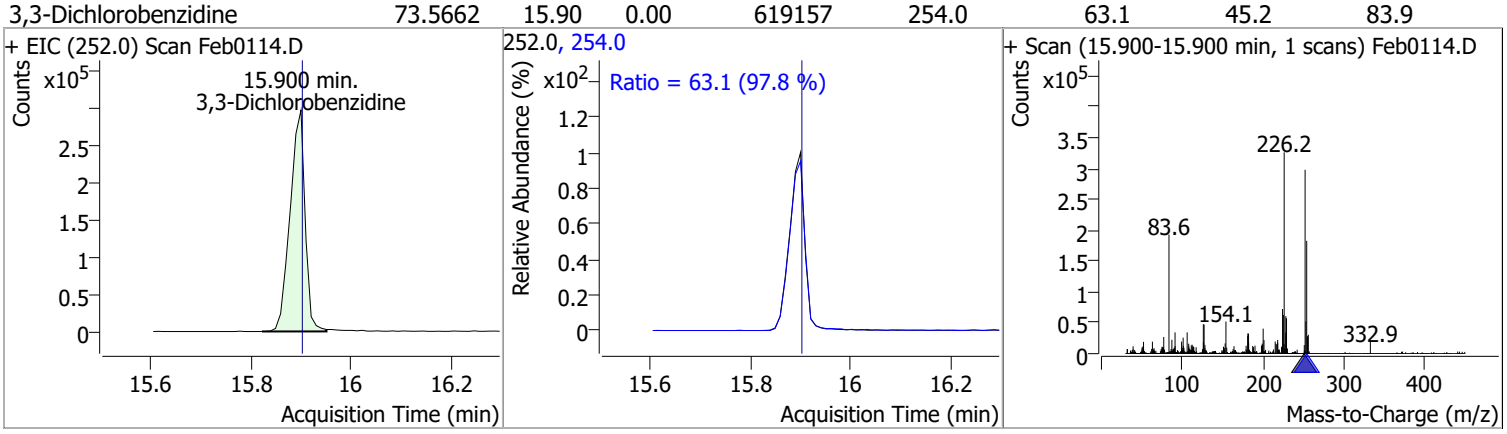

Quantitation Results Report (QT Reviewed)

Compound	Conc.	RT	Dev(Min)	Resp.	QIon	QRatio	Lower	Upper
bis(2-ethylhexyl)Phthalate	94.2176	16.60	0.00	339606	149.0	388.8	270.0	501.5
					279.0	14.7	10.7	19.9

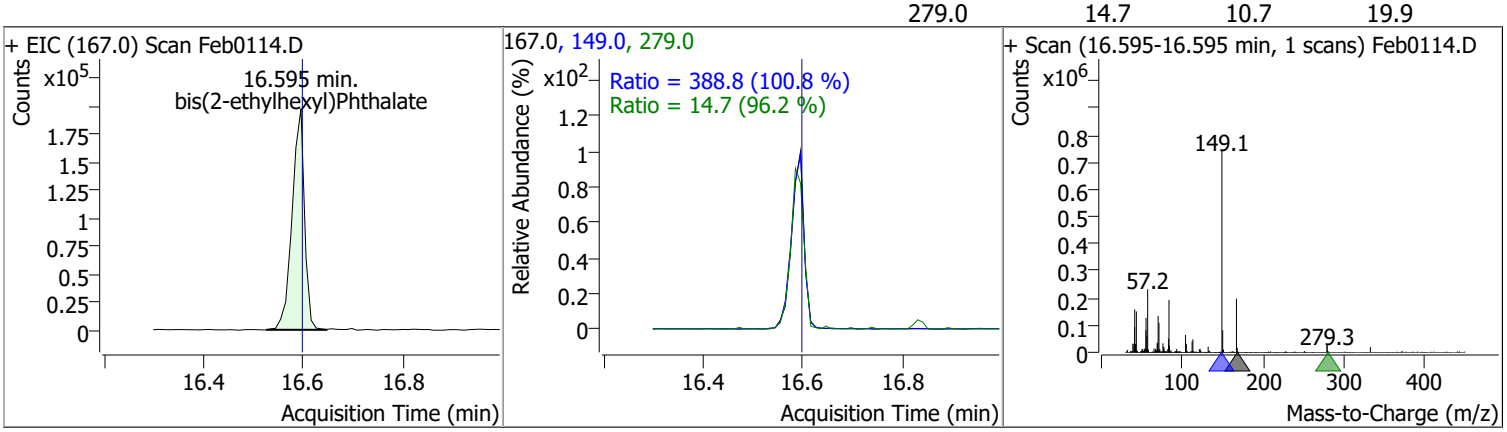

Compound	Conc.	RT	Dev(Min)	Resp.	QIon	QRatio	Lower	Upper
Di-n-octyl Phthalate	94.8556	18.29	0.00	2311595	150.0	9.9	6.7	12.4

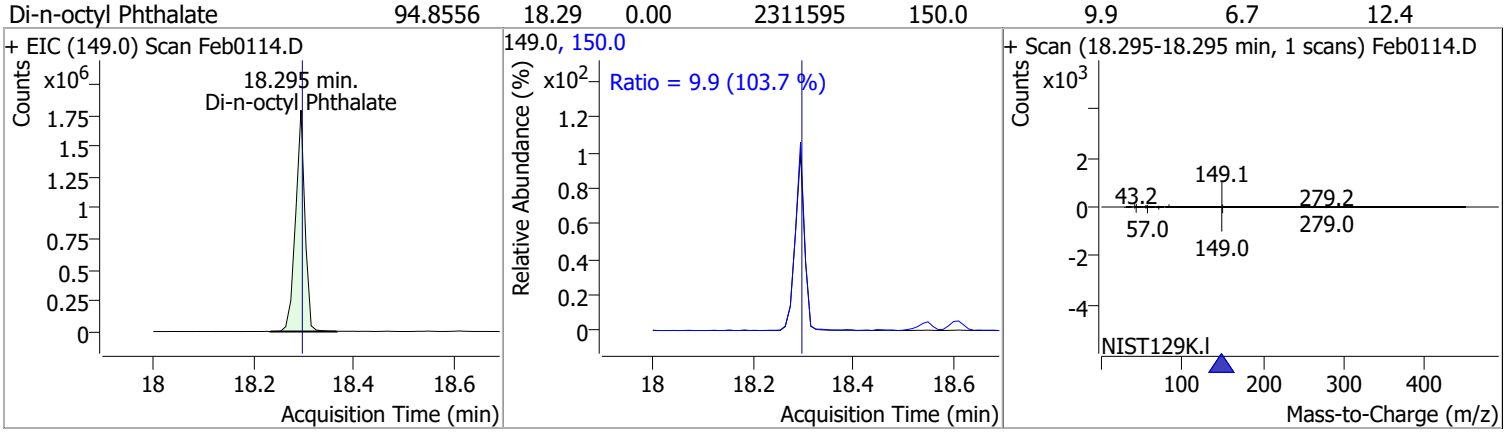

Compound	Conc.	RT	Dev(Min)	Resp.	QIon	QRatio	Lower	Upper
Benzo(b)fluoranthene	96.8819	18.55	0.00	2370089	253.0	22.6	15.7	29.2

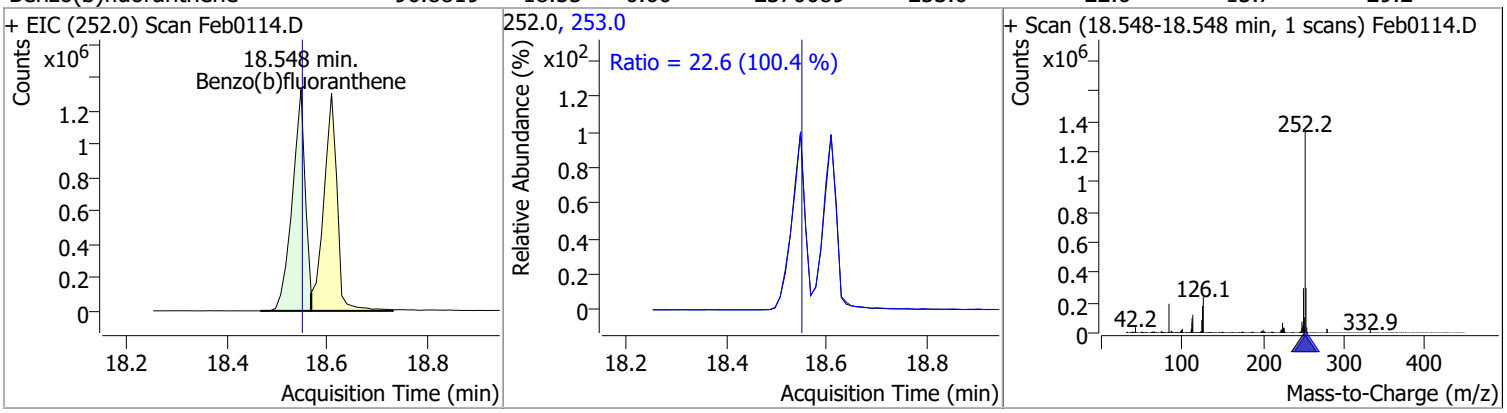

Compound	Conc.	RT	Dev(Min)	Resp.	QIon	QRatio	Lower	Upper
Benzo(k)fluoranthene	89.0632	18.61	0.00	2397082	253.0	23.0	15.9	29.5

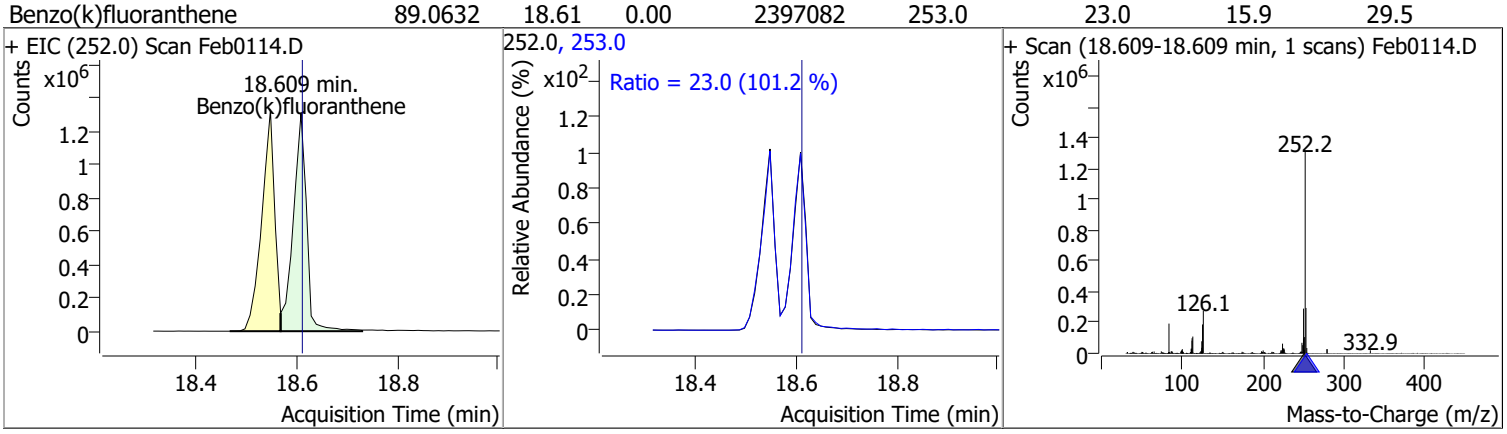

Quantitation Results Report (QT Reviewed)

Compound	Conc.	RT	Dev(Min)	Resp.	QIon	QRatio	Lower	Upper
Benzo(a)pyrene	90.3839	19.15	0.00	2098303	253.0	22.5	15.8	29.4

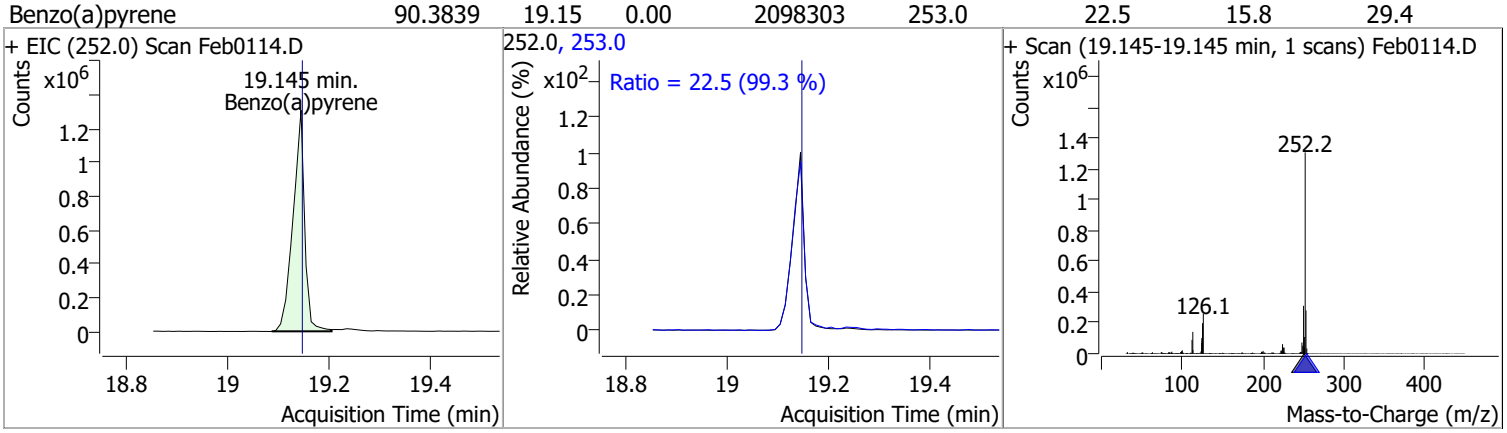

Compound	Conc.	RT	Dev(Min)	Resp.	QIon	QRatio	Lower	Upper
Indeno(1,2,3-c,d)pyrene	97.2817	20.90	-0.01	1808949 (m)	138.0	30.5	20.2	37.5

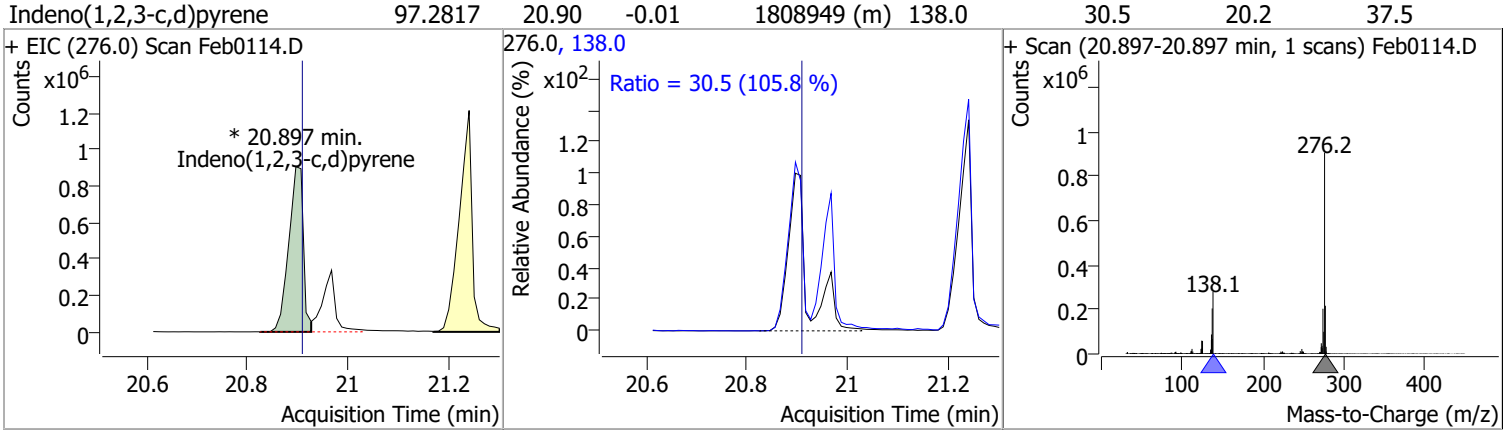

Compound	Conc.	RT	Dev(Min)	Resp.	QIon	QRatio	Lower	Upper
Dibenzo(a,h)anthracene	101.6679	20.97	0.00	2018659	139.0	24.4	17.1	31.7
					279.0	24.4	16.6	30.8

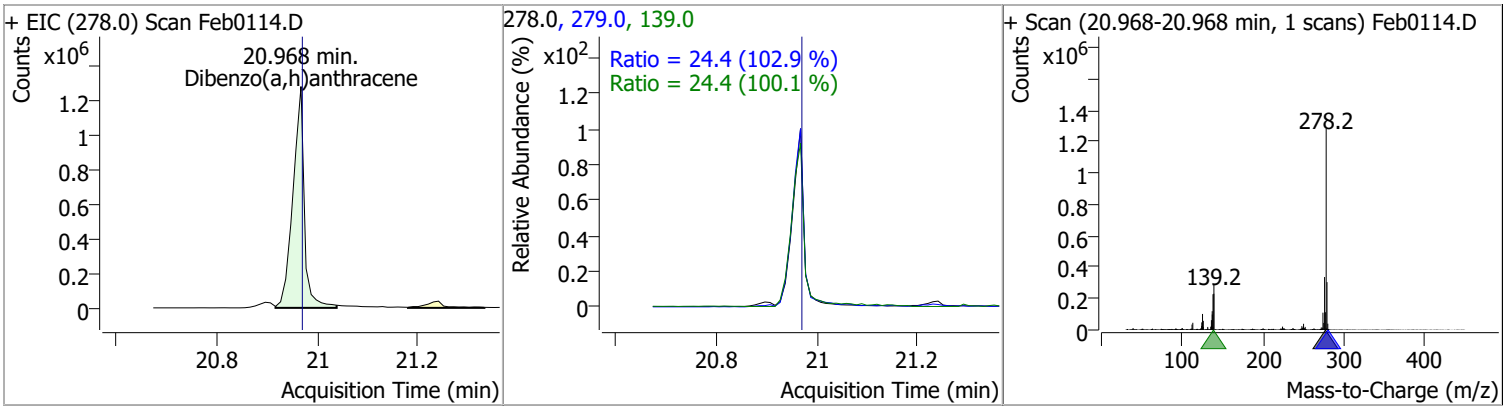

Compound	Conc.	RT	Dev(Min)	Resp.	QIon	QRatio	Lower	Upper
Benzo(g,h,i)perylene	95.7831	21.24	0.00	2150833	138.0	33.0	22.8	42.3
					277.0	23.7	16.9	31.4

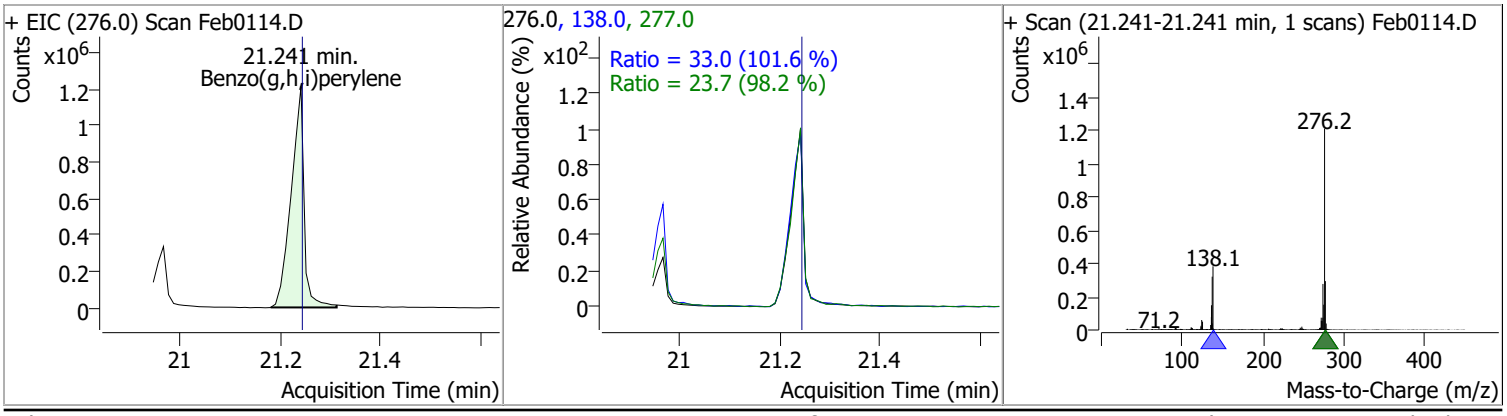

Quantitation Results Report (QT Reviewed)

Data File	Feb0115.D	Operator	LIMS import
Acq. Method	BNA+SIM.M	Acq. Date-Time	2/2/2022 12:22:24 AM
Sample Name	B22011124-001C	Instrument	Instrument #1
Vial	15	Multiplier	1.00
DA Method File		Comment	SVOC-8270-W-LARGO
Tune File	dftppdsm.u	Tune Date	1/25/2022 7:52:00 PM
Batch Name	020122 DoD BNA cal.batch.bin	Last Calib Update	2/2/2022 4:05:51 PM
Ref Library	D:\Org\Library\NIST129K.l		

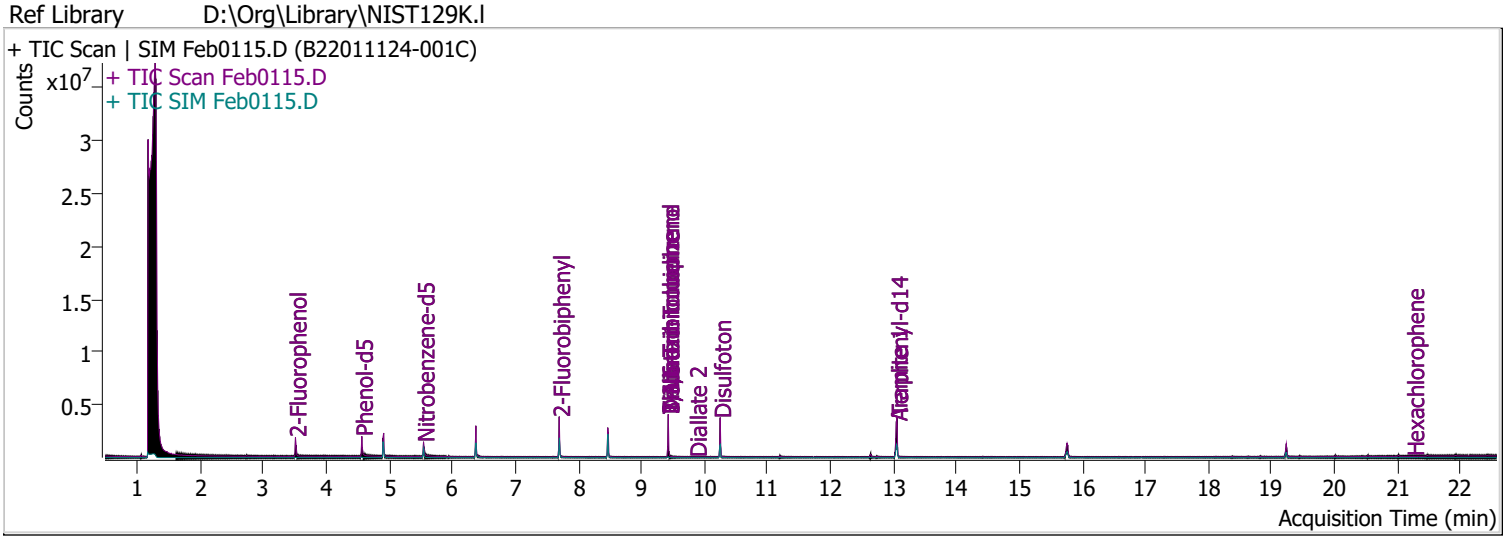

Compound	RT	QIon	Resp.	Conc.	Units		Dev(Min)
Internal Standards							
System Monitoring Compounds							
S 2-Fluorophenol	3.510	112.0	576367	56.1504	µg/L		-0.010
Spiked Amount: 200.000	Range: 10.0 - 75.0%			Recovery = 28.08%			
S Phenol-d5	4.562	99.0	697073	51.6503	µg/L		-0.010
Spiked Amount: 200.000	Range: 10.0 - 65.0%			Recovery = 25.83%			
S Nitrobenzene-d5	5.543	82.0	395417	56.3221	µg/L		-0.010
Spiked Amount: 100.000	Range: 32.0 - 94.0%			Recovery = 56.32%			
S 2-Fluorobiphenyl	7.697	172.0	1148021	49.5427	µg/L		0.000
Spiked Amount: 100.000	Range: 28.0 - 107.0%			Recovery = 49.54%			
S 2,4,6-Tribromophenol	9.428	329.8	307015	158.6899	µg/L		0.000
Spiked Amount: 200.000	Range: 25.0 - 140.0%			Recovery = 79.34%			
S Terphenyl-d14	13.057	244.3	2172788	91.1363	µg/L		0.000
Spiked Amount: 100.000	Range: 32.0 - 122.0%			Recovery = 91.14%			
Target Compounds							**QValue**
T N-Nitrosodimethylamine	0.000		0	N.D.			
T Pyridine	0.000		0	N.D.			
T Aniline	0.000		0	N.D.			
T Phenol	0.000		0	N.D.			
T bis(-2-Chloroethyl)Ether	4.909	63.0	0		µg/L	md	1
T 2-Chlorophenol	0.000		0	N.D.			
T 1,3-Dichlorobenzene	0.000		0	N.D.			
T 1,4-Dichlorobenzene	0.000		0	N.D.			
T 1,2-Dichlorobenzene	0.000		0	N.D.			
T Benzyl Alcohol	0.000		0	N.D.			
T 2-Methylphenol	0.000		0	N.D.			
T bis(2-chloroisopropyl)Ether	0.000		0	N.D.			
T N-nitroso-Di-n-propylamine	5.543	70.0	0		µg/L	md	1
T 4Methylphenol/3Methylphenol	0.000		0	N.D.			
T Hexachloroethane	0.000		0	N.D.			

Compound	RT	QIon	Resp.	Conc.	Units		Dev(Min)
T Nitrobenzene	0.000		0	N.D.			
T Isophorone	0.000		0	N.D.			
T 2-Nitrophenol	0.000		0	N.D.			
T 2,4-Dimethylphenol	0.000		0	N.D.			
T bis(-2-Chloroethoxy)Methane	0.000		0	N.D.			
T 2,4-Dichlorophenol	0.000		0	N.D.			
T Benzoic Acid	0.000		0	N.D.			
T 1,2,4-Trichlorobenzene	0.000		0	N.D.			
T Naphthalene	0.000		0	N.D.			
T 4-Chlorophenol	6.372	130.0	0		µg/L	md	1
T p-Chloroaniline	0.000		0	N.D.			
T Hexachlorobutadiene	0.000		0	N.D.			
T 4-Chloro-2-Methylphenol	0.000		0	N.D.			
T 4-Chloro-3-Methylphenol	0.000		0	N.D.			
T 2-Methylnaphthalene	0.000		0	N.D.			
T 1-Methylnaphthalene	0.000		0	N.D.			
T Hexachlorocyclopentadiene	0.000		0	N.D.			
T 2,4,6-Trichlorophenol	0.000		0	N.D.			
T 2,4,5-Trichlorophenol	0.000		0	N.D.			
T 2-Chloronaphthalene	0.000		0	N.D.			
T 2-Nitroaniline	0.000		0	N.D.			
T Dimethyl Phthalate	8.476	163.0	0		µg/L	md	1
T 2,6-Dinitrotoluene	8.466	165.0	0		µg/L	md	1
T Acenaphthylene	0.000		0	N.D.			
T 3-Nitroaniline	0.000		0	N.D.			
T Acenaphthene	0.000		0	N.D.			
T 2,4-Dinitrophenol	8.763	184.0	0		µg/L	md	1
T Dibenzofuran	0.000		0	N.D.			
T 4-Nitrophenol	0.000		0	N.D.			
T 2,4-Dinitrotoluene	8.466	165.0	0		µg/L	md	1
T Diethylphthalate	0.000		0	N.D.			
T Fluorene	0.000		0	N.D.			
T 4-Chlorophenyl-phenylether	0.000		0	N.D.			
T 4-Nitroaniline	0.000		0	N.D.			
T 4,6-Dinitro-2-methylphenol	9.428	198.0	0		µg/L	md	1
T N-nitrosodiphenylamine	0.000		0	N.D.			
T Azobenzene	0.000		0	N.D.			
T 4-Bromophenyl-phenylether	0.000		0	N.D.			
T Hexachlorobenzene	0.000		0	N.D.			
T Pentachlorophenol	0.000		0	N.D.			
T Phenanthrene	0.000		0	N.D.			
T Anthracene	0.000		0	N.D.			
T Triallate	0.000		0	N.D.			
T Carbazole	0.000		0	N.D.			
T o-Terphenyl	0.000		0	N.D.			
T Di-n-Butylphthalate	0.000		0	N.D.			
T Fluoranthene	0.000		0	N.D.			
T Benzidine	0.000		0	N.D.			
T Pyrene	0.000		0	N.D.			
T Butylbenzylphthalate	0.000		0	N.D.			
T Benzo(a)Anthracene	0.000		0	N.D.			
T Chrysene	0.000		0	N.D.			
T 3,3-Dichlorobenzidine	0.000		0	N.D.			
T bis(2-ethylhexyl)Phthalate	0.000		0	N.D.			
T Di-n-octyl Phthalate	0.000		0	N.D.			

Compound	RT	QIon	Resp.	Conc.	Units	Dev(Min)
T Benzo(b)fluoranthene	0.000		0	N.D.		
T Benzo(k)fluoranthene	0.000		0	N.D.		
T Benzo(a)pyrene	0.000		0	N.D.		
T Indeno(1,2,3-c,d)pyrene	0.000		0	N.D.		
T Dibenzo(a,h)anthracene	0.000		0	N.D.		
T Benzo(g,h,i)perylene	0.000		0	N.D.		

(#) = Qualifier Out of Range; (m) = Manual Integration; (+) = Area Summed; (*) = Surrogate Percent Recovery Out of Range; (d): Zeroed Peak

Quantitation Results Report (QT Reviewed)

Compound	Conc.	Exp RT	QIon	Exp Ratio
N-Nitrosodimethylamine	N.D.	2.15	42.0	130.1

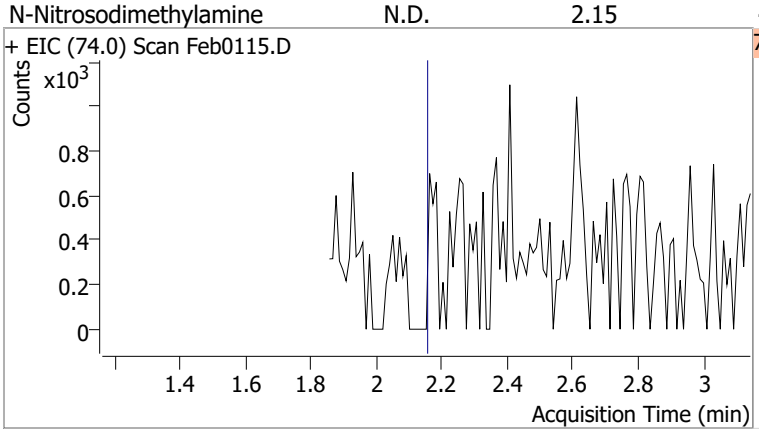

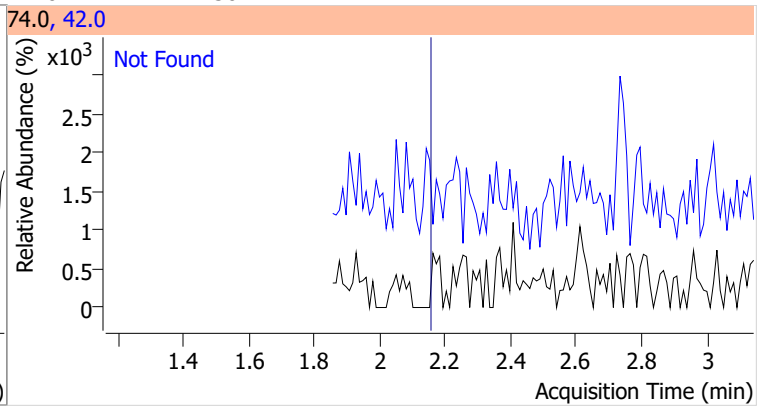

Compound	Conc.	Exp RT	QIon	Exp Ratio
Pyridine	N.D.	2.18	52.0	101.7

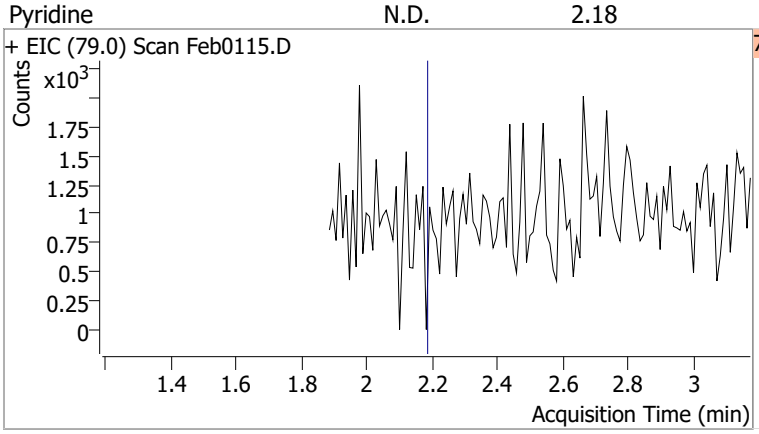

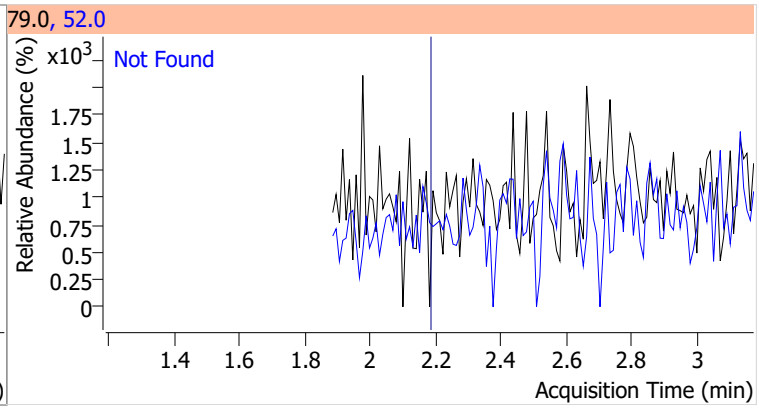

Compound	Conc.	RT	Dev(Min)	Resp.	QIon	QRatio	Lower	Upper
2-Fluorophenol	56.1504	3.51	-0.01	576367	64.0	53.4	35.8	66.4
					92.0	20.7	14.3	26.6

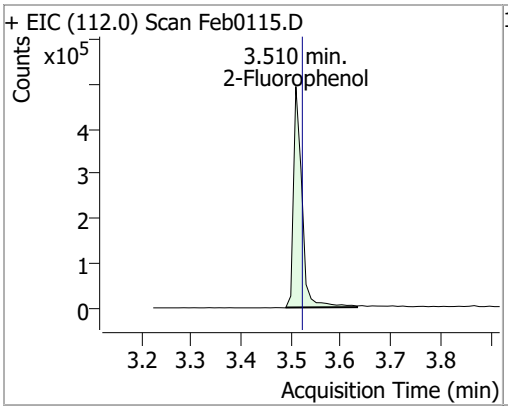

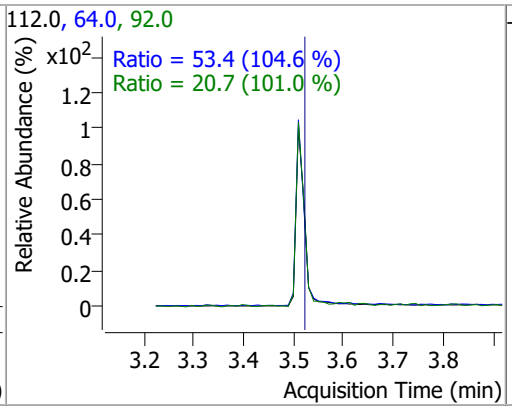

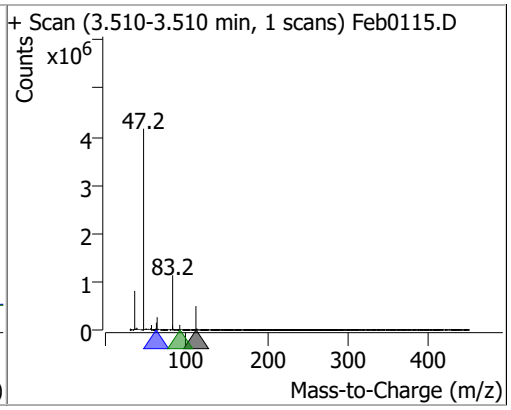

Compound	Conc.	Exp RT	QIon	Exp Ratio	QIon	Exp Ratio
Aniline	N.D.	4.55	66.0	35.1	65.0	18.0

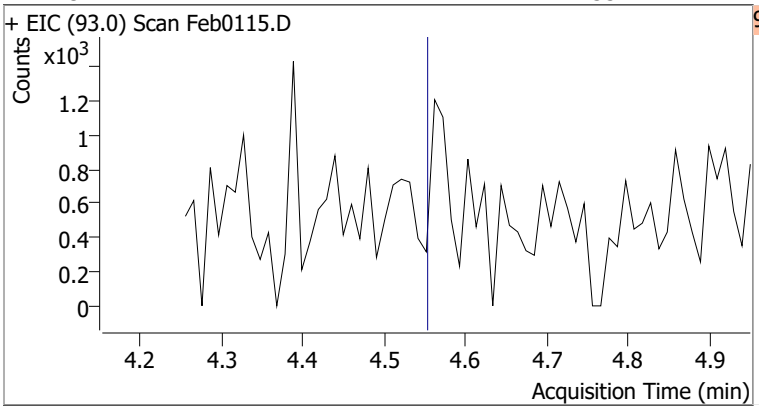

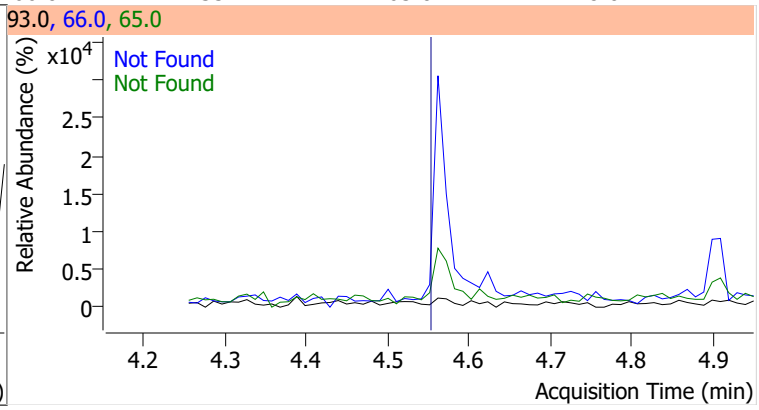

Quantitation Results Report (QT Reviewed)

Compound	Conc.	RT	Dev(Min)	Resp.	QIon	QRatio	Lower	Upper
Phenol-d5	51.6503	4.56	-0.01	697073	71.0	34.3	23.8	44.2

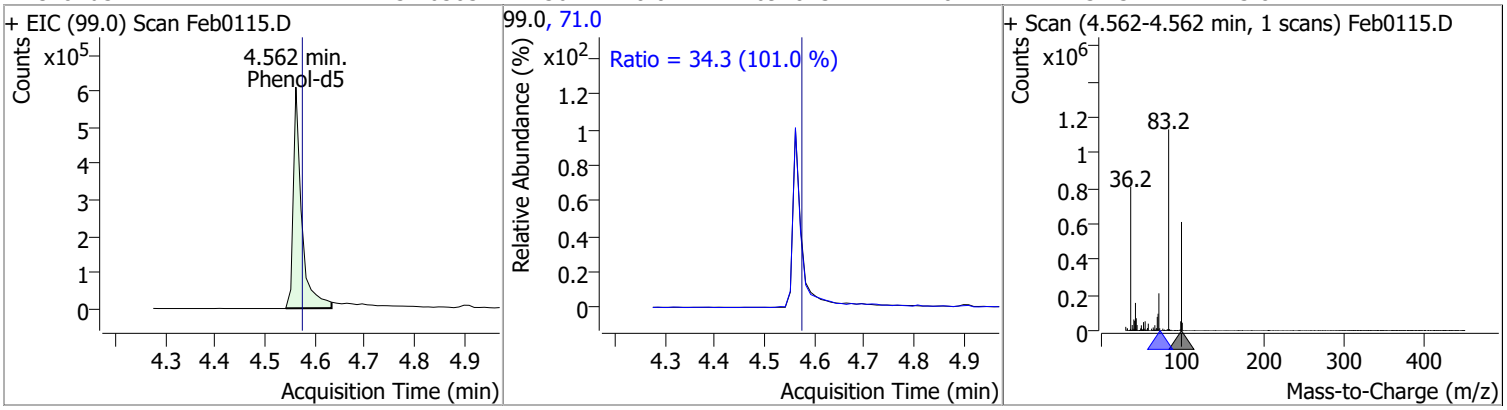

Compound	Conc.	Exp RT	QIon	Exp Ratio
Phenol	N.D.	4.59	66.0	43.8

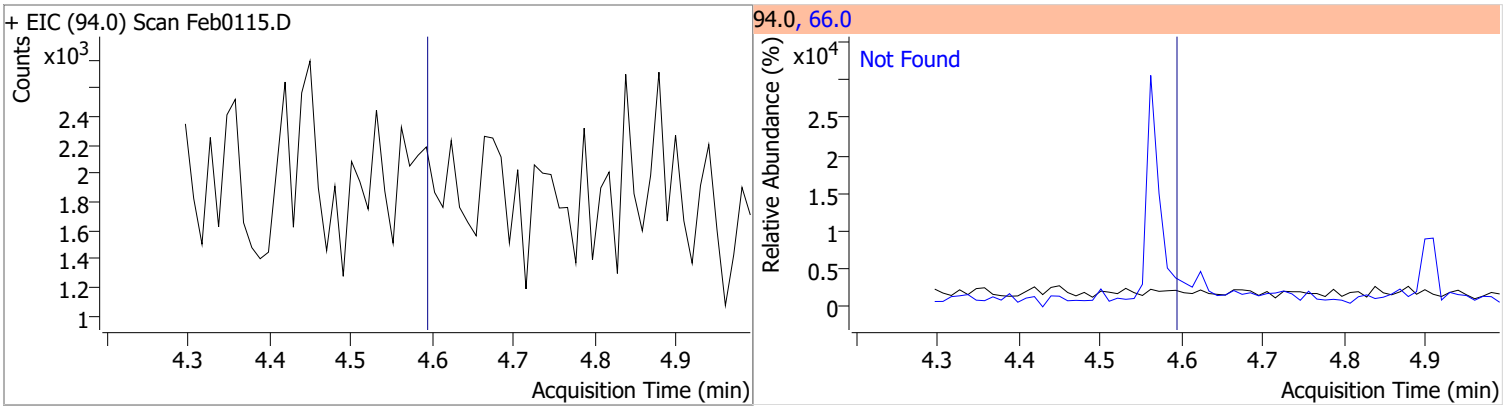

Compound	Conc.	RT	Dev(Min)	Resp.	QIon	QRatio	Lower	Upper
bis(-2-Chloroethyl)Ether		0		0	64.0		2.4	4.5

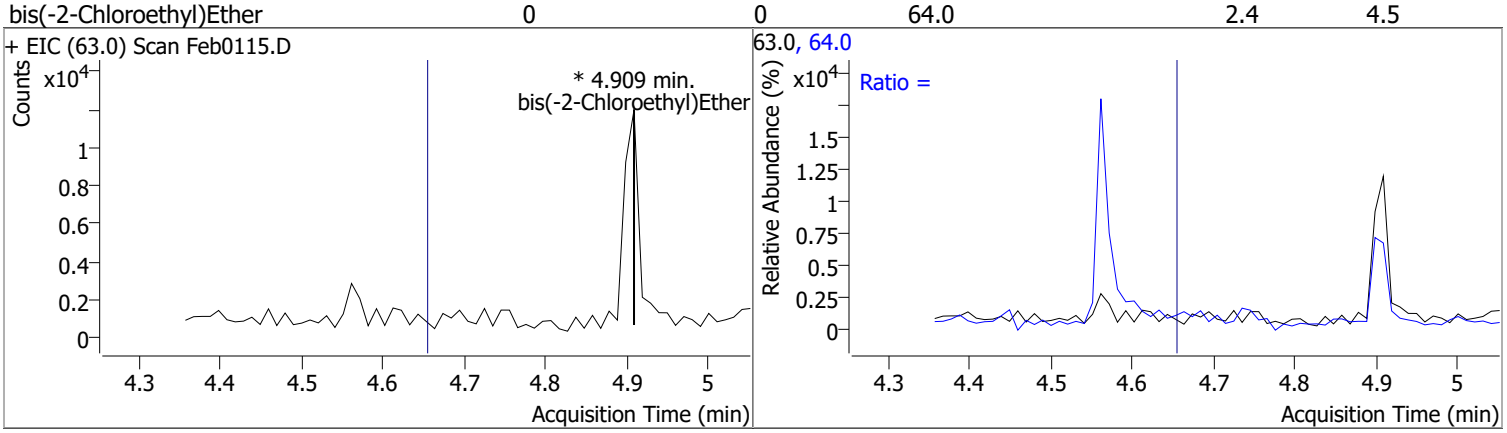

Compound	Conc.	Exp RT	QIon	Exp Ratio
2-Chlorophenol	N.D.	4.68	130.0	31.8

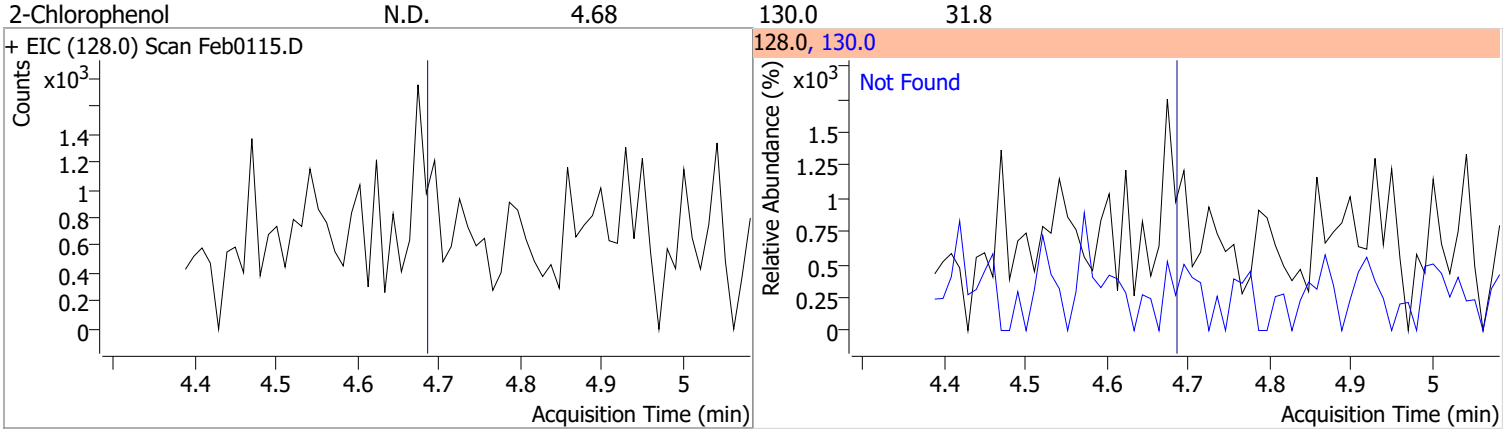

Compound	Conc.	Exp RT	QIon	Exp Ratio	QIon	Exp Ratio
1,3-Dichlorobenzene	N.D.	4.84	148.0	62.2	111.0	35.9

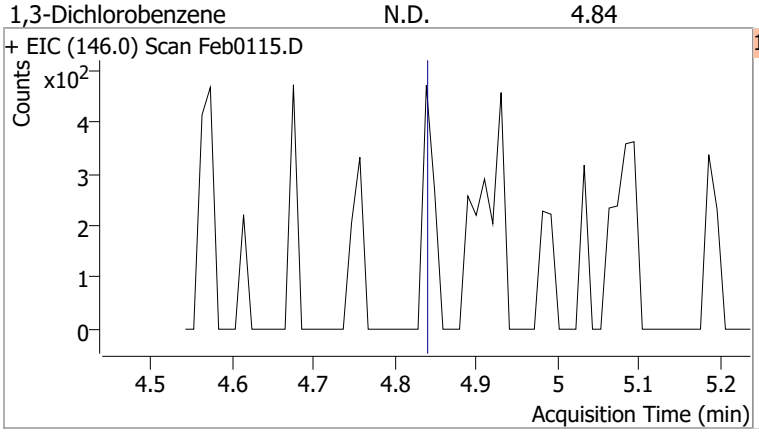

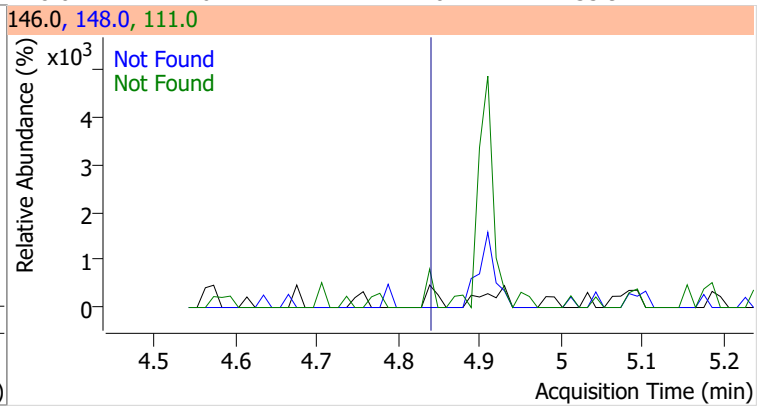

Compound	Conc.	Exp RT	QIon	Exp Ratio	QIon	Exp Ratio
1,4-Dichlorobenzene	N.D.	4.93	148.0	64.1	111.0	35.1

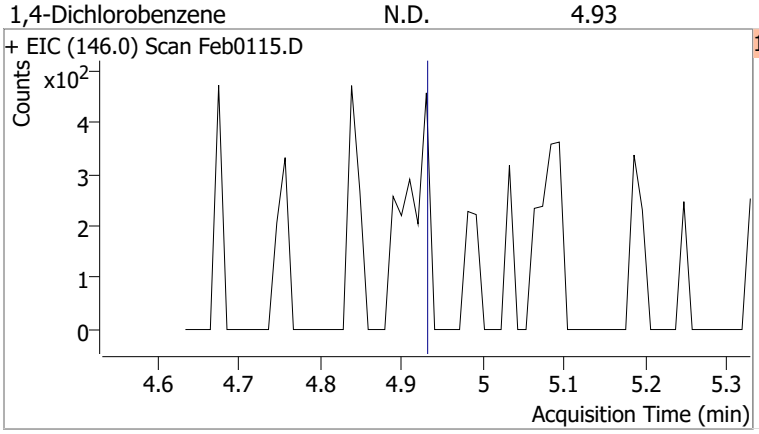

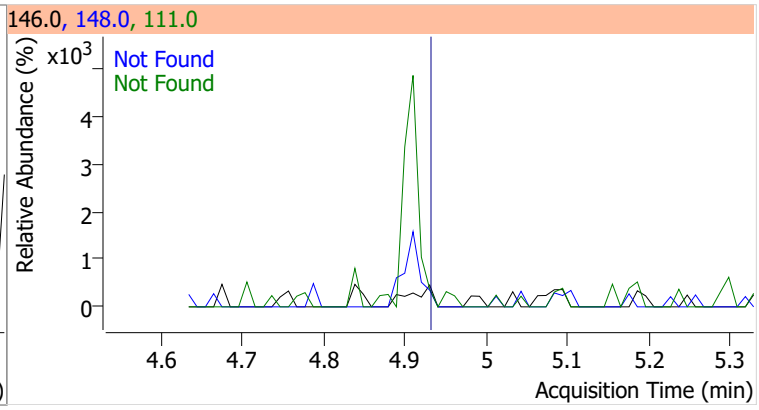

Compound	Conc.	Exp RT	QIon	Exp Ratio	QIon	Exp Ratio
1,2-Dichlorobenzene	N.D.	5.09	148.0	62.9	111.0	36.7

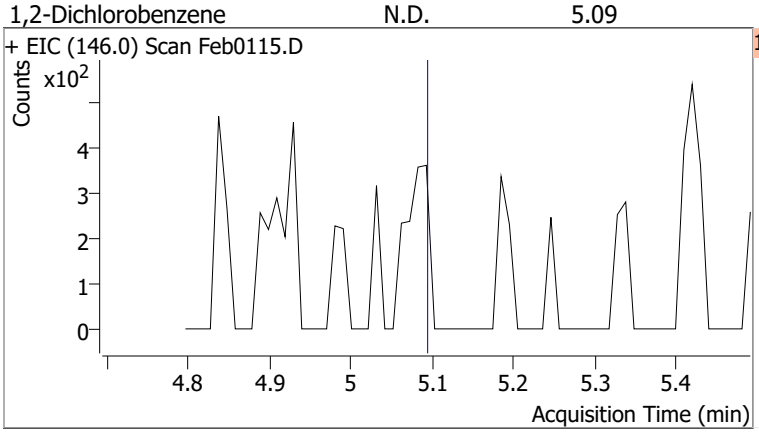

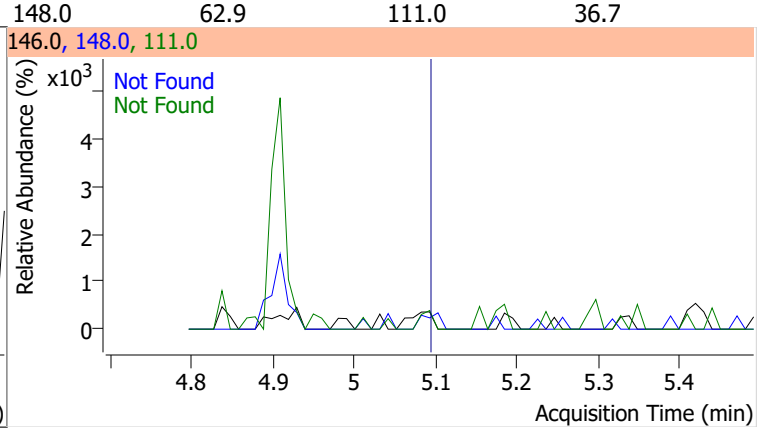

Compound	Conc.	Exp RT	QIon	Exp Ratio	QIon	Exp Ratio
Benzyl Alcohol	N.D.	5.10	79.0	118.4	107.0	64.5

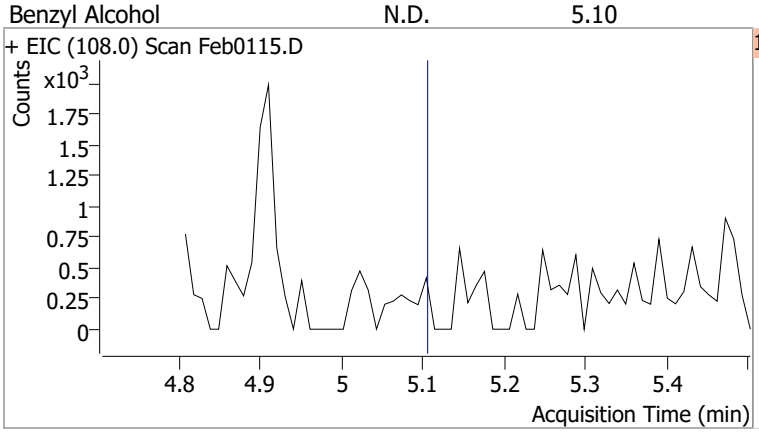

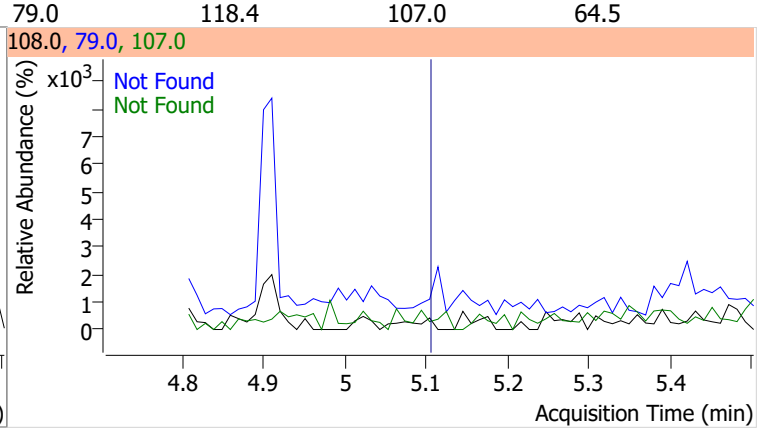

Compound	Conc.	Exp RT	QIon	Exp Ratio
2-Methylphenol	N.D.	5.26	108.0	116.3

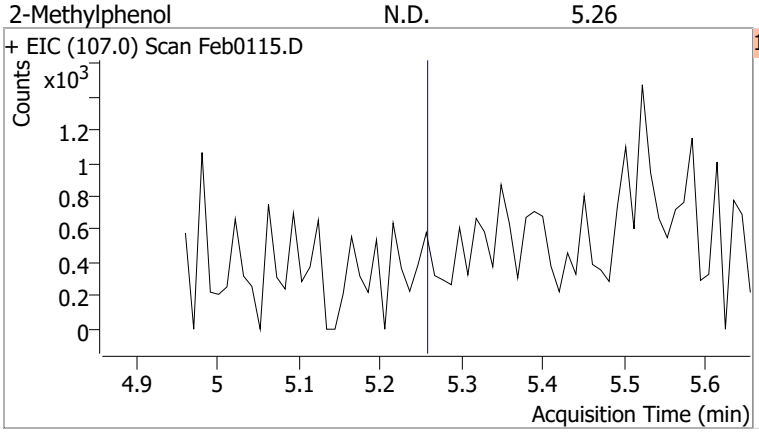

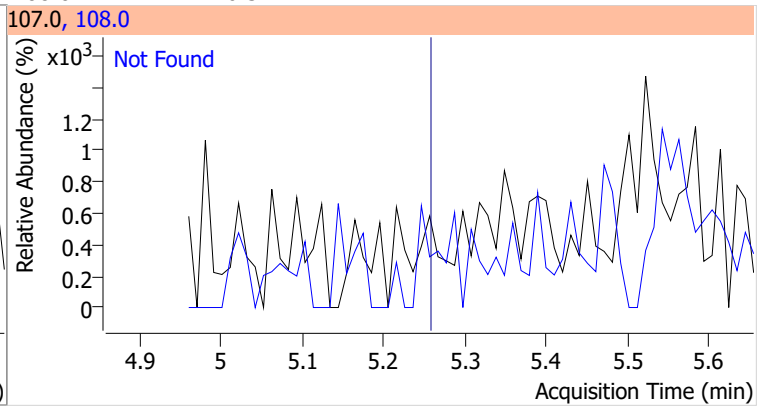

Compound	Conc.	Exp RT	QIon	Exp Ratio
bis(2-chloroisopropyl)Ether	N.D.	5.27	123.0	32.8

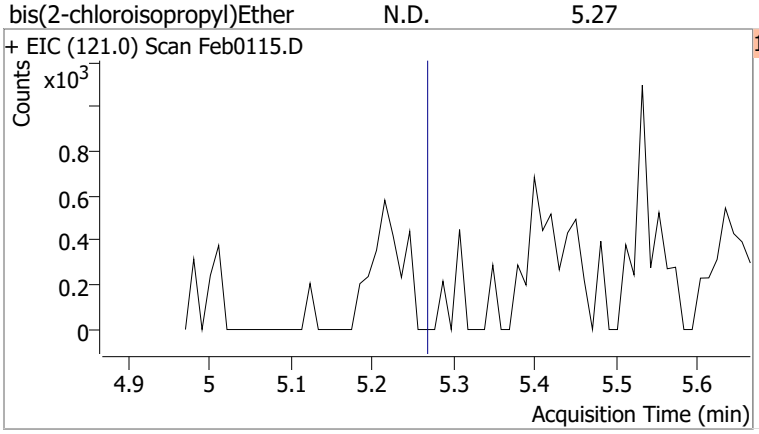

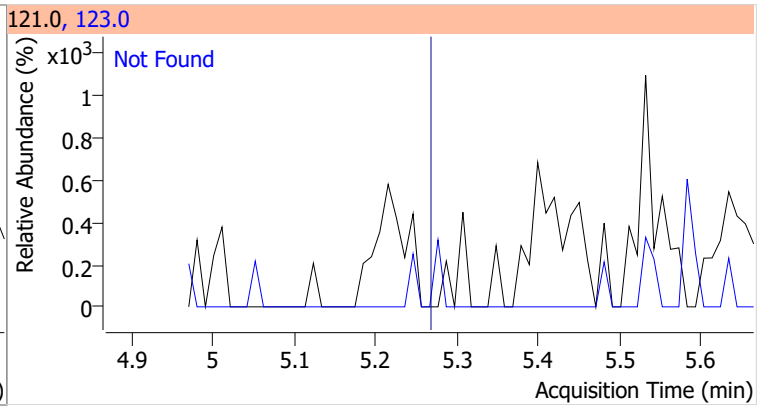

Compound	Conc.	RT	Dev(Min)	Resp.	QIon	QRatio	Lower	Upper
N-nitroso-Di-n-propylamine		0		0	130.0		0.0	35.1

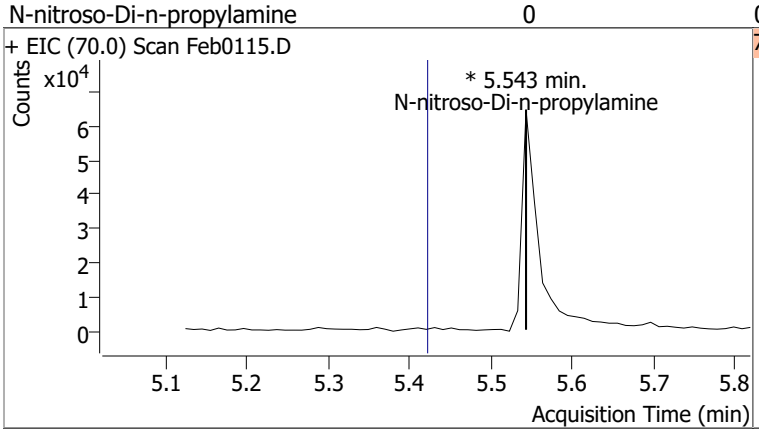

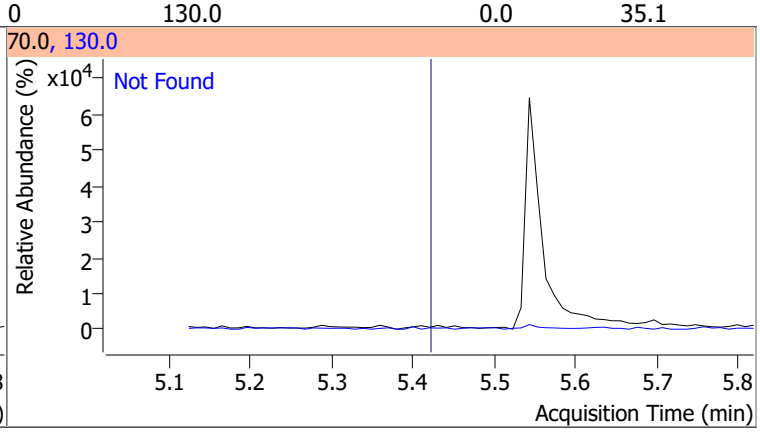

Compound	Conc.	Exp RT	QIon	Exp Ratio
4Methylphenol/3Methylphenol	N.D.	5.44	108.0	84.1

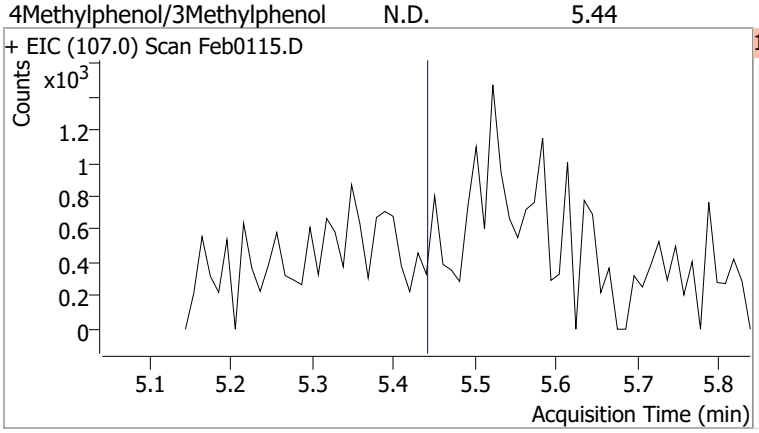

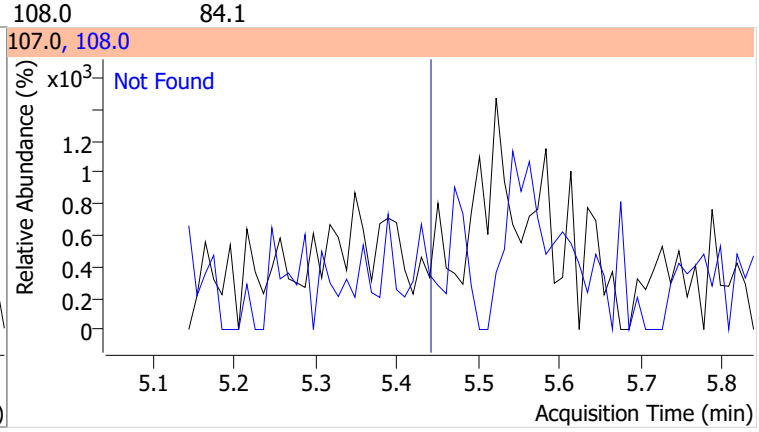

Compound	Conc.	Exp RT	QIon	Exp Ratio	QIon	Exp Ratio
Hexachloroethane	N.D.	5.47	201.0	93.6	199.0	59.8

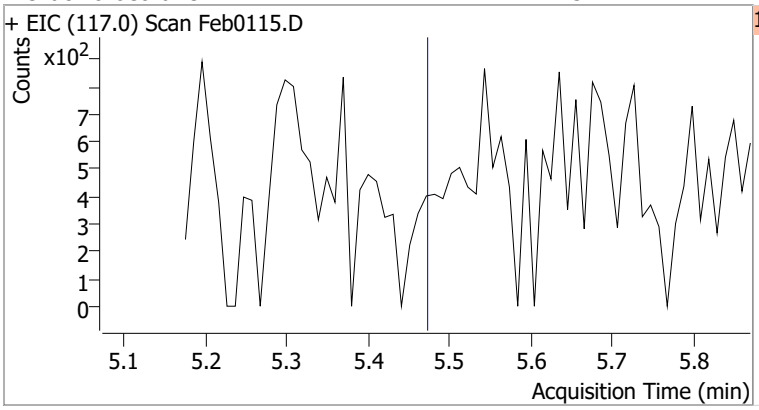

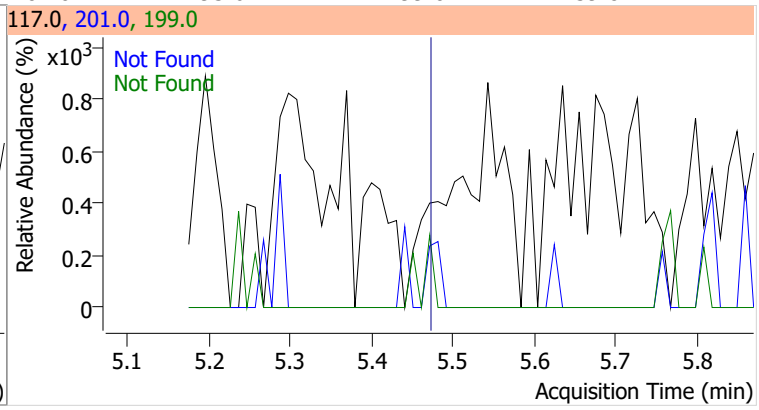

Compound	Conc.	RT	Dev(Min)	Resp.	QIon	QRatio	Lower	Upper
Nitrobenzene-d5	56.3221	5.54	-0.01	395417	54.0	63.2	44.8	83.2
					128.0	45.5	32.6	60.6

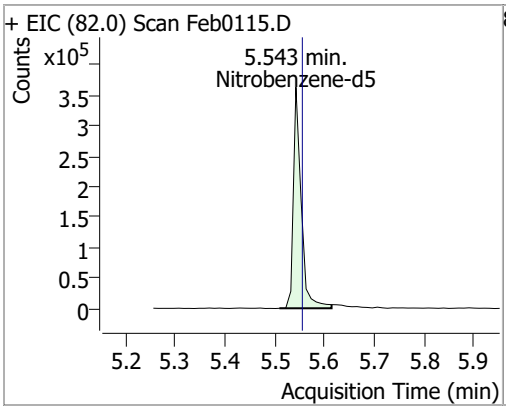

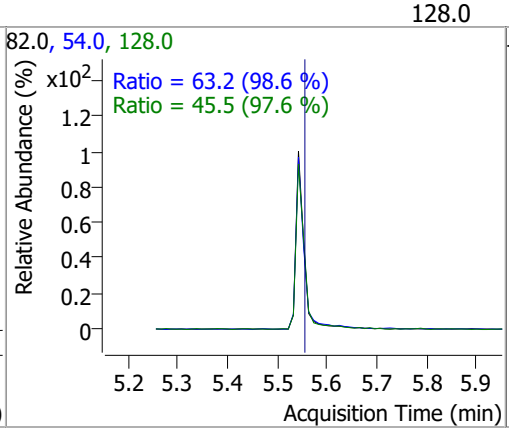

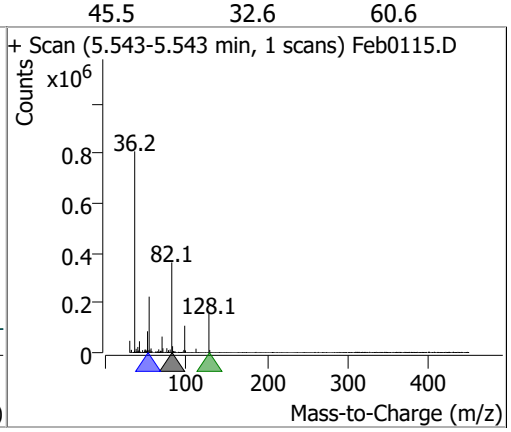

Compound	Conc.	Exp RT	QIon	Exp Ratio	QIon	Exp Ratio
Nitrobenzene	N.D.	5.57	77.0	202.4	51.0	125.5

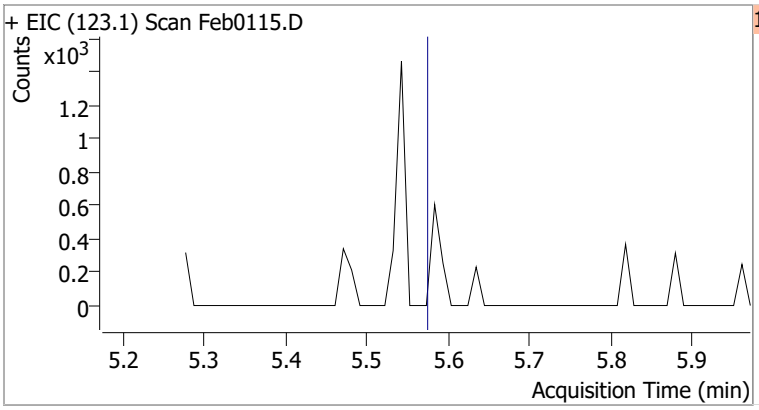

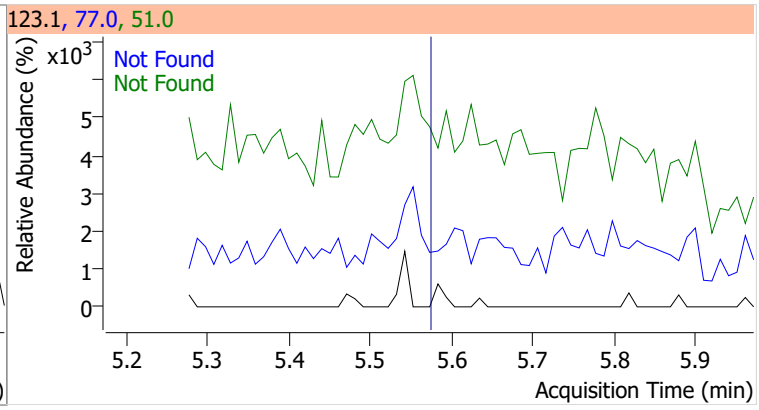

Compound	Conc.	Exp RT	QIon	Exp Ratio
Isophorone	N.D.	5.88	138.0	21.7

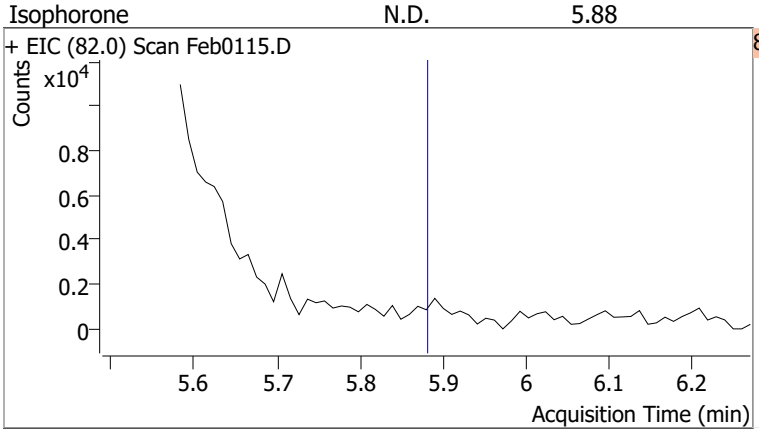

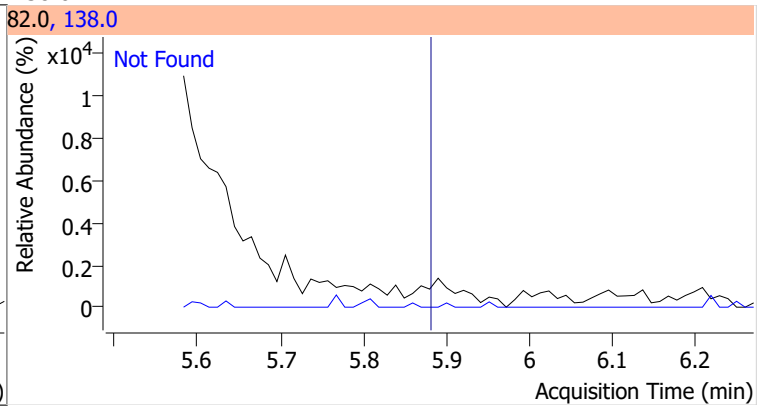

Compound	Conc.	Exp RT	QIon	Exp Ratio	QIon	Exp Ratio
2-Nitrophenol	N.D.	5.94	65.0	48.9	109.0	38.3

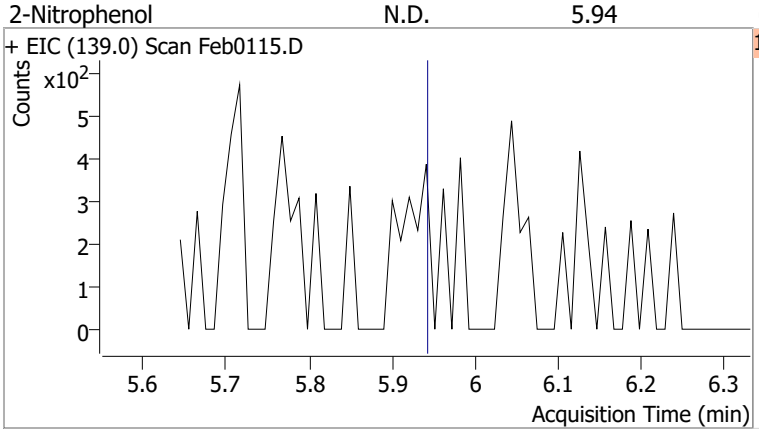

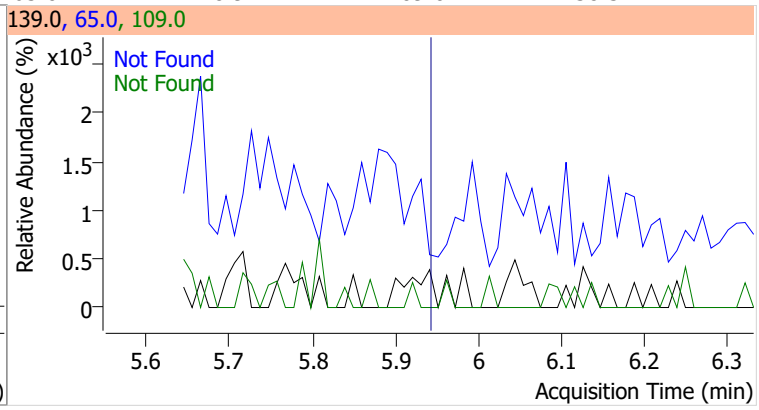

Compound	Conc.	Exp RT	QIon	Exp Ratio	QIon	Exp Ratio
2,4-Dimethylphenol	N.D.	6.05	107.0	109.0	77.0	32.4

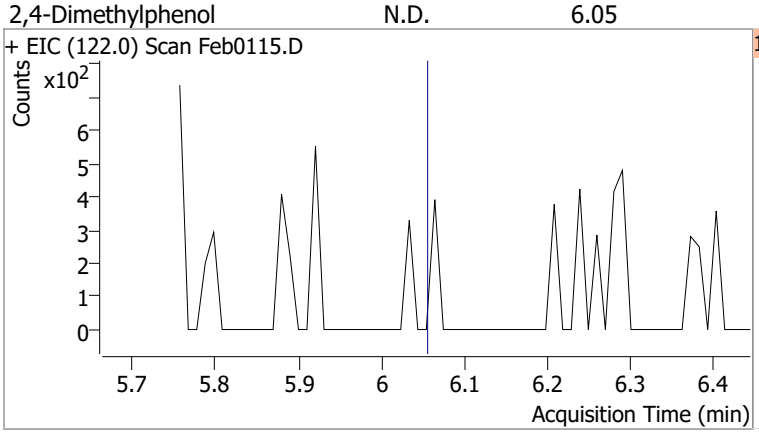

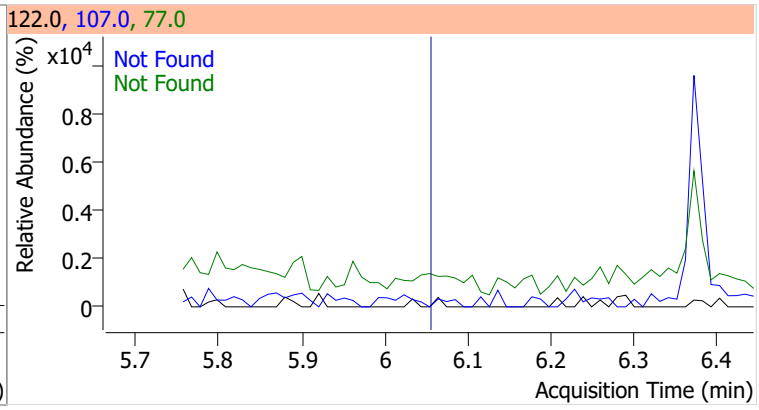

Compound	Conc.	Exp RT	QIon	Exp Ratio	QIon	Exp Ratio
bis(-2-Chloroethoxy)Methane	N.D.	6.16	63.0	68.6	95.0	32.4

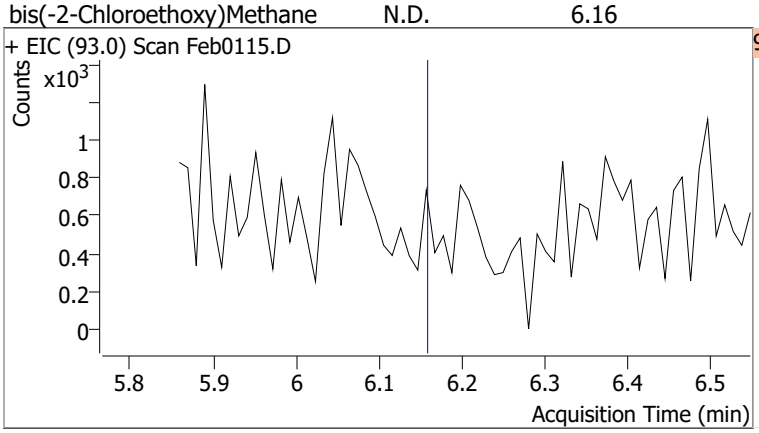

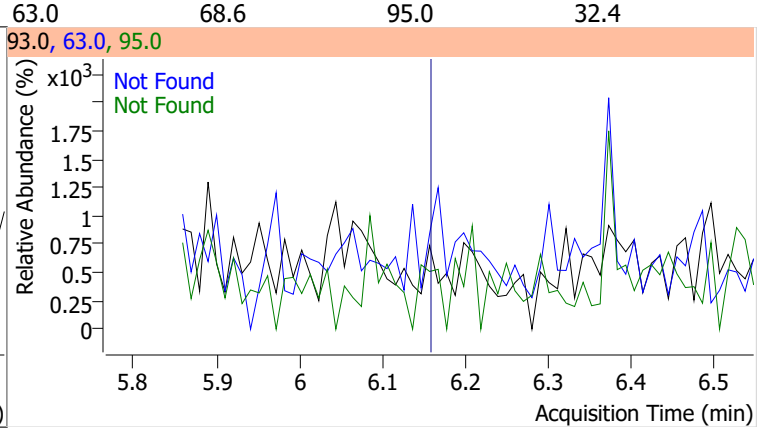

Compound	Conc.	Exp RT	QIon	Exp Ratio	QIon	Exp Ratio
2,4-Dichlorophenol	N.D.	6.25	164.0	63.2	98.0	30.8

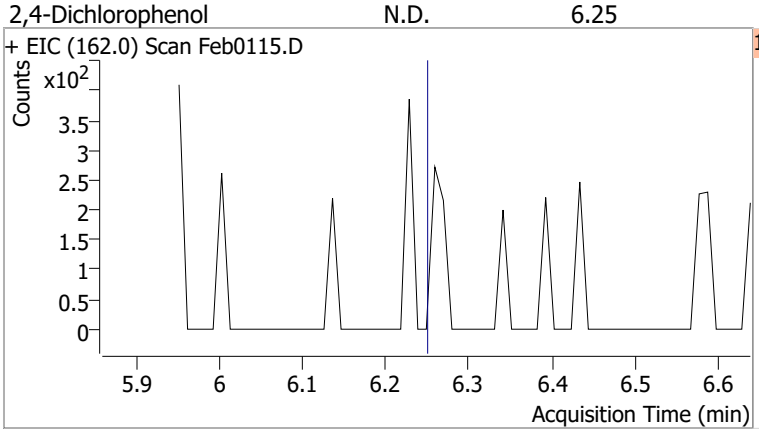

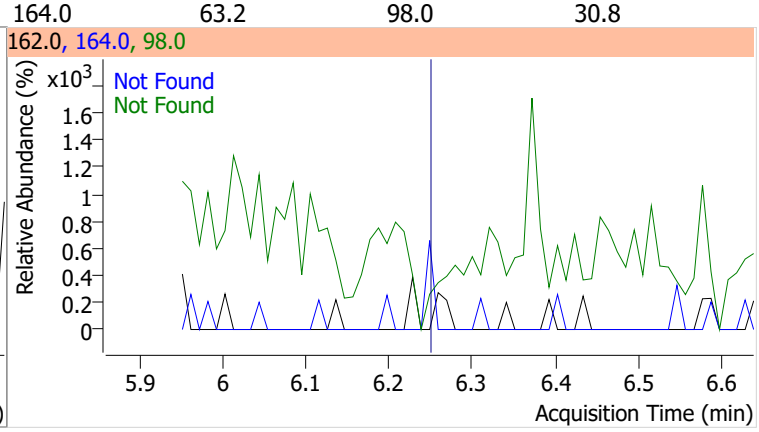

Quantitation Results Report (QT Reviewed)

Compound	Conc.	Exp RT	QIon	Exp Ratio	QIon	Exp Ratio
Benzoic Acid	N.D.	6.27	122.0	88.6	77.0	75.0

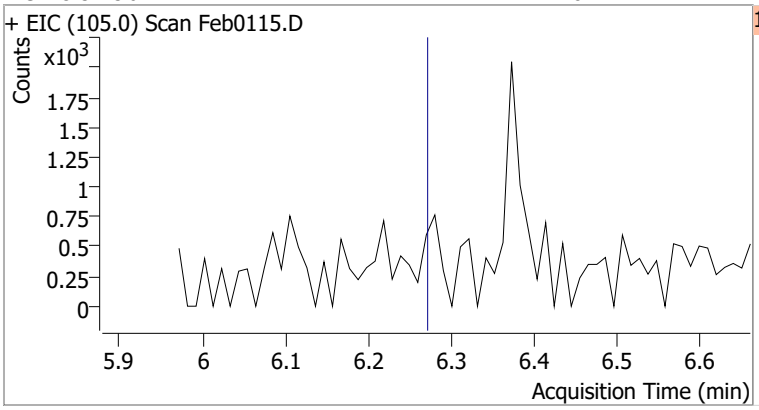

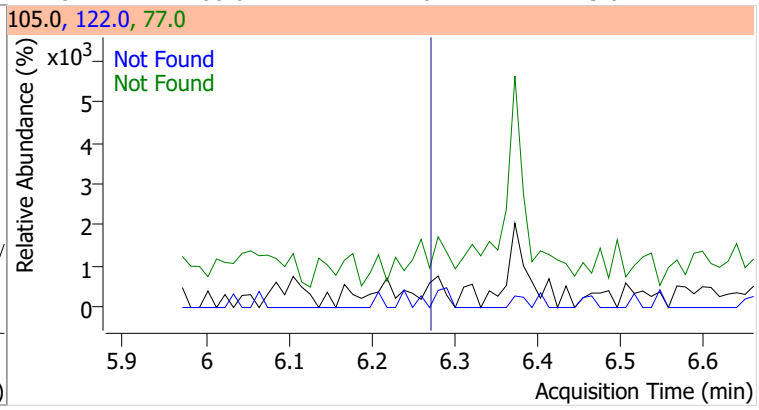

Compound	Conc.	Exp RT	QIon	Exp Ratio	QIon	Exp Ratio
1,2,4-Trichlorobenzene	N.D.	6.32	182.0	97.1	145.0	28.4

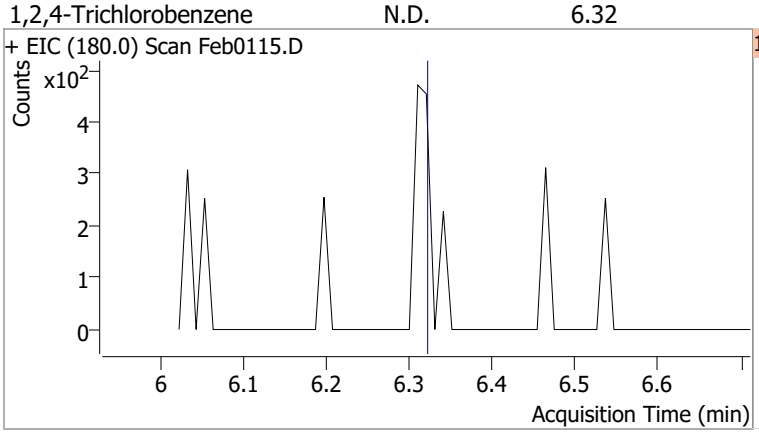

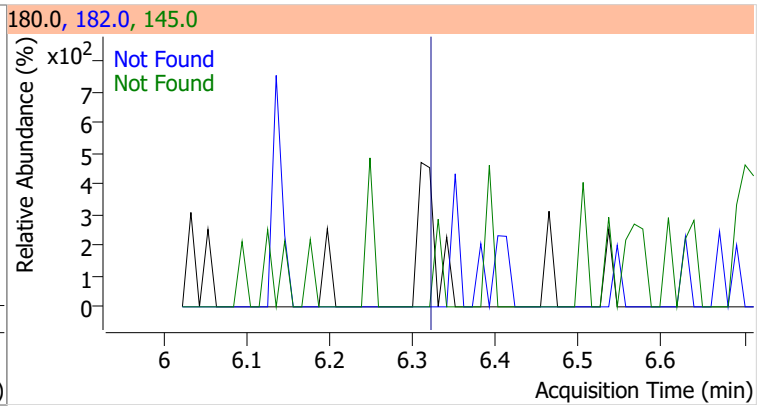

Compound	Conc.	Exp RT	QIon	Exp Ratio	QIon	Exp Ratio
Naphthalene	N.D.	6.40	129.0	11.4	102.0	9.7

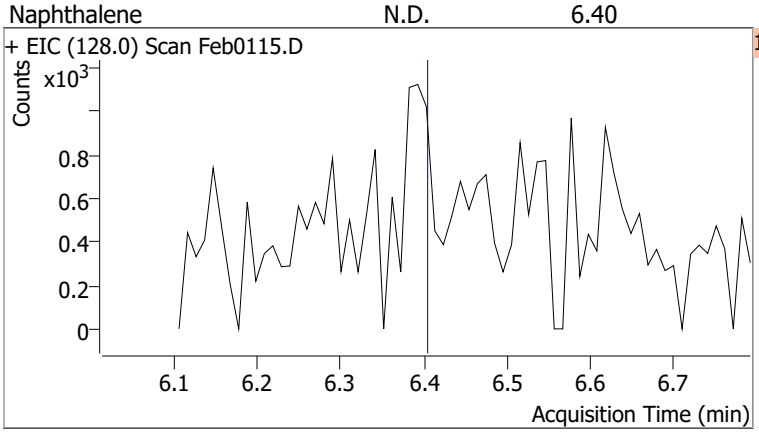

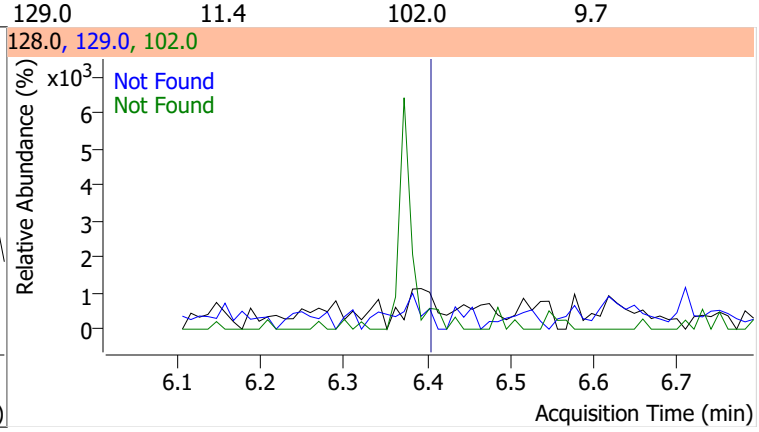

Compound	Conc.	RT	Dev(Min)	Resp.	QIon	QRatio	Lower	Upper
4-Chlorophenol		0		0	128.0		243.7	452.5

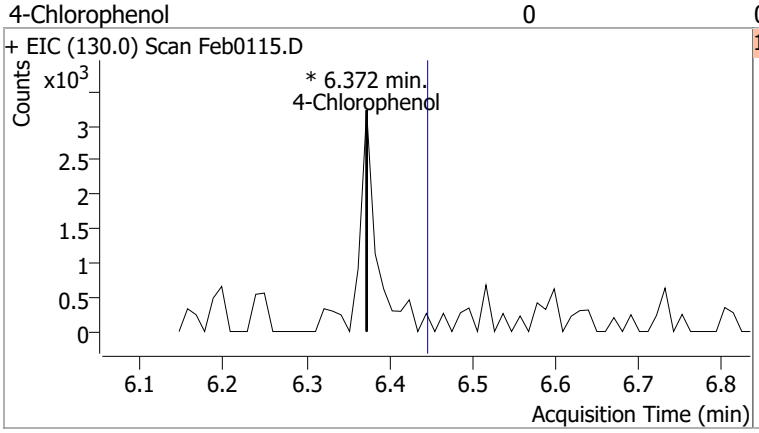

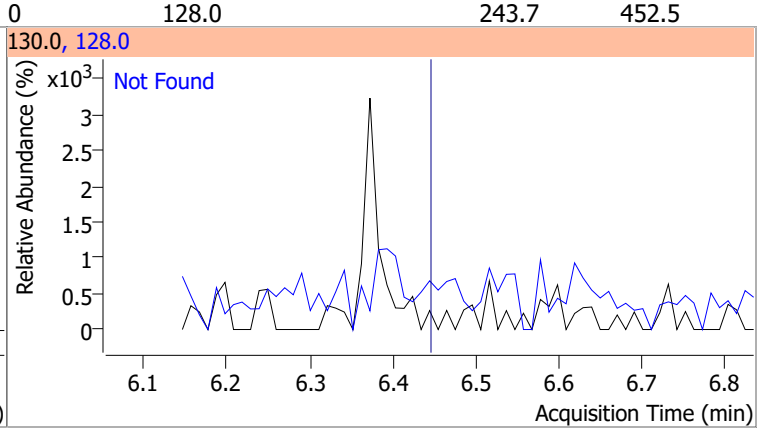

Compound	Conc.	Exp RT	QIon	Exp Ratio	QIon	Exp Ratio
p-Chloroaniline	N.D.	6.51	129.0	33.1	65.0	29.9

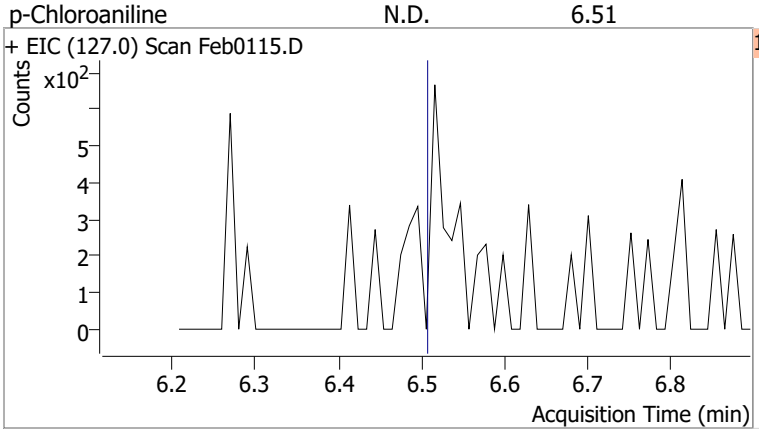

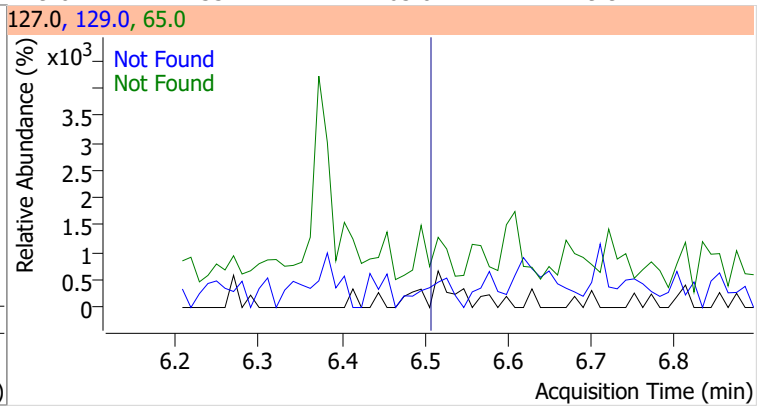

Compound	Conc.	Exp RT	QIon	Exp Ratio	QIon	Exp Ratio
Hexachlorobutadiene	N.D.	6.58	223.0	65.1	227.0	63.7

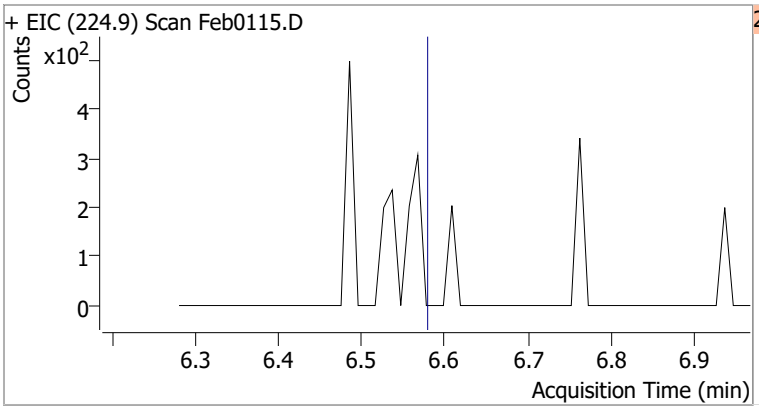

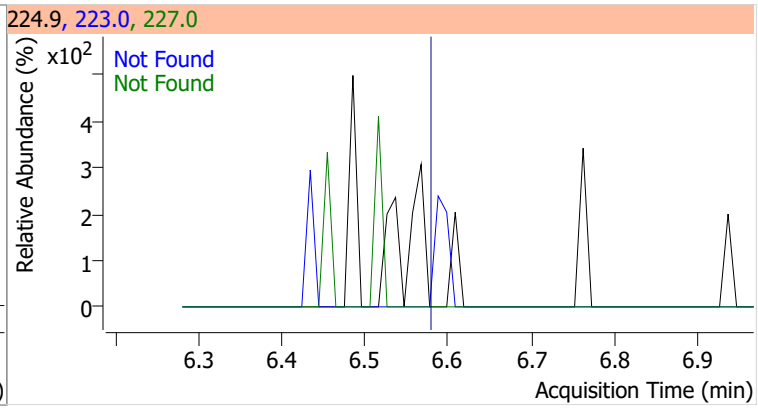

Compound	Conc.	Exp RT	QIon	Exp Ratio
4-Chloro-2-Methylphenol	N.D.	6.99	144.0	28.0

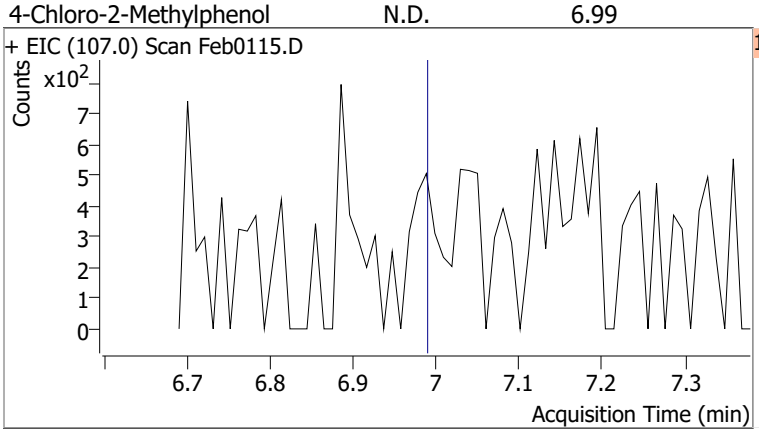

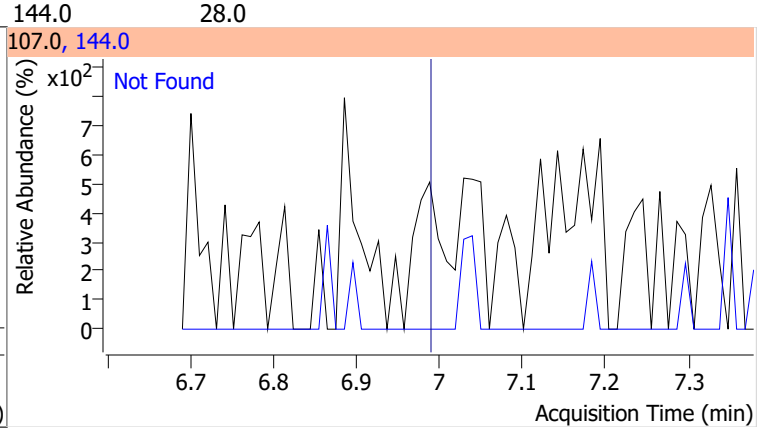

Compound	Conc.	Exp RT	QIon	Exp Ratio
4-Chloro-3-Methylphenol	N.D.	7.13	144.0	28.6

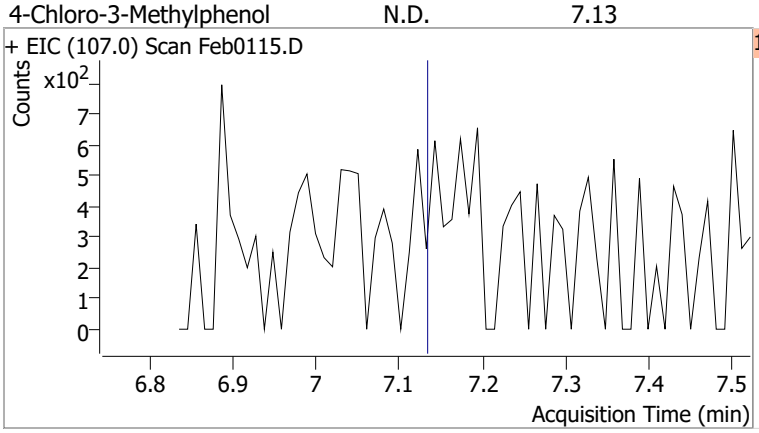

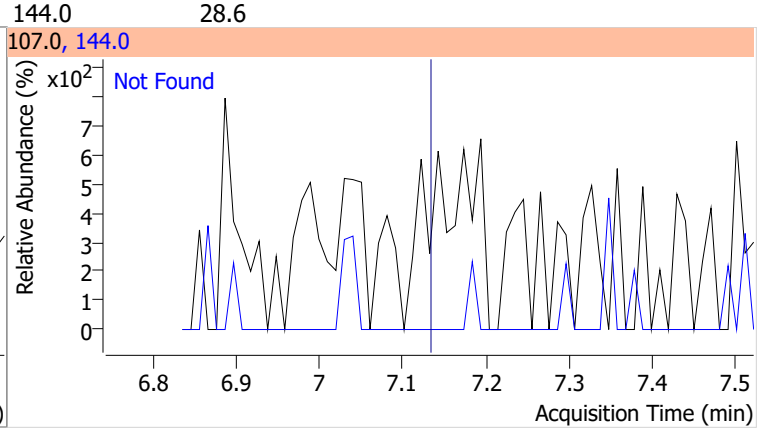

Compound	Conc.	Exp RT	QIon	Exp Ratio	QIon	Exp Ratio
2-Methylnaphthalene	N.D.	7.24	142.0	118.8	115.0	41.1

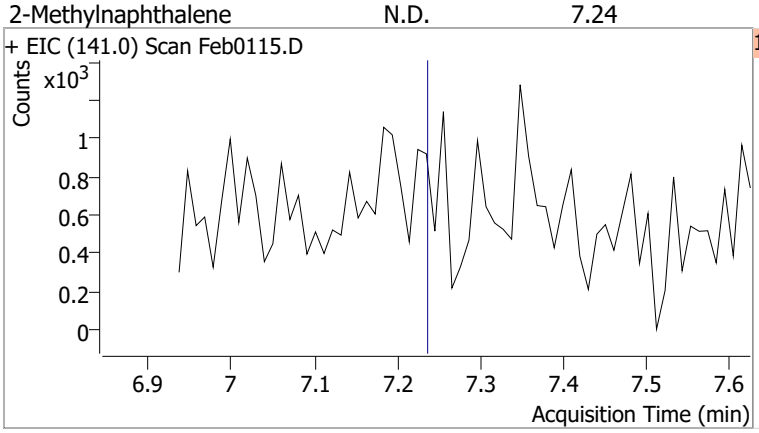

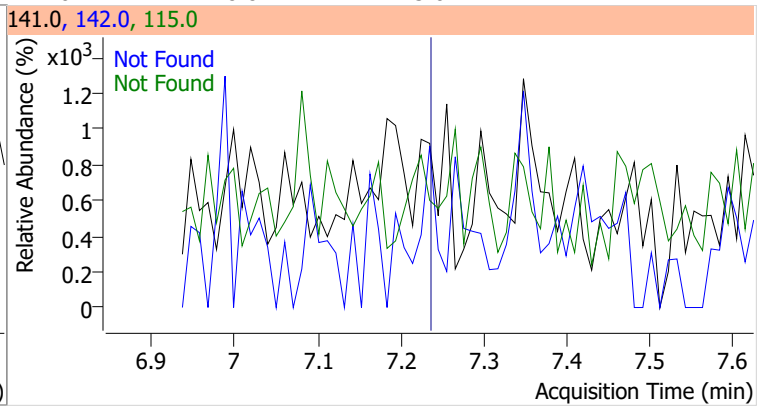

Compound	Conc.	Exp RT	QIon	Exp Ratio	QIon	Exp Ratio
1-Methylnaphthalene	N.D.	7.35	142.0	111.3	115.0	42.1

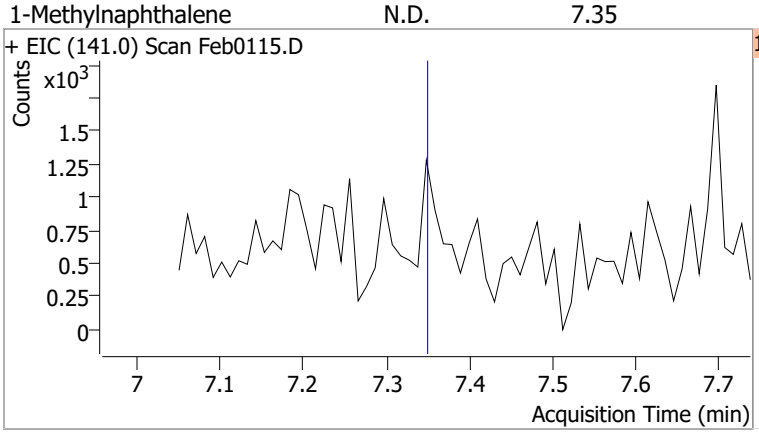

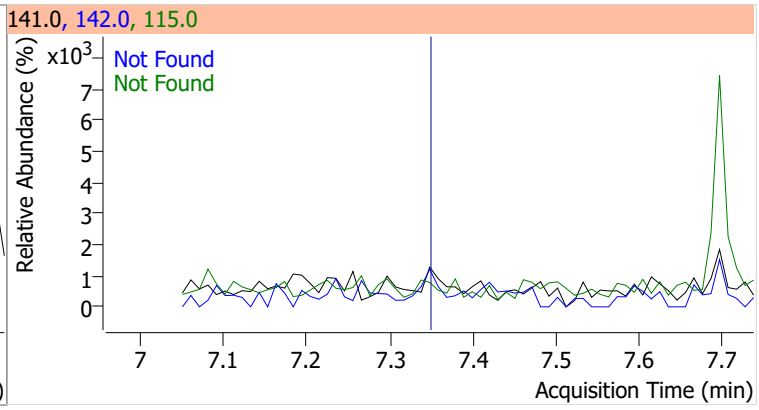

Compound	Conc.	Exp RT	QIon	Exp Ratio	QIon	Exp Ratio
Hexachlorocyclopentadiene	N.D.	7.43	238.9	62.5	234.9	62.4

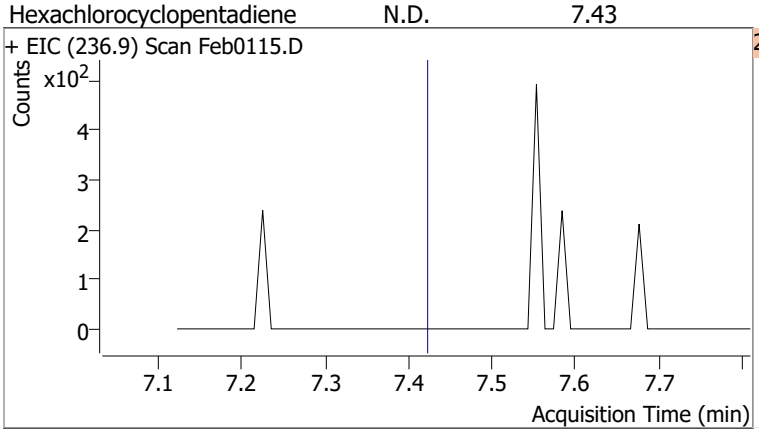

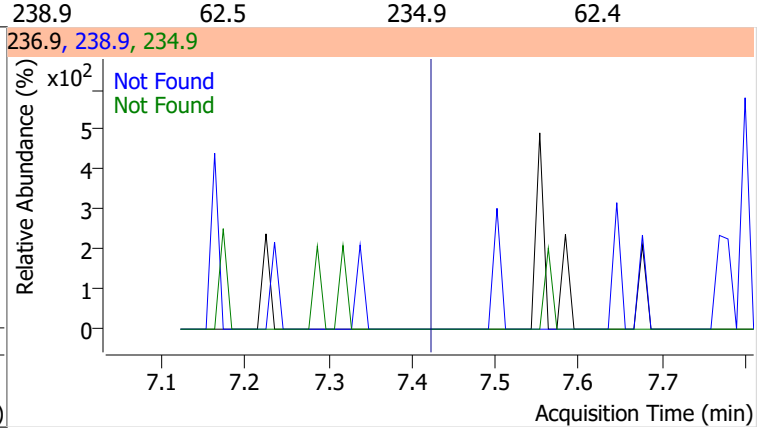

Compound	Conc.	Exp RT	QIon	Exp Ratio
2,4,6-Trichlorophenol	N.D.	7.59	198.0	98.1

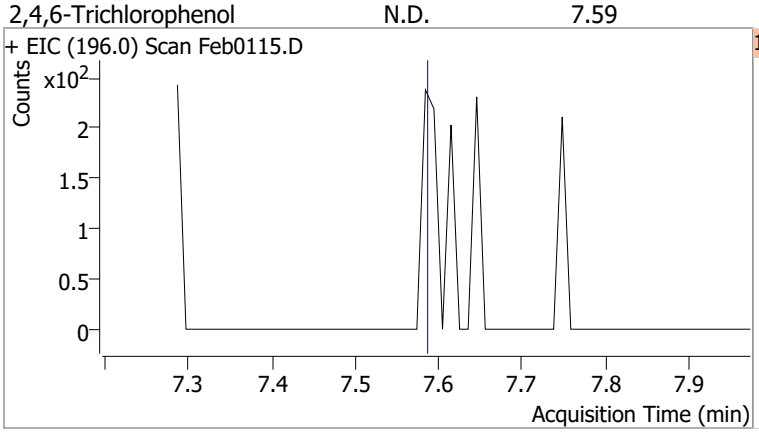

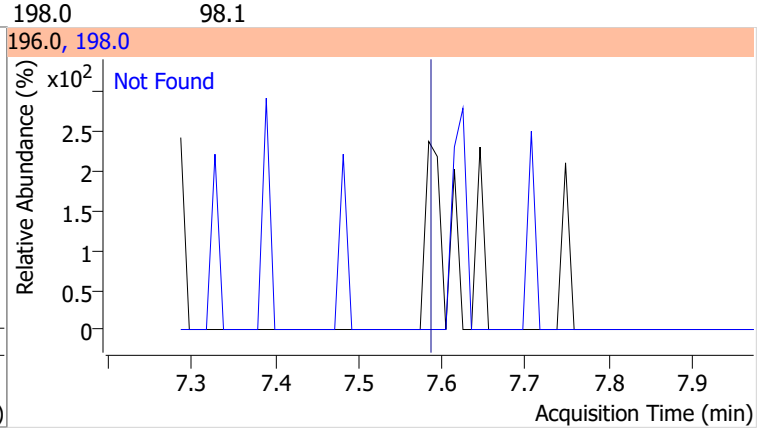

Compound	Conc.	Exp RT	QIon	Exp Ratio
2,4,5-Trichlorophenol	N.D.	7.64	198.0	93.7

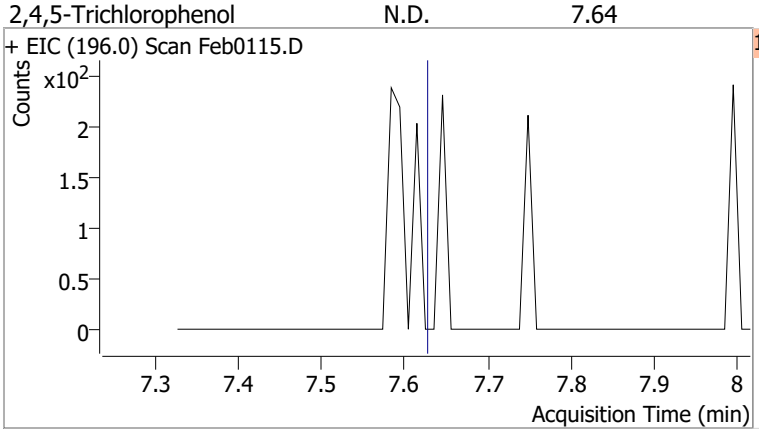

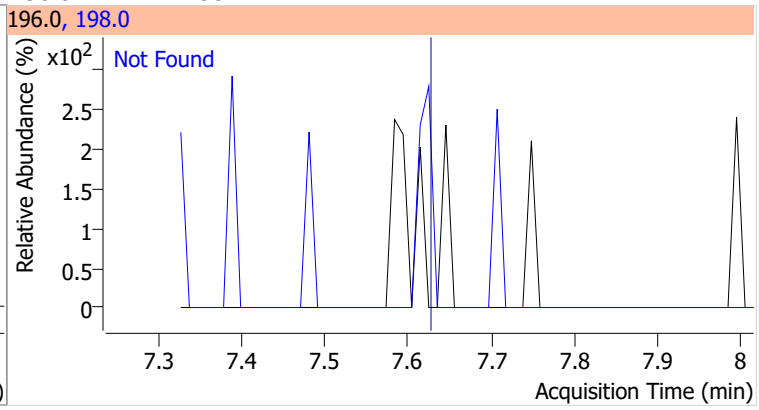

Compound	Conc.	RT	Dev(Min)	Resp.	QIon	QRatio	Lower	Upper
2-Fluorobiphenyl	49.5427	7.70	0.00	1148021	171.0	33.4	23.8	44.1

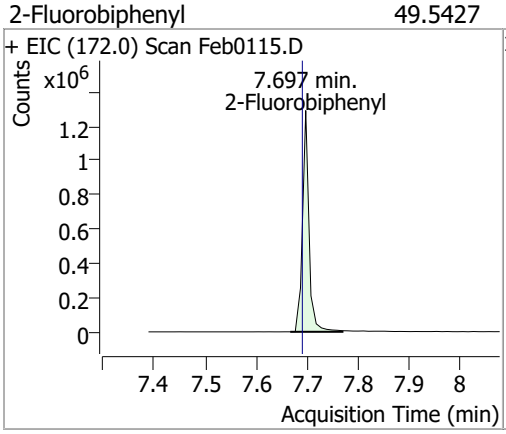

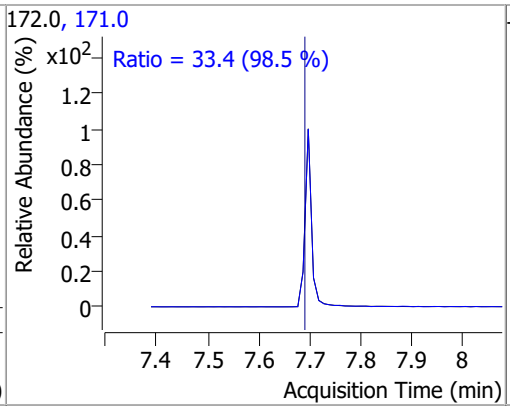

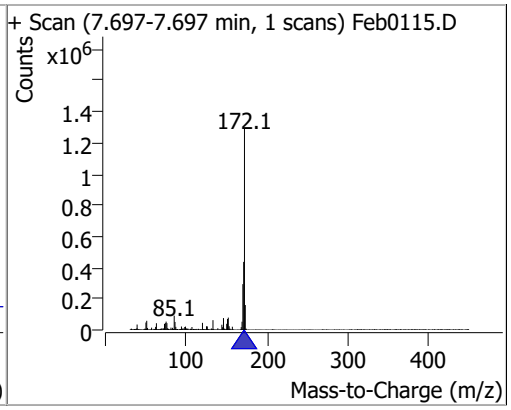

Compound	Conc.	Exp RT	QIon	Exp Ratio	QIon	Exp Ratio
2-Chloronaphthalene	N.D.	7.81	127.0	36.7	164.0	32.2

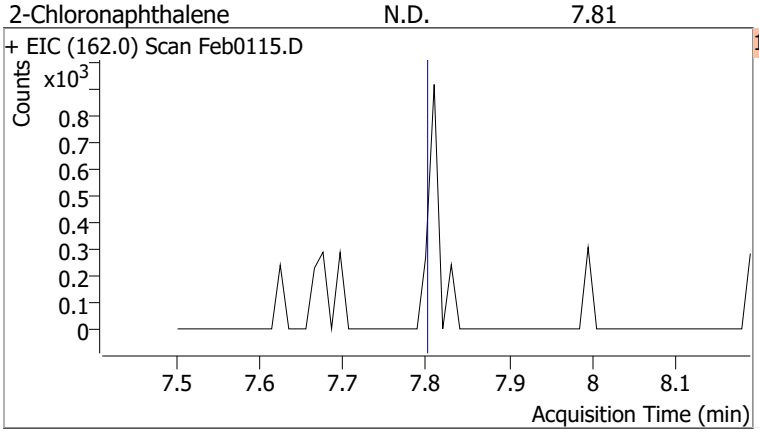

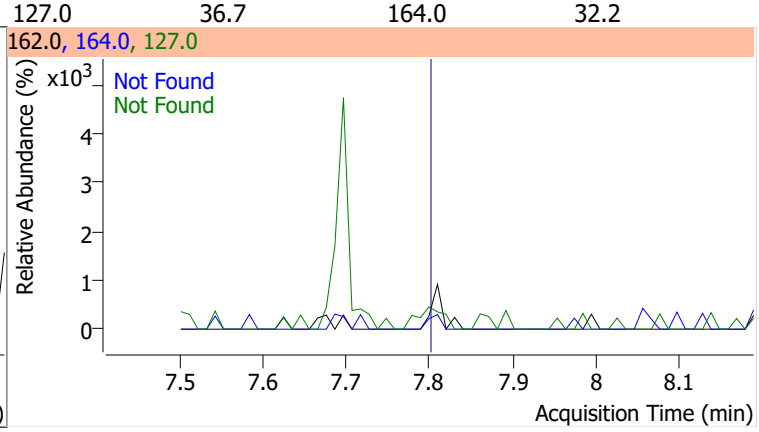

Compound	Conc.	Exp RT	QIon	Exp Ratio
2-Nitroaniline	N.D.	7.96	138.0	120.7

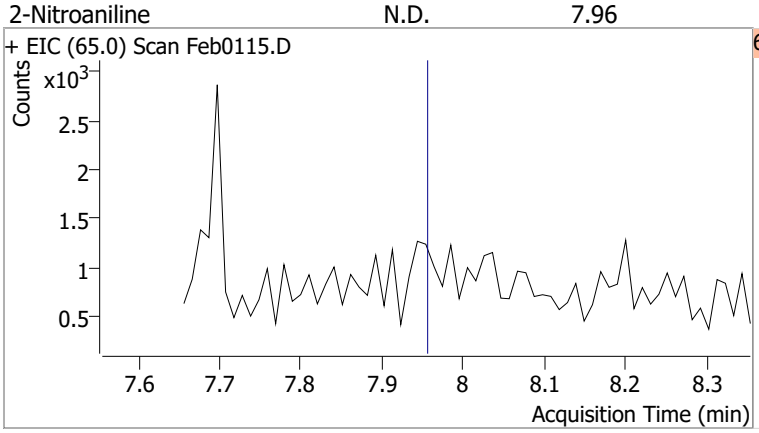

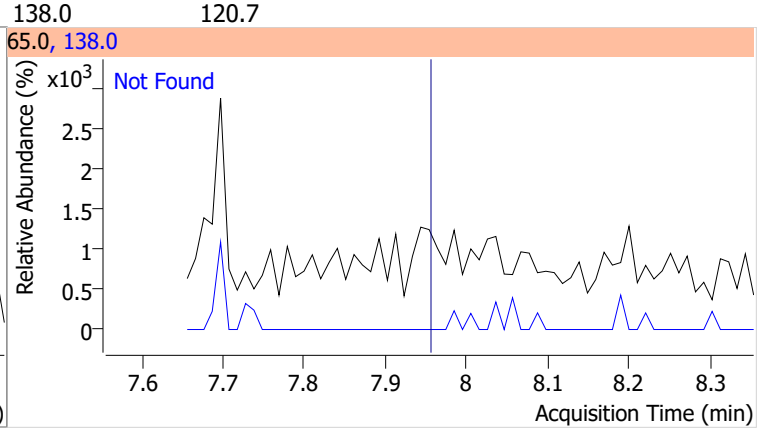

Quantitation Results Report (QT Reviewed)

Compound	Conc.	RT	Dev(Min)	Resp.	QIon	QRatio	Lower	Upper
Dimethyl Phthalate		0		0	77.0		13.0	24.2

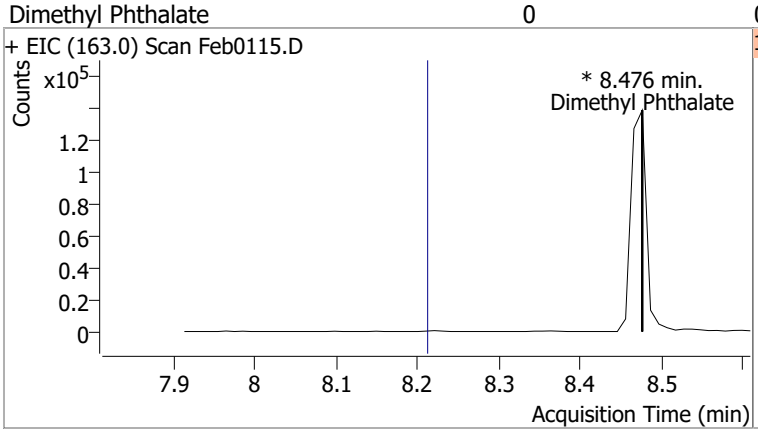

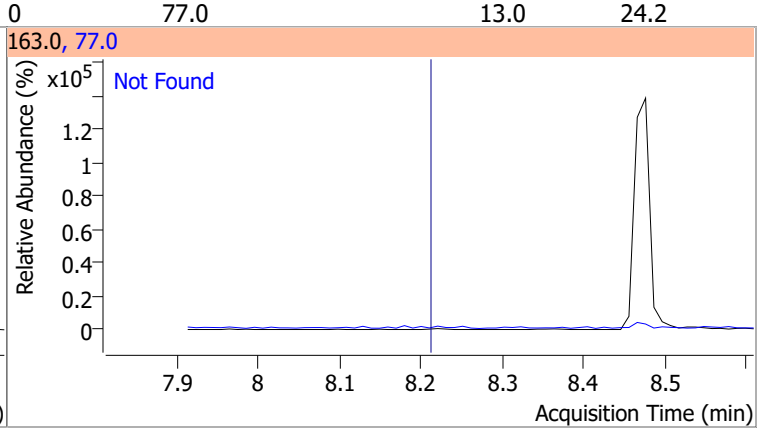

Compound	Conc.	RT	Dev(Min)	Resp.	QIon	QRatio	Lower	Upper
2,6-Dinitrotoluene		0		0	63.0		82.2	152.7
					89.0		40.8	75.8

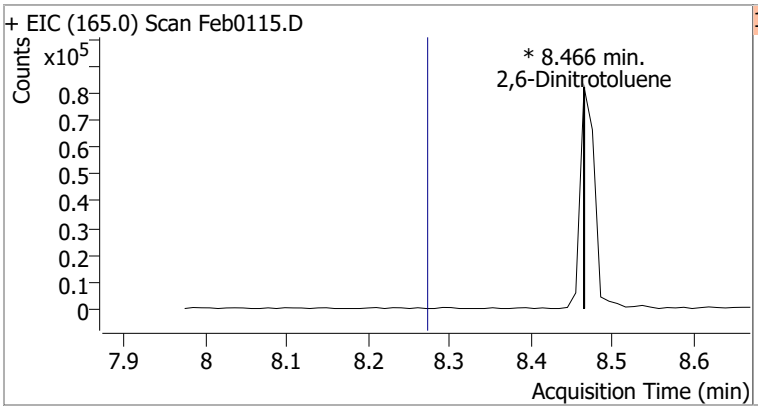

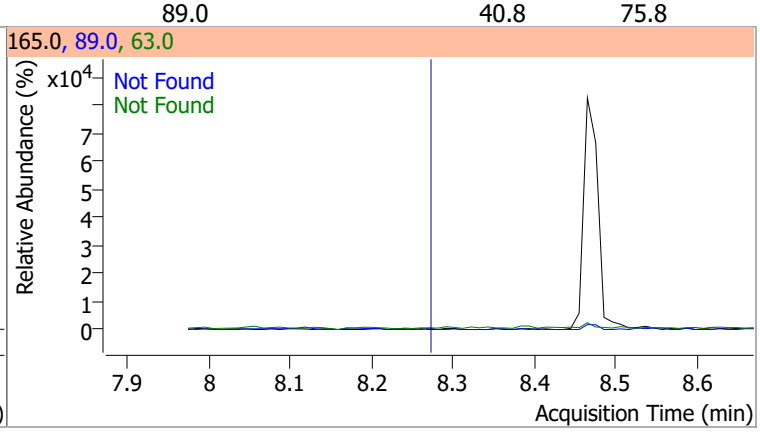

Compound	Conc.	Exp RT	QIon	Exp Ratio
Acenaphthylene	N.D.	8.30	153.1	14.0

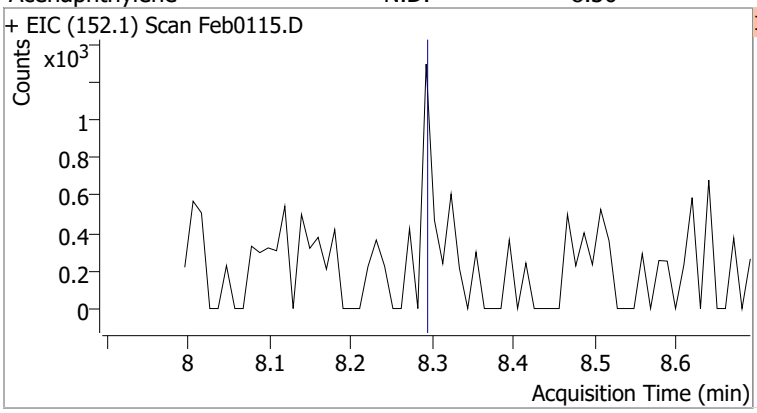

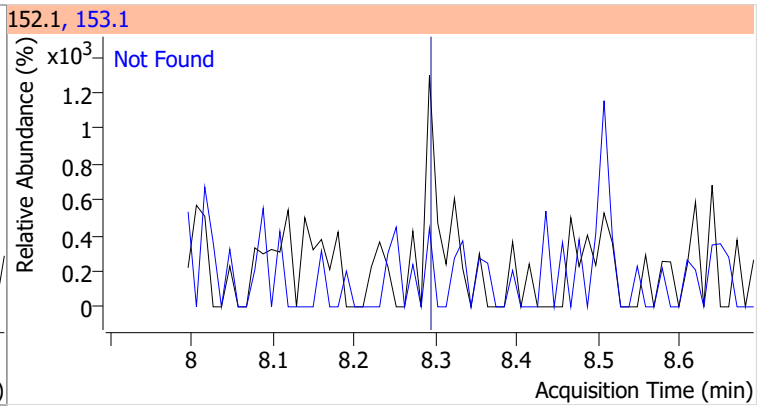

Compound	Conc.	Exp RT	QIon	Exp Ratio	QIon	Exp Ratio
3-Nitroaniline	N.D.	8.48	65.0	121.0	92.0	102.4

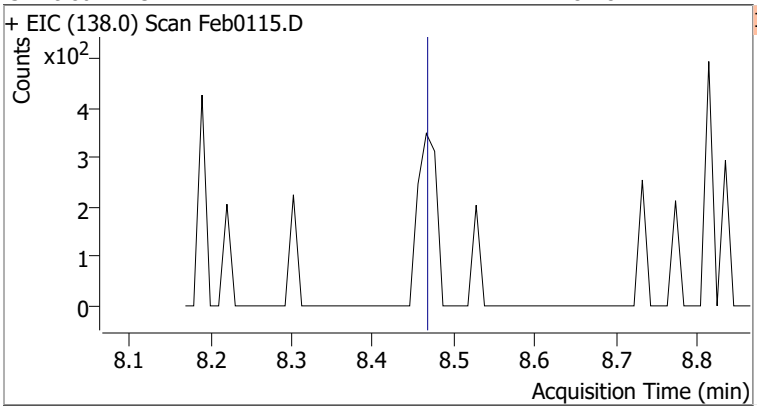

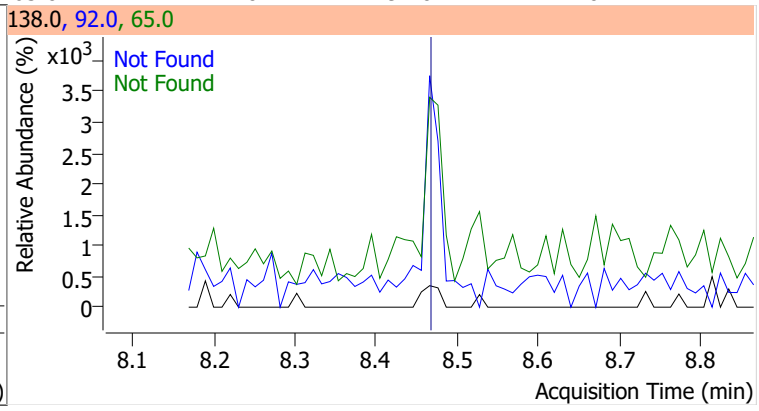

Compound	Conc.	Exp RT	QIon	Exp Ratio	QIon	Exp Ratio
Acenaphthene	N.D.	8.52	153.0	109.2	152.0	51.1

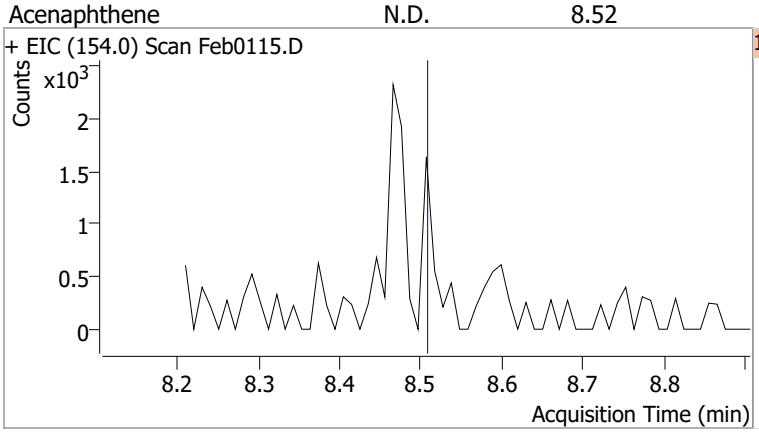

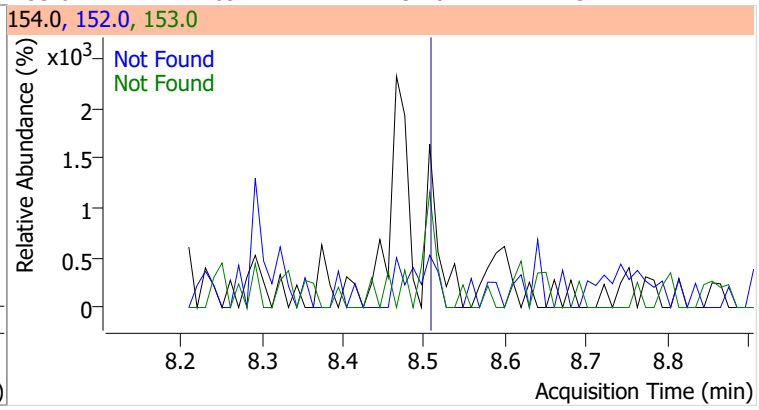

Compound	Conc.	RT	Dev(Min)	Resp.	QIon	QRatio	Lower	Upper
2,4-Dinitrophenol		0		0	154.0		44.4	82.5

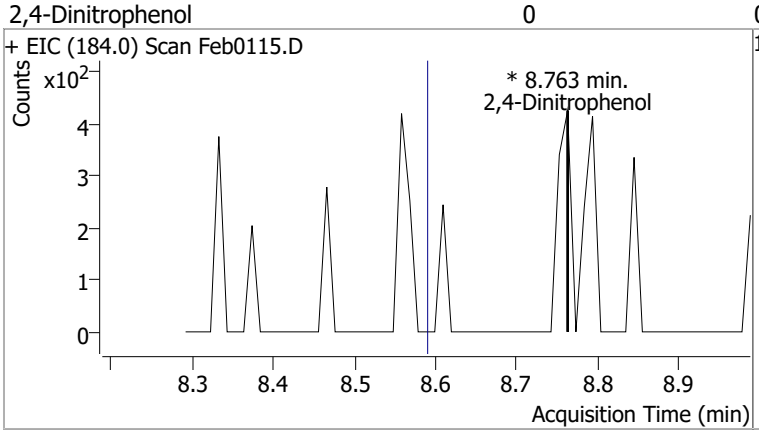

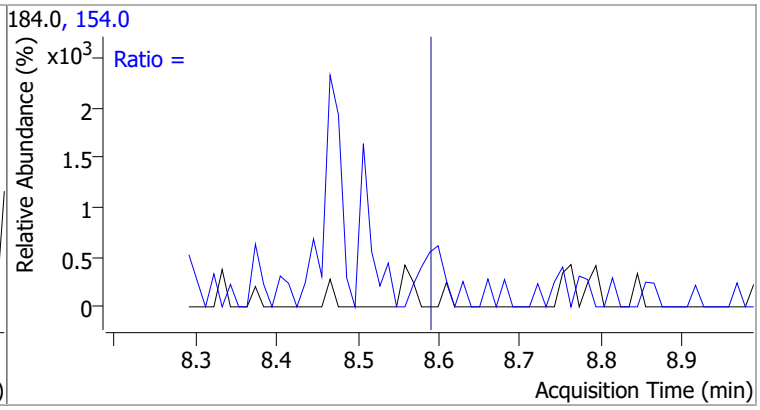

Compound	Conc.	Exp RT	QIon	Exp Ratio
Dibenzofuran	N.D.	8.72	139.0	43.1

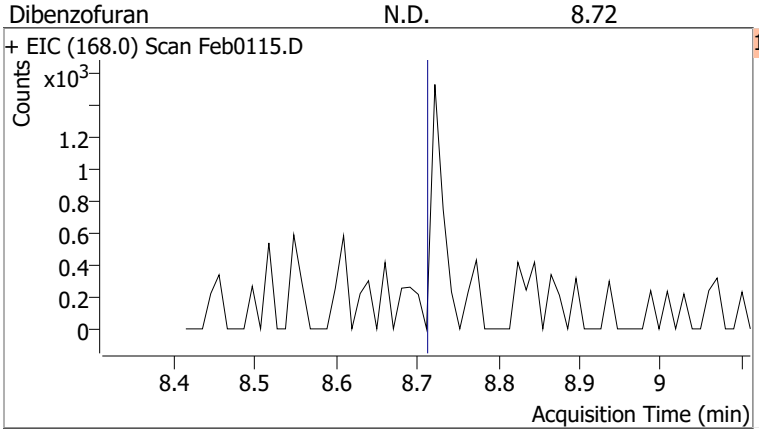

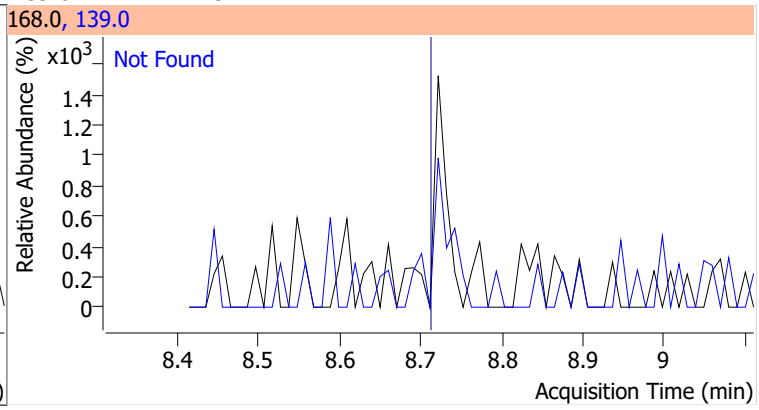

Compound	Conc.	Exp RT	QIon	Exp Ratio	QIon	Exp Ratio
4-Nitrophenol	N.D.	8.74	139.0	380.6	65.0	81.2

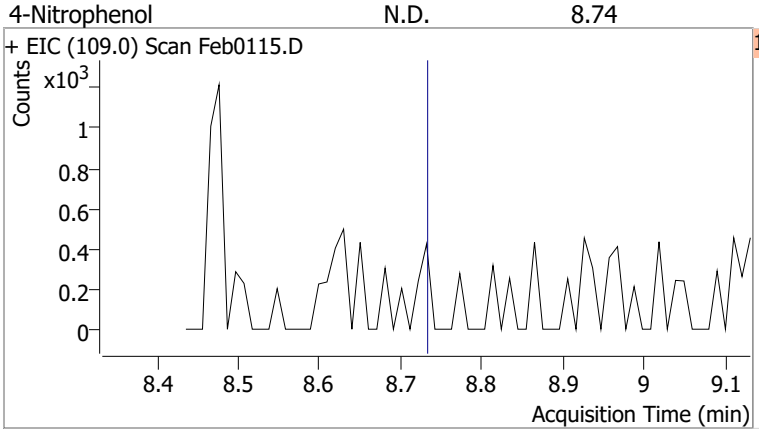

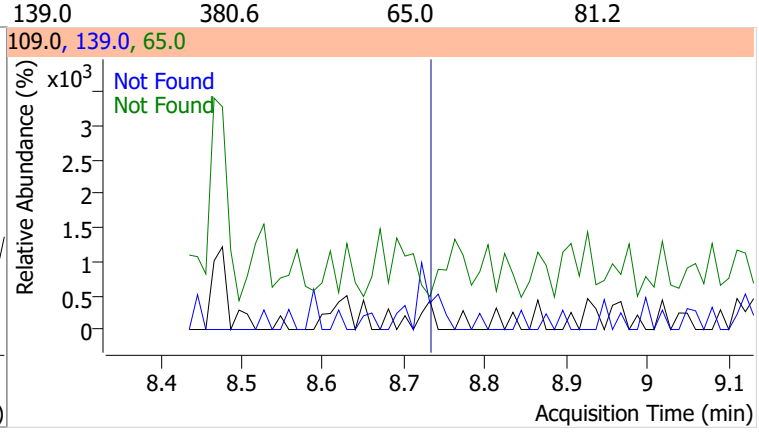

Quantitation Results Report (QT Reviewed)

Compound	Conc.	RT	Dev(Min)	Resp.	QIon	QRatio	Lower	Upper
2,4-Dinitrotoluene		0		0	63.0		47.5	88.1
					89.0		45.8	85.1

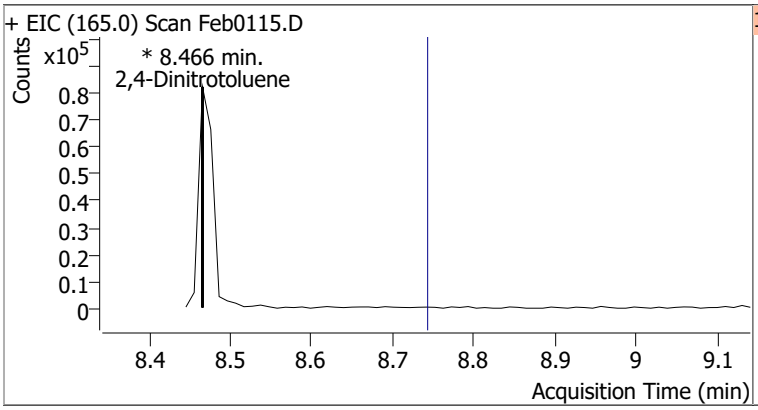

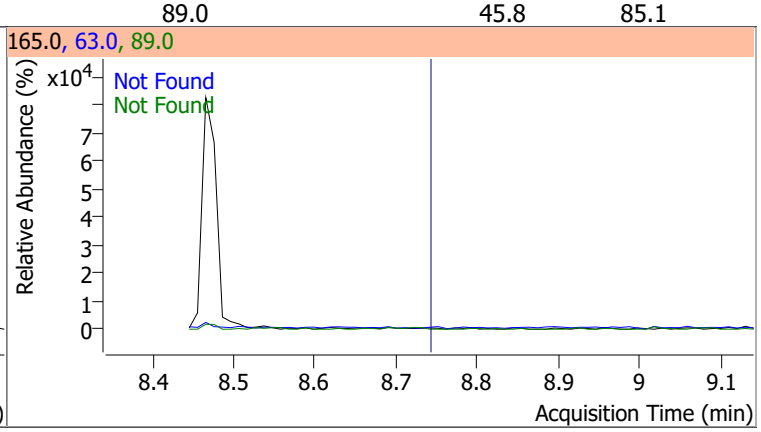

Compound	Conc.	Exp RT	QIon	Exp Ratio	QIon	Exp Ratio
Diethylphthalate	N.D.	9.09	177.0	21.1	150.0	12.6

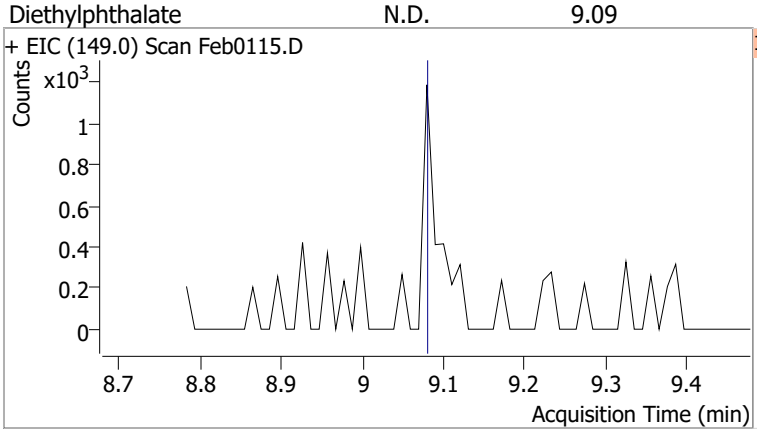

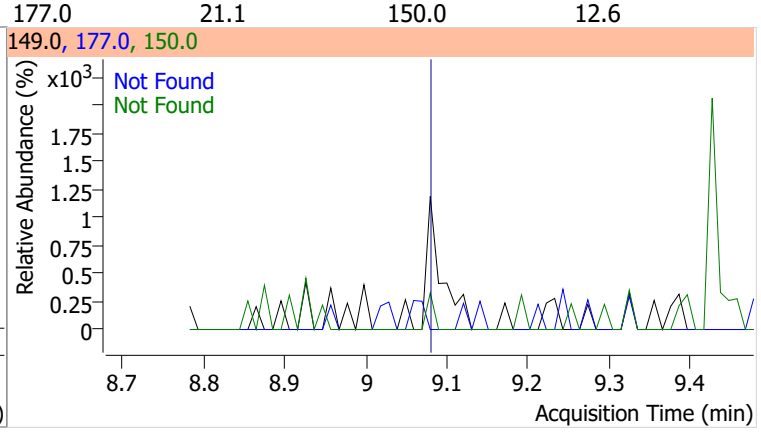

Compound	Conc.	Exp RT	QIon	Exp Ratio	QIon	Exp Ratio
Fluorene	N.D.	9.14	165.0	92.6	167.0	13.0

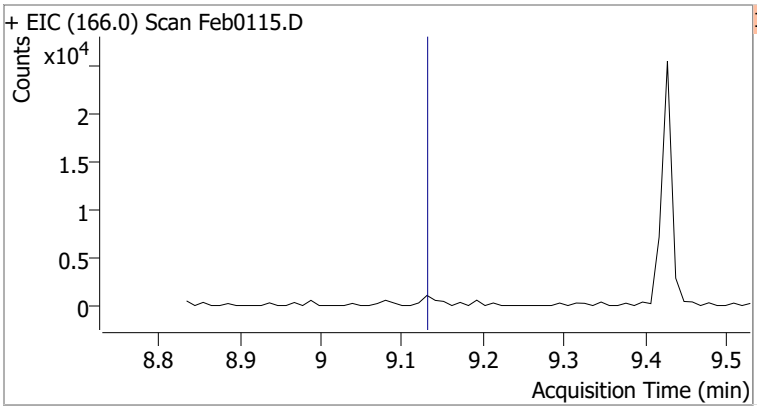

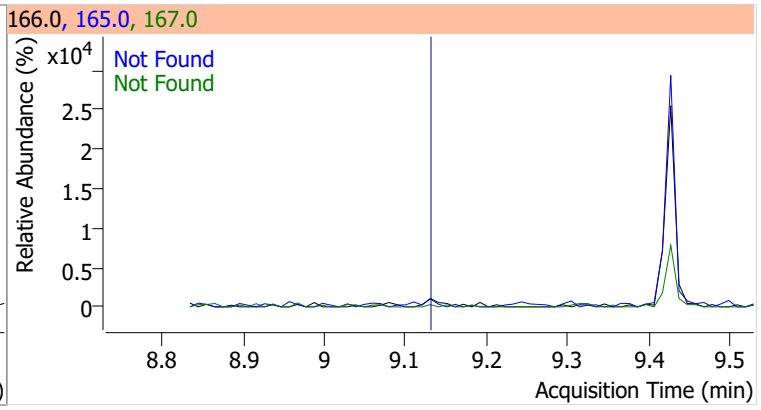

Compound	Conc.	Exp RT	QIon	Exp Ratio	QIon	Exp Ratio
4-Chlorophenyl-phenylether	N.D.	9.17	141.0	62.7	206.0	33.2

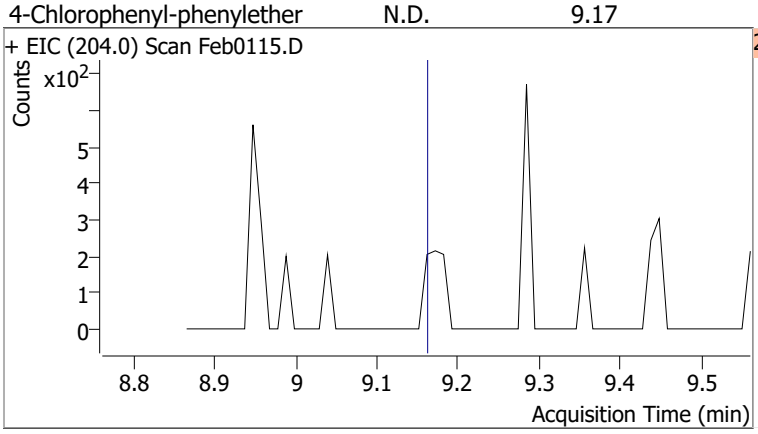

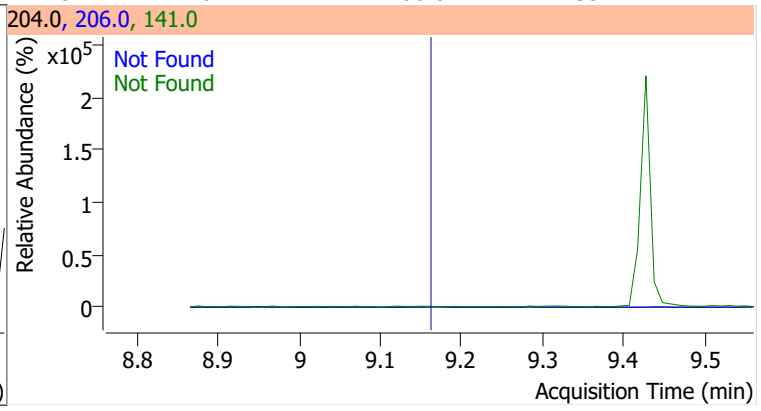

Compound	Conc.	Exp RT	QIon	Exp Ratio	QIon	Exp Ratio
4-Nitroaniline	N.D.	9.21	65.0	101.3	92.0	51.2

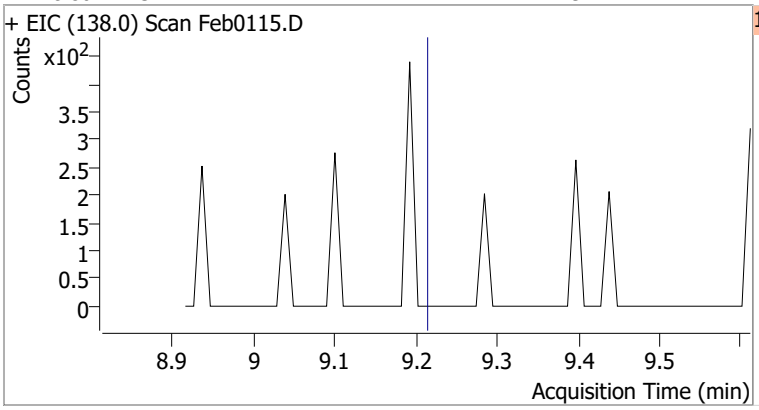

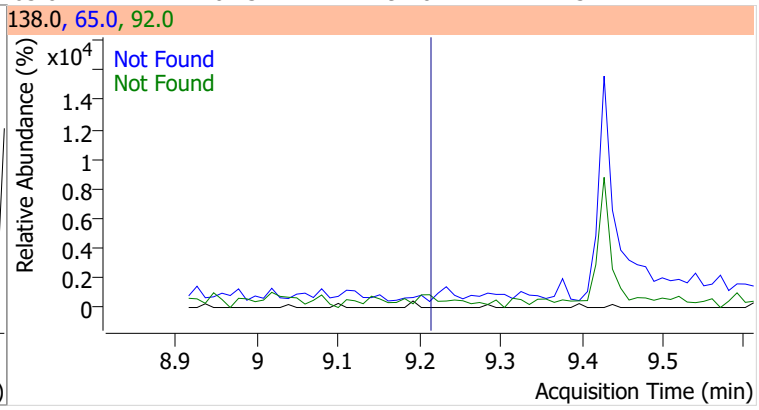

Compound	Conc.	RT	Dev(Min)	Resp.	QIon	QRatio	Lower	Upper
4,6-Dinitro-2-methylphenol		0		0	121.0		32.5	60.3

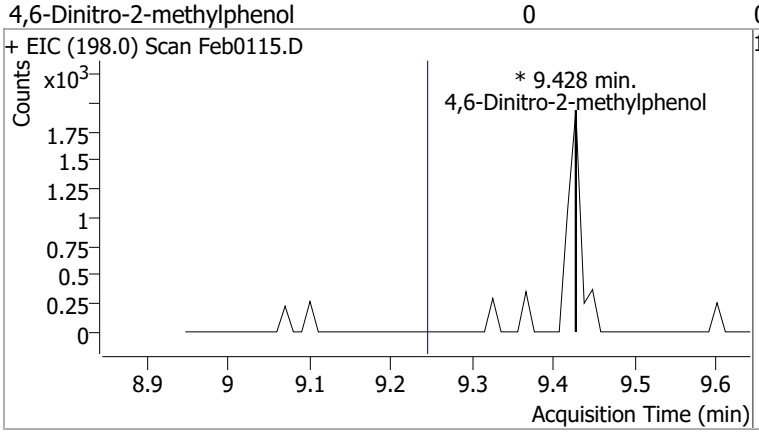

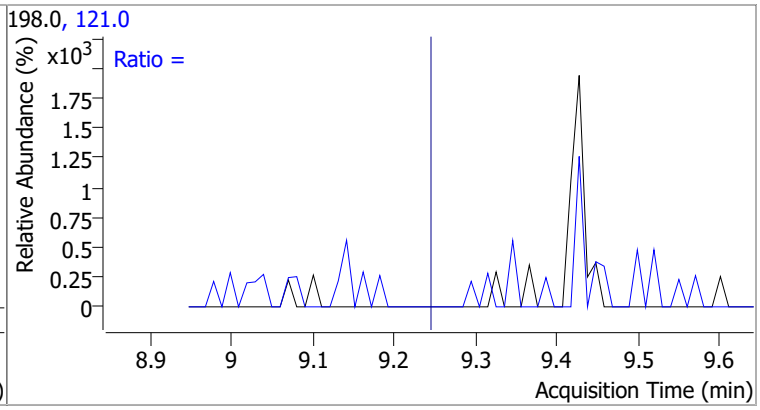

Compound	Conc.	Exp RT	QIon	Exp Ratio	QIon	Exp Ratio
N-nitrosodiphenylamine	N.D.	9.33	168.0	63.3	167.0	34.3

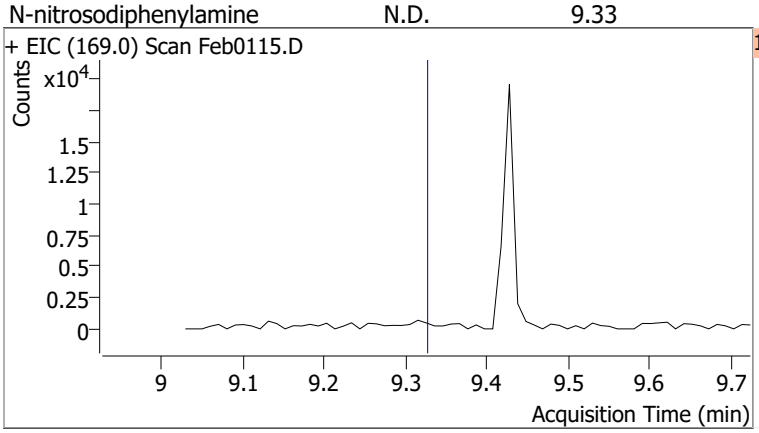

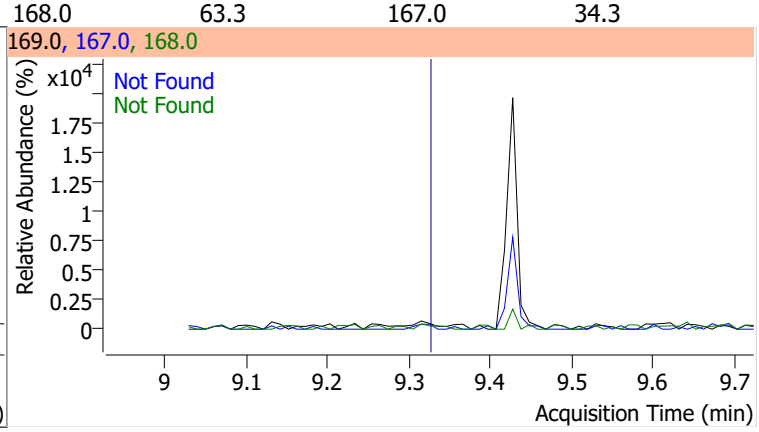

Compound	Conc.	Exp RT	QIon	Exp Ratio	QIon	Exp Ratio
Azobenzene	N.D.	9.36	51.0	37.7	182.0	27.4

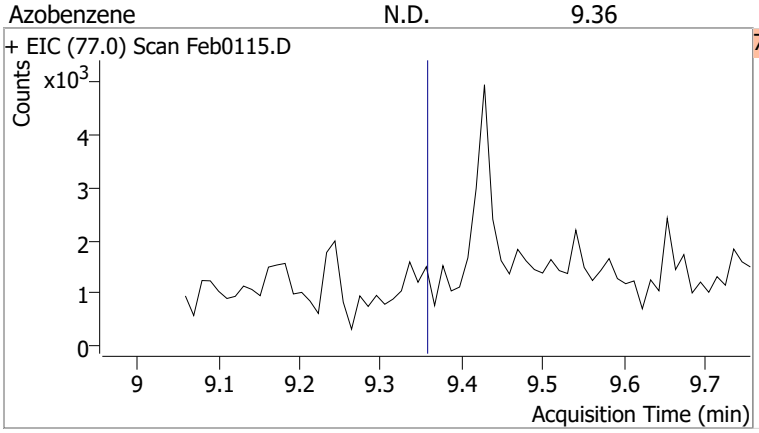

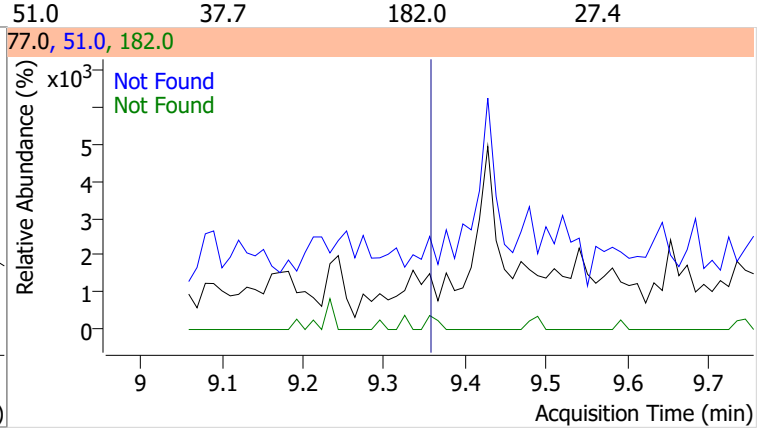

Quantitation Results Report (QT Reviewed)

Compound	Conc.	RT	Dev(Min)	Resp.	QIon	QRatio	Lower	Upper
2,4,6-Tribromophenol	158.6899	9.43	0.00	307015	331.8	92.3	65.5	121.6

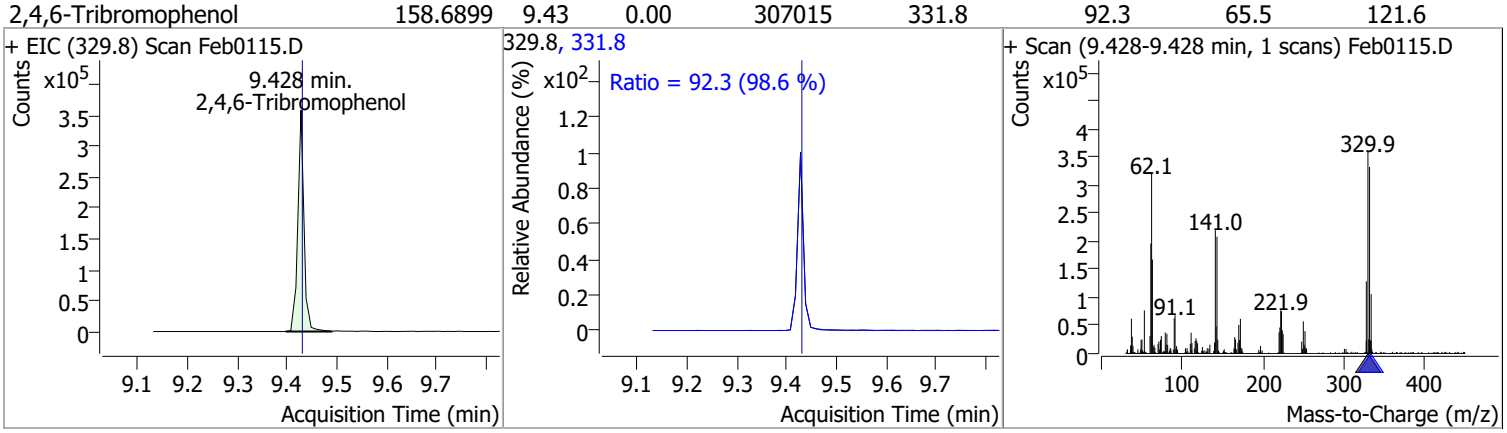

Compound	Conc.	Exp RT	QIon	Exp Ratio	QIon	Exp Ratio
4-Bromophenyl-phenylether	N.D.	9.76	141.0	103.5	250.0	100.5

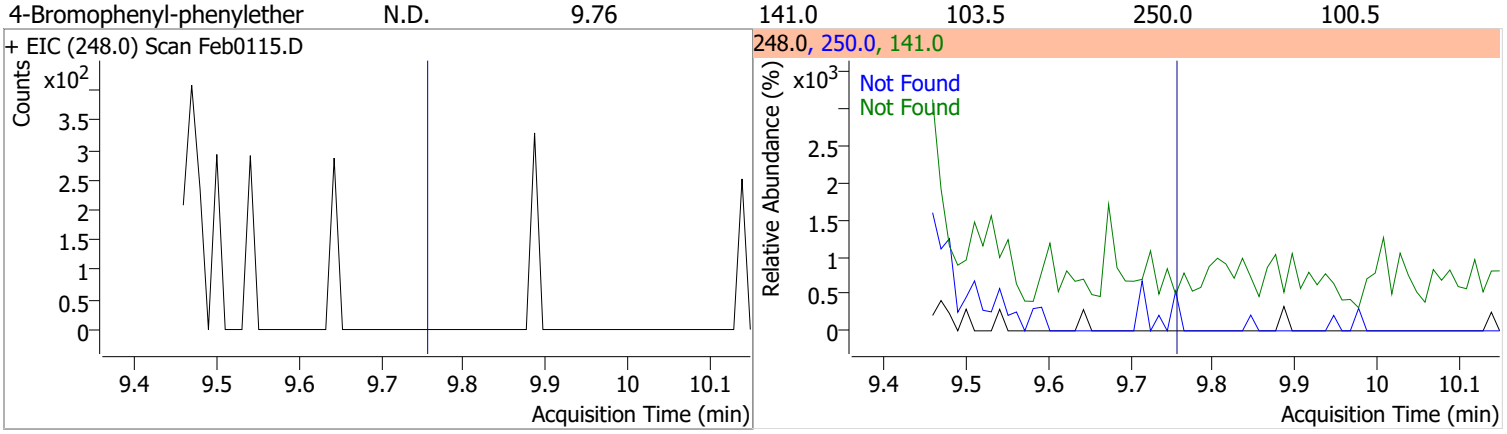

Compound	Conc.	Exp RT	QIon	Exp Ratio
Hexachlorobenzene	N.D.	9.80	142.0	47.3

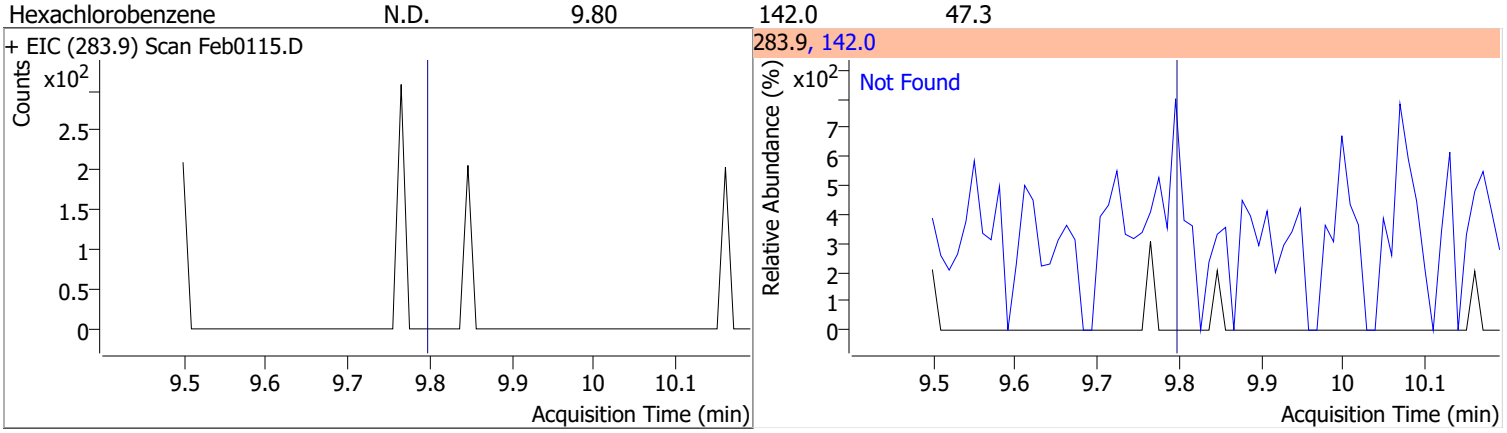

Compound	Conc.	Exp RT	QIon	Exp Ratio	QIon	Exp Ratio
Pentachlorophenol	N.D.	10.05	267.9	65.3	263.9	62.6

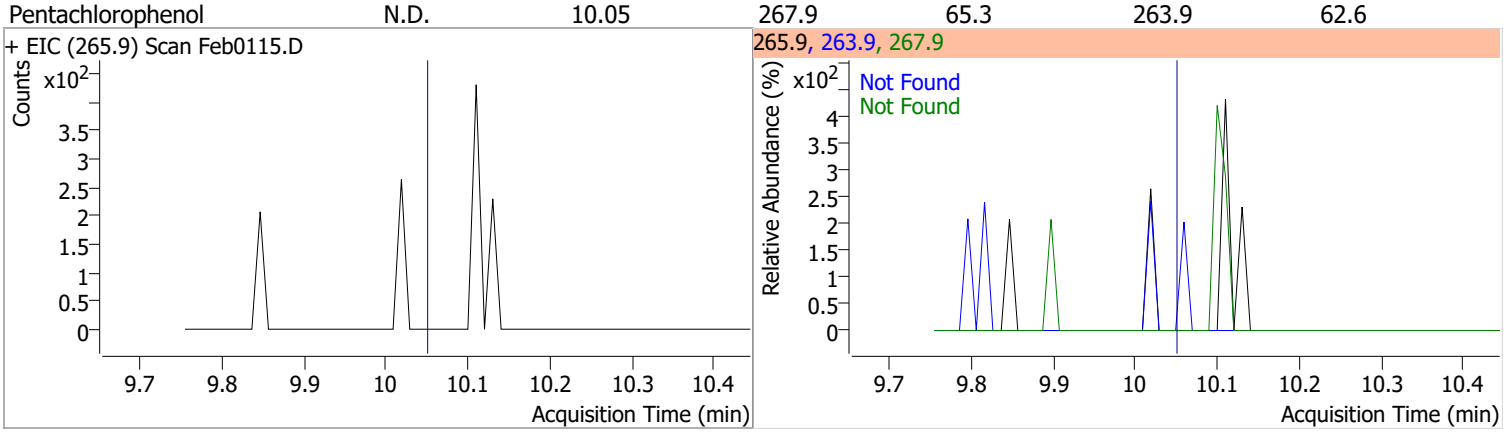

Compound	Conc.	Exp RT	QIon	Exp Ratio
Phenanthrene	N.D.	10.29	176.0	18.9

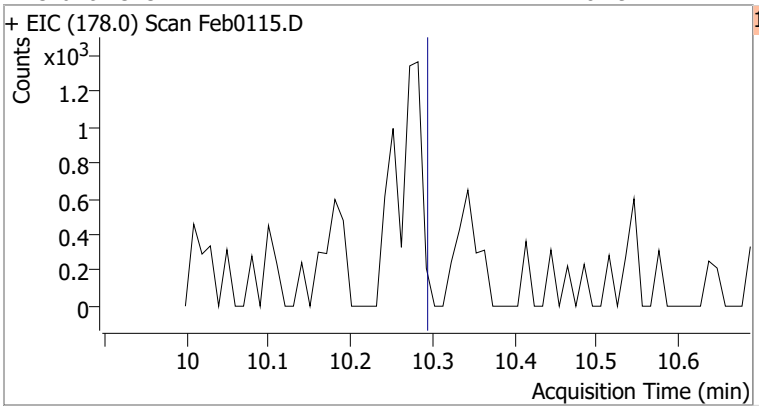

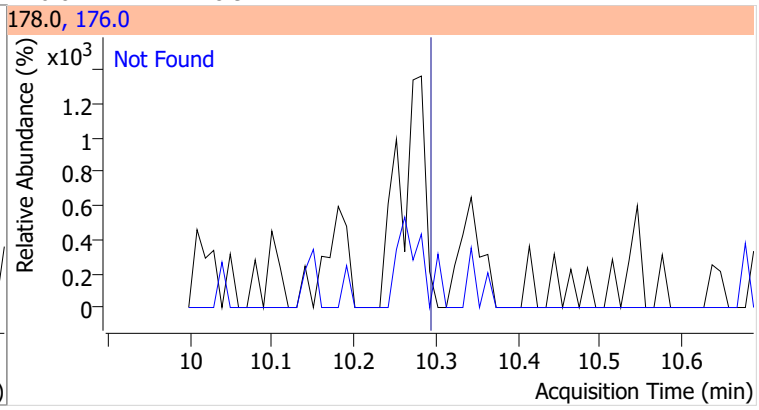

Compound	Conc.	Exp RT	QIon	Exp Ratio
Anthracene	N.D.	10.35	176.0	18.1

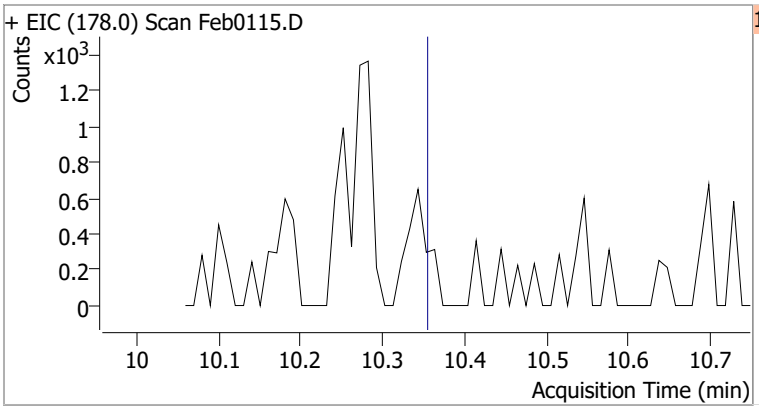

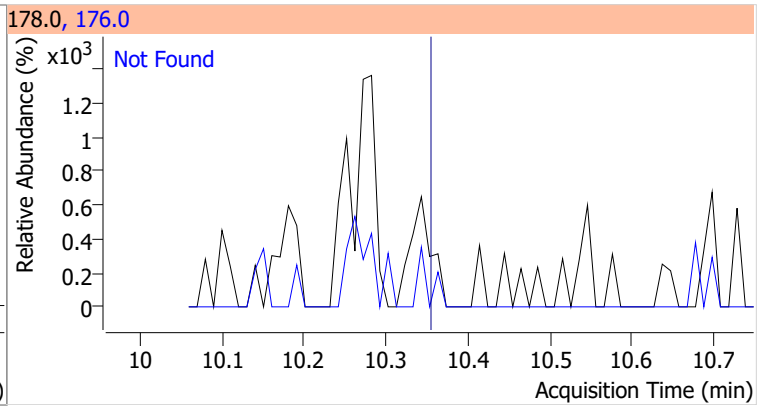

Compound	Conc.	Exp RT	QIon	Exp Ratio	QIon	Exp Ratio
Triallate	N.D.	10.41	268.0	27.2	143.0	23.0

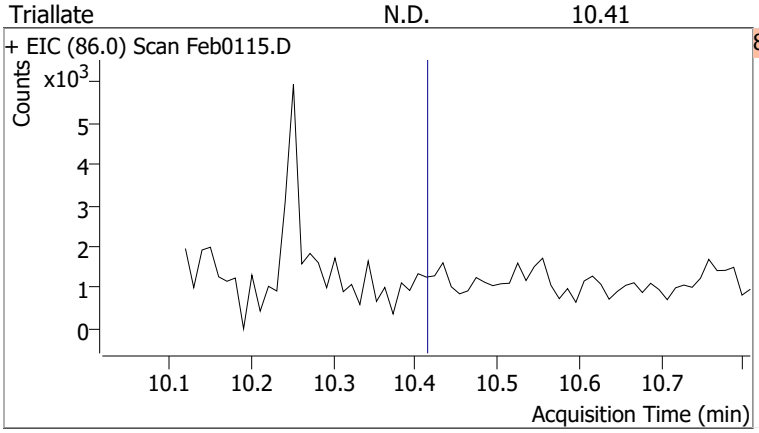

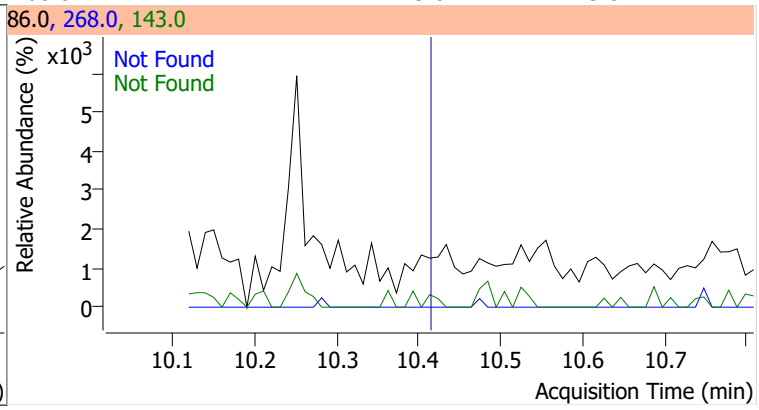

Compound	Conc.	Exp RT	QIon	Exp Ratio
Carbazole	N.D.	10.60	139.0	13.0

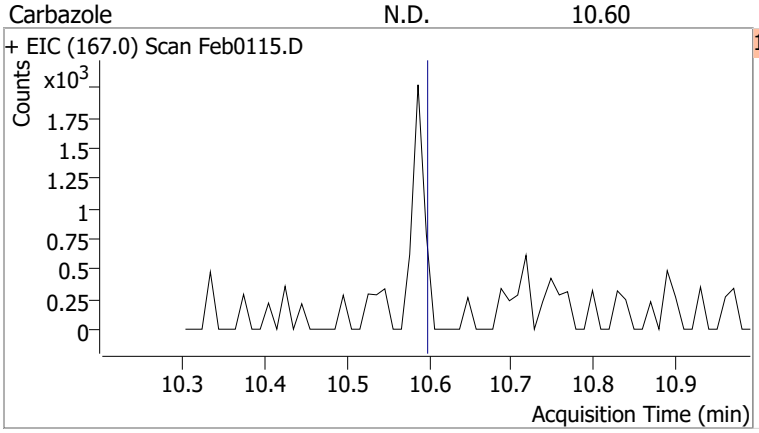

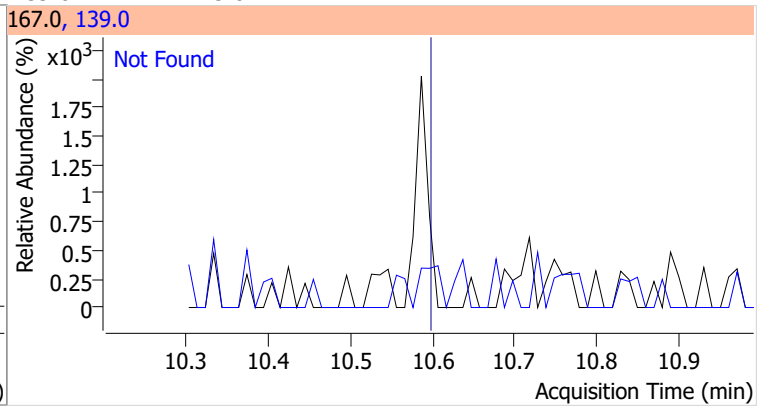

Compound	Conc.	Exp RT	QIon	Exp Ratio	QIon	Exp Ratio
o-Terphenyl	N.D.	10.82	229.0	63.0	215.0	37.7

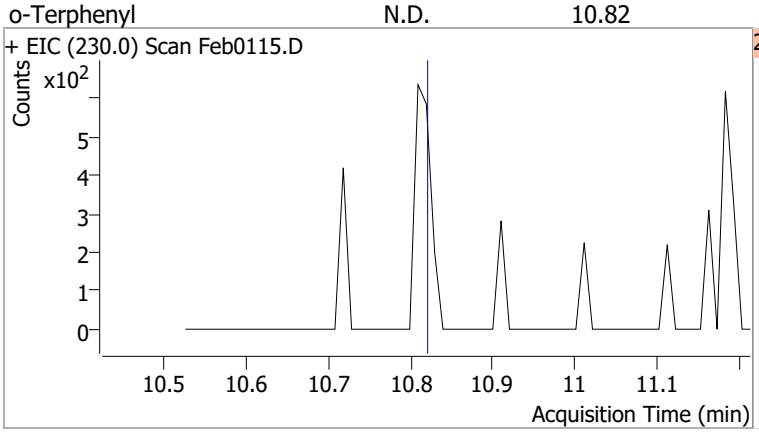

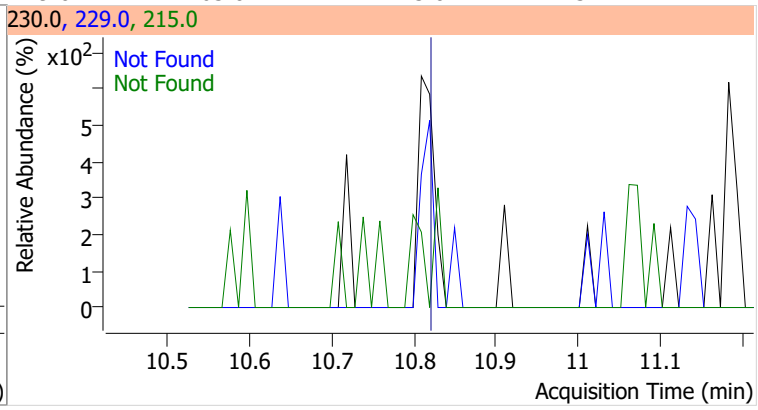

Compound	Conc.	Exp RT	QIon	Exp Ratio	QIon	Exp Ratio
Di-n-Butylphthalate	N.D.	11.20	150.0	9.0	104.0	5.8

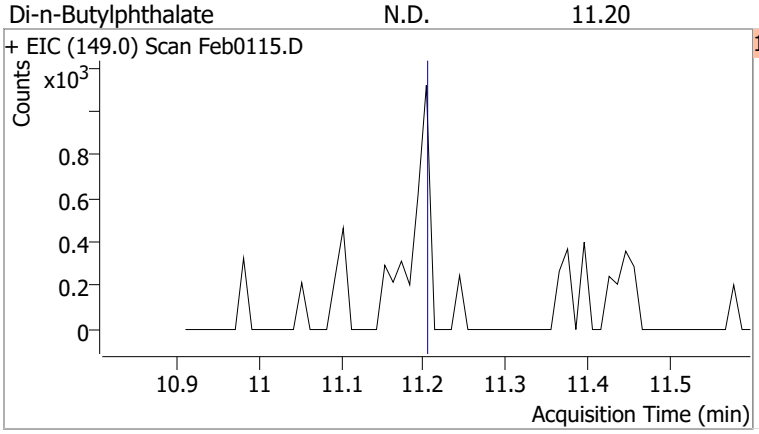

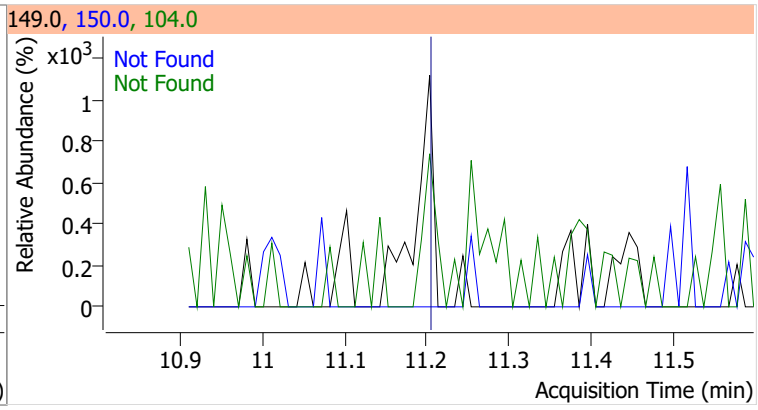

Compound	Conc.	Exp RT	QIon	Exp Ratio
Fluoranthene	N.D.	12.12	101.0	12.3

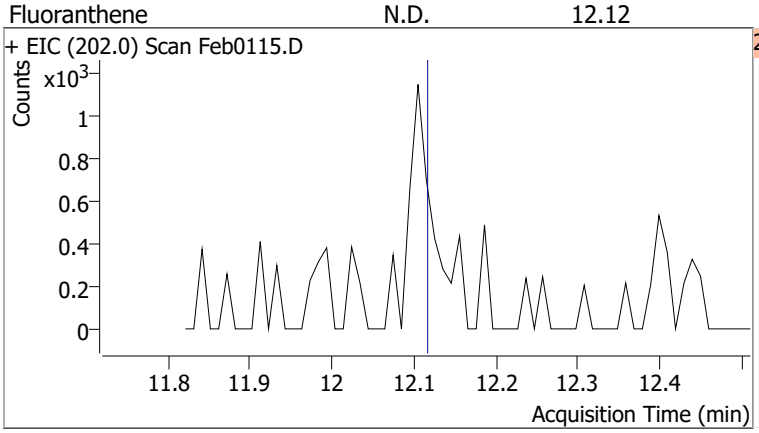

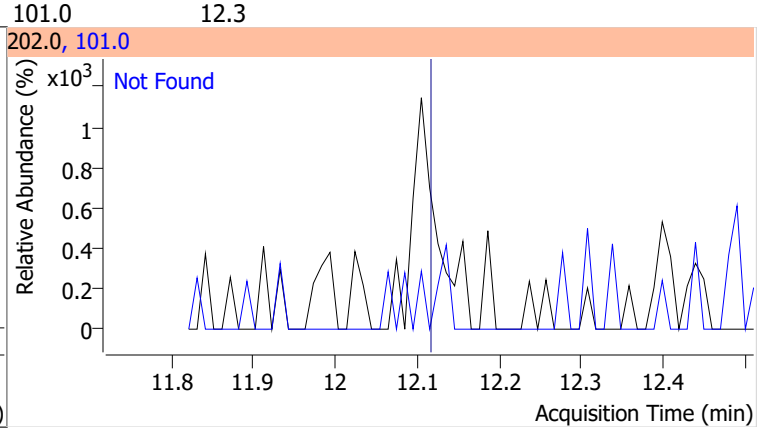

Compound	Conc.	Exp RT	QIon	Exp Ratio	QIon	Exp Ratio
Benzidine	N.D.	12.50	183.0	12.2	92.0	7.5

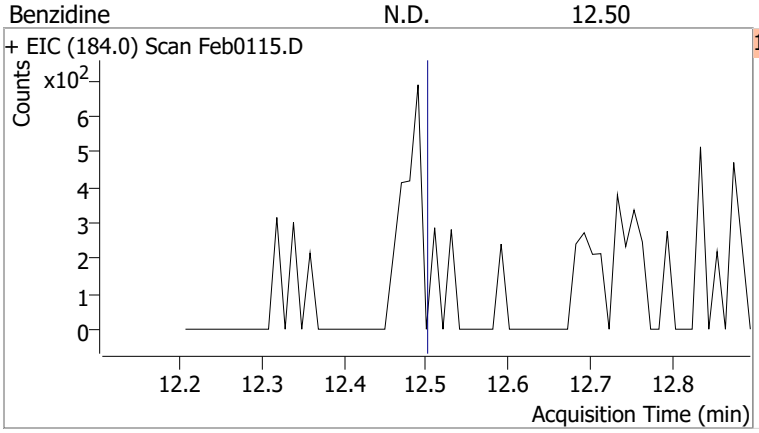

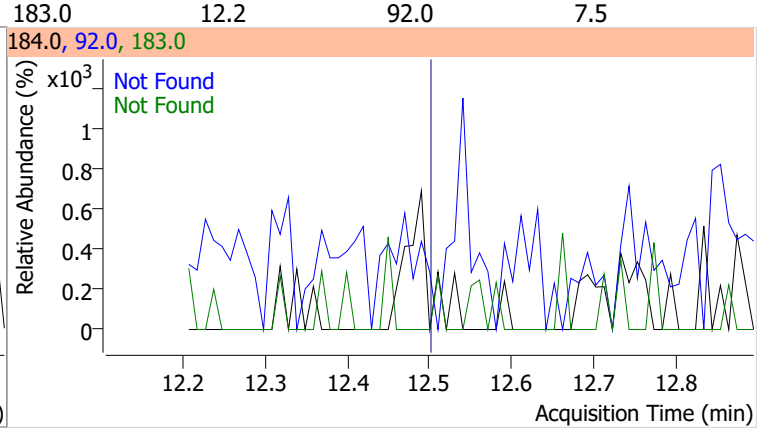

Quantitation Results Report (QT Reviewed)

Compound	Conc.	Exp RT	QIon	Exp Ratio
Pyrene	N.D.	12.55	101.0	14.0

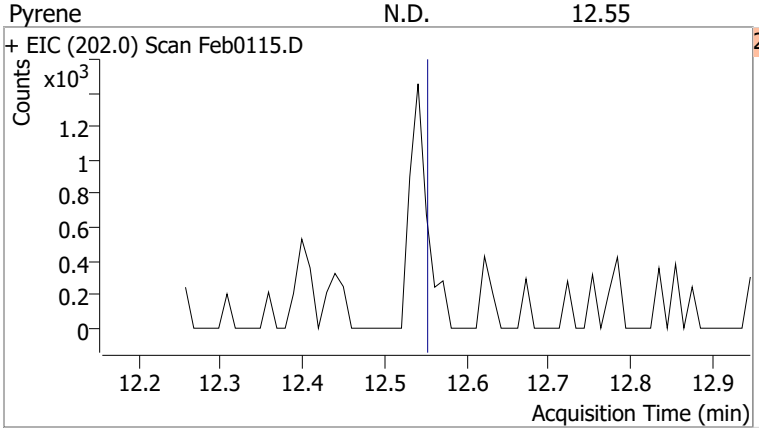

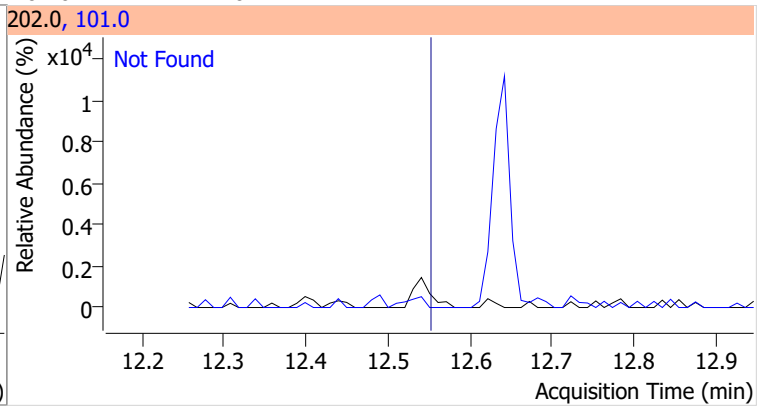

Compound	Conc.	RT	Dev(Min)	Resp.	QIon	QRatio	Lower	Upper
Terphenyl-d14	91.1363	13.06	0.00	2172788	122.0	14.2	8.8	16.4

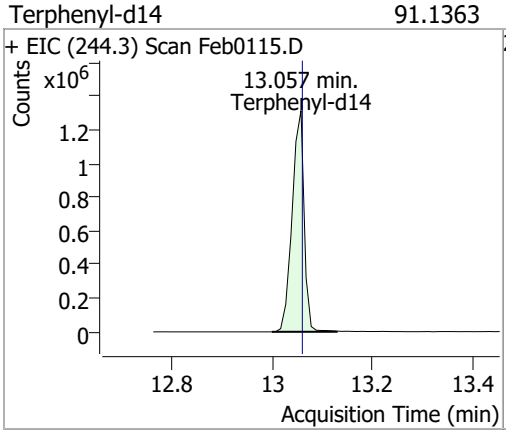

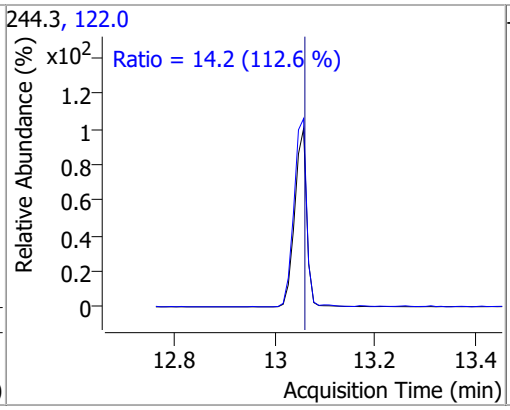

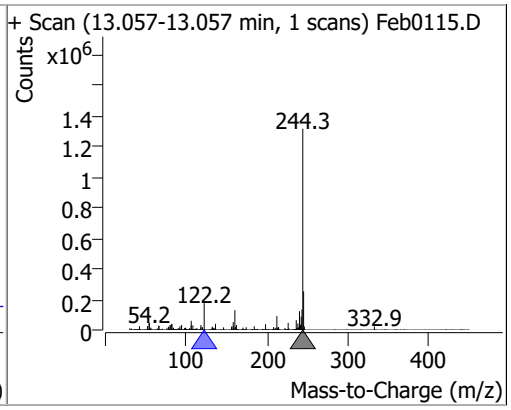

Compound	Conc.	Exp RT	QIon	Exp Ratio	QIon	Exp Ratio
Butylbenzylphthalate	N.D.	14.53	91.0	80.1	206.0	18.4

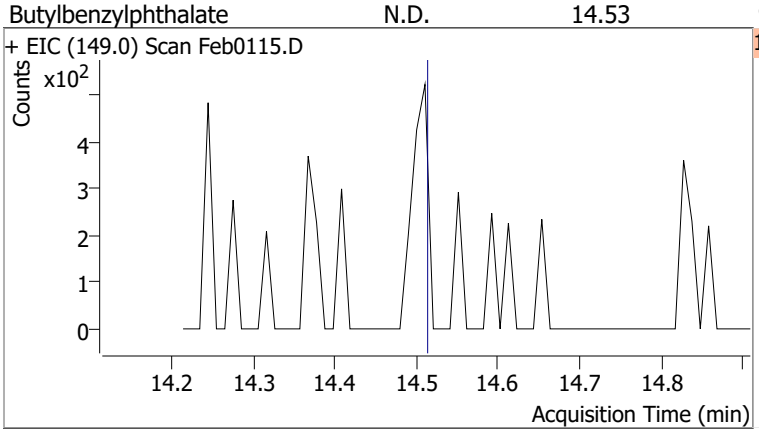

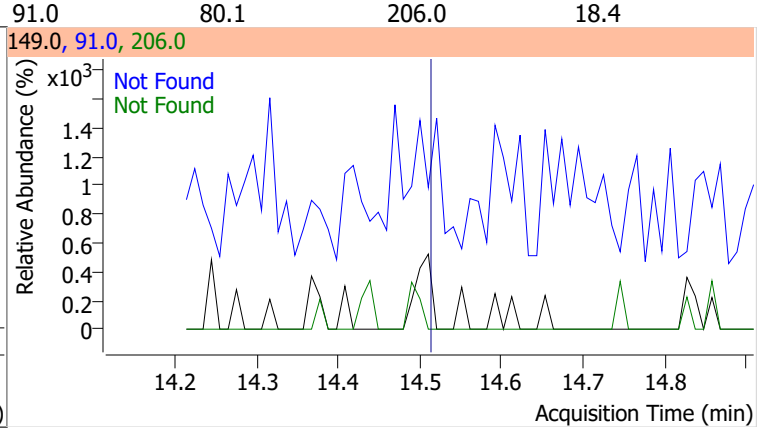

Compound	Conc.	Exp RT	QIon	Exp Ratio	QIon	Exp Ratio
Benzo(a)Anthracene	N.D.	15.76	226.0	25.8	229.0	20.9

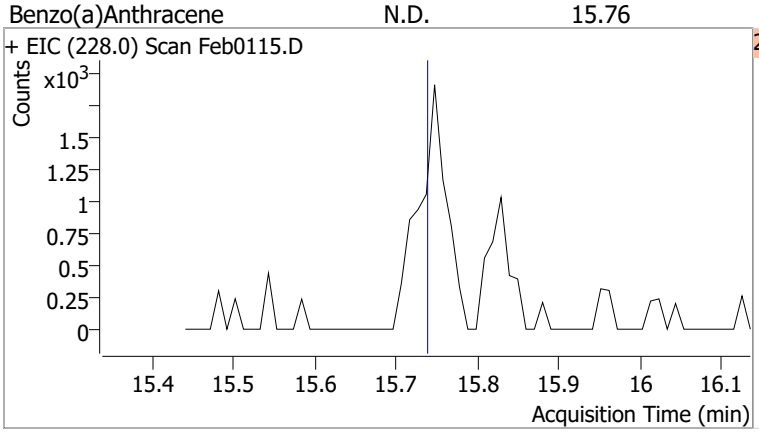

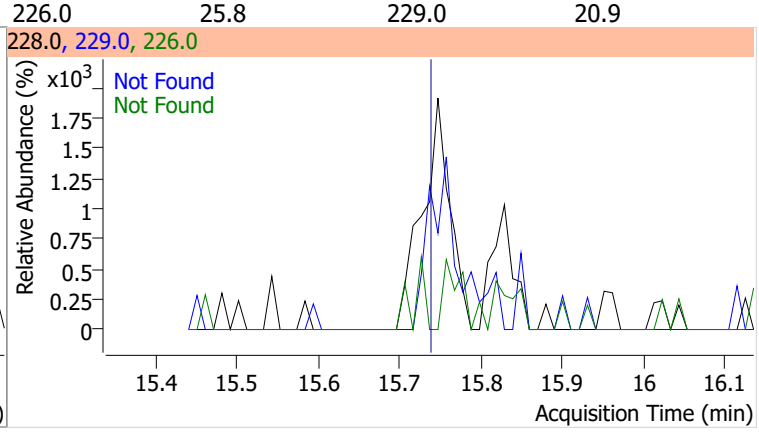

Compound	Conc.	Exp RT	QIon	Exp Ratio	QIon	Exp Ratio
Chrysene	N.D.	15.87	226.0	29.3	229.0	20.2

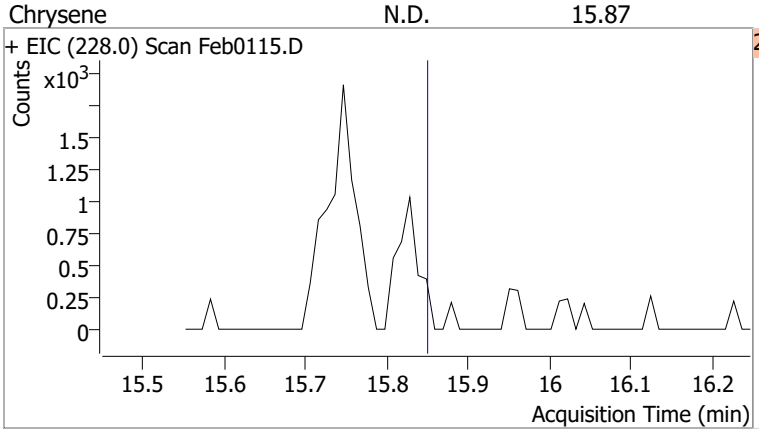

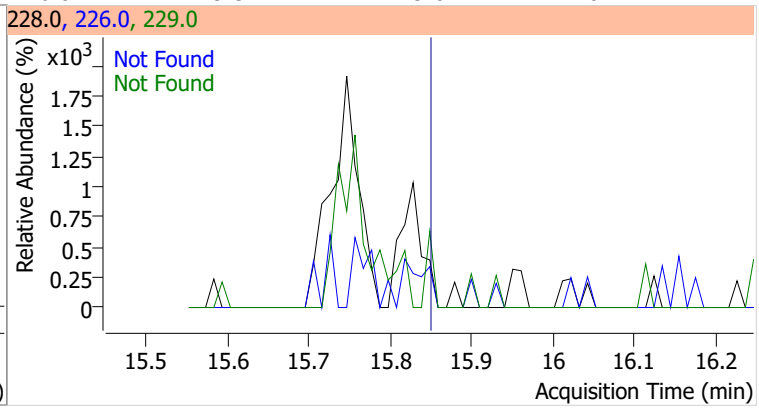

Compound	Conc.	Exp RT	QIon	Exp Ratio
3,3-Dichlorobenzidine	N.D.	15.90	254.0	64.5

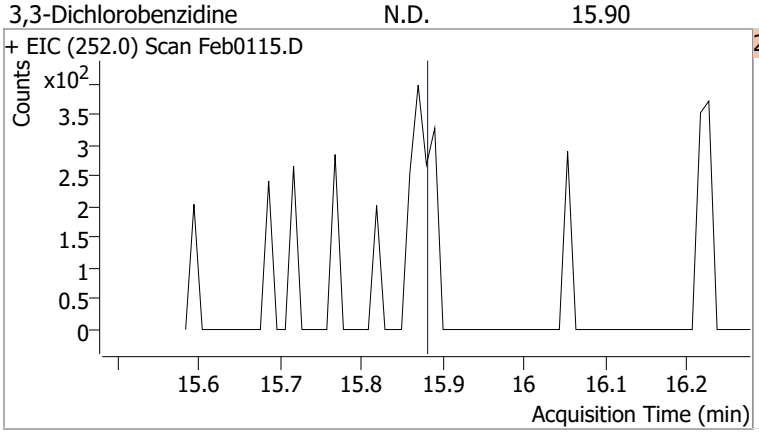

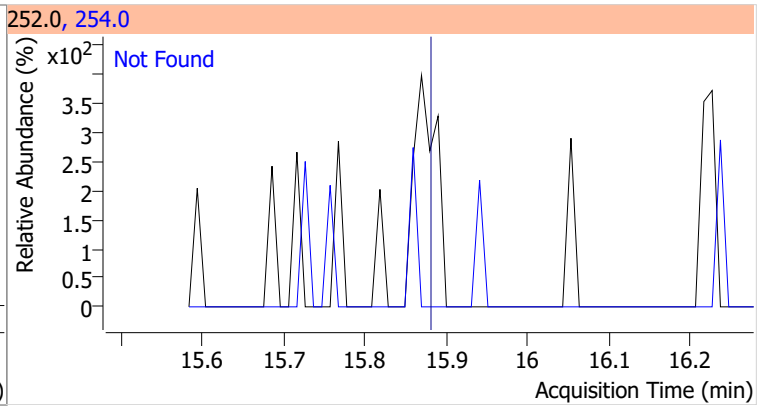

Compound	Conc.	Exp RT	QIon	Exp Ratio	QIon	Exp Ratio
bis(2-ethylhexyl)Phthalate	N.D.	16.60	149.0	385.7	279.0	15.3

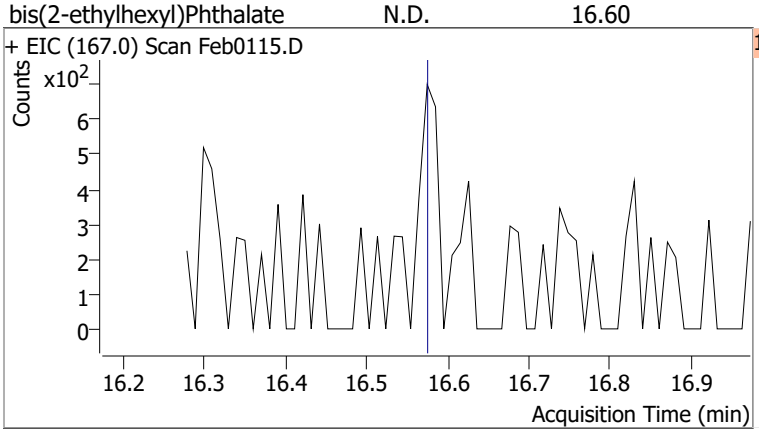

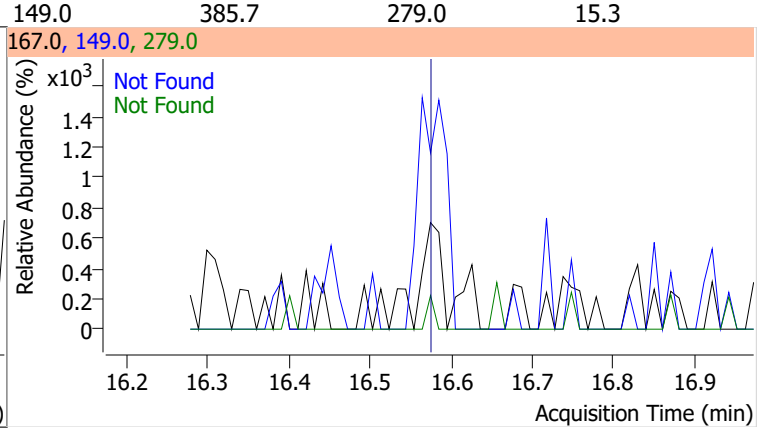

Compound	Conc.	Exp RT	QIon	Exp Ratio
Di-n-octyl Phthalate	N.D.	18.29	150.0	9.5

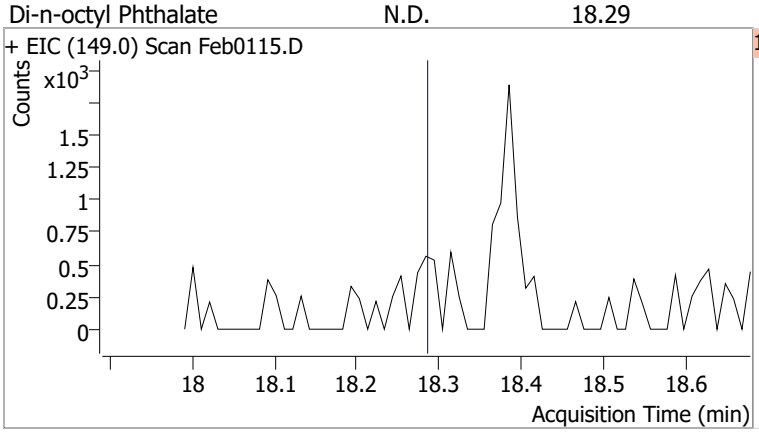

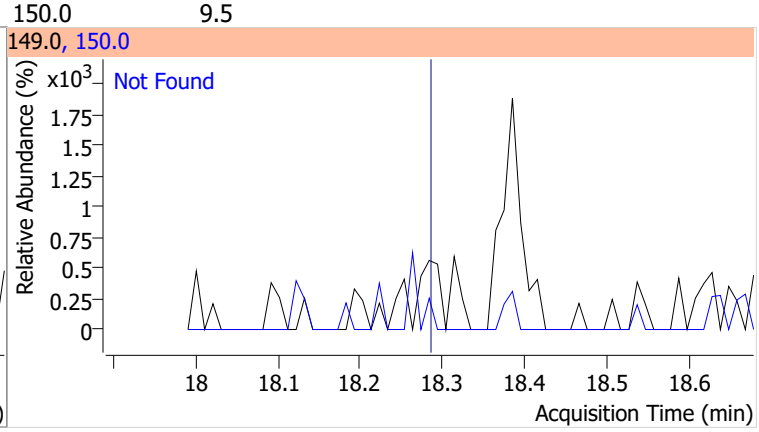

Compound	Conc.	Exp RT	QIon	Exp Ratio
Benzo(b)fluoranthene	N.D.	18.55	253.0	22.5

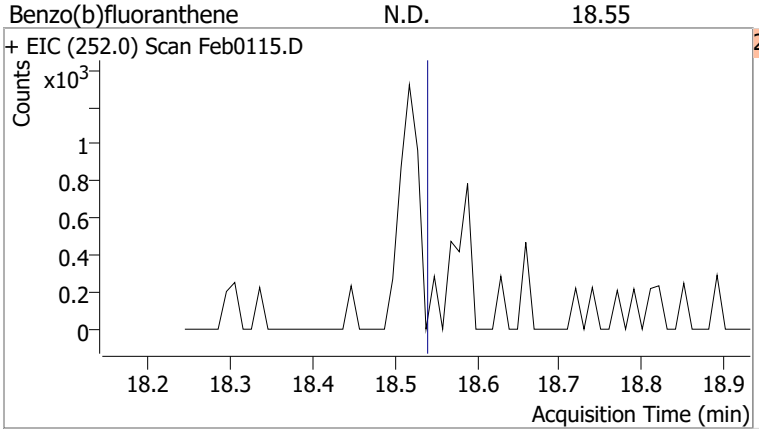

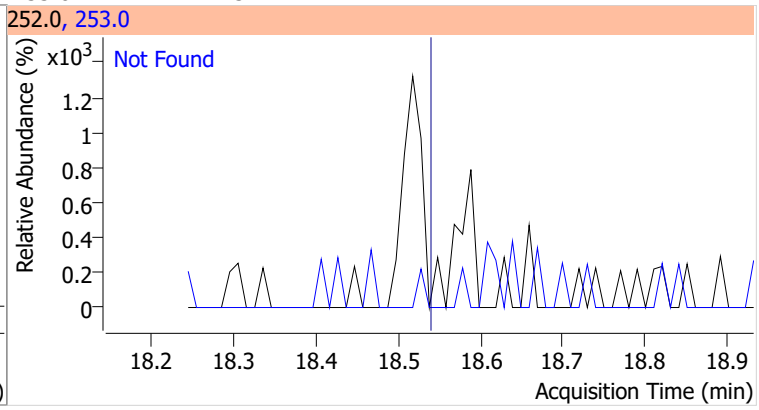

Compound	Conc.	Exp RT	QIon	Exp Ratio
Benzo(k)fluoranthene	N.D.	18.61	253.0	22.7

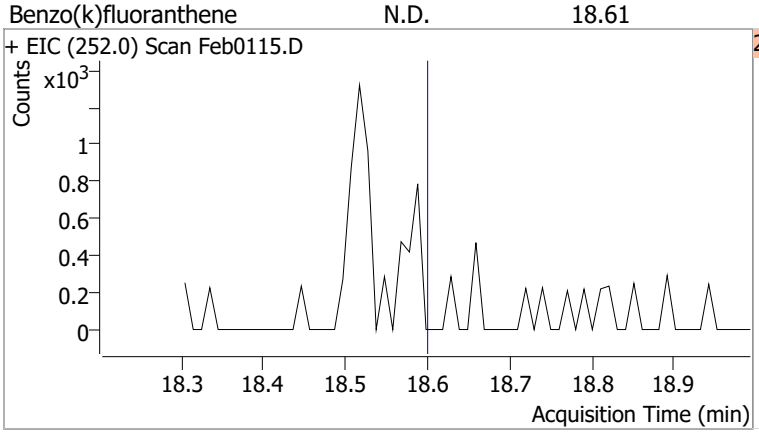

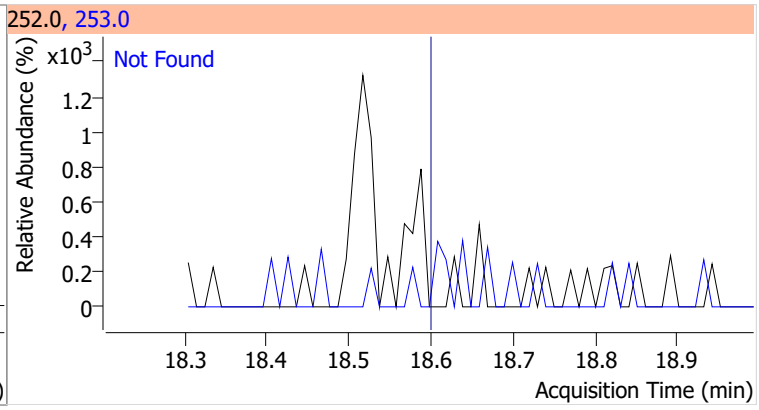

Compound	Conc.	Exp RT	QIon	Exp Ratio
Benzo(a)pyrene	N.D.	19.15	253.0	22.6

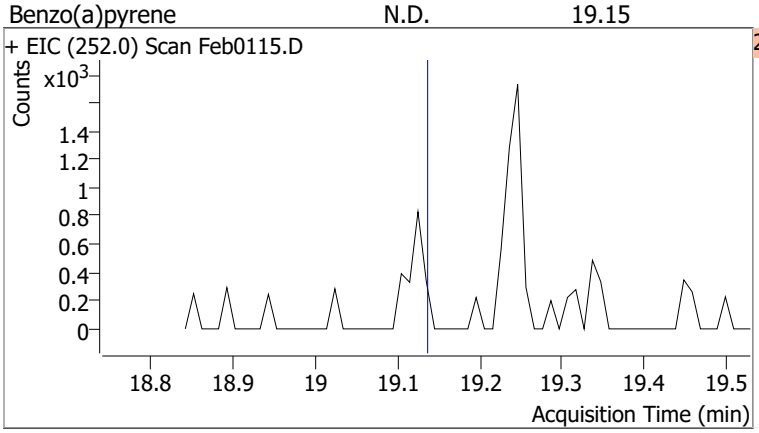

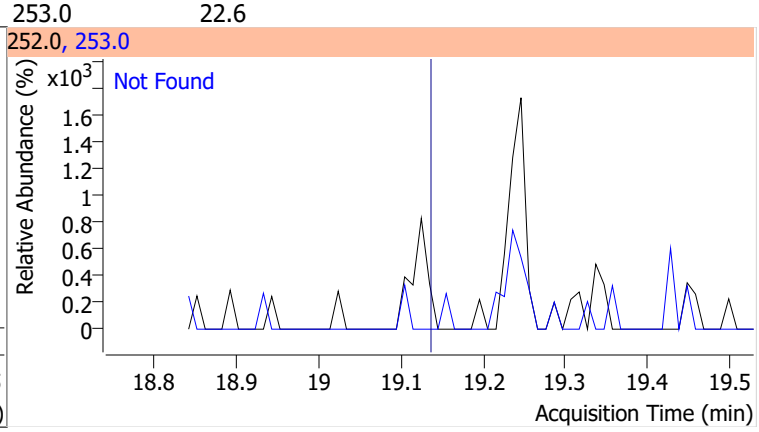

Compound	Conc.	Exp RT	QIon	Exp Ratio
Indeno(1,2,3-c,d)pyrene	N.D.	20.91	138.0	28.9

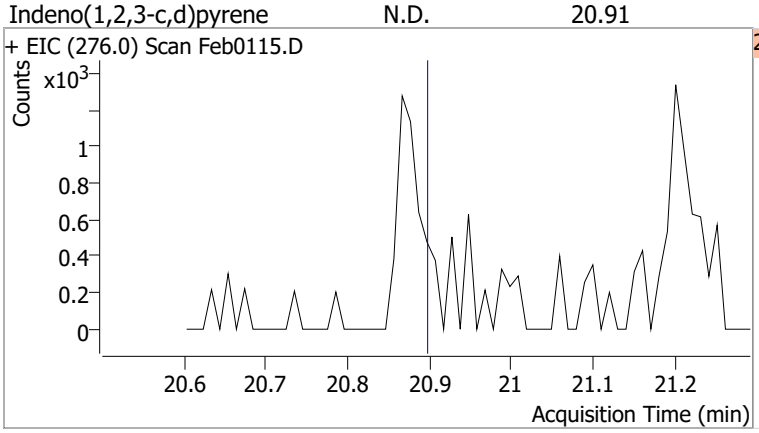

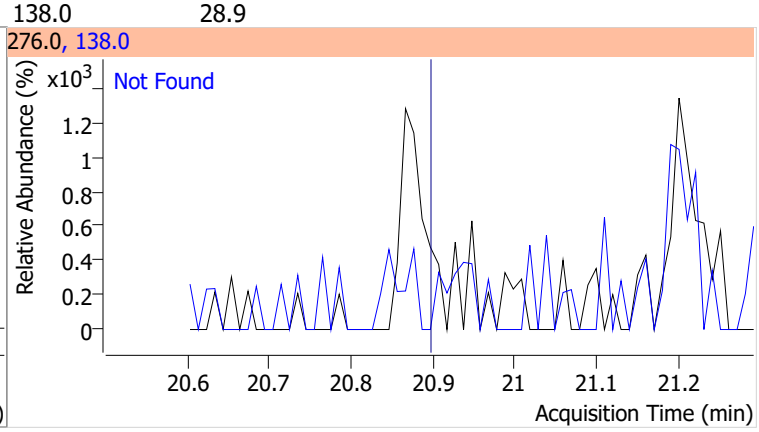

Compound	Conc.	Exp RT	QIon	Exp Ratio	QIon	Exp Ratio
Dibenzo(a,h)anthracene	N.D.	20.97	139.0	24.4	279.0	23.7

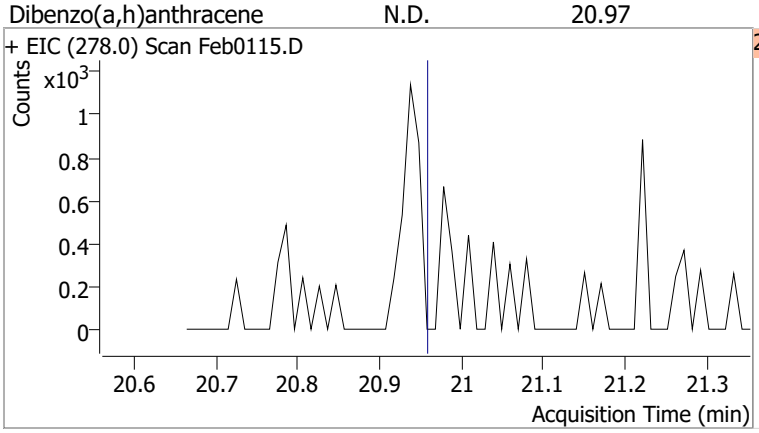

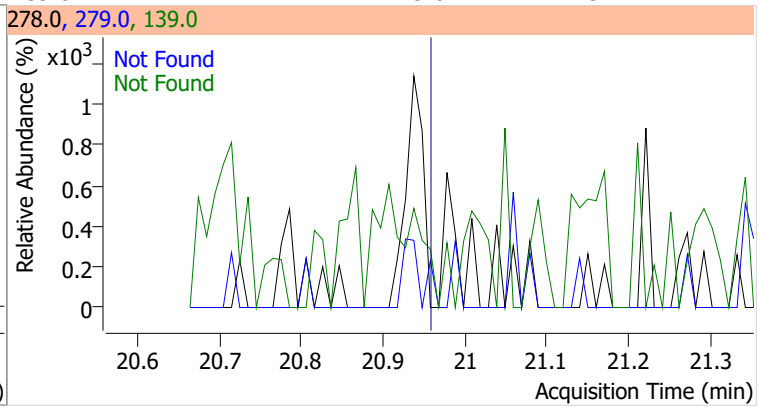

Compound	Conc.	Exp RT	QIon	Exp Ratio	QIon	Exp Ratio
Benzo(g,h,i)perylene	N.D.	21.24	138.0	32.5	277.0	24.1

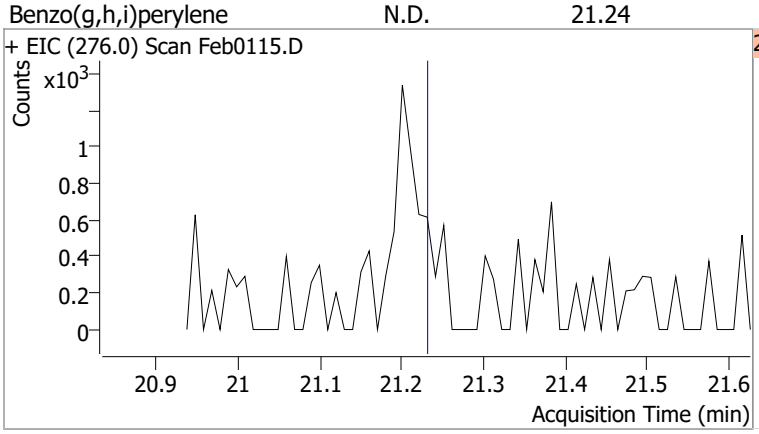

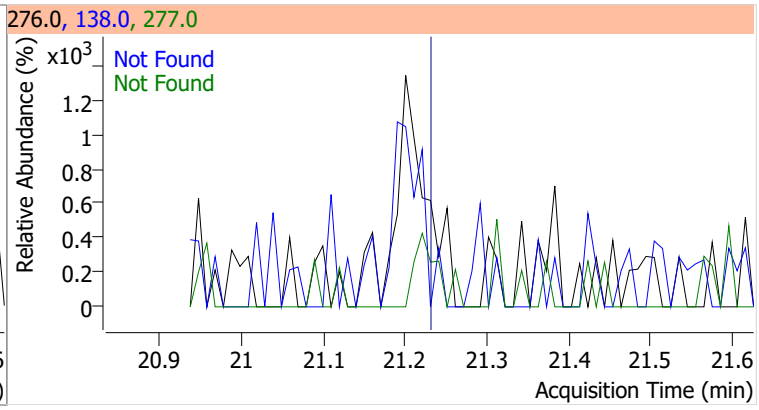

Quantitation Results Report (QT Reviewed)

Data File	Feb0116.D	Operator	LIMS import
Acq. Method	BNA+SIM.M	Acq. Date-Time	2/2/2022 12:54:21 AM
Sample Name	B22011125-001C	Instrument	Instrument #1
Vial	16	Multiplier	1.00
DA Method File		Comment	SVOC-8270-W-LARGO
Tune File	dftppdsm.u	Tune Date	1/25/2022 7:52:00 PM
Batch Name	020122 DoD BNA cal.batch.bin	Last Calib Update	2/2/2022 4:05:51 PM
Ref Library	D:\Org\Library\NIST129K.l		

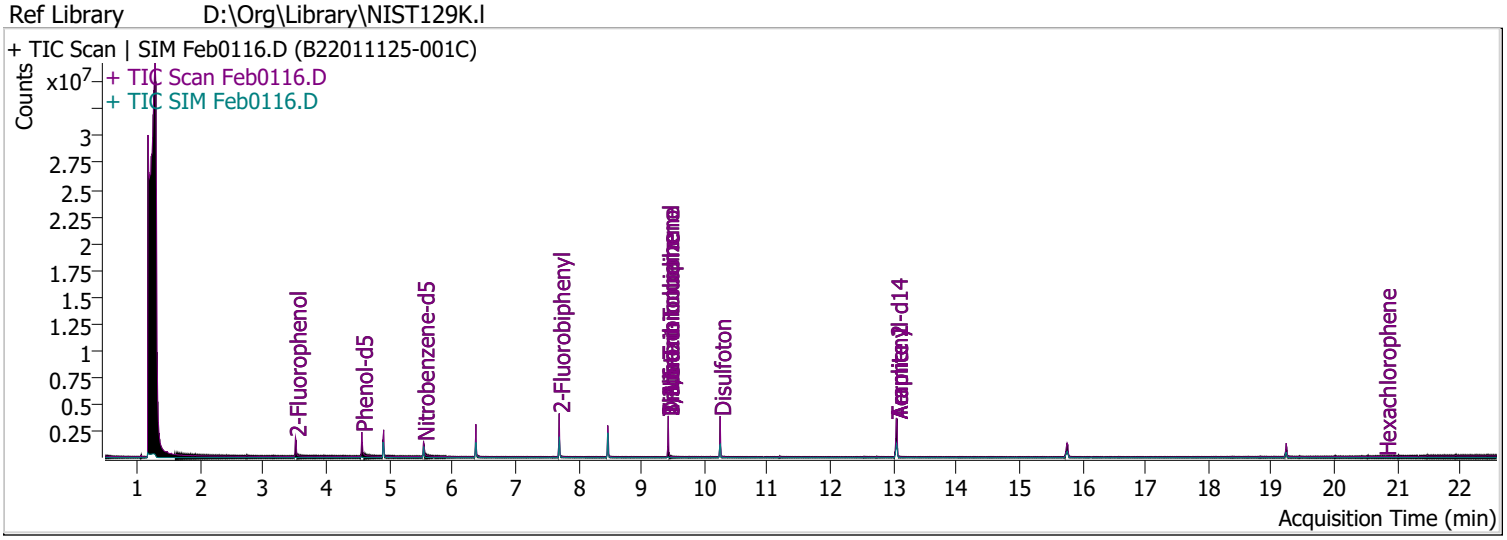

Compound	RT	QIon	Resp.	Conc.	Units	Dev(Min)
Internal Standards						
System Monitoring Compounds						
S 2-Fluorophenol	3.510	112.0	689525	65.2669	µg/L	-0.010
Spiked Amount: 200.000	Range: 10.0 - 75.0%			Recovery = 32.63%		
S Phenol-d5	4.562	99.0	952876	68.5995	µg/L	-0.010
Spiked Amount: 200.000	Range: 10.0 - 65.0%			Recovery = 34.30%		
S Nitrobenzene-d5	5.543	82.0	439708	60.8525	µg/L	-0.010
Spiked Amount: 100.000	Range: 32.0 - 94.0%			Recovery = 60.85%		
S 2-Fluorobiphenyl	7.697	172.0	1236684	54.6564	µg/L	0.000
Spiked Amount: 100.000	Range: 28.0 - 107.0%			Recovery = 54.66%		
S 2,4,6-Tribromophenol	9.428	329.8	282772	148.3187	µg/L	0.000
Spiked Amount: 200.000	Range: 25.0 - 140.0%			Recovery = 74.16%		
S Terphenyl-d14	13.057	244.3	2187502	93.0403	µg/L	0.000
Spiked Amount: 100.000	Range: 32.0 - 122.0%			Recovery = 93.04%		
Target Compounds						**QValue**
T N-Nitrosodimethylamine	0.000		0	N.D.		
T Pyridine	0.000		0	N.D.		
T Aniline	0.000		0	N.D.		
T Phenol	0.000		0	N.D.		
T bis(-2-Chloroethyl)Ether	0.000		0	N.D.		
T 2-Chlorophenol	0.000		0	N.D.		
T 1,3-Dichlorobenzene	0.000		0	N.D.		
T 1,4-Dichlorobenzene	0.000		0	N.D.		
T 1,2-Dichlorobenzene	0.000		0	N.D.		
T Benzyl Alcohol	0.000		0	N.D.		
T 2-Methylphenol	0.000		0	N.D.		
T bis(2-chloroisopropyl)Ether	0.000		0	N.D.		
T N-nitroso-Di-n-propylamine	5.543	70.0	0		µg/L	md 1
T 4Methylphenol/3Methylphenol	0.000		0	N.D.		
T Hexachloroethane	0.000		0	N.D.		

Compound	RT	QIon	Resp.	Conc.	Units		Dev(Min)
T Nitrobenzene	0.000		0	N.D.			
T Isophorone	0.000		0	N.D.			
T 2-Nitrophenol	0.000		0	N.D.			
T 2,4-Dimethylphenol	0.000		0	N.D.			
T bis(-2-Chloroethoxy)Methane	0.000		0	N.D.			
T 2,4-Dichlorophenol	0.000		0	N.D.			
T Benzoic Acid	0.000		0	N.D.			
T 1,2,4-Trichlorobenzene	0.000		0	N.D.			
T Naphthalene	0.000		0	N.D.			
T 4-Chlorophenol	0.000		0	N.D.			
T p-Chloroaniline	0.000		0	N.D.			
T Hexachlorobutadiene	0.000		0	N.D.			
T 4-Chloro-2-Methylphenol	0.000		0	N.D.			
T 4-Chloro-3-Methylphenol	0.000		0	N.D.			
T 2-Methylnaphthalene	0.000		0	N.D.			
T 1-Methylnaphthalene	0.000		0	N.D.			
T Hexachlorocyclopentadiene	0.000		0	N.D.			
T 2,4,6-Trichlorophenol	0.000		0	N.D.			
T 2,4,5-Trichlorophenol	0.000		0	N.D.			
T 2-Chloronaphthalene	0.000		0	N.D.			
T 2-Nitroaniline	0.000		0	N.D.			
T Dimethyl Phthalate	8.466	163.0	0		µg/L	md	1
T 2,6-Dinitrotoluene	8.466	165.0	0		µg/L	md	1
T Acenaphthylene	0.000		0	N.D.			
T 3-Nitroaniline	0.000		0	N.D.			
T Acenaphthene	0.000		0	N.D.			
T 2,4-Dinitrophenol	0.000		0	N.D.			
T Dibenzofuran	0.000		0	N.D.			
T 4-Nitrophenol	0.000		0	N.D.			
T 2,4-Dinitrotoluene	8.466	165.0	0		µg/L	md	1
T Diethylphthalate	0.000		0	N.D.			
T Fluorene	0.000		0	N.D.			
T 4-Chlorophenyl-phenylether	0.000		0	N.D.			
T 4-Nitroaniline	0.000		0	N.D.			
T 4,6-Dinitro-2-methylphenol	0.000		0	N.D.			
T N-nitrosodiphenylamine	0.000		0	N.D.			
T Azobenzene	0.000		0	N.D.			
T 4-Bromophenyl-phenylether	0.000		0	N.D.			
T Hexachlorobenzene	0.000		0	N.D.			
T Pentachlorophenol	0.000		0	N.D.			
T Phenanthrene	0.000		0	N.D.			
T Anthracene	0.000		0	N.D.			
T Triallate	0.000		0	N.D.			
T Carbazole	0.000		0	N.D.			
T o-Terphenyl	0.000		0	N.D.			
T Di-n-Butylphthalate	0.000		0	N.D.			
T Fluoranthene	0.000		0	N.D.			
T Benzidine	0.000		0	N.D.			
T Pyrene	0.000		0	N.D.			
T Butylbenzylphthalate	0.000		0	N.D.			
T Benzo(a)Anthracene	0.000		0	N.D.			
T Chrysene	0.000		0	N.D.			
T 3,3-Dichlorobenzidine	0.000		0	N.D.			
T bis(2-ethylhexyl)Phthalate	0.000		0	N.D.			
T Di-n-octyl Phthalate	0.000		0	N.D.			

Compound	RT	QIon	Resp.	Conc.	Units	Dev(Min)
T Benzo(b)fluoranthene	0.000		0	N.D.		
T Benzo(k)fluoranthene	0.000		0	N.D.		
T Benzo(a)pyrene	0.000		0	N.D.		
T Indeno(1,2,3-c,d)pyrene	0.000		0	N.D.		
T Dibenzo(a,h)anthracene	0.000		0	N.D.		
T Benzo(g,h,i)perylene	0.000		0	N.D.		

(#) = Qualifier Out of Range; (m) = Manual Integration; (+) = Area Summed; (*) = Surrogate Percent Recovery Out of Range; (d): Zeroed Peak

Compound	Conc.	Exp RT	QIon	Exp Ratio
N-Nitrosodimethylamine	N.D.	2.15	42.0	130.1

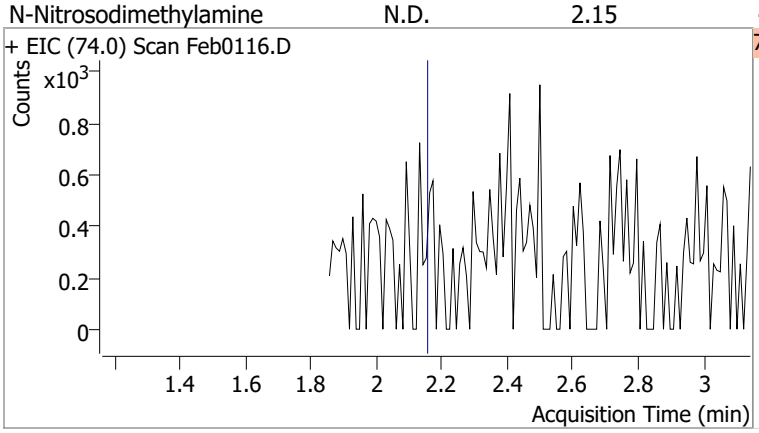

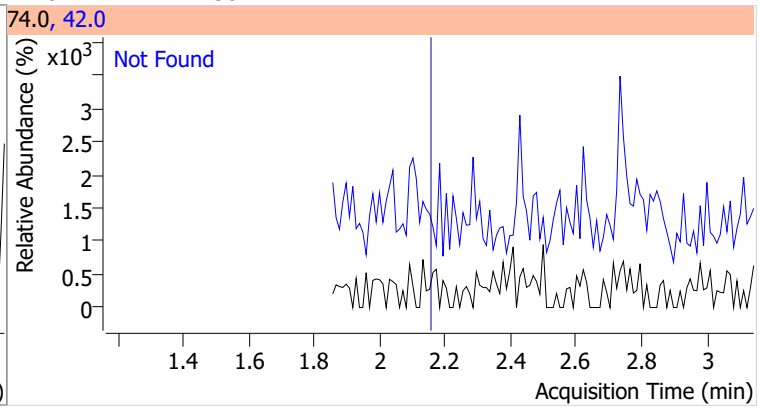

Compound	Conc.	Exp RT	QIon	Exp Ratio
Pyridine	N.D.	2.18	52.0	101.7

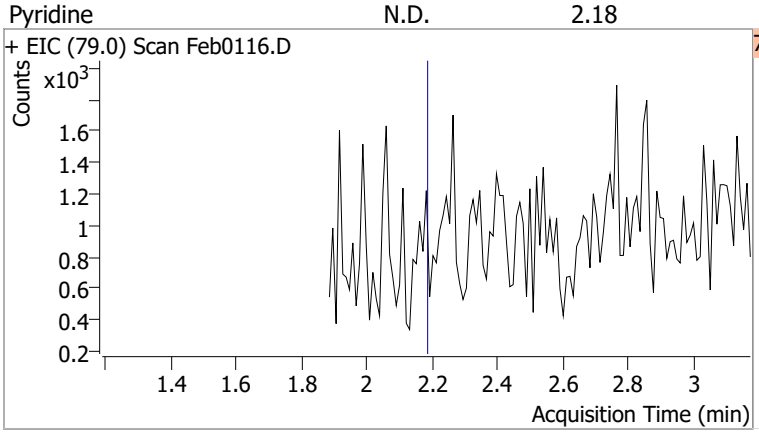

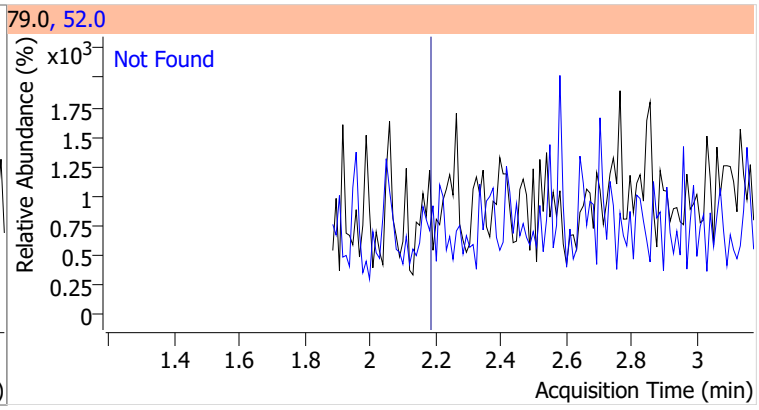

Compound	Conc.	RT	Dev(Min)	Resp.	QIon	QRatio	Lower	Upper
2-Fluorophenol	65.2669	3.51	-0.01	689525	64.0	51.7	35.8	66.4
					92.0	21.3	14.3	26.6

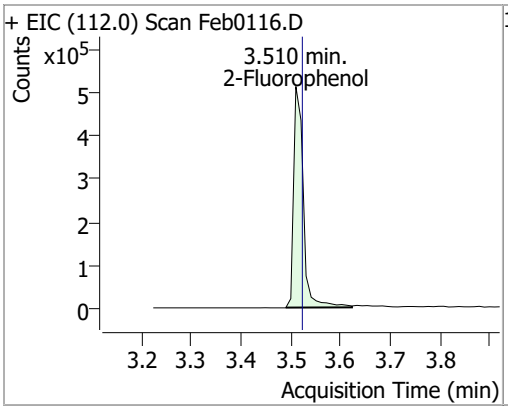

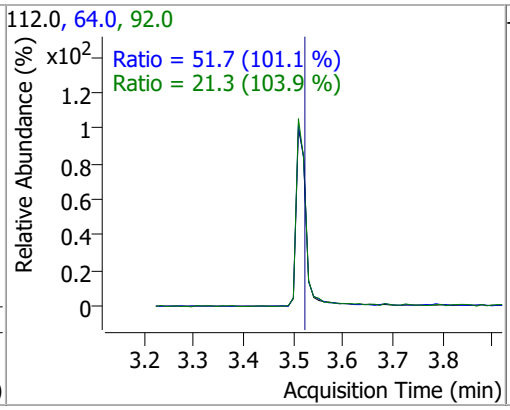

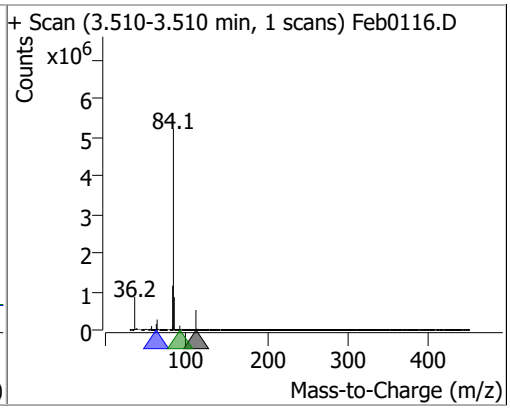

Compound	Conc.	Exp RT	QIon	Exp Ratio	QIon	Exp Ratio
Aniline	N.D.	4.55	66.0	35.1	65.0	18.0

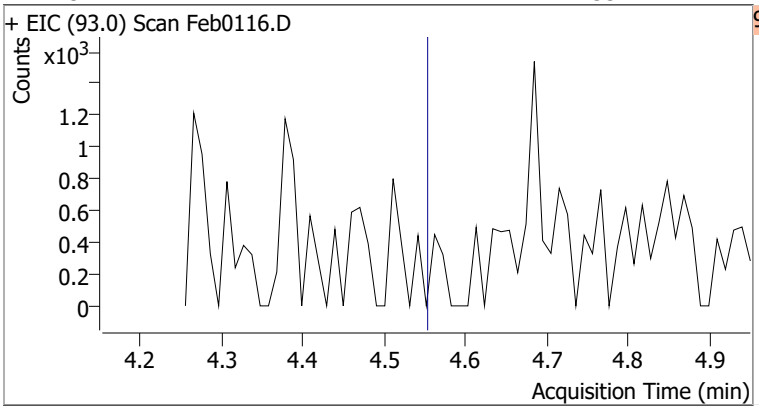

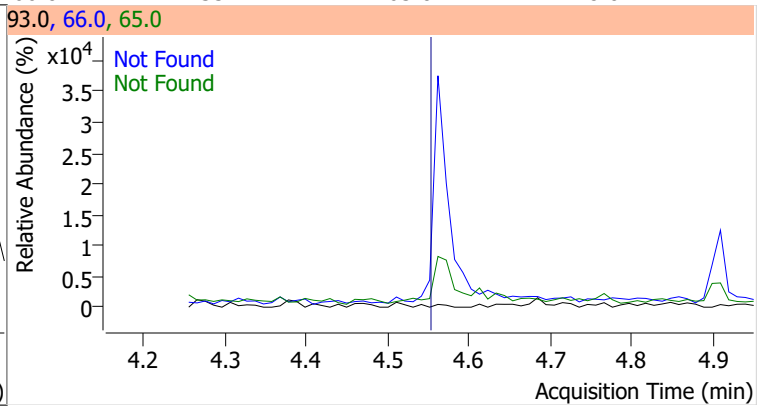

Quantitation Results Report (QT Reviewed)

Compound	Conc.	RT	Dev(Min)	Resp.	QIon	QRatio	Lower	Upper
Phenol-d5	68.5995	4.56	-0.01	952876	71.0	34.4	23.8	44.2

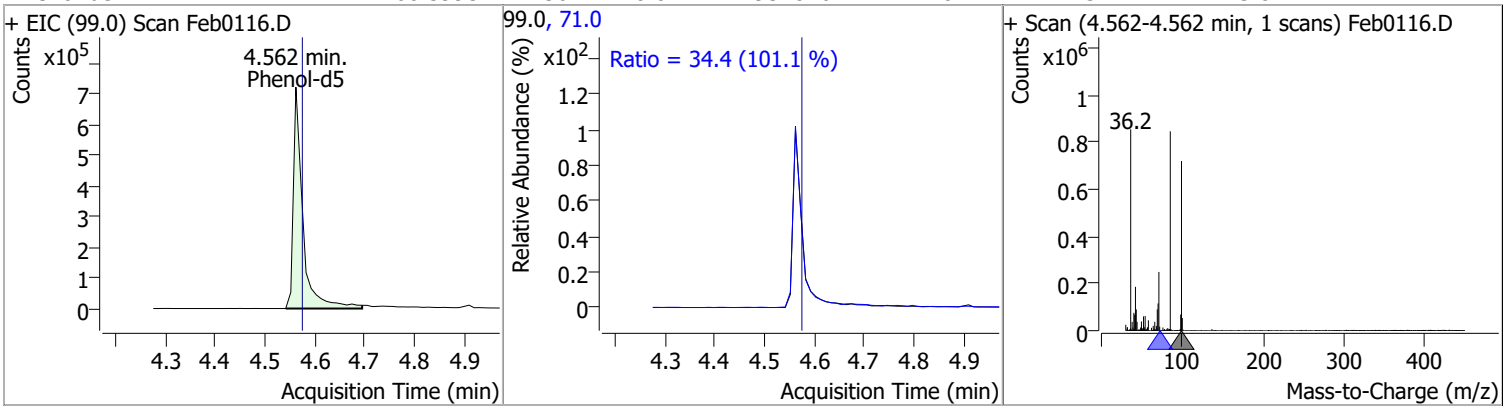

Compound	Conc.	Exp RT	QIon	Exp Ratio
Phenol	N.D.	4.59	66.0	43.8

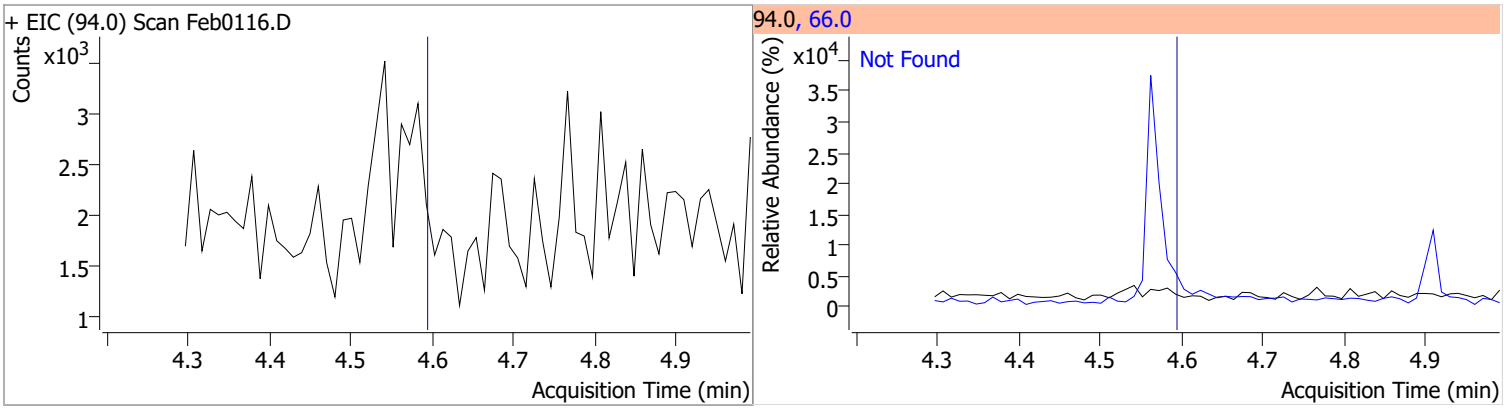

Compound	Conc.	Exp RT	QIon	Exp Ratio
bis(-2-Chloroethyl)Ether	N.D.	4.65	64.0	3.5

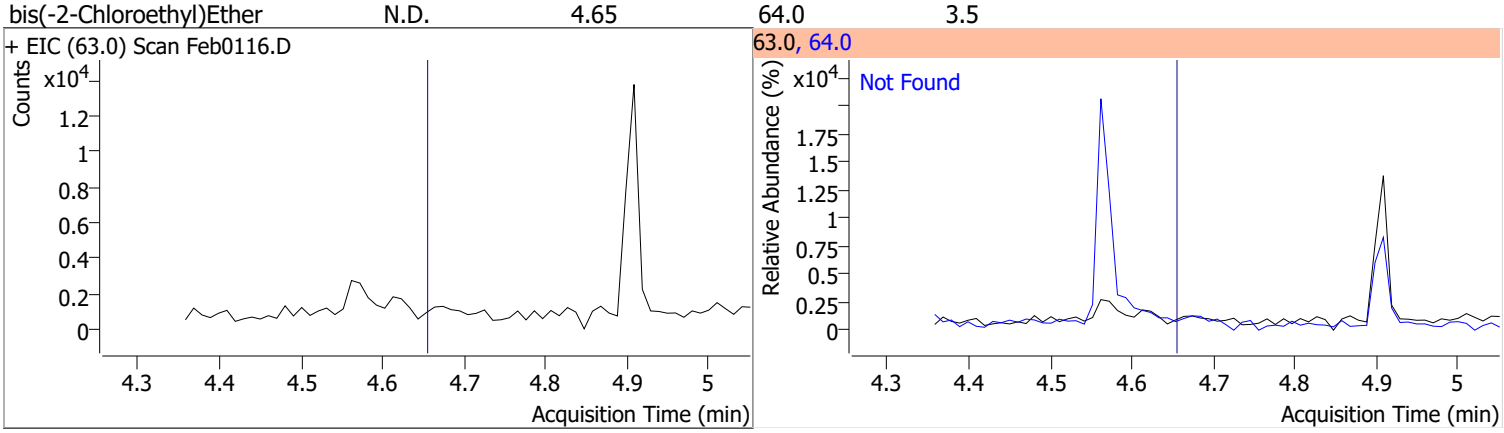

Compound	Conc.	Exp RT	QIon	Exp Ratio
2-Chlorophenol	N.D.	4.68	130.0	31.8

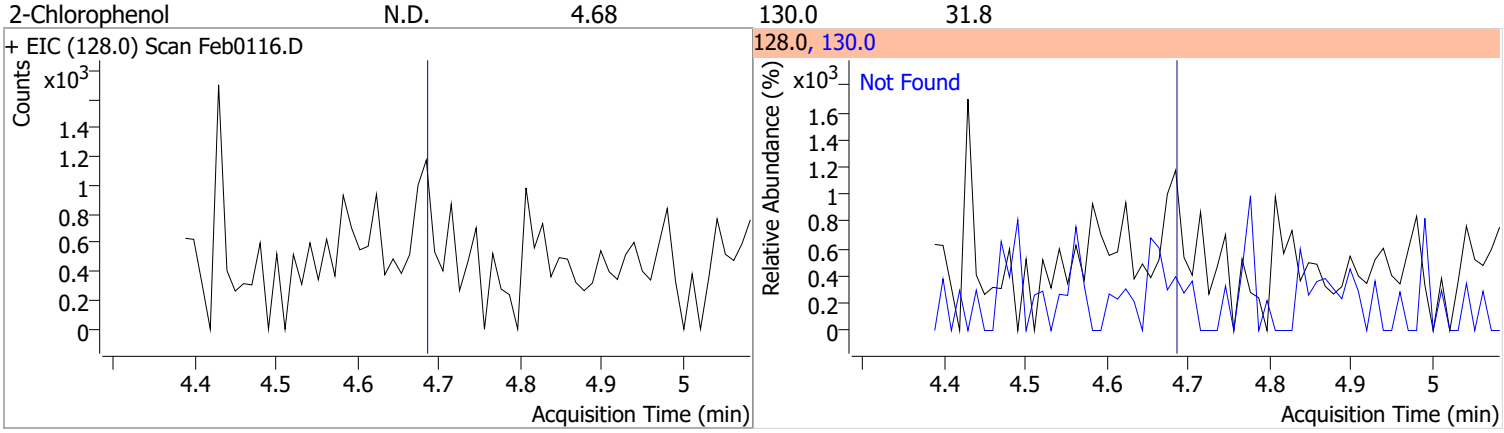

Compound	Conc.	Exp RT	QIon	Exp Ratio	QIon	Exp Ratio
1,3-Dichlorobenzene	N.D.	4.84	148.0	62.2	111.0	35.9

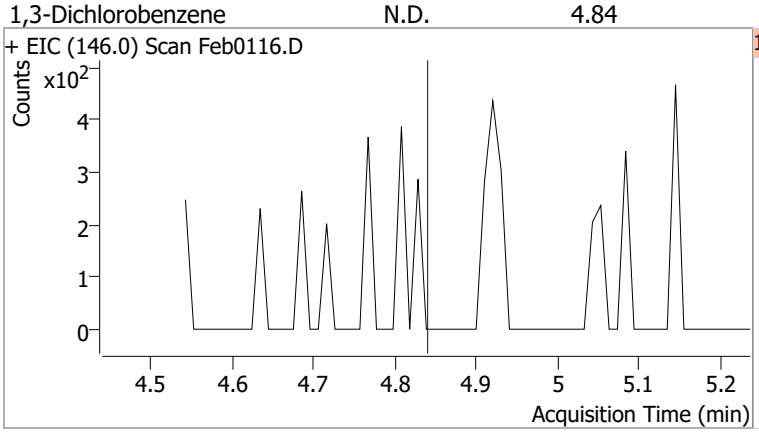

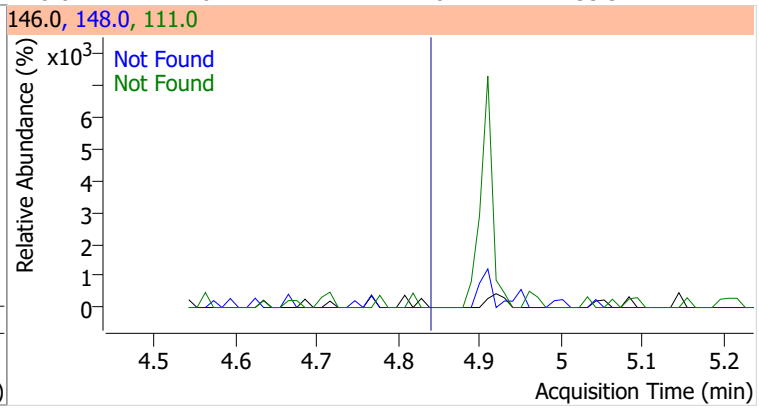

Compound	Conc.	Exp RT	QIon	Exp Ratio	QIon	Exp Ratio
1,4-Dichlorobenzene	N.D.	4.93	148.0	64.1	111.0	35.1

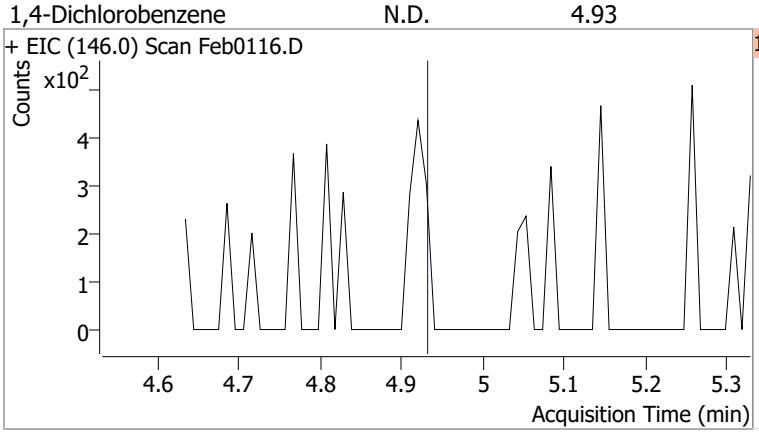

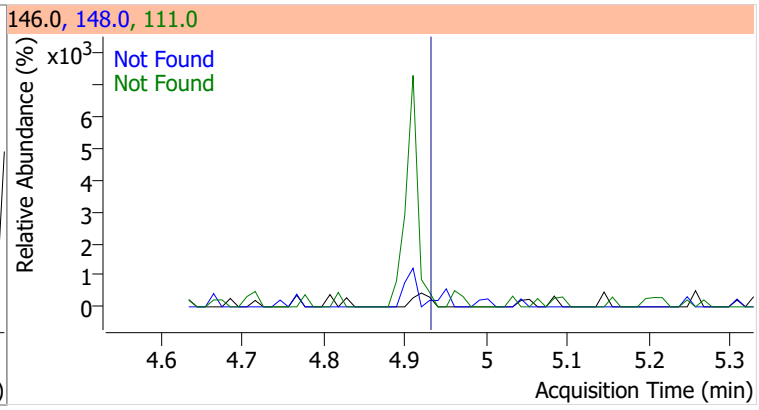

Compound	Conc.	Exp RT	QIon	Exp Ratio	QIon	Exp Ratio
1,2-Dichlorobenzene	N.D.	5.09	148.0	62.9	111.0	36.7

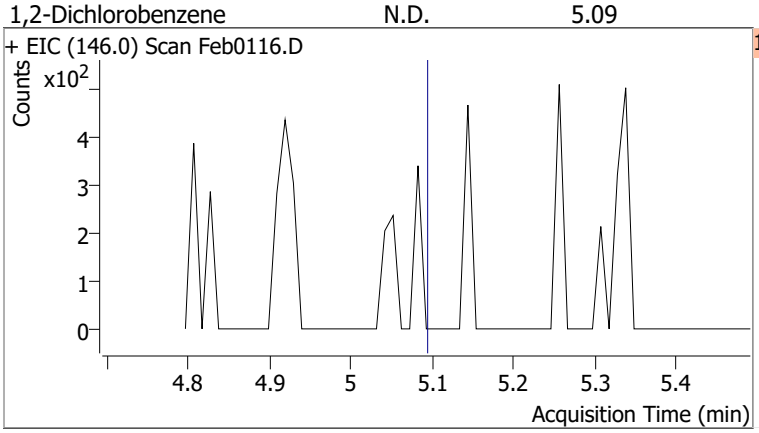

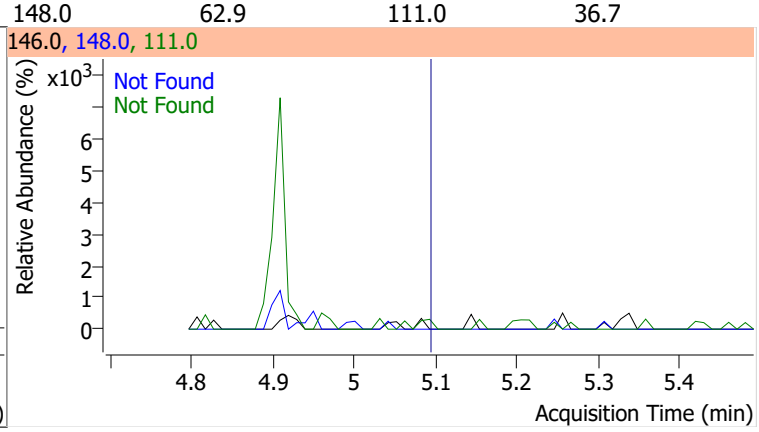

Compound	Conc.	Exp RT	QIon	Exp Ratio	QIon	Exp Ratio
Benzyl Alcohol	N.D.	5.10	79.0	118.4	107.0	64.5

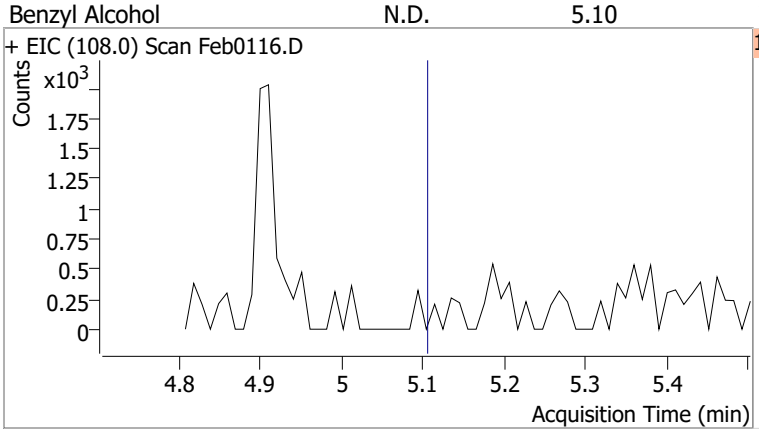

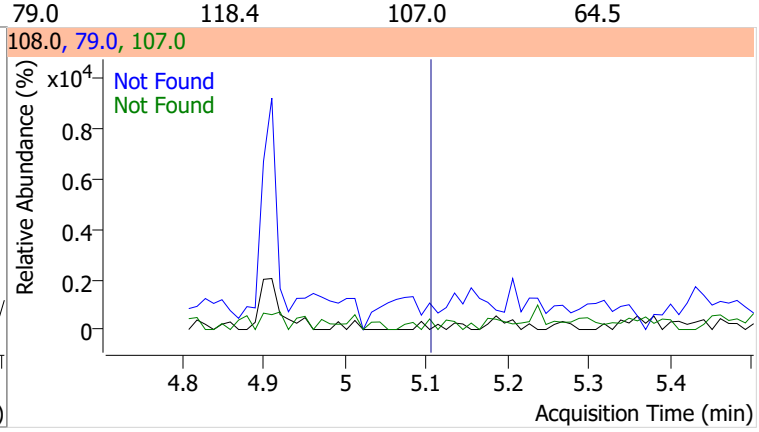

Compound	Conc.	Exp RT	QIon	Exp Ratio
2-Methylphenol	N.D.	5.26	108.0	116.3

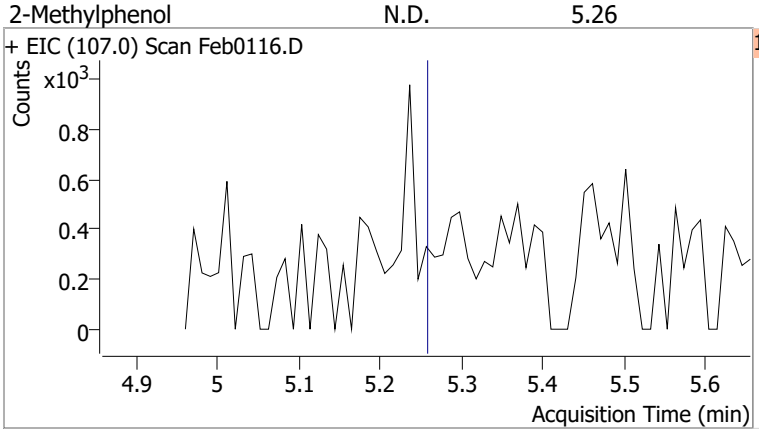

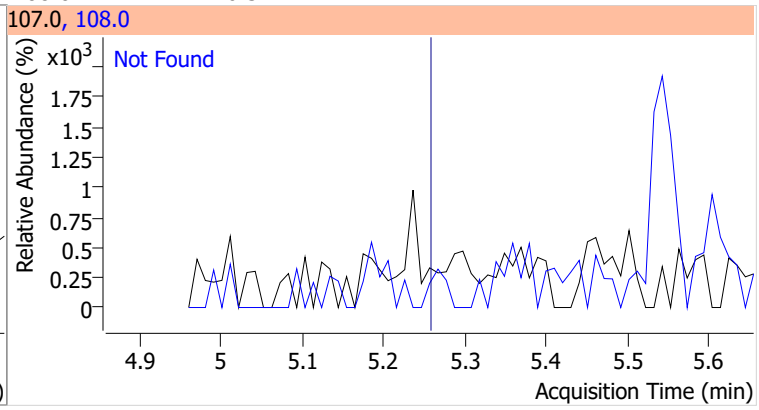

Compound	Conc.	Exp RT	QIon	Exp Ratio
bis(2-chloroisopropyl)Ether	N.D.	5.27	123.0	32.8

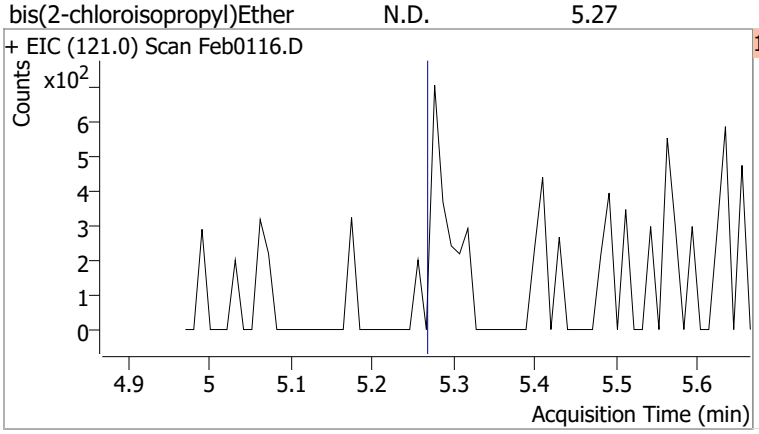

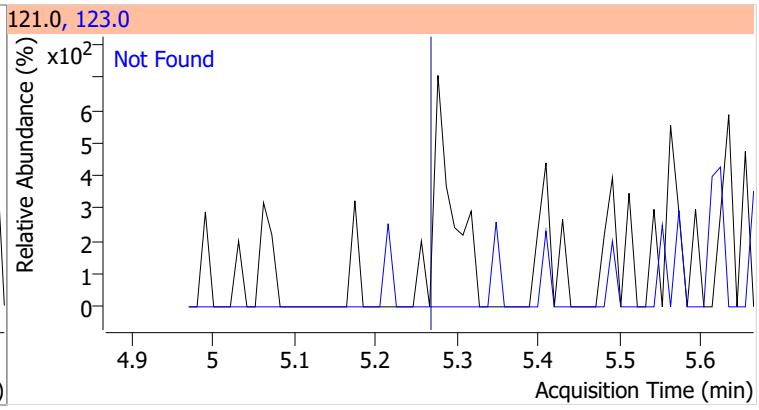

Compound	Conc.	RT	Dev(Min)	Resp.	QIon	QRatio	Lower	Upper
N-nitroso-Di-n-propylamine		0		0	130.0		0.0	35.1

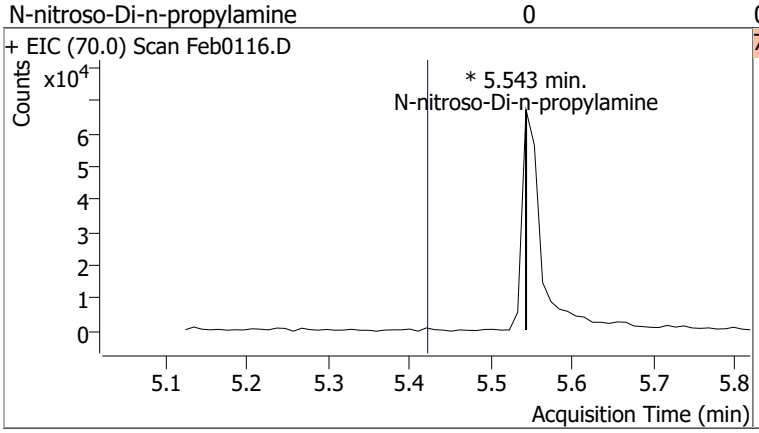

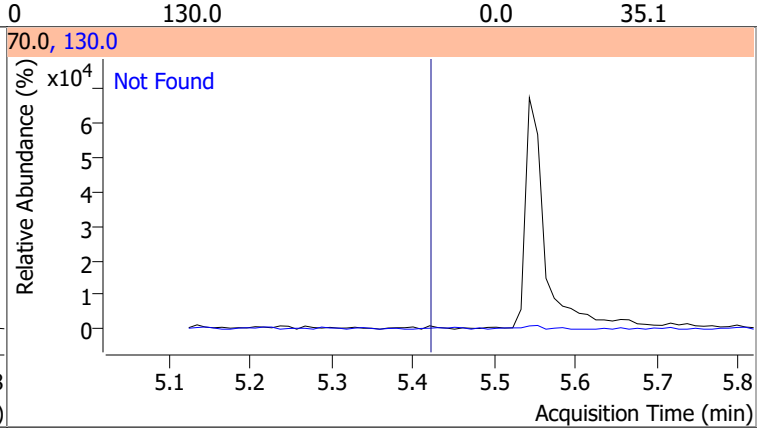

Compound	Conc.	Exp RT	QIon	Exp Ratio
4Methylphenol/3Methylphenol	N.D.	5.44	108.0	84.1

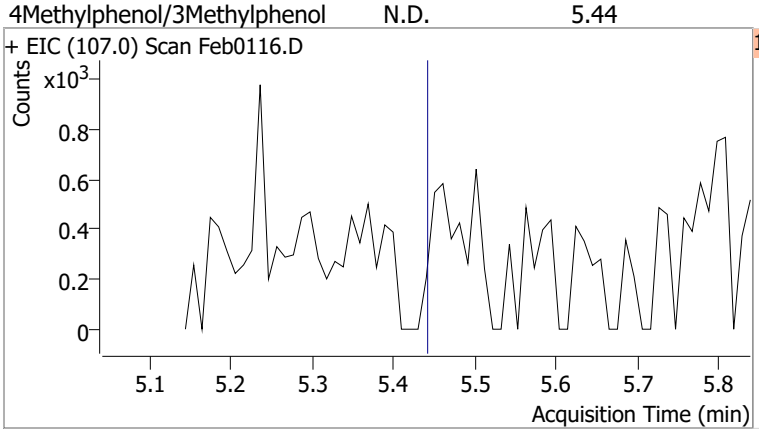

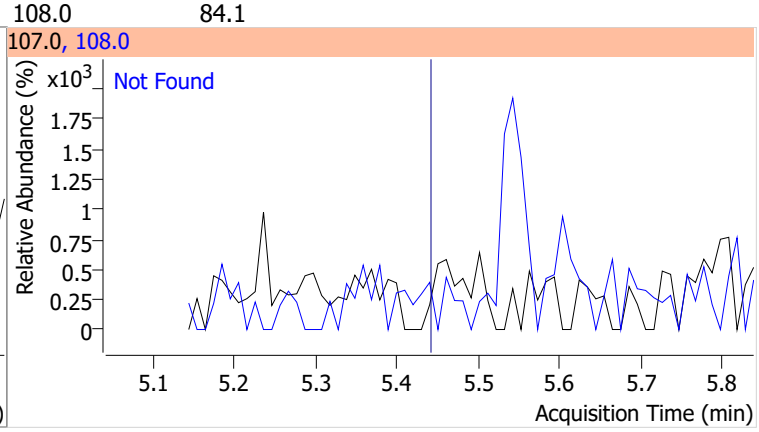

Quantitation Results Report (QT Reviewed)

Compound	Conc.	Exp RT	QIon	Exp Ratio	QIon	Exp Ratio
Hexachloroethane	N.D.	5.47	201.0	93.6	199.0	59.8

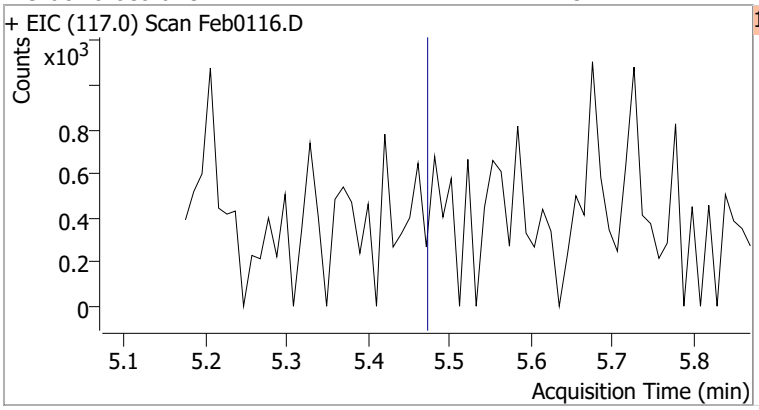

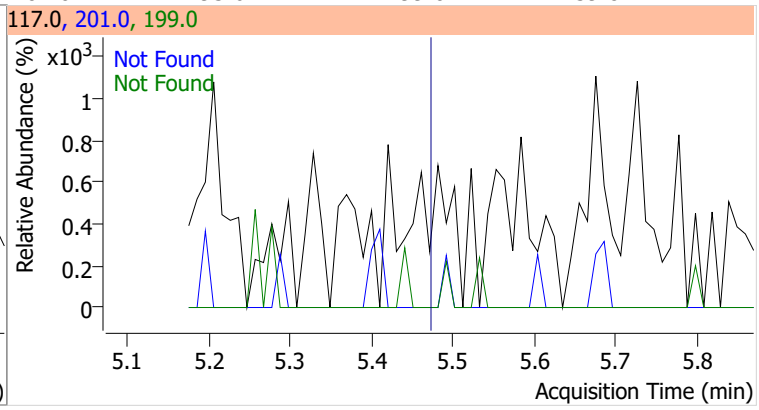

Compound	Conc.	RT	Dev(Min)	Resp.	QIon	QRatio	Lower	Upper
Nitrobenzene-d5	60.8525	5.54	-0.01	439708	54.0	60.1	44.8	83.2
					128.0	46.0	32.6	60.6

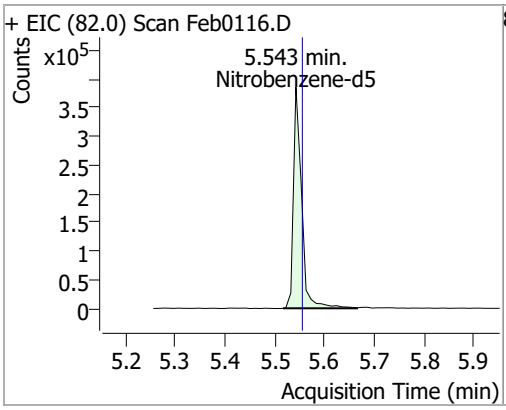

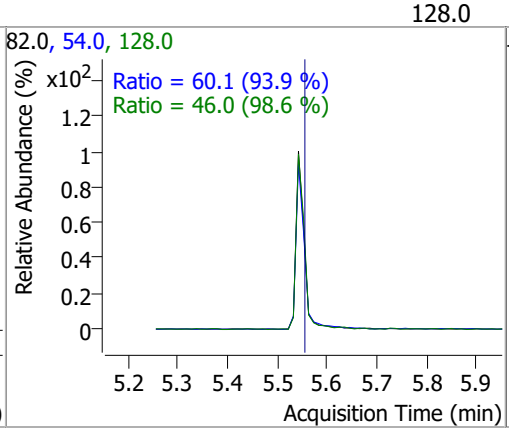

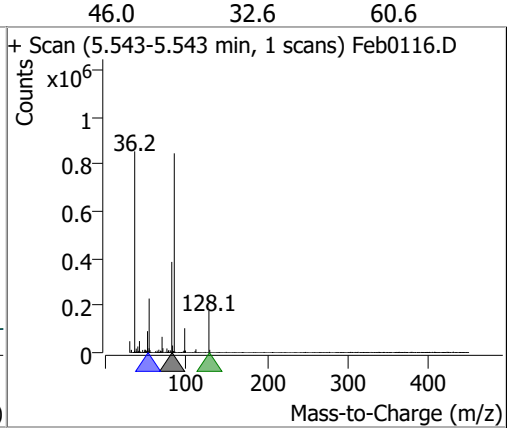

Compound	Conc.	Exp RT	QIon	Exp Ratio	QIon	Exp Ratio
Nitrobenzene	N.D.	5.57	77.0	202.4	51.0	125.5

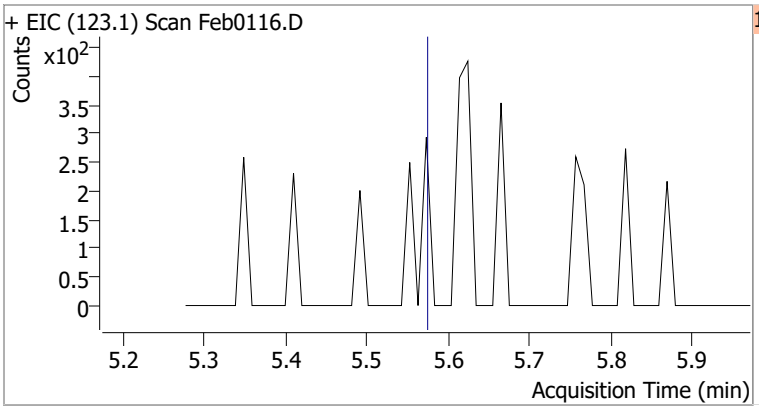

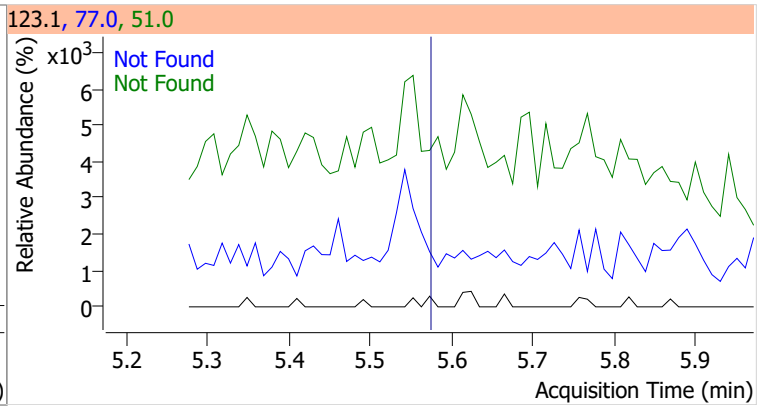

Compound	Conc.	Exp RT	QIon	Exp Ratio
Isophorone	N.D.	5.88	138.0	21.7

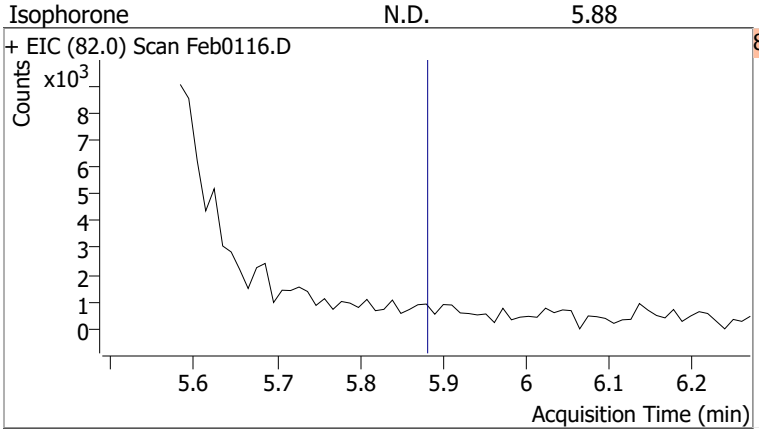

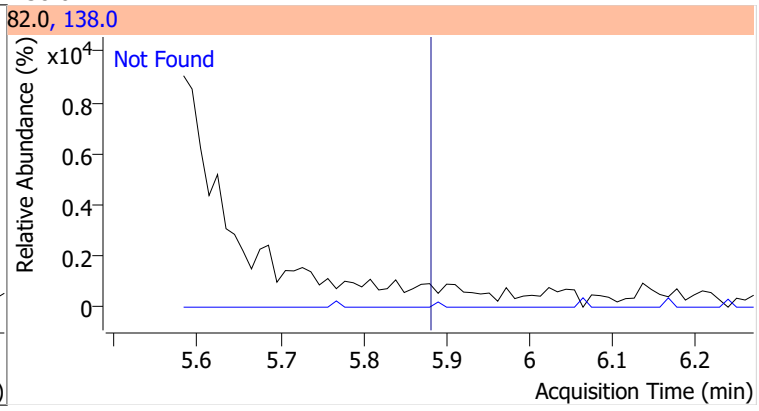

Compound	Conc.	Exp RT	QIon	Exp Ratio	QIon	Exp Ratio
2-Nitrophenol	N.D.	5.94	65.0	48.9	109.0	38.3

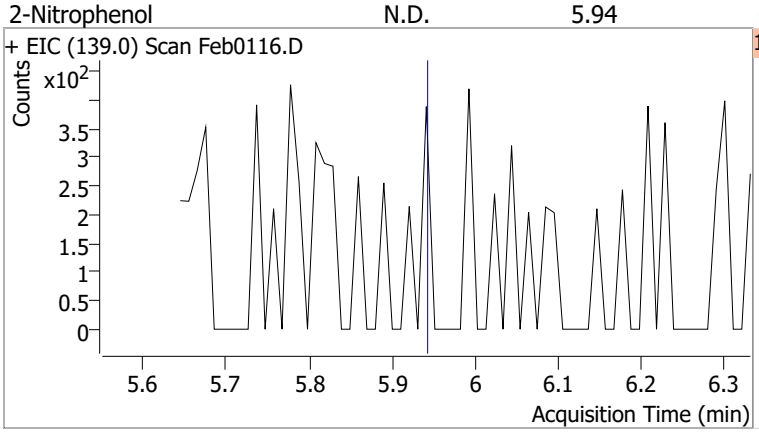

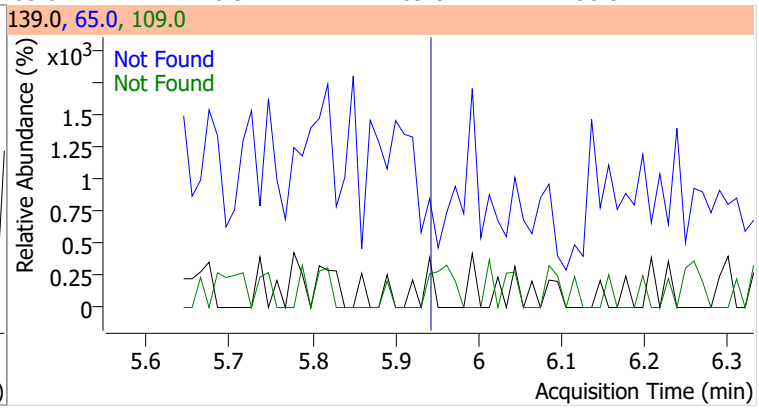

Compound	Conc.	Exp RT	QIon	Exp Ratio	QIon	Exp Ratio
2,4-Dimethylphenol	N.D.	6.05	107.0	109.0	77.0	32.4

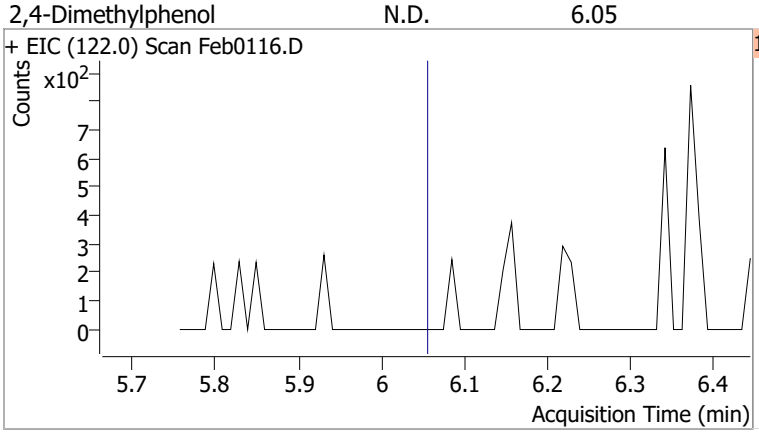

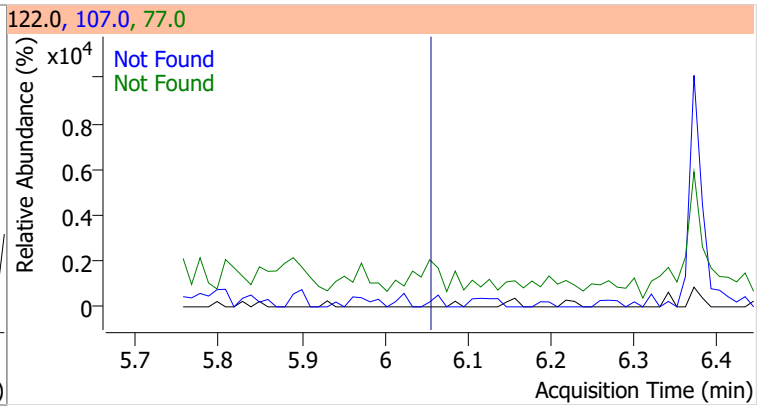

Compound	Conc.	Exp RT	QIon	Exp Ratio	QIon	Exp Ratio
bis(-2-Chloroethoxy)Methane	N.D.	6.16	63.0	68.6	95.0	32.4

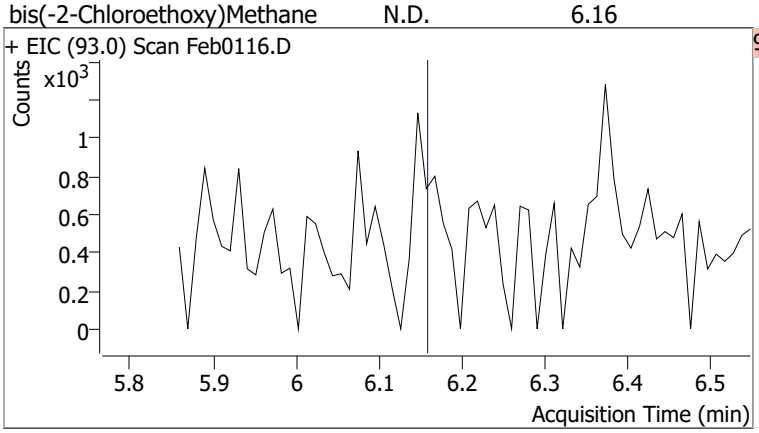

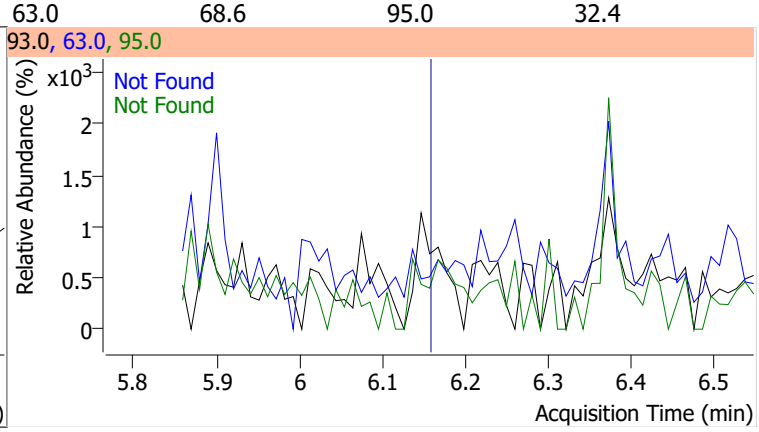

Compound	Conc.	Exp RT	QIon	Exp Ratio	QIon	Exp Ratio
2,4-Dichlorophenol	N.D.	6.25	164.0	63.2	98.0	30.8

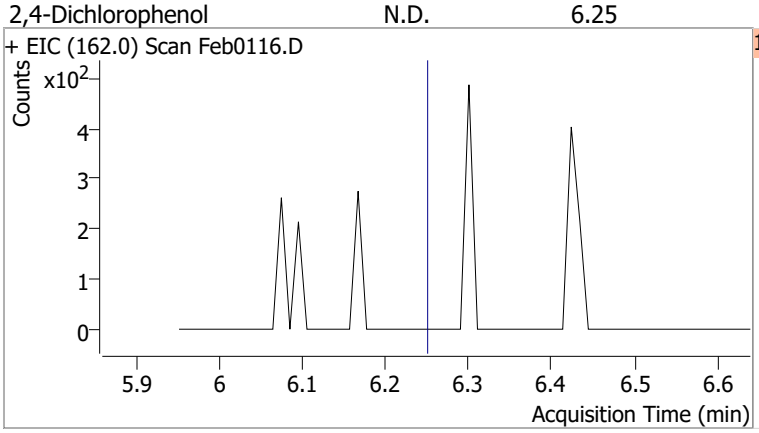

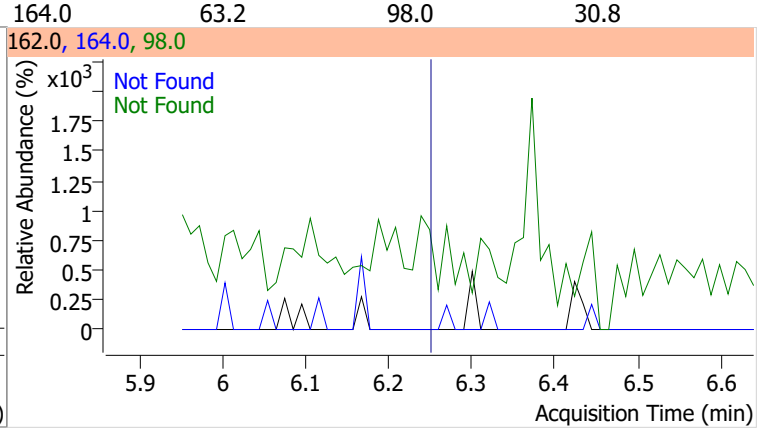

Compound	Conc.	Exp RT	QIon	Exp Ratio	QIon	Exp Ratio
Benzoic Acid	N.D.	6.27	122.0	88.6	77.0	75.0

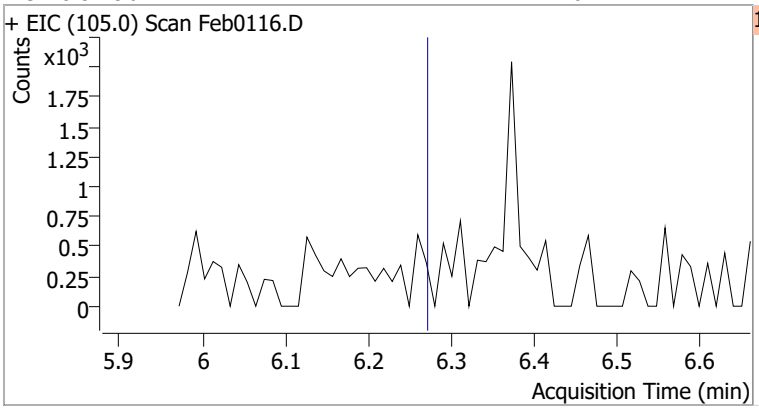

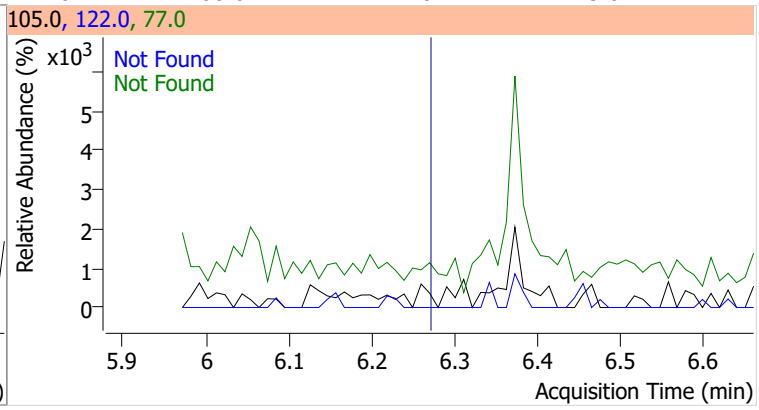

Compound	Conc.	Exp RT	QIon	Exp Ratio	QIon	Exp Ratio
1,2,4-Trichlorobenzene	N.D.	6.32	182.0	97.1	145.0	28.4

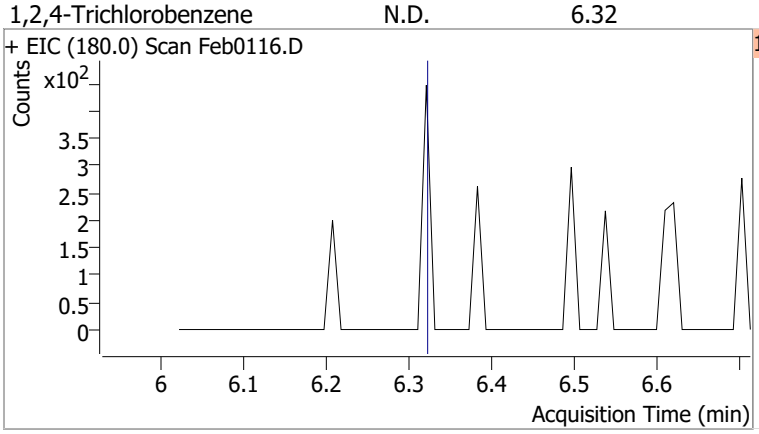

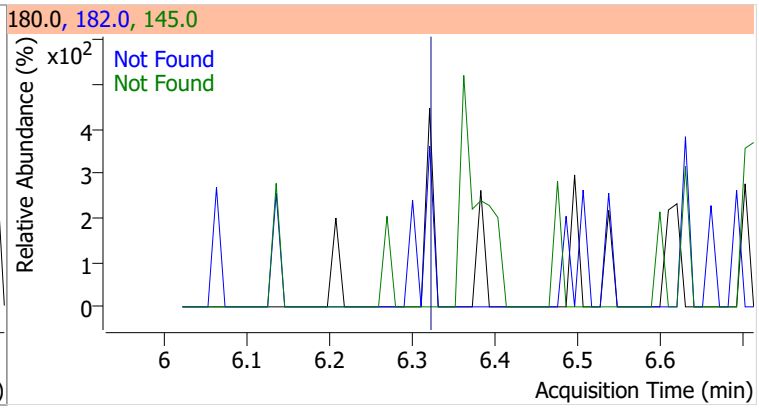

Compound	Conc.	Exp RT	QIon	Exp Ratio	QIon	Exp Ratio
Naphthalene	N.D.	6.40	129.0	11.4	102.0	9.7

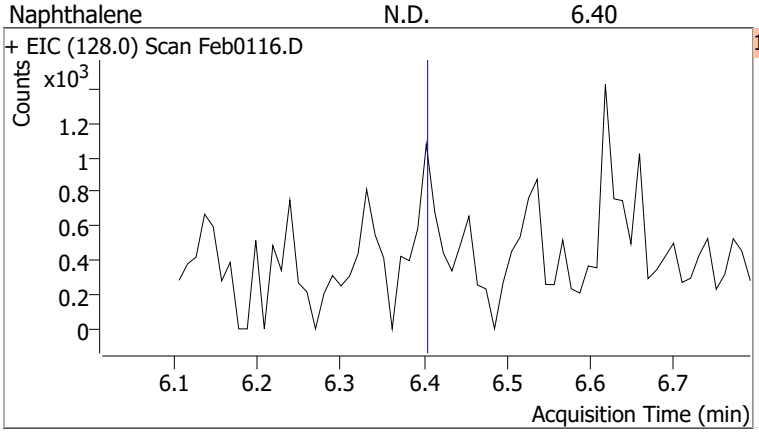

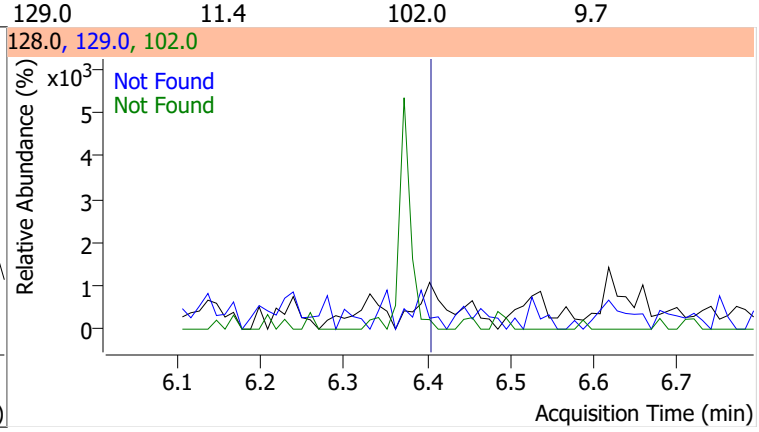

Compound	Conc.	Exp RT	QIon	Exp Ratio
4-Chlorophenol	N.D.	6.44	128.0	348.1

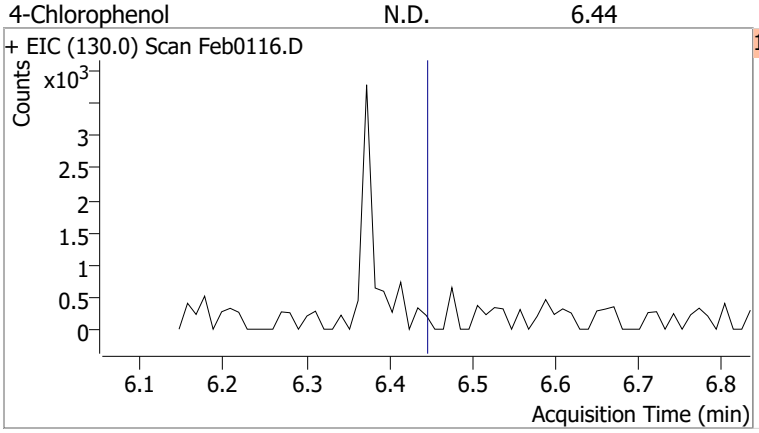

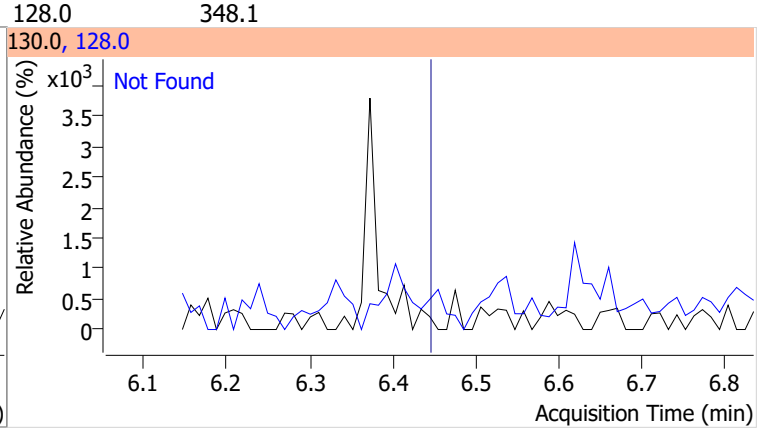

Compound	Conc.	Exp RT	QIon	Exp Ratio	QIon	Exp Ratio
p-Chloroaniline	N.D.	6.51	129.0	33.1	65.0	29.9

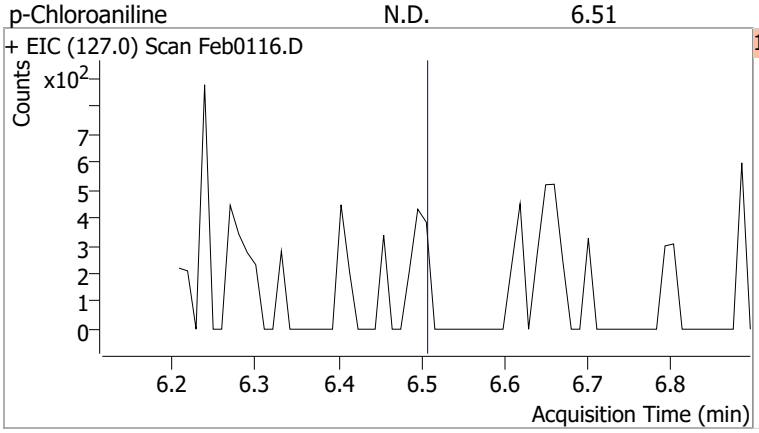

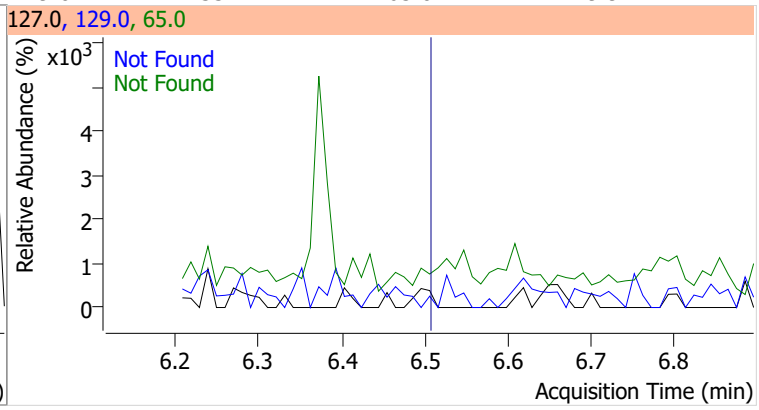

Compound	Conc.	Exp RT	QIon	Exp Ratio	QIon	Exp Ratio
Hexachlorobutadiene	N.D.	6.58	223.0	65.1	227.0	63.7

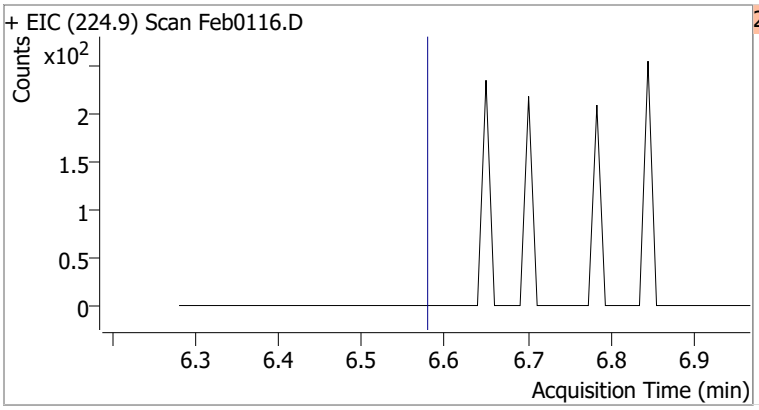

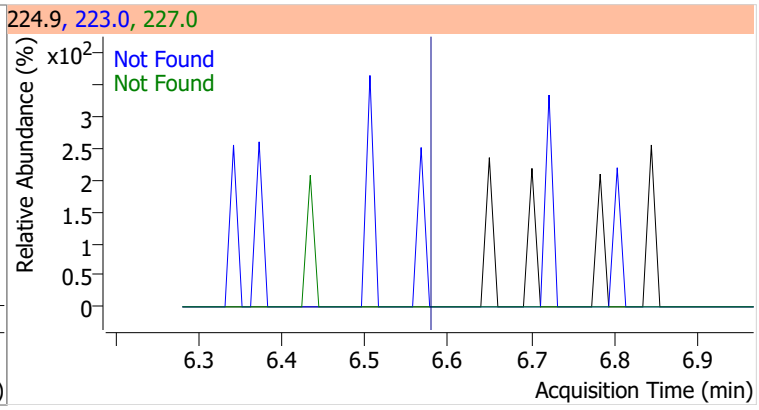

Compound	Conc.	Exp RT	QIon	Exp Ratio
4-Chloro-2-Methylphenol	N.D.	6.99	144.0	28.0

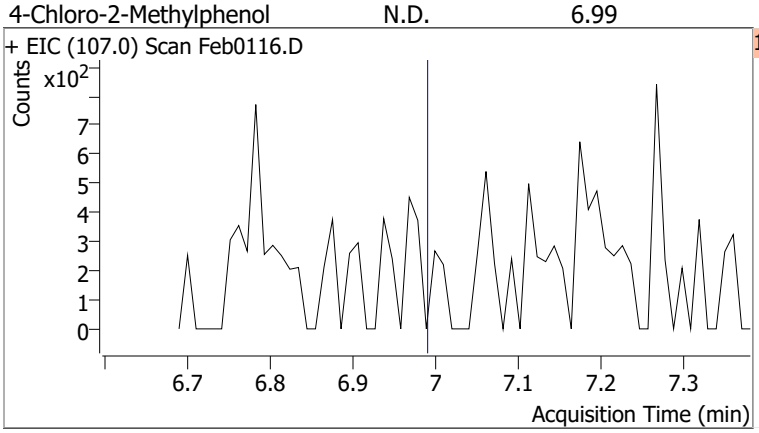

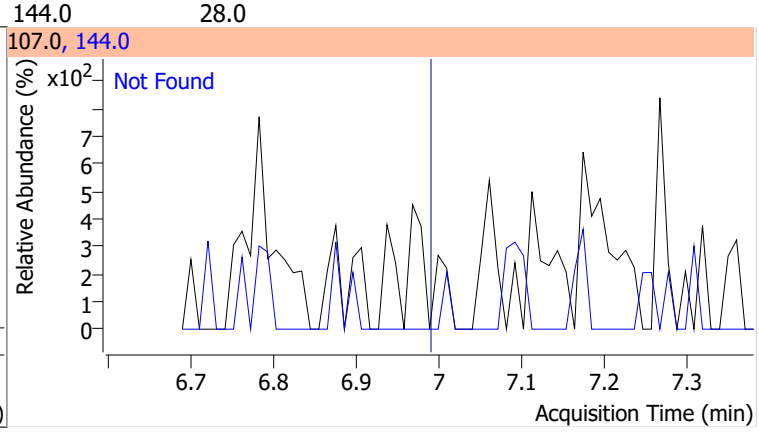

Compound	Conc.	Exp RT	QIon	Exp Ratio
4-Chloro-3-Methylphenol	N.D.	7.13	144.0	28.6

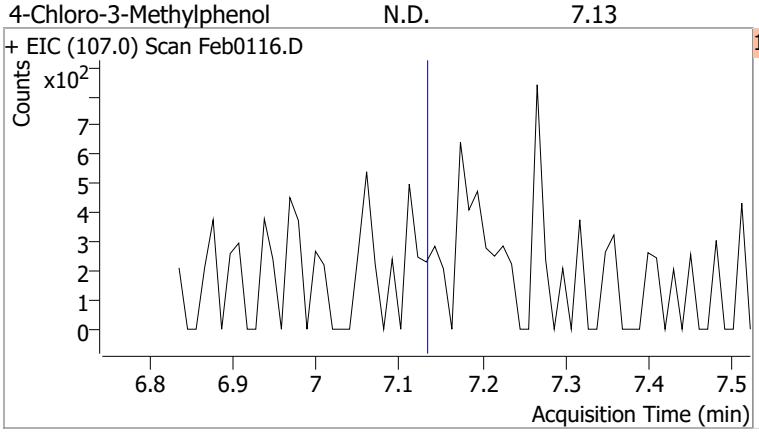

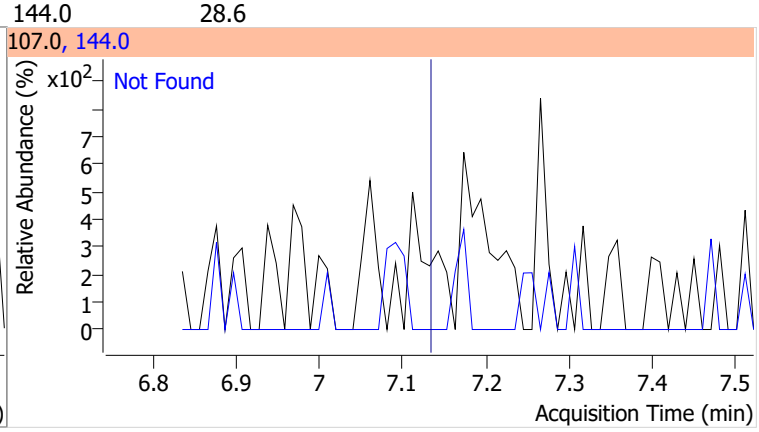

Compound	Conc.	Exp RT	QIon	Exp Ratio	QIon	Exp Ratio
2-Methylnaphthalene	N.D.	7.24	142.0	118.8	115.0	41.1

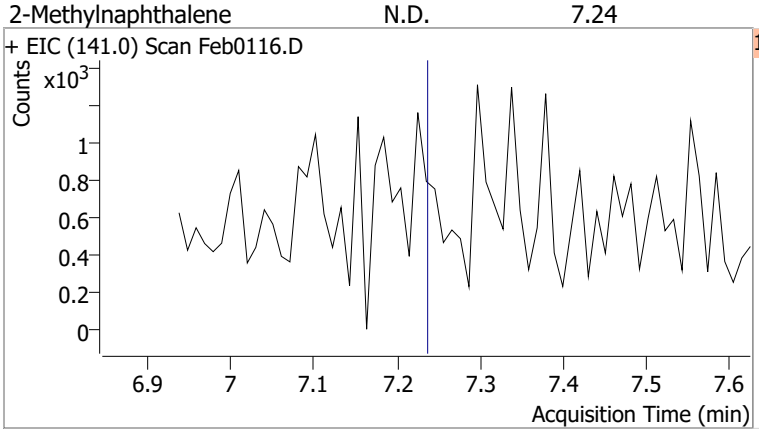

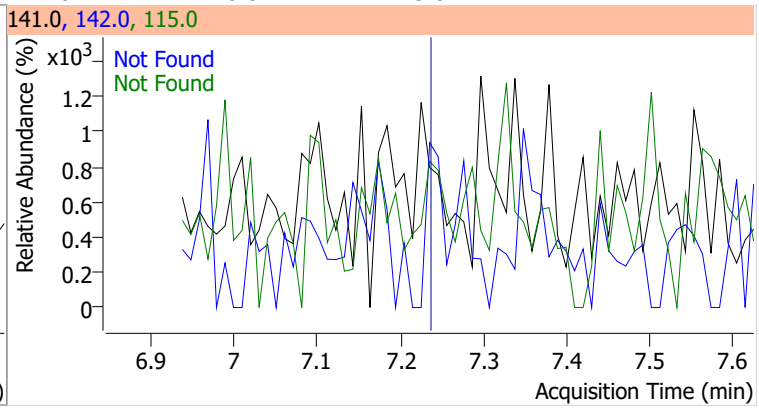

Compound	Conc.	Exp RT	QIon	Exp Ratio	QIon	Exp Ratio
1-Methylnaphthalene	N.D.	7.35	142.0	111.3	115.0	42.1

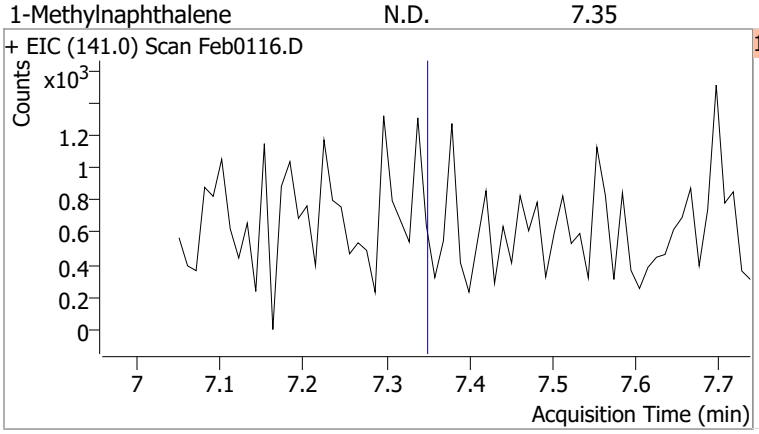

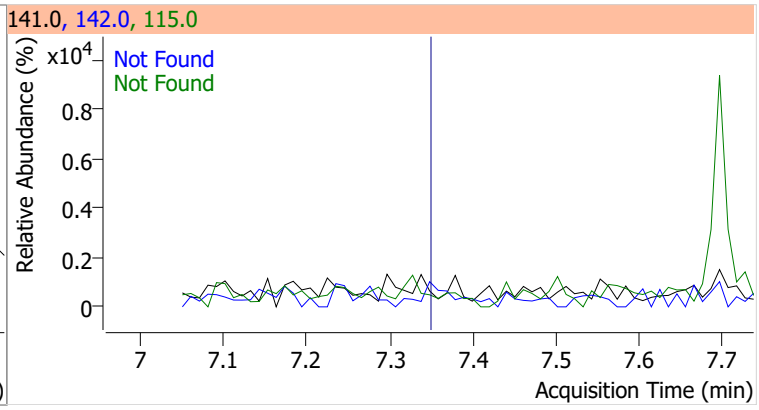

Compound	Conc.	Exp RT	QIon	Exp Ratio	QIon	Exp Ratio
Hexachlorocyclopentadiene	N.D.	7.43	238.9	62.5	234.9	62.4

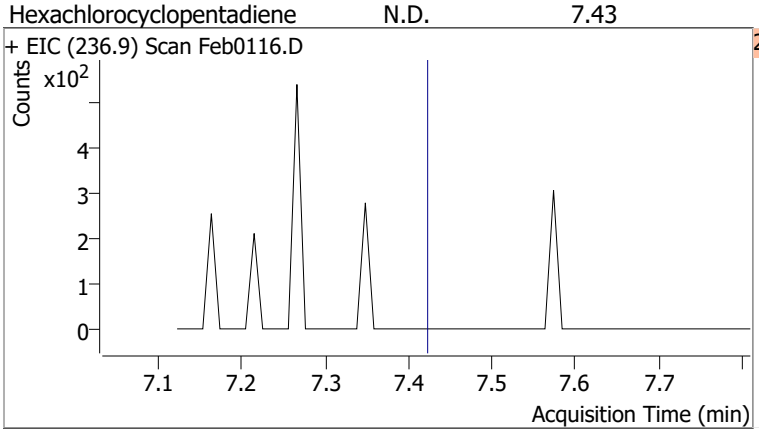

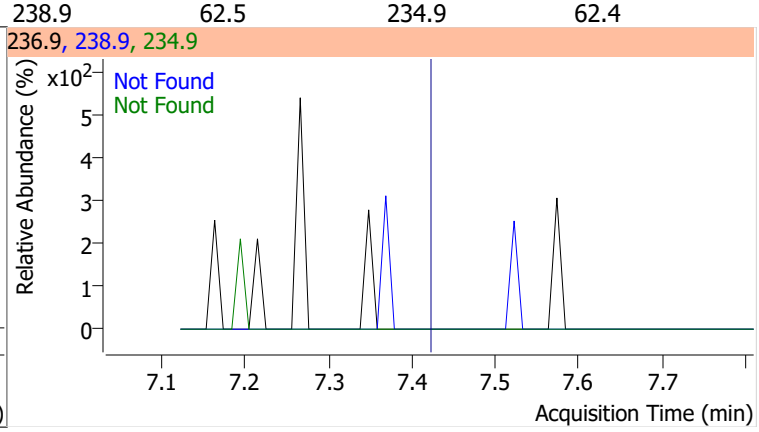

Compound	Conc.	Exp RT	QIon	Exp Ratio
2,4,6-Trichlorophenol	N.D.	7.59	198.0	98.1

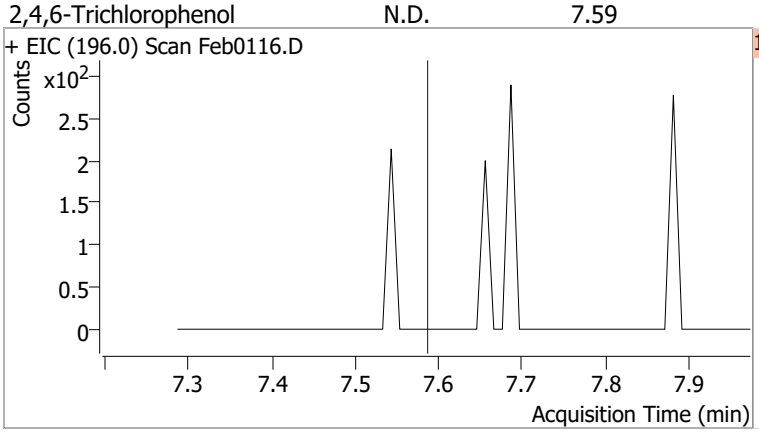

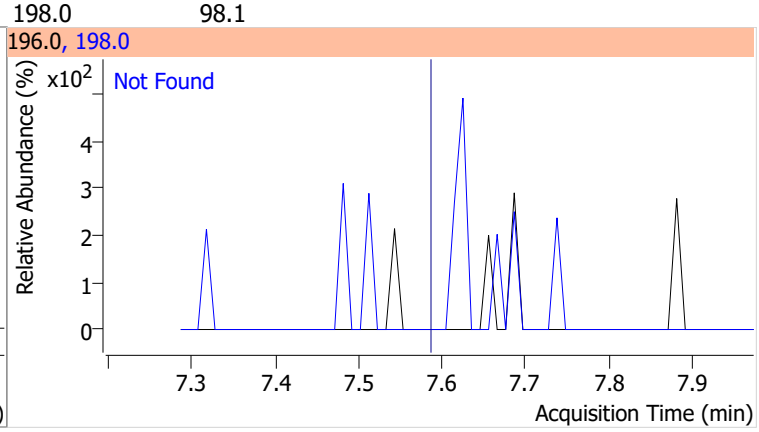

Compound	Conc.	Exp RT	QIon	Exp Ratio
2,4,5-Trichlorophenol	N.D.	7.64	198.0	93.7

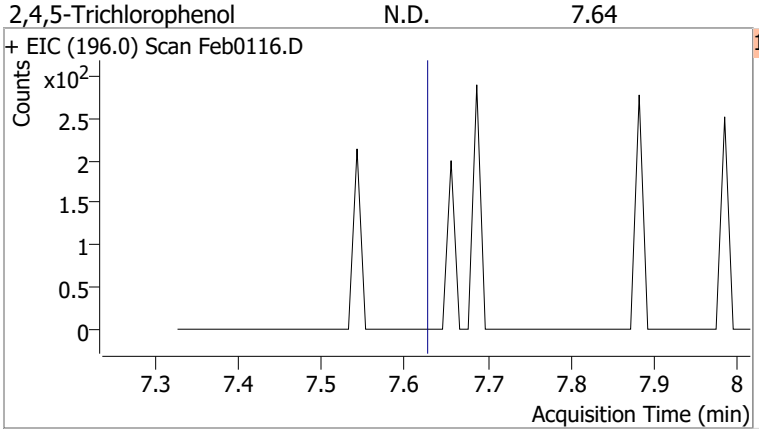

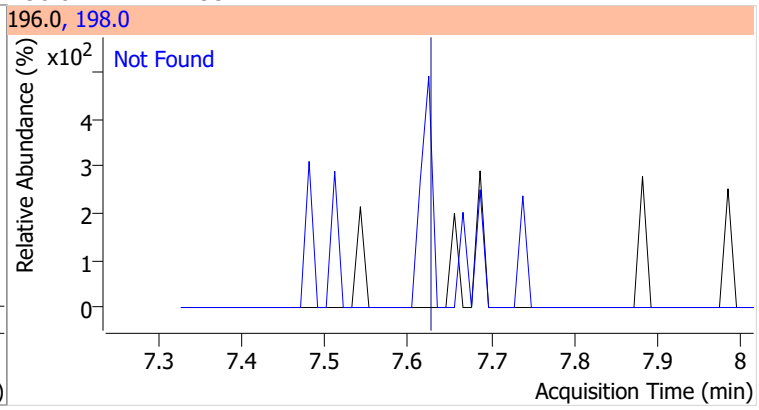

Compound	Conc.	RT	Dev(Min)	Resp.	QIon	QRatio	Lower	Upper
2-Fluorobiphenyl	54.6564	7.70	0.00	1236684	171.0	34.1	23.8	44.1

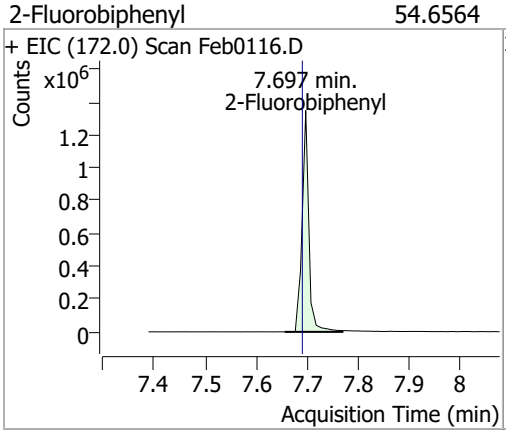

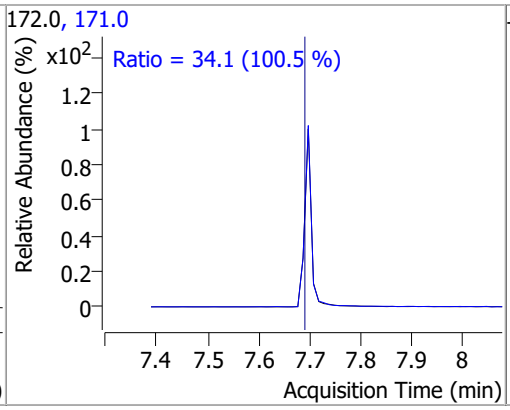

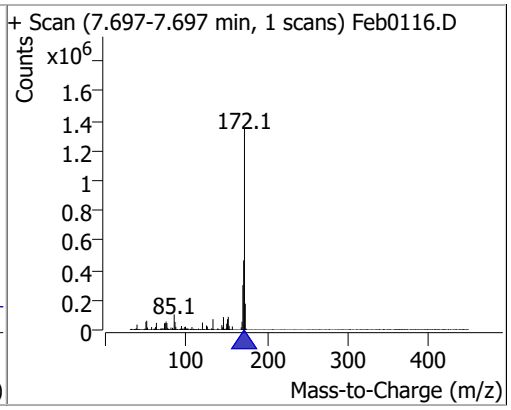

Compound	Conc.	Exp RT	QIon	Exp Ratio	QIon	Exp Ratio
2-Chloronaphthalene	N.D.	7.81	127.0	36.7	164.0	32.2

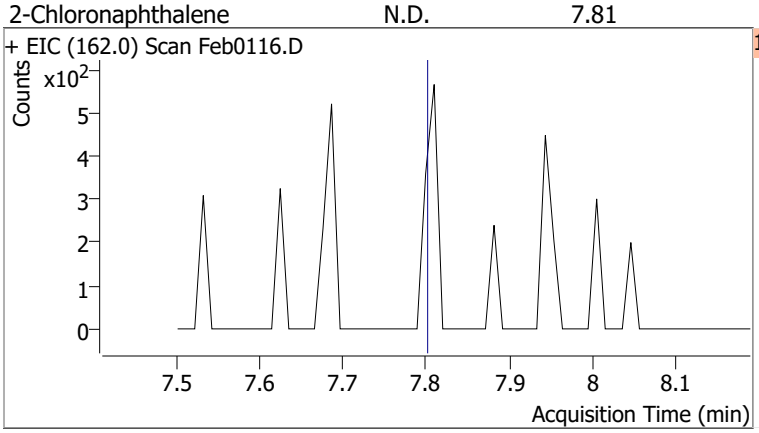

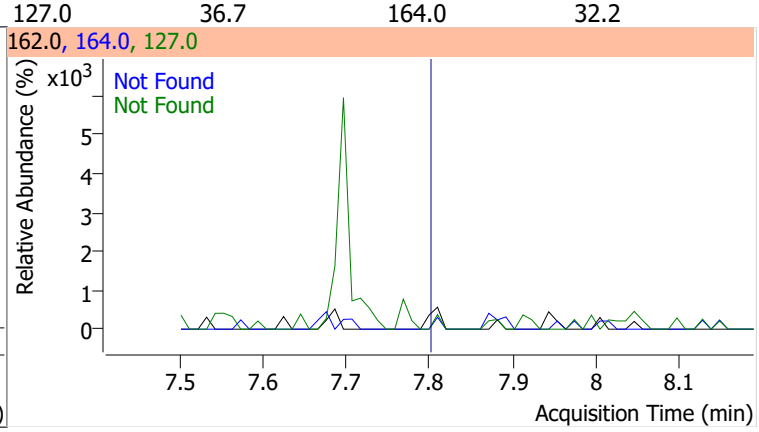

Compound	Conc.	Exp RT	QIon	Exp Ratio
2-Nitroaniline	N.D.	7.96	138.0	120.7

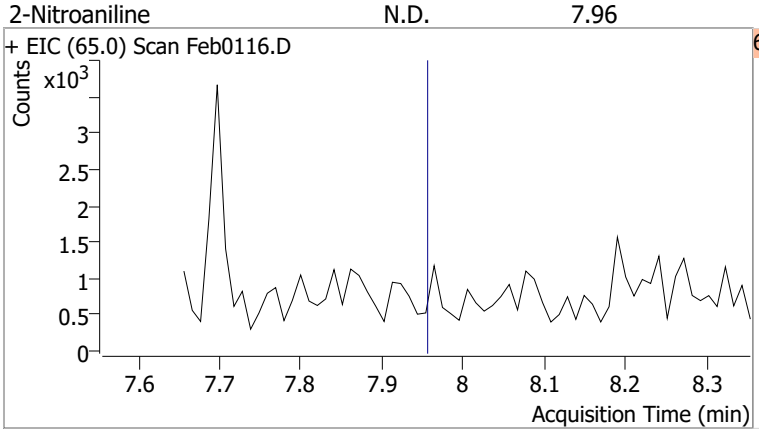

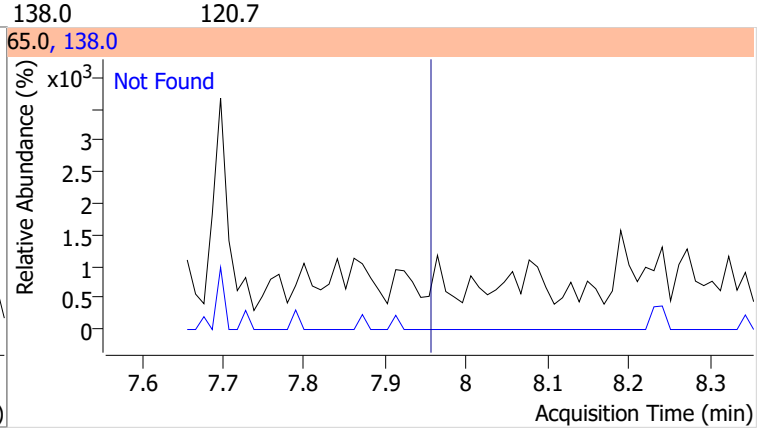

Compound	Conc.	RT	Dev(Min)	Resp.	QIon	QRatio	Lower	Upper
Dimethyl Phthalate		0		0	77.0		13.0	24.2

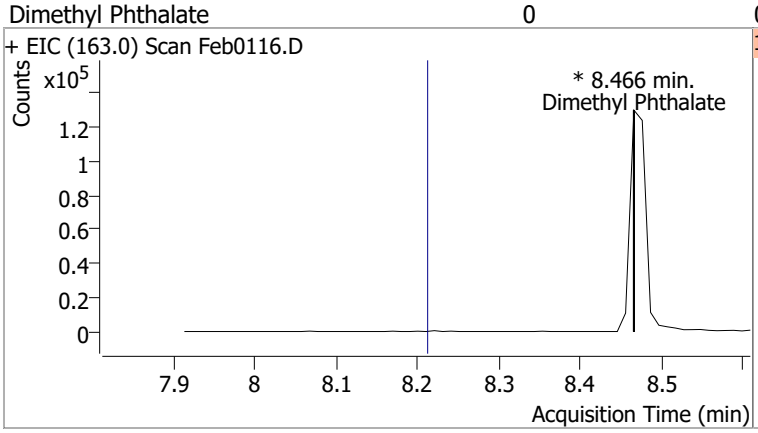

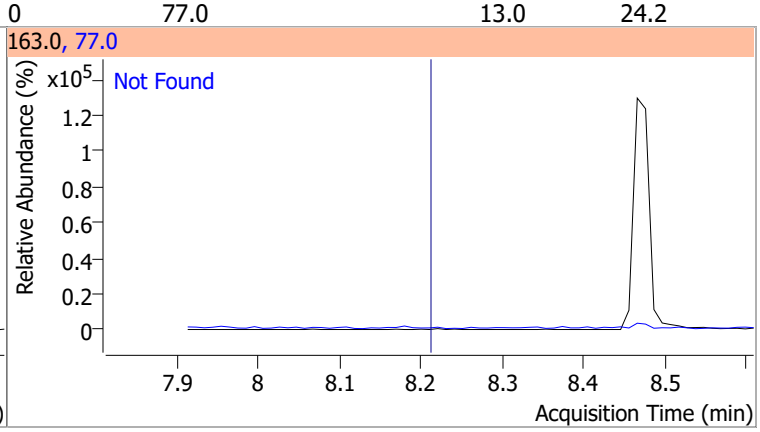

Compound	Conc.	RT	Dev(Min)	Resp.	QIon	QRatio	Lower	Upper
2,6-Dinitrotoluene		0		0	63.0		82.2	152.7
					89.0		40.8	75.8

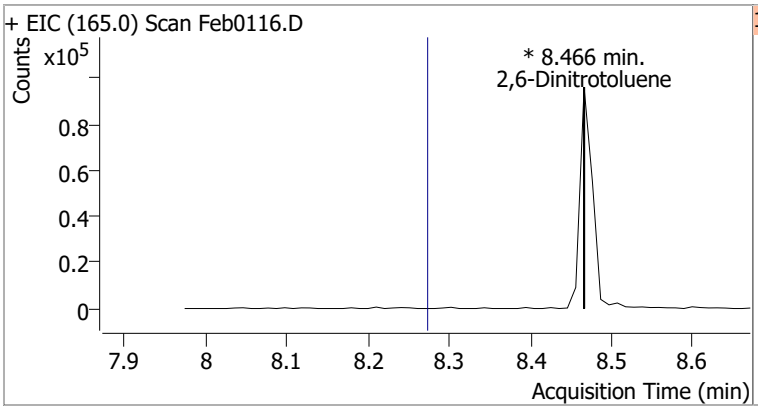

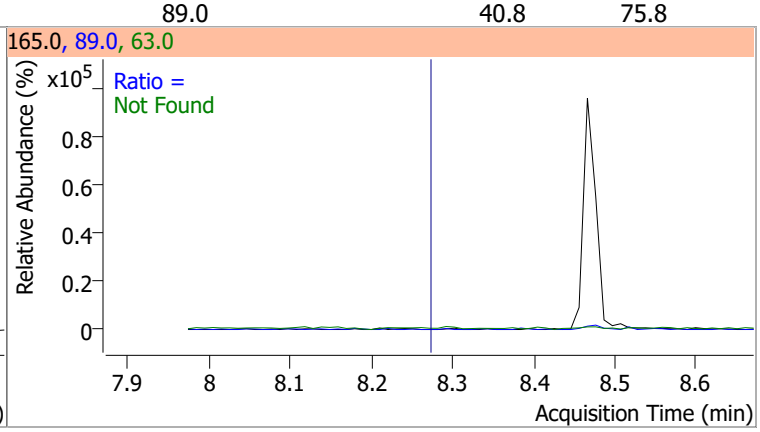

Compound	Conc.	Exp RT	QIon	Exp Ratio
Acenaphthylene	N.D.	8.30	153.1	14.0

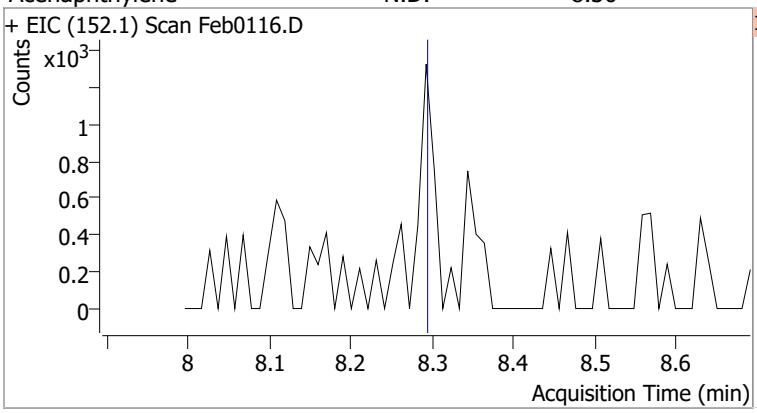

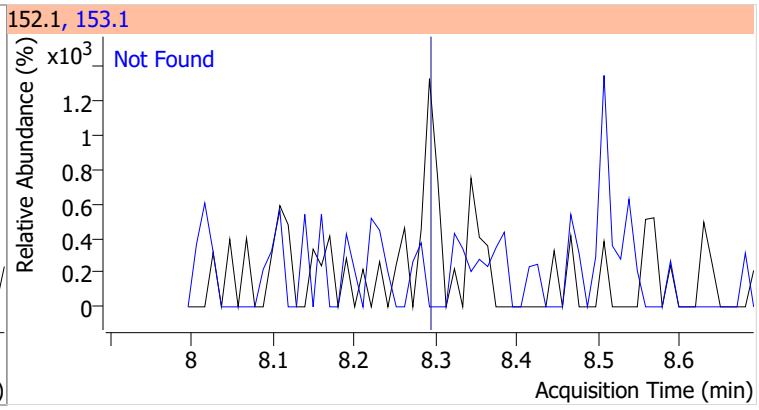

Compound	Conc.	Exp RT	QIon	Exp Ratio	QIon	Exp Ratio
3-Nitroaniline	N.D.	8.48	65.0	121.0	92.0	102.4

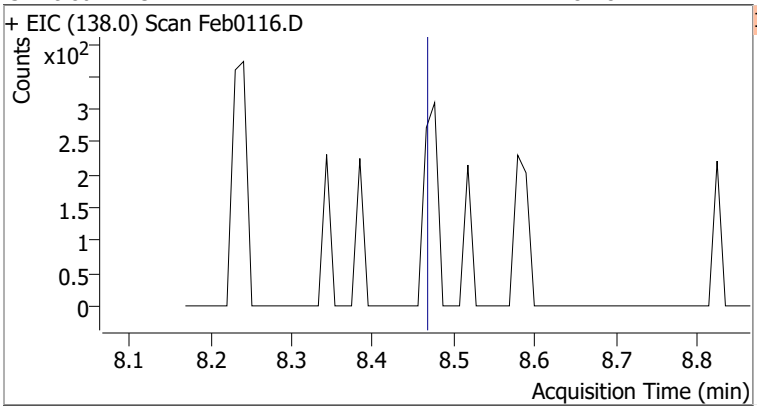

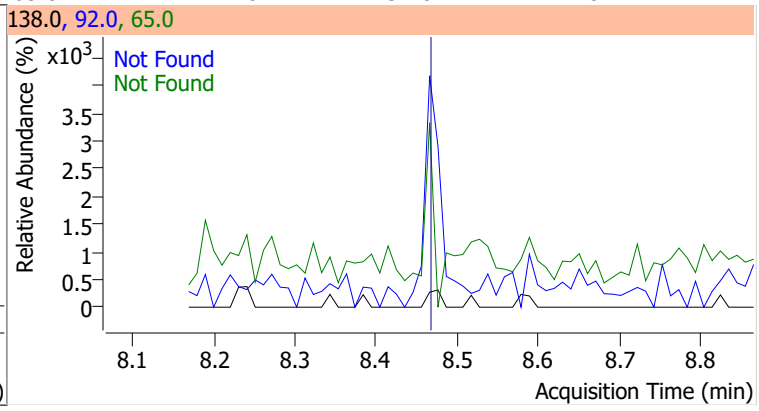

Compound	Conc.	Exp RT	QIon	Exp Ratio	QIon	Exp Ratio
Acenaphthene	N.D.	8.52	153.0	109.2	152.0	51.1

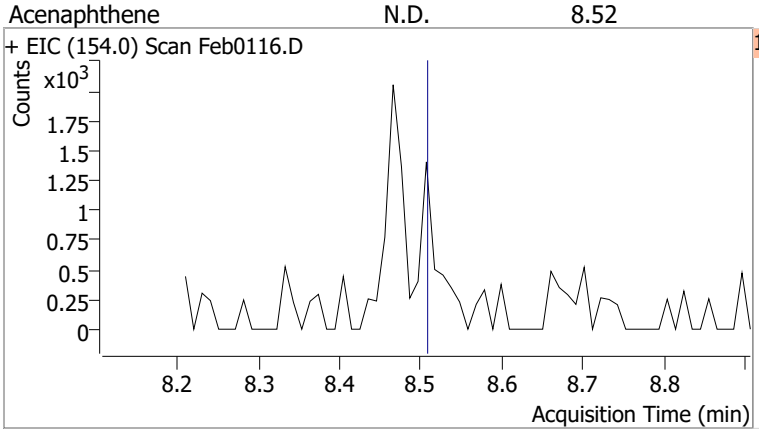

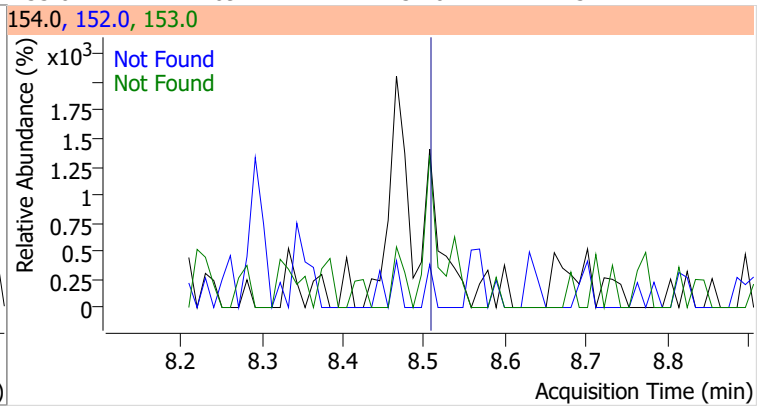

Compound	Conc.	Exp RT	QIon	Exp Ratio
2,4-Dinitrophenol	N.D.	8.60	154.0	63.4

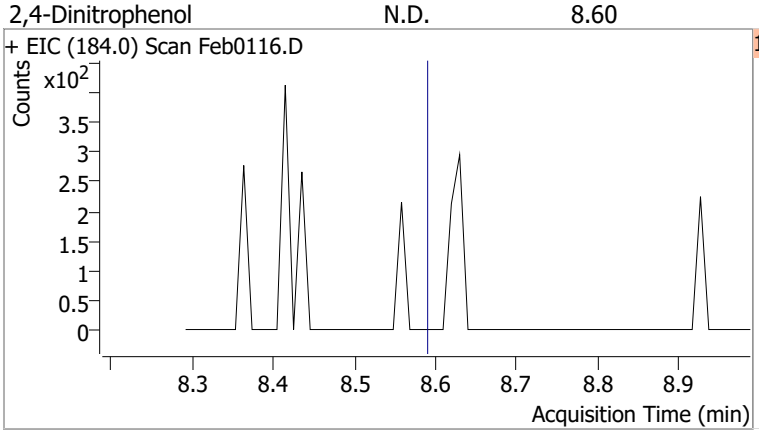

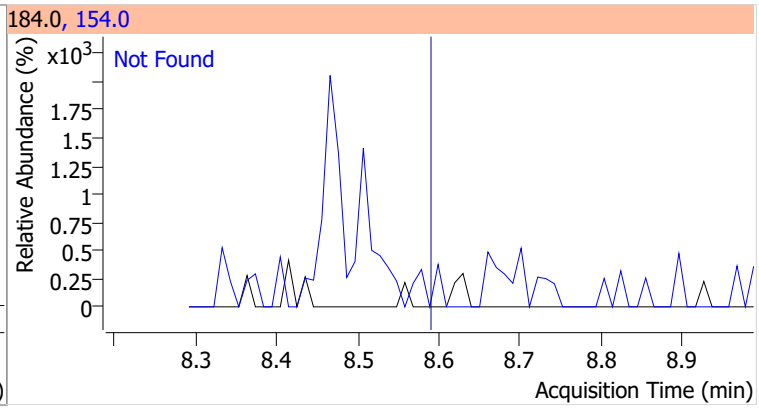

Compound	Conc.	Exp RT	QIon	Exp Ratio
Dibenzofuran	N.D.	8.72	139.0	43.1

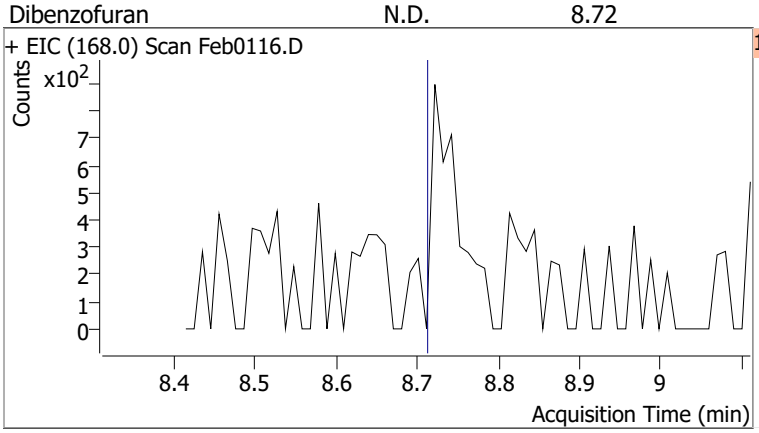

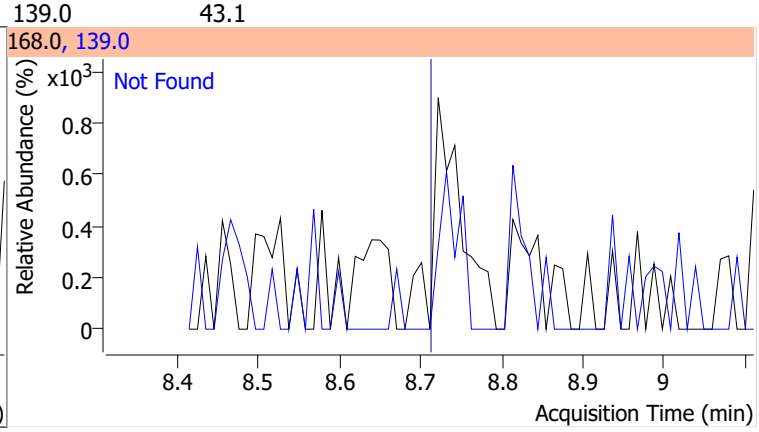

Compound	Conc.	Exp RT	QIon	Exp Ratio	QIon	Exp Ratio
4-Nitrophenol	N.D.	8.74	139.0	380.6	65.0	81.2

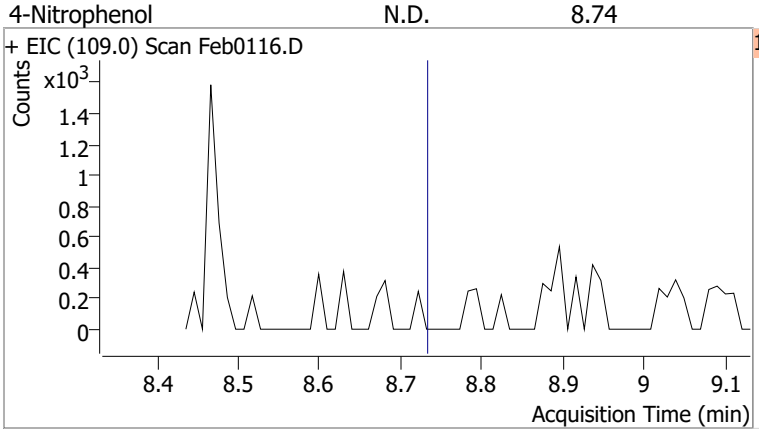

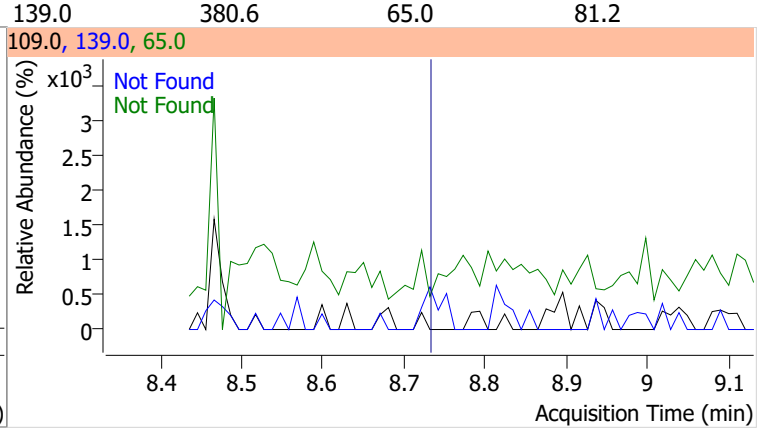

Quantitation Results Report (QT Reviewed)

Compound	Conc.	RT	Dev(Min)	Resp.	QIon	QRatio	Lower	Upper
2,4-Dinitrotoluene		0		0	63.0		47.5	88.1
					89.0		45.8	85.1

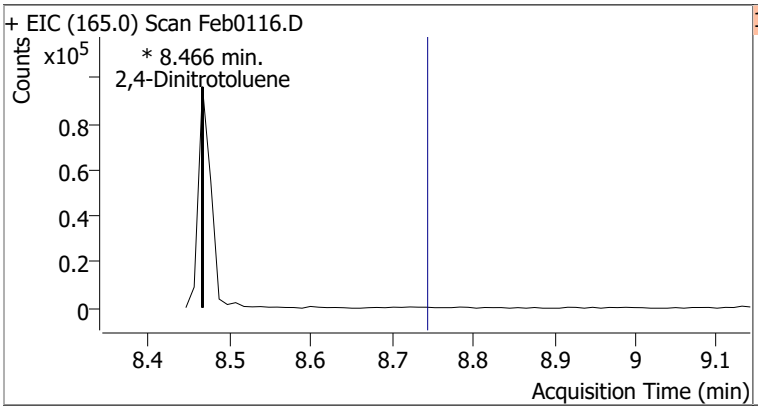

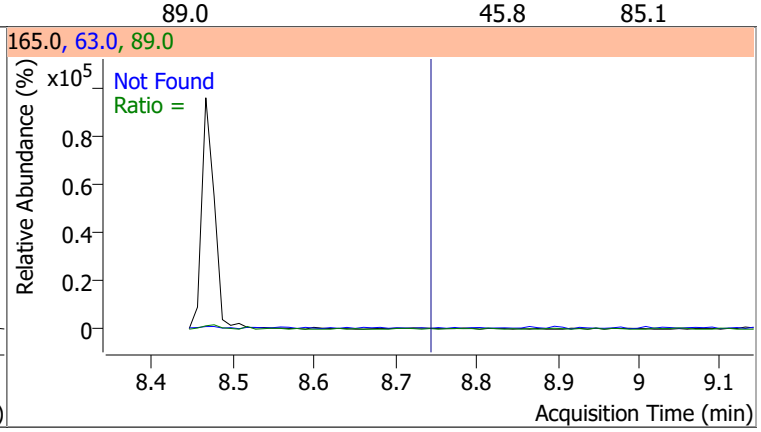

Compound	Conc.	Exp RT	QIon	Exp Ratio	QIon	Exp Ratio
Diethylphthalate	N.D.	9.09	177.0	21.1	150.0	12.6

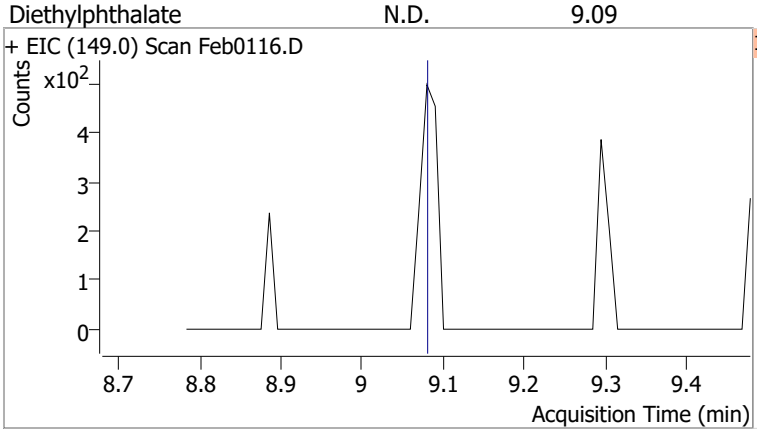

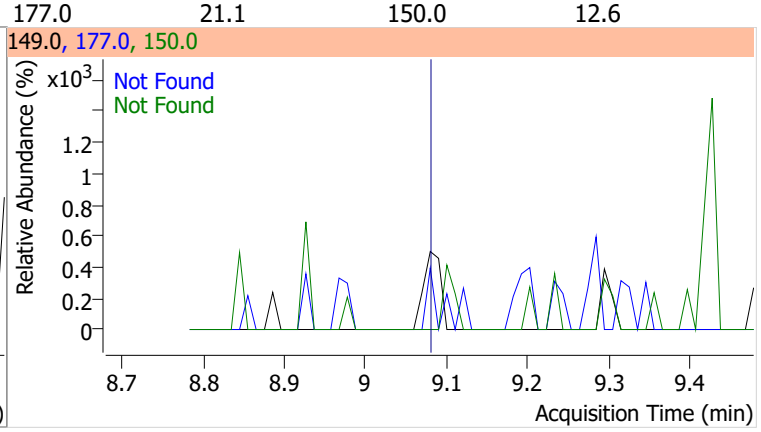

Compound	Conc.	Exp RT	QIon	Exp Ratio	QIon	Exp Ratio
Fluorene	N.D.	9.14	165.0	92.6	167.0	13.0

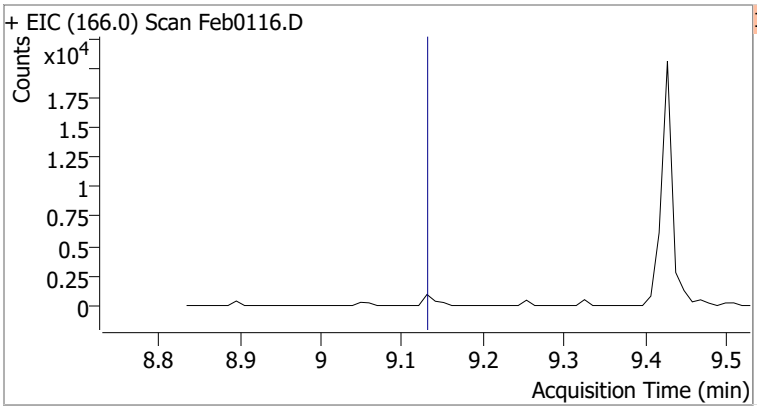

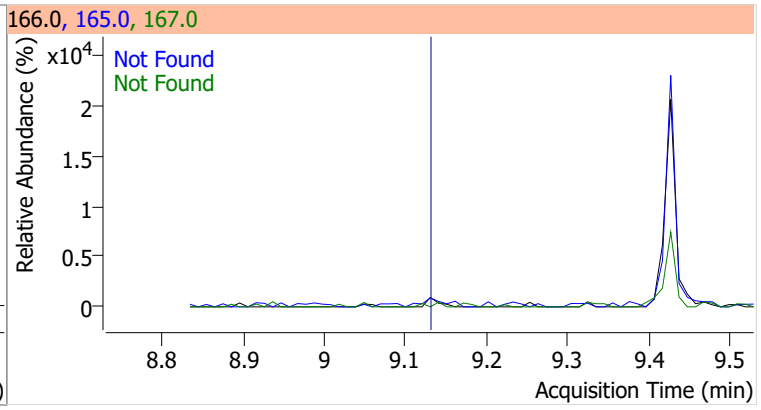

Compound	Conc.	Exp RT	QIon	Exp Ratio	QIon	Exp Ratio
4-Chlorophenyl-phenylether	N.D.	9.17	141.0	62.7	206.0	33.2

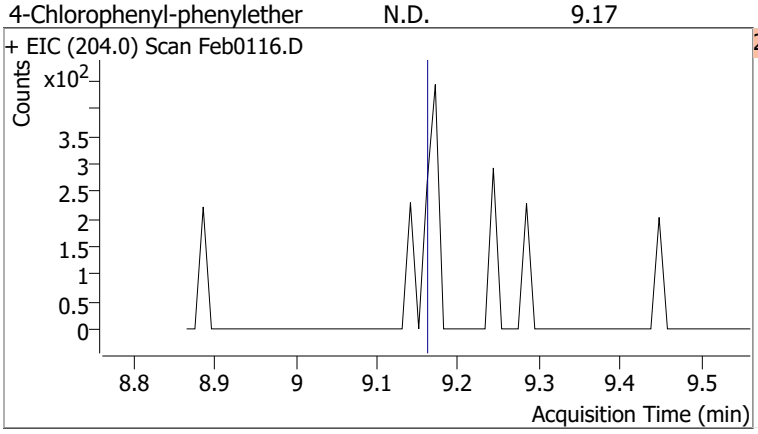

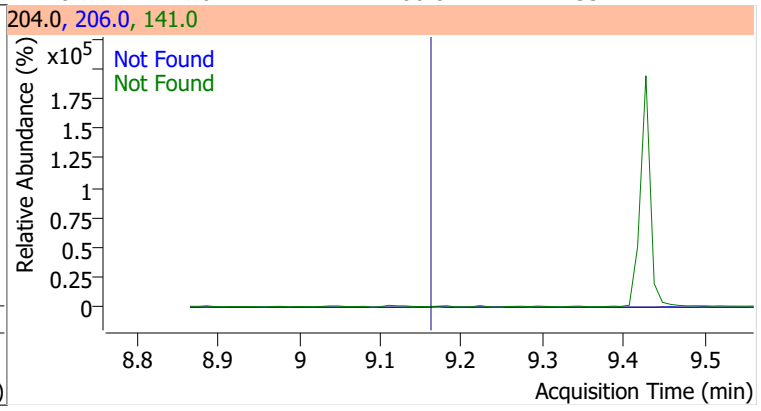

Compound	Conc.	Exp RT	QIon	Exp Ratio	QIon	Exp Ratio
4-Nitroaniline	N.D.	9.21	65.0	101.3	92.0	51.2

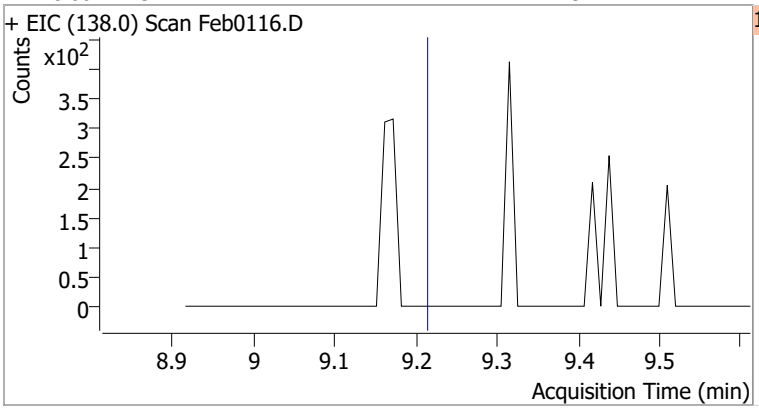

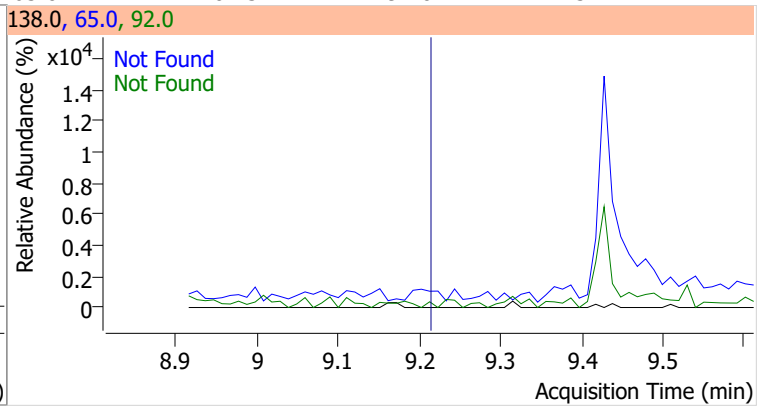

Compound	Conc.	Exp RT	QIon	Exp Ratio
4,6-Dinitro-2-methylphenol	N.D.	9.24	121.0	46.4

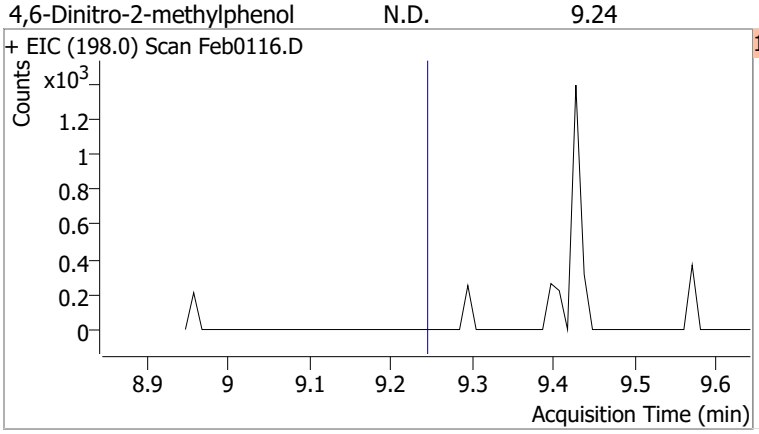

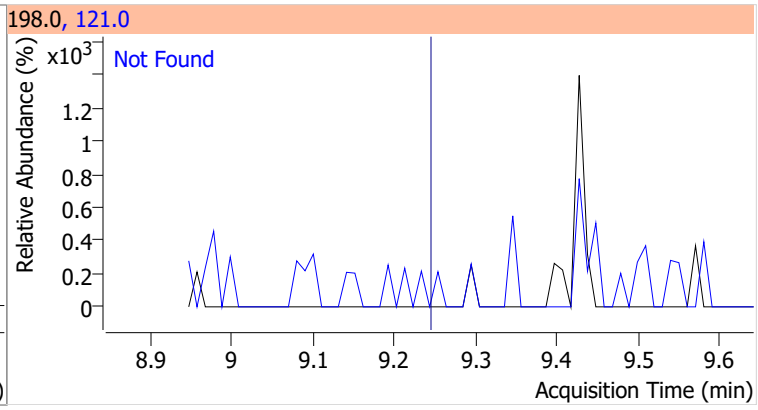

Compound	Conc.	Exp RT	QIon	Exp Ratio	QIon	Exp Ratio
N-nitrosodiphenylamine	N.D.	9.33	168.0	63.3	167.0	34.3

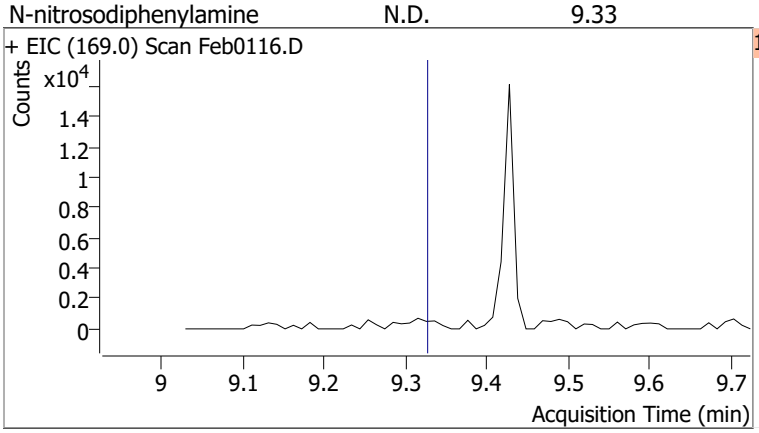

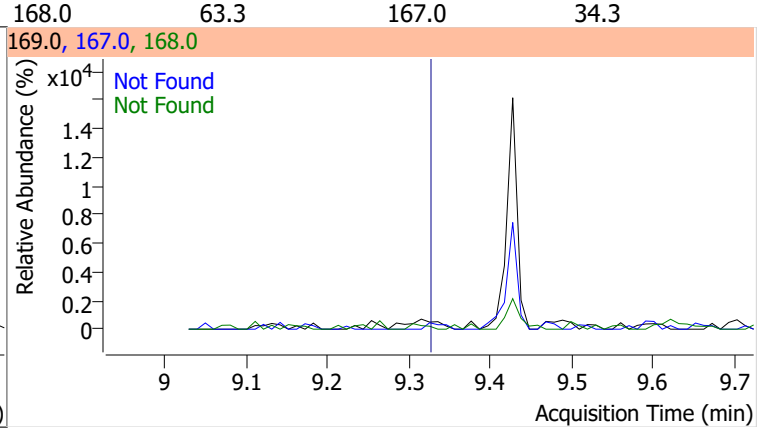

Compound	Conc.	Exp RT	QIon	Exp Ratio	QIon	Exp Ratio
Azobenzene	N.D.	9.36	51.0	37.7	182.0	27.4

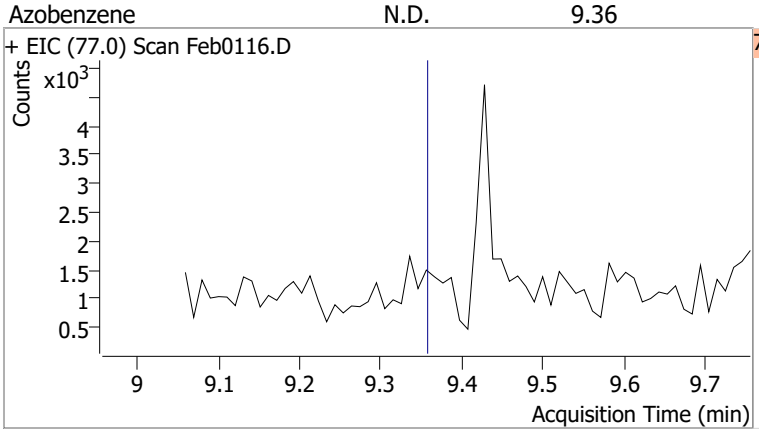

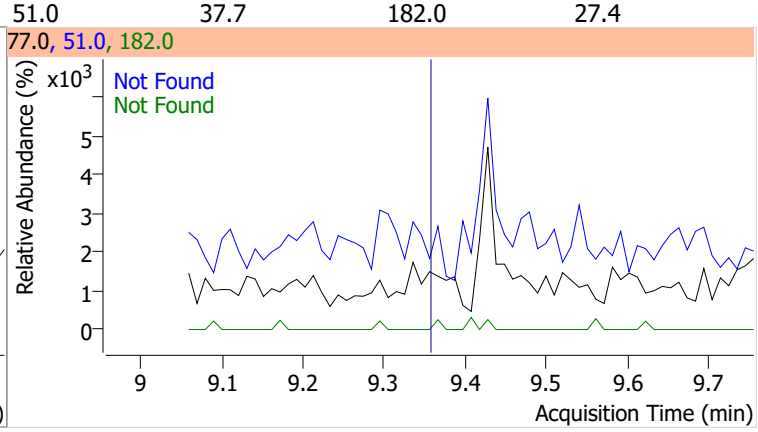

Quantitation Results Report (QT Reviewed)

Compound	Conc.	RT	Dev(Min)	Resp.	QIon	QRatio	Lower	Upper
2,4,6-Tribromophenol	148.3187	9.43	0.00	282772	331.8	90.5	65.5	121.6

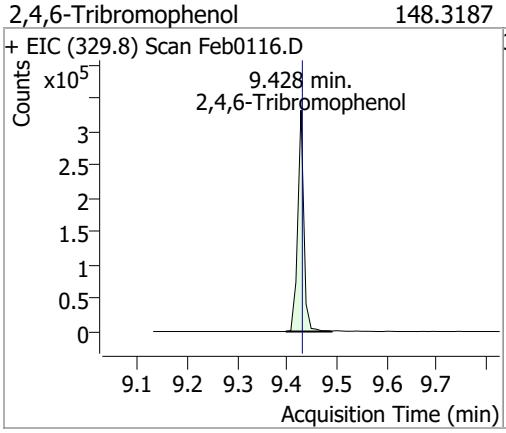

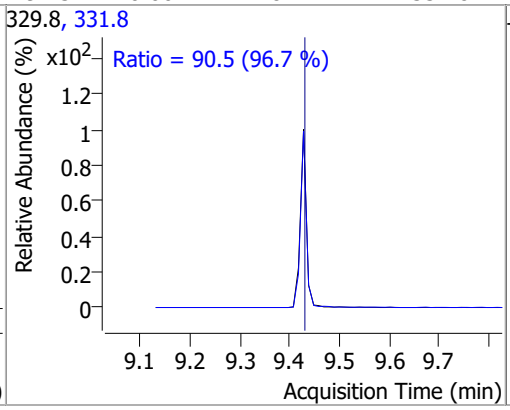

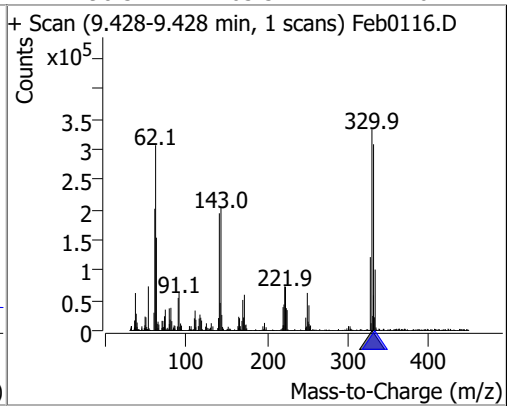

Compound	Conc.	Exp RT	QIon	Exp Ratio	QIon	Exp Ratio
4-Bromophenyl-phenylether	N.D.	9.76	141.0	103.5	250.0	100.5

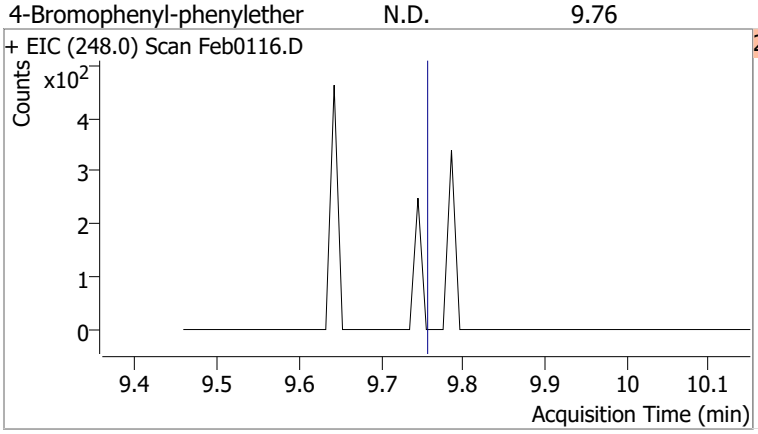

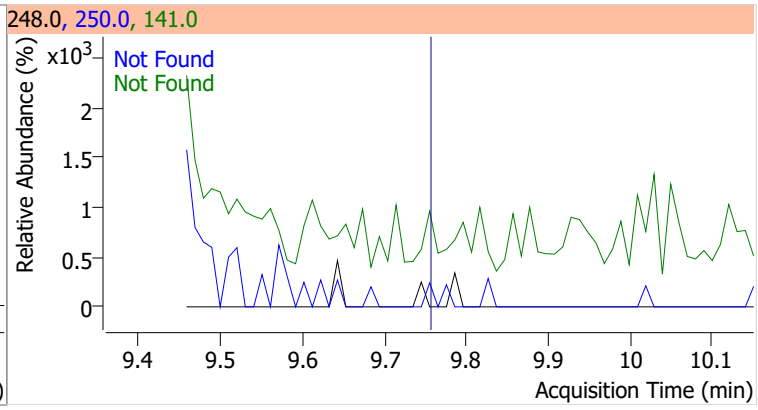

Compound	Conc.	Exp RT	QIon	Exp Ratio
Hexachlorobenzene	N.D.	9.80	142.0	47.3

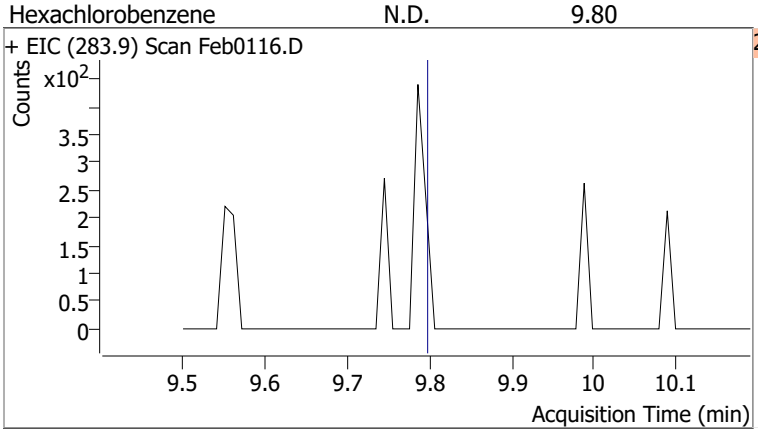

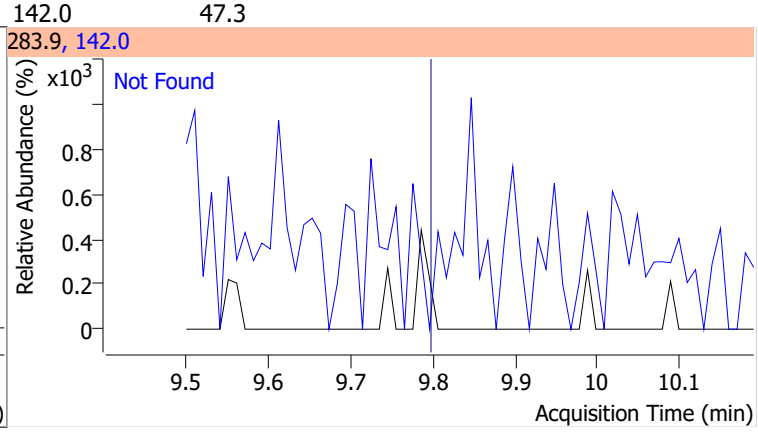

Compound	Conc.	Exp RT	QIon	Exp Ratio	QIon	Exp Ratio
Pentachlorophenol	N.D.	10.05	267.9	65.3	263.9	62.6

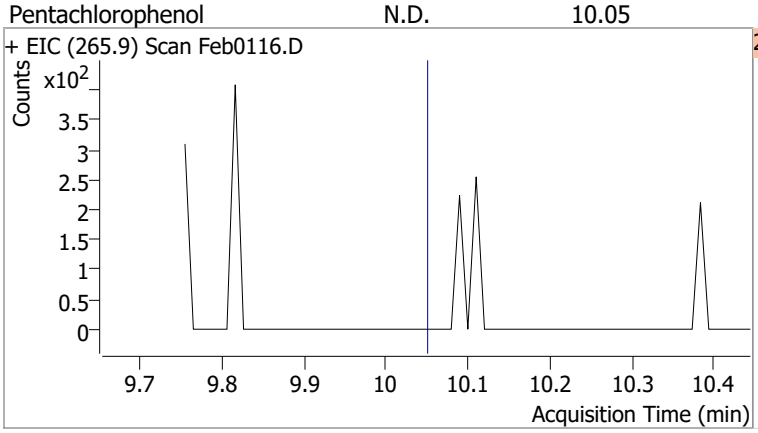

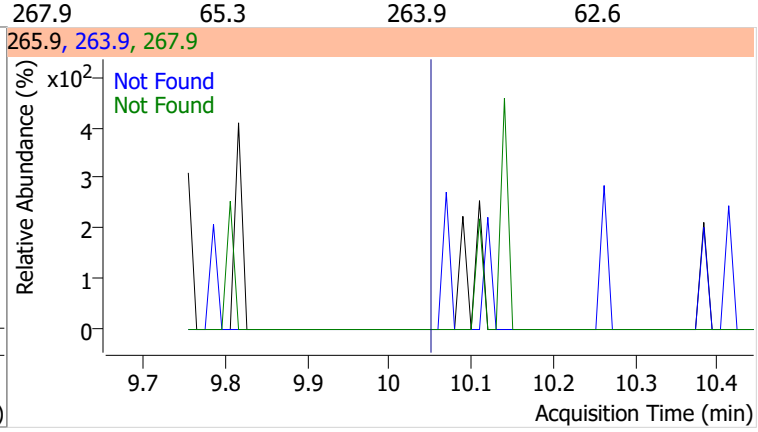

Compound	Conc.	Exp RT	QIon	Exp Ratio
Phenanthrene	N.D.	10.29	176.0	18.9

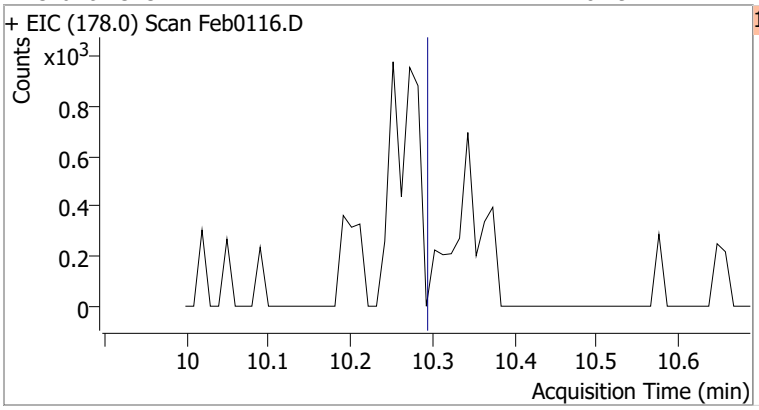

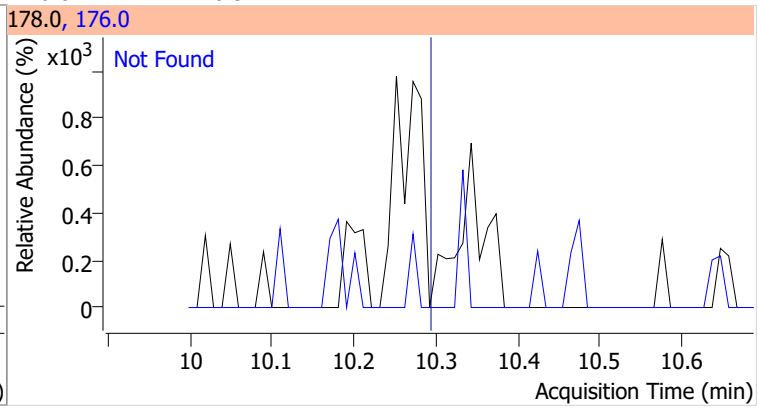

Compound	Conc.	Exp RT	QIon	Exp Ratio
Anthracene	N.D.	10.35	176.0	18.1

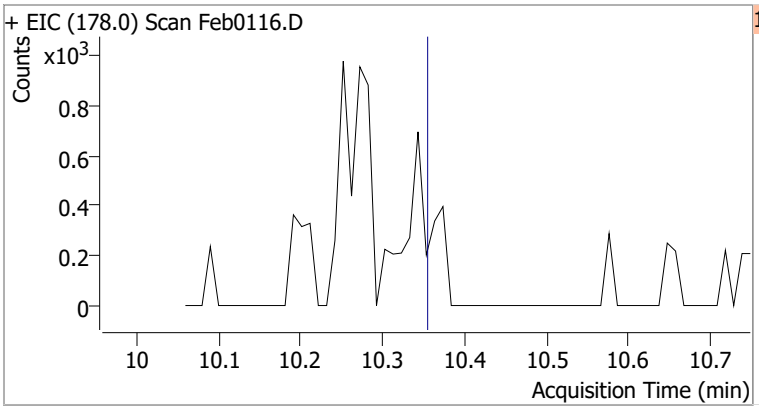

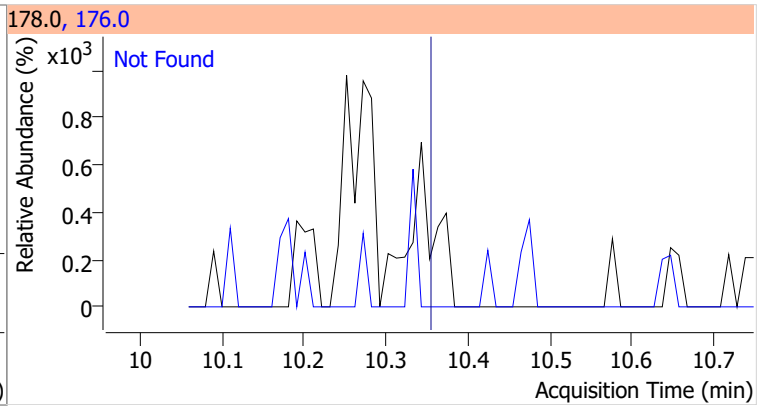

Compound	Conc.	Exp RT	QIon	Exp Ratio	QIon	Exp Ratio
Triallate	N.D.	10.41	268.0	27.2	143.0	23.0

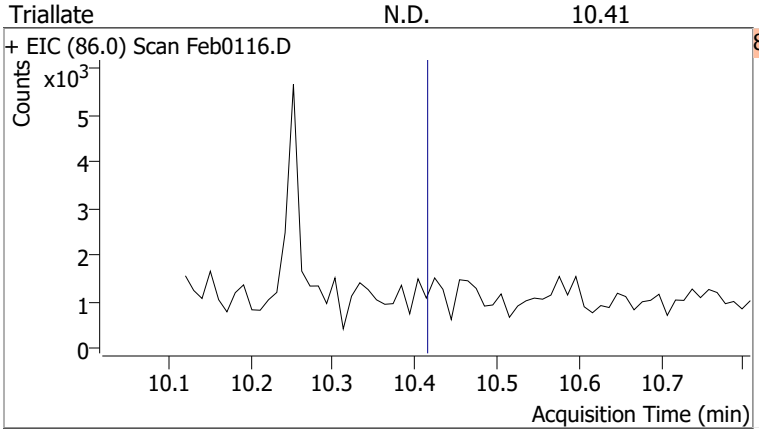

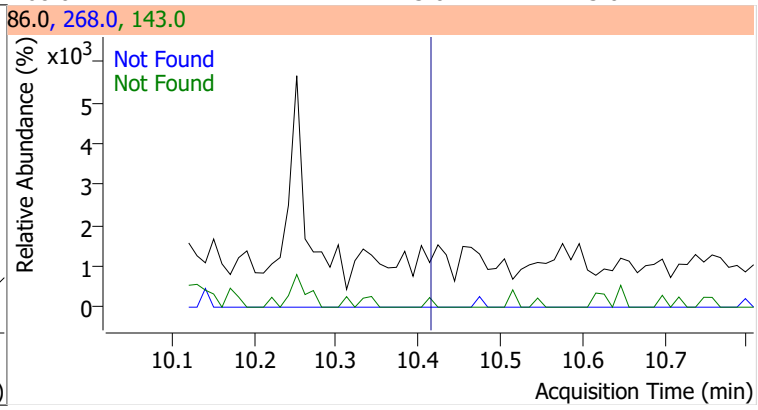

Compound	Conc.	Exp RT	QIon	Exp Ratio
Carbazole	N.D.	10.60	139.0	13.0

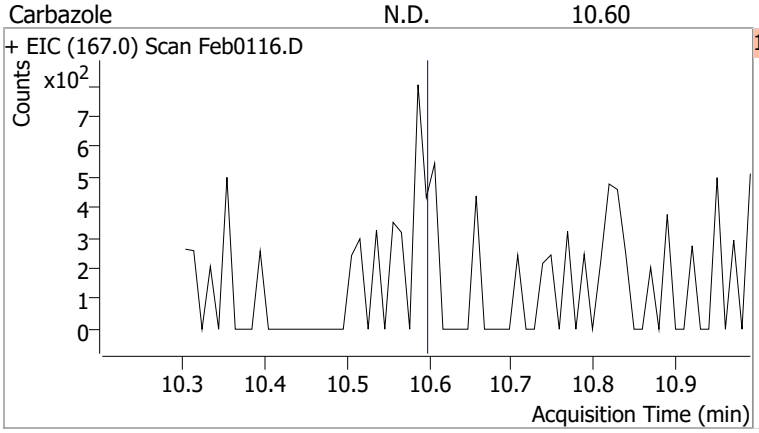

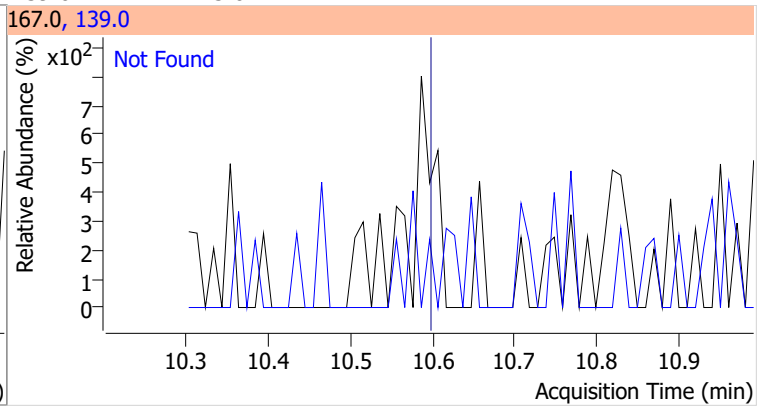

Compound	Conc.	Exp RT	QIon	Exp Ratio	QIon	Exp Ratio
o-Terphenyl	N.D.	10.82	229.0	63.0	215.0	37.7

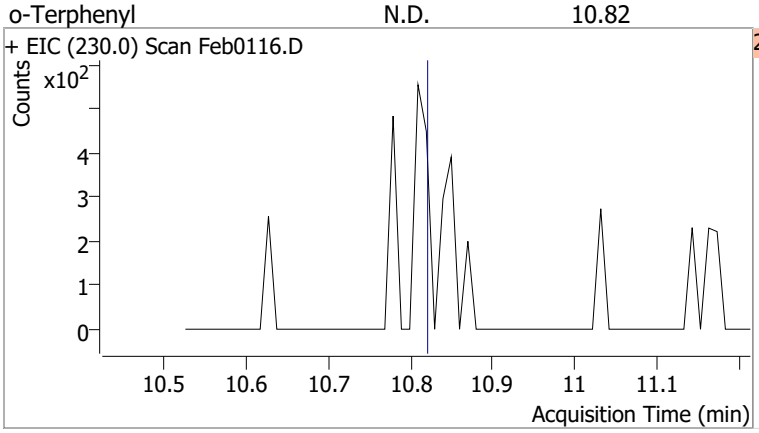

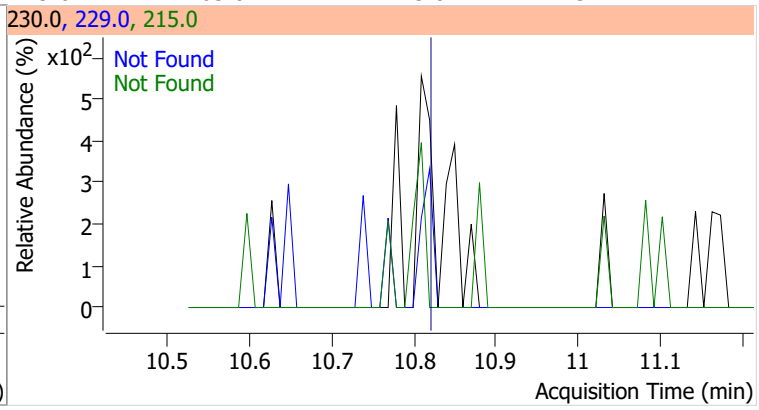

Compound	Conc.	Exp RT	QIon	Exp Ratio	QIon	Exp Ratio
Di-n-Butylphthalate	N.D.	11.20	150.0	9.0	104.0	5.8

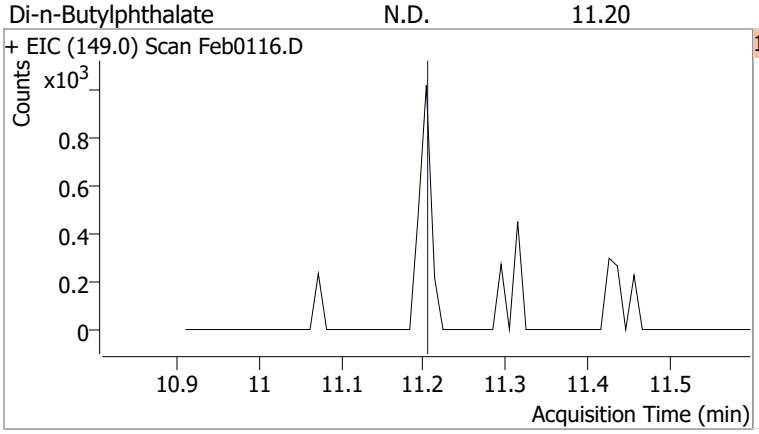

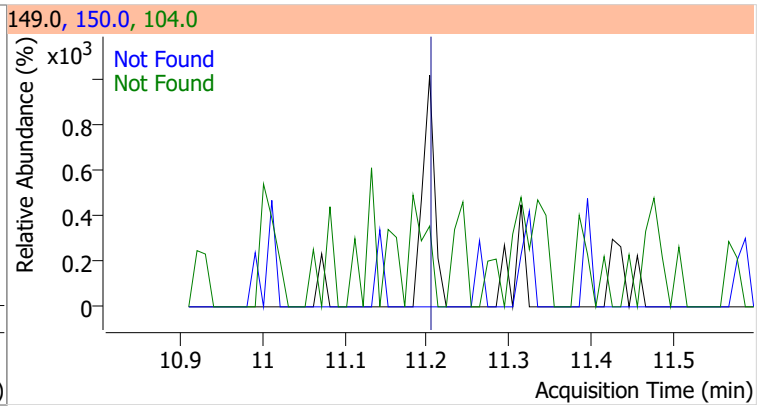

Compound	Conc.	Exp RT	QIon	Exp Ratio
Fluoranthene	N.D.	12.12	101.0	12.3

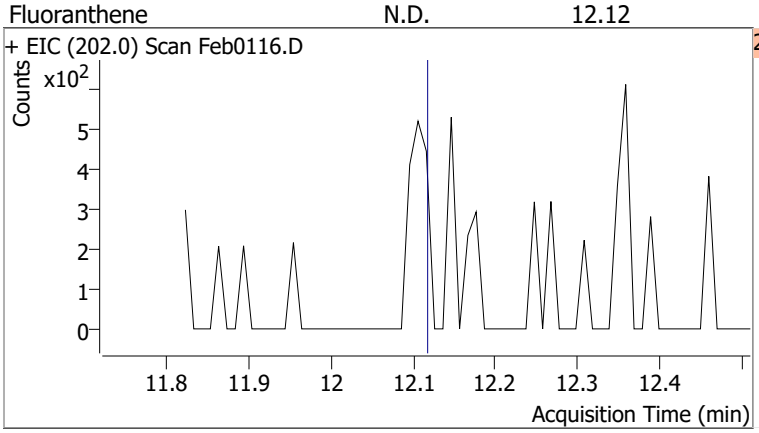

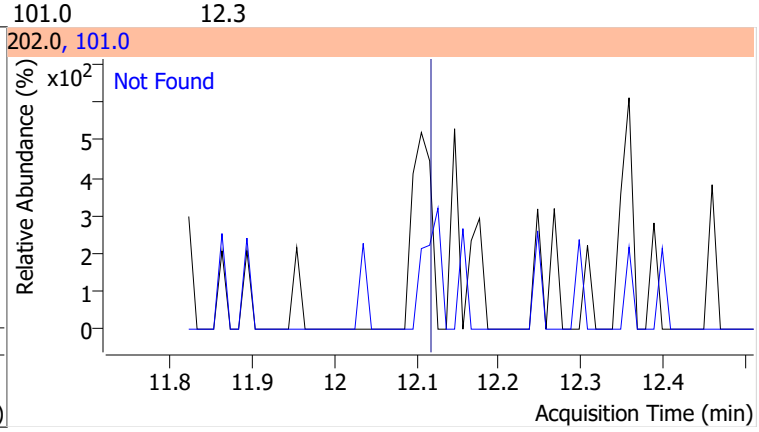

Compound	Conc.	Exp RT	QIon	Exp Ratio	QIon	Exp Ratio
Benzidine	N.D.	12.50	183.0	12.2	92.0	7.5

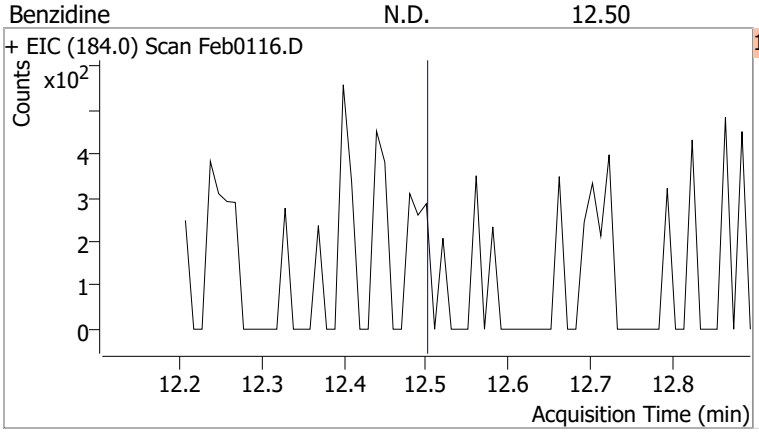

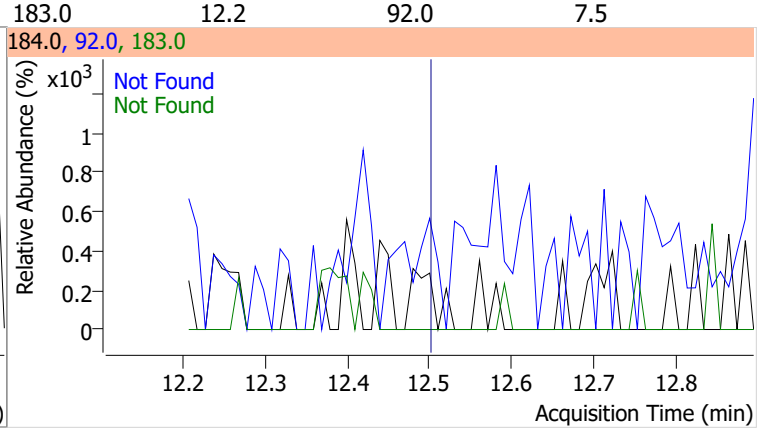

Quantitation Results Report (QT Reviewed)

Compound	Conc.	Exp RT	QIon	Exp Ratio
Pyrene	N.D.	12.55	101.0	14.0

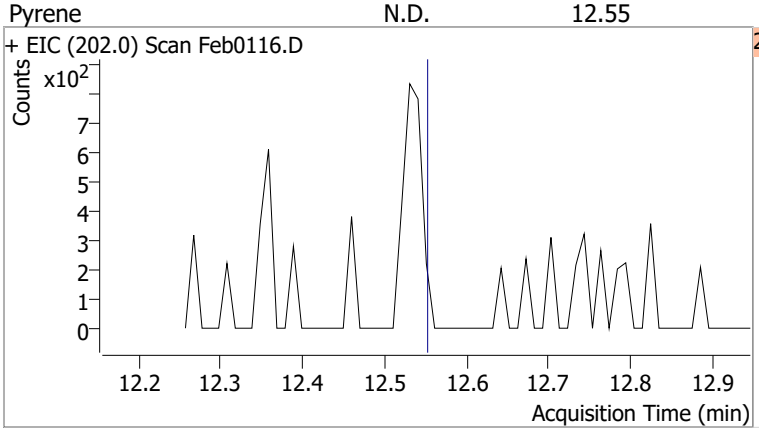

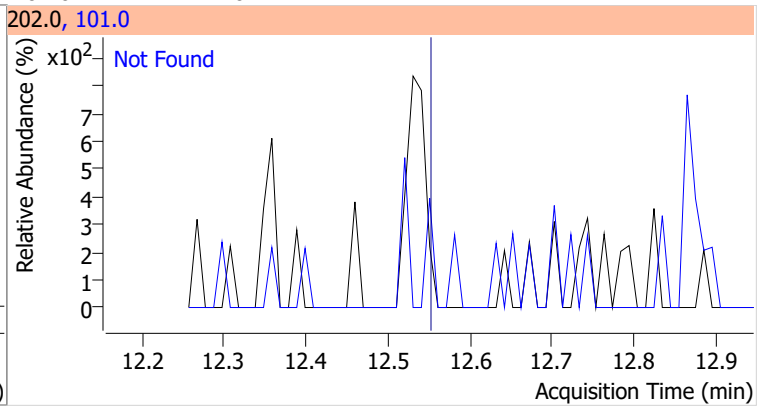

Compound	Conc.	RT	Dev(Min)	Resp.	QIon	QRatio	Lower	Upper
Terphenyl-d14	93.0403	13.06	0.00	2187502	122.0	14.0	8.8	16.4

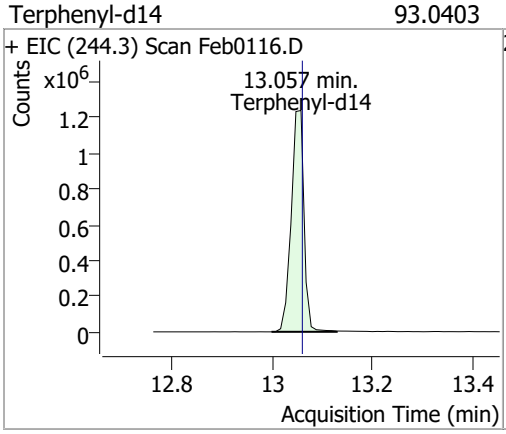

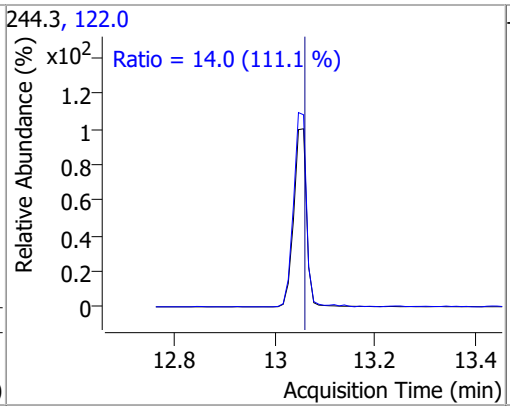

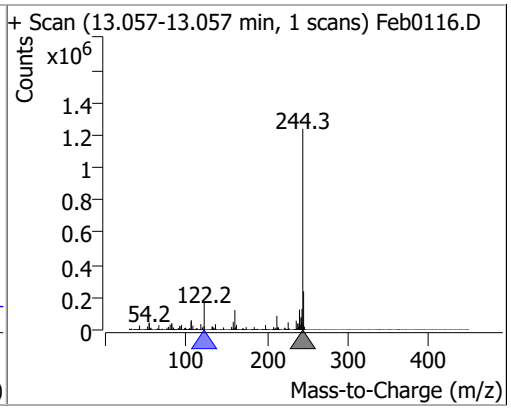

Compound	Conc.	Exp RT	QIon	Exp Ratio	QIon	Exp Ratio
Butylbenzylphthalate	N.D.	14.53	91.0	80.1	206.0	18.4

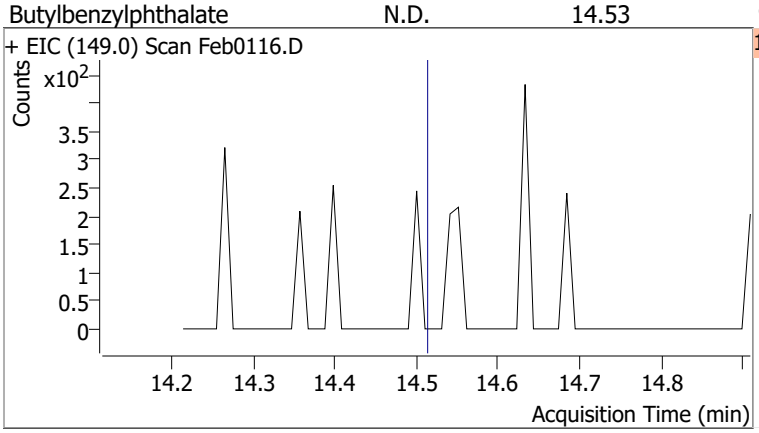

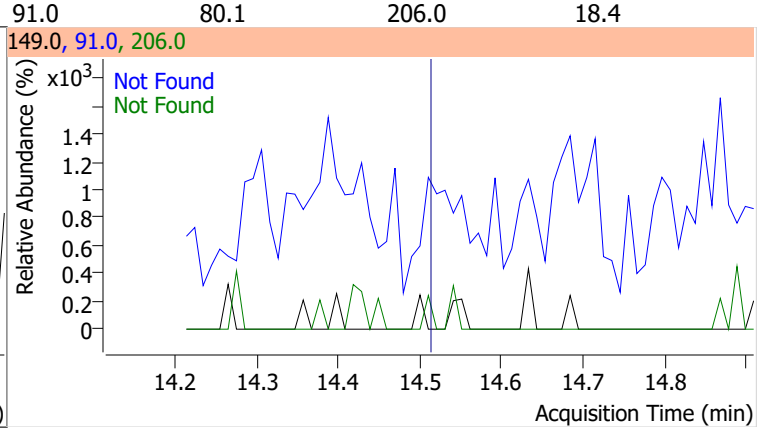

Compound	Conc.	Exp RT	QIon	Exp Ratio	QIon	Exp Ratio
Benzo(a)Anthracene	N.D.	15.76	226.0	25.8	229.0	20.9

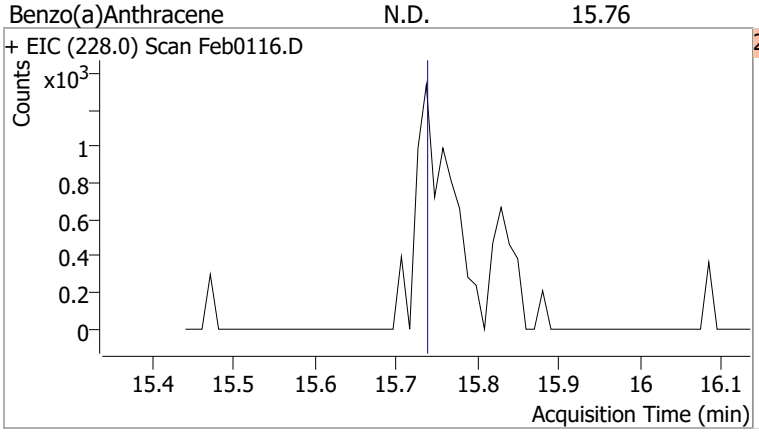

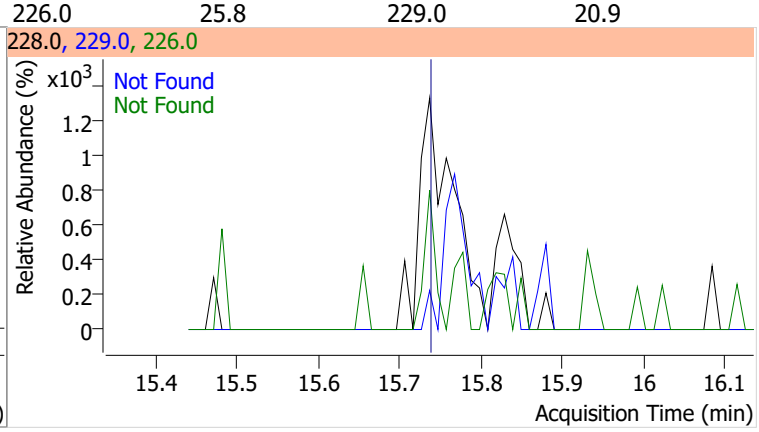

Compound	Conc.	Exp RT	QIon	Exp Ratio	QIon	Exp Ratio
Chrysene	N.D.	15.87	226.0	29.3	229.0	20.2

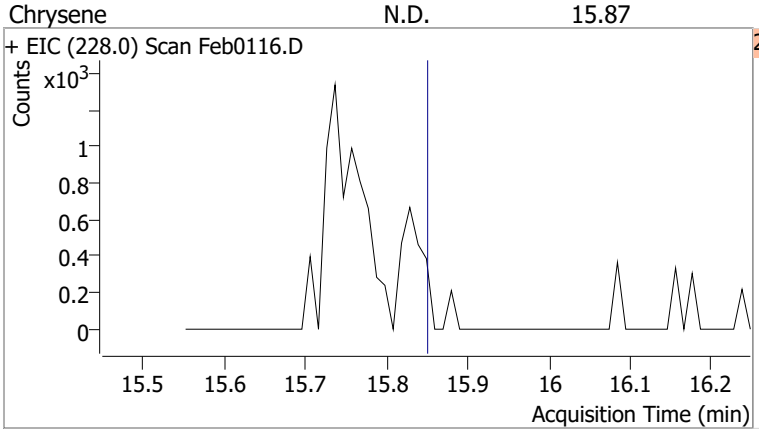

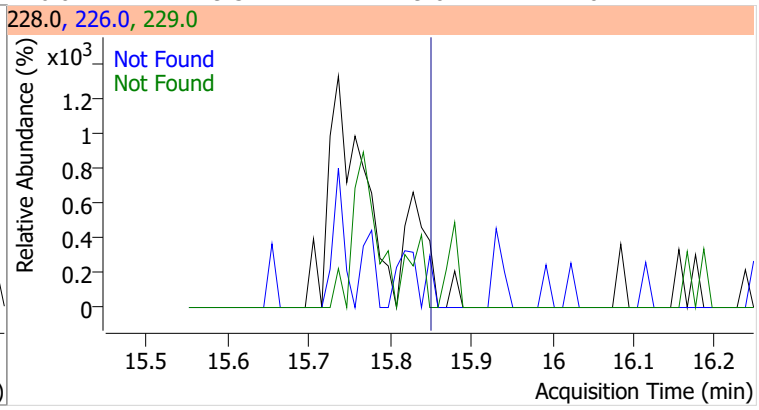

Compound	Conc.	Exp RT	QIon	Exp Ratio
3,3-Dichlorobenzidine	N.D.	15.90	254.0	64.5

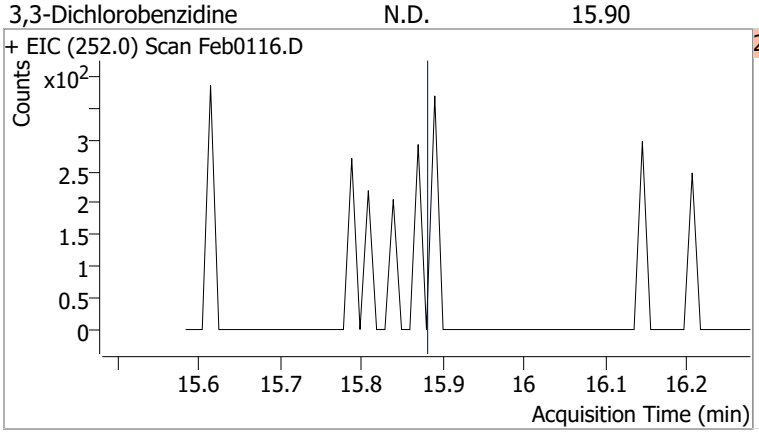

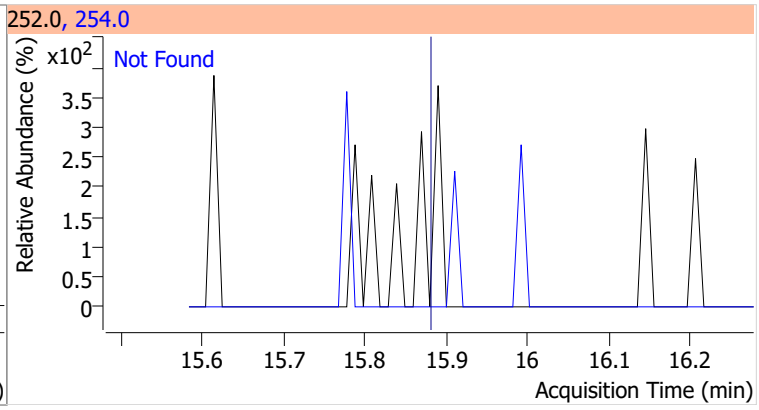

Compound	Conc.	Exp RT	QIon	Exp Ratio	QIon	Exp Ratio
bis(2-ethylhexyl)Phthalate	N.D.	16.60	149.0	385.7	279.0	15.3

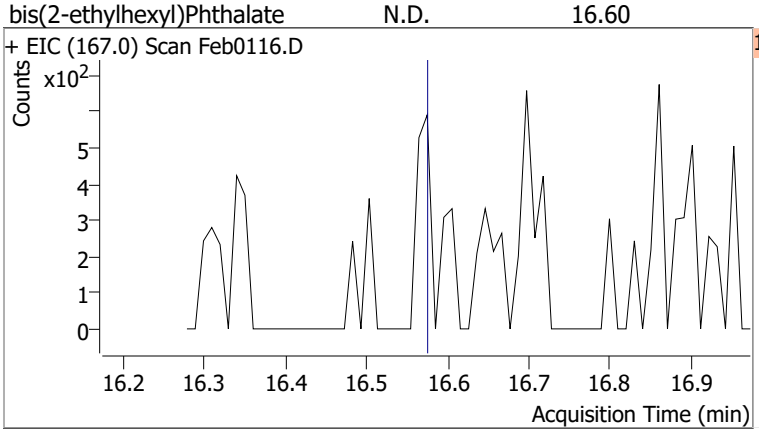

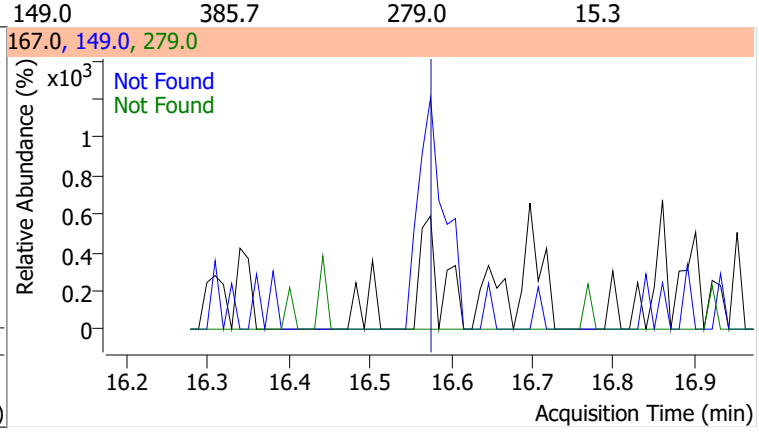

Compound	Conc.	Exp RT	QIon	Exp Ratio
Di-n-octyl Phthalate	N.D.	18.29	150.0	9.5

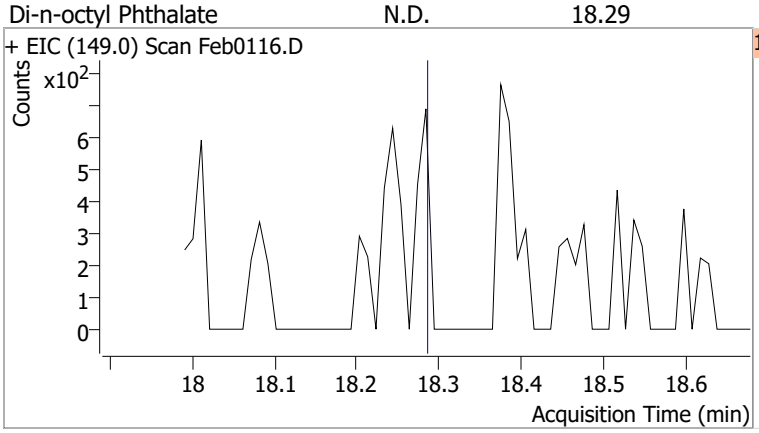

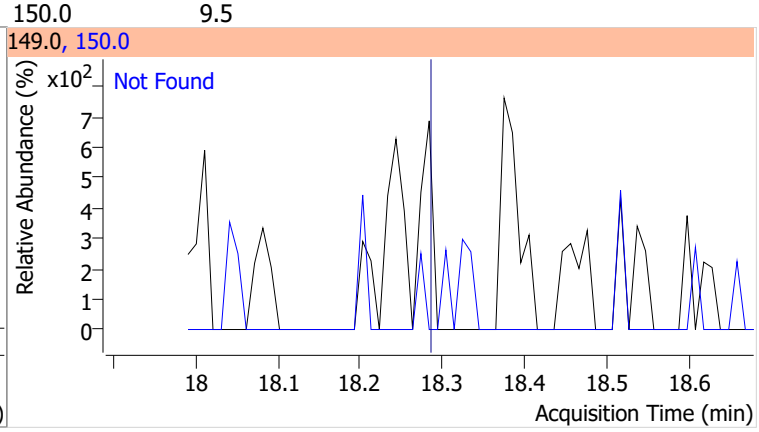

Compound	Conc.	Exp RT	QIon	Exp Ratio
Benzo(b)fluoranthene	N.D.	18.55	253.0	22.5

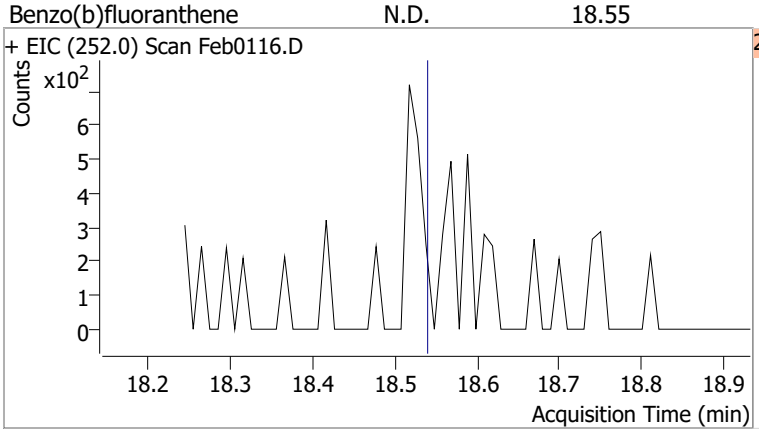

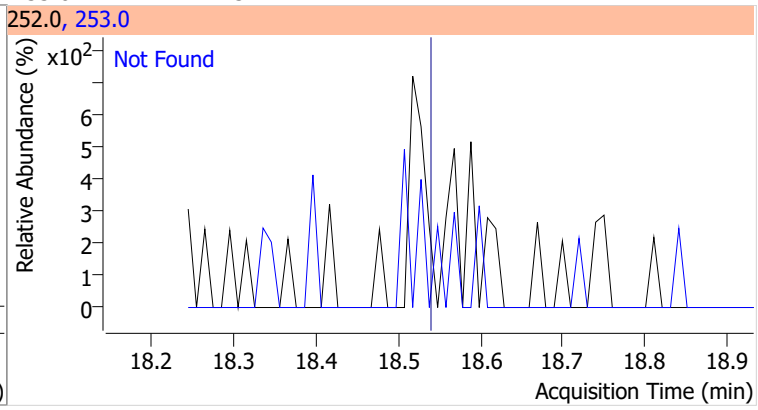

Compound	Conc.	Exp RT	QIon	Exp Ratio
Benzo(k)fluoranthene	N.D.	18.61	253.0	22.7

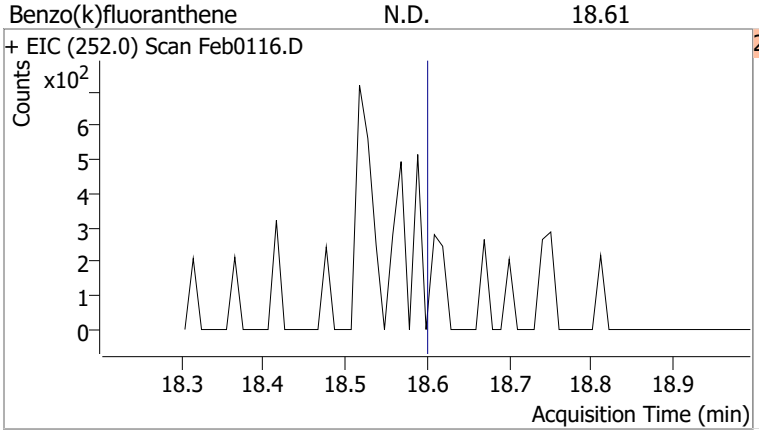

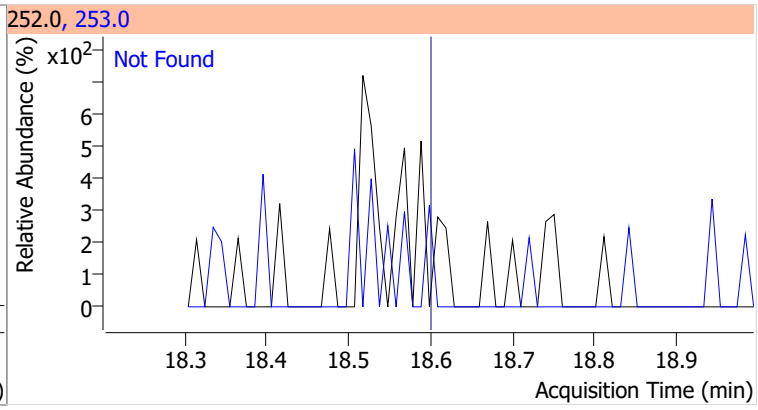

Compound	Conc.	Exp RT	QIon	Exp Ratio
Benzo(a)pyrene	N.D.	19.15	253.0	22.6

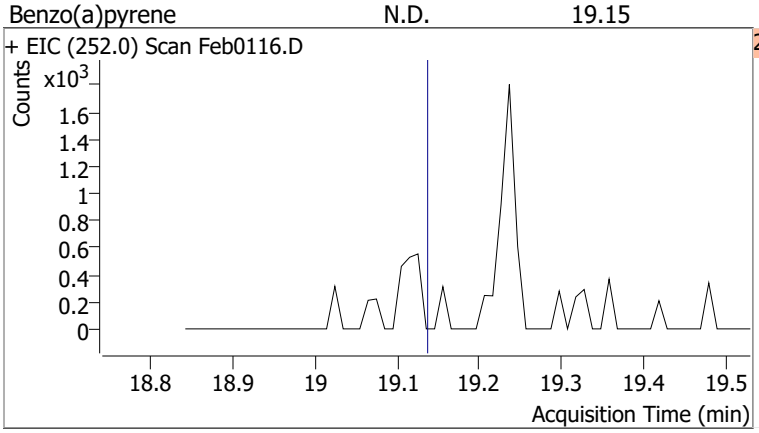

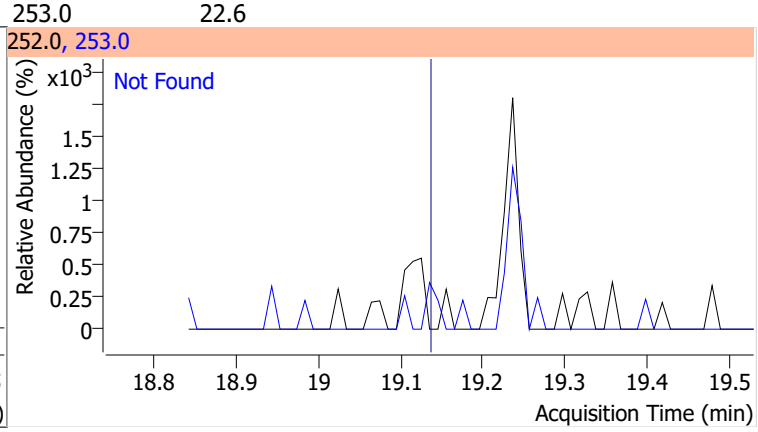

Compound	Conc.	Exp RT	QIon	Exp Ratio
Indeno(1,2,3-c,d)pyrene	N.D.	20.91	138.0	28.9

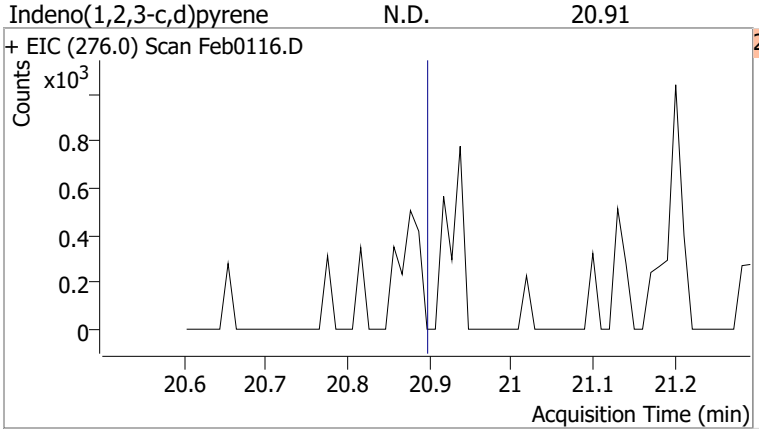

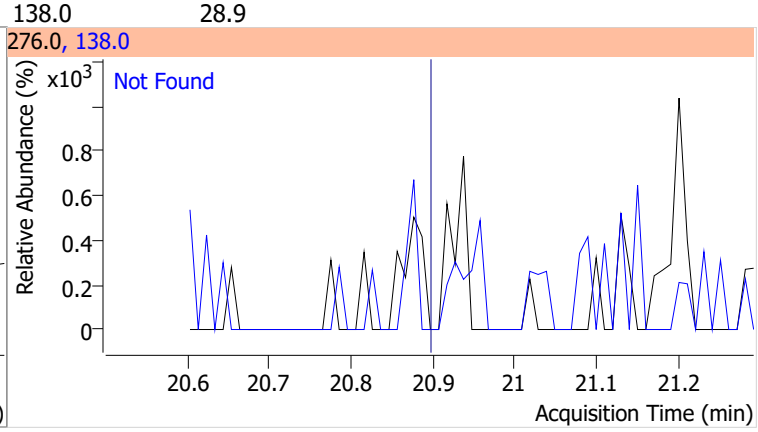

Compound	Conc.	Exp RT	QIon	Exp Ratio	QIon	Exp Ratio
Dibenzo(a,h)anthracene	N.D.	20.97	139.0	24.4	279.0	23.7

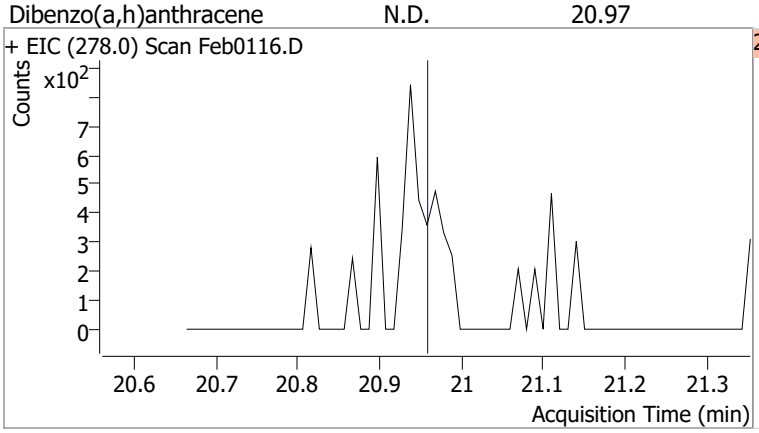

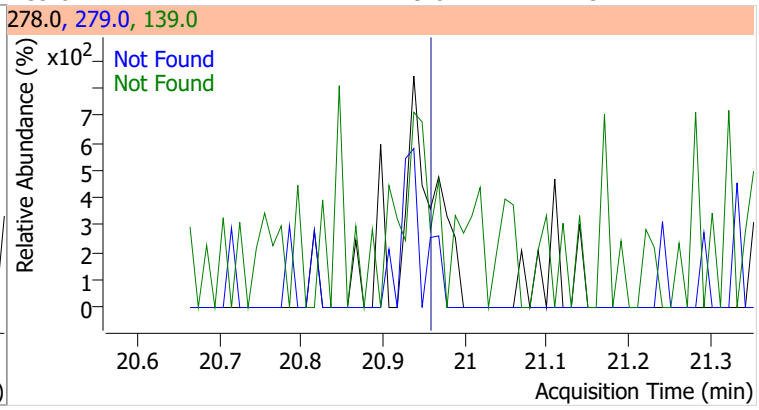

Compound	Conc.	Exp RT	QIon	Exp Ratio	QIon	Exp Ratio
Benzo(g,h,i)perylene	N.D.	21.24	138.0	32.5	277.0	24.1

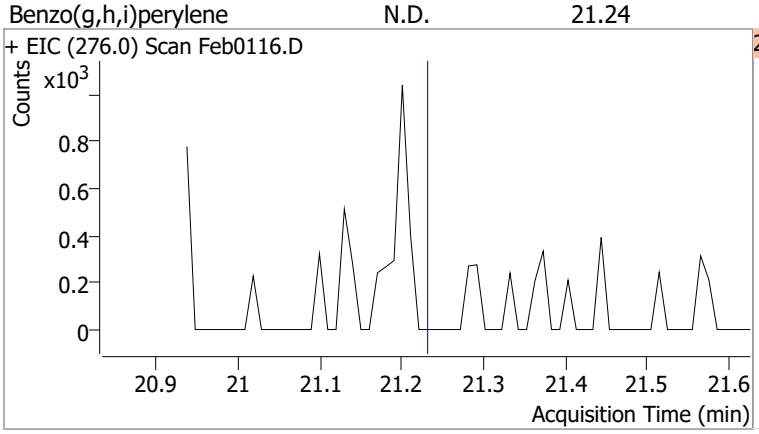

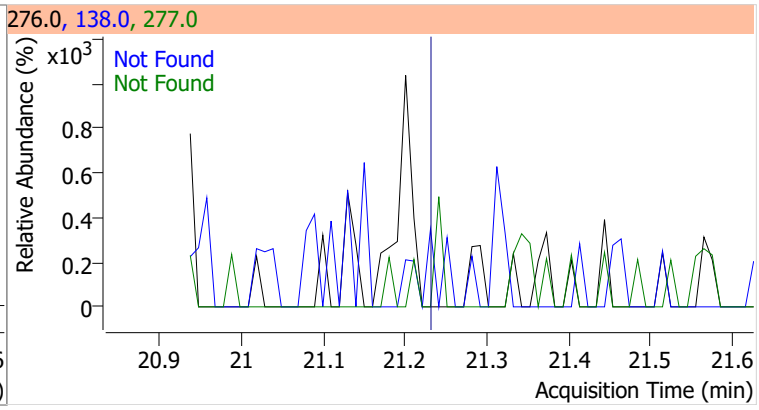

Quantitation Results Report (QT Reviewed)

Data File	Feb0117.D	Operator	LIMS import
Acq. Method	BNA+SIM.M	Acq. Date-Time	2/2/2022 1:26:23 AM
Sample Name	B22011126-001C	Instrument	Instrument #1
Vial	17	Multiplier	1.00
DA Method File		Comment	SVOC-8270-W-LARGO
Tune File	dftppdsm.u	Tune Date	1/25/2022 7:52:00 PM
Batch Name	020122 DoD BNA cal.batch.bin	Last Calib Update	2/2/2022 4:05:51 PM
Ref Library	D:\Org\Library\NIST129K.l		

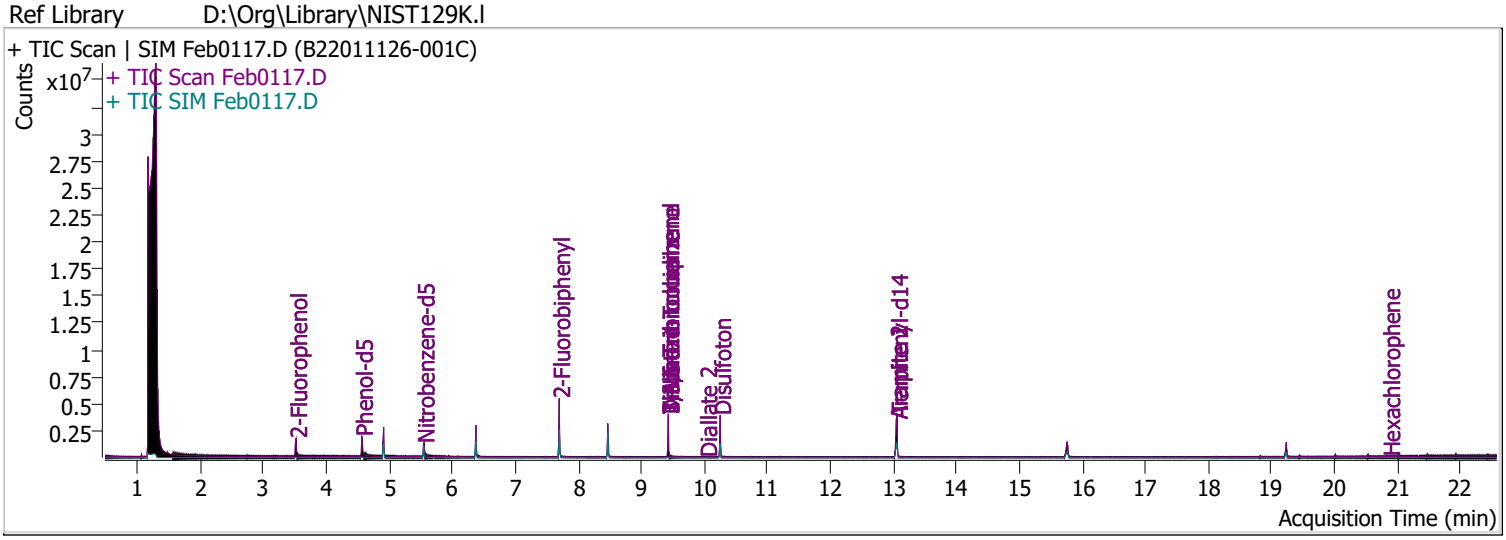

Compound	RT	QIon	Resp.	Conc.	Units		Dev(Min)
Internal Standards							
System Monitoring Compounds							
S 2-Fluorophenol	3.520	112.0	670358	61.7743	µg/L		0.000
Spiked Amount: 200.000	Range: 10.0 - 75.0%			Recovery = 30.89%			
S Phenol-d5	4.562	99.0	934230	65.4782	µg/L		-0.010
Spiked Amount: 200.000	Range: 10.0 - 65.0%			Recovery = 32.74%			
S Nitrobenzene-d5	5.543	82.0	460160	61.9984	µg/L		-0.010
Spiked Amount: 100.000	Range: 32.0 - 94.0%			Recovery = 62.00%			
S 2-Fluorobiphenyl	7.697	172.0	1612428	67.7496	µg/L		0.000
Spiked Amount: 100.000	Range: 28.0 - 107.0%			Recovery = 67.75%			
S 2,4,6-Tribromophenol	9.428	329.8	290256	147.2804	µg/L		0.000
Spiked Amount: 200.000	Range: 25.0 - 140.0%			Recovery = 73.64%			
S Terphenyl-d14	13.057	244.3	2246051	92.4105	µg/L		0.000
Spiked Amount: 100.000	Range: 32.0 - 122.0%			Recovery = 92.41%			
Target Compounds							**QValue**
T N-Nitrosodimethylamine	0.000		0	N.D.			
T Pyridine	0.000		0	N.D.			
T Aniline	0.000		0	N.D.			
T Phenol	0.000		0	N.D.			
T bis(-2-Chloroethyl)Ether	4.909	63.0	0		µg/L	md	1
T 2-Chlorophenol	0.000		0	N.D.			
T 1,3-Dichlorobenzene	0.000		0	N.D.			
T 1,4-Dichlorobenzene	0.000		0	N.D.			
T 1,2-Dichlorobenzene	0.000		0	N.D.			
T Benzyl Alcohol	0.000		0	N.D.			
T 2-Methylphenol	0.000		0	N.D.			
T bis(2-chloroisopropyl)Ether	0.000		0	N.D.			
T N-nitroso-Di-n-propylamine	5.543	70.0	0		µg/L	md	1
T 4Methylphenol/3Methylphenol	0.000		0	N.D.			
T Hexachloroethane	0.000		0	N.D.			

Compound	RT	QIon	Resp.	Conc.	Units		Dev(Min)
T Nitrobenzene	0.000		0	N.D.			
T Isophorone	0.000		0	N.D.			
T 2-Nitrophenol	0.000		0	N.D.			
T 2,4-Dimethylphenol	0.000		0	N.D.			
T bis(-2-Chloroethoxy)Methane	0.000		0	N.D.			
T 2,4-Dichlorophenol	0.000		0	N.D.			
T Benzoic Acid	0.000		0	N.D.			
T 1,2,4-Trichlorobenzene	0.000		0	N.D.			
T Naphthalene	0.000		0	N.D.			
T 4-Chlorophenol	6.372	130.0	0		µg/L	md	1
T p-Chloroaniline	0.000		0	N.D.			
T Hexachlorobutadiene	0.000		0	N.D.			
T 4-Chloro-2-Methylphenol	0.000		0	N.D.			
T 4-Chloro-3-Methylphenol	0.000		0	N.D.			
T 2-Methylnaphthalene	0.000		0	N.D.			
T 1-Methylnaphthalene	0.000		0	N.D.			
T Hexachlorocyclopentadiene	0.000		0	N.D.			
T 2,4,6-Trichlorophenol	0.000		0	N.D.			
T 2,4,5-Trichlorophenol	0.000		0	N.D.			
T 2-Chloronaphthalene	0.000		0	N.D.			
T 2-Nitroaniline	0.000		0	N.D.			
T Dimethyl Phthalate	8.466	163.0	0		µg/L	md	1
T 2,6-Dinitrotoluene	8.466	165.0	0		µg/L	md	1
T Acenaphthylene	0.000		0	N.D.			
T 3-Nitroaniline	0.000		0	N.D.			
T Acenaphthene	0.000		0	N.D.			
T 2,4-Dinitrophenol	8.660	184.0	0		µg/L	md	1
T Dibenzofuran	0.000		0	N.D.			
T 4-Nitrophenol	0.000		0	N.D.			
T 2,4-Dinitrotoluene	8.466	165.0	0		µg/L	md	1
T Diethylphthalate	0.000		0	N.D.			
T Fluorene	0.000		0	N.D.			
T 4-Chlorophenyl-phenylether	0.000		0	N.D.			
T 4-Nitroaniline	0.000		0	N.D.			
T 4,6-Dinitro-2-methylphenol	9.428	198.0	0		µg/L	md	1
T N-nitrosodiphenylamine	0.000		0	N.D.			
T Azobenzene	0.000		0	N.D.			
T 4-Bromophenyl-phenylether	0.000		0	N.D.			
T Hexachlorobenzene	0.000		0	N.D.			
T Pentachlorophenol	0.000		0	N.D.			
T Phenanthrene	0.000		0	N.D.			
T Anthracene	0.000		0	N.D.			
T Triallate	0.000		0	N.D.			
T Carbazole	0.000		0	N.D.			
T o-Terphenyl	0.000		0	N.D.			
T Di-n-Butylphthalate	0.000		0	N.D.			
T Fluoranthene	0.000		0	N.D.			
T Benzidine	0.000		0	N.D.			
T Pyrene	0.000		0	N.D.			
T Butylbenzylphthalate	0.000		0	N.D.			
T Benzo(a)Anthracene	0.000		0	N.D.			
T Chrysene	0.000		0	N.D.			
T 3,3-Dichlorobenzidine	0.000		0	N.D.			
T bis(2-ethylhexyl)Phthalate	0.000		0	N.D.			
T Di-n-octyl Phthalate	0.000		0	N.D.			

Compound	RT	QIon	Resp.	Conc.	Units	Dev(Min)
T Benzo(b)fluoranthene	0.000		0	N.D.		
T Benzo(k)fluoranthene	0.000		0	N.D.		
T Benzo(a)pyrene	0.000		0	N.D.		
T Indeno(1,2,3-c,d)pyrene	0.000		0	N.D.		
T Dibenzo(a,h)anthracene	0.000		0	N.D.		
T Benzo(g,h,i)perylene	0.000		0	N.D.		

(#) = Qualifier Out of Range; (m) = Manual Integration; (+) = Area Summed; (*) = Surrogate Percent Recovery Out of Range; (d): Zeroed Peak

Compound	Conc.	Exp RT	QIon	Exp Ratio
N-Nitrosodimethylamine	N.D.	2.15	42.0	130.1

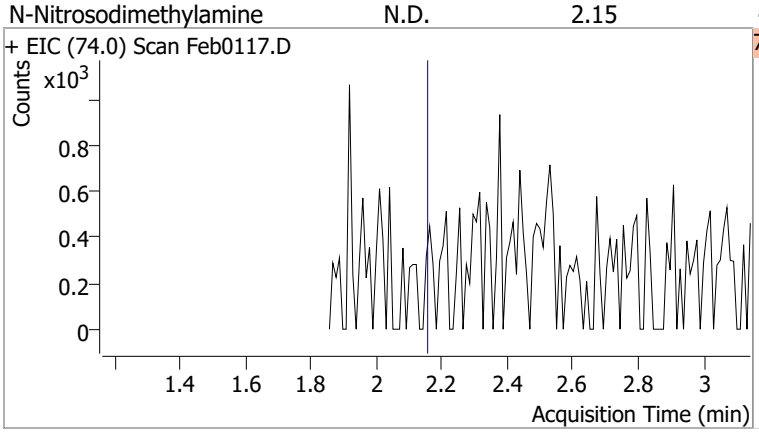

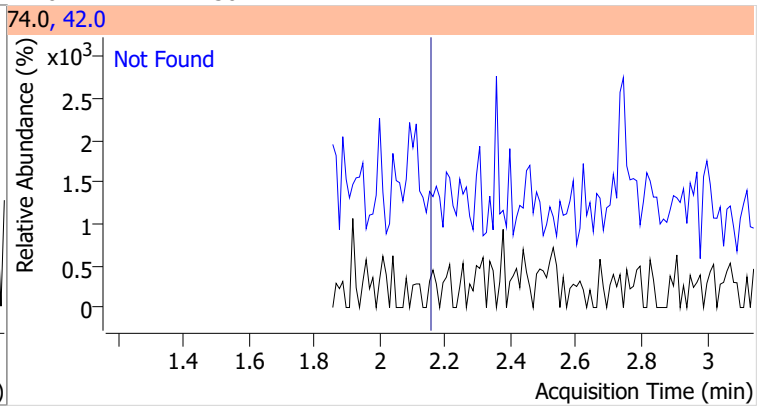

Compound	Conc.	Exp RT	QIon	Exp Ratio
Pyridine	N.D.	2.18	52.0	101.7

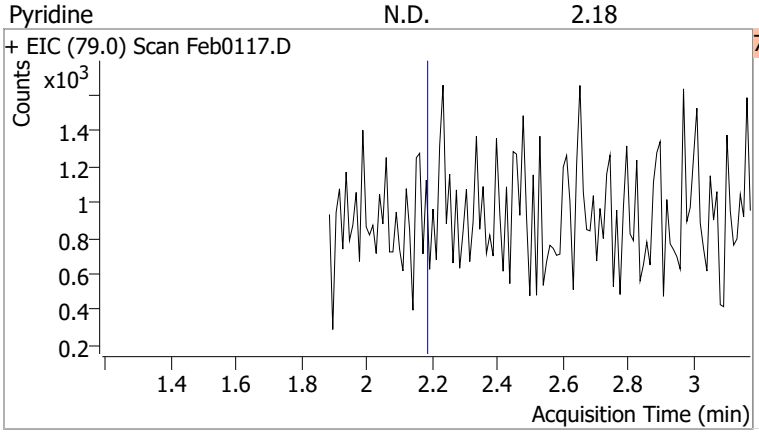

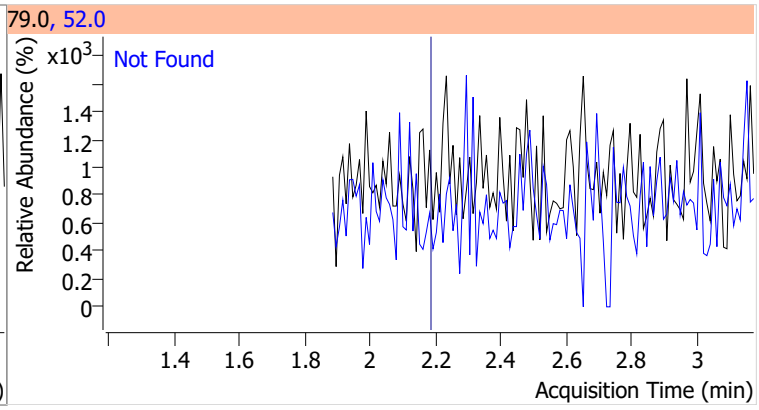

Compound	Conc.	RT	Dev(Min)	Resp.	QIon	QRatio	Lower	Upper
2-Fluorophenol	61.7743	3.52	0.00	670358	64.0	49.5	35.8	66.4
					92.0	20.5	14.3	26.6

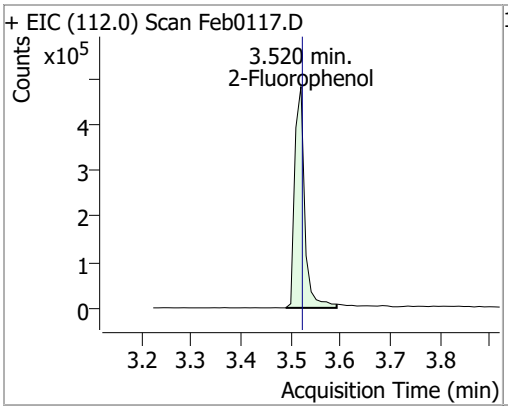

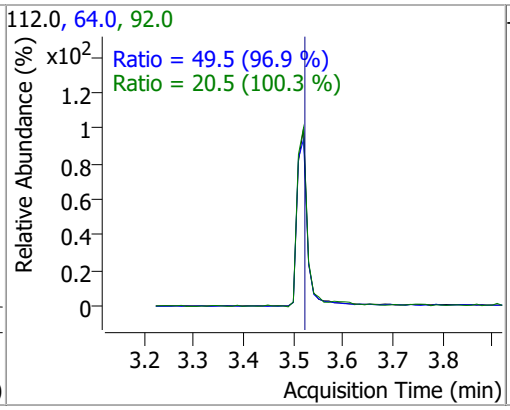

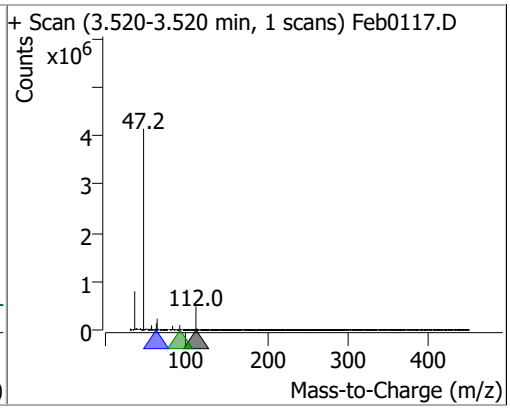

Compound	Conc.	Exp RT	QIon	Exp Ratio	QIon	Exp Ratio
Aniline	N.D.	4.55	66.0	35.1	65.0	18.0

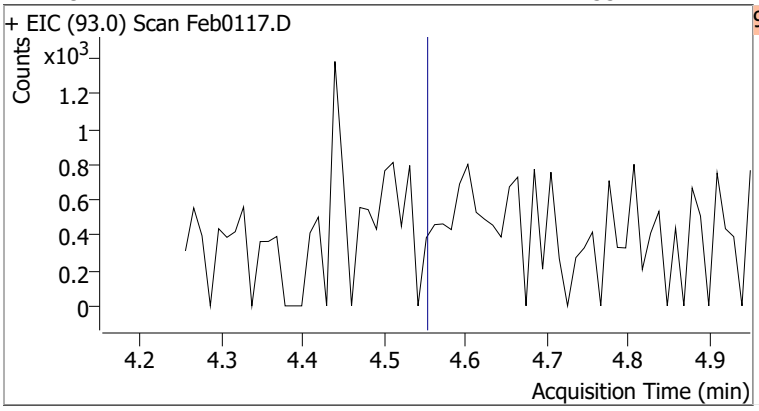

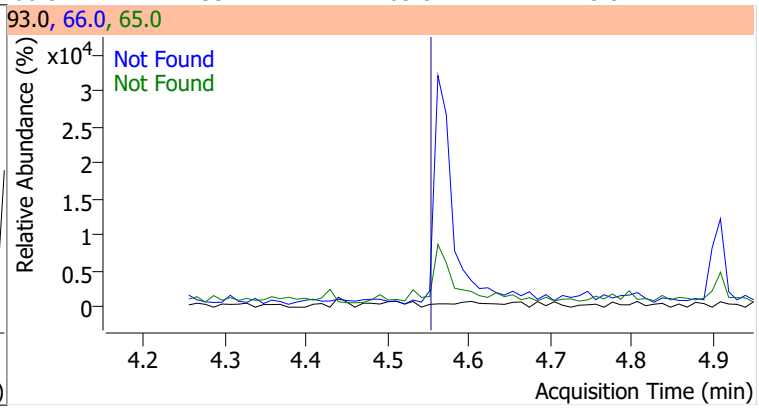

Quantitation Results Report (QT Reviewed)

Compound	Conc.	RT	Dev(Min)	Resp.	QIon	QRatio	Lower	Upper
Phenol-d5	65.4782	4.56	-0.01	934230	71.0	32.8	23.8	44.2

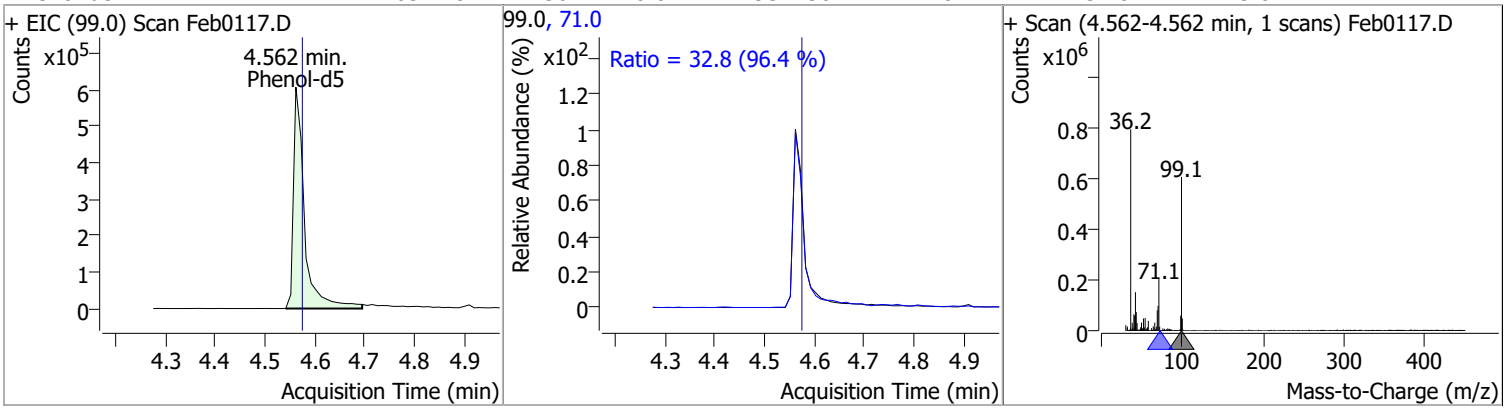

Compound	Conc.	Exp RT	QIon	Exp Ratio
Phenol	N.D.	4.59	66.0	43.8

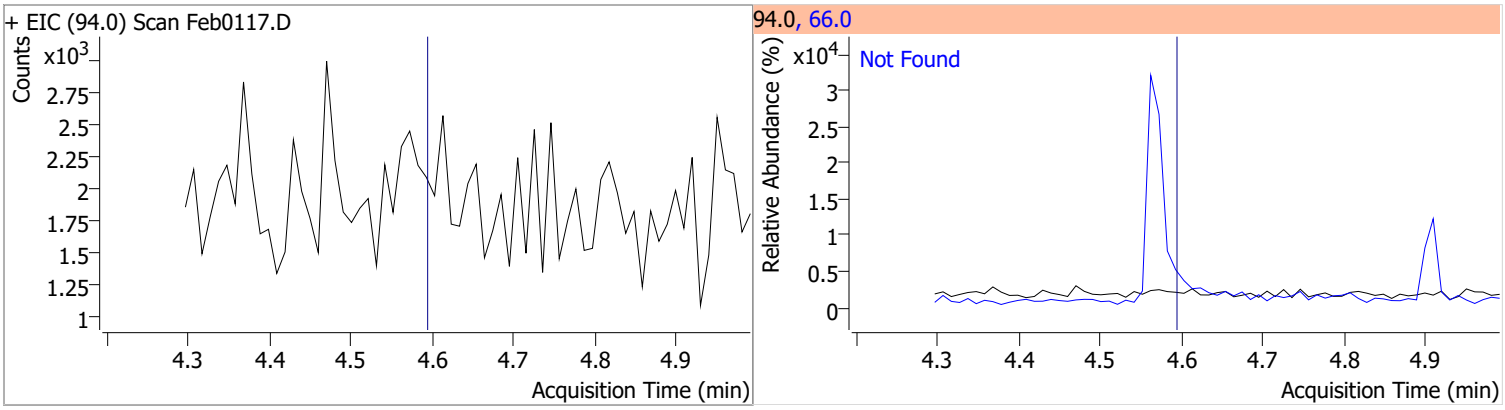

Compound	Conc.	RT	Dev(Min)	Resp.	QIon	QRatio	Lower	Upper
bis(-2-Chloroethyl)Ether		0		0	64.0		2.4	4.5

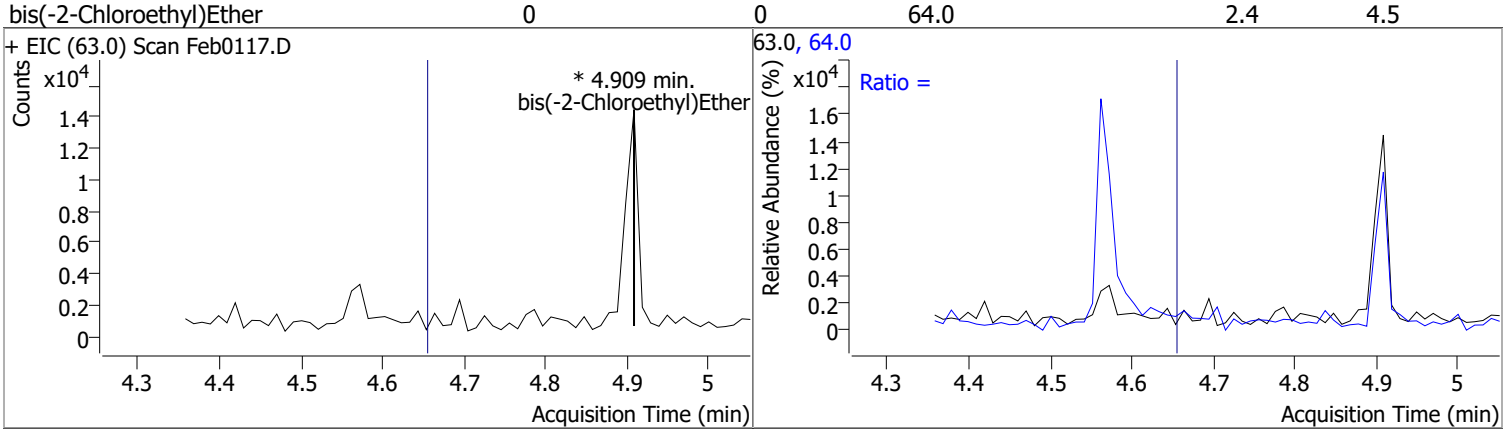

Compound	Conc.	Exp RT	QIon	Exp Ratio
2-Chlorophenol	N.D.	4.68	130.0	31.8

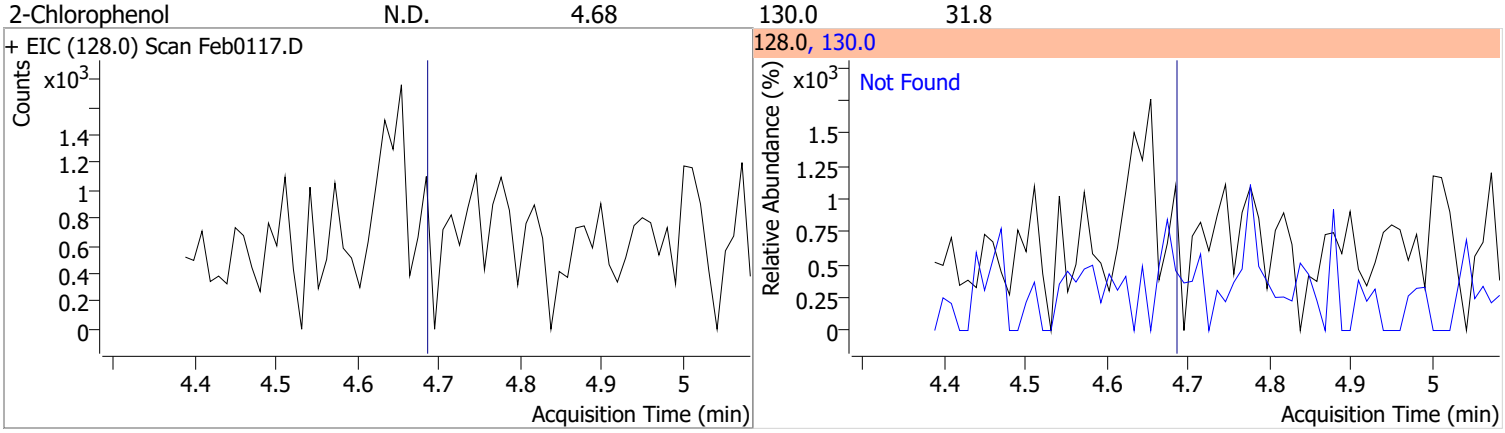

Compound	Conc.	Exp RT	QIon	Exp Ratio	QIon	Exp Ratio
1,3-Dichlorobenzene	N.D.	4.84	148.0	62.2	111.0	35.9

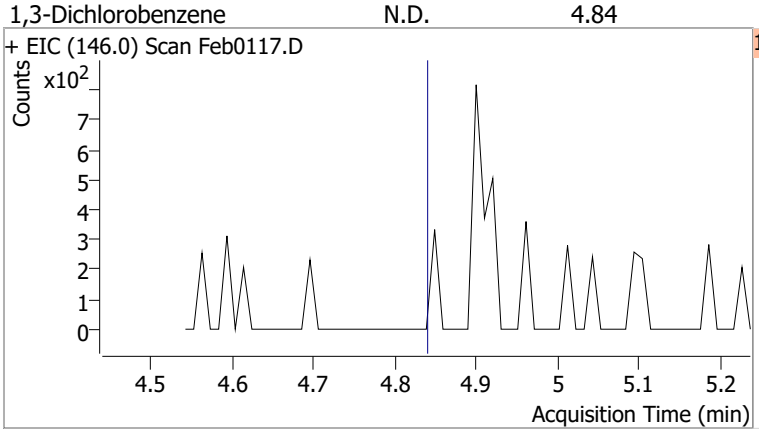

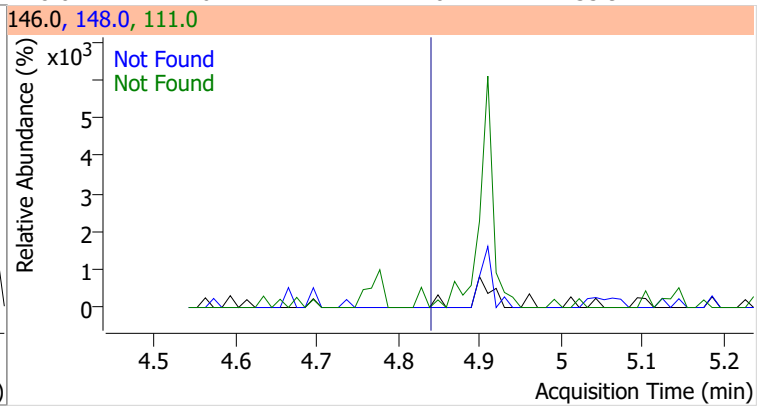

Compound	Conc.	Exp RT	QIon	Exp Ratio	QIon	Exp Ratio
1,4-Dichlorobenzene	N.D.	4.93	148.0	64.1	111.0	35.1

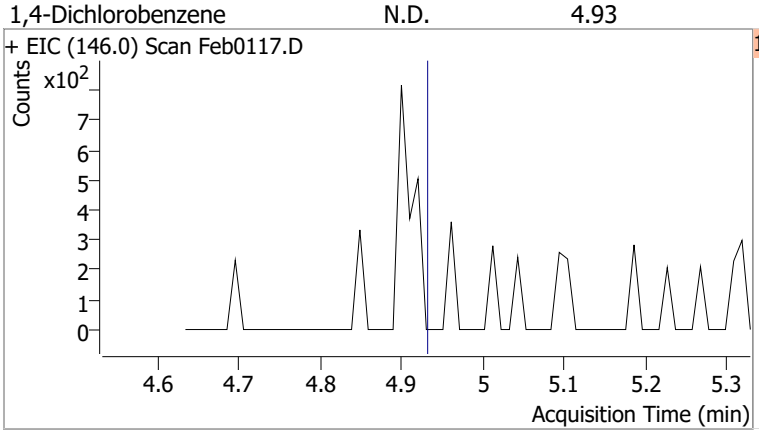

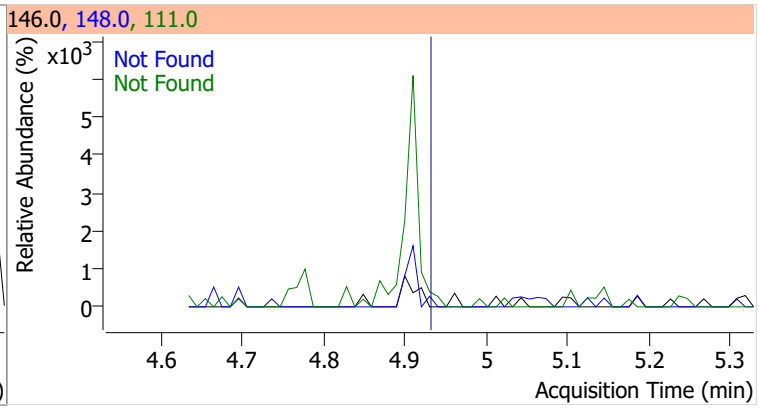

Compound	Conc.	Exp RT	QIon	Exp Ratio	QIon	Exp Ratio
1,2-Dichlorobenzene	N.D.	5.09	148.0	62.9	111.0	36.7

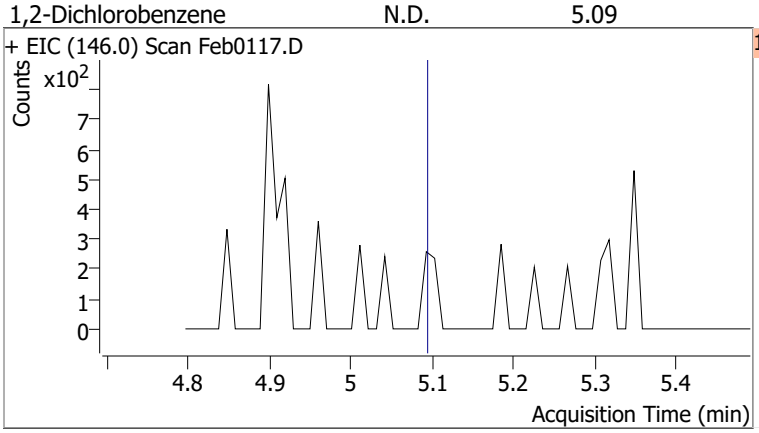

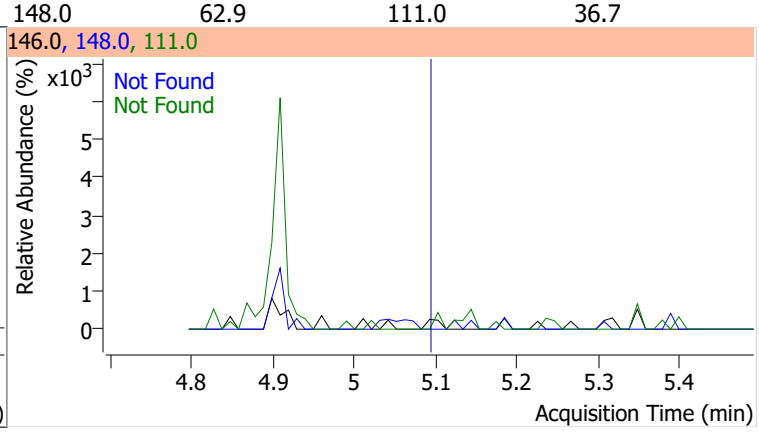

Compound	Conc.	Exp RT	QIon	Exp Ratio	QIon	Exp Ratio
Benzyl Alcohol	N.D.	5.10	79.0	118.4	107.0	64.5

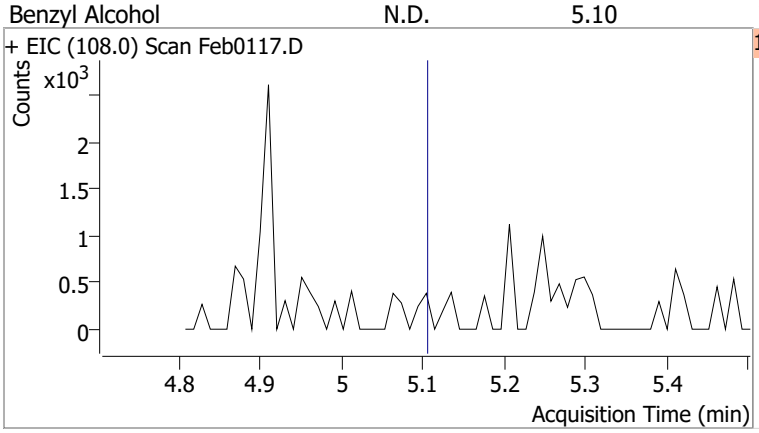

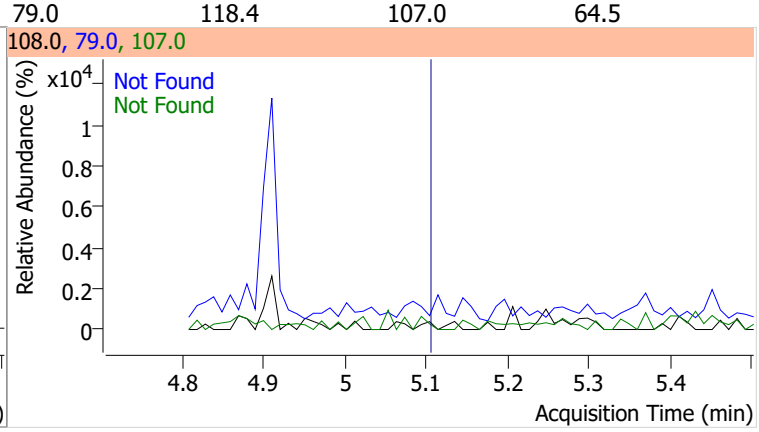

Compound	Conc.	Exp RT	QIon	Exp Ratio
2-Methylphenol	N.D.	5.26	108.0	116.3

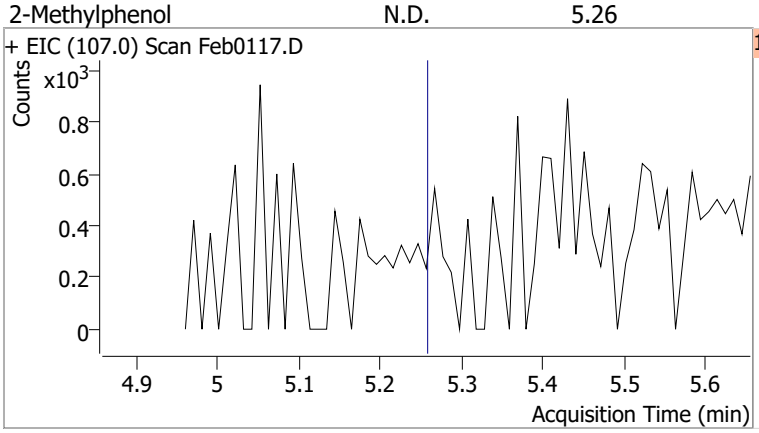

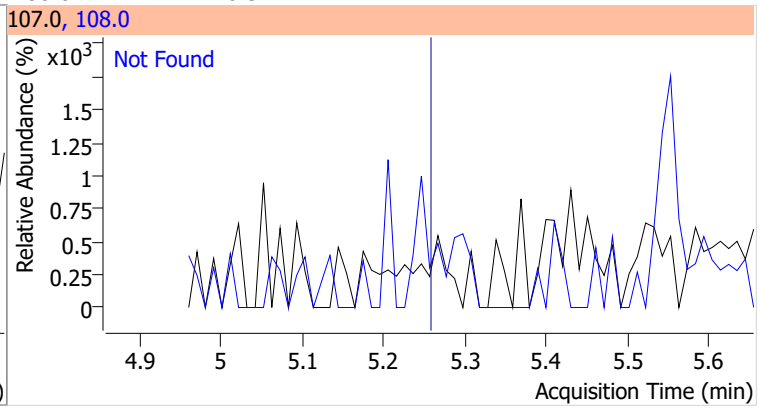

Compound	Conc.	Exp RT	QIon	Exp Ratio
bis(2-chloroisopropyl)Ether	N.D.	5.27	123.0	32.8

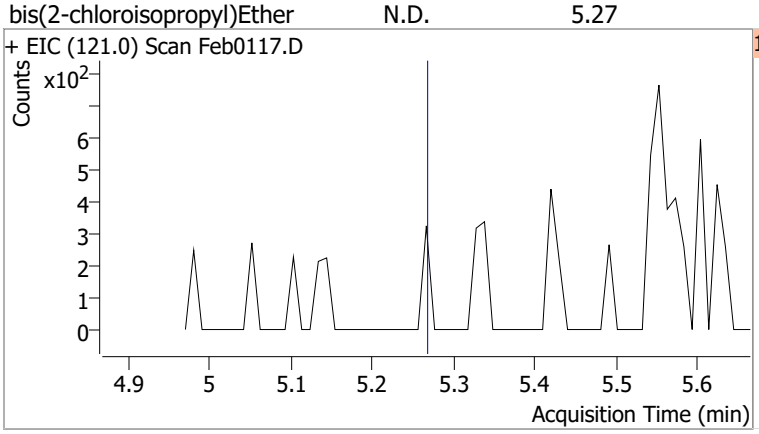

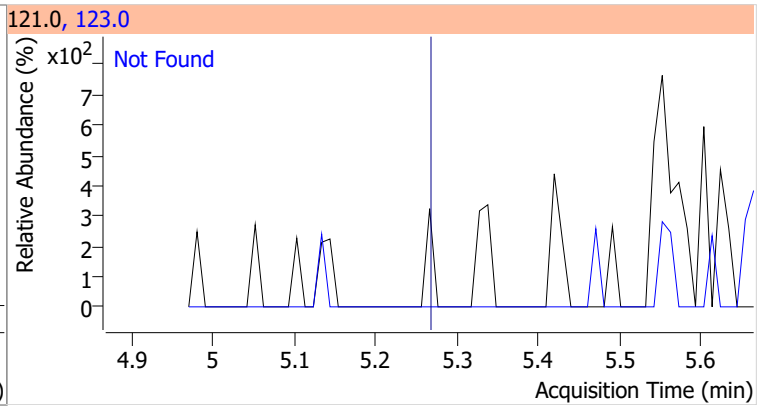

Compound	Conc.	RT	Dev(Min)	Resp.	QIon	QRatio	Lower	Upper
N-nitroso-Di-n-propylamine		0		0	130.0		0.0	35.1

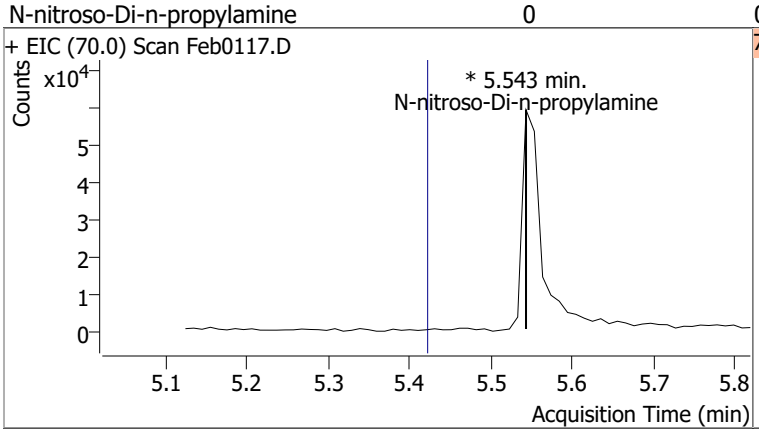

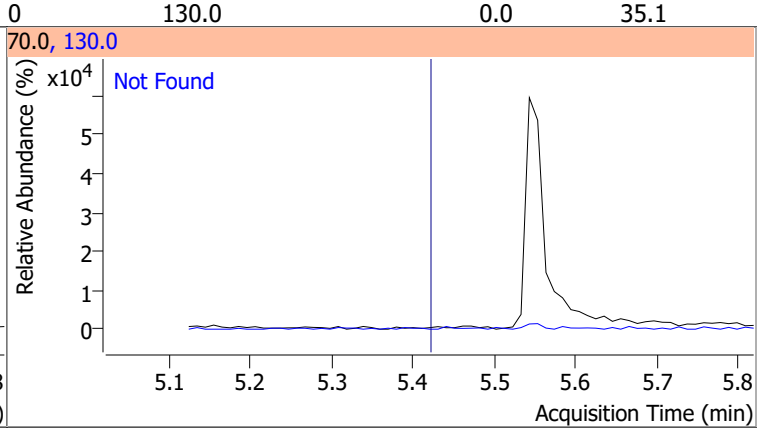

Compound	Conc.	Exp RT	QIon	Exp Ratio
4Methylphenol/3Methylphenol	N.D.	5.44	108.0	84.1

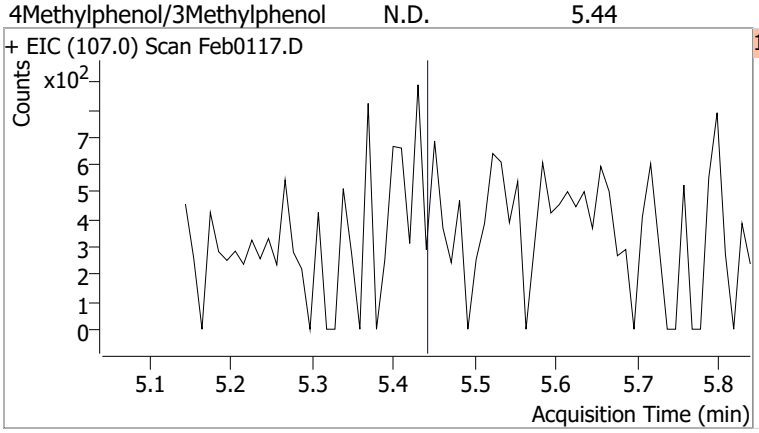

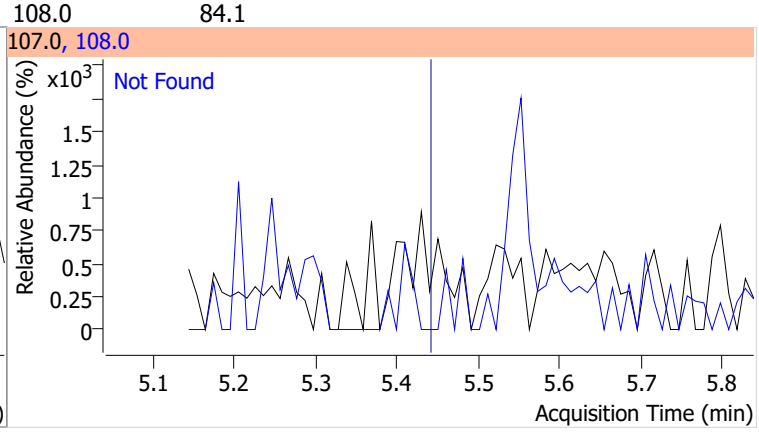

Quantitation Results Report (QT Reviewed)

Compound	Conc.	Exp RT	QIon	Exp Ratio	QIon	Exp Ratio
Hexachloroethane	N.D.	5.47	201.0	93.6	199.0	59.8

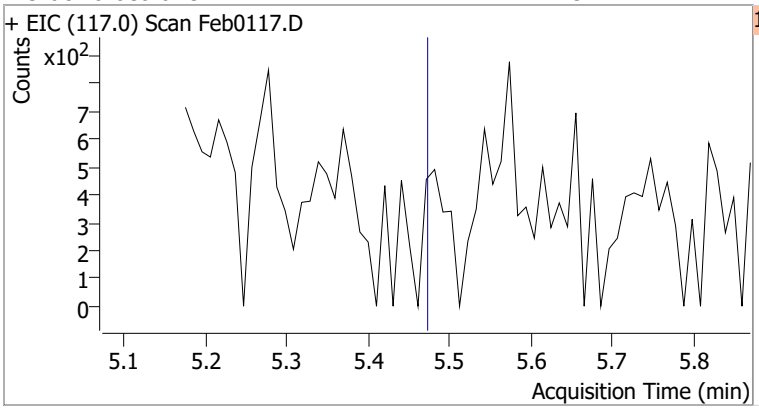

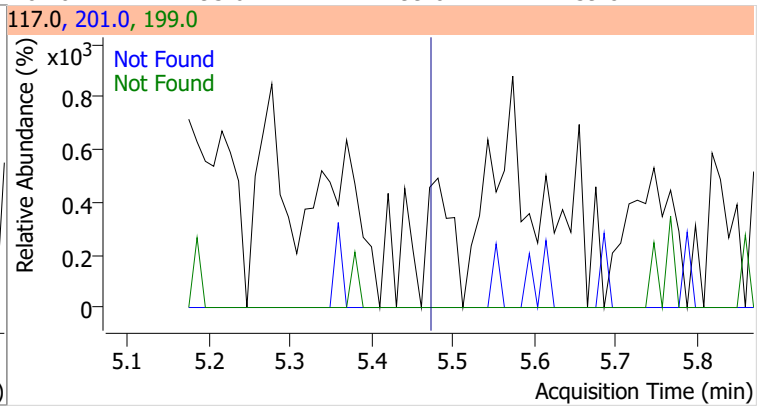

Compound	Conc.	RT	Dev(Min)	Resp.	QIon	QRatio	Lower	Upper
Nitrobenzene-d5	61.9984	5.54	-0.01	460160	54.0	58.9	44.8	83.2
					128.0	44.0	32.6	60.6

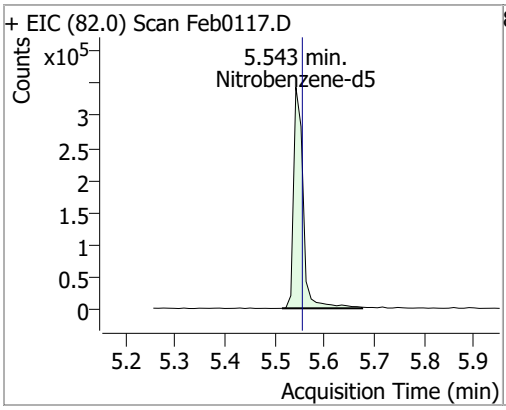

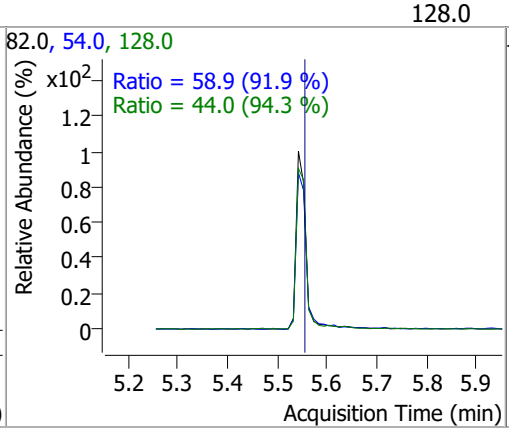

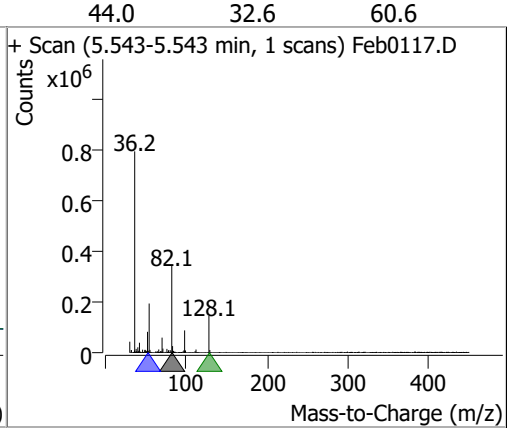

Compound	Conc.	Exp RT	QIon	Exp Ratio	QIon	Exp Ratio
Nitrobenzene	N.D.	5.57	77.0	202.4	51.0	125.5

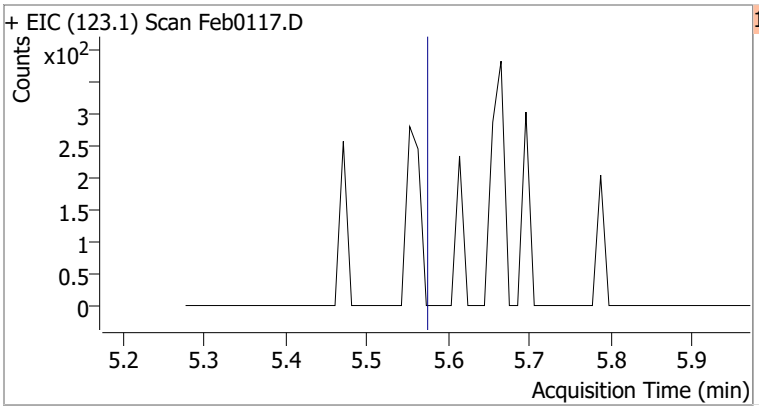

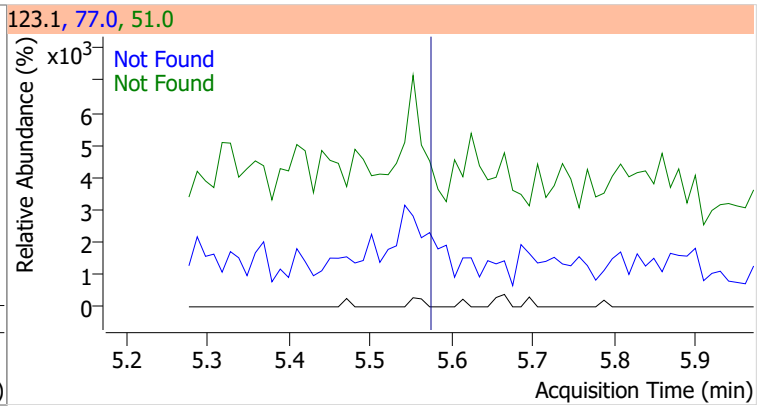

Compound	Conc.	Exp RT	QIon	Exp Ratio
Isophorone	N.D.	5.88	138.0	21.7

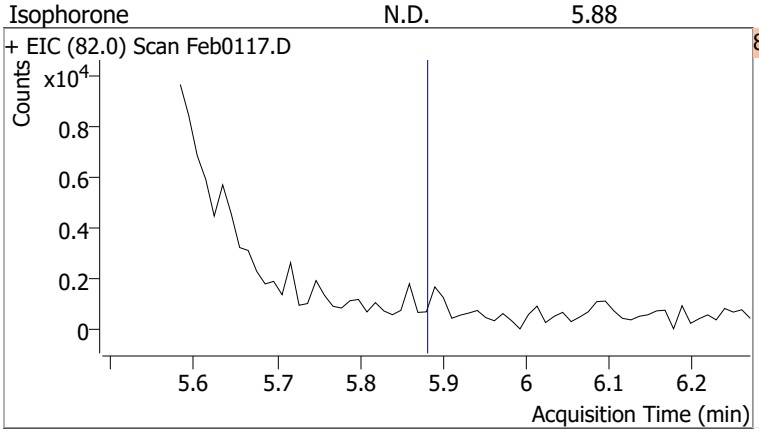

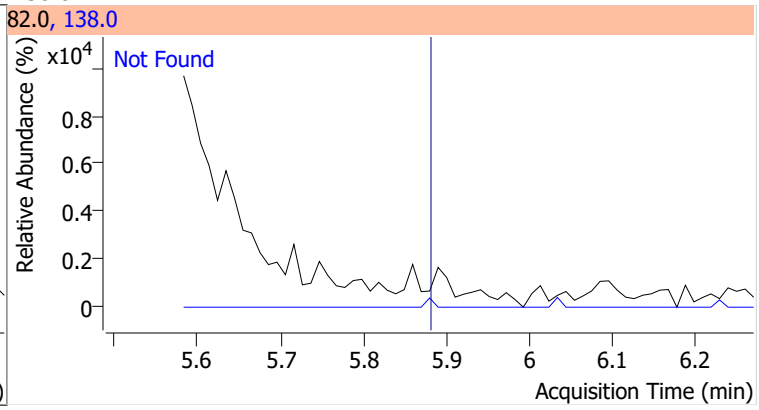

Compound	Conc.	Exp RT	QIon	Exp Ratio	QIon	Exp Ratio
2-Nitrophenol	N.D.	5.94	65.0	48.9	109.0	38.3

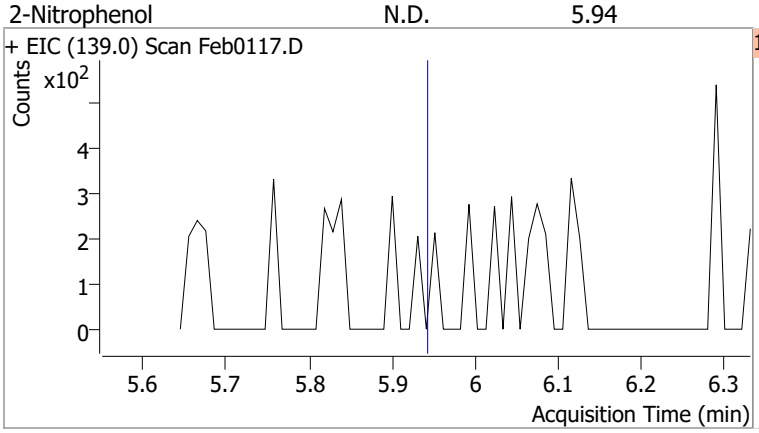

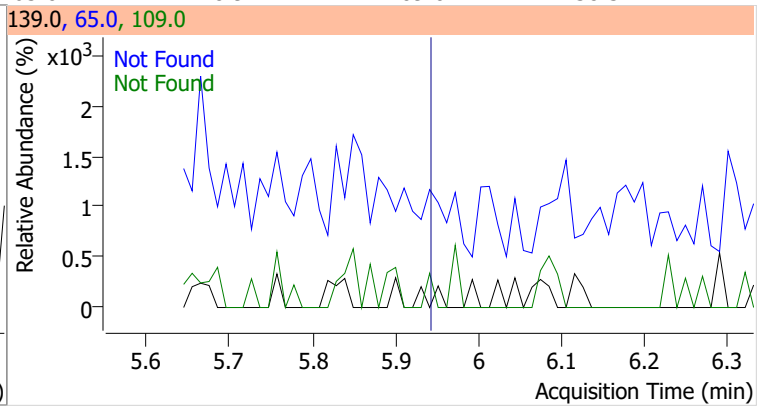

Compound	Conc.	Exp RT	QIon	Exp Ratio	QIon	Exp Ratio
2,4-Dimethylphenol	N.D.	6.05	107.0	109.0	77.0	32.4

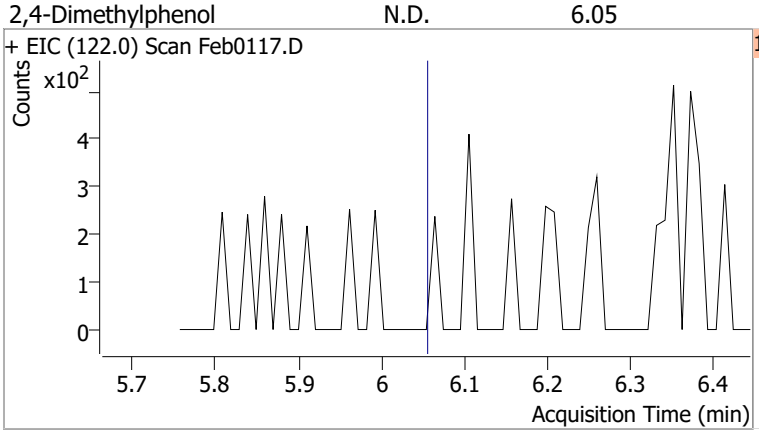

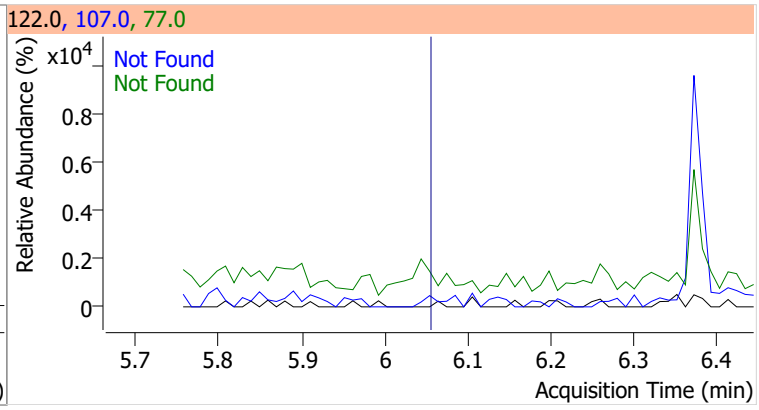

Compound	Conc.	Exp RT	QIon	Exp Ratio	QIon	Exp Ratio
bis(-2-Chloroethoxy)Methane	N.D.	6.16	63.0	68.6	95.0	32.4

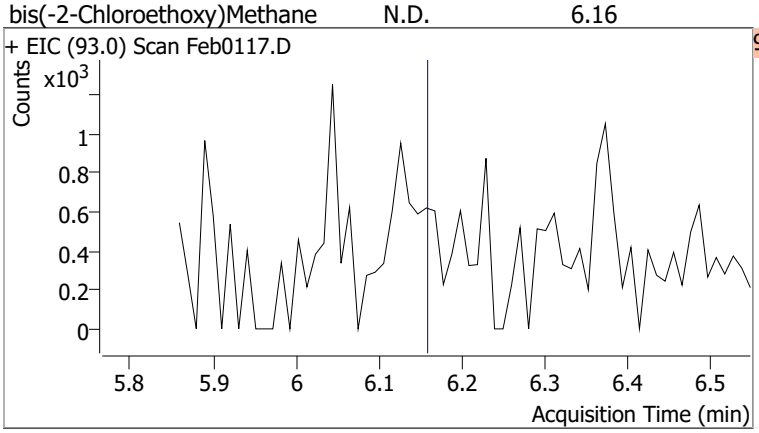

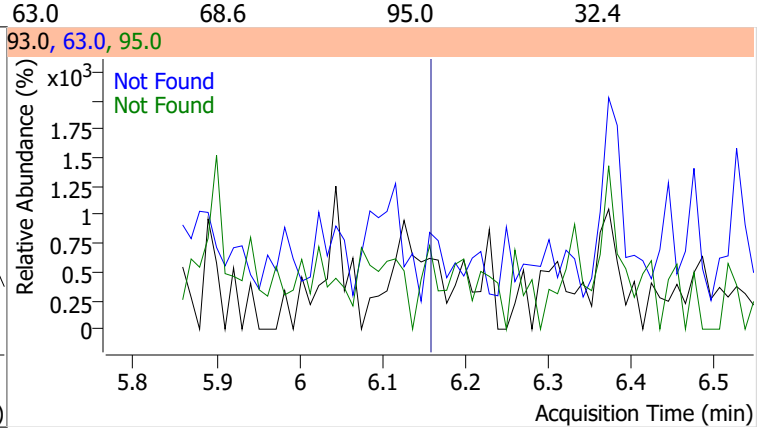

Compound	Conc.	Exp RT	QIon	Exp Ratio	QIon	Exp Ratio
2,4-Dichlorophenol	N.D.	6.25	164.0	63.2	98.0	30.8

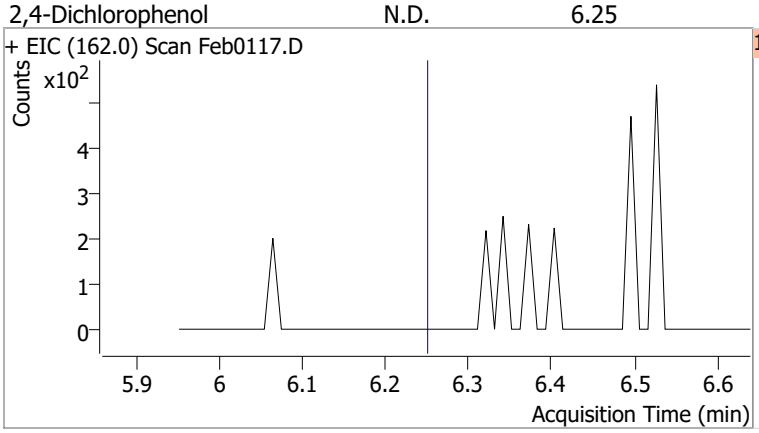

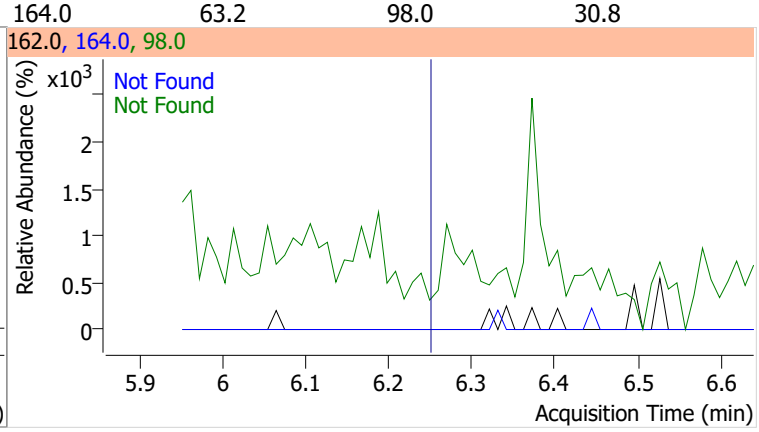

Quantitation Results Report (QT Reviewed)

Compound	Conc.	Exp RT	QIon	Exp Ratio	QIon	Exp Ratio
Benzoic Acid	N.D.	6.27	122.0	88.6	77.0	75.0

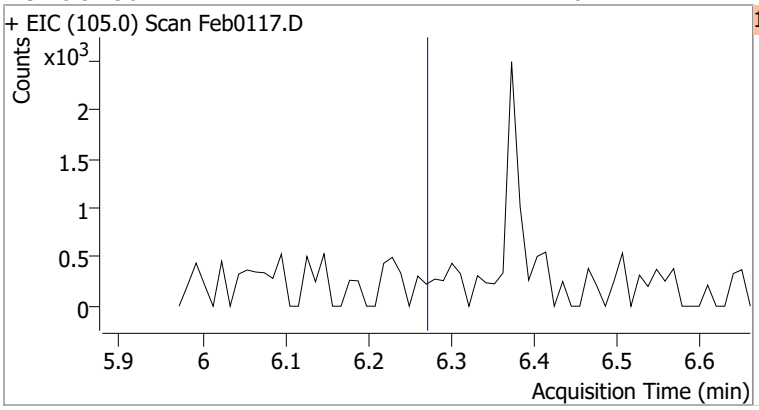

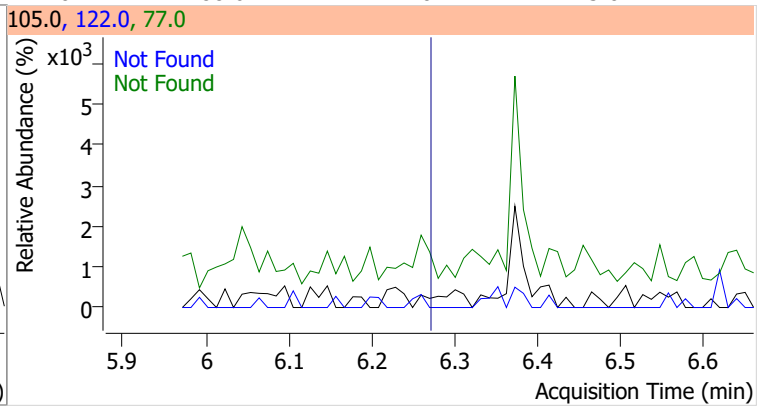

Compound	Conc.	Exp RT	QIon	Exp Ratio	QIon	Exp Ratio
1,2,4-Trichlorobenzene	N.D.	6.32	182.0	97.1	145.0	28.4

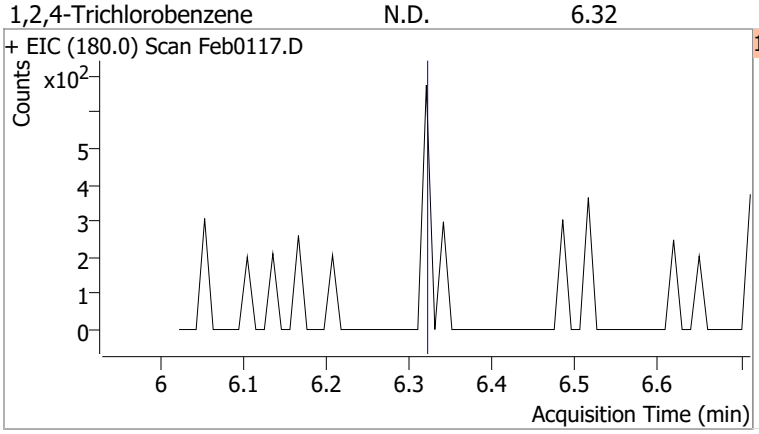

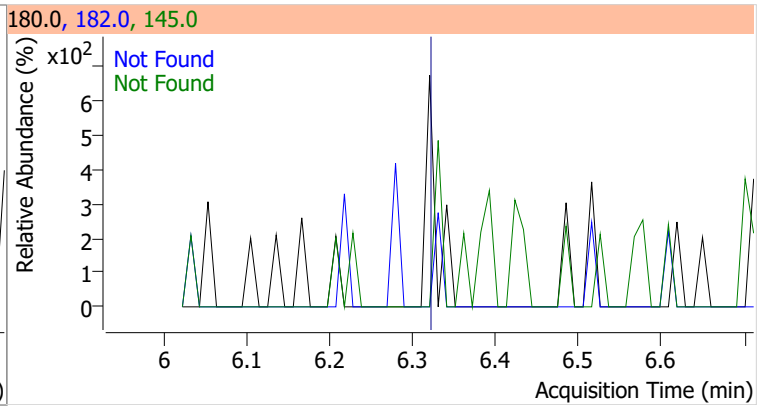

Compound	Conc.	Exp RT	QIon	Exp Ratio	QIon	Exp Ratio
Naphthalene	N.D.	6.40	129.0	11.4	102.0	9.7

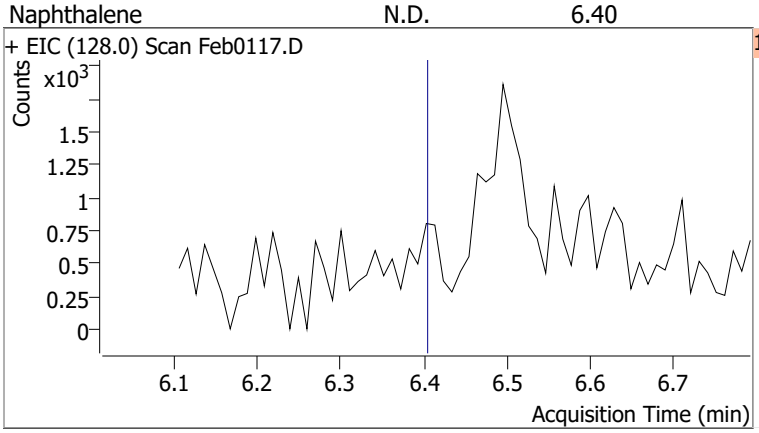

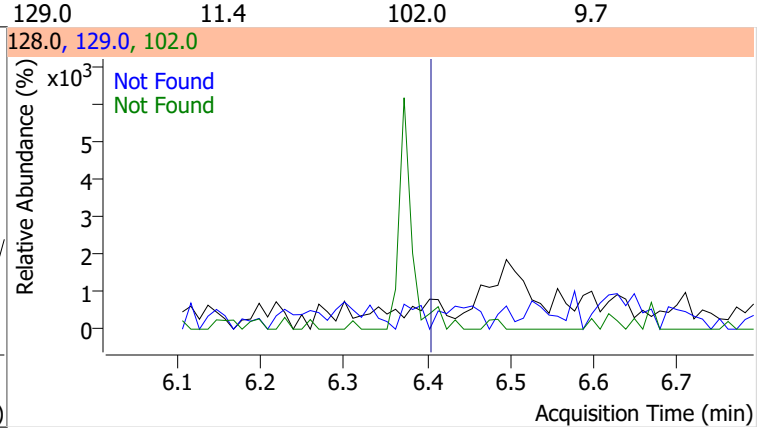

Compound	Conc.	RT	Dev(Min)	Resp.	QIon	QRatio	Lower	Upper
4-Chlorophenol		0		0	128.0		243.7	452.5

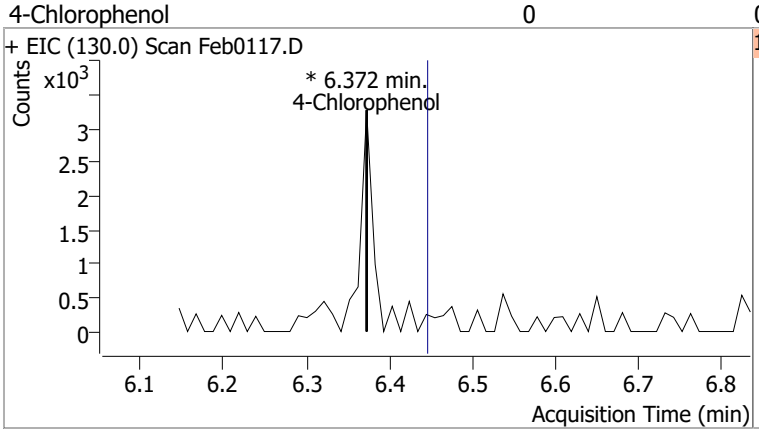

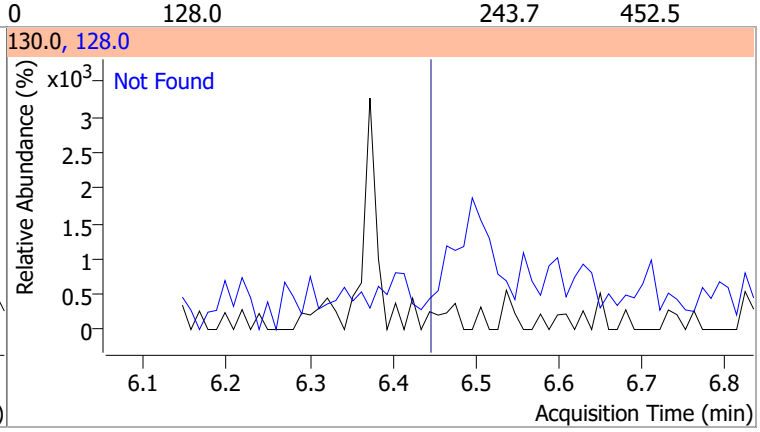

Compound	Conc.	Exp RT	QIon	Exp Ratio	QIon	Exp Ratio
p-Chloroaniline	N.D.	6.51	129.0	33.1	65.0	29.9

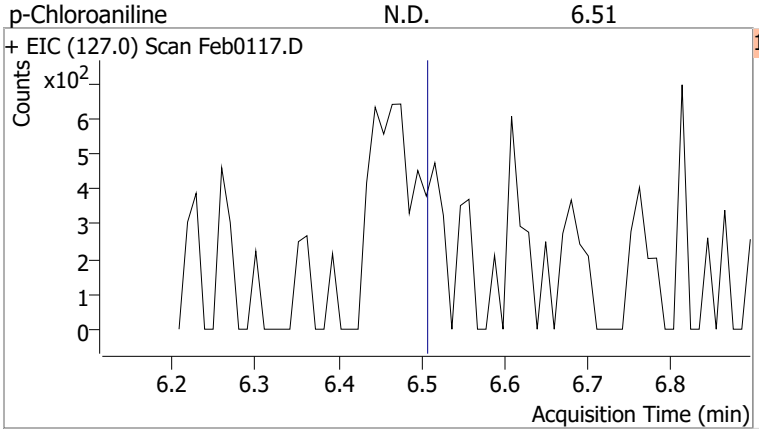

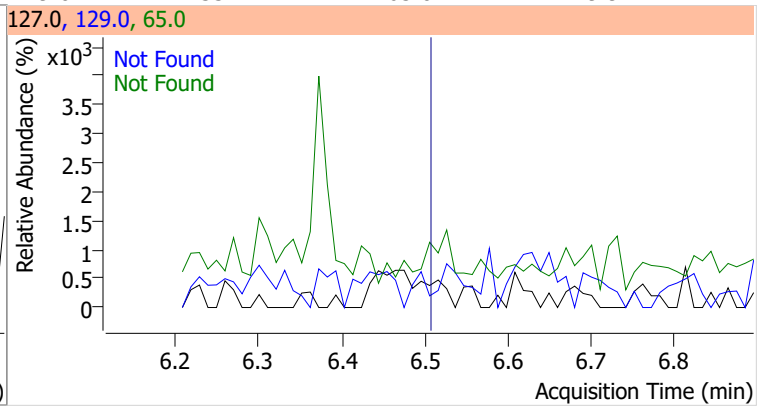

Compound	Conc.	Exp RT	QIon	Exp Ratio	QIon	Exp Ratio
Hexachlorobutadiene	N.D.	6.58	223.0	65.1	227.0	63.7

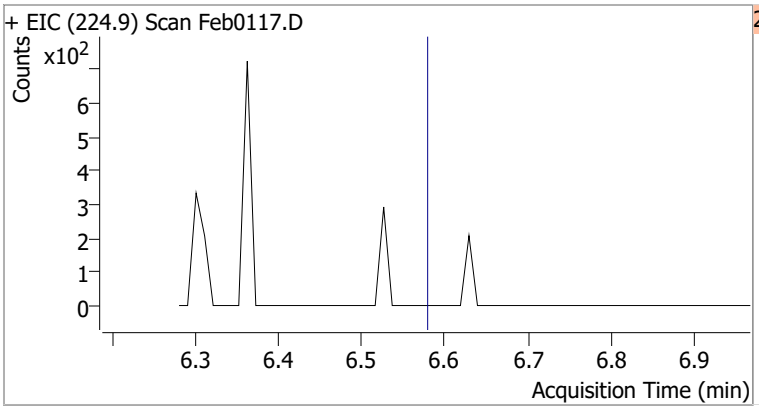

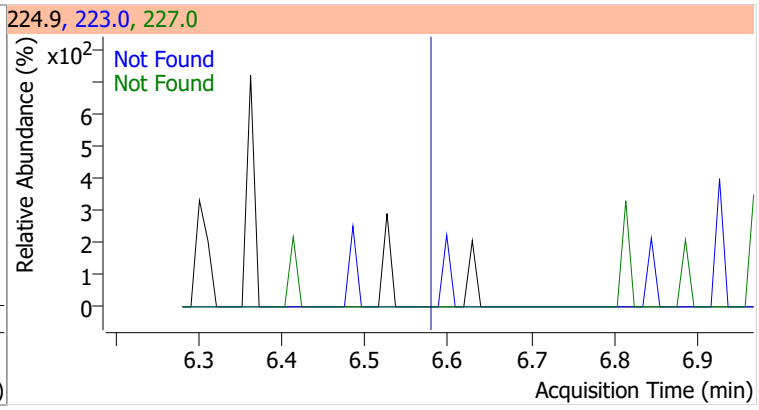

Compound	Conc.	Exp RT	QIon	Exp Ratio
4-Chloro-2-Methylphenol	N.D.	6.99	144.0	28.0

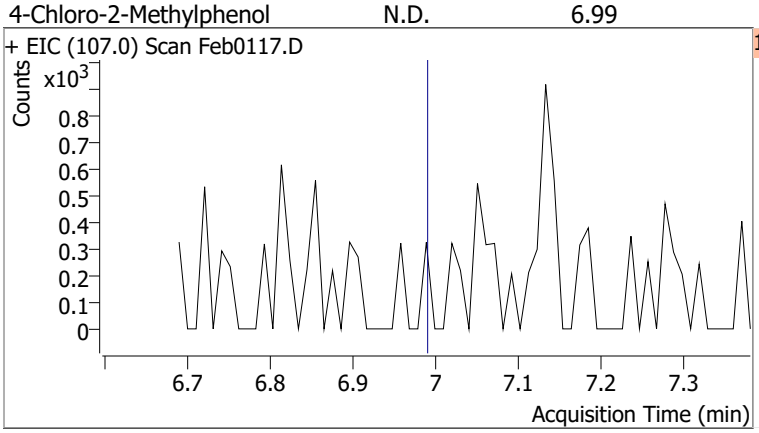

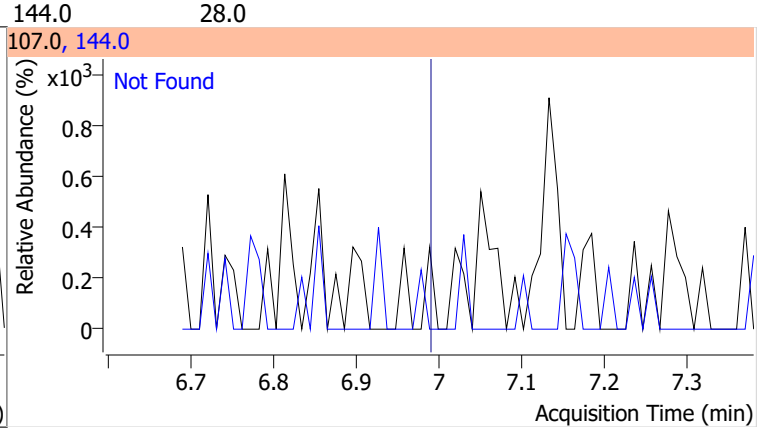

Compound	Conc.	Exp RT	QIon	Exp Ratio
4-Chloro-3-Methylphenol	N.D.	7.13	144.0	28.6

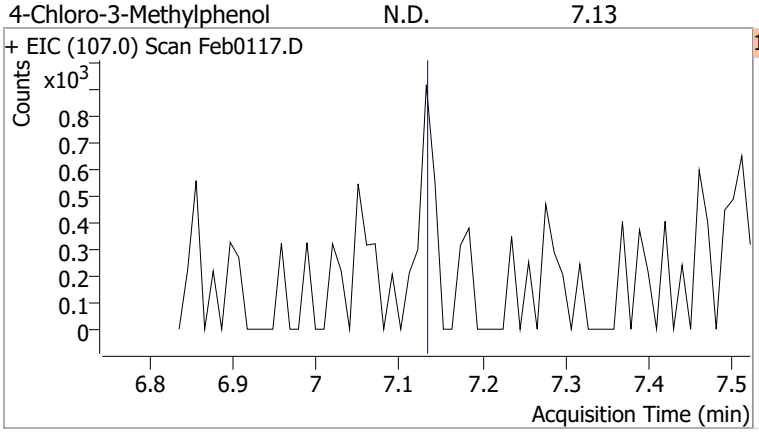

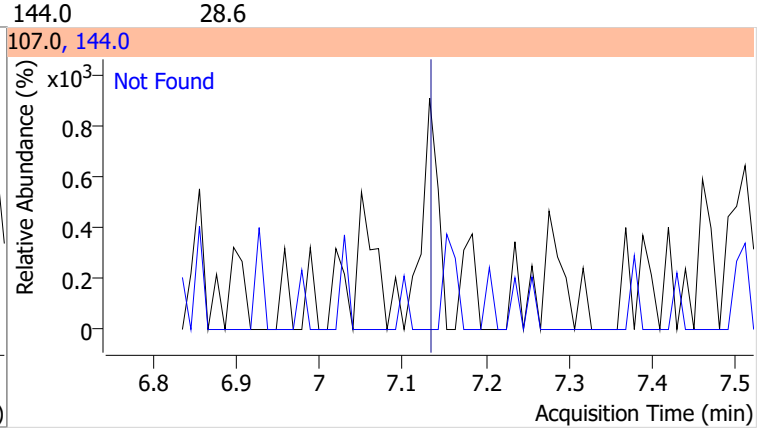

Compound	Conc.	Exp RT	QIon	Exp Ratio	QIon	Exp Ratio
2-Methylnaphthalene	N.D.	7.24	142.0	118.8	115.0	41.1

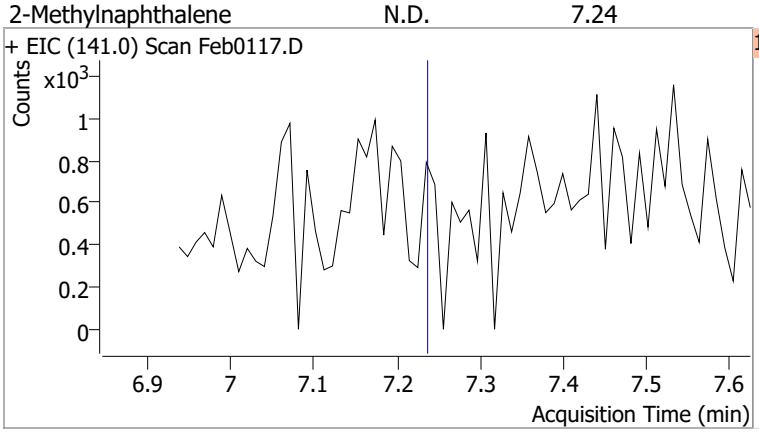

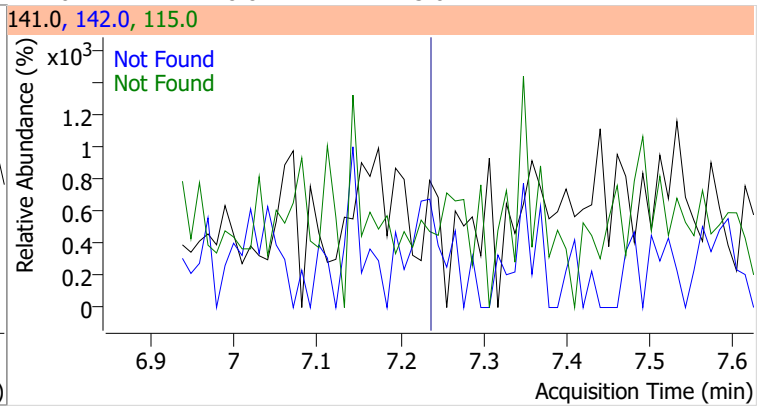

Compound	Conc.	Exp RT	QIon	Exp Ratio	QIon	Exp Ratio
1-Methylnaphthalene	N.D.	7.35	142.0	111.3	115.0	42.1

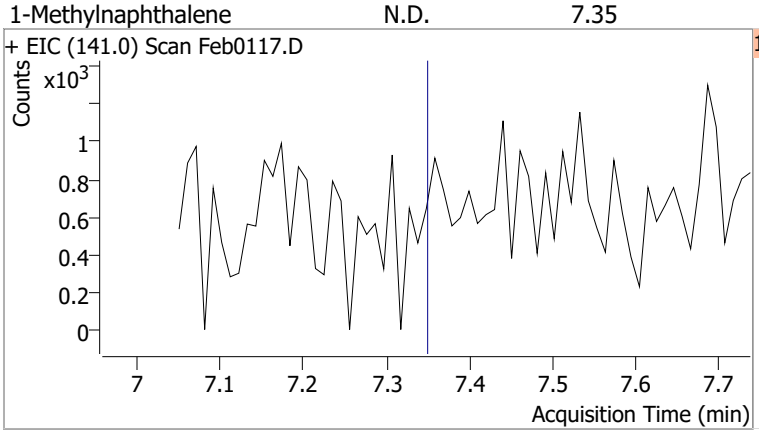

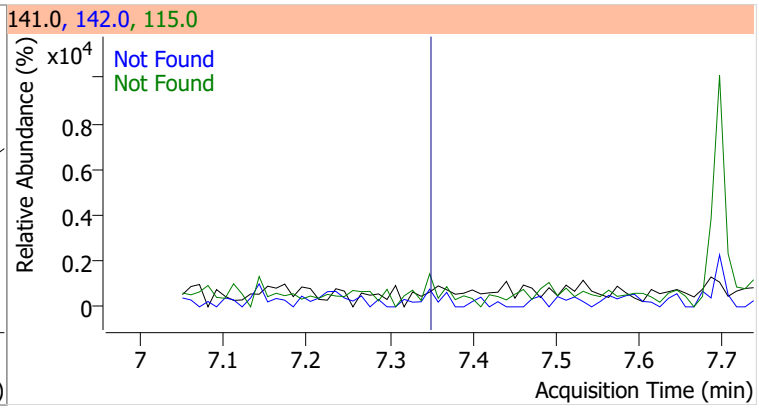

Compound	Conc.	Exp RT	QIon	Exp Ratio	QIon	Exp Ratio
Hexachlorocyclopentadiene	N.D.	7.43	238.9	62.5	234.9	62.4

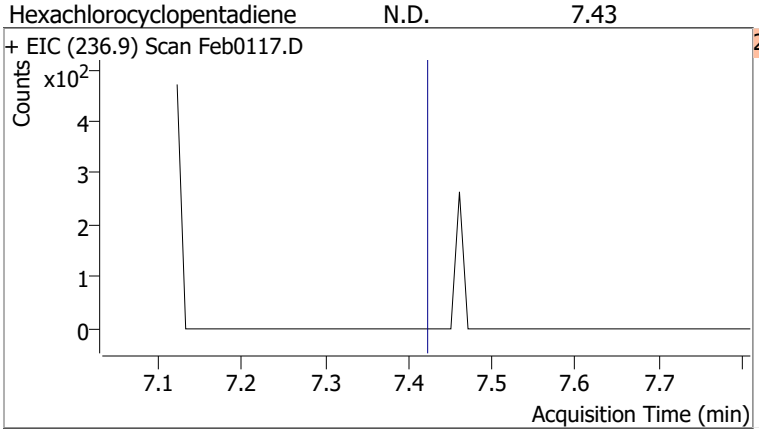

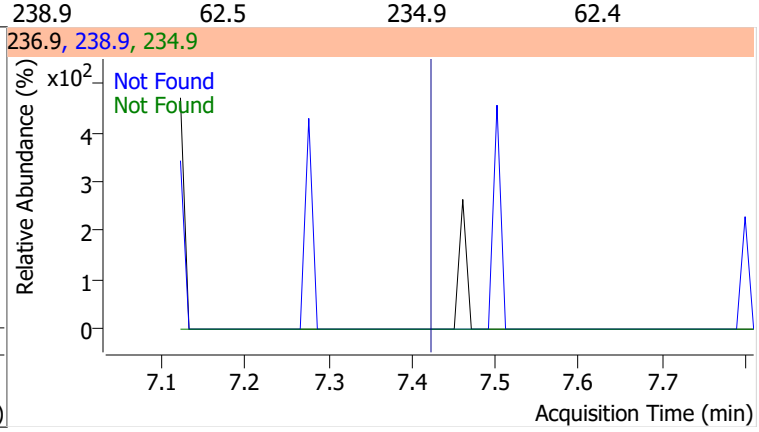

Compound	Conc.	Exp RT	QIon	Exp Ratio
2,4,6-Trichlorophenol	N.D.	7.59	198.0	98.1

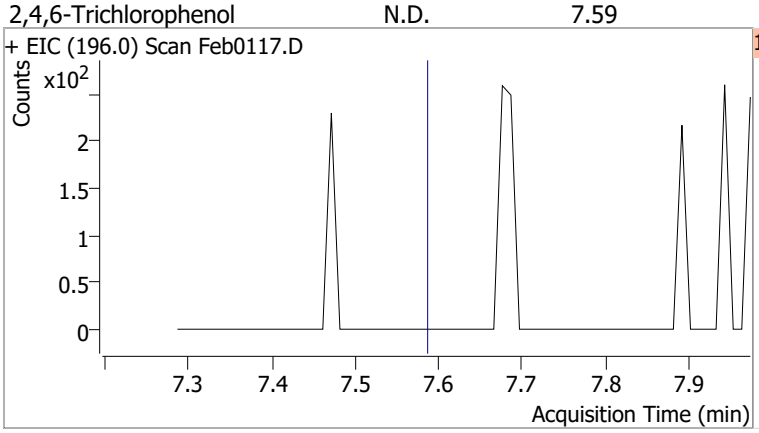

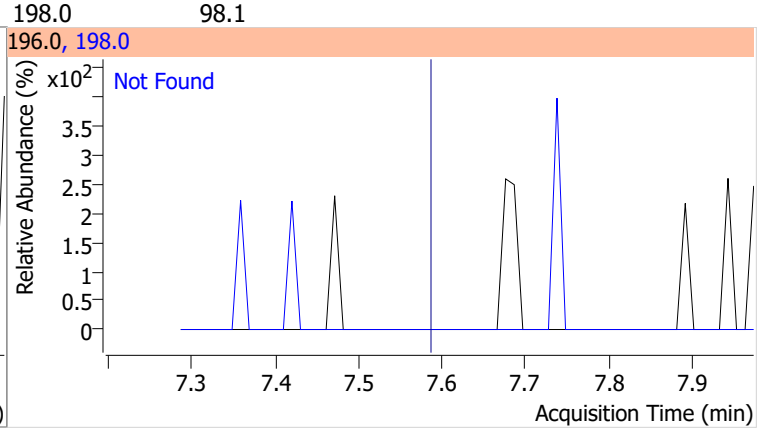

Compound	Conc.	Exp RT	QIon	Exp Ratio
2,4,5-Trichlorophenol	N.D.	7.64	198.0	93.7

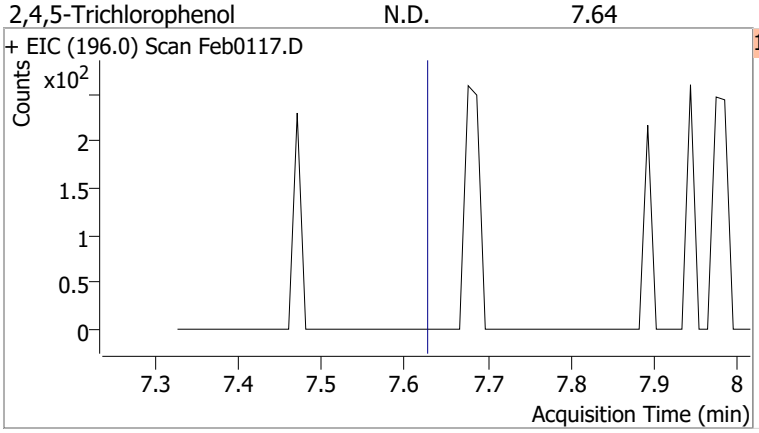

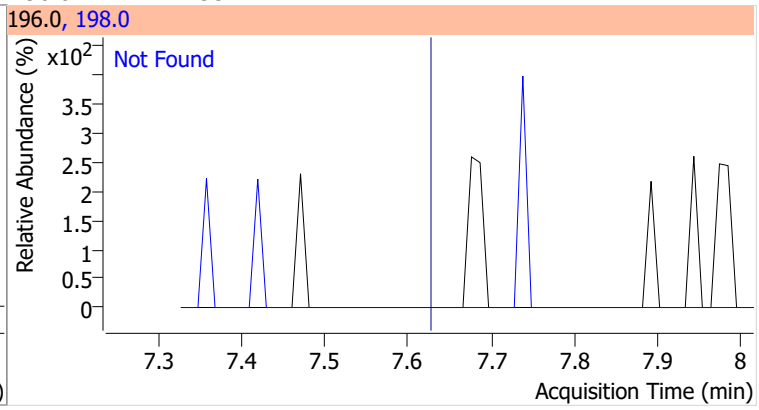

Compound	Conc.	RT	Dev(Min)	Resp.	QIon	QRatio	Lower	Upper
2-Fluorobiphenyl	67.7496	7.70	0.00	1612428	171.0	34.7	23.8	44.1

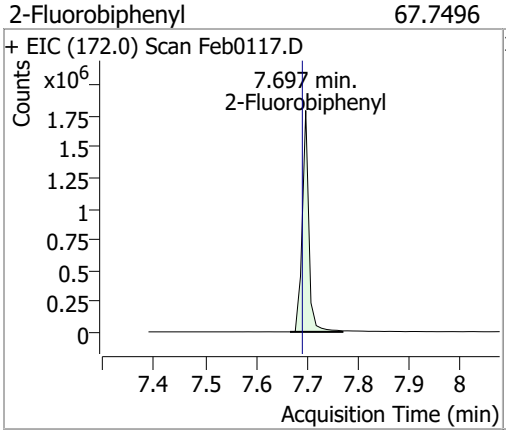

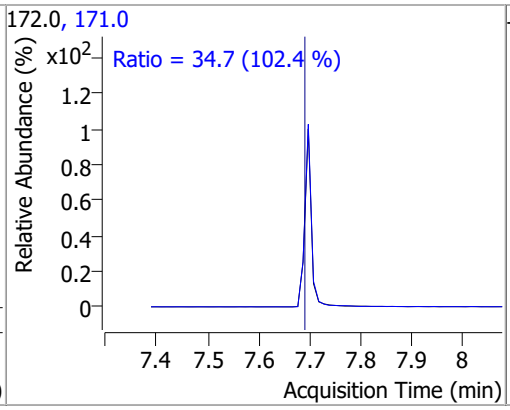

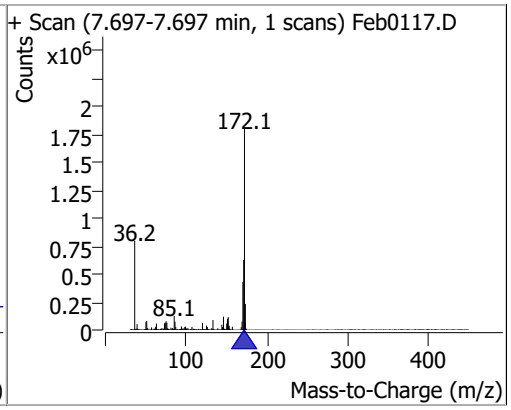

Compound	Conc.	Exp RT	QIon	Exp Ratio	QIon	Exp Ratio
2-Chloronaphthalene	N.D.	7.81	127.0	36.7	164.0	32.2

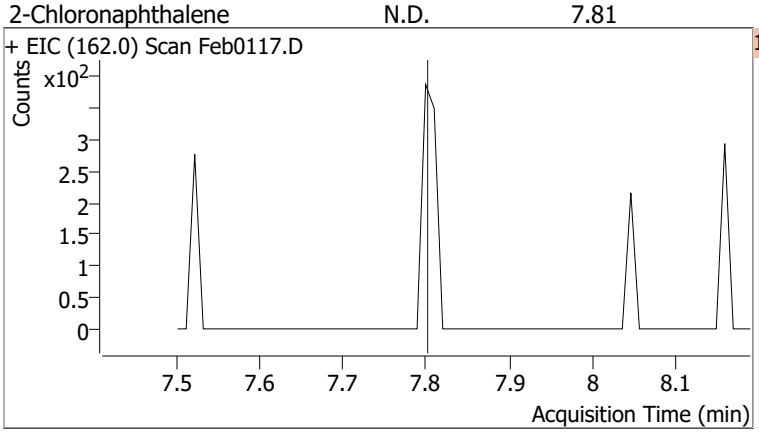

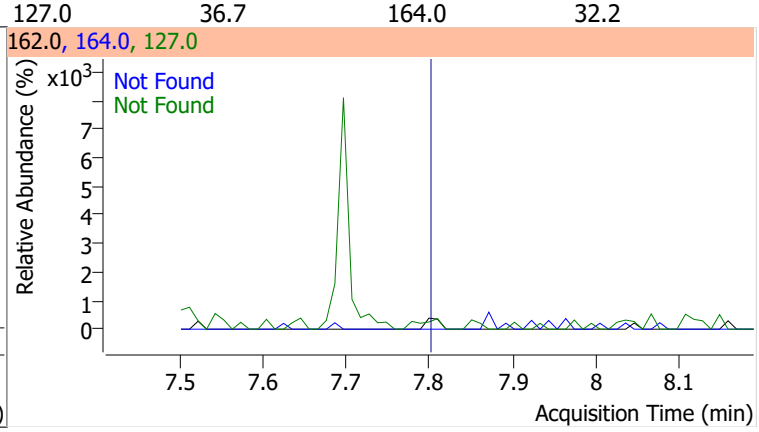

Compound	Conc.	Exp RT	QIon	Exp Ratio
2-Nitroaniline	N.D.	7.96	138.0	120.7

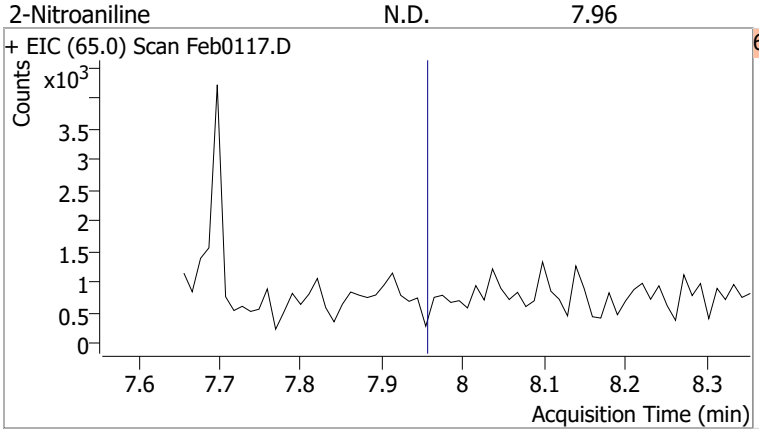

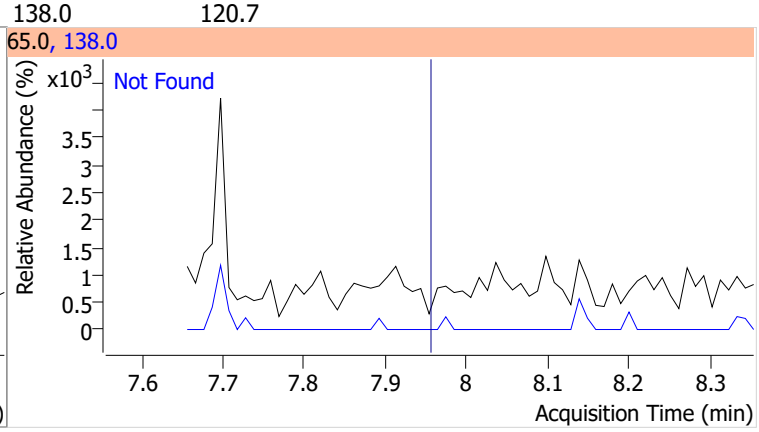

Compound	Conc.	RT	Dev(Min)	Resp.	QIon	QRatio	Lower	Upper
Dimethyl Phthalate		0		0	77.0		13.0	24.2

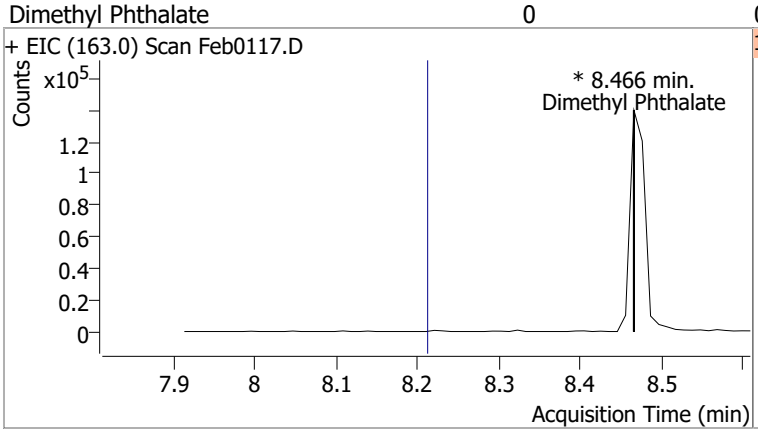

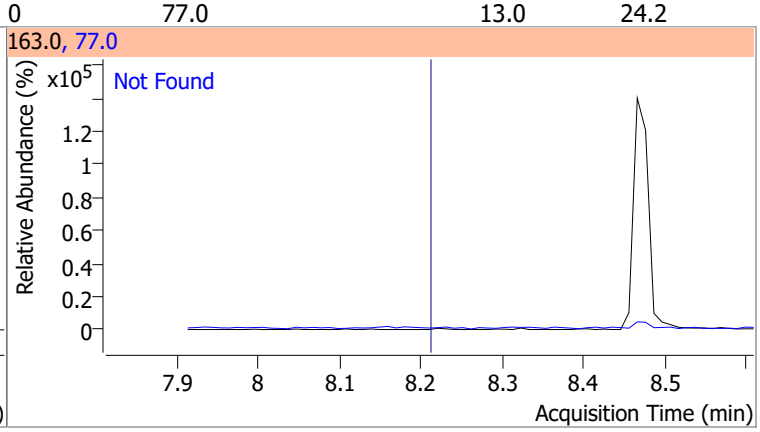

Compound	Conc.	RT	Dev(Min)	Resp.	QIon	QRatio	Lower	Upper
2,6-Dinitrotoluene		0		0	63.0		82.2	152.7
					89.0		40.8	75.8

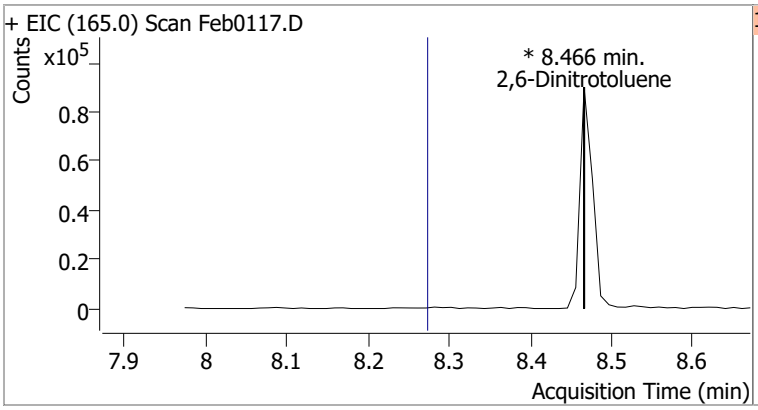

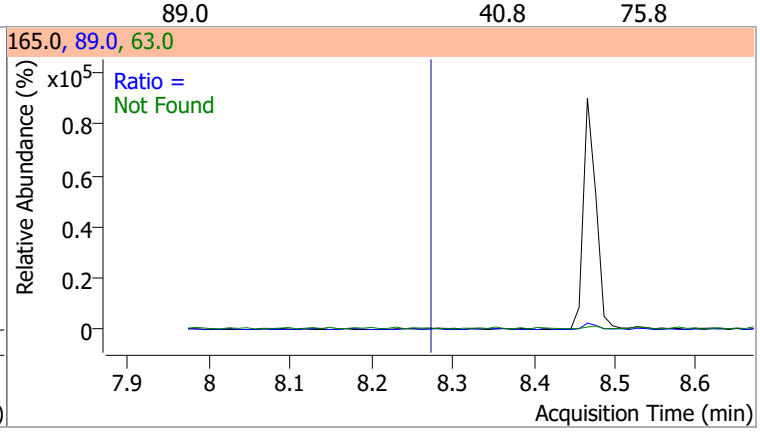

Compound	Conc.	Exp RT	QIon	Exp Ratio
Acenaphthylene	N.D.	8.30	153.1	14.0

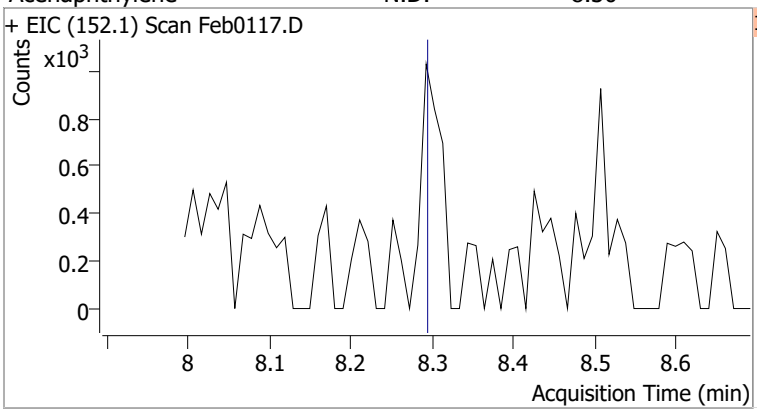

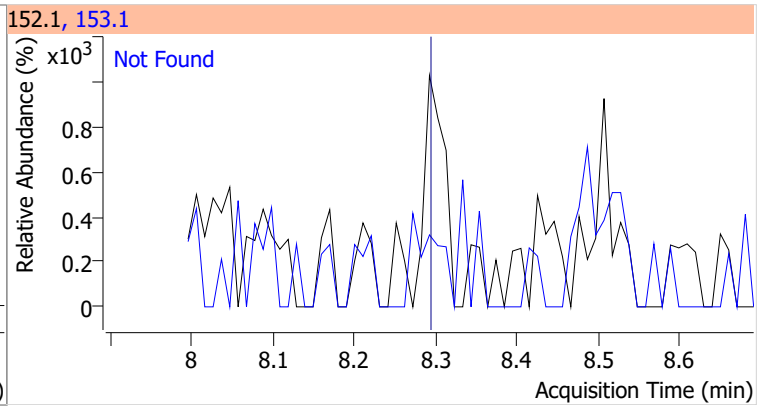

Compound	Conc.	Exp RT	QIon	Exp Ratio	QIon	Exp Ratio
3-Nitroaniline	N.D.	8.48	65.0	121.0	92.0	102.4

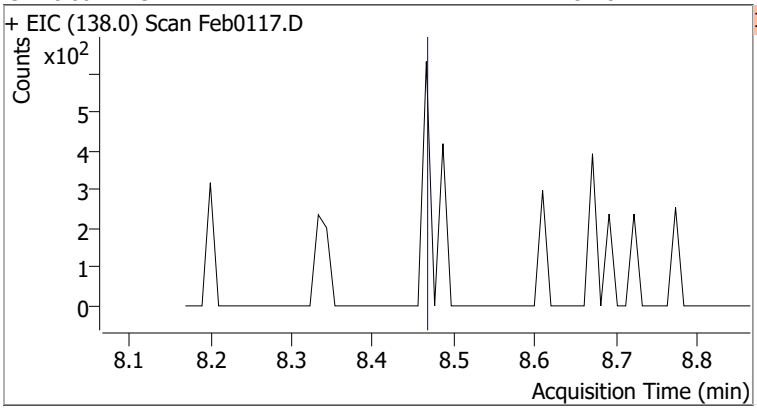

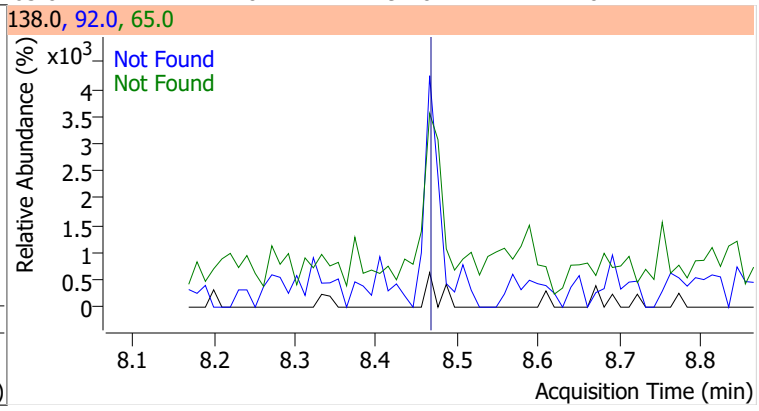

Quantitation Results Report (QT Reviewed)

Compound	Conc.	Exp RT	QIon	Exp Ratio	QIon	Exp Ratio
Acenaphthene	N.D.	8.52	153.0	109.2	152.0	51.1

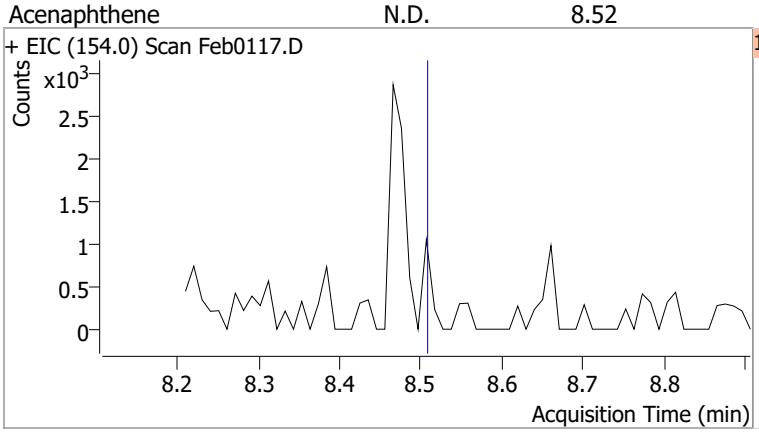

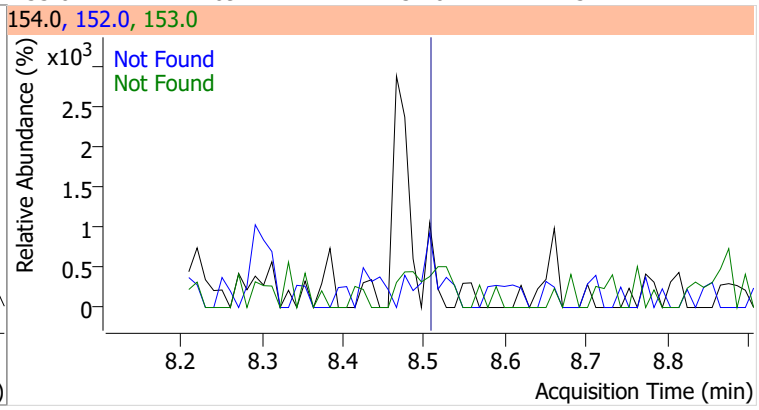

Compound	Conc.	RT	Dev(Min)	Resp.	QIon	QRatio	Lower	Upper
2,4-Dinitrophenol		0		0	154.0		44.4	82.5

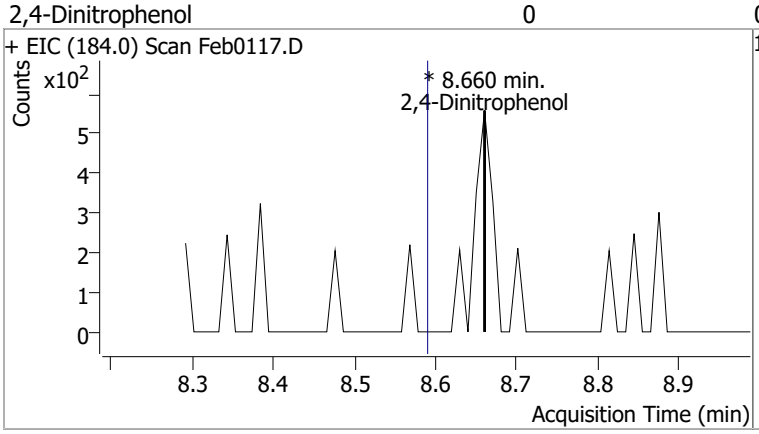

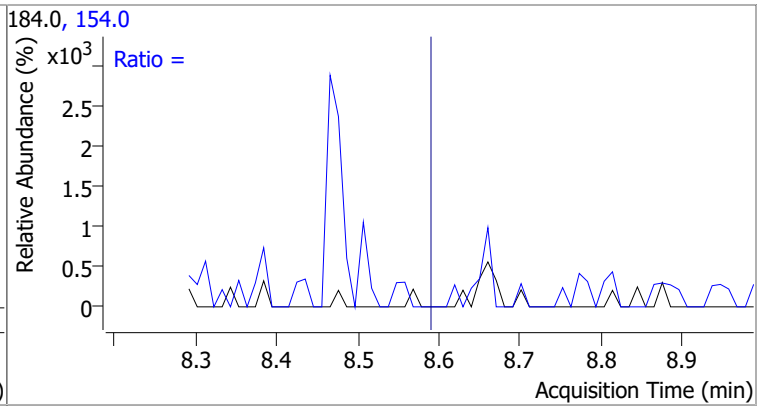

Compound	Conc.	Exp RT	QIon	Exp Ratio
Dibenzofuran	N.D.	8.72	139.0	43.1

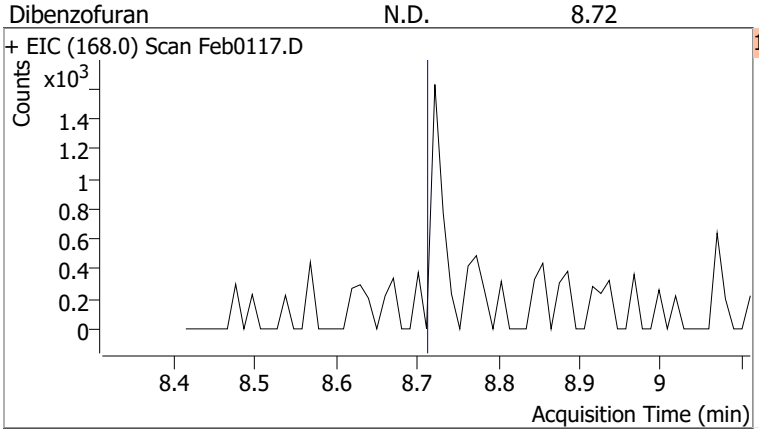

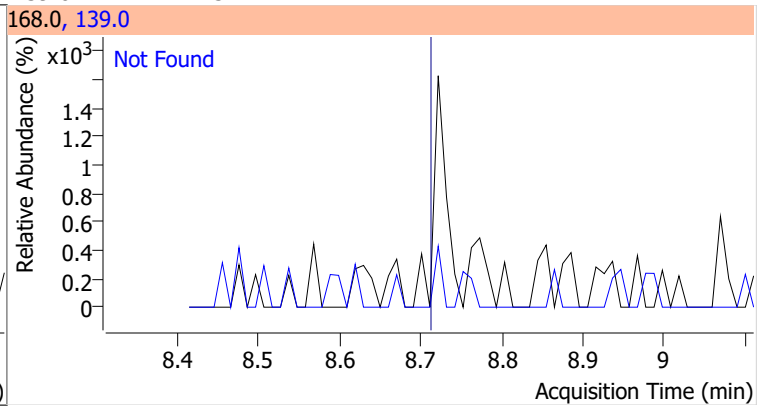

Compound	Conc.	Exp RT	QIon	Exp Ratio	QIon	Exp Ratio
4-Nitrophenol	N.D.	8.74	139.0	380.6	65.0	81.2

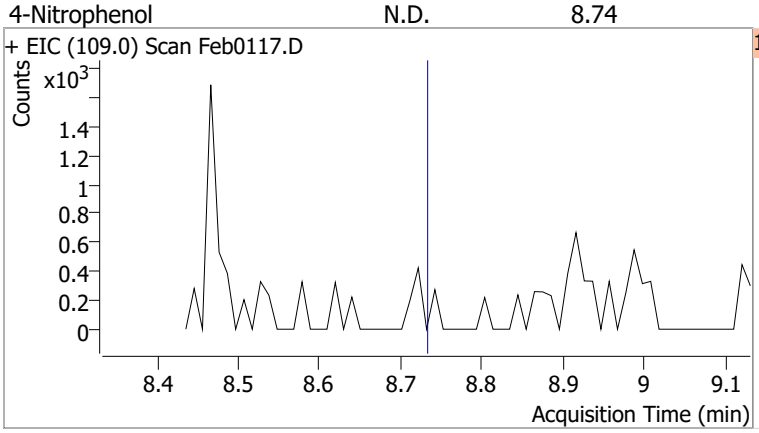

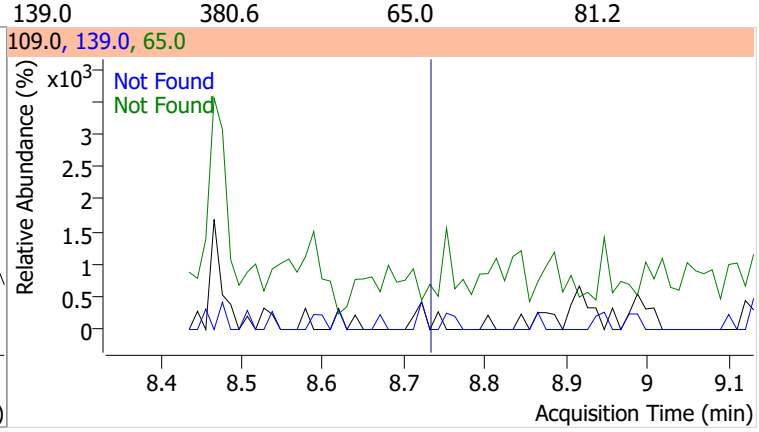

Quantitation Results Report (QT Reviewed)

Compound	Conc.	RT	Dev(Min)	Resp.	QIon	QRatio	Lower	Upper
2,4-Dinitrotoluene		0		0	63.0		47.5	88.1
					89.0		45.8	85.1

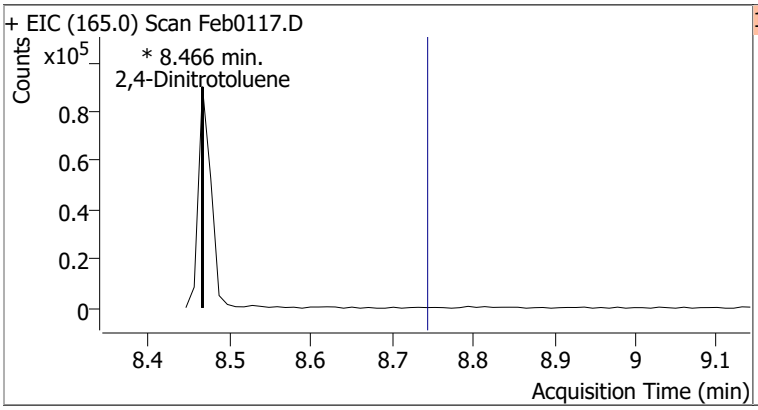

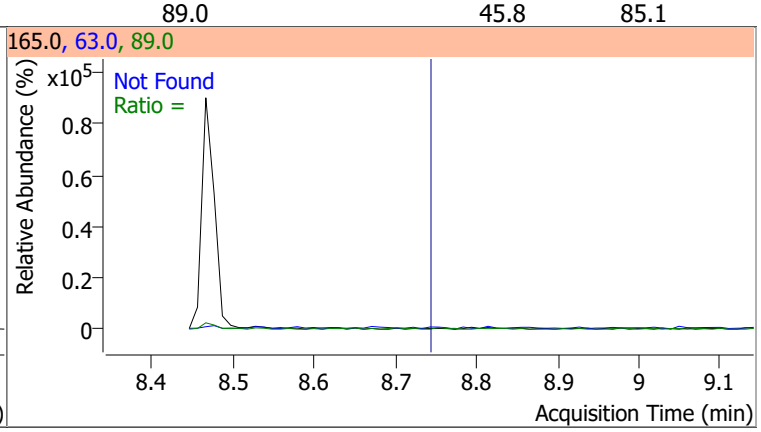

Compound	Conc.	Exp RT	QIon	Exp Ratio	QIon	Exp Ratio
Diethylphthalate	N.D.	9.09	177.0	21.1	150.0	12.6

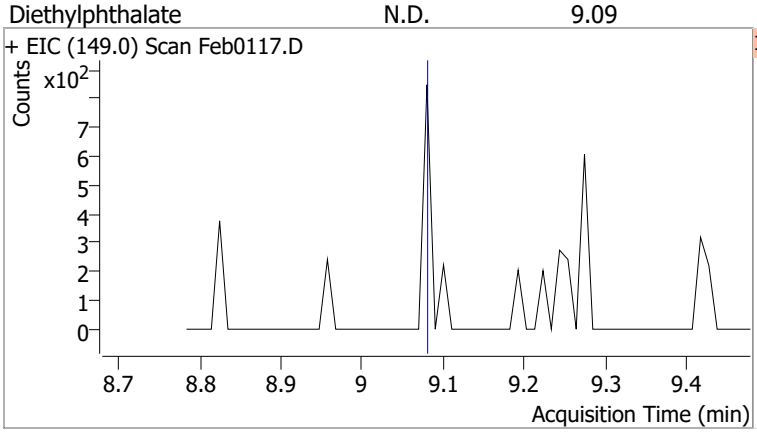

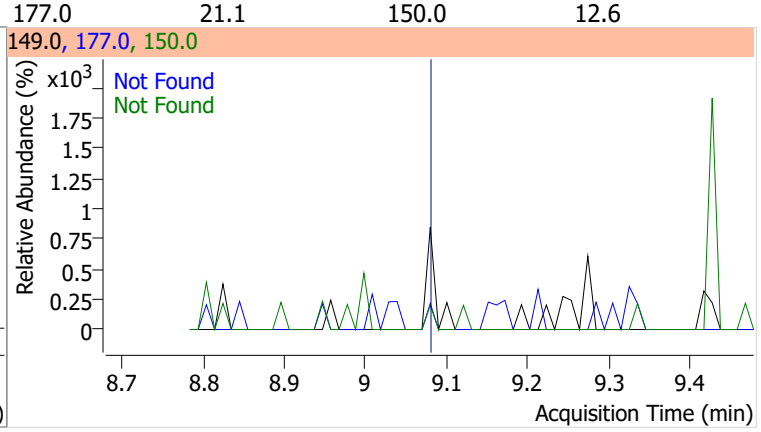

Compound	Conc.	Exp RT	QIon	Exp Ratio	QIon	Exp Ratio
Fluorene	N.D.	9.14	165.0	92.6	167.0	13.0

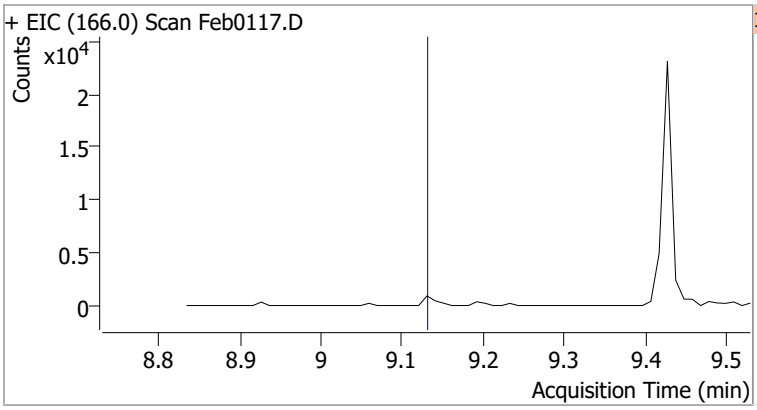

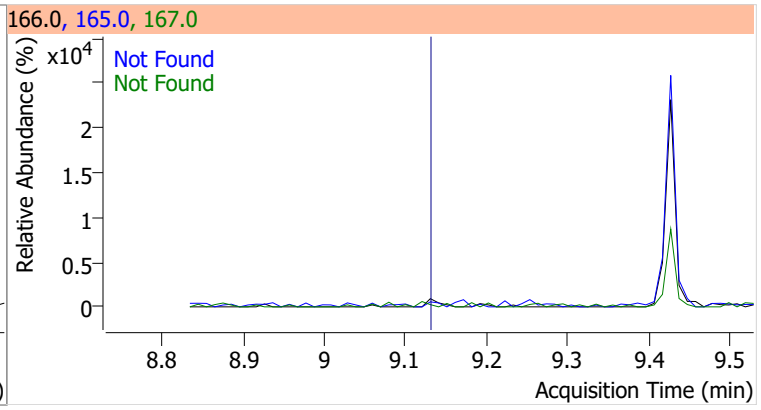

Compound	Conc.	Exp RT	QIon	Exp Ratio	QIon	Exp Ratio
4-Chlorophenyl-phenylether	N.D.	9.17	141.0	62.7	206.0	33.2

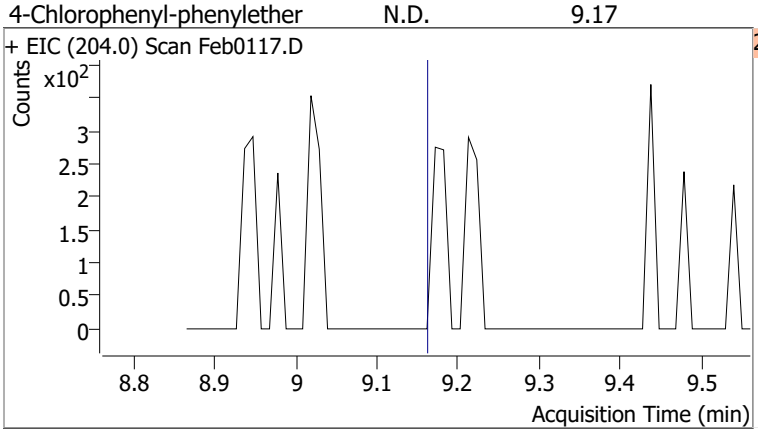

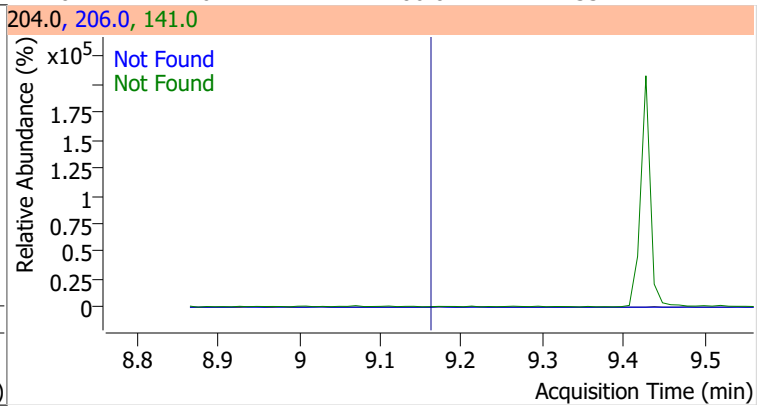

Compound	Conc.	Exp RT	QIon	Exp Ratio	QIon	Exp Ratio
4-Nitroaniline	N.D.	9.21	65.0	101.3	92.0	51.2

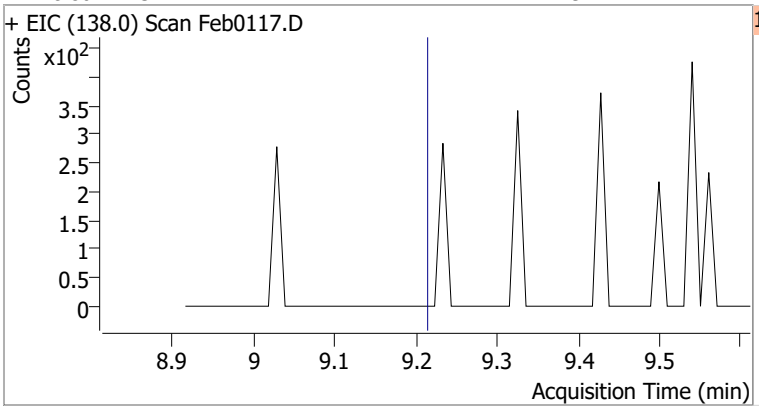

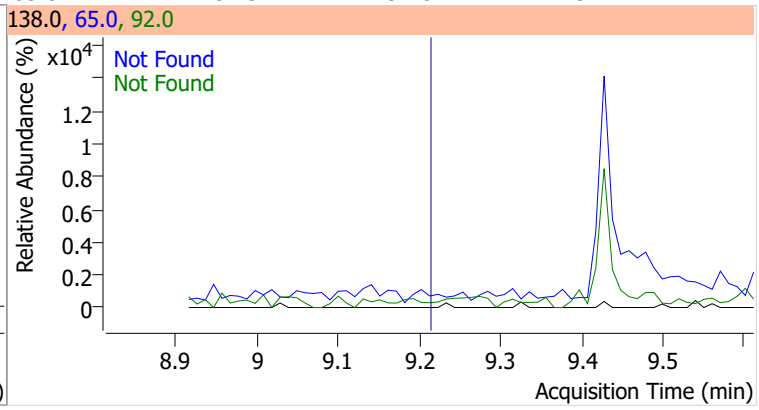

Compound	Conc.	RT	Dev(Min)	Resp.	QIon	QRatio	Lower	Upper
4,6-Dinitro-2-methylphenol		0		0	121.0		32.5	60.3

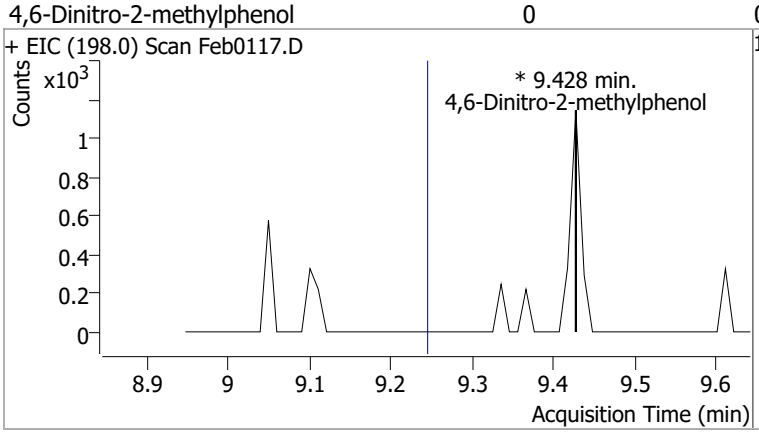

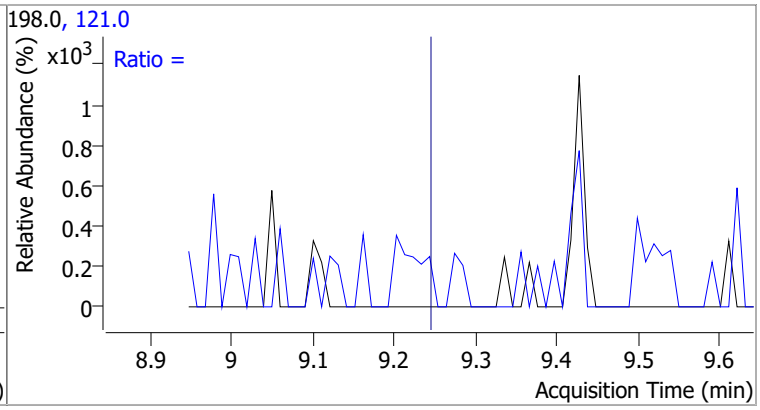

Compound	Conc.	Exp RT	QIon	Exp Ratio	QIon	Exp Ratio
N-nitrosodiphenylamine	N.D.	9.33	168.0	63.3	167.0	34.3

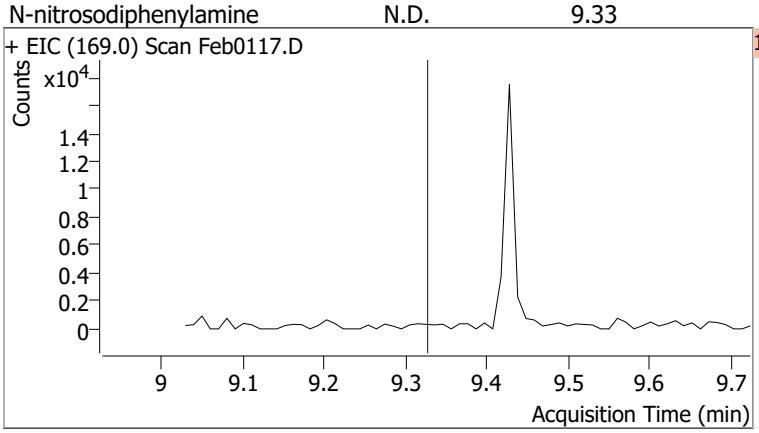

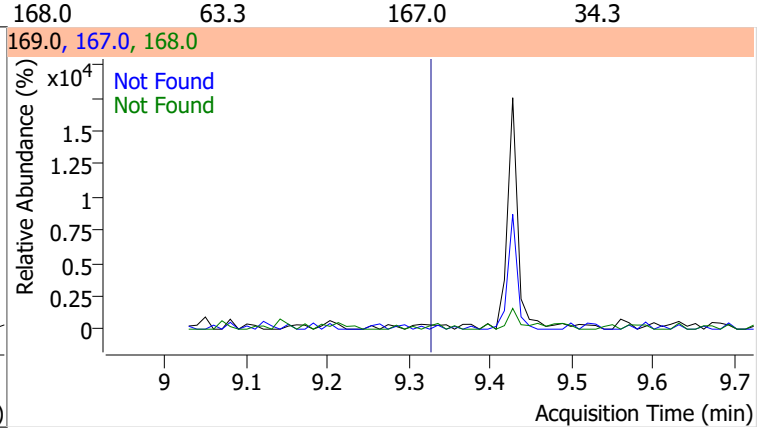

Compound	Conc.	Exp RT	QIon	Exp Ratio	QIon	Exp Ratio
Azobenzene	N.D.	9.36	51.0	37.7	182.0	27.4

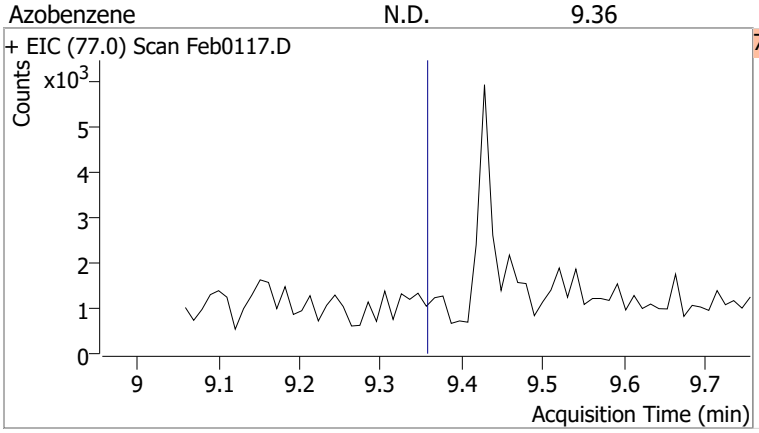

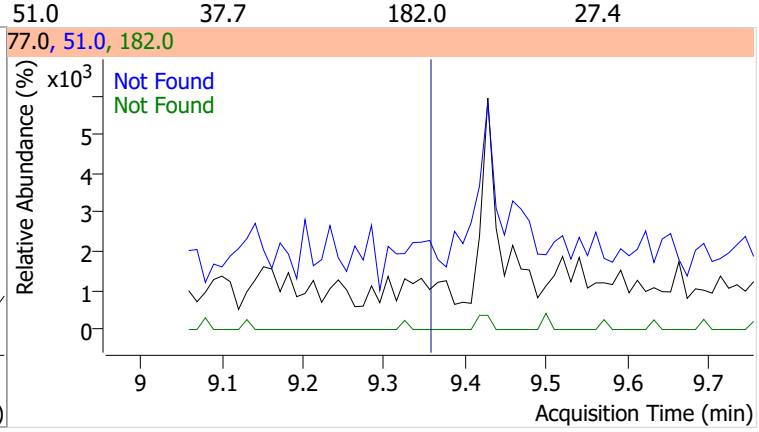

Quantitation Results Report (QT Reviewed)

Compound	Conc.	RT	Dev(Min)	Resp.	QIon	QRatio	Lower	Upper
2,4,6-Tribromophenol	147.2804	9.43	0.00	290256	331.8	88.1	65.5	121.6

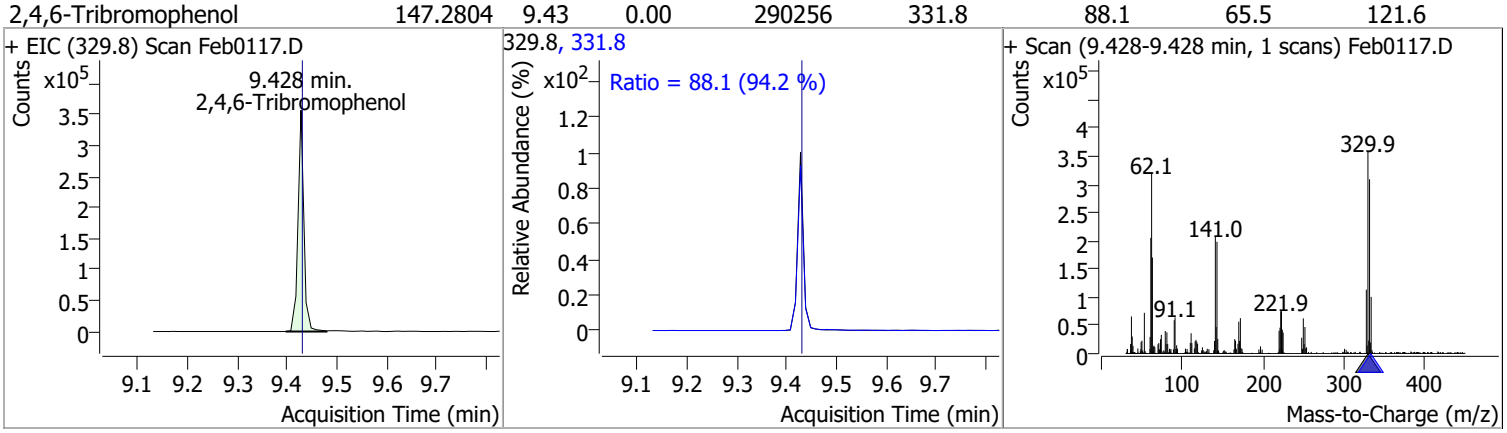

Compound	Conc.	Exp RT	QIon	Exp Ratio	QIon	Exp Ratio
4-Bromophenyl-phenylether	N.D.	9.76	141.0	103.5	250.0	100.5

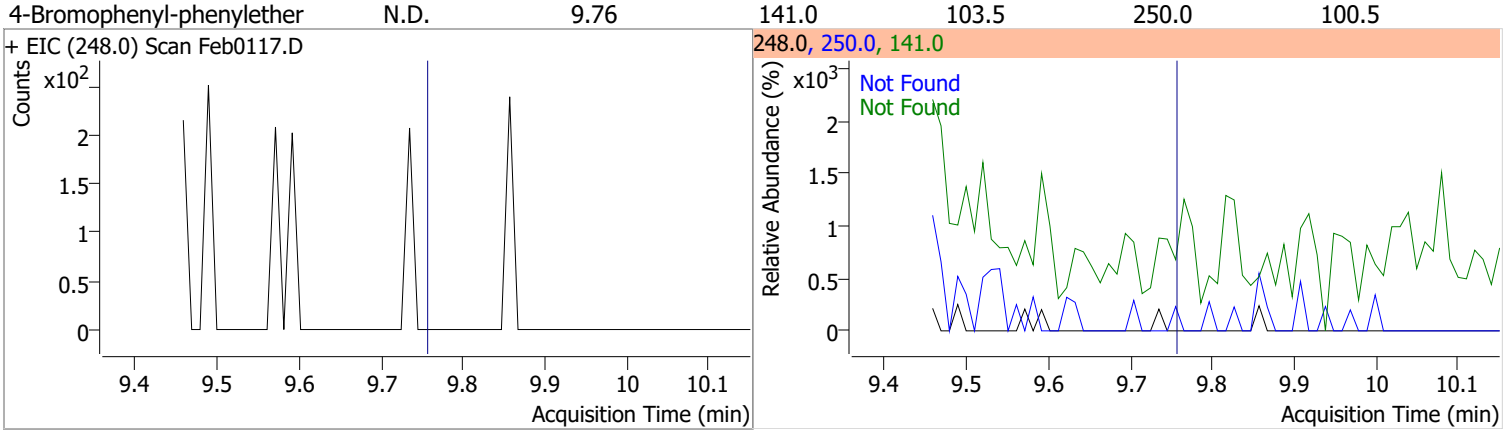

Compound	Conc.	Exp RT	QIon	Exp Ratio
Hexachlorobenzene	N.D.	9.80	142.0	47.3

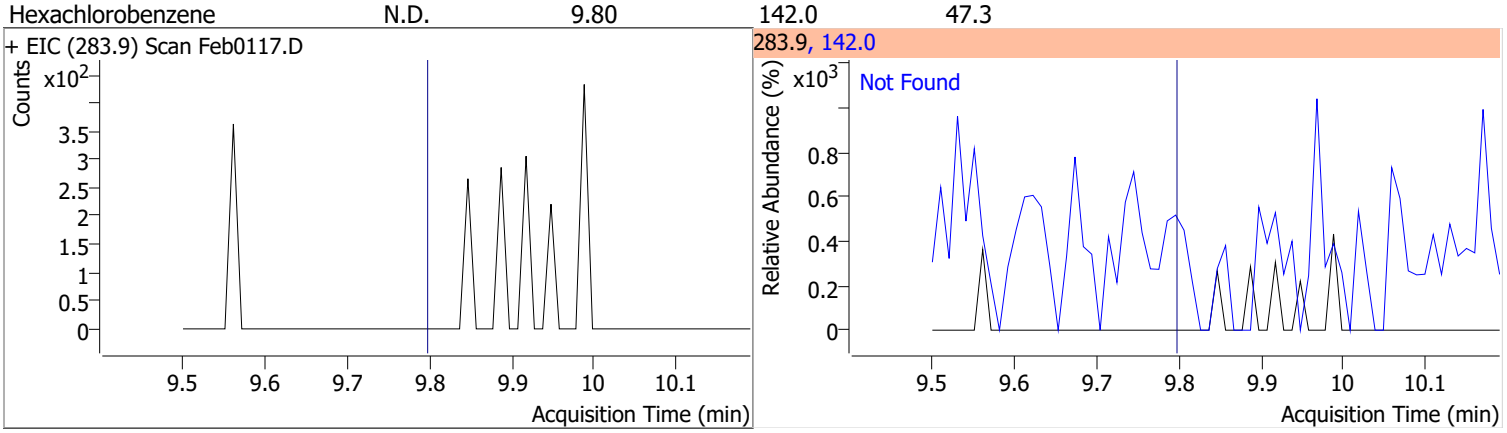

Compound	Conc.	Exp RT	QIon	Exp Ratio	QIon	Exp Ratio
Pentachlorophenol	N.D.	10.05	267.9	65.3	263.9	62.6

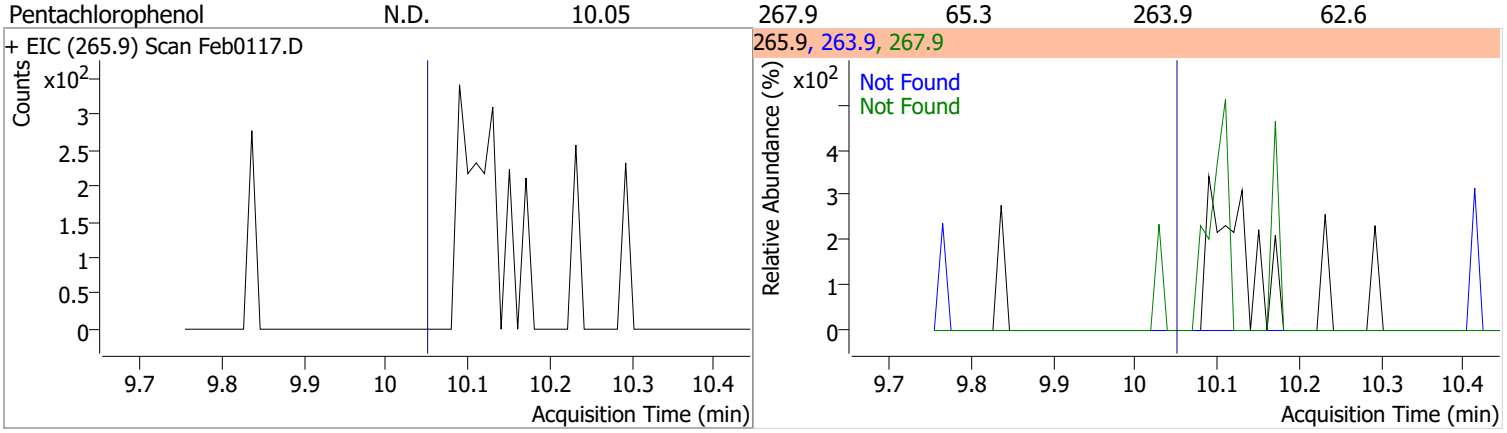

Compound	Conc.	Exp RT	QIon	Exp Ratio
Phenanthrene	N.D.	10.29	176.0	18.9

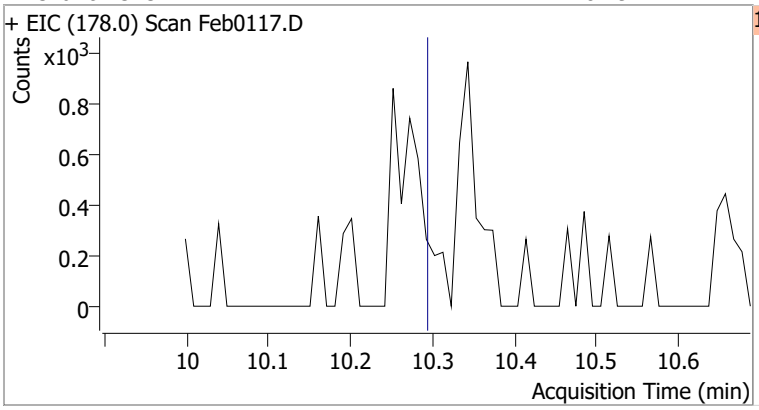

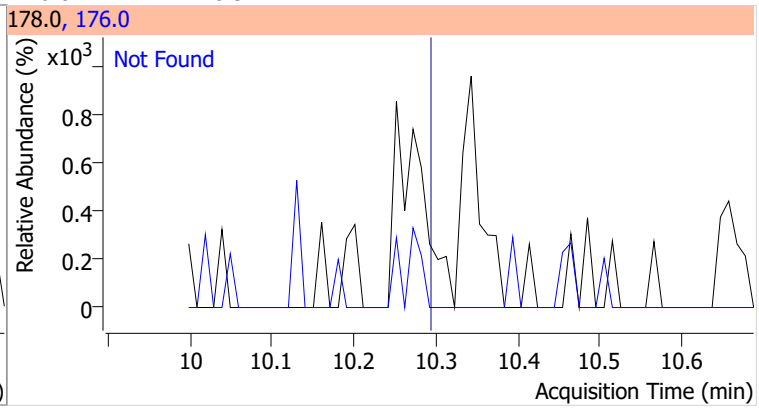

Compound	Conc.	Exp RT	QIon	Exp Ratio
Anthracene	N.D.	10.35	176.0	18.1

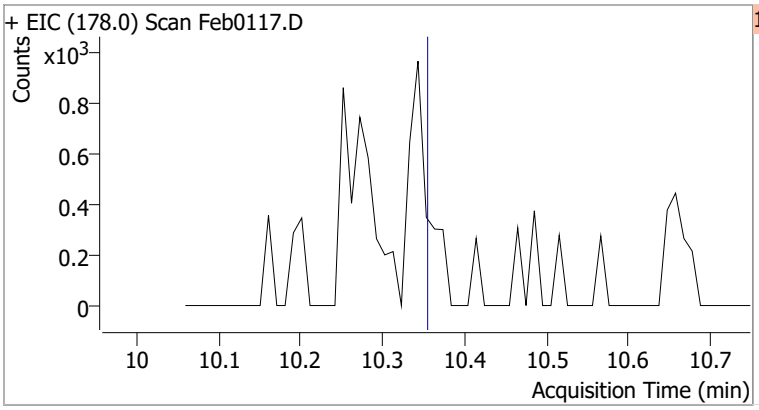

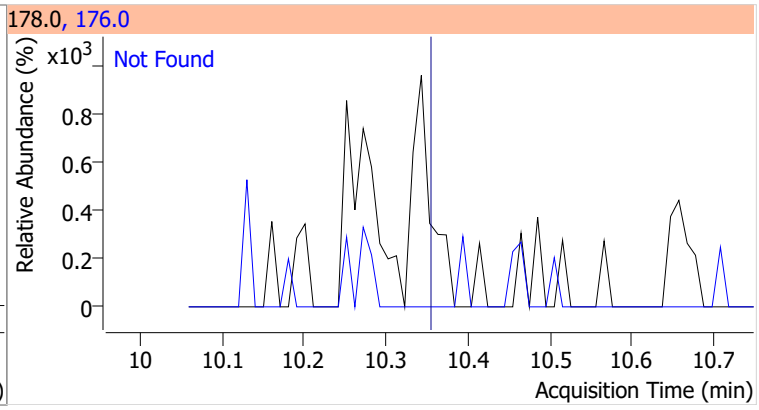

Compound	Conc.	Exp RT	QIon	Exp Ratio	QIon	Exp Ratio
Triallate	N.D.	10.41	268.0	27.2	143.0	23.0

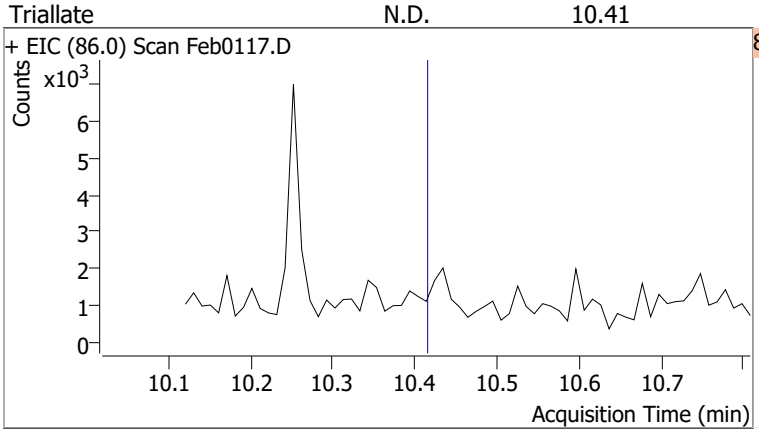

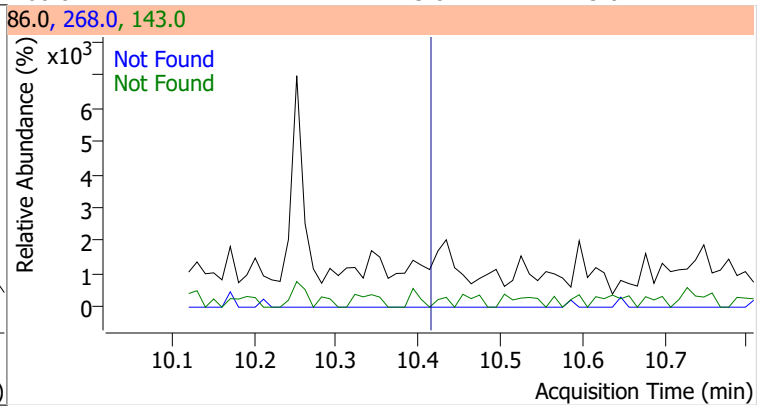

Compound	Conc.	Exp RT	QIon	Exp Ratio
Carbazole	N.D.	10.60	139.0	13.0

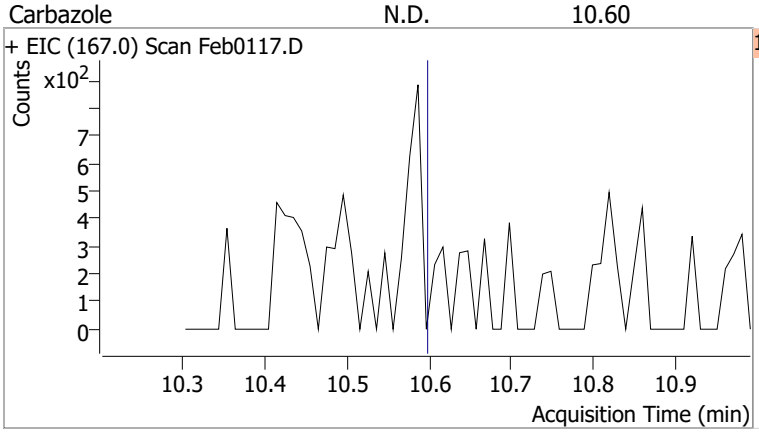

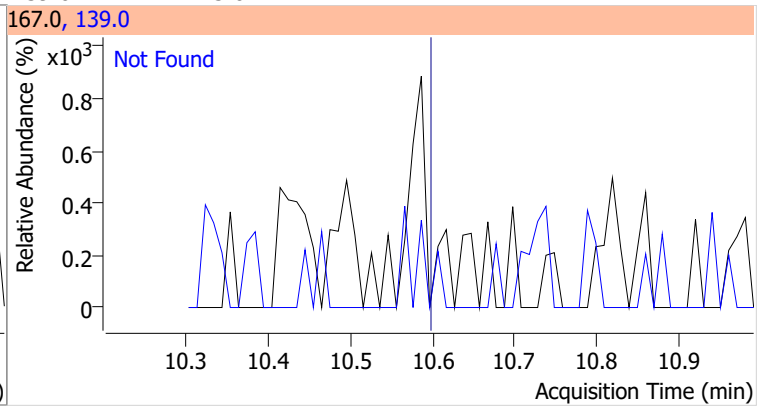

Compound	Conc.	Exp RT	QIon	Exp Ratio	QIon	Exp Ratio
o-Terphenyl	N.D.	10.82	229.0	63.0	215.0	37.7

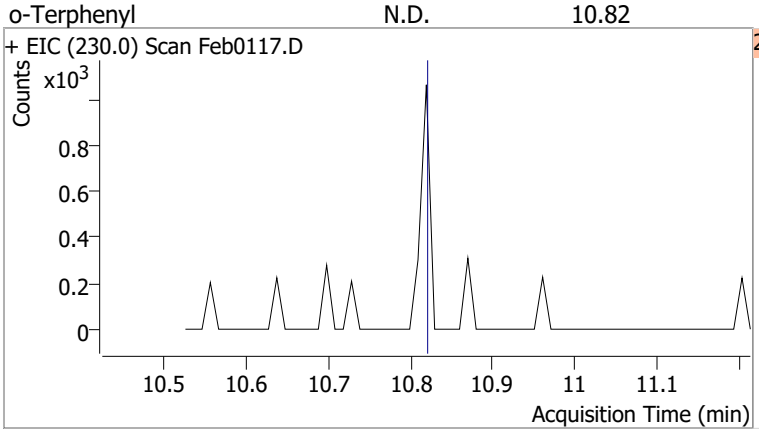

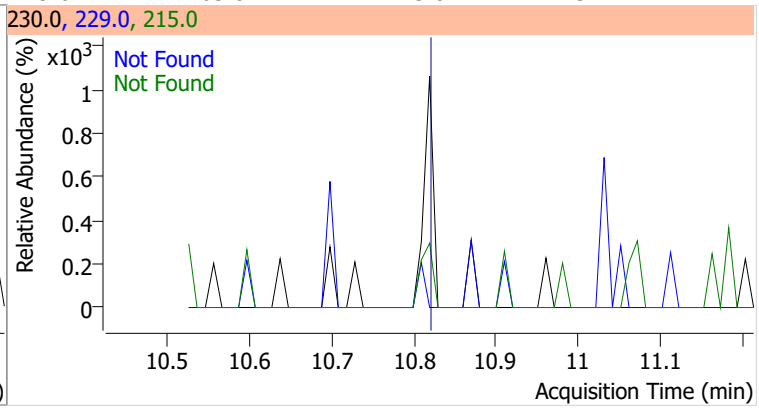

Compound	Conc.	Exp RT	QIon	Exp Ratio	QIon	Exp Ratio
Di-n-Butylphthalate	N.D.	11.20	150.0	9.0	104.0	5.8

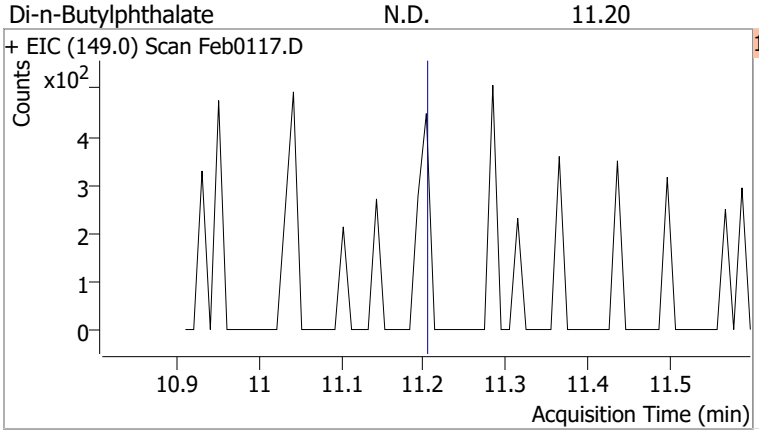

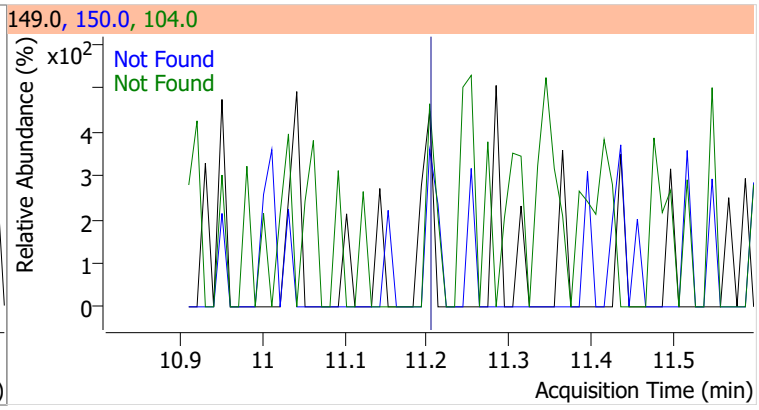

Compound	Conc.	Exp RT	QIon	Exp Ratio
Fluoranthene	N.D.	12.12	101.0	12.3

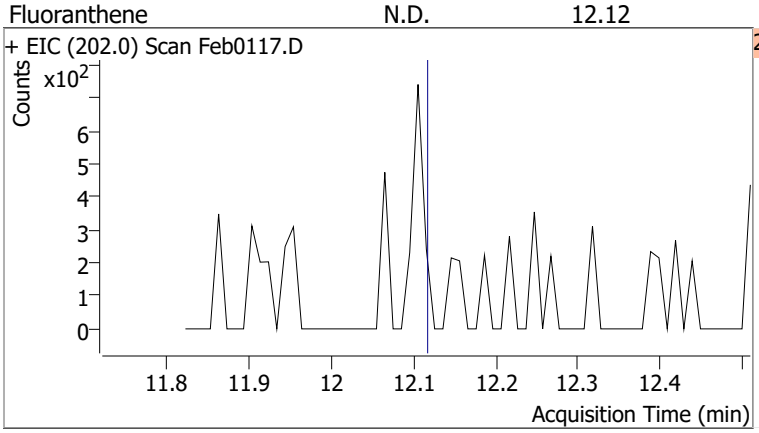

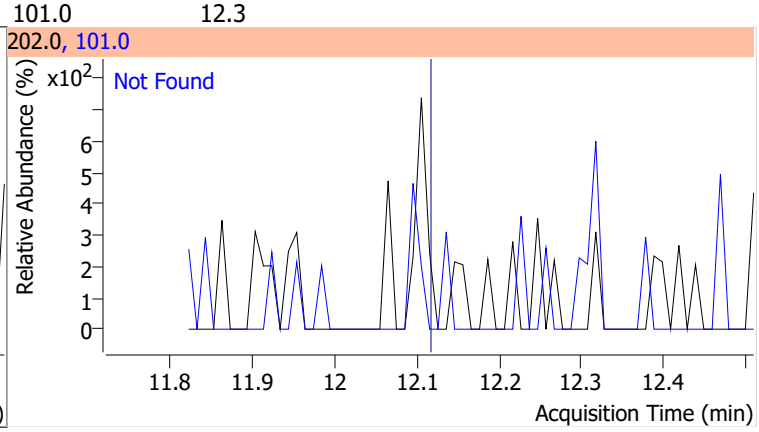

Compound	Conc.	Exp RT	QIon	Exp Ratio	QIon	Exp Ratio
Benzidine	N.D.	12.50	183.0	12.2	92.0	7.5

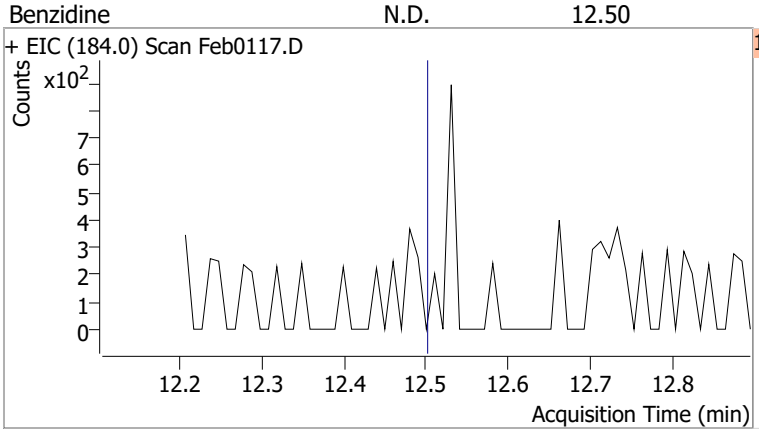

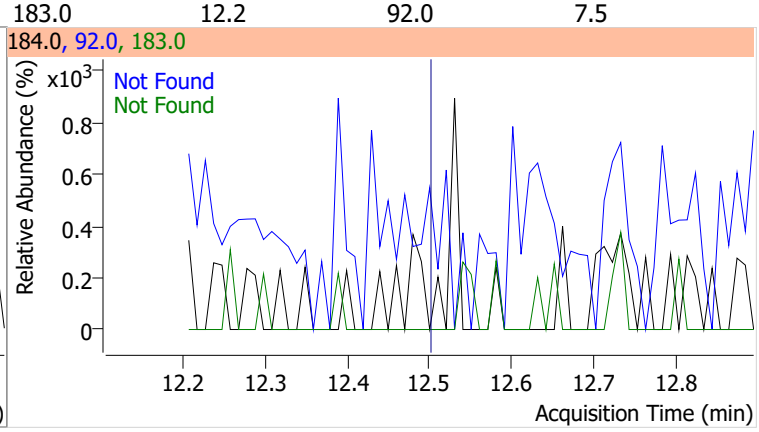

Quantitation Results Report (QT Reviewed)

Compound	Conc.	Exp RT	QIon	Exp Ratio
Pyrene	N.D.	12.55	101.0	14.0

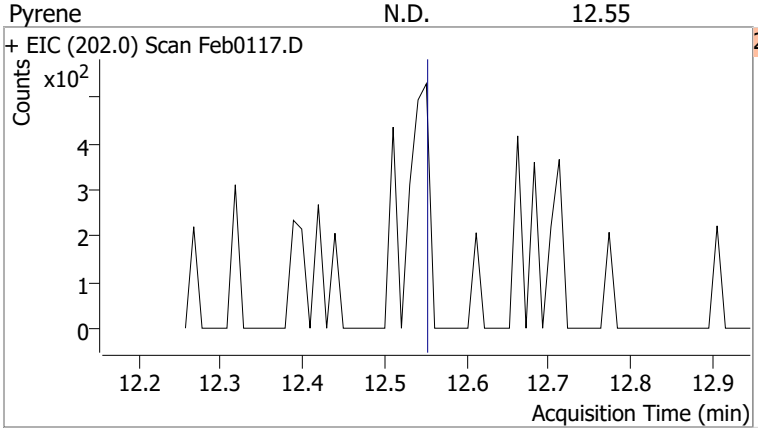

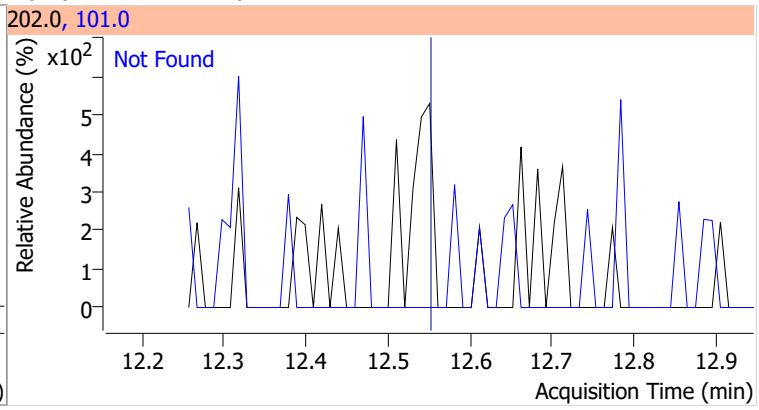

Compound	Conc.	RT	Dev(Min)	Resp.	QIon	QRatio	Lower	Upper
Terphenyl-d14	92.4105	13.06	0.00	2246051	122.0	14.1	8.8	16.4

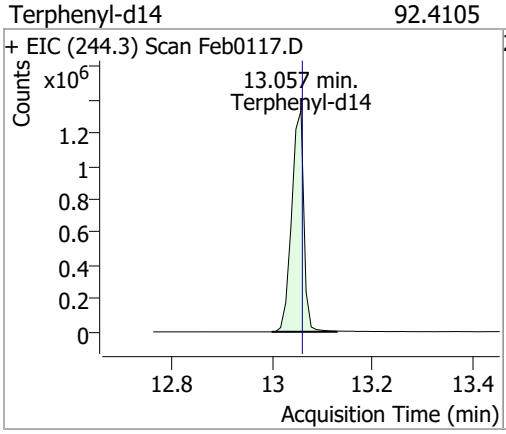

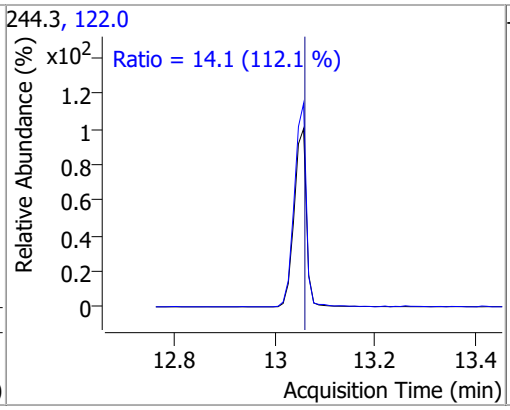

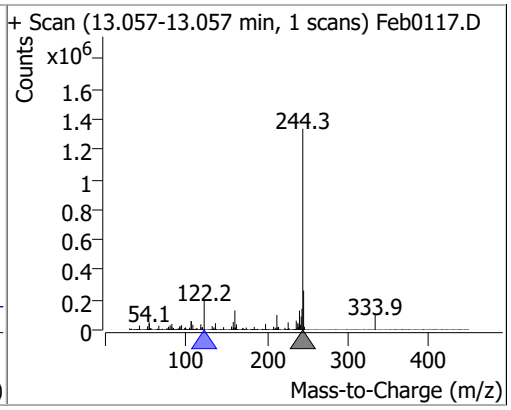

Compound	Conc.	Exp RT	QIon	Exp Ratio	QIon	Exp Ratio
Butylbenzylphthalate	N.D.	14.53	91.0	80.1	206.0	18.4

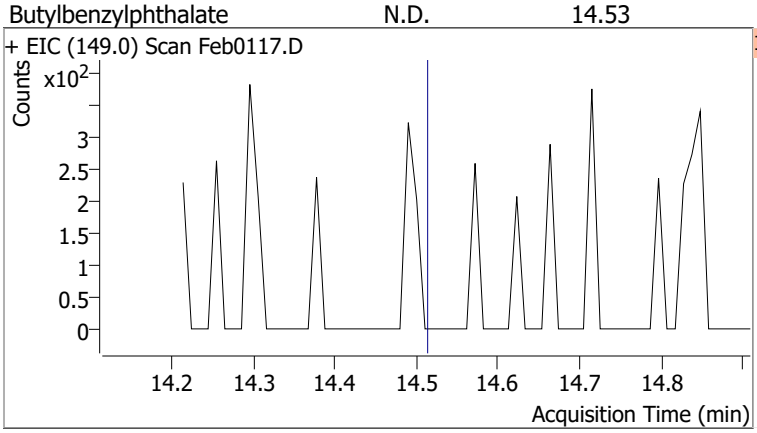

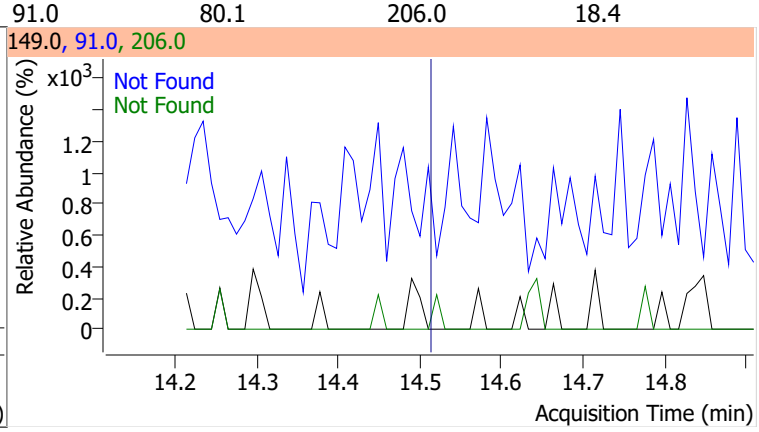

Compound	Conc.	Exp RT	QIon	Exp Ratio	QIon	Exp Ratio
Benzo(a)Anthracene	N.D.	15.76	226.0	25.8	229.0	20.9

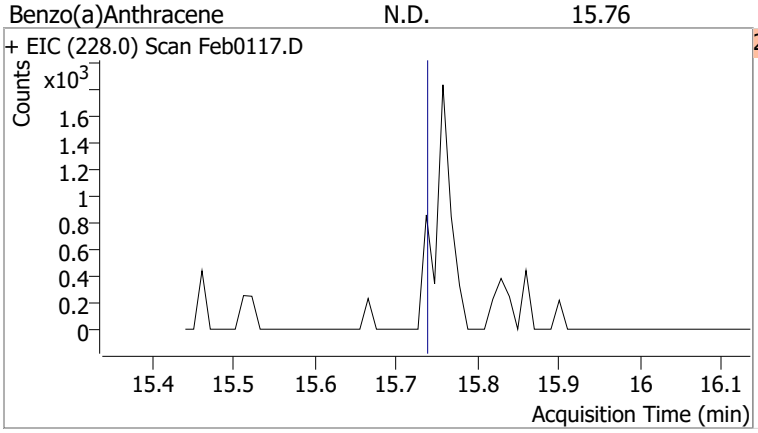

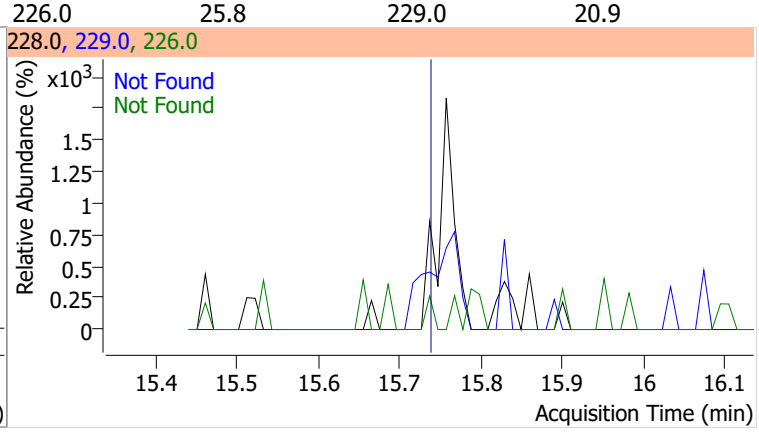

Compound	Conc.	Exp RT	QIon	Exp Ratio	QIon	Exp Ratio
Chrysene	N.D.	15.87	226.0	29.3	229.0	20.2

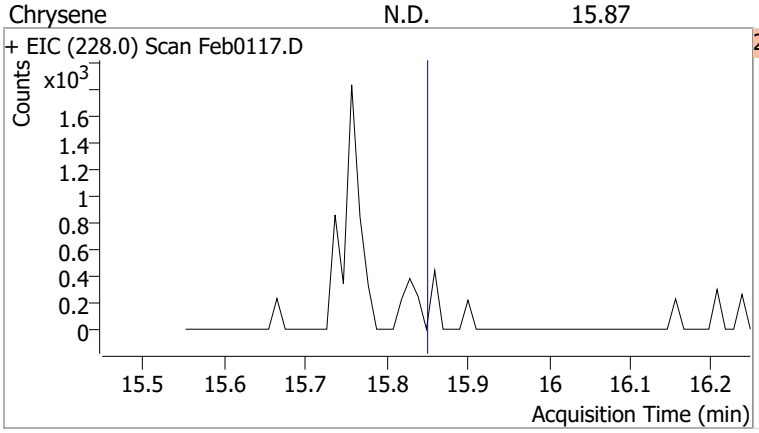

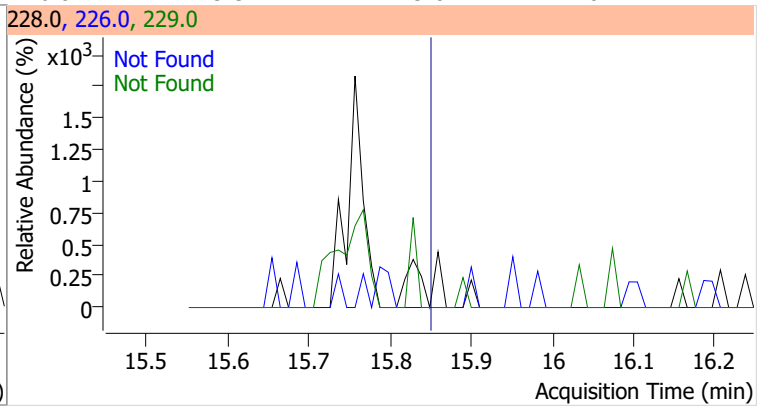

Compound	Conc.	Exp RT	QIon	Exp Ratio
3,3-Dichlorobenzidine	N.D.	15.90	254.0	64.5

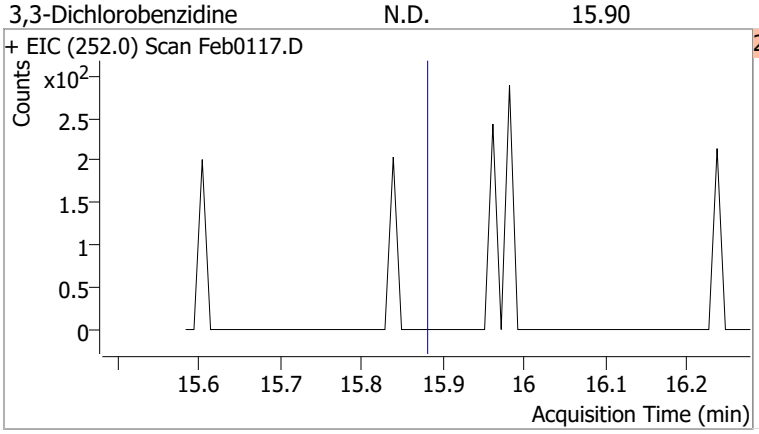

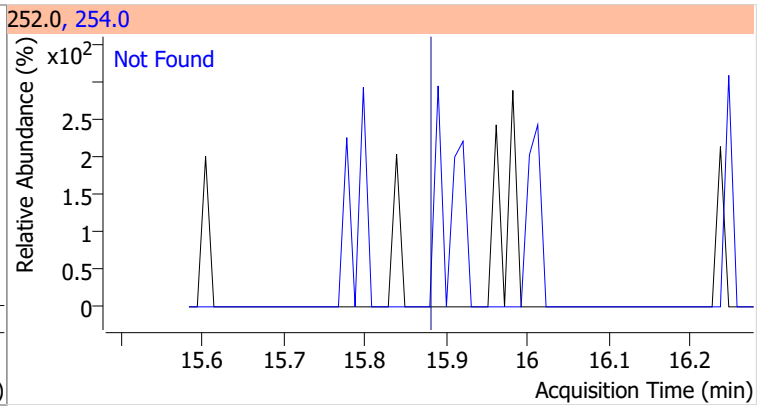

Compound	Conc.	Exp RT	QIon	Exp Ratio	QIon	Exp Ratio
bis(2-ethylhexyl)Phthalate	N.D.	16.60	149.0	385.7	279.0	15.3

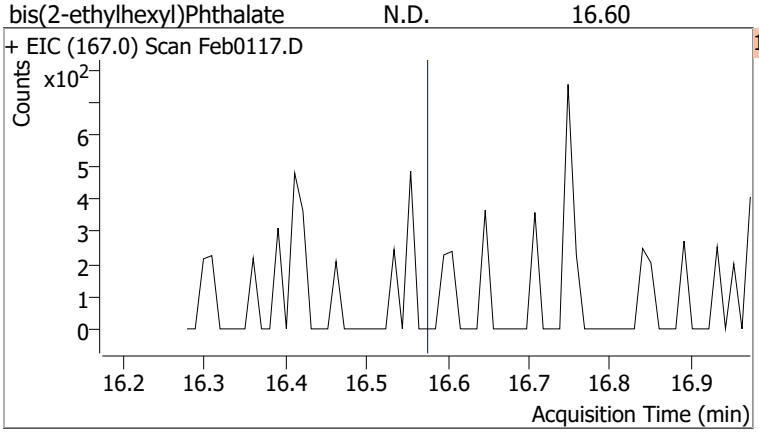

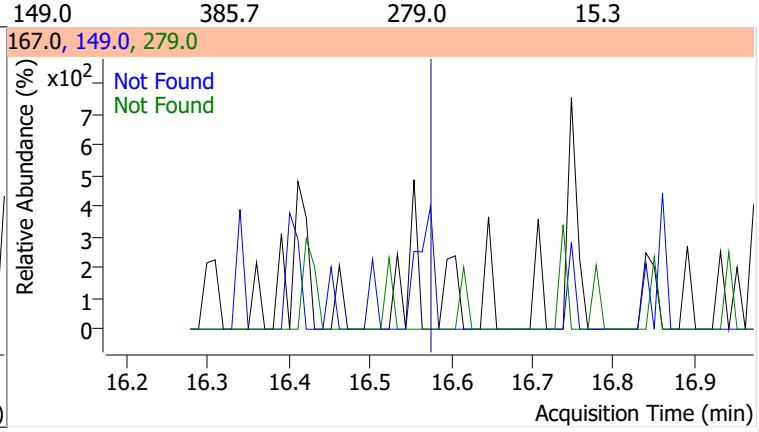

Compound	Conc.	Exp RT	QIon	Exp Ratio
Di-n-octyl Phthalate	N.D.	18.29	150.0	9.5

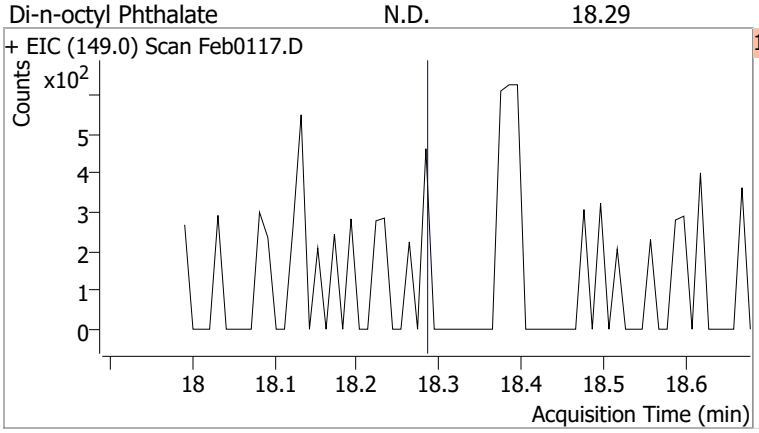

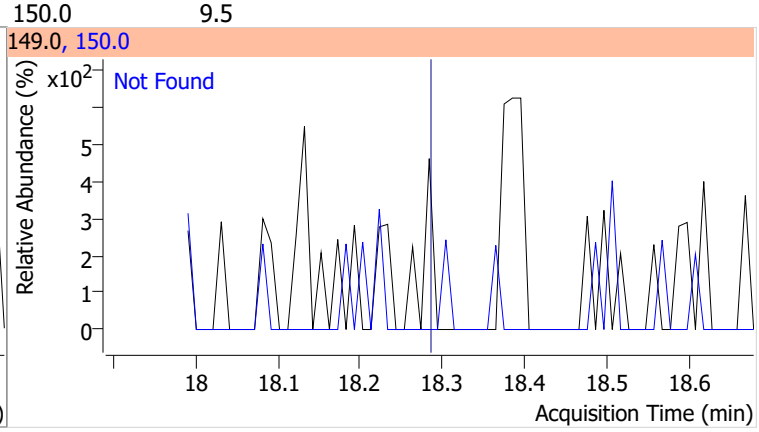

Compound	Conc.	Exp RT	QIon	Exp Ratio
Benzo(b)fluoranthene	N.D.	18.55	253.0	22.5

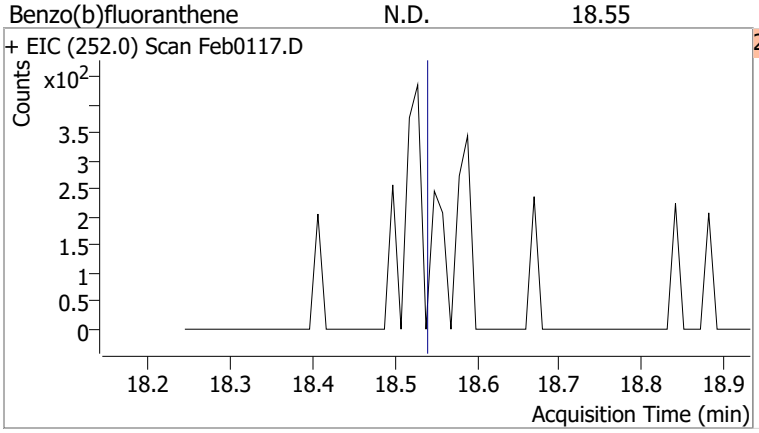

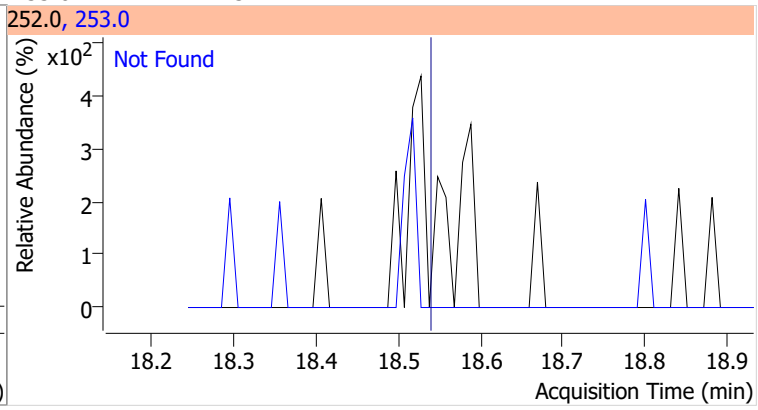

Compound	Conc.	Exp RT	QIon	Exp Ratio
Benzo(k)fluoranthene	N.D.	18.61	253.0	22.7

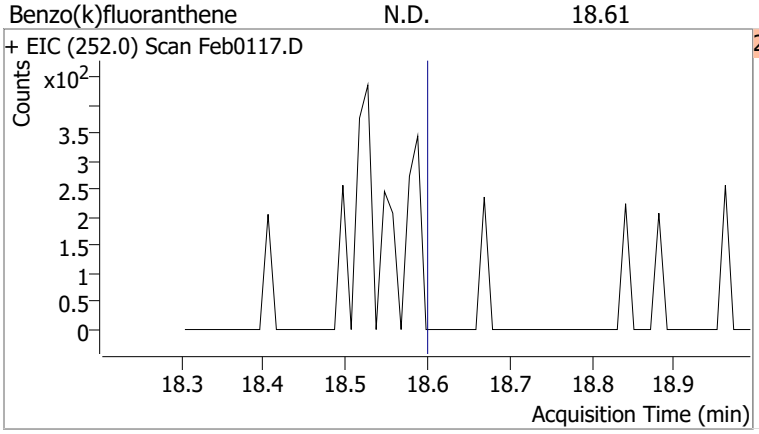

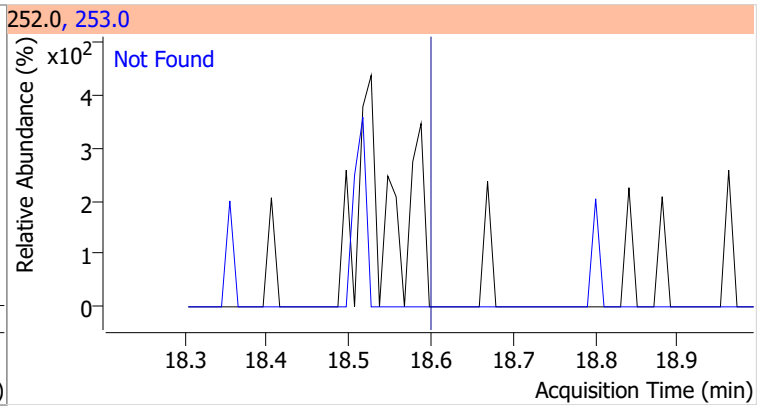

Compound	Conc.	Exp RT	QIon	Exp Ratio
Benzo(a)pyrene	N.D.	19.15	253.0	22.6

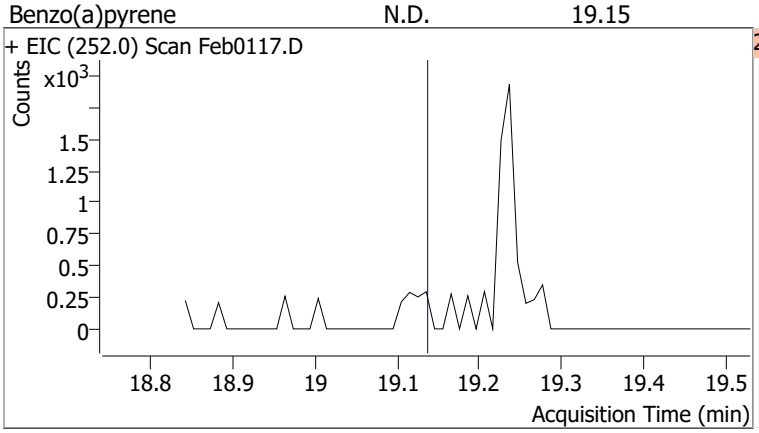

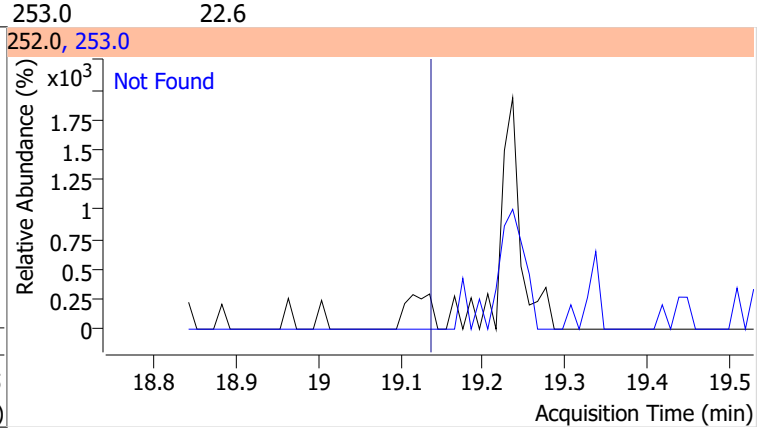

Compound	Conc.	Exp RT	QIon	Exp Ratio
Indeno(1,2,3-c,d)pyrene	N.D.	20.91	138.0	28.9

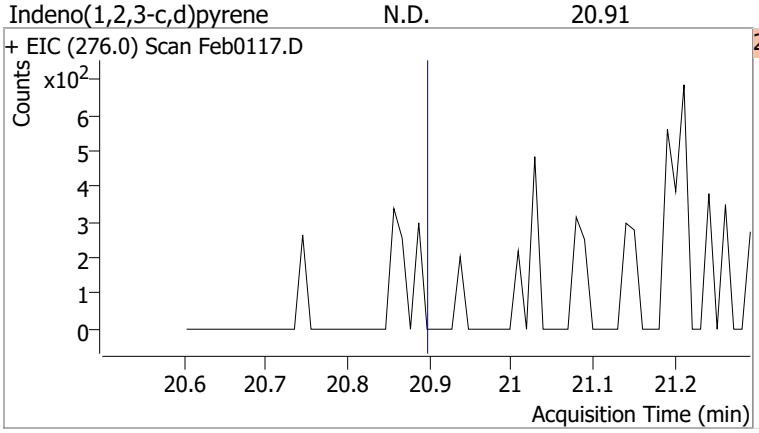

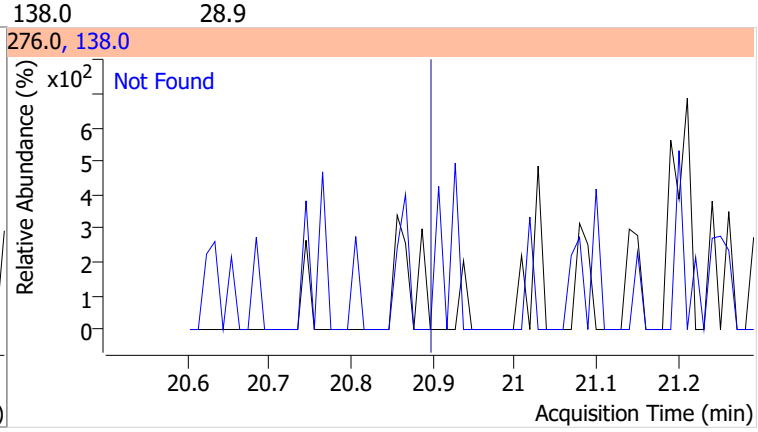

Compound	Conc.	Exp RT	QIon	Exp Ratio	QIon	Exp Ratio
Dibenzo(a,h)anthracene	N.D.	20.97	139.0	24.4	279.0	23.7

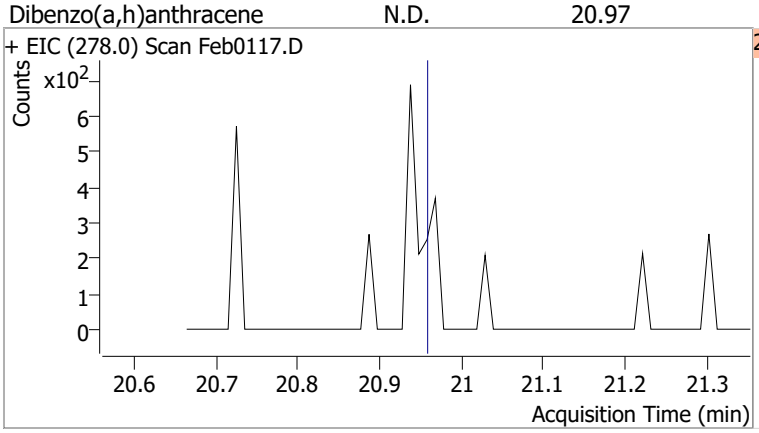

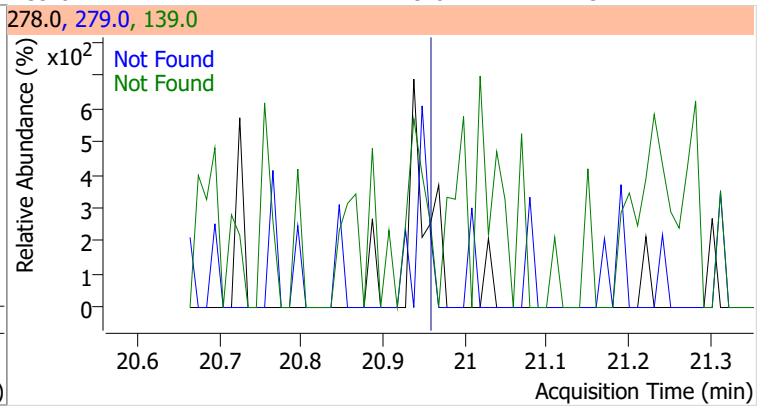

Compound	Conc.	Exp RT	QIon	Exp Ratio	QIon	Exp Ratio
Benzo(g,h,i)perylene	N.D.	21.24	138.0	32.5	277.0	24.1

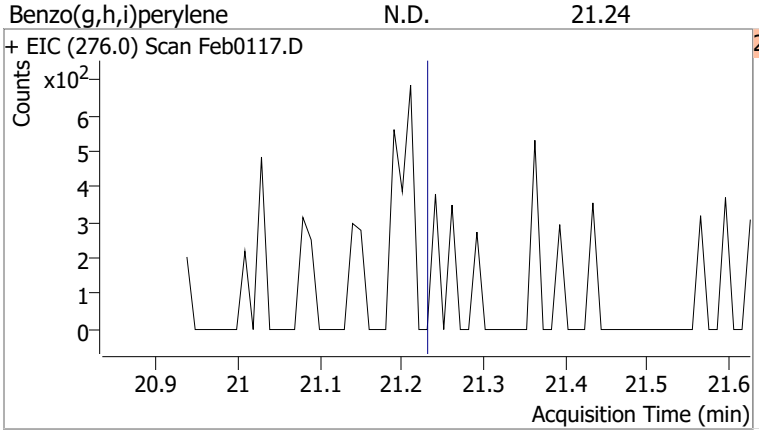

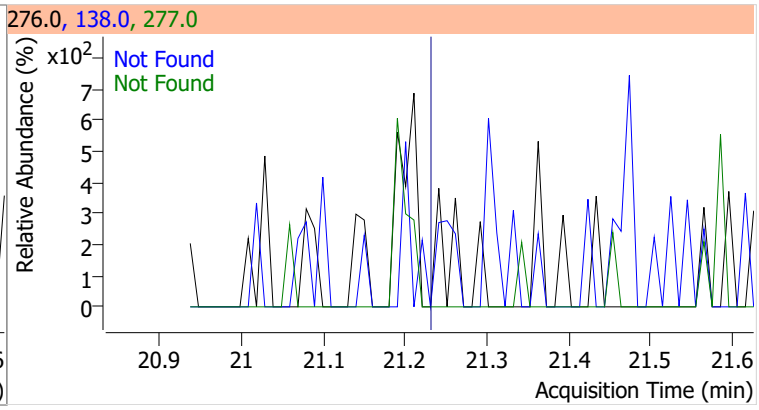

Quantitation Results Report (QT Reviewed)

Data File	Feb0118.D	Operator	LIMS import
Acq. Method	BNA+SIM.M	Acq. Date-Time	2/2/2022 1:58:23 AM
Sample Name	B22011127-001C	Instrument	Instrument #1
Vial	18	Multiplier	1.00
DA Method File		Comment	SVOC-8270-W-LARGO
Tune File	dftppdsm.u	Tune Date	1/25/2022 7:52:00 PM
Batch Name	020122 DoD BNA cal.batch.bin	Last Calib Update	2/2/2022 4:05:51 PM
Ref Library	D:\Org\Library\NIST129K.l		

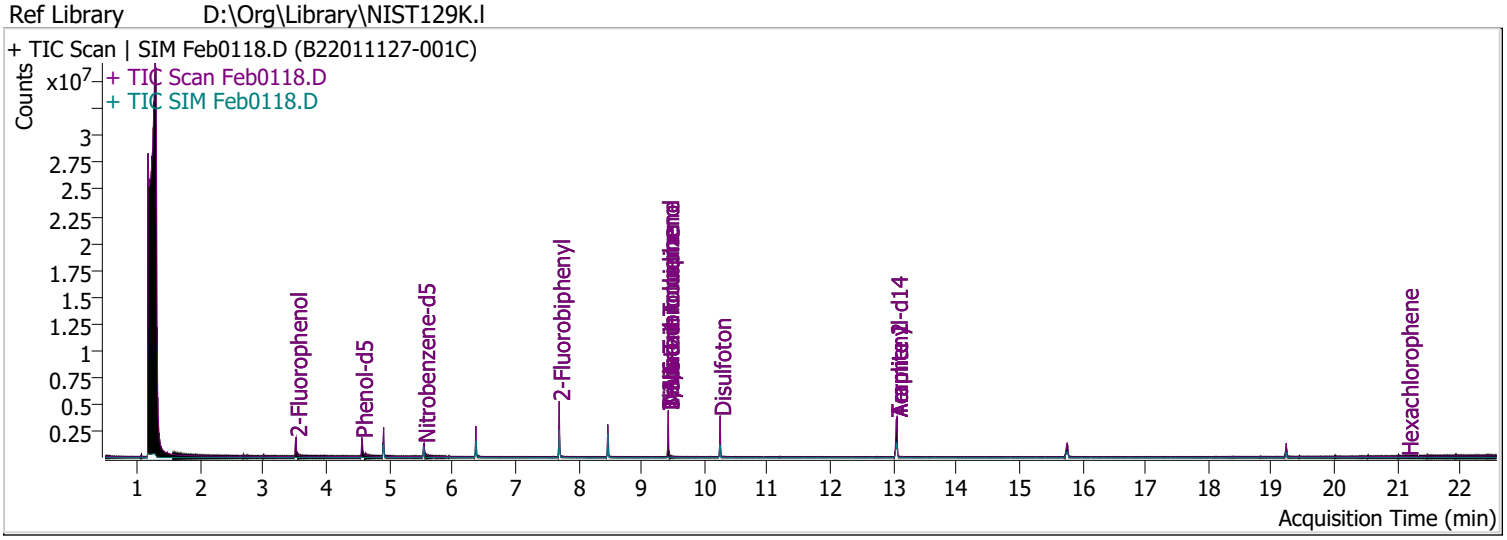

Compound	RT	QIon	Resp.	Conc.	Units		Dev(Min)
Internal Standards							
System Monitoring Compounds							
S 2-Fluorophenol	3.520	112.0	739184	70.5349	µg/L		0.000
Spiked Amount: 200.000	Range: 10.0 - 75.0%			Recovery = 35.27%			
S Phenol-d5	4.562	99.0	955450	69.3427	µg/L		-0.010
Spiked Amount: 200.000	Range: 10.0 - 65.0%			Recovery = 34.67%			
S Nitrobenzene-d5	5.553	82.0	419225	58.4883	µg/L		0.000
Spiked Amount: 100.000	Range: 32.0 - 94.0%			Recovery = 58.49%			
S 2-Fluorobiphenyl	7.697	172.0	1518125	65.3288	µg/L		0.000
Spiked Amount: 100.000	Range: 28.0 - 107.0%			Recovery = 65.33%			
S 2,4,6-Tribromophenol	9.428	329.8	325222	165.9771	µg/L		0.000
Spiked Amount: 200.000	Range: 25.0 - 140.0%			Recovery = 82.99%			
S Terphenyl-d14	13.057	244.3	2170260	89.9225	µg/L		0.000
Spiked Amount: 100.000	Range: 32.0 - 122.0%			Recovery = 89.92%			
Target Compounds							**QValue**
T N-Nitrosodimethylamine	0.000		0	N.D.			
T Pyridine	0.000		0	N.D.			
T Aniline	0.000		0	N.D.			
T Phenol	0.000		0	N.D.			
T bis(-2-Chloroethyl)Ether	4.909	63.0	0		µg/L	md	1
T 2-Chlorophenol	0.000		0	N.D.			
T 1,3-Dichlorobenzene	0.000		0	N.D.			
T 1,4-Dichlorobenzene	0.000		0	N.D.			
T 1,2-Dichlorobenzene	0.000		0	N.D.			
T Benzyl Alcohol	0.000		0	N.D.			
T 2-Methylphenol	0.000		0	N.D.			
T bis(2-chloroisopropyl)Ether	0.000		0	N.D.			
T N-nitroso-Di-n-propylamine	5.553	70.0	0		µg/L	md	1
T 4Methylphenol/3Methylphenol	0.000		0	N.D.			
T Hexachloroethane	0.000		0	N.D.			

Compound	RT	QIon	Resp.	Conc.	Units		Dev(Min)
T Nitrobenzene	0.000		0	N.D.			
T Isophorone	0.000		0	N.D.			
T 2-Nitrophenol	0.000		0	N.D.			
T 2,4-Dimethylphenol	0.000		0	N.D.			
T bis(-2-Chloroethoxy)Methane	0.000		0	N.D.			
T 2,4-Dichlorophenol	0.000		0	N.D.			
T Benzoic Acid	0.000		0	N.D.			
T 1,2,4-Trichlorobenzene	0.000		0	N.D.			
T Naphthalene	0.000		0	N.D.			
T 4-Chlorophenol	6.372	130.0	0		µg/L	md	1
T p-Chloroaniline	0.000		0	N.D.			
T Hexachlorobutadiene	0.000		0	N.D.			
T 4-Chloro-2-Methylphenol	0.000		0	N.D.			
T 4-Chloro-3-Methylphenol	0.000		0	N.D.			
T 2-Methylnaphthalene	0.000		0	N.D.			
T 1-Methylnaphthalene	0.000		0	N.D.			
T Hexachlorocyclopentadiene	0.000		0	N.D.			
T 2,4,6-Trichlorophenol	0.000		0	N.D.			
T 2,4,5-Trichlorophenol	0.000		0	N.D.			
T 2-Chloronaphthalene	0.000		0	N.D.			
T 2-Nitroaniline	0.000		0	N.D.			
T Dimethyl Phthalate	8.466	163.0	0		µg/L	md	1
T 2,6-Dinitrotoluene	8.466	165.0	0		µg/L	md	1
T Acenaphthylene	0.000		0	N.D.			
T 3-Nitroaniline	0.000		0	N.D.			
T Acenaphthene	0.000		0	N.D.			
T 2,4-Dinitrophenol	0.000		0	N.D.			
T Dibenzofuran	0.000		0	N.D.			
T 4-Nitrophenol	0.000		0	N.D.			
T 2,4-Dinitrotoluene	8.466	165.0	0		µg/L	md	1
T Diethylphthalate	0.000		0	N.D.			
T Fluorene	0.000		0	N.D.			
T 4-Chlorophenyl-phenylether	0.000		0	N.D.			
T 4-Nitroaniline	0.000		0	N.D.			
T 4,6-Dinitro-2-methylphenol	9.428	198.0	0		µg/L	md	1
T N-nitrosodiphenylamine	0.000		0	N.D.			
T Azobenzene	0.000		0	N.D.			
T 4-Bromophenyl-phenylether	0.000		0	N.D.			
T Hexachlorobenzene	0.000		0	N.D.			
T Pentachlorophenol	0.000		0	N.D.			
T Phenanthrene	0.000		0	N.D.			
T Anthracene	0.000		0	N.D.			
T Triallate	0.000		0	N.D.			
T Carbazole	0.000		0	N.D.			
T o-Terphenyl	0.000		0	N.D.			
T Di-n-Butylphthalate	0.000		0	N.D.			
T Fluoranthene	0.000		0	N.D.			
T Benzidine	0.000		0	N.D.			
T Pyrene	0.000		0	N.D.			
T Butylbenzylphthalate	0.000		0	N.D.			
T Benzo(a)Anthracene	0.000		0	N.D.			
T Chrysene	0.000		0	N.D.			
T 3,3-Dichlorobenzidine	0.000		0	N.D.			
T bis(2-ethylhexyl)Phthalate	0.000		0	N.D.			
T Di-n-octyl Phthalate	0.000		0	N.D.			

Compound	RT	QIon	Resp.	Conc.	Units	Dev(Min)
T Benzo(b)fluoranthene	0.000		0	N.D.		
T Benzo(k)fluoranthene	0.000		0	N.D.		
T Benzo(a)pyrene	0.000		0	N.D.		
T Indeno(1,2,3-c,d)pyrene	0.000		0	N.D.		
T Dibenzo(a,h)anthracene	0.000		0	N.D.		
T Benzo(g,h,i)perylene	0.000		0	N.D.		

(#) = Qualifier Out of Range; (m) = Manual Integration; (+) = Area Summed; (*) = Surrogate Percent Recovery Out of Range; (d): Zeroed Peak

Compound	Conc.	Exp RT	QIon	Exp Ratio
N-Nitrosodimethylamine	N.D.	2.15	42.0	130.1

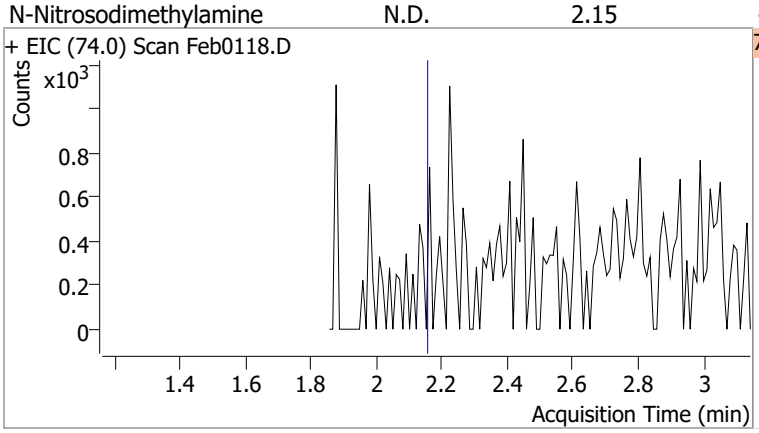

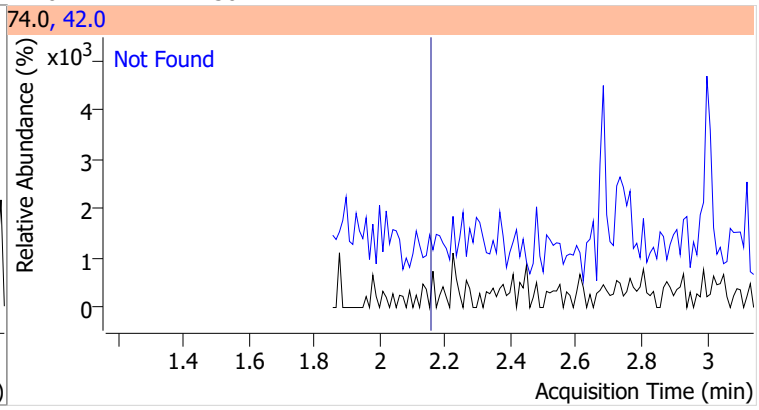

Compound	Conc.	Exp RT	QIon	Exp Ratio
Pyridine	N.D.	2.18	52.0	101.7

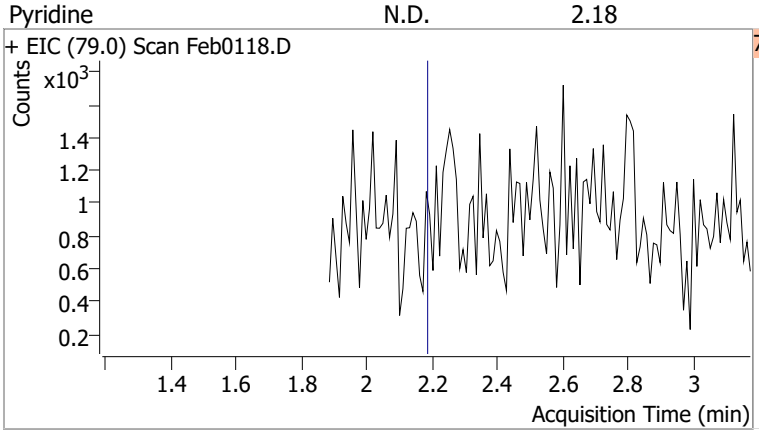

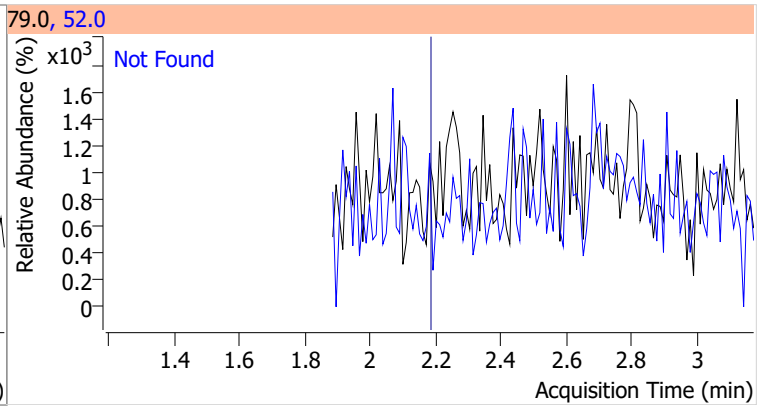

Compound	Conc.	RT	Dev(Min)	Resp.	QIon	QRatio	Lower	Upper
2-Fluorophenol	70.5349	3.52	0.00	739184	64.0	50.3	35.8	66.4
					92.0	21.0	14.3	26.6

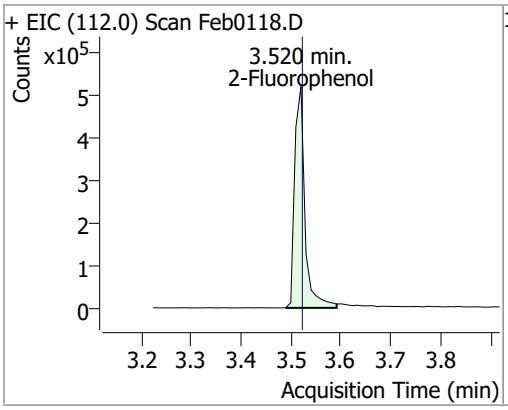

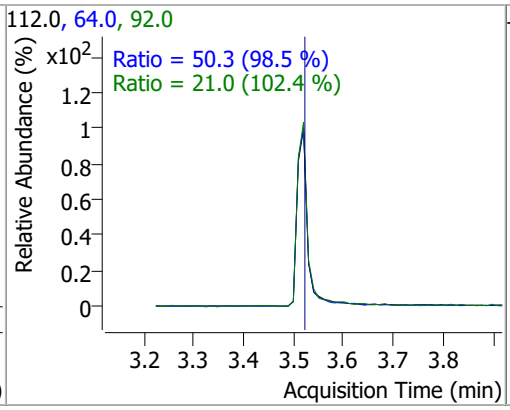

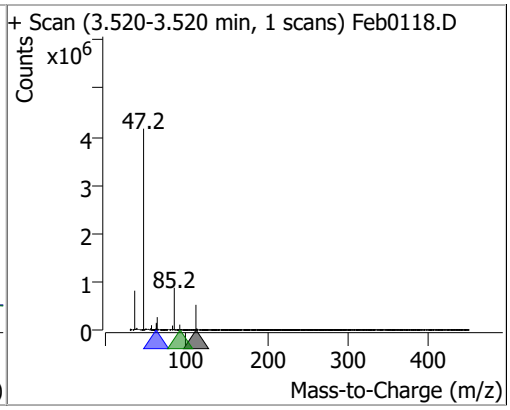

Compound	Conc.	Exp RT	QIon	Exp Ratio	QIon	Exp Ratio
Aniline	N.D.	4.55	66.0	35.1	65.0	18.0

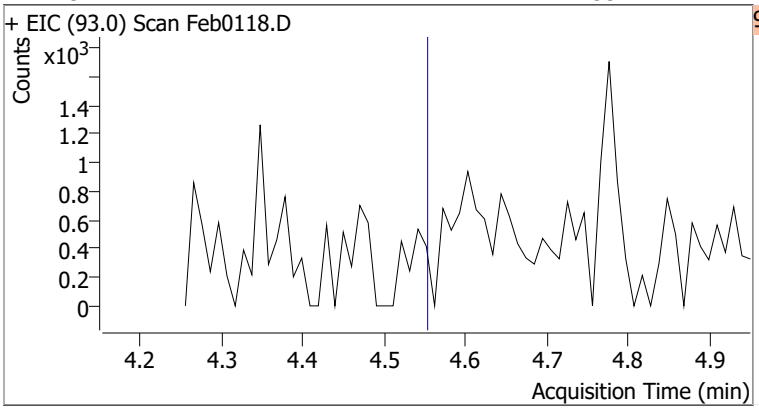

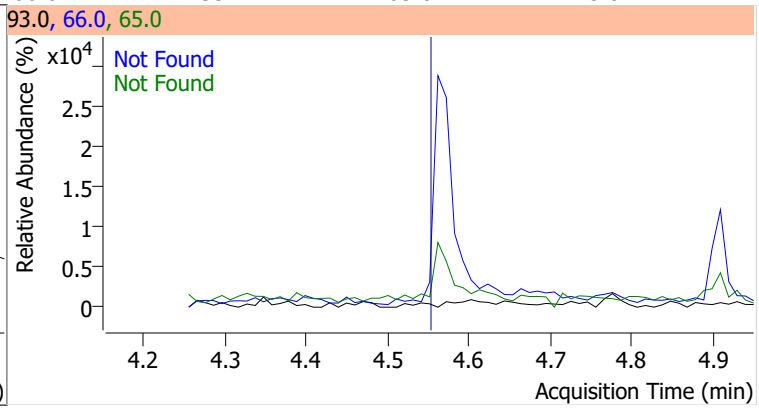

Quantitation Results Report (QT Reviewed)

Compound	Conc.	RT	Dev(Min)	Resp.	QIon	QRatio	Lower	Upper
Phenol-d5	69.3427	4.56	-0.01	955450	71.0	33.6	23.8	44.2

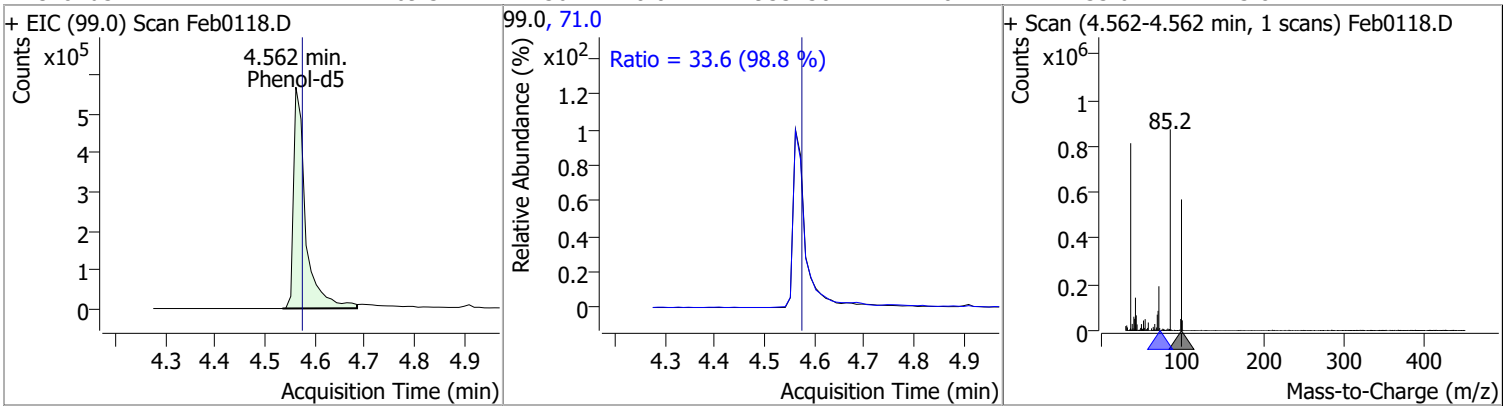

Compound	Conc.	Exp RT	QIon	Exp Ratio
Phenol	N.D.	4.59	66.0	43.8

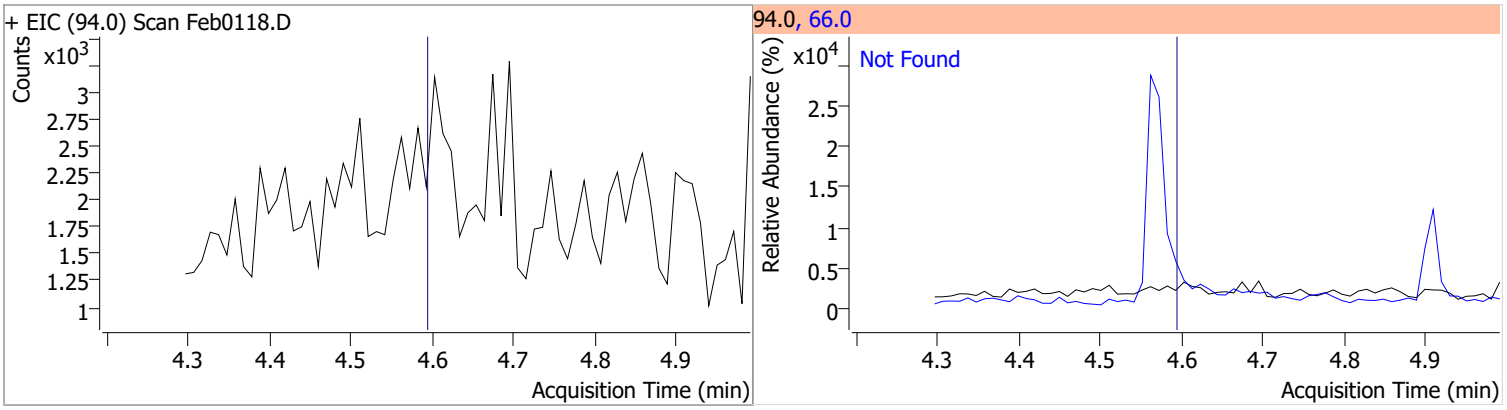

Compound	Conc.	RT	Dev(Min)	Resp.	QIon	QRatio	Lower	Upper
bis(-2-Chloroethyl)Ether		0		0	64.0		2.4	4.5

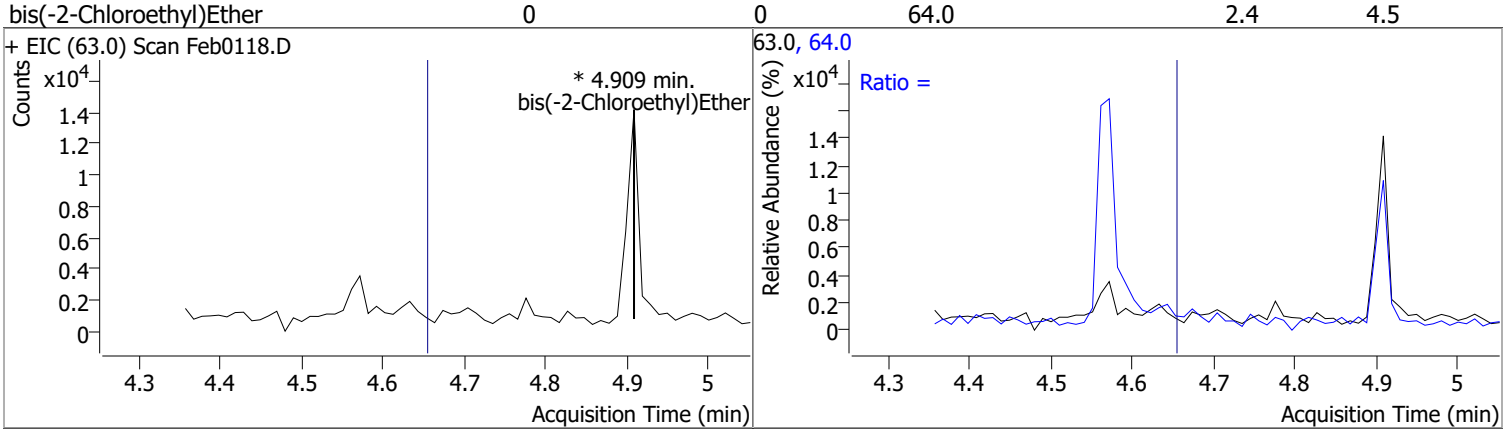

Compound	Conc.	Exp RT	QIon	Exp Ratio
2-Chlorophenol	N.D.	4.68	130.0	31.8

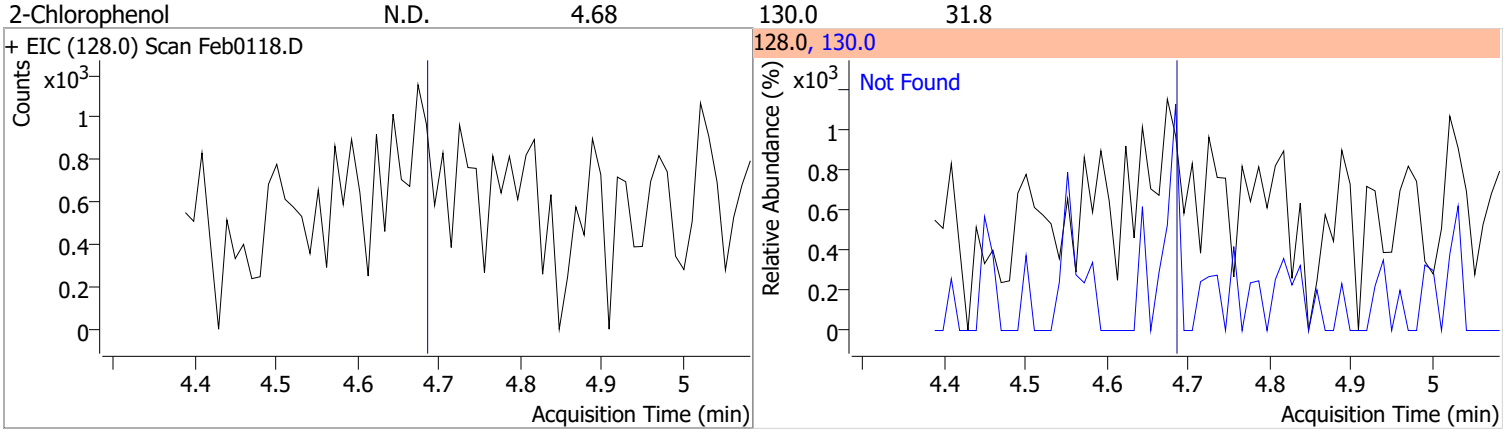

Compound	Conc.	Exp RT	QIon	Exp Ratio	QIon	Exp Ratio
1,3-Dichlorobenzene	N.D.	4.84	148.0	62.2	111.0	35.9

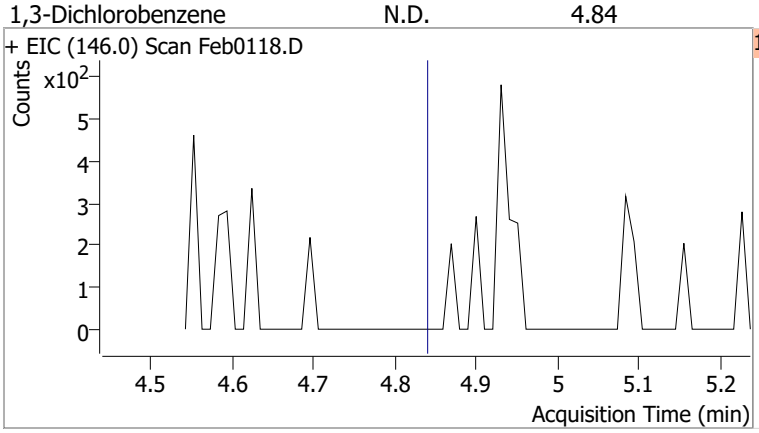

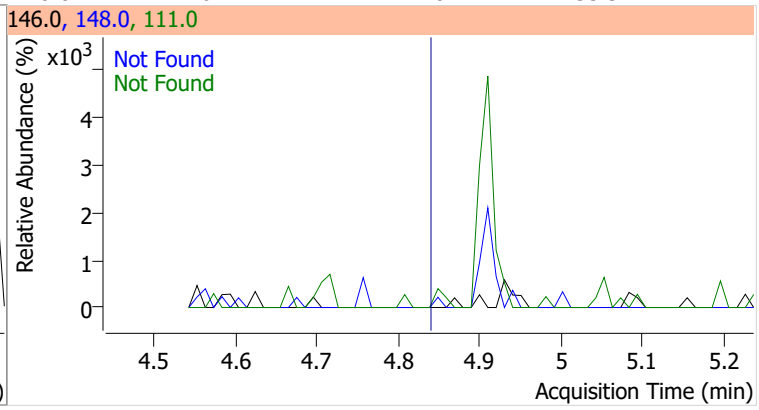

Compound	Conc.	Exp RT	QIon	Exp Ratio	QIon	Exp Ratio
1,4-Dichlorobenzene	N.D.	4.93	148.0	64.1	111.0	35.1

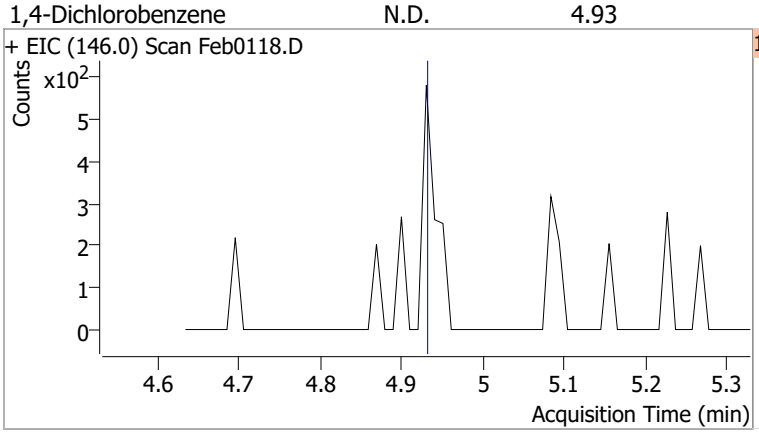

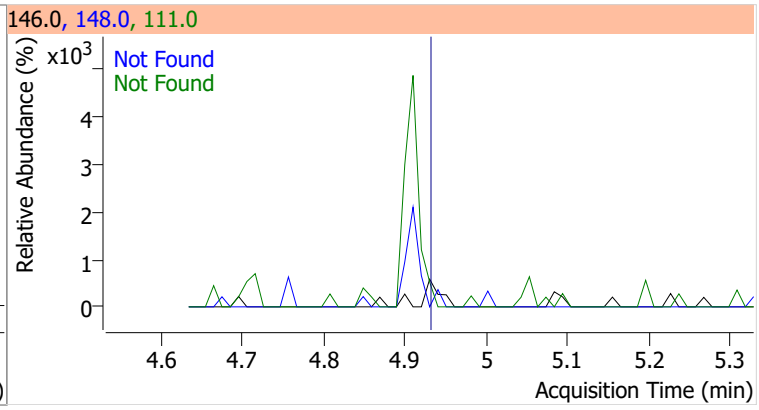

Compound	Conc.	Exp RT	QIon	Exp Ratio	QIon	Exp Ratio
1,2-Dichlorobenzene	N.D.	5.09	148.0	62.9	111.0	36.7

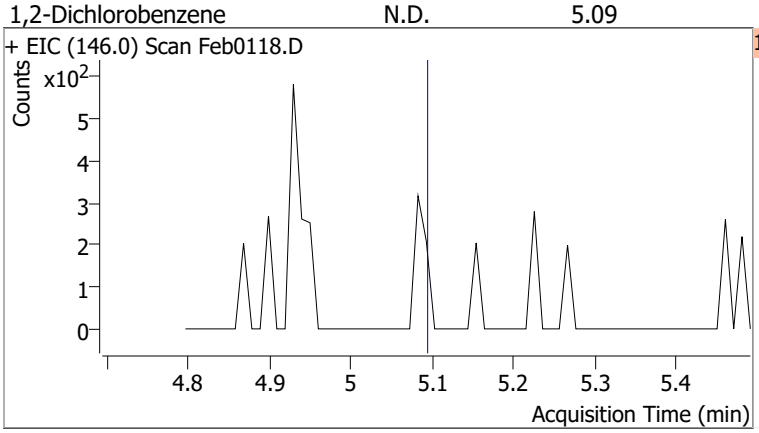

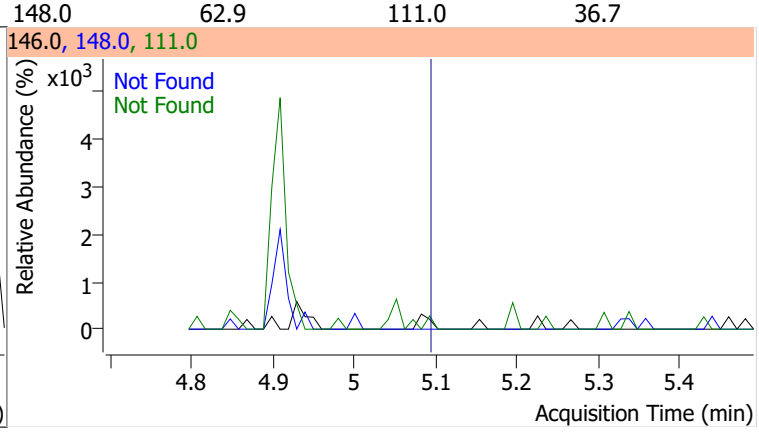

Compound	Conc.	Exp RT	QIon	Exp Ratio	QIon	Exp Ratio
Benzyl Alcohol	N.D.	5.10	79.0	118.4	107.0	64.5

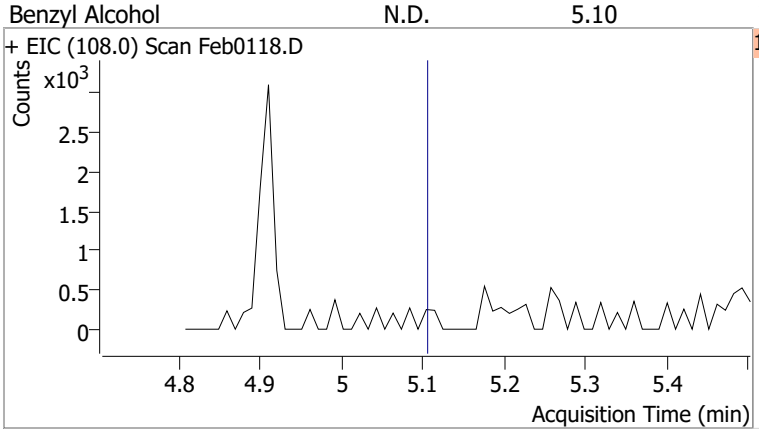

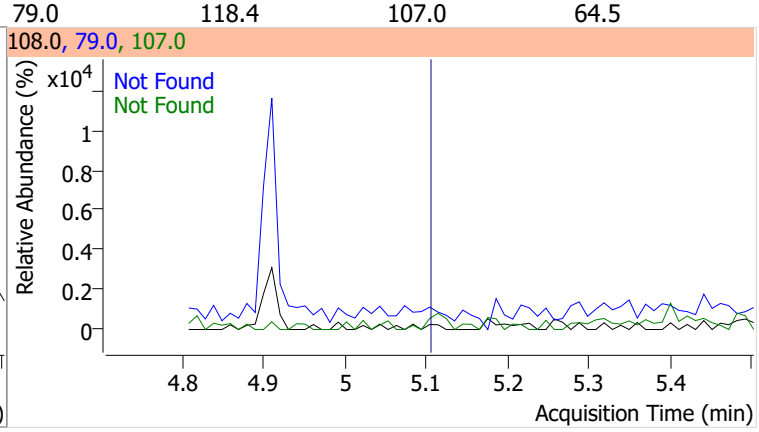

Compound	Conc.	Exp RT	QIon	Exp Ratio
2-Methylphenol	N.D.	5.26	108.0	116.3

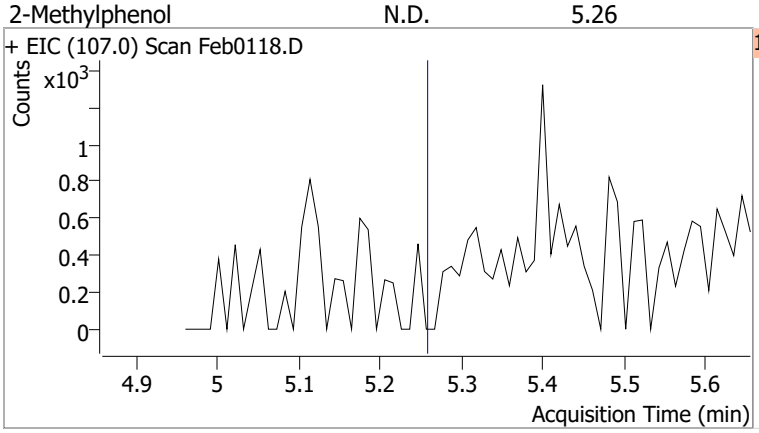

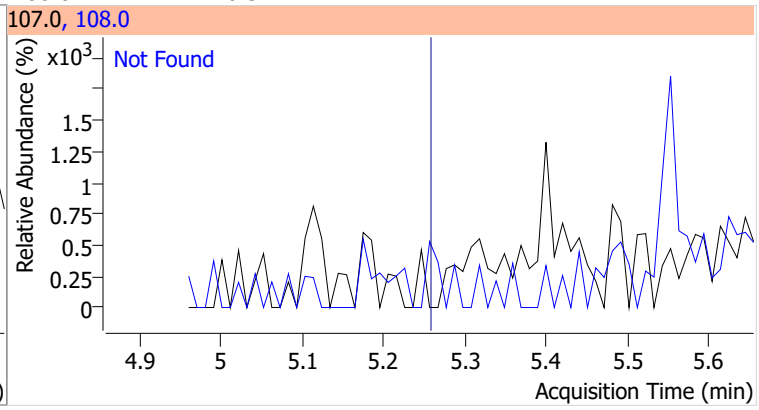

Compound	Conc.	Exp RT	QIon	Exp Ratio
bis(2-chloroisopropyl)Ether	N.D.	5.27	123.0	32.8

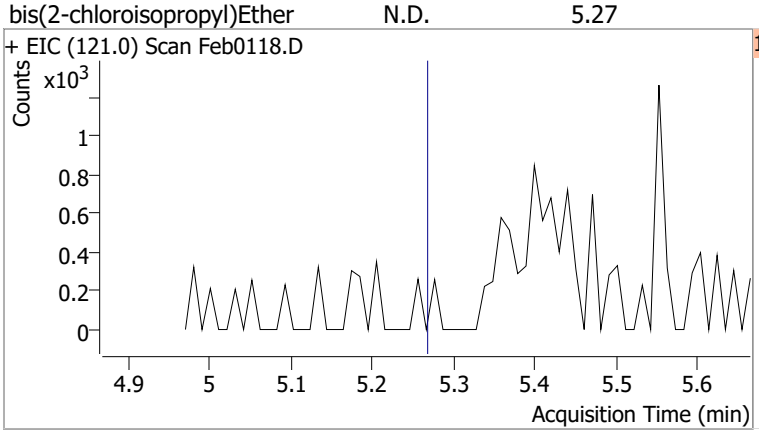

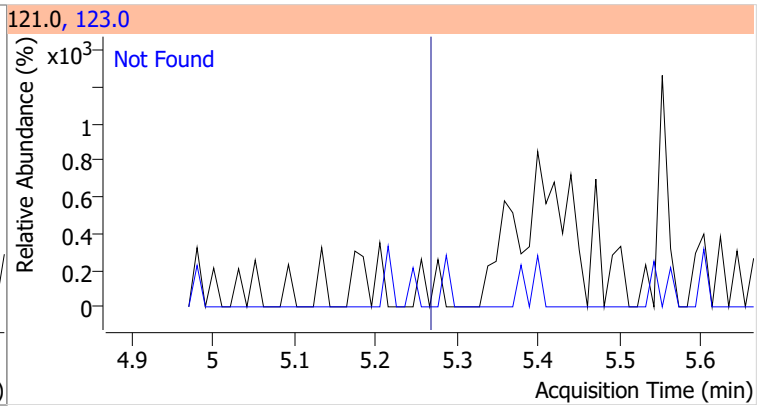

Compound	Conc.	RT	Dev(Min)	Resp.	QIon	QRatio	Lower	Upper
N-nitroso-Di-n-propylamine		0		0	130.0		0.0	35.1

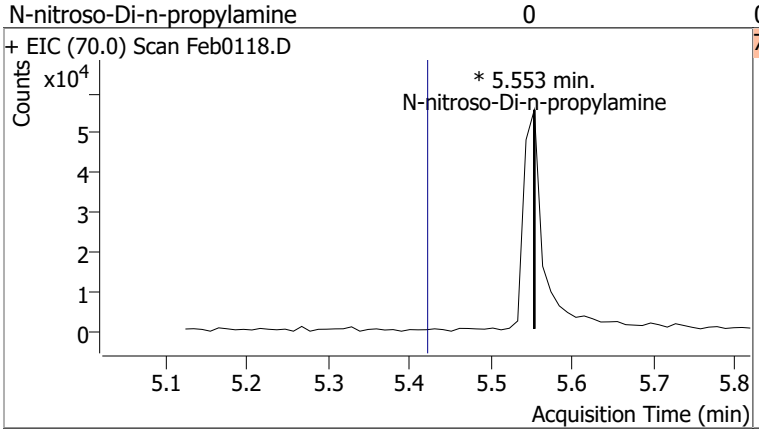

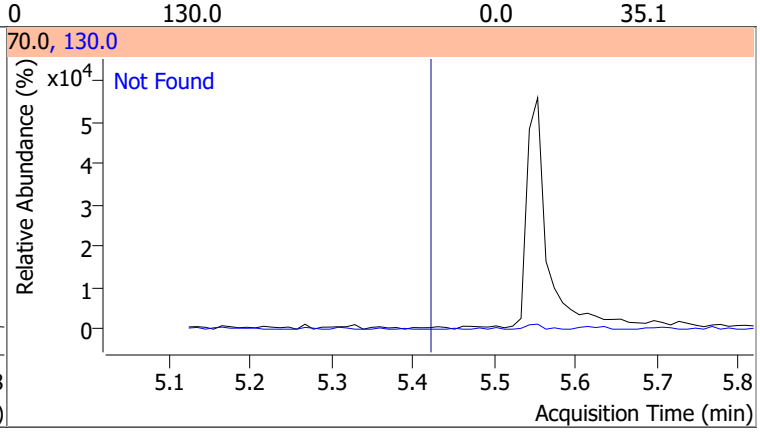

Compound	Conc.	Exp RT	QIon	Exp Ratio
4Methylphenol/3Methylphenol	N.D.	5.44	108.0	84.1

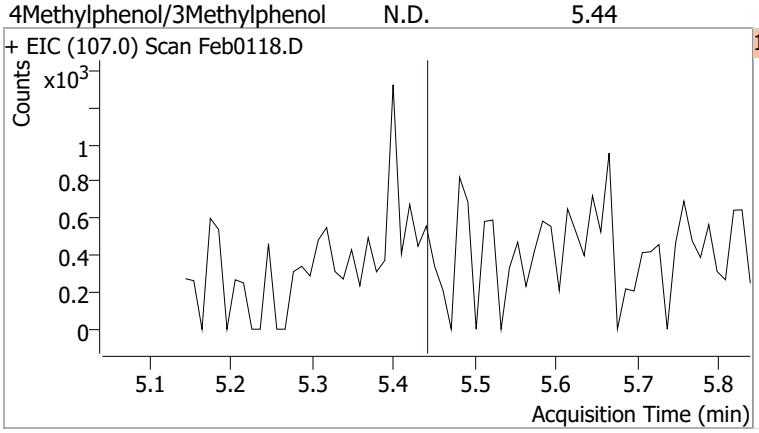

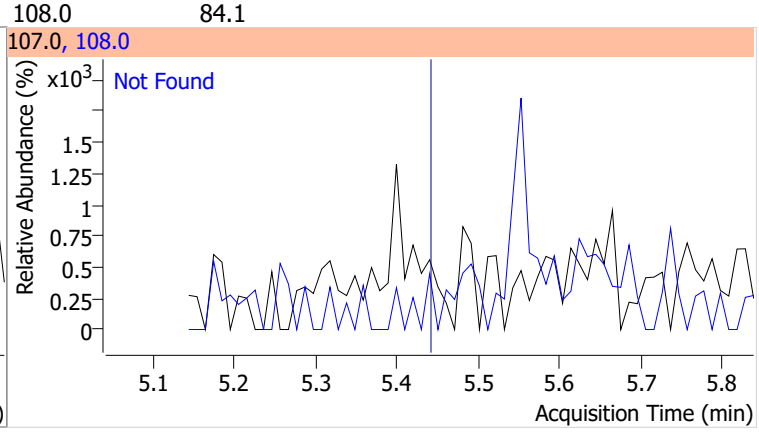

Compound	Conc.	Exp RT	QIon	Exp Ratio	QIon	Exp Ratio
Hexachloroethane	N.D.	5.47	201.0	93.6	199.0	59.8

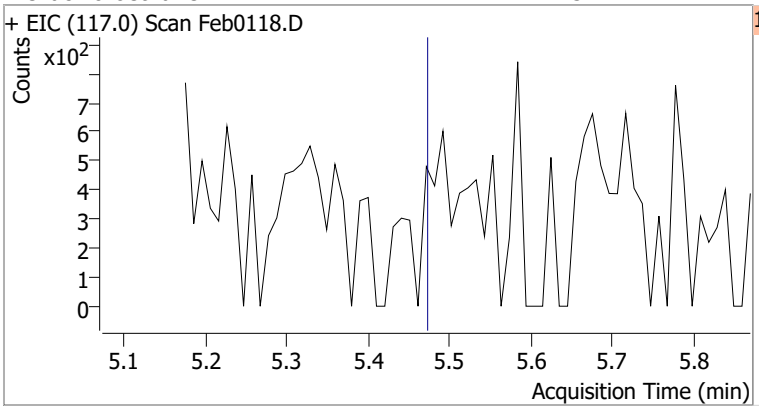

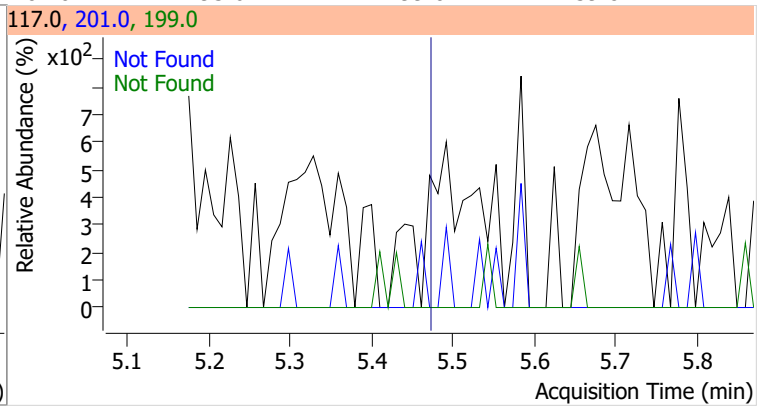

Compound	Conc.	RT	Dev(Min)	Resp.	QIon	QRatio	Lower	Upper
Nitrobenzene-d5	58.4883	5.55	0.00	419225	54.0	62.9	44.8	83.2
					128.0	45.9	32.6	60.6

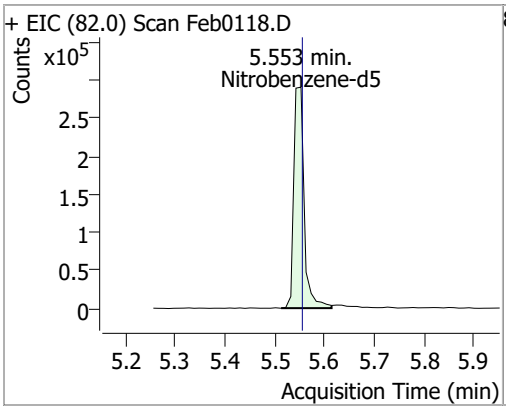

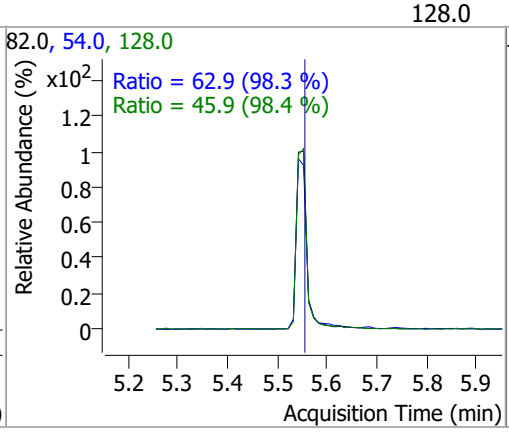

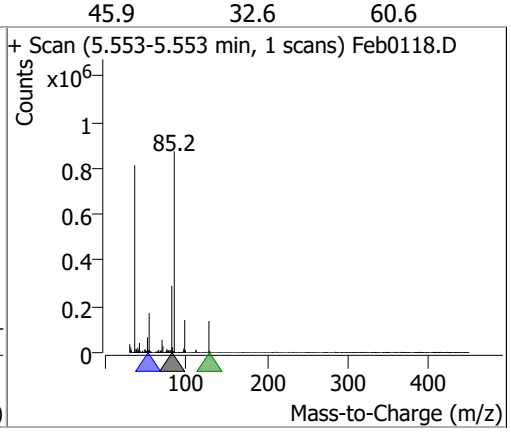

Compound	Conc.	Exp RT	QIon	Exp Ratio	QIon	Exp Ratio
Nitrobenzene	N.D.	5.57	77.0	202.4	51.0	125.5

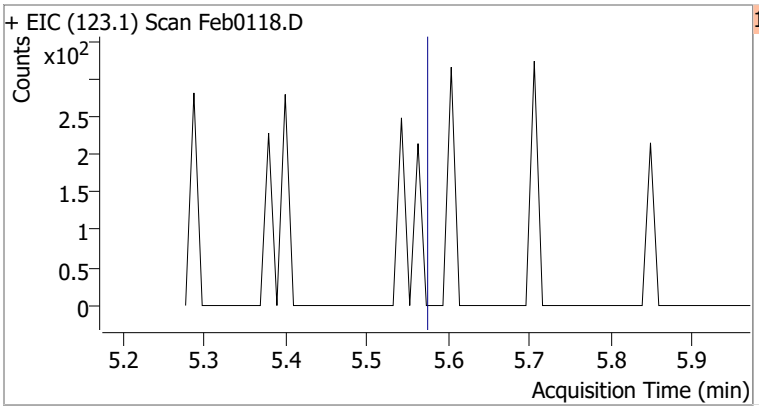

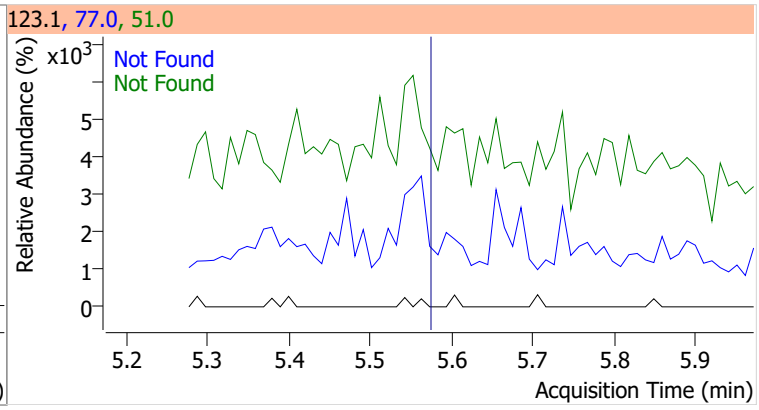

Compound	Conc.	Exp RT	QIon	Exp Ratio
Isophorone	N.D.	5.88	138.0	21.7

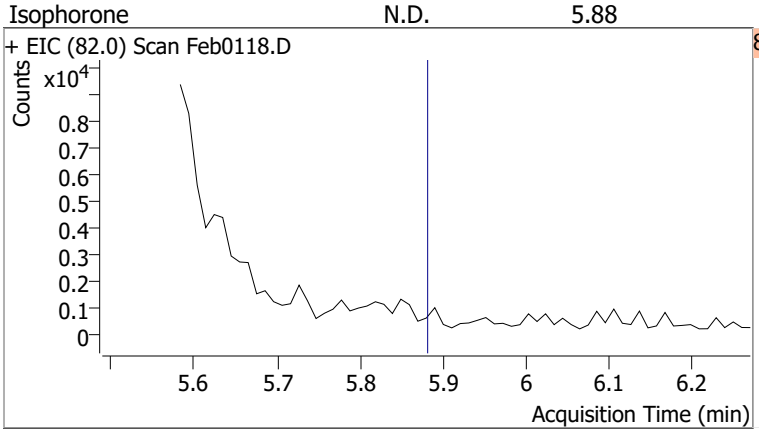

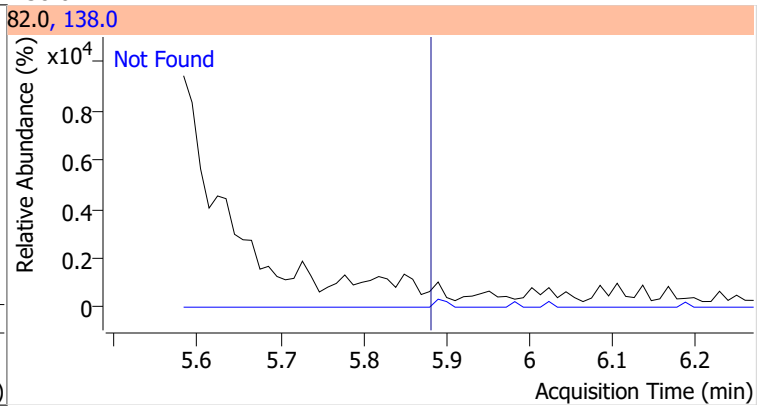

Compound	Conc.	Exp RT	QIon	Exp Ratio	QIon	Exp Ratio
2-Nitrophenol	N.D.	5.94	65.0	48.9	109.0	38.3

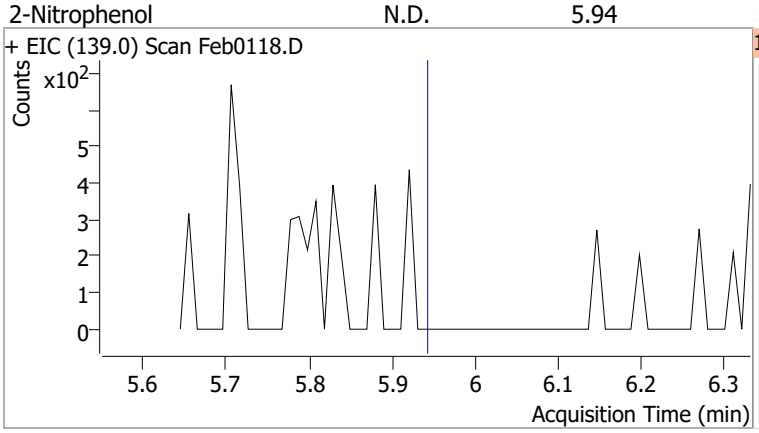

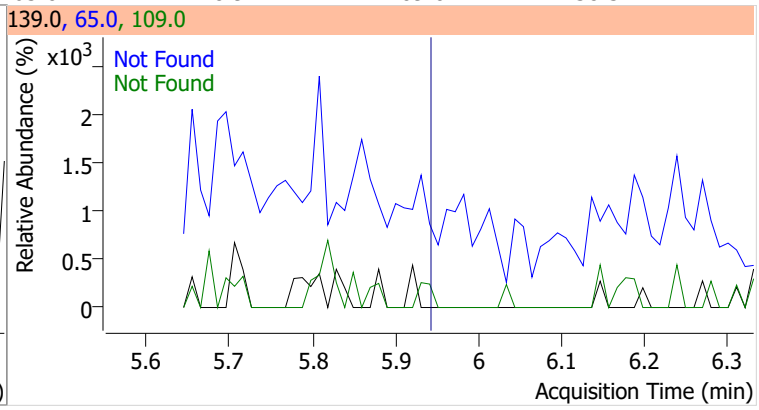

Compound	Conc.	Exp RT	QIon	Exp Ratio	QIon	Exp Ratio
2,4-Dimethylphenol	N.D.	6.05	107.0	109.0	77.0	32.4

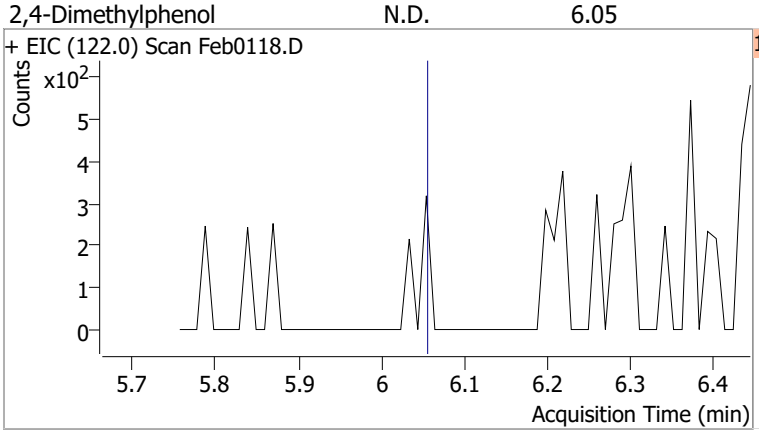

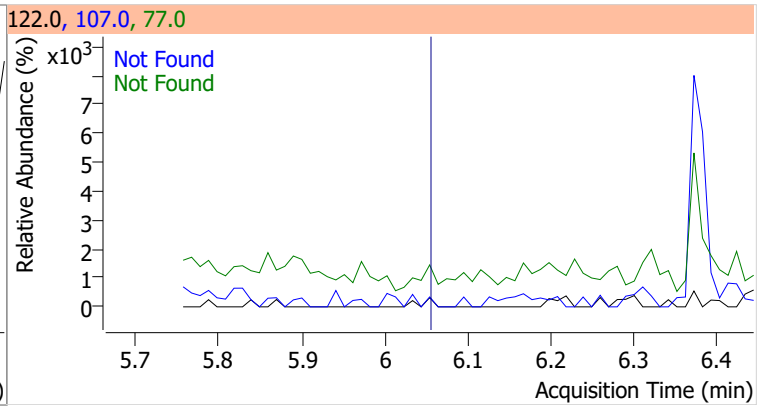

Compound	Conc.	Exp RT	QIon	Exp Ratio	QIon	Exp Ratio
bis(-2-Chloroethoxy)Methane	N.D.	6.16	63.0	68.6	95.0	32.4

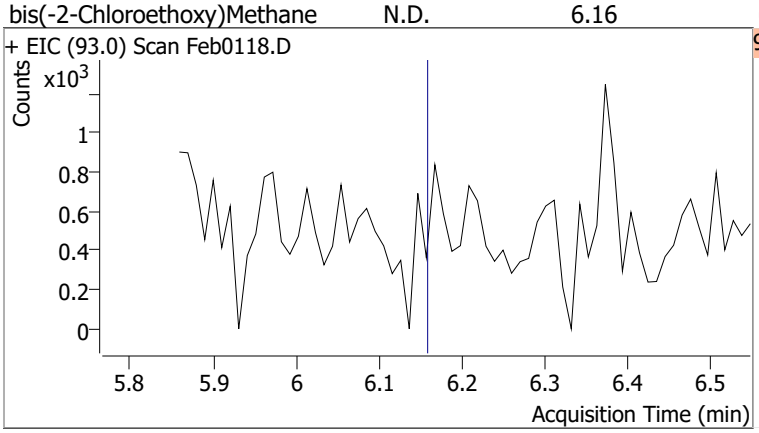

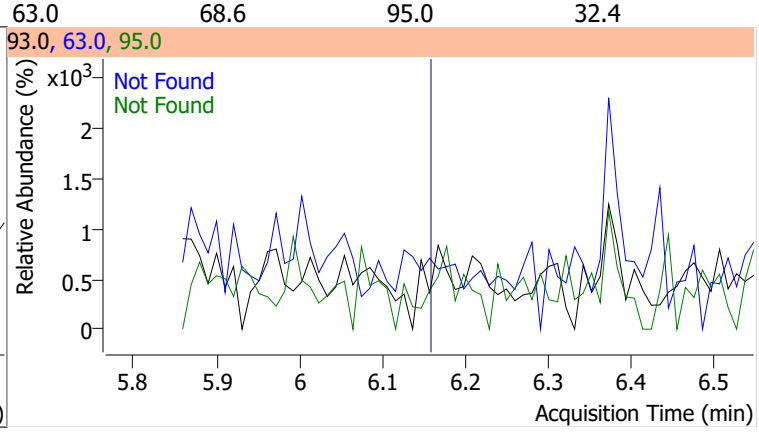

Compound	Conc.	Exp RT	QIon	Exp Ratio	QIon	Exp Ratio
2,4-Dichlorophenol	N.D.	6.25	164.0	63.2	98.0	30.8

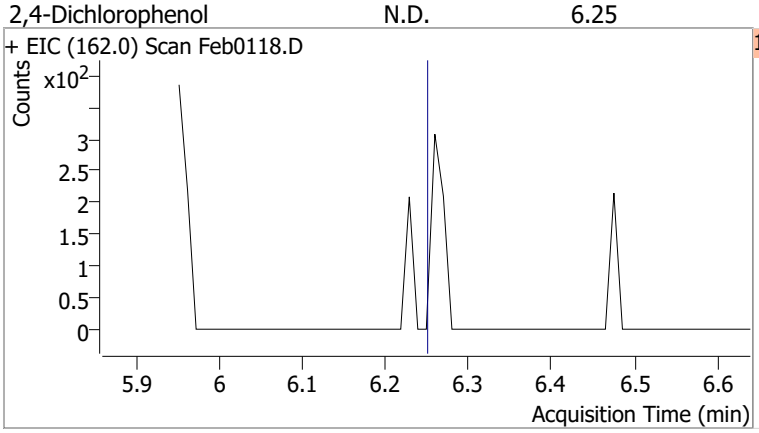

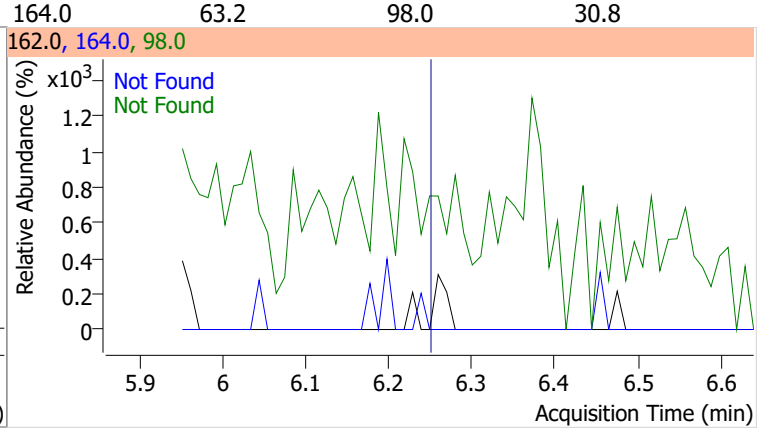

Compound	Conc.	Exp RT	QIon	Exp Ratio	QIon	Exp Ratio
Benzoic Acid	N.D.	6.27	122.0	88.6	77.0	75.0

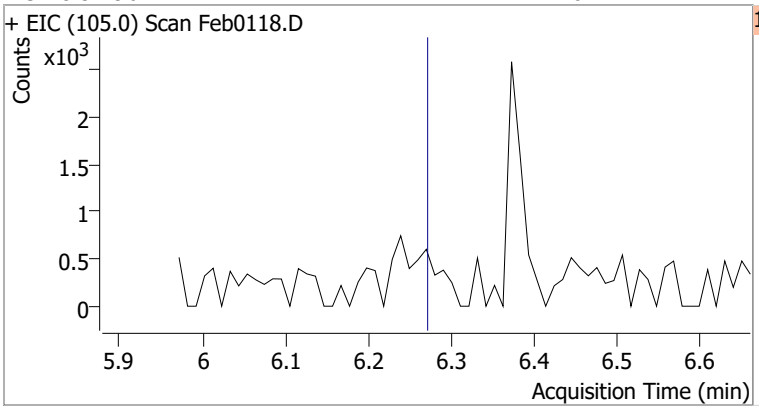

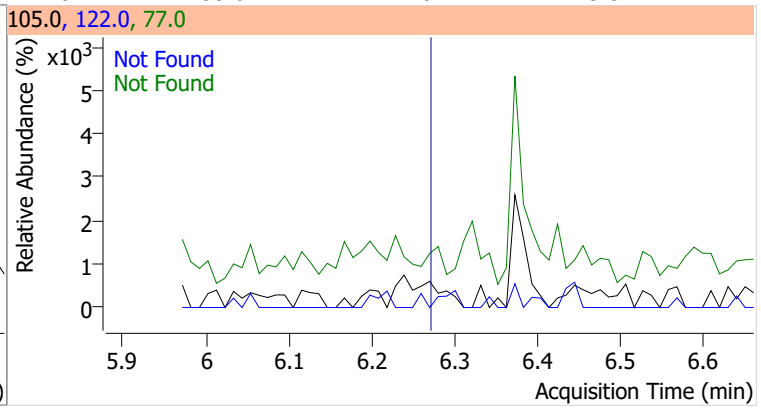

Compound	Conc.	Exp RT	QIon	Exp Ratio	QIon	Exp Ratio
1,2,4-Trichlorobenzene	N.D.	6.32	182.0	97.1	145.0	28.4

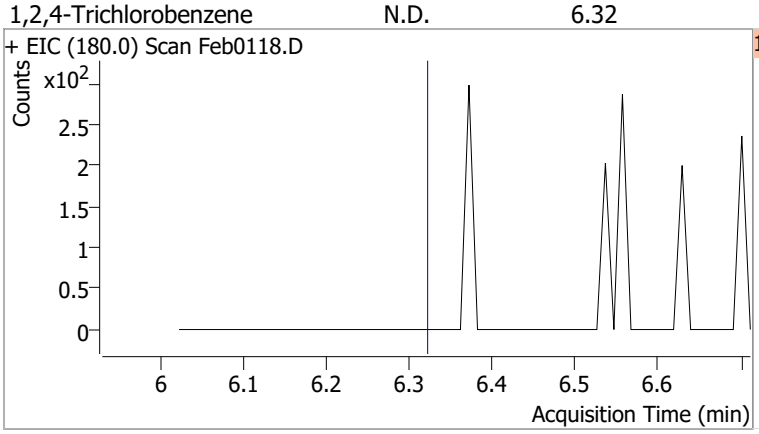

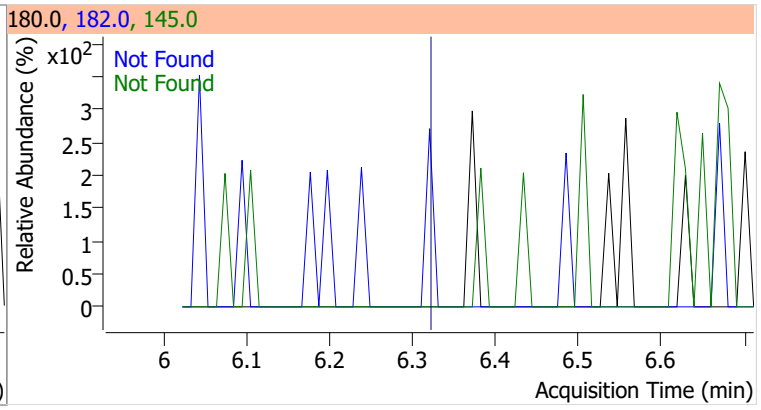

Compound	Conc.	Exp RT	QIon	Exp Ratio	QIon	Exp Ratio
Naphthalene	N.D.	6.40	129.0	11.4	102.0	9.7

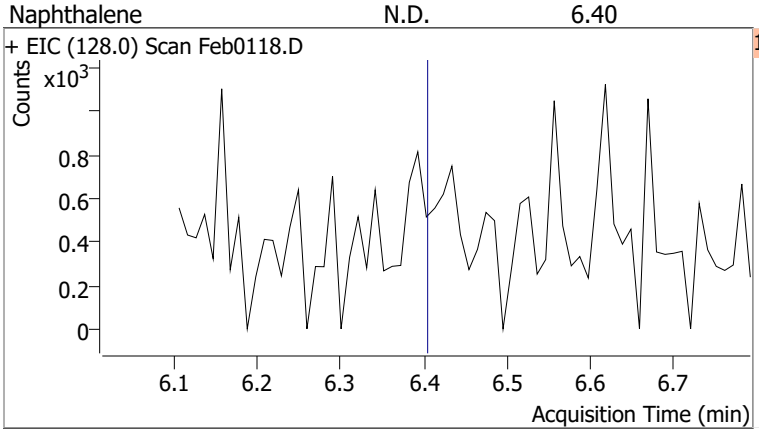

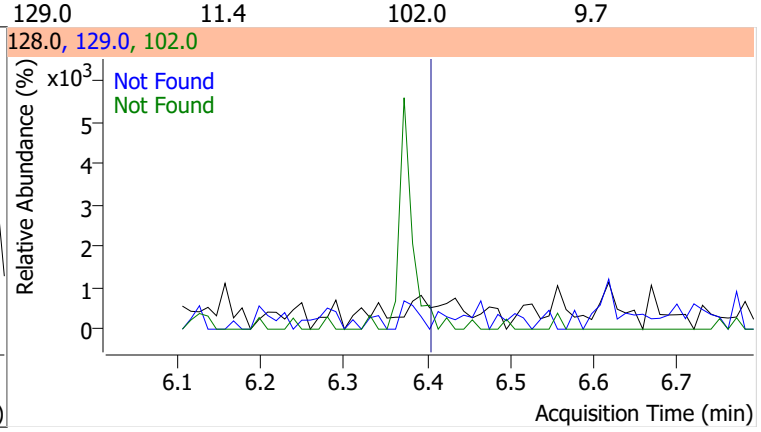

Compound	Conc.	RT	Dev(Min)	Resp.	QIon	QRatio	Lower	Upper
4-Chlorophenol		0		0	128.0		243.7	452.5

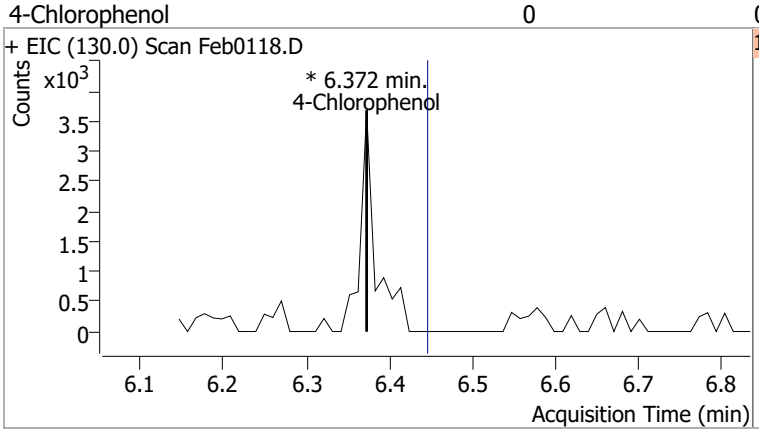

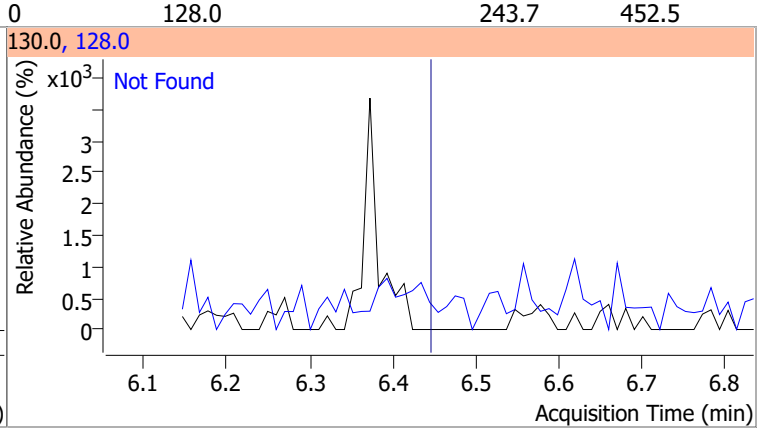

Compound	Conc.	Exp RT	QIon	Exp Ratio	QIon	Exp Ratio
p-Chloroaniline	N.D.	6.51	129.0	33.1	65.0	29.9

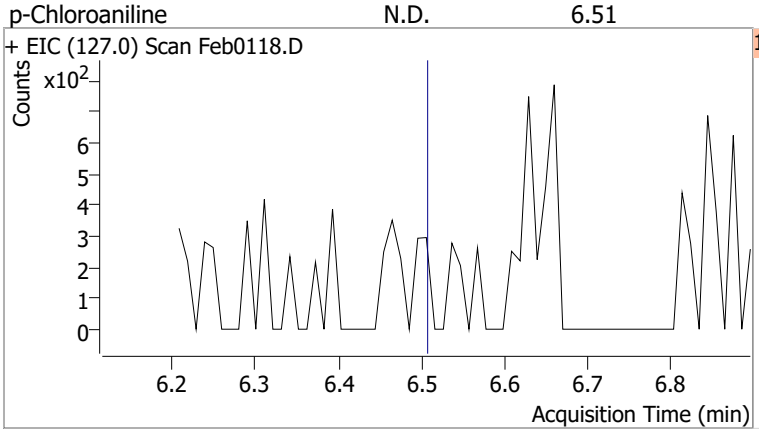

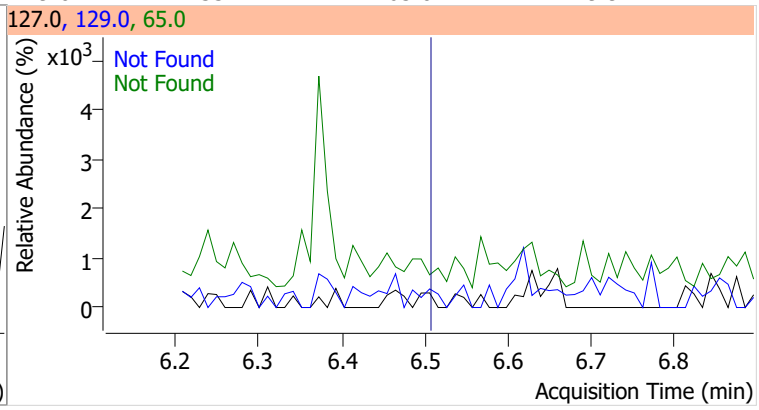

Compound	Conc.	Exp RT	QIon	Exp Ratio	QIon	Exp Ratio
Hexachlorobutadiene	N.D.	6.58	223.0	65.1	227.0	63.7

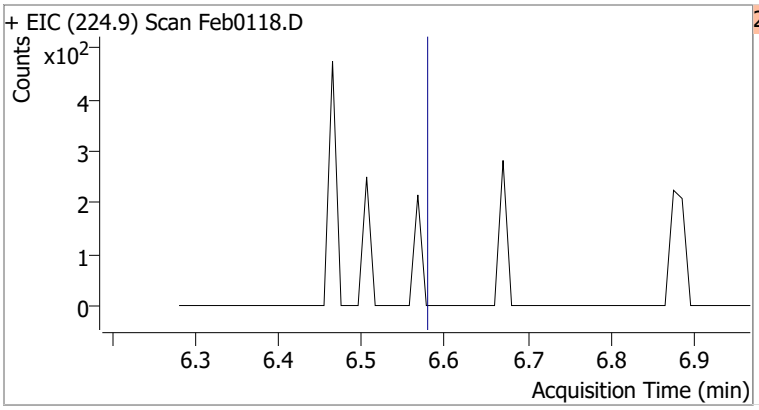

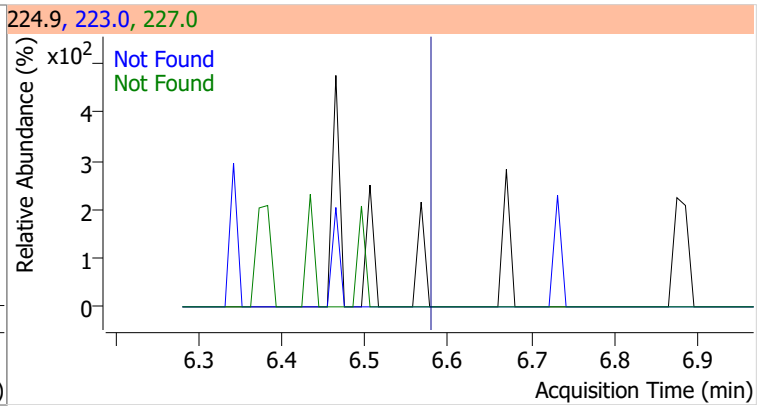

Compound	Conc.	Exp RT	QIon	Exp Ratio
4-Chloro-2-Methylphenol	N.D.	6.99	144.0	28.0

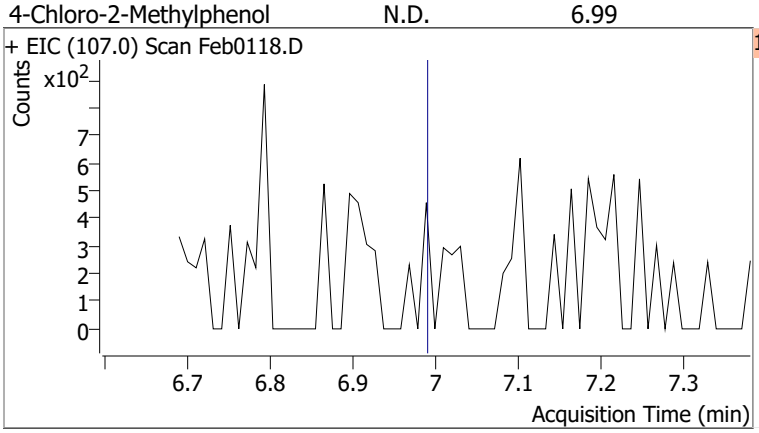

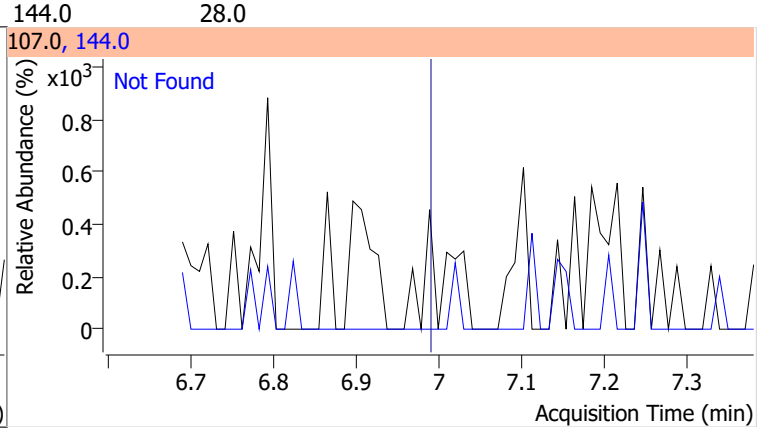

Compound	Conc.	Exp RT	QIon	Exp Ratio
4-Chloro-3-Methylphenol	N.D.	7.13	144.0	28.6

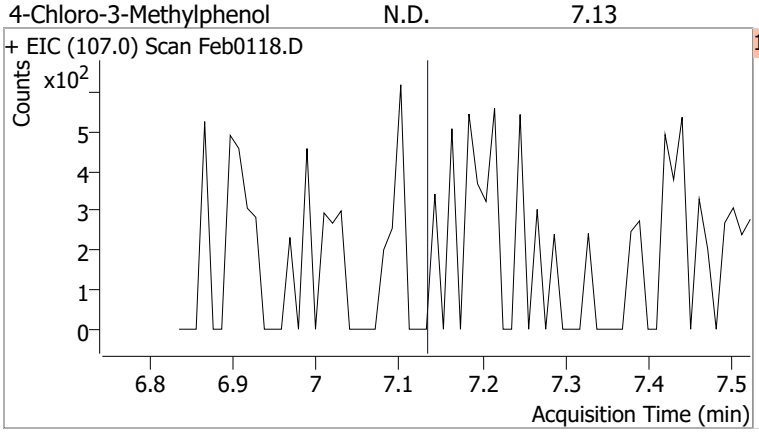

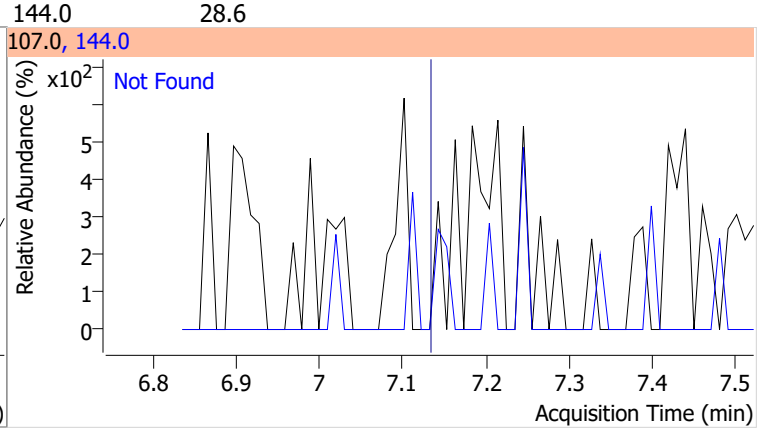

Compound	Conc.	Exp RT	QIon	Exp Ratio	QIon	Exp Ratio
2-Methylnaphthalene	N.D.	7.24	142.0	118.8	115.0	41.1

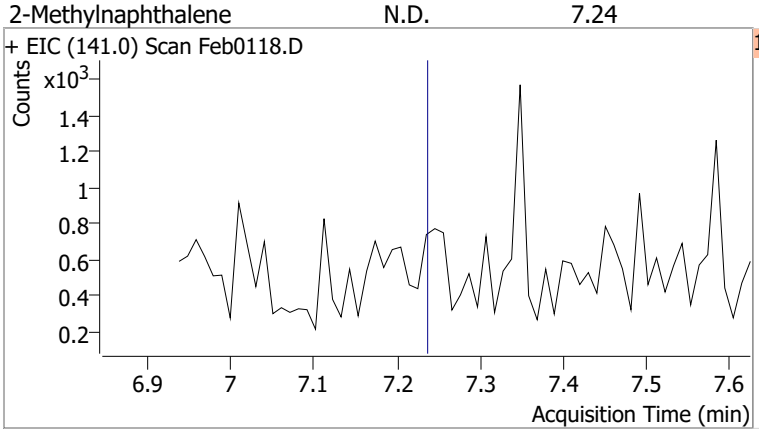

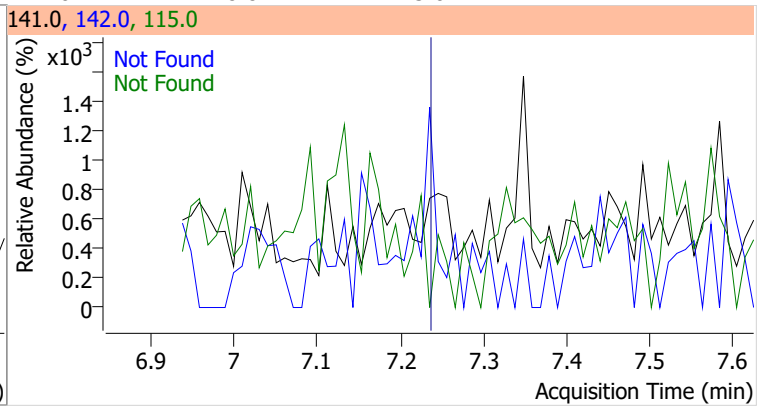

Compound	Conc.	Exp RT	QIon	Exp Ratio	QIon	Exp Ratio
1-Methylnaphthalene	N.D.	7.35	142.0	111.3	115.0	42.1

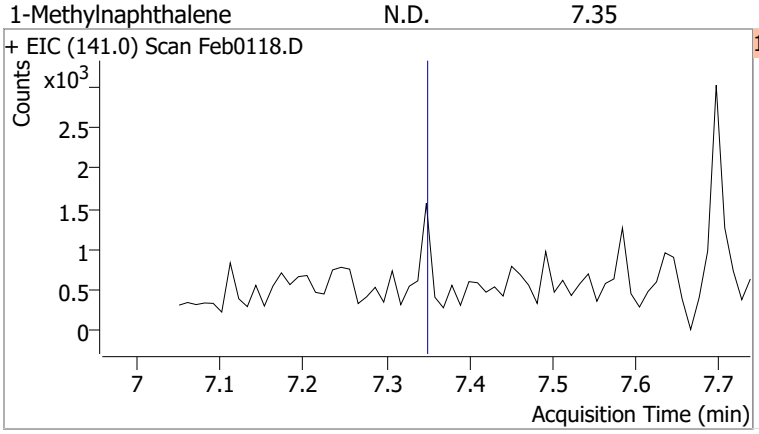

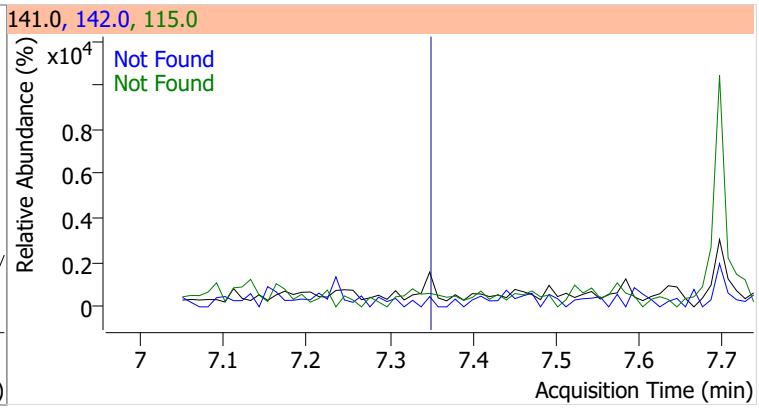

Compound	Conc.	Exp RT	QIon	Exp Ratio	QIon	Exp Ratio
Hexachlorocyclopentadiene	N.D.	7.43	238.9	62.5	234.9	62.4

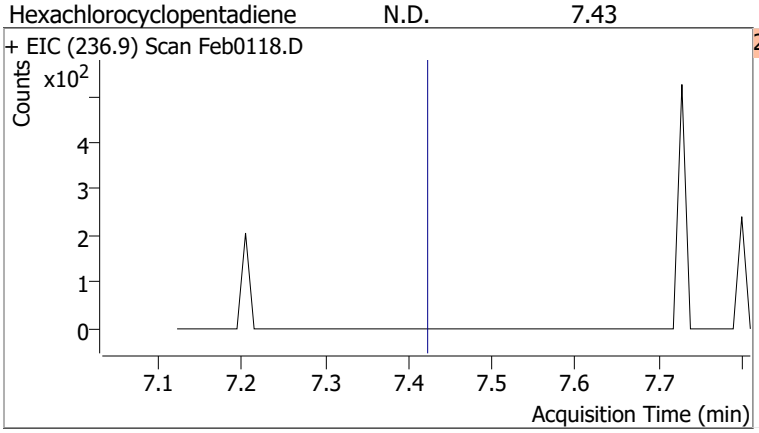

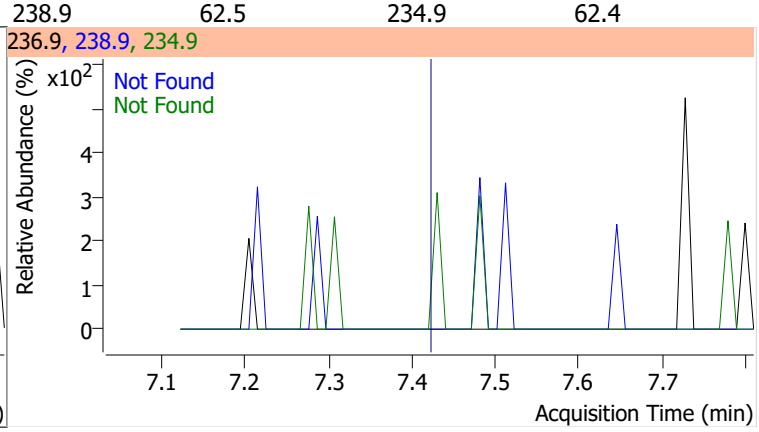

Compound	Conc.	Exp RT	QIon	Exp Ratio
2,4,6-Trichlorophenol	N.D.	7.59	198.0	98.1

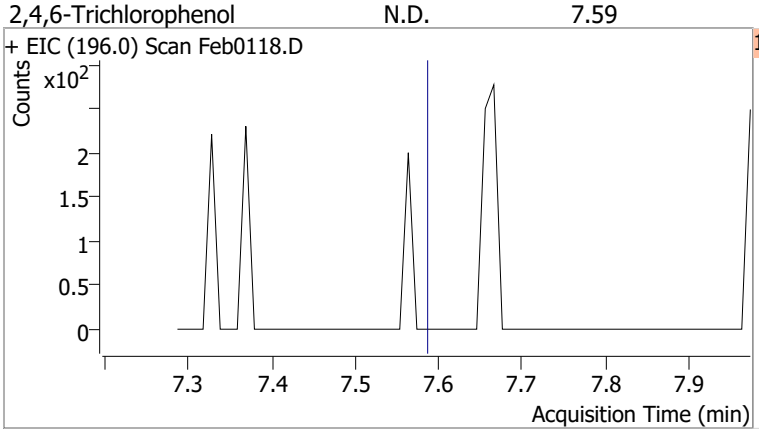

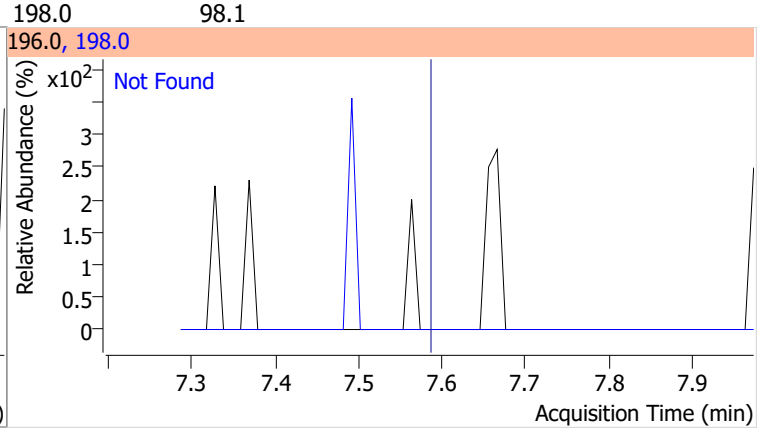

Compound	Conc.	Exp RT	QIon	Exp Ratio
2,4,5-Trichlorophenol	N.D.	7.64	198.0	93.7

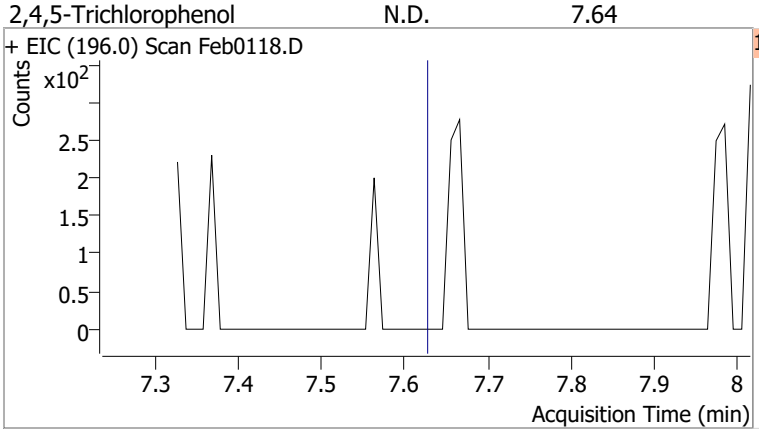

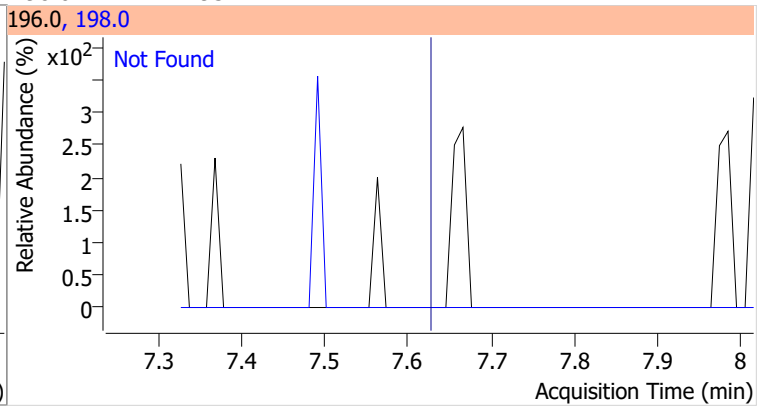

Compound	Conc.	RT	Dev(Min)	Resp.	QIon	QRatio	Lower	Upper
2-Fluorobiphenyl	65.3288	7.70	0.00	1518125	171.0	34.4	23.8	44.1

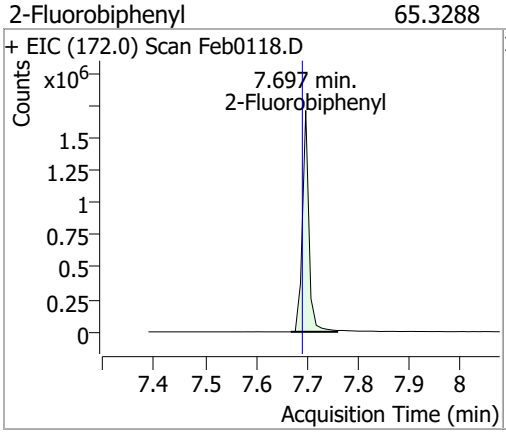

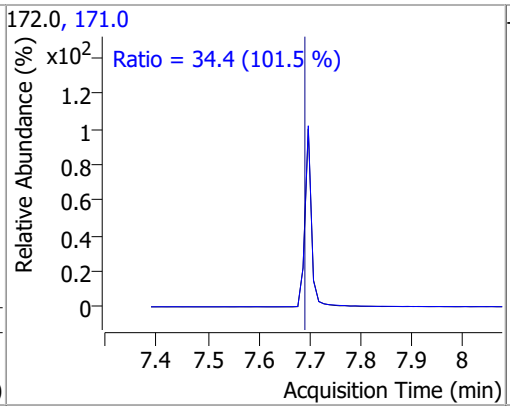

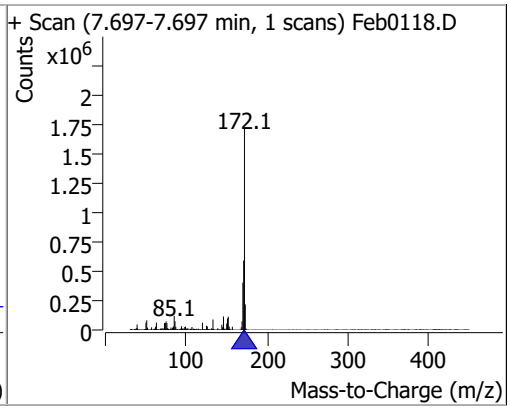

Compound	Conc.	Exp RT	QIon	Exp Ratio	QIon	Exp Ratio
2-Chloronaphthalene	N.D.	7.81	127.0	36.7	164.0	32.2

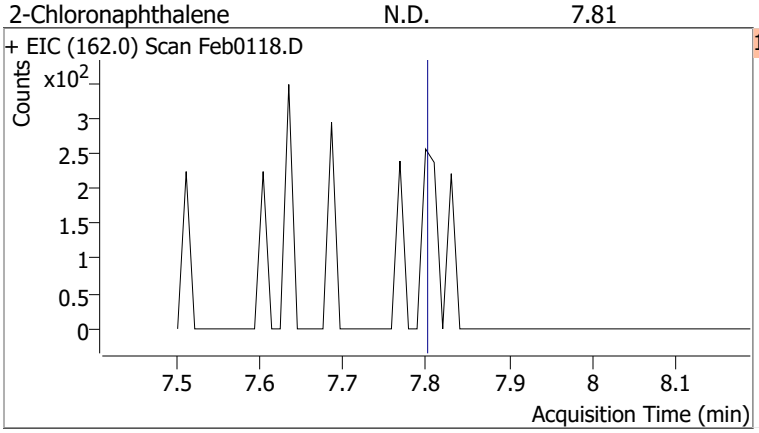

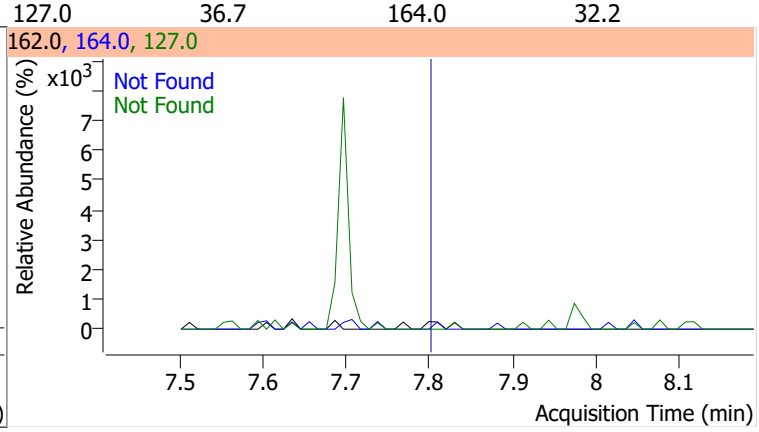

Compound	Conc.	Exp RT	QIon	Exp Ratio
2-Nitroaniline	N.D.	7.96	138.0	120.7

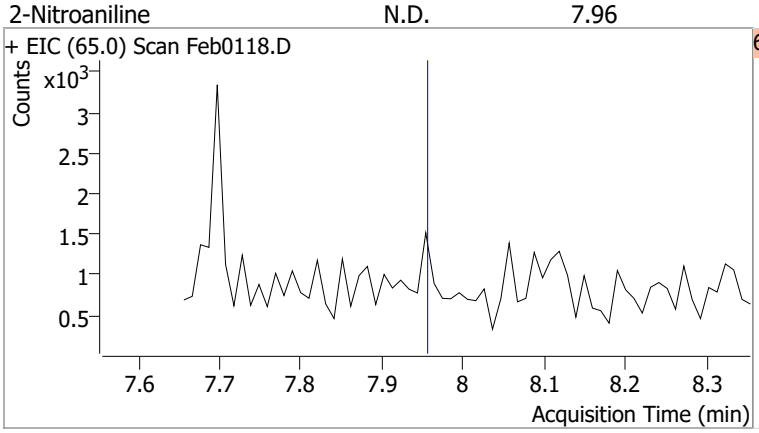

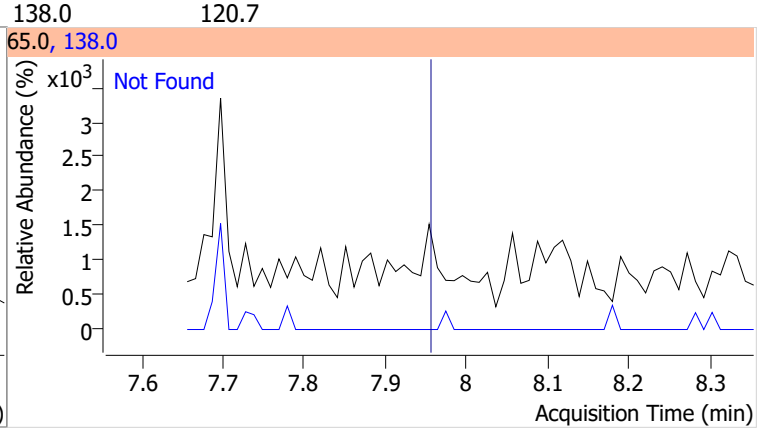

Compound	Conc.	RT	Dev(Min)	Resp.	QIon	QRatio	Lower	Upper
Dimethyl Phthalate		0		0	77.0		13.0	24.2

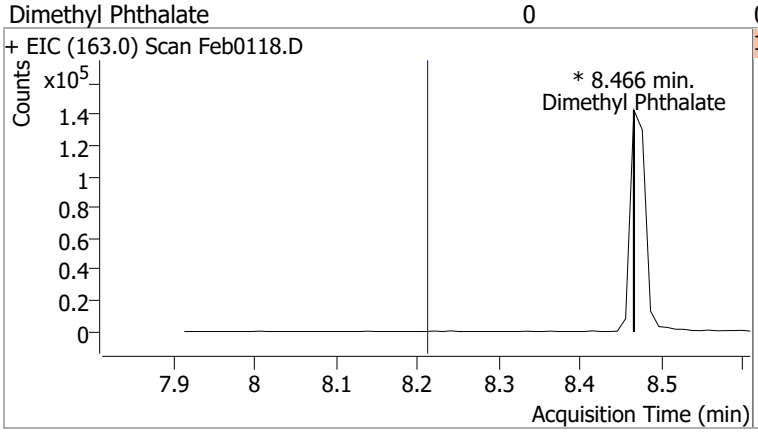

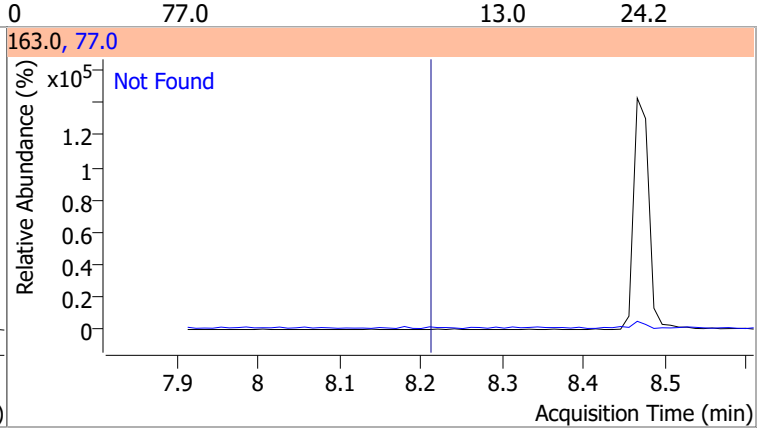

Compound	Conc.	RT	Dev(Min)	Resp.	QIon	QRatio	Lower	Upper
2,6-Dinitrotoluene		0		0	63.0		82.2	152.7
					89.0		40.8	75.8

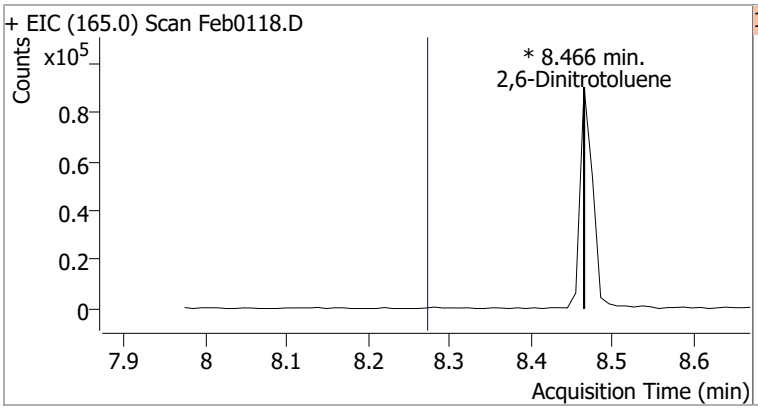

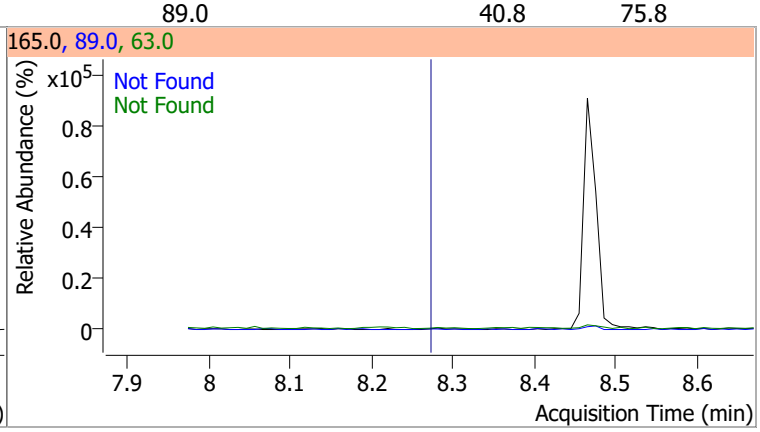

Compound	Conc.	Exp RT	QIon	Exp Ratio
Acenaphthylene	N.D.	8.30	153.1	14.0

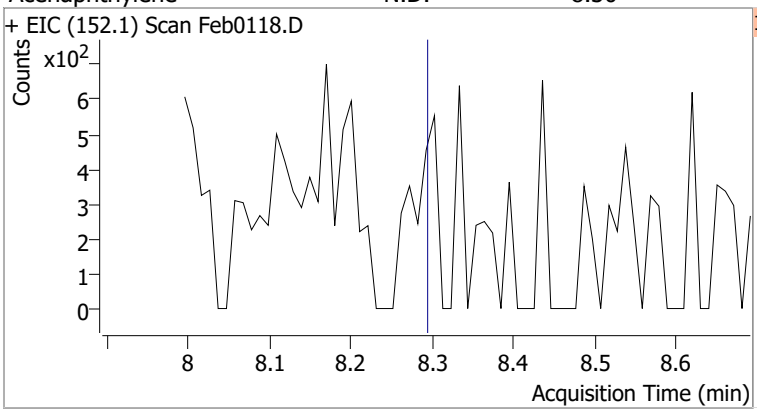

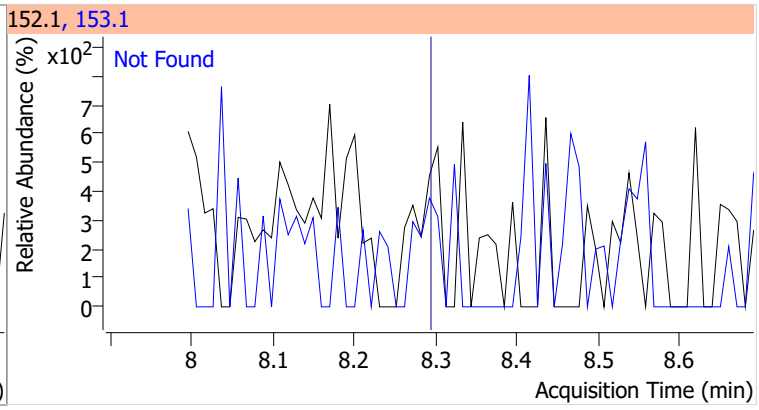

Compound	Conc.	Exp RT	QIon	Exp Ratio	QIon	Exp Ratio
3-Nitroaniline	N.D.	8.48	65.0	121.0	92.0	102.4

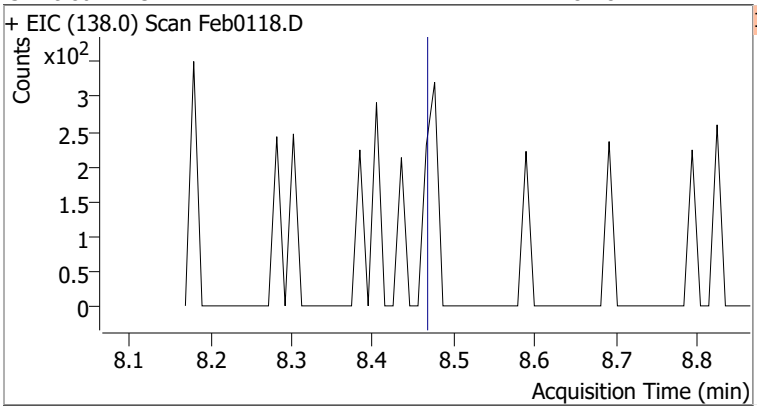

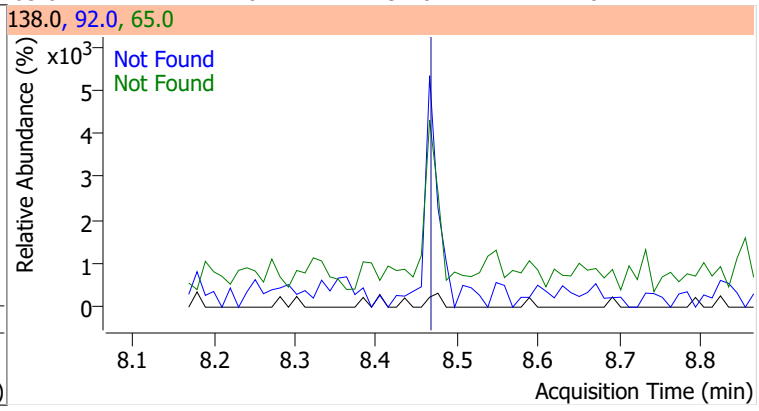

Compound	Conc.	Exp RT	QIon	Exp Ratio	QIon	Exp Ratio
Acenaphthene	N.D.	8.52	153.0	109.2	152.0	51.1

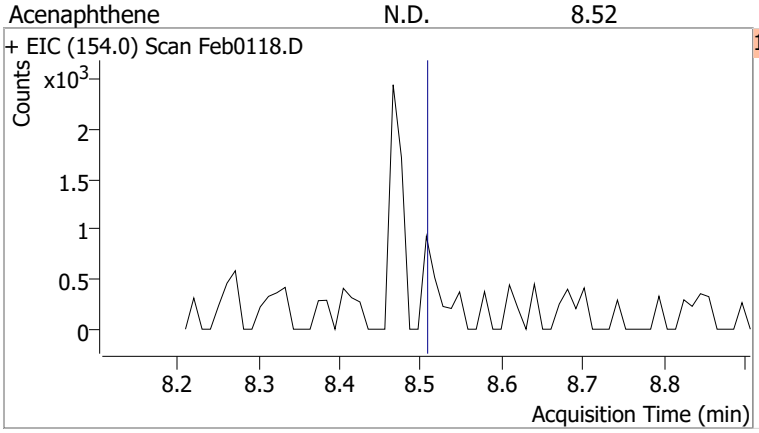

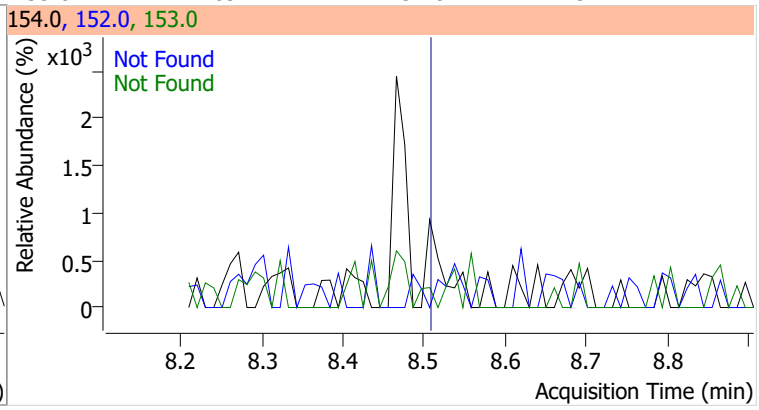

Compound	Conc.	Exp RT	QIon	Exp Ratio
2,4-Dinitrophenol	N.D.	8.60	154.0	63.4

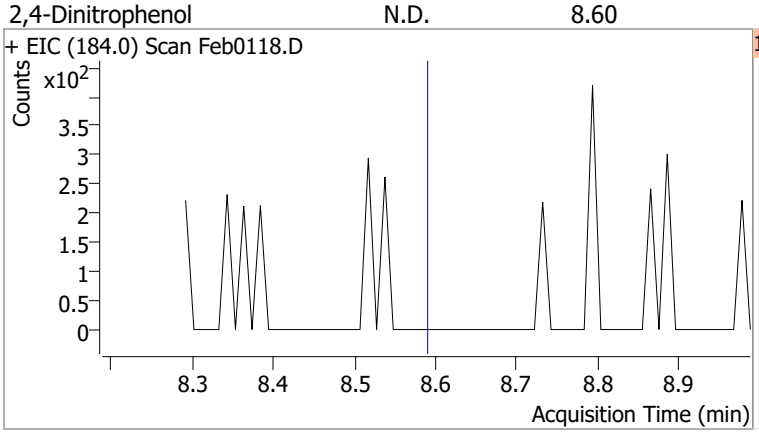

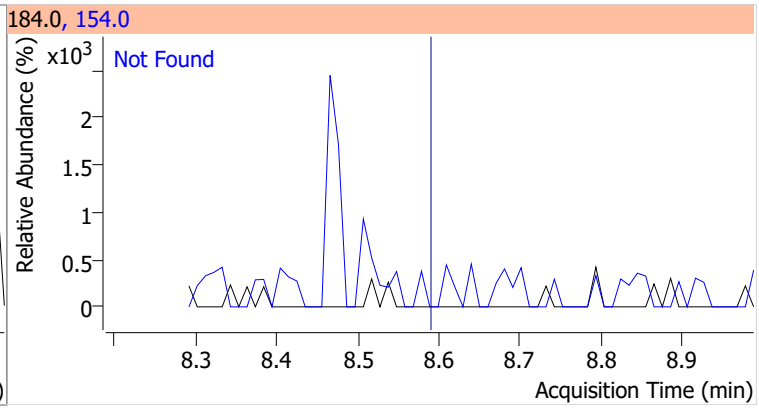

Compound	Conc.	Exp RT	QIon	Exp Ratio
Dibenzofuran	N.D.	8.72	139.0	43.1

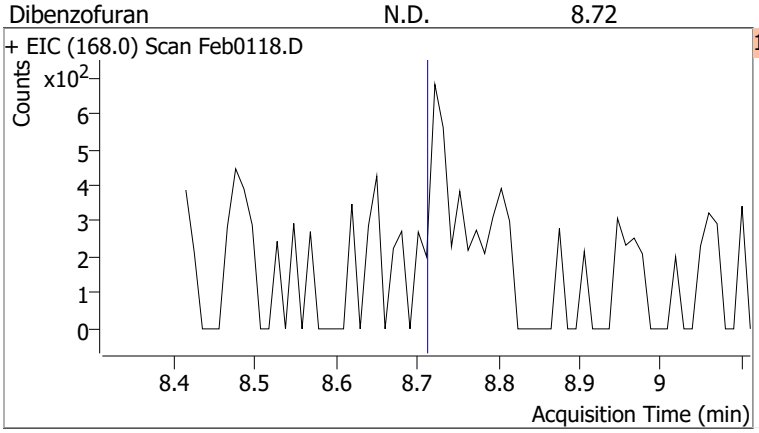

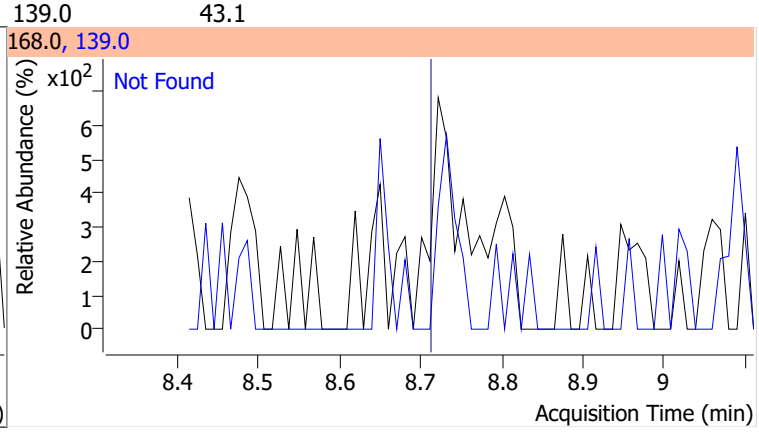

Compound	Conc.	Exp RT	QIon	Exp Ratio	QIon	Exp Ratio
4-Nitrophenol	N.D.	8.74	139.0	380.6	65.0	81.2

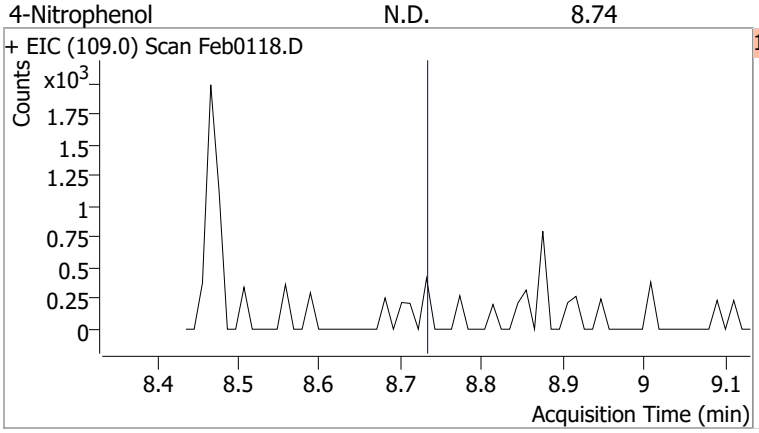

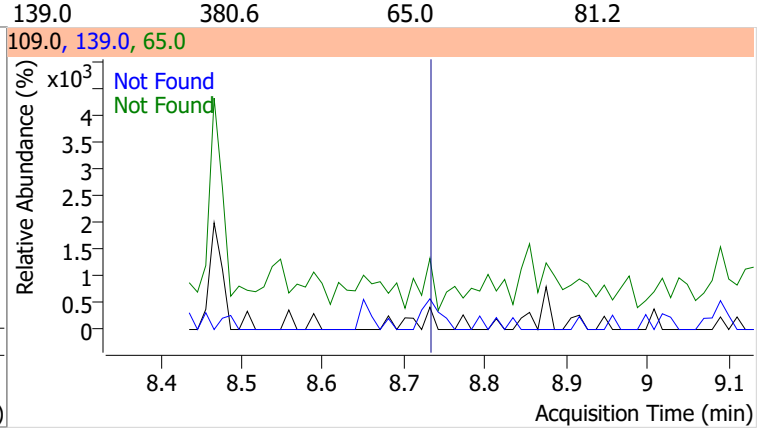

Quantitation Results Report (QT Reviewed)

Compound	Conc.	RT	Dev(Min)	Resp.	QIon	QRatio	Lower	Upper
2,4-Dinitrotoluene		0		0	63.0		47.5	88.1
					89.0		45.8	85.1

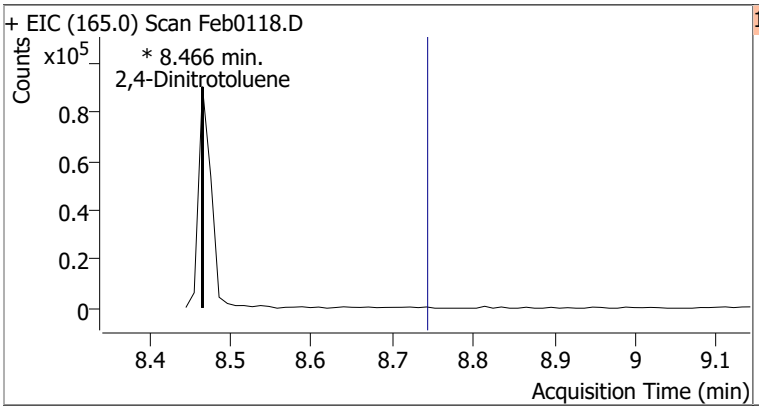

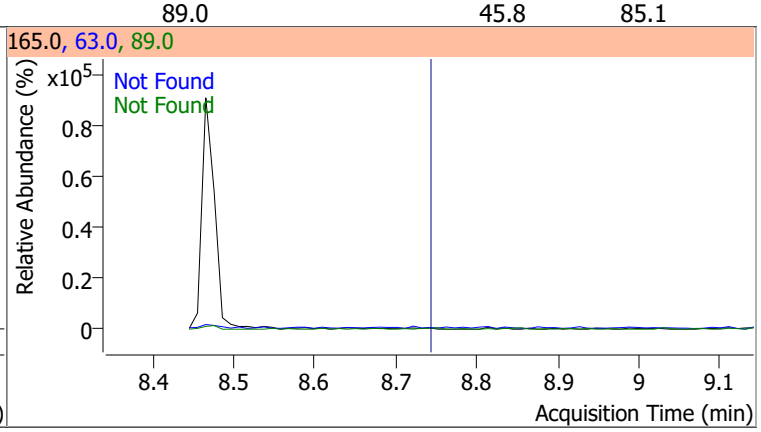

Compound	Conc.	Exp RT	QIon	Exp Ratio	QIon	Exp Ratio
Diethylphthalate	N.D.	9.09	177.0	21.1	150.0	12.6

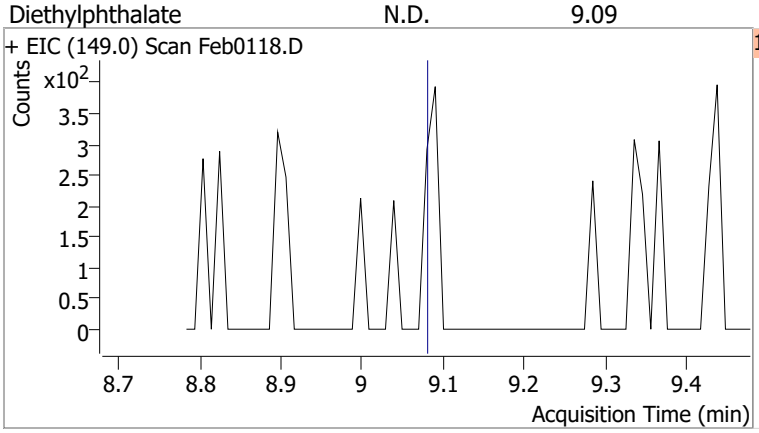

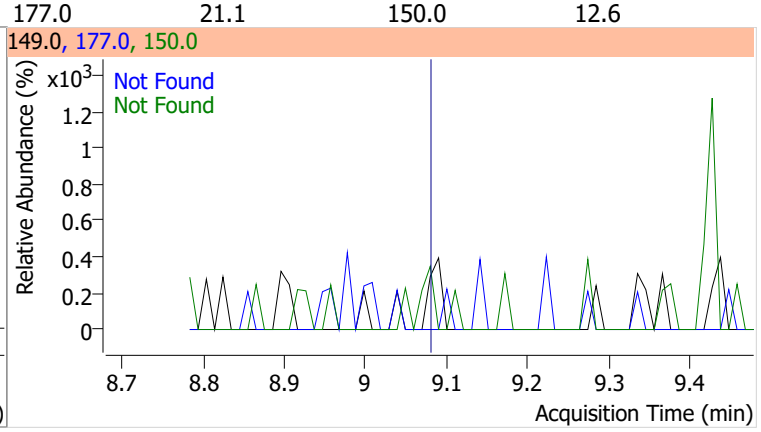

Compound	Conc.	Exp RT	QIon	Exp Ratio	QIon	Exp Ratio
Fluorene	N.D.	9.14	165.0	92.6	167.0	13.0

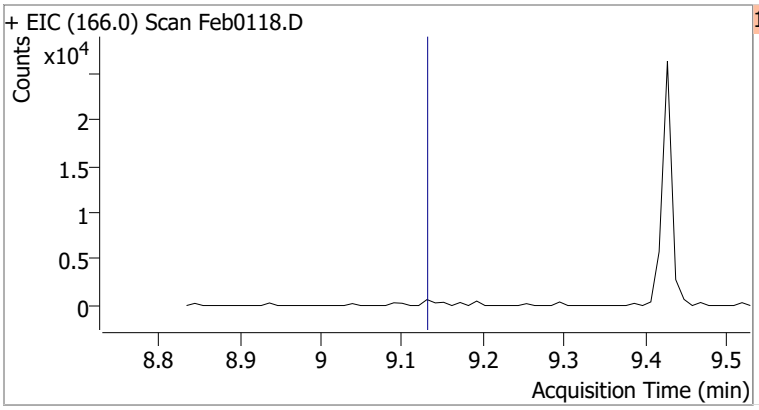

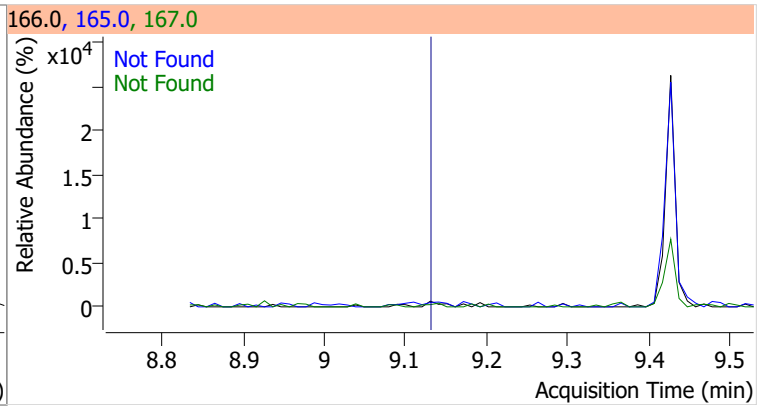

Compound	Conc.	Exp RT	QIon	Exp Ratio	QIon	Exp Ratio
4-Chlorophenyl-phenylether	N.D.	9.17	141.0	62.7	206.0	33.2

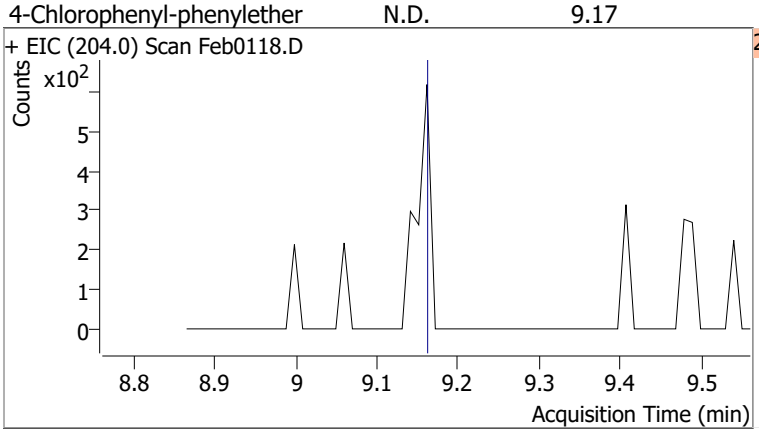

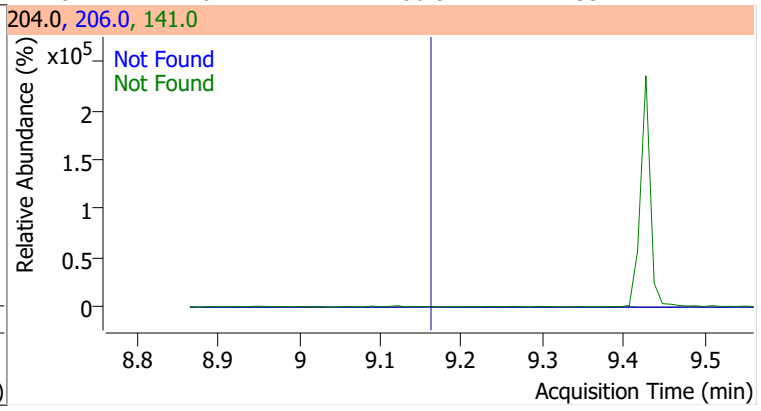

Compound	Conc.	Exp RT	QIon	Exp Ratio	QIon	Exp Ratio
4-Nitroaniline	N.D.	9.21	65.0	101.3	92.0	51.2

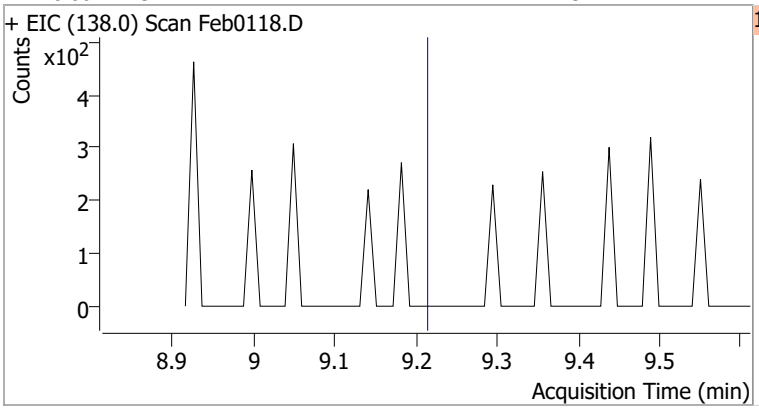

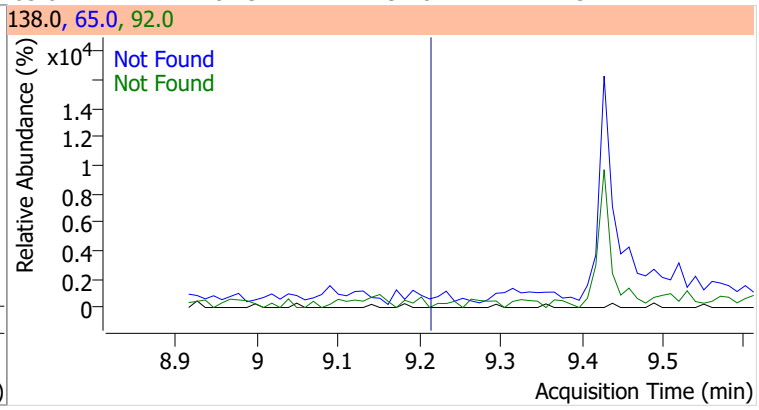

Compound	Conc.	RT	Dev(Min)	Resp.	QIon	QRatio	Lower	Upper
4,6-Dinitro-2-methylphenol		0		0	121.0		32.5	60.3

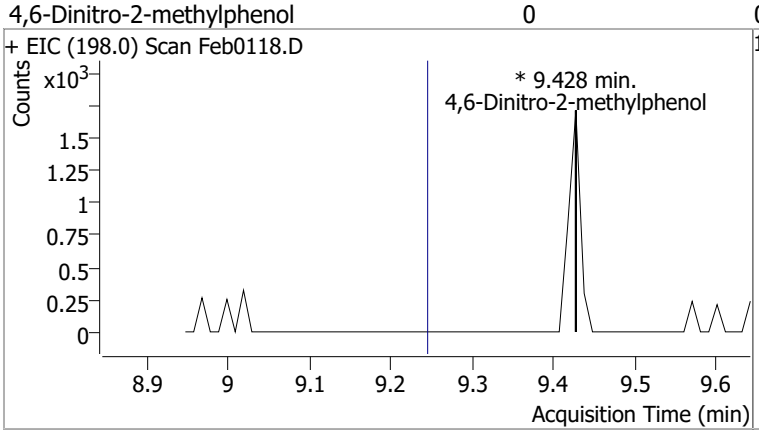

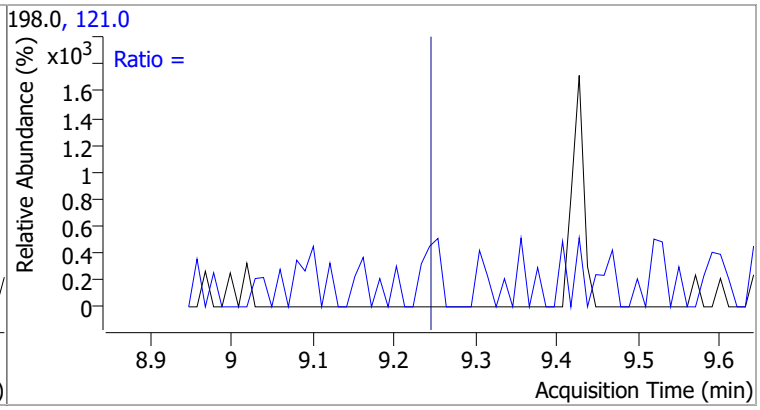

Compound	Conc.	Exp RT	QIon	Exp Ratio	QIon	Exp Ratio
N-nitrosodiphenylamine	N.D.	9.33	168.0	63.3	167.0	34.3

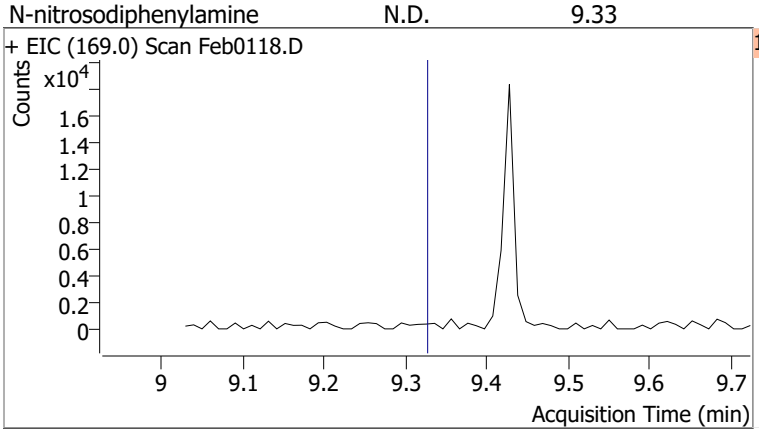

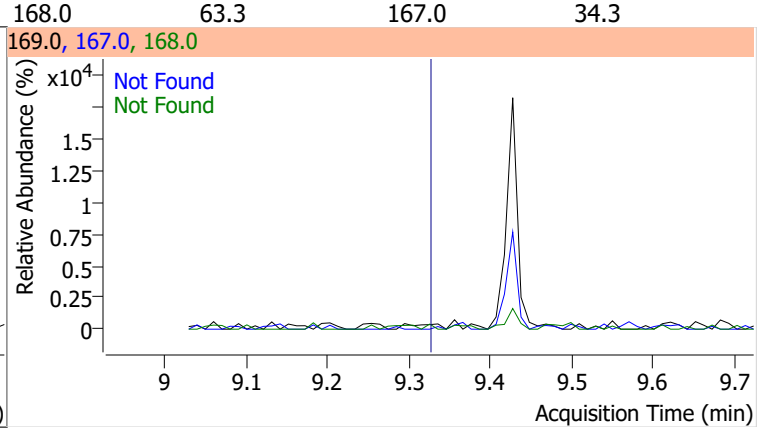

Compound	Conc.	Exp RT	QIon	Exp Ratio	QIon	Exp Ratio
Azobenzene	N.D.	9.36	51.0	37.7	182.0	27.4

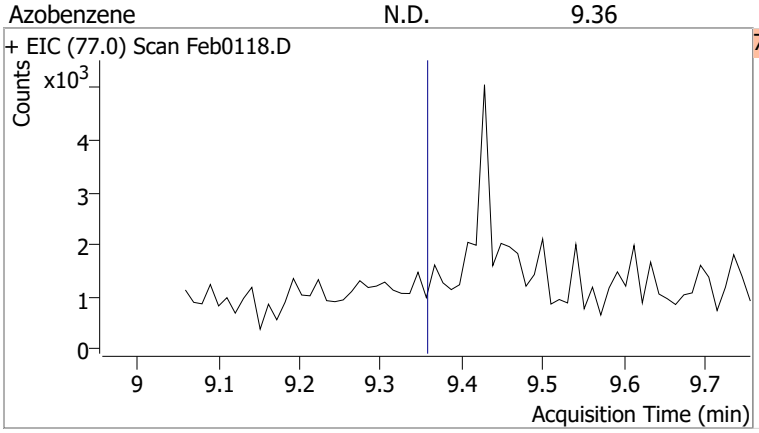

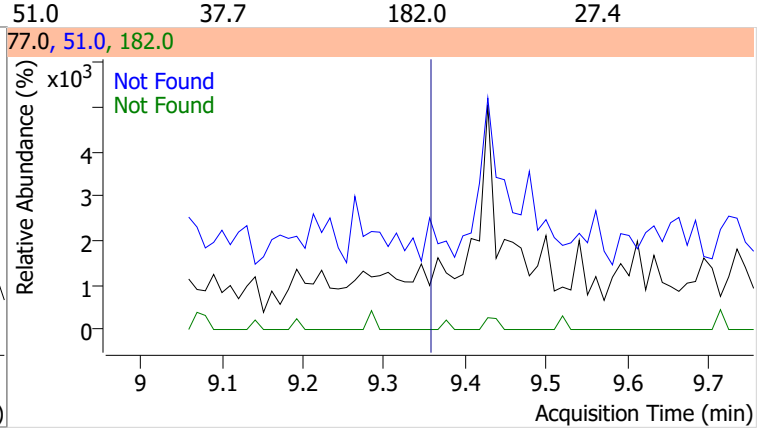

Quantitation Results Report (QT Reviewed)

Compound	Conc.	RT	Dev(Min)	Resp.	QIon	QRatio	Lower	Upper
2,4,6-Tribromophenol	165.9771	9.43	0.00	325222	331.8	90.4	65.5	121.6

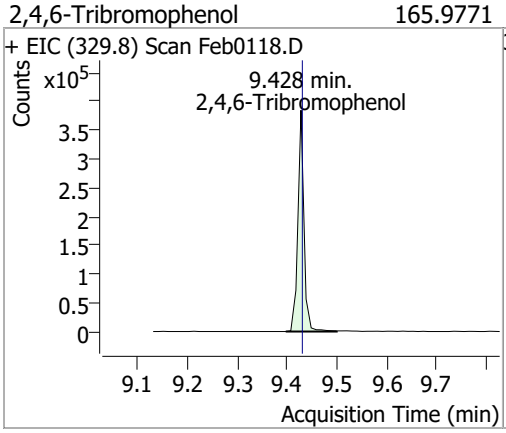

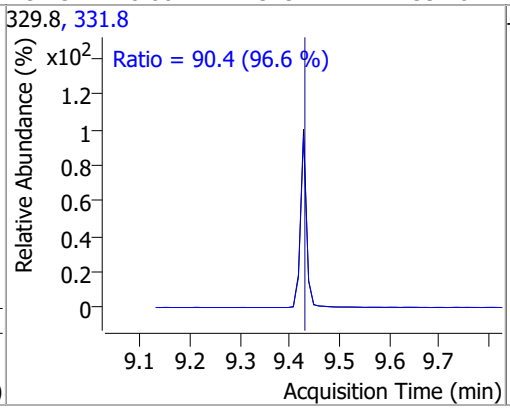

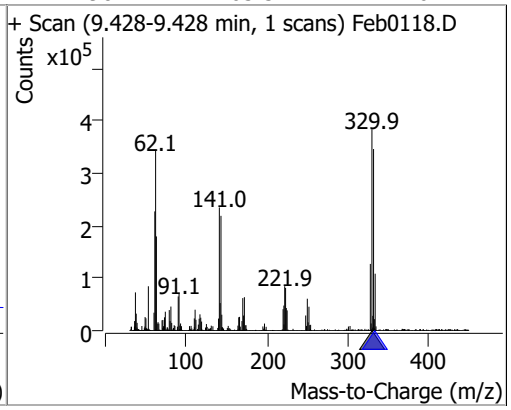

Compound	Conc.	Exp RT	QIon	Exp Ratio	QIon	Exp Ratio
4-Bromophenyl-phenylether	N.D.	9.76	141.0	103.5	250.0	100.5

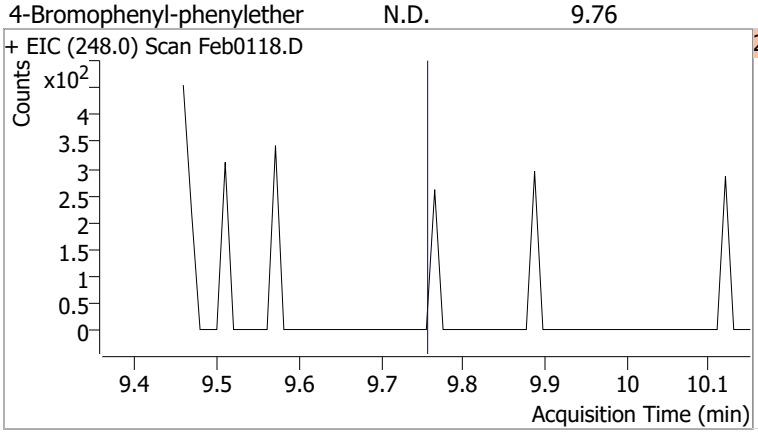

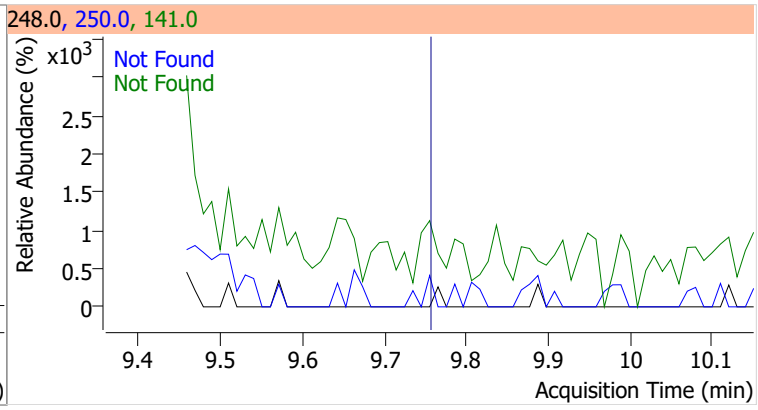

Compound	Conc.	Exp RT	QIon	Exp Ratio
Hexachlorobenzene	N.D.	9.80	142.0	47.3

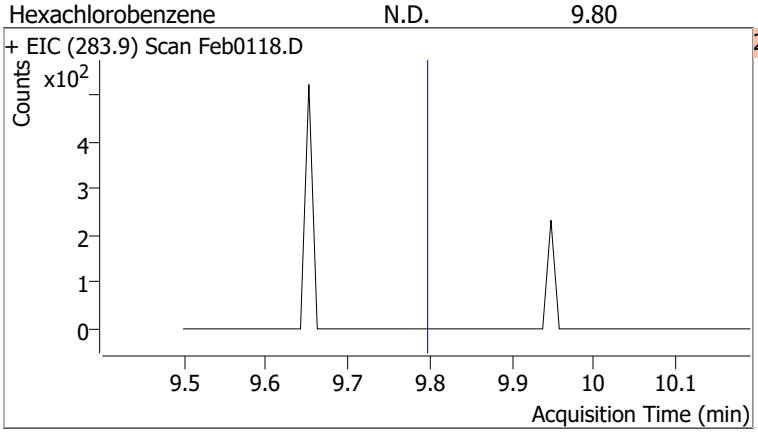

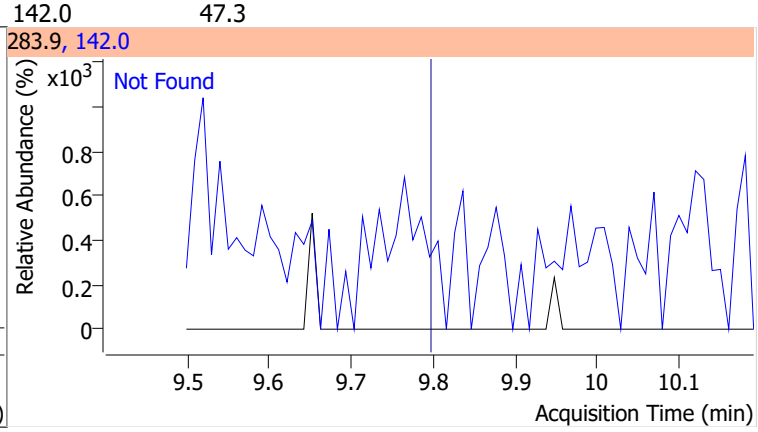

Compound	Conc.	Exp RT	QIon	Exp Ratio	QIon	Exp Ratio
Pentachlorophenol	N.D.	10.05	267.9	65.3	263.9	62.6

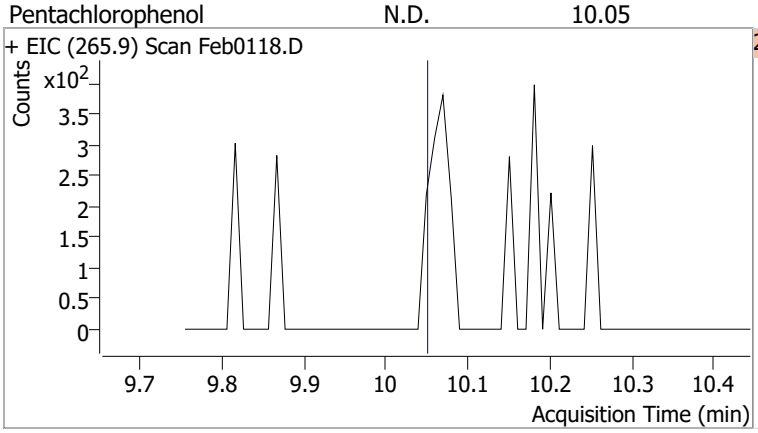

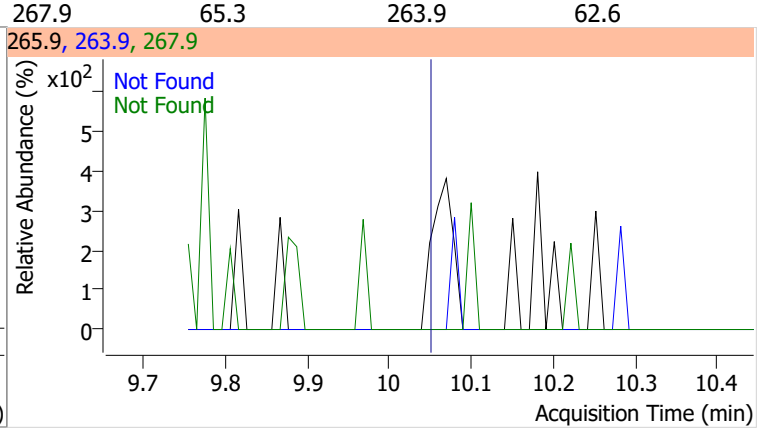

Compound	Conc.	Exp RT	QIon	Exp Ratio
Phenanthrene	N.D.	10.29	176.0	18.9

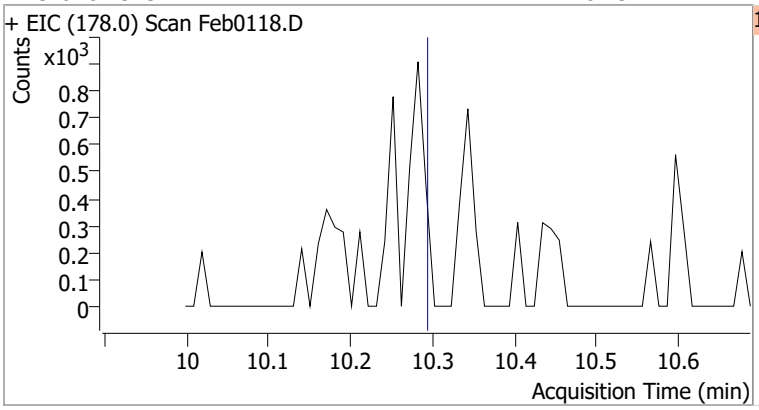

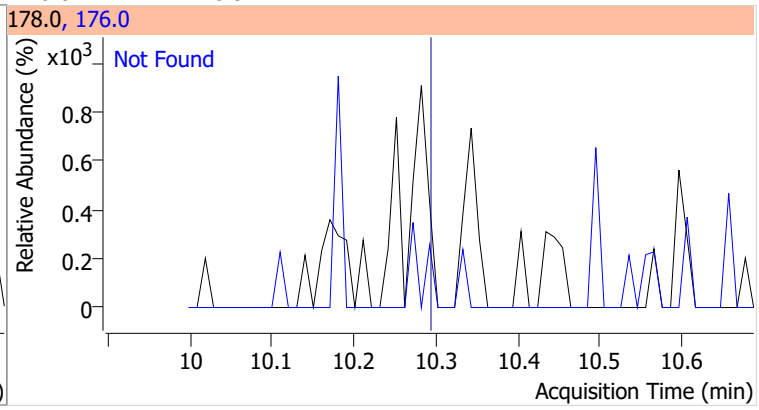

Compound	Conc.	Exp RT	QIon	Exp Ratio
Anthracene	N.D.	10.35	176.0	18.1

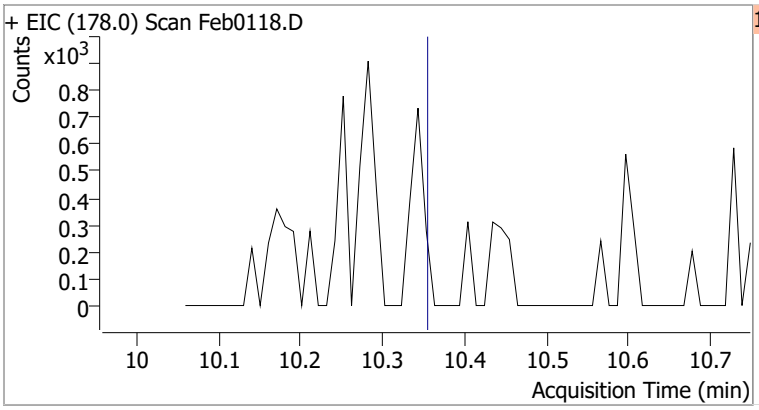

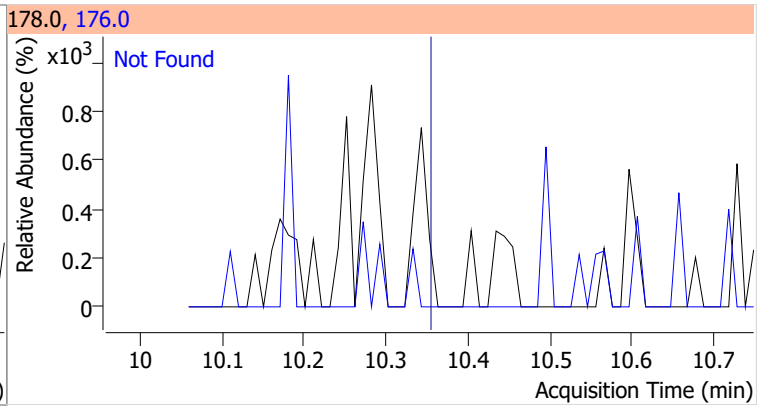

Compound	Conc.	Exp RT	QIon	Exp Ratio	QIon	Exp Ratio
Triallate	N.D.	10.41	268.0	27.2	143.0	23.0

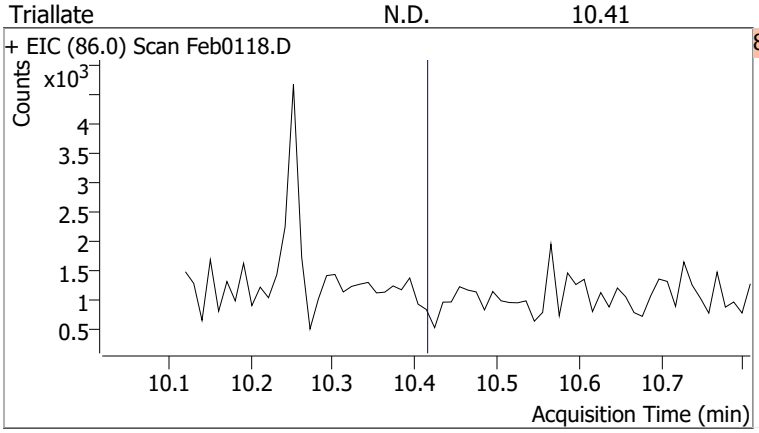

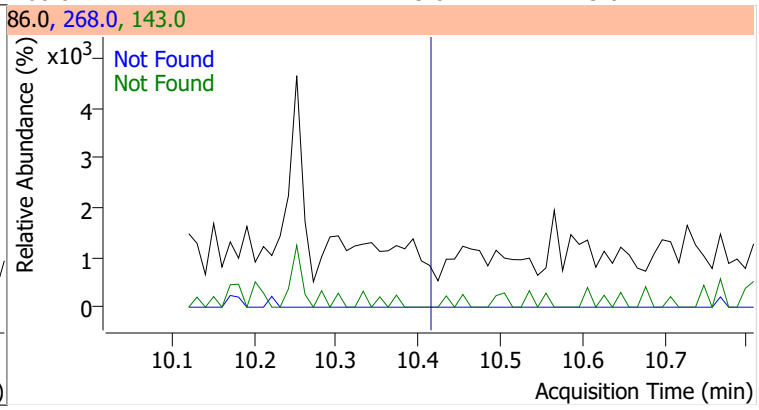

Compound	Conc.	Exp RT	QIon	Exp Ratio
Carbazole	N.D.	10.60	139.0	13.0

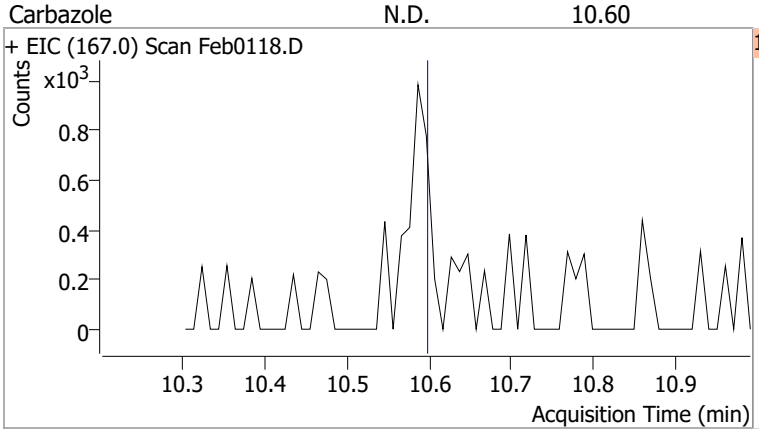

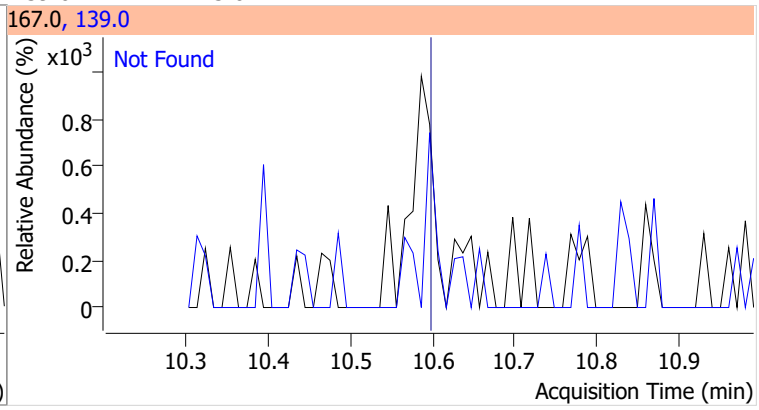

Compound	Conc.	Exp RT	QIon	Exp Ratio	QIon	Exp Ratio
o-Terphenyl	N.D.	10.82	229.0	63.0	215.0	37.7

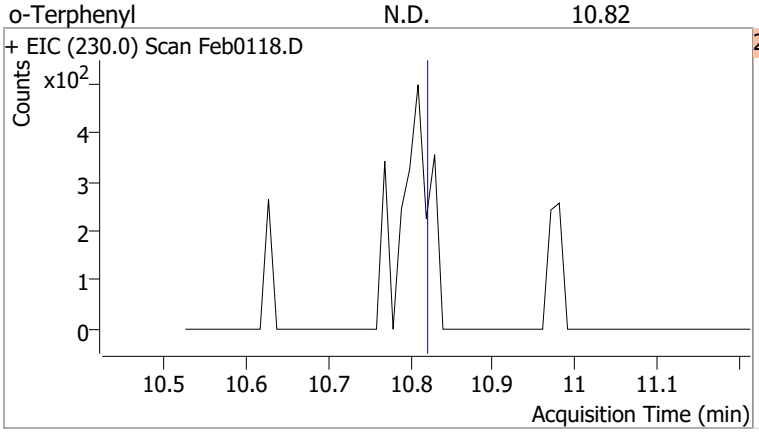

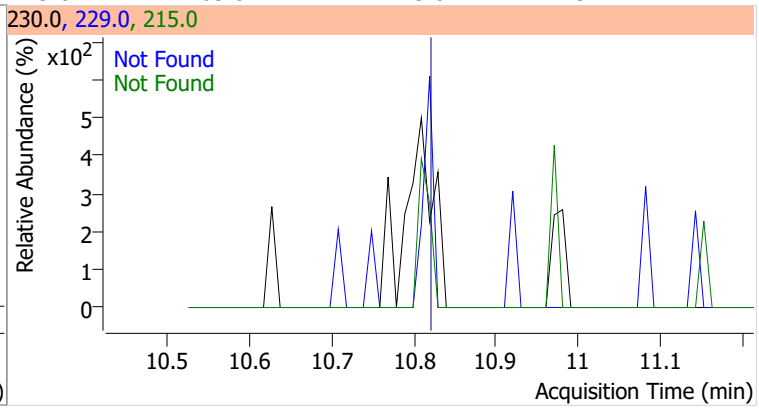

Compound	Conc.	Exp RT	QIon	Exp Ratio	QIon	Exp Ratio
Di-n-Butylphthalate	N.D.	11.20	150.0	9.0	104.0	5.8

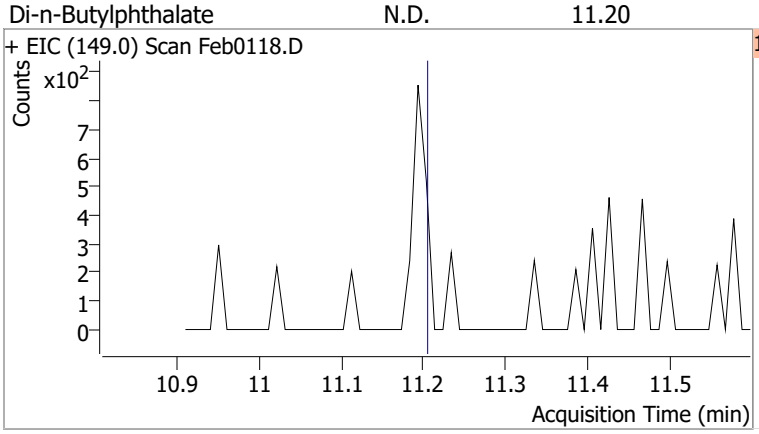

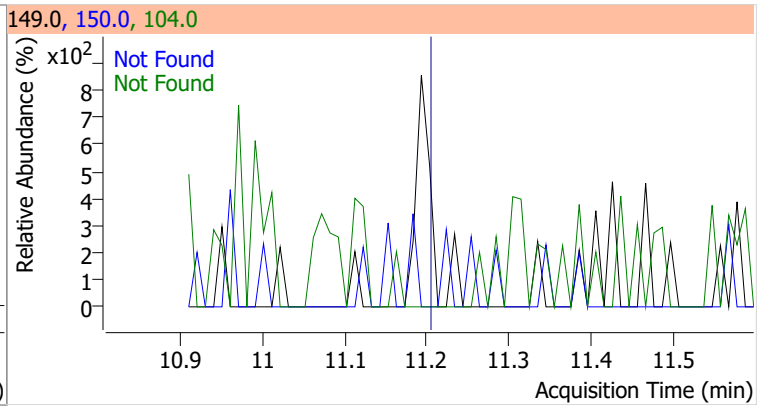

Compound	Conc.	Exp RT	QIon	Exp Ratio
Fluoranthene	N.D.	12.12	101.0	12.3

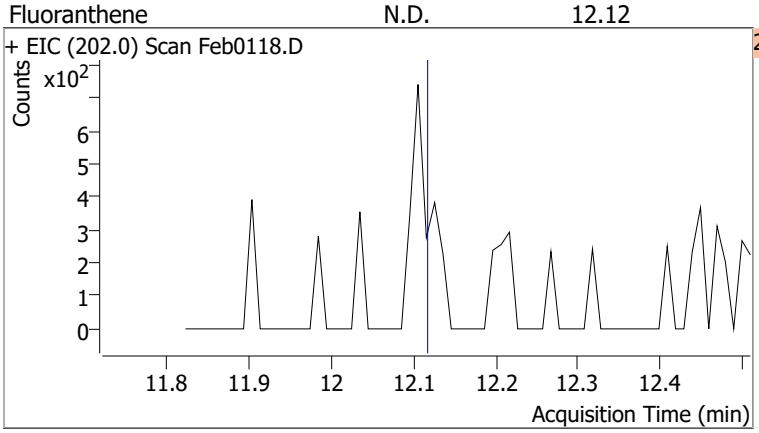

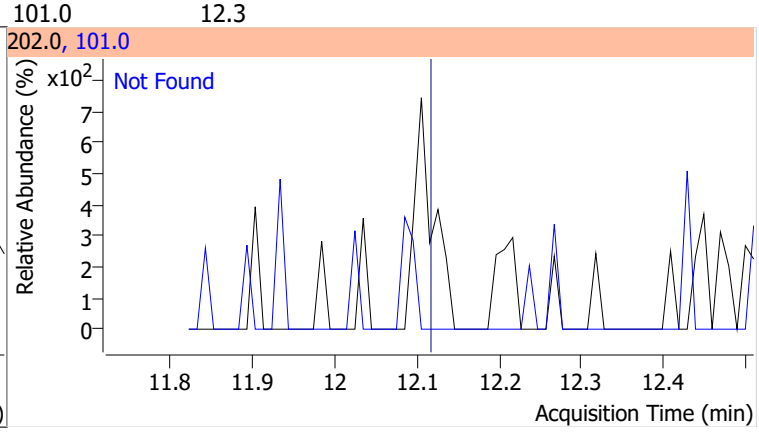

Compound	Conc.	Exp RT	QIon	Exp Ratio	QIon	Exp Ratio
Benzidine	N.D.	12.50	183.0	12.2	92.0	7.5

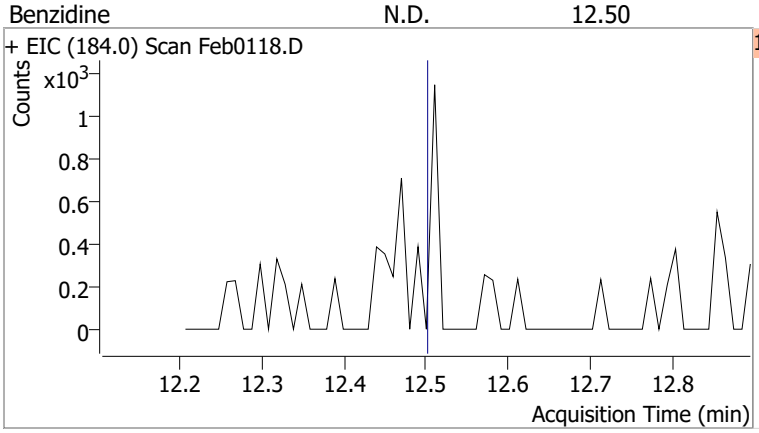

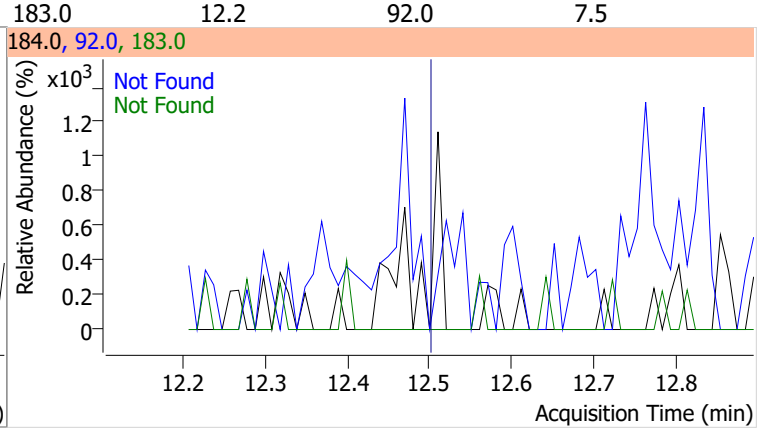

Compound	Conc.	Exp RT	QIon	Exp Ratio
Pyrene	N.D.	12.55	101.0	14.0

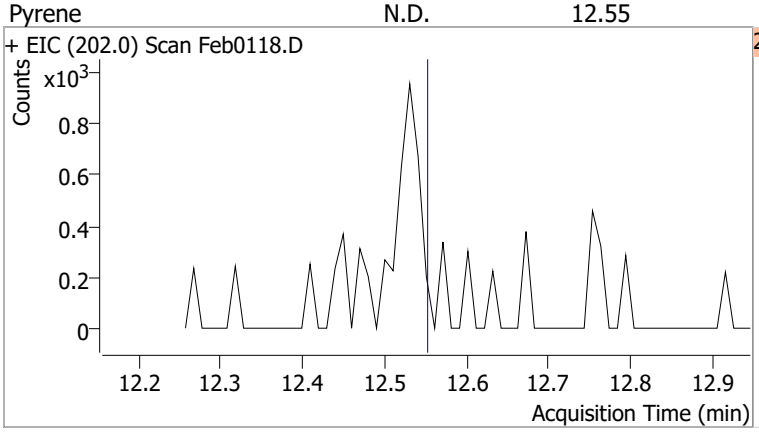

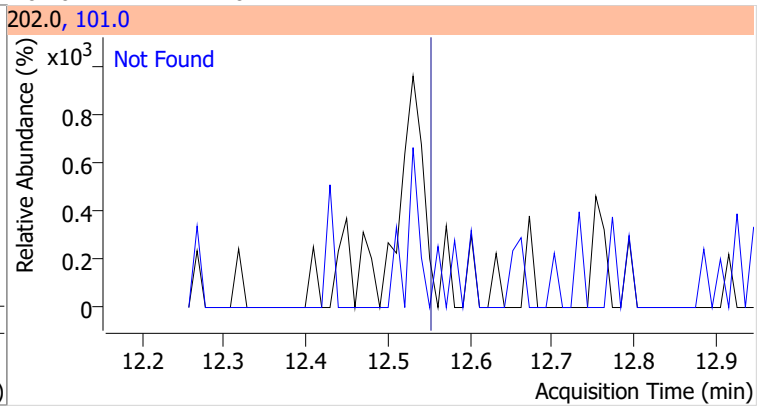

Compound	Conc.	RT	Dev(Min)	Resp.	QIon	QRatio	Lower	Upper
Terphenyl-d14	89.9225	13.06	0.00	2170260	122.0	14.7	8.8	16.4

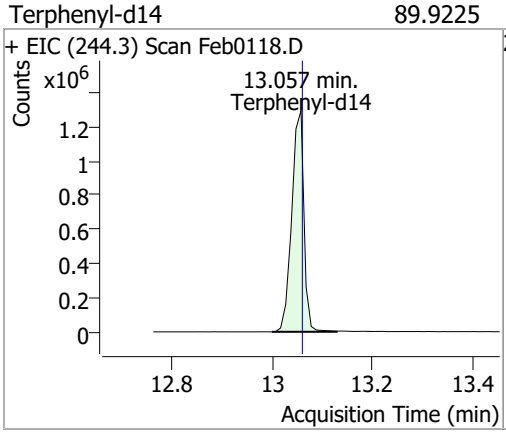

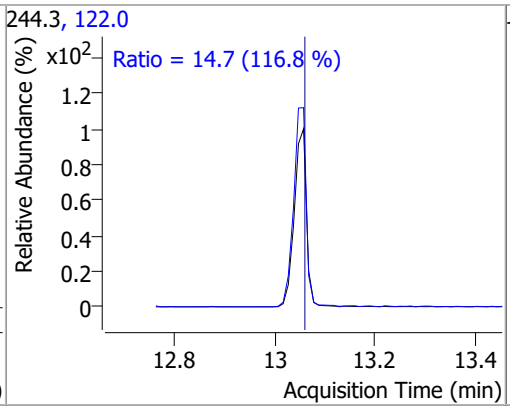

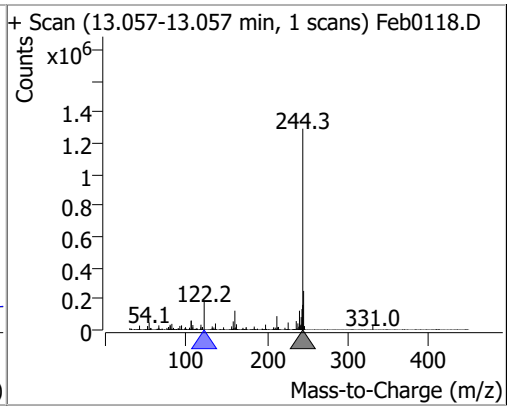

Compound	Conc.	Exp RT	QIon	Exp Ratio	QIon	Exp Ratio
Butylbenzylphthalate	N.D.	14.53	91.0	80.1	206.0	18.4

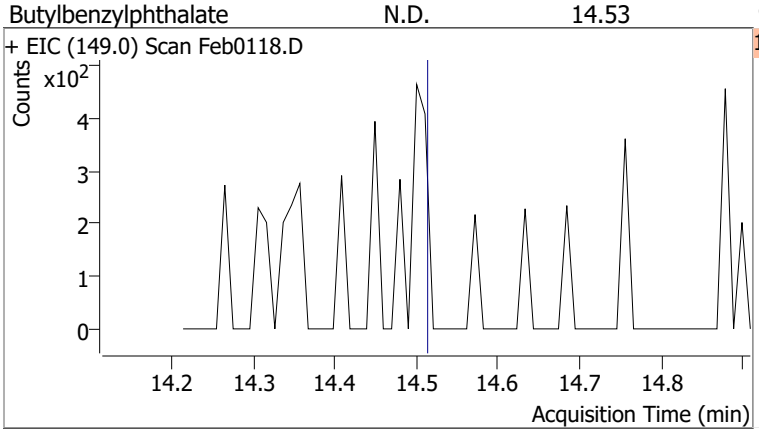

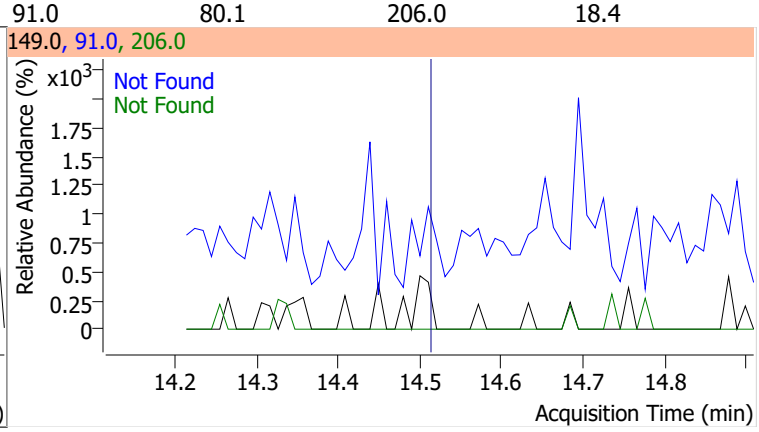

Compound	Conc.	Exp RT	QIon	Exp Ratio	QIon	Exp Ratio
Benzo(a)Anthracene	N.D.	15.76	226.0	25.8	229.0	20.9

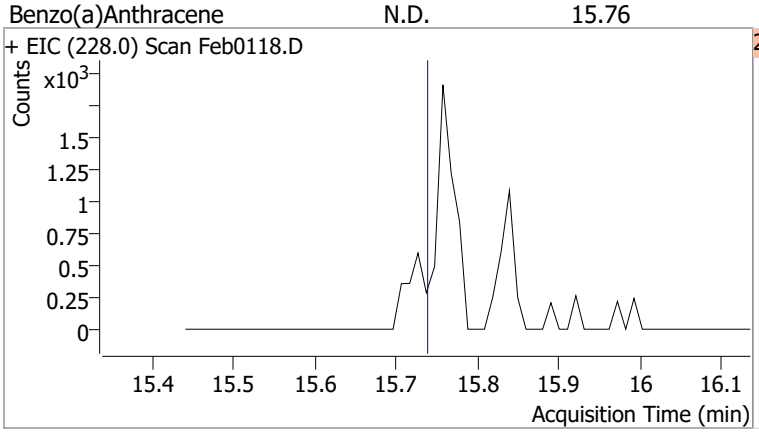

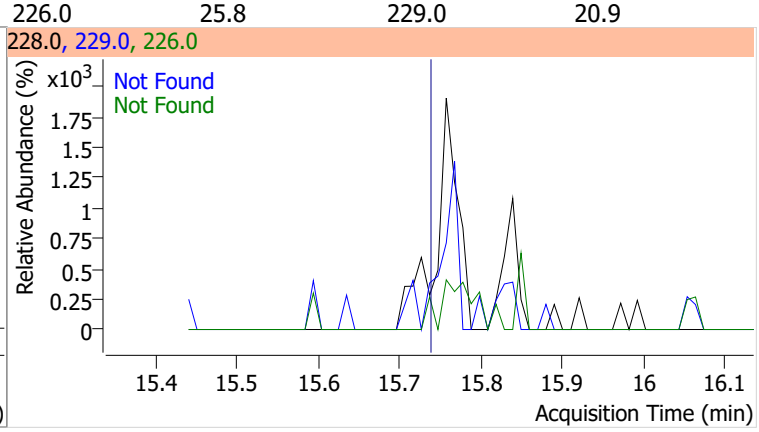

Compound	Conc.	Exp RT	QIon	Exp Ratio	QIon	Exp Ratio
Chrysene	N.D.	15.87	226.0	29.3	229.0	20.2

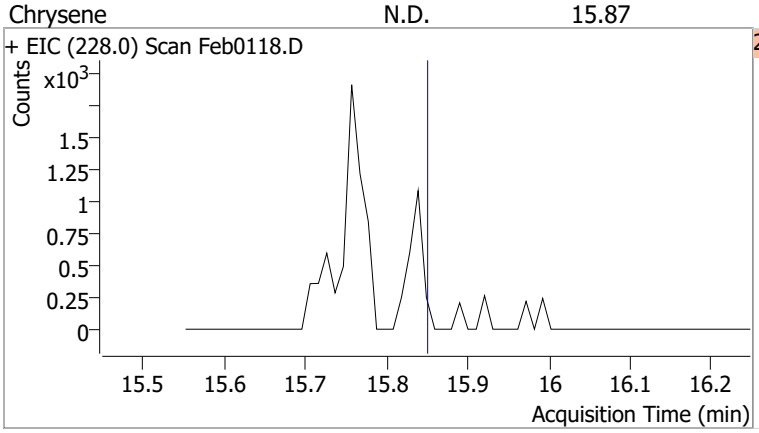

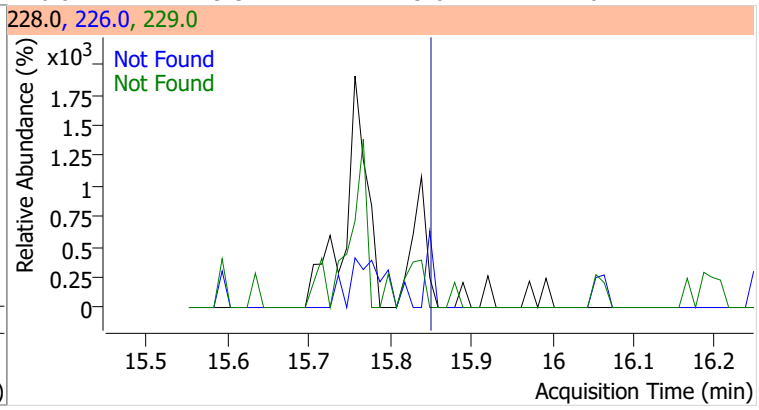

Compound	Conc.	Exp RT	QIon	Exp Ratio
3,3-Dichlorobenzidine	N.D.	15.90	254.0	64.5

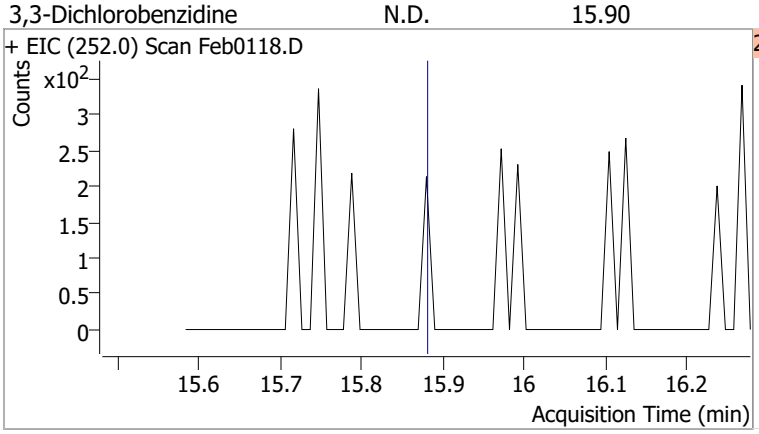

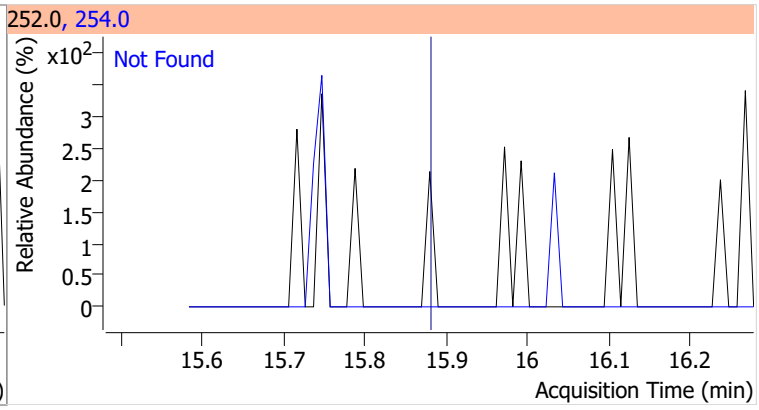

Compound	Conc.	Exp RT	QIon	Exp Ratio	QIon	Exp Ratio
bis(2-ethylhexyl)Phthalate	N.D.	16.60	149.0	385.7	279.0	15.3

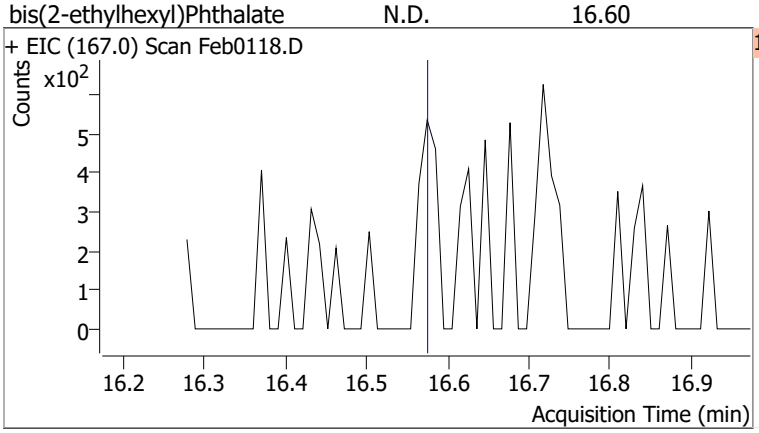

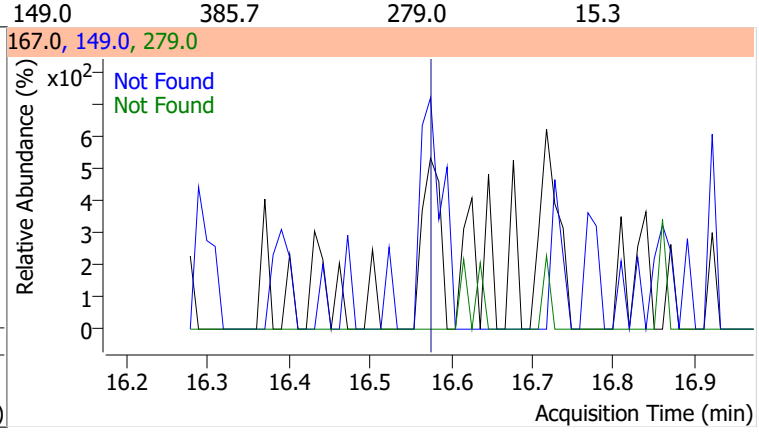

Compound	Conc.	Exp RT	QIon	Exp Ratio
Di-n-octyl Phthalate	N.D.	18.29	150.0	9.5

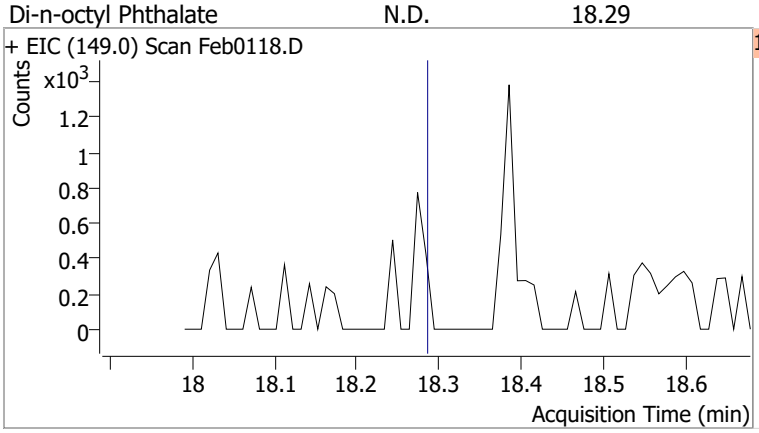

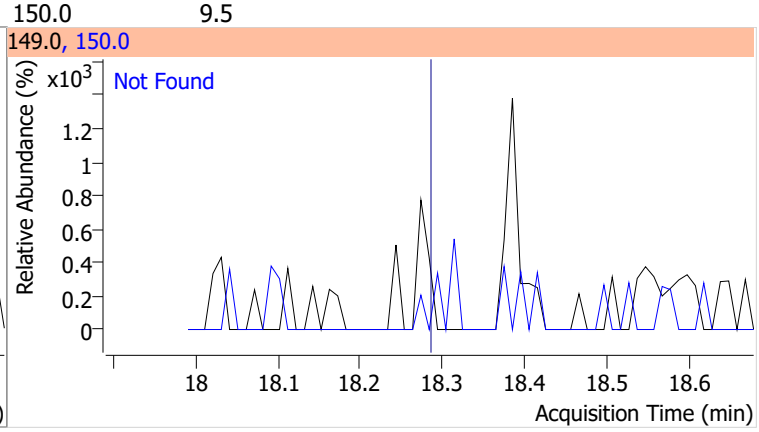

Compound	Conc.	Exp RT	QIon	Exp Ratio
Benzo(b)fluoranthene	N.D.	18.55	253.0	22.5

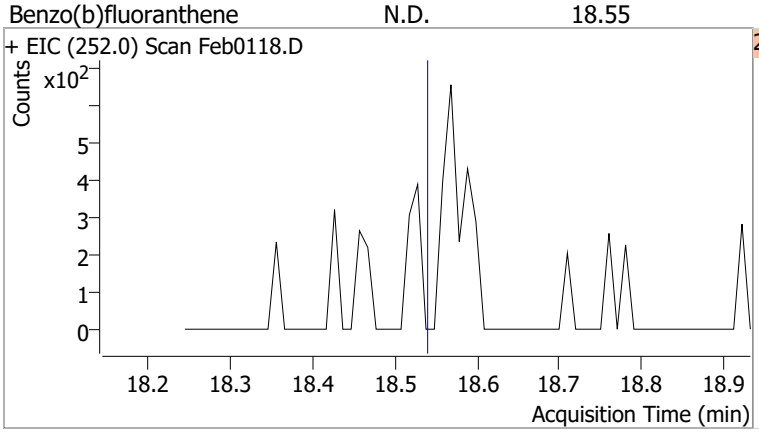

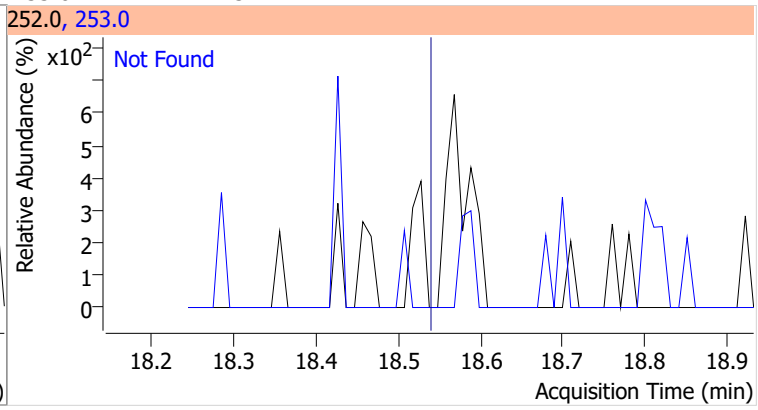

Compound	Conc.	Exp RT	QIon	Exp Ratio
Benzo(k)fluoranthene	N.D.	18.61	253.0	22.7

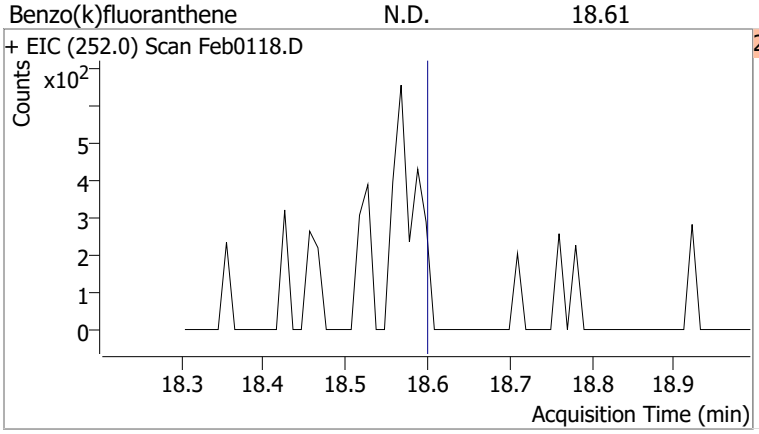

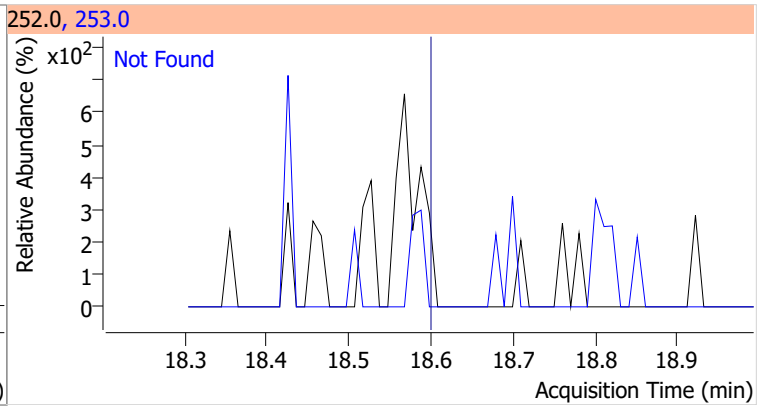

Compound	Conc.	Exp RT	QIon	Exp Ratio
Benzo(a)pyrene	N.D.	19.15	253.0	22.6

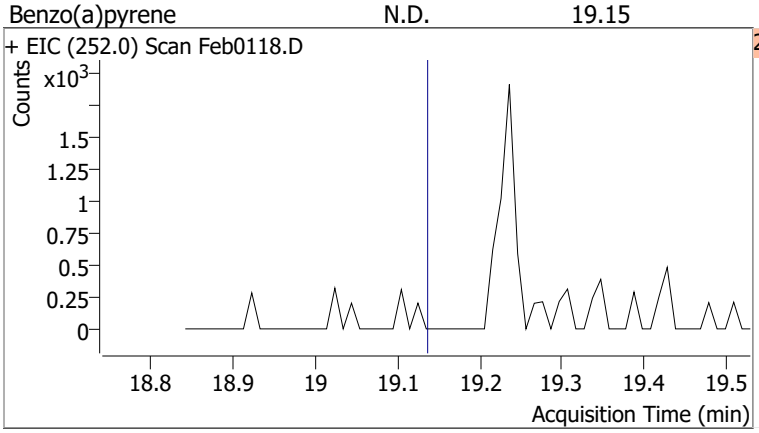

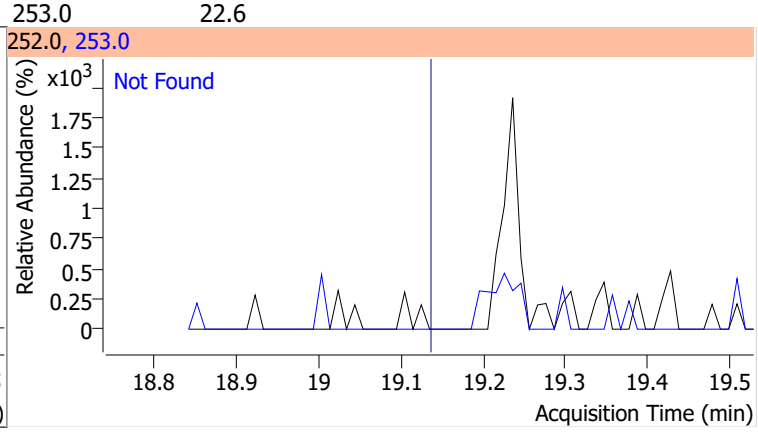

Compound	Conc.	Exp RT	QIon	Exp Ratio
Indeno(1,2,3-c,d)pyrene	N.D.	20.91	138.0	28.9

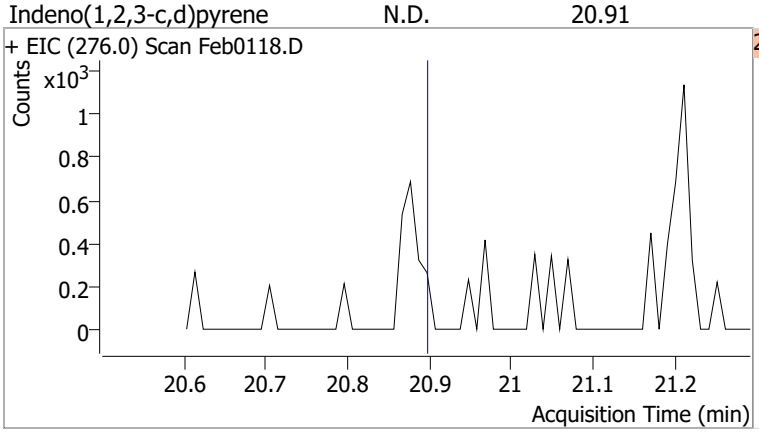

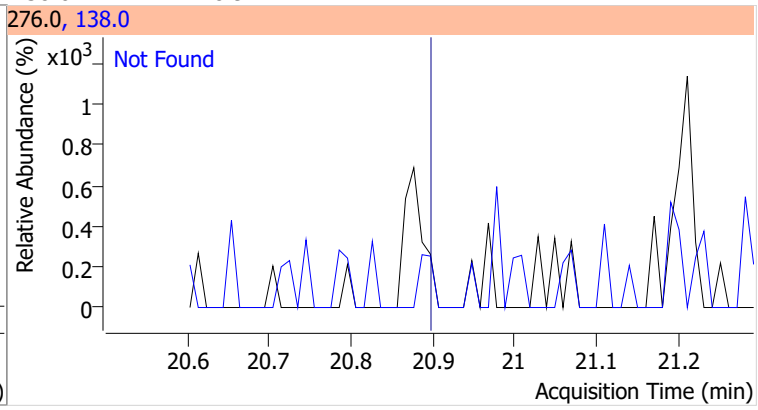

Compound	Conc.	Exp RT	QIon	Exp Ratio	QIon	Exp Ratio
Dibenzo(a,h)anthracene	N.D.	20.97	139.0	24.4	279.0	23.7

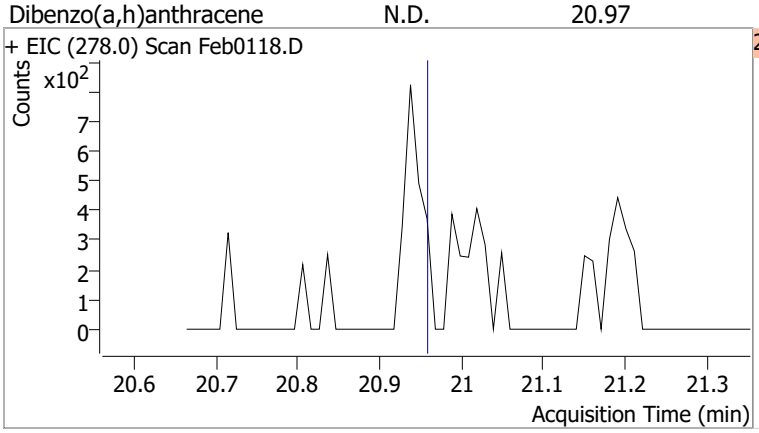

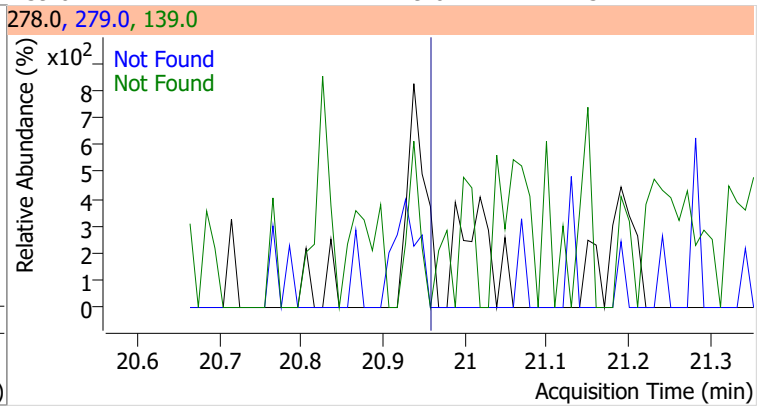

Compound	Conc.	Exp RT	QIon	Exp Ratio	QIon	Exp Ratio
Benzo(g,h,i)perylene	N.D.	21.24	138.0	32.5	277.0	24.1

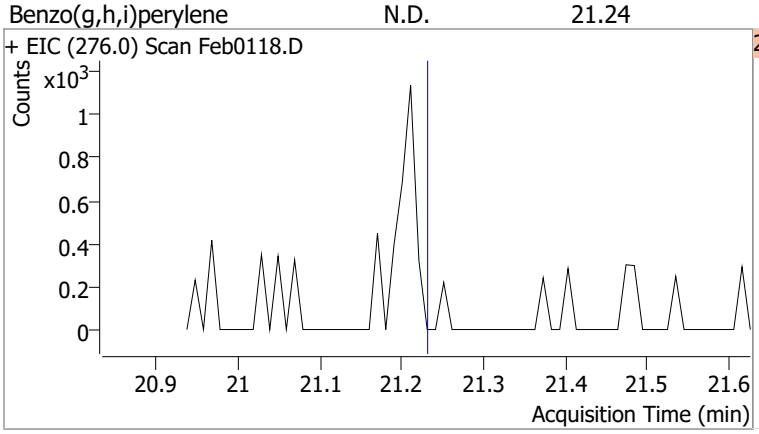

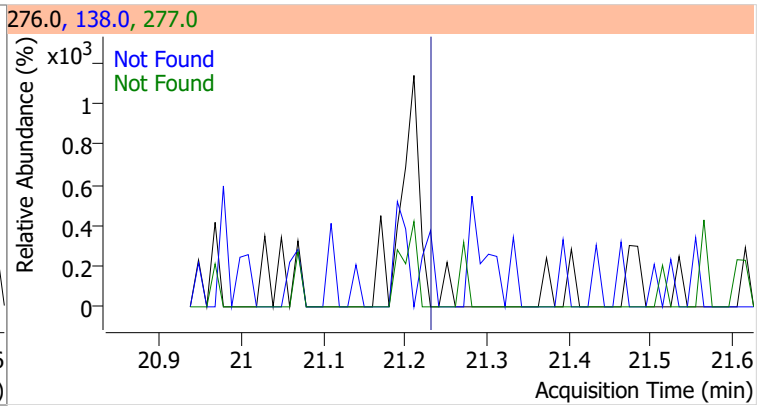

Quantitation Results Report (QT Reviewed)

Data File	Feb0119.D	Operator	LIMS import
Acq. Method	BNA+SIM.M	Acq. Date-Time	2/2/2022 2:30:28 AM
Sample Name	B22011128-001C	Instrument	Instrument #1
Vial	19	Multiplier	1.00
DA Method File		Comment	SVOC-8270-W-LARGO
Tune File	dftppdsm.u	Tune Date	1/25/2022 7:52:00 PM
Batch Name	020122 DoD BNA cal.batch.bin	Last Calib Update	2/2/2022 4:05:51 PM
Ref Library	D:\Org\Library\NIST129K.l		

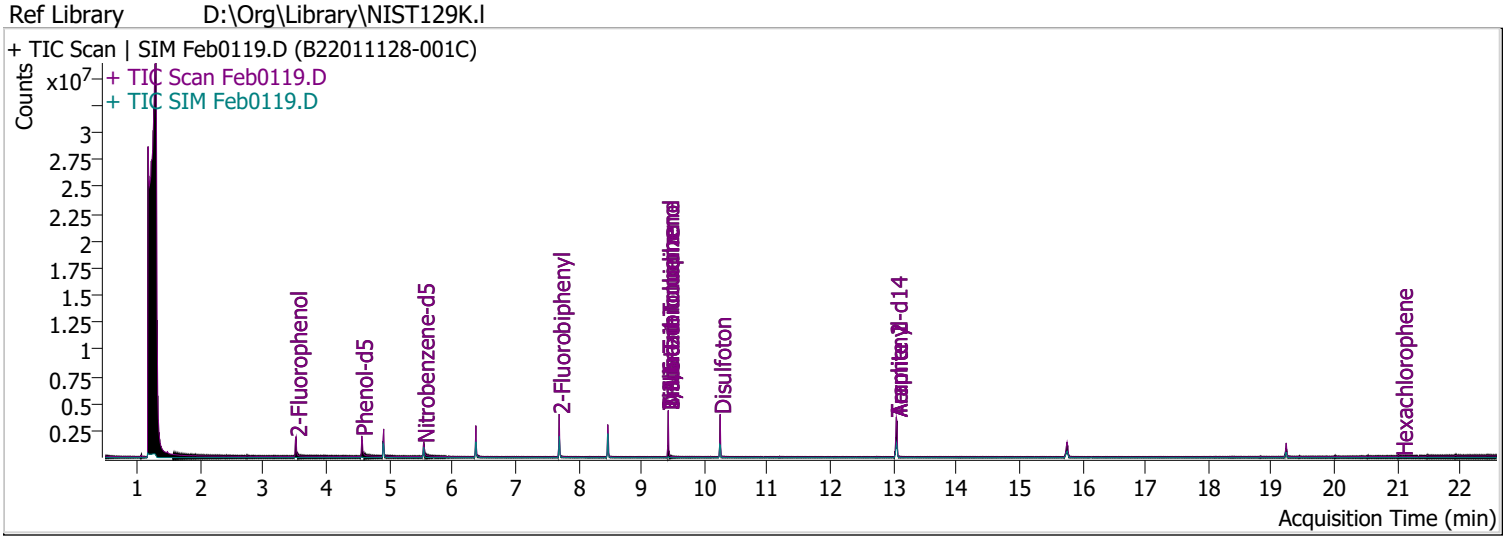

Compound	RT	QIon	Resp.	Conc.	Units		Dev(Min)
Internal Standards							
System Monitoring Compounds							
S 2-Fluorophenol	3.521	112.0	740923	72.1991	µg/L		0.000
Spiked Amount: 200.000	Range: 10.0 - 75.0%			Recovery = 36.10%			
S Phenol-d5	4.562	99.0	930080	68.9319	µg/L		-0.010
Spiked Amount: 200.000	Range: 10.0 - 65.0%			Recovery = 34.47%			
S Nitrobenzene-d5	5.543	82.0	437342	62.3089	µg/L		-0.010
Spiked Amount: 100.000	Range: 32.0 - 94.0%			Recovery = 62.31%			
S 2-Fluorobiphenyl	7.697	172.0	1206198	50.6950	µg/L		0.000
Spiked Amount: 100.000	Range: 28.0 - 107.0%			Recovery = 50.69%			
S 2,4,6-Tribromophenol	9.428	329.8	310066	157.0877	µg/L		0.000
Spiked Amount: 200.000	Range: 25.0 - 140.0%			Recovery = 78.54%			
S Terphenyl-d14	13.047	244.3	2128625	87.5097	µg/L		-0.010
Spiked Amount: 100.000	Range: 32.0 - 122.0%			Recovery = 87.51%			
Target Compounds							**QValue**
T N-Nitrosodimethylamine	0.000		0	N.D.			
T Pyridine	0.000		0	N.D.			
T Aniline	0.000		0	N.D.			
T Phenol	0.000		0	N.D.			
T bis(-2-Chloroethyl)Ether	4.910	63.0	0		µg/L	md	1
T 2-Chlorophenol	0.000		0	N.D.			
T 1,3-Dichlorobenzene	0.000		0	N.D.			
T 1,4-Dichlorobenzene	0.000		0	N.D.			
T 1,2-Dichlorobenzene	0.000		0	N.D.			
T Benzyl Alcohol	0.000		0	N.D.			
T 2-Methylphenol	0.000		0	N.D.			
T bis(2-chloroisopropyl)Ether	0.000		0	N.D.			
T N-nitroso-Di-n-propylamine	5.543	70.0	0		µg/L	md	1
T 4Methylphenol/3Methylphenol	0.000		0	N.D.			
T Hexachloroethane	0.000		0	N.D.			

Compound	RT	QIon	Resp.	Conc.	Units		Dev(Min)
T Nitrobenzene	0.000		0	N.D.			
T Isophorone	0.000		0	N.D.			
T 2-Nitrophenol	0.000		0	N.D.			
T 2,4-Dimethylphenol	0.000		0	N.D.			
T bis(-2-Chloroethoxy)Methane	0.000		0	N.D.			
T 2,4-Dichlorophenol	0.000		0	N.D.			
T Benzoic Acid	0.000		0	N.D.			
T 1,2,4-Trichlorobenzene	0.000		0	N.D.			
T Naphthalene	0.000		0	N.D.			
T 4-Chlorophenol	6.372	130.0	0		µg/L	md	1
T p-Chloroaniline	0.000		0	N.D.			
T Hexachlorobutadiene	0.000		0	N.D.			
T 4-Chloro-2-Methylphenol	0.000		0	N.D.			
T 4-Chloro-3-Methylphenol	0.000		0	N.D.			
T 2-Methylnaphthalene	0.000		0	N.D.			
T 1-Methylnaphthalene	0.000		0	N.D.			
T Hexachlorocyclopentadiene	0.000		0	N.D.			
T 2,4,6-Trichlorophenol	0.000		0	N.D.			
T 2,4,5-Trichlorophenol	0.000		0	N.D.			
T 2-Chloronaphthalene	0.000		0	N.D.			
T 2-Nitroaniline	0.000		0	N.D.			
T Dimethyl Phthalate	8.466	163.0	0		µg/L	md	1
T 2,6-Dinitrotoluene	8.466	165.0	0		µg/L	md	1
T Acenaphthylene	0.000		0	N.D.			
T 3-Nitroaniline	0.000		0	N.D.			
T Acenaphthene	0.000		0	N.D.			
T 2,4-Dinitrophenol	0.000		0	N.D.			
T Dibenzofuran	0.000		0	N.D.			
T 4-Nitrophenol	0.000		0	N.D.			
T 2,4-Dinitrotoluene	8.466	165.0	0		µg/L	md	1
T Diethylphthalate	0.000		0	N.D.			
T Fluorene	0.000		0	N.D.			
T 4-Chlorophenyl-phenylether	0.000		0	N.D.			
T 4-Nitroaniline	0.000		0	N.D.			
T 4,6-Dinitro-2-methylphenol	9.428	198.0	0		µg/L	md	1
T N-nitrosodiphenylamine	0.000		0	N.D.			
T Azobenzene	0.000		0	N.D.			
T 4-Bromophenyl-phenylether	0.000		0	N.D.			
T Hexachlorobenzene	0.000		0	N.D.			
T Pentachlorophenol	0.000		0	N.D.			
T Phenanthrene	0.000		0	N.D.			
T Anthracene	0.000		0	N.D.			
T Triallate	0.000		0	N.D.			
T Carbazole	0.000		0	N.D.			
T o-Terphenyl	0.000		0	N.D.			
T Di-n-Butylphthalate	0.000		0	N.D.			
T Fluoranthene	0.000		0	N.D.			
T Benzidine	0.000		0	N.D.			
T Pyrene	0.000		0	N.D.			
T Butylbenzylphthalate	0.000		0	N.D.			
T Benzo(a)Anthracene	0.000		0	N.D.			
T Chrysene	0.000		0	N.D.			
T 3,3-Dichlorobenzidine	0.000		0	N.D.			
T bis(2-ethylhexyl)Phthalate	0.000		0	N.D.			
T Di-n-octyl Phthalate	0.000		0	N.D.			

Compound	RT	QIon	Resp.	Conc.	Units	Dev(Min)
T Benzo(b)fluoranthene	0.000		0	N.D.		
T Benzo(k)fluoranthene	0.000		0	N.D.		
T Benzo(a)pyrene	0.000		0	N.D.		
T Indeno(1,2,3-c,d)pyrene	0.000		0	N.D.		
T Dibenzo(a,h)anthracene	0.000		0	N.D.		
T Benzo(g,h,i)perylene	0.000		0	N.D.		

(#) = Qualifier Out of Range; (m) = Manual Integration; (+) = Area Summed; (*) = Surrogate Percent Recovery Out of Range; (d): Zeroed Peak

Compound	Conc.	Exp RT	QIon	Exp Ratio
N-Nitrosodimethylamine	N.D.	2.15	42.0	130.1

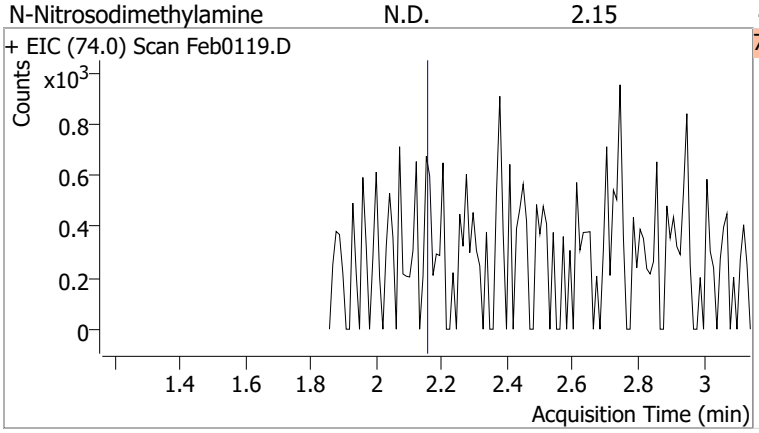

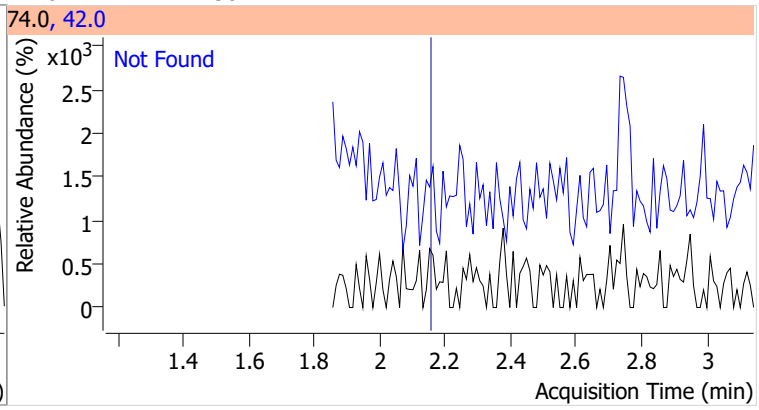

Compound	Conc.	Exp RT	QIon	Exp Ratio
Pyridine	N.D.	2.18	52.0	101.7

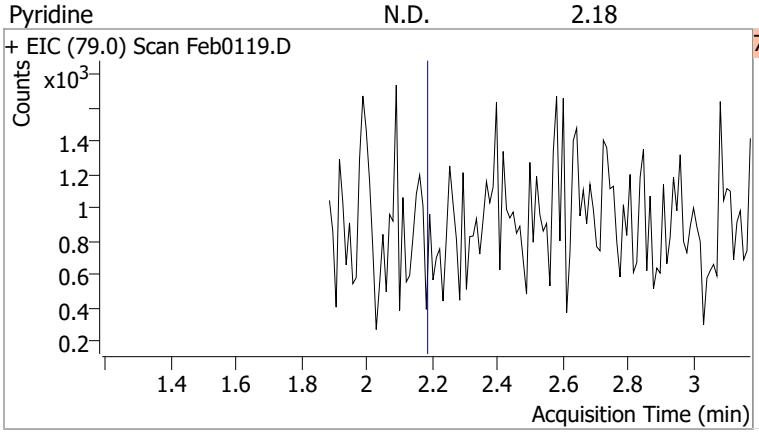

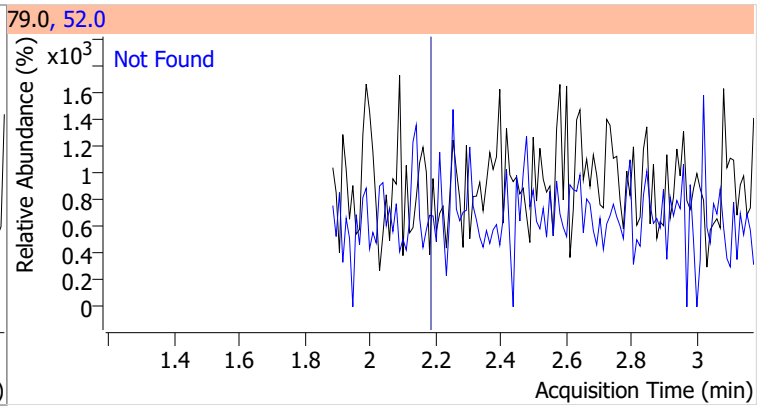

Compound	Conc.	RT	Dev(Min)	Resp.	QIon	QRatio	Lower	Upper
2-Fluorophenol	72.1991	3.52	0.00	740923	64.0	50.8	35.8	66.4
					92.0	21.0	14.3	26.6

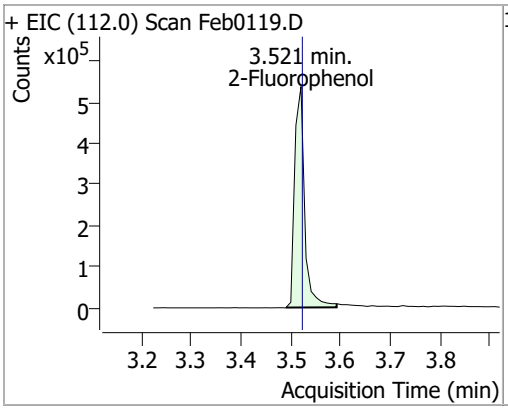

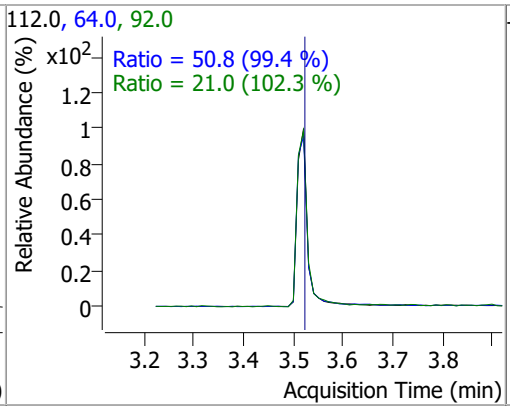

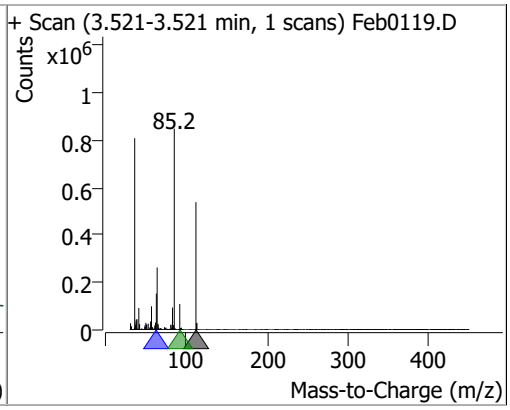

Compound	Conc.	Exp RT	QIon	Exp Ratio	QIon	Exp Ratio
Aniline	N.D.	4.55	66.0	35.1	65.0	18.0

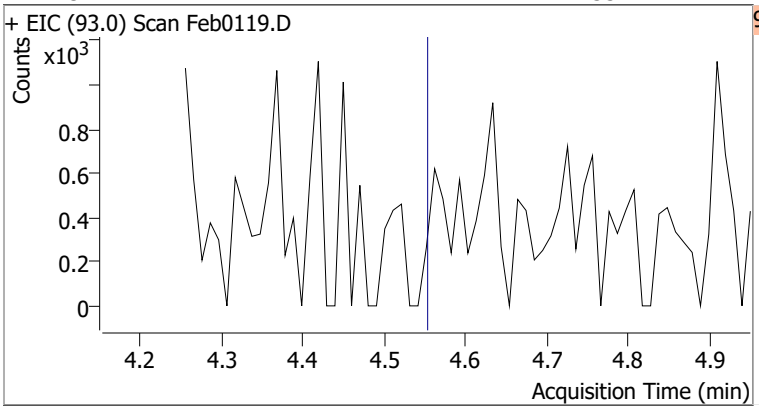

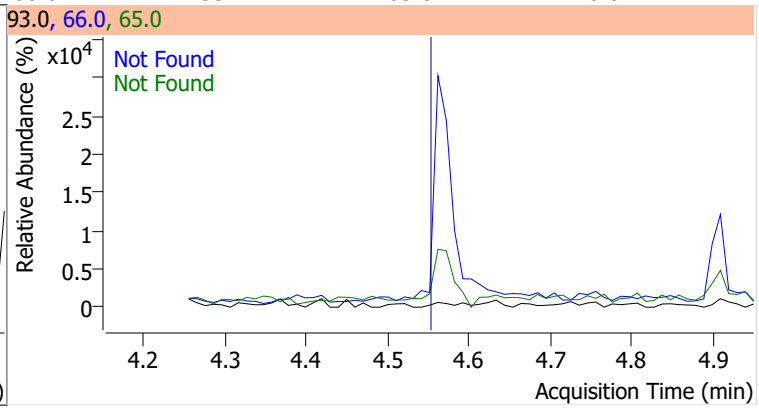

Quantitation Results Report (QT Reviewed)

Compound	Conc.	RT	Dev(Min)	Resp.	QIon	QRatio	Lower	Upper
Phenol-d5	68.9319	4.56	-0.01	930080	71.0	33.7	23.8	44.2

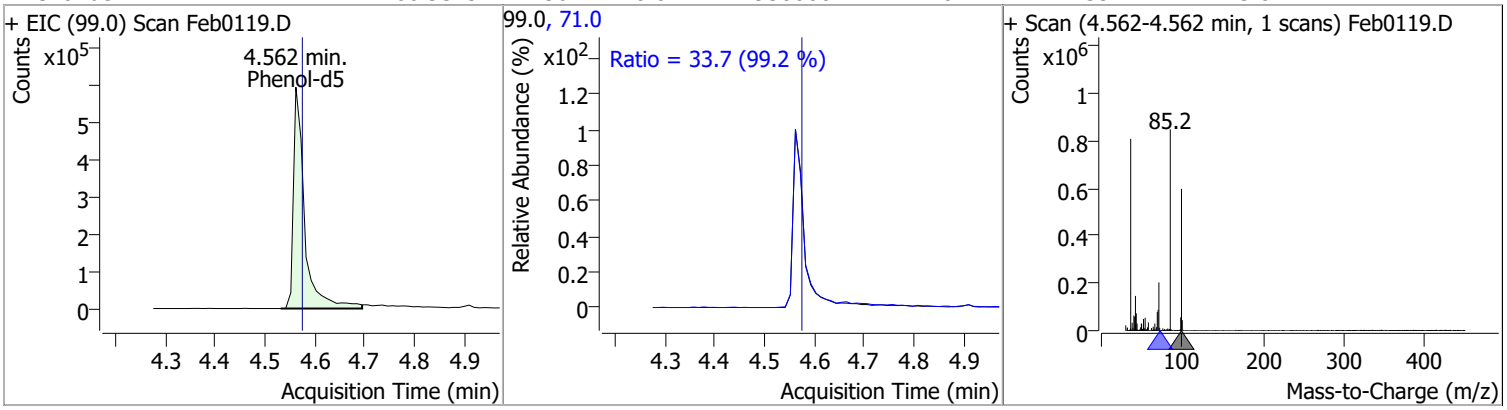

Compound	Conc.	Exp RT	QIon	Exp Ratio
Phenol	N.D.	4.59	66.0	43.8

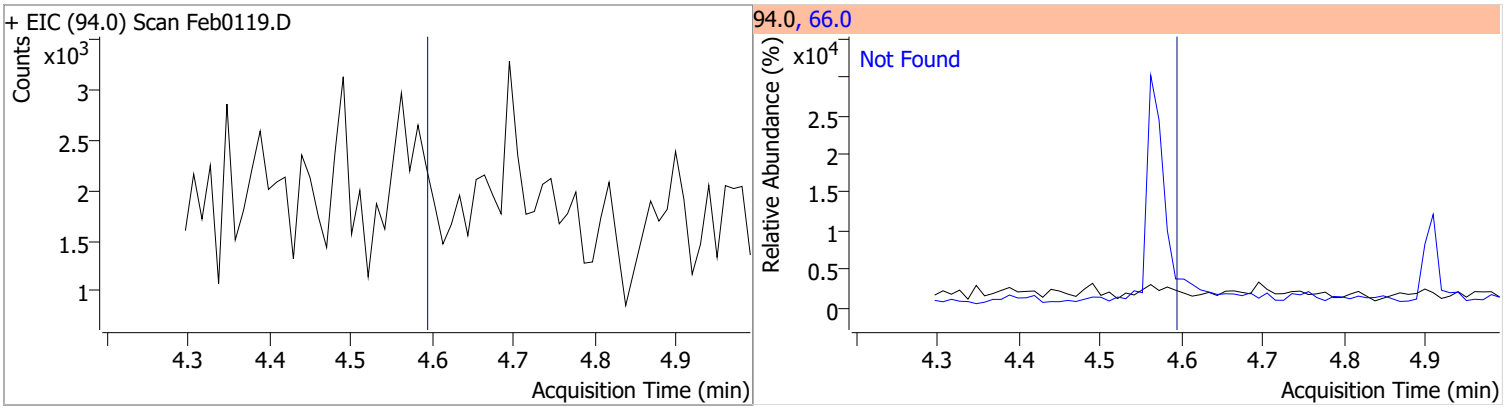

Compound	Conc.	RT	Dev(Min)	Resp.	QIon	QRatio	Lower	Upper
bis(-2-Chloroethyl)Ether		0		0	64.0		2.4	4.5

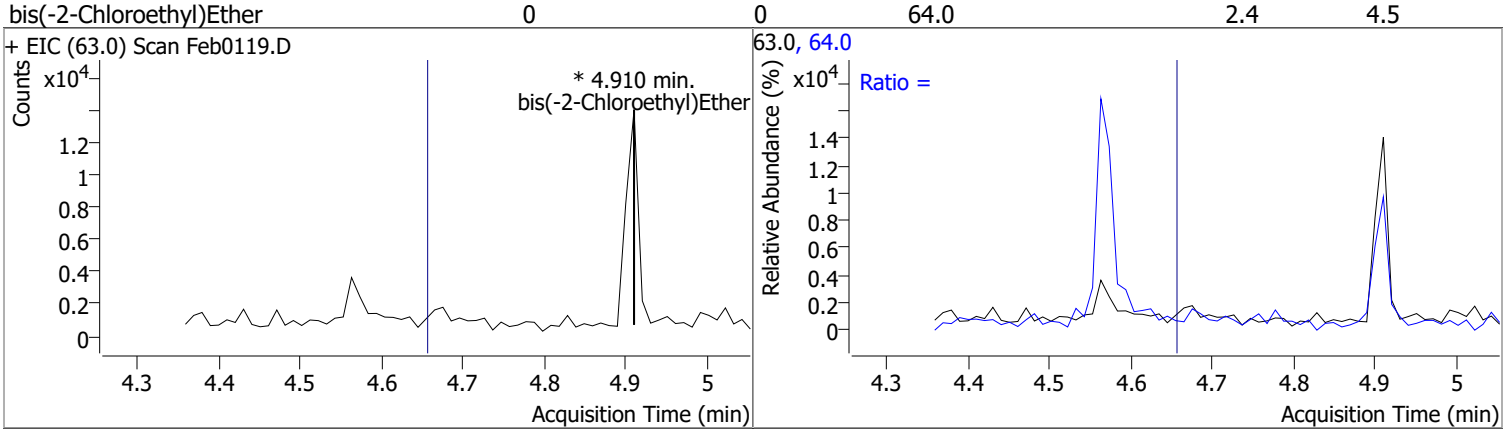

Compound	Conc.	Exp RT	QIon	Exp Ratio
2-Chlorophenol	N.D.	4.68	130.0	31.8

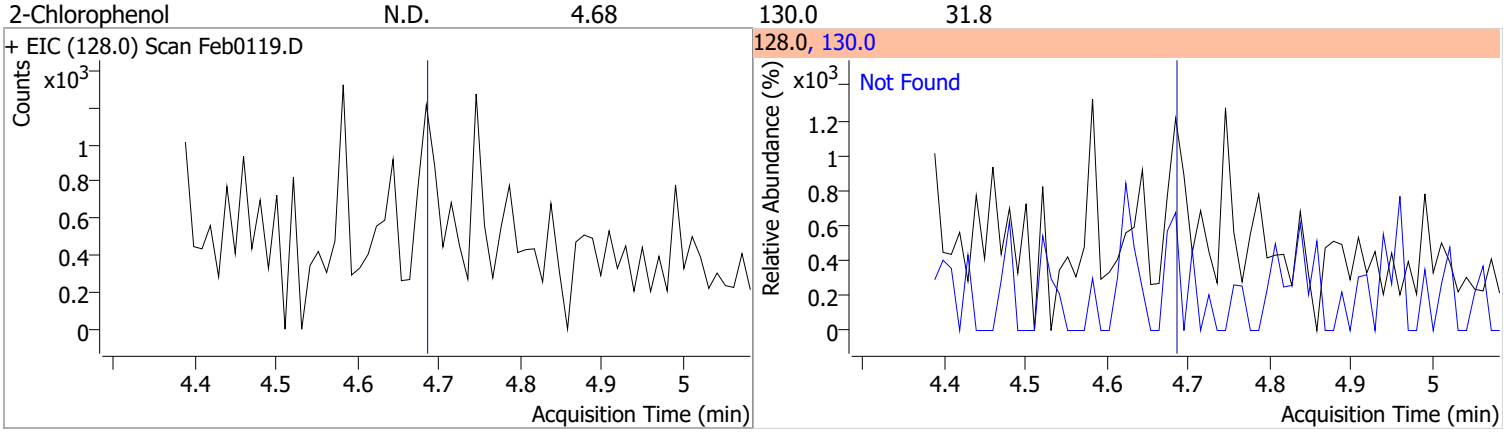

Compound	Conc.	Exp RT	QIon	Exp Ratio	QIon	Exp Ratio
1,3-Dichlorobenzene	N.D.	4.84	148.0	62.2	111.0	35.9

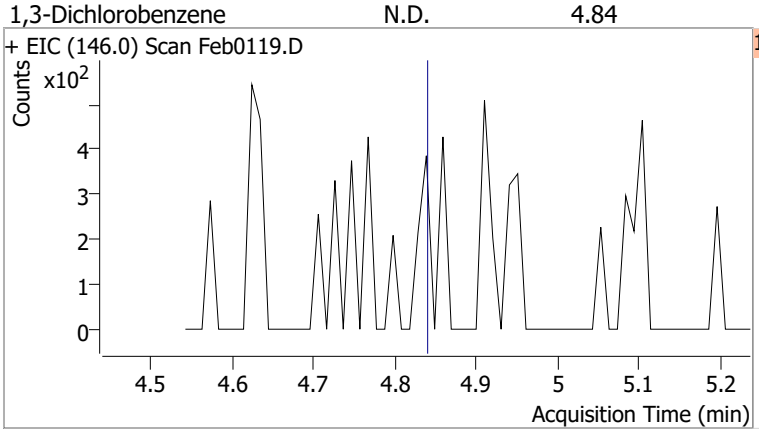

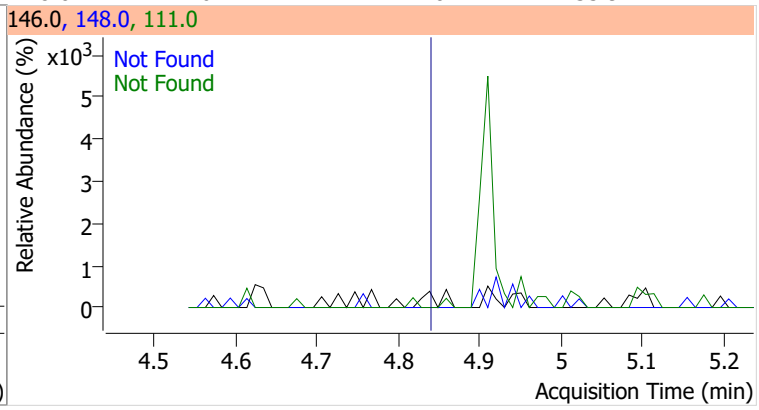

Compound	Conc.	Exp RT	QIon	Exp Ratio	QIon	Exp Ratio
1,4-Dichlorobenzene	N.D.	4.93	148.0	64.1	111.0	35.1

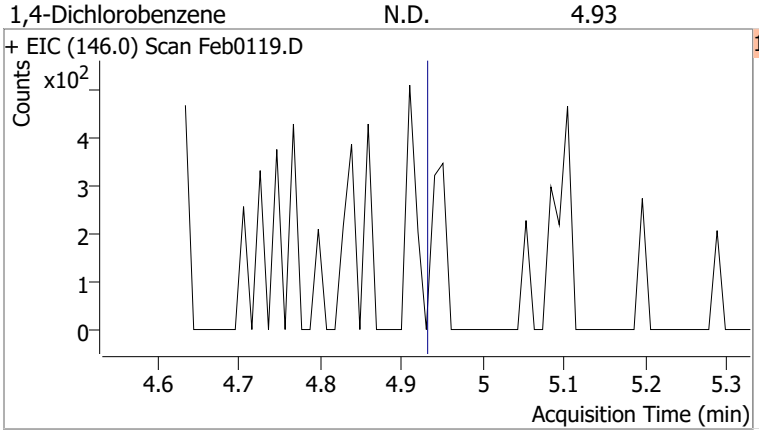

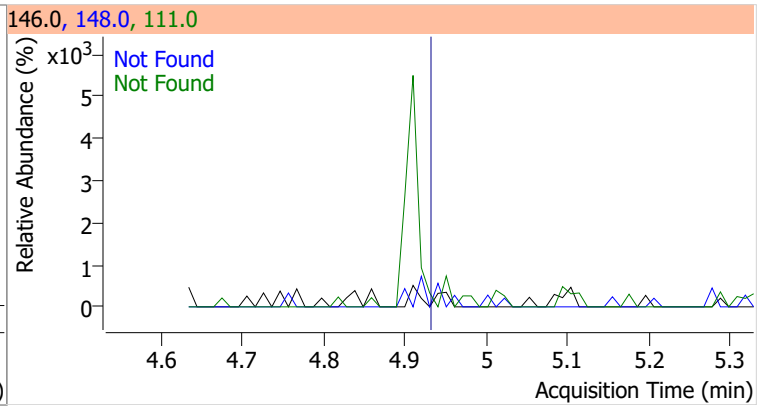

Compound	Conc.	Exp RT	QIon	Exp Ratio	QIon	Exp Ratio
1,2-Dichlorobenzene	N.D.	5.09	148.0	62.9	111.0	36.7

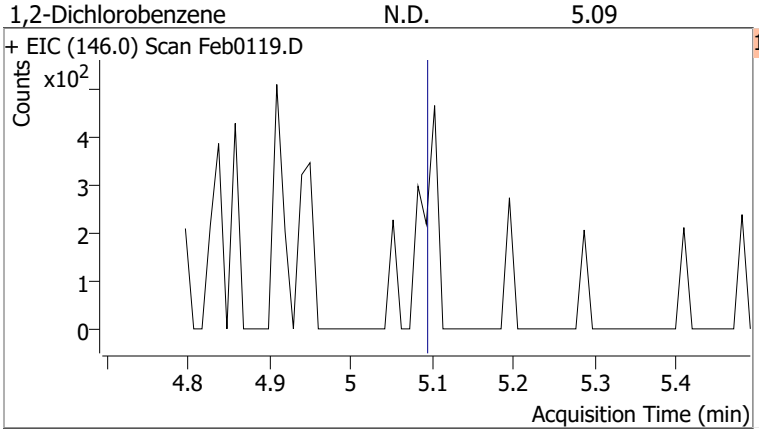

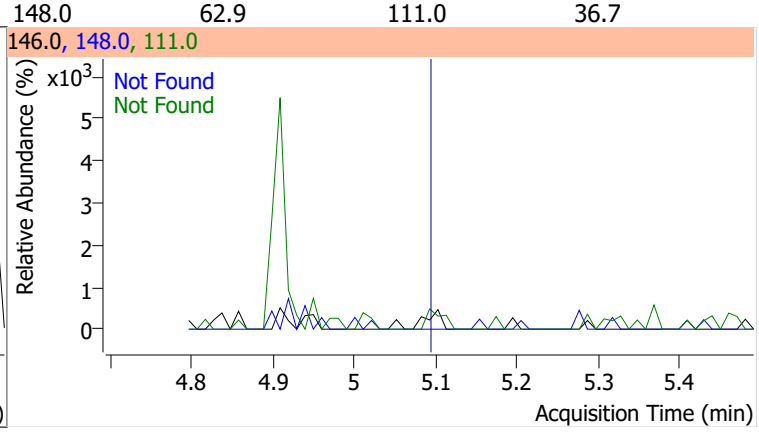

Compound	Conc.	Exp RT	QIon	Exp Ratio	QIon	Exp Ratio
Benzyl Alcohol	N.D.	5.10	79.0	118.4	107.0	64.5

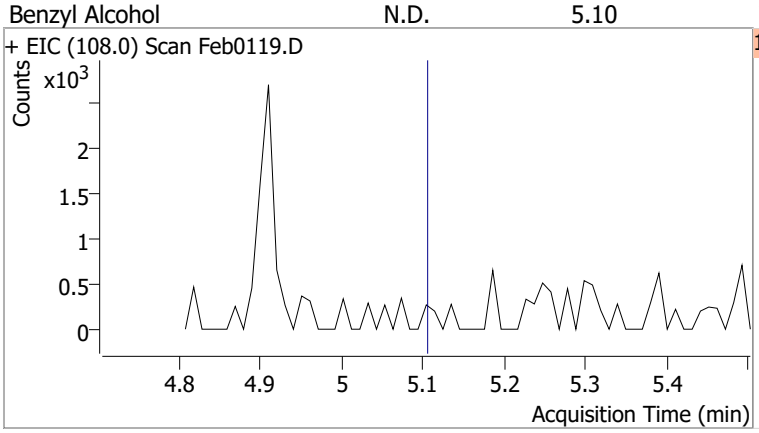

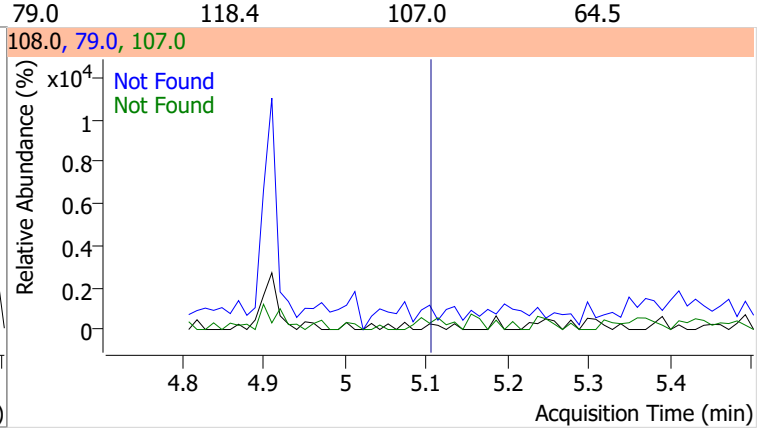

Compound	Conc.	Exp RT	QIon	Exp Ratio
2-Methylphenol	N.D.	5.26	108.0	116.3

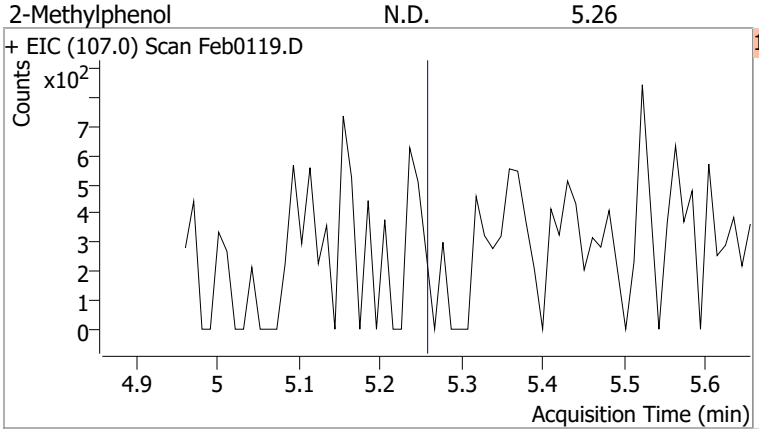

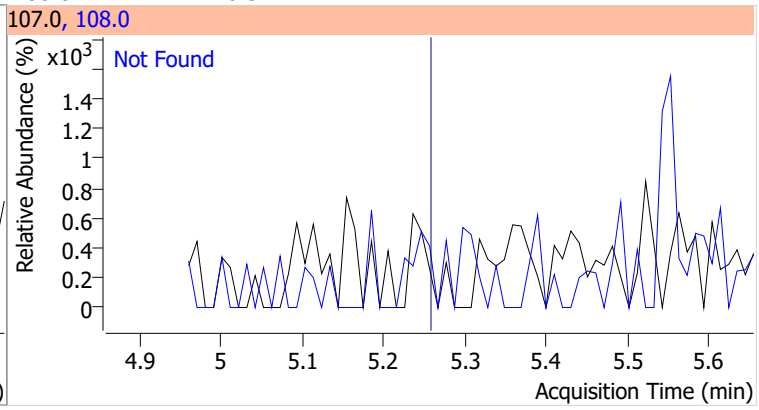

Compound	Conc.	Exp RT	QIon	Exp Ratio
bis(2-chloroisopropyl)Ether	N.D.	5.27	123.0	32.8

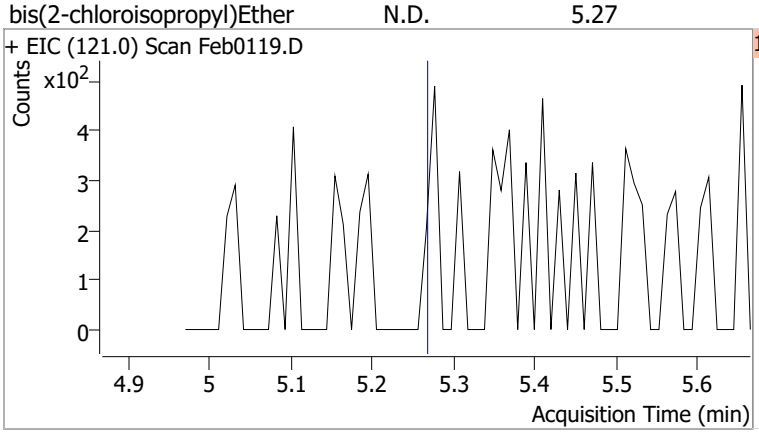

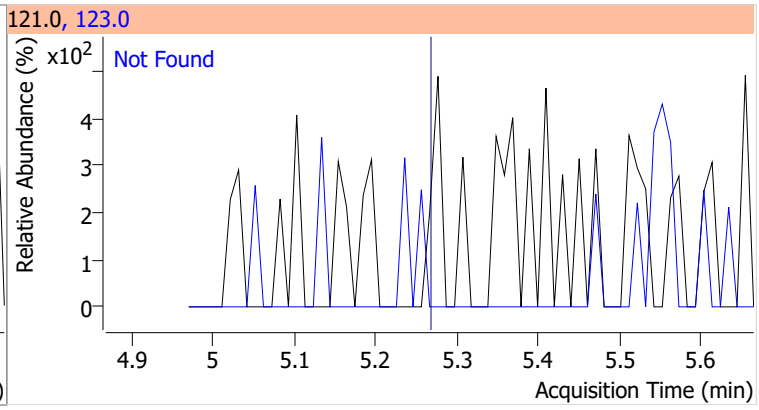

Compound	Conc.	RT	Dev(Min)	Resp.	QIon	QRatio	Lower	Upper
N-nitroso-Di-n-propylamine		0		0	130.0		0.0	35.1

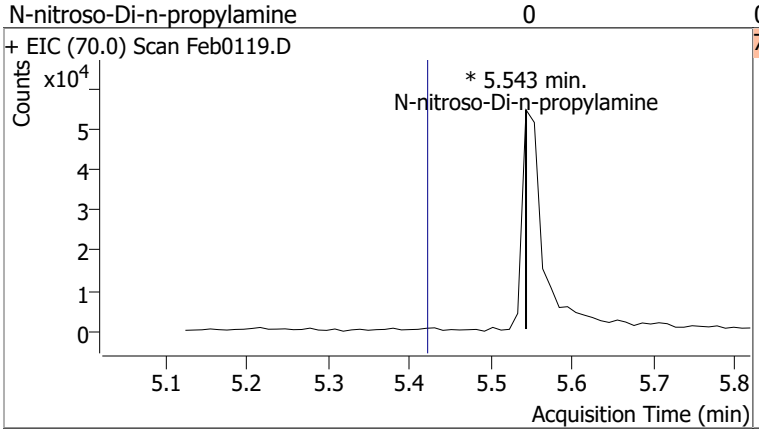

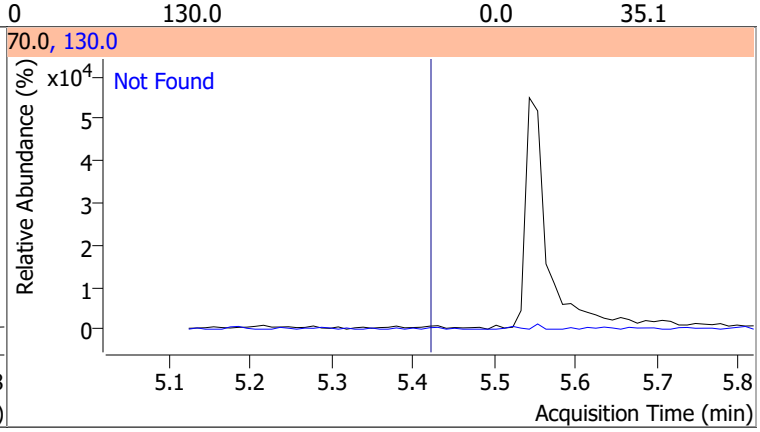

Compound	Conc.	Exp RT	QIon	Exp Ratio
4Methylphenol/3Methylphenol	N.D.	5.44	108.0	84.1

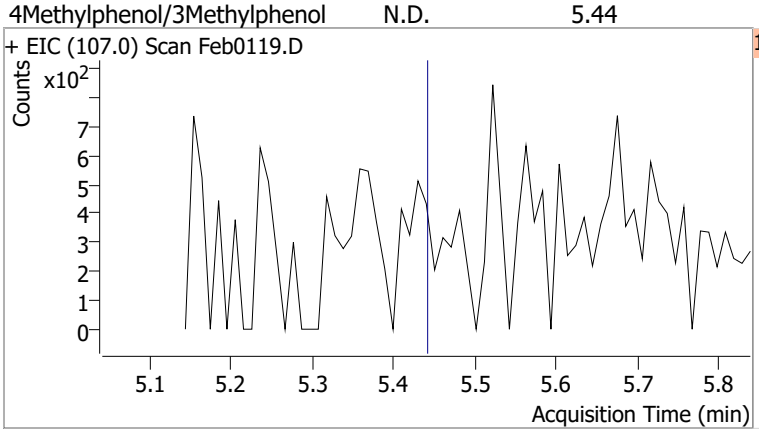

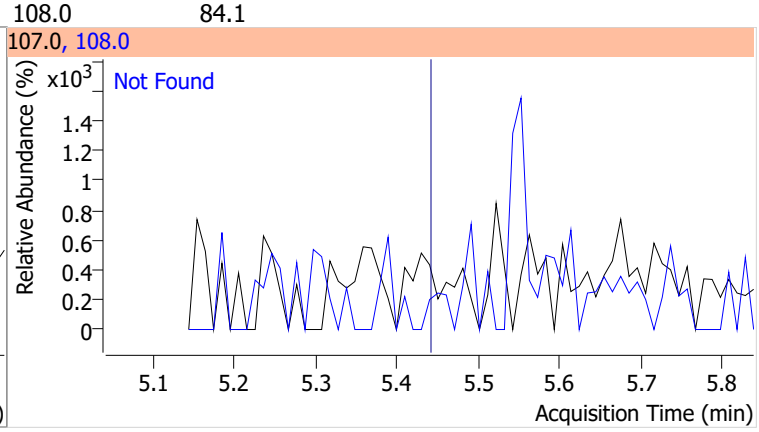

Quantitation Results Report (QT Reviewed)

Compound	Conc.	Exp RT	QIon	Exp Ratio	QIon	Exp Ratio
Hexachloroethane	N.D.	5.47	201.0	93.6	199.0	59.8

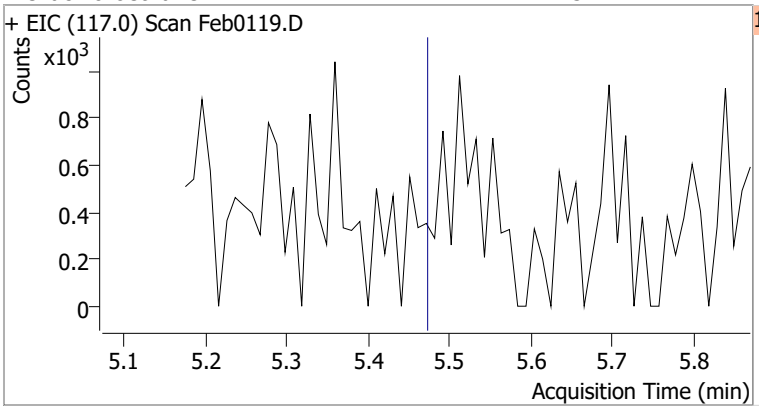

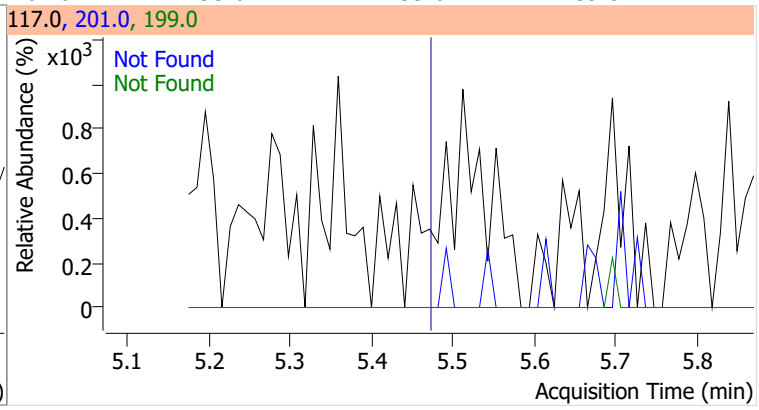

Compound	Conc.	RT	Dev(Min)	Resp.	QIon	QRatio	Lower	Upper
Nitrobenzene-d5	62.3089	5.54	-0.01	437342	54.0	61.6	44.8	83.2
					128.0	44.8	32.6	60.6

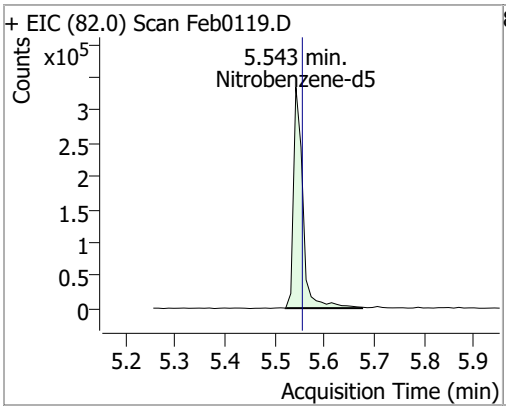

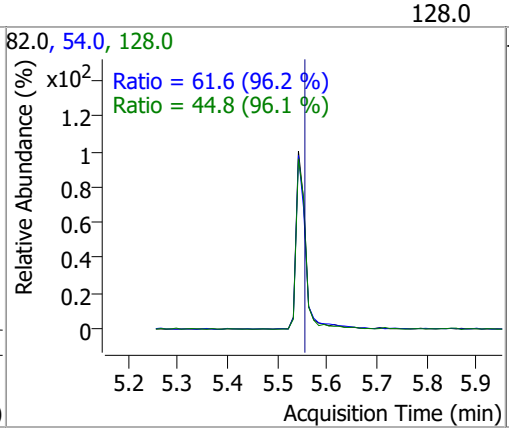

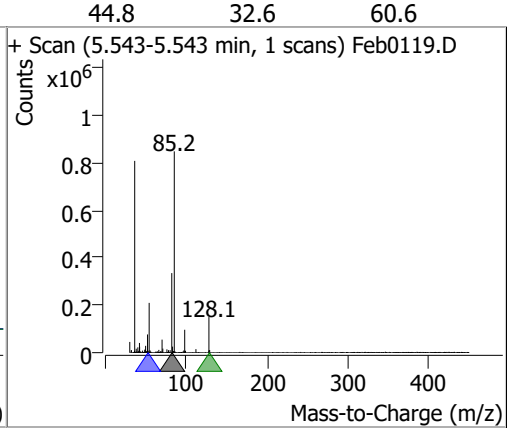

Compound	Conc.	Exp RT	QIon	Exp Ratio	QIon	Exp Ratio
Nitrobenzene	N.D.	5.57	77.0	202.4	51.0	125.5

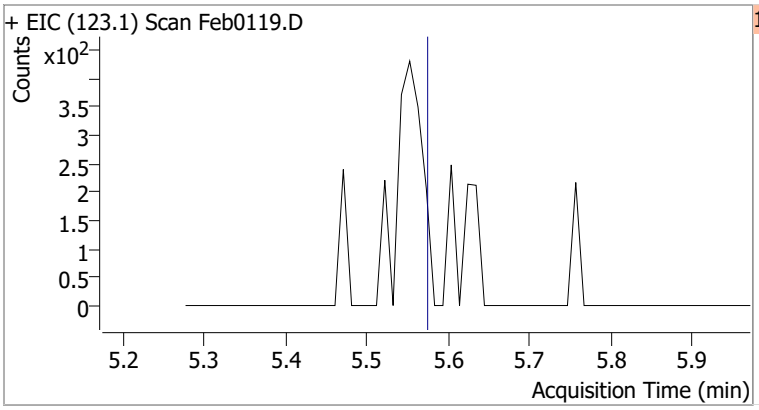

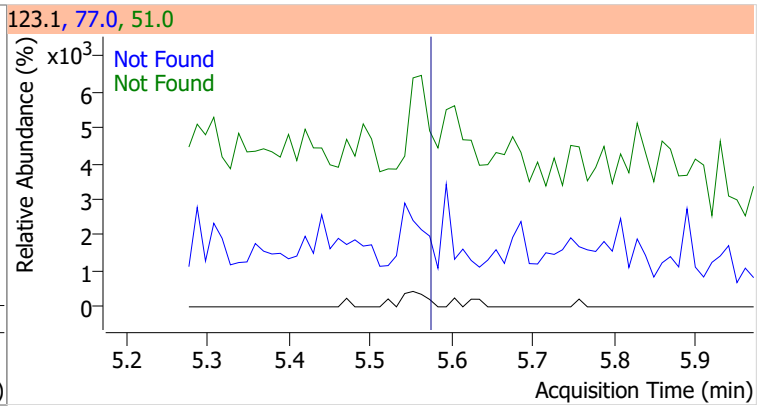

Compound	Conc.	Exp RT	QIon	Exp Ratio
Isophorone	N.D.	5.88	138.0	21.7

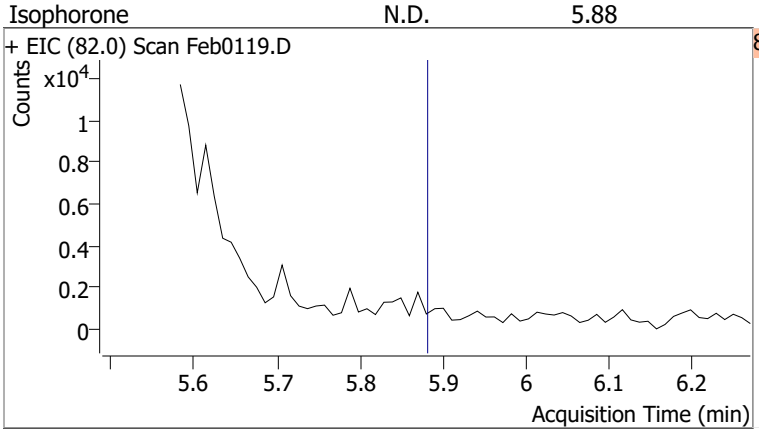

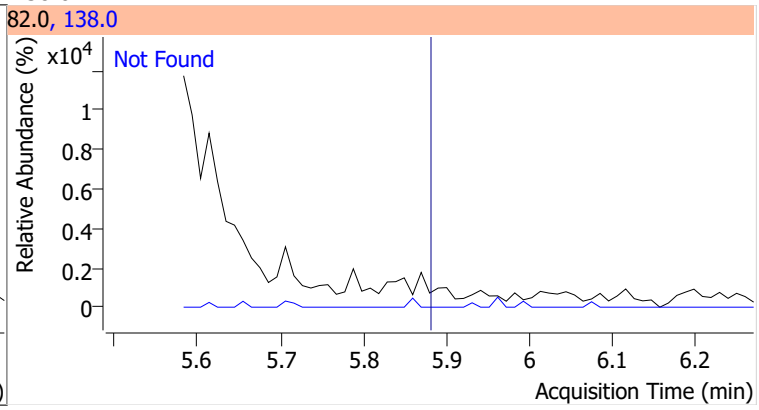

Compound	Conc.	Exp RT	QIon	Exp Ratio	QIon	Exp Ratio
2-Nitrophenol	N.D.	5.94	65.0	48.9	109.0	38.3

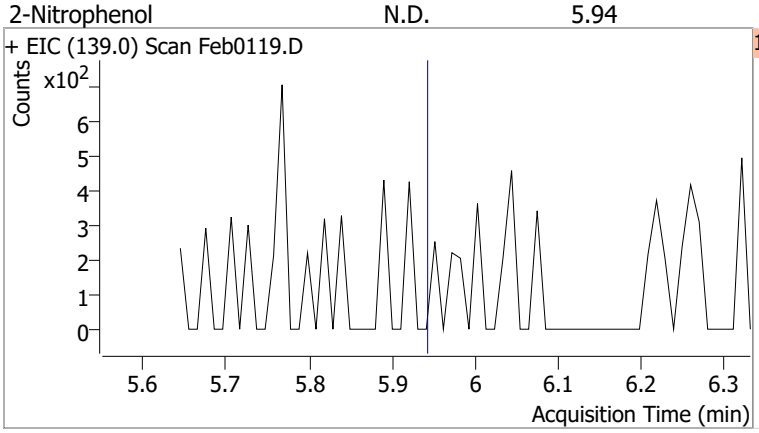

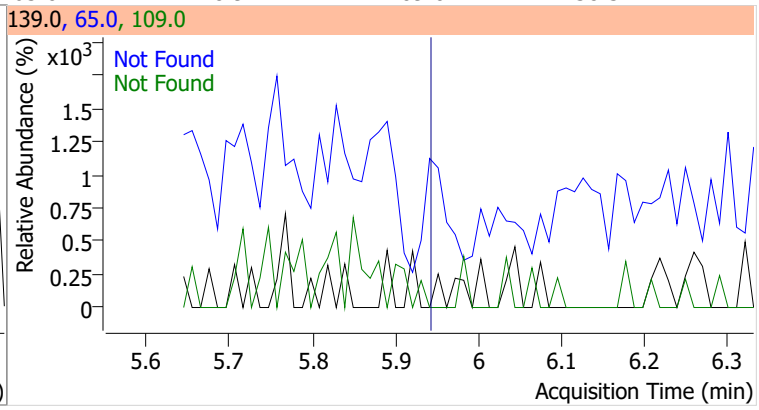

Compound	Conc.	Exp RT	QIon	Exp Ratio	QIon	Exp Ratio
2,4-Dimethylphenol	N.D.	6.05	107.0	109.0	77.0	32.4

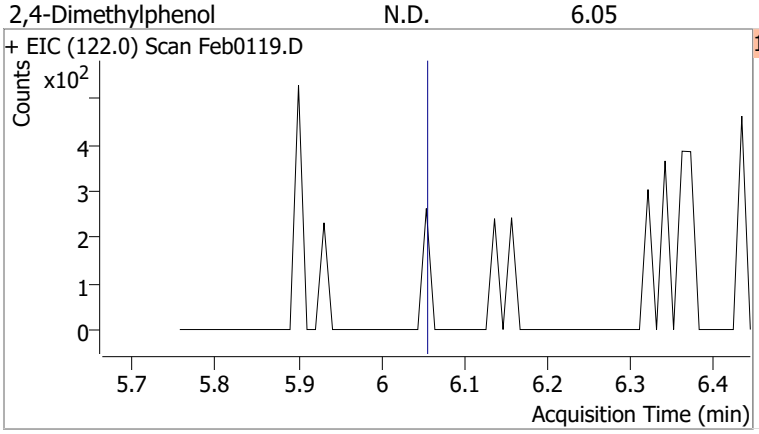

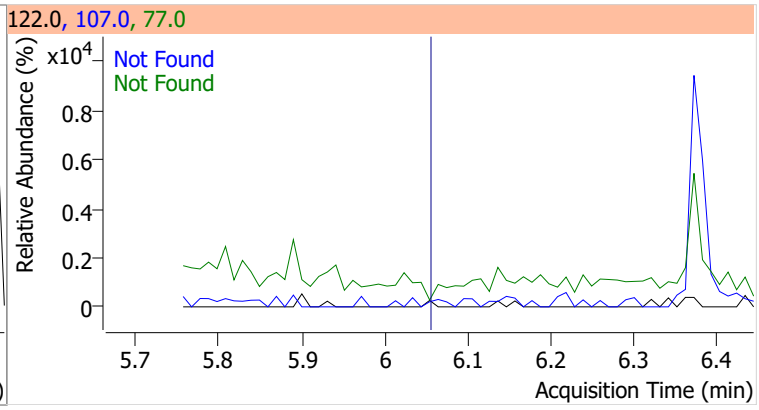

Compound	Conc.	Exp RT	QIon	Exp Ratio	QIon	Exp Ratio
bis(-2-Chloroethoxy)Methane	N.D.	6.16	63.0	68.6	95.0	32.4

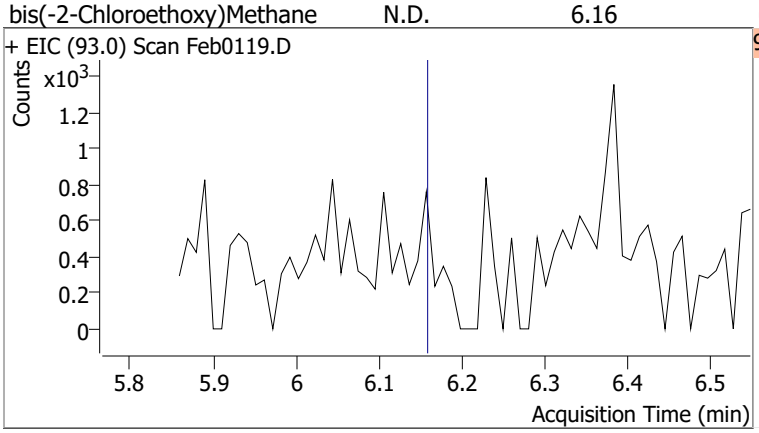

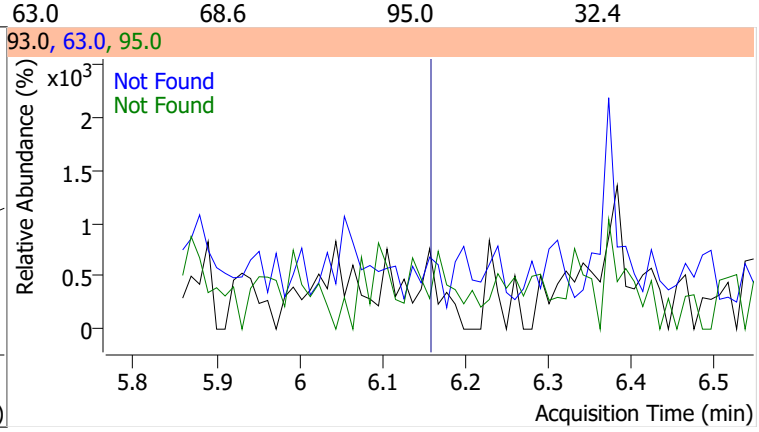

Compound	Conc.	Exp RT	QIon	Exp Ratio	QIon	Exp Ratio
2,4-Dichlorophenol	N.D.	6.25	164.0	63.2	98.0	30.8

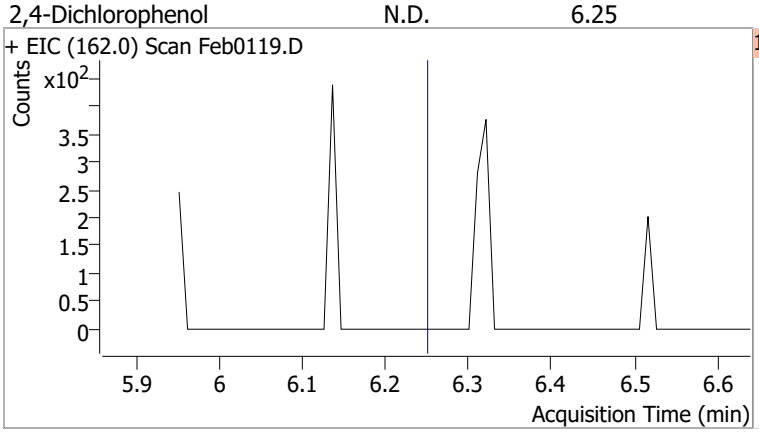

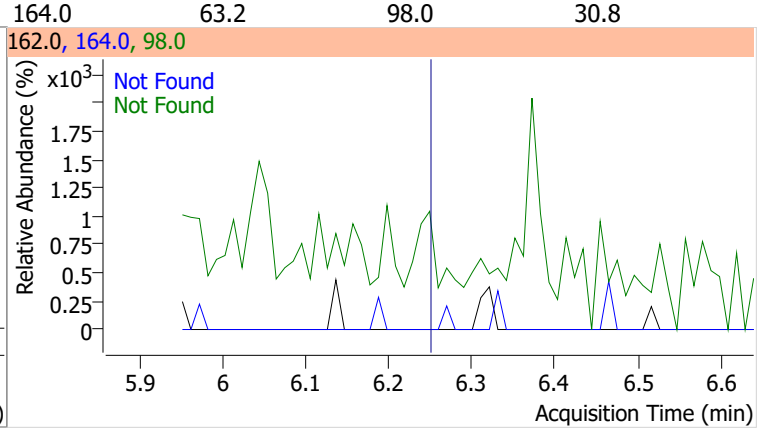

Compound	Conc.	Exp RT	QIon	Exp Ratio	QIon	Exp Ratio
Benzoic Acid	N.D.	6.27	122.0	88.6	77.0	75.0

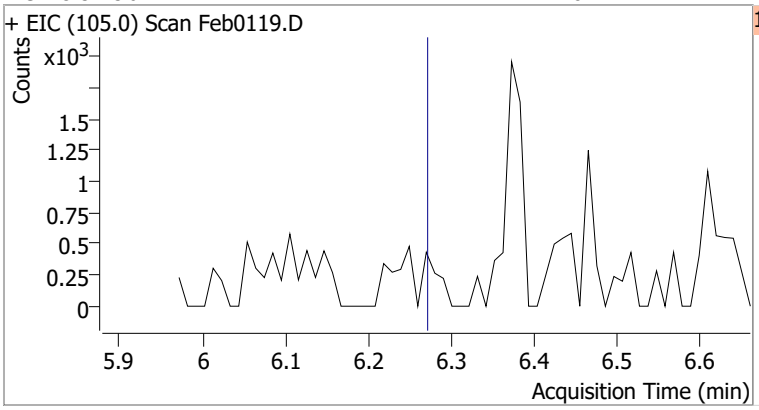

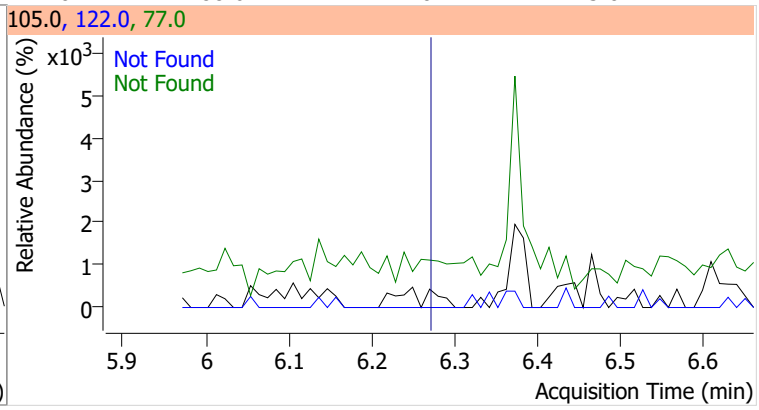

Compound	Conc.	Exp RT	QIon	Exp Ratio	QIon	Exp Ratio
1,2,4-Trichlorobenzene	N.D.	6.32	182.0	97.1	145.0	28.4

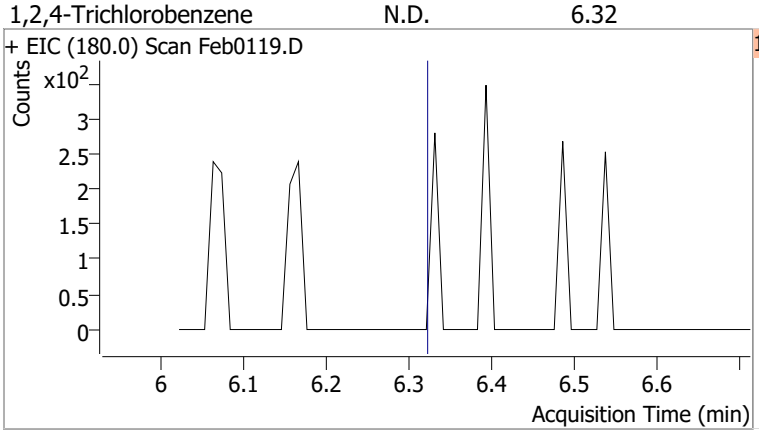

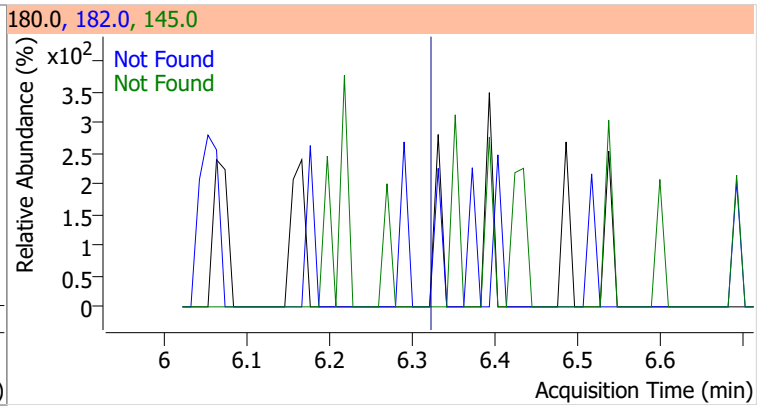

Compound	Conc.	Exp RT	QIon	Exp Ratio	QIon	Exp Ratio
Naphthalene	N.D.	6.40	129.0	11.4	102.0	9.7

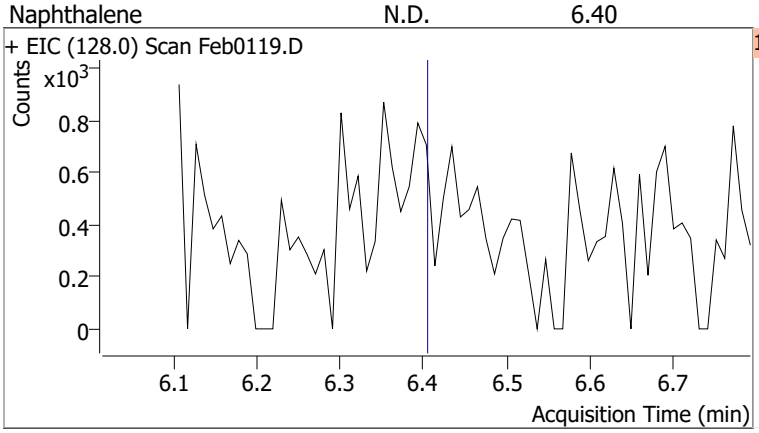

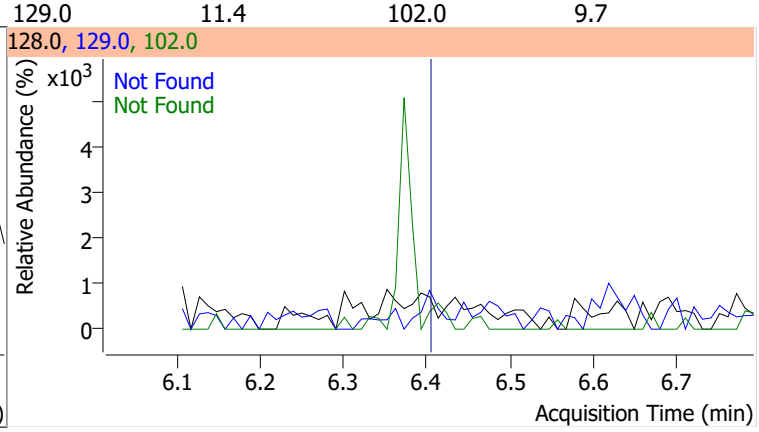

Compound	Conc.	RT	Dev(Min)	Resp.	QIon	QRatio	Lower	Upper
4-Chlorophenol		0		0	128.0		243.7	452.5

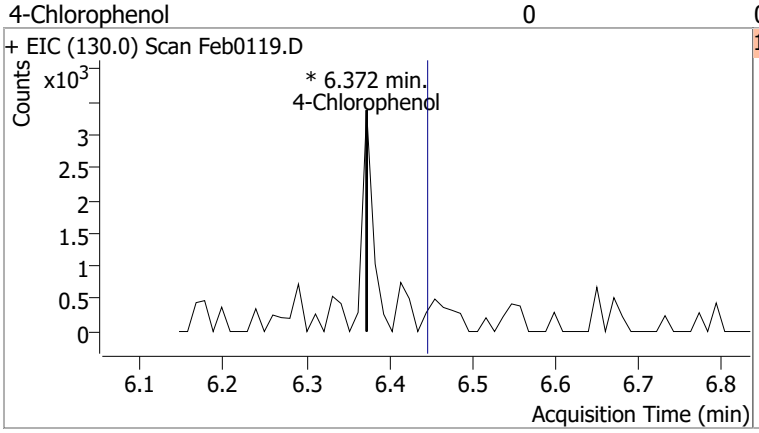

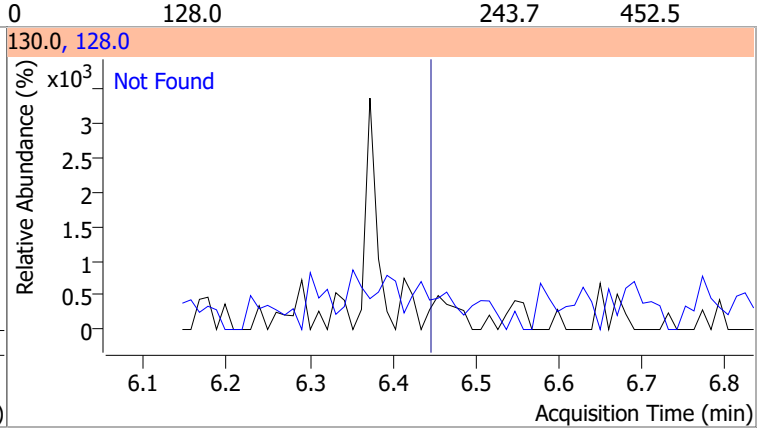

Compound	Conc.	Exp RT	QIon	Exp Ratio	QIon	Exp Ratio
p-Chloroaniline	N.D.	6.51	129.0	33.1	65.0	29.9

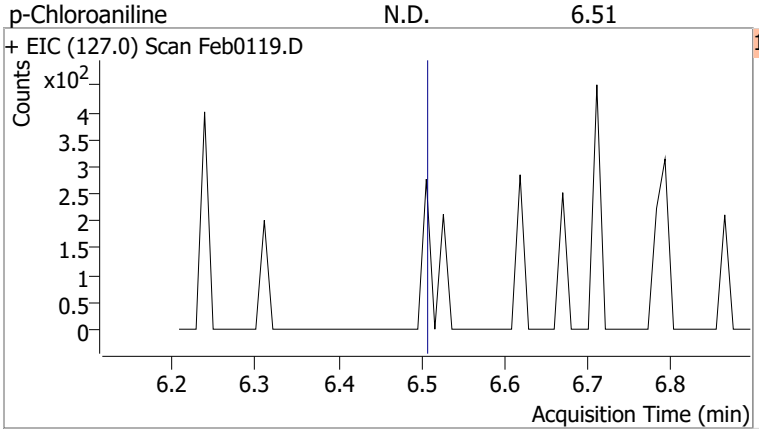

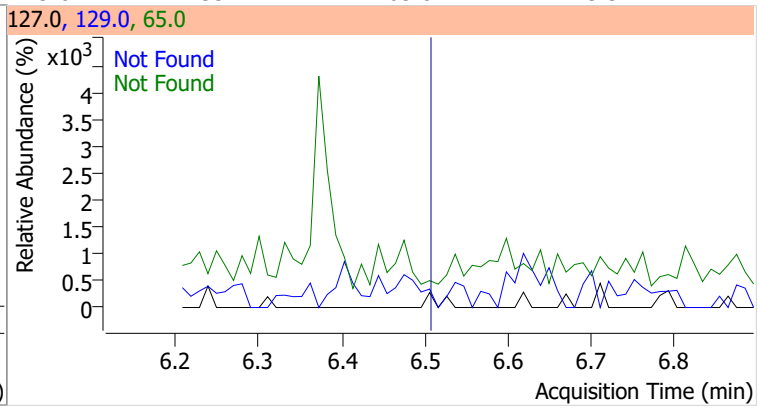

Compound	Conc.	Exp RT	QIon	Exp Ratio	QIon	Exp Ratio
Hexachlorobutadiene	N.D.	6.58	223.0	65.1	227.0	63.7

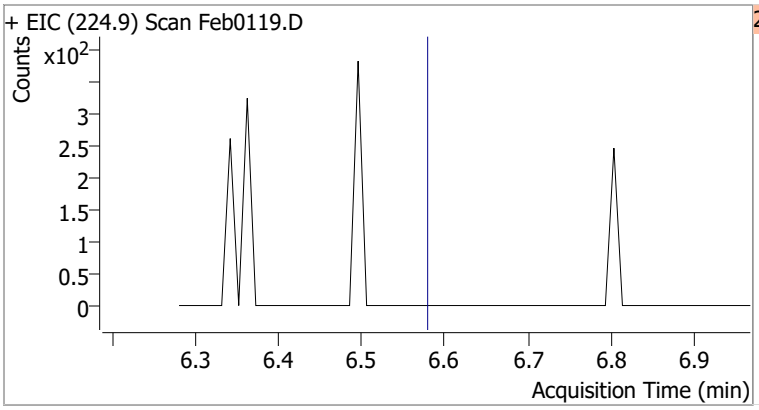

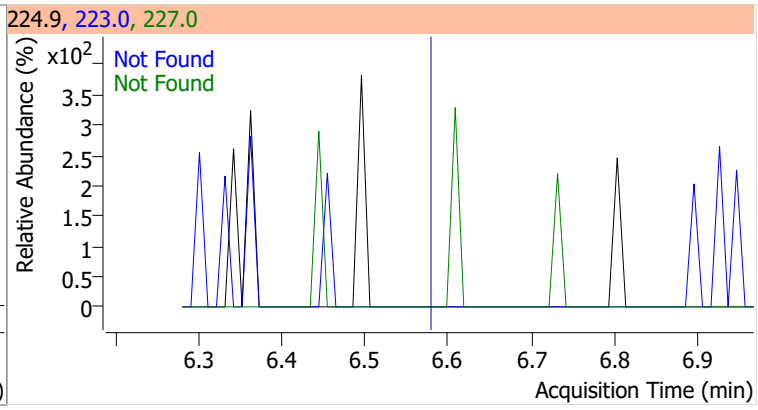

Compound	Conc.	Exp RT	QIon	Exp Ratio
4-Chloro-2-Methylphenol	N.D.	6.99	144.0	28.0

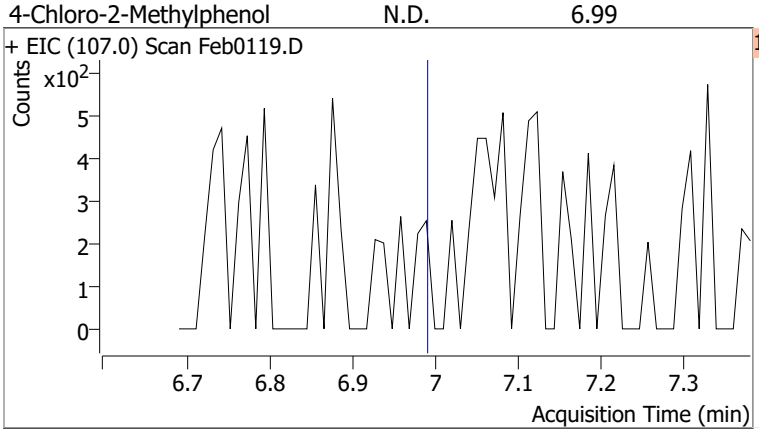

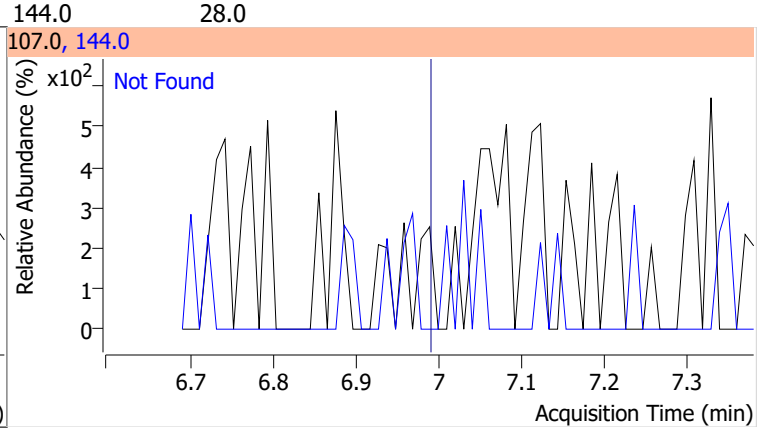

Compound	Conc.	Exp RT	QIon	Exp Ratio
4-Chloro-3-Methylphenol	N.D.	7.13	144.0	28.6

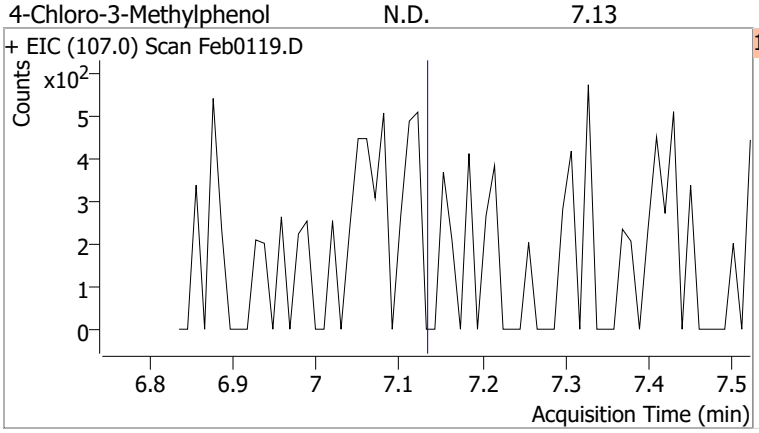

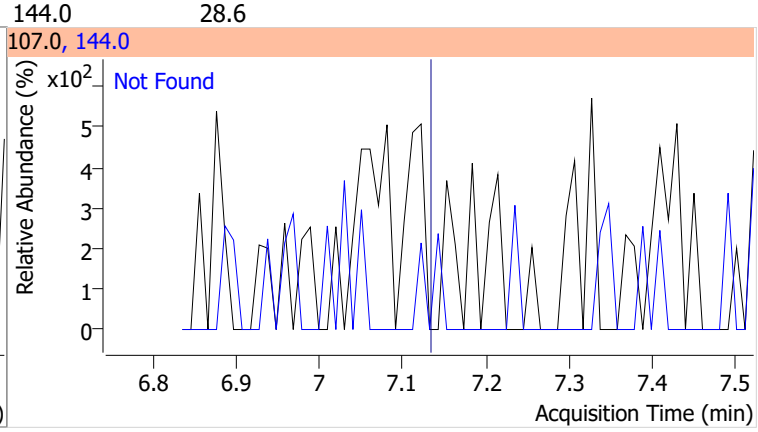

Compound	Conc.	Exp RT	QIon	Exp Ratio	QIon	Exp Ratio
2-Methylnaphthalene	N.D.	7.24	142.0	118.8	115.0	41.1

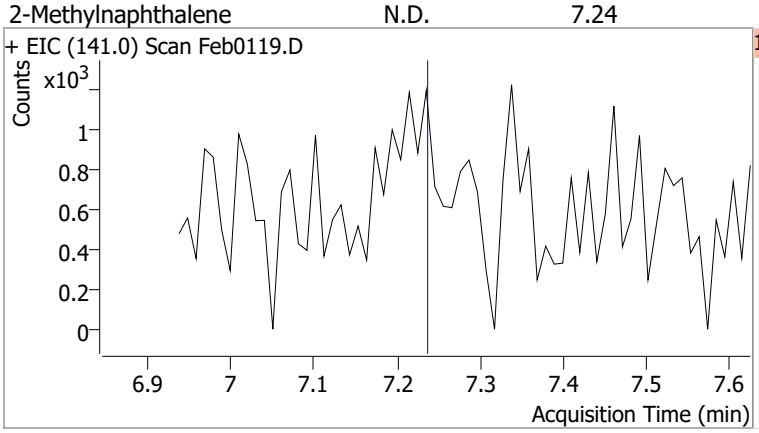

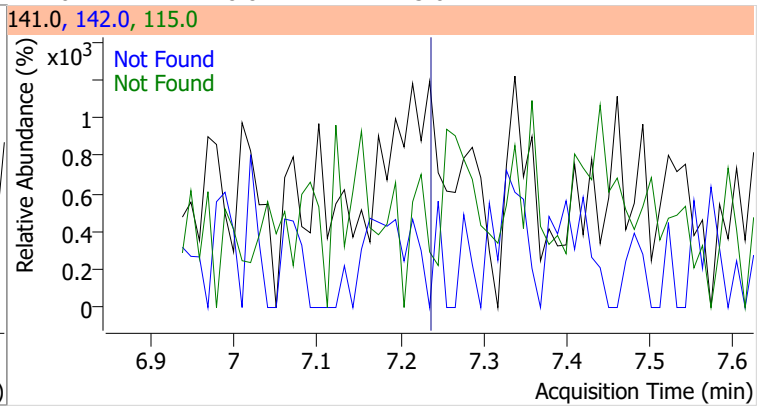

Compound	Conc.	Exp RT	QIon	Exp Ratio	QIon	Exp Ratio
1-Methylnaphthalene	N.D.	7.35	142.0	111.3	115.0	42.1

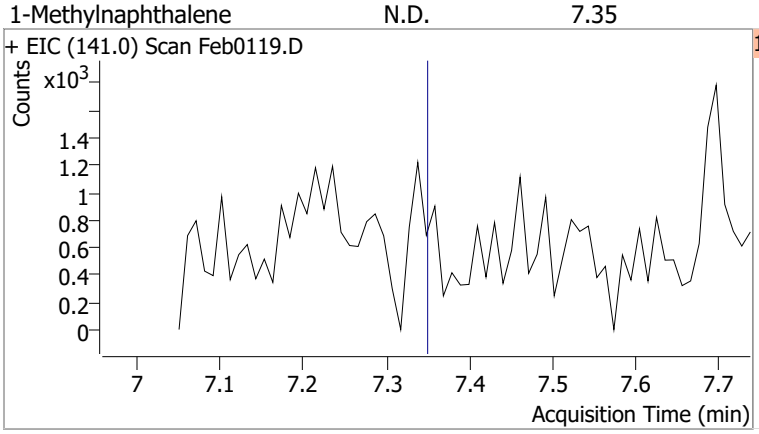

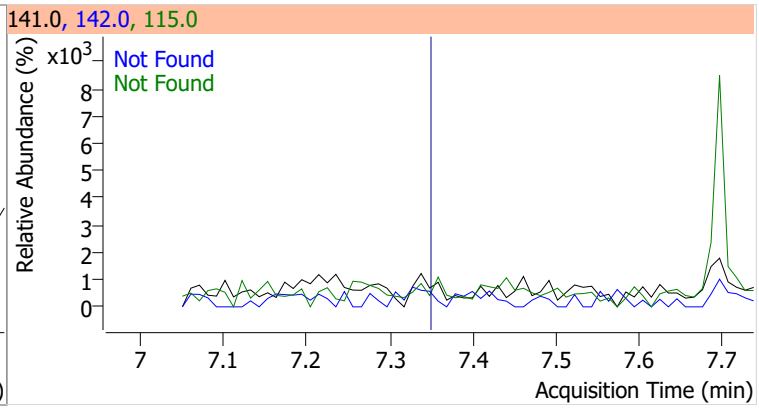

Compound	Conc.	Exp RT	QIon	Exp Ratio	QIon	Exp Ratio
Hexachlorocyclopentadiene	N.D.	7.43	238.9	62.5	234.9	62.4

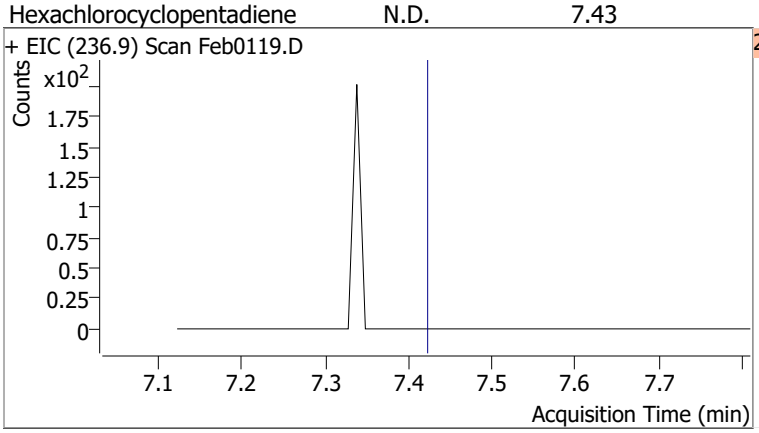

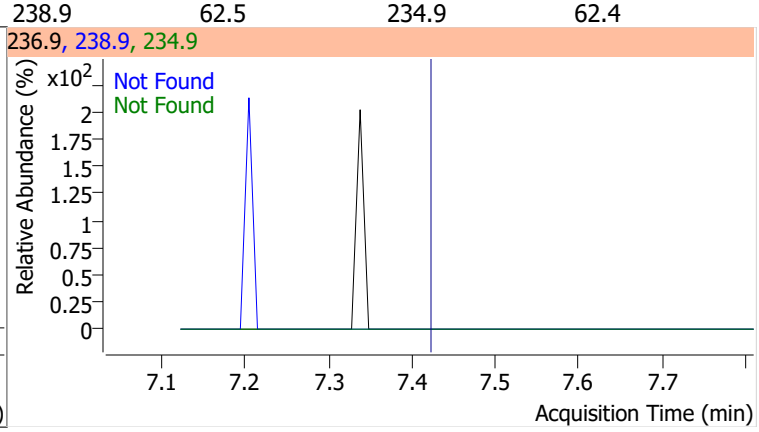

Compound	Conc.	Exp RT	QIon	Exp Ratio
2,4,6-Trichlorophenol	N.D.	7.59	198.0	98.1

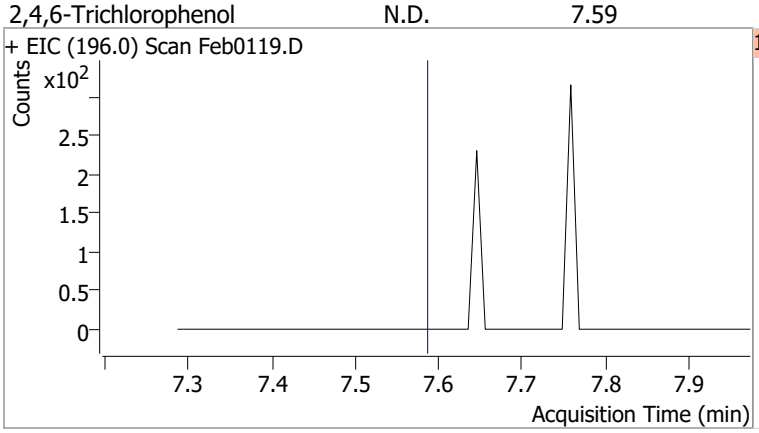

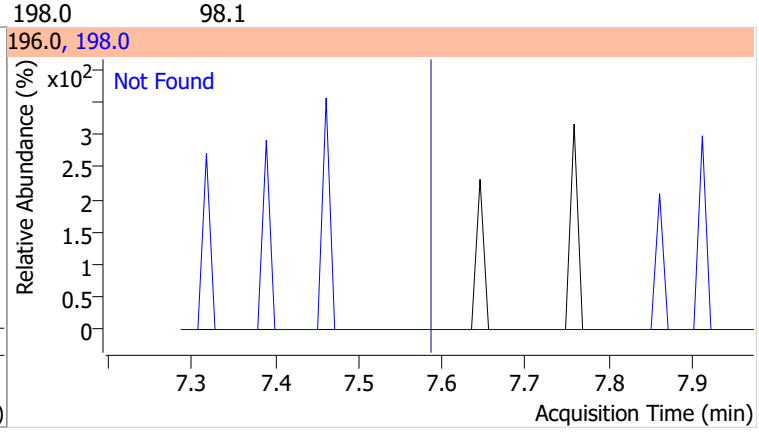

Compound	Conc.	Exp RT	QIon	Exp Ratio
2,4,5-Trichlorophenol	N.D.	7.64	198.0	93.7

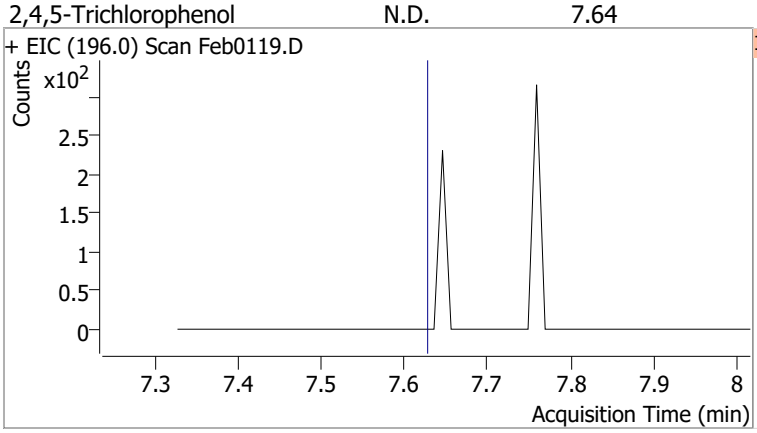

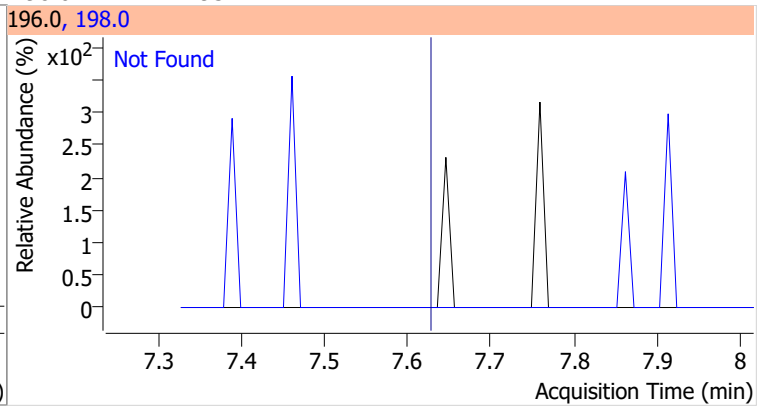

Compound	Conc.	RT	Dev(Min)	Resp.	QIon	QRatio	Lower	Upper
2-Fluorobiphenyl	50.6950	7.70	0.00	1206198	171.0	33.1	23.8	44.1

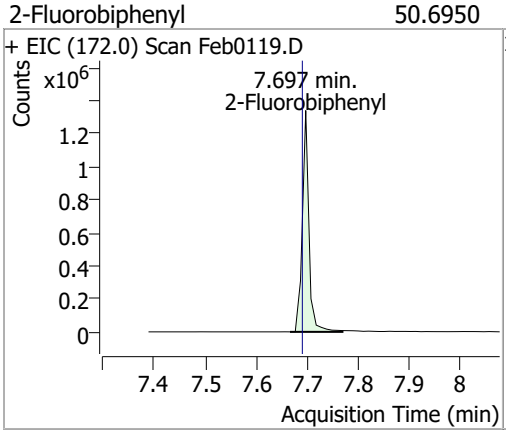

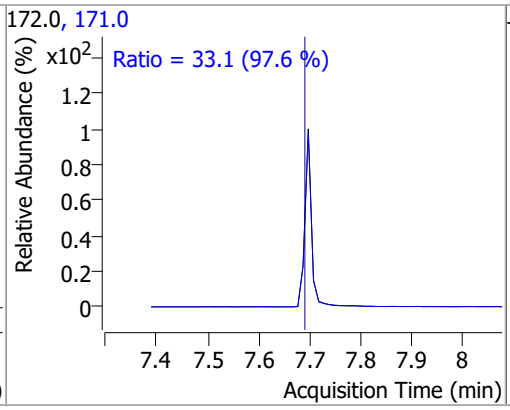

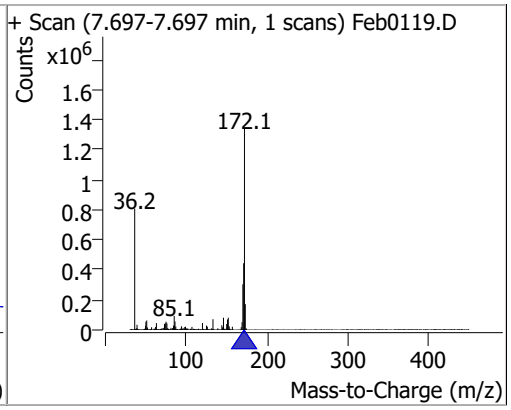

Compound	Conc.	Exp RT	QIon	Exp Ratio	QIon	Exp Ratio
2-Chloronaphthalene	N.D.	7.81	127.0	36.7	164.0	32.2

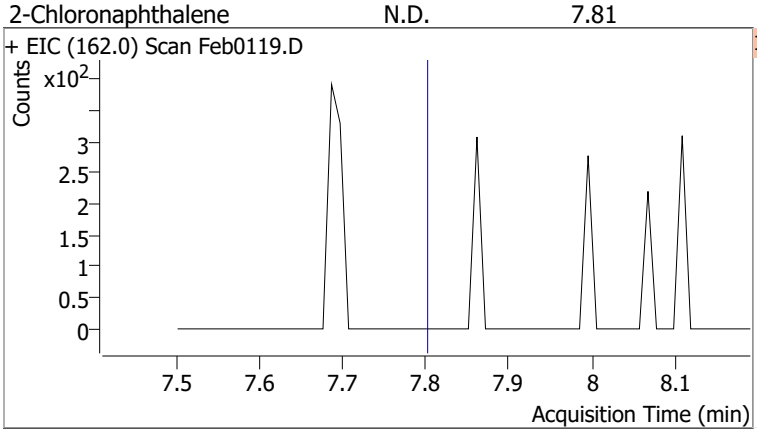

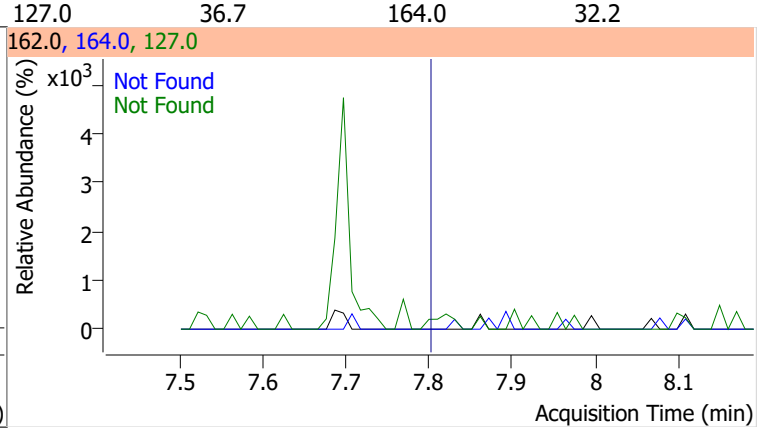

Compound	Conc.	Exp RT	QIon	Exp Ratio
2-Nitroaniline	N.D.	7.96	138.0	120.7

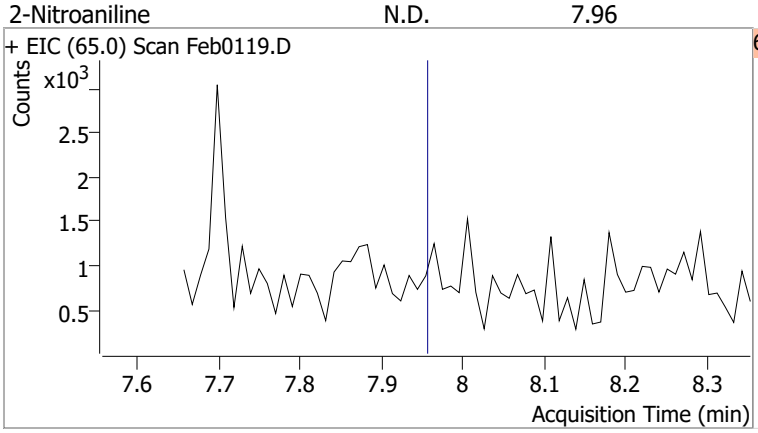

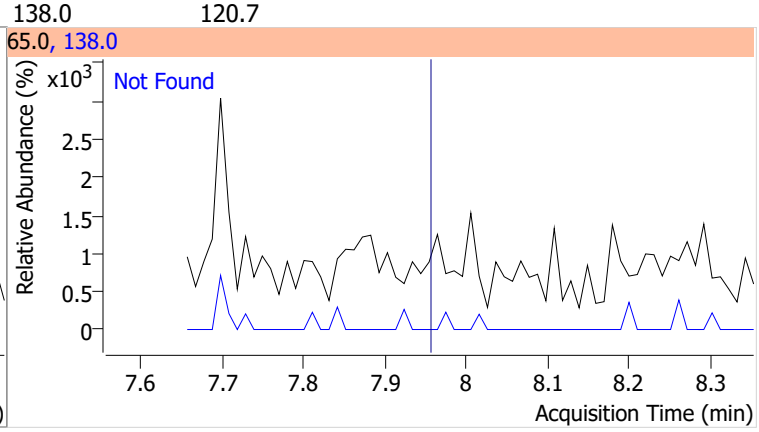

Compound	Conc.	RT	Dev(Min)	Resp.	QIon	QRatio	Lower	Upper
Dimethyl Phthalate		0		0	77.0		13.0	24.2

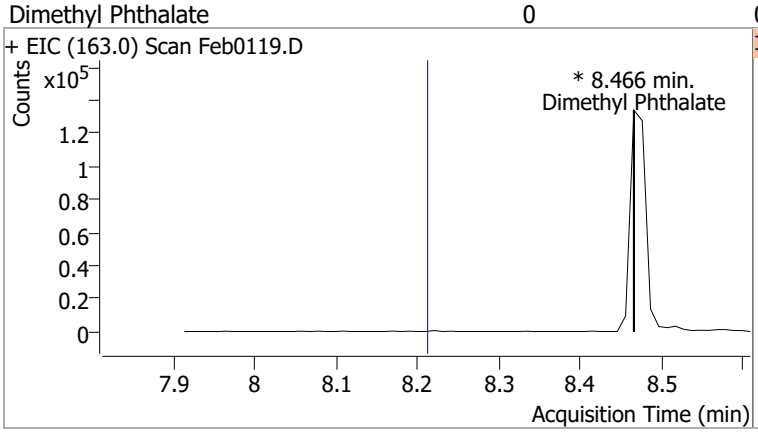

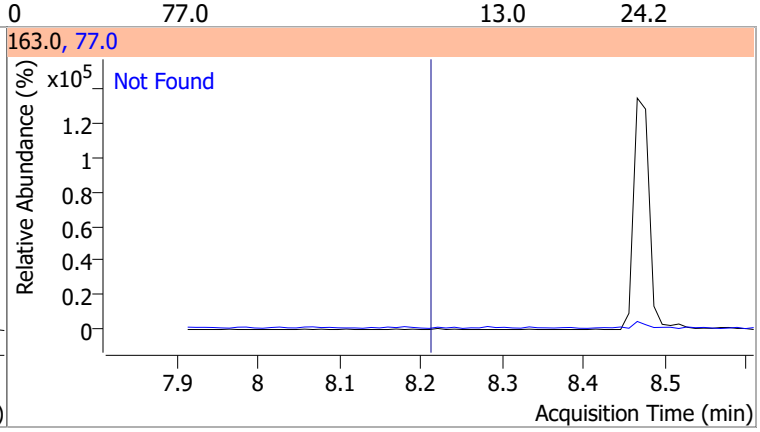

Compound	Conc.	RT	Dev(Min)	Resp.	QIon	QRatio	Lower	Upper
2,6-Dinitrotoluene		0		0	63.0		82.2	152.7
					89.0		40.8	75.8

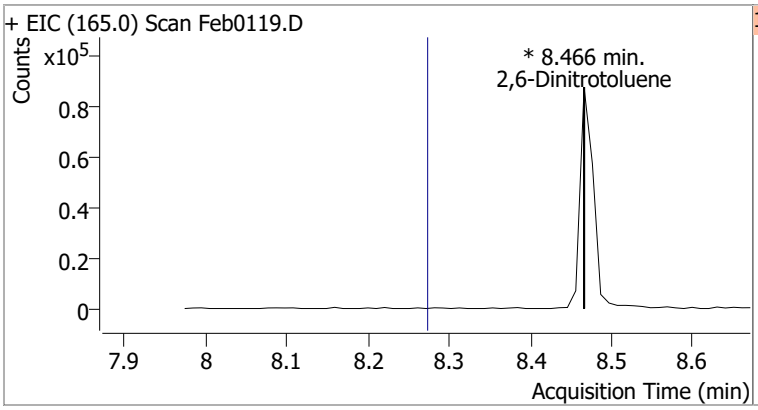

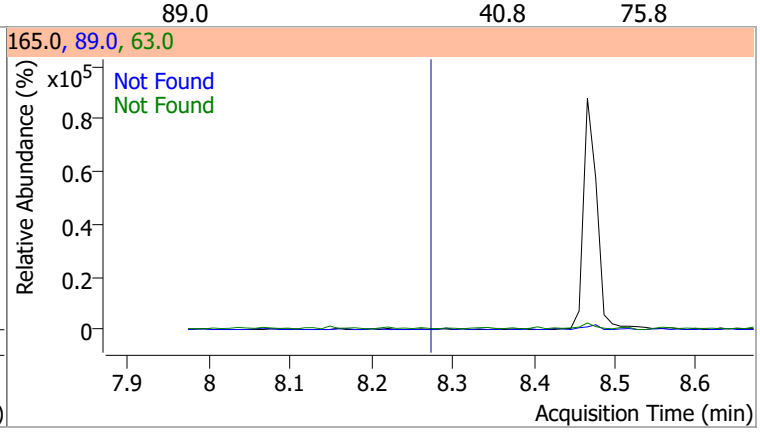

Compound	Conc.	Exp RT	QIon	Exp Ratio
Acenaphthylene	N.D.	8.30	153.1	14.0

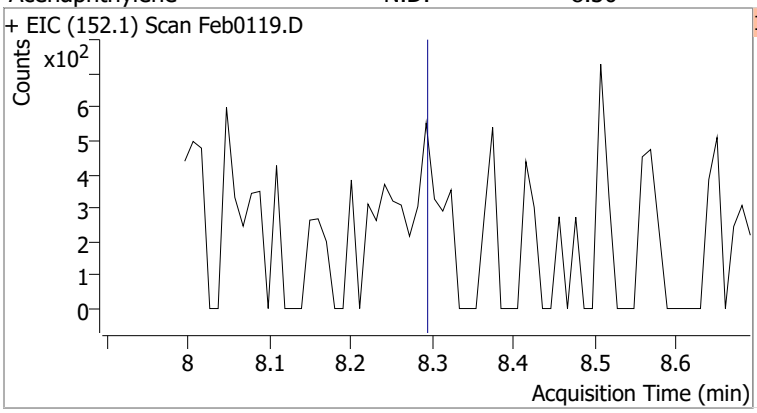

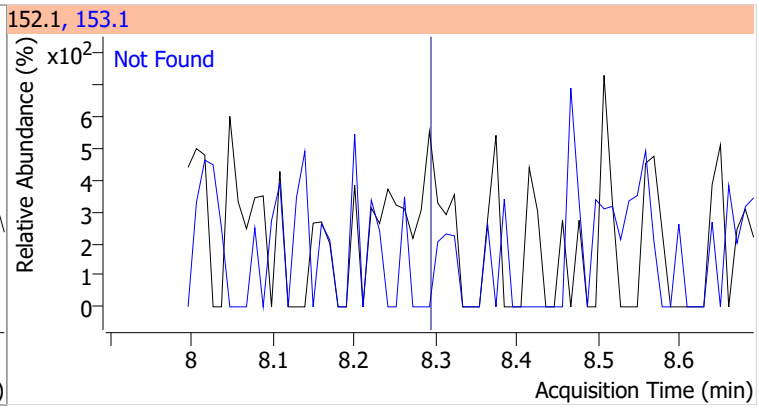

Compound	Conc.	Exp RT	QIon	Exp Ratio	QIon	Exp Ratio
3-Nitroaniline	N.D.	8.48	65.0	121.0	92.0	102.4

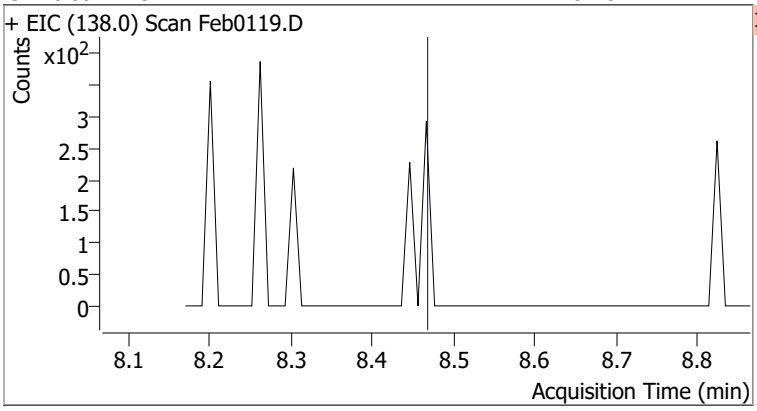

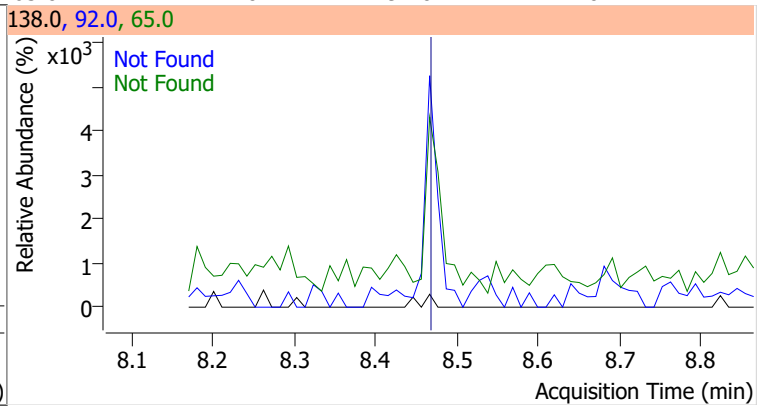

Compound	Conc.	Exp RT	QIon	Exp Ratio	QIon	Exp Ratio
Acenaphthene	N.D.	8.52	153.0	109.2	152.0	51.1

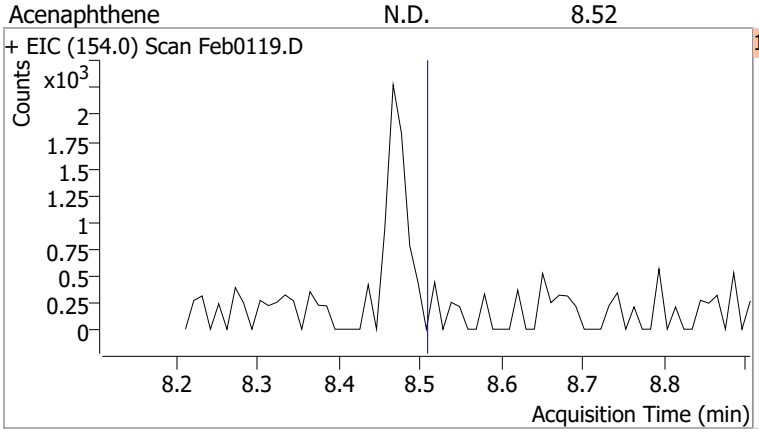

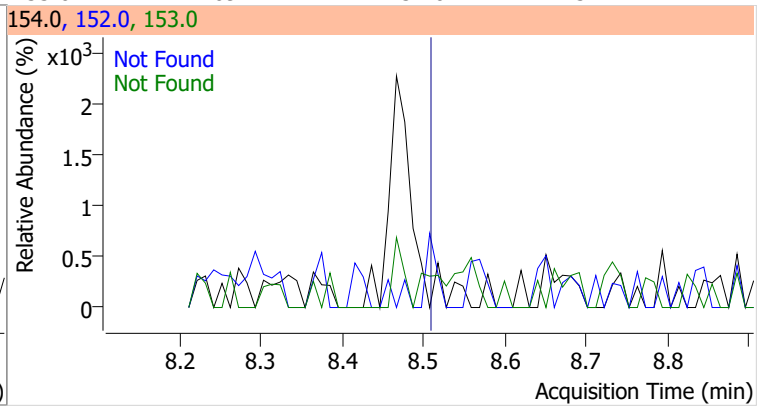

Compound	Conc.	Exp RT	QIon	Exp Ratio
2,4-Dinitrophenol	N.D.	8.60	154.0	63.4

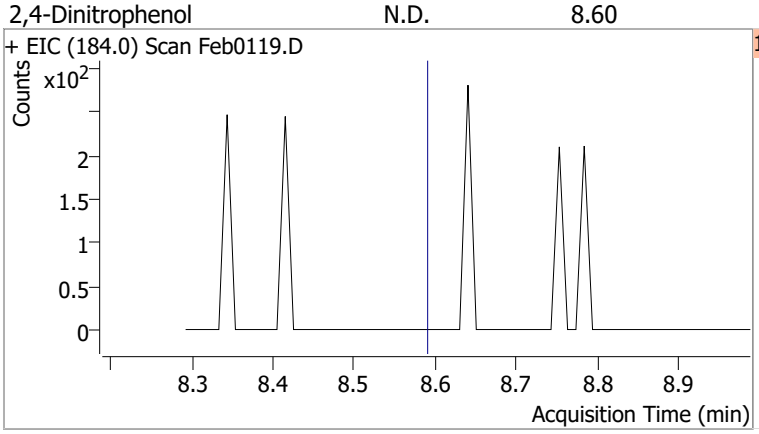

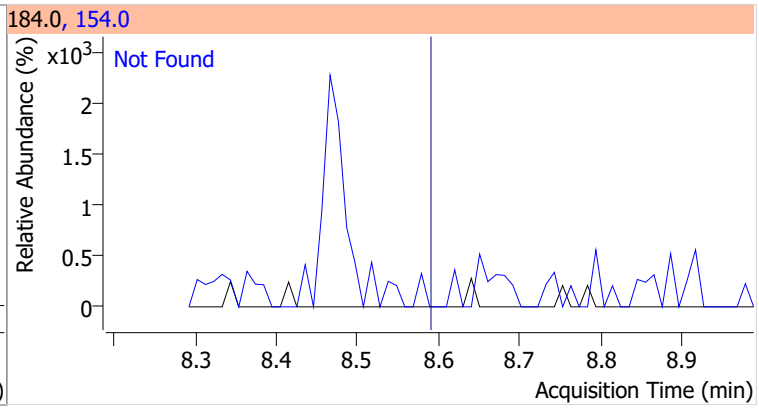

Compound	Conc.	Exp RT	QIon	Exp Ratio
Dibenzofuran	N.D.	8.72	139.0	43.1

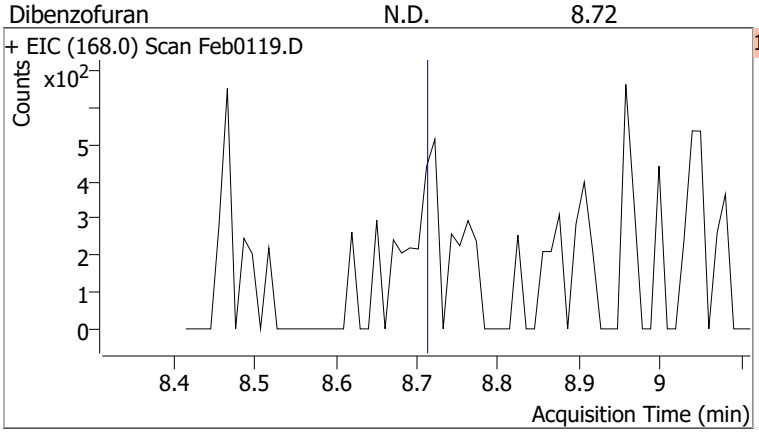

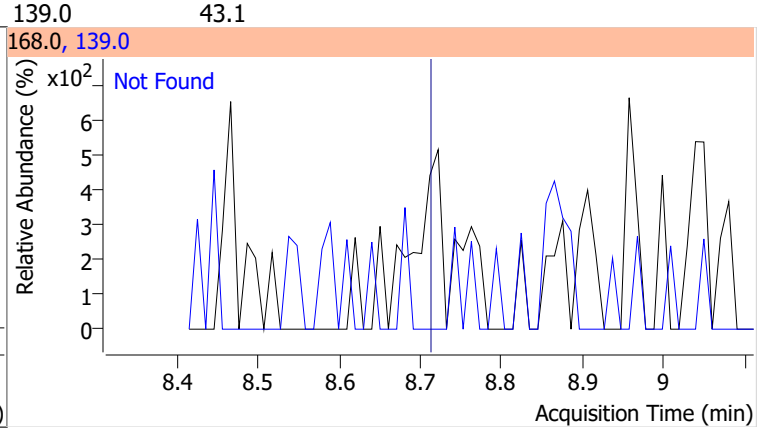

Compound	Conc.	Exp RT	QIon	Exp Ratio	QIon	Exp Ratio
4-Nitrophenol	N.D.	8.74	139.0	380.6	65.0	81.2

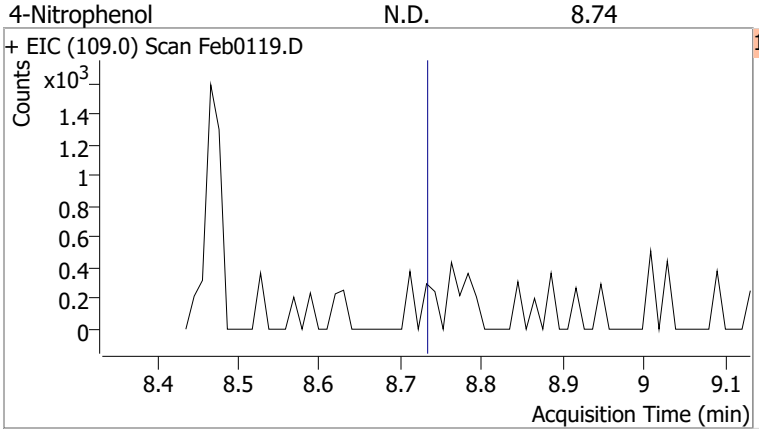

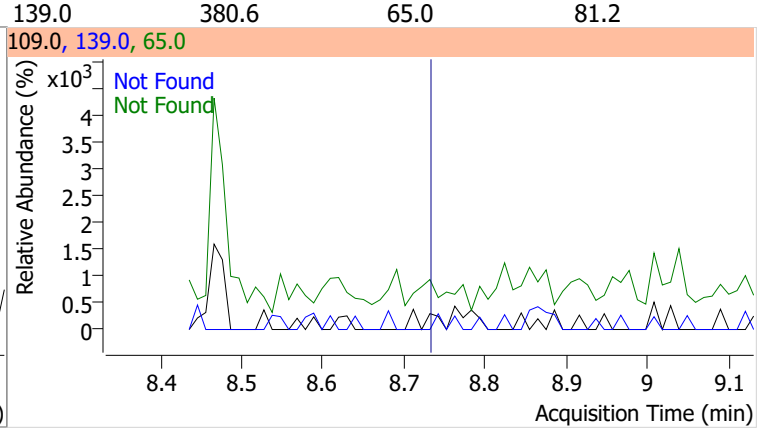

Quantitation Results Report (QT Reviewed)

Compound	Conc.	RT	Dev(Min)	Resp.	QIon	QRatio	Lower	Upper
2,4-Dinitrotoluene		0		0	63.0		47.5	88.1
					89.0		45.8	85.1

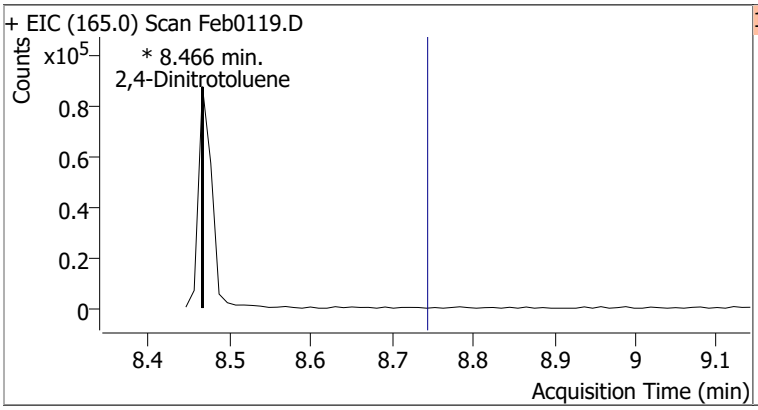

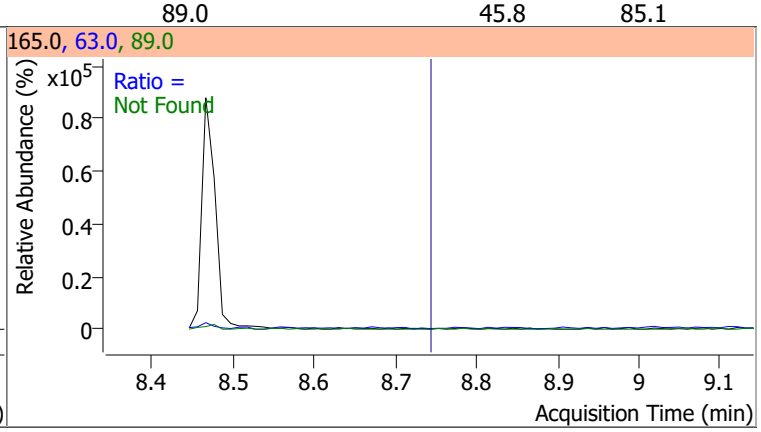

Compound	Conc.	Exp RT	QIon	Exp Ratio	QIon	Exp Ratio
Diethylphthalate	N.D.	9.09	177.0	21.1	150.0	12.6

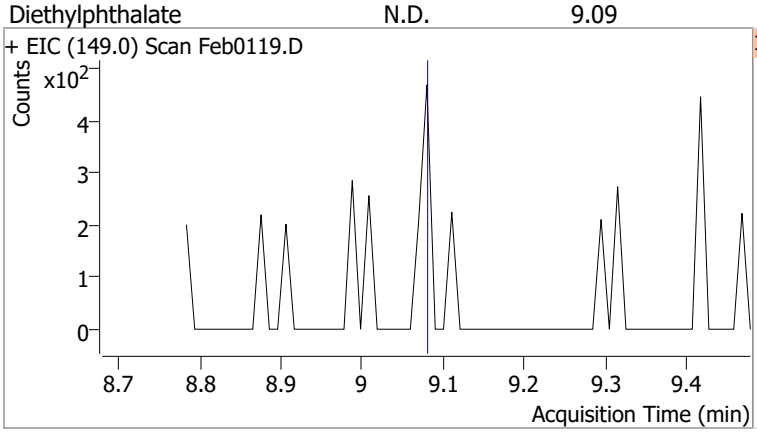

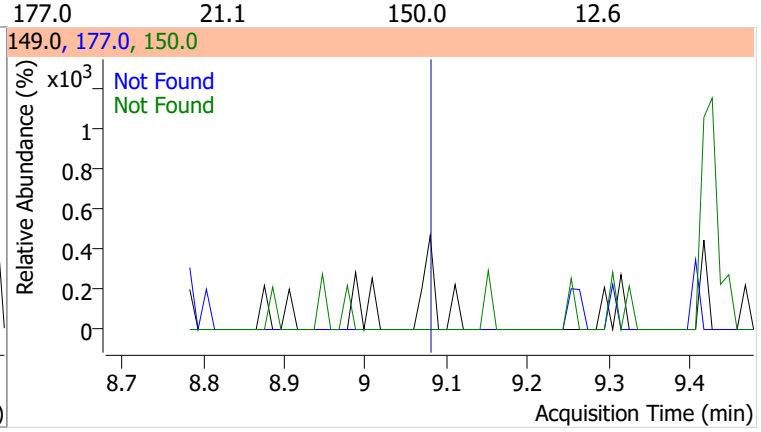

Compound	Conc.	Exp RT	QIon	Exp Ratio	QIon	Exp Ratio
Fluorene	N.D.	9.14	165.0	92.6	167.0	13.0

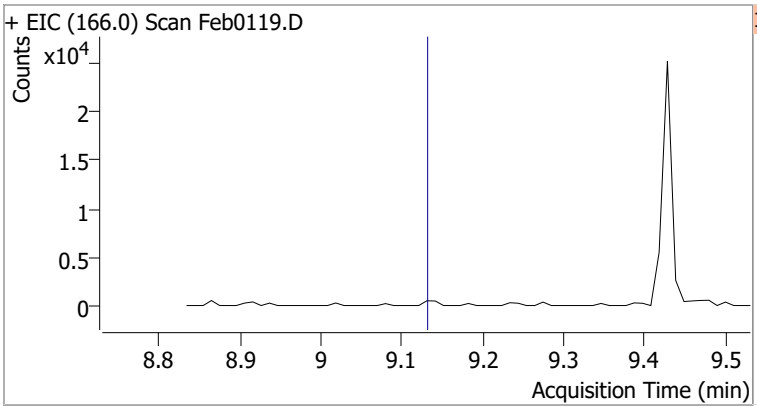

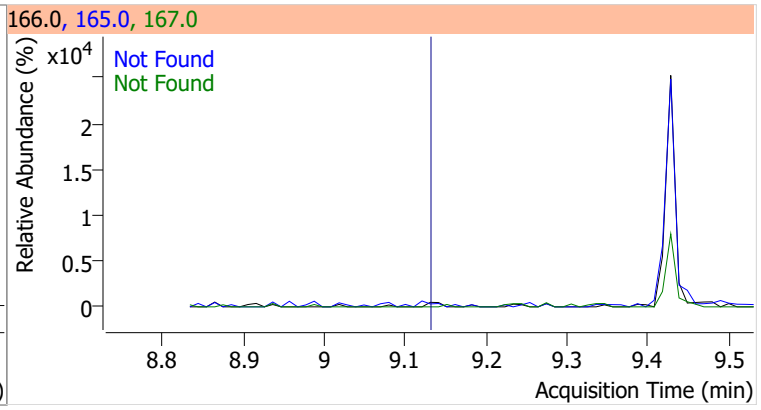

Compound	Conc.	Exp RT	QIon	Exp Ratio	QIon	Exp Ratio
4-Chlorophenyl-phenylether	N.D.	9.17	141.0	62.7	206.0	33.2

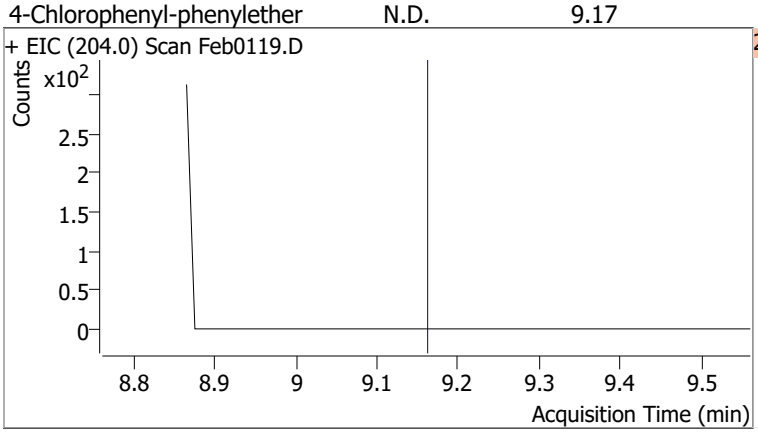

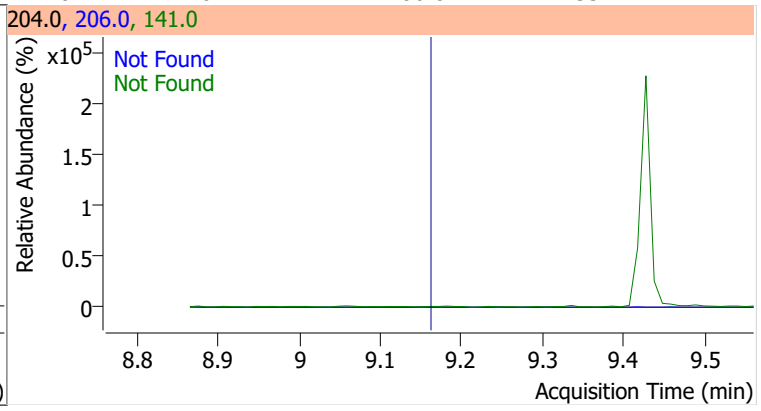

Compound	Conc.	Exp RT	QIon	Exp Ratio	QIon	Exp Ratio
4-Nitroaniline	N.D.	9.21	65.0	101.3	92.0	51.2

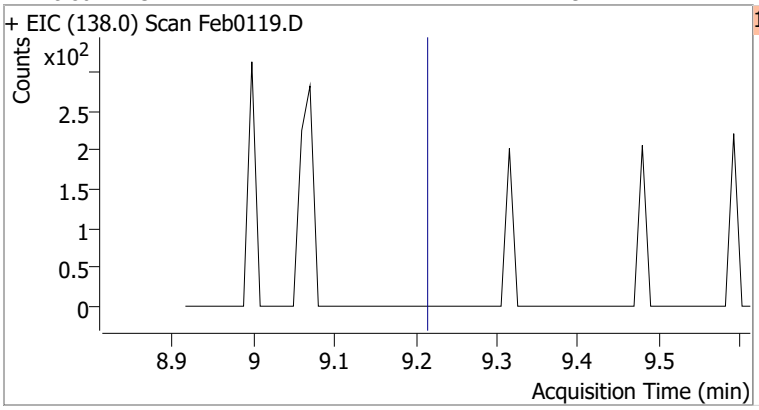

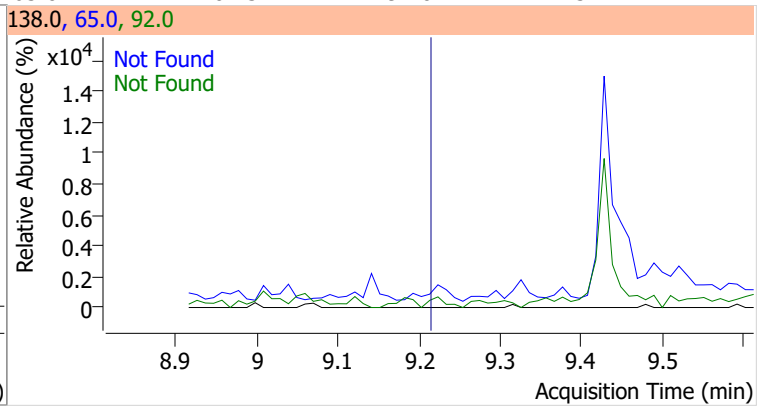

Compound	Conc.	RT	Dev(Min)	Resp.	QIon	QRatio	Lower	Upper
4,6-Dinitro-2-methylphenol		0		0	121.0		32.5	60.3

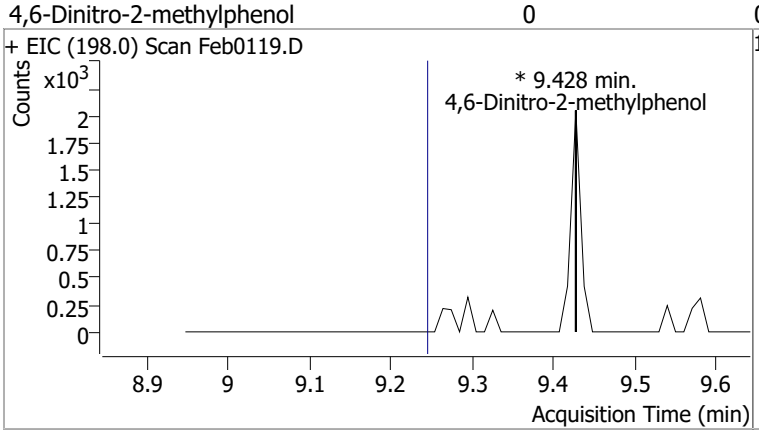

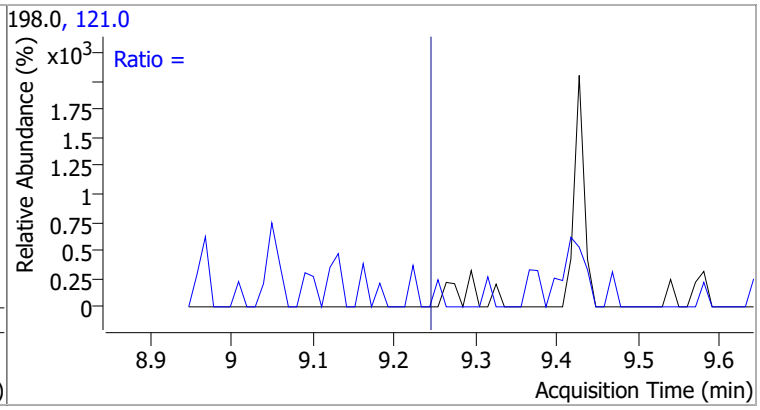

Compound	Conc.	Exp RT	QIon	Exp Ratio	QIon	Exp Ratio
N-nitrosodiphenylamine	N.D.	9.33	168.0	63.3	167.0	34.3

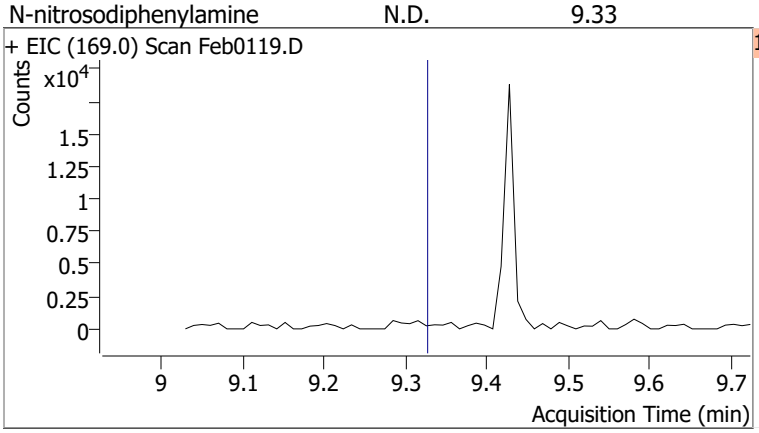

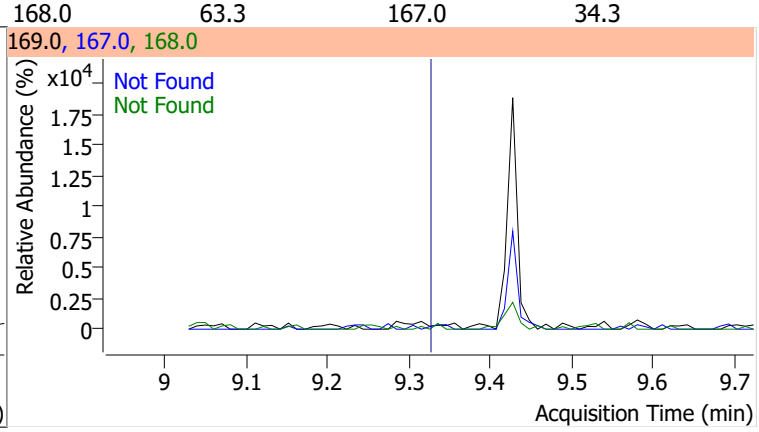

Compound	Conc.	Exp RT	QIon	Exp Ratio	QIon	Exp Ratio
Azobenzene	N.D.	9.36	51.0	37.7	182.0	27.4

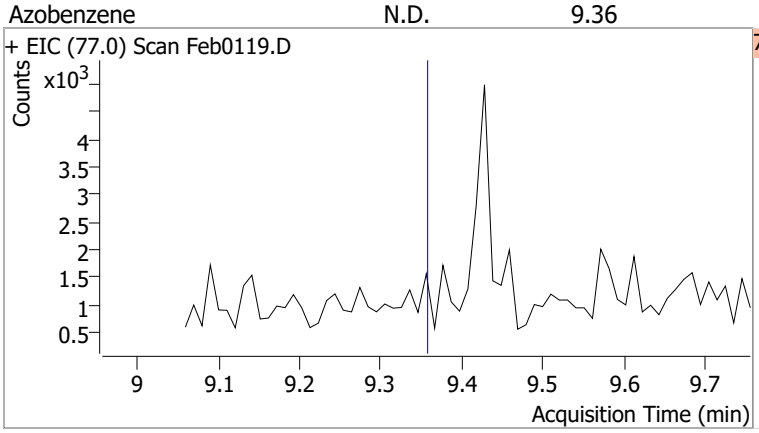

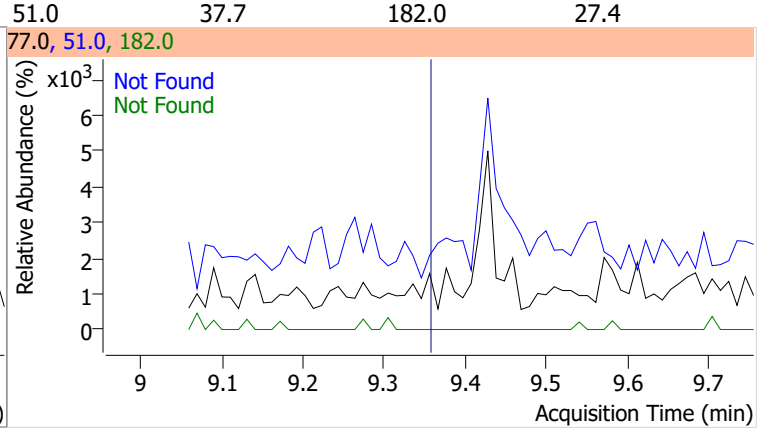

Quantitation Results Report (QT Reviewed)

Compound	Conc.	RT	Dev(Min)	Resp.	QIon	QRatio	Lower	Upper
2,4,6-Tribromophenol	157.0877	9.43	0.00	310066	331.8	95.3	65.5	121.6

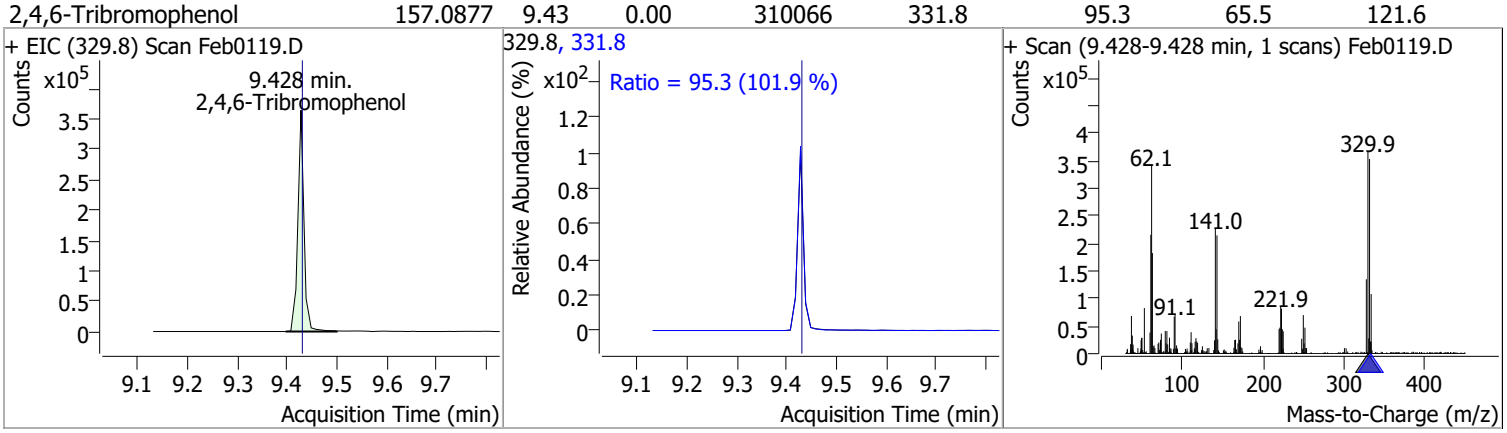

Compound	Conc.	Exp RT	QIon	Exp Ratio	QIon	Exp Ratio
4-Bromophenyl-phenylether	N.D.	9.76	141.0	103.5	250.0	100.5

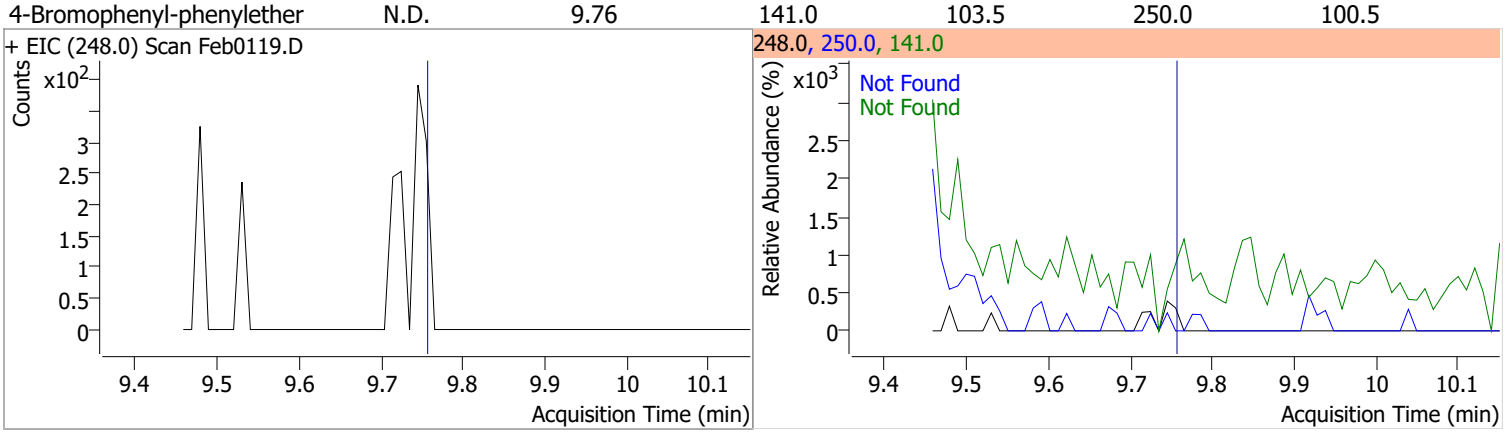

Compound	Conc.	Exp RT	QIon	Exp Ratio
Hexachlorobenzene	N.D.	9.80	142.0	47.3

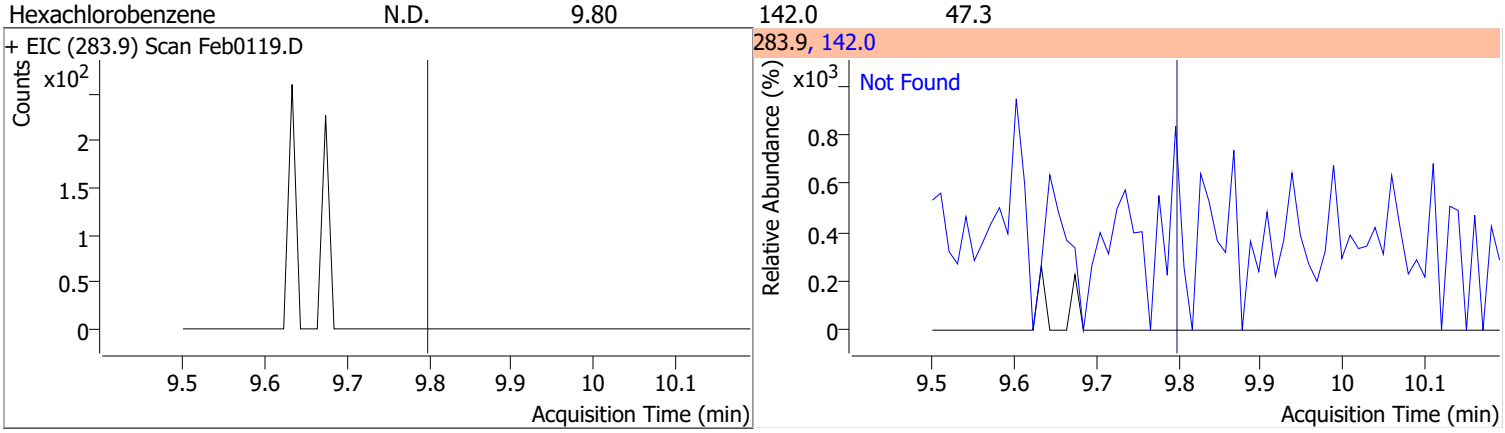

Compound	Conc.	Exp RT	QIon	Exp Ratio	QIon	Exp Ratio
Pentachlorophenol	N.D.	10.05	267.9	65.3	263.9	62.6

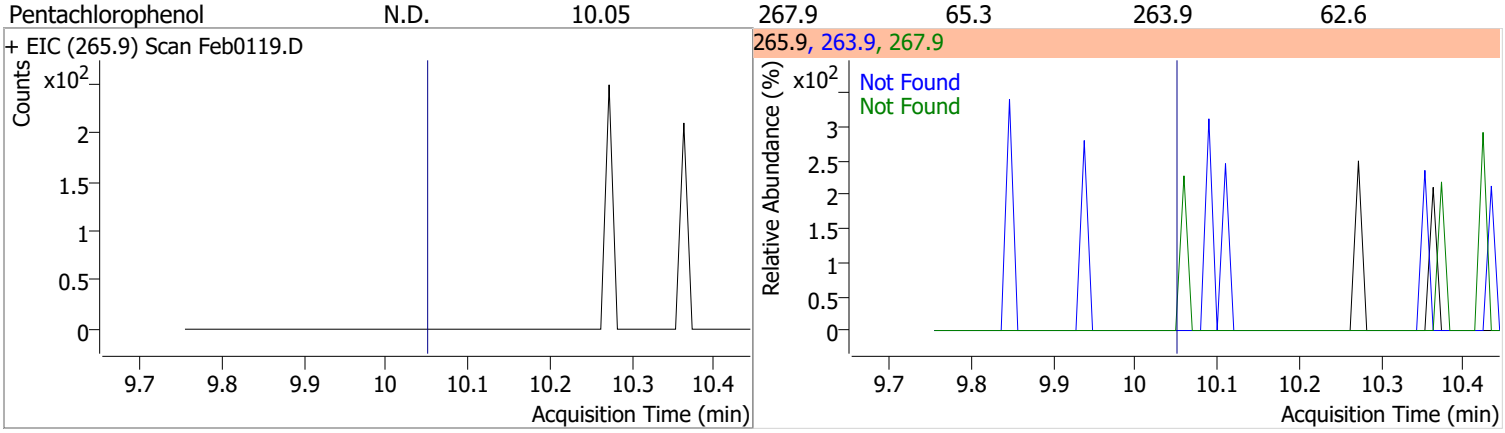

Compound	Conc.	Exp RT	QIon	Exp Ratio
Phenanthrene	N.D.	10.29	176.0	18.9

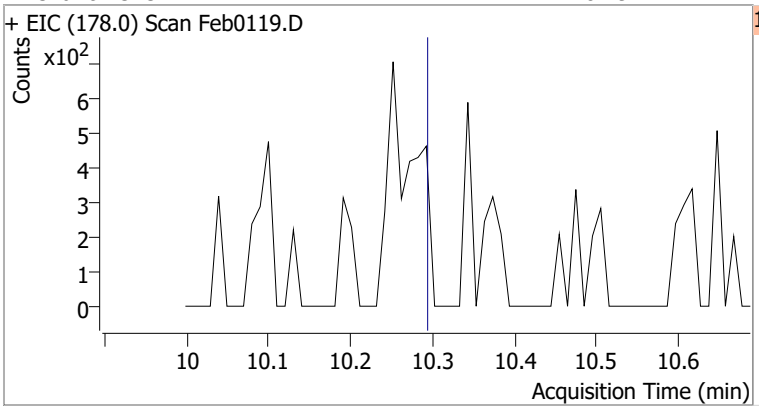

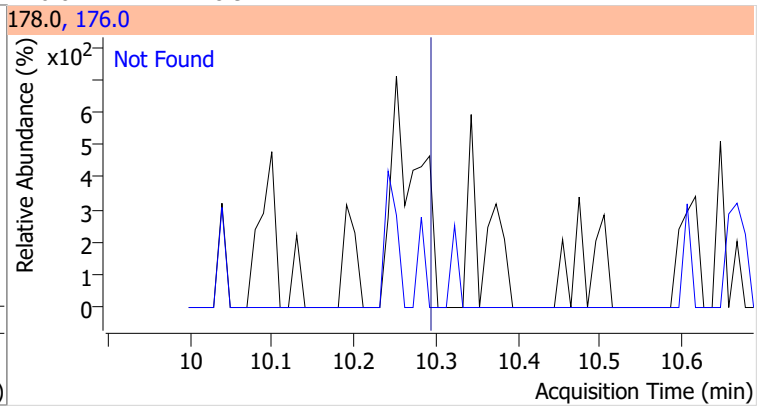

Compound	Conc.	Exp RT	QIon	Exp Ratio
Anthracene	N.D.	10.35	176.0	18.1

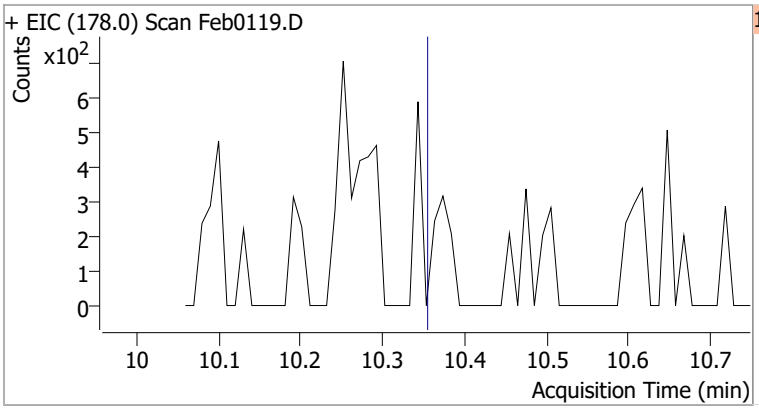

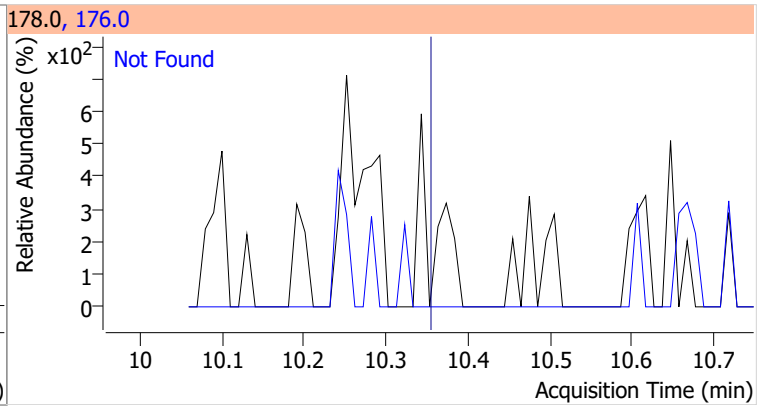

Compound	Conc.	Exp RT	QIon	Exp Ratio	QIon	Exp Ratio
Triallate	N.D.	10.41	268.0	27.2	143.0	23.0

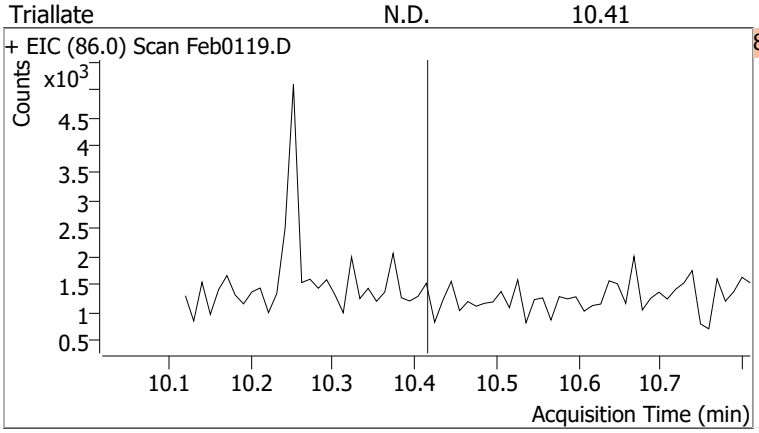

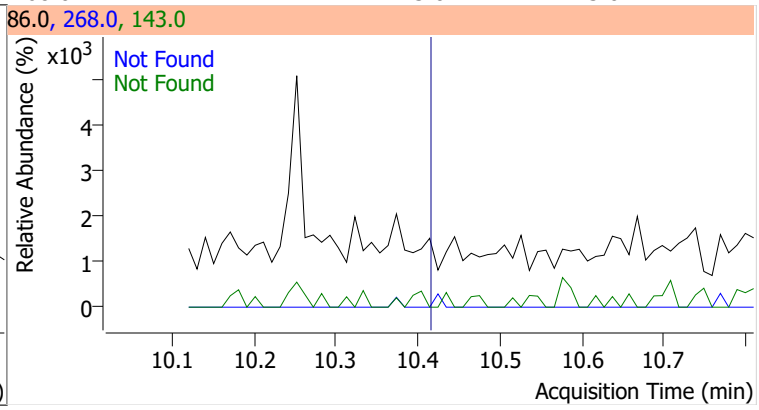

Compound	Conc.	Exp RT	QIon	Exp Ratio
Carbazole	N.D.	10.60	139.0	13.0

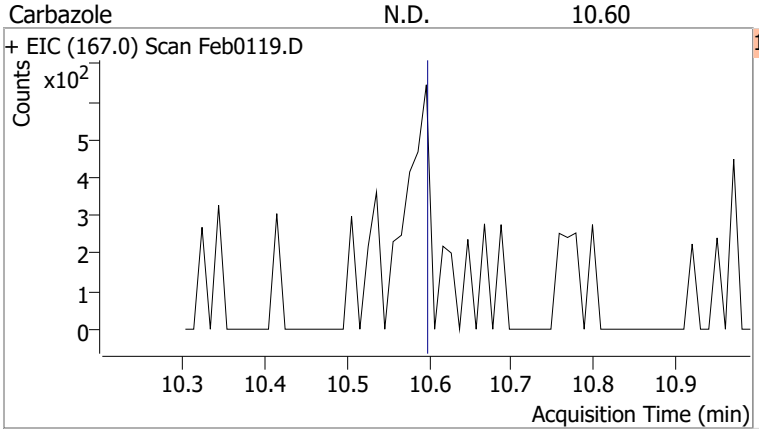

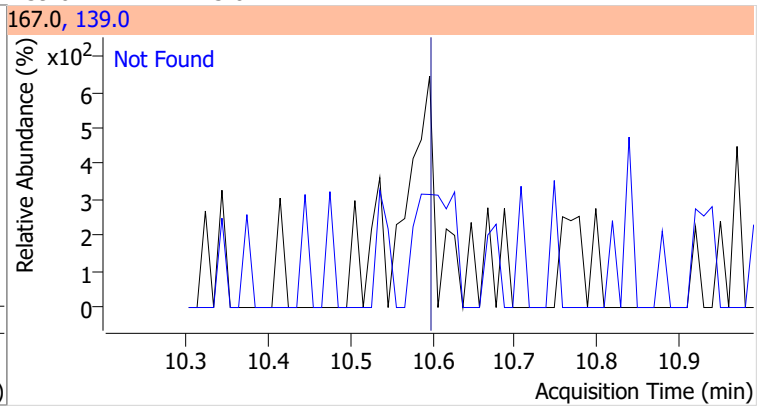

Compound	Conc.	Exp RT	QIon	Exp Ratio	QIon	Exp Ratio
o-Terphenyl	N.D.	10.82	229.0	63.0	215.0	37.7

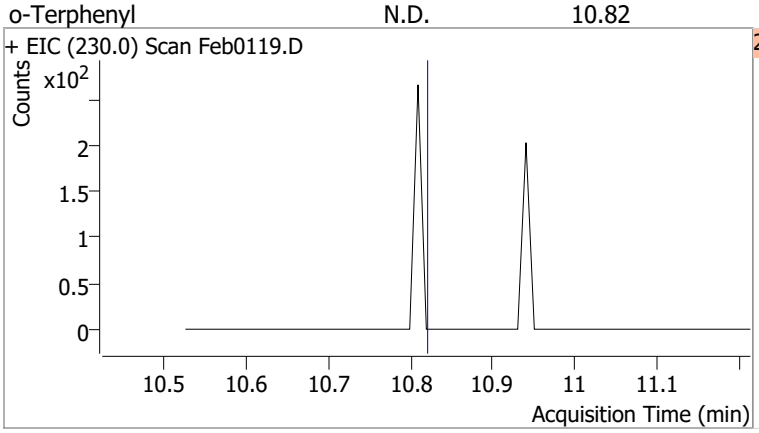

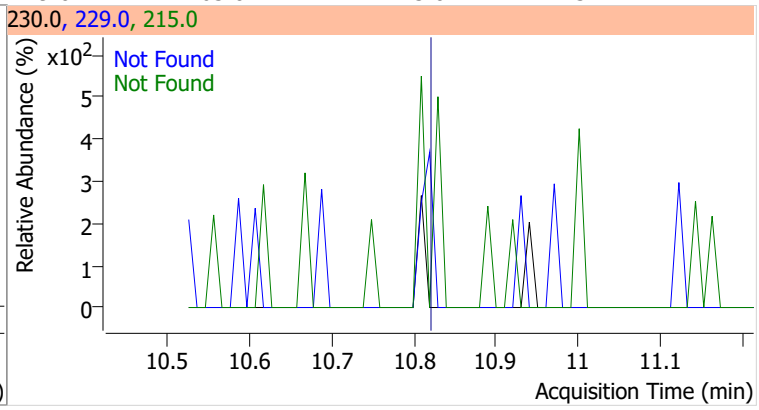

Compound	Conc.	Exp RT	QIon	Exp Ratio	QIon	Exp Ratio
Di-n-Butylphthalate	N.D.	11.20	150.0	9.0	104.0	5.8

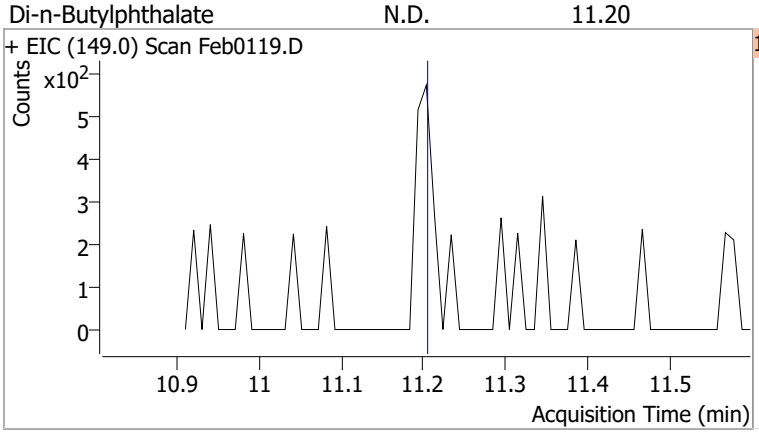

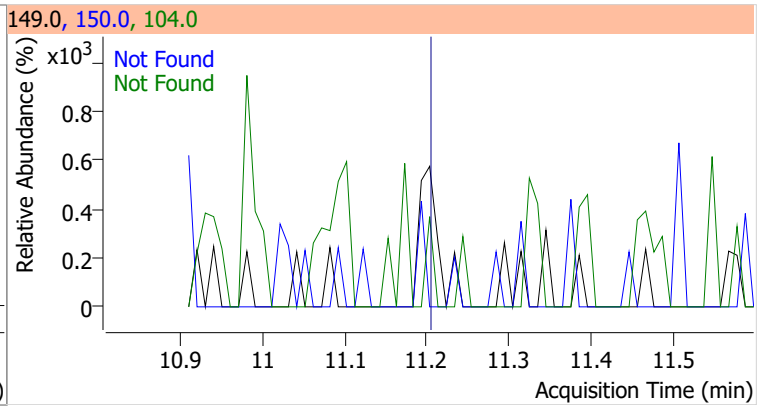

Compound	Conc.	Exp RT	QIon	Exp Ratio
Fluoranthene	N.D.	12.12	101.0	12.3

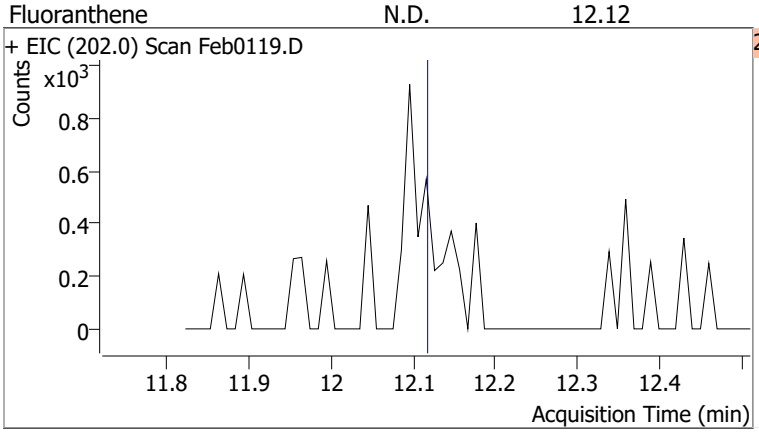

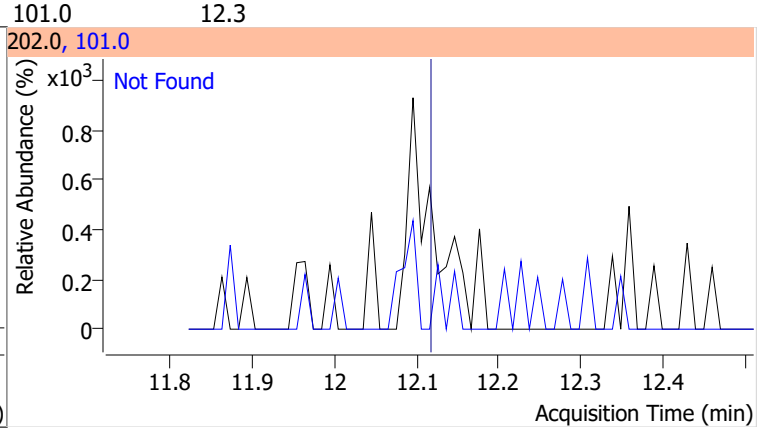

Compound	Conc.	Exp RT	QIon	Exp Ratio	QIon	Exp Ratio
Benzidine	N.D.	12.50	183.0	12.2	92.0	7.5

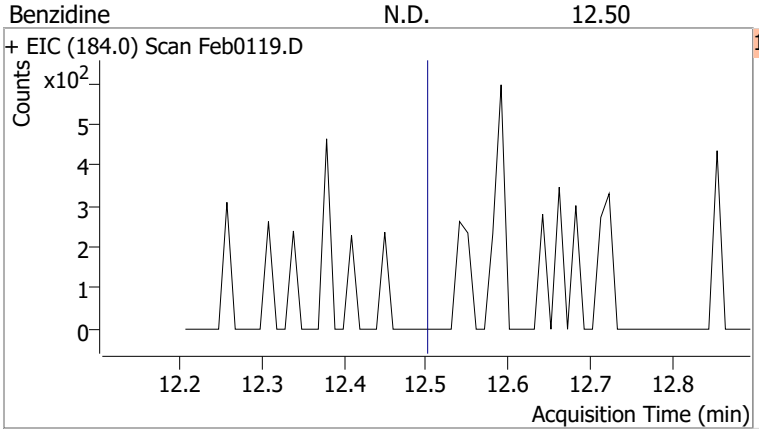

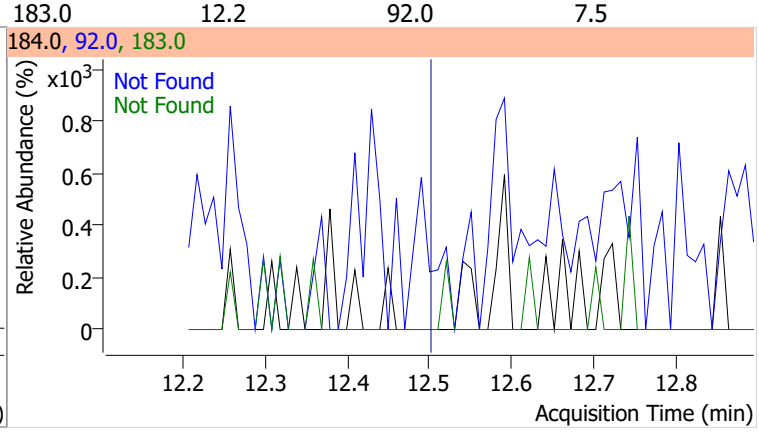

Compound	Conc.	Exp RT	QIon	Exp Ratio
Pyrene	N.D.	12.55	101.0	14.0

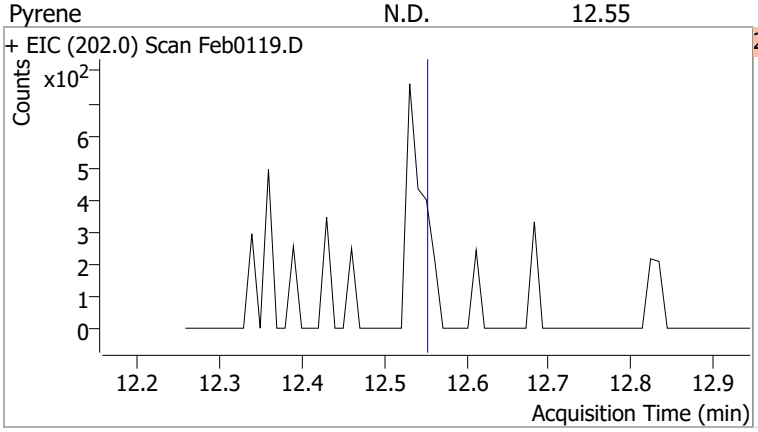

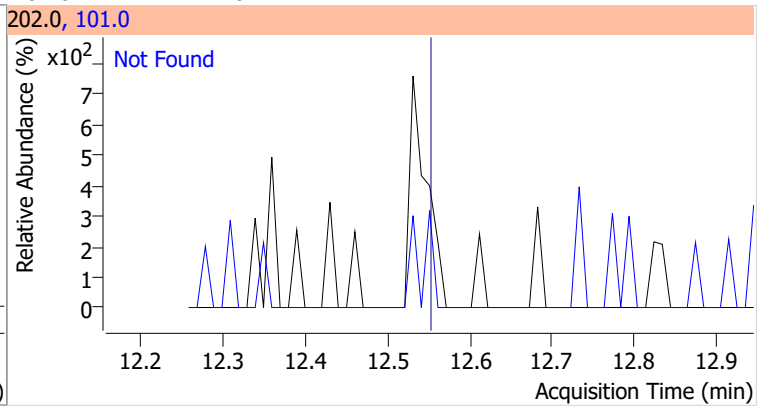

Compound	Conc.	RT	Dev(Min)	Resp.	QIon	QRatio	Lower	Upper
Terphenyl-d14	87.5097	13.05	-0.01	2128625	122.0	14.7	8.8	16.4

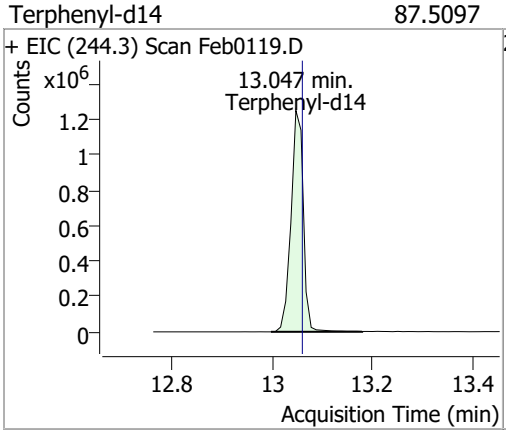

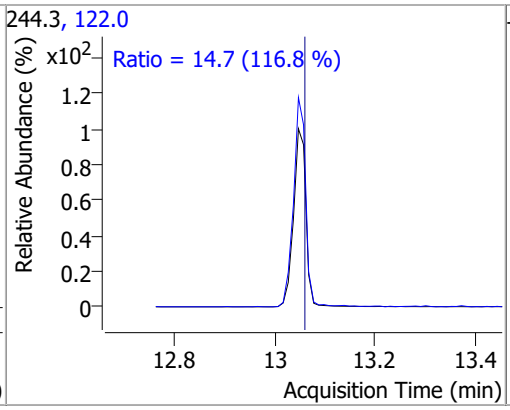

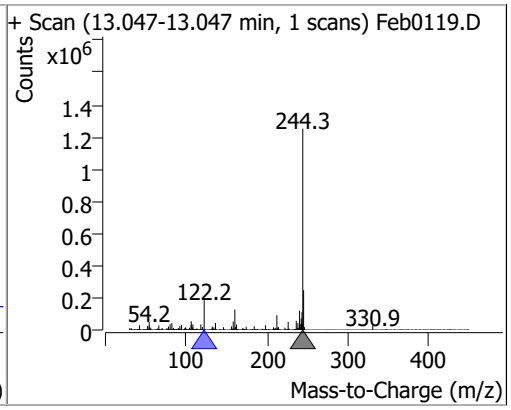

Compound	Conc.	Exp RT	QIon	Exp Ratio	QIon	Exp Ratio
Butylbenzylphthalate	N.D.	14.53	91.0	80.1	206.0	18.4

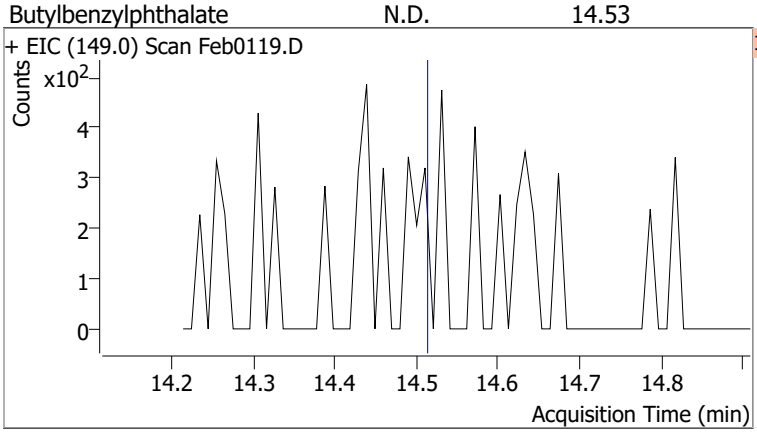

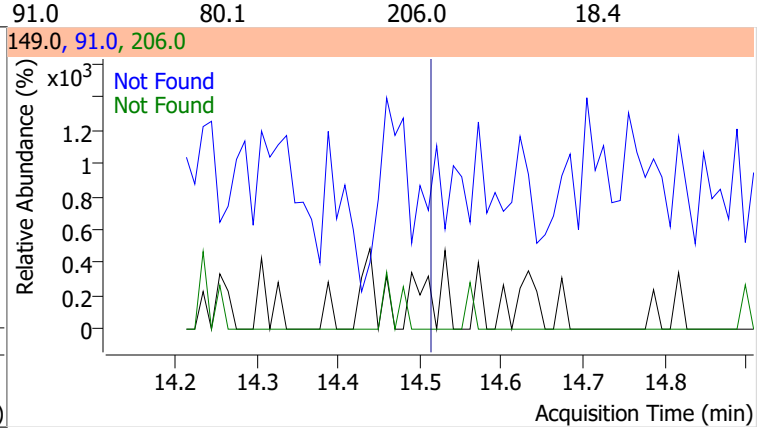

Compound	Conc.	Exp RT	QIon	Exp Ratio	QIon	Exp Ratio
Benzo(a)Anthracene	N.D.	15.76	226.0	25.8	229.0	20.9

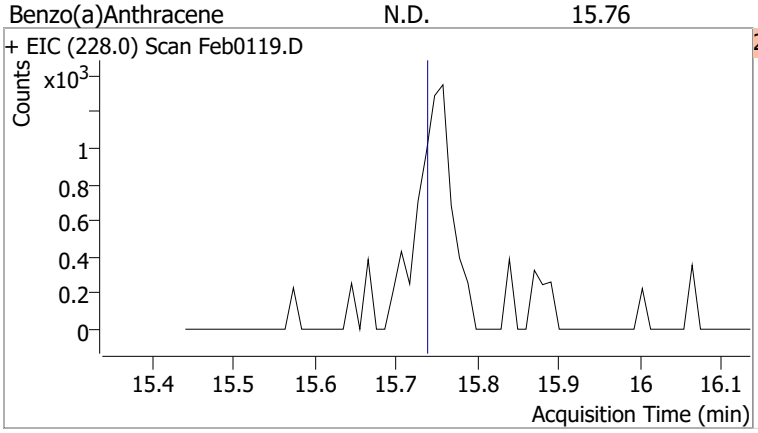

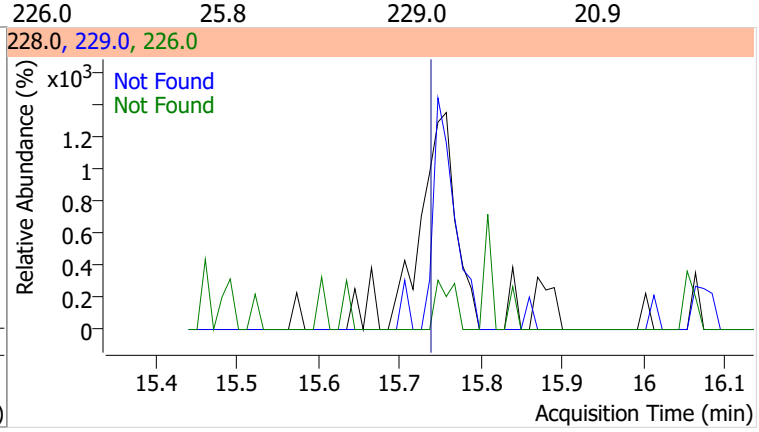

Compound	Conc.	Exp RT	QIon	Exp Ratio	QIon	Exp Ratio
Chrysene	N.D.	15.87	226.0	29.3	229.0	20.2

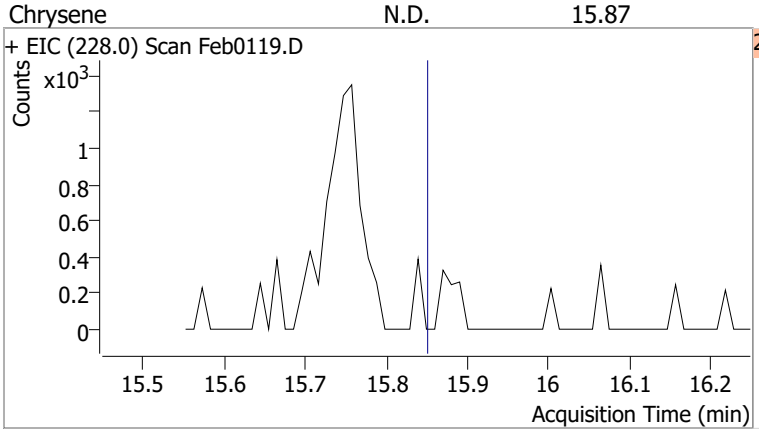

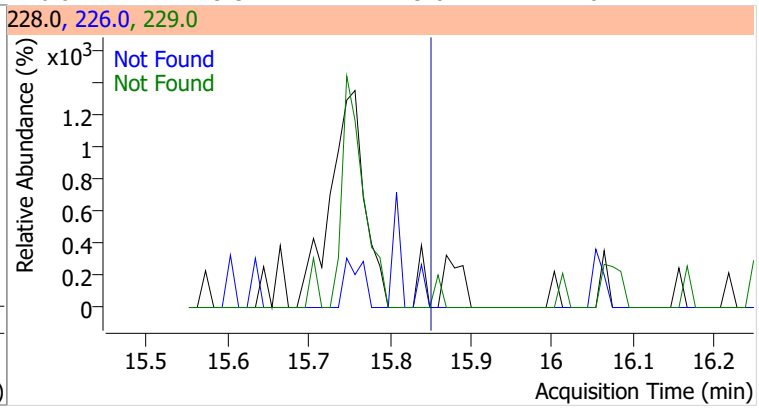

Compound	Conc.	Exp RT	QIon	Exp Ratio
3,3-Dichlorobenzidine	N.D.	15.90	254.0	64.5

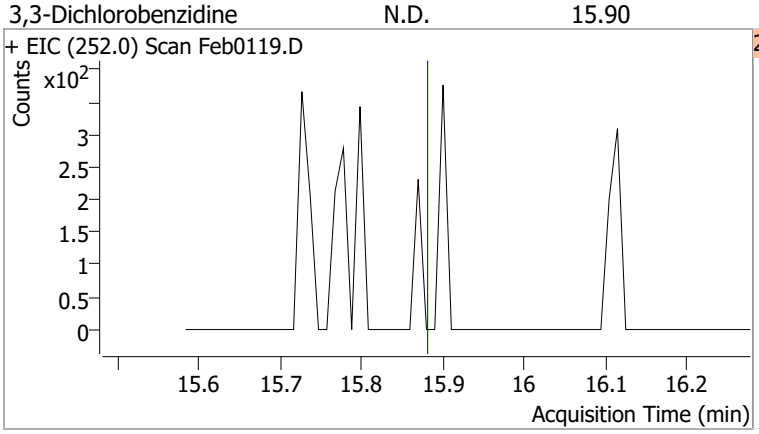

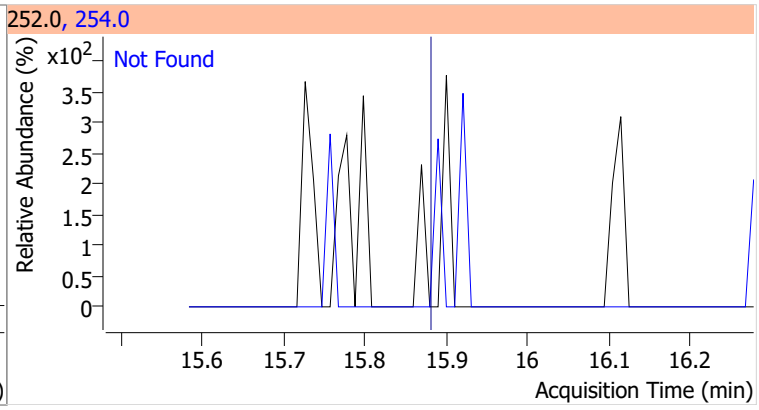

Compound	Conc.	Exp RT	QIon	Exp Ratio	QIon	Exp Ratio
bis(2-ethylhexyl)Phthalate	N.D.	16.60	149.0	385.7	279.0	15.3

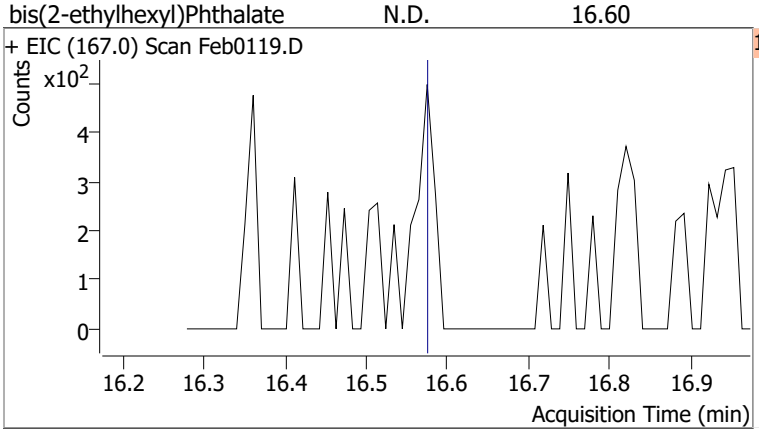

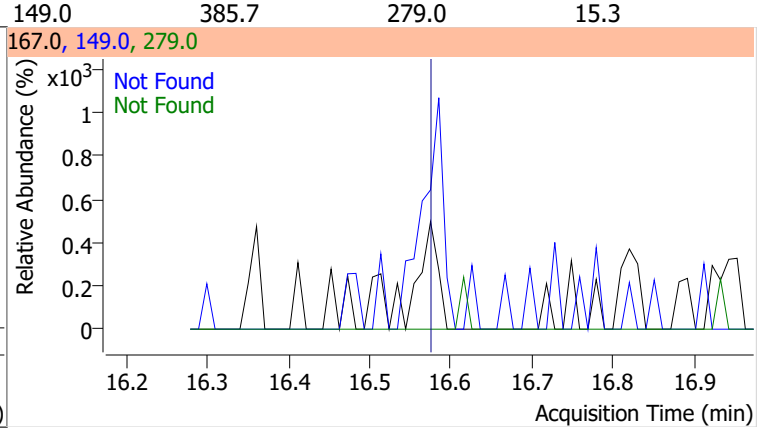

Compound	Conc.	Exp RT	QIon	Exp Ratio
Di-n-octyl Phthalate	N.D.	18.29	150.0	9.5

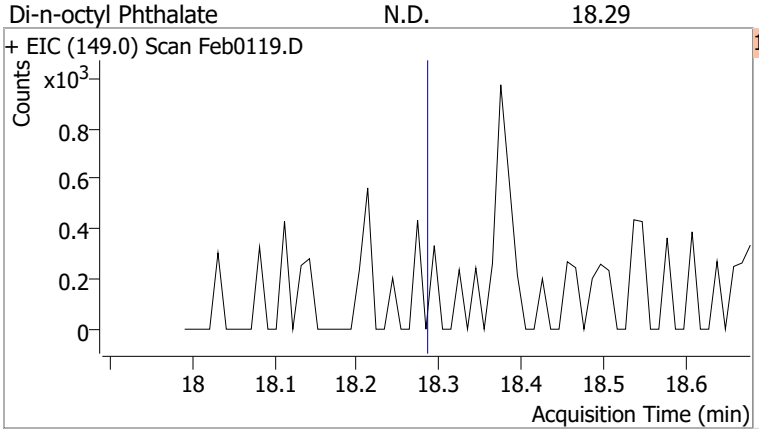

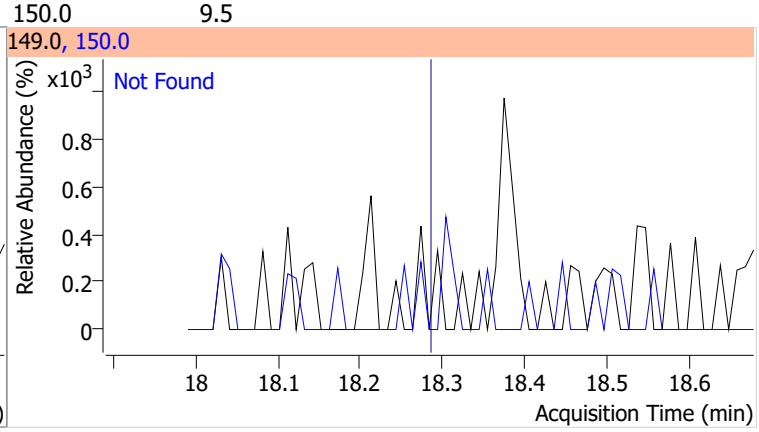

Compound	Conc.	Exp RT	QIon	Exp Ratio
Benzo(b)fluoranthene	N.D.	18.55	253.0	22.5

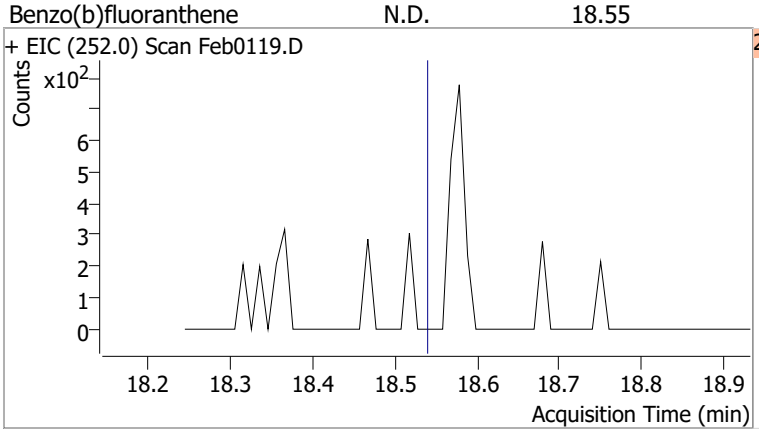

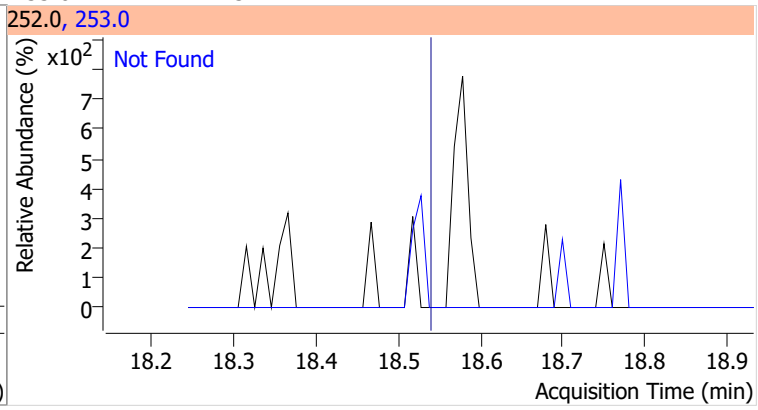

Compound	Conc.	Exp RT	QIon	Exp Ratio
Benzo(k)fluoranthene	N.D.	18.61	253.0	22.7

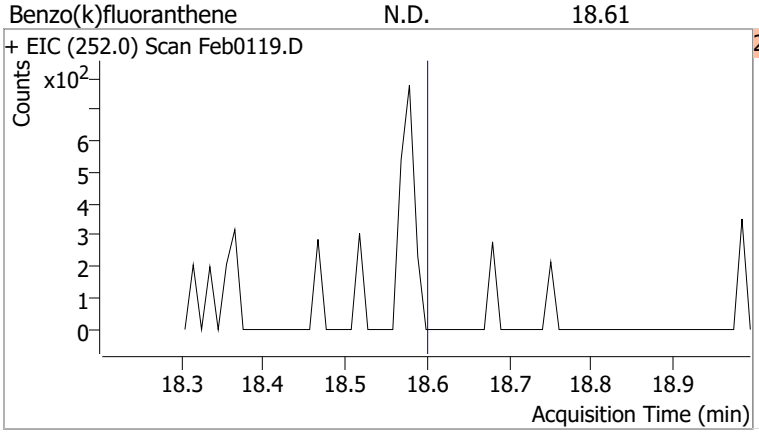

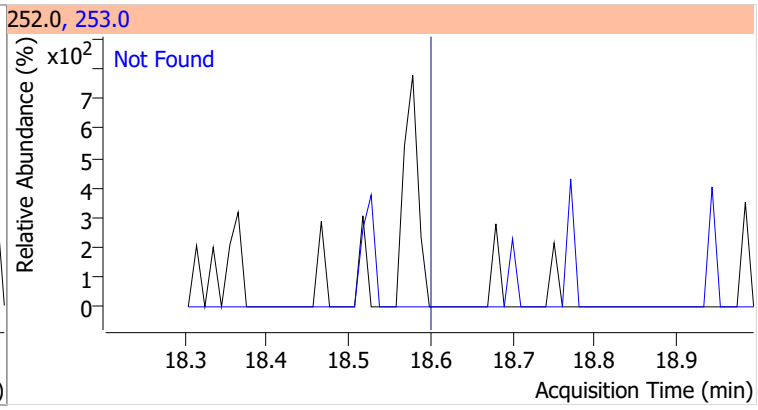

Compound	Conc.	Exp RT	QIon	Exp Ratio
Benzo(a)pyrene	N.D.	19.15	253.0	22.6

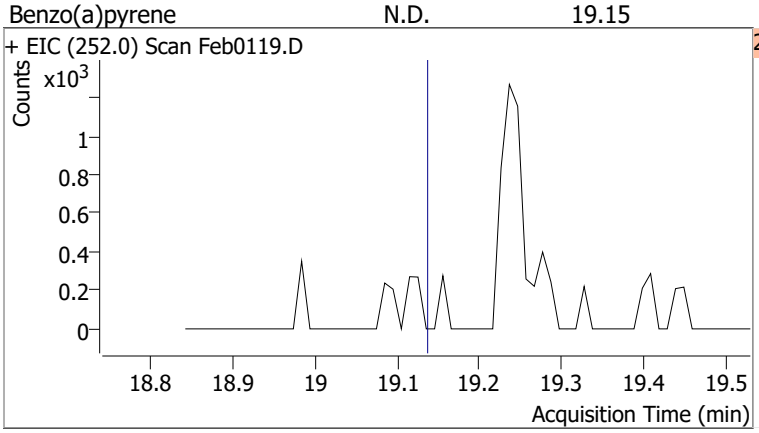

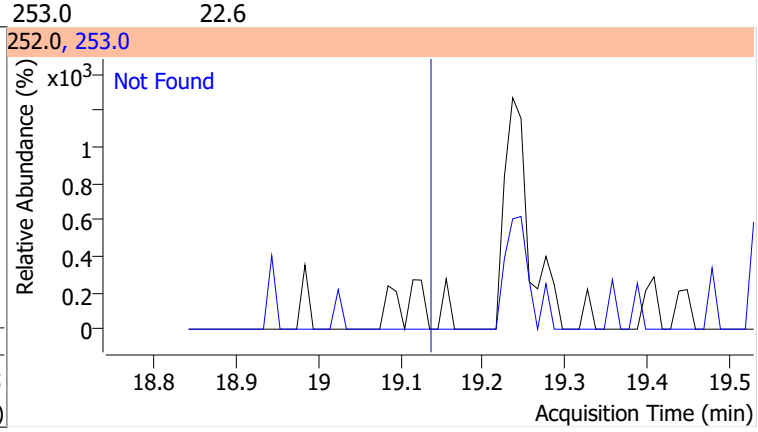

Compound	Conc.	Exp RT	QIon	Exp Ratio
Indeno(1,2,3-c,d)pyrene	N.D.	20.91	138.0	28.9

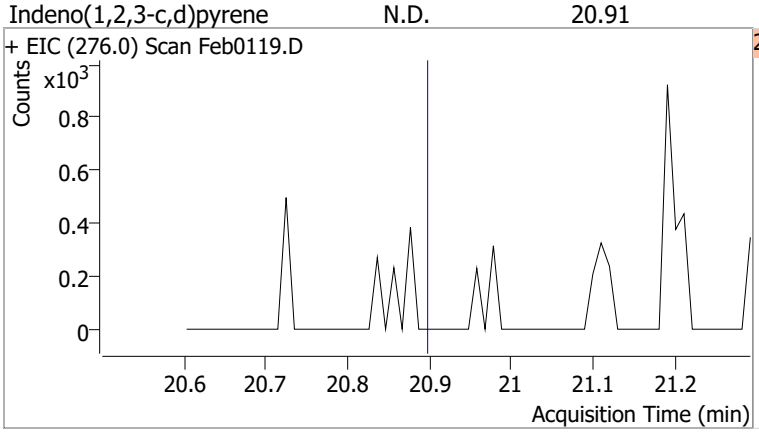

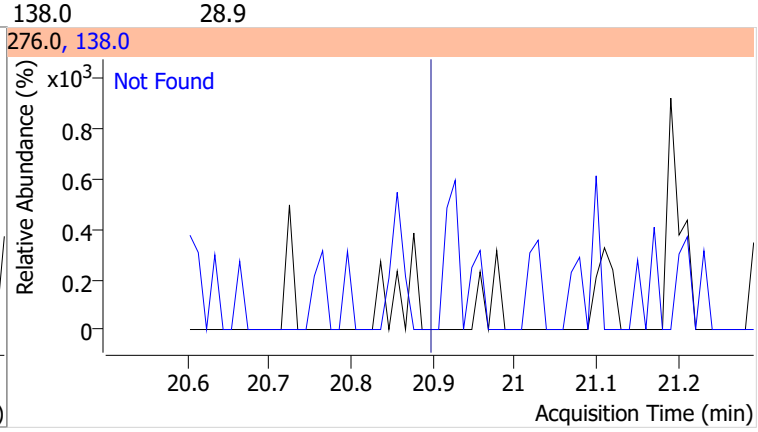

Compound	Conc.	Exp RT	QIon	Exp Ratio	QIon	Exp Ratio
Dibenzo(a,h)anthracene	N.D.	20.97	139.0	24.4	279.0	23.7

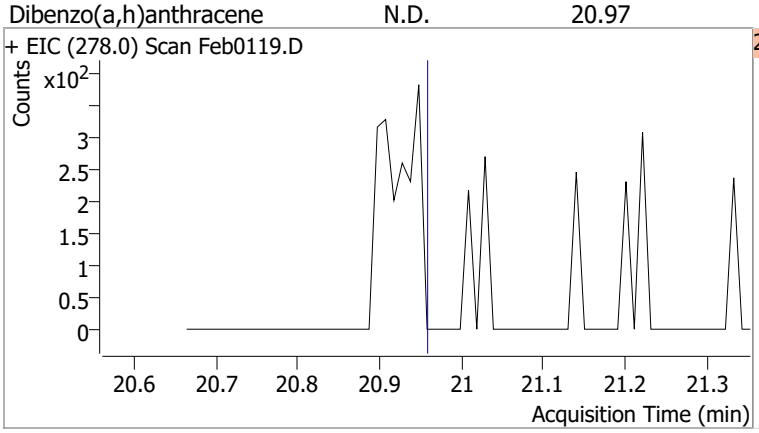

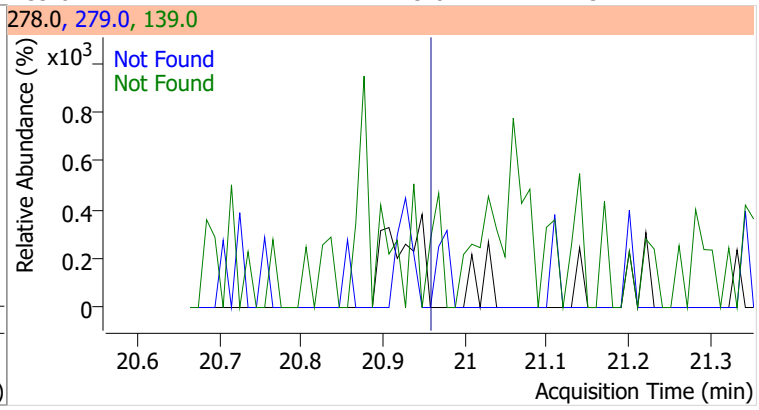

Compound	Conc.	Exp RT	QIon	Exp Ratio	QIon	Exp Ratio
Benzo(g,h,i)perylene	N.D.	21.24	138.0	32.5	277.0	24.1

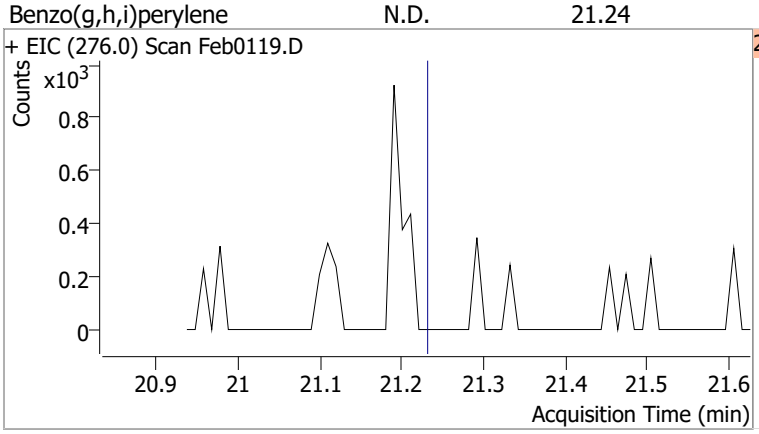

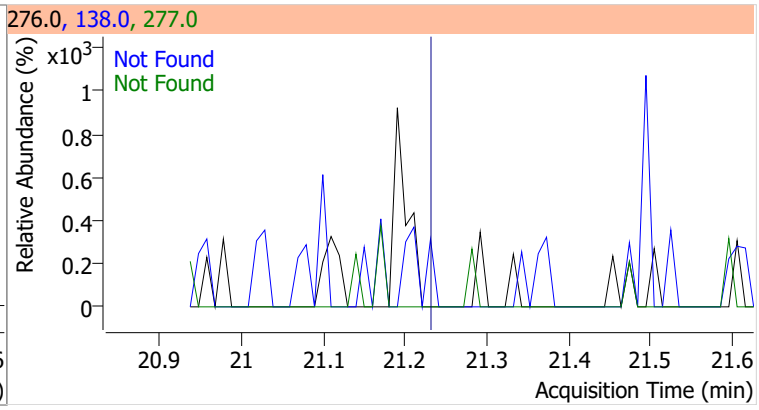

Quantitation Results Report (QT Reviewed)

Data File	Feb0120.D	Operator	LIMS import
Acq. Method	BNA+SIM.M	Acq. Date-Time	2/2/2022 3:02:28 AM
Sample Name	B22011129-001C	Instrument	Instrument #1
Vial	20	Multiplier	1.00
DA Method File		Comment	SVOC-8270-W-LARGO
Tune File	dftppdsm.u	Tune Date	1/25/2022 7:52:00 PM
Batch Name	020122 DoD BNA cal.batch.bin	Last Calib Update	2/2/2022 4:05:51 PM
Ref Library	D:\Org\Library\NIST129K.l		

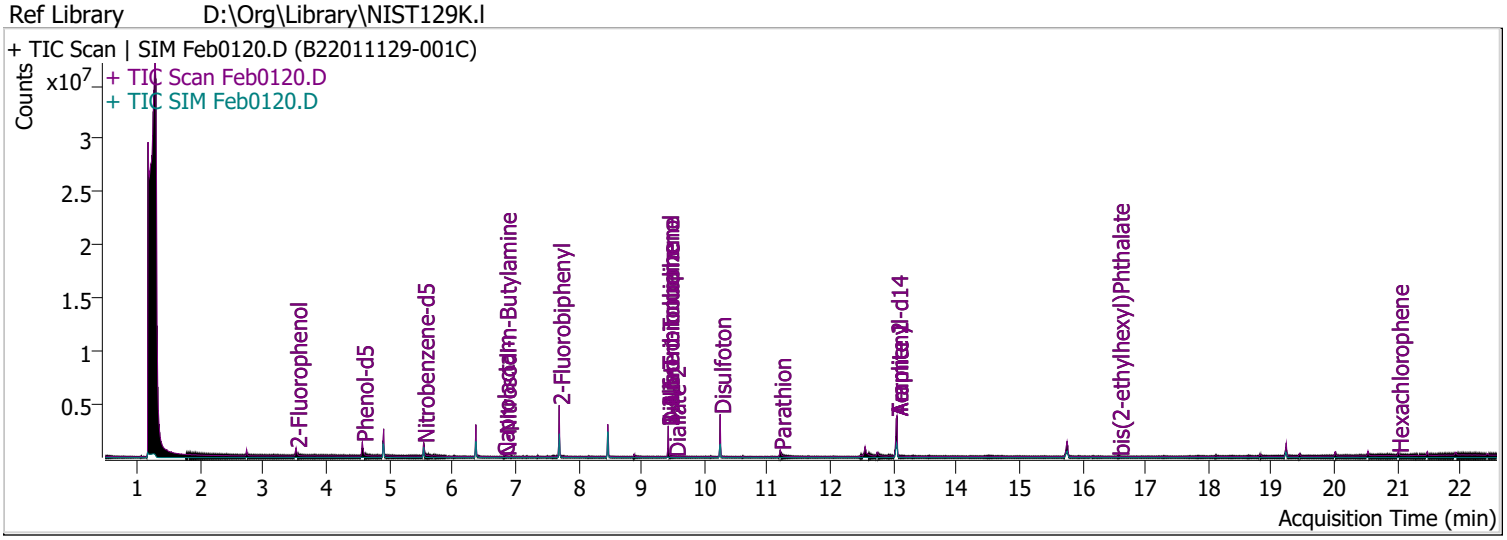

Compound	RT	QIon	Resp.	Conc.	Units		Dev(Min)
Internal Standards							
System Monitoring Compounds							
S 2-Fluorophenol	3.521	112.0	412484	39.6883	µg/L	m	0.000
Spiked Amount: 200.000	Range: 10.0 - 75.0%			Recovery = 19.84%			
S Phenol-d5	4.573	99.0	716260	52.4165	µg/L		0.000
Spiked Amount: 200.000	Range: 10.0 - 65.0%			Recovery = 26.21%			
S Nitrobenzene-d5	5.543	82.0	423017	59.5092	µg/L		-0.010
Spiked Amount: 100.000	Range: 32.0 - 94.0%			Recovery = 59.51%			
S 2-Fluorobiphenyl	7.697	172.0	1410754	62.2361	µg/L		0.000
Spiked Amount: 100.000	Range: 28.0 - 107.0%			Recovery = 62.24%			
S 2,4,6-Tribromophenol	9.428	329.8	219974	113.3631	µg/L		0.000
Spiked Amount: 200.000	Range: 25.0 - 140.0%			Recovery = 56.68%			
S Terphenyl-d14	13.058	244.3	2230705	92.9262	µg/L		0.000
Spiked Amount: 100.000	Range: 32.0 - 122.0%			Recovery = 92.93%			
Target Compounds							**QValue**
T N-Nitrosodimethylamine	0.000		0	N.D.			
T Pyridine	0.000		0	N.D.			
T Aniline	0.000		0	N.D.			
T Phenol	0.000		0	N.D.			
T bis(-2-Chloroethyl)Ether	0.000		0	N.D.			
T 2-Chlorophenol	0.000		0	N.D.			
T 1,3-Dichlorobenzene	0.000		0	N.D.			
T 1,4-Dichlorobenzene	0.000		0	N.D.			
T 1,2-Dichlorobenzene	0.000		0	N.D.			
T Benzyl Alcohol	0.000		0	N.D.			
T 2-Methylphenol	0.000		0	N.D.			
T bis(2-chloroisopropyl)Ether	0.000		0	N.D.			
T N-nitroso-Di-n-propylamine	5.543	70.0	0		µg/L	md	1
T 4Methylphenol/3Methylphenol	0.000		0	N.D.			
T Hexachloroethane	0.000		0	N.D.			

Compound	RT	QIon	Resp.	Conc.	Units		Dev(Min)
T Nitrobenzene	0.000		0	N.D.			
T Isophorone	0.000		0	N.D.			
T 2-Nitrophenol	0.000		0	N.D.			
T 2,4-Dimethylphenol	0.000		0	N.D.			
T bis(-2-Chloroethoxy)Methane	0.000		0	N.D.			
T 2,4-Dichlorophenol	0.000		0	N.D.			
T Benzoic Acid	0.000		0	N.D.			
T 1,2,4-Trichlorobenzene	0.000		0	N.D.			
T Naphthalene	0.000		0	N.D.			
T 4-Chlorophenol	0.000		0	N.D.			
T p-Chloroaniline	0.000		0	N.D.			
T Hexachlorobutadiene	0.000		0	N.D.			
T 4-Chloro-2-Methylphenol	0.000		0	N.D.			
T 4-Chloro-3-Methylphenol	0.000		0	N.D.			
T 2-Methylnaphthalene	0.000		0	N.D.			
T 1-Methylnaphthalene	0.000		0	N.D.			
T Hexachlorocyclopentadiene	0.000		0	N.D.			
T 2,4,6-Trichlorophenol	0.000		0	N.D.			
T 2,4,5-Trichlorophenol	0.000		0	N.D.			
T 2-Chloronaphthalene	0.000		0	N.D.			
T 2-Nitroaniline	0.000		0	N.D.			
T Dimethyl Phthalate	8.466	163.0	0		µg/L	md	1
T 2,6-Dinitrotoluene	8.466	165.0	0		µg/L	md	1
T Acenaphthylene	0.000		0	N.D.			
T 3-Nitroaniline	0.000		0	N.D.			
T Acenaphthene	0.000		0	N.D.			
T 2,4-Dinitrophenol	0.000		0	N.D.			
T Dibenzofuran	0.000		0	N.D.			
T 4-Nitrophenol	0.000		0	N.D.			
T 2,4-Dinitrotoluene	8.466	165.0	0		µg/L	md	1
T Diethylphthalate	0.000		0	N.D.			
T Fluorene	0.000		0	N.D.			
T 4-Chlorophenyl-phenylether	0.000		0	N.D.			
T 4-Nitroaniline	0.000		0	N.D.			
T 4,6-Dinitro-2-methylphenol	0.000		0	N.D.			
T N-nitrosodiphenylamine	0.000		0	N.D.			
T Azobenzene	0.000		0	N.D.			
T 4-Bromophenyl-phenylether	0.000		0	N.D.			
T Hexachlorobenzene	0.000		0	N.D.			
T Pentachlorophenol	0.000		0	N.D.			
T Phenanthrene	0.000		0	N.D.			
T Anthracene	0.000		0	N.D.			
T Triallate	0.000		0	N.D.			
T Carbazole	0.000		0	N.D.			
T o-Terphenyl	0.000		0	N.D.			
T Di-n-Butylphthalate	0.000		0	N.D.			
T Fluoranthene	0.000		0	N.D.			
T Benzidine	0.000		0	N.D.			
T Pyrene	0.000		0	N.D.			
T Butylbenzylphthalate	0.000		0	N.D.			
T Benzo(a)Anthracene	0.000		0	N.D.			
T Chrysene	0.000		0	N.D.			
T 3,3-Dichlorobenzidine	0.000		0	N.D.			
T bis(2-ethylhexyl)Phthalate	16.575	167.0	7542	3.5057	µg/L	#	65
T Di-n-octyl Phthalate	0.000		0	N.D.			

Compound	RT	QIon	Resp.	Conc.	Units	Dev(Min)
T Benzo(b)fluoranthene	0.000		0	N.D.		
T Benzo(k)fluoranthene	0.000		0	N.D.		
T Benzo(a)pyrene	0.000		0	N.D.		
T Indeno(1,2,3-c,d)pyrene	0.000		0	N.D.		
T Dibenzo(a,h)anthracene	0.000		0	N.D.		
T Benzo(g,h,i)perylene	0.000		0	N.D.		

(#) = Qualifier Out of Range; (m) = Manual Integration; (+) = Area Summed; (*) = Surrogate Percent Recovery Out of Range; (d): Zeroed Peak

Compound	Conc.	Exp RT	QIon	Exp Ratio
N-Nitrosodimethylamine	N.D.	2.15	42.0	130.1

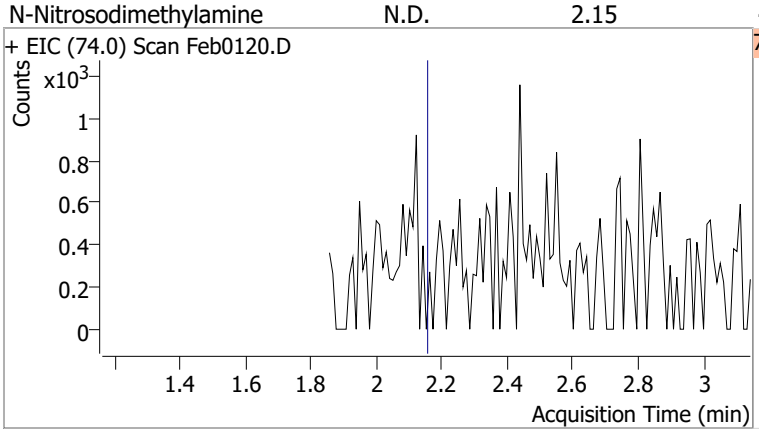

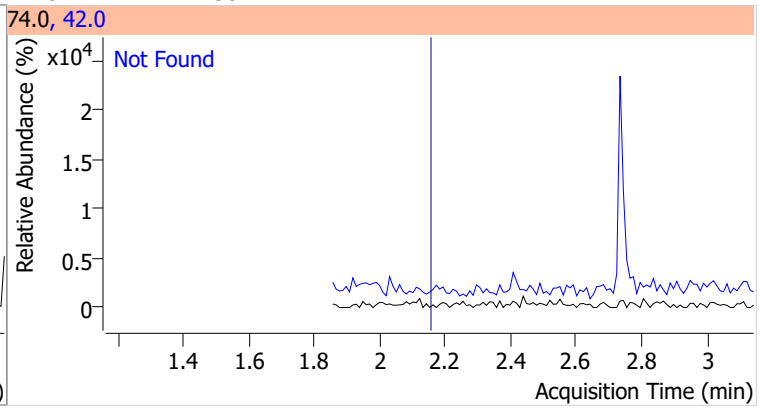

Compound	Conc.	Exp RT	QIon	Exp Ratio
Pyridine	N.D.	2.18	52.0	101.7

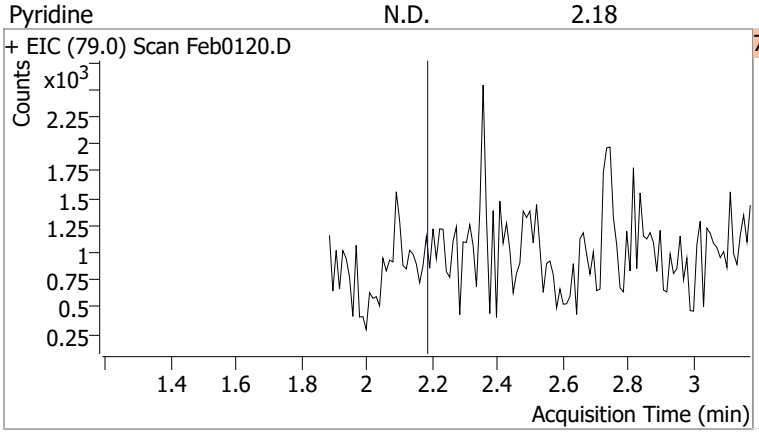

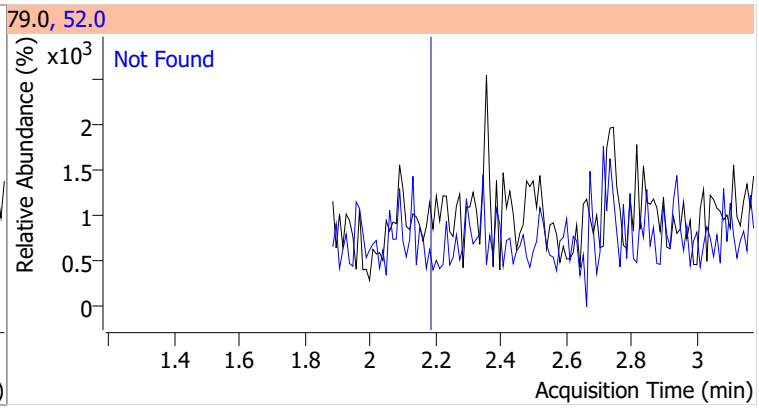

Compound	Conc.	RT	Dev(Min)	Resp.	QIon	QRatio	Lower	Upper
2-Fluorophenol	39.6883	3.52	0.00	412484 (m)	64.0	48.1	35.8	66.4
					92.0	18.8	14.3	26.6

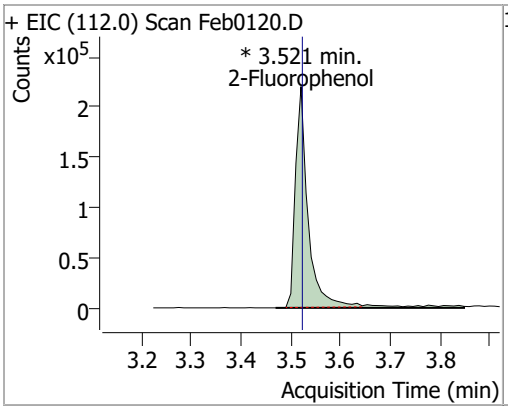

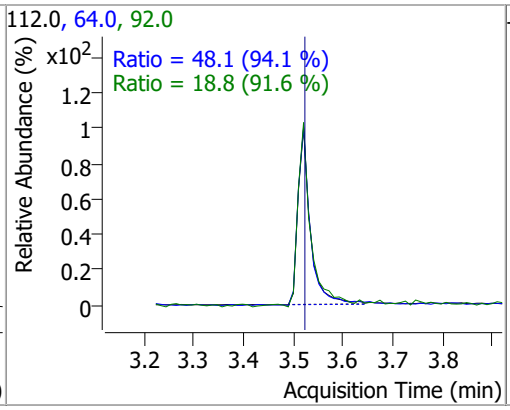

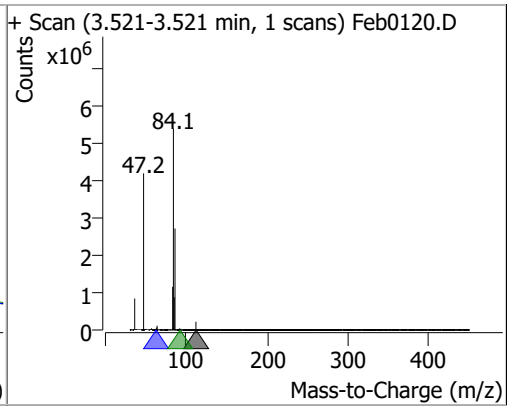

Compound	Conc.	Exp RT	QIon	Exp Ratio	QIon	Exp Ratio
Aniline	N.D.	4.55	66.0	35.1	65.0	18.0

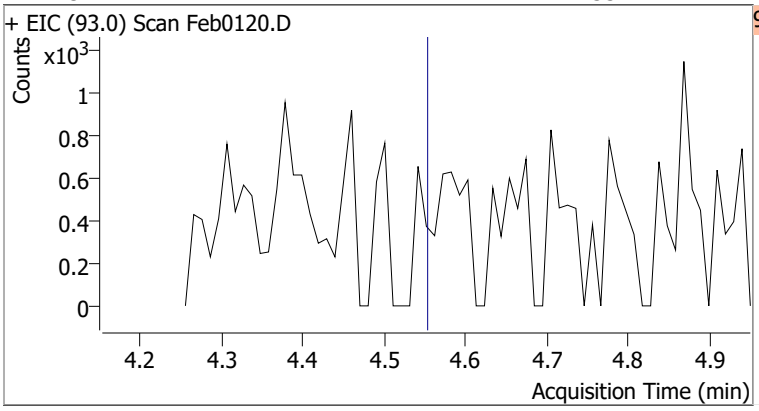

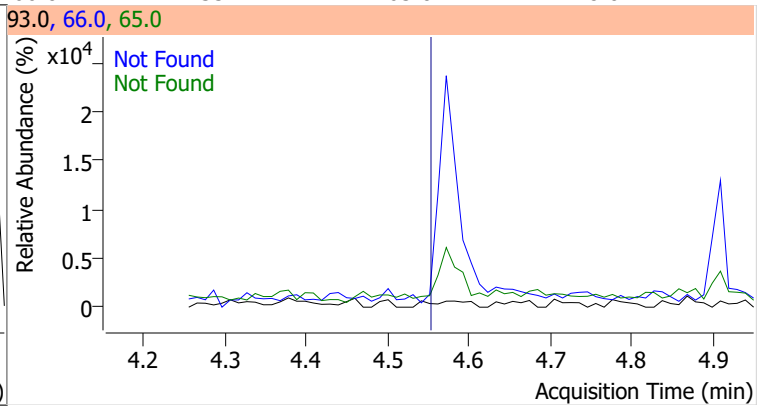

Quantitation Results Report (QT Reviewed)

Compound	Conc.	RT	Dev(Min)	Resp.	QIon	QRatio	Lower	Upper
Phenol-d5	52.4165	4.57	0.00	716260	71.0	32.8	23.8	44.2

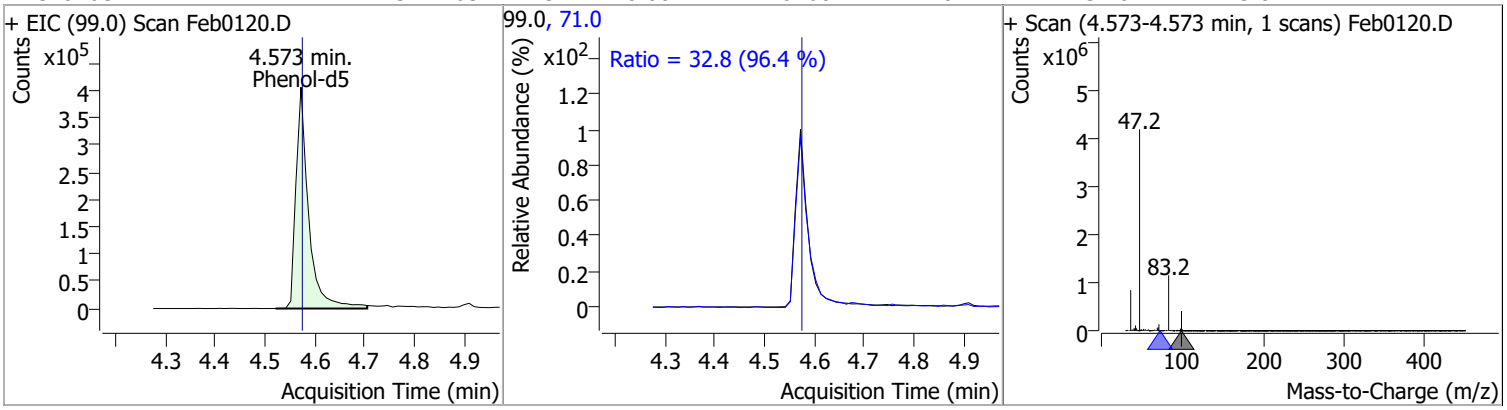

Compound	Conc.	Exp RT	QIon	Exp Ratio
Phenol	N.D.	4.59	66.0	43.8

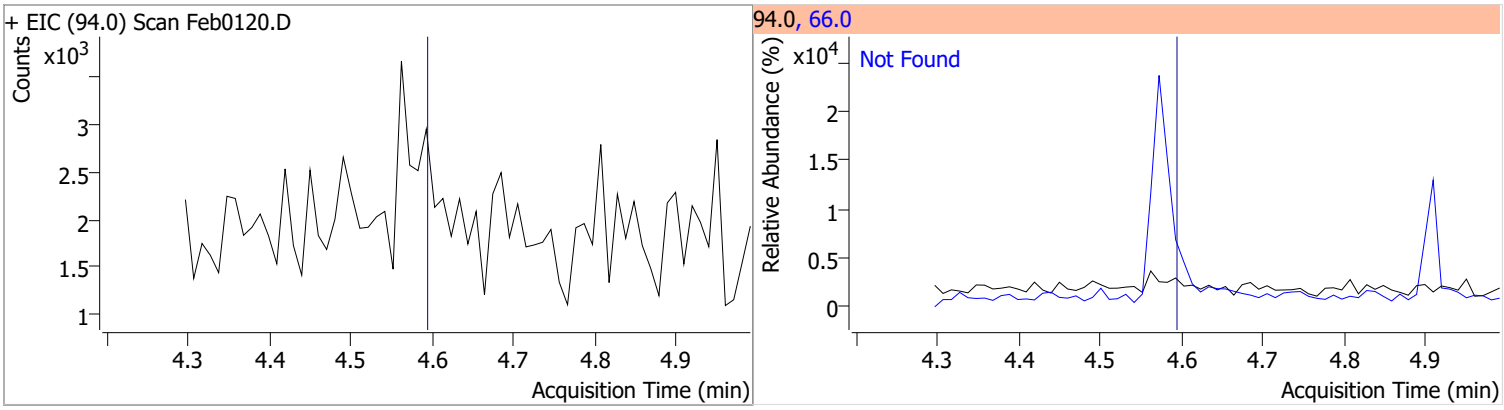

Compound	Conc.	Exp RT	QIon	Exp Ratio
bis(-2-Chloroethyl)Ether	N.D.	4.65	64.0	3.5

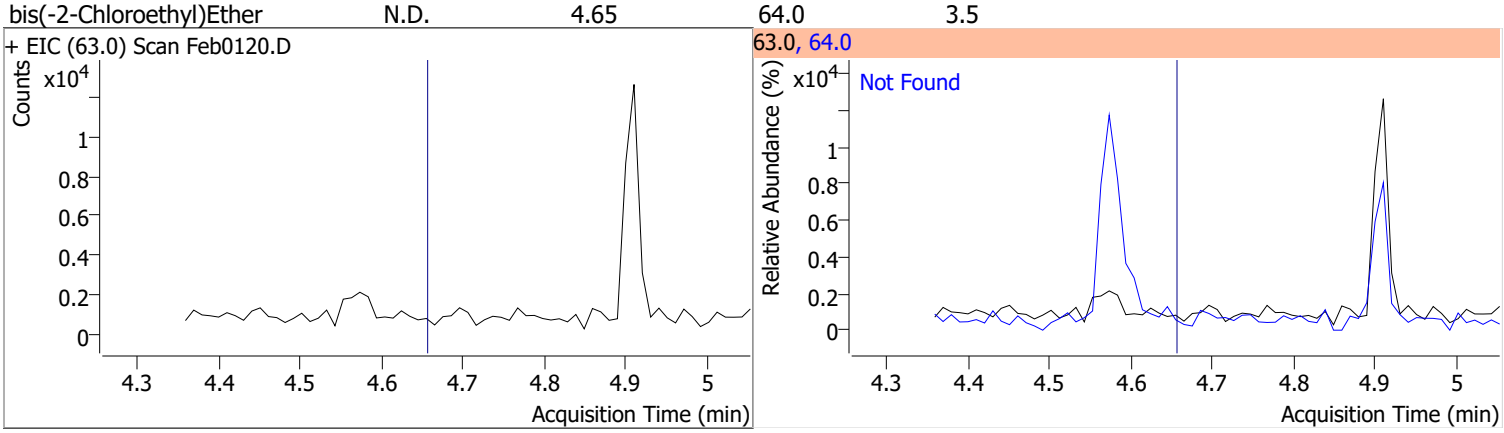

Compound	Conc.	Exp RT	QIon	Exp Ratio
2-Chlorophenol	N.D.	4.68	130.0	31.8

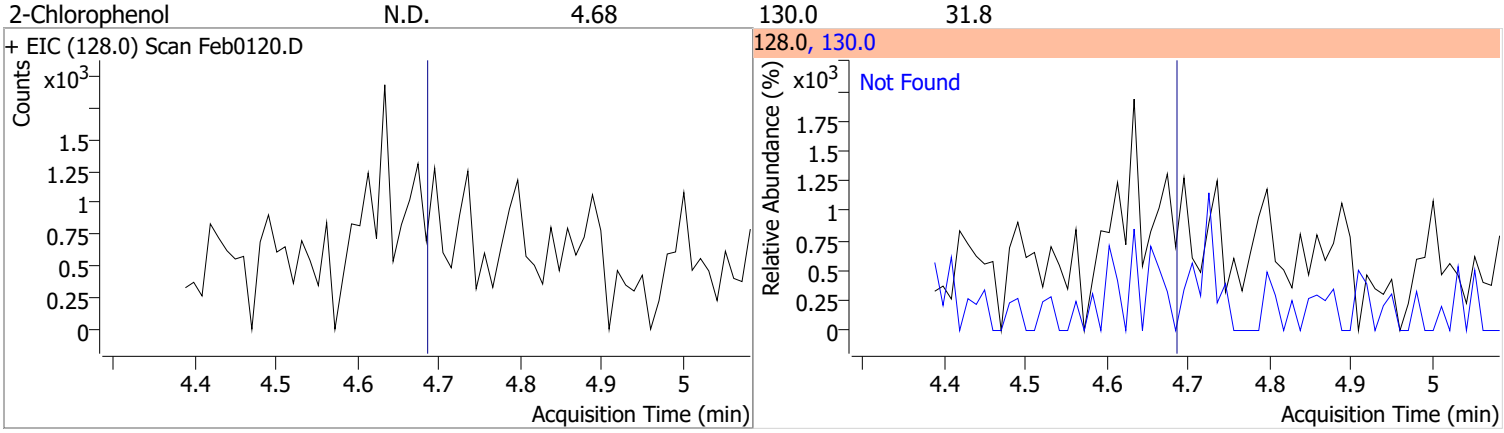

Compound	Conc.	Exp RT	QIon	Exp Ratio	QIon	Exp Ratio
1,3-Dichlorobenzene	N.D.	4.84	148.0	62.2	111.0	35.9

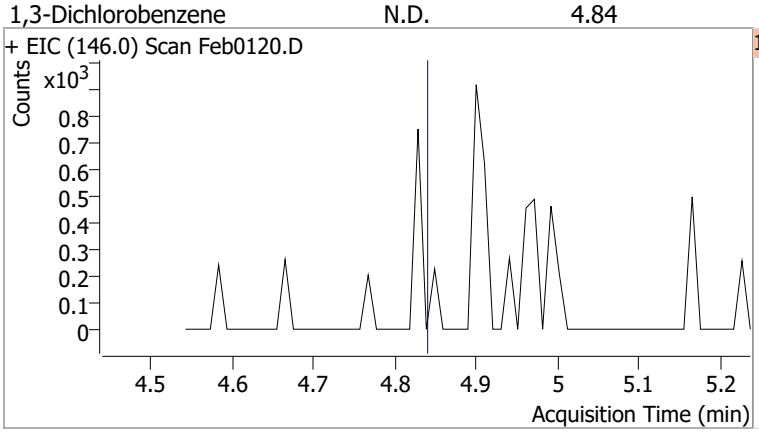

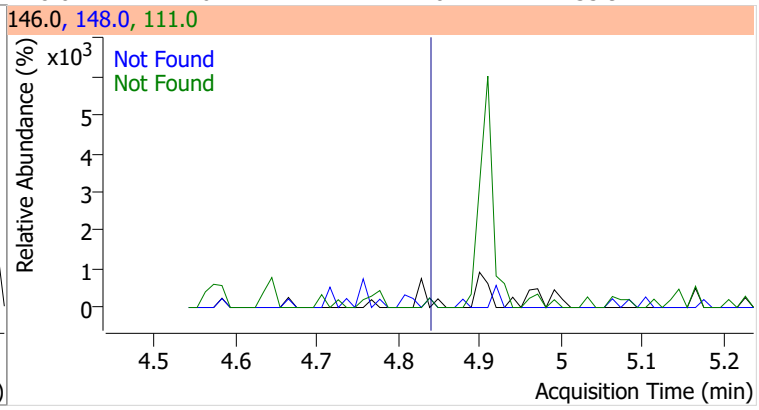

Compound	Conc.	Exp RT	QIon	Exp Ratio	QIon	Exp Ratio
1,4-Dichlorobenzene	N.D.	4.93	148.0	64.1	111.0	35.1

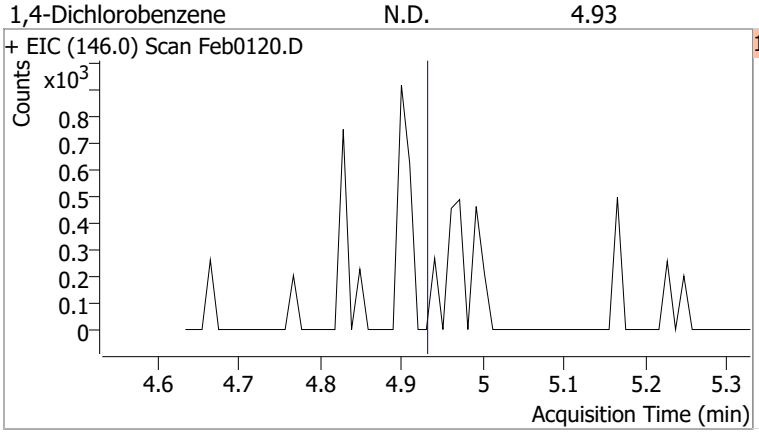

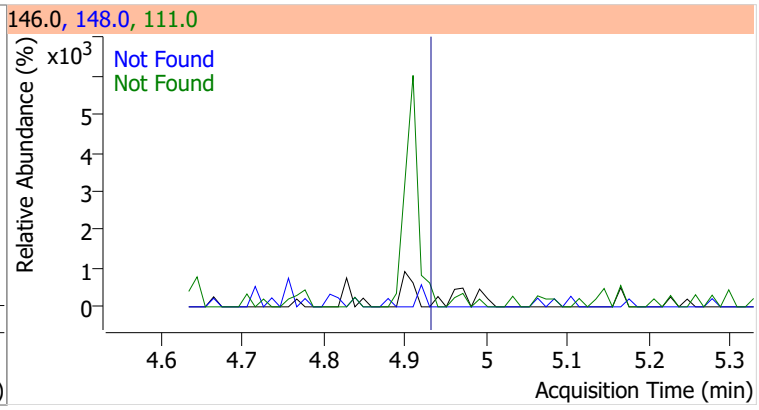

Compound	Conc.	Exp RT	QIon	Exp Ratio	QIon	Exp Ratio
1,2-Dichlorobenzene	N.D.	5.09	148.0	62.9	111.0	36.7

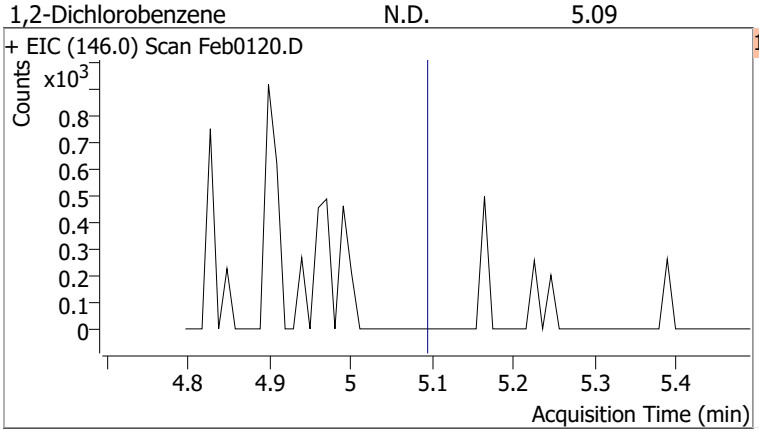

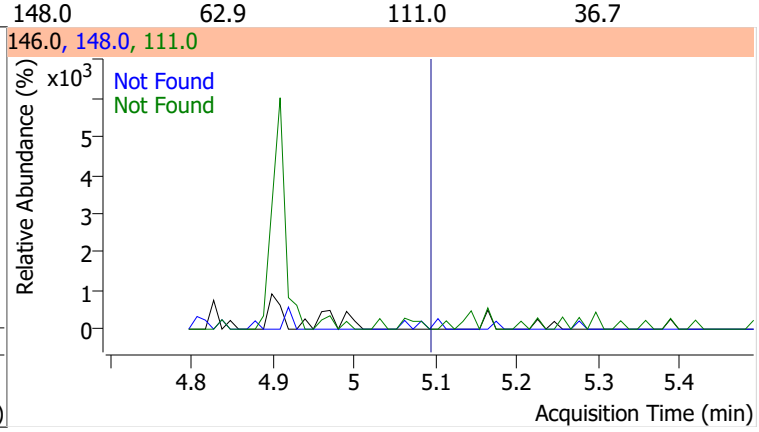

Compound	Conc.	Exp RT	QIon	Exp Ratio	QIon	Exp Ratio
Benzyl Alcohol	N.D.	5.10	79.0	118.4	107.0	64.5

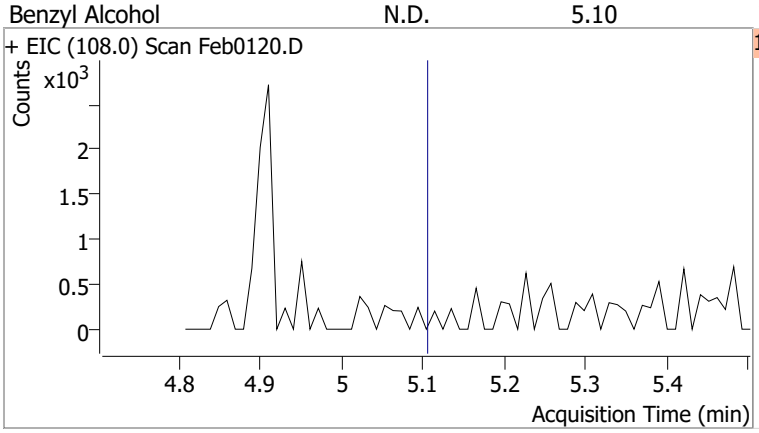

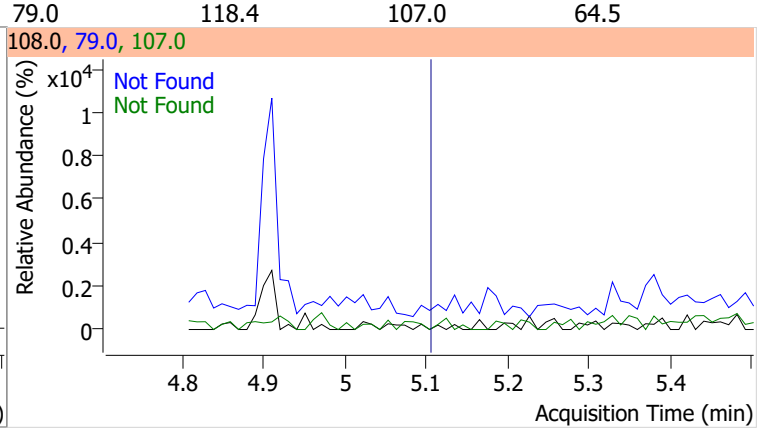

Compound	Conc.	Exp RT	QIon	Exp Ratio
2-Methylphenol	N.D.	5.26	108.0	116.3

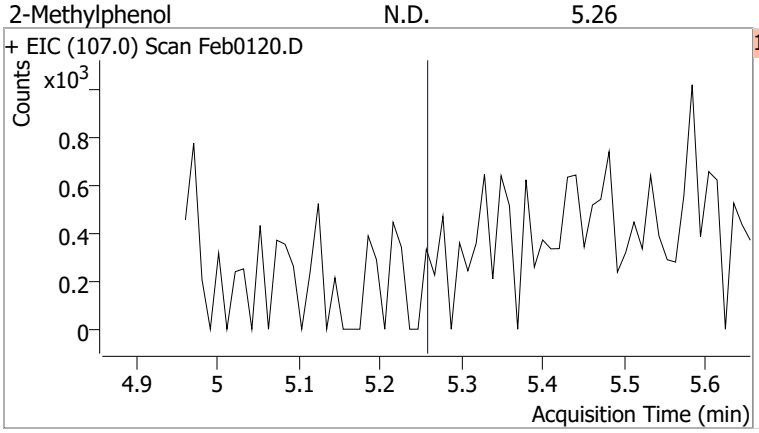

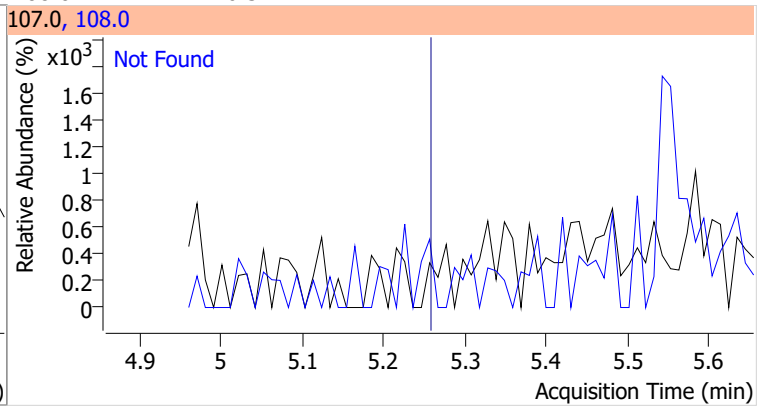

Compound	Conc.	Exp RT	QIon	Exp Ratio
bis(2-chloroisopropyl)Ether	N.D.	5.27	123.0	32.8

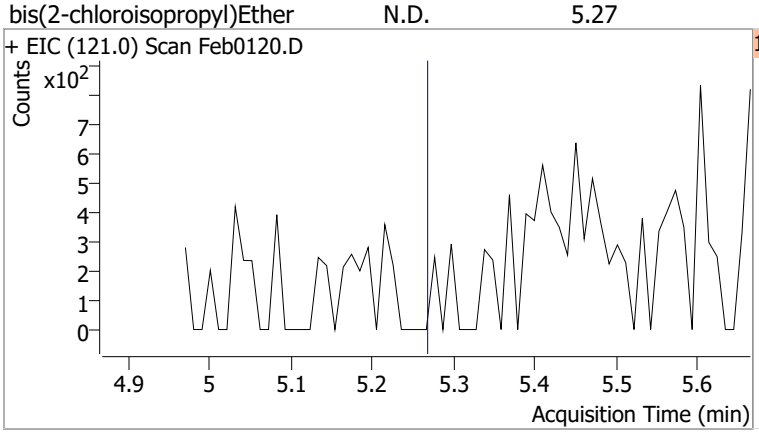

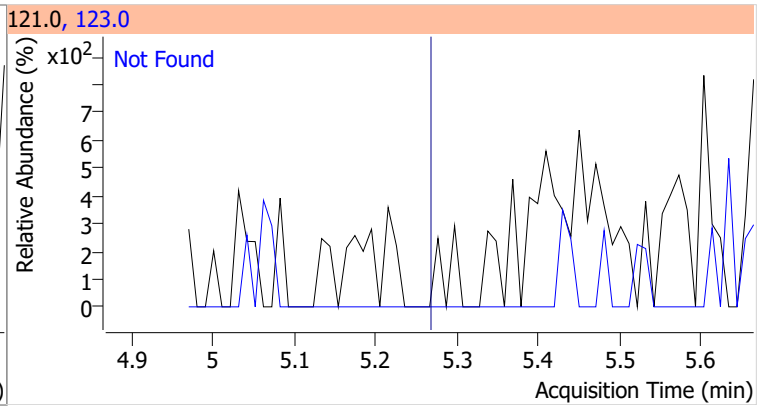

Compound	Conc.	RT	Dev(Min)	Resp.	QIon	QRatio	Lower	Upper
N-nitroso-Di-n-propylamine		0		0	130.0		0.0	35.1

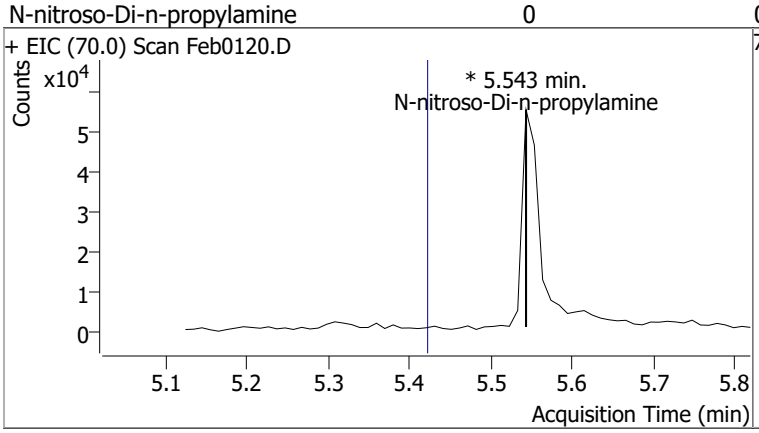

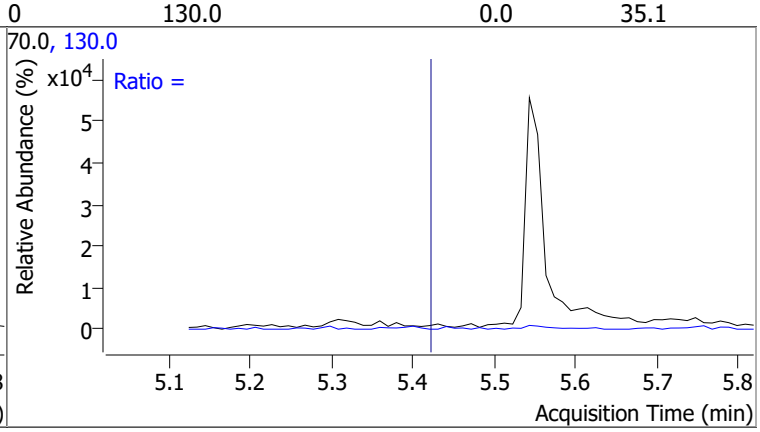

Compound	Conc.	Exp RT	QIon	Exp Ratio
4Methylphenol/3Methylphenol	N.D.	5.44	108.0	84.1

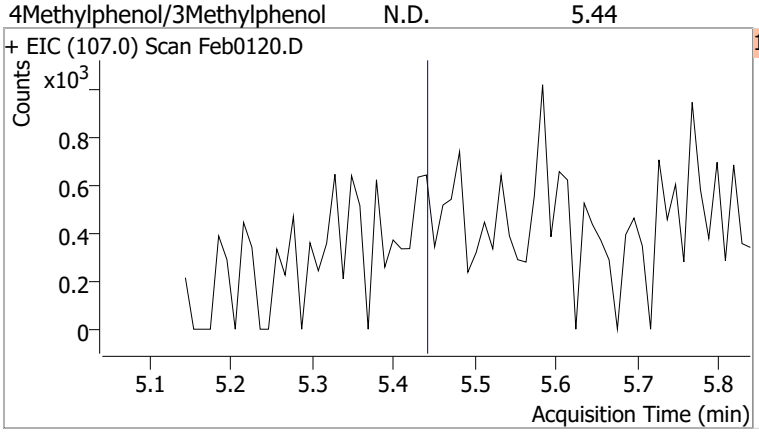

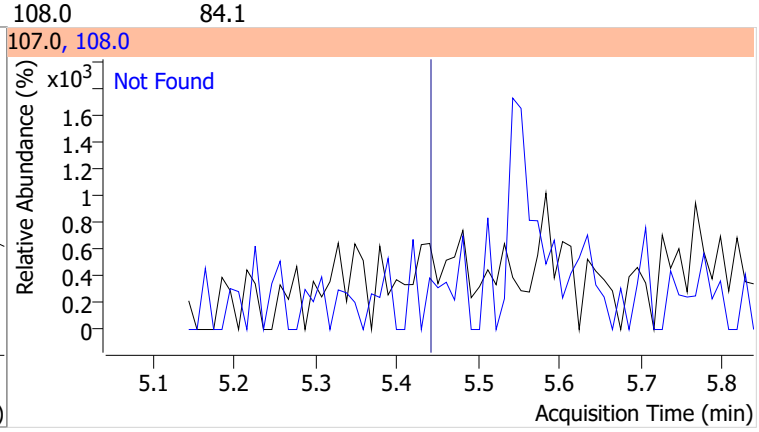

Compound	Conc.	Exp RT	QIon	Exp Ratio	QIon	Exp Ratio
Hexachloroethane	N.D.	5.47	201.0	93.6	199.0	59.8

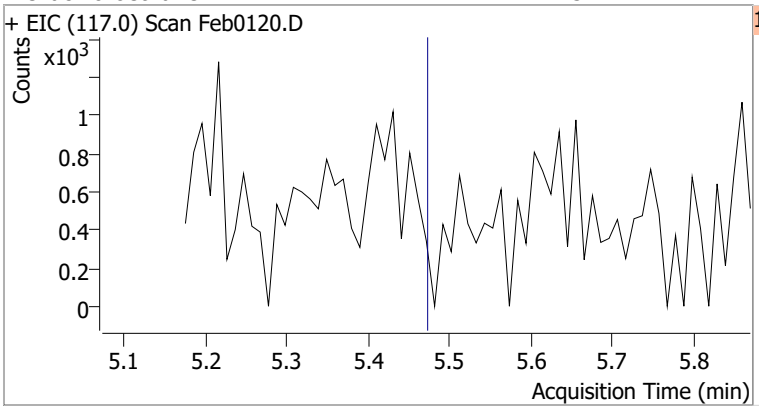

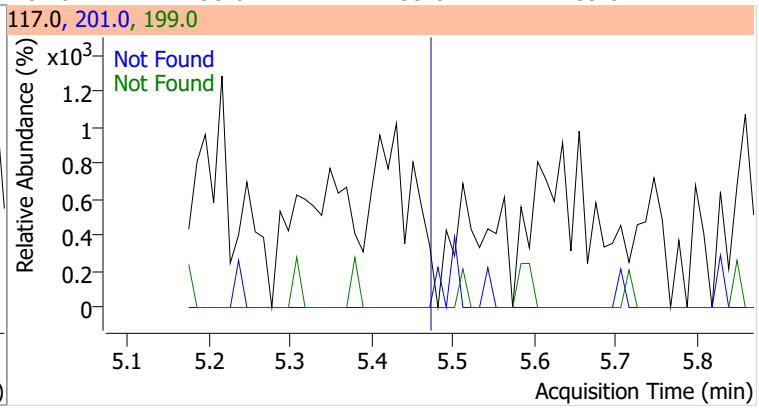

Compound	Conc.	RT	Dev(Min)	Resp.	QIon	QRatio	Lower	Upper
Nitrobenzene-d5	59.5092	5.54	-0.01	423017	54.0	59.5	44.8	83.2
					128.0	43.1	32.6	60.6

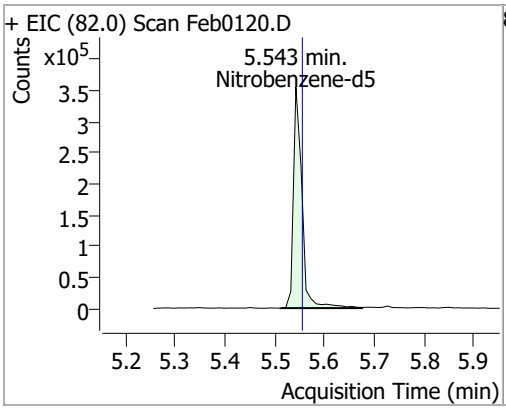

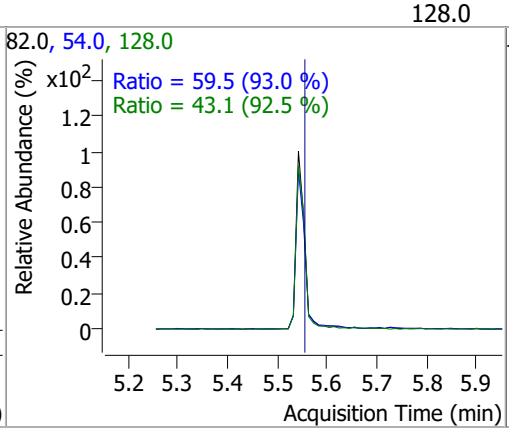

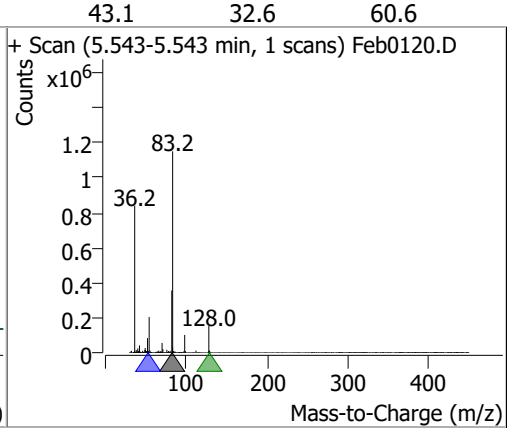

Compound	Conc.	Exp RT	QIon	Exp Ratio	QIon	Exp Ratio
Nitrobenzene	N.D.	5.57	77.0	202.4	51.0	125.5

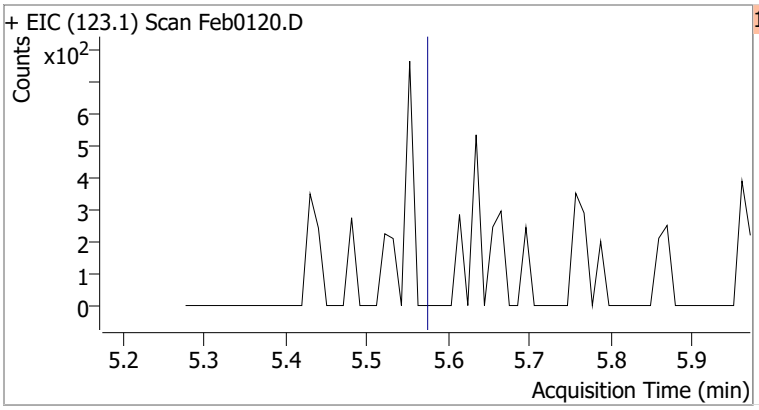

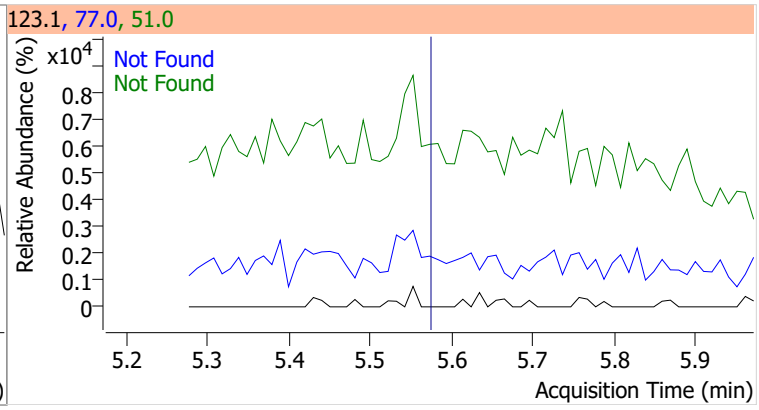

Compound	Conc.	Exp RT	QIon	Exp Ratio
Isophorone	N.D.	5.88	138.0	21.7

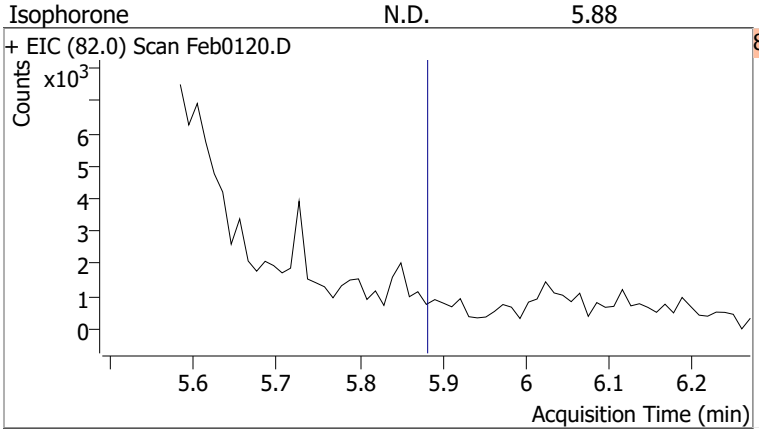

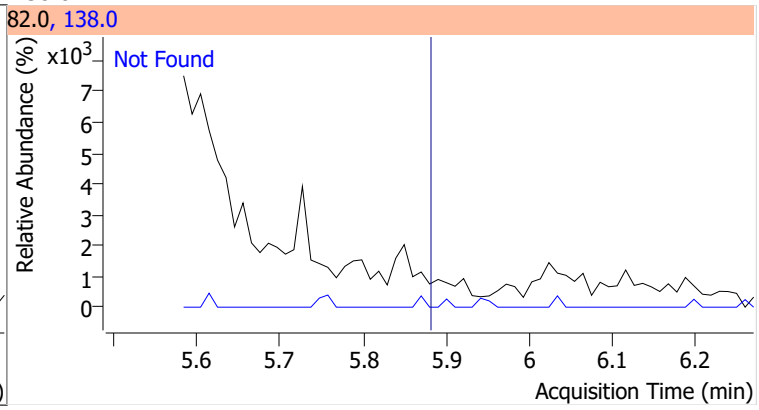

Compound	Conc.	Exp RT	QIon	Exp Ratio	QIon	Exp Ratio
2-Nitrophenol	N.D.	5.94	65.0	48.9	109.0	38.3

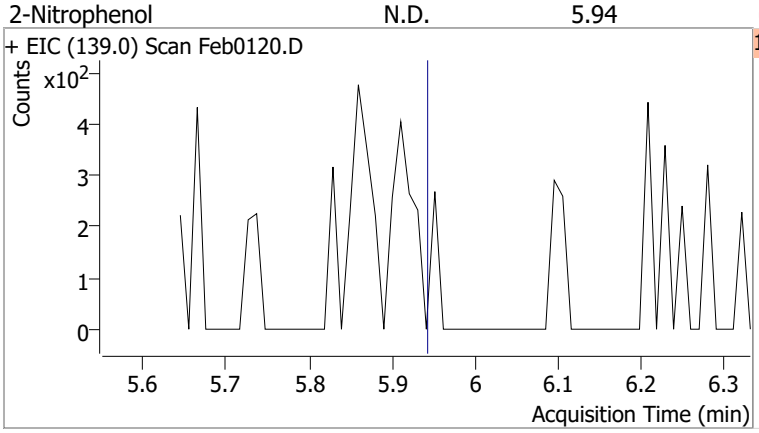

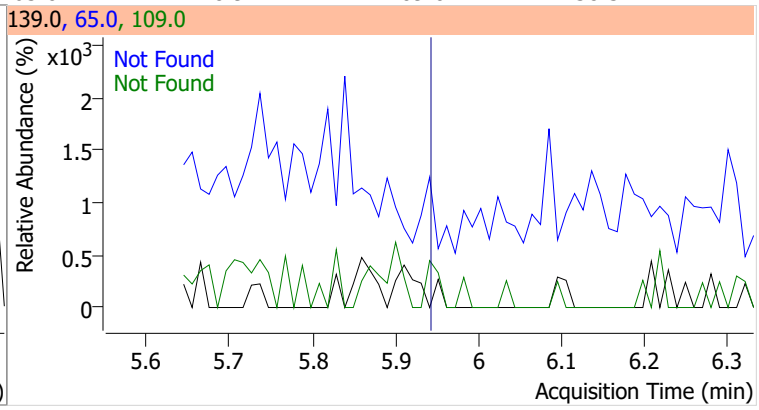

Compound	Conc.	Exp RT	QIon	Exp Ratio	QIon	Exp Ratio
2,4-Dimethylphenol	N.D.	6.05	107.0	109.0	77.0	32.4

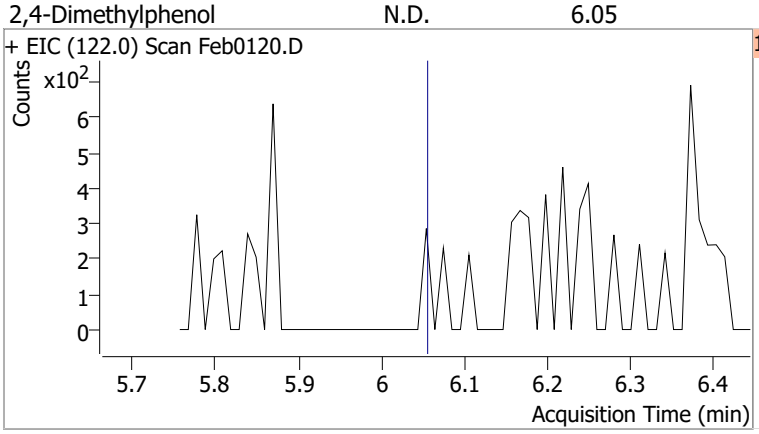

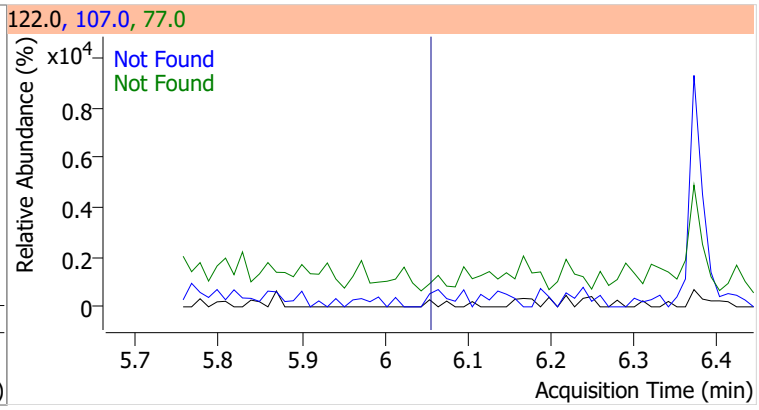

Compound	Conc.	Exp RT	QIon	Exp Ratio	QIon	Exp Ratio
bis(-2-Chloroethoxy)Methane	N.D.	6.16	63.0	68.6	95.0	32.4

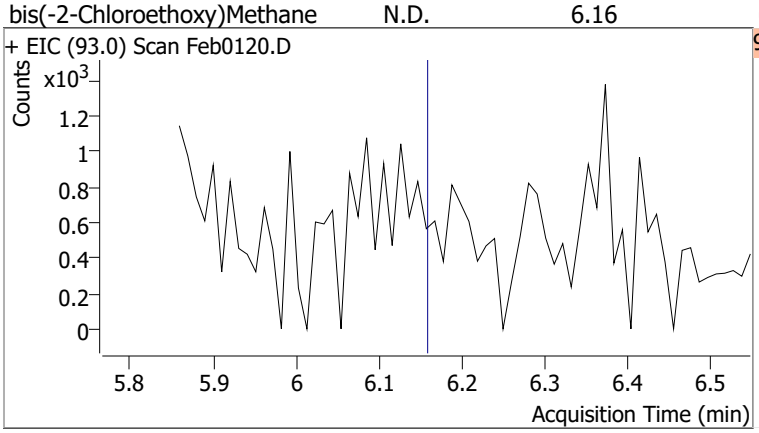

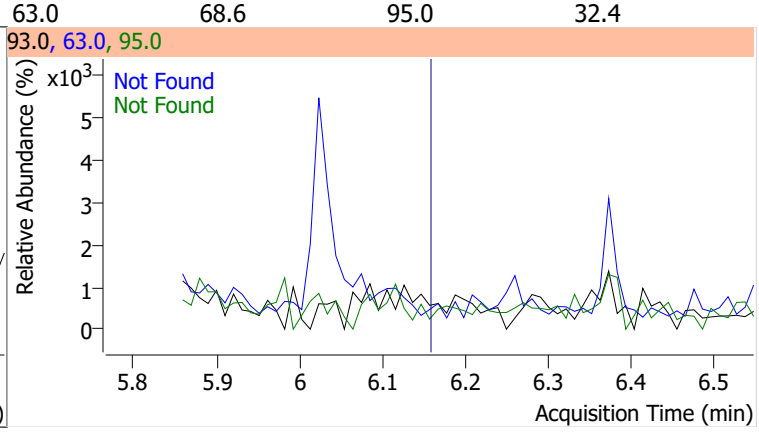

Compound	Conc.	Exp RT	QIon	Exp Ratio	QIon	Exp Ratio
2,4-Dichlorophenol	N.D.	6.25	164.0	63.2	98.0	30.8

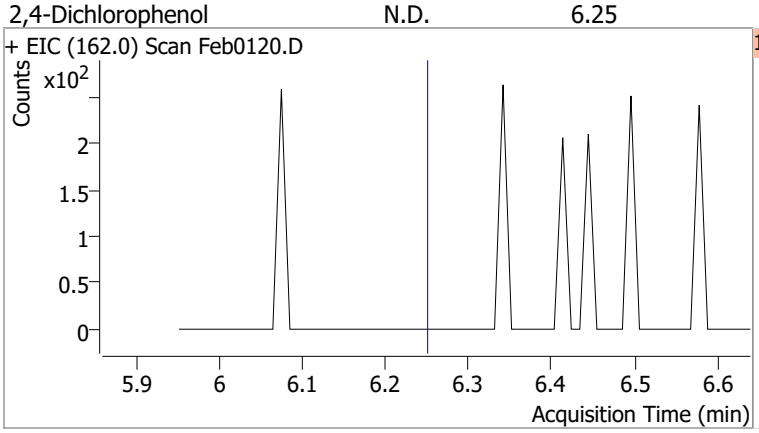

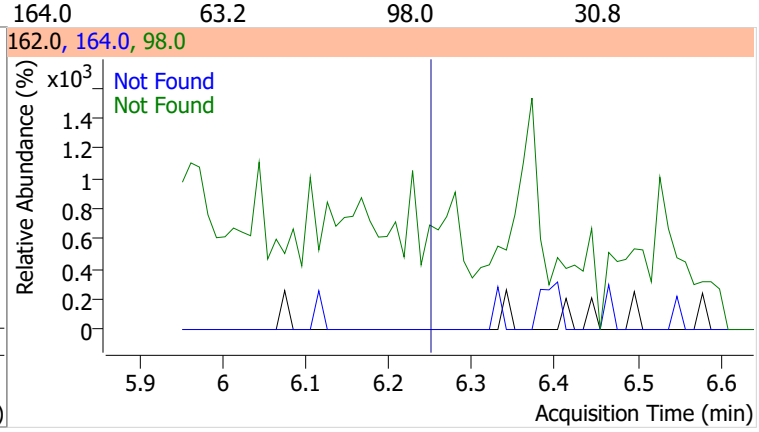

Compound	Conc.	Exp RT	QIon	Exp Ratio	QIon	Exp Ratio
Benzoic Acid	N.D.	6.27	122.0	88.6	77.0	75.0

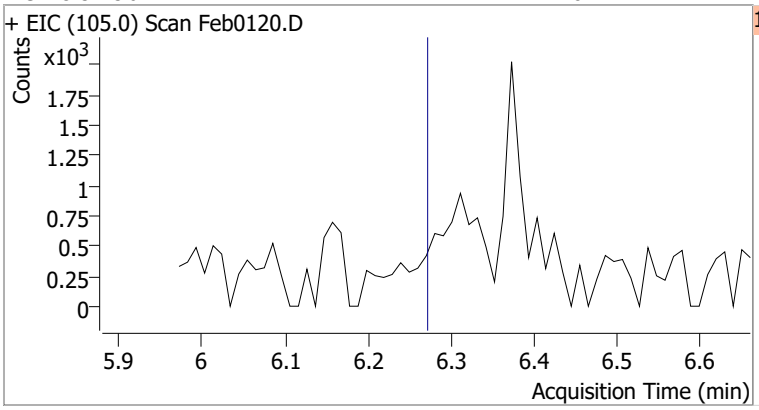

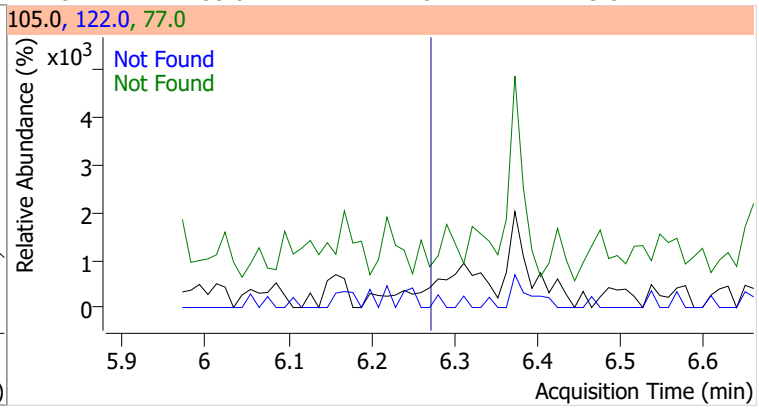

Compound	Conc.	Exp RT	QIon	Exp Ratio	QIon	Exp Ratio
1,2,4-Trichlorobenzene	N.D.	6.32	182.0	97.1	145.0	28.4

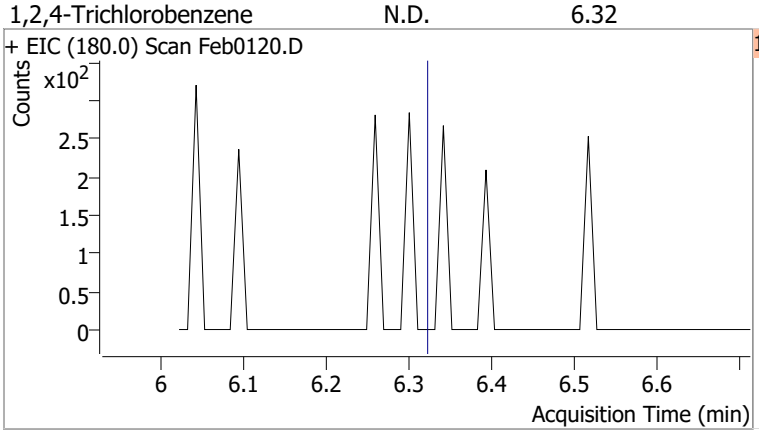

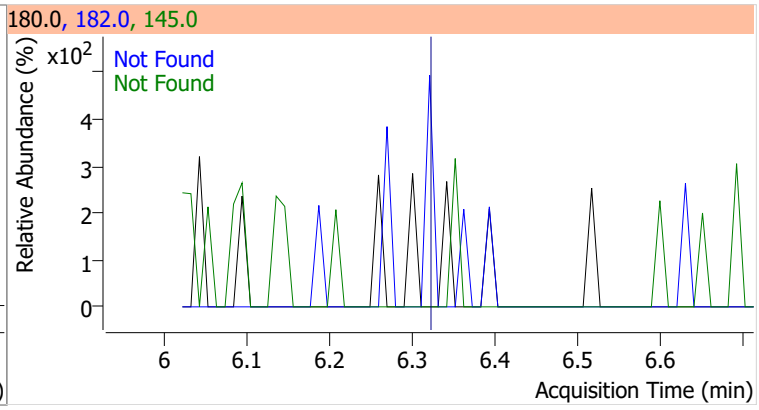

Compound	Conc.	Exp RT	QIon	Exp Ratio	QIon	Exp Ratio
Naphthalene	N.D.	6.40	129.0	11.4	102.0	9.7

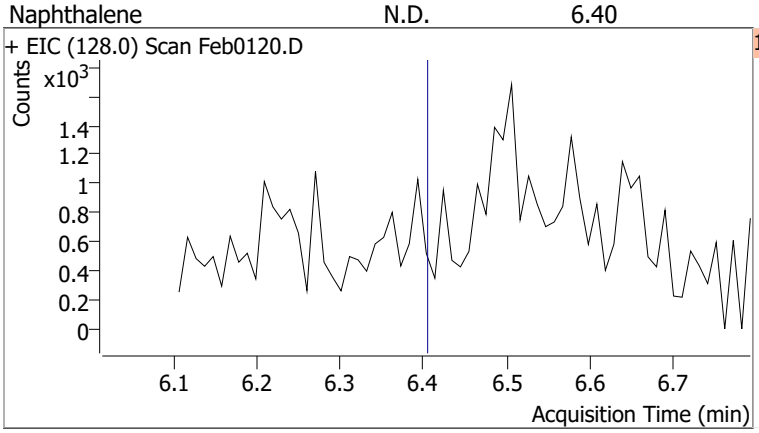

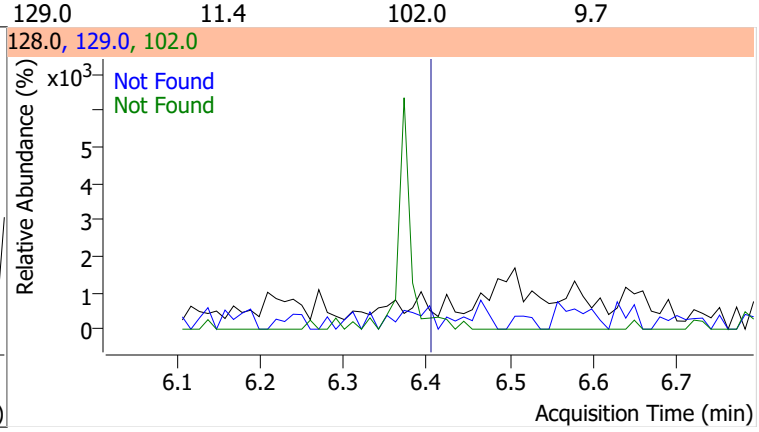

Compound	Conc.	Exp RT	QIon	Exp Ratio
4-Chlorophenol	N.D.	6.44	128.0	348.1

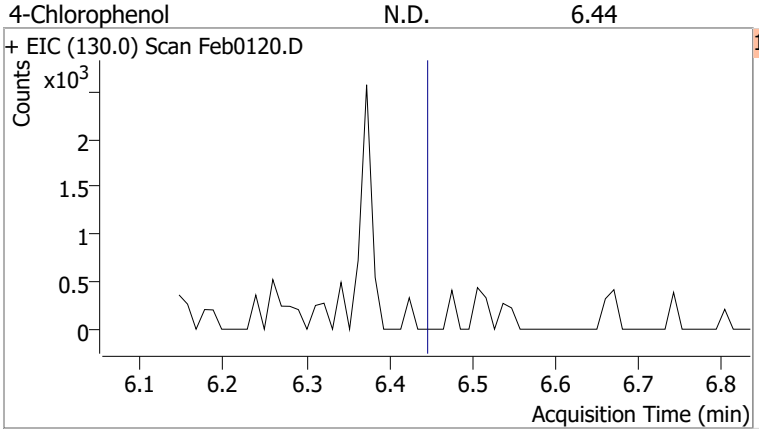

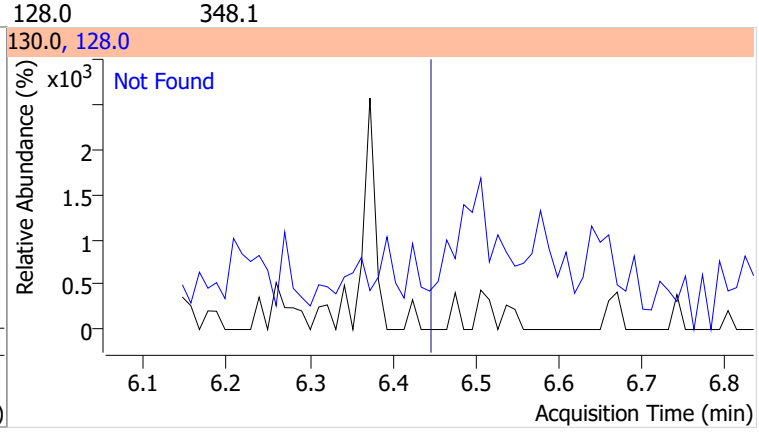

Compound	Conc.	Exp RT	QIon	Exp Ratio	QIon	Exp Ratio
p-Chloroaniline	N.D.	6.51	129.0	33.1	65.0	29.9

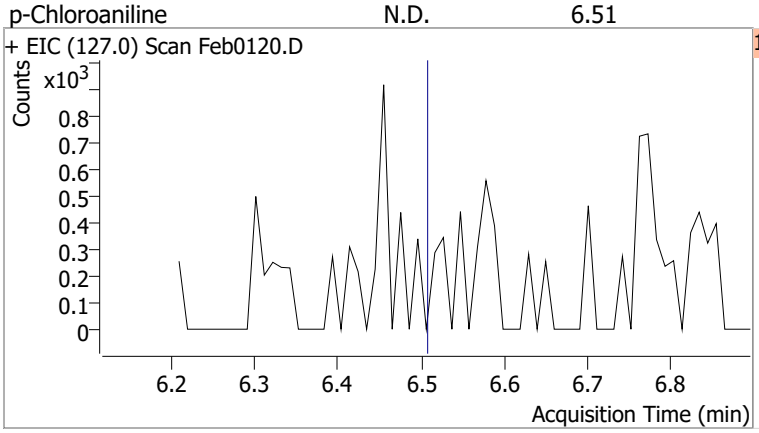

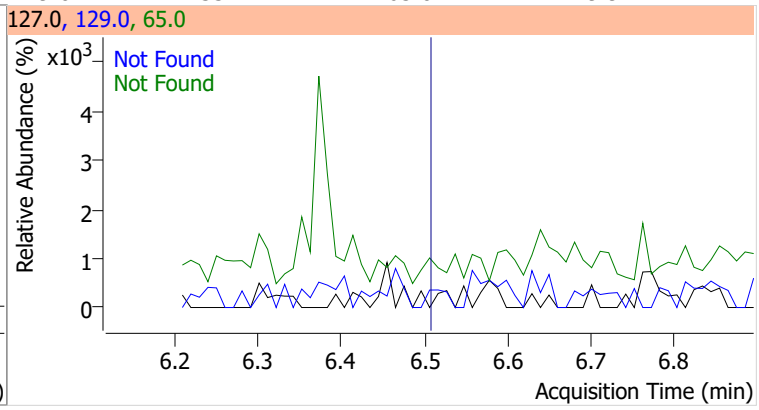

Compound	Conc.	Exp RT	QIon	Exp Ratio	QIon	Exp Ratio
Hexachlorobutadiene	N.D.	6.58	223.0	65.1	227.0	63.7

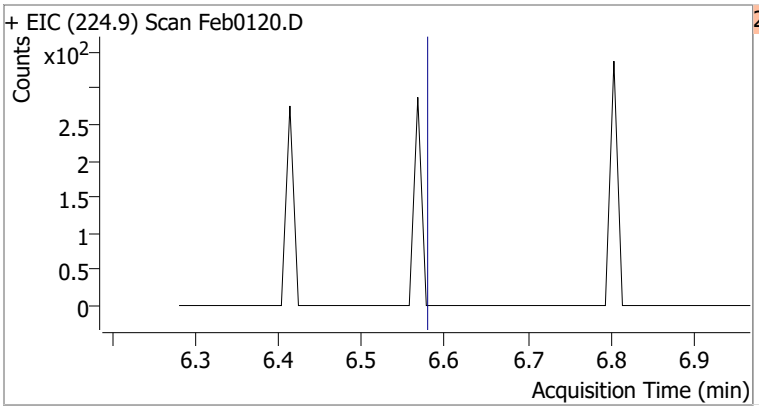

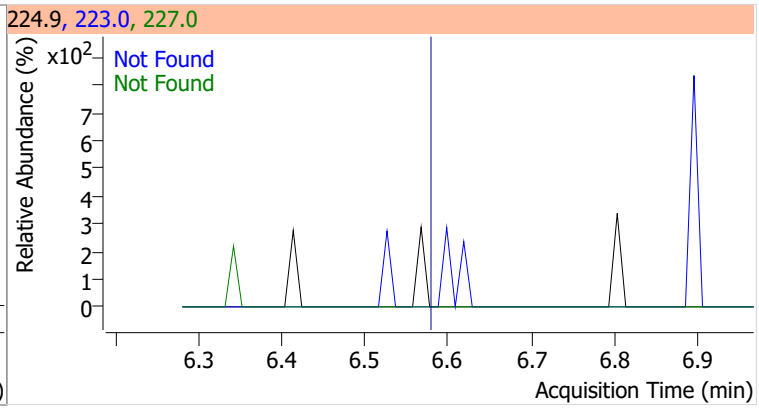

Compound	Conc.	Exp RT	QIon	Exp Ratio
4-Chloro-2-Methylphenol	N.D.	6.99	144.0	28.0

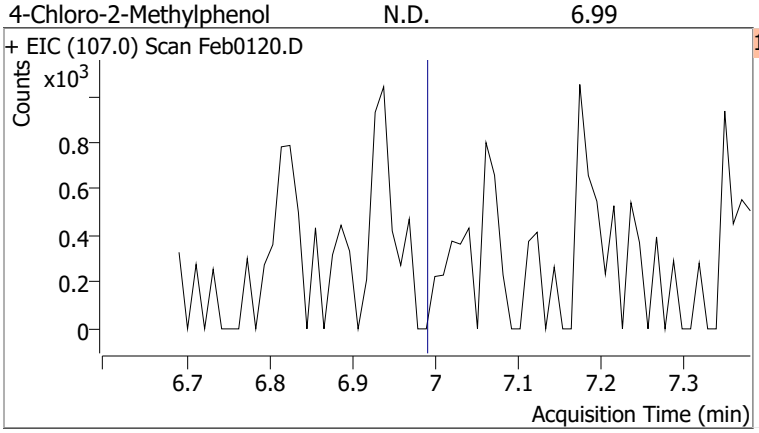

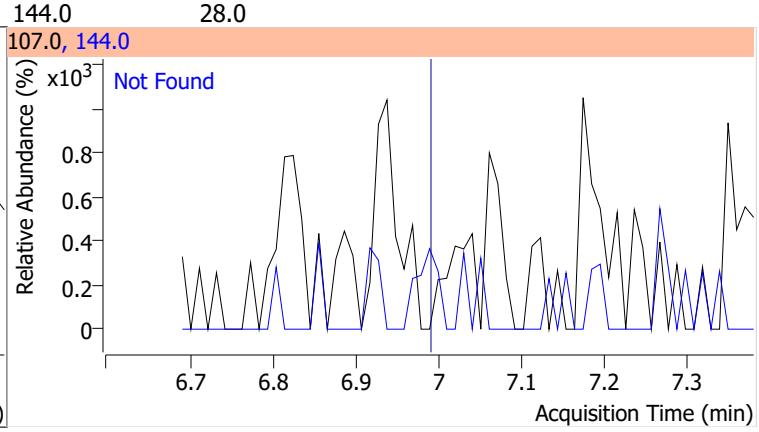

Compound	Conc.	Exp RT	QIon	Exp Ratio
4-Chloro-3-Methylphenol	N.D.	7.13	144.0	28.6

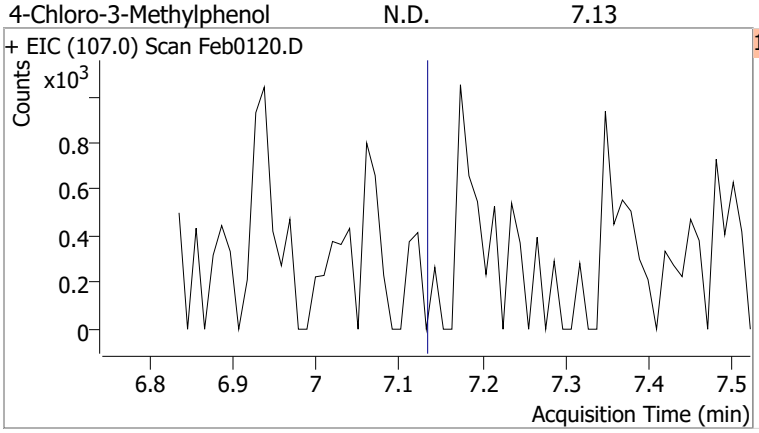

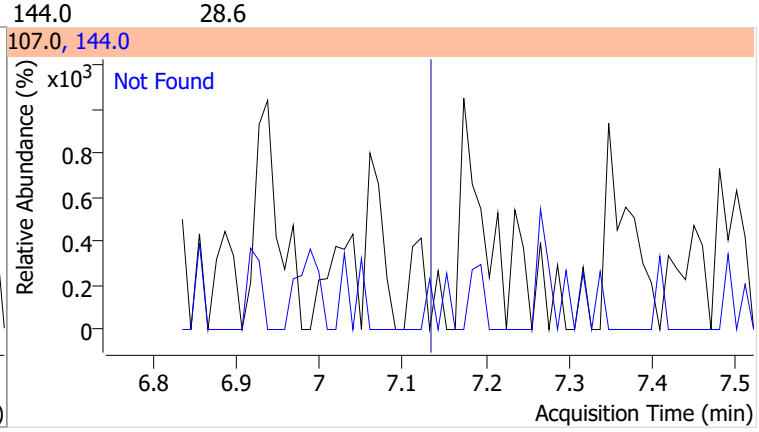

Compound	Conc.	Exp RT	QIon	Exp Ratio	QIon	Exp Ratio
2-Methylnaphthalene	N.D.	7.24	142.0	118.8	115.0	41.1

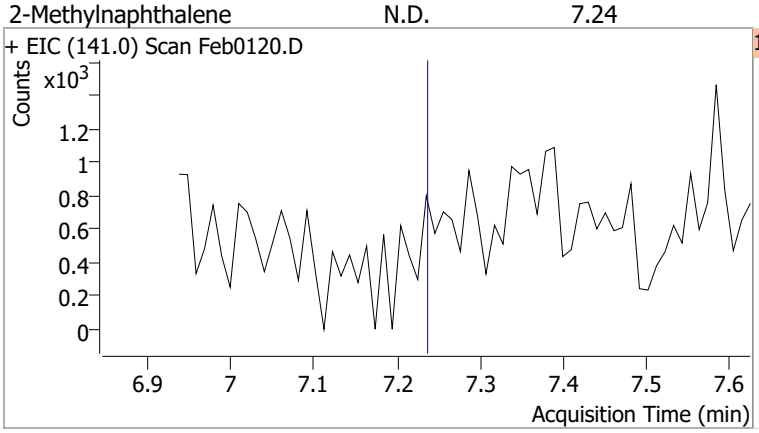

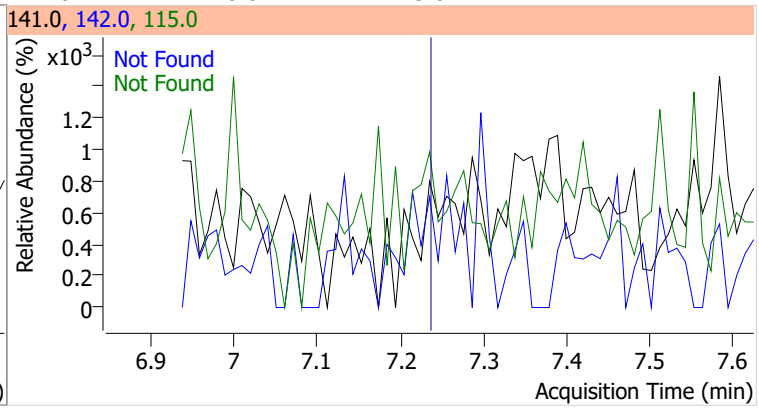

Compound	Conc.	Exp RT	QIon	Exp Ratio	QIon	Exp Ratio
1-Methylnaphthalene	N.D.	7.35	142.0	111.3	115.0	42.1

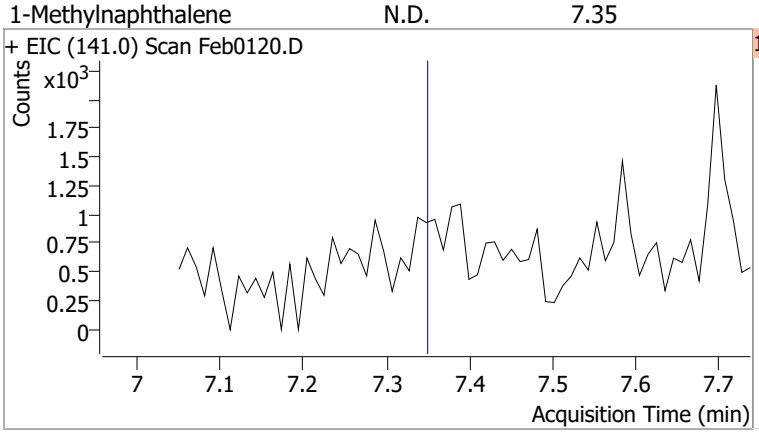

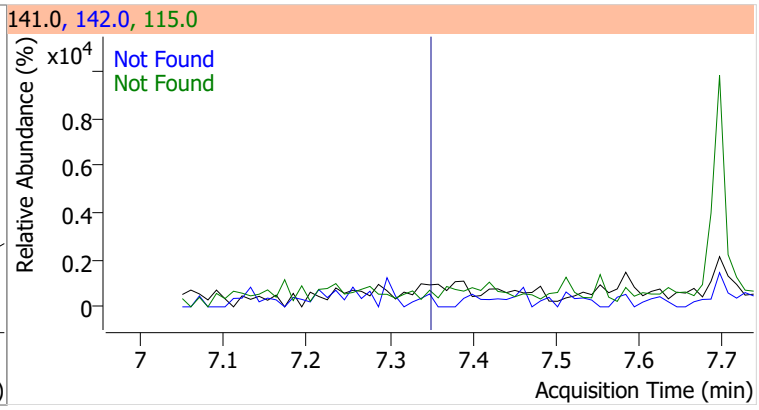

Compound	Conc.	Exp RT	QIon	Exp Ratio	QIon	Exp Ratio
Hexachlorocyclopentadiene	N.D.	7.43	238.9	62.5	234.9	62.4

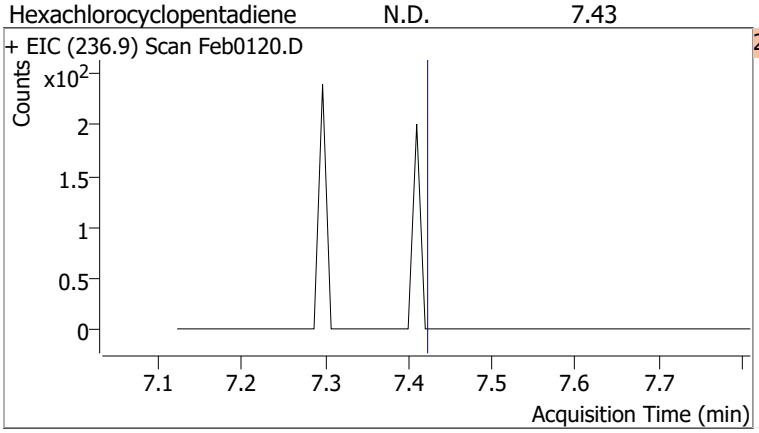

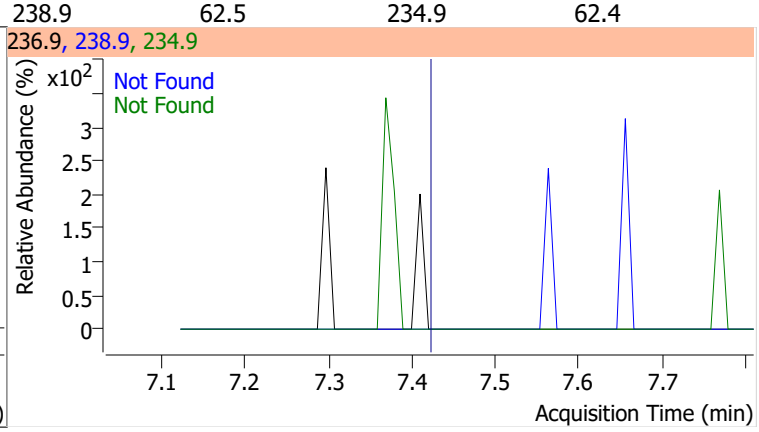

Compound	Conc.	Exp RT	QIon	Exp Ratio
2,4,6-Trichlorophenol	N.D.	7.59	198.0	98.1

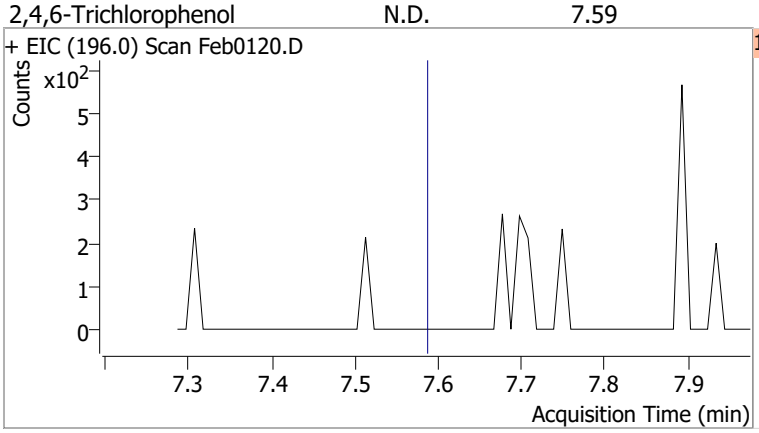

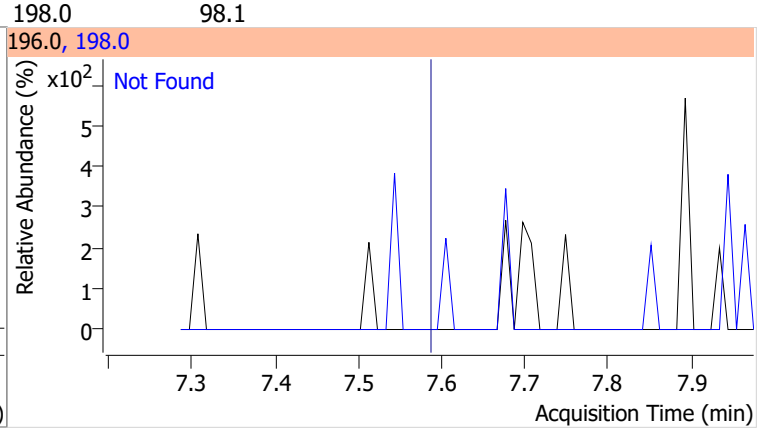

Compound	Conc.	Exp RT	QIon	Exp Ratio
2,4,5-Trichlorophenol	N.D.	7.64	198.0	93.7

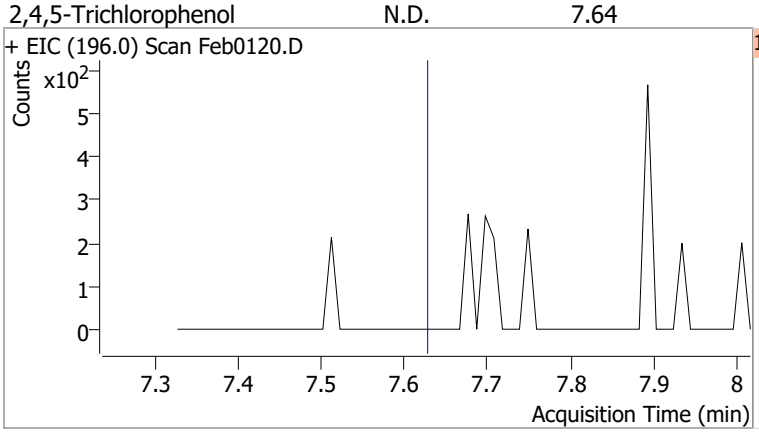

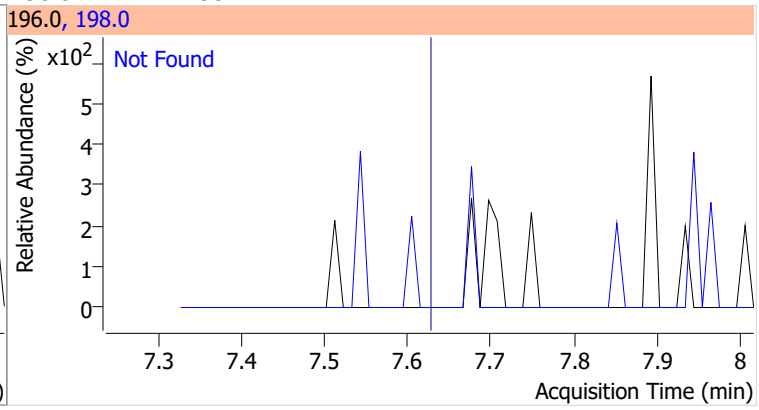

Compound	Conc.	RT	Dev(Min)	Resp.	QIon	QRatio	Lower	Upper
2-Fluorobiphenyl	62.2361	7.70	0.00	1410754	171.0	34.2	23.8	44.1

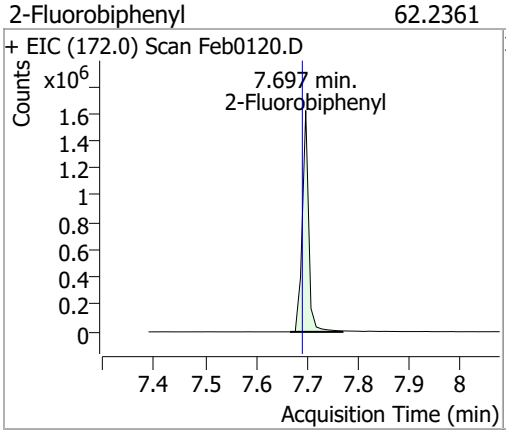

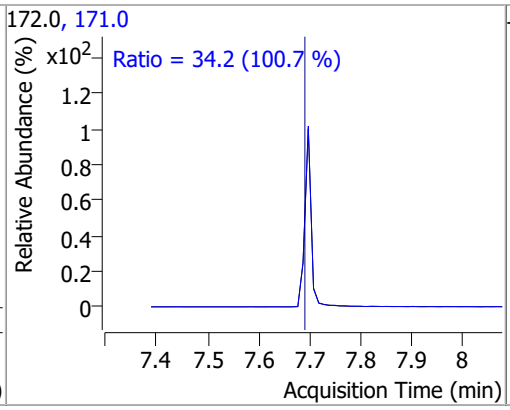

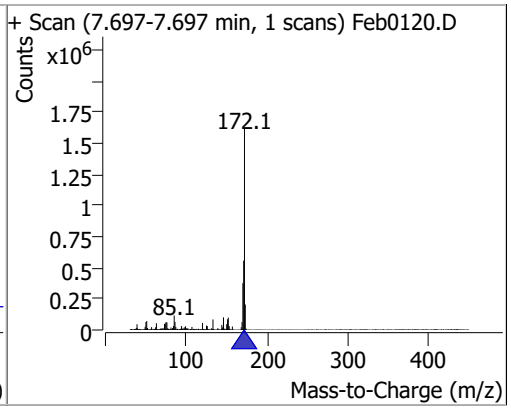

Compound	Conc.	Exp RT	QIon	Exp Ratio	QIon	Exp Ratio
2-Chloronaphthalene	N.D.	7.81	127.0	36.7	164.0	32.2

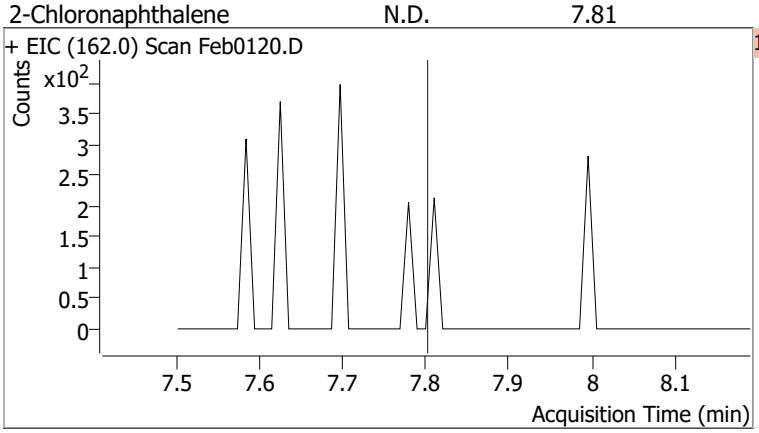

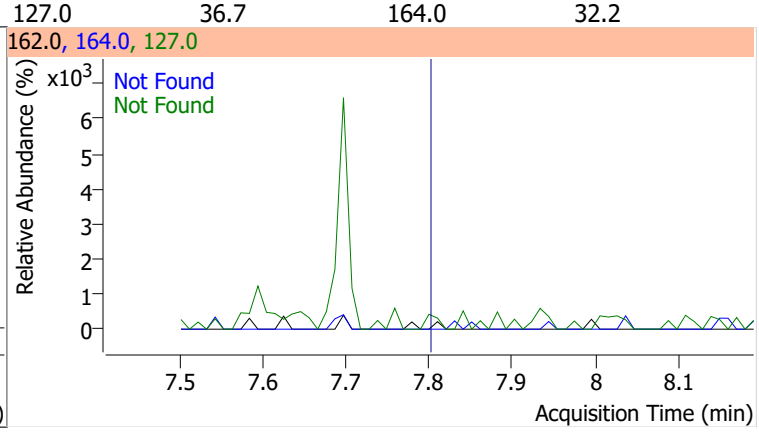

Compound	Conc.	Exp RT	QIon	Exp Ratio
2-Nitroaniline	N.D.	7.96	138.0	120.7

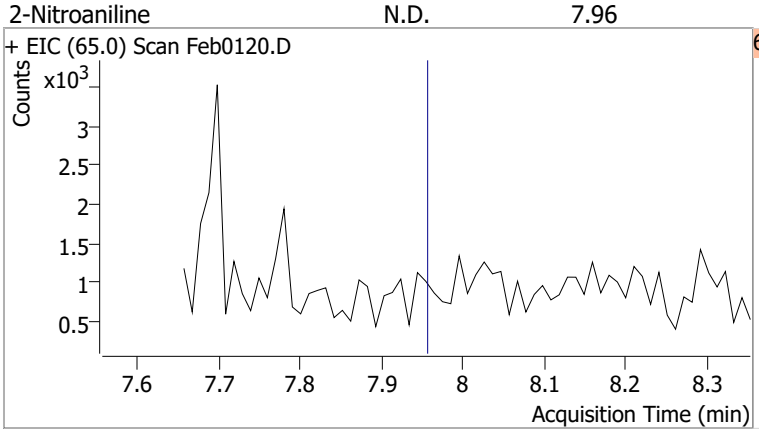

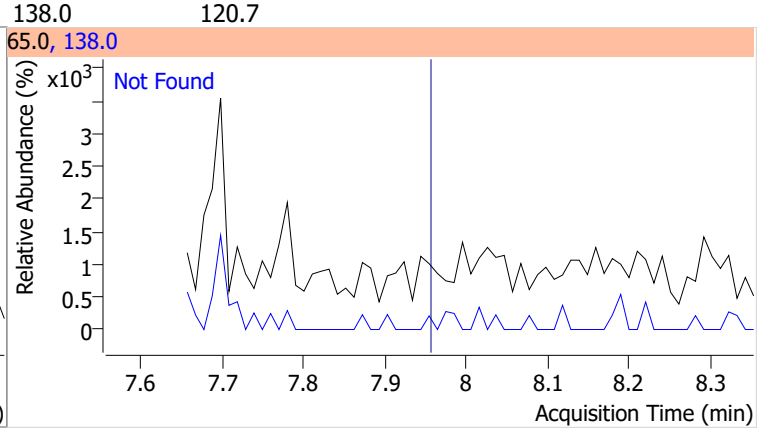

Compound	Conc.	RT	Dev(Min)	Resp.	QIon	QRatio	Lower	Upper
Dimethyl Phthalate		0		0	77.0		13.0	24.2

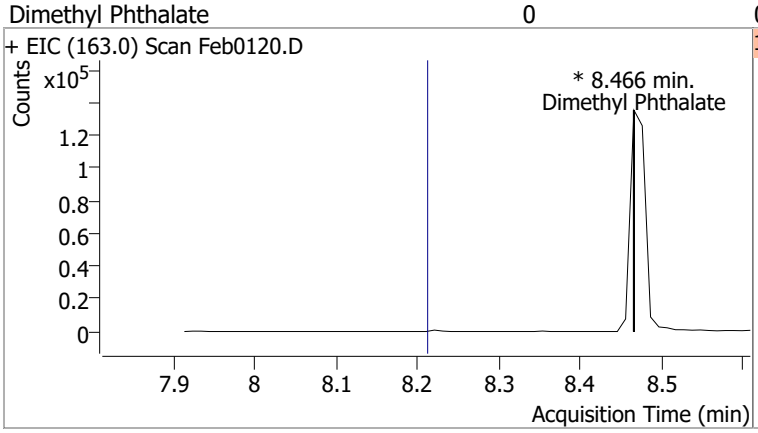

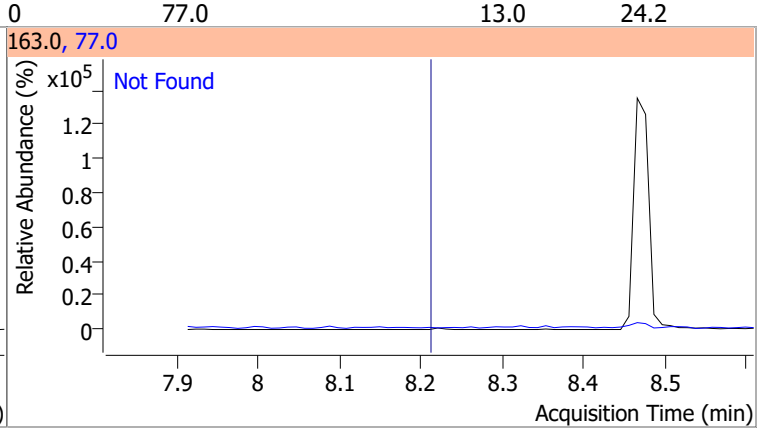

Compound	Conc.	RT	Dev(Min)	Resp.	QIon	QRatio	Lower	Upper
2,6-Dinitrotoluene		0		0	63.0		82.2	152.7
					89.0		40.8	75.8

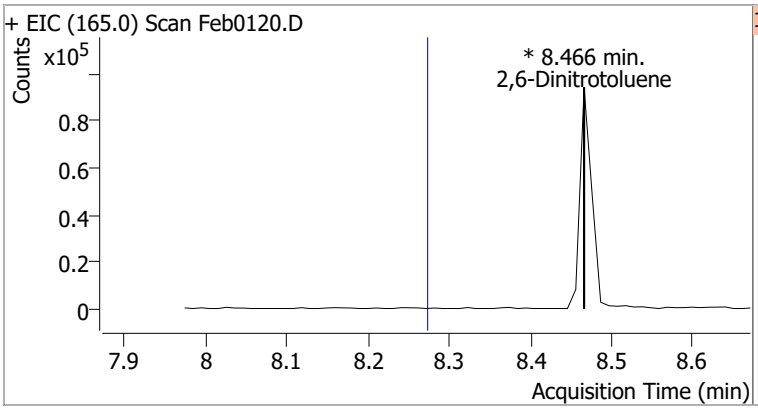

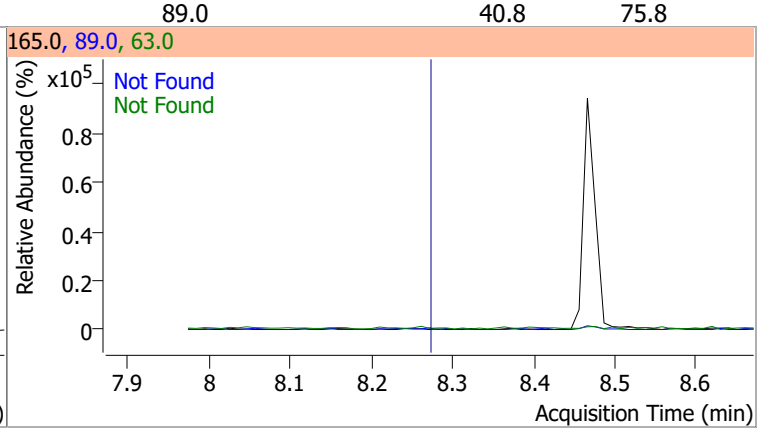

Compound	Conc.	Exp RT	QIon	Exp Ratio
Acenaphthylene	N.D.	8.30	153.1	14.0

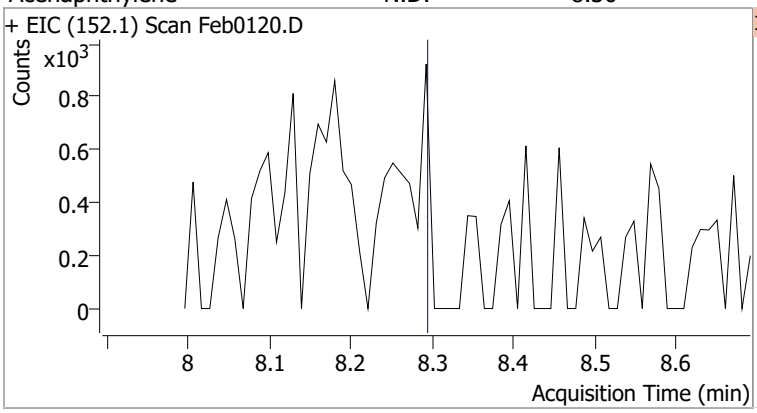

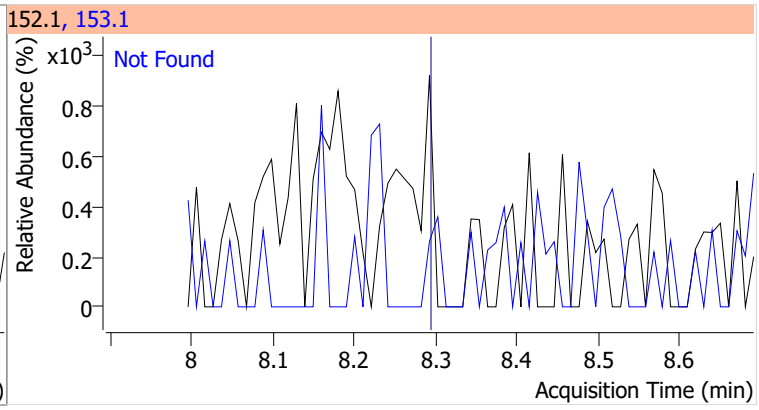

Compound	Conc.	Exp RT	QIon	Exp Ratio	QIon	Exp Ratio
3-Nitroaniline	N.D.	8.48	65.0	121.0	92.0	102.4

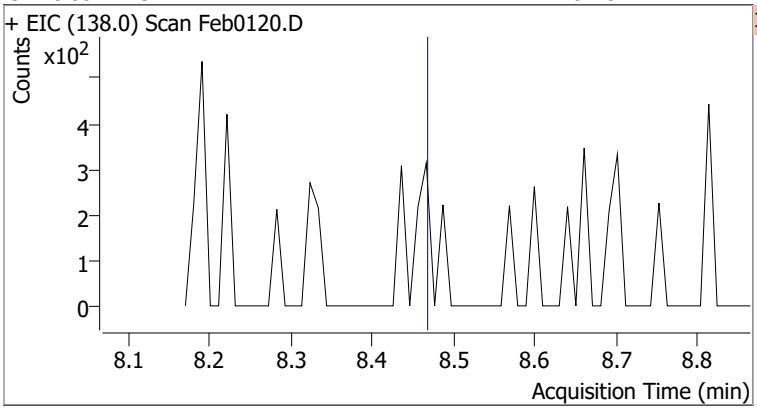

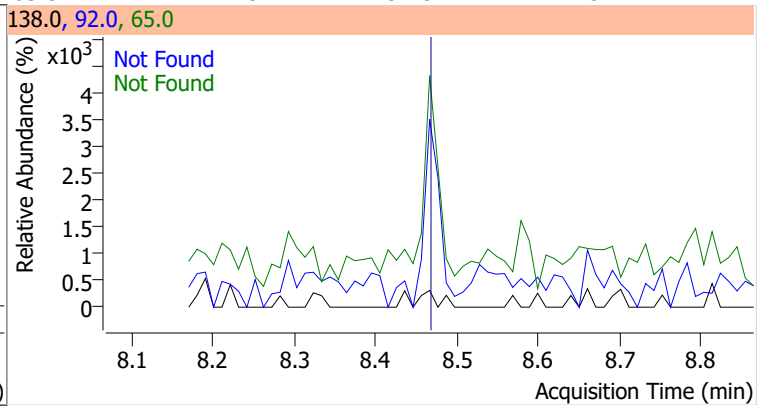

Compound	Conc.	Exp RT	QIon	Exp Ratio	QIon	Exp Ratio
Acenaphthene	N.D.	8.52	153.0	109.2	152.0	51.1

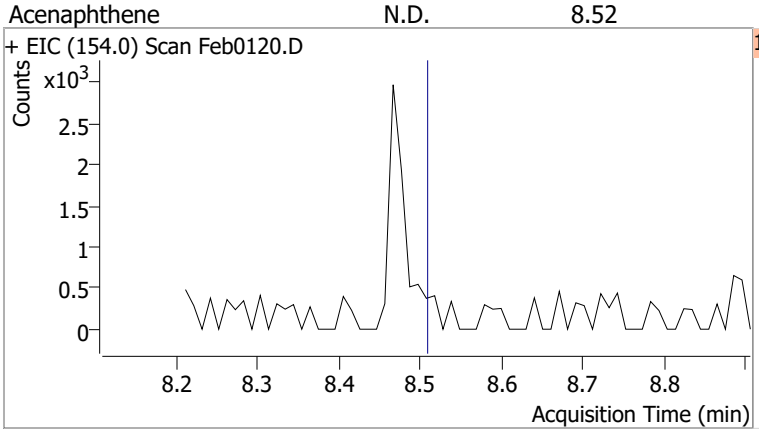

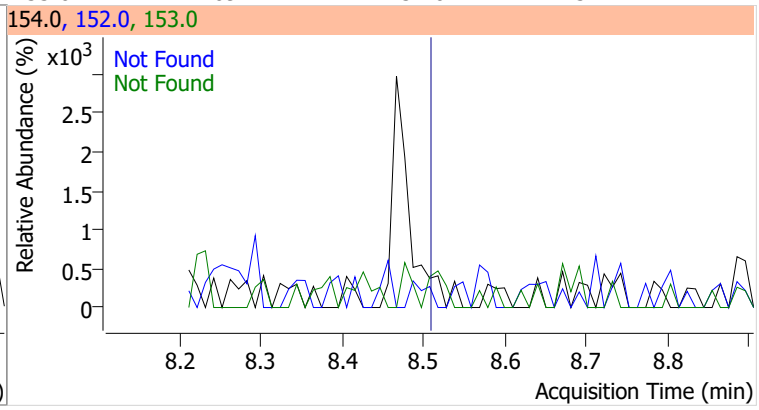

Compound	Conc.	Exp RT	QIon	Exp Ratio
2,4-Dinitrophenol	N.D.	8.60	154.0	63.4

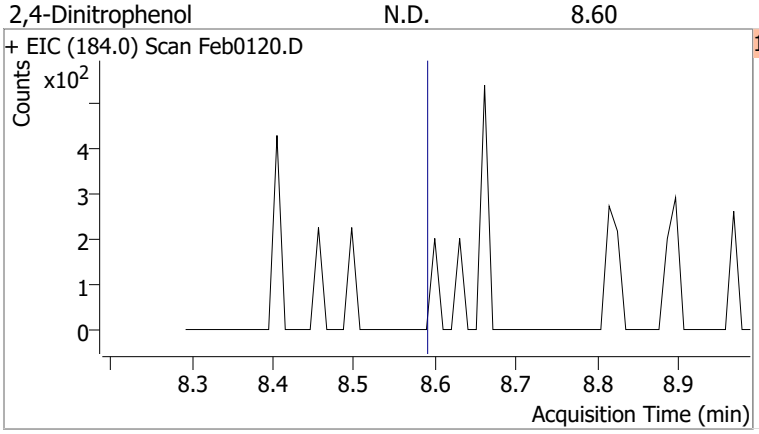

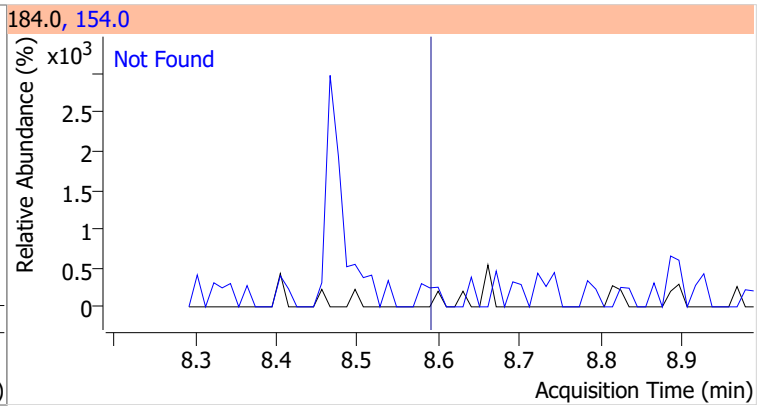

Compound	Conc.	Exp RT	QIon	Exp Ratio
Dibenzofuran	N.D.	8.72	139.0	43.1

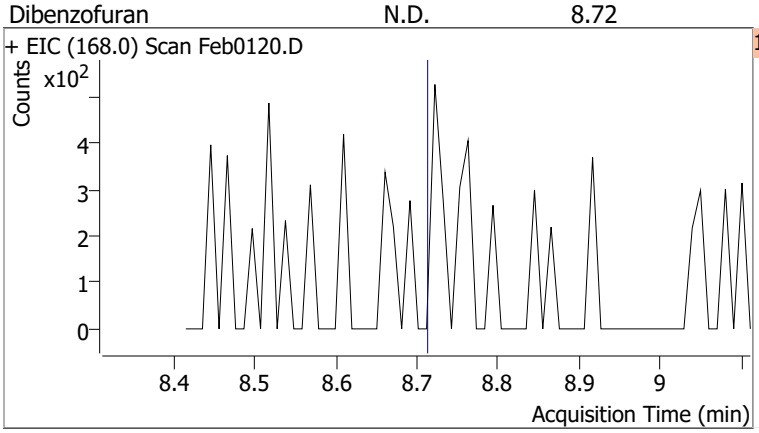

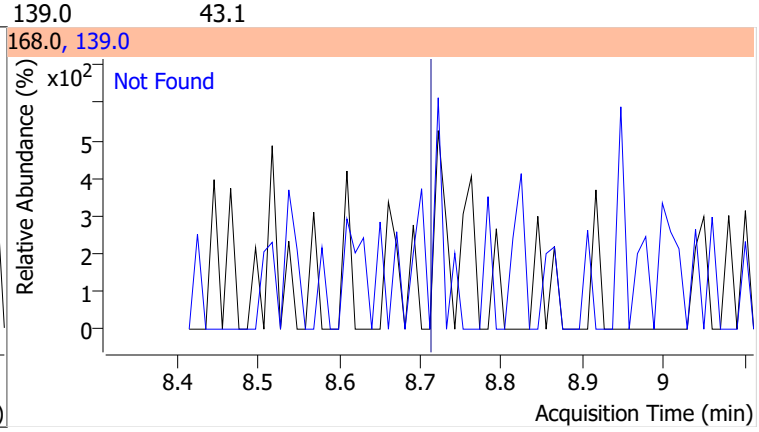

Compound	Conc.	Exp RT	QIon	Exp Ratio	QIon	Exp Ratio
4-Nitrophenol	N.D.	8.74	139.0	380.6	65.0	81.2

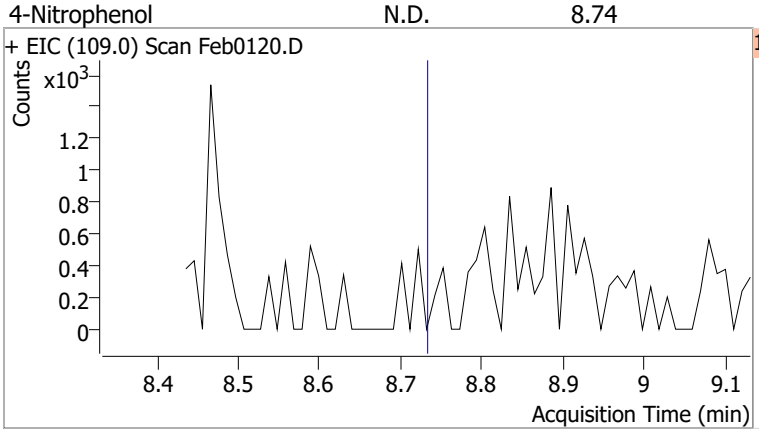

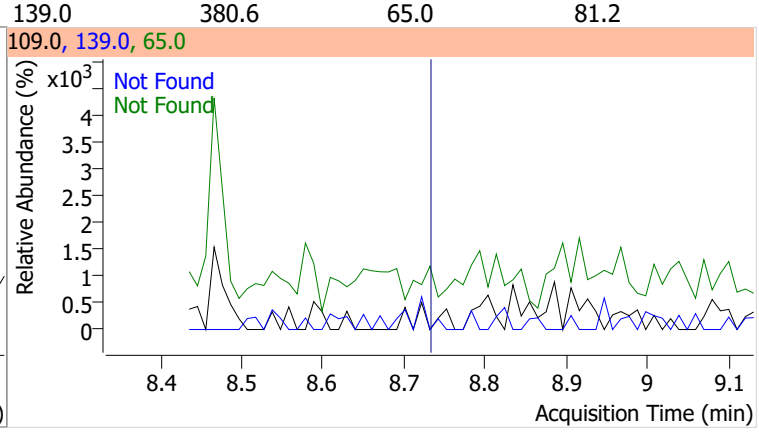

Quantitation Results Report (QT Reviewed)

Compound	Conc.	RT	Dev(Min)	Resp.	QIon	QRatio	Lower	Upper
2,4-Dinitrotoluene		0		0	63.0		47.5	88.1
					89.0		45.8	85.1

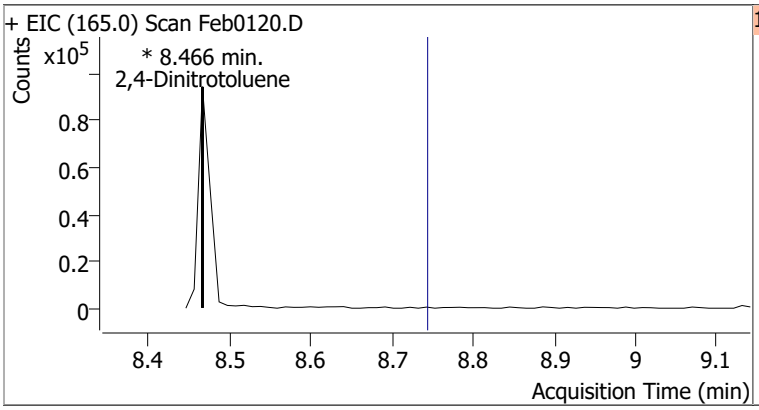

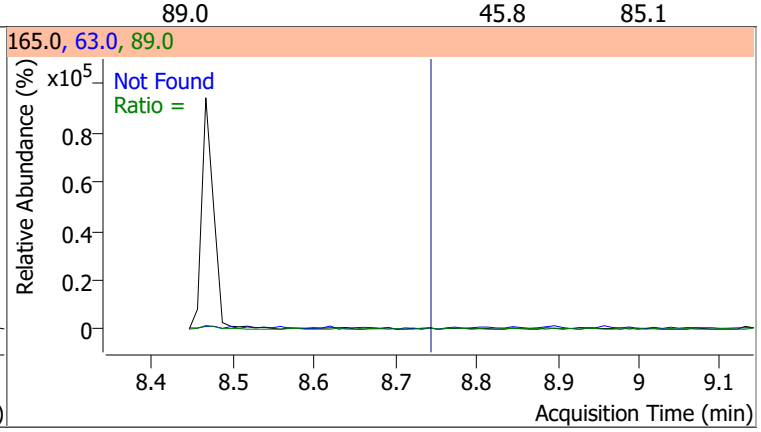

Compound	Conc.	Exp RT	QIon	Exp Ratio	QIon	Exp Ratio
Diethylphthalate	N.D.	9.09	177.0	21.1	150.0	12.6

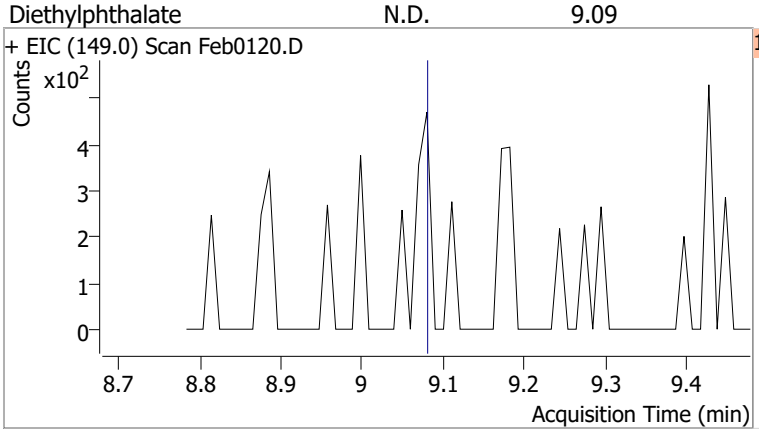

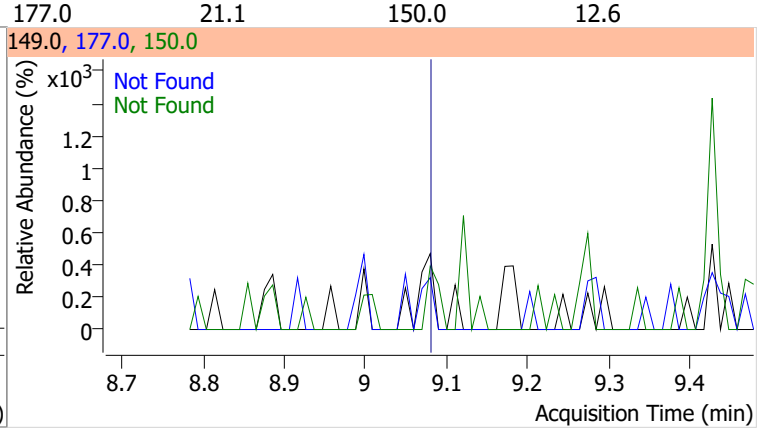

Compound	Conc.	Exp RT	QIon	Exp Ratio	QIon	Exp Ratio
Fluorene	N.D.	9.14	165.0	92.6	167.0	13.0

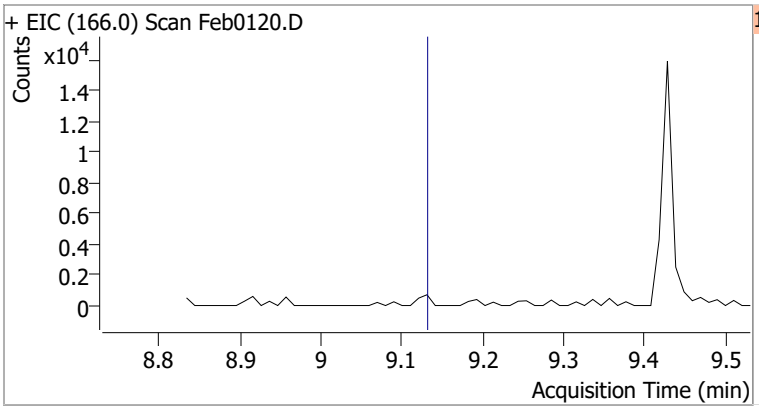

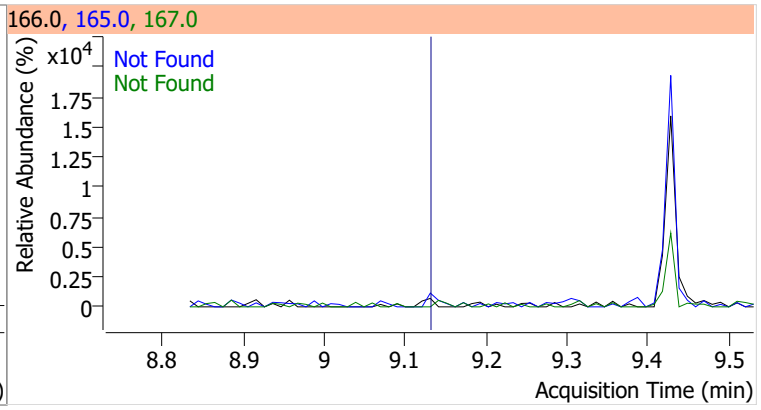

Compound	Conc.	Exp RT	QIon	Exp Ratio	QIon	Exp Ratio
4-Chlorophenyl-phenylether	N.D.	9.17	141.0	62.7	206.0	33.2

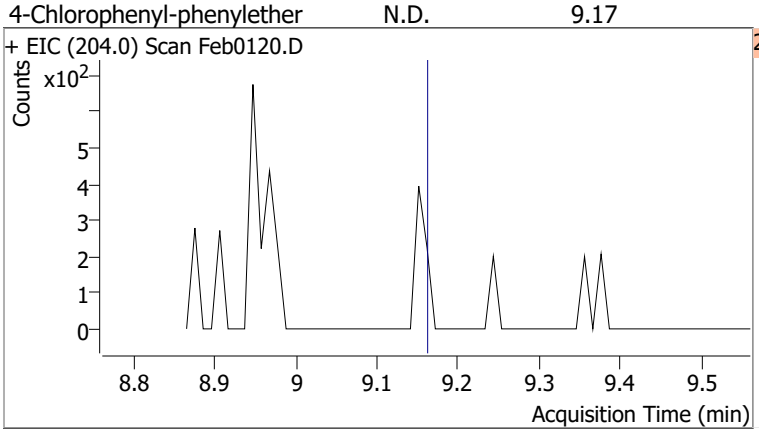

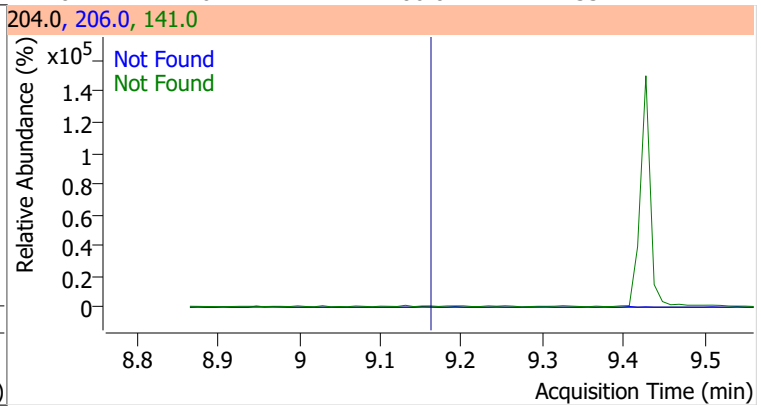

Compound	Conc.	Exp RT	QIon	Exp Ratio	QIon	Exp Ratio
4-Nitroaniline	N.D.	9.21	65.0	101.3	92.0	51.2

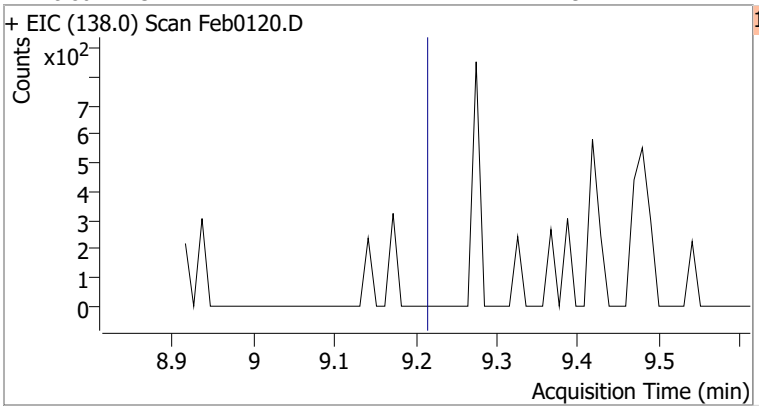

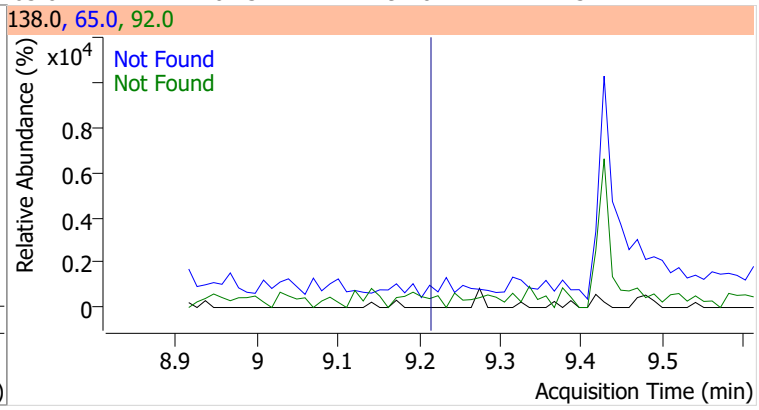

Compound	Conc.	Exp RT	QIon	Exp Ratio
4,6-Dinitro-2-methylphenol	N.D.	9.24	121.0	46.4

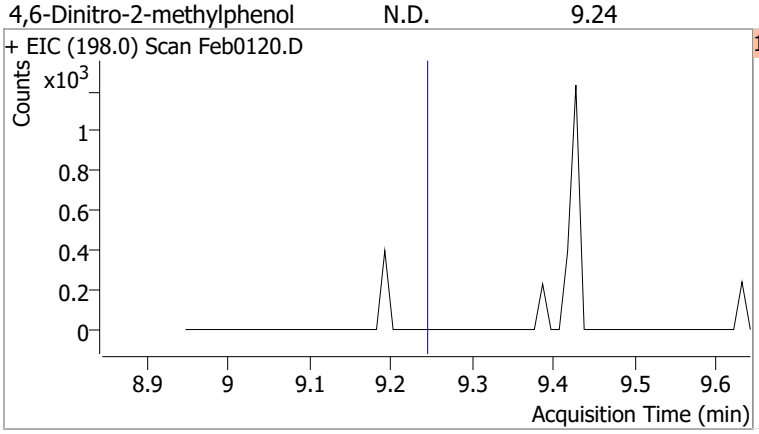

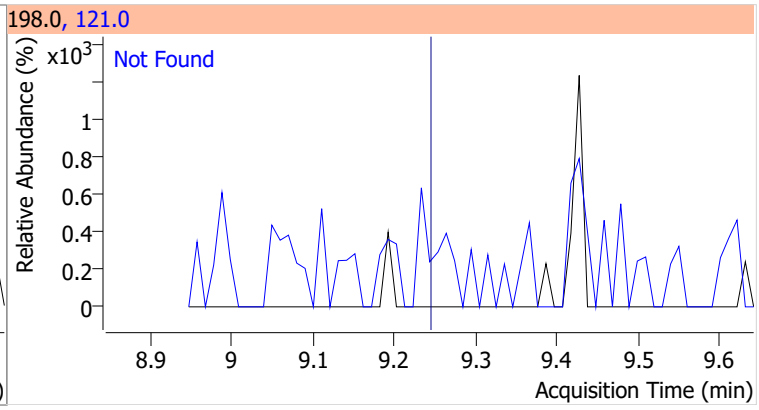

Compound	Conc.	Exp RT	QIon	Exp Ratio	QIon	Exp Ratio
N-nitrosodiphenylamine	N.D.	9.33	168.0	63.3	167.0	34.3

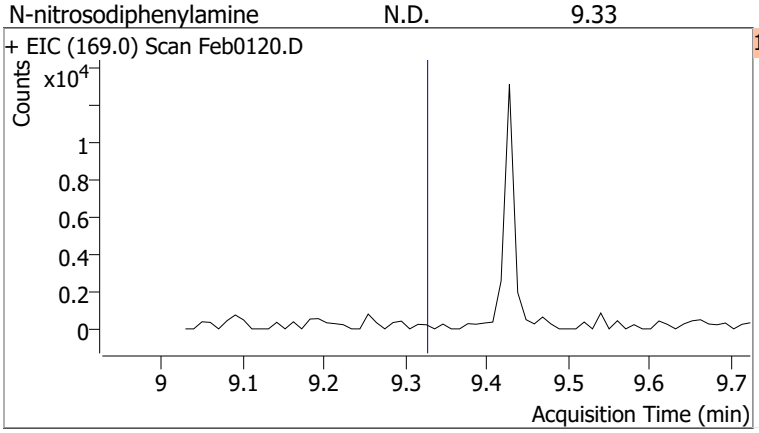

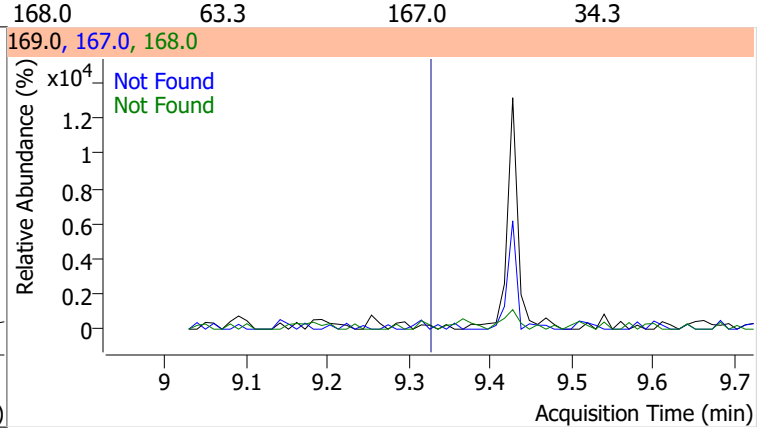

Compound	Conc.	Exp RT	QIon	Exp Ratio	QIon	Exp Ratio
Azobenzene	N.D.	9.36	51.0	37.7	182.0	27.4

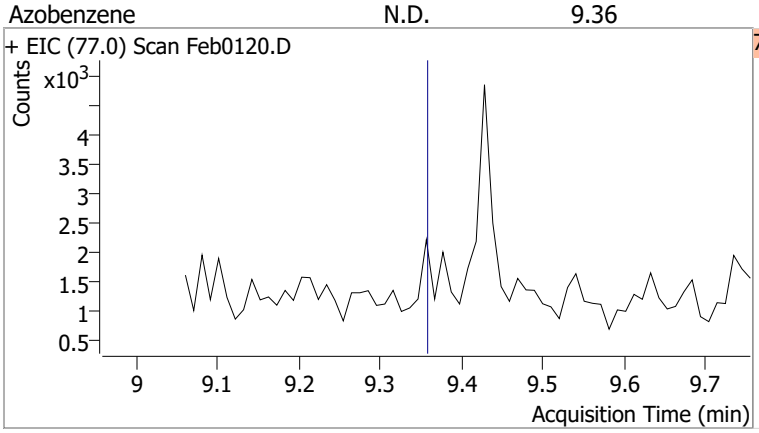

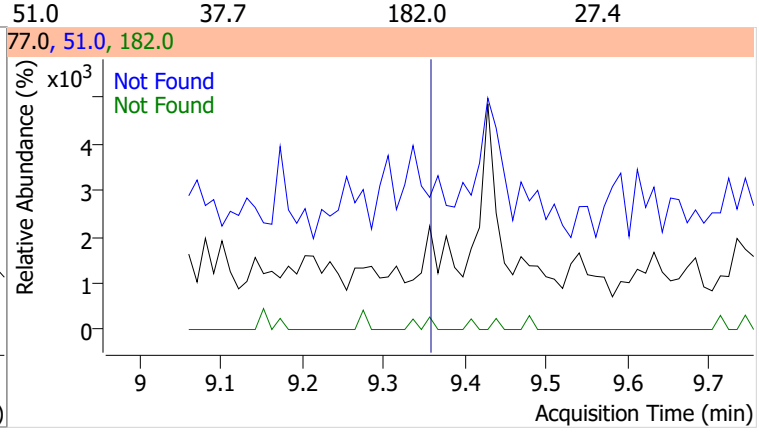

Quantitation Results Report (QT Reviewed)

Compound	Conc.	RT	Dev(Min)	Resp.	QIon	QRatio	Lower	Upper
2,4,6-Tribromophenol	113.3631	9.43	0.00	219974	331.8	89.4	65.5	121.6

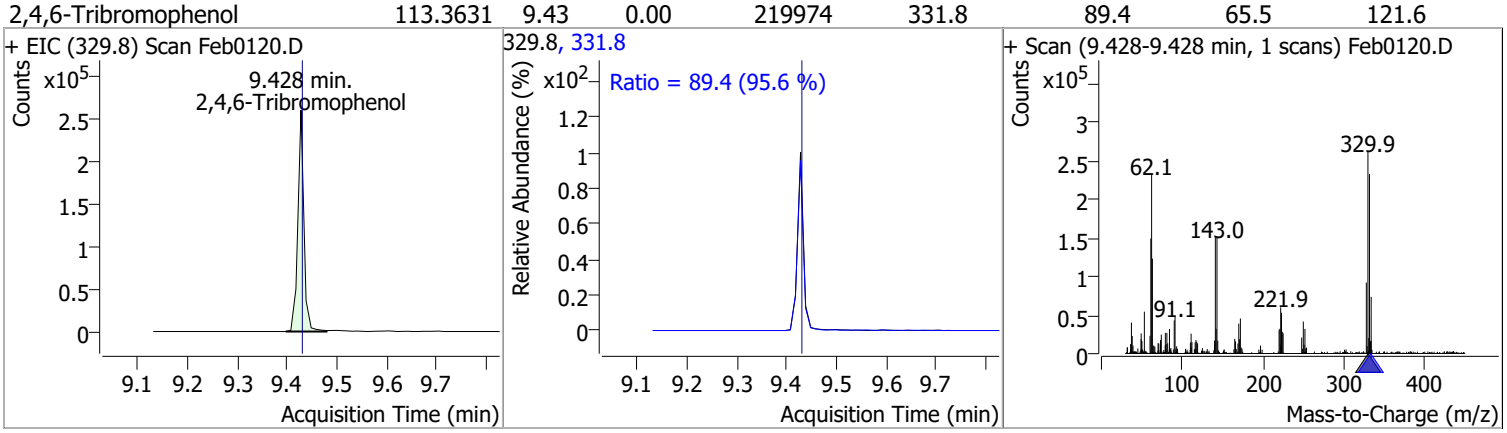

Compound	Conc.	Exp RT	QIon	Exp Ratio	QIon	Exp Ratio
4-Bromophenyl-phenylether	N.D.	9.76	141.0	103.5	250.0	100.5

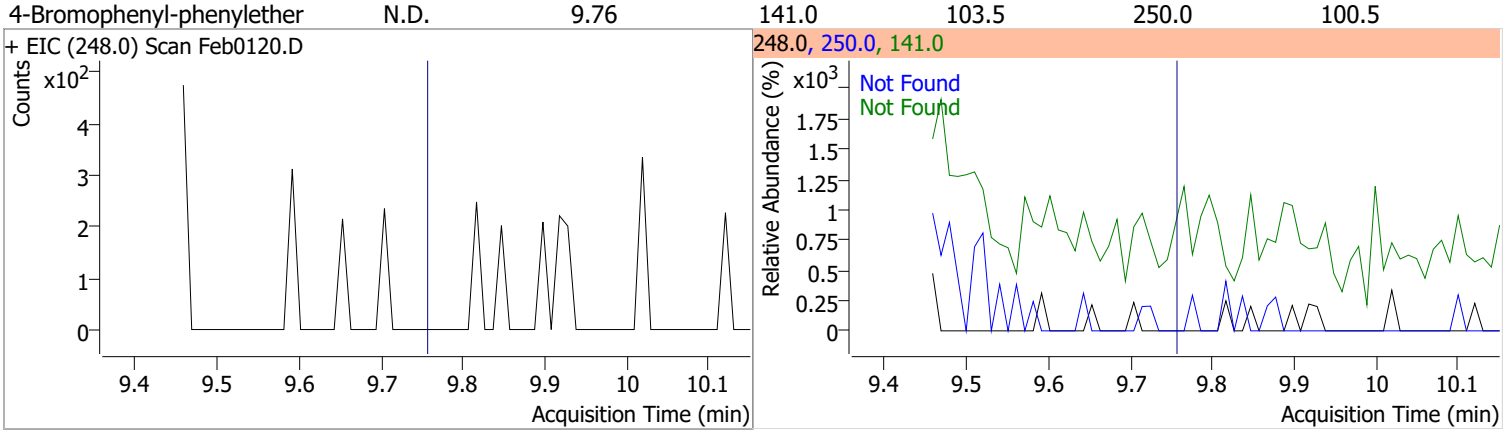

Compound	Conc.	Exp RT	QIon	Exp Ratio
Hexachlorobenzene	N.D.	9.80	142.0	47.3

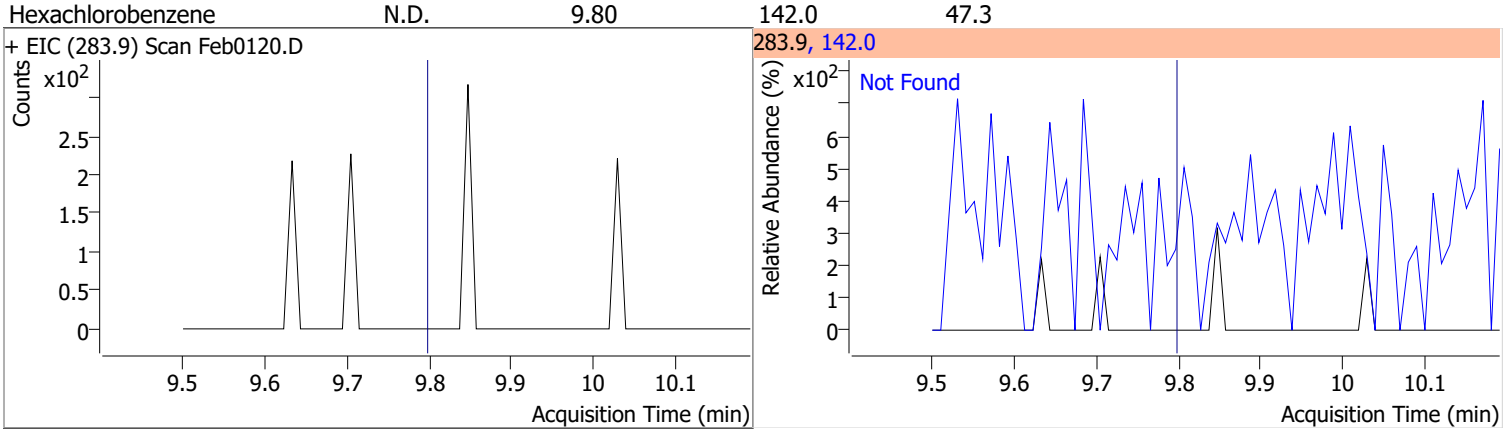

Compound	Conc.	Exp RT	QIon	Exp Ratio	QIon	Exp Ratio
Pentachlorophenol	N.D.	10.05	267.9	65.3	263.9	62.6

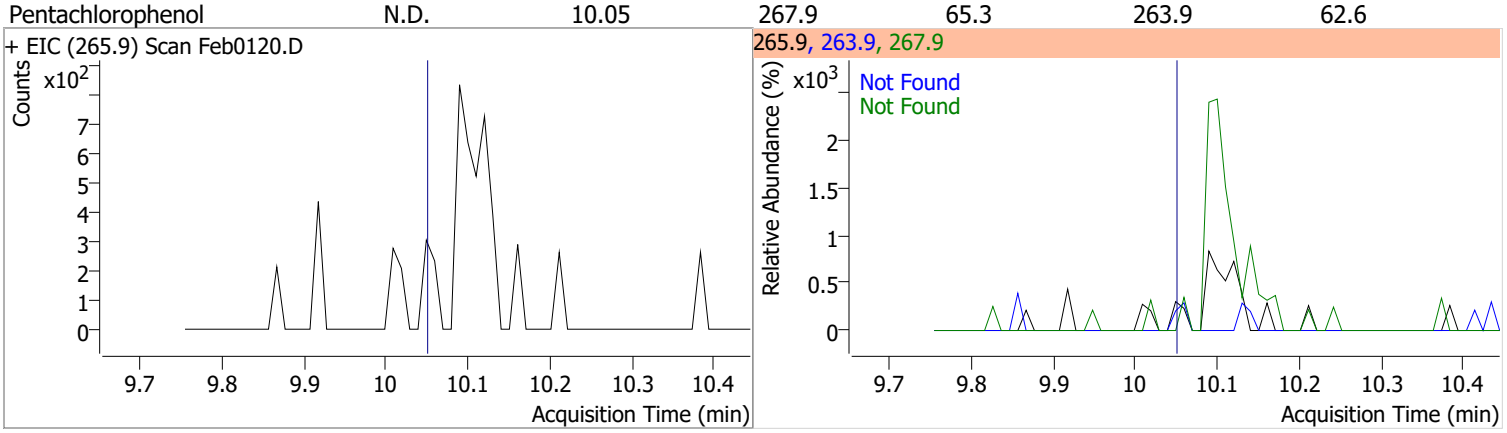

Compound	Conc.	Exp RT	QIon	Exp Ratio
Phenanthrene	N.D.	10.29	176.0	18.9

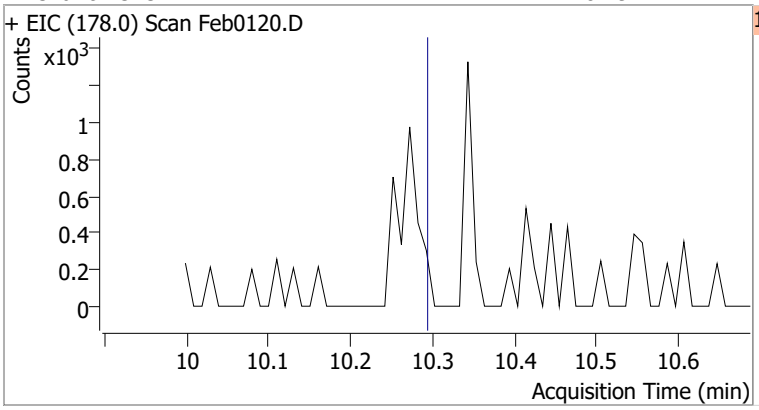

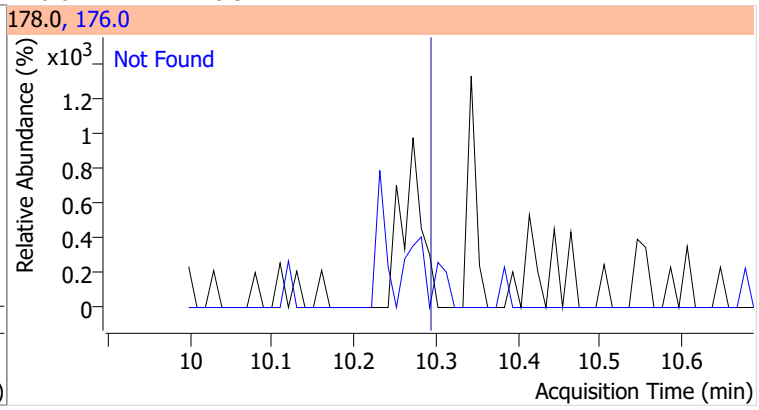

Compound	Conc.	Exp RT	QIon	Exp Ratio
Anthracene	N.D.	10.35	176.0	18.1

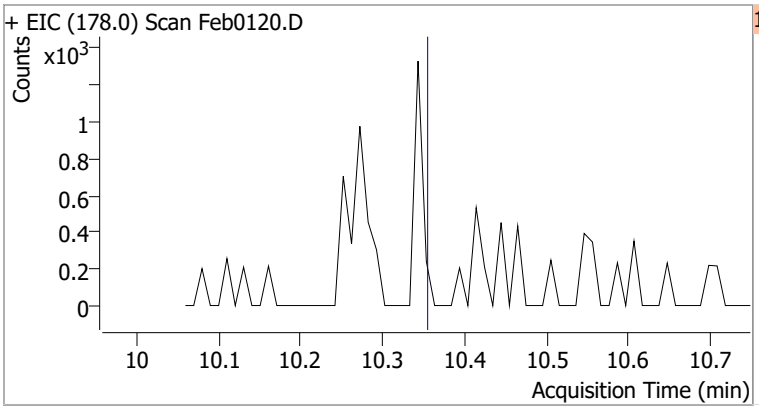

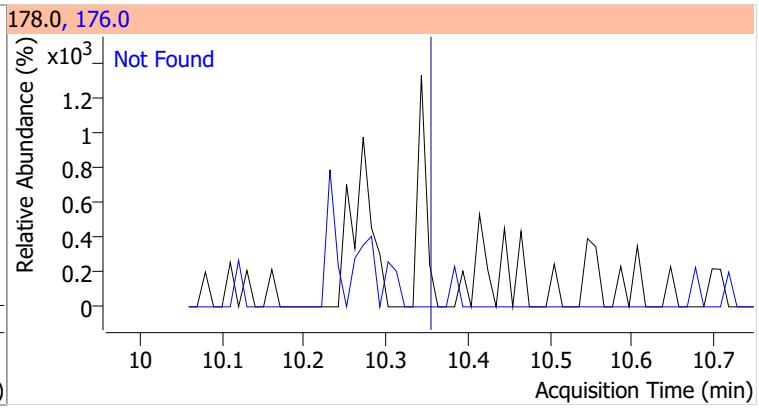

Compound	Conc.	Exp RT	QIon	Exp Ratio	QIon	Exp Ratio
Triallate	N.D.	10.41	268.0	27.2	143.0	23.0

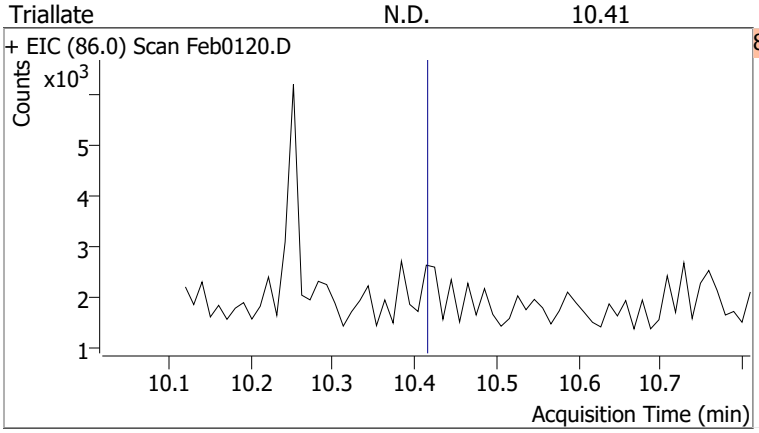

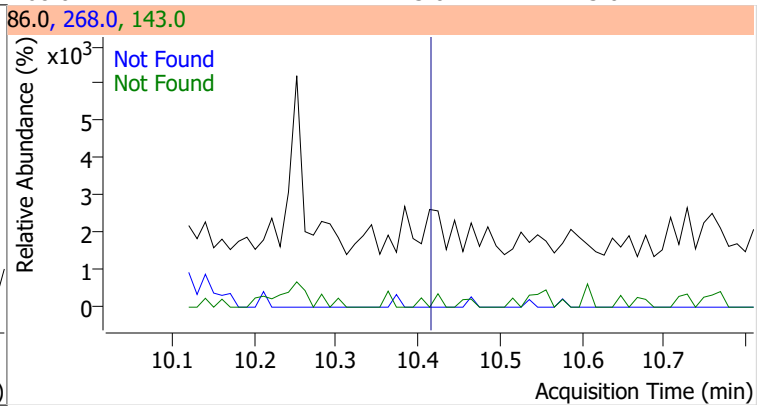

Compound	Conc.	Exp RT	QIon	Exp Ratio
Carbazole	N.D.	10.60	139.0	13.0

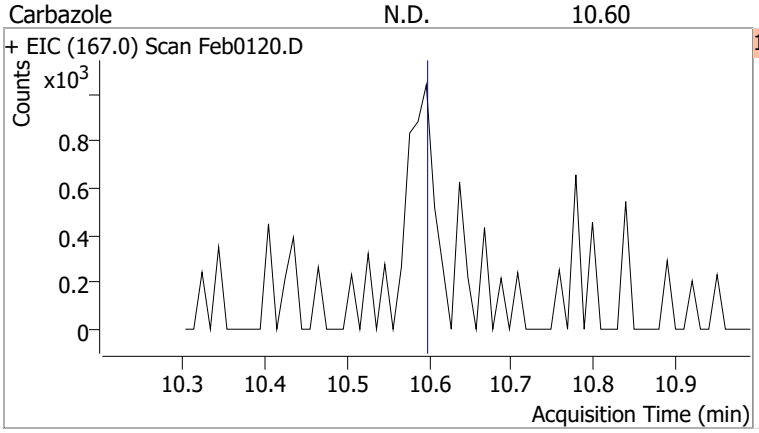

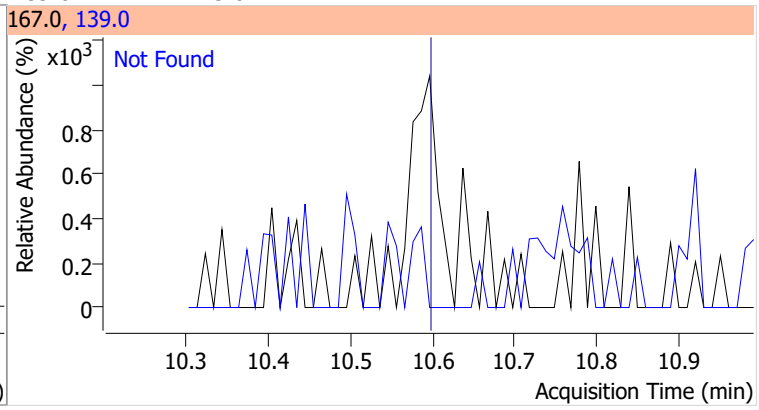

Compound	Conc.	Exp RT	QIon	Exp Ratio	QIon	Exp Ratio
o-Terphenyl	N.D.	10.82	229.0	63.0	215.0	37.7

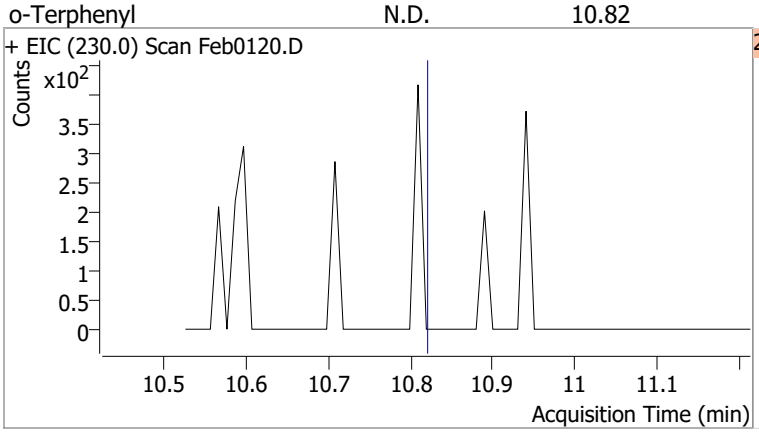

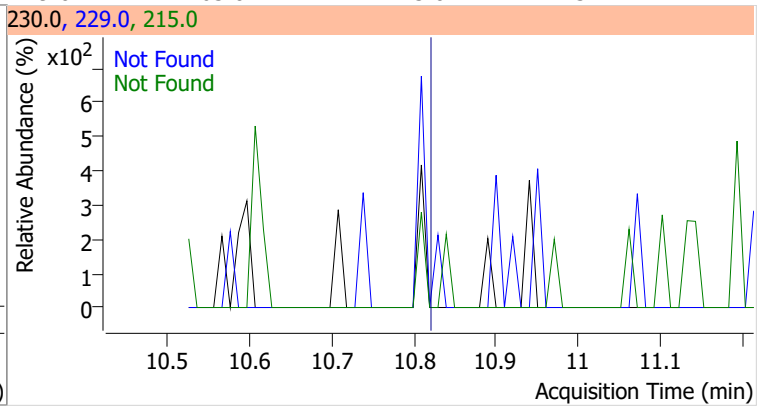

Compound	Conc.	Exp RT	QIon	Exp Ratio	QIon	Exp Ratio
Di-n-Butylphthalate	N.D.	11.20	150.0	9.0	104.0	5.8

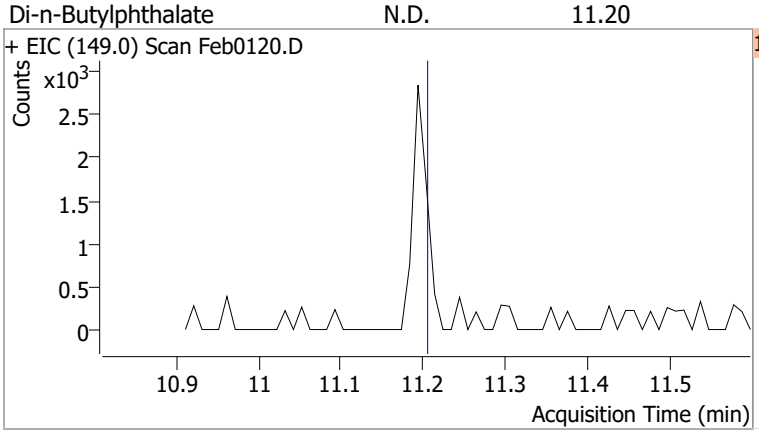

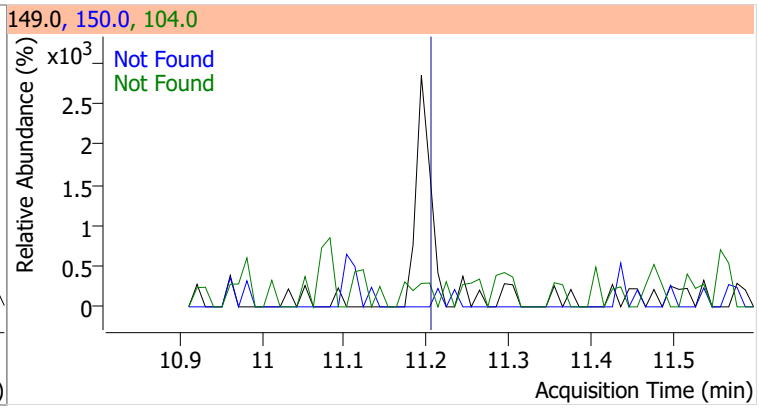

Compound	Conc.	Exp RT	QIon	Exp Ratio
Fluoranthene	N.D.	12.12	101.0	12.3

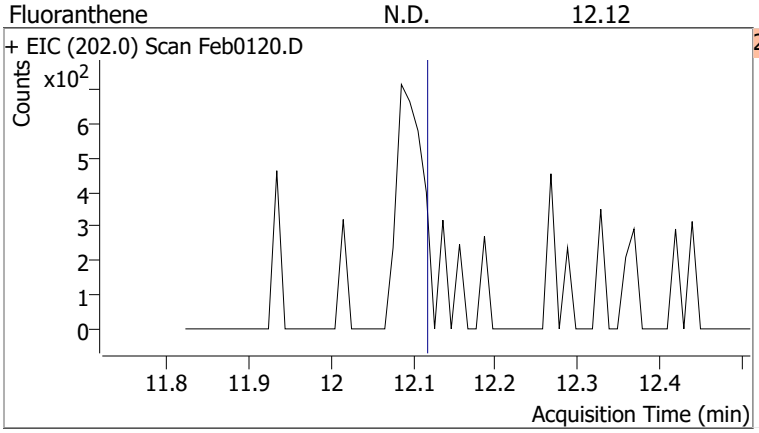

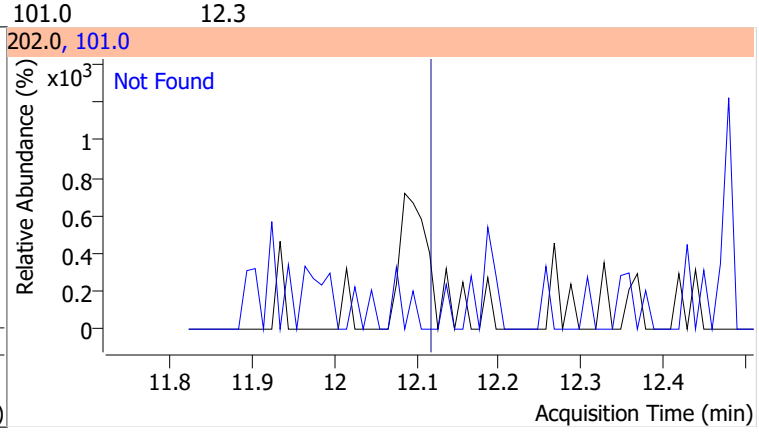

Compound	Conc.	Exp RT	QIon	Exp Ratio	QIon	Exp Ratio
Benzidine	N.D.	12.50	183.0	12.2	92.0	7.5

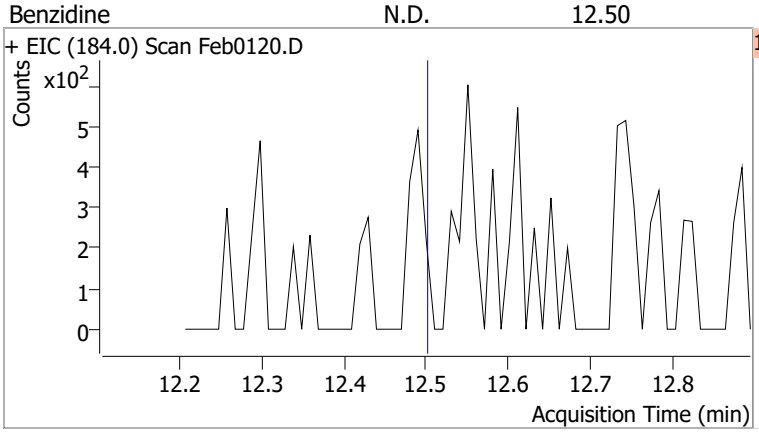

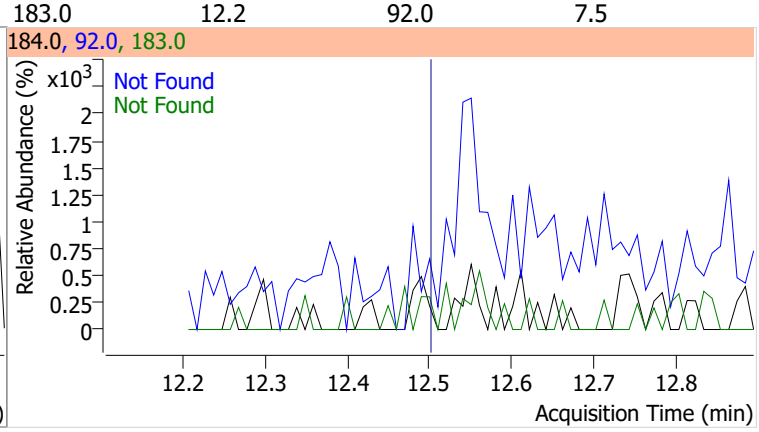

Quantitation Results Report (QT Reviewed)

Compound	Conc.	Exp RT	QIon	Exp Ratio
Pyrene	N.D.	12.55	101.0	14.0

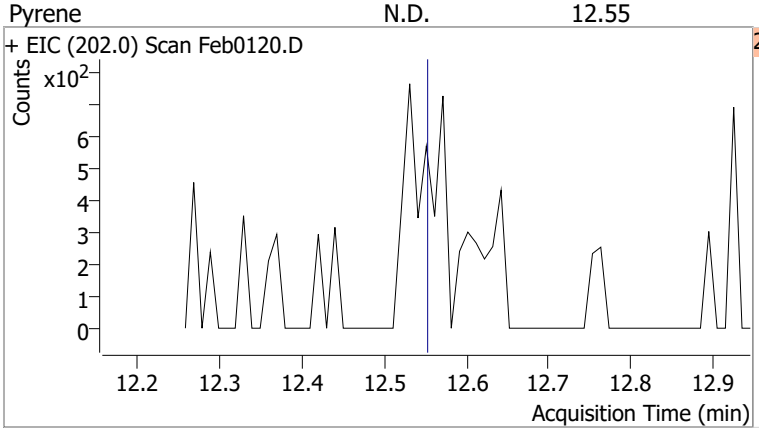

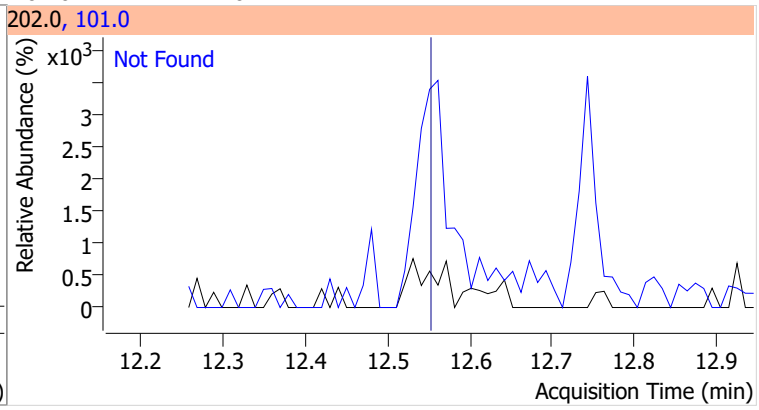

Compound	Conc.	RT	Dev(Min)	Resp.	QIon	QRatio	Lower	Upper
Terphenyl-d14	92.9262	13.06	0.00	2230705	122.0	14.4	8.8	16.4

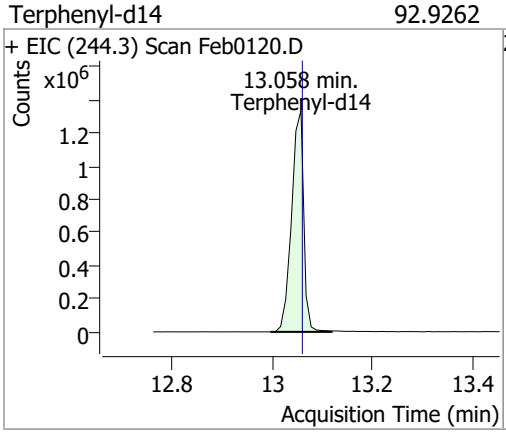

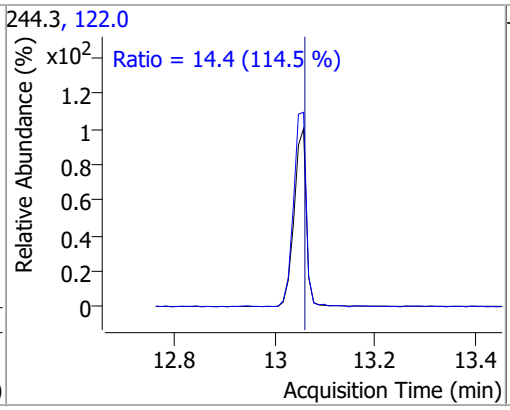

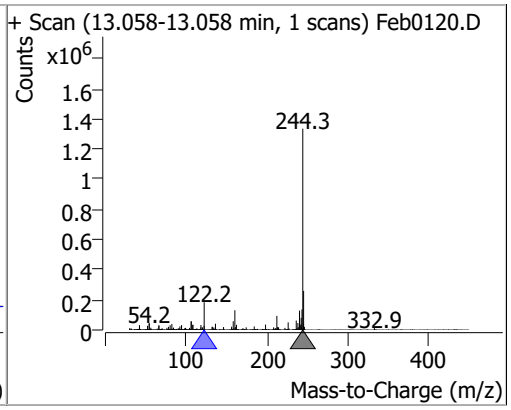

Compound	Conc.	Exp RT	QIon	Exp Ratio	QIon	Exp Ratio
Butylbenzylphthalate	N.D.	14.53	91.0	80.1	206.0	18.4

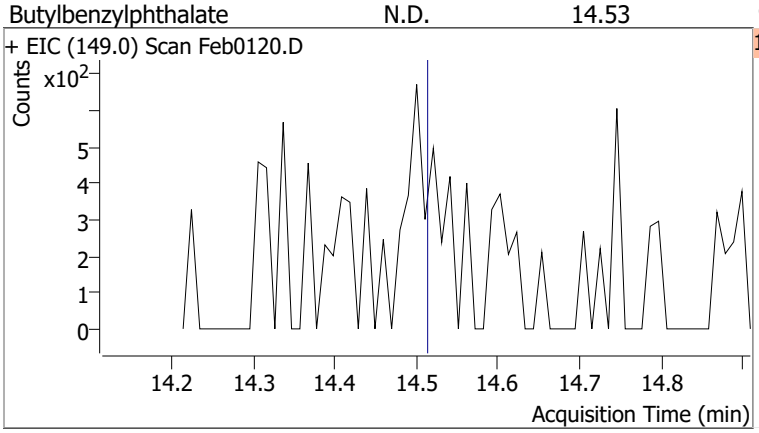

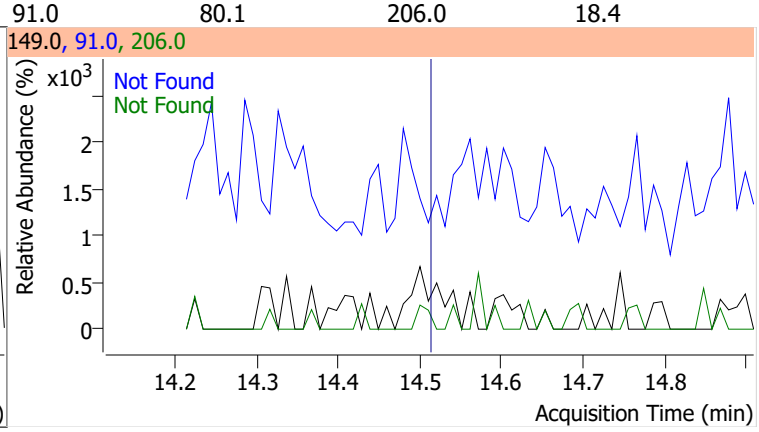

Compound	Conc.	Exp RT	QIon	Exp Ratio	QIon	Exp Ratio
Benzo(a)Anthracene	N.D.	15.76	226.0	25.8	229.0	20.9

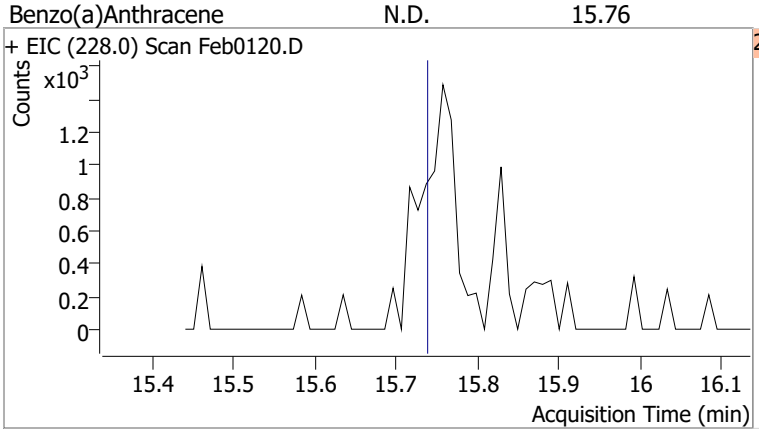

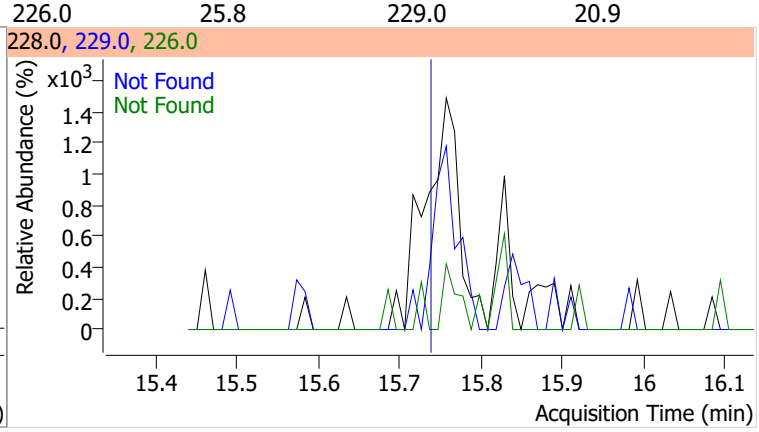

Quantitation Results Report (QT Reviewed)

Compound	Conc.	Exp RT	QIon	Exp Ratio	QIon	Exp Ratio
Chrysene	N.D.	15.87	226.0	29.3	229.0	20.2

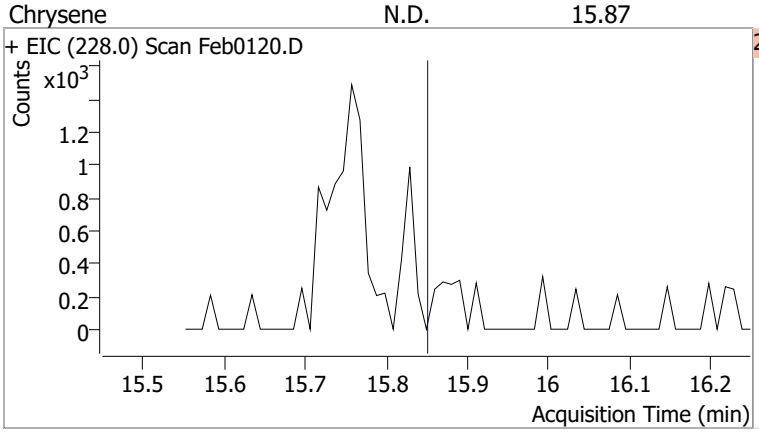

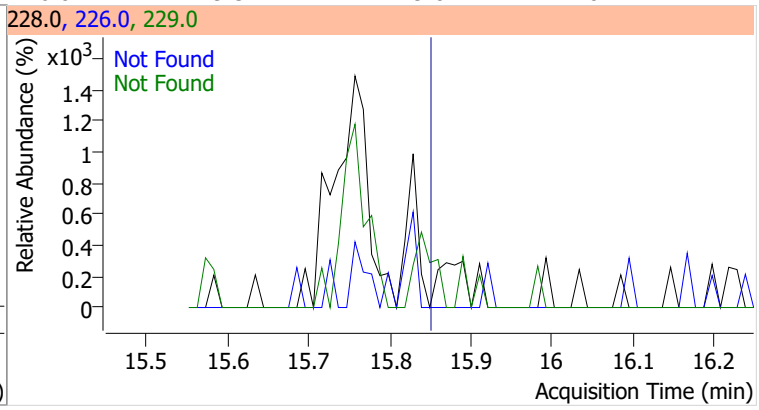

Compound	Conc.	Exp RT	QIon	Exp Ratio
3,3-Dichlorobenzidine	N.D.	15.90	254.0	64.5

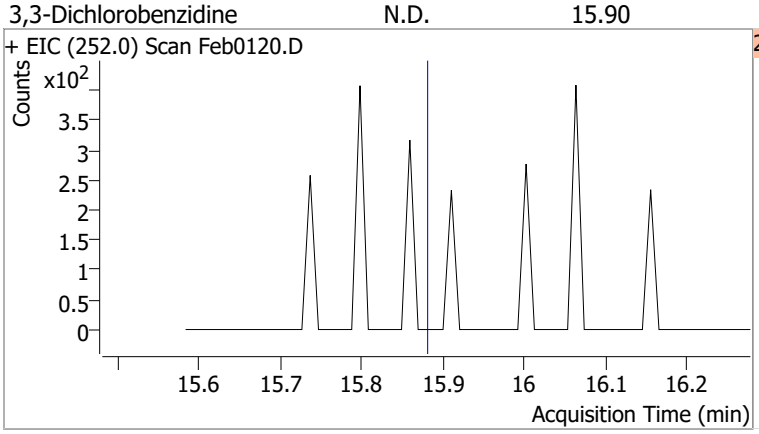

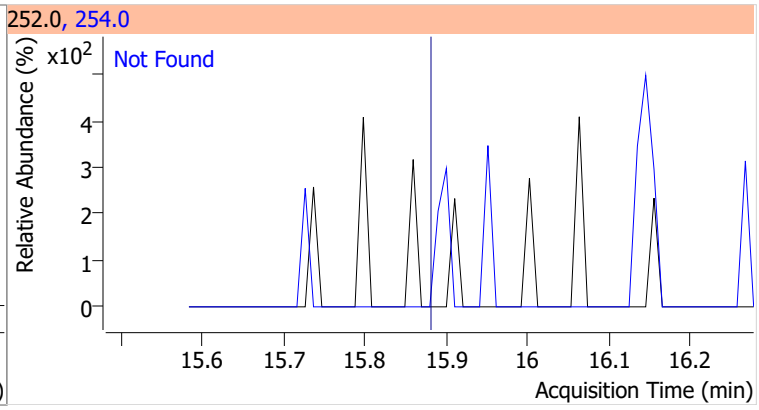

Compound	Conc.	RT	Dev(Min)	Resp.	QIon	QRatio	Lower	Upper
bis(2-ethylhexyl)Phthalate	3.5057	16.57	-0.02	7542	149.0	303.1	270.0	501.5
					279.0	7.1	10.7	19.9

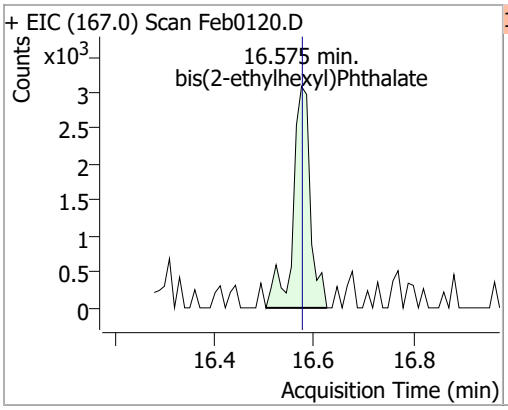

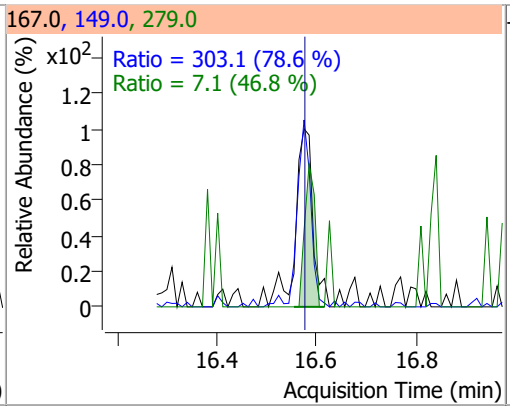

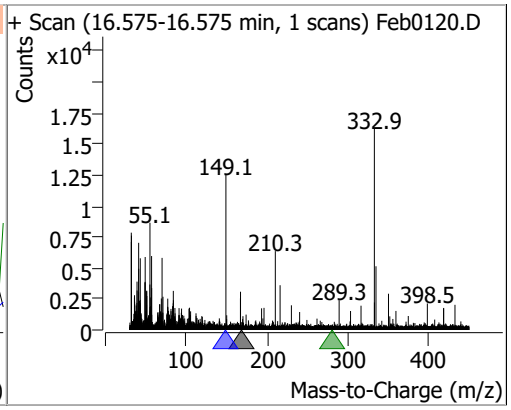

Compound	Conc.	Exp RT	QIon	Exp Ratio
Di-n-octyl Phthalate	N.D.	18.29	150.0	9.5

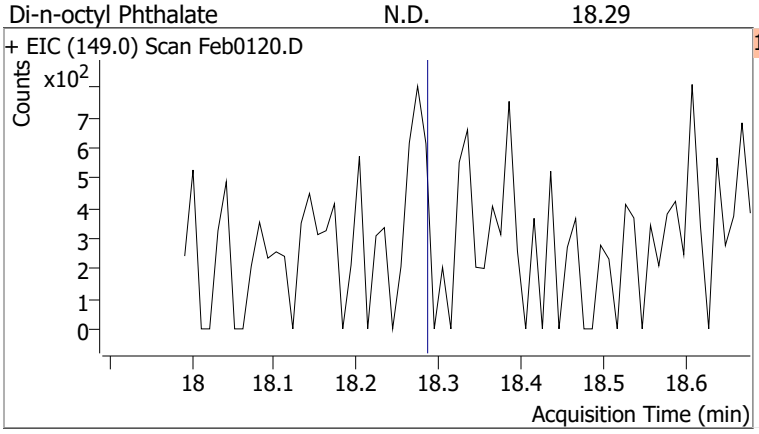

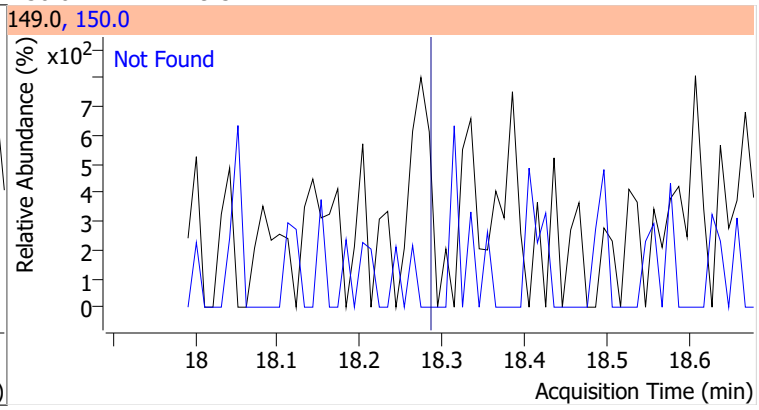

Compound	Conc.	Exp RT	QIon	Exp Ratio
Benzo(b)fluoranthene	N.D.	18.55	253.0	22.5

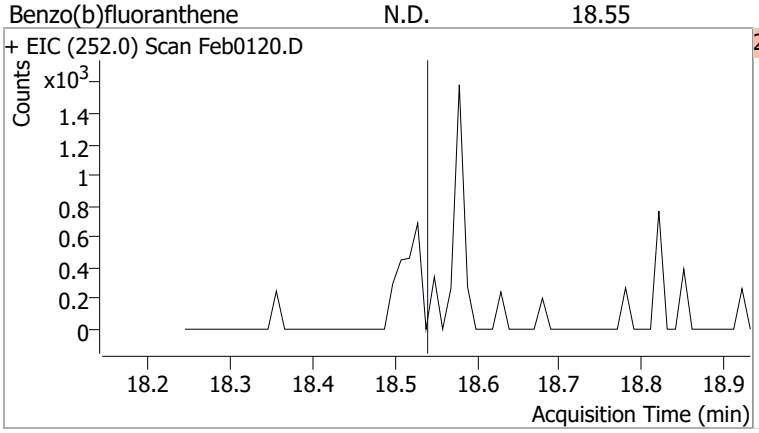

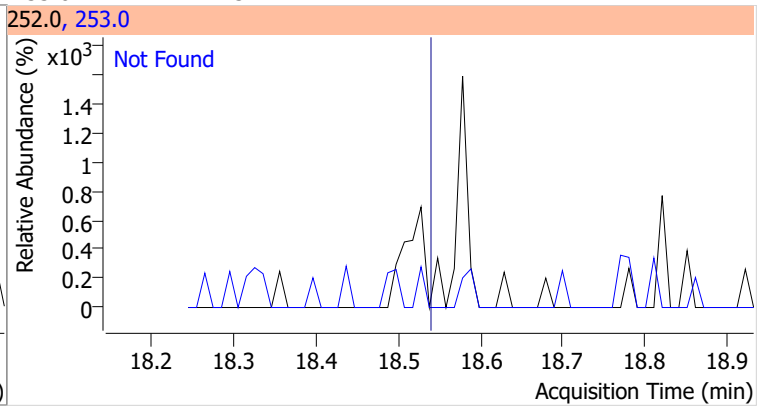

Compound	Conc.	Exp RT	QIon	Exp Ratio
Benzo(k)fluoranthene	N.D.	18.61	253.0	22.7

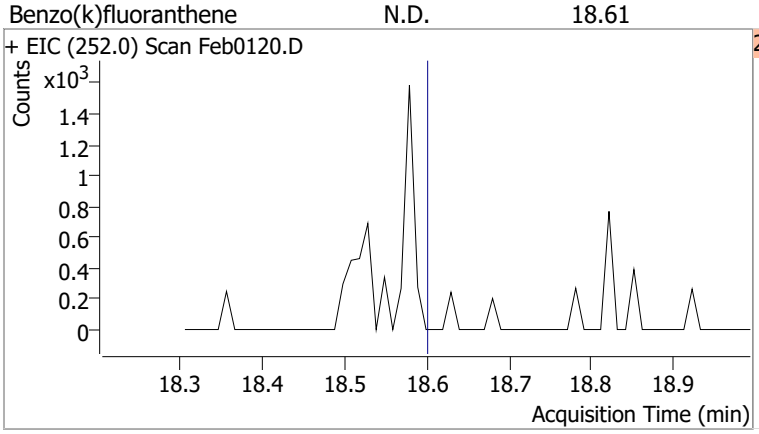

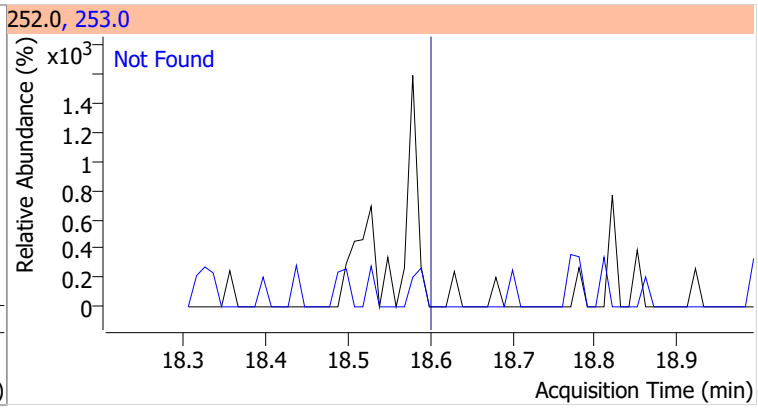

Compound	Conc.	Exp RT	QIon	Exp Ratio
Benzo(a)pyrene	N.D.	19.15	253.0	22.6

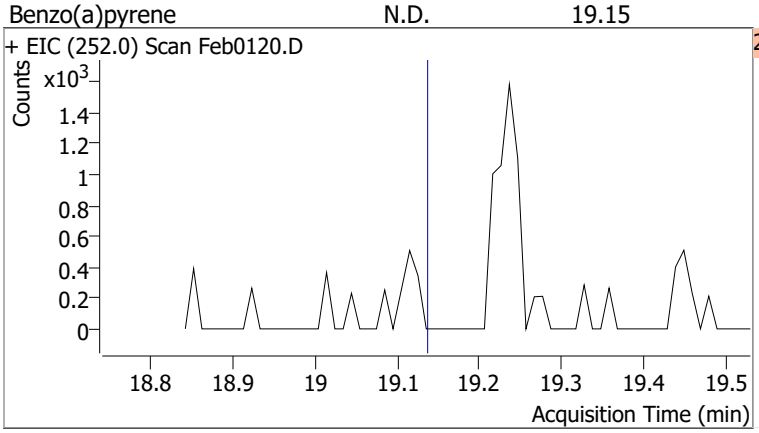

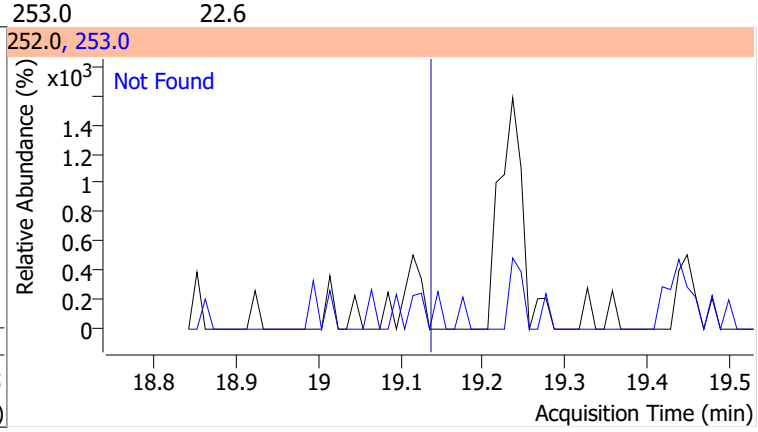

Compound	Conc.	Exp RT	QIon	Exp Ratio
Indeno(1,2,3-c,d)pyrene	N.D.	20.91	138.0	28.9

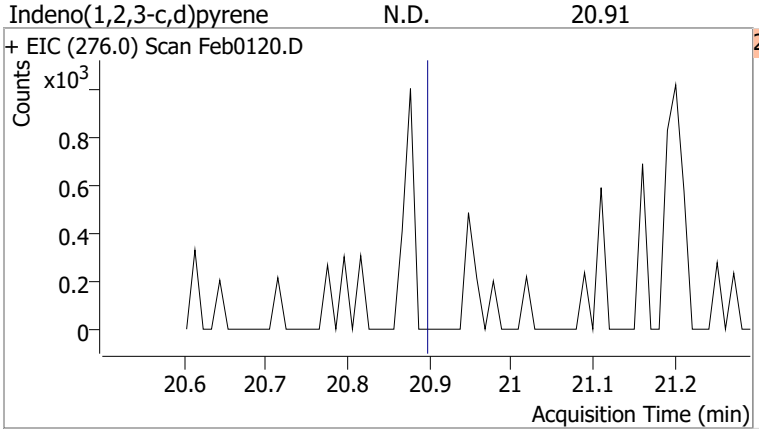

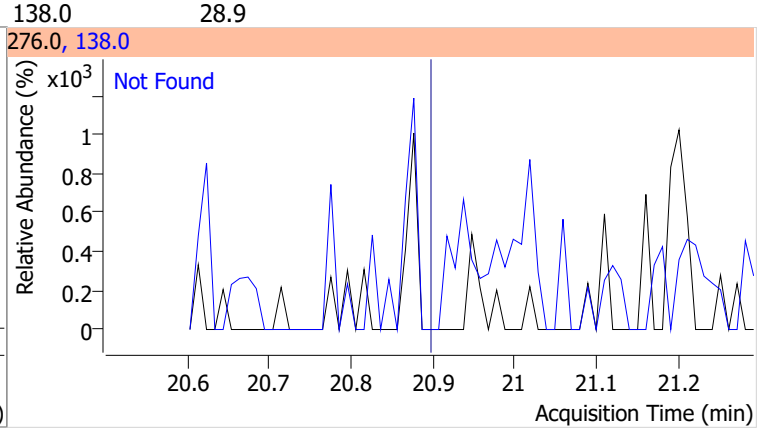

Compound	Conc.	Exp RT	QIon	Exp Ratio	QIon	Exp Ratio
Dibenzo(a,h)anthracene	N.D.	20.97	139.0	24.4	279.0	23.7

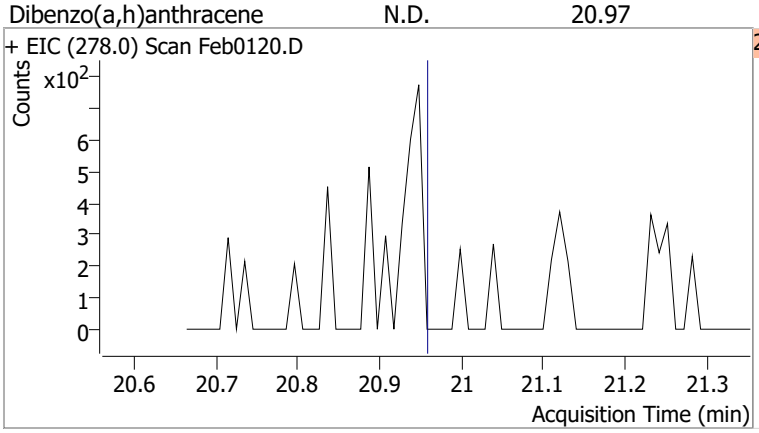

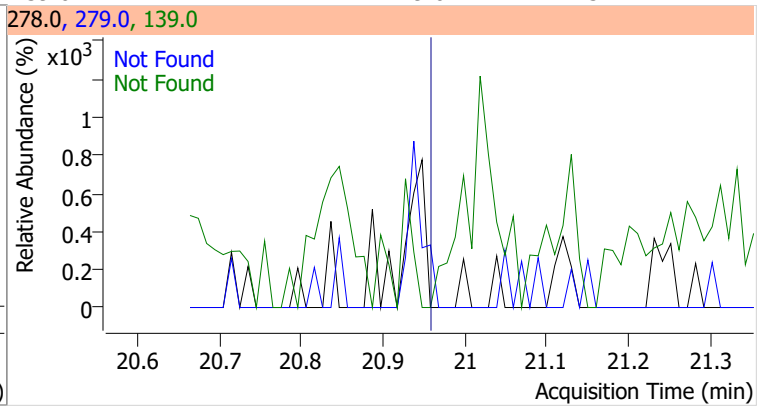

Compound	Conc.	Exp RT	QIon	Exp Ratio	QIon	Exp Ratio
Benzo(g,h,i)perylene	N.D.	21.24	138.0	32.5	277.0	24.1

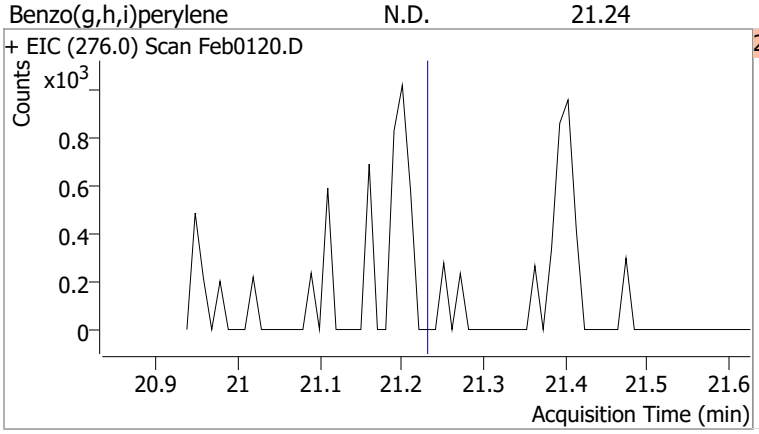

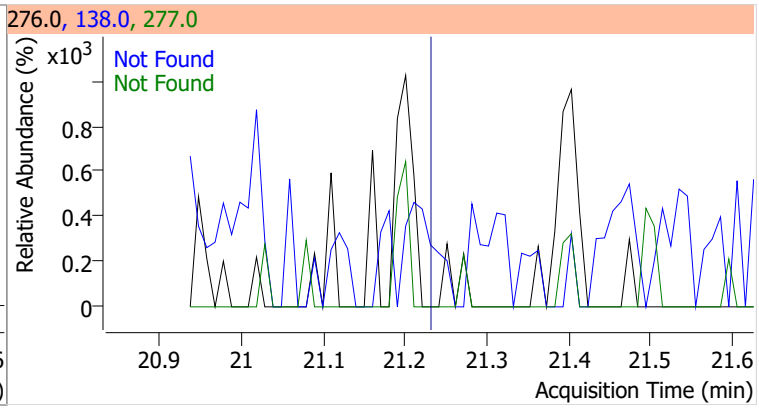

Quantitation Results Report (QT Reviewed)

Data File	Feb0121.D	Operator	LIMS import
Acq. Method	BNA+SIM.M	Acq. Date-Time	2/2/2022 3:34:37 AM
Sample Name	B22011130-001C	Instrument	Instrument #1
Vial	21	Multiplier	1.00
DA Method File		Comment	SVOC-8270-W-LARGO
Tune File	dftppdsm.u	Tune Date	1/25/2022 7:52:00 PM
Batch Name	020122 DoD BNA cal.batch.bin	Last Calib Update	2/2/2022 4:05:51 PM
Ref Library	D:\Org\Library\NIST129K.l		

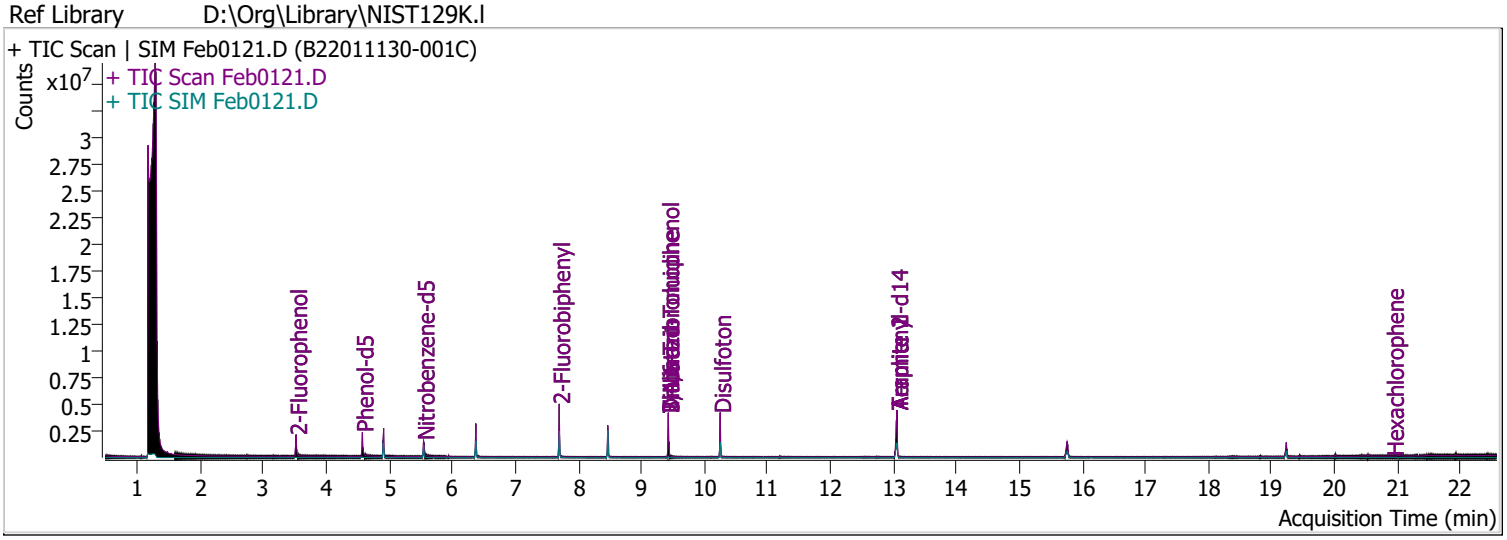

Compound	RT	QIon	Resp.	Conc.	Units		Dev(Min)
Internal Standards							
System Monitoring Compounds							
S 2-Fluorophenol	3.520	112.0	716595	64.9687	µg/L		0.000
Spiked Amount: 200.000	Range: 10.0 - 75.0%			Recovery = 32.48%			
S Phenol-d5	4.572	99.0	853344	58.8431	µg/L		0.000
Spiked Amount: 200.000	Range: 10.0 - 65.0%			Recovery = 29.42%			
S Nitrobenzene-d5	5.543	82.0	455256	60.3471	µg/L		-0.010
Spiked Amount: 100.000	Range: 32.0 - 94.0%			Recovery = 60.35%			
S 2-Fluorobiphenyl	7.697	172.0	1399444	60.8499	µg/L		0.000
Spiked Amount: 100.000	Range: 28.0 - 107.0%			Recovery = 60.85%			
S 2,4,6-Tribromophenol	9.428	329.8	339536	167.2541	µg/L		0.000
Spiked Amount: 200.000	Range: 25.0 - 140.0%			Recovery = 83.63%			
S Terphenyl-d14	13.057	244.3	2289650	91.5728	µg/L		0.000
Spiked Amount: 100.000	Range: 32.0 - 122.0%			Recovery = 91.57%			
Target Compounds							**QValue**
T N-Nitrosodimethylamine	0.000		0	N.D.			
T Pyridine	0.000		0	N.D.			
T Aniline	0.000		0	N.D.			
T Phenol	0.000		0	N.D.			
T bis(-2-Chloroethyl)Ether	4.909	63.0	0		µg/L	md	1
T 2-Chlorophenol	0.000		0	N.D.			
T 1,3-Dichlorobenzene	0.000		0	N.D.			
T 1,4-Dichlorobenzene	0.000		0	N.D.			
T 1,2-Dichlorobenzene	0.000		0	N.D.			
T Benzyl Alcohol	0.000		0	N.D.			
T 2-Methylphenol	0.000		0	N.D.			
T bis(2-chloroisopropyl)Ether	0.000		0	N.D.			
T N-nitroso-Di-n-propylamine	5.543	70.0	0		µg/L	md	1
T 4Methylphenol/3Methylphenol	0.000		0	N.D.			
T Hexachloroethane	0.000		0	N.D.			

Compound	RT	QIon	Resp.	Conc.	Units		Dev(Min)
T Nitrobenzene	0.000		0	N.D.			
T Isophorone	0.000		0	N.D.			
T 2-Nitrophenol	0.000		0	N.D.			
T 2,4-Dimethylphenol	0.000		0	N.D.			
T bis(-2-Chloroethoxy)Methane	0.000		0	N.D.			
T 2,4-Dichlorophenol	0.000		0	N.D.			
T Benzoic Acid	0.000		0	N.D.			
T 1,2,4-Trichlorobenzene	0.000		0	N.D.			
T Naphthalene	0.000		0	N.D.			
T 4-Chlorophenol	0.000		0	N.D.			
T p-Chloroaniline	0.000		0	N.D.			
T Hexachlorobutadiene	0.000		0	N.D.			
T 4-Chloro-2-Methylphenol	0.000		0	N.D.			
T 4-Chloro-3-Methylphenol	0.000		0	N.D.			
T 2-Methylnaphthalene	0.000		0	N.D.			
T 1-Methylnaphthalene	0.000		0	N.D.			
T Hexachlorocyclopentadiene	0.000		0	N.D.			
T 2,4,6-Trichlorophenol	0.000		0	N.D.			
T 2,4,5-Trichlorophenol	0.000		0	N.D.			
T 2-Chloronaphthalene	0.000		0	N.D.			
T 2-Nitroaniline	7.697	65.0	0		µg/L	md	1
T Dimethyl Phthalate	8.476	163.0	0		µg/L	md	1
T 2,6-Dinitrotoluene	8.466	165.0	0		µg/L	md	1
T Acenaphthylene	0.000		0	N.D.			
T 3-Nitroaniline	0.000		0	N.D.			
T Acenaphthene	0.000		0	N.D.			
T 2,4-Dinitrophenol	8.752	184.0	0		µg/L	md	1
T Dibenzofuran	0.000		0	N.D.			
T 4-Nitrophenol	0.000		0	N.D.			
T 2,4-Dinitrotoluene	8.466	165.0	0		µg/L	md	1
T Diethylphthalate	0.000		0	N.D.			
T Fluorene	0.000		0	N.D.			
T 4-Chlorophenyl-phenylether	0.000		0	N.D.			
T 4-Nitroaniline	0.000		0	N.D.			
T 4,6-Dinitro-2-methylphenol	0.000		0	N.D.			
T N-nitrosodiphenylamine	0.000		0	N.D.			
T Azobenzene	0.000		0	N.D.			
T 4-Bromophenyl-phenylether	0.000		0	N.D.			
T Hexachlorobenzene	0.000		0	N.D.			
T Pentachlorophenol	0.000		0	N.D.			
T Phenanthrene	0.000		0	N.D.			
T Anthracene	0.000		0	N.D.			
T Triallate	0.000		0	N.D.			
T Carbazole	0.000		0	N.D.			
T o-Terphenyl	0.000		0	N.D.			
T Di-n-Butylphthalate	0.000		0	N.D.			
T Fluoranthene	0.000		0	N.D.			
T Benzidine	0.000		0	N.D.			
T Pyrene	0.000		0	N.D.			
T Butylbenzylphthalate	0.000		0	N.D.			
T Benzo(a)Anthracene	0.000		0	N.D.			
T Chrysene	0.000		0	N.D.			
T 3,3-Dichlorobenzidine	0.000		0	N.D.			
T bis(2-ethylhexyl)Phthalate	0.000		0	N.D.			
T Di-n-octyl Phthalate	0.000		0	N.D.			

Compound	RT	QIon	Resp.	Conc.	Units	Dev(Min)
T Benzo(b)fluoranthene	0.000		0	N.D.		
T Benzo(k)fluoranthene	0.000		0	N.D.		
T Benzo(a)pyrene	0.000		0	N.D.		
T Indeno(1,2,3-c,d)pyrene	0.000		0	N.D.		
T Dibenzo(a,h)anthracene	0.000		0	N.D.		
T Benzo(g,h,i)perylene	0.000		0	N.D.		

(#) = Qualifier Out of Range; (m) = Manual Integration; (+) = Area Summed; (*) = Surrogate Percent Recovery Out of Range; (d): Zeroed Peak

Compound	Conc.	Exp RT	QIon	Exp Ratio
N-Nitrosodimethylamine	N.D.	2.15	42.0	130.1

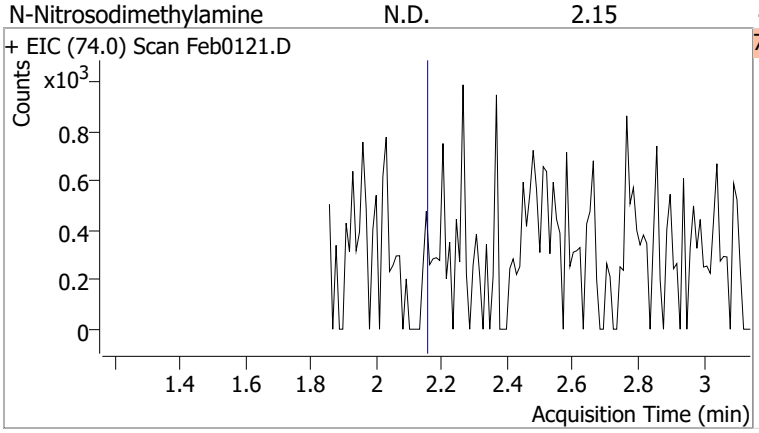

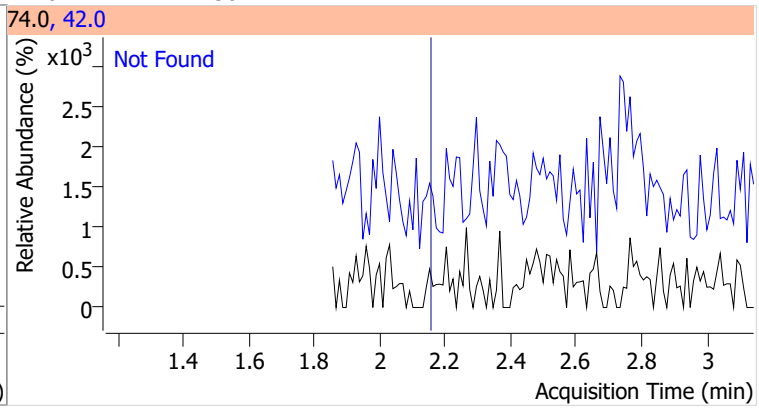

Compound	Conc.	Exp RT	QIon	Exp Ratio
Pyridine	N.D.	2.18	52.0	101.7

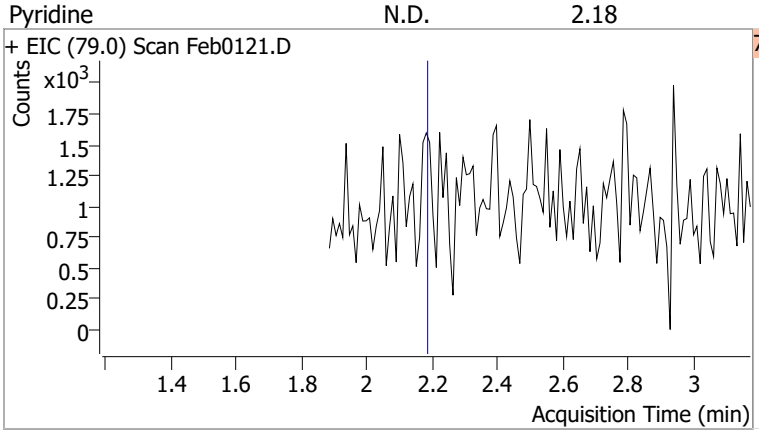

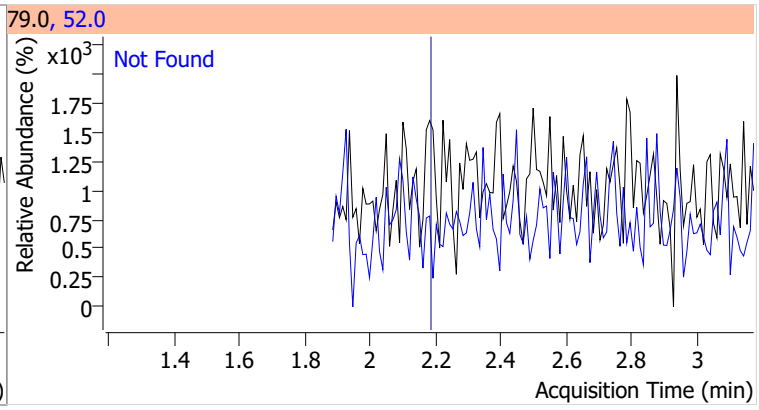

Compound	Conc.	RT	Dev(Min)	Resp.	QIon	QRatio	Lower	Upper
2-Fluorophenol	64.9687	3.52	0.00	716595	64.0	51.1	35.8	66.4
					92.0	21.2	14.3	26.6

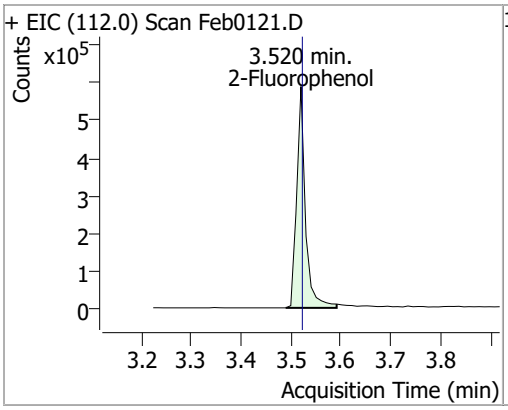

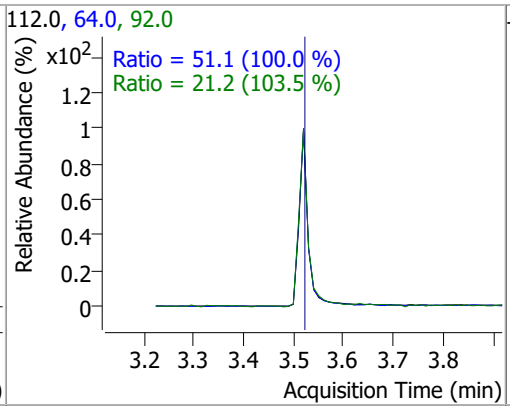

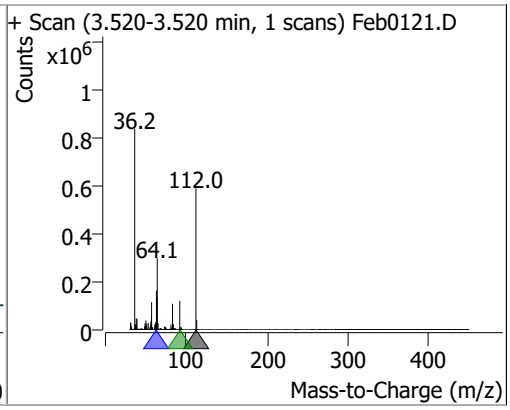

Compound	Conc.	Exp RT	QIon	Exp Ratio	QIon	Exp Ratio
Aniline	N.D.	4.55	66.0	35.1	65.0	18.0

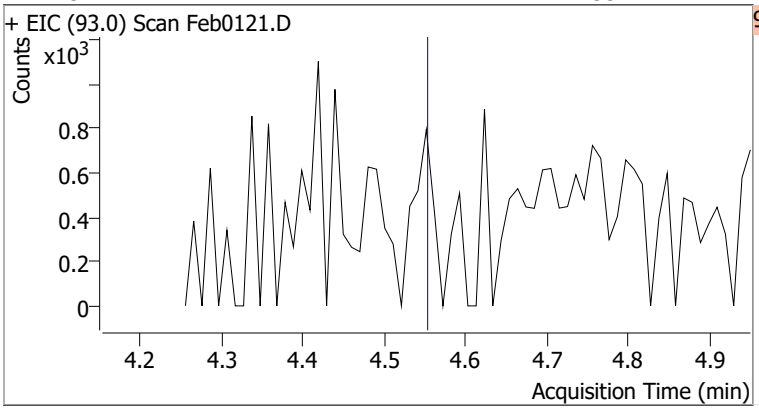

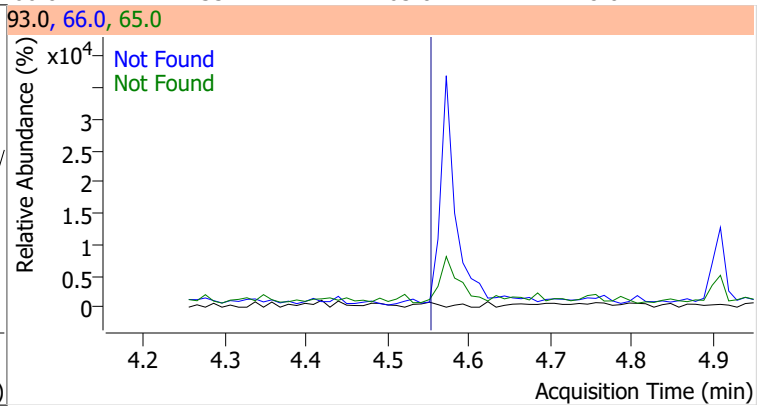

Quantitation Results Report (QT Reviewed)

Compound	Conc.	RT	Dev(Min)	Resp.	QIon	QRatio	Lower	Upper
Phenol-d5	58.8431	4.57	0.00	853344	71.0	35.1	23.8	44.2

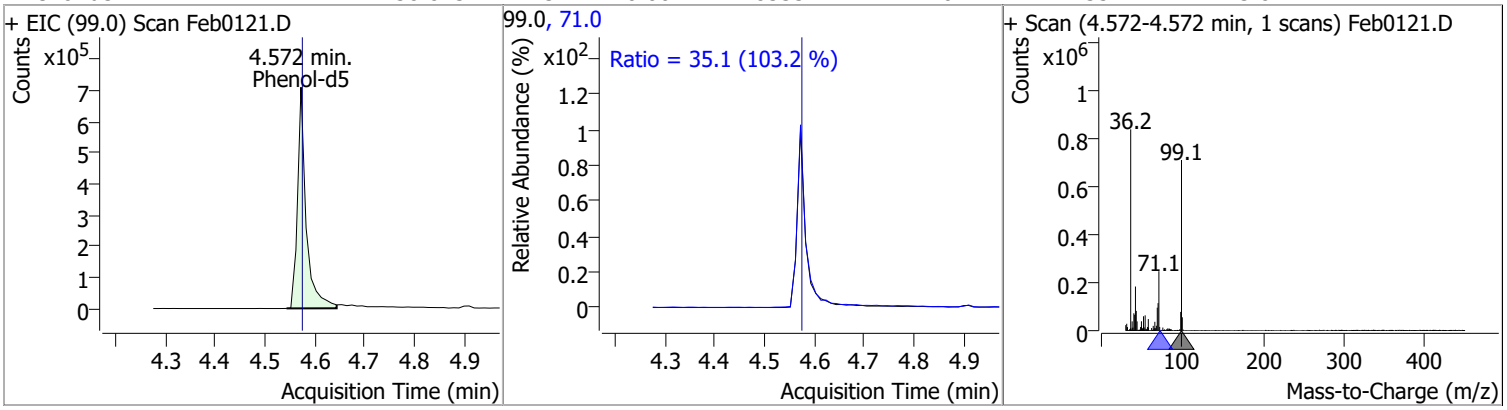

Compound	Conc.	Exp RT	QIon	Exp Ratio
Phenol	N.D.	4.59	66.0	43.8

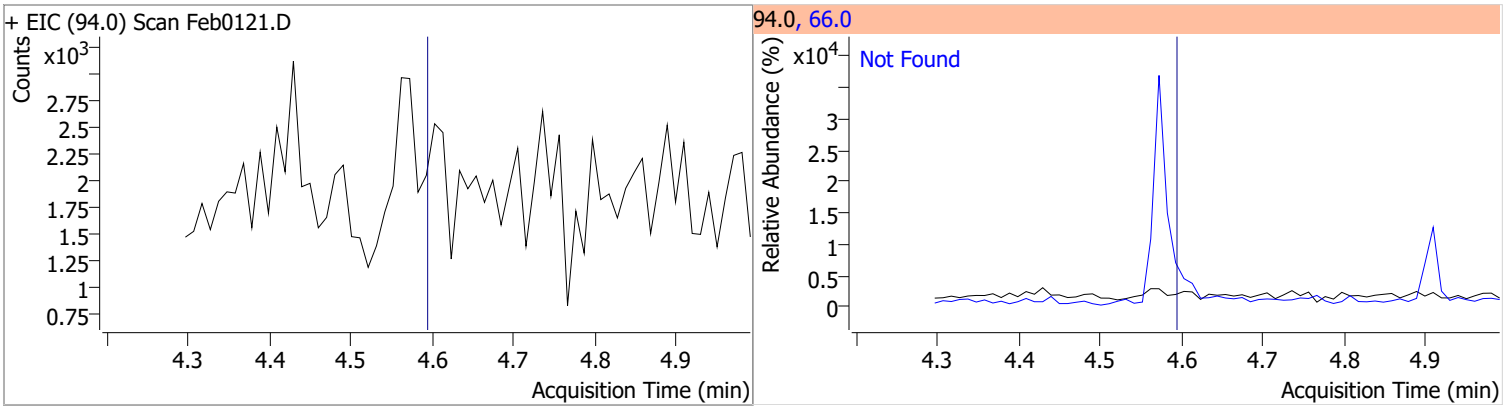

Compound	Conc.	RT	Dev(Min)	Resp.	QIon	QRatio	Lower	Upper
bis(-2-Chloroethyl)Ether		0		0	64.0		2.4	4.5

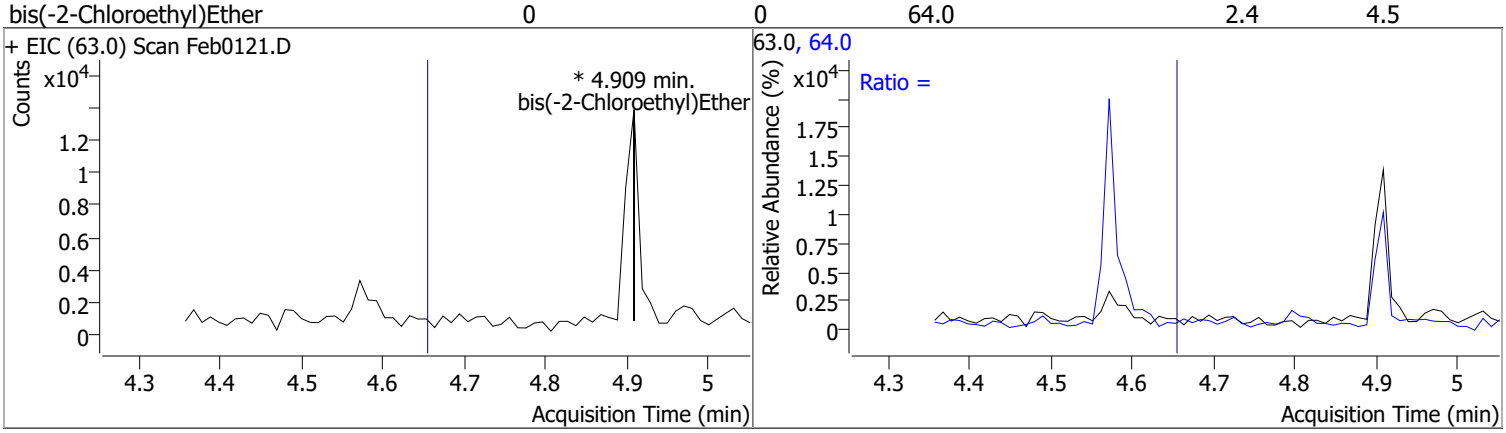

Compound	Conc.	Exp RT	QIon	Exp Ratio
2-Chlorophenol	N.D.	4.68	130.0	31.8

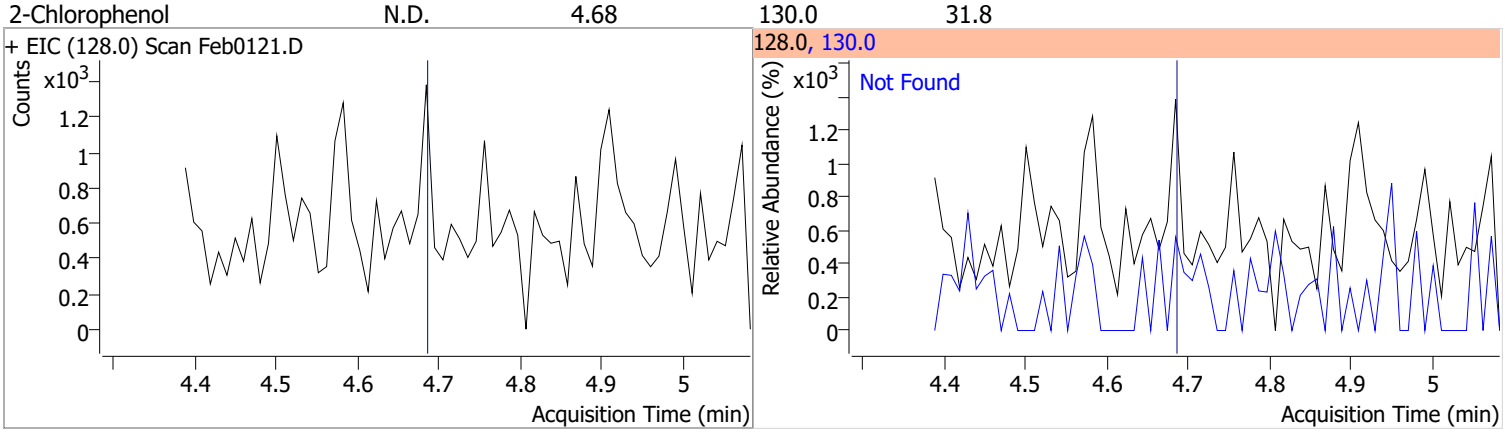

Compound	Conc.	Exp RT	QIon	Exp Ratio	QIon	Exp Ratio
1,3-Dichlorobenzene	N.D.	4.84	148.0	62.2	111.0	35.9

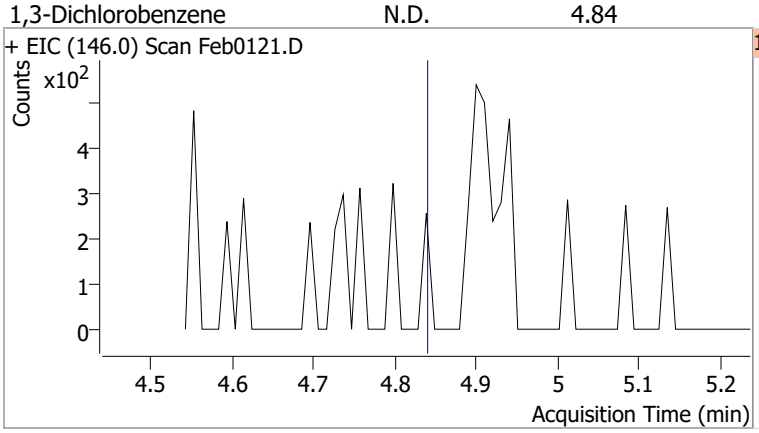

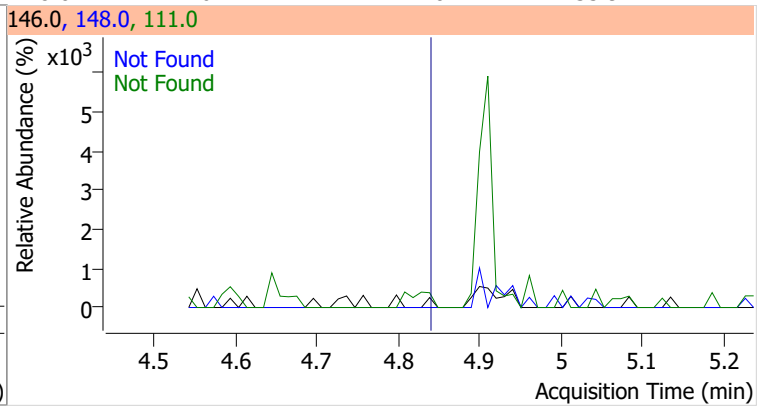

Compound	Conc.	Exp RT	QIon	Exp Ratio	QIon	Exp Ratio
1,4-Dichlorobenzene	N.D.	4.93	148.0	64.1	111.0	35.1

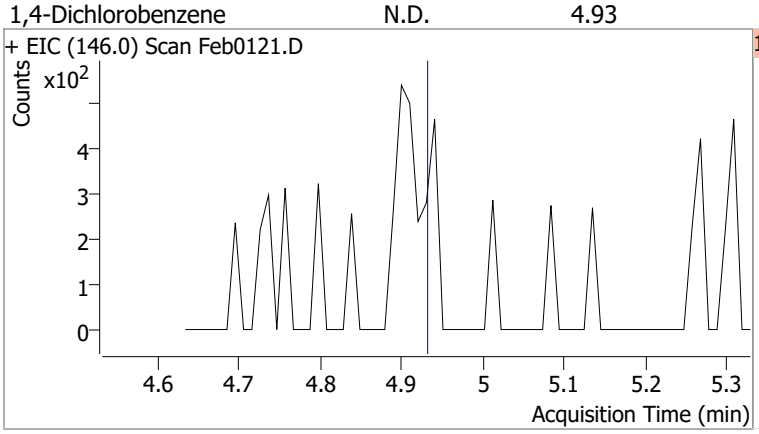

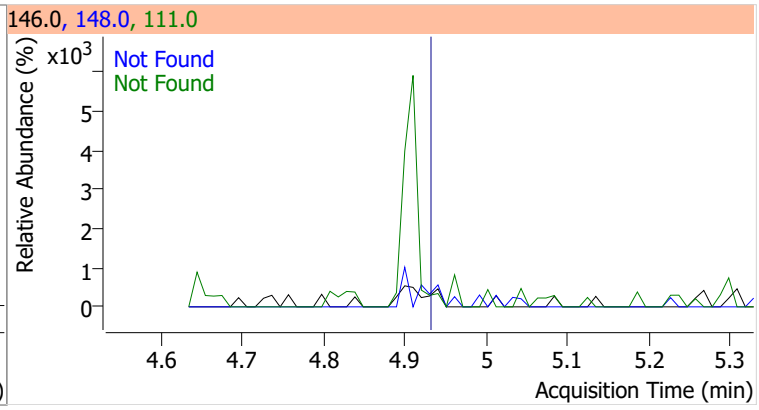

Compound	Conc.	Exp RT	QIon	Exp Ratio	QIon	Exp Ratio
1,2-Dichlorobenzene	N.D.	5.09	148.0	62.9	111.0	36.7

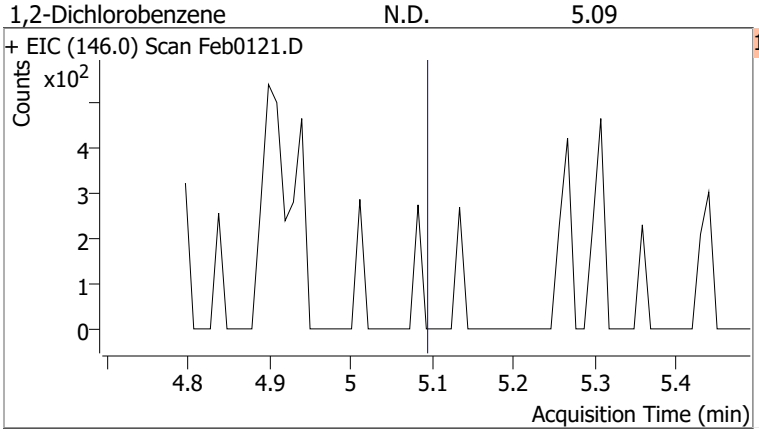

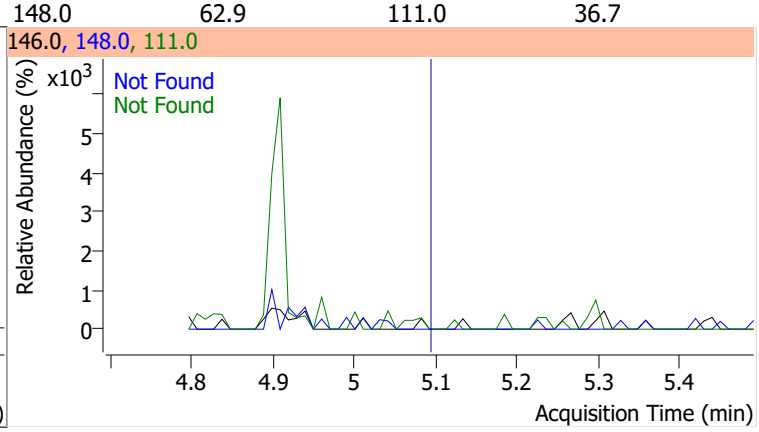

Compound	Conc.	Exp RT	QIon	Exp Ratio	QIon	Exp Ratio
Benzyl Alcohol	N.D.	5.10	79.0	118.4	107.0	64.5

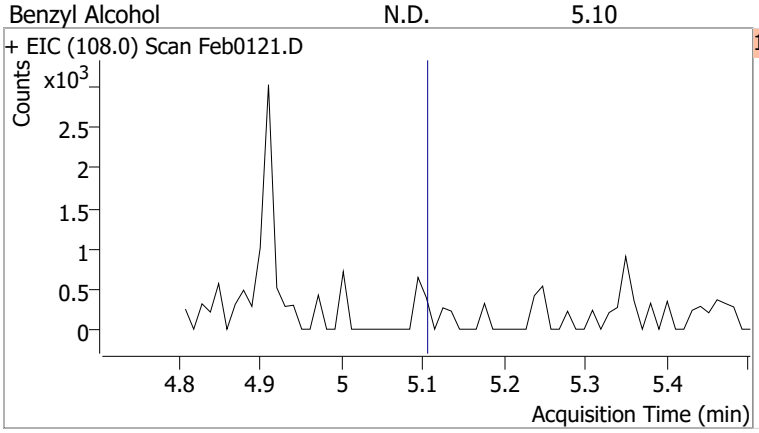

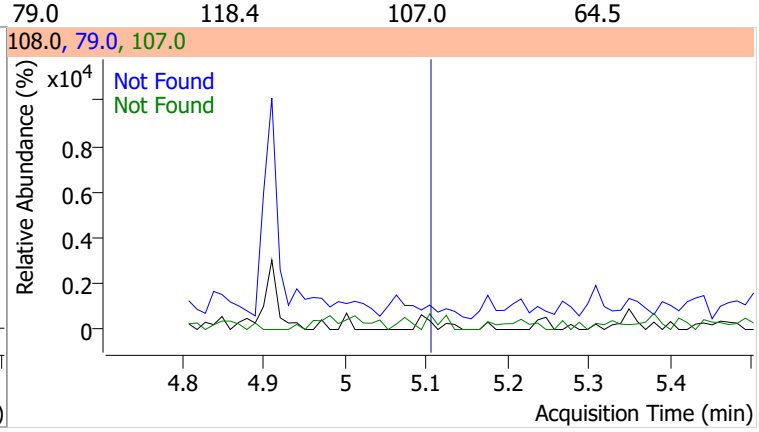

Compound	Conc.	Exp RT	QIon	Exp Ratio
2-Methylphenol	N.D.	5.26	108.0	116.3

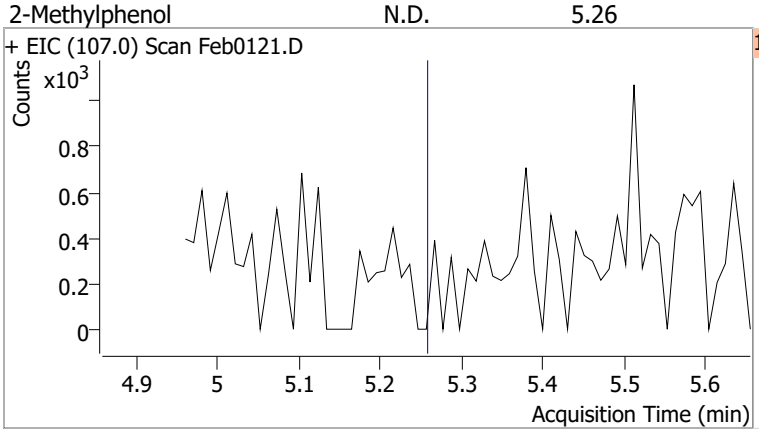

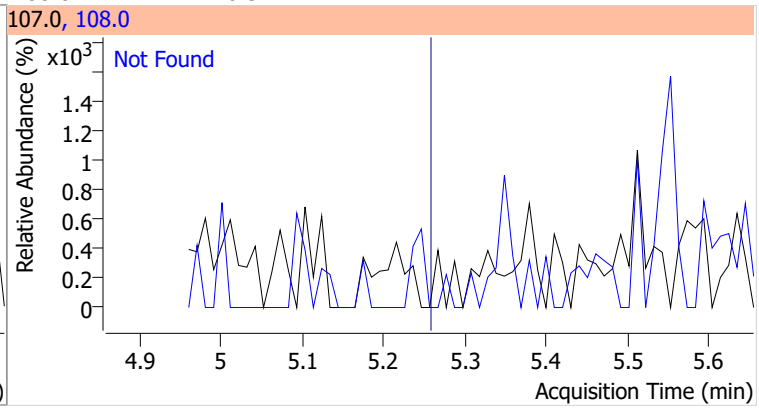

Compound	Conc.	Exp RT	QIon	Exp Ratio
bis(2-chloroisopropyl)Ether	N.D.	5.27	123.0	32.8

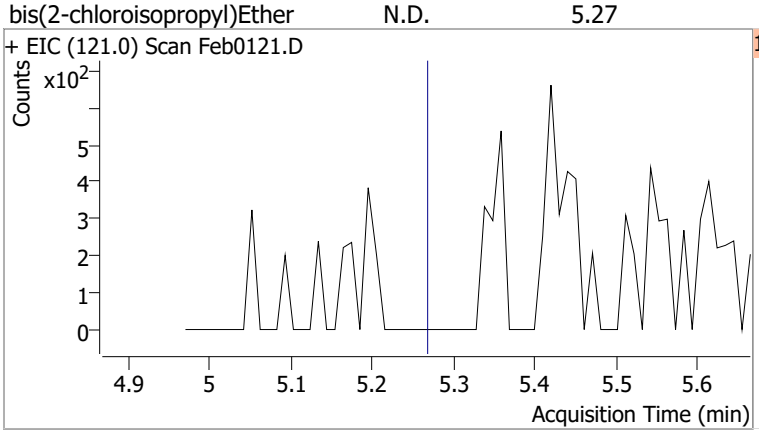

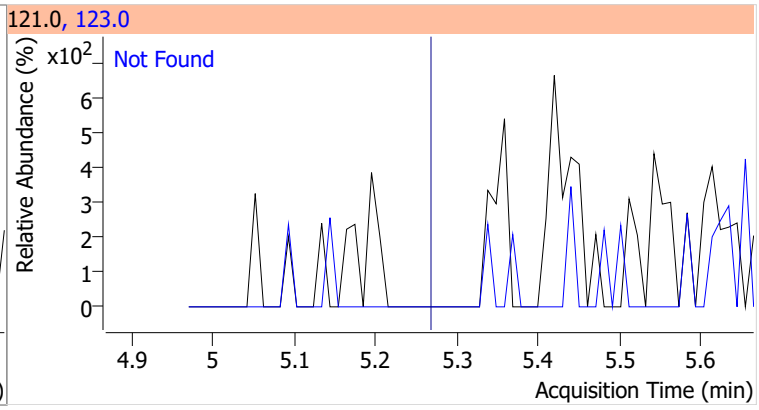

Compound	Conc.	RT	Dev(Min)	Resp.	QIon	QRatio	Lower	Upper
N-nitroso-Di-n-propylamine		0		0	130.0		0.0	35.1

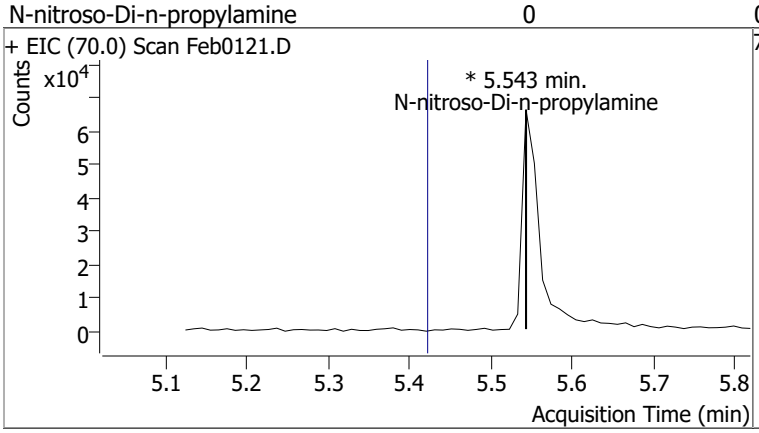

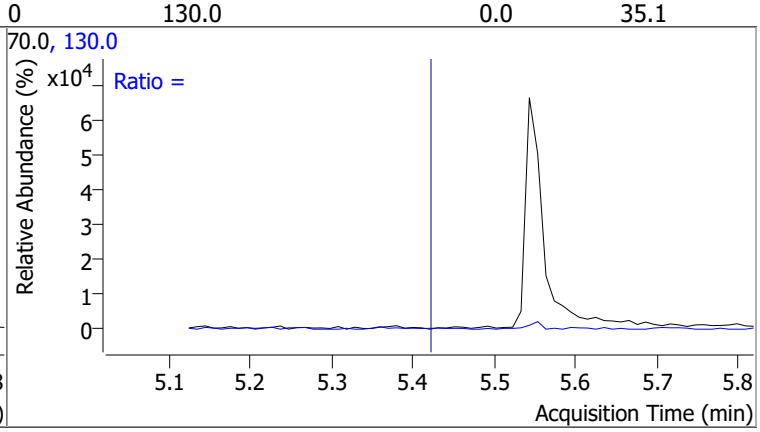

Compound	Conc.	Exp RT	QIon	Exp Ratio
4Methylphenol/3Methylphenol	N.D.	5.44	108.0	84.1

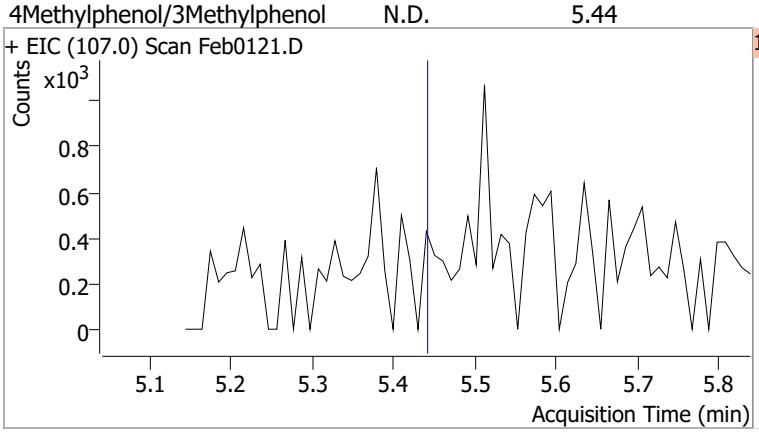

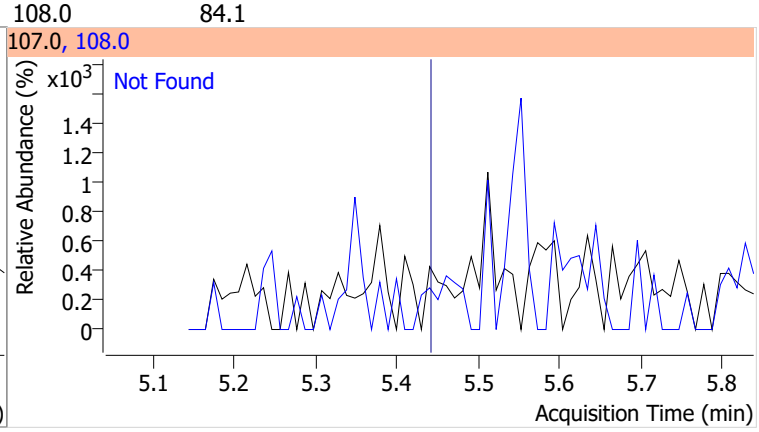

Quantitation Results Report (QT Reviewed)

Compound	Conc.	Exp RT	QIon	Exp Ratio	QIon	Exp Ratio
Hexachloroethane	N.D.	5.47	201.0	93.6	199.0	59.8

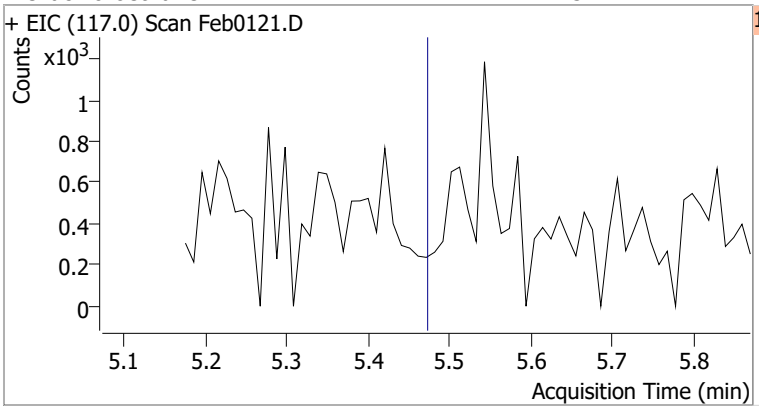

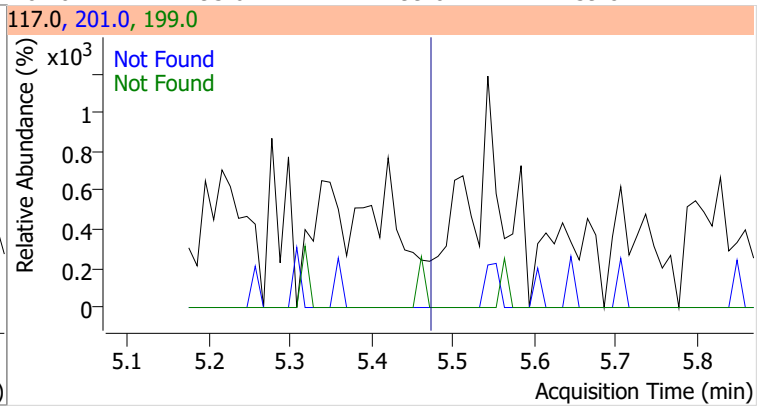

Compound	Conc.	RT	Dev(Min)	Resp.	QIon	QRatio	Lower	Upper
Nitrobenzene-d5	60.3471	5.54	-0.01	455256	54.0	62.8	44.8	83.2
					128.0	48.4	32.6	60.6

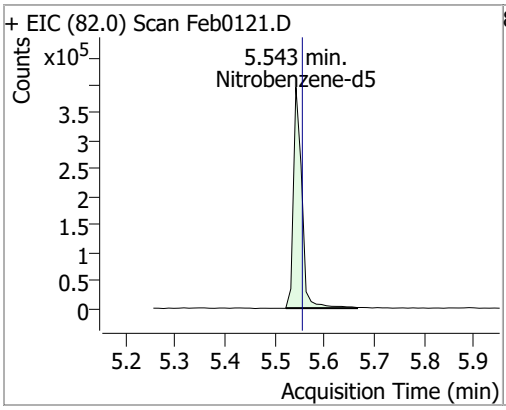

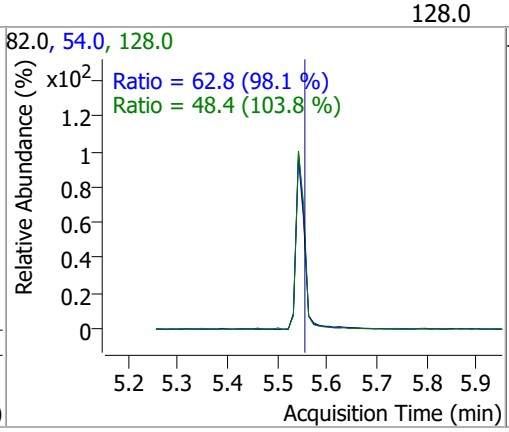

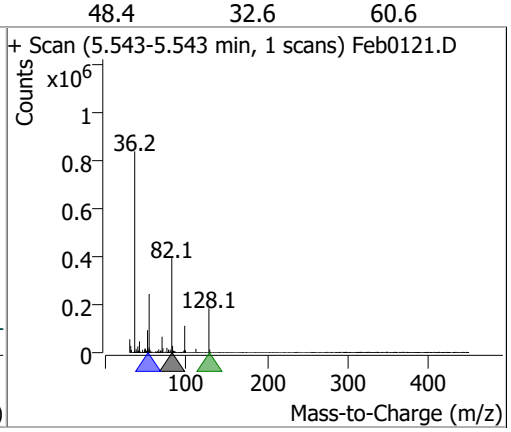

Compound	Conc.	Exp RT	QIon	Exp Ratio	QIon	Exp Ratio
Nitrobenzene	N.D.	5.57	77.0	202.4	51.0	125.5

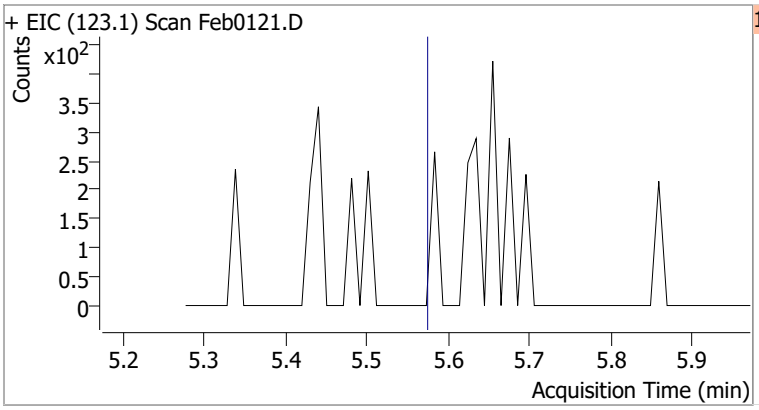

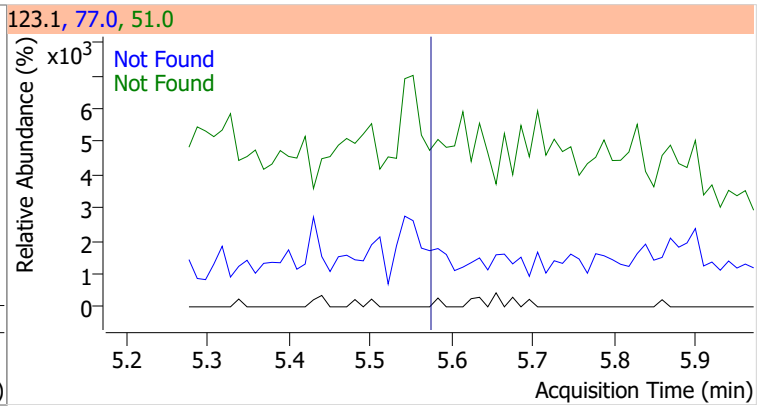

Compound	Conc.	Exp RT	QIon	Exp Ratio
Isophorone	N.D.	5.88	138.0	21.7

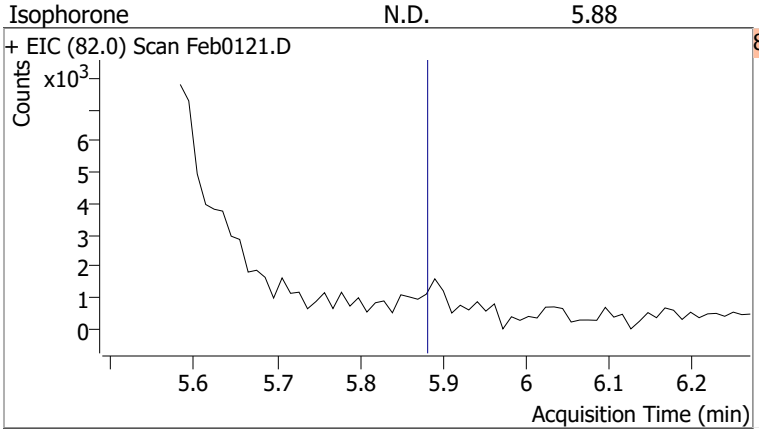

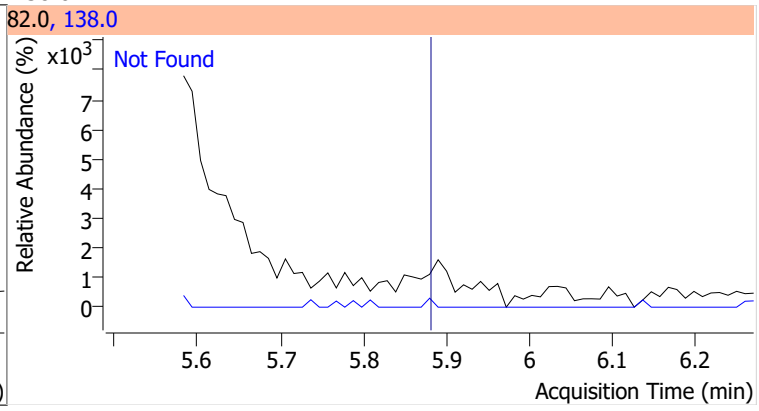

Compound	Conc.	Exp RT	QIon	Exp Ratio	QIon	Exp Ratio
2-Nitrophenol	N.D.	5.94	65.0	48.9	109.0	38.3

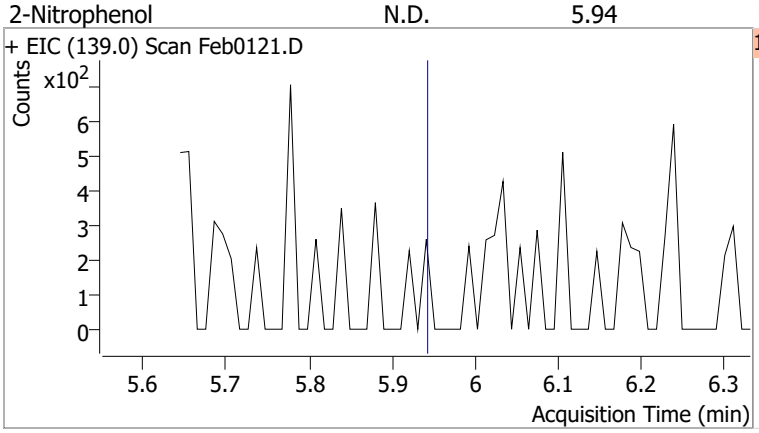

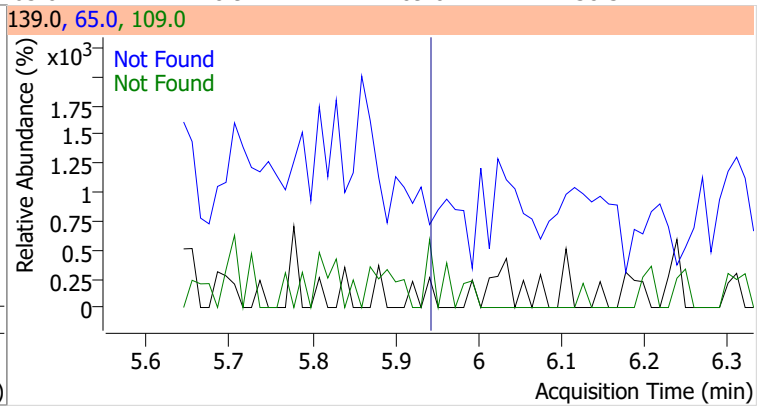

Compound	Conc.	Exp RT	QIon	Exp Ratio	QIon	Exp Ratio
2,4-Dimethylphenol	N.D.	6.05	107.0	109.0	77.0	32.4

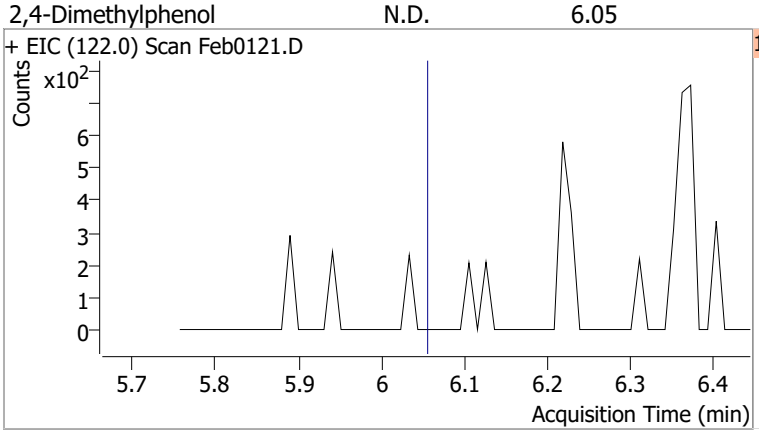

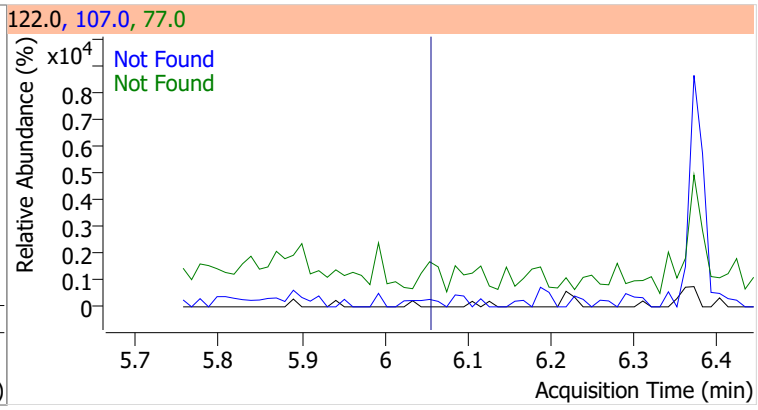

Compound	Conc.	Exp RT	QIon	Exp Ratio	QIon	Exp Ratio
bis(-2-Chloroethoxy)Methane	N.D.	6.16	63.0	68.6	95.0	32.4

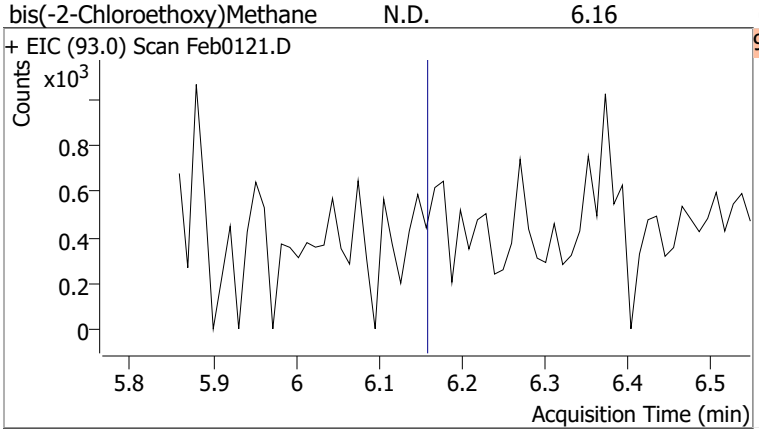

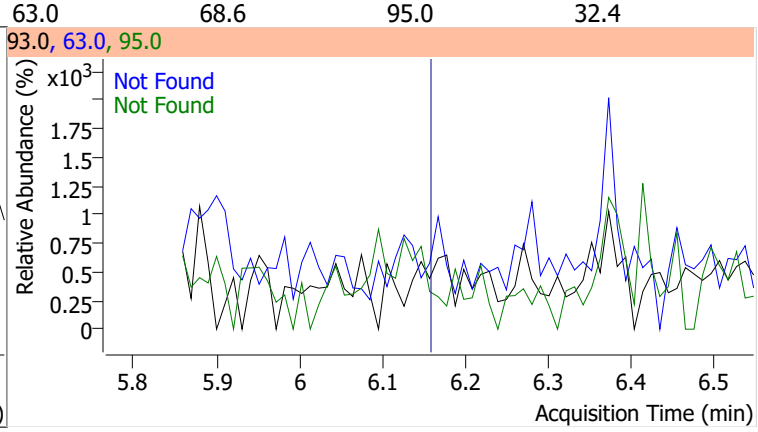

Compound	Conc.	Exp RT	QIon	Exp Ratio	QIon	Exp Ratio
2,4-Dichlorophenol	N.D.	6.25	164.0	63.2	98.0	30.8

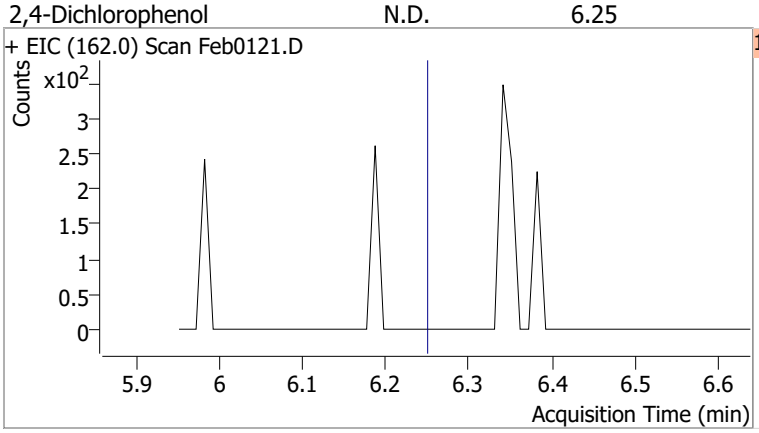

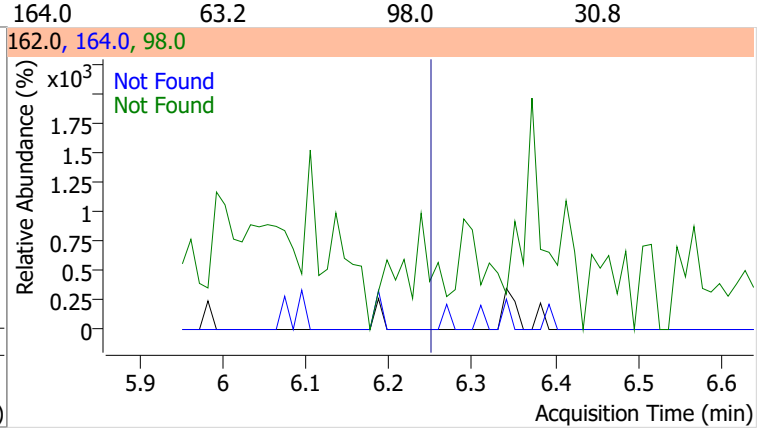

Compound	Conc.	Exp RT	QIon	Exp Ratio	QIon	Exp Ratio
Benzoic Acid	N.D.	6.27	122.0	88.6	77.0	75.0

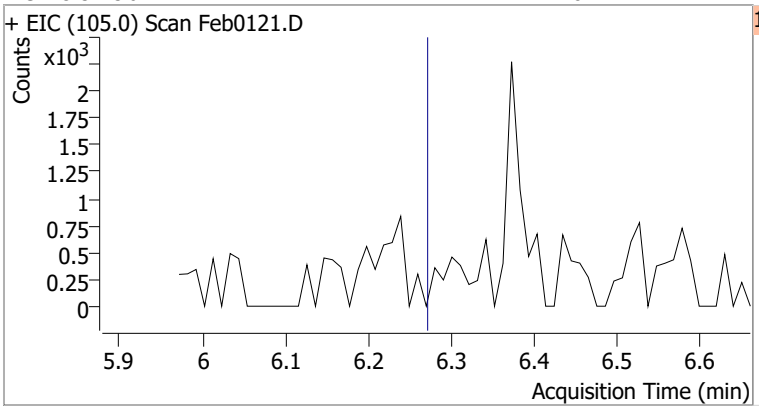

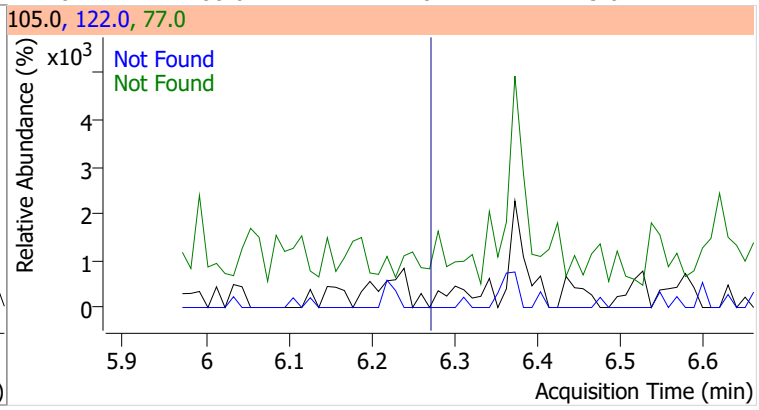

Compound	Conc.	Exp RT	QIon	Exp Ratio	QIon	Exp Ratio
1,2,4-Trichlorobenzene	N.D.	6.32	182.0	97.1	145.0	28.4

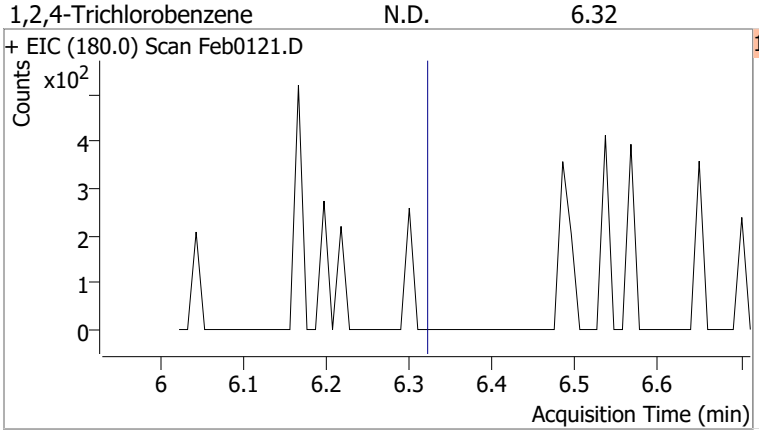

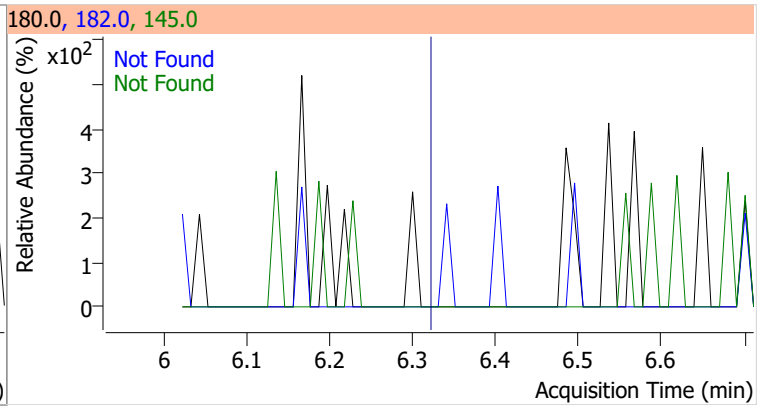

Compound	Conc.	Exp RT	QIon	Exp Ratio	QIon	Exp Ratio
Naphthalene	N.D.	6.40	129.0	11.4	102.0	9.7

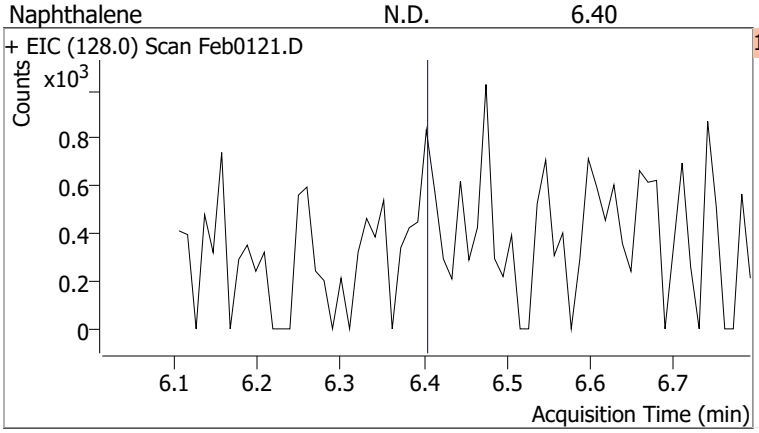

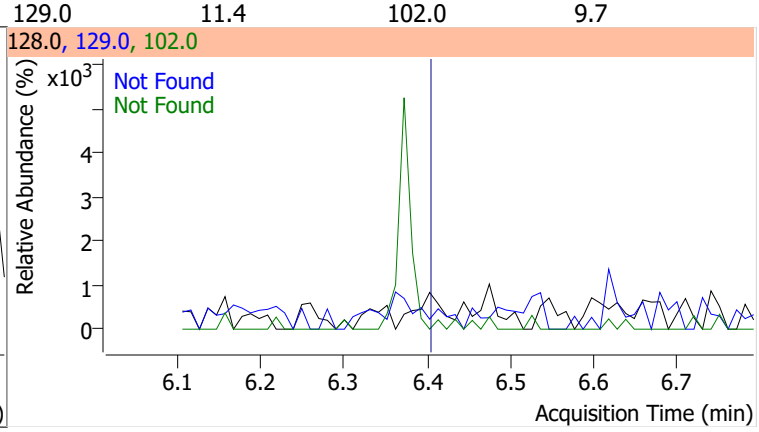

Compound	Conc.	Exp RT	QIon	Exp Ratio
4-Chlorophenol	N.D.	6.44	128.0	348.1

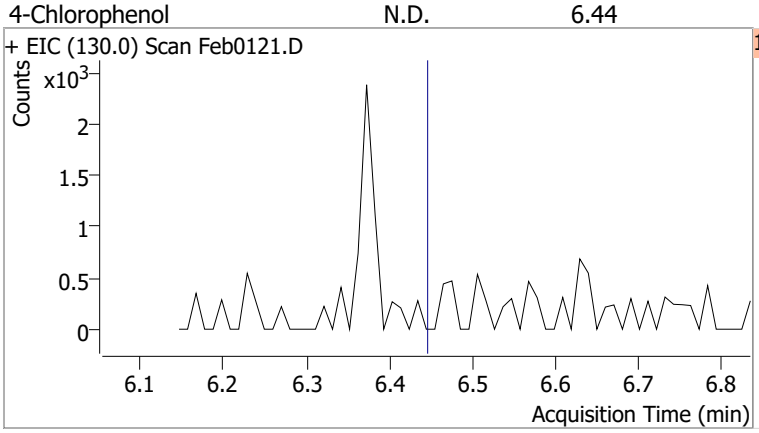

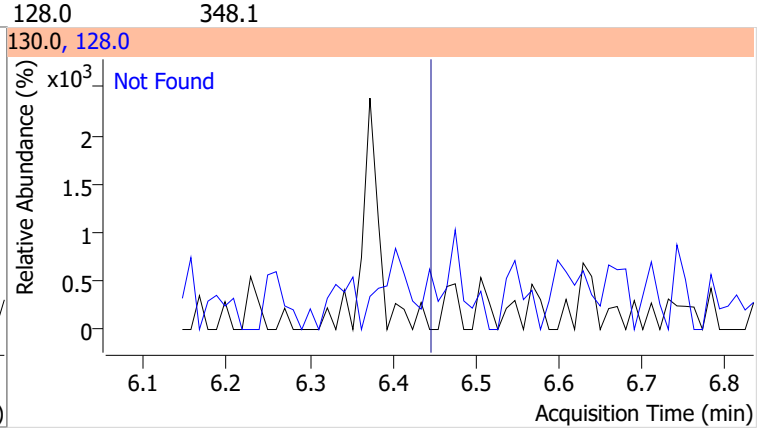

Compound	Conc.	Exp RT	QIon	Exp Ratio	QIon	Exp Ratio
p-Chloroaniline	N.D.	6.51	129.0	33.1	65.0	29.9

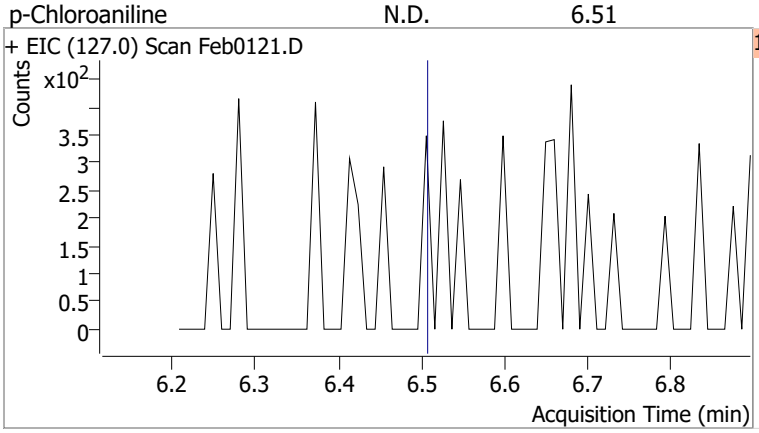

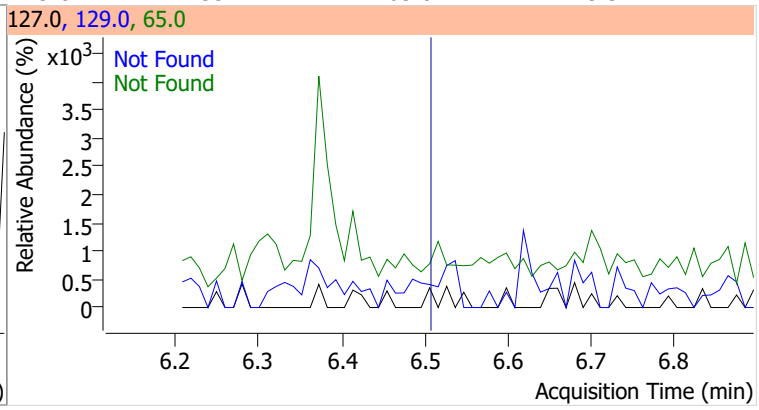

Compound	Conc.	Exp RT	QIon	Exp Ratio	QIon	Exp Ratio
Hexachlorobutadiene	N.D.	6.58	223.0	65.1	227.0	63.7

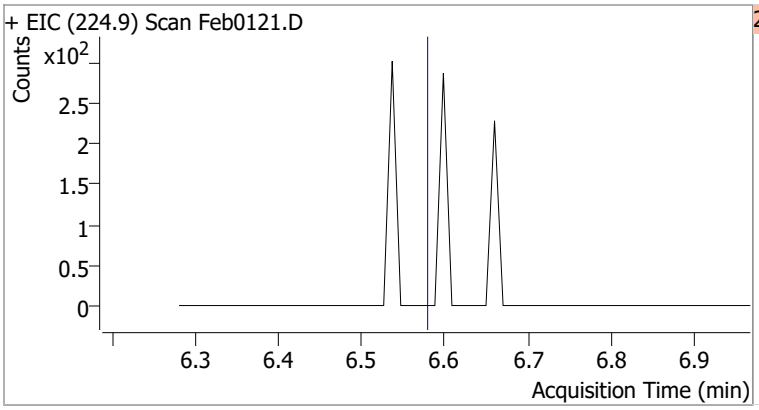

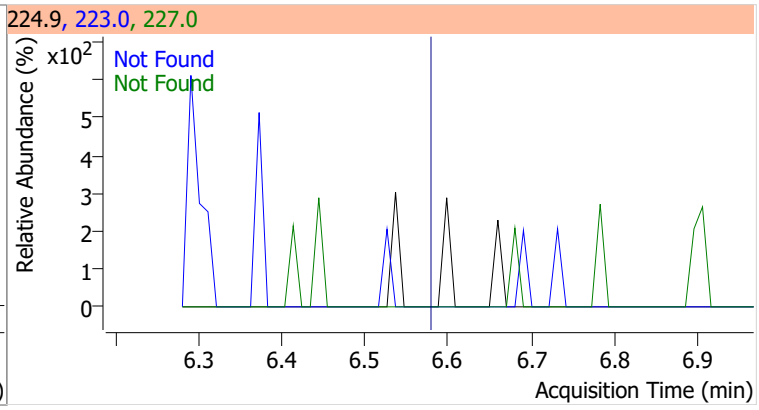

Compound	Conc.	Exp RT	QIon	Exp Ratio
4-Chloro-2-Methylphenol	N.D.	6.99	144.0	28.0

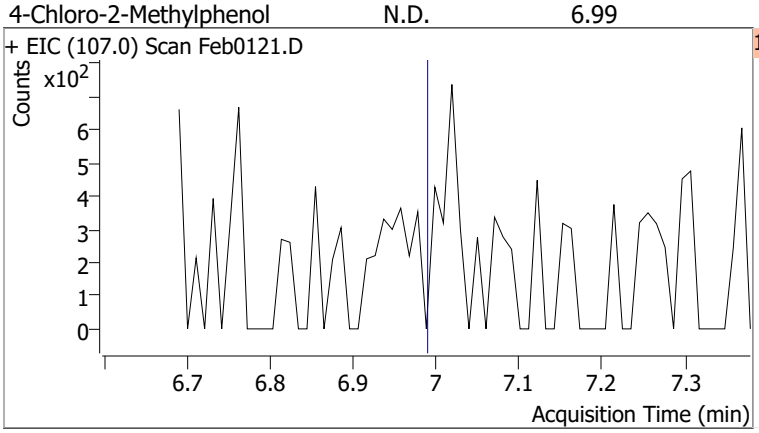

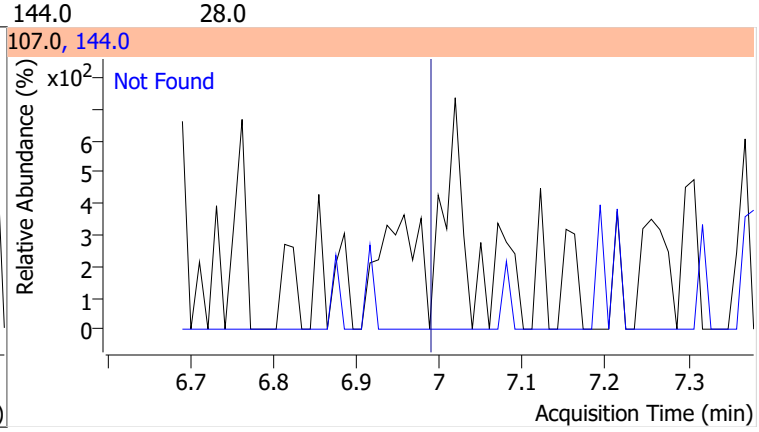

Compound	Conc.	Exp RT	QIon	Exp Ratio
4-Chloro-3-Methylphenol	N.D.	7.13	144.0	28.6

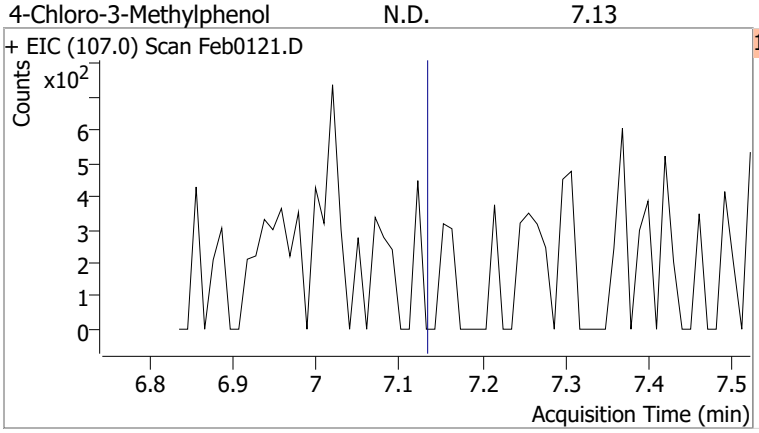

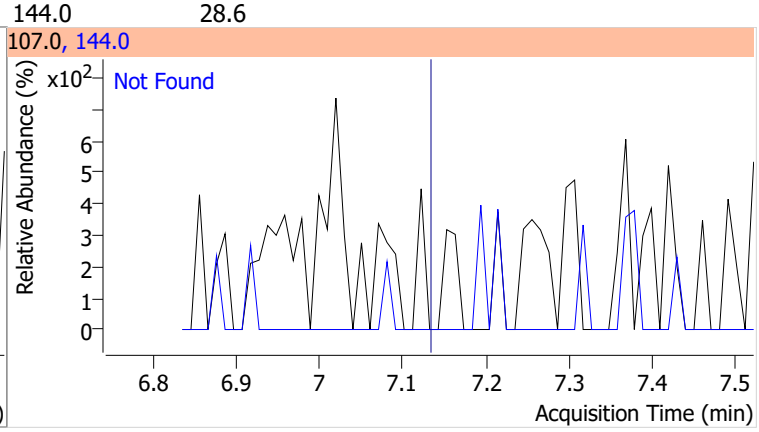

Compound	Conc.	Exp RT	QIon	Exp Ratio	QIon	Exp Ratio
2-Methylnaphthalene	N.D.	7.24	142.0	118.8	115.0	41.1

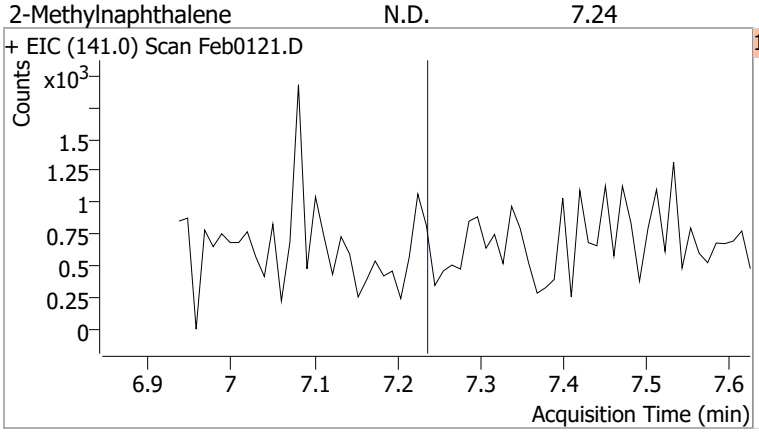

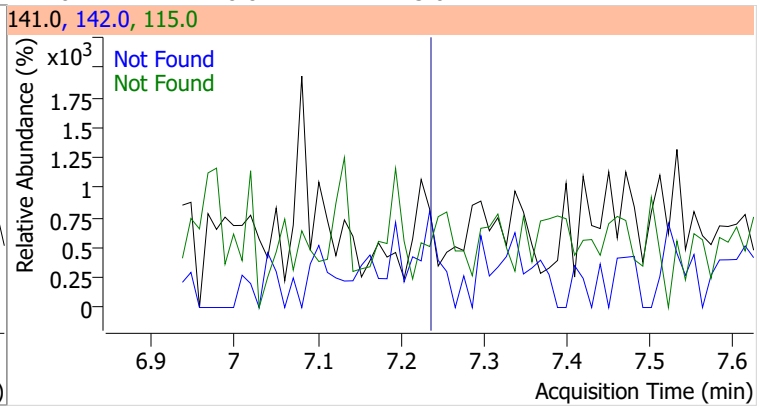

Compound	Conc.	Exp RT	QIon	Exp Ratio	QIon	Exp Ratio
1-Methylnaphthalene	N.D.	7.35	142.0	111.3	115.0	42.1

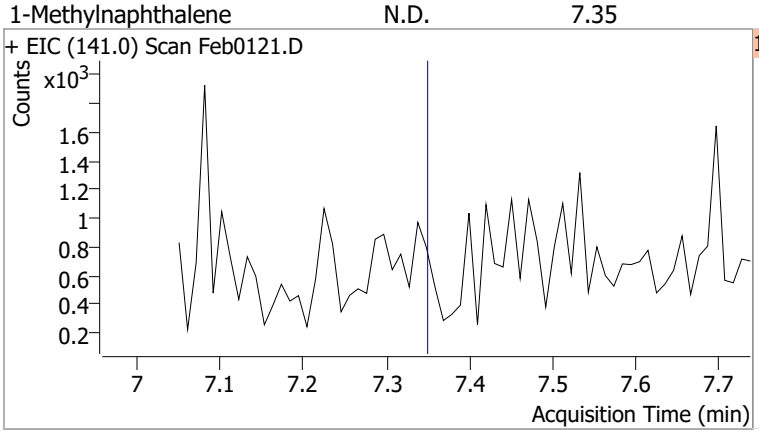

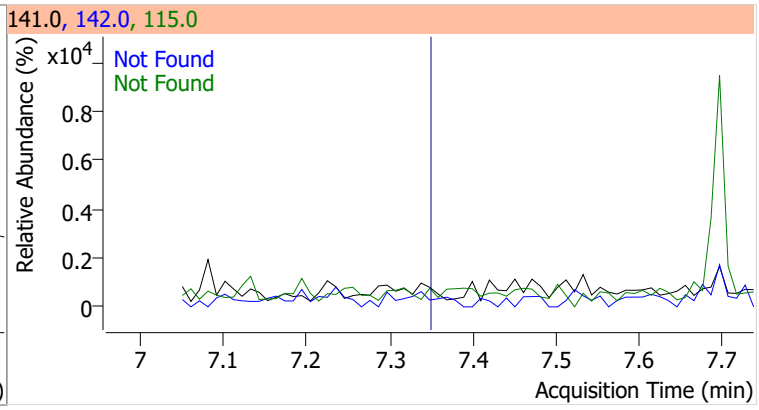

Compound	Conc.	Exp RT	QIon	Exp Ratio	QIon	Exp Ratio
Hexachlorocyclopentadiene	N.D.	7.43	238.9	62.5	234.9	62.4

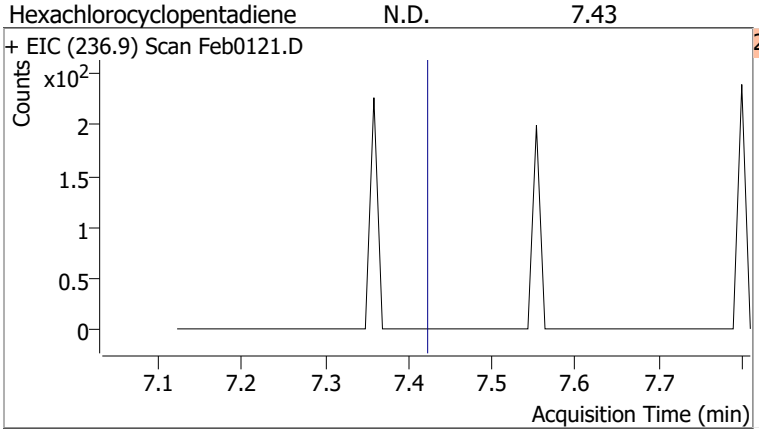

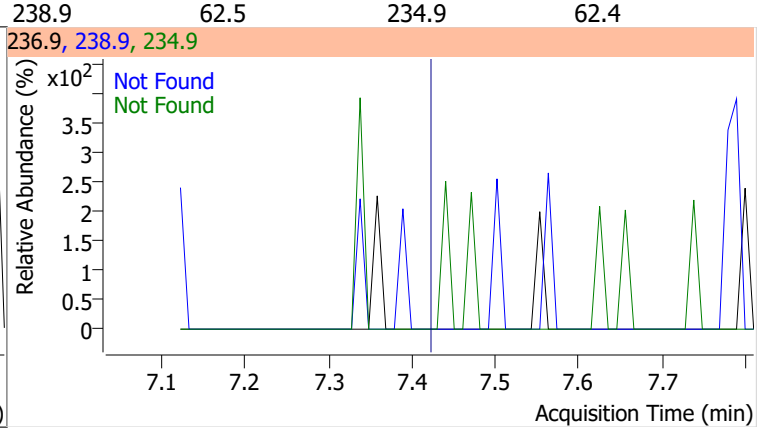

Compound	Conc.	Exp RT	QIon	Exp Ratio
2,4,6-Trichlorophenol	N.D.	7.59	198.0	98.1

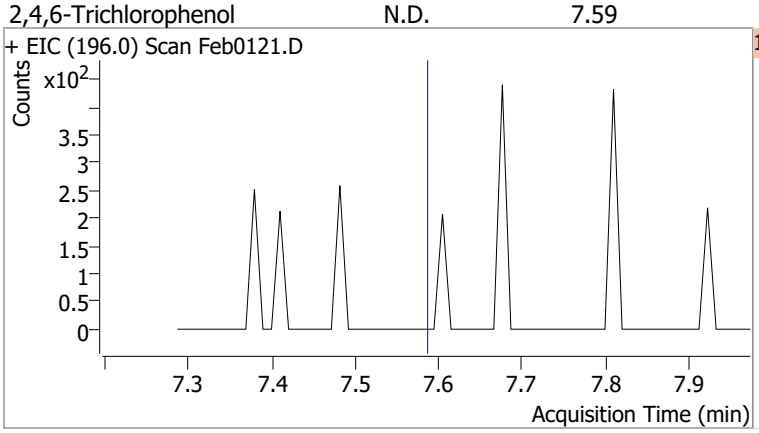

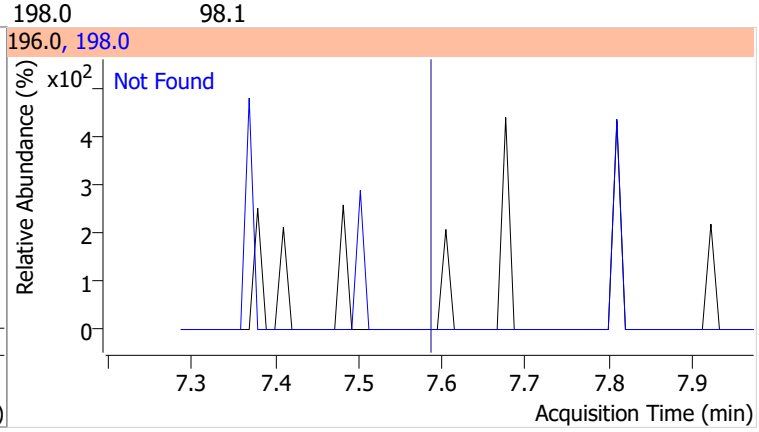

Quantitation Results Report (QT Reviewed)

Compound	Conc.	Exp RT	QIon	Exp Ratio
2,4,5-Trichlorophenol	N.D.	7.64	198.0	93.7

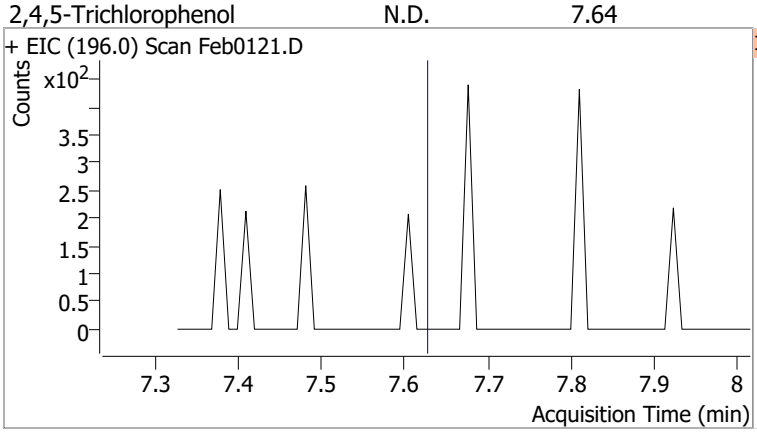

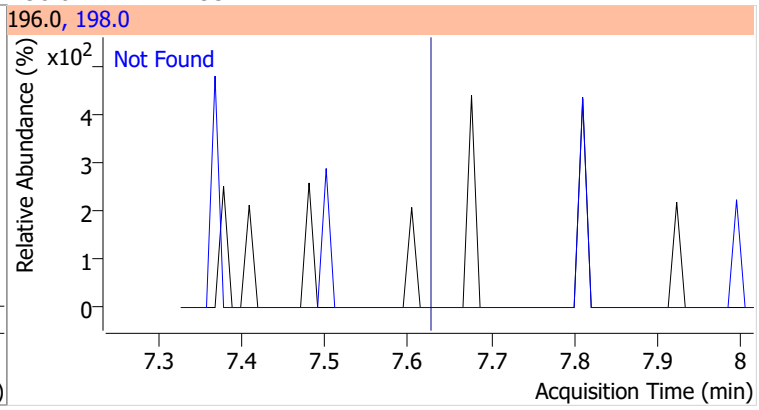

Compound	Conc.	RT	Dev(Min)	Resp.	QIon	QRatio	Lower	Upper
2-Fluorobiphenyl	60.8499	7.70	0.00	1399444	171.0	34.2	23.8	44.1

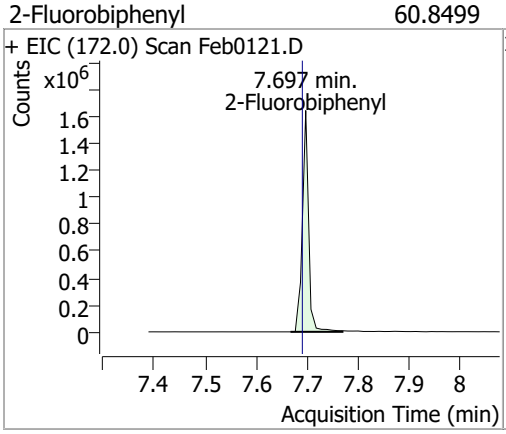

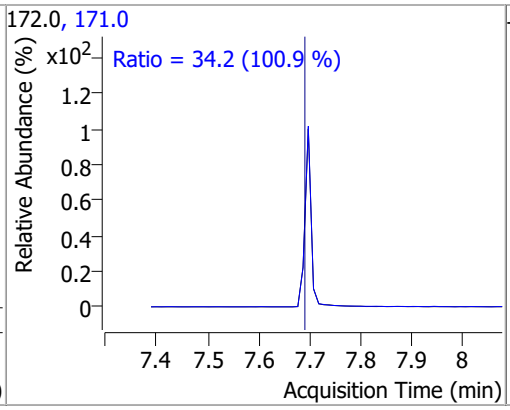

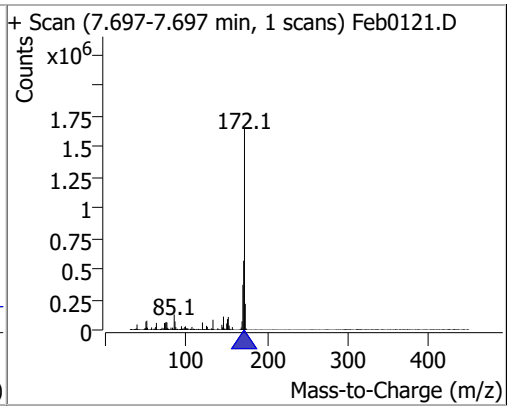

Compound	Conc.	Exp RT	QIon	Exp Ratio	QIon	Exp Ratio
2-Chloronaphthalene	N.D.	7.81	127.0	36.7	164.0	32.2

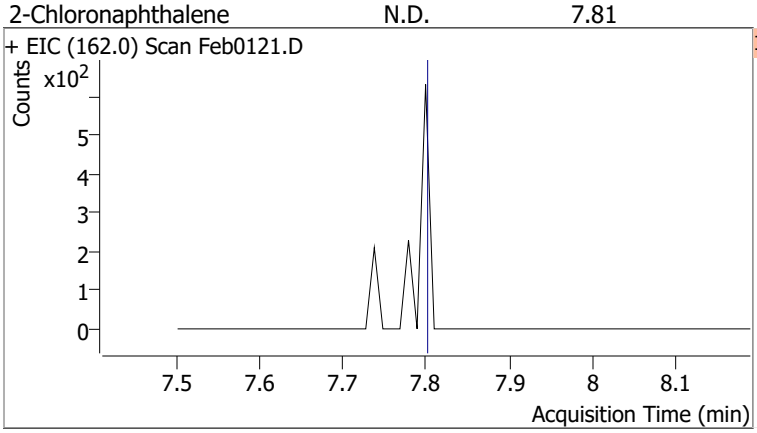

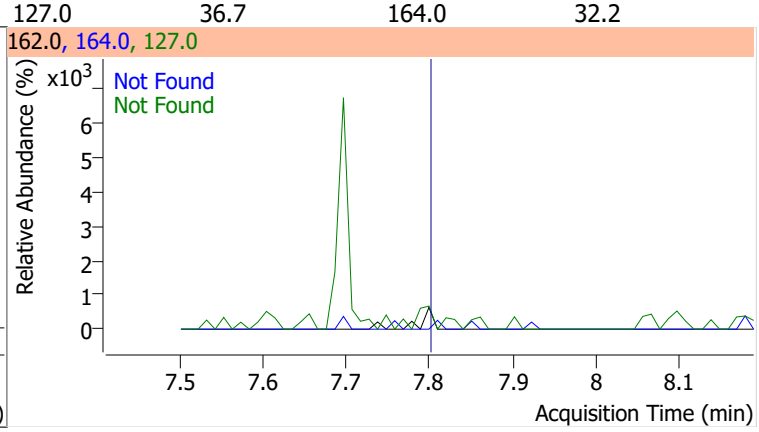

Compound	Conc.	RT	Dev(Min)	Resp.	QIon	QRatio	Lower	Upper
2-Nitroaniline		0		0	138.0		84.5	156.9

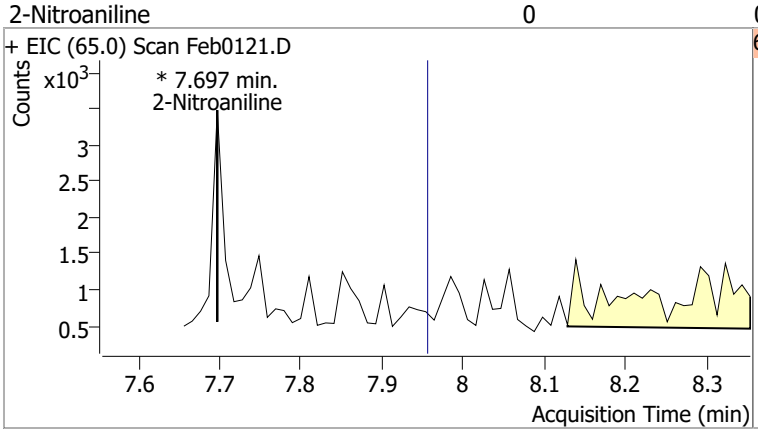

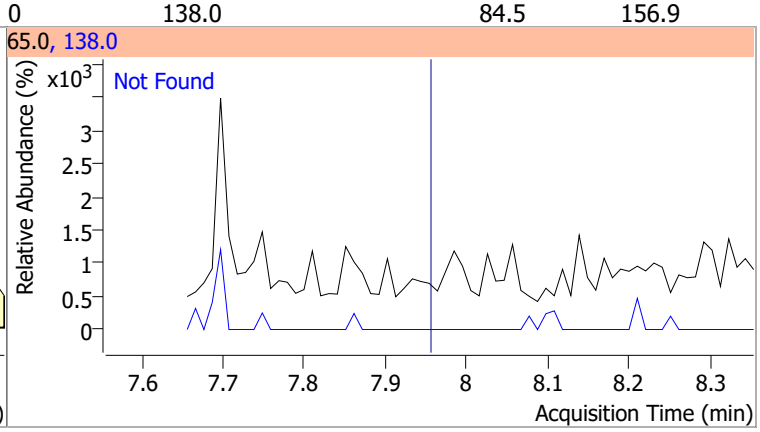

Quantitation Results Report (QT Reviewed)

Compound	Conc.	RT	Dev(Min)	Resp.	QIon	QRatio	Lower	Upper
Dimethyl Phthalate		0		0	77.0		13.0	24.2

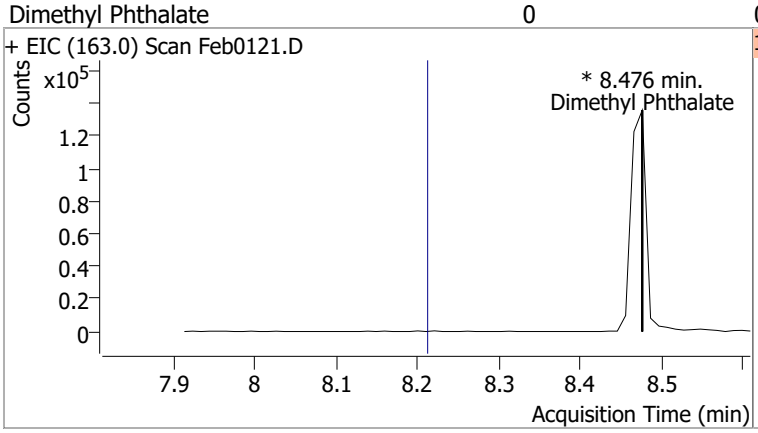

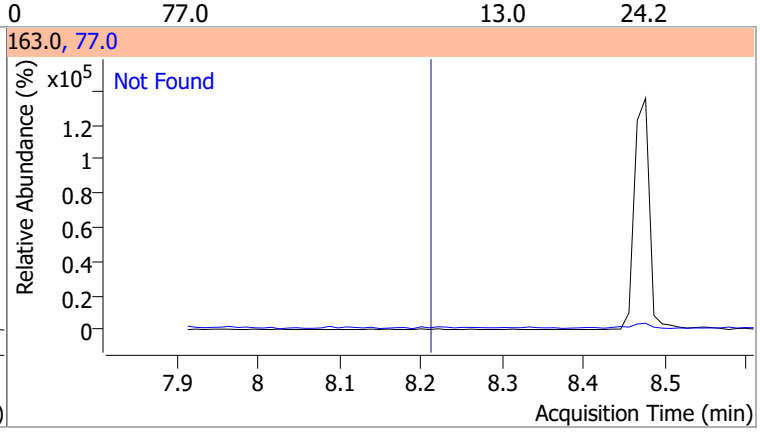

Compound	Conc.	RT	Dev(Min)	Resp.	QIon	QRatio	Lower	Upper
2,6-Dinitrotoluene		0		0	63.0		82.2	152.7
					89.0		40.8	75.8

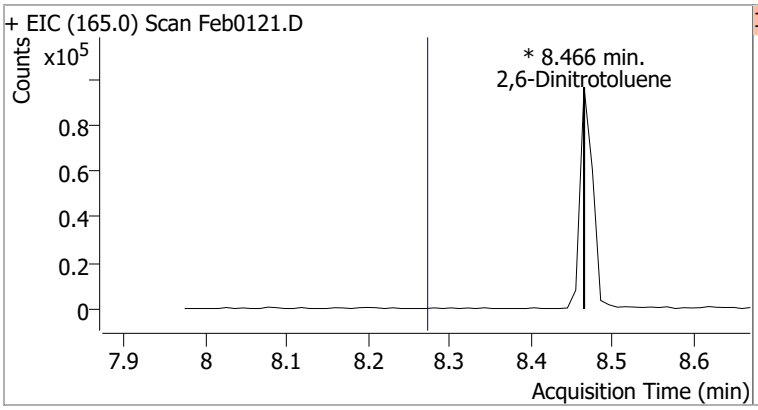

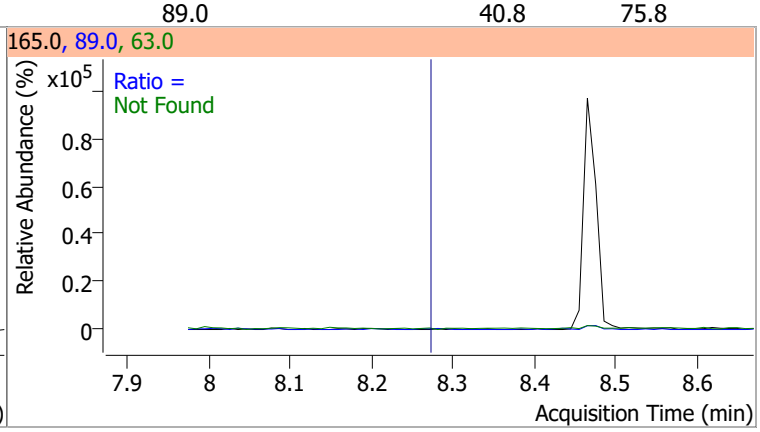

Compound	Conc.	Exp RT	QIon	Exp Ratio
Acenaphthylene	N.D.	8.30	153.1	14.0

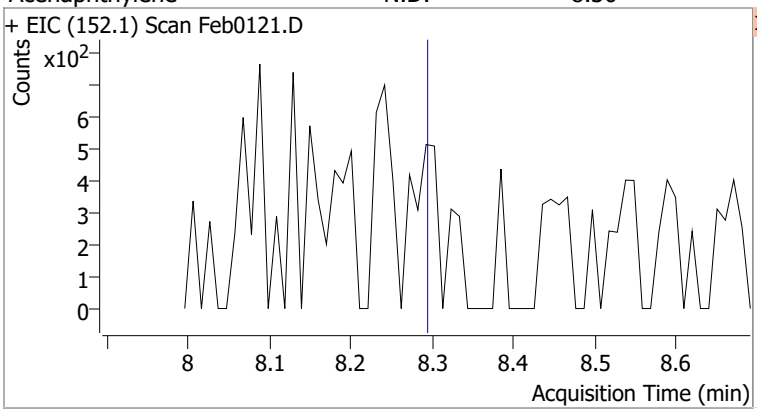

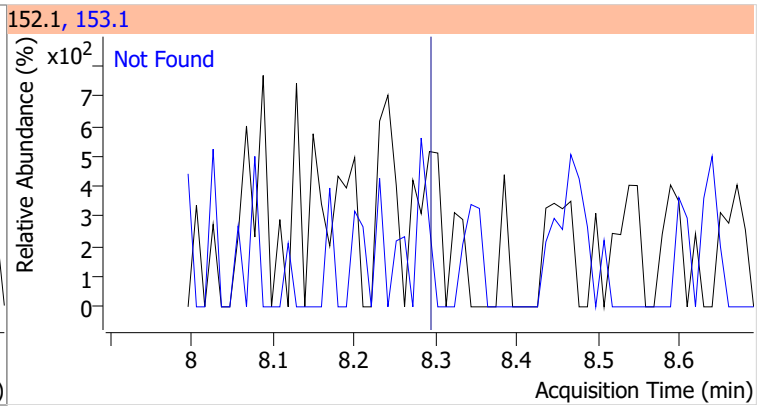

Compound	Conc.	Exp RT	QIon	Exp Ratio	QIon	Exp Ratio
3-Nitroaniline	N.D.	8.48	65.0	121.0	92.0	102.4

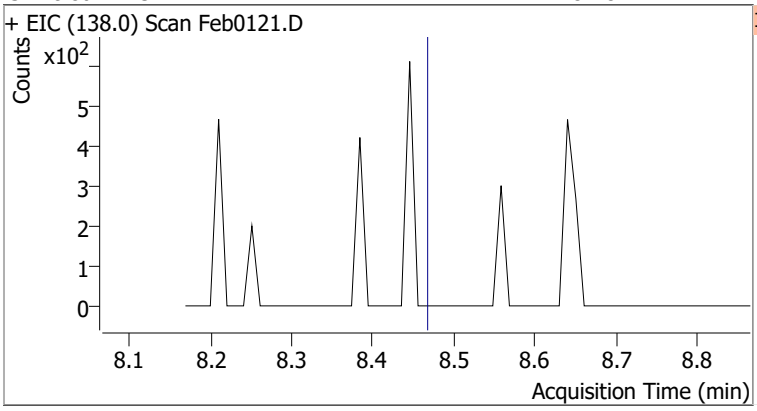

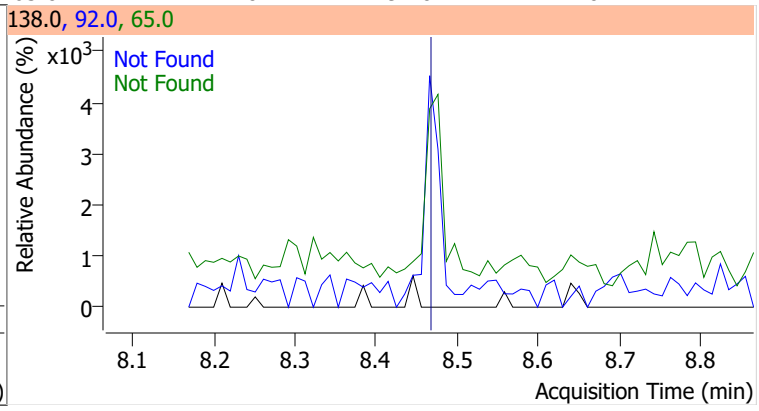

Compound	Conc.	Exp RT	QIon	Exp Ratio	QIon	Exp Ratio
Acenaphthene	N.D.	8.52	153.0	109.2	152.0	51.1

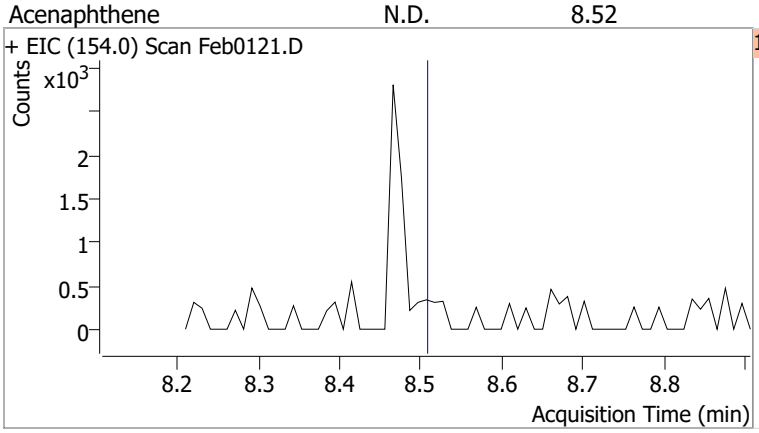

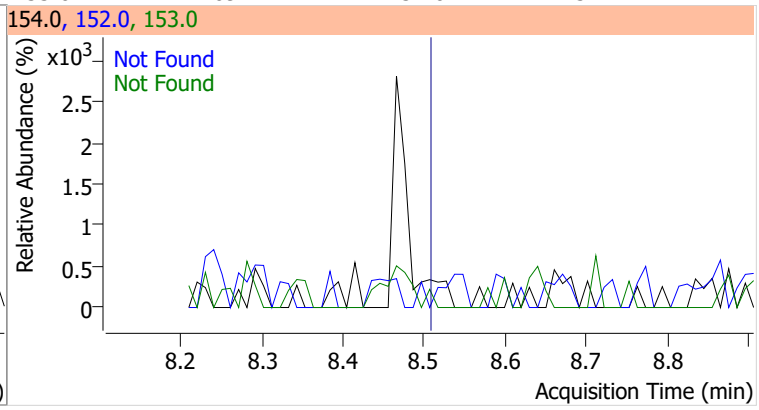

Compound	Conc.	RT	Dev(Min)	Resp.	QIon	QRatio	Lower	Upper
2,4-Dinitrophenol		0		0	154.0		44.4	82.5

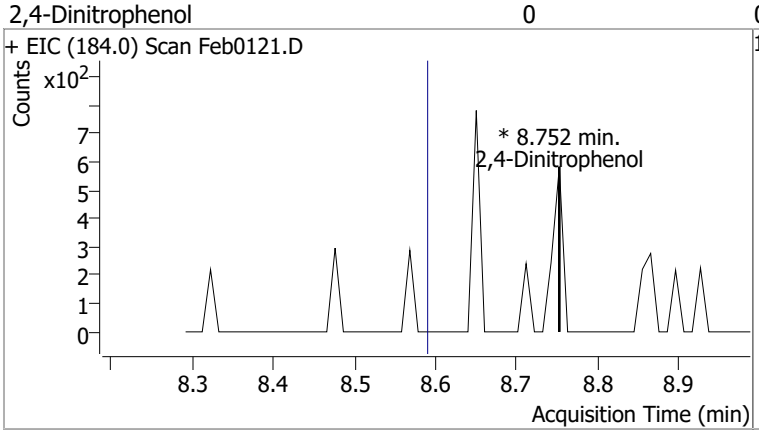

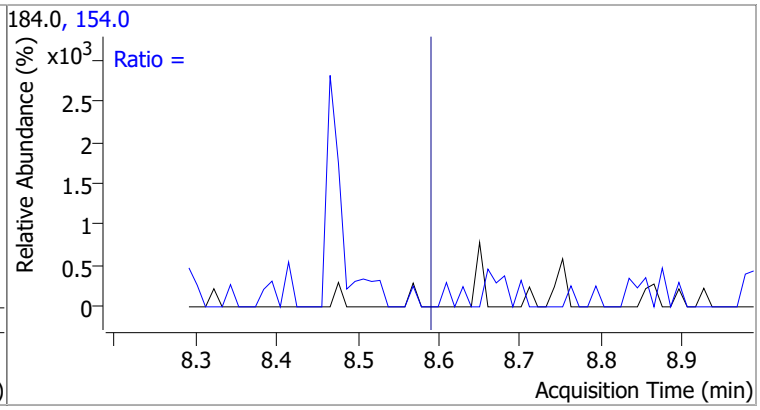

Compound	Conc.	Exp RT	QIon	Exp Ratio
Dibenzofuran	N.D.	8.72	139.0	43.1

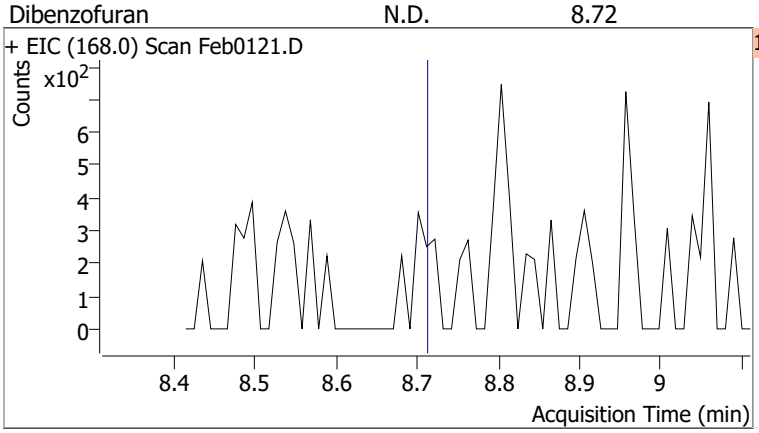

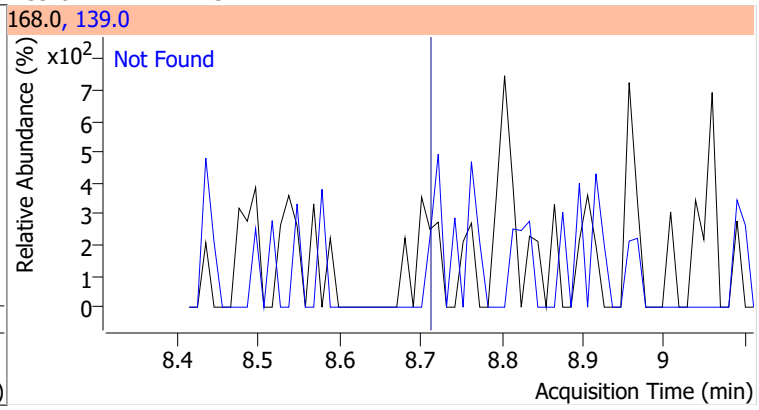

Compound	Conc.	Exp RT	QIon	Exp Ratio	QIon	Exp Ratio
4-Nitrophenol	N.D.	8.74	139.0	380.6	65.0	81.2

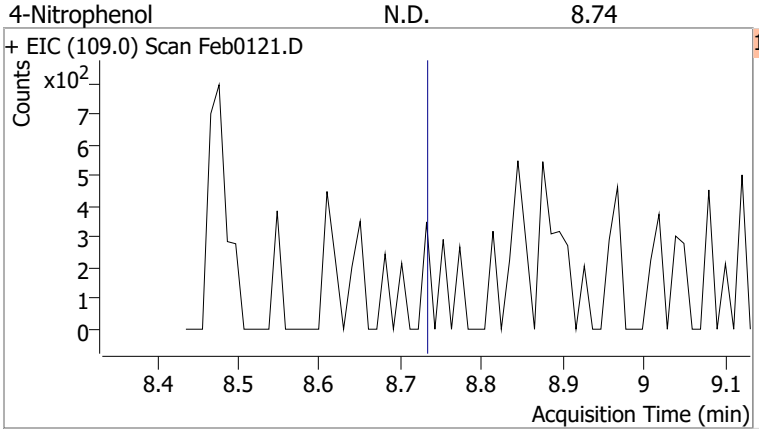

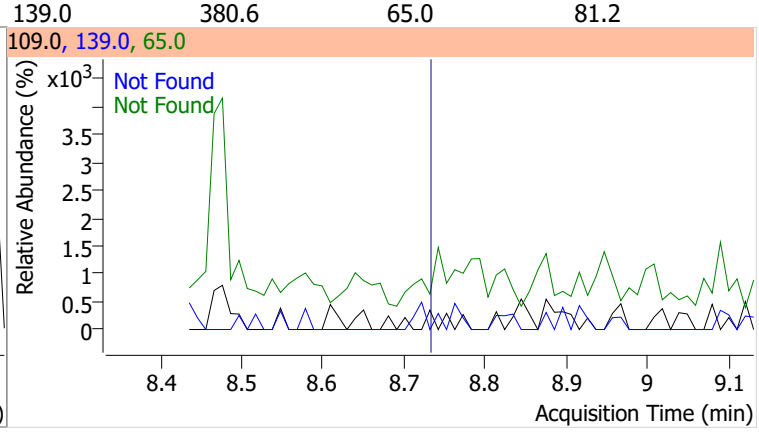

Quantitation Results Report (QT Reviewed)

Compound	Conc.	RT	Dev(Min)	Resp.	QIon	QRatio	Lower	Upper
2,4-Dinitrotoluene		0		0	63.0		47.5	88.1
					89.0		45.8	85.1

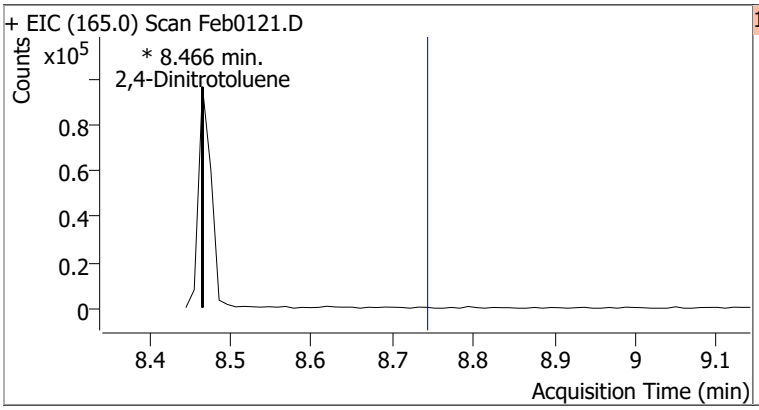

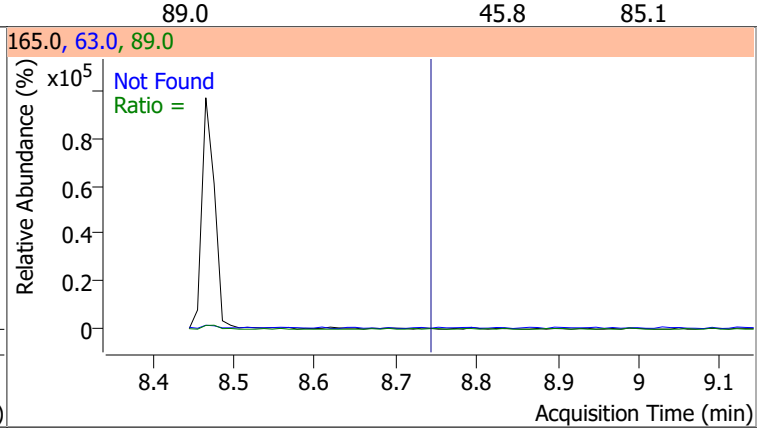

Compound	Conc.	Exp RT	QIon	Exp Ratio	QIon	Exp Ratio
Diethylphthalate	N.D.	9.09	177.0	21.1	150.0	12.6

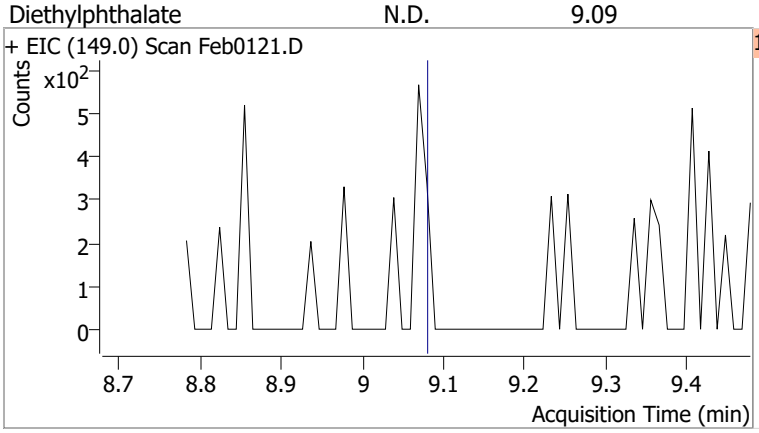

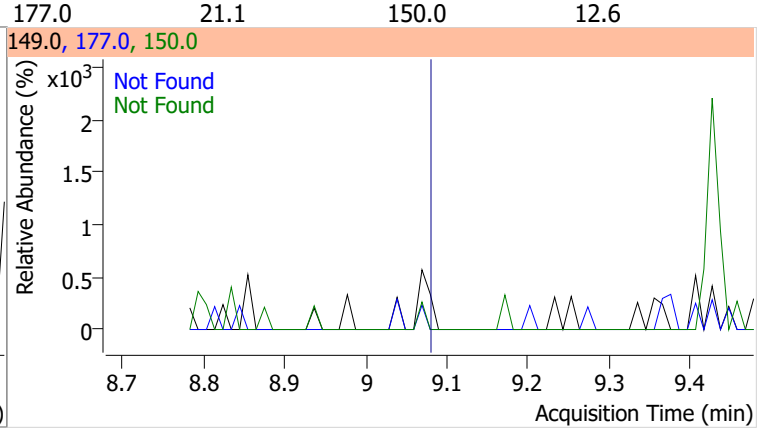

Compound	Conc.	Exp RT	QIon	Exp Ratio	QIon	Exp Ratio
Fluorene	N.D.	9.14	165.0	92.6	167.0	13.0

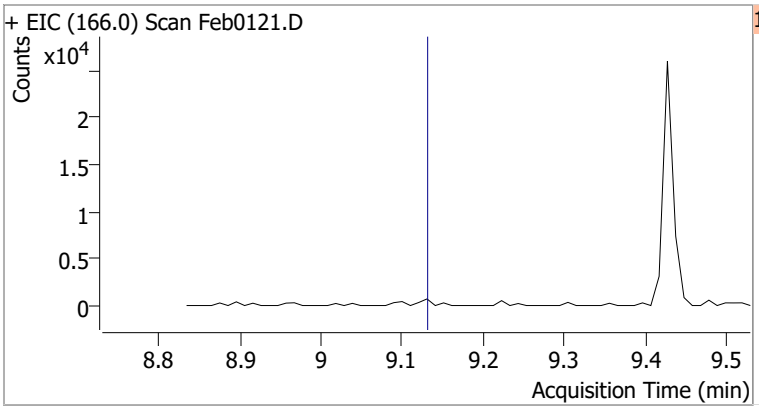

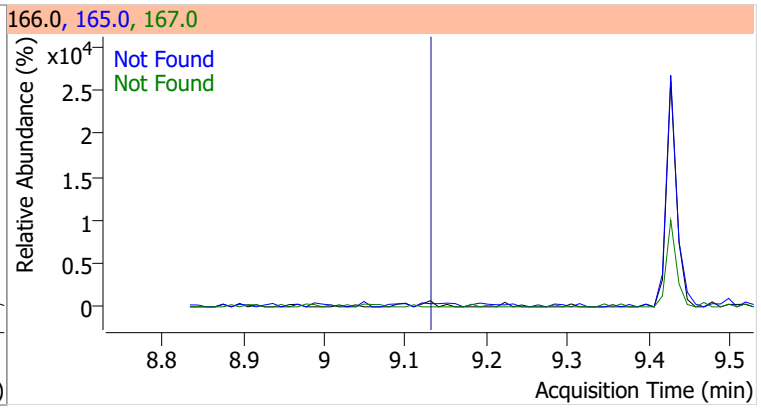

Compound	Conc.	Exp RT	QIon	Exp Ratio	QIon	Exp Ratio
4-Chlorophenyl-phenylether	N.D.	9.17	141.0	62.7	206.0	33.2

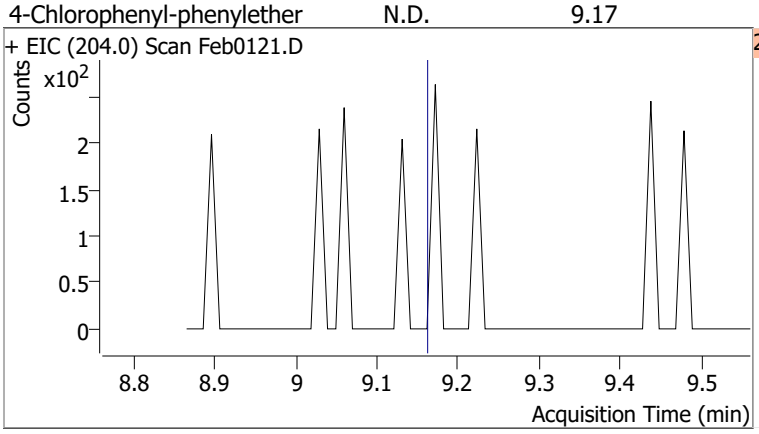

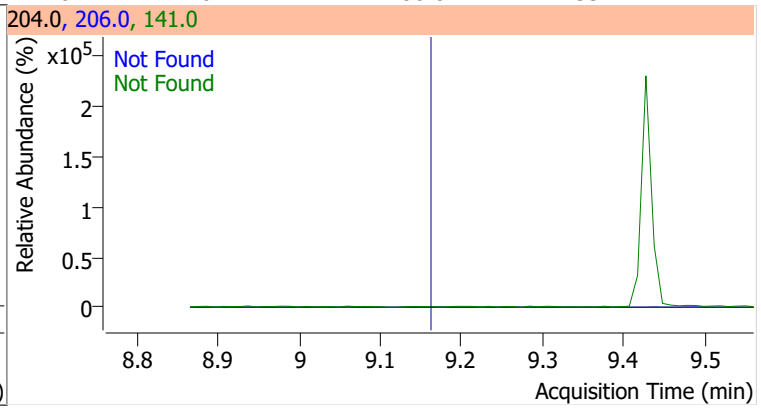

Compound	Conc.	Exp RT	QIon	Exp Ratio	QIon	Exp Ratio
4-Nitroaniline	N.D.	9.21	65.0	101.3	92.0	51.2

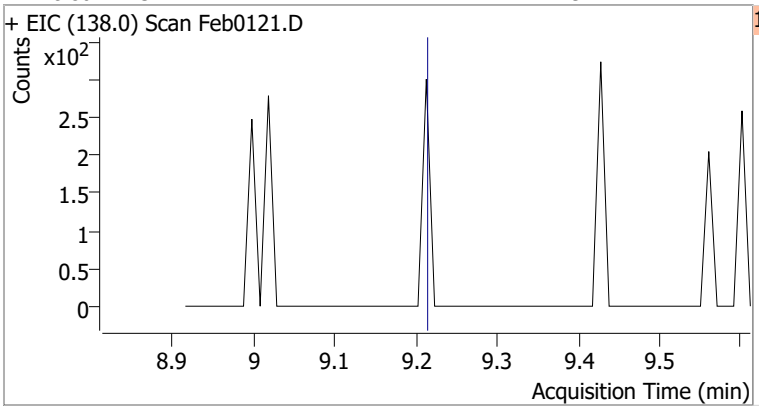

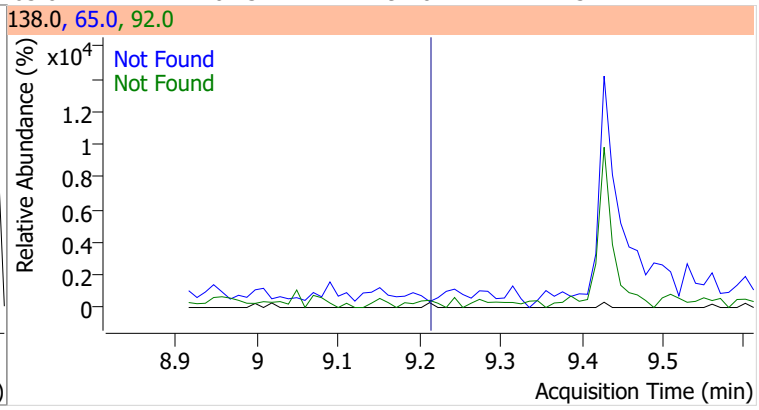

Compound	Conc.	Exp RT	QIon	Exp Ratio
4,6-Dinitro-2-methylphenol	N.D.	9.24	121.0	46.4

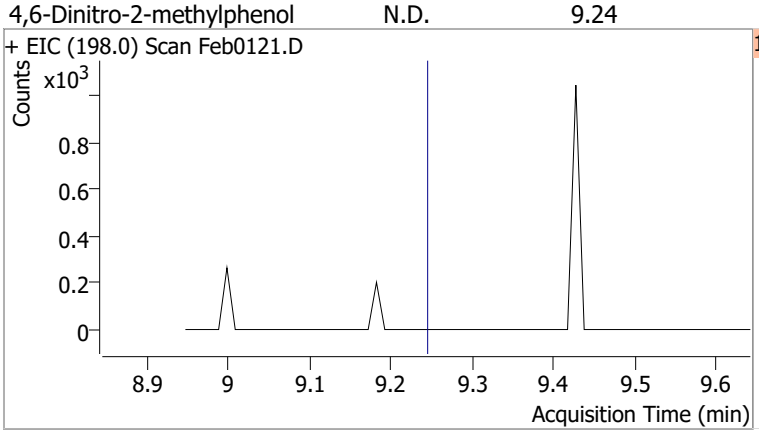

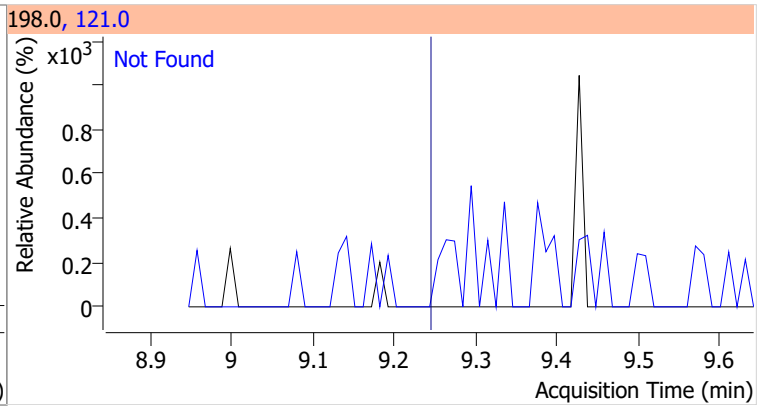

Compound	Conc.	Exp RT	QIon	Exp Ratio	QIon	Exp Ratio
N-nitrosodiphenylamine	N.D.	9.33	168.0	63.3	167.0	34.3

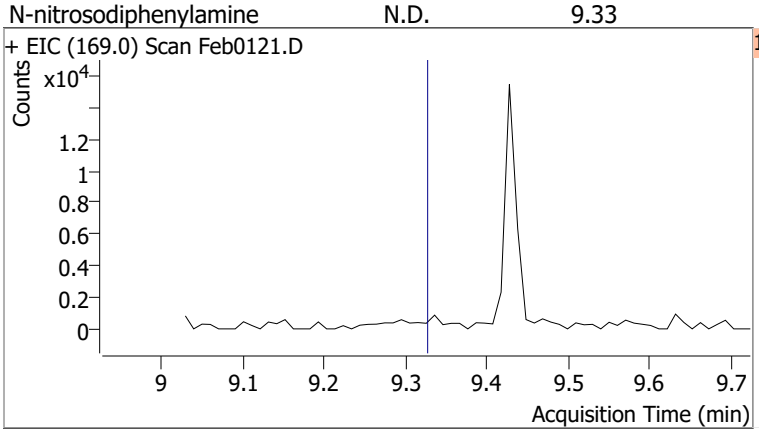

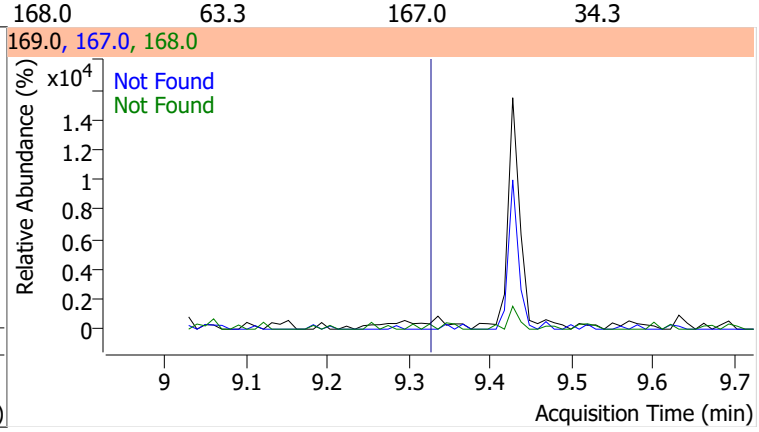

Compound	Conc.	Exp RT	QIon	Exp Ratio	QIon	Exp Ratio
Azobenzene	N.D.	9.36	51.0	37.7	182.0	27.4

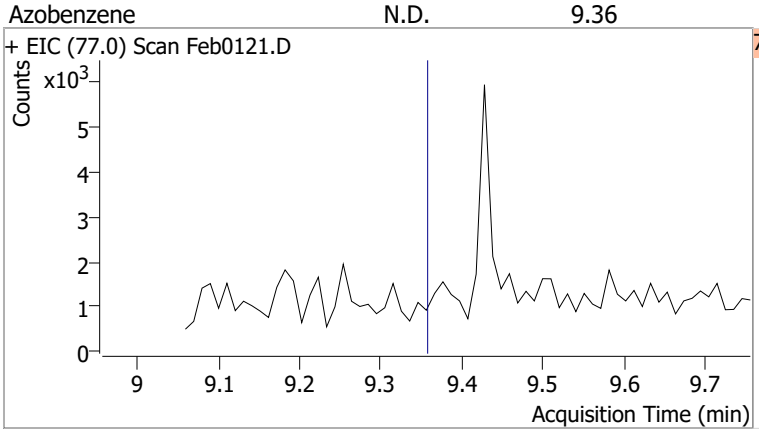

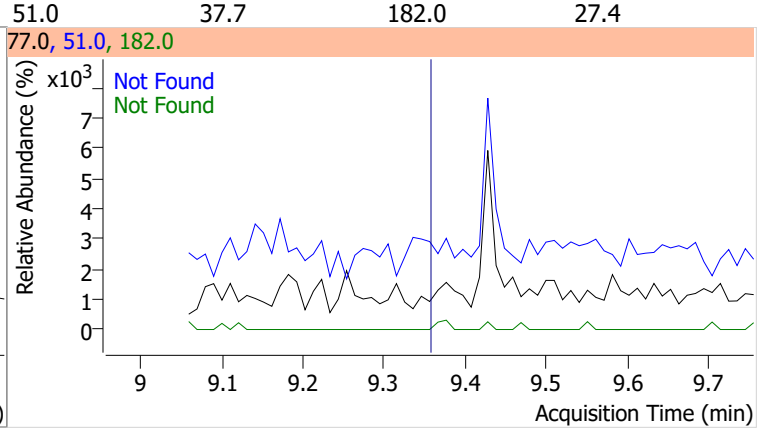

Quantitation Results Report (QT Reviewed)

Compound	Conc.	RT	Dev(Min)	Resp.	QIon	QRatio	Lower	Upper
2,4,6-Tribromophenol	167.2541	9.43	0.00	339536	331.8	89.2	65.5	121.6

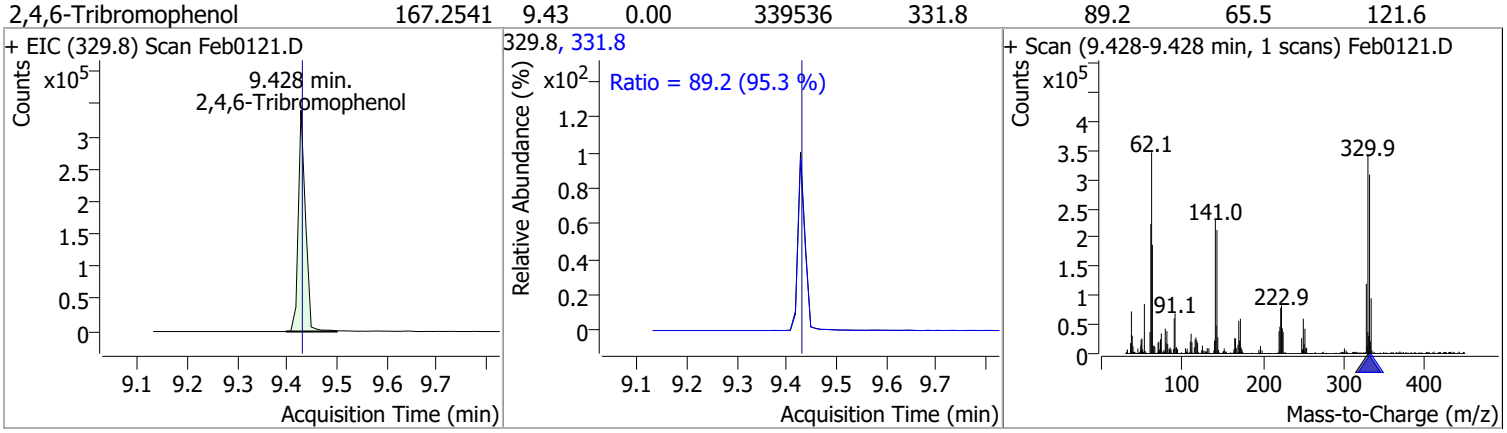

Compound	Conc.	Exp RT	QIon	Exp Ratio	QIon	Exp Ratio
4-Bromophenyl-phenylether	N.D.	9.76	141.0	103.5	250.0	100.5

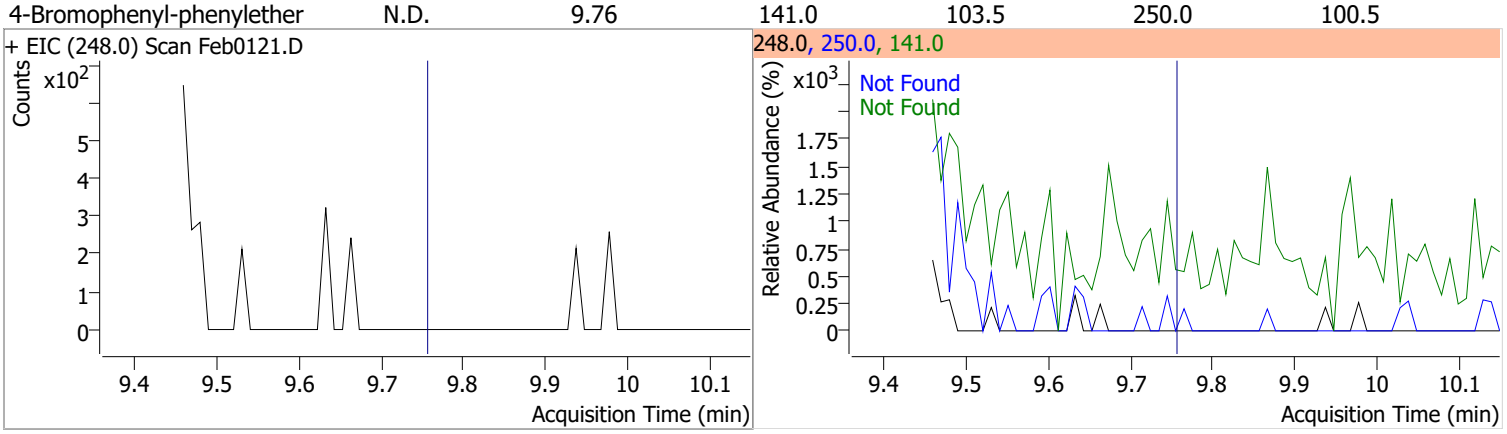

Compound	Conc.	Exp RT	QIon	Exp Ratio
Hexachlorobenzene	N.D.	9.80	142.0	47.3

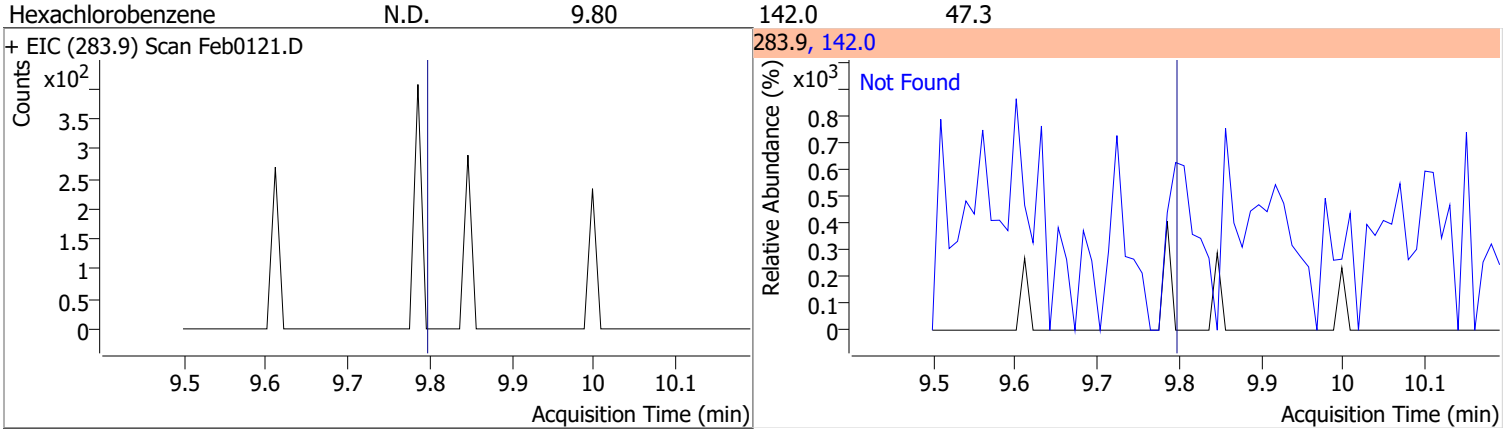

Compound	Conc.	Exp RT	QIon	Exp Ratio	QIon	Exp Ratio
Pentachlorophenol	N.D.	10.05	267.9	65.3	263.9	62.6

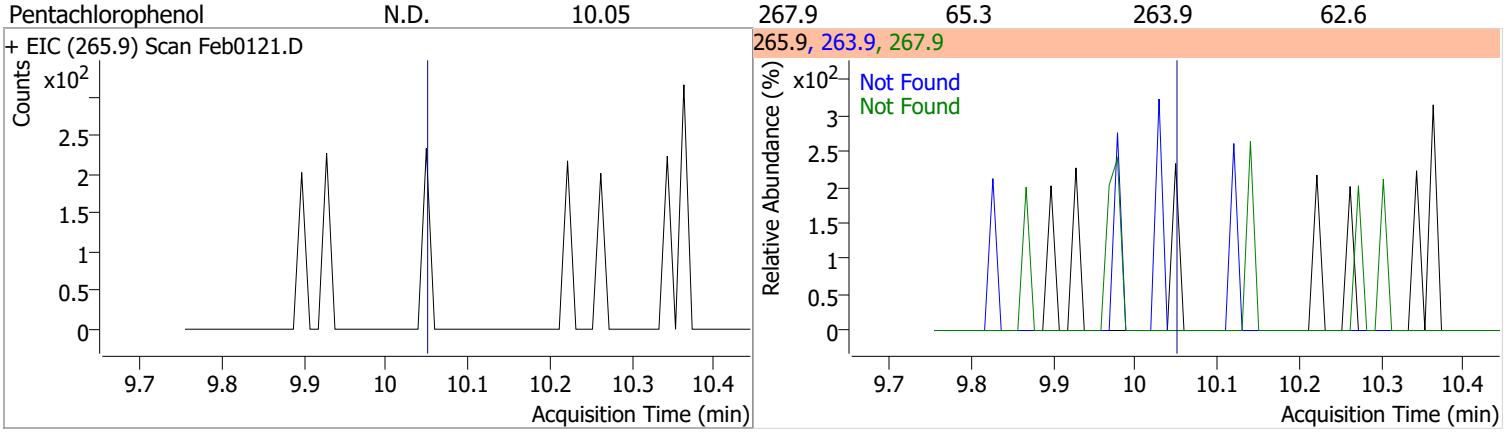

Compound	Conc.	Exp RT	QIon	Exp Ratio
Phenanthrene	N.D.	10.29	176.0	18.9

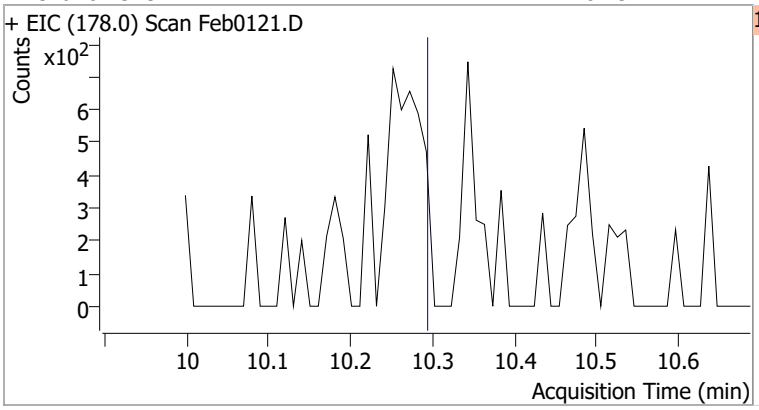

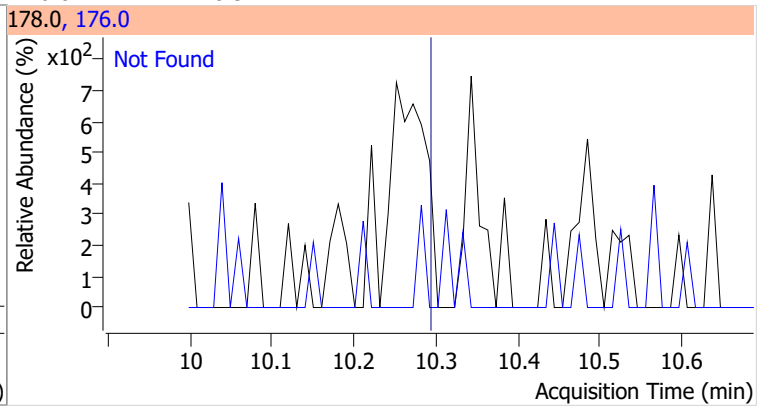

Compound	Conc.	Exp RT	QIon	Exp Ratio
Anthracene	N.D.	10.35	176.0	18.1

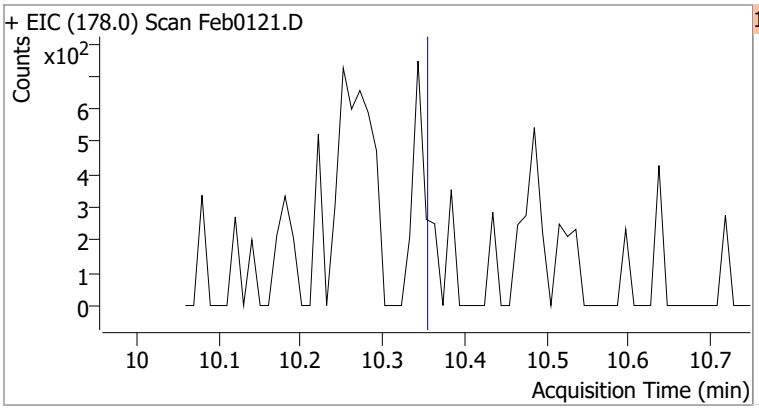

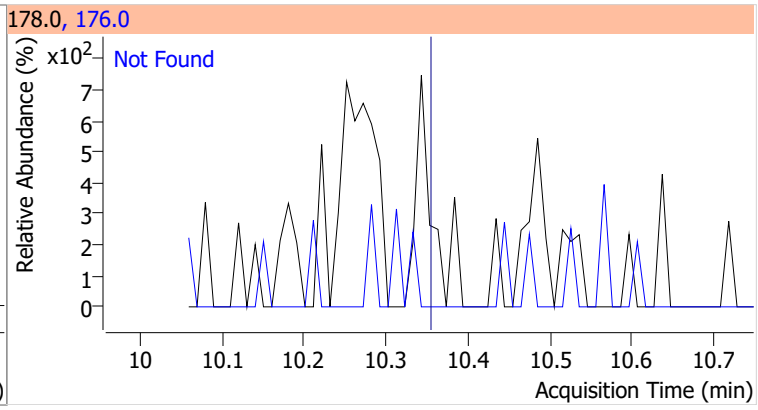

Compound	Conc.	Exp RT	QIon	Exp Ratio	QIon	Exp Ratio
Triallate	N.D.	10.41	268.0	27.2	143.0	23.0

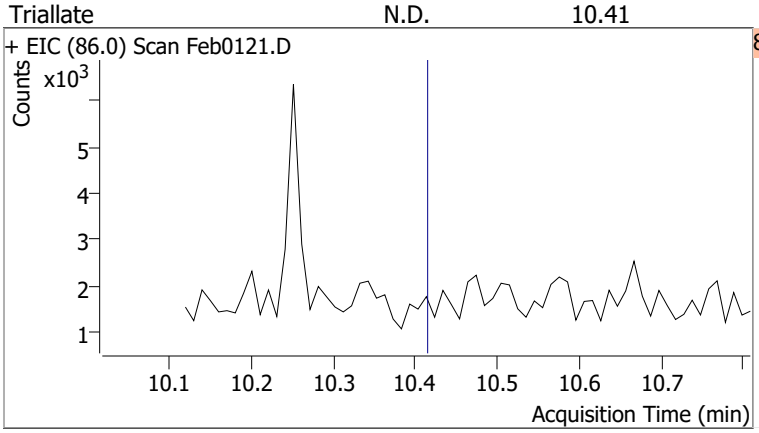

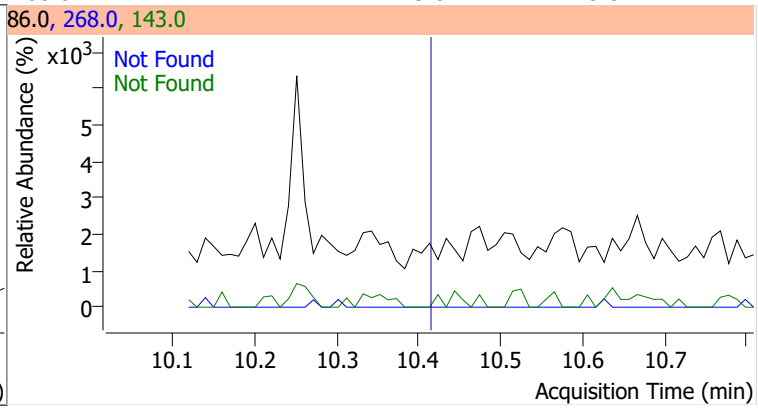

Compound	Conc.	Exp RT	QIon	Exp Ratio
Carbazole	N.D.	10.60	139.0	13.0

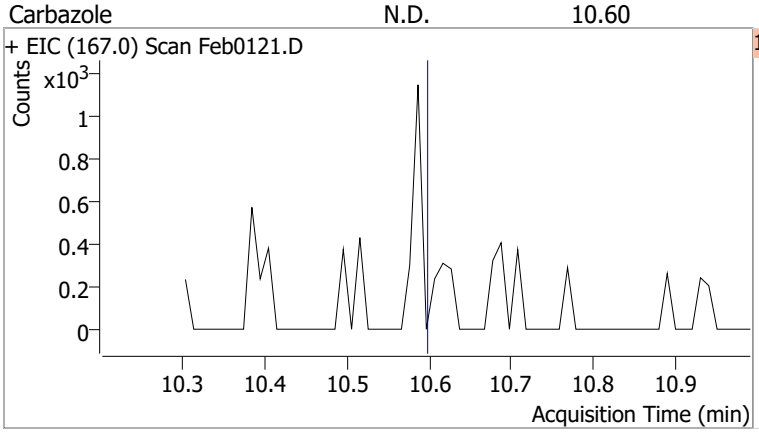

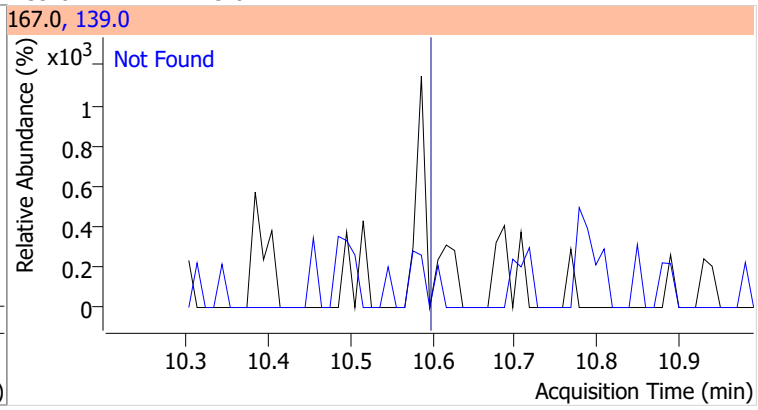

Compound	Conc.	Exp RT	QIon	Exp Ratio	QIon	Exp Ratio
o-Terphenyl	N.D.	10.82	229.0	63.0	215.0	37.7

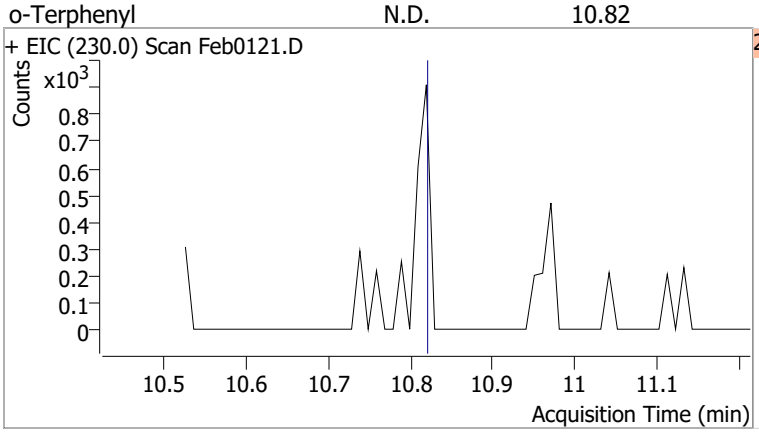

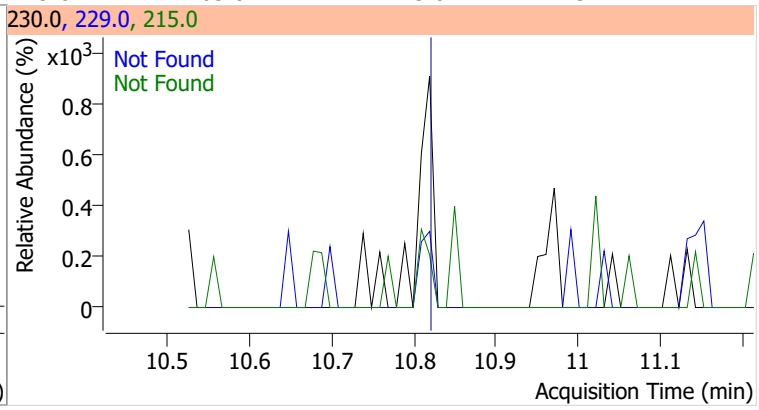

Compound	Conc.	Exp RT	QIon	Exp Ratio	QIon	Exp Ratio
Di-n-Butylphthalate	N.D.	11.20	150.0	9.0	104.0	5.8

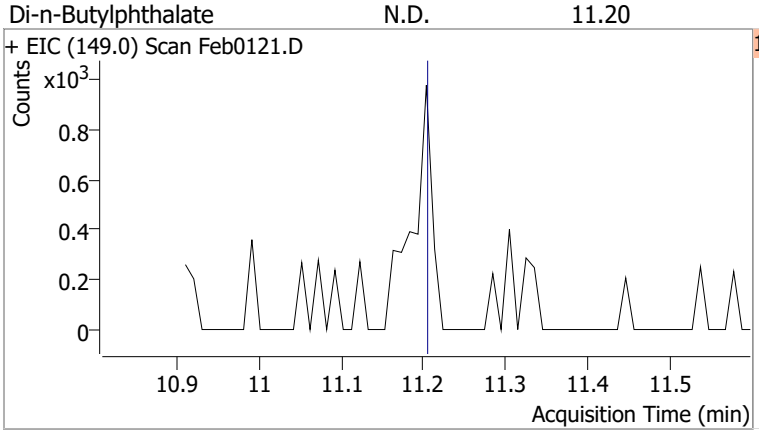

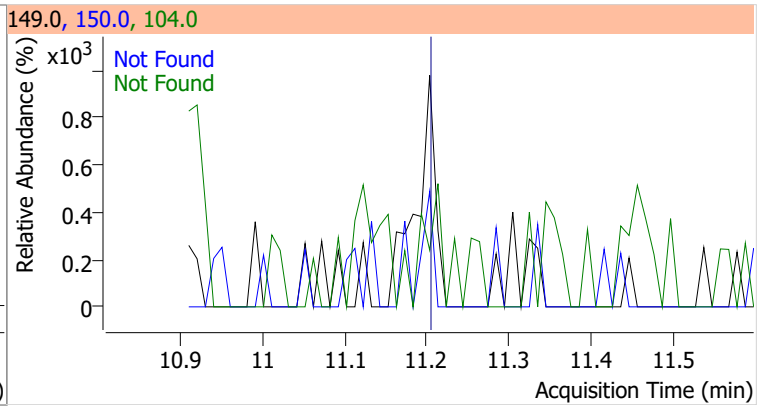

Compound	Conc.	Exp RT	QIon	Exp Ratio
Fluoranthene	N.D.	12.12	101.0	12.3

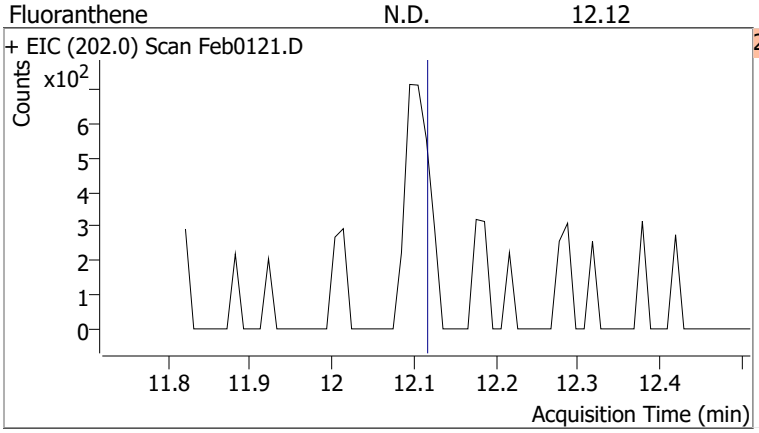

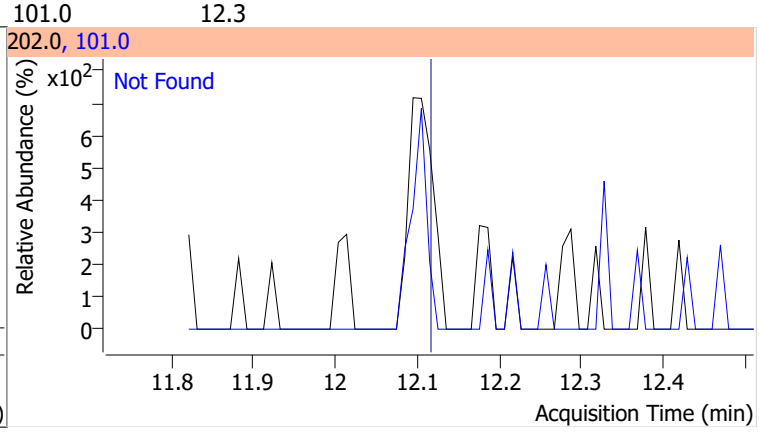

Compound	Conc.	Exp RT	QIon	Exp Ratio	QIon	Exp Ratio
Benzidine	N.D.	12.50	183.0	12.2	92.0	7.5

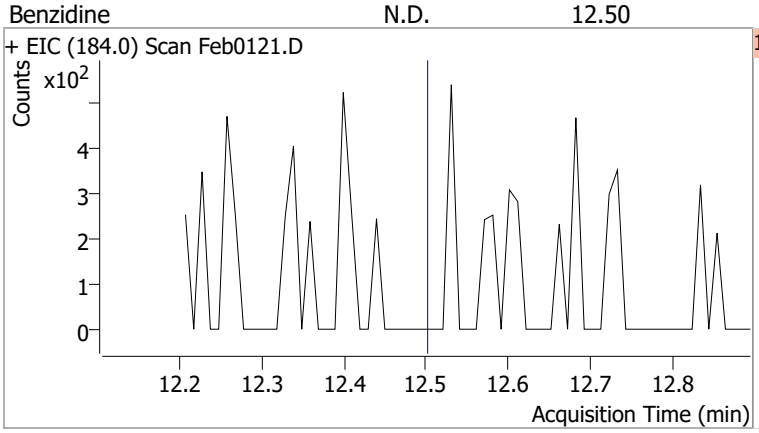

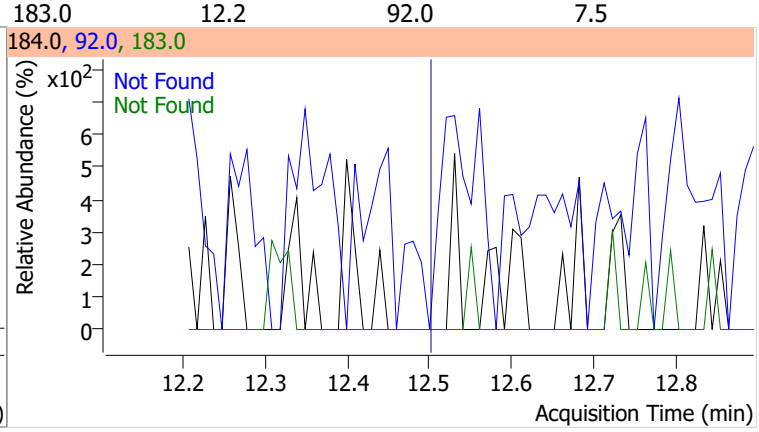

Quantitation Results Report (QT Reviewed)

Compound	Conc.	Exp RT	QIon	Exp Ratio
Pyrene	N.D.	12.55	101.0	14.0

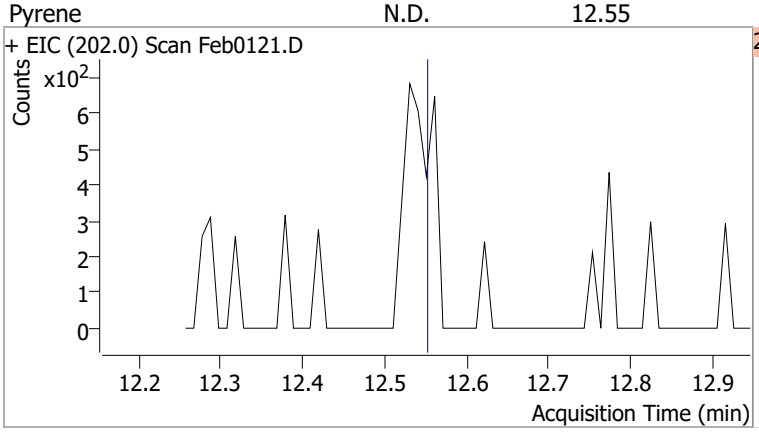

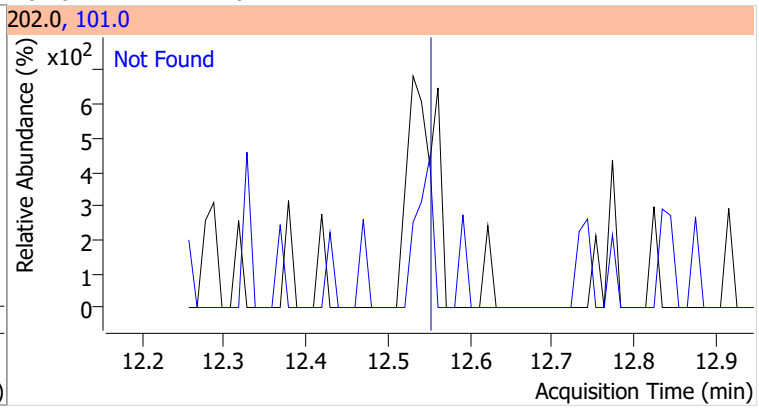

Compound	Conc.	RT	Dev(Min)	Resp.	QIon	QRatio	Lower	Upper
Terphenyl-d14	91.5728	13.06	0.00	2289650	122.0	14.8	8.8	16.4

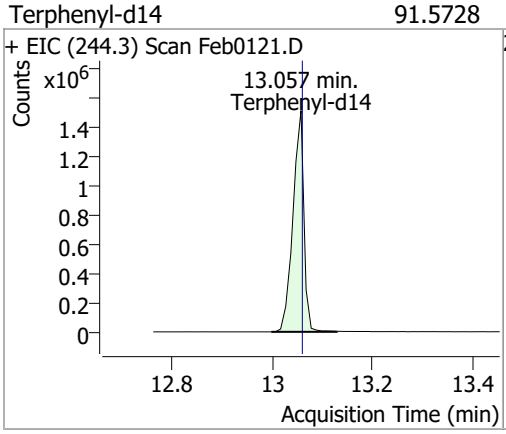

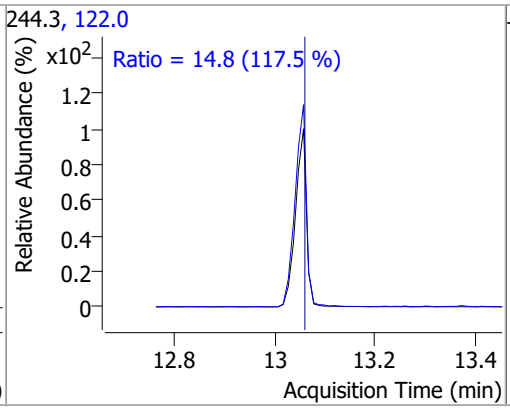

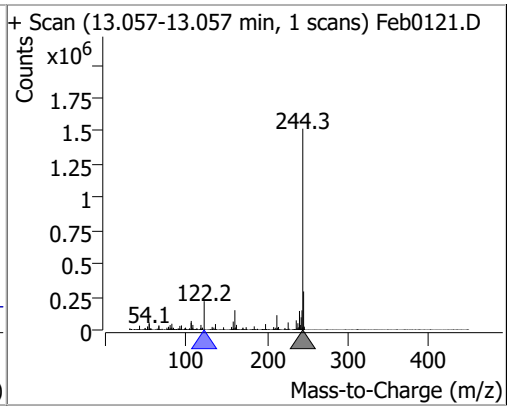

Compound	Conc.	Exp RT	QIon	Exp Ratio	QIon	Exp Ratio
Butylbenzylphthalate	N.D.	14.53	91.0	80.1	206.0	18.4

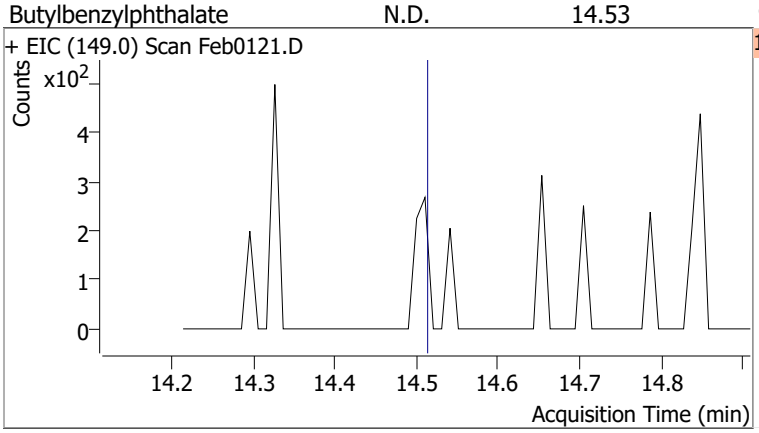

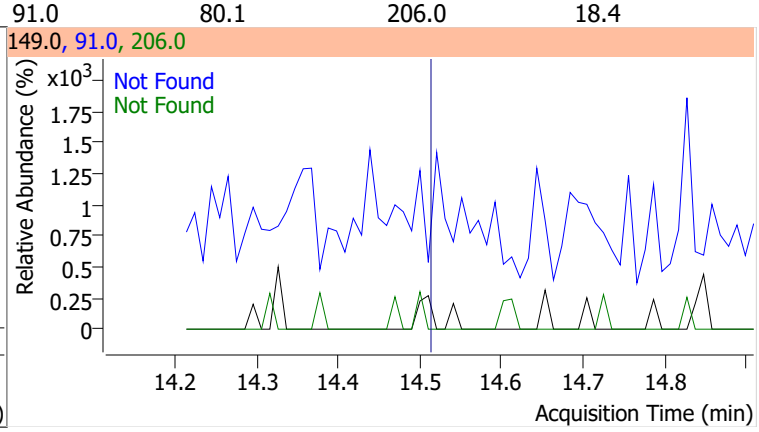

Compound	Conc.	Exp RT	QIon	Exp Ratio	QIon	Exp Ratio
Benzo(a)Anthracene	N.D.	15.76	226.0	25.8	229.0	20.9

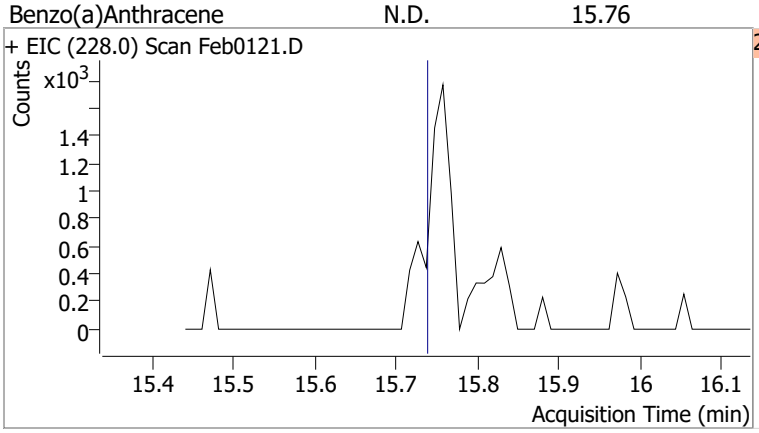

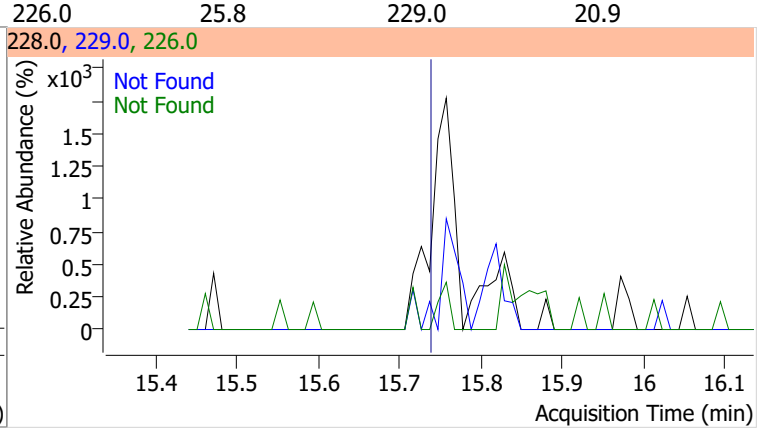

Quantitation Results Report (QT Reviewed)

Compound	Conc.	Exp RT	QIon	Exp Ratio	QIon	Exp Ratio
Chrysene	N.D.	15.87	226.0	29.3	229.0	20.2

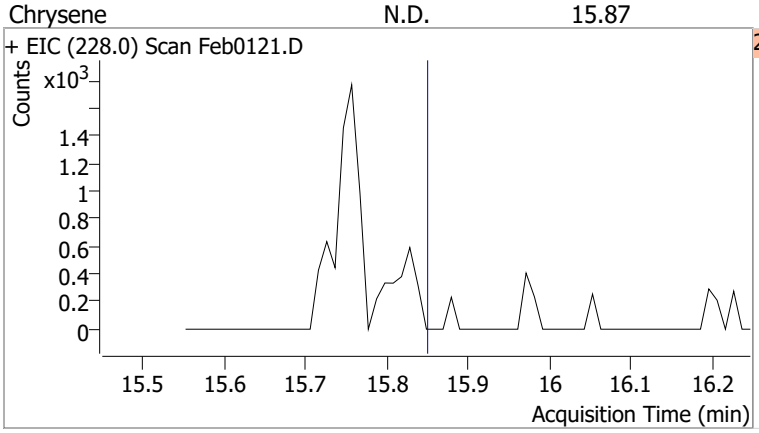

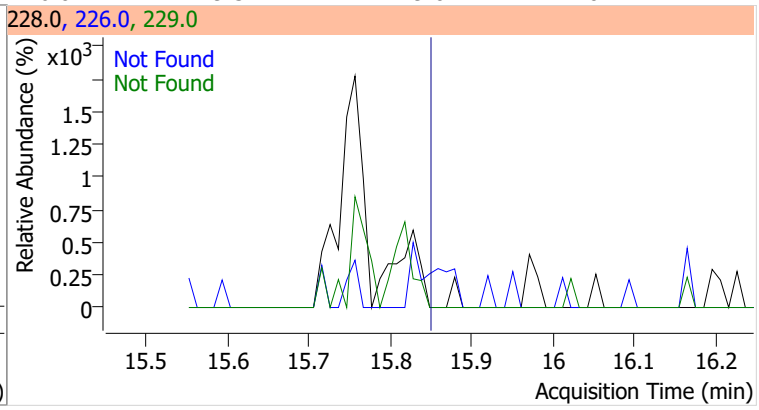

Compound	Conc.	Exp RT	QIon	Exp Ratio
3,3-Dichlorobenzidine	N.D.	15.90	254.0	64.5

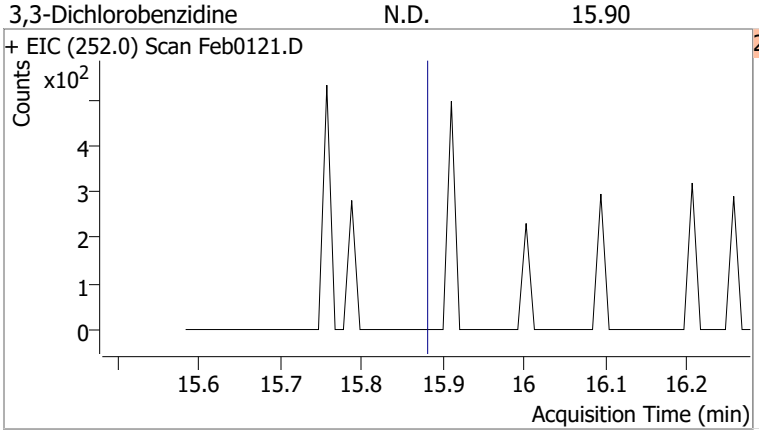

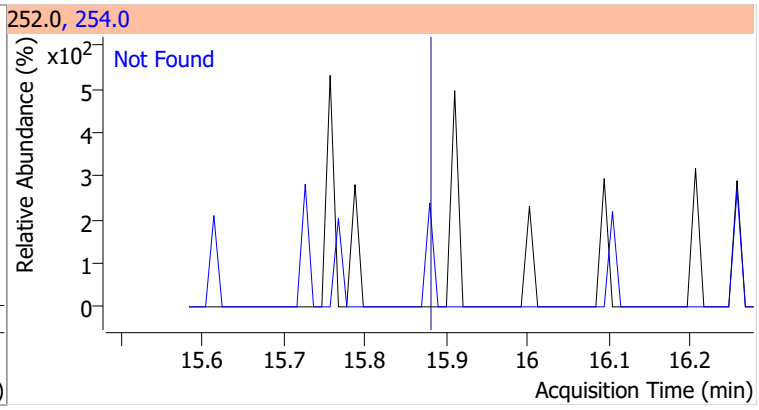

Compound	Conc.	Exp RT	QIon	Exp Ratio	QIon	Exp Ratio
bis(2-ethylhexyl)Phthalate	N.D.	16.60	149.0	385.7	279.0	15.3

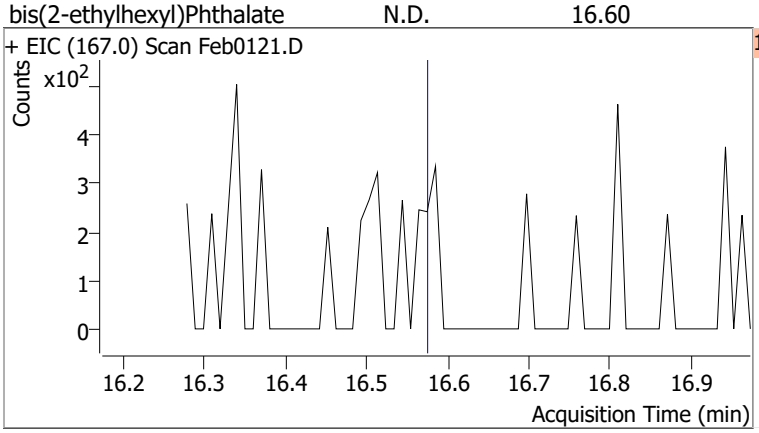

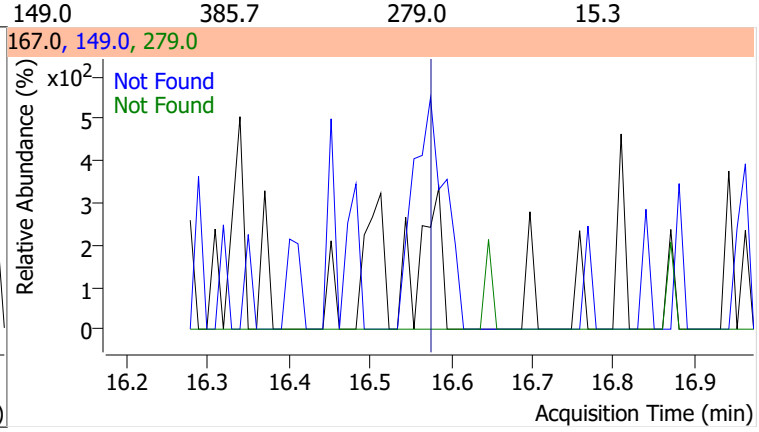

Compound	Conc.	Exp RT	QIon	Exp Ratio
Di-n-octyl Phthalate	N.D.	18.29	150.0	9.5

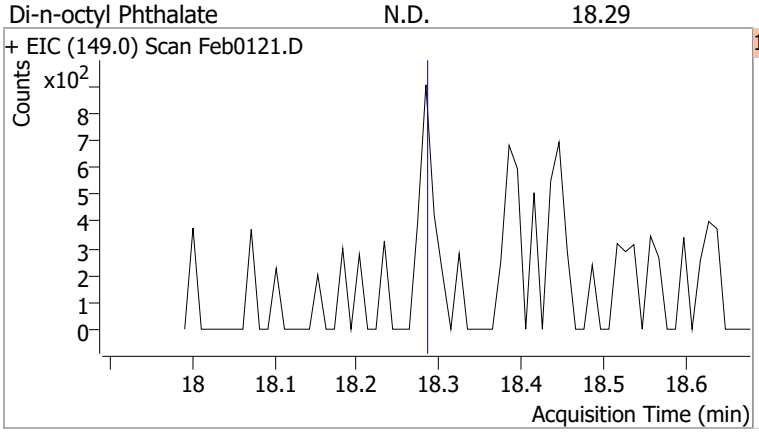

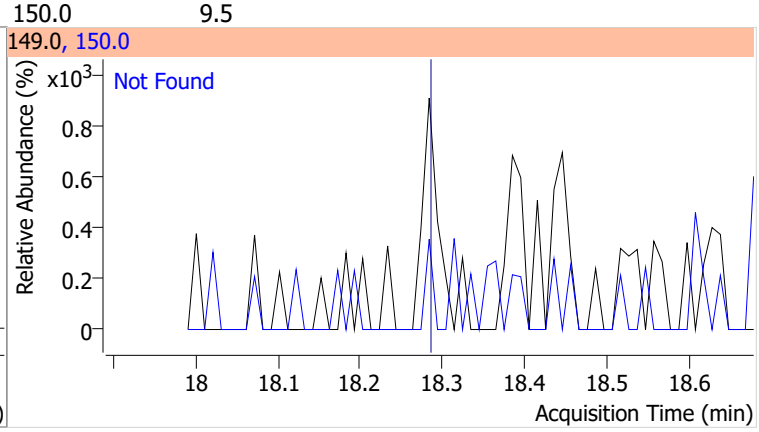

Compound	Conc.	Exp RT	QIon	Exp Ratio
Benzo(b)fluoranthene	N.D.	18.55	253.0	22.5

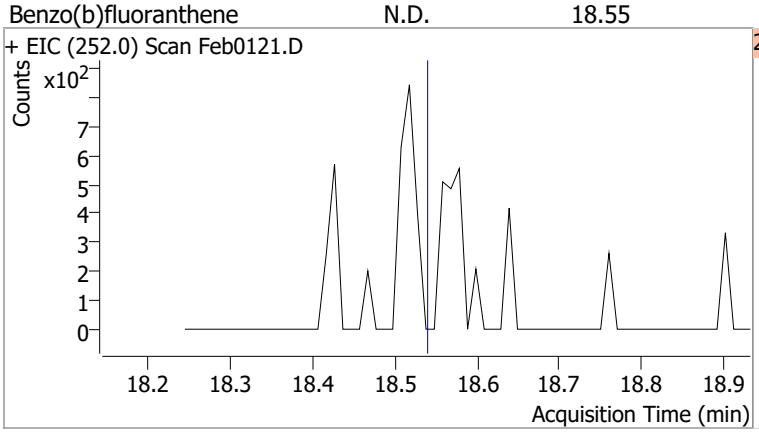

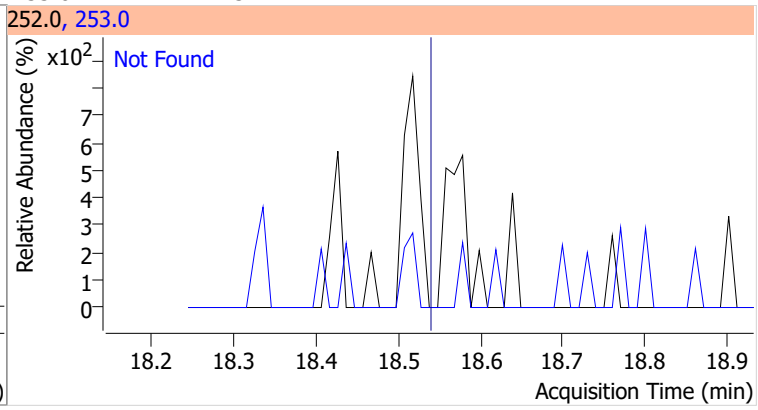

Compound	Conc.	Exp RT	QIon	Exp Ratio
Benzo(k)fluoranthene	N.D.	18.61	253.0	22.7

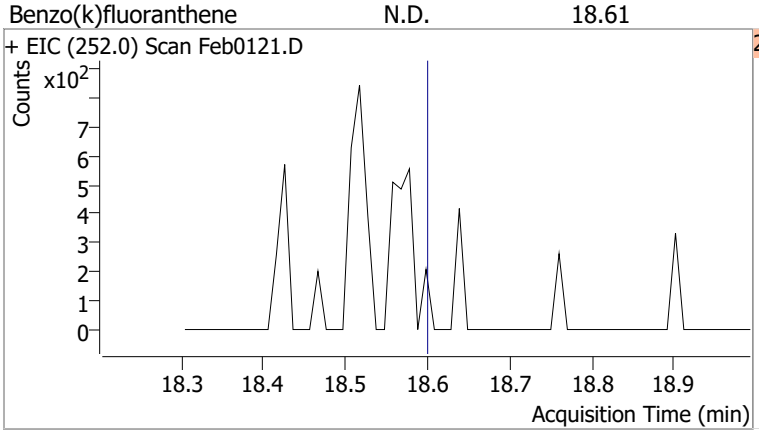

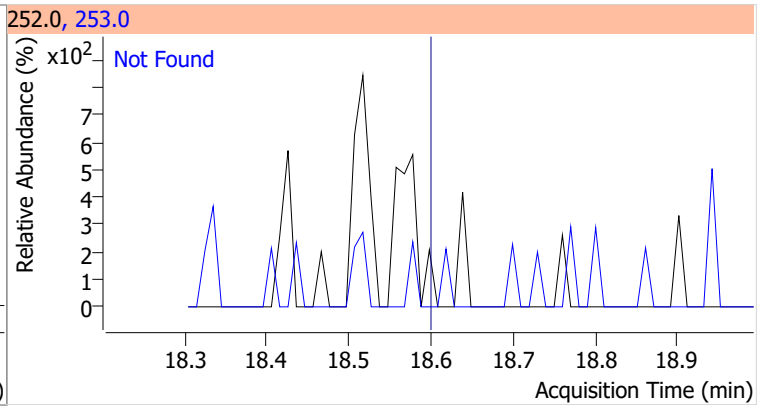

Compound	Conc.	Exp RT	QIon	Exp Ratio
Benzo(a)pyrene	N.D.	19.15	253.0	22.6

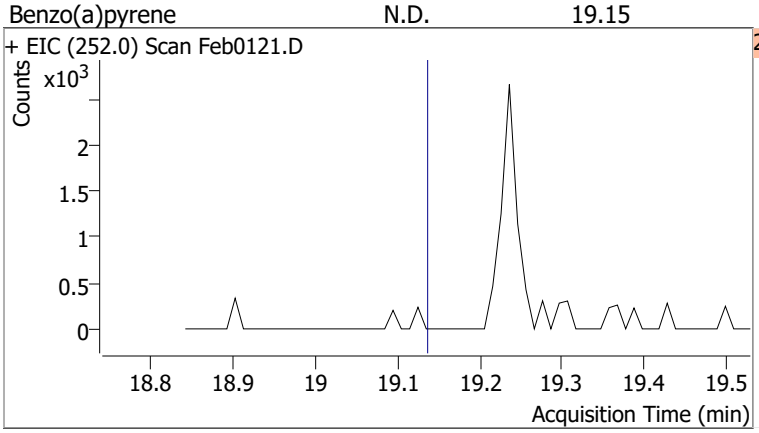

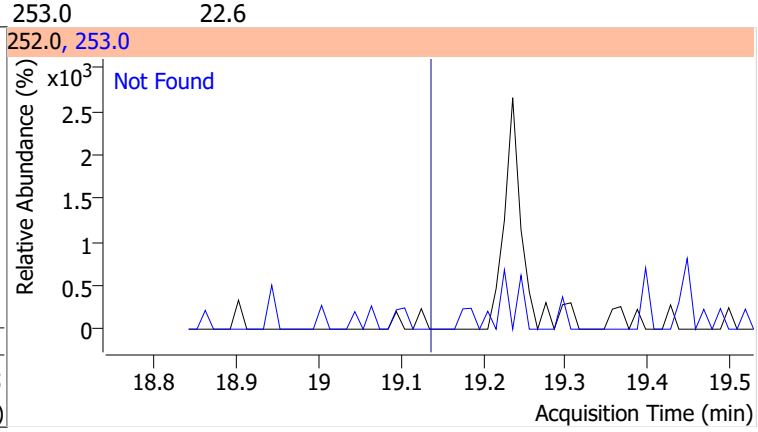

Compound	Conc.	Exp RT	QIon	Exp Ratio
Indeno(1,2,3-c,d)pyrene	N.D.	20.91	138.0	28.9

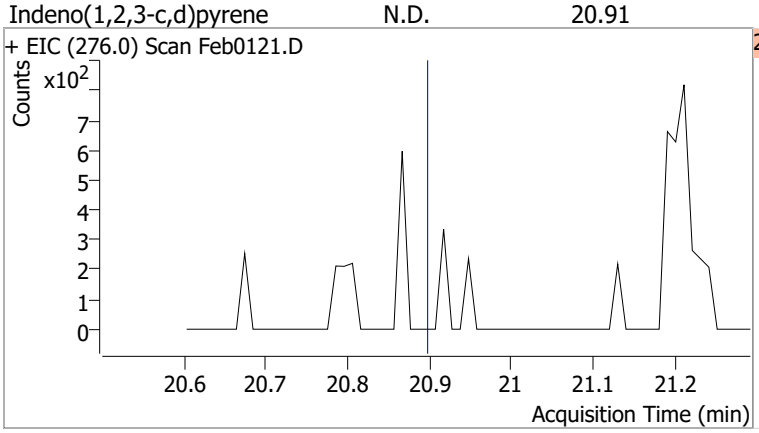

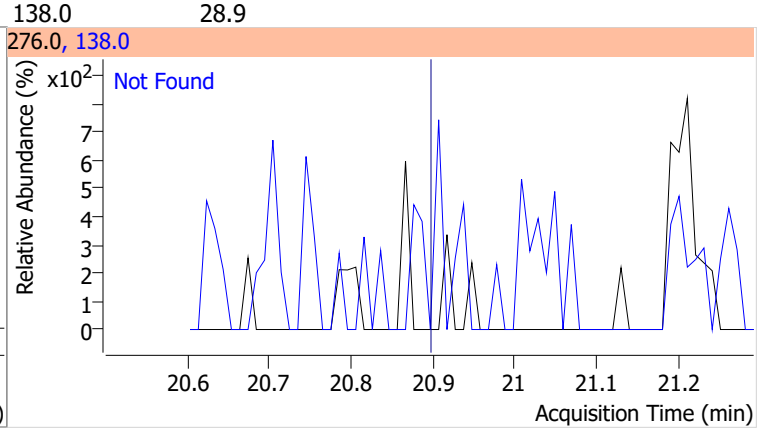

Compound	Conc.	Exp RT	QIon	Exp Ratio	QIon	Exp Ratio
Dibenzo(a,h)anthracene	N.D.	20.97	139.0	24.4	279.0	23.7

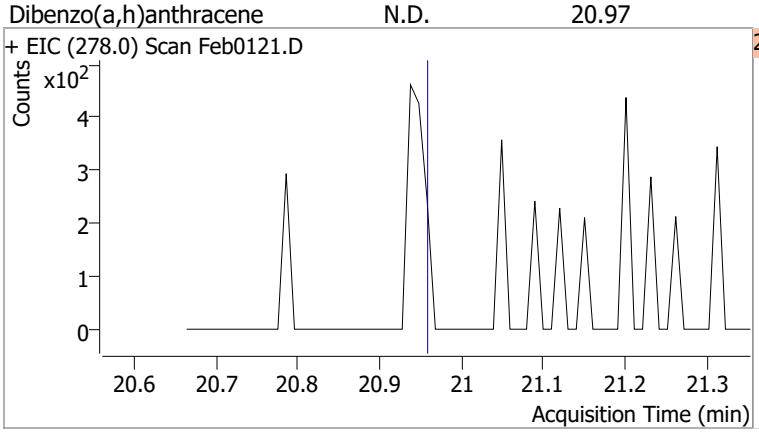

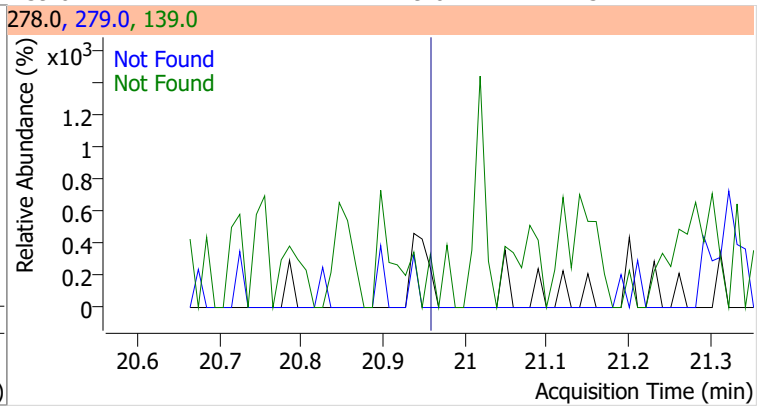

Compound	Conc.	Exp RT	QIon	Exp Ratio	QIon	Exp Ratio
Benzo(g,h,i)perylene	N.D.	21.24	138.0	32.5	277.0	24.1

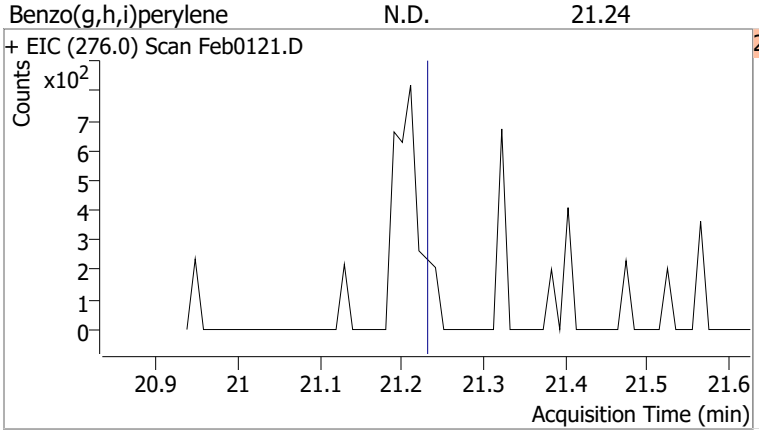

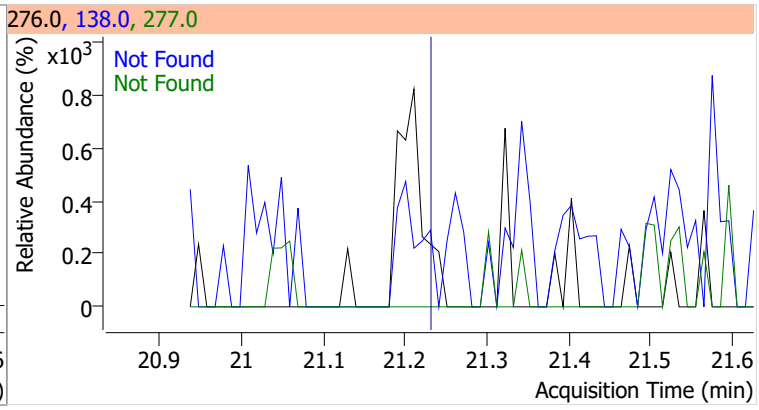

Quantitation Results Report (QT Reviewed)

Data File	Feb0122.D	Operator	LIMS import
Acq. Method	BNA+SIM.M	Acq. Date-Time	2/2/2022 4:06:34 AM
Sample Name	B22011131-001C	Instrument	Instrument #1
Vial	22	Multiplier	1.00
DA Method File		Comment	SVOC-8270-W-LARGO
Tune File	dftppdsm.u	Tune Date	1/25/2022 7:52:00 PM
Batch Name	020122 DoD BNA cal.batch.bin	Last Calib Update	2/2/2022 4:05:51 PM
Ref Library	D:\Org\Library\NIST129K.l		

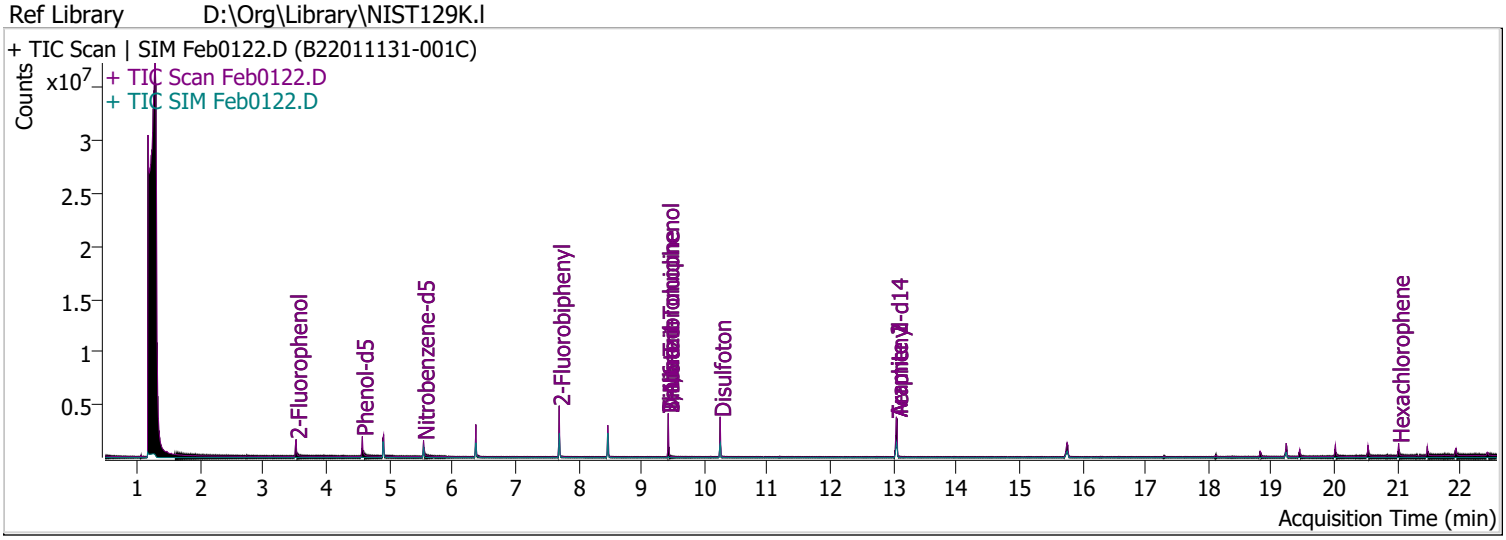

Compound	RT	QIon	Resp.	Conc.	Units		Dev(Min)
Internal Standards							
System Monitoring Compounds							
S 2-Fluorophenol	3.521	112.0	602834	61.6416	µg/L		0.000
Spiked Amount: 200.000	Range: 10.0 - 75.0%			Recovery = 30.82%			
S Phenol-d5	4.573	99.0	770602	59.9305	µg/L		0.000
Spiked Amount: 200.000	Range: 10.0 - 65.0%			Recovery = 29.97%			
S Nitrobenzene-d5	5.543	82.0	401480	60.0220	µg/L		-0.010
Spiked Amount: 100.000	Range: 32.0 - 94.0%			Recovery = 60.02%			
S 2-Fluorobiphenyl	7.697	172.0	1430861	62.3634	µg/L		0.000
Spiked Amount: 100.000	Range: 28.0 - 107.0%			Recovery = 62.36%			
S 2,4,6-Tribromophenol	9.428	329.8	303811	159.7154	µg/L		0.000
Spiked Amount: 200.000	Range: 25.0 - 140.0%			Recovery = 79.86%			
S Terphenyl-d14	13.058	244.3	2282757	97.3766	µg/L		0.000
Spiked Amount: 100.000	Range: 32.0 - 122.0%			Recovery = 97.38%			
Target Compounds							**QValue**
T N-Nitrosodimethylamine	0.000		0	N.D.			
T Pyridine	0.000		0	N.D.			
T Aniline	0.000		0	N.D.			
T Phenol	0.000		0	N.D.			
T bis(-2-Chloroethyl)Ether	4.910	63.0	0		µg/L	md	1
T 2-Chlorophenol	0.000		0	N.D.			
T 1,3-Dichlorobenzene	0.000		0	N.D.			
T 1,4-Dichlorobenzene	0.000		0	N.D.			
T 1,2-Dichlorobenzene	0.000		0	N.D.			
T Benzyl Alcohol	0.000		0	N.D.			
T 2-Methylphenol	0.000		0	N.D.			
T bis(2-chloroisopropyl)Ether	0.000		0	N.D.			
T N-nitroso-Di-n-propylamine	5.543	70.0	0		µg/L	md	1
T 4Methylphenol/3Methylphenol	0.000		0	N.D.			
T Hexachloroethane	0.000		0	N.D.			

Compound	RT	QIon	Resp.	Conc.	Units		Dev(Min)
T Nitrobenzene	0.000		0	N.D.			
T Isophorone	5.614	82.0	0		µg/L	md	1
T 2-Nitrophenol	0.000		0	N.D.			
T 2,4-Dimethylphenol	0.000		0	N.D.			
T bis(-2-Chloroethoxy)Methane	0.000		0	N.D.			
T 2,4-Dichlorophenol	0.000		0	N.D.			
T Benzoic Acid	0.000		0	N.D.			
T 1,2,4-Trichlorobenzene	0.000		0	N.D.			
T Naphthalene	0.000		0	N.D.			
T 4-Chlorophenol	0.000		0	N.D.			
T p-Chloroaniline	0.000		0	N.D.			
T Hexachlorobutadiene	0.000		0	N.D.			
T 4-Chloro-2-Methylphenol	0.000		0	N.D.			
T 4-Chloro-3-Methylphenol	0.000		0	N.D.			
T 2-Methylnaphthalene	0.000		0	N.D.			
T 1-Methylnaphthalene	0.000		0	N.D.			
T Hexachlorocyclopentadiene	0.000		0	N.D.			
T 2,4,6-Trichlorophenol	0.000		0	N.D.			
T 2,4,5-Trichlorophenol	0.000		0	N.D.			
T 2-Chloronaphthalene	0.000		0	N.D.			
T 2-Nitroaniline	7.697	65.0	0		µg/L	md	1
T Dimethyl Phthalate	8.466	163.0	0		µg/L	md	1
T 2,6-Dinitrotoluene	8.466	165.0	0		µg/L	md	1
T Acenaphthylene	0.000		0	N.D.			
T 3-Nitroaniline	0.000		0	N.D.			
T Acenaphthene	0.000		0	N.D.			
T 2,4-Dinitrophenol	8.517	184.0	0		µg/L	md	1
T Dibenzofuran	0.000		0	N.D.			
T 4-Nitrophenol	0.000		0	N.D.			
T 2,4-Dinitrotoluene	8.466	165.0	0		µg/L	md	1
T Diethylphthalate	0.000		0	N.D.			
T Fluorene	0.000		0	N.D.			
T 4-Chlorophenyl-phenylether	0.000		0	N.D.			
T 4-Nitroaniline	0.000		0	N.D.			
T 4,6-Dinitro-2-methylphenol	9.428	198.0	0		µg/L	md	1
T N-nitrosodiphenylamine	0.000		0	N.D.			
T Azobenzene	0.000		0	N.D.			
T 4-Bromophenyl-phenylether	0.000		0	N.D.			
T Hexachlorobenzene	0.000		0	N.D.			
T Pentachlorophenol	0.000		0	N.D.			
T Phenanthrene	0.000		0	N.D.			
T Anthracene	0.000		0	N.D.			
T Triallate	0.000		0	N.D.			
T Carbazole	0.000		0	N.D.			
T o-Terphenyl	0.000		0	N.D.			
T Di-n-Butylphthalate	0.000		0	N.D.			
T Fluoranthene	0.000		0	N.D.			
T Benzidine	0.000		0	N.D.			
T Pyrene	0.000		0	N.D.			
T Butylbenzylphthalate	0.000		0	N.D.			
T Benzo(a)Anthracene	0.000		0	N.D.			
T Chrysene	0.000		0	N.D.			
T 3,3-Dichlorobenzidine	0.000		0	N.D.			
T bis(2-ethylhexyl)Phthalate	0.000		0	N.D.			
T Di-n-octyl Phthalate	0.000		0	N.D.			

Compound	RT	QIon	Resp.	Conc.	Units	Dev(Min)
T Benzo(b)fluoranthene	0.000		0	N.D.		
T Benzo(k)fluoranthene	0.000		0	N.D.		
T Benzo(a)pyrene	0.000		0	N.D.		
T Indeno(1,2,3-c,d)pyrene	0.000		0	N.D.		
T Dibenzo(a,h)anthracene	0.000		0	N.D.		
T Benzo(g,h,i)perylene	0.000		0	N.D.		

(#) = Qualifier Out of Range; (m) = Manual Integration; (+) = Area Summed; (*) = Surrogate Percent Recovery Out of Range; (d): Zeroed Peak

Compound	Conc.	Exp RT	QIon	Exp Ratio
N-Nitrosodimethylamine	N.D.	2.15	42.0	130.1

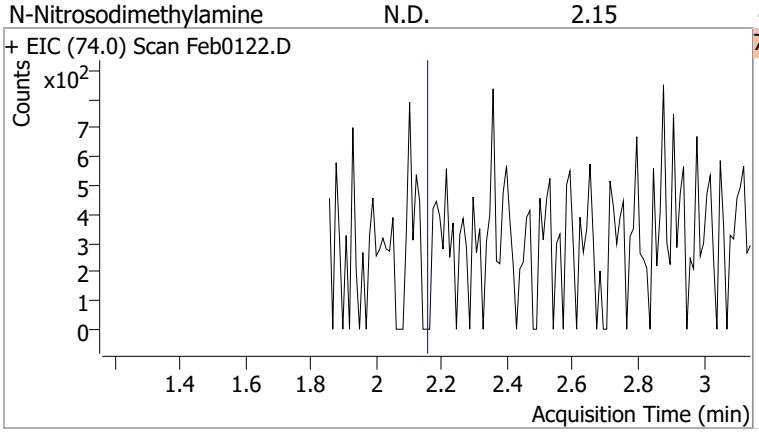

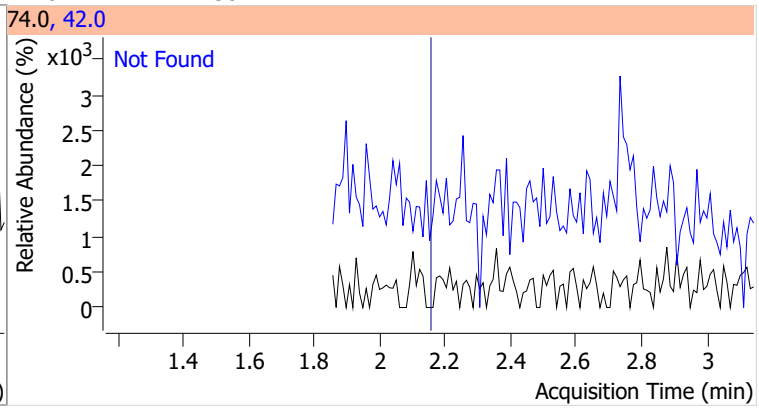

Compound	Conc.	Exp RT	QIon	Exp Ratio
Pyridine	N.D.	2.18	52.0	101.7

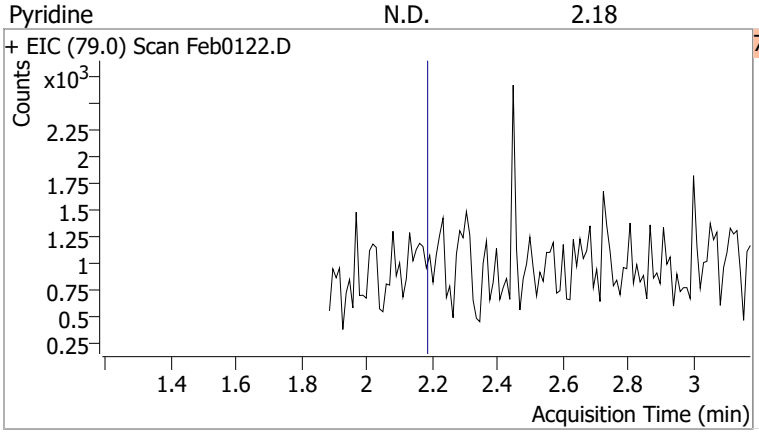

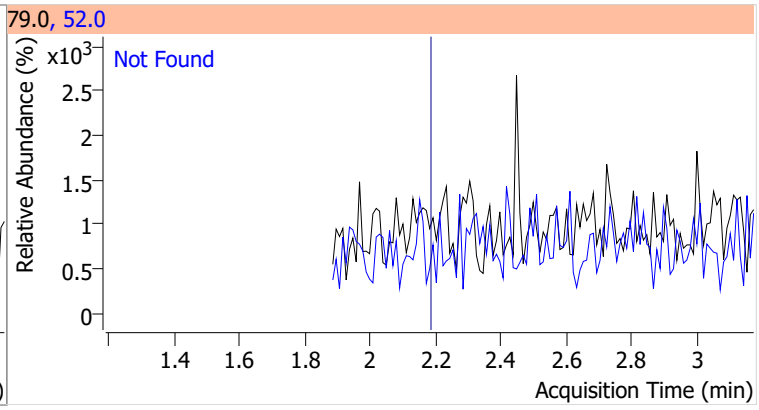

Compound	Conc.	RT	Dev(Min)	Resp.	QIon	QRatio	Lower	Upper
2-Fluorophenol	61.6416	3.52	0.00	602834	64.0	49.1	35.8	66.4
					92.0	19.5	14.3	26.6

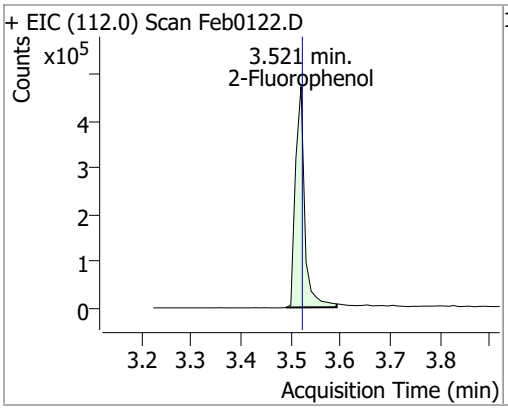

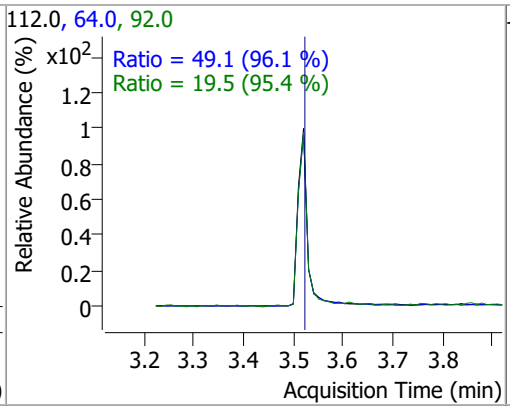

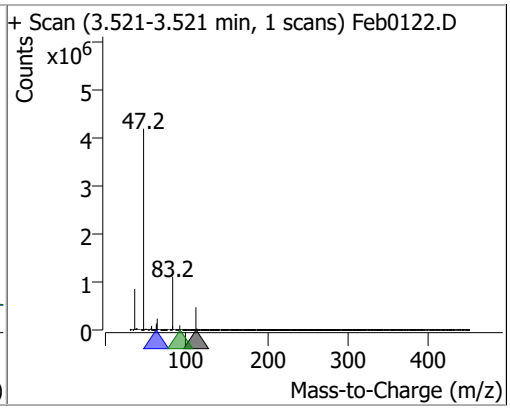

Compound	Conc.	Exp RT	QIon	Exp Ratio	QIon	Exp Ratio
Aniline	N.D.	4.55	66.0	35.1	65.0	18.0

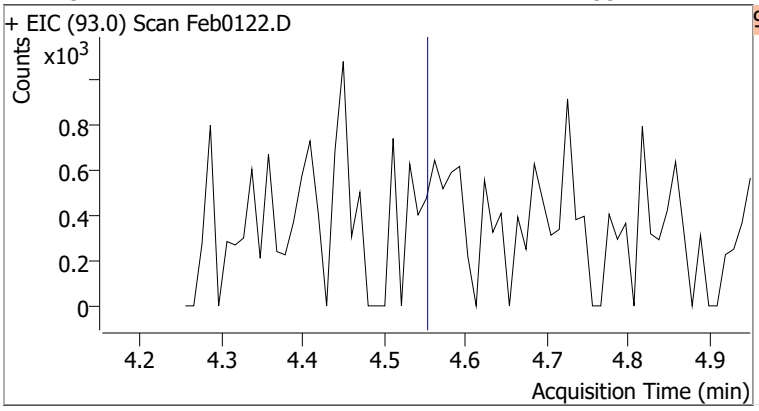

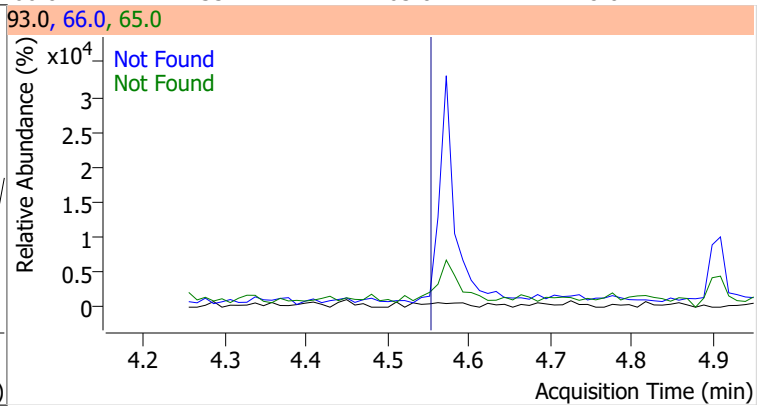

Quantitation Results Report (QT Reviewed)

Compound	Conc.	RT	Dev(Min)	Resp.	QIon	QRatio	Lower	Upper
Phenol-d5	59.9305	4.57	0.00	770602	71.0	32.9	23.8	44.2

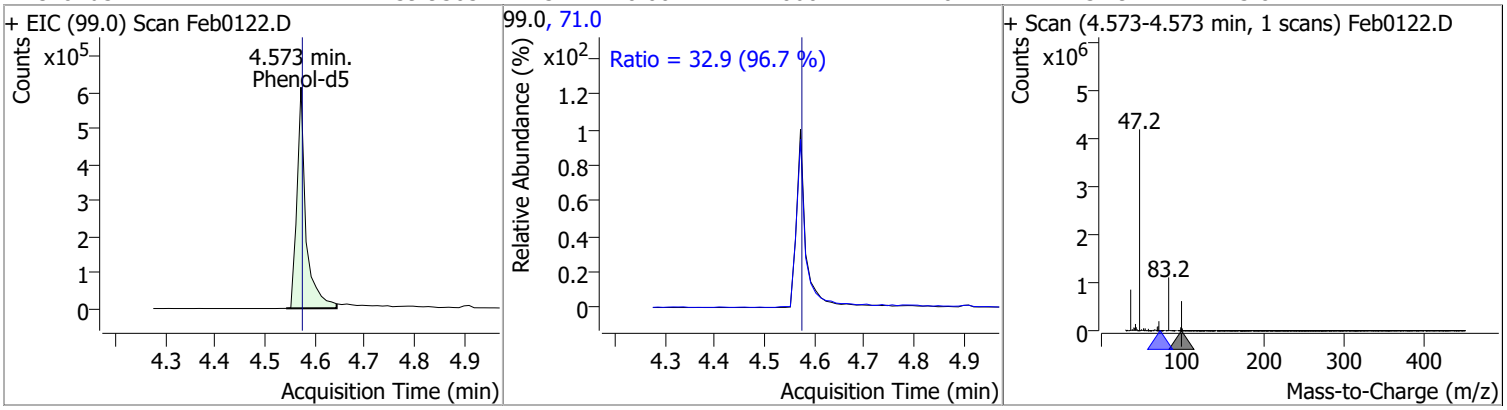

Compound	Conc.	Exp RT	QIon	Exp Ratio
Phenol	N.D.	4.59	66.0	43.8

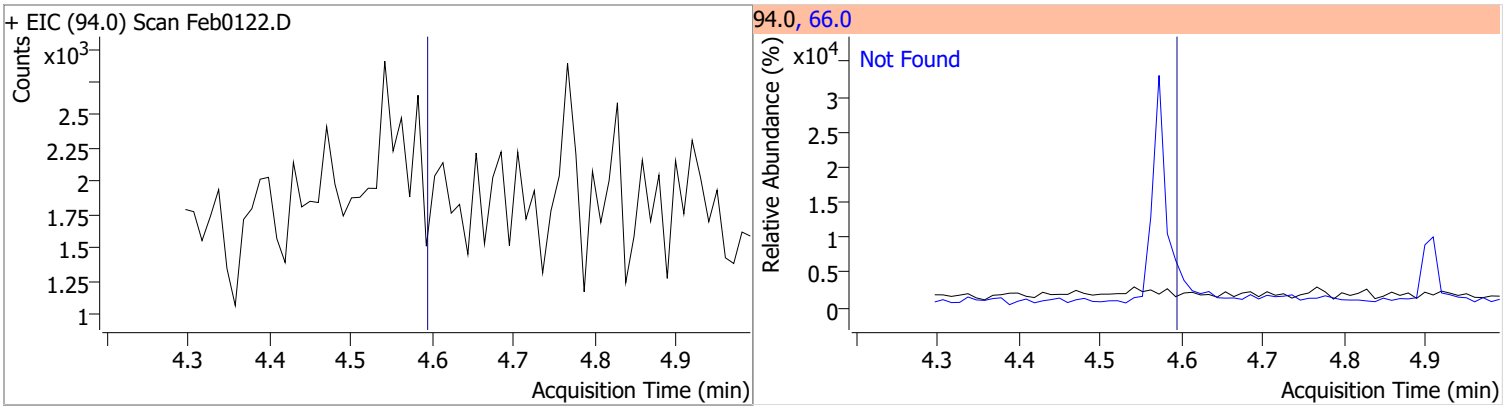

Compound	Conc.	RT	Dev(Min)	Resp.	QIon	QRatio	Lower	Upper
bis(-2-Chloroethyl)Ether		0		0	64.0		2.4	4.5

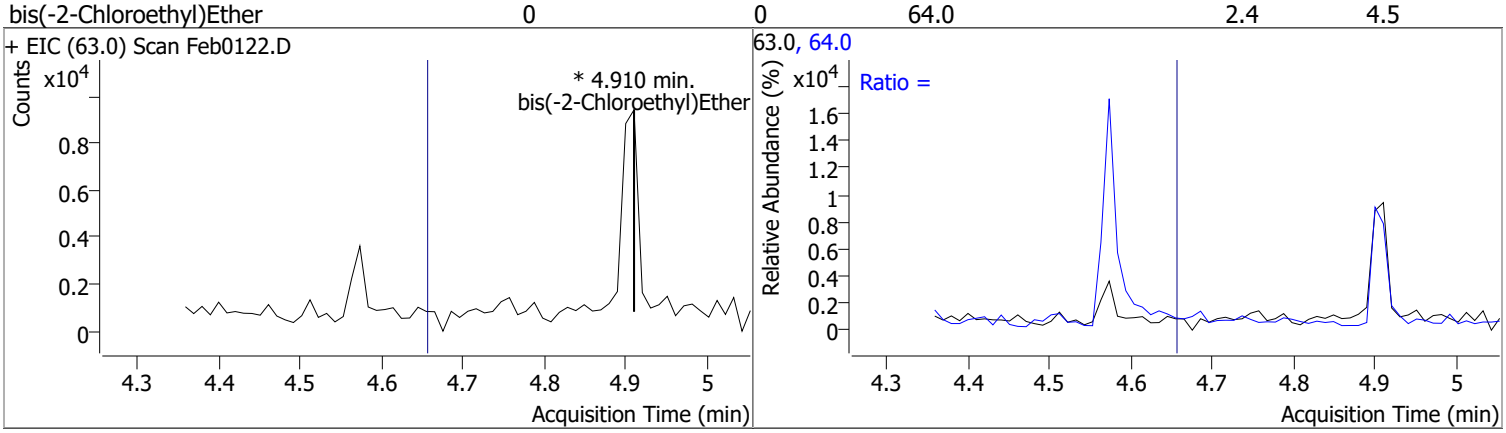

Compound	Conc.	Exp RT	QIon	Exp Ratio
2-Chlorophenol	N.D.	4.68	130.0	31.8

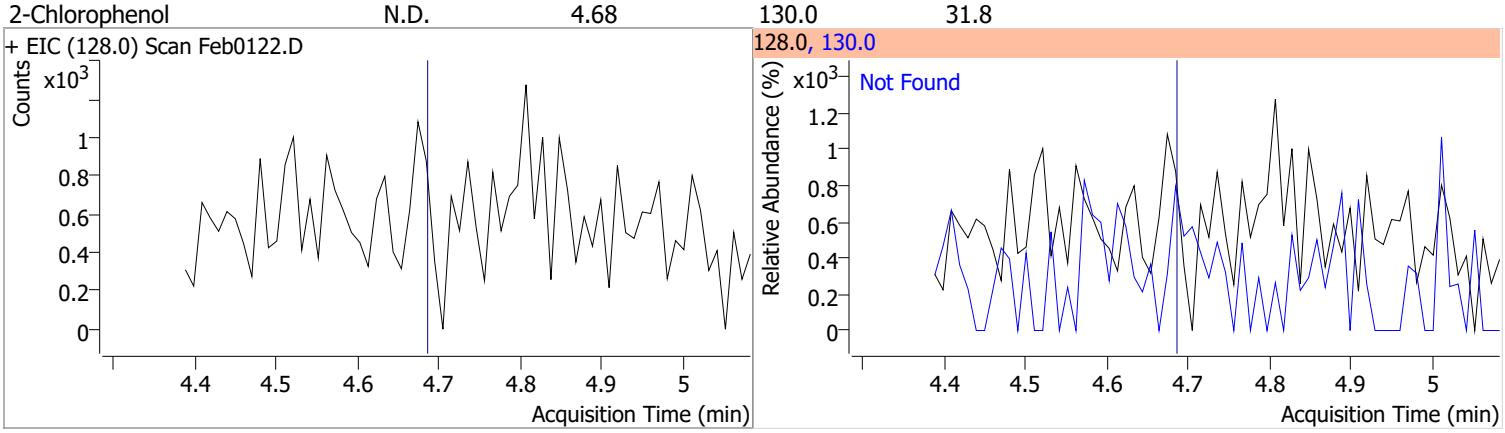

Quantitation Results Report (QT Reviewed)

Compound	Conc.	Exp RT	QIon	Exp Ratio	QIon	Exp Ratio
1,3-Dichlorobenzene	N.D.	4.84	148.0	62.2	111.0	35.9

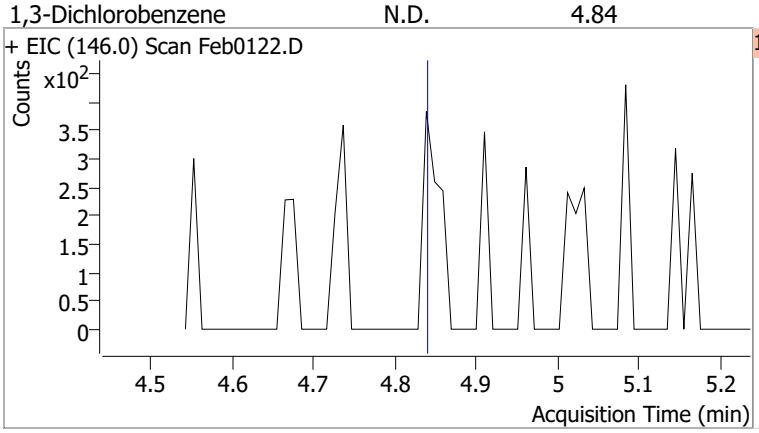

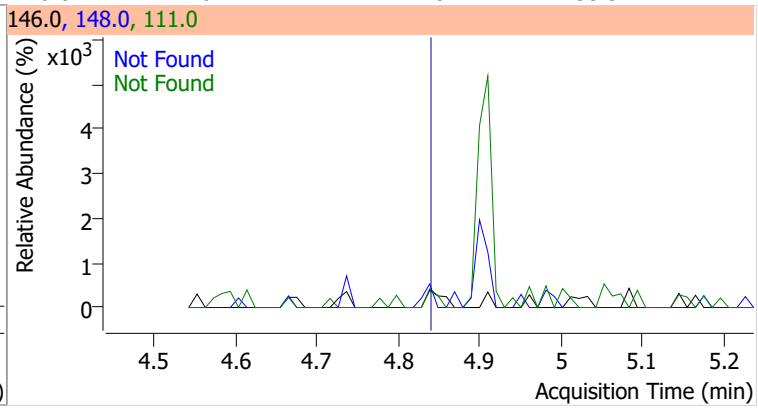

Compound	Conc.	Exp RT	QIon	Exp Ratio	QIon	Exp Ratio
1,4-Dichlorobenzene	N.D.	4.93	148.0	64.1	111.0	35.1

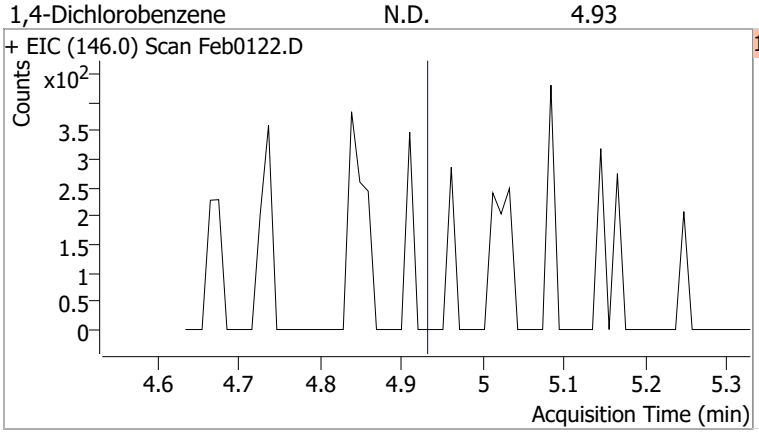

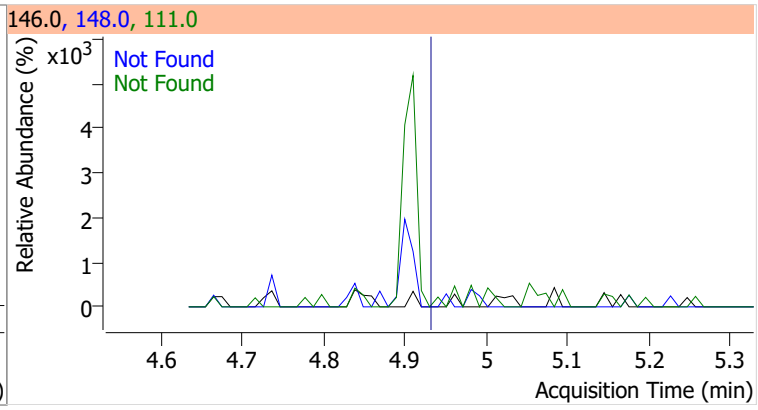

Compound	Conc.	Exp RT	QIon	Exp Ratio	QIon	Exp Ratio
1,2-Dichlorobenzene	N.D.	5.09	148.0	62.9	111.0	36.7

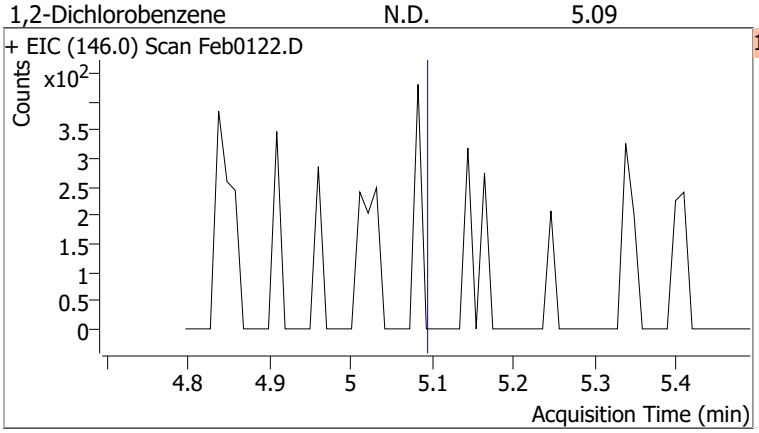

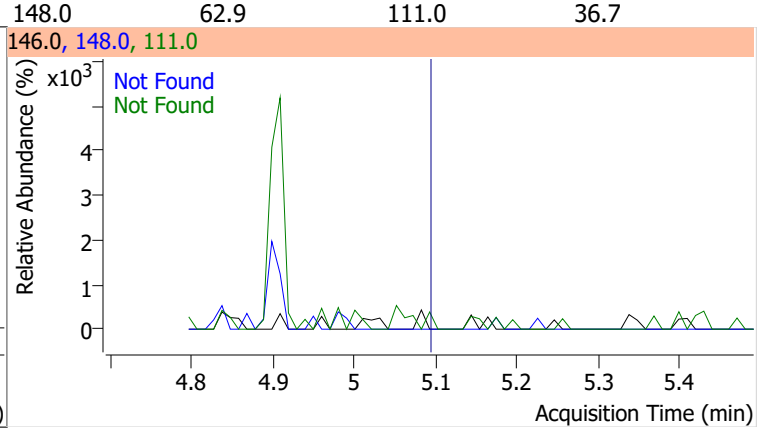

Compound	Conc.	Exp RT	QIon	Exp Ratio	QIon	Exp Ratio
Benzyl Alcohol	N.D.	5.10	79.0	118.4	107.0	64.5

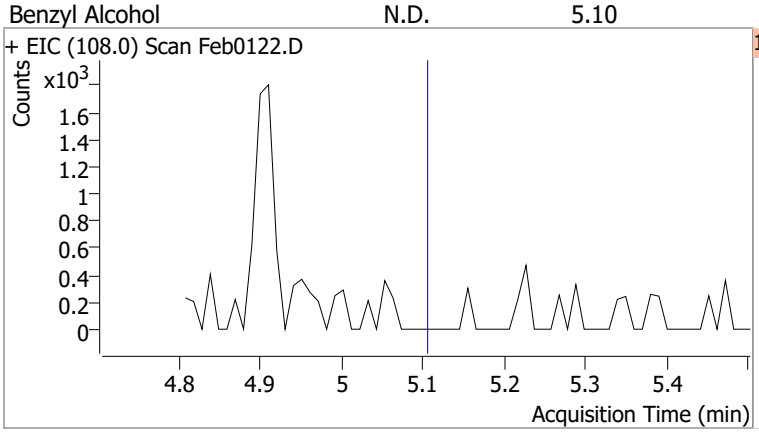

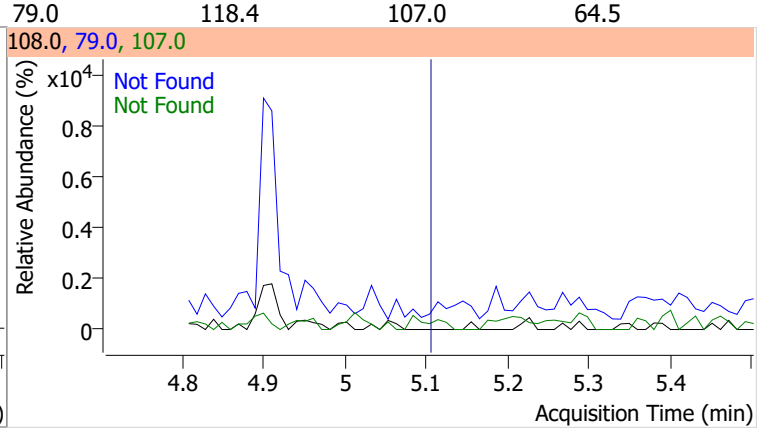

Compound	Conc.	Exp RT	QIon	Exp Ratio
2-Methylphenol	N.D.	5.26	108.0	116.3

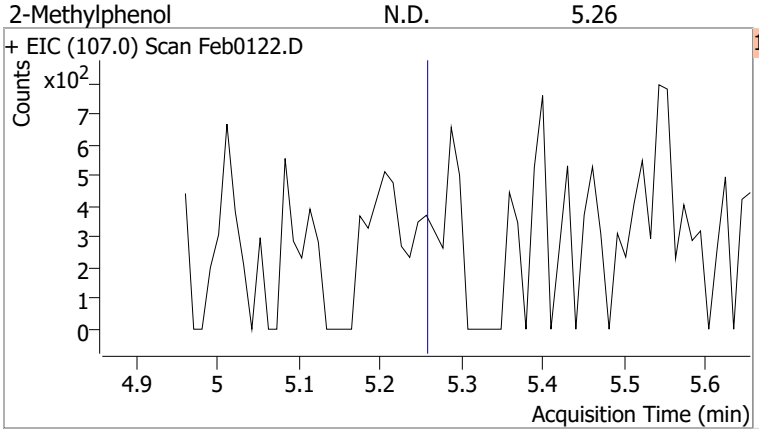

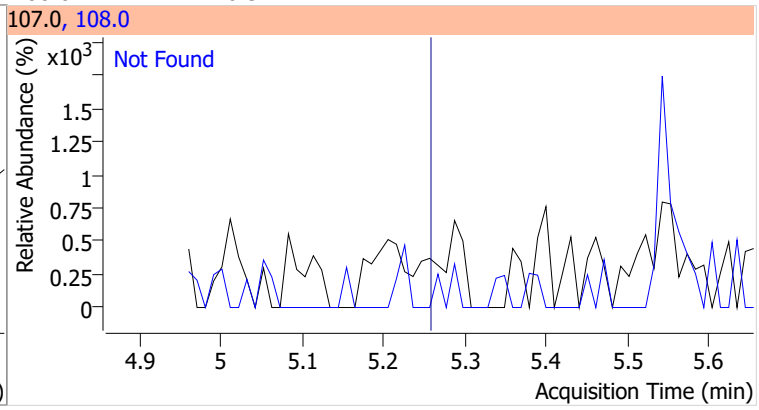

Compound	Conc.	Exp RT	QIon	Exp Ratio
bis(2-chloroisopropyl)Ether	N.D.	5.27	123.0	32.8

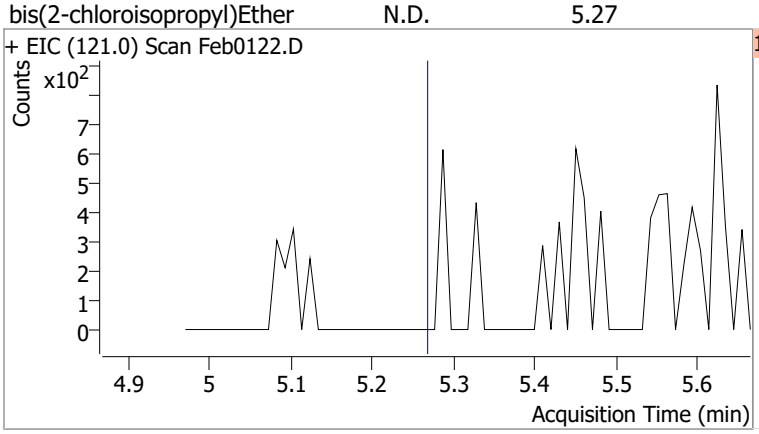

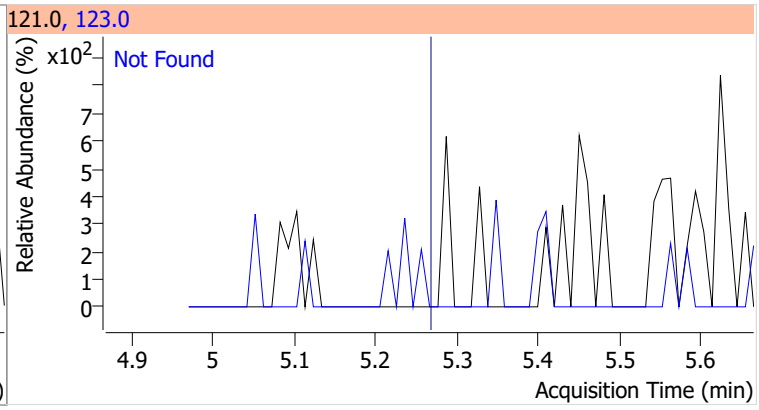

Compound	Conc.	RT	Dev(Min)	Resp.	QIon	QRatio	Lower	Upper
N-nitroso-Di-n-propylamine		0		0	130.0		0.0	35.1

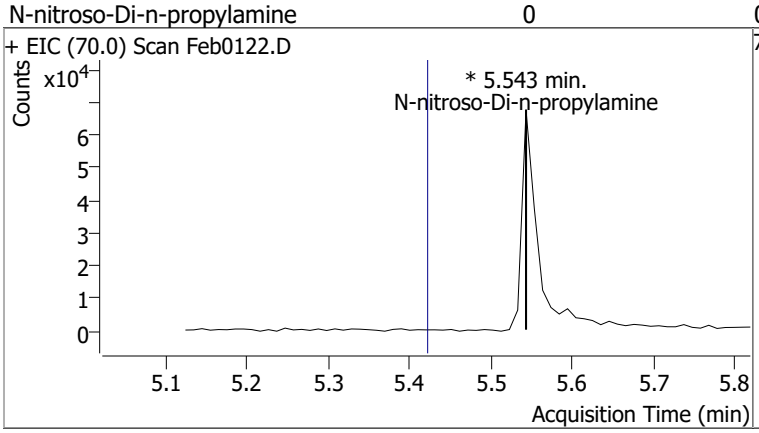

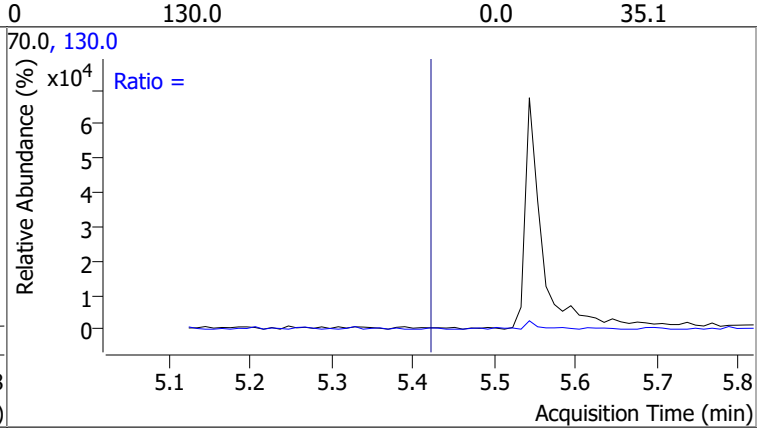

Compound	Conc.	Exp RT	QIon	Exp Ratio
4Methylphenol/3Methylphenol	N.D.	5.44	108.0	84.1

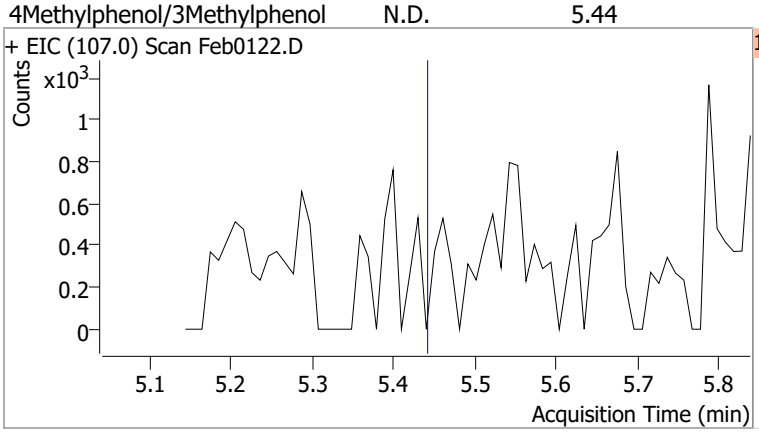

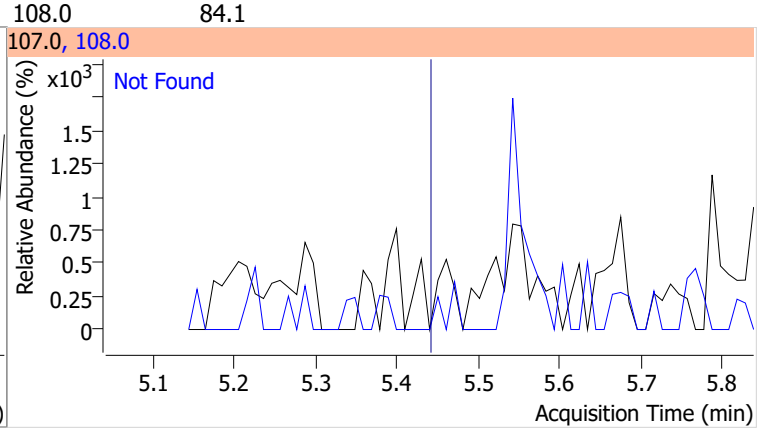

Quantitation Results Report (QT Reviewed)

Compound	Conc.	Exp RT	QIon	Exp Ratio	QIon	Exp Ratio
Hexachloroethane	N.D.	5.47	201.0	93.6	199.0	59.8

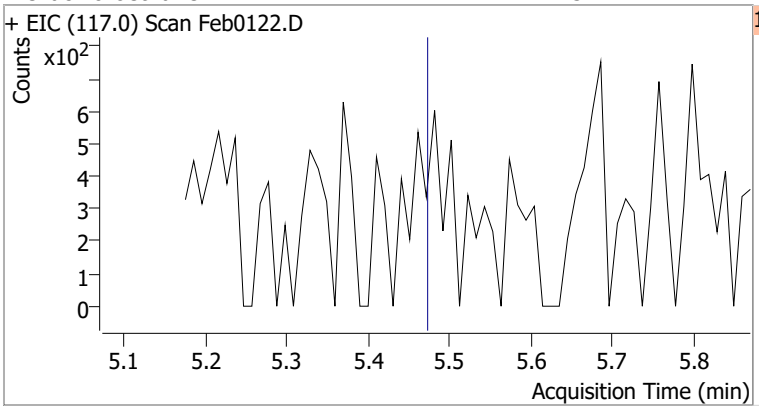

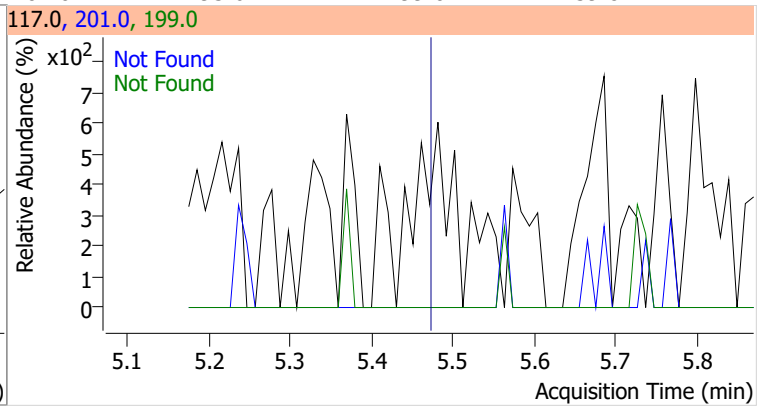

Compound	Conc.	RT	Dev(Min)	Resp.	QIon	QRatio	Lower	Upper
Nitrobenzene-d5	60.0220	5.54	-0.01	401480	54.0	62.6	44.8	83.2
					128.0	48.6	32.6	60.6

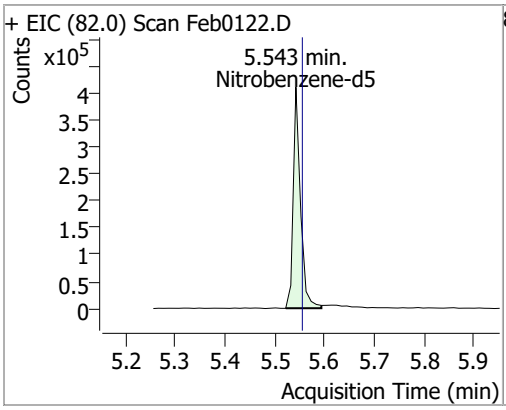

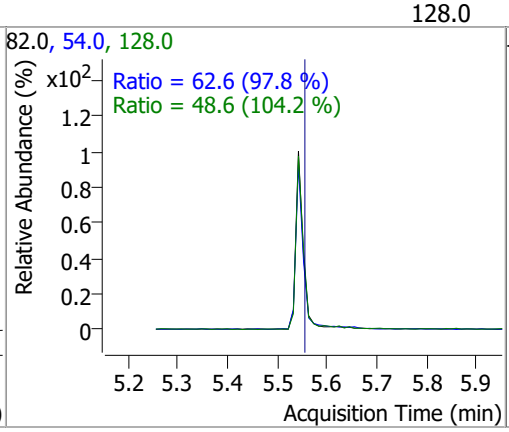

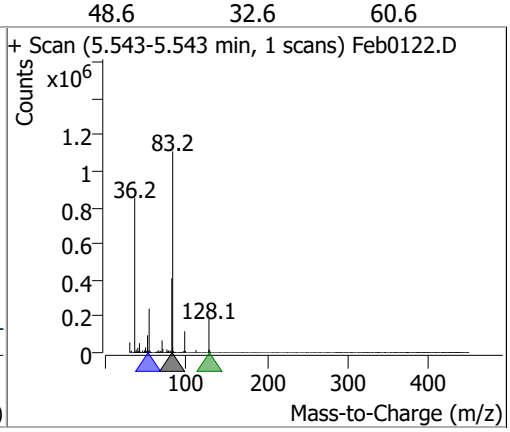

Compound	Conc.	Exp RT	QIon	Exp Ratio	QIon	Exp Ratio
Nitrobenzene	N.D.	5.57	77.0	202.4	51.0	125.5

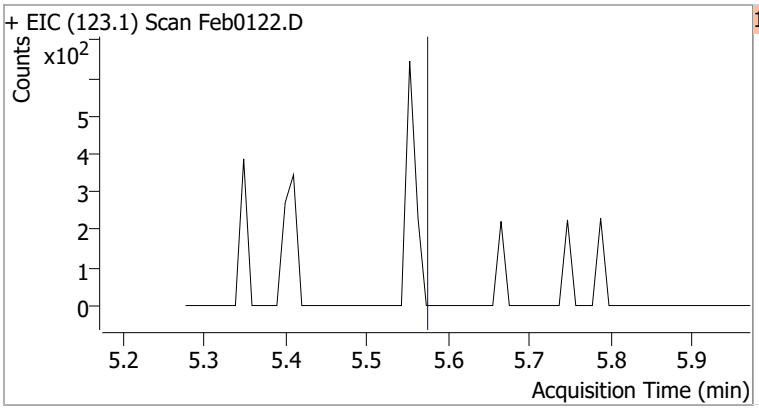

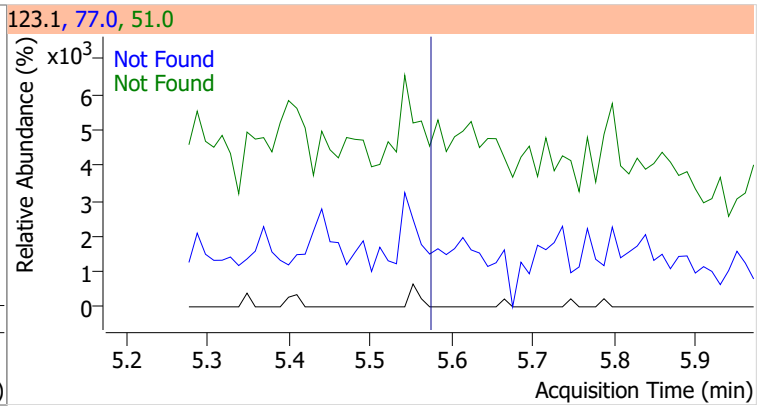

Compound	Conc.	RT	Dev(Min)	Resp.	QIon	QRatio	Lower	Upper
Isophorone		0		0	138.0		15.2	28.3

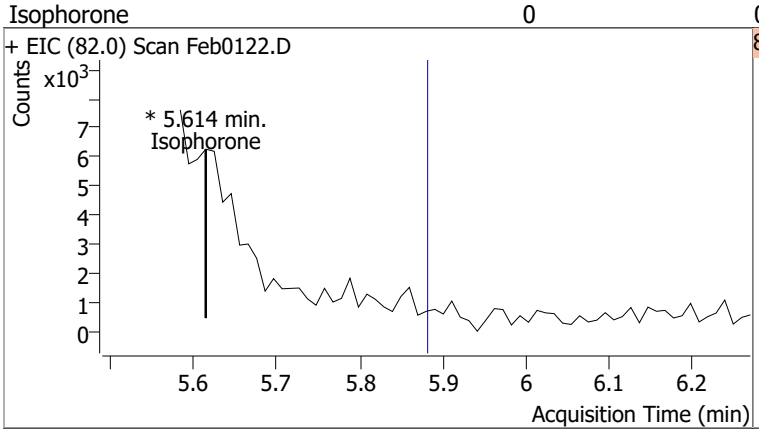

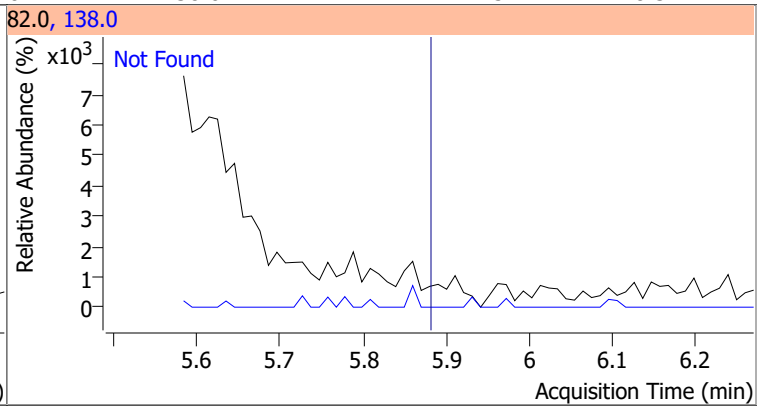

Compound	Conc.	Exp RT	QIon	Exp Ratio	QIon	Exp Ratio
2-Nitrophenol	N.D.	5.94	65.0	48.9	109.0	38.3

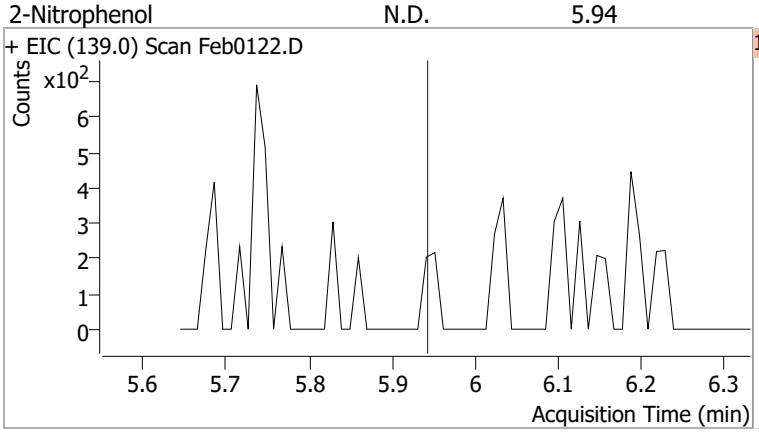

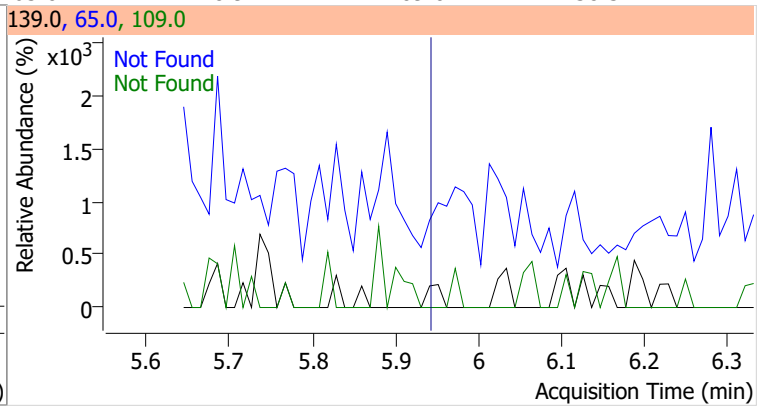

Compound	Conc.	Exp RT	QIon	Exp Ratio	QIon	Exp Ratio
2,4-Dimethylphenol	N.D.	6.05	107.0	109.0	77.0	32.4

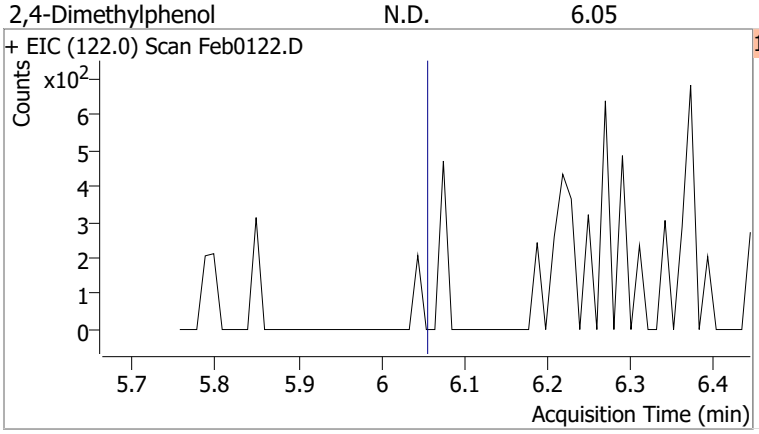

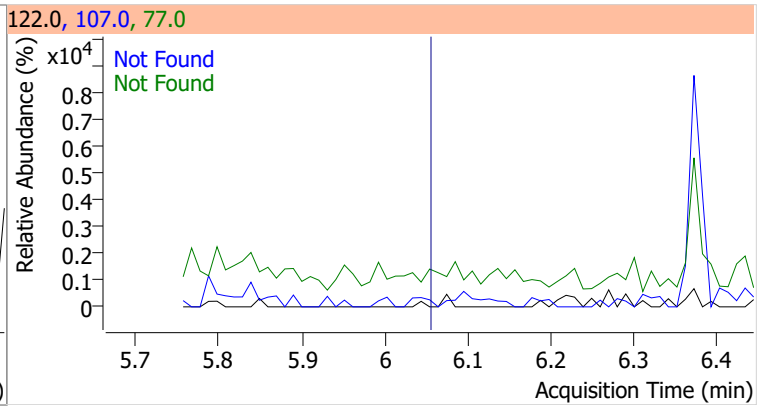

Compound	Conc.	Exp RT	QIon	Exp Ratio	QIon	Exp Ratio
bis(-2-Chloroethoxy)Methane	N.D.	6.16	63.0	68.6	95.0	32.4

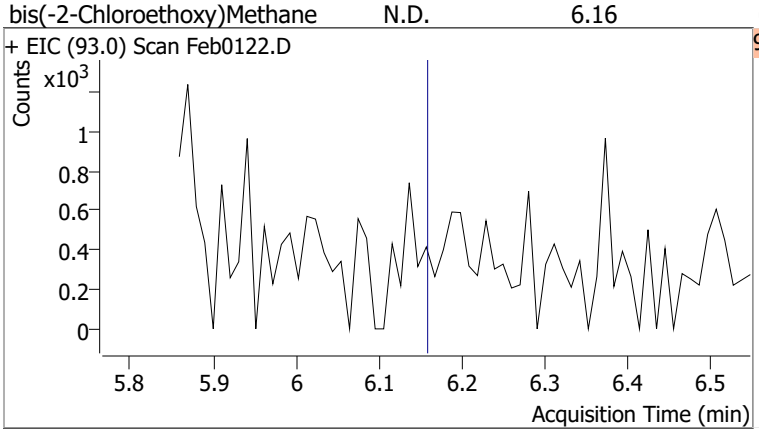

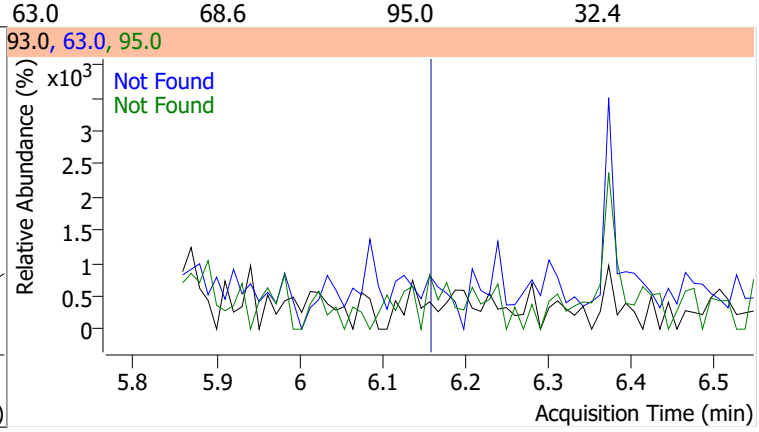

Compound	Conc.	Exp RT	QIon	Exp Ratio	QIon	Exp Ratio
2,4-Dichlorophenol	N.D.	6.25	164.0	63.2	98.0	30.8

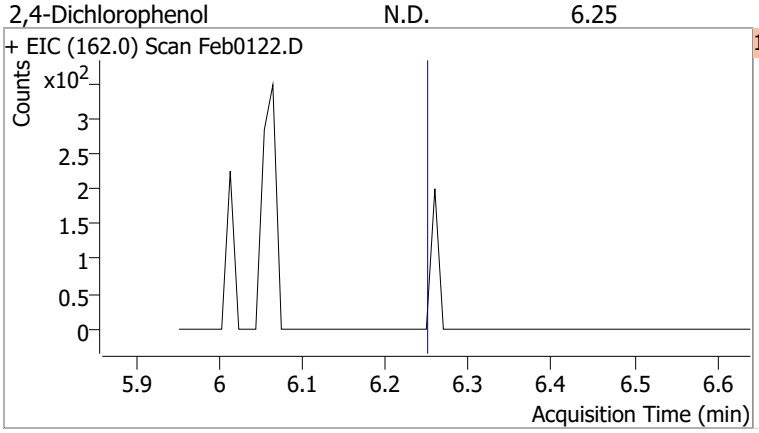

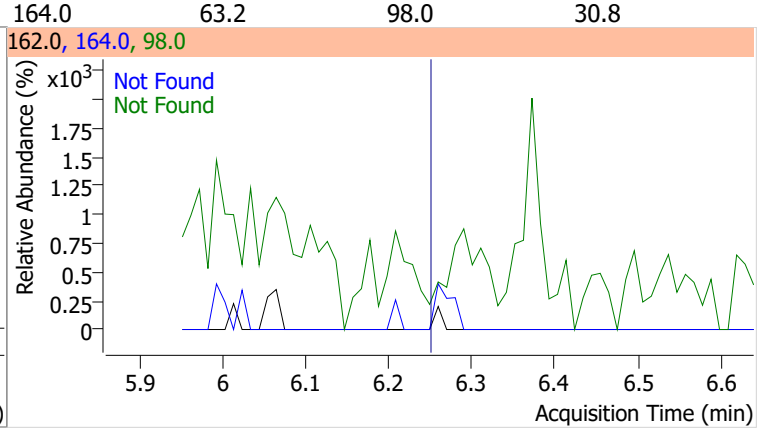

Compound	Conc.	Exp RT	QIon	Exp Ratio	QIon	Exp Ratio
Benzoic Acid	N.D.	6.27	122.0	88.6	77.0	75.0

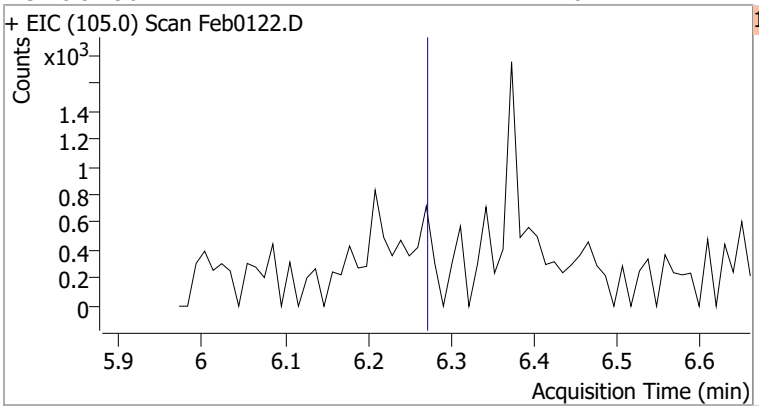

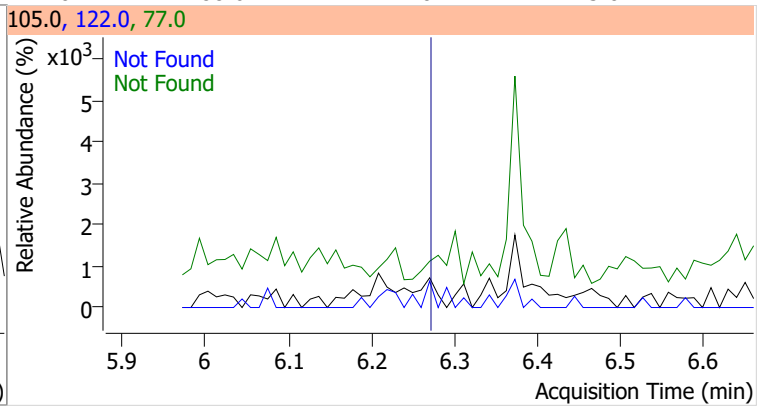

Compound	Conc.	Exp RT	QIon	Exp Ratio	QIon	Exp Ratio
1,2,4-Trichlorobenzene	N.D.	6.32	182.0	97.1	145.0	28.4

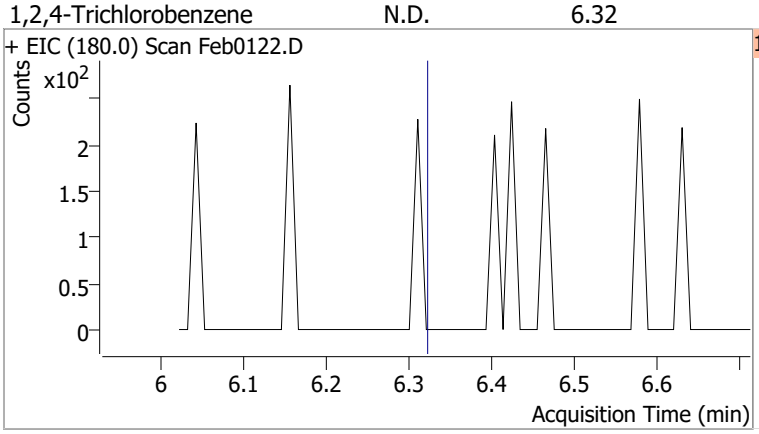

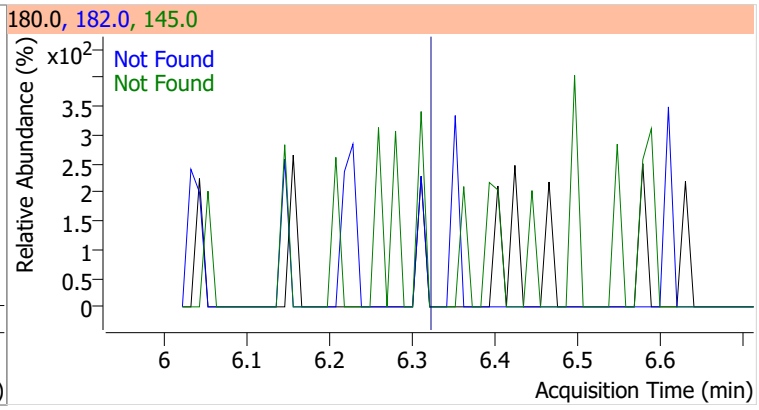

Compound	Conc.	Exp RT	QIon	Exp Ratio	QIon	Exp Ratio
Naphthalene	N.D.	6.40	129.0	11.4	102.0	9.7

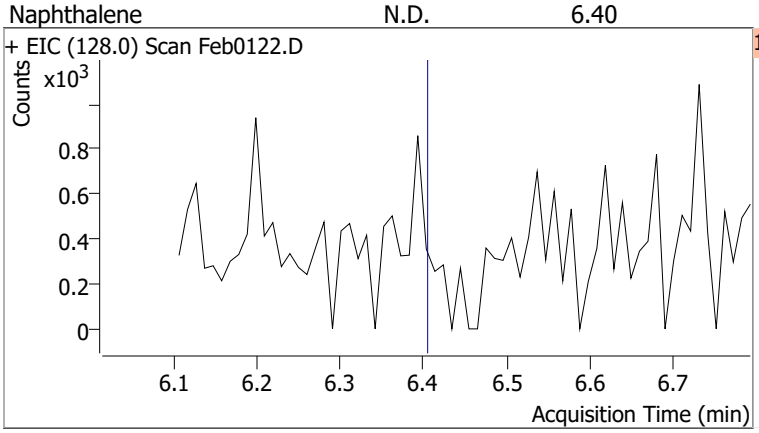

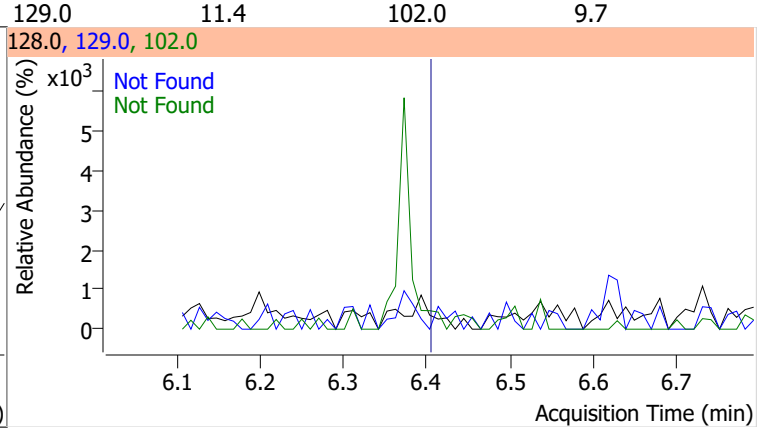

Compound	Conc.	Exp RT	QIon	Exp Ratio
4-Chlorophenol	N.D.	6.44	128.0	348.1

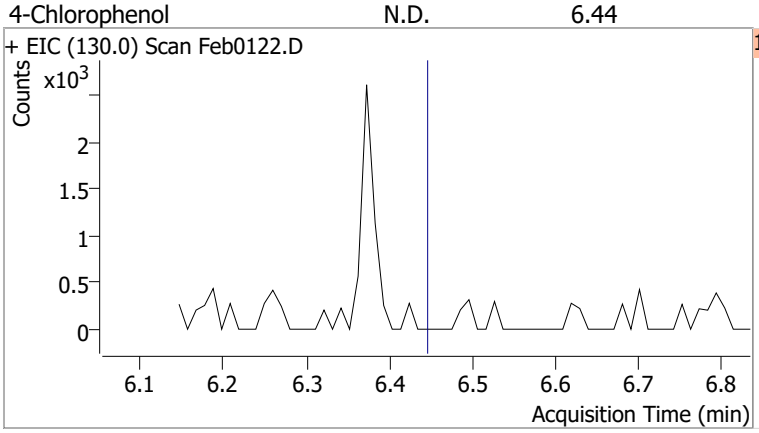

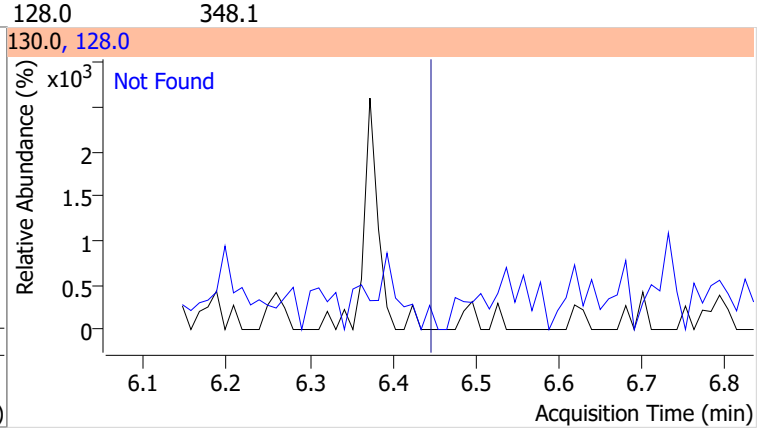

Compound	Conc.	Exp RT	QIon	Exp Ratio	QIon	Exp Ratio
p-Chloroaniline	N.D.	6.51	129.0	33.1	65.0	29.9

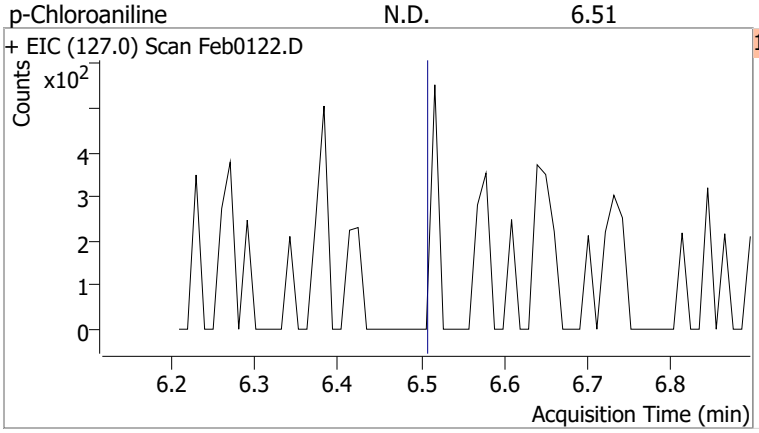

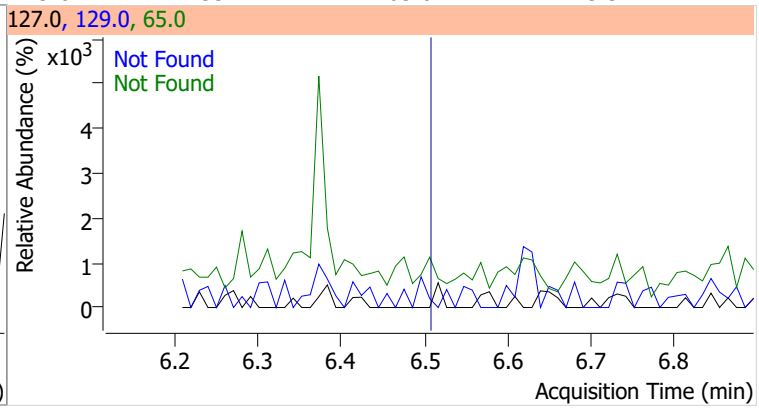

Compound	Conc.	Exp RT	QIon	Exp Ratio	QIon	Exp Ratio
Hexachlorobutadiene	N.D.	6.58	223.0	65.1	227.0	63.7

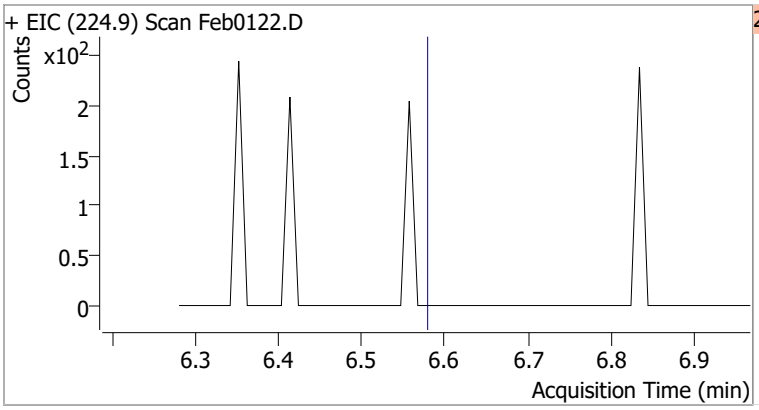

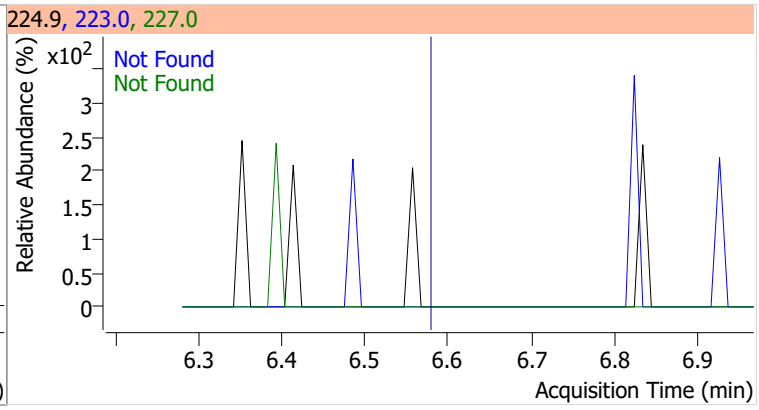

Compound	Conc.	Exp RT	QIon	Exp Ratio
4-Chloro-2-Methylphenol	N.D.	6.99	144.0	28.0

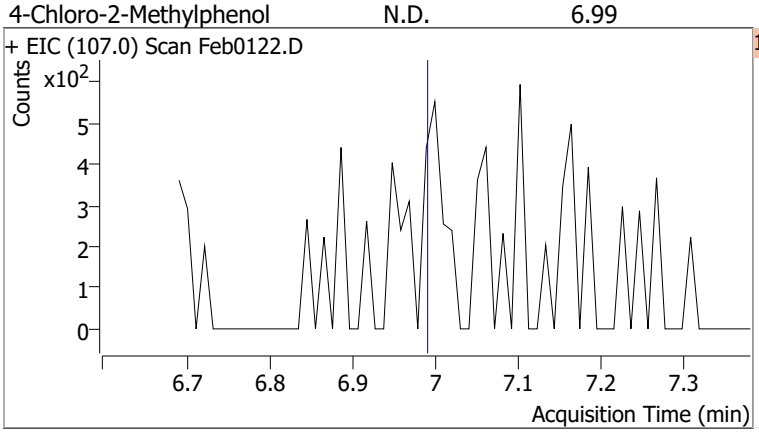

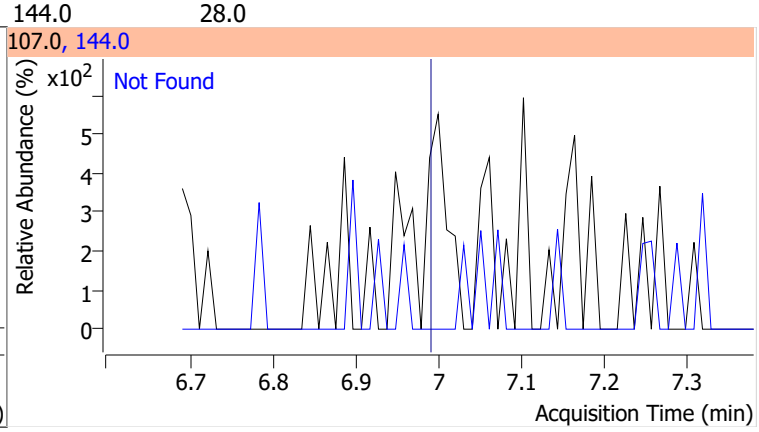

Compound	Conc.	Exp RT	QIon	Exp Ratio
4-Chloro-3-Methylphenol	N.D.	7.13	144.0	28.6

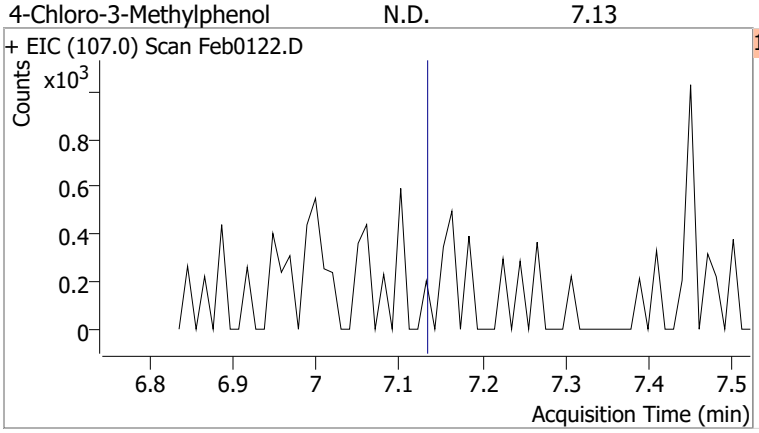

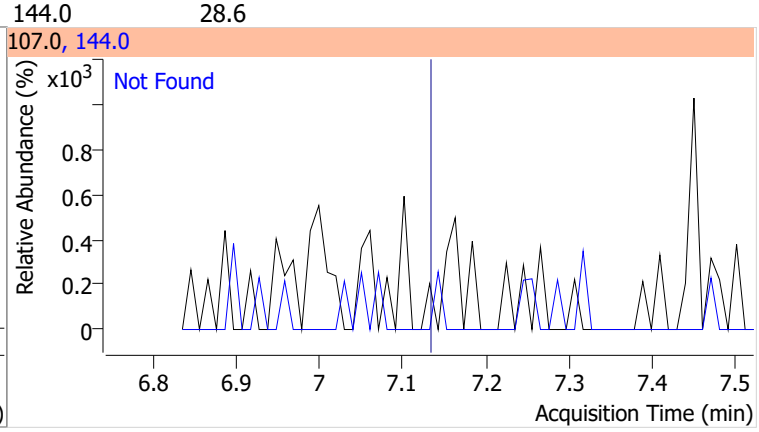

Compound	Conc.	Exp RT	QIon	Exp Ratio	QIon	Exp Ratio
2-Methylnaphthalene	N.D.	7.24	142.0	118.8	115.0	41.1

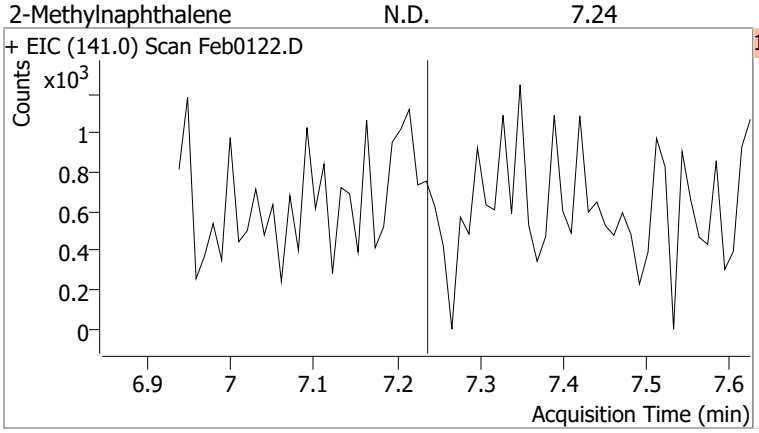

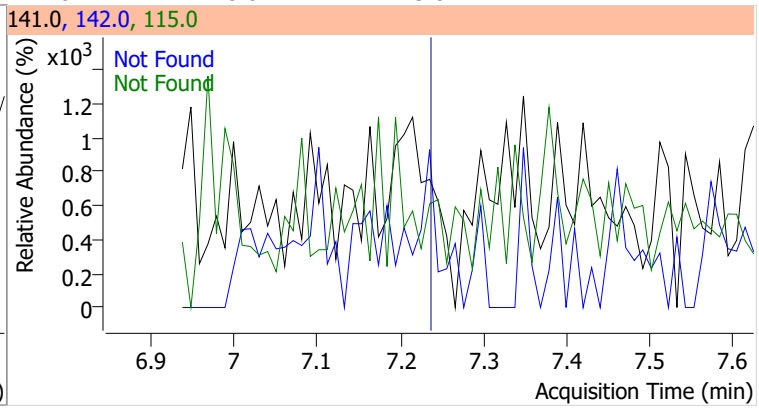

Compound	Conc.	Exp RT	QIon	Exp Ratio	QIon	Exp Ratio
1-Methylnaphthalene	N.D.	7.35	142.0	111.3	115.0	42.1

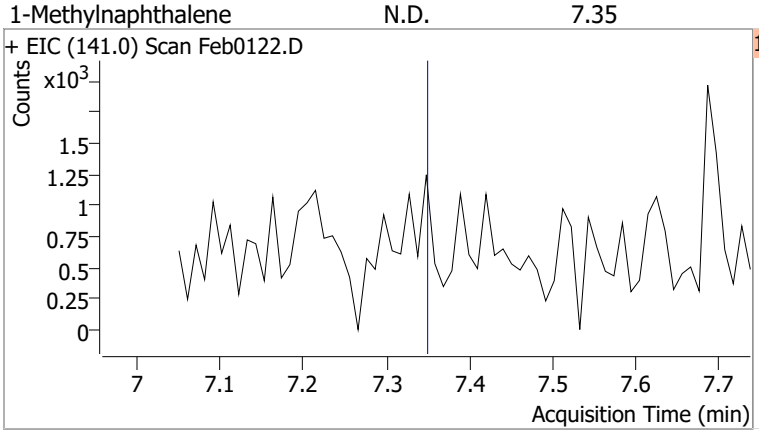

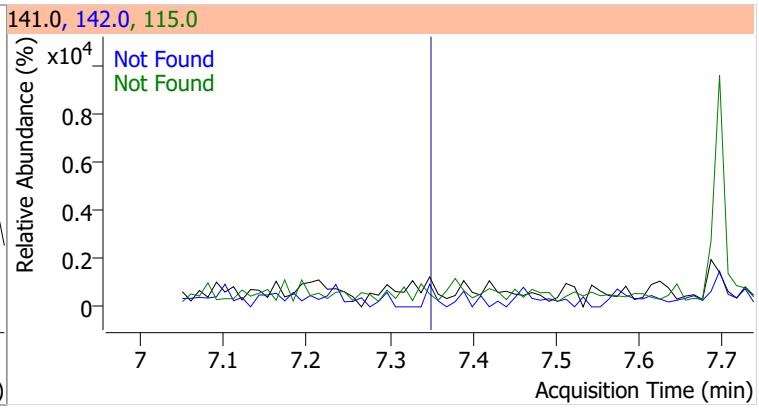

Compound	Conc.	Exp RT	QIon	Exp Ratio	QIon	Exp Ratio
Hexachlorocyclopentadiene	N.D.	7.43	238.9	62.5	234.9	62.4

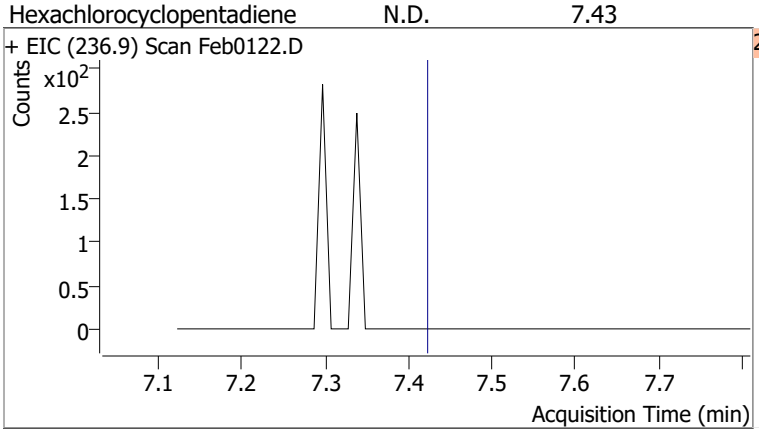

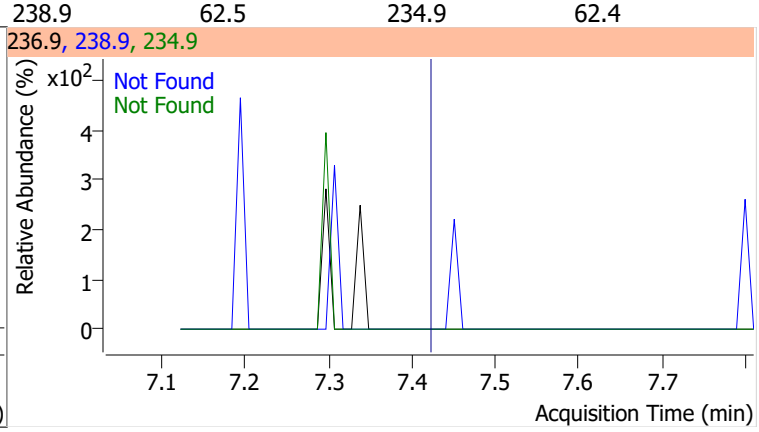

Compound	Conc.	Exp RT	QIon	Exp Ratio
2,4,6-Trichlorophenol	N.D.	7.59	198.0	98.1

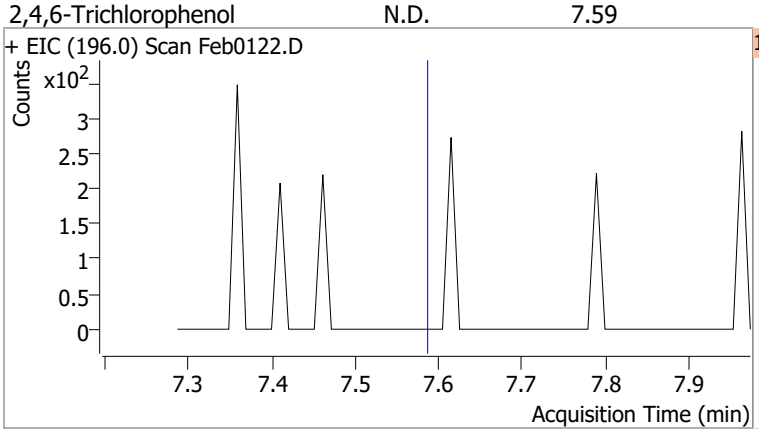

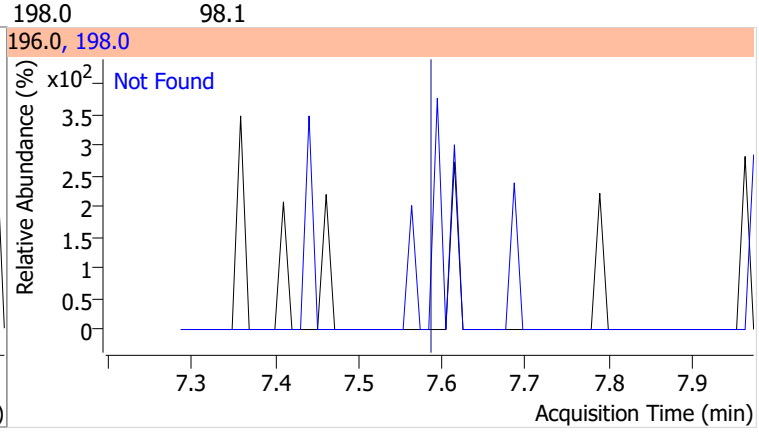

Compound	Conc.	Exp RT	QIon	Exp Ratio
2,4,5-Trichlorophenol	N.D.	7.64	198.0	93.7

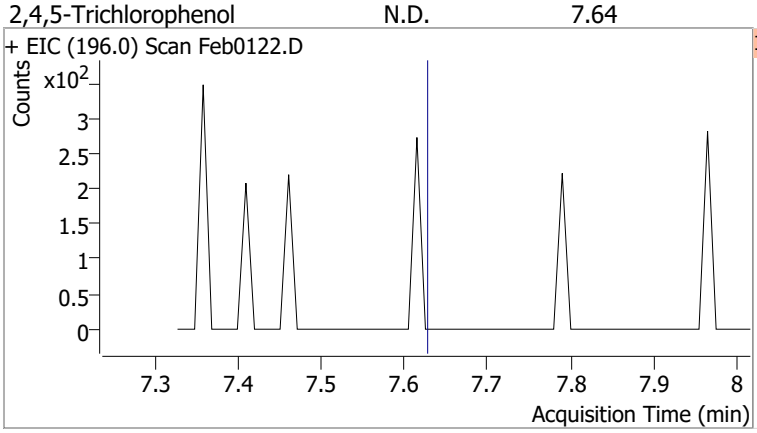

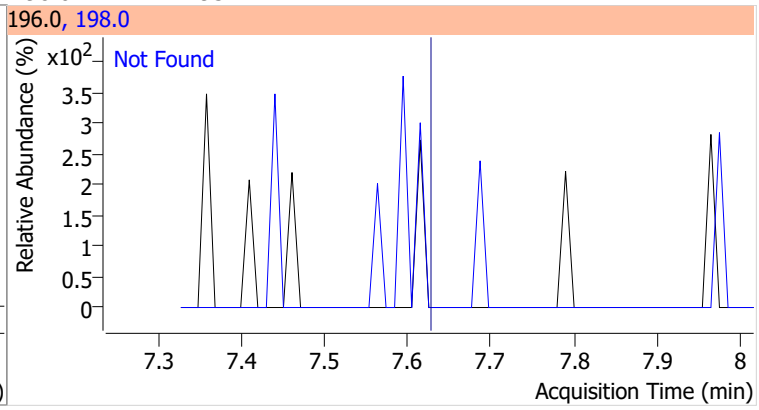

Compound	Conc.	RT	Dev(Min)	Resp.	QIon	QRatio	Lower	Upper
2-Fluorobiphenyl	62.3634	7.70	0.00	1430861	171.0	34.1	23.8	44.1

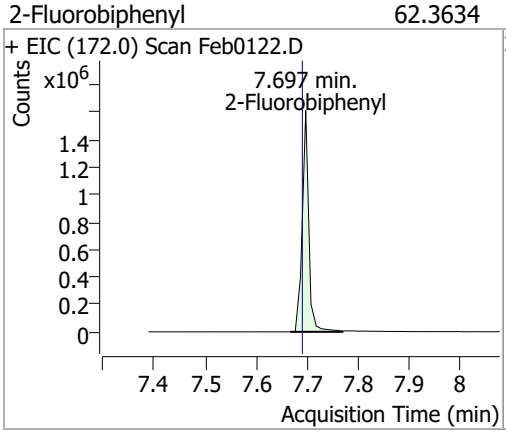

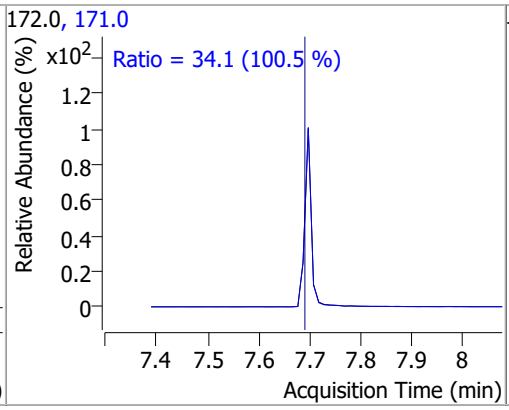

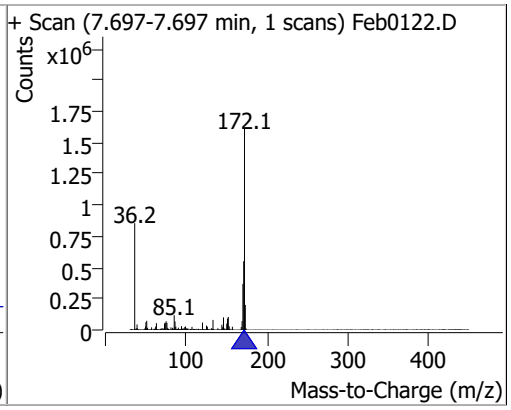

Compound	Conc.	Exp RT	QIon	Exp Ratio	QIon	Exp Ratio
2-Chloronaphthalene	N.D.	7.81	127.0	36.7	164.0	32.2

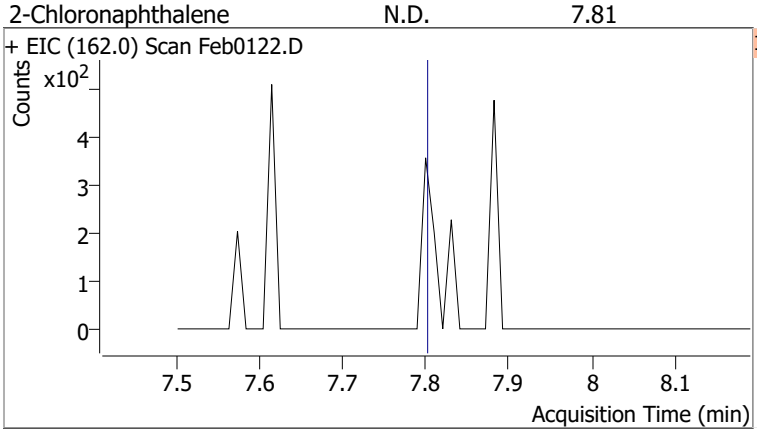

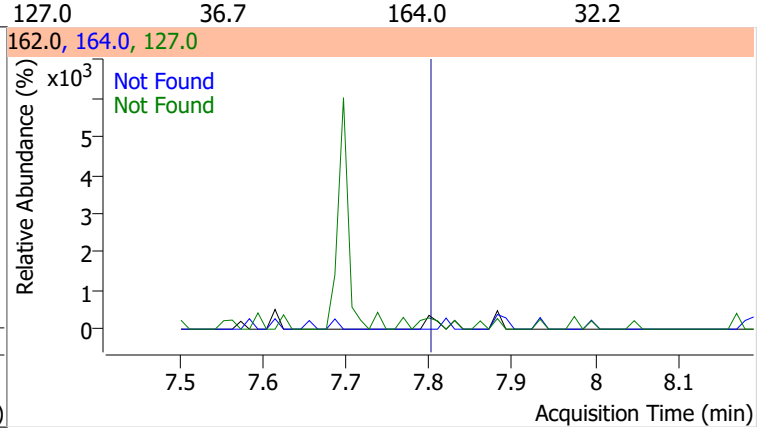

Compound	Conc.	RT	Dev(Min)	Resp.	QIon	QRatio	Lower	Upper
2-Nitroaniline		0		0	138.0		84.5	156.9

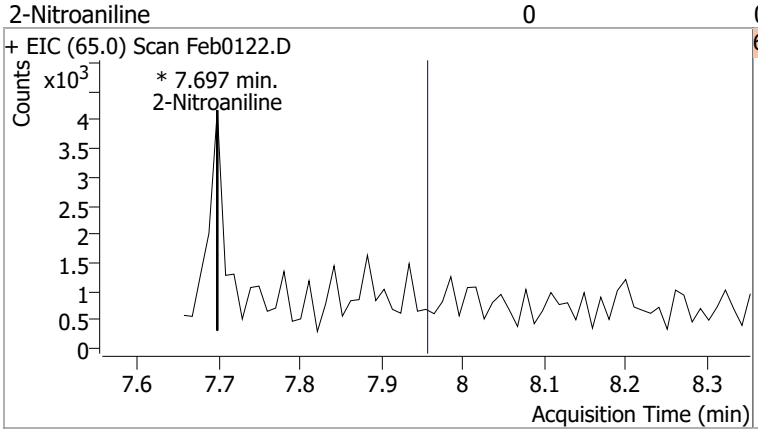

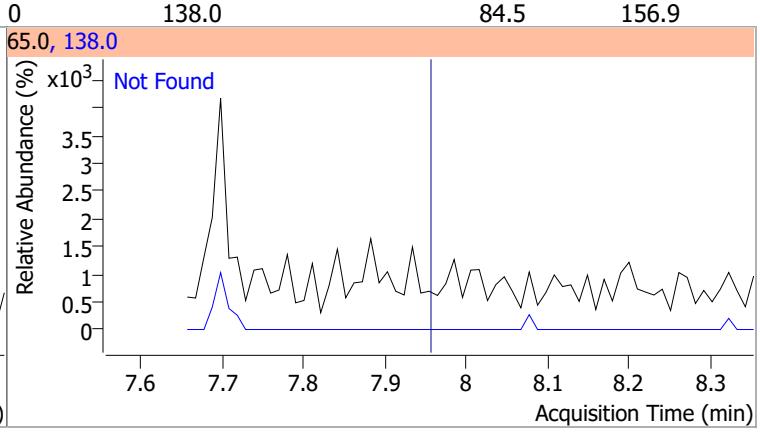

Compound	Conc.	RT	Dev(Min)	Resp.	QIon	QRatio	Lower	Upper
Dimethyl Phthalate		0		0	77.0		13.0	24.2

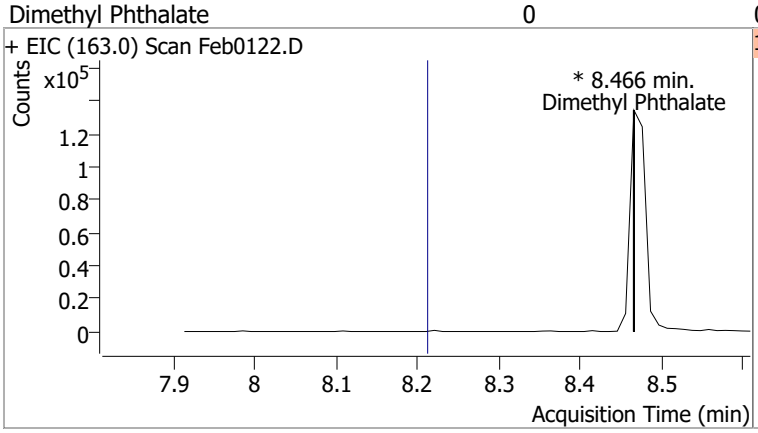

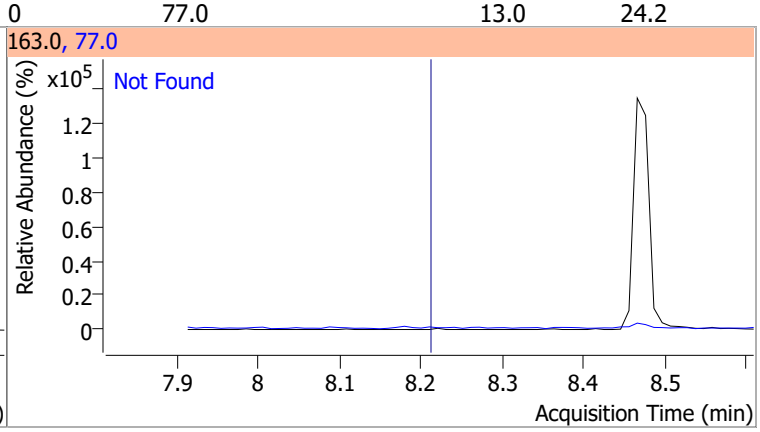

Compound	Conc.	RT	Dev(Min)	Resp.	QIon	QRatio	Lower	Upper
2,6-Dinitrotoluene		0		0	63.0		82.2	152.7
					89.0		40.8	75.8

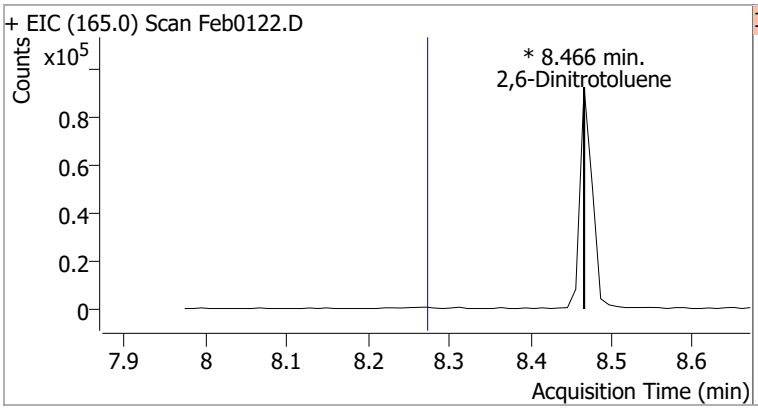

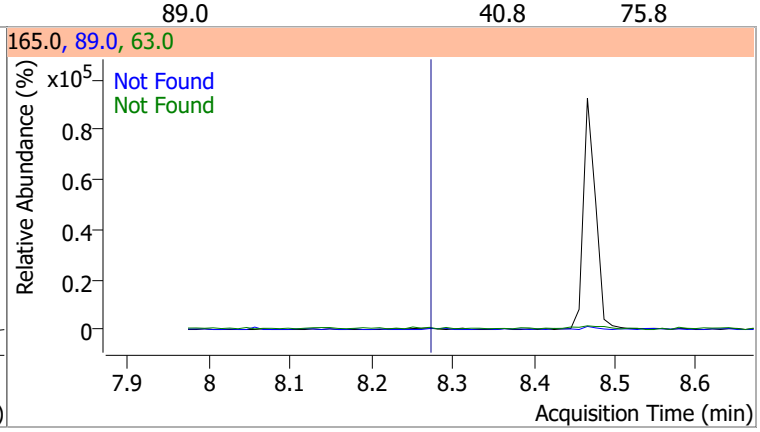

Compound	Conc.	Exp RT	QIon	Exp Ratio
Acenaphthylene	N.D.	8.30	153.1	14.0

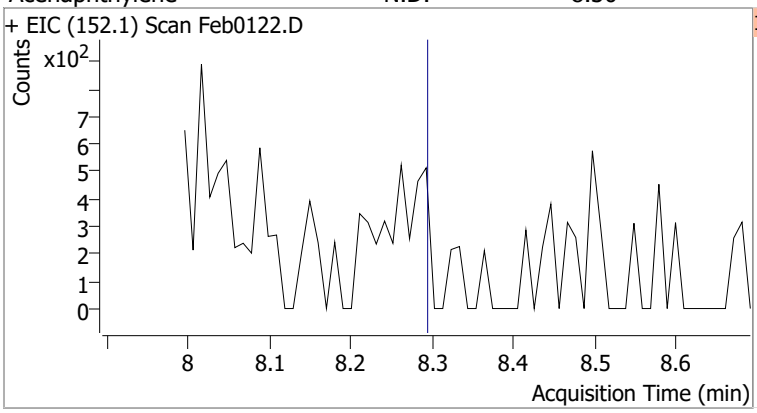

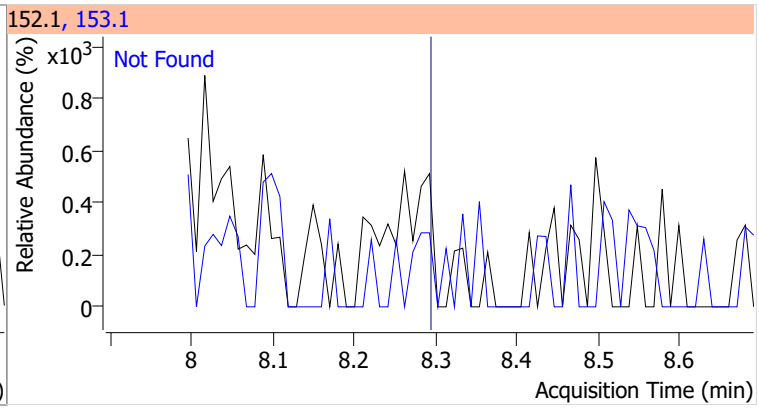

Compound	Conc.	Exp RT	QIon	Exp Ratio	QIon	Exp Ratio
3-Nitroaniline	N.D.	8.48	65.0	121.0	92.0	102.4

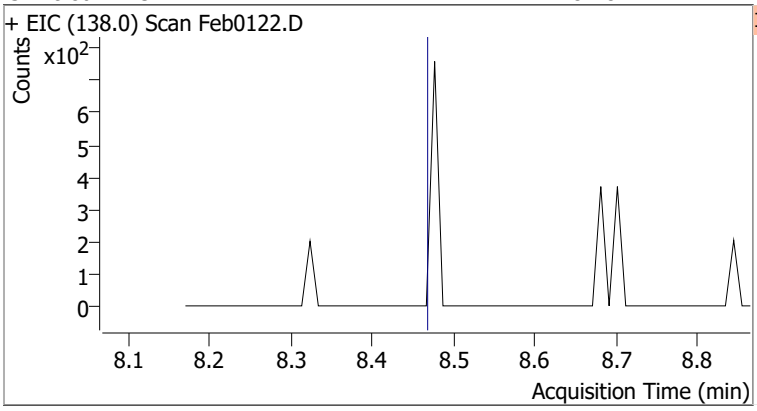

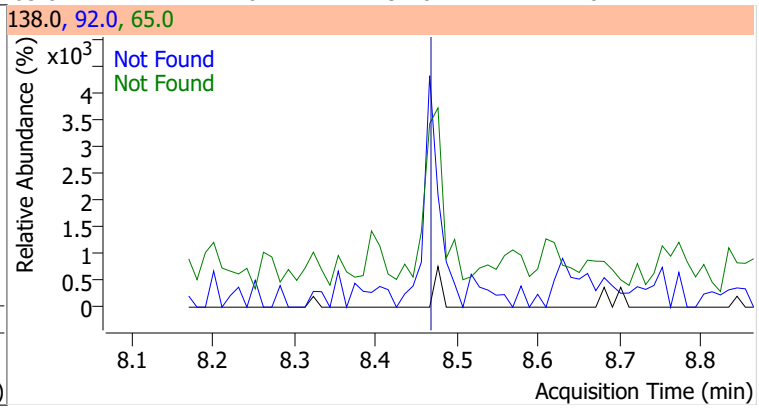

Compound	Conc.	Exp RT	QIon	Exp Ratio	QIon	Exp Ratio
Acenaphthene	N.D.	8.52	153.0	109.2	152.0	51.1

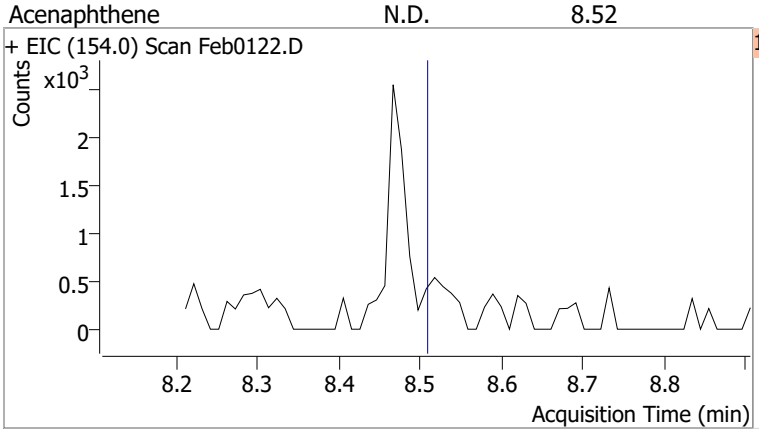

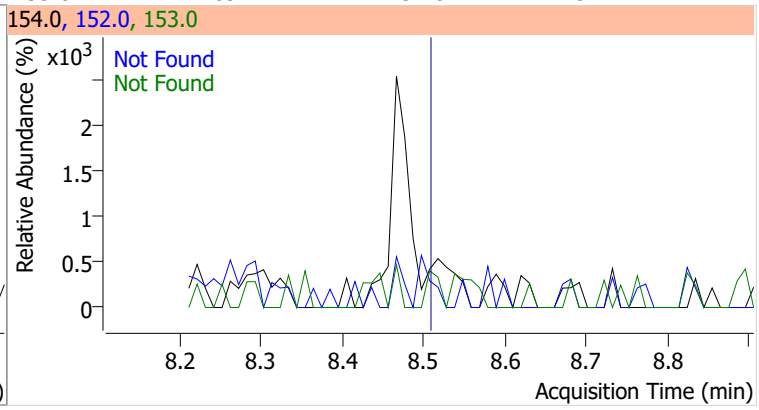

Compound	Conc.	RT	Dev(Min)	Resp.	QIon	QRatio	Lower	Upper
2,4-Dinitrophenol		0		0	154.0		44.4	82.5

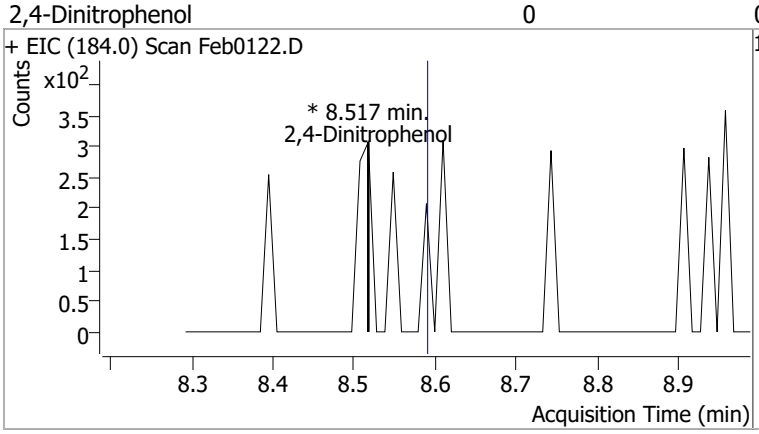

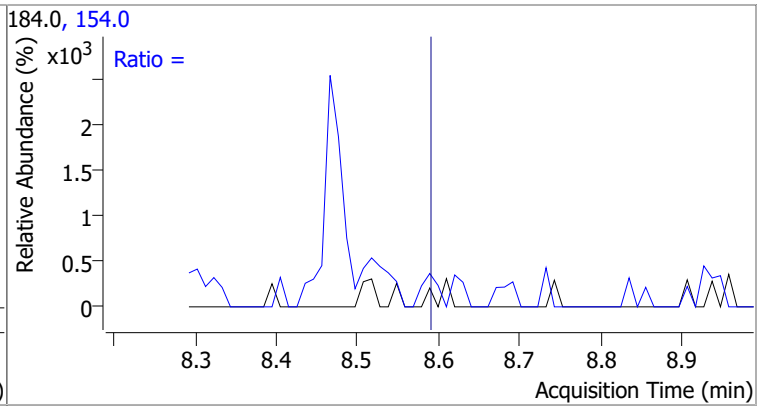

Compound	Conc.	Exp RT	QIon	Exp Ratio
Dibenzofuran	N.D.	8.72	139.0	43.1

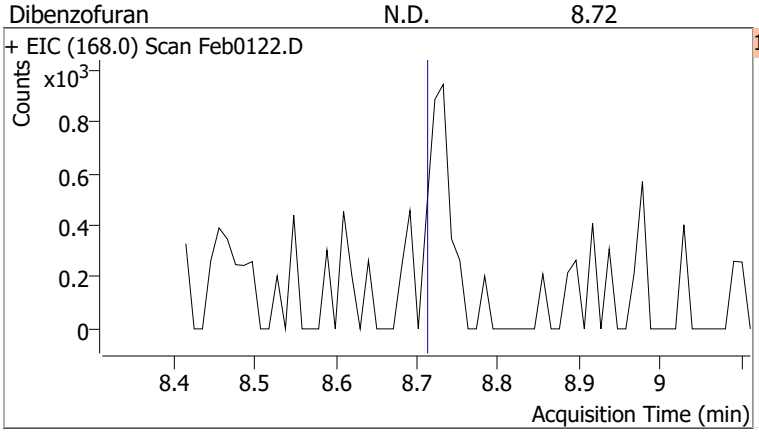

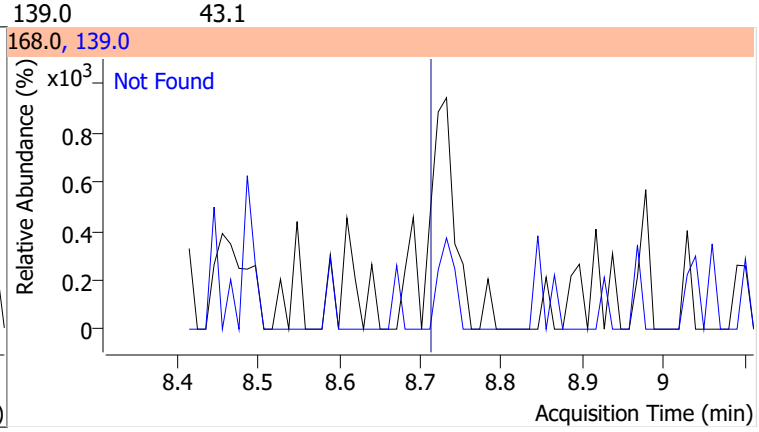

Compound	Conc.	Exp RT	QIon	Exp Ratio	QIon	Exp Ratio
4-Nitrophenol	N.D.	8.74	139.0	380.6	65.0	81.2

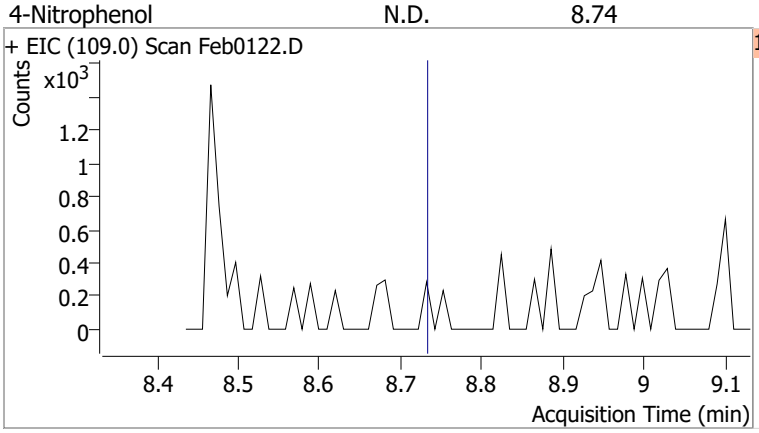

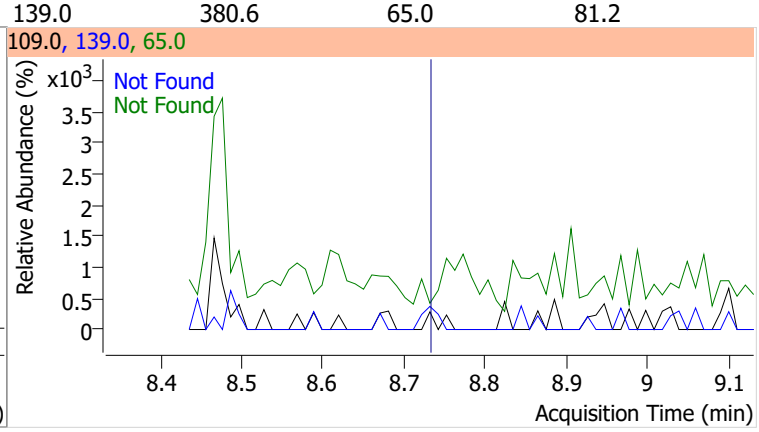

Quantitation Results Report (QT Reviewed)

Compound	Conc.	RT	Dev(Min)	Resp.	QIon	QRatio	Lower	Upper
2,4-Dinitrotoluene		0		0	63.0		47.5	88.1
					89.0		45.8	85.1

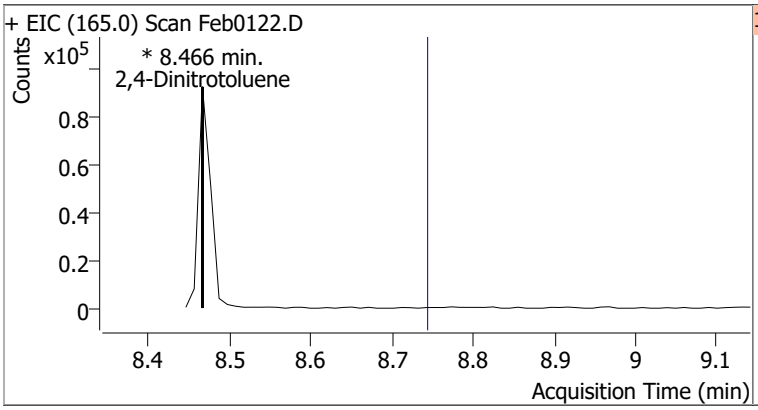

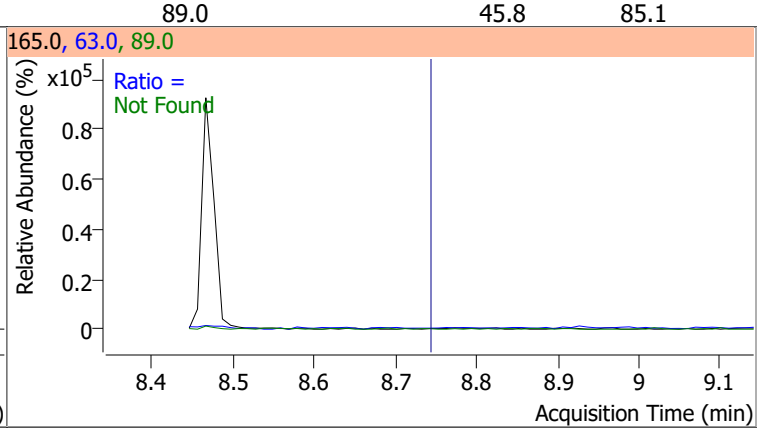

Compound	Conc.	Exp RT	QIon	Exp Ratio	QIon	Exp Ratio
Diethylphthalate	N.D.	9.09	177.0	21.1	150.0	12.6

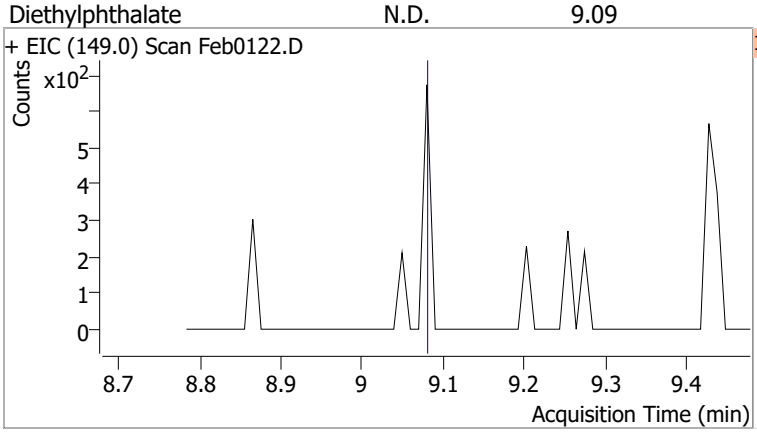

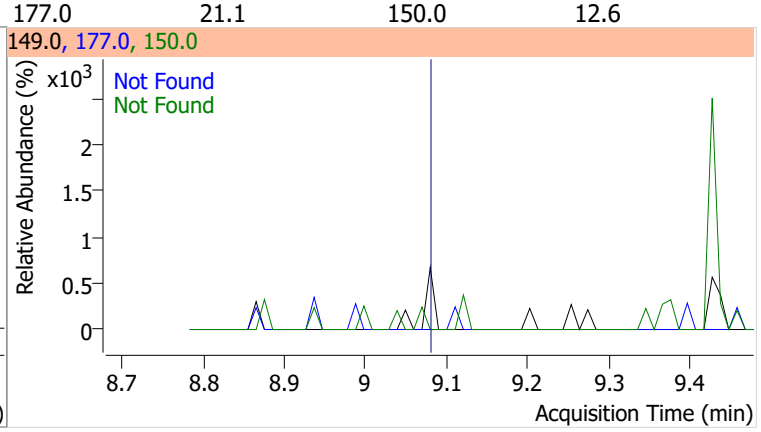

Compound	Conc.	Exp RT	QIon	Exp Ratio	QIon	Exp Ratio
Fluorene	N.D.	9.14	165.0	92.6	167.0	13.0

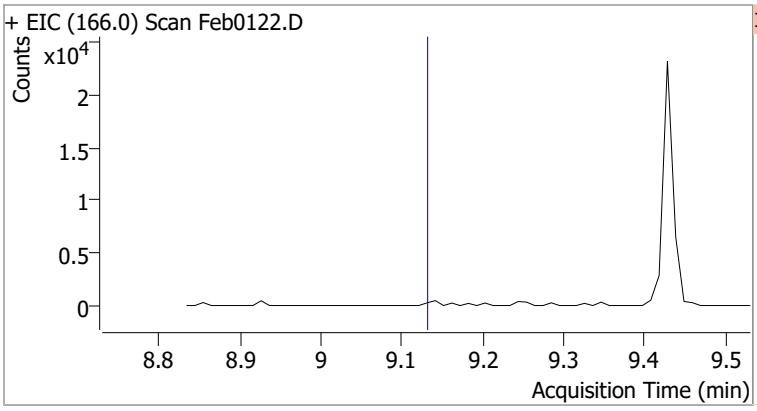

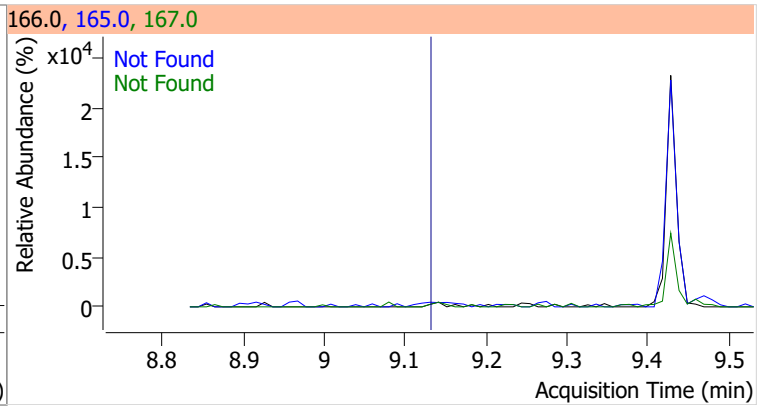

Compound	Conc.	Exp RT	QIon	Exp Ratio	QIon	Exp Ratio
4-Chlorophenyl-phenylether	N.D.	9.17	141.0	62.7	206.0	33.2

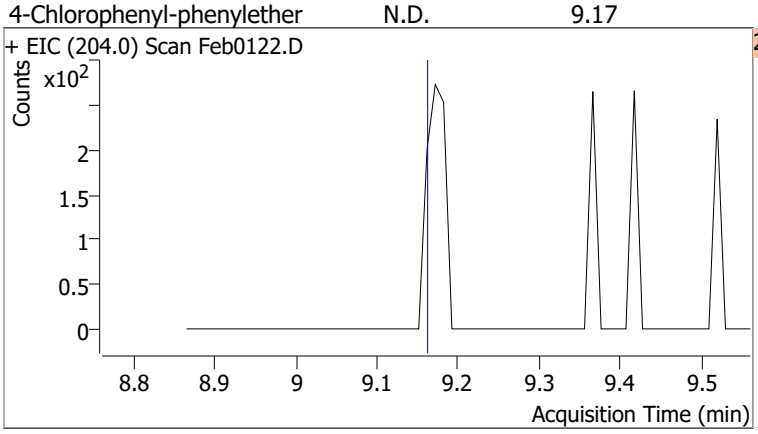

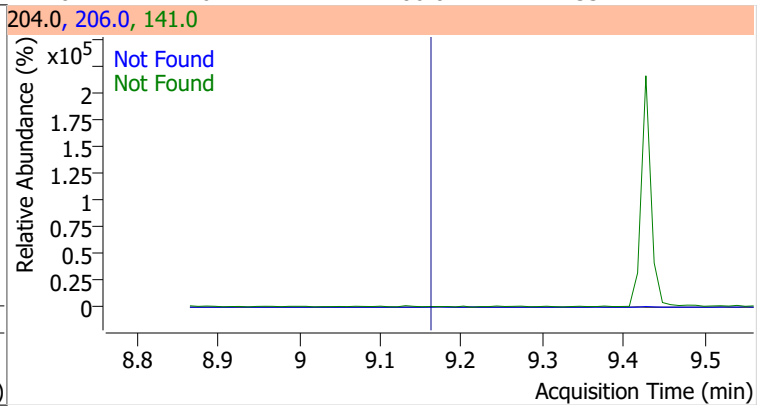

Compound	Conc.	Exp RT	QIon	Exp Ratio	QIon	Exp Ratio
4-Nitroaniline	N.D.	9.21	65.0	101.3	92.0	51.2

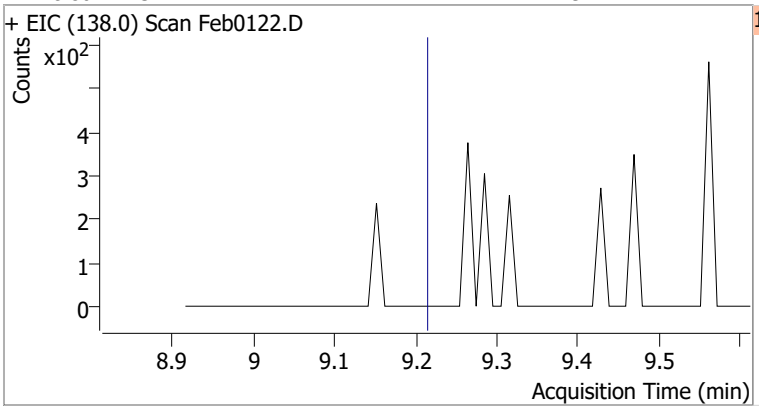

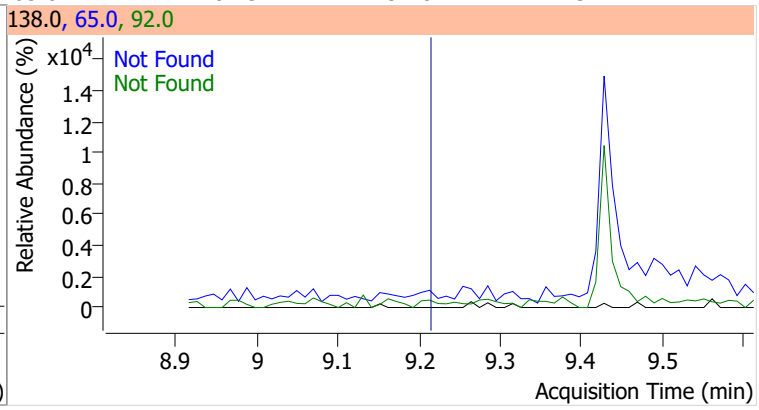

Compound	Conc.	RT	Dev(Min)	Resp.	QIon	QRatio	Lower	Upper
4,6-Dinitro-2-methylphenol		0		0	121.0		32.5	60.3

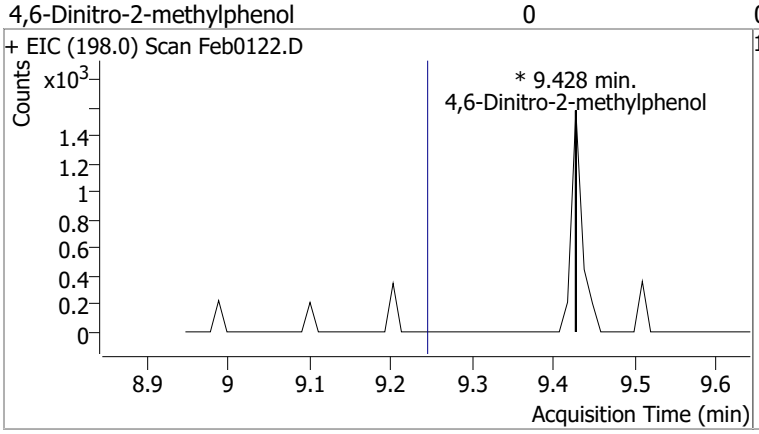

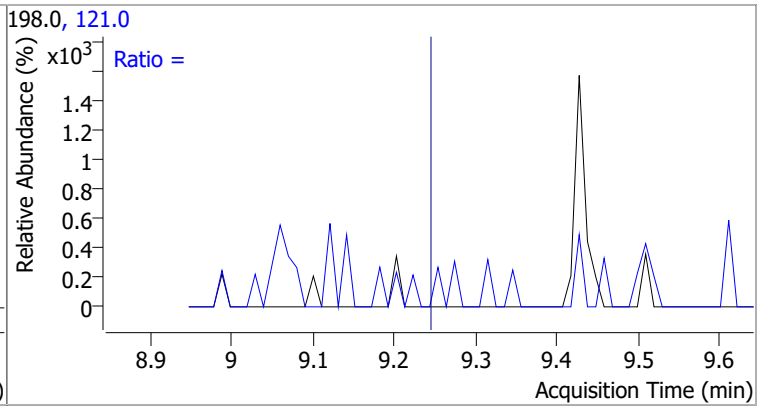

Compound	Conc.	Exp RT	QIon	Exp Ratio	QIon	Exp Ratio
N-nitrosodiphenylamine	N.D.	9.33	168.0	63.3	167.0	34.3

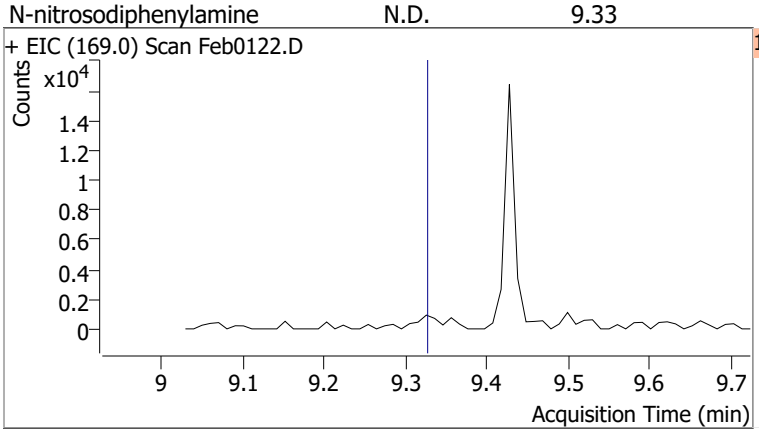

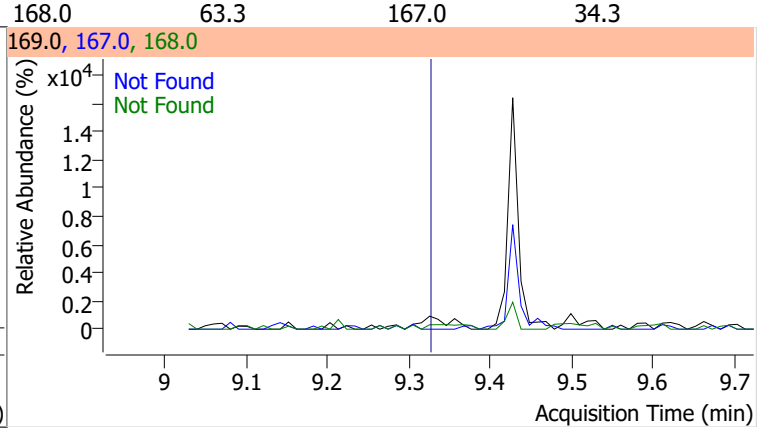

Compound	Conc.	Exp RT	QIon	Exp Ratio	QIon	Exp Ratio
Azobenzene	N.D.	9.36	51.0	37.7	182.0	27.4

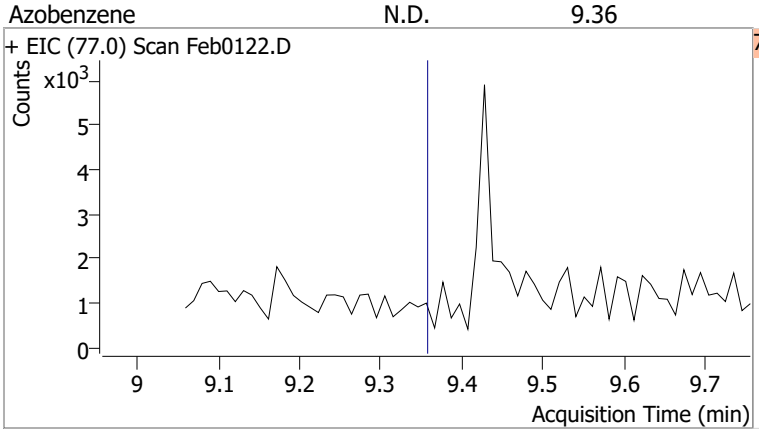

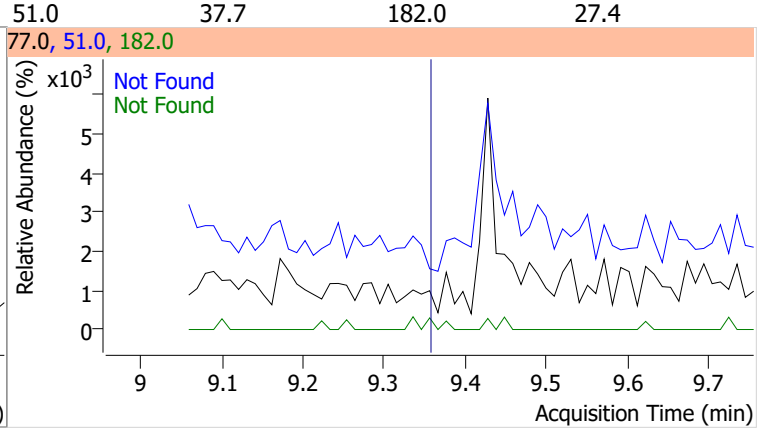

Quantitation Results Report (QT Reviewed)

Compound	Conc.	RT	Dev(Min)	Resp.	QIon	QRatio	Lower	Upper
2,4,6-Tribromophenol	159.7154	9.43	0.00	303811	331.8	89.6	65.5	121.6

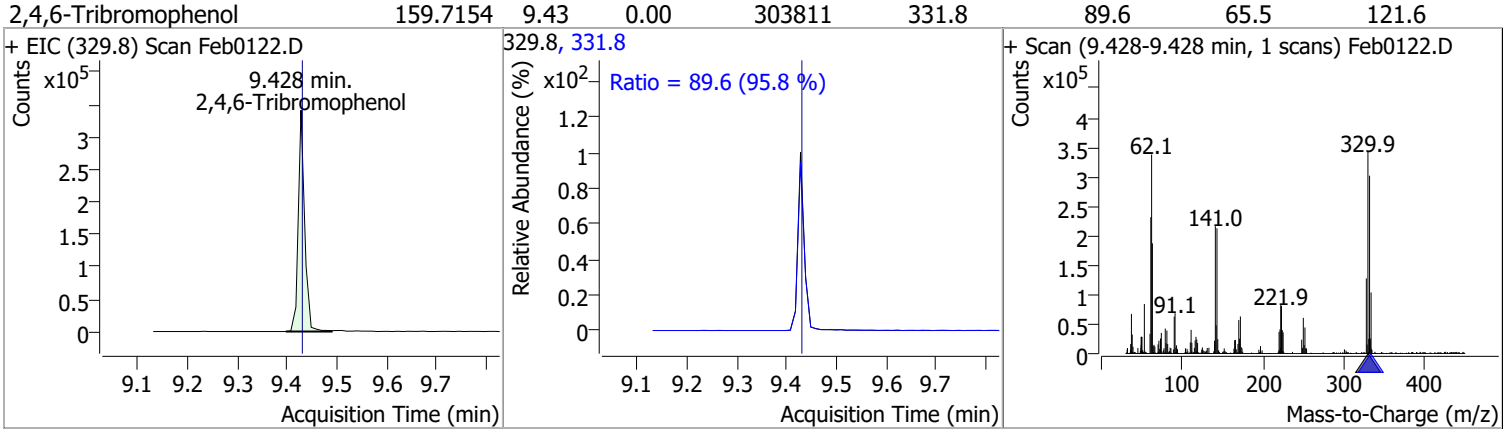

Compound	Conc.	Exp RT	QIon	Exp Ratio	QIon	Exp Ratio
4-Bromophenyl-phenylether	N.D.	9.76	141.0	103.5	250.0	100.5

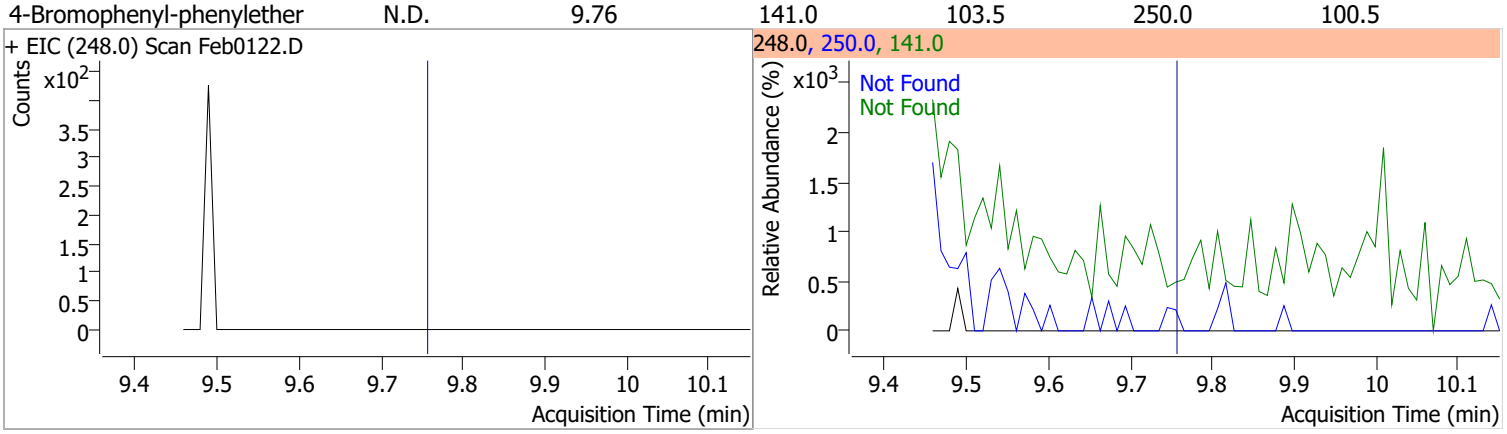

Compound	Conc.	Exp RT	QIon	Exp Ratio
Hexachlorobenzene	N.D.	9.80	142.0	47.3

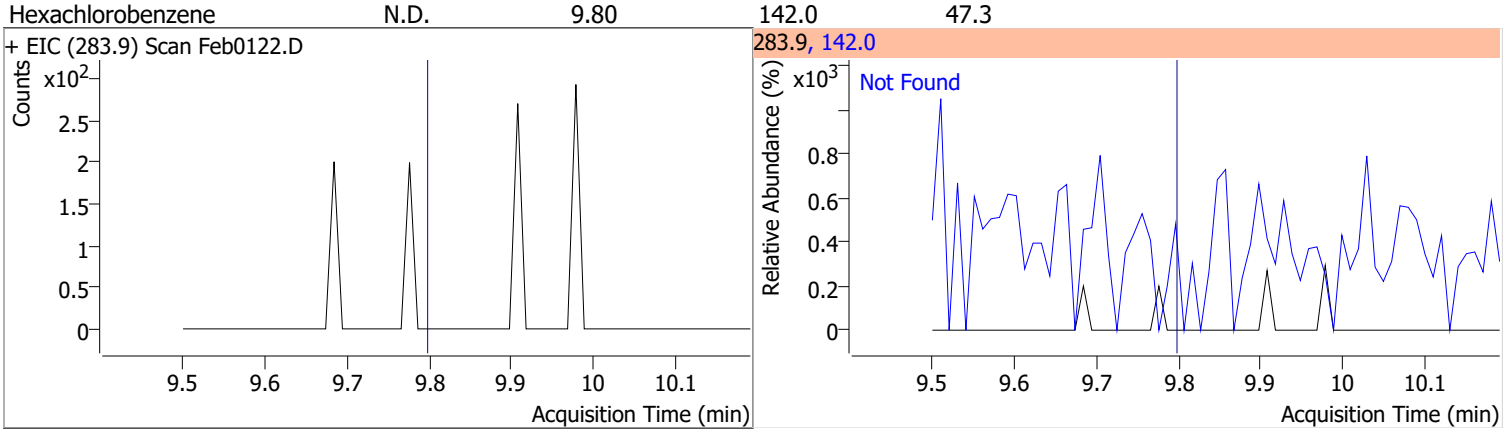

Compound	Conc.	Exp RT	QIon	Exp Ratio	QIon	Exp Ratio
Pentachlorophenol	N.D.	10.05	267.9	65.3	263.9	62.6

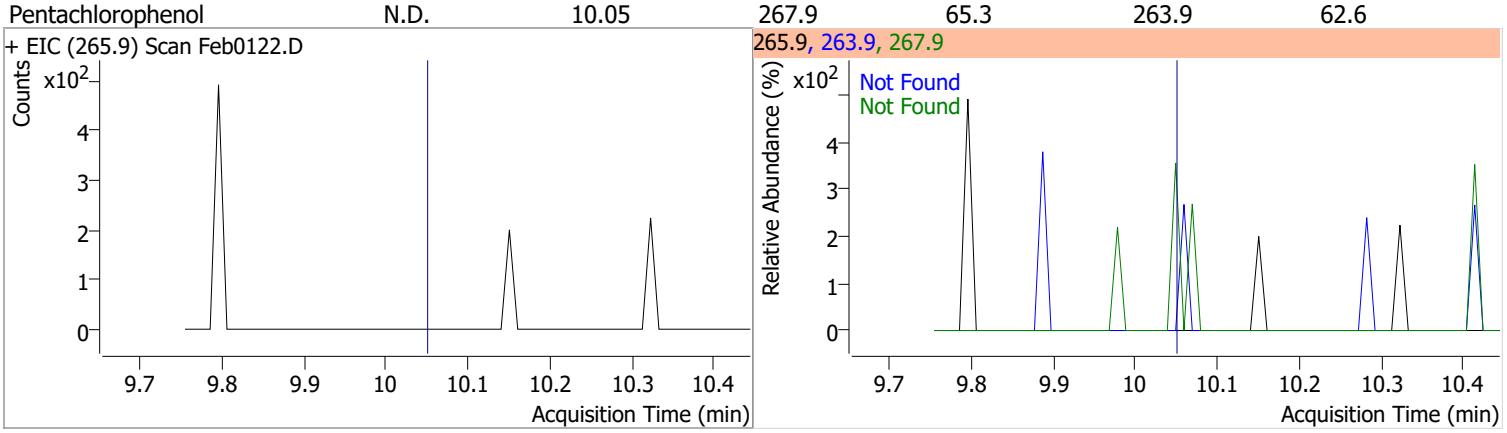

Compound	Conc.	Exp RT	QIon	Exp Ratio
Phenanthrene	N.D.	10.29	176.0	18.9

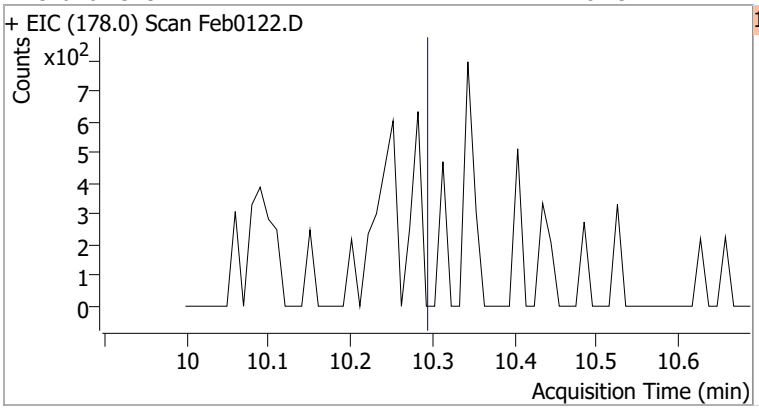

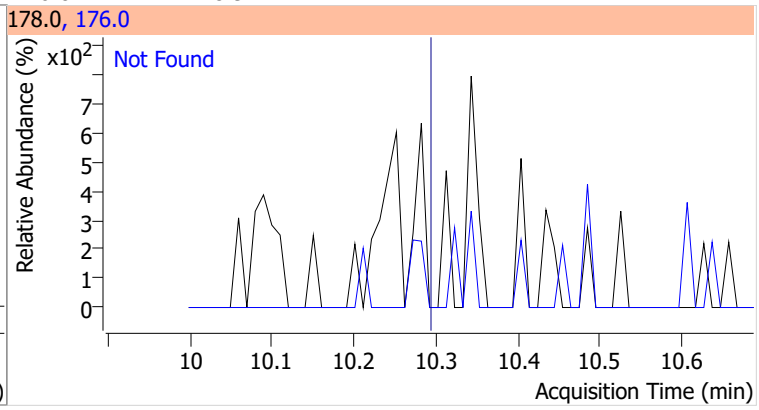

Compound	Conc.	Exp RT	QIon	Exp Ratio
Anthracene	N.D.	10.35	176.0	18.1

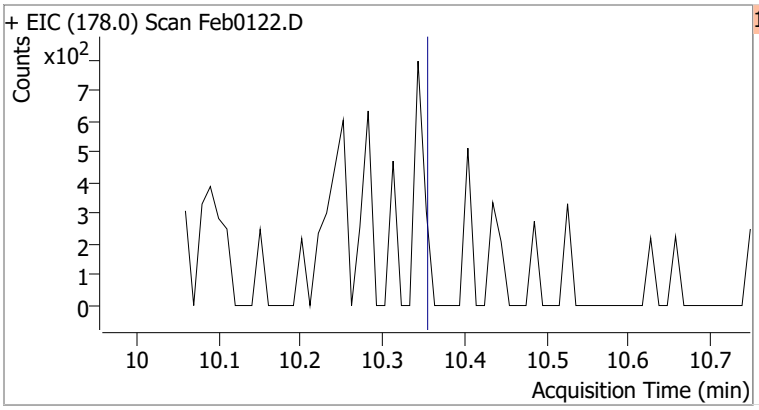

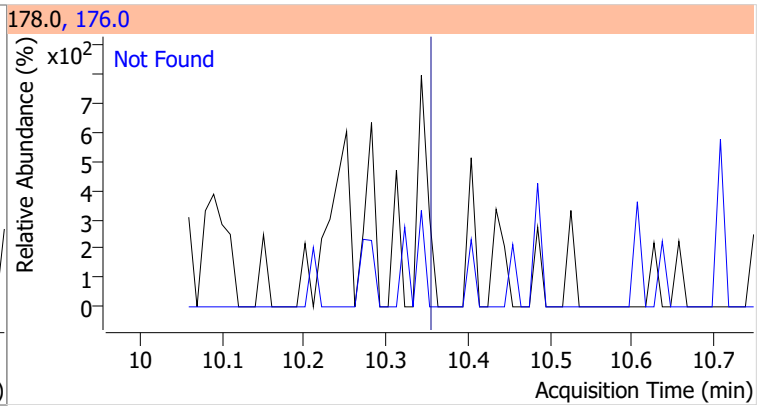

Compound	Conc.	Exp RT	QIon	Exp Ratio	QIon	Exp Ratio
Triallate	N.D.	10.41	268.0	27.2	143.0	23.0

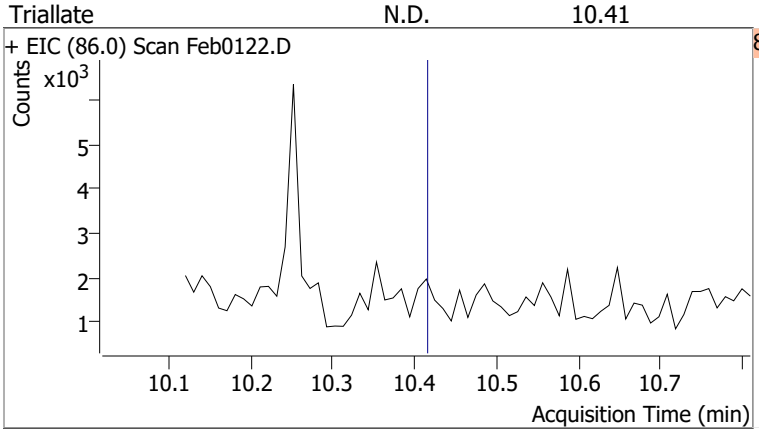

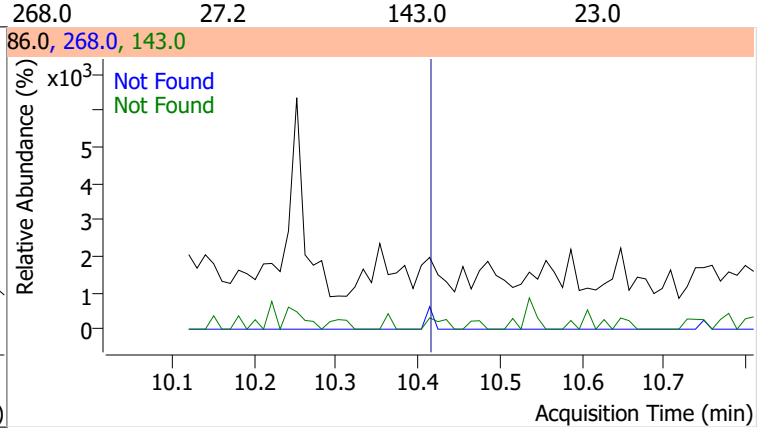

Compound	Conc.	Exp RT	QIon	Exp Ratio
Carbazole	N.D.	10.60	139.0	13.0

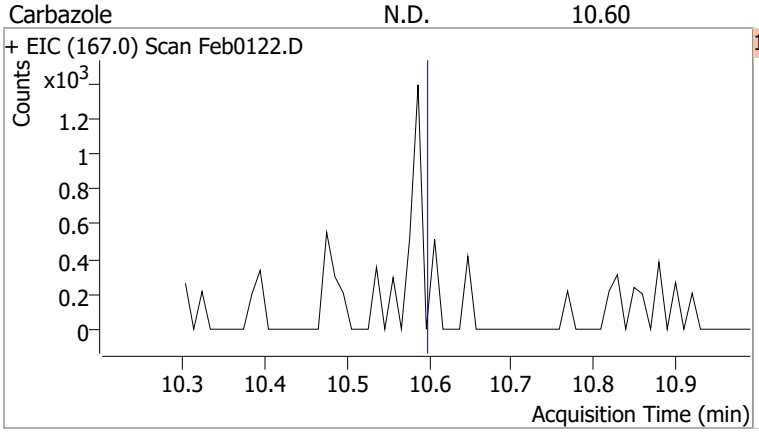

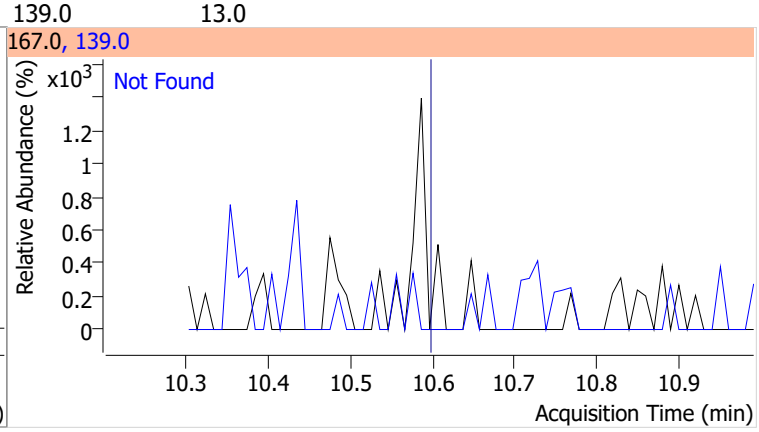

Compound	Conc.	Exp RT	QIon	Exp Ratio	QIon	Exp Ratio
o-Terphenyl	N.D.	10.82	229.0	63.0	215.0	37.7

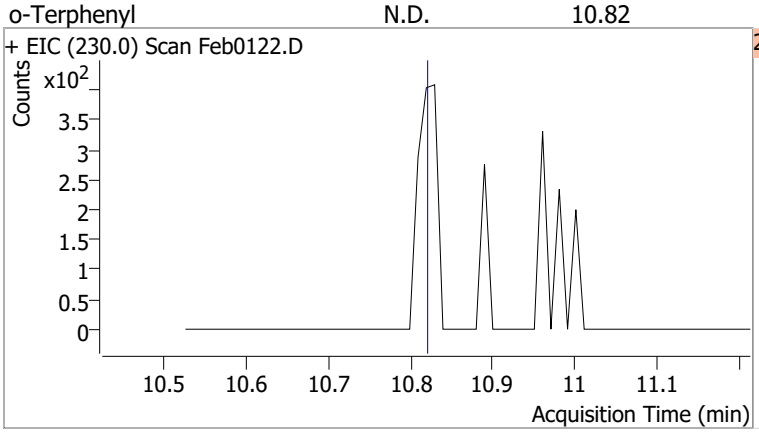

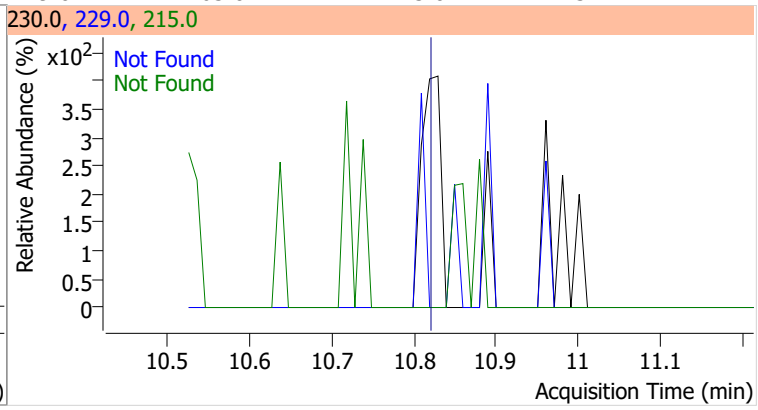

Compound	Conc.	Exp RT	QIon	Exp Ratio	QIon	Exp Ratio
Di-n-Butylphthalate	N.D.	11.20	150.0	9.0	104.0	5.8

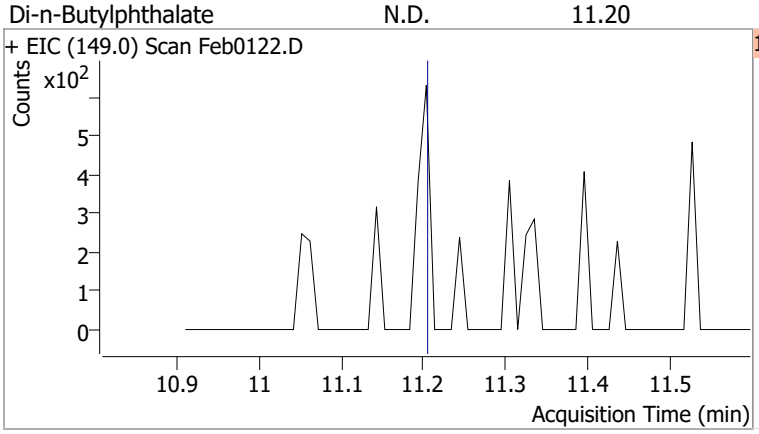

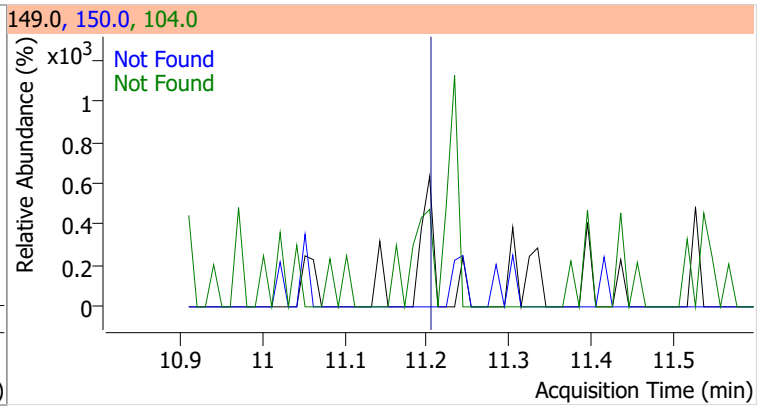

Compound	Conc.	Exp RT	QIon	Exp Ratio
Fluoranthene	N.D.	12.12	101.0	12.3

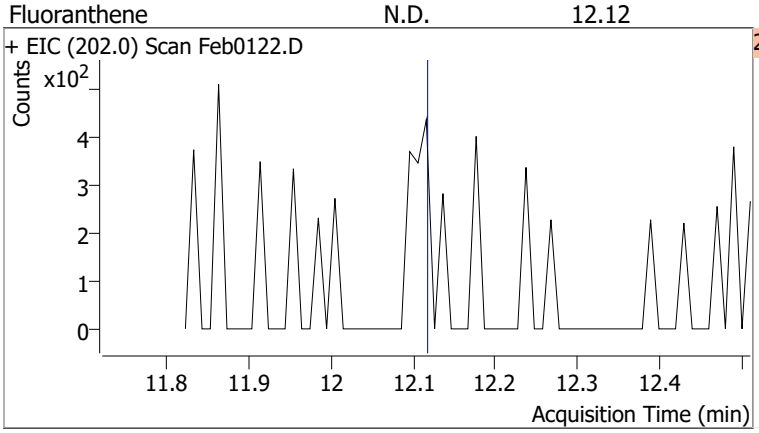

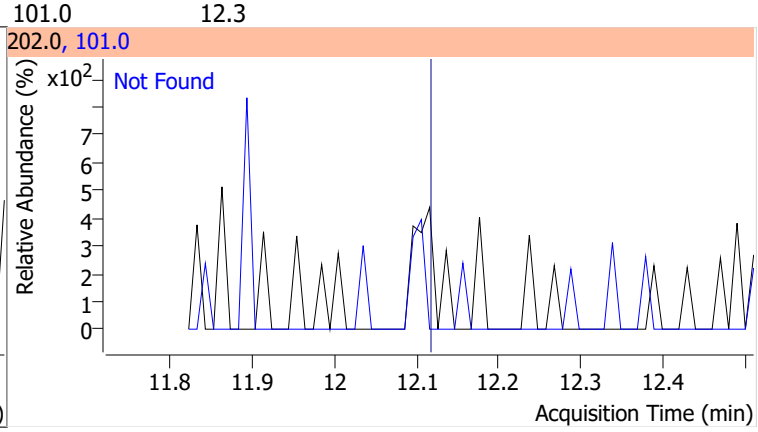

Compound	Conc.	Exp RT	QIon	Exp Ratio	QIon	Exp Ratio
Benzidine	N.D.	12.50	183.0	12.2	92.0	7.5

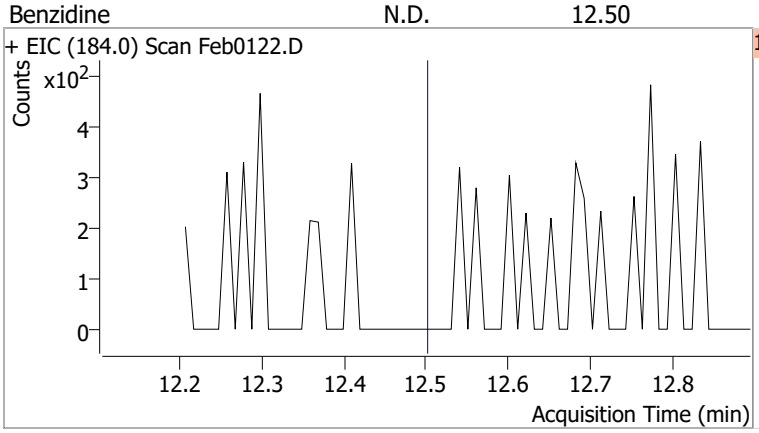

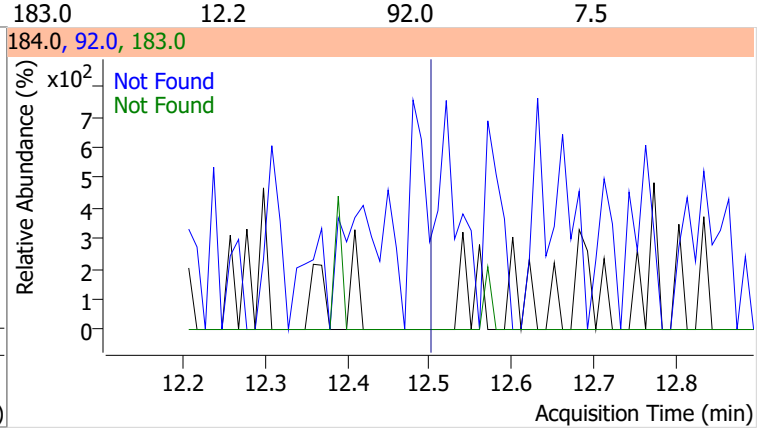

Quantitation Results Report (QT Reviewed)

Compound	Conc.	Exp RT	QIon	Exp Ratio
Pyrene	N.D.	12.55	101.0	14.0

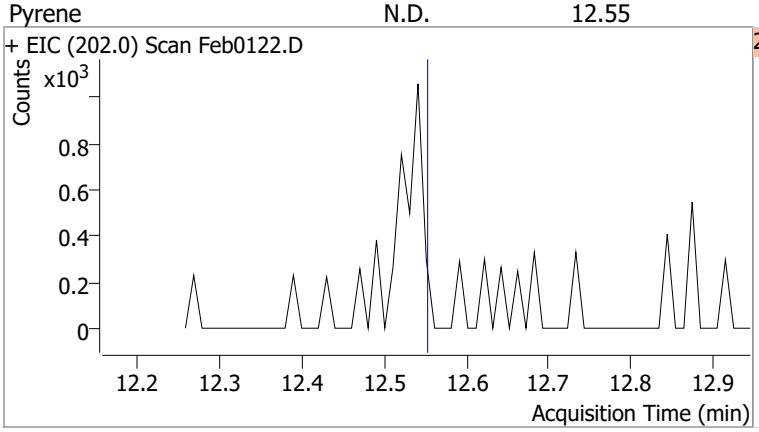

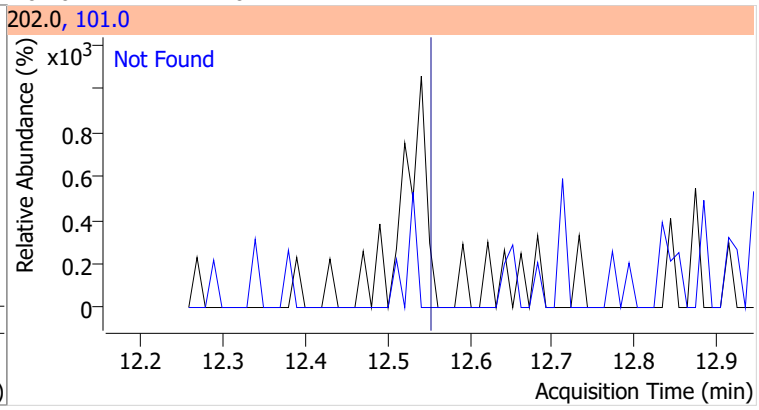

Compound	Conc.	RT	Dev(Min)	Resp.	QIon	QRatio	Lower	Upper
Terphenyl-d14	97.3766	13.06	0.00	2282757	122.0	14.1	8.8	16.4

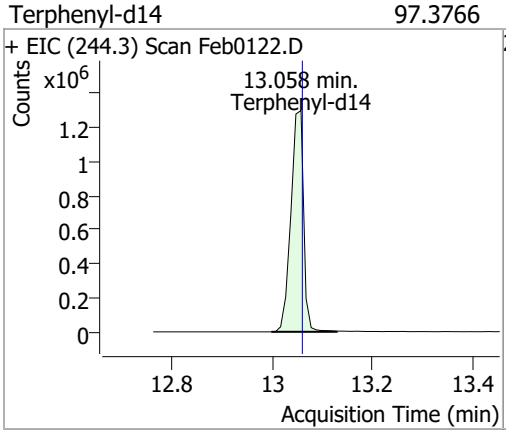

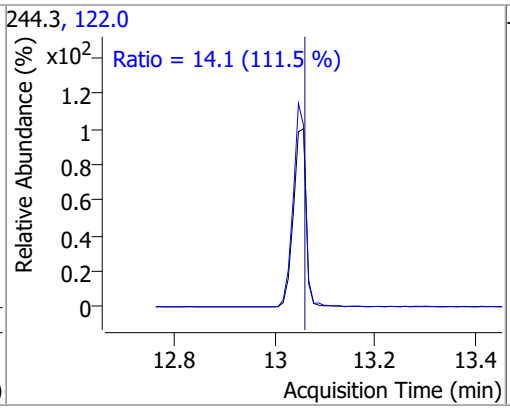

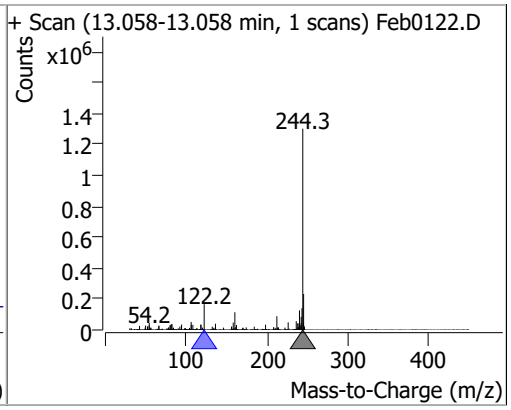

Compound	Conc.	Exp RT	QIon	Exp Ratio	QIon	Exp Ratio
Butylbenzylphthalate	N.D.	14.53	91.0	80.1	206.0	18.4

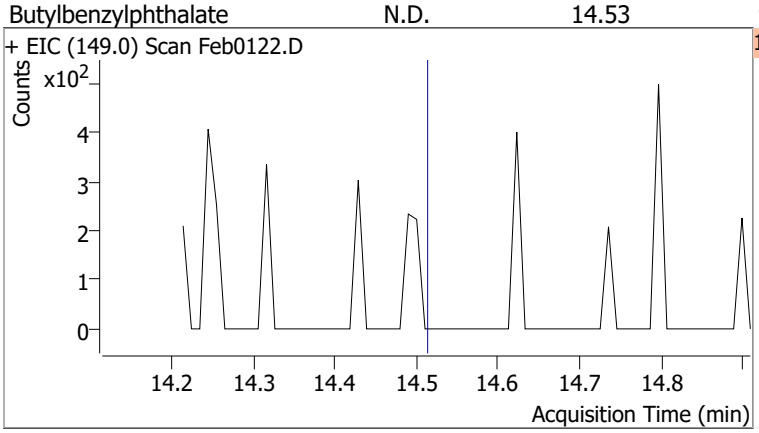

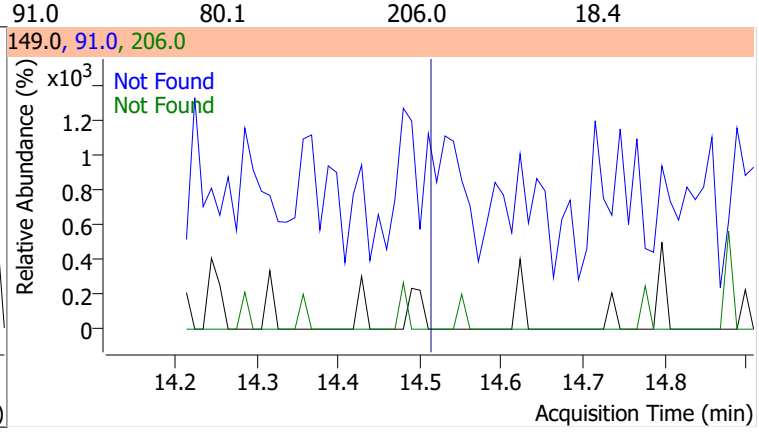

Compound	Conc.	Exp RT	QIon	Exp Ratio	QIon	Exp Ratio
Benzo(a)Anthracene	N.D.	15.76	226.0	25.8	229.0	20.9

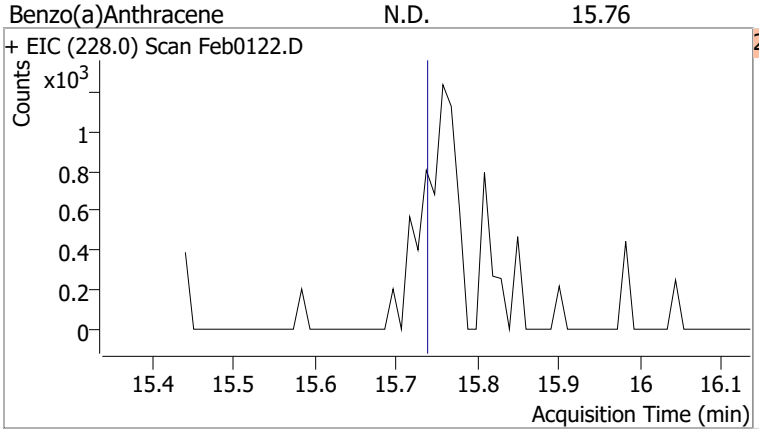

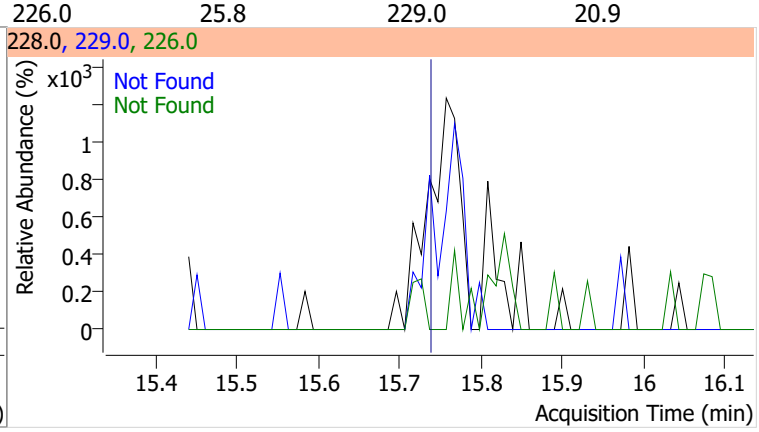

Compound	Conc.	Exp RT	QIon	Exp Ratio	QIon	Exp Ratio
Chrysene	N.D.	15.87	226.0	29.3	229.0	20.2

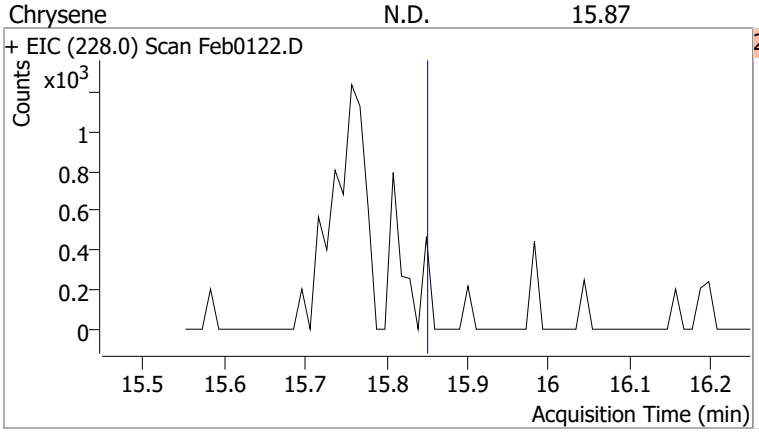

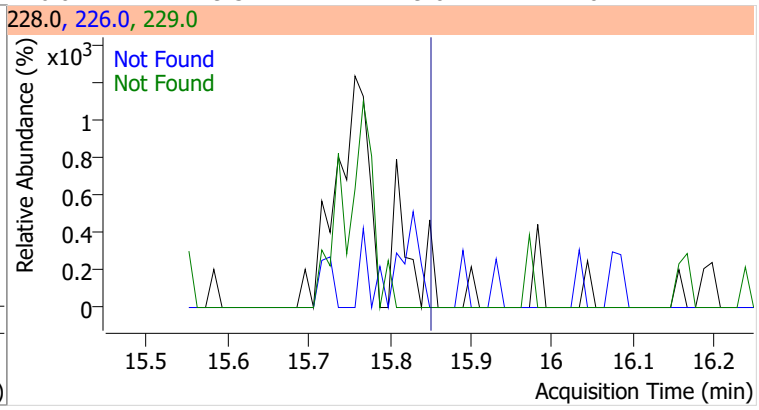

Compound	Conc.	Exp RT	QIon	Exp Ratio
3,3-Dichlorobenzidine	N.D.	15.90	254.0	64.5

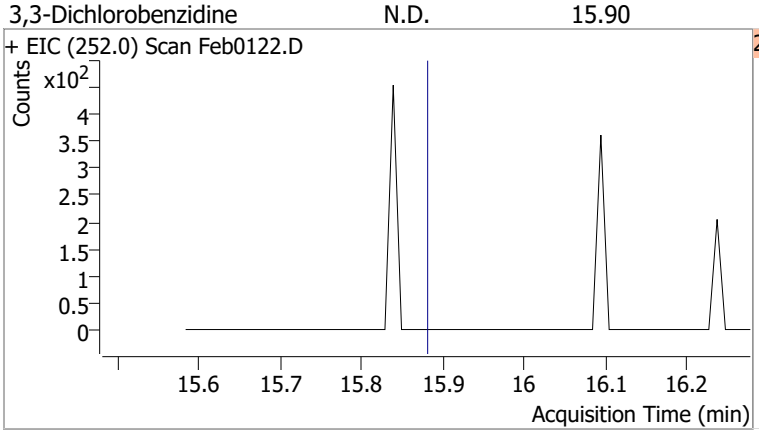

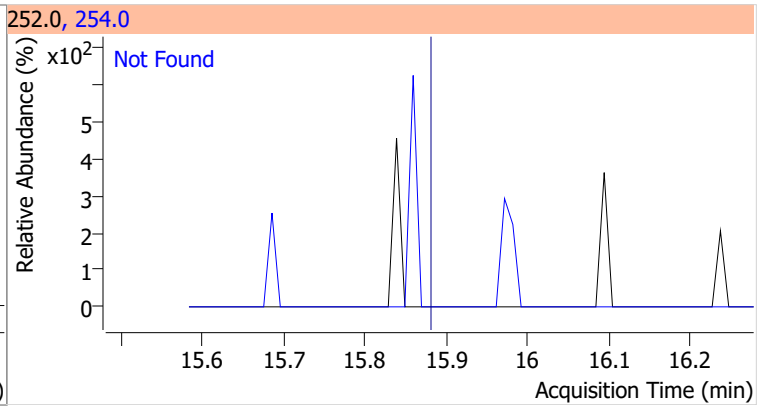

Compound	Conc.	Exp RT	QIon	Exp Ratio	QIon	Exp Ratio
bis(2-ethylhexyl)Phthalate	N.D.	16.60	149.0	385.7	279.0	15.3

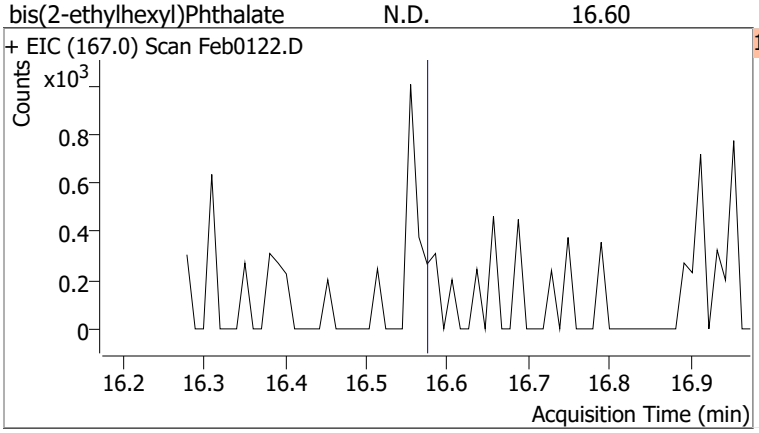

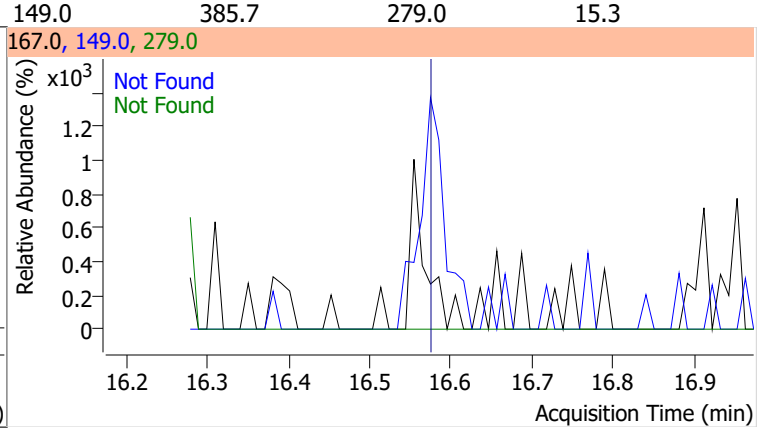

Compound	Conc.	Exp RT	QIon	Exp Ratio
Di-n-octyl Phthalate	N.D.	18.29	150.0	9.5

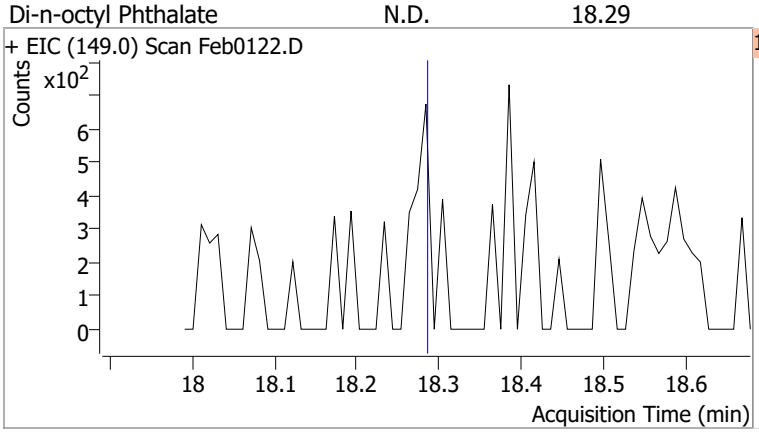

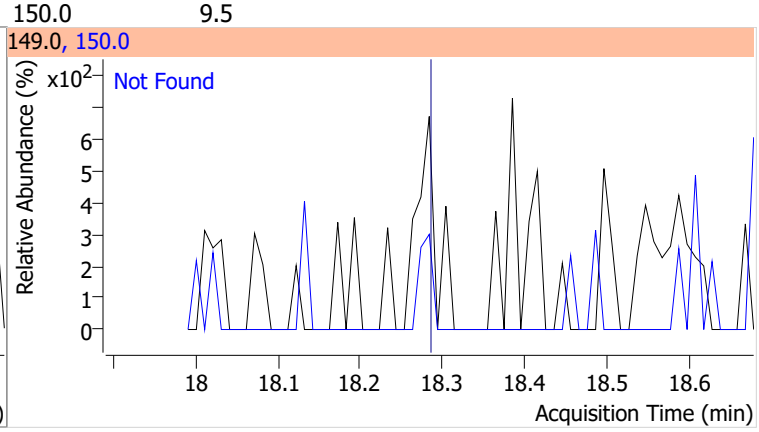

Compound	Conc.	Exp RT	QIon	Exp Ratio
Benzo(b)fluoranthene	N.D.	18.55	253.0	22.5

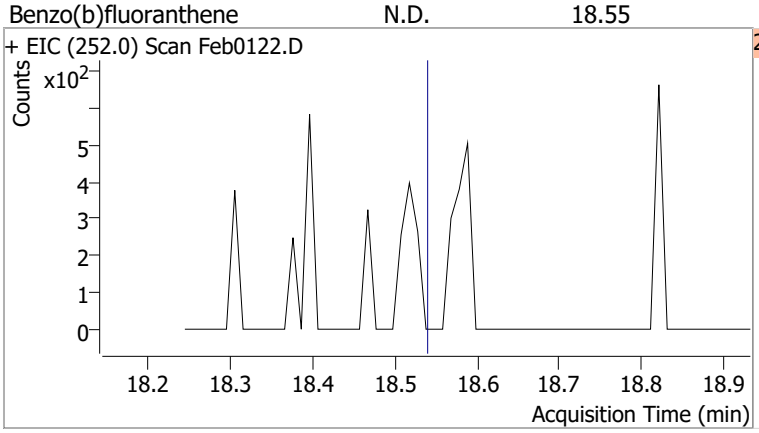

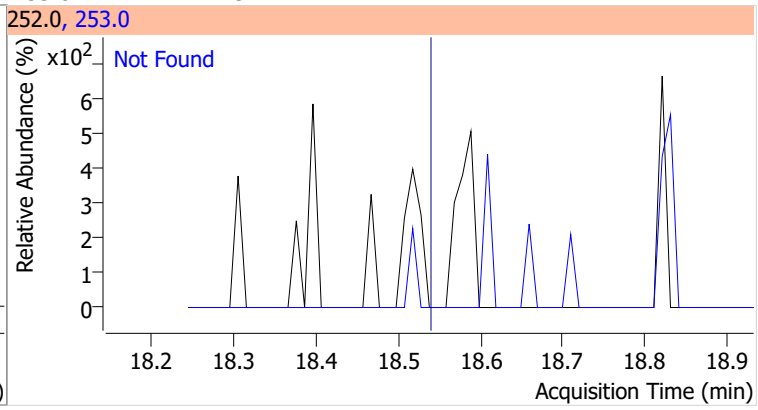

Compound	Conc.	Exp RT	QIon	Exp Ratio
Benzo(k)fluoranthene	N.D.	18.61	253.0	22.7

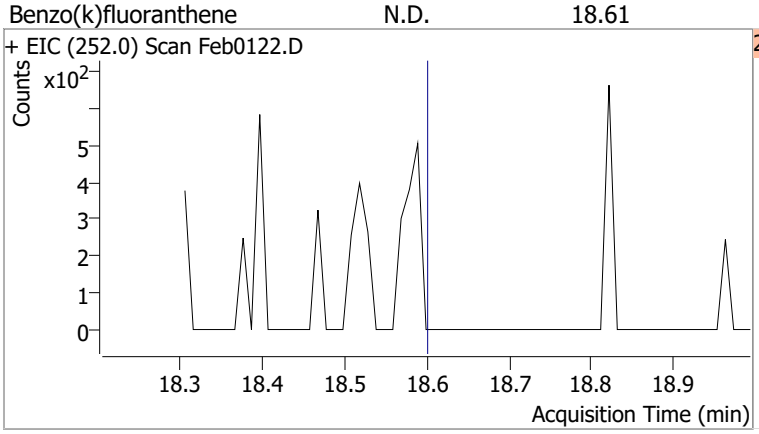

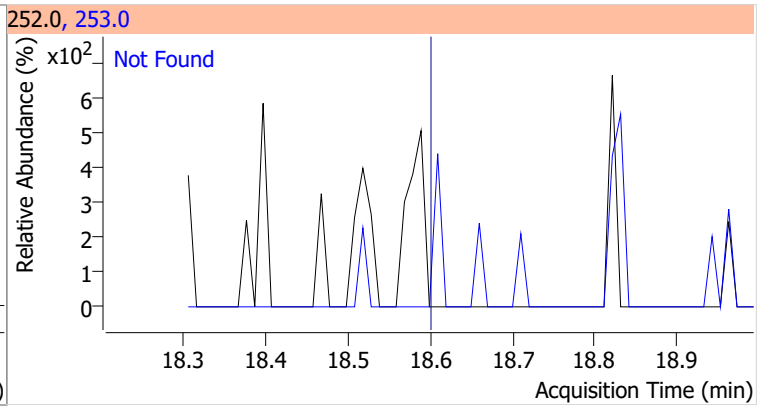

Compound	Conc.	Exp RT	QIon	Exp Ratio
Benzo(a)pyrene	N.D.	19.15	253.0	22.6

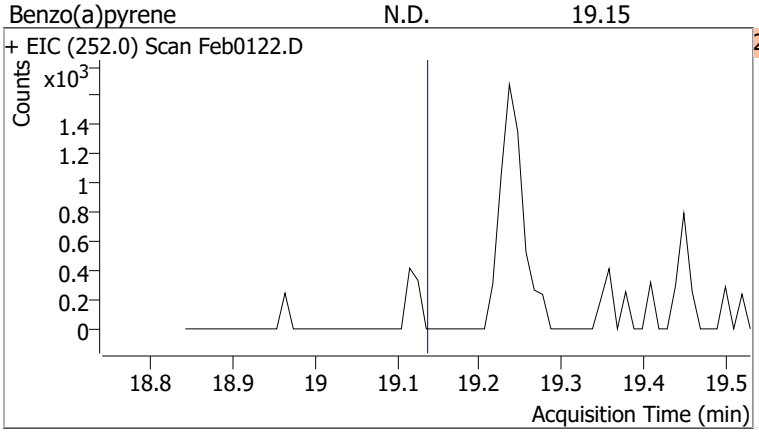

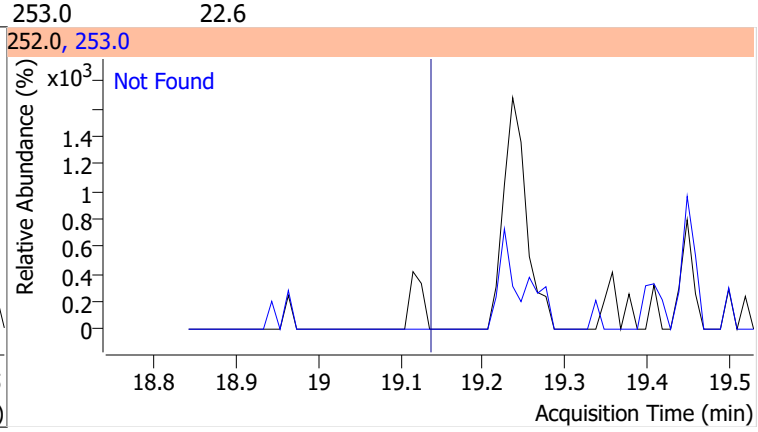

Compound	Conc.	Exp RT	QIon	Exp Ratio
Indeno(1,2,3-c,d)pyrene	N.D.	20.91	138.0	28.9

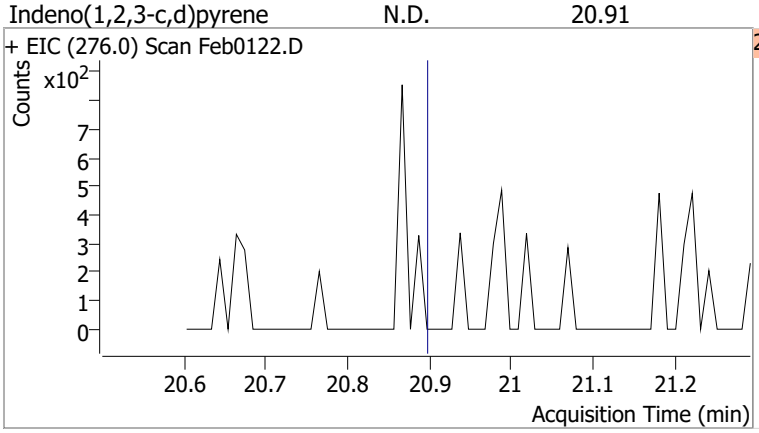

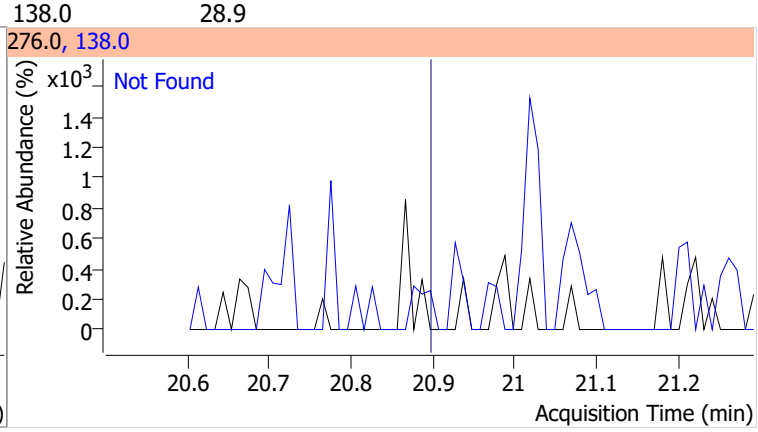

Compound	Conc.	Exp RT	QIon	Exp Ratio	QIon	Exp Ratio
Dibenzo(a,h)anthracene	N.D.	20.97	139.0	24.4	279.0	23.7

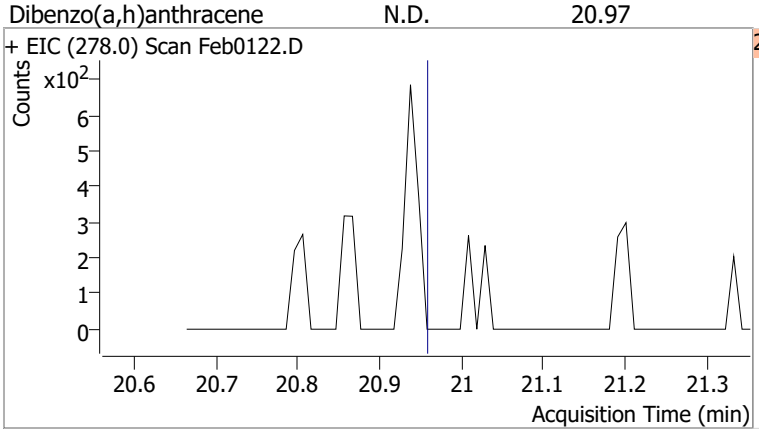

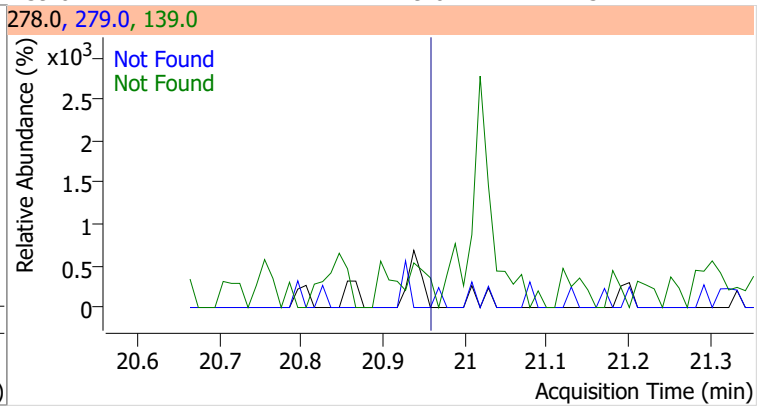

Compound	Conc.	Exp RT	QIon	Exp Ratio	QIon	Exp Ratio
Benzo(g,h,i)perylene	N.D.	21.24	138.0	32.5	277.0	24.1

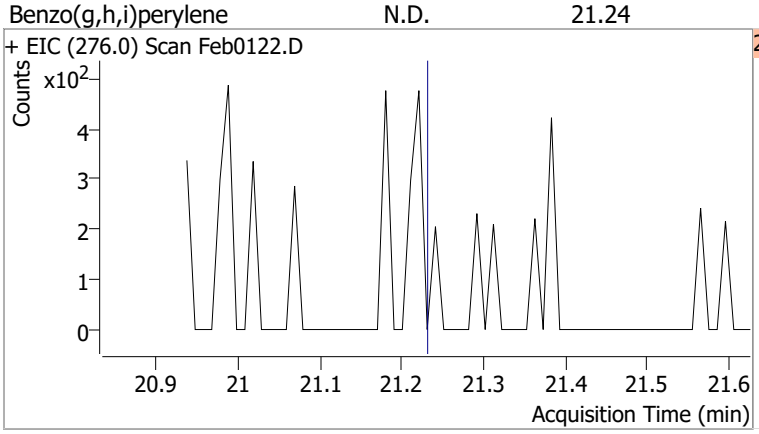

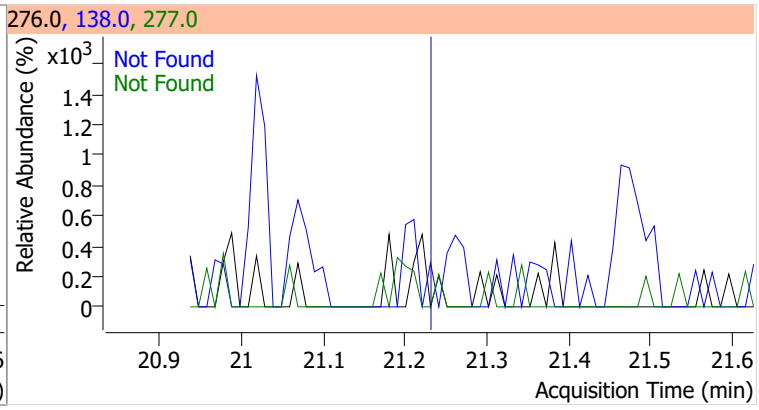

Quantitation Results Report (QT Reviewed)

Data File	Feb0123.D	Operator	LIMS import
Acq. Method	BNA+SIM.M	Acq. Date-Time	2/2/2022 4:38:39 AM
Sample Name	B22011132-001C	Instrument	Instrument #1
Vial	23	Multiplier	1.00
DA Method File		Comment	SVOC-8270-W-LARGO
Tune File	dftppdsm.u	Tune Date	1/25/2022 7:52:00 PM
Batch Name	020122 DoD BNA cal.batch.bin	Last Calib Update	2/2/2022 4:05:51 PM
Ref Library	D:\Org\Library\NIST129K.l		

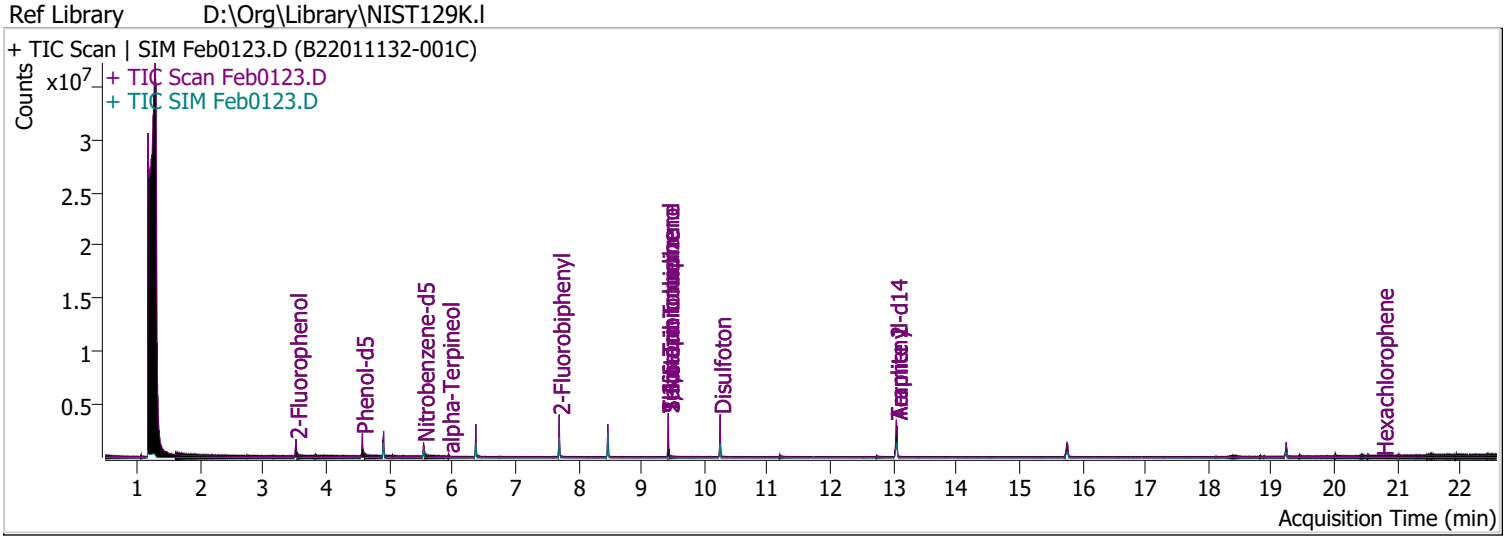

Compound	RT	QIon	Resp.	Conc.	Units		Dev(Min)
Internal Standards							
System Monitoring Compounds							
S 2-Fluorophenol	3.520	112.0	616181	59.9574	µg/L		0.000
Spiked Amount: 200.000	Range: 10.0 - 75.0%			Recovery = 29.98%			
S Phenol-d5	4.572	99.0	833991	61.7216	µg/L		0.000
Spiked Amount: 200.000	Range: 10.0 - 65.0%			Recovery = 30.86%			
S Nitrobenzene-d5	5.543	82.0	394392	56.1091	µg/L		-0.010
Spiked Amount: 100.000	Range: 32.0 - 94.0%			Recovery = 56.11%			
S 2-Fluorobiphenyl	7.697	172.0	1170674	49.4798	µg/L		0.000
Spiked Amount: 100.000	Range: 28.0 - 107.0%			Recovery = 49.48%			
S 2,4,6-Tribromophenol	9.428	329.8	308547	155.7122	µg/L		0.000
Spiked Amount: 200.000	Range: 25.0 - 140.0%			Recovery = 77.86%			
S Terphenyl-d14	13.047	244.3	2025797	82.9582	µg/L		-0.010
Spiked Amount: 100.000	Range: 32.0 - 122.0%			Recovery = 82.96%			
Target Compounds							**QValue**
T N-Nitrosodimethylamine	0.000		0	N.D.			
T Pyridine	0.000		0	N.D.			
T Aniline	0.000		0	N.D.			
T Phenol	0.000		0	N.D.			
T bis(-2-Chloroethyl)Ether	4.909	63.0	0		µg/L	md	1
T 2-Chlorophenol	0.000		0	N.D.			
T 1,3-Dichlorobenzene	0.000		0	N.D.			
T 1,4-Dichlorobenzene	0.000		0	N.D.			
T 1,2-Dichlorobenzene	0.000		0	N.D.			
T Benzyl Alcohol	0.000		0	N.D.			
T 2-Methylphenol	0.000		0	N.D.			
T bis(2-chloroisopropyl)Ether	0.000		0	N.D.			
T N-nitroso-Di-n-propylamine	5.543	70.0	0		µg/L	md	1
T 4Methylphenol/3Methylphenol	0.000		0	N.D.			
T Hexachloroethane	0.000		0	N.D.			

Compound	RT	QIon	Resp.	Conc.	Units		Dev(Min)
T Nitrobenzene	0.000		0	N.D.			
T Isophorone	0.000		0	N.D.			
T 2-Nitrophenol	0.000		0	N.D.			
T 2,4-Dimethylphenol	0.000		0	N.D.			
T bis(-2-Chloroethoxy)Methane	0.000		0	N.D.			
T 2,4-Dichlorophenol	0.000		0	N.D.			
T Benzoic Acid	0.000		0	N.D.			
T 1,2,4-Trichlorobenzene	0.000		0	N.D.			
T Naphthalene	0.000		0	N.D.			
T 4-Chlorophenol	6.372	130.0	0		µg/L	md	1
T p-Chloroaniline	0.000		0	N.D.			
T Hexachlorobutadiene	0.000		0	N.D.			
T 4-Chloro-2-Methylphenol	0.000		0	N.D.			
T 4-Chloro-3-Methylphenol	0.000		0	N.D.			
T 2-Methylnaphthalene	0.000		0	N.D.			
T 1-Methylnaphthalene	0.000		0	N.D.			
T Hexachlorocyclopentadiene	0.000		0	N.D.			
T 2,4,6-Trichlorophenol	0.000		0	N.D.			
T 2,4,5-Trichlorophenol	0.000		0	N.D.			
T 2-Chloronaphthalene	0.000		0	N.D.			
T 2-Nitroaniline	0.000		0	N.D.			
T Dimethyl Phthalate	8.466	163.0	0		µg/L	md	1
T 2,6-Dinitrotoluene	8.466	165.0	0		µg/L	md	1
T Acenaphthylene	0.000		0	N.D.			
T 3-Nitroaniline	0.000		0	N.D.			
T Acenaphthene	0.000		0	N.D.			
T 2,4-Dinitrophenol	0.000		0	N.D.			
T Dibenzofuran	0.000		0	N.D.			
T 4-Nitrophenol	0.000		0	N.D.			
T 2,4-Dinitrotoluene	8.466	165.0	0		µg/L	md	1
T Diethylphthalate	0.000		0	N.D.			
T Fluorene	0.000		0	N.D.			
T 4-Chlorophenyl-phenylether	0.000		0	N.D.			
T 4-Nitroaniline	0.000		0	N.D.			
T 4,6-Dinitro-2-methylphenol	9.428	198.0	0		µg/L	md	1
T N-nitrosodiphenylamine	0.000		0	N.D.			
T Azobenzene	0.000		0	N.D.			
T 4-Bromophenyl-phenylether	0.000		0	N.D.			
T Hexachlorobenzene	0.000		0	N.D.			
T Pentachlorophenol	0.000		0	N.D.			
T Phenanthrene	0.000		0	N.D.			
T Anthracene	0.000		0	N.D.			
T Triallate	0.000		0	N.D.			
T Carbazole	0.000		0	N.D.			
T o-Terphenyl	0.000		0	N.D.			
T Di-n-Butylphthalate	0.000		0	N.D.			
T Fluoranthene	0.000		0	N.D.			
T Benzidine	0.000		0	N.D.			
T Pyrene	0.000		0	N.D.			
T Butylbenzylphthalate	0.000		0	N.D.			
T Benzo(a)Anthracene	0.000		0	N.D.			
T Chrysene	0.000		0	N.D.			
T 3,3-Dichlorobenzidine	0.000		0	N.D.			
T bis(2-ethylhexyl)Phthalate	0.000		0	N.D.			
T Di-n-octyl Phthalate	0.000		0	N.D.			

Compound	RT	QIon	Resp.	Conc.	Units	Dev(Min)
T Benzo(b)fluoranthene	0.000		0	N.D.		
T Benzo(k)fluoranthene	0.000		0	N.D.		
T Benzo(a)pyrene	0.000		0	N.D.		
T Indeno(1,2,3-c,d)pyrene	0.000		0	N.D.		
T Dibenzo(a,h)anthracene	0.000		0	N.D.		
T Benzo(g,h,i)perylene	0.000		0	N.D.		

(#) = Qualifier Out of Range; (m) = Manual Integration; (+) = Area Summed; (*) = Surrogate Percent Recovery Out of Range; (d): Zeroed Peak

Compound	Conc.	Exp RT	QIon	Exp Ratio
N-Nitrosodimethylamine	N.D.	2.15	42.0	130.1

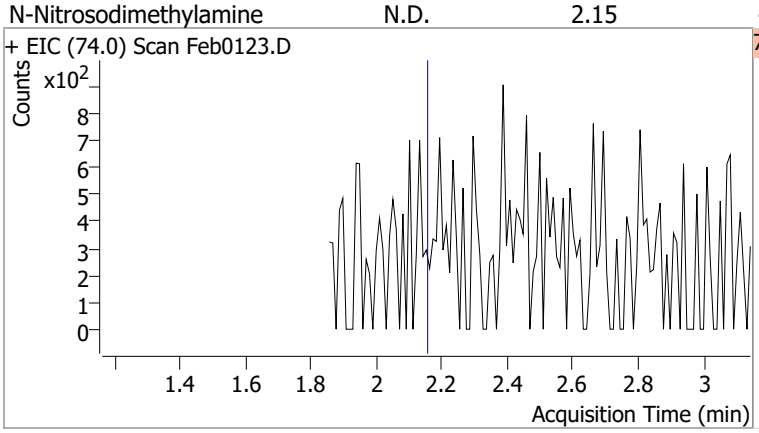

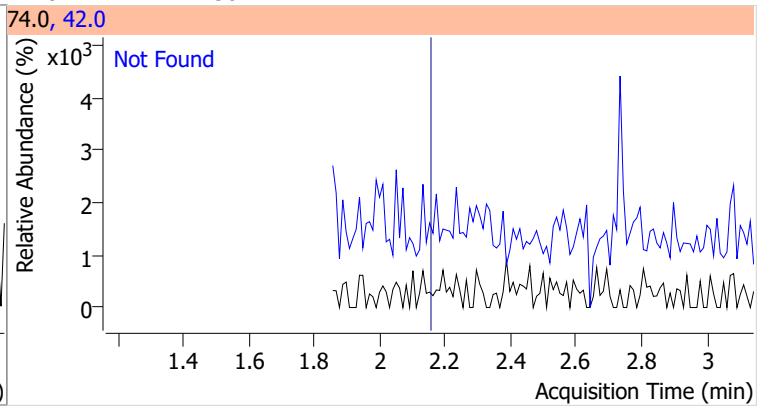

Compound	Conc.	Exp RT	QIon	Exp Ratio
Pyridine	N.D.	2.18	52.0	101.7

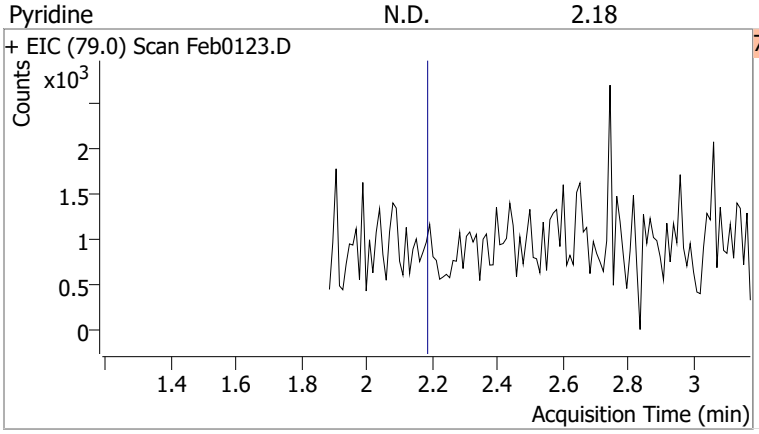

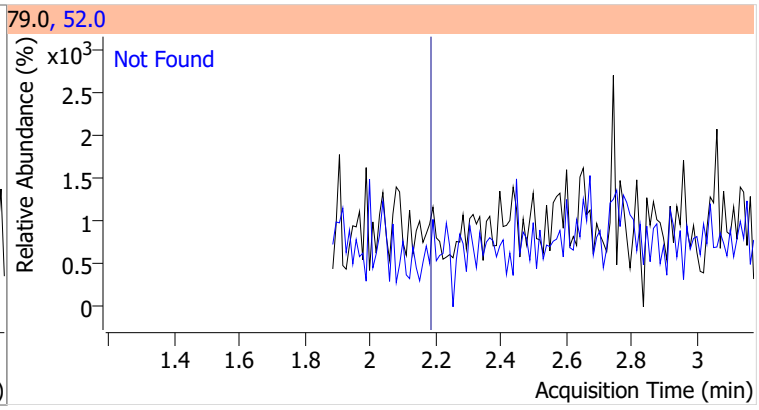

Compound	Conc.	RT	Dev(Min)	Resp.	QIon	QRatio	Lower	Upper
2-Fluorophenol	59.9574	3.52	0.00	616181	64.0	50.8	35.8	66.4
					92.0	19.9	14.3	26.6

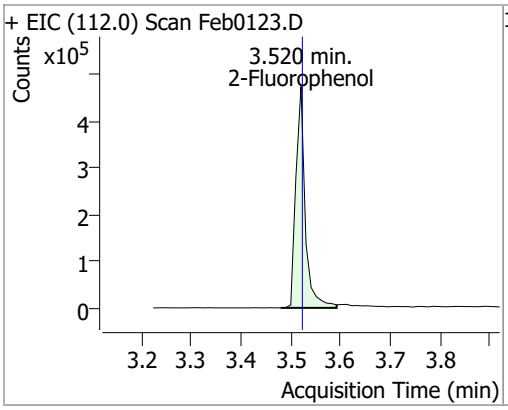

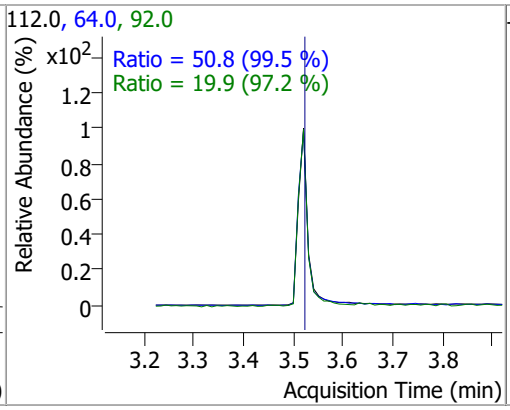

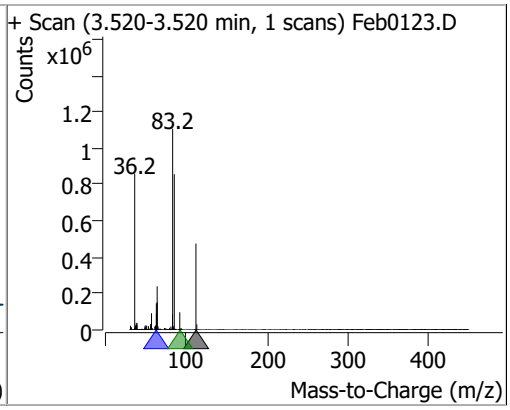

Compound	Conc.	Exp RT	QIon	Exp Ratio	QIon	Exp Ratio
Aniline	N.D.	4.55	66.0	35.1	65.0	18.0

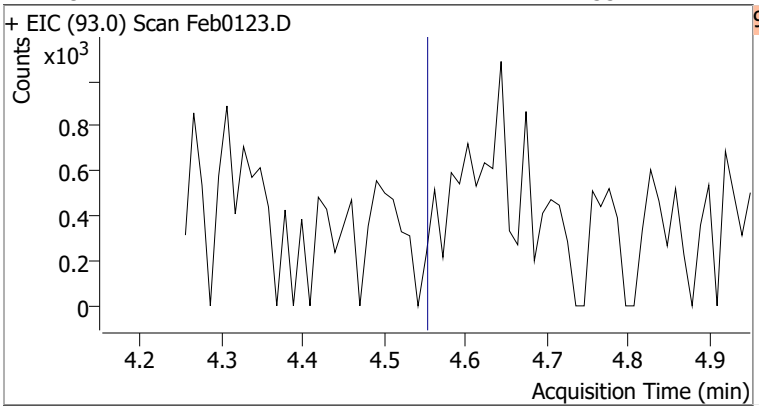

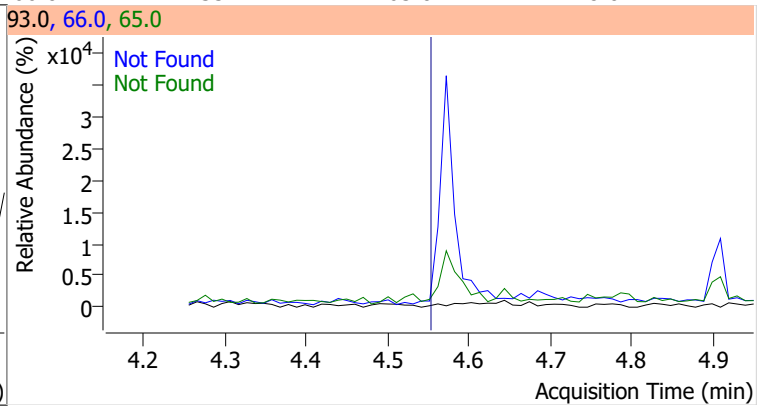

Quantitation Results Report (QT Reviewed)

Compound	Conc.	RT	Dev(Min)	Resp.	QIon	QRatio	Lower	Upper
Phenol-d5	61.7216	4.57	0.00	833991	71.0	33.8	23.8	44.2

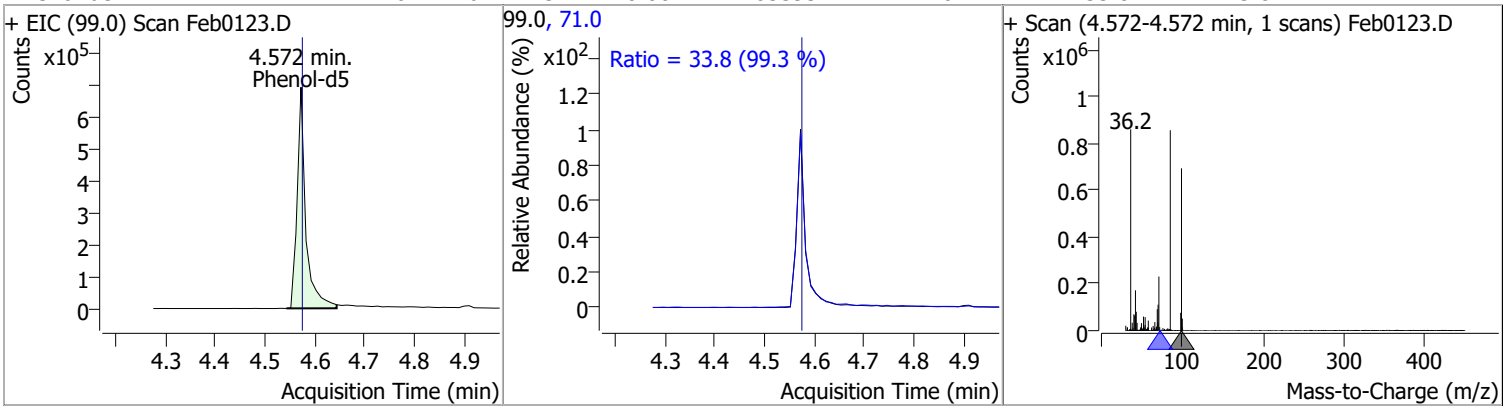

Compound	Conc.	Exp RT	QIon	Exp Ratio
Phenol	N.D.	4.59	66.0	43.8

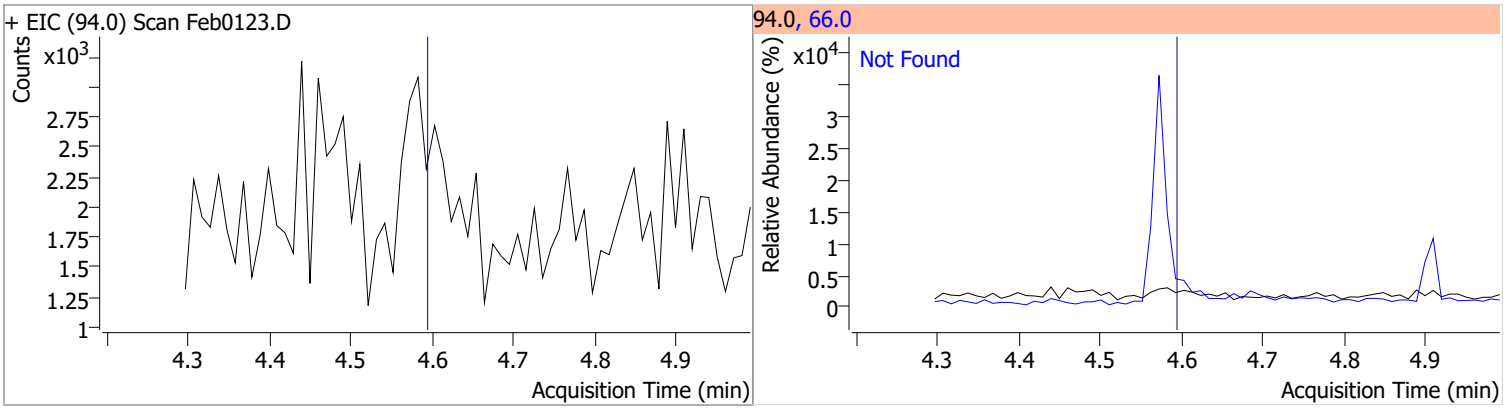

Compound	Conc.	RT	Dev(Min)	Resp.	QIon	QRatio	Lower	Upper
bis(-2-Chloroethyl)Ether		0		0	64.0		2.4	4.5

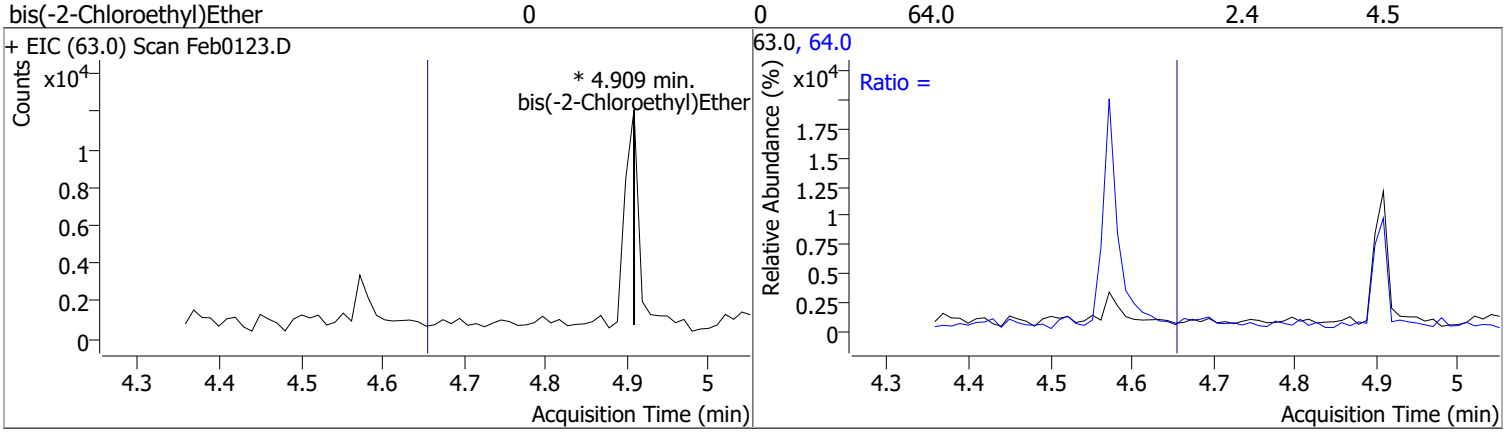

Compound	Conc.	Exp RT	QIon	Exp Ratio
2-Chlorophenol	N.D.	4.68	130.0	31.8

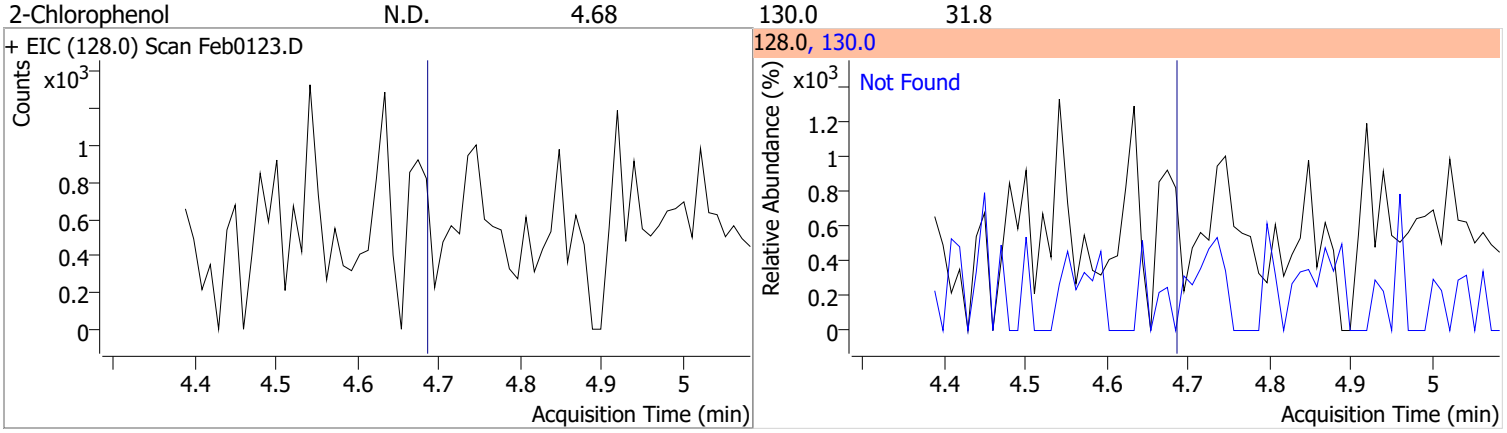

Compound	Conc.	Exp RT	QIon	Exp Ratio	QIon	Exp Ratio
1,3-Dichlorobenzene	N.D.	4.84	148.0	62.2	111.0	35.9

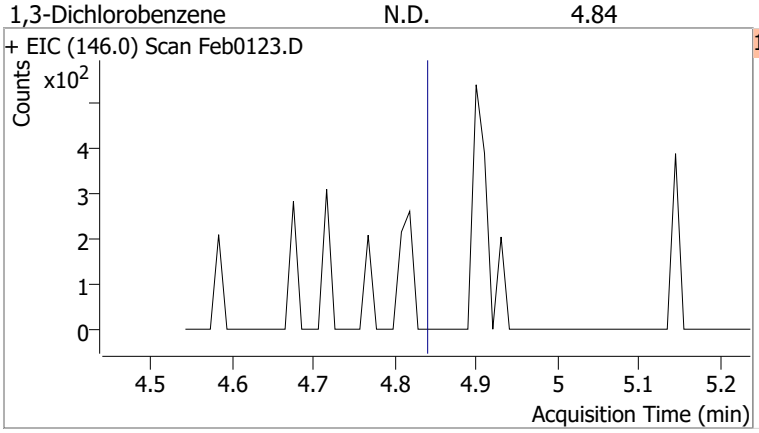

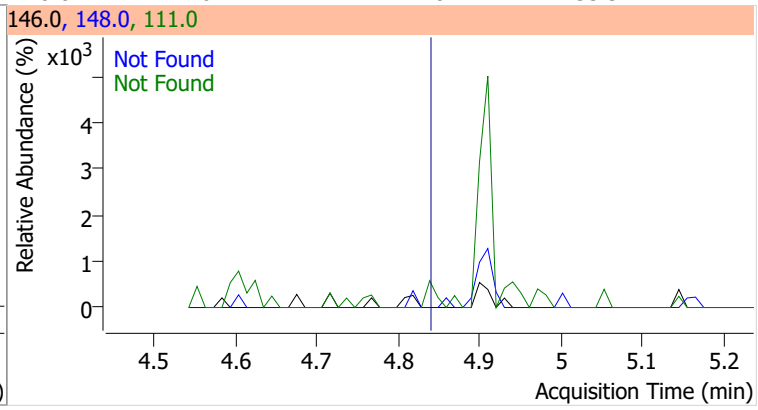

Compound	Conc.	Exp RT	QIon	Exp Ratio	QIon	Exp Ratio
1,4-Dichlorobenzene	N.D.	4.93	148.0	64.1	111.0	35.1

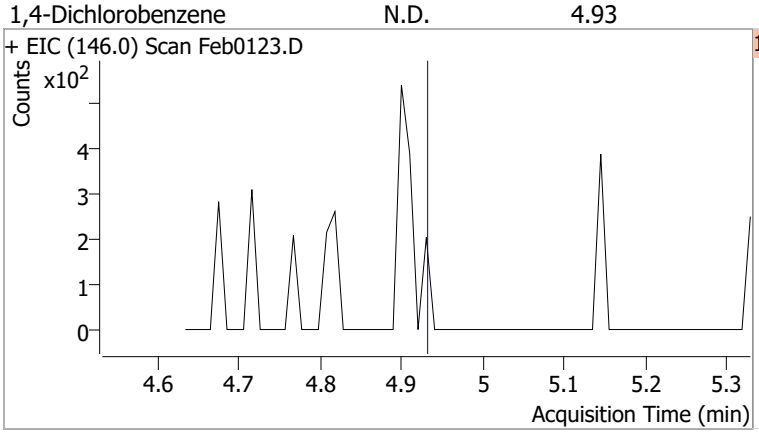

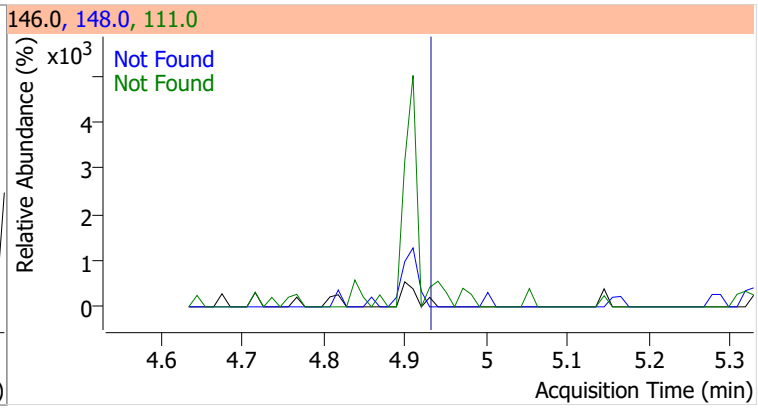

Compound	Conc.	Exp RT	QIon	Exp Ratio	QIon	Exp Ratio
1,2-Dichlorobenzene	N.D.	5.09	148.0	62.9	111.0	36.7

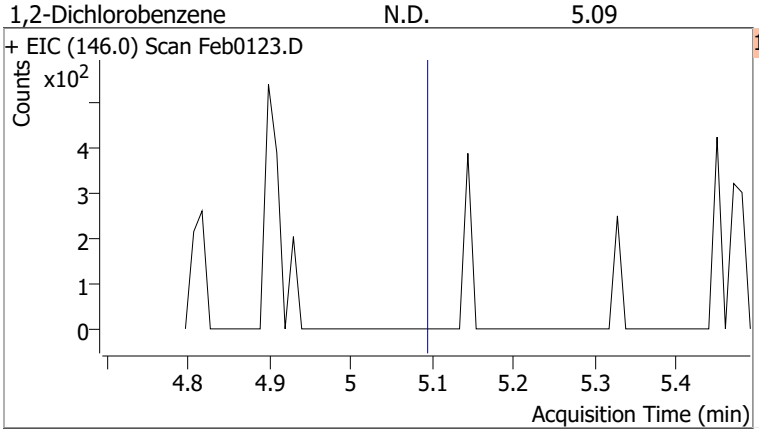

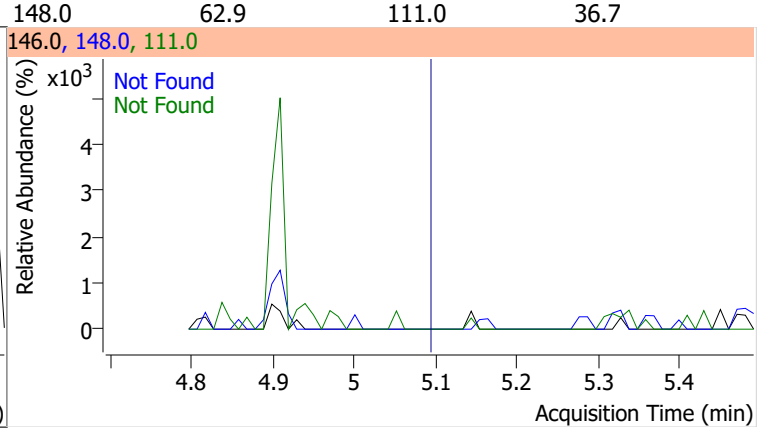

Compound	Conc.	Exp RT	QIon	Exp Ratio	QIon	Exp Ratio
Benzyl Alcohol	N.D.	5.10	79.0	118.4	107.0	64.5

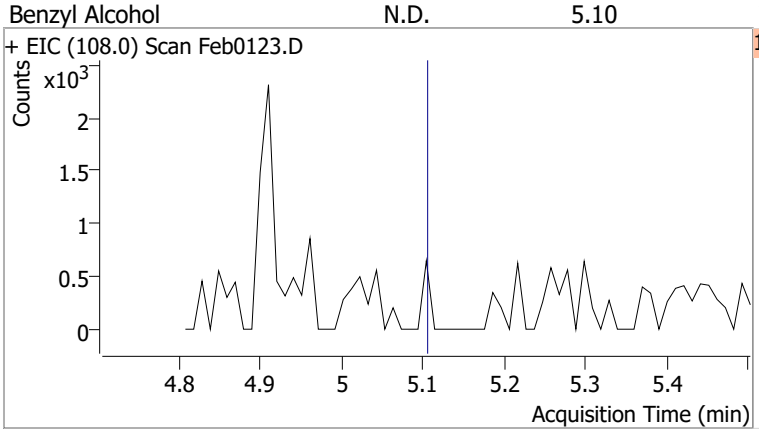

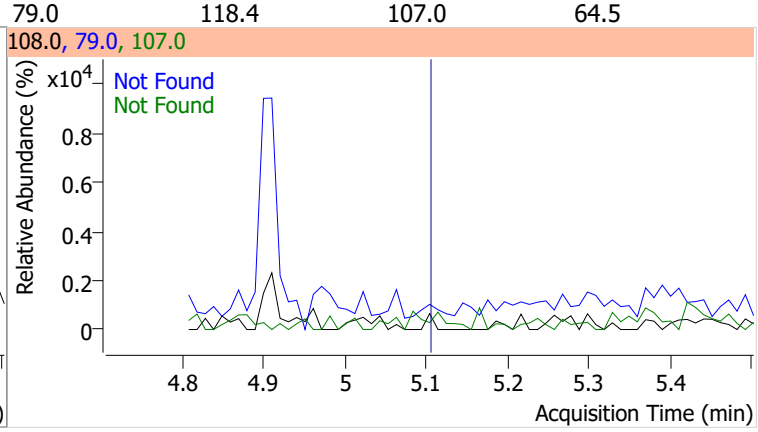

Compound	Conc.	Exp RT	QIon	Exp Ratio
2-Methylphenol	N.D.	5.26	108.0	116.3

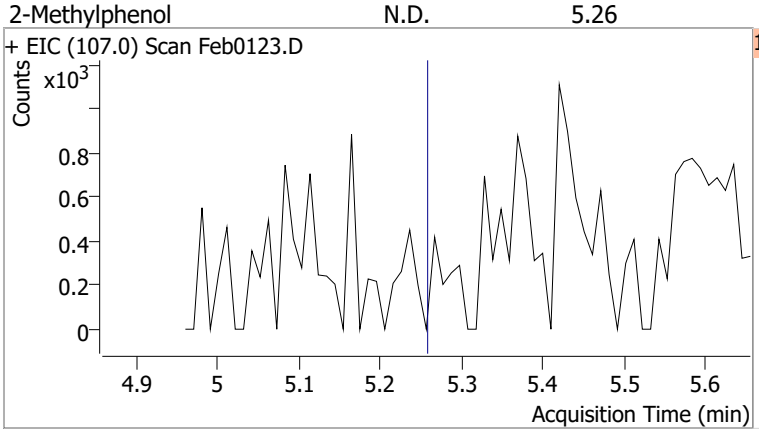

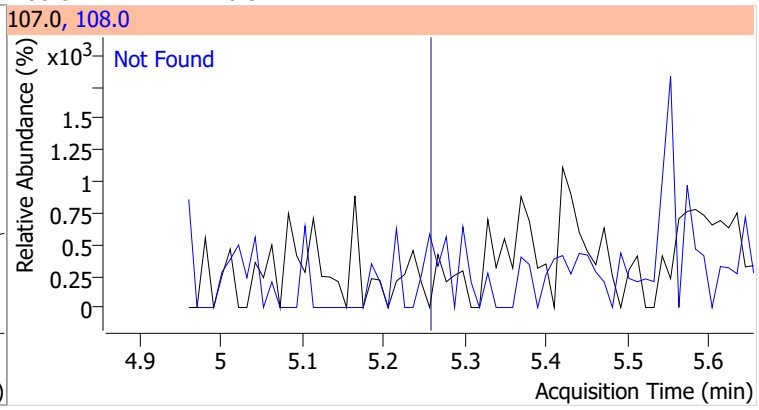

Compound	Conc.	Exp RT	QIon	Exp Ratio
bis(2-chloroisopropyl)Ether	N.D.	5.27	123.0	32.8

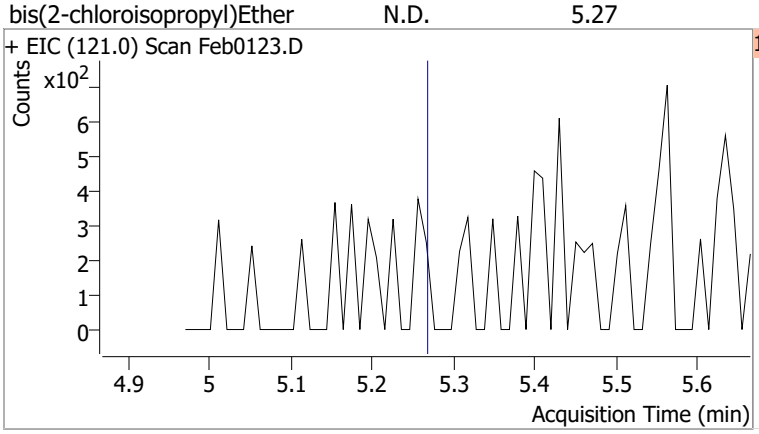

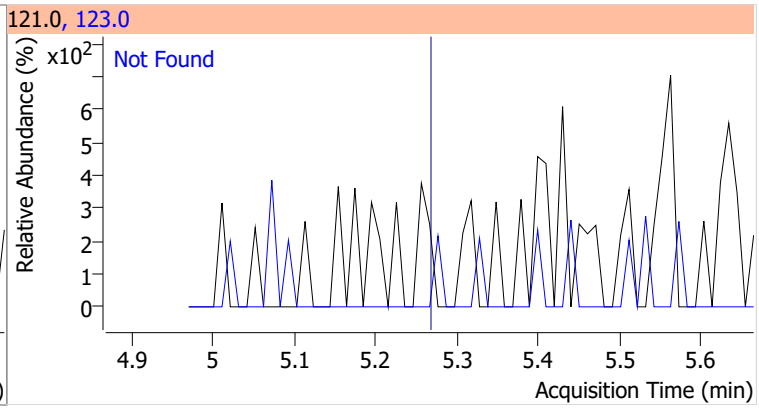

Compound	Conc.	RT	Dev(Min)	Resp.	QIon	QRatio	Lower	Upper
N-nitroso-Di-n-propylamine		0		0	130.0		0.0	35.1

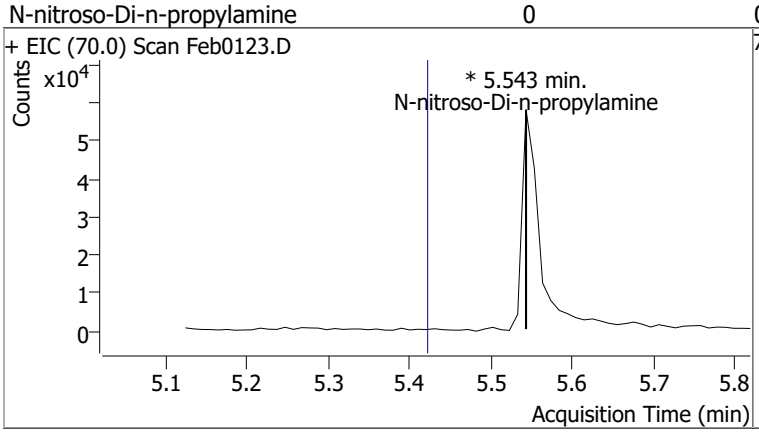

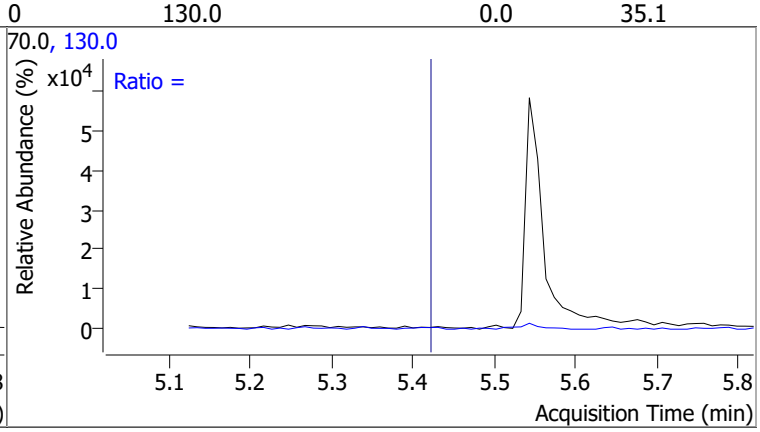

Compound	Conc.	Exp RT	QIon	Exp Ratio
4Methylphenol/3Methylphenol	N.D.	5.44	108.0	84.1

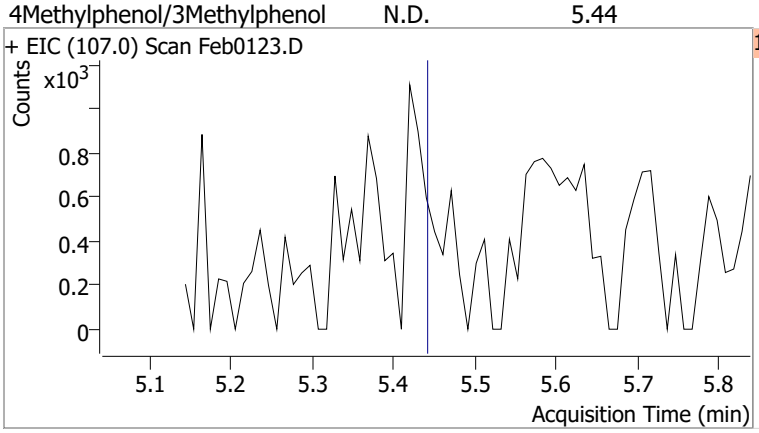

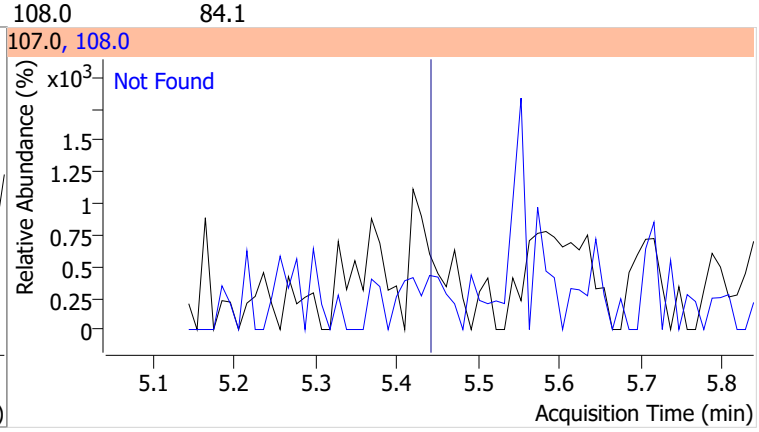

Quantitation Results Report (QT Reviewed)

Compound	Conc.	Exp RT	QIon	Exp Ratio	QIon	Exp Ratio
Hexachloroethane	N.D.	5.47	201.0	93.6	199.0	59.8

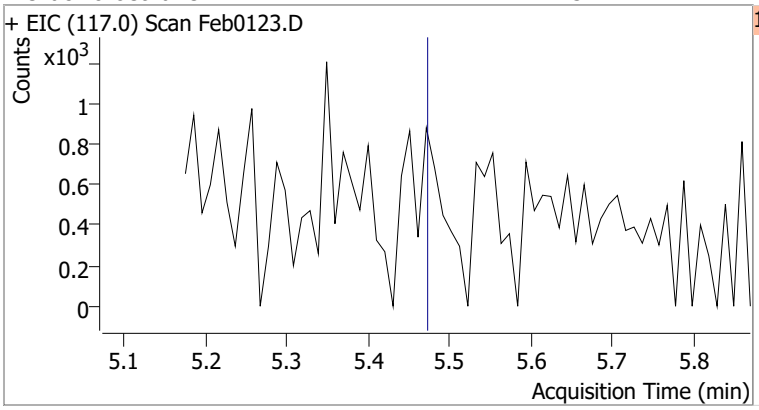

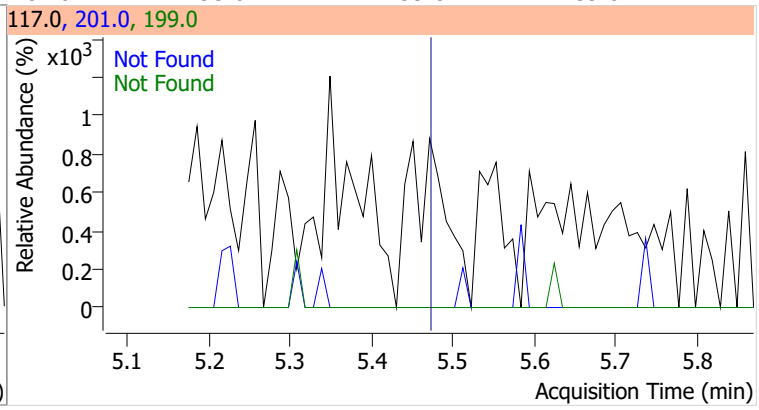

Compound	Conc.	RT	Dev(Min)	Resp.	QIon	QRatio	Lower	Upper
Nitrobenzene-d5	56.1091	5.54	-0.01	394392	54.0	63.4	44.8	83.2
					128.0	46.5	32.6	60.6

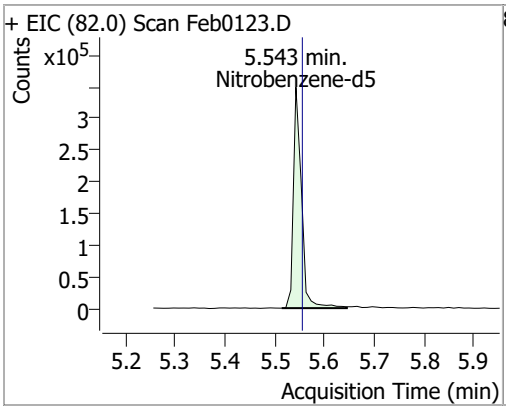

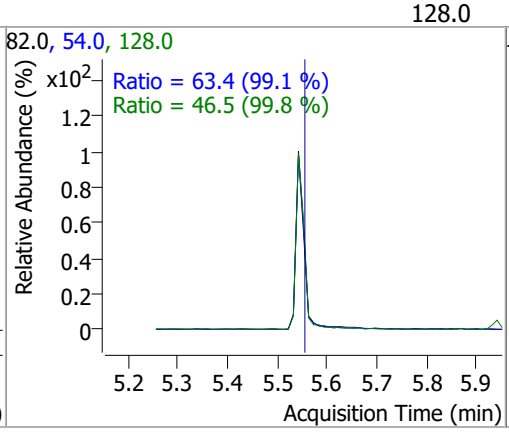

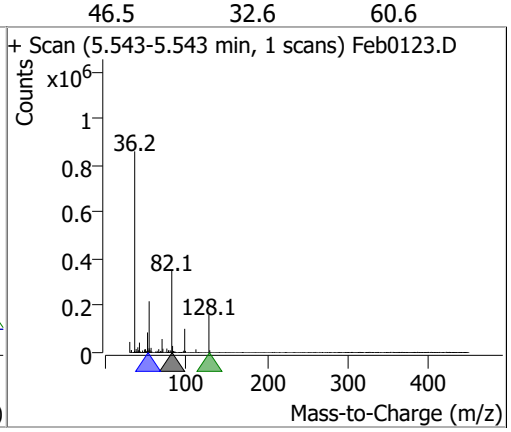

Compound	Conc.	Exp RT	QIon	Exp Ratio	QIon	Exp Ratio
Nitrobenzene	N.D.	5.57	77.0	202.4	51.0	125.5

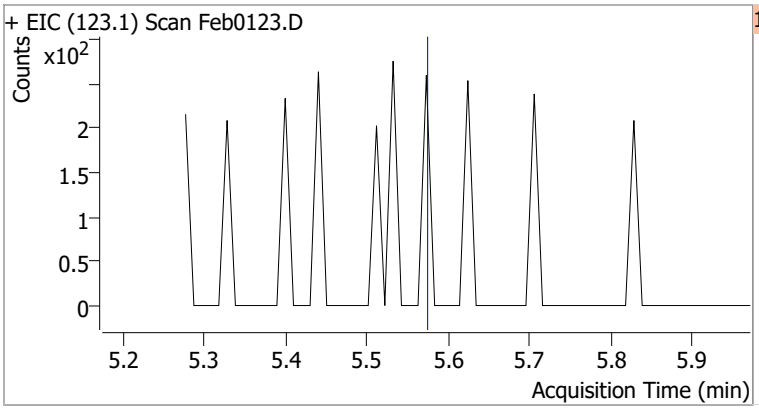

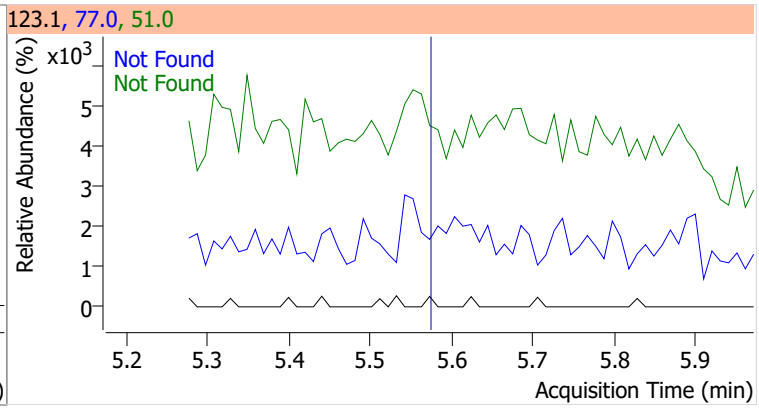

Compound	Conc.	Exp RT	QIon	Exp Ratio
Isophorone	N.D.	5.88	138.0	21.7

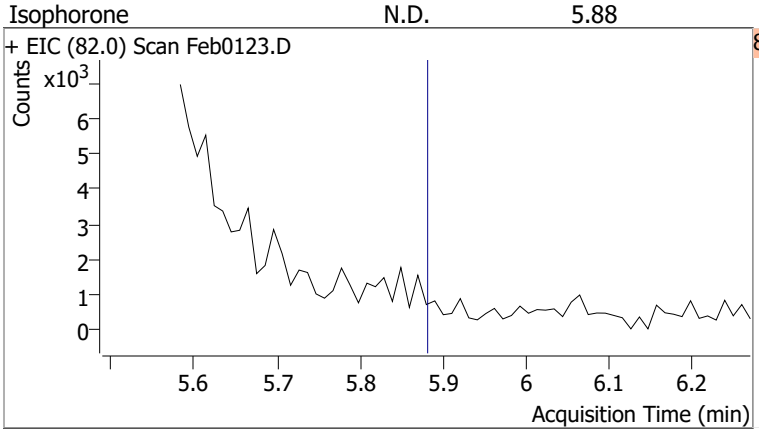

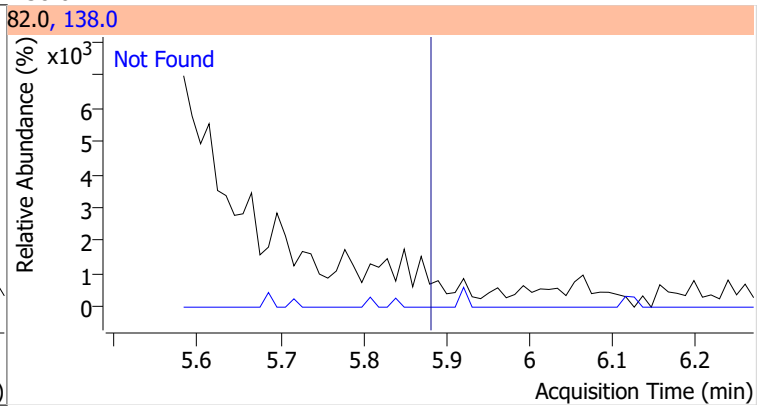

Compound	Conc.	Exp RT	QIon	Exp Ratio	QIon	Exp Ratio
2-Nitrophenol	N.D.	5.94	65.0	48.9	109.0	38.3

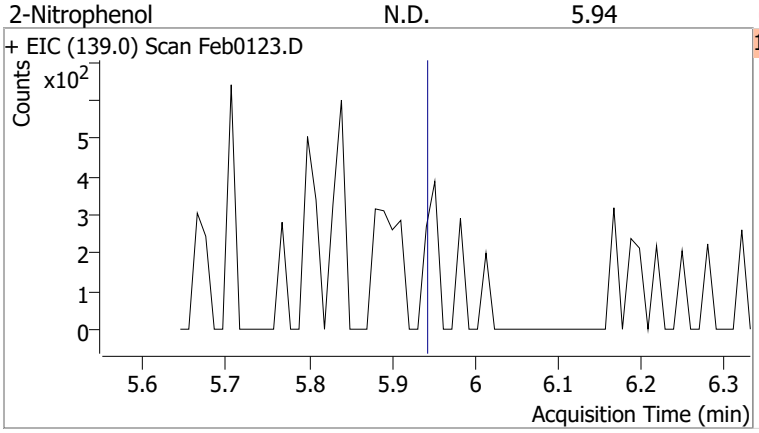

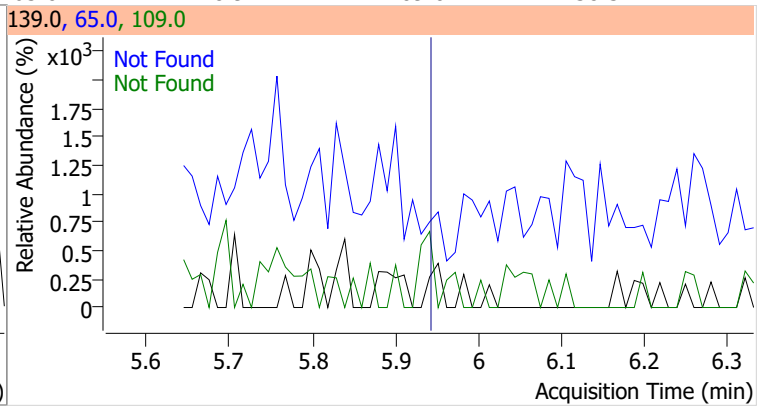

Compound	Conc.	Exp RT	QIon	Exp Ratio	QIon	Exp Ratio
2,4-Dimethylphenol	N.D.	6.05	107.0	109.0	77.0	32.4

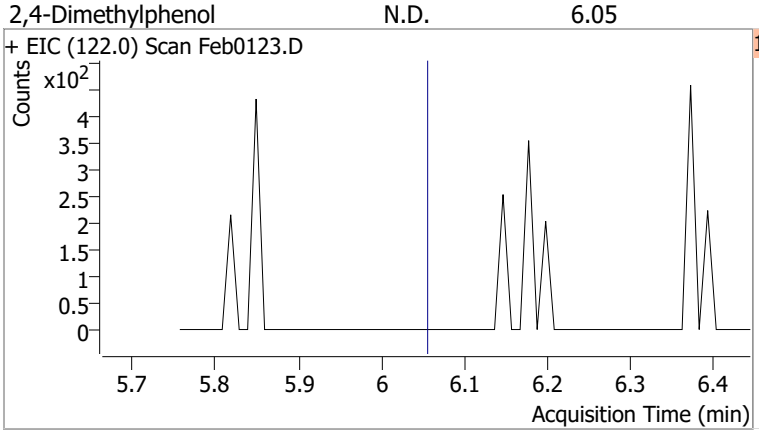

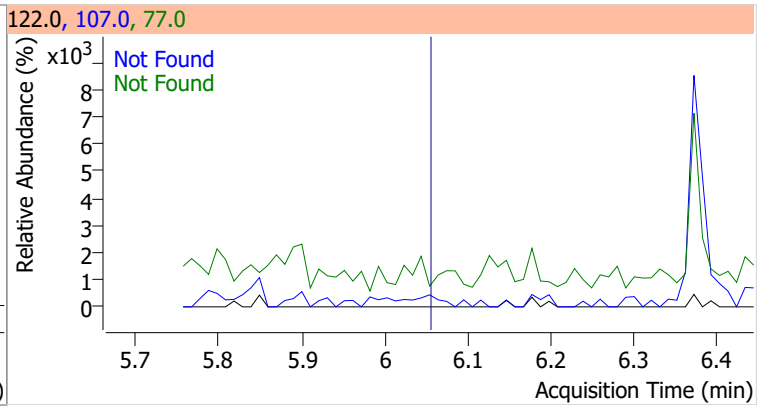

Compound	Conc.	Exp RT	QIon	Exp Ratio	QIon	Exp Ratio
bis(-2-Chloroethoxy)Methane	N.D.	6.16	63.0	68.6	95.0	32.4

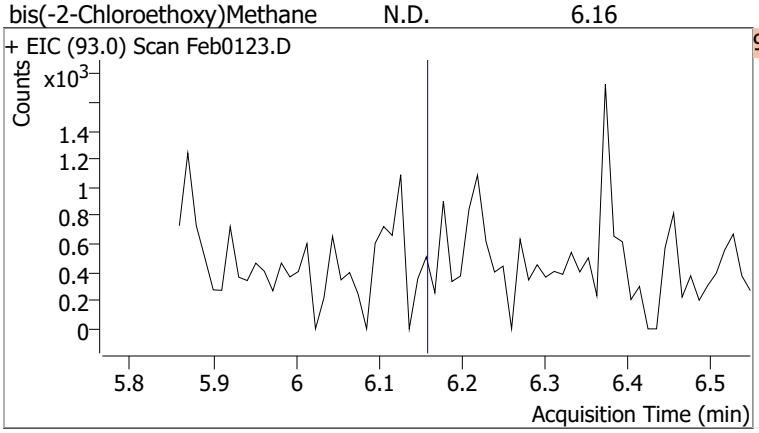

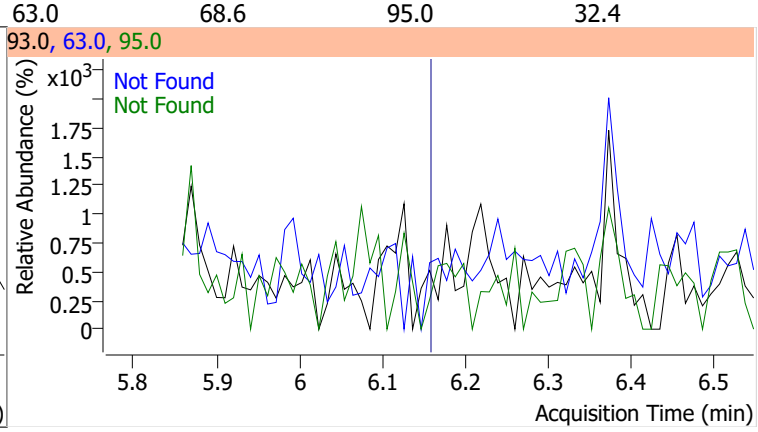

Compound	Conc.	Exp RT	QIon	Exp Ratio	QIon	Exp Ratio
2,4-Dichlorophenol	N.D.	6.25	164.0	63.2	98.0	30.8

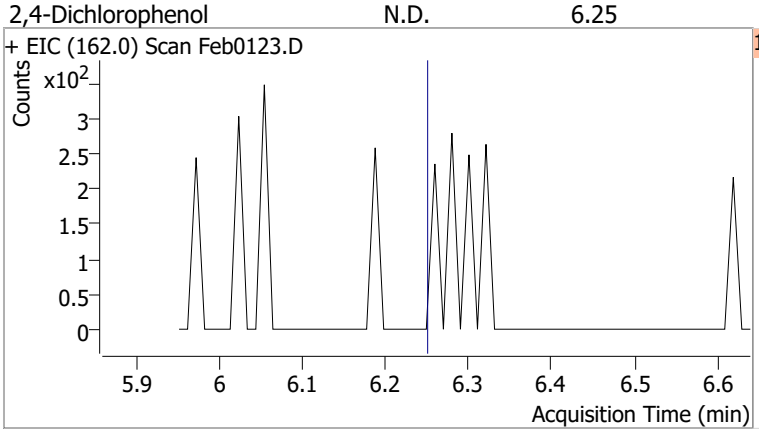

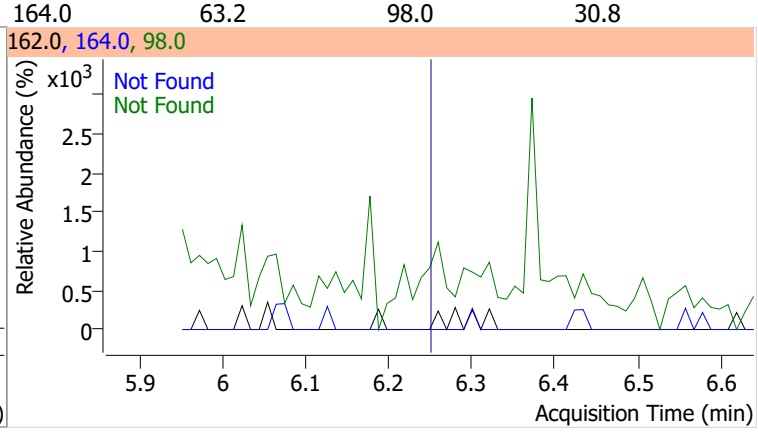

Quantitation Results Report (QT Reviewed)

Compound	Conc.	Exp RT	QIon	Exp Ratio	QIon	Exp Ratio
Benzoic Acid	N.D.	6.27	122.0	88.6	77.0	75.0

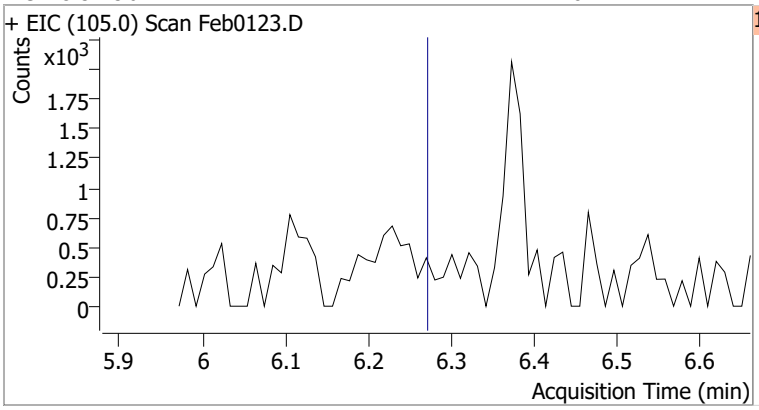

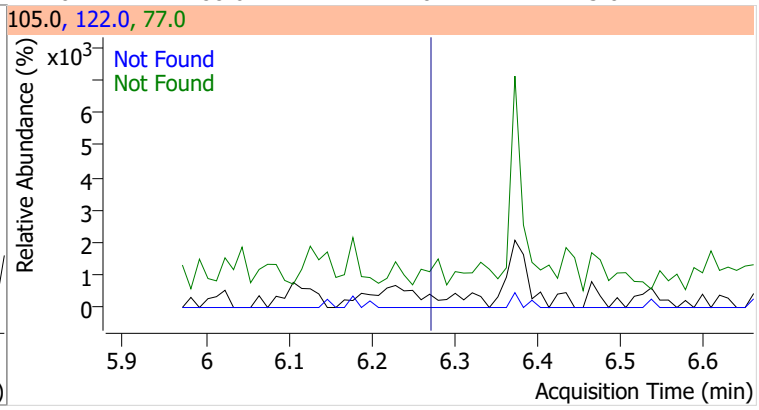

Compound	Conc.	Exp RT	QIon	Exp Ratio	QIon	Exp Ratio
1,2,4-Trichlorobenzene	N.D.	6.32	182.0	97.1	145.0	28.4

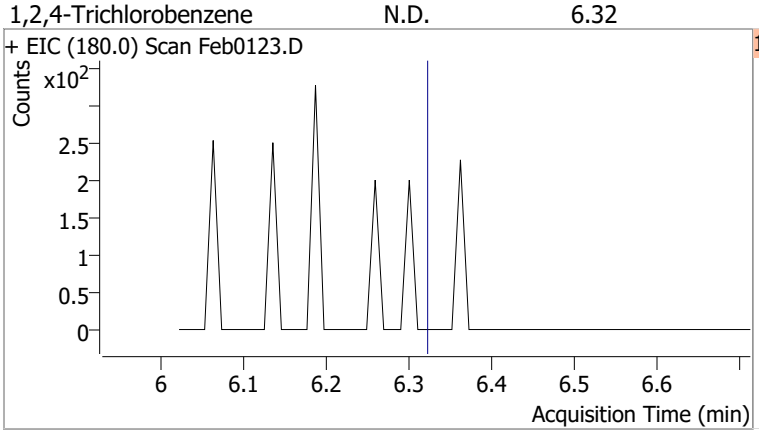

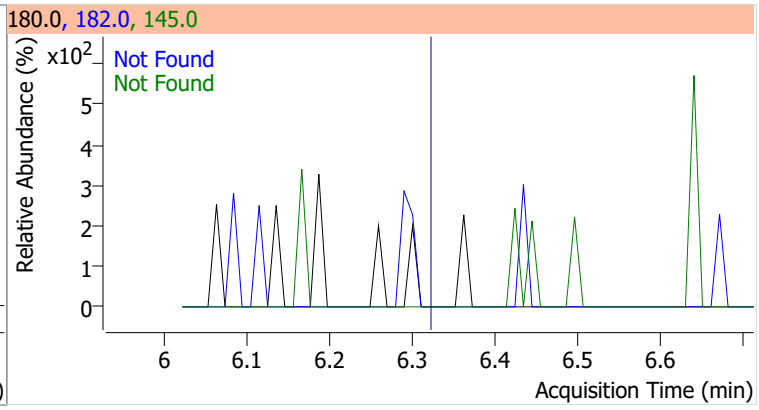

Compound	Conc.	Exp RT	QIon	Exp Ratio	QIon	Exp Ratio
Naphthalene	N.D.	6.40	129.0	11.4	102.0	9.7

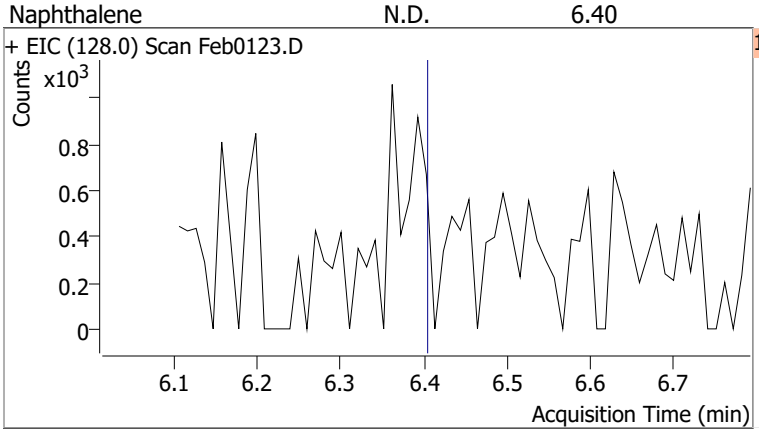

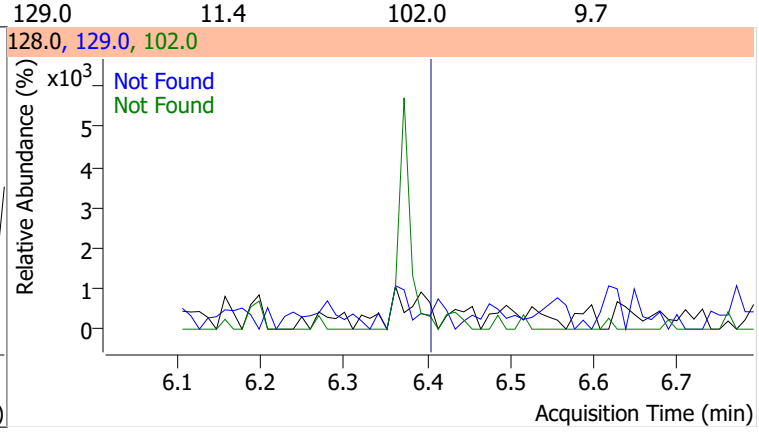

Compound	Conc.	RT	Dev(Min)	Resp.	QIon	QRatio	Lower	Upper
4-Chlorophenol		0		0	128.0		243.7	452.5

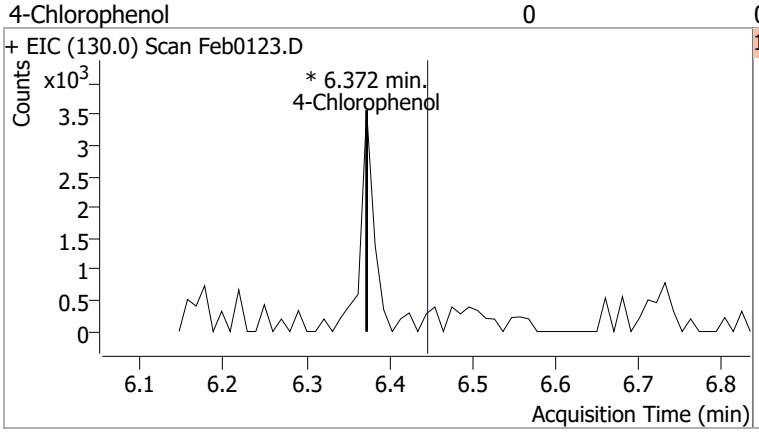

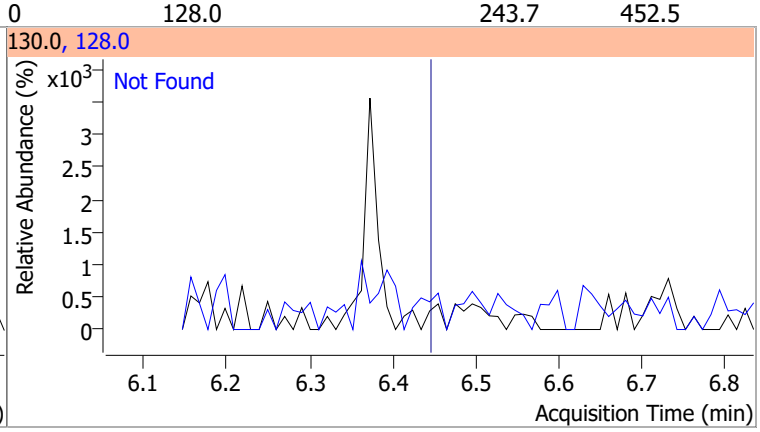

Compound	Conc.	Exp RT	QIon	Exp Ratio	QIon	Exp Ratio
p-Chloroaniline	N.D.	6.51	129.0	33.1	65.0	29.9

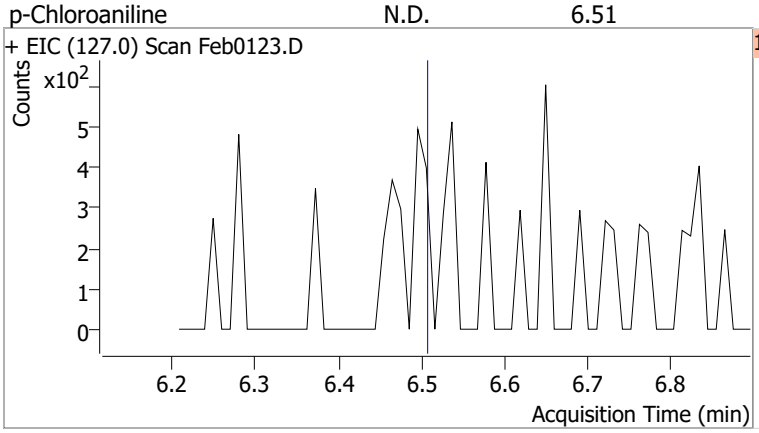

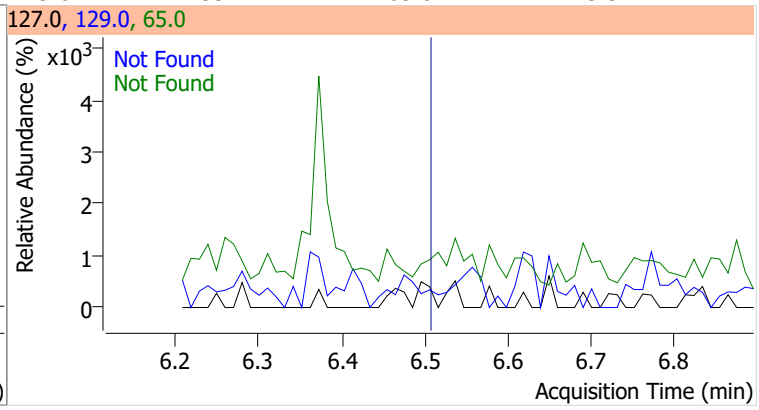

Compound	Conc.	Exp RT	QIon	Exp Ratio	QIon	Exp Ratio
Hexachlorobutadiene	N.D.	6.58	223.0	65.1	227.0	63.7

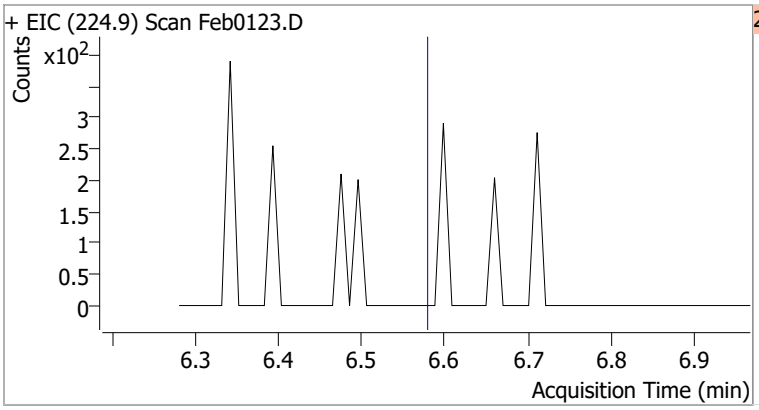

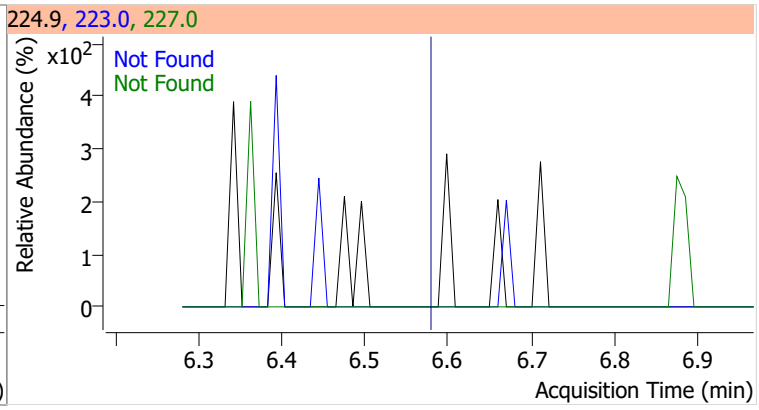

Compound	Conc.	Exp RT	QIon	Exp Ratio
4-Chloro-2-Methylphenol	N.D.	6.99	144.0	28.0

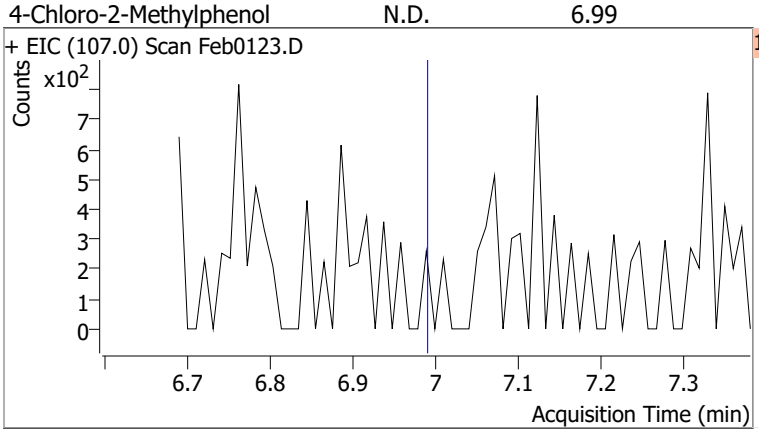

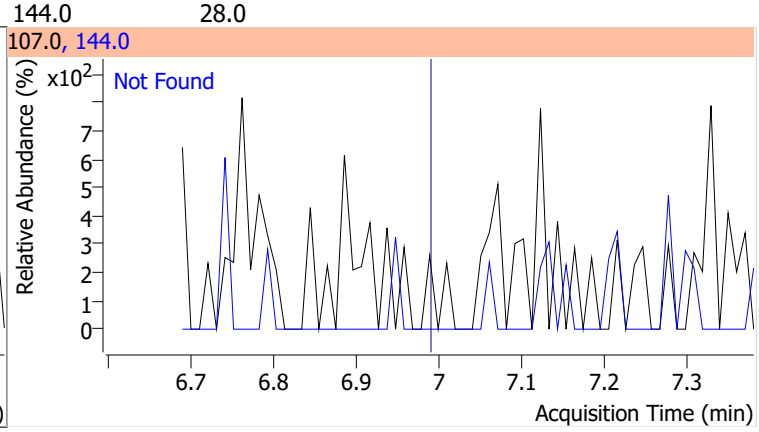

Compound	Conc.	Exp RT	QIon	Exp Ratio
4-Chloro-3-Methylphenol	N.D.	7.13	144.0	28.6

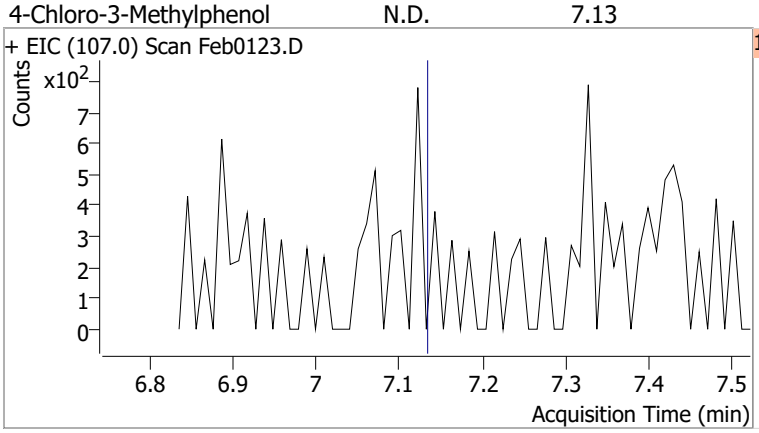

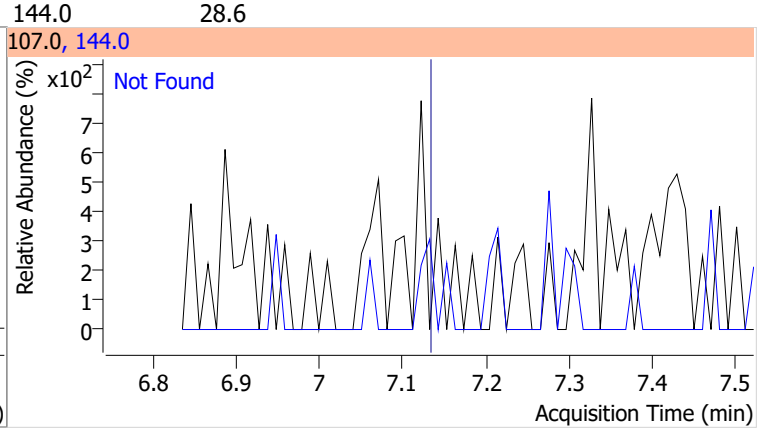

Compound	Conc.	Exp RT	QIon	Exp Ratio	QIon	Exp Ratio
2-Methylnaphthalene	N.D.	7.24	142.0	118.8	115.0	41.1

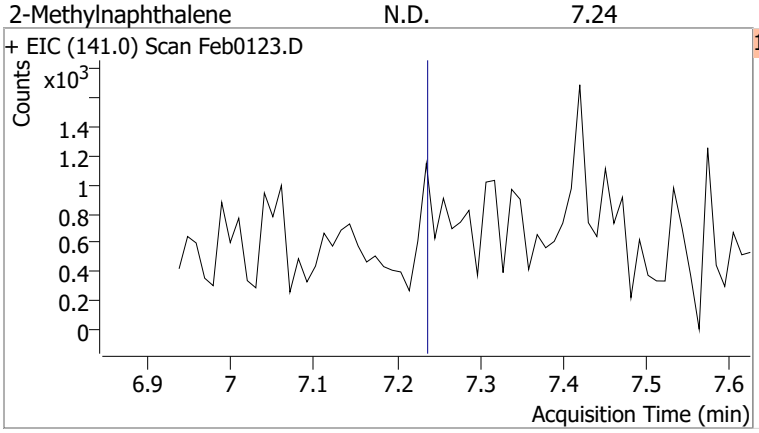

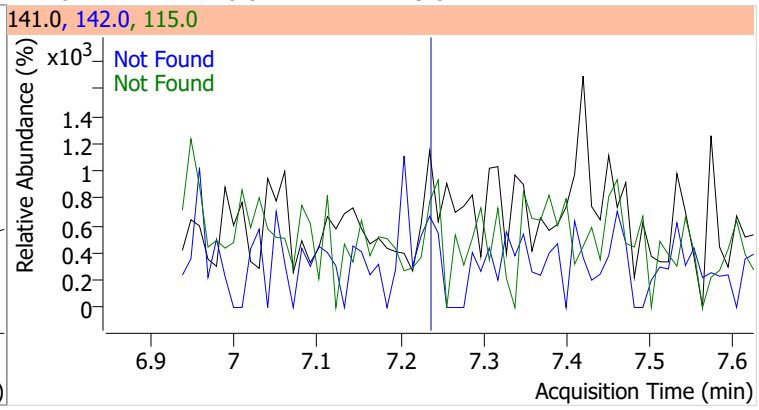

Compound	Conc.	Exp RT	QIon	Exp Ratio	QIon	Exp Ratio
1-Methylnaphthalene	N.D.	7.35	142.0	111.3	115.0	42.1

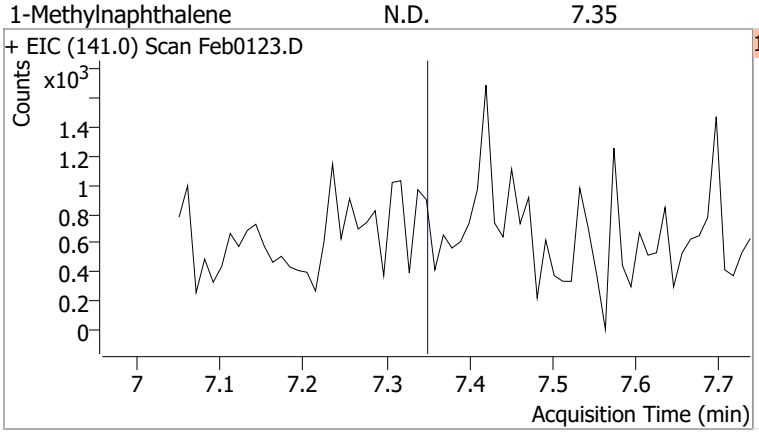

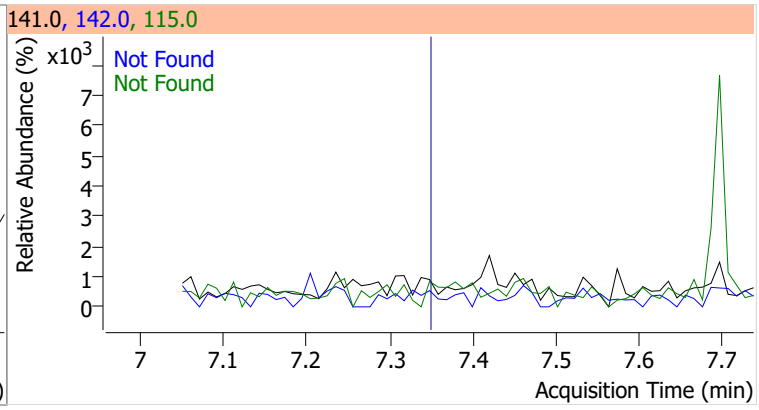

Compound	Conc.	Exp RT	QIon	Exp Ratio	QIon	Exp Ratio
Hexachlorocyclopentadiene	N.D.	7.43	238.9	62.5	234.9	62.4

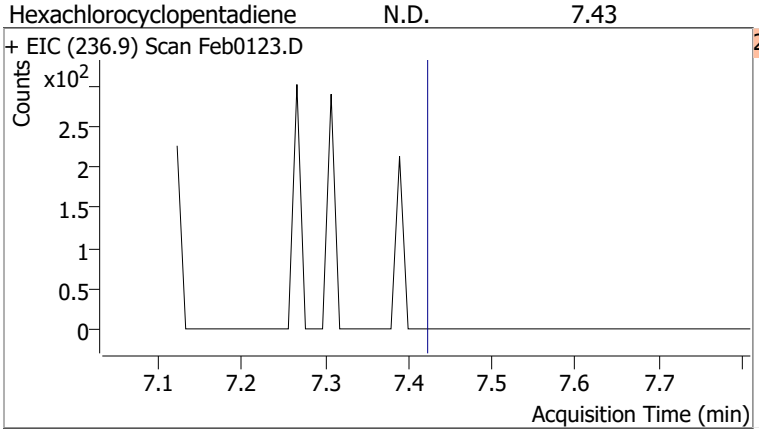

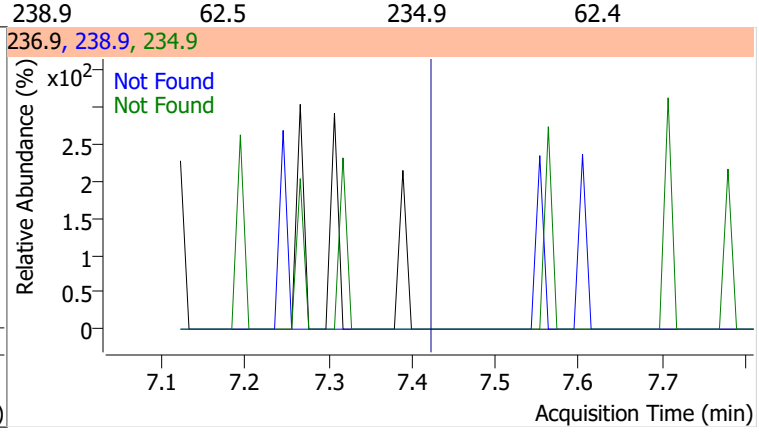

Compound	Conc.	Exp RT	QIon	Exp Ratio
2,4,6-Trichlorophenol	N.D.	7.59	198.0	98.1

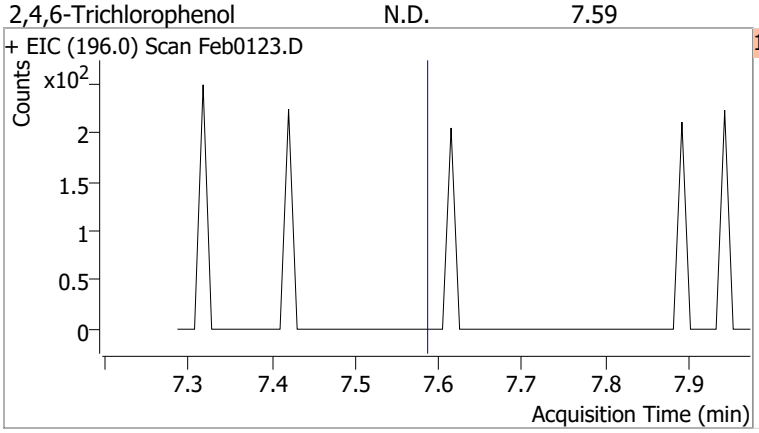

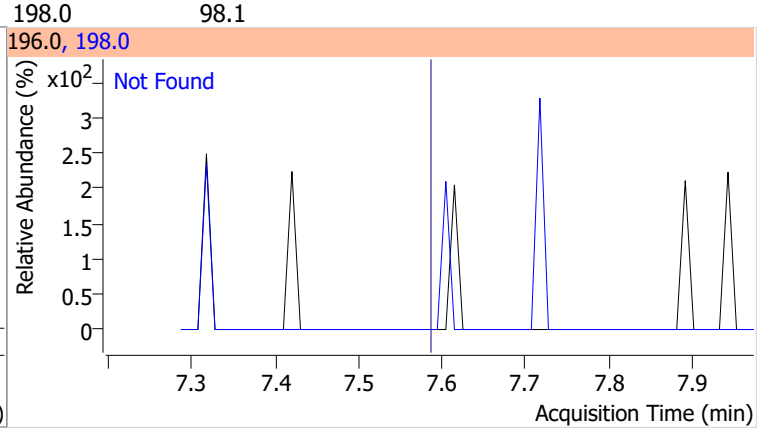

Compound	Conc.	Exp RT	QIon	Exp Ratio
2,4,5-Trichlorophenol	N.D.	7.64	198.0	93.7

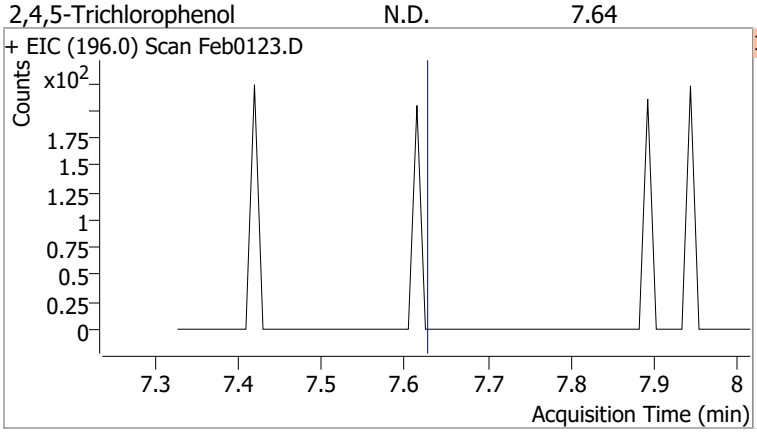

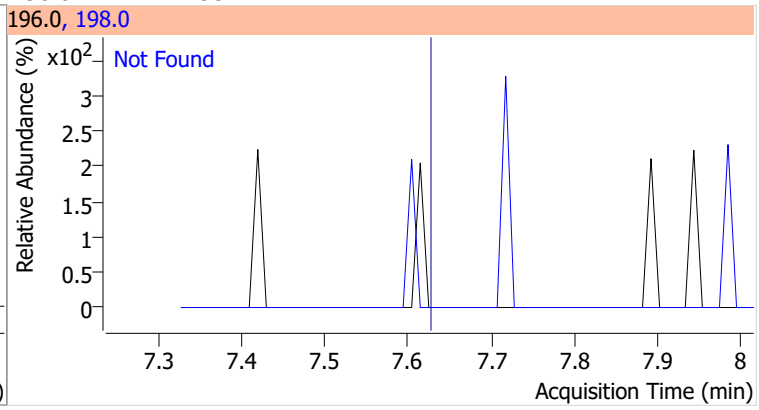

Compound	Conc.	RT	Dev(Min)	Resp.	QIon	QRatio	Lower	Upper
2-Fluorobiphenyl	49.4798	7.70	0.00	1170674	171.0	33.9	23.8	44.1

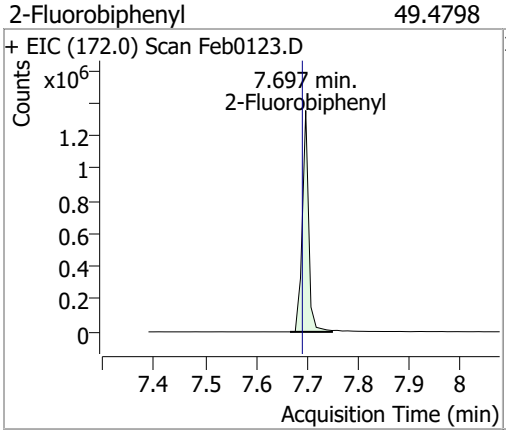

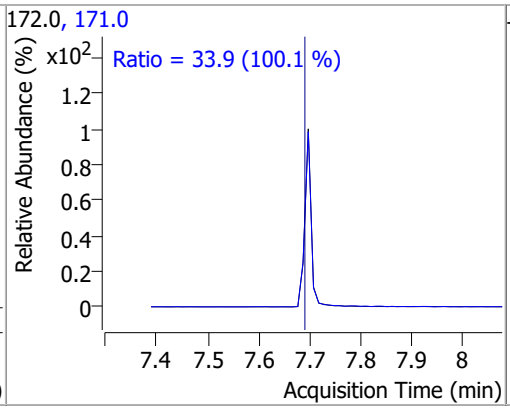

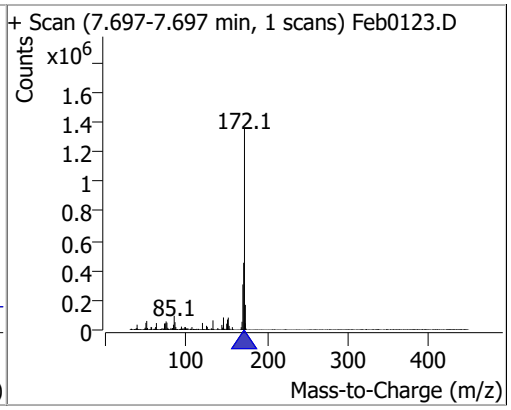

Compound	Conc.	Exp RT	QIon	Exp Ratio	QIon	Exp Ratio
2-Chloronaphthalene	N.D.	7.81	127.0	36.7	164.0	32.2

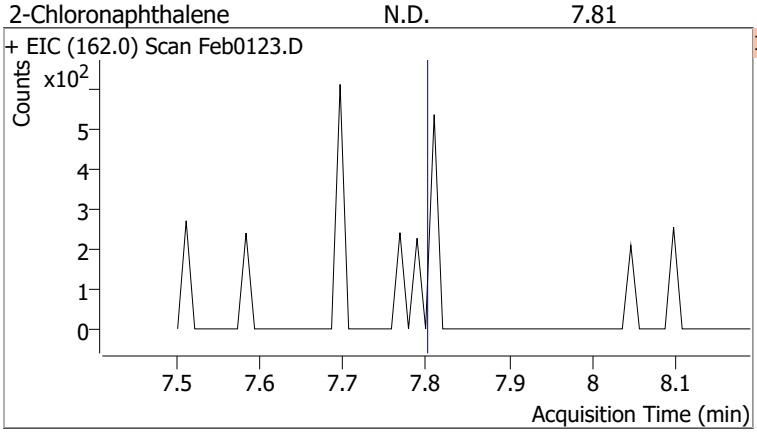

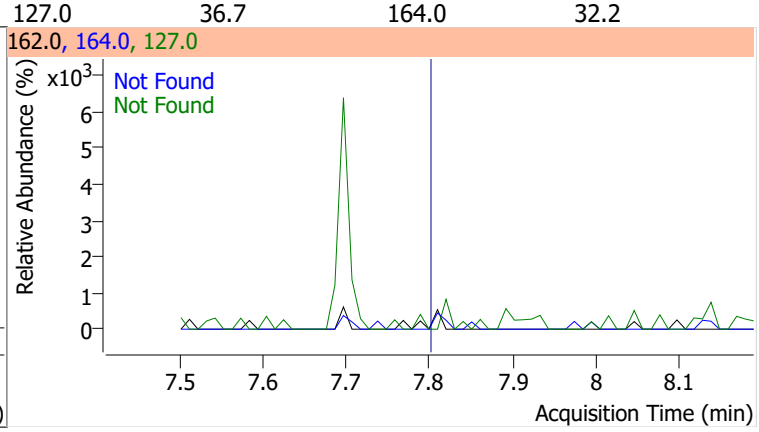

Compound	Conc.	Exp RT	QIon	Exp Ratio
2-Nitroaniline	N.D.	7.96	138.0	120.7

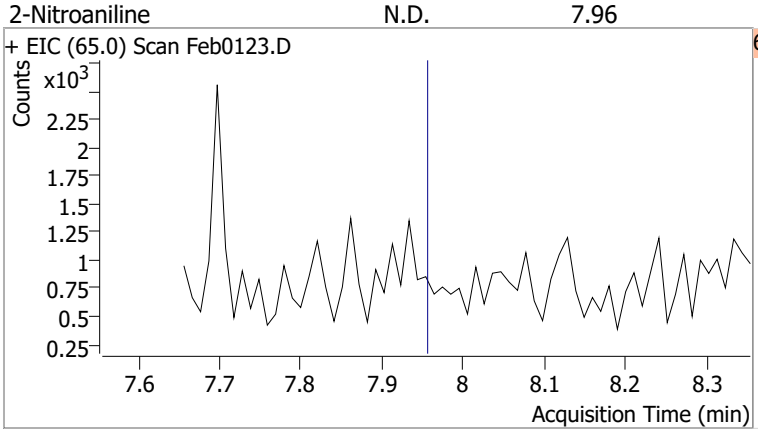

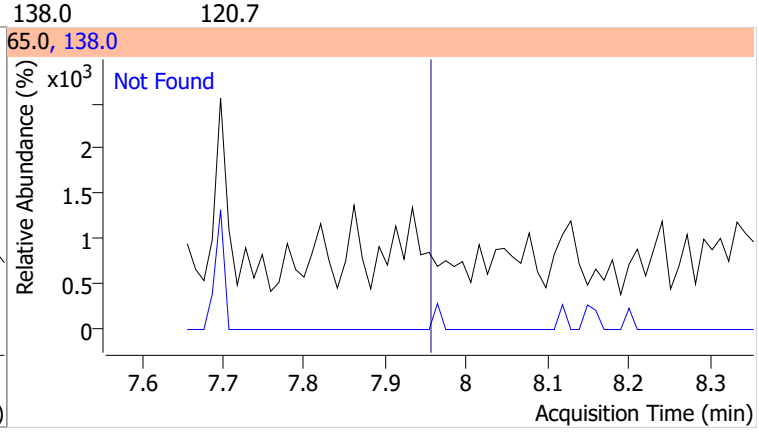

Quantitation Results Report (QT Reviewed)

Compound	Conc.	RT	Dev(Min)	Resp.	QIon	QRatio	Lower	Upper
Dimethyl Phthalate		0		0	77.0		13.0	24.2

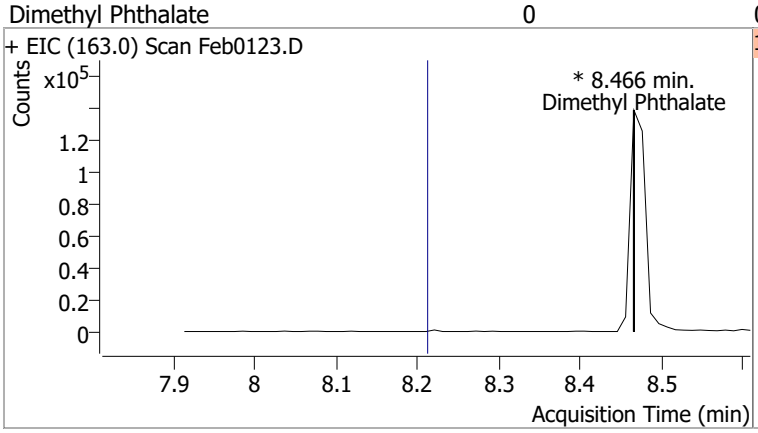

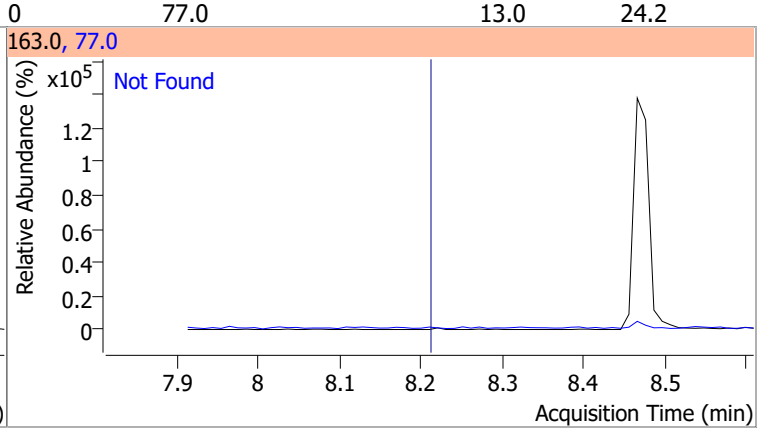

Compound	Conc.	RT	Dev(Min)	Resp.	QIon	QRatio	Lower	Upper
2,6-Dinitrotoluene		0		0	63.0		82.2	152.7
					89.0		40.8	75.8

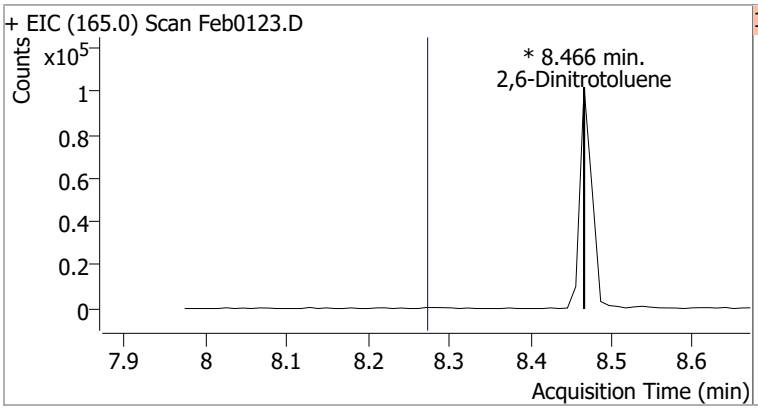

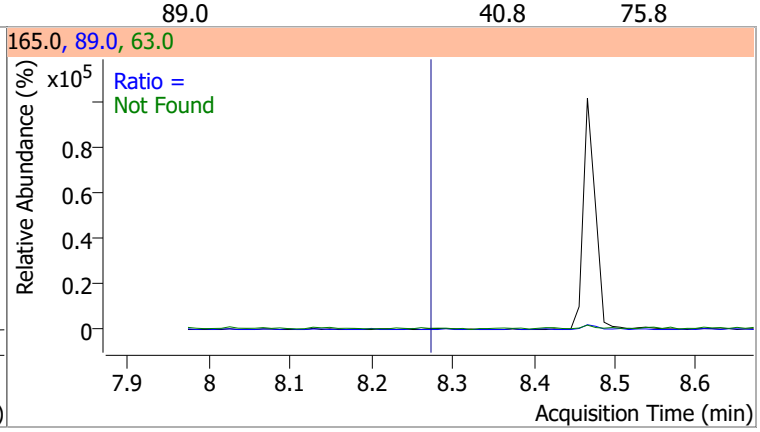

Compound	Conc.	Exp RT	QIon	Exp Ratio
Acenaphthylene	N.D.	8.30	153.1	14.0

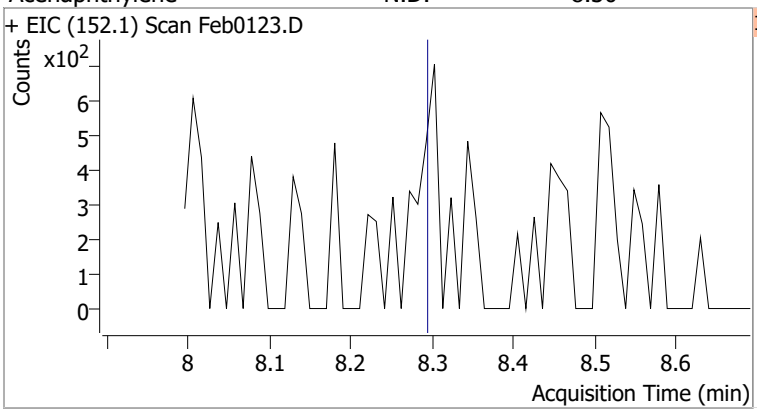

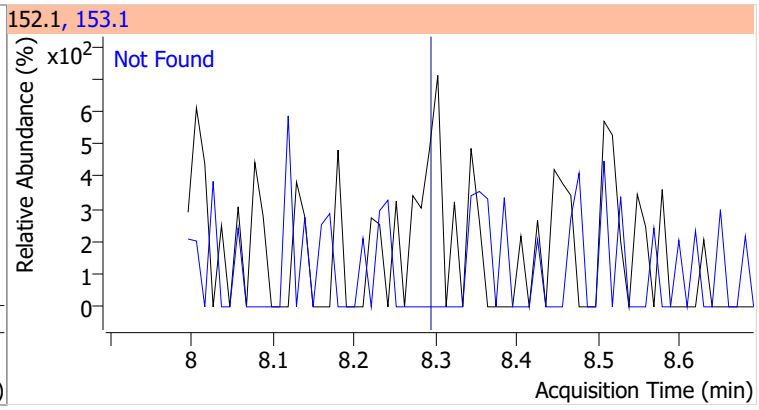

Compound	Conc.	Exp RT	QIon	Exp Ratio	QIon	Exp Ratio
3-Nitroaniline	N.D.	8.48	65.0	121.0	92.0	102.4

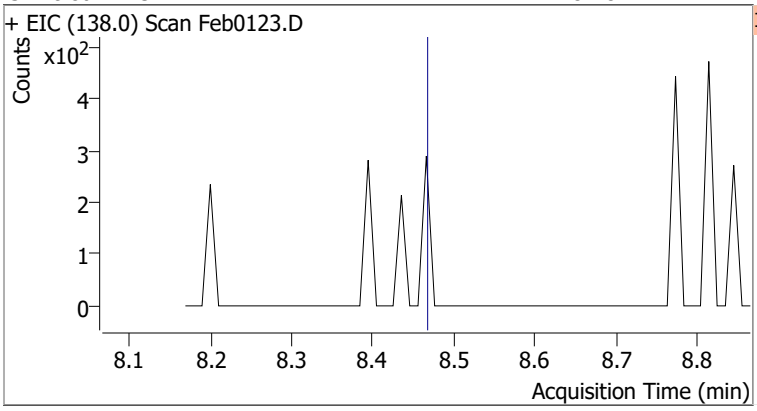

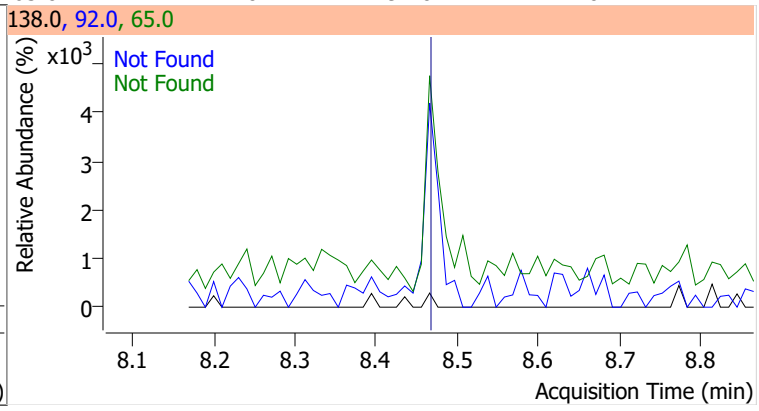

Compound	Conc.	Exp RT	QIon	Exp Ratio	QIon	Exp Ratio
Acenaphthene	N.D.	8.52	153.0	109.2	152.0	51.1

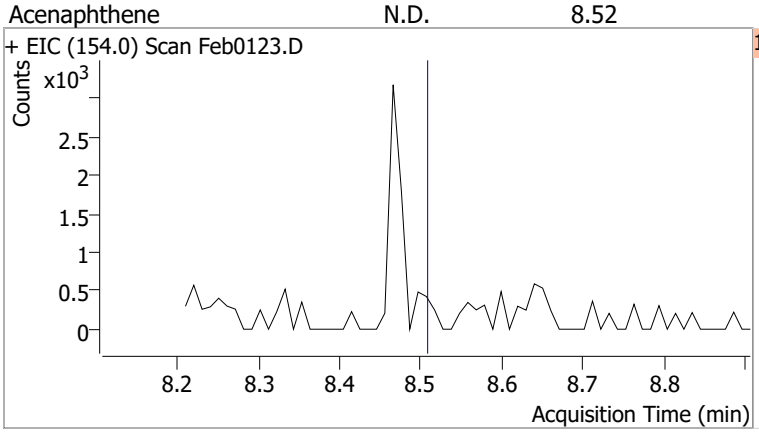

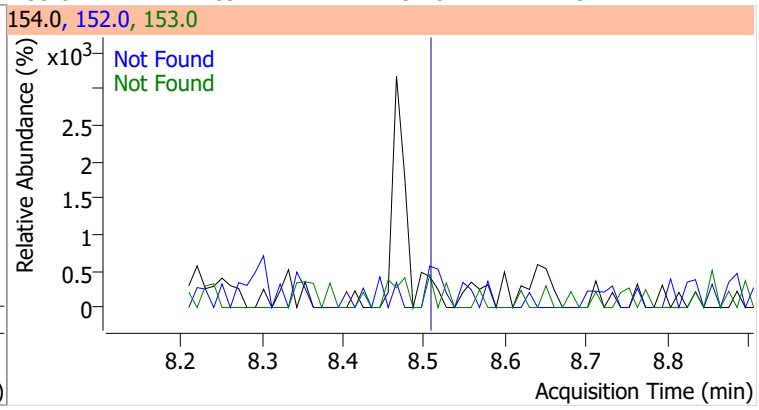

Compound	Conc.	Exp RT	QIon	Exp Ratio
2,4-Dinitrophenol	N.D.	8.60	154.0	63.4

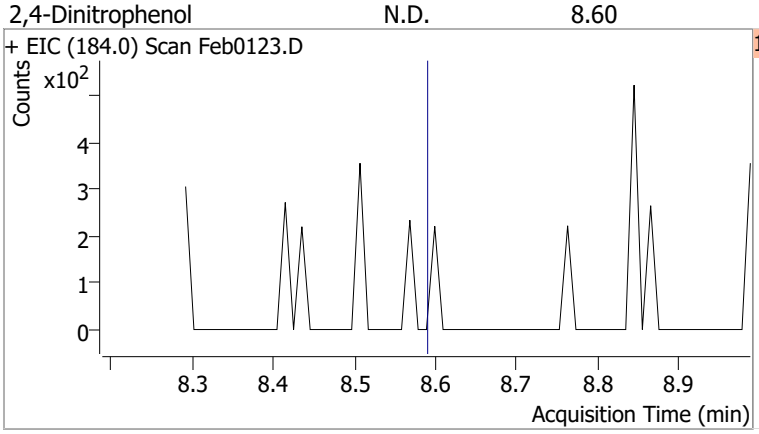

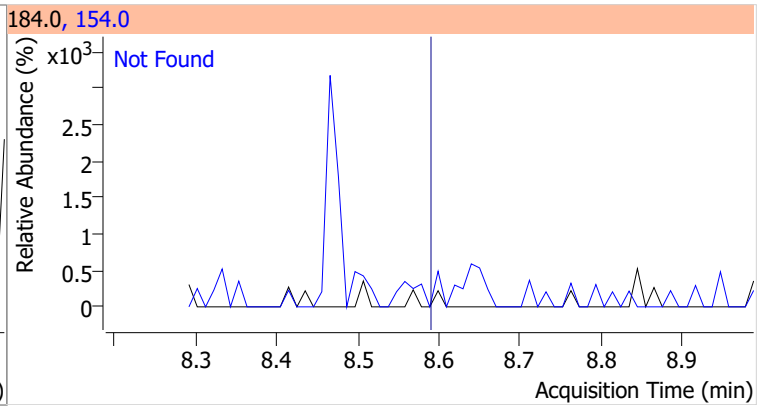

Compound	Conc.	Exp RT	QIon	Exp Ratio
Dibenzofuran	N.D.	8.72	139.0	43.1

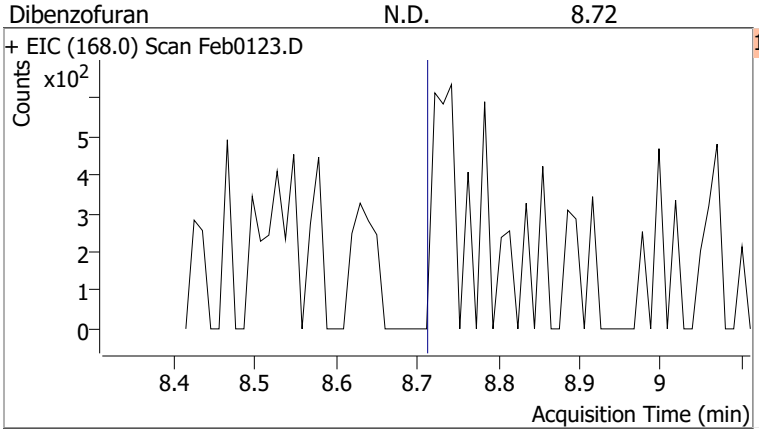

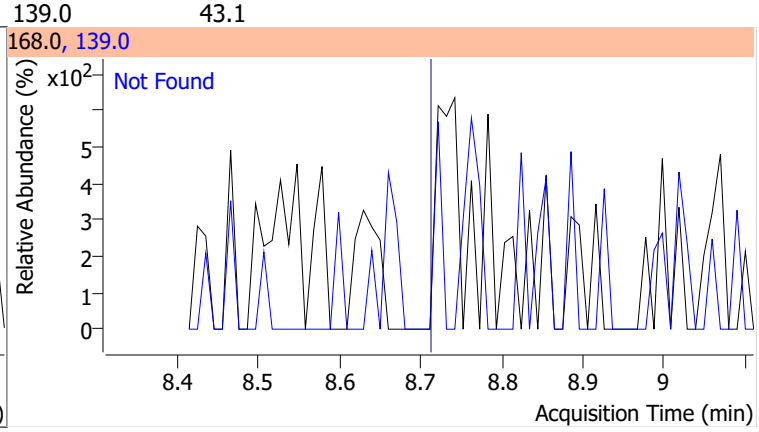

Compound	Conc.	Exp RT	QIon	Exp Ratio	QIon	Exp Ratio
4-Nitrophenol	N.D.	8.74	139.0	380.6	65.0	81.2

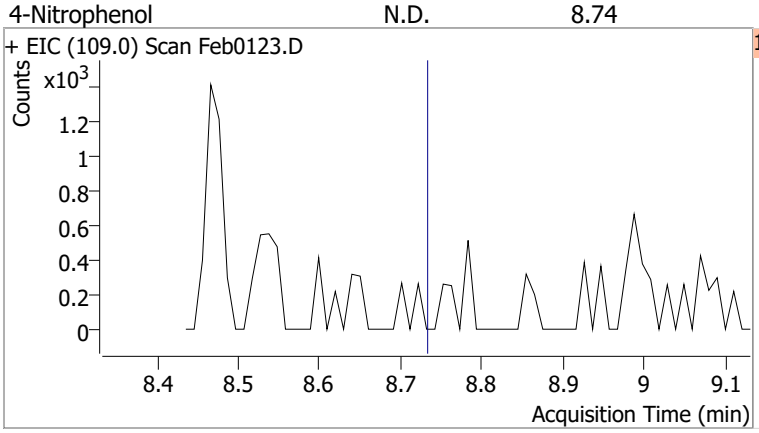

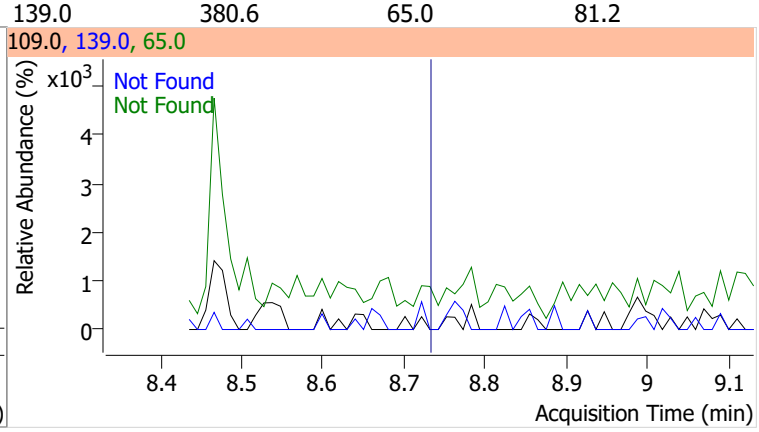

Quantitation Results Report (QT Reviewed)

Compound	Conc.	RT	Dev(Min)	Resp.	QIon	QRatio	Lower	Upper
2,4-Dinitrotoluene		0		0	63.0		47.5	88.1
					89.0		45.8	85.1

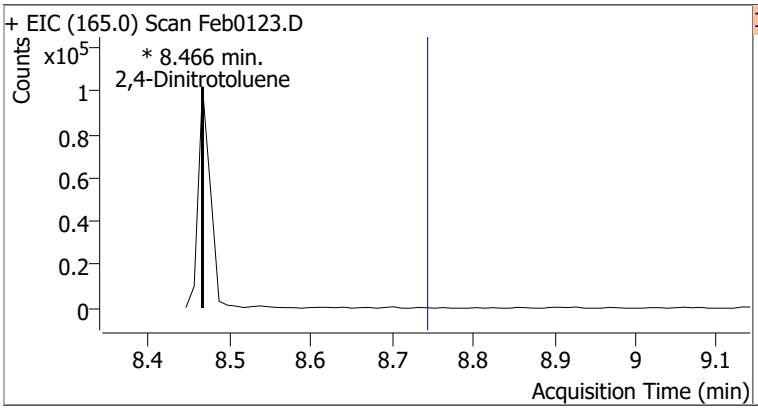

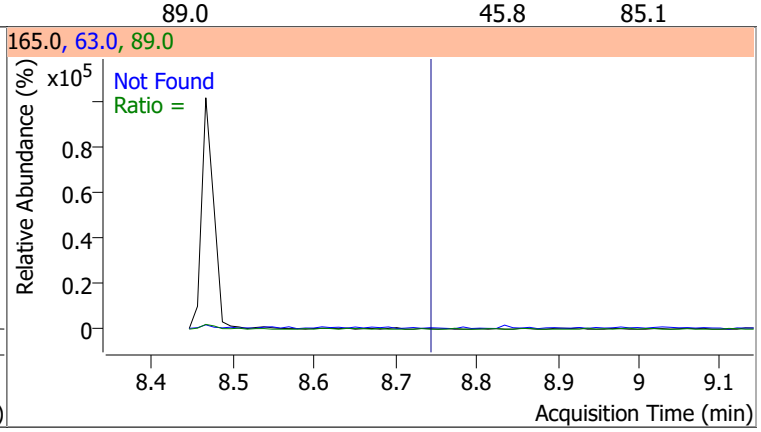

Compound	Conc.	Exp RT	QIon	Exp Ratio	QIon	Exp Ratio
Diethylphthalate	N.D.	9.09	177.0	21.1	150.0	12.6

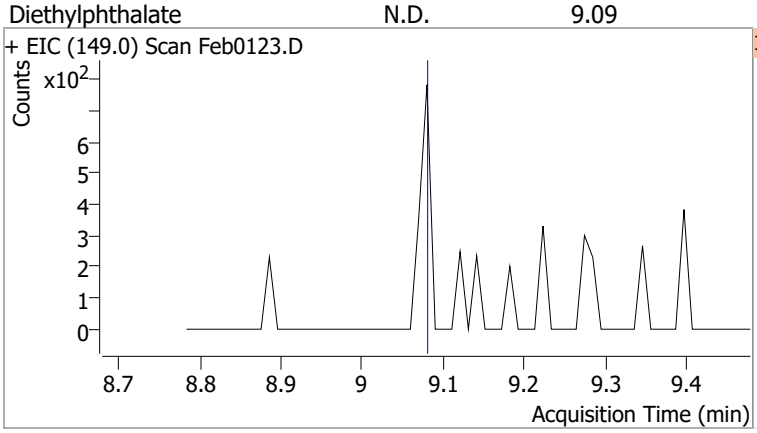

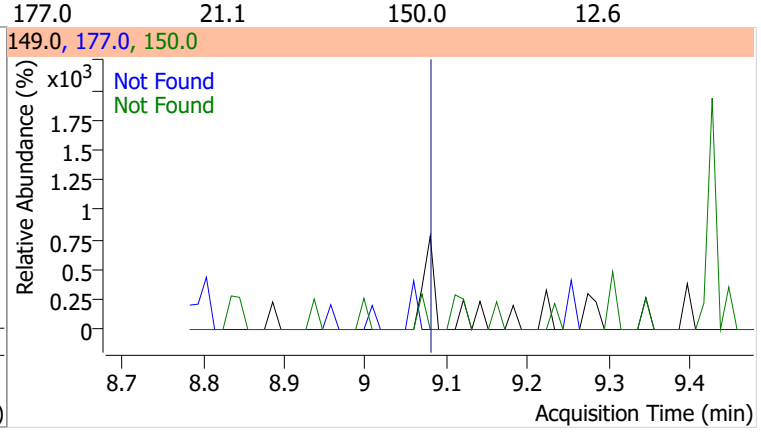

Compound	Conc.	Exp RT	QIon	Exp Ratio	QIon	Exp Ratio
Fluorene	N.D.	9.14	165.0	92.6	167.0	13.0

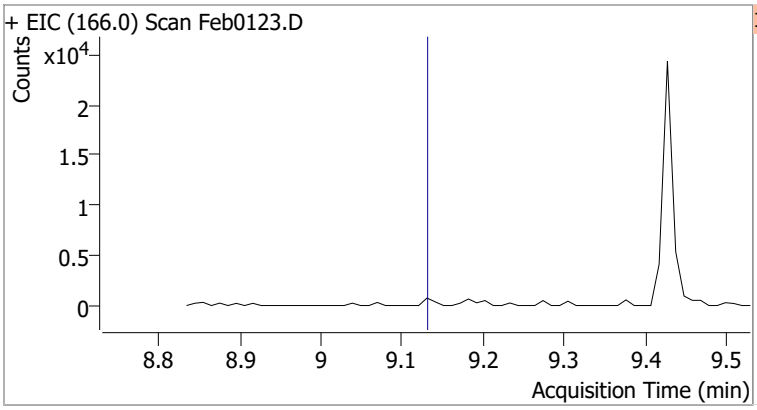

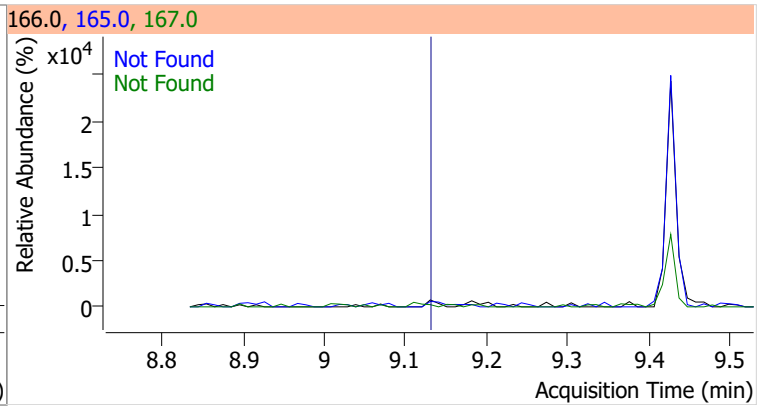

Compound	Conc.	Exp RT	QIon	Exp Ratio	QIon	Exp Ratio
4-Chlorophenyl-phenylether	N.D.	9.17	141.0	62.7	206.0	33.2

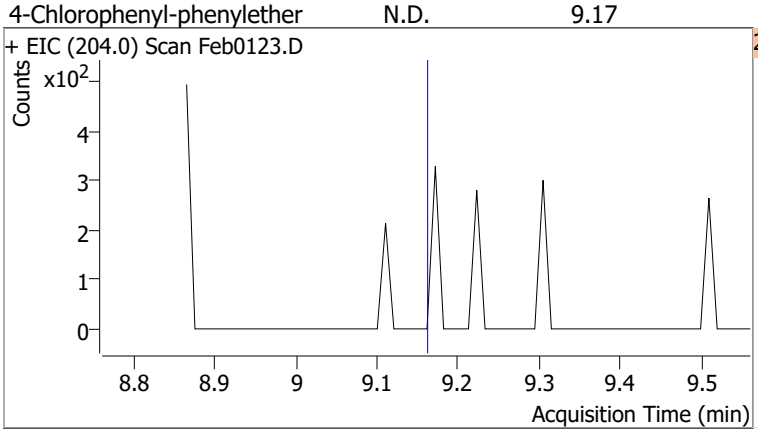

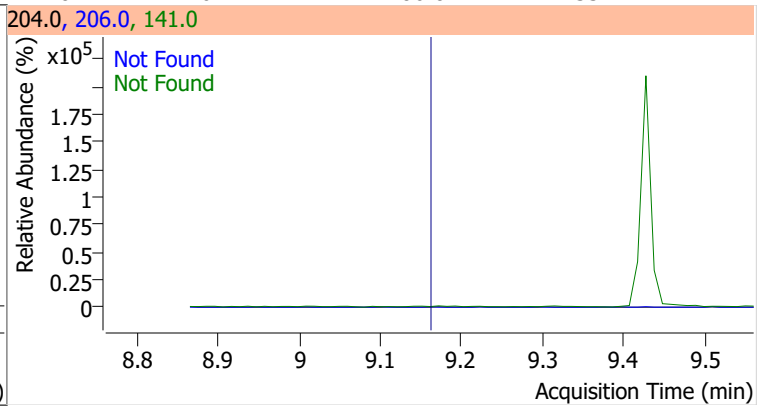

Quantitation Results Report (QT Reviewed)

Compound	Conc.	Exp RT	QIon	Exp Ratio	QIon	Exp Ratio
4-Nitroaniline	N.D.	9.21	65.0	101.3	92.0	51.2

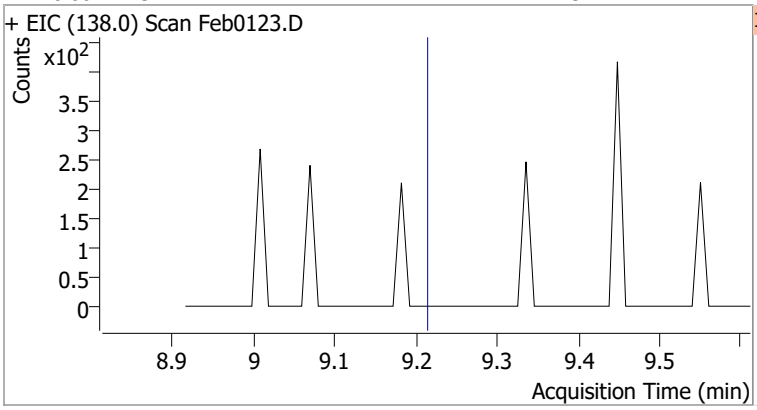

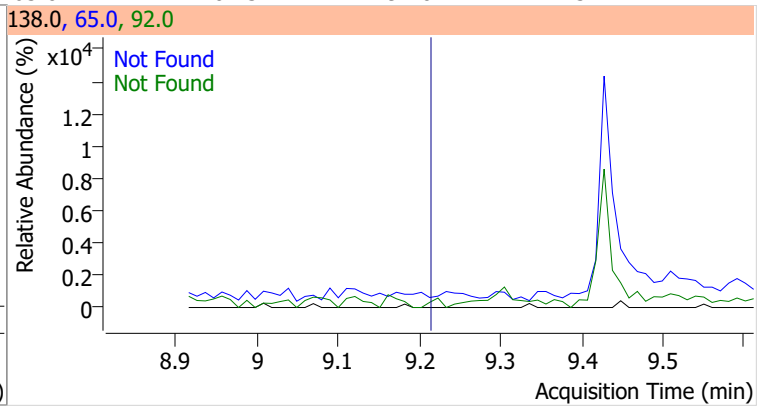

Compound	Conc.	RT	Dev(Min)	Resp.	QIon	QRatio	Lower	Upper
4,6-Dinitro-2-methylphenol		0		0	121.0		32.5	60.3

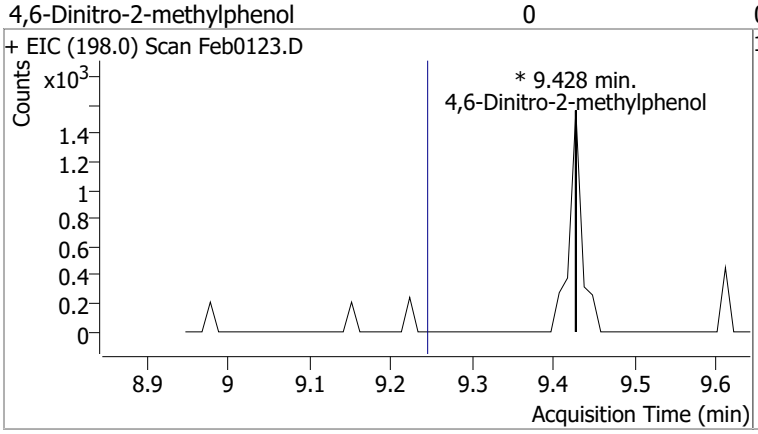

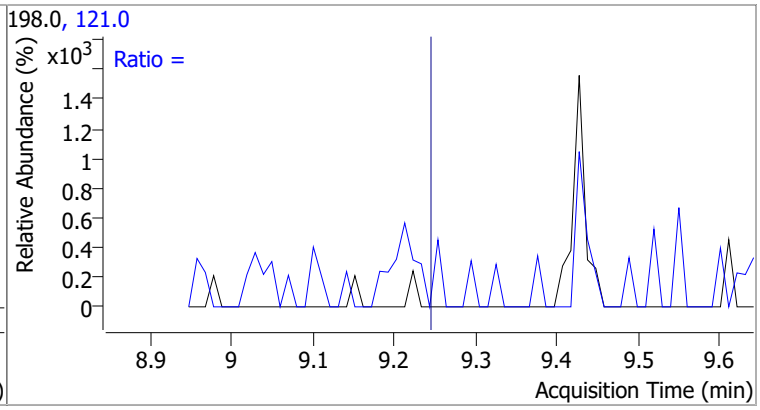

Compound	Conc.	Exp RT	QIon	Exp Ratio	QIon	Exp Ratio
N-nitrosodiphenylamine	N.D.	9.33	168.0	63.3	167.0	34.3

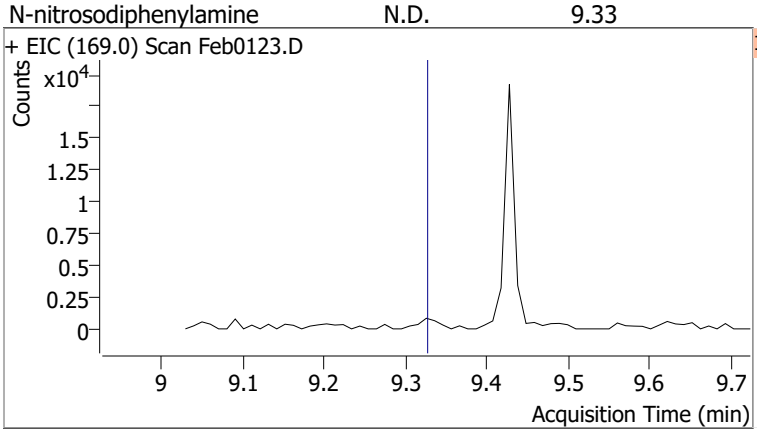

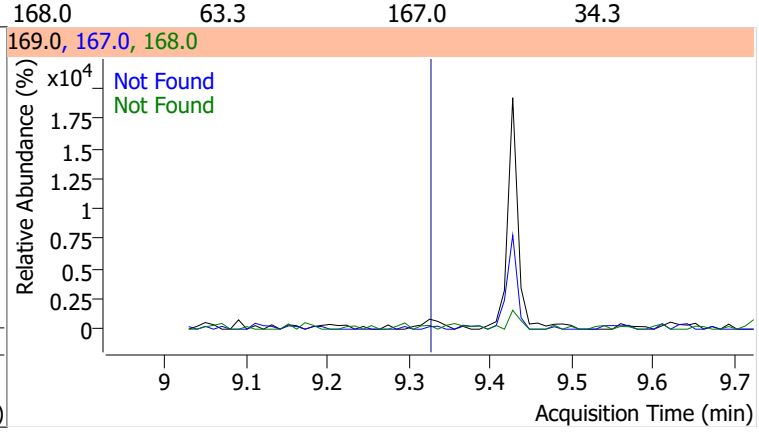

Compound	Conc.	Exp RT	QIon	Exp Ratio	QIon	Exp Ratio
Azobenzene	N.D.	9.36	51.0	37.7	182.0	27.4

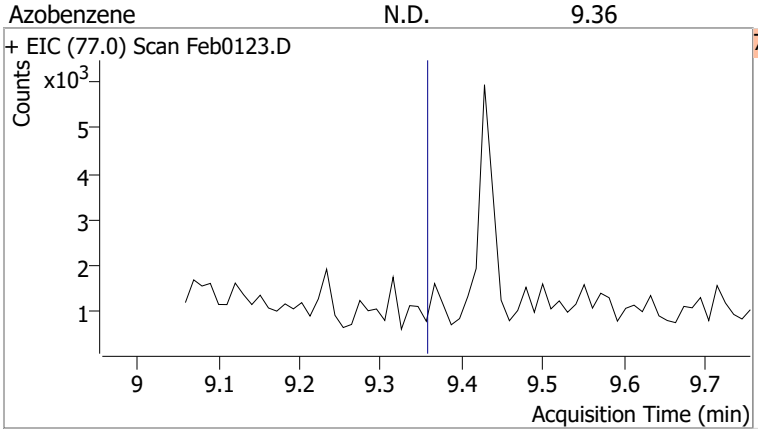

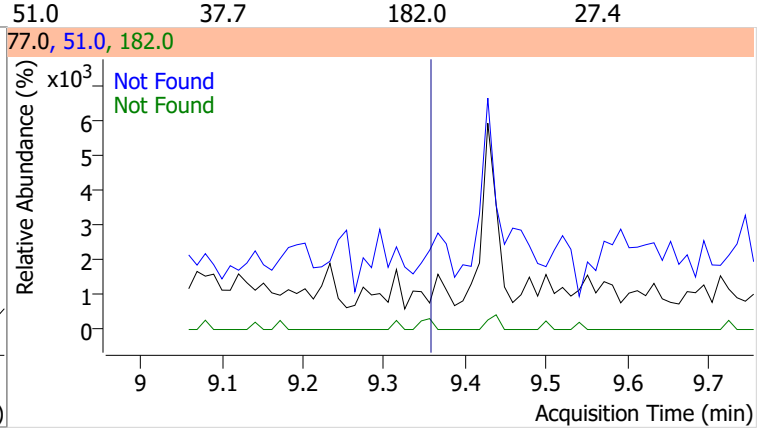

Quantitation Results Report (QT Reviewed)

Compound	Conc.	RT	Dev(Min)	Resp.	QIon	QRatio	Lower	Upper
2,4,6-Tribromophenol	155.7122	9.43	0.00	308547	331.8	89.4	65.5	121.6

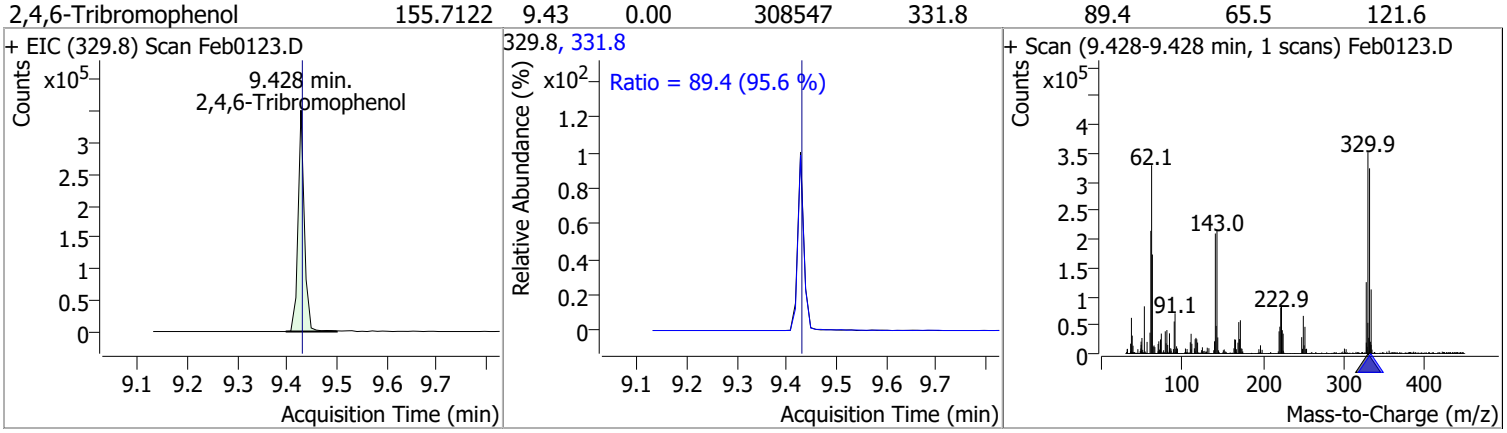

Compound	Conc.	Exp RT	QIon	Exp Ratio	QIon	Exp Ratio
4-Bromophenyl-phenylether	N.D.	9.76	141.0	103.5	250.0	100.5

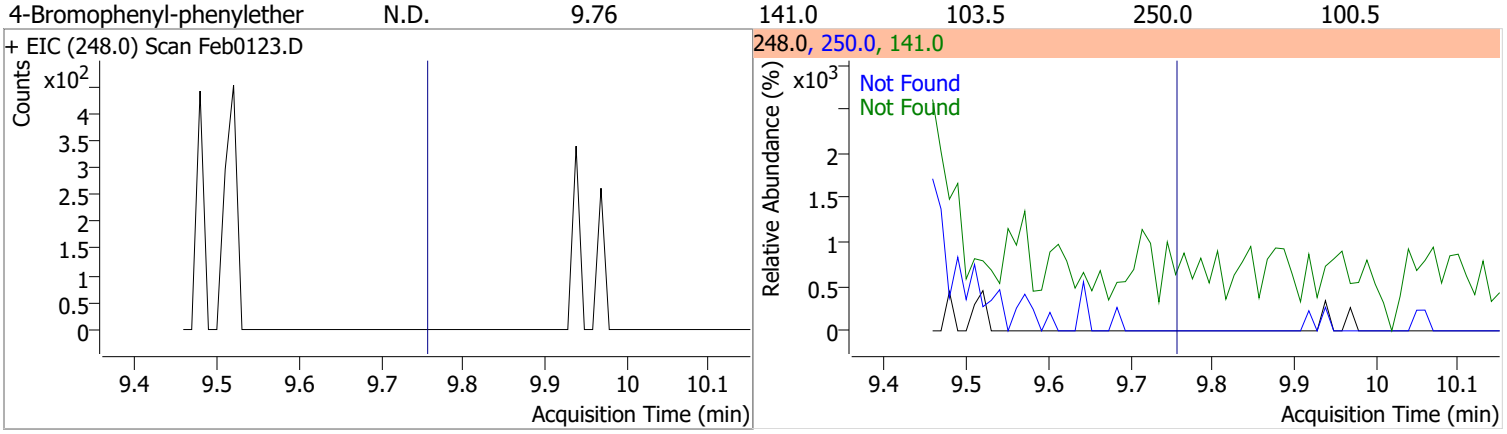

Compound	Conc.	Exp RT	QIon	Exp Ratio
Hexachlorobenzene	N.D.	9.80	142.0	47.3

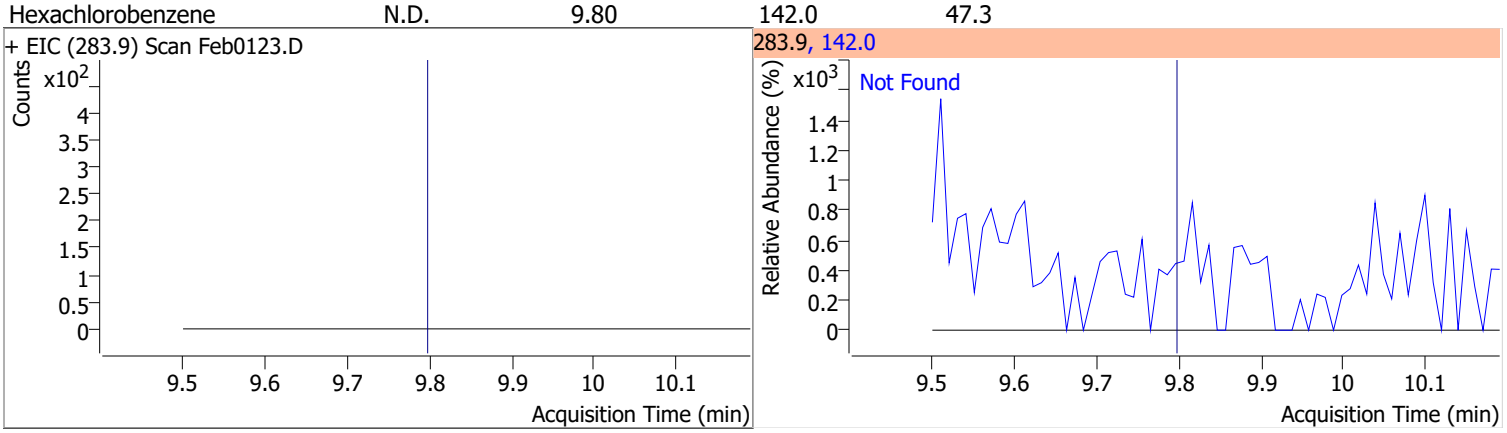

Compound	Conc.	Exp RT	QIon	Exp Ratio	QIon	Exp Ratio
Pentachlorophenol	N.D.	10.05	267.9	65.3	263.9	62.6

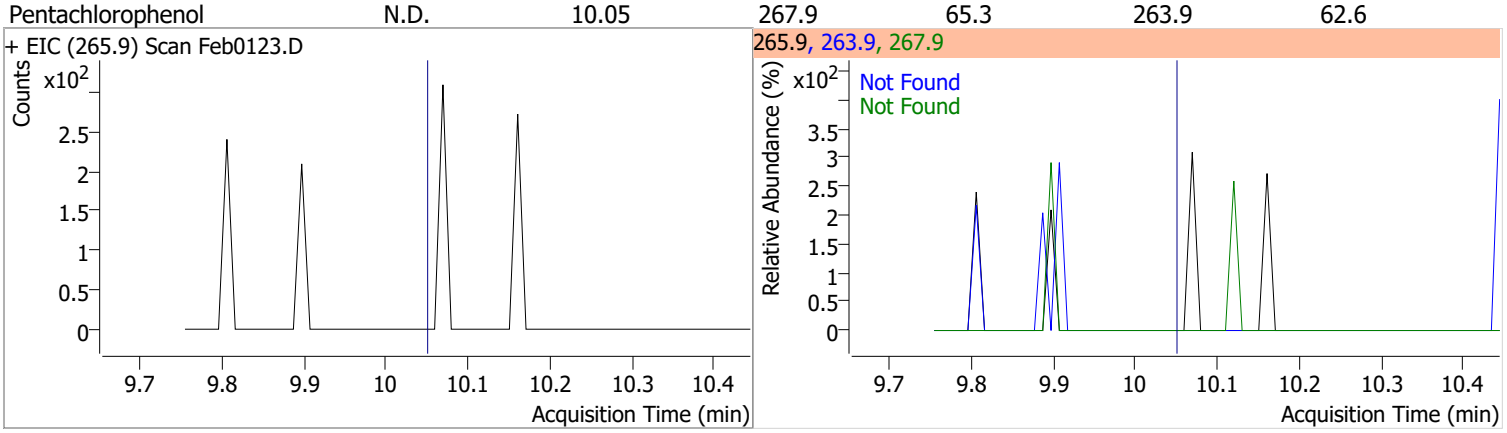

Quantitation Results Report (QT Reviewed)

Compound	Conc.	Exp RT	QIon	Exp Ratio
Phenanthrene	N.D.	10.29	176.0	18.9

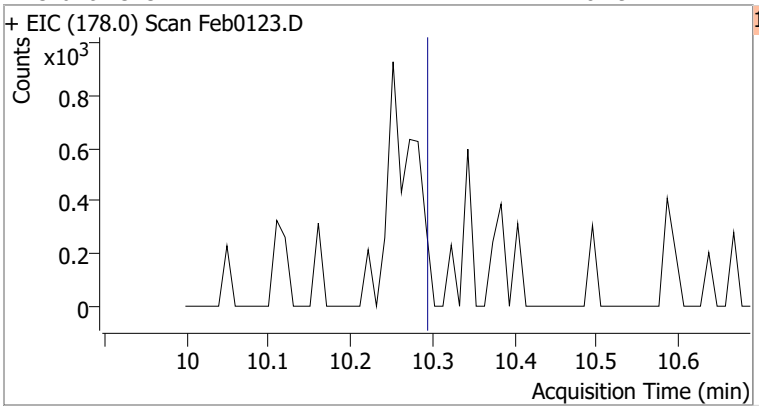

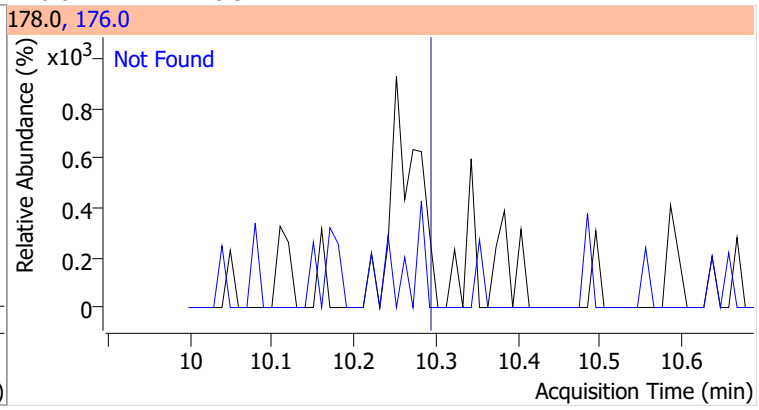

Compound	Conc.	Exp RT	QIon	Exp Ratio
Anthracene	N.D.	10.35	176.0	18.1

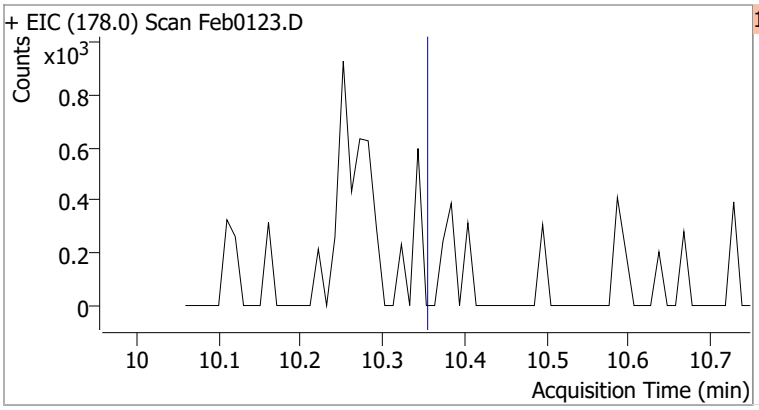

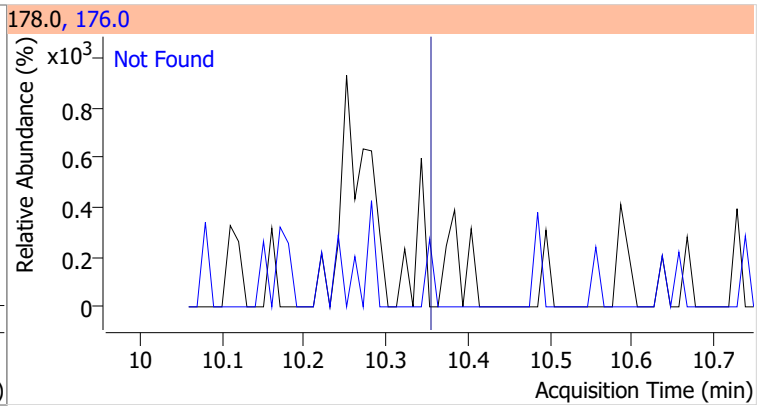

Compound	Conc.	Exp RT	QIon	Exp Ratio	QIon	Exp Ratio
Triallate	N.D.	10.41	268.0	27.2	143.0	23.0

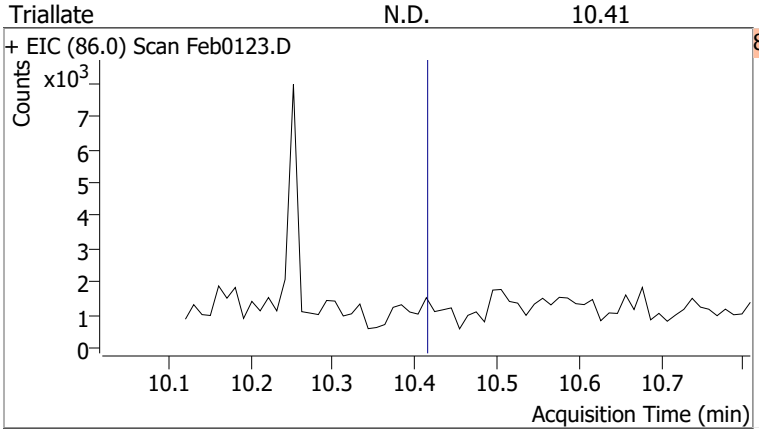

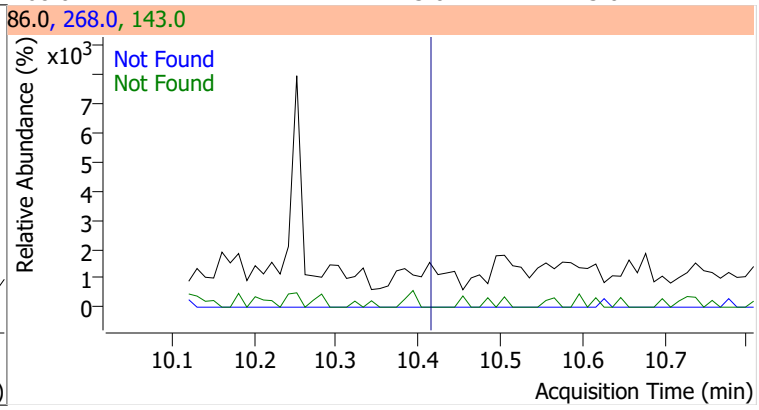

Compound	Conc.	Exp RT	QIon	Exp Ratio
Carbazole	N.D.	10.60	139.0	13.0

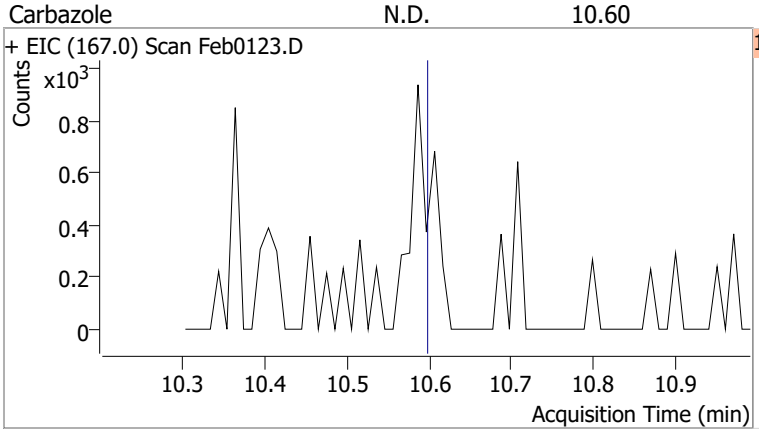

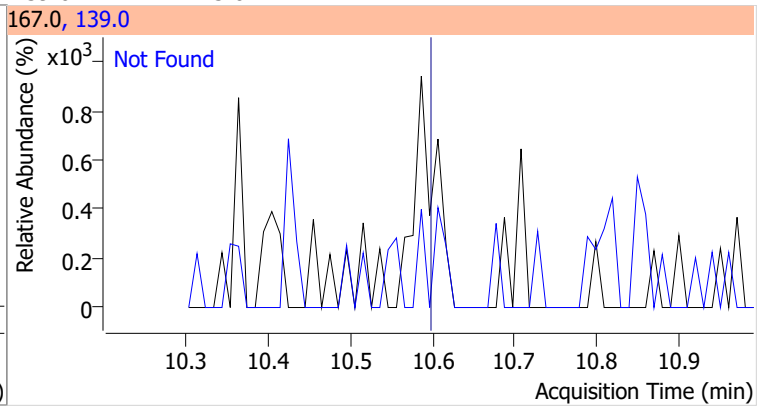

Compound	Conc.	Exp RT	QIon	Exp Ratio	QIon	Exp Ratio
o-Terphenyl	N.D.	10.82	229.0	63.0	215.0	37.7

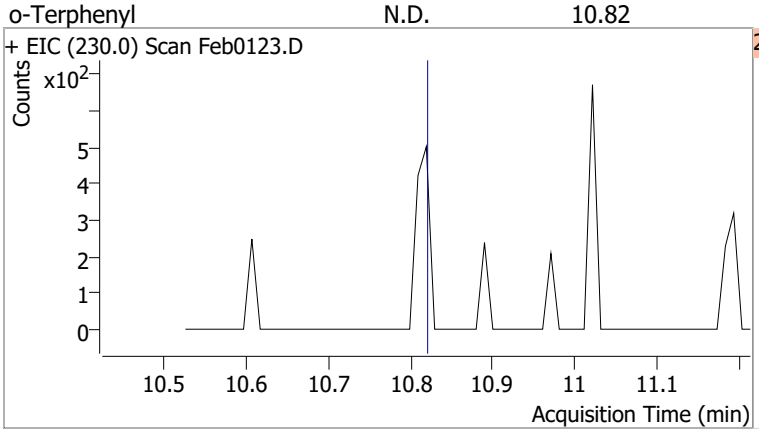

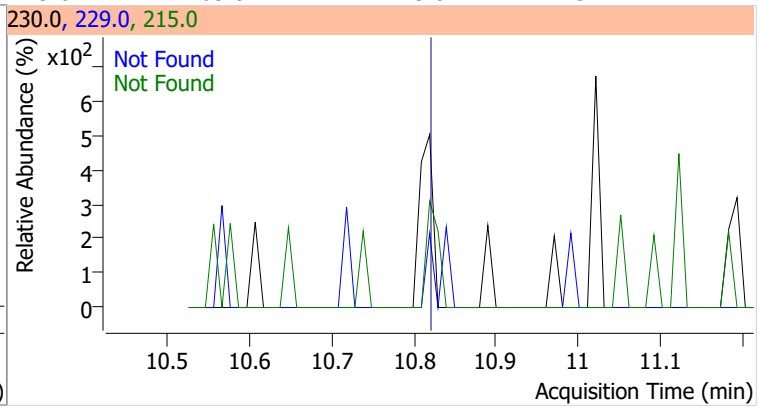

Compound	Conc.	Exp RT	QIon	Exp Ratio	QIon	Exp Ratio
Di-n-Butylphthalate	N.D.	11.20	150.0	9.0	104.0	5.8

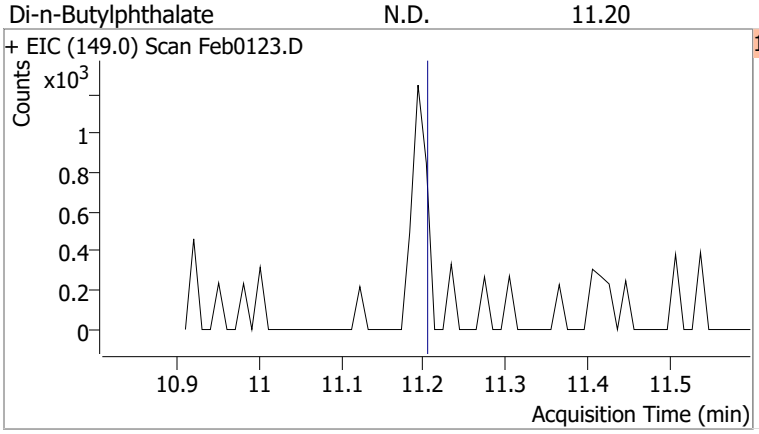

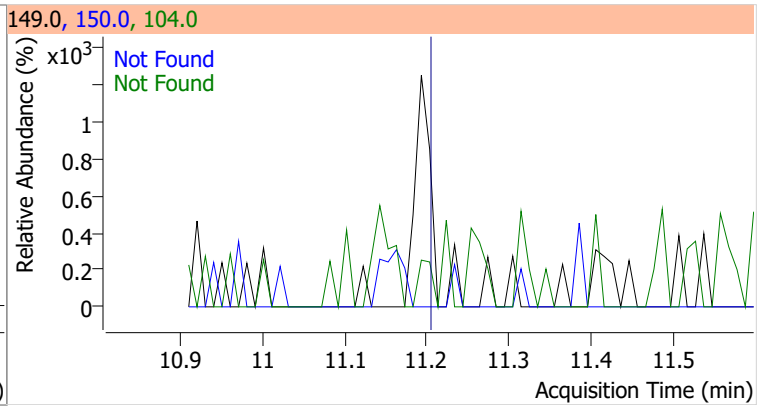

Compound	Conc.	Exp RT	QIon	Exp Ratio
Fluoranthene	N.D.	12.12	101.0	12.3

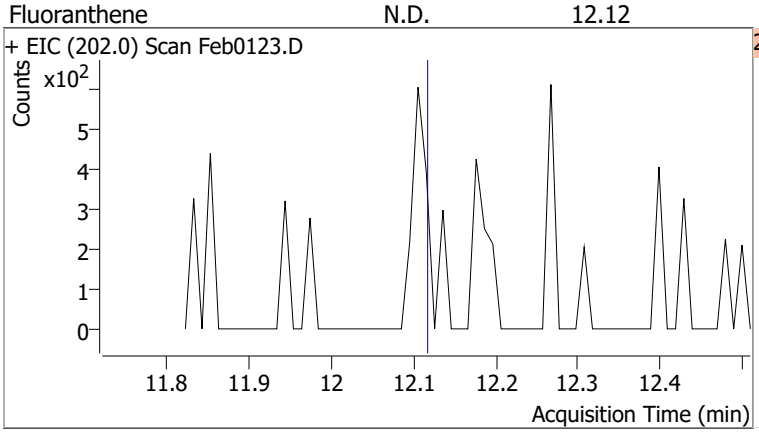

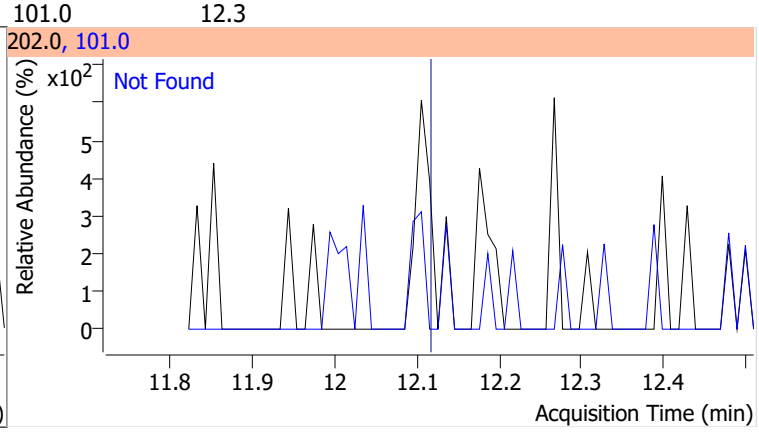

Compound	Conc.	Exp RT	QIon	Exp Ratio	QIon	Exp Ratio
Benzidine	N.D.	12.50	183.0	12.2	92.0	7.5

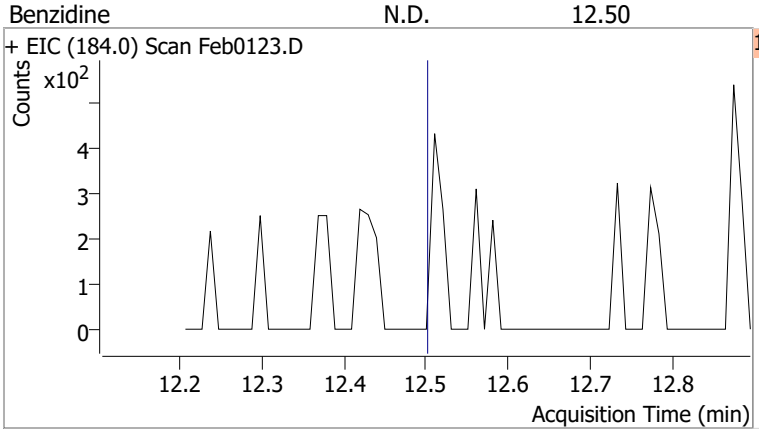

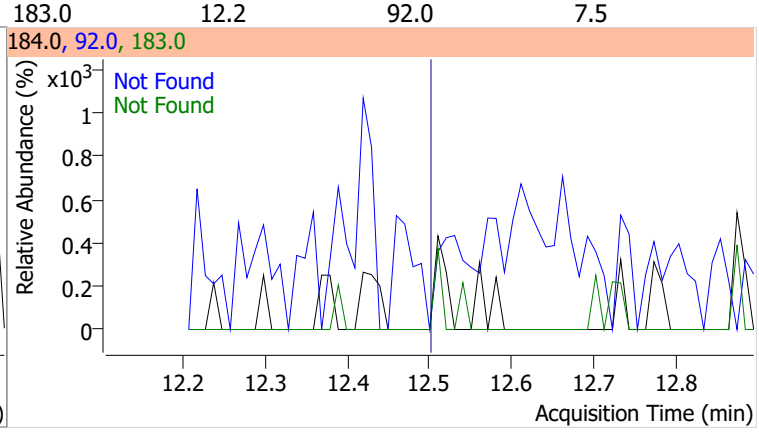

Quantitation Results Report (QT Reviewed)

Compound	Conc.	Exp RT	QIon	Exp Ratio
Pyrene	N.D.	12.55	101.0	14.0

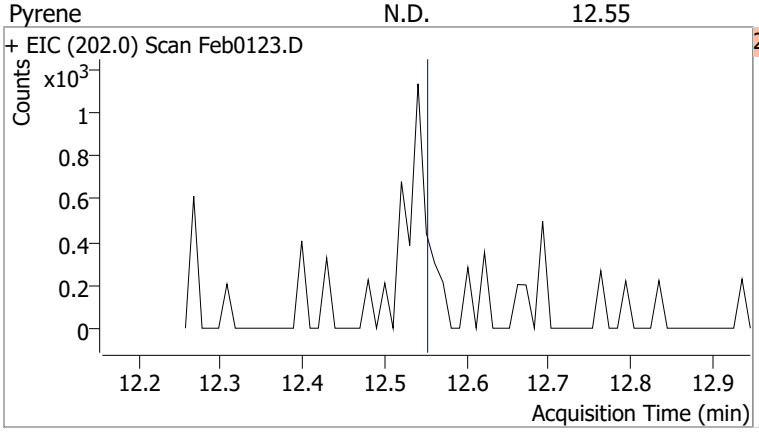

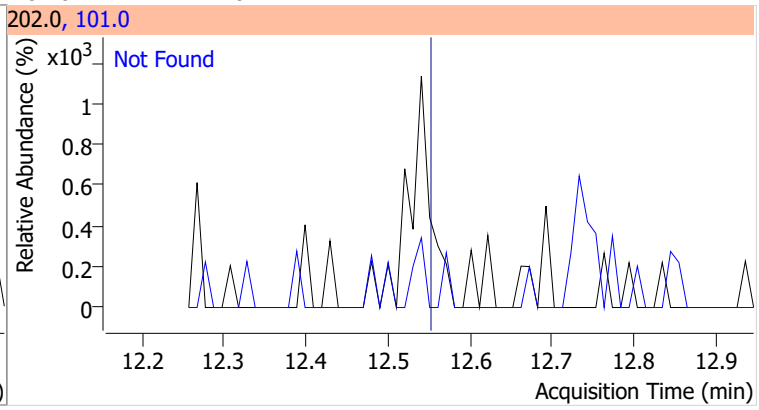

Compound	Conc.	RT	Dev(Min)	Resp.	QIon	QRatio	Lower	Upper
Terphenyl-d14	82.9582	13.05	-0.01	2025797	122.0	14.4	8.8	16.4

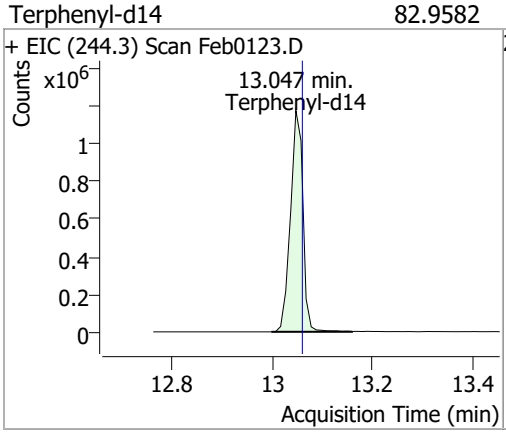

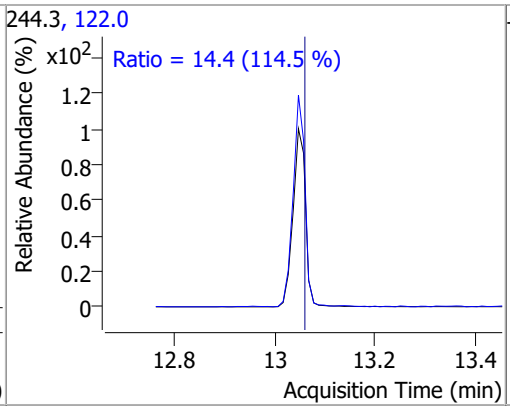

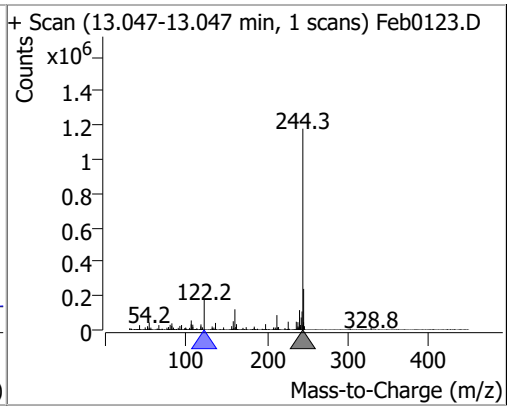

Compound	Conc.	Exp RT	QIon	Exp Ratio	QIon	Exp Ratio
Butylbenzylphthalate	N.D.	14.53	91.0	80.1	206.0	18.4

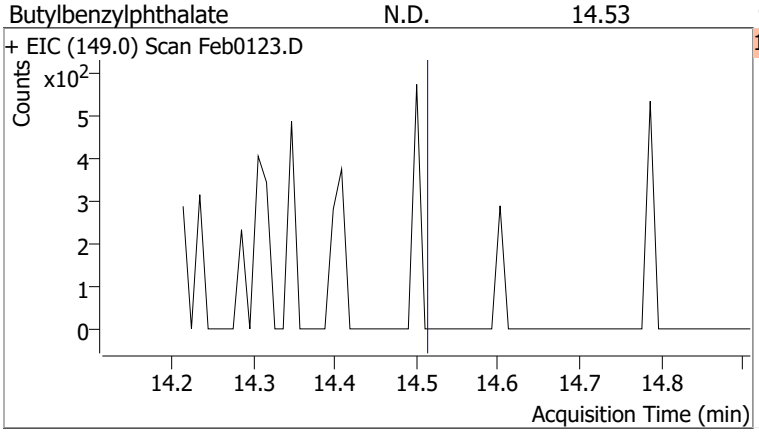

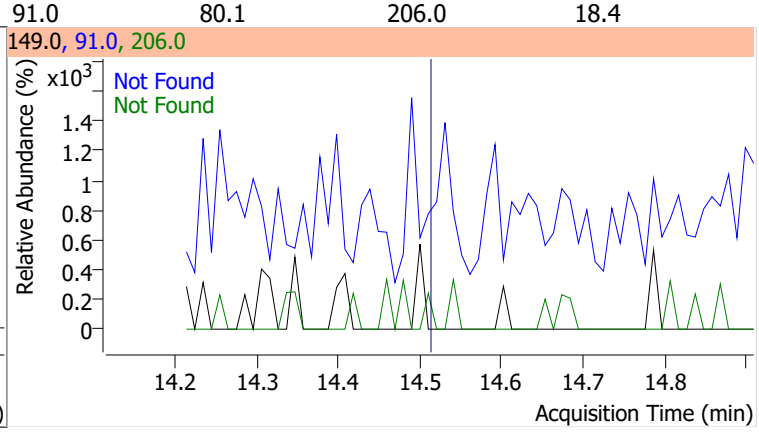

Compound	Conc.	Exp RT	QIon	Exp Ratio	QIon	Exp Ratio
Benzo(a)Anthracene	N.D.	15.76	226.0	25.8	229.0	20.9

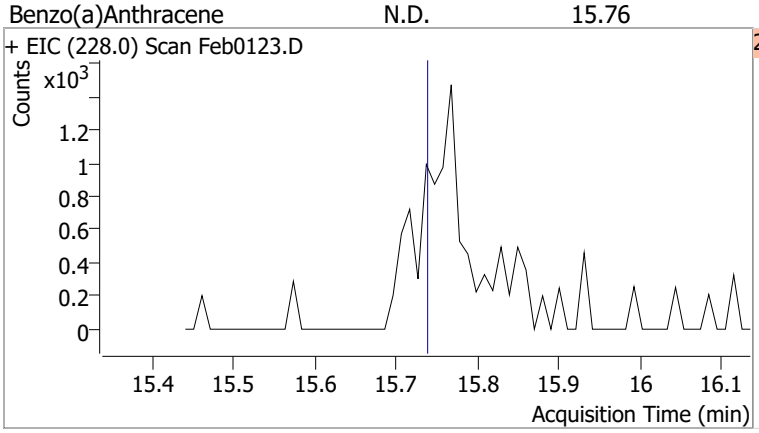

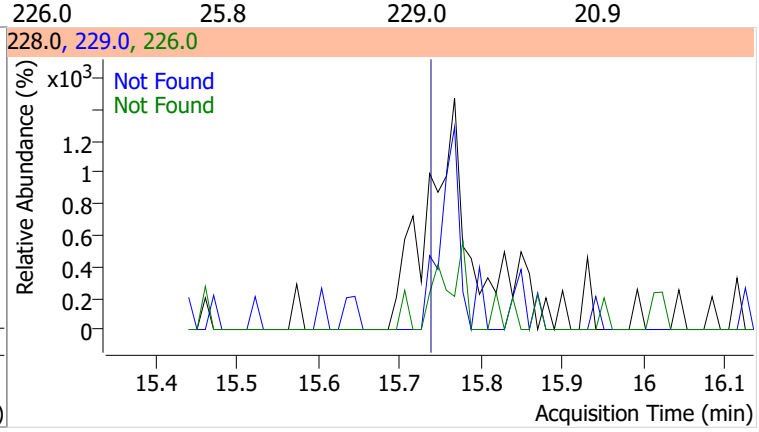

Quantitation Results Report (QT Reviewed)

Compound	Conc.	Exp RT	QIon	Exp Ratio	QIon	Exp Ratio
Chrysene	N.D.	15.87	226.0	29.3	229.0	20.2

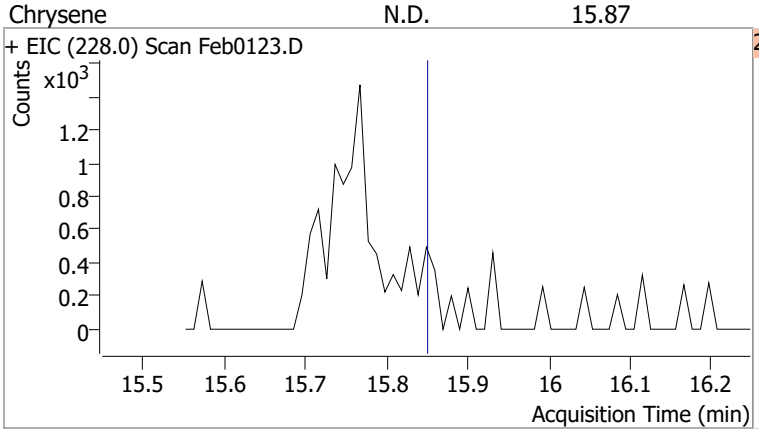

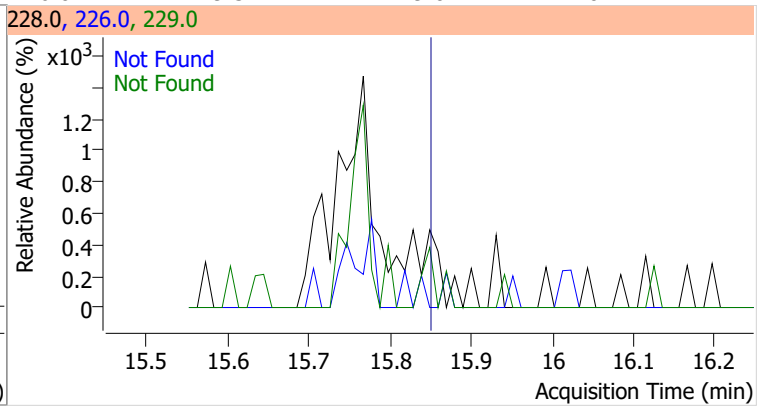

Compound	Conc.	Exp RT	QIon	Exp Ratio
3,3-Dichlorobenzidine	N.D.	15.90	254.0	64.5

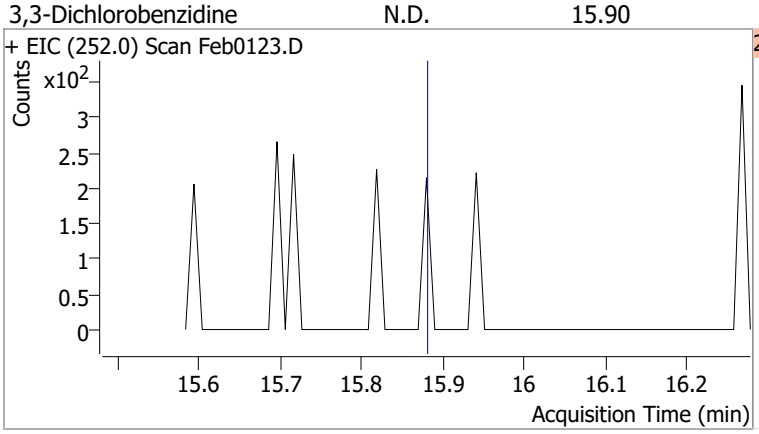

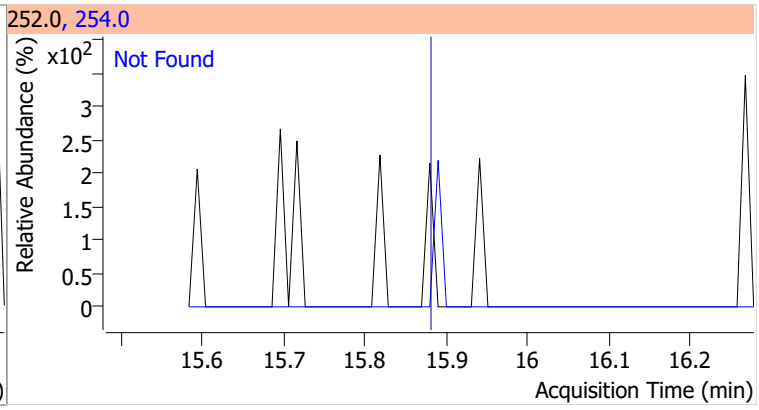

Compound	Conc.	Exp RT	QIon	Exp Ratio	QIon	Exp Ratio
bis(2-ethylhexyl)Phthalate	N.D.	16.60	149.0	385.7	279.0	15.3

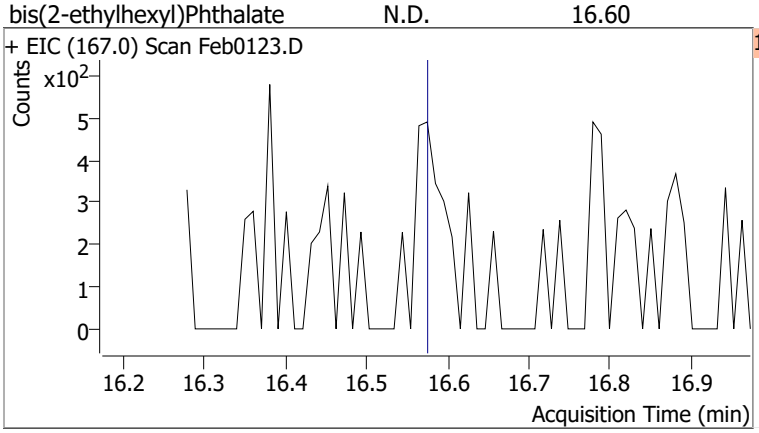

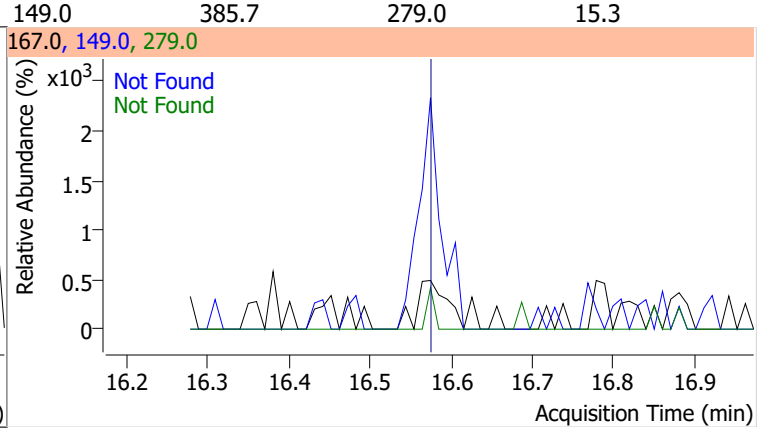

Compound	Conc.	Exp RT	QIon	Exp Ratio
Di-n-octyl Phthalate	N.D.	18.29	150.0	9.5

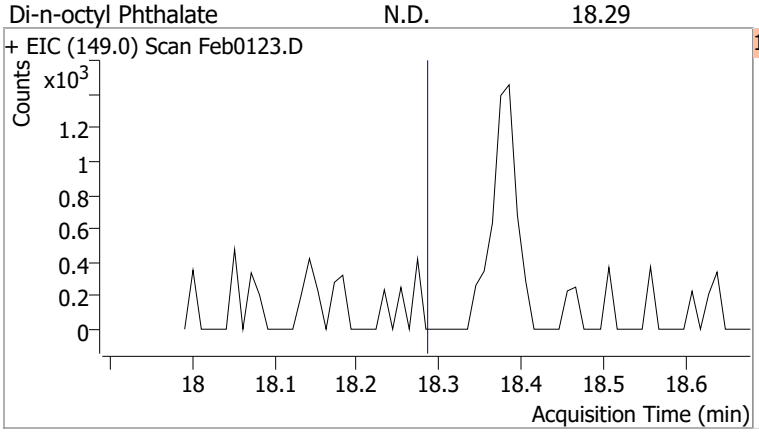

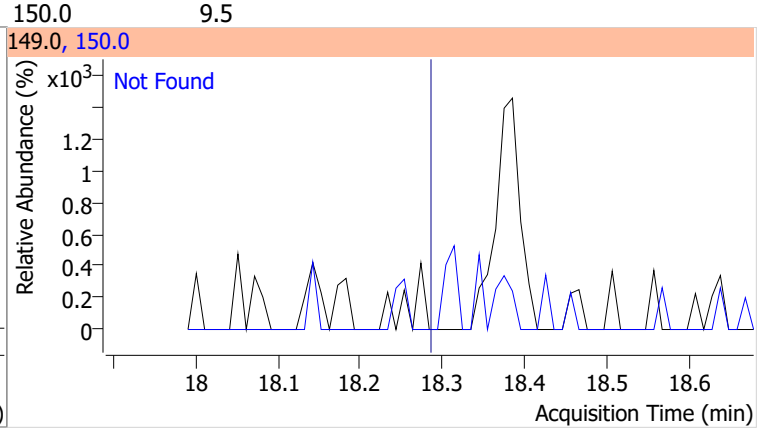

Compound	Conc.	Exp RT	QIon	Exp Ratio
Benzo(b)fluoranthene	N.D.	18.55	253.0	22.5

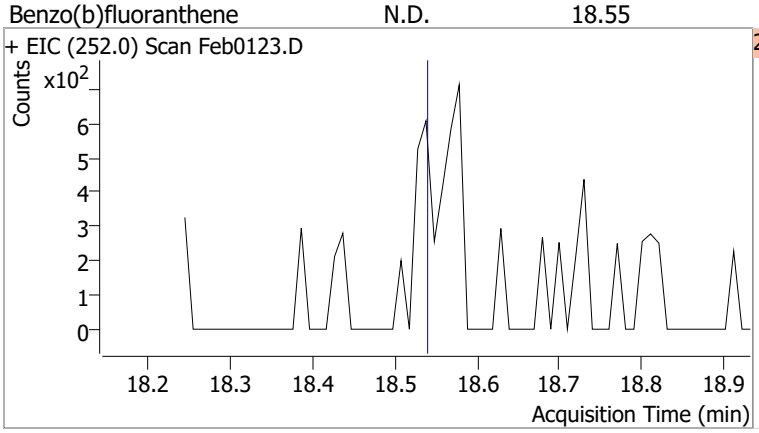

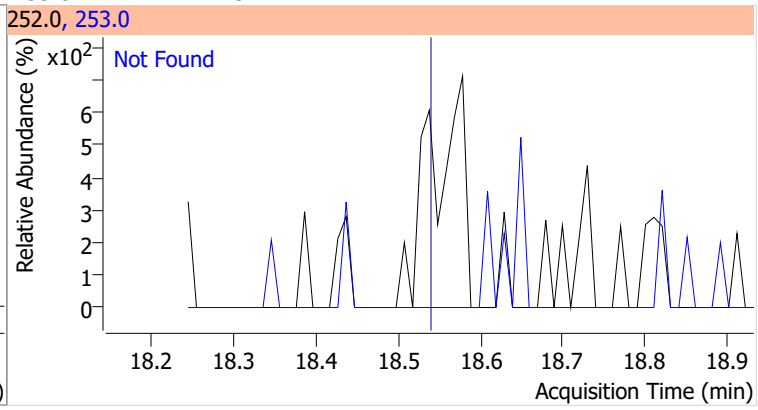

Compound	Conc.	Exp RT	QIon	Exp Ratio
Benzo(k)fluoranthene	N.D.	18.61	253.0	22.7

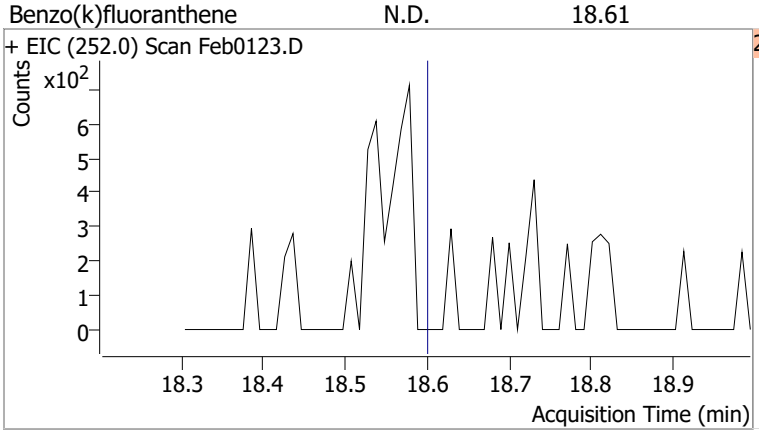

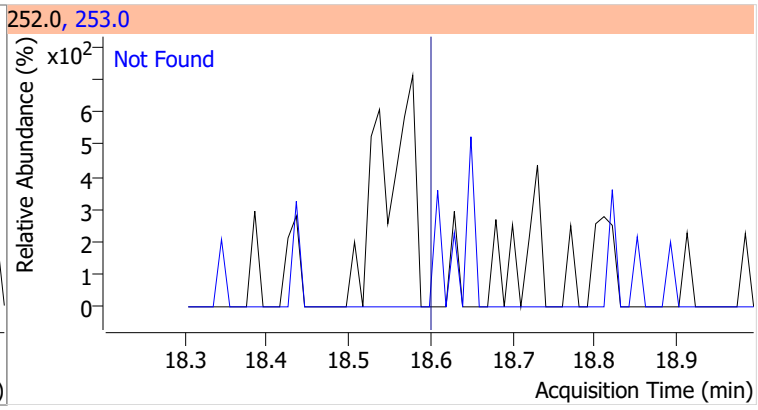

Compound	Conc.	Exp RT	QIon	Exp Ratio
Benzo(a)pyrene	N.D.	19.15	253.0	22.6

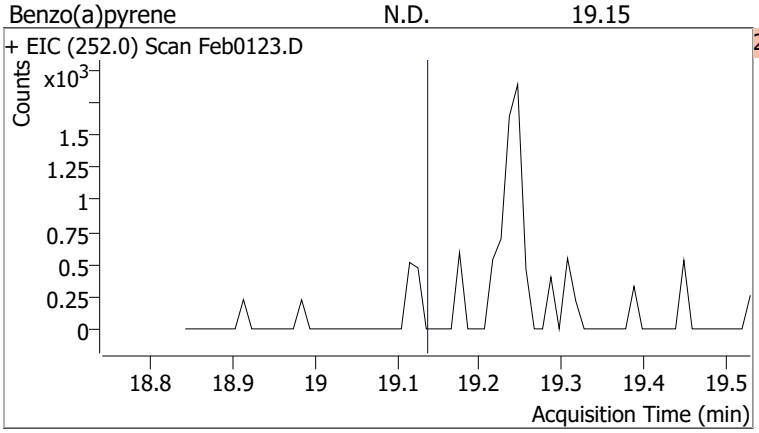

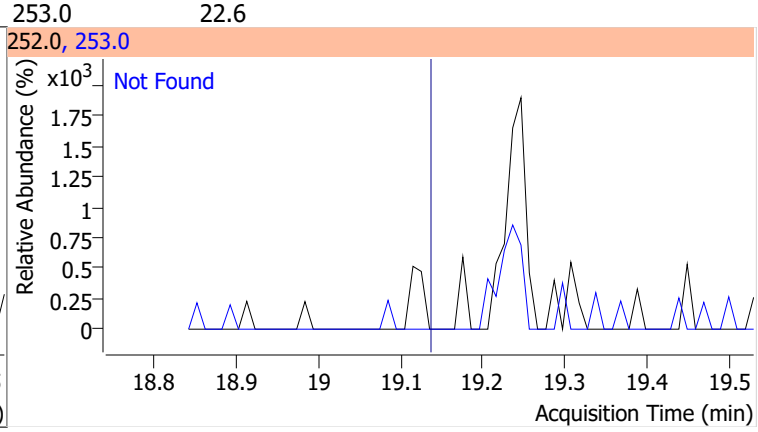

Compound	Conc.	Exp RT	QIon	Exp Ratio
Indeno(1,2,3-c,d)pyrene	N.D.	20.91	138.0	28.9

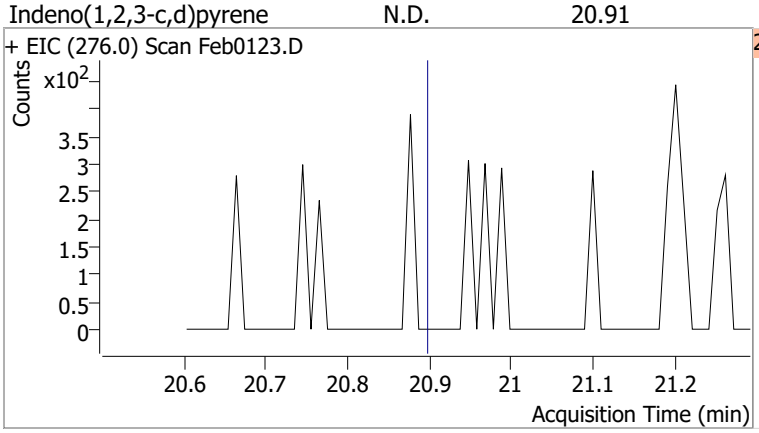

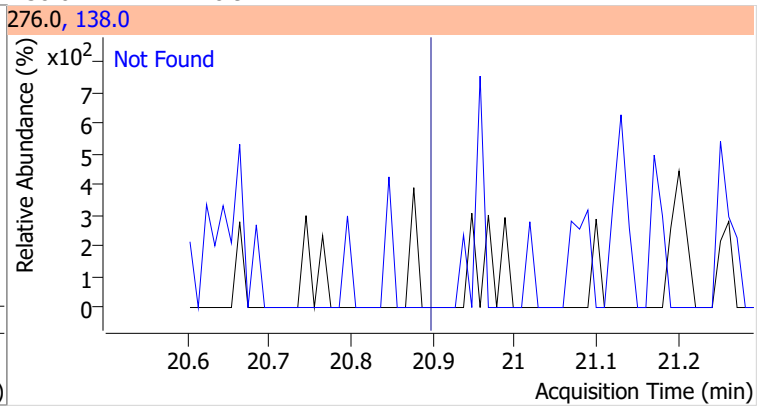

Compound	Conc.	Exp RT	QIon	Exp Ratio	QIon	Exp Ratio
Dibenzo(a,h)anthracene	N.D.	20.97	139.0	24.4	279.0	23.7

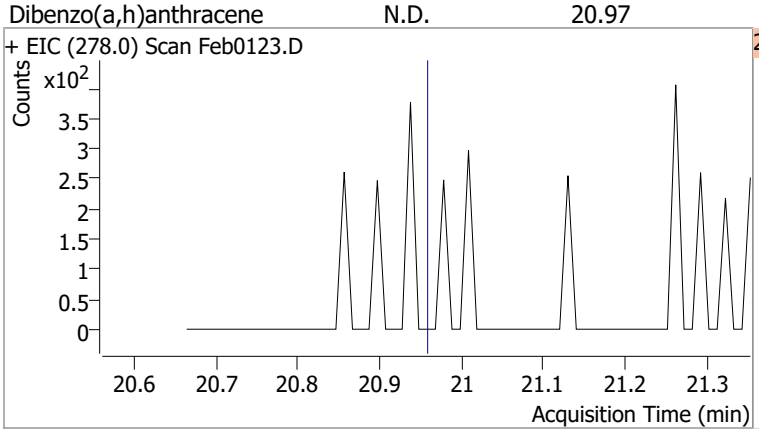

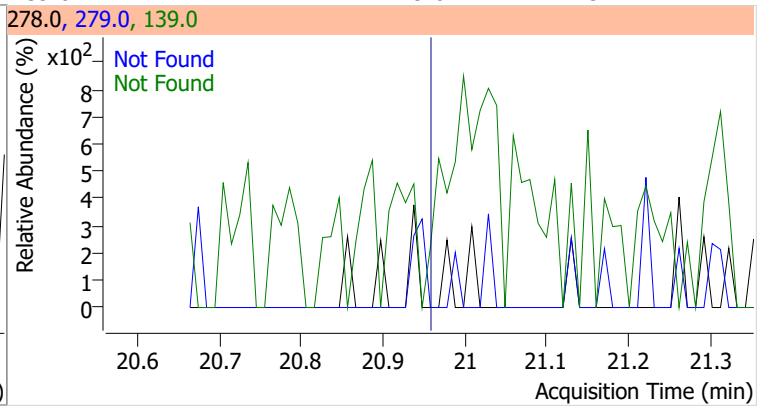

Compound	Conc.	Exp RT	QIon	Exp Ratio	QIon	Exp Ratio
Benzo(g,h,i)perylene	N.D.	21.24	138.0	32.5	277.0	24.1

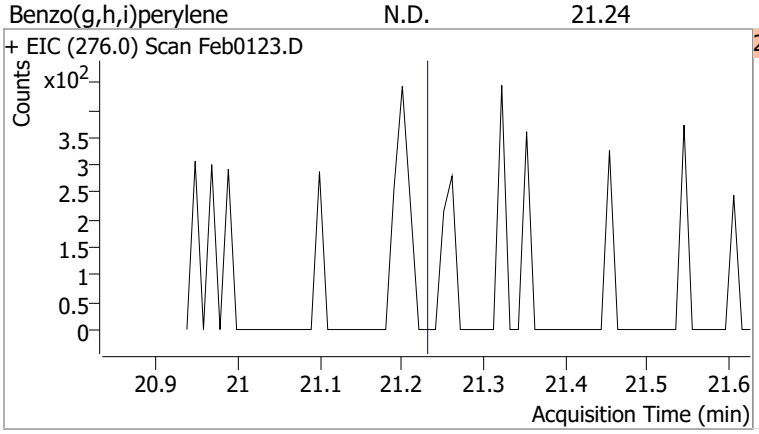

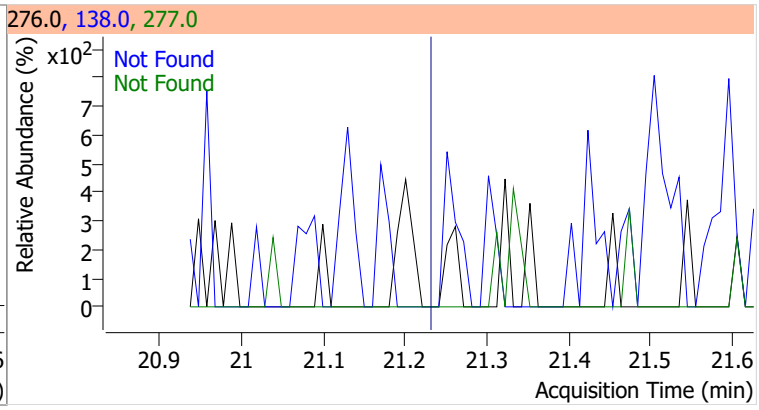

Quantitation Results Report (QT Reviewed)

Data File	Feb0124.D	Operator	LIMS import
Acq. Method	BNA+SIM.M	Acq. Date-Time	2/2/2022 5:10:38 AM
Sample Name	B22011133-001C	Instrument	Instrument #1
Vial	24	Multiplier	1.00
DA Method File		Comment	SVOC-8270-W-LARGO
Tune File	dftppdsm.u	Tune Date	1/25/2022 7:52:00 PM
Batch Name	020122 DoD BNA cal.batch.bin	Last Calib Update	2/2/2022 4:05:51 PM
Ref Library	D:\Org\Library\NIST129K.l		

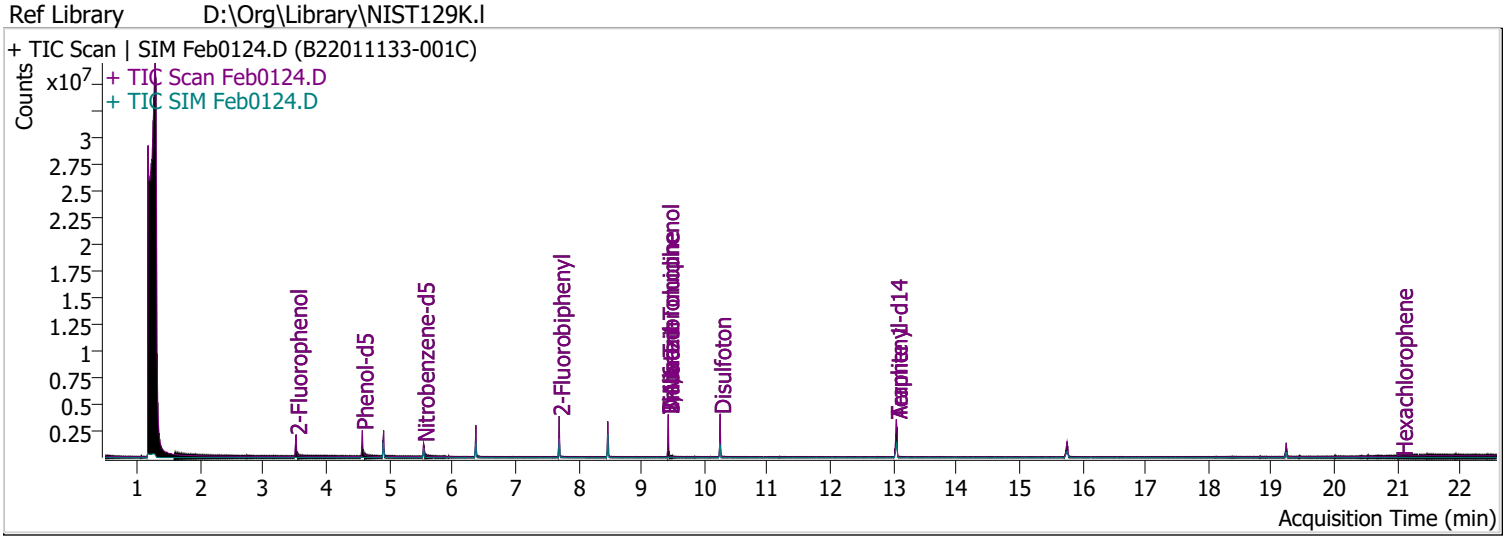

Compound	RT	QIon	Resp.	Conc.	Units		Dev(Min)
Internal Standards							
System Monitoring Compounds							
S 2-Fluorophenol	3.521	112.0	736391	72.4962	µg/L		0.000
Spiked Amount: 200.000	Range: 10.0 - 75.0%			Recovery = 36.25%			
S Phenol-d5	4.572	99.0	958646	71.7805	µg/L		0.000
Spiked Amount: 200.000	Range: 10.0 - 65.0%			Recovery = 35.89%			
S Nitrobenzene-d5	5.543	82.0	388962	55.9867	µg/L		-0.010
Spiked Amount: 100.000	Range: 32.0 - 94.0%			Recovery = 55.99%			
S 2-Fluorobiphenyl	7.697	172.0	1153506	48.6406	µg/L		0.000
Spiked Amount: 100.000	Range: 28.0 - 107.0%			Recovery = 48.64%			
S 2,4,6-Tribromophenol	9.428	329.8	293271	147.6215	µg/L		0.000
Spiked Amount: 200.000	Range: 25.0 - 140.0%			Recovery = 73.81%			
S Terphenyl-d14	13.047	244.3	2058185	84.0192	µg/L		-0.010
Spiked Amount: 100.000	Range: 32.0 - 122.0%			Recovery = 84.02%			
Target Compounds							**QValue**
T N-Nitrosodimethylamine	0.000		0	N.D.			
T Pyridine	0.000		0	N.D.			
T Aniline	0.000		0	N.D.			
T Phenol	0.000		0	N.D.			
T bis(-2-Chloroethyl)Ether	4.910	63.0	0		µg/L	md	1
T 2-Chlorophenol	0.000		0	N.D.			
T 1,3-Dichlorobenzene	0.000		0	N.D.			
T 1,4-Dichlorobenzene	0.000		0	N.D.			
T 1,2-Dichlorobenzene	0.000		0	N.D.			
T Benzyl Alcohol	0.000		0	N.D.			
T 2-Methylphenol	0.000		0	N.D.			
T bis(2-chloroisopropyl)Ether	0.000		0	N.D.			
T N-nitroso-Di-n-propylamine	5.543	70.0	0		µg/L	md	1
T 4Methylphenol/3Methylphenol	0.000		0	N.D.			
T Hexachloroethane	0.000		0	N.D.			

Compound	RT	QIon	Resp.	Conc.	Units		Dev(Min)
T Nitrobenzene	0.000		0	N.D.			
T Isophorone	0.000		0	N.D.			
T 2-Nitrophenol	0.000		0	N.D.			
T 2,4-Dimethylphenol	0.000		0	N.D.			
T bis(-2-Chloroethoxy)Methane	0.000		0	N.D.			
T 2,4-Dichlorophenol	0.000		0	N.D.			
T Benzoic Acid	0.000		0	N.D.			
T 1,2,4-Trichlorobenzene	0.000		0	N.D.			
T Naphthalene	0.000		0	N.D.			
T 4-Chlorophenol	6.372	130.0	0		µg/L	md	1
T p-Chloroaniline	0.000		0	N.D.			
T Hexachlorobutadiene	0.000		0	N.D.			
T 4-Chloro-2-Methylphenol	0.000		0	N.D.			
T 4-Chloro-3-Methylphenol	0.000		0	N.D.			
T 2-Methylnaphthalene	0.000		0	N.D.			
T 1-Methylnaphthalene	0.000		0	N.D.			
T Hexachlorocyclopentadiene	0.000		0	N.D.			
T 2,4,6-Trichlorophenol	0.000		0	N.D.			
T 2,4,5-Trichlorophenol	0.000		0	N.D.			
T 2-Chloronaphthalene	0.000		0	N.D.			
T 2-Nitroaniline	0.000		0	N.D.			
T Dimethyl Phthalate	8.466	163.0	0		µg/L	md	1
T 2,6-Dinitrotoluene	8.466	165.0	0		µg/L	md	1
T Acenaphthylene	0.000		0	N.D.			
T 3-Nitroaniline	0.000		0	N.D.			
T Acenaphthene	0.000		0	N.D.			
T 2,4-Dinitrophenol	0.000		0	N.D.			
T Dibenzofuran	0.000		0	N.D.			
T 4-Nitrophenol	0.000		0	N.D.			
T 2,4-Dinitrotoluene	8.466	165.0	0		µg/L	md	1
T Diethylphthalate	0.000		0	N.D.			
T Fluorene	0.000		0	N.D.			
T 4-Chlorophenyl-phenylether	0.000		0	N.D.			
T 4-Nitroaniline	0.000		0	N.D.			
T 4,6-Dinitro-2-methylphenol	9.428	198.0	0		µg/L	md	1
T N-nitrosodiphenylamine	0.000		0	N.D.			
T Azobenzene	0.000		0	N.D.			
T 4-Bromophenyl-phenylether	0.000		0	N.D.			
T Hexachlorobenzene	0.000		0	N.D.			
T Pentachlorophenol	0.000		0	N.D.			
T Phenanthrene	0.000		0	N.D.			
T Anthracene	0.000		0	N.D.			
T Triallate	0.000		0	N.D.			
T Carbazole	0.000		0	N.D.			
T o-Terphenyl	0.000		0	N.D.			
T Di-n-Butylphthalate	0.000		0	N.D.			
T Fluoranthene	0.000		0	N.D.			
T Benzidine	0.000		0	N.D.			
T Pyrene	0.000		0	N.D.			
T Butylbenzylphthalate	0.000		0	N.D.			
T Benzo(a)Anthracene	0.000		0	N.D.			
T Chrysene	0.000		0	N.D.			
T 3,3-Dichlorobenzidine	0.000		0	N.D.			
T bis(2-ethylhexyl)Phthalate	0.000		0	N.D.			
T Di-n-octyl Phthalate	0.000		0	N.D.			

Compound	RT	QIon	Resp.	Conc.	Units	Dev(Min)
T Benzo(b)fluoranthene	0.000		0	N.D.		
T Benzo(k)fluoranthene	0.000		0	N.D.		
T Benzo(a)pyrene	0.000		0	N.D.		
T Indeno(1,2,3-c,d)pyrene	0.000		0	N.D.		
T Dibenzo(a,h)anthracene	0.000		0	N.D.		
T Benzo(g,h,i)perylene	0.000		0	N.D.		

(#) = Qualifier Out of Range; (m) = Manual Integration; (+) = Area Summed; (*) = Surrogate Percent Recovery Out of Range; (d): Zeroed Peak

Quantitation Results Report (QT Reviewed)

Compound	Conc.	Exp RT	QIon	Exp Ratio
N-Nitrosodimethylamine	N.D.	2.15	42.0	130.1

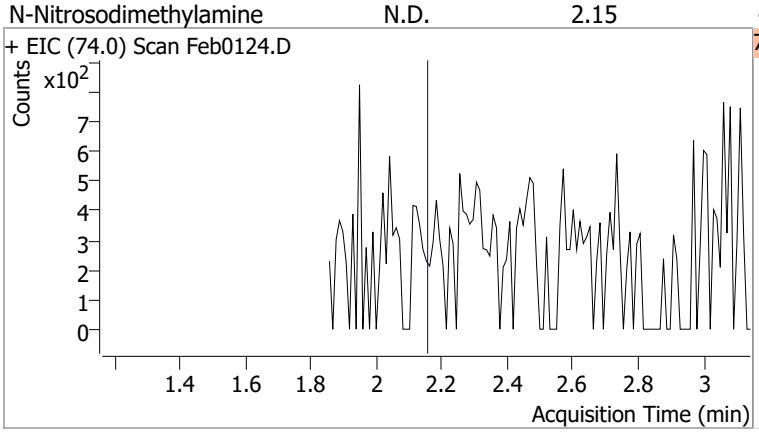

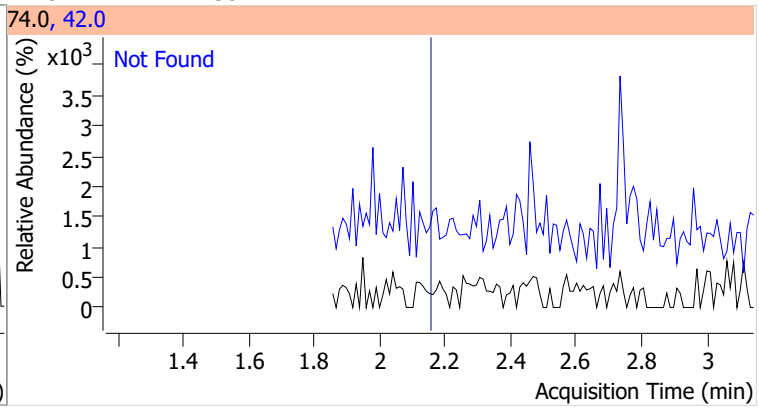

Compound	Conc.	Exp RT	QIon	Exp Ratio
Pyridine	N.D.	2.18	52.0	101.7

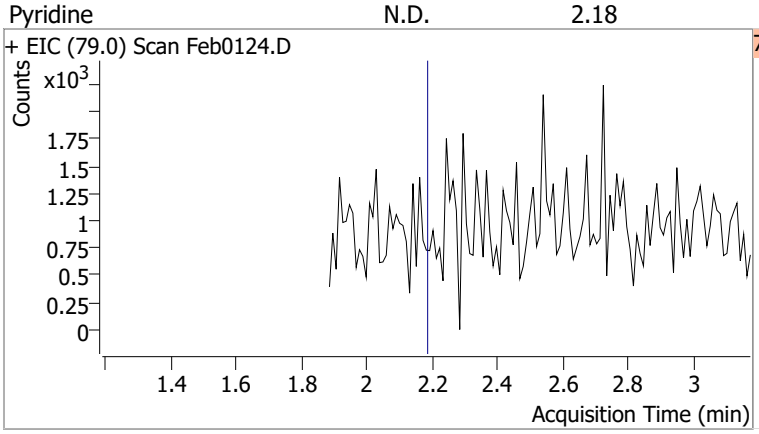

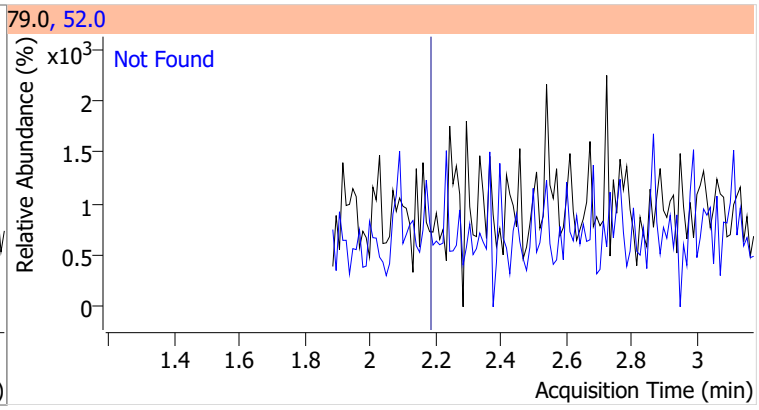

Compound	Conc.	RT	Dev(Min)	Resp.	QIon	QRatio	Lower	Upper
2-Fluorophenol	72.4962	3.52	0.00	736391	64.0	49.6	35.8	66.4
					92.0	20.4	14.3	26.6

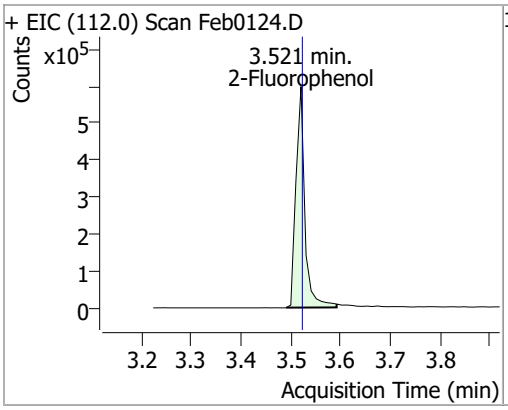

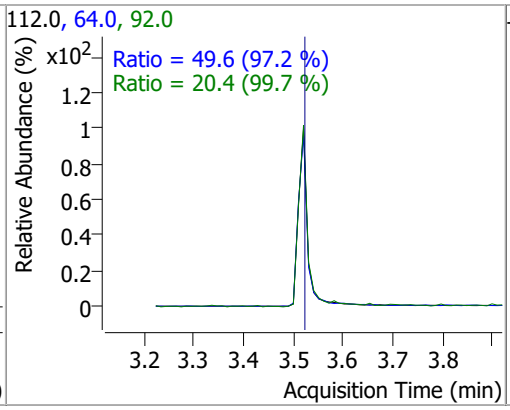

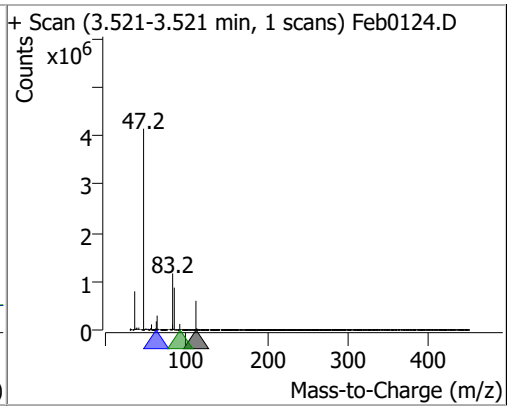

Compound	Conc.	Exp RT	QIon	Exp Ratio	QIon	Exp Ratio
Aniline	N.D.	4.55	66.0	35.1	65.0	18.0

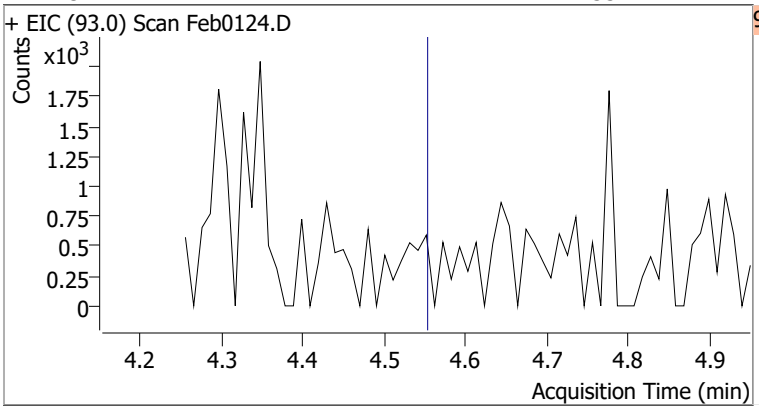

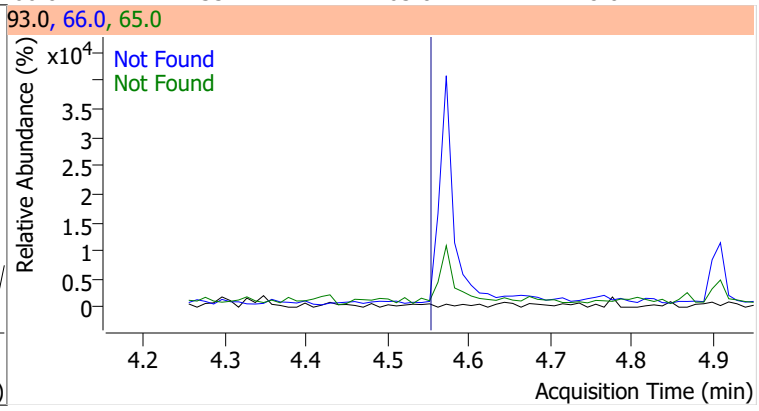

Quantitation Results Report (QT Reviewed)

Compound	Conc.	RT	Dev(Min)	Resp.	QIon	QRatio	Lower	Upper
Phenol-d5	71.7805	4.57	0.00	958646	71.0	33.2	23.8	44.2

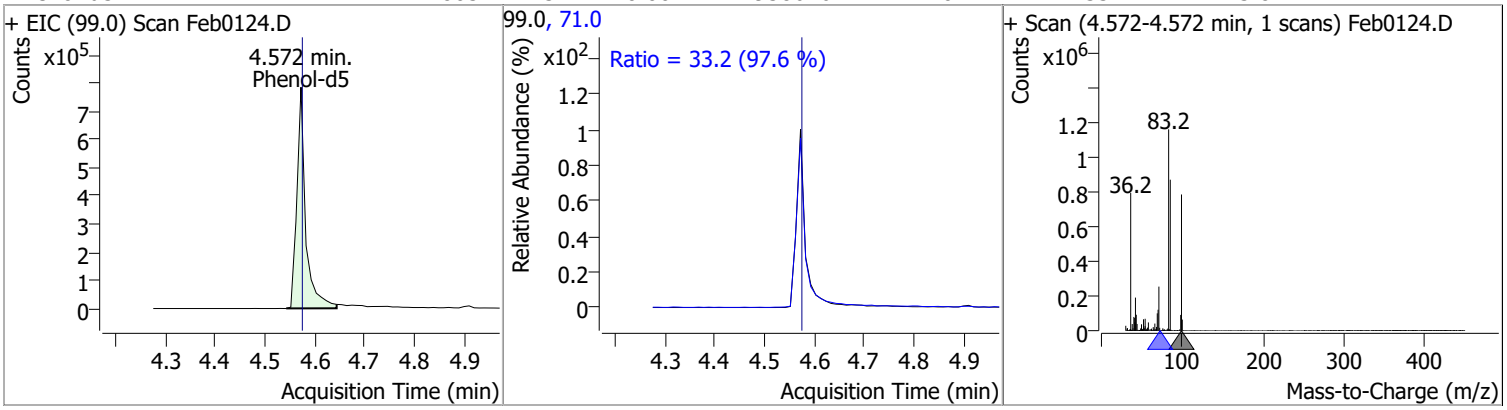

Compound	Conc.	Exp RT	QIon	Exp Ratio
Phenol	N.D.	4.59	66.0	43.8

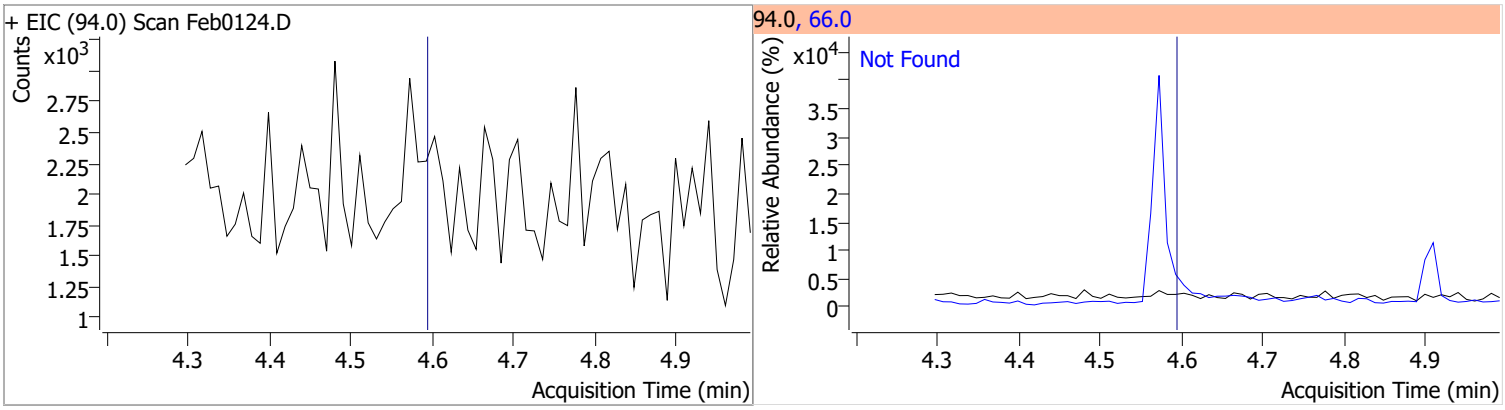

Compound	Conc.	RT	Dev(Min)	Resp.	QIon	QRatio	Lower	Upper
bis(-2-Chloroethyl)Ether		0		0	64.0		2.4	4.5

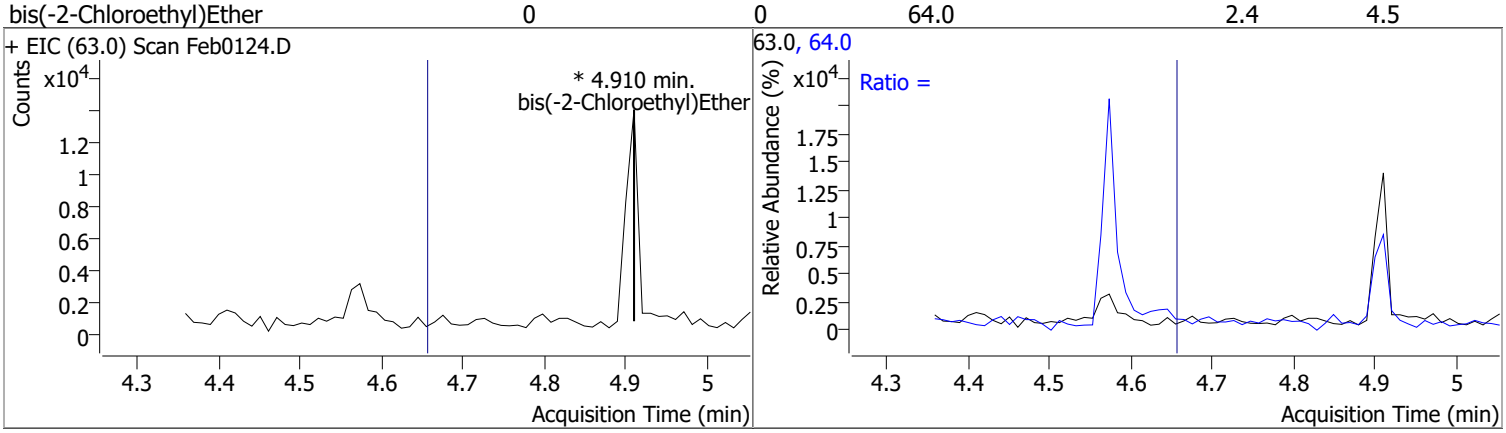

Compound	Conc.	Exp RT	QIon	Exp Ratio
2-Chlorophenol	N.D.	4.68	130.0	31.8

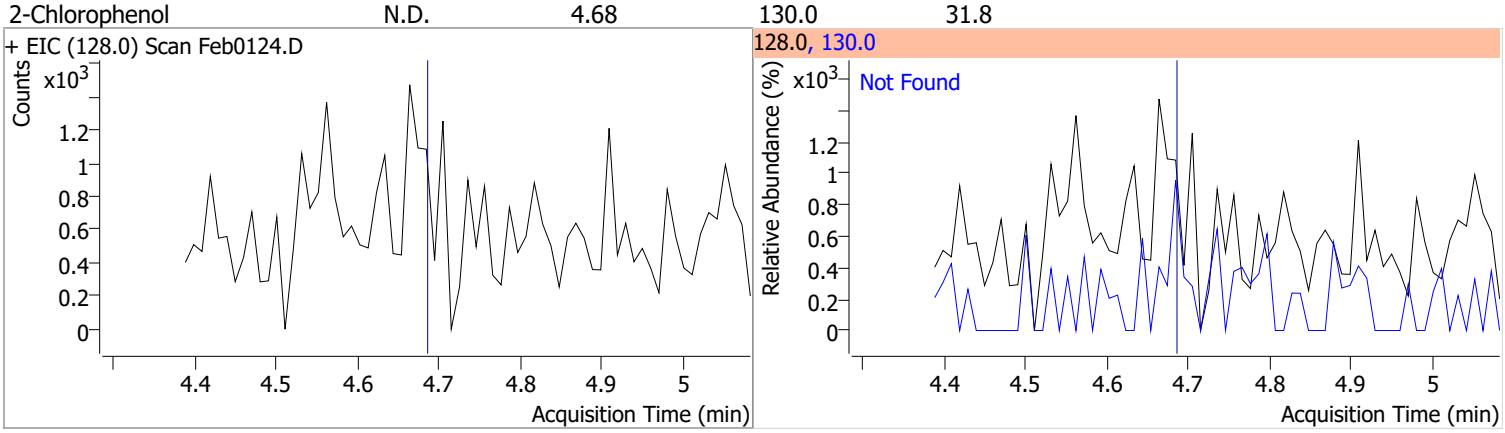

Quantitation Results Report (QT Reviewed)

Compound	Conc.	Exp RT	QIon	Exp Ratio	QIon	Exp Ratio
1,3-Dichlorobenzene	N.D.	4.84	148.0	62.2	111.0	35.9

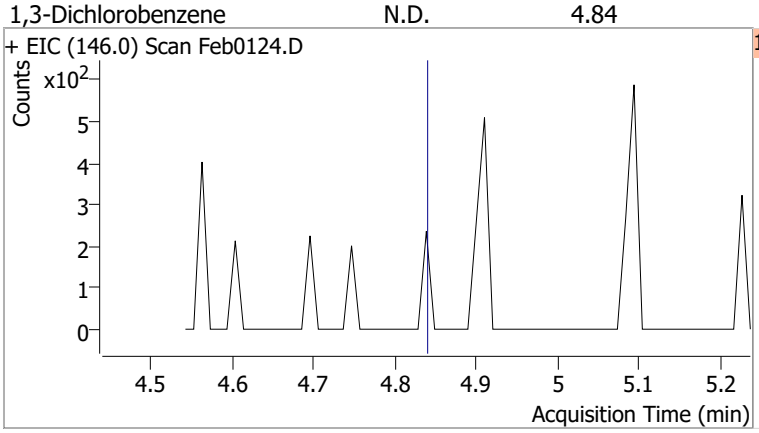

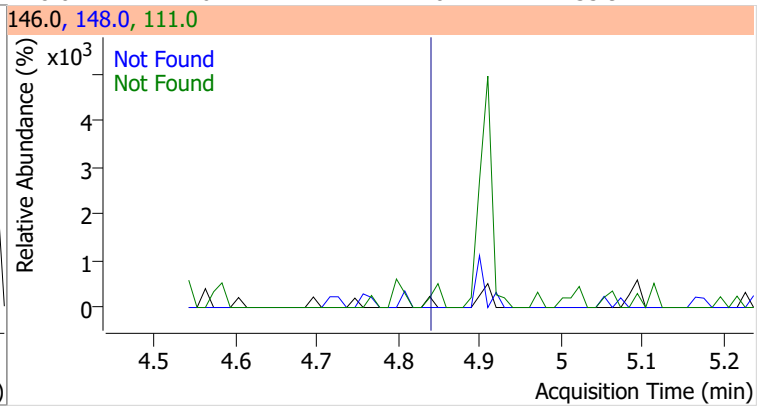

Compound	Conc.	Exp RT	QIon	Exp Ratio	QIon	Exp Ratio
1,4-Dichlorobenzene	N.D.	4.93	148.0	64.1	111.0	35.1

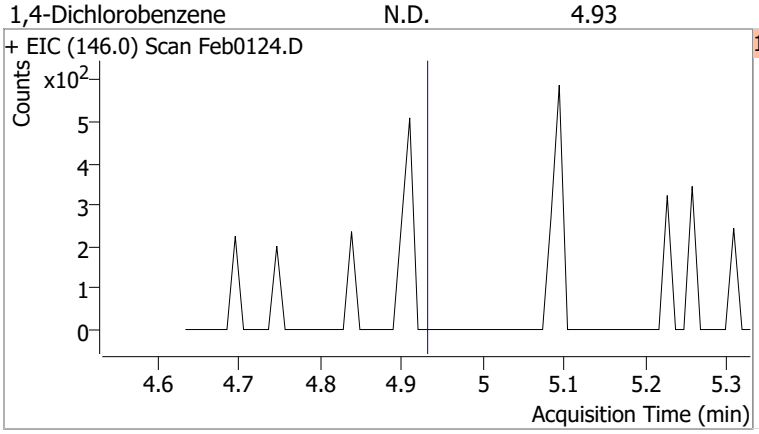

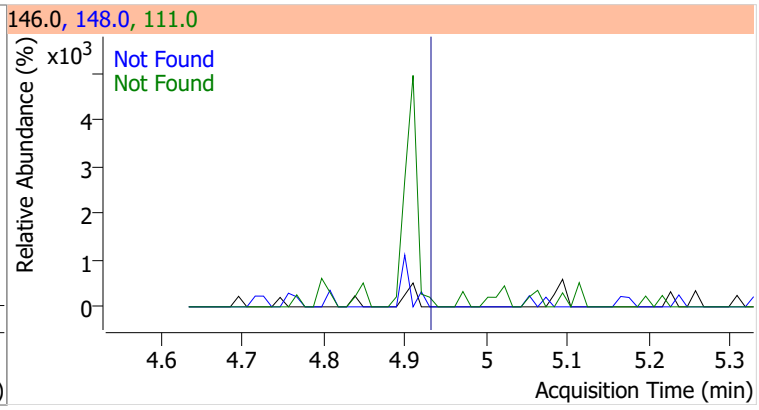

Compound	Conc.	Exp RT	QIon	Exp Ratio	QIon	Exp Ratio
1,2-Dichlorobenzene	N.D.	5.09	148.0	62.9	111.0	36.7

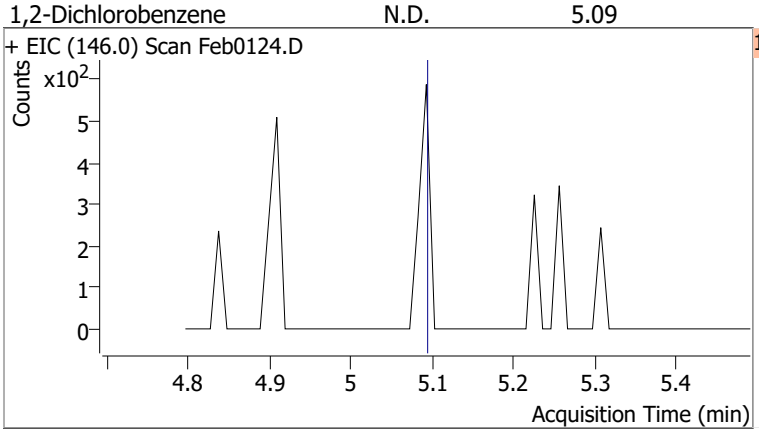

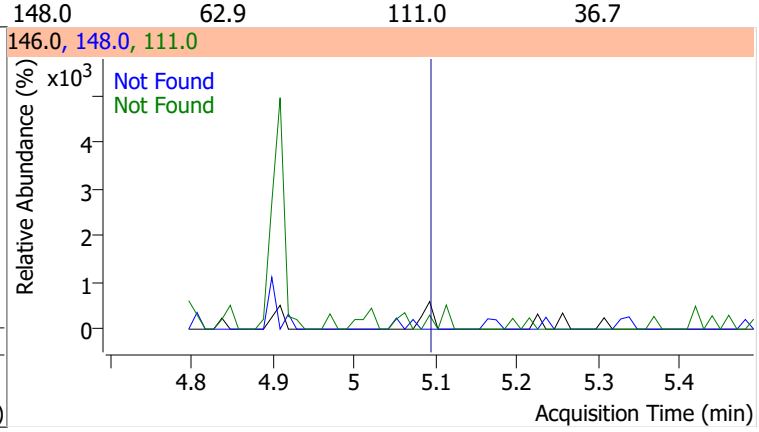

Compound	Conc.	Exp RT	QIon	Exp Ratio	QIon	Exp Ratio
Benzyl Alcohol	N.D.	5.10	79.0	118.4	107.0	64.5

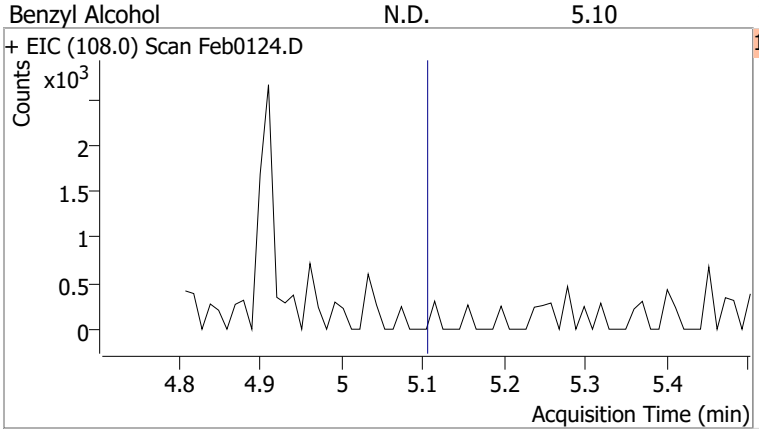

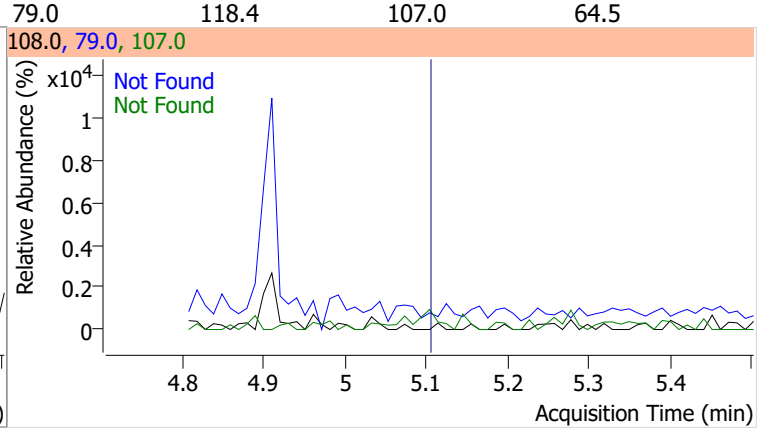

Compound	Conc.	Exp RT	QIon	Exp Ratio
2-Methylphenol	N.D.	5.26	108.0	116.3

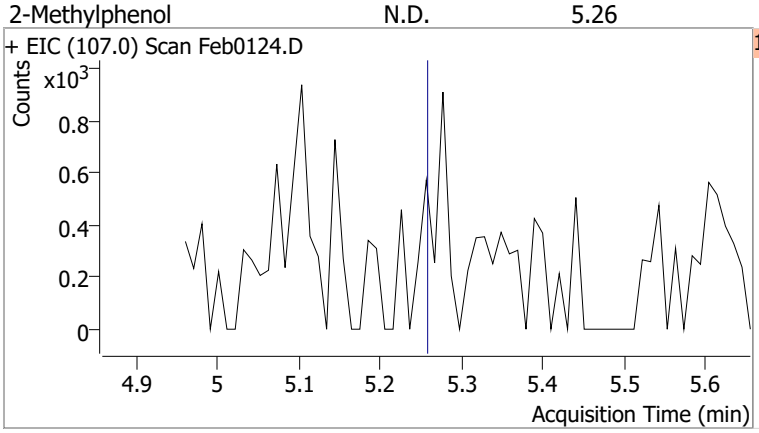

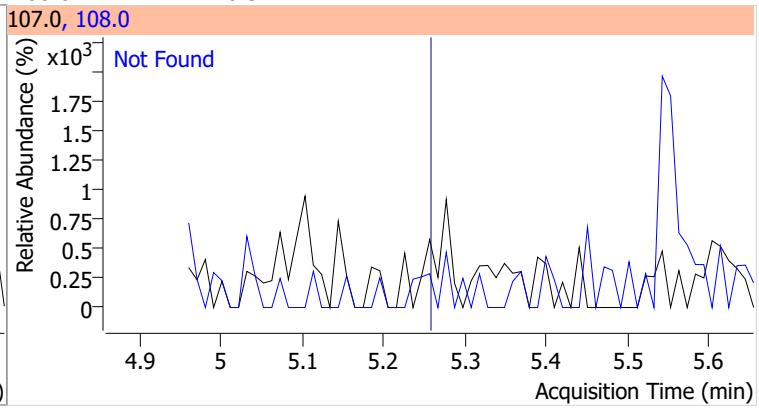

Compound	Conc.	Exp RT	QIon	Exp Ratio
bis(2-chloroisopropyl)Ether	N.D.	5.27	123.0	32.8

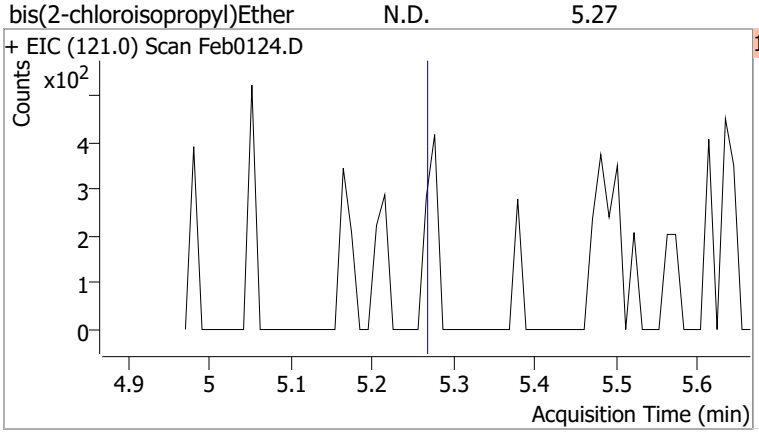

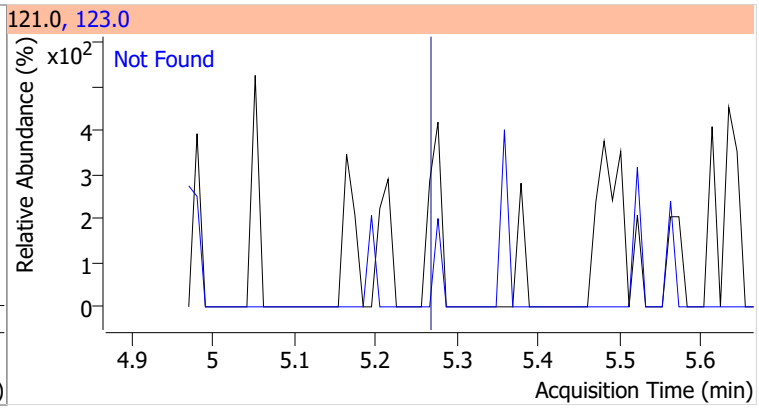

Compound	Conc.	RT	Dev(Min)	Resp.	QIon	QRatio	Lower	Upper
N-nitroso-Di-n-propylamine		0		0	130.0		0.0	35.1

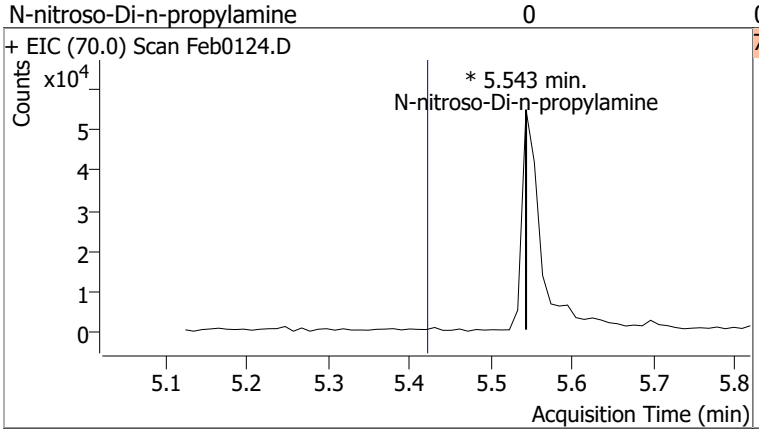

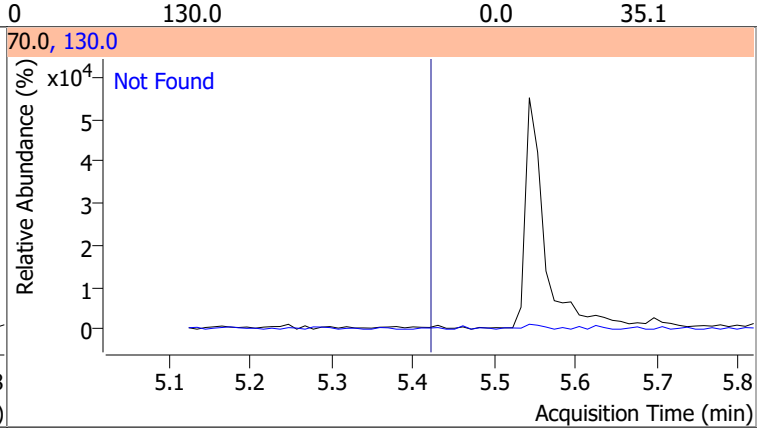

Compound	Conc.	Exp RT	QIon	Exp Ratio
4Methylphenol/3Methylphenol	N.D.	5.44	108.0	84.1

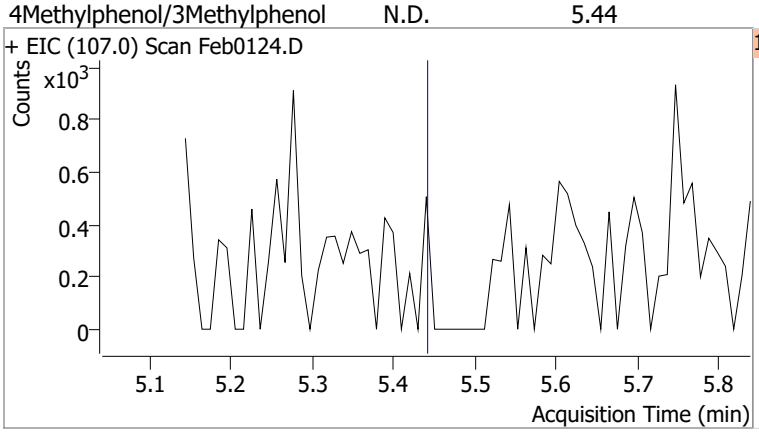

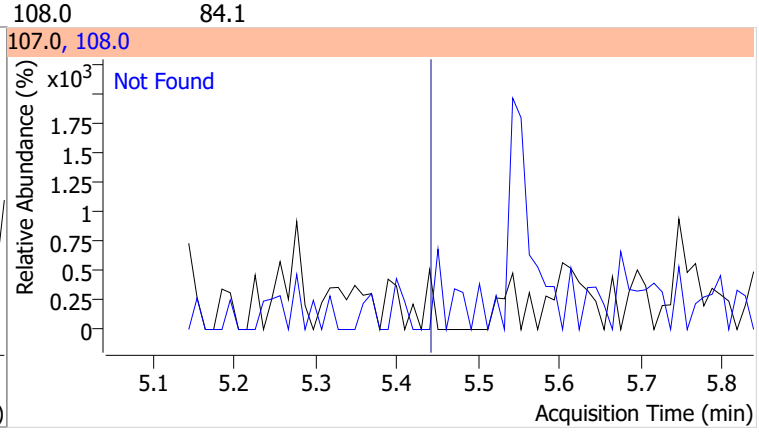

Quantitation Results Report (QT Reviewed)

Compound	Conc.	Exp RT	QIon	Exp Ratio	QIon	Exp Ratio
Hexachloroethane	N.D.	5.47	201.0	93.6	199.0	59.8

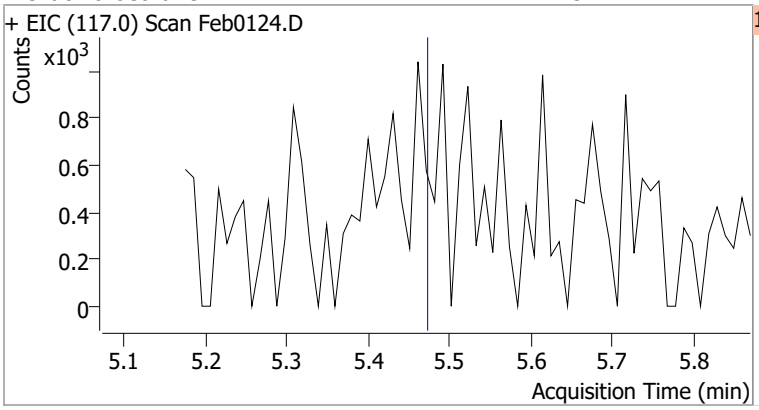

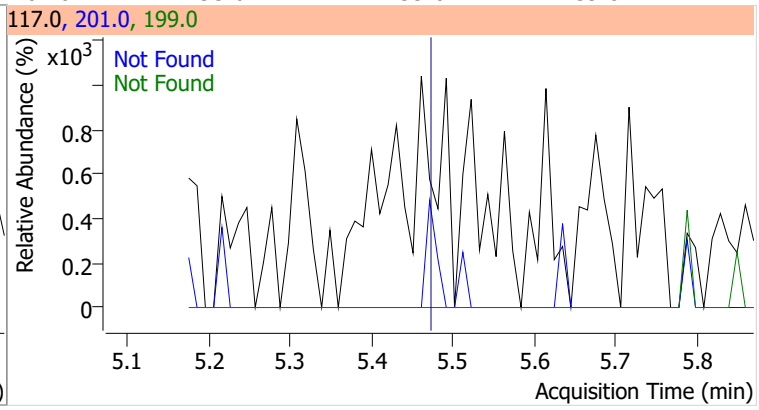

Compound	Conc.	RT	Dev(Min)	Resp.	QIon	QRatio	Lower	Upper
Nitrobenzene-d5	55.9867	5.54	-0.01	388962	54.0	60.8	44.8	83.2
					128.0	46.4	32.6	60.6

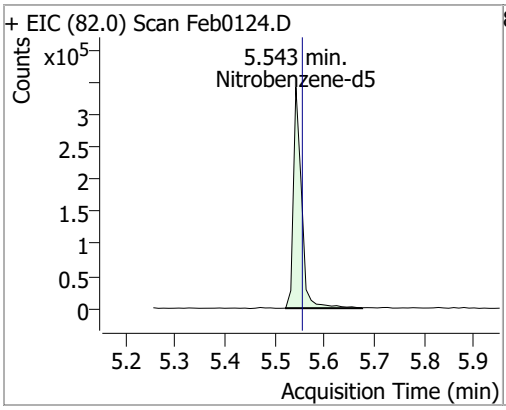

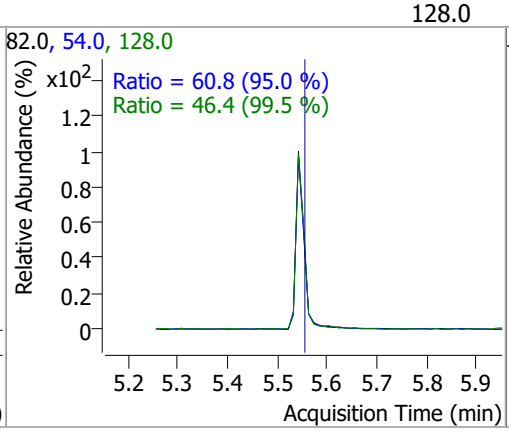

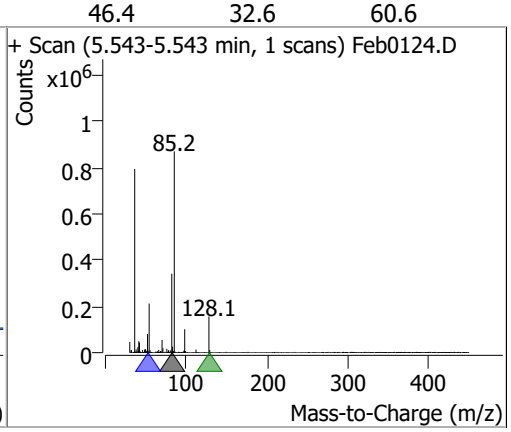

Compound	Conc.	Exp RT	QIon	Exp Ratio	QIon	Exp Ratio
Nitrobenzene	N.D.	5.57	77.0	202.4	51.0	125.5

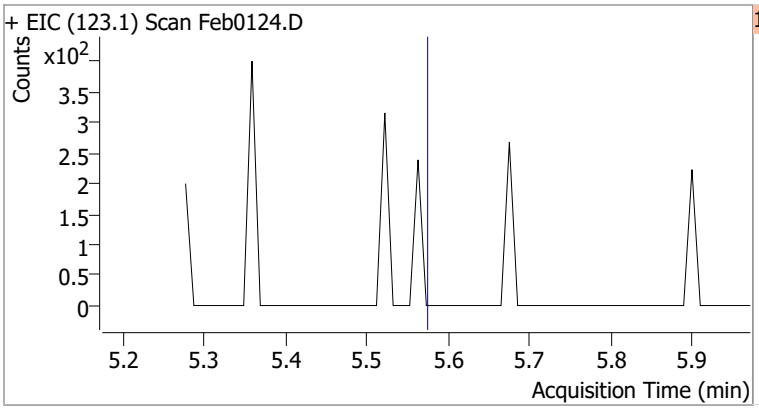

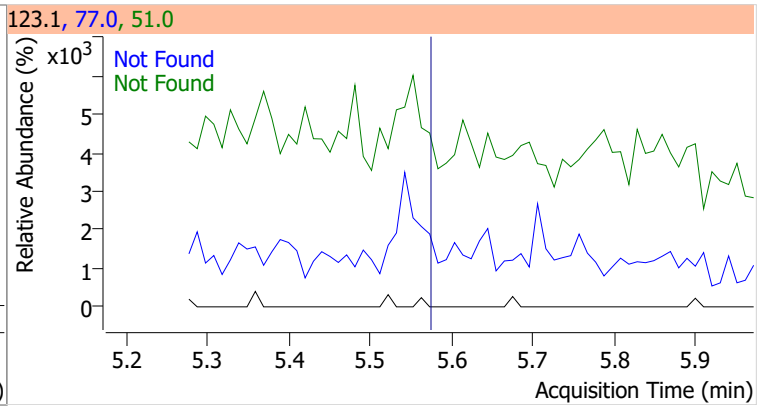

Compound	Conc.	Exp RT	QIon	Exp Ratio
Isophorone	N.D.	5.88	138.0	21.7

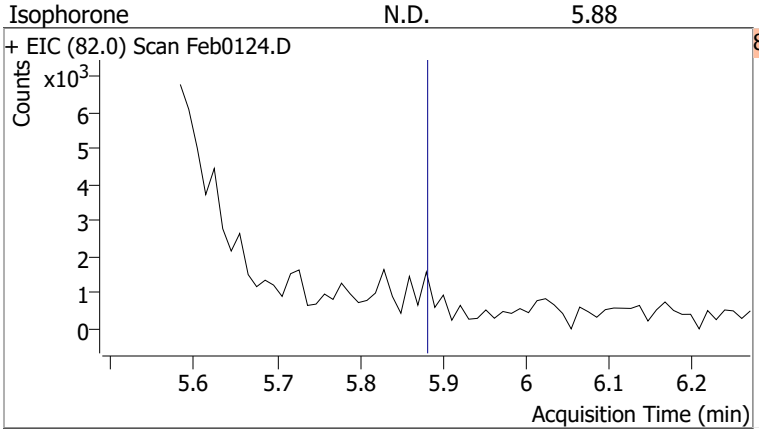

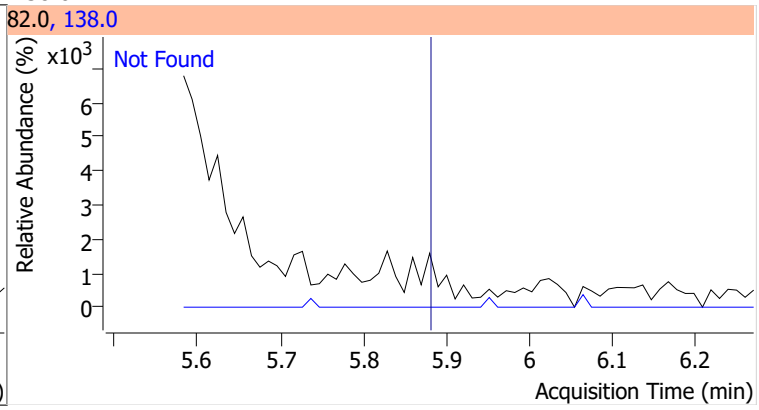

Compound	Conc.	Exp RT	QIon	Exp Ratio	QIon	Exp Ratio
2-Nitrophenol	N.D.	5.94	65.0	48.9	109.0	38.3

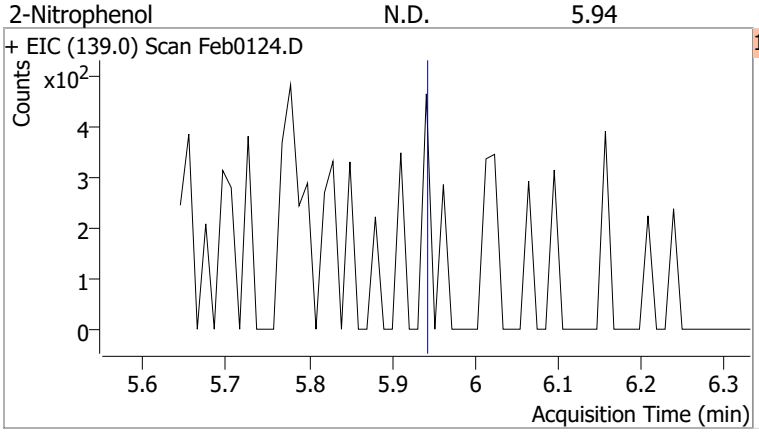

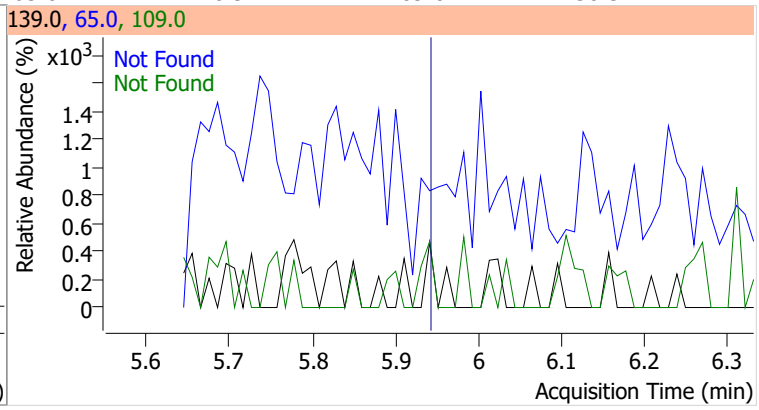

Compound	Conc.	Exp RT	QIon	Exp Ratio	QIon	Exp Ratio
2,4-Dimethylphenol	N.D.	6.05	107.0	109.0	77.0	32.4

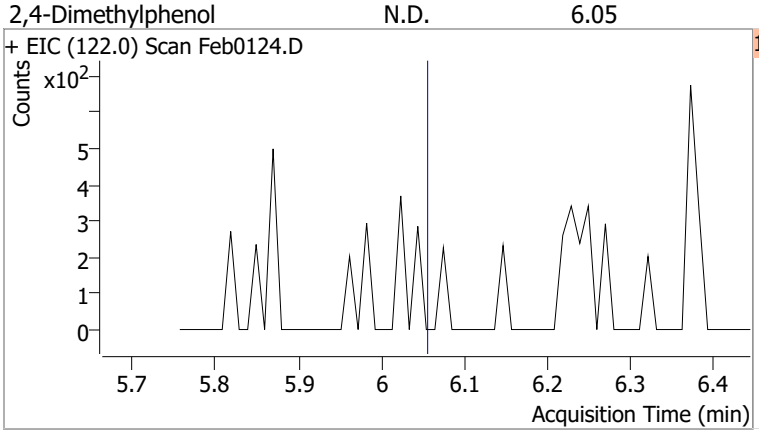

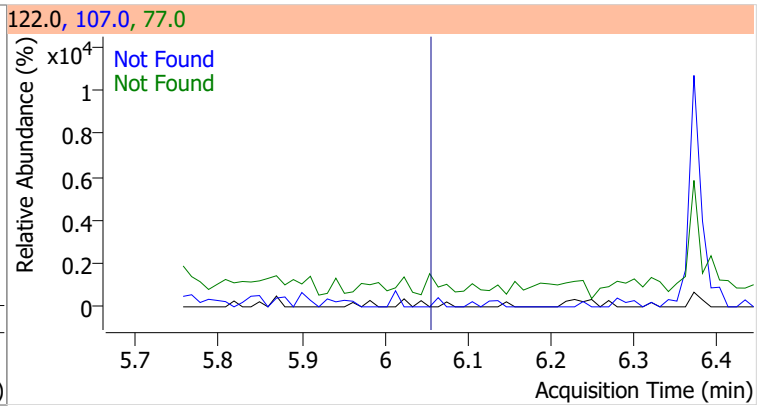

Compound	Conc.	Exp RT	QIon	Exp Ratio	QIon	Exp Ratio
bis(-2-Chloroethoxy)Methane	N.D.	6.16	63.0	68.6	95.0	32.4

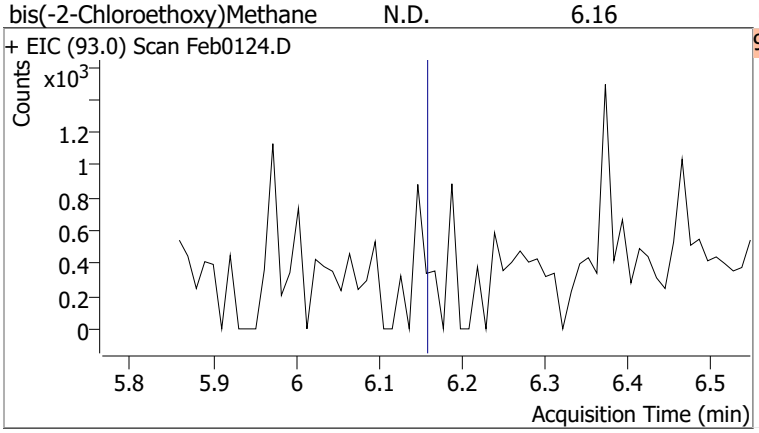

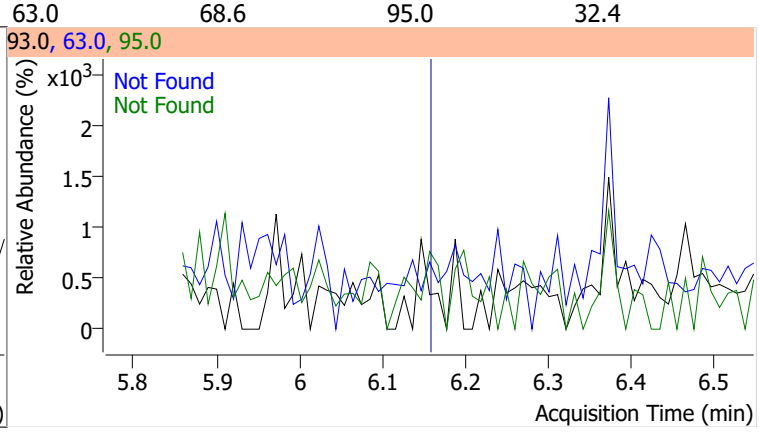

Compound	Conc.	Exp RT	QIon	Exp Ratio	QIon	Exp Ratio
2,4-Dichlorophenol	N.D.	6.25	164.0	63.2	98.0	30.8

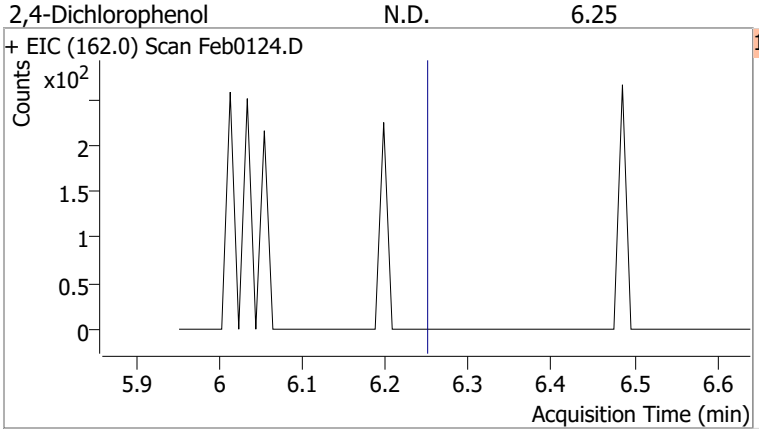

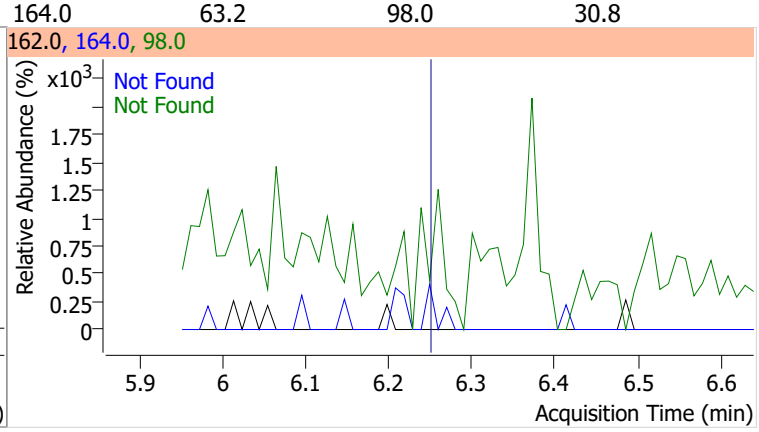

Compound	Conc.	Exp RT	QIon	Exp Ratio	QIon	Exp Ratio
Benzoic Acid	N.D.	6.27	122.0	88.6	77.0	75.0

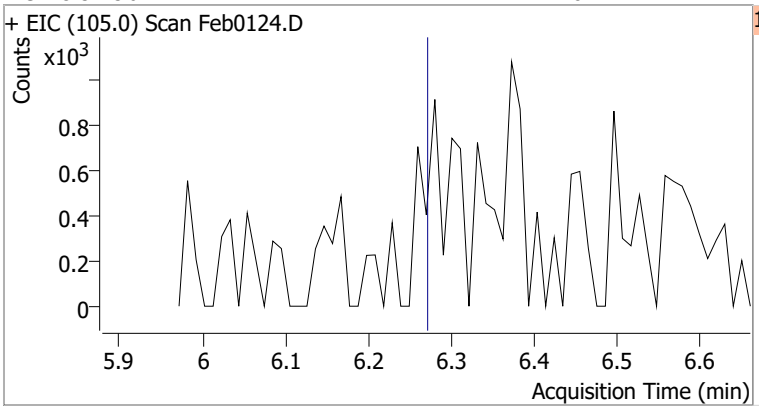

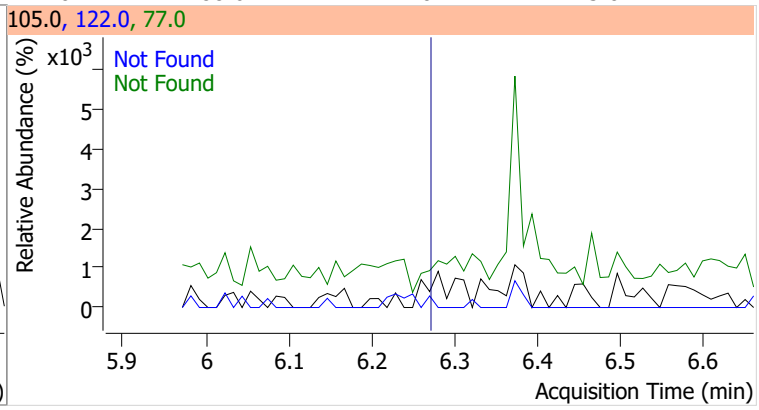

Compound	Conc.	Exp RT	QIon	Exp Ratio	QIon	Exp Ratio
1,2,4-Trichlorobenzene	N.D.	6.32	182.0	97.1	145.0	28.4

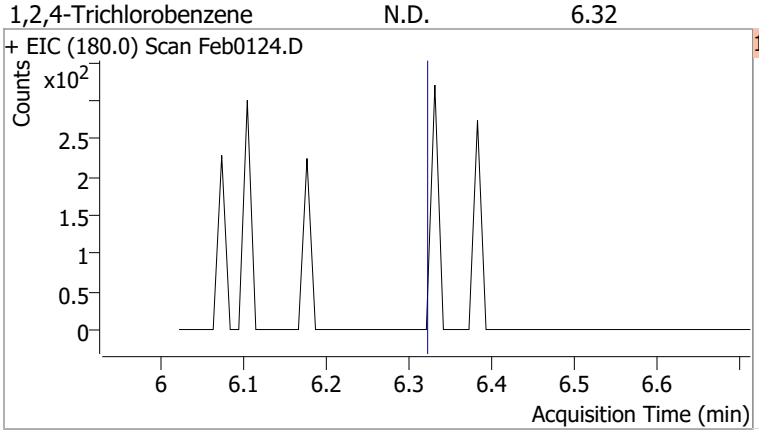

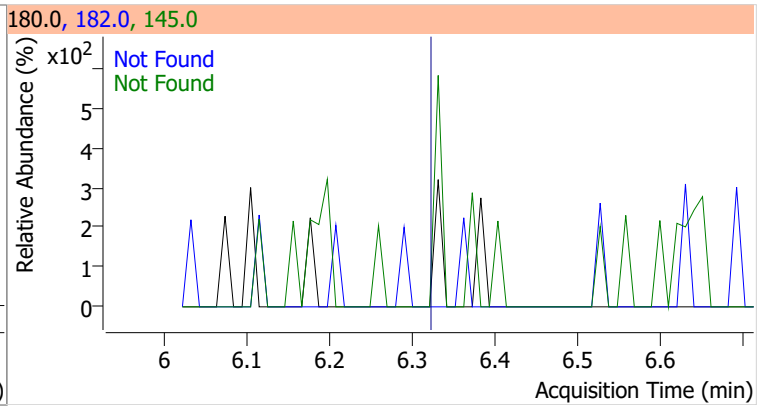

Compound	Conc.	Exp RT	QIon	Exp Ratio	QIon	Exp Ratio
Naphthalene	N.D.	6.40	129.0	11.4	102.0	9.7

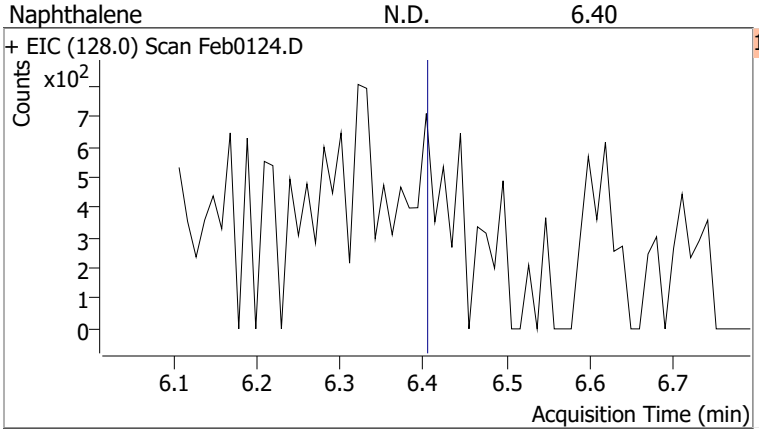

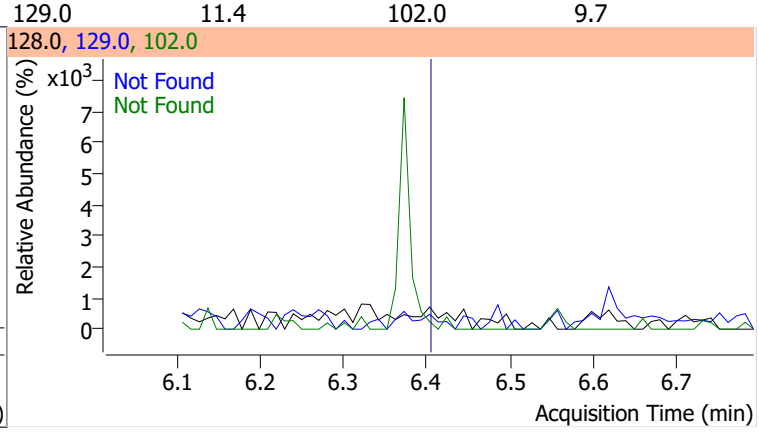

Compound	Conc.	RT	Dev(Min)	Resp.	QIon	QRatio	Lower	Upper
4-Chlorophenol		0		0	128.0		243.7	452.5

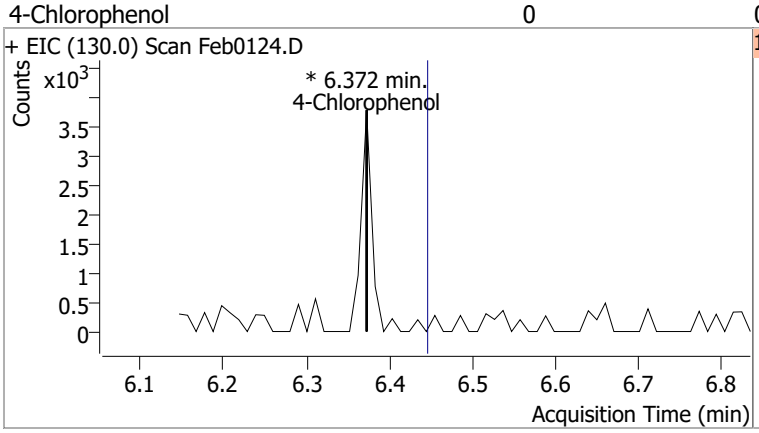

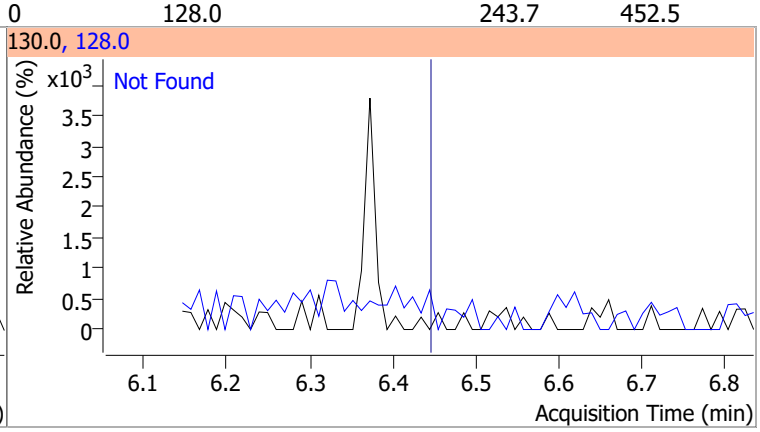

Compound	Conc.	Exp RT	QIon	Exp Ratio	QIon	Exp Ratio
p-Chloroaniline	N.D.	6.51	129.0	33.1	65.0	29.9

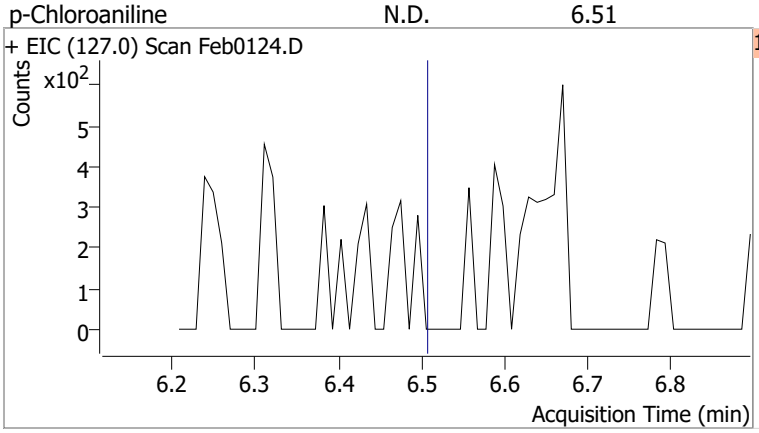

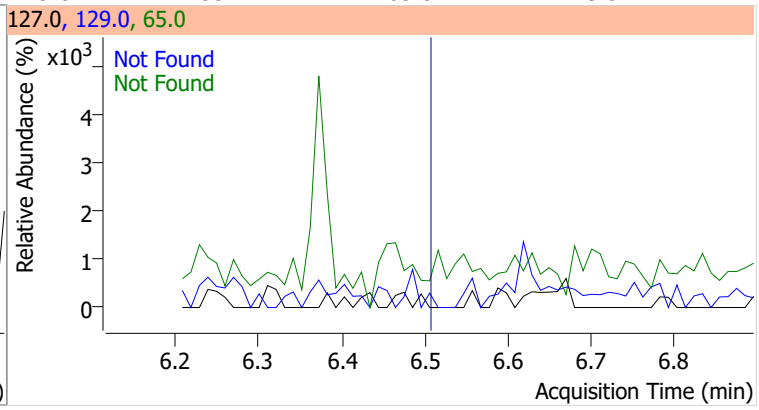

Compound	Conc.	Exp RT	QIon	Exp Ratio	QIon	Exp Ratio
Hexachlorobutadiene	N.D.	6.58	223.0	65.1	227.0	63.7

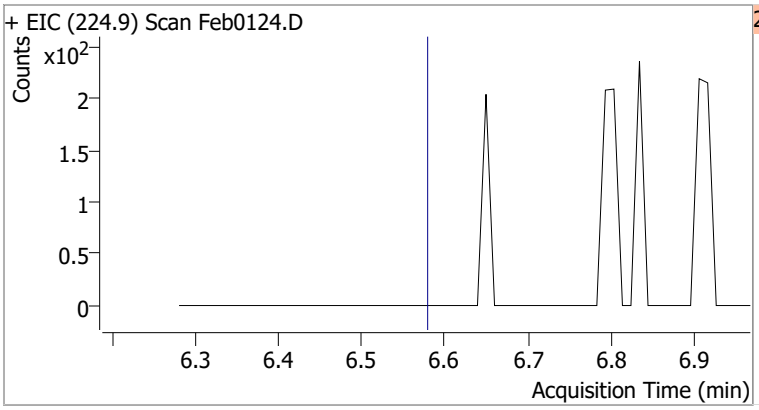

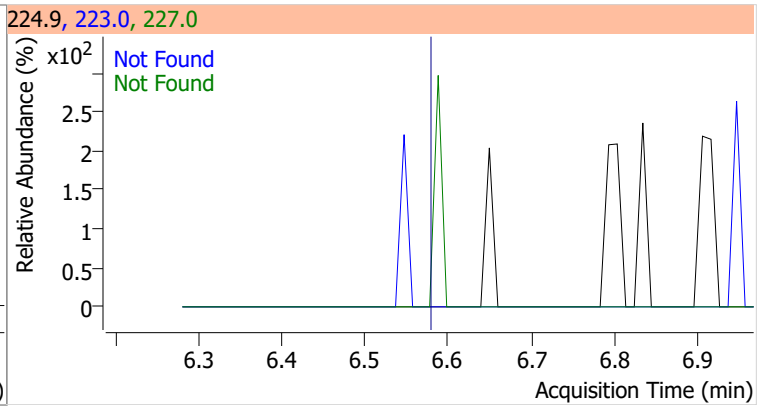

Compound	Conc.	Exp RT	QIon	Exp Ratio
4-Chloro-2-Methylphenol	N.D.	6.99	144.0	28.0

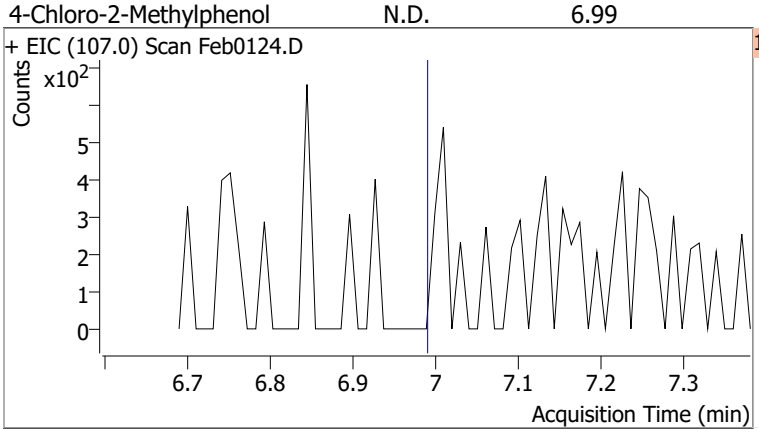

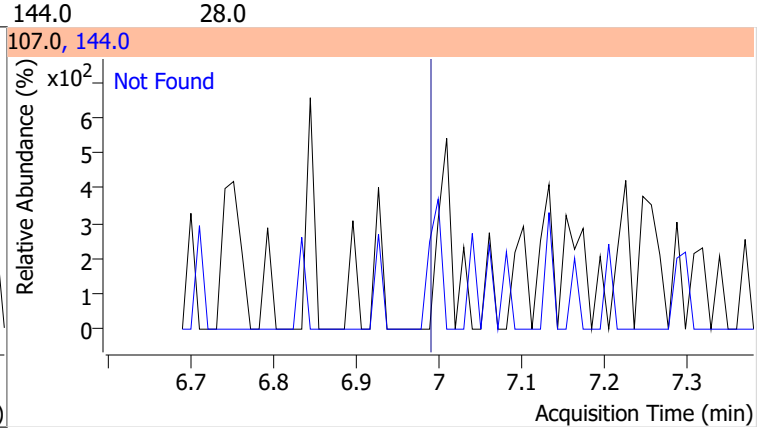

Compound	Conc.	Exp RT	QIon	Exp Ratio
4-Chloro-3-Methylphenol	N.D.	7.13	144.0	28.6

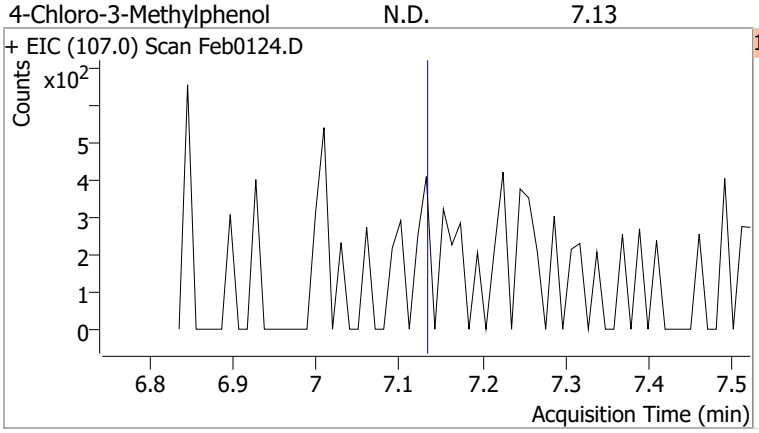

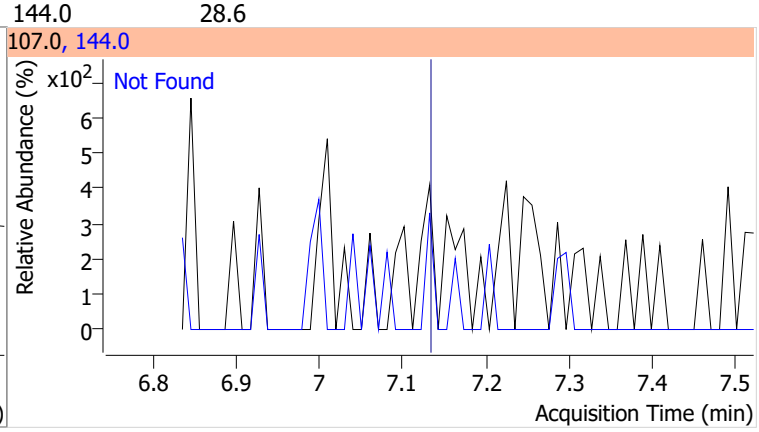

Compound	Conc.	Exp RT	QIon	Exp Ratio	QIon	Exp Ratio
2-Methylnaphthalene	N.D.	7.24	142.0	118.8	115.0	41.1

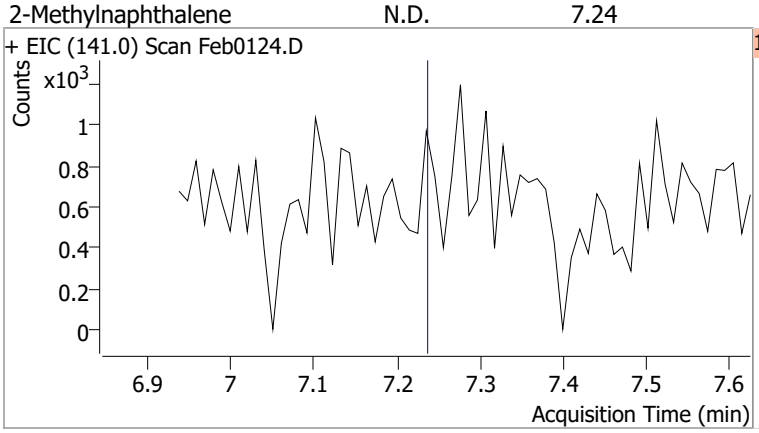

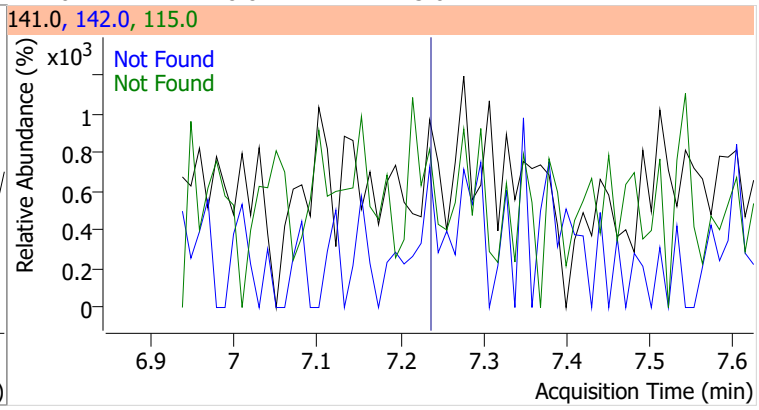

Compound	Conc.	Exp RT	QIon	Exp Ratio	QIon	Exp Ratio
1-Methylnaphthalene	N.D.	7.35	142.0	111.3	115.0	42.1

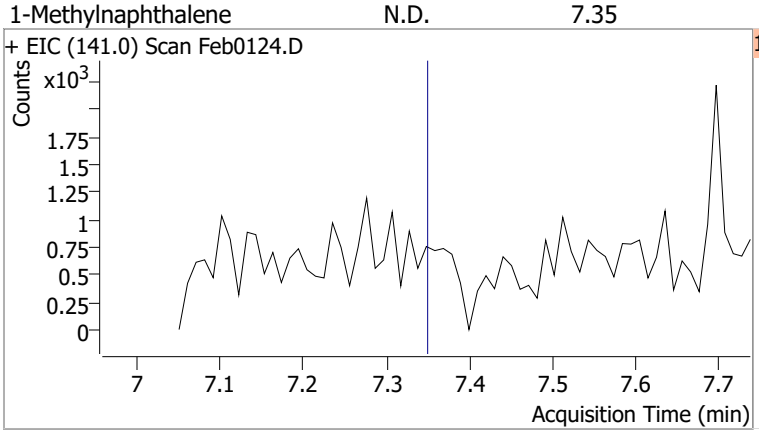

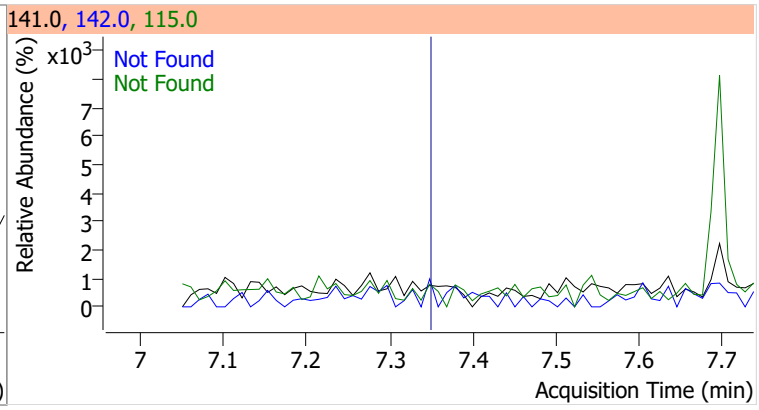

Compound	Conc.	Exp RT	QIon	Exp Ratio	QIon	Exp Ratio
Hexachlorocyclopentadiene	N.D.	7.43	238.9	62.5	234.9	62.4

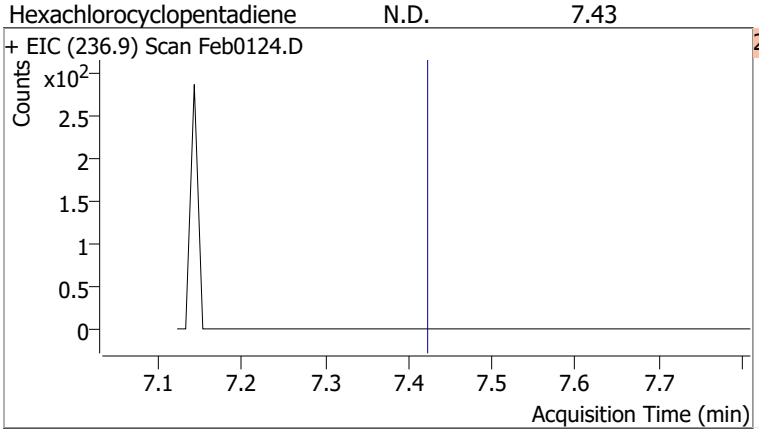

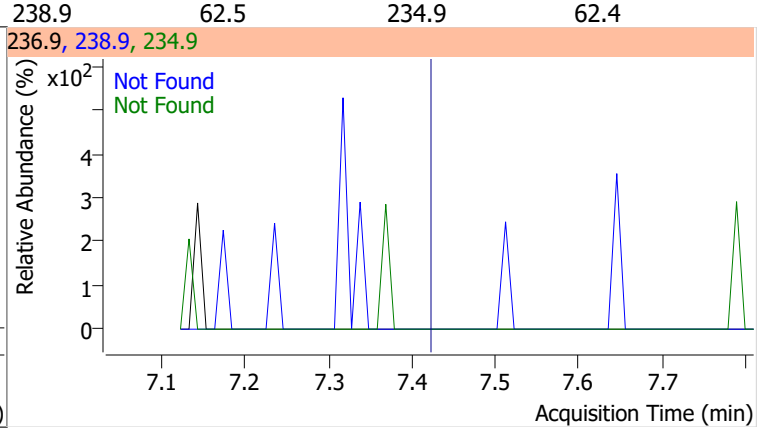

Compound	Conc.	Exp RT	QIon	Exp Ratio
2,4,6-Trichlorophenol	N.D.	7.59	198.0	98.1

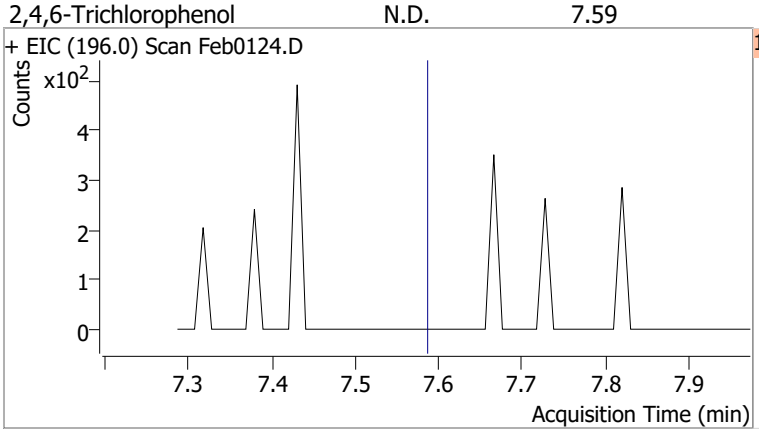

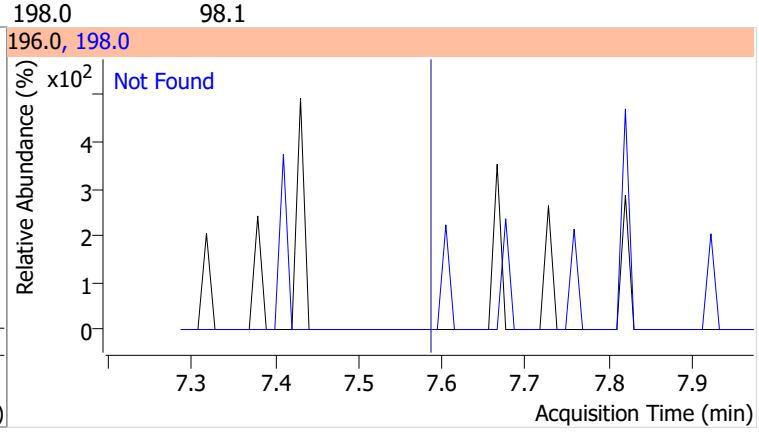

Compound	Conc.	Exp RT	QIon	Exp Ratio
2,4,5-Trichlorophenol	N.D.	7.64	198.0	93.7

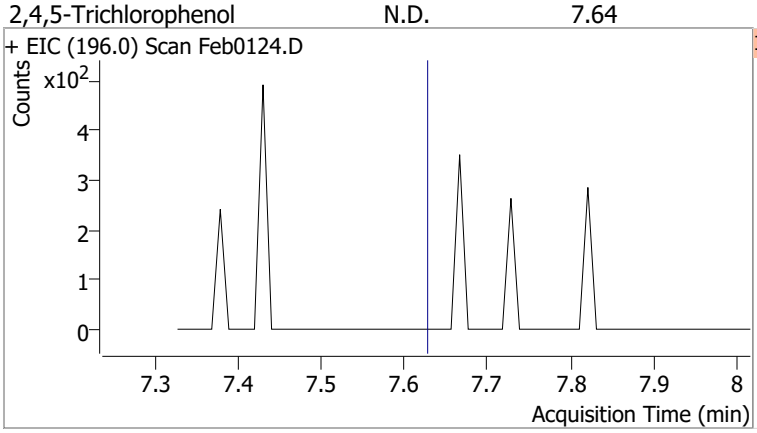

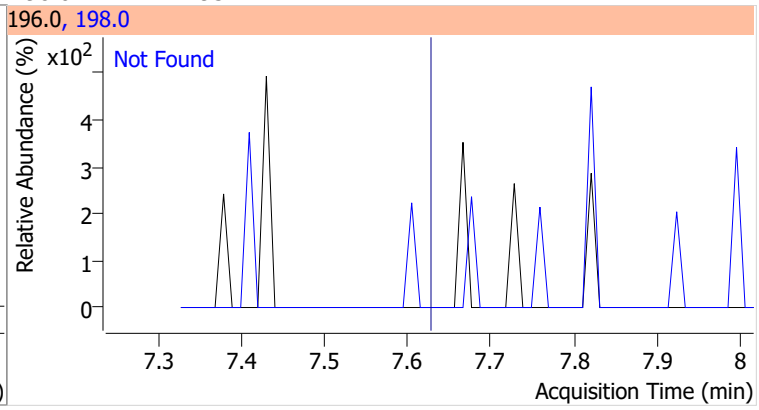

Compound	Conc.	RT	Dev(Min)	Resp.	QIon	QRatio	Lower	Upper
2-Fluorobiphenyl	48.6406	7.70	0.00	1153506	171.0	34.2	23.8	44.1

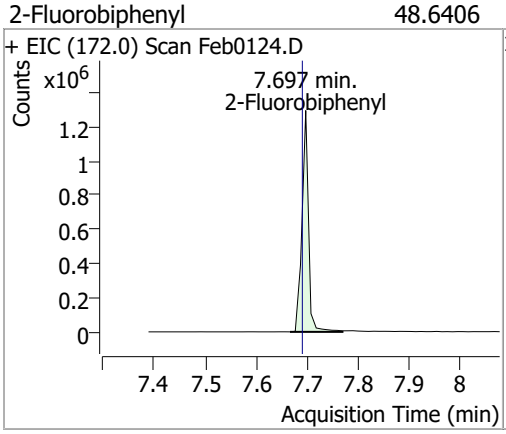

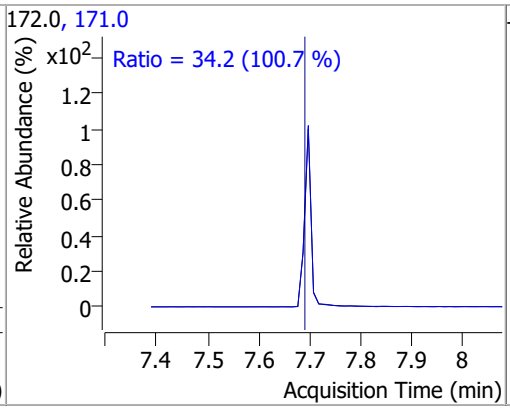

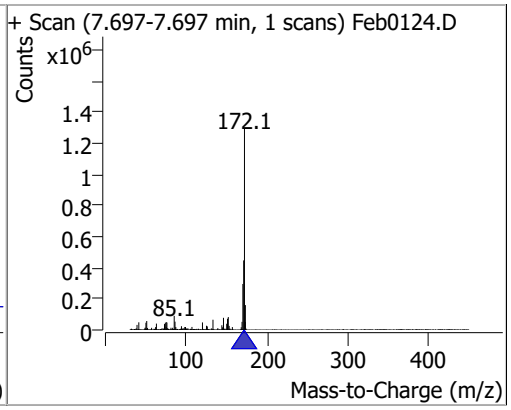

Compound	Conc.	Exp RT	QIon	Exp Ratio	QIon	Exp Ratio
2-Chloronaphthalene	N.D.	7.81	127.0	36.7	164.0	32.2

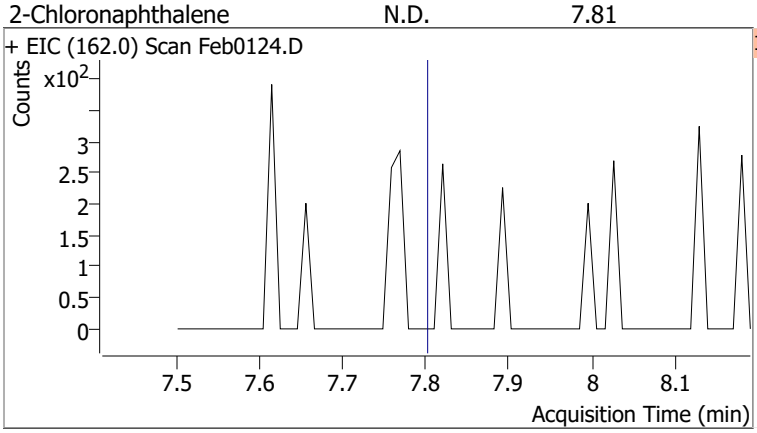

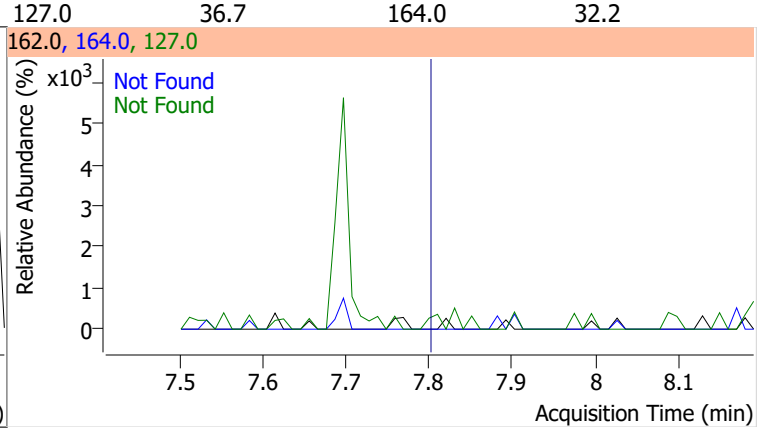

Compound	Conc.	Exp RT	QIon	Exp Ratio
2-Nitroaniline	N.D.	7.96	138.0	120.7

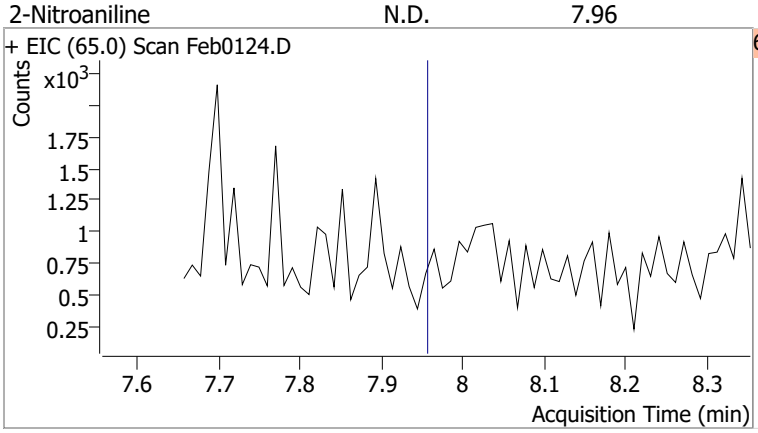

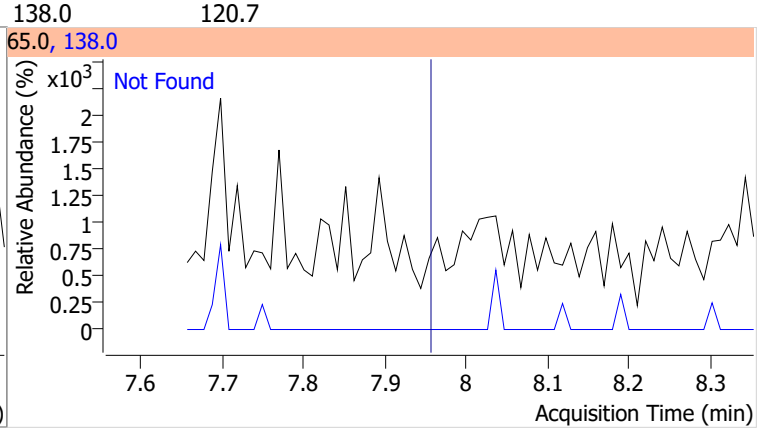

Quantitation Results Report (QT Reviewed)

Compound	Conc.	RT	Dev(Min)	Resp.	QIon	QRatio	Lower	Upper
Dimethyl Phthalate		0		0	77.0		13.0	24.2

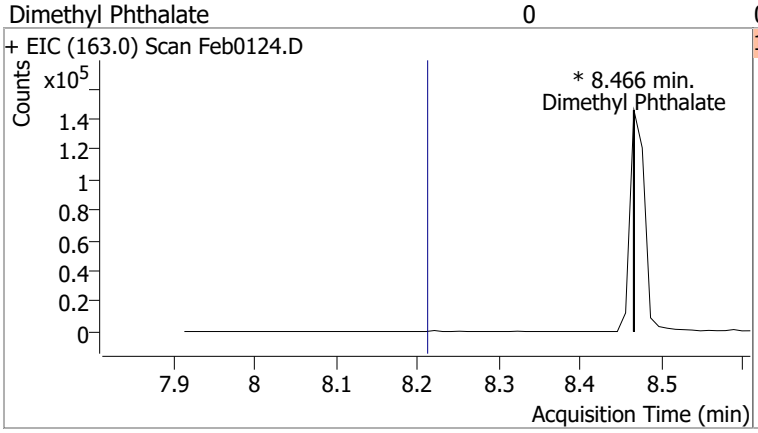

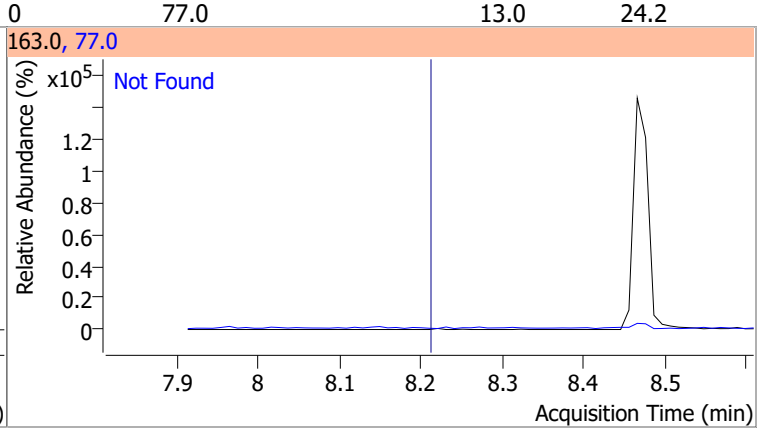

Compound	Conc.	RT	Dev(Min)	Resp.	QIon	QRatio	Lower	Upper
2,6-Dinitrotoluene		0		0	63.0		82.2	152.7
					89.0		40.8	75.8

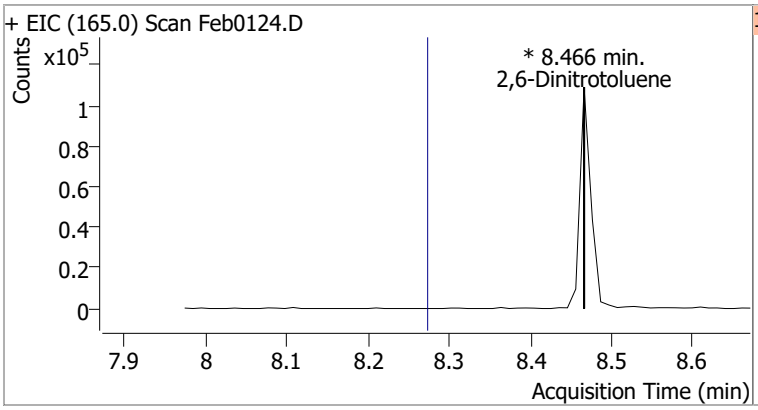

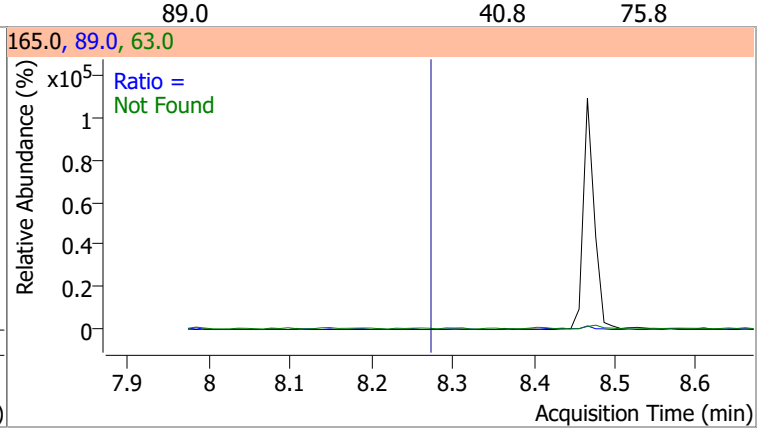

Compound	Conc.	Exp RT	QIon	Exp Ratio
Acenaphthylene	N.D.	8.30	153.1	14.0

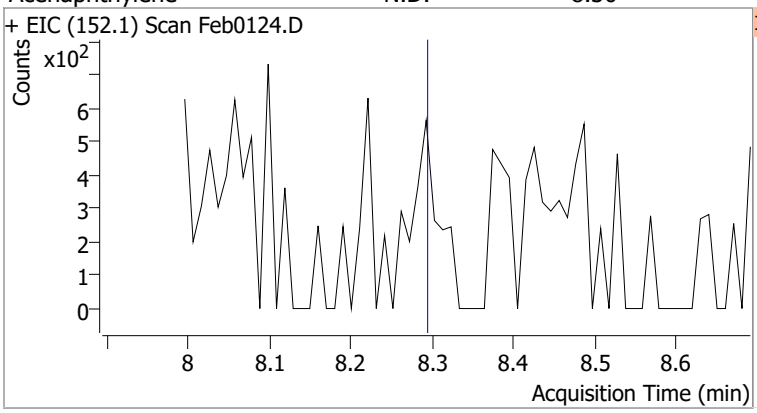

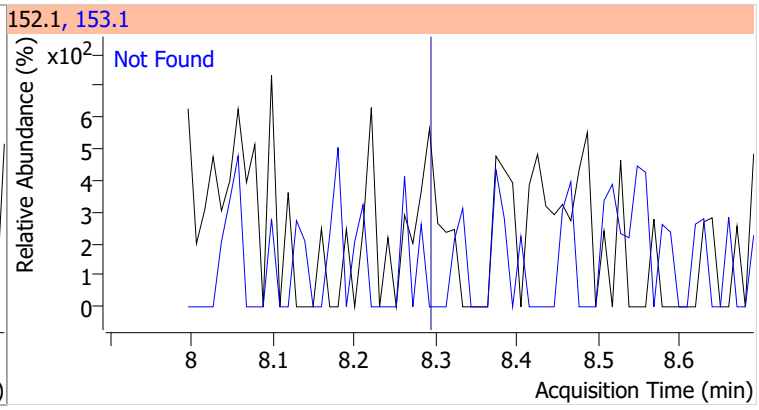

Compound	Conc.	Exp RT	QIon	Exp Ratio	QIon	Exp Ratio
3-Nitroaniline	N.D.	8.48	65.0	121.0	92.0	102.4

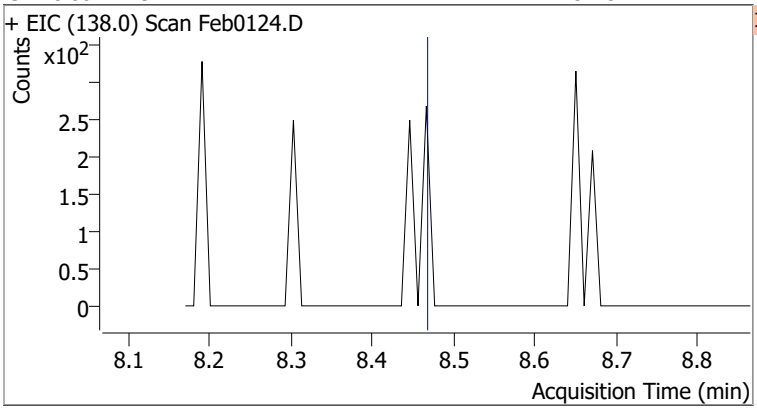

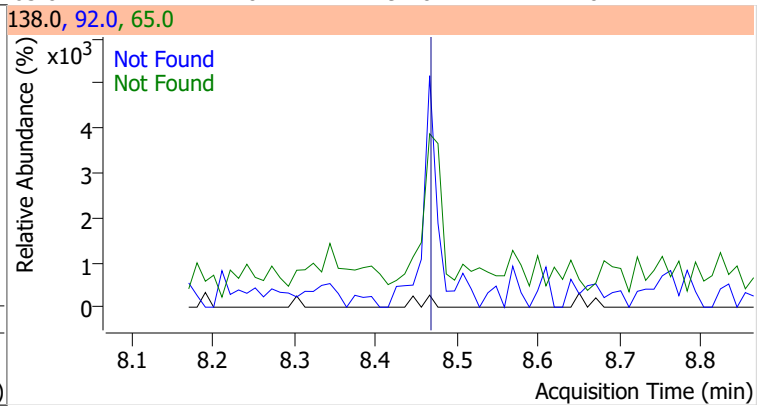

Compound	Conc.	Exp RT	QIon	Exp Ratio	QIon	Exp Ratio
Acenaphthene	N.D.	8.52	153.0	109.2	152.0	51.1

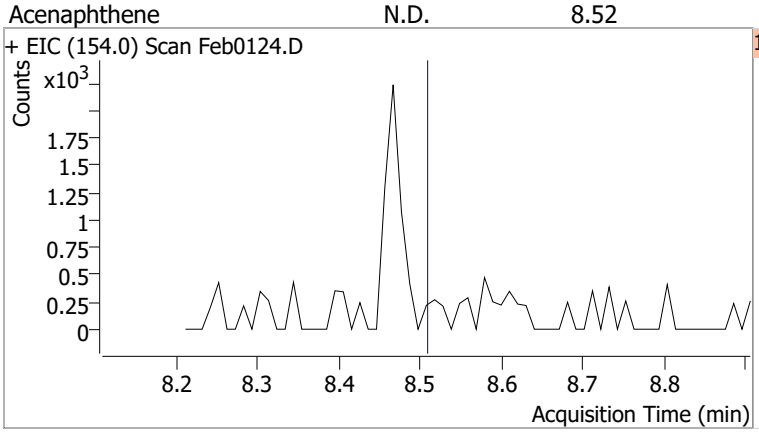

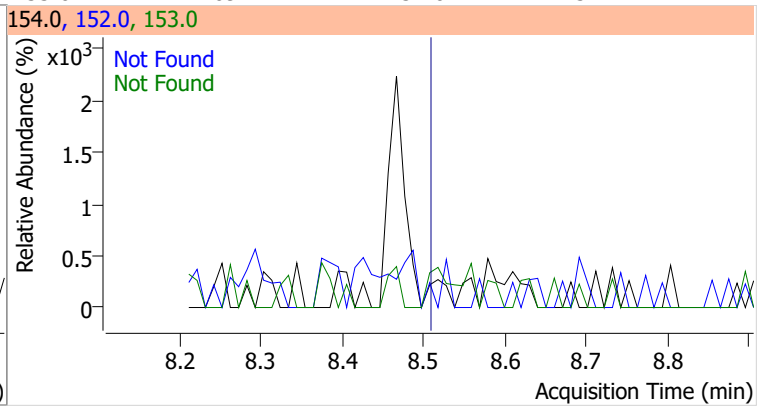

Compound	Conc.	Exp RT	QIon	Exp Ratio
2,4-Dinitrophenol	N.D.	8.60	154.0	63.4

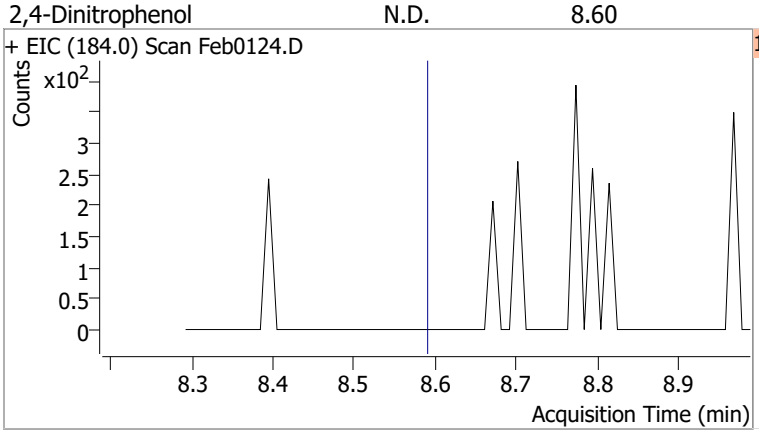

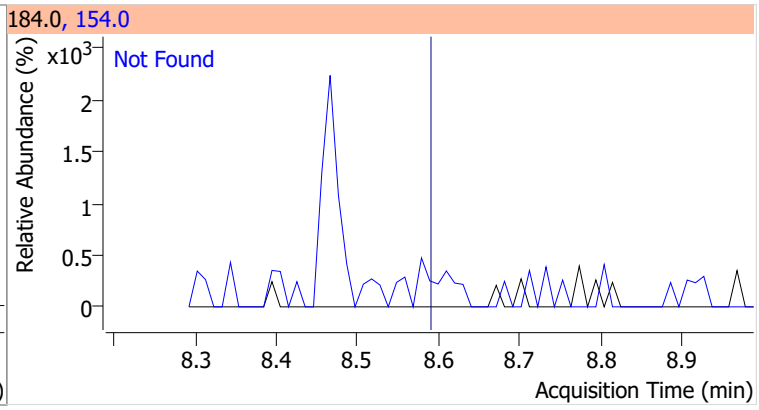

Compound	Conc.	Exp RT	QIon	Exp Ratio
Dibenzofuran	N.D.	8.72	139.0	43.1

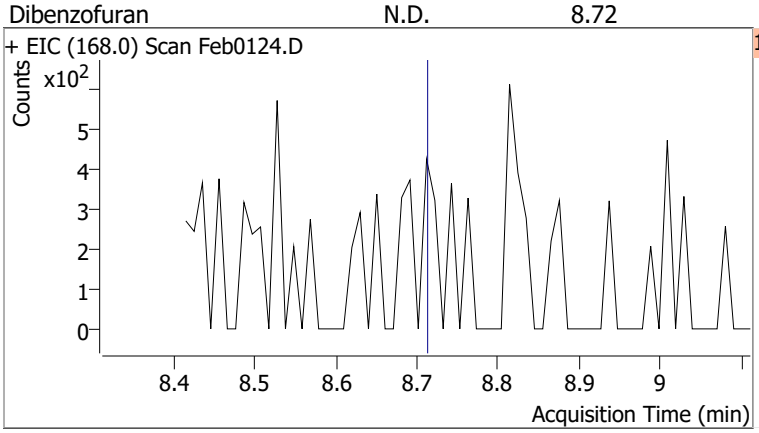

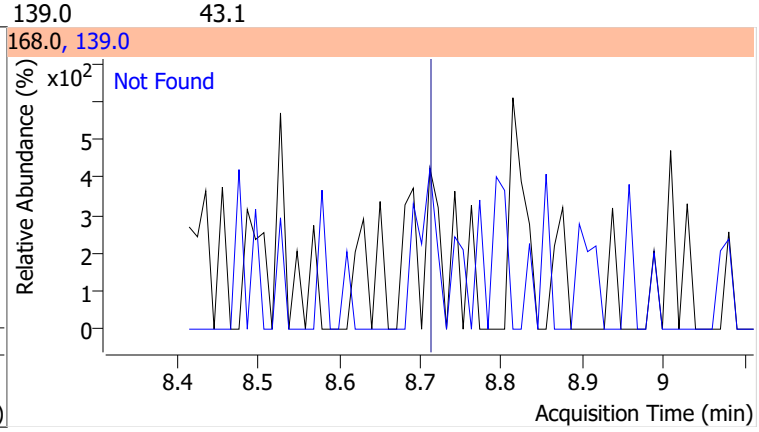

Compound	Conc.	Exp RT	QIon	Exp Ratio	QIon	Exp Ratio
4-Nitrophenol	N.D.	8.74	139.0	380.6	65.0	81.2

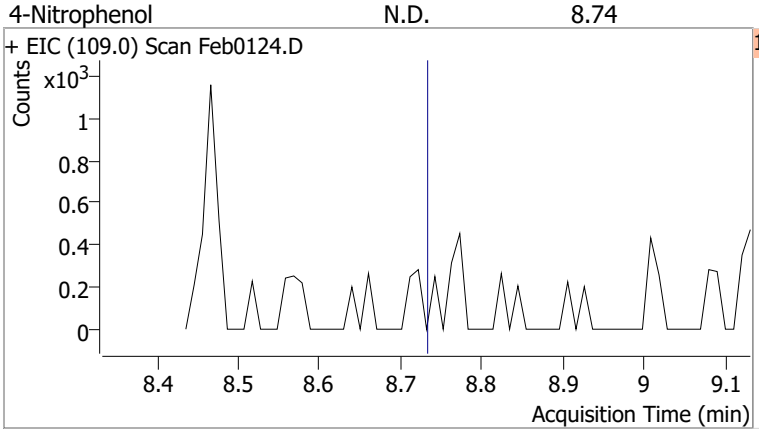

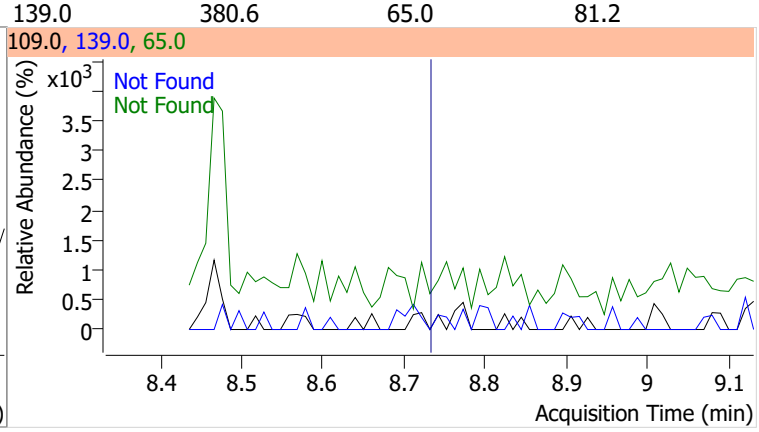

Quantitation Results Report (QT Reviewed)

Compound	Conc.	RT	Dev(Min)	Resp.	QIon	QRatio	Lower	Upper
2,4-Dinitrotoluene		0		0	63.0		47.5	88.1
					89.0		45.8	85.1

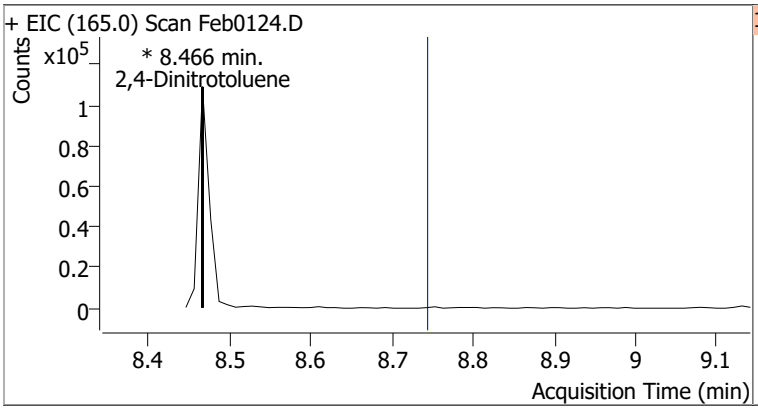

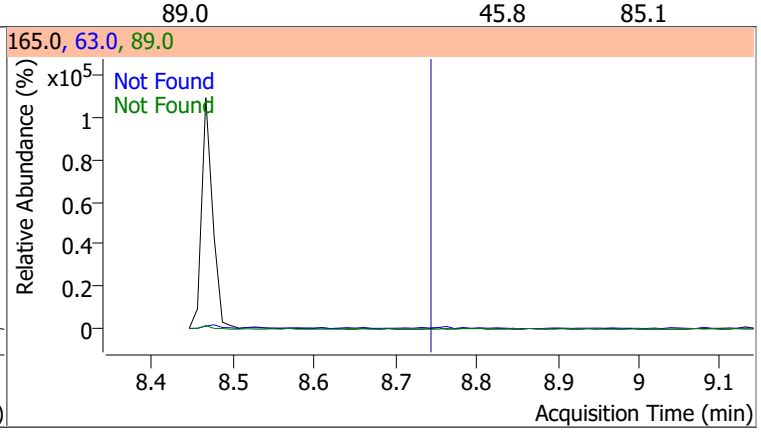

Compound	Conc.	Exp RT	QIon	Exp Ratio	QIon	Exp Ratio
Diethylphthalate	N.D.	9.09	177.0	21.1	150.0	12.6

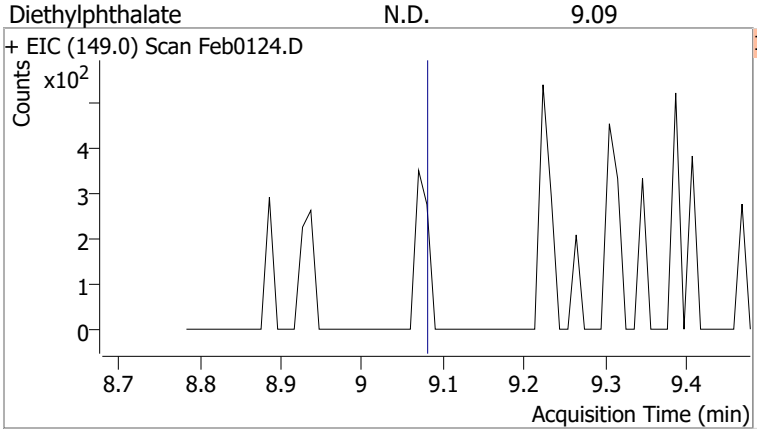

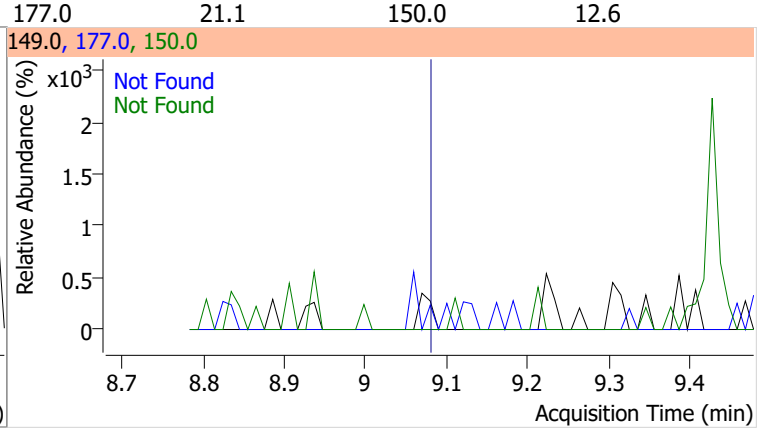

Compound	Conc.	Exp RT	QIon	Exp Ratio	QIon	Exp Ratio
Fluorene	N.D.	9.14	165.0	92.6	167.0	13.0

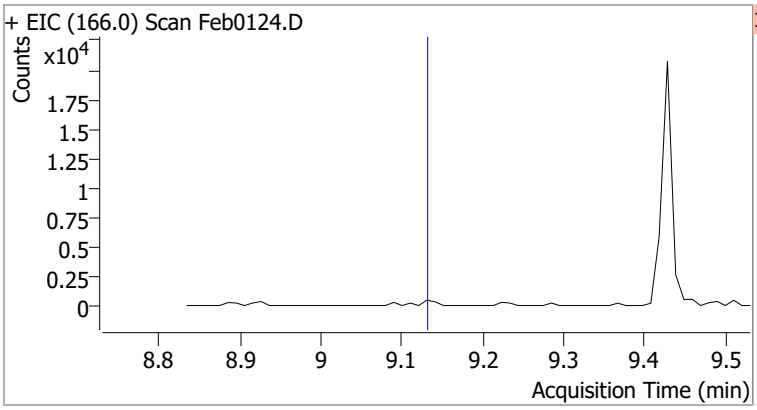

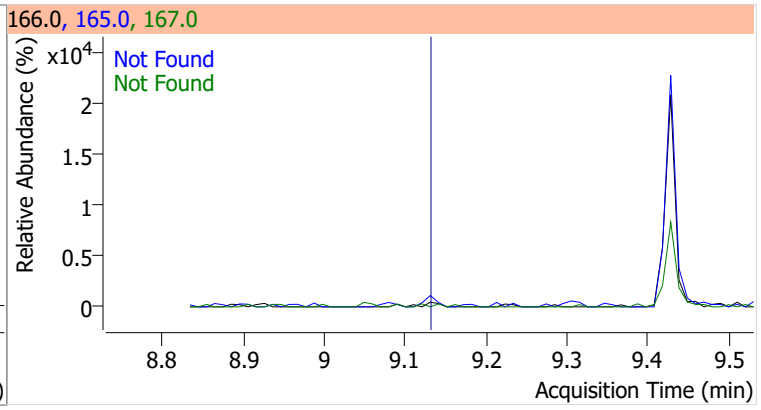

Compound	Conc.	Exp RT	QIon	Exp Ratio	QIon	Exp Ratio
4-Chlorophenyl-phenylether	N.D.	9.17	141.0	62.7	206.0	33.2

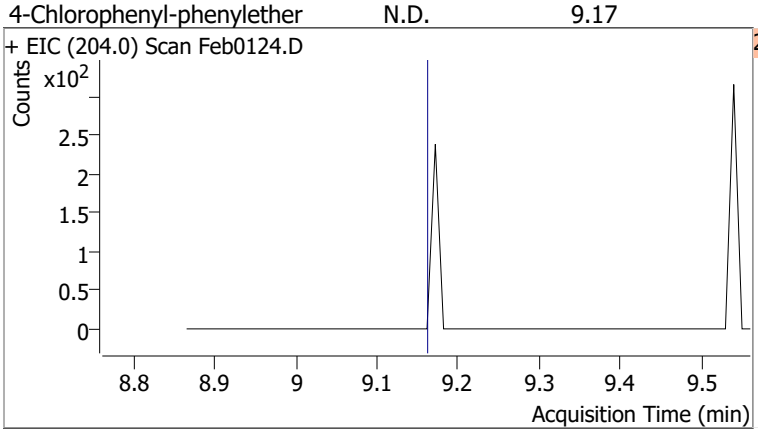

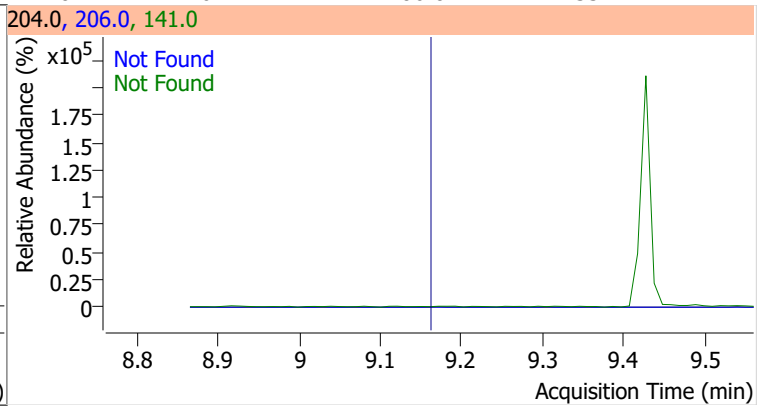

Compound	Conc.	Exp RT	QIon	Exp Ratio	QIon	Exp Ratio
4-Nitroaniline	N.D.	9.21	65.0	101.3	92.0	51.2

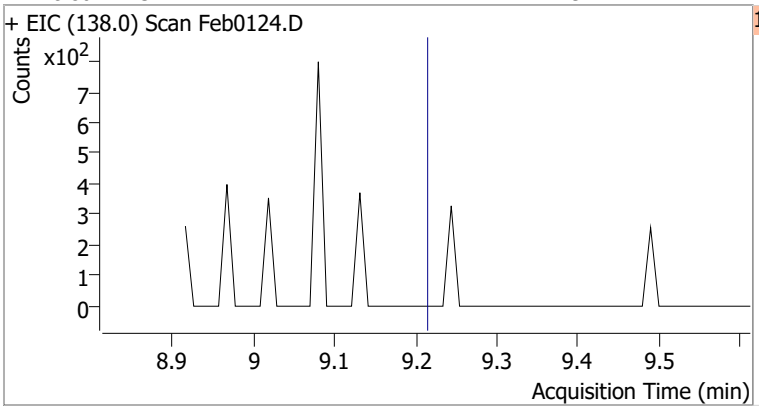

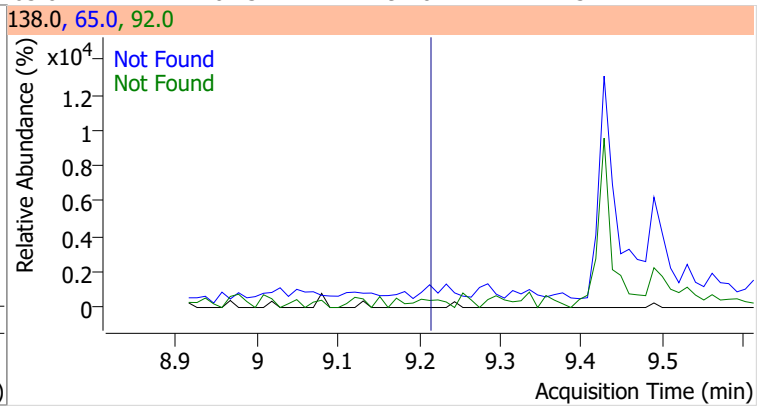

Compound	Conc.	RT	Dev(Min)	Resp.	QIon	QRatio	Lower	Upper
4,6-Dinitro-2-methylphenol		0		0	121.0		32.5	60.3

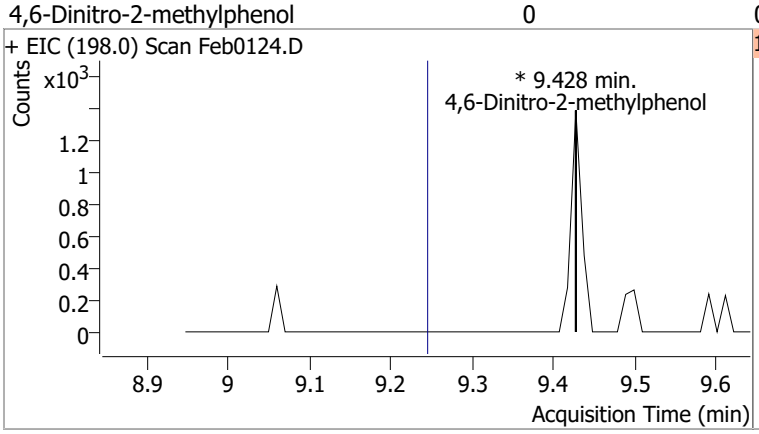

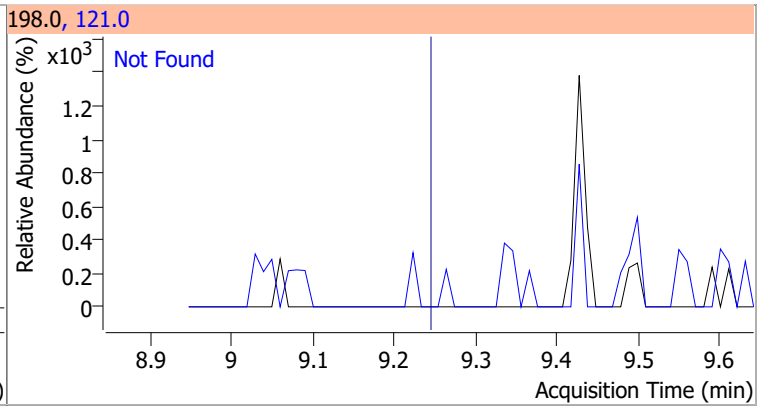

Compound	Conc.	Exp RT	QIon	Exp Ratio	QIon	Exp Ratio
N-nitrosodiphenylamine	N.D.	9.33	168.0	63.3	167.0	34.3

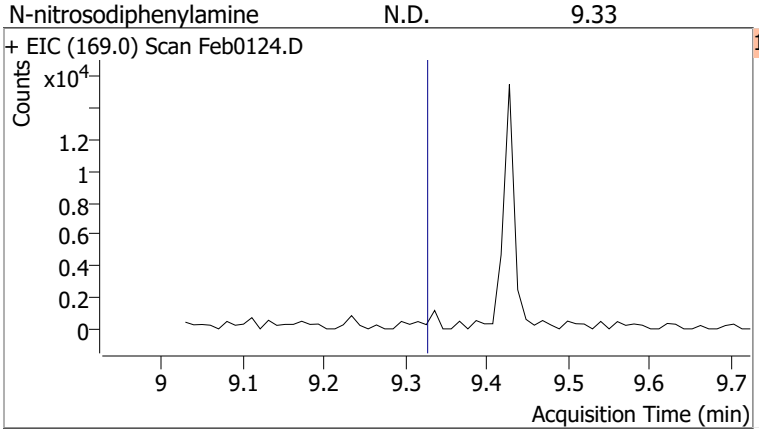

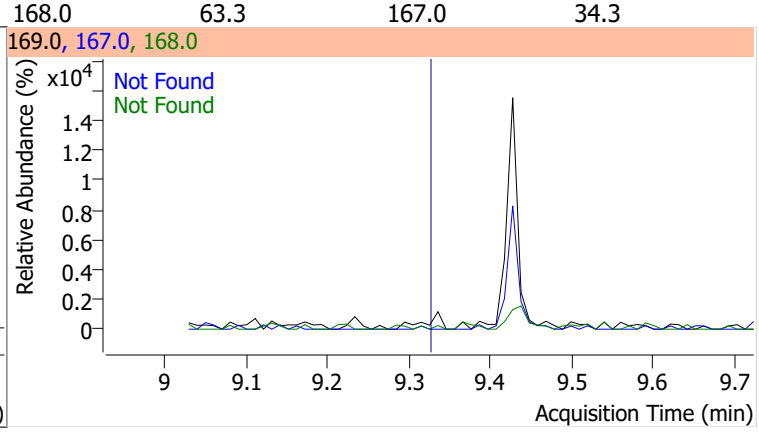

Compound	Conc.	Exp RT	QIon	Exp Ratio	QIon	Exp Ratio
Azobenzene	N.D.	9.36	51.0	37.7	182.0	27.4

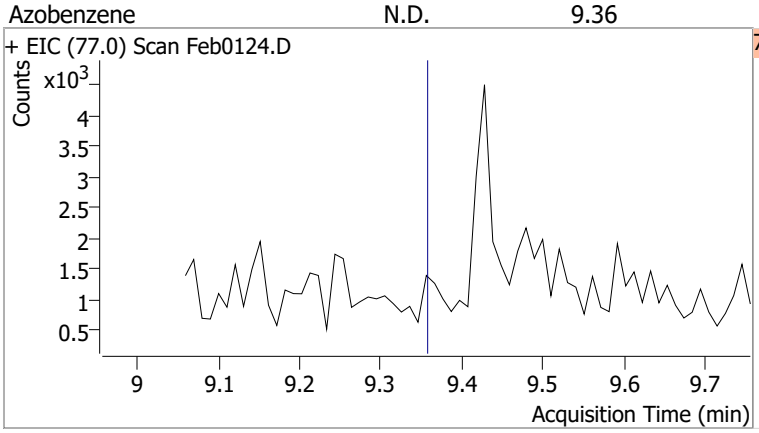

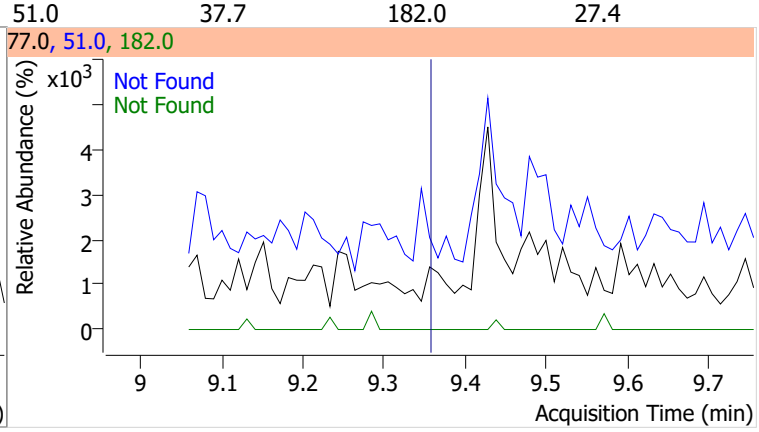

Quantitation Results Report (QT Reviewed)

Compound	Conc.	RT	Dev(Min)	Resp.	QIon	QRatio	Lower	Upper
2,4,6-Tribromophenol	147.6215	9.43	0.00	293271	331.8	89.7	65.5	121.6

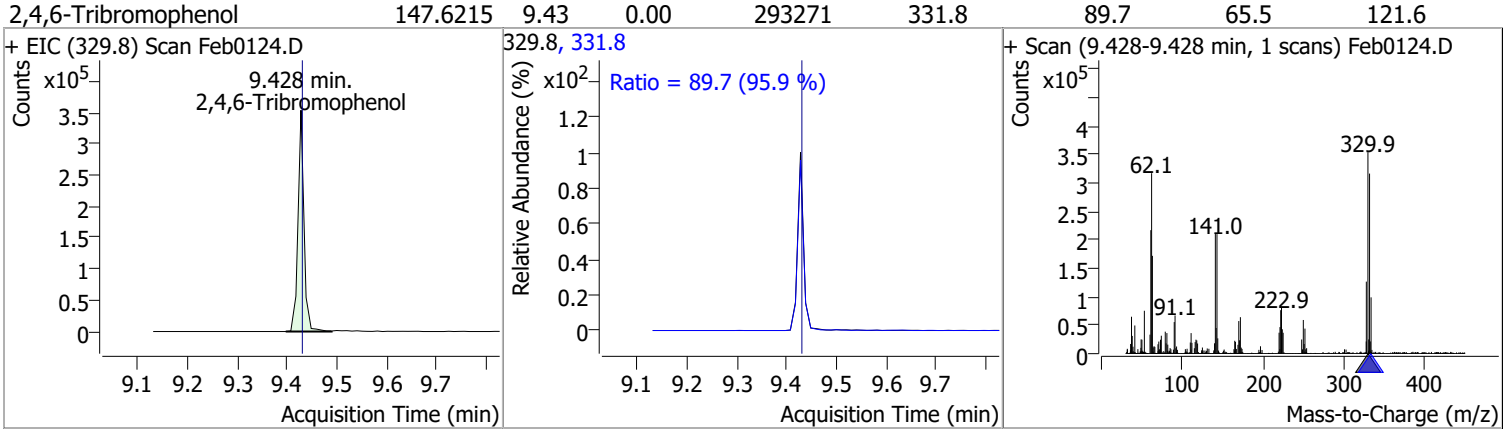

Compound	Conc.	Exp RT	QIon	Exp Ratio	QIon	Exp Ratio
4-Bromophenyl-phenylether	N.D.	9.76	141.0	103.5	250.0	100.5

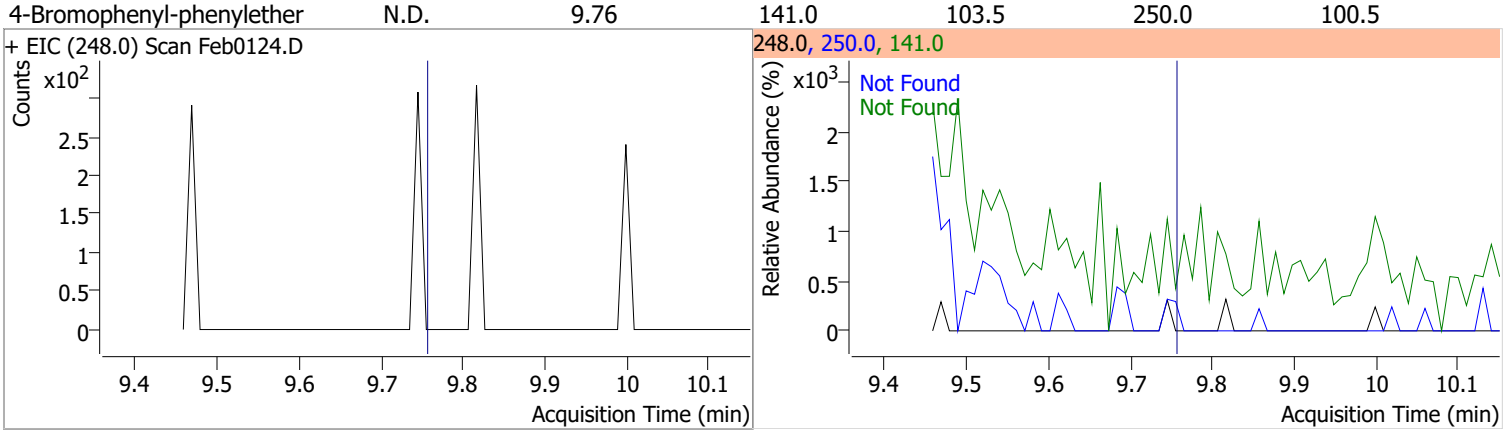

Compound	Conc.	Exp RT	QIon	Exp Ratio
Hexachlorobenzene	N.D.	9.80	142.0	47.3

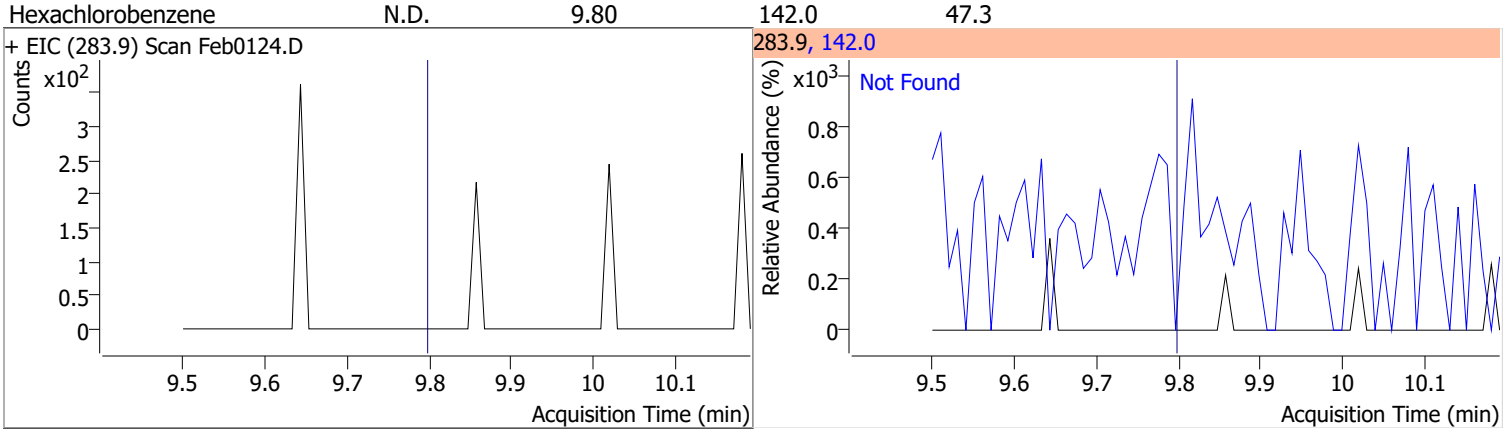

Compound	Conc.	Exp RT	QIon	Exp Ratio	QIon	Exp Ratio
Pentachlorophenol	N.D.	10.05	267.9	65.3	263.9	62.6

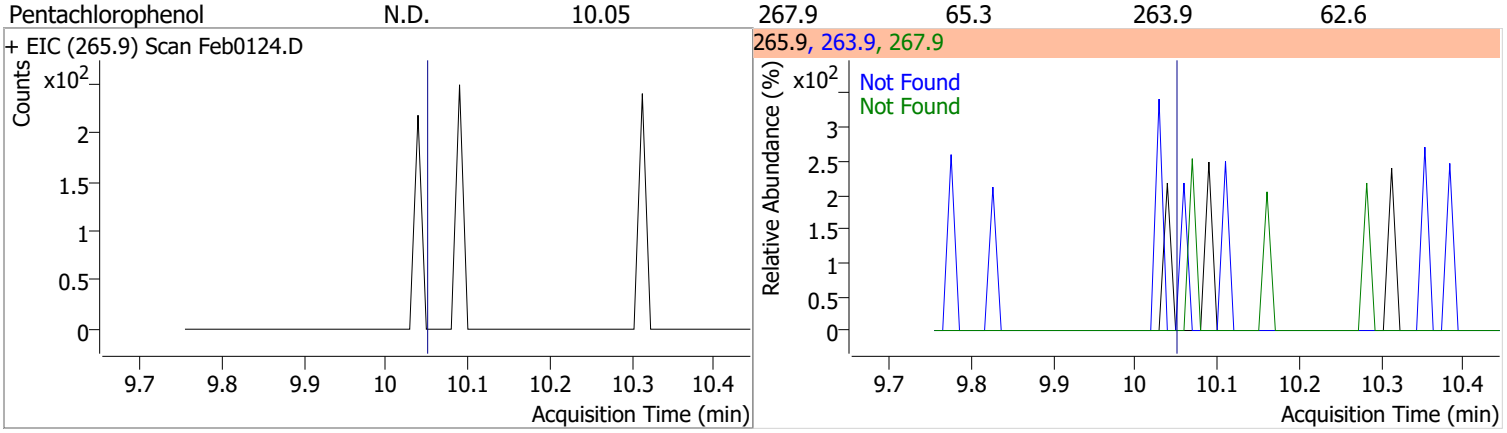

Compound	Conc.	Exp RT	QIon	Exp Ratio
Phenanthrene	N.D.	10.29	176.0	18.9

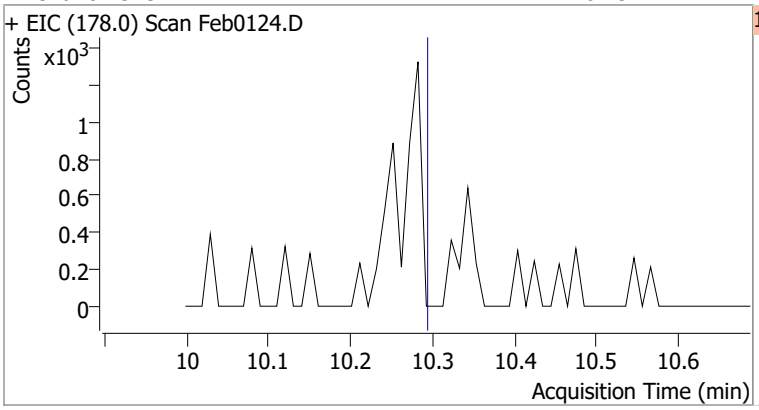

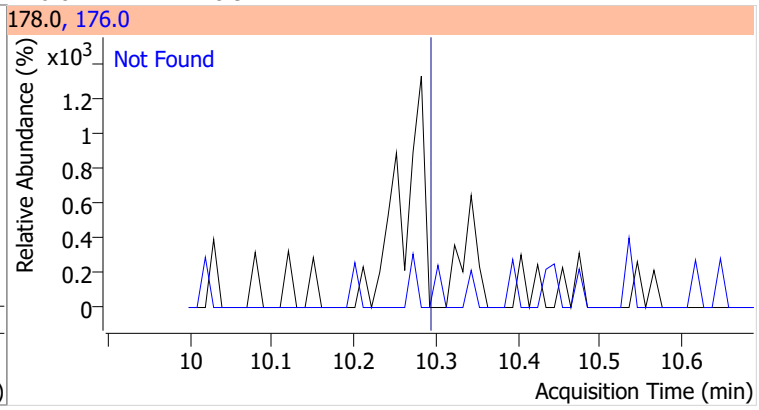

Compound	Conc.	Exp RT	QIon	Exp Ratio
Anthracene	N.D.	10.35	176.0	18.1

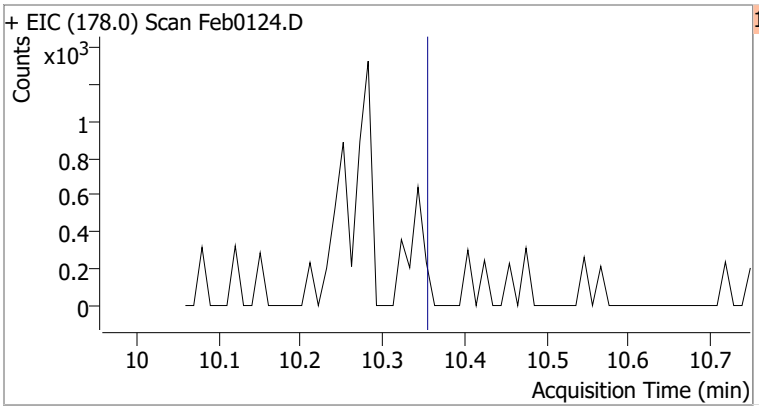

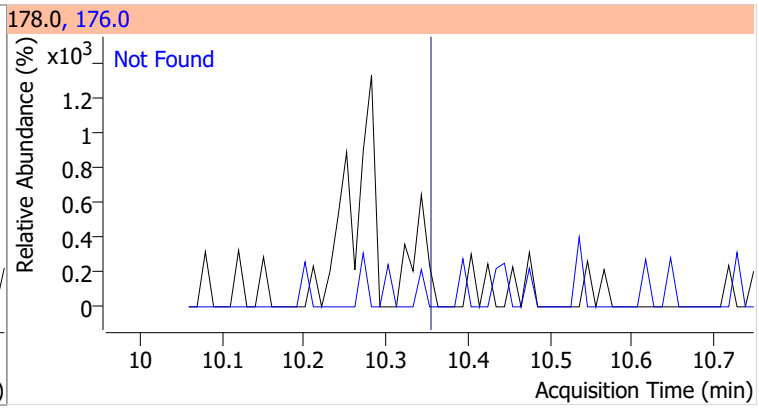

Compound	Conc.	Exp RT	QIon	Exp Ratio	QIon	Exp Ratio
Triallate	N.D.	10.41	268.0	27.2	143.0	23.0

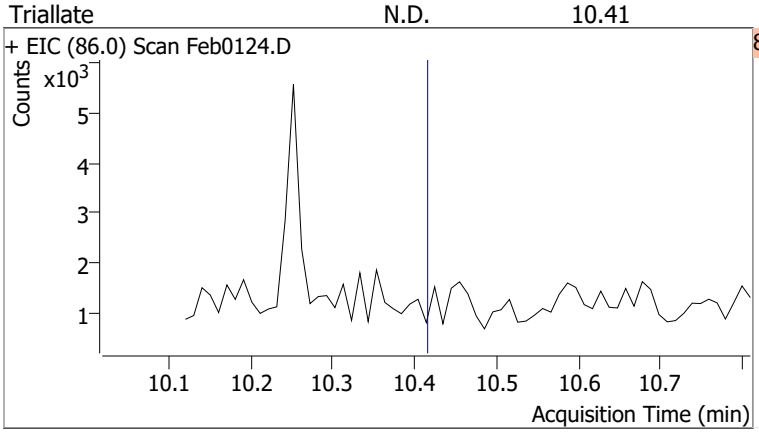

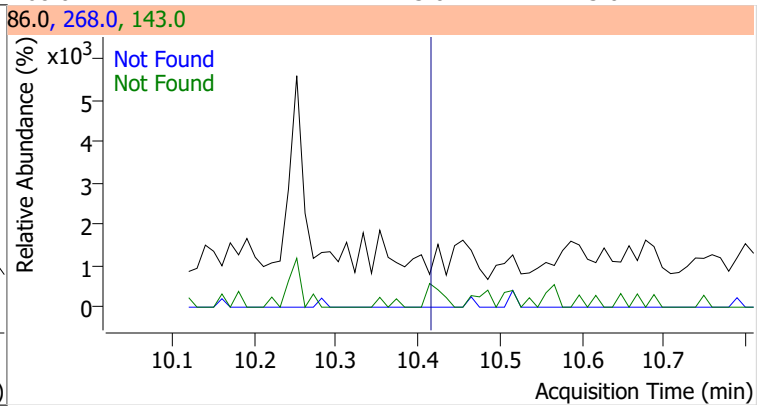

Compound	Conc.	Exp RT	QIon	Exp Ratio
Carbazole	N.D.	10.60	139.0	13.0

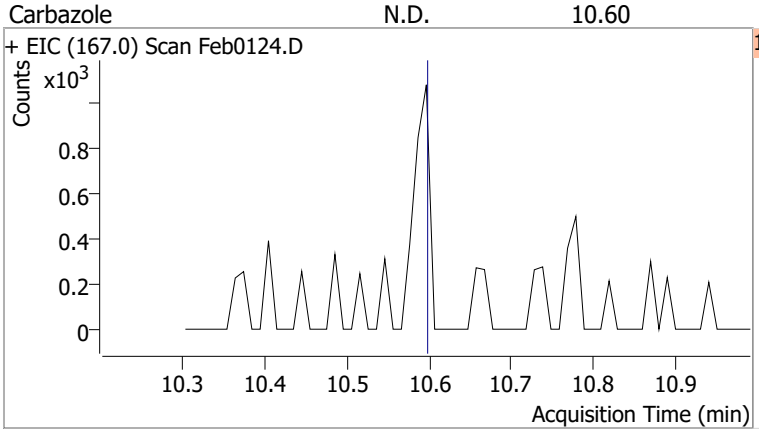

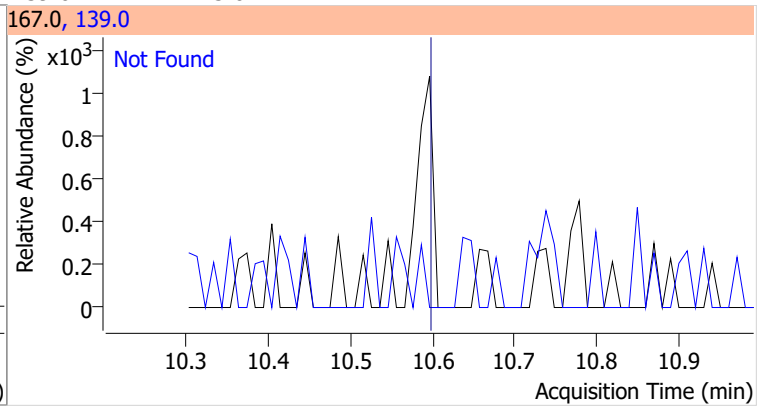

Compound	Conc.	Exp RT	QIon	Exp Ratio	QIon	Exp Ratio
o-Terphenyl	N.D.	10.82	229.0	63.0	215.0	37.7

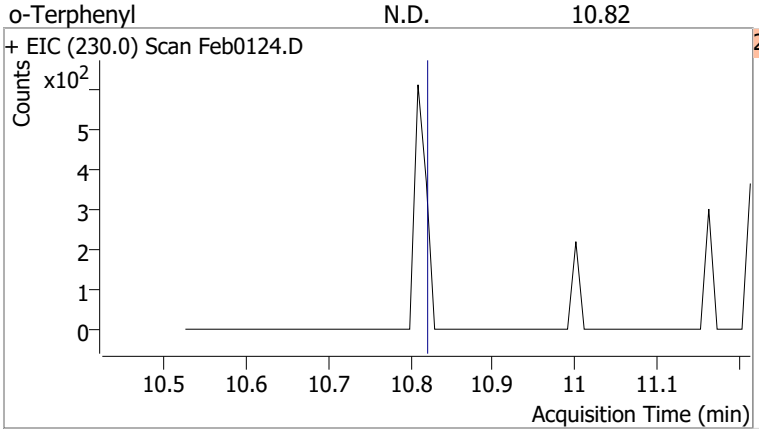

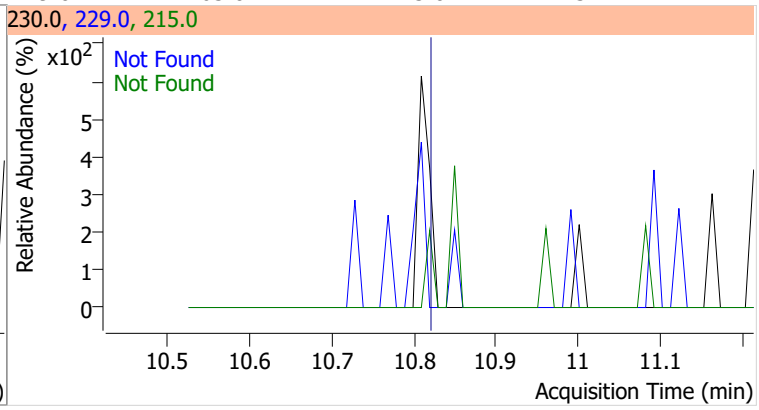

Compound	Conc.	Exp RT	QIon	Exp Ratio	QIon	Exp Ratio
Di-n-Butylphthalate	N.D.	11.20	150.0	9.0	104.0	5.8

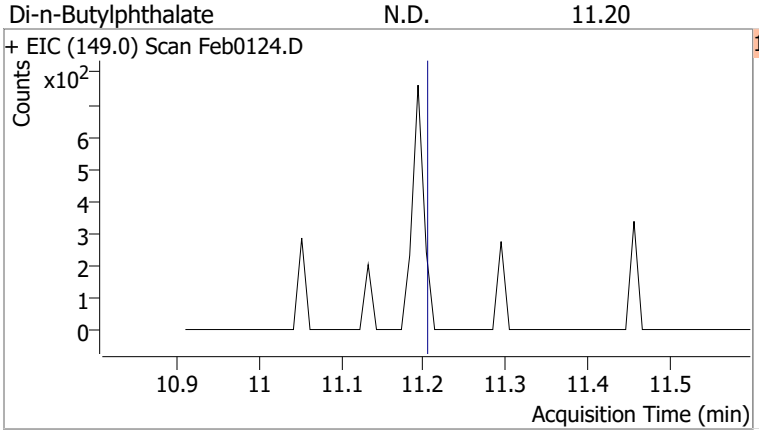

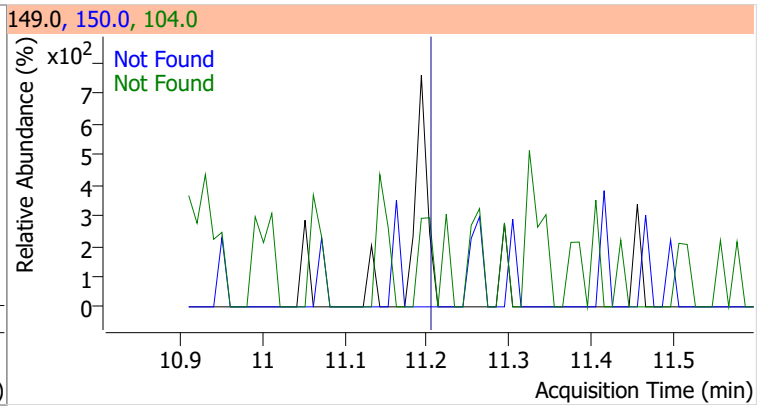

Compound	Conc.	Exp RT	QIon	Exp Ratio
Fluoranthene	N.D.	12.12	101.0	12.3

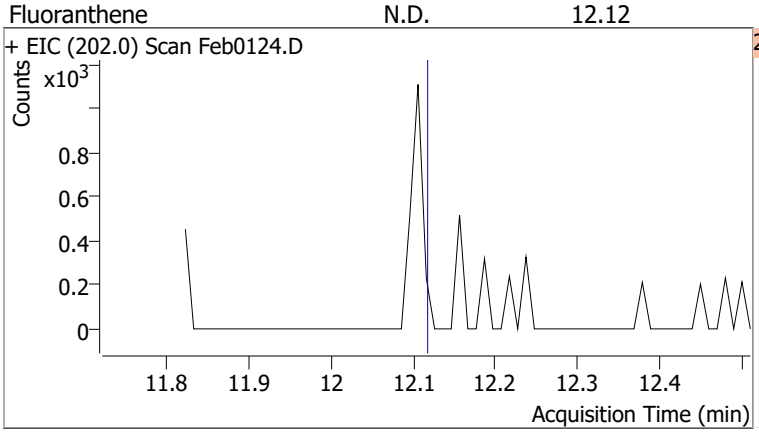

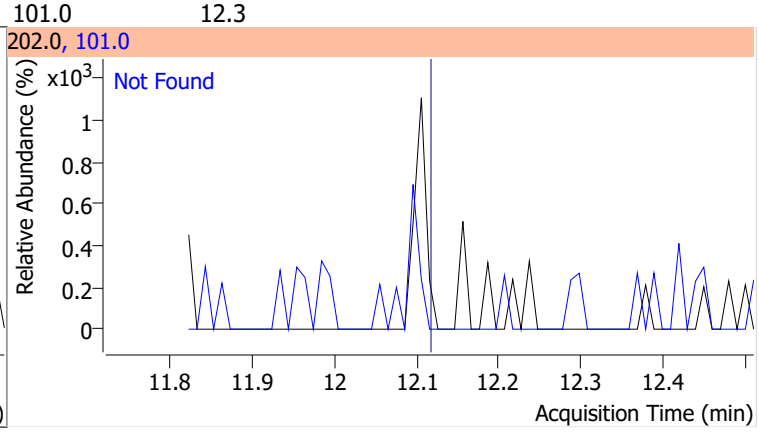

Compound	Conc.	Exp RT	QIon	Exp Ratio	QIon	Exp Ratio
Benzidine	N.D.	12.50	183.0	12.2	92.0	7.5

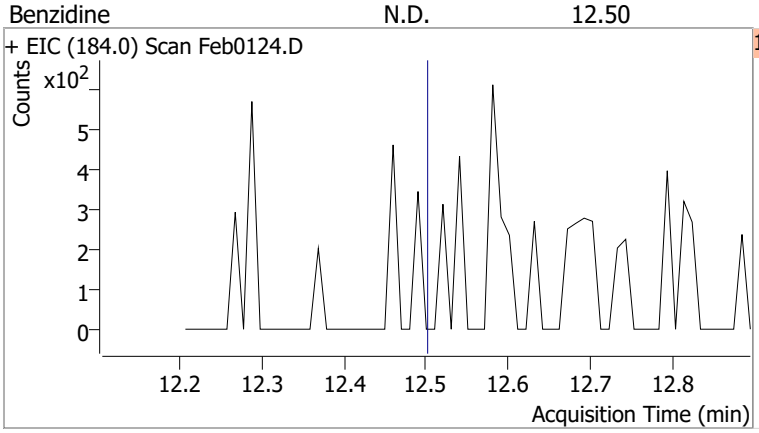

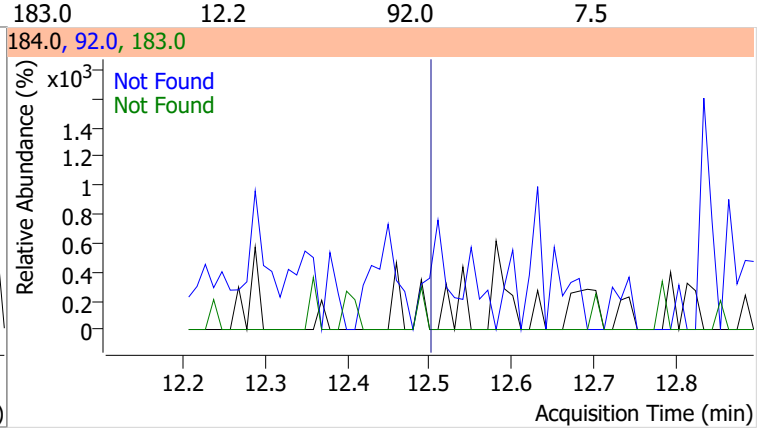

Quantitation Results Report (QT Reviewed)

Compound	Conc.	Exp RT	QIon	Exp Ratio
Pyrene	N.D.	12.55	101.0	14.0

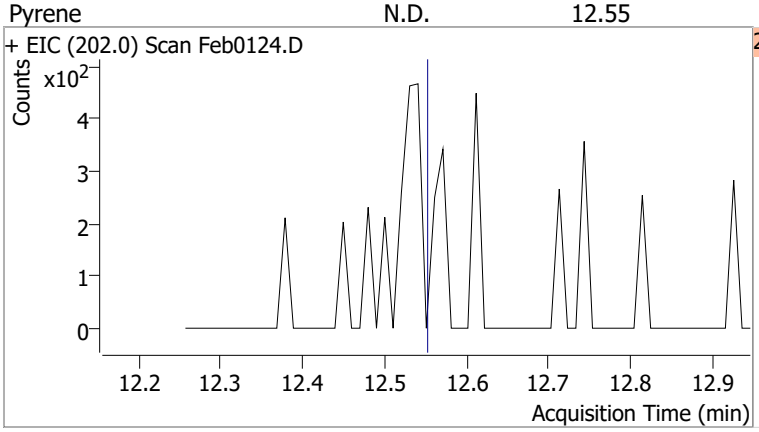

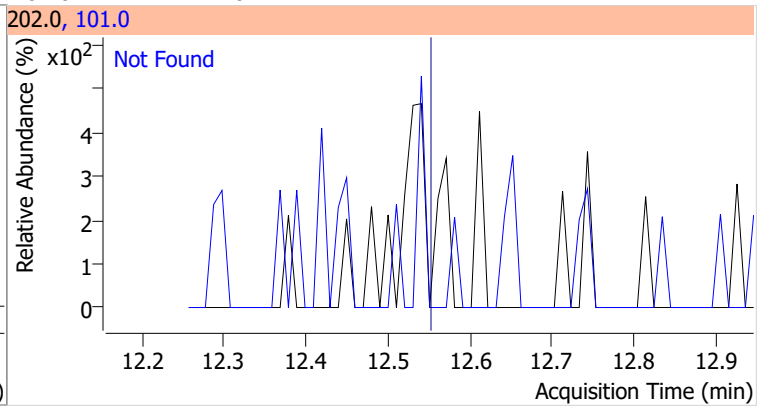

Compound	Conc.	RT	Dev(Min)	Resp.	QIon	QRatio	Lower	Upper
Terphenyl-d14	84.0192	13.05	-0.01	2058185	122.0	14.4	8.8	16.4

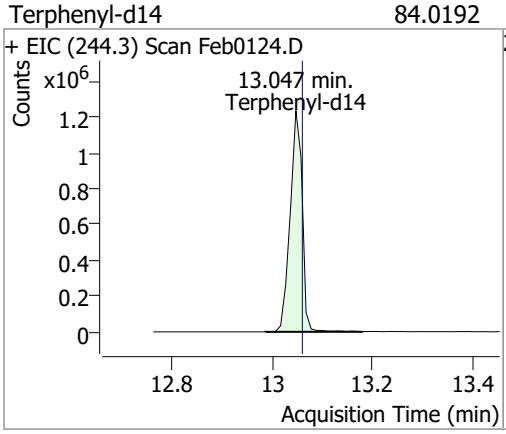

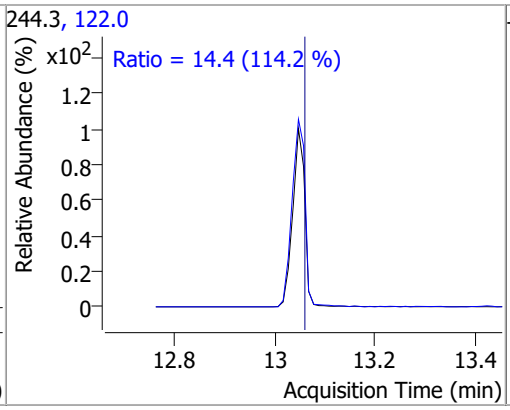

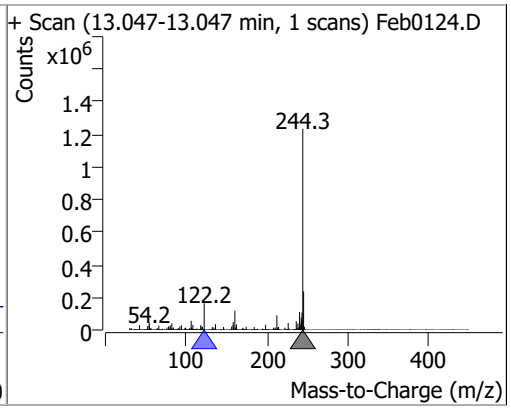

Compound	Conc.	Exp RT	QIon	Exp Ratio	QIon	Exp Ratio
Butylbenzylphthalate	N.D.	14.53	91.0	80.1	206.0	18.4

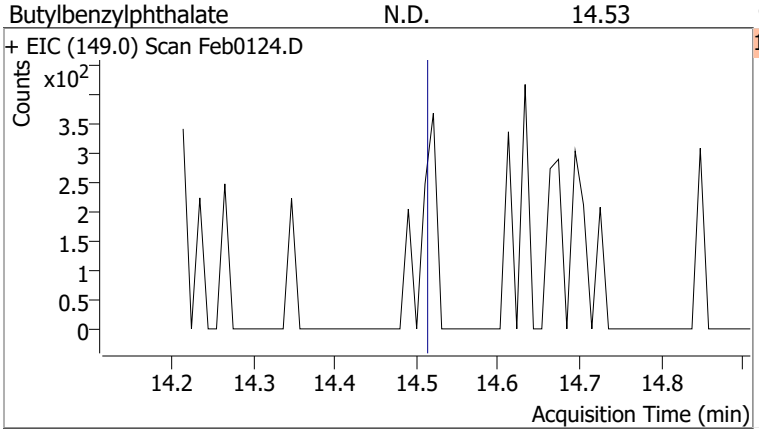

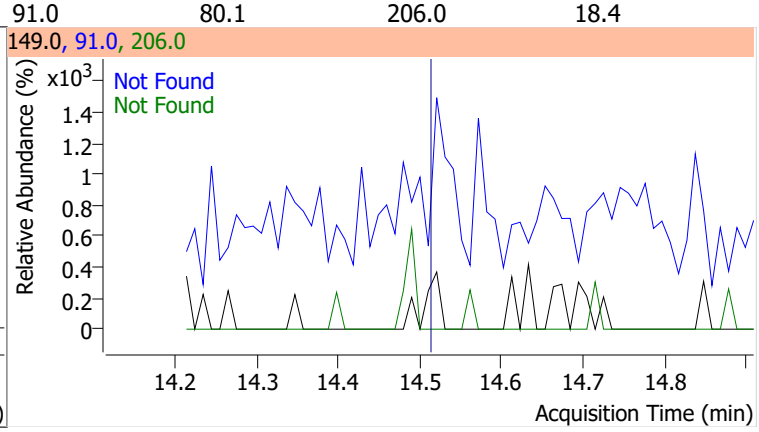

Compound	Conc.	Exp RT	QIon	Exp Ratio	QIon	Exp Ratio
Benzo(a)Anthracene	N.D.	15.76	226.0	25.8	229.0	20.9

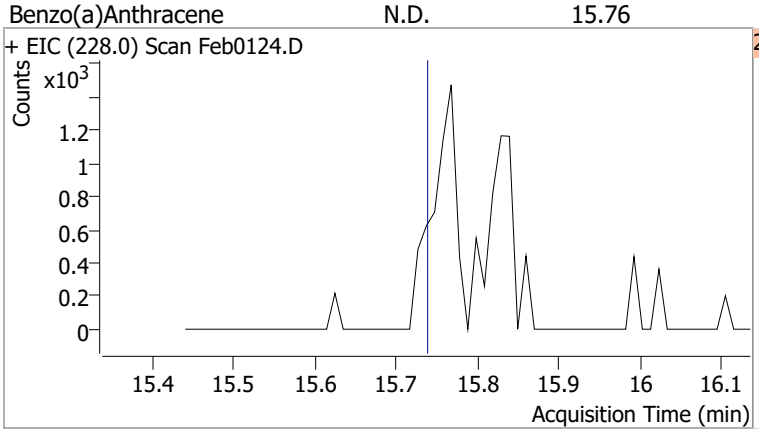

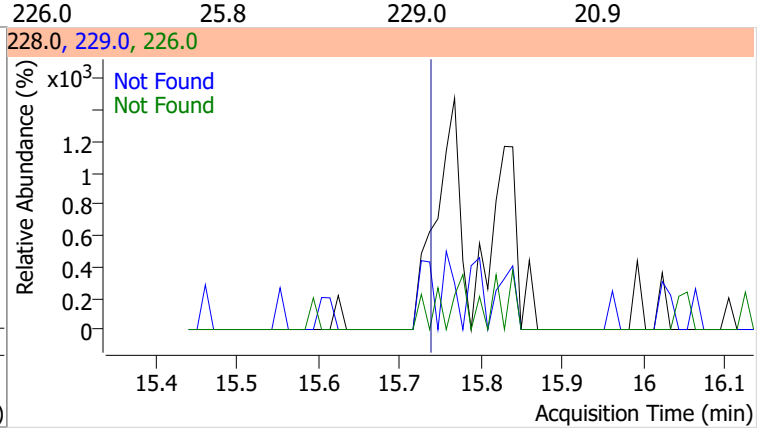

Compound	Conc.	Exp RT	QIon	Exp Ratio	QIon	Exp Ratio
Chrysene	N.D.	15.87	226.0	29.3	229.0	20.2

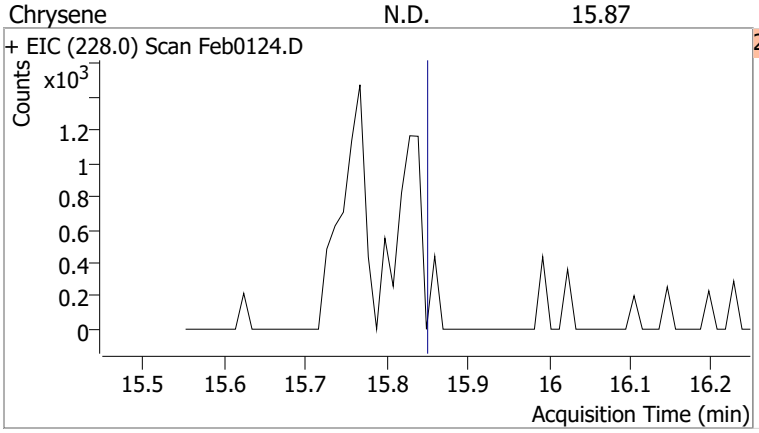

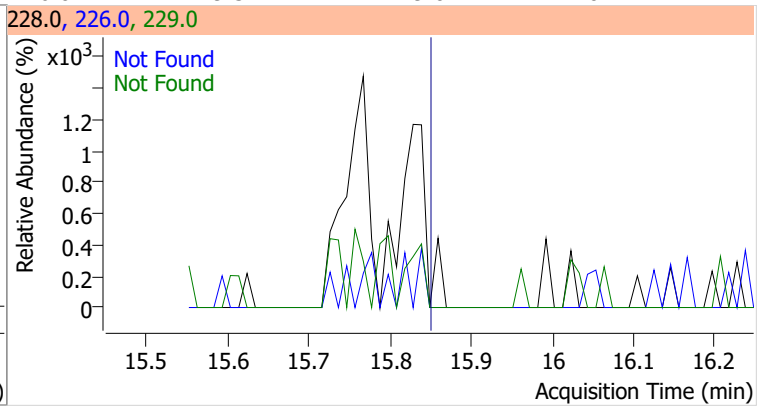

Compound	Conc.	Exp RT	QIon	Exp Ratio
3,3-Dichlorobenzidine	N.D.	15.90	254.0	64.5

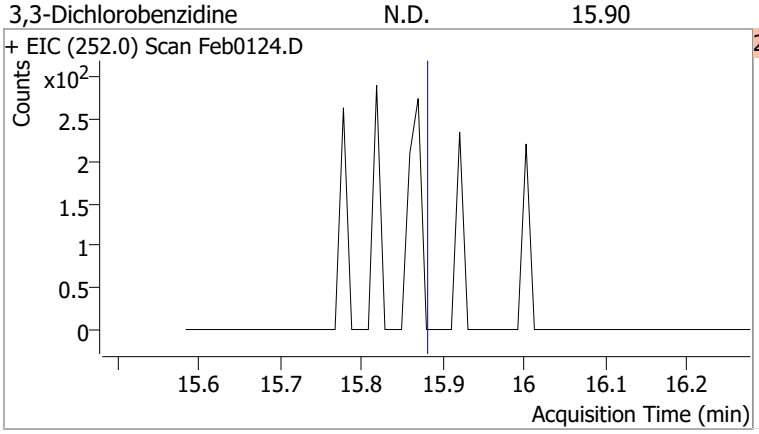

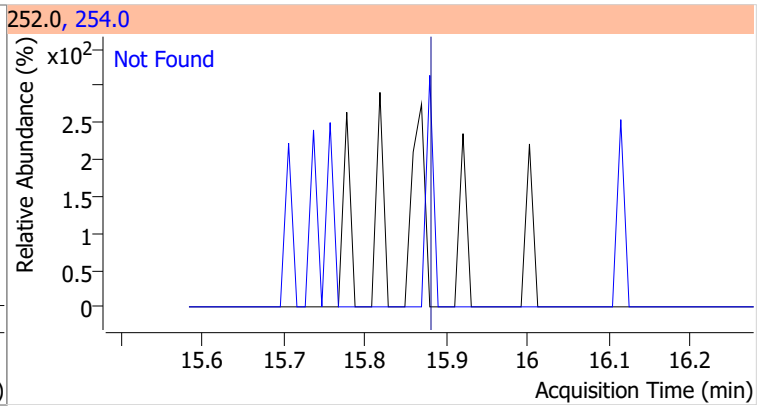

Compound	Conc.	Exp RT	QIon	Exp Ratio	QIon	Exp Ratio
bis(2-ethylhexyl)Phthalate	N.D.	16.60	149.0	385.7	279.0	15.3

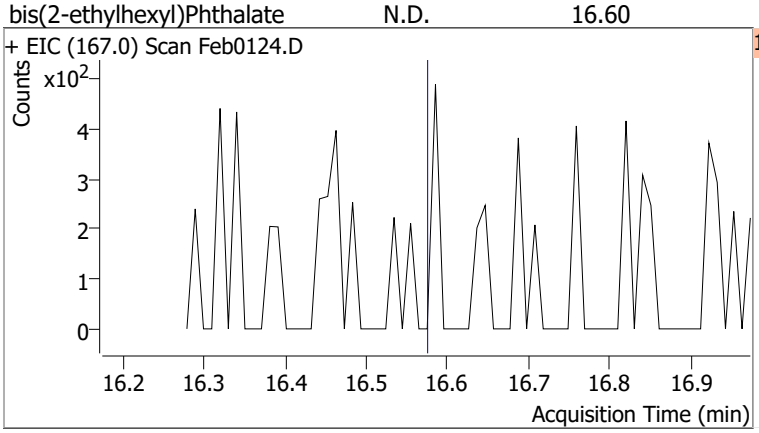

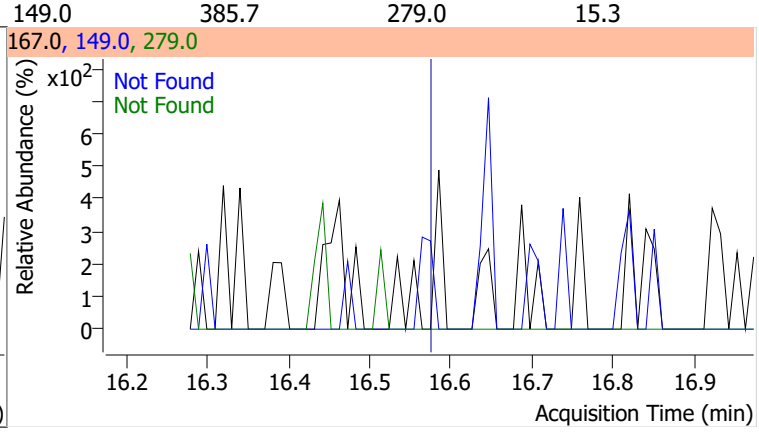

Compound	Conc.	Exp RT	QIon	Exp Ratio
Di-n-octyl Phthalate	N.D.	18.29	150.0	9.5

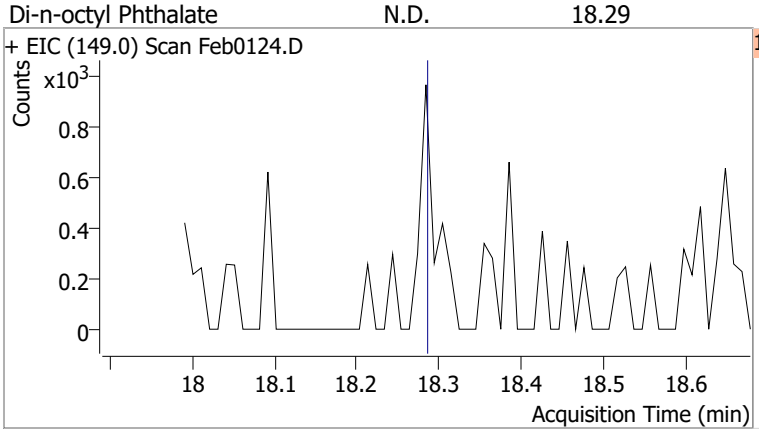

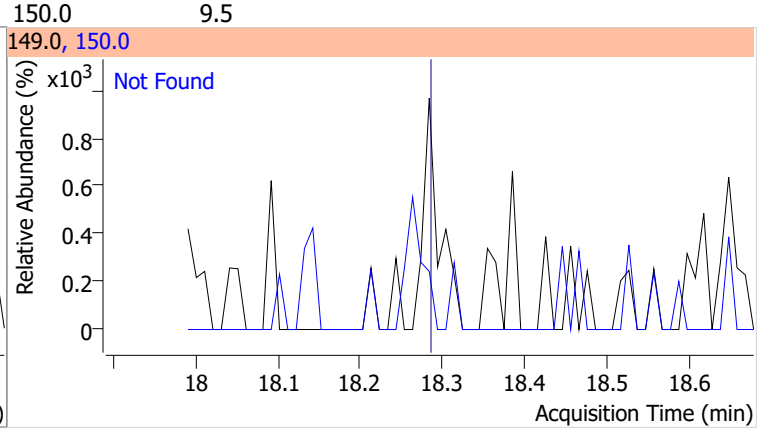

Compound	Conc.	Exp RT	QIon	Exp Ratio
Benzo(b)fluoranthene	N.D.	18.55	253.0	22.5

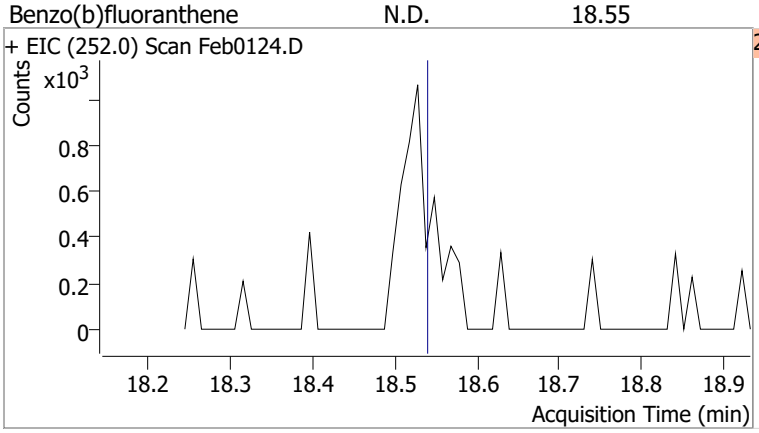

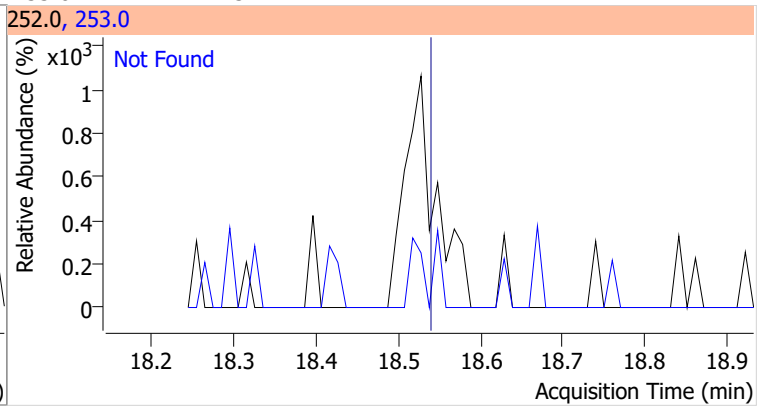

Compound	Conc.	Exp RT	QIon	Exp Ratio
Benzo(k)fluoranthene	N.D.	18.61	253.0	22.7

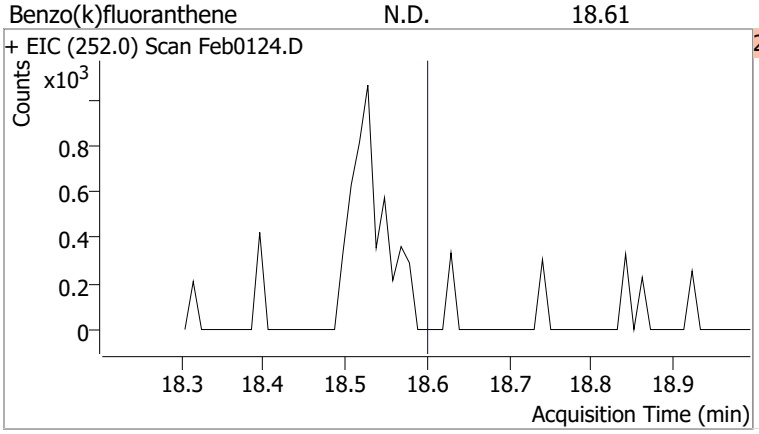

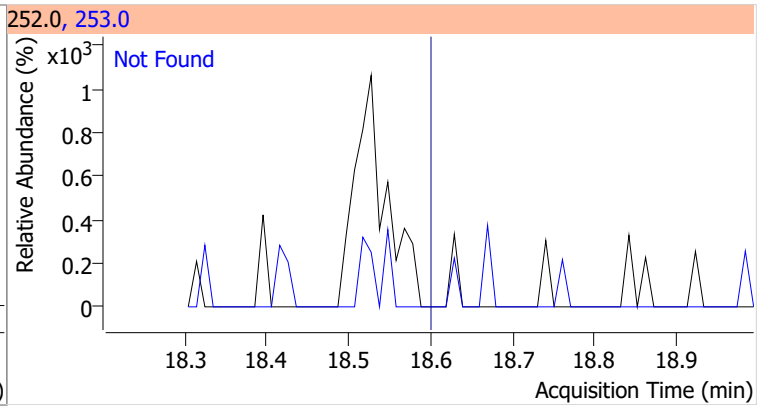

Compound	Conc.	Exp RT	QIon	Exp Ratio
Benzo(a)pyrene	N.D.	19.15	253.0	22.6

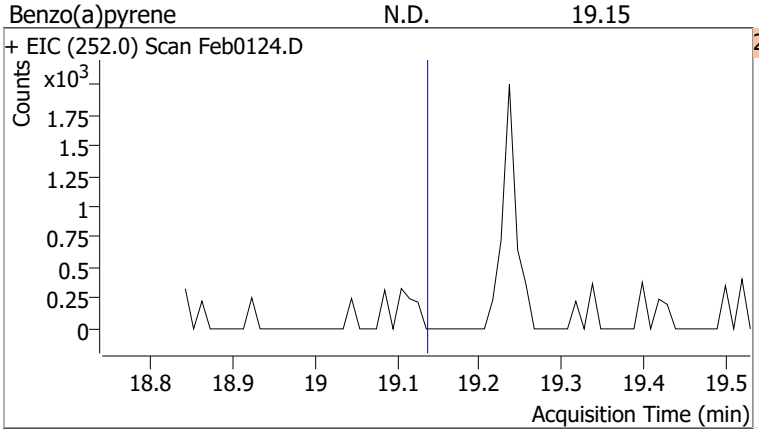

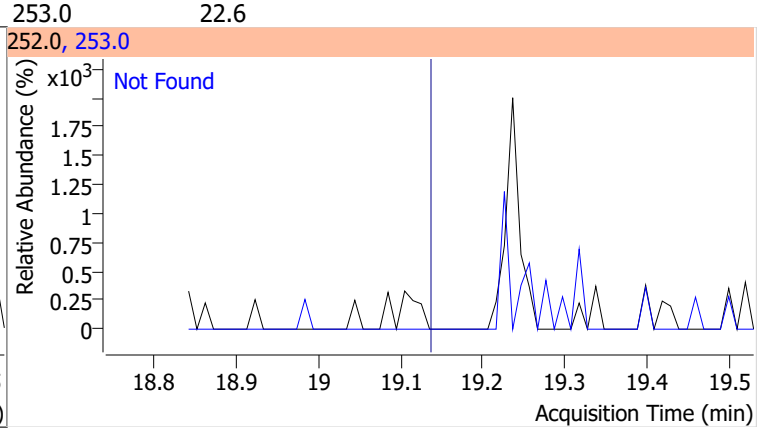

Compound	Conc.	Exp RT	QIon	Exp Ratio
Indeno(1,2,3-c,d)pyrene	N.D.	20.91	138.0	28.9

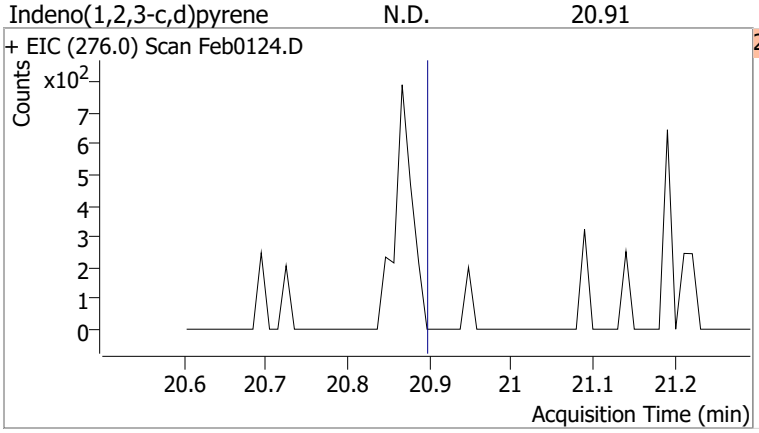

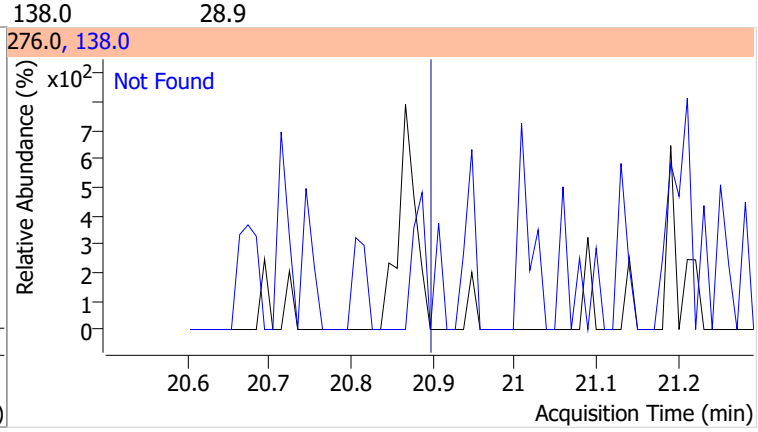

Compound	Conc.	Exp RT	QIon	Exp Ratio	QIon	Exp Ratio
Dibenzo(a,h)anthracene	N.D.	20.97	139.0	24.4	279.0	23.7

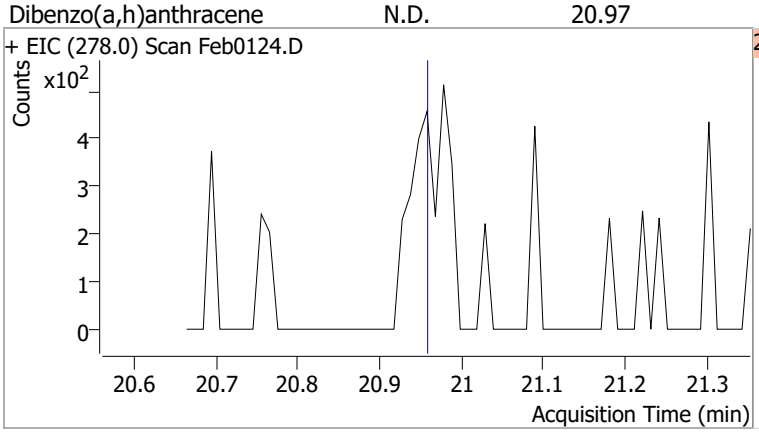

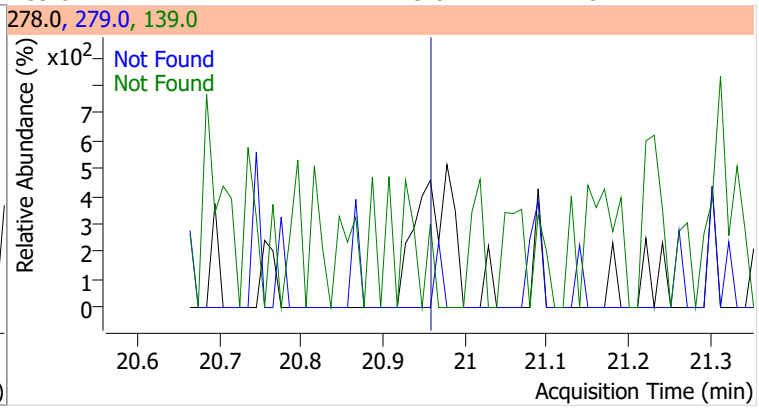

Compound	Conc.	Exp RT	QIon	Exp Ratio	QIon	Exp Ratio
Benzo(g,h,i)perylene	N.D.	21.24	138.0	32.5	277.0	24.1

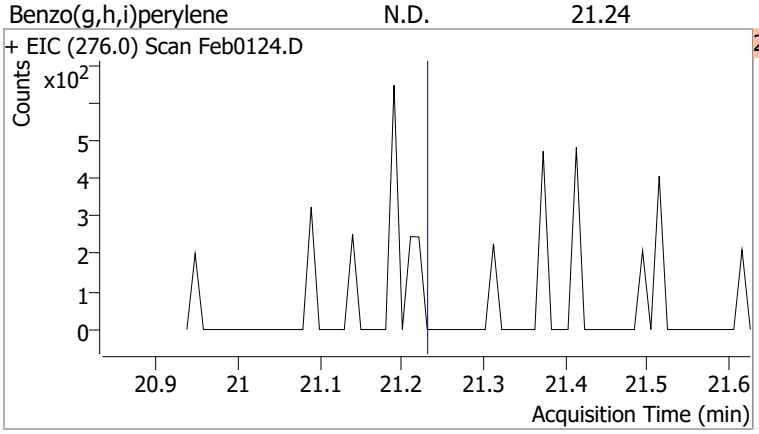

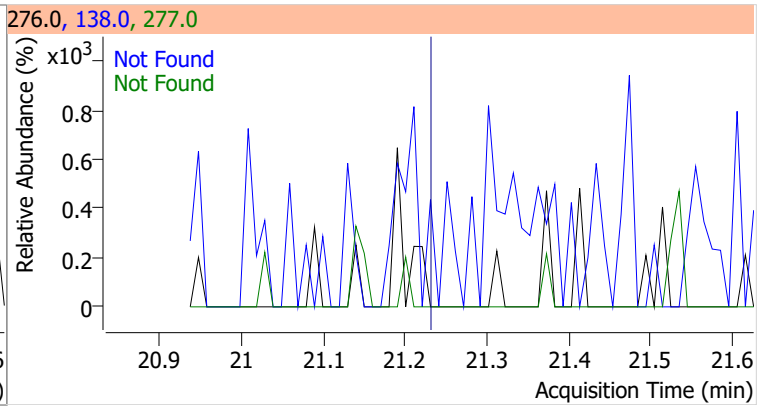

Quantitation Results Report (QT Reviewed)

Data File	Feb0125.D	Operator	LIMS import
Acq. Method	BNA+SIM.M	Acq. Date-Time	2/2/2022 5:42:46 AM
Sample Name	01-Feb-22_CCV_25	Instrument	Instrument #1
Vial	25	Multiplier	1.00
DA Method File		Comment	SVOC-8270-W-LARGO
Tune File	dftppdsm.u	Tune Date	1/25/2022 7:52:00 PM
Batch Name	020122 DoD BNA cal.batch.bin	Last Calib Update	2/2/2022 4:05:51 PM
Ref Library	D:\Org\Library\NIST129K.l		

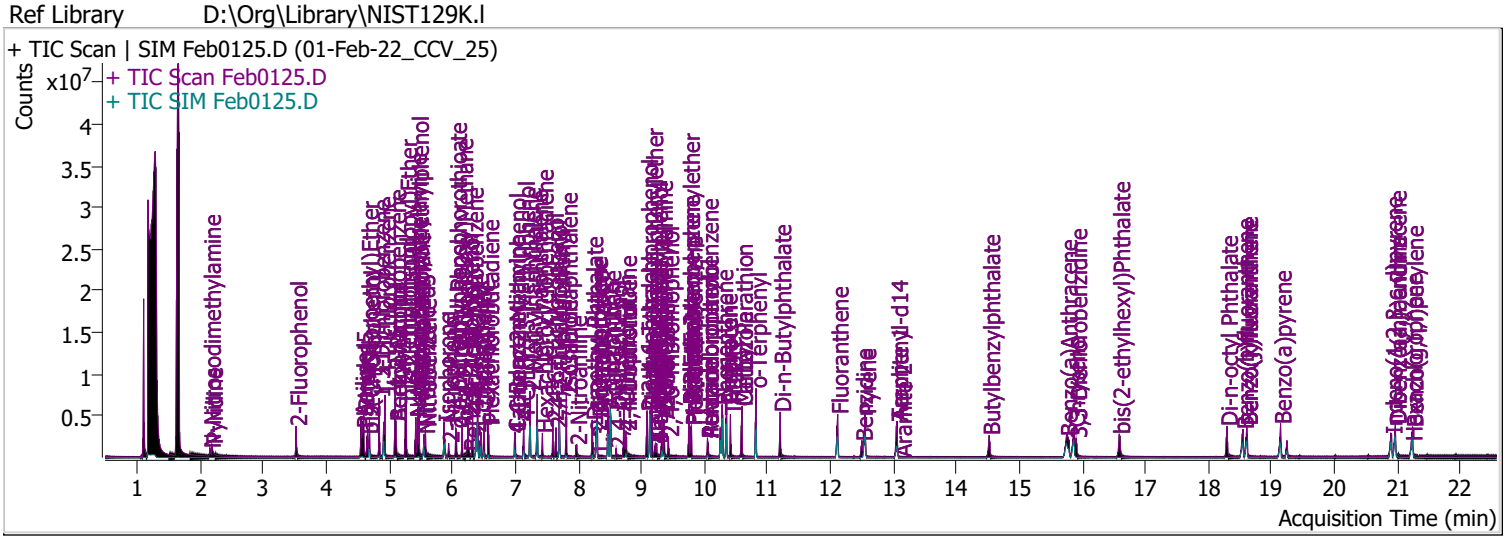

Compound	RT	QIon	Resp.	Conc.	Units		Dev(Min)
Internal Standards							
System Monitoring Compounds							
S 2-Fluorophenol	3.521	112.0	1065207	77.3081	µg/L		0.000
Spiked Amount: 200.000	Range: 10.0 - 75.0%			Recovery = 38.65%			
S Phenol-d5	4.572	99.0	1451648	80.1297	µg/L		0.000
Spiked Amount: 200.000	Range: 10.0 - 65.0%			Recovery = 40.06%			
S Nitrobenzene-d5	5.553	82.0	678635	72.0108	µg/L		0.000
Spiked Amount: 100.000	Range: 32.0 - 94.0%			Recovery = 72.01%			
S 2-Fluorobiphenyl	7.697	172.0	2147660	73.6247	µg/L		0.000
Spiked Amount: 100.000	Range: 28.0 - 107.0%			Recovery = 73.62%			
S 2,4,6-Tribromophenol	9.428	329.8	187193	73.2291	µg/L		0.000
Spiked Amount: 200.000	Range: 25.0 - 140.0%			Recovery = 36.61%			
S Terphenyl-d14	13.058	244.3	2325374	73.0425	µg/L		0.000
Spiked Amount: 100.000	Range: 32.0 - 122.0%			Recovery = 73.04%			
Target Compounds							**QValue**
T N-Nitrosodimethylamine	2.152	74.0	323020	78.2254	µg/L		91
T Pyridine	2.183	79.0	791296	71.3547	µg/L	m	93
T Aniline	4.552	93.0	1923854	71.4850	µg/L		99
T Phenol	4.593	94.0	1588105	78.2741	µg/L		99
T bis(-2-Chloroethyl)Ether	4.654	63.0	863471	77.5567	µg/L	m	99
T 2-Chlorophenol	4.685	128.0	1231505	76.6248	µg/L		98
T 1,3-Dichlorobenzene	4.838	146.0	1521760	75.0073	µg/L		98
T 1,4-Dichlorobenzene	4.930	146.0	1596893	74.1467	µg/L	m	100
T 1,2-Dichlorobenzene	5.093	146.0	1542158	73.7551	µg/L	m	99
T Benzyl Alcohol	5.104	108.0	706695	76.6698	µg/L	m	97
T 2-Methylphenol	5.257	107.0	1067775	73.2477	µg/L		99
T bis(2-chloroisopropyl)Ether	5.267	121.0	423964	72.0545	µg/L		100
T N-nitroso-Di-n-propylamine	5.420	70.0	817856	78.0502	µg/L		100
T 4Methylphenol/3Methylphenol	5.451	107.0	1565979	76.7976	µg/L		100
T Hexachloroethane	5.471	117.0	431003	77.3313	µg/L		93

Compound	RT	QIon	Resp.	Conc.	Units		Dev(Min)
T Nitrobenzene	5.573	123.1	322024	70.3539	µg/L		94
T Isophorone	5.870	82.0	1889445	72.0614	µg/L		99
T 2-Nitrophenol	5.941	139.0	260974	70.7569	µg/L		99
T 2,4-Dimethylphenol	6.054	122.0	821232	68.7812	µg/L		97
T bis(-2-Chloroethoxy)Methane	6.157	93.0	1106860	78.5562	µg/L		97
T 2,4-Dichlorophenol	6.249	162.0	838967	75.8047	µg/L		99
T Benzoic Acid	6.270	105.0	500996	74.0811	µg/L		97
T 1,2,4-Trichlorobenzene	6.321	180.0	942114	69.2884	µg/L		99
T Naphthalene	6.403	128.0	3017664	75.8782	µg/L	m	100
T 4-Chlorophenol	6.455	130.0	278933	71.9646	µg/L	m	86
T p-Chloroaniline	6.506	127.0	1156573	70.0800	µg/L		99
T Hexachlorobutadiene	6.568	224.9	487845	70.2815	µg/L		98
T 4-Chloro-2-Methylphenol	6.999	107.0	767048	77.4202	µg/L		96
T 4-Chloro-3-Methylphenol	7.132	107.0	830065	77.3797	µg/L	m	96
T 2-Methylnaphthalene	7.235	141.0	1764719	74.3816	µg/L		100
T 1-Methylnaphthalene	7.348	141.0	1652541	71.3426	µg/L	m	97
T Hexachlorocyclopentadiene	7.430	236.9	291810	71.1711	µg/L		96
T 2,4,6-Trichlorophenol	7.595	196.0	523636	81.5416	µg/L	m	95
T 2,4,5-Trichlorophenol	7.646	196.0	601388	80.7044	µg/L	m	100
T 2-Chloronaphthalene	7.810	162.0	1944811	81.1945	µg/L		99
T 2-Nitroaniline	7.964	65.0	274876	76.6886	µg/L		100
T Dimethyl Phthalate	8.221	163.0	1925302	77.1311	µg/L		96
T 2,6-Dinitrotoluene	8.282	165.0	252737	81.0956	µg/L		89
T Acenaphthylene	8.292	152.1	2998347	77.4241	µg/L		100
T 3-Nitroaniline	8.476	138.0	286590	80.7783	µg/L		92
T Acenaphthene	8.507	154.0	1647093	73.5244	µg/L	m	99
T 2,4-Dinitrophenol	8.599	184.0	114123	62.7399	µg/L		99
T Dibenzofuran	8.722	168.0	2577516	74.7875	µg/L		96
T 4-Nitrophenol	8.753	109.0	291007	80.9664	µg/L		90
T 2,4-Dinitrotoluene	8.753	165.0	298867	71.4396	µg/L		96
T Diethylphthalate	9.090	149.0	2090630	81.0803	µg/L		100
T Fluorene	9.141	166.0	2237440	71.6292	µg/L		99
T 4-Chlorophenyl-phenylether	9.172	204.0	1085592	80.2758	µg/L		99
T 4-Nitroaniline	9.223	138.0	273731	76.6391	µg/L		94
T 4,6-Dinitro-2-methylphenol	9.244	198.0	152546	61.4654	µg/L	m	96
T N-nitrosodiphenylamine	9.325	169.0	1448051	67.6593	µg/L		99
T Azobenzene	9.356	77.0	1801152	73.6816	µg/L		96
T 4-Bromophenyl-phenylether	9.755	248.0	587333	73.6309	µg/L		96
T Hexachlorobenzene	9.796	283.9	590484	72.1139	µg/L		97
T Pentachlorophenol	10.049	265.9	276028	70.8537	µg/L		98
T Phenanthrene	10.282	178.0	3061187	69.7177	µg/L		100
T Anthracene	10.353	178.0	3056775	75.3656	µg/L		99
T Triallate	10.414	86.0	665437	77.8497	µg/L		97
T Carbazole	10.596	167.0	2930457	78.4301	µg/L		99
T o-Terphenyl	10.819	230.0	1643356	72.5606	µg/L		99
T Di-n-Butylphthalate	11.204	149.0	2926313	76.8054	µg/L		99
T Fluoranthene	12.116	202.0	3066541	67.5560	µg/L		97
T Benzidine	12.500	184.0	1188640	74.8524	µg/L		98
T Pyrene	12.551	202.0	3250985	70.7071	µg/L		93
T Butylbenzylphthalate	14.521	149.0	980741	74.6541	µg/L		98
T Benzo(a)Anthracene	15.747	228.0	2501602	71.2376	µg/L		99
T Chrysene	15.870	228.0	2675625	71.0137	µg/L		100
T 3,3-Dichlorobenzidine	15.900	252.0	861015	77.0846	µg/L		98
T bis(2-ethylhexyl)Phthalate	16.585	167.0	347217	73.5691	µg/L		99
T Di-n-octyl Phthalate	18.295	149.0	2331252	75.6372	µg/L		100

Compound	RT	QIon	Resp.	Conc.	Units	Dev(Min)
T Benzo(b)fluoranthene	18.548	252.0	2360069	75.1880	µg/L	99
T Benzo(k)fluoranthene	18.609	252.0	2575659	74.3604	µg/L	99
T Benzo(a)pyrene	19.145	252.0	2249693	75.2867	µg/L	99
T Indeno(1,2,3-c,d)pyrene	20.907	276.0	1894794	78.6335	µg/L	96
T Dibenzo(a,h)anthracene	20.968	278.0	2093715	82.5711	µg/L	99
T Benzo(g,h,i)perylene	21.241	276.0	2255433	77.5487	µg/L	98

(#) = Qualifier Out of Range; (m) = Manual Integration; (+) = Area Summed; (*) = Surrogate Percent Recovery Out of Range; (d): Zeroed Peak

Compound	Conc.	RT	Dev(Min)	Resp.	QIon	QRatio	Lower	Upper
N-Nitrosodimethylamine	78.2254	2.15	0.00	323020	42.0	120.0	91.0	169.1

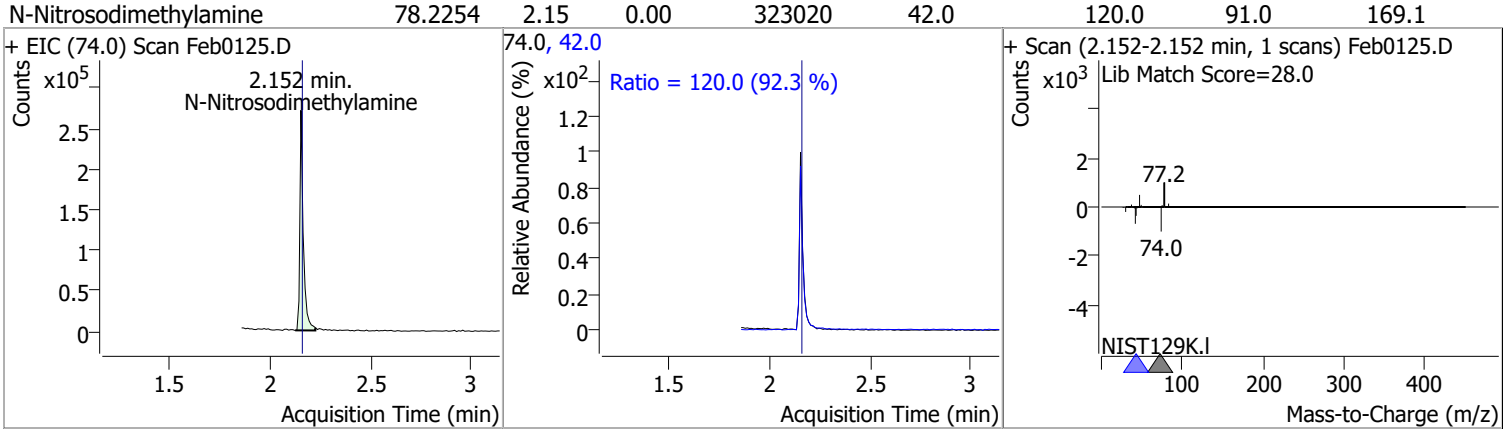

Compound	Conc.	RT	Dev(Min)	Resp.	QIon	QRatio	Lower	Upper
Pyridine	71.3547	2.18	0.00	791296 (m)	52.0	94.7	71.2	132.2

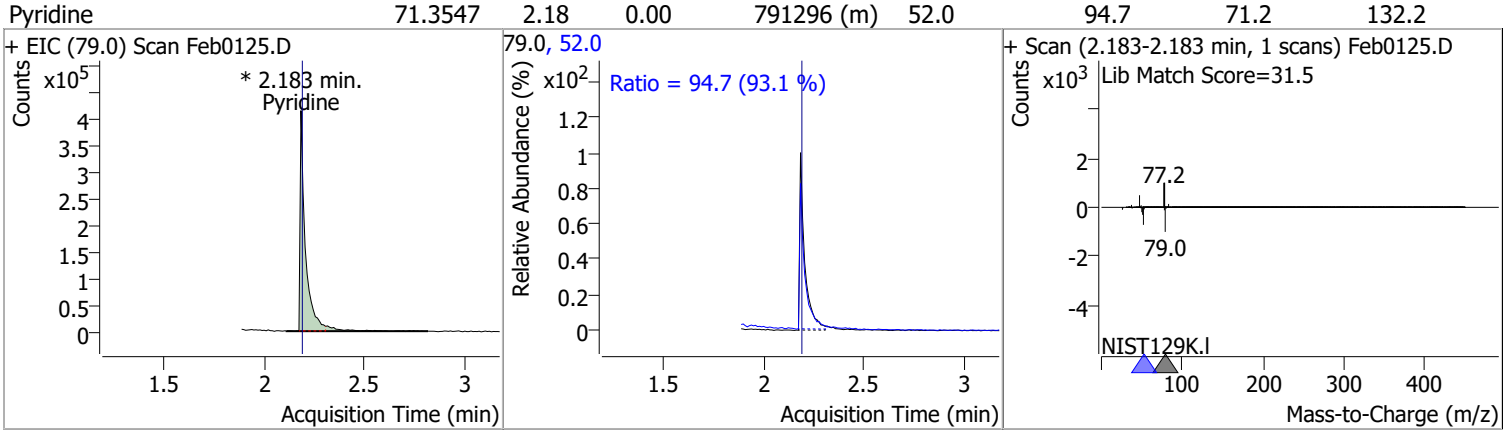

Compound	Conc.	RT	Dev(Min)	Resp.	QIon	QRatio	Lower	Upper
2-Fluorophenol	77.3081	3.52	0.00	1065207	64.0	50.5	35.8	66.4
					92.0	19.6	14.3	26.6

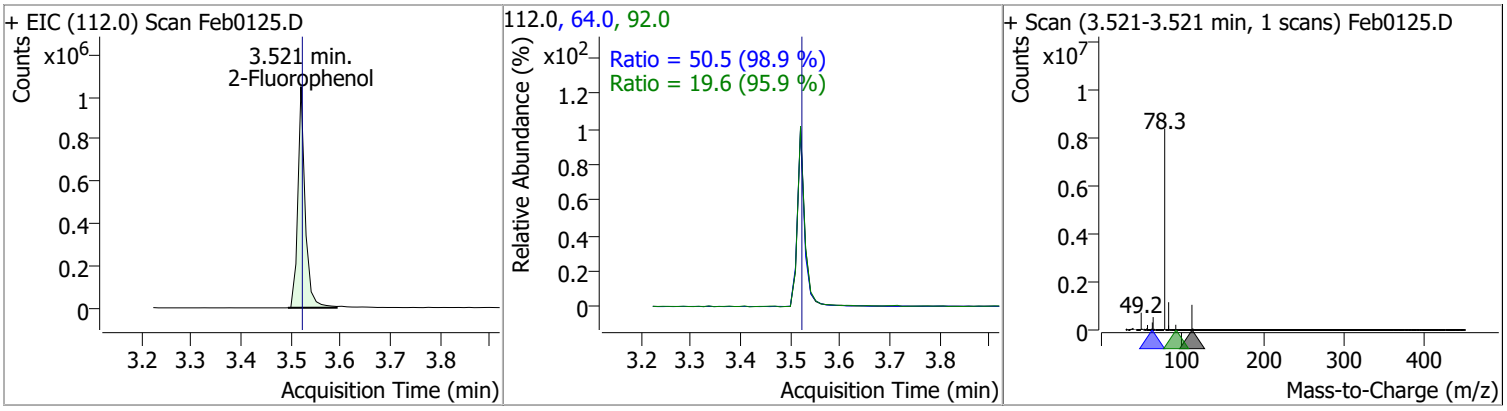

Compound	Conc.	RT	Dev(Min)	Resp.	QIon	QRatio	Lower	Upper
Aniline	71.4850	4.55	0.00	1923854	66.0	34.5	24.5	45.6
					65.0	17.8	12.6	23.4

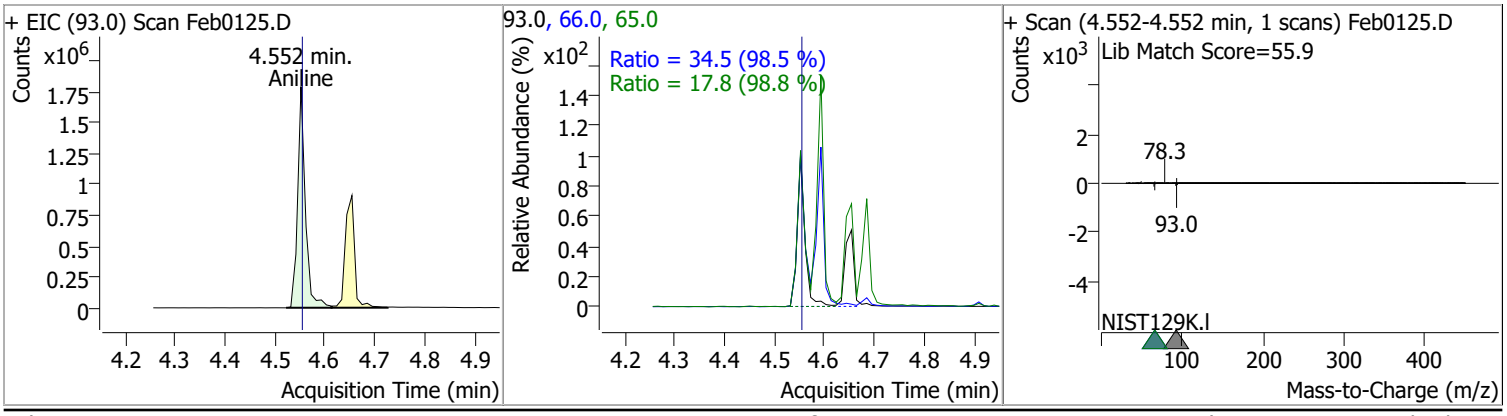

Compound	Conc.	RT	Dev(Min)	Resp.	QIon	QRatio	Lower	Upper
Phenol-d5	80.1297	4.57	0.00	1451648	71.0	33.1	23.8	44.2

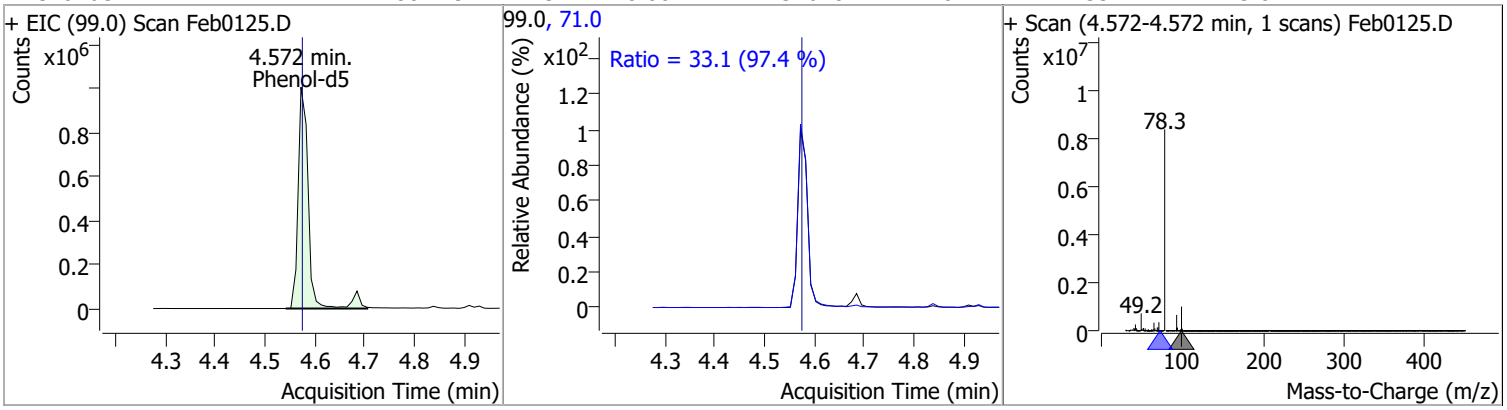

Compound	Conc.	RT	Dev(Min)	Resp.	QIon	QRatio	Lower	Upper
Phenol	78.2741	4.59	0.00	1588105	66.0	43.1	30.7	57.0

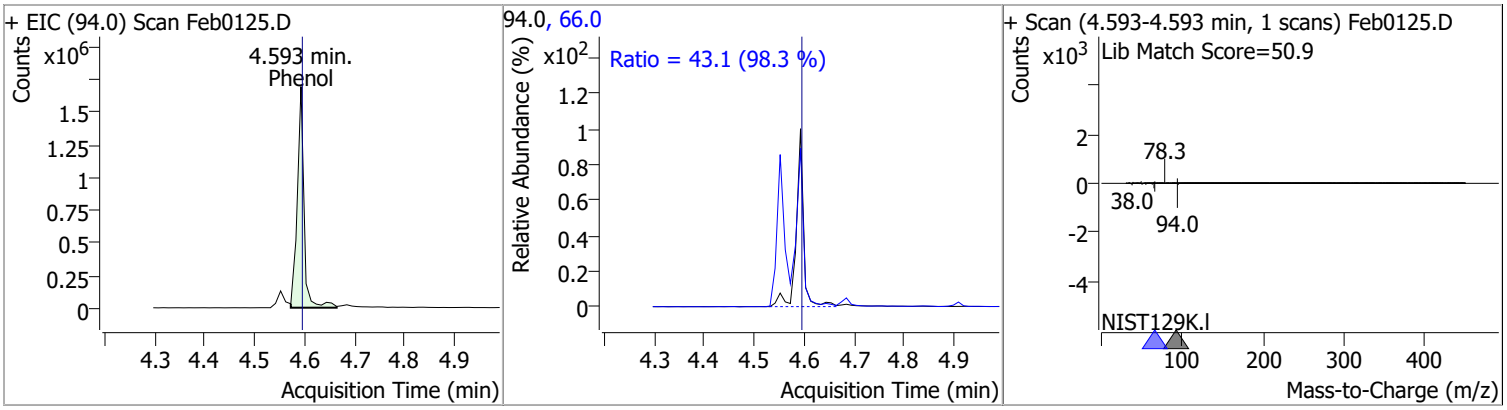

Compound	Conc.	RT	Dev(Min)	Resp.	QIon	QRatio	Lower	Upper
bis(-2-Chloroethyl)Ether	77.5567	4.65	0.00	863471 (m)	64.0	3.3	2.4	4.5

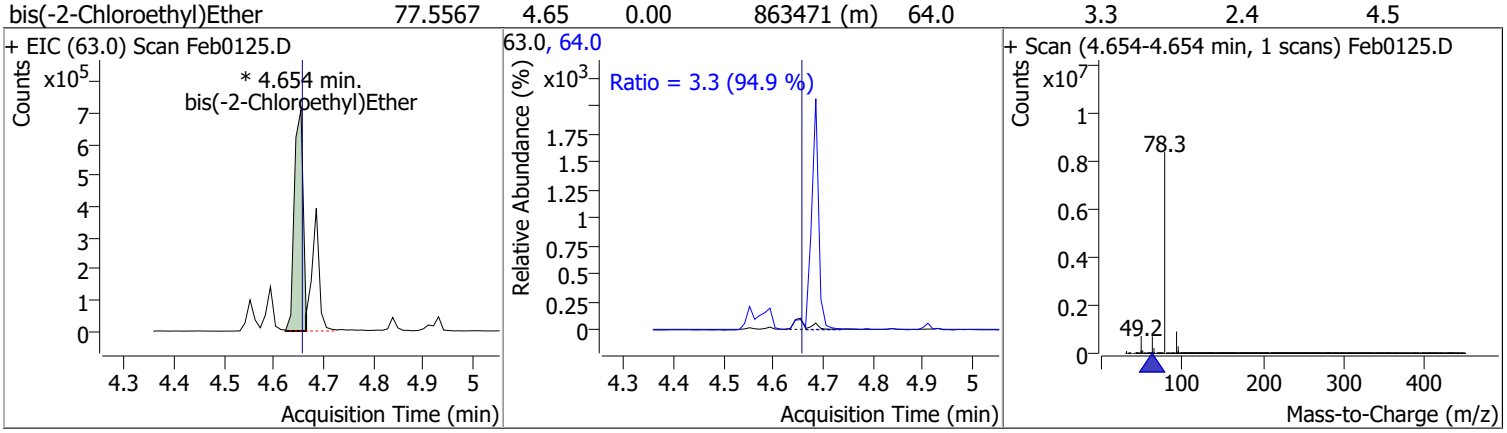

Compound	Conc.	RT	Dev(Min)	Resp.	QIon	QRatio	Lower	Upper
2-Chlorophenol	76.6248	4.68	0.00	1231505	130.0	32.6	22.3	41.4

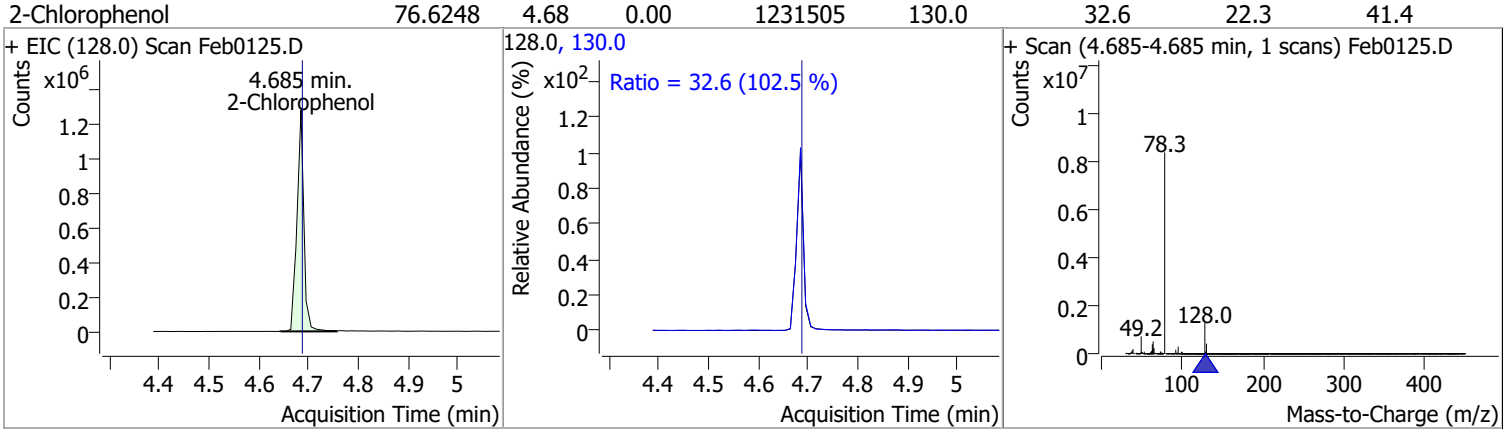

Quantitation Results Report (QT Reviewed)

Compound	Conc.	RT	Dev(Min)	Resp.	QIon	QRatio	Lower	Upper
1,3-Dichlorobenzene	75.0073	4.84	0.00	1521760	148.0	64.4	43.6	80.9
					111.0	37.0	25.1	46.7

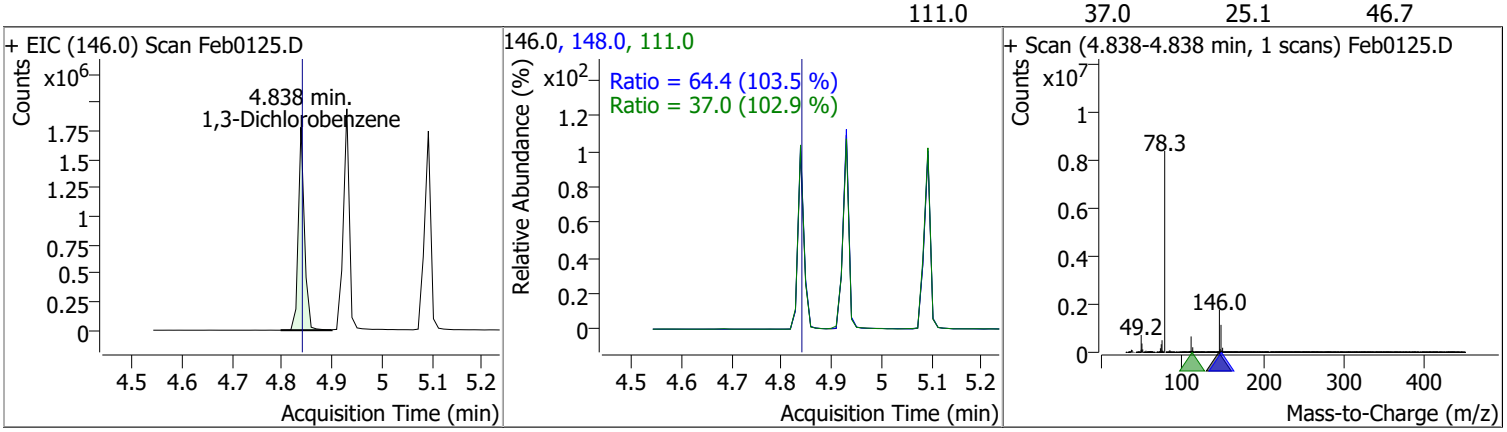

Compound	Conc.	RT	Dev(Min)	Resp.	QIon	QRatio	Lower	Upper
1,4-Dichlorobenzene	74.1467	4.93	0.00	1596893 (m)	148.0	63.9	44.8	83.3
					111.0	35.6	24.6	45.7

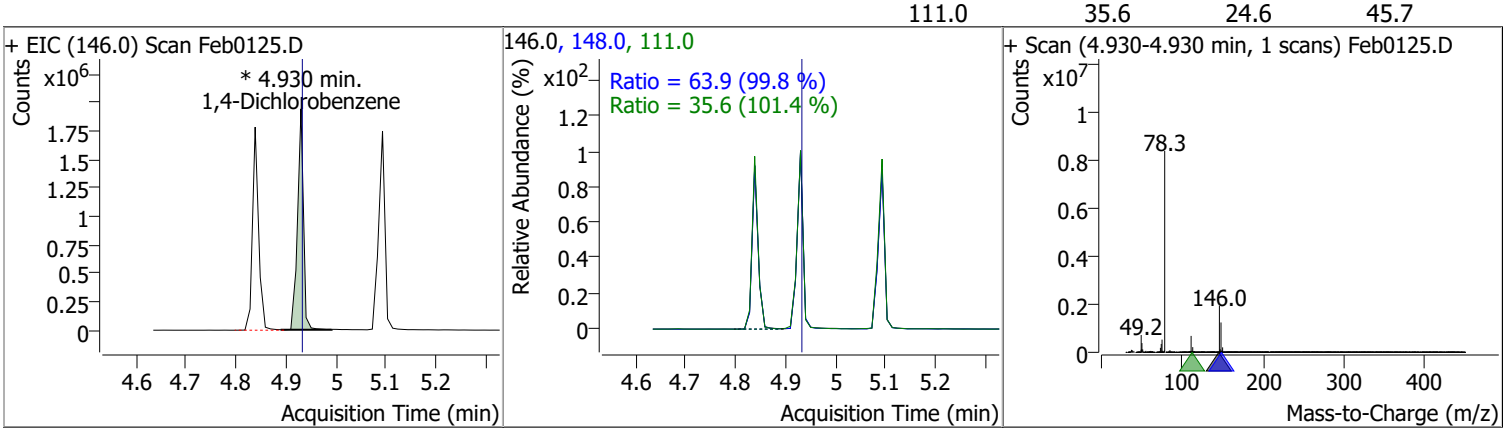

Compound	Conc.	RT	Dev(Min)	Resp.	QIon	QRatio	Lower	Upper
1,2-Dichlorobenzene	73.7551	5.09	0.00	1542158 (m)	148.0	63.3	44.1	81.8
					111.0	37.4	25.7	47.7

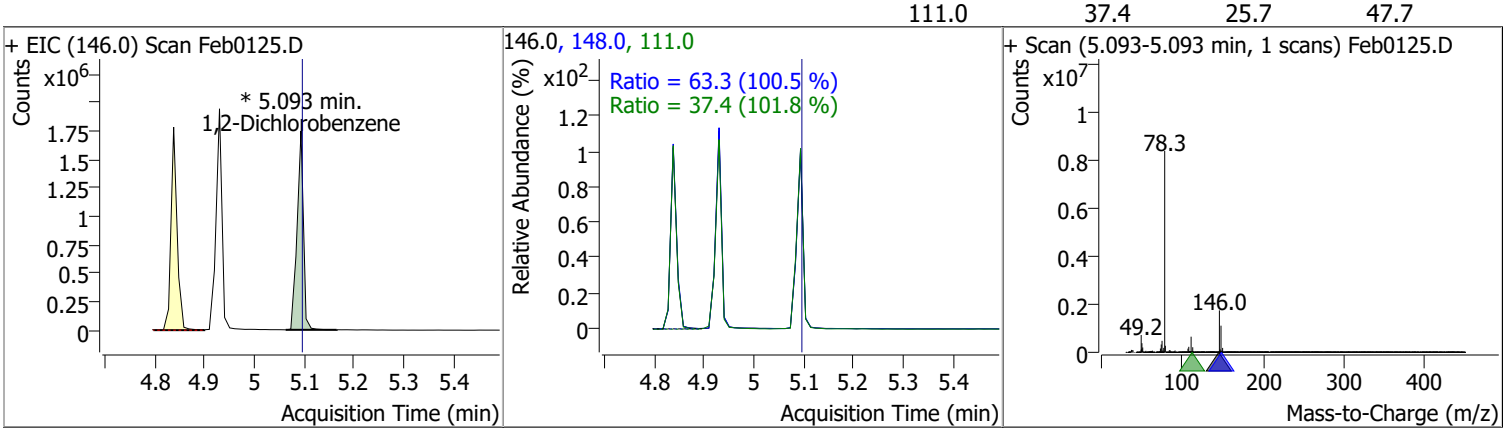

Compound	Conc.	RT	Dev(Min)	Resp.	QIon	QRatio	Lower	Upper
Benzyl Alcohol	76.6698	5.10	0.00	706695 (m)	79.0	117.4	82.9	154.0
					107.0	69.3	45.1	83.8

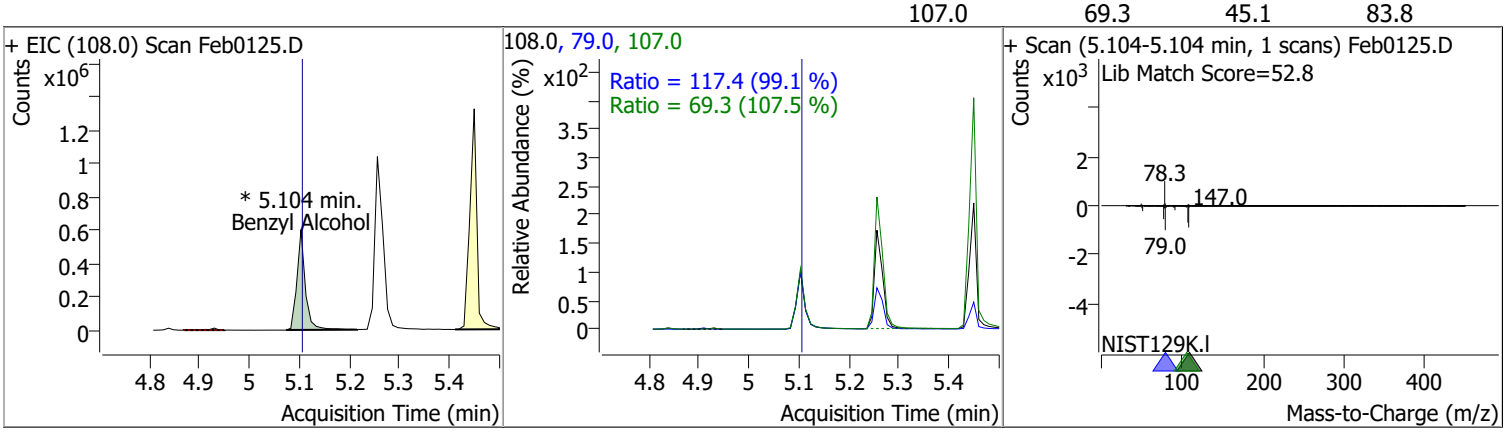

Compound	Conc.	RT	Dev(Min)	Resp.	QIon	QRatio	Lower	Upper
2-Methylphenol	73.2477	5.26	0.00	1067775	108.0	115.3	81.4	151.1

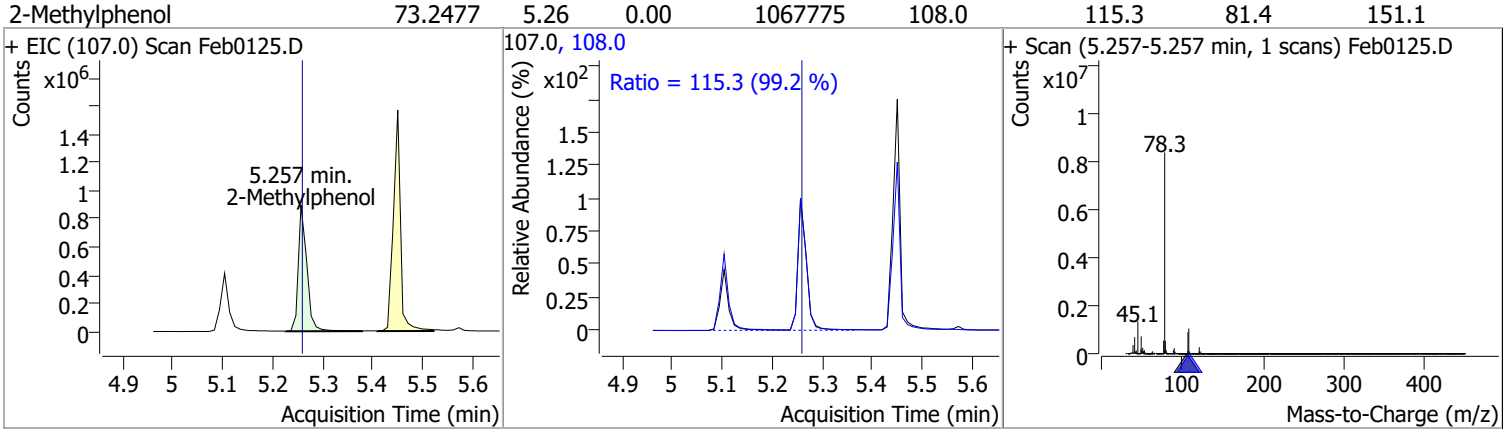

Compound	Conc.	RT	Dev(Min)	Resp.	QIon	QRatio	Lower	Upper
bis(2-chloroisopropyl)Ether	72.0545	5.27	0.00	423964	123.0	32.8	23.0	42.7

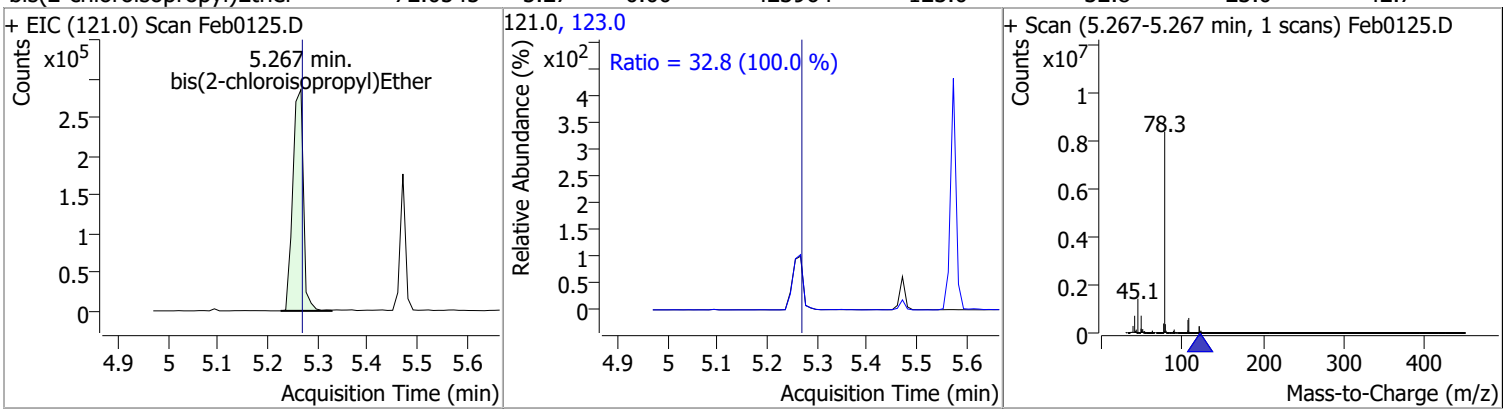

Compound	Conc.	RT	Dev(Min)	Resp.	QIon	QRatio	Lower	Upper
N-nitroso-Di-n-propylamine	78.0502	5.42	0.00	817856	130.0	17.6	0.0	35.1

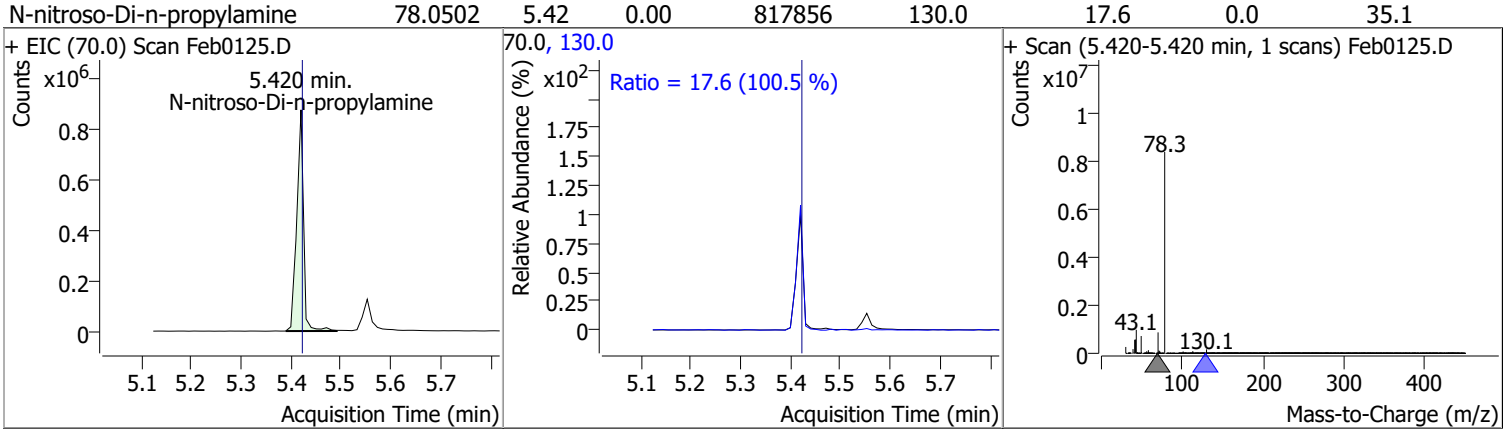

Quantitation Results Report (QT Reviewed)

Compound	Conc.	RT	Dev(Min)	Resp.	QIon	QRatio	Lower	Upper
4Methylphenol/3Methylphenol	76.7976	5.45	0.01	1565979	108.0	83.9	58.9	109.3

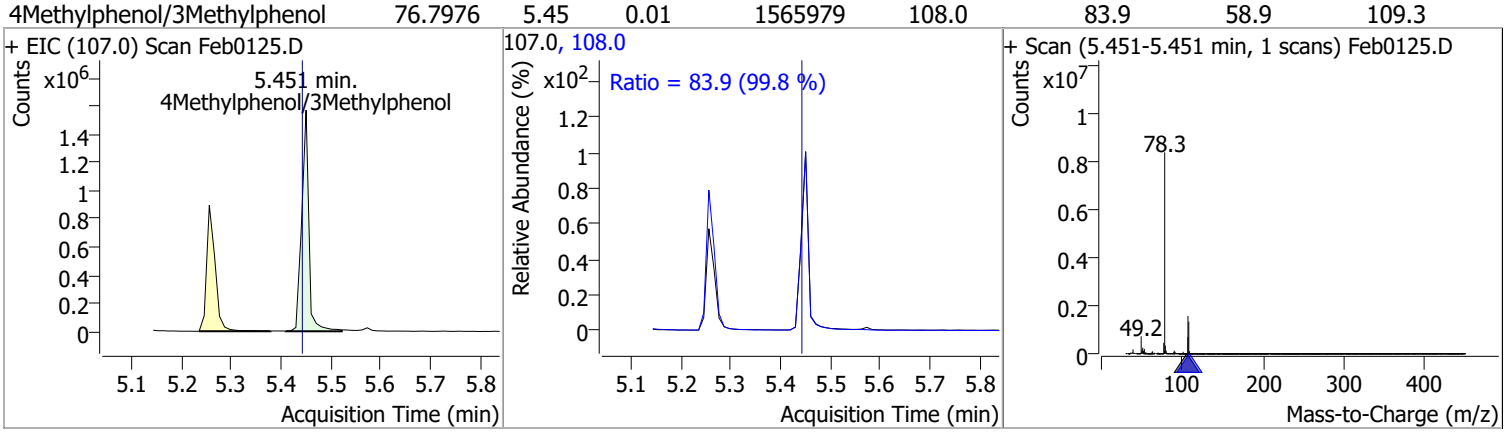

Compound	Conc.	RT	Dev(Min)	Resp.	QIon	QRatio	Lower	Upper
Hexachloroethane	77.3313	5.47	0.00	431003	201.0	87.0	65.5	121.7
					199.0	55.1	41.8	77.7

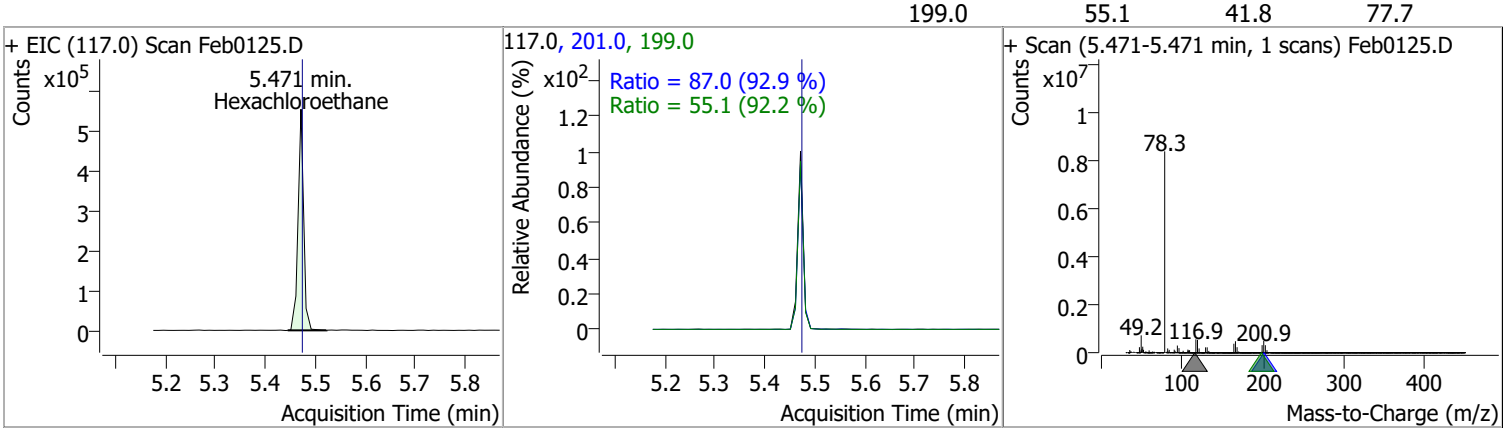

Compound	Conc.	RT	Dev(Min)	Resp.	QIon	QRatio	Lower	Upper
Nitrobenzene-d5	72.0108	5.55	0.00	678635	54.0	62.8	44.8	83.2
					128.0	48.2	32.6	60.6

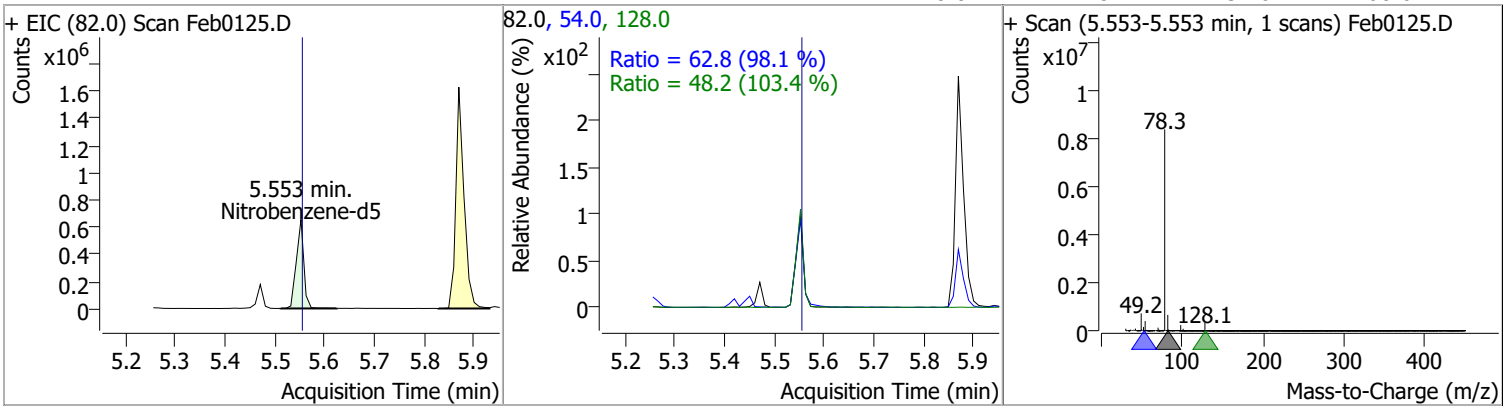

Compound	Conc.	RT	Dev(Min)	Resp.	QIon	QRatio	Lower	Upper
Nitrobenzene	70.3539	5.57	0.00	322024	77.0	211.8	141.7	263.2
					51.0	132.0	87.8	163.1

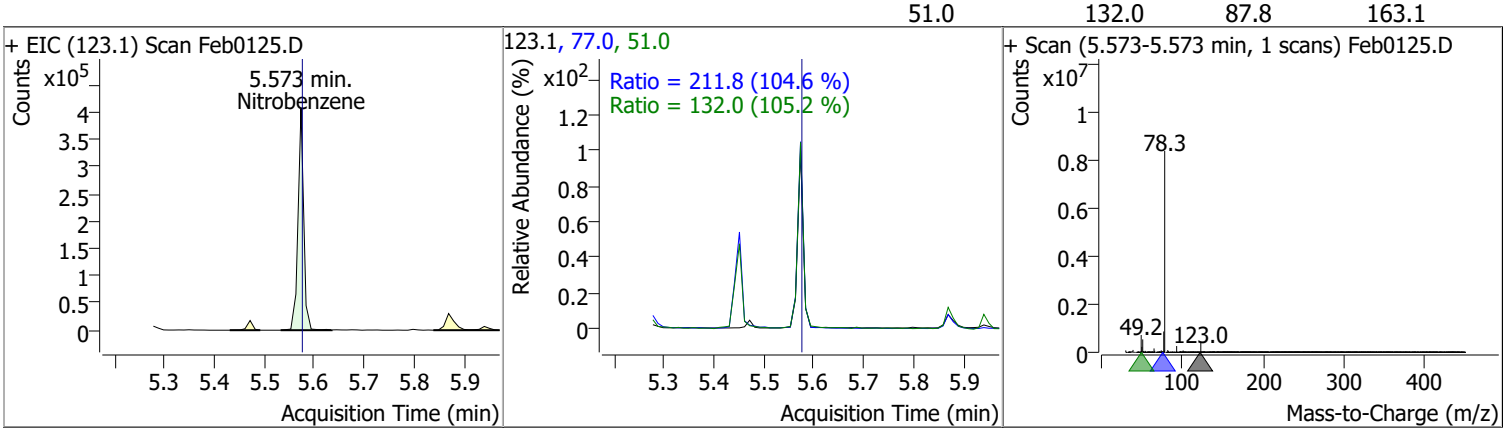

Compound	Conc.	RT	Dev(Min)	Resp.	QIon	QRatio	Lower	Upper
Isophorone	72.0614	5.87	-0.01	1889445	138.0	21.2	15.2	28.3

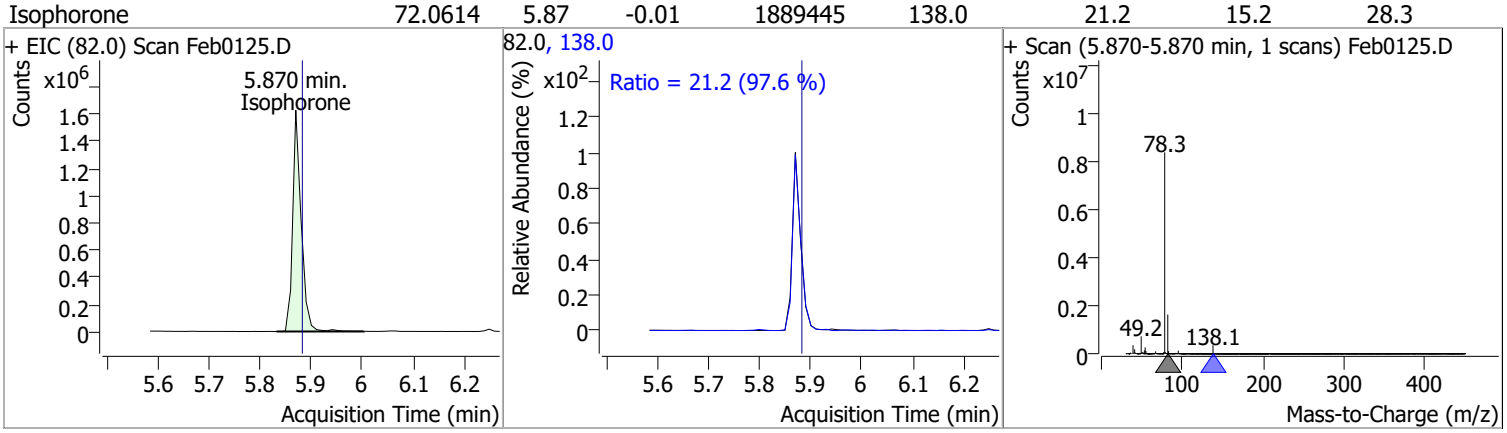

Compound	Conc.	RT	Dev(Min)	Resp.	QIon	QRatio	Lower	Upper
2-Nitrophenol	70.7569	5.94	0.00	260974	65.0	49.0	34.3	63.6
					109.0	37.4	26.8	49.8

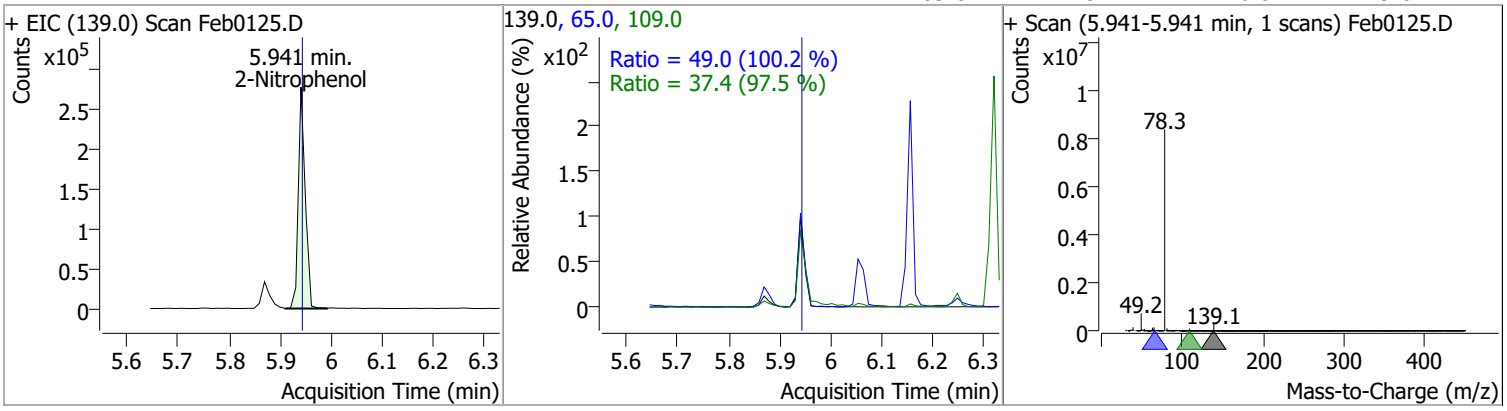

Compound	Conc.	RT	Dev(Min)	Resp.	QIon	QRatio	Lower	Upper
2,4-Dimethylphenol	68.7812	6.05	0.00	821232	107.0	112.8	76.3	141.6
					77.0	32.0	22.7	42.1

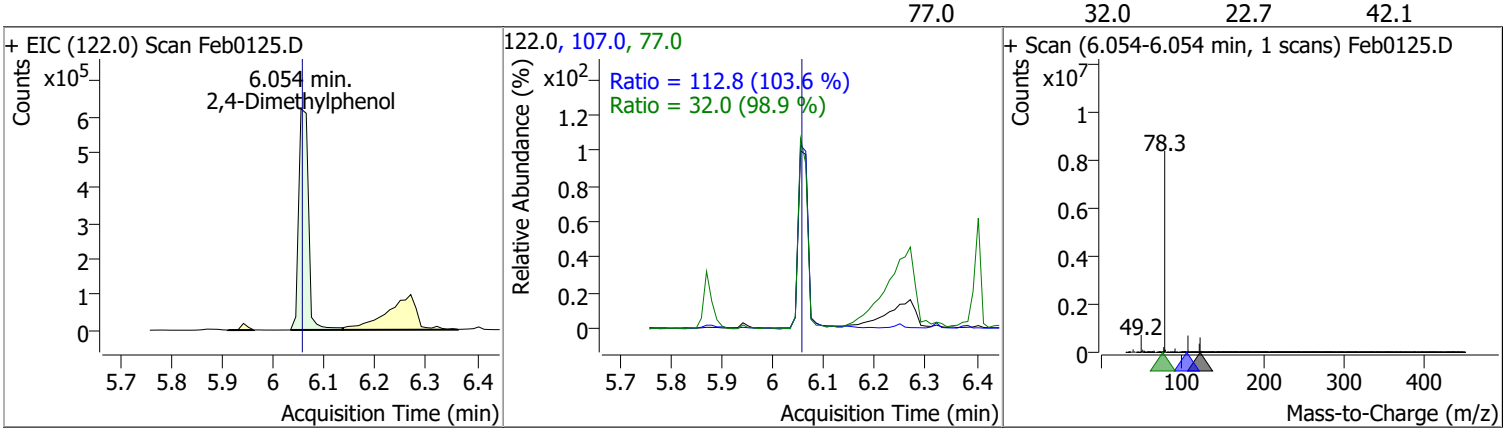

Compound	Conc.	RT	Dev(Min)	Resp.	QIon	QRatio	Lower	Upper
bis(-2-Chloroethoxy)Methane	78.5562	6.16	0.00	1106860	63.0	71.4	48.0	89.2
					95.0	32.1	22.7	42.1

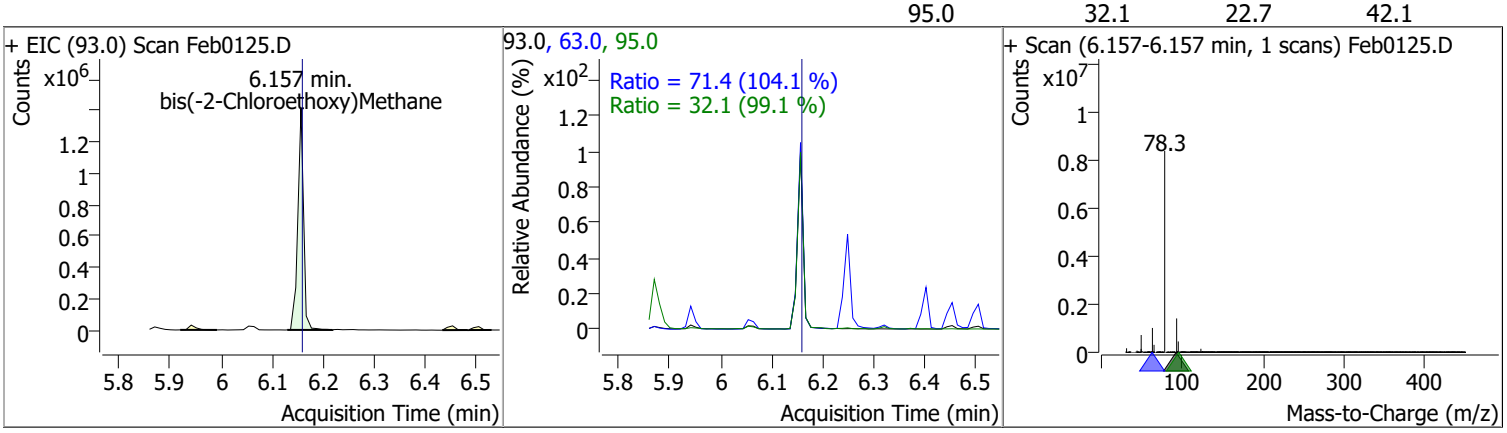

Compound	Conc.	RT	Dev(Min)	Resp.	QIon	QRatio	Lower	Upper
2,4-Dichlorophenol	75.8047	6.25	0.00	838967	164.0	64.2	44.2	82.1
					98.0	31.1	21.5	40.0

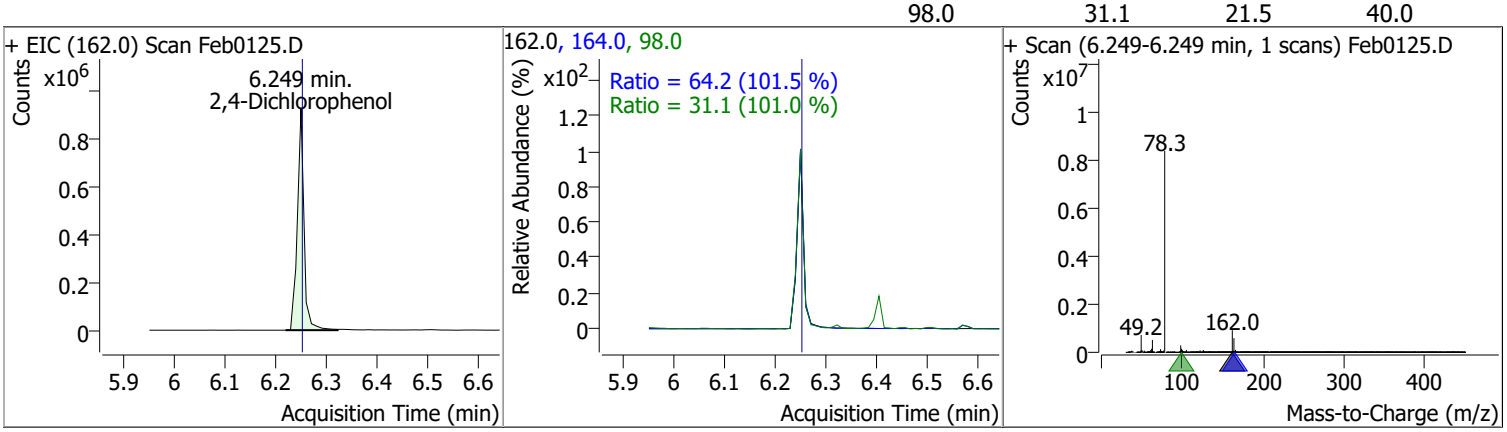

Quantitation Results Report (QT Reviewed)

Compound	Conc.	RT	Dev(Min)	Resp.	QIon	QRatio	Lower	Upper
Benzoic Acid	74.0811	6.27	0.00	500996	122.0	83.4	62.0	115.2
					77.0	75.2	52.5	97.5

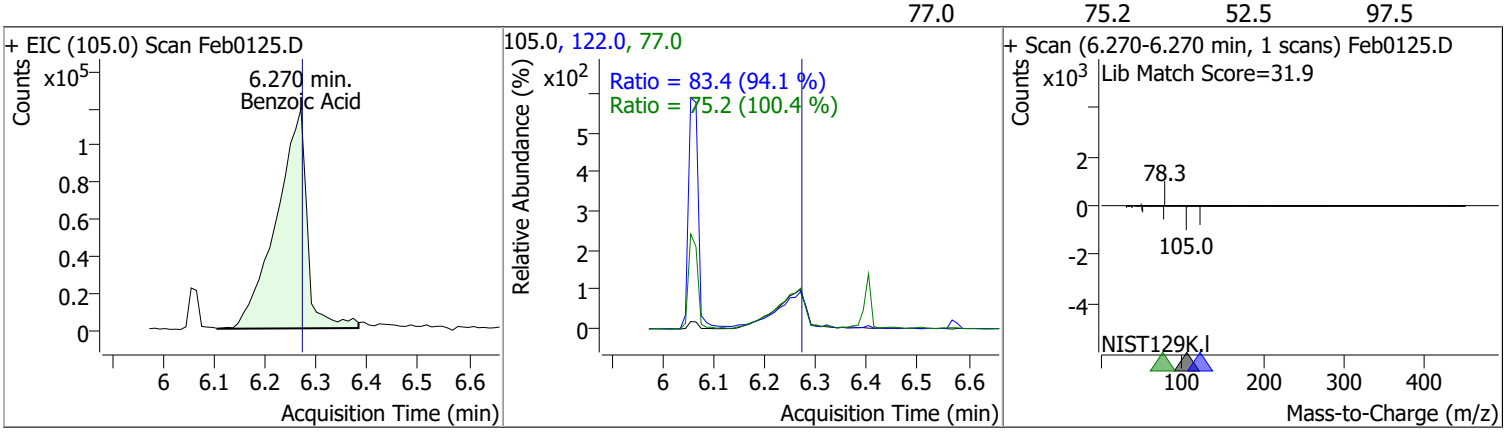

Compound	Conc.	RT	Dev(Min)	Resp.	QIon	QRatio	Lower	Upper
1,2,4-Trichlorobenzene	69.2884	6.32	0.00	942114	182.0	96.4	68.0	126.2
					145.0	29.5	19.9	36.9

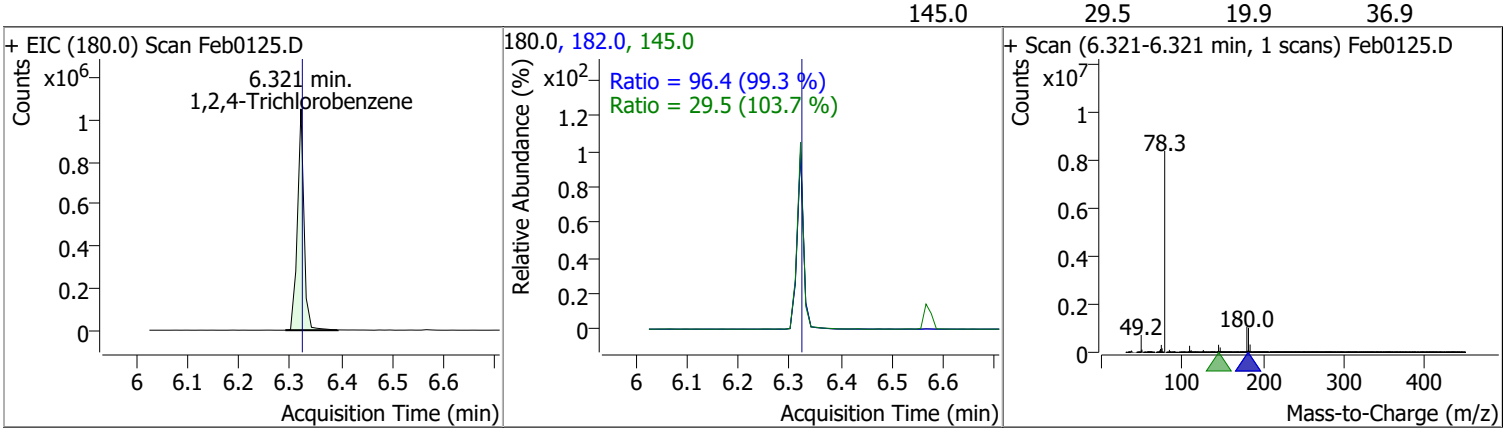

Compound	Conc.	RT	Dev(Min)	Resp.	QIon	QRatio	Lower	Upper
Naphthalene	75.8782	6.40	0.00	3017664 (m)	129.0	11.2	8.0	14.9
					102.0	9.9	6.8	12.6

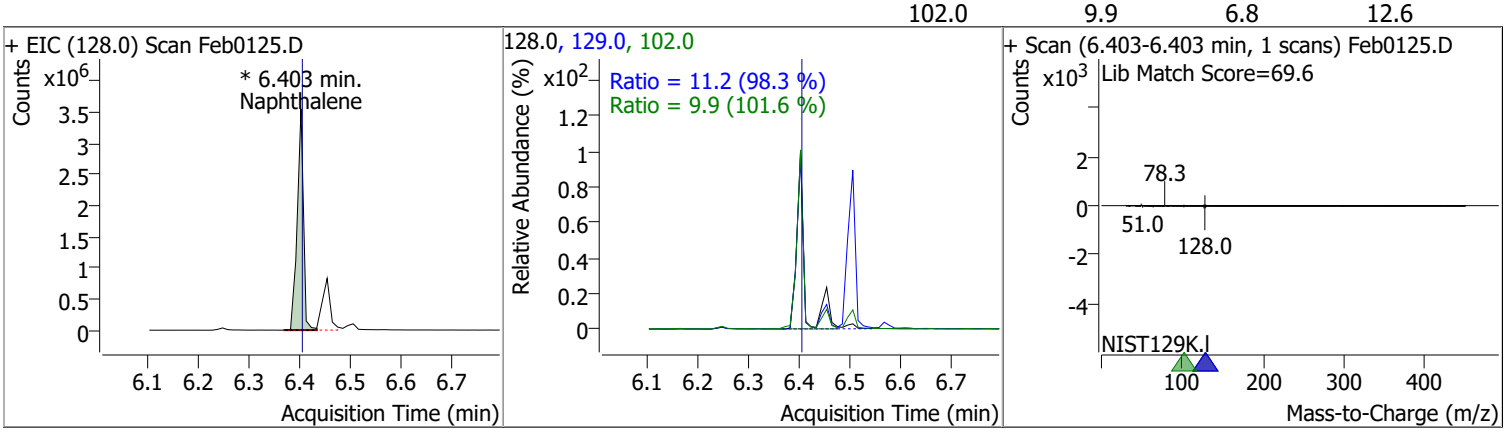

Compound	Conc.	RT	Dev(Min)	Resp.	QIon	QRatio	Lower	Upper
4-Chlorophenol	71.9646	6.45	0.01	278933 (m)	128.0	317.0	243.7	452.5

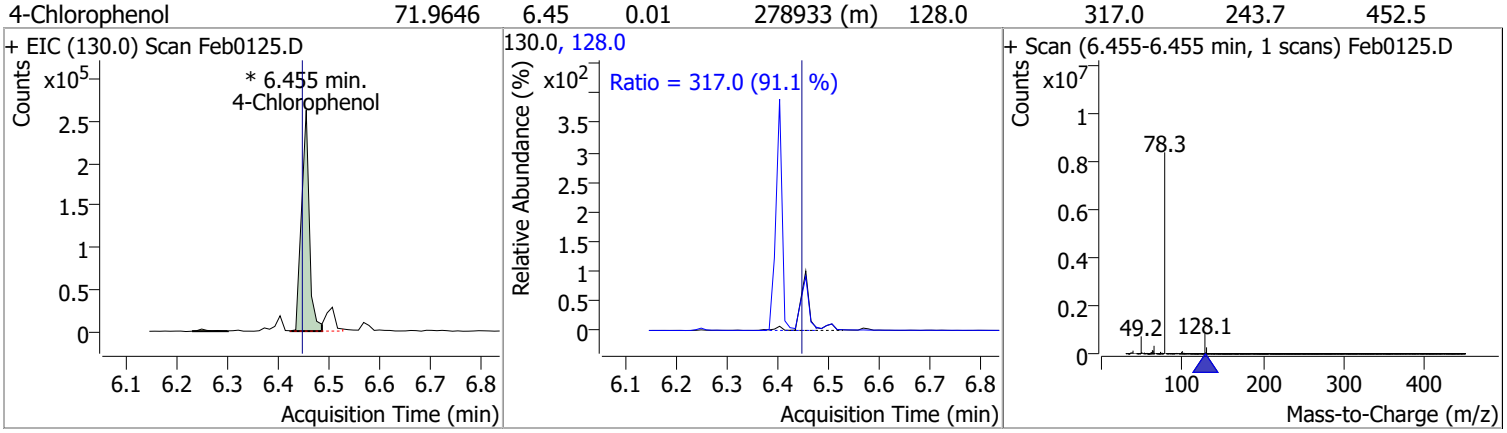

Compound	Conc.	RT	Dev(Min)	Resp.	QIon	QRatio	Lower	Upper
p-Chloroaniline	70.0800	6.51	0.00	1156573	129.0	32.7	23.2	43.0
					65.0	30.5	20.9	38.9

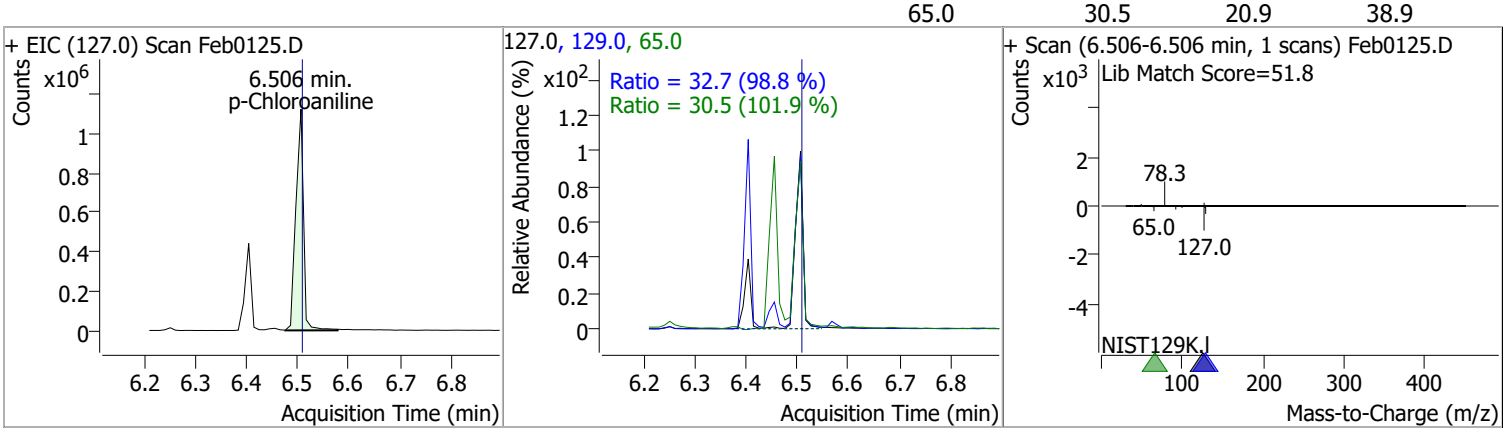

Compound	Conc.	RT	Dev(Min)	Resp.	QIon	QRatio	Lower	Upper
Hexachlorobutadiene	70.2815	6.57	-0.01	487845	223.0	62.5	45.6	84.6
					227.0	64.9	44.6	82.8

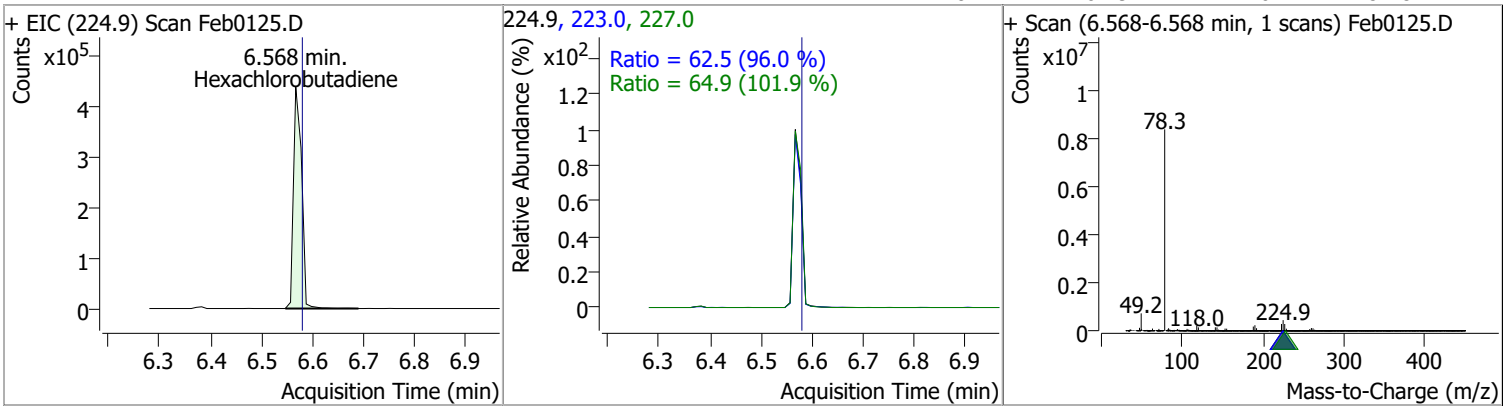

Compound	Conc.	RT	Dev(Min)	Resp.	QIon	QRatio	Lower	Upper
4-Chloro-2-Methylphenol	77.4202	7.00	0.01	767048	144.0	25.9	19.6	36.4

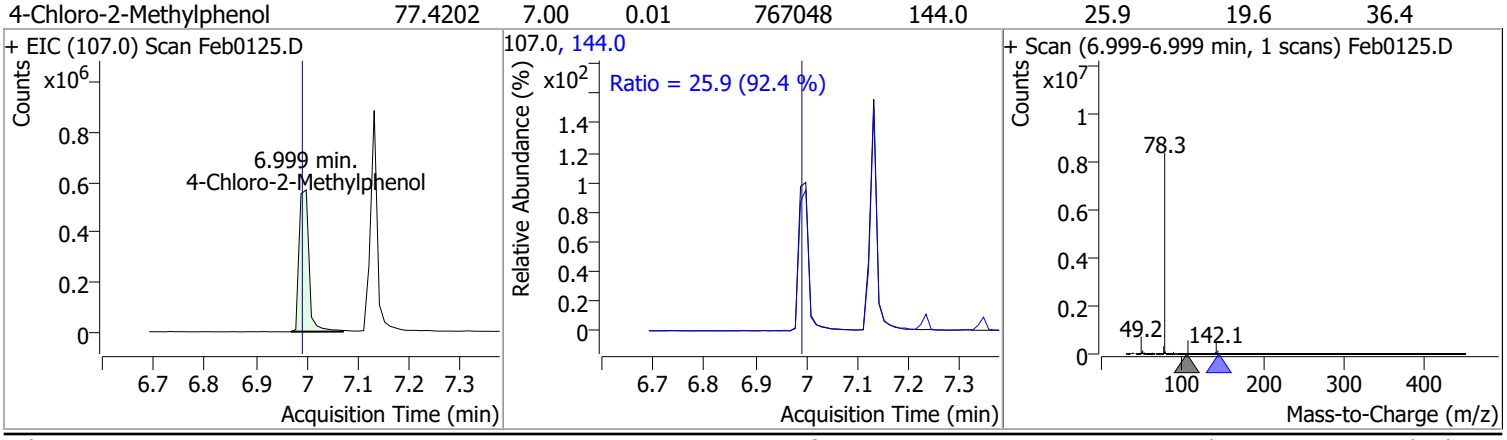

Compound	Conc.	RT	Dev(Min)	Resp.	QIon	QRatio	Lower	Upper
4-Chloro-3-Methylphenol	77.3797	7.13	0.00	830065 (m)	144.0	26.4	20.0	37.2

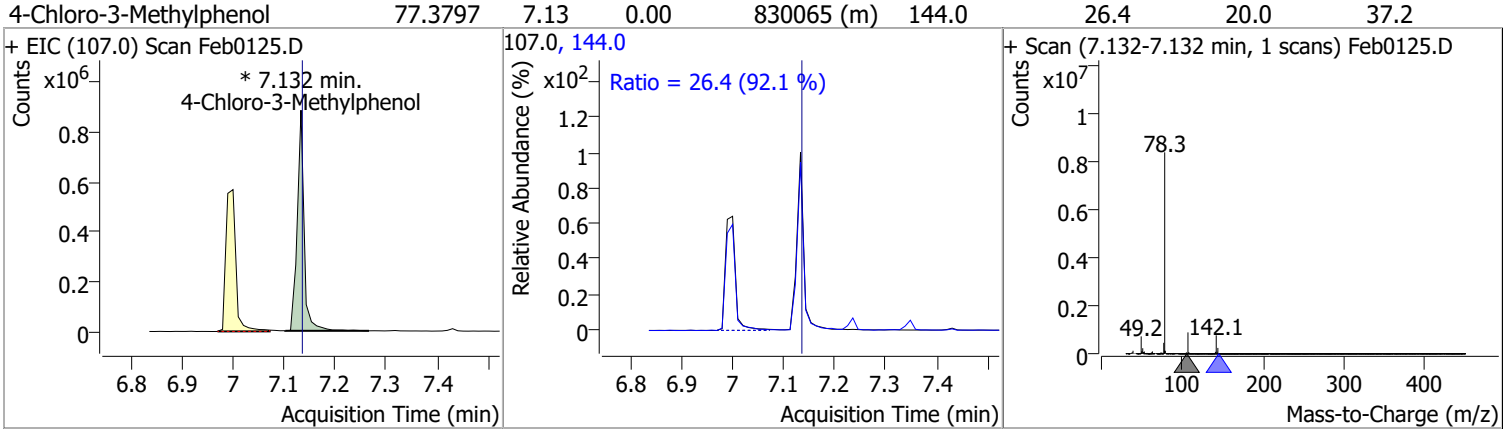

Compound	Conc.	RT	Dev(Min)	Resp.	QIon	QRatio	Lower	Upper
2-Methylnaphthalene	74.3816	7.24	0.00	1764719	142.0	118.6	83.1	154.4
					115.0	41.9	28.8	53.4

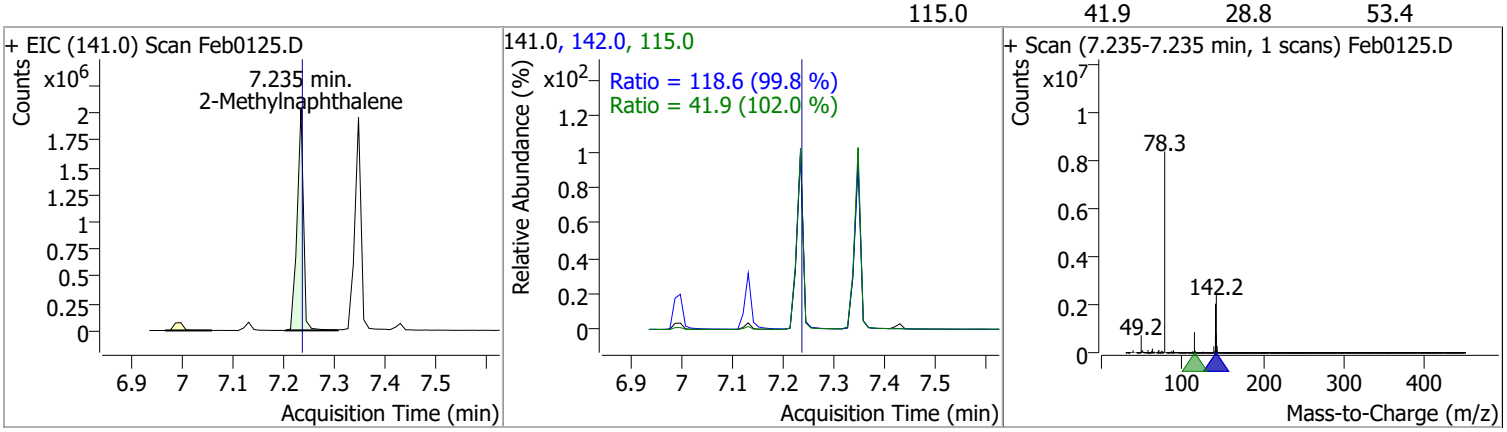

Compound	Conc.	RT	Dev(Min)	Resp.	QIon	QRatio	Lower	Upper
1-Methylnaphthalene	71.3426	7.35	0.00	1652541 (m)	142.0	114.3	77.9	144.7
					115.0	43.4	29.5	54.8

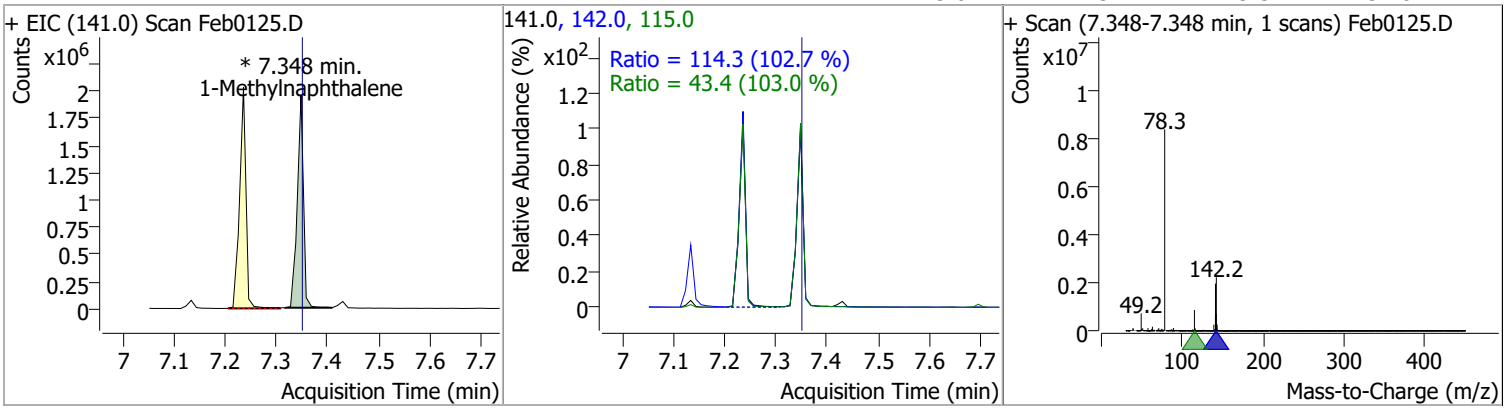

Compound	Conc.	RT	Dev(Min)	Resp.	QIon	QRatio	Lower	Upper
Hexachlorocyclopentadiene	71.1711	7.43	0.00	291810	238.9	67.2	43.8	81.3
					234.9	63.3	43.7	81.2

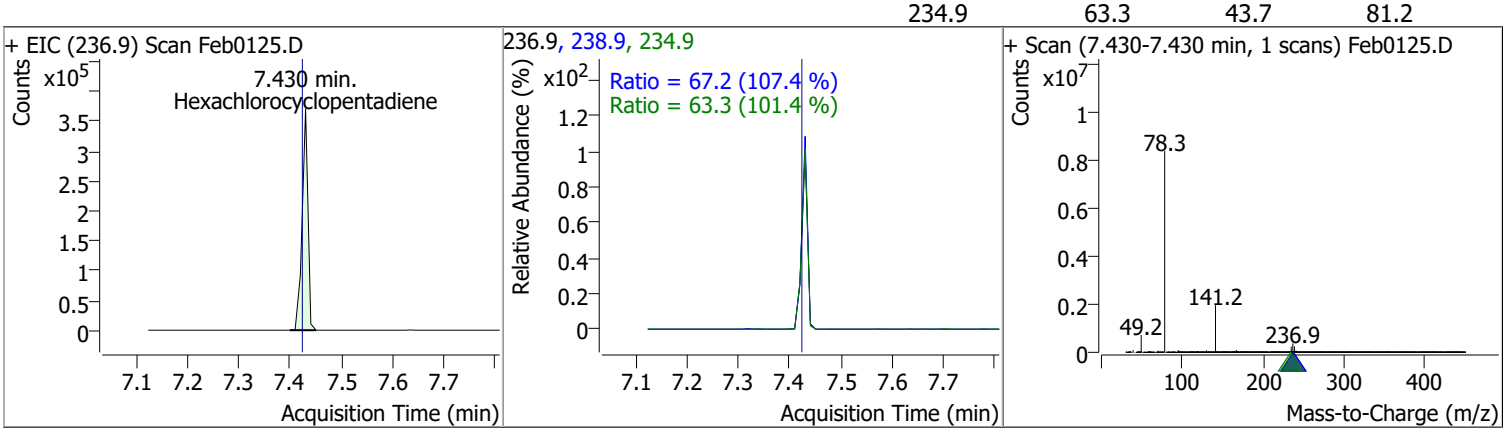

Compound	Conc.	RT	Dev(Min)	Resp.	QIon	QRatio	Lower	Upper
2,4,6-Trichlorophenol	81.5416	7.59	0.00	523636 (m)	198.0	92.9	68.7	127.5

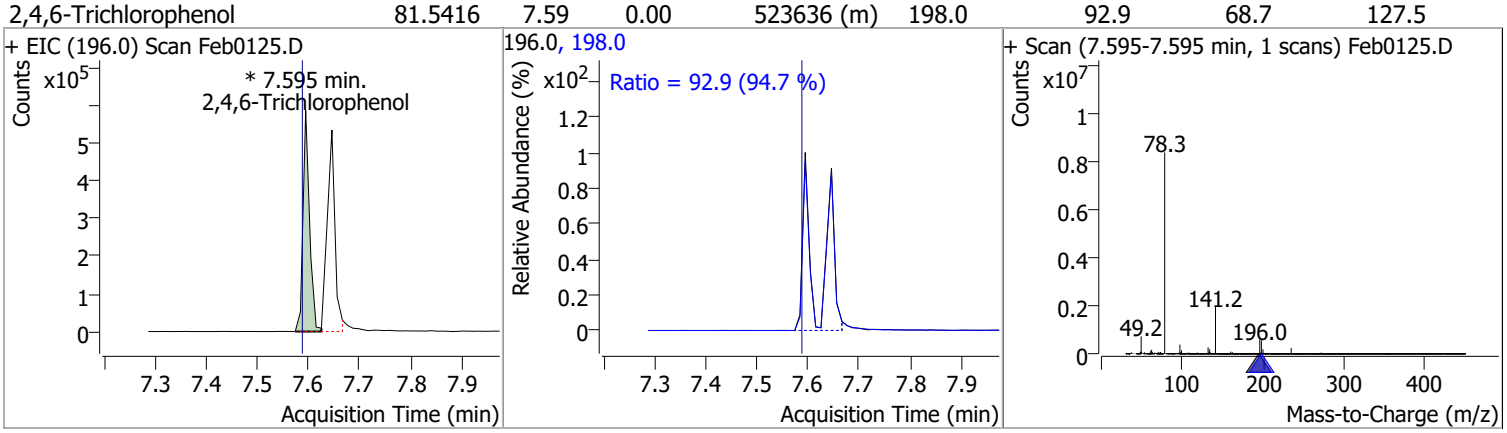

Compound	Conc.	RT	Dev(Min)	Resp.	QIon	QRatio	Lower	Upper
2,4,5-Trichlorophenol	80.7044	7.65	0.01	601388 (m)	198.0	93.3	65.6	121.8

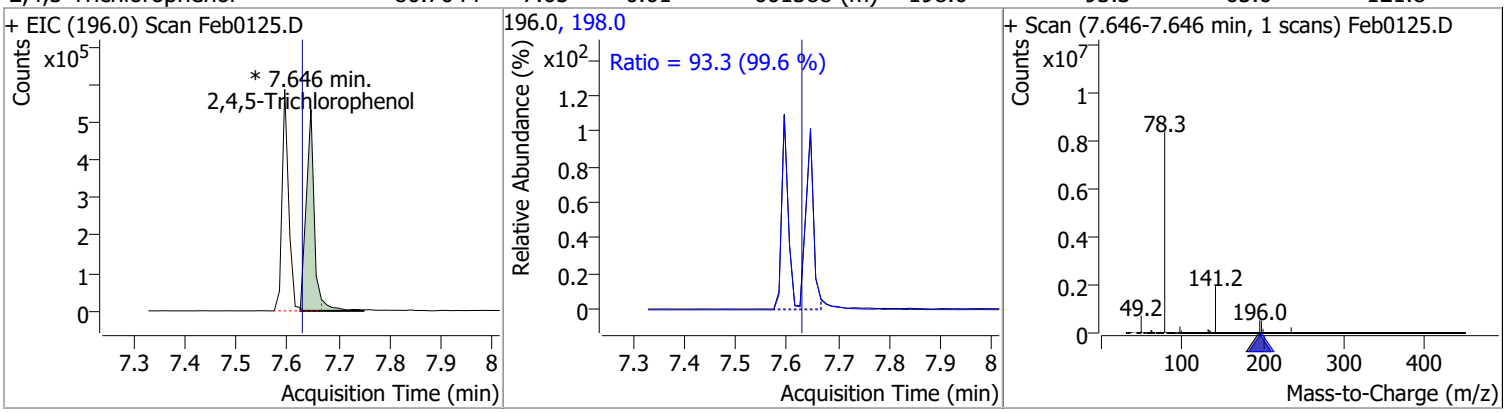

Compound	Conc.	RT	Dev(Min)	Resp.	QIon	QRatio	Lower	Upper
2-Fluorobiphenyl	73.6247	7.70	0.00	2147660	171.0	34.3	23.8	44.1

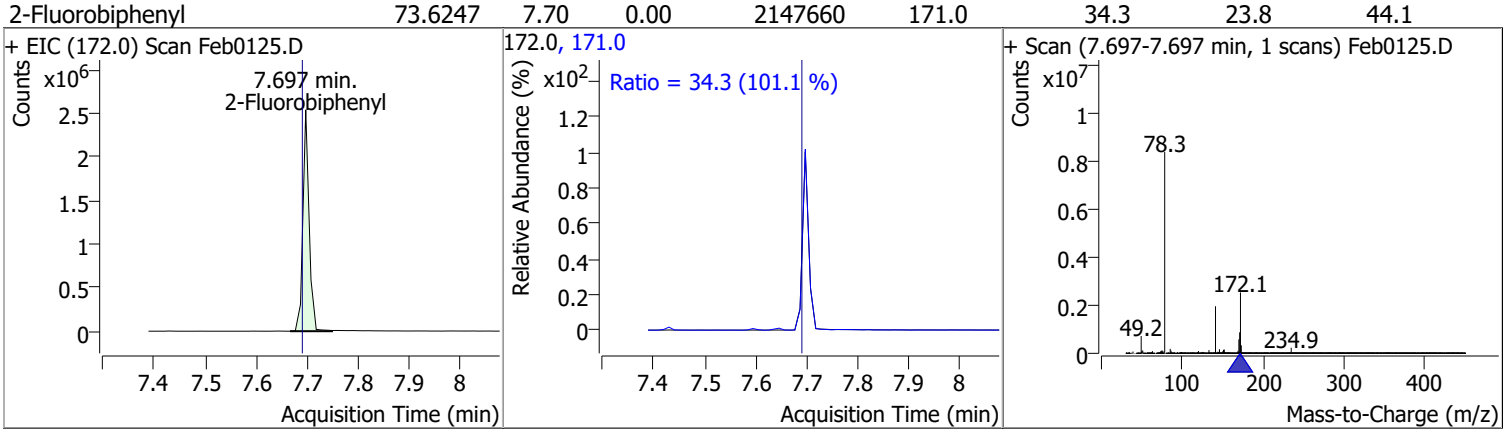

Compound	Conc.	RT	Dev(Min)	Resp.	QIon	QRatio	Lower	Upper
2-Chloronaphthalene	81.1945	7.81	0.00	1944811	127.0	37.6	25.7	47.7
					164.0	32.6	22.6	41.9

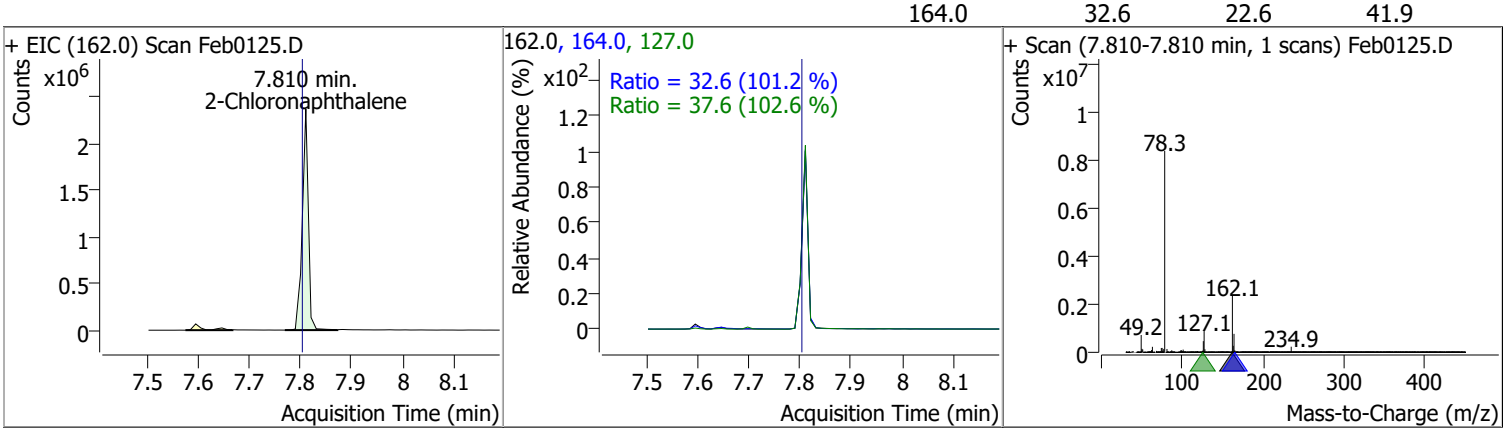

Compound	Conc.	RT	Dev(Min)	Resp.	QIon	QRatio	Lower	Upper
2-Nitroaniline	76.6886	7.96	0.00	274876	138.0	121.2	84.5	156.9

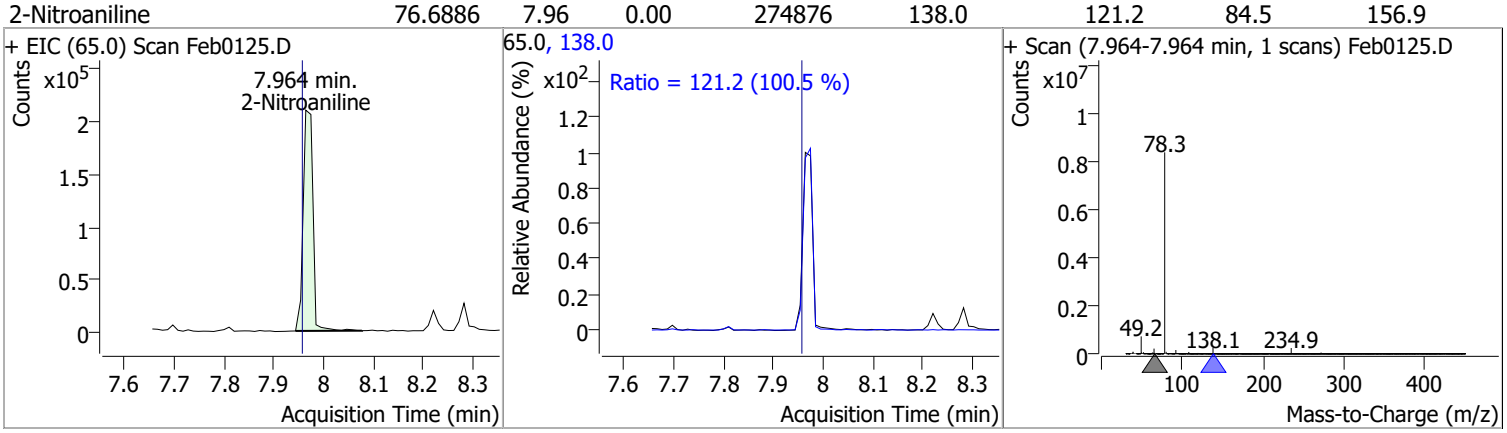

Compound	Conc.	RT	Dev(Min)	Resp.	QIon	QRatio	Lower	Upper
Dimethyl Phthalate	77.1311	8.22	0.00	1925302	77.0	20.3	13.0	24.2

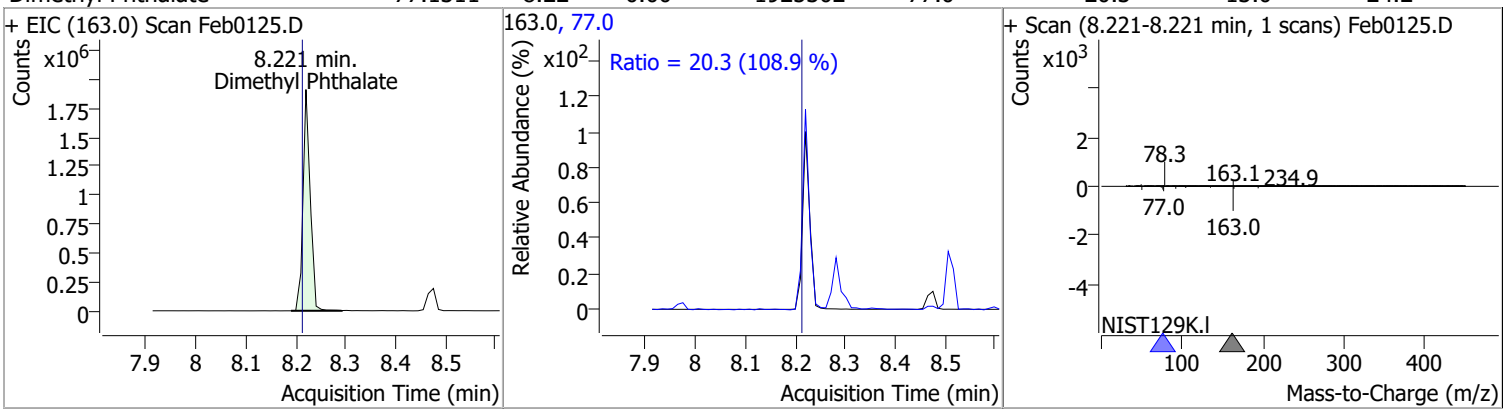

Compound	Conc.	RT	Dev(Min)	Resp.	QIon	QRatio	Lower	Upper
2,6-Dinitrotoluene	81.0956	8.28	0.00	252737	63.0	132.2	82.2	152.7
					89.0	63.6	40.8	75.8

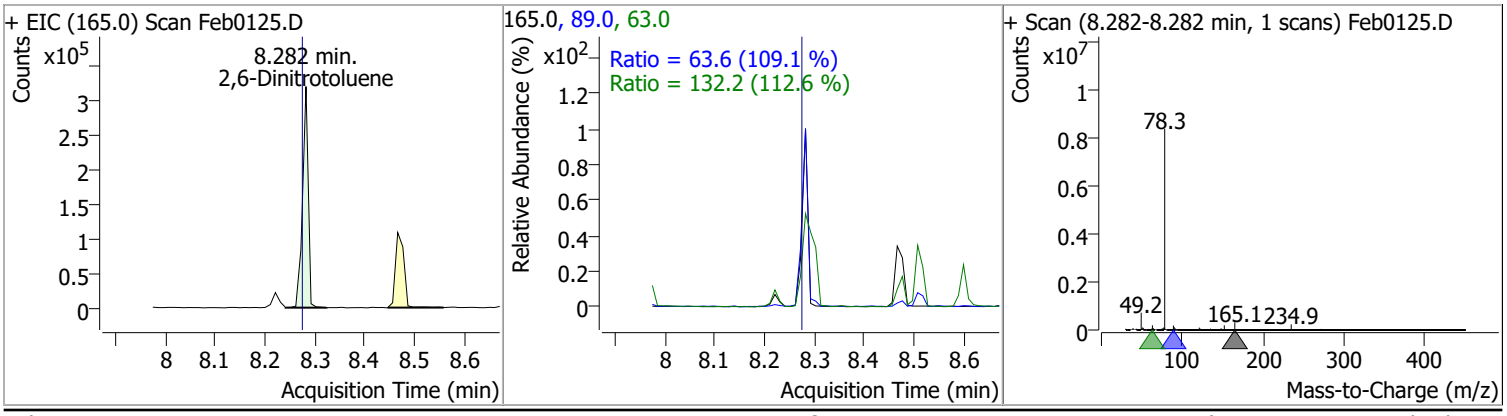

Quantitation Results Report (QT Reviewed)

Compound	Conc.	RT	Dev(Min)	Resp.	QIon	QRatio	Lower	Upper
Acenaphthylene	77.4241	8.29	-0.01	2998347	153.1	13.9	9.8	18.2

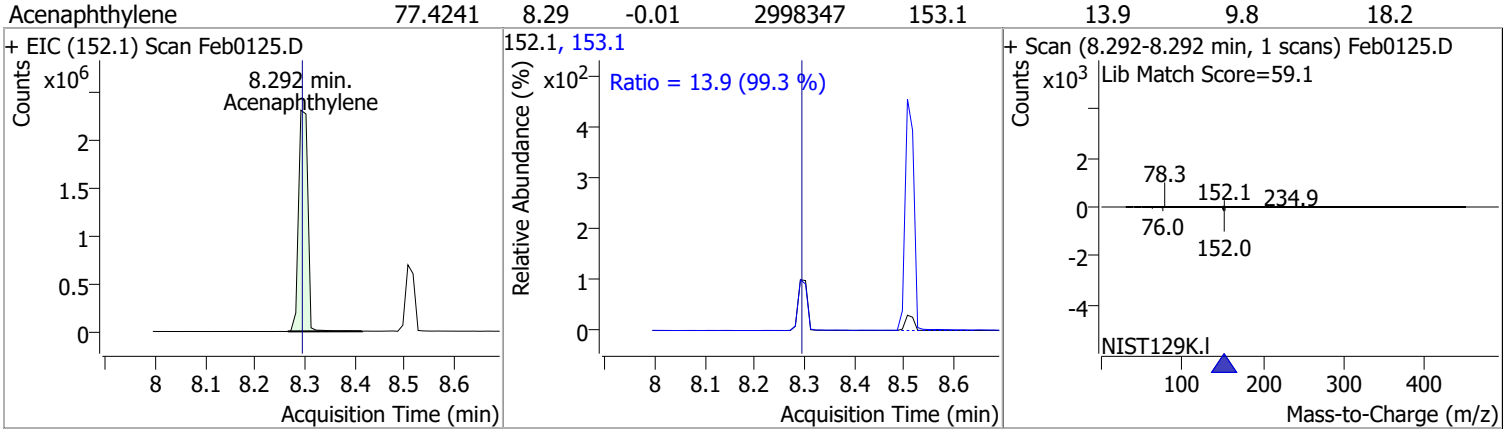

Compound	Conc.	RT	Dev(Min)	Resp.	QIon	QRatio	Lower	Upper
3-Nitroaniline	80.7783	8.48	0.00	286590	65.0	129.2	84.7	157.3
					92.0	111.7	71.7	133.2

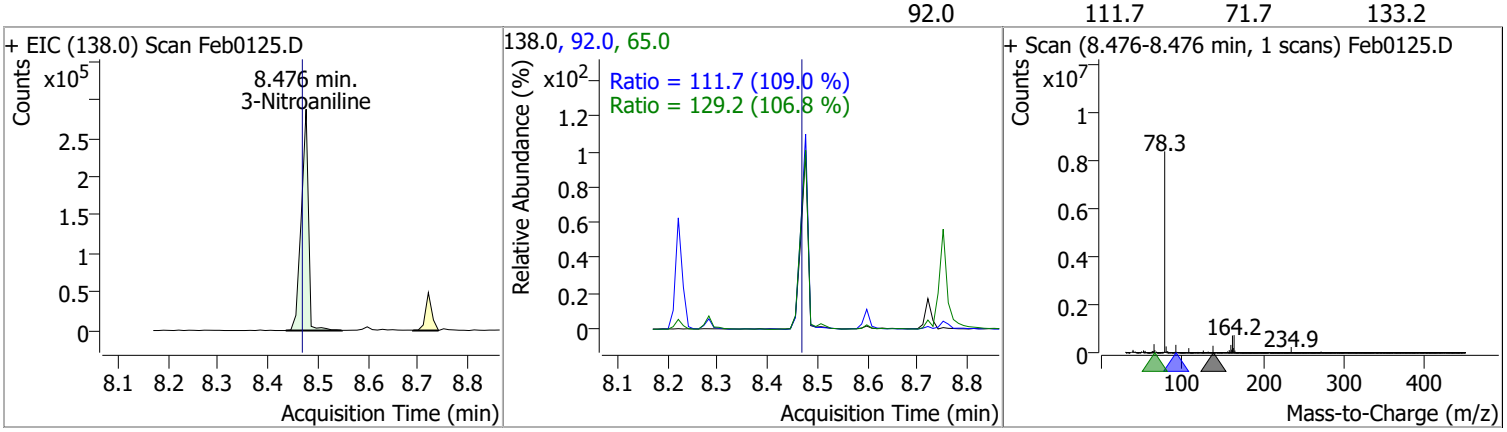

Compound	Conc.	RT	Dev(Min)	Resp.	QIon	QRatio	Lower	Upper
Acenaphthene	73.5244	8.51	-0.01	1647093 (m)	153.0	109.6	76.5	142.0
					152.0	51.7	35.8	66.4

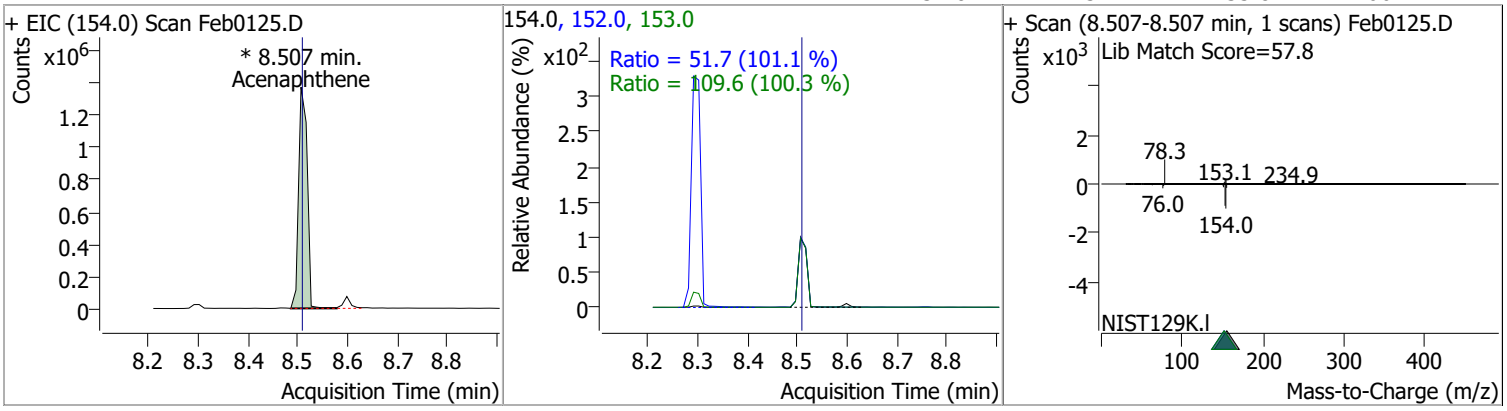

Compound	Conc.	RT	Dev(Min)	Resp.	QIon	QRatio	Lower	Upper
2,4-Dinitrophenol	62.7399	8.60	0.00	114123	154.0	64.4	44.4	82.5

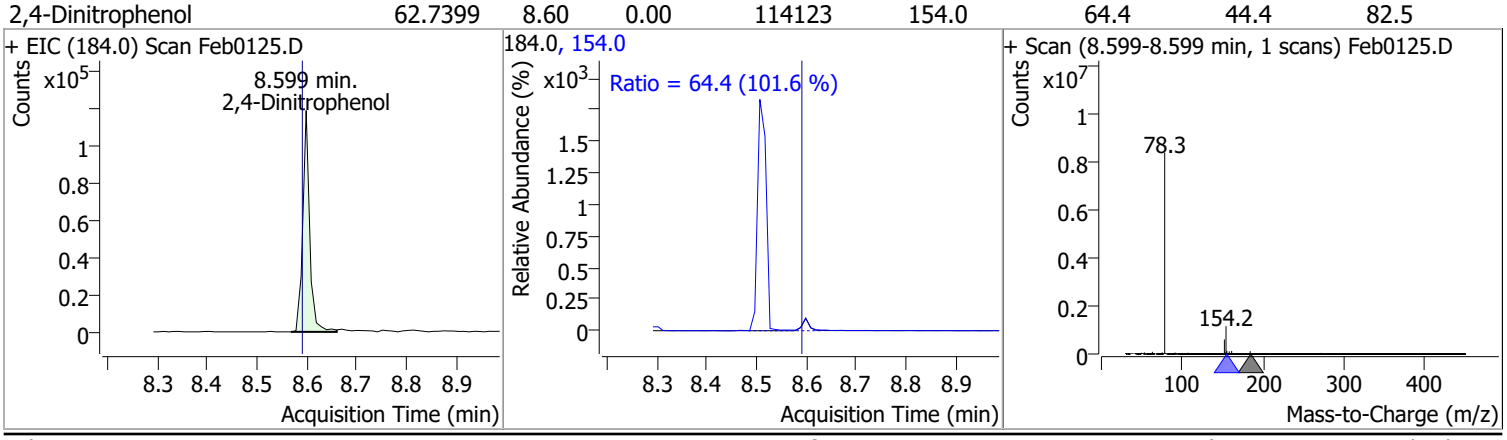

Compound	Conc.	RT	Dev(Min)	Resp.	QIon	QRatio	Lower	Upper
Dibenzofuran	74.7875	8.72	0.00	2577516	139.0	45.8	30.2	56.0

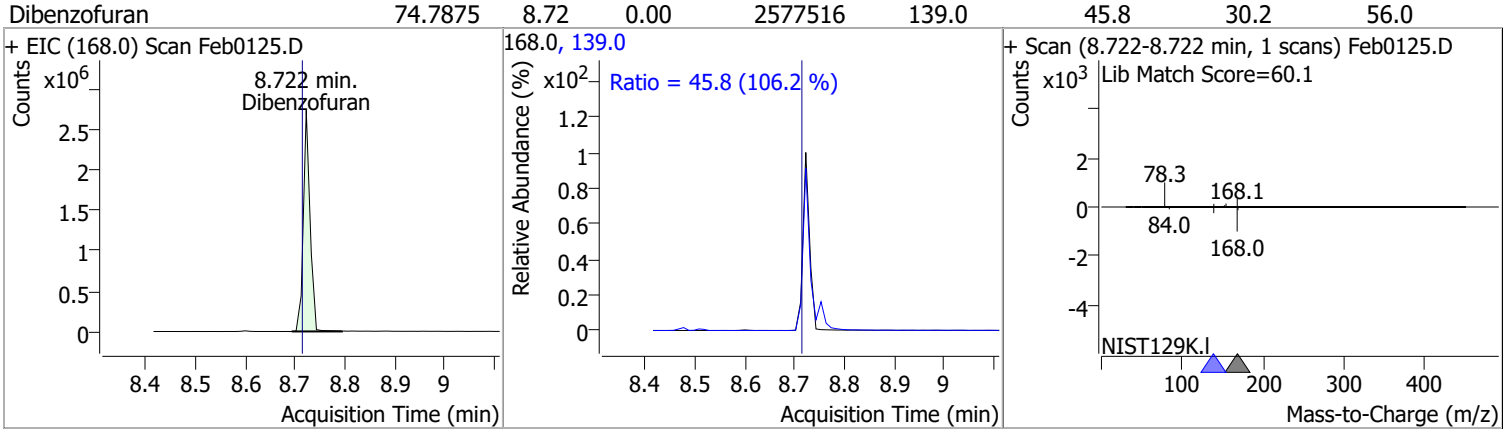

Compound	Conc.	RT	Dev(Min)	Resp.	QIon	QRatio	Lower	Upper
4-Nitrophenol	80.9664	8.75	0.01	291007	139.0	405.4	266.4	494.7
					65.0	76.2	56.8	105.6

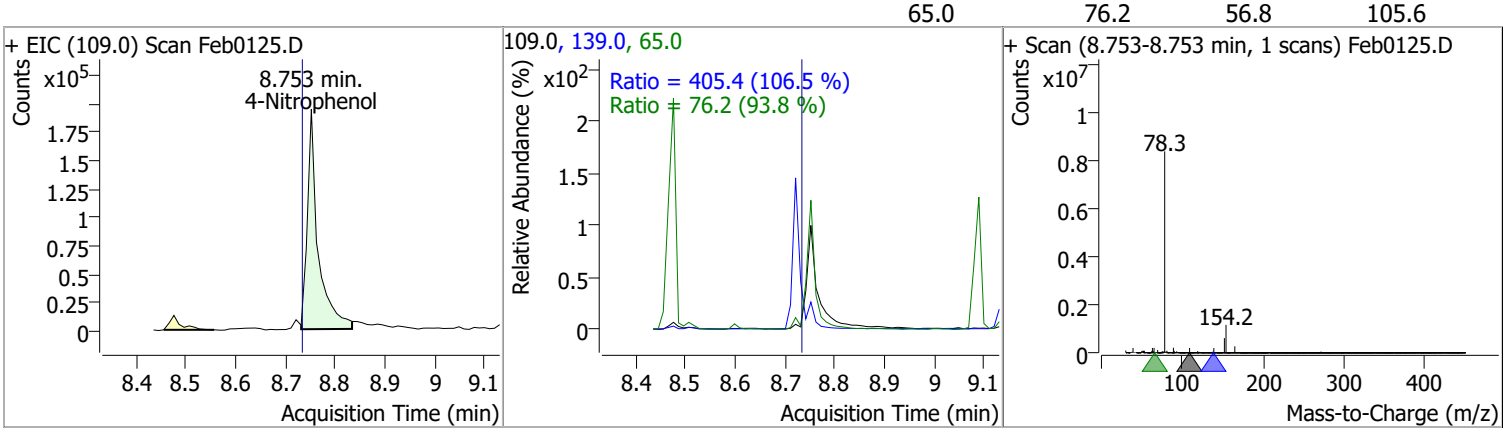

Compound	Conc.	RT	Dev(Min)	Resp.	QIon	QRatio	Lower	Upper
2,4-Dinitrotoluene	71.4396	8.75	0.00	298867	63.0	67.4	47.5	88.1
					89.0	70.7	45.8	85.1

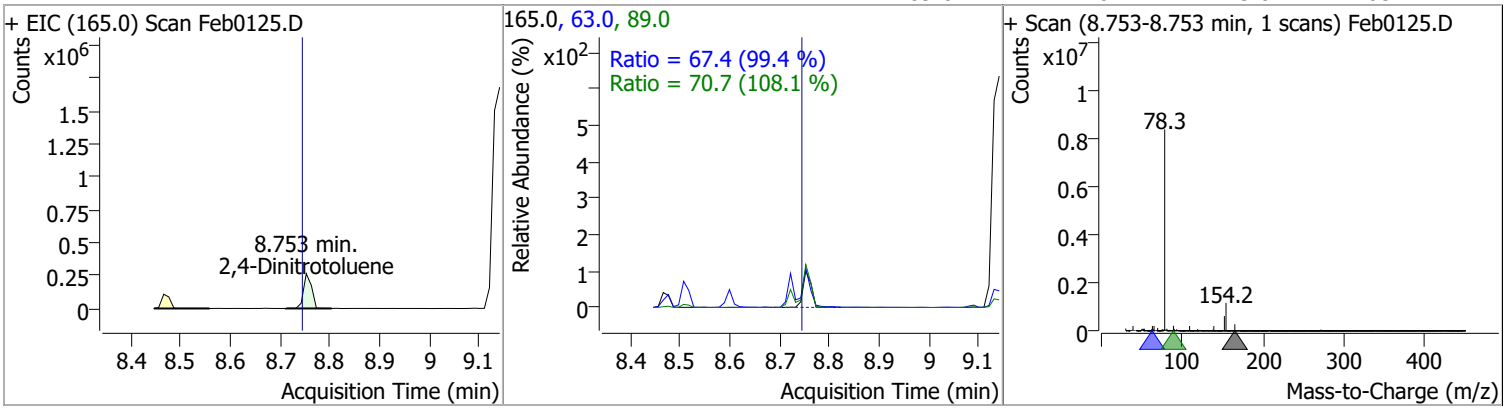

Compound	Conc.	RT	Dev(Min)	Resp.	QIon	QRatio	Lower	Upper
Diethylphthalate	81.0803	9.09	0.00	2090630	177.0	20.9	14.8	27.5
					150.0	12.5	8.8	16.3

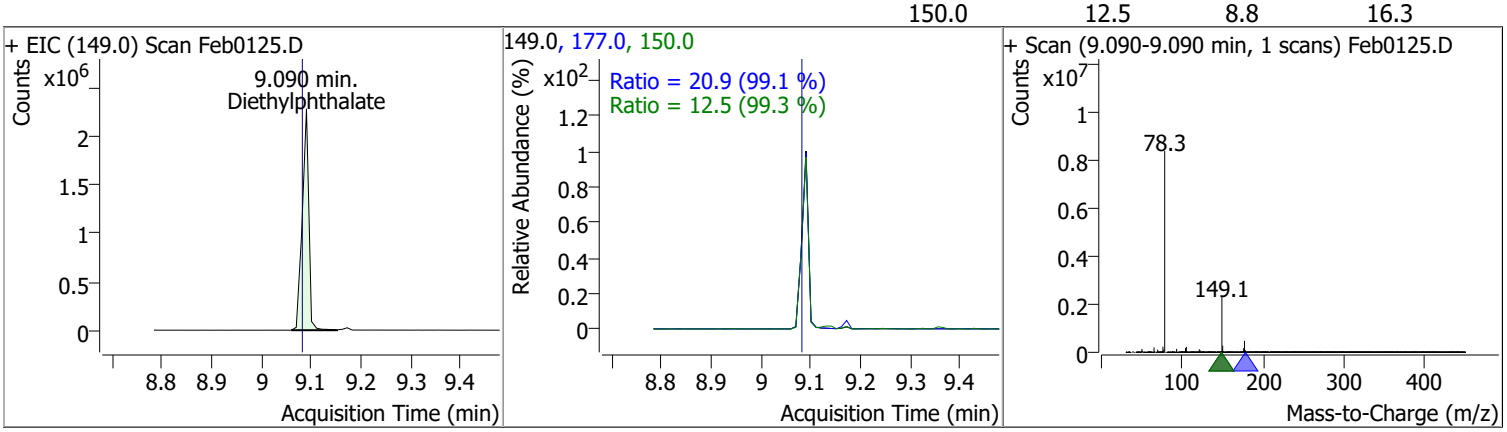

Compound	Conc.	RT	Dev(Min)	Resp.	QIon	QRatio	Lower	Upper
Fluorene	71.6292	9.14	0.00	2237440	165.0	93.3	64.8	120.4
					167.0	13.6	9.1	16.9

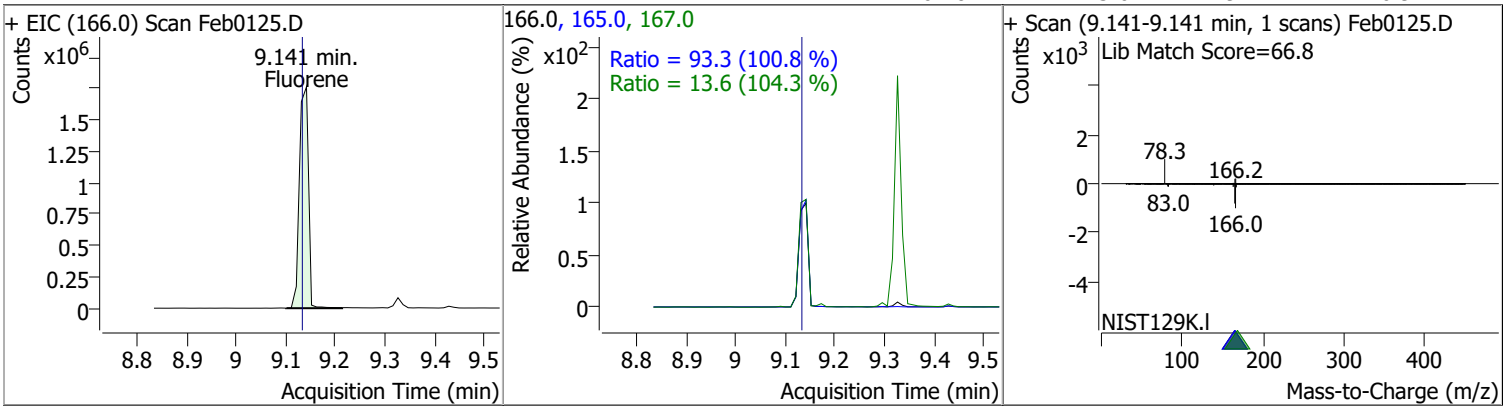

Compound	Conc.	RT	Dev(Min)	Resp.	QIon	QRatio	Lower	Upper
4-Chlorophenyl-phenylether	80.2758	9.17	0.00	1085592	141.0	61.2	43.9	81.5
					206.0	33.6	23.2	43.1

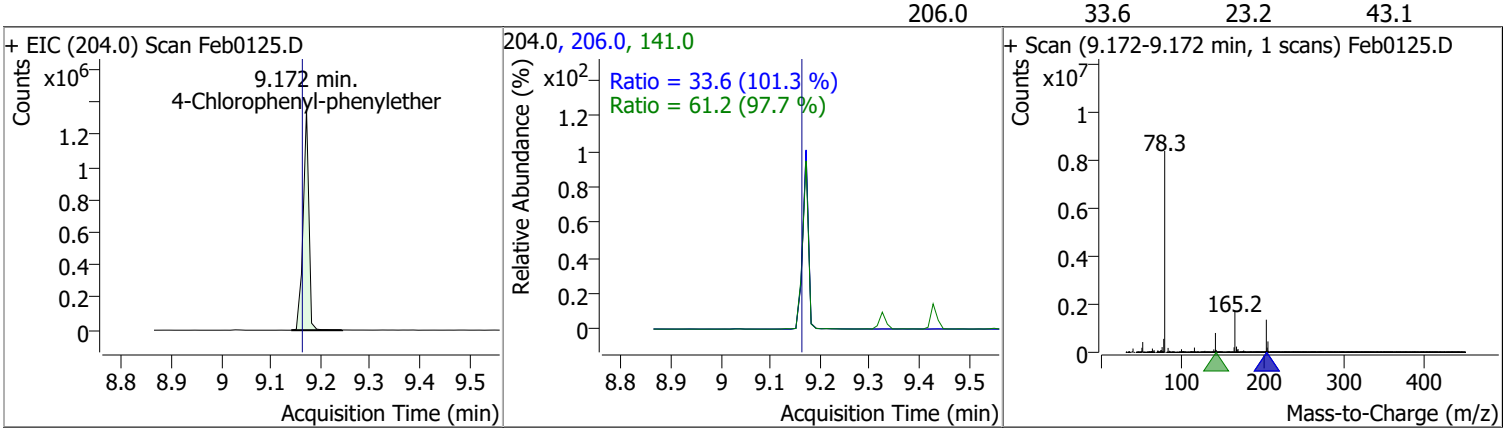

Quantitation Results Report (QT Reviewed)

Compound	Conc.	RT	Dev(Min)	Resp.	QIon	QRatio	Lower	Upper
4-Nitroaniline	76.6391	9.22	0.01	273731	65.0	94.9	70.9	131.7
					92.0	47.2	35.8	66.6

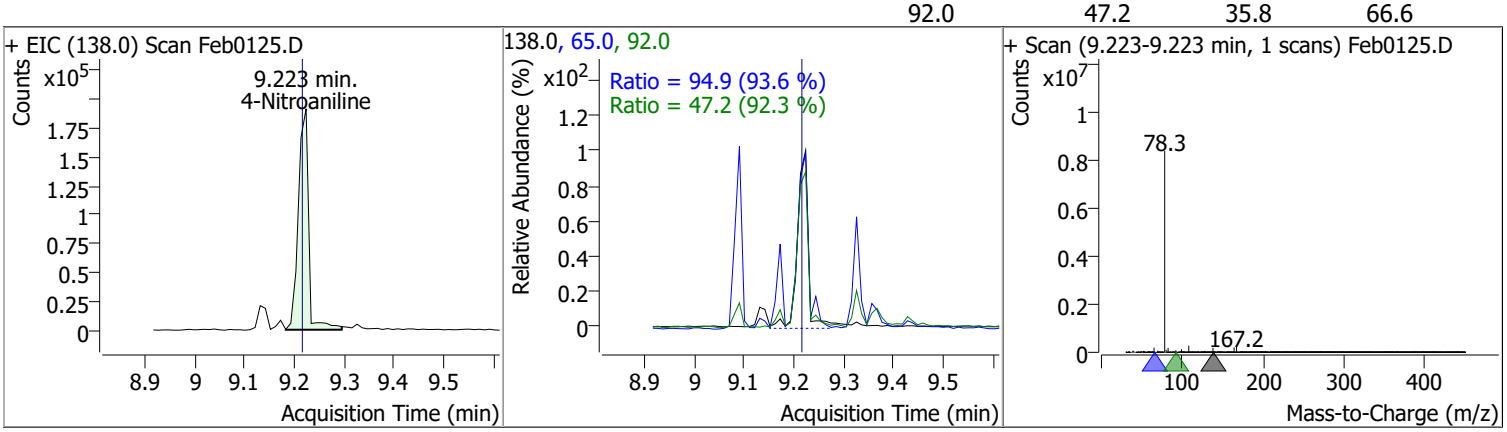

Compound	Conc.	RT	Dev(Min)	Resp.	QIon	QRatio	Lower	Upper
4,6-Dinitro-2-methylphenol	61.4654	9.24	0.00	152546 (m)	121.0	49.1	32.5	60.3

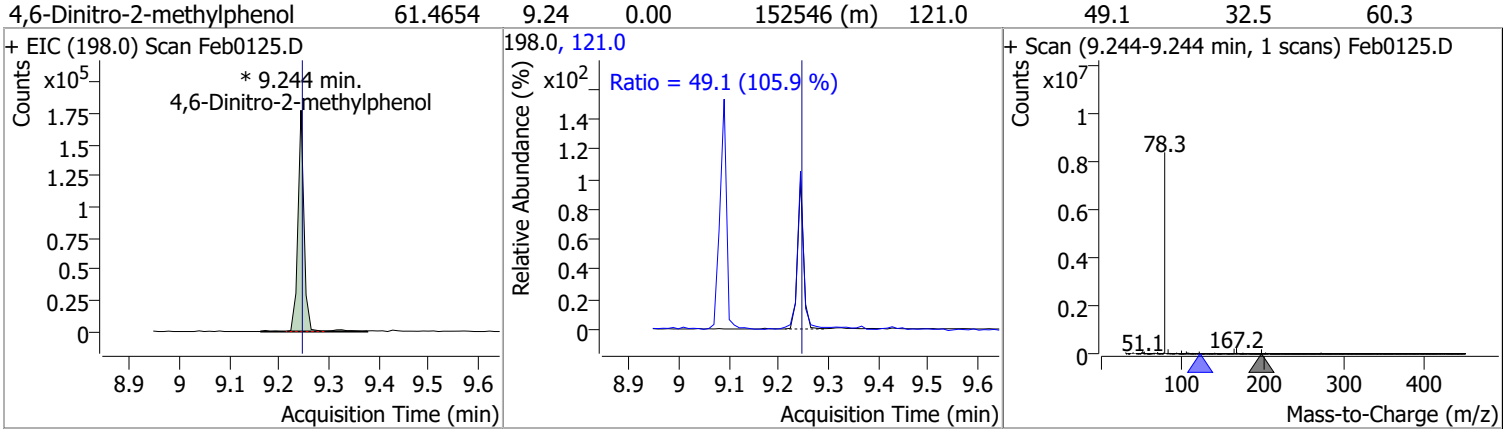

Compound	Conc.	RT	Dev(Min)	Resp.	QIon	QRatio	Lower	Upper
N-nitrosodiphenylamine	67.6593	9.33	0.00	1448051	168.0	62.2	44.3	82.3
					167.0	33.8	24.0	44.6

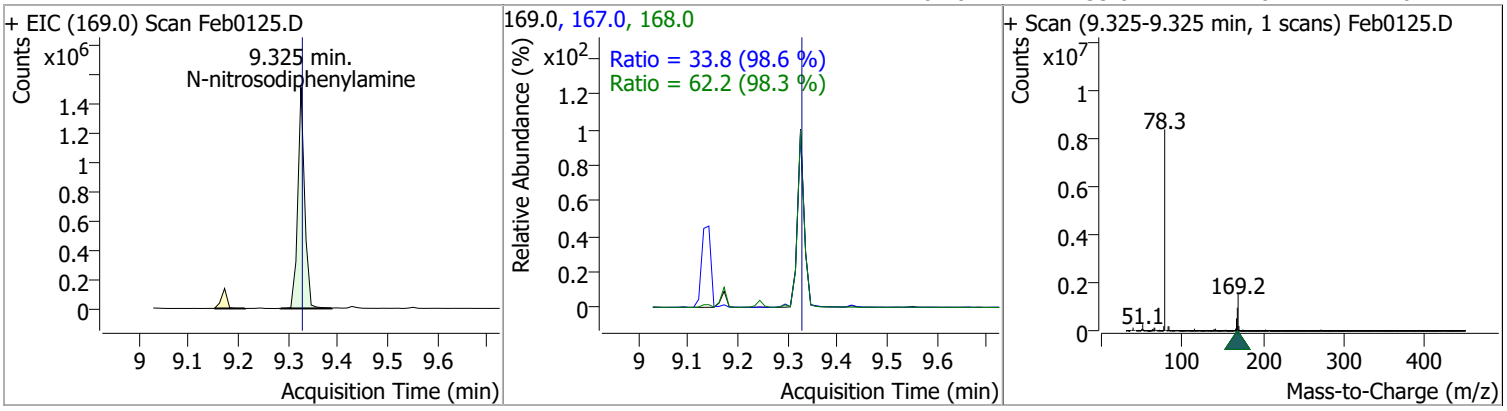

Quantitation Results Report (QT Reviewed)

Compound	Conc.	RT	Dev(Min)	Resp.	QIon	QRatio	Lower	Upper
Azobenzene	73.6816	9.36	0.00	1801152	51.0	34.3	26.4	49.0
					182.0	26.1	19.2	35.7

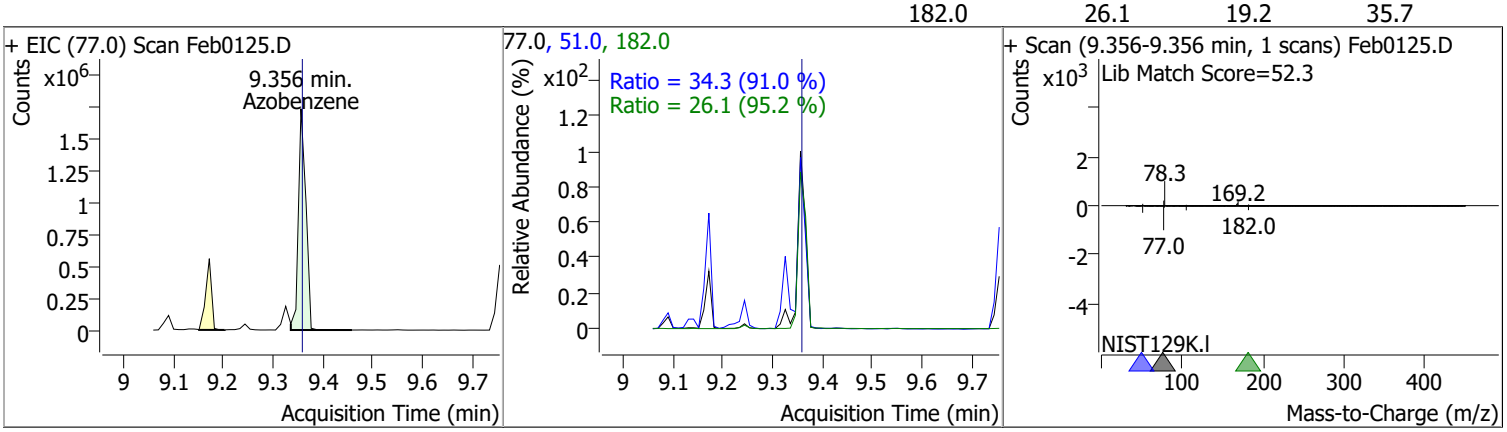

Compound	Conc.	RT	Dev(Min)	Resp.	QIon	QRatio	Lower	Upper
2,4,6-Tribromophenol	73.2291	9.43	0.00	187193	331.8	90.5	65.5	121.6

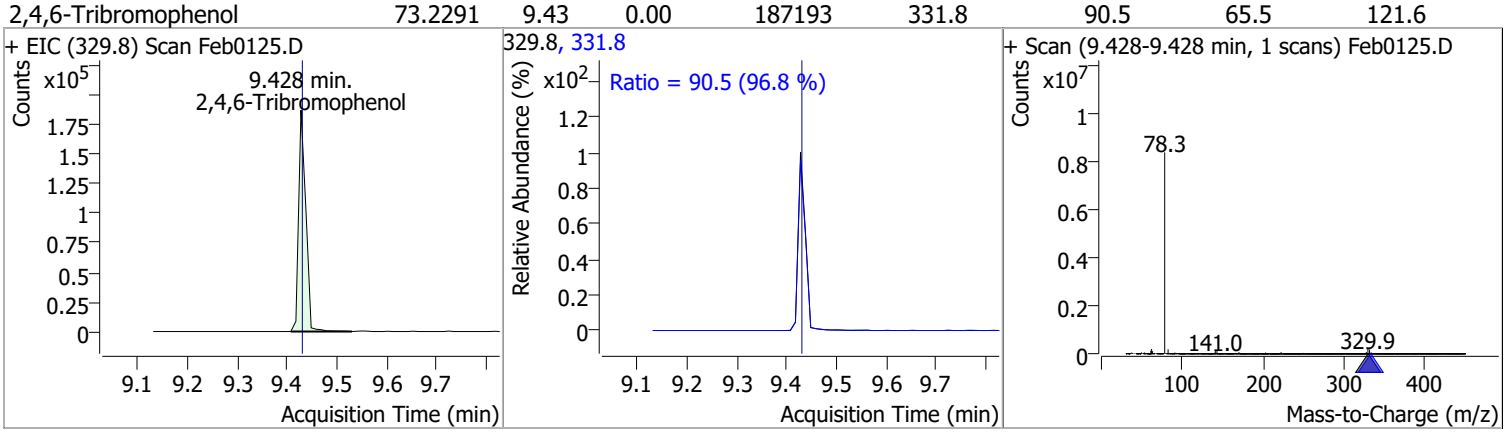

Compound	Conc.	RT	Dev(Min)	Resp.	QIon	QRatio	Lower	Upper
4-Bromophenyl-phenylether	73.6309	9.76	0.00	587333	141.0	100.2	72.5	134.6
					250.0	96.2	70.4	130.7

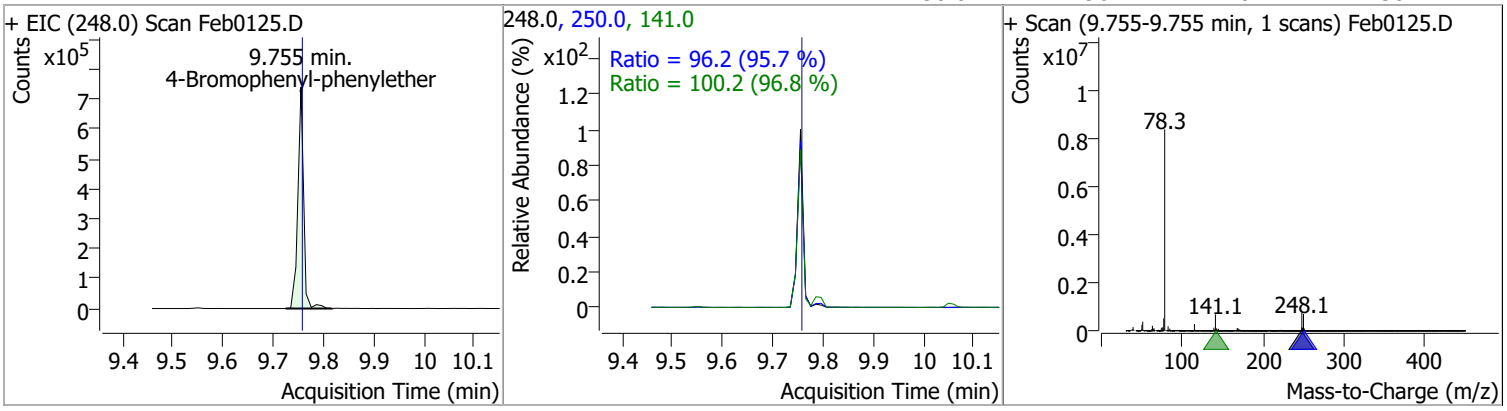

Compound	Conc.	RT	Dev(Min)	Resp.	QIon	QRatio	Lower	Upper
Hexachlorobenzene	72.1139	9.80	0.00	590484	142.0	49.5	33.1	61.5

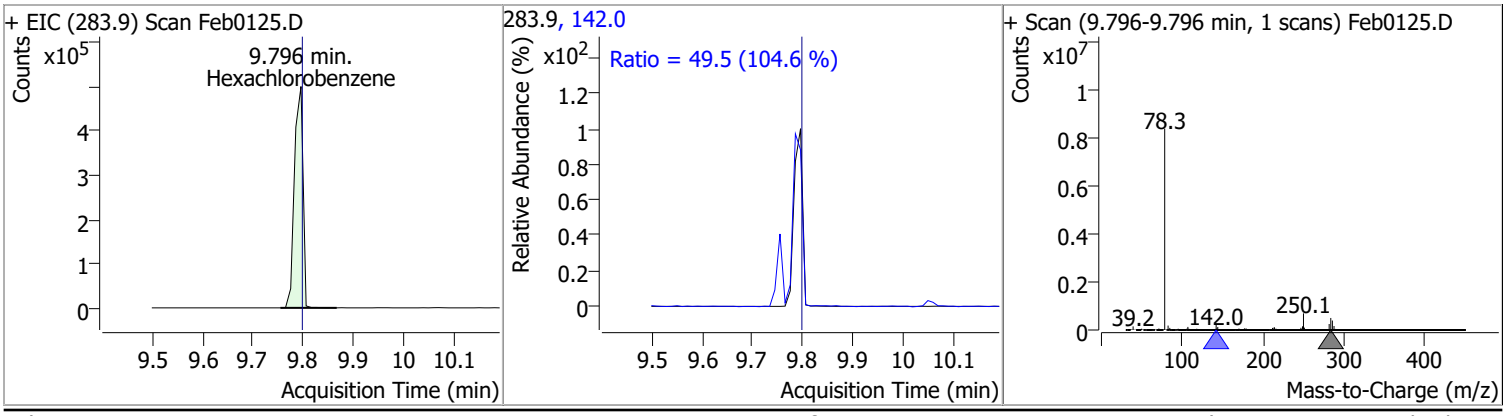

Quantitation Results Report (QT Reviewed)

Compound	Conc.	RT	Dev(Min)	Resp.	QIon	QRatio	Lower	Upper
Pentachlorophenol	70.8537	10.05	0.00	276028	267.9	64.8	45.7	84.8
					263.9	65.1	43.8	81.4

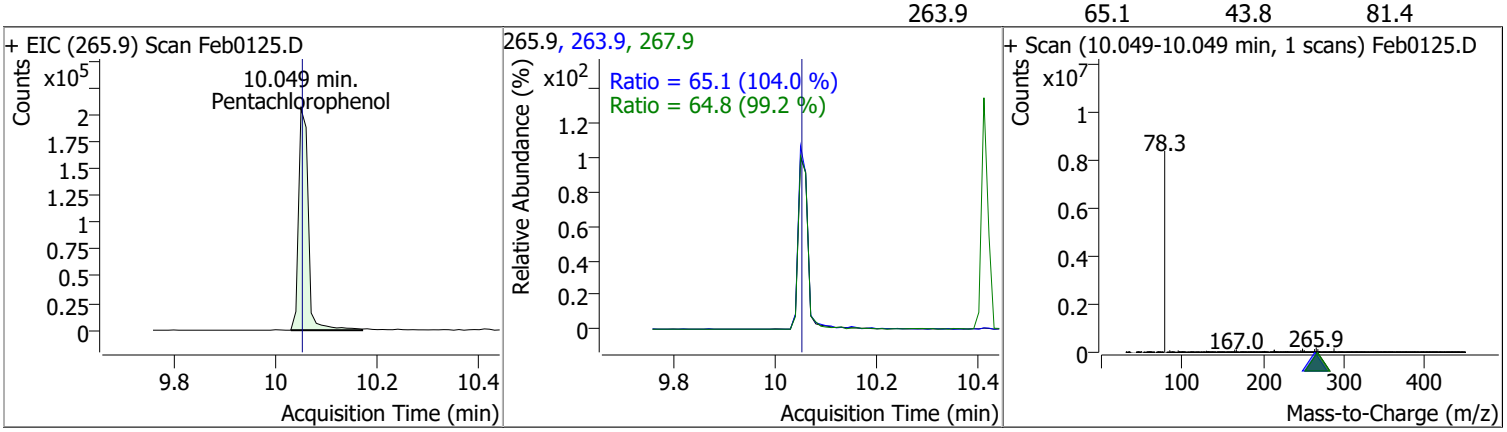

Compound	Conc.	RT	Dev(Min)	Resp.	QIon	QRatio	Lower	Upper
Phenanthrene	69.7177	10.28	-0.01	3061187	176.0	18.8	13.2	24.5

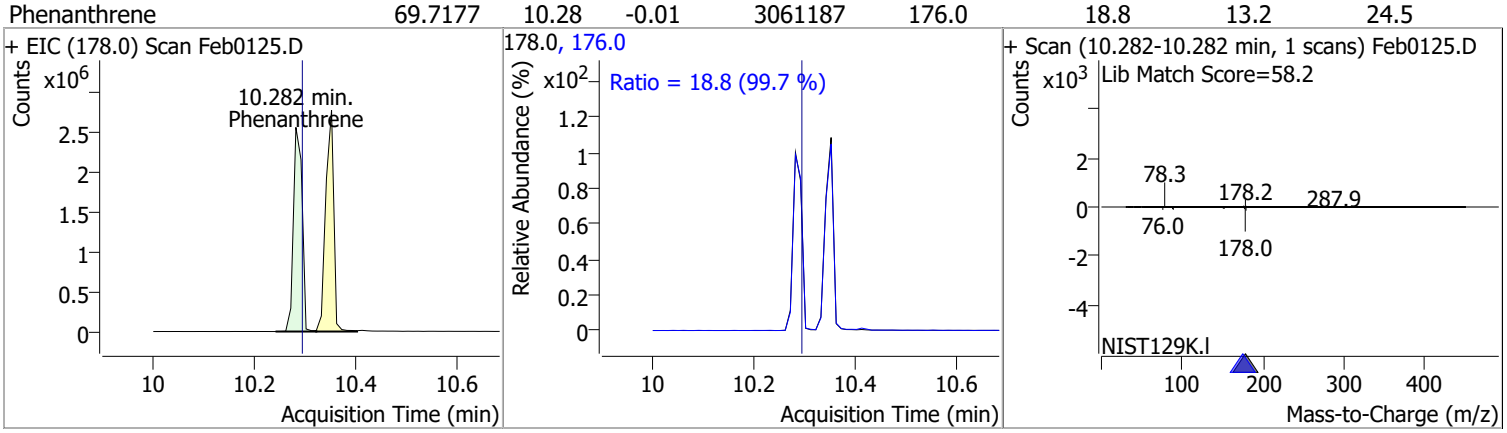

Compound	Conc.	RT	Dev(Min)	Resp.	QIon	QRatio	Lower	Upper
Anthracene	75.3656	10.35	0.00	3056775	176.0	18.4	12.7	23.5

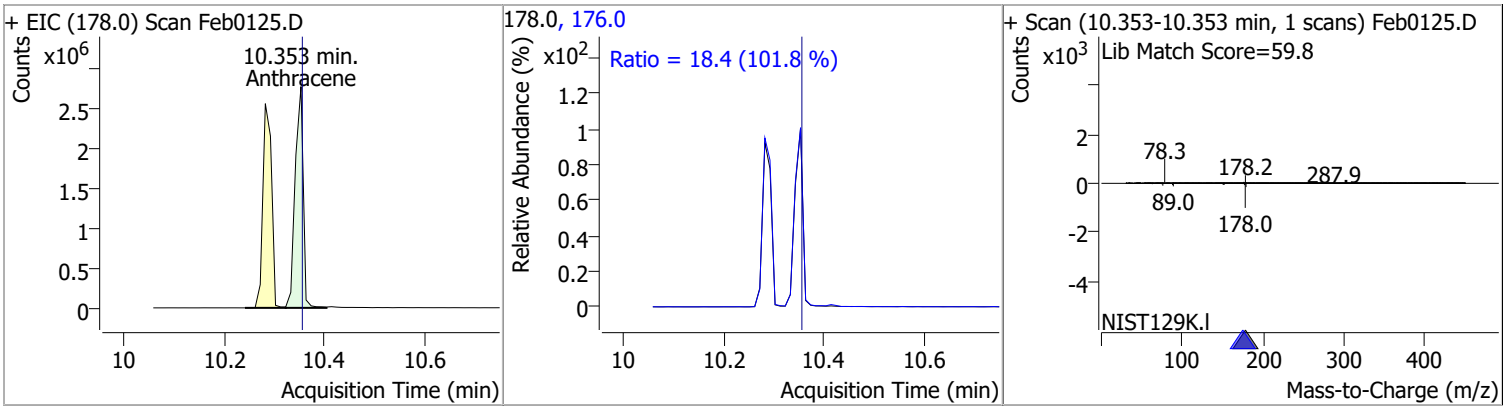

Compound	Conc.	RT	Dev(Min)	Resp.	QIon	QRatio	Lower	Upper
Triallate	77.8497	10.41	0.00	665437	268.0	24.5	19.1	35.4
					143.0	22.5	16.1	30.0

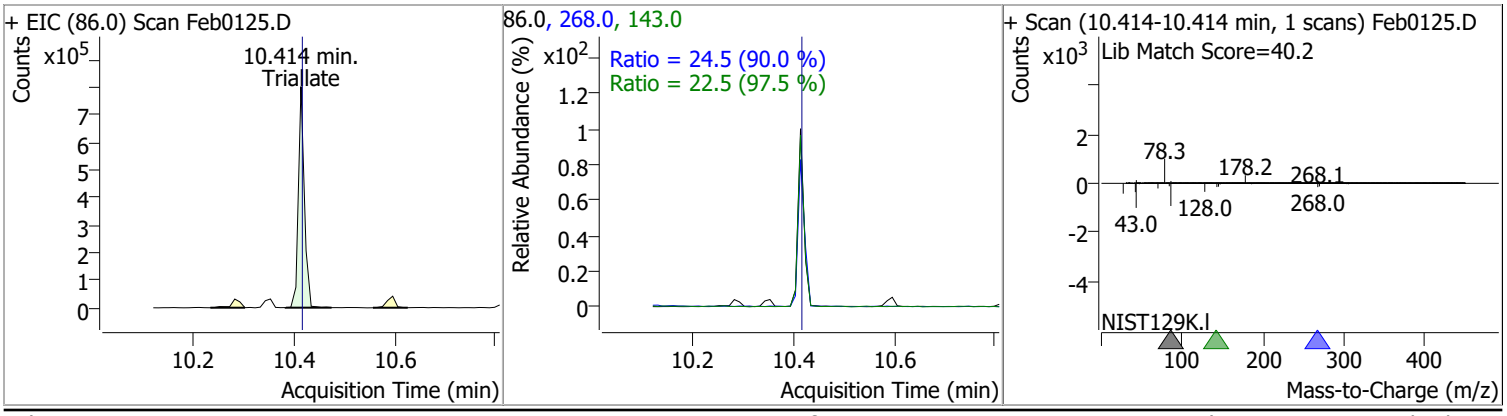

Quantitation Results Report (QT Reviewed)

Compound	Conc.	RT	Dev(Min)	Resp.	QIon	QRatio	Lower	Upper
Carbazole	78.4301	10.60	0.00	2930457	139.0	13.3	9.1	16.9

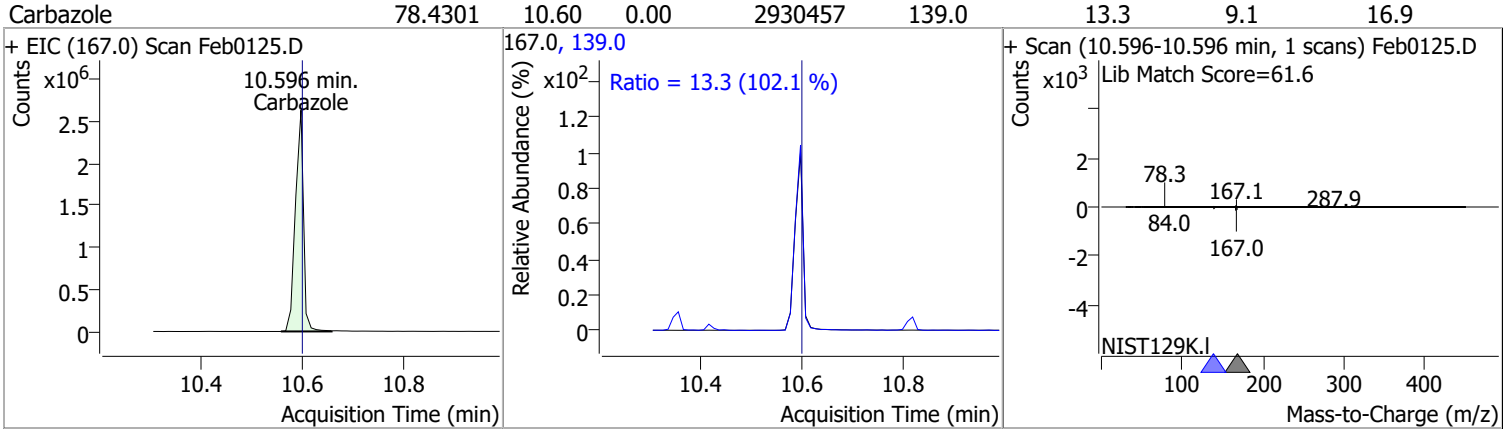

Compound	Conc.	RT	Dev(Min)	Resp.	QIon	QRatio	Lower	Upper
o-Terphenyl	72.5606	10.82	0.00	1643356	229.0	64.8	44.1	81.9
					215.0	37.7	26.4	49.1

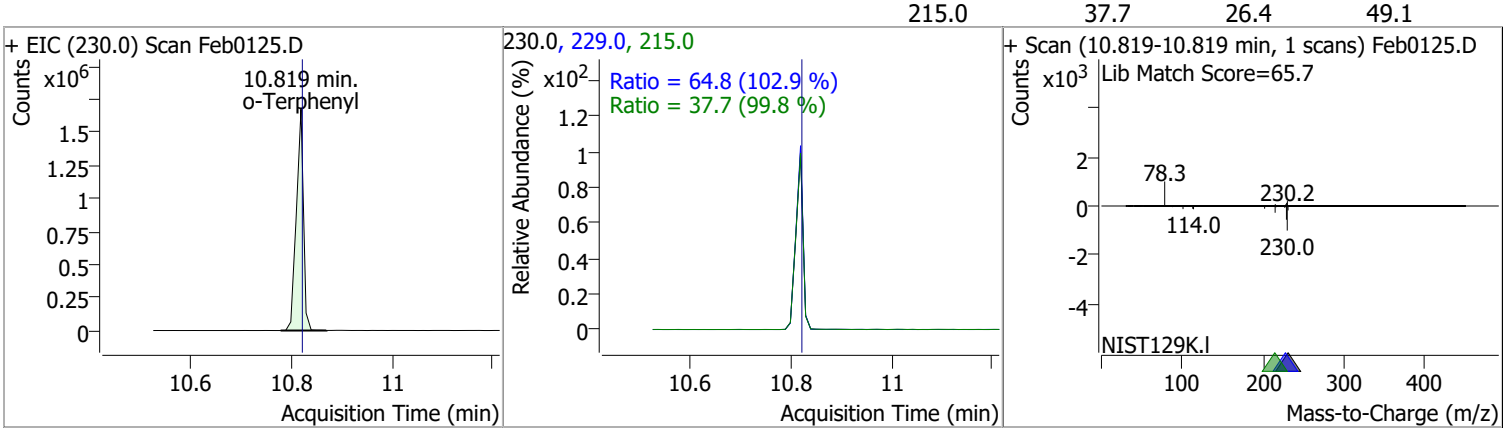

Compound	Conc.	RT	Dev(Min)	Resp.	QIon	QRatio	Lower	Upper
Di-n-Butylphthalate	76.8054	11.20	0.00	2926313	150.0	9.4	6.3	11.6
					104.0	5.9	4.1	7.6

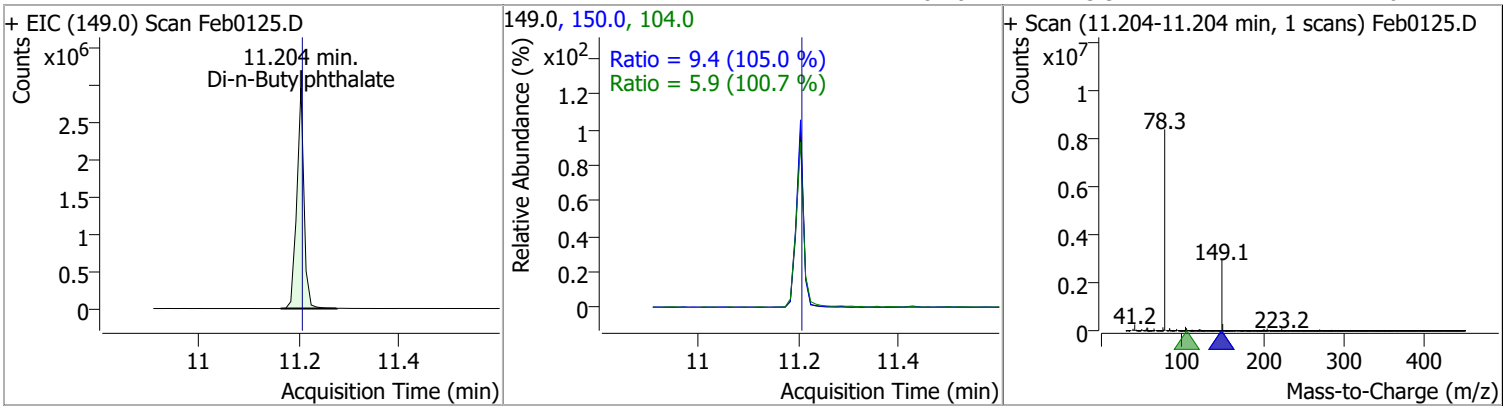

Compound	Conc.	RT	Dev(Min)	Resp.	QIon	QRatio	Lower	Upper
Fluoranthene	67.5560	12.12	0.00	3066541	101.0	13.6	8.6	16.0

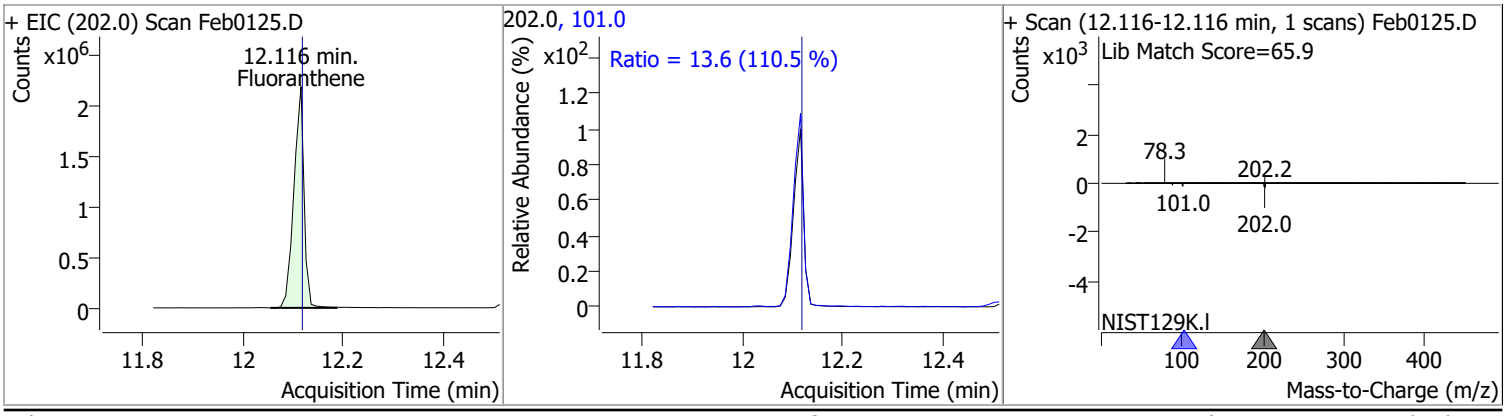

Quantitation Results Report (QT Reviewed)

Compound	Conc.	RT	Dev(Min)	Resp.	QIon	QRatio	Lower	Upper
Benzidine	74.8524	12.50	0.00	1188640	183.0	11.5	8.5	15.8
					92.0	8.6	5.2	9.7

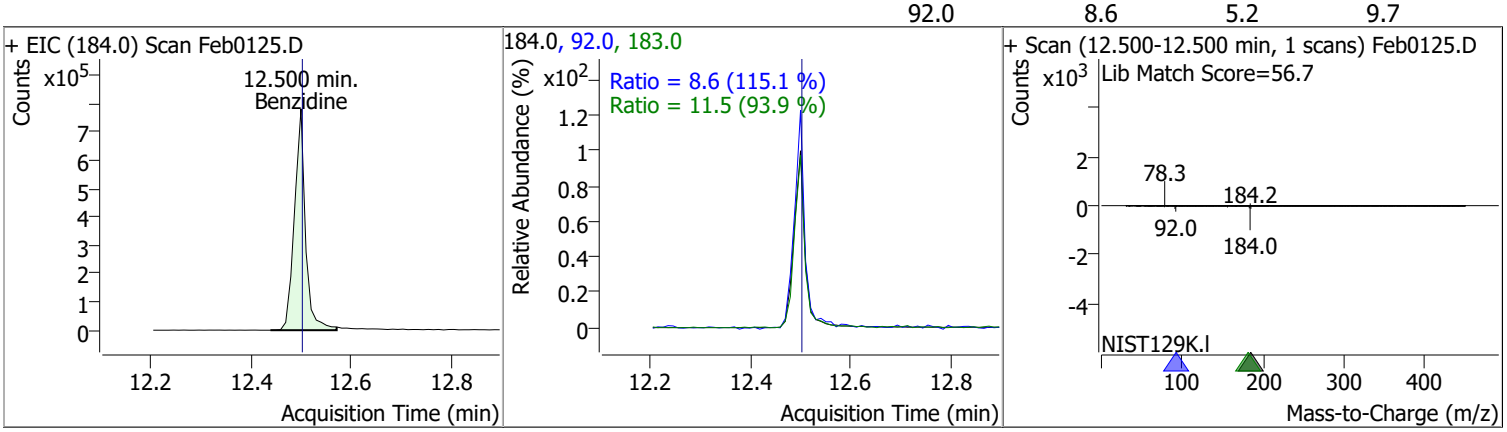

Compound	Conc.	RT	Dev(Min)	Resp.	QIon	QRatio	Lower	Upper
Pyrene	70.7071	12.55	0.00	3250985	101.0	17.0	9.8	18.2

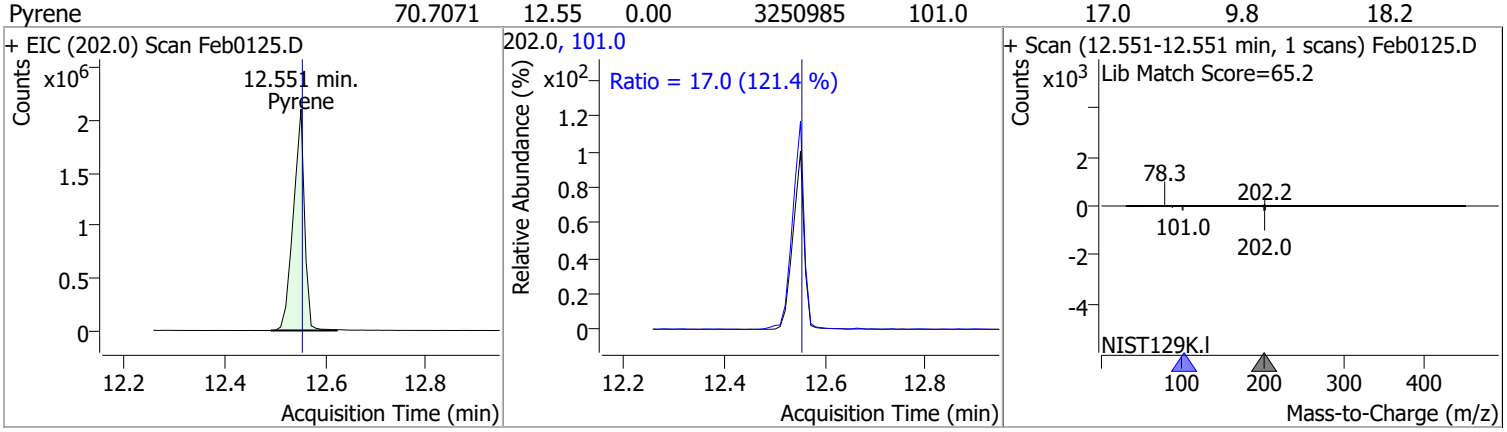

Compound	Conc.	RT	Dev(Min)	Resp.	QIon	QRatio	Lower	Upper
Terphenyl-d14	73.0425	13.06	0.00	2325374	122.0	14.6	8.8	16.4

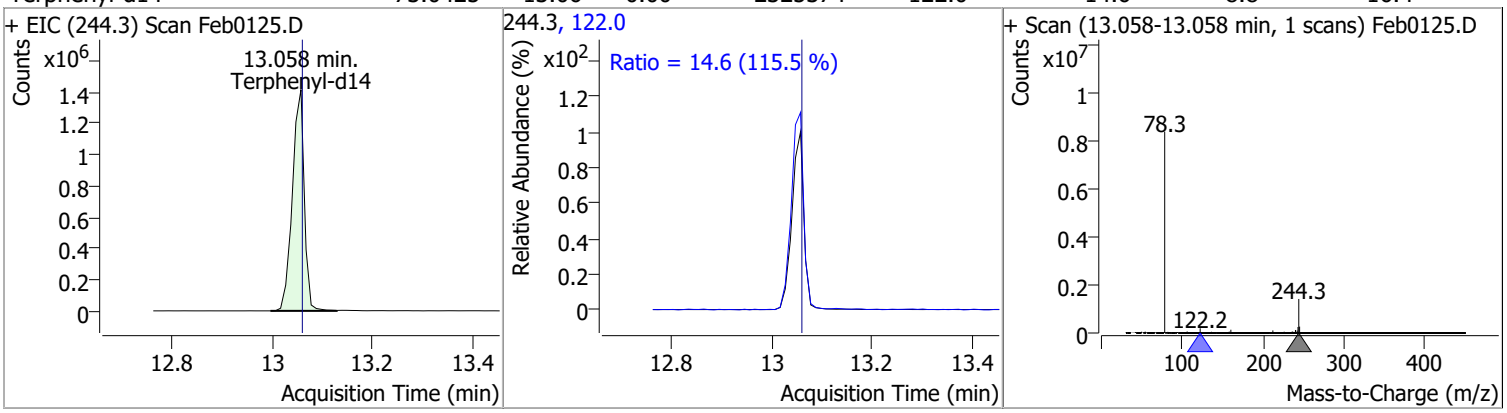

Compound	Conc.	RT	Dev(Min)	Resp.	QIon	QRatio	Lower	Upper
Butylbenzylphthalate	74.6541	14.52	-0.01	980741	91.0	82.4	56.1	104.1
					206.0	17.5	12.9	24.0

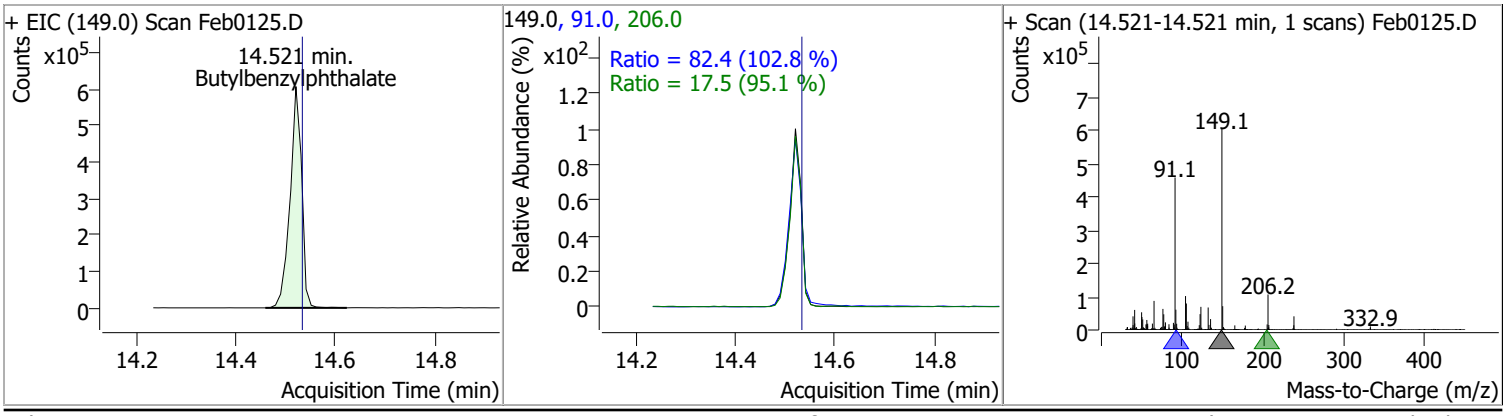

Quantitation Results Report (QT Reviewed)

Compound	Conc.	RT	Dev(Min)	Resp.	QIon	QRatio	Lower	Upper
Benzo(a)Anthracene	71.2376	15.75	-0.01	2501602	226.0	25.8	18.0	33.5
					229.0	20.3	14.6	27.2

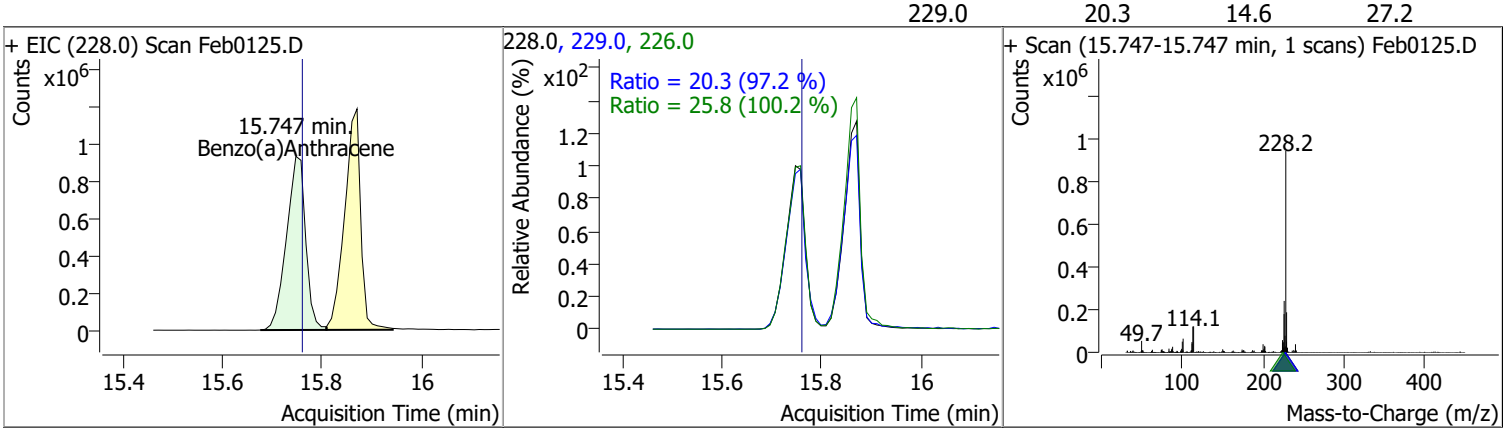

Compound	Conc.	RT	Dev(Min)	Resp.	QIon	QRatio	Lower	Upper
Chrysene	71.0137	15.87	0.00	2675625	226.0	29.4	20.5	38.1
					229.0	20.2	14.2	26.3

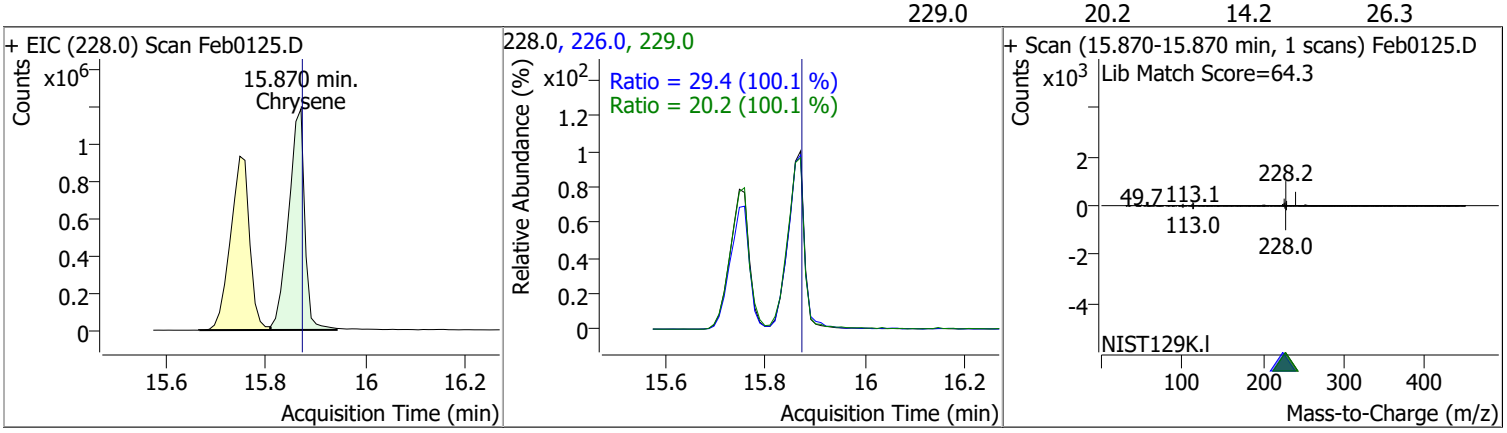

Compound	Conc.	RT	Dev(Min)	Resp.	QIon	QRatio	Lower	Upper
3,3-Dichlorobenzidine	77.0846	15.90	0.00	861015	254.0	63.2	45.2	83.9

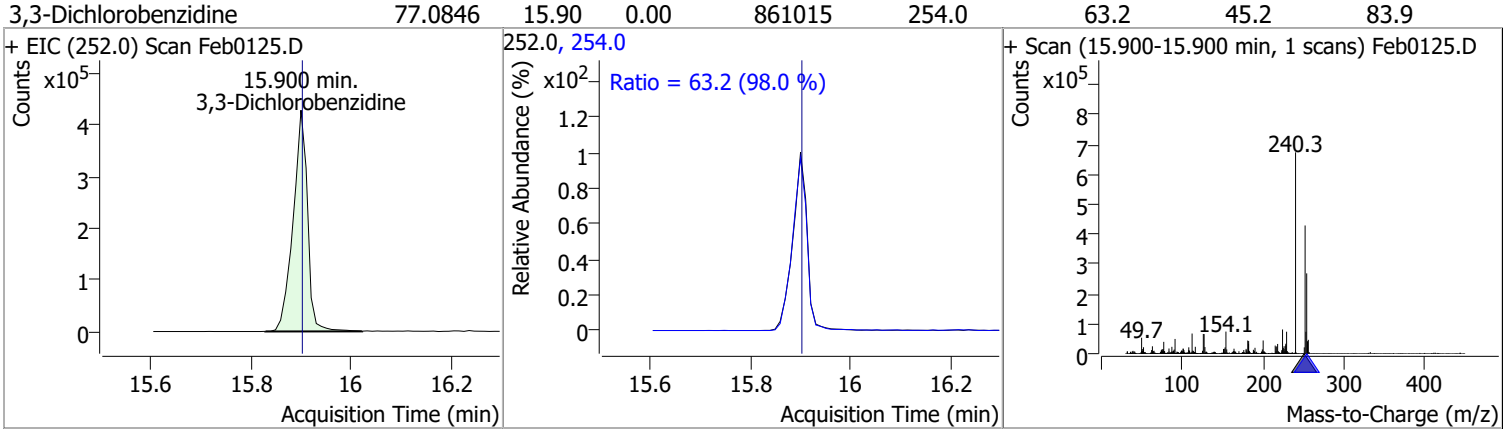

Quantitation Results Report (QT Reviewed)

Compound	Conc.	RT	Dev(Min)	Resp.	QIon	QRatio	Lower	Upper
bis(2-ethylhexyl)Phthalate	73.5691	16.59	-0.01	347217	149.0	382.4	270.0	501.5
					279.0	14.2	10.7	19.9

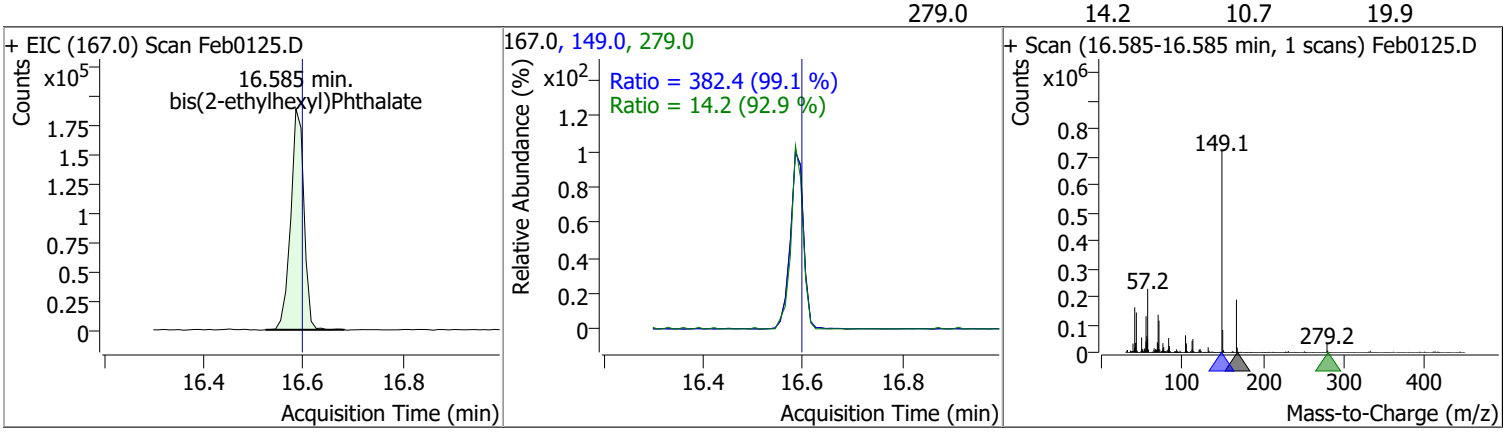

Compound	Conc.	RT	Dev(Min)	Resp.	QIon	QRatio	Lower	Upper
Di-n-octyl Phthalate	75.6372	18.29	0.00	2331252	150.0	9.6	6.7	12.4

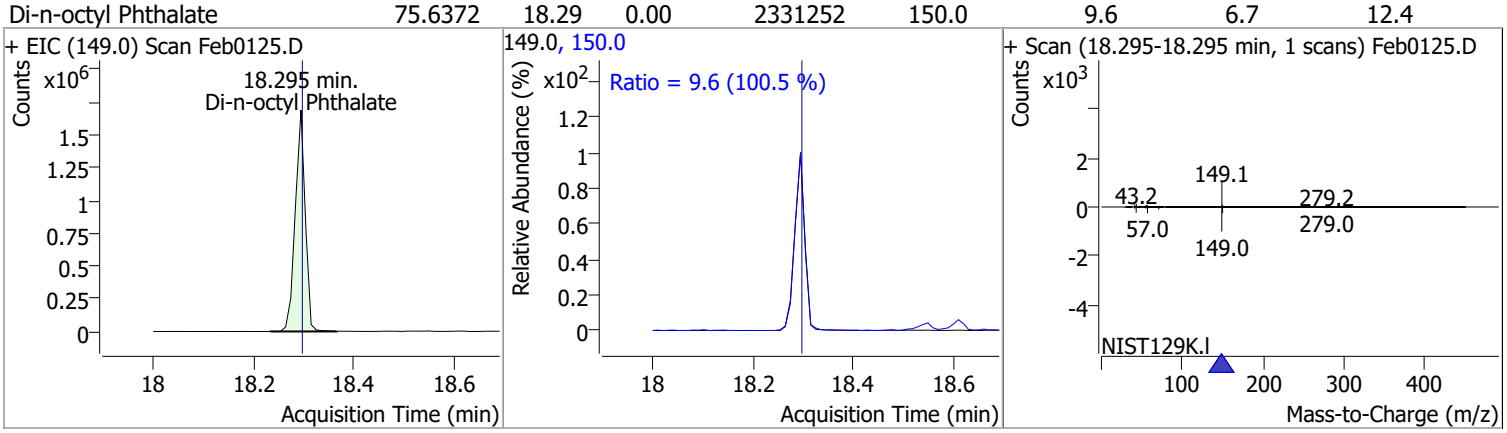

Compound	Conc.	RT	Dev(Min)	Resp.	QIon	QRatio	Lower	Upper
Benzo(b)fluoranthene	75.1880	18.55	0.00	2360069	253.0	22.3	15.7	29.2

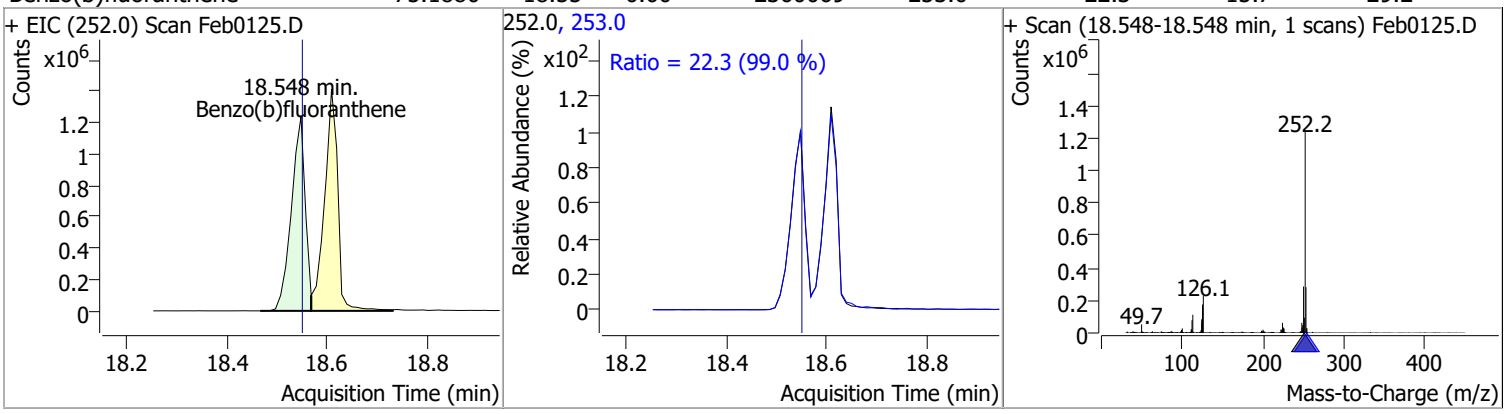

Compound	Conc.	RT	Dev(Min)	Resp.	QIon	QRatio	Lower	Upper
Benzo(k)fluoranthene	74.3604	18.61	0.00	2575659	253.0	22.2	15.9	29.5

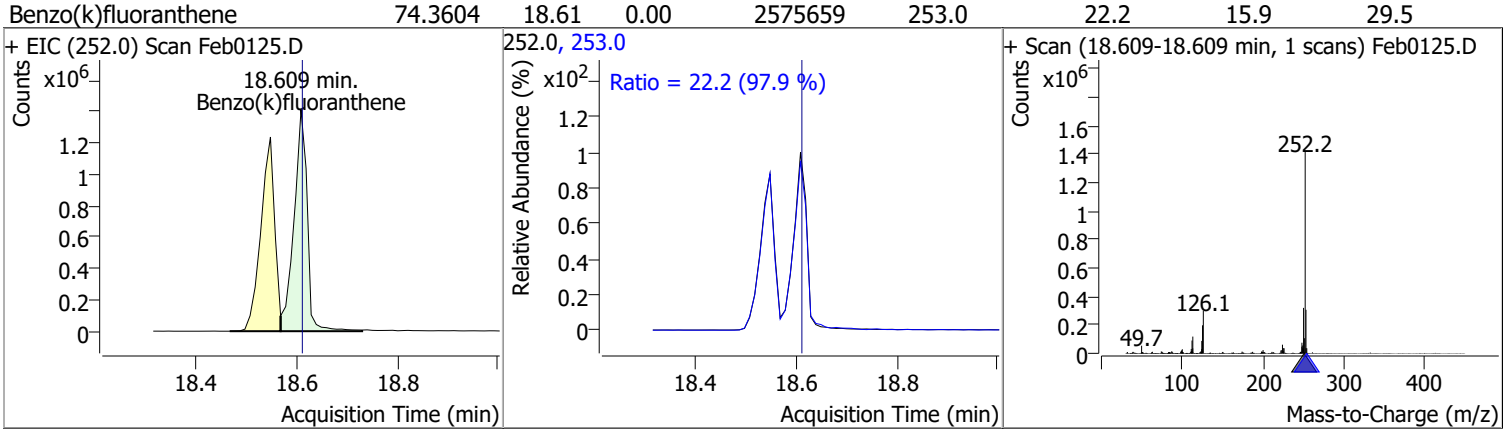

Quantitation Results Report (QT Reviewed)

Compound	Conc.	RT	Dev(Min)	Resp.	QIon	QRatio	Lower	Upper
Benzo(a)pyrene	75.2867	19.15	0.00	2249693	253.0	22.2	15.8	29.4

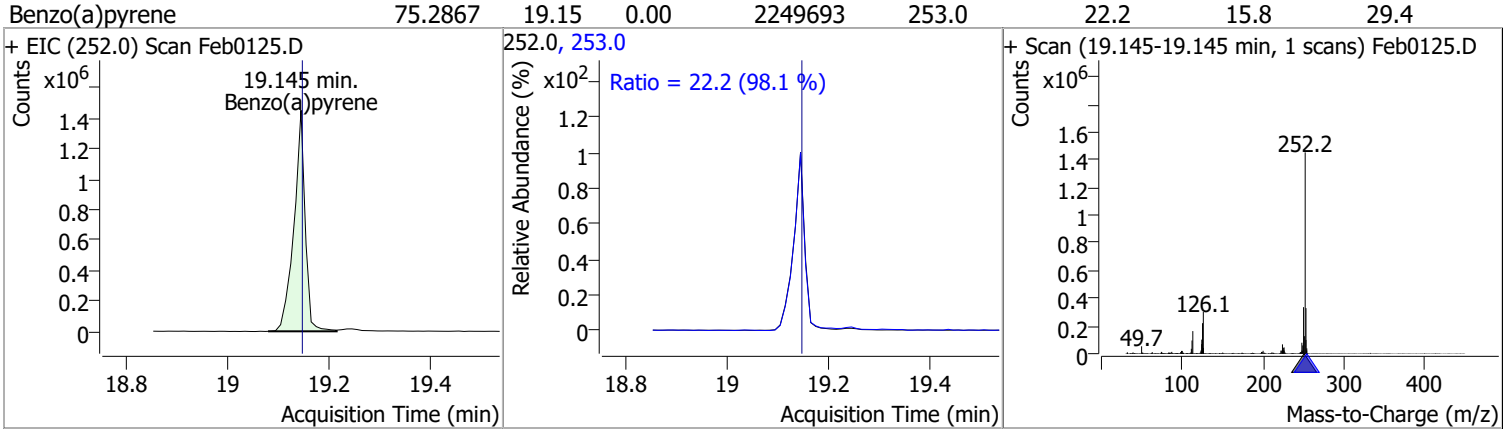

Compound	Conc.	RT	Dev(Min)	Resp.	QIon	QRatio	Lower	Upper
Indeno(1,2,3-c,d)pyrene	78.6335	20.91	0.00	1894794	138.0	31.2	20.2	37.5

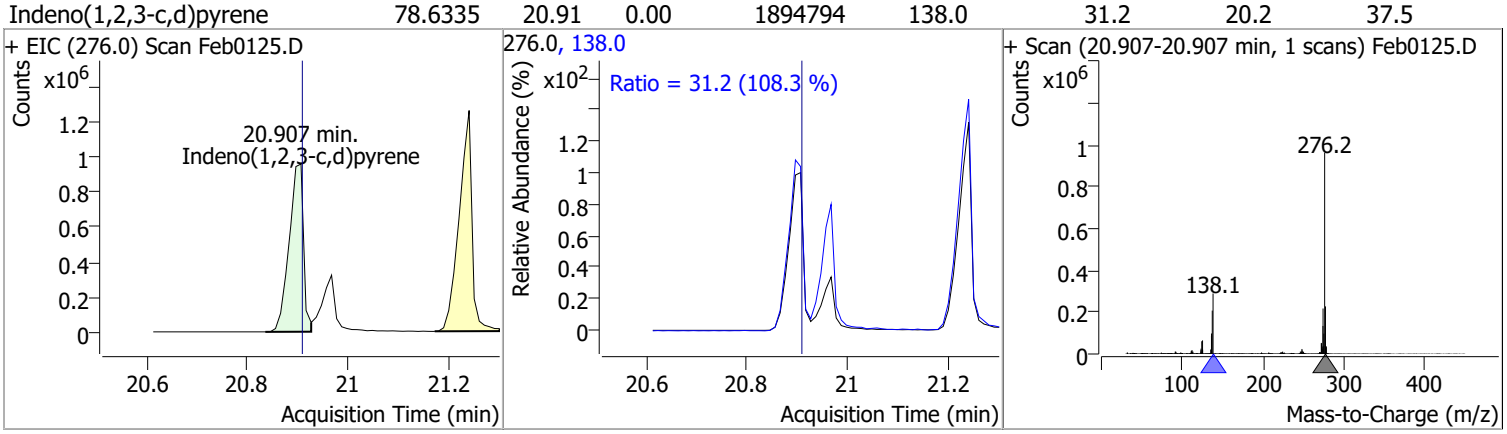

Compound	Conc.	RT	Dev(Min)	Resp.	QIon	QRatio	Lower	Upper
Dibenzo(a,h)anthracene	82.5711	20.97	0.00	2093715	139.0	25.1	17.1	31.7
					279.0	24.4	16.6	30.8

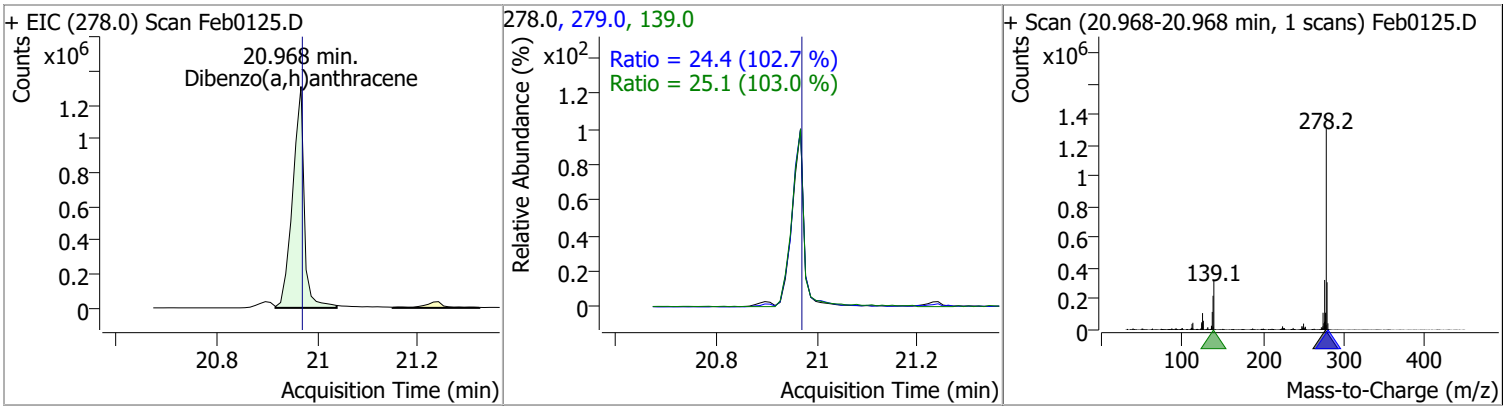

Compound	Conc.	RT	Dev(Min)	Resp.	QIon	QRatio	Lower	Upper
Benzo(g,h,i)perylene	77.5487	21.24	0.00	2255433	138.0	33.6	22.8	42.3
					277.0	23.7	16.9	31.4

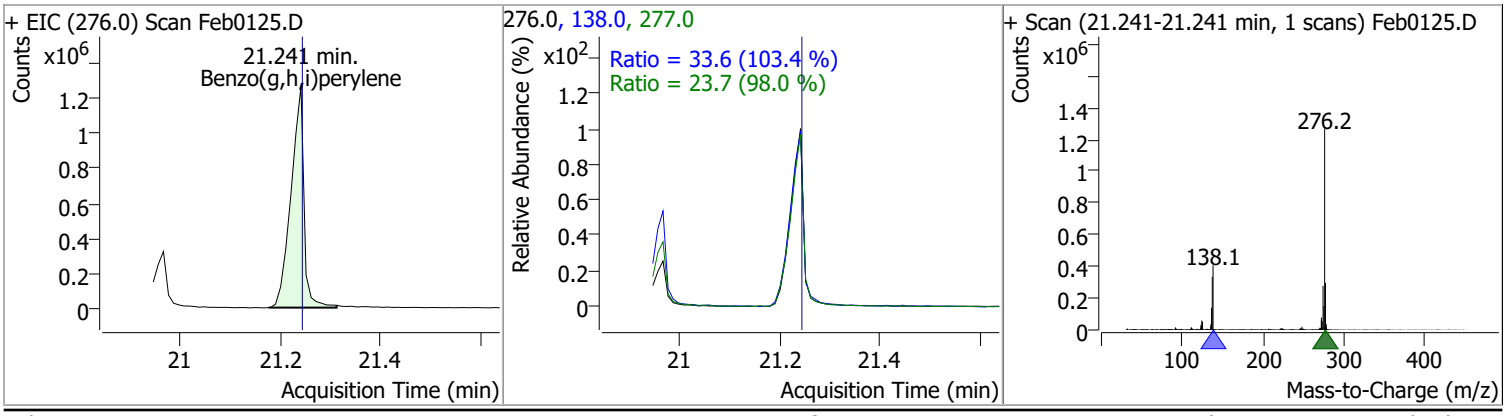

Audit Trail report

Batch name and path: \\MASSHUNTER\Org\Data\SV5973N.I\sd020122\DoD BNA cal 1\QuantResults\020122 DoD BNA cal.batch.bin
Quant batch version: 10.0
Quant reporting version: 10.0

Name	User	Time	Action	Reason	Comment	Succeed	Exception
CmdNewBatchTable	BL2000\sean	2/2/2022 7:20:26 AM	Create new batch \\MASSHUNTER\Org\Data\SV5973N.I\sd020122\DoD BNA cal 1\020122 DoD BNA cal.batch.bin			✓	

Name	User	Time	Action	Reason	Comment	Succeed	Exception
CmdImportSamplesFromWorklist	BL2000\sean	2/2/2022 7:24:47 AM	Add samples from worklist: \\MASSHUNTER\Org\Data\SV5973N.I\sd020122\DoD BNA cal 1\Feb0125.D, \\MASSHUNTER\Org\Data\SV5973N.I\sd020122\DoD BNA cal 1\Feb0124.D, \\MASSHUNTER\Org\Data\SV5973N.I\sd020122\DoD BNA cal 1\Feb0123.D, \\MASSHUNTER\Org\Data\SV5973N.I\sd020122\DoD BNA cal 1\Feb0122.D, \\MASSHUNTER\Org\Data\SV5973N.I\sd020122\DoD BNA cal 1\Feb0121.D, \\MASSHUNTER\Org\Data\SV5973N.I\sd020122\DoD BNA cal 1\Feb0120.D, \\MASSHUNTER\Org\Data\SV5973N.I\sd020122\DoD BNA cal 1\Feb0119.D, \\MASSHUNTER\Org\Data\SV5973N.I\sd020122\DoD BNA cal 1\Feb0118.D, \\MASSHUNTER\Org\Data\SV5973N.I\sd020122\DoD BNA cal 1\Feb0117.D, \\MASSHUNTER\Org\Data\SV5973N.I\sd020122\DoD BNA cal 1\Feb0116.D, \\MASSHUNTER\Org\Data\SV5973N.I\sd020122\DoD BNA cal 1\Feb0115.D, \\MASSHUNTER\Org\Data\SV5973N.I\sd020122\DoD BNA cal 1\Feb0114.D, \\MASSHUNTER\Org\Data\SV5973N.I\sd020122\DoD BNA cal 1\Feb0113.D, \\MASSHUNTER\Org\Data\SV5973N.I\sd020122\DoD BNA cal 1\Feb0112.D, \\MASSHUNTER\Org\Data\SV5973N.I\sd020122\DoD BNA cal 1\Feb0111.D, \\MASSHUNTER\Org\Data\SV5973N.I\sd020122\DoD BNA cal 1\Feb0110.D, \\MASSHUNTER\Org\Data\SV5973N.I\sd020122\DoD BNA cal 1\Feb0109.D, \\MASSHUNTER\Org\Data\SV5973N.I\sd020122\DoD BNA cal 1\Feb0108.D, \\MASSHUNTER\Org\Data\SV5973N.I\sd020122\DoD BNA cal 1\Feb0107.D, \\MASSHUNTER\Org\Data\SV5973N.I\sd020122\DoD BNA cal 1\Feb0106.D, \\MASSHUNTER\Org\Data\SV5973N.I\sd020122\DoD BNA cal 1\Feb0105.D, \\MASSHUNTER\Org\Data\SV5973N.I\sd020122\DoD BNA cal 1\Feb0104.D, \\MASSHUNTER\Org\Data\SV5973N.I\sd020122\DoD BNA cal 1\Feb0103.D, \\MASSHUNTER\Org\Data\SV5973N.I\sd020122\DoD BNA cal 1\Feb0102.D, \\MASSHUNTER\Org\Data\SV5973N.I\sd020122\DoD BNA cal 1\Feb0101.D			✓	
CmdSetSampleAttribute	BL2000\sean	2/2/2022 7:54:58 AM	Set SampleType = TuneCheck for sample Feb0101.D; previous value = Sample			✓	
CmdSetSampleAttribute	BL2000\sean	2/2/2022 7:55:33 AM	Set SampleType = Calibration for sample Feb0102.D; previous value = Sample			✓	

Audit Trail report

Name	User	Time	Action	Reason	Comment	Succeed	Exception
CmdSetSampleAttribute	BL2000\sean	2/2/2022 7:55:36 AM	Set SampleType = Calibration for sample Feb0103.D; previous value = Sample			✓	
CmdSetSampleAttribute	BL2000\sean	2/2/2022 7:55:39 AM	Set SampleType = Calibration for sample Feb0104.D; previous value = Sample			✓	
CmdSetSampleAttribute	BL2000\sean	2/2/2022 7:55:41 AM	Set SampleType = Calibration for sample Feb0105.D; previous value = Sample			✓	
CmdSetSampleAttribute	BL2000\sean	2/2/2022 7:55:44 AM	Set SampleType = Calibration for sample Feb0106.D; previous value = Sample			✓	
CmdSetSampleAttribute	BL2000\sean	2/2/2022 7:55:47 AM	Set SampleType = Calibration for sample Feb0107.D; previous value = Sample			✓	
CmdSetSampleAttribute	BL2000\sean	2/2/2022 7:55:50 AM	Set SampleType = Calibration for sample Feb0108.D; previous value = Sample			✓	
CmdSetSampleAttribute	BL2000\sean	2/2/2022 7:55:53 AM	Set SampleType = QC for sample Feb0109.D; previous value = Sample			✓	
CmdSetSampleAttribute	BL2000\sean	2/2/2022 7:55:59 AM	Set SampleType = Blank for sample Feb0112.D; previous value = Sample			✓	
CmdSetSampleAttribute	BL2000\sean	2/2/2022 7:56:03 AM	Set SampleType = Matrix for sample Feb0113.D; previous value = Sample			✓	
CmdSetSampleAttribute	BL2000\sean	2/2/2022 7:56:06 AM	Set SampleType = MatrixDup for sample Feb0114.D; previous value = Sample			✓	
CmdSetSampleAttribute	BL2000\sean	2/2/2022 7:56:13 AM	Set SampleType = CC for sample Feb0125.D; previous value = Sample			✓	
CmdSetSampleAttribute	BL2000\sean	2/2/2022 7:56:21 AM	Set SampleInformation = MatrixA for sample Feb0113.D; previous value =			✓	
CmdSetSampleAttribute	BL2000\sean	2/2/2022 7:56:26 AM	Set SampleInformation = MatrixA for sample Feb0114.D; previous value =			✓	
CmdSetSampleAttribute	BL2000\sean	2/2/2022 7:56:30 AM	Set MatrixSpikeGroup = MB-163072 for sample Feb0112.D; previous value =			✓	
CmdSetSampleAttribute	BL2000\sean	2/2/2022 7:56:30 AM	Set MatrixSpikeGroup = MB-163072 for sample Feb0113.D; previous value =			✓	
CmdSetSampleAttribute	BL2000\sean	2/2/2022 7:56:31 AM	Set MatrixSpikeGroup = MB-163072 for sample Feb0114.D; previous value =			✓	
CmdOpenAndApplyMethodFromBatch	BL2000\sean	2/2/2022 7:57:07 AM	Open and apply method from batch: \\MASSHUNTER\Org\Data\SV5973N.I\sd012822\DoD BNA 2\012822 DoD BNA.batch.bin			✓	
CmdSetSampleAttribute	BL2000\sean	2/2/2022 7:57:38 AM	Set LevelName = 7 for sample Feb0102.D; previous value =			✓	
CmdSetSampleAttribute	BL2000\sean	2/2/2022 7:57:47 AM	Set LevelName = 6 for sample Feb0103.D; previous value =			✓	

Name	User	Time	Action	Reason	Comment	Succeed	Exception
CmdSetSampleAttribute	BL2000\sean	2/2/2022 7:57:58 AM	Set LevelName = 5 for sample Feb0104.D; previous value =			✓	
CmdSetSampleAttribute	BL2000\sean	2/2/2022 7:58:08 AM	Set LevelName = 4 for sample Feb0105.D; previous value =			✓	
CmdSetSampleAttribute	BL2000\sean	2/2/2022 7:58:19 AM	Set LevelName = 3 for sample Feb0106.D; previous value =			✓	
CmdSetSampleAttribute	BL2000\sean	2/2/2022 7:58:35 AM	Set LevelName = 2 for sample Feb0107.D; previous value =			✓	
CmdSetSampleAttribute	BL2000\sean	2/2/2022 7:58:45 AM	Set LevelName = 1 for sample Feb0108.D; previous value =			✓	
CmdSetSampleAttribute	BL2000\sean	2/2/2022 7:58:56 AM	Set LevelName = ICV for sample Feb0109.D; previous value =			✓	
CmdSetSampleAttribute	BL2000\sean	2/2/2022 7:59:09 AM	Set LevelName = CCV for sample Feb0125.D; previous value =			✓	
CmdQuantitate	BL2000\sean	2/2/2022 8:00:52 AM	Quantitate all compounds in all samples			✓	
CmdManuallyIntegrateSplit	BL2000\sean	2/2/2022 8:19:12 AM	Split qualifier 66.0 of compound Aniline in sample Feb0105.D and keep left peak, new integration is from x, y = 4.523, 1353.53732079022 to 4.624, 1679.58648672684 and new response = 1091876, previous integration is from x, y = 4.523, 1354 to 4.664, 1812 and previous response = 1115820.			✓	
CmdManuallyIntegrateSplit	BL2000\sean	2/2/2022 8:19:12 AM	Split qualifier 65.0 of compound Aniline in sample Feb0105.D and keep left peak, new integration is from x, y = 4.522, 1387.09625874804 to 4.624, 1500.84684657831 and new response = 662181, previous integration is from x, y = 4.522, 1387 to 4.624, 1501 and previous response = 662181.			✓	
CmdManuallyIntegrateSplit	BL2000\sean	2/2/2022 8:19:15 AM	Split qualifier 65.0 of compound Aniline in sample Feb0105.D and keep left peak, new integration is from x, y = 4.522, 1387.09625874804 to 4.624, 1500.84684657831 and new response = 662181, previous integration is from x, y = 4.522, 1387 to 4.624, 1501 and previous response = 662181.			✓	
CmdManuallyIntegrateQualifierPeak	BL2000\sean	2/2/2022 8:19:19 AM	Manually integrate qualifier 66.0 of compound Aniline in sample Feb0105.D, from x, y = 4.523, 1354 to 4.562, 45838, result = 411044; previous integration is from x, y = 4.523, 1354 to 4.624, 1680 and previous response = 1091876.			✓	

Name	User	Time	Action	Reason	Comment	Succeed	Exception
CmdManuallyIntegrateDropBaseline	BL2000\sean	2/2/2022 8:19:21 AM	Drop baseline for qualifier 66.0 of compound Aniline in sample Feb0105.D to y = 1354, new integration is from x, y = 4.523, 1354 to 4.562, 1354 and new response = 463815; previous integration is from x, y = 4.523, 1354 to 4.562, 45838 and previous response = 411044.			✓	
CmdManuallyIntegrateQualifierPeak	BL2000\sean	2/2/2022 8:19:24 AM	Manually integrate qualifier 65.0 of compound Aniline in sample Feb0105.D, from x, y = 4.522, 1387 to 4.572, 7101, result = 289007; previous integration is from x, y = 4.522, 1387 to 4.624, 1501 and previous response = 662181.			✓	
CmdManuallyIntegrateDropBaseline	BL2000\sean	2/2/2022 8:19:26 AM	Drop baseline for qualifier 65.0 of compound Aniline in sample Feb0105.D to y = 1387, new integration is from x, y = 4.522, 1387 to 4.572, 1387 and new response = 297613; previous integration is from x, y = 4.522, 1387 to 4.572, 7101 and previous response = 289007.			✓	
CmdManuallyIntegrateQualifierPeak	BL2000\sean	2/2/2022 8:19:29 AM	Manually integrate qualifier 66.0 of compound Aniline in sample Feb0105.D, from x, y = 4.523, 1354 to 4.572, 16797, result = 557410; previous integration is from x, y = 4.523, 1354 to 4.562, 1354 and previous response = 463815.			✓	
CmdManuallyIntegrateDropBaseline	BL2000\sean	2/2/2022 8:19:31 AM	Drop baseline for qualifier 66.0 of compound Aniline in sample Feb0105.D to y = 1354, new integration is from x, y = 4.523, 1354 to 4.572, 1354 and new response = 580468; previous integration is from x, y = 4.523, 1354 to 4.572, 16797 and previous response = 557410.			✓	
CmdManuallyIntegrateSplit	BL2000\sean	2/2/2022 8:19:38 AM	Split qualifier 66.0 of compound Phenol in sample Feb0105.D and keep right peak, new integration is from x, y = 4.624, 1633.93167461328 to 4.664, 1760.92751008324 and new response = 24477, previous integration is from x, y = 4.522, 1320 to 4.664, 1761 and previous response = 1116159.			✓	
CmdManuallyIntegrateQualifierPeak	BL2000\sean	2/2/2022 8:19:42 AM	Manually integrate qualifier 66.0 of compound Phenol in sample Feb0105.D, from x, y = 4.572, 35812 to 4.664, 1761, result = 441572; previous integration is from x, y = 4.624, 1634 to 4.664, 1761 and previous response = 24477.			✓	

Name	User	Time	Action	Reason	Comment	Succeed	Exception
CmdManuallyIntegrateDropBaseline	BL2000\sean	2/2/2022 8:19:43 AM	Drop baseline for qualifier 66.0 of compound Phenol in sample Feb0105.D to y = 1761, new integration is from x, y = 4.572, 1761 to 4.664, 1761 and new response = 535468; previous integration is from x, y = 4.572, 35812 to 4.664, 1761 and previous response = 441572.			✓	
CmdManuallyIntegrateSplit	BL2000\sean	2/2/2022 8:19:49 AM	Split peak for compound bis(-2-Chloroethyl)Ether in sample Feb0105.D and keep left peak, new integration is from x, y = 4.624, 1279.26478221326 to 4.664, 1335.52917156575 and new response = 713254, previous integration is from x, y = 4.624, 1279 to 4.726, 1420 and previous response = 1046624.			✓	
CmdManuallyIntegrateApplyTargetRtToQualifier	BL2000\sean	2/2/2022 8:19:53 AM	Apply target integration range 4.624-4.664 to qualifier 64.0 for compound bis(-2-Chloroethyl)Ether in sample Feb0105.D, new integration is from x, y = 4.624, 2209 to 4.664, 12808 and new response = 11643; previous integration is from x, y = 4.634, 671 to 4.746, 748 and previous response = 414422.			✓	
CmdManuallyIntegrateDropBaseline	BL2000\sean	2/2/2022 8:19:54 AM	Drop baseline for qualifier 64.0 of compound bis(-2-Chloroethyl)Ether in sample Feb0105.D to y = 2209, new integration is from x, y = 4.624, 2209 to 4.664, 2209 and new response = 24632; previous integration is from x, y = 4.624, 2209 to 4.664, 12808 and previous response = 11643.			✓	
CmdManuallyIntegratePeak	BL2000\sean	2/2/2022 8:20:06 AM	Manually integrate compound 1,4-Dichlorobenzene in sample Feb0105.D, from x, y = 4.909, 850572 to 4.971, 945312, result = -1923653; previous integration is from x, y = 4.807, 0 to 4.899, 0 and previous response = 1272749.			✓	
CmdManuallyIntegrateSnapBaseline	BL2000\sean	2/2/2022 8:20:07 AM	Snap baseline for compound 1,4-Dichlorobenzene in sample Feb0105.D, from x = 4.909 to x = 4.971, new integration is from x, y = 4.909, 9371 to 4.971, 13628 and new response = 1335795; previous integration is from x, y = 4.909, 850572 to 4.971, 945312 and previous response = -1923653.			✓	

Name	User	Time	Action	Reason	Comment	Succeed	Exception
CmdManuallyIntegrateDropBaseline	BL2000\sean	2/2/2022 8:20:09 AM	Drop baseline for compound 1,4-Dichlorobenzene in sample Feb0105.D to y = 9371, new integration is from x, y = 4.909, 9371 to 4.971, 9371 and new response = 1343622; previous integration is from x, y = 4.909, 9371 to 4.971, 13628 and previous response = 1335795.			✓	
CmdManuallyIntegrateApplyTargetRtToQualifier	BL2000\sean	2/2/2022 8:20:11 AM	Apply target integration range 4.909-4.971 to qualifier 148.0 for compound 1,4-Dichlorobenzene in sample Feb0105.D, new integration is from x, y = 4.909, 8611 to 4.971, 9792 and new response = 860701; previously no peak.			✓	
CmdManuallyIntegrateApplyTargetRtToQualifier	BL2000\sean	2/2/2022 8:20:12 AM	Apply target integration range 4.909-4.971 to qualifier 111.0 for compound 1,4-Dichlorobenzene in sample Feb0105.D, new integration is from x, y = 4.909, 9405 to 4.971, 4212 and new response = 471889; previously no peak.			✓	
CmdManuallyIntegratePeak	BL2000\sean	2/2/2022 8:20:20 AM	Manually integrate compound 1,2-Dichlorobenzene in sample Feb0105.D, from x, y = 5.052, 518981 to 5.124, 601879, result = -1078413; previous integration is from x, y = 4.808, 18 to 4.899, 45 and previous response = 1272443.			✓	
CmdManuallyIntegrateSnapBaseline	BL2000\sean	2/2/2022 8:20:21 AM	Snap baseline for compound 1,2-Dichlorobenzene in sample Feb0105.D, from x = 5.052 to x = 5.124, new integration is from x, y = 5.052, 5577 to 5.124, 10748 and new response = 1290262; previous integration is from x, y = 5.052, 518981 to 5.124, 601879 and previous response = -1078413.			✓	
CmdManuallyIntegrateDropBaseline	BL2000\sean	2/2/2022 8:20:23 AM	Drop baseline for compound 1,2-Dichlorobenzene in sample Feb0105.D to y = 5577, new integration is from x, y = 5.052, 5577 to 5.124, 5577 and new response = 1301351; previous integration is from x, y = 5.052, 5577 to 5.124, 10748 and previous response = 1290262.			✓	
CmdManuallyIntegrateApplyTargetRtToQualifier	BL2000\sean	2/2/2022 8:20:24 AM	Apply target integration range 5.052-5.124 to qualifier 148.0 for compound 1,2-Dichlorobenzene in sample Feb0105.D, new integration is from x, y = 5.052, 3167 to 5.124, 7469 and new response = 819176; previously no peak.			✓	

Name	User	Time	Action	Reason	Comment	Succeed	Exception
CmdManuallyIntegrateApplyTargetRtToQualifier	BL2000\sean	2/2/2022 8:20:26 AM	Apply target integration range 5.052-5.124 to qualifier 111.0 for compound 1,2-Dichlorobenzene in sample Feb0105.D, new integration is from x, y = 5.052, 1808 to 5.124, 3427 and new response = 477962; previously no peak.			✓	
CmdManuallyIntegratePeak	BL2000\sean	2/2/2022 8:20:31 AM	Manually integrate compound Benzyl Alcohol in sample Feb0105.D, from x, y = 5.063, 557242 to 5.175, 647822, result = -3465417; previous integration is from x, y = 5.227, 4560 to 5.328, 6372 and previous response = 1023991.			✓	
CmdManuallyIntegrateSnapBaseline	BL2000\sean	2/2/2022 8:20:33 AM	Snap baseline for compound Benzyl Alcohol in sample Feb0105.D, from x = 5.063 to x = 5.175, new integration is from x, y = 5.063, 425 to 5.175, 6495 and new response = 572327; previous integration is from x, y = 5.063, 557242 to 5.175, 647822 and previous response = -3465417.			✓	
CmdManuallyIntegrateDropBaseline	BL2000\sean	2/2/2022 8:20:34 AM	Drop baseline for compound Benzyl Alcohol in sample Feb0105.D to y = 425, new integration is from x, y = 5.063, 425 to 5.175, 425 and new response = 592783; previous integration is from x, y = 5.063, 425 to 5.175, 6495 and previous response = 572327.			✓	
CmdManuallyIntegrateApplyTargetRtToQualifier	BL2000\sean	2/2/2022 8:20:36 AM	Apply target integration range 5.063-5.175 to qualifier 79.0 for compound Benzyl Alcohol in sample Feb0105.D, new integration is from x, y = 5.063, 812 to 5.175, 9910 and new response = 678765; previous integration is from x, y = 5.070, 1444 to 5.175, 2442 and previous response = 702120.			✓	
CmdClearManualIntegration	BL2000\sean	2/2/2022 8:20:38 AM	Clear manual integration of qualifier 79.0 for compound Benzyl Alcohol in sample Feb0105.D			✓	
CmdManuallyIntegrateApplyTargetRtToQualifier	BL2000\sean	2/2/2022 8:20:51 AM	Apply target integration range 5.532-5.604 to qualifier 77.0 for compound Nitrobenzene in sample Feb0105.D, new integration is from x, y = 5.532, 7018 to 5.604, 10713 and new response = 560691; previously no peak.			✓	
CmdManuallyIntegrateDropBaseline	BL2000\sean	2/2/2022 8:20:52 AM	Drop baseline for qualifier 77.0 of compound Nitrobenzene in sample Feb0105.D to y = 7018, new integration is from x, y = 5.532, 7018 to 5.604, 7018 and new response = 568615; previous integration is from x, y = 5.532, 7018 to 5.604, 10713 and previous response = 560691.			✓	

Name	User	Time	Action	Reason	Comment	Succeed	Exception
CmdManuallyIntegrateApplyTargetRtToQualifier	BL2000\sean	2/2/2022 8:20:53 AM	Apply target integration range 5.532-5.604 to qualifier 51.0 for compound Nitrobenzene in sample Feb0105.D, new integration is from x, y = 5.532, 8476 to 5.604, 10223 and new response = 348656; previously no peak.			✓	
CmdManuallyIntegrateDropBaseline	BL2000\sean	2/2/2022 8:20:54 AM	Drop baseline for qualifier 51.0 of compound Nitrobenzene in sample Feb0105.D to y = 8476, new integration is from x, y = 5.532, 8476 to 5.604, 8476 and new response = 352403; previous integration is from x, y = 5.532, 8476 to 5.604, 10223 and previous response = 348656.			✓	
CmdManuallyIntegrateSplit	BL2000\sean	2/2/2022 8:21:02 AM	Split qualifier 109.0 of compound 2-Nitrophenol in sample Feb0105.D and keep left peak, new integration is from x, y = 5.921, 519.534026596191 to 6.034, 604.278900605436 and new response = 85494, previous integration is from x, y = 5.921, 520 to 6.075, 635 and previous response = 91526.			✓	
CmdManuallyIntegrateSplit	BL2000\sean	2/2/2022 8:21:13 AM	Split qualifier 129.0 of compound Naphthalene in sample Feb0105.D and keep left peak, new integration is from x, y = 6.363, 496.790799478754 to 6.434, 523.321250842047 and new response = 275464, previous integration is from x, y = 6.363, 497 to 6.475, 539 and previous response = 328296.			✓	
CmdManuallyIntegrateSplit	BL2000\sean	2/2/2022 8:21:19 AM	Split peak for compound 4-Chlorophenol in sample Feb0105.D and keep left peak, new integration is from x, y = 6.424, 638.226193310096 to 6.485, 687.95913564111 and new response = 223584, previous integration is from x, y = 6.424, 638 to 6.557, 746 and previous response = 261250.			✓	
CmdSetTargetCompoundAttribute	BL2000\sean	2/2/2022 8:21:22 AM	Set UserAnnotation = CO for compound 4-Chlorophenol in sample Feb0105.D; previous value =			✓	
CmdManuallyIntegrateSplit	BL2000\sean	2/2/2022 8:21:24 AM	Split qualifier 128.0 of compound 4-Chlorophenol in sample Feb0105.D and keep left peak, new integration is from x, y = 6.424, 1479.42133246678 to 6.485, 1706.40300027463 and new response = 778257, previous integration is from x, y = 6.424, 1479 to 6.578, 2047 and previous response = 918456.			✓	

Name	User	Time	Action	Reason	Comment	Succeed	Exception
CmdManuallyIntegratePeak	BL2000\sean	2/2/2022 8:21:37 AM	Manually integrate compound 1-Methylnaphthalene in sample Feb0105.D, from x, y = 7.317, 979967 to 7.399, 1135538, result = -3785143; previous integration is from x, y = 7.206, 2118 to 7.307, 2119 and previous response = 1452988.			✓	
CmdManuallyIntegrateSnapBaseline	BL2000\sean	2/2/2022 8:21:38 AM	Snap baseline for compound 1-Methylnaphthalene in sample Feb0105.D, from x = 7.317 to x = 7.399, new integration is from x, y = 7.317, 5162 to 7.399, 8964 and new response = 1393705; previous integration is from x, y = 7.317, 979967 to 7.399, 1135538 and previous response = -3785143.			✓	
CmdManuallyIntegrateDropBaseline	BL2000\sean	2/2/2022 8:21:39 AM	Drop baseline for compound 1-Methylnaphthalene in sample Feb0105.D to y = 5162, new integration is from x, y = 7.317, 5162 to 7.399, 5162 and new response = 1403075; previous integration is from x, y = 7.317, 5162 to 7.399, 8964 and previous response = 1393705.			✓	
CmdManuallyIntegrateApplyTargetRtToQualifier	BL2000\sean	2/2/2022 8:21:42 AM	Apply target integration range 7.317-7.399 to qualifier 142.0 for compound 1-Methylnaphthalene in sample Feb0105.D, new integration is from x, y = 7.317, 8591 to 7.399, 10610 and new response = 1561428; previously no peak.			✓	
CmdManuallyIntegrateApplyTargetRtToQualifier	BL2000\sean	2/2/2022 8:21:43 AM	Apply target integration range 7.317-7.399 to qualifier 115.0 for compound 1-Methylnaphthalene in sample Feb0105.D, new integration is from x, y = 7.317, 3646 to 7.399, 4158 and new response = 591360; previously no peak.			✓	
CmdManuallyIntegrateSplit	BL2000\sean	2/2/2022 8:21:57 AM	Split qualifier 77.0 of compound Dimethyl Phthalate in sample Feb0105.D and keep left peak, new integration is from x, y = 8.200, 2498.82399385961 to 8.251, 2576.92443349541 and new response = 302088, previous integration is from x, y = 8.200, 2499 to 8.333, 2702 and previous response = 396819.			✓	
CmdManuallyIntegrateApplyTargetRtToQualifier	BL2000\sean	2/2/2022 8:22:05 AM	Apply target integration range 8.487-8.568 to qualifier 152.0 for compound Acenaphthene in sample Feb0105.D, new integration is from x, y = 8.487, 2914 to 8.568, 3958 and new response = 736129; previous integration is from x, y = 8.256, 672 to 8.364, 943 and previous response = 2561213.			✓	

Name	User	Time	Action	Reason	Comment	Succeed	Exception
CmdManuallyIntegrateDropBaseline	BL2000\sean	2/2/2022 8:22:06 AM	Drop baseline for qualifier 152.0 of compound Acenaphthene in sample Feb0105.D to y = 2914, new integration is from x, y = 8.487, 2914 to 8.568, 2914 and new response = 738692; previous integration is from x, y = 8.487, 2914 to 8.568, 3958 and previous response = 736129.			✓	
CmdManuallyIntegrateApplyTargetRtToQualifier	BL2000\sean	2/2/2022 8:22:12 AM	Apply target integration range 8.568-8.650 to qualifier 154.0 for compound 2,4-Dinitrophenol in sample Feb0105.D, new integration is from x, y = 8.568, 3653 to 8.650, 2670 and new response = 75892; previous integration is from x, y = 8.487, 990 to 8.568, 1015 and previous response = 1443203.			✓	
CmdManuallyIntegrateDropBaseline	BL2000\sean	2/2/2022 8:22:14 AM	Drop baseline for qualifier 154.0 of compound 2,4-Dinitrophenol in sample Feb0105.D to y = 2670, new integration is from x, y = 8.568, 2670 to 8.650, 2670 and new response = 78306; previous integration is from x, y = 8.568, 3653 to 8.650, 2670 and previous response = 75892.			✓	
CmdManuallyIntegrateQualifierPeak	BL2000\sean	2/2/2022 8:22:25 AM	Manually integrate qualifier 63.0 of compound 2,4-Dinitrotoluene in sample Feb0105.D, from x, y = 8.732, 11359 to 8.845, 2037, result = 162264; previous integration is from x, y = 8.702, 2195 to 8.845, 2037 and previous response = 287482.			✓	
CmdManuallyIntegrateDropBaseline	BL2000\sean	2/2/2022 8:22:26 AM	Drop baseline for qualifier 63.0 of compound 2,4-Dinitrotoluene in sample Feb0105.D to y = 2037, new integration is from x, y = 8.732, 2037 to 8.845, 2037 and new response = 193736; previous integration is from x, y = 8.732, 11359 to 8.845, 2037 and previous response = 162264.			✓	
CmdManuallyIntegrateSplit	BL2000\sean	2/2/2022 8:22:28 AM	Split qualifier 89.0 of compound 2,4-Dinitrotoluene in sample Feb0105.D and keep right peak, new integration is from x, y = 8.701, 529.148845995741 to 8.814, 495.964071030997 and new response = 249541, previous integration is from x, y = 8.701, 529 to 8.814, 496 and previous response = 249541.			✓	
CmdManuallyIntegrateQualifierPeak	BL2000\sean	2/2/2022 8:22:32 AM	Manually integrate qualifier 89.0 of compound 2,4-Dinitrotoluene in sample Feb0105.D, from x, y = 8.742, 8587 to 8.814, 496, result = 169618; previous integration is from x, y = 8.701, 529 to 8.814, 496 and previous response = 249541.			✓	

Name	User	Time	Action	Reason	Comment	Succeed	Exception
CmdManuallyIntegrateDropBaseline	BL2000\sean	2/2/2022 8:22:34 AM	Drop baseline for qualifier 89.0 of compound 2,4-Dinitrotoluene in sample Feb0105.D to y = 496, new integration is from x, y = 8.742, 496 to 8.814, 496 and new response = 187003; previous integration is from x, y = 8.742, 8587 to 8.814, 496 and previous response = 169618.			✓	
CmdManuallyIntegrateSplit	BL2000\sean	2/2/2022 8:22:43 AM	Split peak for compound 4-Nitroaniline in sample Feb0105.D and keep left peak, new integration is from x, y = 9.182, 237.759589589636 to 9.244, 262.502597573113 and new response = 212375, previous integration is from x, y = 9.182, 238 to 9.346, 304 and previous response = 227328.			✓	
CmdSetTargetCompoundAttribute	BL2000\sean	2/2/2022 8:22:50 AM	Set UserAnnotation = GT for compound 4-Nitroaniline in sample Feb0105.D; previous value =			✓	
CmdManuallyIntegrateApplyTargetRtToQualifier	BL2000\sean	2/2/2022 8:22:53 AM	Apply target integration range 9.182-9.244 to qualifier 65.0 for compound 4-Nitroaniline in sample Feb0105.D, new integration is from x, y = 9.182, 5554 to 9.244, 31272 and new response = 167791; previous integration is from x, y = 9.152, 2593 to 9.285, 2860 and previous response = 295258.			✓	
CmdManuallyIntegrateDropBaseline	BL2000\sean	2/2/2022 8:22:54 AM	Drop baseline for qualifier 65.0 of compound 4-Nitroaniline in sample Feb0105.D to y = 5554, new integration is from x, y = 9.182, 5554 to 9.244, 5554 and new response = 215151; previous integration is from x, y = 9.182, 5554 to 9.244, 31272 and previous response = 167791.			✓	
CmdManuallyIntegrateApplyTargetRtToQualifier	BL2000\sean	2/2/2022 8:23:06 AM	Apply target integration range 9.336-9.455 to qualifier 51.0 for compound Azobenzene in sample Feb0105.D, new integration is from x, y = 9.336, 62456 to 9.455, 3862 and new response = 336828; previous integration is from x, y = 9.070, 4352 to 9.407, 3857 and previous response = 1191272.			✓	
CmdManuallyIntegrateDropBaseline	BL2000\sean	2/2/2022 8:23:08 AM	Drop baseline for qualifier 51.0 of compound Azobenzene in sample Feb0105.D to y = 3862, new integration is from x, y = 9.336, 3862 to 9.455, 3862 and new response = 545944; previous integration is from x, y = 9.336, 62456 to 9.455, 3862 and previous response = 336828.			✓	

Name	User	Time	Action	Reason	Comment	Succeed	Exception
CmdManuallyIntegrateSplit	BL2000\sean	2/2/2022 8:23:14 AM	Split qualifier 142.0 of compound Hexachlorobenzene in sample Feb0105.D and keep right peak, new integration is from x, y = 9.735, 605.729059054224 to 9.863, 596.988125923733 and new response = 296324, previous integration is from x, y = 9.735, 606 to 9.863, 597 and previous response = 296324.			✓	
CmdManuallyIntegrateQualifierPeak	BL2000\sean	2/2/2022 8:23:22 AM	Manually integrate qualifier 142.0 of compound Hexachlorobenzene in sample Feb0105.D, from x, y = 9.776, 7738 to 9.863, 597, result = 214396; previous integration is from x, y = 9.735, 606 to 9.863, 597 and previous response = 296324.			✓	
CmdManuallyIntegrateDropBaseline	BL2000\sean	2/2/2022 8:23:24 AM	Drop baseline for qualifier 142.0 of compound Hexachlorobenzene in sample Feb0105.D to y = 597, new integration is from x, y = 9.776, 597 to 9.863, 597 and new response = 233035; previous integration is from x, y = 9.776, 7738 to 9.863, 597 and previous response = 214396.			✓	
CmdManuallyIntegrateSplit	BL2000\sean	2/2/2022 8:23:53 AM	Split peak for compound Phenol-d5 in sample Feb0105.D and keep left peak, new integration is from x, y = 4.542, 0 to 4.664, 0 and new response = 1149128, previous integration is from x, y = 4.542, 0 to 4.705, 0 and previous response = 1212068.			✓	
CmdSetTargetCompoundAttribute	BL2000\sean	2/2/2022 8:23:54 AM	Set UserAnnotation = CO for compound Phenol-d5 in sample Feb0105.D; previous value =			✓	
CmdManuallyIntegrateSplit	BL2000\sean	2/2/2022 8:23:57 AM	Split qualifier 71.0 of compound Phenol-d5 in sample Feb0105.D and keep left peak, new integration is from x, y = 4.542, 263.120752941288 to 4.654, 439.204281983566 and new response = 390605, previous integration is from x, y = 4.542, 263 to 4.705, 519 and previous response = 397405.			✓	
CmdSaveBatchTable	BL2000\sean	2/2/2022 8:24:14 AM	Save batch \\MASSHUNTER\Org\Data\SV5973N.I\sd020122\DoD BNA cal 1\QuantResults\020122 DoD BNA cal.batch.bin			✓	

Name	User	Time	Action	Reason	Comment	Succeed	Exception
CmdUpdateQualifierRatios	BL2000\sean	2/2/2022 8:25:13 AM	Update qualifier ratios for compound Perylene-d12; Update qualifier ratios for compound Chrysene-d12; Update qualifier ratios for compound Phenanthrene-d10; Update qualifier ratios for compound Acenaphthene-d10; Update qualifier ratios for compound Naphthalene-d8; Update qualifier ratios for compound Terphenyl-d14; Update qualifier ratios for compound 2,4,6-Tribromophenol; Update qualifier ratios for compound 2-Fluorobiphenyl; Update qualifier ratios for compound Nitrobenzene-d5; Update qualifier ratios for compound Phenol-d5; Update qualifier ratios for compound 2-Fluorophenol; Update qualifier ratios for compound Benzo(g,h,i)perylene; Update qualifier ratios for compound Dibenzo(a,h)anthracene; Update qualifier ratios for compound Indeno(1,2,3-c,d)pyrene; Update qualifier ratios for compound Benzo(a)pyrene; Update qualifier ratios for compound Benzo(k)fluoranthene; Update qualifier ratios for compound Benzo(b)fluoranthene; Update qualifier ratios for compound Di-n-octyl Phthalate; Update qualifier ratios for compound bis(2-ethylhexyl)Phthalate; Update qualifier ratios for compound 3,3-Dichlorobenzidine; Update qualifier ratios for compound Chrysene; Update qualifier ratios for compound Benzo(a)Anthracene; Update qualifier ratios for compound Butylbenzylphthalate; Update qualifier ratios for compound Pyrene; Update qualifier ratios for compound Benzidine; Update qualifier ratios for compound Fluoranthene; Update qualifier ratios for compound Di-n-Butylphthalate; Update qualifier ratios for compound Triallate; Update qualifier ratios for compound Anthracene; Update qualifier ratios for compound Phenanthrene; Update qualifier ratios for compound Pentachlorophenol; Update qualifier ratios for compound Hexachlorobenzene; Update qualifier ratios for compound 4-Bromophenyl-phenylether; Update qualifier ratios for compound Azobenzene; Update qualifier ratios for compound N-nitrosodiphenylamine; Update qualifier ratios for compound 4,6-Dinitro-2-			✓	

Name	User	Time	Action	Reason	Comment	Succeed	Exception
			methylphenol; Update qualifier ratios for compound 4-Nitroaniline; Update qualifier ratios for compound Diethylphthalate; Update qualifier ratios for compound 4-Chlorophenyl-phenylether; Update qualifier ratios for compound Fluorene; Update qualifier ratios for compound 2,4-Dinitrotoluene; Update qualifier ratios for compound 4-Nitrophenol; Update qualifier ratios for compound Dibenzofuran; Update qualifier ratios for compound 2,4-Dinitrophenol; Update qualifier ratios for compound 3-Nitroaniline; Update qualifier ratios for compound Acenaphthene; Update qualifier ratios for compound 2,6-Dinitrotoluene; Update qualifier ratios for compound Acenaphthylene; Update qualifier ratios for compound Dimethyl Phthalate; Update qualifier ratios for compound 2-Nitroaniline; Update qualifier ratios for compound 2-Chloronaphthalene; Update qualifier ratios for compound 2,4,5-Trichlorophenol; Update qualifier ratios for compound 2,4,6-Trichlorophenol; Update qualifier ratios for compound Hexachlorocyclopentadiene; Update qualifier ratios for compound 4-Chloro-2-Methylphenol; Update qualifier ratios for compound 1-Methylnaphthalene; Update qualifier ratios for compound 2-Methylnaphthalene; Update qualifier ratios for compound 4-Chloro-3-Methylphenol; Update qualifier ratios for compound Hexachlorobutadiene; Update qualifier ratios for compound p-Chloroaniline; Update qualifier ratios for compound 4-Chlorophenol; Update qualifier ratios for compound Naphthalene; Update qualifier ratios for compound 1,2,4-Trichlorobenzene; Update qualifier ratios for compound 2,4-Dichlorophenol; Update qualifier ratios for compound bis(-2-Chloroethoxy)Methane; Update qualifier ratios for compound 2,4-Dimethylphenol; Update qualifier ratios for compound 2-Nitrophenol; Update qualifier ratios for compound Isophorone; Update qualifier ratios for compound Nitrobenzene; Update qualifier ratios for compound N-nitroso-Di-n-propylamine; Update qualifier ratios for compound Hexachloroethane; Update qualifier ratios for compound 4Methylphenol/3Methylphenol; Update				

Name	User	Time	Action	Reason	Comment	Succeed	Exception
			qualifier ratios for compound 2-Methylphenol; Update qualifier ratios for compound bis(2-chloroisopropyl)Ether; Update qualifier ratios for compound Benzyl Alcohol; Update qualifier ratios for compound 1,2-Dichlorobenzene; Update qualifier ratios for compound 1,4-Dichlorobenzene; Update qualifier ratios for compound 1,3-Dichlorobenzene; Update qualifier ratios for compound 2-Chlorophenol; Update qualifier ratios for compound bis(-2-Chloroethyl)Ether; Update qualifier ratios for compound Phenol; Update qualifier ratios for compound Aniline; Update qualifier ratios for compound Pyridine; Update qualifier ratios for compound Carbazole; Update qualifier ratios for compound Benzoic Acid; Update qualifier ratios for compound o-Terphenyl; Update qualifier ratios for compound N-Nitrosodimethylamine; Update qualifier ratios for compound 1,4-Dichlorobenzene-d4;				
CmdQuantitate	BL2000\sean	2/2/2022 8:49:11 AM	Quantitate all compounds in all samples			✓	
CmdSaveBatchTable	BL2000\sean	2/2/2022 8:54:09 AM	Save batch \\MASSHUNTER\Org\Data\SV5973N.I\sd020122\DoD BNA cal 1\QuantResults\020122 DoD BNA cal.batch.bin			✓	

Name	User	Time	Action	Reason	Comment	Succeed	Exception
CmdUpdateRetentionTimes	BL2000\sean	2/2/2022 8:55:05 AM	Update retention time for compound Perylene-d12; Chrysene-d12; Phenanthrene-d10; Acenaphthene-d10; Naphthalene-d8; Terphenyl-d14; 2,4,6-Tribromophenol; 2-Fluorobiphenyl; Nitrobenzene-d5; Phenol-d5; 2-Fluorophenol; Benzo(g,h,i)perylene; Dibenzo(a,h)anthracene; Indeno(1,2,3-c,d)pyrene; Benzo(a)pyrene; Benzo(k)fluoranthene; Benzo(b)fluoranthene; Di-n-octyl Phthalate; bis(2-ethylhexyl)Phthalate; 3,3-Dichlorobenzidine; Chrysene; Benzo(a)Anthracene; Butylbenzylphthalate; Pyrene; Benzidine; Fluoranthene; Di-n-Butylphthalate; Triallate; Anthracene; Phenanthrene; Pentachlorophenol; Hexachlorobenzene; 4-Bromophenyl-phenylether; Azobenzene; N-nitrosodiphenylamine; 4,6-Dinitro-2-methylphenol; 4-Nitroaniline; Diethylphthalate; 4-Chlorophenyl-phenylether; Fluorene; 2,4-Dinitrotoluene; 4-Nitrophenol; Dibenzofuran; 2,4-Dinitrophenol; 3-Nitroaniline; Acenaphthene; 2,6-Dinitrotoluene; Acenaphthylene; Dimethyl Phthalate; 2-Nitroaniline; 2-Chloronaphthalene; 2,4,5-Trichlorophenol; 2,4,6-Trichlorophenol; Hexachlorocyclopentadiene; 4-Chloro-2-Methylphenol; 1-Methylnaphthalene; 2-Methylnaphthalene; 4-Chloro-3-Methylphenol; Hexachlorobutadiene; p-Chloroaniline; 4-Chlorophenol; Naphthalene; 1,2,4-Trichlorobenzene; 2,4-Dichlorophenol; bis(-2-Chloroethoxy)Methane; 2,4-Dimethylphenol; 2-Nitrophenol; Isophorone; Nitrobenzene; N-nitroso-Di-n-propylamine; Hexachloroethane; 4Methylphenol/3Methylphenol; 2-Methylphenol; bis(2-chloroisopropyl)Ether; Benzyl Alcohol; 1,2-Dichlorobenzene; 1,4-Dichlorobenzene; 1,3-Dichlorobenzene; 2-Chlorophenol; bis(-2-Chloroethyl)Ether; Phenol; Aniline; Pyridine; Carbazole; Benzoic Acid; o-Terphenyl; N-Nitrosodimethylamine; 1,4-Dichlorobenzene-d4;			✓	
CmdQuantitate	BL2000\sean	2/2/2022 9:08:13 AM	Quantitate all compounds in all samples			✓	
CmdQuantitate	BL2000\sean	2/2/2022 9:30:33 AM	Quantitate all compounds in all samples			✓	

Name	User	Time	Action	Reason	Comment	Succeed	Exception
CmdSaveBatchTable	BL2000\sean	2/2/2022 9:44:36 AM	Save batch \\MASSHUNTER\Org\Data\SV5973N.I\sd020122\DoD BNA cal 1\QuantResults\020122 DoD BNA cal.batch.bin			✓	
CmdSaveBatchTable	BL2000\sean	2/2/2022 10:55:02 AM	Save batch \\MASSHUNTER\Org\Data\SV5973N.I\sd020122\DoD BNA cal 1\QuantResults\020122 DoD BNA cal.batch.bin			✓	
CmdManuallyIntegrateSplit	BL2000\sean	2/2/2022 10:56:42 AM	Split peak for compound Aniline in sample Feb0102.D and keep left peak, new integration is from x, y = 4.521, 1147.90785309173 to 4.623, 1706.32040749372 and new response = 2970760, previous integration is from x, y = 4.521, 1148 to 4.675, 1986 and previous response = 4616144.			✓	
CmdSetTargetCompoundAttribute	BL2000\sean	2/2/2022 10:56:43 AM	Set UserAnnotation = CO for compound Aniline in sample Feb0102.D; previous value =			✓	
CmdManuallyIntegrateSplit	BL2000\sean	2/2/2022 10:56:45 AM	Split qualifier 66.0 of compound Aniline in sample Feb0102.D and keep left peak, new integration is from x, y = 4.515, 2405.07591502408 to 4.572, 2596.42932292021 and new response = 1016032, previous integration is from x, y = 4.515, 2405 to 4.664, 2900 and previous response = 2009375.			✓	
CmdManuallyIntegrateSplit	BL2000\sean	2/2/2022 10:56:47 AM	Split qualifier 65.0 of compound Aniline in sample Feb0102.D and keep left peak, new integration is from x, y = 4.522, 1917.55412922119 to 4.623, 2370.10720424948 and new response = 1170481, previous integration is from x, y = 4.522, 1918 to 4.869, 3461 and previous response = 1980704.			✓	
CmdManuallyIntegrateSplit	BL2000\sean	2/2/2022 10:56:49 AM	Split qualifier 65.0 of compound Aniline in sample Feb0102.D and keep left peak, new integration is from x, y = 4.522, 1917.55412922119 to 4.572, 2142.90375973257 and new response = 529919, previous integration is from x, y = 4.522, 1918 to 4.623, 2370 and previous response = 1170481.			✓	
CmdManuallyIntegrateSplit	BL2000\sean	2/2/2022 10:56:56 AM	Split qualifier 66.0 of compound Phenol in sample Feb0102.D and keep right peak, new integration is from x, y = 4.572, 2386.37130172162 to 4.664, 2717.46352784131 and new response = 994487, previous integration is from x, y = 4.511, 2166 to 4.664, 2717 and previous response = 2011324.			✓	

Name	User	Time	Action	Reason	Comment	Succeed	Exception
CmdManuallyIntegrateSplit	BL2000\sean	2/2/2022 11:14:51 AM	Split peak for compound bis(-2-Chloroethyl)Ether in sample Feb0102.D and keep left peak, new integration is from x, y = 4.623, 1849.28398251644 to 4.664, 1928.05154549988 and new response = 1241449, previous integration is from x, y = 4.623, 1849 to 4.726, 2046 and previous response = 1845936.			✓	
CmdManuallyIntegratePeak	BL2000\sean	2/2/2022 11:14:56 AM	Manually integrate compound bis(-2-Chloroethyl)Ether in sample Feb0102.D, from x, y = 4.623, 1849 to 4.675, 16741, result = 1391278; previous integration is from x, y = 4.623, 1849 to 4.664, 1928 and previous response = 1241449.			✓	
CmdManuallyIntegrateDropBaseline	BL2000\sean	2/2/2022 11:14:57 AM	Drop baseline for compound bis(-2-Chloroethyl)Ether in sample Feb0102.D to y = 1849, new integration is from x, y = 4.623, 1849 to 4.675, 1849 and new response = 1414092; previous integration is from x, y = 4.623, 1849 to 4.675, 16741 and previous response = 1391278.			✓	
CmdManuallyIntegrateQualifierPeak	BL2000\sean	2/2/2022 11:15:01 AM	Manually integrate qualifier 64.0 of compound bis(-2-Chloroethyl)Ether in sample Feb0102.D, from x, y = 4.634, 1563 to 4.664, 2623, result = 52863; previous integration is from x, y = 4.634, 899 to 4.736, 978 and previous response = 702019.			✓	
CmdManuallyIntegrateDropBaseline	BL2000\sean	2/2/2022 11:15:02 AM	Drop baseline for qualifier 64.0 of compound bis(-2-Chloroethyl)Ether in sample Feb0102.D to y = 1563, new integration is from x, y = 4.634, 1563 to 4.664, 1563 and new response = 53837; previous integration is from x, y = 4.634, 1563 to 4.664, 2623 and previous response = 52863.			✓	
CmdSetTargetCompoundAttribute	BL2000\sean	2/2/2022 11:15:04 AM	Set UserAnnotation = CO for compound bis(-2-Chloroethyl)Ether in sample Feb0102.D; previous value =			✓	
CmdSetTargetCompoundAttribute	BL2000\sean	2/2/2022 11:15:12 AM	Set UserAnnotation = CO for compound Aniline in sample Feb0102.D; previous value = CO			✓	
CmdManuallyIntegratePeak	BL2000\sean	2/2/2022 11:15:21 AM	Manually integrate compound 1,4-Dichlorobenzene in sample Feb0102.D, from x, y = 4.899, 1648092 to 4.991, 1889797, result = -7290508; previous integration is from x, y = 4.808, 406 to 4.899, 598 and previous response = 2275113.			✓	

Name	User	Time	Action	Reason	Comment	Succeed	Exception
CmdManuallyIntegrateSnapBaseline	BL2000\sean	2/2/2022 11:15:22 AM	Snap baseline for compound 1,4-Dichlorobenzene in sample Feb0102.D, from x = 4.899 to x = 4.991, new integration is from x, y = 4.899, 12822 to 4.991, 18352 and new response = 2379259; previous integration is from x, y = 4.899, 1648092 to 4.991, 1889797 and previous response = -7290508.			✓	
CmdManuallyIntegrateDropBaseline	BL2000\sean	2/2/2022 11:15:23 AM	Drop baseline for compound 1,4-Dichlorobenzene in sample Feb0102.D to y = 12822, new integration is from x, y = 4.899, 12822 to 4.991, 12822 and new response = 2394508; previous integration is from x, y = 4.899, 12822 to 4.991, 18352 and previous response = 2379259.			✓	
CmdManuallyIntegrateApplyTargetRtToQualifier	BL2000\sean	2/2/2022 11:15:26 AM	Apply target integration range 4.899-4.991 to qualifier 111.0 for compound 1,4-Dichlorobenzene in sample Feb0102.D, new integration is from x, y = 4.899, 6742 to 4.991, 5663 and new response = 838513; previously no peak.			✓	
CmdManuallyIntegrateApplyTargetRtToQualifier	BL2000\sean	2/2/2022 11:15:30 AM	Apply target integration range 4.899-4.991 to qualifier 148.0 for compound 1,4-Dichlorobenzene in sample Feb0102.D, new integration is from x, y = 4.899, 7264 to 4.991, 11977 and new response = 1530232; previously no peak.			✓	
CmdManuallyIntegratePeak	BL2000\sean	2/2/2022 11:15:35 AM	Manually integrate compound 1,2-Dichlorobenzene in sample Feb0102.D, from x, y = 5.052, 2836472 to 5.155, 3058035, result = -15661824; previous integration is from x, y = 4.808, 363 to 4.899, 388 and previous response = 2275776.			✓	
CmdManuallyIntegrateSnapBaseline	BL2000\sean	2/2/2022 11:15:36 AM	Snap baseline for compound 1,2-Dichlorobenzene in sample Feb0102.D, from x = 5.052 to x = 5.155, new integration is from x, y = 5.052, 8452 to 5.155, 12041 and new response = 2336154; previous integration is from x, y = 5.052, 2836472 to 5.155, 3058035 and previous response = -15661824.			✓	
CmdManuallyIntegrateDropBaseline	BL2000\sean	2/2/2022 11:15:37 AM	Drop baseline for compound 1,2-Dichlorobenzene in sample Feb0102.D to y = 8452, new integration is from x, y = 5.052, 8452 to 5.155, 8452 and new response = 2347151; previous integration is from x, y = 5.052, 8452 to 5.155, 12041 and previous response = 2336154.			✓	

Name	User	Time	Action	Reason	Comment	Succeed	Exception
CmdManuallyIntegrateApplyTargetRtToQualifier	BL2000\sean	2/2/2022 11:15:40 AM	Apply target integration range 5.052-5.155 to qualifier 111.0 for compound 1,2-Dichlorobenzene in sample Feb0102.D, new integration is from x, y = 5.052, 2457 to 5.155, 4473 and new response = 885150; previously no peak.			✓	
CmdManuallyIntegrateApplyTargetRtToQualifier	BL2000\sean	2/2/2022 11:15:43 AM	Apply target integration range 5.052-5.155 to qualifier 148.0 for compound 1,2-Dichlorobenzene in sample Feb0102.D, new integration is from x, y = 5.052, 5046 to 5.155, 7277 and new response = 1504538; previously no peak.			✓	
CmdManuallyIntegratePeak	BL2000\sean	2/2/2022 11:15:52 AM	Manually integrate compound Benzyl Alcohol in sample Feb0102.D, from x, y = 5.052, -11657 to 5.206, -3461, result = 1154568; previous integration is from x, y = 5.074, 2367 to 5.185, 4969 and previous response = 1044207.			✓	
CmdManuallyIntegrateSnapBaseline	BL2000\sean	2/2/2022 11:15:53 AM	Snap baseline for compound Benzyl Alcohol in sample Feb0102.D, from x = 5.052 to x = 5.206, new integration is from x, y = 5.052, 0 to 5.206, 6941 and new response = 1053182; previous integration is from x, y = 5.052, -11657 to 5.206, -3461 and previous response = 1154568.			✓	
CmdManuallyIntegrateDropBaseline	BL2000\sean	2/2/2022 11:15:54 AM	Drop baseline for compound Benzyl Alcohol in sample Feb0102.D to y = 0, new integration is from x, y = 5.052, 0 to 5.206, 0 and new response = 1085083; previous integration is from x, y = 5.052, 0 to 5.206, 6941 and previous response = 1053182.			✓	
CmdManuallyIntegrateApplyTargetRtToQualifier	BL2000\sean	2/2/2022 11:15:58 AM	Apply target integration range 5.052-5.206 to qualifier 107.0 for compound Benzyl Alcohol in sample Feb0102.D, new integration is from x, y = 5.052, 485 to 5.206, 5578 and new response = 748677; previously no peak.			✓	
CmdManuallyIntegrateDropBaseline	BL2000\sean	2/2/2022 11:15:59 AM	Drop baseline for qualifier 107.0 of compound Benzyl Alcohol in sample Feb0102.D to y = 485, new integration is from x, y = 5.052, 485 to 5.206, 485 and new response = 772085; previous integration is from x, y = 5.052, 485 to 5.206, 5578 and previous response = 748677.			✓	

Name	User	Time	Action	Reason	Comment	Succeed	Exception
CmdManuallyIntegratePeak	BL2000\sean	2/2/2022 11:16:11 AM	Manually integrate compound 4Methylphenol/3Methylphenol in sample Feb0102.D, from x, y = 5.410, 1453125 to 5.563, 1578547, result = -11803782; previous integration is from x, y = 5.232, 6243 to 5.389, 5644 and previous response = 1573195.			✓	
CmdManuallyIntegrateSnapBaseline	BL2000\sean	2/2/2022 11:16:12 AM	Snap baseline for compound 4Methylphenol/3Methylphenol in sample Feb0102.D, from x = 5.410 to x = 5.563, new integration is from x, y = 5.410, 6976 to 5.563, 15388 and new response = 2026996; previous integration is from x, y = 5.410, 1453125 to 5.563, 1578547 and previous response = -11803782.			✓	
CmdManuallyIntegrateDropBaseline	BL2000\sean	2/2/2022 11:16:13 AM	Drop baseline for compound 4Methylphenol/3Methylphenol in sample Feb0102.D to y = 6976, new integration is from x, y = 5.410, 6976 to 5.563, 6976 and new response = 2065657; previous integration is from x, y = 5.410, 6976 to 5.563, 15388 and previous response = 2026996.			✓	
CmdSetTargetCompoundAttribute	BL2000\sean	2/2/2022 11:16:15 AM	Set UserAnnotation = CO for compound 4Methylphenol/3Methylphenol in sample Feb0102.D; previous value =			✓	
CmdManuallyIntegrateApplyTargetRtToQualifier	BL2000\sean	2/2/2022 11:16:17 AM	Apply target integration range 5.410-5.563 to qualifier 108.0 for compound 4Methylphenol/3Methylphenol in sample Feb0102.D, new integration is from x, y = 5.410, 9025 to 5.563, 13456 and new response = 1711250; previously no peak.			✓	
CmdManuallyIntegrateDropBaseline	BL2000\sean	2/2/2022 11:16:18 AM	Drop baseline for qualifier 108.0 of compound 4Methylphenol/3Methylphenol in sample Feb0102.D to y = 9025, new integration is from x, y = 5.410, 9025 to 5.563, 9025 and new response = 1731615; previous integration is from x, y = 5.410, 9025 to 5.563, 13456 and previous response = 1711250.			✓	
CmdManuallyIntegrateSplit	BL2000\sean	2/2/2022 11:16:26 AM	Split qualifier 77.0 of compound Nitrobenzene in sample Feb0102.D and keep right peak, new integration is from x, y = 5.532, 6291.93830255207 to 5.655, 5643.22496259826 and new response = 1205822, previous integration is from x, y = 5.419, 6890 to 5.655, 5643 and previous response = 1803138.			✓	

Name	User	Time	Action	Reason	Comment	Succeed	Exception
CmdManuallyIntegrateSplit	BL2000\sean	2/2/2022 11:16:38 AM	Split peak for compound Naphthalene in sample Feb0102.D and keep left peak, new integration is from x, y = 6.362, 1753.60602405841 to 6.434, 2101.85768663426 and new response = 4057651, previous integration is from x, y = 6.362, 1754 to 6.475, 2301 and previous response = 5463276.			✓	
CmdSetTargetCompoundAttribute	BL2000\sean	2/2/2022 11:16:39 AM	Set UserAnnotation = CO for compound Naphthalene in sample Feb0102.D; previous value =			✓	
CmdManuallyIntegrateSplit	BL2000\sean	2/2/2022 11:16:42 AM	Split qualifier 129.0 of compound Naphthalene in sample Feb0102.D and keep left peak, new integration is from x, y = 6.383, 818.945477910728 to 6.434, 865.920762058632 and new response = 440355, previous integration is from x, y = 6.383, 819 to 6.475, 904 and previous response = 541651.			✓	
CmdManuallyIntegrateSplit	BL2000\sean	2/2/2022 11:16:43 AM	Split qualifier 102.0 of compound Naphthalene in sample Feb0102.D and keep left peak, new integration is from x, y = 6.363, 526.820548404492 to 6.434, 520.372934171718 and new response = 389690, previous integration is from x, y = 6.363, 527 to 6.475, 517 and previous response = 459353.			✓	
CmdManuallyIntegrateSplit	BL2000\sean	2/2/2022 11:16:48 AM	Split peak for compound 4-Chlorophenol in sample Feb0102.D and keep left peak, new integration is from x, y = 6.424, 683.133476201732 to 6.475, 740.702515577125 and new response = 428987, previous integration is from x, y = 6.424, 683 to 6.526, 798 and previous response = 496322.			✓	
CmdSetTargetCompoundAttribute	BL2000\sean	2/2/2022 11:16:49 AM	Set UserAnnotation = CO for compound 4-Chlorophenol in sample Feb0102.D; previous value =			✓	
CmdManuallyIntegrateSplit	BL2000\sean	2/2/2022 11:16:52 AM	Split qualifier 128.0 of compound 4-Chlorophenol in sample Feb0102.D and keep right peak, new integration is from x, y = 6.434, 1847.32557918286 to 6.475, 2007.86419433591 and new response = 1406300, previous integration is from x, y = 6.362, 1566 to 6.475, 2008 and previous response = 5464903.			✓	

Name	User	Time	Action	Reason	Comment	Succeed	Exception
CmdManuallyIntegrateApplyTargetRtToQualifier	BL2000\sean	2/2/2022 11:16:57 AM	Apply target integration range 6.473-6.578 to qualifier 129.0 for compound p-Chloroaniline in sample Feb0102.D, new integration is from x, y = 6.473, 6995 to 6.578, 20832 and new response = 485128; previously no peak.			✓	
CmdManuallyIntegrateDropBaseline	BL2000\sean	2/2/2022 11:16:58 AM	Drop baseline for qualifier 129.0 of compound p-Chloroaniline in sample Feb0102.D to y = 6995, new integration is from x, y = 6.473, 6995 to 6.578, 6995 and new response = 528682; previous integration is from x, y = 6.473, 6995 to 6.578, 20832 and previous response = 485128.			✓	
CmdManuallyIntegrateSplit	BL2000\sean	2/2/2022 11:17:04 AM	Split qualifier 65.0 of compound p-Chloroaniline in sample Feb0102.D and keep right peak, new integration is from x, y = 6.485, 4681.16908324547 to 6.526, 4521.62248398762 and new response = 471458, previous integration is from x, y = 6.426, 4910 to 6.526, 4522 and previous response = 1008388.			✓	
CmdManuallyIntegrateDropBaseline	BL2000\sean	2/2/2022 11:17:05 AM	Drop baseline for qualifier 65.0 of compound p-Chloroaniline in sample Feb0102.D to y = 4522, new integration is from x, y = 6.485, 4522 to 6.526, 4522 and new response = 471655; previous integration is from x, y = 6.485, 4681 to 6.526, 4522 and previous response = 471458.			✓	
CmdManuallyIntegratePeak	BL2000\sean	2/2/2022 11:17:14 AM	Manually integrate compound 4-Chloro-3-Methylphenol in sample Feb0102.D, from x, y = 7.102, 585643 to 7.266, 758049, result = -5427254; previous integration is from x, y = 6.968, 1419 to 7.071, 1856 and previous response = 1174223.			✓	
CmdManuallyIntegrateSnapBaseline	BL2000\sean	2/2/2022 11:17:16 AM	Snap baseline for compound 4-Chloro-3-Methylphenol in sample Feb0102.D, from x = 7.102 to x = 7.266, new integration is from x, y = 7.102, 7131 to 7.266, 9254 and new response = 1115708; previous integration is from x, y = 7.102, 585643 to 7.266, 758049 and previous response = -5427254.			✓	
CmdManuallyIntegrateDropBaseline	BL2000\sean	2/2/2022 11:17:17 AM	Drop baseline for compound 4-Chloro-3-Methylphenol in sample Feb0102.D to y = 7131, new integration is from x, y = 7.102, 7131 to 7.266, 7131 and new response = 1126173; previous integration is from x, y = 7.102, 7131 to 7.266, 9254 and previous response = 1115708.			✓	

Name	User	Time	Action	Reason	Comment	Succeed	Exception
CmdManuallyIntegrateApplyTargetRtToQualifier	BL2000\sean	2/2/2022 11:17:21 AM	Apply target integration range 7.102-7.266 to qualifier 144.0 for compound 4-Chloro-3-Methylphenol in sample Feb0102.D, new integration is from x, y = 7.102, 1664 to 7.266, 2011 and new response = 331377; previously no peak.			✓	
CmdManuallyIntegrateSplit	BL2000\sean	2/2/2022 11:17:23 AM	Split qualifier 144.0 of compound 4-Chloro-3-Methylphenol in sample Feb0102.D and keep left peak, new integration is from x, y = 7.102, 1664 to 7.214, 1902.56030023329 and new response = 312196, previous integration is from x, y = 7.102, 1664 to 7.266, 2011 and previous response = 331377.			✓	
CmdManuallyIntegrateSplit	BL2000\sean	2/2/2022 11:17:36 AM	Split peak for compound 2,4,6-Trichlorophenol in sample Feb0102.D and keep left peak, new integration is from x, y = 7.568, 144.620309556189 to 7.625, 195.56783003706 and new response = 789718, previous integration is from x, y = 7.568, 145 to 7.677, 242 and previous response = 1597239.			✓	
CmdSetTargetCompoundAttribute	BL2000\sean	2/2/2022 11:17:37 AM	Set UserAnnotation = CO for compound 2,4,6-Trichlorophenol in sample Feb0102.D; previous value =			✓	
CmdManuallyIntegrateSplit	BL2000\sean	2/2/2022 11:17:39 AM	Split qualifier 198.0 of compound 2,4,6-Trichlorophenol in sample Feb0102.D and keep left peak, new integration is from x, y = 7.574, 0 to 7.625, 0 and new response = 752681, previous integration is from x, y = 7.574, 0 to 7.677, 0 and previous response = 1537203.			✓	
CmdManuallyIntegratePeak	BL2000\sean	2/2/2022 11:17:44 AM	Manually integrate compound 2,4,5-Trichlorophenol in sample Feb0102.D, from x, y = 7.543, 563778 to 7.800, 634497, result = -7591780; previous integration is from x, y = 7.568, 124 to 7.677, 228 and previous response = 1597343.			✓	
CmdManuallyIntegrateSnapBaseline	BL2000\sean	2/2/2022 11:17:45 AM	Snap baseline for compound 2,4,5-Trichlorophenol in sample Feb0102.D, from x = 7.543 to x = 7.800, new integration is from x, y = 7.543, 0 to 7.800, 1373 and new response = 1626762; previous integration is from x, y = 7.543, 563778 to 7.800, 634497 and previous response = -7591780.			✓	

Name	User	Time	Action	Reason	Comment	Succeed	Exception
CmdManuallyIntegrateDropBaseline	BL2000\sean	2/2/2022 11:17:46 AM	Drop baseline for compound 2,4,5-Trichlorophenol in sample Feb0102.D to y = 0, new integration is from x, y = 7.543, 0 to 7.800, 0 and new response = 1637337; previous integration is from x, y = 7.543, 0 to 7.800, 1373 and previous response = 1626762.			✓	
CmdManuallyIntegrateSplit	BL2000\sean	2/2/2022 11:17:47 AM	Split peak for compound 2,4,5-Trichlorophenol in sample Feb0102.D and keep right peak, new integration is from x, y = 7.625, 0 to 7.800, 0 and new response = 846998, previous integration is from x, y = 7.543, 0 to 7.800, 0 and previous response = 1637337.			✓	
CmdSetTargetCompoundAttribute	BL2000\sean	2/2/2022 11:17:48 AM	Set UserAnnotation = CO for compound 2,4,5-Trichlorophenol in sample Feb0102.D; previous value =			✓	
CmdManuallyIntegrateApplyTargetRtToQualifier	BL2000\sean	2/2/2022 11:17:51 AM	Apply target integration range 7.625-7.800 to qualifier 198.0 for compound 2,4,5-Trichlorophenol in sample Feb0102.D, new integration is from x, y = 7.625, 16624 to 7.800, 2457 and new response = 723830; previous integration is from x, y = 7.574, 0 to 7.677, 0 and previous response = 1537203.			✓	
CmdManuallyIntegrateDropBaseline	BL2000\sean	2/2/2022 11:17:52 AM	Drop baseline for qualifier 198.0 of compound 2,4,5-Trichlorophenol in sample Feb0102.D to y = 2457, new integration is from x, y = 7.625, 2457 to 7.800, 2457 and new response = 798029; previous integration is from x, y = 7.625, 16624 to 7.800, 2457 and previous response = 723830.			✓	
CmdManuallyIntegrateApplyTargetRtToQualifier	BL2000\sean	2/2/2022 11:18:05 AM	Apply target integration range 8.487-8.579 to qualifier 152.0 for compound Acenaphthene in sample Feb0102.D, new integration is from x, y = 8.487, 5276 to 8.579, 7635 and new response = 1242924; previous integration is from x, y = 8.272, 768 to 8.364, 1101 and previous response = 4288734.			✓	
CmdManuallyIntegrateDropBaseline	BL2000\sean	2/2/2022 11:18:05 AM	Drop baseline for qualifier 152.0 of compound Acenaphthene in sample Feb0102.D to y = 5276, new integration is from x, y = 8.487, 5276 to 8.579, 5276 and new response = 1249429; previous integration is from x, y = 8.487, 5276 to 8.579, 7635 and previous response = 1242924.			✓	

Name	User	Time	Action	Reason	Comment	Succeed	Exception
CmdManuallyIntegrateApplyTargetRtToQualifier	BL2000\sean	2/2/2022 11:18:11 AM	Apply target integration range 8.579-8.671 to qualifier 154.0 for compound 2,4-Dinitrophenol in sample Feb0102.D, new integration is from x, y = 8.579, 7428 to 8.671, 3659 and new response = 142764; previously no peak.			✓	
CmdManuallyIntegrateDropBaseline	BL2000\sean	2/2/2022 11:18:12 AM	Drop baseline for qualifier 154.0 of compound 2,4-Dinitrophenol in sample Feb0102.D to y = 3659, new integration is from x, y = 8.579, 3659 to 8.671, 3659 and new response = 153185; previous integration is from x, y = 8.579, 7428 to 8.671, 3659 and previous response = 142764.			✓	
CmdManuallyIntegrateQualifierPeak	BL2000\sean	2/2/2022 11:18:26 AM	Manually integrate qualifier 63.0 of compound 2,4-Dinitrotoluene in sample Feb0102.D, from x, y = 8.742, 11238 to 8.865, 2919, result = 301645; previous integration is from x, y = 8.691, 3500 to 8.865, 2919 and previous response = 574074.			✓	
CmdManuallyIntegrateDropBaseline	BL2000\sean	2/2/2022 11:18:27 AM	Drop baseline for qualifier 63.0 of compound 2,4-Dinitrotoluene in sample Feb0102.D to y = 2919, new integration is from x, y = 8.742, 2919 to 8.865, 2919 and new response = 332285; previous integration is from x, y = 8.742, 11238 to 8.865, 2919 and previous response = 301645.			✓	
CmdManuallyIntegrateApplyTargetRtToQualifier	BL2000\sean	2/2/2022 11:18:33 AM	Apply target integration range 9.111-9.213 to qualifier 167.0 for compound Fluorene in sample Feb0102.D, new integration is from x, y = 9.111, 480 to 9.213, 1122 and new response = 416634; previous integration is from x, y = 9.274, 901 to 9.387, 1087 and previous response = 769006.			✓	
CmdManuallyIntegrateDropBaseline	BL2000\sean	2/2/2022 11:18:34 AM	Drop baseline for qualifier 167.0 of compound Fluorene in sample Feb0102.D to y = 480, new integration is from x, y = 9.111, 480 to 9.213, 480 and new response = 418603; previous integration is from x, y = 9.111, 480 to 9.213, 1122 and previous response = 416634.			✓	
CmdManuallyIntegrateSplit	BL2000\sean	2/2/2022 11:18:45 AM	Split qualifier 167.0 of compound N-nitrosodiphenylamine in sample Feb0102.D and keep right peak, new integration is from x, y = 9.274, 684.674337164853 to 9.387, 745.420006100473 and new response = 770890, previous integration is from x, y = 9.111, 596 to 9.387, 745 and previous response = 1189132.			✓	

Name	User	Time	Action	Reason	Comment	Succeed	Exception
CmdManuallyIntegrateSplit	BL2000\sean	2/2/2022 11:18:57 AM	Split peak for compound Phenanthrene in sample Feb0102.D and keep left peak, new integration is from x, y = 10.232, 0 to 10.323, 0 and new response = 4291560, previous integration is from x, y = 10.232, 0 to 10.465, 0 and previous response = 8861465.			✓	
CmdSetTargetCompoundAttribute	BL2000\sean	2/2/2022 11:18:59 AM	Set UserAnnotation = CO for compound Phenanthrene in sample Feb0102.D; previous value =			✓	
CmdManuallyIntegrateSplit	BL2000\sean	2/2/2022 11:19:01 AM	Split qualifier 176.0 of compound Phenanthrene in sample Feb0102.D and keep left peak, new integration is from x, y = 10.242, 0 to 10.323, 0 and new response = 810839, previous integration is from x, y = 10.242, 0 to 10.475, 0 and previous response = 1646589.			✓	
CmdManuallyIntegrateSplit	BL2000\sean	2/2/2022 11:19:06 AM	Split peak for compound Anthracene in sample Feb0102.D and keep right peak, new integration is from x, y = 10.323, 862.169211263223 to 10.465, 1356.01306625533 and new response = 4560469, previous integration is from x, y = 10.253, 619 to 10.465, 1356 and previous response = 8847909.			✓	
CmdSetTargetCompoundAttribute	BL2000\sean	2/2/2022 11:19:07 AM	Set UserAnnotation = CO for compound Anthracene in sample Feb0102.D; previous value =			✓	
CmdManuallyIntegrateSplit	BL2000\sean	2/2/2022 11:19:09 AM	Split qualifier 176.0 of compound Anthracene in sample Feb0102.D and keep right peak, new integration is from x, y = 10.323, 0 to 10.475, 0 and new response = 835750, previous integration is from x, y = 10.242, 0 to 10.475, 0 and previous response = 1646589.			✓	
CmdSaveBatchTable	BL2000\sean	2/2/2022 11:19:53 AM	Save batch \\MASSHUNTER\Org\Data\SV5973N.I\sd020122\DoD BNA cal 1\QuantResults\020122 DoD BNA cal.batch.bin			✓	
CmdManuallyIntegrateSplit	BL2000\sean	2/2/2022 11:20:05 AM	Split qualifier 66.0 of compound Aniline in sample Feb0103.D and keep left peak, new integration is from x, y = 4.522, 1831.14238303267 to 4.573, 2004.38213053938 and new response = 869275, previous integration is from x, y = 4.522, 1831 to 4.664, 2321 and previous response = 1709180.			✓	

Name	User	Time	Action	Reason	Comment	Succeed	Exception
CmdManuallyIntegrateSplit	BL2000\sean	2/2/2022 11:20:08 AM	Split qualifier 65.0 of compound Aniline in sample Feb0103.D and keep left peak, new integration is from x, y = 4.524, 2162.31372963659 to 4.624, 2629.30932916478 and new response = 1014106, previous integration is from x, y = 4.524, 2162 to 4.828, 3585 and previous response = 1654908.			✓	
CmdManuallyIntegrateSplit	BL2000\sean	2/2/2022 11:20:11 AM	Split qualifier 65.0 of compound Aniline in sample Feb0103.D and keep left peak, new integration is from x, y = 4.524, 2162.31372963659 to 4.573, 2390.47020387595 and new response = 452651, previous integration is from x, y = 4.524, 2162 to 4.624, 2629 and previous response = 1014106.			✓	
CmdManuallyIntegrateSplit	BL2000\sean	2/2/2022 11:20:16 AM	Split qualifier 66.0 of compound Phenol in sample Feb0103.D and keep right peak, new integration is from x, y = 4.573, 1972.83779595629 to 4.664, 2212.5872616476 and new response = 842931, previous integration is from x, y = 4.522, 1842 to 4.664, 2213 and previous response = 1709602.			✓	
CmdManuallyIntegratePeak	BL2000\sean	2/2/2022 11:20:22 AM	Manually integrate compound bis(-2-Chloroethyl)Ether in sample Feb0103.D, from x, y = 4.787, 1292033 to 4.787, 1329651, result = 0; previous integration is from x, y = 4.624, 1513 to 4.726, 1688 and previous response = 1547553.			✓	
CmdManuallyIntegrateSplit	BL2000\sean	2/2/2022 11:20:23 AM	Split peak for compound bis(-2-Chloroethyl)Ether in sample Feb0103.D and keep left peak, new integration is from x, y = 4.787, 1292032.85325444 to 4.787, 1292032.85325444 and new response = 0, previous integration is from x, y = 4.787, 1292033 to 4.787, 1292033 and previous response = 0.			✓	
CmdClearManualIntegration	BL2000\sean	2/2/2022 11:20:26 AM	Clear manual integration of target signal for compound bis(-2-Chloroethyl)Ether in sample Feb0103.D			✓	
CmdManuallyIntegrateSplit	BL2000\sean	2/2/2022 11:20:28 AM	Split peak for compound bis(-2-Chloroethyl)Ether in sample Feb0103.D and keep left peak, new integration is from x, y = 4.624, 1512.66208261232 to 4.664, 1583.01304730066 and new response = 1065961, previous integration is from x, y = 4.624, 1513 to 4.726, 1688 and previous response = 1547553.			✓	

Name	User	Time	Action	Reason	Comment	Succeed	Exception
CmdSetTargetCompoundAttribute	BL2000\sean	2/2/2022 11:20:32 AM	Set UserAnnotation = RT for compound bis(-2-Chloroethyl)Ether in sample Feb0103.D; previous value =			✓	
CmdSetTargetCompoundAttribute	BL2000\sean	2/2/2022 11:20:33 AM	Set UserAnnotation = CO for compound bis(-2-Chloroethyl)Ether in sample Feb0103.D; previous value = RT			✓	
CmdManuallyIntegrateApplyTargetRtToQualifier	BL2000\sean	2/2/2022 11:20:36 AM	Apply target integration range 4.624-4.664 to qualifier 64.0 for compound bis(-2-Chloroethyl)Ether in sample Feb0103.D, new integration is from x, y = 4.624, 2333 to 4.664, 22640 and new response = 16203; previous integration is from x, y = 4.634, 826 to 4.736, 921 and previous response = 593219.			✓	
CmdManuallyIntegrateDropBaseline	BL2000\sean	2/2/2022 11:20:37 AM	Drop baseline for qualifier 64.0 of compound bis(-2-Chloroethyl)Ether in sample Feb0103.D to y = 2333, new integration is from x, y = 4.624, 2333 to 4.664, 2333 and new response = 41100; previous integration is from x, y = 4.624, 2333 to 4.664, 22640 and previous response = 16203.			✓	
CmdManuallyIntegratePeak	BL2000\sean	2/2/2022 11:20:43 AM	Manually integrate compound 1,4-Dichlorobenzene in sample Feb0103.D, from x, y = 4.899, 1221513 to 4.971, 1391585, result = -3602140; previous integration is from x, y = 4.797, 283 to 4.899, 473 and previous response = 1830276.			✓	
CmdManuallyIntegrateSnapBaseline	BL2000\sean	2/2/2022 11:20:44 AM	Snap baseline for compound 1,4-Dichlorobenzene in sample Feb0103.D, from x = 4.899 to x = 4.971, new integration is from x, y = 4.899, 5824 to 4.971, 11045 and new response = 1965473; previous integration is from x, y = 4.899, 1221513 to 4.971, 1391585 and previous response = -3602140.			✓	
CmdManuallyIntegrateDropBaseline	BL2000\sean	2/2/2022 11:20:45 AM	Drop baseline for compound 1,4-Dichlorobenzene in sample Feb0103.D to y = 5824, new integration is from x, y = 4.899, 5824 to 4.971, 5824 and new response = 1976669; previous integration is from x, y = 4.899, 5824 to 4.971, 11045 and previous response = 1965473.			✓	
CmdSetTargetCompoundAttribute	BL2000\sean	2/2/2022 11:20:47 AM	Set UserAnnotation = CO for compound 1,4-Dichlorobenzene in sample Feb0103.D; previous value =			✓	

Name	User	Time	Action	Reason	Comment	Succeed	Exception
CmdManuallyIntegrateApplyTargetRtToQualifier	BL2000\sean	2/2/2022 11:20:49 AM	Apply target integration range 4.899-4.971 to qualifier 148.0 for compound 1,4-Dichlorobenzene in sample Feb0103.D, new integration is from x, y = 4.899, 3893 to 4.971, 7805 and new response = 1265006; previously no peak.			✓	
CmdManuallyIntegrateQualifierPeak	BL2000\sean	2/2/2022 11:20:50 AM	Manually integrate qualifier111.0 of compound 1,4-Dichlorobenzene in sample Feb0103.D from x, y = 4.715, 649763 to 4.736, 659629; result = 0			✓	
CmdManuallyIntegrateApplyTargetRtToQualifier	BL2000\sean	2/2/2022 11:20:51 AM	Apply target integration range 4.899-4.971 to qualifier 111.0 for compound 1,4-Dichlorobenzene in sample Feb0103.D, new integration is from x, y = 4.899, 4348 to 4.971, 3769 and new response = 694311; previously no peak.			✓	
CmdManuallyIntegratePeak	BL2000\sean	2/2/2022 11:20:57 AM	Manually integrate compound 1,2-Dichlorobenzene in sample Feb0103.D, from x, y = 5.053, 2207927 to 5.155, 2275956, result = -11785269; previous integration is from x, y = 4.808, 439 to 4.899, 481 and previous response = 1829380.			✓	
CmdManuallyIntegrateSnapBaseline	BL2000\sean	2/2/2022 11:20:59 AM	Snap baseline for compound 1,2-Dichlorobenzene in sample Feb0103.D, from x = 5.053 to x = 5.155, new integration is from x, y = 5.053, 4699 to 5.155, 6413 and new response = 1919302; previous integration is from x, y = 5.053, 2207927 to 5.155, 2275956 and previous response = -11785269.			✓	
CmdManuallyIntegrateDropBaseline	BL2000\sean	2/2/2022 11:21:00 AM	Drop baseline for compound 1,2-Dichlorobenzene in sample Feb0103.D to y = 4699, new integration is from x, y = 5.053, 4699 to 5.155, 4699 and new response = 1924554; previous integration is from x, y = 5.053, 4699 to 5.155, 6413 and previous response = 1919302.			✓	
CmdSetTargetCompoundAttribute	BL2000\sean	2/2/2022 11:21:01 AM	Set UserAnnotation = CO for compound 1,2-Dichlorobenzene in sample Feb0103.D; previous value =			✓	
CmdManuallyIntegrateApplyTargetRtToQualifier	BL2000\sean	2/2/2022 11:21:03 AM	Apply target integration range 5.053-5.155 to qualifier 148.0 for compound 1,2-Dichlorobenzene in sample Feb0103.D, new integration is from x, y = 5.053, 2949 to 5.155, 3852 and new response = 1244755; previously no peak.			✓	

Name	User	Time	Action	Reason	Comment	Succeed	Exception
CmdManuallyIntegrateApplyTargetRtToQualifier	BL2000\sean	2/2/2022 11:21:05 AM	Apply target integration range 5.053-5.155 to qualifier 111.0 for compound 1,2-Dichlorobenzene in sample Feb0103.D, new integration is from x, y = 5.053, 1473 to 5.155, 2254 and new response = 729824; previously no peak.			✓	
CmdManuallyIntegrateApplyTargetRtToQualifier	BL2000\sean	2/2/2022 11:21:12 AM	Apply target integration range 5.420-5.522 to qualifier 108.0 for compound 4Methylphenol/3Methylphenol in sample Feb0103.D, new integration is from x, y = 5.420, 5915 to 5.522, 17160 and new response = 1524918; previously no peak.			✓	
CmdManuallyIntegrateDropBaseline	BL2000\sean	2/2/2022 11:21:13 AM	Drop baseline for qualifier 108.0 of compound 4Methylphenol/3Methylphenol in sample Feb0103.D to y = 5915, new integration is from x, y = 5.420, 5915 to 5.522, 5915 and new response = 1559372; previous integration is from x, y = 5.420, 5915 to 5.522, 17160 and previous response = 1524918.			✓	
CmdManuallyIntegrateSplit	BL2000\sean	2/2/2022 11:21:21 AM	Split qualifier 77.0 of compound Nitrobenzene in sample Feb0103.D and keep right peak, new integration is from x, y = 5.522, 6490.67165088446 to 5.655, 5304.00547732493 and new response = 859097, previous integration is from x, y = 5.421, 7398 to 5.655, 5304 and previous response = 1393606.			✓	
CmdManuallyIntegrateSplit	BL2000\sean	2/2/2022 11:21:33 AM	Split qualifier 129.0 of compound Naphthalene in sample Feb0103.D and keep left peak, new integration is from x, y = 6.375, 788.020107372078 to 6.434, 858.304519108102 and new response = 371524, previous integration is from x, y = 6.375, 788 to 6.475, 907 and previous response = 453245.			✓	
CmdManuallyIntegrateSplit	BL2000\sean	2/2/2022 11:21:42 AM	Split peak for compound 4-Chlorophenol in sample Feb0103.D and keep left peak, new integration is from x, y = 6.426, 682.265405845701 to 6.475, 759.793107290054 and new response = 336373, previous integration is from x, y = 6.426, 682 to 6.527, 842 and previous response = 387999.			✓	
CmdSetTargetCompoundAttribute	BL2000\sean	2/2/2022 11:21:43 AM	Set UserAnnotation = CO for compound 4-Chlorophenol in sample Feb0103.D; previous value =			✓	

Name	User	Time	Action	Reason	Comment	Succeed	Exception
CmdManuallyIntegrateSplit	BL2000\sean	2/2/2022 11:21:45 AM	Split qualifier 128.0 of compound 4-Chlorophenol in sample Feb0103.D and keep left peak, new integration is from x, y = 6.434, 1615.18610207507 to 6.485, 1796.37003932328 and new response = 1128148, previous integration is from x, y = 6.434, 1615 to 6.527, 1941 and previous response = 1289659.			✓	
CmdManuallyIntegrateSplit	BL2000\sean	2/2/2022 11:21:51 AM	Split qualifier 65.0 of compound p-Chloroaniline in sample Feb0103.D and keep right peak, new integration is from x, y = 6.475, 4890.72253453335 to 6.527, 4614.77868481704 and new response = 401173, previous integration is from x, y = 6.429, 5137 to 6.527, 4615 and previous response = 808865.			✓	
CmdManuallyIntegratePeak	BL2000\sean	2/2/2022 11:22:02 AM	Manually integrate compound 4-Chloro-3-Methylphenol in sample Feb0103.D, from x, y = 7.091, 774085 to 7.266, 971513, result = -8120170; previous integration is from x, y = 6.966, 1364 to 7.071, 1804 and previous response = 899193.			✓	
CmdManuallyIntegrateSnapBaseline	BL2000\sean	2/2/2022 11:22:03 AM	Snap baseline for compound 4-Chloro-3-Methylphenol in sample Feb0103.D, from x = 7.091 to x = 7.266, new integration is from x, y = 7.091, 5899 to 7.266, 7045 and new response = 954608; previous integration is from x, y = 7.091, 774085 to 7.266, 971513 and previous response = -8120170.			✓	
CmdManuallyIntegrateDropBaseline	BL2000\sean	2/2/2022 11:22:04 AM	Drop baseline for compound 4-Chloro-3-Methylphenol in sample Feb0103.D to y = 5899, new integration is from x, y = 7.091, 5899 to 7.266, 5899 and new response = 960610; previous integration is from x, y = 7.091, 5899 to 7.266, 7045 and previous response = 954608.			✓	
CmdSetTargetCompoundAttribute	BL2000\sean	2/2/2022 11:22:05 AM	Set UserAnnotation = CO for compound 4-Chloro-3-Methylphenol in sample Feb0103.D; previous value =			✓	
CmdManuallyIntegrateApplyTargetRtToQualifier	BL2000\sean	2/2/2022 11:22:08 AM	Apply target integration range 7.091-7.266 to qualifier 144.0 for compound 4-Chloro-3-Methylphenol in sample Feb0103.D, new integration is from x, y = 7.091, 834 to 7.266, 1591 and new response = 290299; previously no peak.			✓	

Name	User	Time	Action	Reason	Comment	Succeed	Exception
CmdManuallyIntegrateDropBaseline	BL2000\sean	2/2/2022 11:22:09 AM	Drop baseline for qualifier 144.0 of compound 4-Chloro-3-Methylphenol in sample Feb0103.D to y = 834, new integration is from x, y = 7.091, 834 to 7.266, 834 and new response = 294264; previous integration is from x, y = 7.091, 834 to 7.266, 1591 and previous response = 290299.			✓	
CmdManuallyIntegrateSplit	BL2000\sean	2/2/2022 11:22:11 AM	Split qualifier 144.0 of compound 4-Chloro-3-Methylphenol in sample Feb0103.D and keep left peak, new integration is from x, y = 7.091, 834 to 7.215, 834 and new response = 277747, previous integration is from x, y = 7.091, 834 to 7.266, 834 and previous response = 294264.			✓	
CmdManuallyIntegrateSplit	BL2000\sean	2/2/2022 11:22:16 AM	Split peak for compound 2-Methylnaphthalene in sample Feb0103.D and keep left peak, new integration is from x, y = 7.196, 1832.62927915546 to 7.317, 2262.5143033852 and new response = 1932970, previous integration is from x, y = 7.196, 1833 to 7.410, 2591 and previous response = 3869925.			✓	
CmdSetTargetCompoundAttribute	BL2000\sean	2/2/2022 11:22:17 AM	Set UserAnnotation = CO for compound 2-Methylnaphthalene in sample Feb0103.D; previous value =			✓	
CmdManuallyIntegrateApplyTargetRtToQualifier	BL2000\sean	2/2/2022 11:22:20 AM	Apply target integration range 7.196-7.317 to qualifier 142.0 for compound 2-Methylnaphthalene in sample Feb0103.D, new integration is from x, y = 7.196, 12141 to 7.317, 10272 and new response = 2226675; previous integration is from x, y = 7.102, 1204 to 7.420, 2475 and previous response = 5352580.			✓	
CmdManuallyIntegrateDropBaseline	BL2000\sean	2/2/2022 11:22:21 AM	Drop baseline for qualifier 142.0 of compound 2-Methylnaphthalene in sample Feb0103.D to y = 10272, new integration is from x, y = 7.196, 10272 to 7.317, 10272 and new response = 2233716; previous integration is from x, y = 7.196, 12141 to 7.317, 10272 and previous response = 2226675.			✓	
CmdManuallyIntegrateApplyTargetRtToQualifier	BL2000\sean	2/2/2022 11:22:23 AM	Apply target integration range 7.196-7.317 to qualifier 115.0 for compound 2-Methylnaphthalene in sample Feb0103.D, new integration is from x, y = 7.196, 1571 to 7.317, 4449 and new response = 803818; previous integration is from x, y = 7.205, 1324 to 7.420, 1687 and previous response = 1624939.			✓	

Name	User	Time	Action	Reason	Comment	Succeed	Exception
CmdManuallyIntegrateDropBaseline	BL2000\sean	2/2/2022 11:22:24 AM	Drop baseline for qualifier 115.0 of compound 2-Methylnaphthalene in sample Feb0103.D to y = 1571, new integration is from x, y = 7.196, 1571 to 7.317, 1571 and new response = 814256; previous integration is from x, y = 7.196, 1571 to 7.317, 4449 and previous response = 803818.			✓	
CmdManuallyIntegrateSplit	BL2000\sean	2/2/2022 11:22:31 AM	Split peak for compound 1-Methylnaphthalene in sample Feb0103.D and keep right peak, new integration is from x, y = 7.317, 1831.91562088151 to 7.410, 1908.24515730679 and new response = 1940124, previous integration is from x, y = 7.194, 1730 to 7.410, 1908 and previous response = 3874886.			✓	
CmdSetTargetCompoundAttribute	BL2000\sean	2/2/2022 11:22:32 AM	Set UserAnnotation = CO for compound 1-Methylnaphthalene in sample Feb0103.D; previous value =			✓	
CmdManuallyIntegrateApplyTargetRtToQualifier	BL2000\sean	2/2/2022 11:22:34 AM	Apply target integration range 7.317-7.410 to qualifier 142.0 for compound 1-Methylnaphthalene in sample Feb0103.D, new integration is from x, y = 7.317, 10272 to 7.410, 14641 and new response = 2144472; previous integration is from x, y = 7.104, 5059 to 7.420, 3623 and previous response = 5304189.			✓	
CmdManuallyIntegrateApplyTargetRtToQualifier	BL2000\sean	2/2/2022 11:22:35 AM	Apply target integration range 7.317-7.410 to qualifier 115.0 for compound 1-Methylnaphthalene in sample Feb0103.D, new integration is from x, y = 7.317, 4449 to 7.410, 5540 and new response = 788838; previous integration is from x, y = 7.204, 1031 to 7.420, 1242 and previous response = 1630251.			✓	
CmdManuallyIntegrateApplyTargetRtToQualifier	BL2000\sean	2/2/2022 11:22:53 AM	Apply target integration range 8.487-8.579 to qualifier 152.0 for compound Acenaphthene in sample Feb0103.D, new integration is from x, y = 8.487, 4646 to 8.579, 5310 and new response = 1113250; previous integration is from x, y = 8.268, 805 to 8.374, 1095 and previous response = 3898415.			✓	
CmdManuallyIntegrateDropBaseline	BL2000\sean	2/2/2022 11:22:54 AM	Drop baseline for qualifier 152.0 of compound Acenaphthene in sample Feb0103.D to y = 4646, new integration is from x, y = 8.487, 4646 to 8.579, 4646 and new response = 1115084; previous integration is from x, y = 8.487, 4646 to 8.579, 5310 and previous response = 1113250.			✓	

Name	User	Time	Action	Reason	Comment	Succeed	Exception
CmdManuallyIntegrateApplyTargetRtToQualifier	BL2000\sean	2/2/2022 11:22:58 AM	Apply target integration range 8.579-8.722 to qualifier 154.0 for compound 2,4-Dinitrophenol in sample Feb0103.D, new integration is from x, y = 8.579, 5240 to 8.722, 2917 and new response = 112332; previous integration is from x, y = 8.487, 1266 to 8.579, 1354 and previous response = 2172229.			✓	
CmdManuallyIntegrateDropBaseline	BL2000\sean	2/2/2022 11:22:59 AM	Drop baseline for qualifier 154.0 of compound 2,4-Dinitrophenol in sample Feb0103.D to y = 2917, new integration is from x, y = 8.579, 2917 to 8.722, 2917 and new response = 122316; previous integration is from x, y = 8.579, 5240 to 8.722, 2917 and previous response = 112332.			✓	
CmdManuallyIntegrateSplit	BL2000\sean	2/2/2022 11:23:13 AM	Split qualifier 63.0 of compound 2,4-Dinitrotoluene in sample Feb0103.D and keep right peak, new integration is from x, y = 8.700, 2680.09219993554 to 8.814, 2549.65243955607 and new response = 463778, previous integration is from x, y = 8.700, 2680 to 8.814, 2550 and previous response = 463778.			✓	
CmdManuallyIntegrateQualifierPeak	BL2000\sean	2/2/2022 11:23:16 AM	Manually integrate qualifier 63.0 of compound 2,4-Dinitrotoluene in sample Feb0103.D, from x, y = 8.742, 11857 to 8.814, 2550, result = 244184; previous integration is from x, y = 8.700, 2680 to 8.814, 2550 and previous response = 463778.			✓	
CmdManuallyIntegrateDropBaseline	BL2000\sean	2/2/2022 11:23:18 AM	Drop baseline for qualifier 63.0 of compound 2,4-Dinitrotoluene in sample Feb0103.D to y = 2550, new integration is from x, y = 8.742, 2550 to 8.814, 2550 and new response = 264176; previous integration is from x, y = 8.742, 11857 to 8.814, 2550 and previous response = 244184.			✓	
CmdManuallyIntegrateQualifierPeak	BL2000\sean	2/2/2022 11:23:29 AM	Manually integrate qualifier 65.0 of compound 4-Nitroaniline in sample Feb0103.D, from x, y = 9.192, 8276 to 9.254, 16038, result = 300145; previous integration is from x, y = 9.152, 3538 to 9.305, 3882 and previous response = 429589.			✓	
CmdManuallyIntegrateDropBaseline	BL2000\sean	2/2/2022 11:23:30 AM	Drop baseline for qualifier 65.0 of compound 4-Nitroaniline in sample Feb0103.D to y = 8276, new integration is from x, y = 9.192, 8276 to 9.254, 8276 and new response = 314440; previous integration is from x, y = 9.192, 8276 to 9.254, 16038 and previous response = 300145.			✓	

Name	User	Time	Action	Reason	Comment	Succeed	Exception
CmdManuallyIntegrateSplit	BL2000\sean	2/2/2022 11:23:33 AM	Split peak for compound 4-Nitroaniline in sample Feb0103.D and keep left peak, new integration is from x, y = 9.182, 266.432780038745 to 9.254, 308.462953272849 and new response = 321193, previous integration is from x, y = 9.182, 266 to 9.346, 362 and previous response = 346451.			✓	
CmdSetTargetCompoundAttribute	BL2000\sean	2/2/2022 11:23:34 AM	Set UserAnnotation = GT for compound 4-Nitroaniline in sample Feb0103.D; previous value =			✓	
CmdManuallyIntegrateApplyTargetRtToQualifier	BL2000\sean	2/2/2022 11:23:46 AM	Apply target integration range 9.203-9.315 to qualifier 121.0 for compound 4,6-Dinitro-2-methylphenol in sample Feb0103.D, new integration is from x, y = 9.203, 1569 to 9.315, 2129 and new response = 113475; previous integration is from x, y = 9.070, 1906 to 9.150, 1815 and previous response = 130151.			✓	
CmdManuallyIntegrateDropBaseline	BL2000\sean	2/2/2022 11:23:47 AM	Drop baseline for qualifier 121.0 of compound 4,6-Dinitro-2-methylphenol in sample Feb0103.D to y = 1569, new integration is from x, y = 9.203, 1569 to 9.315, 1569 and new response = 115366; previous integration is from x, y = 9.203, 1569 to 9.315, 2129 and previous response = 113475.			✓	
CmdManuallyIntegratePeak	BL2000\sean	2/2/2022 11:24:02 AM	Manually integrate compound Anthracene in sample Feb0103.D, from x, y = 10.323, 1970288 to 10.384, 2184344, result = -4075620; previous integration is from x, y = 10.252, 617 to 10.323, 872 and previous response = 3896533.			✓	
CmdManuallyIntegrateSnapBaseline	BL2000\sean	2/2/2022 11:24:03 AM	Snap baseline for compound Anthracene in sample Feb0103.D, from x = 10.323 to x = 10.384, new integration is from x, y = 10.323, 10756 to 10.384, 17808 and new response = 3448265; previous integration is from x, y = 10.323, 1970288 to 10.384, 2184344 and previous response = -4075620.			✓	
CmdManuallyIntegrateDropBaseline	BL2000\sean	2/2/2022 11:24:05 AM	Drop baseline for compound Anthracene in sample Feb0103.D to y = 10756, new integration is from x, y = 10.323, 10756 to 10.384, 10756 and new response = 3461124; previous integration is from x, y = 10.323, 10756 to 10.384, 17808 and previous response = 3448265.			✓	
CmdSetTargetCompoundAttribute	BL2000\sean	2/2/2022 11:24:05 AM	Set UserAnnotation = CO for compound Anthracene in sample Feb0103.D; previous value =			✓	

Name	User	Time	Action	Reason	Comment	Succeed	Exception
CmdManuallyIntegrateApplyTargetRtToQualifier	BL2000\sean	2/2/2022 11:24:08 AM	Apply target integration range 10.323-10.384 to qualifier 176.0 for compound Anthracene in sample Feb0103.D, new integration is from x, y = 10.323, 1828 to 10.384, 4501 and new response = 639334; previously no peak.			✓	
CmdManuallyIntegrateDropBaseline	BL2000\sean	2/2/2022 11:24:09 AM	Drop baseline for qualifier 176.0 of compound Anthracene in sample Feb0103.D to y = 1828, new integration is from x, y = 10.323, 1828 to 10.384, 1828 and new response = 644208; previous integration is from x, y = 10.323, 1828 to 10.384, 4501 and previous response = 639334.			✓	
CmdManuallyIntegrateSplit	BL2000\sean	2/2/2022 11:24:40 AM	Split peak for compound Phenol-d5 in sample Feb0103.D and keep left peak, new integration is from x, y = 4.542, 308.533225975631 to 4.654, 585.218000410218 and new response = 1672203, previous integration is from x, y = 4.542, 309 to 4.705, 711 and previous response = 1757753.			✓	
CmdSaveBatchTable	BL2000\sean	2/2/2022 11:24:52 AM	Save batch \\MASSHUNTER\Org\Data\SV5973N.I\sd020122\DoD BNA cal 1\QuantResults\020122 DoD BNA cal.batch.bin			✓	
CmdManuallyIntegrateSplit	BL2000\sean	2/2/2022 11:25:05 AM	Split peak for compound Aniline in sample Feb0104.D and keep left peak, new integration is from x, y = 4.522, 791.404996395742 to 4.613, 1011.63387632213 and new response = 1638474, previous integration is from x, y = 4.522, 791 to 4.675, 1159 and previous response = 2476219.			✓	
CmdSetTargetCompoundAttribute	BL2000\sean	2/2/2022 11:25:06 AM	Set UserAnnotation = CO for compound Aniline in sample Feb0104.D; previous value =			✓	
CmdManuallyIntegrateSplit	BL2000\sean	2/2/2022 11:25:09 AM	Split qualifier 66.0 of compound Aniline in sample Feb0104.D and keep left peak, new integration is from x, y = 4.522, 1255.686248512 to 4.573, 1344.72532388813 and new response = 580136, previous integration is from x, y = 4.522, 1256 to 4.664, 1505 and previous response = 1189753.			✓	
CmdManuallyIntegrateQualifierPeak	BL2000\sean	2/2/2022 11:25:12 AM	Manually integrate qualifier 65.0 of compound Aniline in sample Feb0104.D, from x, y = 4.440, 254956 to 4.450, 254956, result = 695494; previous integration is from x, y = 4.523, 1317 to 4.624, 1482 and previous response = 695494.			✓	

Name	User	Time	Action	Reason	Comment	Succeed	Exception
CmdManuallyIntegrateSplit	BL2000\sean	2/2/2022 11:25:12 AM	Split qualifier 65.0 of compound Aniline in sample Feb0104.D and keep left peak, new integration is from x, y = 4.523, 1316.85785832268 to 4.624, 1481.67648910914 and new response = 695494, previous integration is from x, y = 4.523, 1317 to 4.624, 1482 and previous response = 695494.			✓	
CmdManuallyIntegrateSplit	BL2000\sean	2/2/2022 11:25:15 AM	Split qualifier 65.0 of compound Aniline in sample Feb0104.D and keep left peak, new integration is from x, y = 4.523, 1316.85785832268 to 4.624, 1481.67648910914 and new response = 695494, previous integration is from x, y = 4.523, 1317 to 4.624, 1482 and previous response = 695494.			✓	
CmdManuallyIntegrateQualifierPeak	BL2000\sean	2/2/2022 11:25:21 AM	Manually integrate qualifier 65.0 of compound Aniline in sample Feb0104.D, from x, y = 4.523, 1317 to 4.573, 40592, result = 238746; previous integration is from x, y = 4.523, 1317 to 4.624, 1482 and previous response = 695494.			✓	
CmdManuallyIntegrateDropBaseline	BL2000\sean	2/2/2022 11:25:22 AM	Drop baseline for qualifier 65.0 of compound Aniline in sample Feb0104.D to y = 1317, new integration is from x, y = 4.523, 1317 to 4.573, 1317 and new response = 297177; previous integration is from x, y = 4.523, 1317 to 4.573, 40592 and previous response = 238746.			✓	
CmdManuallyIntegrateSplit	BL2000\sean	2/2/2022 11:25:29 AM	Split qualifier 66.0 of compound Phenol in sample Feb0104.D and keep right peak, new integration is from x, y = 4.573, 1173.35155852698 to 4.664, 1227.0041763471 and new response = 611958, previous integration is from x, y = 4.521, 1144 to 4.664, 1227 and previous response = 1192528.			✓	
CmdManuallyIntegrateSplit	BL2000\sean	2/2/2022 11:25:35 AM	Split peak for compound bis(-2-Chloroethyl)Ether in sample Feb0104.D and keep left peak, new integration is from x, y = 4.624, 892.835957444513 to 4.664, 935.028612015762 and new response = 628358, previous integration is from x, y = 4.624, 893 to 4.726, 998 and previous response = 995083.			✓	

Name	User	Time	Action	Reason	Comment	Succeed	Exception
CmdManuallyIntegrateApplyTargetRtToQualifier	BL2000\sean	2/2/2022 11:25:38 AM	Apply target integration range 4.624-4.664 to qualifier 64.0 for compound bis(-2-Chloroethyl)Ether in sample Feb0104.D, new integration is from x, y = 4.624, 1542 to 4.664, 14796 and new response = 6373; previous integration is from x, y = 4.634, 547 to 4.756, 586 and previous response = 444270.			✓	
CmdManuallyIntegrateDropBaseline	BL2000\sean	2/2/2022 11:25:40 AM	Drop baseline for qualifier 64.0 of compound bis(-2-Chloroethyl)Ether in sample Feb0104.D to y = 1542, new integration is from x, y = 4.624, 1542 to 4.664, 1542 and new response = 22616; previous integration is from x, y = 4.624, 1542 to 4.664, 14796 and previous response = 6373.			✓	
CmdManuallyIntegrateSplit	BL2000\sean	2/2/2022 11:25:52 AM	Split peak for compound 1,3-Dichlorobenzene in sample Feb0104.D and keep left peak, new integration is from x, y = 4.807, 0 to 4.899, 0 and new response = 1189795, previous integration is from x, y = 4.807, 0 to 4.971, 0 and previous response = 2539200.			✓	
CmdSetTargetCompoundAttribute	BL2000\sean	2/2/2022 11:25:54 AM	Set UserAnnotation = CO for compound 1,3-Dichlorobenzene in sample Feb0104.D; previous value =			✓	
CmdManuallyIntegrateSplit	BL2000\sean	2/2/2022 11:25:56 AM	Split qualifier 148.0 of compound 1,3-Dichlorobenzene in sample Feb0104.D and keep left peak, new integration is from x, y = 4.807, 0 to 4.889, 0 and new response = 759625, previous integration is from x, y = 4.807, 0 to 4.971, 0 and previous response = 1628880.			✓	
CmdManuallyIntegrateSplit	BL2000\sean	2/2/2022 11:25:58 AM	Split qualifier 111.0 of compound 1,3-Dichlorobenzene in sample Feb0104.D and keep left peak, new integration is from x, y = 4.818, 0 to 4.899, 0 and new response = 441671, previous integration is from x, y = 4.818, 0 to 4.971, 0 and previous response = 914857.			✓	
CmdManuallyIntegrateSplit	BL2000\sean	2/2/2022 11:26:03 AM	Split peak for compound 1,4-Dichlorobenzene in sample Feb0104.D and keep right peak, new integration is from x, y = 4.899, 465.957402666712 to 4.971, 582.599637483559 and new response = 1347156, previous integration is from x, y = 4.813, 324 to 4.971, 583 and previous response = 2534796.			✓	
CmdSetTargetCompoundAttribute	BL2000\sean	2/2/2022 11:26:05 AM	Set UserAnnotation = CO for compound 1,4-Dichlorobenzene in sample Feb0104.D; previous value =			✓	

Name	User	Time	Action	Reason	Comment	Succeed	Exception
CmdManuallyIntegrateSplit	BL2000\sean	2/2/2022 11:26:08 AM	Split qualifier 148.0 of compound 1,4-Dichlorobenzene in sample Feb0104.D and keep right peak, new integration is from x, y = 4.889, 0 to 4.971, 0 and new response = 869256, previous integration is from x, y = 4.807, 0 to 4.971, 0 and previous response = 1628880.			✓	
CmdManuallyIntegrateSplit	BL2000\sean	2/2/2022 11:26:10 AM	Split qualifier 111.0 of compound 1,4-Dichlorobenzene in sample Feb0104.D and keep right peak, new integration is from x, y = 4.899, 122.451501301702 to 4.971, 183.256444025506 and new response = 472530, previous integration is from x, y = 4.818, 53 to 4.971, 183 and previous response = 900146.			✓	
CmdManuallyIntegratePeak	BL2000\sean	2/2/2022 11:28:04 AM	Manually integrate compound 1,2-Dichlorobenzene in sample Feb0104.D, from x, y = 5.053, 835008 to 5.155, 928014, result = -4131983; previous integration is from x, y = 4.816, 531 to 4.971, 533 and previous response = 2533987.			✓	
CmdManuallyIntegrateSnapBaseline	BL2000\sean	2/2/2022 11:28:05 AM	Snap baseline for compound 1,2-Dichlorobenzene in sample Feb0104.D, from x = 5.053 to x = 5.155, new integration is from x, y = 5.053, 3045 to 5.155, 5363 and new response = 1244153; previous integration is from x, y = 5.053, 835008 to 5.155, 928014 and previous response = -4131983.			✓	
CmdManuallyIntegrateDropBaseline	BL2000\sean	2/2/2022 11:28:06 AM	Drop baseline for compound 1,2-Dichlorobenzene in sample Feb0104.D to y = 3045, new integration is from x, y = 5.053, 3045 to 5.155, 3045 and new response = 1251256; previous integration is from x, y = 5.053, 3045 to 5.155, 5363 and previous response = 1244153.			✓	
CmdSetTargetCompoundAttribute	BL2000\sean	2/2/2022 11:28:08 AM	Set UserAnnotation = CO for compound 1,2-Dichlorobenzene in sample Feb0104.D; previous value =			✓	
CmdManuallyIntegrateApplyTargetRtToQualifier	BL2000\sean	2/2/2022 11:28:10 AM	Apply target integration range 5.053-5.155 to qualifier 148.0 for compound 1,2-Dichlorobenzene in sample Feb0104.D, new integration is from x, y = 5.053, 3031 to 5.155, 2926 and new response = 800764; previously no peak.			✓	

Name	User	Time	Action	Reason	Comment	Succeed	Exception
CmdManuallyIntegrateApplyTargetRtToQualifier	BL2000\sean	2/2/2022 11:28:12 AM	Apply target integration range 5.053-5.155 to qualifier 111.0 for compound 1,2-Dichlorobenzene in sample Feb0104.D, new integration is from x, y = 5.053, 1493 to 5.155, 1725 and new response = 469753; previously no peak.			✓	
CmdManuallyIntegrateApplyTargetRtToQualifier	BL2000\sean	2/2/2022 11:28:16 AM	Apply target integration range 5.074-5.226 to qualifier 107.0 for compound Benzyl Alcohol in sample Feb0104.D, new integration is from x, y = 5.074, 0 to 5.226, 3933 and new response = 396893; previously no peak.			✓	
CmdManuallyIntegrateSplit	BL2000\sean	2/2/2022 11:28:30 AM	Split qualifier 51.0 of compound Nitrobenzene in sample Feb0104.D and keep right peak, new integration is from x, y = 5.533, 5491.27181686976 to 5.645, 4956.15807340138 and new response = 344901, previous integration is from x, y = 5.405, 6099 to 5.645, 4956 and previous response = 547714.			✓	
CmdManuallyIntegrateSplit	BL2000\sean	2/2/2022 11:28:42 AM	Split qualifier 129.0 of compound Naphthalene in sample Feb0104.D and keep left peak, new integration is from x, y = 6.365, 757.97973447096 to 6.434, 847.885147216023 and new response = 293335, previous integration is from x, y = 6.365, 758 to 6.475, 902 and previous response = 356027.			✓	
CmdManuallyIntegrateSplit	BL2000\sean	2/2/2022 11:28:47 AM	Split peak for compound 4-Chlorophenol in sample Feb0104.D and keep left peak, new integration is from x, y = 6.424, 560.226896771813 to 6.485, 624.482385465386 and new response = 275756, previous integration is from x, y = 6.424, 560 to 6.557, 699 and previous response = 317344.			✓	
CmdSetTargetCompoundAttribute	BL2000\sean	2/2/2022 11:28:49 AM	Set UserAnnotation = CO for compound 4-Chlorophenol in sample Feb0104.D; previous value =			✓	
CmdManuallyIntegrateSplit	BL2000\sean	2/2/2022 11:28:50 AM	Split peak for compound 4-Chlorophenol in sample Feb0104.D and keep left peak, new integration is from x, y = 6.424, 560.226896771813 to 6.485, 624.482385465386 and new response = 275756, previous integration is from x, y = 6.424, 560 to 6.485, 624 and previous response = 275756.			✓	

Name	User	Time	Action	Reason	Comment	Succeed	Exception
CmdManuallyIntegrateSplit	BL2000\sean	2/2/2022 11:28:51 AM	Split peak for compound 4-Chlorophenol in sample Feb0104.D and keep left peak, new integration is from x, y = 6.424, 560.226896771813 to 6.485, 624.482385465386 and new response = 275756, previous integration is from x, y = 6.424, 560 to 6.485, 624 and previous response = 275756.			✓	
CmdManuallyIntegrateSplit	BL2000\sean	2/2/2022 11:28:54 AM	Split qualifier 128.0 of compound 4-Chlorophenol in sample Feb0104.D and keep left peak, new integration is from x, y = 6.424, 1434.70625923145 to 6.485, 1661.12865737611 and new response = 893978, previous integration is from x, y = 6.424, 1435 to 6.578, 2001 and previous response = 1043847.			✓	
CmdManuallyIntegratePeak	BL2000\sean	2/2/2022 11:29:05 AM	Manually integrate compound 1-Methylnaphthalene in sample Feb0104.D, from x, y = 7.317, 979427 to 7.379, 1100344, result = -2306444; previous integration is from x, y = 7.205, 1483 to 7.307, 1575 and previous response = 1589709.			✓	
CmdManuallyIntegrateSnapBaseline	BL2000\sean	2/2/2022 11:29:06 AM	Snap baseline for compound 1-Methylnaphthalene in sample Feb0104.D, from x = 7.317 to x = 7.379, new integration is from x, y = 7.317, 6103 to 7.379, 15000 and new response = 1499005; previous integration is from x, y = 7.317, 979427 to 7.379, 1100344 and previous response = -2306444.			✓	
CmdManuallyIntegrateDropBaseline	BL2000\sean	2/2/2022 11:29:07 AM	Drop baseline for compound 1-Methylnaphthalene in sample Feb0104.D to y = 6103, new integration is from x, y = 7.317, 6103 to 7.379, 6103 and new response = 1515451; previous integration is from x, y = 7.317, 6103 to 7.379, 15000 and previous response = 1499005.			✓	
CmdManuallyIntegrateApplyTargetRtToQualifier	BL2000\sean	2/2/2022 11:29:09 AM	Apply target integration range 7.317-7.379 to qualifier 142.0 for compound 1-Methylnaphthalene in sample Feb0104.D, new integration is from x, y = 7.317, 5639 to 7.379, 16448 and new response = 1712155; previously no peak.			✓	
CmdManuallyIntegrateApplyTargetRtToQualifier	BL2000\sean	2/2/2022 11:29:11 AM	Apply target integration range 7.317-7.379 to qualifier 115.0 for compound 1-Methylnaphthalene in sample Feb0104.D, new integration is from x, y = 7.317, 4129 to 7.379, 7085 and new response = 642160; previously no peak.			✓	

Name	User	Time	Action	Reason	Comment	Succeed	Exception
CmdManuallyIntegrateApplyTargetRtToQualifier	BL2000\sean	2/2/2022 11:29:28 AM	Apply target integration range 8.262-8.374 to qualifier 153.1 for compound Acenaphthylene in sample Feb0104.D, new integration is from x, y = 8.262, 323 to 8.374, 1342 and new response = 363803; previously no peak.			✓	
CmdManuallyIntegrateDropBaseline	BL2000\sean	2/2/2022 11:29:30 AM	Drop baseline for qualifier 153.1 of compound Acenaphthylene in sample Feb0104.D to y = 323, new integration is from x, y = 8.262, 323 to 8.374, 323 and new response = 367243; previous integration is from x, y = 8.262, 323 to 8.374, 1342 and previous response = 363803.			✓	
CmdManuallyIntegrateApplyTargetRtToQualifier	BL2000\sean	2/2/2022 11:29:39 AM	Apply target integration range 8.558-8.671 to qualifier 154.0 for compound 2,4-Dinitrophenol in sample Feb0104.D, new integration is from x, y = 8.558, 3869 to 8.671, 2624 and new response = 88696; previous integration is from x, y = 8.487, 769 to 8.558, 814 and previous response = 1564531.			✓	
CmdManuallyIntegrateDropBaseline	BL2000\sean	2/2/2022 11:29:40 AM	Drop baseline for qualifier 154.0 of compound 2,4-Dinitrophenol in sample Feb0104.D to y = 2624, new integration is from x, y = 8.558, 2624 to 8.671, 2624 and new response = 92899; previous integration is from x, y = 8.558, 3869 to 8.671, 2624 and previous response = 88696.			✓	
CmdManuallyIntegrateQualifierPeak	BL2000\sean	2/2/2022 11:29:50 AM	Manually integrate qualifier 63.0 of compound 2,4-Dinitrotoluene in sample Feb0104.D, from x, y = 8.742, 12333 to 8.853, 1898, result = 137130; previous integration is from x, y = 8.702, 2508 to 8.853, 1898 and previous response = 291016.			✓	
CmdManuallyIntegrateDropBaseline	BL2000\sean	2/2/2022 11:29:51 AM	Drop baseline for qualifier 63.0 of compound 2,4-Dinitrotoluene in sample Feb0104.D to y = 1898, new integration is from x, y = 8.742, 1898 to 8.853, 1898 and new response = 171817; previous integration is from x, y = 8.742, 12333 to 8.853, 1898 and previous response = 137130.			✓	
CmdManuallyIntegrateSplit	BL2000\sean	2/2/2022 11:29:52 AM	Split qualifier 89.0 of compound 2,4-Dinitrotoluene in sample Feb0104.D and keep right peak, new integration is from x, y = 8.702, 253.607149397713 to 8.834, 276.574887216837 and new response = 254060, previous integration is from x, y = 8.702, 254 to 8.834, 277 and previous response = 254060.			✓	

Name	User	Time	Action	Reason	Comment	Succeed	Exception
CmdManuallyIntegrate QualifierPeak	BL2000\sean	2/2/2022 11:29:56 AM	Manually integrate qualifier 89.0 of compound 2,4-Dinitrotoluene in sample Feb0104.D, from x, y = 8.742, 4391 to 8.834, 277, result = 180531; previous integration is from x, y = 8.702, 254 to 8.834, 277 and previous response = 254060.			✓	
CmdManuallyIntegrate DropBaseline	BL2000\sean	2/2/2022 11:29:57 AM	Drop baseline for qualifier 89.0 of compound 2,4-Dinitrotoluene in sample Feb0104.D to y = 277, new integration is from x, y = 8.742, 277 to 8.834, 277 and new response = 191898; previous integration is from x, y = 8.742, 4391 to 8.834, 277 and previous response = 180531.			✓	
CmdManuallyIntegrate QualifierPeak	BL2000\sean	2/2/2022 11:30:07 AM	Manually integrate qualifier 65.0 of compound 4-Nitroaniline in sample Feb0104.D, from x, y = 9.182, 8965 to 9.233, 16944, result = 212789; previous integration is from x, y = 9.152, 2262 to 9.274, 2560 and previous response = 341917.			✓	
CmdManuallyIntegrate DropBaseline	BL2000\sean	2/2/2022 11:30:08 AM	Drop baseline for qualifier 65.0 of compound 4-Nitroaniline in sample Feb0104.D to y = 8965, new integration is from x, y = 9.182, 8965 to 9.233, 8965 and new response = 225033; previous integration is from x, y = 9.182, 8965 to 9.233, 16944 and previous response = 212789.			✓	
CmdManuallyIntegratePeak	BL2000\sean	2/2/2022 11:30:49 AM	Manually integrate compound Anthracene in sample Feb0104.D, from x, y = 10.323, 723457 to 10.424, 905980, result = -2249965; previous integration is from x, y = 10.253, 509 to 10.323, 663 and previous response = 2837240.			✓	
CmdManuallyIntegrateSnapBaseline	BL2000\sean	2/2/2022 11:30:50 AM	Snap baseline for compound Anthracene in sample Feb0104.D, from x = 10.323 to x = 10.424, new integration is from x, y = 10.323, 7348 to 10.424, 8896 and new response = 2651720; previous integration is from x, y = 10.323, 723457 to 10.424, 905980 and previous response = -2249965.			✓	
CmdManuallyIntegrate DropBaseline	BL2000\sean	2/2/2022 11:30:52 AM	Drop baseline for compound Anthracene in sample Feb0104.D to y = 7348, new integration is from x, y = 10.323, 7348 to 10.424, 7348 and new response = 2656424; previous integration is from x, y = 10.323, 7348 to 10.424, 8896 and previous response = 2651720.			✓	

Name	User	Time	Action	Reason	Comment	Succeed	Exception
CmdSetTargetCompoundAttribute	BL2000\sean	2/2/2022 11:30:53 AM	Set UserAnnotation = CO for compound Anthracene in sample Feb0104.D; previous value =			✓	
CmdManuallyIntegrateApplyTargetRtToQualifier	BL2000\sean	2/2/2022 11:30:55 AM	Apply target integration range 10.323-10.424 to qualifier 176.0 for compound Anthracene in sample Feb0104.D, new integration is from x, y = 10.323, 1359 to 10.424, 4893 and new response = 475994; previously no peak.			✓	
CmdManuallyIntegrateDropBaseline	BL2000\sean	2/2/2022 11:30:56 AM	Drop baseline for qualifier 176.0 of compound Anthracene in sample Feb0104.D to y = 1359, new integration is from x, y = 10.323, 1359 to 10.424, 1359 and new response = 486732; previous integration is from x, y = 10.323, 1359 to 10.424, 4893 and previous response = 475994.			✓	
CmdManuallyIntegrateSplit	BL2000\sean	2/2/2022 11:31:31 AM	Split peak for compound Phenol-d5 in sample Feb0104.D and keep left peak, new integration is from x, y = 4.532, 262.375990646777 to 4.654, 517.028580321567 and new response = 1159898, previous integration is from x, y = 4.532, 262 to 4.705, 623 and previous response = 1229347.			✓	
CmdSaveBatchTable	BL2000\sean	2/2/2022 11:31:59 AM	Save batch \\MASSHUNTER\Org\Data\SV5973N.I\sd020122\DoD BNA cal 1\QuantResults\020122 DoD BNA cal.batch.bin			✓	
CmdManuallyIntegrateSplit	BL2000\sean	2/2/2022 11:32:22 AM	Split qualifier 66.0 of compound Aniline in sample Feb0106.D and keep left peak, new integration is from x, y = 4.521, 1492.86475366718 to 4.664, 1729.58254259791 and new response = 669144, previous integration is from x, y = 4.521, 1493 to 4.807, 1966 and previous response = 706316.			✓	
CmdManuallyIntegrateSplit	BL2000\sean	2/2/2022 11:32:25 AM	Split qualifier 66.0 of compound Aniline in sample Feb0106.D and keep left peak, new integration is from x, y = 4.521, 1492.86475366718 to 4.562, 1560.43531655226 and new response = 317149, previous integration is from x, y = 4.521, 1493 to 4.664, 1730 and previous response = 669144.			✓	
CmdManuallyIntegrateSplit	BL2000\sean	2/2/2022 11:32:28 AM	Split qualifier 65.0 of compound Aniline in sample Feb0106.D and keep left peak, new integration is from x, y = 4.512, 1611.94777706282 to 4.562, 1718.29848427582 and new response = 169254, previous integration is from x, y = 4.512, 1612 to 4.623, 1849 and previous response = 400291.			✓	

Name	User	Time	Action	Reason	Comment	Succeed	Exception
CmdManuallyIntegrateApplyTargetRtToQualifier	BL2000\sean	2/2/2022 11:32:35 AM	Apply target integration range 4.562-4.634 to qualifier 66.0 for compound Phenol in sample Feb0106.D, new integration is from x, y = 4.562, 83000 to 4.634, 6659 and new response = 156861; previous integration is from x, y = 4.521, 1368 to 4.807, 1898 and previous response = 708917.			✓	
CmdManuallyIntegrateDropBaseline	BL2000\sean	2/2/2022 11:32:36 AM	Drop baseline for qualifier 66.0 of compound Phenol in sample Feb0106.D to y = 6659, new integration is from x, y = 4.562, 6659 to 4.634, 6659 and new response = 320613; previous integration is from x, y = 4.562, 83000 to 4.634, 6659 and previous response = 156861.			✓	
CmdManuallyIntegrateSplit	BL2000\sean	2/2/2022 11:32:43 AM	Split peak for compound bis(-2-Chloroethyl)Ether in sample Feb0106.D and keep left peak, new integration is from x, y = 4.623, 1139.73784154274 to 4.675, 1172.07083935627 and new response = 481074, previous integration is from x, y = 4.623, 1140 to 4.715, 1198 and previous response = 601584.			✓	
CmdManuallyIntegratePeak	BL2000\sean	2/2/2022 11:32:49 AM	Manually integrate compound bis(-2-Chloroethyl)Ether in sample Feb0106.D, from x, y = 4.623, 1140 to 4.664, 8599, result = 415554; previous integration is from x, y = 4.623, 1140 to 4.675, 1172 and previous response = 481074.			✓	
CmdManuallyIntegrateDropBaseline	BL2000\sean	2/2/2022 11:32:50 AM	Drop baseline for compound bis(-2-Chloroethyl)Ether in sample Feb0106.D to y = 1140, new integration is from x, y = 4.623, 1140 to 4.664, 1140 and new response = 424696; previous integration is from x, y = 4.623, 1140 to 4.664, 8599 and previous response = 415554.			✓	
CmdSetTargetCompoundAttribute	BL2000\sean	2/2/2022 11:32:51 AM	Set UserAnnotation = CO for compound bis(-2-Chloroethyl)Ether in sample Feb0106.D; previous value =			✓	
CmdManuallyIntegrateQualifierPeak	BL2000\sean	2/2/2022 11:32:56 AM	Manually integrate qualifier 64.0 of compound bis(-2-Chloroethyl)Ether in sample Feb0106.D, from x, y = 4.623, 0 to 4.654, 411, result = 13442; previous integration is from x, y = 4.654, 644 to 4.766, 760 and previous response = 231286.			✓	

Name	User	Time	Action	Reason	Comment	Succeed	Exception
CmdManuallyIntegrateDropBaseline	BL2000\sean	2/2/2022 11:32:57 AM	Drop baseline for qualifier 64.0 of compound bis(-2-Chloroethyl)Ether in sample Feb0106.D to y = 0, new integration is from x, y = 4.623, 0 to 4.654, 0 and new response = 13819; previous integration is from x, y = 4.623, 0 to 4.654, 411 and previous response = 13442.			✓	
CmdManuallyIntegrateApplyTargetRtToQualifier	BL2000\sean	2/2/2022 11:33:20 AM	Apply target integration range 4.815-4.899 to qualifier 111.0 for compound 1,3-Dichlorobenzene in sample Feb0106.D, new integration is from x, y = 4.815, 889 to 4.899, 3143 and new response = 266948; previously no peak.			✓	
CmdManuallyIntegrateDropBaseline	BL2000\sean	2/2/2022 11:33:21 AM	Drop baseline for qualifier 111.0 of compound 1,3-Dichlorobenzene in sample Feb0106.D to y = 889, new integration is from x, y = 4.815, 889 to 4.899, 889 and new response = 272669; previous integration is from x, y = 4.815, 889 to 4.899, 3143 and previous response = 266948.			✓	
CmdManuallyIntegrateApplyTargetRtToQualifier	BL2000\sean	2/2/2022 11:33:27 AM	Apply target integration range 4.899-5.001 to qualifier 148.0 for compound 1,4-Dichlorobenzene in sample Feb0106.D, new integration is from x, y = 4.899, 2917 to 5.001, 3058 and new response = 492187; previously no peak.			✓	
CmdManuallyIntegrateApplyTargetRtToQualifier	BL2000\sean	2/2/2022 11:33:28 AM	Apply target integration range 4.899-5.001 to qualifier 111.0 for compound 1,4-Dichlorobenzene in sample Feb0106.D, new integration is from x, y = 4.899, 3143 to 5.001, 1766 and new response = 260292; previous integration is from x, y = 4.787, 0 to 4.991, 0 and previous response = 552192.			✓	
CmdManuallyIntegratePeak	BL2000\sean	2/2/2022 11:33:44 AM	Manually integrate compound Benzyl Alcohol in sample Feb0106.D, from x, y = 5.063, -833 to 5.226, 1596, result = 332512; previous integration is from x, y = 5.073, 1054 to 5.206, 2479 and previous response = 314221.			✓	
CmdManuallyIntegrateDropBaseline	BL2000\sean	2/2/2022 11:33:45 AM	Drop baseline for compound Benzyl Alcohol in sample Feb0106.D to y = -833, new integration is from x, y = 5.063, -833 to 5.226, -833 and new response = 344417; previous integration is from x, y = 5.063, -833 to 5.226, 1596 and previous response = 332512.			✓	

Name	User	Time	Action	Reason	Comment	Succeed	Exception
CmdManuallyIntegrateSnapBaseline	BL2000\sean	2/2/2022 11:33:47 AM	Snap baseline for compound Benzyl Alcohol in sample Feb0106.D, from x = 5.063 to x = 5.226, new integration is from x, y = 5.063, 0 to 5.226, 1596 and new response = 328430; previous integration is from x, y = 5.063, -833 to 5.226, -833 and previous response = 344417.			✓	
CmdManuallyIntegrateDropBaseline	BL2000\sean	2/2/2022 11:33:48 AM	Drop baseline for compound Benzyl Alcohol in sample Feb0106.D to y = 0, new integration is from x, y = 5.063, 0 to 5.226, 0 and new response = 336254; previous integration is from x, y = 5.063, 0 to 5.226, 1596 and previous response = 328430.			✓	
CmdManuallyIntegratePeak	BL2000\sean	2/2/2022 11:33:55 AM	Manually integrate compound 2-Methylphenol in sample Feb0106.D, from x, y = 5.216, 340984 to 5.338, 377912, result = -2105842; previous integration is from x, y = 5.073, 719 to 5.175, 1362 and previous response = 221459.			✓	
CmdManuallyIntegrateSnapBaseline	BL2000\sean	2/2/2022 11:33:56 AM	Snap baseline for compound 2-Methylphenol in sample Feb0106.D, from x = 5.216 to x = 5.338, new integration is from x, y = 5.216, 2318 to 5.338, 4578 and new response = 511825; previous integration is from x, y = 5.216, 340984 to 5.338, 377912 and previous response = -2105842.			✓	
CmdManuallyIntegrateDropBaseline	BL2000\sean	2/2/2022 11:33:58 AM	Drop baseline for compound 2-Methylphenol in sample Feb0106.D to y = 2318, new integration is from x, y = 5.216, 2318 to 5.338, 2318 and new response = 520134; previous integration is from x, y = 5.216, 2318 to 5.338, 4578 and previous response = 511825.			✓	
CmdManuallyIntegrateApplyTargetRtToQualifier	BL2000\sean	2/2/2022 11:34:04 AM	Apply target integration range 5.216-5.338 to qualifier 108.0 for compound 2-Methylphenol in sample Feb0106.D, new integration is from x, y = 5.216, 3544 to 5.338, 4597 and new response = 603265; previously no peak.			✓	
CmdManuallyIntegrateDropBaseline	BL2000\sean	2/2/2022 11:34:06 AM	Drop baseline for qualifier 108.0 of compound 2-Methylphenol in sample Feb0106.D to y = 3544, new integration is from x, y = 5.216, 3544 to 5.338, 3544 and new response = 607136; previous integration is from x, y = 5.216, 3544 to 5.338, 4597 and previous response = 603265.			✓	

Name	User	Time	Action	Reason	Comment	Succeed	Exception
CmdManuallyIntegrateSplit	BL2000\sean	2/2/2022 11:34:11 AM	Split peak for compound 4Methylphenol/3Methylphenol in sample Feb0106.D and keep right peak, new integration is from x, y = 5.400, 2171.34335470107 to 5.512, 2120.51610188708 and new response = 739806, previous integration is from x, y = 5.227, 2249 to 5.512, 2121 and previous response = 1267762.			✓	
CmdSetTargetCompoundAttribute	BL2000\sean	2/2/2022 11:34:13 AM	Set UserAnnotation = CO for compound 4Methylphenol/3Methylphenol in sample Feb0106.D; previous value =			✓	
CmdManuallyIntegrateSplit	BL2000\sean	2/2/2022 11:34:20 AM	Split qualifier 77.0 of compound Nitrobenzene in sample Feb0106.D and keep right peak, new integration is from x, y = 5.532, 4001.76709929068 to 5.624, 3574.84084780123 and new response = 354865, previous integration is from x, y = 5.420, 4523 to 5.624, 3575 and previous response = 553130.			✓	
CmdManuallyIntegrateApplyTargetRtToQualifier	BL2000\sean	2/2/2022 11:34:28 AM	Apply target integration range 5.921-6.013 to qualifier 65.0 for compound 2-Nitrophenol in sample Feb0106.D, new integration is from x, y = 5.921, 1076 to 6.013, 2260 and new response = 69988; previous integration is from x, y = 5.850, 2659 to 5.903, 2702 and previous response = 12349.			✓	
CmdManuallyIntegrateDropBaseline	BL2000\sean	2/2/2022 11:34:29 AM	Drop baseline for qualifier 65.0 of compound 2-Nitrophenol in sample Feb0106.D to y = 1076, new integration is from x, y = 5.921, 1076 to 6.013, 1076 and new response = 73270; previous integration is from x, y = 5.921, 1076 to 6.013, 2260 and previous response = 69988.			✓	
CmdManuallyIntegrateSplit	BL2000\sean	2/2/2022 11:34:41 AM	Split qualifier 102.0 of compound Naphthalene in sample Feb0106.D and keep left peak, new integration is from x, y = 6.352, 0 to 6.424, 0 and new response = 135078, previous integration is from x, y = 6.352, 0 to 6.475, 0 and previous response = 157846.			✓	
CmdManuallyIntegrateSplit	BL2000\sean	2/2/2022 11:34:45 AM	Split peak for compound 4-Chlorophenol in sample Feb0106.D and keep left peak, new integration is from x, y = 6.424, 408.522081716745 to 6.516, 482.592002548041 and new response = 154431, previous integration is from x, y = 6.424, 409 to 6.516, 483 and previous response = 154431.			✓	

Name	User	Time	Action	Reason	Comment	Succeed	Exception
CmdManuallyIntegrateSplit	BL2000\sean	2/2/2022 11:34:50 AM	Split peak for compound 4-Chlorophenol in sample Feb0106.D and keep left peak, new integration is from x, y = 6.424, 408.522081716745 to 6.516, 482.592002548041 and new response = 154431, previous integration is from x, y = 6.424, 409 to 6.516, 483 and previous response = 154431.			✓	
CmdManuallyIntegratePeak	BL2000\sean	2/2/2022 11:34:54 AM	Manually integrate compound 4-Chlorophenol in sample Feb0106.D, from x, y = 6.424, 409 to 6.485, 3276, result = 132804; previous integration is from x, y = 6.424, 409 to 6.516, 483 and previous response = 154431.			✓	
CmdManuallyIntegrateDropBaseline	BL2000\sean	2/2/2022 11:34:56 AM	Drop baseline for compound 4-Chlorophenol in sample Feb0106.D to y = 409, new integration is from x, y = 6.424, 409 to 6.485, 409 and new response = 138106; previous integration is from x, y = 6.424, 409 to 6.485, 3276 and previous response = 132804.			✓	
CmdSetTargetCompoundAttribute	BL2000\sean	2/2/2022 11:35:00 AM	Set UserAnnotation = CO for compound 4-Chlorophenol in sample Feb0106.D; previous value =			✓	
CmdManuallyIntegrateSplit	BL2000\sean	2/2/2022 11:35:02 AM	Split qualifier 128.0 of compound 4-Chlorophenol in sample Feb0106.D and keep left peak, new integration is from x, y = 6.424, 1125.38255710867 to 6.485, 1256.87343760932 and new response = 443357, previous integration is from x, y = 6.424, 1125 to 6.516, 1323 and previous response = 503670.			✓	
CmdManuallyIntegrateSplit	BL2000\sean	2/2/2022 11:35:11 AM	Split qualifier 129.0 of compound p-Chloroaniline in sample Feb0106.D and keep left peak, new integration is from x, y = 6.475, 655.457665234004 to 6.547, 679.786016586974 and new response = 173663, previous integration is from x, y = 6.475, 655 to 6.609, 701 and previous response = 183924.			✓	
CmdManuallyIntegrateSplit	BL2000\sean	2/2/2022 11:35:18 AM	Split qualifier 144.0 of compound 4-Chloro-3-Methylphenol in sample Feb0106.D and keep left peak, new integration is from x, y = 7.102, 0 to 7.215, 0 and new response = 104664, previous integration is from x, y = 7.102, 0 to 7.256, 0 and previous response = 114163.			✓	

Name	User	Time	Action	Reason	Comment	Succeed	Exception
CmdManuallyIntegrateSplit	BL2000\sean	2/2/2022 11:35:39 AM	Split peak for compound 2,4,6-Trichlorophenol in sample Feb0106.D and keep left peak, new integration is from x, y = 7.574, 62.0397774994699 to 7.615, 78.8035805790375 and new response = 249803, previous integration is from x, y = 7.574, 62 to 7.769, 142 and previous response = 511008.			✓	
CmdSetTargetCompoundAttribute	BL2000\sean	2/2/2022 11:35:40 AM	Set UserAnnotation = CO for compound 2,4,6-Trichlorophenol in sample Feb0106.D; previous value =			✓	
CmdManuallyIntegrateSplit	BL2000\sean	2/2/2022 11:35:42 AM	Split qualifier 198.0 of compound 2,4,6-Trichlorophenol in sample Feb0106.D and keep left peak, new integration is from x, y = 7.564, 0 to 7.615, 0 and new response = 232763, previous integration is from x, y = 7.564, 0 to 7.769, 0 and previous response = 505843.			✓	
CmdManuallyIntegrateSplit	BL2000\sean	2/2/2022 11:35:47 AM	Split peak for compound 2,4,5-Trichlorophenol in sample Feb0106.D and keep right peak, new integration is from x, y = 7.615, 94.6803654333836 to 7.769, 179.823901273637 and new response = 278785, previous integration is from x, y = 7.574, 72 to 7.769, 180 and previous response = 510733.			✓	
CmdSetTargetCompoundAttribute	BL2000\sean	2/2/2022 11:35:49 AM	Set UserAnnotation = CO for compound 2,4,5-Trichlorophenol in sample Feb0106.D; previous value =			✓	
CmdManuallyIntegrateSplit	BL2000\sean	2/2/2022 11:35:51 AM	Split qualifier 198.0 of compound 2,4,5-Trichlorophenol in sample Feb0106.D and keep right peak, new integration is from x, y = 7.615, 73.7783266661251 to 7.769, 139.994369071827 and new response = 272092, previous integration is from x, y = 7.565, 52 to 7.769, 140 and previous response = 504579.			✓	
CmdManuallyIntegrateApplyTargetRtToQualifier	BL2000\sean	2/2/2022 11:36:01 AM	Apply target integration range 8.263-8.353 to qualifier 153.1 for compound Acenaphthylene in sample Feb0106.D, new integration is from x, y = 8.263, 437 to 8.353, 874 and new response = 200878; previous integration is from x, y = 8.476, 0 to 8.558, 0 and previous response = 876272.			✓	

Name	User	Time	Action	Reason	Comment	Succeed	Exception
CmdManuallyIntegrateDropBaseline	BL2000\sean	2/2/2022 11:36:02 AM	Drop baseline for qualifier 153.1 of compound Acenaphthylene in sample Feb0106.D to y = 437, new integration is from x, y = 8.263, 437 to 8.353, 437 and new response = 202067; previous integration is from x, y = 8.263, 437 to 8.353, 874 and previous response = 200878.			✓	
CmdManuallyIntegrateApplyTargetRtToQualifier	BL2000\sean	2/2/2022 11:36:27 AM	Apply target integration range 8.487-8.568 to qualifier 152.0 for compound Acenaphthene in sample Feb0106.D, new integration is from x, y = 8.487, 1920 to 8.568, 3919 and new response = 411274; previous integration is from x, y = 8.262, 375 to 8.353, 437 and previous response = 1405895.			✓	
CmdManuallyIntegrateDropBaseline	BL2000\sean	2/2/2022 11:36:28 AM	Drop baseline for qualifier 152.0 of compound Acenaphthene in sample Feb0106.D to y = 1920, new integration is from x, y = 8.487, 1920 to 8.568, 1920 and new response = 416180; previous integration is from x, y = 8.487, 1920 to 8.568, 3919 and previous response = 411274.			✓	
CmdManuallyIntegrateApplyTargetRtToQualifier	BL2000\sean	2/2/2022 11:36:35 AM	Apply target integration range 8.538-8.671 to qualifier 154.0 for compound 2,4-Dinitrophenol in sample Feb0106.D, new integration is from x, y = 8.538, 3533 to 8.671, 1344 and new response = 31628; previous integration is from x, y = 8.487, 649 to 8.568, 669 and previous response = 787464.			✓	
CmdManuallyIntegrateDropBaseline	BL2000\sean	2/2/2022 11:36:37 AM	Drop baseline for qualifier 154.0 of compound 2,4-Dinitrophenol in sample Feb0106.D to y = 1344, new integration is from x, y = 8.538, 1344 to 8.671, 1344 and new response = 40362; previous integration is from x, y = 8.538, 3533 to 8.671, 1344 and previous response = 31628.			✓	
CmdManuallyIntegrateSplit	BL2000\sean	2/2/2022 11:36:45 AM	Split qualifier 63.0 of compound 2,4-Dinitrotoluene in sample Feb0106.D and keep right peak, new integration is from x, y = 8.793, 1763.85652583949 to 8.824, 1739.0879342975 and new response = 2080, previous integration is from x, y = 8.702, 1838 to 8.824, 1739 and previous response = 170878.			✓	

Name	User	Time	Action	Reason	Comment	Succeed	Exception
CmdManuallyIntegrateQualifierPeak	BL2000\sean	2/2/2022 11:36:50 AM	Manually integrate qualifier 63.0 of compound 2,4-Dinitrotoluene in sample Feb0106.D, from x, y = 8.732, 6287 to 8.824, 1739, result = 92232; previous integration is from x, y = 8.793, 1764 to 8.824, 1739 and previous response = 2080.			✓	
CmdManuallyIntegrateDropBaseline	BL2000\sean	2/2/2022 11:36:51 AM	Drop baseline for qualifier 63.0 of compound 2,4-Dinitrotoluene in sample Feb0106.D to y = 1739, new integration is from x, y = 8.732, 1739 to 8.824, 1739 and new response = 104797; previous integration is from x, y = 8.732, 6287 to 8.824, 1739 and previous response = 92232.			✓	
CmdManuallyIntegrateSplit	BL2000\sean	2/2/2022 11:37:09 AM	Split peak for compound Phenanthrene in sample Feb0106.D and keep left peak, new integration is from x, y = 10.232, 0 to 10.313, 0 and new response = 1518013, previous integration is from x, y = 10.232, 0 to 10.404, 0 and previous response = 2952350.			✓	
CmdSetTargetCompoundAttribute	BL2000\sean	2/2/2022 11:37:10 AM	Set UserAnnotation = CO for compound Phenanthrene in sample Feb0106.D; previous value =			✓	
CmdManuallyIntegrateSplit	BL2000\sean	2/2/2022 11:37:13 AM	Split qualifier 176.0 of compound Phenanthrene in sample Feb0106.D and keep left peak, new integration is from x, y = 10.242, 0 to 10.313, 0 and new response = 290605, previous integration is from x, y = 10.242, 0 to 10.404, 0 and previous response = 557919.			✓	
CmdManuallyIntegrateSplit	BL2000\sean	2/2/2022 11:37:17 AM	Split peak for compound Anthracene in sample Feb0106.D and keep right peak, new integration is from x, y = 10.313, 462.619767987584 to 10.404, 616.914105817282 and new response = 1431385, previous integration is from x, y = 10.235, 331 to 10.404, 617 and previous response = 2947388.			✓	
CmdSetTargetCompoundAttribute	BL2000\sean	2/2/2022 11:37:18 AM	Set UserAnnotation = CO for compound Anthracene in sample Feb0106.D; previous value =			✓	
CmdManuallyIntegrateSplit	BL2000\sean	2/2/2022 11:37:20 AM	Split qualifier 176.0 of compound Anthracene in sample Feb0106.D and keep right peak, new integration is from x, y = 10.313, 184.52900005097 to 10.404, 213.671802247265 and new response = 266224, previous integration is from x, y = 10.246, 163 to 10.404, 214 and previous response = 556086.			✓	

Name	User	Time	Action	Reason	Comment	Succeed	Exception
CmdSaveBatchTable	BL2000\sean	2/2/2022 11:38:05 AM	Save batch \\MASSHUNTER\Org\Data\SV5973N.I\sd020122\DoD BNA cal 1\QuantResults\020122 DoD BNA cal.batch.bin			✓	
CmdManuallyIntegratePeak	BL2000\sean	2/2/2022 11:41:29 AM	Manually integrate compound Benzoic Acid in sample Feb0107.D, from x, y = 6.126, 77 to 6.352, 114, result = 40574; previous integration is from x, y = 6.129, 459 to 6.280, 521 and previous response = 33381.			✓	
CmdManuallyIntegrateDropBaseline	BL2000\sean	2/2/2022 11:41:30 AM	Drop baseline for compound Benzoic Acid in sample Feb0107.D to y = 77, new integration is from x, y = 6.126, 77 to 6.352, 77 and new response = 40826; previous integration is from x, y = 6.126, 77 to 6.352, 114 and previous response = 40574.			✓	
CmdManuallyIntegrateSplit	BL2000\sean	2/2/2022 11:41:38 AM	Split peak for compound Aniline in sample Feb0107.D and keep left peak, new integration is from x, y = 4.522, 630.820880006551 to 4.624, 742.544315816359 and new response = 181336, previous integration is from x, y = 4.522, 631 to 4.664, 787 and previous response = 277606.			✓	
CmdSetTargetCompoundAttribute	BL2000\sean	2/2/2022 11:41:39 AM	Set UserAnnotation = CO for compound Aniline in sample Feb0107.D; previous value =			✓	
CmdManuallyIntegrateSplit	BL2000\sean	2/2/2022 11:41:42 AM	Split qualifier 66.0 of compound Aniline in sample Feb0107.D and keep left peak, new integration is from x, y = 4.517, 1260.96606297225 to 4.562, 1318.93293586843 and new response = 55151, previous integration is from x, y = 4.517, 1261 to 4.796, 1618 and previous response = 125161.			✓	
CmdManuallyIntegrateSplit	BL2000\sean	2/2/2022 11:41:43 AM	Split qualifier 66.0 of compound Aniline in sample Feb0107.D and keep left peak, new integration is from x, y = 4.517, 1260.96606297225 to 4.562, 1318.93293586843 and new response = 55151, previous integration is from x, y = 4.517, 1261 to 4.562, 1319 and previous response = 55151.			✓	
CmdManuallyIntegrateSplit	BL2000\sean	2/2/2022 11:41:46 AM	Split qualifier 65.0 of compound Aniline in sample Feb0107.D and keep left peak, new integration is from x, y = 4.524, 1395.46366005496 to 4.624, 1494.16950567228 and new response = 65399, previous integration is from x, y = 4.524, 1395 to 4.624, 1494 and previous response = 65399.			✓	

Name	User	Time	Action	Reason	Comment	Succeed	Exception
CmdManuallyIntegrateQualifierPeak	BL2000\sean	2/2/2022 11:41:52 AM	Manually integrate qualifier 65.0 of compound Aniline in sample Feb0107.D, from x, y = 4.524, 1395 to 4.562, 3621, result = 23710; previous integration is from x, y = 4.524, 1395 to 4.624, 1494 and previous response = 65399.			✓	
CmdManuallyIntegrateDropBaseline	BL2000\sean	2/2/2022 11:41:53 AM	Drop baseline for qualifier 65.0 of compound Aniline in sample Feb0107.D to y = 1395, new integration is from x, y = 4.524, 1395 to 4.562, 1395 and new response = 26255; previous integration is from x, y = 4.524, 1395 to 4.562, 3621 and previous response = 23710.			✓	
CmdManuallyIntegrateApplyTargetRtToQualifier	BL2000\sean	2/2/2022 11:41:59 AM	Apply target integration range 4.562-4.624 to qualifier 66.0 for compound Phenol in sample Feb0107.D, new integration is from x, y = 4.562, 14832 to 4.624, 2877 and new response = 28732; previous integration is from x, y = 4.517, 1199 to 4.797, 1500 and previous response = 126785.			✓	
CmdManuallyIntegrateDropBaseline	BL2000\sean	2/2/2022 11:42:00 AM	Drop baseline for qualifier 66.0 of compound Phenol in sample Feb0107.D to y = 2877, new integration is from x, y = 4.562, 2877 to 4.624, 2877 and new response = 50706; previous integration is from x, y = 4.562, 14832 to 4.624, 2877 and previous response = 28732.			✓	
CmdManuallyIntegrateSplit	BL2000\sean	2/2/2022 11:42:07 AM	Split peak for compound bis(-2-Chloroethyl)Ether in sample Feb0107.D and keep left peak, new integration is from x, y = 4.613, 1000.68533823412 to 4.654, 1040.95417660776 and new response = 74672, previous integration is from x, y = 4.613, 1001 to 4.705, 1091 and previous response = 112246.			✓	
CmdSetTargetCompoundAttribute	BL2000\sean	2/2/2022 11:42:08 AM	Set UserAnnotation = CO for compound bis(-2-Chloroethyl)Ether in sample Feb0107.D; previous value =			✓	
CmdManuallyIntegrateApplyTargetRtToQualifier	BL2000\sean	2/2/2022 11:42:11 AM	Apply target integration range 4.613-4.654 to qualifier 64.0 for compound bis(-2-Chloroethyl)Ether in sample Feb0107.D, new integration is from x, y = 4.613, 639 to 4.654, 1187 and new response = 2023; previous integration is from x, y = 4.654, 259 to 4.736, 326 and previous response = 43102.			✓	

Name	User	Time	Action	Reason	Comment	Succeed	Exception
CmdManuallyIntegrateDropBaseline	BL2000\sean	2/2/2022 11:42:12 AM	Drop baseline for qualifier 64.0 of compound bis(-2-Chloroethyl)Ether in sample Feb0107.D to y = 639, new integration is from x, y = 4.613, 639 to 4.654, 639 and new response = 2695; previous integration is from x, y = 4.613, 639 to 4.654, 1187 and previous response = 2023.			✓	
CmdManuallyIntegrateSplit	BL2000\sean	2/2/2022 11:42:20 AM	Split peak for compound 1,3-Dichlorobenzene in sample Feb0107.D and keep left peak, new integration is from x, y = 4.807, 0 to 4.879, 0 and new response = 156036, previous integration is from x, y = 4.807, 0 to 5.032, 0 and previous response = 315190.			✓	
CmdSetTargetCompoundAttribute	BL2000\sean	2/2/2022 11:42:22 AM	Set UserAnnotation = CO for compound 1,3-Dichlorobenzene in sample Feb0107.D; previous value =			✓	
CmdManuallyIntegrateSplit	BL2000\sean	2/2/2022 11:42:24 AM	Split qualifier 148.0 of compound 1,3-Dichlorobenzene in sample Feb0107.D and keep left peak, new integration is from x, y = 4.812, 375.730300613262 to 4.869, 514.13300820971 and new response = 93440, previous integration is from x, y = 4.812, 376 to 5.032, 915 and previous response = 192862.			✓	
CmdManuallyIntegrateSplit	BL2000\sean	2/2/2022 11:42:26 AM	Split qualifier 111.0 of compound 1,3-Dichlorobenzene in sample Feb0107.D and keep left peak, new integration is from x, y = 4.806, 258.458190072803 to 4.879, 369.742785027979 and new response = 51364, previous integration is from x, y = 4.806, 258 to 5.021, 588 and previous response = 107950.			✓	
CmdManuallyIntegrateSplit	BL2000\sean	2/2/2022 11:42:31 AM	Split qualifier 148.0 of compound 1,4-Dichlorobenzene in sample Feb0107.D and keep right peak, new integration is from x, y = 4.869, 178.528238125256 to 5.032, 356.980784381031 and new response = 103815, previous integration is from x, y = 4.809, 113 to 5.032, 357 and previous response = 198166.			✓	
CmdManuallyIntegrateSplit	BL2000\sean	2/2/2022 11:42:33 AM	Split qualifier 111.0 of compound 1,4-Dichlorobenzene in sample Feb0107.D and keep right peak, new integration is from x, y = 4.879, 0 to 5.022, 0 and new response = 60934, previous integration is from x, y = 4.797, 0 to 5.022, 0 and previous response = 113738.			✓	

Name	User	Time	Action	Reason	Comment	Succeed	Exception
CmdManuallyIntegrateSplit	BL2000\sean	2/2/2022 11:42:58 AM	Split peak for compound Naphthalene in sample Feb0107.D and keep left peak, new integration is from x, y = 6.362, 562.294663736989 to 6.424, 627.357121963815 and new response = 274872, previous integration is from x, y = 6.362, 562 to 6.516, 725 and previous response = 371154.			✓	
CmdSetTargetCompoundAttribute	BL2000\sean	2/2/2022 11:43:01 AM	Set UserAnnotation = CO for compound Naphthalene in sample Feb0107.D; previous value =			✓	
CmdManuallyIntegrateApplyTargetRtToQualifier	BL2000\sean	2/2/2022 11:43:04 AM	Apply target integration range 6.362-6.424 to qualifier 102.0 for compound Naphthalene in sample Feb0107.D, new integration is from x, y = 6.362, 1110 to 6.424, 655 and new response = 26096; previous integration is from x, y = 6.352, 0 to 6.527, 0 and previous response = 39156.			✓	
CmdManuallyIntegrateDropBaseline	BL2000\sean	2/2/2022 11:43:05 AM	Drop baseline for qualifier 102.0 of compound Naphthalene in sample Feb0107.D to y = 655, new integration is from x, y = 6.362, 655 to 6.424, 655 and new response = 26937; previous integration is from x, y = 6.362, 1110 to 6.424, 655 and previous response = 26096.			✓	
CmdManuallyIntegrateSplit	BL2000\sean	2/2/2022 11:43:10 AM	Split peak for compound 4-Chlorophenol in sample Feb0107.D and keep left peak, new integration is from x, y = 6.414, 0 to 6.475, 0 and new response = 23238, previous integration is from x, y = 6.414, 0 to 6.527, 0 and previous response = 29396.			✓	
CmdSetTargetCompoundAttribute	BL2000\sean	2/2/2022 11:43:11 AM	Set UserAnnotation = CO for compound 4-Chlorophenol in sample Feb0107.D; previous value =			✓	
CmdManuallyIntegrateApplyTargetRtToQualifier	BL2000\sean	2/2/2022 11:43:14 AM	Apply target integration range 6.414-6.475 to qualifier 128.0 for compound 4-Chlorophenol in sample Feb0107.D, new integration is from x, y = 6.414, 13915 to 6.475, 7533 and new response = 46604; previous integration is from x, y = 6.362, 521 to 6.516, 660 and previous response = 371642.			✓	
CmdManuallyIntegrateDropBaseline	BL2000\sean	2/2/2022 11:43:15 AM	Drop baseline for qualifier 128.0 of compound 4-Chlorophenol in sample Feb0107.D to y = 7533, new integration is from x, y = 6.414, 7533 to 6.475, 7533 and new response = 58401; previous integration is from x, y = 6.414, 13915 to 6.475, 7533 and previous response = 46604.			✓	

Name	User	Time	Action	Reason	Comment	Succeed	Exception
CmdManuallyIntegrateSplit	BL2000\sean	2/2/2022 11:43:22 AM	Split qualifier 129.0 of compound p-Chloroaniline in sample Feb0107.D and keep left peak, new integration is from x, y = 6.475, 137.755339149317 to 6.527, 176.01225736445 and new response = 32718, previous integration is from x, y = 6.475, 138 to 6.619, 245 and previous response = 38463.			✓	
CmdManuallyIntegrateApplyTargetRtToQualifier	BL2000\sean	2/2/2022 11:43:57 AM	Apply target integration range 8.487-8.558 to qualifier 152.0 for compound Acenaphthene in sample Feb0107.D, new integration is from x, y = 8.487, 672 to 8.558, 762 and new response = 88351; previously no peak.			✓	
CmdManuallyIntegrateDropBaseline	BL2000\sean	2/2/2022 11:43:58 AM	Drop baseline for qualifier 152.0 of compound Acenaphthene in sample Feb0107.D to y = 672, new integration is from x, y = 8.487, 672 to 8.558, 672 and new response = 88544; previous integration is from x, y = 8.487, 672 to 8.558, 762 and previous response = 88351.			✓	
CmdManuallyIntegrateApplyTargetRtToQualifier	BL2000\sean	2/2/2022 11:44:19 AM	Apply target integration range 8.558-8.640 to qualifier 154.0 for compound 2,4-Dinitrophenol in sample Feb0107.D, new integration is from x, y = 8.558, 590 to 8.640, 553 and new response = 3634; previous integration is from x, y = 8.487, 333 to 8.558, 329 and previous response = 171740.			✓	
CmdManuallyIntegrateDropBaseline	BL2000\sean	2/2/2022 11:44:20 AM	Drop baseline for qualifier 154.0 of compound 2,4-Dinitrophenol in sample Feb0107.D to y = 553, new integration is from x, y = 8.558, 553 to 8.640, 553 and new response = 3725; previous integration is from x, y = 8.558, 590 to 8.640, 553 and previous response = 3634.			✓	
CmdManuallyIntegrateQualifierPeak	BL2000\sean	2/2/2022 11:44:34 AM	Manually integrate qualifier 63.0 of compound 2,4-Dinitrotoluene in sample Feb0107.D, from x, y = 8.732, 1294 to 8.814, 805, result = 13875; previous integration is from x, y = 8.687, 813 to 8.814, 805 and previous response = 28296.			✓	
CmdManuallyIntegrateDropBaseline	BL2000\sean	2/2/2022 11:44:35 AM	Drop baseline for qualifier 63.0 of compound 2,4-Dinitrotoluene in sample Feb0107.D to y = 805, new integration is from x, y = 8.732, 805 to 8.814, 805 and new response = 15076; previous integration is from x, y = 8.732, 1294 to 8.814, 805 and previous response = 13875.			✓	

Name	User	Time	Action	Reason	Comment	Succeed	Exception
CmdManuallyIntegrate QualifierPeak	BL2000\sean	2/2/2022 11:44:40 AM	Manually integrate qualifier 89.0 of compound 2,4-Dinitrotoluene in sample Feb0107.D, from x, y = 8.742, 723 to 8.793, 0, result = 12947; previous integration is from x, y = 8.691, 0 to 8.793, 0 and previous response = 26800.			✓	
CmdManuallyIntegrate DropBaseline	BL2000\sean	2/2/2022 11:44:42 AM	Drop baseline for qualifier 89.0 of compound 2,4-Dinitrotoluene in sample Feb0107.D to y = 0, new integration is from x, y = 8.742, 0 to 8.793, 0 and new response = 14056; previous integration is from x, y = 8.742, 723 to 8.793, 0 and previous response = 12947.			✓	
CmdManuallyIntegrate QualifierPeak	BL2000\sean	2/2/2022 11:45:01 AM	Manually integrate qualifier 89.0 of compound 2,4-Dinitrotoluene in sample Feb0107.D, from x, y = 8.732, -21 to 8.793, 0, result = 17828; previous integration is from x, y = 8.742, 0 to 8.793, 0 and previous response = 14056.			✓	
CmdManuallyIntegrate QualifierPeak	BL2000\sean	2/2/2022 11:45:09 AM	Manually integrate qualifier 65.0 of compound 4-Nitroaniline in sample Feb0107.D, from x, y = 9.182, 2057 to 9.244, 1436, result = 16256; previous integration is from x, y = 9.152, 1327 to 9.244, 1436 and previous response = 24083.			✓	
CmdManuallyIntegrate DropBaseline	BL2000\sean	2/2/2022 11:45:10 AM	Drop baseline for qualifier 65.0 of compound 4-Nitroaniline in sample Feb0107.D to y = 1436, new integration is from x, y = 9.182, 1436 to 9.244, 1436 and new response = 17400; previous integration is from x, y = 9.182, 2057 to 9.244, 1436 and previous response = 16256.			✓	
CmdManuallyIntegrate QualifierPeak	BL2000\sean	2/2/2022 11:45:16 AM	Manually integrate qualifier 121.0 of compound 4,6-Dinitro-2-methylphenol in sample Feb0107.D, from x, y = 9.203, 398 to 9.264, 517, result = 4067; previous integration is from x, y = 9.182, 321 to 9.315, 339 and previous response = 6294.			✓	
CmdManuallyIntegrate QualifierPeak	BL2000\sean	2/2/2022 11:45:24 AM	Manually integrate qualifier 51.0 of compound Azobenzene in sample Feb0107.D, from x, y = 9.336, 5655 to 9.434, 2534, result = 39871; previous integration is from x, y = 9.305, 2721 to 9.434, 2534 and previous response = 71745.			✓	

Name	User	Time	Action	Reason	Comment	Succeed	Exception
CmdManuallyIntegrateDropBaseline	BL2000\sean	2/2/2022 11:45:25 AM	Drop baseline for qualifier 51.0 of compound Azobenzene in sample Feb0107.D to y = 2534, new integration is from x, y = 9.336, 2534 to 9.434, 2534 and new response = 49087; previous integration is from x, y = 9.336, 5655 to 9.434, 2534 and previous response = 39871.			✓	
CmdManuallyIntegratePeak	BL2000\sean	2/2/2022 11:45:35 AM	Manually integrate compound Anthracene in sample Feb0107.D, from x, y = 10.313, 34383 to 10.414, 34383, result = 74070; previous integration is from x, y = 10.232, 0 to 10.313, 0 and previous response = 314317.			✓	
CmdManuallyIntegrateSnapBaseline	BL2000\sean	2/2/2022 11:45:37 AM	Snap baseline for compound Anthracene in sample Feb0107.D, from x = 10.313 to x = 10.414, new integration is from x, y = 10.313, 3084 to 10.414, 2355 and new response = 266488; previous integration is from x, y = 10.313, 34383 to 10.414, 34383 and previous response = 74070.			✓	
CmdManuallyIntegrateDropBaseline	BL2000\sean	2/2/2022 11:45:38 AM	Drop baseline for compound Anthracene in sample Feb0107.D to y = 2355, new integration is from x, y = 10.313, 2355 to 10.414, 2355 and new response = 268703; previous integration is from x, y = 10.313, 3084 to 10.414, 2355 and previous response = 266488.			✓	
CmdManuallyIntegrateApplyTargetRtToQualifier	BL2000\sean	2/2/2022 11:45:40 AM	Apply target integration range 10.313-10.414 to qualifier 176.0 for compound Anthracene in sample Feb0107.D, new integration is from x, y = 10.313, 458 to 10.414, 948 and new response = 47832; previously no peak.			✓	
CmdManuallyIntegrateDropBaseline	BL2000\sean	2/2/2022 11:45:41 AM	Drop baseline for qualifier 176.0 of compound Anthracene in sample Feb0107.D to y = 458, new integration is from x, y = 10.313, 458 to 10.414, 458 and new response = 49321; previous integration is from x, y = 10.313, 458 to 10.414, 948 and previous response = 47832.			✓	
CmdManuallyIntegrateSplit	BL2000\sean	2/2/2022 11:45:50 AM	Split qualifier 104.0 of compound Di-n-Butylphthalate in sample Feb0107.D and keep left peak, new integration is from x, y = 11.164, 0 to 11.245, 0 and new response = 16193, previous integration is from x, y = 11.164, 0 to 11.295, 0 and previous response = 17621.			✓	

Name	User	Time	Action	Reason	Comment	Succeed	Exception
CmdManuallyIntegrateQualifierPeak	BL2000\sean	2/2/2022 11:45:56 AM	Manually integrate qualifier 104.0 of compound Di-n-Butylphthalate in sample Feb0107.D, from x, y = 11.164, 0 to 11.224, 153, result = 15009; previous integration is from x, y = 11.164, 0 to 11.245, 0 and previous response = 16193.			✓	
CmdManuallyIntegrateDropBaseline	BL2000\sean	2/2/2022 11:45:58 AM	Drop baseline for qualifier 104.0 of compound Di-n-Butylphthalate in sample Feb0107.D to y = 0, new integration is from x, y = 11.164, 0 to 11.224, 0 and new response = 15288; previous integration is from x, y = 11.164, 0 to 11.224, 153 and previous response = 15009.			✓	
CmdSaveBatchTable	BL2000\sean	2/2/2022 11:46:33 AM	Save batch \\MASSHUNTER\Org\Data\SV5973N.I\sd020122\DoD BNA cal 1\QuantResults\020122 DoD BNA cal.batch.bin			✓	
CmdManuallyIntegratePeak	BL2000\sean	2/2/2022 11:46:39 AM	Manually integrate compound N-Nitrosodimethylamine in sample Feb0108.D, from x, y = 2.111, 12 to 2.275, 20, result = 12040; previous integration is from x, y = 2.129, 369 to 2.223, 369 and previous response = 8646.			✓	
CmdSetTargetCompoundAttribute	BL2000\sean	2/2/2022 11:46:51 AM	Set UserAnnotation = LT for compound N-Nitrosodimethylamine in sample Feb0108.D; previous value =			✓	
CmdManuallyIntegrateApplyTargetRtToQualifier	BL2000\sean	2/2/2022 11:46:59 AM	Apply target integration range 6.136-6.352 to qualifier 122.0 for compound Benzoic Acid in sample Feb0108.D, new integration is from x, y = 6.136, 1224 to 6.352, 341 and new response = 1684; previous integration is from x, y = 6.034, 0 to 6.116, 0 and previous response = 29344.			✓	
CmdManuallyIntegrateDropBaseline	BL2000\sean	2/2/2022 11:47:00 AM	Drop baseline for qualifier 122.0 of compound Benzoic Acid in sample Feb0108.D to y = 341, new integration is from x, y = 6.136, 341 to 6.352, 341 and new response = 7397; previous integration is from x, y = 6.136, 1224 to 6.352, 341 and previous response = 1684.			✓	
CmdManuallyIntegrateApplyTargetRtToQualifier	BL2000\sean	2/2/2022 11:47:02 AM	Apply target integration range 6.136-6.352 to qualifier 77.0 for compound Benzoic Acid in sample Feb0108.D, new integration is from x, y = 6.136, 762 to 6.352, 1792 and new response = 5709; previously no peak.			✓	

Name	User	Time	Action	Reason	Comment	Succeed	Exception
CmdManuallyIntegrateDropBaseline	BL2000\sean	2/2/2022 11:47:03 AM	Drop baseline for qualifier 77.0 of compound Benzoic Acid in sample Feb0108.D to y = 762, new integration is from x, y = 6.136, 762 to 6.352, 762 and new response = 12373; previous integration is from x, y = 6.136, 762 to 6.352, 1792 and previous response = 5709.			✓	
CmdManuallyIntegrateQualifierPeak	BL2000\sean	2/2/2022 11:47:11 AM	Manually integrate qualifier 122.0 of compound Benzoic Acid in sample Feb0108.D, from x, y = 6.105, 74 to 6.403, 30, result = 14341; previous integration is from x, y = 6.136, 341 to 6.352, 341 and previous response = 7397.			✓	
CmdManuallyIntegrateDropBaseline	BL2000\sean	2/2/2022 11:47:15 AM	Drop baseline for qualifier 122.0 of compound Benzoic Acid in sample Feb0108.D to y = 30, new integration is from x, y = 6.105, 30 to 6.403, 30 and new response = 14736; previous integration is from x, y = 6.105, 74 to 6.403, 30 and previous response = 14341.			✓	
CmdManuallyIntegratePeak	BL2000\sean	2/2/2022 11:47:23 AM	Manually integrate compound Pyridine in sample Feb0108.D from x, y = 2.193, 323 to 2.438, 387; result = 28246			✓	
CmdManuallyIntegratePeak	BL2000\sean	2/2/2022 11:47:29 AM	Manually integrate compound Pyridine in sample Feb0108.D, from x, y = 2.172, 506 to 2.183, 324, result = 261; previous integration is from x, y = 2.193, 323 to 2.438, 387 and previous response = 28246.			✓	
CmdManuallyIntegratePeak	BL2000\sean	2/2/2022 11:47:36 AM	Manually integrate compound Pyridine in sample Feb0108.D, from x, y = 2.172, 527 to 2.356, 548, result = 26006; previous integration is from x, y = 2.172, 506 to 2.183, 324 and previous response = 261.			✓	
CmdManuallyIntegrateDropBaseline	BL2000\sean	2/2/2022 11:47:37 AM	Drop baseline for compound Pyridine in sample Feb0108.D to y = 527, new integration is from x, y = 2.172, 527 to 2.356, 527 and new response = 26124; previous integration is from x, y = 2.172, 527 to 2.356, 548 and previous response = 26006.			✓	
CmdManuallyIntegrateApplyIstdRtToTarget	BL2000\sean	2/2/2022 11:47:38 AM	Apply ISTD integration range 4.848-4.971 to compound Pyridine in sample Feb0108.D, new integration is from x, y = 4.848, 527 to 4.971, 527 and new response = 26124; previous integration is from x, y = 2.172, 527 to 2.356, 527 and previous response = 26124.			✓	

Name	User	Time	Action	Reason	Comment	Succeed	Exception
CmdSetTargetCompoundAttribute	BL2000\sean	2/2/2022 11:47:42 AM	Set UserAnnotation = BA for compound Pyridine in sample Feb0108.D; previous value =			✓	
CmdManuallyIntegrateApplyTargetRtToQualifier	BL2000\sean	2/2/2022 11:47:44 AM	Apply target integration range 2.172-2.356 to qualifier 52.0 for compound Pyridine in sample Feb0108.D, new integration is from x, y = 2.172, 992 to 2.356, 672 and new response = 19320; previously no peak.			✓	
CmdManuallyIntegrateDropBaseline	BL2000\sean	2/2/2022 11:47:47 AM	Drop baseline for qualifier 52.0 of compound Pyridine in sample Feb0108.D to y = 672, new integration is from x, y = 2.172, 672 to 2.356, 672 and new response = 21085; previous integration is from x, y = 2.172, 992 to 2.356, 672 and previous response = 19320.			✓	
CmdManuallyIntegrateSplit	BL2000\sean	2/2/2022 11:47:53 AM	Split qualifier 66.0 of compound Aniline in sample Feb0108.D and keep left peak, new integration is from x, y = 4.524, 910.228925762363 to 4.562, 947.951473080798 and new response = 18783, previous integration is from x, y = 4.524, 910 to 4.740, 1123 and previous response = 42435.			✓	
CmdManuallyIntegrateSplit	BL2000\sean	2/2/2022 11:47:57 AM	Split qualifier 65.0 of compound Aniline in sample Feb0108.D and keep left peak, new integration is from x, y = 4.532, 1117.26443914342 to 4.624, 1136.11870918649 and new response = 20268, previous integration is from x, y = 4.532, 1117 to 4.722, 1156 and previous response = 33530.			✓	
CmdManuallyIntegrateSplit	BL2000\sean	2/2/2022 11:48:00 AM	Split qualifier 65.0 of compound Aniline in sample Feb0108.D and keep left peak, new integration is from x, y = 4.532, 1117.26443914342 to 4.562, 1123.47238467931 and new response = 8390, previous integration is from x, y = 4.532, 1117 to 4.624, 1136 and previous response = 20268.			✓	
CmdManuallyIntegrateQualifierPeak	BL2000\sean	2/2/2022 11:48:08 AM	Manually integrate qualifier 66.0 of compound Phenol in sample Feb0108.D, from x, y = 4.562, 1868 to 4.742, 1036, result = 19255; previous integration is from x, y = 4.522, 817 to 4.742, 1036 and previous response = 43545.			✓	
CmdManuallyIntegrateDropBaseline	BL2000\sean	2/2/2022 11:48:09 AM	Drop baseline for qualifier 66.0 of compound Phenol in sample Feb0108.D to y = 1036, new integration is from x, y = 4.562, 1036 to 4.742, 1036 and new response = 23743; previous integration is from x, y = 4.562, 1868 to 4.742, 1036 and previous response = 19255.			✓	

Name	User	Time	Action	Reason	Comment	Succeed	Exception
CmdManuallyIntegrateSplit	BL2000\sean	2/2/2022 11:48:11 AM	Split qualifier 66.0 of compound Phenol in sample Feb0108.D and keep left peak, new integration is from x, y = 4.562, 1035.66289691837 to 4.644, 1035.66289691837 and new response = 20421, previous integration is from x, y = 4.562, 1036 to 4.742, 1036 and previous response = 23743.			✓	
CmdManuallyIntegrateSplit	BL2000\sean	2/2/2022 11:48:17 AM	Split peak for compound bis(-2-Chloroethyl)Ether in sample Feb0108.D and keep left peak, new integration is from x, y = 4.619, 832.157220425493 to 4.654, 861.983756210066 and new response = 22651, previous integration is from x, y = 4.619, 832 to 4.715, 914 and previous response = 34488.			✓	
CmdSetTargetCompoundAttribute	BL2000\sean	2/2/2022 11:48:19 AM	Set UserAnnotation = CO for compound bis(-2-Chloroethyl)Ether in sample Feb0108.D; previous value =			✓	
CmdManuallyIntegrateApplyTargetRtToQualifier	BL2000\sean	2/2/2022 11:48:22 AM	Apply target integration range 4.619-4.654 to qualifier 64.0 for compound bis(-2-Chloroethyl)Ether in sample Feb0108.D, new integration is from x, y = 4.619, 410 to 4.654, 829 and new response = -99; previous integration is from x, y = 4.649, 382 to 4.726, 394 and previous response = 12519.			✓	
CmdManuallyIntegrateDropBaseline	BL2000\sean	2/2/2022 11:48:23 AM	Drop baseline for qualifier 64.0 of compound bis(-2-Chloroethyl)Ether in sample Feb0108.D to y = 410, new integration is from x, y = 4.619, 410 to 4.654, 410 and new response = 336; previous integration is from x, y = 4.619, 410 to 4.654, 829 and previous response = -99.			✓	
CmdManuallyIntegrateQualifierPeak	BL2000\sean	2/2/2022 11:48:28 AM	Manually integrate qualifier 64.0 of compound bis(-2-Chloroethyl)Ether in sample Feb0108.D, from x, y = 4.644, 0 to 4.664, -17, result = 1149; previous integration is from x, y = 4.619, 410 to 4.654, 410 and previous response = 336.			✓	
CmdManuallyIntegratePeak	BL2000\sean	2/2/2022 11:48:36 AM	Manually integrate compound 1,3-Dichlorobenzene in sample Feb0108.D, from x, y = 4.797, 23416 to 5.022, 33540, result = -268386; previous integration is from x, y = 4.899, 387 to 5.001, 542 and previous response = 54129.			✓	

Name	User	Time	Action	Reason	Comment	Succeed	Exception
CmdManuallyIntegrateSnapBaseline	BL2000\sean	2/2/2022 11:48:37 AM	Snap baseline for compound 1,3-Dichlorobenzene in sample Feb0108.D, from x = 4.797 to x = 5.022, new integration is from x, y = 4.797, 410 to 5.022, 867 and new response = 106943; previous integration is from x, y = 4.797, 23416 to 5.022, 33540 and previous response = -268386.			✓	
CmdManuallyIntegrateDropBaseline	BL2000\sean	2/2/2022 11:48:39 AM	Drop baseline for compound 1,3-Dichlorobenzene in sample Feb0108.D to y = 410, new integration is from x, y = 4.797, 410 to 5.022, 410 and new response = 110023; previous integration is from x, y = 4.797, 410 to 5.022, 867 and previous response = 106943.			✓	
CmdManuallyIntegrateSplit	BL2000\sean	2/2/2022 11:48:40 AM	Split peak for compound 1,3-Dichlorobenzene in sample Feb0108.D and keep left peak, new integration is from x, y = 4.797, 410 to 4.899, 410 and new response = 55006, previous integration is from x, y = 4.797, 410 to 5.022, 410 and previous response = 110023.			✓	
CmdManuallyIntegrateApplyTargetRtToQualifier	BL2000\sean	2/2/2022 11:48:43 AM	Apply target integration range 4.797-4.899 to qualifier 148.0 for compound 1,3-Dichlorobenzene in sample Feb0108.D, new integration is from x, y = 4.797, 0 to 4.899, 1317 and new response = 29790; previously no peak.			✓	
CmdManuallyIntegrateApplyTargetRtToQualifier	BL2000\sean	2/2/2022 11:48:45 AM	Apply target integration range 4.797-4.899 to qualifier 111.0 for compound 1,3-Dichlorobenzene in sample Feb0108.D, new integration is from x, y = 4.797, 0 to 4.899, 3976 and new response = 6396; previously no peak.			✓	
CmdManuallyIntegrateDropBaseline	BL2000\sean	2/2/2022 11:48:51 AM	Drop baseline for qualifier 148.0 of compound 1,3-Dichlorobenzene in sample Feb0108.D to y = 0, new integration is from x, y = 4.797, 0 to 4.899, 0 and new response = 33825; previous integration is from x, y = 4.797, 0 to 4.899, 1317 and previous response = 29790.			✓	
CmdManuallyIntegrateSplit	BL2000\sean	2/2/2022 11:48:51 AM	Split qualifier 148.0 of compound 1,3-Dichlorobenzene in sample Feb0108.D and keep left peak, new integration is from x, y = 4.797, 0 to 4.899, 0 and new response = 33825, previous integration is from x, y = 4.797, 0 to 4.899, 0 and previous response = 33825.			✓	

Name	User	Time	Action	Reason	Comment	Succeed	Exception
CmdManuallyIntegrateDropBaseline	BL2000\sean	2/2/2022 11:48:54 AM	Drop baseline for qualifier 111.0 of compound 1,3-Dichlorobenzene in sample Feb0108.D to y = 0, new integration is from x, y = 4.797, 0 to 4.899, 0 and new response = 18578; previous integration is from x, y = 4.797, 0 to 4.899, 3976 and previous response = 6396.			✓	
CmdManuallyIntegrateSplit	BL2000\sean	2/2/2022 11:48:54 AM	Split qualifier 111.0 of compound 1,3-Dichlorobenzene in sample Feb0108.D and keep left peak, new integration is from x, y = 4.797, 0 to 4.899, 0 and new response = 18578, previous integration is from x, y = 4.797, 0 to 4.899, 0 and previous response = 18578.			✓	
CmdManuallyIntegrateSplit	BL2000\sean	2/2/2022 11:49:02 AM	Split peak for compound 1,4-Dichlorobenzene in sample Feb0108.D and keep right peak, new integration is from x, y = 4.899, 0 to 5.001, 0 and new response = 56976, previous integration is from x, y = 4.807, 0 to 5.001, 0 and previous response = 114369.			✓	
CmdSetTargetCompoundAttribute	BL2000\sean	2/2/2022 11:49:03 AM	Set UserAnnotation = CO for compound 1,4-Dichlorobenzene in sample Feb0108.D; previous value =			✓	
CmdManuallyIntegrateSplit	BL2000\sean	2/2/2022 11:49:05 AM	Split qualifier 148.0 of compound 1,4-Dichlorobenzene in sample Feb0108.D and keep right peak, new integration is from x, y = 4.879, 0 to 5.042, 0 and new response = 42164, previous integration is from x, y = 4.818, 0 to 5.042, 0 and previous response = 75345.			✓	
CmdManuallyIntegrateSplit	BL2000\sean	2/2/2022 11:49:07 AM	Split qualifier 111.0 of compound 1,4-Dichlorobenzene in sample Feb0108.D and keep right peak, new integration is from x, y = 4.869, 0 to 4.971, 0 and new response = 24891, previous integration is from x, y = 4.807, 0 to 4.971, 0 and previous response = 41790.			✓	
CmdManuallyIntegratePeak	BL2000\sean	2/2/2022 11:49:21 AM	Manually integrate compound 4Methylphenol/3Methylphenol in sample Feb0108.D, from x, y = 5.400, -95 to 5.553, 428, result = 58034; previous integration is from x, y = 5.237, 796 to 5.318, 776 and previous response = 30192.			✓	
CmdSetTargetCompoundAttribute	BL2000\sean	2/2/2022 11:49:24 AM	Set UserAnnotation = CO for compound 4Methylphenol/3Methylphenol in sample Feb0108.D; previous value =			✓	

Name	User	Time	Action	Reason	Comment	Succeed	Exception
CmdManuallyIntegrateQualifierPeak	BL2000\sean	2/2/2022 11:49:50 AM	Manually integrate qualifier 102.0 of compound Naphthalene in sample Feb0108.D, from x, y = 6.372, 142 to 6.444, 0, result = 12522; previous integration is from x, y = 6.352, 0 to 6.444, 0 and previous response = 15161.			✓	
CmdManuallyIntegrateQualifierPeak	BL2000\sean	2/2/2022 11:49:54 AM	Manually integrate qualifier 102.0 of compound Naphthalene in sample Feb0108.D, from x, y = 6.383, 92 to 6.444, 0, result = 10294; previous integration is from x, y = 6.372, 142 to 6.444, 0 and previous response = 12522.			✓	
CmdManuallyIntegrateSplit	BL2000\sean	2/2/2022 11:50:03 AM	Split peak for compound 4-Chlorophenol in sample Feb0108.D and keep left peak, new integration is from x, y = 6.424, 0 to 6.475, 0 and new response = 5907, previous integration is from x, y = 6.424, 0 to 6.527, 0 and previous response = 8634.			✓	
CmdSetTargetCompoundAttribute	BL2000\sean	2/2/2022 11:50:05 AM	Set UserAnnotation = CO for compound 4-Chlorophenol in sample Feb0108.D; previous value =			✓	
CmdManuallyIntegrateApplyTargetRtToQualifier	BL2000\sean	2/2/2022 11:50:07 AM	Apply target integration range 6.424-6.475 to qualifier 128.0 for compound 4-Chlorophenol in sample Feb0108.D, new integration is from x, y = 6.424, 2642 to 6.475, 6886 and new response = 13363; previous integration is from x, y = 6.424, 354 to 6.578, 422 and previous response = 39050.			✓	
CmdManuallyIntegrateDropBaseline	BL2000\sean	2/2/2022 11:50:08 AM	Drop baseline for qualifier 128.0 of compound 4-Chlorophenol in sample Feb0108.D to y = 2642, new integration is from x, y = 6.424, 2642 to 6.475, 2642 and new response = 19901; previous integration is from x, y = 6.424, 2642 to 6.475, 6886 and previous response = 13363.			✓	
CmdManuallyIntegratePeak	BL2000\sean	2/2/2022 11:50:11 AM	Manually integrate compound 4-Chlorophenol in sample Feb0108.D, from x, y = 6.711, 4264 to 6.752, 4291, result = -9740; previous integration is from x, y = 6.424, 0 to 6.475, 0 and previous response = 5907.			✓	
CmdClearManualIntegration	BL2000\sean	2/2/2022 11:50:18 AM	Clear manual integration of target signal for compound 4-Chlorophenol in sample Feb0108.D			✓	
CmdSetTargetCompoundAttribute	BL2000\sean	2/2/2022 11:50:18 AM	Set UserAnnotation = for compound 4-Chlorophenol in sample Feb0108.D; previous value = CO			✓	

Name	User	Time	Action	Reason	Comment	Succeed	Exception
CmdManuallyIntegrateSplit	BL2000\sean	2/2/2022 11:50:21 AM	Split peak for compound 4-Chlorophenol in sample Feb0108.D and keep left peak, new integration is from x, y = 6.424, 0 to 6.475, 0 and new response = 5907, previous integration is from x, y = 6.424, 0 to 6.527, 0 and previous response = 8634.			✓	
CmdSetTargetCompoundAttribute	BL2000\sean	2/2/2022 11:50:24 AM	Set UserAnnotation = CO for compound 4-Chlorophenol in sample Feb0108.D; previous value =			✓	
CmdManuallyIntegratePeak	BL2000\sean	2/2/2022 11:50:33 AM	Manually integrate compound 2-Methylnaphthalene in sample Feb0108.D, from x, y = 7.194, 24588 to 7.286, 29387, result = -76350; previous integration is from x, y = 7.317, 630 to 7.410, 717 and previous response = 73584.			✓	
CmdManuallyIntegrateSnapBaseline	BL2000\sean	2/2/2022 11:50:34 AM	Snap baseline for compound 2-Methylnaphthalene in sample Feb0108.D, from x = 7.194 to x = 7.286, new integration is from x, y = 7.194, 894 to 7.286, 1155 and new response = 67615; previous integration is from x, y = 7.194, 24588 to 7.286, 29387 and previous response = -76350.			✓	
CmdManuallyIntegrateDropBaseline	BL2000\sean	2/2/2022 11:50:35 AM	Drop baseline for compound 2-Methylnaphthalene in sample Feb0108.D to y = 894, new integration is from x, y = 7.194, 894 to 7.286, 894 and new response = 68339; previous integration is from x, y = 7.194, 894 to 7.286, 1155 and previous response = 67615.			✓	
CmdManuallyIntegrateApplyTargetRtToQualifier	BL2000\sean	2/2/2022 11:50:38 AM	Apply target integration range 7.194-7.286 to qualifier 142.0 for compound 2-Methylnaphthalene in sample Feb0108.D, new integration is from x, y = 7.194, 1160 to 7.286, 2064 and new response = 77552; previously no peak.			✓	
CmdManuallyIntegrateQualifierPeak	BL2000\sean	2/2/2022 11:50:39 AM	Manually integrate qualifier115.0 of compound 2-Methylnaphthalene in sample Feb0108.D from x, y = 6.948, 27375 to 6.958, 27375; result = -16354			✓	
CmdManuallyIntegrateApplyTargetRtToQualifier	BL2000\sean	2/2/2022 11:50:41 AM	Apply target integration range 7.194-7.286 to qualifier 115.0 for compound 2-Methylnaphthalene in sample Feb0108.D, new integration is from x, y = 7.194, 1212 to 7.286, 999 and new response = 28423; previous integration is from x, y = 6.948, 27375 to 6.958, 27375 and previous response = -16354.			✓	

Name	User	Time	Action	Reason	Comment	Succeed	Exception
CmdManuallyIntegrateDropBaseline	BL2000\sean	2/2/2022 11:50:44 AM	Drop baseline for qualifier 115.0 of compound 2-Methylnaphthalene in sample Feb0108.D to y = 999, new integration is from x, y = 7.194, 999 to 7.286, 999 and new response = 29014; previous integration is from x, y = 7.194, 1212 to 7.286, 999 and previous response = 28423.			✓	
CmdManuallyIntegrateSplit	BL2000\sean	2/2/2022 11:51:05 AM	Split qualifier 77.0 of compound Dimethyl Phthalate in sample Feb0108.D and keep left peak, new integration is from x, y = 8.202, 1283.59782211956 to 8.282, 1273.2086586564 and new response = 15525, previous integration is from x, y = 8.202, 1284 to 8.282, 1273 and previous response = 15525.			✓	
CmdManuallyIntegrateSplit	BL2000\sean	2/2/2022 11:51:09 AM	Split qualifier 77.0 of compound Dimethyl Phthalate in sample Feb0108.D and keep left peak, new integration is from x, y = 8.202, 1283.59782211956 to 8.282, 1273.2086586564 and new response = 15525, previous integration is from x, y = 8.202, 1284 to 8.282, 1273 and previous response = 15525.			✓	
CmdManuallyIntegrateQualifierPeak	BL2000\sean	2/2/2022 11:51:13 AM	Manually integrate qualifier 77.0 of compound Dimethyl Phthalate in sample Feb0108.D, from x, y = 8.190, 347 to 8.241, 446, result = 14901; previous integration is from x, y = 8.202, 1284 to 8.282, 1273 and previous response = 15525.			✓	
CmdManuallyIntegrateApplyTargetRtToQualifier	BL2000\sean	2/2/2022 11:51:18 AM	Apply target integration range 8.251-8.354 to qualifier 153.1 for compound Acenaphthylene in sample Feb0108.D, new integration is from x, y = 8.251, 566 to 8.354, 304 and new response = 14505; previous integration is from x, y = 8.476, 0 to 8.558, 0 and previous response = 78390.			✓	
CmdManuallyIntegrateDropBaseline	BL2000\sean	2/2/2022 11:51:19 AM	Drop baseline for qualifier 153.1 of compound Acenaphthylene in sample Feb0108.D to y = 304, new integration is from x, y = 8.251, 304 to 8.354, 304 and new response = 15310; previous integration is from x, y = 8.251, 566 to 8.354, 304 and previous response = 14505.			✓	
CmdManuallyIntegrateQualifierPeak	BL2000\sean	2/2/2022 11:51:30 AM	Manually integrate qualifier 63.0 of compound 2,6-Dinitrotoluene in sample Feb0108.D, from x, y = 8.255, 624 to 8.282, 1056, result = 3495; previous integration is from x, y = 8.255, 624 to 8.333, 631 and previous response = 12058.			✓	

Name	User	Time	Action	Reason	Comment	Succeed	Exception
CmdManuallyIntegrateDropBaseline	BL2000\sean	2/2/2022 11:51:32 AM	Drop baseline for qualifier 63.0 of compound 2,6-Dinitrotoluene in sample Feb0108.D to y = 624, new integration is from x, y = 8.255, 624 to 8.282, 624 and new response = 3832; previous integration is from x, y = 8.255, 624 to 8.282, 1056 and previous response = 3495.			✓	
CmdManuallyIntegrateQualifierPeak	BL2000\sean	2/2/2022 11:51:41 AM	Manually integrate qualifier 63.0 of compound 2,6-Dinitrotoluene in sample Feb0108.D, from x, y = 8.255, 624 to 8.302, 792, result = 10204; previous integration is from x, y = 8.255, 624 to 8.282, 624 and previous response = 3832.			✓	
CmdManuallyIntegratePeak	BL2000\sean	2/2/2022 11:51:53 AM	Manually integrate compound 2,4-Dinitrophenol in sample Feb0108.D, from x, y = 8.589, 27 to 8.691, 0, result = 1100; previous integration is from x, y = 8.405, 0 to 8.446, 0 and previous response = 485.			✓	
CmdManuallyIntegrateSnapBaseline	BL2000\sean	2/2/2022 11:51:54 AM	Snap baseline for compound 2,4-Dinitrophenol in sample Feb0108.D, from x = 8.589 to x = 8.691, new integration is from x, y = 8.589, 0 to 8.691, 0 and new response = 1184; previous integration is from x, y = 8.589, 27 to 8.691, 0 and previous response = 1100.			✓	
CmdManuallyIntegrateApplyTargetRtToQualifier	BL2000\sean	2/2/2022 11:51:57 AM	Apply target integration range 8.589-8.691 to qualifier 154.0 for compound 2,4-Dinitrophenol in sample Feb0108.D, new integration is from x, y = 8.589, 612 to 8.691, 415 and new response = 332; previously no peak.			✓	
CmdManuallyIntegrateDropBaseline	BL2000\sean	2/2/2022 11:51:58 AM	Drop baseline for qualifier 154.0 of compound 2,4-Dinitrophenol in sample Feb0108.D to y = 415, new integration is from x, y = 8.589, 415 to 8.691, 415 and new response = 937; previous integration is from x, y = 8.589, 612 to 8.691, 415 and previous response = 332.			✓	
CmdManuallyIntegratePeak	BL2000\sean	2/2/2022 11:52:06 AM	Manually integrate compound 4-Nitrophenol in sample Feb0108.D, from x, y = 8.691, 0 to 8.865, 45, result = 7007; previous integration is from x, y = 8.435, 0 to 8.568, 0 and previous response = 4658.			✓	
CmdManuallyIntegrateDropBaseline	BL2000\sean	2/2/2022 11:52:08 AM	Drop baseline for compound 4-Nitrophenol in sample Feb0108.D to y = 0, new integration is from x, y = 8.691, 0 to 8.865, 0 and new response = 7242; previous integration is from x, y = 8.691, 0 to 8.865, 45 and previous response = 7007.			✓	

Name	User	Time	Action	Reason	Comment	Succeed	Exception
CmdManuallyIntegrateApplyTargetRtToQualifier	BL2000\sean	2/2/2022 11:52:12 AM	Apply target integration range 8.691-8.865 to qualifier 65.0 for compound 4-Nitrophenol in sample Feb0108.D, new integration is from x, y = 8.691, 789 to 8.865, 831 and new response = 6610; previous integration is from x, y = 9.059, 700 to 9.110, 695 and previous response = 6120.			✓	
CmdManuallyIntegrateDropBaseline	BL2000\sean	2/2/2022 11:52:13 AM	Drop baseline for qualifier 65.0 of compound 4-Nitrophenol in sample Feb0108.D to y = 789, new integration is from x, y = 8.691, 789 to 8.865, 789 and new response = 6830; previous integration is from x, y = 8.691, 789 to 8.865, 831 and previous response = 6610.			✓	
CmdManuallyIntegrateQualifierPeak	BL2000\sean	2/2/2022 11:52:21 AM	Manually integrate qualifier 63.0 of compound 2,4-Dinitrotoluene in sample Feb0108.D, from x, y = 8.701, 484 to 8.732, 591, result = 4469; previous integration is from x, y = 8.704, 788 to 8.773, 768 and previous response = 7883.			✓	
CmdManuallyIntegrateQualifierPeak	BL2000\sean	2/2/2022 11:52:25 AM	Manually integrate qualifier 63.0 of compound 2,4-Dinitrotoluene in sample Feb0108.D, from x, y = 8.732, 559 to 8.773, 545, result = 4892; previous integration is from x, y = 8.701, 484 to 8.732, 591 and previous response = 4469.			✓	
CmdManuallyIntegrateQualifierPeak	BL2000\sean	2/2/2022 11:52:28 AM	Manually integrate qualifier 89.0 of compound 2,4-Dinitrotoluene in sample Feb0108.D, from x, y = 8.732, 260 to 8.814, 0, result = 6927; previous integration is from x, y = 8.701, 0 to 8.814, 0 and previous response = 10718.			✓	
CmdManuallyIntegrateDropBaseline	BL2000\sean	2/2/2022 11:52:29 AM	Drop baseline for qualifier 89.0 of compound 2,4-Dinitrotoluene in sample Feb0108.D to y = 0, new integration is from x, y = 8.732, 0 to 8.814, 0 and new response = 7566; previous integration is from x, y = 8.732, 260 to 8.814, 0 and previous response = 6927.			✓	
CmdManuallyIntegrateSplit	BL2000\sean	2/2/2022 11:52:33 AM	Split qualifier 89.0 of compound 2,4-Dinitrotoluene in sample Feb0108.D and keep left peak, new integration is from x, y = 8.732, 0 to 8.814, 0 and new response = 7566, previous integration is from x, y = 8.732, 0 to 8.814, 0 and previous response = 7566.			✓	

Name	User	Time	Action	Reason	Comment	Succeed	Exception
CmdManuallyIntegrateQualifierPeak	BL2000\sean	2/2/2022 11:52:37 AM	Manually integrate qualifier 89.0 of compound 2,4-Dinitrotoluene in sample Feb0108.D, from x, y = 8.732, 0 to 8.773, 67, result = 6782; previous integration is from x, y = 8.732, 0 to 8.814, 0 and previous response = 7566.			✓	
CmdManuallyIntegrateSplit	BL2000\sean	2/2/2022 11:52:52 AM	Split qualifier 121.0 of compound 4,6-Dinitro-2-methylphenol in sample Feb0108.D and keep left peak, new integration is from x, y = 9.223, 222.889251388246 to 9.295, 234.268908087988 and new response = 1848, previous integration is from x, y = 9.223, 223 to 9.295, 234 and previous response = 1848.			✓	
CmdManuallyIntegrateQualifierPeak	BL2000\sean	2/2/2022 11:52:56 AM	Manually integrate qualifier 121.0 of compound 4,6-Dinitro-2-methylphenol in sample Feb0108.D, from x, y = 9.264, 238 to 9.305, 254, result = 623; previous integration is from x, y = 9.223, 223 to 9.295, 234 and previous response = 1848.			✓	
CmdManuallyIntegrateQualifierPeak	BL2000\sean	2/2/2022 11:53:01 AM	Manually integrate qualifier 121.0 of compound 4,6-Dinitro-2-methylphenol in sample Feb0108.D, from x, y = 9.223, 239 to 9.264, 246, result = 1288; previous integration is from x, y = 9.264, 238 to 9.305, 254 and previous response = 623.			✓	
CmdManuallyIntegratePeak	BL2000\sean	2/2/2022 11:53:13 AM	Manually integrate compound Anthracene in sample Feb0108.D, from x, y = 10.181, 49859 to 10.536, 48316, result = -815784; previous integration is from x, y = 10.222, 0 to 10.313, 0 and previous response = 117439.			✓	
CmdManuallyIntegrateSnapBaseline	BL2000\sean	2/2/2022 11:53:15 AM	Snap baseline for compound Anthracene in sample Feb0108.D, from x = 10.181 to x = 10.536, new integration is from x, y = 10.181, 0 to 10.536, 221 and new response = 225964; previous integration is from x, y = 10.181, 49859 to 10.536, 48316 and previous response = -815784.			✓	
CmdManuallyIntegrateDropBaseline	BL2000\sean	2/2/2022 11:53:16 AM	Drop baseline for compound Anthracene in sample Feb0108.D to y = 0, new integration is from x, y = 10.181, 0 to 10.536, 0 and new response = 228314; previous integration is from x, y = 10.181, 0 to 10.536, 221 and previous response = 225964.			✓	

Name	User	Time	Action	Reason	Comment	Succeed	Exception
CmdManuallyIntegrateSplit	BL2000\sean	2/2/2022 11:53:18 AM	Split peak for compound Anthracene in sample Feb0108.D and keep right peak, new integration is from x, y = 10.313, 0 to 10.536, 0 and new response = 110875, previous integration is from x, y = 10.181, 0 to 10.536, 0 and previous response = 228314.			✓	
CmdManuallyIntegrateApplyTargetRtToQualifier	BL2000\sean	2/2/2022 11:53:21 AM	Apply target integration range 10.313-10.536 to qualifier 176.0 for compound Anthracene in sample Feb0108.D, new integration is from x, y = 10.313, 0 to 10.536, 0 and new response = 20968; previously no peak.			✓	
CmdManuallyIntegrateDropBaseline	BL2000\sean	2/2/2022 11:53:22 AM	Drop baseline for qualifier 176.0 of compound Anthracene in sample Feb0108.D to y = 0, new integration is from x, y = 10.313, 0 to 10.536, 0 and new response = 20968; previous integration is from x, y = 10.313, 0 to 10.536, 0 and previous response = 20968.			✓	
CmdManuallyIntegrateQualifierPeak	BL2000\sean	2/2/2022 11:53:33 AM	Manually integrate qualifier 92.0 of compound Benzidine in sample Feb0108.D, from x, y = 12.460, 309 to 12.521, 271, result = 2841; previous integration is from x, y = 12.426, 227 to 12.521, 271 and previous response = 3416.			✓	
CmdManuallyIntegrateSplit	BL2000\sean	2/2/2022 11:53:51 AM	Split qualifier 253.0 of compound Benzo(a)pyrene in sample Feb0108.D and keep left peak, new integration is from x, y = 19.084, 0 to 19.176, 0 and new response = 15573, previous integration is from x, y = 19.084, 0 to 19.257, 0 and previous response = 19065.			✓	
CmdSaveBatchTable	BL2000\sean	2/2/2022 11:54:09 AM	Save batch \\MASSHUNTER\Org\Data\SV5973N.I\sd020122\DoD BNA cal 1\QuantResults\020122 DoD BNA cal.batch.bin			✓	
CmdManuallyIntegrateSplit	BL2000\sean	2/2/2022 11:54:22 AM	Split peak for compound Aniline in sample Feb0109.D and keep left peak, new integration is from x, y = 4.522, 927.859066562287 to 4.624, 1352.2570166948 and new response = 1078603, previous integration is from x, y = 4.522, 928 to 4.705, 1693 and previous response = 2085279.			✓	
CmdSetTargetCompoundAttribute	BL2000\sean	2/2/2022 11:54:24 AM	Set UserAnnotation = CO for compound Aniline in sample Feb0109.D; previous value =			✓	

Name	User	Time	Action	Reason	Comment	Succeed	Exception
CmdManuallyIntegrateSplit	BL2000\sean	2/2/2022 11:54:26 AM	Split qualifier 66.0 of compound Aniline in sample Feb0109.D and keep left peak, new integration is from x, y = 4.524, 1790.35328242501 to 4.634, 2164.55719030614 and new response = 924178, previous integration is from x, y = 4.524, 1790 to 4.715, 2443 and previous response = 981748.			✓	
CmdManuallyIntegrateSplit	BL2000\sean	2/2/2022 11:54:29 AM	Split qualifier 66.0 of compound Aniline in sample Feb0109.D and keep left peak, new integration is from x, y = 4.524, 1790.35328242501 to 4.562, 1920.97537805813 and new response = 326247, previous integration is from x, y = 4.524, 1790 to 4.634, 2165 and previous response = 924178.			✓	
CmdManuallyIntegrateSplit	BL2000\sean	2/2/2022 11:54:32 AM	Split qualifier 65.0 of compound Aniline in sample Feb0109.D and keep left peak, new integration is from x, y = 4.522, 1501.34176751576 to 4.562, 1639.19566384013 and new response = 170071, previous integration is from x, y = 4.522, 1501 to 4.624, 1847 and previous response = 575136.			✓	
CmdManuallyIntegrateSplit	BL2000\sean	2/2/2022 11:54:40 AM	Split peak for compound Phenol in sample Feb0109.D and keep left peak, new integration is from x, y = 4.562, 2631.61338999581 to 4.634, 2882.38534733187 and new response = 1272108, previous integration is from x, y = 4.562, 2632 to 4.664, 2990 and previous response = 1325945.			✓	
CmdSetTargetCompoundAttribute	BL2000\sean	2/2/2022 11:54:41 AM	Set UserAnnotation = CO for compound Phenol in sample Feb0109.D; previous value =			✓	
CmdManuallyIntegrateApplyTargetRtToQualifier	BL2000\sean	2/2/2022 11:54:44 AM	Apply target integration range 4.562-4.634 to qualifier 66.0 for compound Phenol in sample Feb0109.D, new integration is from x, y = 4.562, 123112 to 4.634, 8965 and new response = 323453; previous integration is from x, y = 4.523, 1381 to 4.715, 1978 and previous response = 986558.			✓	
CmdManuallyIntegrateDropBaseline	BL2000\sean	2/2/2022 11:54:45 AM	Drop baseline for qualifier 66.0 of compound Phenol in sample Feb0109.D to y = 8965, new integration is from x, y = 4.562, 8965 to 4.634, 8965 and new response = 568241; previous integration is from x, y = 4.562, 123112 to 4.634, 8965 and previous response = 323453.			✓	

Name	User	Time	Action	Reason	Comment	Succeed	Exception
CmdManuallyIntegrateSplit	BL2000\sean	2/2/2022 11:54:50 AM	Split peak for compound bis(-2-Chloroethyl)Ether in sample Feb0109.D and keep left peak, new integration is from x, y = 4.624, 1315.56631954613 to 4.664, 1373.24390365762 and new response = 776468, previous integration is from x, y = 4.624, 1316 to 4.726, 1460 and previous response = 1127433.			✓	
CmdSetTargetCompoundAttribute	BL2000\sean	2/2/2022 11:54:53 AM	Set UserAnnotation = CO for compound bis(-2-Chloroethyl)Ether in sample Feb0109.D; previous value =			✓	
CmdManuallyIntegrateApplyTargetRtToQualifier	BL2000\sean	2/2/2022 11:54:56 AM	Apply target integration range 4.624-4.664 to qualifier 64.0 for compound bis(-2-Chloroethyl)Ether in sample Feb0109.D, new integration is from x, y = 4.624, 2365 to 4.664, 20336 and new response = 6369; previous integration is from x, y = 4.654, 795 to 4.746, 903 and previous response = 442783.			✓	
CmdManuallyIntegrateDropBaseline	BL2000\sean	2/2/2022 11:54:58 AM	Drop baseline for qualifier 64.0 of compound bis(-2-Chloroethyl)Ether in sample Feb0109.D to y = 2365, new integration is from x, y = 4.624, 2365 to 4.664, 2365 and new response = 28392; previous integration is from x, y = 4.624, 2365 to 4.664, 20336 and previous response = 6369.			✓	
CmdManuallyIntegratePeak	BL2000\sean	2/2/2022 11:55:10 AM	Manually integrate compound 1,4-Dichlorobenzene in sample Feb0109.D, from x, y = 4.889, 572551 to 4.991, 760182, result = -2591939; previous integration is from x, y = 4.809, 129 to 4.899, 278 and previous response = 1373983.			✓	
CmdManuallyIntegrateSnapBaseline	BL2000\sean	2/2/2022 11:55:12 AM	Snap baseline for compound 1,4-Dichlorobenzene in sample Feb0109.D, from x = 4.889 to x = 4.991, new integration is from x, y = 4.889, 8288 to 4.991, 10881 and new response = 1432823; previous integration is from x, y = 4.889, 572551 to 4.991, 760182 and previous response = -2591939.			✓	
CmdManuallyIntegrateDropBaseline	BL2000\sean	2/2/2022 11:55:13 AM	Drop baseline for compound 1,4-Dichlorobenzene in sample Feb0109.D to y = 8288, new integration is from x, y = 4.889, 8288 to 4.991, 8288 and new response = 1440768; previous integration is from x, y = 4.889, 8288 to 4.991, 10881 and previous response = 1432823.			✓	
CmdSetTargetCompoundAttribute	BL2000\sean	2/2/2022 11:55:13 AM	Set UserAnnotation = CO for compound 1,4-Dichlorobenzene in sample Feb0109.D; previous value =			✓	

Name	User	Time	Action	Reason	Comment	Succeed	Exception
CmdManuallyIntegrateApplyTargetRtToQualifier	BL2000\sean	2/2/2022 11:55:16 AM	Apply target integration range 4.889-4.991 to qualifier 111.0 for compound 1,4-Dichlorobenzene in sample Feb0109.D, new integration is from x, y = 4.889, 2855 to 4.991, 4647 and new response = 512415; previous integration is from x, y = 4.807, 0 to 4.889, 0 and previous response = 511171.			✓	
CmdManuallyIntegrateApplyTargetRtToQualifier	BL2000\sean	2/2/2022 11:55:20 AM	Apply target integration range 4.889-4.991 to qualifier 148.0 for compound 1,4-Dichlorobenzene in sample Feb0109.D, new integration is from x, y = 4.889, 6117 to 4.991, 7505 and new response = 916593; previously no peak.			✓	
CmdManuallyIntegratePeak	BL2000\sean	2/2/2022 11:55:26 AM	Manually integrate compound 1,2-Dichlorobenzene in sample Feb0109.D, from x, y = 5.053, 982994 to 5.144, 1029902, result = -4103308; previous integration is from x, y = 4.809, 92 to 4.899, 189 and previous response = 1374306.			✓	
CmdManuallyIntegrateSnapBaseline	BL2000\sean	2/2/2022 11:55:27 AM	Snap baseline for compound 1,2-Dichlorobenzene in sample Feb0109.D, from x = 5.053 to x = 5.144, new integration is from x, y = 5.053, 6411 to 5.144, 8578 and new response = 1405920; previous integration is from x, y = 5.053, 982994 to 5.144, 1029902 and previous response = -4103308.			✓	
CmdManuallyIntegrateDropBaseline	BL2000\sean	2/2/2022 11:55:28 AM	Drop baseline for compound 1,2-Dichlorobenzene in sample Feb0109.D to y = 6411, new integration is from x, y = 5.053, 6411 to 5.144, 6411 and new response = 1411896; previous integration is from x, y = 5.053, 6411 to 5.144, 8578 and previous response = 1405920.			✓	
CmdSetTargetCompoundAttribute	BL2000\sean	2/2/2022 11:55:31 AM	Set UserAnnotation = CO for compound 1,2-Dichlorobenzene in sample Feb0109.D; previous value =			✓	
CmdManuallyIntegrateApplyTargetRtToQualifier	BL2000\sean	2/2/2022 11:55:33 AM	Apply target integration range 5.053-5.144 to qualifier 148.0 for compound 1,2-Dichlorobenzene in sample Feb0109.D, new integration is from x, y = 5.053, 4098 to 5.144, 6223 and new response = 909400; previously no peak.			✓	

Name	User	Time	Action	Reason	Comment	Succeed	Exception
CmdManuallyIntegrateApplyTargetRtToQualifier	BL2000\sean	2/2/2022 11:55:34 AM	Apply target integration range 5.053-5.144 to qualifier 111.0 for compound 1,2-Dichlorobenzene in sample Feb0109.D, new integration is from x, y = 5.053, 2527 to 5.144, 3414 and new response = 528890; previously no peak.			✓	
CmdManuallyIntegratePeak	BL2000\sean	2/2/2022 11:55:40 AM	Manually integrate compound Benzyl Alcohol in sample Feb0109.D, from x, y = 5.042, 624306 to 5.216, 758951, result = -6602473; previous integration is from x, y = 5.217, 4082 to 5.328, 5882 and previous response = 1070097.			✓	
CmdManuallyIntegrateSnapBaseline	BL2000\sean	2/2/2022 11:55:41 AM	Snap baseline for compound Benzyl Alcohol in sample Feb0109.D, from x = 5.042 to x = 5.216, new integration is from x, y = 5.042, 232 to 5.216, 3875 and new response = 580825; previous integration is from x, y = 5.042, 624306 to 5.216, 758951 and previous response = -6602473.			✓	
CmdManuallyIntegrateDropBaseline	BL2000\sean	2/2/2022 11:55:43 AM	Drop baseline for compound Benzyl Alcohol in sample Feb0109.D to y = 232, new integration is from x, y = 5.042, 232 to 5.216, 232 and new response = 599800; previous integration is from x, y = 5.042, 232 to 5.216, 3875 and previous response = 580825.			✓	
CmdManuallyIntegrateApplyTargetRtToQualifier	BL2000\sean	2/2/2022 11:55:47 AM	Apply target integration range 5.042-5.216 to qualifier 107.0 for compound Benzyl Alcohol in sample Feb0109.D, new integration is from x, y = 5.042, 0 to 5.216, 3731 and new response = 411834; previously no peak.			✓	
CmdManuallyIntegrateDropBaseline	BL2000\sean	2/2/2022 11:55:48 AM	Drop baseline for qualifier 107.0 of compound Benzyl Alcohol in sample Feb0109.D to y = 0, new integration is from x, y = 5.042, 0 to 5.216, 0 and new response = 431267; previous integration is from x, y = 5.042, 0 to 5.216, 3731 and previous response = 411834.			✓	
CmdManuallyIntegrateSplit	BL2000\sean	2/2/2022 11:55:55 AM	Split peak for compound 2-Methylphenol in sample Feb0109.D and keep left peak, new integration is from x, y = 5.073, 533.941251366923 to 5.400, 2866.29471973676 and new response = 1423389, previous integration is from x, y = 5.073, 534 to 5.553, 3960 and previous response = 2691712.			✓	

Name	User	Time	Action	Reason	Comment	Succeed	Exception
CmdManuallyIntegrateSplit	BL2000\sean	2/2/2022 11:55:56 AM	Split peak for compound 2-Methylphenol in sample Feb0109.D and keep right peak, new integration is from x, y = 5.226, 1626.73535843335 to 5.400, 2866.29471973676 and new response = 1000613, previous integration is from x, y = 5.073, 534 to 5.400, 2866 and previous response = 1423389.			✓	
CmdSetTargetCompoundAttribute	BL2000\sean	2/2/2022 11:55:59 AM	Set UserAnnotation = CO for compound 2-Methylphenol in sample Feb0109.D; previous value =			✓	
CmdManuallyIntegrateApplyTargetRtToQualifier	BL2000\sean	2/2/2022 11:56:02 AM	Apply target integration range 5.226-5.400 to qualifier 108.0 for compound 2-Methylphenol in sample Feb0109.D, new integration is from x, y = 5.226, 5446 to 5.400, 5833 and new response = 1075879; previous integration is from x, y = 5.073, 864 to 5.573, 4478 and previous response = 2801796.			✓	
CmdManuallyIntegrateDropBaseline	BL2000\sean	2/2/2022 11:56:03 AM	Drop baseline for qualifier 108.0 of compound 2-Methylphenol in sample Feb0109.D to y = 5446, new integration is from x, y = 5.226, 5446 to 5.400, 5446 and new response = 1077894; previous integration is from x, y = 5.226, 5446 to 5.400, 5833 and previous response = 1075879.			✓	
CmdManuallyIntegrateSplit	BL2000\sean	2/2/2022 11:56:08 AM	Split peak for compound 4Methylphenol/3Methylphenol in sample Feb0109.D and keep right peak, new integration is from x, y = 5.400, 3861.81736779253 to 5.553, 3318.17178160361 and new response = 1269944, previous integration is from x, y = 5.233, 4455 to 5.553, 3318 and previous response = 2250775.			✓	
CmdSetTargetCompoundAttribute	BL2000\sean	2/2/2022 11:56:09 AM	Set UserAnnotation = CO for compound 4Methylphenol/3Methylphenol in sample Feb0109.D; previous value =			✓	
CmdManuallyIntegrateSplit	BL2000\sean	2/2/2022 11:56:12 AM	Split qualifier 108.0 of compound 4Methylphenol/3Methylphenol in sample Feb0109.D and keep right peak, new integration is from x, y = 5.400, 3990.35478315044 to 5.573, 3094.21767191159 and new response = 1106111, previous integration is from x, y = 5.223, 4905 to 5.573, 3094 and previous response = 2194502.			✓	

Name	User	Time	Action	Reason	Comment	Succeed	Exception
CmdManuallyIntegrateApplyTargetRtToQualifier	BL2000\sean	2/2/2022 11:56:22 AM	Apply target integration range 5.543-5.614 to qualifier 77.0 for compound Nitrobenzene in sample Feb0109.D, new integration is from x, y = 5.543, 6474 to 5.614, 7177 and new response = 639789; previously no peak.			✓	
CmdManuallyIntegrateSplit	BL2000\sean	2/2/2022 11:56:32 AM	Split qualifier 63.0 of compound bis(-2-Chloroethoxy)Methane in sample Feb0109.D and keep left peak, new integration is from x, y = 6.134, 2808.14833445873 to 6.229, 3537.81752109263 and new response = 666120, previous integration is from x, y = 6.134, 2808 to 6.301, 4091 and previous response = 1065580.			✓	
CmdManuallyIntegrateSplit	BL2000\sean	2/2/2022 11:56:41 AM	Split qualifier 129.0 of compound Naphthalene in sample Feb0109.D and keep left peak, new integration is from x, y = 6.375, 926.734525007184 to 6.424, 971.317815961935 and new response = 280895, previous integration is from x, y = 6.375, 927 to 6.475, 1018 and previous response = 339508.			✓	
CmdManuallyIntegrateSplit	BL2000\sean	2/2/2022 11:56:46 AM	Split peak for compound 4-Chlorophenol in sample Feb0109.D and keep left peak, new integration is from x, y = 6.424, 315.332326985915 to 6.485, 373.181733611557 and new response = 241944, previous integration is from x, y = 6.424, 315 to 6.547, 431 and previous response = 274134.			✓	
CmdSetTargetCompoundAttribute	BL2000\sean	2/2/2022 11:56:47 AM	Set UserAnnotation = CO for compound 4-Chlorophenol in sample Feb0109.D; previous value =			✓	
CmdManuallyIntegrateSplit	BL2000\sean	2/2/2022 11:56:49 AM	Split qualifier 128.0 of compound 4-Chlorophenol in sample Feb0109.D and keep left peak, new integration is from x, y = 6.424, 1450.12863215905 to 6.485, 1630.48750995798 and new response = 851451, previous integration is from x, y = 6.424, 1450 to 6.557, 1841 and previous response = 972749.			✓	
CmdManuallyIntegratePeak	BL2000\sean	2/2/2022 11:57:00 AM	Manually integrate compound 1-Methylnaphthalene in sample Feb0109.D, from x, y = 7.317, 1255889 to 7.399, 1334466, result = -4924965; previous integration is from x, y = 7.204, 1358 to 7.286, 1419 and previous response = 1574772.			✓	

Name	User	Time	Action	Reason	Comment	Succeed	Exception
CmdManuallyIntegrateSnapBaseline	BL2000\sean	2/2/2022 11:57:01 AM	Snap baseline for compound 1-Methylnaphthalene in sample Feb0109.D, from x = 7.317 to x = 7.399, new integration is from x, y = 7.317, 5570 to 7.399, 9873 and new response = 1422193; previous integration is from x, y = 7.317, 1255889 to 7.399, 1334466 and previous response = -4924965.			✓	
CmdManuallyIntegrateDropBaseline	BL2000\sean	2/2/2022 11:57:03 AM	Drop baseline for compound 1-Methylnaphthalene in sample Feb0109.D to y = 5570, new integration is from x, y = 7.317, 5570 to 7.399, 5570 and new response = 1432800; previous integration is from x, y = 7.317, 5570 to 7.399, 9873 and previous response = 1422193.			✓	
CmdManuallyIntegrateApplyTargetRtToQualifier	BL2000\sean	2/2/2022 11:57:06 AM	Apply target integration range 7.317-7.399 to qualifier 142.0 for compound 1-Methylnaphthalene in sample Feb0109.D, new integration is from x, y = 7.317, 8478 to 7.399, 11423 and new response = 1623425; previously no peak.			✓	
CmdManuallyIntegrateApplyTargetRtToQualifier	BL2000\sean	2/2/2022 11:57:08 AM	Apply target integration range 7.317-7.399 to qualifier 115.0 for compound 1-Methylnaphthalene in sample Feb0109.D, new integration is from x, y = 7.317, 3356 to 7.399, 3960 and new response = 616327; previously no peak.			✓	
CmdManuallyIntegrateSplit	BL2000\sean	2/2/2022 11:57:22 AM	Split qualifier 77.0 of compound Dimethyl Phthalate in sample Feb0109.D and keep left peak, new integration is from x, y = 8.187, 2042.3171821078 to 8.262, 2185.30713612572 and new response = 341394, previous integration is from x, y = 8.187, 2042 to 8.343, 2343 and previous response = 452515.			✓	
CmdManuallyIntegrateApplyTargetRtToQualifier	BL2000\sean	2/2/2022 11:57:31 AM	Apply target integration range 8.487-8.568 to qualifier 152.0 for compound Acenaphthene in sample Feb0109.D, new integration is from x, y = 8.487, 3307 to 8.568, 4155 and new response = 822470; previous integration is from x, y = 8.262, 479 to 8.374, 709 and previous response = 2541784.			✓	

Name	User	Time	Action	Reason	Comment	Succeed	Exception
CmdManuallyIntegrateDropBaseline	BL2000\sean	2/2/2022 11:57:32 AM	Drop baseline for qualifier 152.0 of compound Acenaphthene in sample Feb0109.D to y = 3307, new integration is from x, y = 8.487, 3307 to 8.568, 3307 and new response = 824552; previous integration is from x, y = 8.487, 3307 to 8.568, 4155 and previous response = 822470.			✓	
CmdManuallyIntegrateApplyTargetRtToQualifier	BL2000\sean	2/2/2022 11:57:40 AM	Apply target integration range 8.568-8.650 to qualifier 154.0 for compound 2,4-Dinitrophenol in sample Feb0109.D, new integration is from x, y = 8.568, 3437 to 8.650, 3001 and new response = 68121; previous integration is from x, y = 8.487, 1001 to 8.568, 1019 and previous response = 1604632.			✓	
CmdManuallyIntegrateDropBaseline	BL2000\sean	2/2/2022 11:57:41 AM	Drop baseline for qualifier 154.0 of compound 2,4-Dinitrophenol in sample Feb0109.D to y = 3001, new integration is from x, y = 8.568, 3001 to 8.650, 3001 and new response = 69192; previous integration is from x, y = 8.568, 3437 to 8.650, 3001 and previous response = 68121.			✓	
CmdManuallyIntegrateQualifierPeak	BL2000\sean	2/2/2022 11:57:50 AM	Manually integrate qualifier 63.0 of compound 2,4-Dinitrotoluene in sample Feb0109.D, from x, y = 8.732, 8728 to 8.855, 1569, result = 183225; previous integration is from x, y = 8.698, 1558 to 8.855, 1569 and previous response = 322570.			✓	
CmdManuallyIntegrateDropBaseline	BL2000\sean	2/2/2022 11:57:52 AM	Drop baseline for qualifier 63.0 of compound 2,4-Dinitrotoluene in sample Feb0109.D to y = 1569, new integration is from x, y = 8.732, 1569 to 8.855, 1569 and new response = 209593; previous integration is from x, y = 8.732, 8728 to 8.855, 1569 and previous response = 183225.			✓	
CmdManuallyIntegrateQualifierPeak	BL2000\sean	2/2/2022 11:57:55 AM	Manually integrate qualifier 89.0 of compound 2,4-Dinitrotoluene in sample Feb0109.D, from x, y = 8.701, -5133 to 8.732, -272, result = 61103; previous integration is from x, y = 8.702, 503 to 8.814, 481 and previous response = 283849.			✓	
CmdManuallyIntegrateQualifierPeak	BL2000\sean	2/2/2022 11:57:58 AM	Manually integrate qualifier 89.0 of compound 2,4-Dinitrotoluene in sample Feb0109.D, from x, y = 8.732, 597 to 8.732, -272, result = 0; previous integration is from x, y = 8.701, -5133 to 8.732, -272 and previous response = 61103.			✓	

Name	User	Time	Action	Reason	Comment	Succeed	Exception
CmdClearManualIntegration	BL2000\sean	2/2/2022 11:57:59 AM	Clear manual integration of qualifier 89.0 for compound 2,4-Dinitrotoluene in sample Feb0109.D			✓	
CmdManuallyIntegrateQualifierPeak	BL2000\sean	2/2/2022 11:58:03 AM	Manually integrate qualifier 89.0 of compound 2,4-Dinitrotoluene in sample Feb0109.D, from x, y = 8.732, 5561 to 8.814, 481, result = 219040; previous integration is from x, y = 8.702, 503 to 8.814, 481 and previous response = 283849.			✓	
CmdManuallyIntegrateDropBaseline	BL2000\sean	2/2/2022 11:58:05 AM	Drop baseline for qualifier 89.0 of compound 2,4-Dinitrotoluene in sample Feb0109.D to y = 481, new integration is from x, y = 8.732, 481 to 8.814, 481 and new response = 231510; previous integration is from x, y = 8.732, 5561 to 8.814, 481 and previous response = 219040.			✓	
CmdManuallyIntegrateSplit	BL2000\sean	2/2/2022 11:58:19 AM	Split peak for compound 4-Nitroaniline in sample Feb0109.D and keep left peak, new integration is from x, y = 9.182, 316.499294895921 to 9.244, 349.949470725288 and new response = 219751, previous integration is from x, y = 9.182, 316 to 9.346, 406 and previous response = 236951.			✓	
CmdManuallyIntegrateQualifierPeak	BL2000\sean	2/2/2022 11:58:23 AM	Manually integrate qualifier 65.0 of compound 4-Nitroaniline in sample Feb0109.D, from x, y = 9.182, 874 to 9.233, 7016, result = 216434; previous integration is from x, y = 9.152, 2483 to 9.295, 2749 and previous response = 311837.			✓	
CmdManuallyIntegrateDropBaseline	BL2000\sean	2/2/2022 11:58:24 AM	Drop baseline for qualifier 65.0 of compound 4-Nitroaniline in sample Feb0109.D to y = 874, new integration is from x, y = 9.182, 874 to 9.233, 874 and new response = 225860; previous integration is from x, y = 9.182, 874 to 9.233, 7016 and previous response = 216434.			✓	
CmdSetTargetCompoundAttribute	BL2000\sean	2/2/2022 11:58:27 AM	Set UserAnnotation = BA for compound 4-Nitroaniline in sample Feb0109.D; previous value =			✓	
CmdManuallyIntegrateSplit	BL2000\sean	2/2/2022 11:58:37 AM	Split qualifier 51.0 of compound Azobenzene in sample Feb0109.D and keep right peak, new integration is from x, y = 9.285, 3956.33202703227 to 9.469, 3742.58495954656 and new response = 767057, previous integration is from x, y = 9.070, 4205 to 9.469, 3743 and previous response = 1264171.			✓	

Name	User	Time	Action	Reason	Comment	Succeed	Exception
CmdManuallyIntegrateSplit	BL2000\sean	2/2/2022 11:58:40 AM	Split qualifier 51.0 of compound Azobenzene in sample Feb0109.D and keep right peak, new integration is from x, y = 9.336, 3896.96106584903 to 9.469, 3742.58495954656 and new response = 561830, previous integration is from x, y = 9.285, 3956 to 9.469, 3743 and previous response = 767057.			✓	
CmdSaveBatchTable	BL2000\sean	2/2/2022 11:59:31 AM	Save batch \\MASSHUNTER\Org\Data\SV5973N.I\sd020122\DoD BNA cal 1\QuantResults\020122 DoD BNA cal.batch.bin			✓	
CmdManuallyIntegratePeak	BL2000\sean	2/2/2022 11:59:46 AM	Manually integrate compound Pyridine in sample Feb0110.D, from x, y = 2.111, 223001 to 2.540, 275449, result = -5842777; previous integration is from x, y = 2.162, 1000 to 2.244, 1108 and previous response = 495435.			✓	
CmdManuallyIntegrateSnapBaseline	BL2000\sean	2/2/2022 11:59:47 AM	Snap baseline for compound Pyridine in sample Feb0110.D, from x = 2.111 to x = 2.540, new integration is from x, y = 2.111, 645 to 2.540, 2574 and new response = 530099; previous integration is from x, y = 2.111, 223001 to 2.540, 275449 and previous response = -5842777.			✓	
CmdManuallyIntegrateDropBaseline	BL2000\sean	2/2/2022 11:59:48 AM	Drop baseline for compound Pyridine in sample Feb0110.D to y = 645, new integration is from x, y = 2.111, 645 to 2.540, 645 and new response = 554923; previous integration is from x, y = 2.111, 645 to 2.540, 2574 and previous response = 530099.			✓	
CmdManuallyIntegrateApplyTargetRtToQualifier	BL2000\sean	2/2/2022 11:59:52 AM	Apply target integration range 2.111-2.540 to qualifier 52.0 for compound Pyridine in sample Feb0110.D, new integration is from x, y = 2.111, 521 to 2.540, 1544 and new response = 454231; previous integration is from x, y = 2.162, 775 to 2.244, 890 and previous response = 308535.			✓	
CmdManuallyIntegrateDropBaseline	BL2000\sean	2/2/2022 11:59:53 AM	Drop baseline for qualifier 52.0 of compound Pyridine in sample Feb0110.D to y = 521, new integration is from x, y = 2.111, 521 to 2.540, 521 and new response = 467396; previous integration is from x, y = 2.111, 521 to 2.540, 1544 and previous response = 454231.			✓	
CmdZeroOutPeak	BL2000\sean	2/2/2022 11:59:57 AM	Zero out primary peak of compound 2,6-Dinitrotoluene in sample Feb0110.D			✓	

Name	User	Time	Action	Reason	Comment	Succeed	Exception
CmdSetTargetCompoundAttribute	BL2000\sean	2/2/2022 11:59:59 AM	Set UserAnnotation = INT for compound 2,6-Dinitrotoluene in sample Feb0110.D; previous value =			✓	
CmdZeroOutPeak	BL2000\sean	2/2/2022 12:00:02 PM	Zero out primary peak of compound Dimethyl Phthalate in sample Feb0110.D			✓	
CmdSetTargetCompoundAttribute	BL2000\sean	2/2/2022 12:00:03 PM	Set UserAnnotation = INT for compound Dimethyl Phthalate in sample Feb0110.D; previous value =			✓	
CmdZeroOutPeak	BL2000\sean	2/2/2022 12:00:05 PM	Zero out primary peak of compound bis(-2-Chloroethyl)Ether in sample Feb0110.D			✓	
CmdSetTargetCompoundAttribute	BL2000\sean	2/2/2022 12:00:06 PM	Set UserAnnotation = INT for compound bis(-2-Chloroethyl)Ether in sample Feb0110.D; previous value =			✓	
CmdZeroOutPeak	BL2000\sean	2/2/2022 12:00:08 PM	Zero out primary peak of compound 4-Chlorophenol in sample Feb0110.D			✓	
CmdSetTargetCompoundAttribute	BL2000\sean	2/2/2022 12:00:09 PM	Set UserAnnotation = INT for compound 4-Chlorophenol in sample Feb0110.D; previous value =			✓	
CmdZeroOutPeak	BL2000\sean	2/2/2022 12:00:11 PM	Zero out primary peak of compound Phenol in sample Feb0110.D			✓	
CmdSetTargetCompoundAttribute	BL2000\sean	2/2/2022 12:00:12 PM	Set UserAnnotation = INT for compound Phenol in sample Feb0110.D; previous value =			✓	
CmdZeroOutPeak	BL2000\sean	2/2/2022 12:00:14 PM	Zero out primary peak of compound 2-Nitroaniline in sample Feb0110.D			✓	
CmdSetTargetCompoundAttribute	BL2000\sean	2/2/2022 12:00:15 PM	Set UserAnnotation = INT for compound 2-Nitroaniline in sample Feb0110.D; previous value =			✓	
CmdZeroOutPeak	BL2000\sean	2/2/2022 12:00:18 PM	Zero out primary peak of compound bis(-2-Chloroethoxy)Methane in sample Feb0110.D			✓	
CmdSetTargetCompoundAttribute	BL2000\sean	2/2/2022 12:00:19 PM	Set UserAnnotation = INT for compound bis(-2-Chloroethoxy)Methane in sample Feb0110.D; previous value =			✓	
CmdZeroOutPeak	BL2000\sean	2/2/2022 12:00:22 PM	Zero out primary peak of compound Naphthalene in sample Feb0110.D			✓	
CmdSetTargetCompoundAttribute	BL2000\sean	2/2/2022 12:00:22 PM	Set UserAnnotation = INT for compound Naphthalene in sample Feb0110.D; previous value =			✓	
CmdZeroOutPeak	BL2000\sean	2/2/2022 12:00:25 PM	Zero out primary peak of compound bis(2-chloroisopropyl)Ether in sample Feb0110.D			✓	
CmdSetTargetCompoundAttribute	BL2000\sean	2/2/2022 12:00:25 PM	Set UserAnnotation = INT for compound bis(2-chloroisopropyl)Ether in sample Feb0110.D; previous value =			✓	

Audit Trail report

Name	User	Time	Action	Reason	Comment	Succeed	Exception
CmdSaveBatchTable	BL2000\sean	2/2/2022 12:00:35 PM	Save batch \\MASSHUNTER\Org\Data\SV5973N.I\sd020122\DoD BNA cal 1\QuantResults\020122 DoD BNA cal.batch.bin			✓	

Name	User	Time	Action	Reason	Comment	Succeed	Exception
CmdCalibrate	BL2000\sean	2/2/2022 12:01:18 PM	Replace level ICV with QC sample Feb0109.D for compounds {Terphenyl-d14, 2,4,6-Tribromophenol, 2-Fluorobiphenyl, Nitrobenzene-d5, Phenol-d5, 2-Fluorophenol, Benzo(g,h,i)perylene, Dibenzo(a,h)anthracene, Indeno(1,2,3-c,d)pyrene, Benzo(a)pyrene, Benzo(k)fluoranthene, Benzo(b)fluoranthene, Di-n-octyl Phthalate, bis(2-ethylhexyl)Phthalate, 3,3-Dichlorobenzidine, Chrysene, Benzo(a)Anthracene, Butylbenzylphthalate, Pyrene, Benzidine, Fluoranthene, Di-n-Butylphthalate, Triallate, Anthracene, Phenanthrene, Pentachlorophenol, Hexachlorobenzene, 4-Bromophenyl-phenylether, Azobenzene, N-nitrosodiphenylamine, 4,6-Dinitro-2-methylphenol, 4-Nitroaniline, Diethylphthalate, 4-Chlorophenyl-phenylether, Fluorene, 2,4-Dinitrotoluene, 4-Nitrophenol, Dibenzofuran, 2,4-Dinitrophenol, 3-Nitroaniline, Acenaphthene, 2,6-Dinitrotoluene, Acenaphthylene, Dimethyl Phthalate, 2-Nitroaniline, 2-Chloronaphthalene, 2,4,5-Trichlorophenol, 2,4,6-Trichlorophenol, Hexachlorocyclopentadiene, 4-Chloro-2-Methylphenol, 1-Methylnaphthalene, 2-Methylnaphthalene, 4-Chloro-3-Methylphenol, Hexachlorobutadiene, p-Chloroaniline, 4-Chlorophenol, Naphthalene, 1,2,4-Trichlorobenzene, 2,4-Dichlorophenol, bis(-2-Chloroethoxy)Methane, 2,4-Dimethylphenol, 2-Nitrophenol, Isophorone, Nitrobenzene, N-nitroso-Di-n-propylamine, Hexachloroethane, 4Methylphenol/3Methylphenol, 2-Methylphenol, bis(2-chloroisopropyl)Ether, Benzyl Alcohol, 1,2-Dichlorobenzene, 1,4-Dichlorobenzene, 1,3-Dichlorobenzene, 2-Chlorophenol, bis(-2-Chloroethyl)Ether, Phenol, Aniline, Pyridine, Carbazole, Benzoic Acid, o-Terphenyl, N-Nitrosodimethylamine}; Replace level 1 with Calibration sample Feb0108.D for compounds {Terphenyl-d14, 2,4,6-Tribromophenol, 2-Fluorobiphenyl, Nitrobenzene-d5, Phenol-d5, 2-Fluorophenol, Benzo(g,h,i)perylene, Dibenzo(a,h)anthracene, Indeno(1,2,3-c,d)pyrene,			✓	

Name	User	Time	Action	Reason	Comment	Succeed	Exception
			Benzo(a)pyrene, Benzo(k)fluoranthene, Benzo(b)fluoranthene, Di-n-octyl Phthalate, bis(2-ethylhexyl)Phthalate, 3,3-Dichlorobenzidine, Chrysene, Benzo(a)Anthracene, Butylbenzylphthalate, Pyrene, Benzidine, Fluoranthene, Di-n-Butylphthalate, Triallate, Anthracene, Phenanthrene, Pentachlorophenol, Hexachlorobenzene, 4-Bromophenyl-phenylether, Azobenzene, N-nitrosodiphenylamine, 4,6-Dinitro-2-methylphenol, 4-Nitroaniline, Diethylphthalate, 4-Chlorophenyl-phenylether, Fluorene, 2,4-Dinitrotoluene, 4-Nitrophenol, Dibenzofuran, 2,4-Dinitrophenol, 3-Nitroaniline, Acenaphthene, 2,6-Dinitrotoluene, Acenaphthylene, Dimethyl Phthalate, 2-Nitroaniline, 2-Chloronaphthalene, 2,4,5-Trichlorophenol, 2,4,6-Trichlorophenol, Hexachlorocyclopentadiene, 4-Chloro-2-Methylphenol, 1-Methylnaphthalene, 2-Methylnaphthalene, 4-Chloro-3-Methylphenol, Hexachlorobutadiene, p-Chloroaniline, 4-Chlorophenol, Naphthalene, 1,2,4-Trichlorobenzene, 2,4-Dichlorophenol, bis(-2-Chloroethoxy)Methane, 2,4-Dimethylphenol, 2-Nitrophenol, Isophorone, Nitrobenzene, N-nitroso-Di-n-propylamine, Hexachloroethane, 4Methylphenol/3Methylphenol, 2-Methylphenol, bis(2-chloroisopropyl)Ether, Benzyl Alcohol, 1,2-Dichlorobenzene, 1,4-Dichlorobenzene, 1,3-Dichlorobenzene, 2-Chlorophenol, bis(-2-Chloroethyl)Ether, Phenol, Aniline, Pyridine, Carbazole, Benzoic Acid, o-Terphenyl, N-Nitrosodimethylamine}; Replace level 2 with Calibration sample Feb0107.D for compounds {Terphenyl-d14, 2,4,6-Tribromophenol, 2-Fluorobiphenyl, Nitrobenzene-d5, Phenol-d5, 2-Fluorophenol, Benzo(g,h,i)perylene, Dibenzo(a,h)anthracene, Indeno(1,2,3-c,d)pyrene, Benzo(a)pyrene, Benzo(k)fluoranthene, Benzo(b)fluoranthene, Di-n-octyl Phthalate, bis(2-ethylhexyl)Phthalate, 3,3-Dichlorobenzidine, Chrysene, Benzo(a)Anthracene, Butylbenzylphthalate, Pyrene, Benzidine, Fluoranthene, Di-n-				

Name	User	Time	Action	Reason	Comment	Succeed	Exception
			Butylphthalate, Triallate, Anthracene, Phenanthrene, Pentachlorophenol, Hexachlorobenzene, 4-Bromophenyl-phenylether, Azobenzene, N-nitrosodiphenylamine, 4,6-Dinitro-2-methylphenol, 4-Nitroaniline, Diethylphthalate, 4-Chlorophenyl-phenylether, Fluorene, 2,4-Dinitrotoluene, 4-Nitrophenol, Dibenzofuran, 2,4-Dinitrophenol, 3-Nitroaniline, Acenaphthene, 2,6-Dinitrotoluene, Acenaphthylene, Dimethyl Phthalate, 2-Nitroaniline, 2-Chloronaphthalene, 2,4,5-Trichlorophenol, 2,4,6-Trichlorophenol, Hexachlorocyclopentadiene, 4-Chloro-2-Methylphenol, 1-Methylnaphthalene, 2-Methylnaphthalene, 4-Chloro-3-Methylphenol, Hexachlorobutadiene, p-Chloroaniline, 4-Chlorophenol, Naphthalene, 1,2,4-Trichlorobenzene, 2,4-Dichlorophenol, bis(-2-Chloroethoxy)Methane, 2,4-Dimethylphenol, 2-Nitrophenol, Isophorone, Nitrobenzene, N-nitroso-Di-n-propylamine, Hexachloroethane, 4Methylphenol/3Methylphenol, 2-Methylphenol, bis(2-chloroisopropyl)Ether, Benzyl Alcohol, 1,2-Dichlorobenzene, 1,4-Dichlorobenzene, 1,3-Dichlorobenzene, 2-Chlorophenol, bis(-2-Chloroethyl)Ether, Phenol, Aniline, Pyridine, Carbazole, Benzoic Acid, o-Terphenyl, N-Nitrosodimethylamine}; Replace level 3 with Calibration sample Feb0106.D for compounds {Terphenyl-d14, 2,4,6-Tribromophenol, 2-Fluorobiphenyl, Nitrobenzene-d5, Phenol-d5, 2-Fluorophenol, Benzo(g,h,i)perylene, Dibenzo(a,h)anthracene, Indeno(1,2,3-c,d)pyrene, Benzo(a)pyrene, Benzo(k)fluoranthene, Benzo(b)fluoranthene, Di-n-octyl Phthalate, bis(2-ethylhexyl)Phthalate, 3,3-Dichlorobenzidine, Chrysene, Benzo(a)Anthracene, Butylbenzylphthalate, Pyrene, Benzidine, Fluoranthene, Di-n-Butylphthalate, Triallate, Anthracene, Phenanthrene, Pentachlorophenol, Hexachlorobenzene, 4-Bromophenyl-phenylether, Azobenzene, N-nitrosodiphenylamine, 4,6-Dinitro-2-methylphenol, 4-Nitroaniline, Diethylphthalate, 4-Chlorophenyl-phenylether, Fluorene, 2,4-				

Name	User	Time	Action	Reason	Comment	Succeed	Exception
			Dinitrotoluene, 4-Nitrophenol, Dibenzofuran, 2,4-Dinitrophenol, 3-Nitroaniline, Acenaphthene, 2,6-Dinitrotoluene, Acenaphthylene, Dimethyl Phthalate, 2-Nitroaniline, 2-Chloronaphthalene, 2,4,5-Trichlorophenol, 2,4,6-Trichlorophenol, Hexachlorocyclopentadiene, 4-Chloro-2-Methylphenol, 1-Methylnaphthalene, 2-Methylnaphthalene, 4-Chloro-3-Methylphenol, Hexachlorobutadiene, p-Chloroaniline, 4-Chlorophenol, Naphthalene, 1,2,4-Trichlorobenzene, 2,4-Dichlorophenol, bis(-2-Chloroethoxy)Methane, 2,4-Dimethylphenol, 2-Nitrophenol, Isophorone, Nitrobenzene, N-nitroso-Di-n-propylamine, Hexachloroethane, 4Methylphenol/3Methylphenol, 2-Methylphenol, bis(2-chloroisopropyl)Ether, Benzyl Alcohol, 1,2-Dichlorobenzene, 1,4-Dichlorobenzene, 1,3-Dichlorobenzene, 2-Chlorophenol, bis(-2-Chloroethyl)Ether, Phenol, Aniline, Pyridine, Carbazole, Benzoic Acid, o-Terphenyl, N-Nitrosodimethylamine}; Replace level 4 with Calibration sample Feb0105.D for compounds {Terphenyl-d14, 2,4,6-Tribromophenol, 2-Fluorobiphenyl, Nitrobenzene-d5, Phenol-d5, 2-Fluorophenol, Benzo(g,h,i)perylene, Dibenzo(a,h)anthracene, Indeno(1,2,3-c,d)pyrene, Benzo(a)pyrene, Benzo(k)fluoranthene, Benzo(b)fluoranthene, Di-n-octyl Phthalate, bis(2-ethylhexyl)Phthalate, 3,3-Dichlorobenzidine, Chrysene, Benzo(a)Anthracene, Butylbenzylphthalate, Pyrene, Benzidine, Fluoranthene, Di-n-Butylphthalate, Triallate, Anthracene, Phenanthrene, Pentachlorophenol, Hexachlorobenzene, 4-Bromophenyl-phenylether, Azobenzene, N-nitrosodiphenylamine, 4,6-Dinitro-2-methylphenol, 4-Nitroaniline, Diethylphthalate, 4-Chlorophenyl-phenylether, Fluorene, 2,4-Dinitrotoluene, 4-Nitrophenol, Dibenzofuran, 2,4-Dinitrophenol, 3-Nitroaniline, Acenaphthene, 2,6-Dinitrotoluene, Acenaphthylene, Dimethyl Phthalate, 2-Nitroaniline, 2-Chloronaphthalene, 2,4,5-Trichlorophenol, 2,4,6-Trichlorophenol, Hexachlorocyclopentadiene, 4-Chloro-				

Name	User	Time	Action	Reason	Comment	Succeed	Exception
			2-Methylphenol, 1-Methylnaphthalene, 2-Methylnaphthalene, 4-Chloro-3-Methylphenol, Hexachlorobutadiene, p-Chloroaniline, 4-Chlorophenol, Naphthalene, 1,2,4-Trichlorobenzene, 2,4-Dichlorophenol, bis(-2-Chloroethoxy)Methane, 2,4-Dimethylphenol, 2-Nitrophenol, Isophorone, Nitrobenzene, N-nitroso-Di-n-propylamine, Hexachloroethane, 4Methylphenol/3Methylphenol, 2-Methylphenol, bis(2-chloroisopropyl)Ether, Benzyl Alcohol, 1,2-Dichlorobenzene, 1,4-Dichlorobenzene, 1,3-Dichlorobenzene, 2-Chlorophenol, bis(-2-Chloroethyl)Ether, Phenol, Aniline, Pyridine, Carbazole, Benzoic Acid, o-Terphenyl, N-Nitrosodimethylamine}; Replace level 5 with Calibration sample Feb0104.D for compounds {Terphenyl-d14, 2,4,6-Tribromophenol, 2-Fluorobiphenyl, Nitrobenzene-d5, Phenol-d5, 2-Fluorophenol, Benzo(g,h,i)perylene, Dibenzo(a,h)anthracene, Indeno(1,2,3-c,d)pyrene, Benzo(a)pyrene, Benzo(k)fluoranthene, Benzo(b)fluoranthene, Di-n-octyl Phthalate, bis(2-ethylhexyl)Phthalate, 3,3-Dichlorobenzidine, Chrysene, Benzo(a)Anthracene, Butylbenzylphthalate, Pyrene, Benzidine, Fluoranthene, Di-n-Butylphthalate, Triallate, Anthracene, Phenanthrene, Pentachlorophenol, Hexachlorobenzene, 4-Bromophenyl-phenylether, Azobenzene, N-nitrosodiphenylamine, 4,6-Dinitro-2-methylphenol, 4-Nitroaniline, Diethylphthalate, 4-Chlorophenyl-phenylether, Fluorene, 2,4-Dinitrotoluene, 4-Nitrophenol, Dibenzofuran, 2,4-Dinitrophenol, 3-Nitroaniline, Acenaphthene, 2,6-Dinitrotoluene, Acenaphthylene, Dimethyl Phthalate, 2-Nitroaniline, 2-Chloronaphthalene, 2,4,5-Trichlorophenol, 2,4,6-Trichlorophenol, Hexachlorocyclopentadiene, 4-Chloro-2-Methylphenol, 1-Methylnaphthalene, 2-Methylnaphthalene, 4-Chloro-3-Methylphenol, Hexachlorobutadiene, p-Chloroaniline, 4-Chlorophenol, Naphthalene, 1,2,4-Trichlorobenzene, 2,4-Dichlorophenol, bis(-2-Chloroethoxy)Methane, 2,4-Dimethylphenol, 2-Nitrophenol,				

Name	User	Time	Action	Reason	Comment	Succeed	Exception
			Isophorone, Nitrobenzene, N-nitroso-Di-n-propylamine, Hexachloroethane, 4Methylphenol/3Methylphenol, 2-Methylphenol, bis(2-chloroisopropyl)Ether, Benzyl Alcohol, 1,2-Dichlorobenzene, 1,4-Dichlorobenzene, 1,3-Dichlorobenzene, 2-Chlorophenol, bis(-2-Chloroethyl)Ether, Phenol, Aniline, Pyridine, Carbazole, Benzoic Acid, o-Terphenyl, N-Nitrosodimethylamine}; Replace level 6 with Calibration sample Feb0103.D for compounds {Terphenyl-d14, 2,4,6-Tribromophenol, 2-Fluorobiphenyl, Nitrobenzene-d5, Phenol-d5, 2-Fluorophenol, Benzo(g,h,i)perylene, Dibenzo(a,h)anthracene, Indeno(1,2,3-c,d)pyrene, Benzo(a)pyrene, Benzo(k)fluoranthene, Benzo(b)fluoranthene, Di-n-octyl Phthalate, bis(2-ethylhexyl)Phthalate, 3,3-Dichlorobenzidine, Chrysene, Benzo(a)Anthracene, Butylbenzylphthalate, Pyrene, Benzidine, Fluoranthene, Di-n-Butylphthalate, Triallate, Anthracene, Phenanthrene, Pentachlorophenol, Hexachlorobenzene, 4-Bromophenyl-phenylether, Azobenzene, N-nitrosodiphenylamine, 4,6-Dinitro-2-methylphenol, 4-Nitroaniline, Diethylphthalate, 4-Chlorophenyl-phenylether, Fluorene, 2,4-Dinitrotoluene, 4-Nitrophenol, Dibenzofuran, 2,4-Dinitrophenol, 3-Nitroaniline, Acenaphthene, 2,6-Dinitrotoluene, Acenaphthylene, Dimethyl Phthalate, 2-Nitroaniline, 2-Chloronaphthalene, 2,4,5-Trichlorophenol, 2,4,6-Trichlorophenol, Hexachlorocyclopentadiene, 4-Chloro-2-Methylphenol, 1-Methylnaphthalene, 2-Methylnaphthalene, 4-Chloro-3-Methylphenol, Hexachlorobutadiene, p-Chloroaniline, 4-Chlorophenol, Naphthalene, 1,2,4-Trichlorobenzene, 2,4-Dichlorophenol, bis(-2-Chloroethoxy)Methane, 2,4-Dimethylphenol, 2-Nitrophenol, Isophorone, Nitrobenzene, N-nitroso-Di-n-propylamine, Hexachloroethane, 4Methylphenol/3Methylphenol, 2-Methylphenol, bis(2-chloroisopropyl)Ether, Benzyl Alcohol, 1,2-Dichlorobenzene, 1,4-Dichlorobenzene, 1,3-Dichlorobenzene, 2-Chlorophenol, bis(-2-				

Name	User	Time	Action	Reason	Comment	Succeed	Exception
			Chloroethyl)Ether, Phenol, Aniline, Pyridine, Carbazole, Benzoic Acid, o-Terphenyl, N-Nitrosodimethylamine}; Replace level 7 with Calibration sample Feb0102.D for compounds {Terphenyl-d14, 2,4,6-Tribromophenol, 2-Fluorobiphenyl, Nitrobenzene-d5, Phenol-d5, 2-Fluorophenol, Benzo(g,h,i)perylene, Dibenzo(a,h)anthracene, Indeno(1,2,3-c,d)pyrene, Benzo(a)pyrene, Benzo(k)fluoranthene, Benzo(b)fluoranthene, Di-n-octyl Phthalate, bis(2-ethylhexyl)Phthalate, 3,3-Dichlorobenzidine, Chrysene, Benzo(a)Anthracene, Butylbenzylphthalate, Pyrene, Benzidine, Fluoranthene, Di-n-Butylphthalate, Triallate, Anthracene, Phenanthrene, Pentachlorophenol, Hexachlorobenzene, 4-Bromophenyl-phenylether, Azobenzene, N-nitrosodiphenylamine, 4,6-Dinitro-2-methylphenol, 4-Nitroaniline, Diethylphthalate, 4-Chlorophenyl-phenylether, Fluorene, 2,4-Dinitrotoluene, 4-Nitrophenol, Dibenzofuran, 2,4-Dinitrophenol, 3-Nitroaniline, Acenaphthene, 2,6-Dinitrotoluene, Acenaphthylene, Dimethyl Phthalate, 2-Nitroaniline, 2-Chloronaphthalene, 2,4,5-Trichlorophenol, 2,4,6-Trichlorophenol, Hexachlorocyclopentadiene, 4-Chloro-2-Methylphenol, 1-Methylnaphthalene, 2-Methylnaphthalene, 4-Chloro-3-Methylphenol, Hexachlorobutadiene, p-Chloroaniline, 4-Chlorophenol, Naphthalene, 1,2,4-Trichlorobenzene, 2,4-Dichlorophenol, bis(-2-Chloroethoxy)Methane, 2,4-Dimethylphenol, 2-Nitrophenol, Isophorone, Nitrobenzene, N-nitroso-Di-n-propylamine, Hexachloroethane, 4Methylphenol/3Methylphenol, 2-Methylphenol, bis(2-chloroisopropyl)Ether, Benzyl Alcohol, 1,2-Dichlorobenzene, 1,4-Dichlorobenzene, 1,3-Dichlorobenzene, 2-Chlorophenol, bis(-2-Chloroethyl)Ether, Phenol, Aniline, Pyridine, Carbazole, Benzoic Acid, o-Terphenyl, N-Nitrosodimethylamine};				
CmdSaveBatchTable	BL2000\sean	2/2/2022 12:05:36 PM	Save batch \\MASSHUNTER\Org\Data\SV5973N.I\sd020122\DoD BNA cal 1\QuantResults\020122 DoD BNA cal.batch.bin			✓	

Name	User	Time	Action	Reason	Comment	Succeed	Exception
CmdQuantitate	BL2000\sean	2/2/2022 12:07:09 PM	Quantitate all compounds in all samples			✓	
CmdManuallyIntegratePeak	BL2000\sean	2/2/2022 12:14:19 PM	Manually integrate compound Pyridine in sample Feb0102.D, from x, y = 2.131, 2865 to 2.754, 1736, result = 1463559; previous integration is from x, y = 2.152, 4121 to 2.377, 3786 and previous response = 1392948.			✓	
CmdManuallyIntegrateDropBaseline	BL2000\sean	2/2/2022 12:14:21 PM	Drop baseline for compound Pyridine in sample Feb0102.D to y = 1736, new integration is from x, y = 2.131, 1736 to 2.754, 1736 and new response = 1484660; previous integration is from x, y = 2.131, 2865 to 2.754, 1736 and previous response = 1463559.			✓	
CmdSetTargetCompoundAttribute	BL2000\sean	2/2/2022 12:14:21 PM	Set UserAnnotation = BA for compound Pyridine in sample Feb0102.D; previous value =			✓	
CmdManuallyIntegrateApplyTargetRtToQualifier	BL2000\sean	2/2/2022 12:14:23 PM	Apply target integration range 2.131-2.754 to qualifier 52.0 for compound Pyridine in sample Feb0102.D, new integration is from x, y = 2.131, 8903 to 2.754, 2687 and new response = 1161503; previous integration is from x, y = 2.152, 6986 to 2.438, 5343 and previous response = 1176056.			✓	
CmdManuallyIntegrateDropBaseline	BL2000\sean	2/2/2022 12:14:24 PM	Drop baseline for qualifier 52.0 of compound Pyridine in sample Feb0102.D to y = 2687, new integration is from x, y = 2.131, 2687 to 2.754, 2687 and new response = 1277680; previous integration is from x, y = 2.131, 8903 to 2.754, 2687 and previous response = 1161503.			✓	
CmdManuallyIntegratePeak	BL2000\sean	2/2/2022 12:14:32 PM	Manually integrate compound Pyridine in sample Feb0103.D, from x, y = 2.101, 1907 to 2.755, 1636, result = 1183601; previous integration is from x, y = 2.162, 3173 to 2.377, 2882 and previous response = 1048009.			✓	
CmdManuallyIntegrateDropBaseline	BL2000\sean	2/2/2022 12:14:33 PM	Drop baseline for compound Pyridine in sample Feb0103.D to y = 1636, new integration is from x, y = 2.101, 1636 to 2.755, 1636 and new response = 1188912; previous integration is from x, y = 2.101, 1907 to 2.755, 1636 and previous response = 1183601.			✓	
CmdManuallyIntegrateApplyTargetRtToQualifier	BL2000\sean	2/2/2022 12:14:35 PM	Apply target integration range 2.101-2.755 to qualifier 52.0 for compound Pyridine in sample Feb0103.D, new integration is from x, y = 2.101, 9263 to 2.755, 2380 and new response = 904711; previous integration is from x, y = 2.162, 6426 to 2.377, 5070 and previous response = 872086.			✓	

Name	User	Time	Action	Reason	Comment	Succeed	Exception
CmdManuallyIntegrateDropBaseline	BL2000\sean	2/2/2022 12:14:36 PM	Drop baseline for qualifier 52.0 of compound Pyridine in sample Feb0103.D to y = 2380, new integration is from x, y = 2.101, 2380 to 2.755, 2380 and new response = 1039680; previous integration is from x, y = 2.101, 9263 to 2.755, 2380 and previous response = 904711.			✓	
CmdManuallyIntegratePeak	BL2000\sean	2/2/2022 12:14:48 PM	Manually integrate compound Pyridine in sample Feb0104.D, from x, y = 2.152, 1152 to 2.877, 707, result = 716951; previous integration is from x, y = 2.162, 2260 to 2.418, 1976 and previous response = 657254.			✓	
CmdManuallyIntegrateDropBaseline	BL2000\sean	2/2/2022 12:14:49 PM	Drop baseline for compound Pyridine in sample Feb0104.D to y = 707, new integration is from x, y = 2.152, 707 to 2.877, 707 and new response = 726629; previous integration is from x, y = 2.152, 1152 to 2.877, 707 and previous response = 716951.			✓	
CmdManuallyIntegrateApplyTargetRtToQualifier	BL2000\sean	2/2/2022 12:14:51 PM	Apply target integration range 2.152-2.877 to qualifier 52.0 for compound Pyridine in sample Feb0104.D, new integration is from x, y = 2.152, 3719 to 2.877, 1493 and new response = 572112; previous integration is from x, y = 2.162, 3719 to 2.418, 2910 and previous response = 555364.			✓	
CmdManuallyIntegrateDropBaseline	BL2000\sean	2/2/2022 12:14:53 PM	Drop baseline for qualifier 52.0 of compound Pyridine in sample Feb0104.D to y = 1493, new integration is from x, y = 2.152, 1493 to 2.877, 1493 and new response = 620536; previous integration is from x, y = 2.152, 3719 to 2.877, 1493 and previous response = 572112.			✓	
CmdManuallyIntegratePeak	BL2000\sean	2/2/2022 12:15:00 PM	Manually integrate compound Pyridine in sample Feb0105.D, from x, y = 2.132, 1093 to 2.887, 1075, result = 724655; previous integration is from x, y = 2.172, 1968 to 2.377, 1904 and previous response = 593774.			✓	
CmdManuallyIntegrateDropBaseline	BL2000\sean	2/2/2022 12:15:04 PM	Drop baseline for compound Pyridine in sample Feb0105.D to y = 1075, new integration is from x, y = 2.132, 1075 to 2.887, 1075 and new response = 725066; previous integration is from x, y = 2.132, 1093 to 2.887, 1075 and previous response = 724655.			✓	
CmdSetTargetCompoundAttribute	BL2000\sean	2/2/2022 12:15:04 PM	Set UserAnnotation = BA for compound Pyridine in sample Feb0105.D; previous value =			✓	

Name	User	Time	Action	Reason	Comment	Succeed	Exception
CmdSetTargetCompoundAttribute	BL2000\sean	2/2/2022 12:15:06 PM	Set UserAnnotation = BA for compound Pyridine in sample Feb0105.D; previous value = BA			✓	
CmdManuallyIntegrateApplyTargetRtToQualifier	BL2000\sean	2/2/2022 12:15:08 PM	Apply target integration range 2.132-2.887 to qualifier 52.0 for compound Pyridine in sample Feb0105.D, new integration is from x, y = 2.132, 6382 to 2.887, 1953 and new response = 536017; previous integration is from x, y = 2.170, 5440 to 2.428, 3963 and previous response = 560097.			✓	
CmdManuallyIntegrateDropBaseline	BL2000\sean	2/2/2022 12:15:09 PM	Drop baseline for qualifier 52.0 of compound Pyridine in sample Feb0105.D to y = 1953, new integration is from x, y = 2.132, 1953 to 2.887, 1953 and new response = 636436; previous integration is from x, y = 2.132, 6382 to 2.887, 1953 and previous response = 536017.			✓	
CmdManuallyIntegratePeak	BL2000\sean	2/2/2022 12:15:17 PM	Manually integrate compound Pyridine in sample Feb0106.D, from x, y = 2.183, 1411 to 2.652, 1333, result = 353401; previous integration is from x, y = 2.172, 2197 to 2.315, 2097 and previous response = 314938.			✓	
CmdManuallyIntegrateDropBaseline	BL2000\sean	2/2/2022 12:15:18 PM	Drop baseline for compound Pyridine in sample Feb0106.D to y = 1333, new integration is from x, y = 2.183, 1333 to 2.652, 1333 and new response = 354503; previous integration is from x, y = 2.183, 1411 to 2.652, 1333 and previous response = 353401.			✓	
CmdManuallyIntegrateApplyTargetRtToQualifier	BL2000\sean	2/2/2022 12:15:20 PM	Apply target integration range 2.183-2.652 to qualifier 52.0 for compound Pyridine in sample Feb0106.D, new integration is from x, y = 2.183, 166784 to 2.652, 2542 and new response = -2020515; previous integration is from x, y = 2.172, 3788 to 2.315, 3349 and previous response = 262088.			✓	
CmdManuallyIntegrateDropBaseline	BL2000\sean	2/2/2022 12:15:21 PM	Drop baseline for qualifier 52.0 of compound Pyridine in sample Feb0106.D to y = 2542, new integration is from x, y = 2.183, 2542 to 2.652, 2542 and new response = 294394; previous integration is from x, y = 2.183, 166784 to 2.652, 2542 and previous response = -2020515.			✓	
CmdManuallyIntegratePeak	BL2000\sean	2/2/2022 12:15:40 PM	Manually integrate compound Pyridine in sample Feb0107.D, from x, y = 2.162, 279 to 2.366, 199, result = 75654; previous integration is from x, y = 2.173, 1055 to 2.315, 1055 and previous response = 53581.			✓	

Name	User	Time	Action	Reason	Comment	Succeed	Exception
CmdManuallyIntegrateDropBaseline	BL2000\sean	2/2/2022 12:15:43 PM	Drop baseline for compound Pyridine in sample Feb0107.D to y = 199, new integration is from x, y = 2.162, 199 to 2.366, 199 and new response = 76146; previous integration is from x, y = 2.162, 279 to 2.366, 199 and previous response = 75654.			✓	
CmdSetTargetCompoundAttribute	BL2000\sean	2/2/2022 12:15:45 PM	Set UserAnnotation = BA for compound Pyridine in sample Feb0107.D; previous value =			✓	
CmdManuallyIntegrateApplyTargetRtToQualifier	BL2000\sean	2/2/2022 12:15:49 PM	Apply target integration range 2.162-2.366 to qualifier 52.0 for compound Pyridine in sample Feb0107.D, new integration is from x, y = 2.162, 1656 to 2.366, 2281 and new response = 50299; previous integration is from x, y = 2.170, 1781 to 2.305, 1618 and previous response = 50937.			✓	
CmdManuallyIntegrateDropBaseline	BL2000\sean	2/2/2022 12:15:50 PM	Drop baseline for qualifier 52.0 of compound Pyridine in sample Feb0107.D to y = 1656, new integration is from x, y = 2.162, 1656 to 2.366, 1656 and new response = 54129; previous integration is from x, y = 2.162, 1656 to 2.366, 2281 and previous response = 50299.			✓	
CmdManuallyIntegrateQualifierPeak	BL2000\sean	2/2/2022 12:16:01 PM	Manually integrate qualifier 52.0 of compound Pyridine in sample Feb0107.D, from x, y = 2.152, 949 to 2.366, 1083, result = 62145; previous integration is from x, y = 2.162, 1656 to 2.366, 1656 and previous response = 54129.			✓	
CmdManuallyIntegratePeak	BL2000\sean	2/2/2022 12:16:08 PM	Manually integrate compound Pyridine in sample Feb0108.D, from x, y = 2.152, 397 to 2.438, 387, result = 31707; previous integration is from x, y = 2.172, 527 to 2.356, 527 and previous response = 26124.			✓	
CmdManuallyIntegrateDropBaseline	BL2000\sean	2/2/2022 12:16:10 PM	Drop baseline for compound Pyridine in sample Feb0108.D to y = 387, new integration is from x, y = 2.152, 387 to 2.438, 387 and new response = 31793; previous integration is from x, y = 2.152, 397 to 2.438, 387 and previous response = 31707.			✓	
CmdSetTargetCompoundAttribute	BL2000\sean	2/2/2022 12:16:10 PM	Set UserAnnotation = BA for compound Pyridine in sample Feb0108.D; previous value = BA			✓	

Name	User	Time	Action	Reason	Comment	Succeed	Exception
CmdManuallyIntegrateApplyTargetRtToQualifier	BL2000\sean	2/2/2022 12:16:13 PM	Apply target integration range 2.152-2.438 to qualifier 52.0 for compound Pyridine in sample Feb0108.D, new integration is from x, y = 2.152, 1405 to 2.438, 594 and new response = 18296; previous integration is from x, y = 2.172, 672 to 2.356, 672 and previous response = 21085.			✓	
CmdManuallyIntegrateDropBaseline	BL2000\sean	2/2/2022 12:16:14 PM	Drop baseline for qualifier 52.0 of compound Pyridine in sample Feb0108.D to y = 594, new integration is from x, y = 2.152, 594 to 2.438, 594 and new response = 25254; previous integration is from x, y = 2.152, 1405 to 2.438, 594 and previous response = 18296.			✓	
CmdSaveBatchTable	BL2000\sean	2/2/2022 12:16:23 PM	Save batch \\MASSHUNTER\Org\Data\SV5973N.I\sd020122\DoD BNA cal 1\QuantResults\020122 DoD BNA cal.batch.bin			✓	

Name	User	Time	Action	Reason	Comment	Succeed	Exception
CmdCalibrate	BL2000\sean	2/2/2022 12:17:22 PM	Replace level ICV with QC sample Feb0109.D for compounds {Terphenyl-d14, 2,4,6-Tribromophenol, 2-Fluorobiphenyl, Nitrobenzene-d5, Phenol-d5, 2-Fluorophenol, Benzo(g,h,i)perylene, Dibenzo(a,h)anthracene, Indeno(1,2,3-c,d)pyrene, Benzo(a)pyrene, Benzo(k)fluoranthene, Benzo(b)fluoranthene, Di-n-octyl Phthalate, bis(2-ethylhexyl)Phthalate, 3,3-Dichlorobenzidine, Chrysene, Benzo(a)Anthracene, Butylbenzylphthalate, Pyrene, Benzidine, Fluoranthene, Di-n-Butylphthalate, Triallate, Anthracene, Phenanthrene, Pentachlorophenol, Hexachlorobenzene, 4-Bromophenyl-phenylether, Azobenzene, N-nitrosodiphenylamine, 4,6-Dinitro-2-methylphenol, 4-Nitroaniline, Diethylphthalate, 4-Chlorophenyl-phenylether, Fluorene, 2,4-Dinitrotoluene, 4-Nitrophenol, Dibenzofuran, 2,4-Dinitrophenol, 3-Nitroaniline, Acenaphthene, 2,6-Dinitrotoluene, Acenaphthylene, Dimethyl Phthalate, 2-Nitroaniline, 2-Chloronaphthalene, 2,4,5-Trichlorophenol, 2,4,6-Trichlorophenol, Hexachlorocyclopentadiene, 4-Chloro-2-Methylphenol, 1-Methylnaphthalene, 2-Methylnaphthalene, 4-Chloro-3-Methylphenol, Hexachlorobutadiene, p-Chloroaniline, 4-Chlorophenol, Naphthalene, 1,2,4-Trichlorobenzene, 2,4-Dichlorophenol, bis(-2-Chloroethoxy)Methane, 2,4-Dimethylphenol, 2-Nitrophenol, Isophorone, Nitrobenzene, N-nitroso-Di-n-propylamine, Hexachloroethane, 4Methylphenol/3Methylphenol, 2-Methylphenol, bis(2-chloroisopropyl)Ether, Benzyl Alcohol, 1,2-Dichlorobenzene, 1,4-Dichlorobenzene, 1,3-Dichlorobenzene, 2-Chlorophenol, bis(-2-Chloroethyl)Ether, Phenol, Aniline, Pyridine, Carbazole, Benzoic Acid, o-Terphenyl, N-Nitrosodimethylamine}; Replace level 1 with Calibration sample Feb0108.D for compounds {Terphenyl-d14, 2,4,6-Tribromophenol, 2-Fluorobiphenyl, Nitrobenzene-d5, Phenol-d5, 2-Fluorophenol, Benzo(g,h,i)perylene, Dibenzo(a,h)anthracene, Indeno(1,2,3-c,d)pyrene,			✓	

Name	User	Time	Action	Reason	Comment	Succeed	Exception
			Benzo(a)pyrene, Benzo(k)fluoranthene, Benzo(b)fluoranthene, Di-n-octyl Phthalate, bis(2-ethylhexyl)Phthalate, 3,3-Dichlorobenzidine, Chrysene, Benzo(a)Anthracene, Butylbenzylphthalate, Pyrene, Benzidine, Fluoranthene, Di-n-Butylphthalate, Triallate, Anthracene, Phenanthrene, Pentachlorophenol, Hexachlorobenzene, 4-Bromophenyl-phenylether, Azobenzene, N-nitrosodiphenylamine, 4,6-Dinitro-2-methylphenol, 4-Nitroaniline, Diethylphthalate, 4-Chlorophenyl-phenylether, Fluorene, 2,4-Dinitrotoluene, 4-Nitrophenol, Dibenzofuran, 2,4-Dinitrophenol, 3-Nitroaniline, Acenaphthene, 2,6-Dinitrotoluene, Acenaphthylene, Dimethyl Phthalate, 2-Nitroaniline, 2-Chloronaphthalene, 2,4,5-Trichlorophenol, 2,4,6-Trichlorophenol, Hexachlorocyclopentadiene, 4-Chloro-2-Methylphenol, 1-Methylnaphthalene, 2-Methylnaphthalene, 4-Chloro-3-Methylphenol, Hexachlorobutadiene, p-Chloroaniline, 4-Chlorophenol, Naphthalene, 1,2,4-Trichlorobenzene, 2,4-Dichlorophenol, bis(-2-Chloroethoxy)Methane, 2,4-Dimethylphenol, 2-Nitrophenol, Isophorone, Nitrobenzene, N-nitroso-Di-n-propylamine, Hexachloroethane, 4Methylphenol/3Methylphenol, 2-Methylphenol, bis(2-chloroisopropyl)Ether, Benzyl Alcohol, 1,2-Dichlorobenzene, 1,4-Dichlorobenzene, 1,3-Dichlorobenzene, 2-Chlorophenol, bis(-2-Chloroethyl)Ether, Phenol, Aniline, Pyridine, Carbazole, Benzoic Acid, o-Terphenyl, N-Nitrosodimethylamine}; Replace level 2 with Calibration sample Feb0107.D for compounds {Terphenyl-d14, 2,4,6-Tribromophenol, 2-Fluorobiphenyl, Nitrobenzene-d5, Phenol-d5, 2-Fluorophenol, Benzo(g,h,i)perylene, Dibenzo(a,h)anthracene, Indeno(1,2,3-c,d)pyrene, Benzo(a)pyrene, Benzo(k)fluoranthene, Benzo(b)fluoranthene, Di-n-octyl Phthalate, bis(2-ethylhexyl)Phthalate, 3,3-Dichlorobenzidine, Chrysene, Benzo(a)Anthracene, Butylbenzylphthalate, Pyrene, Benzidine, Fluoranthene, Di-n-				

Name	User	Time	Action	Reason	Comment	Succeed	Exception
			Butylphthalate, Triallate, Anthracene, Phenanthrene, Pentachlorophenol, Hexachlorobenzene, 4-Bromophenyl-phenylether, Azobenzene, N-nitrosodiphenylamine, 4,6-Dinitro-2-methylphenol, 4-Nitroaniline, Diethylphthalate, 4-Chlorophenyl-phenylether, Fluorene, 2,4-Dinitrotoluene, 4-Nitrophenol, Dibenzofuran, 2,4-Dinitrophenol, 3-Nitroaniline, Acenaphthene, 2,6-Dinitrotoluene, Acenaphthylene, Dimethyl Phthalate, 2-Nitroaniline, 2-Chloronaphthalene, 2,4,5-Trichlorophenol, 2,4,6-Trichlorophenol, Hexachlorocyclopentadiene, 4-Chloro-2-Methylphenol, 1-Methylnaphthalene, 2-Methylnaphthalene, 4-Chloro-3-Methylphenol, Hexachlorobutadiene, p-Chloroaniline, 4-Chlorophenol, Naphthalene, 1,2,4-Trichlorobenzene, 2,4-Dichlorophenol, bis(-2-Chloroethoxy)Methane, 2,4-Dimethylphenol, 2-Nitrophenol, Isophorone, Nitrobenzene, N-nitroso-Di-n-propylamine, Hexachloroethane, 4Methylphenol/3Methylphenol, 2-Methylphenol, bis(2-chloroisopropyl)Ether, Benzyl Alcohol, 1,2-Dichlorobenzene, 1,4-Dichlorobenzene, 1,3-Dichlorobenzene, 2-Chlorophenol, bis(-2-Chloroethyl)Ether, Phenol, Aniline, Pyridine, Carbazole, Benzoic Acid, o-Terphenyl, N-Nitrosodimethylamine}; Replace level 3 with Calibration sample Feb0106.D for compounds {Terphenyl-d14, 2,4,6-Tribromophenol, 2-Fluorobiphenyl, Nitrobenzene-d5, Phenol-d5, 2-Fluorophenol, Benzo(g,h,i)perylene, Dibenzo(a,h)anthracene, Indeno(1,2,3-c,d)pyrene, Benzo(a)pyrene, Benzo(k)fluoranthene, Benzo(b)fluoranthene, Di-n-octyl Phthalate, bis(2-ethylhexyl)Phthalate, 3,3-Dichlorobenzidine, Chrysene, Benzo(a)Anthracene, Butylbenzylphthalate, Pyrene, Benzidine, Fluoranthene, Di-n-Butylphthalate, Triallate, Anthracene, Phenanthrene, Pentachlorophenol, Hexachlorobenzene, 4-Bromophenyl-phenylether, Azobenzene, N-nitrosodiphenylamine, 4,6-Dinitro-2-methylphenol, 4-Nitroaniline, Diethylphthalate, 4-Chlorophenyl-phenylether, Fluorene, 2,4-				

Name	User	Time	Action	Reason	Comment	Succeed	Exception
			Dinitrotoluene, 4-Nitrophenol, Dibenzofuran, 2,4-Dinitrophenol, 3-Nitroaniline, Acenaphthene, 2,6-Dinitrotoluene, Acenaphthylene, Dimethyl Phthalate, 2-Nitroaniline, 2-Chloronaphthalene, 2,4,5-Trichlorophenol, 2,4,6-Trichlorophenol, Hexachlorocyclopentadiene, 4-Chloro-2-Methylphenol, 1-Methylnaphthalene, 2-Methylnaphthalene, 4-Chloro-3-Methylphenol, Hexachlorobutadiene, p-Chloroaniline, 4-Chlorophenol, Naphthalene, 1,2,4-Trichlorobenzene, 2,4-Dichlorophenol, bis(-2-Chloroethoxy)Methane, 2,4-Dimethylphenol, 2-Nitrophenol, Isophorone, Nitrobenzene, N-nitroso-Di-n-propylamine, Hexachloroethane, 4Methylphenol/3Methylphenol, 2-Methylphenol, bis(2-chloroisopropyl)Ether, Benzyl Alcohol, 1,2-Dichlorobenzene, 1,4-Dichlorobenzene, 1,3-Dichlorobenzene, 2-Chlorophenol, bis(-2-Chloroethyl)Ether, Phenol, Aniline, Pyridine, Carbazole, Benzoic Acid, o-Terphenyl, N-Nitrosodimethylamine}; Replace level 4 with Calibration sample Feb0105.D for compounds {Terphenyl-d14, 2,4,6-Tribromophenol, 2-Fluorobiphenyl, Nitrobenzene-d5, Phenol-d5, 2-Fluorophenol, Benzo(g,h,i)perylene, Dibenzo(a,h)anthracene, Indeno(1,2,3-c,d)pyrene, Benzo(a)pyrene, Benzo(k)fluoranthene, Benzo(b)fluoranthene, Di-n-octyl Phthalate, bis(2-ethylhexyl)Phthalate, 3,3-Dichlorobenzidine, Chrysene, Benzo(a)Anthracene, Butylbenzylphthalate, Pyrene, Benzidine, Fluoranthene, Di-n-Butylphthalate, Triallate, Anthracene, Phenanthrene, Pentachlorophenol, Hexachlorobenzene, 4-Bromophenyl-phenylether, Azobenzene, N-nitrosodiphenylamine, 4,6-Dinitro-2-methylphenol, 4-Nitroaniline, Diethylphthalate, 4-Chlorophenyl-phenylether, Fluorene, 2,4-Dinitrotoluene, 4-Nitrophenol, Dibenzofuran, 2,4-Dinitrophenol, 3-Nitroaniline, Acenaphthene, 2,6-Dinitrotoluene, Acenaphthylene, Dimethyl Phthalate, 2-Nitroaniline, 2-Chloronaphthalene, 2,4,5-Trichlorophenol, 2,4,6-Trichlorophenol, Hexachlorocyclopentadiene, 4-Chloro-				

Name	User	Time	Action	Reason	Comment	Succeed	Exception
			2-Methylphenol, 1-Methylnaphthalene, 2-Methylnaphthalene, 4-Chloro-3-Methylphenol, Hexachlorobutadiene, p-Chloroaniline, 4-Chlorophenol, Naphthalene, 1,2,4-Trichlorobenzene, 2,4-Dichlorophenol, bis(-2-Chloroethoxy)Methane, 2,4-Dimethylphenol, 2-Nitrophenol, Isophorone, Nitrobenzene, N-nitroso-Di-n-propylamine, Hexachloroethane, 4Methylphenol/3Methylphenol, 2-Methylphenol, bis(2-chloroisopropyl)Ether, Benzyl Alcohol, 1,2-Dichlorobenzene, 1,4-Dichlorobenzene, 1,3-Dichlorobenzene, 2-Chlorophenol, bis(-2-Chloroethyl)Ether, Phenol, Aniline, Pyridine, Carbazole, Benzoic Acid, o-Terphenyl, N-Nitrosodimethylamine}; Replace level 5 with Calibration sample Feb0104.D for compounds {Terphenyl-d14, 2,4,6-Tribromophenol, 2-Fluorobiphenyl, Nitrobenzene-d5, Phenol-d5, 2-Fluorophenol, Benzo(g,h,i)perylene, Dibenzo(a,h)anthracene, Indeno(1,2,3-c,d)pyrene, Benzo(a)pyrene, Benzo(k)fluoranthene, Benzo(b)fluoranthene, Di-n-octyl Phthalate, bis(2-ethylhexyl)Phthalate, 3,3-Dichlorobenzidine, Chrysene, Benzo(a)Anthracene, Butylbenzylphthalate, Pyrene, Benzidine, Fluoranthene, Di-n-Butylphthalate, Triallate, Anthracene, Phenanthrene, Pentachlorophenol, Hexachlorobenzene, 4-Bromophenyl-phenylether, Azobenzene, N-nitrosodiphenylamine, 4,6-Dinitro-2-methylphenol, 4-Nitroaniline, Diethylphthalate, 4-Chlorophenyl-phenylether, Fluorene, 2,4-Dinitrotoluene, 4-Nitrophenol, Dibenzofuran, 2,4-Dinitrophenol, 3-Nitroaniline, Acenaphthene, 2,6-Dinitrotoluene, Acenaphthylene, Dimethyl Phthalate, 2-Nitroaniline, 2-Chloronaphthalene, 2,4,5-Trichlorophenol, 2,4,6-Trichlorophenol, Hexachlorocyclopentadiene, 4-Chloro-2-Methylphenol, 1-Methylnaphthalene, 2-Methylnaphthalene, 4-Chloro-3-Methylphenol, Hexachlorobutadiene, p-Chloroaniline, 4-Chlorophenol, Naphthalene, 1,2,4-Trichlorobenzene, 2,4-Dichlorophenol, bis(-2-Chloroethoxy)Methane, 2,4-Dimethylphenol, 2-Nitrophenol,				

Name	User	Time	Action	Reason	Comment	Succeed	Exception
			Isophorone, Nitrobenzene, N-nitroso-Di-n-propylamine, Hexachloroethane, 4Methylphenol/3Methylphenol, 2-Methylphenol, bis(2-chloroisopropyl)Ether, Benzyl Alcohol, 1,2-Dichlorobenzene, 1,4-Dichlorobenzene, 1,3-Dichlorobenzene, 2-Chlorophenol, bis(-2-Chloroethyl)Ether, Phenol, Aniline, Pyridine, Carbazole, Benzoic Acid, o-Terphenyl, N-Nitrosodimethylamine}; Replace level 6 with Calibration sample Feb0103.D for compounds {Terphenyl-d14, 2,4,6-Tribromophenol, 2-Fluorobiphenyl, Nitrobenzene-d5, Phenol-d5, 2-Fluorophenol, Benzo(g,h,i)perylene, Dibenzo(a,h)anthracene, Indeno(1,2,3-c,d)pyrene, Benzo(a)pyrene, Benzo(k)fluoranthene, Benzo(b)fluoranthene, Di-n-octyl Phthalate, bis(2-ethylhexyl)Phthalate, 3,3-Dichlorobenzidine, Chrysene, Benzo(a)Anthracene, Butylbenzylphthalate, Pyrene, Benzidine, Fluoranthene, Di-n-Butylphthalate, Triallate, Anthracene, Phenanthrene, Pentachlorophenol, Hexachlorobenzene, 4-Bromophenyl-phenylether, Azobenzene, N-nitrosodiphenylamine, 4,6-Dinitro-2-methylphenol, 4-Nitroaniline, Diethylphthalate, 4-Chlorophenyl-phenylether, Fluorene, 2,4-Dinitrotoluene, 4-Nitrophenol, Dibenzofuran, 2,4-Dinitrophenol, 3-Nitroaniline, Acenaphthene, 2,6-Dinitrotoluene, Acenaphthylene, Dimethyl Phthalate, 2-Nitroaniline, 2-Chloronaphthalene, 2,4,5-Trichlorophenol, 2,4,6-Trichlorophenol, Hexachlorocyclopentadiene, 4-Chloro-2-Methylphenol, 1-Methylnaphthalene, 2-Methylnaphthalene, 4-Chloro-3-Methylphenol, Hexachlorobutadiene, p-Chloroaniline, 4-Chlorophenol, Naphthalene, 1,2,4-Trichlorobenzene, 2,4-Dichlorophenol, bis(-2-Chloroethoxy)Methane, 2,4-Dimethylphenol, 2-Nitrophenol, Isophorone, Nitrobenzene, N-nitroso-Di-n-propylamine, Hexachloroethane, 4Methylphenol/3Methylphenol, 2-Methylphenol, bis(2-chloroisopropyl)Ether, Benzyl Alcohol, 1,2-Dichlorobenzene, 1,4-Dichlorobenzene, 1,3-Dichlorobenzene, 2-Chlorophenol, bis(-2-				

Name	User	Time	Action	Reason	Comment	Succeed	Exception
			Chloroethyl)Ether, Phenol, Aniline, Pyridine, Carbazole, Benzoic Acid, o-Terphenyl, N-Nitrosodimethylamine}; Replace level 7 with Calibration sample Feb0102.D for compounds {Terphenyl-d14, 2,4,6-Tribromophenol, 2-Fluorobiphenyl, Nitrobenzene-d5, Phenol-d5, 2-Fluorophenol, Benzo(g,h,i)perylene, Dibenzo(a,h)anthracene, Indeno(1,2,3-c,d)pyrene, Benzo(a)pyrene, Benzo(k)fluoranthene, Benzo(b)fluoranthene, Di-n-octyl Phthalate, bis(2-ethylhexyl)Phthalate, 3,3-Dichlorobenzidine, Chrysene, Benzo(a)Anthracene, Butylbenzylphthalate, Pyrene, Benzidine, Fluoranthene, Di-n-Butylphthalate, Triallate, Anthracene, Phenanthrene, Pentachlorophenol, Hexachlorobenzene, 4-Bromophenyl-phenylether, Azobenzene, N-nitrosodiphenylamine, 4,6-Dinitro-2-methylphenol, 4-Nitroaniline, Diethylphthalate, 4-Chlorophenyl-phenylether, Fluorene, 2,4-Dinitrotoluene, 4-Nitrophenol, Dibenzofuran, 2,4-Dinitrophenol, 3-Nitroaniline, Acenaphthene, 2,6-Dinitrotoluene, Acenaphthylene, Dimethyl Phthalate, 2-Nitroaniline, 2-Chloronaphthalene, 2,4,5-Trichlorophenol, 2,4,6-Trichlorophenol, Hexachlorocyclopentadiene, 4-Chloro-2-Methylphenol, 1-Methylnaphthalene, 2-Methylnaphthalene, 4-Chloro-3-Methylphenol, Hexachlorobutadiene, p-Chloroaniline, 4-Chlorophenol, Naphthalene, 1,2,4-Trichlorobenzene, 2,4-Dichlorophenol, bis(-2-Chloroethoxy)Methane, 2,4-Dimethylphenol, 2-Nitrophenol, Isophorone, Nitrobenzene, N-nitroso-Di-n-propylamine, Hexachloroethane, 4Methylphenol/3Methylphenol, 2-Methylphenol, bis(2-chloroisopropyl)Ether, Benzyl Alcohol, 1,2-Dichlorobenzene, 1,4-Dichlorobenzene, 1,3-Dichlorobenzene, 2-Chlorophenol, bis(-2-Chloroethyl)Ether, Phenol, Aniline, Pyridine, Carbazole, Benzoic Acid, o-Terphenyl, N-Nitrosodimethylamine};				
CmdQuantitate	BL2000\sean	2/2/2022 12:18:47 PM	Quantitate all compounds in all samples			✓	

Name	User	Time	Action	Reason	Comment	Succeed	Exception
CmdSetTargetCompoundAttribute	BL2000\sean	2/2/2022 12:51:58 PM	Set CurveFit = fitAverageOfResponseFactors for compound Phenol-d5 in all samples; previous value = fitQuadratic			✓	
CmdSetTargetCompoundAttribute	BL2000\sean	2/2/2022 12:52:00 PM	Set CurveFitOrigin = originIgnore for compound Phenol-d5 in all samples; previous value = originInclude			✓	
CmdSetTargetCompoundAttribute	BL2000\sean	2/2/2022 12:52:02 PM	Set CurveFitWeight = weightEqual for compound Phenol-d5 in all samples; previous value = weightOneOverX			✓	
CmdSetTargetCompoundAttribute	BL2000\sean	2/2/2022 12:52:46 PM	Set CurveFit = fitAverageOfResponseFactors for compound Nitrobenzene-d5 in all samples; previous value = fitQuadratic			✓	
CmdSetTargetCompoundAttribute	BL2000\sean	2/2/2022 12:52:48 PM	Set CurveFitOrigin = originIgnore for compound Nitrobenzene-d5 in all samples; previous value = originInclude			✓	
CmdSetTargetCompoundAttribute	BL2000\sean	2/2/2022 12:52:49 PM	Set CurveFitWeight = weightEqual for compound Nitrobenzene-d5 in all samples; previous value = weightOneOverX			✓	
CmdSetTargetCompoundAttribute	BL2000\sean	2/2/2022 12:54:03 PM	Set CurveFit = fitAverageOfResponseFactors for compound 2,4,6-Trichlorophenol in all samples; previous value = fitQuadratic			✓	
CmdSetTargetCompoundAttribute	BL2000\sean	2/2/2022 12:54:05 PM	Set CurveFitOrigin = originIgnore for compound 2,4,6-Trichlorophenol in all samples; previous value = originInclude			✓	
CmdSetTargetCompoundAttribute	BL2000\sean	2/2/2022 12:54:07 PM	Set CurveFitWeight = weightEqual for compound 2,4,6-Trichlorophenol in all samples; previous value = weightOneOverX			✓	
CmdManuallyIntegratePeak	BL2000\sean	2/2/2022 12:55:15 PM	Manually integrate compound 2,4-Dinitrophenol in sample Feb0108.D, from x, y = 8.589, 0 to 8.620, 0, result = 709; previous integration is from x, y = 8.589, 0 to 8.691, 0 and previous response = 1184.			✓	

Name	User	Time	Action	Reason	Comment	Succeed	Exception
CmdCalibrate	BL2000\sean	2/2/2022 12:55:57 PM	Replace level ICV with QC sample Feb0109.D for compounds {Terphenyl-d14, 2,4,6-Tribromophenol, 2-Fluorobiphenyl, Nitrobenzene-d5, Phenol-d5, 2-Fluorophenol, Benzo(g,h,i)perylene, Dibenzo(a,h)anthracene, Indeno(1,2,3-c,d)pyrene, Benzo(a)pyrene, Benzo(k)fluoranthene, Benzo(b)fluoranthene, Di-n-octyl Phthalate, bis(2-ethylhexyl)Phthalate, 3,3-Dichlorobenzidine, Chrysene, Benzo(a)Anthracene, Butylbenzylphthalate, Pyrene, Benzidine, Fluoranthene, Di-n-Butylphthalate, Triallate, Anthracene, Phenanthrene, Pentachlorophenol, Hexachlorobenzene, 4-Bromophenyl-phenylether, Azobenzene, N-nitrosodiphenylamine, 4,6-Dinitro-2-methylphenol, 4-Nitroaniline, Diethylphthalate, 4-Chlorophenyl-phenylether, Fluorene, 2,4-Dinitrotoluene, 4-Nitrophenol, Dibenzofuran, 2,4-Dinitrophenol, 3-Nitroaniline, Acenaphthene, 2,6-Dinitrotoluene, Acenaphthylene, Dimethyl Phthalate, 2-Nitroaniline, 2-Chloronaphthalene, 2,4,5-Trichlorophenol, 2,4,6-Trichlorophenol, Hexachlorocyclopentadiene, 4-Chloro-2-Methylphenol, 1-Methylnaphthalene, 2-Methylnaphthalene, 4-Chloro-3-Methylphenol, Hexachlorobutadiene, p-Chloroaniline, 4-Chlorophenol, Naphthalene, 1,2,4-Trichlorobenzene, 2,4-Dichlorophenol, bis(-2-Chloroethoxy)Methane, 2,4-Dimethylphenol, 2-Nitrophenol, Isophorone, Nitrobenzene, N-nitroso-Di-n-propylamine, Hexachloroethane, 4Methylphenol/3Methylphenol, 2-Methylphenol, bis(2-chloroisopropyl)Ether, Benzyl Alcohol, 1,2-Dichlorobenzene, 1,4-Dichlorobenzene, 1,3-Dichlorobenzene, 2-Chlorophenol, bis(-2-Chloroethyl)Ether, Phenol, Aniline, Pyridine, Carbazole, Benzoic Acid, o-Terphenyl, N-Nitrosodimethylamine}; Replace level 1 with Calibration sample Feb0108.D for compounds {Terphenyl-d14, 2,4,6-Tribromophenol, 2-Fluorobiphenyl, Nitrobenzene-d5, Phenol-d5, 2-Fluorophenol, Benzo(g,h,i)perylene, Dibenzo(a,h)anthracene, Indeno(1,2,3-c,d)pyrene,			✓	

Name	User	Time	Action	Reason	Comment	Succeed	Exception
			Benzo(a)pyrene, Benzo(k)fluoranthene, Benzo(b)fluoranthene, Di-n-octyl Phthalate, bis(2-ethylhexyl)Phthalate, 3,3-Dichlorobenzidine, Chrysene, Benzo(a)Anthracene, Butylbenzylphthalate, Pyrene, Benzidine, Fluoranthene, Di-n-Butylphthalate, Triallate, Anthracene, Phenanthrene, Pentachlorophenol, Hexachlorobenzene, 4-Bromophenyl-phenylether, Azobenzene, N-nitrosodiphenylamine, 4,6-Dinitro-2-methylphenol, 4-Nitroaniline, Diethylphthalate, 4-Chlorophenyl-phenylether, Fluorene, 2,4-Dinitrotoluene, 4-Nitrophenol, Dibenzofuran, 2,4-Dinitrophenol, 3-Nitroaniline, Acenaphthene, 2,6-Dinitrotoluene, Acenaphthylene, Dimethyl Phthalate, 2-Nitroaniline, 2-Chloronaphthalene, 2,4,5-Trichlorophenol, 2,4,6-Trichlorophenol, Hexachlorocyclopentadiene, 4-Chloro-2-Methylphenol, 1-Methylnaphthalene, 2-Methylnaphthalene, 4-Chloro-3-Methylphenol, Hexachlorobutadiene, p-Chloroaniline, 4-Chlorophenol, Naphthalene, 1,2,4-Trichlorobenzene, 2,4-Dichlorophenol, bis(-2-Chloroethoxy)Methane, 2,4-Dimethylphenol, 2-Nitrophenol, Isophorone, Nitrobenzene, N-nitroso-Di-n-propylamine, Hexachloroethane, 4Methylphenol/3Methylphenol, 2-Methylphenol, bis(2-chloroisopropyl)Ether, Benzyl Alcohol, 1,2-Dichlorobenzene, 1,4-Dichlorobenzene, 1,3-Dichlorobenzene, 2-Chlorophenol, bis(-2-Chloroethyl)Ether, Phenol, Aniline, Pyridine, Carbazole, Benzoic Acid, o-Terphenyl, N-Nitrosodimethylamine}; Replace level 2 with Calibration sample Feb0107.D for compounds {Terphenyl-d14, 2,4,6-Tribromophenol, 2-Fluorobiphenyl, Nitrobenzene-d5, Phenol-d5, 2-Fluorophenol, Benzo(g,h,i)perylene, Dibenzo(a,h)anthracene, Indeno(1,2,3-c,d)pyrene, Benzo(a)pyrene, Benzo(k)fluoranthene, Benzo(b)fluoranthene, Di-n-octyl Phthalate, bis(2-ethylhexyl)Phthalate, 3,3-Dichlorobenzidine, Chrysene, Benzo(a)Anthracene, Butylbenzylphthalate, Pyrene, Benzidine, Fluoranthene, Di-n-				

Name	User	Time	Action	Reason	Comment	Succeed	Exception
			Butylphthalate, Triallate, Anthracene, Phenanthrene, Pentachlorophenol, Hexachlorobenzene, 4-Bromophenyl-phenylether, Azobenzene, N-nitrosodiphenylamine, 4,6-Dinitro-2-methylphenol, 4-Nitroaniline, Diethylphthalate, 4-Chlorophenyl-phenylether, Fluorene, 2,4-Dinitrotoluene, 4-Nitrophenol, Dibenzofuran, 2,4-Dinitrophenol, 3-Nitroaniline, Acenaphthene, 2,6-Dinitrotoluene, Acenaphthylene, Dimethyl Phthalate, 2-Nitroaniline, 2-Chloronaphthalene, 2,4,5-Trichlorophenol, 2,4,6-Trichlorophenol, Hexachlorocyclopentadiene, 4-Chloro-2-Methylphenol, 1-Methylnaphthalene, 2-Methylnaphthalene, 4-Chloro-3-Methylphenol, Hexachlorobutadiene, p-Chloroaniline, 4-Chlorophenol, Naphthalene, 1,2,4-Trichlorobenzene, 2,4-Dichlorophenol, bis(-2-Chloroethoxy)Methane, 2,4-Dimethylphenol, 2-Nitrophenol, Isophorone, Nitrobenzene, N-nitroso-Di-n-propylamine, Hexachloroethane, 4Methylphenol/3Methylphenol, 2-Methylphenol, bis(2-chloroisopropyl)Ether, Benzyl Alcohol, 1,2-Dichlorobenzene, 1,4-Dichlorobenzene, 1,3-Dichlorobenzene, 2-Chlorophenol, bis(-2-Chloroethyl)Ether, Phenol, Aniline, Pyridine, Carbazole, Benzoic Acid, o-Terphenyl, N-Nitrosodimethylamine}; Replace level 3 with Calibration sample Feb0106.D for compounds {Terphenyl-d14, 2,4,6-Tribromophenol, 2-Fluorobiphenyl, Nitrobenzene-d5, Phenol-d5, 2-Fluorophenol, Benzo(g,h,i)perylene, Dibenzo(a,h)anthracene, Indeno(1,2,3-c,d)pyrene, Benzo(a)pyrene, Benzo(k)fluoranthene, Benzo(b)fluoranthene, Di-n-octyl Phthalate, bis(2-ethylhexyl)Phthalate, 3,3-Dichlorobenzidine, Chrysene, Benzo(a)Anthracene, Butylbenzylphthalate, Pyrene, Benzidine, Fluoranthene, Di-n-Butylphthalate, Triallate, Anthracene, Phenanthrene, Pentachlorophenol, Hexachlorobenzene, 4-Bromophenyl-phenylether, Azobenzene, N-nitrosodiphenylamine, 4,6-Dinitro-2-methylphenol, 4-Nitroaniline, Diethylphthalate, 4-Chlorophenyl-phenylether, Fluorene, 2,4-				

Name	User	Time	Action	Reason	Comment	Succeed	Exception
			Dinitrotoluene, 4-Nitrophenol, Dibenzofuran, 2,4-Dinitrophenol, 3-Nitroaniline, Acenaphthene, 2,6-Dinitrotoluene, Acenaphthylene, Dimethyl Phthalate, 2-Nitroaniline, 2-Chloronaphthalene, 2,4,5-Trichlorophenol, 2,4,6-Trichlorophenol, Hexachlorocyclopentadiene, 4-Chloro-2-Methylphenol, 1-Methylnaphthalene, 2-Methylnaphthalene, 4-Chloro-3-Methylphenol, Hexachlorobutadiene, p-Chloroaniline, 4-Chlorophenol, Naphthalene, 1,2,4-Trichlorobenzene, 2,4-Dichlorophenol, bis(-2-Chloroethoxy)Methane, 2,4-Dimethylphenol, 2-Nitrophenol, Isophorone, Nitrobenzene, N-nitroso-Di-n-propylamine, Hexachloroethane, 4Methylphenol/3Methylphenol, 2-Methylphenol, bis(2-chloroisopropyl)Ether, Benzyl Alcohol, 1,2-Dichlorobenzene, 1,4-Dichlorobenzene, 1,3-Dichlorobenzene, 2-Chlorophenol, bis(-2-Chloroethyl)Ether, Phenol, Aniline, Pyridine, Carbazole, Benzoic Acid, o-Terphenyl, N-Nitrosodimethylamine}; Replace level 4 with Calibration sample Feb0105.D for compounds {Terphenyl-d14, 2,4,6-Tribromophenol, 2-Fluorobiphenyl, Nitrobenzene-d5, Phenol-d5, 2-Fluorophenol, Benzo(g,h,i)perylene, Dibenzo(a,h)anthracene, Indeno(1,2,3-c,d)pyrene, Benzo(a)pyrene, Benzo(k)fluoranthene, Benzo(b)fluoranthene, Di-n-octyl Phthalate, bis(2-ethylhexyl)Phthalate, 3,3-Dichlorobenzidine, Chrysene, Benzo(a)Anthracene, Butylbenzylphthalate, Pyrene, Benzidine, Fluoranthene, Di-n-Butylphthalate, Triallate, Anthracene, Phenanthrene, Pentachlorophenol, Hexachlorobenzene, 4-Bromophenyl-phenylether, Azobenzene, N-nitrosodiphenylamine, 4,6-Dinitro-2-methylphenol, 4-Nitroaniline, Diethylphthalate, 4-Chlorophenyl-phenylether, Fluorene, 2,4-Dinitrotoluene, 4-Nitrophenol, Dibenzofuran, 2,4-Dinitrophenol, 3-Nitroaniline, Acenaphthene, 2,6-Dinitrotoluene, Acenaphthylene, Dimethyl Phthalate, 2-Nitroaniline, 2-Chloronaphthalene, 2,4,5-Trichlorophenol, 2,4,6-Trichlorophenol, Hexachlorocyclopentadiene, 4-Chloro-				

Name	User	Time	Action	Reason	Comment	Succeed	Exception
			2-Methylphenol, 1-Methylnaphthalene, 2-Methylnaphthalene, 4-Chloro-3-Methylphenol, Hexachlorobutadiene, p-Chloroaniline, 4-Chlorophenol, Naphthalene, 1,2,4-Trichlorobenzene, 2,4-Dichlorophenol, bis(-2-Chloroethoxy)Methane, 2,4-Dimethylphenol, 2-Nitrophenol, Isophorone, Nitrobenzene, N-nitroso-Di-n-propylamine, Hexachloroethane, 4Methylphenol/3Methylphenol, 2-Methylphenol, bis(2-chloroisopropyl)Ether, Benzyl Alcohol, 1,2-Dichlorobenzene, 1,4-Dichlorobenzene, 1,3-Dichlorobenzene, 2-Chlorophenol, bis(-2-Chloroethyl)Ether, Phenol, Aniline, Pyridine, Carbazole, Benzoic Acid, o-Terphenyl, N-Nitrosodimethylamine}; Replace level 5 with Calibration sample Feb0104.D for compounds {Terphenyl-d14, 2,4,6-Tribromophenol, 2-Fluorobiphenyl, Nitrobenzene-d5, Phenol-d5, 2-Fluorophenol, Benzo(g,h,i)perylene, Dibenzo(a,h)anthracene, Indeno(1,2,3-c,d)pyrene, Benzo(a)pyrene, Benzo(k)fluoranthene, Benzo(b)fluoranthene, Di-n-octyl Phthalate, bis(2-ethylhexyl)Phthalate, 3,3-Dichlorobenzidine, Chrysene, Benzo(a)Anthracene, Butylbenzylphthalate, Pyrene, Benzidine, Fluoranthene, Di-n-Butylphthalate, Triallate, Anthracene, Phenanthrene, Pentachlorophenol, Hexachlorobenzene, 4-Bromophenyl-phenylether, Azobenzene, N-nitrosodiphenylamine, 4,6-Dinitro-2-methylphenol, 4-Nitroaniline, Diethylphthalate, 4-Chlorophenyl-phenylether, Fluorene, 2,4-Dinitrotoluene, 4-Nitrophenol, Dibenzofuran, 2,4-Dinitrophenol, 3-Nitroaniline, Acenaphthene, 2,6-Dinitrotoluene, Acenaphthylene, Dimethyl Phthalate, 2-Nitroaniline, 2-Chloronaphthalene, 2,4,5-Trichlorophenol, 2,4,6-Trichlorophenol, Hexachlorocyclopentadiene, 4-Chloro-2-Methylphenol, 1-Methylnaphthalene, 2-Methylnaphthalene, 4-Chloro-3-Methylphenol, Hexachlorobutadiene, p-Chloroaniline, 4-Chlorophenol, Naphthalene, 1,2,4-Trichlorobenzene, 2,4-Dichlorophenol, bis(-2-Chloroethoxy)Methane, 2,4-Dimethylphenol, 2-Nitrophenol,				

Name	User	Time	Action	Reason	Comment	Succeed	Exception
			Isophorone, Nitrobenzene, N-nitroso-Di-n-propylamine, Hexachloroethane, 4Methylphenol/3Methylphenol, 2-Methylphenol, bis(2-chloroisopropyl)Ether, Benzyl Alcohol, 1,2-Dichlorobenzene, 1,4-Dichlorobenzene, 1,3-Dichlorobenzene, 2-Chlorophenol, bis(-2-Chloroethyl)Ether, Phenol, Aniline, Pyridine, Carbazole, Benzoic Acid, o-Terphenyl, N-Nitrosodimethylamine}; Replace level 6 with Calibration sample Feb0103.D for compounds {Terphenyl-d14, 2,4,6-Tribromophenol, 2-Fluorobiphenyl, Nitrobenzene-d5, Phenol-d5, 2-Fluorophenol, Benzo(g,h,i)perylene, Dibenzo(a,h)anthracene, Indeno(1,2,3-c,d)pyrene, Benzo(a)pyrene, Benzo(k)fluoranthene, Benzo(b)fluoranthene, Di-n-octyl Phthalate, bis(2-ethylhexyl)Phthalate, 3,3-Dichlorobenzidine, Chrysene, Benzo(a)Anthracene, Butylbenzylphthalate, Pyrene, Benzidine, Fluoranthene, Di-n-Butylphthalate, Triallate, Anthracene, Phenanthrene, Pentachlorophenol, Hexachlorobenzene, 4-Bromophenyl-phenylether, Azobenzene, N-nitrosodiphenylamine, 4,6-Dinitro-2-methylphenol, 4-Nitroaniline, Diethylphthalate, 4-Chlorophenyl-phenylether, Fluorene, 2,4-Dinitrotoluene, 4-Nitrophenol, Dibenzofuran, 2,4-Dinitrophenol, 3-Nitroaniline, Acenaphthene, 2,6-Dinitrotoluene, Acenaphthylene, Dimethyl Phthalate, 2-Nitroaniline, 2-Chloronaphthalene, 2,4,5-Trichlorophenol, 2,4,6-Trichlorophenol, Hexachlorocyclopentadiene, 4-Chloro-2-Methylphenol, 1-Methylnaphthalene, 2-Methylnaphthalene, 4-Chloro-3-Methylphenol, Hexachlorobutadiene, p-Chloroaniline, 4-Chlorophenol, Naphthalene, 1,2,4-Trichlorobenzene, 2,4-Dichlorophenol, bis(-2-Chloroethoxy)Methane, 2,4-Dimethylphenol, 2-Nitrophenol, Isophorone, Nitrobenzene, N-nitroso-Di-n-propylamine, Hexachloroethane, 4Methylphenol/3Methylphenol, 2-Methylphenol, bis(2-chloroisopropyl)Ether, Benzyl Alcohol, 1,2-Dichlorobenzene, 1,4-Dichlorobenzene, 1,3-Dichlorobenzene, 2-Chlorophenol, bis(-2-				

Name	User	Time	Action	Reason	Comment	Succeed	Exception
			Chloroethyl)Ether, Phenol, Aniline, Pyridine, Carbazole, Benzoic Acid, o-Terphenyl, N-Nitrosodimethylamine}; Replace level 7 with Calibration sample Feb0102.D for compounds {Terphenyl-d14, 2,4,6-Tribromophenol, 2-Fluorobiphenyl, Nitrobenzene-d5, Phenol-d5, 2-Fluorophenol, Benzo(g,h,i)perylene, Dibenzo(a,h)anthracene, Indeno(1,2,3-c,d)pyrene, Benzo(a)pyrene, Benzo(k)fluoranthene, Benzo(b)fluoranthene, Di-n-octyl Phthalate, bis(2-ethylhexyl)Phthalate, 3,3-Dichlorobenzidine, Chrysene, Benzo(a)Anthracene, Butylbenzylphthalate, Pyrene, Benzidine, Fluoranthene, Di-n-Butylphthalate, Triallate, Anthracene, Phenanthrene, Pentachlorophenol, Hexachlorobenzene, 4-Bromophenyl-phenylether, Azobenzene, N-nitrosodiphenylamine, 4,6-Dinitro-2-methylphenol, 4-Nitroaniline, Diethylphthalate, 4-Chlorophenyl-phenylether, Fluorene, 2,4-Dinitrotoluene, 4-Nitrophenol, Dibenzofuran, 2,4-Dinitrophenol, 3-Nitroaniline, Acenaphthene, 2,6-Dinitrotoluene, Acenaphthylene, Dimethyl Phthalate, 2-Nitroaniline, 2-Chloronaphthalene, 2,4,5-Trichlorophenol, 2,4,6-Trichlorophenol, Hexachlorocyclopentadiene, 4-Chloro-2-Methylphenol, 1-Methylnaphthalene, 2-Methylnaphthalene, 4-Chloro-3-Methylphenol, Hexachlorobutadiene, p-Chloroaniline, 4-Chlorophenol, Naphthalene, 1,2,4-Trichlorobenzene, 2,4-Dichlorophenol, bis(-2-Chloroethoxy)Methane, 2,4-Dimethylphenol, 2-Nitrophenol, Isophorone, Nitrobenzene, N-nitroso-Di-n-propylamine, Hexachloroethane, 4Methylphenol/3Methylphenol, 2-Methylphenol, bis(2-chloroisopropyl)Ether, Benzyl Alcohol, 1,2-Dichlorobenzene, 1,4-Dichlorobenzene, 1,3-Dichlorobenzene, 2-Chlorophenol, bis(-2-Chloroethyl)Ether, Phenol, Aniline, Pyridine, Carbazole, Benzoic Acid, o-Terphenyl, N-Nitrosodimethylamine};				
CmdQuantitate	BL2000\sean	2/2/2022 12:57:15 PM	Quantitate all compounds in all samples			✓	

Name	User	Time	Action	Reason	Comment	Succeed	Exception
CmdManuallyIntegratePeak	BL2000\sean	2/2/2022 12:58:09 PM	Manually integrate compound 4,6-Dinitro-2-methylphenol in sample Feb0107.D, from x, y = 9.192, 825 to 9.356, 2227, result = -6580; previous integration is from x, y = 9.213, 0 to 9.274, 0 and previous response = 7462.			✓	
CmdManuallyIntegrateSnapBaseline	BL2000\sean	2/2/2022 12:58:11 PM	Snap baseline for compound 4,6-Dinitro-2-methylphenol in sample Feb0107.D, from x = 9.192 to x = 9.356, new integration is from x, y = 9.192, 0 to 9.356, 0 and new response = 8409; previous integration is from x, y = 9.192, 825 to 9.356, 2227 and previous response = -6580.			✓	
CmdSetTargetCompoundAttribute	BL2000\sean	2/2/2022 12:58:12 PM	Set UserAnnotation = BA for compound 4,6-Dinitro-2-methylphenol in sample Feb0107.D; previous value =			✓	
CmdSetTargetCompoundAttribute	BL2000\sean	2/2/2022 12:58:28 PM	Set UserAnnotation = CO for compound 2,4-Dinitrophenol in sample Feb0108.D; previous value =			✓	
CmdSetTargetCompoundAttribute	BL2000\sean	2/2/2022 12:58:29 PM	Set UserAnnotation = BA for compound 2,4-Dinitrophenol in sample Feb0108.D; previous value = CO			✓	
CmdSetLevelEnable	BL2000\sean	2/2/2022 12:58:59 PM	Set LevelEnable = False for calibration level 7, levelId = 414 of compound Azobenzene in sample Feb0105.D; previous value = True			✓	

Name	User	Time	Action	Reason	Comment	Succeed	Exception
CmdCalibrate	BL2000\sean	2/2/2022 1:00:25 PM	Replace level ICV with QC sample Feb0109.D for compounds {Terphenyl-d14, 2,4,6-Tribromophenol, 2-Fluorobiphenyl, Nitrobenzene-d5, Phenol-d5, 2-Fluorophenol, Benzo(g,h,i)perylene, Dibenzo(a,h)anthracene, Indeno(1,2,3-c,d)pyrene, Benzo(a)pyrene, Benzo(k)fluoranthene, Benzo(b)fluoranthene, Di-n-octyl Phthalate, bis(2-ethylhexyl)Phthalate, 3,3-Dichlorobenzidine, Chrysene, Benzo(a)Anthracene, Butylbenzylphthalate, Pyrene, Benzidine, Fluoranthene, Di-n-Butylphthalate, Triallate, Anthracene, Phenanthrene, Pentachlorophenol, Hexachlorobenzene, 4-Bromophenyl-phenylether, Azobenzene, N-nitrosodiphenylamine, 4,6-Dinitro-2-methylphenol, 4-Nitroaniline, Diethylphthalate, 4-Chlorophenyl-phenylether, Fluorene, 2,4-Dinitrotoluene, 4-Nitrophenol, Dibenzofuran, 2,4-Dinitrophenol, 3-Nitroaniline, Acenaphthene, 2,6-Dinitrotoluene, Acenaphthylene, Dimethyl Phthalate, 2-Nitroaniline, 2-Chloronaphthalene, 2,4,5-Trichlorophenol, 2,4,6-Trichlorophenol, Hexachlorocyclopentadiene, 4-Chloro-2-Methylphenol, 1-Methylnaphthalene, 2-Methylnaphthalene, 4-Chloro-3-Methylphenol, Hexachlorobutadiene, p-Chloroaniline, 4-Chlorophenol, Naphthalene, 1,2,4-Trichlorobenzene, 2,4-Dichlorophenol, bis(-2-Chloroethoxy)Methane, 2,4-Dimethylphenol, 2-Nitrophenol, Isophorone, Nitrobenzene, N-nitroso-Di-n-propylamine, Hexachloroethane, 4Methylphenol/3Methylphenol, 2-Methylphenol, bis(2-chloroisopropyl)Ether, Benzyl Alcohol, 1,2-Dichlorobenzene, 1,4-Dichlorobenzene, 1,3-Dichlorobenzene, 2-Chlorophenol, bis(-2-Chloroethyl)Ether, Phenol, Aniline, Pyridine, Carbazole, Benzoic Acid, o-Terphenyl, N-Nitrosodimethylamine}; Replace level 1 with Calibration sample Feb0108.D for compounds {Terphenyl-d14, 2,4,6-Tribromophenol, 2-Fluorobiphenyl, Nitrobenzene-d5, Phenol-d5, 2-Fluorophenol, Benzo(g,h,i)perylene, Dibenzo(a,h)anthracene, Indeno(1,2,3-c,d)pyrene,			✓	

Name	User	Time	Action	Reason	Comment	Succeed	Exception
			Benzo(a)pyrene, Benzo(k)fluoranthene, Benzo(b)fluoranthene, Di-n-octyl Phthalate, bis(2-ethylhexyl)Phthalate, 3,3-Dichlorobenzidine, Chrysene, Benzo(a)Anthracene, Butylbenzylphthalate, Pyrene, Benzidine, Fluoranthene, Di-n-Butylphthalate, Triallate, Anthracene, Phenanthrene, Pentachlorophenol, Hexachlorobenzene, 4-Bromophenyl-phenylether, Azobenzene, N-nitrosodiphenylamine, 4,6-Dinitro-2-methylphenol, 4-Nitroaniline, Diethylphthalate, 4-Chlorophenyl-phenylether, Fluorene, 2,4-Dinitrotoluene, 4-Nitrophenol, Dibenzofuran, 2,4-Dinitrophenol, 3-Nitroaniline, Acenaphthene, 2,6-Dinitrotoluene, Acenaphthylene, Dimethyl Phthalate, 2-Nitroaniline, 2-Chloronaphthalene, 2,4,5-Trichlorophenol, 2,4,6-Trichlorophenol, Hexachlorocyclopentadiene, 4-Chloro-2-Methylphenol, 1-Methylnaphthalene, 2-Methylnaphthalene, 4-Chloro-3-Methylphenol, Hexachlorobutadiene, p-Chloroaniline, 4-Chlorophenol, Naphthalene, 1,2,4-Trichlorobenzene, 2,4-Dichlorophenol, bis(-2-Chloroethoxy)Methane, 2,4-Dimethylphenol, 2-Nitrophenol, Isophorone, Nitrobenzene, N-nitroso-Di-n-propylamine, Hexachloroethane, 4Methylphenol/3Methylphenol, 2-Methylphenol, bis(2-chloroisopropyl)Ether, Benzyl Alcohol, 1,2-Dichlorobenzene, 1,4-Dichlorobenzene, 1,3-Dichlorobenzene, 2-Chlorophenol, bis(-2-Chloroethyl)Ether, Phenol, Aniline, Pyridine, Carbazole, Benzoic Acid, o-Terphenyl, N-Nitrosodimethylamine}; Replace level 2 with Calibration sample Feb0107.D for compounds {Terphenyl-d14, 2,4,6-Tribromophenol, 2-Fluorobiphenyl, Nitrobenzene-d5, Phenol-d5, 2-Fluorophenol, Benzo(g,h,i)perylene, Dibenzo(a,h)anthracene, Indeno(1,2,3-c,d)pyrene, Benzo(a)pyrene, Benzo(k)fluoranthene, Benzo(b)fluoranthene, Di-n-octyl Phthalate, bis(2-ethylhexyl)Phthalate, 3,3-Dichlorobenzidine, Chrysene, Benzo(a)Anthracene, Butylbenzylphthalate, Pyrene, Benzidine, Fluoranthene, Di-n-				

Name	User	Time	Action	Reason	Comment	Succeed	Exception
			Butylphthalate, Triallate, Anthracene, Phenanthrene, Pentachlorophenol, Hexachlorobenzene, 4-Bromophenyl-phenylether, Azobenzene, N-nitrosodiphenylamine, 4,6-Dinitro-2-methylphenol, 4-Nitroaniline, Diethylphthalate, 4-Chlorophenyl-phenylether, Fluorene, 2,4-Dinitrotoluene, 4-Nitrophenol, Dibenzofuran, 2,4-Dinitrophenol, 3-Nitroaniline, Acenaphthene, 2,6-Dinitrotoluene, Acenaphthylene, Dimethyl Phthalate, 2-Nitroaniline, 2-Chloronaphthalene, 2,4,5-Trichlorophenol, 2,4,6-Trichlorophenol, Hexachlorocyclopentadiene, 4-Chloro-2-Methylphenol, 1-Methylnaphthalene, 2-Methylnaphthalene, 4-Chloro-3-Methylphenol, Hexachlorobutadiene, p-Chloroaniline, 4-Chlorophenol, Naphthalene, 1,2,4-Trichlorobenzene, 2,4-Dichlorophenol, bis(-2-Chloroethoxy)Methane, 2,4-Dimethylphenol, 2-Nitrophenol, Isophorone, Nitrobenzene, N-nitroso-Di-n-propylamine, Hexachloroethane, 4Methylphenol/3Methylphenol, 2-Methylphenol, bis(2-chloroisopropyl)Ether, Benzyl Alcohol, 1,2-Dichlorobenzene, 1,4-Dichlorobenzene, 1,3-Dichlorobenzene, 2-Chlorophenol, bis(-2-Chloroethyl)Ether, Phenol, Aniline, Pyridine, Carbazole, Benzoic Acid, o-Terphenyl, N-Nitrosodimethylamine}; Replace level 3 with Calibration sample Feb0106.D for compounds {Terphenyl-d14, 2,4,6-Tribromophenol, 2-Fluorobiphenyl, Nitrobenzene-d5, Phenol-d5, 2-Fluorophenol, Benzo(g,h,i)perylene, Dibenzo(a,h)anthracene, Indeno(1,2,3-c,d)pyrene, Benzo(a)pyrene, Benzo(k)fluoranthene, Benzo(b)fluoranthene, Di-n-octyl Phthalate, bis(2-ethylhexyl)Phthalate, 3,3-Dichlorobenzidine, Chrysene, Benzo(a)Anthracene, Butylbenzylphthalate, Pyrene, Benzidine, Fluoranthene, Di-n-Butylphthalate, Triallate, Anthracene, Phenanthrene, Pentachlorophenol, Hexachlorobenzene, 4-Bromophenyl-phenylether, Azobenzene, N-nitrosodiphenylamine, 4,6-Dinitro-2-methylphenol, 4-Nitroaniline, Diethylphthalate, 4-Chlorophenyl-phenylether, Fluorene, 2,4-				

Name	User	Time	Action	Reason	Comment	Succeed	Exception
			Dinitrotoluene, 4-Nitrophenol, Dibenzofuran, 2,4-Dinitrophenol, 3-Nitroaniline, Acenaphthene, 2,6-Dinitrotoluene, Acenaphthylene, Dimethyl Phthalate, 2-Nitroaniline, 2-Chloronaphthalene, 2,4,5-Trichlorophenol, 2,4,6-Trichlorophenol, Hexachlorocyclopentadiene, 4-Chloro-2-Methylphenol, 1-Methylnaphthalene, 2-Methylnaphthalene, 4-Chloro-3-Methylphenol, Hexachlorobutadiene, p-Chloroaniline, 4-Chlorophenol, Naphthalene, 1,2,4-Trichlorobenzene, 2,4-Dichlorophenol, bis(-2-Chloroethoxy)Methane, 2,4-Dimethylphenol, 2-Nitrophenol, Isophorone, Nitrobenzene, N-nitroso-Di-n-propylamine, Hexachloroethane, 4Methylphenol/3Methylphenol, 2-Methylphenol, bis(2-chloroisopropyl)Ether, Benzyl Alcohol, 1,2-Dichlorobenzene, 1,4-Dichlorobenzene, 1,3-Dichlorobenzene, 2-Chlorophenol, bis(-2-Chloroethyl)Ether, Phenol, Aniline, Pyridine, Carbazole, Benzoic Acid, o-Terphenyl, N-Nitrosodimethylamine}; Replace level 4 with Calibration sample Feb0105.D for compounds {Terphenyl-d14, 2,4,6-Tribromophenol, 2-Fluorobiphenyl, Nitrobenzene-d5, Phenol-d5, 2-Fluorophenol, Benzo(g,h,i)perylene, Dibenzo(a,h)anthracene, Indeno(1,2,3-c,d)pyrene, Benzo(a)pyrene, Benzo(k)fluoranthene, Benzo(b)fluoranthene, Di-n-octyl Phthalate, bis(2-ethylhexyl)Phthalate, 3,3-Dichlorobenzidine, Chrysene, Benzo(a)Anthracene, Butylbenzylphthalate, Pyrene, Benzidine, Fluoranthene, Di-n-Butylphthalate, Triallate, Anthracene, Phenanthrene, Pentachlorophenol, Hexachlorobenzene, 4-Bromophenyl-phenylether, Azobenzene, N-nitrosodiphenylamine, 4,6-Dinitro-2-methylphenol, 4-Nitroaniline, Diethylphthalate, 4-Chlorophenyl-phenylether, Fluorene, 2,4-Dinitrotoluene, 4-Nitrophenol, Dibenzofuran, 2,4-Dinitrophenol, 3-Nitroaniline, Acenaphthene, 2,6-Dinitrotoluene, Acenaphthylene, Dimethyl Phthalate, 2-Nitroaniline, 2-Chloronaphthalene, 2,4,5-Trichlorophenol, 2,4,6-Trichlorophenol, Hexachlorocyclopentadiene, 4-Chloro-				

Name	User	Time	Action	Reason	Comment	Succeed	Exception
			2-Methylphenol, 1-Methylnaphthalene, 2-Methylnaphthalene, 4-Chloro-3-Methylphenol, Hexachlorobutadiene, p-Chloroaniline, 4-Chlorophenol, Naphthalene, 1,2,4-Trichlorobenzene, 2,4-Dichlorophenol, bis(-2-Chloroethoxy)Methane, 2,4-Dimethylphenol, 2-Nitrophenol, Isophorone, Nitrobenzene, N-nitroso-Di-n-propylamine, Hexachloroethane, 4Methylphenol/3Methylphenol, 2-Methylphenol, bis(2-chloroisopropyl)Ether, Benzyl Alcohol, 1,2-Dichlorobenzene, 1,4-Dichlorobenzene, 1,3-Dichlorobenzene, 2-Chlorophenol, bis(-2-Chloroethyl)Ether, Phenol, Aniline, Pyridine, Carbazole, Benzoic Acid, o-Terphenyl, N-Nitrosodimethylamine}; Replace level 5 with Calibration sample Feb0104.D for compounds {Terphenyl-d14, 2,4,6-Tribromophenol, 2-Fluorobiphenyl, Nitrobenzene-d5, Phenol-d5, 2-Fluorophenol, Benzo(g,h,i)perylene, Dibenzo(a,h)anthracene, Indeno(1,2,3-c,d)pyrene, Benzo(a)pyrene, Benzo(k)fluoranthene, Benzo(b)fluoranthene, Di-n-octyl Phthalate, bis(2-ethylhexyl)Phthalate, 3,3-Dichlorobenzidine, Chrysene, Benzo(a)Anthracene, Butylbenzylphthalate, Pyrene, Benzidine, Fluoranthene, Di-n-Butylphthalate, Triallate, Anthracene, Phenanthrene, Pentachlorophenol, Hexachlorobenzene, 4-Bromophenyl-phenylether, Azobenzene, N-nitrosodiphenylamine, 4,6-Dinitro-2-methylphenol, 4-Nitroaniline, Diethylphthalate, 4-Chlorophenyl-phenylether, Fluorene, 2,4-Dinitrotoluene, 4-Nitrophenol, Dibenzofuran, 2,4-Dinitrophenol, 3-Nitroaniline, Acenaphthene, 2,6-Dinitrotoluene, Acenaphthylene, Dimethyl Phthalate, 2-Nitroaniline, 2-Chloronaphthalene, 2,4,5-Trichlorophenol, 2,4,6-Trichlorophenol, Hexachlorocyclopentadiene, 4-Chloro-2-Methylphenol, 1-Methylnaphthalene, 2-Methylnaphthalene, 4-Chloro-3-Methylphenol, Hexachlorobutadiene, p-Chloroaniline, 4-Chlorophenol, Naphthalene, 1,2,4-Trichlorobenzene, 2,4-Dichlorophenol, bis(-2-Chloroethoxy)Methane, 2,4-Dimethylphenol, 2-Nitrophenol,				

Name	User	Time	Action	Reason	Comment	Succeed	Exception
			Isophorone, Nitrobenzene, N-nitroso-Di-n-propylamine, Hexachloroethane, 4Methylphenol/3Methylphenol, 2-Methylphenol, bis(2-chloroisopropyl)Ether, Benzyl Alcohol, 1,2-Dichlorobenzene, 1,4-Dichlorobenzene, 1,3-Dichlorobenzene, 2-Chlorophenol, bis(-2-Chloroethyl)Ether, Phenol, Aniline, Pyridine, Carbazole, Benzoic Acid, o-Terphenyl, N-Nitrosodimethylamine}; Replace level 6 with Calibration sample Feb0103.D for compounds {Terphenyl-d14, 2,4,6-Tribromophenol, 2-Fluorobiphenyl, Nitrobenzene-d5, Phenol-d5, 2-Fluorophenol, Benzo(g,h,i)perylene, Dibenzo(a,h)anthracene, Indeno(1,2,3-c,d)pyrene, Benzo(a)pyrene, Benzo(k)fluoranthene, Benzo(b)fluoranthene, Di-n-octyl Phthalate, bis(2-ethylhexyl)Phthalate, 3,3-Dichlorobenzidine, Chrysene, Benzo(a)Anthracene, Butylbenzylphthalate, Pyrene, Benzidine, Fluoranthene, Di-n-Butylphthalate, Triallate, Anthracene, Phenanthrene, Pentachlorophenol, Hexachlorobenzene, 4-Bromophenyl-phenylether, Azobenzene, N-nitrosodiphenylamine, 4,6-Dinitro-2-methylphenol, 4-Nitroaniline, Diethylphthalate, 4-Chlorophenyl-phenylether, Fluorene, 2,4-Dinitrotoluene, 4-Nitrophenol, Dibenzofuran, 2,4-Dinitrophenol, 3-Nitroaniline, Acenaphthene, 2,6-Dinitrotoluene, Acenaphthylene, Dimethyl Phthalate, 2-Nitroaniline, 2-Chloronaphthalene, 2,4,5-Trichlorophenol, 2,4,6-Trichlorophenol, Hexachlorocyclopentadiene, 4-Chloro-2-Methylphenol, 1-Methylnaphthalene, 2-Methylnaphthalene, 4-Chloro-3-Methylphenol, Hexachlorobutadiene, p-Chloroaniline, 4-Chlorophenol, Naphthalene, 1,2,4-Trichlorobenzene, 2,4-Dichlorophenol, bis(-2-Chloroethoxy)Methane, 2,4-Dimethylphenol, 2-Nitrophenol, Isophorone, Nitrobenzene, N-nitroso-Di-n-propylamine, Hexachloroethane, 4Methylphenol/3Methylphenol, 2-Methylphenol, bis(2-chloroisopropyl)Ether, Benzyl Alcohol, 1,2-Dichlorobenzene, 1,4-Dichlorobenzene, 1,3-Dichlorobenzene, 2-Chlorophenol, bis(-2-				

Name	User	Time	Action	Reason	Comment	Succeed	Exception
			Chloroethyl)Ether, Phenol, Aniline, Pyridine, Carbazole, Benzoic Acid, o-Terphenyl, N-Nitrosodimethylamine}; Replace level 7 with Calibration sample Feb0102.D for compounds {Terphenyl-d14, 2,4,6-Tribromophenol, 2-Fluorobiphenyl, Nitrobenzene-d5, Phenol-d5, 2-Fluorophenol, Benzo(g,h,i)perylene, Dibenzo(a,h)anthracene, Indeno(1,2,3-c,d)pyrene, Benzo(a)pyrene, Benzo(k)fluoranthene, Benzo(b)fluoranthene, Di-n-octyl Phthalate, bis(2-ethylhexyl)Phthalate, 3,3-Dichlorobenzidine, Chrysene, Benzo(a)Anthracene, Butylbenzylphthalate, Pyrene, Benzidine, Fluoranthene, Di-n-Butylphthalate, Triallate, Anthracene, Phenanthrene, Pentachlorophenol, Hexachlorobenzene, 4-Bromophenyl-phenylether, Azobenzene, N-nitrosodiphenylamine, 4,6-Dinitro-2-methylphenol, 4-Nitroaniline, Diethylphthalate, 4-Chlorophenyl-phenylether, Fluorene, 2,4-Dinitrotoluene, 4-Nitrophenol, Dibenzofuran, 2,4-Dinitrophenol, 3-Nitroaniline, Acenaphthene, 2,6-Dinitrotoluene, Acenaphthylene, Dimethyl Phthalate, 2-Nitroaniline, 2-Chloronaphthalene, 2,4,5-Trichlorophenol, 2,4,6-Trichlorophenol, Hexachlorocyclopentadiene, 4-Chloro-2-Methylphenol, 1-Methylnaphthalene, 2-Methylnaphthalene, 4-Chloro-3-Methylphenol, Hexachlorobutadiene, p-Chloroaniline, 4-Chlorophenol, Naphthalene, 1,2,4-Trichlorobenzene, 2,4-Dichlorophenol, bis(-2-Chloroethoxy)Methane, 2,4-Dimethylphenol, 2-Nitrophenol, Isophorone, Nitrobenzene, N-nitroso-Di-n-propylamine, Hexachloroethane, 4Methylphenol/3Methylphenol, 2-Methylphenol, bis(2-chloroisopropyl)Ether, Benzyl Alcohol, 1,2-Dichlorobenzene, 1,4-Dichlorobenzene, 1,3-Dichlorobenzene, 2-Chlorophenol, bis(-2-Chloroethyl)Ether, Phenol, Aniline, Pyridine, Carbazole, Benzoic Acid, o-Terphenyl, N-Nitrosodimethylamine};				
CmdSaveBatchTable	BL2000\sean	2/2/2022 1:10:12 PM	Save batch \\MASSHUNTER\Org\Data\SV5973N.I\sd020122\DoD BNA cal 1\QuantResults\020122 DoD BNA cal.batch.bin			✓	

Name	User	Time	Action	Reason	Comment	Succeed	Exception
CmdQuantitate	BL2000\sean	2/2/2022 1:11:59 PM	Quantitate all compounds in all samples			✓	
CmdSaveBatchTable	BL2000\sean	2/2/2022 1:13:27 PM	Save batch \\MASSHUNTER\Org\Data\SV5973N.I\sd020122\DoD BNA cal 1\QuantResults\020122 DoD BNA cal.batch.bin			✓	
CmdStartMethodEditing	BL2000\sean	2/2/2022 1:13:32 PM	Start method editing			✓	
CmdImportMethodFromSample	BL2000\sean	2/2/2022 1:13:32 PM	Import method from sample Feb0111.D			✓	
CmdSetMethodTargetCompoundAttribute	BL2000\sean	2/2/2022 1:13:47 PM	No parameter change for PeakFilterThreshold			✓	
CmdSetMethodTargetCompoundAttribute	BL2000\sean	2/2/2022 1:13:47 PM	Set PeakFilterThresholdValue = 6020.05373373552 for compound N-Nitrosodimethylamine; previous value = 6231.32325000001			✓	
CmdSetMethodTargetCompoundAttribute	BL2000\sean	2/2/2022 1:13:48 PM	No parameter change for ThresholdNumberOfPeaks			✓	
CmdSetMethodTargetQualifierAttribute	BL2000\sean	2/2/2022 1:13:48 PM	No parameter change for PeakFilterThreshold			✓	
CmdSetMethodTargetQualifierAttribute	BL2000\sean	2/2/2022 1:13:48 PM	Set PeakFilterThresholdValue = 7829.42102004466 for qualifier 42.0 of compound N-Nitrosodimethylamine; previous value = 8737.09870372676			✓	
CmdSetMethodTargetQualifierAttribute	BL2000\sean	2/2/2022 1:13:48 PM	No parameter change for ThresholdNumberOfPeaks			✓	
CmdSetMethodTargetCompoundAttribute	BL2000\sean	2/2/2022 1:13:49 PM	No parameter change for PeakFilterThreshold			✓	
CmdSetMethodTargetCompoundAttribute	BL2000\sean	2/2/2022 1:13:49 PM	No parameter change for PeakFilterThresholdValue			✓	
CmdSetMethodTargetCompoundAttribute	BL2000\sean	2/2/2022 1:13:49 PM	No parameter change for ThresholdNumberOfPeaks			✓	
CmdSetMethodTargetQualifierAttribute	BL2000\sean	2/2/2022 1:13:49 PM	No parameter change for PeakFilterThreshold			✓	
CmdSetMethodTargetQualifierAttribute	BL2000\sean	2/2/2022 1:13:49 PM	No parameter change for PeakFilterThresholdValue			✓	
CmdSetMethodTargetQualifierAttribute	BL2000\sean	2/2/2022 1:13:49 PM	No parameter change for ThresholdNumberOfPeaks			✓	
CmdSetMethodTargetQualifierAttribute	BL2000\sean	2/2/2022 1:13:50 PM	No parameter change for PeakFilterThreshold			✓	
CmdSetMethodTargetQualifierAttribute	BL2000\sean	2/2/2022 1:13:50 PM	No parameter change for PeakFilterThresholdValue			✓	
CmdSetMethodTargetQualifierAttribute	BL2000\sean	2/2/2022 1:13:50 PM	No parameter change for ThresholdNumberOfPeaks			✓	
CmdSetMethodTargetCompoundAttribute	BL2000\sean	2/2/2022 1:13:50 PM	No parameter change for PeakFilterThreshold			✓	
CmdSetMethodTargetCompoundAttribute	BL2000\sean	2/2/2022 1:13:50 PM	No parameter change for PeakFilterThresholdValue			✓	
CmdSetMethodTargetCompoundAttribute	BL2000\sean	2/2/2022 1:13:51 PM	No parameter change for ThresholdNumberOfPeaks			✓	

Name	User	Time	Action	Reason	Comment	Succeed	Exception
CmdSetMethodTargetQualifierAttribute	BL2000\sean	2/2/2022 1:13:51 PM	No parameter change for PeakFilterThreshold			✓	
CmdSetMethodTargetQualifierAttribute	BL2000\sean	2/2/2022 1:13:51 PM	No parameter change for PeakFilterThresholdValue			✓	
CmdSetMethodTargetQualifierAttribute	BL2000\sean	2/2/2022 1:13:51 PM	No parameter change for ThresholdNumberOfPeaks			✓	
CmdSetMethodTargetQualifierAttribute	BL2000\sean	2/2/2022 1:13:51 PM	No parameter change for PeakFilterThreshold			✓	
CmdSetMethodTargetQualifierAttribute	BL2000\sean	2/2/2022 1:13:52 PM	No parameter change for PeakFilterThresholdValue			✓	
CmdSetMethodTargetQualifierAttribute	BL2000\sean	2/2/2022 1:13:52 PM	No parameter change for ThresholdNumberOfPeaks			✓	
CmdSetMethodTargetCompoundAttribute	BL2000\sean	2/2/2022 1:13:52 PM	No parameter change for PeakFilterThreshold			✓	
CmdSetMethodTargetCompoundAttribute	BL2000\sean	2/2/2022 1:13:52 PM	No parameter change for PeakFilterThresholdValue			✓	
CmdSetMethodTargetCompoundAttribute	BL2000\sean	2/2/2022 1:13:52 PM	No parameter change for ThresholdNumberOfPeaks			✓	
CmdSetMethodTargetQualifierAttribute	BL2000\sean	2/2/2022 1:13:52 PM	No parameter change for PeakFilterThreshold			✓	
CmdSetMethodTargetQualifierAttribute	BL2000\sean	2/2/2022 1:13:53 PM	No parameter change for PeakFilterThresholdValue			✓	
CmdSetMethodTargetQualifierAttribute	BL2000\sean	2/2/2022 1:13:53 PM	No parameter change for ThresholdNumberOfPeaks			✓	
CmdSetMethodTargetQualifierAttribute	BL2000\sean	2/2/2022 1:13:53 PM	No parameter change for PeakFilterThreshold			✓	
CmdSetMethodTargetQualifierAttribute	BL2000\sean	2/2/2022 1:13:53 PM	No parameter change for PeakFilterThresholdValue			✓	
CmdSetMethodTargetQualifierAttribute	BL2000\sean	2/2/2022 1:13:53 PM	No parameter change for ThresholdNumberOfPeaks			✓	
CmdSetMethodTargetCompoundAttribute	BL2000\sean	2/2/2022 1:13:54 PM	No parameter change for PeakFilterThreshold			✓	
CmdSetMethodTargetCompoundAttribute	BL2000\sean	2/2/2022 1:13:54 PM	No parameter change for PeakFilterThresholdValue			✓	
CmdSetMethodTargetCompoundAttribute	BL2000\sean	2/2/2022 1:13:54 PM	No parameter change for ThresholdNumberOfPeaks			✓	
CmdSetMethodTargetQualifierAttribute	BL2000\sean	2/2/2022 1:13:54 PM	No parameter change for PeakFilterThreshold			✓	
CmdSetMethodTargetQualifierAttribute	BL2000\sean	2/2/2022 1:13:54 PM	No parameter change for PeakFilterThresholdValue			✓	
CmdSetMethodTargetQualifierAttribute	BL2000\sean	2/2/2022 1:13:54 PM	No parameter change for ThresholdNumberOfPeaks			✓	
CmdSetMethodTargetQualifierAttribute	BL2000\sean	2/2/2022 1:13:54 PM	No parameter change for PeakFilterThreshold			✓	
CmdSetMethodTargetQualifierAttribute	BL2000\sean	2/2/2022 1:13:55 PM	No parameter change for PeakFilterThresholdValue			✓	
CmdSetMethodTargetQualifierAttribute	BL2000\sean	2/2/2022 1:13:55 PM	No parameter change for ThresholdNumberOfPeaks			✓	

Name	User	Time	Action	Reason	Comment	Succeed	Exception
CmdSetMethodTargetCompoundAttribute	BL2000\sean	2/2/2022 1:13:55 PM	No parameter change for PeakFilterThreshold			✓	
CmdSetMethodTargetCompoundAttribute	BL2000\sean	2/2/2022 1:13:55 PM	No parameter change for PeakFilterThresholdValue			✓	
CmdSetMethodTargetCompoundAttribute	BL2000\sean	2/2/2022 1:13:55 PM	No parameter change for ThresholdNumberOfPeaks			✓	
CmdSetMethodTargetQualifierAttribute	BL2000\sean	2/2/2022 1:13:55 PM	No parameter change for PeakFilterThreshold			✓	
CmdSetMethodTargetQualifierAttribute	BL2000\sean	2/2/2022 1:13:56 PM	No parameter change for PeakFilterThresholdValue			✓	
CmdSetMethodTargetQualifierAttribute	BL2000\sean	2/2/2022 1:13:56 PM	No parameter change for ThresholdNumberOfPeaks			✓	
CmdSetMethodTargetQualifierAttribute	BL2000\sean	2/2/2022 1:13:56 PM	No parameter change for PeakFilterThreshold			✓	
CmdSetMethodTargetQualifierAttribute	BL2000\sean	2/2/2022 1:13:56 PM	No parameter change for PeakFilterThresholdValue			✓	
CmdSetMethodTargetQualifierAttribute	BL2000\sean	2/2/2022 1:13:56 PM	No parameter change for ThresholdNumberOfPeaks			✓	
CmdSetMethodTargetCompoundAttribute	BL2000\sean	2/2/2022 1:13:57 PM	No parameter change for PeakFilterThreshold			✓	
CmdSetMethodTargetCompoundAttribute	BL2000\sean	2/2/2022 1:13:57 PM	No parameter change for PeakFilterThresholdValue			✓	
CmdSetMethodTargetCompoundAttribute	BL2000\sean	2/2/2022 1:13:57 PM	No parameter change for ThresholdNumberOfPeaks			✓	
CmdSetMethodTargetQualifierAttribute	BL2000\sean	2/2/2022 1:13:57 PM	No parameter change for PeakFilterThreshold			✓	
CmdSetMethodTargetQualifierAttribute	BL2000\sean	2/2/2022 1:13:57 PM	No parameter change for PeakFilterThresholdValue			✓	
CmdSetMethodTargetQualifierAttribute	BL2000\sean	2/2/2022 1:13:57 PM	No parameter change for ThresholdNumberOfPeaks			✓	
CmdSetMethodTargetQualifierAttribute	BL2000\sean	2/2/2022 1:13:58 PM	No parameter change for PeakFilterThreshold			✓	
CmdSetMethodTargetQualifierAttribute	BL2000\sean	2/2/2022 1:13:58 PM	No parameter change for PeakFilterThresholdValue			✓	
CmdSetMethodTargetQualifierAttribute	BL2000\sean	2/2/2022 1:13:58 PM	No parameter change for ThresholdNumberOfPeaks			✓	
CmdSetMethodTargetCompoundAttribute	BL2000\sean	2/2/2022 1:13:58 PM	No parameter change for PeakFilterThreshold			✓	
CmdSetMethodTargetCompoundAttribute	BL2000\sean	2/2/2022 1:13:58 PM	No parameter change for PeakFilterThresholdValue			✓	
CmdSetMethodTargetCompoundAttribute	BL2000\sean	2/2/2022 1:13:58 PM	No parameter change for ThresholdNumberOfPeaks			✓	
CmdSetMethodTargetQualifierAttribute	BL2000\sean	2/2/2022 1:13:59 PM	No parameter change for PeakFilterThreshold			✓	
CmdSetMethodTargetQualifierAttribute	BL2000\sean	2/2/2022 1:13:59 PM	No parameter change for PeakFilterThresholdValue			✓	
CmdSetMethodTargetQualifierAttribute	BL2000\sean	2/2/2022 1:13:59 PM	No parameter change for ThresholdNumberOfPeaks			✓	

Name	User	Time	Action	Reason	Comment	Succeed	Exception
CmdSetMethodTargetQualifierAttribute	BL2000\sean	2/2/2022 1:13:59 PM	No parameter change for PeakFilterThreshold			✓	
CmdSetMethodTargetQualifierAttribute	BL2000\sean	2/2/2022 1:13:59 PM	No parameter change for PeakFilterThresholdValue			✓	
CmdSetMethodTargetQualifierAttribute	BL2000\sean	2/2/2022 1:14:00 PM	No parameter change for ThresholdNumberOfPeaks			✓	
CmdSetMethodTargetCompoundAttribute	BL2000\sean	2/2/2022 1:14:00 PM	No parameter change for PeakFilterThreshold			✓	
CmdSetMethodTargetCompoundAttribute	BL2000\sean	2/2/2022 1:14:00 PM	No parameter change for PeakFilterThresholdValue			✓	
CmdSetMethodTargetCompoundAttribute	BL2000\sean	2/2/2022 1:14:00 PM	No parameter change for ThresholdNumberOfPeaks			✓	
CmdSetMethodTargetQualifierAttribute	BL2000\sean	2/2/2022 1:14:00 PM	No parameter change for PeakFilterThreshold			✓	
CmdSetMethodTargetQualifierAttribute	BL2000\sean	2/2/2022 1:14:00 PM	No parameter change for PeakFilterThresholdValue			✓	
CmdSetMethodTargetQualifierAttribute	BL2000\sean	2/2/2022 1:14:01 PM	No parameter change for ThresholdNumberOfPeaks			✓	
CmdSetMethodTargetQualifierAttribute	BL2000\sean	2/2/2022 1:14:01 PM	No parameter change for PeakFilterThreshold			✓	
CmdSetMethodTargetQualifierAttribute	BL2000\sean	2/2/2022 1:14:01 PM	No parameter change for PeakFilterThresholdValue			✓	
CmdSetMethodTargetQualifierAttribute	BL2000\sean	2/2/2022 1:14:01 PM	No parameter change for ThresholdNumberOfPeaks			✓	
CmdSetMethodTargetCompoundAttribute	BL2000\sean	2/2/2022 1:14:01 PM	No parameter change for PeakFilterThreshold			✓	
CmdSetMethodTargetCompoundAttribute	BL2000\sean	2/2/2022 1:14:01 PM	No parameter change for PeakFilterThresholdValue			✓	
CmdSetMethodTargetCompoundAttribute	BL2000\sean	2/2/2022 1:14:02 PM	No parameter change for ThresholdNumberOfPeaks			✓	
CmdSetMethodTargetQualifierAttribute	BL2000\sean	2/2/2022 1:14:02 PM	No parameter change for PeakFilterThreshold			✓	
CmdSetMethodTargetQualifierAttribute	BL2000\sean	2/2/2022 1:14:02 PM	No parameter change for PeakFilterThresholdValue			✓	
CmdSetMethodTargetQualifierAttribute	BL2000\sean	2/2/2022 1:14:02 PM	No parameter change for ThresholdNumberOfPeaks			✓	
CmdSetMethodTargetQualifierAttribute	BL2000\sean	2/2/2022 1:14:02 PM	No parameter change for PeakFilterThreshold			✓	
CmdSetMethodTargetQualifierAttribute	BL2000\sean	2/2/2022 1:14:03 PM	No parameter change for PeakFilterThresholdValue			✓	
CmdSetMethodTargetQualifierAttribute	BL2000\sean	2/2/2022 1:14:03 PM	No parameter change for ThresholdNumberOfPeaks			✓	
CmdSetMethodTargetCompoundAttribute	BL2000\sean	2/2/2022 1:14:03 PM	No parameter change for PeakFilterThreshold			✓	
CmdSetMethodTargetCompoundAttribute	BL2000\sean	2/2/2022 1:14:03 PM	No parameter change for PeakFilterThresholdValue			✓	
CmdSetMethodTargetCompoundAttribute	BL2000\sean	2/2/2022 1:14:03 PM	No parameter change for ThresholdNumberOfPeaks			✓	

Name	User	Time	Action	Reason	Comment	Succeed	Exception
CmdSetMethodTargetQualifierAttribute	BL2000\sean	2/2/2022 1:14:03 PM	No parameter change for PeakFilterThreshold			✓	
CmdSetMethodTargetQualifierAttribute	BL2000\sean	2/2/2022 1:14:03 PM	No parameter change for PeakFilterThresholdValue			✓	
CmdSetMethodTargetQualifierAttribute	BL2000\sean	2/2/2022 1:14:04 PM	No parameter change for ThresholdNumberOfPeaks			✓	
CmdSetMethodTargetQualifierAttribute	BL2000\sean	2/2/2022 1:14:04 PM	No parameter change for PeakFilterThreshold			✓	
CmdSetMethodTargetQualifierAttribute	BL2000\sean	2/2/2022 1:14:04 PM	No parameter change for PeakFilterThresholdValue			✓	
CmdSetMethodTargetQualifierAttribute	BL2000\sean	2/2/2022 1:14:04 PM	No parameter change for ThresholdNumberOfPeaks			✓	
CmdSetMethodTargetCompoundAttribute	BL2000\sean	2/2/2022 1:14:05 PM	No parameter change for PeakFilterThreshold			✓	
CmdSetMethodTargetCompoundAttribute	BL2000\sean	2/2/2022 1:14:05 PM	No parameter change for PeakFilterThresholdValue			✓	
CmdSetMethodTargetCompoundAttribute	BL2000\sean	2/2/2022 1:14:05 PM	No parameter change for ThresholdNumberOfPeaks			✓	
CmdSetMethodTargetQualifierAttribute	BL2000\sean	2/2/2022 1:14:05 PM	No parameter change for PeakFilterThreshold			✓	
CmdSetMethodTargetQualifierAttribute	BL2000\sean	2/2/2022 1:14:05 PM	No parameter change for PeakFilterThresholdValue			✓	
CmdSetMethodTargetQualifierAttribute	BL2000\sean	2/2/2022 1:14:05 PM	No parameter change for ThresholdNumberOfPeaks			✓	
CmdSetMethodTargetCompoundAttribute	BL2000\sean	2/2/2022 1:14:06 PM	No parameter change for PeakFilterThreshold			✓	
CmdSetMethodTargetCompoundAttribute	BL2000\sean	2/2/2022 1:14:06 PM	Set PeakFilterThresholdValue = 32382.4667499991 for compound o-Terphenyl; previous value = 34694.5015000004			✓	
CmdSetMethodTargetCompoundAttribute	BL2000\sean	2/2/2022 1:14:06 PM	No parameter change for ThresholdNumberOfPeaks			✓	
CmdSetMethodTargetQualifierAttribute	BL2000\sean	2/2/2022 1:14:06 PM	No parameter change for PeakFilterThreshold			✓	
CmdSetMethodTargetQualifierAttribute	BL2000\sean	2/2/2022 1:14:06 PM	Set PeakFilterThresholdValue = 20403.7092295172 for qualifier 229.0 of compound o-Terphenyl; previous value = 22957.9009479115			✓	
CmdSetMethodTargetQualifierAttribute	BL2000\sean	2/2/2022 1:14:06 PM	No parameter change for ThresholdNumberOfPeaks			✓	
CmdSetMethodTargetQualifierAttribute	BL2000\sean	2/2/2022 1:14:07 PM	No parameter change for PeakFilterThreshold			✓	
CmdSetMethodTargetQualifierAttribute	BL2000\sean	2/2/2022 1:14:07 PM	Set PeakFilterThresholdValue = 12219.9044979117 for qualifier 215.0 of compound o-Terphenyl; previous value = 12985.9082212885			✓	
CmdSetMethodTargetQualifierAttribute	BL2000\sean	2/2/2022 1:14:07 PM	No parameter change for ThresholdNumberOfPeaks			✓	
CmdSetMethodTargetCompoundAttribute	BL2000\sean	2/2/2022 1:14:07 PM	No parameter change for PeakFilterThreshold			✓	

Name	User	Time	Action	Reason	Comment	Succeed	Exception
CmdSetMethodTargetCompoundAttribute	BL2000\sean	2/2/2022 1:14:07 PM	No parameter change for PeakFilterThresholdValue			✓	
CmdSetMethodTargetCompoundAttribute	BL2000\sean	2/2/2022 1:14:07 PM	No parameter change for ThresholdNumberOfPeaks			✓	
CmdSetMethodTargetQualifierAttribute	BL2000\sean	2/2/2022 1:14:07 PM	No parameter change for PeakFilterThreshold			✓	
CmdSetMethodTargetQualifierAttribute	BL2000\sean	2/2/2022 1:14:08 PM	No parameter change for PeakFilterThresholdValue			✓	
CmdSetMethodTargetQualifierAttribute	BL2000\sean	2/2/2022 1:14:08 PM	No parameter change for ThresholdNumberOfPeaks			✓	
CmdSetMethodTargetQualifierAttribute	BL2000\sean	2/2/2022 1:14:08 PM	No parameter change for PeakFilterThreshold			✓	
CmdSetMethodTargetQualifierAttribute	BL2000\sean	2/2/2022 1:14:08 PM	No parameter change for PeakFilterThresholdValue			✓	
CmdSetMethodTargetQualifierAttribute	BL2000\sean	2/2/2022 1:14:08 PM	No parameter change for ThresholdNumberOfPeaks			✓	
CmdSetMethodTargetCompoundAttribute	BL2000\sean	2/2/2022 1:14:09 PM	No parameter change for PeakFilterThreshold			✓	
CmdSetMethodTargetCompoundAttribute	BL2000\sean	2/2/2022 1:14:09 PM	Set PeakFilterThresholdValue = 7591.99299999999 for compound Benzoic Acid; previous value = 9507.63874999999			✓	
CmdSetMethodTargetCompoundAttribute	BL2000\sean	2/2/2022 1:14:09 PM	No parameter change for ThresholdNumberOfPeaks			✓	
CmdSetMethodTargetQualifierAttribute	BL2000\sean	2/2/2022 1:14:09 PM	No parameter change for PeakFilterThreshold			✓	
CmdSetMethodTargetQualifierAttribute	BL2000\sean	2/2/2022 1:14:09 PM	Set PeakFilterThresholdValue = 6727.8804786312 for qualifier 122.0 of compound Benzoic Acid; previous value = 8114.99858537994			✓	
CmdSetMethodTargetQualifierAttribute	BL2000\sean	2/2/2022 1:14:09 PM	No parameter change for ThresholdNumberOfPeaks			✓	
CmdSetMethodTargetQualifierAttribute	BL2000\sean	2/2/2022 1:14:09 PM	No parameter change for PeakFilterThreshold			✓	
CmdSetMethodTargetQualifierAttribute	BL2000\sean	2/2/2022 1:14:10 PM	Set PeakFilterThresholdValue = 5691.86216063959 for qualifier 77.0 of compound Benzoic Acid; previous value = 7404.39406312696			✓	
CmdSetMethodTargetQualifierAttribute	BL2000\sean	2/2/2022 1:14:10 PM	No parameter change for ThresholdNumberOfPeaks			✓	
CmdSetMethodTargetCompoundAttribute	BL2000\sean	2/2/2022 1:14:10 PM	No parameter change for PeakFilterThreshold			✓	
CmdSetMethodTargetCompoundAttribute	BL2000\sean	2/2/2022 1:14:10 PM	Set PeakFilterThresholdValue = 46940.2920000016 for compound Carbazole; previous value = 49205.8469999987			✓	
CmdSetMethodTargetCompoundAttribute	BL2000\sean	2/2/2022 1:14:10 PM	No parameter change for ThresholdNumberOfPeaks			✓	
CmdSetMethodTargetQualifierAttribute	BL2000\sean	2/2/2022 1:14:10 PM	No parameter change for PeakFilterThreshold			✓	

Name	User	Time	Action	Reason	Comment	Succeed	Exception
CmdSetMethodTargetQualifierAttribute	BL2000\sean	2/2/2022 1:14:11 PM	Set PeakFilterThresholdValue = 6091.56672016191 for qualifier 139.0 of compound Carbazole; previous value = 6244.133691035			✓	
CmdSetMethodTargetQualifierAttribute	BL2000\sean	2/2/2022 1:14:11 PM	No parameter change for ThresholdNumberOfPeaks			✓	
CmdSetMethodTargetCompoundAttribute	BL2000\sean	2/2/2022 1:14:11 PM	No parameter change for PeakFilterThreshold			✓	
CmdSetMethodTargetCompoundAttribute	BL2000\sean	2/2/2022 1:14:11 PM	No parameter change for PeakFilterThresholdValue			✓	
CmdSetMethodTargetCompoundAttribute	BL2000\sean	2/2/2022 1:14:11 PM	No parameter change for ThresholdNumberOfPeaks			✓	
CmdSetMethodTargetQualifierAttribute	BL2000\sean	2/2/2022 1:14:11 PM	No parameter change for PeakFilterThreshold			✓	
CmdSetMethodTargetQualifierAttribute	BL2000\sean	2/2/2022 1:14:12 PM	No parameter change for PeakFilterThresholdValue			✓	
CmdSetMethodTargetQualifierAttribute	BL2000\sean	2/2/2022 1:14:12 PM	No parameter change for ThresholdNumberOfPeaks			✓	
CmdSetMethodTargetCompoundAttribute	BL2000\sean	2/2/2022 1:14:12 PM	No parameter change for PeakFilterThreshold			✓	
CmdSetMethodTargetCompoundAttribute	BL2000\sean	2/2/2022 1:14:12 PM	No parameter change for PeakFilterThresholdValue			✓	
CmdSetMethodTargetCompoundAttribute	BL2000\sean	2/2/2022 1:14:12 PM	No parameter change for ThresholdNumberOfPeaks			✓	
CmdSetMethodTargetQualifierAttribute	BL2000\sean	2/2/2022 1:14:12 PM	No parameter change for PeakFilterThreshold			✓	
CmdSetMethodTargetQualifierAttribute	BL2000\sean	2/2/2022 1:14:13 PM	No parameter change for PeakFilterThresholdValue			✓	
CmdSetMethodTargetQualifierAttribute	BL2000\sean	2/2/2022 1:14:13 PM	No parameter change for ThresholdNumberOfPeaks			✓	
CmdSetMethodTargetCompoundAttribute	BL2000\sean	2/2/2022 1:14:13 PM	No parameter change for PeakFilterThreshold			✓	
CmdSetMethodTargetCompoundAttribute	BL2000\sean	2/2/2022 1:14:13 PM	No parameter change for PeakFilterThresholdValue			✓	
CmdSetMethodTargetCompoundAttribute	BL2000\sean	2/2/2022 1:14:13 PM	No parameter change for ThresholdNumberOfPeaks			✓	
CmdSetMethodTargetQualifierAttribute	BL2000\sean	2/2/2022 1:14:13 PM	No parameter change for PeakFilterThreshold			✓	
CmdSetMethodTargetQualifierAttribute	BL2000\sean	2/2/2022 1:14:13 PM	No parameter change for PeakFilterThresholdValue			✓	
CmdSetMethodTargetQualifierAttribute	BL2000\sean	2/2/2022 1:14:14 PM	No parameter change for ThresholdNumberOfPeaks			✓	
CmdSetMethodTargetCompoundAttribute	BL2000\sean	2/2/2022 1:14:14 PM	No parameter change for PeakFilterThreshold			✓	
CmdSetMethodTargetCompoundAttribute	BL2000\sean	2/2/2022 1:14:14 PM	No parameter change for PeakFilterThresholdValue			✓	
CmdSetMethodTargetCompoundAttribute	BL2000\sean	2/2/2022 1:14:14 PM	No parameter change for ThresholdNumberOfPeaks			✓	

Name	User	Time	Action	Reason	Comment	Succeed	Exception
CmdSetMethodTargetQualifierAttribute	BL2000\sean	2/2/2022 1:14:14 PM	No parameter change for PeakFilterThreshold			✓	
CmdSetMethodTargetQualifierAttribute	BL2000\sean	2/2/2022 1:14:14 PM	No parameter change for PeakFilterThresholdValue			✓	
CmdSetMethodTargetQualifierAttribute	BL2000\sean	2/2/2022 1:14:15 PM	No parameter change for ThresholdNumberOfPeaks			✓	
CmdSetMethodTargetCompoundAttribute	BL2000\sean	2/2/2022 1:14:15 PM	No parameter change for PeakFilterThreshold			✓	
CmdSetMethodTargetCompoundAttribute	BL2000\sean	2/2/2022 1:14:15 PM	No parameter change for PeakFilterThresholdValue			✓	
CmdSetMethodTargetCompoundAttribute	BL2000\sean	2/2/2022 1:14:15 PM	No parameter change for ThresholdNumberOfPeaks			✓	
CmdSetMethodTargetQualifierAttribute	BL2000\sean	2/2/2022 1:14:15 PM	No parameter change for PeakFilterThreshold			✓	
CmdSetMethodTargetQualifierAttribute	BL2000\sean	2/2/2022 1:14:16 PM	No parameter change for PeakFilterThresholdValue			✓	
CmdSetMethodTargetQualifierAttribute	BL2000\sean	2/2/2022 1:14:16 PM	No parameter change for ThresholdNumberOfPeaks			✓	
CmdSetMethodTargetCompoundAttribute	BL2000\sean	2/2/2022 1:14:16 PM	No parameter change for PeakFilterThreshold			✓	
CmdSetMethodTargetCompoundAttribute	BL2000\sean	2/2/2022 1:14:16 PM	Set PeakFilterThresholdValue = 15896.55725 for compound Pyridine; previous value = 18264.7609763995			✓	
CmdSetMethodTargetCompoundAttribute	BL2000\sean	2/2/2022 1:14:16 PM	No parameter change for ThresholdNumberOfPeaks			✓	
CmdSetMethodTargetQualifierAttribute	BL2000\sean	2/2/2022 1:14:16 PM	No parameter change for PeakFilterThreshold			✓	
CmdSetMethodTargetQualifierAttribute	BL2000\sean	2/2/2022 1:14:17 PM	Set PeakFilterThresholdValue = 16170.1649791876 for qualifier 52.0 of compound Pyridine; previous value = 14724.6540592523			✓	
CmdSetMethodTargetQualifierAttribute	BL2000\sean	2/2/2022 1:14:17 PM	No parameter change for ThresholdNumberOfPeaks			✓	
CmdSetMethodTargetCompoundAttribute	BL2000\sean	2/2/2022 1:14:17 PM	No parameter change for PeakFilterThreshold			✓	
CmdSetMethodTargetCompoundAttribute	BL2000\sean	2/2/2022 1:14:17 PM	No parameter change for PeakFilterThresholdValue			✓	
CmdSetMethodTargetCompoundAttribute	BL2000\sean	2/2/2022 1:14:17 PM	No parameter change for ThresholdNumberOfPeaks			✓	
CmdSetMethodTargetQualifierAttribute	BL2000\sean	2/2/2022 1:14:17 PM	No parameter change for PeakFilterThreshold			✓	
CmdSetMethodTargetQualifierAttribute	BL2000\sean	2/2/2022 1:14:18 PM	No parameter change for PeakFilterThresholdValue			✓	
CmdSetMethodTargetQualifierAttribute	BL2000\sean	2/2/2022 1:14:18 PM	No parameter change for ThresholdNumberOfPeaks			✓	
CmdSetMethodTargetCompoundAttribute	BL2000\sean	2/2/2022 1:14:18 PM	No parameter change for PeakFilterThreshold			✓	
CmdSetMethodTargetCompoundAttribute	BL2000\sean	2/2/2022 1:14:18 PM	No parameter change for PeakFilterThresholdValue			✓	

Name	User	Time	Action	Reason	Comment	Succeed	Exception
CmdSetMethodTargetCompoundAttribute	BL2000\sean	2/2/2022 1:14:18 PM	No parameter change for ThresholdNumberOfPeaks			✓	
CmdSetMethodTargetQualifierAttribute	BL2000\sean	2/2/2022 1:14:18 PM	No parameter change for PeakFilterThreshold			✓	
CmdSetMethodTargetQualifierAttribute	BL2000\sean	2/2/2022 1:14:19 PM	No parameter change for PeakFilterThresholdValue			✓	
CmdSetMethodTargetQualifierAttribute	BL2000\sean	2/2/2022 1:14:19 PM	No parameter change for ThresholdNumberOfPeaks			✓	
CmdSetMethodTargetCompoundAttribute	BL2000\sean	2/2/2022 1:14:19 PM	No parameter change for PeakFilterThreshold			✓	
CmdSetMethodTargetCompoundAttribute	BL2000\sean	2/2/2022 1:14:19 PM	No parameter change for PeakFilterThresholdValue			✓	
CmdSetMethodTargetCompoundAttribute	BL2000\sean	2/2/2022 1:14:19 PM	No parameter change for ThresholdNumberOfPeaks			✓	
CmdSetMethodTargetQualifierAttribute	BL2000\sean	2/2/2022 1:14:19 PM	No parameter change for PeakFilterThreshold			✓	
CmdSetMethodTargetQualifierAttribute	BL2000\sean	2/2/2022 1:14:20 PM	No parameter change for PeakFilterThresholdValue			✓	
CmdSetMethodTargetQualifierAttribute	BL2000\sean	2/2/2022 1:14:20 PM	No parameter change for ThresholdNumberOfPeaks			✓	
CmdSetMethodTargetQualifierAttribute	BL2000\sean	2/2/2022 1:14:20 PM	No parameter change for PeakFilterThreshold			✓	
CmdSetMethodTargetQualifierAttribute	BL2000\sean	2/2/2022 1:14:20 PM	No parameter change for PeakFilterThresholdValue			✓	
CmdSetMethodTargetQualifierAttribute	BL2000\sean	2/2/2022 1:14:20 PM	No parameter change for ThresholdNumberOfPeaks			✓	
CmdSetMethodTargetCompoundAttribute	BL2000\sean	2/2/2022 1:14:21 PM	No parameter change for PeakFilterThreshold			✓	
CmdSetMethodTargetCompoundAttribute	BL2000\sean	2/2/2022 1:14:21 PM	No parameter change for PeakFilterThresholdValue			✓	
CmdSetMethodTargetCompoundAttribute	BL2000\sean	2/2/2022 1:14:21 PM	No parameter change for ThresholdNumberOfPeaks			✓	
CmdSetMethodTargetQualifierAttribute	BL2000\sean	2/2/2022 1:14:21 PM	No parameter change for PeakFilterThreshold			✓	
CmdSetMethodTargetQualifierAttribute	BL2000\sean	2/2/2022 1:14:21 PM	No parameter change for PeakFilterThresholdValue			✓	
CmdSetMethodTargetQualifierAttribute	BL2000\sean	2/2/2022 1:14:21 PM	No parameter change for ThresholdNumberOfPeaks			✓	
CmdSetMethodTargetCompoundAttribute	BL2000\sean	2/2/2022 1:14:21 PM	No parameter change for PeakFilterThreshold			✓	
CmdSetMethodTargetCompoundAttribute	BL2000\sean	2/2/2022 1:14:22 PM	No parameter change for PeakFilterThresholdValue			✓	
CmdSetMethodTargetCompoundAttribute	BL2000\sean	2/2/2022 1:14:22 PM	No parameter change for ThresholdNumberOfPeaks			✓	
CmdSetMethodTargetQualifierAttribute	BL2000\sean	2/2/2022 1:14:22 PM	No parameter change for PeakFilterThreshold			✓	
CmdSetMethodTargetQualifierAttribute	BL2000\sean	2/2/2022 1:14:22 PM	No parameter change for PeakFilterThresholdValue			✓	

Name	User	Time	Action	Reason	Comment	Succeed	Exception
CmdSetMethodTargetQualifierAttribute	BL2000\sean	2/2/2022 1:14:22 PM	No parameter change for ThresholdNumberOfPeaks			✓	
CmdSetMethodTargetCompoundAttribute	BL2000\sean	2/2/2022 1:14:23 PM	No parameter change for PeakFilterThreshold			✓	
CmdSetMethodTargetCompoundAttribute	BL2000\sean	2/2/2022 1:14:23 PM	Set PeakFilterThresholdValue = 31024.2347080694 for compound Aniline; previous value = 27646.7458887456			✓	
CmdSetMethodTargetCompoundAttribute	BL2000\sean	2/2/2022 1:14:23 PM	No parameter change for ThresholdNumberOfPeaks			✓	
CmdSetMethodTargetQualifierAttribute	BL2000\sean	2/2/2022 1:14:23 PM	No parameter change for PeakFilterThreshold			✓	
CmdSetMethodTargetQualifierAttribute	BL2000\sean	2/2/2022 1:14:23 PM	Set PeakFilterThresholdValue = 10874.5034762968 for qualifier 66.0 of compound Aniline; previous value = 9642.30666650498			✓	
CmdSetMethodTargetQualifierAttribute	BL2000\sean	2/2/2022 1:14:23 PM	No parameter change for ThresholdNumberOfPeaks			✓	
CmdSetMethodTargetQualifierAttribute	BL2000\sean	2/2/2022 1:14:24 PM	No parameter change for PeakFilterThreshold			✓	
CmdSetMethodTargetQualifierAttribute	BL2000\sean	2/2/2022 1:14:24 PM	Set PeakFilterThresholdValue = 5575.49038574494 for qualifier 65.0 of compound Aniline; previous value = 4850.7525363576			✓	
CmdSetMethodTargetQualifierAttribute	BL2000\sean	2/2/2022 1:14:24 PM	No parameter change for ThresholdNumberOfPeaks			✓	
CmdSetMethodTargetCompoundAttribute	BL2000\sean	2/2/2022 1:14:24 PM	No parameter change for PeakFilterThreshold			✓	
CmdSetMethodTargetCompoundAttribute	BL2000\sean	2/2/2022 1:14:24 PM	Set PeakFilterThresholdValue = 19102.7557598323 for compound Phenol; previous value = 18985.4133361611			✓	
CmdSetMethodTargetCompoundAttribute	BL2000\sean	2/2/2022 1:14:24 PM	No parameter change for ThresholdNumberOfPeaks			✓	
CmdSetMethodTargetQualifierAttribute	BL2000\sean	2/2/2022 1:14:25 PM	No parameter change for PeakFilterThreshold			✓	
CmdSetMethodTargetQualifierAttribute	BL2000\sean	2/2/2022 1:14:25 PM	Set PeakFilterThresholdValue = 8369.30161510581 for qualifier 66.0 of compound Phenol; previous value = 9274.10932075018			✓	
CmdSetMethodTargetQualifierAttribute	BL2000\sean	2/2/2022 1:14:25 PM	No parameter change for ThresholdNumberOfPeaks			✓	
CmdSetMethodTargetCompoundAttribute	BL2000\sean	2/2/2022 1:14:25 PM	No parameter change for PeakFilterThreshold			✓	
CmdSetMethodTargetCompoundAttribute	BL2000\sean	2/2/2022 1:14:25 PM	Set PeakFilterThresholdValue = 11325.2860063604 for compound bis(-2-Chloroethyl)Ether; previous value = 14405.8215123047			✓	
CmdSetMethodTargetCompoundAttribute	BL2000\sean	2/2/2022 1:14:25 PM	No parameter change for ThresholdNumberOfPeaks			✓	

Name	User	Time	Action	Reason	Comment	Succeed	Exception
CmdSetMethodTargetQualifierAttribute	BL2000\sean	2/2/2022 1:14:25 PM	No parameter change for PeakFilterThreshold			✓	
CmdSetMethodTargetQualifierAttribute	BL2000\sean	2/2/2022 1:14:26 PM	Set PeakFilterThresholdValue = 391.108446419051 for qualifier 64.0 of compound bis(-2-Chloroethyl)Ether; previous value = 550.431112278596			✓	
CmdSetMethodTargetQualifierAttribute	BL2000\sean	2/2/2022 1:14:26 PM	No parameter change for ThresholdNumberOfPeaks			✓	
CmdSetMethodTargetCompoundAttribute	BL2000\sean	2/2/2022 1:14:26 PM	No parameter change for PeakFilterThreshold			✓	
CmdSetMethodTargetCompoundAttribute	BL2000\sean	2/2/2022 1:14:26 PM	Set PeakFilterThresholdValue = 17606.468305015 for compound 2-Chlorophenol; previous value = 16212.9036151686			✓	
CmdSetMethodTargetCompoundAttribute	BL2000\sean	2/2/2022 1:14:26 PM	No parameter change for ThresholdNumberOfPeaks			✓	
CmdSetMethodTargetQualifierAttribute	BL2000\sean	2/2/2022 1:14:26 PM	No parameter change for PeakFilterThreshold			✓	
CmdSetMethodTargetQualifierAttribute	BL2000\sean	2/2/2022 1:14:27 PM	Set PeakFilterThresholdValue = 5607.38248009093 for qualifier 130.0 of compound 2-Chlorophenol; previous value = 5327.70113379737			✓	
CmdSetMethodTargetQualifierAttribute	BL2000\sean	2/2/2022 1:14:27 PM	No parameter change for ThresholdNumberOfPeaks			✓	
CmdSetMethodTargetCompoundAttribute	BL2000\sean	2/2/2022 1:14:27 PM	No parameter change for PeakFilterThreshold			✓	
CmdSetMethodTargetCompoundAttribute	BL2000\sean	2/2/2022 1:14:27 PM	Set PeakFilterThresholdValue = 27503.0807500001 for compound 1,3-Dichlorobenzene; previous value = 27900.9211878513			✓	
CmdSetMethodTargetCompoundAttribute	BL2000\sean	2/2/2022 1:14:27 PM	No parameter change for ThresholdNumberOfPeaks			✓	
CmdSetMethodTargetQualifierAttribute	BL2000\sean	2/2/2022 1:14:27 PM	No parameter change for PeakFilterThreshold			✓	
CmdSetMethodTargetQualifierAttribute	BL2000\sean	2/2/2022 1:14:28 PM	Set PeakFilterThresholdValue = 17115.4279823709 for qualifier 148.0 of compound 1,3-Dichlorobenzene; previous value = 17904.3950578666			✓	
CmdSetMethodTargetQualifierAttribute	BL2000\sean	2/2/2022 1:14:28 PM	No parameter change for ThresholdNumberOfPeaks			✓	
CmdSetMethodTargetQualifierAttribute	BL2000\sean	2/2/2022 1:14:28 PM	No parameter change for PeakFilterThreshold			✓	
CmdSetMethodTargetQualifierAttribute	BL2000\sean	2/2/2022 1:14:28 PM	Set PeakFilterThresholdValue = 9878.10283279892 for qualifier 111.0 of compound 1,3-Dichlorobenzene; previous value = 10254.3383468916			✓	
CmdSetMethodTargetQualifierAttribute	BL2000\sean	2/2/2022 1:14:28 PM	No parameter change for ThresholdNumberOfPeaks			✓	
CmdSetMethodTargetCompoundAttribute	BL2000\sean	2/2/2022 1:14:29 PM	No parameter change for PeakFilterThreshold			✓	

Name	User	Time	Action	Reason	Comment	Succeed	Exception
CmdSetMethodTargetCompoundAttribute	BL2000\sean	2/2/2022 1:14:29 PM	Set PeakFilterThresholdValue = 28488.0889999999 for compound 1,4-Dichlorobenzene; previous value = 28215.40925			✓	
CmdSetMethodTargetCompoundAttribute	BL2000\sean	2/2/2022 1:14:29 PM	No parameter change for ThresholdNumberOfPeaks			✓	
CmdSetMethodTargetQualifierAttribute	BL2000\sean	2/2/2022 1:14:29 PM	No parameter change for PeakFilterThreshold			✓	
CmdSetMethodTargetQualifierAttribute	BL2000\sean	2/2/2022 1:14:29 PM	Set PeakFilterThresholdValue = 18248.9716276413 for qualifier 148.0 of compound 1,4-Dichlorobenzene; previous value = 18433.003908521			✓	
CmdSetMethodTargetQualifierAttribute	BL2000\sean	2/2/2022 1:14:29 PM	No parameter change for ThresholdNumberOfPeaks			✓	
CmdSetMethodTargetQualifierAttribute	BL2000\sean	2/2/2022 1:14:29 PM	No parameter change for PeakFilterThreshold			✓	
CmdSetMethodTargetQualifierAttribute	BL2000\sean	2/2/2022 1:14:30 PM	Set PeakFilterThresholdValue = 10005.2108048529 for qualifier 111.0 of compound 1,4-Dichlorobenzene; previous value = 10161.5963766687			✓	
CmdSetMethodTargetQualifierAttribute	BL2000\sean	2/2/2022 1:14:30 PM	No parameter change for ThresholdNumberOfPeaks			✓	
CmdSetMethodTargetCompoundAttribute	BL2000\sean	2/2/2022 1:14:30 PM	No parameter change for PeakFilterThreshold			✓	
CmdSetMethodTargetCompoundAttribute	BL2000\sean	2/2/2022 1:14:30 PM	Set PeakFilterThresholdValue = 30562.8087473246 for compound 1,2-Dichlorobenzene; previous value = 29717.3789999999			✓	
CmdSetMethodTargetCompoundAttribute	BL2000\sean	2/2/2022 1:14:30 PM	No parameter change for ThresholdNumberOfPeaks			✓	
CmdSetMethodTargetQualifierAttribute	BL2000\sean	2/2/2022 1:14:31 PM	No parameter change for PeakFilterThreshold			✓	
CmdSetMethodTargetQualifierAttribute	BL2000\sean	2/2/2022 1:14:31 PM	Set PeakFilterThresholdValue = 19238.7242408569 for qualifier 148.0 of compound 1,2-Dichlorobenzene; previous value = 19108.6656120568			✓	
CmdSetMethodTargetQualifierAttribute	BL2000\sean	2/2/2022 1:14:31 PM	No parameter change for ThresholdNumberOfPeaks			✓	
CmdSetMethodTargetQualifierAttribute	BL2000\sean	2/2/2022 1:14:31 PM	No parameter change for PeakFilterThreshold			✓	
CmdSetMethodTargetQualifierAttribute	BL2000\sean	2/2/2022 1:14:31 PM	Set PeakFilterThresholdValue = 11225.1609534326 for qualifier 111.0 of compound 1,2-Dichlorobenzene; previous value = 11240.8821224978			✓	
CmdSetMethodTargetQualifierAttribute	BL2000\sean	2/2/2022 1:14:32 PM	No parameter change for ThresholdNumberOfPeaks			✓	
CmdSetMethodTargetCompoundAttribute	BL2000\sean	2/2/2022 1:14:32 PM	No parameter change for PeakFilterThreshold			✓	

Name	User	Time	Action	Reason	Comment	Succeed	Exception
CmdSetMethodTargetCompoundAttribute	BL2000\sean	2/2/2022 1:14:32 PM	Set PeakFilterThresholdValue = 10788.0162500001 for compound Benzyl Alcohol; previous value = 7744.52449999994			✓	
CmdSetMethodTargetCompoundAttribute	BL2000\sean	2/2/2022 1:14:32 PM	No parameter change for ThresholdNumberOfPeaks			✓	
CmdSetMethodTargetQualifierAttribute	BL2000\sean	2/2/2022 1:14:32 PM	No parameter change for PeakFilterThreshold			✓	
CmdSetMethodTargetQualifierAttribute	BL2000\sean	2/2/2022 1:14:32 PM	Set PeakFilterThresholdValue = 12777.8449817737 for qualifier 79.0 of compound Benzyl Alcohol; previous value = 9360.35259588982			✓	
CmdSetMethodTargetQualifierAttribute	BL2000\sean	2/2/2022 1:14:33 PM	No parameter change for ThresholdNumberOfPeaks			✓	
CmdSetMethodTargetQualifierAttribute	BL2000\sean	2/2/2022 1:14:33 PM	No parameter change for PeakFilterThreshold			✓	
CmdSetMethodTargetQualifierAttribute	BL2000\sean	2/2/2022 1:14:33 PM	Set PeakFilterThresholdValue = 6954.50914942452 for qualifier 107.0 of compound Benzyl Alcohol; previous value = 4913.94069502185			✓	
CmdSetMethodTargetQualifierAttribute	BL2000\sean	2/2/2022 1:14:33 PM	No parameter change for ThresholdNumberOfPeaks			✓	
CmdSetMethodTargetCompoundAttribute	BL2000\sean	2/2/2022 1:14:33 PM	No parameter change for PeakFilterThreshold			✓	
CmdSetMethodTargetCompoundAttribute	BL2000\sean	2/2/2022 1:14:34 PM	Set PeakFilterThresholdValue = 7948.05574999996 for compound bis(2-chloroisopropyl)Ether; previous value = 7244.29749999998			✓	
CmdSetMethodTargetCompoundAttribute	BL2000\sean	2/2/2022 1:14:34 PM	No parameter change for ThresholdNumberOfPeaks			✓	
CmdSetMethodTargetQualifierAttribute	BL2000\sean	2/2/2022 1:14:34 PM	No parameter change for PeakFilterThreshold			✓	
CmdSetMethodTargetQualifierAttribute	BL2000\sean	2/2/2022 1:14:34 PM	Set PeakFilterThresholdValue = 2609.2605709704 for qualifier 123.0 of compound bis(2-chloroisopropyl)Ether; previous value = 2181.48782048357			✓	
CmdSetMethodTargetQualifierAttribute	BL2000\sean	2/2/2022 1:14:34 PM	No parameter change for ThresholdNumberOfPeaks			✓	
CmdSetMethodTargetCompoundAttribute	BL2000\sean	2/2/2022 1:14:34 PM	No parameter change for PeakFilterThreshold			✓	
CmdSetMethodTargetCompoundAttribute	BL2000\sean	2/2/2022 1:14:35 PM	Set PeakFilterThresholdValue = 14770.5099898059 for compound 2-Methylphenol; previous value = 15396.6161251652			✓	
CmdSetMethodTargetCompoundAttribute	BL2000\sean	2/2/2022 1:14:35 PM	No parameter change for ThresholdNumberOfPeaks			✓	
CmdSetMethodTargetQualifierAttribute	BL2000\sean	2/2/2022 1:14:35 PM	No parameter change for PeakFilterThreshold			✓	

Name	User	Time	Action	Reason	Comment	Succeed	Exception
CmdSetMethodTargetQualifierAttribute	BL2000\sean	2/2/2022 1:14:35 PM	Set PeakFilterThresholdValue = 17173.1967787154 for qualifier 108.0 of compound 2-Methylphenol; previous value = 18100.7870148869			✓	
CmdSetMethodTargetQualifierAttribute	BL2000\sean	2/2/2022 1:14:35 PM	No parameter change for ThresholdNumberOfPeaks			✓	
CmdSetMethodTargetCompoundAttribute	BL2000\sean	2/2/2022 1:14:36 PM	No parameter change for PeakFilterThreshold			✓	
CmdSetMethodTargetCompoundAttribute	BL2000\sean	2/2/2022 1:14:36 PM	No parameter change for PeakFilterThresholdValue			✓	
CmdSetMethodTargetCompoundAttribute	BL2000\sean	2/2/2022 1:14:36 PM	No parameter change for ThresholdNumberOfPeaks			✓	
CmdSetMethodTargetQualifierAttribute	BL2000\sean	2/2/2022 1:14:36 PM	No parameter change for PeakFilterThreshold			✓	
CmdSetMethodTargetQualifierAttribute	BL2000\sean	2/2/2022 1:14:36 PM	No parameter change for PeakFilterThresholdValue			✓	
CmdSetMethodTargetQualifierAttribute	BL2000\sean	2/2/2022 1:14:36 PM	No parameter change for ThresholdNumberOfPeaks			✓	
CmdSetMethodTargetQualifierAttribute	BL2000\sean	2/2/2022 1:14:37 PM	No parameter change for PeakFilterThreshold			✓	
CmdSetMethodTargetQualifierAttribute	BL2000\sean	2/2/2022 1:14:37 PM	No parameter change for PeakFilterThresholdValue			✓	
CmdSetMethodTargetQualifierAttribute	BL2000\sean	2/2/2022 1:14:37 PM	No parameter change for ThresholdNumberOfPeaks			✓	
CmdSetMethodTargetCompoundAttribute	BL2000\sean	2/2/2022 1:14:37 PM	No parameter change for PeakFilterThreshold			✓	
CmdSetMethodTargetCompoundAttribute	BL2000\sean	2/2/2022 1:14:37 PM	Set PeakFilterThresholdValue = 29017.0238461538 for compound 4Methylphenol/3Methylphenol; previous value = 21624.6547836885			✓	
CmdSetMethodTargetCompoundAttribute	BL2000\sean	2/2/2022 1:14:37 PM	No parameter change for ThresholdNumberOfPeaks			✓	
CmdSetMethodTargetQualifierAttribute	BL2000\sean	2/2/2022 1:14:37 PM	No parameter change for PeakFilterThreshold			✓	
CmdSetMethodTargetQualifierAttribute	BL2000\sean	2/2/2022 1:14:38 PM	Set PeakFilterThresholdValue = 24402.9613407547 for qualifier 108.0 of compound 4Methylphenol/3Methylphenol; previous value = 17508.5517100293			✓	
CmdSetMethodTargetQualifierAttribute	BL2000\sean	2/2/2022 1:14:38 PM	No parameter change for ThresholdNumberOfPeaks			✓	
CmdSetMethodTargetCompoundAttribute	BL2000\sean	2/2/2022 1:14:38 PM	No parameter change for PeakFilterThreshold			✓	
CmdSetMethodTargetCompoundAttribute	BL2000\sean	2/2/2022 1:14:38 PM	Set PeakFilterThresholdValue = 7022.24357034987 for compound Hexachloroethane; previous value = 7804.91864664598			✓	
CmdSetMethodTargetCompoundAttribute	BL2000\sean	2/2/2022 1:14:38 PM	No parameter change for ThresholdNumberOfPeaks			✓	

Name	User	Time	Action	Reason	Comment	Succeed	Exception
CmdSetMethodTargetQualifierAttribute	BL2000\sean	2/2/2022 1:14:38 PM	No parameter change for PeakFilterThreshold			✓	
CmdSetMethodTargetQualifierAttribute	BL2000\sean	2/2/2022 1:14:38 PM	Set PeakFilterThresholdValue = 6574.74462722741 for qualifier 201.0 of compound Hexachloroethane; previous value = 7913.13822064606			✓	
CmdSetMethodTargetQualifierAttribute	BL2000\sean	2/2/2022 1:14:38 PM	No parameter change for ThresholdNumberOfPeaks			✓	
CmdSetMethodTargetQualifierAttribute	BL2000\sean	2/2/2022 1:14:38 PM	No parameter change for PeakFilterThreshold			✓	
CmdSetMethodTargetQualifierAttribute	BL2000\sean	2/2/2022 1:14:39 PM	Set PeakFilterThresholdValue = 4196.35625133337 for qualifier 199.0 of compound Hexachloroethane; previous value = 5117.40363351186			✓	
CmdSetMethodTargetQualifierAttribute	BL2000\sean	2/2/2022 1:14:39 PM	No parameter change for ThresholdNumberOfPeaks			✓	
CmdSetMethodTargetCompoundAttribute	BL2000\sean	2/2/2022 1:14:39 PM	No parameter change for PeakFilterThreshold			✓	
CmdSetMethodTargetCompoundAttribute	BL2000\sean	2/2/2022 1:14:39 PM	No parameter change for PeakFilterThresholdValue			✓	
CmdSetMethodTargetCompoundAttribute	BL2000\sean	2/2/2022 1:14:39 PM	No parameter change for ThresholdNumberOfPeaks			✓	
CmdSetMethodTargetQualifierAttribute	BL2000\sean	2/2/2022 1:14:39 PM	No parameter change for PeakFilterThreshold			✓	
CmdSetMethodTargetQualifierAttribute	BL2000\sean	2/2/2022 1:14:39 PM	No parameter change for PeakFilterThresholdValue			✓	
CmdSetMethodTargetQualifierAttribute	BL2000\sean	2/2/2022 1:14:40 PM	No parameter change for ThresholdNumberOfPeaks			✓	
CmdSetMethodTargetCompoundAttribute	BL2000\sean	2/2/2022 1:14:40 PM	No parameter change for PeakFilterThreshold			✓	
CmdSetMethodTargetCompoundAttribute	BL2000\sean	2/2/2022 1:14:40 PM	No parameter change for PeakFilterThresholdValue			✓	
CmdSetMethodTargetCompoundAttribute	BL2000\sean	2/2/2022 1:14:40 PM	No parameter change for ThresholdNumberOfPeaks			✓	
CmdSetMethodTargetQualifierAttribute	BL2000\sean	2/2/2022 1:14:40 PM	No parameter change for PeakFilterThreshold			✓	
CmdSetMethodTargetQualifierAttribute	BL2000\sean	2/2/2022 1:14:40 PM	No parameter change for PeakFilterThresholdValue			✓	
CmdSetMethodTargetQualifierAttribute	BL2000\sean	2/2/2022 1:14:40 PM	No parameter change for ThresholdNumberOfPeaks			✓	
CmdSetMethodTargetCompoundAttribute	BL2000\sean	2/2/2022 1:14:40 PM	No parameter change for PeakFilterThreshold			✓	
CmdSetMethodTargetCompoundAttribute	BL2000\sean	2/2/2022 1:14:41 PM	No parameter change for PeakFilterThresholdValue			✓	
CmdSetMethodTargetCompoundAttribute	BL2000\sean	2/2/2022 1:14:41 PM	No parameter change for ThresholdNumberOfPeaks			✓	
CmdSetMethodTargetQualifierAttribute	BL2000\sean	2/2/2022 1:14:41 PM	No parameter change for PeakFilterThreshold			✓	

Name	User	Time	Action	Reason	Comment	Succeed	Exception
CmdSetMethodTargetQualifierAttribute	BL2000\sean	2/2/2022 1:14:41 PM	No parameter change for PeakFilterThresholdValue			✓	
CmdSetMethodTargetQualifierAttribute	BL2000\sean	2/2/2022 1:14:41 PM	No parameter change for ThresholdNumberOfPeaks			✓	
CmdSetMethodTargetQualifierAttribute	BL2000\sean	2/2/2022 1:14:41 PM	No parameter change for PeakFilterThreshold			✓	
CmdSetMethodTargetQualifierAttribute	BL2000\sean	2/2/2022 1:14:42 PM	No parameter change for PeakFilterThresholdValue			✓	
CmdSetMethodTargetQualifierAttribute	BL2000\sean	2/2/2022 1:14:42 PM	No parameter change for ThresholdNumberOfPeaks			✓	
CmdSetMethodTargetCompoundAttribute	BL2000\sean	2/2/2022 1:14:42 PM	No parameter change for PeakFilterThreshold			✓	
CmdSetMethodTargetCompoundAttribute	BL2000\sean	2/2/2022 1:14:42 PM	Set PeakFilterThresholdValue = 14394.8462499999 for compound N-nitroso-Di-n-propylamine; previous value = 12662.54275			✓	
CmdSetMethodTargetCompoundAttribute	BL2000\sean	2/2/2022 1:14:42 PM	No parameter change for ThresholdNumberOfPeaks			✓	
CmdSetMethodTargetQualifierAttribute	BL2000\sean	2/2/2022 1:14:42 PM	No parameter change for PeakFilterThreshold			✓	
CmdSetMethodTargetQualifierAttribute	BL2000\sean	2/2/2022 1:14:43 PM	Set PeakFilterThresholdValue = 2525.88310572241 for qualifier 130.0 of compound N-nitroso-Di-n-propylamine; previous value = 2927.32649014799			✓	
CmdSetMethodTargetQualifierAttribute	BL2000\sean	2/2/2022 1:14:43 PM	No parameter change for ThresholdNumberOfPeaks			✓	
CmdSetMethodTargetCompoundAttribute	BL2000\sean	2/2/2022 1:14:43 PM	No parameter change for PeakFilterThreshold			✓	
CmdSetMethodTargetCompoundAttribute	BL2000\sean	2/2/2022 1:14:43 PM	Set PeakFilterThresholdValue = 5466.36775000003 for compound Nitrobenzene; previous value = 5284.44600000006			✓	
CmdSetMethodTargetCompoundAttribute	BL2000\sean	2/2/2022 1:14:43 PM	No parameter change for ThresholdNumberOfPeaks			✓	
CmdSetMethodTargetQualifierAttribute	BL2000\sean	2/2/2022 1:14:43 PM	No parameter change for PeakFilterThreshold			✓	
CmdSetMethodTargetQualifierAttribute	BL2000\sean	2/2/2022 1:14:43 PM	Set PeakFilterThresholdValue = 11065.4504420231 for qualifier 77.0 of compound Nitrobenzene; previous value = 10775.5841588626			✓	
CmdSetMethodTargetQualifierAttribute	BL2000\sean	2/2/2022 1:14:44 PM	No parameter change for ThresholdNumberOfPeaks			✓	
CmdSetMethodTargetQualifierAttribute	BL2000\sean	2/2/2022 1:14:44 PM	No parameter change for PeakFilterThreshold			✓	
CmdSetMethodTargetQualifierAttribute	BL2000\sean	2/2/2022 1:14:44 PM	Set PeakFilterThresholdValue = 6857.88448365181 for qualifier 51.0 of compound Nitrobenzene; previous value = 6918.12176298306			✓	
CmdSetMethodTargetQualifierAttribute	BL2000\sean	2/2/2022 1:14:44 PM	No parameter change for ThresholdNumberOfPeaks			✓	

Name	User	Time	Action	Reason	Comment	Succeed	Exception
CmdSetMethodTargetCompoundAttribute	BL2000\sean	2/2/2022 1:14:44 PM	No parameter change for PeakFilterThreshold			✓	
CmdSetMethodTargetCompoundAttribute	BL2000\sean	2/2/2022 1:14:44 PM	No parameter change for PeakFilterThresholdValue			✓	
CmdSetMethodTargetCompoundAttribute	BL2000\sean	2/2/2022 1:14:44 PM	No parameter change for ThresholdNumberOfPeaks			✓	
CmdSetMethodTargetQualifierAttribute	BL2000\sean	2/2/2022 1:14:45 PM	No parameter change for PeakFilterThreshold			✓	
CmdSetMethodTargetQualifierAttribute	BL2000\sean	2/2/2022 1:14:45 PM	No parameter change for PeakFilterThresholdValue			✓	
CmdSetMethodTargetQualifierAttribute	BL2000\sean	2/2/2022 1:14:45 PM	No parameter change for ThresholdNumberOfPeaks			✓	
CmdSetMethodTargetCompoundAttribute	BL2000\sean	2/2/2022 1:14:45 PM	No parameter change for PeakFilterThreshold			✓	
CmdSetMethodTargetCompoundAttribute	BL2000\sean	2/2/2022 1:14:45 PM	Set PeakFilterThresholdValue = 26556.577400629 for compound Isophorone; previous value = 19986.314627946			✓	
CmdSetMethodTargetCompoundAttribute	BL2000\sean	2/2/2022 1:14:45 PM	No parameter change for ThresholdNumberOfPeaks			✓	
CmdSetMethodTargetQualifierAttribute	BL2000\sean	2/2/2022 1:14:45 PM	No parameter change for PeakFilterThreshold			✓	
CmdSetMethodTargetQualifierAttribute	BL2000\sean	2/2/2022 1:14:45 PM	Set PeakFilterThresholdValue = 5771.60014719562 for qualifier 138.0 of compound Isophorone; previous value = 4446.40440612318			✓	
CmdSetMethodTargetQualifierAttribute	BL2000\sean	2/2/2022 1:14:45 PM	No parameter change for ThresholdNumberOfPeaks			✓	
CmdSetMethodTargetCompoundAttribute	BL2000\sean	2/2/2022 1:14:46 PM	No parameter change for PeakFilterThreshold			✓	
CmdSetMethodTargetCompoundAttribute	BL2000\sean	2/2/2022 1:14:46 PM	Set PeakFilterThresholdValue = 3757.40574999995 for compound 2-Nitrophenol; previous value = 3753.72175000002			✓	
CmdSetMethodTargetCompoundAttribute	BL2000\sean	2/2/2022 1:14:46 PM	No parameter change for ThresholdNumberOfPeaks			✓	
CmdSetMethodTargetQualifierAttribute	BL2000\sean	2/2/2022 1:14:46 PM	No parameter change for PeakFilterThreshold			✓	
CmdSetMethodTargetQualifierAttribute	BL2000\sean	2/2/2022 1:14:46 PM	Set PeakFilterThresholdValue = 1838.8445524839 for qualifier 65.0 of compound 2-Nitrophenol; previous value = 1508.2838034616			✓	
CmdSetMethodTargetQualifierAttribute	BL2000\sean	2/2/2022 1:14:46 PM	No parameter change for ThresholdNumberOfPeaks			✓	
CmdSetMethodTargetQualifierAttribute	BL2000\sean	2/2/2022 1:14:46 PM	No parameter change for PeakFilterThreshold			✓	
CmdSetMethodTargetQualifierAttribute	BL2000\sean	2/2/2022 1:14:46 PM	Set PeakFilterThresholdValue = 1438.92079172504 for qualifier 109.0 of compound 2-Nitrophenol; previous value = 1259.70146430038			✓	

Name	User	Time	Action	Reason	Comment	Succeed	Exception
CmdSetMethodTargetQualifierAttribute	BL2000\sean	2/2/2022 1:14:47 PM	No parameter change for ThresholdNumberOfPeaks			✓	
CmdSetMethodTargetCompoundAttribute	BL2000\sean	2/2/2022 1:14:47 PM	No parameter change for PeakFilterThreshold			✓	
CmdSetMethodTargetCompoundAttribute	BL2000\sean	2/2/2022 1:14:47 PM	Set PeakFilterThresholdValue = 14672.0172499999 for compound 2,4-Dimethylphenol; previous value = 14234.8255000001			✓	
CmdSetMethodTargetCompoundAttribute	BL2000\sean	2/2/2022 1:14:47 PM	No parameter change for ThresholdNumberOfPeaks			✓	
CmdSetMethodTargetQualifierAttribute	BL2000\sean	2/2/2022 1:14:47 PM	No parameter change for PeakFilterThreshold			✓	
CmdSetMethodTargetQualifierAttribute	BL2000\sean	2/2/2022 1:14:47 PM	Set PeakFilterThresholdValue = 15985.4108908621 for qualifier 107.0 of compound 2,4-Dimethylphenol; previous value = 16482.4222059249			✓	
CmdSetMethodTargetQualifierAttribute	BL2000\sean	2/2/2022 1:14:47 PM	No parameter change for ThresholdNumberOfPeaks			✓	
CmdSetMethodTargetQualifierAttribute	BL2000\sean	2/2/2022 1:14:47 PM	No parameter change for PeakFilterThreshold			✓	
CmdSetMethodTargetQualifierAttribute	BL2000\sean	2/2/2022 1:14:48 PM	Set PeakFilterThresholdValue = 4747.60964800935 for qualifier 77.0 of compound 2,4-Dimethylphenol; previous value = 4565.32227029337			✓	
CmdSetMethodTargetQualifierAttribute	BL2000\sean	2/2/2022 1:14:48 PM	No parameter change for ThresholdNumberOfPeaks			✓	
CmdSetMethodTargetCompoundAttribute	BL2000\sean	2/2/2022 1:14:48 PM	No parameter change for PeakFilterThreshold			✓	
CmdSetMethodTargetCompoundAttribute	BL2000\sean	2/2/2022 1:14:48 PM	Set PeakFilterThresholdValue = 13341.3240784654 for compound bis(-2-Chloroethoxy)Methane; previous value = 14531.5104112348			✓	
CmdSetMethodTargetCompoundAttribute	BL2000\sean	2/2/2022 1:14:48 PM	No parameter change for ThresholdNumberOfPeaks			✓	
CmdSetMethodTargetQualifierAttribute	BL2000\sean	2/2/2022 1:14:48 PM	No parameter change for PeakFilterThreshold			✓	
CmdSetMethodTargetQualifierAttribute	BL2000\sean	2/2/2022 1:14:48 PM	Set PeakFilterThresholdValue = 9153.53243707079 for qualifier 63.0 of compound bis(-2-Chloroethoxy)Methane; previous value = 9877.47702123235			✓	
CmdSetMethodTargetQualifierAttribute	BL2000\sean	2/2/2022 1:14:49 PM	No parameter change for ThresholdNumberOfPeaks			✓	
CmdSetMethodTargetQualifierAttribute	BL2000\sean	2/2/2022 1:14:49 PM	No parameter change for PeakFilterThreshold			✓	
CmdSetMethodTargetQualifierAttribute	BL2000\sean	2/2/2022 1:14:49 PM	Set PeakFilterThresholdValue = 4317.90018662773 for qualifier 95.0 of compound bis(-2-Chloroethoxy)Methane; previous value = 4614.03174865628			✓	

Name	User	Time	Action	Reason	Comment	Succeed	Exception
CmdSetMethodTargetQualifierAttribute	BL2000\sean	2/2/2022 1:14:49 PM	No parameter change for ThresholdNumberOfPeaks			✓	
CmdSetMethodTargetCompoundAttribute	BL2000\sean	2/2/2022 1:14:49 PM	No parameter change for PeakFilterThreshold			✓	
CmdSetMethodTargetCompoundAttribute	BL2000\sean	2/2/2022 1:14:49 PM	No parameter change for PeakFilterThresholdValue			✓	
CmdSetMethodTargetCompoundAttribute	BL2000\sean	2/2/2022 1:14:49 PM	No parameter change for ThresholdNumberOfPeaks			✓	
CmdSetMethodTargetQualifierAttribute	BL2000\sean	2/2/2022 1:14:50 PM	No parameter change for PeakFilterThreshold			✓	
CmdSetMethodTargetQualifierAttribute	BL2000\sean	2/2/2022 1:14:50 PM	No parameter change for PeakFilterThresholdValue			✓	
CmdSetMethodTargetQualifierAttribute	BL2000\sean	2/2/2022 1:14:50 PM	No parameter change for ThresholdNumberOfPeaks			✓	
CmdSetMethodTargetQualifierAttribute	BL2000\sean	2/2/2022 1:14:50 PM	No parameter change for PeakFilterThreshold			✓	
CmdSetMethodTargetQualifierAttribute	BL2000\sean	2/2/2022 1:14:50 PM	No parameter change for PeakFilterThresholdValue			✓	
CmdSetMethodTargetQualifierAttribute	BL2000\sean	2/2/2022 1:14:50 PM	No parameter change for ThresholdNumberOfPeaks			✓	
CmdSetMethodTargetCompoundAttribute	BL2000\sean	2/2/2022 1:14:50 PM	No parameter change for PeakFilterThreshold			✓	
CmdSetMethodTargetCompoundAttribute	BL2000\sean	2/2/2022 1:14:51 PM	No parameter change for PeakFilterThresholdValue			✓	
CmdSetMethodTargetCompoundAttribute	BL2000\sean	2/2/2022 1:14:51 PM	No parameter change for ThresholdNumberOfPeaks			✓	
CmdSetMethodTargetQualifierAttribute	BL2000\sean	2/2/2022 1:14:51 PM	No parameter change for PeakFilterThreshold			✓	
CmdSetMethodTargetQualifierAttribute	BL2000\sean	2/2/2022 1:14:51 PM	No parameter change for PeakFilterThresholdValue			✓	
CmdSetMethodTargetQualifierAttribute	BL2000\sean	2/2/2022 1:14:51 PM	No parameter change for ThresholdNumberOfPeaks			✓	
CmdSetMethodTargetCompoundAttribute	BL2000\sean	2/2/2022 1:14:51 PM	No parameter change for PeakFilterThreshold			✓	
CmdSetMethodTargetCompoundAttribute	BL2000\sean	2/2/2022 1:14:51 PM	Set PeakFilterThresholdValue = 10439.8585 for compound 2,4-Dichlorophenol; previous value = 12981.8147500001			✓	
CmdSetMethodTargetCompoundAttribute	BL2000\sean	2/2/2022 1:14:52 PM	No parameter change for ThresholdNumberOfPeaks			✓	
CmdSetMethodTargetQualifierAttribute	BL2000\sean	2/2/2022 1:14:52 PM	No parameter change for PeakFilterThreshold			✓	
CmdSetMethodTargetQualifierAttribute	BL2000\sean	2/2/2022 1:14:52 PM	Set PeakFilterThresholdValue = 6596.564059793 for qualifier 164.0 of compound 2,4-Dichlorophenol; previous value = 8390.28121954997			✓	
CmdSetMethodTargetQualifierAttribute	BL2000\sean	2/2/2022 1:14:52 PM	No parameter change for ThresholdNumberOfPeaks			✓	

Name	User	Time	Action	Reason	Comment	Succeed	Exception
CmdSetMethodTargetQualifierAttribute	BL2000\sean	2/2/2022 1:14:52 PM	No parameter change for PeakFilterThreshold			✓	
CmdSetMethodTargetQualifierAttribute	BL2000\sean	2/2/2022 1:14:52 PM	Set PeakFilterThresholdValue = 3212.23112447031 for qualifier 98.0 of compound 2,4-Dichlorophenol; previous value = 3567.05043563423			✓	
CmdSetMethodTargetQualifierAttribute	BL2000\sean	2/2/2022 1:14:53 PM	No parameter change for ThresholdNumberOfPeaks			✓	
CmdSetMethodTargetCompoundAttribute	BL2000\sean	2/2/2022 1:14:53 PM	No parameter change for PeakFilterThreshold			✓	
CmdSetMethodTargetCompoundAttribute	BL2000\sean	2/2/2022 1:14:53 PM	Set PeakFilterThresholdValue = 17640.1625 for compound 1,2,4-Trichlorobenzene; previous value = 18350.5405000003			✓	
CmdSetMethodTargetCompoundAttribute	BL2000\sean	2/2/2022 1:14:53 PM	No parameter change for ThresholdNumberOfPeaks			✓	
CmdSetMethodTargetQualifierAttribute	BL2000\sean	2/2/2022 1:14:53 PM	No parameter change for PeakFilterThreshold			✓	
CmdSetMethodTargetQualifierAttribute	BL2000\sean	2/2/2022 1:14:53 PM	Set PeakFilterThresholdValue = 17124.7249824037 for qualifier 182.0 of compound 1,2,4-Trichlorobenzene; previous value = 17234.1643652682			✓	
CmdSetMethodTargetQualifierAttribute	BL2000\sean	2/2/2022 1:14:54 PM	No parameter change for ThresholdNumberOfPeaks			✓	
CmdSetMethodTargetQualifierAttribute	BL2000\sean	2/2/2022 1:14:54 PM	No parameter change for PeakFilterThreshold			✓	
CmdSetMethodTargetQualifierAttribute	BL2000\sean	2/2/2022 1:14:54 PM	Set PeakFilterThresholdValue = 5011.90328458009 for qualifier 145.0 of compound 1,2,4-Trichlorobenzene; previous value = 5306.93390725878			✓	
CmdSetMethodTargetQualifierAttribute	BL2000\sean	2/2/2022 1:14:54 PM	No parameter change for ThresholdNumberOfPeaks			✓	
CmdSetMethodTargetCompoundAttribute	BL2000\sean	2/2/2022 1:14:54 PM	No parameter change for PeakFilterThreshold			✓	
CmdSetMethodTargetCompoundAttribute	BL2000\sean	2/2/2022 1:14:54 PM	Set PeakFilterThresholdValue = 46388.008855421 for compound Naphthalene; previous value = 52927.892837351			✓	
CmdSetMethodTargetCompoundAttribute	BL2000\sean	2/2/2022 1:14:54 PM	No parameter change for ThresholdNumberOfPeaks			✓	
CmdSetMethodTargetQualifierAttribute	BL2000\sean	2/2/2022 1:14:55 PM	No parameter change for PeakFilterThreshold			✓	
CmdSetMethodTargetQualifierAttribute	BL2000\sean	2/2/2022 1:14:55 PM	Set PeakFilterThresholdValue = 5303.59725860128 for qualifier 129.0 of compound Naphthalene; previous value = 5701.66130820659			✓	
CmdSetMethodTargetQualifierAttribute	BL2000\sean	2/2/2022 1:14:55 PM	No parameter change for ThresholdNumberOfPeaks			✓	
CmdSetMethodTargetQualifierAttribute	BL2000\sean	2/2/2022 1:14:55 PM	No parameter change for PeakFilterThreshold			✓	

Name	User	Time	Action	Reason	Comment	Succeed	Exception
CmdSetMethodTargetQualifierAttribute	BL2000\sean	2/2/2022 1:14:55 PM	Set PeakFilterThresholdValue = 4502.03020627306 for qualifier 102.0 of compound Naphthalene; previous value = 5448.72709293814			✓	
CmdSetMethodTargetQualifierAttribute	BL2000\sean	2/2/2022 1:14:55 PM	No parameter change for ThresholdNumberOfPeaks			✓	
CmdSetMethodTargetCompoundAttribute	BL2000\sean	2/2/2022 1:14:55 PM	No parameter change for PeakFilterThreshold			✓	
CmdSetMethodTargetCompoundAttribute	BL2000\sean	2/2/2022 1:14:56 PM	Set PeakFilterThresholdValue = 2953.33350000003 for compound 4-Chlorophenol; previous value = 4630.24050000001			✓	
CmdSetMethodTargetCompoundAttribute	BL2000\sean	2/2/2022 1:14:56 PM	No parameter change for ThresholdNumberOfPeaks			✓	
CmdSetMethodTargetQualifierAttribute	BL2000\sean	2/2/2022 1:14:56 PM	No parameter change for PeakFilterThreshold			✓	
CmdSetMethodTargetQualifierAttribute	BL2000\sean	2/2/2022 1:14:56 PM	Set PeakFilterThresholdValue = 10280.0537442592 for qualifier 128.0 of compound 4-Chlorophenol; previous value = 14101.9274522117			✓	
CmdSetMethodTargetQualifierAttribute	BL2000\sean	2/2/2022 1:14:56 PM	No parameter change for ThresholdNumberOfPeaks			✓	
CmdSetMethodTargetCompoundAttribute	BL2000\sean	2/2/2022 1:14:56 PM	No parameter change for PeakFilterThreshold			✓	
CmdSetMethodTargetCompoundAttribute	BL2000\sean	2/2/2022 1:14:56 PM	No parameter change for PeakFilterThresholdValue			✓	
CmdSetMethodTargetCompoundAttribute	BL2000\sean	2/2/2022 1:14:56 PM	No parameter change for ThresholdNumberOfPeaks			✓	
CmdSetMethodTargetQualifierAttribute	BL2000\sean	2/2/2022 1:14:56 PM	No parameter change for PeakFilterThreshold			✓	
CmdSetMethodTargetQualifierAttribute	BL2000\sean	2/2/2022 1:14:57 PM	No parameter change for PeakFilterThresholdValue			✓	
CmdSetMethodTargetQualifierAttribute	BL2000\sean	2/2/2022 1:14:57 PM	No parameter change for ThresholdNumberOfPeaks			✓	
CmdSetMethodTargetQualifierAttribute	BL2000\sean	2/2/2022 1:14:57 PM	No parameter change for PeakFilterThreshold			✓	
CmdSetMethodTargetQualifierAttribute	BL2000\sean	2/2/2022 1:14:57 PM	No parameter change for PeakFilterThresholdValue			✓	
CmdSetMethodTargetQualifierAttribute	BL2000\sean	2/2/2022 1:14:57 PM	No parameter change for ThresholdNumberOfPeaks			✓	
CmdSetMethodTargetCompoundAttribute	BL2000\sean	2/2/2022 1:14:57 PM	No parameter change for PeakFilterThreshold			✓	
CmdSetMethodTargetCompoundAttribute	BL2000\sean	2/2/2022 1:14:57 PM	Set PeakFilterThresholdValue = 18379.8839999998 for compound p-Chloroaniline; previous value = 21212.7150000003			✓	
CmdSetMethodTargetCompoundAttribute	BL2000\sean	2/2/2022 1:14:58 PM	No parameter change for ThresholdNumberOfPeaks			✓	
CmdSetMethodTargetQualifierAttribute	BL2000\sean	2/2/2022 1:14:58 PM	No parameter change for PeakFilterThreshold			✓	

Name	User	Time	Action	Reason	Comment	Succeed	Exception
CmdSetMethodTargetQualifierAttribute	BL2000\sean	2/2/2022 1:14:58 PM	Set PeakFilterThresholdValue = 6080.63686625827 for qualifier 129.0 of compound p-Chloroaniline; previous value = 6611.03564081219			✓	
CmdSetMethodTargetQualifierAttribute	BL2000\sean	2/2/2022 1:14:58 PM	No parameter change for ThresholdNumberOfPeaks			✓	
CmdSetMethodTargetQualifierAttribute	BL2000\sean	2/2/2022 1:14:58 PM	No parameter change for PeakFilterThreshold			✓	
CmdSetMethodTargetQualifierAttribute	BL2000\sean	2/2/2022 1:14:58 PM	Set PeakFilterThresholdValue = 5498.62369103903 for qualifier 65.0 of compound p-Chloroaniline; previous value = 6623.20107748391			✓	
CmdSetMethodTargetQualifierAttribute	BL2000\sean	2/2/2022 1:14:59 PM	No parameter change for ThresholdNumberOfPeaks			✓	
CmdSetMethodTargetCompoundAttribute	BL2000\sean	2/2/2022 1:14:59 PM	No parameter change for PeakFilterThreshold			✓	
CmdSetMethodTargetCompoundAttribute	BL2000\sean	2/2/2022 1:14:59 PM	No parameter change for PeakFilterThresholdValue			✓	
CmdSetMethodTargetCompoundAttribute	BL2000\sean	2/2/2022 1:14:59 PM	No parameter change for ThresholdNumberOfPeaks			✓	
CmdSetMethodTargetQualifierAttribute	BL2000\sean	2/2/2022 1:14:59 PM	No parameter change for PeakFilterThreshold			✓	
CmdSetMethodTargetQualifierAttribute	BL2000\sean	2/2/2022 1:14:59 PM	No parameter change for PeakFilterThresholdValue			✓	
CmdSetMethodTargetQualifierAttribute	BL2000\sean	2/2/2022 1:15:00 PM	No parameter change for ThresholdNumberOfPeaks			✓	
CmdSetMethodTargetQualifierAttribute	BL2000\sean	2/2/2022 1:15:00 PM	No parameter change for PeakFilterThreshold			✓	
CmdSetMethodTargetQualifierAttribute	BL2000\sean	2/2/2022 1:15:00 PM	No parameter change for PeakFilterThresholdValue			✓	
CmdSetMethodTargetQualifierAttribute	BL2000\sean	2/2/2022 1:15:00 PM	No parameter change for ThresholdNumberOfPeaks			✓	
CmdSetMethodTargetCompoundAttribute	BL2000\sean	2/2/2022 1:15:00 PM	No parameter change for PeakFilterThreshold			✓	
CmdSetMethodTargetCompoundAttribute	BL2000\sean	2/2/2022 1:15:01 PM	Set PeakFilterThresholdValue = 10051.0129999999 for compound Hexachlorobutadiene; previous value = 9392.79300000017			✓	
CmdSetMethodTargetCompoundAttribute	BL2000\sean	2/2/2022 1:15:01 PM	No parameter change for ThresholdNumberOfPeaks			✓	
CmdSetMethodTargetQualifierAttribute	BL2000\sean	2/2/2022 1:15:01 PM	No parameter change for PeakFilterThreshold			✓	
CmdSetMethodTargetQualifierAttribute	BL2000\sean	2/2/2022 1:15:01 PM	Set PeakFilterThresholdValue = 6542.00046385341 for qualifier 223.0 of compound Hexachlorobutadiene; previous value = 6001.85349840898			✓	
CmdSetMethodTargetQualifierAttribute	BL2000\sean	2/2/2022 1:15:01 PM	No parameter change for ThresholdNumberOfPeaks			✓	
CmdSetMethodTargetQualifierAttribute	BL2000\sean	2/2/2022 1:15:01 PM	No parameter change for PeakFilterThreshold			✓	

Name	User	Time	Action	Reason	Comment	Succeed	Exception
CmdSetMethodTargetQualifierAttribute	BL2000\sean	2/2/2022 1:15:02 PM	Set PeakFilterThresholdValue = 6404.26393219221 for qualifier 227.0 of compound Hexachlorobutadiene; previous value = 6030.23629379587			✓	
CmdSetMethodTargetQualifierAttribute	BL2000\sean	2/2/2022 1:15:02 PM	No parameter change for ThresholdNumberOfPeaks			✓	
CmdSetMethodTargetCompoundAttribute	BL2000\sean	2/2/2022 1:15:02 PM	No parameter change for PeakFilterThreshold			✓	
CmdSetMethodTargetCompoundAttribute	BL2000\sean	2/2/2022 1:15:02 PM	No parameter change for PeakFilterThresholdValue			✓	
CmdSetMethodTargetCompoundAttribute	BL2000\sean	2/2/2022 1:15:02 PM	No parameter change for ThresholdNumberOfPeaks			✓	
CmdSetMethodTargetQualifierAttribute	BL2000\sean	2/2/2022 1:15:02 PM	No parameter change for PeakFilterThreshold			✓	
CmdSetMethodTargetQualifierAttribute	BL2000\sean	2/2/2022 1:15:03 PM	No parameter change for PeakFilterThresholdValue			✓	
CmdSetMethodTargetQualifierAttribute	BL2000\sean	2/2/2022 1:15:03 PM	No parameter change for ThresholdNumberOfPeaks			✓	
CmdSetMethodTargetCompoundAttribute	BL2000\sean	2/2/2022 1:15:03 PM	No parameter change for PeakFilterThreshold			✓	
CmdSetMethodTargetCompoundAttribute	BL2000\sean	2/2/2022 1:15:03 PM	No parameter change for PeakFilterThresholdValue			✓	
CmdSetMethodTargetCompoundAttribute	BL2000\sean	2/2/2022 1:15:03 PM	No parameter change for ThresholdNumberOfPeaks			✓	
CmdSetMethodTargetQualifierAttribute	BL2000\sean	2/2/2022 1:15:03 PM	No parameter change for PeakFilterThreshold			✓	
CmdSetMethodTargetQualifierAttribute	BL2000\sean	2/2/2022 1:15:03 PM	No parameter change for PeakFilterThresholdValue			✓	
CmdSetMethodTargetQualifierAttribute	BL2000\sean	2/2/2022 1:15:04 PM	No parameter change for ThresholdNumberOfPeaks			✓	
CmdSetMethodTargetQualifierAttribute	BL2000\sean	2/2/2022 1:15:04 PM	No parameter change for PeakFilterThreshold			✓	
CmdSetMethodTargetQualifierAttribute	BL2000\sean	2/2/2022 1:15:04 PM	No parameter change for PeakFilterThresholdValue			✓	
CmdSetMethodTargetQualifierAttribute	BL2000\sean	2/2/2022 1:15:04 PM	No parameter change for ThresholdNumberOfPeaks			✓	
CmdSetMethodTargetCompoundAttribute	BL2000\sean	2/2/2022 1:15:05 PM	No parameter change for PeakFilterThreshold			✓	
CmdSetMethodTargetCompoundAttribute	BL2000\sean	2/2/2022 1:15:05 PM	Set PeakFilterThresholdValue = 13378.241361065 for compound 4-Chloro-3-Methylphenol; previous value = 14772.9971529411			✓	
CmdSetMethodTargetCompoundAttribute	BL2000\sean	2/2/2022 1:15:05 PM	No parameter change for ThresholdNumberOfPeaks			✓	
CmdSetMethodTargetQualifierAttribute	BL2000\sean	2/2/2022 1:15:05 PM	No parameter change for PeakFilterThreshold			✓	
CmdSetMethodTargetQualifierAttribute	BL2000\sean	2/2/2022 1:15:05 PM	Set PeakFilterThresholdValue = 3830.2582568511 for qualifier 144.0 of compound 4-Chloro-3-Methylphenol; previous value = 4011.17592535179			✓	

Name	User	Time	Action	Reason	Comment	Succeed	Exception
CmdSetMethodTargetQualifierAttribute	BL2000\sean	2/2/2022 1:15:05 PM	No parameter change for ThresholdNumberOfPeaks			✓	
CmdSetMethodTargetCompoundAttribute	BL2000\sean	2/2/2022 1:15:06 PM	No parameter change for PeakFilterThreshold			✓	
CmdSetMethodTargetCompoundAttribute	BL2000\sean	2/2/2022 1:15:06 PM	No parameter change for PeakFilterThresholdValue			✓	
CmdSetMethodTargetCompoundAttribute	BL2000\sean	2/2/2022 1:15:06 PM	No parameter change for ThresholdNumberOfPeaks			✓	
CmdSetMethodTargetQualifierAttribute	BL2000\sean	2/2/2022 1:15:06 PM	No parameter change for PeakFilterThreshold			✓	
CmdSetMethodTargetQualifierAttribute	BL2000\sean	2/2/2022 1:15:06 PM	No parameter change for PeakFilterThresholdValue			✓	
CmdSetMethodTargetQualifierAttribute	BL2000\sean	2/2/2022 1:15:06 PM	No parameter change for ThresholdNumberOfPeaks			✓	
CmdSetMethodTargetQualifierAttribute	BL2000\sean	2/2/2022 1:15:07 PM	No parameter change for PeakFilterThreshold			✓	
CmdSetMethodTargetQualifierAttribute	BL2000\sean	2/2/2022 1:15:07 PM	No parameter change for PeakFilterThresholdValue			✓	
CmdSetMethodTargetQualifierAttribute	BL2000\sean	2/2/2022 1:15:07 PM	No parameter change for ThresholdNumberOfPeaks			✓	
CmdSetMethodTargetCompoundAttribute	BL2000\sean	2/2/2022 1:15:07 PM	No parameter change for PeakFilterThreshold			✓	
CmdSetMethodTargetCompoundAttribute	BL2000\sean	2/2/2022 1:15:07 PM	Set PeakFilterThresholdValue = 34169.3407499997 for compound 2-Methylnaphthalene; previous value = 35377.8876599504			✓	
CmdSetMethodTargetCompoundAttribute	BL2000\sean	2/2/2022 1:15:07 PM	No parameter change for ThresholdNumberOfPeaks			✓	
CmdSetMethodTargetQualifierAttribute	BL2000\sean	2/2/2022 1:15:08 PM	No parameter change for PeakFilterThreshold			✓	
CmdSetMethodTargetQualifierAttribute	BL2000\sean	2/2/2022 1:15:08 PM	Set PeakFilterThresholdValue = 40580.8869980236 for qualifier 142.0 of compound 2-Methylnaphthalene; previous value = 42037.7259730309			✓	
CmdSetMethodTargetQualifierAttribute	BL2000\sean	2/2/2022 1:15:08 PM	No parameter change for ThresholdNumberOfPeaks			✓	
CmdSetMethodTargetQualifierAttribute	BL2000\sean	2/2/2022 1:15:08 PM	No parameter change for PeakFilterThreshold			✓	
CmdSetMethodTargetQualifierAttribute	BL2000\sean	2/2/2022 1:15:09 PM	Set PeakFilterThresholdValue = 14045.6066581761 for qualifier 115.0 of compound 2-Methylnaphthalene; previous value = 15593.6417788689			✓	
CmdSetMethodTargetQualifierAttribute	BL2000\sean	2/2/2022 1:15:09 PM	No parameter change for ThresholdNumberOfPeaks			✓	
CmdSetMethodTargetCompoundAttribute	BL2000\sean	2/2/2022 1:15:09 PM	No parameter change for PeakFilterThreshold			✓	
CmdSetMethodTargetCompoundAttribute	BL2000\sean	2/2/2022 1:15:09 PM	Set PeakFilterThresholdValue = 36830.1003660899 for compound 1-Methylnaphthalene; previous value = 35368.1799709313			✓	

Name	User	Time	Action	Reason	Comment	Succeed	Exception
CmdSetMethodTargetCompoundAttribute	BL2000\sean	2/2/2022 1:15:09 PM	No parameter change for ThresholdNumberOfPeaks			✓	
CmdSetMethodTargetQualifierAttribute	BL2000\sean	2/2/2022 1:15:09 PM	No parameter change for PeakFilterThreshold			✓	
CmdSetMethodTargetQualifierAttribute	BL2000\sean	2/2/2022 1:15:10 PM	Set PeakFilterThresholdValue = 40986.8059486983 for qualifier 142.0 of compound 1-Methylnaphthalene; previous value = 39333.4426514074			✓	
CmdSetMethodTargetQualifierAttribute	BL2000\sean	2/2/2022 1:15:10 PM	No parameter change for ThresholdNumberOfPeaks			✓	
CmdSetMethodTargetQualifierAttribute	BL2000\sean	2/2/2022 1:15:10 PM	No parameter change for PeakFilterThreshold			✓	
CmdSetMethodTargetQualifierAttribute	BL2000\sean	2/2/2022 1:15:10 PM	Set PeakFilterThresholdValue = 15522.9407507099 for qualifier 115.0 of compound 1-Methylnaphthalene; previous value = 15362.6474447948			✓	
CmdSetMethodTargetQualifierAttribute	BL2000\sean	2/2/2022 1:15:10 PM	No parameter change for ThresholdNumberOfPeaks			✓	
CmdSetMethodTargetCompoundAttribute	BL2000\sean	2/2/2022 1:15:11 PM	No parameter change for PeakFilterThreshold			✓	
CmdSetMethodTargetCompoundAttribute	BL2000\sean	2/2/2022 1:15:11 PM	Set PeakFilterThresholdValue = 14038.0882992829 for compound 4-Chloro-2-Methylphenol; previous value = 14916.9813529412			✓	
CmdSetMethodTargetCompoundAttribute	BL2000\sean	2/2/2022 1:15:11 PM	No parameter change for ThresholdNumberOfPeaks			✓	
CmdSetMethodTargetQualifierAttribute	BL2000\sean	2/2/2022 1:15:11 PM	No parameter change for PeakFilterThreshold			✓	
CmdSetMethodTargetQualifierAttribute	BL2000\sean	2/2/2022 1:15:11 PM	Set PeakFilterThresholdValue = 3932.98987014975 for qualifier 144.0 of compound 4-Chloro-2-Methylphenol; previous value = 3945.58444171612			✓	
CmdSetMethodTargetQualifierAttribute	BL2000\sean	2/2/2022 1:15:11 PM	No parameter change for ThresholdNumberOfPeaks			✓	
CmdSetMethodTargetCompoundAttribute	BL2000\sean	2/2/2022 1:15:12 PM	No parameter change for PeakFilterThreshold			✓	
CmdSetMethodTargetCompoundAttribute	BL2000\sean	2/2/2022 1:15:12 PM	No parameter change for PeakFilterThresholdValue			✓	
CmdSetMethodTargetCompoundAttribute	BL2000\sean	2/2/2022 1:15:12 PM	No parameter change for ThresholdNumberOfPeaks			✓	
CmdSetMethodTargetQualifierAttribute	BL2000\sean	2/2/2022 1:15:12 PM	No parameter change for PeakFilterThreshold			✓	
CmdSetMethodTargetQualifierAttribute	BL2000\sean	2/2/2022 1:15:12 PM	No parameter change for PeakFilterThresholdValue			✓	
CmdSetMethodTargetQualifierAttribute	BL2000\sean	2/2/2022 1:15:12 PM	No parameter change for ThresholdNumberOfPeaks			✓	
CmdSetMethodTargetQualifierAttribute	BL2000\sean	2/2/2022 1:15:13 PM	No parameter change for PeakFilterThreshold			✓	

Name	User	Time	Action	Reason	Comment	Succeed	Exception
CmdSetMethodTargetQualifierAttribute	BL2000\sean	2/2/2022 1:15:13 PM	No parameter change for PeakFilterThresholdValue			✓	
CmdSetMethodTargetQualifierAttribute	BL2000\sean	2/2/2022 1:15:13 PM	No parameter change for ThresholdNumberOfPeaks			✓	
CmdSetMethodTargetCompoundAttribute	BL2000\sean	2/2/2022 1:15:13 PM	No parameter change for PeakFilterThreshold			✓	
CmdSetMethodTargetCompoundAttribute	BL2000\sean	2/2/2022 1:15:13 PM	Set PeakFilterThresholdValue = 3008.12025000001 for compound Hexachlorocyclopentadiene; previous value = 3043.34799999997			✓	
CmdSetMethodTargetCompoundAttribute	BL2000\sean	2/2/2022 1:15:13 PM	No parameter change for ThresholdNumberOfPeaks			✓	
CmdSetMethodTargetQualifierAttribute	BL2000\sean	2/2/2022 1:15:14 PM	No parameter change for PeakFilterThreshold			✓	
CmdSetMethodTargetQualifierAttribute	BL2000\sean	2/2/2022 1:15:14 PM	Set PeakFilterThresholdValue = 1881.53187596046 for qualifier 238.9 of compound Hexachlorocyclopentadiene; previous value = 1997.27951484492			✓	
CmdSetMethodTargetQualifierAttribute	BL2000\sean	2/2/2022 1:15:14 PM	No parameter change for ThresholdNumberOfPeaks			✓	
CmdSetMethodTargetQualifierAttribute	BL2000\sean	2/2/2022 1:15:14 PM	No parameter change for PeakFilterThreshold			✓	
CmdSetMethodTargetQualifierAttribute	BL2000\sean	2/2/2022 1:15:14 PM	Set PeakFilterThresholdValue = 1878.41917667558 for qualifier 234.9 of compound Hexachlorocyclopentadiene; previous value = 1944.13802604164			✓	
CmdSetMethodTargetQualifierAttribute	BL2000\sean	2/2/2022 1:15:15 PM	No parameter change for ThresholdNumberOfPeaks			✓	
CmdSetMethodTargetCompoundAttribute	BL2000\sean	2/2/2022 1:15:15 PM	No parameter change for PeakFilterThreshold			✓	
CmdSetMethodTargetCompoundAttribute	BL2000\sean	2/2/2022 1:15:15 PM	Set PeakFilterThresholdValue = 9607.79075000003 for compound 2,4,6-Trichlorophenol; previous value = 8671.94449999997			✓	
CmdSetMethodTargetCompoundAttribute	BL2000\sean	2/2/2022 1:15:15 PM	No parameter change for ThresholdNumberOfPeaks			✓	
CmdSetMethodTargetQualifierAttribute	BL2000\sean	2/2/2022 1:15:15 PM	No parameter change for PeakFilterThreshold			✓	
CmdSetMethodTargetQualifierAttribute	BL2000\sean	2/2/2022 1:15:15 PM	Set PeakFilterThresholdValue = 9424.90928843598 for qualifier 198.0 of compound 2,4,6-Trichlorophenol; previous value = 8666.06168210319			✓	
CmdSetMethodTargetQualifierAttribute	BL2000\sean	2/2/2022 1:15:16 PM	No parameter change for ThresholdNumberOfPeaks			✓	
CmdSetMethodTargetCompoundAttribute	BL2000\sean	2/2/2022 1:15:16 PM	No parameter change for PeakFilterThreshold			✓	

Name	User	Time	Action	Reason	Comment	Succeed	Exception
CmdSetMethodTargetCompoundAttribute	BL2000\sean	2/2/2022 1:15:16 PM	Set PeakFilterThresholdValue = 9881.32250000008 for compound 2,4,5-Trichlorophenol; previous value = 12660.08975			✓	
CmdSetMethodTargetCompoundAttribute	BL2000\sean	2/2/2022 1:15:16 PM	No parameter change for ThresholdNumberOfPeaks			✓	
CmdSetMethodTargetQualifierAttribute	BL2000\sean	2/2/2022 1:15:16 PM	No parameter change for PeakFilterThreshold			✓	
CmdSetMethodTargetQualifierAttribute	BL2000\sean	2/2/2022 1:15:16 PM	Set PeakFilterThresholdValue = 9259.20367344511 for qualifier 198.0 of compound 2,4,5-Trichlorophenol; previous value = 12217.8127714545			✓	
CmdSetMethodTargetQualifierAttribute	BL2000\sean	2/2/2022 1:15:16 PM	No parameter change for ThresholdNumberOfPeaks			✓	
CmdSetMethodTargetCompoundAttribute	BL2000\sean	2/2/2022 1:15:17 PM	No parameter change for PeakFilterThreshold			✓	
CmdSetMethodTargetCompoundAttribute	BL2000\sean	2/2/2022 1:15:17 PM	No parameter change for PeakFilterThresholdValue			✓	
CmdSetMethodTargetCompoundAttribute	BL2000\sean	2/2/2022 1:15:17 PM	No parameter change for ThresholdNumberOfPeaks			✓	
CmdSetMethodTargetQualifierAttribute	BL2000\sean	2/2/2022 1:15:17 PM	No parameter change for PeakFilterThreshold			✓	
CmdSetMethodTargetQualifierAttribute	BL2000\sean	2/2/2022 1:15:17 PM	No parameter change for PeakFilterThresholdValue			✓	
CmdSetMethodTargetQualifierAttribute	BL2000\sean	2/2/2022 1:15:17 PM	No parameter change for ThresholdNumberOfPeaks			✓	
CmdSetMethodTargetQualifierAttribute	BL2000\sean	2/2/2022 1:15:17 PM	No parameter change for PeakFilterThreshold			✓	
CmdSetMethodTargetQualifierAttribute	BL2000\sean	2/2/2022 1:15:18 PM	No parameter change for PeakFilterThresholdValue			✓	
CmdSetMethodTargetQualifierAttribute	BL2000\sean	2/2/2022 1:15:18 PM	No parameter change for ThresholdNumberOfPeaks			✓	
CmdSetMethodTargetCompoundAttribute	BL2000\sean	2/2/2022 1:15:18 PM	No parameter change for PeakFilterThreshold			✓	
CmdSetMethodTargetCompoundAttribute	BL2000\sean	2/2/2022 1:15:18 PM	Set PeakFilterThresholdValue = 37313.8372499998 for compound 2-Chloronaphthalene; previous value = 38884.2749999996			✓	
CmdSetMethodTargetCompoundAttribute	BL2000\sean	2/2/2022 1:15:18 PM	No parameter change for ThresholdNumberOfPeaks			✓	
CmdSetMethodTargetQualifierAttribute	BL2000\sean	2/2/2022 1:15:18 PM	No parameter change for PeakFilterThreshold			✓	
CmdSetMethodTargetQualifierAttribute	BL2000\sean	2/2/2022 1:15:19 PM	Set PeakFilterThresholdValue = 12027.3688064088 for qualifier 164.0 of compound 2-Chloronaphthalene; previous value = 12912.096470064			✓	
CmdSetMethodTargetQualifierAttribute	BL2000\sean	2/2/2022 1:15:19 PM	No parameter change for ThresholdNumberOfPeaks			✓	
CmdSetMethodTargetQualifierAttribute	BL2000\sean	2/2/2022 1:15:19 PM	No parameter change for PeakFilterThreshold			✓	

Name	User	Time	Action	Reason	Comment	Succeed	Exception
CmdSetMethodTargetQualifierAttribute	BL2000\sean	2/2/2022 1:15:19 PM	Set PeakFilterThresholdValue = 13685.2228305371 for qualifier 127.0 of compound 2-Chloronaphthalene; previous value = 14429.253689841			✓	
CmdSetMethodTargetQualifierAttribute	BL2000\sean	2/2/2022 1:15:19 PM	No parameter change for ThresholdNumberOfPeaks			✓	
CmdSetMethodTargetCompoundAttribute	BL2000\sean	2/2/2022 1:15:20 PM	No parameter change for PeakFilterThreshold			✓	
CmdSetMethodTargetCompoundAttribute	BL2000\sean	2/2/2022 1:15:20 PM	Set PeakFilterThresholdValue = 3839.22338336436 for compound 2-Nitroaniline; previous value = 4452.31900000006			✓	
CmdSetMethodTargetCompoundAttribute	BL2000\sean	2/2/2022 1:15:20 PM	No parameter change for ThresholdNumberOfPeaks			✓	
CmdSetMethodTargetQualifierAttribute	BL2000\sean	2/2/2022 1:15:20 PM	No parameter change for PeakFilterThreshold			✓	
CmdSetMethodTargetQualifierAttribute	BL2000\sean	2/2/2022 1:15:20 PM	Set PeakFilterThresholdValue = 4633.43970560743 for qualifier 138.0 of compound 2-Nitroaniline; previous value = 5663.4451055702			✓	
CmdSetMethodTargetQualifierAttribute	BL2000\sean	2/2/2022 1:15:20 PM	No parameter change for ThresholdNumberOfPeaks			✓	
CmdSetMethodTargetCompoundAttribute	BL2000\sean	2/2/2022 1:15:21 PM	No parameter change for PeakFilterThreshold			✓	
CmdSetMethodTargetCompoundAttribute	BL2000\sean	2/2/2022 1:15:21 PM	No parameter change for PeakFilterThresholdValue			✓	
CmdSetMethodTargetCompoundAttribute	BL2000\sean	2/2/2022 1:15:21 PM	No parameter change for ThresholdNumberOfPeaks			✓	
CmdSetMethodTargetQualifierAttribute	BL2000\sean	2/2/2022 1:15:21 PM	No parameter change for PeakFilterThreshold			✓	
CmdSetMethodTargetQualifierAttribute	BL2000\sean	2/2/2022 1:15:21 PM	No parameter change for PeakFilterThresholdValue			✓	
CmdSetMethodTargetQualifierAttribute	BL2000\sean	2/2/2022 1:15:21 PM	No parameter change for ThresholdNumberOfPeaks			✓	
CmdSetMethodTargetQualifierAttribute	BL2000\sean	2/2/2022 1:15:22 PM	No parameter change for PeakFilterThreshold			✓	
CmdSetMethodTargetQualifierAttribute	BL2000\sean	2/2/2022 1:15:22 PM	No parameter change for PeakFilterThresholdValue			✓	
CmdSetMethodTargetQualifierAttribute	BL2000\sean	2/2/2022 1:15:22 PM	No parameter change for ThresholdNumberOfPeaks			✓	
CmdSetMethodTargetCompoundAttribute	BL2000\sean	2/2/2022 1:15:22 PM	No parameter change for PeakFilterThreshold			✓	
CmdSetMethodTargetCompoundAttribute	BL2000\sean	2/2/2022 1:15:22 PM	Set PeakFilterThresholdValue = 28305.0097499991 for compound Dimethyl Phthalate; previous value = 32019.3187500008			✓	
CmdSetMethodTargetCompoundAttribute	BL2000\sean	2/2/2022 1:15:22 PM	No parameter change for ThresholdNumberOfPeaks			✓	
CmdSetMethodTargetQualifierAttribute	BL2000\sean	2/2/2022 1:15:23 PM	No parameter change for PeakFilterThreshold			✓	

Name	User	Time	Action	Reason	Comment	Succeed	Exception
CmdSetMethodTargetQualifierAttribute	BL2000\sean	2/2/2022 1:15:23 PM	Set PeakFilterThresholdValue = 5273.53714441688 for qualifier 77.0 of compound Dimethyl Phthalate; previous value = 5897.7268117271			✓	
CmdSetMethodTargetQualifierAttribute	BL2000\sean	2/2/2022 1:15:23 PM	No parameter change for ThresholdNumberOfPeaks			✓	
CmdSetMethodTargetCompoundAttribute	BL2000\sean	2/2/2022 1:15:23 PM	No parameter change for PeakFilterThreshold			✓	
CmdSetMethodTargetCompoundAttribute	BL2000\sean	2/2/2022 1:15:23 PM	Set PeakFilterThresholdValue = 57496.5060000022 for compound Acenaphthylene; previous value = 54527.7259999997			✓	
CmdSetMethodTargetCompoundAttribute	BL2000\sean	2/2/2022 1:15:23 PM	No parameter change for ThresholdNumberOfPeaks			✓	
CmdSetMethodTargetQualifierAttribute	BL2000\sean	2/2/2022 1:15:24 PM	No parameter change for PeakFilterThreshold			✓	
CmdSetMethodTargetQualifierAttribute	BL2000\sean	2/2/2022 1:15:24 PM	Set PeakFilterThresholdValue = 8044.63600050148 for qualifier 153.1 of compound Acenaphthylene; previous value = 7366.38185065272			✓	
CmdSetMethodTargetQualifierAttribute	BL2000\sean	2/2/2022 1:15:24 PM	No parameter change for ThresholdNumberOfPeaks			✓	
CmdSetMethodTargetCompoundAttribute	BL2000\sean	2/2/2022 1:15:24 PM	No parameter change for PeakFilterThreshold			✓	
CmdSetMethodTargetCompoundAttribute	BL2000\sean	2/2/2022 1:15:24 PM	No parameter change for PeakFilterThresholdValue			✓	
CmdSetMethodTargetCompoundAttribute	BL2000\sean	2/2/2022 1:15:24 PM	No parameter change for ThresholdNumberOfPeaks			✓	
CmdSetMethodTargetQualifierAttribute	BL2000\sean	2/2/2022 1:15:24 PM	No parameter change for PeakFilterThreshold			✓	
CmdSetMethodTargetQualifierAttribute	BL2000\sean	2/2/2022 1:15:25 PM	No parameter change for PeakFilterThresholdValue			✓	
CmdSetMethodTargetQualifierAttribute	BL2000\sean	2/2/2022 1:15:25 PM	No parameter change for ThresholdNumberOfPeaks			✓	
CmdSetMethodTargetQualifierAttribute	BL2000\sean	2/2/2022 1:15:25 PM	No parameter change for PeakFilterThreshold			✓	
CmdSetMethodTargetQualifierAttribute	BL2000\sean	2/2/2022 1:15:25 PM	No parameter change for PeakFilterThresholdValue			✓	
CmdSetMethodTargetQualifierAttribute	BL2000\sean	2/2/2022 1:15:25 PM	No parameter change for ThresholdNumberOfPeaks			✓	
CmdSetMethodTargetCompoundAttribute	BL2000\sean	2/2/2022 1:15:26 PM	No parameter change for PeakFilterThreshold			✓	
CmdSetMethodTargetCompoundAttribute	BL2000\sean	2/2/2022 1:15:26 PM	Set PeakFilterThresholdValue = 3896.26725000007 for compound 2,6-Dinitrotoluene; previous value = 4758.94299999994			✓	
CmdSetMethodTargetCompoundAttribute	BL2000\sean	2/2/2022 1:15:26 PM	No parameter change for ThresholdNumberOfPeaks			✓	
CmdSetMethodTargetQualifierAttribute	BL2000\sean	2/2/2022 1:15:26 PM	No parameter change for PeakFilterThreshold			✓	

Name	User	Time	Action	Reason	Comment	Succeed	Exception
CmdSetMethodTargetQualifierAttribute	BL2000\sean	2/2/2022 1:15:26 PM	Set PeakFilterThresholdValue = 2272.26720639496 for qualifier 89.0 of compound 2,6-Dinitrotoluene; previous value = 2863.8108087721			✓	
CmdSetMethodTargetQualifierAttribute	BL2000\sean	2/2/2022 1:15:26 PM	No parameter change for ThresholdNumberOfPeaks			✓	
CmdSetMethodTargetQualifierAttribute	BL2000\sean	2/2/2022 1:15:27 PM	No parameter change for PeakFilterThreshold			✓	
CmdSetMethodTargetQualifierAttribute	BL2000\sean	2/2/2022 1:15:27 PM	Set PeakFilterThresholdValue = 4575.39203584899 for qualifier 63.0 of compound 2,6-Dinitrotoluene; previous value = 5619.07538393635			✓	
CmdSetMethodTargetQualifierAttribute	BL2000\sean	2/2/2022 1:15:27 PM	No parameter change for ThresholdNumberOfPeaks			✓	
CmdSetMethodTargetCompoundAttribute	BL2000\sean	2/2/2022 1:15:27 PM	No parameter change for PeakFilterThreshold			✓	
CmdSetMethodTargetCompoundAttribute	BL2000\sean	2/2/2022 1:15:27 PM	Set PeakFilterThresholdValue = 36554.9295000013 for compound Acenaphthene; previous value = 38040.1267499997			✓	
CmdSetMethodTargetCompoundAttribute	BL2000\sean	2/2/2022 1:15:27 PM	No parameter change for ThresholdNumberOfPeaks			✓	
CmdSetMethodTargetQualifierAttribute	BL2000\sean	2/2/2022 1:15:27 PM	No parameter change for PeakFilterThreshold			✓	
CmdSetMethodTargetQualifierAttribute	BL2000\sean	2/2/2022 1:15:28 PM	Set PeakFilterThresholdValue = 18685.0575248306 for qualifier 152.0 of compound Acenaphthene; previous value = 19770.1385805884			✓	
CmdSetMethodTargetQualifierAttribute	BL2000\sean	2/2/2022 1:15:28 PM	No parameter change for ThresholdNumberOfPeaks			✓	
CmdSetMethodTargetQualifierAttribute	BL2000\sean	2/2/2022 1:15:28 PM	No parameter change for PeakFilterThreshold			✓	
CmdSetMethodTargetQualifierAttribute	BL2000\sean	2/2/2022 1:15:28 PM	Set PeakFilterThresholdValue = 39926.590555084 for qualifier 153.0 of compound Acenaphthene; previous value = 41287.7595304946			✓	
CmdSetMethodTargetQualifierAttribute	BL2000\sean	2/2/2022 1:15:28 PM	No parameter change for ThresholdNumberOfPeaks			✓	
CmdSetMethodTargetCompoundAttribute	BL2000\sean	2/2/2022 1:15:28 PM	No parameter change for PeakFilterThreshold			✓	
CmdSetMethodTargetCompoundAttribute	BL2000\sean	2/2/2022 1:15:29 PM	Set PeakFilterThresholdValue = 3690.0815000001 for compound 3-Nitroaniline; previous value = 2859.03174999992			✓	
CmdSetMethodTargetCompoundAttribute	BL2000\sean	2/2/2022 1:15:29 PM	No parameter change for ThresholdNumberOfPeaks			✓	
CmdSetMethodTargetQualifierAttribute	BL2000\sean	2/2/2022 1:15:29 PM	No parameter change for PeakFilterThreshold			✓	

Name	User	Time	Action	Reason	Comment	Succeed	Exception
CmdSetMethodTargetQualifierAttribute	BL2000\sean	2/2/2022 1:15:29 PM	Set PeakFilterThresholdValue = 3780.4352124119 for qualifier 92.0 of compound 3-Nitroaniline; previous value = 3030.26945929821			✓	
CmdSetMethodTargetQualifierAttribute	BL2000\sean	2/2/2022 1:15:29 PM	No parameter change for ThresholdNumberOfPeaks			✓	
CmdSetMethodTargetQualifierAttribute	BL2000\sean	2/2/2022 1:15:29 PM	No parameter change for PeakFilterThreshold			✓	
CmdSetMethodTargetQualifierAttribute	BL2000\sean	2/2/2022 1:15:29 PM	Set PeakFilterThresholdValue = 4464.54429618502 for qualifier 65.0 of compound 3-Nitroaniline; previous value = 3422.15018319916			✓	
CmdSetMethodTargetQualifierAttribute	BL2000\sean	2/2/2022 1:15:29 PM	No parameter change for ThresholdNumberOfPeaks			✓	
CmdSetMethodTargetCompoundAttribute	BL2000\sean	2/2/2022 1:15:30 PM	No parameter change for PeakFilterThreshold			✓	
CmdSetMethodTargetCompoundAttribute	BL2000\sean	2/2/2022 1:15:30 PM	Set PeakFilterThresholdValue = 354.296249999999 for compound 2,4-Dinitrophenol; previous value = 409.654749999983			✓	
CmdSetMethodTargetCompoundAttribute	BL2000\sean	2/2/2022 1:15:30 PM	No parameter change for ThresholdNumberOfPeaks			✓	
CmdSetMethodTargetQualifierAttribute	BL2000\sean	2/2/2022 1:15:30 PM	No parameter change for PeakFilterThreshold			✓	
CmdSetMethodTargetQualifierAttribute	BL2000\sean	2/2/2022 1:15:30 PM	Set PeakFilterThresholdValue = 224.792608405881 for qualifier 154.0 of compound 2,4-Dinitrophenol; previous value = 238.002934499869			✓	
CmdSetMethodTargetQualifierAttribute	BL2000\sean	2/2/2022 1:15:30 PM	No parameter change for ThresholdNumberOfPeaks			✓	
CmdSetMethodTargetCompoundAttribute	BL2000\sean	2/2/2022 1:15:30 PM	No parameter change for PeakFilterThreshold			✓	
CmdSetMethodTargetCompoundAttribute	BL2000\sean	2/2/2022 1:15:31 PM	Set PeakFilterThresholdValue = 58243.1842500004 for compound Dibenzofuran; previous value = 52974.4355000018			✓	
CmdSetMethodTargetCompoundAttribute	BL2000\sean	2/2/2022 1:15:31 PM	No parameter change for ThresholdNumberOfPeaks			✓	
CmdSetMethodTargetQualifierAttribute	BL2000\sean	2/2/2022 1:15:31 PM	No parameter change for PeakFilterThreshold			✓	
CmdSetMethodTargetQualifierAttribute	BL2000\sean	2/2/2022 1:15:31 PM	Set PeakFilterThresholdValue = 25106.1815328374 for qualifier 139.0 of compound Dibenzofuran; previous value = 20295.9929462989			✓	
CmdSetMethodTargetQualifierAttribute	BL2000\sean	2/2/2022 1:15:31 PM	No parameter change for ThresholdNumberOfPeaks			✓	
CmdSetMethodTargetCompoundAttribute	BL2000\sean	2/2/2022 1:15:31 PM	No parameter change for PeakFilterThreshold			✓	
CmdSetMethodTargetCompoundAttribute	BL2000\sean	2/2/2022 1:15:31 PM	No parameter change for PeakFilterThresholdValue			✓	

Name	User	Time	Action	Reason	Comment	Succeed	Exception
CmdSetMethodTargetCompoundAttribute	BL2000\sean	2/2/2022 1:15:31 PM	No parameter change for ThresholdNumberOfPeaks			✓	
CmdSetMethodTargetQualifierAttribute	BL2000\sean	2/2/2022 1:15:32 PM	No parameter change for PeakFilterThreshold			✓	
CmdSetMethodTargetQualifierAttribute	BL2000\sean	2/2/2022 1:15:32 PM	No parameter change for PeakFilterThresholdValue			✓	
CmdSetMethodTargetQualifierAttribute	BL2000\sean	2/2/2022 1:15:32 PM	No parameter change for ThresholdNumberOfPeaks			✓	
CmdSetMethodTargetQualifierAttribute	BL2000\sean	2/2/2022 1:15:32 PM	No parameter change for PeakFilterThreshold			✓	
CmdSetMethodTargetQualifierAttribute	BL2000\sean	2/2/2022 1:15:32 PM	No parameter change for PeakFilterThresholdValue			✓	
CmdSetMethodTargetQualifierAttribute	BL2000\sean	2/2/2022 1:15:32 PM	No parameter change for ThresholdNumberOfPeaks			✓	
CmdSetMethodTargetCompoundAttribute	BL2000\sean	2/2/2022 1:15:33 PM	No parameter change for PeakFilterThreshold			✓	
CmdSetMethodTargetCompoundAttribute	BL2000\sean	2/2/2022 1:15:33 PM	Set PeakFilterThresholdValue = 3621.02899999997 for compound 4-Nitrophenol; previous value = 3240.19950000002			✓	
CmdSetMethodTargetCompoundAttribute	BL2000\sean	2/2/2022 1:15:33 PM	No parameter change for ThresholdNumberOfPeaks			✓	
CmdSetMethodTargetQualifierAttribute	BL2000\sean	2/2/2022 1:15:33 PM	No parameter change for PeakFilterThreshold			✓	
CmdSetMethodTargetQualifierAttribute	BL2000\sean	2/2/2022 1:15:33 PM	Set PeakFilterThresholdValue = 13780.5428210654 for qualifier 139.0 of compound 4-Nitrophenol; previous value = 2917.08844005097			✓	
CmdSetMethodTargetQualifierAttribute	BL2000\sean	2/2/2022 1:15:33 PM	No parameter change for ThresholdNumberOfPeaks			✓	
CmdSetMethodTargetQualifierAttribute	BL2000\sean	2/2/2022 1:15:33 PM	No parameter change for PeakFilterThreshold			✓	
CmdSetMethodTargetQualifierAttribute	BL2000\sean	2/2/2022 1:15:34 PM	Set PeakFilterThresholdValue = 2940.41985970993 for qualifier 65.0 of compound 4-Nitrophenol; previous value = 3253.20445697432			✓	
CmdSetMethodTargetQualifierAttribute	BL2000\sean	2/2/2022 1:15:34 PM	No parameter change for ThresholdNumberOfPeaks			✓	
CmdSetMethodTargetCompoundAttribute	BL2000\sean	2/2/2022 1:15:34 PM	No parameter change for PeakFilterThreshold			✓	
CmdSetMethodTargetCompoundAttribute	BL2000\sean	2/2/2022 1:15:34 PM	Set PeakFilterThresholdValue = 3290.29624674677 for compound 2,4-Dinitrotoluene; previous value = 3065.24100000005			✓	
CmdSetMethodTargetCompoundAttribute	BL2000\sean	2/2/2022 1:15:34 PM	No parameter change for ThresholdNumberOfPeaks			✓	
CmdSetMethodTargetQualifierAttribute	BL2000\sean	2/2/2022 1:15:34 PM	No parameter change for PeakFilterThreshold			✓	

Name	User	Time	Action	Reason	Comment	Succeed	Exception
CmdSetMethodTargetQualifierAttribute	BL2000\sean	2/2/2022 1:15:35 PM	Set PeakFilterThresholdValue = 2230.63837433345 for qualifier 63.0 of compound 2,4-Dinitrotoluene; previous value = 1797.2878560081			✓	
CmdSetMethodTargetQualifierAttribute	BL2000\sean	2/2/2022 1:15:35 PM	No parameter change for ThresholdNumberOfPeaks			✓	
CmdSetMethodTargetQualifierAttribute	BL2000\sean	2/2/2022 1:15:35 PM	No parameter change for PeakFilterThreshold			✓	
CmdSetMethodTargetQualifierAttribute	BL2000\sean	2/2/2022 1:15:35 PM	Set PeakFilterThresholdValue = 2153.11720615877 for qualifier 89.0 of compound 2,4-Dinitrotoluene; previous value = 2044.69831464537			✓	
CmdSetMethodTargetQualifierAttribute	BL2000\sean	2/2/2022 1:15:35 PM	No parameter change for ThresholdNumberOfPeaks			✓	
CmdSetMethodTargetCompoundAttribute	BL2000\sean	2/2/2022 1:15:36 PM	No parameter change for PeakFilterThreshold			✓	
CmdSetMethodTargetCompoundAttribute	BL2000\sean	2/2/2022 1:15:36 PM	No parameter change for PeakFilterThresholdValue			✓	
CmdSetMethodTargetCompoundAttribute	BL2000\sean	2/2/2022 1:15:36 PM	No parameter change for ThresholdNumberOfPeaks			✓	
CmdSetMethodTargetQualifierAttribute	BL2000\sean	2/2/2022 1:15:36 PM	No parameter change for PeakFilterThreshold			✓	
CmdSetMethodTargetQualifierAttribute	BL2000\sean	2/2/2022 1:15:36 PM	No parameter change for PeakFilterThresholdValue			✓	
CmdSetMethodTargetQualifierAttribute	BL2000\sean	2/2/2022 1:15:36 PM	No parameter change for ThresholdNumberOfPeaks			✓	
CmdSetMethodTargetCompoundAttribute	BL2000\sean	2/2/2022 1:15:37 PM	No parameter change for PeakFilterThreshold			✓	
CmdSetMethodTargetCompoundAttribute	BL2000\sean	2/2/2022 1:15:37 PM	No parameter change for PeakFilterThresholdValue			✓	
CmdSetMethodTargetCompoundAttribute	BL2000\sean	2/2/2022 1:15:37 PM	No parameter change for ThresholdNumberOfPeaks			✓	
CmdSetMethodTargetQualifierAttribute	BL2000\sean	2/2/2022 1:15:37 PM	No parameter change for PeakFilterThreshold			✓	
CmdSetMethodTargetQualifierAttribute	BL2000\sean	2/2/2022 1:15:37 PM	No parameter change for PeakFilterThresholdValue			✓	
CmdSetMethodTargetQualifierAttribute	BL2000\sean	2/2/2022 1:15:37 PM	No parameter change for ThresholdNumberOfPeaks			✓	
CmdSetMethodTargetCompoundAttribute	BL2000\sean	2/2/2022 1:15:38 PM	No parameter change for PeakFilterThreshold			✓	
CmdSetMethodTargetCompoundAttribute	BL2000\sean	2/2/2022 1:15:38 PM	No parameter change for PeakFilterThresholdValue			✓	
CmdSetMethodTargetCompoundAttribute	BL2000\sean	2/2/2022 1:15:38 PM	No parameter change for ThresholdNumberOfPeaks			✓	
CmdSetMethodTargetQualifierAttribute	BL2000\sean	2/2/2022 1:15:38 PM	No parameter change for PeakFilterThreshold			✓	
CmdSetMethodTargetQualifierAttribute	BL2000\sean	2/2/2022 1:15:38 PM	No parameter change for PeakFilterThresholdValue			✓	

Name	User	Time	Action	Reason	Comment	Succeed	Exception
CmdSetMethodTargetQualifierAttribute	BL2000\sean	2/2/2022 1:15:38 PM	No parameter change for ThresholdNumberOfPeaks			✓	
CmdSetMethodTargetQualifierAttribute	BL2000\sean	2/2/2022 1:15:39 PM	No parameter change for PeakFilterThreshold			✓	
CmdSetMethodTargetQualifierAttribute	BL2000\sean	2/2/2022 1:15:39 PM	No parameter change for PeakFilterThresholdValue			✓	
CmdSetMethodTargetQualifierAttribute	BL2000\sean	2/2/2022 1:15:39 PM	No parameter change for ThresholdNumberOfPeaks			✓	
CmdSetMethodTargetCompoundAttribute	BL2000\sean	2/2/2022 1:15:39 PM	No parameter change for PeakFilterThreshold			✓	
CmdSetMethodTargetCompoundAttribute	BL2000\sean	2/2/2022 1:15:39 PM	Set PeakFilterThresholdValue = 49203.2845000011 for compound Fluorene; previous value = 47092.6887499983			✓	
CmdSetMethodTargetCompoundAttribute	BL2000\sean	2/2/2022 1:15:40 PM	No parameter change for ThresholdNumberOfPeaks			✓	
CmdSetMethodTargetQualifierAttribute	BL2000\sean	2/2/2022 1:15:40 PM	No parameter change for PeakFilterThreshold			✓	
CmdSetMethodTargetQualifierAttribute	BL2000\sean	2/2/2022 1:15:40 PM	Set PeakFilterThresholdValue = 45554.0082616908 for qualifier 165.0 of compound Fluorene; previous value = 44492.5644007097			✓	
CmdSetMethodTargetQualifierAttribute	BL2000\sean	2/2/2022 1:15:40 PM	No parameter change for ThresholdNumberOfPeaks			✓	
CmdSetMethodTargetQualifierAttribute	BL2000\sean	2/2/2022 1:15:40 PM	No parameter change for PeakFilterThreshold			✓	
CmdSetMethodTargetQualifierAttribute	BL2000\sean	2/2/2022 1:15:40 PM	Set PeakFilterThresholdValue = 6404.26130402533 for qualifier 167.0 of compound Fluorene; previous value = 6084.94787564464			✓	
CmdSetMethodTargetQualifierAttribute	BL2000\sean	2/2/2022 1:15:41 PM	No parameter change for ThresholdNumberOfPeaks			✓	
CmdSetMethodTargetCompoundAttribute	BL2000\sean	2/2/2022 1:15:41 PM	No parameter change for PeakFilterThreshold			✓	
CmdSetMethodTargetCompoundAttribute	BL2000\sean	2/2/2022 1:15:41 PM	Set PeakFilterThresholdValue = 19234.6050000004 for compound 4-Chlorophenyl-phenylether; previous value = 19182.2179999998			✓	
CmdSetMethodTargetCompoundAttribute	BL2000\sean	2/2/2022 1:15:41 PM	No parameter change for ThresholdNumberOfPeaks			✓	
CmdSetMethodTargetQualifierAttribute	BL2000\sean	2/2/2022 1:15:41 PM	No parameter change for PeakFilterThreshold			✓	
CmdSetMethodTargetQualifierAttribute	BL2000\sean	2/2/2022 1:15:41 PM	Set PeakFilterThresholdValue = 6379.27317522047 for qualifier 206.0 of compound 4-Chlorophenyl-phenylether; previous value = 6529.01611957269			✓	
CmdSetMethodTargetQualifierAttribute	BL2000\sean	2/2/2022 1:15:42 PM	No parameter change for ThresholdNumberOfPeaks			✓	
CmdSetMethodTargetQualifierAttribute	BL2000\sean	2/2/2022 1:15:42 PM	No parameter change for PeakFilterThreshold			✓	

Name	User	Time	Action	Reason	Comment	Succeed	Exception
CmdSetMethodTargetQualifierAttribute	BL2000\sean	2/2/2022 1:15:42 PM	Set PeakFilterThresholdValue = 12057.6623928796 for qualifier 141.0 of compound 4-Chlorophenyl-phenylether; previous value = 11924.0844841808			✓	
CmdSetMethodTargetQualifierAttribute	BL2000\sean	2/2/2022 1:15:42 PM	No parameter change for ThresholdNumberOfPeaks			✓	
CmdSetMethodTargetCompoundAttribute	BL2000\sean	2/2/2022 1:15:42 PM	No parameter change for PeakFilterThreshold			✓	
CmdSetMethodTargetCompoundAttribute	BL2000\sean	2/2/2022 1:15:42 PM	Set PeakFilterThresholdValue = 25754.4552500007 for compound Diethylphthalate; previous value = 26475.5654999991			✓	
CmdSetMethodTargetCompoundAttribute	BL2000\sean	2/2/2022 1:15:43 PM	No parameter change for ThresholdNumberOfPeaks			✓	
CmdSetMethodTargetQualifierAttribute	BL2000\sean	2/2/2022 1:15:43 PM	No parameter change for PeakFilterThreshold			✓	
CmdSetMethodTargetQualifierAttribute	BL2000\sean	2/2/2022 1:15:43 PM	Set PeakFilterThresholdValue = 5439.83220432427 for qualifier 177.0 of compound Diethylphthalate; previous value = 5847.45513695671			✓	
CmdSetMethodTargetQualifierAttribute	BL2000\sean	2/2/2022 1:15:43 PM	No parameter change for ThresholdNumberOfPeaks			✓	
CmdSetMethodTargetQualifierAttribute	BL2000\sean	2/2/2022 1:15:43 PM	No parameter change for PeakFilterThreshold			✓	
CmdSetMethodTargetQualifierAttribute	BL2000\sean	2/2/2022 1:15:44 PM	Set PeakFilterThresholdValue = 3235.5742083388 for qualifier 150.0 of compound Diethylphthalate; previous value = 3320.74951261145			✓	
CmdSetMethodTargetQualifierAttribute	BL2000\sean	2/2/2022 1:15:44 PM	No parameter change for ThresholdNumberOfPeaks			✓	
CmdSetMethodTargetCompoundAttribute	BL2000\sean	2/2/2022 1:15:44 PM	No parameter change for PeakFilterThreshold			✓	
CmdSetMethodTargetCompoundAttribute	BL2000\sean	2/2/2022 1:15:44 PM	No parameter change for PeakFilterThresholdValue			✓	
CmdSetMethodTargetCompoundAttribute	BL2000\sean	2/2/2022 1:15:44 PM	No parameter change for ThresholdNumberOfPeaks			✓	
CmdSetMethodTargetQualifierAttribute	BL2000\sean	2/2/2022 1:15:44 PM	No parameter change for PeakFilterThreshold			✓	
CmdSetMethodTargetQualifierAttribute	BL2000\sean	2/2/2022 1:15:44 PM	No parameter change for PeakFilterThresholdValue			✓	
CmdSetMethodTargetQualifierAttribute	BL2000\sean	2/2/2022 1:15:45 PM	No parameter change for ThresholdNumberOfPeaks			✓	
CmdSetMethodTargetQualifierAttribute	BL2000\sean	2/2/2022 1:15:45 PM	No parameter change for PeakFilterThreshold			✓	
CmdSetMethodTargetQualifierAttribute	BL2000\sean	2/2/2022 1:15:45 PM	No parameter change for PeakFilterThresholdValue			✓	
CmdSetMethodTargetQualifierAttribute	BL2000\sean	2/2/2022 1:15:45 PM	No parameter change for ThresholdNumberOfPeaks			✓	

Name	User	Time	Action	Reason	Comment	Succeed	Exception
CmdSetMethodTargetCompoundAttribute	BL2000\sean	2/2/2022 1:15:45 PM	No parameter change for PeakFilterThreshold			✓	
CmdSetMethodTargetCompoundAttribute	BL2000\sean	2/2/2022 1:15:46 PM	No parameter change for PeakFilterThresholdValue			✓	
CmdSetMethodTargetCompoundAttribute	BL2000\sean	2/2/2022 1:15:46 PM	No parameter change for ThresholdNumberOfPeaks			✓	
CmdSetMethodTargetQualifierAttribute	BL2000\sean	2/2/2022 1:15:46 PM	No parameter change for PeakFilterThreshold			✓	
CmdSetMethodTargetQualifierAttribute	BL2000\sean	2/2/2022 1:15:46 PM	No parameter change for PeakFilterThresholdValue			✓	
CmdSetMethodTargetQualifierAttribute	BL2000\sean	2/2/2022 1:15:46 PM	No parameter change for ThresholdNumberOfPeaks			✓	
CmdSetMethodTargetCompoundAttribute	BL2000\sean	2/2/2022 1:15:46 PM	No parameter change for PeakFilterThreshold			✓	
CmdSetMethodTargetCompoundAttribute	BL2000\sean	2/2/2022 1:15:47 PM	Set PeakFilterThresholdValue = 2742.53425000005 for compound 4-Nitroaniline; previous value = 2714.11700000003			✓	
CmdSetMethodTargetCompoundAttribute	BL2000\sean	2/2/2022 1:15:47 PM	No parameter change for ThresholdNumberOfPeaks			✓	
CmdSetMethodTargetQualifierAttribute	BL2000\sean	2/2/2022 1:15:47 PM	No parameter change for PeakFilterThreshold			✓	
CmdSetMethodTargetQualifierAttribute	BL2000\sean	2/2/2022 1:15:47 PM	Set PeakFilterThresholdValue = 2778.3848350666 for qualifier 65.0 of compound 4-Nitroaniline; previous value = 2694.76994148207			✓	
CmdSetMethodTargetQualifierAttribute	BL2000\sean	2/2/2022 1:15:47 PM	No parameter change for ThresholdNumberOfPeaks			✓	
CmdSetMethodTargetQualifierAttribute	BL2000\sean	2/2/2022 1:15:47 PM	No parameter change for PeakFilterThreshold			✓	
CmdSetMethodTargetQualifierAttribute	BL2000\sean	2/2/2022 1:15:48 PM	Set PeakFilterThresholdValue = 1404.10586107881 for qualifier 92.0 of compound 4-Nitroaniline; previous value = 1241.03134585388			✓	
CmdSetMethodTargetQualifierAttribute	BL2000\sean	2/2/2022 1:15:48 PM	No parameter change for ThresholdNumberOfPeaks			✓	
CmdSetMethodTargetCompoundAttribute	BL2000\sean	2/2/2022 1:15:48 PM	No parameter change for PeakFilterThreshold			✓	
CmdSetMethodTargetCompoundAttribute	BL2000\sean	2/2/2022 1:15:48 PM	Set PeakFilterThresholdValue = 1059.06200000002 for compound 4,6-Dinitro-2-methylphenol; previous value = 1106.25449999999			✓	
CmdSetMethodTargetCompoundAttribute	BL2000\sean	2/2/2022 1:15:48 PM	No parameter change for ThresholdNumberOfPeaks			✓	
CmdSetMethodTargetQualifierAttribute	BL2000\sean	2/2/2022 1:15:48 PM	No parameter change for PeakFilterThreshold			✓	
CmdSetMethodTargetQualifierAttribute	BL2000\sean	2/2/2022 1:15:49 PM	Set PeakFilterThresholdValue = 491.381647903184 for qualifier 121.0 of compound 4,6-Dinitro-2-methylphenol; previous value = 440.635710969391			✓	

Name	User	Time	Action	Reason	Comment	Succeed	Exception
CmdSetMethodTargetQualifierAttribute	BL2000\sean	2/2/2022 1:15:49 PM	No parameter change for ThresholdNumberOfPeaks			✓	
CmdSetMethodTargetCompoundAttribute	BL2000\sean	2/2/2022 1:15:49 PM	No parameter change for PeakFilterThreshold			✓	
CmdSetMethodTargetCompoundAttribute	BL2000\sean	2/2/2022 1:15:49 PM	Set PeakFilterThresholdValue = 28125.8434985204 for compound N-nitrosodiphenylamine; previous value = 29279.3757500005			✓	
CmdSetMethodTargetCompoundAttribute	BL2000\sean	2/2/2022 1:15:49 PM	No parameter change for ThresholdNumberOfPeaks			✓	
CmdSetMethodTargetQualifierAttribute	BL2000\sean	2/2/2022 1:15:49 PM	No parameter change for PeakFilterThreshold			✓	
CmdSetMethodTargetQualifierAttribute	BL2000\sean	2/2/2022 1:15:49 PM	Set PeakFilterThresholdValue = 9641.21608657416 for qualifier 167.0 of compound N-nitrosodiphenylamine; previous value = 9932.35521938197			✓	
CmdSetMethodTargetQualifierAttribute	BL2000\sean	2/2/2022 1:15:50 PM	No parameter change for ThresholdNumberOfPeaks			✓	
CmdSetMethodTargetQualifierAttribute	BL2000\sean	2/2/2022 1:15:50 PM	No parameter change for PeakFilterThreshold			✓	
CmdSetMethodTargetQualifierAttribute	BL2000\sean	2/2/2022 1:15:50 PM	Set PeakFilterThresholdValue = 17798.6168046176 for qualifier 168.0 of compound N-nitrosodiphenylamine; previous value = 18670.3631180822			✓	
CmdSetMethodTargetQualifierAttribute	BL2000\sean	2/2/2022 1:15:50 PM	No parameter change for ThresholdNumberOfPeaks			✓	
CmdSetMethodTargetCompoundAttribute	BL2000\sean	2/2/2022 1:15:50 PM	No parameter change for PeakFilterThreshold			✓	
CmdSetMethodTargetCompoundAttribute	BL2000\sean	2/2/2022 1:15:50 PM	Set PeakFilterThresholdValue = 20752.1555057214 for compound Azobenzene; previous value = 27594.3472945719			✓	
CmdSetMethodTargetCompoundAttribute	BL2000\sean	2/2/2022 1:15:51 PM	No parameter change for ThresholdNumberOfPeaks			✓	
CmdSetMethodTargetQualifierAttribute	BL2000\sean	2/2/2022 1:15:51 PM	No parameter change for PeakFilterThreshold			✓	
CmdSetMethodTargetQualifierAttribute	BL2000\sean	2/2/2022 1:15:51 PM	Set PeakFilterThresholdValue = 7826.73397402278 for qualifier 51.0 of compound Azobenzene; previous value = 11055.0313611585			✓	
CmdSetMethodTargetQualifierAttribute	BL2000\sean	2/2/2022 1:15:51 PM	No parameter change for ThresholdNumberOfPeaks			✓	
CmdSetMethodTargetQualifierAttribute	BL2000\sean	2/2/2022 1:15:51 PM	No parameter change for PeakFilterThreshold			✓	
CmdSetMethodTargetQualifierAttribute	BL2000\sean	2/2/2022 1:15:51 PM	Set PeakFilterThresholdValue = 5692.33147195977 for qualifier 182.0 of compound Azobenzene; previous value = 8354.90667634362			✓	
CmdSetMethodTargetQualifierAttribute	BL2000\sean	2/2/2022 1:15:52 PM	No parameter change for ThresholdNumberOfPeaks			✓	

Name	User	Time	Action	Reason	Comment	Succeed	Exception
CmdSetMethodTargetCompoundAttribute	BL2000\sean	2/2/2022 1:15:52 PM	No parameter change for PeakFilterThreshold			✓	
CmdSetMethodTargetCompoundAttribute	BL2000\sean	2/2/2022 1:15:52 PM	No parameter change for PeakFilterThresholdValue			✓	
CmdSetMethodTargetCompoundAttribute	BL2000\sean	2/2/2022 1:15:52 PM	No parameter change for ThresholdNumberOfPeaks			✓	
CmdSetMethodTargetQualifierAttribute	BL2000\sean	2/2/2022 1:15:52 PM	No parameter change for PeakFilterThreshold			✓	
CmdSetMethodTargetQualifierAttribute	BL2000\sean	2/2/2022 1:15:52 PM	No parameter change for PeakFilterThresholdValue			✓	
CmdSetMethodTargetQualifierAttribute	BL2000\sean	2/2/2022 1:15:53 PM	No parameter change for ThresholdNumberOfPeaks			✓	
CmdSetMethodTargetQualifierAttribute	BL2000\sean	2/2/2022 1:15:53 PM	No parameter change for PeakFilterThreshold			✓	
CmdSetMethodTargetQualifierAttribute	BL2000\sean	2/2/2022 1:15:53 PM	No parameter change for PeakFilterThresholdValue			✓	
CmdSetMethodTargetQualifierAttribute	BL2000\sean	2/2/2022 1:15:53 PM	No parameter change for ThresholdNumberOfPeaks			✓	
CmdSetMethodTargetCompoundAttribute	BL2000\sean	2/2/2022 1:15:53 PM	No parameter change for PeakFilterThreshold			✓	
CmdSetMethodTargetCompoundAttribute	BL2000\sean	2/2/2022 1:15:53 PM	No parameter change for PeakFilterThresholdValue			✓	
CmdSetMethodTargetCompoundAttribute	BL2000\sean	2/2/2022 1:15:54 PM	No parameter change for ThresholdNumberOfPeaks			✓	
CmdSetMethodTargetQualifierAttribute	BL2000\sean	2/2/2022 1:15:54 PM	No parameter change for PeakFilterThreshold			✓	
CmdSetMethodTargetQualifierAttribute	BL2000\sean	2/2/2022 1:15:54 PM	No parameter change for PeakFilterThresholdValue			✓	
CmdSetMethodTargetQualifierAttribute	BL2000\sean	2/2/2022 1:15:54 PM	No parameter change for ThresholdNumberOfPeaks			✓	
CmdSetMethodTargetQualifierAttribute	BL2000\sean	2/2/2022 1:15:54 PM	No parameter change for PeakFilterThreshold			✓	
CmdSetMethodTargetQualifierAttribute	BL2000\sean	2/2/2022 1:15:54 PM	No parameter change for PeakFilterThresholdValue			✓	
CmdSetMethodTargetQualifierAttribute	BL2000\sean	2/2/2022 1:15:54 PM	No parameter change for ThresholdNumberOfPeaks			✓	
CmdSetMethodTargetCompoundAttribute	BL2000\sean	2/2/2022 1:15:55 PM	No parameter change for PeakFilterThreshold			✓	
CmdSetMethodTargetCompoundAttribute	BL2000\sean	2/2/2022 1:15:55 PM	No parameter change for PeakFilterThresholdValue			✓	
CmdSetMethodTargetCompoundAttribute	BL2000\sean	2/2/2022 1:15:55 PM	No parameter change for ThresholdNumberOfPeaks			✓	
CmdSetMethodTargetQualifierAttribute	BL2000\sean	2/2/2022 1:15:55 PM	No parameter change for PeakFilterThreshold			✓	
CmdSetMethodTargetQualifierAttribute	BL2000\sean	2/2/2022 1:15:55 PM	No parameter change for PeakFilterThresholdValue			✓	
CmdSetMethodTargetQualifierAttribute	BL2000\sean	2/2/2022 1:15:55 PM	No parameter change for ThresholdNumberOfPeaks			✓	

Name	User	Time	Action	Reason	Comment	Succeed	Exception
CmdSetMethodTargetQualifierAttribute	BL2000\sean	2/2/2022 1:15:55 PM	No parameter change for PeakFilterThreshold			✓	
CmdSetMethodTargetQualifierAttribute	BL2000\sean	2/2/2022 1:15:56 PM	No parameter change for PeakFilterThresholdValue			✓	
CmdSetMethodTargetQualifierAttribute	BL2000\sean	2/2/2022 1:15:56 PM	No parameter change for ThresholdNumberOfPeaks			✓	
CmdSetMethodTargetCompoundAttribute	BL2000\sean	2/2/2022 1:15:56 PM	No parameter change for PeakFilterThreshold			✓	
CmdSetMethodTargetCompoundAttribute	BL2000\sean	2/2/2022 1:15:56 PM	Set PeakFilterThresholdValue = 9700.74224999961 for compound 4-Bromophenyl-phenylether; previous value = 12241.4227499998			✓	
CmdSetMethodTargetCompoundAttribute	BL2000\sean	2/2/2022 1:15:56 PM	No parameter change for ThresholdNumberOfPeaks			✓	
CmdSetMethodTargetQualifierAttribute	BL2000\sean	2/2/2022 1:15:56 PM	No parameter change for PeakFilterThreshold			✓	
CmdSetMethodTargetQualifierAttribute	BL2000\sean	2/2/2022 1:15:57 PM	Set PeakFilterThresholdValue = 9750.61205888528 for qualifier 250.0 of compound 4-Bromophenyl-phenylether; previous value = 12837.043456711			✓	
CmdSetMethodTargetQualifierAttribute	BL2000\sean	2/2/2022 1:15:57 PM	No parameter change for ThresholdNumberOfPeaks			✓	
CmdSetMethodTargetQualifierAttribute	BL2000\sean	2/2/2022 1:15:57 PM	No parameter change for PeakFilterThreshold			✓	
CmdSetMethodTargetQualifierAttribute	BL2000\sean	2/2/2022 1:15:57 PM	Set PeakFilterThresholdValue = 10041.610554529 for qualifier 141.0 of compound 4-Bromophenyl-phenylether; previous value = 12439.3348473914			✓	
CmdSetMethodTargetQualifierAttribute	BL2000\sean	2/2/2022 1:15:57 PM	No parameter change for ThresholdNumberOfPeaks			✓	
CmdSetMethodTargetCompoundAttribute	BL2000\sean	2/2/2022 1:15:58 PM	No parameter change for PeakFilterThreshold			✓	
CmdSetMethodTargetCompoundAttribute	BL2000\sean	2/2/2022 1:15:58 PM	No parameter change for PeakFilterThresholdValue			✓	
CmdSetMethodTargetCompoundAttribute	BL2000\sean	2/2/2022 1:15:58 PM	No parameter change for ThresholdNumberOfPeaks			✓	
CmdSetMethodTargetQualifierAttribute	BL2000\sean	2/2/2022 1:15:58 PM	No parameter change for PeakFilterThreshold			✓	
CmdSetMethodTargetQualifierAttribute	BL2000\sean	2/2/2022 1:15:58 PM	No parameter change for PeakFilterThresholdValue			✓	
CmdSetMethodTargetQualifierAttribute	BL2000\sean	2/2/2022 1:15:58 PM	No parameter change for ThresholdNumberOfPeaks			✓	
CmdSetMethodTargetQualifierAttribute	BL2000\sean	2/2/2022 1:15:59 PM	No parameter change for PeakFilterThreshold			✓	
CmdSetMethodTargetQualifierAttribute	BL2000\sean	2/2/2022 1:15:59 PM	No parameter change for PeakFilterThresholdValue			✓	
CmdSetMethodTargetQualifierAttribute	BL2000\sean	2/2/2022 1:15:59 PM	No parameter change for ThresholdNumberOfPeaks			✓	

Name	User	Time	Action	Reason	Comment	Succeed	Exception
CmdSetMethodTargetCompoundAttribute	BL2000\sean	2/2/2022 1:15:59 PM	No parameter change for PeakFilterThreshold			✓	
CmdSetMethodTargetCompoundAttribute	BL2000\sean	2/2/2022 1:15:59 PM	No parameter change for PeakFilterThresholdValue			✓	
CmdSetMethodTargetCompoundAttribute	BL2000\sean	2/2/2022 1:15:59 PM	No parameter change for ThresholdNumberOfPeaks			✓	
CmdSetMethodTargetQualifierAttribute	BL2000\sean	2/2/2022 1:16:00 PM	No parameter change for PeakFilterThreshold			✓	
CmdSetMethodTargetQualifierAttribute	BL2000\sean	2/2/2022 1:16:00 PM	No parameter change for PeakFilterThresholdValue			✓	
CmdSetMethodTargetQualifierAttribute	BL2000\sean	2/2/2022 1:16:00 PM	No parameter change for ThresholdNumberOfPeaks			✓	
CmdSetMethodTargetCompoundAttribute	BL2000\sean	2/2/2022 1:16:00 PM	No parameter change for PeakFilterThreshold			✓	
CmdSetMethodTargetCompoundAttribute	BL2000\sean	2/2/2022 1:16:00 PM	No parameter change for PeakFilterThresholdValue			✓	
CmdSetMethodTargetCompoundAttribute	BL2000\sean	2/2/2022 1:16:00 PM	No parameter change for ThresholdNumberOfPeaks			✓	
CmdSetMethodTargetQualifierAttribute	BL2000\sean	2/2/2022 1:16:01 PM	No parameter change for PeakFilterThreshold			✓	
CmdSetMethodTargetQualifierAttribute	BL2000\sean	2/2/2022 1:16:01 PM	No parameter change for PeakFilterThresholdValue			✓	
CmdSetMethodTargetQualifierAttribute	BL2000\sean	2/2/2022 1:16:01 PM	No parameter change for ThresholdNumberOfPeaks			✓	
CmdSetMethodTargetQualifierAttribute	BL2000\sean	2/2/2022 1:16:01 PM	No parameter change for PeakFilterThreshold			✓	
CmdSetMethodTargetQualifierAttribute	BL2000\sean	2/2/2022 1:16:01 PM	No parameter change for PeakFilterThresholdValue			✓	
CmdSetMethodTargetQualifierAttribute	BL2000\sean	2/2/2022 1:16:02 PM	No parameter change for ThresholdNumberOfPeaks			✓	
CmdSetMethodTargetCompoundAttribute	BL2000\sean	2/2/2022 1:16:02 PM	No parameter change for PeakFilterThreshold			✓	
CmdSetMethodTargetCompoundAttribute	BL2000\sean	2/2/2022 1:16:02 PM	Set PeakFilterThresholdValue = 10325.0522500004 for compound Hexachlorobenzene; previous value = 12139.7622499997			✓	
CmdSetMethodTargetCompoundAttribute	BL2000\sean	2/2/2022 1:16:02 PM	No parameter change for ThresholdNumberOfPeaks			✓	
CmdSetMethodTargetQualifierAttribute	BL2000\sean	2/2/2022 1:16:02 PM	No parameter change for PeakFilterThreshold			✓	
CmdSetMethodTargetQualifierAttribute	BL2000\sean	2/2/2022 1:16:02 PM	Set PeakFilterThresholdValue = 4881.22211241734 for qualifier 142.0 of compound Hexachlorobenzene; previous value = 6085.05858903726			✓	
CmdSetMethodTargetQualifierAttribute	BL2000\sean	2/2/2022 1:16:02 PM	No parameter change for ThresholdNumberOfPeaks			✓	
CmdSetMethodTargetCompoundAttribute	BL2000\sean	2/2/2022 1:16:03 PM	No parameter change for PeakFilterThreshold			✓	

Name	User	Time	Action	Reason	Comment	Succeed	Exception
CmdSetMethodTargetCompoundAttribute	BL2000\sean	2/2/2022 1:16:03 PM	No parameter change for PeakFilterThresholdValue			✓	
CmdSetMethodTargetCompoundAttribute	BL2000\sean	2/2/2022 1:16:03 PM	No parameter change for ThresholdNumberOfPeaks			✓	
CmdSetMethodTargetQualifierAttribute	BL2000\sean	2/2/2022 1:16:03 PM	No parameter change for PeakFilterThreshold			✓	
CmdSetMethodTargetQualifierAttribute	BL2000\sean	2/2/2022 1:16:03 PM	No parameter change for PeakFilterThresholdValue			✓	
CmdSetMethodTargetQualifierAttribute	BL2000\sean	2/2/2022 1:16:04 PM	No parameter change for ThresholdNumberOfPeaks			✓	
CmdSetMethodTargetCompoundAttribute	BL2000\sean	2/2/2022 1:16:04 PM	No parameter change for PeakFilterThreshold			✓	
CmdSetMethodTargetCompoundAttribute	BL2000\sean	2/2/2022 1:16:04 PM	No parameter change for PeakFilterThresholdValue			✓	
CmdSetMethodTargetCompoundAttribute	BL2000\sean	2/2/2022 1:16:04 PM	No parameter change for ThresholdNumberOfPeaks			✓	
CmdSetMethodTargetQualifierAttribute	BL2000\sean	2/2/2022 1:16:04 PM	No parameter change for PeakFilterThreshold			✓	
CmdSetMethodTargetQualifierAttribute	BL2000\sean	2/2/2022 1:16:04 PM	No parameter change for PeakFilterThresholdValue			✓	
CmdSetMethodTargetQualifierAttribute	BL2000\sean	2/2/2022 1:16:05 PM	No parameter change for ThresholdNumberOfPeaks			✓	
CmdSetMethodTargetQualifierAttribute	BL2000\sean	2/2/2022 1:16:05 PM	No parameter change for PeakFilterThreshold			✓	
CmdSetMethodTargetQualifierAttribute	BL2000\sean	2/2/2022 1:16:05 PM	No parameter change for PeakFilterThresholdValue			✓	
CmdSetMethodTargetQualifierAttribute	BL2000\sean	2/2/2022 1:16:05 PM	No parameter change for ThresholdNumberOfPeaks			✓	
CmdSetMethodTargetCompoundAttribute	BL2000\sean	2/2/2022 1:16:05 PM	No parameter change for PeakFilterThreshold			✓	
CmdSetMethodTargetCompoundAttribute	BL2000\sean	2/2/2022 1:16:05 PM	Set PeakFilterThresholdValue = 3069.73024999999 for compound Pentachlorophenol; previous value = 3223.36749999997			✓	
CmdSetMethodTargetCompoundAttribute	BL2000\sean	2/2/2022 1:16:05 PM	No parameter change for ThresholdNumberOfPeaks			✓	
CmdSetMethodTargetQualifierAttribute	BL2000\sean	2/2/2022 1:16:06 PM	No parameter change for PeakFilterThreshold			✓	
CmdSetMethodTargetQualifierAttribute	BL2000\sean	2/2/2022 1:16:06 PM	Set PeakFilterThresholdValue = 1921.12879698717 for qualifier 263.9 of compound Pentachlorophenol; previous value = 2016.88344207691			✓	
CmdSetMethodTargetQualifierAttribute	BL2000\sean	2/2/2022 1:16:06 PM	No parameter change for ThresholdNumberOfPeaks			✓	
CmdSetMethodTargetQualifierAttribute	BL2000\sean	2/2/2022 1:16:06 PM	No parameter change for PeakFilterThreshold			✓	
CmdSetMethodTargetQualifierAttribute	BL2000\sean	2/2/2022 1:16:06 PM	Set PeakFilterThresholdValue = 2003.44848683578 for qualifier 267.9 of compound Pentachlorophenol; previous value = 2028.01868212409			✓	

Name	User	Time	Action	Reason	Comment	Succeed	Exception
CmdSetMethodTargetQualifierAttribute	BL2000\sean	2/2/2022 1:16:07 PM	No parameter change for ThresholdNumberOfPeaks			✓	
CmdSetMethodTargetCompoundAttribute	BL2000\sean	2/2/2022 1:16:07 PM	No parameter change for PeakFilterThreshold			✓	
CmdSetMethodTargetCompoundAttribute	BL2000\sean	2/2/2022 1:16:07 PM	No parameter change for PeakFilterThresholdValue			✓	
CmdSetMethodTargetCompoundAttribute	BL2000\sean	2/2/2022 1:16:07 PM	No parameter change for ThresholdNumberOfPeaks			✓	
CmdSetMethodTargetQualifierAttribute	BL2000\sean	2/2/2022 1:16:07 PM	No parameter change for PeakFilterThreshold			✓	
CmdSetMethodTargetQualifierAttribute	BL2000\sean	2/2/2022 1:16:07 PM	No parameter change for PeakFilterThresholdValue			✓	
CmdSetMethodTargetQualifierAttribute	BL2000\sean	2/2/2022 1:16:07 PM	No parameter change for ThresholdNumberOfPeaks			✓	
CmdSetMethodTargetQualifierAttribute	BL2000\sean	2/2/2022 1:16:08 PM	No parameter change for PeakFilterThreshold			✓	
CmdSetMethodTargetQualifierAttribute	BL2000\sean	2/2/2022 1:16:08 PM	No parameter change for PeakFilterThresholdValue			✓	
CmdSetMethodTargetQualifierAttribute	BL2000\sean	2/2/2022 1:16:08 PM	No parameter change for ThresholdNumberOfPeaks			✓	
CmdSetMethodTargetCompoundAttribute	BL2000\sean	2/2/2022 1:16:08 PM	No parameter change for PeakFilterThreshold			✓	
CmdSetMethodTargetCompoundAttribute	BL2000\sean	2/2/2022 1:16:08 PM	No parameter change for PeakFilterThresholdValue			✓	
CmdSetMethodTargetCompoundAttribute	BL2000\sean	2/2/2022 1:16:08 PM	No parameter change for ThresholdNumberOfPeaks			✓	
CmdSetMethodTargetQualifierAttribute	BL2000\sean	2/2/2022 1:16:08 PM	No parameter change for PeakFilterThreshold			✓	
CmdSetMethodTargetQualifierAttribute	BL2000\sean	2/2/2022 1:16:09 PM	No parameter change for PeakFilterThresholdValue			✓	
CmdSetMethodTargetQualifierAttribute	BL2000\sean	2/2/2022 1:16:09 PM	No parameter change for ThresholdNumberOfPeaks			✓	
CmdSetMethodTargetQualifierAttribute	BL2000\sean	2/2/2022 1:16:09 PM	No parameter change for PeakFilterThreshold			✓	
CmdSetMethodTargetQualifierAttribute	BL2000\sean	2/2/2022 1:16:09 PM	No parameter change for PeakFilterThresholdValue			✓	
CmdSetMethodTargetQualifierAttribute	BL2000\sean	2/2/2022 1:16:09 PM	No parameter change for ThresholdNumberOfPeaks			✓	
CmdSetMethodTargetCompoundAttribute	BL2000\sean	2/2/2022 1:16:10 PM	No parameter change for PeakFilterThreshold			✓	
CmdSetMethodTargetCompoundAttribute	BL2000\sean	2/2/2022 1:16:10 PM	Set PeakFilterThresholdValue = 58719.6964999985 for compound Phenanthrene; previous value = 64446.5705000021			✓	
CmdSetMethodTargetCompoundAttribute	BL2000\sean	2/2/2022 1:16:10 PM	No parameter change for ThresholdNumberOfPeaks			✓	
CmdSetMethodTargetQualifierAttribute	BL2000\sean	2/2/2022 1:16:10 PM	No parameter change for PeakFilterThreshold			✓	

Name	User	Time	Action	Reason	Comment	Succeed	Exception
CmdSetMethodTargetQualifierAttribute	BL2000\sean	2/2/2022 1:16:10 PM	Set PeakFilterThresholdValue = 11085.1787763142 for qualifier 176.0 of compound Phenanthrene; previous value = 11747.4664039393			✓	
CmdSetMethodTargetQualifierAttribute	BL2000\sean	2/2/2022 1:16:10 PM	No parameter change for ThresholdNumberOfPeaks			✓	
CmdSetMethodTargetCompoundAttribute	BL2000\sean	2/2/2022 1:16:11 PM	No parameter change for PeakFilterThreshold			✓	
CmdSetMethodTargetCompoundAttribute	BL2000\sean	2/2/2022 1:16:11 PM	Set PeakFilterThresholdValue = 55437.3837499987 for compound Anthracene; previous value = 56472.0415000004			✓	
CmdSetMethodTargetCompoundAttribute	BL2000\sean	2/2/2022 1:16:11 PM	No parameter change for ThresholdNumberOfPeaks			✓	
CmdSetMethodTargetQualifierAttribute	BL2000\sean	2/2/2022 1:16:11 PM	No parameter change for PeakFilterThreshold			✓	
CmdSetMethodTargetQualifierAttribute	BL2000\sean	2/2/2022 1:16:11 PM	Set PeakFilterThresholdValue = 10038.5871335596 for qualifier 176.0 of compound Anthracene; previous value = 10012.4436952892			✓	
CmdSetMethodTargetQualifierAttribute	BL2000\sean	2/2/2022 1:16:11 PM	No parameter change for ThresholdNumberOfPeaks			✓	
CmdSetMethodTargetCompoundAttribute	BL2000\sean	2/2/2022 1:16:11 PM	No parameter change for PeakFilterThreshold			✓	
CmdSetMethodTargetCompoundAttribute	BL2000\sean	2/2/2022 1:16:12 PM	No parameter change for PeakFilterThresholdValue			✓	
CmdSetMethodTargetCompoundAttribute	BL2000\sean	2/2/2022 1:16:12 PM	No parameter change for ThresholdNumberOfPeaks			✓	
CmdSetMethodTargetQualifierAttribute	BL2000\sean	2/2/2022 1:16:12 PM	No parameter change for PeakFilterThreshold			✓	
CmdSetMethodTargetQualifierAttribute	BL2000\sean	2/2/2022 1:16:12 PM	No parameter change for PeakFilterThresholdValue			✓	
CmdSetMethodTargetQualifierAttribute	BL2000\sean	2/2/2022 1:16:12 PM	No parameter change for ThresholdNumberOfPeaks			✓	
CmdSetMethodTargetQualifierAttribute	BL2000\sean	2/2/2022 1:16:12 PM	No parameter change for PeakFilterThreshold			✓	
CmdSetMethodTargetQualifierAttribute	BL2000\sean	2/2/2022 1:16:13 PM	No parameter change for PeakFilterThresholdValue			✓	
CmdSetMethodTargetQualifierAttribute	BL2000\sean	2/2/2022 1:16:13 PM	No parameter change for ThresholdNumberOfPeaks			✓	
CmdSetMethodTargetCompoundAttribute	BL2000\sean	2/2/2022 1:16:13 PM	No parameter change for PeakFilterThreshold			✓	
CmdSetMethodTargetCompoundAttribute	BL2000\sean	2/2/2022 1:16:13 PM	Set PeakFilterThresholdValue = 8543.65674161042 for compound Triallate; previous value = 10965.9510000003			✓	
CmdSetMethodTargetCompoundAttribute	BL2000\sean	2/2/2022 1:16:13 PM	No parameter change for ThresholdNumberOfPeaks			✓	
CmdSetMethodTargetQualifierAttribute	BL2000\sean	2/2/2022 1:16:13 PM	No parameter change for PeakFilterThreshold			✓	

Name	User	Time	Action	Reason	Comment	Succeed	Exception
CmdSetMethodTargetQualifierAttribute	BL2000\sean	2/2/2022 1:16:13 PM	Set PeakFilterThresholdValue = 2328.05886643753 for qualifier 268.0 of compound Triallate; previous value = 3326.79399863197			✓	
CmdSetMethodTargetQualifierAttribute	BL2000\sean	2/2/2022 1:16:14 PM	No parameter change for ThresholdNumberOfPeaks			✓	
CmdSetMethodTargetQualifierAttribute	BL2000\sean	2/2/2022 1:16:14 PM	No parameter change for PeakFilterThreshold			✓	
CmdSetMethodTargetQualifierAttribute	BL2000\sean	2/2/2022 1:16:14 PM	Set PeakFilterThresholdValue = 1969.04830981955 for qualifier 143.0 of compound Triallate; previous value = 2774.81293032833			✓	
CmdSetMethodTargetQualifierAttribute	BL2000\sean	2/2/2022 1:16:14 PM	No parameter change for ThresholdNumberOfPeaks			✓	
CmdSetMethodTargetCompoundAttribute	BL2000\sean	2/2/2022 1:16:14 PM	No parameter change for PeakFilterThreshold			✓	
CmdSetMethodTargetCompoundAttribute	BL2000\sean	2/2/2022 1:16:15 PM	No parameter change for PeakFilterThresholdValue			✓	
CmdSetMethodTargetCompoundAttribute	BL2000\sean	2/2/2022 1:16:15 PM	No parameter change for ThresholdNumberOfPeaks			✓	
CmdSetMethodTargetQualifierAttribute	BL2000\sean	2/2/2022 1:16:15 PM	No parameter change for PeakFilterThreshold			✓	
CmdSetMethodTargetQualifierAttribute	BL2000\sean	2/2/2022 1:16:15 PM	No parameter change for PeakFilterThresholdValue			✓	
CmdSetMethodTargetQualifierAttribute	BL2000\sean	2/2/2022 1:16:15 PM	No parameter change for ThresholdNumberOfPeaks			✓	
CmdSetMethodTargetQualifierAttribute	BL2000\sean	2/2/2022 1:16:15 PM	No parameter change for PeakFilterThreshold			✓	
CmdSetMethodTargetQualifierAttribute	BL2000\sean	2/2/2022 1:16:16 PM	No parameter change for PeakFilterThresholdValue			✓	
CmdSetMethodTargetQualifierAttribute	BL2000\sean	2/2/2022 1:16:16 PM	No parameter change for ThresholdNumberOfPeaks			✓	
CmdSetMethodTargetCompoundAttribute	BL2000\sean	2/2/2022 1:16:16 PM	No parameter change for PeakFilterThreshold			✓	
CmdSetMethodTargetCompoundAttribute	BL2000\sean	2/2/2022 1:16:16 PM	Set PeakFilterThresholdValue = 33870.3269999998 for compound Di-n-Butylphthalate; previous value = 38026.2060000004			✓	
CmdSetMethodTargetCompoundAttribute	BL2000\sean	2/2/2022 1:16:16 PM	No parameter change for ThresholdNumberOfPeaks			✓	
CmdSetMethodTargetQualifierAttribute	BL2000\sean	2/2/2022 1:16:16 PM	No parameter change for PeakFilterThreshold			✓	
CmdSetMethodTargetQualifierAttribute	BL2000\sean	2/2/2022 1:16:17 PM	Set PeakFilterThresholdValue = 3034.55024000589 for qualifier 150.0 of compound Di-n-Butylphthalate; previous value = 3535.77270971747			✓	
CmdSetMethodTargetQualifierAttribute	BL2000\sean	2/2/2022 1:16:17 PM	No parameter change for ThresholdNumberOfPeaks			✓	
CmdSetMethodTargetQualifierAttribute	BL2000\sean	2/2/2022 1:16:17 PM	No parameter change for PeakFilterThreshold			✓	

Name	User	Time	Action	Reason	Comment	Succeed	Exception
CmdSetMethodTargetQualifierAttribute	BL2000\sean	2/2/2022 1:16:17 PM	Set PeakFilterThresholdValue = 1968.80341313379 for qualifier 104.0 of compound Di-n-Butylphthalate; previous value = 2324.64852954633			✓	
CmdSetMethodTargetQualifierAttribute	BL2000\sean	2/2/2022 1:16:17 PM	No parameter change for ThresholdNumberOfPeaks			✓	
CmdSetMethodTargetCompoundAttribute	BL2000\sean	2/2/2022 1:16:17 PM	No parameter change for PeakFilterThreshold			✓	
CmdSetMethodTargetCompoundAttribute	BL2000\sean	2/2/2022 1:16:18 PM	No parameter change for PeakFilterThresholdValue			✓	
CmdSetMethodTargetCompoundAttribute	BL2000\sean	2/2/2022 1:16:18 PM	No parameter change for ThresholdNumberOfPeaks			✓	
CmdSetMethodTargetQualifierAttribute	BL2000\sean	2/2/2022 1:16:18 PM	No parameter change for PeakFilterThreshold			✓	
CmdSetMethodTargetQualifierAttribute	BL2000\sean	2/2/2022 1:16:18 PM	No parameter change for PeakFilterThresholdValue			✓	
CmdSetMethodTargetQualifierAttribute	BL2000\sean	2/2/2022 1:16:18 PM	No parameter change for ThresholdNumberOfPeaks			✓	
CmdSetMethodTargetQualifierAttribute	BL2000\sean	2/2/2022 1:16:18 PM	No parameter change for PeakFilterThreshold			✓	
CmdSetMethodTargetQualifierAttribute	BL2000\sean	2/2/2022 1:16:19 PM	No parameter change for PeakFilterThresholdValue			✓	
CmdSetMethodTargetQualifierAttribute	BL2000\sean	2/2/2022 1:16:19 PM	No parameter change for ThresholdNumberOfPeaks			✓	
CmdSetMethodTargetCompoundAttribute	BL2000\sean	2/2/2022 1:16:19 PM	No parameter change for PeakFilterThreshold			✓	
CmdSetMethodTargetCompoundAttribute	BL2000\sean	2/2/2022 1:16:19 PM	No parameter change for PeakFilterThresholdValue			✓	
CmdSetMethodTargetCompoundAttribute	BL2000\sean	2/2/2022 1:16:19 PM	No parameter change for ThresholdNumberOfPeaks			✓	
CmdSetMethodTargetQualifierAttribute	BL2000\sean	2/2/2022 1:16:19 PM	No parameter change for PeakFilterThreshold			✓	
CmdSetMethodTargetQualifierAttribute	BL2000\sean	2/2/2022 1:16:19 PM	No parameter change for PeakFilterThresholdValue			✓	
CmdSetMethodTargetQualifierAttribute	BL2000\sean	2/2/2022 1:16:20 PM	No parameter change for ThresholdNumberOfPeaks			✓	
CmdSetMethodTargetQualifierAttribute	BL2000\sean	2/2/2022 1:16:20 PM	No parameter change for PeakFilterThreshold			✓	
CmdSetMethodTargetQualifierAttribute	BL2000\sean	2/2/2022 1:16:20 PM	No parameter change for PeakFilterThresholdValue			✓	
CmdSetMethodTargetQualifierAttribute	BL2000\sean	2/2/2022 1:16:20 PM	No parameter change for ThresholdNumberOfPeaks			✓	
CmdSetMethodTargetCompoundAttribute	BL2000\sean	2/2/2022 1:16:20 PM	No parameter change for PeakFilterThreshold			✓	
CmdSetMethodTargetCompoundAttribute	BL2000\sean	2/2/2022 1:16:21 PM	No parameter change for PeakFilterThresholdValue			✓	
CmdSetMethodTargetCompoundAttribute	BL2000\sean	2/2/2022 1:16:21 PM	No parameter change for ThresholdNumberOfPeaks			✓	

Name	User	Time	Action	Reason	Comment	Succeed	Exception
CmdSetMethodTargetQualifierAttribute	BL2000\sean	2/2/2022 1:16:21 PM	No parameter change for PeakFilterThreshold			✓	
CmdSetMethodTargetQualifierAttribute	BL2000\sean	2/2/2022 1:16:21 PM	No parameter change for PeakFilterThresholdValue			✓	
CmdSetMethodTargetQualifierAttribute	BL2000\sean	2/2/2022 1:16:21 PM	No parameter change for ThresholdNumberOfPeaks			✓	
CmdSetMethodTargetQualifierAttribute	BL2000\sean	2/2/2022 1:16:21 PM	No parameter change for PeakFilterThreshold			✓	
CmdSetMethodTargetQualifierAttribute	BL2000\sean	2/2/2022 1:16:22 PM	No parameter change for PeakFilterThresholdValue			✓	
CmdSetMethodTargetQualifierAttribute	BL2000\sean	2/2/2022 1:16:22 PM	No parameter change for ThresholdNumberOfPeaks			✓	
CmdSetMethodTargetCompoundAttribute	BL2000\sean	2/2/2022 1:16:22 PM	No parameter change for PeakFilterThreshold			✓	
CmdSetMethodTargetCompoundAttribute	BL2000\sean	2/2/2022 1:16:22 PM	Set PeakFilterThresholdValue = 62644.1062499988 for compound Fluoranthene; previous value = 65755.6067499991			✓	
CmdSetMethodTargetCompoundAttribute	BL2000\sean	2/2/2022 1:16:22 PM	No parameter change for ThresholdNumberOfPeaks			✓	
CmdSetMethodTargetQualifierAttribute	BL2000\sean	2/2/2022 1:16:22 PM	No parameter change for PeakFilterThreshold			✓	
CmdSetMethodTargetQualifierAttribute	BL2000\sean	2/2/2022 1:16:23 PM	Set PeakFilterThresholdValue = 7717.58143733216 for qualifier 101.0 of compound Fluoranthene; previous value = 6772.08205058251			✓	
CmdSetMethodTargetQualifierAttribute	BL2000\sean	2/2/2022 1:16:23 PM	No parameter change for ThresholdNumberOfPeaks			✓	
CmdSetMethodTargetCompoundAttribute	BL2000\sean	2/2/2022 1:16:23 PM	No parameter change for PeakFilterThreshold			✓	
CmdSetMethodTargetCompoundAttribute	BL2000\sean	2/2/2022 1:16:23 PM	Set PeakFilterThresholdValue = 35297.0995000002 for compound Benzidine; previous value = 15515.5049999998			✓	
CmdSetMethodTargetCompoundAttribute	BL2000\sean	2/2/2022 1:16:23 PM	No parameter change for ThresholdNumberOfPeaks			✓	
CmdSetMethodTargetQualifierAttribute	BL2000\sean	2/2/2022 1:16:23 PM	No parameter change for PeakFilterThreshold			✓	
CmdSetMethodTargetQualifierAttribute	BL2000\sean	2/2/2022 1:16:23 PM	Set PeakFilterThresholdValue = 2635.41615777389 for qualifier 92.0 of compound Benzidine; previous value = 1230.15772835653			✓	
CmdSetMethodTargetQualifierAttribute	BL2000\sean	2/2/2022 1:16:24 PM	No parameter change for ThresholdNumberOfPeaks			✓	
CmdSetMethodTargetQualifierAttribute	BL2000\sean	2/2/2022 1:16:24 PM	No parameter change for PeakFilterThreshold			✓	
CmdSetMethodTargetQualifierAttribute	BL2000\sean	2/2/2022 1:16:24 PM	Set PeakFilterThresholdValue = 4303.3375127535 for qualifier 183.0 of compound Benzidine; previous value = 2001.4259712676			✓	

Name	User	Time	Action	Reason	Comment	Succeed	Exception
CmdSetMethodTargetQualifierAttribute	BL2000\sean	2/2/2022 1:16:24 PM	No parameter change for ThresholdNumberOfPeaks			✓	
CmdSetMethodTargetCompoundAttribute	BL2000\sean	2/2/2022 1:16:25 PM	No parameter change for PeakFilterThreshold			✓	
CmdSetMethodTargetCompoundAttribute	BL2000\sean	2/2/2022 1:16:25 PM	Set PeakFilterThresholdValue = 70010.3127532706 for compound Pyrene; previous value = 70126.7217500001			✓	
CmdSetMethodTargetCompoundAttribute	BL2000\sean	2/2/2022 1:16:25 PM	No parameter change for ThresholdNumberOfPeaks			✓	
CmdSetMethodTargetQualifierAttribute	BL2000\sean	2/2/2022 1:16:25 PM	No parameter change for PeakFilterThreshold			✓	
CmdSetMethodTargetQualifierAttribute	BL2000\sean	2/2/2022 1:16:25 PM	Set PeakFilterThresholdValue = 9782.85342073987 for qualifier 101.0 of compound Pyrene; previous value = 10153.2480483438			✓	
CmdSetMethodTargetQualifierAttribute	BL2000\sean	2/2/2022 1:16:25 PM	No parameter change for ThresholdNumberOfPeaks			✓	
CmdSetMethodTargetCompoundAttribute	BL2000\sean	2/2/2022 1:16:26 PM	No parameter change for PeakFilterThreshold			✓	
CmdSetMethodTargetCompoundAttribute	BL2000\sean	2/2/2022 1:16:26 PM	No parameter change for PeakFilterThresholdValue			✓	
CmdSetMethodTargetCompoundAttribute	BL2000\sean	2/2/2022 1:16:26 PM	No parameter change for ThresholdNumberOfPeaks			✓	
CmdSetMethodTargetQualifierAttribute	BL2000\sean	2/2/2022 1:16:26 PM	No parameter change for PeakFilterThreshold			✓	
CmdSetMethodTargetQualifierAttribute	BL2000\sean	2/2/2022 1:16:26 PM	No parameter change for PeakFilterThresholdValue			✓	
CmdSetMethodTargetQualifierAttribute	BL2000\sean	2/2/2022 1:16:26 PM	No parameter change for ThresholdNumberOfPeaks			✓	
CmdSetMethodTargetQualifierAttribute	BL2000\sean	2/2/2022 1:16:27 PM	No parameter change for PeakFilterThreshold			✓	
CmdSetMethodTargetQualifierAttribute	BL2000\sean	2/2/2022 1:16:27 PM	No parameter change for PeakFilterThresholdValue			✓	
CmdSetMethodTargetQualifierAttribute	BL2000\sean	2/2/2022 1:16:27 PM	No parameter change for ThresholdNumberOfPeaks			✓	
CmdSetMethodTargetCompoundAttribute	BL2000\sean	2/2/2022 1:16:27 PM	No parameter change for PeakFilterThreshold			✓	
CmdSetMethodTargetCompoundAttribute	BL2000\sean	2/2/2022 1:16:27 PM	No parameter change for PeakFilterThresholdValue			✓	
CmdSetMethodTargetCompoundAttribute	BL2000\sean	2/2/2022 1:16:27 PM	No parameter change for ThresholdNumberOfPeaks			✓	
CmdSetMethodTargetQualifierAttribute	BL2000\sean	2/2/2022 1:16:28 PM	No parameter change for PeakFilterThreshold			✓	
CmdSetMethodTargetQualifierAttribute	BL2000\sean	2/2/2022 1:16:28 PM	No parameter change for PeakFilterThresholdValue			✓	
CmdSetMethodTargetQualifierAttribute	BL2000\sean	2/2/2022 1:16:28 PM	No parameter change for ThresholdNumberOfPeaks			✓	

Name	User	Time	Action	Reason	Comment	Succeed	Exception
CmdSetMethodTargetQualifierAttribute	BL2000\sean	2/2/2022 1:16:28 PM	No parameter change for PeakFilterThreshold			✓	
CmdSetMethodTargetQualifierAttribute	BL2000\sean	2/2/2022 1:16:28 PM	No parameter change for PeakFilterThresholdValue			✓	
CmdSetMethodTargetQualifierAttribute	BL2000\sean	2/2/2022 1:16:29 PM	No parameter change for ThresholdNumberOfPeaks			✓	
CmdSetMethodTargetCompoundAttribute	BL2000\sean	2/2/2022 1:16:29 PM	No parameter change for PeakFilterThreshold			✓	
CmdSetMethodTargetCompoundAttribute	BL2000\sean	2/2/2022 1:16:29 PM	No parameter change for PeakFilterThresholdValue			✓	
CmdSetMethodTargetCompoundAttribute	BL2000\sean	2/2/2022 1:16:29 PM	No parameter change for ThresholdNumberOfPeaks			✓	
CmdSetMethodTargetQualifierAttribute	BL2000\sean	2/2/2022 1:16:29 PM	No parameter change for PeakFilterThreshold			✓	
CmdSetMethodTargetQualifierAttribute	BL2000\sean	2/2/2022 1:16:30 PM	No parameter change for PeakFilterThresholdValue			✓	
CmdSetMethodTargetQualifierAttribute	BL2000\sean	2/2/2022 1:16:30 PM	No parameter change for ThresholdNumberOfPeaks			✓	
CmdSetMethodTargetQualifierAttribute	BL2000\sean	2/2/2022 1:16:30 PM	No parameter change for PeakFilterThreshold			✓	
CmdSetMethodTargetQualifierAttribute	BL2000\sean	2/2/2022 1:16:30 PM	No parameter change for PeakFilterThresholdValue			✓	
CmdSetMethodTargetQualifierAttribute	BL2000\sean	2/2/2022 1:16:30 PM	No parameter change for ThresholdNumberOfPeaks			✓	
CmdSetMethodTargetCompoundAttribute	BL2000\sean	2/2/2022 1:16:31 PM	No parameter change for PeakFilterThreshold			✓	
CmdSetMethodTargetCompoundAttribute	BL2000\sean	2/2/2022 1:16:31 PM	No parameter change for PeakFilterThresholdValue			✓	
CmdSetMethodTargetCompoundAttribute	BL2000\sean	2/2/2022 1:16:31 PM	No parameter change for ThresholdNumberOfPeaks			✓	
CmdSetMethodTargetQualifierAttribute	BL2000\sean	2/2/2022 1:16:31 PM	No parameter change for PeakFilterThreshold			✓	
CmdSetMethodTargetQualifierAttribute	BL2000\sean	2/2/2022 1:16:31 PM	No parameter change for PeakFilterThresholdValue			✓	
CmdSetMethodTargetQualifierAttribute	BL2000\sean	2/2/2022 1:16:31 PM	No parameter change for ThresholdNumberOfPeaks			✓	
CmdSetMethodTargetQualifierAttribute	BL2000\sean	2/2/2022 1:16:32 PM	No parameter change for PeakFilterThreshold			✓	
CmdSetMethodTargetQualifierAttribute	BL2000\sean	2/2/2022 1:16:32 PM	No parameter change for PeakFilterThresholdValue			✓	
CmdSetMethodTargetQualifierAttribute	BL2000\sean	2/2/2022 1:16:32 PM	No parameter change for ThresholdNumberOfPeaks			✓	
CmdSetMethodTargetCompoundAttribute	BL2000\sean	2/2/2022 1:16:32 PM	No parameter change for PeakFilterThreshold			✓	
CmdSetMethodTargetCompoundAttribute	BL2000\sean	2/2/2022 1:16:33 PM	No parameter change for PeakFilterThresholdValue			✓	
CmdSetMethodTargetCompoundAttribute	BL2000\sean	2/2/2022 1:16:33 PM	No parameter change for ThresholdNumberOfPeaks			✓	

Name	User	Time	Action	Reason	Comment	Succeed	Exception
CmdSetMethodTargetQualifierAttribute	BL2000\sean	2/2/2022 1:16:33 PM	No parameter change for PeakFilterThreshold			✓	
CmdSetMethodTargetQualifierAttribute	BL2000\sean	2/2/2022 1:16:33 PM	No parameter change for PeakFilterThresholdValue			✓	
CmdSetMethodTargetQualifierAttribute	BL2000\sean	2/2/2022 1:16:33 PM	No parameter change for ThresholdNumberOfPeaks			✓	
CmdSetMethodTargetQualifierAttribute	BL2000\sean	2/2/2022 1:16:33 PM	No parameter change for PeakFilterThreshold			✓	
CmdSetMethodTargetQualifierAttribute	BL2000\sean	2/2/2022 1:16:34 PM	No parameter change for PeakFilterThresholdValue			✓	
CmdSetMethodTargetQualifierAttribute	BL2000\sean	2/2/2022 1:16:34 PM	No parameter change for ThresholdNumberOfPeaks			✓	
CmdSetMethodTargetCompoundAttribute	BL2000\sean	2/2/2022 1:16:34 PM	No parameter change for PeakFilterThreshold			✓	
CmdSetMethodTargetCompoundAttribute	BL2000\sean	2/2/2022 1:16:34 PM	No parameter change for PeakFilterThresholdValue			✓	
CmdSetMethodTargetCompoundAttribute	BL2000\sean	2/2/2022 1:16:34 PM	No parameter change for ThresholdNumberOfPeaks			✓	
CmdSetMethodTargetQualifierAttribute	BL2000\sean	2/2/2022 1:16:34 PM	No parameter change for PeakFilterThreshold			✓	
CmdSetMethodTargetQualifierAttribute	BL2000\sean	2/2/2022 1:16:34 PM	No parameter change for PeakFilterThresholdValue			✓	
CmdSetMethodTargetQualifierAttribute	BL2000\sean	2/2/2022 1:16:35 PM	No parameter change for ThresholdNumberOfPeaks			✓	
CmdSetMethodTargetQualifierAttribute	BL2000\sean	2/2/2022 1:16:35 PM	No parameter change for PeakFilterThreshold			✓	
CmdSetMethodTargetQualifierAttribute	BL2000\sean	2/2/2022 1:16:35 PM	No parameter change for PeakFilterThresholdValue			✓	
CmdSetMethodTargetQualifierAttribute	BL2000\sean	2/2/2022 1:16:35 PM	No parameter change for ThresholdNumberOfPeaks			✓	
CmdSetMethodTargetCompoundAttribute	BL2000\sean	2/2/2022 1:16:35 PM	No parameter change for PeakFilterThreshold			✓	
CmdSetMethodTargetCompoundAttribute	BL2000\sean	2/2/2022 1:16:36 PM	Set PeakFilterThresholdValue = 13258.9362500001 for compound Butylbenzylphthalate; previous value = 14373.5305946153			✓	
CmdSetMethodTargetCompoundAttribute	BL2000\sean	2/2/2022 1:16:36 PM	No parameter change for ThresholdNumberOfPeaks			✓	
CmdSetMethodTargetQualifierAttribute	BL2000\sean	2/2/2022 1:16:36 PM	No parameter change for PeakFilterThreshold			✓	
CmdSetMethodTargetQualifierAttribute	BL2000\sean	2/2/2022 1:16:36 PM	Set PeakFilterThresholdValue = 10619.9962633073 for qualifier 91.0 of compound Butylbenzylphthalate; previous value = 10999.280574645			✓	
CmdSetMethodTargetQualifierAttribute	BL2000\sean	2/2/2022 1:16:36 PM	No parameter change for ThresholdNumberOfPeaks			✓	
CmdSetMethodTargetQualifierAttribute	BL2000\sean	2/2/2022 1:16:36 PM	No parameter change for PeakFilterThreshold			✓	

Name	User	Time	Action	Reason	Comment	Succeed	Exception
CmdSetMethodTargetQualifierAttribute	BL2000\sean	2/2/2022 1:16:37 PM	Set PeakFilterThresholdValue = 2445.0455675287 for qualifier 206.0 of compound Butylbenzylphthalate; previous value = 2973.33586034468			✓	
CmdSetMethodTargetQualifierAttribute	BL2000\sean	2/2/2022 1:16:37 PM	No parameter change for ThresholdNumberOfPeaks			✓	
CmdSetMethodTargetCompoundAttribute	BL2000\sean	2/2/2022 1:16:37 PM	No parameter change for PeakFilterThreshold			✓	
CmdSetMethodTargetCompoundAttribute	BL2000\sean	2/2/2022 1:16:37 PM	No parameter change for PeakFilterThresholdValue			✓	
CmdSetMethodTargetCompoundAttribute	BL2000\sean	2/2/2022 1:16:37 PM	No parameter change for ThresholdNumberOfPeaks			✓	
CmdSetMethodTargetQualifierAttribute	BL2000\sean	2/2/2022 1:16:37 PM	No parameter change for PeakFilterThreshold			✓	
CmdSetMethodTargetQualifierAttribute	BL2000\sean	2/2/2022 1:16:37 PM	No parameter change for PeakFilterThresholdValue			✓	
CmdSetMethodTargetQualifierAttribute	BL2000\sean	2/2/2022 1:16:37 PM	No parameter change for ThresholdNumberOfPeaks			✓	
CmdSetMethodTargetQualifierAttribute	BL2000\sean	2/2/2022 1:16:38 PM	No parameter change for PeakFilterThreshold			✓	
CmdSetMethodTargetQualifierAttribute	BL2000\sean	2/2/2022 1:16:38 PM	No parameter change for PeakFilterThresholdValue			✓	
CmdSetMethodTargetQualifierAttribute	BL2000\sean	2/2/2022 1:16:38 PM	No parameter change for ThresholdNumberOfPeaks			✓	
CmdSetMethodTargetCompoundAttribute	BL2000\sean	2/2/2022 1:16:38 PM	No parameter change for PeakFilterThreshold			✓	
CmdSetMethodTargetCompoundAttribute	BL2000\sean	2/2/2022 1:16:38 PM	Set PeakFilterThresholdValue = 46672.9566113327 for compound Benzo(a)Anthracene; previous value = 47926.7589999999			✓	
CmdSetMethodTargetCompoundAttribute	BL2000\sean	2/2/2022 1:16:38 PM	No parameter change for ThresholdNumberOfPeaks			✓	
CmdSetMethodTargetQualifierAttribute	BL2000\sean	2/2/2022 1:16:38 PM	No parameter change for PeakFilterThreshold			✓	
CmdSetMethodTargetQualifierAttribute	BL2000\sean	2/2/2022 1:16:39 PM	Set PeakFilterThresholdValue = 9750.66286273443 for qualifier 229.0 of compound Benzo(a)Anthracene; previous value = 9707.4028435395			✓	
CmdSetMethodTargetQualifierAttribute	BL2000\sean	2/2/2022 1:16:39 PM	No parameter change for ThresholdNumberOfPeaks			✓	
CmdSetMethodTargetQualifierAttribute	BL2000\sean	2/2/2022 1:16:39 PM	No parameter change for PeakFilterThreshold			✓	
CmdSetMethodTargetQualifierAttribute	BL2000\sean	2/2/2022 1:16:39 PM	Set PeakFilterThresholdValue = 12029.0664142037 for qualifier 226.0 of compound Benzo(a)Anthracene; previous value = 12237.758967496			✓	
CmdSetMethodTargetQualifierAttribute	BL2000\sean	2/2/2022 1:16:39 PM	No parameter change for ThresholdNumberOfPeaks			✓	
CmdSetMethodTargetCompoundAttribute	BL2000\sean	2/2/2022 1:16:40 PM	No parameter change for PeakFilterThreshold			✓	

Name	User	Time	Action	Reason	Comment	Succeed	Exception
CmdSetMethodTargetCompoundAttribute	BL2000\sean	2/2/2022 1:16:40 PM	Set PeakFilterThresholdValue = 54697.4814999997 for compound Chrysene; previous value = 53768.1192500013			✓	
CmdSetMethodTargetCompoundAttribute	BL2000\sean	2/2/2022 1:16:40 PM	No parameter change for ThresholdNumberOfPeaks			✓	
CmdSetMethodTargetQualifierAttribute	BL2000\sean	2/2/2022 1:16:40 PM	No parameter change for PeakFilterThreshold			✓	
CmdSetMethodTargetQualifierAttribute	BL2000\sean	2/2/2022 1:16:40 PM	Set PeakFilterThresholdValue = 16037.6965085123 for qualifier 226.0 of compound Chrysene; previous value = 15620.999597425			✓	
CmdSetMethodTargetQualifierAttribute	BL2000\sean	2/2/2022 1:16:40 PM	No parameter change for ThresholdNumberOfPeaks			✓	
CmdSetMethodTargetQualifierAttribute	BL2000\sean	2/2/2022 1:16:41 PM	No parameter change for PeakFilterThreshold			✓	
CmdSetMethodTargetQualifierAttribute	BL2000\sean	2/2/2022 1:16:41 PM	Set PeakFilterThresholdValue = 11061.9856899476 for qualifier 229.0 of compound Chrysene; previous value = 10580.3430481843			✓	
CmdSetMethodTargetQualifierAttribute	BL2000\sean	2/2/2022 1:16:41 PM	No parameter change for ThresholdNumberOfPeaks			✓	
CmdSetMethodTargetCompoundAttribute	BL2000\sean	2/2/2022 1:16:41 PM	No parameter change for PeakFilterThreshold			✓	
CmdSetMethodTargetCompoundAttribute	BL2000\sean	2/2/2022 1:16:41 PM	Set PeakFilterThresholdValue = 9976.86774999999 for compound 3,3-Dichlorobenzidine; previous value = 13415.4800000002			✓	
CmdSetMethodTargetCompoundAttribute	BL2000\sean	2/2/2022 1:16:42 PM	No parameter change for ThresholdNumberOfPeaks			✓	
CmdSetMethodTargetQualifierAttribute	BL2000\sean	2/2/2022 1:16:42 PM	No parameter change for PeakFilterThreshold			✓	
CmdSetMethodTargetQualifierAttribute	BL2000\sean	2/2/2022 1:16:42 PM	Set PeakFilterThresholdValue = 6435.54029571144 for qualifier 254.0 of compound 3,3-Dichlorobenzidine; previous value = 8764.82111900773			✓	
CmdSetMethodTargetQualifierAttribute	BL2000\sean	2/2/2022 1:16:42 PM	No parameter change for ThresholdNumberOfPeaks			✓	
CmdSetMethodTargetCompoundAttribute	BL2000\sean	2/2/2022 1:16:42 PM	No parameter change for PeakFilterThreshold			✓	
CmdSetMethodTargetCompoundAttribute	BL2000\sean	2/2/2022 1:16:42 PM	Set PeakFilterThresholdValue = 4853.35374999997 for compound bis(2-ethylhexyl)Phthalate; previous value = 6357.51674999998			✓	
CmdSetMethodTargetCompoundAttribute	BL2000\sean	2/2/2022 1:16:43 PM	No parameter change for ThresholdNumberOfPeaks			✓	
CmdSetMethodTargetQualifierAttribute	BL2000\sean	2/2/2022 1:16:43 PM	No parameter change for PeakFilterThreshold			✓	

Name	User	Time	Action	Reason	Comment	Succeed	Exception
CmdSetMethodTargetQualifierAttribute	BL2000\sean	2/2/2022 1:16:43 PM	Set PeakFilterThresholdValue = 18721.5098499671 for qualifier 149.0 of compound bis(2-ethylhexyl)Phthalate; previous value = 24672.0791756514			✓	
CmdSetMethodTargetQualifierAttribute	BL2000\sean	2/2/2022 1:16:43 PM	No parameter change for ThresholdNumberOfPeaks			✓	
CmdSetMethodTargetQualifierAttribute	BL2000\sean	2/2/2022 1:16:43 PM	No parameter change for PeakFilterThreshold			✓	
CmdSetMethodTargetQualifierAttribute	BL2000\sean	2/2/2022 1:16:44 PM	Set PeakFilterThresholdValue = 741.305762792838 for qualifier 279.0 of compound bis(2-ethylhexyl)Phthalate; previous value = 1084.17958563865			✓	
CmdSetMethodTargetQualifierAttribute	BL2000\sean	2/2/2022 1:16:44 PM	No parameter change for ThresholdNumberOfPeaks			✓	
CmdSetMethodTargetCompoundAttribute	BL2000\sean	2/2/2022 1:16:44 PM	No parameter change for PeakFilterThreshold			✓	
CmdSetMethodTargetCompoundAttribute	BL2000\sean	2/2/2022 1:16:44 PM	Set PeakFilterThresholdValue = 32744.0142500002 for compound Di-n-octyl Phthalate; previous value = 40398.5792499992			✓	
CmdSetMethodTargetCompoundAttribute	BL2000\sean	2/2/2022 1:16:44 PM	No parameter change for ThresholdNumberOfPeaks			✓	
CmdSetMethodTargetQualifierAttribute	BL2000\sean	2/2/2022 1:16:44 PM	No parameter change for PeakFilterThreshold			✓	
CmdSetMethodTargetQualifierAttribute	BL2000\sean	2/2/2022 1:16:45 PM	Set PeakFilterThresholdValue = 3115.33857221586 for qualifier 150.0 of compound Di-n-octyl Phthalate; previous value = 3867.54293782021			✓	
CmdSetMethodTargetQualifierAttribute	BL2000\sean	2/2/2022 1:16:45 PM	No parameter change for ThresholdNumberOfPeaks			✓	
CmdSetMethodTargetCompoundAttribute	BL2000\sean	2/2/2022 1:16:45 PM	No parameter change for PeakFilterThreshold			✓	
CmdSetMethodTargetCompoundAttribute	BL2000\sean	2/2/2022 1:16:45 PM	Set PeakFilterThresholdValue = 38291.4159397235 for compound Benzo(b)fluoranthene; previous value = 44637.6756680263			✓	
CmdSetMethodTargetCompoundAttribute	BL2000\sean	2/2/2022 1:16:45 PM	No parameter change for ThresholdNumberOfPeaks			✓	
CmdSetMethodTargetQualifierAttribute	BL2000\sean	2/2/2022 1:16:45 PM	No parameter change for PeakFilterThreshold			✓	
CmdSetMethodTargetQualifierAttribute	BL2000\sean	2/2/2022 1:16:45 PM	Set PeakFilterThresholdValue = 8607.65934442765 for qualifier 253.0 of compound Benzo(b)fluoranthene; previous value = 10243.9219411828			✓	
CmdSetMethodTargetQualifierAttribute	BL2000\sean	2/2/2022 1:16:46 PM	No parameter change for ThresholdNumberOfPeaks			✓	
CmdSetMethodTargetCompoundAttribute	BL2000\sean	2/2/2022 1:16:46 PM	No parameter change for PeakFilterThreshold			✓	

Name	User	Time	Action	Reason	Comment	Succeed	Exception
CmdSetMethodTargetCompoundAttribute	BL2000\sean	2/2/2022 1:16:46 PM	No parameter change for PeakFilterThresholdValue			✓	
CmdSetMethodTargetCompoundAttribute	BL2000\sean	2/2/2022 1:16:46 PM	No parameter change for ThresholdNumberOfPeaks			✓	
CmdSetMethodTargetQualifierAttribute	BL2000\sean	2/2/2022 1:16:46 PM	No parameter change for PeakFilterThreshold			✓	
CmdSetMethodTargetQualifierAttribute	BL2000\sean	2/2/2022 1:16:46 PM	No parameter change for PeakFilterThresholdValue			✓	
CmdSetMethodTargetQualifierAttribute	BL2000\sean	2/2/2022 1:16:46 PM	No parameter change for ThresholdNumberOfPeaks			✓	
CmdSetMethodTargetQualifierAttribute	BL2000\sean	2/2/2022 1:16:46 PM	No parameter change for PeakFilterThreshold			✓	
CmdSetMethodTargetQualifierAttribute	BL2000\sean	2/2/2022 1:16:47 PM	No parameter change for PeakFilterThresholdValue			✓	
CmdSetMethodTargetQualifierAttribute	BL2000\sean	2/2/2022 1:16:47 PM	No parameter change for ThresholdNumberOfPeaks			✓	
CmdSetMethodTargetCompoundAttribute	BL2000\sean	2/2/2022 1:16:47 PM	No parameter change for PeakFilterThreshold			✓	
CmdSetMethodTargetCompoundAttribute	BL2000\sean	2/2/2022 1:16:47 PM	Set PeakFilterThresholdValue = 44143.1331720059 for compound Benzo(k)fluoranthene; previous value = 45012.0382770612			✓	
CmdSetMethodTargetCompoundAttribute	BL2000\sean	2/2/2022 1:16:47 PM	No parameter change for ThresholdNumberOfPeaks			✓	
CmdSetMethodTargetQualifierAttribute	BL2000\sean	2/2/2022 1:16:47 PM	No parameter change for PeakFilterThreshold			✓	
CmdSetMethodTargetQualifierAttribute	BL2000\sean	2/2/2022 1:16:47 PM	Set PeakFilterThresholdValue = 10027.8576396176 for qualifier 253.0 of compound Benzo(k)fluoranthene; previous value = 9907.93280159573			✓	
CmdSetMethodTargetQualifierAttribute	BL2000\sean	2/2/2022 1:16:48 PM	No parameter change for ThresholdNumberOfPeaks			✓	
CmdSetMethodTargetCompoundAttribute	BL2000\sean	2/2/2022 1:16:48 PM	No parameter change for PeakFilterThreshold			✓	
CmdSetMethodTargetCompoundAttribute	BL2000\sean	2/2/2022 1:16:48 PM	No parameter change for PeakFilterThresholdValue			✓	
CmdSetMethodTargetCompoundAttribute	BL2000\sean	2/2/2022 1:16:48 PM	No parameter change for ThresholdNumberOfPeaks			✓	
CmdSetMethodTargetQualifierAttribute	BL2000\sean	2/2/2022 1:16:48 PM	No parameter change for PeakFilterThreshold			✓	
CmdSetMethodTargetQualifierAttribute	BL2000\sean	2/2/2022 1:16:48 PM	No parameter change for PeakFilterThresholdValue			✓	
CmdSetMethodTargetQualifierAttribute	BL2000\sean	2/2/2022 1:16:49 PM	No parameter change for ThresholdNumberOfPeaks			✓	
CmdSetMethodTargetQualifierAttribute	BL2000\sean	2/2/2022 1:16:49 PM	No parameter change for PeakFilterThreshold			✓	
CmdSetMethodTargetQualifierAttribute	BL2000\sean	2/2/2022 1:16:49 PM	No parameter change for PeakFilterThresholdValue			✓	

Name	User	Time	Action	Reason	Comment	Succeed	Exception
CmdSetMethodTargetQualifierAttribute	BL2000\sean	2/2/2022 1:16:49 PM	No parameter change for ThresholdNumberOfPeaks			✓	
CmdSetMethodTargetCompoundAttribute	BL2000\sean	2/2/2022 1:16:49 PM	No parameter change for PeakFilterThreshold			✓	
CmdSetMethodTargetCompoundAttribute	BL2000\sean	2/2/2022 1:16:49 PM	Set PeakFilterThresholdValue = 31754.4890743867 for compound Benzo(a)pyrene; previous value = 39340.6801067086			✓	
CmdSetMethodTargetCompoundAttribute	BL2000\sean	2/2/2022 1:16:50 PM	No parameter change for ThresholdNumberOfPeaks			✓	
CmdSetMethodTargetQualifierAttribute	BL2000\sean	2/2/2022 1:16:50 PM	No parameter change for PeakFilterThreshold			✓	
CmdSetMethodTargetQualifierAttribute	BL2000\sean	2/2/2022 1:16:50 PM	Set PeakFilterThresholdValue = 7189.45277825247 for qualifier 253.0 of compound Benzo(a)pyrene; previous value = 8777.09408399662			✓	
CmdSetMethodTargetQualifierAttribute	BL2000\sean	2/2/2022 1:16:50 PM	No parameter change for ThresholdNumberOfPeaks			✓	
CmdSetMethodTargetCompoundAttribute	BL2000\sean	2/2/2022 1:16:50 PM	No parameter change for PeakFilterThreshold			✓	
CmdSetMethodTargetCompoundAttribute	BL2000\sean	2/2/2022 1:16:50 PM	No parameter change for PeakFilterThresholdValue			✓	
CmdSetMethodTargetCompoundAttribute	BL2000\sean	2/2/2022 1:16:50 PM	No parameter change for ThresholdNumberOfPeaks			✓	
CmdSetMethodTargetQualifierAttribute	BL2000\sean	2/2/2022 1:16:51 PM	No parameter change for PeakFilterThreshold			✓	
CmdSetMethodTargetQualifierAttribute	BL2000\sean	2/2/2022 1:16:51 PM	No parameter change for PeakFilterThresholdValue			✓	
CmdSetMethodTargetQualifierAttribute	BL2000\sean	2/2/2022 1:16:51 PM	No parameter change for ThresholdNumberOfPeaks			✓	
CmdSetMethodTargetQualifierAttribute	BL2000\sean	2/2/2022 1:16:51 PM	No parameter change for PeakFilterThreshold			✓	
CmdSetMethodTargetQualifierAttribute	BL2000\sean	2/2/2022 1:16:51 PM	No parameter change for PeakFilterThresholdValue			✓	
CmdSetMethodTargetQualifierAttribute	BL2000\sean	2/2/2022 1:16:51 PM	No parameter change for ThresholdNumberOfPeaks			✓	
CmdSetMethodTargetCompoundAttribute	BL2000\sean	2/2/2022 1:16:51 PM	No parameter change for PeakFilterThreshold			✓	
CmdSetMethodTargetCompoundAttribute	BL2000\sean	2/2/2022 1:16:52 PM	No parameter change for PeakFilterThresholdValue			✓	
CmdSetMethodTargetCompoundAttribute	BL2000\sean	2/2/2022 1:16:52 PM	No parameter change for ThresholdNumberOfPeaks			✓	
CmdSetMethodTargetQualifierAttribute	BL2000\sean	2/2/2022 1:16:52 PM	No parameter change for PeakFilterThreshold			✓	
CmdSetMethodTargetQualifierAttribute	BL2000\sean	2/2/2022 1:16:52 PM	No parameter change for PeakFilterThresholdValue			✓	
CmdSetMethodTargetQualifierAttribute	BL2000\sean	2/2/2022 1:16:52 PM	No parameter change for ThresholdNumberOfPeaks			✓	

Name	User	Time	Action	Reason	Comment	Succeed	Exception
CmdSetMethodTargetQualifierAttribute	BL2000\sean	2/2/2022 1:16:52 PM	No parameter change for PeakFilterThreshold			✓	
CmdSetMethodTargetQualifierAttribute	BL2000\sean	2/2/2022 1:16:53 PM	No parameter change for PeakFilterThresholdValue			✓	
CmdSetMethodTargetQualifierAttribute	BL2000\sean	2/2/2022 1:16:53 PM	No parameter change for ThresholdNumberOfPeaks			✓	
CmdSetMethodTargetCompoundAttribute	BL2000\sean	2/2/2022 1:16:53 PM	No parameter change for PeakFilterThreshold			✓	
CmdSetMethodTargetCompoundAttribute	BL2000\sean	2/2/2022 1:16:53 PM	Set PeakFilterThresholdValue = 28888.2386574831 for compound Indeno(1,2,3-c,d)pyrene; previous value = 34563.6087499988			✓	
CmdSetMethodTargetCompoundAttribute	BL2000\sean	2/2/2022 1:16:53 PM	No parameter change for ThresholdNumberOfPeaks			✓	
CmdSetMethodTargetQualifierAttribute	BL2000\sean	2/2/2022 1:16:53 PM	No parameter change for PeakFilterThreshold			✓	
CmdSetMethodTargetQualifierAttribute	BL2000\sean	2/2/2022 1:16:53 PM	Set PeakFilterThresholdValue = 8334.66031388054 for qualifier 138.0 of compound Indeno(1,2,3-c,d)pyrene; previous value = 7847.16373679524			✓	
CmdSetMethodTargetQualifierAttribute	BL2000\sean	2/2/2022 1:16:54 PM	No parameter change for ThresholdNumberOfPeaks			✓	
CmdSetMethodTargetCompoundAttribute	BL2000\sean	2/2/2022 1:16:54 PM	No parameter change for PeakFilterThreshold			✓	
CmdSetMethodTargetCompoundAttribute	BL2000\sean	2/2/2022 1:16:54 PM	Set PeakFilterThresholdValue = 33667.2830374383 for compound Dibenzo(a,h)anthracene; previous value = 37711.2417500005			✓	
CmdSetMethodTargetCompoundAttribute	BL2000\sean	2/2/2022 1:16:54 PM	No parameter change for ThresholdNumberOfPeaks			✓	
CmdSetMethodTargetQualifierAttribute	BL2000\sean	2/2/2022 1:16:54 PM	No parameter change for PeakFilterThreshold			✓	
CmdSetMethodTargetQualifierAttribute	BL2000\sean	2/2/2022 1:16:54 PM	Set PeakFilterThresholdValue = 7986.18253557686 for qualifier 279.0 of compound Dibenzo(a,h)anthracene; previous value = 9090.79288574425			✓	
CmdSetMethodTargetQualifierAttribute	BL2000\sean	2/2/2022 1:16:54 PM	No parameter change for ThresholdNumberOfPeaks			✓	
CmdSetMethodTargetQualifierAttribute	BL2000\sean	2/2/2022 1:16:55 PM	No parameter change for PeakFilterThreshold			✓	
CmdSetMethodTargetQualifierAttribute	BL2000\sean	2/2/2022 1:16:55 PM	Set PeakFilterThresholdValue = 8216.99045269965 for qualifier 139.0 of compound Dibenzo(a,h)anthracene; previous value = 8412.36517803086			✓	
CmdSetMethodTargetQualifierAttribute	BL2000\sean	2/2/2022 1:16:55 PM	No parameter change for ThresholdNumberOfPeaks			✓	
CmdSetMethodTargetCompoundAttribute	BL2000\sean	2/2/2022 1:16:55 PM	No parameter change for PeakFilterThreshold			✓	

Name	User	Time	Action	Reason	Comment	Succeed	Exception
CmdSetMethodTargetCompoundAttribute	BL2000\sean	2/2/2022 1:16:55 PM	Set PeakFilterThresholdValue = 36654.9223516584 for compound Benzo(g,h,i)perylene; previous value = 41330.6991808026			✓	
CmdSetMethodTargetCompoundAttribute	BL2000\sean	2/2/2022 1:16:55 PM	No parameter change for ThresholdNumberOfPeaks			✓	
CmdSetMethodTargetQualifierAttribute	BL2000\sean	2/2/2022 1:16:55 PM	No parameter change for PeakFilterThreshold			✓	
CmdSetMethodTargetQualifierAttribute	BL2000\sean	2/2/2022 1:16:56 PM	Set PeakFilterThresholdValue = 11913.9073523937 for qualifier 138.0 of compound Benzo(g,h,i)perylene; previous value = 10343.9717512428			✓	
CmdSetMethodTargetQualifierAttribute	BL2000\sean	2/2/2022 1:16:56 PM	No parameter change for ThresholdNumberOfPeaks			✓	
CmdSetMethodTargetQualifierAttribute	BL2000\sean	2/2/2022 1:16:56 PM	No parameter change for PeakFilterThreshold			✓	
CmdSetMethodTargetQualifierAttribute	BL2000\sean	2/2/2022 1:16:56 PM	Set PeakFilterThresholdValue = 8843.92722314479 for qualifier 277.0 of compound Benzo(g,h,i)perylene; previous value = 10242.1047540878			✓	
CmdSetMethodTargetQualifierAttribute	BL2000\sean	2/2/2022 1:16:56 PM	No parameter change for ThresholdNumberOfPeaks			✓	
CmdSetMethodTargetCompoundAttribute	BL2000\sean	2/2/2022 1:16:56 PM	No parameter change for PeakFilterThreshold			✓	
CmdSetMethodTargetCompoundAttribute	BL2000\sean	2/2/2022 1:16:56 PM	Set PeakFilterThresholdValue = 15603.6202499999 for compound 2-Fluorophenol; previous value = 18279.7446062862			✓	
CmdSetMethodTargetCompoundAttribute	BL2000\sean	2/2/2022 1:16:57 PM	No parameter change for ThresholdNumberOfPeaks			✓	
CmdSetMethodTargetQualifierAttribute	BL2000\sean	2/2/2022 1:16:57 PM	No parameter change for PeakFilterThreshold			✓	
CmdSetMethodTargetQualifierAttribute	BL2000\sean	2/2/2022 1:16:57 PM	Set PeakFilterThresholdValue = 7972.52552224288 for qualifier 64.0 of compound 2-Fluorophenol; previous value = 8744.45925927434			✓	
CmdSetMethodTargetQualifierAttribute	BL2000\sean	2/2/2022 1:16:57 PM	No parameter change for ThresholdNumberOfPeaks			✓	
CmdSetMethodTargetQualifierAttribute	BL2000\sean	2/2/2022 1:16:57 PM	No parameter change for PeakFilterThreshold			✓	
CmdSetMethodTargetQualifierAttribute	BL2000\sean	2/2/2022 1:16:57 PM	Set PeakFilterThresholdValue = 3194.46585091806 for qualifier 92.0 of compound 2-Fluorophenol; previous value = 3848.09607494387			✓	
CmdSetMethodTargetQualifierAttribute	BL2000\sean	2/2/2022 1:16:57 PM	No parameter change for ThresholdNumberOfPeaks			✓	
CmdSetMethodTargetCompoundAttribute	BL2000\sean	2/2/2022 1:16:57 PM	No parameter change for PeakFilterThreshold			✓	

Name	User	Time	Action	Reason	Comment	Succeed	Exception
CmdSetMethodTargetCompoundAttribute	BL2000\sean	2/2/2022 1:16:57 PM	Set PeakFilterThresholdValue = 21689.3355431773 for compound Phenol-d5; previous value = 17030.5098664654			✓	
CmdSetMethodTargetCompoundAttribute	BL2000\sean	2/2/2022 1:16:58 PM	No parameter change for ThresholdNumberOfPeaks			✓	
CmdSetMethodTargetQualifierAttribute	BL2000\sean	2/2/2022 1:16:58 PM	No parameter change for PeakFilterThreshold			✓	
CmdSetMethodTargetQualifierAttribute	BL2000\sean	2/2/2022 1:16:58 PM	Set PeakFilterThresholdValue = 7372.51043586999 for qualifier 71.0 of compound Phenol-d5; previous value = 6443.28284248268			✓	
CmdSetMethodTargetQualifierAttribute	BL2000\sean	2/2/2022 1:16:58 PM	No parameter change for ThresholdNumberOfPeaks			✓	
CmdSetMethodTargetCompoundAttribute	BL2000\sean	2/2/2022 1:16:58 PM	No parameter change for PeakFilterThreshold			✓	
CmdSetMethodTargetCompoundAttribute	BL2000\sean	2/2/2022 1:16:58 PM	Set PeakFilterThresholdValue = 11332.4598588396 for compound Nitrobenzene-d5; previous value = 10205.1798840067			✓	
CmdSetMethodTargetCompoundAttribute	BL2000\sean	2/2/2022 1:16:58 PM	No parameter change for ThresholdNumberOfPeaks			✓	
CmdSetMethodTargetQualifierAttribute	BL2000\sean	2/2/2022 1:16:58 PM	No parameter change for PeakFilterThreshold			✓	
CmdSetMethodTargetQualifierAttribute	BL2000\sean	2/2/2022 1:16:59 PM	Set PeakFilterThresholdValue = 7257.02059093796 for qualifier 54.0 of compound Nitrobenzene-d5; previous value = 6565.62827490426			✓	
CmdSetMethodTargetQualifierAttribute	BL2000\sean	2/2/2022 1:16:59 PM	No parameter change for ThresholdNumberOfPeaks			✓	
CmdSetMethodTargetQualifierAttribute	BL2000\sean	2/2/2022 1:16:59 PM	No parameter change for PeakFilterThreshold			✓	
CmdSetMethodTargetQualifierAttribute	BL2000\sean	2/2/2022 1:16:59 PM	Set PeakFilterThresholdValue = 5283.46039906682 for qualifier 128.0 of compound Nitrobenzene-d5; previous value = 5228.3902483405			✓	
CmdSetMethodTargetQualifierAttribute	BL2000\sean	2/2/2022 1:16:59 PM	No parameter change for ThresholdNumberOfPeaks			✓	
CmdSetMethodTargetCompoundAttribute	BL2000\sean	2/2/2022 1:16:59 PM	No parameter change for PeakFilterThreshold			✓	
CmdSetMethodTargetCompoundAttribute	BL2000\sean	2/2/2022 1:16:59 PM	Set PeakFilterThresholdValue = 49098.380249999 for compound 2-Fluorobiphenyl; previous value = 46863.2505000003			✓	
CmdSetMethodTargetCompoundAttribute	BL2000\sean	2/2/2022 1:17:00 PM	No parameter change for ThresholdNumberOfPeaks			✓	
CmdSetMethodTargetQualifierAttribute	BL2000\sean	2/2/2022 1:17:00 PM	No parameter change for PeakFilterThreshold			✓	

Name	User	Time	Action	Reason	Comment	Succeed	Exception
CmdSetMethodTargetQualifierAttribute	BL2000\sean	2/2/2022 1:17:00 PM	Set PeakFilterThresholdValue = 16659.754982255 for qualifier 171.0 of compound 2-Fluorobiphenyl; previous value = 16046.3465939194			✓	
CmdSetMethodTargetQualifierAttribute	BL2000\sean	2/2/2022 1:17:00 PM	No parameter change for ThresholdNumberOfPeaks			✓	
CmdSetMethodTargetCompoundAttribute	BL2000\sean	2/2/2022 1:17:00 PM	No parameter change for PeakFilterThreshold			✓	
CmdSetMethodTargetCompoundAttribute	BL2000\sean	2/2/2022 1:17:00 PM	Set PeakFilterThresholdValue = 2609.49999999993 for compound 2,4,6-Tribromophenol; previous value = 2480.16500000005			✓	
CmdSetMethodTargetCompoundAttribute	BL2000\sean	2/2/2022 1:17:00 PM	No parameter change for ThresholdNumberOfPeaks			✓	
CmdSetMethodTargetQualifierAttribute	BL2000\sean	2/2/2022 1:17:01 PM	No parameter change for PeakFilterThreshold			✓	
CmdSetMethodTargetQualifierAttribute	BL2000\sean	2/2/2022 1:17:01 PM	Set PeakFilterThresholdValue = 2440.76034353382 for qualifier 331.8 of compound 2,4,6-Tribromophenol; previous value = 2367.81907643004			✓	
CmdSetMethodTargetQualifierAttribute	BL2000\sean	2/2/2022 1:17:01 PM	No parameter change for ThresholdNumberOfPeaks			✓	
CmdSetMethodTargetCompoundAttribute	BL2000\sean	2/2/2022 1:17:01 PM	No parameter change for PeakFilterThreshold			✓	
CmdSetMethodTargetCompoundAttribute	BL2000\sean	2/2/2022 1:17:01 PM	Set PeakFilterThresholdValue = 44015.5117499999 for compound Terphenyl-d14; previous value = 50380.0532499994			✓	
CmdSetMethodTargetCompoundAttribute	BL2000\sean	2/2/2022 1:17:01 PM	No parameter change for ThresholdNumberOfPeaks			✓	
CmdSetMethodTargetQualifierAttribute	BL2000\sean	2/2/2022 1:17:01 PM	No parameter change for PeakFilterThreshold			✓	
CmdSetMethodTargetQualifierAttribute	BL2000\sean	2/2/2022 1:17:01 PM	Set PeakFilterThresholdValue = 5549.21469926422 for qualifier 122.0 of compound Terphenyl-d14; previous value = 6462.1055649188			✓	
CmdSetMethodTargetQualifierAttribute	BL2000\sean	2/2/2022 1:17:01 PM	No parameter change for ThresholdNumberOfPeaks			✓	
CmdSetMethodTargetCompoundAttribute	BL2000\sean	2/2/2022 1:17:02 PM	No parameter change for PeakFilterThreshold			✓	
CmdSetMethodTargetCompoundAttribute	BL2000\sean	2/2/2022 1:17:02 PM	No parameter change for PeakFilterThresholdValue			✓	
CmdSetMethodTargetCompoundAttribute	BL2000\sean	2/2/2022 1:17:02 PM	No parameter change for ThresholdNumberOfPeaks			✓	
CmdSetMethodTargetQualifierAttribute	BL2000\sean	2/2/2022 1:17:02 PM	No parameter change for PeakFilterThreshold			✓	
CmdSetMethodTargetQualifierAttribute	BL2000\sean	2/2/2022 1:17:02 PM	No parameter change for PeakFilterThresholdValue			✓	
CmdSetMethodTargetQualifierAttribute	BL2000\sean	2/2/2022 1:17:02 PM	No parameter change for ThresholdNumberOfPeaks			✓	

Name	User	Time	Action	Reason	Comment	Succeed	Exception
CmdSetMethodTargetQualifierAttribute	BL2000\sean	2/2/2022 1:17:02 PM	No parameter change for PeakFilterThreshold			✓	
CmdSetMethodTargetQualifierAttribute	BL2000\sean	2/2/2022 1:17:03 PM	No parameter change for PeakFilterThresholdValue			✓	
CmdSetMethodTargetQualifierAttribute	BL2000\sean	2/2/2022 1:17:03 PM	No parameter change for ThresholdNumberOfPeaks			✓	
CmdSetMethodTargetCompoundAttribute	BL2000\sean	2/2/2022 1:17:03 PM	No parameter change for PeakFilterThreshold			✓	
CmdSetMethodTargetCompoundAttribute	BL2000\sean	2/2/2022 1:17:03 PM	No parameter change for PeakFilterThresholdValue			✓	
CmdSetMethodTargetCompoundAttribute	BL2000\sean	2/2/2022 1:17:03 PM	No parameter change for ThresholdNumberOfPeaks			✓	
CmdSetMethodTargetQualifierAttribute	BL2000\sean	2/2/2022 1:17:03 PM	No parameter change for PeakFilterThreshold			✓	
CmdSetMethodTargetQualifierAttribute	BL2000\sean	2/2/2022 1:17:03 PM	No parameter change for PeakFilterThresholdValue			✓	
CmdSetMethodTargetQualifierAttribute	BL2000\sean	2/2/2022 1:17:04 PM	No parameter change for ThresholdNumberOfPeaks			✓	
CmdSetMethodTargetQualifierAttribute	BL2000\sean	2/2/2022 1:17:04 PM	No parameter change for PeakFilterThreshold			✓	
CmdSetMethodTargetQualifierAttribute	BL2000\sean	2/2/2022 1:17:04 PM	No parameter change for PeakFilterThresholdValue			✓	
CmdSetMethodTargetQualifierAttribute	BL2000\sean	2/2/2022 1:17:04 PM	No parameter change for ThresholdNumberOfPeaks			✓	
CmdApplyMethodToAllSamples	BL2000\sean	2/2/2022 1:23:46 PM	Apply method to all samples			✓	
CmdMethodClear	BL2000\sean	2/2/2022 1:23:46 PM	Clear method			✓	
CmdEndMethodEditing	BL2000\sean	2/2/2022 1:23:47 PM	End method editing			✓	
CmdQuantitate	BL2000\sean	2/2/2022 1:25:49 PM	Quantitate all compounds in all samples			✓	
CmdZeroOutPeak	BL2000\sean	2/2/2022 2:41:15 PM	Zero out primary peak of compound 2,6-Dinitrotoluene in sample Feb0111.D			✓	
CmdSetTargetCompoundAttribute	BL2000\sean	2/2/2022 2:41:17 PM	Set UserAnnotation = INT for compound 2,6-Dinitrotoluene in sample Feb0111.D; previous value =			✓	
CmdZeroOutPeak	BL2000\sean	2/2/2022 2:41:19 PM	Zero out primary peak of compound 2,4-Dinitrotoluene in sample Feb0111.D			✓	
CmdSetTargetCompoundAttribute	BL2000\sean	2/2/2022 2:41:20 PM	Set UserAnnotation = INT for compound 2,4-Dinitrotoluene in sample Feb0111.D; previous value =			✓	
CmdZeroOutPeak	BL2000\sean	2/2/2022 2:41:23 PM	Zero out primary peak of compound Dimethyl Phthalate in sample Feb0111.D			✓	
CmdSetTargetCompoundAttribute	BL2000\sean	2/2/2022 2:41:24 PM	Set UserAnnotation = INT for compound Dimethyl Phthalate in sample Feb0111.D; previous value =			✓	

Name	User	Time	Action	Reason	Comment	Succeed	Exception
CmdZeroOutPeak	BL2000\sean	2/2/2022 2:41:26 PM	Zero out primary peak of compound 4-Chlorophenol in sample Feb0111.D			✓	
CmdZeroOutPeak	BL2000\sean	2/2/2022 2:41:28 PM	Zero out primary peak of compound 2-Methylphenol in sample Feb0111.D			✓	
CmdSetTargetCompoundAttribute	BL2000\sean	2/2/2022 2:41:29 PM	Set UserAnnotation = INT for compound 2-Methylphenol in sample Feb0111.D; previous value =			✓	
CmdZeroOutPeak	BL2000\sean	2/2/2022 2:41:40 PM	Zero out primary peak of compound 2,6-Dinitrotoluene in sample Feb0112.D			✓	
CmdSetTargetCompoundAttribute	BL2000\sean	2/2/2022 2:41:42 PM	Set UserAnnotation = INT for compound 2,6-Dinitrotoluene in sample Feb0112.D; previous value =			✓	
CmdZeroOutPeak	BL2000\sean	2/2/2022 2:41:44 PM	Zero out primary peak of compound 2,4-Dinitrotoluene in sample Feb0112.D			✓	
CmdSetTargetCompoundAttribute	BL2000\sean	2/2/2022 2:41:45 PM	Set UserAnnotation = INT for compound 2,4-Dinitrotoluene in sample Feb0112.D; previous value =			✓	
CmdZeroOutPeak	BL2000\sean	2/2/2022 2:41:48 PM	Zero out primary peak of compound N-nitroso-Di-n-propylamine in sample Feb0112.D			✓	
CmdSetTargetCompoundAttribute	BL2000\sean	2/2/2022 2:41:49 PM	Set UserAnnotation = INT for compound N-nitroso-Di-n-propylamine in sample Feb0112.D; previous value =			✓	
CmdZeroOutPeak	BL2000\sean	2/2/2022 2:41:52 PM	Zero out primary peak of compound Dimethyl Phthalate in sample Feb0112.D			✓	
CmdSetTargetCompoundAttribute	BL2000\sean	2/2/2022 2:41:53 PM	Set UserAnnotation = INT for compound Dimethyl Phthalate in sample Feb0112.D; previous value =			✓	
CmdZeroOutPeak	BL2000\sean	2/2/2022 2:41:55 PM	Zero out primary peak of compound 2,4-Dinitrophenol in sample Feb0112.D			✓	
CmdSetTargetCompoundAttribute	BL2000\sean	2/2/2022 2:41:56 PM	Set UserAnnotation = INT for compound 2,4-Dinitrophenol in sample Feb0112.D; previous value =			✓	
CmdZeroOutPeak	BL2000\sean	2/2/2022 2:41:59 PM	Zero out primary peak of compound 4,6-Dinitro-2-methylphenol in sample Feb0112.D			✓	
CmdSetTargetCompoundAttribute	BL2000\sean	2/2/2022 2:42:00 PM	Set UserAnnotation = INT for compound 4,6-Dinitro-2-methylphenol in sample Feb0112.D; previous value =			✓	
CmdZeroOutPeak	BL2000\sean	2/2/2022 2:42:02 PM	Zero out primary peak of compound 4-Chlorophenol in sample Feb0112.D			✓	
CmdSetTargetCompoundAttribute	BL2000\sean	2/2/2022 2:42:03 PM	Set UserAnnotation = INT for compound 4-Chlorophenol in sample Feb0112.D; previous value =			✓	

Name	User	Time	Action	Reason	Comment	Succeed	Exception
CmdZeroOutPeak	BL2000\sean	2/2/2022 2:42:05 PM	Zero out primary peak of compound bis(-2-Chloroethyl)Ether in sample Feb0112.D			✓	
CmdSetTargetCompoundAttribute	BL2000\sean	2/2/2022 2:42:07 PM	Set UserAnnotation = INT for compound bis(-2-Chloroethyl)Ether in sample Feb0112.D; previous value =			✓	
CmdManuallyIntegrateSplit	BL2000\sean	2/2/2022 2:42:28 PM	Split peak for compound Aniline in sample Feb0113.D and keep left peak, new integration is from x, y = 4.523, 993.895720736135 to 4.623, 1471.14708768075 and new response = 808451, previous integration is from x, y = 4.523, 994 to 4.766, 2153 and previous response = 1680222.			✓	
CmdSetTargetCompoundAttribute	BL2000\sean	2/2/2022 2:42:29 PM	Set UserAnnotation = CO for compound Aniline in sample Feb0113.D; previous value =			✓	
CmdManuallyIntegrateSplit	BL2000\sean	2/2/2022 2:42:31 PM	Split qualifier 66.0 of compound Aniline in sample Feb0113.D and keep left peak, new integration is from x, y = 4.518, 1430.7503852573 to 4.634, 1781.61694690197 and new response = 603842, previous integration is from x, y = 4.518, 1431 to 4.634, 1782 and previous response = 603842.			✓	
CmdManuallyIntegrateQualifierPeak	BL2000\sean	2/2/2022 2:42:37 PM	Manually integrate qualifier 66.0 of compound Aniline in sample Feb0113.D, from x, y = 4.518, 1431 to 4.572, 40640, result = 238942; previous integration is from x, y = 4.518, 1431 to 4.634, 1782 and previous response = 603842.			✓	
CmdManuallyIntegrateApplyTargetRtToQualifier	BL2000\sean	2/2/2022 2:42:38 PM	Apply target integration range 4.523-4.623 to qualifier 66.0 for compound Aniline in sample Feb0113.D, new integration is from x, y = 4.523, 1612 to 4.623, 9389 and new response = 576209; previous integration is from x, y = 4.518, 1431 to 4.572, 40640 and previous response = 238942.			✓	
CmdManuallyIntegrateSplit	BL2000\sean	2/2/2022 2:42:42 PM	Split qualifier 66.0 of compound Aniline in sample Feb0113.D and keep left peak, new integration is from x, y = 4.523, 1612 to 4.623, 9389 and new response = 576209, previous integration is from x, y = 4.523, 1612 to 4.623, 9389 and previous response = 576209.			✓	
CmdManuallyIntegrateQualifierPeak	BL2000\sean	2/2/2022 2:42:48 PM	Manually integrate qualifier 66.0 of compound Aniline in sample Feb0113.D, from x, y = 4.523, 1612 to 4.572, 40640, result = 244501; previous integration is from x, y = 4.523, 1612 to 4.623, 9389 and previous response = 576209.			✓	

Name	User	Time	Action	Reason	Comment	Succeed	Exception
CmdManuallyIntegrateDropBaseline	BL2000\sean	2/2/2022 2:42:49 PM	Drop baseline for qualifier 66.0 of compound Aniline in sample Feb0113.D to y = 1612, new integration is from x, y = 4.523, 1612 to 4.572, 1612 and new response = 301770; previous integration is from x, y = 4.523, 1612 to 4.572, 40640 and previous response = 244501.			✓	
CmdManuallyIntegrateSplit	BL2000\sean	2/2/2022 2:42:52 PM	Split qualifier 65.0 of compound Aniline in sample Feb0113.D and keep left peak, new integration is from x, y = 4.529, 1582.03799374498 to 4.572, 1681.68718591595 and new response = 144488, previous integration is from x, y = 4.529, 1582 to 4.623, 1798 and previous response = 357182.			✓	
CmdSetTargetCompoundAttribute	BL2000\sean	2/2/2022 2:42:55 PM	Set UserAnnotation = CO for compound Aniline in sample Feb0113.D; previous value = CO			✓	
CmdManuallyIntegrateSplit	BL2000\sean	2/2/2022 2:42:59 PM	Split qualifier 66.0 of compound Phenol in sample Feb0113.D and keep right peak, new integration is from x, y = 4.515, 1237.6775311343 to 4.634, 1486.36167503481 and new response = 605550, previous integration is from x, y = 4.515, 1238 to 4.634, 1486 and previous response = 605550.			✓	
CmdManuallyIntegrateQualifierPeak	BL2000\sean	2/2/2022 2:43:04 PM	Manually integrate qualifier 66.0 of compound Phenol in sample Feb0113.D, from x, y = 4.572, 24642 to 4.634, 1486, result = 260029; previous integration is from x, y = 4.515, 1238 to 4.634, 1486 and previous response = 605550.			✓	
CmdManuallyIntegrateDropBaseline	BL2000\sean	2/2/2022 2:43:05 PM	Drop baseline for qualifier 66.0 of compound Phenol in sample Feb0113.D to y = 1486, new integration is from x, y = 4.572, 1486 to 4.634, 1486 and new response = 302600; previous integration is from x, y = 4.572, 24642 to 4.634, 1486 and previous response = 260029.			✓	
CmdManuallyIntegrateSplit	BL2000\sean	2/2/2022 2:43:10 PM	Split peak for compound bis(-2-Chloroethyl)Ether in sample Feb0113.D and keep left peak, new integration is from x, y = 4.623, 943.426853594406 to 4.664, 1004.29969491772 and new response = 648195, previous integration is from x, y = 4.623, 943 to 4.756, 1141 and previous response = 906598.			✓	

Name	User	Time	Action	Reason	Comment	Succeed	Exception
CmdManuallyIntegrateApplyTargetRtToQualifier	BL2000\sean	2/2/2022 2:43:14 PM	Apply target integration range 4.623-4.664 to qualifier 64.0 for compound bis(-2-Chloroethyl)Ether in sample Feb0113.D, new integration is from x, y = 4.623, 1679 to 4.664, 12561 and new response = 8058; previous integration is from x, y = 4.654, 694 to 4.736, 733 and previous response = 315678.			✓	
CmdManuallyIntegrateDropBaseline	BL2000\sean	2/2/2022 2:43:16 PM	Drop baseline for qualifier 64.0 of compound bis(-2-Chloroethyl)Ether in sample Feb0113.D to y = 1679, new integration is from x, y = 4.623, 1679 to 4.664, 1679 and new response = 21394; previous integration is from x, y = 4.623, 1679 to 4.664, 12561 and previous response = 8058.			✓	
CmdSetTargetCompoundAttribute	BL2000\sean	2/2/2022 2:43:22 PM	Set UserAnnotation = CO for compound bis(-2-Chloroethyl)Ether in sample Feb0113.D; previous value =			✓	
CmdManuallyIntegratePeak	BL2000\sean	2/2/2022 2:43:30 PM	Manually integrate compound 1,4-Dichlorobenzene in sample Feb0113.D, from x, y = 4.879, 533623 to 5.001, 592149, result = -3141942; previous integration is from x, y = 4.807, 217 to 4.899, 351 and previous response = 980895.			✓	
CmdManuallyIntegrateSnapBaseline	BL2000\sean	2/2/2022 2:43:32 PM	Snap baseline for compound 1,4-Dichlorobenzene in sample Feb0113.D, from x = 4.879 to x = 5.001, new integration is from x, y = 4.879, 8922 to 5.001, 8588 and new response = 933139; previous integration is from x, y = 4.879, 533623 to 5.001, 592149 and previous response = -3141942.			✓	
CmdManuallyIntegrateDropBaseline	BL2000\sean	2/2/2022 2:43:33 PM	Drop baseline for compound 1,4-Dichlorobenzene in sample Feb0113.D to y = 8588, new integration is from x, y = 4.879, 8588 to 5.001, 8588 and new response = 934367; previous integration is from x, y = 4.879, 8922 to 5.001, 8588 and previous response = 933139.			✓	
CmdManuallyIntegrateApplyTargetRtToQualifier	BL2000\sean	2/2/2022 2:43:36 PM	Apply target integration range 4.879-5.001 to qualifier 148.0 for compound 1,4-Dichlorobenzene in sample Feb0113.D, new integration is from x, y = 4.879, 5972 to 5.001, 5334 and new response = 587800; previous integration is from x, y = 4.810, 160 to 4.889, 250 and previous response = 614730.			✓	

Name	User	Time	Action	Reason	Comment	Succeed	Exception
CmdManuallyIntegrateApplyTargetRtToQualifier	BL2000\sean	2/2/2022 2:43:38 PM	Apply target integration range 4.879-5.001 to qualifier 111.0 for compound 1,4-Dichlorobenzene in sample Feb0113.D, new integration is from x, y = 4.879, 2712 to 5.001, 3029 and new response = 326708; previous integration is from x, y = 4.807, 0 to 4.879, 0 and previous response = 346806.			✓	
CmdManuallyIntegratePeak	BL2000\sean	2/2/2022 2:43:42 PM	Manually integrate compound 1,2-Dichlorobenzene in sample Feb0113.D, from x, y = 5.063, 650676 to 5.155, 709202, result = -2765973; previous integration is from x, y = 4.808, 245 to 4.899, 293 and previous response = 980989.			✓	
CmdManuallyIntegrateSnapBaseline	BL2000\sean	2/2/2022 2:43:44 PM	Snap baseline for compound 1,2-Dichlorobenzene in sample Feb0113.D, from x = 5.063 to x = 5.155, new integration is from x, y = 5.063, 3736 to 5.155, 5843 and new response = 957476; previous integration is from x, y = 5.063, 650676 to 5.155, 709202 and previous response = -2765973.			✓	
CmdManuallyIntegrateDropBaseline	BL2000\sean	2/2/2022 2:43:45 PM	Drop baseline for compound 1,2-Dichlorobenzene in sample Feb0113.D to y = 3736, new integration is from x, y = 5.063, 3736 to 5.155, 3736 and new response = 963286; previous integration is from x, y = 5.063, 3736 to 5.155, 5843 and previous response = 957476.			✓	
CmdSetTargetCompoundAttribute	BL2000\sean	2/2/2022 2:43:46 PM	Set UserAnnotation = CO for compound 1,2-Dichlorobenzene in sample Feb0113.D; previous value =			✓	
CmdManuallyIntegrateApplyTargetRtToQualifier	BL2000\sean	2/2/2022 2:43:48 PM	Apply target integration range 5.063-5.155 to qualifier 148.0 for compound 1,2-Dichlorobenzene in sample Feb0113.D, new integration is from x, y = 5.063, 2556 to 5.155, 3874 and new response = 614840; previously no peak.			✓	
CmdManuallyIntegrateApplyTargetRtToQualifier	BL2000\sean	2/2/2022 2:43:50 PM	Apply target integration range 5.063-5.155 to qualifier 111.0 for compound 1,2-Dichlorobenzene in sample Feb0113.D, new integration is from x, y = 5.063, 1354 to 5.155, 2088 and new response = 353811; previously no peak.			✓	

Name	User	Time	Action	Reason	Comment	Succeed	Exception
CmdManuallyIntegrateSplit	BL2000\sean	2/2/2022 2:43:57 PM	Split peak for compound bis(2-chloroisopropyl)Ether in sample Feb0113.D and keep left peak, new integration is from x, y = 5.226, 0 to 5.440, 0 and new response = 283157, previous integration is from x, y = 5.226, 0 to 5.512, 0 and previous response = 354380.			✓	
CmdSetTargetCompoundAttribute	BL2000\sean	2/2/2022 2:43:58 PM	Set UserAnnotation = CO for compound bis(2-chloroisopropyl)Ether in sample Feb0113.D; previous value =			✓	
CmdSelectPeak	BL2000\sean	2/2/2022 2:44:02 PM	Select peak for compound 2-Methylphenol in sample Feb0113.D			✓	
CmdManuallyIntegrateSplit	BL2000\sean	2/2/2022 2:44:04 PM	Split peak for compound 2-Methylphenol in sample Feb0113.D and keep left peak, new integration is from x, y = 5.206, 1647.32065056465 to 5.400, 3022.56523719176 and new response = 782822, previous integration is from x, y = 5.206, 1647 to 5.512, 3819 and previous response = 1782061.			✓	
CmdSetTargetCompoundAttribute	BL2000\sean	2/2/2022 2:44:05 PM	Set UserAnnotation = CO for compound 2-Methylphenol in sample Feb0113.D; previous value =			✓	
CmdManuallyIntegrateSplit	BL2000\sean	2/2/2022 2:44:07 PM	Split qualifier 108.0 of compound 2-Methylphenol in sample Feb0113.D and keep left peak, new integration is from x, y = 5.226, 1814.53419386409 to 5.410, 3075.97830498631 and new response = 872713, previous integration is from x, y = 5.226, 1815 to 5.502, 3707 and previous response = 1693623.			✓	
CmdManuallyIntegrateSplit	BL2000\sean	2/2/2022 2:44:11 PM	Split peak for compound 4Methylphenol/3Methylphenol in sample Feb0113.D and keep right peak, new integration is from x, y = 5.400, 3093.30044943229 to 5.512, 2928.64091119187 and new response = 1002001, previous integration is from x, y = 5.227, 3347 to 5.512, 2929 and previous response = 1773852.			✓	
CmdSetTargetCompoundAttribute	BL2000\sean	2/2/2022 2:44:12 PM	Set UserAnnotation = CO for compound 4Methylphenol/3Methylphenol in sample Feb0113.D; previous value =			✓	

Name	User	Time	Action	Reason	Comment	Succeed	Exception
CmdManuallyIntegrateSplit	BL2000\sean	2/2/2022 2:44:15 PM	Split qualifier 108.0 of compound 4Methylphenol/3Methylphenol in sample Feb0113.D and keep right peak, new integration is from x, y = 5.410, 3293.75910769773 to 5.502, 2890.68878291256 and new response = 822560, previous integration is from x, y = 5.228, 4093 to 5.502, 2891 and previous response = 1680620.			✓	
CmdManuallyIntegrateSplit	BL2000\sean	2/2/2022 2:44:30 PM	Split qualifier 129.0 of compound Naphthalene in sample Feb0113.D and keep left peak, new integration is from x, y = 6.373, 599.346836519544 to 6.424, 660.577197843328 and new response = 245448, previous integration is from x, y = 6.373, 599 to 6.475, 722 and previous response = 292681.			✓	
CmdManuallyIntegrateSplit	BL2000\sean	2/2/2022 2:44:32 PM	Split qualifier 102.0 of compound Naphthalene in sample Feb0113.D and keep left peak, new integration is from x, y = 6.383, 0 to 6.424, 0 and new response = 209183, previous integration is from x, y = 6.383, 0 to 6.475, 0 and previous response = 241725.			✓	
CmdManuallyIntegrateSplit	BL2000\sean	2/2/2022 2:44:39 PM	Split peak for compound 4-Chlorophenol in sample Feb0113.D and keep left peak, new integration is from x, y = 6.424, 560.921708066431 to 6.485, 629.338631580248 and new response = 196052, previous integration is from x, y = 6.424, 561 to 6.516, 664 and previous response = 214084.			✓	
CmdSetTargetCompoundAttribute	BL2000\sean	2/2/2022 2:44:40 PM	Set UserAnnotation = CO for compound 4-Chlorophenol in sample Feb0113.D; previous value =			✓	
CmdManuallyIntegrateSplit	BL2000\sean	2/2/2022 2:44:42 PM	Split qualifier 128.0 of compound 4-Chlorophenol in sample Feb0113.D and keep left peak, new integration is from x, y = 6.424, 1045.36044422465 to 6.485, 1146.15080136327 and new response = 687296, previous integration is from x, y = 6.424, 1045 to 6.516, 1197 and previous response = 765968.			✓	
CmdManuallyIntegratePeak	BL2000\sean	2/2/2022 2:44:50 PM	Manually integrate compound 1-Methylnaphthalene in sample Feb0113.D, from x, y = 7.317, 1025674 to 7.399, 1149802, result = -4058769; previous integration is from x, y = 7.204, 1092 to 7.307, 1247 and previous response = 1446195.			✓	

Name	User	Time	Action	Reason	Comment	Succeed	Exception
CmdManuallyIntegrateSnapBaseline	BL2000\sean	2/2/2022 2:44:52 PM	Snap baseline for compound 1-Methylnaphthalene in sample Feb0113.D, from x = 7.317 to x = 7.399, new integration is from x, y = 7.317, 6010 to 7.399, 8550 and new response = 1266810; previous integration is from x, y = 7.317, 1025674 to 7.399, 1149802 and previous response = -4058769.			✓	
CmdManuallyIntegrateDropBaseline	BL2000\sean	2/2/2022 2:44:53 PM	Drop baseline for compound 1-Methylnaphthalene in sample Feb0113.D to y = 6010, new integration is from x, y = 7.317, 6010 to 7.399, 6010 and new response = 1273070; previous integration is from x, y = 7.317, 6010 to 7.399, 8550 and previous response = 1266810.			✓	
CmdSetTargetCompoundAttribute	BL2000\sean	2/2/2022 2:44:54 PM	Set UserAnnotation = CO for compound 1-Methylnaphthalene in sample Feb0113.D; previous value =			✓	
CmdManuallyIntegrateApplyTargetRtToQualifier	BL2000\sean	2/2/2022 2:44:56 PM	Apply target integration range 7.317-7.399 to qualifier 142.0 for compound 1-Methylnaphthalene in sample Feb0113.D, new integration is from x, y = 7.317, 6853 to 7.399, 9411 and new response = 1448705; previously no peak.			✓	
CmdManuallyIntegrateApplyTargetRtToQualifier	BL2000\sean	2/2/2022 2:44:57 PM	Apply target integration range 7.317-7.399 to qualifier 115.0 for compound 1-Methylnaphthalene in sample Feb0113.D, new integration is from x, y = 7.317, 3840 to 7.399, 4357 and new response = 540877; previously no peak.			✓	
CmdManuallyIntegrateApplyTargetRtToQualifier	BL2000\sean	2/2/2022 2:45:08 PM	Apply target integration range 8.262-8.425 to qualifier 153.1 for compound Acenaphthylene in sample Feb0113.D, new integration is from x, y = 8.262, 0 to 8.425, 1508 and new response = 330797; previously no peak.			✓	
CmdManuallyIntegrateSplit	BL2000\sean	2/2/2022 2:45:16 PM	Split qualifier 154.0 of compound 2,4-Dinitrophenol in sample Feb0113.D and keep right peak, new integration is from x, y = 8.568, 884.243615486442 to 8.640, 929.862751430492 and new response = 64548, previous integration is from x, y = 8.486, 832 to 8.640, 930 and previous response = 1549417.			✓	

Name	User	Time	Action	Reason	Comment	Succeed	Exception
CmdManuallyIntegrateSplit	BL2000\sean	2/2/2022 2:45:23 PM	Split qualifier 63.0 of compound 2,4-Dinitrotoluene in sample Feb0113.D and keep right peak, new integration is from x, y = 8.685, 2358.76073466752 to 8.824, 2077.65237192213 and new response = 279433, previous integration is from x, y = 8.685, 2359 to 8.824, 2078 and previous response = 279433.			✓	
CmdManuallyIntegrateQualifierPeak	BL2000\sean	2/2/2022 2:45:27 PM	Manually integrate qualifier 63.0 of compound 2,4-Dinitrotoluene in sample Feb0113.D, from x, y = 8.732, 9218 to 8.824, 2078, result = 137017; previous integration is from x, y = 8.685, 2359 to 8.824, 2078 and previous response = 279433.			✓	
CmdManuallyIntegrateDropBaseline	BL2000\sean	2/2/2022 2:45:28 PM	Drop baseline for qualifier 63.0 of compound 2,4-Dinitrotoluene in sample Feb0113.D to y = 2078, new integration is from x, y = 8.732, 2078 to 8.824, 2078 and new response = 156741; previous integration is from x, y = 8.732, 9218 to 8.824, 2078 and previous response = 137017.			✓	
CmdManuallyIntegrateQualifierPeak	BL2000\sean	2/2/2022 2:45:30 PM	Manually integrate qualifier 89.0 of compound 2,4-Dinitrotoluene in sample Feb0113.D, from x, y = 8.732, 5194 to 8.783, 559, result = 189257; previous integration is from x, y = 8.701, 561 to 8.783, 559 and previous response = 254413.			✓	
CmdManuallyIntegrateDropBaseline	BL2000\sean	2/2/2022 2:45:32 PM	Drop baseline for qualifier 89.0 of compound 2,4-Dinitrotoluene in sample Feb0113.D to y = 559, new integration is from x, y = 8.732, 559 to 8.783, 559 and new response = 196368; previous integration is from x, y = 8.732, 5194 to 8.783, 559 and previous response = 189257.			✓	
CmdManuallyIntegrateQualifierPeak	BL2000\sean	2/2/2022 2:45:44 PM	Manually integrate qualifier 65.0 of compound 4-Nitroaniline in sample Feb0113.D, from x, y = 9.182, 6478 to 9.233, 5640, result = 192644; previous integration is from x, y = 9.061, 2407 to 9.151, 2681 and previous response = 183074.			✓	
CmdManuallyIntegrateQualifierPeak	BL2000\sean	2/2/2022 2:45:47 PM	Manually integrate qualifier 167.0 of compound N-nitrosodiphenylamine in sample Feb0113.D, from x, y = 9.264, 589264 to 9.295, 606344, result = -1090039; previous integration is from x, y = 9.108, 320 to 9.233, 369 and previous response = 262680.			✓	

Name	User	Time	Action	Reason	Comment	Succeed	Exception
CmdManuallyIntegrateApplyTargetRtToQualifier	BL2000\sean	2/2/2022 2:45:48 PM	Apply target integration range 9.305-9.397 to qualifier 167.0 for compound N-nitrosodiphenylamine in sample Feb0113.D, new integration is from x, y = 9.305, 4207 to 9.397, 1544 and new response = 463286; previous integration is from x, y = 9.264, 589264 to 9.295, 606344 and previous response = -1090039.			✓	
CmdManuallyIntegrateDropBaseline	BL2000\sean	2/2/2022 2:45:49 PM	Drop baseline for qualifier 167.0 of compound N-nitrosodiphenylamine in sample Feb0113.D to y = 1544, new integration is from x, y = 9.305, 1544 to 9.397, 1544 and new response = 470641; previous integration is from x, y = 9.305, 4207 to 9.397, 1544 and previous response = 463286.			✓	
CmdManuallyIntegratePeak	BL2000\sean	2/2/2022 2:46:08 PM	Manually integrate compound Benzidine in sample Feb0113.D from x, y = 12.348, 0 to 12.703, 0; result = 33588			✓	
CmdManuallyIntegrateQualifierPeak	BL2000\sean	2/2/2022 2:46:13 PM	Manually integrate qualifier92.0 of compound Benzidine in sample Feb0113.D from x, y = 12.328, 322 to 12.592, 446; result = 7033			✓	
CmdManuallyIntegrateDropBaseline	BL2000\sean	2/2/2022 2:46:14 PM	Drop baseline for qualifier 92.0 of compound Benzidine in sample Feb0113.D to y = 322, new integration is from x, y = 12.328, 322 to 12.592, 322 and new response = 8012; previous integration is from x, y = 12.328, 322 to 12.592, 446 and previous response = 7033.			✓	
CmdSetTargetCompoundAttribute	BL2000\sean	2/2/2022 2:46:17 PM	Set UserAnnotation = NI for compound Benzidine in sample Feb0113.D; previous value =			✓	
CmdManuallyIntegrateQualifierPeak	BL2000\sean	2/2/2022 2:46:21 PM	Manually integrate qualifier183.0 of compound Benzidine in sample Feb0113.D from x, y = 12.460, 0 to 12.531, 0; result = 3174			✓	
CmdManuallyIntegrateSplit	BL2000\sean	2/2/2022 2:46:36 PM	Split peak for compound Indeno(1,2,3-c,d)pyrene in sample Feb0113.D and keep left peak, new integration is from x, y = 20.846, 1304.63891337084 to 20.927, 2057.08823709916 and new response = 1657708, previous integration is from x, y = 20.846, 1305 to 21.029, 2999 and previous response = 2201564.			✓	
CmdSaveBatchTable	BL2000\sean	2/2/2022 2:46:49 PM	Save batch \\MASSHUNTER\Org\Data\SV5973N.I\sd020122\DoD BNA cal 1\QuantResults\020122 DoD BNA cal.batch.bin			✓	

Name	User	Time	Action	Reason	Comment	Succeed	Exception
CmdManuallyIntegrateSplit	BL2000\sean	2/2/2022 2:48:23 PM	Split peak for compound Aniline in sample Feb0114.D and keep left peak, new integration is from x, y = 4.522, 976.921274290431 to 4.624, 1512.46468345223 and new response = 852380, previous integration is from x, y = 4.522, 977 to 4.756, 2213 and previous response = 1816074.			✓	
CmdManuallyIntegrateQualifierPeak	BL2000\sean	2/2/2022 2:48:28 PM	Manually integrate qualifier 66.0 of compound Aniline in sample Feb0114.D, from x, y = 4.525, 1391 to 4.573, 23451, result = 284554; previous integration is from x, y = 4.525, 1391 to 4.624, 1619 and previous response = 630552.			✓	
CmdManuallyIntegrateDropBaseline	BL2000\sean	2/2/2022 2:48:29 PM	Drop baseline for qualifier 66.0 of compound Aniline in sample Feb0114.D to y = 1391, new integration is from x, y = 4.525, 1391 to 4.573, 1391 and new response = 315465; previous integration is from x, y = 4.525, 1391 to 4.573, 23451 and previous response = 284554.			✓	
CmdManuallyIntegrateQualifierPeak	BL2000\sean	2/2/2022 2:48:31 PM	Manually integrate qualifier 65.0 of compound Aniline in sample Feb0114.D, from x, y = 4.527, 1460 to 4.573, 16601, result = 138816; previous integration is from x, y = 4.527, 1460 to 4.624, 1614 and previous response = 384009.			✓	
CmdManuallyIntegrateDropBaseline	BL2000\sean	2/2/2022 2:48:33 PM	Drop baseline for qualifier 65.0 of compound Aniline in sample Feb0114.D to y = 1460, new integration is from x, y = 4.527, 1460 to 4.573, 1460 and new response = 159101; previous integration is from x, y = 4.527, 1460 to 4.573, 16601 and previous response = 138816.			✓	
CmdManuallyIntegrateQualifierPeak	BL2000\sean	2/2/2022 2:48:38 PM	Manually integrate qualifier 66.0 of compound Phenol in sample Feb0114.D, from x, y = 4.573, 19494 to 4.624, 1444, result = 288024; previous integration is from x, y = 4.524, 1263 to 4.624, 1444 and previous response = 631389.			✓	
CmdManuallyIntegrateDropBaseline	BL2000\sean	2/2/2022 2:48:40 PM	Drop baseline for qualifier 66.0 of compound Phenol in sample Feb0114.D to y = 1444, new integration is from x, y = 4.573, 1444 to 4.624, 1444 and new response = 315676; previous integration is from x, y = 4.573, 19494 to 4.624, 1444 and previous response = 288024.			✓	

Name	User	Time	Action	Reason	Comment	Succeed	Exception
CmdManuallyIntegrateSplit	BL2000\sean	2/2/2022 2:48:44 PM	Split peak for compound bis(-2-Chloroethyl)Ether in sample Feb0114.D and keep left peak, new integration is from x, y = 4.624, 1112.90957692788 to 4.664, 1131.55914841541 and new response = 744809, previous integration is from x, y = 4.624, 1113 to 4.746, 1169 and previous response = 1020653.			✓	
CmdManuallyIntegrateApplyTargetRtToQualifier	BL2000\sean	2/2/2022 2:48:47 PM	Apply target integration range 4.624-4.664 to qualifier 64.0 for compound bis(-2-Chloroethyl)Ether in sample Feb0114.D, new integration is from x, y = 4.624, 1586 to 4.664, 15595 and new response = 8895; previous integration is from x, y = 4.654, 715 to 4.746, 756 and previous response = 347840.			✓	
CmdManuallyIntegrateDropBaseline	BL2000\sean	2/2/2022 2:48:47 PM	Drop baseline for qualifier 64.0 of compound bis(-2-Chloroethyl)Ether in sample Feb0114.D to y = 1586, new integration is from x, y = 4.624, 1586 to 4.664, 1586 and new response = 26063; previous integration is from x, y = 4.624, 1586 to 4.664, 15595 and previous response = 8895.			✓	
CmdSetTargetCompoundAttribute	BL2000\sean	2/2/2022 2:48:48 PM	Set UserAnnotation = CO for compound bis(-2-Chloroethyl)Ether in sample Feb0114.D; previous value =			✓	
CmdManuallyIntegratePeak	BL2000\sean	2/2/2022 2:48:54 PM	Manually integrate compound 1,4-Dichlorobenzene in sample Feb0114.D, from x, y = 4.899, 771698 to 4.981, 835381, result = -2891091; previous integration is from x, y = 4.811, 282 to 4.889, 375 and previous response = 1051320.			✓	
CmdManuallyIntegrateSnapBaseline	BL2000\sean	2/2/2022 2:48:56 PM	Snap baseline for compound 1,4-Dichlorobenzene in sample Feb0114.D, from x = 4.899 to x = 4.981, new integration is from x, y = 4.899, 3884 to 4.981, 5177 and new response = 1026451; previous integration is from x, y = 4.899, 771698 to 4.981, 835381 and previous response = -2891091.			✓	
CmdSetTargetCompoundAttribute	BL2000\sean	2/2/2022 2:48:57 PM	Set UserAnnotation = CO for compound 1,4-Dichlorobenzene in sample Feb0114.D; previous value =			✓	
CmdManuallyIntegrateApplyTargetRtToQualifier	BL2000\sean	2/2/2022 2:48:58 PM	Apply target integration range 4.899-4.981 to qualifier 148.0 for compound 1,4-Dichlorobenzene in sample Feb0114.D, new integration is from x, y = 4.899, 3163 to 4.981, 3891 and new response = 654685; previously no peak.			✓	

Name	User	Time	Action	Reason	Comment	Succeed	Exception
CmdManuallyIntegrateQualifierPeak	BL2000\sean	2/2/2022 2:48:59 PM	Manually integrate qualifier111.0 of compound 1,4-Dichlorobenzene in sample Feb0114.D from x, y = 4.634, 431208 to 4.644, 433959; result = 0			✓	
CmdManuallyIntegrateApplyTargetRtToQualifier	BL2000\sean	2/2/2022 2:49:00 PM	Apply target integration range 4.899-4.981 to qualifier 111.0 for compound 1,4-Dichlorobenzene in sample Feb0114.D, new integration is from x, y = 4.899, 4389 to 4.981, 2567 and new response = 355985; previously no peak.			✓	
CmdManuallyIntegratePeak	BL2000\sean	2/2/2022 2:49:03 PM	Manually integrate compound 1,2-Dichlorobenzene in sample Feb0114.D, from x, y = 5.042, 717112 to 5.165, 753502, result = -4305139; previous integration is from x, y = 4.814, 477 to 4.889, 490 and previous response = 1050671.			✓	
CmdManuallyIntegrateSnapBaseline	BL2000\sean	2/2/2022 2:49:05 PM	Snap baseline for compound 1,2-Dichlorobenzene in sample Feb0114.D, from x = 5.042 to x = 5.165, new integration is from x, y = 5.042, 2816 to 5.165, 3067 and new response = 1080677; previous integration is from x, y = 5.042, 717112 to 5.165, 753502 and previous response = -4305139.			✓	
CmdManuallyIntegrateDropBaseline	BL2000\sean	2/2/2022 2:49:06 PM	Drop baseline for compound 1,2-Dichlorobenzene in sample Feb0114.D to y = 2816, new integration is from x, y = 5.042, 2816 to 5.165, 2816 and new response = 1081600; previous integration is from x, y = 5.042, 2816 to 5.165, 3067 and previous response = 1080677.			✓	
CmdManuallyIntegrateApplyTargetRtToQualifier	BL2000\sean	2/2/2022 2:49:07 PM	Apply target integration range 5.042-5.165 to qualifier 111.0 for compound 1,2-Dichlorobenzene in sample Feb0114.D, new integration is from x, y = 5.042, 1362 to 5.165, 929 and new response = 403141; previously no peak.			✓	
CmdManuallyIntegrateQualifierPeak	BL2000\sean	2/2/2022 2:49:08 PM	Manually integrate qualifier148.0 of compound 1,2-Dichlorobenzene in sample Feb0114.D from x, y = 5.257, 732867 to 5.267, 765189; result = -458790			✓	
CmdManuallyIntegrateApplyTargetRtToQualifier	BL2000\sean	2/2/2022 2:49:09 PM	Apply target integration range 5.042-5.165 to qualifier 148.0 for compound 1,2-Dichlorobenzene in sample Feb0114.D, new integration is from x, y = 5.042, 3031 to 5.165, 1740 and new response = 675647; previous integration is from x, y = 5.257, 732867 to 5.267, 765189 and previous response = -458790.			✓	

Name	User	Time	Action	Reason	Comment	Succeed	Exception
CmdSelectPeak	BL2000\sean	2/2/2022 2:49:15 PM	Select peak for compound 2-Methylphenol in sample Feb0114.D			✓	
CmdManuallyIntegrateSplit	BL2000\sean	2/2/2022 2:49:17 PM	Split peak for compound 2-Methylphenol in sample Feb0114.D and keep left peak, new integration is from x, y = 5.226, 1600.13447399596 to 5.400, 2721.91634515549 and new response = 857413, previous integration is from x, y = 5.226, 1600 to 5.512, 3448 and previous response = 1918219.			✓	
CmdSetTargetCompoundAttribute	BL2000\sean	2/2/2022 2:49:18 PM	Set UserAnnotation = CO for compound 2-Methylphenol in sample Feb0114.D; previous value =			✓	
CmdManuallyIntegrateSplit	BL2000\sean	2/2/2022 2:49:20 PM	Split qualifier 108.0 of compound 2-Methylphenol in sample Feb0114.D and keep left peak, new integration is from x, y = 5.226, 1604.24013721324 to 5.410, 2585.66446729197 and new response = 946068, previous integration is from x, y = 5.226, 1604 to 5.512, 3131 and previous response = 1834056.			✓	
CmdManuallyIntegrateSplit	BL2000\sean	2/2/2022 2:49:24 PM	Split qualifier 108.0 of compound 4Methylphenol/3Methylphenol in sample Feb0114.D and keep right peak, new integration is from x, y = 5.410, 3140.19988157749 to 5.512, 2724.52738998466 and new response = 887534, previous integration is from x, y = 5.232, 3865 to 5.512, 2725 and previous response = 1818036.			✓	
CmdManuallyIntegrateSplit	BL2000\sean	2/2/2022 2:49:56 PM	Split qualifier 129.0 of compound Naphthalene in sample Feb0114.D and keep left peak, new integration is from x, y = 6.373, 589.371697855729 to 6.424, 633.467478602887 and new response = 260588, previous integration is from x, y = 6.373, 589 to 6.475, 678 and previous response = 307269.			✓	
CmdManuallyIntegrateSplit	BL2000\sean	2/2/2022 2:50:00 PM	Split qualifier 102.0 of compound Naphthalene in sample Feb0114.D and keep left peak, new integration is from x, y = 6.383, 0 to 6.424, 0 and new response = 228187, previous integration is from x, y = 6.383, 0 to 6.475, 0 and previous response = 260604.			✓	

Name	User	Time	Action	Reason	Comment	Succeed	Exception
CmdManuallyIntegrateSplit	BL2000\sean	2/2/2022 2:50:03 PM	Split peak for compound 4-Chlorophenol in sample Feb0114.D and keep left peak, new integration is from x, y = 6.424, 463.875601080862 to 6.485, 504.30554523885 and new response = 198874, previous integration is from x, y = 6.424, 464 to 6.516, 525 and previous response = 216104.			✓	
CmdSetTargetCompoundAttribute	BL2000\sean	2/2/2022 2:50:04 PM	Set UserAnnotation = CO for compound 4-Chlorophenol in sample Feb0114.D; previous value =			✓	
CmdManuallyIntegrateSplit	BL2000\sean	2/2/2022 2:50:05 PM	Split qualifier 128.0 of compound 4-Chlorophenol in sample Feb0114.D and keep left peak, new integration is from x, y = 6.424, 1147.1554338527 to 6.485, 1302.09493894068 and new response = 677599, previous integration is from x, y = 6.424, 1147 to 6.516, 1380 and previous response = 759193.			✓	
CmdManuallyIntegrateSplit	BL2000\sean	2/2/2022 2:50:12 PM	Split qualifier 144.0 of compound 4-Chloro-3-Methylphenol in sample Feb0114.D and keep left peak, new integration is from x, y = 7.102, 326.380034595975 to 7.194, 442.033651976708 and new response = 185028, previous integration is from x, y = 7.102, 326 to 7.256, 519 and previous response = 202843.			✓	
CmdManuallyIntegrateSplit	BL2000\sean	2/2/2022 2:50:16 PM	Split peak for compound 2-Methylnaphthalene in sample Feb0114.D and keep left peak, new integration is from x, y = 7.194, 1280.8419707201 to 7.307, 1565.23994493854 and new response = 1570684, previous integration is from x, y = 7.194, 1281 to 7.399, 1798 and previous response = 2989101.			✓	
CmdSetTargetCompoundAttribute	BL2000\sean	2/2/2022 2:50:17 PM	Set UserAnnotation = CO for compound 2-Methylnaphthalene in sample Feb0114.D; previous value =			✓	
CmdManuallyIntegrateSplit	BL2000\sean	2/2/2022 2:50:19 PM	Split qualifier 115.0 of compound 2-Methylnaphthalene in sample Feb0114.D and keep left peak, new integration is from x, y = 7.205, 879.133541943716 to 7.307, 1037.44320421038 and new response = 653487, previous integration is from x, y = 7.205, 879 to 7.399, 1181 and previous response = 1252060.			✓	

Name	User	Time	Action	Reason	Comment	Succeed	Exception
CmdManuallyIntegrateSplit	BL2000\sean	2/2/2022 2:50:23 PM	Split peak for compound 1-Methylnaphthalene in sample Feb0114.D and keep right peak, new integration is from x, y = 7.307, 1099.97011088032 to 7.399, 1181.9829936118 and new response = 1421795, previous integration is from x, y = 7.192, 998 to 7.399, 1182 and previous response = 2995010.			✓	
CmdSetTargetCompoundAttribute	BL2000\sean	2/2/2022 2:50:24 PM	Set UserAnnotation = CO for compound 1-Methylnaphthalene in sample Feb0114.D; previous value =			✓	
CmdManuallyIntegrateApplyTargetRtToQualifier	BL2000\sean	2/2/2022 2:50:26 PM	Apply target integration range 7.307-7.399 to qualifier 142.0 for compound 1-Methylnaphthalene in sample Feb0114.D, new integration is from x, y = 7.307, 7857 to 7.399, 11443 and new response = 1555360; previous integration is from x, y = 7.204, 3240 to 7.287, 2993 and previous response = 1847306.			✓	
CmdManuallyIntegrateApplyTargetRtToQualifier	BL2000\sean	2/2/2022 2:50:27 PM	Apply target integration range 7.307-7.399 to qualifier 115.0 for compound 1-Methylnaphthalene in sample Feb0114.D, new integration is from x, y = 7.307, 3180 to 7.399, 3356 and new response = 587973; previous integration is from x, y = 7.205, 653 to 7.399, 578 and previous response = 1256760.			✓	
CmdManuallyIntegrateApplyTargetRtToQualifier	BL2000\sean	2/2/2022 2:50:40 PM	Apply target integration range 8.264-8.415 to qualifier 153.1 for compound Acenaphthylene in sample Feb0114.D, new integration is from x, y = 8.264, 215 to 8.415, 662 and new response = 361620; previous integration is from x, y = 8.476, 0 to 8.640, 0 and previous response = 1804193.			✓	
CmdManuallyIntegrateDropBaseline	BL2000\sean	2/2/2022 2:50:42 PM	Drop baseline for qualifier 153.1 of compound Acenaphthylene in sample Feb0114.D to y = 215, new integration is from x, y = 8.264, 215 to 8.415, 215 and new response = 363651; previous integration is from x, y = 8.264, 215 to 8.415, 662 and previous response = 361620.			✓	
CmdManuallyIntegrateApplyTargetRtToQualifier	BL2000\sean	2/2/2022 2:50:47 PM	Apply target integration range 8.487-8.640 to qualifier 152.0 for compound Acenaphthene in sample Feb0114.D, new integration is from x, y = 8.487, 3625 to 8.640, 2898 and new response = 848651; previous integration is from x, y = 8.251, 622 to 8.415, 1000 and previous response = 2635171.			✓	

Name	User	Time	Action	Reason	Comment	Succeed	Exception
CmdManuallyIntegrate DropBaseline	BL2000\sean	2/2/2022 2:50:48 PM	Drop baseline for qualifier 152.0 of compound Acenaphthene in sample Feb0114.D to y = 2898, new integration is from x, y = 8.487, 2898 to 8.640, 2898 and new response = 851998; previous integration is from x, y = 8.487, 3625 to 8.640, 2898 and previous response = 848651.			✓	
CmdManuallyIntegrateSplit	BL2000\sean	2/2/2022 2:50:50 PM	Split peak for compound Acenaphthene in sample Feb0114.D and keep left peak, new integration is from x, y = 8.487, 839.380000608993 to 8.568, 972.268721835755 and new response = 1642313, previous integration is from x, y = 8.487, 839 to 8.640, 1089 and previous response = 1667992.			✓	
CmdManuallyIntegrateSplit	BL2000\sean	2/2/2022 2:56:48 PM	Split qualifier 154.0 of compound 2,4-Dinitrophenol in sample Feb0114.D and keep right peak, new integration is from x, y = 8.568, 941.987741463574 to 8.640, 992.863933970441 and new response = 63374, previous integration is from x, y = 8.487, 884 to 8.640, 993 and previous response = 1668252.			✓	
CmdManuallyIntegrateSplit	BL2000\sean	2/2/2022 2:56:56 PM	Split qualifier 63.0 of compound 2,4-Dinitrotoluene in sample Feb0114.D and keep right peak, new integration is from x, y = 8.693, 2236.41272756123 to 8.814, 2085.01363070716 and new response = 300142, previous integration is from x, y = 8.693, 2236 to 8.814, 2085 and previous response = 300142.			✓	
CmdManuallyIntegrate QualifierPeak	BL2000\sean	2/2/2022 2:57:02 PM	Manually integrate qualifier 63.0 of compound 2,4-Dinitrotoluene in sample Feb0114.D, from x, y = 8.732, 11320 to 8.814, 2085, result = 150817; previous integration is from x, y = 8.693, 2236 to 8.814, 2085 and previous response = 300142.			✓	
CmdManuallyIntegrate DropBaseline	BL2000\sean	2/2/2022 2:57:03 PM	Drop baseline for qualifier 63.0 of compound 2,4-Dinitrotoluene in sample Feb0114.D to y = 2085, new integration is from x, y = 8.732, 2085 to 8.814, 2085 and new response = 173485; previous integration is from x, y = 8.732, 11320 to 8.814, 2085 and previous response = 150817.			✓	

Name	User	Time	Action	Reason	Comment	Succeed	Exception
CmdManuallyIntegrateQualifierPeak	BL2000\sean	2/2/2022 2:57:14 PM	Manually integrate qualifier 65.0 of compound 4-Nitroaniline in sample Feb0114.D, from x, y = 9.182, 5790 to 9.233, 13925, result = 192343; previous integration is from x, y = 9.060, 2163 to 9.152, 2375 and previous response = 215351.			✓	
CmdManuallyIntegrateDropBaseline	BL2000\sean	2/2/2022 2:57:15 PM	Drop baseline for qualifier 65.0 of compound 4-Nitroaniline in sample Feb0114.D to y = 5790, new integration is from x, y = 9.182, 5790 to 9.233, 5790 and new response = 204826; previous integration is from x, y = 9.182, 5790 to 9.233, 13925 and previous response = 192343.			✓	
CmdManuallyIntegrateApplyTargetRtToQualifier	BL2000\sean	2/2/2022 2:57:22 PM	Apply target integration range 9.223-9.295 to qualifier 121.0 for compound 4,6-Dinitro-2-methylphenol in sample Feb0114.D, new integration is from x, y = 9.223, 2888 to 9.295, 2157 and new response = 62934; previous integration is from x, y = 9.060, 1483 to 9.121, 1420 and previous response = 121586.			✓	
CmdManuallyIntegrateDropBaseline	BL2000\sean	2/2/2022 2:57:22 PM	Drop baseline for qualifier 121.0 of compound 4,6-Dinitro-2-methylphenol in sample Feb0114.D to y = 2157, new integration is from x, y = 9.223, 2157 to 9.295, 2157 and new response = 64504; previous integration is from x, y = 9.223, 2888 to 9.295, 2157 and previous response = 62934.			✓	
CmdManuallyIntegrateQualifierPeak	BL2000\sean	2/2/2022 2:57:29 PM	Manually integrate qualifier 51.0 of compound Azobenzene in sample Feb0114.D, from x, y = 9.336, 25171 to 9.418, 4364, result = 520962; previous integration is from x, y = 9.287, 4834 to 9.418, 4364 and previous response = 816420.			✓	
CmdManuallyIntegrateDropBaseline	BL2000\sean	2/2/2022 2:57:29 PM	Drop baseline for qualifier 51.0 of compound Azobenzene in sample Feb0114.D to y = 4364, new integration is from x, y = 9.336, 4364 to 9.418, 4364 and new response = 572043; previous integration is from x, y = 9.336, 25171 to 9.418, 4364 and previous response = 520962.			✓	
CmdManuallyIntegratePeak	BL2000\sean	2/2/2022 2:57:41 PM	Manually integrate compound Benzidine in sample Feb0114.D from x, y = 12.369, 0 to 12.774, 0; result = 23423			✓	
CmdSetTargetCompoundAttribute	BL2000\sean	2/2/2022 2:57:43 PM	Set UserAnnotation = NI for compound Benzidine in sample Feb0114.D; previous value =			✓	

Name	User	Time	Action	Reason	Comment	Succeed	Exception
CmdManuallyIntegrateQualifierPeak	BL2000\sean	2/2/2022 2:57:46 PM	Manually integrate qualifier92.0 of compound Benzidine in sample Feb0114.D from x, y = 12.470, 439 to 12.551, 431; result = 2371			✓	
CmdManuallyIntegrateQualifierPeak	BL2000\sean	2/2/2022 2:57:48 PM	Manually integrate qualifier183.0 of compound Benzidine in sample Feb0114.D from x, y = 12.470, 0 to 12.551, 0; result = 1609			✓	
CmdManuallyIntegrateQualifierPeak	BL2000\sean	2/2/2022 2:57:52 PM	Manually integrate qualifier 183.0 of compound Benzidine in sample Feb0114.D, from x, y = 12.409, 0 to 12.551, 0, result = 2115; previous integration is from x, y = 12.470, 0 to 12.551, 0 and previous response = 1609.			✓	
CmdManuallyIntegrateSplit	BL2000\sean	2/2/2022 2:58:10 PM	Split peak for compound Indeno(1,2,3-c,d)pyrene in sample Feb0114.D and keep left peak, new integration is from x, y = 20.826, 0 to 20.927, 0 and new response = 1808949, previous integration is from x, y = 20.826, 0 to 21.029, 0 and previous response = 2414655.			✓	
CmdSaveBatchTable	BL2000\sean	2/2/2022 2:58:23 PM	Save batch \\MASSHUNTER\Org\Data\SV5973N.I\sd020122\DoD BNA cal 1\QuantResults\020122 DoD BNA cal.batch.bin			✓	
CmdZeroOutPeak	BL2000\sean	2/2/2022 2:58:52 PM	Zero out primary peak of compound 2,6-Dinitrotoluene in sample Feb0115.D			✓	
CmdSetTargetCompoundAttribute	BL2000\sean	2/2/2022 2:58:54 PM	Set UserAnnotation = INT for compound 2,6-Dinitrotoluene in sample Feb0115.D; previous value =			✓	
CmdZeroOutPeak	BL2000\sean	2/2/2022 2:58:56 PM	Zero out primary peak of compound 2,4-Dinitrotoluene in sample Feb0115.D			✓	
CmdSetTargetCompoundAttribute	BL2000\sean	2/2/2022 2:58:57 PM	Set UserAnnotation = INT for compound 2,4-Dinitrotoluene in sample Feb0115.D; previous value =			✓	
CmdZeroOutPeak	BL2000\sean	2/2/2022 2:59:01 PM	Zero out primary peak of compound N-nitroso-Di-n-propylamine in sample Feb0115.D			✓	
CmdSetTargetCompoundAttribute	BL2000\sean	2/2/2022 2:59:04 PM	Set UserAnnotation = INT for compound N-nitroso-Di-n-propylamine in sample Feb0115.D; previous value =			✓	
CmdZeroOutPeak	BL2000\sean	2/2/2022 2:59:06 PM	Zero out primary peak of compound Dimethyl Phthalate in sample Feb0115.D			✓	
CmdSetTargetCompoundAttribute	BL2000\sean	2/2/2022 2:59:07 PM	Set UserAnnotation = INT for compound Dimethyl Phthalate in sample Feb0115.D; previous value =			✓	

Name	User	Time	Action	Reason	Comment	Succeed	Exception
CmdZeroOutPeak	BL2000\sean	2/2/2022 2:59:09 PM	Zero out primary peak of compound 4,6-Dinitro-2-methylphenol in sample Feb0115.D			✓	
CmdSetTargetCompoundAttribute	BL2000\sean	2/2/2022 2:59:10 PM	Set UserAnnotation = INT for compound 4,6-Dinitro-2-methylphenol in sample Feb0115.D; previous value =			✓	
CmdZeroOutPeak	BL2000\sean	2/2/2022 2:59:12 PM	Zero out primary peak of compound 2,4-Dinitrophenol in sample Feb0115.D			✓	
CmdSetTargetCompoundAttribute	BL2000\sean	2/2/2022 2:59:13 PM	Set UserAnnotation = INT for compound 2,4-Dinitrophenol in sample Feb0115.D; previous value =			✓	
CmdZeroOutPeak	BL2000\sean	2/2/2022 2:59:15 PM	Zero out primary peak of compound 4-Chlorophenol in sample Feb0115.D			✓	
CmdSetTargetCompoundAttribute	BL2000\sean	2/2/2022 2:59:16 PM	Set UserAnnotation = INT for compound 4-Chlorophenol in sample Feb0115.D; previous value =			✓	
CmdZeroOutPeak	BL2000\sean	2/2/2022 2:59:17 PM	Zero out primary peak of compound bis(-2-Chloroethyl)Ether in sample Feb0115.D			✓	
CmdSetTargetCompoundAttribute	BL2000\sean	2/2/2022 2:59:19 PM	Set UserAnnotation = INT for compound bis(-2-Chloroethyl)Ether in sample Feb0115.D; previous value =			✓	
CmdZeroOutPeak	BL2000\sean	2/2/2022 2:59:29 PM	Zero out primary peak of compound 2,6-Dinitrotoluene in sample Feb0116.D			✓	
CmdSetTargetCompoundAttribute	BL2000\sean	2/2/2022 2:59:30 PM	Set UserAnnotation = INT for compound 2,6-Dinitrotoluene in sample Feb0116.D; previous value =			✓	
CmdZeroOutPeak	BL2000\sean	2/2/2022 2:59:31 PM	Zero out primary peak of compound 2,4-Dinitrotoluene in sample Feb0116.D			✓	
CmdSetTargetCompoundAttribute	BL2000\sean	2/2/2022 2:59:33 PM	Set UserAnnotation = INT for compound 2,4-Dinitrotoluene in sample Feb0116.D; previous value =			✓	
CmdZeroOutPeak	BL2000\sean	2/2/2022 2:59:34 PM	Zero out primary peak of compound N-nitroso-Di-n-propylamine in sample Feb0116.D			✓	
CmdSetTargetCompoundAttribute	BL2000\sean	2/2/2022 2:59:35 PM	Set UserAnnotation = INT for compound N-nitroso-Di-n-propylamine in sample Feb0116.D; previous value =			✓	
CmdZeroOutPeak	BL2000\sean	2/2/2022 2:59:37 PM	Zero out primary peak of compound Dimethyl Phthalate in sample Feb0116.D			✓	
CmdSetTargetCompoundAttribute	BL2000\sean	2/2/2022 2:59:38 PM	Set UserAnnotation = INT for compound Dimethyl Phthalate in sample Feb0116.D; previous value =			✓	
CmdZeroOutPeak	BL2000\sean	2/2/2022 2:59:48 PM	Zero out primary peak of compound 2,6-Dinitrotoluene in sample Feb0117.D			✓	

Name	User	Time	Action	Reason	Comment	Succeed	Exception
CmdSetTargetCompoundAttribute	BL2000\sean	2/2/2022 2:59:49 PM	Set UserAnnotation = INT for compound 2,6-Dinitrotoluene in sample Feb0117.D; previous value =			✓	
CmdZeroOutPeak	BL2000\sean	2/2/2022 2:59:51 PM	Zero out primary peak of compound 2,4-Dinitrotoluene in sample Feb0117.D			✓	
CmdSetTargetCompoundAttribute	BL2000\sean	2/2/2022 2:59:52 PM	Set UserAnnotation = INT for compound 2,4-Dinitrotoluene in sample Feb0117.D; previous value =			✓	
CmdZeroOutPeak	BL2000\sean	2/2/2022 2:59:54 PM	Zero out primary peak of compound N-nitroso-Di-n-propylamine in sample Feb0117.D			✓	
CmdSetTargetCompoundAttribute	BL2000\sean	2/2/2022 2:59:55 PM	Set UserAnnotation = INT for compound N-nitroso-Di-n-propylamine in sample Feb0117.D; previous value =			✓	
CmdZeroOutPeak	BL2000\sean	2/2/2022 2:59:57 PM	Zero out primary peak of compound Dimethyl Phthalate in sample Feb0117.D			✓	
CmdSetTargetCompoundAttribute	BL2000\sean	2/2/2022 2:59:58 PM	Set UserAnnotation = INT for compound Dimethyl Phthalate in sample Feb0117.D; previous value =			✓	
CmdZeroOutPeak	BL2000\sean	2/2/2022 3:00:00 PM	Zero out primary peak of compound 2,4-Dinitrophenol in sample Feb0117.D			✓	
CmdSetTargetCompoundAttribute	BL2000\sean	2/2/2022 3:00:02 PM	Set UserAnnotation = INT for compound 2,4-Dinitrophenol in sample Feb0117.D; previous value =			✓	
CmdZeroOutPeak	BL2000\sean	2/2/2022 3:00:03 PM	Zero out primary peak of compound 4,6-Dinitro-2-methylphenol in sample Feb0117.D			✓	
CmdSetTargetCompoundAttribute	BL2000\sean	2/2/2022 3:00:04 PM	Set UserAnnotation = INT for compound 4,6-Dinitro-2-methylphenol in sample Feb0117.D; previous value =			✓	
CmdZeroOutPeak	BL2000\sean	2/2/2022 3:00:06 PM	Zero out primary peak of compound 4-Chlorophenol in sample Feb0117.D			✓	
CmdSetTargetCompoundAttribute	BL2000\sean	2/2/2022 3:00:07 PM	Set UserAnnotation = INT for compound 4-Chlorophenol in sample Feb0117.D; previous value =			✓	
CmdZeroOutPeak	BL2000\sean	2/2/2022 3:00:08 PM	Zero out primary peak of compound bis(-2-Chloroethyl)Ether in sample Feb0117.D			✓	
CmdSetTargetCompoundAttribute	BL2000\sean	2/2/2022 3:00:10 PM	Set UserAnnotation = INT for compound bis(-2-Chloroethyl)Ether in sample Feb0117.D; previous value =			✓	
CmdZeroOutPeak	BL2000\sean	2/2/2022 3:00:15 PM	Zero out primary peak of compound bis(-2-Chloroethyl)Ether in sample Feb0118.D			✓	
CmdSetTargetCompoundAttribute	BL2000\sean	2/2/2022 3:00:16 PM	Set UserAnnotation = INT for compound bis(-2-Chloroethyl)Ether in sample Feb0118.D; previous value =			✓	

Name	User	Time	Action	Reason	Comment	Succeed	Exception
CmdZeroOutPeak	BL2000\sean	2/2/2022 3:00:18 PM	Zero out primary peak of compound 4-Chlorophenol in sample Feb0118.D			✓	
CmdSetTargetCompoundAttribute	BL2000\sean	2/2/2022 3:00:19 PM	Set UserAnnotation = INT for compound 4-Chlorophenol in sample Feb0118.D; previous value =			✓	
CmdZeroOutPeak	BL2000\sean	2/2/2022 3:00:21 PM	Zero out primary peak of compound 4,6-Dinitro-2-methylphenol in sample Feb0118.D			✓	
CmdSetTargetCompoundAttribute	BL2000\sean	2/2/2022 3:00:22 PM	Set UserAnnotation = INT for compound 4,6-Dinitro-2-methylphenol in sample Feb0118.D; previous value =			✓	
CmdZeroOutPeak	BL2000\sean	2/2/2022 3:00:23 PM	Zero out primary peak of compound Dimethyl Phthalate in sample Feb0118.D			✓	
CmdSetTargetCompoundAttribute	BL2000\sean	2/2/2022 3:00:24 PM	Set UserAnnotation = INT for compound Dimethyl Phthalate in sample Feb0118.D; previous value =			✓	
CmdZeroOutPeak	BL2000\sean	2/2/2022 3:00:26 PM	Zero out primary peak of compound N-nitroso-Di-n-propylamine in sample Feb0118.D			✓	
CmdSetTargetCompoundAttribute	BL2000\sean	2/2/2022 3:00:27 PM	Set UserAnnotation = INT for compound N-nitroso-Di-n-propylamine in sample Feb0118.D; previous value =			✓	
CmdZeroOutPeak	BL2000\sean	2/2/2022 3:00:28 PM	Zero out primary peak of compound 2,4-Dinitrotoluene in sample Feb0118.D			✓	
CmdSetTargetCompoundAttribute	BL2000\sean	2/2/2022 3:00:29 PM	Set UserAnnotation = INT for compound 2,4-Dinitrotoluene in sample Feb0118.D; previous value =			✓	
CmdZeroOutPeak	BL2000\sean	2/2/2022 3:00:31 PM	Zero out primary peak of compound 2,6-Dinitrotoluene in sample Feb0118.D			✓	
CmdSetTargetCompoundAttribute	BL2000\sean	2/2/2022 3:00:32 PM	Set UserAnnotation = INT for compound 2,6-Dinitrotoluene in sample Feb0118.D; previous value =			✓	
CmdZeroOutPeak	BL2000\sean	2/2/2022 3:01:39 PM	Zero out primary peak of compound 2,6-Dinitrotoluene in sample Feb0119.D			✓	
CmdSetTargetCompoundAttribute	BL2000\sean	2/2/2022 3:01:40 PM	Set UserAnnotation = INT for compound 2,6-Dinitrotoluene in sample Feb0119.D; previous value =			✓	
CmdZeroOutPeak	BL2000\sean	2/2/2022 3:01:42 PM	Zero out primary peak of compound 2,4-Dinitrotoluene in sample Feb0119.D			✓	
CmdSetTargetCompoundAttribute	BL2000\sean	2/2/2022 3:01:44 PM	Set UserAnnotation = INT for compound 2,4-Dinitrotoluene in sample Feb0119.D; previous value =			✓	
CmdZeroOutPeak	BL2000\sean	2/2/2022 3:01:45 PM	Zero out primary peak of compound N-nitroso-Di-n-propylamine in sample Feb0119.D			✓	

Name	User	Time	Action	Reason	Comment	Succeed	Exception
CmdSetTargetCompoundAttribute	BL2000\sean	2/2/2022 3:01:47 PM	Set UserAnnotation = INT for compound N-nitroso-Di-n-propylamine in sample Feb0119.D; previous value =			✓	
CmdZeroOutPeak	BL2000\sean	2/2/2022 3:01:48 PM	Zero out primary peak of compound Dimethyl Phthalate in sample Feb0119.D			✓	
CmdSetTargetCompoundAttribute	BL2000\sean	2/2/2022 3:01:49 PM	Set UserAnnotation = INT for compound Dimethyl Phthalate in sample Feb0119.D; previous value =			✓	
CmdZeroOutPeak	BL2000\sean	2/2/2022 3:01:51 PM	Zero out primary peak of compound 4,6-Dinitro-2-methylphenol in sample Feb0119.D			✓	
CmdSetTargetCompoundAttribute	BL2000\sean	2/2/2022 3:01:52 PM	Set UserAnnotation = INT for compound 4,6-Dinitro-2-methylphenol in sample Feb0119.D; previous value =			✓	
CmdZeroOutPeak	BL2000\sean	2/2/2022 3:01:55 PM	Zero out primary peak of compound 4-Chlorophenol in sample Feb0119.D			✓	
CmdSetTargetCompoundAttribute	BL2000\sean	2/2/2022 3:01:55 PM	Set UserAnnotation = INT for compound 4-Chlorophenol in sample Feb0119.D; previous value =			✓	
CmdZeroOutPeak	BL2000\sean	2/2/2022 3:01:57 PM	Zero out primary peak of compound bis(-2-Chloroethyl)Ether in sample Feb0119.D			✓	
CmdSetTargetCompoundAttribute	BL2000\sean	2/2/2022 3:01:58 PM	Set UserAnnotation = INT for compound bis(-2-Chloroethyl)Ether in sample Feb0119.D; previous value =			✓	
CmdZeroOutPeak	BL2000\sean	2/2/2022 3:02:07 PM	Zero out primary peak of compound 2,6-Dinitrotoluene in sample Feb0120.D			✓	
CmdSetTargetCompoundAttribute	BL2000\sean	2/2/2022 3:02:08 PM	Set UserAnnotation = INT for compound 2,6-Dinitrotoluene in sample Feb0120.D; previous value =			✓	
CmdZeroOutPeak	BL2000\sean	2/2/2022 3:02:11 PM	Zero out primary peak of compound 2,4-Dinitrotoluene in sample Feb0120.D			✓	
CmdSetTargetCompoundAttribute	BL2000\sean	2/2/2022 3:02:13 PM	Set UserAnnotation = INT for compound 2,4-Dinitrotoluene in sample Feb0120.D; previous value =			✓	
CmdZeroOutPeak	BL2000\sean	2/2/2022 3:02:15 PM	Zero out primary peak of compound N-nitroso-Di-n-propylamine in sample Feb0120.D			✓	
CmdSetTargetCompoundAttribute	BL2000\sean	2/2/2022 3:02:16 PM	Set UserAnnotation = INT for compound N-nitroso-Di-n-propylamine in sample Feb0120.D; previous value =			✓	
CmdZeroOutPeak	BL2000\sean	2/2/2022 3:02:17 PM	Zero out primary peak of compound Dimethyl Phthalate in sample Feb0120.D			✓	

Name	User	Time	Action	Reason	Comment	Succeed	Exception
CmdSetTargetCompoundAttribute	BL2000\sean	2/2/2022 3:02:18 PM	Set UserAnnotation = INT for compound Dimethyl Phthalate in sample Feb0120.D; previous value =			✓	
CmdZeroOutPeak	BL2000\sean	2/2/2022 3:02:20 PM	Zero out primary peak of compound bis(2-ethylhexyl)Phthalate in sample Feb0120.D			✓	
CmdClearManualIntegration	BL2000\sean	2/2/2022 3:02:22 PM	Clear manual integration of target signal for compound bis(2-ethylhexyl)Phthalate in sample Feb0120.D			✓	
CmdManuallyIntegrateQualifierPeak	BL2000\sean	2/2/2022 3:02:25 PM	Manually integrate qualifier279.0 of compound bis(2-ethylhexyl)Phthalate in sample Feb0120.D from x, y = 16.554, 0 to 16.616, 0; result = 539			✓	
CmdManuallyIntegrateQualifierPeak	BL2000\sean	2/2/2022 3:02:29 PM	Manually integrate qualifier 279.0 of compound bis(2-ethylhexyl)Phthalate in sample Feb0120.D, from x, y = 16.554, 0 to 16.646, 0, result = 679; previous integration is from x, y = 16.554, 0 to 16.616, 0 and previous response = 539.			✓	
CmdManuallyIntegrateSplit	BL2000\sean	2/2/2022 3:02:33 PM	Split qualifier 279.0 of compound bis(2-ethylhexyl)Phthalate in sample Feb0120.D and keep left peak, new integration is from x, y = 16.554, 0 to 16.646, 0 and new response = 679, previous integration is from x, y = 16.554, 0 to 16.646, 0 and previous response = 679.			✓	
CmdManuallyIntegrateQualifierPeak	BL2000\sean	2/2/2022 3:02:38 PM	Manually integrate qualifier 279.0 of compound bis(2-ethylhexyl)Phthalate in sample Feb0120.D, from x, y = 16.554, 0 to 16.616, 0, result = 539; previous integration is from x, y = 16.554, 0 to 16.646, 0 and previous response = 679.			✓	
CmdManuallyIntegratePeak	BL2000\sean	2/2/2022 3:02:42 PM	Manually integrate compound bis(2-ethylhexyl)Phthalate in sample Feb0120.D, from x, y = 16.554, 38 to 16.626, 0, result = 6450; previous integration is from x, y = 16.503, 0 to 16.626, 0 and previous response = 7542.			✓	
CmdManuallyIntegrateDropBaseline	BL2000\sean	2/2/2022 3:02:44 PM	Drop baseline for compound bis(2-ethylhexyl)Phthalate in sample Feb0120.D to y = 0, new integration is from x, y = 16.554, 0 to 16.626, 0 and new response = 6531; previous integration is from x, y = 16.554, 38 to 16.626, 0 and previous response = 6450.			✓	
CmdClearManualIntegration	BL2000\sean	2/2/2022 3:02:51 PM	Clear manual integration of target signal for compound bis(2-ethylhexyl)Phthalate in sample Feb0120.D			✓	

Name	User	Time	Action	Reason	Comment	Succeed	Exception
CmdZeroOutPeak	BL2000\sean	2/2/2022 3:03:04 PM	Zero out primary peak of compound 2,6-Dinitrotoluene in sample Feb0121.D			✓	
CmdZeroOutPeak	BL2000\sean	2/2/2022 3:03:08 PM	Zero out primary peak of compound 2,4-Dinitrotoluene in sample Feb0121.D			✓	
CmdZeroOutPeak	BL2000\sean	2/2/2022 3:03:09 PM	Zero out primary peak of compound N-nitroso-Di-n-propylamine in sample Feb0121.D			✓	
CmdZeroOutPeak	BL2000\sean	2/2/2022 3:03:10 PM	Zero out primary peak of compound Dimethyl Phthalate in sample Feb0121.D			✓	
CmdZeroOutPeak	BL2000\sean	2/2/2022 3:03:11 PM	Zero out primary peak of compound 2,4-Dinitrophenol in sample Feb0121.D			✓	
CmdZeroOutPeak	BL2000\sean	2/2/2022 3:03:13 PM	Zero out primary peak of compound 2-Nitroaniline in sample Feb0121.D			✓	
CmdZeroOutPeak	BL2000\sean	2/2/2022 3:03:15 PM	Zero out primary peak of compound bis(-2-Chloroethyl)Ether in sample Feb0121.D			✓	
CmdSetTargetCompoundAttribute	BL2000\sean	2/2/2022 3:03:18 PM	Set UserAnnotation = INT for compound bis(-2-Chloroethyl)Ether in sample Feb0121.D; previous value =			✓	
CmdSetTargetCompoundAttribute	BL2000\sean	2/2/2022 3:03:20 PM	Set UserAnnotation = INT for compound 2-Nitroaniline in sample Feb0121.D; previous value =			✓	
CmdSetTargetCompoundAttribute	BL2000\sean	2/2/2022 3:03:22 PM	Set UserAnnotation = INT for compound 2,4-Dinitrophenol in sample Feb0121.D; previous value =			✓	
CmdSetTargetCompoundAttribute	BL2000\sean	2/2/2022 3:03:24 PM	Set UserAnnotation = INT for compound Dimethyl Phthalate in sample Feb0121.D; previous value =			✓	
CmdSetTargetCompoundAttribute	BL2000\sean	2/2/2022 3:03:27 PM	Set UserAnnotation = INT for compound N-nitroso-Di-n-propylamine in sample Feb0121.D; previous value =			✓	
CmdSetTargetCompoundAttribute	BL2000\sean	2/2/2022 3:03:30 PM	Set UserAnnotation = INT for compound 2,4-Dinitrotoluene in sample Feb0121.D; previous value =			✓	
CmdSetTargetCompoundAttribute	BL2000\sean	2/2/2022 3:03:32 PM	Set UserAnnotation = INT for compound 2,6-Dinitrotoluene in sample Feb0121.D; previous value =			✓	
CmdZeroOutPeak	BL2000\sean	2/2/2022 3:03:47 PM	Zero out primary peak of compound 2,6-Dinitrotoluene in sample Feb0122.D			✓	
CmdZeroOutPeak	BL2000\sean	2/2/2022 3:03:48 PM	Zero out primary peak of compound 2,4-Dinitrotoluene in sample Feb0122.D			✓	
CmdZeroOutPeak	BL2000\sean	2/2/2022 3:03:49 PM	Zero out primary peak of compound N-nitroso-Di-n-propylamine in sample Feb0122.D			✓	

Name	User	Time	Action	Reason	Comment	Succeed	Exception
CmdZeroOutPeak	BL2000\sean	2/2/2022 3:03:50 PM	Zero out primary peak of compound Dimethyl Phthalate in sample Feb0122.D			✓	
CmdZeroOutPeak	BL2000\sean	2/2/2022 3:03:51 PM	Zero out primary peak of compound 2,4-Dinitrophenol in sample Feb0122.D			✓	
CmdZeroOutPeak	BL2000\sean	2/2/2022 3:03:52 PM	Zero out primary peak of compound 4,6-Dinitro-2-methylphenol in sample Feb0122.D			✓	
CmdZeroOutPeak	BL2000\sean	2/2/2022 3:03:53 PM	Zero out primary peak of compound 2-Nitroaniline in sample Feb0122.D			✓	
CmdZeroOutPeak	BL2000\sean	2/2/2022 3:03:54 PM	Zero out primary peak of compound Isophorone in sample Feb0122.D			✓	
CmdZeroOutPeak	BL2000\sean	2/2/2022 3:03:56 PM	Zero out primary peak of compound bis(-2-Chloroethyl)Ether in sample Feb0122.D			✓	
CmdSetTargetCompoundAttribute	BL2000\sean	2/2/2022 3:03:58 PM	Set UserAnnotation = INT for compound bis(-2-Chloroethyl)Ether in sample Feb0122.D; previous value =			✓	
CmdSetTargetCompoundAttribute	BL2000\sean	2/2/2022 3:04:01 PM	Set UserAnnotation = INT for compound Isophorone in sample Feb0122.D; previous value =			✓	
CmdSetTargetCompoundAttribute	BL2000\sean	2/2/2022 3:04:03 PM	Set UserAnnotation = INT for compound 2-Nitroaniline in sample Feb0122.D; previous value =			✓	
CmdSetTargetCompoundAttribute	BL2000\sean	2/2/2022 3:04:05 PM	Set UserAnnotation = INT for compound 4,6-Dinitro-2-methylphenol in sample Feb0122.D; previous value =			✓	
CmdSetTargetCompoundAttribute	BL2000\sean	2/2/2022 3:04:07 PM	Set UserAnnotation = INT for compound 2,4-Dinitrophenol in sample Feb0122.D; previous value =			✓	
CmdSetTargetCompoundAttribute	BL2000\sean	2/2/2022 3:04:10 PM	Set UserAnnotation = INT for compound Dimethyl Phthalate in sample Feb0122.D; previous value =			✓	
CmdSetTargetCompoundAttribute	BL2000\sean	2/2/2022 3:04:12 PM	Set UserAnnotation = INT for compound N-nitroso-Di-n-propylamine in sample Feb0122.D; previous value =			✓	
CmdSetTargetCompoundAttribute	BL2000\sean	2/2/2022 3:04:14 PM	Set UserAnnotation = INT for compound 2,4-Dinitrotoluene in sample Feb0122.D; previous value =			✓	
CmdSetTargetCompoundAttribute	BL2000\sean	2/2/2022 3:04:18 PM	Set UserAnnotation = INT for compound 2,6-Dinitrotoluene in sample Feb0122.D; previous value =			✓	
CmdZeroOutPeak	BL2000\sean	2/2/2022 3:04:33 PM	Zero out primary peak of compound 2,6-Dinitrotoluene in sample Feb0123.D			✓	
CmdZeroOutPeak	BL2000\sean	2/2/2022 3:04:34 PM	Zero out primary peak of compound 2,4-Dinitrotoluene in sample Feb0123.D			✓	

Name	User	Time	Action	Reason	Comment	Succeed	Exception
CmdZeroOutPeak	BL2000\sean	2/2/2022 3:04:35 PM	Zero out primary peak of compound N-nitroso-Di-n-propylamine in sample Feb0123.D			✓	
CmdZeroOutPeak	BL2000\sean	2/2/2022 3:04:36 PM	Zero out primary peak of compound Dimethyl Phthalate in sample Feb0123.D			✓	
CmdZeroOutPeak	BL2000\sean	2/2/2022 3:04:37 PM	Zero out primary peak of compound 4,6-Dinitro-2-methylphenol in sample Feb0123.D			✓	
CmdZeroOutPeak	BL2000\sean	2/2/2022 3:04:38 PM	Zero out primary peak of compound 4-Chlorophenol in sample Feb0123.D			✓	
CmdZeroOutPeak	BL2000\sean	2/2/2022 3:04:39 PM	Zero out primary peak of compound bis(-2-Chloroethyl)Ether in sample Feb0123.D			✓	
CmdSetTargetCompoundAttribute	BL2000\sean	2/2/2022 3:04:40 PM	Set UserAnnotation = INT for compound bis(-2-Chloroethyl)Ether in sample Feb0123.D; previous value =			✓	
CmdSetTargetCompoundAttribute	BL2000\sean	2/2/2022 3:04:42 PM	Set UserAnnotation = INT for compound 4-Chlorophenol in sample Feb0123.D; previous value =			✓	
CmdSetTargetCompoundAttribute	BL2000\sean	2/2/2022 3:04:45 PM	Set UserAnnotation = INT for compound 4,6-Dinitro-2-methylphenol in sample Feb0123.D; previous value =			✓	
CmdSetTargetCompoundAttribute	BL2000\sean	2/2/2022 3:04:47 PM	Set UserAnnotation = INT for compound Dimethyl Phthalate in sample Feb0123.D; previous value =			✓	
CmdSetTargetCompoundAttribute	BL2000\sean	2/2/2022 3:04:50 PM	Set UserAnnotation = INT for compound N-nitroso-Di-n-propylamine in sample Feb0123.D; previous value =			✓	
CmdSetTargetCompoundAttribute	BL2000\sean	2/2/2022 3:04:52 PM	Set UserAnnotation = INT for compound 2,4-Dinitrotoluene in sample Feb0123.D; previous value =			✓	
CmdSetTargetCompoundAttribute	BL2000\sean	2/2/2022 3:04:55 PM	Set UserAnnotation = INT for compound 2,6-Dinitrotoluene in sample Feb0123.D; previous value =			✓	
CmdZeroOutPeak	BL2000\sean	2/2/2022 3:05:08 PM	Zero out primary peak of compound 2,6-Dinitrotoluene in sample Feb0124.D			✓	
CmdZeroOutPeak	BL2000\sean	2/2/2022 3:05:09 PM	Zero out primary peak of compound 2,4-Dinitrotoluene in sample Feb0124.D			✓	
CmdZeroOutPeak	BL2000\sean	2/2/2022 3:05:10 PM	Zero out primary peak of compound N-nitroso-Di-n-propylamine in sample Feb0124.D			✓	
CmdZeroOutPeak	BL2000\sean	2/2/2022 3:05:11 PM	Zero out primary peak of compound Dimethyl Phthalate in sample Feb0124.D			✓	
CmdZeroOutPeak	BL2000\sean	2/2/2022 3:05:12 PM	Zero out primary peak of compound 4,6-Dinitro-2-methylphenol in sample Feb0124.D			✓	

Name	User	Time	Action	Reason	Comment	Succeed	Exception
CmdZeroOutPeak	BL2000\sean	2/2/2022 3:05:12 PM	Zero out primary peak of compound 4-Chlorophenol in sample Feb0124.D			✓	
CmdZeroOutPeak	BL2000\sean	2/2/2022 3:05:14 PM	Zero out primary peak of compound bis(-2-Chloroethyl)Ether in sample Feb0124.D			✓	
CmdSetTargetCompoundAttribute	BL2000\sean	2/2/2022 3:05:17 PM	Set UserAnnotation = INT for compound bis(-2-Chloroethyl)Ether in sample Feb0124.D; previous value =			✓	
CmdSetTargetCompoundAttribute	BL2000\sean	2/2/2022 3:05:19 PM	Set UserAnnotation = INT for compound 4-Chlorophenol in sample Feb0124.D; previous value =			✓	
CmdSetTargetCompoundAttribute	BL2000\sean	2/2/2022 3:05:22 PM	Set UserAnnotation = INT for compound 4,6-Dinitro-2-methylphenol in sample Feb0124.D; previous value =			✓	
CmdSetTargetCompoundAttribute	BL2000\sean	2/2/2022 3:05:24 PM	Set UserAnnotation = INT for compound Dimethyl Phthalate in sample Feb0124.D; previous value =			✓	
CmdSetTargetCompoundAttribute	BL2000\sean	2/2/2022 3:05:26 PM	Set UserAnnotation = INT for compound N-nitroso-Di-n-propylamine in sample Feb0124.D; previous value =			✓	
CmdSetTargetCompoundAttribute	BL2000\sean	2/2/2022 3:05:28 PM	Set UserAnnotation = INT for compound 2,4-Dinitrotoluene in sample Feb0124.D; previous value =			✓	
CmdSetTargetCompoundAttribute	BL2000\sean	2/2/2022 3:05:31 PM	Set UserAnnotation = INT for compound 2,6-Dinitrotoluene in sample Feb0124.D; previous value =			✓	
CmdManuallyIntegratePeak	BL2000\sean	2/2/2022 3:05:55 PM	Manually integrate compound Pyridine in sample Feb0125.D, from x, y = 2.111, 358531 to 2.816, 393851, result = -15023284; previous integration is from x, y = 2.172, 2749 to 2.305, 2661 and previous response = 613049.			✓	
CmdManuallyIntegrateSnapBaseline	BL2000\sean	2/2/2022 3:05:56 PM	Snap baseline for compound Pyridine in sample Feb0125.D, from x = 2.111 to x = 2.816, new integration is from x, y = 2.111, 2801 to 2.816, 2165 and new response = 777850; previous integration is from x, y = 2.111, 358531 to 2.816, 393851 and previous response = -15023284.			✓	
CmdManuallyIntegrateDropBaseline	BL2000\sean	2/2/2022 3:05:57 PM	Drop baseline for compound Pyridine in sample Feb0125.D to y = 2165, new integration is from x, y = 2.111, 2165 to 2.816, 2165 and new response = 791296; previous integration is from x, y = 2.111, 2801 to 2.816, 2165 and previous response = 777850.			✓	
CmdSetTargetCompoundAttribute	BL2000\sean	2/2/2022 3:05:59 PM	Set UserAnnotation = BA for compound Pyridine in sample Feb0125.D; previous value =			✓	

Name	User	Time	Action	Reason	Comment	Succeed	Exception
CmdManuallyIntegrateApplyTargetRtToQualifier	BL2000\sean	2/2/2022 3:06:00 PM	Apply target integration range 2.111-2.816 to qualifier 52.0 for compound Pyridine in sample Feb0125.D, new integration is from x, y = 2.111, 5340 to 2.816, 1409 and new response = 666494; previous integration is from x, y = 2.170, 5087 to 2.315, 4420 and previous response = 619755.			✓	
CmdManuallyIntegrateDropBaseline	BL2000\sean	2/2/2022 3:06:01 PM	Drop baseline for qualifier 52.0 of compound Pyridine in sample Feb0125.D to y = 1409, new integration is from x, y = 2.111, 1409 to 2.816, 1409 and new response = 749600; previous integration is from x, y = 2.111, 5340 to 2.816, 1409 and previous response = 666494.			✓	
CmdManuallyIntegrateSplit	BL2000\sean	2/2/2022 3:06:04 PM	Split qualifier 66.0 of compound Aniline in sample Feb0125.D and keep left peak, new integration is from x, y = 4.523, 1377.27619400857 to 4.664, 1783.37843658963 and new response = 1345861, previous integration is from x, y = 4.523, 1377 to 4.664, 1783 and previous response = 1345861.			✓	
CmdManuallyIntegrateSplit	BL2000\sean	2/2/2022 3:06:05 PM	Split qualifier 65.0 of compound Aniline in sample Feb0125.D and keep left peak, new integration is from x, y = 4.523, 1265.50657453553 to 4.624, 1329.23206530798 and new response = 805936, previous integration is from x, y = 4.523, 1266 to 4.624, 1329 and previous response = 805936.			✓	
CmdManuallyIntegrateQualifierPeak	BL2000\sean	2/2/2022 3:06:09 PM	Manually integrate qualifier 66.0 of compound Aniline in sample Feb0125.D, from x, y = 4.523, 1377 to 4.572, 22269, result = 633366; previous integration is from x, y = 4.523, 1377 to 4.664, 1783 and previous response = 1345861.			✓	
CmdManuallyIntegrateDropBaseline	BL2000\sean	2/2/2022 3:06:10 PM	Drop baseline for qualifier 66.0 of compound Aniline in sample Feb0125.D to y = 1377, new integration is from x, y = 4.523, 1377 to 4.572, 1377 and new response = 664045; previous integration is from x, y = 4.523, 1377 to 4.572, 22269 and previous response = 633366.			✓	
CmdManuallyIntegrateQualifierPeak	BL2000\sean	2/2/2022 3:06:14 PM	Manually integrate qualifier 65.0 of compound Aniline in sample Feb0125.D, from x, y = 4.523, 1266 to 4.572, 22521, result = 310150; previous integration is from x, y = 4.523, 1266 to 4.624, 1329 and previous response = 805936.			✓	

Name	User	Time	Action	Reason	Comment	Succeed	Exception
CmdManuallyIntegrateDropBaseline	BL2000\sean	2/2/2022 3:06:15 PM	Drop baseline for qualifier 65.0 of compound Aniline in sample Feb0125.D to y = 1266, new integration is from x, y = 4.523, 1266 to 4.572, 1266 and new response = 341694; previous integration is from x, y = 4.523, 1266 to 4.572, 22521 and previous response = 310150.			✓	
CmdManuallyIntegrateQualifierPeak	BL2000\sean	2/2/2022 3:06:21 PM	Manually integrate qualifier 66.0 of compound Phenol in sample Feb0125.D, from x, y = 4.572, 18711 to 4.664, 1389, result = 636229; previous integration is from x, y = 4.523, 1179 to 4.664, 1389 and previous response = 1348266.			✓	
CmdManuallyIntegrateDropBaseline	BL2000\sean	2/2/2022 3:06:22 PM	Drop baseline for qualifier 66.0 of compound Phenol in sample Feb0125.D to y = 1389, new integration is from x, y = 4.572, 1389 to 4.664, 1389 and new response = 683994; previous integration is from x, y = 4.572, 18711 to 4.664, 1389 and previous response = 636229.			✓	
CmdManuallyIntegrateSplit	BL2000\sean	2/2/2022 3:06:28 PM	Split peak for compound bis(-2-Chloroethyl)Ether in sample Feb0125.D and keep left peak, new integration is from x, y = 4.624, 1117.13622033316 to 4.664, 1161.90017515514 and new response = 863471, previous integration is from x, y = 4.624, 1117 to 4.726, 1229 and previous response = 1265192.			✓	
CmdManuallyIntegrateApplyTargetRtToQualifier	BL2000\sean	2/2/2022 3:06:31 PM	Apply target integration range 4.624-4.664 to qualifier 64.0 for compound bis(-2-Chloroethyl)Ether in sample Feb0125.D, new integration is from x, y = 4.624, 1885 to 4.664, 8205 and new response = 20541; previous integration is from x, y = 4.664, 718 to 4.736, 786 and previous response = 491062.			✓	
CmdManuallyIntegrateDropBaseline	BL2000\sean	2/2/2022 3:06:32 PM	Drop baseline for qualifier 64.0 of compound bis(-2-Chloroethyl)Ether in sample Feb0125.D to y = 1885, new integration is from x, y = 4.624, 1885 to 4.664, 1885 and new response = 28289; previous integration is from x, y = 4.624, 1885 to 4.664, 8205 and previous response = 20541.			✓	
CmdManuallyIntegratePeak	BL2000\sean	2/2/2022 3:06:42 PM	Manually integrate compound 1,4-Dichlorobenzene in sample Feb0125.D, from x, y = 4.889, 682527 to 4.991, 833215, result = -3023021; previous integration is from x, y = 4.797, 0 to 4.899, 0 and previous response = 1521760.			✓	

Name	User	Time	Action	Reason	Comment	Succeed	Exception
CmdManuallyIntegrateSnapBaseline	BL2000\sean	2/2/2022 3:06:43 PM	Snap baseline for compound 1,4-Dichlorobenzene in sample Feb0125.D, from x = 4.889 to x = 4.991, new integration is from x, y = 4.889, 3969 to 4.991, 7787 and new response = 1585195; previous integration is from x, y = 4.889, 682527 to 4.991, 833215 and previous response = -3023021.			✓	
CmdManuallyIntegrateDropBaseline	BL2000\sean	2/2/2022 3:06:44 PM	Drop baseline for compound 1,4-Dichlorobenzene in sample Feb0125.D to y = 3969, new integration is from x, y = 4.889, 3969 to 4.991, 3969 and new response = 1596893; previous integration is from x, y = 4.889, 3969 to 4.991, 7787 and previous response = 1585195.			✓	
CmdSetTargetCompoundAttribute	BL2000\sean	2/2/2022 3:06:44 PM	Set UserAnnotation = CO for compound 1,4-Dichlorobenzene in sample Feb0125.D; previous value =			✓	
CmdManuallyIntegrateApplyTargetRtToQualifier	BL2000\sean	2/2/2022 3:06:45 PM	Apply target integration range 4.889-4.991 to qualifier 148.0 for compound 1,4-Dichlorobenzene in sample Feb0125.D, new integration is from x, y = 4.889, 3074 to 4.991, 4196 and new response = 1020798; previous integration is from x, y = 4.807, 0 to 4.889, 0 and previous response = 980144.			✓	
CmdManuallyIntegrateApplyTargetRtToQualifier	BL2000\sean	2/2/2022 3:06:47 PM	Apply target integration range 4.889-4.991 to qualifier 111.0 for compound 1,4-Dichlorobenzene in sample Feb0125.D, new integration is from x, y = 4.889, 1504 to 4.991, 2278 and new response = 568686; previously no peak.			✓	
CmdManuallyIntegratePeak	BL2000\sean	2/2/2022 3:06:50 PM	Manually integrate compound 1,2-Dichlorobenzene in sample Feb0125.D, from x, y = 5.063, 1408569 to 5.165, 1531859, result = -7448149; previous integration is from x, y = 4.797, 313 to 4.899, 262 and previous response = 1519997.			✓	
CmdManuallyIntegrateSnapBaseline	BL2000\sean	2/2/2022 3:06:52 PM	Snap baseline for compound 1,2-Dichlorobenzene in sample Feb0125.D, from x = 5.063 to x = 5.165, new integration is from x, y = 5.063, 3127 to 5.165, 3845 and new response = 1539958; previous integration is from x, y = 5.063, 1408569 to 5.165, 1531859 and previous response = -7448149.			✓	

Name	User	Time	Action	Reason	Comment	Succeed	Exception
CmdManuallyIntegrateDropBaseline	BL2000\sean	2/2/2022 3:06:53 PM	Drop baseline for compound 1,2-Dichlorobenzene in sample Feb0125.D to y = 3127, new integration is from x, y = 5.063, 3127 to 5.165, 3127 and new response = 1542158; previous integration is from x, y = 5.063, 3127 to 5.165, 3845 and previous response = 1539958.			✓	
CmdManuallyIntegrateDropBaseline	BL2000\sean	2/2/2022 3:06:53 PM	Drop baseline for compound 1,2-Dichlorobenzene in sample Feb0125.D to y = 3127, new integration is from x, y = 5.063, 3127 to 5.165, 3127 and new response = 1542158; previous integration is from x, y = 5.063, 3127 to 5.165, 3127 and previous response = 1542158.			✓	
CmdSetTargetCompoundAttribute	BL2000\sean	2/2/2022 3:06:54 PM	Set UserAnnotation = CO for compound 1,2-Dichlorobenzene in sample Feb0125.D; previous value =			✓	
CmdManuallyIntegrateApplyTargetRtToQualifier	BL2000\sean	2/2/2022 3:06:56 PM	Apply target integration range 5.063-5.165 to qualifier 148.0 for compound 1,2-Dichlorobenzene in sample Feb0125.D, new integration is from x, y = 5.063, 2341 to 5.165, 2753 and new response = 975930; previously no peak.			✓	
CmdManuallyIntegrateApplyTargetRtToQualifier	BL2000\sean	2/2/2022 3:06:57 PM	Apply target integration range 5.063-5.165 to qualifier 111.0 for compound 1,2-Dichlorobenzene in sample Feb0125.D, new integration is from x, y = 5.063, 2554 to 5.165, 1377 and new response = 576745; previously no peak.			✓	
CmdSelectPeak	BL2000\sean	2/2/2022 3:07:01 PM	Select peak for compound Benzyl Alcohol in sample Feb0125.D			✓	
CmdManuallyIntegrateSplit	BL2000\sean	2/2/2022 3:07:02 PM	Split peak for compound Benzyl Alcohol in sample Feb0125.D and keep left peak, new integration is from x, y = 5.074, 1293.06761425373 to 5.216, 3070.58255813497 and new response = 706695, previous integration is from x, y = 5.074, 1293 to 5.349, 4732 and previous response = 1915177.			✓	
CmdSetTargetCompoundAttribute	BL2000\sean	2/2/2022 3:07:03 PM	Set UserAnnotation = CO for compound Benzyl Alcohol in sample Feb0125.D; previous value =			✓	
CmdManuallyIntegrateApplyTargetRtToQualifier	BL2000\sean	2/2/2022 3:07:06 PM	Apply target integration range 5.074-5.216 to qualifier 107.0 for compound Benzyl Alcohol in sample Feb0125.D, new integration is from x, y = 5.074, 739 to 5.216, 3284 and new response = 478976; previously no peak.			✓	

Name	User	Time	Action	Reason	Comment	Succeed	Exception
CmdManuallyIntegrateDropBaseline	BL2000\sean	2/2/2022 3:07:06 PM	Drop baseline for qualifier 107.0 of compound Benzyl Alcohol in sample Feb0125.D to y = 739, new integration is from x, y = 5.074, 739 to 5.216, 739 and new response = 489822; previous integration is from x, y = 5.074, 739 to 5.216, 3284 and previous response = 478976.			✓	
CmdManuallyIntegrateSplit	BL2000\sean	2/2/2022 3:07:18 PM	Split qualifier 108.0 of compound 2-Methylphenol in sample Feb0125.D and keep right peak, new integration is from x, y = 5.216, 1317.28070619618 to 5.369, 2116.20055738468 and new response = 1230970, previous integration is from x, y = 5.073, 573 to 5.369, 2116 and previous response = 1945036.			✓	
CmdManuallyIntegrateApplyTargetRtToQualifier	BL2000\sean	2/2/2022 3:07:25 PM	Apply target integration range 5.533-5.635 to qualifier 77.0 for compound Nitrobenzene in sample Feb0125.D, new integration is from x, y = 5.533, 6337 to 5.635, 5196 and new response = 678464; previously no peak.			✓	
CmdManuallyIntegrateDropBaseline	BL2000\sean	2/2/2022 3:07:26 PM	Drop baseline for qualifier 77.0 of compound Nitrobenzene in sample Feb0125.D to y = 5196, new integration is from x, y = 5.533, 5196 to 5.635, 5196 and new response = 681960; previous integration is from x, y = 5.533, 6337 to 5.635, 5196 and previous response = 678464.			✓	
CmdManuallyIntegrateApplyTargetRtToQualifier	BL2000\sean	2/2/2022 3:07:28 PM	Apply target integration range 5.533-5.635 to qualifier 77.0 for compound Nitrobenzene in sample Feb0125.D, new integration is from x, y = 5.533, 6337 to 5.635, 5196 and new response = 678464; previous integration is from x, y = 5.533, 5196 to 5.635, 5196 and previous response = 681960.			✓	
CmdManuallyIntegrateDropBaseline	BL2000\sean	2/2/2022 3:07:29 PM	Drop baseline for qualifier 77.0 of compound Nitrobenzene in sample Feb0125.D to y = 5196, new integration is from x, y = 5.533, 5196 to 5.635, 5196 and new response = 681960; previous integration is from x, y = 5.533, 6337 to 5.635, 5196 and previous response = 678464.			✓	
CmdManuallyIntegrateApplyTargetRtToQualifier	BL2000\sean	2/2/2022 3:07:35 PM	Apply target integration range 5.533-5.635 to qualifier 51.0 for compound Nitrobenzene in sample Feb0125.D, new integration is from x, y = 5.533, 7389 to 5.635, 8049 and new response = 422922; previously no peak.			✓	

Name	User	Time	Action	Reason	Comment	Succeed	Exception
CmdManuallyIntegrateDropBaseline	BL2000\sean	2/2/2022 3:07:35 PM	Drop baseline for qualifier 51.0 of compound Nitrobenzene in sample Feb0125.D to y = 7389, new integration is from x, y = 5.533, 7389 to 5.635, 7389 and new response = 424944; previous integration is from x, y = 5.533, 7389 to 5.635, 8049 and previous response = 422922.			✓	
CmdManuallyIntegrateSplit	BL2000\sean	2/2/2022 3:08:47 PM	Split peak for compound Naphthalene in sample Feb0125.D and keep left peak, new integration is from x, y = 6.369, 1396.67901075866 to 6.434, 1651.87088295935 and new response = 3017664, previous integration is from x, y = 6.369, 1397 to 6.475, 1813 and previous response = 3900945.			✓	
CmdSetTargetCompoundAttribute	BL2000\sean	2/2/2022 3:08:49 PM	Set UserAnnotation = CO for compound Naphthalene in sample Feb0125.D; previous value =			✓	
CmdManuallyIntegrateSplit	BL2000\sean	2/2/2022 3:08:50 PM	Split qualifier 129.0 of compound Naphthalene in sample Feb0125.D and keep left peak, new integration is from x, y = 6.373, 694.113915396361 to 6.434, 785.952553736346 and new response = 339264, previous integration is from x, y = 6.373, 694 to 6.547, 957 and previous response = 779576.			✓	
CmdManuallyIntegrateSplit	BL2000\sean	2/2/2022 3:08:53 PM	Split qualifier 102.0 of compound Naphthalene in sample Feb0125.D and keep left peak, new integration is from x, y = 6.352, 0 to 6.434, 0 and new response = 297482, previous integration is from x, y = 6.352, 0 to 6.475, 0 and previous response = 339322.			✓	
CmdManuallyIntegrateSplit	BL2000\sean	2/2/2022 3:08:58 PM	Split peak for compound 4-Chlorophenol in sample Feb0125.D and keep left peak, new integration is from x, y = 6.424, 486.666997261569 to 6.485, 510.563761977947 and new response = 278933, previous integration is from x, y = 6.424, 487 to 6.527, 526 and previous response = 315006.			✓	
CmdSetTargetCompoundAttribute	BL2000\sean	2/2/2022 3:08:59 PM	Set UserAnnotation = CO for compound 4-Chlorophenol in sample Feb0125.D; previous value =			✓	

Name	User	Time	Action	Reason	Comment	Succeed	Exception
CmdManuallyIntegrateSplit	BL2000\sean	2/2/2022 3:09:01 PM	Split qualifier 128.0 of compound 4-Chlorophenol in sample Feb0125.D and keep right peak, new integration is from x, y = 6.434, 1251.20194661295 to 6.475, 1358.76372991434 and new response = 884335, previous integration is from x, y = 6.365, 1070 to 6.475, 1359 and previous response = 3903331.			✓	
CmdManuallyIntegrateSplit	BL2000\sean	2/2/2022 3:09:05 PM	Split qualifier 129.0 of compound p-Chloroaniline in sample Feb0125.D and keep right peak, new integration is from x, y = 6.434, 575.919573321513 to 6.547, 733.588079681866 and new response = 442276, previous integration is from x, y = 6.372, 490 to 6.547, 734 and previous response = 782303.			✓	
CmdManuallyIntegrateSplit	BL2000\sean	2/2/2022 3:09:07 PM	Split qualifier 129.0 of compound p-Chloroaniline in sample Feb0125.D and keep right peak, new integration is from x, y = 6.475, 633.259919762686 to 6.547, 733.588079681866 and new response = 377910, previous integration is from x, y = 6.434, 576 to 6.547, 734 and previous response = 442276.			✓	
CmdManuallyIntegrateSplit	BL2000\sean	2/2/2022 3:09:09 PM	Split qualifier 65.0 of compound p-Chloroaniline in sample Feb0125.D and keep right peak, new integration is from x, y = 6.475, 1521.32525029977 to 6.547, 1715.96590040985 and new response = 352707, previous integration is from x, y = 6.424, 1382 to 6.547, 1716 and previous response = 695979.			✓	
CmdManuallyIntegratePeak	BL2000\sean	2/2/2022 3:09:15 PM	Manually integrate compound 4-Chloro-3-Methylphenol in sample Feb0125.D, from x, y = 7.102, 770953 to 7.266, 851676, result = -7136892; previous integration is from x, y = 6.968, 852 to 7.071, 1087 and previous response = 768906.			✓	
CmdManuallyIntegrateSnapBaseline	BL2000\sean	2/2/2022 3:09:16 PM	Snap baseline for compound 4-Chloro-3-Methylphenol in sample Feb0125.D, from x = 7.102 to x = 7.266, new integration is from x, y = 7.102, 3727 to 7.266, 3225 and new response = 827591; previous integration is from x, y = 7.102, 770953 to 7.266, 851676 and previous response = -7136892.			✓	

Name	User	Time	Action	Reason	Comment	Succeed	Exception
CmdManuallyIntegrateDropBaseline	BL2000\sean	2/2/2022 3:09:17 PM	Drop baseline for compound 4-Chloro-3-Methylphenol in sample Feb0125.D to y = 3225, new integration is from x, y = 7.102, 3225 to 7.266, 3225 and new response = 830065; previous integration is from x, y = 7.102, 3727 to 7.266, 3225 and previous response = 827591.			✓	
CmdSetTargetCompoundAttribute	BL2000\sean	2/2/2022 3:09:18 PM	Set UserAnnotation = CO for compound 4-Chloro-3-Methylphenol in sample Feb0125.D; previous value =			✓	
CmdManuallyIntegrateApplyTargetRtToQualifier	BL2000\sean	2/2/2022 3:09:20 PM	Apply target integration range 7.102-7.266 to qualifier 144.0 for compound 4-Chloro-3-Methylphenol in sample Feb0125.D, new integration is from x, y = 7.102, 884 to 7.266, 1142 and new response = 232674; previously no peak.			✓	
CmdManuallyIntegrateDropBaseline	BL2000\sean	2/2/2022 3:09:21 PM	Drop baseline for qualifier 144.0 of compound 4-Chloro-3-Methylphenol in sample Feb0125.D to y = 884, new integration is from x, y = 7.102, 884 to 7.266, 884 and new response = 233946; previous integration is from x, y = 7.102, 884 to 7.266, 1142 and previous response = 232674.			✓	
CmdManuallyIntegrateSplit	BL2000\sean	2/2/2022 3:09:22 PM	Split qualifier 144.0 of compound 4-Chloro-3-Methylphenol in sample Feb0125.D and keep left peak, new integration is from x, y = 7.102, 884 to 7.215, 884 and new response = 218813, previous integration is from x, y = 7.102, 884 to 7.266, 884 and previous response = 233946.			✓	
CmdManuallyIntegratePeak	BL2000\sean	2/2/2022 3:09:27 PM	Manually integrate compound 1-Methylnaphthalene in sample Feb0125.D, from x, y = 7.317, 1133860 to 7.410, 1292011, result = -5030360; previous integration is from x, y = 7.204, 1741 to 7.307, 1899 and previous response = 1764994.			✓	
CmdManuallyIntegrateSnapBaseline	BL2000\sean	2/2/2022 3:09:28 PM	Snap baseline for compound 1-Methylnaphthalene in sample Feb0125.D, from x = 7.317 to x = 7.410, new integration is from x, y = 7.317, 8271 to 7.410, 7941 and new response = 1651626; previous integration is from x, y = 7.317, 1133860 to 7.410, 1292011 and previous response = -5030360.			✓	

Name	User	Time	Action	Reason	Comment	Succeed	Exception
CmdManuallyIntegrateDropBaseline	BL2000\sean	2/2/2022 3:09:29 PM	Drop baseline for compound 1-Methylnaphthalene in sample Feb0125.D to y = 7941, new integration is from x, y = 7.317, 7941 to 7.410, 7941 and new response = 1652541; previous integration is from x, y = 7.317, 8271 to 7.410, 7941 and previous response = 1651626.			✓	
CmdSetTargetCompoundAttribute	BL2000\sean	2/2/2022 3:09:29 PM	Set UserAnnotation = CO for compound 1-Methylnaphthalene in sample Feb0125.D; previous value =			✓	
CmdManuallyIntegrateApplyTargetRtToQualifier	BL2000\sean	2/2/2022 3:09:31 PM	Apply target integration range 7.317-7.410 to qualifier 142.0 for compound 1-Methylnaphthalene in sample Feb0125.D, new integration is from x, y = 7.317, 8164 to 7.410, 10103 and new response = 1888566; previously no peak.			✓	
CmdManuallyIntegrateApplyTargetRtToQualifier	BL2000\sean	2/2/2022 3:09:32 PM	Apply target integration range 7.317-7.410 to qualifier 115.0 for compound 1-Methylnaphthalene in sample Feb0125.D, new integration is from x, y = 7.317, 4082 to 7.410, 5031 and new response = 717190; previously no peak.			✓	
CmdManuallyIntegrateSplit	BL2000\sean	2/2/2022 3:09:39 PM	Split peak for compound 2,4,6-Trichlorophenol in sample Feb0125.D and keep left peak, new integration is from x, y = 7.574, 0 to 7.625, 0 and new response = 523636, previous integration is from x, y = 7.574, 0 to 7.666, 0 and previous response = 1086191.			✓	
CmdSetTargetCompoundAttribute	BL2000\sean	2/2/2022 3:09:40 PM	Set UserAnnotation = CO for compound 2,4,6-Trichlorophenol in sample Feb0125.D; previous value =			✓	
CmdManuallyIntegrateSplit	BL2000\sean	2/2/2022 3:09:41 PM	Split qualifier 198.0 of compound 2,4,6-Trichlorophenol in sample Feb0125.D and keep left peak, new integration is from x, y = 7.574, 156.10692279107 to 7.625, 220.914273677015 and new response = 486480, previous integration is from x, y = 7.574, 156 to 7.666, 273 and previous response = 1010324.			✓	
CmdManuallyIntegratePeak	BL2000\sean	2/2/2022 3:09:45 PM	Manually integrate compound 2,4,5-Trichlorophenol in sample Feb0125.D, from x, y = 7.533, 580251 to 7.779, 553465, result = -7252909; previous integration is from x, y = 7.574, 0 to 7.666, 0 and previous response = 1086191.			✓	

Name	User	Time	Action	Reason	Comment	Succeed	Exception
CmdManuallyIntegratePeak	BL2000\sean	2/2/2022 3:09:47 PM	Manually integrate compound 2,4,5-Trichlorophenol in sample Feb0125.D, from x, y = 7.523, 402981 to 7.749, 390154, result = -4250513; previous integration is from x, y = 7.533, 580251 to 7.779, 553465 and previous response = -7252909.			✓	
CmdManuallyIntegrateSnapBaseline	BL2000\sean	2/2/2022 3:09:48 PM	Snap baseline for compound 2,4,5-Trichlorophenol in sample Feb0125.D, from x = 7.523 to x = 7.749, new integration is from x, y = 7.523, 0 to 7.749, 2433 and new response = 1108872; previous integration is from x, y = 7.523, 402981 to 7.749, 390154 and previous response = -4250513.			✓	
CmdManuallyIntegrateDropBaseline	BL2000\sean	2/2/2022 3:09:49 PM	Drop baseline for compound 2,4,5-Trichlorophenol in sample Feb0125.D to y = 0, new integration is from x, y = 7.523, 0 to 7.749, 0 and new response = 1125363; previous integration is from x, y = 7.523, 0 to 7.749, 2433 and previous response = 1108872.			✓	
CmdManuallyIntegrateSplit	BL2000\sean	2/2/2022 3:09:50 PM	Split peak for compound 2,4,5-Trichlorophenol in sample Feb0125.D and keep right peak, new integration is from x, y = 7.625, 0 to 7.749, 0 and new response = 601388, previous integration is from x, y = 7.523, 0 to 7.749, 0 and previous response = 1125363.			✓	
CmdSetTargetCompoundAttribute	BL2000\sean	2/2/2022 3:09:51 PM	Set UserAnnotation = CO for compound 2,4,5-Trichlorophenol in sample Feb0125.D; previous value =			✓	
CmdManuallyIntegrateApplyTargetRtToQualifier	BL2000\sean	2/2/2022 3:09:53 PM	Apply target integration range 7.625-7.749 to qualifier 198.0 for compound 2,4,5-Trichlorophenol in sample Feb0125.D, new integration is from x, y = 7.625, 8945 to 7.749, 2339 and new response = 536653; previous integration is from x, y = 7.574, 139 to 7.666, 254 and previous response = 1010413.			✓	
CmdManuallyIntegrateDropBaseline	BL2000\sean	2/2/2022 3:09:54 PM	Drop baseline for qualifier 198.0 of compound 2,4,5-Trichlorophenol in sample Feb0125.D to y = 2339, new integration is from x, y = 7.625, 2339 to 7.749, 2339 and new response = 561078; previous integration is from x, y = 7.625, 8945 to 7.749, 2339 and previous response = 536653.			✓	

Name	User	Time	Action	Reason	Comment	Succeed	Exception
CmdManuallyIntegrateApplyTargetRtToQualifier	BL2000\sean	2/2/2022 3:10:00 PM	Apply target integration range 8.266-8.415 to qualifier 153.1 for compound Acenaphthylene in sample Feb0125.D, new integration is from x, y = 8.266, 0 to 8.415, 1953 and new response = 408058; previous integration is from x, y = 8.476, 0 to 8.640, 0 and previous response = 1815441.			✓	
CmdManuallyIntegrateDropBaseline	BL2000\sean	2/2/2022 3:10:01 PM	Drop baseline for qualifier 153.1 of compound Acenaphthylene in sample Feb0125.D to y = 0, new integration is from x, y = 8.266, 0 to 8.415, 0 and new response = 416784; previous integration is from x, y = 8.266, 0 to 8.415, 1953 and previous response = 408058.			✓	
CmdManuallyIntegrateApplyTargetRtToQualifier	BL2000\sean	2/2/2022 3:10:06 PM	Apply target integration range 8.487-8.630 to qualifier 152.0 for compound Acenaphthene in sample Feb0125.D, new integration is from x, y = 8.487, 2813 to 8.630, 3556 and new response = 848009; previous integration is from x, y = 8.262, 369 to 8.415, 630 and previous response = 3010508.			✓	
CmdManuallyIntegrateDropBaseline	BL2000\sean	2/2/2022 3:10:07 PM	Drop baseline for qualifier 152.0 of compound Acenaphthene in sample Feb0125.D to y = 2813, new integration is from x, y = 8.487, 2813 to 8.630, 2813 and new response = 851202; previous integration is from x, y = 8.487, 2813 to 8.630, 3556 and previous response = 848009.			✓	
CmdManuallyIntegrateSplit	BL2000\sean	2/2/2022 3:10:09 PM	Split peak for compound Acenaphthene in sample Feb0125.D and keep left peak, new integration is from x, y = 8.487, 819.812434071588 to 8.579, 1058.90709992771 and new response = 1647093, previous integration is from x, y = 8.487, 820 to 8.630, 1192 and previous response = 1721066.			✓	
CmdManuallyIntegrateSplit	BL2000\sean	2/2/2022 3:10:14 PM	Split qualifier 154.0 of compound 2,4-Dinitrophenol in sample Feb0125.D and keep right peak, new integration is from x, y = 8.579, 1240.48544493678 to 8.630, 1294.70722004632 and new response = 73536, previous integration is from x, y = 8.487, 1143 to 8.630, 1295 and previous response = 1719235.			✓	

Name	User	Time	Action	Reason	Comment	Succeed	Exception
CmdManuallyIntegrateSplit	BL2000\sean	2/2/2022 3:10:21 PM	Split qualifier 63.0 of compound 2,4-Dinitrotoluene in sample Feb0125.D and keep right peak, new integration is from x, y = 8.681, 1781.30469973617 to 8.824, 1759.78596607815 and new response = 358849, previous integration is from x, y = 8.681, 1781 to 8.824, 1760 and previous response = 358849.			✓	
CmdManuallyIntegrateQualifierPeak	BL2000\sean	2/2/2022 3:10:25 PM	Manually integrate qualifier 63.0 of compound 2,4-Dinitrotoluene in sample Feb0125.D, from x, y = 8.742, 13308 to 8.824, 1760, result = 173010; previous integration is from x, y = 8.681, 1781 to 8.824, 1760 and previous response = 358849.			✓	
CmdManuallyIntegrateDropBaseline	BL2000\sean	2/2/2022 3:10:26 PM	Drop baseline for qualifier 63.0 of compound 2,4-Dinitrotoluene in sample Feb0125.D to y = 1760, new integration is from x, y = 8.742, 1760 to 8.824, 1760 and new response = 201361; previous integration is from x, y = 8.742, 13308 to 8.824, 1760 and previous response = 173010.			✓	
CmdManuallyIntegrateQualifierPeak	BL2000\sean	2/2/2022 3:10:29 PM	Manually integrate qualifier 89.0 of compound 2,4-Dinitrotoluene in sample Feb0125.D, from x, y = 8.742, 2261 to 8.804, 488, result = 208113; previous integration is from x, y = 8.691, 522 to 8.804, 488 and previous response = 298085.			✓	
CmdManuallyIntegrateDropBaseline	BL2000\sean	2/2/2022 3:10:30 PM	Drop baseline for qualifier 89.0 of compound 2,4-Dinitrotoluene in sample Feb0125.D to y = 488, new integration is from x, y = 8.742, 488 to 8.804, 488 and new response = 211379; previous integration is from x, y = 8.742, 2261 to 8.804, 488 and previous response = 208113.			✓	
CmdManuallyIntegrateQualifierPeak	BL2000\sean	2/2/2022 3:10:38 PM	Manually integrate qualifier 65.0 of compound 4-Nitroaniline in sample Feb0125.D, from x, y = 9.182, 4810 to 9.233, 6447, result = 257170; previous integration is from x, y = 9.152, 2714 to 9.274, 2796 and previous response = 374828.			✓	
CmdManuallyIntegrateDropBaseline	BL2000\sean	2/2/2022 3:10:39 PM	Drop baseline for qualifier 65.0 of compound 4-Nitroaniline in sample Feb0125.D to y = 4810, new integration is from x, y = 9.182, 4810 to 9.233, 4810 and new response = 259683; previous integration is from x, y = 9.182, 4810 to 9.233, 6447 and previous response = 257170.			✓	

Name	User	Time	Action	Reason	Comment	Succeed	Exception
CmdManuallyIntegratePeak	BL2000\sean	2/2/2022 3:10:44 PM	Manually integrate compound 4,6-Dinitro-2-methylphenol in sample Feb0125.D, from x, y = 9.162, 131266 to 9.377, 137042, result = -1576700; previous integration is from x, y = 9.213, 0 to 9.295, 0 and previous response = 148212.			✓	
CmdManuallyIntegrateSnapBaseline	BL2000\sean	2/2/2022 3:10:45 PM	Snap baseline for compound 4,6-Dinitro-2-methylphenol in sample Feb0125.D, from x = 9.162 to x = 9.377, new integration is from x, y = 9.162, 0 to 9.377, 512 and new response = 149247; previous integration is from x, y = 9.162, 131266 to 9.377, 137042 and previous response = -1576700.			✓	
CmdManuallyIntegrateDropBaseline	BL2000\sean	2/2/2022 3:10:46 PM	Drop baseline for compound 4,6-Dinitro-2-methylphenol in sample Feb0125.D to y = 0, new integration is from x, y = 9.162, 0 to 9.377, 0 and new response = 152546; previous integration is from x, y = 9.162, 0 to 9.377, 512 and previous response = 149247.			✓	
CmdSaveBatchTable	BL2000\sean	2/2/2022 3:11:19 PM	Save batch \\MASSHUNTER\Org\Data\SV5973N.I\sd020122\DoD BNA cal 1\QuantResults\020122 DoD BNA cal.batch.bin			✓	
CmdSaveBatchTable	BL2000\sean	2/2/2022 3:49:03 PM	Save batch \\MASSHUNTER\Org\Data\SV5973N.I\sd020122\DoD BNA cal 1\QuantResults\020122 DoD BNA cal.batch.bin			✓	
CmdManuallyIntegratePeak	BL2000\sean	2/2/2022 3:59:42 PM	Manually integrate compound Benzidine in sample Feb0108.D from x, y = 12.440, 0 to 12.571, 343; result = 32118			✓	
CmdManuallyIntegrateDropBaseline	BL2000\sean	2/2/2022 3:59:44 PM	Drop baseline for compound Benzidine in sample Feb0108.D to y = 0, new integration is from x, y = 12.440, 0 to 12.571, 0 and new response = 33473; previous integration is from x, y = 12.440, 0 to 12.571, 343 and previous response = 32118.			✓	
CmdManuallyIntegrateQualifierPeak	BL2000\sean	2/2/2022 3:59:48 PM	Manually integrate qualifier 92.0 of compound Benzidine in sample Feb0108.D, from x, y = 12.419, 0 to 12.511, 53, result = 4456; previous integration is from x, y = 12.460, 309 to 12.521, 271 and previous response = 2841.			✓	

Audit Trail report

Name	User	Time	Action	Reason	Comment	Succeed	Exception
CmdManuallyIntegrate QualifierPeak	BL2000\sean	2/2/2022 3:59:51 PM	Manually integrate qualifier183.0 of compound Benzidine in sample Feb0108.D from x, y = 12.440, 0 to 12.592, 0; result = 4346			✓	
CmdManuallyIntegrate QualifierPeak	BL2000\sean	2/2/2022 3:59:54 PM	Manually integrate qualifier 92.0 of compound Benzidine in sample Feb0108.D, from x, y = 12.460, 72 to 12.511, 53, result = 3416; previous integration is from x, y = 12.419, 0 to 12.511, 53 and previous response = 4456.			✓	
CmdSaveBatchTable	BL2000\sean	2/2/2022 4:00:06 PM	Save batch \\MASSHUNTER\Org\Data\SV5973N.I\sd020122\DoD BNA cal 1\QuantResults\020122 DoD BNA cal.batch.bin			✓	

Name	User	Time	Action	Reason	Comment	Succeed	Exception
CmdCalibrate	BL2000\sean	2/2/2022 4:00:43 PM	Replace level ICV with QC sample Feb0109.D for compounds {Terphenyl-d14, 2,4,6-Tribromophenol, 2-Fluorobiphenyl, Nitrobenzene-d5, Phenol-d5, 2-Fluorophenol, Benzo(g,h,i)perylene, Dibenzo(a,h)anthracene, Indeno(1,2,3-c,d)pyrene, Benzo(a)pyrene, Benzo(k)fluoranthene, Benzo(b)fluoranthene, Di-n-octyl Phthalate, bis(2-ethylhexyl)Phthalate, 3,3-Dichlorobenzidine, Chrysene, Benzo(a)Anthracene, Butylbenzylphthalate, Pyrene, Benzidine, Fluoranthene, Di-n-Butylphthalate, Triallate, Anthracene, Phenanthrene, Pentachlorophenol, Hexachlorobenzene, 4-Bromophenyl-phenylether, Azobenzene, N-nitrosodiphenylamine, 4,6-Dinitro-2-methylphenol, 4-Nitroaniline, Diethylphthalate, 4-Chlorophenyl-phenylether, Fluorene, 2,4-Dinitrotoluene, 4-Nitrophenol, Dibenzofuran, 2,4-Dinitrophenol, 3-Nitroaniline, Acenaphthene, 2,6-Dinitrotoluene, Acenaphthylene, Dimethyl Phthalate, 2-Nitroaniline, 2-Chloronaphthalene, 2,4,5-Trichlorophenol, 2,4,6-Trichlorophenol, Hexachlorocyclopentadiene, 4-Chloro-2-Methylphenol, 1-Methylnaphthalene, 2-Methylnaphthalene, 4-Chloro-3-Methylphenol, Hexachlorobutadiene, p-Chloroaniline, 4-Chlorophenol, Naphthalene, 1,2,4-Trichlorobenzene, 2,4-Dichlorophenol, bis(-2-Chloroethoxy)Methane, 2,4-Dimethylphenol, 2-Nitrophenol, Isophorone, Nitrobenzene, N-nitroso-Di-n-propylamine, Hexachloroethane, 4Methylphenol/3Methylphenol, 2-Methylphenol, bis(2-chloroisopropyl)Ether, Benzyl Alcohol, 1,2-Dichlorobenzene, 1,4-Dichlorobenzene, 1,3-Dichlorobenzene, 2-Chlorophenol, bis(-2-Chloroethyl)Ether, Phenol, Aniline, Pyridine, Carbazole, Benzoic Acid, o-Terphenyl, N-Nitrosodimethylamine}; Replace level 1 with Calibration sample Feb0108.D for compounds {Terphenyl-d14, 2,4,6-Tribromophenol, 2-Fluorobiphenyl, Nitrobenzene-d5, Phenol-d5, 2-Fluorophenol, Benzo(g,h,i)perylene, Dibenzo(a,h)anthracene, Indeno(1,2,3-c,d)pyrene,			✓	

Name	User	Time	Action	Reason	Comment	Succeed	Exception
			Benzo(a)pyrene, Benzo(k)fluoranthene, Benzo(b)fluoranthene, Di-n-octyl Phthalate, bis(2-ethylhexyl)Phthalate, 3,3-Dichlorobenzidine, Chrysene, Benzo(a)Anthracene, Butylbenzylphthalate, Pyrene, Benzidine, Fluoranthene, Di-n-Butylphthalate, Triallate, Anthracene, Phenanthrene, Pentachlorophenol, Hexachlorobenzene, 4-Bromophenyl-phenylether, Azobenzene, N-nitrosodiphenylamine, 4,6-Dinitro-2-methylphenol, 4-Nitroaniline, Diethylphthalate, 4-Chlorophenyl-phenylether, Fluorene, 2,4-Dinitrotoluene, 4-Nitrophenol, Dibenzofuran, 2,4-Dinitrophenol, 3-Nitroaniline, Acenaphthene, 2,6-Dinitrotoluene, Acenaphthylene, Dimethyl Phthalate, 2-Nitroaniline, 2-Chloronaphthalene, 2,4,5-Trichlorophenol, 2,4,6-Trichlorophenol, Hexachlorocyclopentadiene, 4-Chloro-2-Methylphenol, 1-Methylnaphthalene, 2-Methylnaphthalene, 4-Chloro-3-Methylphenol, Hexachlorobutadiene, p-Chloroaniline, 4-Chlorophenol, Naphthalene, 1,2,4-Trichlorobenzene, 2,4-Dichlorophenol, bis(-2-Chloroethoxy)Methane, 2,4-Dimethylphenol, 2-Nitrophenol, Isophorone, Nitrobenzene, N-nitroso-Di-n-propylamine, Hexachloroethane, 4Methylphenol/3Methylphenol, 2-Methylphenol, bis(2-chloroisopropyl)Ether, Benzyl Alcohol, 1,2-Dichlorobenzene, 1,4-Dichlorobenzene, 1,3-Dichlorobenzene, 2-Chlorophenol, bis(-2-Chloroethyl)Ether, Phenol, Aniline, Pyridine, Carbazole, Benzoic Acid, o-Terphenyl, N-Nitrosodimethylamine}; Replace level 2 with Calibration sample Feb0107.D for compounds {Terphenyl-d14, 2,4,6-Tribromophenol, 2-Fluorobiphenyl, Nitrobenzene-d5, Phenol-d5, 2-Fluorophenol, Benzo(g,h,i)perylene, Dibenzo(a,h)anthracene, Indeno(1,2,3-c,d)pyrene, Benzo(a)pyrene, Benzo(k)fluoranthene, Benzo(b)fluoranthene, Di-n-octyl Phthalate, bis(2-ethylhexyl)Phthalate, 3,3-Dichlorobenzidine, Chrysene, Benzo(a)Anthracene, Butylbenzylphthalate, Pyrene, Benzidine, Fluoranthene, Di-n-				

Name	User	Time	Action	Reason	Comment	Succeed	Exception
			Butylphthalate, Triallate, Anthracene, Phenanthrene, Pentachlorophenol, Hexachlorobenzene, 4-Bromophenyl-phenylether, Azobenzene, N-nitrosodiphenylamine, 4,6-Dinitro-2-methylphenol, 4-Nitroaniline, Diethylphthalate, 4-Chlorophenyl-phenylether, Fluorene, 2,4-Dinitrotoluene, 4-Nitrophenol, Dibenzofuran, 2,4-Dinitrophenol, 3-Nitroaniline, Acenaphthene, 2,6-Dinitrotoluene, Acenaphthylene, Dimethyl Phthalate, 2-Nitroaniline, 2-Chloronaphthalene, 2,4,5-Trichlorophenol, 2,4,6-Trichlorophenol, Hexachlorocyclopentadiene, 4-Chloro-2-Methylphenol, 1-Methylnaphthalene, 2-Methylnaphthalene, 4-Chloro-3-Methylphenol, Hexachlorobutadiene, p-Chloroaniline, 4-Chlorophenol, Naphthalene, 1,2,4-Trichlorobenzene, 2,4-Dichlorophenol, bis(-2-Chloroethoxy)Methane, 2,4-Dimethylphenol, 2-Nitrophenol, Isophorone, Nitrobenzene, N-nitroso-Di-n-propylamine, Hexachloroethane, 4Methylphenol/3Methylphenol, 2-Methylphenol, bis(2-chloroisopropyl)Ether, Benzyl Alcohol, 1,2-Dichlorobenzene, 1,4-Dichlorobenzene, 1,3-Dichlorobenzene, 2-Chlorophenol, bis(-2-Chloroethyl)Ether, Phenol, Aniline, Pyridine, Carbazole, Benzoic Acid, o-Terphenyl, N-Nitrosodimethylamine}; Replace level 3 with Calibration sample Feb0106.D for compounds {Terphenyl-d14, 2,4,6-Tribromophenol, 2-Fluorobiphenyl, Nitrobenzene-d5, Phenol-d5, 2-Fluorophenol, Benzo(g,h,i)perylene, Dibenzo(a,h)anthracene, Indeno(1,2,3-c,d)pyrene, Benzo(a)pyrene, Benzo(k)fluoranthene, Benzo(b)fluoranthene, Di-n-octyl Phthalate, bis(2-ethylhexyl)Phthalate, 3,3-Dichlorobenzidine, Chrysene, Benzo(a)Anthracene, Butylbenzylphthalate, Pyrene, Benzidine, Fluoranthene, Di-n-Butylphthalate, Triallate, Anthracene, Phenanthrene, Pentachlorophenol, Hexachlorobenzene, 4-Bromophenyl-phenylether, Azobenzene, N-nitrosodiphenylamine, 4,6-Dinitro-2-methylphenol, 4-Nitroaniline, Diethylphthalate, 4-Chlorophenyl-phenylether, Fluorene, 2,4-				

Name	User	Time	Action	Reason	Comment	Succeed	Exception
			Dinitrotoluene, 4-Nitrophenol, Dibenzofuran, 2,4-Dinitrophenol, 3-Nitroaniline, Acenaphthene, 2,6-Dinitrotoluene, Acenaphthylene, Dimethyl Phthalate, 2-Nitroaniline, 2-Chloronaphthalene, 2,4,5-Trichlorophenol, 2,4,6-Trichlorophenol, Hexachlorocyclopentadiene, 4-Chloro-2-Methylphenol, 1-Methylnaphthalene, 2-Methylnaphthalene, 4-Chloro-3-Methylphenol, Hexachlorobutadiene, p-Chloroaniline, 4-Chlorophenol, Naphthalene, 1,2,4-Trichlorobenzene, 2,4-Dichlorophenol, bis(-2-Chloroethoxy)Methane, 2,4-Dimethylphenol, 2-Nitrophenol, Isophorone, Nitrobenzene, N-nitroso-Di-n-propylamine, Hexachloroethane, 4Methylphenol/3Methylphenol, 2-Methylphenol, bis(2-chloroisopropyl)Ether, Benzyl Alcohol, 1,2-Dichlorobenzene, 1,4-Dichlorobenzene, 1,3-Dichlorobenzene, 2-Chlorophenol, bis(-2-Chloroethyl)Ether, Phenol, Aniline, Pyridine, Carbazole, Benzoic Acid, o-Terphenyl, N-Nitrosodimethylamine}; Replace level 4 with Calibration sample Feb0105.D for compounds {Terphenyl-d14, 2,4,6-Tribromophenol, 2-Fluorobiphenyl, Nitrobenzene-d5, Phenol-d5, 2-Fluorophenol, Benzo(g,h,i)perylene, Dibenzo(a,h)anthracene, Indeno(1,2,3-c,d)pyrene, Benzo(a)pyrene, Benzo(k)fluoranthene, Benzo(b)fluoranthene, Di-n-octyl Phthalate, bis(2-ethylhexyl)Phthalate, 3,3-Dichlorobenzidine, Chrysene, Benzo(a)Anthracene, Butylbenzylphthalate, Pyrene, Benzidine, Fluoranthene, Di-n-Butylphthalate, Triallate, Anthracene, Phenanthrene, Pentachlorophenol, Hexachlorobenzene, 4-Bromophenyl-phenylether, Azobenzene, N-nitrosodiphenylamine, 4,6-Dinitro-2-methylphenol, 4-Nitroaniline, Diethylphthalate, 4-Chlorophenyl-phenylether, Fluorene, 2,4-Dinitrotoluene, 4-Nitrophenol, Dibenzofuran, 2,4-Dinitrophenol, 3-Nitroaniline, Acenaphthene, 2,6-Dinitrotoluene, Acenaphthylene, Dimethyl Phthalate, 2-Nitroaniline, 2-Chloronaphthalene, 2,4,5-Trichlorophenol, 2,4,6-Trichlorophenol, Hexachlorocyclopentadiene, 4-Chloro-				

Name	User	Time	Action	Reason	Comment	Succeed	Exception
			2-Methylphenol, 1-Methylnaphthalene, 2-Methylnaphthalene, 4-Chloro-3-Methylphenol, Hexachlorobutadiene, p-Chloroaniline, 4-Chlorophenol, Naphthalene, 1,2,4-Trichlorobenzene, 2,4-Dichlorophenol, bis(-2-Chloroethoxy)Methane, 2,4-Dimethylphenol, 2-Nitrophenol, Isophorone, Nitrobenzene, N-nitroso-Di-n-propylamine, Hexachloroethane, 4Methylphenol/3Methylphenol, 2-Methylphenol, bis(2-chloroisopropyl)Ether, Benzyl Alcohol, 1,2-Dichlorobenzene, 1,4-Dichlorobenzene, 1,3-Dichlorobenzene, 2-Chlorophenol, bis(-2-Chloroethyl)Ether, Phenol, Aniline, Pyridine, Carbazole, Benzoic Acid, o-Terphenyl, N-Nitrosodimethylamine}; Replace level 5 with Calibration sample Feb0104.D for compounds {Terphenyl-d14, 2,4,6-Tribromophenol, 2-Fluorobiphenyl, Nitrobenzene-d5, Phenol-d5, 2-Fluorophenol, Benzo(g,h,i)perylene, Dibenzo(a,h)anthracene, Indeno(1,2,3-c,d)pyrene, Benzo(a)pyrene, Benzo(k)fluoranthene, Benzo(b)fluoranthene, Di-n-octyl Phthalate, bis(2-ethylhexyl)Phthalate, 3,3-Dichlorobenzidine, Chrysene, Benzo(a)Anthracene, Butylbenzylphthalate, Pyrene, Benzidine, Fluoranthene, Di-n-Butylphthalate, Triallate, Anthracene, Phenanthrene, Pentachlorophenol, Hexachlorobenzene, 4-Bromophenyl-phenylether, Azobenzene, N-nitrosodiphenylamine, 4,6-Dinitro-2-methylphenol, 4-Nitroaniline, Diethylphthalate, 4-Chlorophenyl-phenylether, Fluorene, 2,4-Dinitrotoluene, 4-Nitrophenol, Dibenzofuran, 2,4-Dinitrophenol, 3-Nitroaniline, Acenaphthene, 2,6-Dinitrotoluene, Acenaphthylene, Dimethyl Phthalate, 2-Nitroaniline, 2-Chloronaphthalene, 2,4,5-Trichlorophenol, 2,4,6-Trichlorophenol, Hexachlorocyclopentadiene, 4-Chloro-2-Methylphenol, 1-Methylnaphthalene, 2-Methylnaphthalene, 4-Chloro-3-Methylphenol, Hexachlorobutadiene, p-Chloroaniline, 4-Chlorophenol, Naphthalene, 1,2,4-Trichlorobenzene, 2,4-Dichlorophenol, bis(-2-Chloroethoxy)Methane, 2,4-Dimethylphenol, 2-Nitrophenol,				

Name	User	Time	Action	Reason	Comment	Succeed	Exception
			Isophorone, Nitrobenzene, N-nitroso-Di-n-propylamine, Hexachloroethane, 4Methylphenol/3Methylphenol, 2-Methylphenol, bis(2-chloroisopropyl)Ether, Benzyl Alcohol, 1,2-Dichlorobenzene, 1,4-Dichlorobenzene, 1,3-Dichlorobenzene, 2-Chlorophenol, bis(-2-Chloroethyl)Ether, Phenol, Aniline, Pyridine, Carbazole, Benzoic Acid, o-Terphenyl, N-Nitrosodimethylamine}; Replace level 6 with Calibration sample Feb0103.D for compounds {Terphenyl-d14, 2,4,6-Tribromophenol, 2-Fluorobiphenyl, Nitrobenzene-d5, Phenol-d5, 2-Fluorophenol, Benzo(g,h,i)perylene, Dibenzo(a,h)anthracene, Indeno(1,2,3-c,d)pyrene, Benzo(a)pyrene, Benzo(k)fluoranthene, Benzo(b)fluoranthene, Di-n-octyl Phthalate, bis(2-ethylhexyl)Phthalate, 3,3-Dichlorobenzidine, Chrysene, Benzo(a)Anthracene, Butylbenzylphthalate, Pyrene, Benzidine, Fluoranthene, Di-n-Butylphthalate, Triallate, Anthracene, Phenanthrene, Pentachlorophenol, Hexachlorobenzene, 4-Bromophenyl-phenylether, Azobenzene, N-nitrosodiphenylamine, 4,6-Dinitro-2-methylphenol, 4-Nitroaniline, Diethylphthalate, 4-Chlorophenyl-phenylether, Fluorene, 2,4-Dinitrotoluene, 4-Nitrophenol, Dibenzofuran, 2,4-Dinitrophenol, 3-Nitroaniline, Acenaphthene, 2,6-Dinitrotoluene, Acenaphthylene, Dimethyl Phthalate, 2-Nitroaniline, 2-Chloronaphthalene, 2,4,5-Trichlorophenol, 2,4,6-Trichlorophenol, Hexachlorocyclopentadiene, 4-Chloro-2-Methylphenol, 1-Methylnaphthalene, 2-Methylnaphthalene, 4-Chloro-3-Methylphenol, Hexachlorobutadiene, p-Chloroaniline, 4-Chlorophenol, Naphthalene, 1,2,4-Trichlorobenzene, 2,4-Dichlorophenol, bis(-2-Chloroethoxy)Methane, 2,4-Dimethylphenol, 2-Nitrophenol, Isophorone, Nitrobenzene, N-nitroso-Di-n-propylamine, Hexachloroethane, 4Methylphenol/3Methylphenol, 2-Methylphenol, bis(2-chloroisopropyl)Ether, Benzyl Alcohol, 1,2-Dichlorobenzene, 1,4-Dichlorobenzene, 1,3-Dichlorobenzene, 2-Chlorophenol, bis(-2-				

Name	User	Time	Action	Reason	Comment	Succeed	Exception
			Chloroethyl)Ether, Phenol, Aniline, Pyridine, Carbazole, Benzoic Acid, o-Terphenyl, N-Nitrosodimethylamine}; Replace level 7 with Calibration sample Feb0102.D for compounds {Terphenyl-d14, 2,4,6-Tribromophenol, 2-Fluorobiphenyl, Nitrobenzene-d5, Phenol-d5, 2-Fluorophenol, Benzo(g,h,i)perylene, Dibenzo(a,h)anthracene, Indeno(1,2,3-c,d)pyrene, Benzo(a)pyrene, Benzo(k)fluoranthene, Benzo(b)fluoranthene, Di-n-octyl Phthalate, bis(2-ethylhexyl)Phthalate, 3,3-Dichlorobenzidine, Chrysene, Benzo(a)Anthracene, Butylbenzylphthalate, Pyrene, Benzidine, Fluoranthene, Di-n-Butylphthalate, Triallate, Anthracene, Phenanthrene, Pentachlorophenol, Hexachlorobenzene, 4-Bromophenyl-phenylether, Azobenzene, N-nitrosodiphenylamine, 4,6-Dinitro-2-methylphenol, 4-Nitroaniline, Diethylphthalate, 4-Chlorophenyl-phenylether, Fluorene, 2,4-Dinitrotoluene, 4-Nitrophenol, Dibenzofuran, 2,4-Dinitrophenol, 3-Nitroaniline, Acenaphthene, 2,6-Dinitrotoluene, Acenaphthylene, Dimethyl Phthalate, 2-Nitroaniline, 2-Chloronaphthalene, 2,4,5-Trichlorophenol, 2,4,6-Trichlorophenol, Hexachlorocyclopentadiene, 4-Chloro-2-Methylphenol, 1-Methylnaphthalene, 2-Methylnaphthalene, 4-Chloro-3-Methylphenol, Hexachlorobutadiene, p-Chloroaniline, 4-Chlorophenol, Naphthalene, 1,2,4-Trichlorobenzene, 2,4-Dichlorophenol, bis(-2-Chloroethoxy)Methane, 2,4-Dimethylphenol, 2-Nitrophenol, Isophorone, Nitrobenzene, N-nitroso-Di-n-propylamine, Hexachloroethane, 4Methylphenol/3Methylphenol, 2-Methylphenol, bis(2-chloroisopropyl)Ether, Benzyl Alcohol, 1,2-Dichlorobenzene, 1,4-Dichlorobenzene, 1,3-Dichlorobenzene, 2-Chlorophenol, bis(-2-Chloroethyl)Ether, Phenol, Aniline, Pyridine, Carbazole, Benzoic Acid, o-Terphenyl, N-Nitrosodimethylamine};				
CmdQuantitate	BL2000\sean	2/2/2022 4:02:06 PM	Quantitate all compounds in all samples			✓	

Audit Trail report

Name	User	Time	Action	Reason	Comment	Succeed	Exception
CmdSetLevelEnable	BL2000\sean	2/2/2022 4:03:11 PM	Set LevelEnable = True for calibration level 1, levelId = 408 of compound Benzidine in sample Feb0111.D; previous value = False			✓	
CmdQuantitate	BL2000\sean	2/2/2022 4:04:38 PM	Quantitate all compounds in all samples			✓	
CmdManuallyIntegratePeak	BL2000\sean	2/2/2022 4:04:59 PM	Manually integrate compound Benzidine in sample Feb0107.D, from x, y = 12.440, 0 to 12.744, 0, result = 75738; previous integration is from x, y = 12.440, 0 to 12.602, 0 and previous response = 70594.			✓	
CmdSetTargetCompoundAttribute	BL2000\sean	2/2/2022 4:05:00 PM	Set UserAnnotation = BA for compound Benzidine in sample Feb0107.D; previous value =			✓	
CmdSetTargetCompoundAttribute	BL2000\sean	2/2/2022 4:05:14 PM	Set UserAnnotation = NI for compound Benzidine in sample Feb0108.D; previous value =			✓	

Name	User	Time	Action	Reason	Comment	Succeed	Exception
CmdCalibrate	BL2000\sean	2/2/2022 4:05:54 PM	Replace level ICV with QC sample Feb0109.D for compounds {Terphenyl-d14, 2,4,6-Tribromophenol, 2-Fluorobiphenyl, Nitrobenzene-d5, Phenol-d5, 2-Fluorophenol, Benzo(g,h,i)perylene, Dibenzo(a,h)anthracene, Indeno(1,2,3-c,d)pyrene, Benzo(a)pyrene, Benzo(k)fluoranthene, Benzo(b)fluoranthene, Di-n-octyl Phthalate, bis(2-ethylhexyl)Phthalate, 3,3-Dichlorobenzidine, Chrysene, Benzo(a)Anthracene, Butylbenzylphthalate, Pyrene, Benzidine, Fluoranthene, Di-n-Butylphthalate, Triallate, Anthracene, Phenanthrene, Pentachlorophenol, Hexachlorobenzene, 4-Bromophenyl-phenylether, Azobenzene, N-nitrosodiphenylamine, 4,6-Dinitro-2-methylphenol, 4-Nitroaniline, Diethylphthalate, 4-Chlorophenyl-phenylether, Fluorene, 2,4-Dinitrotoluene, 4-Nitrophenol, Dibenzofuran, 2,4-Dinitrophenol, 3-Nitroaniline, Acenaphthene, 2,6-Dinitrotoluene, Acenaphthylene, Dimethyl Phthalate, 2-Nitroaniline, 2-Chloronaphthalene, 2,4,5-Trichlorophenol, 2,4,6-Trichlorophenol, Hexachlorocyclopentadiene, 4-Chloro-2-Methylphenol, 1-Methylnaphthalene, 2-Methylnaphthalene, 4-Chloro-3-Methylphenol, Hexachlorobutadiene, p-Chloroaniline, 4-Chlorophenol, Naphthalene, 1,2,4-Trichlorobenzene, 2,4-Dichlorophenol, bis(-2-Chloroethoxy)Methane, 2,4-Dimethylphenol, 2-Nitrophenol, Isophorone, Nitrobenzene, N-nitroso-Di-n-propylamine, Hexachloroethane, 4Methylphenol/3Methylphenol, 2-Methylphenol, bis(2-chloroisopropyl)Ether, Benzyl Alcohol, 1,2-Dichlorobenzene, 1,4-Dichlorobenzene, 1,3-Dichlorobenzene, 2-Chlorophenol, bis(-2-Chloroethyl)Ether, Phenol, Aniline, Pyridine, Carbazole, Benzoic Acid, o-Terphenyl, N-Nitrosodimethylamine}; Replace level 1 with Calibration sample Feb0108.D for compounds {Terphenyl-d14, 2,4,6-Tribromophenol, 2-Fluorobiphenyl, Nitrobenzene-d5, Phenol-d5, 2-Fluorophenol, Benzo(g,h,i)perylene, Dibenzo(a,h)anthracene, Indeno(1,2,3-c,d)pyrene,			✓	

Name	User	Time	Action	Reason	Comment	Succeed	Exception
			Benzo(a)pyrene, Benzo(k)fluoranthene, Benzo(b)fluoranthene, Di-n-octyl Phthalate, bis(2-ethylhexyl)Phthalate, 3,3-Dichlorobenzidine, Chrysene, Benzo(a)Anthracene, Butylbenzylphthalate, Pyrene, Benzidine, Fluoranthene, Di-n-Butylphthalate, Triallate, Anthracene, Phenanthrene, Pentachlorophenol, Hexachlorobenzene, 4-Bromophenyl-phenylether, Azobenzene, N-nitrosodiphenylamine, 4,6-Dinitro-2-methylphenol, 4-Nitroaniline, Diethylphthalate, 4-Chlorophenyl-phenylether, Fluorene, 2,4-Dinitrotoluene, 4-Nitrophenol, Dibenzofuran, 2,4-Dinitrophenol, 3-Nitroaniline, Acenaphthene, 2,6-Dinitrotoluene, Acenaphthylene, Dimethyl Phthalate, 2-Nitroaniline, 2-Chloronaphthalene, 2,4,5-Trichlorophenol, 2,4,6-Trichlorophenol, Hexachlorocyclopentadiene, 4-Chloro-2-Methylphenol, 1-Methylnaphthalene, 2-Methylnaphthalene, 4-Chloro-3-Methylphenol, Hexachlorobutadiene, p-Chloroaniline, 4-Chlorophenol, Naphthalene, 1,2,4-Trichlorobenzene, 2,4-Dichlorophenol, bis(-2-Chloroethoxy)Methane, 2,4-Dimethylphenol, 2-Nitrophenol, Isophorone, Nitrobenzene, N-nitroso-Di-n-propylamine, Hexachloroethane, 4Methylphenol/3Methylphenol, 2-Methylphenol, bis(2-chloroisopropyl)Ether, Benzyl Alcohol, 1,2-Dichlorobenzene, 1,4-Dichlorobenzene, 1,3-Dichlorobenzene, 2-Chlorophenol, bis(-2-Chloroethyl)Ether, Phenol, Aniline, Pyridine, Carbazole, Benzoic Acid, o-Terphenyl, N-Nitrosodimethylamine}; Replace level 2 with Calibration sample Feb0107.D for compounds {Terphenyl-d14, 2,4,6-Tribromophenol, 2-Fluorobiphenyl, Nitrobenzene-d5, Phenol-d5, 2-Fluorophenol, Benzo(g,h,i)perylene, Dibenzo(a,h)anthracene, Indeno(1,2,3-c,d)pyrene, Benzo(a)pyrene, Benzo(k)fluoranthene, Benzo(b)fluoranthene, Di-n-octyl Phthalate, bis(2-ethylhexyl)Phthalate, 3,3-Dichlorobenzidine, Chrysene, Benzo(a)Anthracene, Butylbenzylphthalate, Pyrene, Benzidine, Fluoranthene, Di-n-				

Name	User	Time	Action	Reason	Comment	Succeed	Exception
			Butylphthalate, Triallate, Anthracene, Phenanthrene, Pentachlorophenol, Hexachlorobenzene, 4-Bromophenyl-phenylether, Azobenzene, N-nitrosodiphenylamine, 4,6-Dinitro-2-methylphenol, 4-Nitroaniline, Diethylphthalate, 4-Chlorophenyl-phenylether, Fluorene, 2,4-Dinitrotoluene, 4-Nitrophenol, Dibenzofuran, 2,4-Dinitrophenol, 3-Nitroaniline, Acenaphthene, 2,6-Dinitrotoluene, Acenaphthylene, Dimethyl Phthalate, 2-Nitroaniline, 2-Chloronaphthalene, 2,4,5-Trichlorophenol, 2,4,6-Trichlorophenol, Hexachlorocyclopentadiene, 4-Chloro-2-Methylphenol, 1-Methylnaphthalene, 2-Methylnaphthalene, 4-Chloro-3-Methylphenol, Hexachlorobutadiene, p-Chloroaniline, 4-Chlorophenol, Naphthalene, 1,2,4-Trichlorobenzene, 2,4-Dichlorophenol, bis(-2-Chloroethoxy)Methane, 2,4-Dimethylphenol, 2-Nitrophenol, Isophorone, Nitrobenzene, N-nitroso-Di-n-propylamine, Hexachloroethane, 4Methylphenol/3Methylphenol, 2-Methylphenol, bis(2-chloroisopropyl)Ether, Benzyl Alcohol, 1,2-Dichlorobenzene, 1,4-Dichlorobenzene, 1,3-Dichlorobenzene, 2-Chlorophenol, bis(-2-Chloroethyl)Ether, Phenol, Aniline, Pyridine, Carbazole, Benzoic Acid, o-Terphenyl, N-Nitrosodimethylamine}; Replace level 3 with Calibration sample Feb0106.D for compounds {Terphenyl-d14, 2,4,6-Tribromophenol, 2-Fluorobiphenyl, Nitrobenzene-d5, Phenol-d5, 2-Fluorophenol, Benzo(g,h,i)perylene, Dibenzo(a,h)anthracene, Indeno(1,2,3-c,d)pyrene, Benzo(a)pyrene, Benzo(k)fluoranthene, Benzo(b)fluoranthene, Di-n-octyl Phthalate, bis(2-ethylhexyl)Phthalate, 3,3-Dichlorobenzidine, Chrysene, Benzo(a)Anthracene, Butylbenzylphthalate, Pyrene, Benzidine, Fluoranthene, Di-n-Butylphthalate, Triallate, Anthracene, Phenanthrene, Pentachlorophenol, Hexachlorobenzene, 4-Bromophenyl-phenylether, Azobenzene, N-nitrosodiphenylamine, 4,6-Dinitro-2-methylphenol, 4-Nitroaniline, Diethylphthalate, 4-Chlorophenyl-phenylether, Fluorene, 2,4-				

Name	User	Time	Action	Reason	Comment	Succeed	Exception
			Dinitrotoluene, 4-Nitrophenol, Dibenzofuran, 2,4-Dinitrophenol, 3-Nitroaniline, Acenaphthene, 2,6-Dinitrotoluene, Acenaphthylene, Dimethyl Phthalate, 2-Nitroaniline, 2-Chloronaphthalene, 2,4,5-Trichlorophenol, 2,4,6-Trichlorophenol, Hexachlorocyclopentadiene, 4-Chloro-2-Methylphenol, 1-Methylnaphthalene, 2-Methylnaphthalene, 4-Chloro-3-Methylphenol, Hexachlorobutadiene, p-Chloroaniline, 4-Chlorophenol, Naphthalene, 1,2,4-Trichlorobenzene, 2,4-Dichlorophenol, bis(-2-Chloroethoxy)Methane, 2,4-Dimethylphenol, 2-Nitrophenol, Isophorone, Nitrobenzene, N-nitroso-Di-n-propylamine, Hexachloroethane, 4Methylphenol/3Methylphenol, 2-Methylphenol, bis(2-chloroisopropyl)Ether, Benzyl Alcohol, 1,2-Dichlorobenzene, 1,4-Dichlorobenzene, 1,3-Dichlorobenzene, 2-Chlorophenol, bis(-2-Chloroethyl)Ether, Phenol, Aniline, Pyridine, Carbazole, Benzoic Acid, o-Terphenyl, N-Nitrosodimethylamine}; Replace level 4 with Calibration sample Feb0105.D for compounds {Terphenyl-d14, 2,4,6-Tribromophenol, 2-Fluorobiphenyl, Nitrobenzene-d5, Phenol-d5, 2-Fluorophenol, Benzo(g,h,i)perylene, Dibenzo(a,h)anthracene, Indeno(1,2,3-c,d)pyrene, Benzo(a)pyrene, Benzo(k)fluoranthene, Benzo(b)fluoranthene, Di-n-octyl Phthalate, bis(2-ethylhexyl)Phthalate, 3,3-Dichlorobenzidine, Chrysene, Benzo(a)Anthracene, Butylbenzylphthalate, Pyrene, Benzidine, Fluoranthene, Di-n-Butylphthalate, Triallate, Anthracene, Phenanthrene, Pentachlorophenol, Hexachlorobenzene, 4-Bromophenyl-phenylether, Azobenzene, N-nitrosodiphenylamine, 4,6-Dinitro-2-methylphenol, 4-Nitroaniline, Diethylphthalate, 4-Chlorophenyl-phenylether, Fluorene, 2,4-Dinitrotoluene, 4-Nitrophenol, Dibenzofuran, 2,4-Dinitrophenol, 3-Nitroaniline, Acenaphthene, 2,6-Dinitrotoluene, Acenaphthylene, Dimethyl Phthalate, 2-Nitroaniline, 2-Chloronaphthalene, 2,4,5-Trichlorophenol, 2,4,6-Trichlorophenol, Hexachlorocyclopentadiene, 4-Chloro-				

Name	User	Time	Action	Reason	Comment	Succeed	Exception
			2-Methylphenol, 1-Methylnaphthalene, 2-Methylnaphthalene, 4-Chloro-3-Methylphenol, Hexachlorobutadiene, p-Chloroaniline, 4-Chlorophenol, Naphthalene, 1,2,4-Trichlorobenzene, 2,4-Dichlorophenol, bis(-2-Chloroethoxy)Methane, 2,4-Dimethylphenol, 2-Nitrophenol, Isophorone, Nitrobenzene, N-nitroso-Di-n-propylamine, Hexachloroethane, 4Methylphenol/3Methylphenol, 2-Methylphenol, bis(2-chloroisopropyl)Ether, Benzyl Alcohol, 1,2-Dichlorobenzene, 1,4-Dichlorobenzene, 1,3-Dichlorobenzene, 2-Chlorophenol, bis(-2-Chloroethyl)Ether, Phenol, Aniline, Pyridine, Carbazole, Benzoic Acid, o-Terphenyl, N-Nitrosodimethylamine}; Replace level 5 with Calibration sample Feb0104.D for compounds {Terphenyl-d14, 2,4,6-Tribromophenol, 2-Fluorobiphenyl, Nitrobenzene-d5, Phenol-d5, 2-Fluorophenol, Benzo(g,h,i)perylene, Dibenzo(a,h)anthracene, Indeno(1,2,3-c,d)pyrene, Benzo(a)pyrene, Benzo(k)fluoranthene, Benzo(b)fluoranthene, Di-n-octyl Phthalate, bis(2-ethylhexyl)Phthalate, 3,3-Dichlorobenzidine, Chrysene, Benzo(a)Anthracene, Butylbenzylphthalate, Pyrene, Benzidine, Fluoranthene, Di-n-Butylphthalate, Triallate, Anthracene, Phenanthrene, Pentachlorophenol, Hexachlorobenzene, 4-Bromophenyl-phenylether, Azobenzene, N-nitrosodiphenylamine, 4,6-Dinitro-2-methylphenol, 4-Nitroaniline, Diethylphthalate, 4-Chlorophenyl-phenylether, Fluorene, 2,4-Dinitrotoluene, 4-Nitrophenol, Dibenzofuran, 2,4-Dinitrophenol, 3-Nitroaniline, Acenaphthene, 2,6-Dinitrotoluene, Acenaphthylene, Dimethyl Phthalate, 2-Nitroaniline, 2-Chloronaphthalene, 2,4,5-Trichlorophenol, 2,4,6-Trichlorophenol, Hexachlorocyclopentadiene, 4-Chloro-2-Methylphenol, 1-Methylnaphthalene, 2-Methylnaphthalene, 4-Chloro-3-Methylphenol, Hexachlorobutadiene, p-Chloroaniline, 4-Chlorophenol, Naphthalene, 1,2,4-Trichlorobenzene, 2,4-Dichlorophenol, bis(-2-Chloroethoxy)Methane, 2,4-Dimethylphenol, 2-Nitrophenol,				

Name	User	Time	Action	Reason	Comment	Succeed	Exception
			Isophorone, Nitrobenzene, N-nitroso-Di-n-propylamine, Hexachloroethane, 4Methylphenol/3Methylphenol, 2-Methylphenol, bis(2-chloroisopropyl)Ether, Benzyl Alcohol, 1,2-Dichlorobenzene, 1,4-Dichlorobenzene, 1,3-Dichlorobenzene, 2-Chlorophenol, bis(-2-Chloroethyl)Ether, Phenol, Aniline, Pyridine, Carbazole, Benzoic Acid, o-Terphenyl, N-Nitrosodimethylamine}; Replace level 6 with Calibration sample Feb0103.D for compounds {Terphenyl-d14, 2,4,6-Tribromophenol, 2-Fluorobiphenyl, Nitrobenzene-d5, Phenol-d5, 2-Fluorophenol, Benzo(g,h,i)perylene, Dibenzo(a,h)anthracene, Indeno(1,2,3-c,d)pyrene, Benzo(a)pyrene, Benzo(k)fluoranthene, Benzo(b)fluoranthene, Di-n-octyl Phthalate, bis(2-ethylhexyl)Phthalate, 3,3-Dichlorobenzidine, Chrysene, Benzo(a)Anthracene, Butylbenzylphthalate, Pyrene, Benzidine, Fluoranthene, Di-n-Butylphthalate, Triallate, Anthracene, Phenanthrene, Pentachlorophenol, Hexachlorobenzene, 4-Bromophenyl-phenylether, Azobenzene, N-nitrosodiphenylamine, 4,6-Dinitro-2-methylphenol, 4-Nitroaniline, Diethylphthalate, 4-Chlorophenyl-phenylether, Fluorene, 2,4-Dinitrotoluene, 4-Nitrophenol, Dibenzofuran, 2,4-Dinitrophenol, 3-Nitroaniline, Acenaphthene, 2,6-Dinitrotoluene, Acenaphthylene, Dimethyl Phthalate, 2-Nitroaniline, 2-Chloronaphthalene, 2,4,5-Trichlorophenol, 2,4,6-Trichlorophenol, Hexachlorocyclopentadiene, 4-Chloro-2-Methylphenol, 1-Methylnaphthalene, 2-Methylnaphthalene, 4-Chloro-3-Methylphenol, Hexachlorobutadiene, p-Chloroaniline, 4-Chlorophenol, Naphthalene, 1,2,4-Trichlorobenzene, 2,4-Dichlorophenol, bis(-2-Chloroethoxy)Methane, 2,4-Dimethylphenol, 2-Nitrophenol, Isophorone, Nitrobenzene, N-nitroso-Di-n-propylamine, Hexachloroethane, 4Methylphenol/3Methylphenol, 2-Methylphenol, bis(2-chloroisopropyl)Ether, Benzyl Alcohol, 1,2-Dichlorobenzene, 1,4-Dichlorobenzene, 1,3-Dichlorobenzene, 2-Chlorophenol, bis(-2-				

Name	User	Time	Action	Reason	Comment	Succeed	Exception
			Chloroethyl)Ether, Phenol, Aniline, Pyridine, Carbazole, Benzoic Acid, o-Terphenyl, N-Nitrosodimethylamine}; Replace level 7 with Calibration sample Feb0102.D for compounds {Terphenyl-d14, 2,4,6-Tribromophenol, 2-Fluorobiphenyl, Nitrobenzene-d5, Phenol-d5, 2-Fluorophenol, Benzo(g,h,i)perylene, Dibenzo(a,h)anthracene, Indeno(1,2,3-c,d)pyrene, Benzo(a)pyrene, Benzo(k)fluoranthene, Benzo(b)fluoranthene, Di-n-octyl Phthalate, bis(2-ethylhexyl)Phthalate, 3,3-Dichlorobenzidine, Chrysene, Benzo(a)Anthracene, Butylbenzylphthalate, Pyrene, Benzidine, Fluoranthene, Di-n-Butylphthalate, Triallate, Anthracene, Phenanthrene, Pentachlorophenol, Hexachlorobenzene, 4-Bromophenyl-phenylether, Azobenzene, N-nitrosodiphenylamine, 4,6-Dinitro-2-methylphenol, 4-Nitroaniline, Diethylphthalate, 4-Chlorophenyl-phenylether, Fluorene, 2,4-Dinitrotoluene, 4-Nitrophenol, Dibenzofuran, 2,4-Dinitrophenol, 3-Nitroaniline, Acenaphthene, 2,6-Dinitrotoluene, Acenaphthylene, Dimethyl Phthalate, 2-Nitroaniline, 2-Chloronaphthalene, 2,4,5-Trichlorophenol, 2,4,6-Trichlorophenol, Hexachlorocyclopentadiene, 4-Chloro-2-Methylphenol, 1-Methylnaphthalene, 2-Methylnaphthalene, 4-Chloro-3-Methylphenol, Hexachlorobutadiene, p-Chloroaniline, 4-Chlorophenol, Naphthalene, 1,2,4-Trichlorobenzene, 2,4-Dichlorophenol, bis(-2-Chloroethoxy)Methane, 2,4-Dimethylphenol, 2-Nitrophenol, Isophorone, Nitrobenzene, N-nitroso-Di-n-propylamine, Hexachloroethane, 4Methylphenol/3Methylphenol, 2-Methylphenol, bis(2-chloroisopropyl)Ether, Benzyl Alcohol, 1,2-Dichlorobenzene, 1,4-Dichlorobenzene, 1,3-Dichlorobenzene, 2-Chlorophenol, bis(-2-Chloroethyl)Ether, Phenol, Aniline, Pyridine, Carbazole, Benzoic Acid, o-Terphenyl, N-Nitrosodimethylamine};				
CmdQuantitate	BL2000\sean	2/2/2022 4:07:17 PM	Quantitate all compounds in all samples			✓	

Name	User	Time	Action	Reason	Comment	Succeed	Exception
CmdSaveBatchTable	BL2000\sean	2/2/2022 4:12:18 PM	Save batch \\MASSHUNTER\Org\Data\SV5973N.I\sd020122\DoD BNA cal 1\QuantResults\020122 DoD BNA cal.batch.bin			✓	
CmdSaveBatchTable	BL2000\sean	2/2/2022 4:12:52 PM	Save batch \\MASSHUNTER\Org\Data\SV5973N.I\sd020122\DoD BNA cal 1\QuantResults\020122 DoD BNA cal.batch.bin			✓	
CmdSaveBatchTable	BL2000\sean	2/2/2022 4:15:43 PM	Save batch \\MASSHUNTER\Org\Data\SV5973N.I\sd020122\DoD BNA cal 1\QuantResults\020122 DoD BNA cal.batch.bin			✓	
CmdManuallyIntegratePeak	BL2000\sean	2/2/2022 4:26:22 PM	Manually integrate compound 2-Fluorophenol in sample Feb0120.D, from x, y = 3.470, 0 to 3.847, 623, result = 405427; previous integration is from x, y = 3.490, 368 to 3.643, 1045 and previous response = 377400.			✓	
CmdManuallyIntegrateSnapBaseline	BL2000\sean	2/2/2022 4:26:23 PM	Snap baseline for compound 2-Fluorophenol in sample Feb0120.D, from x = 3.470 to x = 3.847, new integration is from x, y = 3.470, 0 to 3.847, 1479 and new response = 395717; previous integration is from x, y = 3.470, 0 to 3.847, 623 and previous response = 405427.			✓	
CmdManuallyIntegrateDropBaseline	BL2000\sean	2/2/2022 4:26:24 PM	Drop baseline for compound 2-Fluorophenol in sample Feb0120.D to y = 0, new integration is from x, y = 3.470, 0 to 3.847, 0 and new response = 412484; previous integration is from x, y = 3.470, 0 to 3.847, 1479 and previous response = 395717.			✓	
CmdManuallyIntegrateDropBaseline	BL2000\sean	2/2/2022 4:26:26 PM	Drop baseline for qualifier 64.0 of compound 2-Fluorophenol in sample Feb0120.D to y = 410, new integration is from x, y = 3.490, 410 to 3.643, 410 and new response = 198391; previous integration is from x, y = 3.490, 410 to 3.643, 732 and previous response = 194364.			✓	
CmdSaveBatchTable	BL2000\sean	2/2/2022 4:27:38 PM	Save batch \\MASSHUNTER\Org\Data\SV5973N.I\sd020122\DoD BNA cal 1\QuantResults\020122 DoD BNA cal.batch.bin			✓	
CmdSaveBatchTable	BL2000\sean	2/2/2022 4:30:00 PM	Save batch \\MASSHUNTER\Org\Data\SV5973N.I\sd020122\DoD BNA cal 1\QuantResults\020122 DoD BNA cal.batch.bin			✓	

Name	User	Time	Action	Reason	Comment	Succeed	Exception
CmdOpenBatchTable	BL2000\sean	2/3/2022 8:44:29 AM	Open batch \\MASSHUNTER\Org\Data\SV5973N.I\sd020122\DoD BNA cal 1\020122 DoD BNA cal.batch.bin			✓	
CmdQuantitate	BL2000\sean	2/3/2022 8:46:19 AM	Quantitate all compounds in all samples			✓	
CmdSaveBatchTable	BL2000\sean	2/3/2022 8:49:29 AM	Save batch \\MASSHUNTER\Org\Data\SV5973N.I\sd020122\DoD BNA cal 1\QuantResults\020122 DoD BNA cal.batch.bin			✓	
CmdOpenBatchTable	BL2000\sean	2/16/2022 8:37:52 AM	Open batch \\MASSHUNTER\Org\Data\SV5973N.I\sd020122\DoD BNA cal 1\020122 DoD BNA cal.batch.bin			✓	
CmdQuantitate	BL2000\sean	2/16/2022 11:04:48 AM	Quantitate all compounds in all samples			✓	
CmdSaveBatchTable	BL2000\sean	2/16/2022 11:10:48 AM	Save batch \\MASSHUNTER\Org\Data\SV5973N.I\sd020122\DoD BNA cal 1\QuantResults\020122 DoD BNA cal.batch.bin			✓	
CmdSetSampleAttribute	BL2000\sean	2/16/2022 11:11:55 AM	Set SampleApproved = True for sample Feb0101.D; previous value = False			✓	
CmdSetSampleAttribute	BL2000\sean	2/16/2022 11:11:56 AM	Set SampleApproved = True for sample Feb0102.D; previous value = False			✓	
CmdSetSampleAttribute	BL2000\sean	2/16/2022 11:11:59 AM	Set SampleApproved = True for sample Feb0103.D; previous value = False			✓	
CmdSetSampleAttribute	BL2000\sean	2/16/2022 11:12:00 AM	Set SampleApproved = True for sample Feb0104.D; previous value = False			✓	
CmdSetSampleAttribute	BL2000\sean	2/16/2022 11:12:01 AM	Set SampleApproved = True for sample Feb0105.D; previous value = False			✓	
CmdSetSampleAttribute	BL2000\sean	2/16/2022 11:12:02 AM	Set SampleApproved = True for sample Feb0106.D; previous value = False			✓	
CmdSetSampleAttribute	BL2000\sean	2/16/2022 11:12:03 AM	Set SampleApproved = True for sample Feb0107.D; previous value = False			✓	
CmdSetSampleAttribute	BL2000\sean	2/16/2022 11:12:05 AM	Set SampleApproved = True for sample Feb0108.D; previous value = False			✓	
CmdSetSampleAttribute	BL2000\sean	2/16/2022 11:12:06 AM	Set SampleApproved = True for sample Feb0109.D; previous value = False			✓	
CmdSetSampleAttribute	BL2000\sean	2/16/2022 11:12:07 AM	Set SampleApproved = True for sample Feb0110.D; previous value = False			✓	

Audit Trail report

Name	User	Time	Action	Reason	Comment	Succeed	Exception
CmdSetSampleAttribute	BL2000\sean	2/16/2022 11:12:08 AM	Set SampleApproved = True for sample Feb0111.D; previous value = False			✓	
CmdSetSampleAttribute	BL2000\sean	2/16/2022 11:12:09 AM	Set SampleApproved = True for sample Feb0112.D; previous value = False			✓	
CmdSetSampleAttribute	BL2000\sean	2/16/2022 11:12:10 AM	Set SampleApproved = True for sample Feb0113.D; previous value = False			✓	
CmdSetSampleAttribute	BL2000\sean	2/16/2022 11:12:10 AM	Set SampleApproved = True for sample Feb0114.D; previous value = False			✓	
CmdSetSampleAttribute	BL2000\sean	2/16/2022 11:12:12 AM	Set SampleApproved = True for sample Feb0115.D; previous value = False			✓	
CmdSetSampleAttribute	BL2000\sean	2/16/2022 11:12:12 AM	Set SampleApproved = True for sample Feb0116.D; previous value = False			✓	
CmdSetSampleAttribute	BL2000\sean	2/16/2022 11:12:13 AM	Set SampleApproved = True for sample Feb0117.D; previous value = False			✓	
CmdSetSampleAttribute	BL2000\sean	2/16/2022 11:12:14 AM	Set SampleApproved = True for sample Feb0118.D; previous value = False			✓	
CmdSetSampleAttribute	BL2000\sean	2/16/2022 11:12:15 AM	Set SampleApproved = True for sample Feb0119.D; previous value = False			✓	
CmdSetSampleAttribute	BL2000\sean	2/16/2022 11:12:16 AM	Set SampleApproved = True for sample Feb0120.D; previous value = False			✓	
CmdSetSampleAttribute	BL2000\sean	2/16/2022 11:12:16 AM	Set SampleApproved = True for sample Feb0121.D; previous value = False			✓	
CmdSetSampleAttribute	BL2000\sean	2/16/2022 11:12:17 AM	Set SampleApproved = True for sample Feb0122.D; previous value = False			✓	
CmdSetSampleAttribute	BL2000\sean	2/16/2022 11:12:20 AM	Set SampleApproved = True for sample Feb0123.D; previous value = False			✓	
CmdSetSampleAttribute	BL2000\sean	2/16/2022 11:12:20 AM	Set SampleApproved = True for sample Feb0124.D; previous value = False			✓	
CmdSetSampleAttribute	BL2000\sean	2/16/2022 11:12:21 AM	Set SampleApproved = True for sample Feb0125.D; previous value = False			✓	
CmdQuantitate	BL2000\sean	2/16/2022 11:14:19 AM	Quantitate all compounds in all samples			✓	
CmdSaveBatchTable	BL2000\sean	2/16/2022 11:17:23 AM	Save batch \\MASSHUNTER\Org\Data\SV5973N.I\sd020122\DoD BNA cal 1\QuantResults\020122 DoD BNA cal.batch.bin			✓	

Continuing Calibration Report

Batch Name \\MASSHUNTER\Org\Data\SV5973N.I\sd020122\DoD BNA cal 1\QuantResults\020122 DoD BNA cal.batch.bin
Method File
Daily CC \\MASSHUNTER\Org\Data\SV5973N.I\sd020122\DoD BNA cal 1Feb0125.D

Level name	Injection Time	Calibration Files
1	2/1/2022 8:37:43 PM	\\MASSHUNTER\Org\Data\SV5973N.I\sd020122\DoD BNA cal 1\Feb0108.D
2	2/1/2022 8:05:35 PM	\\MASSHUNTER\Org\Data\SV5973N.I\sd020122\DoD BNA cal 1\Feb0107.D
3	2/1/2022 7:33:25 PM	\\MASSHUNTER\Org\Data\SV5973N.I\sd020122\DoD BNA cal 1\Feb0106.D
4	2/1/2022 7:01:18 PM	\\MASSHUNTER\Org\Data\SV5973N.I\sd020122\DoD BNA cal 1\Feb0105.D
5	2/1/2022 6:29:01 PM	\\MASSHUNTER\Org\Data\SV5973N.I\sd020122\DoD BNA cal 1\Feb0104.D
6	2/1/2022 5:56:51 PM	\\MASSHUNTER\Org\Data\SV5973N.I\sd020122\DoD BNA cal 1\Feb0103.D
7	2/1/2022 5:24:36 PM	\\MASSHUNTER\Org\Data\SV5973N.I\sd020122\DoD BNA cal 1\Feb0102.D
CCV	1/29/2022 7:29:27 AM	\\MASSHUNTER\Org\Data\SV5973N.I\sd012822\DoD BNA 2\Jan2827.D <======

ISTD Compound:	Avg Resp	Mid Resp	CC Resp	Area%	A/M
1,4-Dichlorobenzene-d4	437427	441162	610513	138.39	M
Naphthalene-d8	1275017	1240005	1756173	141.63	M
Acenaphthene-d10	746429	723199	973676	134.63	M
Phenanthrene-d10	1272773	1236376	1773418	143.44	M
Chrysene-d12	970435	924350	1300116	140.65	M
Perylene-d12	616520	595968	823255	138.14	M

Target Compound	AvgRF/R2	CC RF	Exp. Conc	Calc. Conc	%Dev	Area%	Curve Fit
1,4-Dichlorobenzene-d4	----------ISTD----------						
N-Nitrosodimethylamine	0.9979	0.2822	75.00	78.23	-4.30	204.74	Quadratic
Pyridine	0.9947	0.6913	75.00	71.35	4.86	223.21	Quadratic
2-Fluorophenol	0.9028	0.9305	75.00	77.31	-3.08	216.44	Avg RF
Aniline	0.9982	1.6806	75.00	71.48	4.69	190.60	Quadratic
Phenol-d5	1.1870	1.2681	75.00	80.13	-6.84	218.63	Avg RF
Phenol	0.9964	1.3873	75.00	78.27	-4.37	216.67	Quadratic
bis(-2-Chloroethyl)Ether	0.9915	0.7543	75.00	77.56	-3.41	203.32	Quadratic
2-Chlorophenol	0.9981	1.0758	75.00	76.62	-2.17	212.38	Quadratic
1,3-Dichlorobenzene	0.9964	1.3294	75.00	75.01	-0.01	197.40	Quadratic
1,4-Dichlorobenzene	0.9983	1.3950	75.00	74.15	1.14	206.05	Quadratic
1,2-Dichlorobenzene	0.9970	1.3472	75.00	73.76	1.66	197.33	Quadratic
Benzyl Alcohol	0.9957	0.6174	75.00	76.67	-2.23	210.17	Quadratic
2-Methylphenol	0.9995	0.9328	75.00	73.25	2.34	205.29	Quadratic
bis(2-chloroisopropyl)Ether	0.9992	0.3704	75.00	72.05	3.93	201.00	Quadratic
N-nitroso-Di-n-propylamine	0.9967	0.7145	75.00	78.05	-4.07	236.98	Quadratic
4Methylphenol/3Methylphenol	0.9948	1.3680	75.00	76.80	-2.40	211.67	Quadratic
Hexachloroethane	0.9978	0.3765	75.00	77.33	-3.11	216.40	Quadratic
Nitrobenzene-d5	0.6175	0.5928	75.00	72.01	3.99	204.49	Avg RF
Nitrobenzene	0.9985	0.2813	75.00	70.35	6.19	185.38	Quadratic
Naphthalene-d8	----------ISTD----------						
Isophorone	0.9974	0.5738	75.00	72.06	3.92	209.80	Quadratic
2-Nitrophenol	0.9996	0.0793	75.00	70.76	5.66	212.78	Quadratic
2,4-Dimethylphenol	0.9979	0.2494	75.00	68.78	8.29	195.22	Quadratic
bis(-2-Chloroethoxy)Methane	0.9993	0.3361	75.00	78.56	-4.74	215.00	Quadratic
2,4-Dichlorophenol	0.9974	0.2548	75.00	75.80	-1.07	222.65	Quadratic
Benzoic Acid	0.9981	0.1521	75.00	74.08	1.23	219.02	Quadratic
1,2,4-Trichlorobenzene	0.9998	0.2861	75.00	69.29	7.62	194.06	Quadratic
Naphthalene	0.9995	0.9164	75.00	75.88	-1.17	212.71	Quadratic
4-Chlorophenol	0.9997	0.0847	75.00	71.96	4.05	201.97	Quadratic
p-Chloroaniline	0.9977	0.3512	75.00	70.08	6.56	209.89	Quadratic
Hexachlorobutadiene	0.9997	0.1482	75.00	70.28	6.29	199.15	Quadratic
4-Chloro-2-Methylphenol	0.9997	0.2329	75.00	77.42	-3.23	213.09	Quadratic

Target Compound	AvgRF/R2	CC RF	Exp. Conc	Calc. Conc	%Dev	Area%	Curve Fit
4-Chloro-3-Methylphenol	0.9982	0.2521	75.00	77.38	-3.17	220.55	Quadratic
2-Methylnaphthalene	0.9990	0.5359	75.00	74.38	0.82	208.22	Quadratic
1-Methylnaphthalene	0.9987	0.5019	75.00	71.34	4.88	197.66	Quadratic
Acenaphthene-d10	----------ISTD----------						
Hexachlorocyclopentadiene	0.9965	0.1598	75.00	71.17	5.11	208.30	Quadratic
2,4,6-Trichlorophenol	0.2638	0.2868	75.00	81.54	-8.72	209.62	Avg RF
2,4,5-Trichlorophenol	0.9993	0.3294	75.00	80.70	-7.61	215.72	Quadratic
2-Fluorobiphenyl	0.9963	1.1764	75.00	73.62	1.83	180.55	Quadratic
2-Chloronaphthalene	0.9989	1.0653	75.00	81.19	-8.26	211.27	Quadratic
2-Nitroaniline	0.9956	0.1506	75.00	76.69	-2.25	207.96	Quadratic
Dimethyl Phthalate	0.9995	1.0546	75.00	77.13	-2.84	212.82	Quadratic
2,6-Dinitrotoluene	0.9915	0.1384	75.00	81.10	-8.13	249.05	Quadratic
Acenaphthylene	0.9969	1.6424	75.00	77.42	-3.23	213.55	Quadratic
3-Nitroaniline	0.9962	0.1570	75.00	80.78	-7.70	230.94	Quadratic
Acenaphthene	0.9973	0.9022	75.00	73.52	1.97	208.99	Quadratic
2,4-Dinitrophenol	0.9956	0.0625	75.00	62.74	16.35	193.71	Quadratic
Dibenzofuran	0.9941	1.4118	75.00	74.79	0.28	189.93	Quadratic
4-Nitrophenol	0.9945	0.1594	75.00	80.97	-7.96	227.42	Quadratic
2,4-Dinitrotoluene	0.9982	0.1637	75.00	71.44	4.75	203.12	Quadratic
Diethylphthalate	0.9986	1.1451	75.00	81.08	-8.11	233.14	Quadratic
Fluorene	0.9932	1.2256	75.00	71.63	4.49	212.26	Quadratic
4-Chlorophenyl-phenylether	0.9981	0.5946	75.00	80.28	-7.03	214.15	Quadratic
Phenanthrene-d10	----------ISTD----------						
4-Nitroaniline	0.9936	0.0823	75.00	76.64	-2.19	238.43	Quadratic
4,6-Dinitro-2-methylphenol	0.9939	0.0459	75.00	61.47	18.05	195.89	Quadratic
N-nitrosodiphenylamine	0.9974	0.4355	75.00	67.66	9.79	188.74	Quadratic
Azobenzene	0.9988	0.5417	75.00	73.68	1.76	224.30	Quadratic
2,4,6-Tribromophenol	0.9977	0.0563	75.00	73.23	2.36	211.76	Quadratic
4-Bromophenyl-phenylether	0.9989	0.1766	75.00	73.63	1.83	211.53	Quadratic
Hexachlorobenzene	0.9947	0.1776	75.00	72.11	3.85	221.45	Quadratic
Pentachlorophenol	0.9955	0.0830	75.00	70.85	5.53	216.15	Quadratic
Phenanthrene	0.9957	0.9206	75.00	69.72	7.04	201.66	Quadratic
Anthracene	0.9148	0.9193	75.00	75.37	-0.49	213.55	Avg RF
Triallate	0.9968	0.2001	75.00	77.85	-3.80	221.59	Quadratic
Carbazole	0.9991	0.8813	75.00	78.43	-4.57	217.85	Quadratic
o-Terphenyl	0.9956	0.4942	75.00	72.56	3.25	196.70	Quadratic
Di-n-Butylphthalate	0.9985	0.8801	75.00	76.81	-2.41	220.50	Quadratic
Fluoranthene	0.9966	0.9222	75.00	67.56	9.93	195.87	Quadratic
Benzidine	0.9966	0.3575	75.00	74.85	0.20	238.61	Quadratic
Pyrene	0.9984	0.9777	75.00	70.71	5.72	190.58	Quadratic
Terphenyl-d14	0.9989	0.6993	75.00	73.04	2.61	206.09	Quadratic
Chrysene-d12	----------ISTD----------						
Butylbenzylphthalate	0.9975	0.4023	75.00	74.65	0.46	226.28	Quadratic
Benzo(a)Anthracene	0.9997	1.0262	75.00	71.24	5.02	201.78	Quadratic
Chrysene	0.9995	1.0976	75.00	71.01	5.32	198.76	Quadratic
3,3-Dichlorobenzidine	0.9981	0.3532	75.00	77.08	-2.78	236.10	Quadratic
bis(2-ethylhexyl)Phthalate	0.9971	0.1424	75.00	73.57	1.91	225.73	Quadratic
Perylene-d12	----------ISTD----------						
Di-n-octyl Phthalate	0.9995	1.5103	75.00	75.64	-0.85	221.74	Quadratic
Benzo(b)fluoranthene	0.9991	1.5289	75.00	75.19	-0.25	207.65	Quadratic
Benzo(k)fluoranthene	0.9993	1.6686	75.00	74.36	0.85	203.30	Quadratic
Benzo(a)pyrene	0.9999	1.4574	75.00	75.29	-0.38	210.28	Quadratic
Indeno(1,2,3-c,d)pyrene	0.9992	1.2275	75.00	78.63	-4.84	222.27	Quadratic
Dibenzo(a,h)anthracene	0.9973	1.3564	75.00	82.57	-10.09	235.01	Quadratic
Benzo(g,h,i)perylene	0.9996	1.4611	75.00	77.55	-3.40	213.71	Quadratic

A -- against Average; M -- against Mid Point; P -- against Previous CC in the Method;

Energy Laboratories Inc

ANALYTICAL RUN Summary

16-Feb-22

Run ID SV5973N.I_220201B

Run Start Date:	2/1/2022
Analyst:	Sean McGrew
Ical:	0
Column ID:	XTI-5
Comments:	

Std ID	Std Name	Std Amount	Std Units	Samp Amount	Samp Units	SampType	Expiration Date
dcmsvoc13	DCM						11/17/2022
sv100507	BNA mix	37.5	ul	62.5	ul	CCV	3/31/2022
sv100516	BNA Internals 2000 ug/mL	2	ul	100	ul	all HL SVOC	6/30/2023
sv100714	BNA 2nd source 200 ug/mL	37.5	ul	62.5	ul	ICV	10/1/2022
sv83311	DFTPP 1000 ug/mL	50	ul	50	ul	TUNE	10/31/2022
sv90820	BNA 2nd source short (new)	37.5	ul	62.5	ul	ICV	3/16/2023

Seq No	Lab ID	Test Code	Sample Typ	File ID	Analysis Date	DF	Batch ID	Prep Date	SPKref	RPDref	pmoist
15015620	Feb0126_D_TU	SVOC-8270-DF	TUNE	SV5973N.I\sd0202	2/2/2022 6:14:00	1	R374159		0	0	

Analyte	T	Units	RAW	Final	Text	Spike	SPKref	RPDref	MDL	PQL	UQL	%REC	LOW	HIGH	%RPD	Q
127, % of mass 198	A	%	50.3	50.3		100	0	0	0	0.01	0	50%	40	60	0%	
197, % of mass 198	A	%	0	0		100	0	0	0	0.01	0	0%	0	0.99	0%	
198, Base Peak	A	%	100	100		100	0	0	0	0.01	0	100%	100	100	0%	
199, % of mass 198	A	%	6.9	6.9		100	0	0	0	0.01	0	7%	5	9	0%	
275, % of mass 198	A	%	28.9	28.9		100	0	0	0	0.01	0	29%	10	30	0%	
365, % of mass 198	A	%	4.1	4.1		100	0	0	0	0.01	0	4%	1	99.99	0%	
441, % of mass 443	A	%	85.7	85.7		100	0	0	0	0.01	0	86%	0.01	150	0%	
442, % of mass 198	A	%	71.1	71.1		100	0	0	0	0.01	0	71%	40	100	0%	
443, % of mass 442	A	%	19.1	19.1		100	0	0	0	0.01	0	19%	17	23	0%	
51, % of mass 198	A	%	34.9	34.9		100	0	0	0	0.01	0	35%	30	60	0%	
68, % of mass 69	A	%	0	0		100	0	0	0	0.01	0	0%	0	1.99	0%	
70, % of mass 69	A	%	0.6	0.6		100	0	0	0	0.01	0	1%	0	1.99	0%	

Seq No	Lab ID	Test Code	Sample Typ	File ID	Analysis Date	DF	Batch ID	Prep Date	SPKref	RPDref	pmoist
15015621	01-Feb-22_CCV	SVOC-8270-W-	CCV	SV5973N.I\sd0202	2/2/2022 6:35:42	1	R374159		0	0	

Analyte	T	Units	RAW	Final	Text	Spike	SPKref	RPDref	MDL	PQL	UQL	%REC	LOW	HIGH	%RPD	Q
1,2,4-Trichlorobenzene	A	ug/L	79.26675	79.26675		75	0	0	1.9	10	150	106%	80	120	0%	
1,2-Dichlorobenzene	A	ug/L	76.20866	76.20866		75	0	0	1.97	10	150	102%	80	120	0%	
1,3-Dichlorobenzene	A	ug/L	80.85273	80.85273		75	0	0	2.13	10	150	108%	80	120	0%	
1,4-Dichlorobenzene	A	ug/L	73.78992	73.78992		75	0	0	2.02	10	150	98%	80	120	0%	
1-Methylnaphthalene	A	ug/L	78.9491	78.9491		75	0	0	2.39	10	150	105%	80	120	0%	
2,2´-Oxybis(1-Chloropropane)	A	ug/L	76.00002	76.00002		75	0	0	1.45	10	150	101%	80	120	0%	
2,4,5-Trichlorophenol	A	ug/L	80.63001	80.63001		75	0	0	2.23	10	150	108%	80	120	0%	
2,4,6-Trichlorophenol	A	ug/L	85.99058	85.99058		75	0	0	2.64	10	150	115%	80	120	0%	
2,4-Dichlorophenol	A	ug/L	79.70574	79.70574		75	0	0	1.69	10	150	106%	80	120	0%	
2,4-Dimethylphenol	A	ug/L	70.74148	70.74148		75	0	0	1.69	10	150	94%	80	120	0%	
2,4-Dinitrophenol	A	ug/L	60.07208	60.07208		75	0	0	4.26	10	150	80%	80	120	0%	
2,4-Dinitrotoluene	A	ug/L	76.12623	76.12623		75	0	0	3.04	10	150	102%	80	120	0%	
2,6-Dinitrotoluene	A	ug/L	76.66805	76.66805		75	0	0	3.2	10	150	102%	80	120	0%	
2-Chloronaphthalene	A	ug/L	86.50862	86.50862		75	0	0	2.14	10	150	115%	80	120	0%	
2-Chlorophenol	A	ug/L	79.20944	79.20944		75	0	0	2.48	10	150	106%	80	120	0%	
2-Methylnaphthalene	A	ug/L	79.24876	79.24876		75	0	0	1.92	10	150	106%	80	120	0%	
2-Nitroaniline	A	ug/L	74.19045	74.19045		75	0	0	2.4	10	150	99%	80	120	0%	
2-Nitrophenol	A	ug/L	75.41115	75.41115		75	0	0	2.36	10	150	101%	80	120	0%	
3,3´-Dichlorobenzidine	A	ug/L	81.86731	81.86731		75	0	0	2.11	10	150	109%	80	120	0%	
3-Nitroaniline	A	ug/L	77.07801	77.07801		75	0	0	2.77	10	150	103%	80	120	0%	
4,6-Dinitro-2-methylphenol	A	ug/L	71.01255	71.01255		75	0	0	2.33	10	150	95%	80	120	0%	
4-Bromophenyl phenyl ether	A	ug/L	80.60533	80.60533		75	0	0	1.74	10	150	107%	80	120	0%	
4-Chloro-2-methylphenol	A	ug/L	77.78839	77.78839		75	0	0	1.6	10	150	104%	80	120	0%	
4-Chloro-3-methylphenol	A	ug/L	81.28494	81.28494		75	0	0	1.46	10	150	108%	80	120	0%	
4-Chlorophenol	A	ug/L	77.43518	77.43518		75	0	0	2.64	10	150	103%	80	120	0%	
4-Chlorophenyl phenyl ether	A	ug/L	77.68594	77.68594		75	0	0	2.03	10	150	104%	80	120	0%	
4-Nitroaniline	A	ug/L	68.95862	68.95862		75	0	0	1.63	10	150	92%	80	120	0%	
4-Nitrophenol	A	ug/L	79.85642	79.85642		75	0	0	2.5	10	150	106%	80	120	0%	
Acenaphthene	A	ug/L	74.92473	74.92473		75	0	0	1.89	10	150	100%	80	120	0%	
Acenaphthylene	A	ug/L	76.4816	76.4816		75	0	0	1.57	10	150	102%	80	120	0%	
Aniline	A	ug/L	76.31863	76.31863		75	0	0	3.74	10	150	102%	80	120	0%	
Anthracene	A	ug/L	75.96356	75.96356		75	0	0	1.23	10	150	101%	80	120	0%	
Azobenzene	A	ug/L	73.95239	73.95239		75	0	0	1.09	10	150	99%	80	120	0%	
Benzidine	A	ug/L	85.61759	85.61759		75	0	0	6.72	10	150	114%	80	120	0%	
Benzo(a)anthracene	A	ug/L	75.40297	75.40297		75	0	0	0.856	10	150	101%	80	120	0%	

Seq No	Lab ID	Test Code	Sample Typ	File ID	Analysis Date	DF	Batch ID	Prep Date	SPKref	RPDref	pmoist
15015621	01-Feb-22_CCV	SVOC-8270-W-	CCV	SV5973N.I\sd0202	2/2/2022 6:35:42	1	R374159		0	0	

Analyte	T	Units	RAW	Final	Text	Spike	SPKref	RPDref	MDL	PQL	UQL	%REC	LOW	HIGH	%RPD	Q
Benzo(a)pyrene	A	ug/L	79.12797	79.12797		75	0	0	1.24	10	150	106%	80	120	0%	
Benzo(b)fluoranthene	A	ug/L	79.52378	79.52378		75	0	0	0.903	10	150	106%	80	120	0%	
Benzo(g,h,i)perylene	A	ug/L	80.11836	80.11836		75	0	0	1.01	10	150	107%	80	120	0%	
Benzo(k)fluoranthene	A	ug/L	74.91576	74.91576		75	0	0	0.97	10	150	100%	80	120	0%	
Benzoic acid	A	ug/L	73.88305	73.88305		75	0	0	1.51	10	150	99%	80	120	0%	
Benzyl alcohol	A	ug/L	81.2697	81.2697		75	0	0	3.13	10	150	108%	80	120	0%	
bis(-2-chloroethoxy)Methane	A	ug/L	85.063	85.063		75	0	0	1.36	10	150	113%	80	120	0%	
bis(-2-chloroethyl)Ether	A	ug/L	79.19921	79.19921		75	0	0	2.57	10	150	106%	80	120	0%	
bis(2-chloroisopropyl)Ether	A	ug/L	76.00002	76.00002		75	0	0	1.49	10	150	101%	80	120	0%	
bis(2-ethylhexyl)Phthalate	A	ug/L	76.13567	76.13567		75	0	0	1.91	10	150	102%	80	120	0%	
Butylbenzylphthalate	A	ug/L	77.34352	77.34352		75	0	0	1.57	10	150	103%	80	120	0%	
Carbazole	A	ug/L	81.94541	81.94541		75	0	0	0.842	10	150	109%	80	120	0%	
Chrysene	A	ug/L	77.88339	77.88339		75	0	0	1.17	10	150	104%	80	120	0%	
Di-n-butyl phthalate	A	ug/L	81.00206	81.00206		75	0	0	0.932	10	150	108%	80	120	0%	
Di-n-octyl phthalate	A	ug/L	75.12959	75.12959		75	0	0	1.34	10	150	100%	80	120	0%	
Dibenzo(a,h)anthracene	A	ug/L	84.72459	84.72459		75	0	0	1.17	10	150	113%	80	120	0%	
Dibenzofuran	A	ug/L	79.79545	79.79545		75	0	0	1.74	10	150	106%	80	120	0%	
Diethyl phthalate	A	ug/L	76.9291	76.9291		75	0	0	2.18	10	150	103%	80	120	0%	
Dimethyl phthalate	A	ug/L	78.74081	78.74081		75	0	0	1.72	10	150	105%	80	120	0%	
Fluoranthene	A	ug/L	73.49685	73.49685		75	0	0	0.883	10	150	98%	80	120	0%	
Fluorene	A	ug/L	71.12869	71.12869		75	0	0	1.82	10	150	95%	80	120	0%	
Hexachlorobenzene	A	ug/L	70.55407	70.55407		75	0	0	1.33	10	150	94%	80	120	0%	
Hexachlorobutadiene	A	ug/L	74.22442	74.22442		75	0	0	2.32	10	150	99%	80	120	0%	
Hexachlorocyclopentadiene	A	ug/L	71.34936	71.34936		75	0	0	2.97	10	150	95%	80	120	0%	
Hexachloroethane	A	ug/L	79.98929	79.98929		75	0	0	1.79	10	150	107%	80	120	0%	
Indeno(1,2,3-cd)pyrene	A	ug/L	78.79813	78.79813		75	0	0	1.25	10	150	105%	80	120	0%	
Isophorone	A	ug/L	78.78637	78.78637		75	0	0	1.67	10	150	105%	80	120	0%	
m+p-Cresols	A	ug/L	76.07597	76.07597		75	0	0	1.78	10	150	101%	80	120	0%	
n-Nitroso-di-n-propylamine	A	ug/L	76.12801	76.12801		75	0	0	1.54	10	150	102%	80	120	0%	
n-Nitrosodimethylamine	A	ug/L	80.82041	80.82041		75	0	0	1.53	10	150	108%	80	120	0%	
n-Nitrosodiphenylamine	A	ug/L	77.78673	77.78673		75	0	0	1.16	10	150	104%	80	120	0%	
Naphthalene	A	ug/L	80.91285	80.91285		75	0	0	1.74	10	150	108%	80	120	0%	
Nitrobenzene	A	ug/L	80.29259	80.29259		75	0	0	2.31	10	150	107%	80	120	0%	
o-Cresol	A	ug/L	75.24711	75.24711		75	0	0	1.83	10	150	100%	80	120	0%	
o-Terphenyl	A	ug/L	79.65804	79.65804		75	0	0	1.27	10	150	106%	80	120	0%	

Seq No	Lab ID	Test Code	Sample Typ	File ID	Analysis Date	DF	Batch ID	Prep Date	SPKref	RPDref	pmoist
15015621	01-Feb-22_CCV	SVOC-8270-W-	CCV	SV5973N.I\sd0202	2/2/2022 6:35:42	1	R374159		0	0	

Analyte	T	Units	RAW	Final	Text	Spike	SPKref	RPDref	MDL	PQL	UQL	%REC	LOW	HIGH	%RPD	Q
p-Chloroaniline	A	ug/L	75.37161	75.37161		75	0	0	1.52	10	150	100%	80	120	0%	
Pentachlorophenol	A	ug/L	73.71725	73.71725		75	0	0	4.24	10	150	98%	80	120	0%	
Phenanthrene	A	ug/L	70.29334	70.29334		75	0	0	0.784	10	150	94%	80	120	0%	
Phenol	A	ug/L	80.84774	80.84774		75	0	0	1.46	10	150	108%	80	120	0%	
Pyrene	A	ug/L	78.05323	78.05323		75	0	0	0.921	10	150	104%	80	120	0%	
Pyridine	A	ug/L	64.2951	64.2951		75	0	0	3.22	10	150	86%	80	120	0%	
Triallate	A	ug/L	82.00406	82.00406		75	0	0	1.51	10	150	109%	80	120	0%	
1,4-Dichlorobenzene-d4	I	ug/L	40	40		0	0	0	0	10	150	0%	80	120	0%	
Acenaphthene-d10	I	ug/L	40	40		0	0	0	0	10	150	0%	80	120	0%	
Chrysene-d12	I	ug/L	40	40		0	0	0	0	10	150	0%	80	120	0%	
Naphthalene-d8	I	ug/L	40	40		0	0	0	0	10	150	0%	80	120	0%	
Perylene-d12	I	ug/L	40	40		0	0	0	0	10	150	0%	80	120	0%	
Phenanthrene-d10	I	ug/L	40	40		0	0	0	0	10	150	0%	80	120	0%	
2,4,6-Tribromophenol	S	ug/L	76.53278	76.53278		75	0	0	2.88	10	0	102%	80	120	0%	
2-Fluorobiphenyl	S	ug/L	79.27631	79.27631		75	0	0	0.724	10	0	106%	80	120	0%	
2-Fluorophenol	S	ug/L	78.54662	78.54662		75	0	0	3.52	10	0	105%	80	120	0%	
Nitrobenzene-d5	S	ug/L	77.30344	77.30344		75	0	0	2.34	10	0	103%	80	120	0%	
Phenol-d5	S	ug/L	79.90356	79.90356		75	0	0	2.06	10	0	107%	80	120	0%	
Terphenyl-d14	S	ug/L	77.39974	77.39974		75	0	0	1.17	10	0	103%	80	120	0%	
4-Chloroaniline	X	ug/L	75.37161	75.37161		75	0	0	1.61	10	150	100%	80	120	0%	

Seq No	Lab ID	Test Code	Sample Typ	File ID	Analysis Date	DF	Batch ID	Prep Date	SPKref	RPDref	pmoist
15015622	01-Feb-22_ISTB	SVOC-8270-W-	SAMP	SV5973N.I\sd0202	2/2/2022 7:07:44	1	R374159		0	0	

Analyte	T	Units	RAW	Final	Text	Spike	SPKref	RPDref	MDL	PQL	UQL	%REC	LOW	HIGH	%RPD	Q
1,2,4-Trichlorobenzene	A	ug/L	0	0		0	0	0	1.9	10	150	0%	0	0	0%	
1,2-Dichlorobenzene	A	ug/L	0	0		0	0	0	1.97	10	150	0%	0	0	0%	
1,3-Dichlorobenzene	A	ug/L	0	0		0	0	0	2.13	10	150	0%	0	0	0%	
1,4-Dichlorobenzene	A	ug/L	0	0		0	0	0	2.02	10	150	0%	0	0	0%	
1-Methylnaphthalene	A	ug/L	0	0		0	0	0	2.39	10	150	0%	0	0	0%	
2,2´-Oxybis(1-Chloropropane)	A	ug/L	0	0		0	0	0	1.45	10	150	0%	0	0	0%	
2,4,5-Trichlorophenol	A	ug/L	0	0		0	0	0	2.23	10	150	0%	0	0	0%	
2,4,6-Trichlorophenol	A	ug/L	0	0		0	0	0	2.64	10	150	0%	0	0	0%	
2,4-Dichlorophenol	A	ug/L	0	0		0	0	0	1.69	10	150	0%	0	0	0%	
2,4-Dimethylphenol	A	ug/L	0	0		0	0	0	1.69	10	150	0%	0	0	0%	

Seq No	Lab ID	Test Code	Sample Typ	File ID	Analysis Date	DF	Batch ID	Prep Date	SPKref	RPDref	pmoist
15015622	01-Feb-22_ISTB	SVOC-8270-W-	SAMP	SV5973N.I\sd0202	2/2/2022 7:07:44	1	R374159		0	0	

Analyte	T	Units	RAW	Final	Text	Spike	SPKref	RPDref	MDL	PQL	UQL	%REC	LOW	HIGH	%RPD	Q
2,4-Dinitrophenol	A	ug/L	0	0		0	0	0	4.26	10	150	0%	0	0	0%	
2,4-Dinitrotoluene	A	ug/L	0	0		0	0	0	3.04	10	150	0%	0	0	0%	
2,6-Dinitrotoluene	A	ug/L	0	0		0	0	0	3.2	10	150	0%	0	0	0%	
2-Chloronaphthalene	A	ug/L	0	0		0	0	0	2.14	10	150	0%	0	0	0%	
2-Chlorophenol	A	ug/L	0	0		0	0	0	2.48	10	150	0%	0	0	0%	
2-Methylnaphthalene	A	ug/L	0	0		0	0	0	1.92	10	150	0%	0	0	0%	
2-Nitroaniline	A	ug/L	0	0		0	0	0	2.4	10	150	0%	0	0	0%	
2-Nitrophenol	A	ug/L	0	0		0	0	0	2.36	10	150	0%	0	0	0%	
3,3´-Dichlorobenzidine	A	ug/L	0	0		0	0	0	2.11	10	150	0%	0	0	0%	
3-Nitroaniline	A	ug/L	0	0		0	0	0	2.77	10	150	0%	0	0	0%	
4,6-Dinitro-2-methylphenol	A	ug/L	0	0		0	0	0	2.33	10	150	0%	0	0	0%	
4-Bromophenyl phenyl ether	A	ug/L	0	0		0	0	0	1.74	10	150	0%	0	0	0%	
4-Chloro-2-methylphenol	A	ug/L	0	0		0	0	0	1.6	10	150	0%	0	0	0%	
4-Chloro-3-methylphenol	A	ug/L	0	0		0	0	0	1.46	10	150	0%	0	0	0%	
4-Chlorophenol	A	ug/L	0	0		0	0	0	2.64	10	150	0%	0	0	0%	
4-Chlorophenyl phenyl ether	A	ug/L	0	0		0	0	0	2.03	10	150	0%	0	0	0%	
4-Nitroaniline	A	ug/L	0	0		0	0	0	1.63	10	150	0%	0	0	0%	
4-Nitrophenol	A	ug/L	0	0		0	0	0	2.5	10	150	0%	0	0	0%	
Acenaphthene	A	ug/L	0	0		0	0	0	1.89	10	150	0%	0	0	0%	
Acenaphthylene	A	ug/L	0	0		0	0	0	1.57	10	150	0%	0	0	0%	
Aniline	A	ug/L	0	0		0	0	0	3.74	10	150	0%	0	0	0%	
Anthracene	A	ug/L	0	0		0	0	0	1.23	10	150	0%	0	0	0%	
Azobenzene	A	ug/L	0	0		0	0	0	1.09	10	150	0%	0	0	0%	
Benzidine	A	ug/L	0	0		0	0	0	6.72	10	150	0%	0	0	0%	
Benzo(a)anthracene	A	ug/L	0	0		0	0	0	0.856	10	150	0%	0	0	0%	
Benzo(a)pyrene	A	ug/L	0	0		0	0	0	1.24	10	150	0%	0	0	0%	
Benzo(b)fluoranthene	A	ug/L	0	0		0	0	0	0.903	10	150	0%	0	0	0%	
Benzo(g,h,i)perylene	A	ug/L	0	0		0	0	0	1.01	10	150	0%	0	0	0%	
Benzo(k)fluoranthene	A	ug/L	0	0		0	0	0	0.97	10	150	0%	0	0	0%	
Benzoic acid	A	ug/L	0	0		0	0	0	1.51	10	150	0%	0	0	0%	
Benzyl alcohol	A	ug/L	0	0		0	0	0	3.13	10	150	0%	0	0	0%	
bis(-2-chloroethoxy)Methane	A	ug/L	0	0		0	0	0	1.36	10	150	0%	0	0	0%	
bis(-2-chloroethyl)Ether	A	ug/L	0	0		0	0	0	2.57	10	150	0%	0	0	0%	
bis(2-chloroisopropyl)Ether	A	ug/L	0	0		0	0	0	1.49	10	150	0%	0	0	0%	
bis(2-ethylhexyl)Phthalate	A	ug/L	0	0		0	0	0	1.91	10	150	0%	0	0	0%	

Seq No	Lab ID	Test Code	Sample Typ	File ID	Analysis Date	DF	Batch ID	Prep Date	SPKref	RPDref	pmoist
15015622	01-Feb-22_ISTB	SVOC-8270-W-	SAMP	SV5973N.I\sd0202	2/2/2022 7:07:44	1	R374159		0	0	

Analyte	T	Units	RAW	Final	Text	Spike	SPKref	RPDref	MDL	PQL	UQL	%REC	LOW	HIGH	%RPD	Q
Butylbenzylphthalate	A	ug/L	0	0		0	0	0	1.57	10	150	0%	0	0	0%	
Carbazole	A	ug/L	0	0		0	0	0	0.842	10	150	0%	0	0	0%	
Chrysene	A	ug/L	0	0		0	0	0	1.17	10	150	0%	0	0	0%	
Di-n-butyl phthalate	A	ug/L	0	0		0	0	0	0.932	10	150	0%	0	0	0%	
Di-n-octyl phthalate	A	ug/L	0	0		0	0	0	1.34	10	150	0%	0	0	0%	
Dibenzo(a,h)anthracene	A	ug/L	0	0		0	0	0	1.17	10	150	0%	0	0	0%	
Dibenzofuran	A	ug/L	0	0		0	0	0	1.74	10	150	0%	0	0	0%	
Diethyl phthalate	A	ug/L	0	0		0	0	0	2.18	10	150	0%	0	0	0%	
Dimethyl phthalate	A	ug/L	0	0		0	0	0	1.72	10	150	0%	0	0	0%	
Fluoranthene	A	ug/L	0	0		0	0	0	0.883	10	150	0%	0	0	0%	
Fluorene	A	ug/L	0	0		0	0	0	1.82	10	150	0%	0	0	0%	
Hexachlorobenzene	A	ug/L	0	0		0	0	0	1.33	10	150	0%	0	0	0%	
Hexachlorobutadiene	A	ug/L	0	0		0	0	0	2.32	10	150	0%	0	0	0%	
Hexachlorocyclopentadiene	A	ug/L	0	0		0	0	0	2.97	10	150	0%	0	0	0%	
Hexachloroethane	A	ug/L	0	0		0	0	0	1.79	10	150	0%	0	0	0%	
Indeno(1,2,3-cd)pyrene	A	ug/L	0	0		0	0	0	1.25	10	150	0%	0	0	0%	
Isophorone	A	ug/L	0	0		0	0	0	1.67	10	150	0%	0	0	0%	
m+p-Cresols	A	ug/L	0	0		0	0	0	1.78	10	150	0%	0	0	0%	
n-Nitroso-di-n-propylamine	A	ug/L	0	0		0	0	0	1.54	10	150	0%	0	0	0%	
n-Nitrosodimethylamine	A	ug/L	0	0		0	0	0	1.53	10	150	0%	0	0	0%	
n-Nitrosodiphenylamine	A	ug/L	0	0		0	0	0	1.16	10	150	0%	0	0	0%	
Naphthalene	A	ug/L	0	0		0	0	0	1.74	10	150	0%	0	0	0%	
Nitrobenzene	A	ug/L	0	0		0	0	0	2.31	10	150	0%	0	0	0%	
o-Cresol	A	ug/L	0	0		0	0	0	1.83	10	150	0%	0	0	0%	
p-Chloroaniline	A	ug/L	0	0		0	0	0	1.52	10	150	0%	0	0	0%	
Pentachlorophenol	A	ug/L	0	0		0	0	0	4.24	10	150	0%	0	0	0%	
Phenanthrene	A	ug/L	0	0		0	0	0	0.784	10	150	0%	0	0	0%	
Phenol	A	ug/L	0	0		0	0	0	1.46	10	150	0%	0	0	0%	
Pyrene	A	ug/L	0	0		0	0	0	0.921	10	150	0%	0	0	0%	
Pyridine	A	ug/L	0	0		0	0	0	3.22	10	150	0%	0	0	0%	
Triallate	A	ug/L	0	0		0	0	0	1.51	10	150	0%	0	0	0%	
1,4-Dichlorobenzene-d4	I	ug/L	40	40		0	0	0	0	10	150	0%	0	0	0%	
Acenaphthene-d10	I	ug/L	40	40		0	0	0	0	10	150	0%	0	0	0%	
Chrysene-d12	I	ug/L	40	40		0	0	0	0	10	150	0%	0	0	0%	
Naphthalene-d8	I	ug/L	40	40		0	0	0	0	10	150	0%	0	0	0%	

Seq No	Lab ID	Test Code	Sample Typ	File ID	Analysis Date	DF	Batch ID	Prep Date	SPKref	RPDref	pmoist
15015622	01-Feb-22_ISTB	SVOC-8270-W-	SAMP	SV5973N.I\sd0202/2/2022 7:07:44		1	R374159		0	0	

Analyte	T	Units	RAW	Final	Text	Spike	SPKref	RPDref	MDL	PQL	UQL	%REC	LOW	HIGH	%RPD	Q
Perylene-d12	I	ug/L	40	40		0	0	0	0	10	150	0%	0	0	0%	
Phenanthrene-d10	I	ug/L	40	40		0	0	0	0	10	150	0%	0	0	0%	
2,4,6-Tribromophenol	S	ug/L	0	0		200	0	0	2.88	10	0	0%	25	140	0%	S
2-Fluorobiphenyl	S	ug/L	0	0		100	0	0	0.724	10	0	0%	28	107	0%	S
2-Fluorophenol	S	ug/L	0	0		200	0	0	3.52	10	0	0%	10	75	0%	S
Nitrobenzene-d5	S	ug/L	0	0		100	0	0	2.34	10	0	0%	32	94	0%	S
Phenol-d5	S	ug/L	0	0		200	0	0	2.06	10	0	0%	10	65	0%	S
Terphenyl-d14	S	ug/L	0	0		100	0	0	1.17	10	0	0%	32	122	0%	S
4-Chloroaniline	X	ug/L	0	0		0	0	0	1.61	10	150	0%	0	0	0%	
o-Terphenyl	X	ug/L	0	0		0	0	0	1.27	10	150	0%	0	0	0%	

Seq No	Lab ID	Test Code	Sample Typ	File ID	Analysis Date	DF	Batch ID	Prep Date	SPKref	RPDref	pmoist
15015623	B22011134-001	SVOC-8270-W-	SAMP	SV5973N.I\sd0202/2/2022 7:39:45		1	163072	1/20/2022 7:	0	0	

Analyte	T	Units	RAW	Final	Text	Spike	SPKref	RPDref	MDL	PQL	UQL	%REC	LOW	HIGH	%RPD	Q
1,2,4-Trichlorobenzene	A	ug/L	0	0		0	0	0	1.938	10	150	0%	0	0	0%	U
1,2-Dichlorobenzene	A	ug/L	0	0		0	0	0	2.0094	10	150	0%	0	0	0%	U
1,3-Dichlorobenzene	A	ug/L	0	0		0	0	0	2.1726	10	150	0%	0	0	0%	U
1,4-Dichlorobenzene	A	ug/L	0	0		0	0	0	2.0604	10	150	0%	0	0	0%	U
1-Methylnaphthalene	A	ug/L	0	0		0	0	0	2.4378	5.1	150	0%	0	0	0%	U
2,2´-Oxybis(1-Chloropropane)	A	ug/L	0	0		0	0	0	1.479	10	150	0%	0	0	0%	U
2,4,5-Trichlorophenol	A	ug/L	0	0		0	0	0	2.2746	10	150	0%	0	0	0%	U
2,4,6-Trichlorophenol	A	ug/L	0	0		0	0	0	2.6928	10	150	0%	0	0	0%	U
2,4-Dichlorophenol	A	ug/L	0	0		0	0	0	1.7238	10	150	0%	0	0	0%	U
2,4-Dimethylphenol	A	ug/L	0	0		0	0	0	1.7238	10	150	0%	0	0	0%	U
2,4-Dinitrophenol	A	ug/L	0	0		0	0	0	4.3452	10.2	150	0%	0	0	0%	U
2,4-Dinitrotoluene	A	ug/L	0	0		0	0	0	3.1008	10	150	0%	0	0	0%	U
2,6-Dinitrotoluene	A	ug/L	0	0		0	0	0	3.264	10	150	0%	0	0	0%	U
2-Chloronaphthalene	A	ug/L	0	0		0	0	0	2.1828	10	150	0%	0	0	0%	U
2-Chlorophenol	A	ug/L	0	0		0	0	0	2.5296	10	150	0%	0	0	0%	U
2-Methylnaphthalene	A	ug/L	0	0		0	0	0	1.9584	5.1	150	0%	0	0	0%	U
2-Nitroaniline	A	ug/L	0	0		0	0	0	2.448	10	150	0%	0	0	0%	U
2-Nitrophenol	A	ug/L	0	0		0	0	0	2.4072	10	150	0%	0	0	0%	U
3,3´-Dichlorobenzidine	A	ug/L	0	0		0	0	0	2.1522	10.2	150	0%	0	0	0%	U
3-Nitroaniline	A	ug/L	0	0		0	0	0	2.8254	10	150	0%	0	0	0%	U

Seq No	Lab ID	Test Code	Sample Typ	File ID	Analysis Date	DF	Batch ID	Prep Date	SPKref	RPDref	pmoist
15015623	B22011134-001	SVOC-8270-W-	SAMP	SV5973N.I\sd0202	2/2/2022 7:39:45	1	163072	1/20/2022 7:	0	0	

Analyte	T	Units	RAW	Final	Text	Spike	SPKref	RPDref	MDL	PQL	UQL	%REC	LOW	HIGH	%RPD	Q
4,6-Dinitro-2-methylphenol	A	ug/L	0	0		0	0	0	2.3766	10.2	150	0%	0	0	0%	U
4-Bromophenyl phenyl ether	A	ug/L	0	0		0	0	0	1.7748	10	150	0%	0	0	0%	U
4-Chloro-2-methylphenol	A	ug/L	0	0		0	0	0	1.632	10	150	0%	0	0	0%	U
4-Chloro-3-methylphenol	A	ug/L	0	0		0	0	0	1.4892	10	150	0%	0	0	0%	U
4-Chlorophenol	A	ug/L	0	0		0	0	0	2.6928	10	150	0%	0	0	0%	U
4-Chlorophenyl phenyl ether	A	ug/L	0	0		0	0	0	2.0706	10	150	0%	0	0	0%	U
4-Nitroaniline	A	ug/L	0	0		0	0	0	1.6626	10	150	0%	0	0	0%	U
4-Nitrophenol	A	ug/L	0	0		0	0	0	2.55	10.2	150	0%	0	0	0%	U
Acenaphthene	A	ug/L	0	0		0	0	0	1.9278	5.1	150	0%	0	0	0%	U
Acenaphthylene	A	ug/L	0	0		0	0	0	1.6014	5.1	150	0%	0	0	0%	U
Aniline	A	ug/L	0	0		0	0	0	3.8148	10	150	0%	0	0	0%	U
Anthracene	A	ug/L	0	0		0	0	0	1.2546	5.1	150	0%	0	0	0%	U
Azobenzene	A	ug/L	0	0		0	0	0	1.1118	10	150	0%	0	0	0%	U
Benzidine	A	ug/L	0	0		0	0	0	6.8544	10.2	150	0%	0	0	0%	U
Benzo(a)anthracene	A	ug/L	0	0		0	0	0	0.87312	5.1	150	0%	0	0	0%	U
Benzo(a)pyrene	A	ug/L	0	0		0	0	0	1.2648	5.1	150	0%	0	0	0%	U
Benzo(b)fluoranthene	A	ug/L	0	0		0	0	0	0.92106	5.1	150	0%	0	0	0%	U
Benzo(g,h,i)perylene	A	ug/L	0	0		0	0	0	1.0302	5.1	150	0%	0	0	0%	U
Benzo(k)fluoranthene	A	ug/L	0	0		0	0	0	0.9894	5.1	150	0%	0	0	0%	U
Benzoic acid	A	ug/L	0	0		0	0	0	1.5402	10	150	0%	0	0	0%	U
Benzyl alcohol	A	ug/L	0	0		0	0	0	3.1926	10	150	0%	0	0	0%	U
bis(-2-chloroethoxy)Methane	A	ug/L	0	0		0	0	0	1.3872	10	150	0%	0	0	0%	U
bis(-2-chloroethyl)Ether	A	ug/L	0	0		0	0	0	2.6214	10	150	0%	0	0	0%	U
bis(2-chloroisopropyl)Ether	A	ug/L	0	0		0	0	0	1.5198	10	150	0%	0	0	0%	U
bis(2-ethylhexyl)Phthalate	A	ug/L	0	0		0	0	0	1.9482	10	150	0%	0	0	0%	U
Butylbenzylphthalate	A	ug/L	0	0		0	0	0	1.6014	10	150	0%	0	0	0%	U
Carbazole	A	ug/L	0	0		0	0	0	0.85884	10	150	0%	0	0	0%	U
Chrysene	A	ug/L	0	0		0	0	0	1.1934	5.1	150	0%	0	0	0%	U
Di-n-butyl phthalate	A	ug/L	0	0		0	0	0	0.95064	10	150	0%	0	0	0%	U
Di-n-octyl phthalate	A	ug/L	0	0		0	0	0	1.3668	10	150	0%	0	0	0%	U
Dibenzo(a,h)anthracene	A	ug/L	0	0		0	0	0	1.1934	5.1	150	0%	0	0	0%	U
Dibenzofuran	A	ug/L	0	0		0	0	0	1.7748	10	150	0%	0	0	0%	U
Diethyl phthalate	A	ug/L	0	0		0	0	0	2.2236	10	150	0%	0	0	0%	U
Dimethyl phthalate	A	ug/L	0	0		0	0	0	1.7544	10	150	0%	0	0	0%	U
Fluoranthene	A	ug/L	0	0		0	0	0	0.90066	5.1	150	0%	0	0	0%	U

8

Seq No	Lab ID	Test Code	Sample Typ	File ID	Analysis Date	DF	Batch ID	Prep Date	SPKref	RPDref	pmoist
15015623	B22011134-001	SVOC-8270-W-	SAMP	SV5973N.I\sd0202	2/2/2022 7:39:45	1	163072	1/20/2022 7:	0	0	

Analyte	T	Units	RAW	Final	Text	Spike	SPKref	RPDref	MDL	PQL	UQL	%REC	LOW	HIGH	%RPD	Q
Fluorene	A	ug/L	0	0		0	0	0	1.8564	5.1	150	0%	0	0	0%	U
Hexachlorobenzene	A	ug/L	0	0		0	0	0	1.3566	10	150	0%	0	0	0%	U
Hexachlorobutadiene	A	ug/L	0	0		0	0	0	2.3664	10	150	0%	0	0	0%	U
Hexachlorocyclopentadiene	A	ug/L	0	0		0	0	0	3.0294	10	150	0%	0	0	0%	U
Hexachloroethane	A	ug/L	0	0		0	0	0	1.8258	10	150	0%	0	0	0%	U
Indeno(1,2,3-cd)pyrene	A	ug/L	0	0		0	0	0	1.275	5.1	150	0%	0	0	0%	U
Isophorone	A	ug/L	0	0		0	0	0	1.7034	10	150	0%	0	0	0%	U
m+p-Cresols	A	ug/L	0	0		0	0	0	1.8156	10	150	0%	0	0	0%	U
n-Nitroso-di-n-propylamine	A	ug/L	0	0		0	0	0	1.5708	10	150	0%	0	0	0%	U
n-Nitrosodimethylamine	A	ug/L	0	0		0	0	0	1.5606	10	150	0%	0	0	0%	U
n-Nitrosodiphenylamine	A	ug/L	0	0		0	0	0	1.1832	10.2	150	0%	0	0	0%	U
Naphthalene	A	ug/L	0	0		0	0	0	1.7748	5.1	150	0%	0	0	0%	U
Nitrobenzene	A	ug/L	0	0		0	0	0	2.3562	10	150	0%	0	0	0%	U
o-Cresol	A	ug/L	0	0		0	0	0	1.8666	10	150	0%	0	0	0%	U
p-Chloroaniline	A	ug/L	0	0		0	0	0	1.5504	10	150	0%	0	0	0%	U
Pentachlorophenol	A	ug/L	0	0		0	0	0	4.3248	10.2	150	0%	0	0	0%	U
Phenanthrene	A	ug/L	0	0		0	0	0	0.79968	5.1	150	0%	0	0	0%	U
Phenol	A	ug/L	0	0		0	0	0	1.4892	10	150	0%	0	0	0%	U
Pyrene	A	ug/L	0	0		0	0	0	0.93942	5.1	150	0%	0	0	0%	U
Pyridine	A	ug/L	0	0		0	0	0	3.2844	10	150	0%	0	0	0%	U
Triallate	A	ug/L	0	0		0	0	0	1.5402	10	150	0%	0	0	0%	U
1,4-Dichlorobenzene-d4	I	ug/L	40	40.8		0	0	0	0	10	150	0%	0	0	0%	
Acenaphthene-d10	I	ug/L	40	40.8		0	0	0	0	10	150	0%	0	0	0%	
Chrysene-d12	I	ug/L	40	40.8		0	0	0	0	10	150	0%	0	0	0%	
Naphthalene-d8	I	ug/L	40	40.8		0	0	0	0	10	150	0%	0	0	0%	
Perylene-d12	I	ug/L	40	40.8		0	0	0	0	10	150	0%	0	0	0%	
Phenanthrene-d10	I	ug/L	40	40.8		0	0	0	0	10	150	0%	0	0	0%	
2,4,6-Tribromophenol	S	ug/L	130.3756	132.983112		204	0	0	2.9376	10	0	65%	43	140	0%	
2-Fluorobiphenyl	S	ug/L	61.40126	62.6292852		102	0	0	0.73848	10	0	61%	44	119	0%	
2-Fluorophenol	S	ug/L	49.59913	50.5911126		204	0	0	3.5904	10	0	25%	19	119	0%	
Nitrobenzene-d5	S	ug/L	58.63753	59.8102806		102	0	0	2.3868	10	0	59%	44	120	0%	
Phenol-d5	S	ug/L	60.48096	61.6905792		204	0	0	2.1012	10	0	30%	10	65	0%	
Terphenyl-d14	S	ug/L	86.63738	88.3701276		102	0	0	1.1934	10	0	87%	50	134	0%	
4-Chloroaniline	X	ug/L	0	0		0	0	0	1.6422	10	150	0%	0	0	0%	U
o-Terphenyl	X	ug/L	0	0		0	0	0	1.2954	10	150	0%	0	0	0%	U

Seq No	Lab ID	Test Code	Sample Typ	File ID	Analysis Date	DF	Batch ID	Prep Date	SPKref	RPDref	pmoist
15015624	B22011134-002	SVOC-8270-W-	SAMP	SV5973N.I\sd0202	2/2/2022 8:11:55	1	163072	1/20/2022 7:	0	0	

Analyte	T	Units	RAW	Final	Text	Spike	SPKref	RPDref	MDL	PQL	UQL	%REC	LOW	HIGH	%RPD	Q
1,2,4-Trichlorobenzene	A	ug/L	0	0		0	0	0	1.919	10	150	0%	0	0	0%	U
1,2-Dichlorobenzene	A	ug/L	0	0		0	0	0	1.9897	10	150	0%	0	0	0%	U
1,3-Dichlorobenzene	A	ug/L	0	0		0	0	0	2.1513	10	150	0%	0	0	0%	U
1,4-Dichlorobenzene	A	ug/L	0	0		0	0	0	2.0402	10	150	0%	0	0	0%	U
1-Methylnaphthalene	A	ug/L	0	0		0	0	0	2.4139	5.05	150	0%	0	0	0%	U
2,2´-Oxybis(1-Chloropropane)	A	ug/L	0	0		0	0	0	1.4645	10	150	0%	0	0	0%	U
2,4,5-Trichlorophenol	A	ug/L	0	0		0	0	0	2.2523	10	150	0%	0	0	0%	U
2,4,6-Trichlorophenol	A	ug/L	0	0		0	0	0	2.6664	10	150	0%	0	0	0%	U
2,4-Dichlorophenol	A	ug/L	0	0		0	0	0	1.7069	10	150	0%	0	0	0%	U
2,4-Dimethylphenol	A	ug/L	0	0		0	0	0	1.7069	10	150	0%	0	0	0%	U
2,4-Dinitrophenol	A	ug/L	0	0		0	0	0	4.3026	10.1	150	0%	0	0	0%	U
2,4-Dinitrotoluene	A	ug/L	0	0		0	0	0	3.0704	10	150	0%	0	0	0%	U
2,6-Dinitrotoluene	A	ug/L	0	0		0	0	0	3.232	10	150	0%	0	0	0%	U
2-Chloronaphthalene	A	ug/L	0	0		0	0	0	2.1614	10	150	0%	0	0	0%	U
2-Chlorophenol	A	ug/L	0	0		0	0	0	2.5048	10	150	0%	0	0	0%	U
2-Methylnaphthalene	A	ug/L	0	0		0	0	0	1.9392	5.05	150	0%	0	0	0%	U
2-Nitroaniline	A	ug/L	0	0		0	0	0	2.424	10	150	0%	0	0	0%	U
2-Nitrophenol	A	ug/L	0	0		0	0	0	2.3836	10	150	0%	0	0	0%	U
3,3´-Dichlorobenzidine	A	ug/L	0	0		0	0	0	2.1311	10.1	150	0%	0	0	0%	U
3-Nitroaniline	A	ug/L	0	0		0	0	0	2.7977	10	150	0%	0	0	0%	U
4,6-Dinitro-2-methylphenol	A	ug/L	0	0		0	0	0	2.3533	10.1	150	0%	0	0	0%	U
4-Bromophenyl phenyl ether	A	ug/L	0	0		0	0	0	1.7574	10	150	0%	0	0	0%	U
4-Chloro-2-methylphenol	A	ug/L	0	0		0	0	0	1.616	10	150	0%	0	0	0%	U
4-Chloro-3-methylphenol	A	ug/L	0	0		0	0	0	1.4746	10	150	0%	0	0	0%	U
4-Chlorophenol	A	ug/L	0	0		0	0	0	2.6664	10	150	0%	0	0	0%	U
4-Chlorophenyl phenyl ether	A	ug/L	0	0		0	0	0	2.0503	10	150	0%	0	0	0%	U
4-Nitroaniline	A	ug/L	0	0		0	0	0	1.6463	10	150	0%	0	0	0%	U
4-Nitrophenol	A	ug/L	0	0		0	0	0	2.525	10.1	150	0%	0	0	0%	U
Acenaphthene	A	ug/L	0	0		0	0	0	1.9089	5.05	150	0%	0	0	0%	U
Acenaphthylene	A	ug/L	0	0		0	0	0	1.5857	5.05	150	0%	0	0	0%	U
Aniline	A	ug/L	0	0		0	0	0	3.7774	10	150	0%	0	0	0%	U
Anthracene	A	ug/L	0	0		0	0	0	1.2423	5.05	150	0%	0	0	0%	U
Azobenzene	A	ug/L	0	0		0	0	0	1.1009	10	150	0%	0	0	0%	U
Benzidine	A	ug/L	0	0		0	0	0	6.7872	10.1	150	0%	0	0	0%	U
Benzo(a)anthracene	A	ug/L	0	0		0	0	0	0.86456	5.05	150	0%	0	0	0%	U

Seq No	Lab ID	Test Code	Sample Typ	File ID	Analysis Date	DF	Batch ID	Prep Date	SPKref	RPDref	pmoist
15015624	B22011134-002	SVOC-8270-W-	SAMP	SV5973N.I\sd0	202/2/2022 8:11:55	1	163072	1/20/2022 7:	0	0	

Analyte	T	Units	RAW	Final	Text	Spike	SPKref	RPDref	MDL	PQL	UQL	%REC	LOW	HIGH	%RPD	Q
Benzo(a)pyrene	A	ug/L	0	0		0	0	0	1.2524	5.05	150	0%	0	0	0%	U
Benzo(b)fluoranthene	A	ug/L	0	0		0	0	0	0.91203	5.05	150	0%	0	0	0%	U
Benzo(g,h,i)perylene	A	ug/L	0	0		0	0	0	1.0201	5.05	150	0%	0	0	0%	U
Benzo(k)fluoranthene	A	ug/L	0	0		0	0	0	0.9797	5.05	150	0%	0	0	0%	U
Benzoic acid	A	ug/L	0	0		0	0	0	1.5251	10	150	0%	0	0	0%	U
Benzyl alcohol	A	ug/L	0	0		0	0	0	3.1613	10	150	0%	0	0	0%	U
bis(-2-chloroethoxy)Methane	A	ug/L	0	0		0	0	0	1.3736	10	150	0%	0	0	0%	U
bis(-2-chloroethyl)Ether	A	ug/L	0	0		0	0	0	2.5957	10	150	0%	0	0	0%	U
bis(2-chloroisopropyl)Ether	A	ug/L	0	0		0	0	0	1.5049	10	150	0%	0	0	0%	U
bis(2-ethylhexyl)Phthalate	A	ug/L	0	0		0	0	0	1.9291	10	150	0%	0	0	0%	U
Butylbenzylphthalate	A	ug/L	0	0		0	0	0	1.5857	10	150	0%	0	0	0%	U
Carbazole	A	ug/L	0	0		0	0	0	0.85042	10	150	0%	0	0	0%	U
Chrysene	A	ug/L	0	0		0	0	0	1.1817	5.05	150	0%	0	0	0%	U
Di-n-butyl phthalate	A	ug/L	0	0		0	0	0	0.94132	10	150	0%	0	0	0%	U
Di-n-octyl phthalate	A	ug/L	0	0		0	0	0	1.3534	10	150	0%	0	0	0%	U
Dibenzo(a,h)anthracene	A	ug/L	0	0		0	0	0	1.1817	5.05	150	0%	0	0	0%	U
Dibenzofuran	A	ug/L	0	0		0	0	0	1.7574	10	150	0%	0	0	0%	U
Diethyl phthalate	A	ug/L	0	0		0	0	0	2.2018	10	150	0%	0	0	0%	U
Dimethyl phthalate	A	ug/L	0	0		0	0	0	1.7372	10	150	0%	0	0	0%	U
Fluoranthene	A	ug/L	0	0		0	0	0	0.89183	5.05	150	0%	0	0	0%	U
Fluorene	A	ug/L	0	0		0	0	0	1.8382	5.05	150	0%	0	0	0%	U
Hexachlorobenzene	A	ug/L	0	0		0	0	0	1.3433	10	150	0%	0	0	0%	U
Hexachlorobutadiene	A	ug/L	0	0		0	0	0	2.3432	10	150	0%	0	0	0%	U
Hexachlorocyclopentadiene	A	ug/L	0	0		0	0	0	2.9997	10	150	0%	0	0	0%	U
Hexachloroethane	A	ug/L	0	0		0	0	0	1.8079	10	150	0%	0	0	0%	U
Indeno(1,2,3-cd)pyrene	A	ug/L	0	0		0	0	0	1.2625	5.05	150	0%	0	0	0%	U
Isophorone	A	ug/L	0	0		0	0	0	1.6867	10	150	0%	0	0	0%	U
m+p-Cresols	A	ug/L	0	0		0	0	0	1.7978	10	150	0%	0	0	0%	U
n-Nitroso-di-n-propylamine	A	ug/L	0	0		0	0	0	1.5554	10	150	0%	0	0	0%	U
n-Nitrosodimethylamine	A	ug/L	0	0		0	0	0	1.5453	10	150	0%	0	0	0%	U
n-Nitrosodiphenylamine	A	ug/L	0	0		0	0	0	1.1716	10.1	150	0%	0	0	0%	U
Naphthalene	A	ug/L	0	0		0	0	0	1.7574	5.05	150	0%	0	0	0%	U
Nitrobenzene	A	ug/L	0	0		0	0	0	2.3331	10	150	0%	0	0	0%	U
o-Cresol	A	ug/L	0	0		0	0	0	1.8483	10	150	0%	0	0	0%	U
p-Chloroaniline	A	ug/L	0	0		0	0	0	1.5352	10	150	0%	0	0	0%	U

Seq No	Lab ID	Test Code	Sample Typ	File ID	Analysis Date	DF	Batch ID	Prep Date	SPKref	RPDref	pmoist
15015624	B22011134-002	SVOC-8270-W-	SAMP	SV5973N.I\sd0202/2/2022 8:11:55		1	163072	1/20/2022 7:	0	0	

Analyte	T	Units	RAW	Final	Text	Spike	SPKref	RPDref	MDL	PQL	UQL	%REC	LOW	HIGH	%RPD	Q
Pentachlorophenol	A	ug/L	0	0		0	0	0	4.2824	10.1	150	0%	0	0	0%	U
Phenanthrene	A	ug/L	0	0		0	0	0	0.79184	5.05	150	0%	0	0	0%	U
Phenol	A	ug/L	0	0		0	0	0	1.4746	10	150	0%	0	0	0%	U
Pyrene	A	ug/L	0	0		0	0	0	0.93021	5.05	150	0%	0	0	0%	U
Pyridine	A	ug/L	0	0		0	0	0	3.2522	10	150	0%	0	0	0%	U
Triallate	A	ug/L	0	0		0	0	0	1.5251	10	150	0%	0	0	0%	U
1,4-Dichlorobenzene-d4	I	ug/L	40	40.4		0	0	0	0	10	150	0%	0	0	0%	
Acenaphthene-d10	I	ug/L	40	40.4		0	0	0	0	10	150	0%	0	0	0%	
Chrysene-d12	I	ug/L	40	40.4		0	0	0	0	10	150	0%	0	0	0%	
Naphthalene-d8	I	ug/L	40	40.4		0	0	0	0	10	150	0%	0	0	0%	
Perylene-d12	I	ug/L	40	40.4		0	0	0	0	10	150	0%	0	0	0%	
Phenanthrene-d10	I	ug/L	40	40.4		0	0	0	0	10	150	0%	0	0	0%	
2,4,6-Tribromophenol	S	ug/L	100.93867	101.948057		202	0	0	2.9088	10	0	50%	43	140	0%	
2-Fluorobiphenyl	S	ug/L	54.5058	55.050858		101	0	0	0.73124	10	0	55%	44	119	0%	
2-Fluorophenol	S	ug/L	42.98581	43.4156681		202	0	0	3.5552	10	0	21%	19	119	0%	
Nitrobenzene-d5	S	ug/L	53.03	53.5603		101	0	0	2.3634	10	0	53%	44	120	0%	
Phenol-d5	S	ug/L	54.77142	55.3191342		202	0	0	2.0806	10	0	27%	10	65	0%	
Terphenyl-d14	S	ug/L	79.81974	80.6179374		101	0	0	1.1817	10	0	80%	50	134	0%	
4-Chloroaniline	X	ug/L	0	0		0	0	0	1.6261	10	150	0%	0	0	0%	U
o-Terphenyl	X	ug/L	0	0		0	0	0	1.2827	10	150	0%	0	0	0%	U

Seq No	Lab ID	Test Code	Sample Typ	File ID	Analysis Date	DF	Batch ID	Prep Date	SPKref	RPDref	pmoist
15015625	B22011135-001	SVOC-8270-W-	SAMP	SV5973N.I\sd0202/2/2022 8:43:55		1	163072	1/20/2022 7:	0	0	

Analyte	T	Units	RAW	Final	Text	Spike	SPKref	RPDref	MDL	PQL	UQL	%REC	LOW	HIGH	%RPD	Q
1,2,4-Trichlorobenzene	A	ug/L	0	0		0	0	0	1.9	10	150	0%	0	0	0%	U
1,2-Dichlorobenzene	A	ug/L	0	0		0	0	0	1.97	10	150	0%	0	0	0%	U
1,3-Dichlorobenzene	A	ug/L	0	0		0	0	0	2.13	10	150	0%	0	0	0%	U
1,4-Dichlorobenzene	A	ug/L	0	0		0	0	0	2.02	10	150	0%	0	0	0%	U
1-Methylnaphthalene	A	ug/L	0	0		0	0	0	2.39	5	150	0%	0	0	0%	U
2,2´-Oxybis(1-Chloropropane)	A	ug/L	0	0		0	0	0	1.45	10	150	0%	0	0	0%	U
2,4,5-Trichlorophenol	A	ug/L	0	0		0	0	0	2.23	10	150	0%	0	0	0%	U
2,4,6-Trichlorophenol	A	ug/L	0	0		0	0	0	2.64	10	150	0%	0	0	0%	U
2,4-Dichlorophenol	A	ug/L	0	0		0	0	0	1.69	10	150	0%	0	0	0%	U
2,4-Dimethylphenol	A	ug/L	0	0		0	0	0	1.69	10	150	0%	0	0	0%	U

Seq No	Lab ID	Test Code	Sample Typ	File ID	Analysis Date	DF	Batch ID	Prep Date	SPKref	RPDref	pmoist
15015625	B22011135-001	SVOC-8270-W-	SAMP	SV5973N.I\sd0202	2/2/2022 8:43:55	1	163072	1/20/2022 7:	0	0	

Analyte	T	Units	RAW	Final	Text	Spike	SPKref	RPDref	MDL	PQL	UQL	%REC	LOW	HIGH	%RPD	Q
2,4-Dinitrophenol	A	ug/L	0	0		0	0	0	4.26	10	150	0%	0	0	0%	U
2,4-Dinitrotoluene	A	ug/L	0	0		0	0	0	3.04	10	150	0%	0	0	0%	U
2,6-Dinitrotoluene	A	ug/L	0	0		0	0	0	3.2	10	150	0%	0	0	0%	U
2-Chloronaphthalene	A	ug/L	0	0		0	0	0	2.14	10	150	0%	0	0	0%	U
2-Chlorophenol	A	ug/L	0	0		0	0	0	2.48	10	150	0%	0	0	0%	U
2-Methylnaphthalene	A	ug/L	0	0		0	0	0	1.92	5	150	0%	0	0	0%	U
2-Nitroaniline	A	ug/L	0	0		0	0	0	2.4	10	150	0%	0	0	0%	U
2-Nitrophenol	A	ug/L	0	0		0	0	0	2.36	10	150	0%	0	0	0%	U
3,3´-Dichlorobenzidine	A	ug/L	0	0		0	0	0	2.11	10	150	0%	0	0	0%	U
3-Nitroaniline	A	ug/L	0	0		0	0	0	2.77	10	150	0%	0	0	0%	U
4,6-Dinitro-2-methylphenol	A	ug/L	0	0		0	0	0	2.33	10	150	0%	0	0	0%	U
4-Bromophenyl phenyl ether	A	ug/L	0	0		0	0	0	1.74	10	150	0%	0	0	0%	U
4-Chloro-2-methylphenol	A	ug/L	0	0		0	0	0	1.6	10	150	0%	0	0	0%	U
4-Chloro-3-methylphenol	A	ug/L	0	0		0	0	0	1.46	10	150	0%	0	0	0%	U
4-Chlorophenol	A	ug/L	0	0		0	0	0	2.64	10	150	0%	0	0	0%	U
4-Chlorophenyl phenyl ether	A	ug/L	0	0		0	0	0	2.03	10	150	0%	0	0	0%	U
4-Nitroaniline	A	ug/L	0	0		0	0	0	1.63	10	150	0%	0	0	0%	U
4-Nitrophenol	A	ug/L	0	0		0	0	0	2.5	10	150	0%	0	0	0%	U
Acenaphthene	A	ug/L	0	0		0	0	0	1.89	5	150	0%	0	0	0%	U
Acenaphthylene	A	ug/L	0	0		0	0	0	1.57	5	150	0%	0	0	0%	U
Aniline	A	ug/L	0	0		0	0	0	3.74	10	150	0%	0	0	0%	U
Anthracene	A	ug/L	0	0		0	0	0	1.23	5	150	0%	0	0	0%	U
Azobenzene	A	ug/L	0	0		0	0	0	1.09	10	150	0%	0	0	0%	U
Benzidine	A	ug/L	0	0		0	0	0	6.72	10	150	0%	0	0	0%	U
Benzo(a)anthracene	A	ug/L	0	0		0	0	0	0.856	5	150	0%	0	0	0%	U
Benzo(a)pyrene	A	ug/L	0	0		0	0	0	1.24	5	150	0%	0	0	0%	U
Benzo(b)fluoranthene	A	ug/L	0	0		0	0	0	0.903	5	150	0%	0	0	0%	U
Benzo(g,h,i)perylene	A	ug/L	0	0		0	0	0	1.01	5	150	0%	0	0	0%	U
Benzo(k)fluoranthene	A	ug/L	0	0		0	0	0	0.97	5	150	0%	0	0	0%	U
Benzoic acid	A	ug/L	0	0		0	0	0	1.51	10	150	0%	0	0	0%	U
Benzyl alcohol	A	ug/L	0	0		0	0	0	3.13	10	150	0%	0	0	0%	U
bis(-2-chloroethoxy)Methane	A	ug/L	0	0		0	0	0	1.36	10	150	0%	0	0	0%	U
bis(-2-chloroethyl)Ether	A	ug/L	0	0		0	0	0	2.57	10	150	0%	0	0	0%	U
bis(2-chloroisopropyl)Ether	A	ug/L	0	0		0	0	0	1.49	10	150	0%	0	0	0%	U
bis(2-ethylhexyl)Phthalate	A	ug/L	0	0		0	0	0	1.91	10	150	0%	0	0	0%	U

Seq No	Lab ID	Test Code	Sample Typ	File ID	Analysis Date	DF	Batch ID	Prep Date	SPKref	RPDref	pmoist
15015625	B22011135-001	SVOC-8270-W-	SAMP	SV5973N.I\sd0202	2/2/2022 8:43:55	1	163072	1/20/2022 7:	0	0	

Analyte	T	Units	RAW	Final	Text	Spike	SPKref	RPDref	MDL	PQL	UQL	%REC	LOW	HIGH	%RPD	Q
Butylbenzylphthalate	A	ug/L	0	0		0	0	0	1.57	10	150	0%	0	0	0%	U
Carbazole	A	ug/L	0	0		0	0	0	0.842	10	150	0%	0	0	0%	U
Chrysene	A	ug/L	0	0		0	0	0	1.17	5	150	0%	0	0	0%	U
Di-n-butyl phthalate	A	ug/L	0	0		0	0	0	0.932	10	150	0%	0	0	0%	U
Di-n-octyl phthalate	A	ug/L	0	0		0	0	0	1.34	10	150	0%	0	0	0%	U
Dibenzo(a,h)anthracene	A	ug/L	0	0		0	0	0	1.17	5	150	0%	0	0	0%	U
Dibenzofuran	A	ug/L	0	0		0	0	0	1.74	10	150	0%	0	0	0%	U
Diethyl phthalate	A	ug/L	0	0		0	0	0	2.18	10	150	0%	0	0	0%	U
Dimethyl phthalate	A	ug/L	0	0		0	0	0	1.72	10	150	0%	0	0	0%	U
Fluoranthene	A	ug/L	0	0		0	0	0	0.883	5	150	0%	0	0	0%	U
Fluorene	A	ug/L	0	0		0	0	0	1.82	5	150	0%	0	0	0%	U
Hexachlorobenzene	A	ug/L	0	0		0	0	0	1.33	10	150	0%	0	0	0%	U
Hexachlorobutadiene	A	ug/L	0	0		0	0	0	2.32	10	150	0%	0	0	0%	U
Hexachlorocyclopentadiene	A	ug/L	0	0		0	0	0	2.97	10	150	0%	0	0	0%	U
Hexachloroethane	A	ug/L	0	0		0	0	0	1.79	10	150	0%	0	0	0%	U
Indeno(1,2,3-cd)pyrene	A	ug/L	0	0		0	0	0	1.25	5	150	0%	0	0	0%	U
Isophorone	A	ug/L	0	0		0	0	0	1.67	10	150	0%	0	0	0%	U
m+p-Cresols	A	ug/L	0	0		0	0	0	1.78	10	150	0%	0	0	0%	U
n-Nitroso-di-n-propylamine	A	ug/L	0	0		0	0	0	1.54	10	150	0%	0	0	0%	U
n-Nitrosodimethylamine	A	ug/L	0	0		0	0	0	1.53	10	150	0%	0	0	0%	U
n-Nitrosodiphenylamine	A	ug/L	0	0		0	0	0	1.16	10	150	0%	0	0	0%	U
Naphthalene	A	ug/L	0	0		0	0	0	1.74	5	150	0%	0	0	0%	U
Nitrobenzene	A	ug/L	0	0		0	0	0	2.31	10	150	0%	0	0	0%	U
o-Cresol	A	ug/L	0	0		0	0	0	1.83	10	150	0%	0	0	0%	U
p-Chloroaniline	A	ug/L	0	0		0	0	0	1.52	10	150	0%	0	0	0%	U
Pentachlorophenol	A	ug/L	0	0		0	0	0	4.24	10	150	0%	0	0	0%	U
Phenanthrene	A	ug/L	0	0		0	0	0	0.784	5	150	0%	0	0	0%	U
Phenol	A	ug/L	0	0		0	0	0	1.46	10	150	0%	0	0	0%	U
Pyrene	A	ug/L	0	0		0	0	0	0.921	5	150	0%	0	0	0%	U
Pyridine	A	ug/L	0	0		0	0	0	3.22	10	150	0%	0	0	0%	U
Triallate	A	ug/L	0	0		0	0	0	1.51	10	150	0%	0	0	0%	U
1,4-Dichlorobenzene-d4	I	ug/L	40	40		0	0	0	0	10	150	0%	0	0	0%	
Acenaphthene-d10	I	ug/L	40	40		0	0	0	0	10	150	0%	0	0	0%	
Chrysene-d12	I	ug/L	40	40		0	0	0	0	10	150	0%	0	0	0%	
Naphthalene-d8	I	ug/L	40	40		0	0	0	0	10	150	0%	0	0	0%	

Seq No	Lab ID	Test Code	Sample Typ	File ID	Analysis Date	DF	Batch ID	Prep Date	SPKref	RPDref	pmoist
15015625	B22011135-001	SVOC-8270-W-	SAMP	SV5973N.I\sd0202	2/2/2022 8:43:55	1	163072	1/20/2022 7:	0	0	

Analyte	T	Units	RAW	Final	Text	Spike	SPKref	RPDref	MDL	PQL	UQL	%REC	LOW	HIGH	%RPD	Q
Perylene-d12	I	ug/L	40	40		0	0	0	0	10	150	0%	0	0	0%	
Phenanthrene-d10	I	ug/L	40	40		0	0	0	0	10	150	0%	0	0	0%	
2,4,6-Tribromophenol	S	ug/L	148.41729	148.41729		200	0	0	2.88	10	0	74%	43	140	0%	
2-Fluorobiphenyl	S	ug/L	61.28625	61.28625		100	0	0	0.724	10	0	61%	44	119	0%	
2-Fluorophenol	S	ug/L	78.84608	78.84608		200	0	0	3.52	10	0	39%	19	119	0%	
Nitrobenzene-d5	S	ug/L	56.96536	56.96536		100	0	0	2.34	10	0	57%	44	120	0%	
Phenol-d5	S	ug/L	68.64817	68.64817		200	0	0	2.06	10	0	34%	10	65	0%	
Terphenyl-d14	S	ug/L	85.12844	85.12844		100	0	0	1.17	10	0	85%	50	134	0%	
4-Chloroaniline	X	ug/L	0	0		0	0	0	1.61	10	150	0%	0	0	0%	U
o-Terphenyl	X	ug/L	0	0		0	0	0	1.27	10	150	0%	0	0	0%	U

Seq No	Lab ID	Test Code	Sample Typ	File ID	Analysis Date	DF	Batch ID	Prep Date	SPKref	RPDref	pmoist
15015626	B22011136-001	SVOC-8270-W-	SAMP	SV5973N.I\sd0202	2/2/2022 9:16:02	1	163072	1/20/2022 7:	0	0	

Analyte	T	Units	RAW	Final	Text	Spike	SPKref	RPDref	MDL	PQL	UQL	%REC	LOW	HIGH	%RPD	Q
1,2,4-Trichlorobenzene	A	ug/L	0	0		0	0	0	1.938	10	150	0%	0	0	0%	U
1,2-Dichlorobenzene	A	ug/L	0	0		0	0	0	2.0094	10	150	0%	0	0	0%	U
1,3-Dichlorobenzene	A	ug/L	0	0		0	0	0	2.1726	10	150	0%	0	0	0%	U
1,4-Dichlorobenzene	A	ug/L	0	0		0	0	0	2.0604	10	150	0%	0	0	0%	U
1-Methylnaphthalene	A	ug/L	0	0		0	0	0	2.4378	5.1	150	0%	0	0	0%	U
2,2´-Oxybis(1-Chloropropane)	A	ug/L	0	0		0	0	0	1.479	10	150	0%	0	0	0%	U
2,4,5-Trichlorophenol	A	ug/L	0	0		0	0	0	2.2746	10	150	0%	0	0	0%	U
2,4,6-Trichlorophenol	A	ug/L	0	0		0	0	0	2.6928	10	150	0%	0	0	0%	U
2,4-Dichlorophenol	A	ug/L	0	0		0	0	0	1.7238	10	150	0%	0	0	0%	U
2,4-Dimethylphenol	A	ug/L	0	0		0	0	0	1.7238	10	150	0%	0	0	0%	U
2,4-Dinitrophenol	A	ug/L	0	0		0	0	0	4.3452	10.2	150	0%	0	0	0%	U
2,4-Dinitrotoluene	A	ug/L	0	0		0	0	0	3.1008	10	150	0%	0	0	0%	U
2,6-Dinitrotoluene	A	ug/L	0	0		0	0	0	3.264	10	150	0%	0	0	0%	U
2-Chloronaphthalene	A	ug/L	0	0		0	0	0	2.1828	10	150	0%	0	0	0%	U
2-Chlorophenol	A	ug/L	0	0		0	0	0	2.5296	10	150	0%	0	0	0%	U
2-Methylnaphthalene	A	ug/L	0	0		0	0	0	1.9584	5.1	150	0%	0	0	0%	U
2-Nitroaniline	A	ug/L	0	0		0	0	0	2.448	10	150	0%	0	0	0%	U
2-Nitrophenol	A	ug/L	0	0		0	0	0	2.4072	10	150	0%	0	0	0%	U
3,3´-Dichlorobenzidine	A	ug/L	0	0		0	0	0	2.1522	10.2	150	0%	0	0	0%	U
3-Nitroaniline	A	ug/L	0	0		0	0	0	2.8254	10	150	0%	0	0	0%	U

Seq No	Lab ID	Test Code	Sample Typ	File ID	Analysis Date	DF	Batch ID	Prep Date	SPKref	RPDref	pmoist
15015626	B22011136-001	SVOC-8270-W-	SAMP	SV5973N.I\sd0202	2/2/2022 9:16:02	1	163072	1/20/2022 7:	0	0	

Analyte	T	Units	RAW	Final	Text	Spike	SPKref	RPDref	MDL	PQL	UQL	%REC	LOW	HIGH	%RPD	Q
4,6-Dinitro-2-methylphenol	A	ug/L	0	0		0	0	0	2.3766	10.2	150	0%	0	0	0%	U
4-Bromophenyl phenyl ether	A	ug/L	0	0		0	0	0	1.7748	10	150	0%	0	0	0%	U
4-Chloro-2-methylphenol	A	ug/L	0	0		0	0	0	1.632	10	150	0%	0	0	0%	U
4-Chloro-3-methylphenol	A	ug/L	0	0		0	0	0	1.4892	10	150	0%	0	0	0%	U
4-Chlorophenol	A	ug/L	0	0		0	0	0	2.6928	10	150	0%	0	0	0%	U
4-Chlorophenyl phenyl ether	A	ug/L	0	0		0	0	0	2.0706	10	150	0%	0	0	0%	U
4-Nitroaniline	A	ug/L	0	0		0	0	0	1.6626	10	150	0%	0	0	0%	U
4-Nitrophenol	A	ug/L	0	0		0	0	0	2.55	10.2	150	0%	0	0	0%	U
Acenaphthene	A	ug/L	0	0		0	0	0	1.9278	5.1	150	0%	0	0	0%	U
Acenaphthylene	A	ug/L	0	0		0	0	0	1.6014	5.1	150	0%	0	0	0%	U
Aniline	A	ug/L	0	0		0	0	0	3.8148	10	150	0%	0	0	0%	U
Anthracene	A	ug/L	0	0		0	0	0	1.2546	5.1	150	0%	0	0	0%	U
Azobenzene	A	ug/L	0	0		0	0	0	1.1118	10	150	0%	0	0	0%	U
Benzidine	A	ug/L	0	0		0	0	0	6.8544	10.2	150	0%	0	0	0%	U
Benzo(a)anthracene	A	ug/L	0	0		0	0	0	0.87312	5.1	150	0%	0	0	0%	U
Benzo(a)pyrene	A	ug/L	0	0		0	0	0	1.2648	5.1	150	0%	0	0	0%	U
Benzo(b)fluoranthene	A	ug/L	0	0		0	0	0	0.92106	5.1	150	0%	0	0	0%	U
Benzo(g,h,i)perylene	A	ug/L	0	0		0	0	0	1.0302	5.1	150	0%	0	0	0%	U
Benzo(k)fluoranthene	A	ug/L	0	0		0	0	0	0.9894	5.1	150	0%	0	0	0%	U
Benzoic acid	A	ug/L	0	0		0	0	0	1.5402	10	150	0%	0	0	0%	U
Benzyl alcohol	A	ug/L	0	0		0	0	0	3.1926	10	150	0%	0	0	0%	U
bis(-2-chloroethoxy)Methane	A	ug/L	0	0		0	0	0	1.3872	10	150	0%	0	0	0%	U
bis(-2-chloroethyl)Ether	A	ug/L	0	0		0	0	0	2.6214	10	150	0%	0	0	0%	U
bis(2-chloroisopropyl)Ether	A	ug/L	0	0		0	0	0	1.5198	10	150	0%	0	0	0%	U
bis(2-ethylhexyl)Phthalate	A	ug/L	0	0		0	0	0	1.9482	10	150	0%	0	0	0%	U
Butylbenzylphthalate	A	ug/L	0	0		0	0	0	1.6014	10	150	0%	0	0	0%	U
Carbazole	A	ug/L	0	0		0	0	0	0.85884	10	150	0%	0	0	0%	U
Chrysene	A	ug/L	0	0		0	0	0	1.1934	5.1	150	0%	0	0	0%	U
Di-n-butyl phthalate	A	ug/L	0	0		0	0	0	0.95064	10	150	0%	0	0	0%	U
Di-n-octyl phthalate	A	ug/L	0	0		0	0	0	1.3668	10	150	0%	0	0	0%	U
Dibenzo(a,h)anthracene	A	ug/L	0	0		0	0	0	1.1934	5.1	150	0%	0	0	0%	U
Dibenzofuran	A	ug/L	0	0		0	0	0	1.7748	10	150	0%	0	0	0%	U
Diethyl phthalate	A	ug/L	0	0		0	0	0	2.2236	10	150	0%	0	0	0%	U
Dimethyl phthalate	A	ug/L	0	0		0	0	0	1.7544	10	150	0%	0	0	0%	U
Fluoranthene	A	ug/L	0	0		0	0	0	0.90066	5.1	150	0%	0	0	0%	U

Seq No	Lab ID	Test Code	Sample Typ	File ID	Analysis Date	DF	Batch ID	Prep Date	SPKref	RPDref	pmoist
15015626	B22011136-001	SVOC-8270-W-	SAMP	SV5973N.I\sd0202	2/2/2022 9:16:02	1	163072	1/20/2022 7:	0	0	

Analyte	T	Units	RAW	Final	Text	Spike	SPKref	RPDref	MDL	PQL	UQL	%REC	LOW	HIGH	%RPD	Q
Fluorene	A	ug/L	0	0		0	0	0	1.8564	5.1	150	0%	0	0	0%	U
Hexachlorobenzene	A	ug/L	0	0		0	0	0	1.3566	10	150	0%	0	0	0%	U
Hexachlorobutadiene	A	ug/L	0	0		0	0	0	2.3664	10	150	0%	0	0	0%	U
Hexachlorocyclopentadiene	A	ug/L	0	0		0	0	0	3.0294	10	150	0%	0	0	0%	U
Hexachloroethane	A	ug/L	0	0		0	0	0	1.8258	10	150	0%	0	0	0%	U
Indeno(1,2,3-cd)pyrene	A	ug/L	0	0		0	0	0	1.275	5.1	150	0%	0	0	0%	U
Isophorone	A	ug/L	0	0		0	0	0	1.7034	10	150	0%	0	0	0%	U
m+p-Cresols	A	ug/L	0	0		0	0	0	1.8156	10	150	0%	0	0	0%	U
n-Nitroso-di-n-propylamine	A	ug/L	0	0		0	0	0	1.5708	10	150	0%	0	0	0%	U
n-Nitrosodimethylamine	A	ug/L	0	0		0	0	0	1.5606	10	150	0%	0	0	0%	U
n-Nitrosodiphenylamine	A	ug/L	0	0		0	0	0	1.1832	10.2	150	0%	0	0	0%	U
Naphthalene	A	ug/L	0	0		0	0	0	1.7748	5.1	150	0%	0	0	0%	U
Nitrobenzene	A	ug/L	0	0		0	0	0	2.3562	10	150	0%	0	0	0%	U
o-Cresol	A	ug/L	0	0		0	0	0	1.8666	10	150	0%	0	0	0%	U
p-Chloroaniline	A	ug/L	0	0		0	0	0	1.5504	10	150	0%	0	0	0%	U
Pentachlorophenol	A	ug/L	0	0		0	0	0	4.3248	10.2	150	0%	0	0	0%	U
Phenanthrene	A	ug/L	0	0		0	0	0	0.79968	5.1	150	0%	0	0	0%	U
Phenol	A	ug/L	0	0		0	0	0	1.4892	10	150	0%	0	0	0%	U
Pyrene	A	ug/L	0	0		0	0	0	0.93942	5.1	150	0%	0	0	0%	U
Pyridine	A	ug/L	0	0		0	0	0	3.2844	10	150	0%	0	0	0%	U
Triallate	A	ug/L	0	0		0	0	0	1.5402	10	150	0%	0	0	0%	U
1,4-Dichlorobenzene-d4	I	ug/L	40	40.8		0	0	0	0	10	150	0%	0	0	0%	
Acenaphthene-d10	I	ug/L	40	40.8		0	0	0	0	10	150	0%	0	0	0%	
Chrysene-d12	I	ug/L	40	40.8		0	0	0	0	10	150	0%	0	0	0%	
Naphthalene-d8	I	ug/L	40	40.8		0	0	0	0	10	150	0%	0	0	0%	
Perylene-d12	I	ug/L	40	40.8		0	0	0	0	10	150	0%	0	0	0%	
Phenanthrene-d10	I	ug/L	40	40.8		0	0	0	0	10	150	0%	0	0	0%	
2,4,6-Tribromophenol	S	ug/L	144.3933	147.281166		204	0	0	2.9376	10	0	72%	43	140	0%	
2-Fluorobiphenyl	S	ug/L	52.0276	53.068152		102	0	0	0.73848	10	0	52%	44	119	0%	
2-Fluorophenol	S	ug/L	60.62467	61.8371634		204	0	0	3.5904	10	0	30%	19	119	0%	
Nitrobenzene-d5	S	ug/L	58.82797	60.0045294		102	0	0	2.3868	10	0	59%	44	120	0%	
Phenol-d5	S	ug/L	63.50654	64.7766708		204	0	0	2.1012	10	0	32%	10	65	0%	
Terphenyl-d14	S	ug/L	82.99843	84.6583986		102	0	0	1.1934	10	0	83%	50	134	0%	
4-Chloroaniline	X	ug/L	0	0		0	0	0	1.6422	10	150	0%	0	0	0%	U
o-Terphenyl	X	ug/L	0	0		0	0	0	1.2954	10	150	0%	0	0	0%	U

Seq No	Lab ID	Test Code	Sample Typ	File ID	Analysis Date	DF	Batch ID	Prep Date	SPKref	RPDref	pmoist
15015635	B22011136-001	SVOC-8270-W-	MS-DOD	SV5973N.I\sd0202	2/2/2022 9:48:03	1	163072	1/20/2022 7:	2E+07	0	

Analyte	T	Units	RAW	Final	Text	Spike	SPKref	RPDref	MDL	PQL	UQL	%REC	LOW	HIGH	%RPD	Q
1,2,4-Trichlorobenzene	A	ug/L	66.28416	65.6213184		99	0	0	1.881	10	150	66%	29	116	0%	
1,2-Dichlorobenzene	A	ug/L	62.82244	62.1942156		99	0	0	1.9503	10	150	63%	32	111	0%	
1,3-Dichlorobenzene	A	ug/L	61.90519	61.2861381		99	0	0	2.1087	10	150	62%	28	110	0%	
1,4-Dichlorobenzene	A	ug/L	58.4769	57.892131		99	0	0	1.9998	10	150	58%	29	112	0%	
1-Methylnaphthalene	A	ug/L	75.27347	74.5207353		99	0	0	2.3661	10	150	75%	41	119	0%	
2,2´-Oxybis(1-Chloropropane)	A	ug/L	80.09641	79.2954459		99	0	0	1.4355	10	150	80%	37	130	0%	
2,4,5-Trichlorophenol	A	ug/L	76.09995	75.3389505		99	0	0	2.2077	10	150	76%	53	123	0%	
2,4,6-Trichlorophenol	A	ug/L	83.68007	82.8432693		99	0	0	2.6136	10	150	84%	50	125	0%	
2,4-Dichlorophenol	A	ug/L	68.29197	67.6090503		99	0	0	1.6731	10	150	68%	47	121	0%	
2,4-Dimethylphenol	A	ug/L	60.94894	60.3394506		99	0	0	1.6731	10	150	61%	31	124	0%	
2,4-Dinitrophenol	A	ug/L	63.4987	62.863713		99	0	0	4.2174	10	150	63%	23	142	0%	
2,4-Dinitrotoluene	A	ug/L	83.42097	82.5867603		99	0	0	3.0096	10	150	83%	57	128	0%	
2,6-Dinitrotoluene	A	ug/L	91.79773	90.8797527		99	0	0	3.168	10	150	92%	50	118	0%	
2-Chloronaphthalene	A	ug/L	90.05039	89.1498861		99	0	0	2.1186	10	150	90%	40	116	0%	
2-Chlorophenol	A	ug/L	65.72386	65.0666214		99	0	0	2.4552	10	150	66%	38	117	0%	
2-Methylnaphthalene	A	ug/L	82.25965	81.4370535		99	0	0	1.9008	10	150	82%	40	121	0%	
2-Nitroaniline	A	ug/L	82.89152	82.0626048		99	0	0	2.376	10	150	83%	55	127	0%	
2-Nitrophenol	A	ug/L	74.46129	73.7166771		99	0	0	2.3364	10	150	74%	47	123	0%	
3,3´-Dichlorobenzidine	A	ug/L	60.06079	59.4601821		99	0	0	2.0889	10	150	60%	27	129	0%	
3-Nitroaniline	A	ug/L	71.61692	70.9007508		99	0	0	2.7423	10	150	72%	41	128	0%	
4,6-Dinitro-2-methylphenol	A	ug/L	66.69483	66.0278817		99	0	0	2.3067	10	150	67%	44	137	0%	
4-Bromophenyl phenyl ether	A	ug/L	83.25108	82.4185692		99	0	0	1.7226	10	150	83%	55	124	0%	
4-Chloro-2-methylphenol	A	ug/L	74.5983	73.852317		99	0	0	1.584	10	150	75%	49	89	0%	
4-Chloro-3-methylphenol	A	ug/L	82.87606	82.0472994		99	0	0	1.4454	10	150	83%	52	119	0%	
4-Chlorophenol	A	ug/L	59.70949	59.1123951		99	0	0	2.6136	10	150	60%	41	81	0%	
4-Chlorophenyl phenyl ether	A	ug/L	92.36778	91.4441022		99	0	0	2.0097	10	150	92%	53	121	0%	
4-Nitroaniline	A	ug/L	68.50576	67.8207024		99	0	0	1.6137	10	150	69%	57	101	0%	
4-Nitrophenol	A	ug/L	37.84185	37.4634315		99	0	0	2.475	10	150	38%	15	36	0%	S
Acenaphthene	A	ug/L	85.7425	84.885075		99	0	0	1.8711	10	150	86%	47	122	0%	
Acenaphthylene	A	ug/L	79.66987	78.8731713		99	0	0	1.5543	10	150	80%	41	130	0%	
Aniline	A	ug/L	33.68056	33.3437544		99	0	0	3.7026	10	150	34%	24	60	0%	
Anthracene	A	ug/L	81.12861	80.3173239		99	0	0	1.2177	10	150	81%	57	123	0%	
Azobenzene	A	ug/L	76.45411	75.6895689		99	0	0	1.0791	10	150	76%	61	116	0%	
Benzidine	A	ug/L	3.07196	0		99	0	0	6.6528	10	150	0%	10	100	0%	S
Benzo(a)anthracene	A	ug/L	82.57571	81.7499529		99	0	0	0.84744	10	150	83%	58	125	0%	

Seq No	Lab ID	Test Code	Sample Typ	File ID	Analysis Date	DF	Batch ID	Prep Date	SPKref	RPDref	pmoist
15015635	B22011136-001	SVOC-8270-W-	MS-DOD	SV5973N.I\sd0202	2/2/2022 9:48:03	1	163072	1/20/2022 7:	2E+07	0	

Analyte	T	Units	RAW	Final	Text	Spike	SPKref	RPDref	MDL	PQL	UQL	%REC	LOW	HIGH	%RPD	Q
Benzo(a)pyrene	A	ug/L	77.29808	76.5250992		99	0	0	1.2276	10	150	77%	54	128	0%	
Benzo(b)fluoranthene	A	ug/L	82.42093	81.5967207		99	0	0	0.89397	10	150	82%	53	131	0%	
Benzo(g,h,i)perylene	A	ug/L	82.92652	82.0972548		99	0	0	0.9999	10	150	83%	50	134	0%	
Benzo(k)fluoranthene	A	ug/L	74.44941	73.7049159		99	0	0	0.9603	10	150	74%	57	129	0%	
Benzoic acid	A	ug/L	26.89609	26.6271291		99	0	0	1.4949	10	150	27%	10	30	0%	
Benzyl alcohol	A	ug/L	62.91982	62.2906218		99	0	0	3.0987	10	150	63%	31	112	0%	
bis(-2-chloroethoxy)Methane	A	ug/L	87.48365	86.6088135		99	0	0	1.3464	10	150	87%	48	120	0%	
bis(-2-chloroethyl)Ether	A	ug/L	78.85841	78.0698259		99	0	0	2.5443	10	150	79%	43	118	0%	
bis(2-chloroisopropyl)Ether	A	ug/L	80.09641	79.2954459		99	0	0	1.4751	10	150	80%	37	130	0%	
bis(2-ethylhexyl)Phthalate	A	ug/L	68.39726	67.7132874		99	0	0	1.8909	10	150	68%	55	135	0%	
Butylbenzylphthalate	A	ug/L	82.59836	81.7723764		99	0	0	1.5543	10	150	83%	53	134	0%	
Carbazole	A	ug/L	91.25517	90.3426183		99	0	0	0.83358	10	150	91%	60	122	0%	
Chrysene	A	ug/L	82.89215	82.0632285		99	0	0	1.1583	10	150	83%	59	123	0%	
Di-n-butyl phthalate	A	ug/L	89.97857	89.0787843		99	0	0	0.92268	10	150	90%	59	127	0%	
Di-n-octyl phthalate	A	ug/L	70.01788	69.3177012		99	0	0	1.3266	10	150	70%	51	140	0%	
Dibenzo(a,h)anthracene	A	ug/L	89.46733	88.5726567		99	0	0	1.1583	10	150	89%	51	134	0%	
Dibenzofuran	A	ug/L	87.6868	86.809932		99	0	0	1.7226	10	150	88%	53	118	0%	
Diethyl phthalate	A	ug/L	92.80077	91.8727623		99	0	0	2.1582	10	150	93%	56	125	0%	
Dimethyl phthalate	A	ug/L	91.68275	90.7659225		99	0	0	1.7028	10	150	92%	45	127	0%	
Fluoranthene	A	ug/L	75.38556	74.6317044		99	0	0	0.87417	10	150	75%	57	128	0%	
Fluorene	A	ug/L	79.23636	78.4439964		99	0	0	1.8018	10	150	79%	52	124	0%	
Hexachlorobenzene	A	ug/L	69.87442	69.1756758		99	0	0	1.3167	10	150	70%	53	125	0%	
Hexachlorobutadiene	A	ug/L	55.15586	54.6043014		99	0	0	2.2968	10	150	55%	22	124	0%	
Hexachlorocyclopentadiene	A	ug/L	54.49043	53.9455257		99	0	0	2.9403	10	150	54%	39	91	0%	
Hexachloroethane	A	ug/L	56.45636	55.8917964		99	0	0	1.7721	10	150	56%	21	115	0%	
Indeno(1,2,3-cd)pyrene	A	ug/L	81.12058	80.3093742		99	0	0	1.2375	10	150	81%	52	134	0%	
Isophorone	A	ug/L	74.20871	73.4666229		99	0	0	1.6533	10	150	74%	42	124	0%	
m+p-Cresols	A	ug/L	63.46281	62.8281819		99	0	0	1.7622	10	150	63%	29	110	0%	
n-Nitroso-di-n-propylamine	A	ug/L	87.28017	86.4073683		99	0	0	1.5246	10	150	87%	49	119	0%	
n-Nitrosodimethylamine	A	ug/L	50.45754	49.9529646		99	0	0	1.5147	10	150	50%	20	45	0%	S
n-Nitrosodiphenylamine	A	ug/L	83.29776	82.4647824		99	0	0	1.1484	10	150	83%	51	123	0%	
Naphthalene	A	ug/L	78.53495	77.7496005		99	0	0	1.7226	10	150	79%	40	121	0%	
Nitrobenzene	A	ug/L	82.49448	81.6695352		99	0	0	2.2869	10	150	82%	45	121	0%	
o-Cresol	A	ug/L	71.78241	71.0645859		99	0	0	1.8117	10	150	72%	30	117	0%	
p-Chloroaniline	A	ug/L	48.4399	47.955501		99	0	0	1.5048	10	150	48%	33	117	0%	

Seq No	Lab ID	Test Code	Sample Typ	File ID	Analysis Date	DF	Batch ID	Prep Date	SPKref	RPDref	pmoist
15015635	B22011136-001	SVOC-8270-W-	MS-DOD	SV5973N.I\sd0202	2/2/2022 9:48:03	1	163072	1/20/2022 7:	2E+07	0	

Analyte	T	Units	RAW	Final	Text	Spike	SPKref	RPDref	MDL	PQL	UQL	%REC	LOW	HIGH	%RPD	Q
Pentachlorophenol	A	ug/L	71.2834	70.570566		99	0	0	4.1976	10	150	71%	35	138	0%	
Phenanthrene	A	ug/L	74.73711	73.9897389		99	0	0	0.77616	10	150	75%	59	120	0%	
Phenol	A	ug/L	43.21465	42.7825035		99	0	0	1.4454	10	150	43%	37	75	0%	
Pyrene	A	ug/L	77.20438	76.4323362		99	0	0	0.91179	10	150	77%	57	126	0%	
Pyridine	A	ug/L	31.78249	31.4646651		99	0	0	3.1878	10	150	32%	16	45	0%	
Triallate	A	ug/L	80.91743	80.1082557		99	0	0	1.4949	10	150	81%	59	105	0%	
1,4-Dichlorobenzene-d4	I	ug/L	40	39.6		0	0	0	0	10	150	0%			0%	
Acenaphthene-d10	I	ug/L	40	39.6		0	0	0	0	10	150	0%			0%	
Chrysene-d12	I	ug/L	40	39.6		0	0	0	0	10	150	0%			0%	
Naphthalene-d8	I	ug/L	40	39.6		0	0	0	0	10	150	0%			0%	
Perylene-d12	I	ug/L	40	39.6		0	0	0	0	10	150	0%			0%	
Phenanthrene-d10	I	ug/L	40	39.6		0	0	0	0	10	150	0%			0%	
2,4,6-Tribromophenol	S	ug/L	150.18579	148.683932		198	0	0	2.8512	10	0	75%	43	140	0%	
2-Fluorobiphenyl	S	ug/L	77.21524	76.4430876		99	0	0	0.71676	10	0	77%	44	119	0%	
2-Fluorophenol	S	ug/L	76.63674	75.8703726		198	0	0	3.4848	10	0	38%	19	119	0%	
Nitrobenzene-d5	S	ug/L	73.15583	72.4242717		99	0	0	2.3166	10	0	73%	44	120	0%	
Phenol-d5	S	ug/L	84.9486	84.099114		198	0	0	2.0394	10	0	42%	10	65	0%	
Terphenyl-d14	S	ug/L	84.89767	84.0486933		99	0	0	1.1583	10	0	85%	50	134	0%	
4-Chloroaniline	X	ug/L	48.4399	47.955501		99	0	0	1.5939	10	150	48%	33	117	0%	
o-Terphenyl	X	ug/L	76.70657	75.9395043		99	0	0	1.2573	10	150	77%	40	140	0%	

Seq No	Lab ID	Test Code	Sample Typ	File ID	Analysis Date	DF	Batch ID	Prep Date	SPKref	RPDref	pmoist
15015638	B22011136-001	SVOC-8270-W-	MSD-DOD	SV5973N.I\sd0202	2/2/2022 10:20:1	1	163072	1/20/2022 7:	2E+07	2E+07	

Analyte	T	Units	RAW	Final	Text	Spike	SPKref	RPDref	MDL	PQL	UQL	%REC	LOW	HIGH	%RPD	Q
1,2,4-Trichlorobenzene	A	ug/L	59.09342	58.5024858		99	0	65.621318	1.881	10	150	59%	29	116	11%	
1,2-Dichlorobenzene	A	ug/L	46.64269	46.1762631		99	0	62.194216	1.9503	10	150	47%	32	111	30%	R
1,3-Dichlorobenzene	A	ug/L	46.39954	45.9355446		99	0	61.286138	2.1087	10	150	46%	28	110	29%	R
1,4-Dichlorobenzene	A	ug/L	42.90666	42.4775934		99	0	57.892131	1.9998	10	150	43%	29	112	31%	R
1-Methylnaphthalene	A	ug/L	64.3099	63.666801		99	0	74.520735	2.3661	10	150	64%	41	119	16%	
2,2´-Oxybis(1-Chloropropane)	A	ug/L	64.47531	63.8305569		99	0	79.295446	1.4355	10	150	64%	37	130	22%	R
2,4,5-Trichlorophenol	A	ug/L	69.26152	68.5689048		99	0	75.338951	2.2077	10	150	69%	53	123	9%	
2,4,6-Trichlorophenol	A	ug/L	74.0676	73.326924		99	0	82.843269	2.6136	10	150	74%	50	125	12%	
2,4-Dichlorophenol	A	ug/L	55.32668	54.7734132		99	0	67.609050	1.6731	10	150	55%	47	121	21%	R
2,4-Dimethylphenol	A	ug/L	49.42919	48.9348981		99	0	60.339451	1.6731	10	150	49%	31	124	21%	R

Seq No	Lab ID	Test Code	Sample Typ	File ID	Analysis Date	DF	Batch ID	Prep Date	SPKref	RPDref	pmoist
15015638	B22011136-001	SVOC-8270-W-	MSD-DOD	SV5973N.I\sd0202	2/2/2022 10:20:1	1	163072	1/20/2022 7:	2E+07	2E+07	

Analyte	T	Units	RAW	Final	Text	Spike	SPKref	RPDref	MDL	PQL	UQL	%REC	LOW	HIGH	%RPD	Q
2,4-Dinitrophenol	A	ug/L	55.05254	54.5020146		99	0	62.863713	4.2174	10	150	55%	23	142	14%	
2,4-Dinitrotoluene	A	ug/L	75.72987	74.9725713		99	0	82.586760	3.0096	10	150	76%	57	128	10%	
2,6-Dinitrotoluene	A	ug/L	84.71711	83.8699389		99	0	90.879753	3.168	10	150	85%	50	118	8%	
2-Chloronaphthalene	A	ug/L	81.93204	81.1127196		99	0	89.149886	2.1186	10	150	82%	40	116	9%	
2-Chlorophenol	A	ug/L	52.15082	51.6293118		99	0	65.066621	2.4552	10	150	52%	38	117	23%	R
2-Methylnaphthalene	A	ug/L	71.07802	70.3672398		99	0	81.437054	1.9008	10	150	71%	40	121	15%	
2-Nitroaniline	A	ug/L	76.7804	76.012596		99	0	82.062605	2.376	10	150	77%	55	127	8%	
2-Nitrophenol	A	ug/L	63.41236	62.7782364		99	0	73.716677	2.3364	10	150	63%	47	123	16%	
3,3´-Dichlorobenzidine	A	ug/L	60.8461	60.237639		99	0	59.460182	2.0889	10	150	61%	27	129	1%	
3-Nitroaniline	A	ug/L	66.43392	65.7695808		99	0	70.900751	2.7423	10	150	66%	41	128	8%	
4,6-Dinitro-2-methylphenol	A	ug/L	64.59602	63.9500598		99	0	66.027882	2.3067	10	150	65%	44	137	3%	
4-Bromophenyl phenyl ether	A	ug/L	79.9475	79.148025		99	0	82.418569	1.7226	10	150	80%	55	124	4%	
4-Chloro-2-methylphenol	A	ug/L	64.30494	63.6618906		99	0	73.852317	1.584	10	150	64%	49	89	15%	
4-Chloro-3-methylphenol	A	ug/L	74.26804	73.5253596		99	0	82.047299	1.4454	10	150	74%	52	119	11%	
4-Chlorophenol	A	ug/L	52.10423	51.5831877		99	0	59.112395	2.6136	10	150	52%	41	81	14%	
4-Chlorophenyl phenyl ether	A	ug/L	84.91767	84.0684933		99	0	91.444102	2.0097	10	150	85%	53	121	8%	
4-Nitroaniline	A	ug/L	67.99835	67.3183665		99	0	67.820702	1.6137	10	150	68%	57	101	1%	
4-Nitrophenol	A	ug/L	35.99791	35.6379309		99	0	37.463432	2.475	10	150	36%	15	36	5%	
Acenaphthene	A	ug/L	78.87733	78.0885567		99	0	84.885075	1.8711	10	150	79%	47	122	8%	
Acenaphthylene	A	ug/L	71.9282	71.208918		99	0	78.873171	1.5543	10	150	72%	41	130	10%	
Aniline	A	ug/L	37.21856	36.8463744		99	0	33.343754	3.7026	10	150	37%	24	60	10%	
Anthracene	A	ug/L	79.6385	78.842115		99	0	80.317324	1.2177	10	150	80%	57	123	2%	
Azobenzene	A	ug/L	71.12633	70.4150667		99	0	75.689569	1.0791	10	150	71%	61	116	7%	
Benzidine	A	ug/L	4.88538	0		99	0	0	6.6528	10	150	0%	10	100		S
Benzo(a)anthracene	A	ug/L	86.43406	85.5697194		99	0	81.749953	0.84744	10	150	86%	58	125	5%	
Benzo(a)pyrene	A	ug/L	83.63914	82.8027486		99	0	76.525099	1.2276	10	150	84%	54	128	8%	
Benzo(b)fluoranthene	A	ug/L	86.58546	85.7196054		99	0	81.596721	0.89397	10	150	87%	53	131	5%	
Benzo(g,h,i)perylene	A	ug/L	88.82264	87.9344136		99	0	82.097255	0.9999	10	150	89%	50	134	7%	
Benzo(k)fluoranthene	A	ug/L	80.33777	79.5343923		99	0	73.704916	0.9603	10	150	80%	57	129	8%	
Benzoic acid	A	ug/L	20.39025	20.1863475		99	0	26.627129	1.4949	10	150	20%	10	30	28%	R
Benzyl alcohol	A	ug/L	51.95042	51.4309158		99	0	62.290622	3.0987	10	150	52%	31	112	19%	
bis(-2-chloroethoxy)Methane	A	ug/L	75.41681	74.6626419		99	0	86.608814	1.3464	10	150	75%	48	120	15%	
bis(-2-chloroethyl)Ether	A	ug/L	69.58334	68.8875066		99	0	78.069826	2.5443	10	150	70%	43	118	12%	
bis(2-chloroisopropyl)Ether	A	ug/L	64.47531	63.8305569		99	0	79.295446	1.4751	10	150	64%	37	130	22%	R
bis(2-ethylhexyl)Phthalate	A	ug/L	84.9965	84.146535		99	0	67.713287	1.8909	10	150	85%	55	135	22%	R

Seq No	Lab ID	Test Code	Sample Typ	File ID	Analysis Date	DF	Batch ID	Prep Date	SPKref	RPDref	pmoist
15015638	B22011136-001	SVOC-8270-W-	MSD-DOD	SV5973N.I\sd0202	2/2/2022 10:20:1	1	163072	1/20/2022 7:	2E+07	2E+07	

Analyte	T	Units	RAW	Final	Text	Spike	SPKref	RPDref	MDL	PQL	UQL	%REC	LOW	HIGH	%RPD	Q
Butylbenzylphthalate	A	ug/L	89.89016	88.9912584		99	0	81.772376	1.5543	10	150	90%	53	134	8%	
Carbazole	A	ug/L	88.20558	87.3235242		99	0	90.342618	0.83358	10	150	88%	60	122	3%	
Chrysene	A	ug/L	85.30406	84.4510194		99	0	82.063229	1.1583	10	150	85%	59	123	3%	
Di-n-butyl phthalate	A	ug/L	91.51924	90.6040476		99	0	89.078784	0.92268	10	150	92%	59	127	2%	
Di-n-octyl phthalate	A	ug/L	84.61874	83.7725526		99	0	69.317701	1.3266	10	150	85%	51	140	19%	
Dibenzo(a,h)anthracene	A	ug/L	93.80891	92.8708209		99	0	88.572657	1.1583	10	150	94%	51	134	5%	
Dibenzofuran	A	ug/L	79.77926	78.9814674		99	0	86.809932	1.7226	10	150	80%	53	118	9%	
Diethyl phthalate	A	ug/L	88.3931	87.509169		99	0	91.872762	2.1582	10	150	88%	56	125	5%	
Dimethyl phthalate	A	ug/L	82.36213	81.5385087		99	0	90.765923	1.7028	10	150	82%	45	127	11%	
Fluoranthene	A	ug/L	76.39357	75.6296343		99	0	74.631704	0.87417	10	150	76%	57	128	1%	
Fluorene	A	ug/L	73.09378	72.3628422		99	0	78.443996	1.8018	10	150	73%	52	124	8%	
Hexachlorobenzene	A	ug/L	68.41079	67.7266821		99	0	69.175676	1.3167	10	150	68%	53	125	2%	
Hexachlorobutadiene	A	ug/L	49.96796	49.4682804		99	0	54.604301	2.2968	10	150	50%	22	124	10%	
Hexachlorocyclopentadiene	A	ug/L	57.87778	57.2990022		99	0	53.945526	2.9403	10	150	58%	39	91	6%	
Hexachloroethane	A	ug/L	42.29568	41.8727232		99	0	55.891796	1.7721	10	150	42%	21	115	29%	R
Indeno(1,2,3-cd)pyrene	A	ug/L	87.83931	86.9609169		99	0	80.309374	1.2375	10	150	88%	52	134	8%	
Isophorone	A	ug/L	64.3316	63.688284		99	0	73.466623	1.6533	10	150	64%	42	124	14%	
m+p-Cresols	A	ug/L	55.70114	55.1441286		99	0	62.828182	1.7622	10	150	56%	29	110	13%	
n-Nitroso-di-n-propylamine	A	ug/L	69.41831	68.7241269		99	0	86.407368	1.5246	10	150	69%	49	119	23%	R
n-Nitrosodimethylamine	A	ug/L	42.91815	42.4889685		99	0	49.952965	1.5147	10	150	43%	20	45	16%	
n-Nitrosodiphenylamine	A	ug/L	78.95995	78.1703505		99	0	82.464782	1.1484	10	150	79%	51	123	5%	
Naphthalene	A	ug/L	81.97582	81.1560618		99	0	77.749601	1.7226	10	150	82%	40	121	4%	
Nitrobenzene	A	ug/L	74.48339	73.7385561		99	0	81.669535	2.2869	10	150	74%	45	121	10%	
o-Cresol	A	ug/L	58.01641	57.4362459		99	0	71.064586	1.8117	10	150	58%	30	117	21%	R
p-Chloroaniline	A	ug/L	48.80687	48.3188013		99	0	47.955501	1.5048	10	150	49%	33	117	1%	
Pentachlorophenol	A	ug/L	74.66409	73.9174491		99	0	70.570566	4.1976	10	150	75%	35	138	5%	
Phenanthrene	A	ug/L	70.85359	70.1450541		99	0	73.989739	0.77616	10	150	71%	59	120	5%	
Phenol	A	ug/L	36.31624	35.9530776		99	0	42.782504	1.4454	10	150	36%	37	75	17%	S
Pyrene	A	ug/L	79.47896	78.6841704		99	0	76.432336	0.91179	10	150	79%	57	126	3%	
Pyridine	A	ug/L	27.02919	26.7588981		99	0	31.464665	3.1878	10	150	27%	16	45	16%	
Triallate	A	ug/L	82.37772	81.5539428		99	0	80.108256	1.4949	10	150	82%	59	105	2%	
1,4-Dichlorobenzene-d4	I	ug/L	40	39.6		0	0	0	0	10	150	0%			0%	
Acenaphthene-d10	I	ug/L	40	39.6		0	0	0	0	10	150	0%			0%	
Chrysene-d12	I	ug/L	40	39.6		0	0	0	0	10	150	0%			0%	
Naphthalene-d8	I	ug/L	40	39.6		0	0	0	0	10	150	0%			0%	

Seq No	Lab ID	Test Code	Sample Typ	File ID	Analysis Date	DF	Batch ID	Prep Date	SPKref	RPDref	pmoist
15015638	B22011136-001	SVOC-8270-W-	MSD-DOD	SV5973N.I\sd0202/2/2022 10:20:1		1	163072	1/20/2022 7:	2E+07	2E+07	

Analyte	T	Units	RAW	Final	Text	Spike	SPKref	RPDref	MDL	PQL	UQL	%REC	LOW	HIGH	%RPD	Q
Perylene-d12	I	ug/L	40	39.6		0	0	0	0	10	150	0%			0%	
Phenanthrene-d10	I	ug/L	40	39.6		0	0	0	0	10	150	0%			0%	
2,4,6-Tribromophenol	S	ug/L	142.44671	141.022243		198	0	0	2.8512	10	0	71%	43	140	0%	
2-Fluorobiphenyl	S	ug/L	61.53214	60.9168186		99	0	0	0.71676	10	0	62%	44	119	0%	
2-Fluorophenol	S	ug/L	55.99422	55.4342778		198	0	0	3.4848	10	0	28%	19	119	0%	
Nitrobenzene-d5	S	ug/L	60.29978	59.6967822		99	0	0	2.3166	10	0	60%	44	120	0%	
Phenol-d5	S	ug/L	62.86323	62.2345977		198	0	0	2.0394	10	0	31%	10	65	0%	
Terphenyl-d14	S	ug/L	79.26249	78.4698651		99	0	0	1.1583	10	0	79%	50	134	0%	
4-Chloroaniline	X	ug/L	48.80687	48.3188013		99	0	47.955501	1.5939	10	150	49%	33	117	1%	
o-Terphenyl	X	ug/L	78.10926	77.3281674		99	0	75.939504	1.2573	10	150	78%	40	140	2%	

Seq No	Lab ID	Test Code	Sample Typ	File ID	Analysis Date	DF	Batch ID	Prep Date	SPKref	RPDref	pmoist
15015639	B22011137-001	SVOC-8270-W-	SAMP	SV5973N.I\sd0202/2/2022 10:52:1		1	163072	1/20/2022 7:	0	0	

Analyte	T	Units	RAW	Final	Text	Spike	SPKref	RPDref	MDL	PQL	UQL	%REC	LOW	HIGH	%RPD	Q
1,2,4-Trichlorobenzene	A	ug/L	0	0		0	0	0	1.862	10	150	0%	0	0	0%	U
1,2-Dichlorobenzene	A	ug/L	0	0		0	0	0	1.9306	10	150	0%	0	0	0%	U
1,3-Dichlorobenzene	A	ug/L	0	0		0	0	0	2.0874	10	150	0%	0	0	0%	U
1,4-Dichlorobenzene	A	ug/L	0	0		0	0	0	1.9796	10	150	0%	0	0	0%	U
1-Methylnaphthalene	A	ug/L	26.72332	26.1888536		0	0	0	2.3422	4.9	150	0%	0	0	0%	
2,2´-Oxybis(1-Chloropropane)	A	ug/L	0	0		0	0	0	1.421	10	150	0%	0	0	0%	U
2,4,5-Trichlorophenol	A	ug/L	0	0		0	0	0	2.1854	10	150	0%	0	0	0%	U
2,4,6-Trichlorophenol	A	ug/L	0	0		0	0	0	2.5872	10	150	0%	0	0	0%	U
2,4-Dichlorophenol	A	ug/L	0	0		0	0	0	1.6562	10	150	0%	0	0	0%	U
2,4-Dimethylphenol	A	ug/L	0	0		0	0	0	1.6562	10	150	0%	0	0	0%	U
2,4-Dinitrophenol	A	ug/L	0	0		0	0	0	4.1748	10	150	0%	0	0	0%	U
2,4-Dinitrotoluene	A	ug/L	0	0		0	0	0	2.9792	10	150	0%	0	0	0%	U
2,6-Dinitrotoluene	A	ug/L	0	0		0	0	0	3.136	10	150	0%	0	0	0%	U
2-Chloronaphthalene	A	ug/L	0	0		0	0	0	2.0972	10	150	0%	0	0	0%	U
2-Chlorophenol	A	ug/L	0	0		0	0	0	2.4304	10	150	0%	0	0	0%	U
2-Methylnaphthalene	A	ug/L	17.79224	17.4363952		0	0	0	1.8816	4.9	150	0%	0	0	0%	
2-Nitroaniline	A	ug/L	0	0		0	0	0	2.352	10	150	0%	0	0	0%	U
2-Nitrophenol	A	ug/L	0	0		0	0	0	2.3128	10	150	0%	0	0	0%	U
3,3´-Dichlorobenzidine	A	ug/L	0	0		0	0	0	2.0678	10	150	0%	0	0	0%	U
3-Nitroaniline	A	ug/L	0	0		0	0	0	2.7146	10	150	0%	0	0	0%	U

Seq No	Lab ID	Test Code	Sample Typ	File ID	Analysis Date	DF	Batch ID	Prep Date	SPKref	RPDref	pmoist
15015639	B22011137-001	SVOC-8270-W-	SAMP	SV5973N.I\sd0202	2/2/2022 10:52:1	1	163072	1/20/2022 7:	0	0	

Analyte	T	Units	RAW	Final	Text	Spike	SPKref	RPDref	MDL	PQL	UQL	%REC	LOW	HIGH	%RPD	Q
4,6-Dinitro-2-methylphenol	A	ug/L	0	0		0	0	0	2.2834	10	150	0%	0	0	0%	U
4-Bromophenyl phenyl ether	A	ug/L	0	0		0	0	0	1.7052	10	150	0%	0	0	0%	U
4-Chloro-2-methylphenol	A	ug/L	0	0		0	0	0	1.568	10	150	0%	0	0	0%	U
4-Chloro-3-methylphenol	A	ug/L	0	0		0	0	0	1.4308	10	150	0%	0	0	0%	U
4-Chlorophenol	A	ug/L	0	0		0	0	0	2.5872	10	150	0%	0	0	0%	U
4-Chlorophenyl phenyl ether	A	ug/L	0	0		0	0	0	1.9894	10	150	0%	0	0	0%	U
4-Nitroaniline	A	ug/L	0	0		0	0	0	1.5974	10	150	0%	0	0	0%	U
4-Nitrophenol	A	ug/L	0	0		0	0	0	2.45	10	150	0%	0	0	0%	U
Acenaphthene	A	ug/L	0	0		0	0	0	1.8522	4.9	150	0%	0	0	0%	U
Acenaphthylene	A	ug/L	0	0		0	0	0	1.5386	4.9	150	0%	0	0	0%	U
Aniline	A	ug/L	0	0		0	0	0	3.6652	10	150	0%	0	0	0%	U
Anthracene	A	ug/L	0	0		0	0	0	1.2054	4.9	150	0%	0	0	0%	U
Azobenzene	A	ug/L	0	0		0	0	0	1.0682	10	150	0%	0	0	0%	U
Benzidine	A	ug/L	0	0		0	0	0	6.5856	10	150	0%	0	0	0%	U
Benzo(a)anthracene	A	ug/L	0	0		0	0	0	0.83888	4.9	150	0%	0	0	0%	U
Benzo(a)pyrene	A	ug/L	0	0		0	0	0	1.2152	4.9	150	0%	0	0	0%	U
Benzo(b)fluoranthene	A	ug/L	0	0		0	0	0	0.88494	4.9	150	0%	0	0	0%	U
Benzo(g,h,i)perylene	A	ug/L	0	0		0	0	0	0.9898	4.9	150	0%	0	0	0%	U
Benzo(k)fluoranthene	A	ug/L	0	0		0	0	0	0.9506	4.9	150	0%	0	0	0%	U
Benzoic acid	A	ug/L	0	0		0	0	0	1.4798	10	150	0%	0	0	0%	U
Benzyl alcohol	A	ug/L	0	0		0	0	0	3.0674	10	150	0%	0	0	0%	U
bis(-2-chloroethoxy)Methane	A	ug/L	0	0		0	0	0	1.3328	10	150	0%	0	0	0%	U
bis(-2-chloroethyl)Ether	A	ug/L	0	0		0	0	0	2.5186	10	150	0%	0	0	0%	U
bis(2-chloroisopropyl)Ether	A	ug/L	0	0		0	0	0	1.4602	10	150	0%	0	0	0%	U
bis(2-ethylhexyl)Phthalate	A	ug/L	0	0		0	0	0	1.8718	10	150	0%	0	0	0%	U
Butylbenzylphthalate	A	ug/L	0	0		0	0	0	1.5386	10	150	0%	0	0	0%	U
Carbazole	A	ug/L	0	0		0	0	0	0.82516	10	150	0%	0	0	0%	U
Chrysene	A	ug/L	0	0		0	0	0	1.1466	4.9	150	0%	0	0	0%	U
Di-n-butyl phthalate	A	ug/L	0	0		0	0	0	0.91336	10	150	0%	0	0	0%	U
Di-n-octyl phthalate	A	ug/L	0	0		0	0	0	1.3132	10	150	0%	0	0	0%	U
Dibenzo(a,h)anthracene	A	ug/L	0	0		0	0	0	1.1466	4.9	150	0%	0	0	0%	U
Dibenzofuran	A	ug/L	0	0		0	0	0	1.7052	10	150	0%	0	0	0%	U
Diethyl phthalate	A	ug/L	0	0		0	0	0	2.1364	10	150	0%	0	0	0%	U
Dimethyl phthalate	A	ug/L	0	0		0	0	0	1.6856	10	150	0%	0	0	0%	U
Fluoranthene	A	ug/L	0	0		0	0	0	0.86534	4.9	150	0%	0	0	0%	U

Seq No	Lab ID	Test Code	Sample Typ	File ID	Analysis Date	DF	Batch ID	Prep Date	SPKref	RPDref	pmoist
15015639	B22011137-001	SVOC-8270-W-	SAMP	SV5973N.I\sd0202	2/2/2022 10:52:1	1	163072	1/20/2022 7:	0	0	

Analyte	T	Units	RAW	Final	Text	Spike	SPKref	RPDref	MDL	PQL	UQL	%REC	LOW	HIGH	%RPD	Q
Fluorene	A	ug/L	0	0		0	0	0	1.7836	4.9	150	0%	0	0	0%	U
Hexachlorobenzene	A	ug/L	0	0		0	0	0	1.3034	10	150	0%	0	0	0%	U
Hexachlorobutadiene	A	ug/L	0	0		0	0	0	2.2736	10	150	0%	0	0	0%	U
Hexachlorocyclopentadiene	A	ug/L	0	0		0	0	0	2.9106	10	150	0%	0	0	0%	U
Hexachloroethane	A	ug/L	0	0		0	0	0	1.7542	10	150	0%	0	0	0%	U
Indeno(1,2,3-cd)pyrene	A	ug/L	0	0		0	0	0	1.225	4.9	150	0%	0	0	0%	U
Isophorone	A	ug/L	0	0		0	0	0	1.6366	10	150	0%	0	0	0%	U
m+p-Cresols	A	ug/L	0	0		0	0	0	1.7444	10	150	0%	0	0	0%	U
n-Nitroso-di-n-propylamine	A	ug/L	0	0		0	0	0	1.5092	10	150	0%	0	0	0%	U
n-Nitrosodimethylamine	A	ug/L	0	0		0	0	0	1.4994	10	150	0%	0	0	0%	U
n-Nitrosodiphenylamine	A	ug/L	0	0		0	0	0	1.1368	10	150	0%	0	0	0%	U
Naphthalene	A	ug/L	21.74978	21.3147844		0	0	0	1.7052	4.9	150	0%	0	0	0%	
Nitrobenzene	A	ug/L	0	0		0	0	0	2.2638	10	150	0%	0	0	0%	U
o-Cresol	A	ug/L	0	0		0	0	0	1.7934	10	150	0%	0	0	0%	U
p-Chloroaniline	A	ug/L	0	0		0	0	0	1.4896	10	150	0%	0	0	0%	U
Pentachlorophenol	A	ug/L	0	0		0	0	0	4.1552	10	150	0%	0	0	0%	U
Phenanthrene	A	ug/L	0	0		0	0	0	0.76832	4.9	150	0%	0	0	0%	U
Phenol	A	ug/L	0	0		0	0	0	1.4308	10	150	0%	0	0	0%	U
Pyrene	A	ug/L	0	0		0	0	0	0.90258	4.9	150	0%	0	0	0%	U
Pyridine	A	ug/L	0	0		0	0	0	3.1556	10	150	0%	0	0	0%	U
Triallate	A	ug/L	0	0		0	0	0	1.4798	10	150	0%	0	0	0%	U
1,4-Dichlorobenzene-d4	I	ug/L	40	39.2		0	0	0	0	10	150	0%	0	0	0%	
Acenaphthene-d10	I	ug/L	40	39.2		0	0	0	0	10	150	0%	0	0	0%	
Chrysene-d12	I	ug/L	40	39.2		0	0	0	0	10	150	0%	0	0	0%	
Naphthalene-d8	I	ug/L	40	39.2		0	0	0	0	10	150	0%	0	0	0%	
Perylene-d12	I	ug/L	40	39.2		0	0	0	0	10	150	0%	0	0	0%	
Phenanthrene-d10	I	ug/L	40	39.2		0	0	0	0	10	150	0%	0	0	0%	
2,4,6-Tribromophenol	S	ug/L	191.39533	187.567423		196	0	0	2.8224	10	0	96%	43	140	0%	
2-Fluorobiphenyl	S	ug/L	48.94777	47.9688146		98	0	0	0.70952	10	0	49%	44	119	0%	
2-Fluorophenol	S	ug/L	83.64563	81.9727174		196	0	0	3.4496	10	0	42%	19	119	0%	
Nitrobenzene-d5	S	ug/L	62.36984	61.1224432		98	0	0	2.2932	10	0	62%	44	120	0%	
Phenol-d5	S	ug/L	75.08876	73.5869848		196	0	0	2.0188	10	0	38%	10	65	0%	
Terphenyl-d14	S	ug/L	88.16998	86.4065804		98	0	0	1.1466	10	0	88%	50	134	0%	
4-Chloroaniline	X	ug/L	0	0		0	0	0	1.5778	10	150	0%	0	0	0%	U
o-Terphenyl	X	ug/L	0	0		0	0	0	1.2446	10	150	0%	0	0	0%	U

Seq No	Lab ID	Test Code	Sample Typ	File ID	Analysis Date	DF	Batch ID	Prep Date	SPKref	RPDref	pmoist
15015640	B22011200-001	SVOC-8270-W-	SAMP	SV5973N.I\sd0202/2/2022 11:24:2		1	163072	1/20/2022 7:	0	0	

Analyte	T	Units	RAW	Final	Text	Spike	SPKref	RPDref	MDL	PQL	UQL	%REC	LOW	HIGH	%RPD	Q
1,2,4-Trichlorobenzene	A	ug/L	0	0		0	0	0	1.8088	10	150	0%	0	0	0%	
1,2-Dichlorobenzene	A	ug/L	0	0		0	0	0	1.87544	10	150	0%	0	0	0%	
1,3-Dichlorobenzene	A	ug/L	0	0		0	0	0	2.02776	10	150	0%	0	0	0%	
1,4-Dichlorobenzene	A	ug/L	0	0		0	0	0	1.92304	10	150	0%	0	0	0%	
2,4,5-Trichlorophenol	A	ug/L	0	0		0	0	0	2.12296	10	150	0%	0	0	0%	
2,4,6-Trichlorophenol	A	ug/L	0	0		0	0	0	2.51328	10	150	0%	0	0	0%	
2,4-Dichlorophenol	A	ug/L	0	0		0	0	0	1.60888	10	150	0%	0	0	0%	
2,4-Dimethylphenol	A	ug/L	0	0		0	0	0	1.60888	10	150	0%	0	0	0%	
2,4-Dinitrophenol	A	ug/L	0	0		0	0	0	4.05552	10	150	0%	0	0	0%	
2,4-Dinitrotoluene	A	ug/L	0	0		0	0	0	2.89408	10	150	0%	0	0	0%	
2,6-Dinitrotoluene	A	ug/L	0	0		0	0	0	3.0464	10	150	0%	0	0	0%	
2-Chloronaphthalene	A	ug/L	0	0		0	0	0	2.03728	10	150	0%	0	0	0%	
2-Chlorophenol	A	ug/L	0	0		0	0	0	2.36096	10	150	0%	0	0	0%	
2-Methylnaphthalene	A	ug/L	13.4205	12.776316		0	0	0	1.82784	4.76	150	0%	0	0	0%	
2-Nitroaniline	A	ug/L	0	0		0	0	0	2.2848	10	150	0%	0	0	0%	
2-Nitrophenol	A	ug/L	0	0		0	0	0	2.24672	10	150	0%	0	0	0%	
3,3´-Dichlorobenzidine	A	ug/L	0	0		0	0	0	2.00872	10	150	0%	0	0	0%	
3-Nitroaniline	A	ug/L	0	0		0	0	0	2.63704	10	150	0%	0	0	0%	
4,6-Dinitro-2-methylphenol	A	ug/L	0	0		0	0	0	2.21816	10	150	0%	0	0	0%	
4-Bromophenyl phenyl ether	A	ug/L	0	0		0	0	0	1.65648	10	150	0%	0	0	0%	
4-Chloro-2-methylphenol	A	ug/L	0	0		0	0	0	1.5232	10	150	0%	0	0	0%	
4-Chloro-3-methylphenol	A	ug/L	0	0		0	0	0	1.38992	10	150	0%	0	0	0%	
4-Chlorophenol	A	ug/L	0	0		0	0	0	2.51328	10	150	0%	0	0	0%	
4-Chlorophenyl phenyl ether	A	ug/L	0	0		0	0	0	1.93256	10	150	0%	0	0	0%	
4-Nitroaniline	A	ug/L	0	0		0	0	0	1.55176	10	150	0%	0	0	0%	
4-Nitrophenol	A	ug/L	0	0		0	0	0	2.38	10	150	0%	0	0	0%	
Acenaphthylene	A	ug/L	0	0		0	0	0	1.49464	10	150	0%	0	0	0%	
Aniline	A	ug/L	0	0		0	0	0	3.56048	10	150	0%	0	0	0%	
Azobenzene	A	ug/L	0	0		0	0	0	1.03768	10	150	0%	0	0	0%	
Benzidine	A	ug/L	0	0		0	0	0	6.39744	10	150	0%	0	0	0%	
Benzoic acid	A	ug/L	0	0		0	0	0	1.43752	10	150	0%	0	0	0%	
Benzyl alcohol	A	ug/L	0	0		0	0	0	2.97976	10	150	0%	0	0	0%	
bis(-2-chloroethoxy)Methane	A	ug/L	0	0		0	0	0	1.29472	10	150	0%	0	0	0%	
bis(-2-chloroethyl)Ether	A	ug/L	0	0		0	0	0	2.44664	10	150	0%	0	0	0%	
bis(2-chloroisopropyl)Ether	A	ug/L	0	0		0	0	0	1.41848	10	150	0%	0	0	0%	

Seq No	Lab ID	Test Code	Sample Typ	File ID	Analysis Date	DF	Batch ID	Prep Date	SPKref	RPDref	pmoist
15015640	B22011200-001	SVOC-8270-W-	SAMP	SV5973N.I\sd0202/2/2022 11:24:2		1	163072	1/20/2022 7:	0	0	

Analyte	T	Units	RAW	Final	Text	Spike	SPKref	RPDref	MDL	PQL	UQL	%REC	LOW	HIGH	%RPD	Q
bis(2-ethylhexyl)Phthalate	A	ug/L	0	0		0	0	0	1.81832	10	150	0%	0	0	0%	
Butylbenzylphthalate	A	ug/L	0	0		0	0	0	1.49464	10	150	0%	0	0	0%	
Carbazole	A	ug/L	0	0		0	0	0	0.801584	10	150	0%	0	0	0%	
Di-n-butyl phthalate	A	ug/L	0	0		0	0	0	0.887264	10	150	0%	0	0	0%	
Di-n-octyl phthalate	A	ug/L	0	0		0	0	0	1.27568	10	150	0%	0	0	0%	
Dibenzofuran	A	ug/L	0	0		0	0	0	1.65648	10	150	0%	0	0	0%	
Diethyl phthalate	A	ug/L	0	0		0	0	0	2.07536	10	150	0%	0	0	0%	
Dimethyl phthalate	A	ug/L	0	0		0	0	0	1.63744	10	150	0%	0	0	0%	
Hexachlorobenzene	A	ug/L	0	0		0	0	0	1.26616	10	150	0%	0	0	0%	
Hexachlorobutadiene	A	ug/L	0	0		0	0	0	2.20864	10	150	0%	0	0	0%	
Hexachlorocyclopentadiene	A	ug/L	0	0		0	0	0	2.82744	10	150	0%	0	0	0%	
Hexachloroethane	A	ug/L	0	0		0	0	0	1.70408	10	150	0%	0	0	0%	
Isophorone	A	ug/L	0	0		0	0	0	1.58984	10	150	0%	0	0	0%	
m+p-Cresols	A	ug/L	0	0		0	0	0	1.69456	10	150	0%	0	0	0%	
n-Nitroso-di-n-propylamine	A	ug/L	0	0		0	0	0	1.46608	10	150	0%	0	0	0%	
n-Nitrosodimethylamine	A	ug/L	0	0		0	0	0	1.45656	10	150	0%	0	0	0%	
n-Nitrosodiphenylamine	A	ug/L	0	0		0	0	0	1.10432	10	150	0%	0	0	0%	
Nitrobenzene	A	ug/L	0	0		0	0	0	2.19912	10	150	0%	0	0	0%	
o-Cresol	A	ug/L	0	0		0	0	0	1.74216	10	150	0%	0	0	0%	
p-Chloroaniline	A	ug/L	0	0		0	0	0	1.44704	10	150	0%	0	0	0%	
Pentachlorophenol	A	ug/L	0	0		0	0	0	4.03648	10	150	0%	0	0	0%	
Phenol	A	ug/L	0	0		0	0	0	1.38992	10	150	0%	0	0	0%	
Pyridine	A	ug/L	0	0		0	0	0	3.06544	10	150	0%	0	0	0%	
Triallate	A	ug/L	0	0		0	0	0	1.43752	10	150	0%	0	0	0%	
1,4-Dichlorobenzene-d4	I	ug/L	40	38.08		0	0	0	0	10	150	0%	0	0	0%	
Acenaphthene-d10	I	ug/L	40	38.08		0	0	0	0	10	150	0%	0	0	0%	
Chrysene-d12	I	ug/L	40	38.08		0	0	0	0	10	150	0%	0	0	0%	
Naphthalene-d8	I	ug/L	40	38.08		0	0	0	0	10	150	0%	0	0	0%	
Perylene-d12	I	ug/L	40	38.08		0	0	0	0	10	150	0%	0	0	0%	
Phenanthrene-d10	I	ug/L	40	38.08		0	0	0	0	10	150	0%	0	0	0%	
2,4,6-Tribromophenol	S	ug/L	183.28424	174.486596		190.4	0	0	2.74176	10	0	92%	43	140	0%	
2-Fluorobiphenyl	S	ug/L	45.97521	43.7683999		95.2	0	0	0.689248	10	0	46%	44	119	0%	
2-Fluorophenol	S	ug/L	83.67131	79.6550871		190.4	0	0	3.35104	10	0	42%	19	119	0%	
Nitrobenzene-d5	S	ug/L	70.74751	67.3516295		95.2	0	0	2.22768	10	0	71%	44	120	0%	
Phenol-d5	S	ug/L	71.78379	68.3381681		190.4	0	0	1.96112	10	0	36%	10	65	0%	

Seq No	Lab ID	Test Code	Sample Typ	File ID	Analysis Date	DF	Batch ID	Prep Date	SPKref	RPDref	pmoist
15015640	B22011200-001	SVOC-8270-W-	SAMP	SV5973N.I\sd0202/2/2022 11:24:2		1	163072	1/20/2022 7:	0	0	

Analyte	T	Units	RAW	Final	Text	Spike	SPKref	RPDref	MDL	PQL	UQL	%REC	LOW	HIGH	%RPD	Q
Terphenyl-d14	S	ug/L	58.38074	55.5784645		95.2	0	0	1.11384	10	0	58%	50	134	0%	
2,2´-Oxybis(1-Chloropropane)	X	ug/L	0	0		0	0	0	1.3804	10	150	0%	0	0	0%	
4-Chloroaniline	X	ug/L	0	0		0	0	0	1.53272	10	150	0%	0	0	0%	
o-Terphenyl	X	ug/L	0	0		0	0	0	1.20904	10	150	0%	0	0	0%	

Seq No	Lab ID	Test Code	Sample Typ	File ID	Analysis Date	DF	Batch ID	Prep Date	SPKref	RPDref	pmoist
15015641	MB-163174	SVOC-8270-W-	MBLK	SV5973N.I\sd0202/2/2022 11:56:2		1	163174	1/24/2022 1	0	0	

Analyte	T	Units	RAW	Final	Text	Spike	SPKref	RPDref	MDL	PQL	UQL	%REC	LOW	HIGH	%RPD	Q
1,2,4-Trichlorobenzene	A	ug/L	0	0		0	0	0	1.9	5	150	0%	0	0	0%	
1,2-Dichlorobenzene	A	ug/L	0	0		0	0	0	1.97	5	150	0%	0	0	0%	
1,3-Dichlorobenzene	A	ug/L	0	0		0	0	0	2.13	5	150	0%	0	0	0%	
1,4-Dichlorobenzene	A	ug/L	0	0		0	0	0	2.02	5	150	0%	0	0	0%	
1-Methylnaphthalene	A	ug/L	0	0		0	0	0	2.39	5	150	0%	0	0	0%	
2,2´-Oxybis(1-Chloropropane)	A	ug/L	0	0		0	0	0	1.45	5	150	0%	0	0	0%	
2,4,5-Trichlorophenol	A	ug/L	0	0		0	0	0	2.23	5	150	0%	0	0	0%	
2,4,6-Trichlorophenol	A	ug/L	0	0		0	0	0	2.64	5	150	0%	0	0	0%	
2,4-Dichlorophenol	A	ug/L	0	0		0	0	0	1.69	5	150	0%	0	0	0%	
2,4-Dimethylphenol	A	ug/L	0	0		0	0	0	1.69	5	150	0%	0	0	0%	
2,4-Dinitrophenol	A	ug/L	0	0		0	0	0	4.26	10	150	0%	0	0	0%	
2,4-Dinitrotoluene	A	ug/L	0	0		0	0	0	3.04	5	150	0%	0	0	0%	
2,6-Dinitrotoluene	A	ug/L	0	0		0	0	0	3.2	5	150	0%	0	0	0%	
2-Chloronaphthalene	A	ug/L	0	0		0	0	0	2.14	5	150	0%	0	0	0%	
2-Chlorophenol	A	ug/L	0	0		0	0	0	2.48	5	150	0%	0	0	0%	
2-Methylnaphthalene	A	ug/L	0	0		0	0	0	1.92	5	150	0%	0	0	0%	
2-Nitroaniline	A	ug/L	0	0		0	0	0	2.4	5	150	0%	0	0	0%	
2-Nitrophenol	A	ug/L	0	0		0	0	0	2.36	5	150	0%	0	0	0%	
3,3´-Dichlorobenzidine	A	ug/L	0	0		0	0	0	2.11	10	150	0%	0	0	0%	
3-Nitroaniline	A	ug/L	0	0		0	0	0	2.77	5	150	0%	0	0	0%	
4,6-Dinitro-2-methylphenol	A	ug/L	0	0		0	0	0	2.33	10	150	0%	0	0	0%	
4-Bromophenyl phenyl ether	A	ug/L	0	0		0	0	0	1.74	5	150	0%	0	0	0%	
4-Chloro-2-methylphenol	A	ug/L	0	0		0	0	0	1.6	5	150	0%	0	0	0%	
4-Chloro-3-methylphenol	A	ug/L	0	0		0	0	0	1.46	5	150	0%	0	0	0%	
4-Chlorophenol	A	ug/L	0	0		0	0	0	2.64	5	150	0%	0	0	0%	
4-Chlorophenyl phenyl ether	A	ug/L	0	0		0	0	0	2.03	5	150	0%	0	0	0%	

Seq No	Lab ID	Test Code	Sample Typ	File ID	Analysis Date	DF	Batch ID	Prep Date	SPKref	RPDref	pmoist
15015641	MB-163174	SVOC-8270-W-	MBLK	SV5973N.I\sd0202/2/2022 11:56:2		1	163174	1/24/2022 1	0	0	

Analyte	T	Units	RAW	Final	Text	Spike	SPKref	RPDref	MDL	PQL	UQL	%REC	LOW	HIGH	%RPD	Q
4-Nitroaniline	A	ug/L	0	0		0	0	0	1.63	5	150	0%	0	0	0%	
4-Nitrophenol	A	ug/L	0	0		0	0	0	2.5	10	150	0%	0	0	0%	
Acenaphthene	A	ug/L	0	0		0	0	0	1.89	5	150	0%	0	0	0%	
Acenaphthylene	A	ug/L	0	0		0	0	0	1.57	5	150	0%	0	0	0%	
Aniline	A	ug/L	0	0		0	0	0	3.74	5	150	0%	0	0	0%	
Anthracene	A	ug/L	0	0		0	0	0	1.23	5	150	0%	0	0	0%	
Azobenzene	A	ug/L	0	0		0	0	0	1.09	5	150	0%	0	0	0%	
Benzidine	A	ug/L	0	0		0	0	0	6.72	10	150	0%	0	0	0%	
Benzo(a)anthracene	A	ug/L	0	0		0	0	0	0.856	5	150	0%	0	0	0%	
Benzo(a)pyrene	A	ug/L	0	0		0	0	0	1.24	5	150	0%	0	0	0%	
Benzo(b)fluoranthene	A	ug/L	0	0		0	0	0	0.903	5	150	0%	0	0	0%	
Benzo(g,h,i)perylene	A	ug/L	0	0		0	0	0	1.01	5	150	0%	0	0	0%	
Benzo(k)fluoranthene	A	ug/L	0	0		0	0	0	0.97	5	150	0%	0	0	0%	
Benzoic acid	A	ug/L	0	0		0	0	0	1.51	5	150	0%	0	0	0%	
Benzyl alcohol	A	ug/L	0	0		0	0	0	3.13	5	150	0%	0	0	0%	
bis(-2-chloroethoxy)Methane	A	ug/L	0	0		0	0	0	1.36	5	150	0%	0	0	0%	
bis(-2-chloroethyl)Ether	A	ug/L	0	0		0	0	0	2.57	5	150	0%	0	0	0%	
bis(2-chloroisopropyl)Ether	A	ug/L	0	0		0	0	0	1.49	5	150	0%	0	0	0%	
bis(2-ethylhexyl)Phthalate	A	ug/L	0	0		0	0	0	1.91	5	150	0%	0	0	0%	
Butylbenzylphthalate	A	ug/L	0	0		0	0	0	1.57	5	150	0%	0	0	0%	
Carbazole	A	ug/L	0	0		0	0	0	0.842	5	150	0%	0	0	0%	
Chrysene	A	ug/L	0	0		0	0	0	1.17	5	150	0%	0	0	0%	
Di-n-butyl phthalate	A	ug/L	0	0		0	0	0	0.932	5	150	0%	0	0	0%	
Di-n-octyl phthalate	A	ug/L	0	0		0	0	0	1.34	5	150	0%	0	0	0%	
Dibenzo(a,h)anthracene	A	ug/L	0	0		0	0	0	1.17	5	150	0%	0	0	0%	
Dibenzofuran	A	ug/L	0	0		0	0	0	1.74	5	150	0%	0	0	0%	
Diethyl phthalate	A	ug/L	0	0		0	0	0	2.18	5	150	0%	0	0	0%	
Dimethyl phthalate	A	ug/L	0	0		0	0	0	1.72	5	150	0%	0	0	0%	
Fluoranthene	A	ug/L	0	0		0	0	0	0.883	5	150	0%	0	0	0%	
Fluorene	A	ug/L	0	0		0	0	0	1.82	5	150	0%	0	0	0%	
Hexachlorobenzene	A	ug/L	0	0		0	0	0	1.33	5	150	0%	0	0	0%	
Hexachlorobutadiene	A	ug/L	0	0		0	0	0	2.32	5	150	0%	0	0	0%	
Hexachlorocyclopentadiene	A	ug/L	0	0		0	0	0	2.97	5	150	0%	0	0	0%	
Hexachloroethane	A	ug/L	0	0		0	0	0	1.79	5	150	0%	0	0	0%	
Indeno(1,2,3-cd)pyrene	A	ug/L	0	0		0	0	0	1.25	5	150	0%	0	0	0%	

Seq No	Lab ID	Test Code	Sample Typ	File ID	Analysis Date	DF	Batch ID	Prep Date	SPKref	RPDref	pmoist
15015641	MB-163174	SVOC-8270-W-	MBLK	SV5973N.I\sd0202/2/2022 11:56:2		1	163174	1/24/2022	1	0	0

Analyte	T	Units	RAW	Final	Text	Spike	SPKref	RPDref	MDL	PQL	UQL	%REC	LOW	HIGH	%RPD	Q
Isophorone	A	ug/L	0	0		0	0	0	1.67	5	150	0%	0	0	0%	
m+p-Cresols	A	ug/L	0	0		0	0	0	1.78	5	150	0%	0	0	0%	
n-Nitroso-di-n-propylamine	A	ug/L	0	0		0	0	0	1.54	5	150	0%	0	0	0%	
n-Nitrosodimethylamine	A	ug/L	0	0		0	0	0	1.53	5	150	0%	0	0	0%	
n-Nitrosodiphenylamine	A	ug/L	0	0		0	0	0	1.16	10	150	0%	0	0	0%	
Naphthalene	A	ug/L	0	0		0	0	0	1.74	5	150	0%	0	0	0%	
Nitrobenzene	A	ug/L	0	0		0	0	0	2.31	5	150	0%	0	0	0%	
o-Cresol	A	ug/L	0	0		0	0	0	1.83	5	150	0%	0	0	0%	
p-Chloroaniline	A	ug/L	0	0		0	0	0	1.52	5	150	0%	0	0	0%	
Pentachlorophenol	A	ug/L	0	0		0	0	0	4.24	10	150	0%	0	0	0%	
Phenanthrene	A	ug/L	0	0		0	0	0	0.784	5	150	0%	0	0	0%	
Phenol	A	ug/L	0	0		0	0	0	1.46	5	150	0%	0	0	0%	
Pyrene	A	ug/L	0	0		0	0	0	0.921	5	150	0%	0	0	0%	
Pyridine	A	ug/L	0	0		0	0	0	3.22	5	150	0%	0	0	0%	
Triallate	A	ug/L	0	0		0	0	0	1.51	5	150	0%	0	0	0%	
1,4-Dichlorobenzene-d4	I	ug/L	40	40		0	0	0	0	5	150	0%	0	0	0%	
Acenaphthene-d10	I	ug/L	40	40		0	0	0	0	5	150	0%	0	0	0%	
Chrysene-d12	I	ug/L	40	40		0	0	0	0	5	150	0%	0	0	0%	
Naphthalene-d8	I	ug/L	40	40		0	0	0	0	5	150	0%	0	0	0%	
Perylene-d12	I	ug/L	40	40		0	0	0	0	5	150	0%	0	0	0%	
Phenanthrene-d10	I	ug/L	40	40		0	0	0	0	5	150	0%	0	0	0%	
2,4,6-Tribromophenol	S	ug/L	185.00401	185.00401		200	0	0	2.88	5	0	93%	43	140	0%	
2-Fluorobiphenyl	S	ug/L	53.6772	53.6772		100	0	0	0.724	5	0	54%	44	119	0%	
2-Fluorophenol	S	ug/L	75.75948	75.75948		200	0	0	3.52	5	0	38%	19	119	0%	
Nitrobenzene-d5	S	ug/L	66.00539	66.00539		100	0	0	2.34	5	0	66%	44	120	0%	
Phenol-d5	S	ug/L	74.08571	74.08571		200	0	0	2.06	5	0	37%	10	65	0%	
Terphenyl-d14	S	ug/L	91.4059	91.4059		100	0	0	1.17	5	0	91%	50	134	0%	
4-Chloroaniline	X	ug/L	0	0		0	0	0	1.61	5	150	0%	0	0	0%	
o-Terphenyl	X	ug/L	0	0		0	0	0	1.27	5	150	0%	0	0	0%	

Seq No	Lab ID	Test Code	Sample Typ	File ID	Analysis Date	DF	Batch ID	Prep Date	SPKref	RPDref	pmoist
15015642	LCS-163174	SVOC-8270-W-	LCS-DOD	SV5973N.I\sd0202/2/2022 12:28:3		1	163174	1/24/2022	1	0	0

Analyte	T	Units	RAW	Final	Text	Spike	SPKref	RPDref	MDL	PQL	UQL	%REC	LOW	HIGH	%RPD	Q

Seq No	Lab ID	Test Code	Sample Typ	File ID	Analysis Date	DF	Batch ID	Prep Date	SPKref	RPDref	pmoist
15015642	LCS-163174	SVOC-8270-W-	LCS-DOD	SV5973N.I\sd0202	2/2/2022 12:28:3	1	163174	1/24/2022	1	0	0

Analyte	T	Units	RAW	Final	Text	Spike	SPKref	RPDref	MDL	PQL	UQL	%REC	LOW	HIGH	%RPD	Q
1,2,4-Trichlorobenzene	A	ug/L	64.09002	64.09002		100	0	0	1.9	10	150	64%	29	116	0%	
1,2-Dichlorobenzene	A	ug/L	59.72504	59.72504		100	0	0	1.97	10	150	60%	32	111	0%	
1,3-Dichlorobenzene	A	ug/L	58.16737	58.16737		100	0	0	2.13	10	150	58%	28	110	0%	
1,4-Dichlorobenzene	A	ug/L	57.07346	57.07346		100	0	0	2.02	10	150	57%	29	112	0%	
1-Methylnaphthalene	A	ug/L	73.52611	73.52611		100	0	0	2.39	10	150	74%	41	119	0%	
2,2´-Oxybis(1-Chloropropane)	A	ug/L	56.71436	56.71436		100	0	0	1.45	10	150	57%	37	130	0%	
2,4,5-Trichlorophenol	A	ug/L	83.83239	83.83239		100	0	0	2.23	10	150	84%	53	123	0%	
2,4,6-Trichlorophenol	A	ug/L	86.50878	86.50878		100	0	0	2.64	10	150	87%	50	125	0%	
2,4-Dichlorophenol	A	ug/L	72.86264	72.86264		100	0	0	1.69	10	150	73%	47	121	0%	
2,4-Dimethylphenol	A	ug/L	57.93461	57.93461		100	0	0	1.69	10	150	58%	31	124	0%	
2,4-Dinitrophenol	A	ug/L	61.75315	61.75315		100	0	0	4.26	10	150	62%	23	142	0%	
2,4-Dinitrotoluene	A	ug/L	82.54502	82.54502		100	0	0	3.04	10	150	83%	57	128	0%	
2,6-Dinitrotoluene	A	ug/L	92.71606	92.71606		100	0	0	3.2	10	150	93%	50	118	0%	
2-Chloronaphthalene	A	ug/L	85.19076	85.19076		100	0	0	2.14	10	150	85%	40	116	0%	
2-Chlorophenol	A	ug/L	62.01822	62.01822		100	0	0	2.48	10	150	62%	38	117	0%	
2-Methylnaphthalene	A	ug/L	80.99036	80.99036		100	0	0	1.92	10	150	81%	40	121	0%	
2-Nitroaniline	A	ug/L	82.44962	82.44962		100	0	0	2.4	10	150	82%	55	127	0%	
2-Nitrophenol	A	ug/L	75.10174	75.10174		100	0	0	2.36	10	150	75%	47	123	0%	
3,3´-Dichlorobenzidine	A	ug/L	75.67275	75.67275		100	0	0	2.11	10	150	76%	27	129	0%	
3-Nitroaniline	A	ug/L	79.67963	79.67963		100	0	0	2.77	10	150	80%	41	128	0%	
4,6-Dinitro-2-methylphenol	A	ug/L	70.33968	70.33968		100	0	0	2.33	10	150	70%	44	137	0%	
4-Bromophenyl phenyl ether	A	ug/L	80.25475	80.25475		100	0	0	1.74	10	150	80%	55	124	0%	
4-Chloro-2-methylphenol	A	ug/L	74.43188	74.43188		100	0	0	1.6	10	150	74%	49	89	0%	
4-Chloro-3-methylphenol	A	ug/L	85.08099	85.08099		100	0	0	1.46	10	150	85%	52	119	0%	
4-Chlorophenol	A	ug/L	63.55504	63.55504		100	0	0	2.64	10	150	64%	41	81	0%	
4-Chlorophenyl phenyl ether	A	ug/L	89.25273	89.25273		100	0	0	2.03	10	150	89%	53	121	0%	
4-Nitroaniline	A	ug/L	76.57061	76.57061		100	0	0	1.63	10	150	77%	57	101	0%	
4-Nitrophenol	A	ug/L	40.40746	40.40746		100	0	0	2.5	10	150	40%	15	36	0%	S
Acenaphthene	A	ug/L	86.94451	86.94451		100	0	0	1.89	10	150	87%	47	122	0%	
Acenaphthylene	A	ug/L	79.76158	79.76158		100	0	0	1.57	10	150	80%	41	130	0%	
Aniline	A	ug/L	40.45192	40.45192		100	0	0	3.74	10	150	40%	24	60	0%	
Anthracene	A	ug/L	88.17752	88.17752		100	0	0	1.23	10	150	88%	57	123	0%	
Azobenzene	A	ug/L	76.47472	76.47472		100	0	0	1.09	10	150	76%	61	116	0%	
Benzidine	A	ug/L	19.24967	19.24967		100	0	0	6.72	10	150	19%	10	100	0%	
Benzo(a)anthracene	A	ug/L	92.04439	92.04439		100	0	0	0.856	10	150	92%	58	125	0%	

Seq No	Lab ID	Test Code	Sample Typ	File ID	Analysis Date	DF	Batch ID	Prep Date	SPKref	RPDref	pmoist
15015642	LCS-163174	SVOC-8270-W-	LCS-DOD	SV5973N.I\sd0202	2/2/2022 12:28:3	1	163174	1/24/2022 1	0	0	

Analyte	T	Units	RAW	Final	Text	Spike	SPKref	RPDref	MDL	PQL	UQL	%REC	LOW	HIGH	%RPD	Q
Benzo(a)pyrene	A	ug/L	88.21774	88.21774		100	0	0	1.24	10	150	88%	54	128	0%	
Benzo(b)fluoranthene	A	ug/L	91.41609	91.41609		100	0	0	0.903	10	150	91%	53	131	0%	
Benzo(g,h,i)perylene	A	ug/L	91.40241	91.40241		100	0	0	1.01	10	150	91%	50	134	0%	
Benzo(k)fluoranthene	A	ug/L	81.32568	81.32568		100	0	0	0.97	10	150	81%	57	129	0%	
Benzoic acid	A	ug/L	21.126	21.126		100	0	0	1.51	10	150	21%	10	30	0%	
Benzyl alcohol	A	ug/L	58.42681	58.42681		100	0	0	3.13	10	150	58%	31	112	0%	
bis(-2-chloroethoxy)Methane	A	ug/L	84.9191	84.9191		100	0	0	1.36	10	150	85%	48	120	0%	
bis(-2-chloroethyl)Ether	A	ug/L	73.008	73.008		100	0	0	2.57	10	150	73%	43	118	0%	
bis(2-chloroisopropyl)Ether	A	ug/L	56.71436	56.71436		100	0	0	1.49	10	150	57%	37	130	0%	
bis(2-ethylhexyl)Phthalate	A	ug/L	91.78211	91.78211		100	0	0	1.91	10	150	92%	55	135	0%	
Butylbenzylphthalate	A	ug/L	91.38526	91.38526		100	0	0	1.57	10	150	91%	53	134	0%	
Carbazole	A	ug/L	91.94955	91.94955		100	0	0	0.842	10	150	92%	60	122	0%	
Chrysene	A	ug/L	91.93683	91.93683		100	0	0	1.17	10	150	92%	59	123	0%	
Di-n-butyl phthalate	A	ug/L	96.71994	96.71994		100	0	0	0.932	10	150	97%	59	127	0%	
Di-n-octyl phthalate	A	ug/L	88.66248	88.66248		100	0	0	1.34	10	150	89%	51	140	0%	
Dibenzo(a,h)anthracene	A	ug/L	96.26949	96.26949		100	0	0	1.17	10	150	96%	51	134	0%	
Dibenzofuran	A	ug/L	84.30647	84.30647		100	0	0	1.74	10	150	84%	53	118	0%	
Diethyl phthalate	A	ug/L	99.99633	99.99633		100	0	0	2.18	10	150	100%	56	125	0%	
Dimethyl phthalate	A	ug/L	88.86712	88.86712		100	0	0	1.72	10	150	89%	45	127	0%	
Fluoranthene	A	ug/L	81.03155	81.03155		100	0	0	0.883	10	150	81%	57	128	0%	
Fluorene	A	ug/L	82.57985	82.57985		100	0	0	1.82	10	150	83%	52	124	0%	
Hexachlorobenzene	A	ug/L	77.85455	77.85455		100	0	0	1.33	10	150	78%	53	125	0%	
Hexachlorobutadiene	A	ug/L	62.70442	62.70442		100	0	0	2.32	10	150	63%	22	124	0%	
Hexachlorocyclopentadiene	A	ug/L	61.4705	61.4705		100	0	0	2.97	10	150	61%	39	91	0%	
Hexachloroethane	A	ug/L	56.90583	56.90583		100	0	0	1.79	10	150	57%	21	115	0%	
Indeno(1,2,3-cd)pyrene	A	ug/L	93.72888	93.72888		100	0	0	1.25	10	150	94%	52	134	0%	
Isophorone	A	ug/L	73.30722	73.30722		100	0	0	1.67	10	150	73%	42	124	0%	
m+p-Cresols	A	ug/L	69.22597	69.22597		100	0	0	1.78	10	150	69%	29	110	0%	
n-Nitroso-di-n-propylamine	A	ug/L	83.27221	83.27221		100	0	0	1.54	10	150	83%	49	119	0%	
n-Nitrosodimethylamine	A	ug/L	48.66561	48.66561		100	0	0	1.53	10	150	49%	20	45	0%	S
n-Nitrosodiphenylamine	A	ug/L	79.43253	79.43253		100	0	0	1.16	10	150	79%	51	123	0%	
Naphthalene	A	ug/L	74.44566	74.44566		100	0	0	1.74	10	150	74%	40	121	0%	
Nitrobenzene	A	ug/L	73.93551	73.93551		100	0	0	2.31	10	150	74%	45	121	0%	
o-Cresol	A	ug/L	69.40181	69.40181		100	0	0	1.83	10	150	69%	30	117	0%	
p-Chloroaniline	A	ug/L	66.02021	66.02021		100	0	0	1.52	10	150	66%	33	117	0%	

Seq No	Lab ID	Test Code	Sample Typ	File ID	Analysis Date	DF	Batch ID	Prep Date	SPKref	RPDref	pmoist
15015642	LCS-163174	SVOC-8270-W-	LCS-DOD	SV5973N.I\sd0202	2/2/2022 12:28:3	1	163174	1/24/2022 1	0	0	

Analyte	T	Units	RAW	Final	Text	Spike	SPKref	RPDref	MDL	PQL	UQL	%REC	LOW	HIGH	%RPD	Q
Pentachlorophenol	A	ug/L	94.14978	94.14978		100	0	0	4.24	10	150	94%	35	138	0%	
Phenanthrene	A	ug/L	82.80827	82.80827		100	0	0	0.784	10	150	83%	59	120	0%	
Phenol	A	ug/L	44.50849	44.50849		100	0	0	1.46	10	150	45%	37	75	0%	
Pyrene	A	ug/L	83.73765	83.73765		100	0	0	0.921	10	150	84%	57	126	0%	
Pyridine	A	ug/L	31.65639	31.65639		100	0	0	3.22	10	150	32%	16	45	0%	
Triallate	A	ug/L	83.80917	83.80917		100	0	0	1.51	10	150	84%	59	105	0%	
1,4-Dichlorobenzene-d4	I	ug/L	40	40		0	0	0	0	10	150	0%			0%	
Acenaphthene-d10	I	ug/L	40	40		0	0	0	0	10	150	0%			0%	
Chrysene-d12	I	ug/L	40	40		0	0	0	0	10	150	0%			0%	
Naphthalene-d8	I	ug/L	40	40		0	0	0	0	10	150	0%			0%	
Perylene-d12	I	ug/L	40	40		0	0	0	0	10	150	0%			0%	
Phenanthrene-d10	I	ug/L	40	40		0	0	0	0	10	150	0%			0%	
2,4,6-Tribromophenol	S	ug/L	200.13626	200.13626		200	0	0	2.88	10	0	100%	43	140	0%	
2-Fluorobiphenyl	S	ug/L	71.38126	71.38126		100	0	0	0.724	10	0	71%	44	119	0%	
2-Fluorophenol	S	ug/L	74.33371	74.33371		200	0	0	3.52	10	0	37%	19	119	0%	
Nitrobenzene-d5	S	ug/L	71.39212	71.39212		100	0	0	2.34	10	0	71%	44	120	0%	
Phenol-d5	S	ug/L	81.67373	81.67373		200	0	0	2.06	10	0	41%	10	65	0%	
Terphenyl-d14	S	ug/L	87.7433	87.7433		100	0	0	1.17	10	0	88%	50	134	0%	
4-Chloroaniline	X	ug/L	66.02021	66.02021		100	0	0	1.61	10	150	66%	33	117	0%	
o-Terphenyl	X	ug/L	83.57135	83.57135		100	0	0	1.27	10	150	84%	40	140	0%	

Seq No	Lab ID	Test Code	Sample Typ	File ID	Analysis Date	DF	Batch ID	Prep Date	SPKref	RPDref	pmoist
15015643	LCSD-163174	SVOC-8270-W-	LCSD-DOD	SV5973N.I\sd0202	2/2/2022 1:00:37	1	163174	1/24/2022 1	0	2E+07	

Analyte	T	Units	RAW	Final	Text	Spike	SPKref	RPDref	MDL	PQL	UQL	%REC	LOW	HIGH	%RPD	Q
1,2,4-Trichlorobenzene	A	ug/L	73.88686	73.88686		100	0	64.09002	1.9	10	150	74%	29	116	14%	
1,2-Dichlorobenzene	A	ug/L	71.7125	71.7125		100	0	59.72504	1.97	10	150	72%	32	111	18%	
1,3-Dichlorobenzene	A	ug/L	70.02039	70.02039		100	0	58.16737	2.13	10	150	70%	28	110	18%	
1,4-Dichlorobenzene	A	ug/L	68.50942	68.50942		100	0	57.07346	2.02	10	150	69%	29	112	18%	
1-Methylnaphthalene	A	ug/L	78.37911	78.37911		100	0	73.52611	2.39	10	150	78%	41	119	6%	
2,2´-Oxybis(1-Chloropropane)	A	ug/L	69.98035	69.98035		100	0	56.71436	1.45	10	150	70%	37	130	21%	R
2,4,5-Trichlorophenol	A	ug/L	102.38463	102.38463		100	0	83.83239	2.23	10	150	102%	53	123	20%	
2,4,6-Trichlorophenol	A	ug/L	104.61858	104.61858		100	0	86.50878	2.64	10	150	105%	50	125	19%	
2,4-Dichlorophenol	A	ug/L	83.23899	83.23899		100	0	72.86264	1.69	10	150	83%	47	121	13%	
2,4-Dimethylphenol	A	ug/L	66.62844	66.62844		100	0	57.93461	1.69	10	150	67%	31	124	14%	

Seq No	Lab ID	Test Code	Sample Typ	File ID	Analysis Date	DF	Batch ID	Prep Date	SPKref	RPDref	pmoist
15015643	LCSD-163174	SVOC-8270-W-	LCSD-DOD	SV5973N.I\sd0202	2/2/2022 1:00:37	1	163174	1/24/2022 1	0	2E+07	

Analyte	T	Units	RAW	Final	Text	Spike	SPKref	RPDref	MDL	PQL	UQL	%REC	LOW	HIGH	%RPD	Q
2,4-Dinitrophenol	A	ug/L	72.94089	72.94089		100	0	61.75315	4.26	10	150	73%	23	142	17%	
2,4-Dinitrotoluene	A	ug/L	104.05125	104.05125		100	0	82.54502	3.04	10	150	104%	57	128	23%	R
2,6-Dinitrotoluene	A	ug/L	105.21146	105.21146		100	0	92.71606	3.2	10	150	105%	50	118	13%	
2-Chloronaphthalene	A	ug/L	98.30929	98.30929		100	0	85.19076	2.14	10	150	98%	40	116	14%	
2-Chlorophenol	A	ug/L	78.75781	78.75781		100	0	62.01822	2.48	10	150	79%	38	117	24%	R
2-Methylnaphthalene	A	ug/L	88.16503	88.16503		100	0	80.99036	1.92	10	150	88%	40	121	8%	
2-Nitroaniline	A	ug/L	101.75892	101.75892		100	0	82.44962	2.4	10	150	102%	55	127	21%	R
2-Nitrophenol	A	ug/L	86.5882	86.5882		100	0	75.10174	2.36	10	150	87%	47	123	14%	
3,3´-Dichlorobenzidine	A	ug/L	85.50538	85.50538		100	0	75.67275	2.11	10	150	86%	27	129	12%	
3-Nitroaniline	A	ug/L	97.63798	97.63798		100	0	79.67963	2.77	10	150	98%	41	128	20%	R
4,6-Dinitro-2-methylphenol	A	ug/L	78.8189	78.8189		100	0	70.33968	2.33	10	150	79%	44	137	11%	
4-Bromophenyl phenyl ether	A	ug/L	93.15163	93.15163		100	0	80.25475	1.74	10	150	93%	55	124	15%	
4-Chloro-2-methylphenol	A	ug/L	82.87862	82.87862		100	0	74.43188	1.6	10	150	83%	49	89	11%	
4-Chloro-3-methylphenol	A	ug/L	98.17933	98.17933		100	0	85.08099	1.46	10	150	98%	52	119	14%	
4-Chlorophenol	A	ug/L	77.26674	77.26674		100	0	63.55504	2.64	10	150	77%	41	81	19%	
4-Chlorophenyl phenyl ether	A	ug/L	103.91898	103.91898		100	0	89.25273	2.03	10	150	104%	53	121	15%	
4-Nitroaniline	A	ug/L	103.0579	103.0579		100	0	76.57061	1.63	10	150	103%	57	101	29%	SR
4-Nitrophenol	A	ug/L	46.7636	46.7636		100	0	40.40746	2.5	10	150	47%	15	36	15%	S
Acenaphthene	A	ug/L	110.27651	110.27651		100	0	86.94451	1.89	10	150	110%	47	122	24%	R
Acenaphthylene	A	ug/L	100.74305	100.74305		100	0	79.76158	1.57	10	150	101%	41	130	23%	R
Aniline	A	ug/L	46.06147	46.06147		100	0	40.45192	3.74	10	150	46%	24	60	13%	
Anthracene	A	ug/L	101.12073	101.12073		100	0	88.17752	1.23	10	150	101%	57	123	14%	
Azobenzene	A	ug/L	89.42629	89.42629		100	0	76.47472	1.09	10	150	89%	61	116	16%	
Benzidine	A	ug/L	17.22814	17.22814		100	0	19.24967	6.72	10	150	17%	10	100	11%	
Benzo(a)anthracene	A	ug/L	104.98653	104.98653		100	0	92.04439	0.856	10	150	105%	58	125	13%	
Benzo(a)pyrene	A	ug/L	98.4153	98.4153		100	0	88.21774	1.24	10	150	98%	54	128	11%	
Benzo(b)fluoranthene	A	ug/L	103.60435	103.60435		100	0	91.41609	0.903	10	150	104%	53	131	12%	
Benzo(g,h,i)perylene	A	ug/L	102.1285	102.1285		100	0	91.40241	1.01	10	150	102%	50	134	11%	
Benzo(k)fluoranthene	A	ug/L	91.24203	91.24203		100	0	81.32568	0.97	10	150	91%	57	129	11%	
Benzoic acid	A	ug/L	25.21388	25.21388		100	0	21.126	1.51	10	150	25%	10	30	18%	
Benzyl alcohol	A	ug/L	73.39089	73.39089		100	0	58.42681	3.13	10	150	73%	31	112	23%	R
bis(-2-chloroethoxy)Methane	A	ug/L	91.60621	91.60621		100	0	84.9191	1.36	10	150	92%	48	120	8%	
bis(-2-chloroethyl)Ether	A	ug/L	87.76739	87.76739		100	0	73.008	2.57	10	150	88%	43	118	18%	
bis(2-chloroisopropyl)Ether	A	ug/L	69.98035	69.98035		100	0	56.71436	1.49	10	150	70%	37	130	21%	R
bis(2-ethylhexyl)Phthalate	A	ug/L	103.39831	103.39831		100	0	91.78211	1.91	10	150	103%	55	135	12%	

Seq No	Lab ID	Test Code	Sample Typ	File ID	Analysis Date	DF	Batch ID	Prep Date	SPKref	RPDref	pmoist
15015643	LCSD-163174	SVOC-8270-W-	LCSD-DOD	SV5973N.I\sd0202	2/2/2022 1:00:37	1	163174	1/24/2022 1	0	2E+07	

Analyte	T	Units	RAW	Final	Text	Spike	SPKref	RPDref	MDL	PQL	UQL	%REC	LOW	HIGH	%RPD	Q
Butylbenzylphthalate	A	ug/L	106.57077	106.57077		100	0	91.38526	1.57	10	150	107%	53	134	15%	
Carbazole	A	ug/L	101.8735	101.8735		100	0	91.94955	0.842	10	150	102%	60	122	10%	
Chrysene	A	ug/L	102.14241	102.14241		100	0	91.93683	1.17	10	150	102%	59	123	11%	
Di-n-butyl phthalate	A	ug/L	109.93241	109.93241		100	0	96.71994	0.932	10	150	110%	59	127	13%	
Di-n-octyl phthalate	A	ug/L	101.56915	101.56915		100	0	88.66248	1.34	10	150	102%	51	140	14%	
Dibenzo(a,h)anthracene	A	ug/L	109.78542	109.78542		100	0	96.26949	1.17	10	150	110%	51	134	13%	
Dibenzofuran	A	ug/L	101.56802	101.56802		100	0	84.30647	1.74	10	150	102%	53	118	19%	
Diethyl phthalate	A	ug/L	113.72912	113.72912		100	0	99.99633	2.18	10	150	114%	56	125	13%	
Dimethyl phthalate	A	ug/L	105.81069	105.81069		100	0	88.86712	1.72	10	150	106%	45	127	17%	
Fluoranthene	A	ug/L	92.99456	92.99456		100	0	81.03155	0.883	10	150	93%	57	128	14%	
Fluorene	A	ug/L	101.22736	101.22736		100	0	82.57985	1.82	10	150	101%	52	124	20%	R
Hexachlorobenzene	A	ug/L	98.35668	98.35668		100	0	77.85455	1.33	10	150	98%	53	125	23%	R
Hexachlorobutadiene	A	ug/L	65.69699	65.69699		100	0	62.70442	2.32	10	150	66%	22	124	5%	
Hexachlorocyclopentadiene	A	ug/L	73.41823	73.41823		100	0	61.4705	2.97	10	150	73%	39	91	18%	
Hexachloroethane	A	ug/L	67.2258	67.2258		100	0	56.90583	1.79	10	150	67%	21	115	17%	
Indeno(1,2,3-cd)pyrene	A	ug/L	103.38378	103.38378		100	0	93.72888	1.25	10	150	103%	52	134	10%	
Isophorone	A	ug/L	86.01147	86.01147		100	0	73.30722	1.67	10	150	86%	42	124	16%	
m+p-Cresols	A	ug/L	83.34664	83.34664		100	0	69.22597	1.78	10	150	83%	29	110	19%	
n-Nitroso-di-n-propylamine	A	ug/L	102.48191	102.48191		100	0	83.27221	1.54	10	150	102%	49	119	21%	R
n-Nitrosodimethylamine	A	ug/L	56.17139	56.17139		100	0	48.66561	1.53	10	150	56%	20	45	14%	S
n-Nitrosodiphenylamine	A	ug/L	95.38779	95.38779		100	0	79.43253	1.16	10	150	95%	51	123	18%	
Naphthalene	A	ug/L	84.44308	84.44308		100	0	74.44566	1.74	10	150	84%	40	121	13%	
Nitrobenzene	A	ug/L	87.26584	87.26584		100	0	73.93551	2.31	10	150	87%	45	121	17%	
o-Cresol	A	ug/L	82.73113	82.73113		100	0	69.40181	1.83	10	150	83%	30	117	18%	
p-Chloroaniline	A	ug/L	71.11451	71.11451		100	0	66.02021	1.52	10	150	71%	33	117	7%	
Pentachlorophenol	A	ug/L	119.0373	119.0373		100	0	94.14978	4.24	10	150	119%	35	138	23%	R
Phenanthrene	A	ug/L	104.29656	104.29656		100	0	82.80827	0.784	10	150	104%	59	120	23%	R
Phenol	A	ug/L	51.21812	51.21812		100	0	44.50849	1.46	10	150	51%	37	75	14%	
Pyrene	A	ug/L	96.43375	96.43375		100	0	83.73765	0.921	10	150	96%	57	126	14%	
Pyridine	A	ug/L	36.87927	36.87927		100	0	31.65639	3.22	10	150	37%	16	45	15%	
Triallate	A	ug/L	93.87206	93.87206		100	0	83.80917	1.51	10	150	94%	59	105	11%	
1,4-Dichlorobenzene-d4	I	ug/L	40	40		0	0	0	0	10	150	0%			0%	
Acenaphthene-d10	I	ug/L	40	40		0	0	0	0	10	150	0%			0%	
Chrysene-d12	I	ug/L	40	40		0	0	0	0	10	150	0%			0%	
Naphthalene-d8	I	ug/L	40	40		0	0	0	0	10	150	0%			0%	

Seq No	Lab ID	Test Code	Sample Typ	File ID	Analysis Date	DF	Batch ID	Prep Date	SPKref	RPDref	pmoist
15015643	LCSD-163174	SVOC-8270-W-	LCSD-DOD	SV5973N.I\sd0202	2/2/2022 1:00:37	1	163174	1/24/2022 1	0	2E+07	

Analyte	T	Units	RAW	Final	Text	Spike	SPKref	RPDref	MDL	PQL	UQL	%REC	LOW	HIGH	%RPD	Q
Perylene-d12	I	ug/L	40	40		0	0	0	0	10	150	0%			0%	
Phenanthrene-d10	I	ug/L	40	40		0	0	0	0	10	150	0%			0%	
2,4,6-Tribromophenol	S	ug/L	239.44791	239.44791		200	0	0	2.88	10	0	120%	43	140	0%	
2-Fluorobiphenyl	S	ug/L	84.56239	84.56239		100	0	0	0.724	10	0	85%	44	119	0%	
2-Fluorophenol	S	ug/L	90.79134	90.79134		200	0	0	3.52	10	0	45%	19	119	0%	
Nitrobenzene-d5	S	ug/L	81.79707	81.79707		100	0	0	2.34	10	0	82%	44	120	0%	
Phenol-d5	S	ug/L	95.58532	95.58532		200	0	0	2.06	10	0	48%	10	65	0%	
Terphenyl-d14	S	ug/L	102.00774	102.00774		100	0	0	1.17	10	0	102%	50	134	0%	
4-Chloroaniline	X	ug/L	71.11451	71.11451		100	0	66.02021	1.61	10	150	71%	33	117	7%	
o-Terphenyl	X	ug/L	92.91756	92.91756		100	0	83.57135	1.27	10	150	93%	40	140	11%	

Seq No	Lab ID	Test Code	Sample Typ	File ID	Analysis Date	DF	Batch ID	Prep Date	SPKref	RPDref	pmoist
15015644	B22011214-001	SVOC-8270-W-	SAMP	SV5973N.I\sd0202	2/2/2022 1:32:47	1	163174	1/24/2022 1	0	0	

Analyte	T	Units	RAW	Final	Text	Spike	SPKref	RPDref	MDL	PQL	UQL	%REC	LOW	HIGH	%RPD	Q
1,2,4-Trichlorobenzene	A	ug/L	0	0		0	0	0	1.9	10	150	0%	0	0	0%	U
1,2-Dichlorobenzene	A	ug/L	0	0		0	0	0	1.97	10	150	0%	0	0	0%	U
1,3-Dichlorobenzene	A	ug/L	0	0		0	0	0	2.13	10	150	0%	0	0	0%	U
1,4-Dichlorobenzene	A	ug/L	0	0		0	0	0	2.02	10	150	0%	0	0	0%	U
1-Methylnaphthalene	A	ug/L	0	0		0	0	0	2.39	5	150	0%	0	0	0%	U
2,2´-Oxybis(1-Chloropropane)	A	ug/L	0	0		0	0	0	1.45	10	150	0%	0	0	0%	U
2,4,5-Trichlorophenol	A	ug/L	0	0		0	0	0	2.23	10	150	0%	0	0	0%	U
2,4,6-Trichlorophenol	A	ug/L	0	0		0	0	0	2.64	10	150	0%	0	0	0%	U
2,4-Dichlorophenol	A	ug/L	0	0		0	0	0	1.69	10	150	0%	0	0	0%	U
2,4-Dimethylphenol	A	ug/L	0	0		0	0	0	1.69	10	150	0%	0	0	0%	U
2,4-Dinitrophenol	A	ug/L	0	0		0	0	0	4.26	10	150	0%	0	0	0%	U
2,4-Dinitrotoluene	A	ug/L	0	0		0	0	0	3.04	10	150	0%	0	0	0%	U
2,6-Dinitrotoluene	A	ug/L	0	0		0	0	0	3.2	10	150	0%	0	0	0%	U
2-Chloronaphthalene	A	ug/L	0	0		0	0	0	2.14	10	150	0%	0	0	0%	U
2-Chlorophenol	A	ug/L	0	0		0	0	0	2.48	10	150	0%	0	0	0%	U
2-Methylnaphthalene	A	ug/L	0	0		0	0	0	1.92	5	150	0%	0	0	0%	U
2-Nitroaniline	A	ug/L	0	0		0	0	0	2.4	10	150	0%	0	0	0%	U
2-Nitrophenol	A	ug/L	0	0		0	0	0	2.36	10	150	0%	0	0	0%	U
3,3´-Dichlorobenzidine	A	ug/L	0	0		0	0	0	2.11	10	150	0%	0	0	0%	U
3-Nitroaniline	A	ug/L	0	0		0	0	0	2.77	10	150	0%	0	0	0%	U

Seq No	Lab ID	Test Code	Sample Typ	File ID	Analysis Date	DF	Batch ID	Prep Date	SPKref	RPDref	pmoist
15015644	B22011214-001	SVOC-8270-W-	SAMP	SV5973N.I\sd0202	2/2/2022 1:32:47	1	163174	1/24/2022 1	0	0	

Analyte	T	Units	RAW	Final	Text	Spike	SPKref	RPDref	MDL	PQL	UQL	%REC	LOW	HIGH	%RPD	Q
4,6-Dinitro-2-methylphenol	A	ug/L	0	0		0	0	0	2.33	10	150	0%	0	0	0%	U
4-Bromophenyl phenyl ether	A	ug/L	0	0		0	0	0	1.74	10	150	0%	0	0	0%	U
4-Chloro-2-methylphenol	A	ug/L	0	0		0	0	0	1.6	10	150	0%	0	0	0%	U
4-Chloro-3-methylphenol	A	ug/L	0	0		0	0	0	1.46	10	150	0%	0	0	0%	U
4-Chlorophenol	A	ug/L	0	0		0	0	0	2.64	10	150	0%	0	0	0%	U
4-Chlorophenyl phenyl ether	A	ug/L	0	0		0	0	0	2.03	10	150	0%	0	0	0%	U
4-Nitroaniline	A	ug/L	0	0		0	0	0	1.63	10	150	0%	0	0	0%	U
4-Nitrophenol	A	ug/L	0	0		0	0	0	2.5	10	150	0%	0	0	0%	U
Acenaphthene	A	ug/L	0	0		0	0	0	1.89	5	150	0%	0	0	0%	U
Acenaphthylene	A	ug/L	0	0		0	0	0	1.57	5	150	0%	0	0	0%	U
Aniline	A	ug/L	0	0		0	0	0	3.74	10	150	0%	0	0	0%	U
Anthracene	A	ug/L	0	0		0	0	0	1.23	5	150	0%	0	0	0%	U
Azobenzene	A	ug/L	0	0		0	0	0	1.09	10	150	0%	0	0	0%	U
Benzidine	A	ug/L	0	0		0	0	0	6.72	10	150	0%	0	0	0%	U
Benzo(a)anthracene	A	ug/L	0	0		0	0	0	0.856	5	150	0%	0	0	0%	U
Benzo(a)pyrene	A	ug/L	0	0		0	0	0	1.24	5	150	0%	0	0	0%	U
Benzo(b)fluoranthene	A	ug/L	0	0		0	0	0	0.903	5	150	0%	0	0	0%	U
Benzo(g,h,i)perylene	A	ug/L	0	0		0	0	0	1.01	5	150	0%	0	0	0%	U
Benzo(k)fluoranthene	A	ug/L	0	0		0	0	0	0.97	5	150	0%	0	0	0%	U
Benzoic acid	A	ug/L	0	0		0	0	0	1.51	10	150	0%	0	0	0%	U
Benzyl alcohol	A	ug/L	0	0		0	0	0	3.13	10	150	0%	0	0	0%	U
bis(-2-chloroethoxy)Methane	A	ug/L	0	0		0	0	0	1.36	10	150	0%	0	0	0%	U
bis(-2-chloroethyl)Ether	A	ug/L	0	0		0	0	0	2.57	10	150	0%	0	0	0%	U
bis(2-chloroisopropyl)Ether	A	ug/L	0	0		0	0	0	1.49	10	150	0%	0	0	0%	U
bis(2-ethylhexyl)Phthalate	A	ug/L	0	0		0	0	0	1.91	10	150	0%	0	0	0%	U
Butylbenzylphthalate	A	ug/L	0	0		0	0	0	1.57	10	150	0%	0	0	0%	U
Carbazole	A	ug/L	0	0		0	0	0	0.842	10	150	0%	0	0	0%	U
Chrysene	A	ug/L	0	0		0	0	0	1.17	5	150	0%	0	0	0%	U
Di-n-butyl phthalate	A	ug/L	0	0		0	0	0	0.932	10	150	0%	0	0	0%	U
Di-n-octyl phthalate	A	ug/L	0	0		0	0	0	1.34	10	150	0%	0	0	0%	U
Dibenzo(a,h)anthracene	A	ug/L	0	0		0	0	0	1.17	5	150	0%	0	0	0%	U
Dibenzofuran	A	ug/L	0	0		0	0	0	1.74	10	150	0%	0	0	0%	U
Diethyl phthalate	A	ug/L	0	0		0	0	0	2.18	10	150	0%	0	0	0%	U
Dimethyl phthalate	A	ug/L	0	0		0	0	0	1.72	10	150	0%	0	0	0%	U
Fluoranthene	A	ug/L	0	0		0	0	0	0.883	5	150	0%	0	0	0%	U

Seq No	Lab ID	Test Code	Sample Typ	File ID	Analysis Date	DF	Batch ID	Prep Date	SPKref	RPDref	pmoist
15015644	B22011214-001	SVOC-8270-W-	SAMP	SV5973N.I\sd0202/2/2022 1:32:47		1	163174	1/24/2022 1	0	0	

Analyte	T	Units	RAW	Final	Text	Spike	SPKref	RPDref	MDL	PQL	UQL	%REC	LOW	HIGH	%RPD	Q
Fluorene	A	ug/L	0	0		0	0	0	1.82	5	150	0%	0	0	0%	U
Hexachlorobenzene	A	ug/L	0	0		0	0	0	1.33	10	150	0%	0	0	0%	U
Hexachlorobutadiene	A	ug/L	0	0		0	0	0	2.32	10	150	0%	0	0	0%	U
Hexachlorocyclopentadiene	A	ug/L	0	0		0	0	0	2.97	10	150	0%	0	0	0%	U
Hexachloroethane	A	ug/L	0	0		0	0	0	1.79	10	150	0%	0	0	0%	U
Indeno(1,2,3-cd)pyrene	A	ug/L	0	0		0	0	0	1.25	5	150	0%	0	0	0%	U
Isophorone	A	ug/L	0	0		0	0	0	1.67	10	150	0%	0	0	0%	U
m+p-Cresols	A	ug/L	0	0		0	0	0	1.78	10	150	0%	0	0	0%	U
n-Nitroso-di-n-propylamine	A	ug/L	0	0		0	0	0	1.54	10	150	0%	0	0	0%	U
n-Nitrosodimethylamine	A	ug/L	0	0		0	0	0	1.53	10	150	0%	0	0	0%	U
n-Nitrosodiphenylamine	A	ug/L	0	0		0	0	0	1.16	10	150	0%	0	0	0%	U
Naphthalene	A	ug/L	0	0		0	0	0	1.74	5	150	0%	0	0	0%	U
Nitrobenzene	A	ug/L	0	0		0	0	0	2.31	10	150	0%	0	0	0%	U
o-Cresol	A	ug/L	0	0		0	0	0	1.83	10	150	0%	0	0	0%	U
p-Chloroaniline	A	ug/L	0	0		0	0	0	1.52	10	150	0%	0	0	0%	U
Pentachlorophenol	A	ug/L	0	0		0	0	0	4.24	10	150	0%	0	0	0%	U
Phenanthrene	A	ug/L	0	0		0	0	0	0.784	5	150	0%	0	0	0%	U
Phenol	A	ug/L	0	0		0	0	0	1.46	10	150	0%	0	0	0%	U
Pyrene	A	ug/L	0	0		0	0	0	0.921	5	150	0%	0	0	0%	U
Pyridine	A	ug/L	0	0		0	0	0	3.22	10	150	0%	0	0	0%	U
Triallate	A	ug/L	0	0		0	0	0	1.51	10	150	0%	0	0	0%	U
1,4-Dichlorobenzene-d4	I	ug/L	40	40		0	0	0	0	10	150	0%	0	0	0%	
Acenaphthene-d10	I	ug/L	40	40		0	0	0	0	10	150	0%	0	0	0%	
Chrysene-d12	I	ug/L	40	40		0	0	0	0	10	150	0%	0	0	0%	
Naphthalene-d8	I	ug/L	40	40		0	0	0	0	10	150	0%	0	0	0%	
Perylene-d12	I	ug/L	40	40		0	0	0	0	10	150	0%	0	0	0%	
Phenanthrene-d10	I	ug/L	40	40		0	0	0	0	10	150	0%	0	0	0%	
2,4,6-Tribromophenol	S	ug/L	166.22099	166.22099		200	0	0	2.88	10	0	83%	43	140	0%	
2-Fluorobiphenyl	S	ug/L	60.27113	60.27113		100	0	0	0.724	10	0	60%	44	119	0%	
2-Fluorophenol	S	ug/L	61.61956	61.61956		200	0	0	3.52	10	0	31%	19	119	0%	
Nitrobenzene-d5	S	ug/L	61.30013	61.30013		100	0	0	2.34	10	0	61%	44	120	0%	
Phenol-d5	S	ug/L	63.61304	63.61304		200	0	0	2.06	10	0	32%	10	65	0%	
Terphenyl-d14	S	ug/L	91.08786	91.08786		100	0	0	1.17	10	0	91%	50	134	0%	
4-Chloroaniline	X	ug/L	0	0		0	0	0	1.61	10	150	0%	0	0	0%	U
o-Terphenyl	X	ug/L	0	0		0	0	0	1.27	10	150	0%	0	0	0%	U

Seq No	Lab ID	Test Code	Sample Typ	File ID	Analysis Date	DF	Batch ID	Prep Date	SPKref	RPDref	pmoist
15015645	B22011227-001	SVOC-8270-W-	SAMP	SV5973N.I\sd0202	2/2/2022 2:04:54	1	163174	1/24/2022	1	0	0

Analyte	T	Units	RAW	Final	Text	Spike	SPKref	RPDref	MDL	PQL	UQL	%REC	LOW	HIGH	%RPD	Q
1,2,4-Trichlorobenzene	A	ug/L	0	0		0	0	0	1.976	10	150	0%	0	0	0%	U
1,2-Dichlorobenzene	A	ug/L	0	0		0	0	0	2.0488	10	150	0%	0	0	0%	U
1,3-Dichlorobenzene	A	ug/L	0	0		0	0	0	2.2152	10	150	0%	0	0	0%	U
1,4-Dichlorobenzene	A	ug/L	0	0		0	0	0	2.1008	10	150	0%	0	0	0%	U
1-Methylnaphthalene	A	ug/L	0	0		0	0	0	2.4856	5.2	150	0%	0	0	0%	U
2,2´-Oxybis(1-Chloropropane)	A	ug/L	0	0		0	0	0	1.508	10	150	0%	0	0	0%	U
2,4,5-Trichlorophenol	A	ug/L	0	0		0	0	0	2.3192	10	150	0%	0	0	0%	U
2,4,6-Trichlorophenol	A	ug/L	0	0		0	0	0	2.7456	10	150	0%	0	0	0%	U
2,4-Dichlorophenol	A	ug/L	0	0		0	0	0	1.7576	10	150	0%	0	0	0%	U
2,4-Dimethylphenol	A	ug/L	0	0		0	0	0	1.7576	10	150	0%	0	0	0%	U
2,4-Dinitrophenol	A	ug/L	0	0		0	0	0	4.4304	10.4	150	0%	0	0	0%	U
2,4-Dinitrotoluene	A	ug/L	0	0		0	0	0	3.1616	10	150	0%	0	0	0%	U
2,6-Dinitrotoluene	A	ug/L	0	0		0	0	0	3.328	10	150	0%	0	0	0%	U
2-Chloronaphthalene	A	ug/L	0	0		0	0	0	2.2256	10	150	0%	0	0	0%	U
2-Chlorophenol	A	ug/L	0	0		0	0	0	2.5792	10	150	0%	0	0	0%	U
2-Methylnaphthalene	A	ug/L	0	0		0	0	0	1.9968	5.2	150	0%	0	0	0%	U
2-Nitroaniline	A	ug/L	0	0		0	0	0	2.496	10	150	0%	0	0	0%	U
2-Nitrophenol	A	ug/L	0	0		0	0	0	2.4544	10	150	0%	0	0	0%	U
3,3´-Dichlorobenzidine	A	ug/L	0	0		0	0	0	2.1944	10.4	150	0%	0	0	0%	U
3-Nitroaniline	A	ug/L	0	0		0	0	0	2.8808	10	150	0%	0	0	0%	U
4,6-Dinitro-2-methylphenol	A	ug/L	0	0		0	0	0	2.4232	10.4	150	0%	0	0	0%	U
4-Bromophenyl phenyl ether	A	ug/L	0	0		0	0	0	1.8096	10	150	0%	0	0	0%	U
4-Chloro-2-methylphenol	A	ug/L	0	0		0	0	0	1.664	10	150	0%	0	0	0%	U
4-Chloro-3-methylphenol	A	ug/L	0	0		0	0	0	1.5184	10	150	0%	0	0	0%	U
4-Chlorophenol	A	ug/L	0	0		0	0	0	2.7456	10	150	0%	0	0	0%	U
4-Chlorophenyl phenyl ether	A	ug/L	0	0		0	0	0	2.1112	10	150	0%	0	0	0%	U
4-Nitroaniline	A	ug/L	0	0		0	0	0	1.6952	10	150	0%	0	0	0%	U
4-Nitrophenol	A	ug/L	0	0		0	0	0	2.6	10.4	150	0%	0	0	0%	U
Acenaphthene	A	ug/L	0	0		0	0	0	1.9656	5.2	150	0%	0	0	0%	U
Acenaphthylene	A	ug/L	0	0		0	0	0	1.6328	5.2	150	0%	0	0	0%	U
Aniline	A	ug/L	0	0		0	0	0	3.8896	10	150	0%	0	0	0%	U
Anthracene	A	ug/L	0	0		0	0	0	1.2792	5.2	150	0%	0	0	0%	U
Azobenzene	A	ug/L	0	0		0	0	0	1.1336	10	150	0%	0	0	0%	U
Benzidine	A	ug/L	0	0		0	0	0	6.9888	10.4	150	0%	0	0	0%	U
Benzo(a)anthracene	A	ug/L	0	0		0	0	0	0.89024	5.2	150	0%	0	0	0%	U

Seq No	Lab ID	Test Code	Sample Typ	File ID	Analysis Date	DF	Batch ID	Prep Date	SPKref	RPDref	pmoist
15015645	B22011227-001	SVOC-8270-W-	SAMP	SV5973N.I\sd0202	2/2/2022 2:04:54	1	163174	1/24/2022	1	0	0

Analyte	T	Units	RAW	Final	Text	Spike	SPKref	RPDref	MDL	PQL	UQL	%REC	LOW	HIGH	%RPD	Q
Benzo(a)pyrene	A	ug/L	0	0		0	0	0	1.2896	5.2	150	0%	0	0	0%	U
Benzo(b)fluoranthene	A	ug/L	0	0		0	0	0	0.93912	5.2	150	0%	0	0	0%	U
Benzo(g,h,i)perylene	A	ug/L	0	0		0	0	0	1.0504	5.2	150	0%	0	0	0%	U
Benzo(k)fluoranthene	A	ug/L	0	0		0	0	0	1.0088	5.2	150	0%	0	0	0%	U
Benzoic acid	A	ug/L	0	0		0	0	0	1.5704	10	150	0%	0	0	0%	U
Benzyl alcohol	A	ug/L	0	0		0	0	0	3.2552	10	150	0%	0	0	0%	U
bis(-2-chloroethoxy)Methane	A	ug/L	0	0		0	0	0	1.4144	10	150	0%	0	0	0%	U
bis(-2-chloroethyl)Ether	A	ug/L	0	0		0	0	0	2.6728	10	150	0%	0	0	0%	U
bis(2-chloroisopropyl)Ether	A	ug/L	0	0		0	0	0	1.5496	10	150	0%	0	0	0%	U
bis(2-ethylhexyl)Phthalate	A	ug/L	0	0		0	0	0	1.9864	10	150	0%	0	0	0%	U
Butylbenzylphthalate	A	ug/L	0	0		0	0	0	1.6328	10	150	0%	0	0	0%	U
Carbazole	A	ug/L	0	0		0	0	0	0.87568	10	150	0%	0	0	0%	U
Chrysene	A	ug/L	0	0		0	0	0	1.2168	5.2	150	0%	0	0	0%	U
Di-n-butyl phthalate	A	ug/L	0	0		0	0	0	0.96928	10	150	0%	0	0	0%	U
Di-n-octyl phthalate	A	ug/L	0	0		0	0	0	1.3936	10	150	0%	0	0	0%	U
Dibenzo(a,h)anthracene	A	ug/L	0	0		0	0	0	1.2168	5.2	150	0%	0	0	0%	U
Dibenzofuran	A	ug/L	0	0		0	0	0	1.8096	10	150	0%	0	0	0%	U
Diethyl phthalate	A	ug/L	0	0		0	0	0	2.2672	10	150	0%	0	0	0%	U
Dimethyl phthalate	A	ug/L	0	0		0	0	0	1.7888	10	150	0%	0	0	0%	U
Fluoranthene	A	ug/L	0	0		0	0	0	0.91832	5.2	150	0%	0	0	0%	U
Fluorene	A	ug/L	0	0		0	0	0	1.8928	5.2	150	0%	0	0	0%	U
Hexachlorobenzene	A	ug/L	0	0		0	0	0	1.3832	10	150	0%	0	0	0%	U
Hexachlorobutadiene	A	ug/L	0	0		0	0	0	2.4128	10	150	0%	0	0	0%	U
Hexachlorocyclopentadiene	A	ug/L	0	0		0	0	0	3.0888	10	150	0%	0	0	0%	U
Hexachloroethane	A	ug/L	0	0		0	0	0	1.8616	10	150	0%	0	0	0%	U
Indeno(1,2,3-cd)pyrene	A	ug/L	0	0		0	0	0	1.3	5.2	150	0%	0	0	0%	U
Isophorone	A	ug/L	0	0		0	0	0	1.7368	10	150	0%	0	0	0%	U
m+p-Cresols	A	ug/L	0	0		0	0	0	1.8512	10	150	0%	0	0	0%	U
n-Nitroso-di-n-propylamine	A	ug/L	0	0		0	0	0	1.6016	10	150	0%	0	0	0%	U
n-Nitrosodimethylamine	A	ug/L	0	0		0	0	0	1.5912	10	150	0%	0	0	0%	U
n-Nitrosodiphenylamine	A	ug/L	0	0		0	0	0	1.2064	10.4	150	0%	0	0	0%	U
Naphthalene	A	ug/L	0	0		0	0	0	1.8096	5.2	150	0%	0	0	0%	U
Nitrobenzene	A	ug/L	0	0		0	0	0	2.4024	10	150	0%	0	0	0%	U
o-Cresol	A	ug/L	0	0		0	0	0	1.9032	10	150	0%	0	0	0%	U
p-Chloroaniline	A	ug/L	0	0		0	0	0	1.5808	10	150	0%	0	0	0%	U

Seq No	Lab ID	Test Code	Sample Typ	File ID	Analysis Date	DF	Batch ID	Prep Date	SPKref	RPDref	pmoist
15015645	B22011227-001	SVOC-8270-W-	SAMP	SV5973N.I\sd0202	2/2/2022 2:04:54	1	163174	1/24/2022 1	0	0	

Analyte	T	Units	RAW	Final	Text	Spike	SPKref	RPDref	MDL	PQL	UQL	%REC	LOW	HIGH	%RPD	Q
Pentachlorophenol	A	ug/L	0	0		0	0	0	4.4096	10.4	150	0%	0	0	0%	U
Phenanthrene	A	ug/L	0	0		0	0	0	0.81536	5.2	150	0%	0	0	0%	U
Phenol	A	ug/L	0	0		0	0	0	1.5184	10	150	0%	0	0	0%	U
Pyrene	A	ug/L	0	0		0	0	0	0.95784	5.2	150	0%	0	0	0%	U
Pyridine	A	ug/L	0	0		0	0	0	3.3488	10	150	0%	0	0	0%	U
Triallate	A	ug/L	0	0		0	0	0	1.5704	10	150	0%	0	0	0%	U
1,4-Dichlorobenzene-d4	I	ug/L	40	41.6		0	0	0	0	10	150	0%	0	0	0%	
Acenaphthene-d10	I	ug/L	40	41.6		0	0	0	0	10	150	0%	0	0	0%	
Chrysene-d12	I	ug/L	40	41.6		0	0	0	0	10	150	0%	0	0	0%	
Naphthalene-d8	I	ug/L	40	41.6		0	0	0	0	10	150	0%	0	0	0%	
Perylene-d12	I	ug/L	40	41.6		0	0	0	0	10	150	0%	0	0	0%	
Phenanthrene-d10	I	ug/L	40	41.6		0	0	0	0	10	150	0%	0	0	0%	
2,4,6-Tribromophenol	S	ug/L	164.08742	170.650917		208	0	0	2.9952	10	0	82%	43	140	0%	
2-Fluorobiphenyl	S	ug/L	67.36799	70.0627096		104	0	0	0.75296	10	0	67%	44	119	0%	
2-Fluorophenol	S	ug/L	62.46444	64.9630176		208	0	0	3.6608	10	0	31%	19	119	0%	
Nitrobenzene-d5	S	ug/L	57.96042	60.2788368		104	0	0	2.4336	10	0	58%	44	120	0%	
Phenol-d5	S	ug/L	65.71423	68.3427992		208	0	0	2.1424	10	0	33%	10	65	0%	
Terphenyl-d14	S	ug/L	95.56358	99.3861232		104	0	0	1.2168	10	0	96%	50	134	0%	
4-Chloroaniline	X	ug/L	0	0		0	0	0	1.6744	10	150	0%	0	0	0%	U
o-Terphenyl	X	ug/L	0	0		0	0	0	1.3208	10	150	0%	0	0	0%	U

Seq No	Lab ID	Test Code	Sample Typ	File ID	Analysis Date	DF	Batch ID	Prep Date	SPKref	RPDref	pmoist
15015646	B22011228-001	SVOC-8270-W-	SAMP	SV5973N.I\sd0202	2/2/2022 2:37:03	1	163174	1/24/2022 1	0	0	

Analyte	T	Units	RAW	Final	Text	Spike	SPKref	RPDref	MDL	PQL	UQL	%REC	LOW	HIGH	%RPD	Q
1,2,4-Trichlorobenzene	A	ug/L	0	0		0	0	0	1.919	10	150	0%	0	0	0%	U
1,2-Dichlorobenzene	A	ug/L	0	0		0	0	0	1.9897	10	150	0%	0	0	0%	U
1,3-Dichlorobenzene	A	ug/L	0	0		0	0	0	2.1513	10	150	0%	0	0	0%	U
1,4-Dichlorobenzene	A	ug/L	0	0		0	0	0	2.0402	10	150	0%	0	0	0%	U
1-Methylnaphthalene	A	ug/L	0	0		0	0	0	2.4139	5.05	150	0%	0	0	0%	U
2,2´-Oxybis(1-Chloropropane)	A	ug/L	0	0		0	0	0	1.4645	10	150	0%	0	0	0%	U
2,4,5-Trichlorophenol	A	ug/L	0	0		0	0	0	2.2523	10	150	0%	0	0	0%	U
2,4,6-Trichlorophenol	A	ug/L	0	0		0	0	0	2.6664	10	150	0%	0	0	0%	U
2,4-Dichlorophenol	A	ug/L	0	0		0	0	0	1.7069	10	150	0%	0	0	0%	U
2,4-Dimethylphenol	A	ug/L	0	0		0	0	0	1.7069	10	150	0%	0	0	0%	U

Seq No	Lab ID	Test Code	Sample Typ	File ID	Analysis Date	DF	Batch ID	Prep Date	SPKref	RPDref	pmoist
15015646	B22011228-001	SVOC-8270-W-	SAMP	SV5973N.I\sd0202	2/2/2022 2:37:03	1	163174	1/24/2022	1	0	0

Analyte	T	Units	RAW	Final	Text	Spike	SPKref	RPDref	MDL	PQL	UQL	%REC	LOW	HIGH	%RPD	Q
2,4-Dinitrophenol	A	ug/L	0	0		0	0	0	4.3026	10.1	150	0%	0	0	0%	U
2,4-Dinitrotoluene	A	ug/L	0	0		0	0	0	3.0704	10	150	0%	0	0	0%	U
2,6-Dinitrotoluene	A	ug/L	0	0		0	0	0	3.232	10	150	0%	0	0	0%	U
2-Chloronaphthalene	A	ug/L	0	0		0	0	0	2.1614	10	150	0%	0	0	0%	U
2-Chlorophenol	A	ug/L	0	0		0	0	0	2.5048	10	150	0%	0	0	0%	U
2-Methylnaphthalene	A	ug/L	0	0		0	0	0	1.9392	5.05	150	0%	0	0	0%	U
2-Nitroaniline	A	ug/L	0	0		0	0	0	2.424	10	150	0%	0	0	0%	U
2-Nitrophenol	A	ug/L	0	0		0	0	0	2.3836	10	150	0%	0	0	0%	U
3,3´-Dichlorobenzidine	A	ug/L	0	0		0	0	0	2.1311	10.1	150	0%	0	0	0%	U
3-Nitroaniline	A	ug/L	0	0		0	0	0	2.7977	10	150	0%	0	0	0%	U
4,6-Dinitro-2-methylphenol	A	ug/L	0	0		0	0	0	2.3533	10.1	150	0%	0	0	0%	U
4-Bromophenyl phenyl ether	A	ug/L	0	0		0	0	0	1.7574	10	150	0%	0	0	0%	U
4-Chloro-2-methylphenol	A	ug/L	0	0		0	0	0	1.616	10	150	0%	0	0	0%	U
4-Chloro-3-methylphenol	A	ug/L	0	0		0	0	0	1.4746	10	150	0%	0	0	0%	U
4-Chlorophenol	A	ug/L	0	0		0	0	0	2.6664	10	150	0%	0	0	0%	U
4-Chlorophenyl phenyl ether	A	ug/L	0	0		0	0	0	2.0503	10	150	0%	0	0	0%	U
4-Nitroaniline	A	ug/L	0	0		0	0	0	1.6463	10	150	0%	0	0	0%	U
4-Nitrophenol	A	ug/L	0	0		0	0	0	2.525	10.1	150	0%	0	0	0%	U
Acenaphthene	A	ug/L	0	0		0	0	0	1.9089	5.05	150	0%	0	0	0%	U
Acenaphthylene	A	ug/L	0	0		0	0	0	1.5857	5.05	150	0%	0	0	0%	U
Aniline	A	ug/L	0	0		0	0	0	3.7774	10	150	0%	0	0	0%	U
Anthracene	A	ug/L	0	0		0	0	0	1.2423	5.05	150	0%	0	0	0%	U
Azobenzene	A	ug/L	0	0		0	0	0	1.1009	10	150	0%	0	0	0%	U
Benzidine	A	ug/L	0	0		0	0	0	6.7872	10.1	150	0%	0	0	0%	U
Benzo(a)anthracene	A	ug/L	0	0		0	0	0	0.86456	5.05	150	0%	0	0	0%	U
Benzo(a)pyrene	A	ug/L	0	0		0	0	0	1.2524	5.05	150	0%	0	0	0%	U
Benzo(b)fluoranthene	A	ug/L	0	0		0	0	0	0.91203	5.05	150	0%	0	0	0%	U
Benzo(g,h,i)perylene	A	ug/L	0	0		0	0	0	1.0201	5.05	150	0%	0	0	0%	U
Benzo(k)fluoranthene	A	ug/L	0	0		0	0	0	0.9797	5.05	150	0%	0	0	0%	U
Benzoic acid	A	ug/L	0	0		0	0	0	1.5251	10	150	0%	0	0	0%	U
Benzyl alcohol	A	ug/L	0	0		0	0	0	3.1613	10	150	0%	0	0	0%	U
bis(-2-chloroethoxy)Methane	A	ug/L	0	0		0	0	0	1.3736	10	150	0%	0	0	0%	U
bis(-2-chloroethyl)Ether	A	ug/L	0	0		0	0	0	2.5957	10	150	0%	0	0	0%	U
bis(2-chloroisopropyl)Ether	A	ug/L	0	0		0	0	0	1.5049	10	150	0%	0	0	0%	U
bis(2-ethylhexyl)Phthalate	A	ug/L	0	0		0	0	0	1.9291	10	150	0%	0	0	0%	U

Seq No	Lab ID	Test Code	Sample Typ	File ID	Analysis Date	DF	Batch ID	Prep Date	SPKref	RPDref	pmoist
15015646	B22011228-001	SVOC-8270-W-	SAMP	SV5973N.I\sd0202	2/2/2022 2:37:03	1	163174	1/24/2022	1	0	0

Analyte	T	Units	RAW	Final	Text	Spike	SPKref	RPDref	MDL	PQL	UQL	%REC	LOW	HIGH	%RPD	Q
Butylbenzylphthalate	A	ug/L	0	0		0	0	0	1.5857	10	150	0%	0	0	0%	U
Carbazole	A	ug/L	0	0		0	0	0	0.85042	10	150	0%	0	0	0%	U
Chrysene	A	ug/L	0	0		0	0	0	1.1817	5.05	150	0%	0	0	0%	U
Di-n-butyl phthalate	A	ug/L	0	0		0	0	0	0.94132	10	150	0%	0	0	0%	U
Di-n-octyl phthalate	A	ug/L	0	0		0	0	0	1.3534	10	150	0%	0	0	0%	U
Dibenzo(a,h)anthracene	A	ug/L	0	0		0	0	0	1.1817	5.05	150	0%	0	0	0%	U
Dibenzofuran	A	ug/L	0	0		0	0	0	1.7574	10	150	0%	0	0	0%	U
Diethyl phthalate	A	ug/L	0	0		0	0	0	2.2018	10	150	0%	0	0	0%	U
Dimethyl phthalate	A	ug/L	0	0		0	0	0	1.7372	10	150	0%	0	0	0%	U
Fluoranthene	A	ug/L	0	0		0	0	0	0.89183	5.05	150	0%	0	0	0%	U
Fluorene	A	ug/L	0	0		0	0	0	1.8382	5.05	150	0%	0	0	0%	U
Hexachlorobenzene	A	ug/L	0	0		0	0	0	1.3433	10	150	0%	0	0	0%	U
Hexachlorobutadiene	A	ug/L	0	0		0	0	0	2.3432	10	150	0%	0	0	0%	U
Hexachlorocyclopentadiene	A	ug/L	0	0		0	0	0	2.9997	10	150	0%	0	0	0%	U
Hexachloroethane	A	ug/L	0	0		0	0	0	1.8079	10	150	0%	0	0	0%	U
Indeno(1,2,3-cd)pyrene	A	ug/L	0	0		0	0	0	1.2625	5.05	150	0%	0	0	0%	U
Isophorone	A	ug/L	0	0		0	0	0	1.6867	10	150	0%	0	0	0%	U
m+p-Cresols	A	ug/L	0	0		0	0	0	1.7978	10	150	0%	0	0	0%	U
n-Nitroso-di-n-propylamine	A	ug/L	0	0		0	0	0	1.5554	10	150	0%	0	0	0%	U
n-Nitrosodimethylamine	A	ug/L	0	0		0	0	0	1.5453	10	150	0%	0	0	0%	U
n-Nitrosodiphenylamine	A	ug/L	0	0		0	0	0	1.1716	10.1	150	0%	0	0	0%	U
Naphthalene	A	ug/L	0	0		0	0	0	1.7574	5.05	150	0%	0	0	0%	U
Nitrobenzene	A	ug/L	0	0		0	0	0	2.3331	10	150	0%	0	0	0%	U
o-Cresol	A	ug/L	0	0		0	0	0	1.8483	10	150	0%	0	0	0%	U
p-Chloroaniline	A	ug/L	0	0		0	0	0	1.5352	10	150	0%	0	0	0%	U
Pentachlorophenol	A	ug/L	0	0		0	0	0	4.2824	10.1	150	0%	0	0	0%	U
Phenanthrene	A	ug/L	0	0		0	0	0	0.79184	5.05	150	0%	0	0	0%	U
Phenol	A	ug/L	0	0		0	0	0	1.4746	10	150	0%	0	0	0%	U
Pyrene	A	ug/L	0	0		0	0	0	0.93021	5.05	150	0%	0	0	0%	U
Pyridine	A	ug/L	0	0		0	0	0	3.2522	10	150	0%	0	0	0%	U
Triallate	A	ug/L	0	0		0	0	0	1.5251	10	150	0%	0	0	0%	U
1,4-Dichlorobenzene-d4	I	ug/L	40	40.4		0	0	0	0	10	150	0%	0	0	0%	
Acenaphthene-d10	I	ug/L	40	40.4		0	0	0	0	10	150	0%	0	0	0%	
Chrysene-d12	I	ug/L	40	40.4		0	0	0	0	10	150	0%	0	0	0%	
Naphthalene-d8	I	ug/L	40	40.4		0	0	0	0	10	150	0%	0	0	0%	

Seq No	Lab ID	Test Code	Sample Typ	File ID	Analysis Date	DF	Batch ID	Prep Date	SPKref	RPDref	pmoist
15015646	B22011228-001	SVOC-8270-W-	SAMP	SV5973N.I\sd0202	2/2/2022 2:37:03	1	163174	1/24/2022 1	0	0	

Analyte	T	Units	RAW	Final	Text	Spike	SPKref	RPDref	MDL	PQL	UQL	%REC	LOW	HIGH	%RPD	Q
Perylene-d12	I	ug/L	40	40.4		0	0	0	0	10	150	0%	0	0	0%	
Phenanthrene-d10	I	ug/L	40	40.4		0	0	0	0	10	150	0%	0	0	0%	
2,4,6-Tribromophenol	S	ug/L	142.65545	144.082005		202	0	0	2.9088	10	0	71%	43	140	0%	
2-Fluorobiphenyl	S	ug/L	50.48782	50.9926982		101	0	0	0.73124	10	0	50%	44	119	0%	
2-Fluorophenol	S	ug/L	43.84823	44.2867123		202	0	0	3.5552	10	0	22%	19	119	0%	
Nitrobenzene-d5	S	ug/L	44.4114	44.855514		101	0	0	2.3634	10	0	44%	44	120	0%	
Phenol-d5	S	ug/L	45.4386	45.892986		202	0	0	2.0806	10	0	23%	10	65	0%	
Terphenyl-d14	S	ug/L	88.4308	89.315108		101	0	0	1.1817	10	0	88%	50	134	0%	
4-Chloroaniline	X	ug/L	0	0		0	0	0	1.6261	10	150	0%	0	0	0%	U
o-Terphenyl	X	ug/L	0	0		0	0	0	1.2827	10	150	0%	0	0	0%	U

Seq No	Lab ID	Test Code	Sample Typ	File ID	Analysis Date	DF	Batch ID	Prep Date	SPKref	RPDref	pmoist
15015647	B22011418-002	SVOC-625.1-W	SAMP	SV5973N.I\sd0202	2/2/2022 3:09:08	1	163174	1/24/2022 1	0	0	

Analyte	T	Units	RAW	Final	Text	Spike	SPKref	RPDref	MDL	PQL	UQL	%REC	LOW	HIGH	%RPD	Q
1,2,4-Trichlorobenzene	A	ug/L	0	0		0	0	0	1.911	10	150	0%	0	0	0%	
1,2-Diphenylhydrazine as Azobenzen	A	ug/L	0	0		0	0	0	1.1956	10	150	0%	0	0	0%	
2,4,6-Trichlorophenol	A	ug/L	0	0		0	0	0	2.0776	10	150	0%	0	0	0%	
2,4-Dichlorophenol	A	ug/L	0	0		0	0	0	1.6758	10	150	0%	0	0	0%	
2,4-Dimethylphenol	A	ug/L	10.98143	10.7618014		0	0	0	1.6856	10	150	0%	0	0	0%	
2,4-Dinitrophenol	A	ug/L	0	0		0	0	0	4.2042	10	150	0%	0	0	0%	
2,4-Dinitrotoluene	A	ug/L	0	0		0	0	0	2.1266	10	150	0%	0	0	0%	
2,6-Dinitrotoluene	A	ug/L	0	0		0	0	0	2.9596	10	150	0%	0	0	0%	
2-Chloronaphthalene	A	ug/L	0	0		0	0	0	2.1952	10	150	0%	0	0	0%	
2-Chlorophenol	A	ug/L	0	0		0	0	0	2.4696	10	150	0%	0	0	0%	
2-Nitrophenol	A	ug/L	0	0		0	0	0	1.9502	10	150	0%	0	0	0%	
3,3´-Dichlorobenzidine	A	ug/L	0	0		0	0	0	2.0678	10	150	0%	0	0	0%	
4,6-Dinitro-2-methylphenol	A	ug/L	0	0		0	0	0	1.8032	10	150	0%	0	0	0%	
4-Bromophenyl phenyl ether	A	ug/L	0	0		0	0	0	1.813	10	150	0%	0	0	0%	
4-Chloro-3-methylphenol	A	ug/L	0	0		0	0	0	1.4994	10	150	0%	0	0	0%	
4-Chlorophenyl phenyl ether	A	ug/L	0	0		0	0	0	1.9992	10	150	0%	0	0	0%	
4-Nitrophenol	A	ug/L	0	0		0	0	0	2.5382	10	150	0%	0	0	0%	
Acenaphthene	A	ug/L	0	0		0	0	0	1.9404	10	150	0%	0	0	0%	
Acenaphthylene	A	ug/L	0	0		0	0	0	1.6366	10	150	0%	0	0	0%	
Anthracene	A	ug/L	0	0		0	0	0	1.0094	10	150	0%	0	0	0%	

Seq No	Lab ID	Test Code	Sample Typ	File ID	Analysis Date	DF	Batch ID	Prep Date	SPKref	RPDref	pmoist
15015647	B22011418-002	SVOC-625.1-W	SAMP	SV5973N.I\sd0202	2/2/2022 3:09:08	1	163174	1/24/2022	1	0	0

Analyte	T	Units	RAW	Final	Text	Spike	SPKref	RPDref	MDL	PQL	UQL	%REC	LOW	HIGH	%RPD	Q
Azobenzene	A	ug/L	0	0		0	0	0	1.1172	10	150	0%	0	0	0%	
Benzidine	A	ug/L	0	0		0	0	0	5.8016	10	150	0%	0	0	0%	
Benzo(a)anthracene	A	ug/L	0	0		0	0	0	0.84574	10	150	0%	0	0	0%	
Benzo(a)pyrene	A	ug/L	0	0		0	0	0	1.1368	10	150	0%	0	0	0%	
Benzo(b)fluoranthene	A	ug/L	0	0		0	0	0	0.82908	10	150	0%	0	0	0%	
Benzo(g,h,i)perylene	A	ug/L	0	0		0	0	0	1.0584	10	150	0%	0	0	0%	
Benzo(k)fluoranthene	A	ug/L	0	0		0	0	0	0.92022	10	150	0%	0	0	0%	
bis(-2-chloroethoxy)Methane	A	ug/L	0	0		0	0	0	1.3524	10	150	0%	0	0	0%	
bis(-2-chloroethyl)Ether	A	ug/L	0	0		0	0	0	2.6656	10	150	0%	0	0	0%	
bis(2-chloroisopropyl)Ether	A	ug/L	0	0		0	0	0	1.3622	10	150	0%	0	0	0%	
bis(2-ethylhexyl)Phthalate	A	ug/L	0	0		0	0	0	1.6856	10	150	0%	0	0	0%	
Butylbenzylphthalate	A	ug/L	0	0		0	0	0	1.568	10	150	0%	0	0	0%	
Chrysene	A	ug/L	0	0		0	0	0	1.1172	10	150	0%	0	0	0%	
Di-n-butyl phthalate	A	ug/L	0	0		0	0	0	0.89474	10	150	0%	0	0	0%	
Di-n-octyl phthalate	A	ug/L	0	0		0	0	0	1.0976	10	150	0%	0	0	0%	
Dibenzo(a,h)anthracene	A	ug/L	0	0		0	0	0	1.1368	10	150	0%	0	0	0%	
Diethyl phthalate	A	ug/L	0	0		0	0	0	2.156	10	150	0%	0	0	0%	
Dimethyl phthalate	A	ug/L	0	0		0	0	0	1.7248	10	150	0%	0	0	0%	
Fluoranthene	A	ug/L	0	0		0	0	0	0.9114	10	150	0%	0	0	0%	
Fluorene	A	ug/L	0	0		0	0	0	1.8424	10	150	0%	0	0	0%	
Hexachlorobenzene	A	ug/L	0	0		0	0	0	0.84182	10	150	0%	0	0	0%	
Hexachlorobutadiene	A	ug/L	0	0		0	0	0	2.4206	10	150	0%	0	0	0%	
Hexachlorocyclopentadiene	A	ug/L	0	0		0	0	0	3.0478	10	150	0%	0	0	0%	
Hexachloroethane	A	ug/L	0	0		0	0	0	1.8718	10	150	0%	0	0	0%	
Indeno(1,2,3-cd)pyrene	A	ug/L	0	0		0	0	0	1.0878	10	150	0%	0	0	0%	
Isophorone	A	ug/L	0	0		0	0	0	1.1368	10	150	0%	0	0	0%	
n-Nitroso-di-n-propylamine	A	ug/L	0	0		0	0	0	1.5092	10	150	0%	0	0	0%	
n-Nitrosodimethylamine	A	ug/L	0	0		0	0	0	1.0192	10	150	0%	0	0	0%	
n-Nitrosodiphenylamine	A	ug/L	0	0		0	0	0	1.1368	10	150	0%	0	0	0%	
Naphthalene	A	ug/L	0	0		0	0	0	1.6954	10	150	0%	0	0	0%	
Nitrobenzene	A	ug/L	0	0		0	0	0	2.2736	10	150	0%	0	0	0%	
Pentachlorophenol	A	ug/L	0	0		0	0	0	4.3708	10	150	0%	0	0	0%	
Phenanthrene	A	ug/L	0	0		0	0	0	0.81438	10	150	0%	0	0	0%	
Phenol	A	ug/L	0	0		0	0	0	1.5092	10	150	0%	0	0	0%	
Pyrene	A	ug/L	0	0		0	0	0	0.84182	10	150	0%	0	0	0%	

Seq No	Lab ID	Test Code	Sample Typ	File ID	Analysis Date	DF	Batch ID	Prep Date	SPKref	RPDref	pmoist
15015647	B22011418-002	SVOC-625.1-W	SAMP	SV5973N.I\sd0202	2/2/2022 3:09:08	1	163174	1/24/2022	1	0	0

Analyte	T	Units	RAW	Final	Text	Spike	SPKref	RPDref	MDL	PQL	UQL	%REC	LOW	HIGH	%RPD	Q
1,4-Dichlorobenzene-d4	I	ug/L	40	39.2		0	0	0	0	10	150	0%	0	0	0%	
Acenaphthene-d10	I	ug/L	40	39.2		0	0	0	0	10	150	0%	0	0	0%	
Chrysene-d12	I	ug/L	40	39.2		0	0	0	0	10	150	0%	0	0	0%	
Naphthalene-d8	I	ug/L	40	39.2		0	0	0	0	10	150	0%	0	0	0%	
Perylene-d12	I	ug/L	40	39.2		0	0	0	0	10	150	0%	0	0	0%	
Phenanthrene-d10	I	ug/L	40	39.2		0	0	0	0	10	150	0%	0	0	0%	
2,4,6-Tribromophenol	S	ug/L	131.74269	129.107836		196	0	0	2.9302	10	0	66%	25	140	0%	
2-Fluorobiphenyl	S	ug/L	51.38882	50.3610436		98	0	0	0.7448	10	0	51%	28	107	0%	
2-Fluorophenol	S	ug/L	59.69981	58.5058138		196	0	0	3.6652	10	0	30%	10	75	0%	
Nitrobenzene-d5	S	ug/L	55.77911	54.6635278		98	0	0	2.4206	10	0	56%	32	94	0%	
Phenol-d5	S	ug/L	62.58743	61.3356814		196	0	0	2.1462	10	0	31%	10	65	0%	
Terphenyl-d14	S	ug/L	78.7944	77.218512		98	0	0	1.127	10	0	79%	32	122	0%	
1,2-Dichlorobenzene	X	ug/L	0	0		0	0	0	2.0482	10	150	0%	0	0	0%	
1,3-Dichlorobenzene	X	ug/L	0	0		0	0	0	2.2736	10	150	0%	0	0	0%	
1,4-Dichlorobenzene	X	ug/L	0	0		0	0	0	2.2834	10	150	0%	0	0	0%	
1-Methylnaphthalene	X	ug/L	0	0		0	0	0	2.2638	10	150	0%	0	0	0%	
2,2´-Oxybis(1-Chloropropane)	X	ug/L	0	0		0	0	0	1.4798	10	150	0%	0	0	0%	
2,4,5-Trichlorophenol	X	ug/L	0	0		0	0	0	2.1854	10	150	0%	0	0	0%	
2-Methylnaphthalene	X	ug/L	0	0		0	0	0	1.8424	10	150	0%	0	0	0%	
2-Nitroaniline	X	ug/L	0	0		0	0	0	2.3128	10	150	0%	0	0	0%	
3-Nitroaniline	X	ug/L	0	0		0	0	0	2.5186	10	150	0%	0	0	0%	
4-Nitroaniline	X	ug/L	0	0		0	0	0	1.7052	10	150	0%	0	0	0%	
Aniline	X	ug/L	0	0		0	0	0	3.4202	10	150	0%	0	0	0%	
Benzoic acid	X	ug/L	0	0		0	0	0	1.5778	10	150	0%	0	0	0%	
Benzyl alcohol	X	ug/L	0	0		0	0	0	2.9106	10	150	0%	0	0	0%	
Carbazole	X	ug/L	0	0		0	0	0	0.81732	10	150	0%	0	0	0%	
Dibenzofuran	X	ug/L	0	0		0	0	0	1.6464	10	150	0%	0	0	0%	
m+p-Cresols	X	ug/L	0	0		0	0	0	1.8032	10	150	0%	0	0	0%	
o-Cresol	X	ug/L	0	0		0	0	0	1.8326	10	150	0%	0	0	0%	
p-Chloroaniline	X	ug/L	0	0		0	0	0	1.47	10	150	0%	0	0	0%	
Pyridine	X	ug/L	0	0		0	0	0	2.4206	10	150	0%	0	0	0%	

Seq No	Lab ID	Test Code	Sample Typ	File ID	Analysis Date	DF	Batch ID	Prep Date	SPKref	RPDref	pmoist
15015648	B22011446-001	SVOC-8270-W-	SAMP	SV5973N.I\sd0202	2/2/2022 3:41:20	1	163174	1/24/2022 1:	0	0	

Analyte	T	Units	RAW	Final	Text	Spike	SPKref	RPDref	MDL	PQL	UQL	%REC	LOW	HIGH	%RPD	Q
1,2,4-Trichlorobenzene	A	ug/L	0	0		0	0	0	1.938	10	150	0%	0	0	0%	U
1,2-Dichlorobenzene	A	ug/L	0	0		0	0	0	2.0094	10	150	0%	0	0	0%	U
1,3-Dichlorobenzene	A	ug/L	0	0		0	0	0	2.1726	10	150	0%	0	0	0%	U
1,4-Dichlorobenzene	A	ug/L	0	0		0	0	0	2.0604	10	150	0%	0	0	0%	U
1-Methylnaphthalene	A	ug/L	0	0		0	0	0	2.4378	5.1	150	0%	0	0	0%	U
2,2´-Oxybis(1-Chloropropane)	A	ug/L	0	0		0	0	0	1.479	10	150	0%	0	0	0%	U
2,4,5-Trichlorophenol	A	ug/L	0	0		0	0	0	2.2746	10	150	0%	0	0	0%	U
2,4,6-Trichlorophenol	A	ug/L	0	0		0	0	0	2.6928	10	150	0%	0	0	0%	U
2,4-Dichlorophenol	A	ug/L	0	0		0	0	0	1.7238	10	150	0%	0	0	0%	U
2,4-Dimethylphenol	A	ug/L	0	0		0	0	0	1.7238	10	150	0%	0	0	0%	U
2,4-Dinitrophenol	A	ug/L	0	0		0	0	0	4.3452	10.2	150	0%	0	0	0%	U
2,4-Dinitrotoluene	A	ug/L	0	0		0	0	0	3.1008	10	150	0%	0	0	0%	U
2,6-Dinitrotoluene	A	ug/L	0	0		0	0	0	3.264	10	150	0%	0	0	0%	U
2-Chloronaphthalene	A	ug/L	0	0		0	0	0	2.1828	10	150	0%	0	0	0%	U
2-Chlorophenol	A	ug/L	0	0		0	0	0	2.5296	10	150	0%	0	0	0%	U
2-Methylnaphthalene	A	ug/L	0	0		0	0	0	1.9584	5.1	150	0%	0	0	0%	U
2-Nitroaniline	A	ug/L	0	0		0	0	0	2.448	10	150	0%	0	0	0%	U
2-Nitrophenol	A	ug/L	0	0		0	0	0	2.4072	10	150	0%	0	0	0%	U
3,3´-Dichlorobenzidine	A	ug/L	0	0		0	0	0	2.1522	10.2	150	0%	0	0	0%	U
3-Nitroaniline	A	ug/L	0	0		0	0	0	2.8254	10	150	0%	0	0	0%	U
4,6-Dinitro-2-methylphenol	A	ug/L	0	0		0	0	0	2.3766	10.2	150	0%	0	0	0%	U
4-Bromophenyl phenyl ether	A	ug/L	0	0		0	0	0	1.7748	10	150	0%	0	0	0%	U
4-Chloro-2-methylphenol	A	ug/L	0	0		0	0	0	1.632	10	150	0%	0	0	0%	U
4-Chloro-3-methylphenol	A	ug/L	0	0		0	0	0	1.4892	10	150	0%	0	0	0%	U
4-Chlorophenol	A	ug/L	0	0		0	0	0	2.6928	10	150	0%	0	0	0%	U
4-Chlorophenyl phenyl ether	A	ug/L	0	0		0	0	0	2.0706	10	150	0%	0	0	0%	U
4-Nitroaniline	A	ug/L	0	0		0	0	0	1.6626	10	150	0%	0	0	0%	U
4-Nitrophenol	A	ug/L	0	0		0	0	0	2.55	10.2	150	0%	0	0	0%	U
Acenaphthene	A	ug/L	0	0		0	0	0	1.9278	5.1	150	0%	0	0	0%	U
Acenaphthylene	A	ug/L	0	0		0	0	0	1.6014	5.1	150	0%	0	0	0%	U
Aniline	A	ug/L	0	0		0	0	0	3.8148	10	150	0%	0	0	0%	U
Anthracene	A	ug/L	0	0		0	0	0	1.2546	5.1	150	0%	0	0	0%	U
Azobenzene	A	ug/L	0	0		0	0	0	1.1118	10	150	0%	0	0	0%	U
Benzidine	A	ug/L	0	0		0	0	0	6.8544	10.2	150	0%	0	0	0%	U
Benzo(a)anthracene	A	ug/L	0	0		0	0	0	0.87312	5.1	150	0%	0	0	0%	U

Seq No	Lab ID	Test Code	Sample Typ	File ID	Analysis Date	DF	Batch ID	Prep Date	SPKref	RPDref	pmoist
15015648	B22011446-001	SVOC-8270-W-	SAMP	SV5973N.I\sd0202	2/2/2022 3:41:20	1	163174	1/24/2022 1:	0	0	

Analyte	T	Units	RAW	Final	Text	Spike	SPKref	RPDref	MDL	PQL	UQL	%REC	LOW	HIGH	%RPD	Q
Benzo(a)pyrene	A	ug/L	0	0		0	0	0	1.2648	5.1	150	0%	0	0	0%	U
Benzo(b)fluoranthene	A	ug/L	0	0		0	0	0	0.92106	5.1	150	0%	0	0	0%	U
Benzo(g,h,i)perylene	A	ug/L	0	0		0	0	0	1.0302	5.1	150	0%	0	0	0%	U
Benzo(k)fluoranthene	A	ug/L	0	0		0	0	0	0.9894	5.1	150	0%	0	0	0%	U
Benzoic acid	A	ug/L	0	0		0	0	0	1.5402	10	150	0%	0	0	0%	U
Benzyl alcohol	A	ug/L	0	0		0	0	0	3.1926	10	150	0%	0	0	0%	U
bis(-2-chloroethoxy)Methane	A	ug/L	0	0		0	0	0	1.3872	10	150	0%	0	0	0%	U
bis(-2-chloroethyl)Ether	A	ug/L	0	0		0	0	0	2.6214	10	150	0%	0	0	0%	U
bis(2-chloroisopropyl)Ether	A	ug/L	0	0		0	0	0	1.5198	10	150	0%	0	0	0%	U
bis(2-ethylhexyl)Phthalate	A	ug/L	0	0		0	0	0	1.9482	10	150	0%	0	0	0%	U
Butylbenzylphthalate	A	ug/L	0	0		0	0	0	1.6014	10	150	0%	0	0	0%	U
Carbazole	A	ug/L	0	0		0	0	0	0.85884	10	150	0%	0	0	0%	U
Chrysene	A	ug/L	0	0		0	0	0	1.1934	5.1	150	0%	0	0	0%	U
Di-n-butyl phthalate	A	ug/L	0	0		0	0	0	0.95064	10	150	0%	0	0	0%	U
Di-n-octyl phthalate	A	ug/L	0	0		0	0	0	1.3668	10	150	0%	0	0	0%	U
Dibenzo(a,h)anthracene	A	ug/L	0	0		0	0	0	1.1934	5.1	150	0%	0	0	0%	U
Dibenzofuran	A	ug/L	0	0		0	0	0	1.7748	10	150	0%	0	0	0%	U
Diethyl phthalate	A	ug/L	0	0		0	0	0	2.2236	10	150	0%	0	0	0%	U
Dimethyl phthalate	A	ug/L	0	0		0	0	0	1.7544	10	150	0%	0	0	0%	U
Fluoranthene	A	ug/L	0	0		0	0	0	0.90066	5.1	150	0%	0	0	0%	U
Fluorene	A	ug/L	0	0		0	0	0	1.8564	5.1	150	0%	0	0	0%	U
Hexachlorobenzene	A	ug/L	0	0		0	0	0	1.3566	10	150	0%	0	0	0%	U
Hexachlorobutadiene	A	ug/L	0	0		0	0	0	2.3664	10	150	0%	0	0	0%	U
Hexachlorocyclopentadiene	A	ug/L	0	0		0	0	0	3.0294	10	150	0%	0	0	0%	U
Hexachloroethane	A	ug/L	0	0		0	0	0	1.8258	10	150	0%	0	0	0%	U
Indeno(1,2,3-cd)pyrene	A	ug/L	0	0		0	0	0	1.275	5.1	150	0%	0	0	0%	U
Isophorone	A	ug/L	0	0		0	0	0	1.7034	10	150	0%	0	0	0%	U
m+p-Cresols	A	ug/L	0	0		0	0	0	1.8156	10	150	0%	0	0	0%	U
n-Nitroso-di-n-propylamine	A	ug/L	0	0		0	0	0	1.5708	10	150	0%	0	0	0%	U
n-Nitrosodimethylamine	A	ug/L	0	0		0	0	0	1.5606	10	150	0%	0	0	0%	U
n-Nitrosodiphenylamine	A	ug/L	0	0		0	0	0	1.1832	10.2	150	0%	0	0	0%	U
Naphthalene	A	ug/L	0	0		0	0	0	1.7748	5.1	150	0%	0	0	0%	U
Nitrobenzene	A	ug/L	0	0		0	0	0	2.3562	10	150	0%	0	0	0%	U
o-Cresol	A	ug/L	0	0		0	0	0	1.8666	10	150	0%	0	0	0%	U
p-Chloroaniline	A	ug/L	0	0		0	0	0	1.5504	10	150	0%	0	0	0%	U

Seq No	Lab ID	Test Code	Sample Typ	File ID	Analysis Date	DF	Batch ID	Prep Date	SPKref	RPDref	pmoist
15015648	B22011446-001	SVOC-8270-W-	SAMP	SV5973N.I\sd0202/2/2022	3:41:20	1	163174	1/24/2022 1:	0	0	

Analyte	T	Units	RAW	Final	Text	Spike	SPKref	RPDref	MDL	PQL	UQL	%REC	LOW	HIGH	%RPD	Q
Pentachlorophenol	A	ug/L	0	0		0	0	0	4.3248	10.2	150	0%	0	0	0%	U
Phenanthrene	A	ug/L	0	0		0	0	0	0.79968	5.1	150	0%	0	0	0%	U
Phenol	A	ug/L	0	0		0	0	0	1.4892	10	150	0%	0	0	0%	U
Pyrene	A	ug/L	0	0		0	0	0	0.93942	5.1	150	0%	0	0	0%	U
Pyridine	A	ug/L	0	0		0	0	0	3.2844	10	150	0%	0	0	0%	U
Triallate	A	ug/L	0	0		0	0	0	1.5402	10	150	0%	0	0	0%	U
1,4-Dichlorobenzene-d4	I	ug/L	40	40.8		0	0	0	0	10	150	0%	0	0	0%	
Acenaphthene-d10	I	ug/L	40	40.8		0	0	0	0	10	150	0%	0	0	0%	
Chrysene-d12	I	ug/L	40	40.8		0	0	0	0	10	150	0%	0	0	0%	
Naphthalene-d8	I	ug/L	40	40.8		0	0	0	0	10	150	0%	0	0	0%	
Perylene-d12	I	ug/L	40	40.8		0	0	0	0	10	150	0%	0	0	0%	
Phenanthrene-d10	I	ug/L	40	40.8		0	0	0	0	10	150	0%	0	0	0%	
2,4,6-Tribromophenol	S	ug/L	195.94439	199.863278		204	0	0	2.9376	10	0	98%	43	140	0%	
2-Fluorobiphenyl	S	ug/L	59.95376	61.1528352		102	0	0	0.73848	10	0	60%	44	119	0%	
2-Fluorophenol	S	ug/L	57.13853	58.2813006		204	0	0	3.5904	10	0	29%	19	119	0%	
Nitrobenzene-d5	S	ug/L	62.33818	63.5849436		102	0	0	2.3868	10	0	62%	44	120	0%	
Phenol-d5	S	ug/L	60.14811	61.3510722		204	0	0	2.1012	10	0	30%	10	65	0%	
Terphenyl-d14	S	ug/L	101.09624	103.118165		102	0	0	1.1934	10	0	101%	50	134	0%	
4-Chloroaniline	X	ug/L	0	0		0	0	0	1.6422	10	150	0%	0	0	0%	U
o-Terphenyl	X	ug/L	0	0		0	0	0	1.2954	10	150	0%	0	0	0%	U

Seq No	Lab ID	Test Code	Sample Typ	File ID	Analysis Date	DF	Batch ID	Prep Date	SPKref	RPDref	pmoist
15015649	B22011446-006	SVOC-8270-W-	SAMP	SV5973N.I\sd0202/2/2022	4:13:27	1	163174	1/24/2022 1:	0	0	

Analyte	T	Units	RAW	Final	Text	Spike	SPKref	RPDref	MDL	PQL	UQL	%REC	LOW	HIGH	%RPD	Q
1,2,4-Trichlorobenzene	A	ug/L	0	0		0	0	0	1.957	10	150	0%	0	0	0%	U
1,2-Dichlorobenzene	A	ug/L	0	0		0	0	0	2.0291	10	150	0%	0	0	0%	U
1,3-Dichlorobenzene	A	ug/L	0	0		0	0	0	2.1939	10	150	0%	0	0	0%	U
1,4-Dichlorobenzene	A	ug/L	0	0		0	0	0	2.0806	10	150	0%	0	0	0%	U
1-Methylnaphthalene	A	ug/L	0	0		0	0	0	2.4617	5.15	150	0%	0	0	0%	U
2,2´-Oxybis(1-Chloropropane)	A	ug/L	0	0		0	0	0	1.4935	10	150	0%	0	0	0%	U
2,4,5-Trichlorophenol	A	ug/L	0	0		0	0	0	2.2969	10	150	0%	0	0	0%	U
2,4,6-Trichlorophenol	A	ug/L	0	0		0	0	0	2.7192	10	150	0%	0	0	0%	U
2,4-Dichlorophenol	A	ug/L	0	0		0	0	0	1.7407	10	150	0%	0	0	0%	U
2,4-Dimethylphenol	A	ug/L	0	0		0	0	0	1.7407	10	150	0%	0	0	0%	U

Seq No	Lab ID	Test Code	Sample Typ	File ID	Analysis Date	DF	Batch ID	Prep Date	SPKref	RPDref	pmoist
15015649	B22011446-006	SVOC-8270-W-	SAMP	SV5973N.I\sd0202	2/2/2022 4:13:27	1	163174	1/24/2022 1:	0	0	

Analyte	T	Units	RAW	Final	Text	Spike	SPKref	RPDref	MDL	PQL	UQL	%REC	LOW	HIGH	%RPD	Q
2,4-Dinitrophenol	A	ug/L	0	0		0	0	0	4.3878	10.3	150	0%	0	0	0%	U
2,4-Dinitrotoluene	A	ug/L	0	0		0	0	0	3.1312	10	150	0%	0	0	0%	U
2,6-Dinitrotoluene	A	ug/L	0	0		0	0	0	3.296	10	150	0%	0	0	0%	U
2-Chloronaphthalene	A	ug/L	0	0		0	0	0	2.2042	10	150	0%	0	0	0%	U
2-Chlorophenol	A	ug/L	0	0		0	0	0	2.5544	10	150	0%	0	0	0%	U
2-Methylnaphthalene	A	ug/L	0	0		0	0	0	1.9776	5.15	150	0%	0	0	0%	U
2-Nitroaniline	A	ug/L	0	0		0	0	0	2.472	10	150	0%	0	0	0%	U
2-Nitrophenol	A	ug/L	0	0		0	0	0	2.4308	10	150	0%	0	0	0%	U
3,3´-Dichlorobenzidine	A	ug/L	0	0		0	0	0	2.1733	10.3	150	0%	0	0	0%	U
3-Nitroaniline	A	ug/L	0	0		0	0	0	2.8531	10	150	0%	0	0	0%	U
4,6-Dinitro-2-methylphenol	A	ug/L	0	0		0	0	0	2.3999	10.3	150	0%	0	0	0%	U
4-Bromophenyl phenyl ether	A	ug/L	0	0		0	0	0	1.7922	10	150	0%	0	0	0%	U
4-Chloro-2-methylphenol	A	ug/L	0	0		0	0	0	1.648	10	150	0%	0	0	0%	U
4-Chloro-3-methylphenol	A	ug/L	0	0		0	0	0	1.5038	10	150	0%	0	0	0%	U
4-Chlorophenol	A	ug/L	0	0		0	0	0	2.7192	10	150	0%	0	0	0%	U
4-Chlorophenyl phenyl ether	A	ug/L	0	0		0	0	0	2.0909	10	150	0%	0	0	0%	U
4-Nitroaniline	A	ug/L	0	0		0	0	0	1.6789	10	150	0%	0	0	0%	U
4-Nitrophenol	A	ug/L	0	0		0	0	0	2.575	10.3	150	0%	0	0	0%	U
Acenaphthene	A	ug/L	0	0		0	0	0	1.9467	5.15	150	0%	0	0	0%	U
Acenaphthylene	A	ug/L	0	0		0	0	0	1.6171	5.15	150	0%	0	0	0%	U
Aniline	A	ug/L	0	0		0	0	0	3.8522	10	150	0%	0	0	0%	U
Anthracene	A	ug/L	0	0		0	0	0	1.2669	5.15	150	0%	0	0	0%	U
Azobenzene	A	ug/L	0	0		0	0	0	1.1227	10	150	0%	0	0	0%	U
Benzidine	A	ug/L	0	0		0	0	0	6.9216	10.3	150	0%	0	0	0%	U
Benzo(a)anthracene	A	ug/L	0	0		0	0	0	0.88168	5.15	150	0%	0	0	0%	U
Benzo(a)pyrene	A	ug/L	0	0		0	0	0	1.2772	5.15	150	0%	0	0	0%	U
Benzo(b)fluoranthene	A	ug/L	0	0		0	0	0	0.93009	5.15	150	0%	0	0	0%	U
Benzo(g,h,i)perylene	A	ug/L	0	0		0	0	0	1.0403	5.15	150	0%	0	0	0%	U
Benzo(k)fluoranthene	A	ug/L	0	0		0	0	0	0.9991	5.15	150	0%	0	0	0%	U
Benzoic acid	A	ug/L	0	0		0	0	0	1.5553	10	150	0%	0	0	0%	U
Benzyl alcohol	A	ug/L	0	0		0	0	0	3.2239	10	150	0%	0	0	0%	U
bis(-2-chloroethoxy)Methane	A	ug/L	0	0		0	0	0	1.4008	10	150	0%	0	0	0%	U
bis(-2-chloroethyl)Ether	A	ug/L	0	0		0	0	0	2.6471	10	150	0%	0	0	0%	U
bis(2-chloroisopropyl)Ether	A	ug/L	0	0		0	0	0	1.5347	10	150	0%	0	0	0%	U
bis(2-ethylhexyl)Phthalate	A	ug/L	0	0		0	0	0	1.9673	10	150	0%	0	0	0%	U

Seq No	Lab ID	Test Code	Sample Typ	File ID	Analysis Date	DF	Batch ID	Prep Date	SPKref	RPDref	pmoist
15015649	B22011446-006	SVOC-8270-W-	SAMP	SV5973N.I\sd0202	2/2/2022 4:13:27	1	163174	1/24/2022 1:	0	0	

Analyte	T	Units	RAW	Final	Text	Spike	SPKref	RPDref	MDL	PQL	UQL	%REC	LOW	HIGH	%RPD	Q
Butylbenzylphthalate	A	ug/L	0	0		0	0	0	1.6171	10	150	0%	0	0	0%	U
Carbazole	A	ug/L	0	0		0	0	0	0.86726	10	150	0%	0	0	0%	U
Chrysene	A	ug/L	0	0		0	0	0	1.2051	5.15	150	0%	0	0	0%	U
Di-n-butyl phthalate	A	ug/L	0	0		0	0	0	0.95996	10	150	0%	0	0	0%	U
Di-n-octyl phthalate	A	ug/L	0	0		0	0	0	1.3802	10	150	0%	0	0	0%	U
Dibenzo(a,h)anthracene	A	ug/L	0	0		0	0	0	1.2051	5.15	150	0%	0	0	0%	U
Dibenzofuran	A	ug/L	0	0		0	0	0	1.7922	10	150	0%	0	0	0%	U
Diethyl phthalate	A	ug/L	0	0		0	0	0	2.2454	10	150	0%	0	0	0%	U
Dimethyl phthalate	A	ug/L	0	0		0	0	0	1.7716	10	150	0%	0	0	0%	U
Fluoranthene	A	ug/L	0	0		0	0	0	0.90949	5.15	150	0%	0	0	0%	U
Fluorene	A	ug/L	0	0		0	0	0	1.8746	5.15	150	0%	0	0	0%	U
Hexachlorobenzene	A	ug/L	0	0		0	0	0	1.3699	10	150	0%	0	0	0%	U
Hexachlorobutadiene	A	ug/L	0	0		0	0	0	2.3896	10	150	0%	0	0	0%	U
Hexachlorocyclopentadiene	A	ug/L	0	0		0	0	0	3.0591	10	150	0%	0	0	0%	U
Hexachloroethane	A	ug/L	0	0		0	0	0	1.8437	10	150	0%	0	0	0%	U
Indeno(1,2,3-cd)pyrene	A	ug/L	0	0		0	0	0	1.2875	5.15	150	0%	0	0	0%	U
Isophorone	A	ug/L	0	0		0	0	0	1.7201	10	150	0%	0	0	0%	U
m+p-Cresols	A	ug/L	0	0		0	0	0	1.8334	10	150	0%	0	0	0%	U
n-Nitroso-di-n-propylamine	A	ug/L	0	0		0	0	0	1.5862	10	150	0%	0	0	0%	U
n-Nitrosodimethylamine	A	ug/L	0	0		0	0	0	1.5759	10	150	0%	0	0	0%	U
n-Nitrosodiphenylamine	A	ug/L	0	0		0	0	0	1.1948	10.3	150	0%	0	0	0%	U
Naphthalene	A	ug/L	0	0		0	0	0	1.7922	5.15	150	0%	0	0	0%	U
Nitrobenzene	A	ug/L	0	0		0	0	0	2.3793	10	150	0%	0	0	0%	U
o-Cresol	A	ug/L	0	0		0	0	0	1.8849	10	150	0%	0	0	0%	U
p-Chloroaniline	A	ug/L	0	0		0	0	0	1.5656	10	150	0%	0	0	0%	U
Pentachlorophenol	A	ug/L	0	0		0	0	0	4.3672	10.3	150	0%	0	0	0%	U
Phenanthrene	A	ug/L	0	0		0	0	0	0.80752	5.15	150	0%	0	0	0%	U
Phenol	A	ug/L	0	0		0	0	0	1.5038	10	150	0%	0	0	0%	U
Pyrene	A	ug/L	0	0		0	0	0	0.94863	5.15	150	0%	0	0	0%	U
Pyridine	A	ug/L	0	0		0	0	0	3.3166	10	150	0%	0	0	0%	U
Triallate	A	ug/L	0	0		0	0	0	1.5553	10	150	0%	0	0	0%	U
1,4-Dichlorobenzene-d4	I	ug/L	40	41.2		0	0	0	0	10	150	0%	0	0	0%	
Acenaphthene-d10	I	ug/L	40	41.2		0	0	0	0	10	150	0%	0	0	0%	
Chrysene-d12	I	ug/L	40	41.2		0	0	0	0	10	150	0%	0	0	0%	
Naphthalene-d8	I	ug/L	40	41.2		0	0	0	0	10	150	0%	0	0	0%	

Seq No	Lab ID	Test Code	Sample Typ	File ID	Analysis Date	DF	Batch ID	Prep Date	SPKref	RPDref	pmoist
15015649	B22011446-006	SVOC-8270-W-	SAMP	SV5973N.I\sd0202/2/2022 4:13:27		1	163174	1/24/2022 1:	0	0	

Analyte	T	Units	RAW	Final	Text	Spike	SPKref	RPDref	MDL	PQL	UQL	%REC	LOW	HIGH	%RPD	Q
Perylene-d12	I	ug/L	40	41.2		0	0	0	0	10	150	0%	0	0	0%	
Phenanthrene-d10	I	ug/L	40	41.2		0	0	0	0	10	150	0%	0	0	0%	
2,4,6-Tribromophenol	S	ug/L	183.36294	188.863828		206	0	0	2.9664	10	0	92%	43	140	0%	
2-Fluorobiphenyl	S	ug/L	59.0358	60.806874		103	0	0	0.74572	10	0	59%	44	119	0%	
2-Fluorophenol	S	ug/L	60.2235	62.030205		206	0	0	3.6256	10	0	30%	19	119	0%	
Nitrobenzene-d5	S	ug/L	58.78311	60.5466033		103	0	0	2.4102	10	0	59%	44	120	0%	
Phenol-d5	S	ug/L	60.99968	62.8296704		206	0	0	2.1218	10	0	30%	10	65	0%	
Terphenyl-d14	S	ug/L	96.16406	99.0489818		103	0	0	1.2051	10	0	96%	50	134	0%	
4-Chloroaniline	X	ug/L	0	0		0	0	0	1.6583	10	150	0%	0	0	0%	U
o-Terphenyl	X	ug/L	0	0		0	0	0	1.3081	10	150	0%	0	0	0%	U

Seq No	Lab ID	Test Code	Sample Typ	File ID	Analysis Date	DF	Batch ID	Prep Date	SPKref	RPDref	pmoist
15015650	B22011446-006	SVOC-8270-W-	MS-DOD	SV5973N.I\sd0202/2/2022 4:45:38		1	163174	1/25/2022 8:	2E+07	0	

Analyte	T	Units	RAW	Final	Text	Spike	SPKref	RPDref	MDL	PQL	UQL	%REC	LOW	HIGH	%RPD	Q
1,2,4-Trichlorobenzene	A	ug/L	61.31525	63.1547075		103	0	0	1.957	10	150	61%	29	116	0%	
1,2-Dichlorobenzene	A	ug/L	59.15928	60.9340584		103	0	0	2.0291	10	150	59%	32	111	0%	
1,3-Dichlorobenzene	A	ug/L	57.08014	58.7925442		103	0	0	2.1939	10	150	57%	28	110	0%	
1,4-Dichlorobenzene	A	ug/L	55.57142	57.2385626		103	0	0	2.0806	10	150	56%	29	112	0%	
1-Methylnaphthalene	A	ug/L	65.17067	67.1257901		103	0	0	2.4617	10	150	65%	41	119	0%	
2,2´-Oxybis(1-Chloropropane)	A	ug/L	53.79569	55.4095607		103	0	0	1.4935	10	150	54%	37	130	0%	
2,4,5-Trichlorophenol	A	ug/L	67.33954	69.3597262		103	0	0	2.2969	10	150	67%	53	123	0%	
2,4,6-Trichlorophenol	A	ug/L	72.43192	74.6048776		103	0	0	2.7192	10	150	72%	50	125	0%	
2,4-Dichlorophenol	A	ug/L	57.31916	59.0387348		103	0	0	1.7407	10	150	57%	47	121	0%	
2,4-Dimethylphenol	A	ug/L	50.79363	52.3174389		103	0	0	1.7407	10	150	51%	31	124	0%	
2,4-Dinitrophenol	A	ug/L	52.1542	53.718826		103	0	0	4.3878	10.3	150	52%	23	142	0%	
2,4-Dinitrotoluene	A	ug/L	75.47527	77.7395281		103	0	0	3.1312	10	150	75%	57	128	0%	
2,6-Dinitrotoluene	A	ug/L	80.94127	83.3695081		103	0	0	3.296	10	150	81%	50	118	0%	
2-Chloronaphthalene	A	ug/L	76.01166	78.2920098		103	0	0	2.2042	10	150	76%	40	116	0%	
2-Chlorophenol	A	ug/L	53.39048	54.9921944		103	0	0	2.5544	10	150	53%	38	117	0%	
2-Methylnaphthalene	A	ug/L	72.37323	74.5444269		103	0	0	1.9776	10	150	72%	40	121	0%	
2-Nitroaniline	A	ug/L	75.39872	77.6606816		103	0	0	2.472	10	150	75%	55	127	0%	
2-Nitrophenol	A	ug/L	61.77527	63.6285281		103	0	0	2.4308	10	150	62%	47	123	0%	
3,3´-Dichlorobenzidine	A	ug/L	58.57653	60.3338259		103	0	0	2.1733	10.3	150	59%	27	129	0%	
3-Nitroaniline	A	ug/L	63.68883	65.5994949		103	0	0	2.8531	10	150	64%	41	128	0%	

Seq No	Lab ID	Test Code	Sample Typ	File ID	Analysis Date	DF	Batch ID	Prep Date	SPKref	RPDref	pmoist
15015650	B22011446-006	SVOC-8270-W-	MS-DOD	SV5973N.I\sd0202	2/2/2022 4:45:38	1	163174	1/25/2022 8:	2E+07	0	

Analyte	T	Units	RAW	Final	Text	Spike	SPKref	RPDref	MDL	PQL	UQL	%REC	LOW	HIGH	%RPD	Q
4,6-Dinitro-2-methylphenol	A	ug/L	62.43196	64.3049188		103	0	0	2.3999	10.3	150	62%	44	137	0%	
4-Bromophenyl phenyl ether	A	ug/L	77.63443	79.9634629		103	0	0	1.7922	10	150	78%	55	124	0%	
4-Chloro-2-methylphenol	A	ug/L	66.69472	68.6955616		103	0	0	1.648	10	150	67%	49	89	0%	
4-Chloro-3-methylphenol	A	ug/L	74.32125	76.5508875		103	0	0	1.5038	10	150	74%	52	119	0%	
4-Chlorophenol	A	ug/L	51.07463	52.6068689		103	0	0	2.7192	10	150	51%	41	81	0%	
4-Chlorophenyl phenyl ether	A	ug/L	83.18821	85.6838563		103	0	0	2.0909	10	150	83%	53	121	0%	
4-Nitroaniline	A	ug/L	60.36275	62.1736325		103	0	0	1.6789	10	150	60%	57	101	0%	
4-Nitrophenol	A	ug/L	37.50092	38.6259476		103	0	0	2.575	10.3	150	38%	15	36	0%	S
Acenaphthene	A	ug/L	89.16923	91.8443069		103	0	0	1.9467	10	150	89%	47	122	0%	
Acenaphthylene	A	ug/L	78.39658	80.7484774		103	0	0	1.6171	10	150	78%	41	130	0%	
Aniline	A	ug/L	28.0447	28.886041		103	0	0	3.8522	10	150	28%	24	60	0%	
Anthracene	A	ug/L	83.67139	86.1815317		103	0	0	1.2669	10	150	84%	57	123	0%	
Azobenzene	A	ug/L	75.40337	77.6654711		103	0	0	1.1227	10	150	75%	61	116	0%	
Benzidine	A	ug/L	3.63079	0		103	0	0	6.9216	10.3	150	0%	10	100	0%	S
Benzo(a)anthracene	A	ug/L	82.52566	85.0014298		103	0	0	0.88168	10	150	83%	58	125	0%	
Benzo(a)pyrene	A	ug/L	78.91749	81.2850147		103	0	0	1.2772	10	150	79%	54	128	0%	
Benzo(b)fluoranthene	A	ug/L	82.30759	84.7768177		103	0	0	0.93009	10	150	82%	53	131	0%	
Benzo(g,h,i)perylene	A	ug/L	80.47688	82.8911864		103	0	0	1.0403	10	150	80%	50	134	0%	
Benzo(k)fluoranthene	A	ug/L	74.12038	76.3439914		103	0	0	0.9991	10	150	74%	57	129	0%	
Benzoic acid	A	ug/L	22.53598	23.2120594		103	0	0	1.5553	10	150	23%	10	30	0%	
Benzyl alcohol	A	ug/L	53.79182	55.4055746		103	0	0	3.2239	10	150	54%	31	112	0%	
bis(-2-chloroethoxy)Methane	A	ug/L	73.57738	75.7847014		103	0	0	1.4008	10	150	74%	48	120	0%	
bis(-2-chloroethyl)Ether	A	ug/L	68.86994	70.9360382		103	0	0	2.6471	10	150	69%	43	118	0%	
bis(2-chloroisopropyl)Ether	A	ug/L	53.79569	55.4095607		103	0	0	1.5347	10	150	54%	37	130	0%	
bis(2-ethylhexyl)Phthalate	A	ug/L	77.07035	79.3824605		103	0	0	1.9673	10	150	77%	55	135	0%	
Butylbenzylphthalate	A	ug/L	80.96561	83.3945783		103	0	0	1.6171	10	150	81%	53	134	0%	
Carbazole	A	ug/L	83.95081	86.4693343		103	0	0	0.86726	10	150	84%	60	122	0%	
Chrysene	A	ug/L	80.9268	83.354604		103	0	0	1.2051	10	150	81%	59	123	0%	
Di-n-butyl phthalate	A	ug/L	90.9826	93.712078		103	0	0	0.95996	10	150	91%	59	127	0%	
Di-n-octyl phthalate	A	ug/L	79.19616	81.5720448		103	0	0	1.3802	10	150	79%	51	140	0%	
Dibenzo(a,h)anthracene	A	ug/L	87.68564	90.3162092		103	0	0	1.2051	10	150	88%	51	134	0%	
Dibenzofuran	A	ug/L	82.77073	85.2538519		103	0	0	1.7922	10	150	83%	53	118	0%	
Diethyl phthalate	A	ug/L	94.43084	97.2637652		103	0	0	2.2454	10	150	94%	56	125	0%	
Dimethyl phthalate	A	ug/L	82.29261	84.7613883		103	0	0	1.7716	10	150	82%	45	127	0%	
Fluoranthene	A	ug/L	76.30509	78.5942427		103	0	0	0.90949	10	150	76%	57	128	0%	

Seq No	Lab ID	Test Code	Sample Typ	File ID	Analysis Date	DF	Batch ID	Prep Date	SPKref	RPDref	pmoist
15015650	B22011446-006	SVOC-8270-W-	MS-DOD	SV5973N.I\sd0202	2/2/2022 4:45:38	1	163174	1/25/2022 8:	2E+07	0	

Analyte	T	Units	RAW	Final	Text	Spike	SPKref	RPDref	MDL	PQL	UQL	%REC	LOW	HIGH	%RPD	Q
Fluorene	A	ug/L	80.43907	82.8522421		103	0	0	1.8746	10	150	80%	52	124	0%	
Hexachlorobenzene	A	ug/L	78.1204	80.464012		103	0	0	1.3699	10	150	78%	53	125	0%	
Hexachlorobutadiene	A	ug/L	52.11489	53.6783367		103	0	0	2.3896	10	150	52%	22	124	0%	
Hexachlorocyclopentadiene	A	ug/L	44.05403	45.3756509		103	0	0	3.0591	10	150	44%	39	91	0%	
Hexachloroethane	A	ug/L	53.56975	55.1768425		103	0	0	1.8437	10	150	54%	21	115	0%	
Indeno(1,2,3-cd)pyrene	A	ug/L	81.66019	84.1099957		103	0	0	1.2875	10	150	82%	52	134	0%	
Isophorone	A	ug/L	64.50099	66.4360197		103	0	0	1.7201	10	150	65%	42	124	0%	
m+p-Cresols	A	ug/L	57.38588	59.1074564		103	0	0	1.8334	10	150	57%	29	110	0%	
n-Nitroso-di-n-propylamine	A	ug/L	78.90738	81.2746014		103	0	0	1.5862	10	150	79%	49	119	0%	
n-Nitrosodimethylamine	A	ug/L	33.34364	34.3439492		103	0	0	1.5759	10	150	33%	20	45	0%	
n-Nitrosodiphenylamine	A	ug/L	79.66573	82.0557019		103	0	0	1.1948	10.3	150	80%	51	123	0%	
Naphthalene	A	ug/L	65.93639	67.9144817		103	0	0	1.7922	10	150	66%	40	121	0%	
Nitrobenzene	A	ug/L	71.60126	73.7492978		103	0	0	2.3793	10	150	72%	45	121	0%	
o-Cresol	A	ug/L	61.10461	62.9377483		103	0	0	1.8849	10	150	61%	30	117	0%	
p-Chloroaniline	A	ug/L	41.84293	43.0982179		103	0	0	1.5656	10	150	42%	33	117	0%	
Pentachlorophenol	A	ug/L	90.16866	92.8737198		103	0	0	4.3672	10.3	150	90%	35	138	0%	
Phenanthrene	A	ug/L	83.62814	86.1369842		103	0	0	0.80752	10	150	84%	59	120	0%	
Phenol	A	ug/L	34.14868	35.1731404		103	0	0	1.5038	10	150	34%	37	75	0%	S
Pyrene	A	ug/L	79.13702	81.5111306		103	0	0	0.94863	10	150	79%	57	126	0%	
Pyridine	A	ug/L	24.43618	25.1692654		103	0	0	3.3166	10	150	24%	16	45	0%	
Triallate	A	ug/L	80.6581	83.077843		103	0	0	1.5553	10	150	81%	59	105	0%	
1,4-Dichlorobenzene-d4	I	ug/L	40	41.2		0	0	0	0	10	150	0%			0%	
Acenaphthene-d10	I	ug/L	40	41.2		0	0	0	0	10	150	0%			0%	
Chrysene-d12	I	ug/L	40	41.2		0	0	0	0	10	150	0%			0%	
Naphthalene-d8	I	ug/L	40	41.2		0	0	0	0	10	150	0%			0%	
Perylene-d12	I	ug/L	40	41.2		0	0	0	0	10	150	0%			0%	
Phenanthrene-d10	I	ug/L	40	41.2		0	0	0	0	10	150	0%			0%	
2,4,6-Tribromophenol	S	ug/L	184.00692	189.527128		206	0	0	2.9664	10	0	92%	43	140	0%	
2-Fluorobiphenyl	S	ug/L	64.21448	66.1409144		103	0	0	0.74572	10	0	64%	44	119	0%	
2-Fluorophenol	S	ug/L	62.84155	64.7267965		206	0	0	3.6256	10	0	31%	19	119	0%	
Nitrobenzene-d5	S	ug/L	66.75704	68.7597512		103	0	0	2.4102	10	0	67%	44	120	0%	
Phenol-d5	S	ug/L	66.59495	68.5927985		206	0	0	2.1218	10	0	33%	10	65	0%	
Terphenyl-d14	S	ug/L	82.75831	85.2410593		103	0	0	1.2051	10	0	83%	50	134	0%	
4-Chloroaniline	X	ug/L	41.84293	43.0982179		103	0	0	1.6583	10	150	42%	33	117	0%	
o-Terphenyl	X	ug/L	79.66097	82.0507991		103	0	0	1.3081	10	150	80%	40	140	0%	

Seq No	Lab ID	Test Code	Sample Typ	File ID	Analysis Date	DF	Batch ID	Prep Date	SPKref	RPDref	pmoist
15015651	B22011446-011	SVOC-8270-W-	SAMP	SV5973N.I\sd0202	2/2/2022 5:17:44	1	163174	1/24/2022 1:	0	0	

Analyte	T	Units	RAW	Final	Text	Spike	SPKref	RPDref	MDL	PQL	UQL	%REC	LOW	HIGH	%RPD	Q
1,2,4-Trichlorobenzene	A	ug/L	0	0		0	0	0	1.9	10	150	0%	0	0	0%	U
1,2-Dichlorobenzene	A	ug/L	0	0		0	0	0	1.97	10	150	0%	0	0	0%	U
1,3-Dichlorobenzene	A	ug/L	0	0		0	0	0	2.13	10	150	0%	0	0	0%	U
1,4-Dichlorobenzene	A	ug/L	0	0		0	0	0	2.02	10	150	0%	0	0	0%	U
1-Methylnaphthalene	A	ug/L	0	0		0	0	0	2.39	5	150	0%	0	0	0%	U
2,2´-Oxybis(1-Chloropropane)	A	ug/L	0	0		0	0	0	1.45	10	150	0%	0	0	0%	U
2,4,5-Trichlorophenol	A	ug/L	0	0		0	0	0	2.23	10	150	0%	0	0	0%	U
2,4,6-Trichlorophenol	A	ug/L	0	0		0	0	0	2.64	10	150	0%	0	0	0%	U
2,4-Dichlorophenol	A	ug/L	0	0		0	0	0	1.69	10	150	0%	0	0	0%	U
2,4-Dimethylphenol	A	ug/L	0	0		0	0	0	1.69	10	150	0%	0	0	0%	U
2,4-Dinitrophenol	A	ug/L	0	0		0	0	0	4.26	10	150	0%	0	0	0%	U
2,4-Dinitrotoluene	A	ug/L	0	0		0	0	0	3.04	10	150	0%	0	0	0%	U
2,6-Dinitrotoluene	A	ug/L	0	0		0	0	0	3.2	10	150	0%	0	0	0%	U
2-Chloronaphthalene	A	ug/L	0	0		0	0	0	2.14	10	150	0%	0	0	0%	U
2-Chlorophenol	A	ug/L	0	0		0	0	0	2.48	10	150	0%	0	0	0%	U
2-Methylnaphthalene	A	ug/L	0	0		0	0	0	1.92	5	150	0%	0	0	0%	U
2-Nitroaniline	A	ug/L	0	0		0	0	0	2.4	10	150	0%	0	0	0%	U
2-Nitrophenol	A	ug/L	0	0		0	0	0	2.36	10	150	0%	0	0	0%	U
3,3´-Dichlorobenzidine	A	ug/L	0	0		0	0	0	2.11	10	150	0%	0	0	0%	U
3-Nitroaniline	A	ug/L	0	0		0	0	0	2.77	10	150	0%	0	0	0%	U
4,6-Dinitro-2-methylphenol	A	ug/L	0	0		0	0	0	2.33	10	150	0%	0	0	0%	U
4-Bromophenyl phenyl ether	A	ug/L	0	0		0	0	0	1.74	10	150	0%	0	0	0%	U
4-Chloro-2-methylphenol	A	ug/L	0	0		0	0	0	1.6	10	150	0%	0	0	0%	U
4-Chloro-3-methylphenol	A	ug/L	0	0		0	0	0	1.46	10	150	0%	0	0	0%	U
4-Chlorophenol	A	ug/L	0	0		0	0	0	2.64	10	150	0%	0	0	0%	U
4-Chlorophenyl phenyl ether	A	ug/L	0	0		0	0	0	2.03	10	150	0%	0	0	0%	U
4-Nitroaniline	A	ug/L	0	0		0	0	0	1.63	10	150	0%	0	0	0%	U
4-Nitrophenol	A	ug/L	0	0		0	0	0	2.5	10	150	0%	0	0	0%	U
Acenaphthene	A	ug/L	0	0		0	0	0	1.89	5	150	0%	0	0	0%	U
Acenaphthylene	A	ug/L	0	0		0	0	0	1.57	5	150	0%	0	0	0%	U
Aniline	A	ug/L	0	0		0	0	0	3.74	10	150	0%	0	0	0%	U
Anthracene	A	ug/L	0	0		0	0	0	1.23	5	150	0%	0	0	0%	U
Azobenzene	A	ug/L	0	0		0	0	0	1.09	10	150	0%	0	0	0%	U
Benzidine	A	ug/L	0	0		0	0	0	6.72	10	150	0%	0	0	0%	U
Benzo(a)anthracene	A	ug/L	0	0		0	0	0	0.856	5	150	0%	0	0	0%	U

Seq No	Lab ID	Test Code	Sample Typ	File ID	Analysis Date	DF	Batch ID	Prep Date	SPKref	RPDref	pmoist
15015651	B22011446-011	SVOC-8270-W-	SAMP	SV5973N.I\sd0202	2/2/2022 5:17:44	1	163174	1/24/2022 1:	0	0	

Analyte	T	Units	RAW	Final	Text	Spike	SPKref	RPDref	MDL	PQL	UQL	%REC	LOW	HIGH	%RPD	Q
Benzo(a)pyrene	A	ug/L	0	0		0	0	0	1.24	5	150	0%	0	0	0%	U
Benzo(b)fluoranthene	A	ug/L	0	0		0	0	0	0.903	5	150	0%	0	0	0%	U
Benzo(g,h,i)perylene	A	ug/L	0	0		0	0	0	1.01	5	150	0%	0	0	0%	U
Benzo(k)fluoranthene	A	ug/L	0	0		0	0	0	0.97	5	150	0%	0	0	0%	U
Benzoic acid	A	ug/L	0	0		0	0	0	1.51	10	150	0%	0	0	0%	U
Benzyl alcohol	A	ug/L	0	0		0	0	0	3.13	10	150	0%	0	0	0%	U
bis(-2-chloroethoxy)Methane	A	ug/L	0	0		0	0	0	1.36	10	150	0%	0	0	0%	U
bis(-2-chloroethyl)Ether	A	ug/L	0	0		0	0	0	2.57	10	150	0%	0	0	0%	U
bis(2-chloroisopropyl)Ether	A	ug/L	0	0		0	0	0	1.49	10	150	0%	0	0	0%	U
bis(2-ethylhexyl)Phthalate	A	ug/L	0	0		0	0	0	1.91	10	150	0%	0	0	0%	U
Butylbenzylphthalate	A	ug/L	0	0		0	0	0	1.57	10	150	0%	0	0	0%	U
Carbazole	A	ug/L	0	0		0	0	0	0.842	10	150	0%	0	0	0%	U
Chrysene	A	ug/L	0	0		0	0	0	1.17	5	150	0%	0	0	0%	U
Di-n-butyl phthalate	A	ug/L	2.93934	2.93934		0	0	0	0.932	10	150	0%	0	0	0%	J
Di-n-octyl phthalate	A	ug/L	0	0		0	0	0	1.34	10	150	0%	0	0	0%	U
Dibenzo(a,h)anthracene	A	ug/L	0	0		0	0	0	1.17	5	150	0%	0	0	0%	U
Dibenzofuran	A	ug/L	0	0		0	0	0	1.74	10	150	0%	0	0	0%	U
Diethyl phthalate	A	ug/L	0	0		0	0	0	2.18	10	150	0%	0	0	0%	U
Dimethyl phthalate	A	ug/L	0	0		0	0	0	1.72	10	150	0%	0	0	0%	U
Fluoranthene	A	ug/L	0	0		0	0	0	0.883	5	150	0%	0	0	0%	U
Fluorene	A	ug/L	0	0		0	0	0	1.82	5	150	0%	0	0	0%	U
Hexachlorobenzene	A	ug/L	0	0		0	0	0	1.33	10	150	0%	0	0	0%	U
Hexachlorobutadiene	A	ug/L	0	0		0	0	0	2.32	10	150	0%	0	0	0%	U
Hexachlorocyclopentadiene	A	ug/L	0	0		0	0	0	2.97	10	150	0%	0	0	0%	U
Hexachloroethane	A	ug/L	0	0		0	0	0	1.79	10	150	0%	0	0	0%	U
Indeno(1,2,3-cd)pyrene	A	ug/L	0	0		0	0	0	1.25	5	150	0%	0	0	0%	U
Isophorone	A	ug/L	0	0		0	0	0	1.67	10	150	0%	0	0	0%	U
m+p-Cresols	A	ug/L	0	0		0	0	0	1.78	10	150	0%	0	0	0%	U
n-Nitroso-di-n-propylamine	A	ug/L	0	0		0	0	0	1.54	10	150	0%	0	0	0%	U
n-Nitrosodimethylamine	A	ug/L	0	0		0	0	0	1.53	10	150	0%	0	0	0%	U
n-Nitrosodiphenylamine	A	ug/L	0	0		0	0	0	1.16	10	150	0%	0	0	0%	U
Naphthalene	A	ug/L	0	0		0	0	0	1.74	5	150	0%	0	0	0%	U
Nitrobenzene	A	ug/L	0	0		0	0	0	2.31	10	150	0%	0	0	0%	U
o-Cresol	A	ug/L	0	0		0	0	0	1.83	10	150	0%	0	0	0%	U
p-Chloroaniline	A	ug/L	0	0		0	0	0	1.52	10	150	0%	0	0	0%	U

Seq No	Lab ID	Test Code	Sample Typ	File ID	Analysis Date	DF	Batch ID	Prep Date	SPKref	RPDref	pmoist
15015651	B22011446-011	SVOC-8270-W-	SAMP	SV5973N.I\sd0202	2/2/2022 5:17:44	1	163174	1/24/2022 1:	0	0	

Analyte	T	Units	RAW	Final	Text	Spike	SPKref	RPDref	MDL	PQL	UQL	%REC	LOW	HIGH	%RPD	Q
Pentachlorophenol	A	ug/L	0	0		0	0	0	4.24	10	150	0%	0	0	0%	U
Phenanthrene	A	ug/L	0	0		0	0	0	0.784	5	150	0%	0	0	0%	U
Phenol	A	ug/L	0	0		0	0	0	1.46	10	150	0%	0	0	0%	U
Pyrene	A	ug/L	0	0		0	0	0	0.921	5	150	0%	0	0	0%	U
Pyridine	A	ug/L	0	0		0	0	0	3.22	10	150	0%	0	0	0%	U
Triallate	A	ug/L	0	0		0	0	0	1.51	10	150	0%	0	0	0%	U
1,4-Dichlorobenzene-d4	I	ug/L	40	40		0	0	0	0	10	150	0%	0	0	0%	
Acenaphthene-d10	I	ug/L	40	40		0	0	0	0	10	150	0%	0	0	0%	
Chrysene-d12	I	ug/L	40	40		0	0	0	0	10	150	0%	0	0	0%	
Naphthalene-d8	I	ug/L	40	40		0	0	0	0	10	150	0%	0	0	0%	
Perylene-d12	I	ug/L	40	40		0	0	0	0	10	150	0%	0	0	0%	
Phenanthrene-d10	I	ug/L	40	40		0	0	0	0	10	150	0%	0	0	0%	
2,4,6-Tribromophenol	S	ug/L	129.59348	129.59348		200	0	0	2.88	10	0	65%	43	140	0%	
2-Fluorobiphenyl	S	ug/L	61.87889	61.87889		100	0	0	0.724	10	0	62%	44	119	0%	
2-Fluorophenol	S	ug/L	66.16125	66.16125		200	0	0	3.52	10	0	33%	19	119	0%	
Nitrobenzene-d5	S	ug/L	59.62671	59.62671		100	0	0	2.34	10	0	60%	44	120	0%	
Phenol-d5	S	ug/L	71.63664	71.63664		200	0	0	2.06	10	0	36%	10	65	0%	
Terphenyl-d14	S	ug/L	88.4942	88.4942		100	0	0	1.17	10	0	88%	50	134	0%	
4-Chloroaniline	X	ug/L	0	0		0	0	0	1.61	10	150	0%	0	0	0%	U
o-Terphenyl	X	ug/L	0	0		0	0	0	1.27	10	150	0%	0	0	0%	U

Seq No	Lab ID	Test Code	Sample Typ	File ID	Analysis Date	DF	Batch ID	Prep Date	SPKref	RPDref	pmoist
15015652	B22011446-012	SVOC-8270-W-	SAMP	SV5973N.I\sd0202	2/2/2022 5:49:54	1	163174	1/24/2022 1:	0	0	

Analyte	T	Units	RAW	Final	Text	Spike	SPKref	RPDref	MDL	PQL	UQL	%REC	LOW	HIGH	%RPD	Q
1,2,4-Trichlorobenzene	A	ug/L	0	0		0	0	0	1.9	10	150	0%	0	0	0%	U
1,2-Dichlorobenzene	A	ug/L	0	0		0	0	0	1.97	10	150	0%	0	0	0%	U
1,3-Dichlorobenzene	A	ug/L	0	0		0	0	0	2.13	10	150	0%	0	0	0%	U
1,4-Dichlorobenzene	A	ug/L	0	0		0	0	0	2.02	10	150	0%	0	0	0%	U
1-Methylnaphthalene	A	ug/L	0	0		0	0	0	2.39	5	150	0%	0	0	0%	U
2,2´-Oxybis(1-Chloropropane)	A	ug/L	0	0		0	0	0	1.45	10	150	0%	0	0	0%	U
2,4,5-Trichlorophenol	A	ug/L	0	0		0	0	0	2.23	10	150	0%	0	0	0%	U
2,4,6-Trichlorophenol	A	ug/L	0	0		0	0	0	2.64	10	150	0%	0	0	0%	U
2,4-Dichlorophenol	A	ug/L	0	0		0	0	0	1.69	10	150	0%	0	0	0%	U
2,4-Dimethylphenol	A	ug/L	0	0		0	0	0	1.69	10	150	0%	0	0	0%	U

Seq No	Lab ID	Test Code	Sample Typ	File ID	Analysis Date	DF	Batch ID	Prep Date	SPKref	RPDref	pmoist
15015652	B22011446-012	SVOC-8270-W-	SAMP	SV5973N.I\sd0202	2/2/2022 5:49:54	1	163174	1/24/2022 1:	0	0	

Analyte	T	Units	RAW	Final	Text	Spike	SPKref	RPDref	MDL	PQL	UQL	%REC	LOW	HIGH	%RPD	Q
2,4-Dinitrophenol	A	ug/L	0	0		0	0	0	4.26	10	150	0%	0	0	0%	U
2,4-Dinitrotoluene	A	ug/L	0	0		0	0	0	3.04	10	150	0%	0	0	0%	U
2,6-Dinitrotoluene	A	ug/L	0	0		0	0	0	3.2	10	150	0%	0	0	0%	U
2-Chloronaphthalene	A	ug/L	0	0		0	0	0	2.14	10	150	0%	0	0	0%	U
2-Chlorophenol	A	ug/L	0	0		0	0	0	2.48	10	150	0%	0	0	0%	U
2-Methylnaphthalene	A	ug/L	0	0		0	0	0	1.92	5	150	0%	0	0	0%	U
2-Nitroaniline	A	ug/L	0	0		0	0	0	2.4	10	150	0%	0	0	0%	U
2-Nitrophenol	A	ug/L	0	0		0	0	0	2.36	10	150	0%	0	0	0%	U
3,3´-Dichlorobenzidine	A	ug/L	0	0		0	0	0	2.11	10	150	0%	0	0	0%	U
3-Nitroaniline	A	ug/L	0	0		0	0	0	2.77	10	150	0%	0	0	0%	U
4,6-Dinitro-2-methylphenol	A	ug/L	0	0		0	0	0	2.33	10	150	0%	0	0	0%	U
4-Bromophenyl phenyl ether	A	ug/L	0	0		0	0	0	1.74	10	150	0%	0	0	0%	U
4-Chloro-2-methylphenol	A	ug/L	0	0		0	0	0	1.6	10	150	0%	0	0	0%	U
4-Chloro-3-methylphenol	A	ug/L	0	0		0	0	0	1.46	10	150	0%	0	0	0%	U
4-Chlorophenol	A	ug/L	0	0		0	0	0	2.64	10	150	0%	0	0	0%	U
4-Chlorophenyl phenyl ether	A	ug/L	0	0		0	0	0	2.03	10	150	0%	0	0	0%	U
4-Nitroaniline	A	ug/L	0	0		0	0	0	1.63	10	150	0%	0	0	0%	U
4-Nitrophenol	A	ug/L	0	0		0	0	0	2.5	10	150	0%	0	0	0%	U
Acenaphthene	A	ug/L	0	0		0	0	0	1.89	5	150	0%	0	0	0%	U
Acenaphthylene	A	ug/L	0	0		0	0	0	1.57	5	150	0%	0	0	0%	U
Aniline	A	ug/L	0	0		0	0	0	3.74	10	150	0%	0	0	0%	U
Anthracene	A	ug/L	0	0		0	0	0	1.23	5	150	0%	0	0	0%	U
Azobenzene	A	ug/L	0	0		0	0	0	1.09	10	150	0%	0	0	0%	U
Benzidine	A	ug/L	0	0		0	0	0	6.72	10	150	0%	0	0	0%	U
Benzo(a)anthracene	A	ug/L	0	0		0	0	0	0.856	5	150	0%	0	0	0%	U
Benzo(a)pyrene	A	ug/L	0	0		0	0	0	1.24	5	150	0%	0	0	0%	U
Benzo(b)fluoranthene	A	ug/L	0	0		0	0	0	0.903	5	150	0%	0	0	0%	U
Benzo(g,h,i)perylene	A	ug/L	0	0		0	0	0	1.01	5	150	0%	0	0	0%	U
Benzo(k)fluoranthene	A	ug/L	0	0		0	0	0	0.97	5	150	0%	0	0	0%	U
Benzoic acid	A	ug/L	0	0		0	0	0	1.51	10	150	0%	0	0	0%	U
Benzyl alcohol	A	ug/L	0	0		0	0	0	3.13	10	150	0%	0	0	0%	U
bis(-2-chloroethoxy)Methane	A	ug/L	0	0		0	0	0	1.36	10	150	0%	0	0	0%	U
bis(-2-chloroethyl)Ether	A	ug/L	0	0		0	0	0	2.57	10	150	0%	0	0	0%	U
bis(2-chloroisopropyl)Ether	A	ug/L	0	0		0	0	0	1.49	10	150	0%	0	0	0%	U
bis(2-ethylhexyl)Phthalate	A	ug/L	0	0		0	0	0	1.91	10	150	0%	0	0	0%	U

Seq No	Lab ID	Test Code	Sample Typ	File ID	Analysis Date	DF	Batch ID	Prep Date	SPKref	RPDref	pmoist
15015652	B22011446-012	SVOC-8270-W-	SAMP	SV5973N.I\sd0202	2/2/2022 5:49:54	1	163174	1/24/2022 1:	0	0	

Analyte	T	Units	RAW	Final	Text	Spike	SPKref	RPDref	MDL	PQL	UQL	%REC	LOW	HIGH	%RPD	Q
Butylbenzylphthalate	A	ug/L	0	0		0	0	0	1.57	10	150	0%	0	0	0%	U
Carbazole	A	ug/L	0	0		0	0	0	0.842	10	150	0%	0	0	0%	U
Chrysene	A	ug/L	0	0		0	0	0	1.17	5	150	0%	0	0	0%	U
Di-n-butyl phthalate	A	ug/L	3.07931	3.07931		0	0	0	0.932	10	150	0%	0	0	0%	J
Di-n-octyl phthalate	A	ug/L	0	0		0	0	0	1.34	10	150	0%	0	0	0%	U
Dibenzo(a,h)anthracene	A	ug/L	0	0		0	0	0	1.17	5	150	0%	0	0	0%	U
Dibenzofuran	A	ug/L	0	0		0	0	0	1.74	10	150	0%	0	0	0%	U
Diethyl phthalate	A	ug/L	0	0		0	0	0	2.18	10	150	0%	0	0	0%	U
Dimethyl phthalate	A	ug/L	0	0		0	0	0	1.72	10	150	0%	0	0	0%	U
Fluoranthene	A	ug/L	0	0		0	0	0	0.883	5	150	0%	0	0	0%	U
Fluorene	A	ug/L	0	0		0	0	0	1.82	5	150	0%	0	0	0%	U
Hexachlorobenzene	A	ug/L	0	0		0	0	0	1.33	10	150	0%	0	0	0%	U
Hexachlorobutadiene	A	ug/L	0	0		0	0	0	2.32	10	150	0%	0	0	0%	U
Hexachlorocyclopentadiene	A	ug/L	0	0		0	0	0	2.97	10	150	0%	0	0	0%	U
Hexachloroethane	A	ug/L	0	0		0	0	0	1.79	10	150	0%	0	0	0%	U
Indeno(1,2,3-cd)pyrene	A	ug/L	0	0		0	0	0	1.25	5	150	0%	0	0	0%	U
Isophorone	A	ug/L	0	0		0	0	0	1.67	10	150	0%	0	0	0%	U
m+p-Cresols	A	ug/L	0	0		0	0	0	1.78	10	150	0%	0	0	0%	U
n-Nitroso-di-n-propylamine	A	ug/L	0	0		0	0	0	1.54	10	150	0%	0	0	0%	U
n-Nitrosodimethylamine	A	ug/L	0	0		0	0	0	1.53	10	150	0%	0	0	0%	U
n-Nitrosodiphenylamine	A	ug/L	0	0		0	0	0	1.16	10	150	0%	0	0	0%	U
Naphthalene	A	ug/L	0	0		0	0	0	1.74	5	150	0%	0	0	0%	U
Nitrobenzene	A	ug/L	0	0		0	0	0	2.31	10	150	0%	0	0	0%	U
o-Cresol	A	ug/L	0	0		0	0	0	1.83	10	150	0%	0	0	0%	U
p-Chloroaniline	A	ug/L	0	0		0	0	0	1.52	10	150	0%	0	0	0%	U
Pentachlorophenol	A	ug/L	0	0		0	0	0	4.24	10	150	0%	0	0	0%	U
Phenanthrene	A	ug/L	0	0		0	0	0	0.784	5	150	0%	0	0	0%	U
Phenol	A	ug/L	0	0		0	0	0	1.46	10	150	0%	0	0	0%	U
Pyrene	A	ug/L	0	0		0	0	0	0.921	5	150	0%	0	0	0%	U
Pyridine	A	ug/L	0	0		0	0	0	3.22	10	150	0%	0	0	0%	U
Triallate	A	ug/L	0	0		0	0	0	1.51	10	150	0%	0	0	0%	U
1,4-Dichlorobenzene-d4	I	ug/L	40	40		0	0	0	0	10	150	0%	0	0	0%	
Acenaphthene-d10	I	ug/L	40	40		0	0	0	0	10	150	0%	0	0	0%	
Chrysene-d12	I	ug/L	40	40		0	0	0	0	10	150	0%	0	0	0%	
Naphthalene-d8	I	ug/L	40	40		0	0	0	0	10	150	0%	0	0	0%	

Seq No	Lab ID	Test Code	Sample Typ	File ID	Analysis Date	DF	Batch ID	Prep Date	SPKref	RPDref	pmoist
15015652	B22011446-012	SVOC-8270-W-	SAMP	SV5973N.I\sd0202/2/2022 5:49:54		1	163174	1/24/2022 1:	0	0	

Analyte	T	Units	RAW	Final	Text	Spike	SPKref	RPDref	MDL	PQL	UQL	%REC	LOW	HIGH	%RPD	Q
Perylene-d12	I	ug/L	40	40		0	0	0	0	10	150	0%	0	0	0%	
Phenanthrene-d10	I	ug/L	40	40		0	0	0	0	10	150	0%	0	0	0%	
2,4,6-Tribromophenol	S	ug/L	157.1771	157.1771		200	0	0	2.88	10	0	79%	43	140	0%	
2-Fluorobiphenyl	S	ug/L	60.85103	60.85103		100	0	0	0.724	10	0	61%	44	119	0%	
2-Fluorophenol	S	ug/L	62.7826	62.7826		200	0	0	3.52	10	0	31%	19	119	0%	
Nitrobenzene-d5	S	ug/L	60.48212	60.48212		100	0	0	2.34	10	0	60%	44	120	0%	
Phenol-d5	S	ug/L	66.03794	66.03794		200	0	0	2.06	10	0	33%	10	65	0%	
Terphenyl-d14	S	ug/L	89.48988	89.48988		100	0	0	1.17	10	0	89%	50	134	0%	
4-Chloroaniline	X	ug/L	0	0		0	0	0	1.61	10	150	0%	0	0	0%	U
o-Terphenyl	X	ug/L	0	0		0	0	0	1.27	10	150	0%	0	0	0%	U

Seq No	Lab ID	Test Code	Sample Typ	File ID	Analysis Date	DF	Batch ID	Prep Date	SPKref	RPDref	pmoist
15015653	B22011446-012	SVOC-8270-W-	MS-DOD	SV5973N.I\sd0202/2/2022 6:21:58		1	163174	1/25/2022 8:	2E+07	0	

Analyte	T	Units	RAW	Final	Text	Spike	SPKref	RPDref	MDL	PQL	UQL	%REC	LOW	HIGH	%RPD	Q
1,2,4-Trichlorobenzene	A	ug/L	64.13912	65.4219024		102	0	0	1.938	10	150	64%	29	116	0%	
1,2-Dichlorobenzene	A	ug/L	59.29887	60.4848474		102	0	0	2.0094	10	150	59%	32	111	0%	
1,3-Dichlorobenzene	A	ug/L	59.74746	60.9424092		102	0	0	2.1726	10	150	60%	28	110	0%	
1,4-Dichlorobenzene	A	ug/L	58.13901	59.3017902		102	0	0	2.0604	10	150	58%	29	112	0%	
1-Methylnaphthalene	A	ug/L	68.33632	69.7030464		102	0	0	2.4378	10	150	68%	41	119	0%	
2,2´-Oxybis(1-Chloropropane)	A	ug/L	58.12746	59.2900092		102	0	0	1.479	10	150	58%	37	130	0%	
2,4,5-Trichlorophenol	A	ug/L	71.70324	73.1373048		102	0	0	2.2746	10	150	72%	53	123	0%	
2,4,6-Trichlorophenol	A	ug/L	71.05073	72.4717446		102	0	0	2.6928	10	150	71%	50	125	0%	
2,4-Dichlorophenol	A	ug/L	68.87487	70.2523674		102	0	0	1.7238	10	150	69%	47	121	0%	
2,4-Dimethylphenol	A	ug/L	52.7393	53.794086		102	0	0	1.7238	10	150	53%	31	124	0%	
2,4-Dinitrophenol	A	ug/L	55.60204	56.7140808		102	0	0	4.3452	10.2	150	56%	23	142	0%	
2,4-Dinitrotoluene	A	ug/L	77.42954	78.9781308		102	0	0	3.1008	10	150	77%	57	128	0%	
2,6-Dinitrotoluene	A	ug/L	85.82903	87.5456106		102	0	0	3.264	10	150	86%	50	118	0%	
2-Chloronaphthalene	A	ug/L	82.2387	83.883474		102	0	0	2.1828	10	150	82%	40	116	0%	
2-Chlorophenol	A	ug/L	60.54683	61.7577666		102	0	0	2.5296	10	150	61%	38	117	0%	
2-Methylnaphthalene	A	ug/L	74.50329	75.9933558		102	0	0	1.9584	10	150	75%	40	121	0%	
2-Nitroaniline	A	ug/L	78.77064	80.3460528		102	0	0	2.448	10	150	79%	55	127	0%	
2-Nitrophenol	A	ug/L	70.17673	71.5802646		102	0	0	2.4072	10	150	70%	47	123	0%	
3,3´-Dichlorobenzidine	A	ug/L	49.32942	50.3160084		102	0	0	2.1522	10.2	150	49%	27	129	0%	
3-Nitroaniline	A	ug/L	63.22612	64.4906424		102	0	0	2.8254	10	150	63%	41	128	0%	

Seq No	Lab ID	Test Code	Sample Typ	File ID	Analysis Date	DF	Batch ID	Prep Date	SPKref	RPDref	pmoist
15015653	B22011446-012	SVOC-8270-W-	MS-DOD	SV5973N.I\sd0202	2/2/2022 6:21:58	1	163174	1/25/2022 8:	2E+07	0	

Analyte	T	Units	RAW	Final	Text	Spike	SPKref	RPDref	MDL	PQL	UQL	%REC	LOW	HIGH	%RPD	Q
4,6-Dinitro-2-methylphenol	A	ug/L	57.94932	59.1083064		102	0	0	2.3766	10.2	150	58%	44	137	0%	
4-Bromophenyl phenyl ether	A	ug/L	80.6454	82.258308		102	0	0	1.7748	10	150	81%	55	124	0%	
4-Chloro-2-methylphenol	A	ug/L	72.6459	74.098818		102	0	0	1.632	10	150	73%	49	89	0%	
4-Chloro-3-methylphenol	A	ug/L	77.05914	78.6003228		102	0	0	1.4892	10	150	77%	52	119	0%	
4-Chlorophenol	A	ug/L	62.67115	63.924573		102	0	0	2.6928	10	150	63%	41	81	0%	
4-Chlorophenyl phenyl ether	A	ug/L	81.21606	82.8403812		102	0	0	2.0706	10	150	81%	53	121	0%	
4-Nitroaniline	A	ug/L	65.19894	66.5029188		102	0	0	1.6626	10	150	65%	57	101	0%	
4-Nitrophenol	A	ug/L	40.21672	41.0210544		102	0	0	2.55	10.2	150	40%	15	36	0%	S
Acenaphthene	A	ug/L	85.43597	87.1446894		102	0	0	1.9278	10	150	85%	47	122	0%	
Acenaphthylene	A	ug/L	80.37121	81.9786342		102	0	0	1.6014	10	150	80%	41	130	0%	
Aniline	A	ug/L	28.98637	29.5660974		102	0	0	3.8148	10	150	29%	24	60	0%	
Anthracene	A	ug/L	85.76056	87.4757712		102	0	0	1.2546	10	150	86%	57	123	0%	
Azobenzene	A	ug/L	76.78167	78.3173034		102	0	0	1.1118	10	150	77%	61	116	0%	
Benzidine	A	ug/L	2.35934	0		102	0	0	6.8544	10.2	150	0%	10	100	0%	S
Benzo(a)anthracene	A	ug/L	83.72032	85.3947264		102	0	0	0.87312	10	150	84%	58	125	0%	
Benzo(a)pyrene	A	ug/L	76.64876	78.1817352		102	0	0	1.2648	10	150	77%	54	128	0%	
Benzo(b)fluoranthene	A	ug/L	84.98053	86.6801406		102	0	0	0.92106	10	150	85%	53	131	0%	
Benzo(g,h,i)perylene	A	ug/L	82.17267	83.8161234		102	0	0	1.0302	10	150	82%	50	134	0%	
Benzo(k)fluoranthene	A	ug/L	77.38307	78.9307314		102	0	0	0.9894	10	150	77%	57	129	0%	
Benzoic acid	A	ug/L	26.29392	26.8197984		102	0	0	1.5402	10	150	26%	10	30	0%	
Benzyl alcohol	A	ug/L	56.63823	57.7709946		102	0	0	3.1926	10	150	57%	31	112	0%	
bis(-2-chloroethoxy)Methane	A	ug/L	79.85701	81.4541502		102	0	0	1.3872	10	150	80%	48	120	0%	
bis(-2-chloroethyl)Ether	A	ug/L	73.19113	74.6549526		102	0	0	2.6214	10	150	73%	43	118	0%	
bis(2-chloroisopropyl)Ether	A	ug/L	58.12746	59.2900092		102	0	0	1.5198	10	150	58%	37	130	0%	
bis(2-ethylhexyl)Phthalate	A	ug/L	76.84532	78.3822264		102	0	0	1.9482	10	150	77%	55	135	0%	
Butylbenzylphthalate	A	ug/L	87.89262	89.6504724		102	0	0	1.6014	10	150	88%	53	134	0%	
Carbazole	A	ug/L	91.66797	93.5013294		102	0	0	0.85884	10	150	92%	60	122	0%	
Chrysene	A	ug/L	83.84082	85.5176364		102	0	0	1.1934	10	150	84%	59	123	0%	
Di-n-butyl phthalate	A	ug/L	93.78749	95.6632398		102	3.07931	0	0.95064	10	150	91%	59	127	0%	
Di-n-octyl phthalate	A	ug/L	77.65701	79.2101502		102	0	0	1.3668	10	150	78%	51	140	0%	
Dibenzo(a,h)anthracene	A	ug/L	91.26762	93.0929724		102	0	0	1.1934	10	150	91%	51	134	0%	
Dibenzofuran	A	ug/L	83.42775	85.096305		102	0	0	1.7748	10	150	83%	53	118	0%	
Diethyl phthalate	A	ug/L	96.46043	98.3896386		102	0	0	2.2236	10	150	96%	56	125	0%	
Dimethyl phthalate	A	ug/L	84.69775	86.391705		102	0	0	1.7544	10	150	85%	45	127	0%	
Fluoranthene	A	ug/L	74.43608	75.9248016		102	0	0	0.90066	10	150	74%	57	128	0%	

Seq No	Lab ID	Test Code	Sample Typ	File ID	Analysis Date	DF	Batch ID	Prep Date	SPKref	RPDref	pmoist
15015653	B22011446-012	SVOC-8270-W-	MS-DOD	SV5973N.I\sd0202	2/2/2022 6:21:58	1	163174	1/25/2022 8:	2E+07	0	

Analyte	T	Units	RAW	Final	Text	Spike	SPKref	RPDref	MDL	PQL	UQL	%REC	LOW	HIGH	%RPD	Q
Fluorene	A	ug/L	81.41858	83.0469516		102	0	0	1.8564	10	150	81%	52	124	0%	
Hexachlorobenzene	A	ug/L	70.92196	72.3403992		102	0	0	1.3566	10	150	71%	53	125	0%	
Hexachlorobutadiene	A	ug/L	51.43986	52.4686572		102	0	0	2.3664	10	150	51%	22	124	0%	
Hexachlorocyclopentadiene	A	ug/L	44.53822	45.4289844		102	0	0	3.0294	10	150	45%	39	91	0%	
Hexachloroethane	A	ug/L	52.37317	53.4206334		102	0	0	1.8258	10	150	52%	21	115	0%	
Indeno(1,2,3-cd)pyrene	A	ug/L	84.69478	86.3886756		102	0	0	1.275	10	150	85%	52	134	0%	
Isophorone	A	ug/L	66.91493	68.2532286		102	0	0	1.7034	10	150	67%	42	124	0%	
m+p-Cresols	A	ug/L	61.74157	62.9764014		102	0	0	1.8156	10	150	62%	29	110	0%	
n-Nitroso-di-n-propylamine	A	ug/L	80.55425	82.165335		102	0	0	1.5708	10	150	81%	49	119	0%	
n-Nitrosodimethylamine	A	ug/L	49.49531	50.4852162		102	0	0	1.5606	10	150	49%	20	45	0%	S
n-Nitrosodiphenylamine	A	ug/L	81.79533	83.4312366		102	0	0	1.1832	10.2	150	82%	51	123	0%	
Naphthalene	A	ug/L	72.07755	73.519101		102	0	0	1.7748	10	150	72%	40	121	0%	
Nitrobenzene	A	ug/L	76.9925	78.53235		102	0	0	2.3562	10	150	77%	45	121	0%	
o-Cresol	A	ug/L	64.76915	66.064533		102	0	0	1.8666	10	150	65%	30	117	0%	
p-Chloroaniline	A	ug/L	44.52591	45.4164282		102	0	0	1.5504	10	150	45%	33	117	0%	
Pentachlorophenol	A	ug/L	80.0863	81.688026		102	0	0	4.3248	10.2	150	80%	35	138	0%	
Phenanthrene	A	ug/L	80.20721	81.8113542		102	0	0	0.79968	10	150	80%	59	120	0%	
Phenol	A	ug/L	44.61225	45.504495		102	0	0	1.4892	10	150	45%	37	75	0%	
Pyrene	A	ug/L	77.20129	78.7453158		102	0	0	0.93942	10	150	77%	57	126	0%	
Pyridine	A	ug/L	27.13982	27.6826164		102	0	0	3.2844	10	150	27%	16	45	0%	
Triallate	A	ug/L	80.46799	82.0773498		102	0	0	1.5402	10	150	80%	59	105	0%	
1,4-Dichlorobenzene-d4	I	ug/L	40	40.8		0	0	0	0	10	150	0%			0%	
Acenaphthene-d10	I	ug/L	40	40.8		0	0	0	0	10	150	0%			0%	
Chrysene-d12	I	ug/L	40	40.8		0	0	0	0	10	150	0%			0%	
Naphthalene-d8	I	ug/L	40	40.8		0	0	0	0	10	150	0%			0%	
Perylene-d12	I	ug/L	40	40.8		0	0	0	0	10	150	0%			0%	
Phenanthrene-d10	I	ug/L	40	40.8		0	0	0	0	10	150	0%			0%	
2,4,6-Tribromophenol	S	ug/L	163.44075	166.709565		204	0	0	2.9376	10	0	82%	43	140	0%	
2-Fluorobiphenyl	S	ug/L	69.27461	70.6601022		102	0	0	0.73848	10	0	69%	44	119	0%	
2-Fluorophenol	S	ug/L	73.13392	74.5965984		204	0	0	3.5904	10	0	37%	19	119	0%	
Nitrobenzene-d5	S	ug/L	68.91078	70.2889956		102	0	0	2.3868	10	0	69%	44	120	0%	
Phenol-d5	S	ug/L	78.7438	80.318676		204	0	0	2.1012	10	0	39%	10	65	0%	
Terphenyl-d14	S	ug/L	88.05045	89.811459		102	0	0	1.1934	10	0	88%	50	134	0%	
4-Chloroaniline	X	ug/L	44.52591	45.4164282		102	0	0	1.6422	10	150	45%	33	117	0%	
o-Terphenyl	X	ug/L	76.46565	77.994963		102	0	0	1.2954	10	150	76%	40	140	0%	

Seq No	Lab ID	Test Code	Sample Typ	File ID	Analysis Date	DF	Batch ID	Prep Date	SPKref	RPDref	pmoist
15015654	01-Feb-22_CCV	SVOC-8270-W-	CCV	SV5973N.I\sd0202/2/2022 6:54:16		1	R374159		0	0	

Analyte	T	Units	RAW	Final	Text	Spike	SPKref	RPDref	MDL	PQL	UQL	%REC	LOW	HIGH	%RPD	Q
1,2,4-Trichlorobenzene	A	ug/L	73.15049	73.15049		75	0	0	1.9	10	150	98%	50	150	0%	
1,2-Dichlorobenzene	A	ug/L	77.89541	77.89541		75	0	0	1.97	10	150	104%	50	150	0%	
1,3-Dichlorobenzene	A	ug/L	82.01437	82.01437		75	0	0	2.13	10	150	109%	50	150	0%	
1,4-Dichlorobenzene	A	ug/L	79.24493	79.24493		75	0	0	2.02	10	150	106%	50	150	0%	
1-Methylnaphthalene	A	ug/L	72.79659	72.79659		75	0	0	2.39	10	150	97%	50	150	0%	
2,2´-Oxybis(1-Chloropropane)	A	ug/L	77.5287	77.5287		75	0	0	1.45	10	150	103%	50	150	0%	
2,4,5-Trichlorophenol	A	ug/L	83.97135	83.97135		75	0	0	2.23	10	150	112%	50	150	0%	
2,4,6-Trichlorophenol	A	ug/L	83.31005	83.31005		75	0	0	2.64	10	150	111%	50	150	0%	
2,4-Dichlorophenol	A	ug/L	78.71956	78.71956		75	0	0	1.69	10	150	105%	50	150	0%	
2,4-Dimethylphenol	A	ug/L	71.97316	71.97316		75	0	0	1.69	10	150	96%	50	150	0%	
2,4-Dinitrophenol	A	ug/L	53.92006	53.92006		75	0	0	4.26	10	150	72%	50	150	0%	
2,4-Dinitrotoluene	A	ug/L	69.8664	69.8664		75	0	0	3.04	10	150	93%	50	150	0%	
2,6-Dinitrotoluene	A	ug/L	77.10915	77.10915		75	0	0	3.2	10	150	103%	50	150	0%	
2-Chloronaphthalene	A	ug/L	77.96988	77.96988		75	0	0	2.14	10	150	104%	50	150	0%	
2-Chlorophenol	A	ug/L	83.5941	83.5941		75	0	0	2.48	10	150	111%	50	150	0%	
2-Methylnaphthalene	A	ug/L	71.45729	71.45729		75	0	0	1.92	10	150	95%	50	150	0%	
2-Nitroaniline	A	ug/L	72.10924	72.10924		75	0	0	2.4	10	150	96%	50	150	0%	
2-Nitrophenol	A	ug/L	74.32796	74.32796		75	0	0	2.36	10	150	99%	50	150	0%	
3,3´-Dichlorobenzidine	A	ug/L	78.99337	78.99337		75	0	0	2.11	10	150	105%	50	150	0%	
3-Nitroaniline	A	ug/L	78.4901	78.4901		75	0	0	2.77	10	150	105%	50	150	0%	
4,6-Dinitro-2-methylphenol	A	ug/L	65.03421	65.03421		75	0	0	2.33	10	150	87%	50	150	0%	
4-Bromophenyl phenyl ether	A	ug/L	74.00983	74.00983		75	0	0	1.74	10	150	99%	50	150	0%	
4-Chloro-2-methylphenol	A	ug/L	78.4826	78.4826		75	0	0	1.6	10	150	105%	50	150	0%	
4-Chloro-3-methylphenol	A	ug/L	77.87894	77.87894		75	0	0	1.46	10	150	104%	50	150	0%	
4-Chlorophenol	A	ug/L	72.94008	72.94008		75	0	0	2.64	10	150	97%	50	150	0%	
4-Chlorophenyl phenyl ether	A	ug/L	76.08608	76.08608		75	0	0	2.03	10	150	101%	50	150	0%	
4-Nitroaniline	A	ug/L	69.71309	69.71309		75	0	0	1.63	10	150	93%	50	150	0%	
4-Nitrophenol	A	ug/L	79.60912	79.60912		75	0	0	2.5	10	150	106%	50	150	0%	
Acenaphthene	A	ug/L	74.20206	74.20206		75	0	0	1.89	10	150	99%	50	150	0%	
Acenaphthylene	A	ug/L	78.79058	78.79058		75	0	0	1.57	10	150	105%	50	150	0%	
Aniline	A	ug/L	78.26379	78.26379		75	0	0	3.74	10	150	104%	50	150	0%	
Anthracene	A	ug/L	76.02691	76.02691		75	0	0	1.23	10	150	101%	50	150	0%	
Azobenzene	A	ug/L	76.16288	76.16288		75	0	0	1.09	10	150	102%	50	150	0%	
Benzidine	A	ug/L	71.91964	71.91964		75	0	0	6.72	10	150	96%	50	150	0%	
Benzo(a)anthracene	A	ug/L	75.17173	75.17173		75	0	0	0.856	10	150	100%	50	150	0%	

Seq No	Lab ID	Test Code	Sample Typ	File ID	Analysis Date	DF	Batch ID	Prep Date	SPKref	RPDref	pmoist
15015654	01-Feb-22_CCV	SVOC-8270-W-	CCV	SV5973N.I\sd0202	2/2/2022 6:54:16	1	R374159		0	0	

Analyte	T	Units	RAW	Final	Text	Spike	SPKref	RPDref	MDL	PQL	UQL	%REC	LOW	HIGH	%RPD	Q
Benzo(a)pyrene	A	ug/L	76.86663	76.86663		75	0	0	1.24	10	150	102%	50	150	0%	
Benzo(b)fluoranthene	A	ug/L	75.92342	75.92342		75	0	0	0.903	10	150	101%	50	150	0%	
Benzo(g,h,i)perylene	A	ug/L	76.957	76.957		75	0	0	1.01	10	150	103%	50	150	0%	
Benzo(k)fluoranthene	A	ug/L	75.54114	75.54114		75	0	0	0.97	10	150	101%	50	150	0%	
Benzoic acid	A	ug/L	82.40242	82.40242		75	0	0	1.51	10	150	110%	50	150	0%	
Benzyl alcohol	A	ug/L	84.38514	84.38514		75	0	0	3.13	10	150	113%	50	150	0%	
bis(-2-chloroethoxy)Methane	A	ug/L	78.86357	78.86357		75	0	0	1.36	10	150	105%	50	150	0%	
bis(-2-chloroethyl)Ether	A	ug/L	81.19467	81.19467		75	0	0	2.57	10	150	108%	50	150	0%	
bis(2-chloroisopropyl)Ether	A	ug/L	77.5287	77.5287		75	0	0	1.49	10	150	103%	50	150	0%	
bis(2-ethylhexyl)Phthalate	A	ug/L	75.30248	75.30248		75	0	0	1.91	10	150	100%	50	150	0%	
Butylbenzylphthalate	A	ug/L	76.08643	76.08643		75	0	0	1.57	10	150	101%	50	150	0%	
Carbazole	A	ug/L	80.5913	80.5913		75	0	0	0.842	10	150	107%	50	150	0%	
Chrysene	A	ug/L	74.72545	74.72545		75	0	0	1.17	10	150	100%	50	150	0%	
Di-n-butyl phthalate	A	ug/L	79.83692	79.83692		75	0	0	0.932	10	150	106%	50	150	0%	
Di-n-octyl phthalate	A	ug/L	74.35121	74.35121		75	0	0	1.34	10	150	99%	50	150	0%	
Dibenzo(a,h)anthracene	A	ug/L	80.48491	80.48491		75	0	0	1.17	10	150	107%	50	150	0%	
Dibenzofuran	A	ug/L	75.39439	75.39439		75	0	0	1.74	10	150	101%	50	150	0%	
Diethyl phthalate	A	ug/L	81.54965	81.54965		75	0	0	2.18	10	150	109%	50	150	0%	
Dimethyl phthalate	A	ug/L	75.68086	75.68086		75	0	0	1.72	10	150	101%	50	150	0%	
Fluoranthene	A	ug/L	68.43989	68.43989		75	0	0	0.883	10	150	91%	50	150	0%	
Fluorene	A	ug/L	71.6631	71.6631		75	0	0	1.82	10	150	96%	50	150	0%	
Hexachlorobenzene	A	ug/L	72.52296	72.52296		75	0	0	1.33	10	150	97%	50	150	0%	
Hexachlorobutadiene	A	ug/L	70.92022	70.92022		75	0	0	2.32	10	150	95%	50	150	0%	
Hexachlorocyclopentadiene	A	ug/L	70.34127	70.34127		75	0	0	2.97	10	150	94%	50	150	0%	
Hexachloroethane	A	ug/L	82.53414	82.53414		75	0	0	1.79	10	150	110%	50	150	0%	
Indeno(1,2,3-cd)pyrene	A	ug/L	81.59034	81.59034		75	0	0	1.25	10	150	109%	50	150	0%	
Isophorone	A	ug/L	73.30904	73.30904		75	0	0	1.67	10	150	98%	50	150	0%	
m+p-Cresols	A	ug/L	82.77319	82.77319		75	0	0	1.78	10	150	110%	50	150	0%	
n-Nitroso-di-n-propylamine	A	ug/L	79.46989	79.46989		75	0	0	1.54	10	150	106%	50	150	0%	
n-Nitrosodimethylamine	A	ug/L	76.51234	76.51234		75	0	0	1.53	10	150	102%	50	150	0%	
n-Nitrosodiphenylamine	A	ug/L	72.5998	72.5998		75	0	0	1.16	10	150	97%	50	150	0%	
Naphthalene	A	ug/L	77.5396	77.5396		75	0	0	1.74	10	150	103%	50	150	0%	
Nitrobenzene	A	ug/L	76.14941	76.14941		75	0	0	2.31	10	150	102%	50	150	0%	
o-Cresol	A	ug/L	78.94944	78.94944		75	0	0	1.83	10	150	105%	50	150	0%	
o-Terphenyl	A	ug/L	75.51321	75.51321		75	0	0	1.27	10	150	101%	50	150	0%	

Seq No	Lab ID	Test Code	Sample Typ	File ID	Analysis Date	DF	Batch ID	Prep Date	SPKref	RPDref	pmoist
15015654	01-Feb-22_CCV	SVOC-8270-W-	CCV	SV5973N.I\sd0202	2/2/2022 6:54:16	1	R374159		0	0	

Analyte	T	Units	RAW	Final	Text	Spike	SPKref	RPDref	MDL	PQL	UQL	%REC	LOW	HIGH	%RPD	Q
p-Chloroaniline	A	ug/L	75.29692	75.29692		75	0	0	1.52	10	150	100%	50	150	0%	
Pentachlorophenol	A	ug/L	72.71505	72.71505		75	0	0	4.24	10	150	97%	50	150	0%	
Phenanthrene	A	ug/L	71.99098	71.99098		75	0	0	0.784	10	150	96%	50	150	0%	
Phenol	A	ug/L	80.59742	80.59742		75	0	0	1.46	10	150	107%	50	150	0%	
Pyrene	A	ug/L	74.31296	74.31296		75	0	0	0.921	10	150	99%	50	150	0%	
Pyridine	A	ug/L	75.54887	75.54887		75	0	0	3.22	10	150	101%	50	150	0%	
Triallate	A	ug/L	75.96727	75.96727		75	0	0	1.51	10	150	101%	50	150	0%	
1,4-Dichlorobenzene-d4	I	ug/L	40	40		0	0	0	0	10	150	0%	50	150	0%	
Acenaphthene-d10	I	ug/L	40	40		0	0	0	0	10	150	0%	50	150	0%	
Chrysene-d12	I	ug/L	40	40		0	0	0	0	10	150	0%	50	150	0%	
Naphthalene-d8	I	ug/L	40	40		0	0	0	0	10	150	0%	50	150	0%	
Perylene-d12	I	ug/L	40	40		0	0	0	0	10	150	0%	50	150	0%	
Phenanthrene-d10	I	ug/L	40	40		0	0	0	0	10	150	0%	50	150	0%	
2,4,6-Tribromophenol	S	ug/L	72.30803	72.30803		75	0	0	2.88	10	0	96%	50	150	0%	
2-Fluorobiphenyl	S	ug/L	71.7454	71.7454		75	0	0	0.724	10	0	96%	50	150	0%	
2-Fluorophenol	S	ug/L	83.79026	83.79026		75	0	0	3.52	10	0	112%	50	150	0%	
Nitrobenzene-d5	S	ug/L	77.76097	77.76097		75	0	0	2.34	10	0	104%	50	150	0%	
Phenol-d5	S	ug/L	88.43783	88.43783		75	0	0	2.06	10	0	118%	50	150	0%	
Terphenyl-d14	S	ug/L	74.08785	74.08785		75	0	0	1.17	10	0	99%	50	150	0%	
4-Chloroaniline	X	ug/L	75.29692	75.29692		75	0	0	1.61	10	150	100%	50	150	0%	

Seq No	Lab ID	Test Code	Sample Typ	File ID	Analysis Date	DF	Batch ID	Prep Date	SPKref	RPDref	pmoist
15015660	01-Feb-22_CCV	SVOC-625.1-W	CCV	SV5973N.I\sd0202	2/2/2022 6:35:42	1	R374159		0	0	

Analyte	T	Units	RAW	Final	Text	Spike	SPKref	RPDref	MDL	PQL	UQL	%REC	LOW	HIGH	%RPD	Q
1,2,4-Trichlorobenzene	A	ug/L	79.26675	79.26675		75	0	0	1.95	10	150	106%	80	120	0%	
1,2-Diphenylhydrazine as Azobenzen	A	ug/L	73.95239	73.95239		75	0	0	1.22	10	150	99%	80	120	0%	
2,4,6-Trichlorophenol	A	ug/L	85.99058	85.99058		75	0	0	2.12	10	150	115%	80	120	0%	
2,4-Dichlorophenol	A	ug/L	79.70574	79.70574		75	0	0	1.71	10	150	106%	80	120	0%	
2,4-Dimethylphenol	A	ug/L	70.74148	70.74148		75	0	0	1.72	10	150	94%	80	120	0%	
2,4-Dinitrophenol	A	ug/L	60.07208	60.07208		75	0	0	4.29	10	150	80%	80	120	0%	
2,4-Dinitrotoluene	A	ug/L	76.12623	76.12623		75	0	0	2.17	10	150	102%	80	120	0%	
2,6-Dinitrotoluene	A	ug/L	76.66805	76.66805		75	0	0	3.02	10	150	102%	80	120	0%	
2-Chloronaphthalene	A	ug/L	86.50862	86.50862		75	0	0	2.24	10	150	115%	80	120	0%	
2-Chlorophenol	A	ug/L	79.20944	79.20944		75	0	0	2.52	10	150	106%	80	120	0%	

Seq No	Lab ID	Test Code	Sample Typ	File ID	Analysis Date	DF	Batch ID	Prep Date	SPKref	RPDref	pmoist
15015660	01-Feb-22_CCV	SVOC-625.1-W	CCV	SV5973N.I\sd0202/2/2022 6:35:42		1	R374159		0	0	

Analyte	T	Units	RAW	Final	Text	Spike	SPKref	RPDref	MDL	PQL	UQL	%REC	LOW	HIGH	%RPD	Q
2-Nitrophenol	A	ug/L	75.41115	75.41115		75	0	0	1.99	10	150	101%	80	120	0%	
3,3´-Dichlorobenzidine	A	ug/L	81.86731	81.86731		75	0	0	2.11	10	150	109%	80	120	0%	
4,6-Dinitro-2-methylphenol	A	ug/L	71.01255	71.01255		75	0	0	1.84	10	150	95%	80	120	0%	
4-Bromophenyl phenyl ether	A	ug/L	80.60533	80.60533		75	0	0	1.85	10	150	107%	80	120	0%	
4-Chloro-3-methylphenol	A	ug/L	81.28494	81.28494		75	0	0	1.53	10	150	108%	80	120	0%	
4-Chlorophenyl phenyl ether	A	ug/L	77.68594	77.68594		75	0	0	2.04	10	150	104%	80	120	0%	
4-Nitrophenol	A	ug/L	79.85642	79.85642		75	0	0	2.59	10	150	106%	80	120	0%	
Acenaphthene	A	ug/L	74.92473	74.92473		75	0	0	1.98	10	150	100%	80	120	0%	
Acenaphthylene	A	ug/L	76.4816	76.4816		75	0	0	1.67	10	150	102%	80	120	0%	
Anthracene	A	ug/L	75.96356	75.96356		75	0	0	1.03	10	150	101%	80	120	0%	
Azobenzene	A	ug/L	73.95239	73.95239		75	0	0	1.14	10	150	99%	80	120	0%	
Benzidine	A	ug/L	85.61759	85.61759		75	0	0	5.92	10	150	114%	80	120	0%	
Benzo(a)anthracene	A	ug/L	75.40297	75.40297		75	0	0	0.863	10	150	101%	80	120	0%	
Benzo(a)pyrene	A	ug/L	79.12797	79.12797		75	0	0	1.16	10	150	106%	80	120	0%	
Benzo(b)fluoranthene	A	ug/L	79.52378	79.52378		75	0	0	0.846	10	150	106%	80	120	0%	
Benzo(g,h,i)perylene	A	ug/L	80.11836	80.11836		75	0	0	1.08	10	150	107%	80	120	0%	
Benzo(k)fluoranthene	A	ug/L	74.91576	74.91576		75	0	0	0.939	10	150	100%	80	120	0%	
bis(-2-chloroethoxy)Methane	A	ug/L	85.063	85.063		75	0	0	1.38	10	150	113%	80	120	0%	
bis(-2-chloroethyl)Ether	A	ug/L	79.19921	79.19921		75	0	0	2.72	10	150	106%	80	120	0%	
bis(2-chloroisopropyl)Ether	A	ug/L	76.00002	76.00002		75	0	0	1.39	10	150	101%	80	120	0%	
bis(2-ethylhexyl)Phthalate	A	ug/L	76.13567	76.13567		75	0	0	1.72	10	150	102%	80	120	0%	
Butylbenzylphthalate	A	ug/L	77.34352	77.34352		75	0	0	1.6	10	150	103%	80	120	0%	
Chrysene	A	ug/L	77.88339	77.88339		75	0	0	1.14	10	150	104%	80	120	0%	
Di-n-butyl phthalate	A	ug/L	81.00206	81.00206		75	0	0	0.913	10	150	108%	80	120	0%	
Di-n-octyl phthalate	A	ug/L	75.12959	75.12959		75	0	0	1.12	10	150	100%	80	120	0%	
Dibenzo(a,h)anthracene	A	ug/L	84.72459	84.72459		75	0	0	1.16	10	150	113%	80	120	0%	
Diethyl phthalate	A	ug/L	76.9291	76.9291		75	0	0	2.2	10	150	103%	80	120	0%	
Dimethyl phthalate	A	ug/L	78.74081	78.74081		75	0	0	1.76	10	150	105%	80	120	0%	
Fluoranthene	A	ug/L	73.49685	73.49685		75	0	0	0.93	10	150	98%	80	120	0%	
Fluorene	A	ug/L	71.12869	71.12869		75	0	0	1.88	10	150	95%	80	120	0%	
Hexachlorobenzene	A	ug/L	70.55407	70.55407		75	0	0	0.859	10	150	94%	80	120	0%	
Hexachlorobutadiene	A	ug/L	74.22442	74.22442		75	0	0	2.47	10	150	99%	80	120	0%	
Hexachlorocyclopentadiene	A	ug/L	71.34936	71.34936		75	0	0	3.11	10	150	95%	80	120	0%	
Hexachloroethane	A	ug/L	79.98929	79.98929		75	0	0	1.91	10	150	107%	80	120	0%	
Indeno(1,2,3-cd)pyrene	A	ug/L	78.79813	78.79813		75	0	0	1.11	10	150	105%	80	120	0%	

Seq No	Lab ID	Test Code	Sample Typ	File ID	Analysis Date	DF	Batch ID	Prep Date	SPKref	RPDref	pmoist
15015660	01-Feb-22_CCV	SVOC-625.1-W	CCV	SV5973N.I\sd0202/2/2022 6:35:42		1	R374159		0	0	

Analyte	T	Units	RAW	Final	Text	Spike	SPKref	RPDref	MDL	PQL	UQL	%REC	LOW	HIGH	%RPD	Q
Isophorone	A	ug/L	78.78637	78.78637		75	0	0	1.16	10	150	105%	80	120	0%	
n-Nitroso-di-n-propylamine	A	ug/L	76.12801	76.12801		75	0	0	1.54	10	150	102%	80	120	0%	
n-Nitrosodimethylamine	A	ug/L	80.82041	80.82041		75	0	0	1.04	10	150	108%	80	120	0%	
n-Nitrosodiphenylamine	A	ug/L	77.78673	77.78673		75	0	0	1.16	10	150	104%	80	120	0%	
Naphthalene	A	ug/L	80.91285	80.91285		75	0	0	1.73	10	150	108%	80	120	0%	
Nitrobenzene	A	ug/L	80.29259	80.29259		75	0	0	2.32	10	150	107%	80	120	0%	
Pentachlorophenol	A	ug/L	73.71725	73.71725		75	0	0	4.46	10	150	98%	80	120	0%	
Phenanthrene	A	ug/L	70.29334	70.29334		75	0	0	0.831	10	150	94%	80	120	0%	
Phenol	A	ug/L	80.84774	80.84774		75	0	0	1.54	10	150	108%	80	120	0%	
Pyrene	A	ug/L	78.05323	78.05323		75	0	0	0.859	10	150	104%	80	120	0%	
1,4-Dichlorobenzene-d4	I	ug/L	40	40		0	0	0	0	10	150	0%	80	120	0%	
Acenaphthene-d10	I	ug/L	40	40		0	0	0	0	10	150	0%	80	120	0%	
Chrysene-d12	I	ug/L	40	40		0	0	0	0	10	150	0%	80	120	0%	
Naphthalene-d8	I	ug/L	40	40		0	0	0	0	10	150	0%	80	120	0%	
Perylene-d12	I	ug/L	40	40		0	0	0	0	10	150	0%	80	120	0%	
Phenanthrene-d10	I	ug/L	40	40		0	0	0	0	10	150	0%	80	120	0%	
2,4,6-Tribromophenol	S	ug/L	76.53278	76.53278		75	0	0	2.99	10	0	102%	80	120	0%	
2-Fluorobiphenyl	S	ug/L	79.27631	79.27631		75	0	0	0.76	10	0	106%	80	120	0%	
2-Fluorophenol	S	ug/L	78.54662	78.54662		75	0	0	3.74	10	0	105%	80	120	0%	
Nitrobenzene-d5	S	ug/L	77.30344	77.30344		75	0	0	2.47	10	0	103%	80	120	0%	
Phenol-d5	S	ug/L	79.90356	79.90356		75	0	0	2.19	10	0	107%	80	120	0%	
Terphenyl-d14	S	ug/L	77.39974	77.39974		75	0	0	1.15	10	0	103%	80	120	0%	
1,2-Dichlorobenzene	X	ug/L	76.20866	76.20866		75	0	0	2.09	10	150	102%	80	120	0%	
1,3-Dichlorobenzene	X	ug/L	80.85273	80.85273		75	0	0	2.32	10	150	108%	80	120	0%	
1,4-Dichlorobenzene	X	ug/L	73.78992	73.78992		75	0	0	2.33	10	150	98%	80	120	0%	
1-Methylnaphthalene	X	ug/L	78.9491	78.9491		75	0	0	2.31	10	150	105%	80	120	0%	
2,2´-Oxybis(1-Chloropropane)	X	ug/L	76.00002	76.00002		75	0	0	1.51	10	150	101%	80	120	0%	
2,4,5-Trichlorophenol	X	ug/L	80.63001	80.63001		75	0	0	2.23	10	150	108%	80	120	0%	
2-Methylnaphthalene	X	ug/L	79.24876	79.24876		75	0	0	1.88	10	150	106%	80	120	0%	
2-Nitroaniline	X	ug/L	74.19045	74.19045		75	0	0	2.36	10	150	99%	80	120	0%	
3-Nitroaniline	X	ug/L	77.07801	77.07801		75	0	0	2.57	10	150	103%	80	120	0%	
4-Nitroaniline	X	ug/L	68.95862	68.95862		75	0	0	1.74	10	150	92%	80	120	0%	
Aniline	X	ug/L	76.31863	76.31863		75	0	0	3.49	10	150	102%	80	120	0%	
Benzoic acid	X	ug/L	73.88305	73.88305		75	0	0	1.61	10	150	99%	80	120	0%	
Benzyl alcohol	X	ug/L	81.2697	81.2697		75	0	0	2.97	10	150	108%	80	120	0%	

Seq No	Lab ID	Test Code	Sample Typ	File ID	Analysis Date	DF	Batch ID	Prep Date	SPKref	RPDref	pmoist
15015660	01-Feb-22_CCV	SVOC-625.1-W	CCV	SV5973N.I\sd0202	2/2/2022 6:35:42	1	R374159		0	0	

Analyte	T	Units	RAW	Final	Text	Spike	SPKref	RPDref	MDL	PQL	UQL	%REC	LOW	HIGH	%RPD	Q
Carbazole	X	ug/L	81.94541	81.94541		75	0	0	0.834	10	150	109%	80	120	0%	
Dibenzofuran	X	ug/L	79.79545	79.79545		75	0	0	1.68	10	150	106%	80	120	0%	
m+p-Cresols	X	ug/L	76.07597	76.07597		75	0	0	1.84	10	150	101%	80	120	0%	
o-Cresol	X	ug/L	75.24711	75.24711		75	0	0	1.87	10	150	100%	80	120	0%	
p-Chloroaniline	X	ug/L	75.37161	75.37161		75	0	0	1.5	10	150	100%	80	120	0%	
Pyridine	X	ug/L	64.2951	64.2951		75	0	0	2.47	10	150	86%	80	120	0%	

Seq No	Lab ID	Test Code	Sample Typ	File ID	Analysis Date	DF	Batch ID	Prep Date	SPKref	RPDref	pmoist
15015661	MB-163174	SVOC-625.1-W	MBLK	SV5973N.I\sd0202	2/2/2022 11:56:2	1	163174	1/24/2022 1	0	0	

Analyte	T	Units	RAW	Final	Text	Spike	SPKref	RPDref	MDL	PQL	UQL	%REC	LOW	HIGH	%RPD	Q
1,2,4-Trichlorobenzene	A	ug/L	0	0		0	0	0	1.95	10	150	0%	0	0	0%	
1,2-Diphenylhydrazine as Azobenzen	A	ug/L	0	0		0	0	0	1.22	10	150	0%	0	0	0%	
2,4,6-Trichlorophenol	A	ug/L	0	0		0	0	0	2.12	10	150	0%	0	0	0%	
2,4-Dichlorophenol	A	ug/L	0	0		0	0	0	1.71	10	150	0%	0	0	0%	
2,4-Dimethylphenol	A	ug/L	0	0		0	0	0	1.72	10	150	0%	0	0	0%	
2,4-Dinitrophenol	A	ug/L	0	0		0	0	0	4.29	10	150	0%	0	0	0%	
2,4-Dinitrotoluene	A	ug/L	0	0		0	0	0	2.17	10	150	0%	0	0	0%	
2,6-Dinitrotoluene	A	ug/L	0	0		0	0	0	3.02	10	150	0%	0	0	0%	
2-Chloronaphthalene	A	ug/L	0	0		0	0	0	2.24	10	150	0%	0	0	0%	
2-Chlorophenol	A	ug/L	0	0		0	0	0	2.52	10	150	0%	0	0	0%	
2-Nitrophenol	A	ug/L	0	0		0	0	0	1.99	10	150	0%	0	0	0%	
3,3´-Dichlorobenzidine	A	ug/L	0	0		0	0	0	2.11	10	150	0%	0	0	0%	
4,6-Dinitro-2-methylphenol	A	ug/L	0	0		0	0	0	1.84	10	150	0%	0	0	0%	
4-Bromophenyl phenyl ether	A	ug/L	0	0		0	0	0	1.85	10	150	0%	0	0	0%	
4-Chloro-3-methylphenol	A	ug/L	0	0		0	0	0	1.53	10	150	0%	0	0	0%	
4-Chlorophenyl phenyl ether	A	ug/L	0	0		0	0	0	2.04	10	150	0%	0	0	0%	
4-Nitrophenol	A	ug/L	0	0		0	0	0	2.59	10	150	0%	0	0	0%	
Acenaphthene	A	ug/L	0	0		0	0	0	1.98	10	150	0%	0	0	0%	
Acenaphthylene	A	ug/L	0	0		0	0	0	1.67	10	150	0%	0	0	0%	
Anthracene	A	ug/L	0	0		0	0	0	1.03	10	150	0%	0	0	0%	
Azobenzene	A	ug/L	0	0		0	0	0	1.14	10	150	0%	0	0	0%	
Benzidine	A	ug/L	0	0		0	0	0	5.92	10	150	0%	0	0	0%	
Benzo(a)anthracene	A	ug/L	0	0		0	0	0	0.863	10	150	0%	0	0	0%	
Benzo(a)pyrene	A	ug/L	0	0		0	0	0	1.16	10	150	0%	0	0	0%	

Seq No	Lab ID	Test Code	Sample Typ	File ID	Analysis Date	DF	Batch ID	Prep Date	SPKref	RPDref	pmoist
15015661	MB-163174	SVOC-625.1-W	MBLK	SV5973N.I\sd0202/2/2022 11:56:2		1	163174	1/24/2022 1	0	0	

Analyte	T	Units	RAW	Final	Text	Spike	SPKref	RPDref	MDL	PQL	UQL	%REC	LOW	HIGH	%RPD	Q
Benzo(b)fluoranthene	A	ug/L	0	0		0	0	0	0.846	10	150	0%	0	0	0%	
Benzo(g,h,i)perylene	A	ug/L	0	0		0	0	0	1.08	10	150	0%	0	0	0%	
Benzo(k)fluoranthene	A	ug/L	0	0		0	0	0	0.939	10	150	0%	0	0	0%	
bis(-2-chloroethoxy)Methane	A	ug/L	0	0		0	0	0	1.38	10	150	0%	0	0	0%	
bis(-2-chloroethyl)Ether	A	ug/L	0	0		0	0	0	2.72	10	150	0%	0	0	0%	
bis(2-chloroisopropyl)Ether	A	ug/L	0	0		0	0	0	1.39	10	150	0%	0	0	0%	
bis(2-ethylhexyl)Phthalate	A	ug/L	0	0		0	0	0	1.72	10	150	0%	0	0	0%	
Butylbenzylphthalate	A	ug/L	0	0		0	0	0	1.6	10	150	0%	0	0	0%	
Chrysene	A	ug/L	0	0		0	0	0	1.14	10	150	0%	0	0	0%	
Di-n-butyl phthalate	A	ug/L	0	0		0	0	0	0.913	10	150	0%	0	0	0%	
Di-n-octyl phthalate	A	ug/L	0	0		0	0	0	1.12	10	150	0%	0	0	0%	
Dibenzo(a,h)anthracene	A	ug/L	0	0		0	0	0	1.16	10	150	0%	0	0	0%	
Diethyl phthalate	A	ug/L	0	0		0	0	0	2.2	10	150	0%	0	0	0%	
Dimethyl phthalate	A	ug/L	0	0		0	0	0	1.76	10	150	0%	0	0	0%	
Fluoranthene	A	ug/L	0	0		0	0	0	0.93	10	150	0%	0	0	0%	
Fluorene	A	ug/L	0	0		0	0	0	1.88	10	150	0%	0	0	0%	
Hexachlorobenzene	A	ug/L	0	0		0	0	0	0.859	10	150	0%	0	0	0%	
Hexachlorobutadiene	A	ug/L	0	0		0	0	0	2.47	10	150	0%	0	0	0%	
Hexachlorocyclopentadiene	A	ug/L	0	0		0	0	0	3.11	10	150	0%	0	0	0%	
Hexachloroethane	A	ug/L	0	0		0	0	0	1.91	10	150	0%	0	0	0%	
Indeno(1,2,3-cd)pyrene	A	ug/L	0	0		0	0	0	1.11	10	150	0%	0	0	0%	
Isophorone	A	ug/L	0	0		0	0	0	1.16	10	150	0%	0	0	0%	
n-Nitroso-di-n-propylamine	A	ug/L	0	0		0	0	0	1.54	10	150	0%	0	0	0%	
n-Nitrosodimethylamine	A	ug/L	0	0		0	0	0	1.04	10	150	0%	0	0	0%	
n-Nitrosodiphenylamine	A	ug/L	0	0		0	0	0	1.16	10	150	0%	0	0	0%	
Naphthalene	A	ug/L	0	0		0	0	0	1.73	10	150	0%	0	0	0%	
Nitrobenzene	A	ug/L	0	0		0	0	0	2.32	10	150	0%	0	0	0%	
Pentachlorophenol	A	ug/L	0	0		0	0	0	4.46	10	150	0%	0	0	0%	
Phenanthrene	A	ug/L	0	0		0	0	0	0.831	10	150	0%	0	0	0%	
Phenol	A	ug/L	0	0		0	0	0	1.54	10	150	0%	0	0	0%	
Pyrene	A	ug/L	0	0		0	0	0	0.859	10	150	0%	0	0	0%	
1,4-Dichlorobenzene-d4	I	ug/L	40	40		0	0	0	0	10	150	0%	0	0	0%	
Acenaphthene-d10	I	ug/L	40	40		0	0	0	0	10	150	0%	0	0	0%	
Chrysene-d12	I	ug/L	40	40		0	0	0	0	10	150	0%	0	0	0%	
Naphthalene-d8	I	ug/L	40	40		0	0	0	0	10	150	0%	0	0	0%	

Seq No	Lab ID	Test Code	Sample Typ	File ID	Analysis Date	DF	Batch ID	Prep Date	SPKref	RPDref	pmoist
15015661	MB-163174	SVOC-625.1-W	MBLK	SV5973N.I\sd0202	2/2/2022 11:56:2	1	163174	1/24/2022 1	0	0	

Analyte	T	Units	RAW	Final	Text	Spike	SPKref	RPDref	MDL	PQL	UQL	%REC	LOW	HIGH	%RPD	Q
Perylene-d12	I	ug/L	40	40		0	0	0	0	10	150	0%	0	0	0%	
Phenanthrene-d10	I	ug/L	40	40		0	0	0	0	10	150	0%	0	0	0%	
2,4,6-Tribromophenol	S	ug/L	185.00401	185.00401		200	0	0	2.99	10	0	93%	25	140	0%	
2-Fluorobiphenyl	S	ug/L	53.6772	53.6772		100	0	0	0.76	10	0	54%	28	107	0%	
2-Fluorophenol	S	ug/L	75.75948	75.75948		200	0	0	3.74	10	0	38%	10	75	0%	
Nitrobenzene-d5	S	ug/L	66.00539	66.00539		100	0	0	2.47	10	0	66%	32	94	0%	
Phenol-d5	S	ug/L	74.08571	74.08571		200	0	0	2.19	10	0	37%	10	65	0%	
Terphenyl-d14	S	ug/L	91.4059	91.4059		100	0	0	1.15	10	0	91%	32	122	0%	
1,2-Dichlorobenzene	X	ug/L	0	0		0	0	0	2.09	10	150	0%	0	0	0%	
1,3-Dichlorobenzene	X	ug/L	0	0		0	0	0	2.32	10	150	0%	0	0	0%	
1,4-Dichlorobenzene	X	ug/L	0	0		0	0	0	2.33	10	150	0%	0	0	0%	
1-Methylnaphthalene	X	ug/L	0	0		0	0	0	2.31	10	150	0%	0	0	0%	
2,2´-Oxybis(1-Chloropropane)	X	ug/L	0	0		0	0	0	1.51	10	150	0%	0	0	0%	
2,4,5-Trichlorophenol	X	ug/L	0	0		0	0	0	2.23	10	150	0%	0	0	0%	
2-Methylnaphthalene	X	ug/L	0	0		0	0	0	1.88	10	150	0%	0	0	0%	
2-Nitroaniline	X	ug/L	0	0		0	0	0	2.36	10	150	0%	0	0	0%	
3-Nitroaniline	X	ug/L	0	0		0	0	0	2.57	10	150	0%	0	0	0%	
4-Nitroaniline	X	ug/L	0	0		0	0	0	1.74	10	150	0%	0	0	0%	
Aniline	X	ug/L	0	0		0	0	0	3.49	10	150	0%	0	0	0%	
Benzoic acid	X	ug/L	0	0		0	0	0	1.61	10	150	0%	0	0	0%	
Benzyl alcohol	X	ug/L	0	0		0	0	0	2.97	10	150	0%	0	0	0%	
Carbazole	X	ug/L	0	0		0	0	0	0.834	10	150	0%	0	0	0%	
Dibenzofuran	X	ug/L	0	0		0	0	0	1.68	10	150	0%	0	0	0%	
m+p-Cresols	X	ug/L	0	0		0	0	0	1.84	10	150	0%	0	0	0%	
o-Cresol	X	ug/L	0	0		0	0	0	1.87	10	150	0%	0	0	0%	
p-Chloroaniline	X	ug/L	0	0		0	0	0	1.5	10	150	0%	0	0	0%	
Pyridine	X	ug/L	0	0		0	0	0	2.47	10	150	0%	0	0	0%	

Seq No	Lab ID	Test Code	Sample Typ	File ID	Analysis Date	DF	Batch ID	Prep Date	SPKref	RPDref	pmoist
15015662	LCS-163174	SVOC-625.1-W	LCS	SV5973N.I\sd0202	2/2/2022 12:28:3	1	163174	1/24/2022 1	0	0	

Analyte	T	Units	RAW	Final	Text	Spike	SPKref	RPDref	MDL	PQL	UQL	%REC	LOW	HIGH	%RPD	Q
1,2,4-Trichlorobenzene	A	ug/L	64.09002	64.09002		100	0	0	1.95	10	150	64%	48	98	0%	
1,2-Diphenylhydrazine as Azobenzen	A	ug/L	76.47472	76.47472		100	0	0	1.22	10	150	76%	58	107	0%	
2,4,6-Trichlorophenol	A	ug/L	86.50878	86.50878		100	0	0	2.12	10	150	87%	24	120	0%	

Seq No	Lab ID	Test Code	Sample Typ	File ID	Analysis Date	DF	Batch ID	Prep Date	SPKref	RPDref	pmoist
15015662	LCS-163174	SVOC-625.1-W	LCS	SV5973N.I\sd0202	2/2/2022 12:28:3	1	163174	1/24/2022	1	0	0

Analyte	T	Units	RAW	Final	Text	Spike	SPKref	RPDref	MDL	PQL	UQL	%REC	LOW	HIGH	%RPD	Q
2,4-Dichlorophenol	A	ug/L	72.86264	72.86264		100	0	0	1.71	10	150	73%	24	107	0%	
2,4-Dimethylphenol	A	ug/L	57.93461	57.93461		100	0	0	1.72	10	150	58%	39	96	0%	
2,4-Dinitrophenol	A	ug/L	61.75315	61.75315		100	0	0	4.29	10	150	62%	16	105	0%	
2,4-Dinitrotoluene	A	ug/L	82.54502	82.54502		100	0	0	2.17	10	150	83%	64	116	0%	
2,6-Dinitrotoluene	A	ug/L	92.71606	92.71606		100	0	0	3.02	10	150	93%	56	116	0%	
2-Chloronaphthalene	A	ug/L	85.19076	85.19076		100	0	0	2.24	10	150	85%	55	104	0%	
2-Chlorophenol	A	ug/L	62.01822	62.01822		100	0	0	2.52	10	150	62%	22	97	0%	
2-Nitrophenol	A	ug/L	75.10174	75.10174		100	0	0	1.99	10	150	75%	30	105	0%	
3,3´-Dichlorobenzidine	A	ug/L	75.67275	75.67275		100	0	0	2.11	10	150	76%	36	120	0%	
4,6-Dinitro-2-methylphenol	A	ug/L	70.33968	70.33968		100	0	0	1.84	10	150	70%	19	128	0%	
4-Bromophenyl phenyl ether	A	ug/L	80.25475	80.25475		100	0	0	1.85	10	150	80%	60	113	0%	
4-Chloro-3-methylphenol	A	ug/L	85.08099	85.08099		100	0	0	1.53	10	150	85%	35	101	0%	
4-Chlorophenyl phenyl ether	A	ug/L	89.25273	89.25273		100	0	0	2.04	10	150	89%	60	108	0%	
4-Nitrophenol	A	ug/L	40.40746	40.40746		100	0	0	2.59	10	150	40%	10	77	0%	
Acenaphthene	A	ug/L	86.94451	86.94451		100	0	0	1.98	10	150	87%	62	105	0%	
Acenaphthylene	A	ug/L	79.76158	79.76158		100	0	0	1.67	10	150	80%	58	97	0%	
Anthracene	A	ug/L	88.17752	88.17752		100	0	0	1.03	10	150	88%	61	108	0%	
Azobenzene	A	ug/L	76.47472	76.47472		100	0	0	1.14	10	150	76%	58	107	0%	
Benzidine	A	ug/L	19.24967	19.24967		100	0	0	5.92	10	150	19%	10	121	0%	
Benzo(a)anthracene	A	ug/L	92.04439	92.04439		100	0	0	0.863	10	150	92%	62	111	0%	
Benzo(a)pyrene	A	ug/L	88.21774	88.21774		100	0	0	1.16	10	150	88%	56	109	0%	
Benzo(b)fluoranthene	A	ug/L	91.41609	91.41609		100	0	0	0.846	10	150	91%	53	123	0%	
Benzo(g,h,i)perylene	A	ug/L	91.40241	91.40241		100	0	0	1.08	10	150	91%	62	122	0%	
Benzo(k)fluoranthene	A	ug/L	81.32568	81.32568		100	0	0	0.939	10	150	81%	55	116	0%	
bis(-2-chloroethoxy)Methane	A	ug/L	84.9191	84.9191		100	0	0	1.38	10	150	85%	54	102	0%	
bis(-2-chloroethyl)Ether	A	ug/L	73.008	73.008		100	0	0	2.72	10	150	73%	45	92	0%	
bis(2-chloroisopropyl)Ether	A	ug/L	56.71436	56.71436		100	0	0	1.39	10	150	57%	43	85	0%	
bis(2-ethylhexyl)Phthalate	A	ug/L	91.78211	91.78211		100	0	0	1.72	10	150	92%	44	128	0%	
Butylbenzylphthalate	A	ug/L	91.38526	91.38526		100	0	0	1.6	10	150	91%	57	121	0%	
Chrysene	A	ug/L	91.93683	91.93683		100	0	0	1.14	10	150	92%	66	107	0%	
Di-n-butyl phthalate	A	ug/L	96.71994	96.71994		100	0	0	0.913	10	150	97%	57	121	0%	
Di-n-octyl phthalate	A	ug/L	88.66248	88.66248		100	0	0	1.12	10	150	89%	45	127	0%	
Dibenzo(a,h)anthracene	A	ug/L	96.26949	96.26949		100	0	0	1.16	10	150	96%	61	115	0%	
Diethyl phthalate	A	ug/L	99.99633	99.99633		100	0	0	2.2	10	150	100%	56	115	0%	
Dimethyl phthalate	A	ug/L	88.86712	88.86712		100	0	0	1.76	10	150	89%	46	115	0%	

Seq No	Lab ID	Test Code	Sample Typ	File ID	Analysis Date	DF	Batch ID	Prep Date	SPKref	RPDref	pmoist
15015662	LCS-163174	SVOC-625.1-W	LCS	SV5973N.I\sd0202/2/2022 12:28:3		1	163174	1/24/2022 1	0	0	

Analyte	T	Units	RAW	Final	Text	Spike	SPKref	RPDref	MDL	PQL	UQL	%REC	LOW	HIGH	%RPD	Q
Fluoranthene	A	ug/L	81.03155	81.03155		100	0	0	0.93	10	150	81%	60	111	0%	
Fluorene	A	ug/L	82.57985	82.57985		100	0	0	1.88	10	150	83%	60	106	0%	
Hexachlorobenzene	A	ug/L	77.85455	77.85455		100	0	0	0.859	10	150	78%	57	106	0%	
Hexachlorobutadiene	A	ug/L	62.70442	62.70442		100	0	0	2.47	10	150	63%	38	95	0%	
Hexachlorocyclopentadiene	A	ug/L	61.4705	61.4705		100	0	0	3.11	10	150	61%	44	95	0%	
Hexachloroethane	A	ug/L	56.90583	56.90583		100	0	0	1.91	10	150	57%	39	98	0%	
Indeno(1,2,3-cd)pyrene	A	ug/L	93.72888	93.72888		100	0	0	1.11	10	150	94%	50	109	0%	
Isophorone	A	ug/L	73.30722	73.30722		100	0	0	1.16	10	150	73%	51	97	0%	
n-Nitroso-di-n-propylamine	A	ug/L	83.27221	83.27221		100	0	0	1.54	10	150	83%	55	106	0%	
n-Nitrosodimethylamine	A	ug/L	48.66561	48.66561		100	0	0	1.04	10	150	49%	21	65	0%	
n-Nitrosodiphenylamine	A	ug/L	79.43253	79.43253		100	0	0	1.16	10	150	79%	58	117	0%	
Naphthalene	A	ug/L	74.44566	74.44566		100	0	0	1.73	10	150	74%	50	99	0%	
Nitrobenzene	A	ug/L	73.93551	73.93551		100	0	0	2.32	10	150	74%	49	110	0%	
Pentachlorophenol	A	ug/L	94.14978	94.14978		100	0	0	4.46	10	150	94%	24	130	0%	
Phenanthrene	A	ug/L	82.80827	82.80827		100	0	0	0.831	10	150	83%	60	107	0%	
Phenol	A	ug/L	44.50849	44.50849		100	0	0	1.54	10	150	45%	10	62	0%	
Pyrene	A	ug/L	83.73765	83.73765		100	0	0	0.859	10	150	84%	61	113	0%	
1,4-Dichlorobenzene-d4	I	ug/L	40	40		0	0	0	0	10	150	0%			0%	
Acenaphthene-d10	I	ug/L	40	40		0	0	0	0	10	150	0%			0%	
Chrysene-d12	I	ug/L	40	40		0	0	0	0	10	150	0%			0%	
Naphthalene-d8	I	ug/L	40	40		0	0	0	0	10	150	0%			0%	
Perylene-d12	I	ug/L	40	40		0	0	0	0	10	150	0%			0%	
Phenanthrene-d10	I	ug/L	40	40		0	0	0	0	10	150	0%			0%	
2,4,6-Tribromophenol	S	ug/L	200.13626	200.13626		200	0	0	2.99	10	0	100%	25	140	0%	
2-Fluorobiphenyl	S	ug/L	71.38126	71.38126		100	0	0	0.76	10	0	71%	28	107	0%	
2-Fluorophenol	S	ug/L	74.33371	74.33371		200	0	0	3.74	10	0	37%	10	75	0%	
Nitrobenzene-d5	S	ug/L	71.39212	71.39212		100	0	0	2.47	10	0	71%	32	94	0%	
Phenol-d5	S	ug/L	81.67373	81.67373		200	0	0	2.19	10	0	41%	10	65	0%	
Terphenyl-d14	S	ug/L	87.7433	87.7433		100	0	0	1.15	10	0	88%	32	122	0%	
1,2-Dichlorobenzene	X	ug/L	59.72504	59.72504		100	0	0	2.09	10	150	60%	15	93	0%	
1,3-Dichlorobenzene	X	ug/L	58.16737	58.16737		100	0	0	2.32	10	150	58%	23	77	0%	
1,4-Dichlorobenzene	X	ug/L	57.07346	57.07346		100	0	0	2.33	10	150	57%	13	90	0%	
1-Methylnaphthalene	X	ug/L	73.52611	73.52611		100	0	0	2.31	10	150	74%	36	95	0%	
2,2´-Oxybis(1-Chloropropane)	X	ug/L	56.71436	56.71436		100	0	0	1.51	10	150	57%	32	78	0%	
2,4,5-Trichlorophenol	X	ug/L	83.83239	83.83239		100	0	0	2.23	10	150	84%	27	100	0%	

Seq No	Lab ID	Test Code	Sample Typ	File ID	Analysis Date	DF	Batch ID	Prep Date	SPKref	RPDref	pmoist
15015662	LCS-163174	SVOC-625.1-W	LCS	SV5973N.I\sd0202/2/2022 12:28:3		1	163174	1/24/2022 1	0	0	

Analyte	T	Units	RAW	Final	Text	Spike	SPKref	RPDref	MDL	PQL	UQL	%REC	LOW	HIGH	%RPD	Q
2-Methylnaphthalene	X	ug/L	80.99036	80.99036		100	0	0	1.88	10	150	81%	36	89	0%	
2-Nitroaniline	X	ug/L	82.44962	82.44962		100	0	0	2.36	10	150	82%	38	98	0%	
3-Nitroaniline	X	ug/L	79.67963	79.67963		100	0	0	2.57	10	150	80%	33	86	0%	
4-Nitroaniline	X	ug/L	76.57061	76.57061		100	0	0	1.74	10	150	77%	33	104	0%	
Aniline	X	ug/L	40.45192	40.45192		100	0	0	3.49	10	150	40%	10	101	0%	
Benzoic acid	X	ug/L	21.126	21.126		100	0	0	1.61	10	150	21%	10	34	0%	
Benzyl alcohol	X	ug/L	58.42681	58.42681		100	0	0	2.97	10	150	58%	27	64	0%	
Carbazole	X	ug/L	91.94955	91.94955		100	0	0	0.834	10	150	92%	45	109	0%	
Dibenzofuran	X	ug/L	84.30647	84.30647		100	0	0	1.68	10	150	84%	36	110	0%	
m+p-Cresols	X	ug/L	69.22597	69.22597		100	0	0	1.84	10	150	69%	24	83	0%	
o-Cresol	X	ug/L	69.40181	69.40181		100	0	0	1.87	10	150	69%	22	88	0%	
p-Chloroaniline	X	ug/L	66.02021	66.02021		100	0	0	1.5	10	150	66%	20	80	0%	
Pyridine	X	ug/L	31.65639	31.65639		100	0	0	2.47	10	150	32%	10	47	0%	

Seq No	Lab ID	Test Code	Sample Typ	File ID	Analysis Date	DF	Batch ID	Prep Date	SPKref	RPDref	pmoist
15015663	LCSD-163174	SVOC-625.1-W	LCSD	SV5973N.I\sd0202/2/2022 1:00:37		1	163174	1/24/2022 1	0	2E+07	

Analyte	T	Units	RAW	Final	Text	Spike	SPKref	RPDref	MDL	PQL	UQL	%REC	LOW	HIGH	%RPD	Q
1,2,4-Trichlorobenzene	A	ug/L	73.88686	73.88686		100	0	64.09002	1.95	10	150	74%	48	98	14%	
1,2-Diphenylhydrazine as Azobenzen	A	ug/L	89.42629	89.42629		100	0	76.47472	1.22	10	150	89%	58	107	16%	
2,4,6-Trichlorophenol	A	ug/L	104.61858	104.61858		100	0	86.50878	2.12	10	150	105%	24	120	19%	
2,4-Dichlorophenol	A	ug/L	83.23899	83.23899		100	0	72.86264	1.71	10	150	83%	24	107	13%	
2,4-Dimethylphenol	A	ug/L	66.62844	66.62844		100	0	57.93461	1.72	10	150	67%	39	96	14%	
2,4-Dinitrophenol	A	ug/L	72.94089	72.94089		100	0	61.75315	4.29	10	150	73%	16	105	17%	
2,4-Dinitrotoluene	A	ug/L	104.05125	104.05125		100	0	82.54502	2.17	10	150	104%	64	116	23%	
2,6-Dinitrotoluene	A	ug/L	105.21146	105.21146		100	0	92.71606	3.02	10	150	105%	56	116	13%	
2-Chloronaphthalene	A	ug/L	98.30929	98.30929		100	0	85.19076	2.24	10	150	98%	55	104	14%	
2-Chlorophenol	A	ug/L	78.75781	78.75781		100	0	62.01822	2.52	10	150	79%	22	97	24%	
2-Nitrophenol	A	ug/L	86.5882	86.5882		100	0	75.10174	1.99	10	150	87%	30	105	14%	
3,3´-Dichlorobenzidine	A	ug/L	85.50538	85.50538		100	0	75.67275	2.11	10	150	86%	36	120	12%	
4,6-Dinitro-2-methylphenol	A	ug/L	78.8189	78.8189		100	0	70.33968	1.84	10	150	79%	19	128	11%	
4-Bromophenyl phenyl ether	A	ug/L	93.15163	93.15163		100	0	80.25475	1.85	10	150	93%	60	113	15%	
4-Chloro-3-methylphenol	A	ug/L	98.17933	98.17933		100	0	85.08099	1.53	10	150	98%	35	101	14%	
4-Chlorophenyl phenyl ether	A	ug/L	103.91898	103.91898		100	0	89.25273	2.04	10	150	104%	60	108	15%	
4-Nitrophenol	A	ug/L	46.7636	46.7636		100	0	40.40746	2.59	10	150	47%	10	77	15%	

Seq No	Lab ID	Test Code	Sample Typ	File ID	Analysis Date	DF	Batch ID	Prep Date	SPKref	RPDref	pmoist
15015663	LCSD-163174	SVOC-625.1-W	LCSD	SV5973N.I\sd0202	2/2/2022 1:00:37	1	163174	1/24/2022 1	0	2E+07	

Analyte	T	Units	RAW	Final	Text	Spike	SPKref	RPDref	MDL	PQL	UQL	%REC	LOW	HIGH	%RPD	Q
Acenaphthene	A	ug/L	110.27651	110.27651		100	0	86.94451	1.98	10	150	110%	62	105	24%	S
Acenaphthylene	A	ug/L	100.74305	100.74305		100	0	79.76158	1.67	10	150	101%	58	97	23%	S
Anthracene	A	ug/L	101.12073	101.12073		100	0	88.17752	1.03	10	150	101%	61	108	14%	
Azobenzene	A	ug/L	89.42629	89.42629		100	0	76.47472	1.14	10	150	89%	58	107	16%	
Benzidine	A	ug/L	17.22814	17.22814		100	0	19.24967	5.92	10	150	17%	10	121	11%	
Benzo(a)anthracene	A	ug/L	104.98653	104.98653		100	0	92.04439	0.863	10	150	105%	62	111	13%	
Benzo(a)pyrene	A	ug/L	98.4153	98.4153		100	0	88.21774	1.16	10	150	98%	56	109	11%	
Benzo(b)fluoranthene	A	ug/L	103.60435	103.60435		100	0	91.41609	0.846	10	150	104%	53	123	12%	
Benzo(g,h,i)perylene	A	ug/L	102.1285	102.1285		100	0	91.40241	1.08	10	150	102%	62	122	11%	
Benzo(k)fluoranthene	A	ug/L	91.24203	91.24203		100	0	81.32568	0.939	10	150	91%	55	116	11%	
bis(-2-chloroethoxy)Methane	A	ug/L	91.60621	91.60621		100	0	84.9191	1.38	10	150	92%	54	102	8%	
bis(-2-chloroethyl)Ether	A	ug/L	87.76739	87.76739		100	0	73.008	2.72	10	150	88%	45	92	18%	
bis(2-chloroisopropyl)Ether	A	ug/L	69.98035	69.98035		100	0	56.71436	1.39	10	150	70%	43	85	21%	
bis(2-ethylhexyl)Phthalate	A	ug/L	103.39831	103.39831		100	0	91.78211	1.72	10	150	103%	44	128	12%	
Butylbenzylphthalate	A	ug/L	106.57077	106.57077		100	0	91.38526	1.6	10	150	107%	57	121	15%	
Chrysene	A	ug/L	102.14241	102.14241		100	0	91.93683	1.14	10	150	102%	66	107	11%	
Di-n-butyl phthalate	A	ug/L	109.93241	109.93241		100	0	96.71994	0.913	10	150	110%	57	121	13%	
Di-n-octyl phthalate	A	ug/L	101.56915	101.56915		100	0	88.66248	1.12	10	150	102%	45	127	14%	
Dibenzo(a,h)anthracene	A	ug/L	109.78542	109.78542		100	0	96.26949	1.16	10	150	110%	61	115	13%	
Diethyl phthalate	A	ug/L	113.72912	113.72912		100	0	99.99633	2.2	10	150	114%	56	115	13%	
Dimethyl phthalate	A	ug/L	105.81069	105.81069		100	0	88.86712	1.76	10	150	106%	46	115	17%	
Fluoranthene	A	ug/L	92.99456	92.99456		100	0	81.03155	0.93	10	150	93%	60	111	14%	
Fluorene	A	ug/L	101.22736	101.22736		100	0	82.57985	1.88	10	150	101%	60	106	20%	
Hexachlorobenzene	A	ug/L	98.35668	98.35668		100	0	77.85455	0.859	10	150	98%	57	106	23%	
Hexachlorobutadiene	A	ug/L	65.69699	65.69699		100	0	62.70442	2.47	10	150	66%	38	95	5%	
Hexachlorocyclopentadiene	A	ug/L	73.41823	73.41823		100	0	61.4705	3.11	10	150	73%	44	95	18%	
Hexachloroethane	A	ug/L	67.2258	67.2258		100	0	56.90583	1.91	10	150	67%	39	98	17%	
Indeno(1,2,3-cd)pyrene	A	ug/L	103.38378	103.38378		100	0	93.72888	1.11	10	150	103%	50	109	10%	
Isophorone	A	ug/L	86.01147	86.01147		100	0	73.30722	1.16	10	150	86%	51	97	16%	
n-Nitroso-di-n-propylamine	A	ug/L	102.48191	102.48191		100	0	83.27221	1.54	10	150	102%	55	106	21%	
n-Nitrosodimethylamine	A	ug/L	56.17139	56.17139		100	0	48.66561	1.04	10	150	56%	21	65	14%	
n-Nitrosodiphenylamine	A	ug/L	95.38779	95.38779		100	0	79.43253	1.16	10	150	95%	58	117	18%	
Naphthalene	A	ug/L	84.44308	84.44308		100	0	74.44566	1.73	10	150	84%	50	99	13%	
Nitrobenzene	A	ug/L	87.26584	87.26584		100	0	73.93551	2.32	10	150	87%	49	110	17%	
Pentachlorophenol	A	ug/L	119.0373	119.0373		100	0	94.14978	4.46	10	150	119%	24	130	23%	

Seq No	Lab ID	Test Code	Sample Typ	File ID	Analysis Date	DF	Batch ID	Prep Date	SPKref	RPDref	pmoist
15015663	LCSD-163174	SVOC-625.1-W	LCSD	SV5973N.I\sd0202	2/2/2022 1:00:37	1	163174	1/24/2022 1	0	2E+07	

Analyte	T	Units	RAW	Final	Text	Spike	SPKref	RPDref	MDL	PQL	UQL	%REC	LOW	HIGH	%RPD	Q
Phenanthrene	A	ug/L	104.29656	104.29656		100	0	82.80827	0.831	10	150	104%	60	107	23%	
Phenol	A	ug/L	51.21812	51.21812		100	0	44.50849	1.54	10	150	51%	10	62	14%	
Pyrene	A	ug/L	96.43375	96.43375		100	0	83.73765	0.859	10	150	96%	61	113	14%	
1,4-Dichlorobenzene-d4	I	ug/L	40	40		0	0	0	0	10	150	0%			0%	
Acenaphthene-d10	I	ug/L	40	40		0	0	0	0	10	150	0%			0%	
Chrysene-d12	I	ug/L	40	40		0	0	0	0	10	150	0%			0%	
Naphthalene-d8	I	ug/L	40	40		0	0	0	0	10	150	0%			0%	
Perylene-d12	I	ug/L	40	40		0	0	0	0	10	150	0%			0%	
Phenanthrene-d10	I	ug/L	40	40		0	0	0	0	10	150	0%			0%	
2,4,6-Tribromophenol	S	ug/L	239.44791	239.44791		200	0	0	2.99	10	0	120%	25	140	0%	
2-Fluorobiphenyl	S	ug/L	84.56239	84.56239		100	0	0	0.76	10	0	85%	28	107	0%	
2-Fluorophenol	S	ug/L	90.79134	90.79134		200	0	0	3.74	10	0	45%	10	75	0%	
Nitrobenzene-d5	S	ug/L	81.79707	81.79707		100	0	0	2.47	10	0	82%	32	94	0%	
Phenol-d5	S	ug/L	95.58532	95.58532		200	0	0	2.19	10	0	48%	10	65	0%	
Terphenyl-d14	S	ug/L	102.00774	102.00774		100	0	0	1.15	10	0	102%	32	122	0%	
1,2-Dichlorobenzene	X	ug/L	71.7125	71.7125		100	0	59.72504	2.09	10	150	72%	15	93	18%	
1,3-Dichlorobenzene	X	ug/L	70.02039	70.02039		100	0	58.16737	2.32	10	150	70%	23	77	18%	
1,4-Dichlorobenzene	X	ug/L	68.50942	68.50942		100	0	57.07346	2.33	10	150	69%	13	90	18%	
1-Methylnaphthalene	X	ug/L	78.37911	78.37911		100	0	73.52611	2.31	10	150	78%	36	95	6%	
2,2´-Oxybis(1-Chloropropane)	X	ug/L	69.98035	69.98035		100	0	56.71436	1.51	10	150	70%	32	78	21%	
2,4,5-Trichlorophenol	X	ug/L	102.38463	102.38463		100	0	83.83239	2.23	10	150	102%	27	100	20%	S
2-Methylnaphthalene	X	ug/L	88.16503	88.16503		100	0	80.99036	1.88	10	150	88%	36	89	8%	
2-Nitroaniline	X	ug/L	101.75892	101.75892		100	0	82.44962	2.36	10	150	102%	38	98	21%	S
3-Nitroaniline	X	ug/L	97.63798	97.63798		100	0	79.67963	2.57	10	150	98%	33	86	20%	S
4-Nitroaniline	X	ug/L	103.0579	103.0579		100	0	76.57061	1.74	10	150	103%	33	104	29%	
Aniline	X	ug/L	46.06147	46.06147		100	0	40.45192	3.49	10	150	46%	10	101	13%	
Benzoic acid	X	ug/L	25.21388	25.21388		100	0	21.126	1.61	10	150	25%	10	34	18%	
Benzyl alcohol	X	ug/L	73.39089	73.39089		100	0	58.42681	2.97	10	150	73%	27	64	23%	S
Carbazole	X	ug/L	101.8735	101.8735		100	0	91.94955	0.834	10	150	102%	45	109	10%	
Dibenzofuran	X	ug/L	101.56802	101.56802		100	0	84.30647	1.68	10	150	102%	36	110	19%	
m+p-Cresols	X	ug/L	83.34664	83.34664		100	0	69.22597	1.84	10	150	83%	24	83	19%	
o-Cresol	X	ug/L	82.73113	82.73113		100	0	69.40181	1.87	10	150	83%	22	88	18%	
p-Chloroaniline	X	ug/L	71.11451	71.11451		100	0	66.02021	1.5	10	150	71%	20	80	7%	
Pyridine	X	ug/L	36.87927	36.87927		100	0	31.65639	2.47	10	150	37%	10	47	15%	

Seq No	Lab ID	Test Code	Sample Typ	File ID	Analysis Date	DF	Batch ID	Prep Date	SPKref	RPDref	pmoist
15015664	B22011446-006	SVOC-625.1-W	MS	SV5973N.I\sd0202	2/2/2022 4:45:38	1	163174	1/25/2022 8:	2E+07	0	

Analyte	T	Units	RAW	Final	Text	Spike	SPKref	RPDref	MDL	PQL	UQL	%REC	LOW	HIGH	%RPD	Q
1,2,4-Trichlorobenzene	A	ug/L	61.31525	63.1547075		103	0	0	2.0085	10	150	61%	48	98	0%	
1,2-Diphenylhydrazine as Azobenzen	A	ug/L	75.40337	77.6654711		103	0	0	1.2566	10	150	75%	58	107	0%	
2,4,6-Trichlorophenol	A	ug/L	72.43192	74.6048776		103	0	0	2.1836	10	150	72%	24	120	0%	
2,4-Dichlorophenol	A	ug/L	57.31916	59.0387348		103	0	0	1.7613	10	150	57%	24	107	0%	
2,4-Dimethylphenol	A	ug/L	50.79363	52.3174389		103	0	0	1.7716	10	150	51%	39	96	0%	
2,4-Dinitrophenol	A	ug/L	52.1542	53.718826		103	0	0	4.4187	10.3	150	52%	16	105	0%	
2,4-Dinitrotoluene	A	ug/L	75.47527	77.7395281		103	0	0	2.2351	10	150	75%	64	116	0%	
2,6-Dinitrotoluene	A	ug/L	80.94127	83.3695081		103	0	0	3.1106	10	150	81%	56	116	0%	
2-Chloronaphthalene	A	ug/L	76.01166	78.2920098		103	0	0	2.3072	10	150	76%	55	104	0%	
2-Chlorophenol	A	ug/L	53.39048	54.9921944		103	0	0	2.5956	10	150	53%	22	97	0%	
2-Nitrophenol	A	ug/L	61.77527	63.6285281		103	0	0	2.0497	10	150	62%	30	105	0%	
3,3´-Dichlorobenzidine	A	ug/L	58.57653	60.3338259		103	0	0	2.1733	10.3	150	59%	36	120	0%	
4,6-Dinitro-2-methylphenol	A	ug/L	62.43196	64.3049188		103	0	0	1.8952	10.3	150	62%	19	128	0%	
4-Bromophenyl phenyl ether	A	ug/L	77.63443	79.9634629		103	0	0	1.9055	10	150	78%	60	113	0%	
4-Chloro-3-methylphenol	A	ug/L	74.32125	76.5508875		103	0	0	1.5759	10	150	74%	35	101	0%	
4-Chlorophenyl phenyl ether	A	ug/L	83.18821	85.6838563		103	0	0	2.1012	10	150	83%	60	108	0%	
4-Nitrophenol	A	ug/L	37.50092	38.6259476		103	0	0	2.6677	10.3	150	38%	10	77	0%	
Acenaphthene	A	ug/L	89.16923	91.8443069		103	0	0	2.0394	10	150	89%	62	105	0%	
Acenaphthylene	A	ug/L	78.39658	80.7484774		103	0	0	1.7201	10	150	78%	58	97	0%	
Anthracene	A	ug/L	83.67139	86.1815317		103	0	0	1.0609	10	150	84%	61	108	0%	
Azobenzene	A	ug/L	75.40337	77.6654711		103	0	0	1.1742	10	150	75%	58	107	0%	
Benzidine	A	ug/L	3.63079	3.7397137		103	0	0	1.03	10.3	150	4%	10	121	0%	S1
Benzo(a)anthracene	A	ug/L	82.52566	85.0014298		103	0	0	0.88889	10	150	83%	62	111	0%	
Benzo(a)pyrene	A	ug/L	78.91749	81.2850147		103	0	0	1.1948	10	150	79%	56	109	0%	
Benzo(b)fluoranthene	A	ug/L	82.30759	84.7768177		103	0	0	0.87138	10	150	82%	53	123	0%	
Benzo(g,h,i)perylene	A	ug/L	80.47688	82.8911864		103	0	0	1.1124	10.3	150	80%	62	122	0%	
Benzo(k)fluoranthene	A	ug/L	74.12038	76.3439914		103	0	0	0.96717	10	150	74%	55	116	0%	
bis(-2-chloroethoxy)Methane	A	ug/L	73.57738	75.7847014		103	0	0	1.4214	10	150	74%	54	102	0%	
bis(-2-chloroethyl)Ether	A	ug/L	68.86994	70.9360382		103	0	0	2.8016	10	150	69%	45	92	0%	
bis(2-chloroisopropyl)Ether	A	ug/L	53.79569	55.4095607		103	0	0	1.4317	10	150	54%	43	85	0%	
bis(2-ethylhexyl)Phthalate	A	ug/L	77.07035	79.3824605		103	0	0	1.7716	10.3	150	77%	44	128	0%	
Butylbenzylphthalate	A	ug/L	80.96561	83.3945783		103	0	0	1.648	10	150	81%	57	121	0%	
Chrysene	A	ug/L	80.9268	83.354604		103	0	0	1.1742	10	150	81%	66	107	0%	
Di-n-butyl phthalate	A	ug/L	90.9826	93.712078		103	0	0	0.94039	10	150	91%	57	121	0%	
Di-n-octyl phthalate	A	ug/L	79.19616	81.5720448		103	0	0	1.1536	10	150	79%	45	127	0%	

Seq No	Lab ID	Test Code	Sample Typ	File ID	Analysis Date	DF	Batch ID	Prep Date	SPKref	RPDref	pmoist
15015664	B22011446-006	SVOC-625.1-W	MS	SV5973N.I\sd0202	2/2/2022 4:45:38	1	163174	1/25/2022 8:	2E+07	0	

Analyte	T	Units	RAW	Final	Text	Spike	SPKref	RPDref	MDL	PQL	UQL	%REC	LOW	HIGH	%RPD	Q
Dibenzo(a,h)anthracene	A	ug/L	87.68564	90.3162092		103	0	0	1.1948	10	150	88%	61	115	0%	
Diethyl phthalate	A	ug/L	94.43084	97.2637652		103	0	0	2.266	10	150	94%	56	115	0%	
Dimethyl phthalate	A	ug/L	82.29261	84.7613883		103	0	0	1.8128	10	150	82%	46	115	0%	
Fluoranthene	A	ug/L	76.30509	78.5942427		103	0	0	0.9579	10	150	76%	60	111	0%	
Fluorene	A	ug/L	80.43907	82.8522421		103	0	0	1.9364	10	150	80%	60	106	0%	
Hexachlorobenzene	A	ug/L	78.1204	80.464012		103	0	0	0.88477	10	150	78%	57	106	0%	
Hexachlorobutadiene	A	ug/L	52.11489	53.6783367		103	0	0	2.5441	10	150	52%	38	95	0%	
Hexachlorocyclopentadiene	A	ug/L	44.05403	45.3756509		103	0	0	3.2033	10	150	44%	44	95	0%	
Hexachloroethane	A	ug/L	53.56975	55.1768425		103	0	0	1.9673	10	150	54%	39	98	0%	
Indeno(1,2,3-cd)pyrene	A	ug/L	81.66019	84.1099957		103	0	0	1.1433	10	150	82%	50	109	0%	
Isophorone	A	ug/L	64.50099	66.4360197		103	0	0	1.1948	10	150	65%	51	97	0%	
n-Nitroso-di-n-propylamine	A	ug/L	78.90738	81.2746014		103	0	0	1.5862	10	150	79%	55	106	0%	
n-Nitrosodimethylamine	A	ug/L	33.34364	34.3439492		103	0	0	1.0712	10	150	33%	21	65	0%	
n-Nitrosodiphenylamine	A	ug/L	79.66573	82.0557019		103	0	0	1.1948	10	150	80%	58	117	0%	
Naphthalene	A	ug/L	65.93639	67.9144817		103	0	0	1.7819	10	150	66%	50	99	0%	
Nitrobenzene	A	ug/L	71.60126	73.7492978		103	0	0	2.3896	10	150	72%	49	110	0%	
Pentachlorophenol	A	ug/L	90.16866	92.8737198		103	0	0	4.5938	10.3	150	90%	24	130	0%	
Phenanthrene	A	ug/L	83.62814	86.1369842		103	0	0	0.85593	10	150	84%	60	107	0%	
Phenol	A	ug/L	34.14868	35.1731404		103	0	0	1.5862	10	150	34%	10	62	0%	
Pyrene	A	ug/L	79.13702	81.5111306		103	0	0	0.88477	10	150	79%	61	113	0%	
1,4-Dichlorobenzene-d4	I	ug/L	40	41.2		0	0	0	0	10	150	0%			0%	
Acenaphthene-d10	I	ug/L	40	41.2		0	0	0	0	10	150	0%			0%	
Chrysene-d12	I	ug/L	40	41.2		0	0	0	0	10	150	0%			0%	
Naphthalene-d8	I	ug/L	40	41.2		0	0	0	0	10	150	0%			0%	
Perylene-d12	I	ug/L	40	41.2		0	0	0	0	10	150	0%			0%	
Phenanthrene-d10	I	ug/L	40	41.2		0	0	0	0	10	150	0%			0%	
2,4,6-Tribromophenol	S	ug/L	184.00692	189.527128		206	0	0	3.0797	10	0	92%	25	140	0%	
2-Fluorobiphenyl	S	ug/L	64.21448	66.1409144		103	0	0	0.7828	10	0	64%	28	107	0%	
2-Fluorophenol	S	ug/L	62.84155	64.7267965		206	0	0	3.8522	10	0	31%	10	75	0%	
Nitrobenzene-d5	S	ug/L	66.75704	68.7597512		103	0	0	2.5441	10	0	67%	32	94	0%	
Phenol-d5	S	ug/L	66.59495	68.5927985		206	0	0	2.2557	10	0	33%	10	65	0%	
Terphenyl-d14	S	ug/L	82.75831	85.2410593		103	0	0	1.1845	10	0	83%	32	122	0%	
1,2-Dichlorobenzene	X	ug/L	59.15928	60.9340584		103	0	0	2.1527	10	150	59%	15	93	0%	
1,3-Dichlorobenzene	X	ug/L	57.08014	58.7925442		103	0	0	2.3896	10	150	57%	23	77	0%	
1,4-Dichlorobenzene	X	ug/L	55.57142	57.2385626		103	0	0	2.3999	10	150	56%	13	90	0%	

Seq No	Lab ID	Test Code	Sample Typ	File ID	Analysis Date	DF	Batch ID	Prep Date	SPKref	RPDref	pmoist
15015664	B22011446-006	SVOC-625.1-W	MS	SV5973N.I\sd0202/2/2022 4:45:38		1	163174	1/25/2022 8:	2E+07	0	

Analyte	T	Units	RAW	Final	Text	Spike	SPKref	RPDref	MDL	PQL	UQL	%REC	LOW	HIGH	%RPD	Q
1-Methylnaphthalene	X	ug/L	65.17067	67.1257901		103	0	0	2.3793	10	150	65%	36	95	0%	
2,2´-Oxybis(1-Chloropropane)	X	ug/L	53.79569	55.4095607		103	0	0	1.5553	10	150	54%	32	78	0%	
2,4,5-Trichlorophenol	X	ug/L	67.33954	69.3597262		103	0	0	2.2969	10	150	67%	27	100	0%	
2-Methylnaphthalene	X	ug/L	72.37323	74.5444269		103	0	0	1.9364	10	150	72%	36	89	0%	
2-Nitroaniline	X	ug/L	75.39872	77.6606816		103	0	0	2.4308	10	150	75%	38	98	0%	
3-Nitroaniline	X	ug/L	63.68883	65.5994949		103	0	0	2.6471	10	150	64%	33	86	0%	
4-Nitroaniline	X	ug/L	60.36275	62.1736325		103	0	0	1.7922	10	150	60%	33	104	0%	
Aniline	X	ug/L	28.0447	28.886041		103	0	0	3.5947	10	150	28%	10	101	0%	
Benzoic acid	X	ug/L	22.53598	23.2120594		103	0	0	1.6583	10	150	23%	10	34	0%	
Benzyl alcohol	X	ug/L	53.79182	55.4055746		103	0	0	3.0591	10	150	54%	27	64	0%	
Carbazole	X	ug/L	83.95081	86.4693343		103	0	0	0.85902	10	150	84%	45	109	0%	
Dibenzofuran	X	ug/L	82.77073	85.2538519		103	0	0	1.7304	10	150	83%	36	110	0%	
m+p-Cresols	X	ug/L	57.38588	59.1074564		103	0	0	1.8952	10	150	57%	24	83	0%	
o-Cresol	X	ug/L	61.10461	62.9377483		103	0	0	1.9261	10	150	61%	22	88	0%	
p-Chloroaniline	X	ug/L	41.84293	43.0982179		103	0	0	1.545	10	150	42%	20	80	0%	
Pyridine	X	ug/L	24.43618	25.1692654		103	0	0	2.5441	10	150	24%	10	47	0%	

Seq No	Lab ID	Test Code	Sample Typ	File ID	Analysis Date	DF	Batch ID	Prep Date	SPKref	RPDref	pmoist
15015665	B22011446-012	SVOC-625.1-W	MS	SV5973N.I\sd0202/2/2022 6:21:58		1	163174	1/25/2022 8:	2E+07	0	

Analyte	T	Units	RAW	Final	Text	Spike	SPKref	RPDref	MDL	PQL	UQL	%REC	LOW	HIGH	%RPD	Q
1,2,4-Trichlorobenzene	A	ug/L	64.13912	65.4219024		102	0	0	1.989	10	150	64%	48	98	0%	
1,2-Diphenylhydrazine as Azobenzen	A	ug/L	76.78167	78.3173034		102	0	0	1.2444	10	150	77%	58	107	0%	
2,4,6-Trichlorophenol	A	ug/L	71.05073	72.4717446		102	0	0	2.1624	10	150	71%	24	120	0%	
2,4-Dichlorophenol	A	ug/L	68.87487	70.2523674		102	0	0	1.7442	10	150	69%	24	107	0%	
2,4-Dimethylphenol	A	ug/L	52.7393	53.794086		102	0	0	1.7544	10	150	53%	39	96	0%	
2,4-Dinitrophenol	A	ug/L	55.60204	56.7140808		102	0	0	4.3758	10.2	150	56%	16	105	0%	
2,4-Dinitrotoluene	A	ug/L	77.42954	78.9781308		102	0	0	2.2134	10	150	77%	64	116	0%	
2,6-Dinitrotoluene	A	ug/L	85.82903	87.5456106		102	0	0	3.0804	10	150	86%	56	116	0%	
2-Chloronaphthalene	A	ug/L	82.2387	83.883474		102	0	0	2.2848	10	150	82%	55	104	0%	
2-Chlorophenol	A	ug/L	60.54683	61.7577666		102	0	0	2.5704	10	150	61%	22	97	0%	
2-Nitrophenol	A	ug/L	70.17673	71.5802646		102	0	0	2.0298	10	150	70%	30	105	0%	
3,3´-Dichlorobenzidine	A	ug/L	49.32942	50.3160084		102	0	0	2.1522	10.2	150	49%	36	120	0%	
4,6-Dinitro-2-methylphenol	A	ug/L	57.94932	59.1083064		102	0	0	1.8768	10.2	150	58%	19	128	0%	
4-Bromophenyl phenyl ether	A	ug/L	80.6454	82.258308		102	0	0	1.887	10	150	81%	60	113	0%	

Seq No	Lab ID	Test Code	Sample Typ	File ID	Analysis Date	DF	Batch ID	Prep Date	SPKref	RPDref	pmoist
15015665	B22011446-012	SVOC-625.1-W	MS	SV5973N.I\sd0202	2/2/2022 6:21:58	1	163174	1/25/2022 8:	2E+07	0	

Analyte	T	Units	RAW	Final	Text	Spike	SPKref	RPDref	MDL	PQL	UQL	%REC	LOW	HIGH	%RPD	Q
4-Chloro-3-methylphenol	A	ug/L	77.05914	78.6003228		102	0	0	1.5606	10	150	77%	35	101	0%	
4-Chlorophenyl phenyl ether	A	ug/L	81.21606	82.8403812		102	0	0	2.0808	10	150	81%	60	108	0%	
4-Nitrophenol	A	ug/L	40.21672	41.0210544		102	0	0	2.6418	10.2	150	40%	10	77	0%	
Acenaphthene	A	ug/L	85.43597	87.1446894		102	0	0	2.0196	10	150	85%	62	105	0%	
Acenaphthylene	A	ug/L	80.37121	81.9786342		102	0	0	1.7034	10	150	80%	58	97	0%	
Anthracene	A	ug/L	85.76056	87.4757712		102	0	0	1.0506	10	150	86%	61	108	0%	
Azobenzene	A	ug/L	76.78167	78.3173034		102	0	0	1.1628	10	150	77%	58	107	0%	
Benzidine	A	ug/L	2.35934	2.4065268		102	0	0	1.02	10.2	150	2%	10	121	0%	S1
Benzo(a)anthracene	A	ug/L	83.72032	85.3947264		102	0	0	0.88026	10	150	84%	62	111	0%	
Benzo(a)pyrene	A	ug/L	76.64876	78.1817352		102	0	0	1.1832	10	150	77%	56	109	0%	
Benzo(b)fluoranthene	A	ug/L	84.98053	86.6801406		102	0	0	0.86292	10	150	85%	53	123	0%	
Benzo(g,h,i)perylene	A	ug/L	82.17267	83.8161234		102	0	0	1.1016	10.2	150	82%	62	122	0%	
Benzo(k)fluoranthene	A	ug/L	77.38307	78.9307314		102	0	0	0.95778	10	150	77%	55	116	0%	
bis(-2-chloroethoxy)Methane	A	ug/L	79.85701	81.4541502		102	0	0	1.4076	10	150	80%	54	102	0%	
bis(-2-chloroethyl)Ether	A	ug/L	73.19113	74.6549526		102	0	0	2.7744	10	150	73%	45	92	0%	
bis(2-chloroisopropyl)Ether	A	ug/L	58.12746	59.2900092		102	0	0	1.4178	10	150	58%	43	85	0%	
bis(2-ethylhexyl)Phthalate	A	ug/L	76.84532	78.3822264		102	0	0	1.7544	10.2	150	77%	44	128	0%	
Butylbenzylphthalate	A	ug/L	87.89262	89.6504724		102	0	0	1.632	10	150	88%	57	121	0%	
Chrysene	A	ug/L	83.84082	85.5176364		102	0	0	1.1628	10	150	84%	66	107	0%	
Di-n-butyl phthalate	A	ug/L	93.78749	95.6632398		102	3.07931	0	0.93126	10	150	91%	57	121	0%	
Di-n-octyl phthalate	A	ug/L	77.65701	79.2101502		102	0	0	1.1424	10	150	78%	45	127	0%	
Dibenzo(a,h)anthracene	A	ug/L	91.26762	93.0929724		102	0	0	1.1832	10	150	91%	61	115	0%	
Diethyl phthalate	A	ug/L	96.46043	98.3896386		102	0	0	2.244	10	150	96%	56	115	0%	
Dimethyl phthalate	A	ug/L	84.69775	86.391705		102	0	0	1.7952	10	150	85%	46	115	0%	
Fluoranthene	A	ug/L	74.43608	75.9248016		102	0	0	0.9486	10	150	74%	60	111	0%	
Fluorene	A	ug/L	81.41858	83.0469516		102	0	0	1.9176	10	150	81%	60	106	0%	
Hexachlorobenzene	A	ug/L	70.92196	72.3403992		102	0	0	0.87618	10	150	71%	57	106	0%	
Hexachlorobutadiene	A	ug/L	51.43986	52.4686572		102	0	0	2.5194	10	150	51%	38	95	0%	
Hexachlorocyclopentadiene	A	ug/L	44.53822	45.4289844		102	0	0	3.1722	10	150	45%	44	95	0%	
Hexachloroethane	A	ug/L	52.37317	53.4206334		102	0	0	1.9482	10	150	52%	39	98	0%	
Indeno(1,2,3-cd)pyrene	A	ug/L	84.69478	86.3886756		102	0	0	1.1322	10	150	85%	50	109	0%	
Isophorone	A	ug/L	66.91493	68.2532286		102	0	0	1.1832	10	150	67%	51	97	0%	
n-Nitroso-di-n-propylamine	A	ug/L	80.55425	82.165335		102	0	0	1.5708	10	150	81%	55	106	0%	
n-Nitrosodimethylamine	A	ug/L	49.49531	50.4852162		102	0	0	1.0608	10	150	49%	21	65	0%	
n-Nitrosodiphenylamine	A	ug/L	81.79533	83.4312366		102	0	0	1.1832	10	150	82%	58	117	0%	

Seq No	Lab ID	Test Code	Sample Typ	File ID	Analysis Date	DF	Batch ID	Prep Date	SPKref	RPDref	pmoist
15015665	B22011446-012	SVOC-625.1-W	MS	SV5973N.I\sd0202	2/2/2022 6:21:58	1	163174	1/25/2022 8:	2E+07	0	

Analyte	T	Units	RAW	Final	Text	Spike	SPKref	RPDref	MDL	PQL	UQL	%REC	LOW	HIGH	%RPD	Q
Naphthalene	A	ug/L	72.07755	73.519101		102	0	0	1.7646	10	150	72%	50	99	0%	
Nitrobenzene	A	ug/L	76.9925	78.53235		102	0	0	2.3664	10	150	77%	49	110	0%	
Pentachlorophenol	A	ug/L	80.0863	81.688026		102	0	0	4.5492	10.2	150	80%	24	130	0%	
Phenanthrene	A	ug/L	80.20721	81.8113542		102	0	0	0.84762	10	150	80%	60	107	0%	
Phenol	A	ug/L	44.61225	45.504495		102	0	0	1.5708	10	150	45%	10	62	0%	
Pyrene	A	ug/L	77.20129	78.7453158		102	0	0	0.87618	10	150	77%	61	113	0%	
1,4-Dichlorobenzene-d4	I	ug/L	40	40.8		0	0	0	0	10	150	0%			0%	
Acenaphthene-d10	I	ug/L	40	40.8		0	0	0	0	10	150	0%			0%	
Chrysene-d12	I	ug/L	40	40.8		0	0	0	0	10	150	0%			0%	
Naphthalene-d8	I	ug/L	40	40.8		0	0	0	0	10	150	0%			0%	
Perylene-d12	I	ug/L	40	40.8		0	0	0	0	10	150	0%			0%	
Phenanthrene-d10	I	ug/L	40	40.8		0	0	0	0	10	150	0%			0%	
2,4,6-Tribromophenol	S	ug/L	163.44075	166.709565		204	0	0	3.0498	10	0	82%	25	140	0%	
2-Fluorobiphenyl	S	ug/L	69.27461	70.6601022		102	0	0	0.7752	10	0	69%	28	107	0%	
2-Fluorophenol	S	ug/L	73.13392	74.5965984		204	0	0	3.8148	10	0	37%	10	75	0%	
Nitrobenzene-d5	S	ug/L	68.91078	70.2889956		102	0	0	2.5194	10	0	69%	32	94	0%	
Phenol-d5	S	ug/L	78.7438	80.318676		204	0	0	2.2338	10	0	39%	10	65	0%	
Terphenyl-d14	S	ug/L	88.05045	89.811459		102	0	0	1.173	10	0	88%	32	122	0%	
1,2-Dichlorobenzene	X	ug/L	59.29887	60.4848474		102	0	0	2.1318	10	150	59%	15	93	0%	
1,3-Dichlorobenzene	X	ug/L	59.74746	60.9424092		102	0	0	2.3664	10	150	60%	23	77	0%	
1,4-Dichlorobenzene	X	ug/L	58.13901	59.3017902		102	0	0	2.3766	10	150	58%	13	90	0%	
1-Methylnaphthalene	X	ug/L	68.33632	69.7030464		102	0	0	2.3562	10	150	68%	36	95	0%	
2,2´-Oxybis(1-Chloropropane)	X	ug/L	58.12746	59.2900092		102	0	0	1.5402	10	150	58%	32	78	0%	
2,4,5-Trichlorophenol	X	ug/L	71.70324	73.1373048		102	0	0	2.2746	10	150	72%	27	100	0%	
2-Methylnaphthalene	X	ug/L	74.50329	75.9933558		102	0	0	1.9176	10	150	75%	36	89	0%	
2-Nitroaniline	X	ug/L	78.77064	80.3460528		102	0	0	2.4072	10	150	79%	38	98	0%	
3-Nitroaniline	X	ug/L	63.22612	64.4906424		102	0	0	2.6214	10	150	63%	33	86	0%	
4-Nitroaniline	X	ug/L	65.19894	66.5029188		102	0	0	1.7748	10	150	65%	33	104	0%	
Aniline	X	ug/L	28.98637	29.5660974		102	0	0	3.5598	10	150	29%	10	101	0%	
Benzoic acid	X	ug/L	26.29392	26.8197984		102	0	0	1.6422	10	150	26%	10	34	0%	
Benzyl alcohol	X	ug/L	56.63823	57.7709946		102	0	0	3.0294	10	150	57%	27	64	0%	
Carbazole	X	ug/L	91.66797	93.5013294		102	0	0	0.85068	10	150	92%	45	109	0%	
Dibenzofuran	X	ug/L	83.42775	85.096305		102	0	0	1.7136	10	150	83%	36	110	0%	
m+p-Cresols	X	ug/L	61.74157	62.9764014		102	0	0	1.8768	10	150	62%	24	83	0%	
o-Cresol	X	ug/L	64.76915	66.064533		102	0	0	1.9074	10	150	65%	22	88	0%	

Seq No	Lab ID	Test Code	Sample Typ	File ID	Analysis Date	DF	Batch ID	Prep Date	SPKref	RPDref	pmoist
15015665	B22011446-012	SVOC-625.1-W	MS	SV5973N.I\sd0202/2/2022 6:21:58		1	163174	1/25/2022 8:	2E+07	0	

Analyte	T	Units	RAW	Final	Text	Spike	SPKref	RPDref	MDL	PQL	UQL	%REC	LOW	HIGH	%RPD	Q
p-Chloroaniline	X	ug/L	44.52591	45.4164282		102	0	0	1.53	10	150	45%	20	80	0%	
Pyridine	X	ug/L	27.13982	27.6826164		102	0	0	2.5194	10	150	27%	10	47	0%	

Seq No	Lab ID	Test Code	Sample Typ	File ID	Analysis Date	DF	Batch ID	Prep Date	SPKref	RPDref	pmoist
15015928	B22011136-001	SVOC-8270-W-	MS	SV5973N.I\sd0202/2/2022 9:48:03		1	163072	1/20/2022 7:	2E+07	0	

Analyte	T	Units	RAW	Final	Text	Spike	SPKref	RPDref	MDL	PQL	UQL	%REC	LOW	HIGH	%RPD	Q
1,2,4-Trichlorobenzene	A	ug/L	66.28416	65.6213184		99	0	0	1.881	10	150	66%	48	98	0%	
1,2-Dichlorobenzene	A	ug/L	62.82244	62.1942156		99	0	0	1.9503	10	150	63%	48	91	0%	
1,3-Dichlorobenzene	A	ug/L	61.90519	61.2861381		99	0	0	2.1087	10	150	62%	46	89	0%	
1,4-Dichlorobenzene	A	ug/L	58.4769	57.892131		99	0	0	1.9998	10	150	58%	46	90	0%	
1-Methylnaphthalene	A	ug/L	75.27347	74.5207353		99	0	0	2.3661	10	150	75%	52	97	0%	
2,2´-Oxybis(1-Chloropropane)	A	ug/L	80.09641	79.2954459		99	0	0	1.4355	10	150	80%	43	85	0%	
2,4,5-Trichlorophenol	A	ug/L	76.09995	75.3389505		99	0	0	2.2077	10	150	76%	27	123	0%	
2,4,6-Trichlorophenol	A	ug/L	83.68007	82.8432693		99	0	0	2.6136	10	150	84%	24	120	0%	
2,4-Dichlorophenol	A	ug/L	68.29197	67.6090503		99	0	0	1.6731	10	150	68%	24	107	0%	
2,4-Dimethylphenol	A	ug/L	60.94894	60.3394506		99	0	0	1.6731	10	150	61%	39	96	0%	
2,4-Dinitrophenol	A	ug/L	63.4987	62.863713		99	0	0	4.2174	10	150	63%	16	105	0%	
2,4-Dinitrotoluene	A	ug/L	83.42097	82.5867603		99	0	0	3.0096	10	150	83%	64	116	0%	
2,6-Dinitrotoluene	A	ug/L	91.79773	90.8797527		99	0	0	3.168	10	150	92%	56	116	0%	
2-Chloronaphthalene	A	ug/L	90.05039	89.1498861		99	0	0	2.1186	10	150	90%	55	104	0%	
2-Chlorophenol	A	ug/L	65.72386	65.0666214		99	0	0	2.4552	10	150	66%	22	97	0%	
2-Methylnaphthalene	A	ug/L	82.25965	81.4370535		99	0	0	1.9008	10	150	82%	55	103	0%	
2-Nitroaniline	A	ug/L	82.89152	82.0626048		99	0	0	2.376	10	150	83%	50	124	0%	
2-Nitrophenol	A	ug/L	74.46129	73.7166771		99	0	0	2.3364	10	150	74%	30	105	0%	
3,3´-Dichlorobenzidine	A	ug/L	60.06079	59.4601821		99	0	0	2.0889	10	150	60%	36	120	0%	
3-Nitroaniline	A	ug/L	71.61692	70.9007508		99	0	0	2.7423	10	150	72%	49	106	0%	
4,6-Dinitro-2-methylphenol	A	ug/L	66.69483	66.0278817		99	0	0	2.3067	10	150	67%	19	128	0%	
4-Bromophenyl phenyl ether	A	ug/L	83.25108	82.4185692		99	0	0	1.7226	10	150	83%	60	113	0%	
4-Chloro-2-methylphenol	A	ug/L	74.5983	73.852317		99	0	0	1.584	10	150	75%	37	99	0%	
4-Chloro-3-methylphenol	A	ug/L	82.87606	82.0472994		99	0	0	1.4454	10	150	83%	35	101	0%	
4-Chlorophenol	A	ug/L	59.70949	59.1123951		99	0	0	2.6136	10	150	60%	16	98	0%	
4-Chlorophenyl phenyl ether	A	ug/L	92.36778	91.4441022		99	0	0	2.0097	10	150	92%	60	108	0%	
4-Nitroaniline	A	ug/L	68.50576	67.8207024		99	0	0	1.6137	10	150	69%	48	117	0%	
4-Nitrophenol	A	ug/L	37.84185	37.4634315		99	0	0	2.475	10	150	38%	10	77	0%	

Seq No	Lab ID	Test Code	Sample Typ	File ID	Analysis Date	DF	Batch ID	Prep Date	SPKref	RPDref	pmoist
15015928	B22011136-001	SVOC-8270-W-	MS	SV5973N.I\sd0202	2/2/2022 9:48:03	1	163072	1/20/2022 7:	2E+07	0	

Analyte	T	Units	RAW	Final	Text	Spike	SPKref	RPDref	MDL	PQL	UQL	%REC	LOW	HIGH	%RPD	Q
Acenaphthene	A	ug/L	85.7425	84.885075		99	0	0	1.8711	10	150	86%	62	105	0%	
Acenaphthylene	A	ug/L	79.66987	78.8731713		99	0	0	1.5543	10	150	80%	58	97	0%	
Aniline	A	ug/L	33.68056	33.3437544		99	0	0	3.7026	10	150	34%	12	54	0%	
Anthracene	A	ug/L	81.12861	80.3173239		99	0	0	1.2177	10	150	81%	61	108	0%	
Azobenzene	A	ug/L	76.45411	75.6895689		99	0	0	1.0791	10	150	76%	58	107	0%	
Benzidine	A	ug/L	3.07196	3.0412404		99	0	0	0.66528	10	150	3%	10	121	0%	S
Benzo(a)anthracene	A	ug/L	82.57571	81.7499529		99	0	0	0.84744	10	150	83%	62	111	0%	
Benzo(a)pyrene	A	ug/L	77.29808	76.5250992		99	0	0	1.2276	10	150	77%	56	109	0%	
Benzo(b)fluoranthene	A	ug/L	82.42093	81.5967207		99	0	0	0.89397	10	150	82%	53	123	0%	
Benzo(g,h,i)perylene	A	ug/L	82.92652	82.0972548		99	0	0	0.9999	10	150	83%	62	122	0%	
Benzo(k)fluoranthene	A	ug/L	74.44941	73.7049159		99	0	0	0.9603	10	150	74%	55	116	0%	
Benzoic acid	A	ug/L	26.89609	26.6271291		99	0	0	1.4949	10	150	27%	10	39	0%	
Benzyl alcohol	A	ug/L	62.91982	62.2906218		99	0	0	3.0987	10	150	63%	37	78	0%	
bis(-2-chloroethoxy)Methane	A	ug/L	87.48365	86.6088135		99	0	0	1.3464	10	150	87%	54	102	0%	
bis(-2-chloroethyl)Ether	A	ug/L	78.85841	78.0698259		99	0	0	2.5443	10	150	79%	45	92	0%	
bis(2-chloroisopropyl)Ether	A	ug/L	80.09641	79.2954459		99	0	0	1.4751	10	150	80%	43	85	0%	
bis(2-ethylhexyl)Phthalate	A	ug/L	68.39726	67.7132874		99	0	0	1.8909	10	150	68%	44	128	0%	
Butylbenzylphthalate	A	ug/L	82.59836	81.7723764		99	0	0	1.5543	10	150	83%	57	121	0%	
Carbazole	A	ug/L	91.25517	90.3426183		99	0	0	0.83358	10	150	91%	62	111	0%	
Chrysene	A	ug/L	82.89215	82.0632285		99	0	0	1.1583	10	150	83%	66	107	0%	
Di-n-butyl phthalate	A	ug/L	89.97857	89.0787843		99	0	0	0.92268	10	150	90%	57	121	0%	
Di-n-octyl phthalate	A	ug/L	70.01788	69.3177012		99	0	0	1.3266	10	150	70%	45	106	0%	
Dibenzo(a,h)anthracene	A	ug/L	89.46733	88.5726567		99	0	0	1.1583	10	150	89%	61	115	0%	
Dibenzofuran	A	ug/L	87.6868	86.809932		99	0	0	1.7226	10	150	88%	59	106	0%	
Diethyl phthalate	A	ug/L	92.80077	91.8727623		99	0	0	2.1582	10	150	93%	56	115	0%	
Dimethyl phthalate	A	ug/L	91.68275	90.7659225		99	0	0	1.7028	10	150	92%	46	115	0%	
Fluoranthene	A	ug/L	75.38556	74.6317044		99	0	0	0.87417	10	150	75%	60	111	0%	
Fluorene	A	ug/L	79.23636	78.4439964		99	0	0	1.8018	10	150	79%	60	106	0%	
Hexachlorobenzene	A	ug/L	69.87442	69.1756758		99	0	0	1.3167	10	150	70%	57	106	0%	
Hexachlorobutadiene	A	ug/L	55.15586	54.6043014		99	0	0	2.2968	10	150	55%	38	95	0%	
Hexachlorocyclopentadiene	A	ug/L	54.49043	53.9455257		99	0	0	2.9403	10	150	54%	44	95	0%	
Hexachloroethane	A	ug/L	56.45636	55.8917964		99	0	0	1.7721	10	150	56%	39	98	0%	
Indeno(1,2,3-cd)pyrene	A	ug/L	81.12058	80.3093742		99	0	0	1.2375	10	150	81%	50	109	0%	
Isophorone	A	ug/L	74.20871	73.4666229		99	0	0	1.6533	10	150	74%	51	97	0%	
m+p-Cresols	A	ug/L	63.46281	62.8281819		99	0	0	1.7622	10	150	63%	25	98	0%	

Seq No	Lab ID	Test Code	Sample Typ	File ID	Analysis Date	DF	Batch ID	Prep Date	SPKref	RPDref	pmoist
15015928	B22011136-001	SVOC-8270-W-	MS	SV5973N.I\sd0202	2/2/2022 9:48:03	1	163072	1/20/2022 7:	2E+07	0	

Analyte	T	Units	RAW	Final	Text	Spike	SPKref	RPDref	MDL	PQL	UQL	%REC	LOW	HIGH	%RPD	Q
n-Nitroso-di-n-propylamine	A	ug/L	87.28017	86.4073683		99	0	0	1.5246	10	150	87%	55	106	0%	
n-Nitrosodimethylamine	A	ug/L	50.45754	49.9529646		99	0	0	1.5147	10	150	50%	21	65	0%	
n-Nitrosodiphenylamine	A	ug/L	83.29776	82.4647824		99	0	0	1.1484	10	150	83%	58	117	0%	
Naphthalene	A	ug/L	78.53495	77.7496005		99	0	0	1.7226	10	150	79%	50	99	0%	
Nitrobenzene	A	ug/L	82.49448	81.6695352		99	0	0	2.2869	10	150	82%	49	110	0%	
o-Cresol	A	ug/L	71.78241	71.0645859		99	0	0	1.8117	10	150	72%	34	98	0%	
p-Chloroaniline	A	ug/L	48.4399	47.955501		99	0	0	1.5048	10	150	48%	35	86	0%	
Pentachlorophenol	A	ug/L	71.2834	70.570566		99	0	0	4.1976	10	150	71%	24	130	0%	
Phenanthrene	A	ug/L	74.73711	73.9897389		99	0	0	0.77616	10	150	75%	60	107	0%	
Phenol	A	ug/L	43.21465	42.7825035		99	0	0	1.4454	10	150	43%	37	75	0%	
Pyrene	A	ug/L	77.20438	76.4323362		99	0	0	0.91179	10	150	77%	61	113	0%	
Pyridine	A	ug/L	31.78249	31.4646651		99	0	0	3.1878	10	150	32%	10	65	0%	
Triallate	A	ug/L	80.91743	80.1082557		99	0	0	1.4949	10	150	81%	53	113	0%	
1,4-Dichlorobenzene-d4	I	ug/L	40	39.6		0	0	0	0	10	150	0%	0	0	0%	
Acenaphthene-d10	I	ug/L	40	39.6		0	0	0	0	10	150	0%	0	0	0%	
Chrysene-d12	I	ug/L	40	39.6		0	0	0	0	10	150	0%	0	0	0%	
Naphthalene-d8	I	ug/L	40	39.6		0	0	0	0	10	150	0%	0	0	0%	
Perylene-d12	I	ug/L	40	39.6		0	0	0	0	10	150	0%	0	0	0%	
Phenanthrene-d10	I	ug/L	40	39.6		0	0	0	0	10	150	0%	0	0	0%	
2,4,6-Tribromophenol	S	ug/L	150.18579	148.683932		198	0	0	2.8512	10	0	75%	25	140	0%	
2-Fluorobiphenyl	S	ug/L	77.21524	76.4430876		99	0	0	0.71676	10	0	77%	28	107	0%	
2-Fluorophenol	S	ug/L	76.63674	75.8703726		198	0	0	3.4848	10	0	38%	10	75	0%	
Nitrobenzene-d5	S	ug/L	73.15583	72.4242717		99	0	0	2.3166	10	0	73%	32	94	0%	
Phenol-d5	S	ug/L	84.9486	84.099114		198	0	0	2.0394	10	0	42%	10	65	0%	
Terphenyl-d14	S	ug/L	84.89767	84.0486933		99	0	0	1.1583	10	0	85%	32	122	0%	
4-Chloroaniline	X	ug/L	48.4399	47.955501		99	0	0	1.5939	10	150	48%	35	86	0%	
o-Terphenyl	X	ug/L	76.70657	75.9395043		99	0	0	1.2573	10	150	77%	54	105	0%	

Seq No	Lab ID	Test Code	Sample Typ	File ID	Analysis Date	DF	Batch ID	Prep Date	SPKref	RPDref	pmoist
15015929	B22011136-001	SVOC-8270-W-	MSD	SV5973N.I\sd0202	2/2/2022 10:20:1	1	163072	1/20/2022 7:	2E+07	2E+07	

Analyte	T	Units	RAW	Final	Text	Spike	SPKref	RPDref	MDL	PQL	UQL	%REC	LOW	HIGH	%RPD	Q
1,2,4-Trichlorobenzene	A	ug/L	59.09342	58.5024858		99	0	65.621318	1.881	10	150	59%	48	98	11%	
1,2-Dichlorobenzene	A	ug/L	46.64269	46.1762631		99	0	62.194216	1.9503	10	150	47%	48	91	30%	S
1,3-Dichlorobenzene	A	ug/L	46.39954	45.9355446		99	0	61.286138	2.1087	10	150	46%	46	89	29%	

Seq No	Lab ID	Test Code	Sample Typ	File ID	Analysis Date	DF	Batch ID	Prep Date	SPKref	RPDref	pmoist
15015929	B22011136-001	SVOC-8270-W-	MSD	SV5973N.I\sd0202	2/2/2022 10:20:1	1	163072	1/20/2022 7:	2E+07	2E+07	

Analyte	T	Units	RAW	Final	Text	Spike	SPKref	RPDref	MDL	PQL	UQL	%REC	LOW	HIGH	%RPD	Q
1,4-Dichlorobenzene	A	ug/L	42.90666	42.4775934		99	0	57.892131	1.9998	10	150	43%	46	90	31%	S
1-Methylnaphthalene	A	ug/L	64.3099	63.666801		99	0	74.520735	2.3661	10	150	64%	52	97	16%	
2,2´-Oxybis(1-Chloropropane)	A	ug/L	64.47531	63.8305569		99	0	79.295446	1.4355	10	150	64%	43	85	22%	
2,4,5-Trichlorophenol	A	ug/L	69.26152	68.5689048		99	0	75.338951	2.2077	10	150	69%	27	123	9%	
2,4,6-Trichlorophenol	A	ug/L	74.0676	73.326924		99	0	82.843269	2.6136	10	150	74%	24	120	12%	
2,4-Dichlorophenol	A	ug/L	55.32668	54.7734132		99	0	67.609050	1.6731	10	150	55%	24	107	21%	
2,4-Dimethylphenol	A	ug/L	49.42919	48.9348981		99	0	60.339451	1.6731	10	150	49%	39	96	21%	
2,4-Dinitrophenol	A	ug/L	55.05254	54.5020146		99	0	62.863713	4.2174	10	150	55%	16	105	14%	
2,4-Dinitrotoluene	A	ug/L	75.72987	74.9725713		99	0	82.586760	3.0096	10	150	76%	64	116	10%	
2,6-Dinitrotoluene	A	ug/L	84.71711	83.8699389		99	0	90.879753	3.168	10	150	85%	56	116	8%	
2-Chloronaphthalene	A	ug/L	81.93204	81.1127196		99	0	89.149886	2.1186	10	150	82%	55	104	9%	
2-Chlorophenol	A	ug/L	52.15082	51.6293118		99	0	65.066621	2.4552	10	150	52%	22	97	23%	
2-Methylnaphthalene	A	ug/L	71.07802	70.3672398		99	0	81.437054	1.9008	10	150	71%	55	103	15%	
2-Nitroaniline	A	ug/L	76.7804	76.012596		99	0	82.062605	2.376	10	150	77%	50	124	8%	
2-Nitrophenol	A	ug/L	63.41236	62.7782364		99	0	73.716677	2.3364	10	150	63%	30	105	16%	
3,3´-Dichlorobenzidine	A	ug/L	60.8461	60.237639		99	0	59.460182	2.0889	10	150	61%	36	120	1%	
3-Nitroaniline	A	ug/L	66.43392	65.7695808		99	0	70.900751	2.7423	10	150	66%	49	106	8%	
4,6-Dinitro-2-methylphenol	A	ug/L	64.59602	63.9500598		99	0	66.027882	2.3067	10	150	65%	19	128	3%	
4-Bromophenyl phenyl ether	A	ug/L	79.9475	79.148025		99	0	82.418569	1.7226	10	150	80%	60	113	4%	
4-Chloro-2-methylphenol	A	ug/L	64.30494	63.6618906		99	0	73.852317	1.584	10	150	64%	37	99	15%	
4-Chloro-3-methylphenol	A	ug/L	74.26804	73.5253596		99	0	82.047299	1.4454	10	150	74%	35	101	11%	
4-Chlorophenol	A	ug/L	52.10423	51.5831877		99	0	59.112395	2.6136	10	150	52%	16	98	14%	
4-Chlorophenyl phenyl ether	A	ug/L	84.91767	84.0684933		99	0	91.444102	2.0097	10	150	85%	60	108	8%	
4-Nitroaniline	A	ug/L	67.99835	67.3183665		99	0	67.820702	1.6137	10	150	68%	48	117	1%	
4-Nitrophenol	A	ug/L	35.99791	35.6379309		99	0	37.463432	2.475	10	150	36%	10	77	5%	
Acenaphthene	A	ug/L	78.87733	78.0885567		99	0	84.885075	1.8711	10	150	79%	62	105	8%	
Acenaphthylene	A	ug/L	71.9282	71.208918		99	0	78.873171	1.5543	10	150	72%	58	97	10%	
Aniline	A	ug/L	37.21856	36.8463744		99	0	33.343754	3.7026	10	150	37%	12	54	10%	
Anthracene	A	ug/L	79.6385	78.842115		99	0	80.317324	1.2177	10	150	80%	61	108	2%	
Azobenzene	A	ug/L	71.12633	70.4150667		99	0	75.689569	1.0791	10	150	71%	58	107	7%	
Benzidine	A	ug/L	4.88538	4.8365262		99	0	3.0412404	0.66528	10	150	5%	10	121		S
Benzo(a)anthracene	A	ug/L	86.43406	85.5697194		99	0	81.749953	0.84744	10	150	86%	62	111	5%	
Benzo(a)pyrene	A	ug/L	83.63914	82.8027486		99	0	76.525099	1.2276	10	150	84%	56	109	8%	
Benzo(b)fluoranthene	A	ug/L	86.58546	85.7196054		99	0	81.596721	0.89397	10	150	87%	53	123	5%	
Benzo(g,h,i)perylene	A	ug/L	88.82264	87.9344136		99	0	82.097255	0.9999	10	150	89%	62	122	7%	

Seq No	Lab ID	Test Code	Sample Typ	File ID	Analysis Date	DF	Batch ID	Prep Date	SPKref	RPDref	pmoist
15015929	B22011136-001	SVOC-8270-W-	MSD	SV5973N.I\sd0202	2/2/2022 10:20:1	1	163072	1/20/2022 7:	2E+07	2E+07	

Analyte	T	Units	RAW	Final	Text	Spike	SPKref	RPDref	MDL	PQL	UQL	%REC	LOW	HIGH	%RPD	Q
Benzo(k)fluoranthene	A	ug/L	80.33777	79.5343923		99	0	73.704916	0.9603	10	150	80%	55	116	8%	
Benzoic acid	A	ug/L	20.39025	20.1863475		99	0	26.627129	1.4949	10	150	20%	10	39	28%	
Benzyl alcohol	A	ug/L	51.95042	51.4309158		99	0	62.290622	3.0987	10	150	52%	37	78	19%	
bis(-2-chloroethoxy)Methane	A	ug/L	75.41681	74.6626419		99	0	86.608814	1.3464	10	150	75%	54	102	15%	
bis(-2-chloroethyl)Ether	A	ug/L	69.58334	68.8875066		99	0	78.069826	2.5443	10	150	70%	45	92	12%	
bis(2-chloroisopropyl)Ether	A	ug/L	64.47531	63.8305569		99	0	79.295446	1.4751	10	150	64%	43	85	22%	
bis(2-ethylhexyl)Phthalate	A	ug/L	84.9965	84.146535		99	0	67.713287	1.8909	10	150	85%	44	128	22%	
Butylbenzylphthalate	A	ug/L	89.89016	88.9912584		99	0	81.772376	1.5543	10	150	90%	57	121	8%	
Carbazole	A	ug/L	88.20558	87.3235242		99	0	90.342618	0.83358	10	150	88%	62	111	3%	
Chrysene	A	ug/L	85.30406	84.4510194		99	0	82.063229	1.1583	10	150	85%	66	107	3%	
Di-n-butyl phthalate	A	ug/L	91.51924	90.6040476		99	0	89.078784	0.92268	10	150	92%	57	121	2%	
Di-n-octyl phthalate	A	ug/L	84.61874	83.7725526		99	0	69.317701	1.3266	10	150	85%	45	106	19%	
Dibenzo(a,h)anthracene	A	ug/L	93.80891	92.8708209		99	0	88.572657	1.1583	10	150	94%	61	115	5%	
Dibenzofuran	A	ug/L	79.77926	78.9814674		99	0	86.809932	1.7226	10	150	80%	59	106	9%	
Diethyl phthalate	A	ug/L	88.3931	87.509169		99	0	91.872762	2.1582	10	150	88%	56	115	5%	
Dimethyl phthalate	A	ug/L	82.36213	81.5385087		99	0	90.765923	1.7028	10	150	82%	46	115	11%	
Fluoranthene	A	ug/L	76.39357	75.6296343		99	0	74.631704	0.87417	10	150	76%	60	111	1%	
Fluorene	A	ug/L	73.09378	72.3628422		99	0	78.443996	1.8018	10	150	73%	60	106	8%	
Hexachlorobenzene	A	ug/L	68.41079	67.7266821		99	0	69.175676	1.3167	10	150	68%	57	106	2%	
Hexachlorobutadiene	A	ug/L	49.96796	49.4682804		99	0	54.604301	2.2968	10	150	50%	38	95	10%	
Hexachlorocyclopentadiene	A	ug/L	57.87778	57.2990022		99	0	53.945526	2.9403	10	150	58%	44	95	6%	
Hexachloroethane	A	ug/L	42.29568	41.8727232		99	0	55.891796	1.7721	10	150	42%	39	98	29%	
Indeno(1,2,3-cd)pyrene	A	ug/L	87.83931	86.9609169		99	0	80.309374	1.2375	10	150	88%	50	109	8%	
Isophorone	A	ug/L	64.3316	63.688284		99	0	73.466623	1.6533	10	150	64%	51	97	14%	
m+p-Cresols	A	ug/L	55.70114	55.1441286		99	0	62.828182	1.7622	10	150	56%	25	98	13%	
n-Nitroso-di-n-propylamine	A	ug/L	69.41831	68.7241269		99	0	86.407368	1.5246	10	150	69%	55	106	23%	
n-Nitrosodimethylamine	A	ug/L	42.91815	42.4889685		99	0	49.952965	1.5147	10	150	43%	21	65	16%	
n-Nitrosodiphenylamine	A	ug/L	78.95995	78.1703505		99	0	82.464782	1.1484	10	150	79%	58	117	5%	
Naphthalene	A	ug/L	81.97582	81.1560618		99	0	77.749601	1.7226	10	150	82%	50	99	4%	
Nitrobenzene	A	ug/L	74.48339	73.7385561		99	0	81.669535	2.2869	10	150	74%	49	110	10%	
o-Cresol	A	ug/L	58.01641	57.4362459		99	0	71.064586	1.8117	10	150	58%	34	98	21%	
p-Chloroaniline	A	ug/L	48.80687	48.3188013		99	0	47.955501	1.5048	10	150	49%	35	86	1%	
Pentachlorophenol	A	ug/L	74.66409	73.9174491		99	0	70.570566	4.1976	10	150	75%	24	130	5%	
Phenanthrene	A	ug/L	70.85359	70.1450541		99	0	73.989739	0.77616	10	150	71%	60	107	5%	
Phenol	A	ug/L	36.31624	35.9530776		99	0	42.782504	1.4454	10	150	36%	37	75	17%	S

Seq No	Lab ID	Test Code	Sample Typ	File ID	Analysis Date	DF	Batch ID	Prep Date	SPKref	RPDref	pmoist
15015929	B22011136-001	SVOC-8270-W-	MSD	SV5973N.I\sd0202	2/2/2022 10:20:1	1	163072	1/20/2022 7:	2E+07	2E+07	

Analyte	T	Units	RAW	Final	Text	Spike	SPKref	RPDref	MDL	PQL	UQL	%REC	LOW	HIGH	%RPD	Q
Pyrene	A	ug/L	79.47896	78.6841704		99	0	76.432336	0.91179	10	150	79%	61	113	3%	
Pyridine	A	ug/L	27.02919	26.7588981		99	0	31.464665	3.1878	10	150	27%	10	65	16%	
Triallate	A	ug/L	82.37772	81.5539428		99	0	80.108256	1.4949	10	150	82%	53	113	2%	
1,4-Dichlorobenzene-d4	I	ug/L	40	39.6		0	0	0	0	10	150	0%	0	0	0%	
Acenaphthene-d10	I	ug/L	40	39.6		0	0	0	0	10	150	0%	0	0	0%	
Chrysene-d12	I	ug/L	40	39.6		0	0	0	0	10	150	0%	0	0	0%	
Naphthalene-d8	I	ug/L	40	39.6		0	0	0	0	10	150	0%	0	0	0%	
Perylene-d12	I	ug/L	40	39.6		0	0	0	0	10	150	0%	0	0	0%	
Phenanthrene-d10	I	ug/L	40	39.6		0	0	0	0	10	150	0%	0	0	0%	
2,4,6-Tribromophenol	S	ug/L	142.44671	141.022243		198	0	0	2.8512	10	0	71%	25	140	0%	
2-Fluorobiphenyl	S	ug/L	61.53214	60.9168186		99	0	0	0.71676	10	0	62%	28	107	0%	
2-Fluorophenol	S	ug/L	55.99422	55.4342778		198	0	0	3.4848	10	0	28%	10	75	0%	
Nitrobenzene-d5	S	ug/L	60.29978	59.6967822		99	0	0	2.3166	10	0	60%	32	94	0%	
Phenol-d5	S	ug/L	62.86323	62.2345977		198	0	0	2.0394	10	0	31%	10	65	0%	
Terphenyl-d14	S	ug/L	79.26249	78.4698651		99	0	0	1.1583	10	0	79%	32	122	0%	
4-Chloroaniline	X	ug/L	48.80687	48.3188013		99	0	47.955501	1.5939	10	150	49%	35	86	1%	
o-Terphenyl	X	ug/L	78.10926	77.3281674		99	0	75.939504	1.2573	10	150	78%	54	105	2%	

Tune Evaluation Report

Data Path:	\\MASSHUNTER\Org\Data\SV5973N.I\sd020122\DoD BNA 2\Feb0126.D
Acq on:	2/2/2022 6:14:36 AM
Operator:	LIMS import
Sample:	01-Feb-22_TUNE_26
Inst Name:	Instrument #1
ALS Vial:	26
Method:	\\MASSHUNTER\Org\Data\SV5973N.I\DFTPP5973N625.m

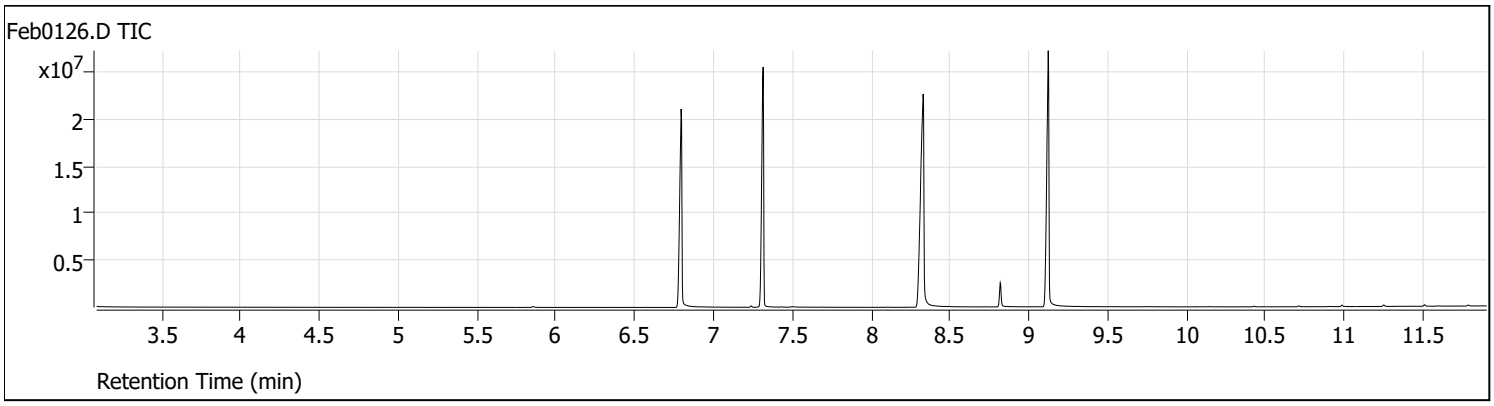

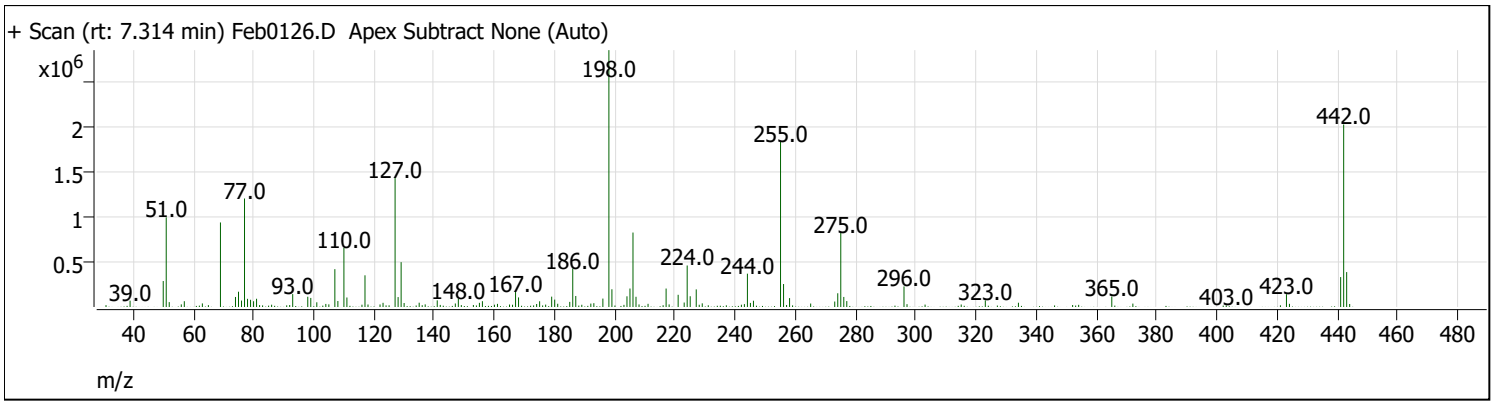

Target Mass	Rel. To Mass	Lower Limit%	Upper Limit%	Rel. Abn%	Raw Abn	Pass/Fail
51	198	30	60	34.9	996544	Pass
68	69	0	2	0.0	0	Pass
70	69	0	2	0.6	5529	Pass
127	198	40	60	50.3	1436672	Pass
197	198	0	1	0.0	0	Pass
198	198	100	100	100.0	2853376	Pass
199	198	5	9	6.9	196928	Pass
275	198	10	30	28.9	823616	Pass
365	198	1	100	4.1	116968	Pass
441	443	1E-10	150	85.7	332416	Pass
442	198	40	100	71.1	2027520	Pass
443	442	17	23	19.1	387904	Pass
69	69	100	100	100.0	939136	Pass

Tune Evaluation Report

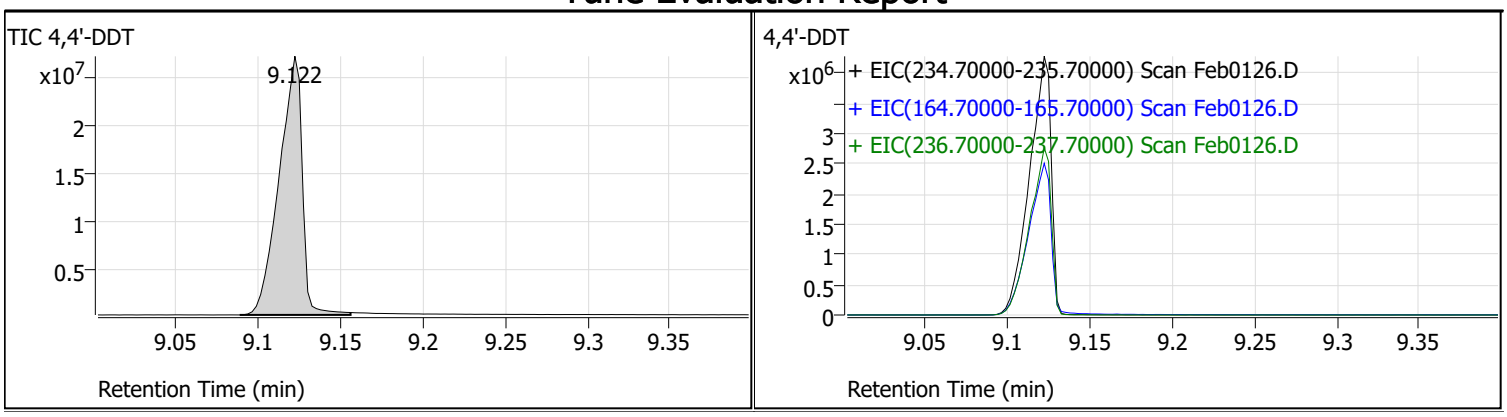

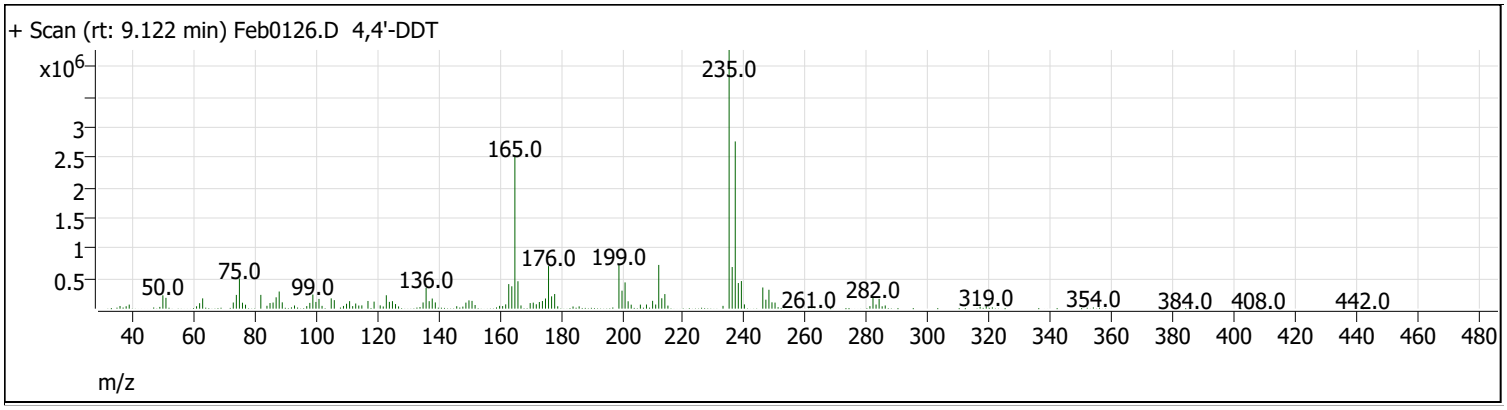

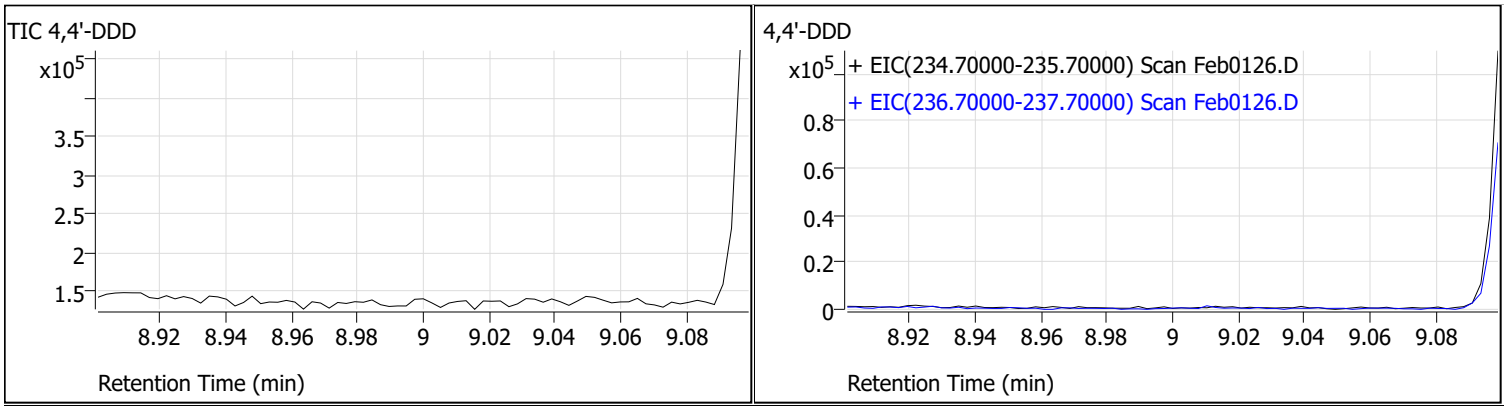

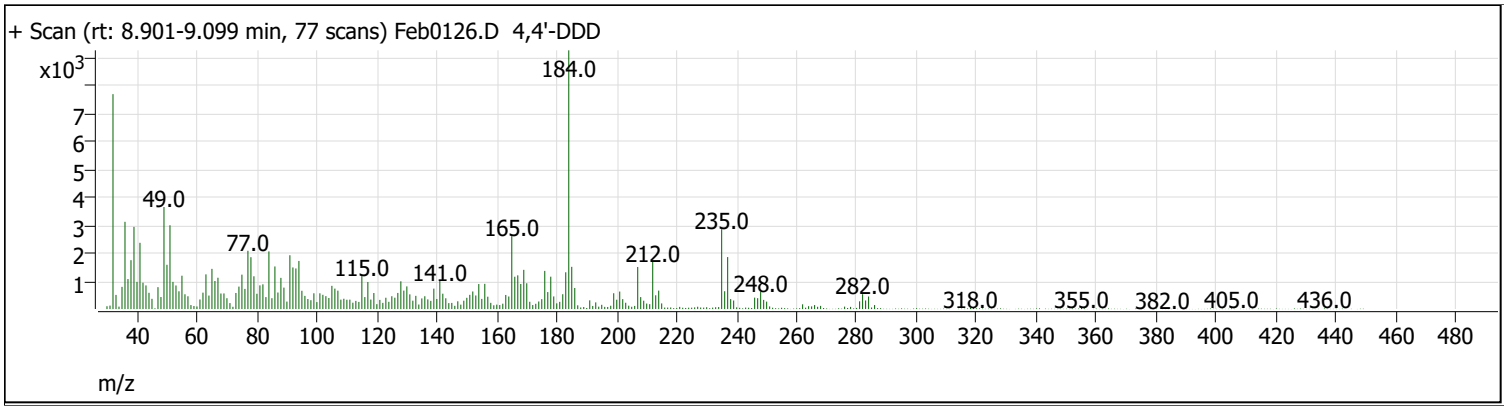



Tune Evaluation Report

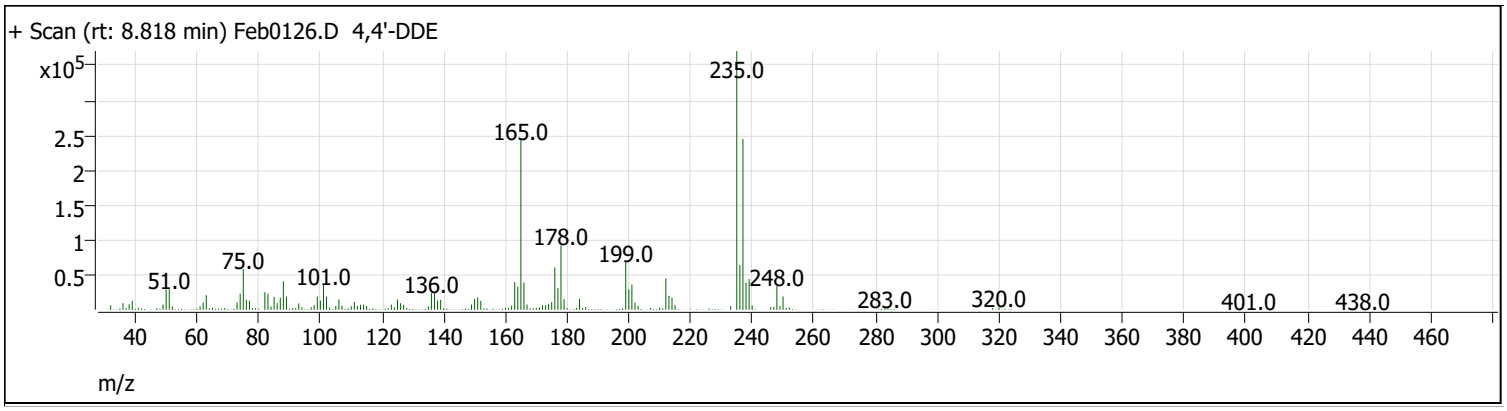

Compound Name	Expected RT	Observed RT	TIC Area	Breakdown %	Pass/Fail
4,4'-DDT	9.200	9.122	26338980	6.9	Pass
4,4'-DDD	9.000	0.000	0		
4,4'-DDE	8.800	8.818	1956185		

Tune Evaluation Report

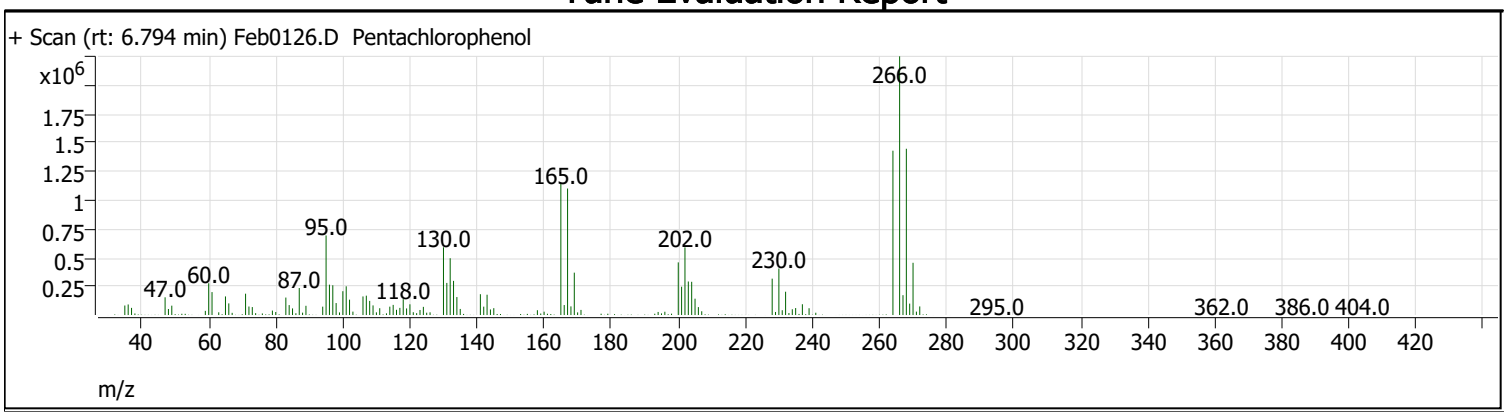

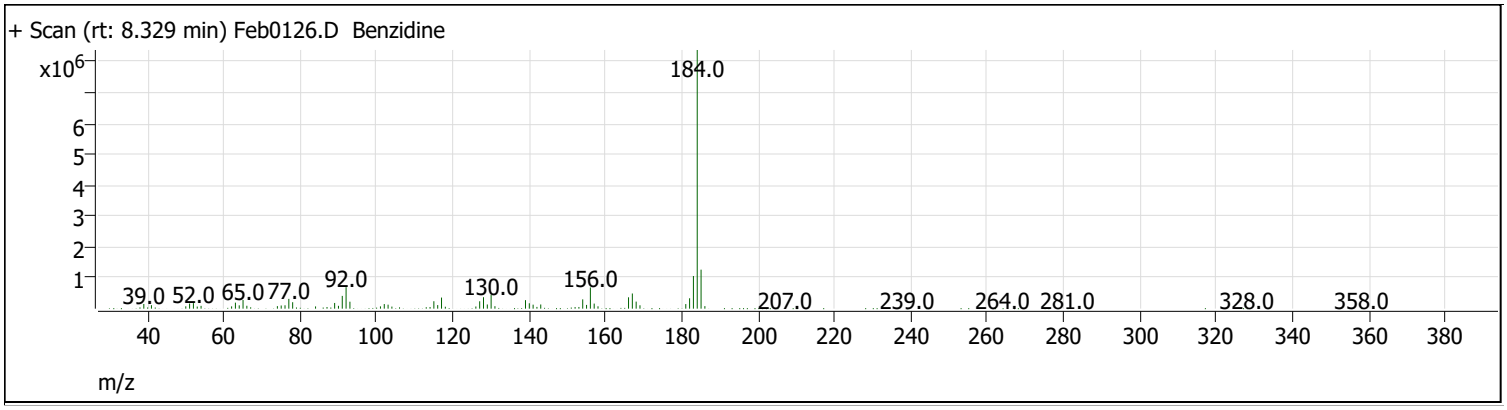

Compound Name	Expected RT	Observed RT	Tailing Factor	PGF	Pass/Fail
Pentachlorophenol	6.900	6.794	0.4	28.0	Pass
Benzidine	8.500	8.329	0.3	18.5	Pass

Quantitation Results Report (QT Reviewed)

Data File	Feb0127.D	Operator	LIMS import
Acq. Method	BNA+SIM.M	Acq. Date-Time	2/2/2022 6:35:42 AM
Sample Name	01-Feb-22_CCV_27	Instrument	Instrument #1
Vial	27	Multiplier	1.00
DA Method File	020122 DoD BNA cal.batch.bin	Comment	SVOC-8270-W-LARGO
Tune File	dftppdsm.u	Tune Date	1/25/2022 7:52:00 PM
Batch Name	020122 DoD BNA.batch.bin	Last Calib Update	2/16/2022 11:05:20 AM
Ref Library	D:\Org\Library\NIST129K.l		

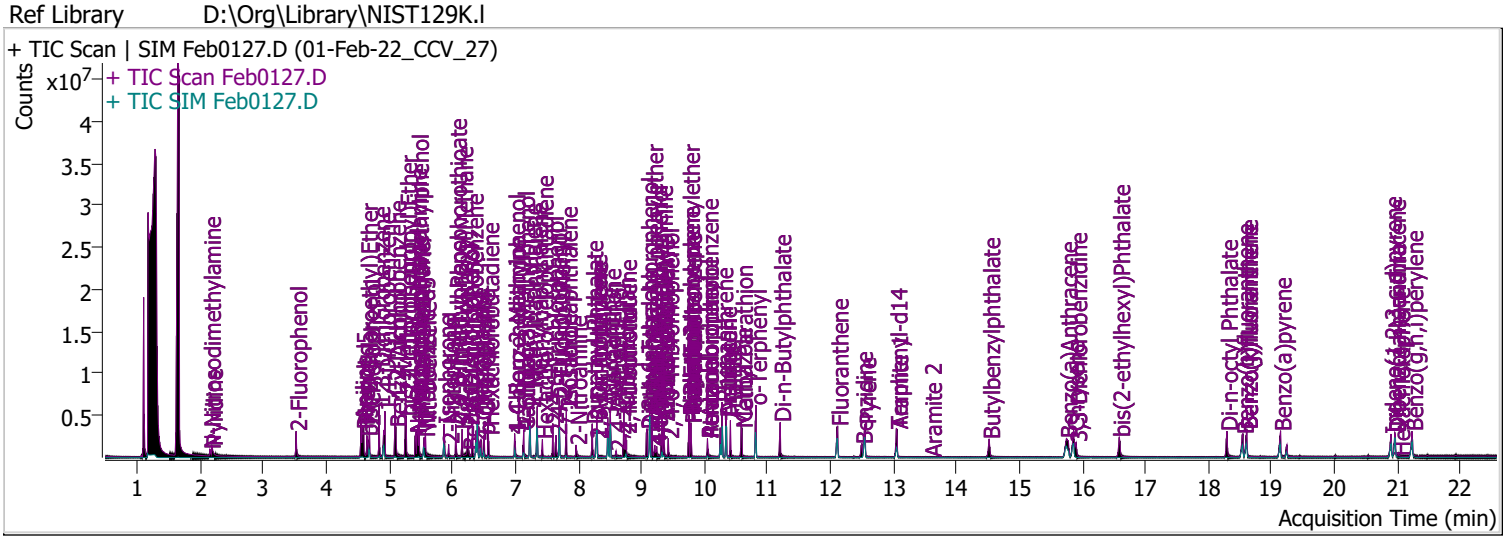

Compound	RT	QIon	Resp.	Conc.	Units		Dev(Min)
Internal Standards							
System Monitoring Compounds							
S 2-Fluorophenol	3.521	112.0	864840	78.5466	µg/L		0.000
Spiked Amount: 200.000	Range: 10.0 - 75.0%			Recovery = 39.27%			
S Phenol-d5	4.573	99.0	1156733	79.9036	µg/L	m	0.000
Spiked Amount: 200.000	Range: 10.0 - 65.0%			Recovery = 39.95%			
S Nitrobenzene-d5	5.553	82.0	582152	77.3034	µg/L		0.000
Spiked Amount: 100.000	Range: 32.0 - 94.0%			Recovery = 77.30%			
S 2-Fluorobiphenyl	7.697	172.0	1858007	79.2763	µg/L		0.000
Spiked Amount: 100.000	Range: 28.0 - 107.0%			Recovery = 79.28%			
S 2,4,6-Tribromophenol	9.428	329.8	152023	76.5328	µg/L		0.000
Spiked Amount: 200.000	Range: 25.0 - 140.0%			Recovery = 38.27%			
S Terphenyl-d14	13.047	244.3	1913192	77.3997	µg/L		-0.010
Spiked Amount: 100.000	Range: 32.0 - 122.0%			Recovery = 77.40%			
Target Compounds							**QValue**
T N-Nitrosodimethylamine	2.152	74.0	267239	80.8204	µg/L		96
T Pyridine	2.183	79.0	562450	64.2951	µg/L		81
T Aniline	4.552	93.0	1634519	76.3186	µg/L		99
T Phenol	4.593	94.0	1305975	80.8477	µg/L		95
T bis(-2-Chloroethyl)Ether	4.644	63.0	705227	79.1992	µg/L	m	100
T 2-Chlorophenol	4.685	128.0	1012981	79.2094	µg/L		99
T 1,3-Dichlorobenzene	4.838	146.0	1303843	80.8527	µg/L		99
T 1,4-Dichlorobenzene	4.930	146.0	1270253	73.7899	µg/L	m	99
T 1,2-Dichlorobenzene	5.093	146.0	1270883	76.2087	µg/L	m	98
T Benzyl Alcohol	5.104	108.0	598631	81.2697	µg/L	m	96
T 2-Methylphenol	5.257	107.0	875025	75.2471	µg/L		100
T bis(2-chloroisopropyl)Ether	5.267	121.0	356275	76.0000	µg/L		98
T N-nitroso-Di-n-propylamine	5.420	70.0	637816	76.1280	µg/L		96
T 4Methylphenol/3Methylphenol	5.451	107.0	1240791	76.0760	µg/L		99
T Hexachloroethane	5.471	117.0	356253	79.9893	µg/L		94

Compound	RT	QIon	Resp.	Conc.	Units		Dev(Min)
T Nitrobenzene	5.573	123.1	295358	80.2926	µg/L		96
T Isophorone	5.870	82.0	1579705	78.7864	µg/L		99
T 2-Nitrophenol	5.941	139.0	216385	75.4111	µg/L		99
T 2,4-Dimethylphenol	6.054	122.0	653516	70.7415	µg/L		98
T bis(-2-Chloroethoxy)Methane	6.157	93.0	926112	85.0630	µg/L		96
T 2,4-Dichlorophenol	6.249	162.0	678328	79.7057	µg/L		98
T Benzoic Acid	6.260	105.0	386847	73.8830	µg/L		96
T 1,2,4-Trichlorobenzene	6.321	180.0	826364	79.2668	µg/L		100
T Naphthalene	6.403	128.0	2470715	80.9128	µg/L		99
T 4-Chlorophenol	6.455	130.0	231662	77.4352	µg/L	m	90
T p-Chloroaniline	6.506	127.0	956773	75.3716	µg/L		99
T Hexachlorobutadiene	6.568	224.9	398926	74.2244	µg/L		98
T 4-Chloro-2-Methylphenol	6.989	107.0	596658	77.7884	µg/L		97
T 4-Chloro-3-Methylphenol	7.132	107.0	672189	81.2849	µg/L		97
T 2-Methylnaphthalene	7.235	141.0	1441122	79.2488	µg/L		100
T 1-Methylnaphthalene	7.348	141.0	1395852	78.9491	µg/L	m	99
T Hexachlorocyclopentadiene	7.430	236.9	235505	71.3494	µg/L		97
T 2,4,6-Trichlorophenol	7.595	196.0	444518	85.9906	µg/L		96
T 2,4,5-Trichlorophenol	7.646	196.0	483689	80.6300	µg/L		96
T 2-Chloronaphthalene	7.810	162.0	1658644	86.5086	µg/L		99
T 2-Nitroaniline	7.964	65.0	214112	74.1904	µg/L		100
T Dimethyl Phthalate	8.221	163.0	1580778	78.7408	µg/L		97
T 2,6-Dinitrotoluene	8.282	165.0	191856	76.6680	µg/L		86
T Acenaphthylene	8.292	152.1	2386097	76.4816	µg/L		100
T 3-Nitroaniline	8.466	138.0	220021	77.0780	µg/L		92
T Acenaphthene	8.507	154.0	1349466	74.9247	µg/L		99
T 2,4-Dinitrophenol	8.599	184.0	87540	60.0721	µg/L		99
T Dibenzofuran	8.722	168.0	2217618	79.7955	µg/L		96
T 4-Nitrophenol	8.753	109.0	230697	79.8564	µg/L		79
T 2,4-Dinitrotoluene	8.753	165.0	257218	76.1262	µg/L		92
T Diethylphthalate	9.090	149.0	1597697	76.9291	µg/L		99
T Fluorene	9.131	166.0	1790005	71.1287	µg/L		100
T 4-Chlorophenyl-phenylether	9.172	204.0	847863	77.6859	µg/L		99
T 4-Nitroaniline	9.213	138.0	191135	68.9586	µg/L		91
T 4,6-Dinitro-2-methylphenol	9.244	198.0	139732	71.0125	µg/L		96
T N-nitrosodiphenylamine	9.325	169.0	1278618	77.7867	µg/L		99
T Azobenzene	9.356	77.0	1404937	73.9524	µg/L		98
T 4-Bromophenyl-phenylether	9.755	248.0	501005	80.6053	µg/L		97
T Hexachlorobenzene	9.786	283.9	449226	70.5541	µg/L		94
T Pentachlorophenol	10.049	265.9	223134	73.7173	µg/L		96
T Phenanthrene	10.282	178.0	2394652	70.2933	µg/L		100
T Anthracene	10.343	178.0	2392145	75.9636	µg/L		99
T Triallate	10.414	86.0	550033	82.0041	µg/L		97
T Carbazole	10.586	167.0	2384904	81.9454	µg/L		99
T o-Terphenyl	10.819	230.0	1400322	79.6580	µg/L		99
T Di-n-Butylphthalate	11.204	149.0	2402863	81.0021	µg/L		99
T Fluoranthene	12.116	202.0	2578847	73.4969	µg/L		97
T Benzidine	12.501	184.0	1067360	85.6176	µg/L		99
T Pyrene	12.551	202.0	2782795	78.0532	µg/L		95
T Butylbenzylphthalate	14.521	149.0	778658	77.3435	µg/L		95
T Benzo(a)Anthracene	15.747	228.0	2023402	75.4030	µg/L		100
T Chrysene	15.859	228.0	2237968	77.8834	µg/L		100
T 3,3-Dichlorobenzidine	15.900	252.0	701731	81.8673	µg/L		97
T bis(2-ethylhexyl)Phthalate	16.585	167.0	275570	76.1357	µg/L		98
T Di-n-octyl Phthalate	18.295	149.0	1849647	75.1296	µg/L		99

Compound	RT	QIon	Resp.	Conc.	Units	Dev(Min)
T Benzo(b)fluoranthene	18.548	252.0	2000635	79.5238	µg/L	100
T Benzo(k)fluoranthene	18.609	252.0	2075075	74.9158	µg/L	99
T Benzo(a)pyrene	19.145	252.0	1894955	79.1280	µg/L	99
T Indeno(1,2,3-c,d)pyrene	20.897	276.0	1517862	78.7981	µg/L	96
T Dibenzo(a,h)anthracene	20.958	278.0	1720749	84.7246	µg/L	99
T Benzo(g,h,i)perylene	21.231	276.0	1863658	80.1184	µg/L	99

(#) = Qualifier Out of Range; (m) = Manual Integration; (+) = Area Summed; (*) = Surrogate Percent Recovery Out of Range; (d): Zeroed Peak

Quantitation Results Report (QT Reviewed)

Compound	Conc.	RT	Dev(Min)	Resp.	QIon	QRatio	Lower	Upper
N-Nitrosodimethylamine	80.8204	2.15	0.00	267239	42.0	125.0	91.0	169.1

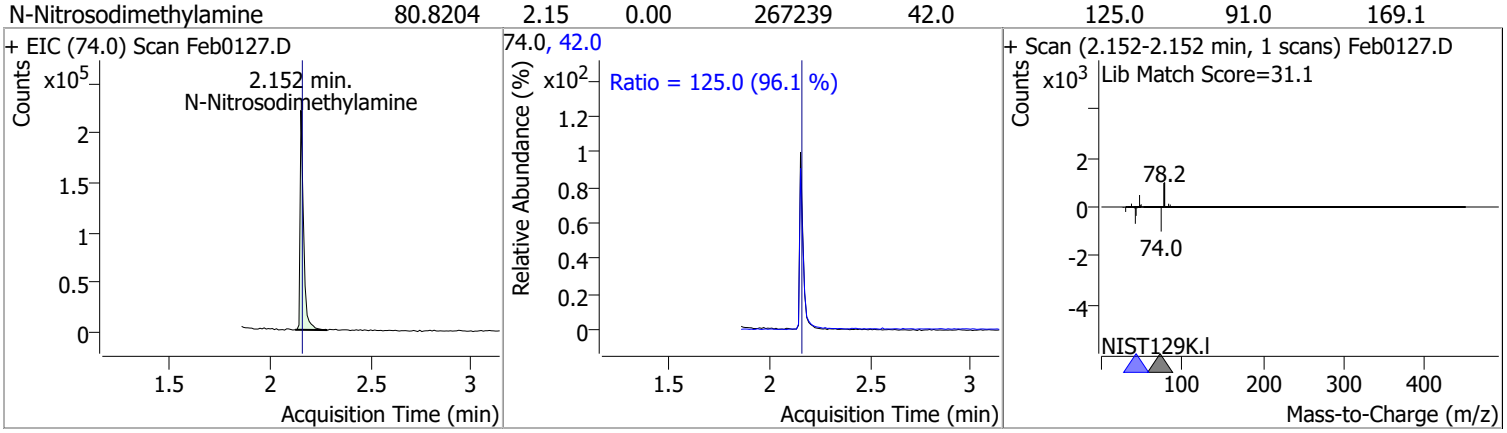

Compound	Conc.	RT	Dev(Min)	Resp.	QIon	QRatio	Lower	Upper
Pyridine	64.2951	2.18	0.00	562450	52.0	82.1	71.2	132.2

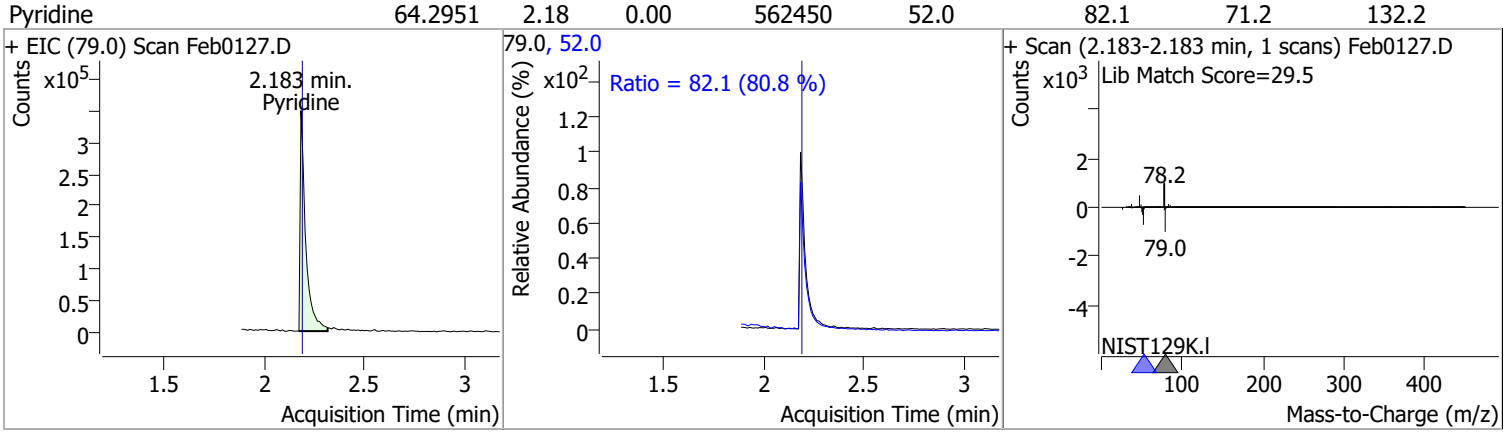

Compound	Conc.	RT	Dev(Min)	Resp.	QIon	QRatio	Lower	Upper
2-Fluorophenol	78.5466	3.52	0.00	864840	64.0	51.2	35.8	66.4
					92.0	21.2	14.3	26.6

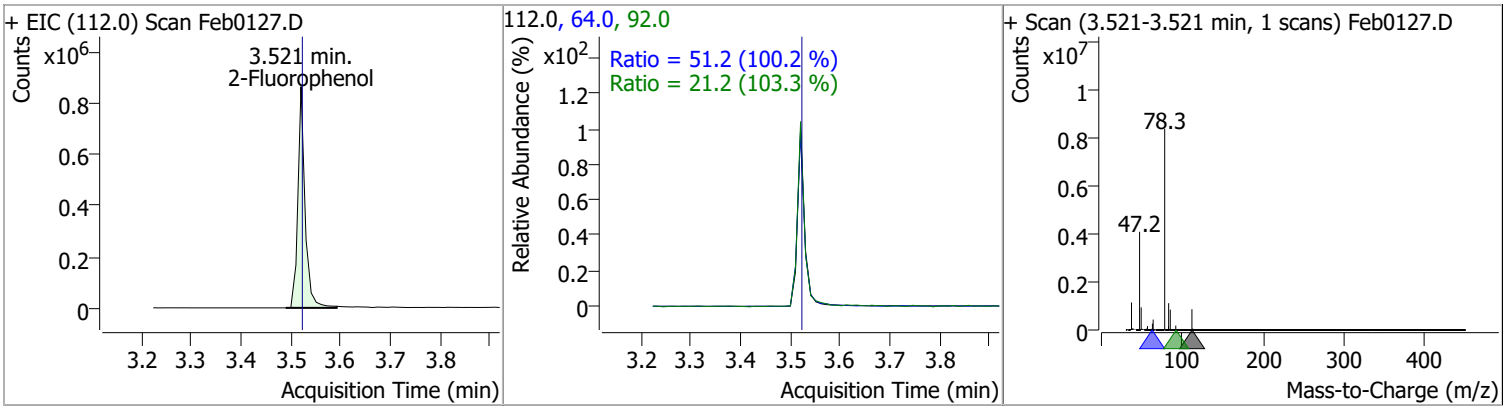

Compound	Conc.	RT	Dev(Min)	Resp.	QIon	QRatio	Lower	Upper
Aniline	76.3186	4.55	0.00	1634519	66.0	34.4	24.5	45.6
					65.0	18.0	12.6	23.4

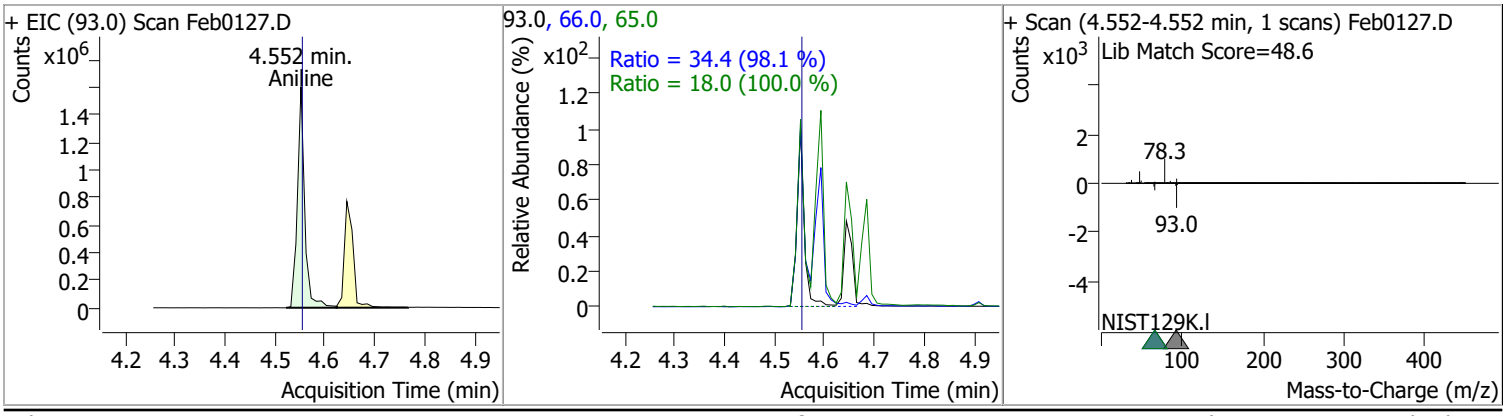

Quantitation Results Report (QT Reviewed)

Compound	Conc.	RT	Dev(Min)	Resp.	QIon	QRatio	Lower	Upper
Phenol-d5	79.9036	4.57	0.00	1156733 (m)	71.0	33.5	23.8	44.2

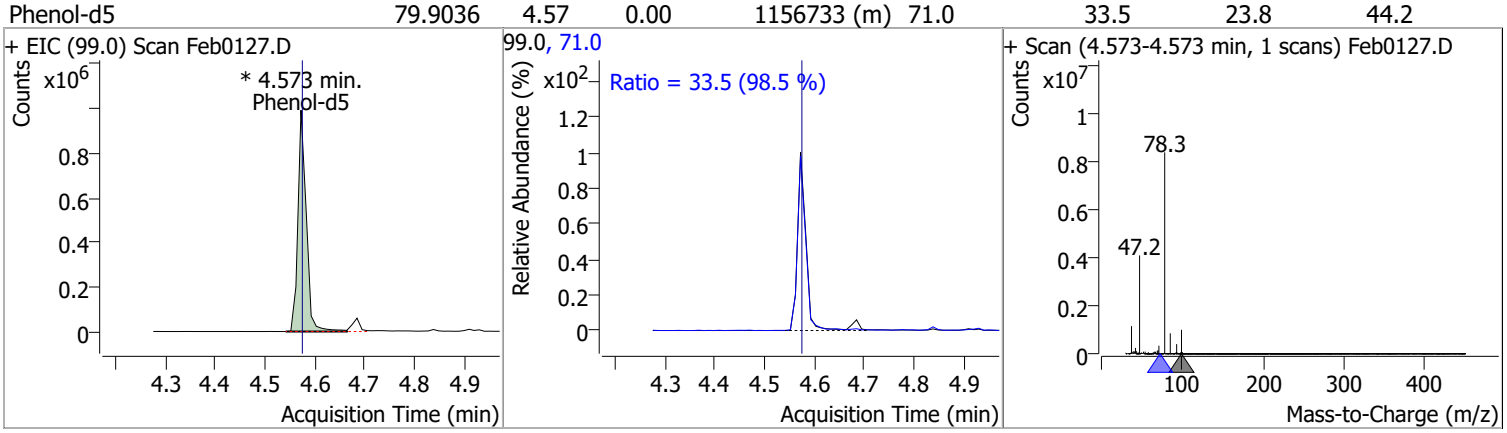

Compound	Conc.	RT	Dev(Min)	Resp.	QIon	QRatio	Lower	Upper
Phenol	80.8477	4.59	0.00	1305975	66.0	40.8	30.7	57.0

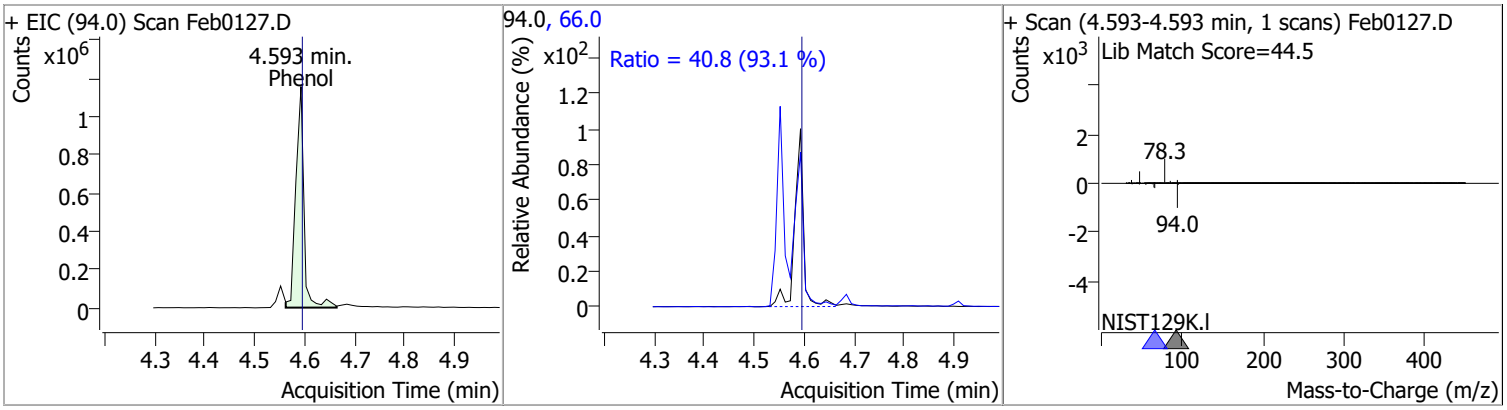

Compound	Conc.	RT	Dev(Min)	Resp.	QIon	QRatio	Lower	Upper
bis(-2-Chloroethyl)Ether	79.1992	4.64	-0.01	705227 (m)	64.0	3.6	2.4	4.5

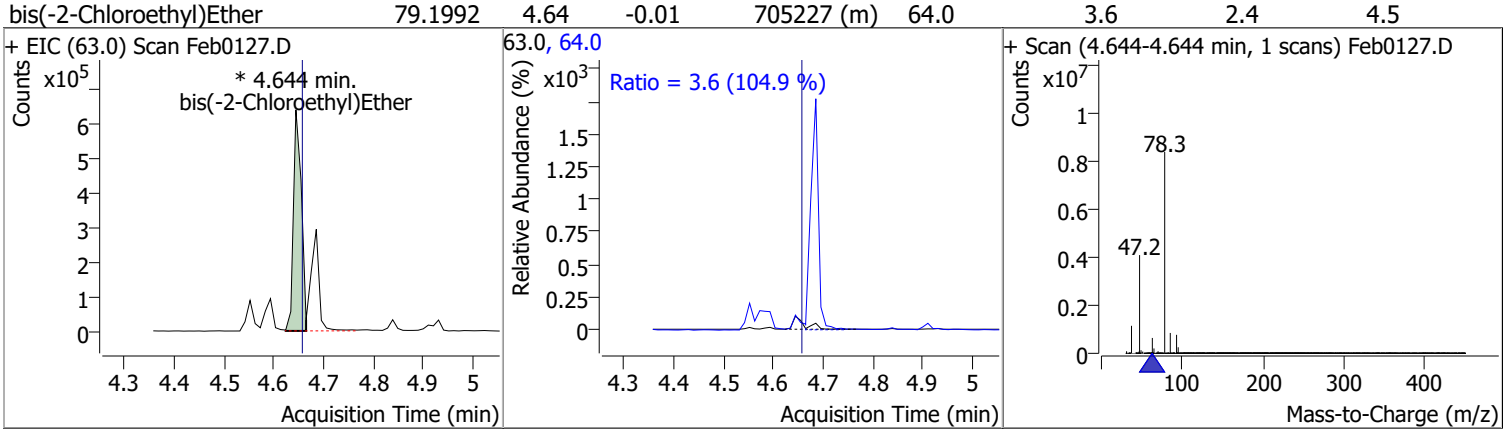

Compound	Conc.	RT	Dev(Min)	Resp.	QIon	QRatio	Lower	Upper
2-Chlorophenol	79.2094	4.68	0.00	1012981	130.0	32.2	22.3	41.4

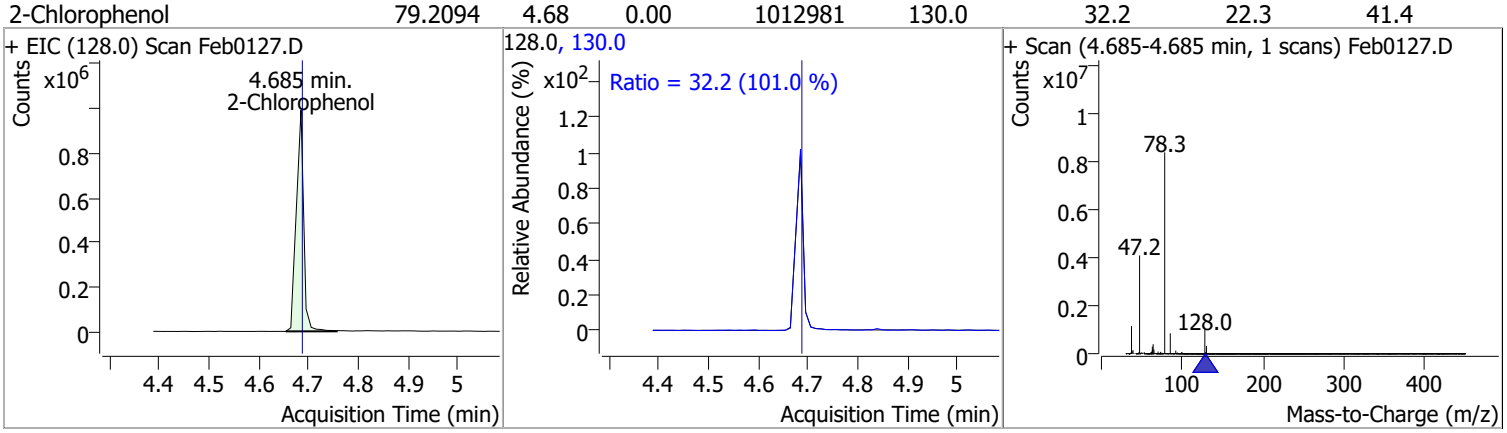

Quantitation Results Report (QT Reviewed)

Compound	Conc.	RT	Dev(Min)	Resp.	QIon	QRatio	Lower	Upper
1,3-Dichlorobenzene	80.8527	4.84	0.00	1303843	148.0	62.9	43.6	80.9
					111.0	36.0	25.1	46.7

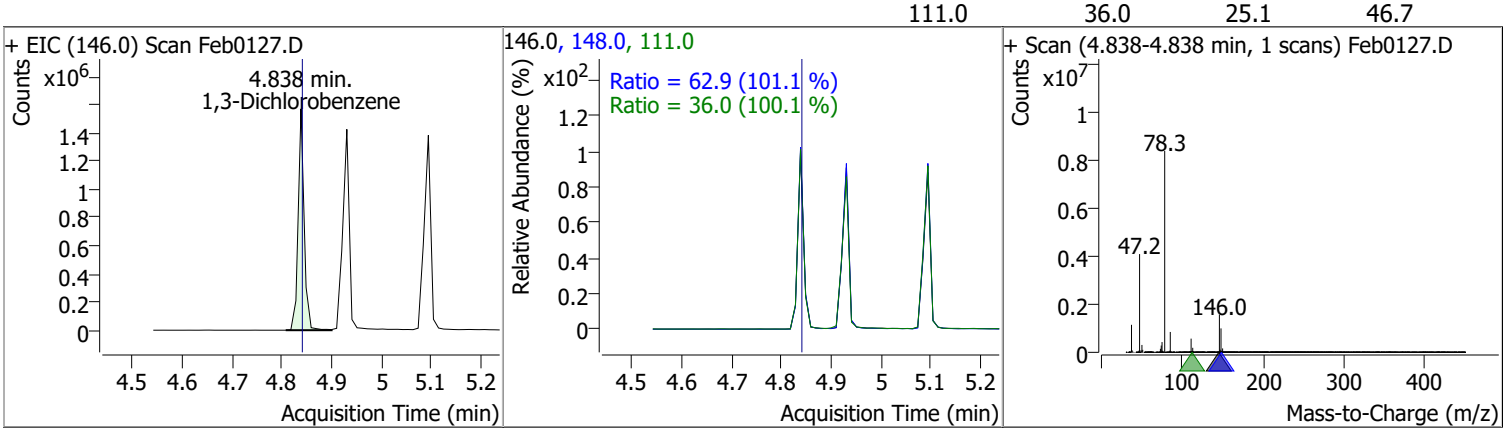

Compound	Conc.	RT	Dev(Min)	Resp.	QIon	QRatio	Lower	Upper
1,4-Dichlorobenzene	73.7899	4.93	0.00	1270253 (m)	148.0	63.2	44.8	83.3
					111.0	35.0	24.6	45.7

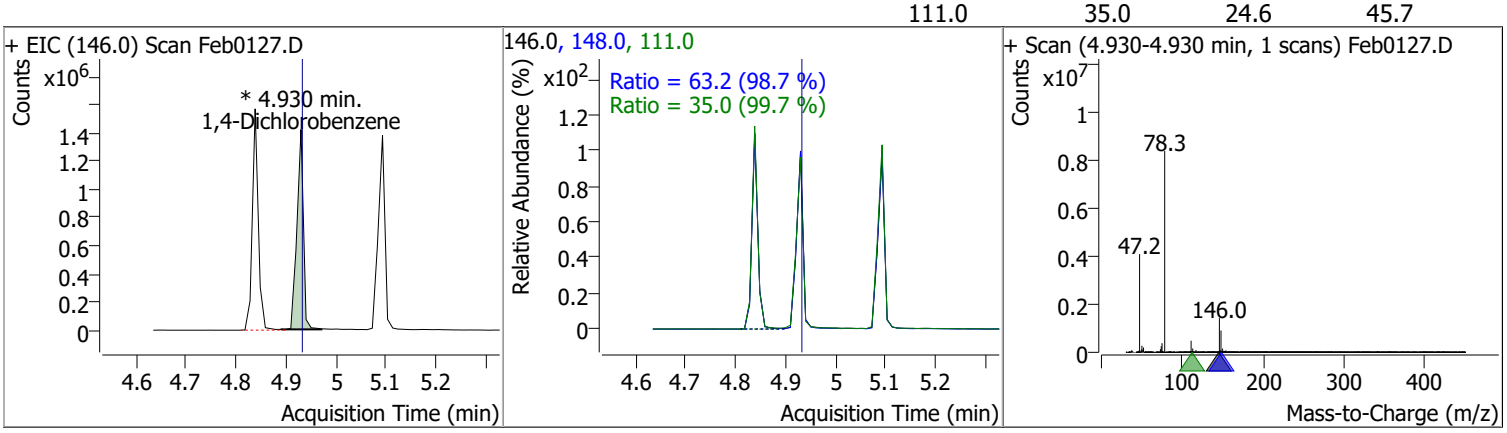

Compound	Conc.	RT	Dev(Min)	Resp.	QIon	QRatio	Lower	Upper
1,2-Dichlorobenzene	76.2087	5.09	0.00	1270883 (m)	148.0	64.9	44.1	81.8
					111.0	37.7	25.7	47.7

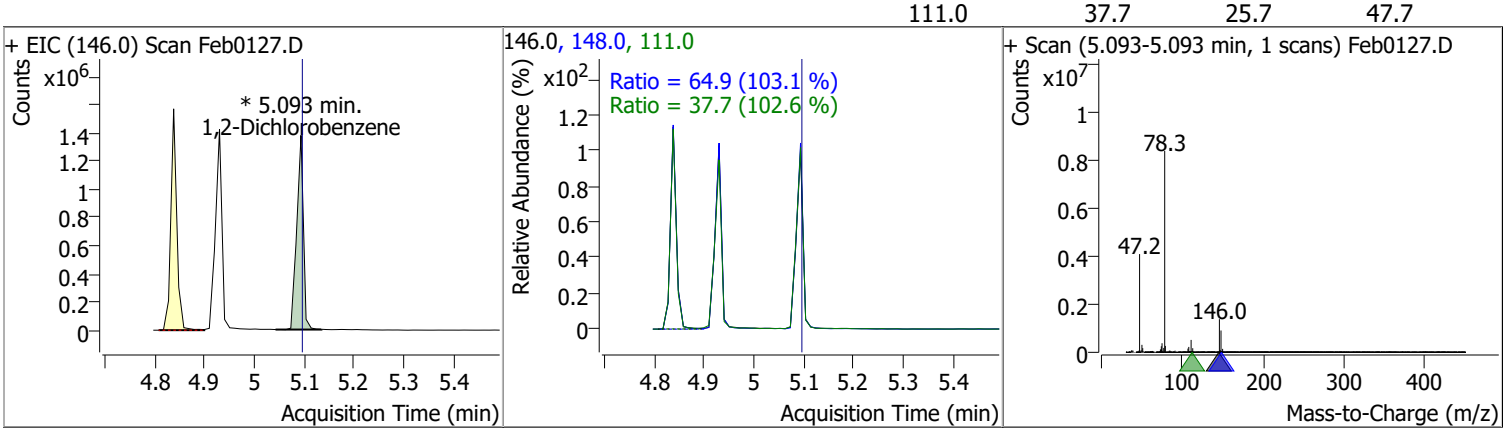

Quantitation Results Report (QT Reviewed)

Compound	Conc.	RT	Dev(Min)	Resp.	QIon	QRatio	Lower	Upper
Benzyl Alcohol	81.2697	5.10	0.00	598631 (m)	79.0	115.2	82.9	154.0
					107.0	69.5	45.1	83.8

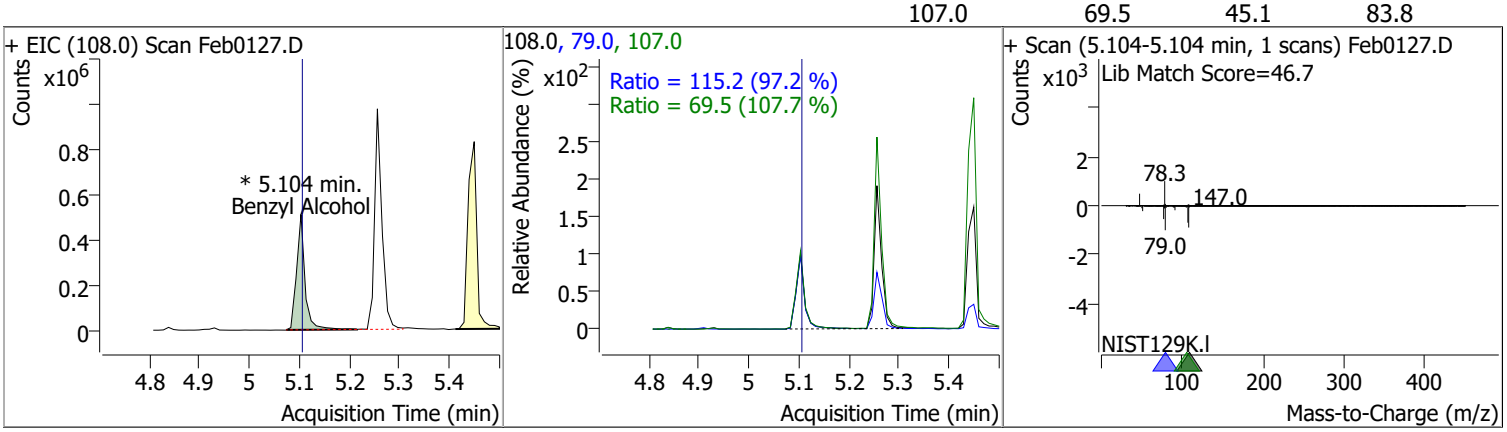

Compound	Conc.	RT	Dev(Min)	Resp.	QIon	QRatio	Lower	Upper
2-Methylphenol	75.2471	5.26	0.00	875025	108.0	116.6	81.4	151.1

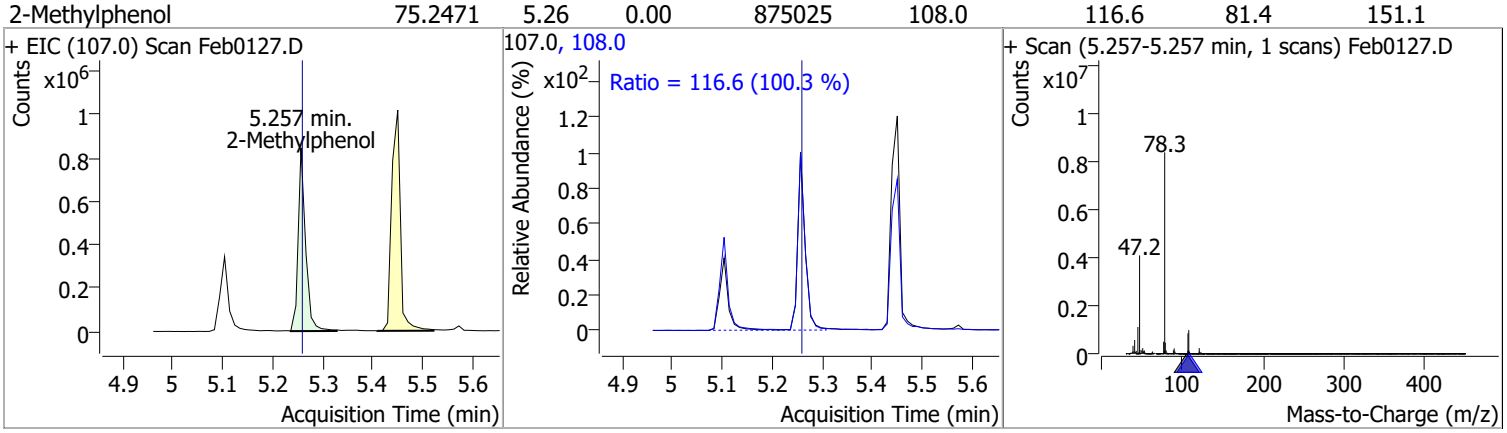

Compound	Conc.	RT	Dev(Min)	Resp.	QIon	QRatio	Lower	Upper
bis(2-chloroisopropyl)Ether	76.0000	5.27	0.00	356275	123.0	31.7	23.0	42.7

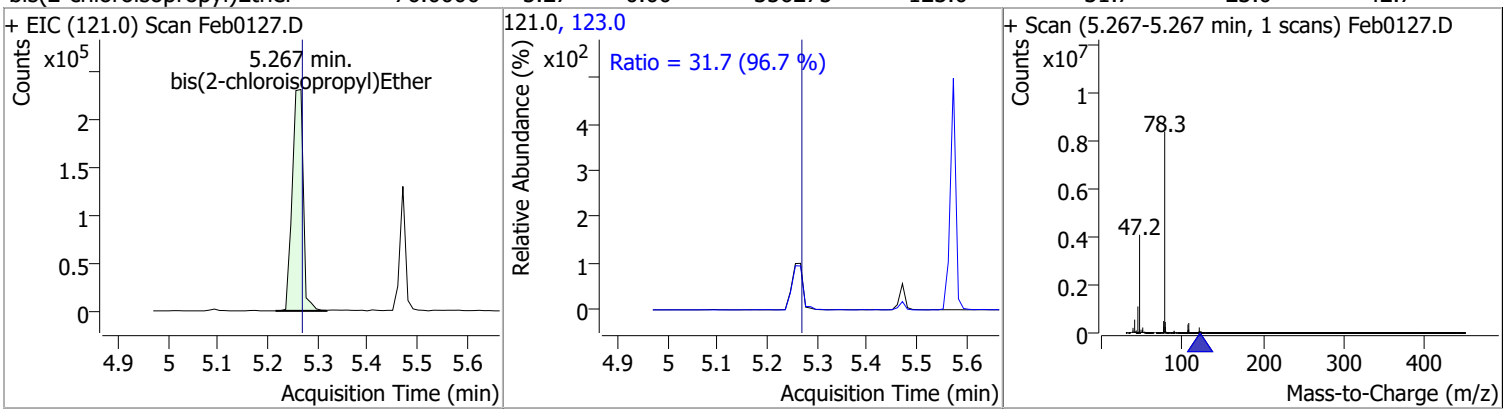

Compound	Conc.	RT	Dev(Min)	Resp.	QIon	QRatio	Lower	Upper
N-nitroso-Di-n-propylamine	76.1280	5.42	0.00	637816	130.0	19.4	0.0	35.1

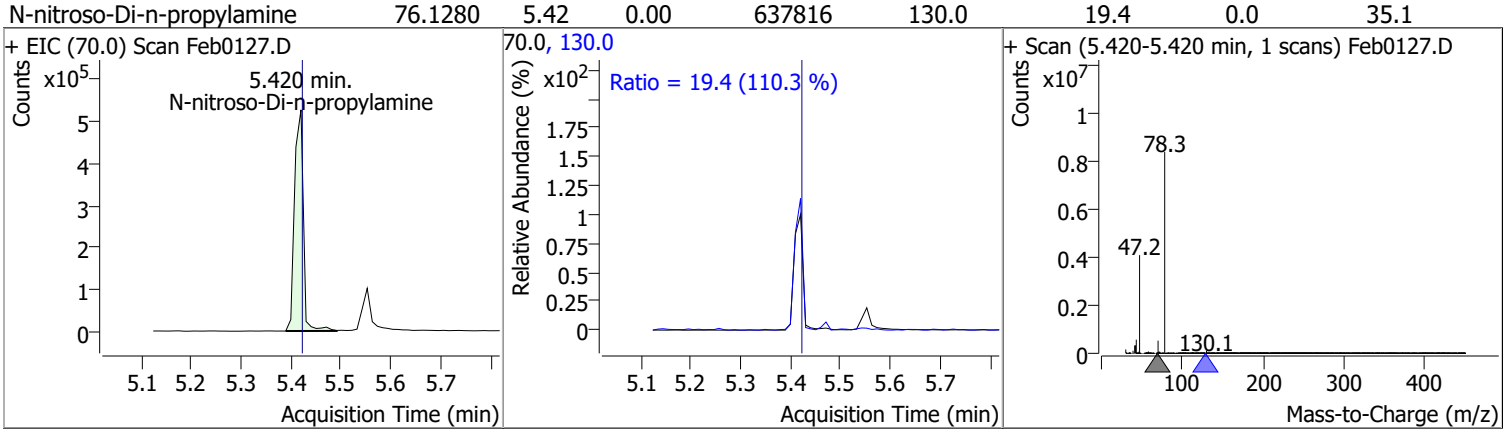

Compound	Conc.	RT	Dev(Min)	Resp.	QIon	QRatio	Lower	Upper
4Methylphenol/3Methylphenol	76.0760	5.45	0.01	1240791	108.0	83.4	58.9	109.3

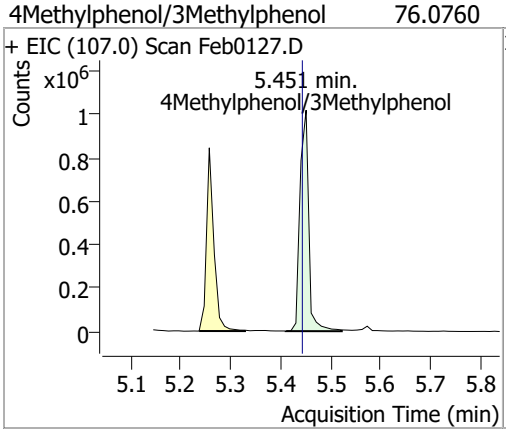

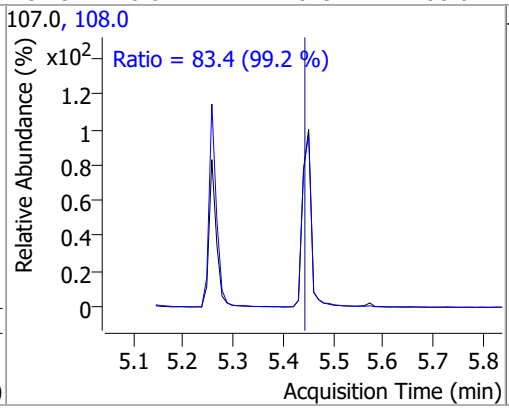

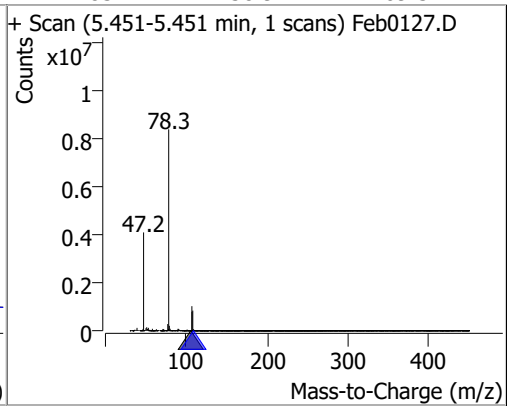

Compound	Conc.	RT	Dev(Min)	Resp.	QIon	QRatio	Lower	Upper
Hexachloroethane	79.9893	5.47	0.00	356253	201.0	88.2	65.5	121.7
					199.0	54.6	41.8	77.7

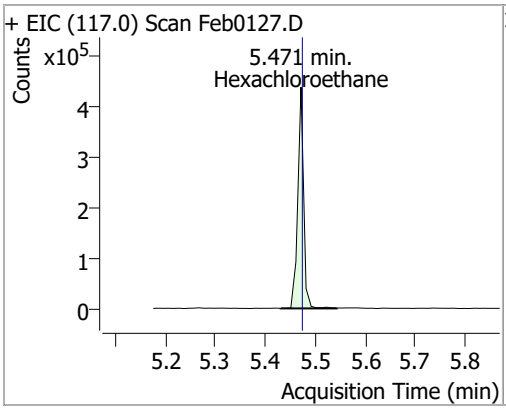

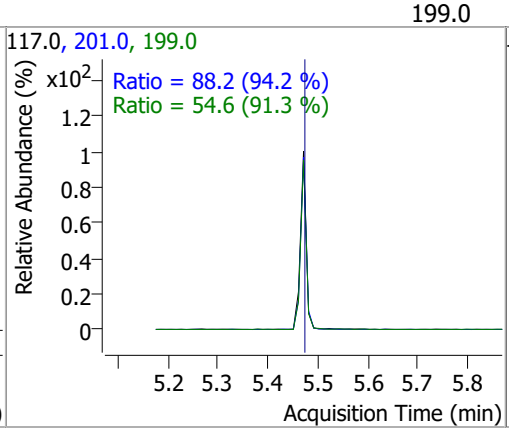

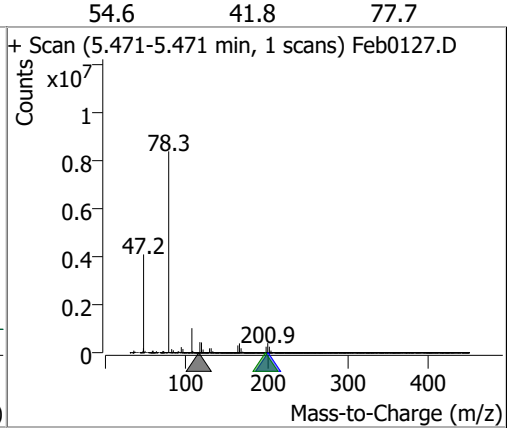

Compound	Conc.	RT	Dev(Min)	Resp.	QIon	QRatio	Lower	Upper
Nitrobenzene-d5	77.3034	5.55	0.00	582152	54.0	62.1	44.8	83.2
					128.0	46.4	32.6	60.6

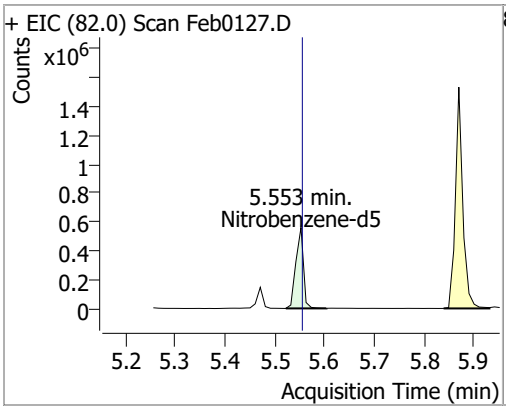

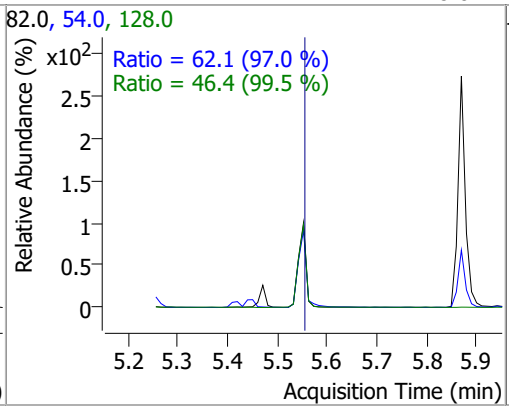

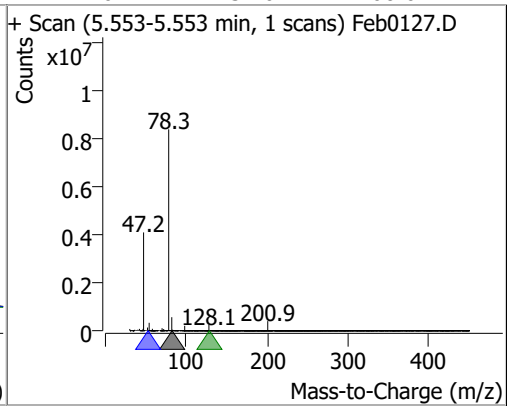

Compound	Conc.	RT	Dev(Min)	Resp.	QIon	QRatio	Lower	Upper
Nitrobenzene	80.2926	5.57	0.00	295358	77.0	206.6	141.7	263.2
					51.0	130.9	87.8	163.1

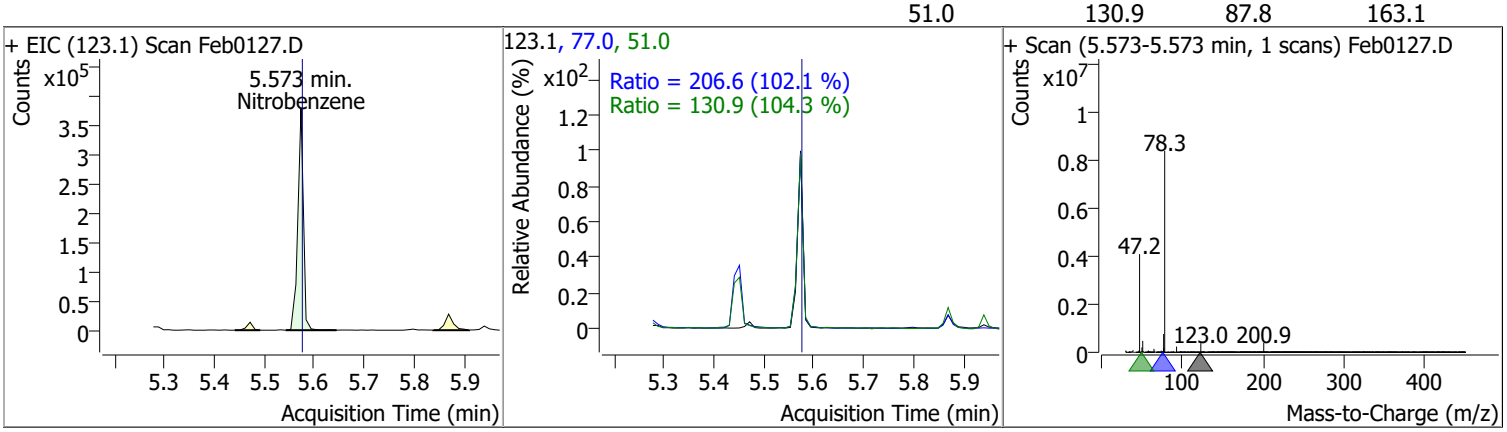

Compound	Conc.	RT	Dev(Min)	Resp.	QIon	QRatio	Lower	Upper
Isophorone	78.7864	5.87	-0.01	1579705	138.0	21.3	15.2	28.3

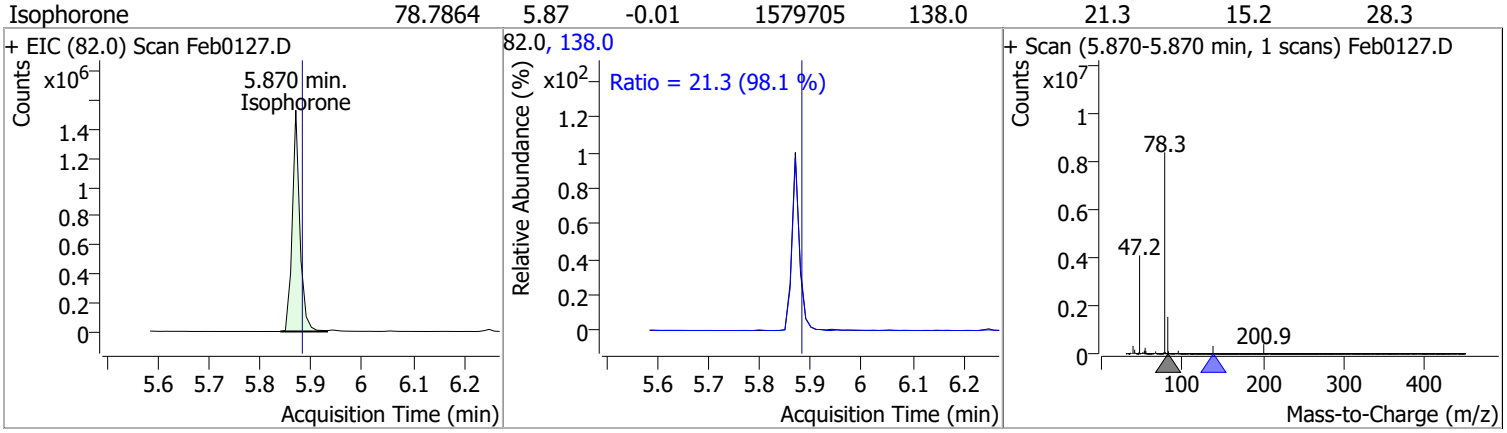

Compound	Conc.	RT	Dev(Min)	Resp.	QIon	QRatio	Lower	Upper
2-Nitrophenol	75.4111	5.94	0.00	216385	65.0	49.6	34.3	63.6
					109.0	38.1	26.8	49.8

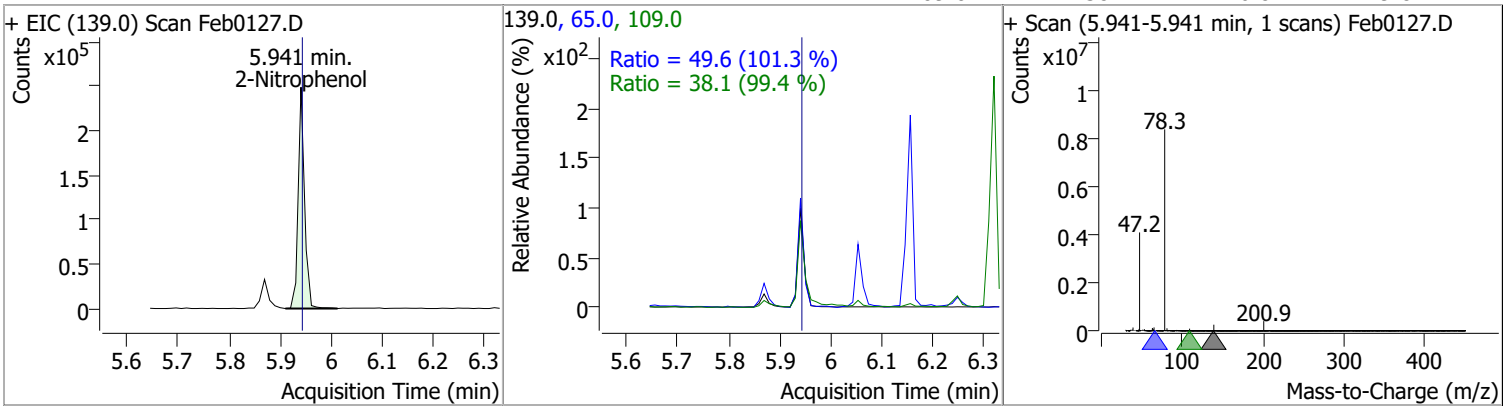

Compound	Conc.	RT	Dev(Min)	Resp.	QIon	QRatio	Lower	Upper
2,4-Dimethylphenol	70.7415	6.05	0.00	653516	107.0	111.1	76.3	141.6
					77.0	31.7	22.7	42.1

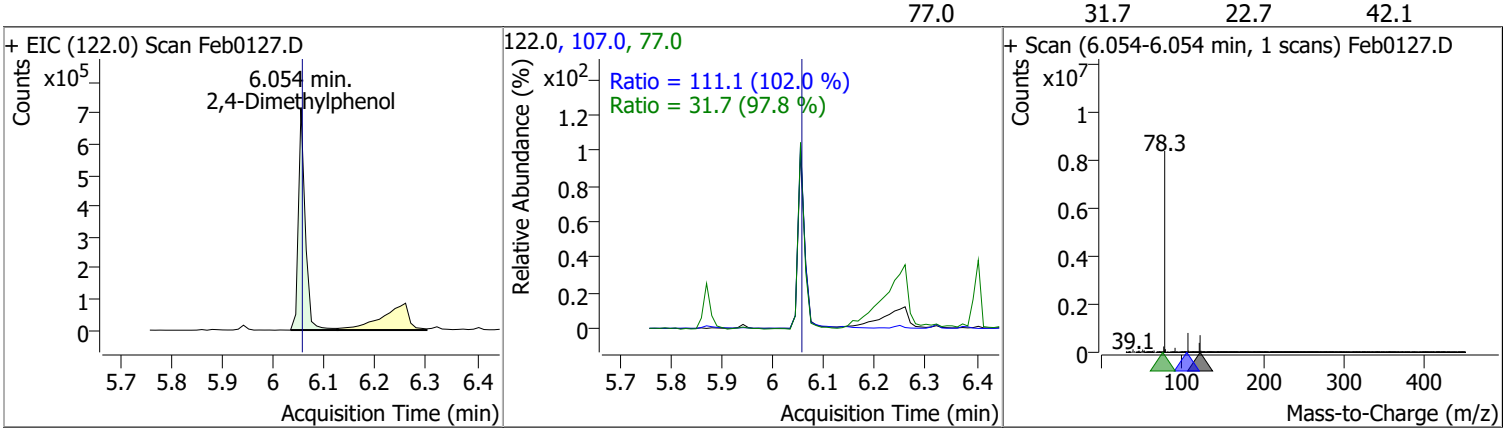

Compound	Conc.	RT	Dev(Min)	Resp.	QIon	QRatio	Lower	Upper
bis(-2-Chloroethoxy)Methane	85.0630	6.16	0.00	926112	63.0	72.4	48.0	89.2
					95.0	31.8	22.7	42.1

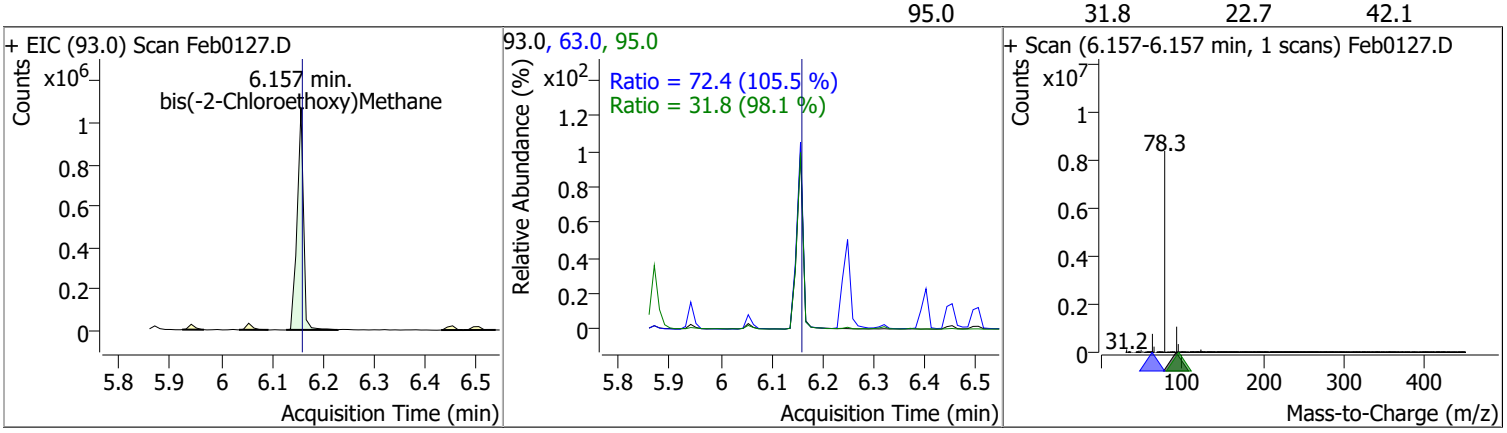

Compound	Conc.	RT	Dev(Min)	Resp.	QIon	QRatio	Lower	Upper
2,4-Dichlorophenol	79.7057	6.25	0.00	678328	164.0	65.1	44.2	82.1
					98.0	31.4	21.5	40.0

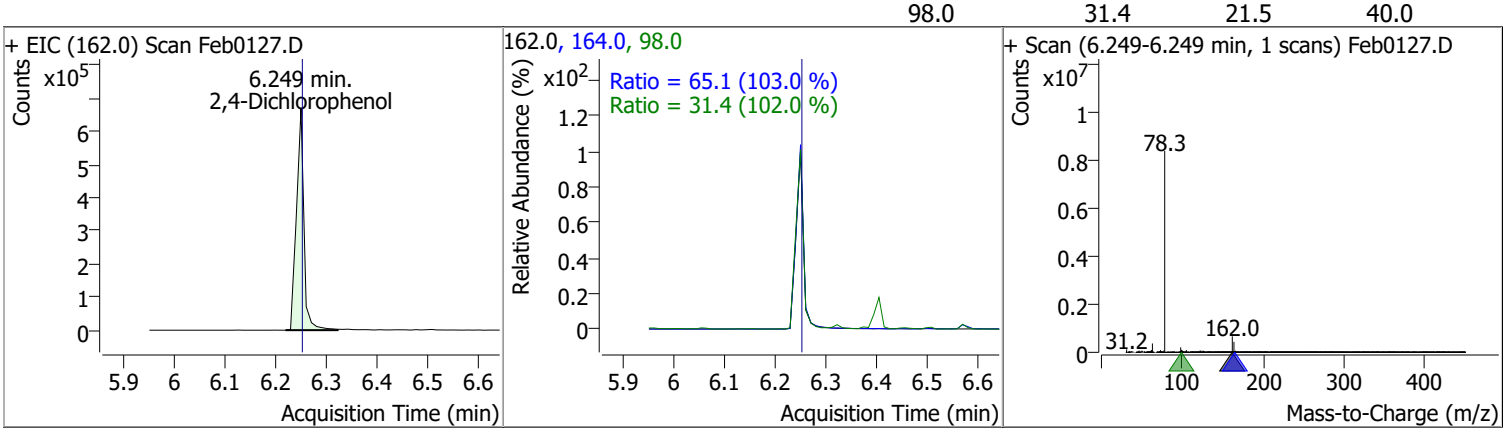

Quantitation Results Report (QT Reviewed)

Compound	Conc.	RT	Dev(Min)	Resp.	QIon	QRatio	Lower	Upper
Benzoic Acid	73.8830	6.26	-0.01	386847	122.0	82.9	62.0	115.2
					77.0	74.2	52.5	97.5

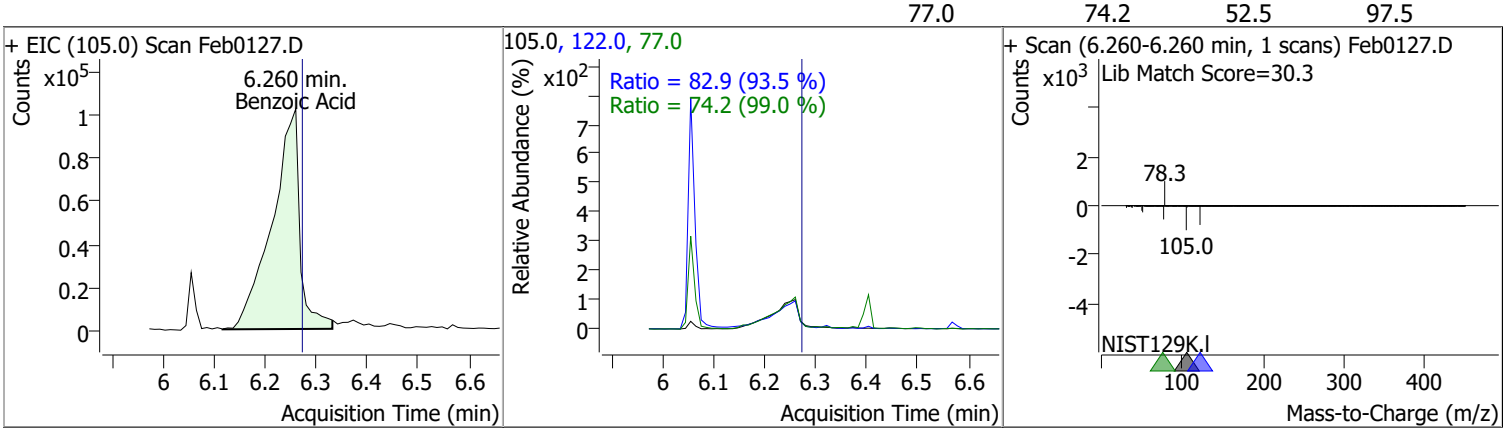

Compound	Conc.	RT	Dev(Min)	Resp.	QIon	QRatio	Lower	Upper
1,2,4-Trichlorobenzene	79.2668	6.32	0.00	826364	182.0	96.6	68.0	126.2
					145.0	28.6	19.9	36.9

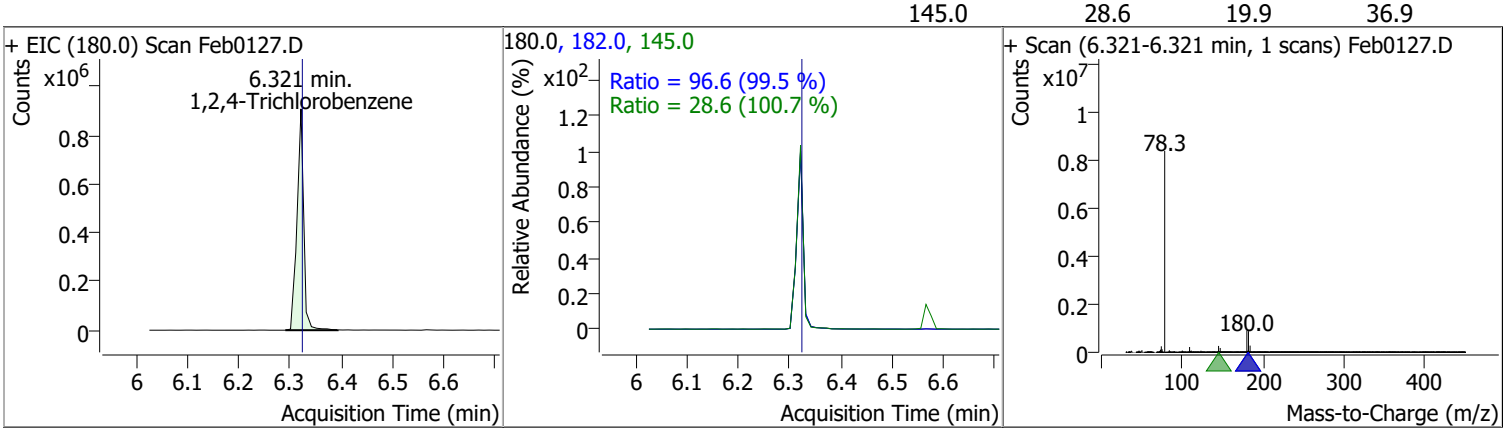

Compound	Conc.	RT	Dev(Min)	Resp.	QIon	QRatio	Lower	Upper
Naphthalene	80.9128	6.40	0.00	2470715	129.0	10.9	8.0	14.9
					102.0	9.5	6.8	12.6

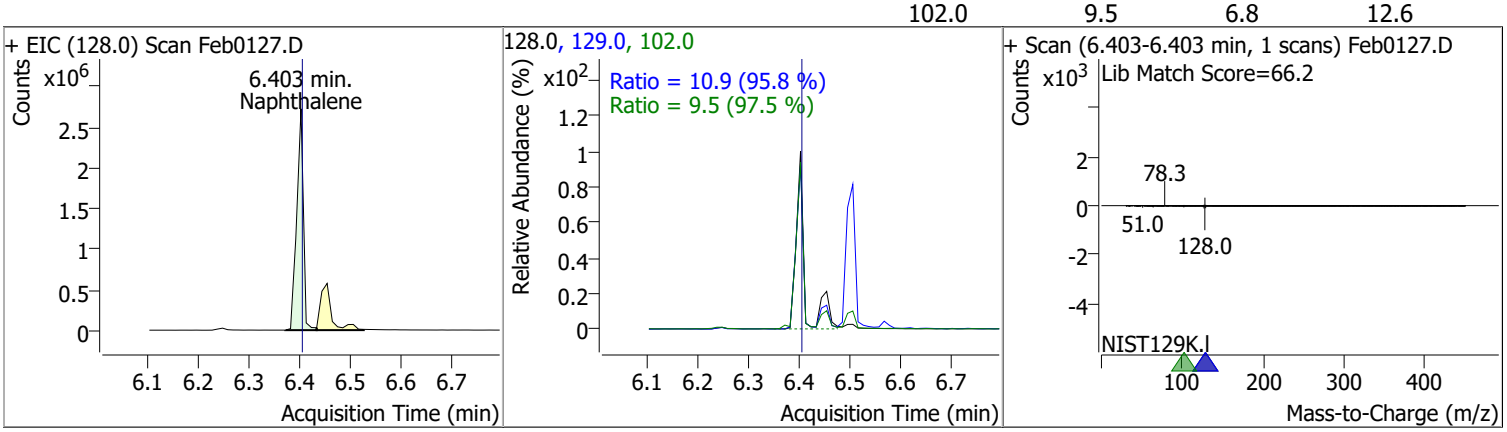

Compound	Conc.	RT	Dev(Min)	Resp.	QIon	QRatio	Lower	Upper
4-Chlorophenol	77.4352	6.45	0.01	231662 (m)	128.0	327.5	243.7	452.5

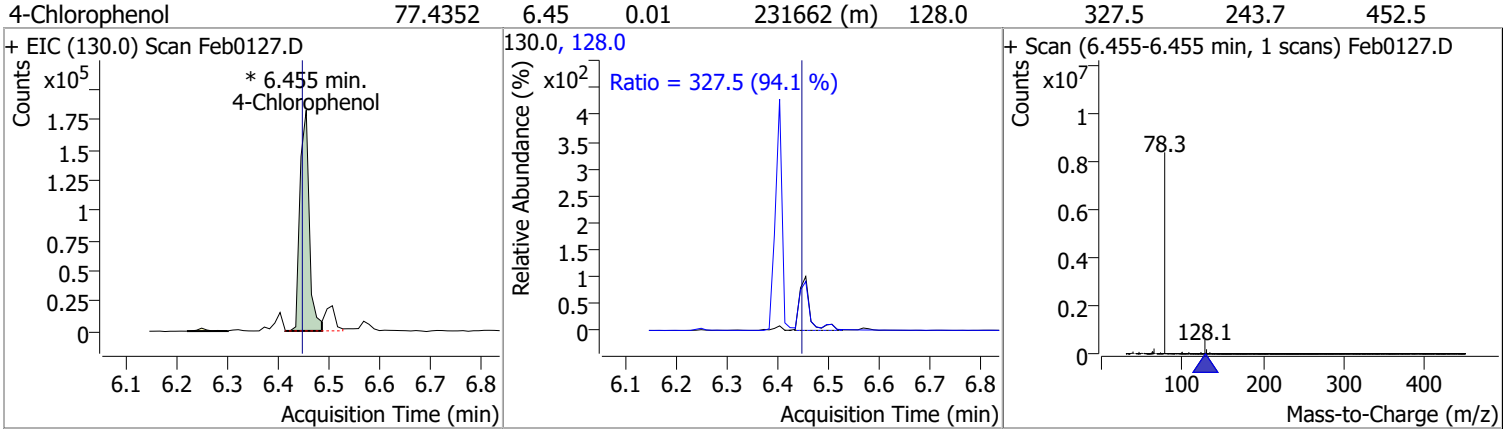

Compound	Conc.	RT	Dev(Min)	Resp.	QIon	QRatio	Lower	Upper
p-Chloroaniline	75.3716	6.51	0.00	956773	129.0	32.5	23.2	43.0
					65.0	30.0	20.9	38.9

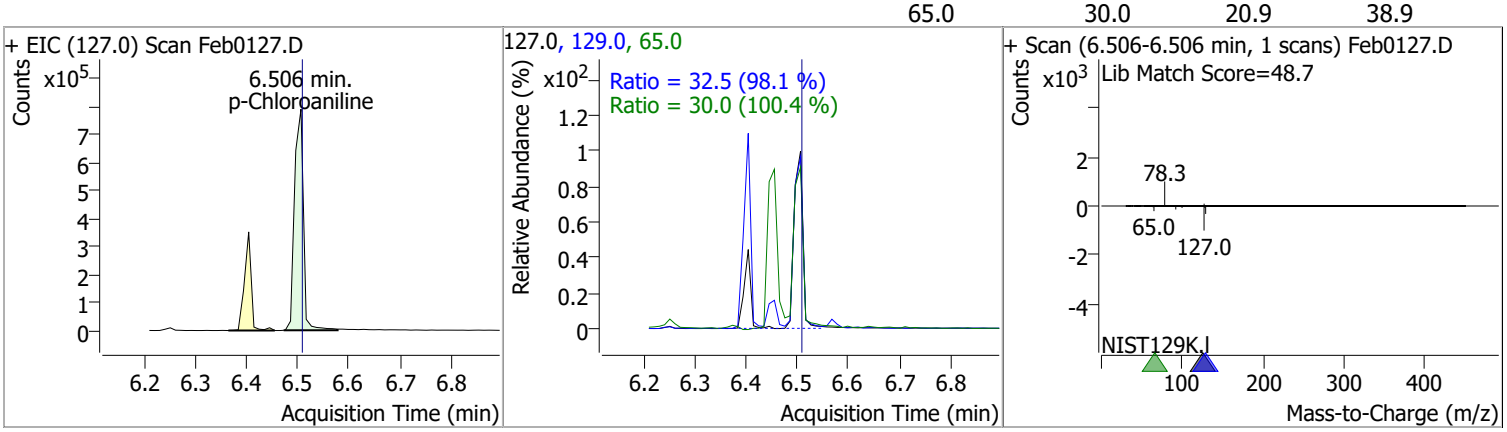

Compound	Conc.	RT	Dev(Min)	Resp.	QIon	QRatio	Lower	Upper
Hexachlorobutadiene	74.2244	6.57	-0.01	398926	223.0	63.8	45.6	84.6
					227.0	64.9	44.6	82.8

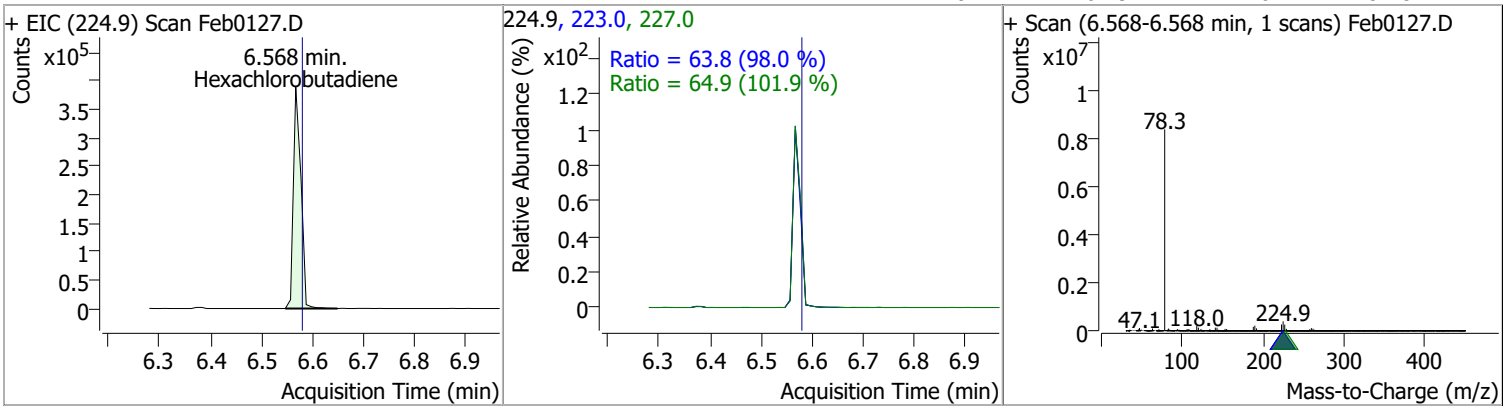

Compound	Conc.	RT	Dev(Min)	Resp.	QIon	QRatio	Lower	Upper
4-Chloro-2-Methylphenol	77.7884	6.99	0.00	596658	144.0	26.5	19.6	36.4

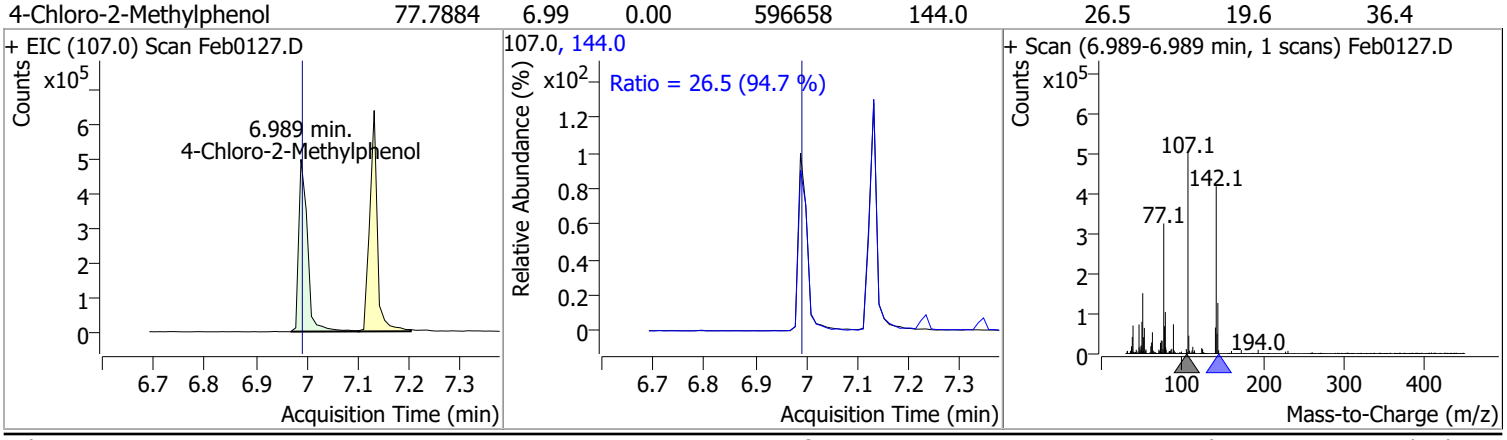

Compound	Conc.	RT	Dev(Min)	Resp.	QIon	QRatio	Lower	Upper
4-Chloro-3-Methylphenol	81.2849	7.13	0.00	672189	144.0	27.2	20.0	37.2

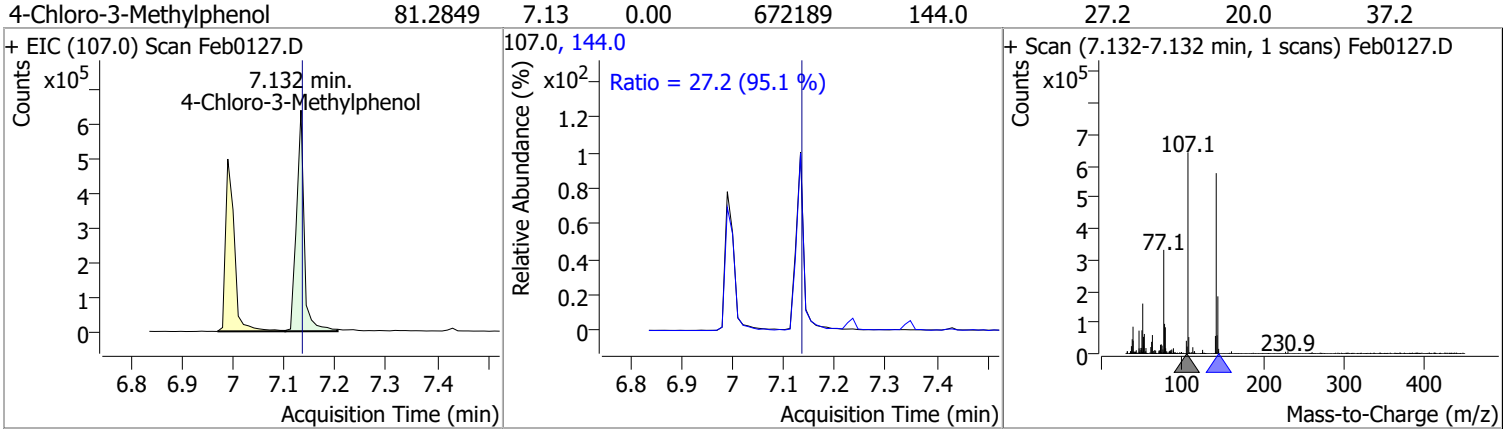

Compound	Conc.	RT	Dev(Min)	Resp.	QIon	QRatio	Lower	Upper
2-Methylnaphthalene	79.2488	7.24	0.00	1441122	142.0	118.6	83.1	154.4
					115.0	41.7	28.8	53.4

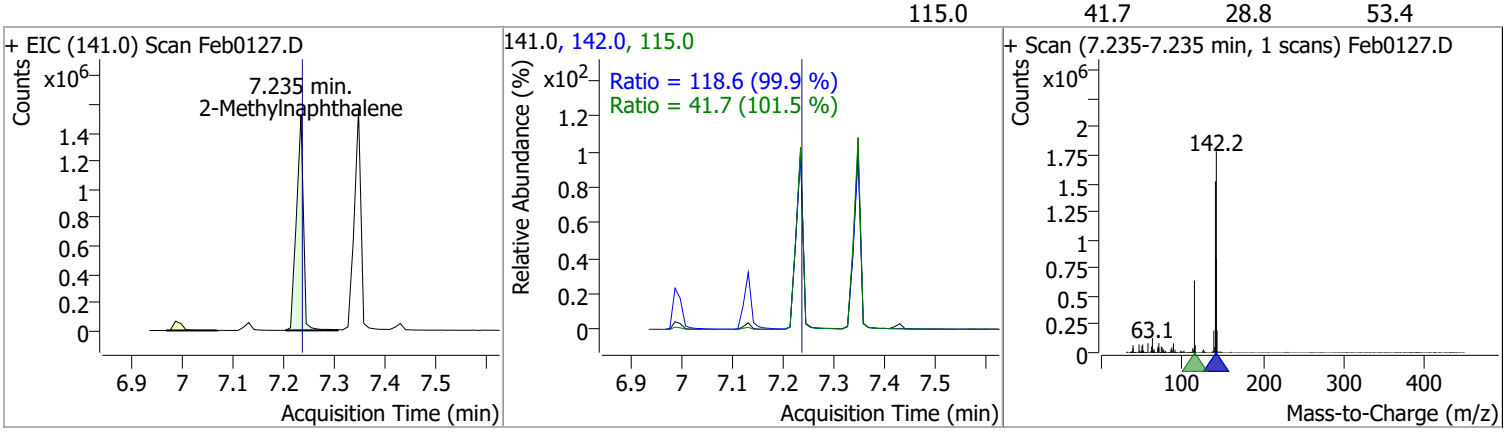

Compound	Conc.	RT	Dev(Min)	Resp.	QIon	QRatio	Lower	Upper
1-Methylnaphthalene	78.9491	7.35	0.00	1395852 (m)	142.0	111.8	77.9	144.7
					115.0	43.5	29.5	54.8

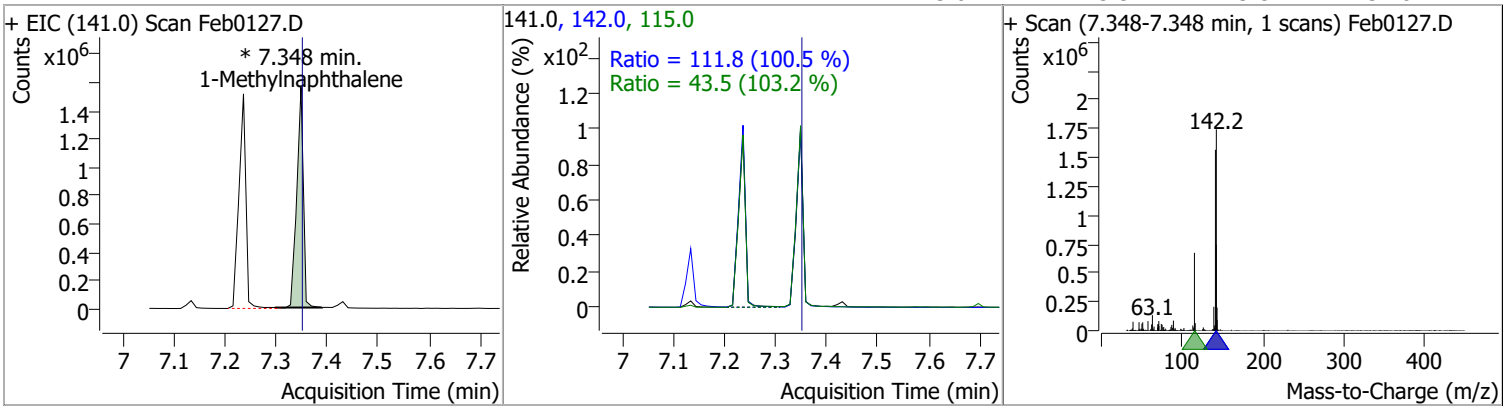

Quantitation Results Report (QT Reviewed)

Compound	Conc.	RT	Dev(Min)	Resp.	QIon	QRatio	Lower	Upper
Hexachlorocyclopentadiene	71.3494	7.43	0.00	235505	238.9	66.4	43.8	81.3
					234.9	62.6	43.7	81.2

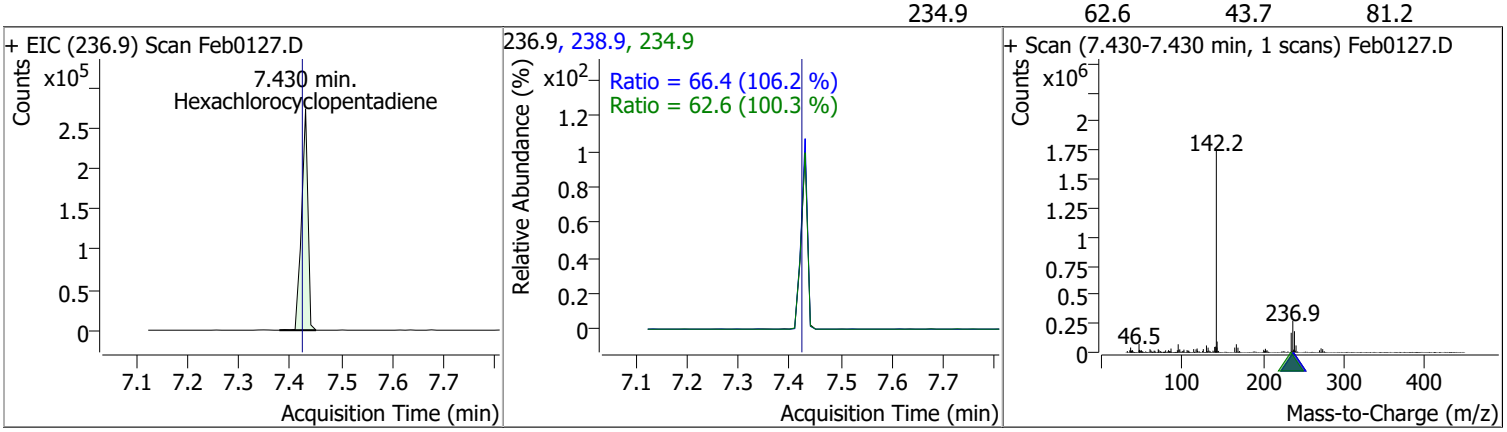

Compound	Conc.	RT	Dev(Min)	Resp.	QIon	QRatio	Lower	Upper
2,4,6-Trichlorophenol	85.9906	7.59	0.00	444518	198.0	94.1	68.7	127.5

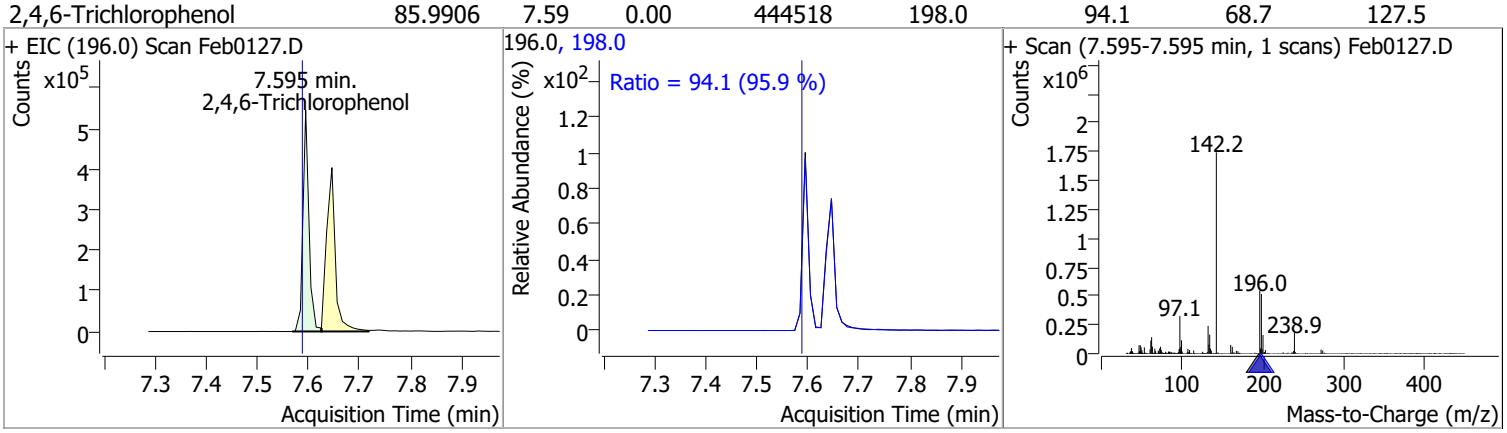

Compound	Conc.	RT	Dev(Min)	Resp.	QIon	QRatio	Lower	Upper
2,4,5-Trichlorophenol	80.6300	7.65	0.01	483689	198.0	97.2	65.6	121.8

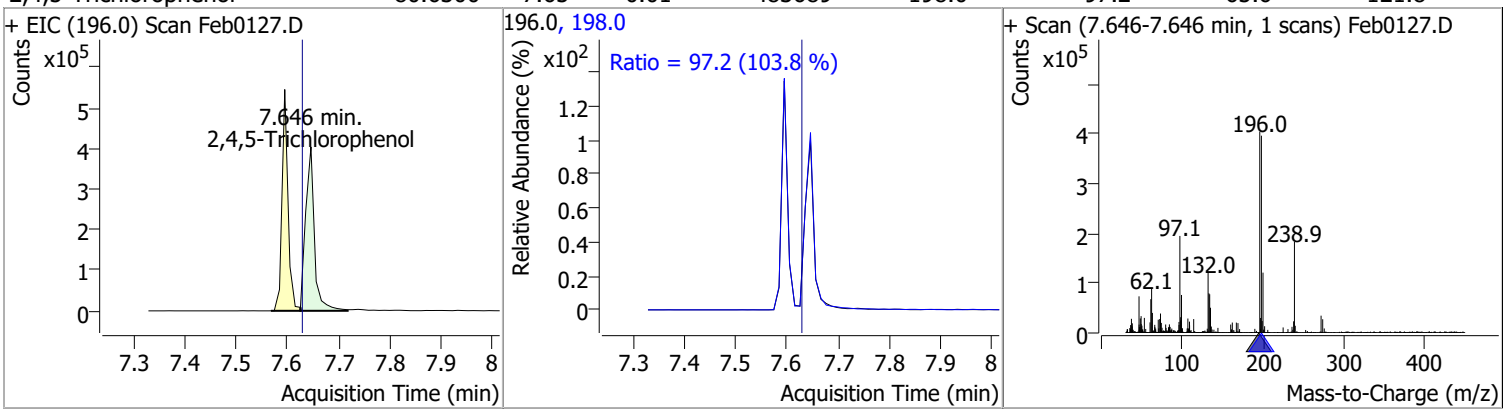

Compound	Conc.	RT	Dev(Min)	Resp.	QIon	QRatio	Lower	Upper
2-Fluorobiphenyl	79.2763	7.70	0.00	1858007	171.0	34.0	23.8	44.1

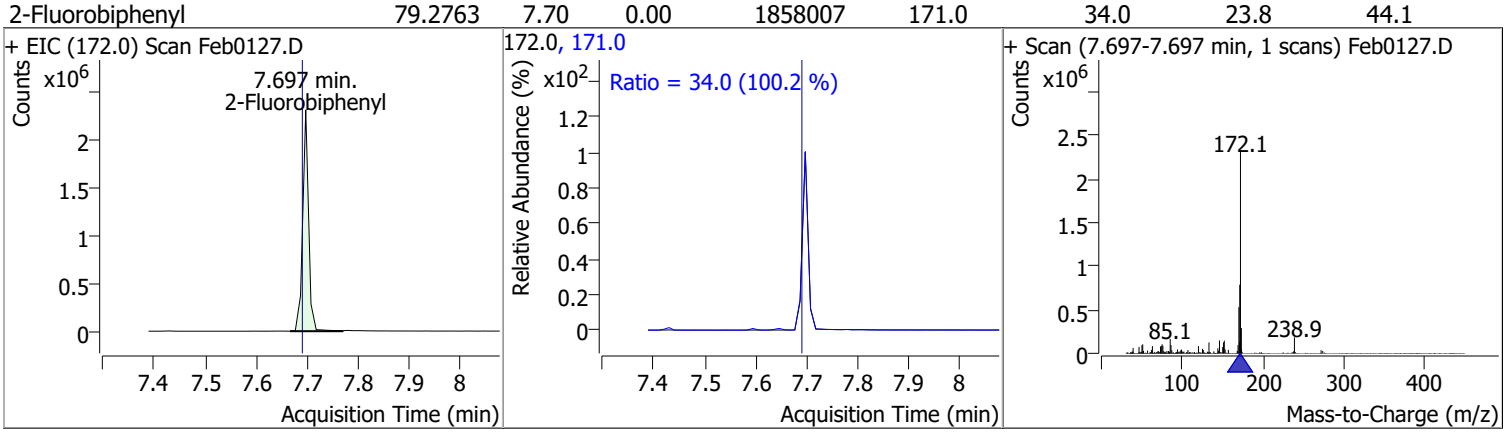

Quantitation Results Report (QT Reviewed)

Compound	Conc.	RT	Dev(Min)	Resp.	QIon	QRatio	Lower	Upper
2-Chloronaphthalene	86.5086	7.81	0.00	1658644	127.0	37.2	25.7	47.7
					164.0	32.1	22.6	41.9

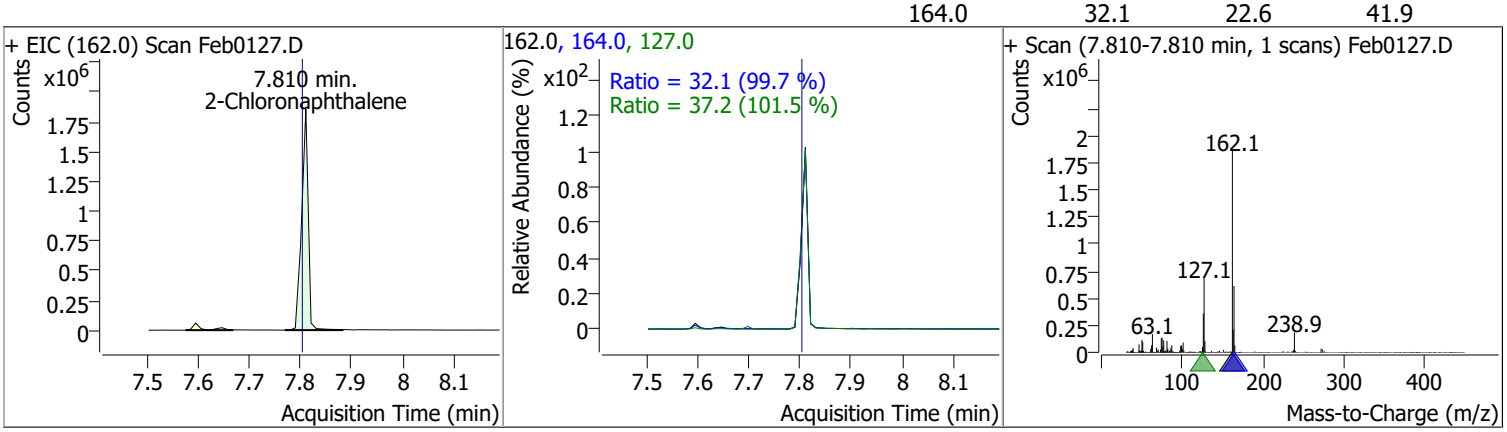

Compound	Conc.	RT	Dev(Min)	Resp.	QIon	QRatio	Lower	Upper
2-Nitroaniline	74.1904	7.96	0.00	214112	138.0	120.6	84.5	156.9

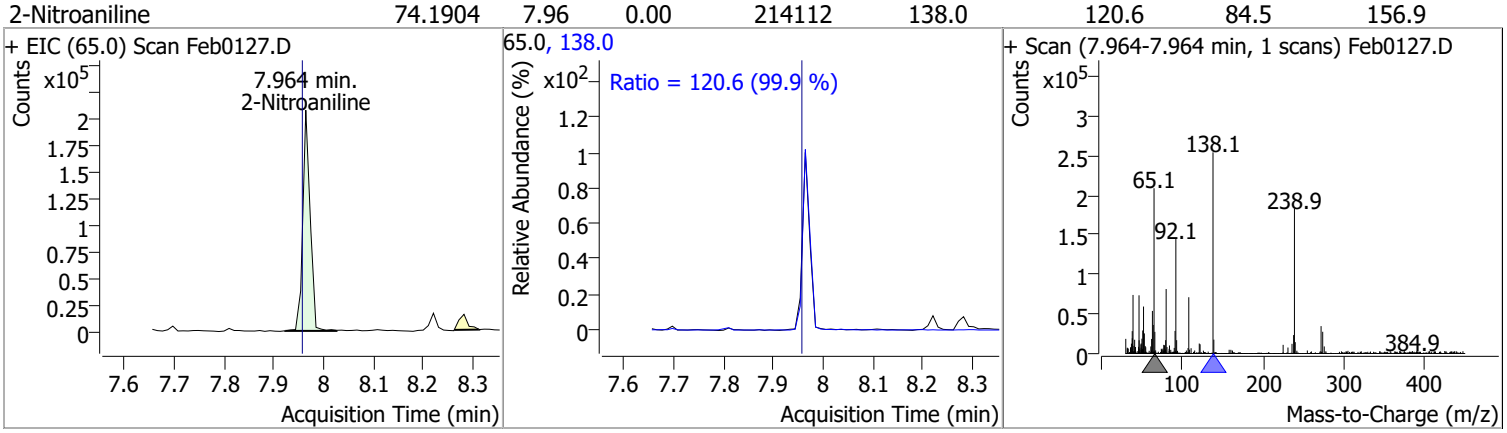

Compound	Conc.	RT	Dev(Min)	Resp.	QIon	QRatio	Lower	Upper
Dimethyl Phthalate	78.7408	8.22	0.00	1580778	77.0	19.9	13.0	24.2

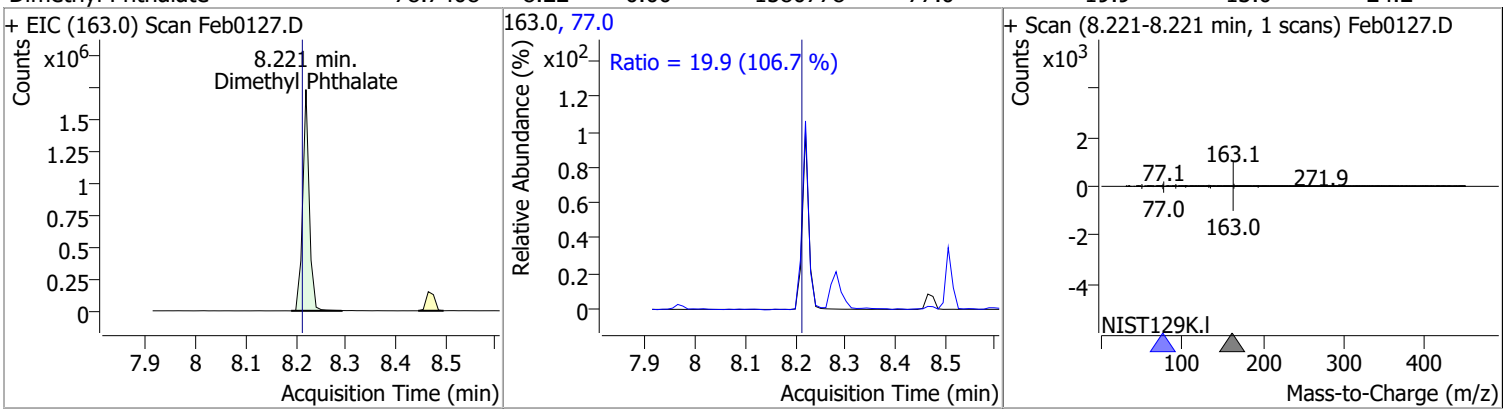

Compound	Conc.	RT	Dev(Min)	Resp.	QIon	QRatio	Lower	Upper
2,6-Dinitrotoluene	76.6680	8.28	0.00	191856	63.0	138.1	82.2	152.7
					89.0	62.3	40.8	75.8

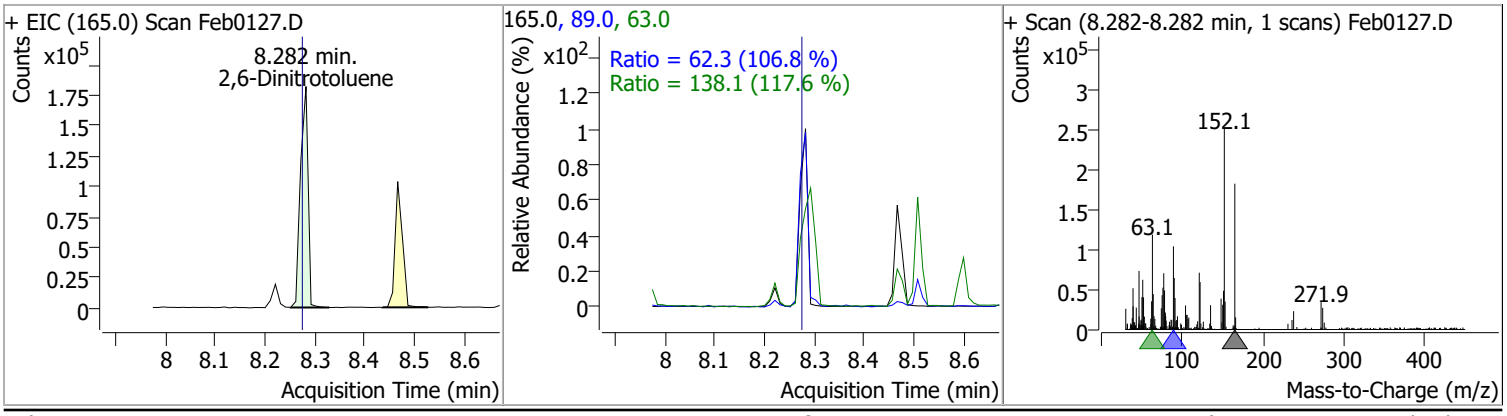

Compound	Conc.	RT	Dev(Min)	Resp.	QIon	QRatio	Lower	Upper
Acenaphthylene	76.4816	8.29	-0.01	2386097	153.1	13.8	9.8	18.2

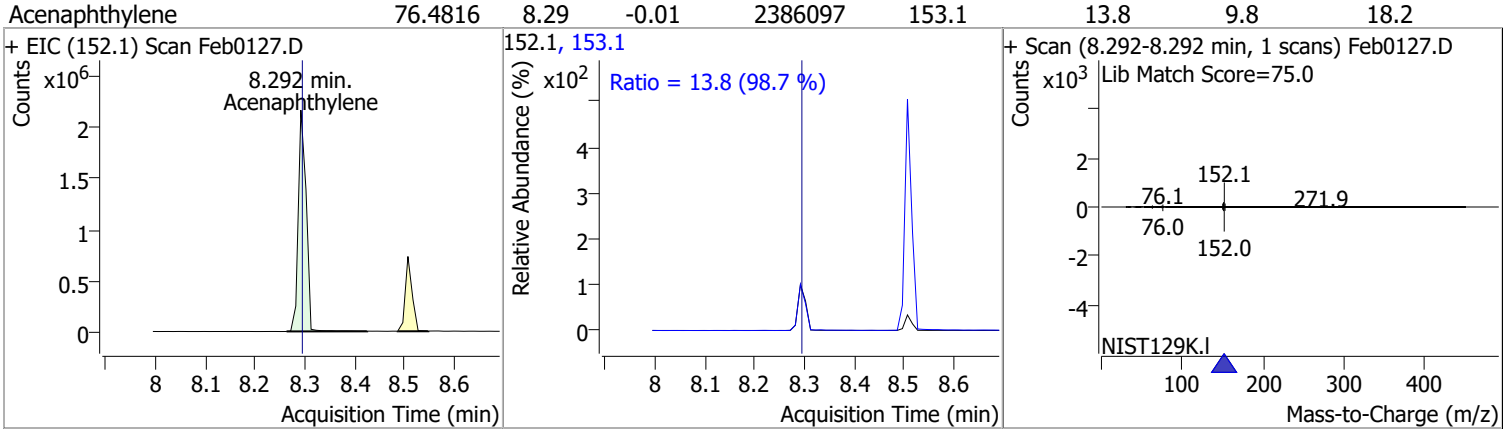

Compound	Conc.	RT	Dev(Min)	Resp.	QIon	QRatio	Lower	Upper
3-Nitroaniline	77.0780	8.47	-0.01	220021	65.0	128.2	84.7	157.3
					92.0	112.6	71.7	133.2

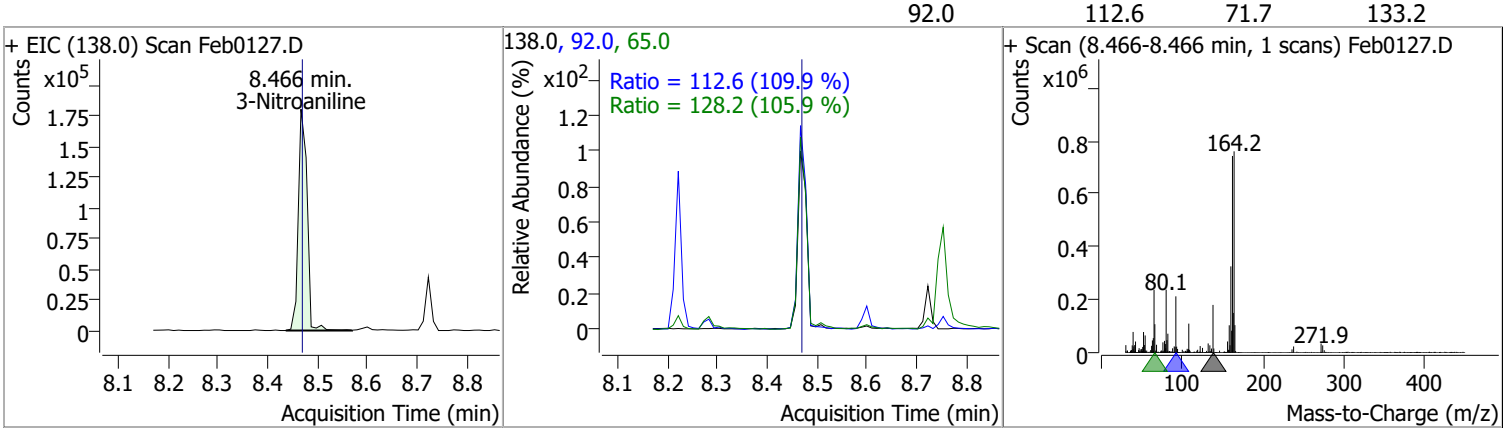

Compound	Conc.	RT	Dev(Min)	Resp.	QIon	QRatio	Lower	Upper
Acenaphthene	74.9247	8.51	-0.01	1349466	153.0	107.8	76.5	142.0
					152.0	52.3	35.8	66.4

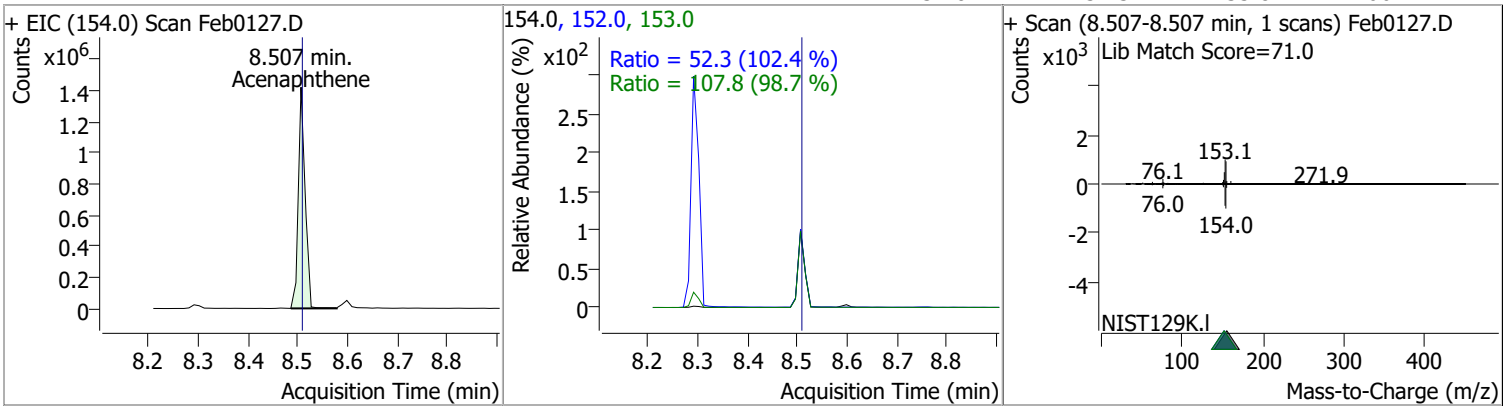

Compound	Conc.	RT	Dev(Min)	Resp.	QIon	QRatio	Lower	Upper
2,4-Dinitrophenol	60.0721	8.60	0.00	87540	154.0	64.4	44.4	82.5

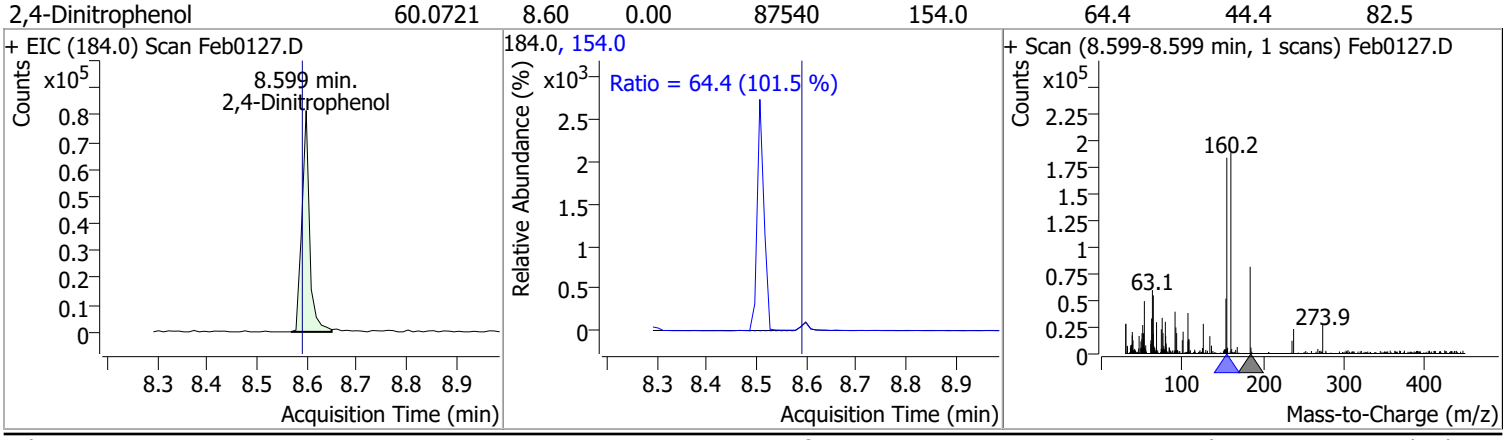

Compound	Conc.	RT	Dev(Min)	Resp.	QIon	QRatio	Lower	Upper
Dibenzofuran	79.7955	8.72	0.00	2217618	139.0	45.5	30.2	56.0

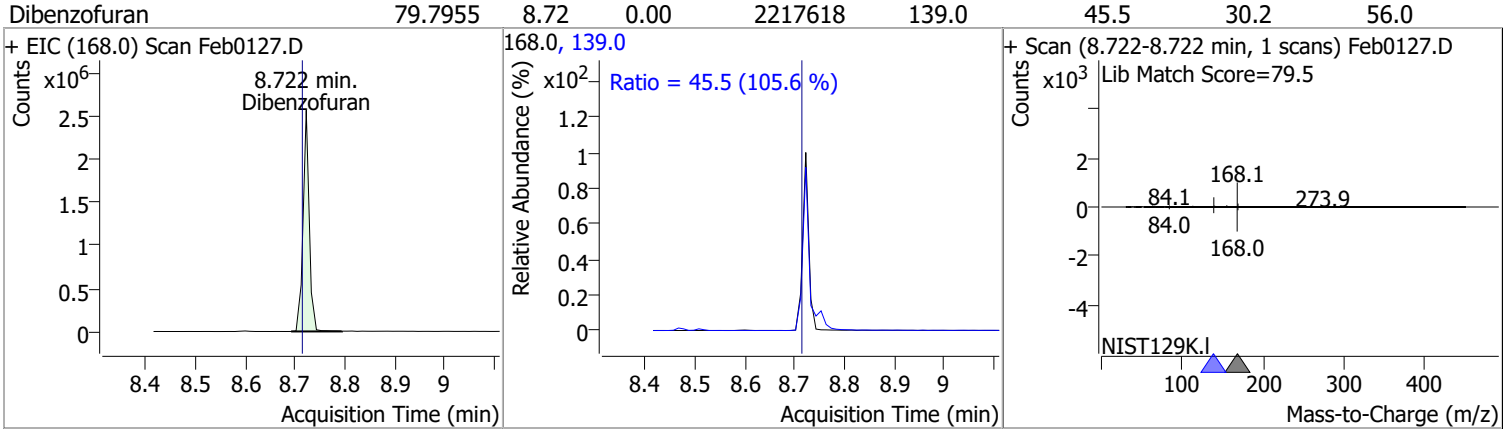

Compound	Conc.	RT	Dev(Min)	Resp.	QIon	QRatio	Lower	Upper
4-Nitrophenol	79.8564	8.75	0.01	230697	139.0	437.7	266.4	494.7
					65.0	81.1	56.8	105.6

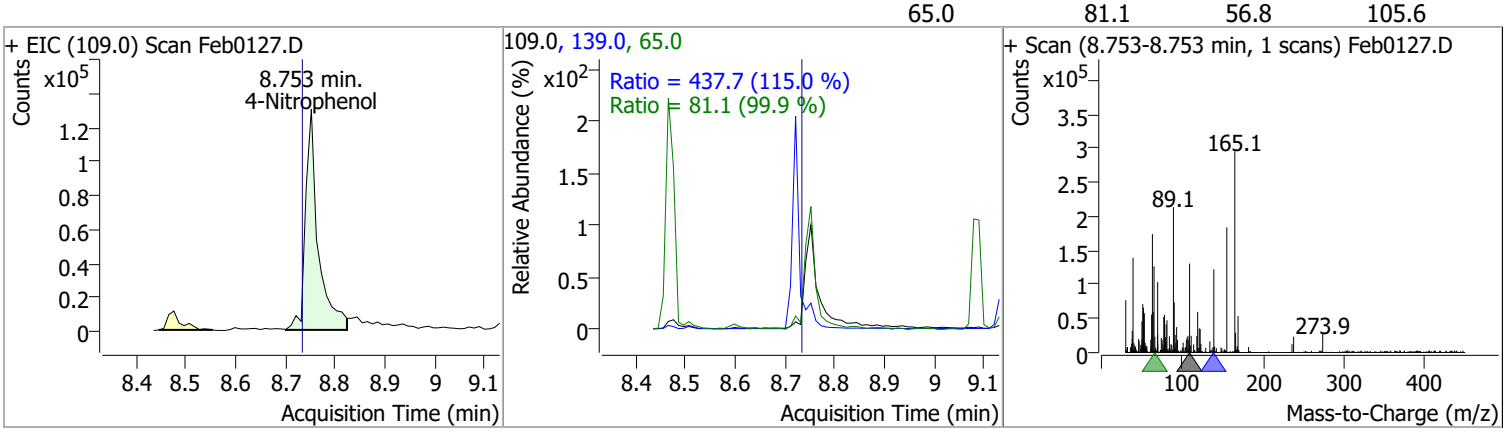

Compound	Conc.	RT	Dev(Min)	Resp.	QIon	QRatio	Lower	Upper
2,4-Dinitrotoluene	76.1262	8.75	0.00	257218	63.0	70.6	47.5	88.1
					89.0	75.4	45.8	85.1

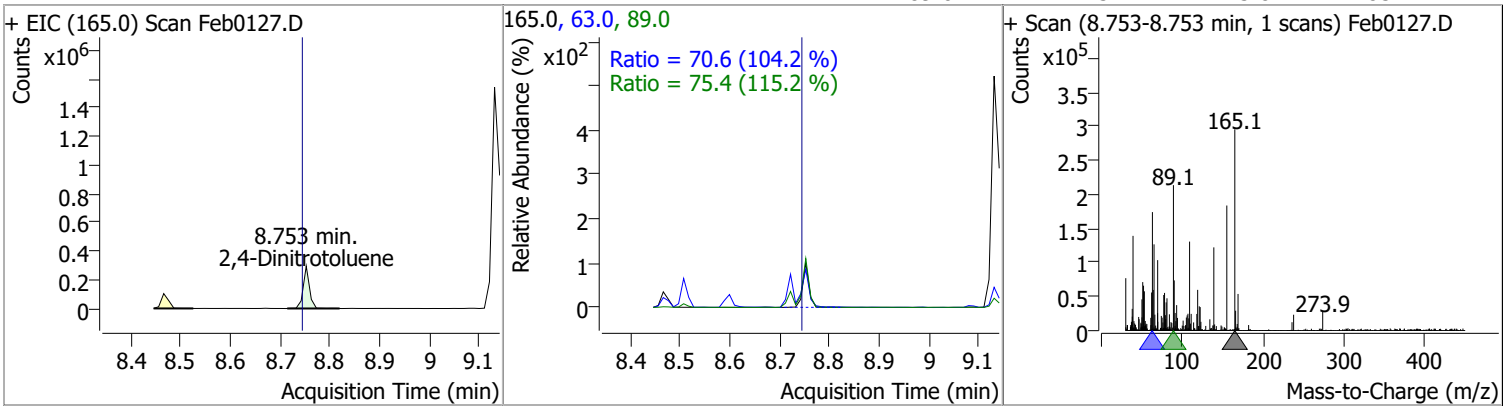

Compound	Conc.	RT	Dev(Min)	Resp.	QIon	QRatio	Lower	Upper
Diethylphthalate	76.9291	9.09	0.00	1597697	177.0	21.6	14.8	27.5
					150.0	13.2	8.8	16.3

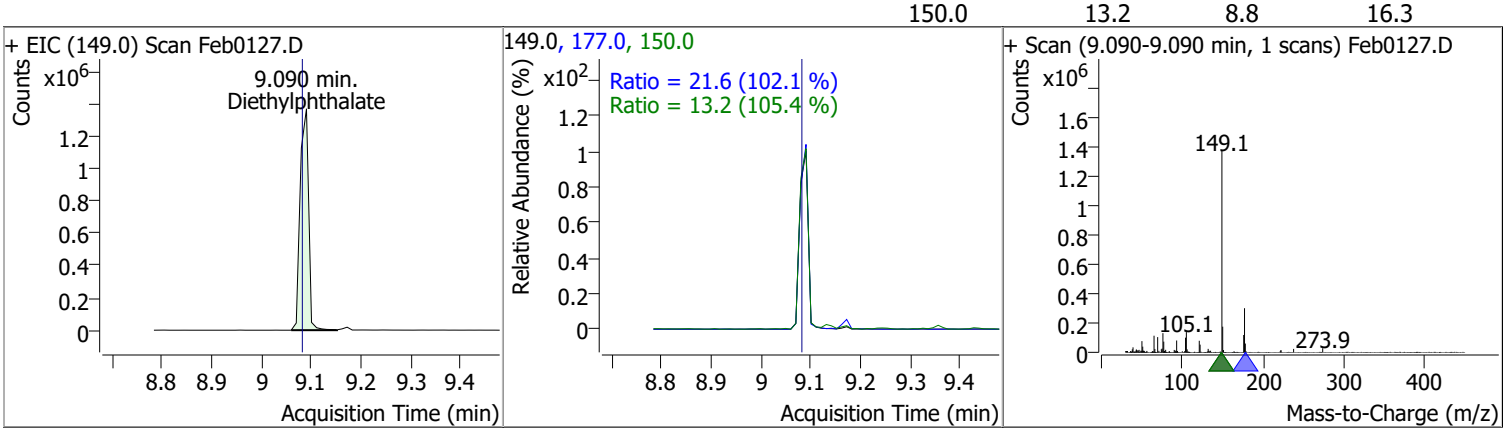

Compound	Conc.	RT	Dev(Min)	Resp.	QIon	QRatio	Lower	Upper
Fluorene	71.1287	9.13	-0.01	1790005	165.0	93.0	64.8	120.4
					167.0	12.8	9.1	16.9

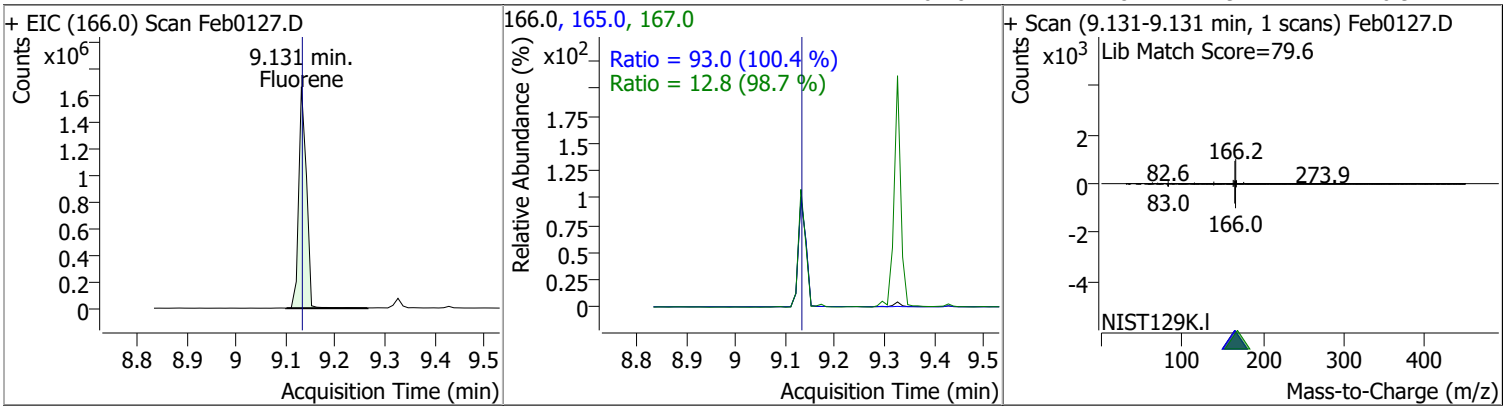

Compound	Conc.	RT	Dev(Min)	Resp.	QIon	QRatio	Lower	Upper
4-Chlorophenyl-phenylether	77.6859	9.17	0.00	847863	141.0	62.8	43.9	81.5
					206.0	34.4	23.2	43.1

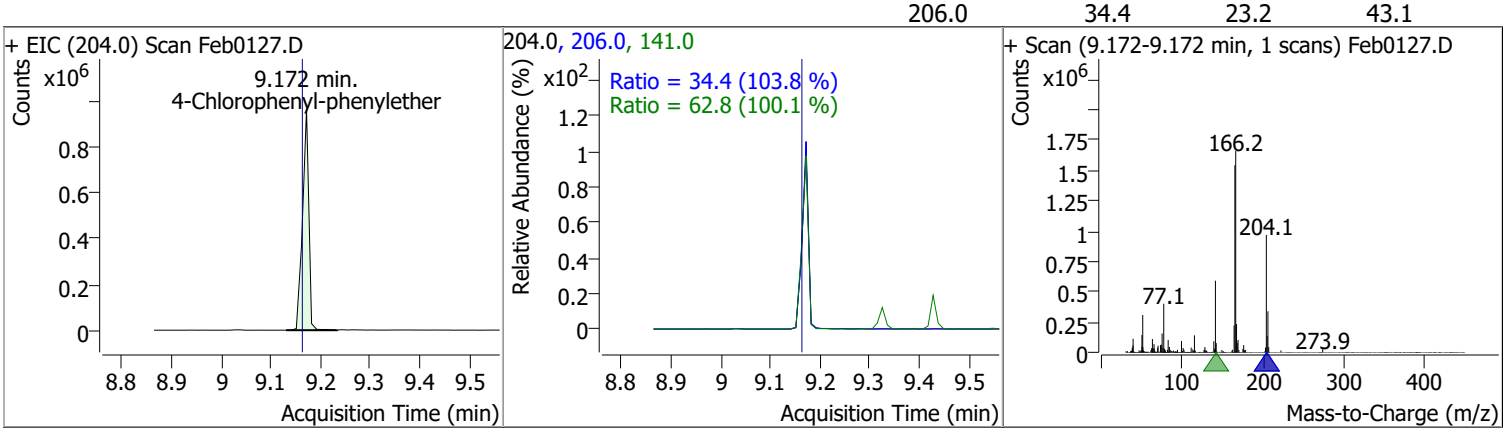

Quantitation Results Report (QT Reviewed)

Compound	Conc.	RT	Dev(Min)	Resp.	QIon	QRatio	Lower	Upper
4-Nitroaniline	68.9586	9.21	0.00	191135	65.0	114.7	70.9	131.7
					92.0	50.7	35.8	66.6

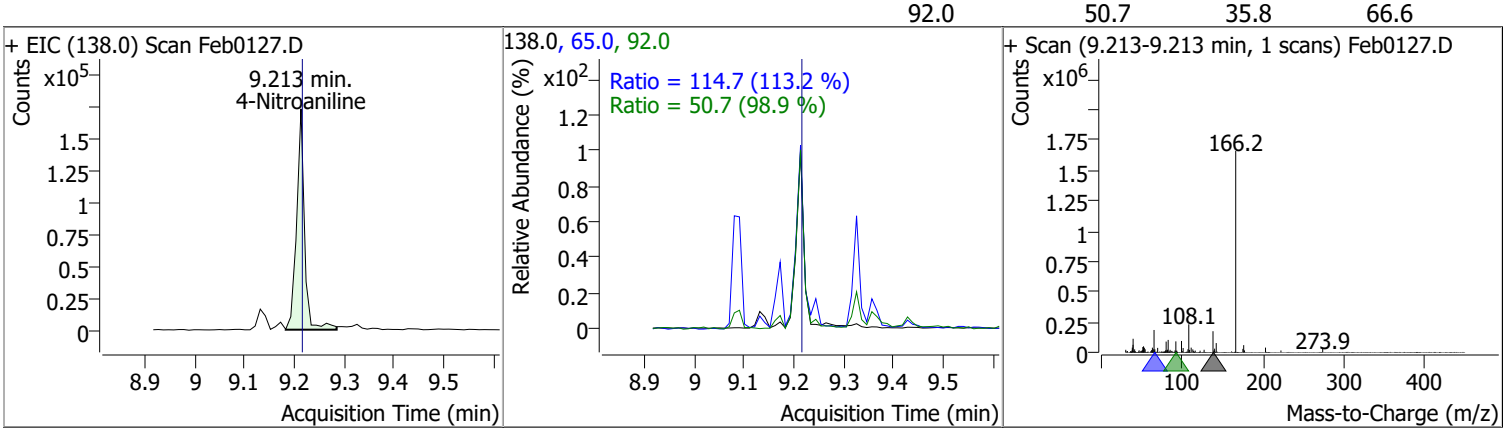

Compound	Conc.	RT	Dev(Min)	Resp.	QIon	QRatio	Lower	Upper
4,6-Dinitro-2-methylphenol	71.0125	9.24	0.00	139732	121.0	43.9	32.5	60.3

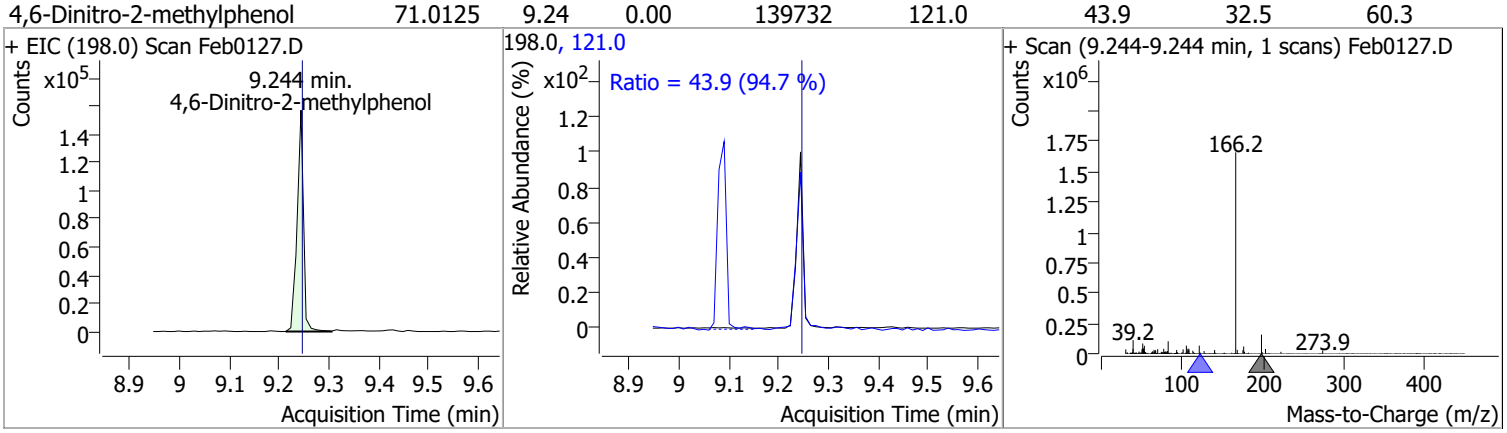

Compound	Conc.	RT	Dev(Min)	Resp.	QIon	QRatio	Lower	Upper
N-nitrosodiphenylamine	77.7867	9.33	0.00	1278618	168.0	63.2	44.3	82.3
					167.0	33.3	24.0	44.6

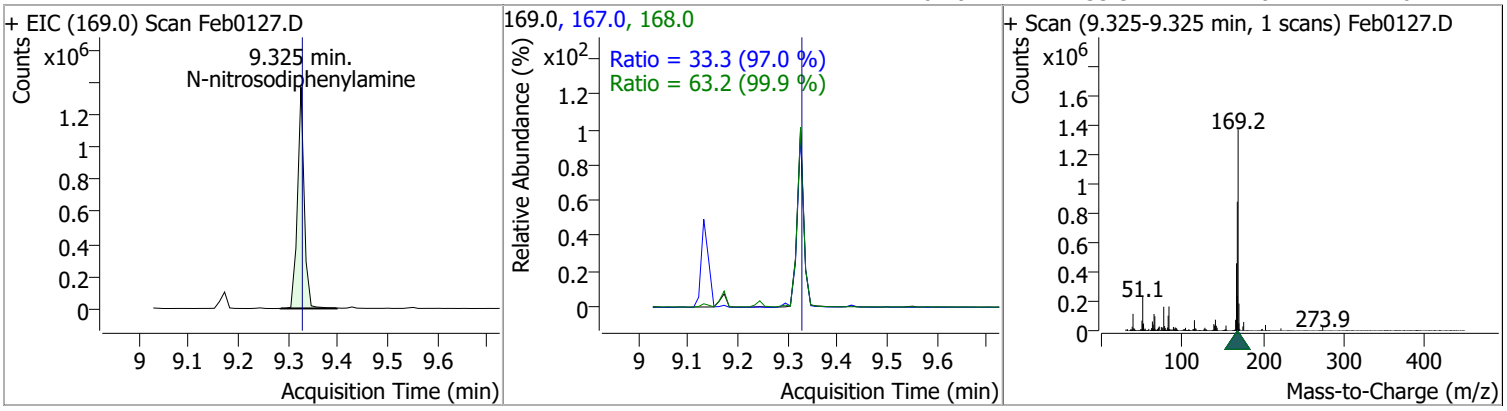

Quantitation Results Report (QT Reviewed)

Compound	Conc.	RT	Dev(Min)	Resp.	QIon	QRatio	Lower	Upper
Azobenzene	73.9524	9.36	0.00	1404937	51.0	37.2	26.4	49.0
					182.0	25.6	19.2	35.7

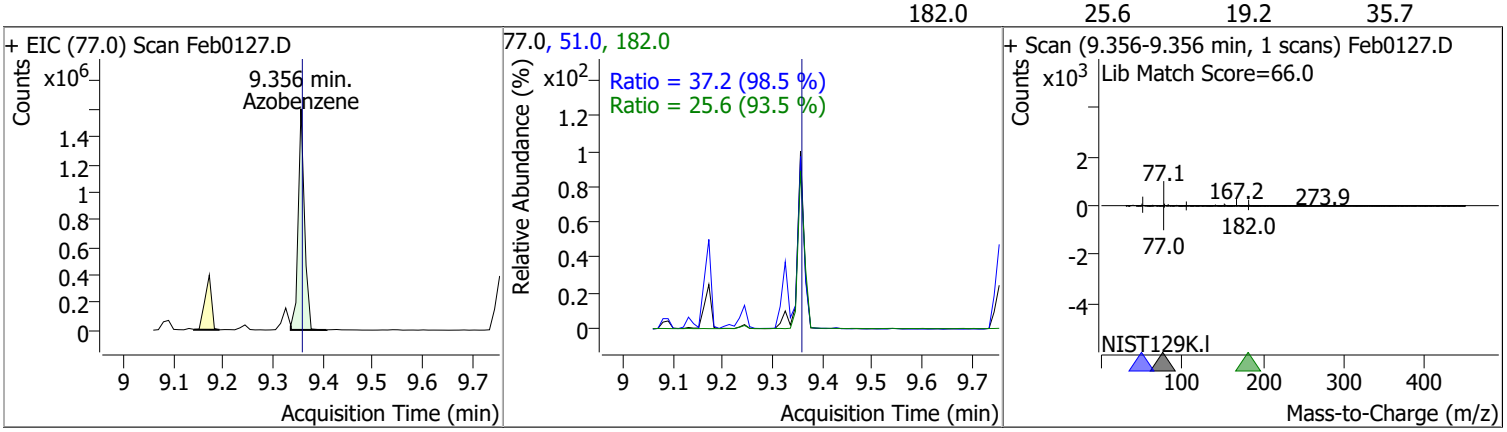

Compound	Conc.	RT	Dev(Min)	Resp.	QIon	QRatio	Lower	Upper
2,4,6-Tribromophenol	76.5328	9.43	0.00	152023	331.8	88.6	65.5	121.6

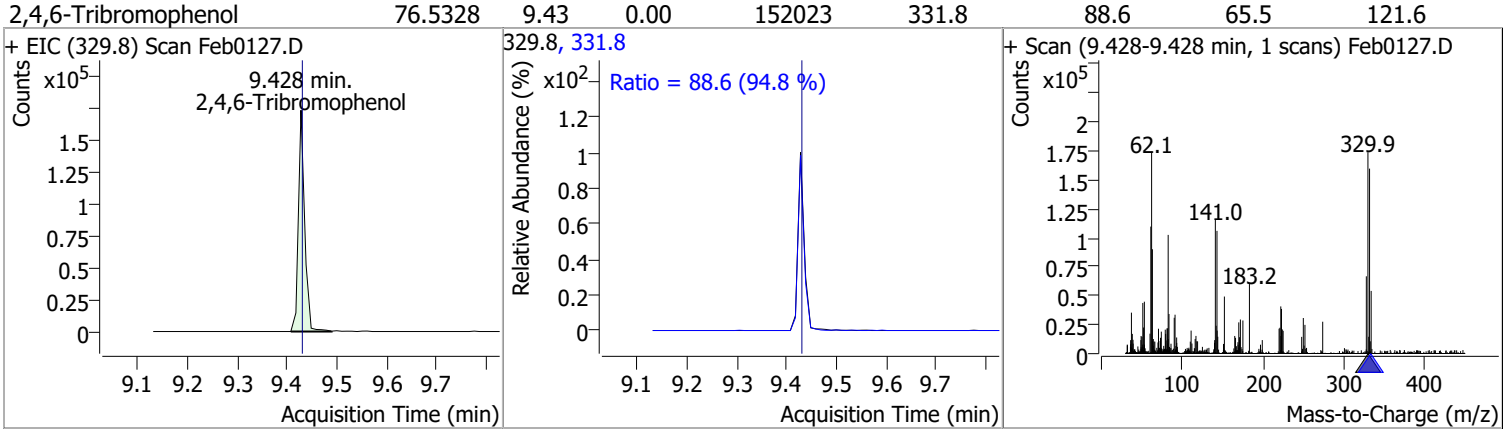

Compound	Conc.	RT	Dev(Min)	Resp.	QIon	QRatio	Lower	Upper
4-Bromophenyl-phenylether	80.6053	9.76	0.00	501005	141.0	100.3	72.5	134.6
					250.0	97.8	70.4	130.7

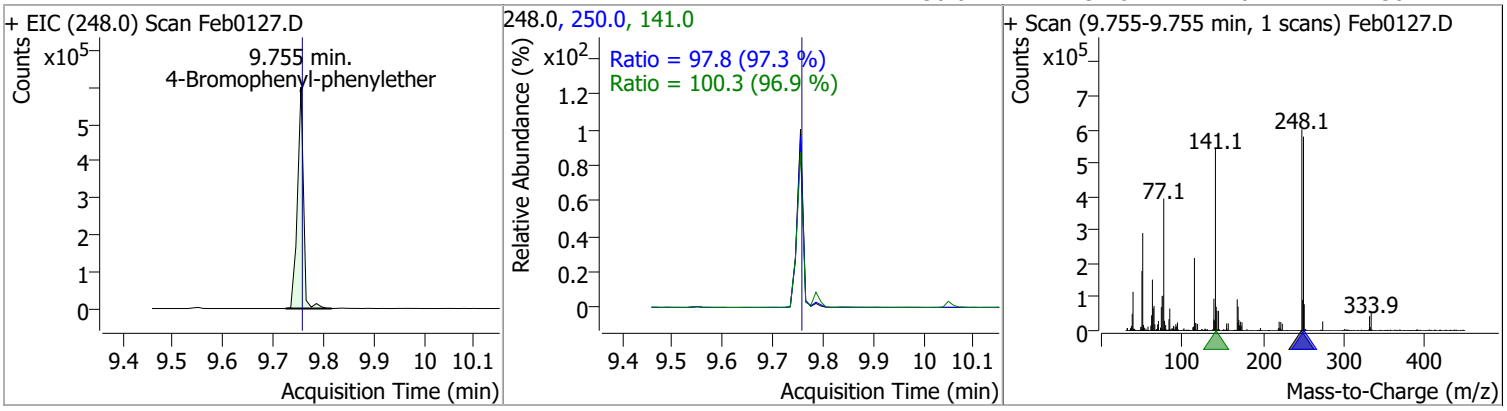

Compound	Conc.	RT	Dev(Min)	Resp.	QIon	QRatio	Lower	Upper
Hexachlorobenzene	70.5541	9.79	-0.01	449226	142.0	51.4	33.1	61.5

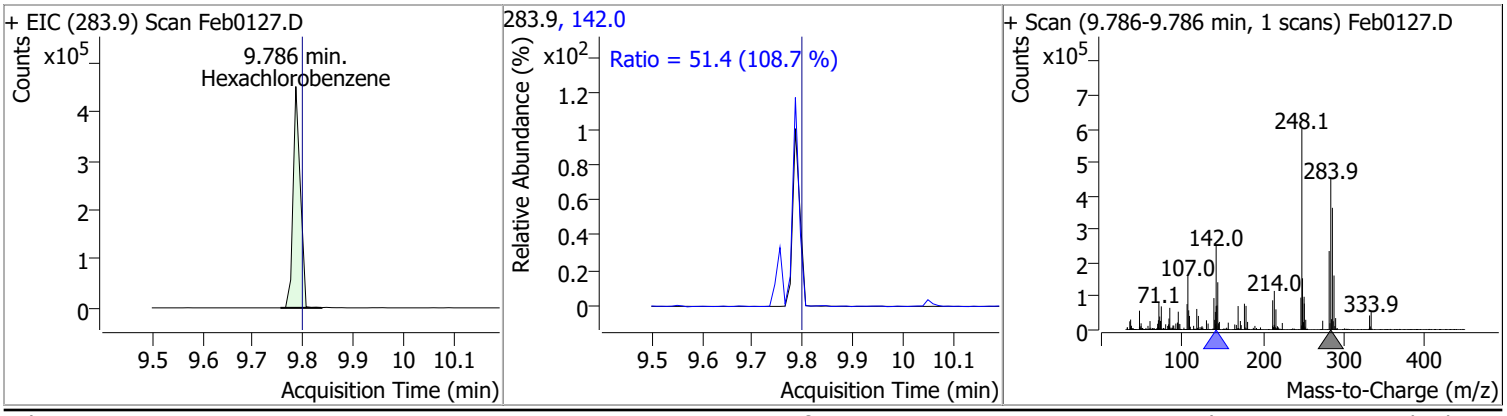

Quantitation Results Report (QT Reviewed)

Compound	Conc.	RT	Dev(Min)	Resp.	QIon	QRatio	Lower	Upper
Pentachlorophenol	73.7173	10.05	0.00	223134	267.9	65.0	45.7	84.8
					263.9	68.9	43.8	81.4

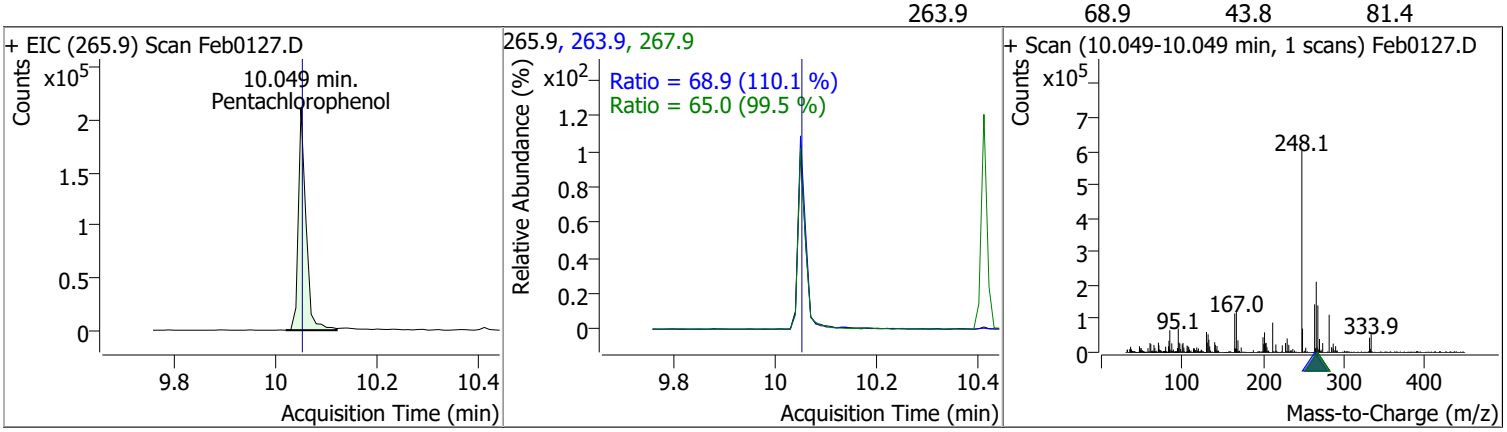

Compound	Conc.	RT	Dev(Min)	Resp.	QIon	QRatio	Lower	Upper
Phenanthrene	70.2933	10.28	-0.01	2394652	176.0	18.7	13.2	24.5

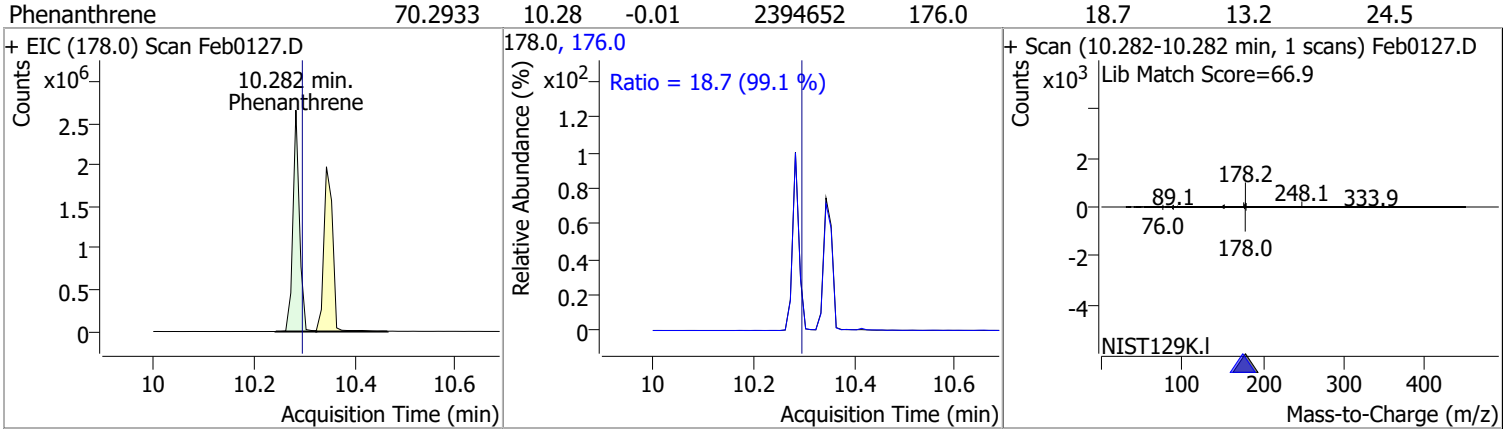

Compound	Conc.	RT	Dev(Min)	Resp.	QIon	QRatio	Lower	Upper
Anthracene	75.9636	10.34	-0.01	2392145	176.0	18.4	12.7	23.5

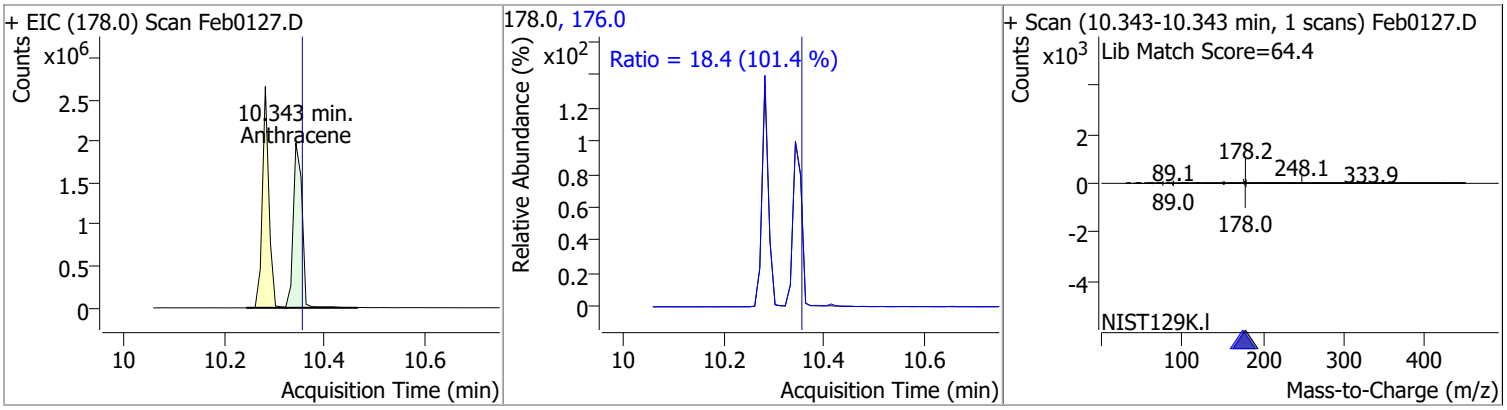

Compound	Conc.	RT	Dev(Min)	Resp.	QIon	QRatio	Lower	Upper
Triallate	82.0041	10.41	0.00	550033	268.0	24.4	19.1	35.4
					143.0	22.6	16.1	30.0

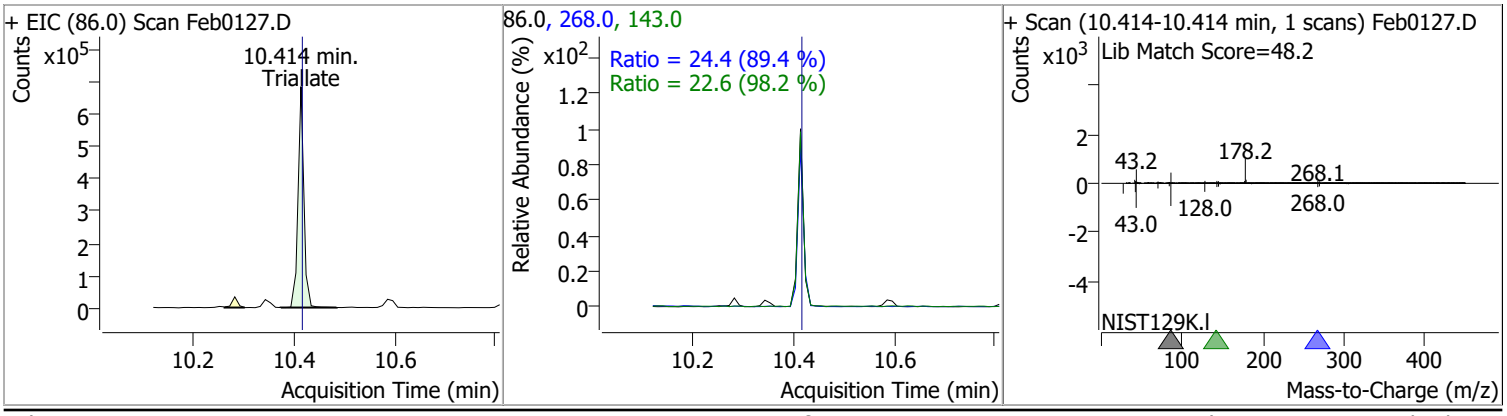

Compound	Conc.	RT	Dev(Min)	Resp.	QIon	QRatio	Lower	Upper
Carbazole	81.9454	10.59	-0.01	2384904	139.0	13.4	9.1	16.9

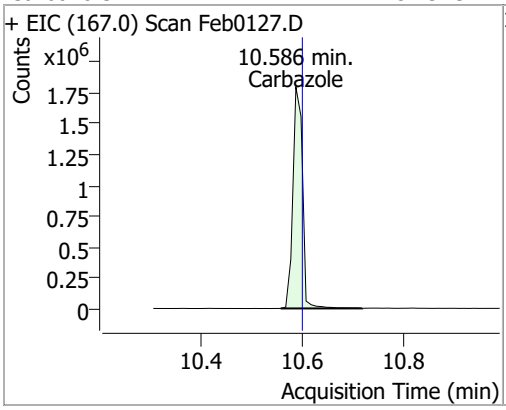

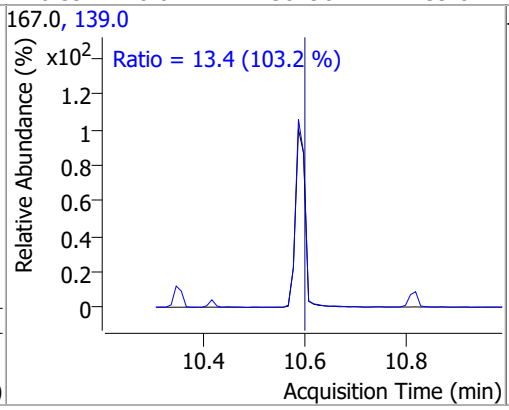

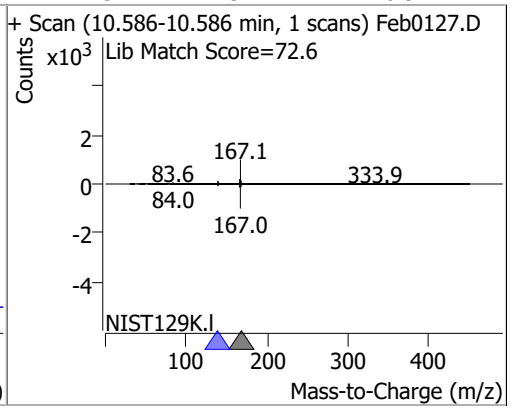

Compound	Conc.	RT	Dev(Min)	Resp.	QIon	QRatio	Lower	Upper
o-Terphenyl	79.6580	10.82	0.00	1400322	229.0	64.1	44.1	81.9
					215.0	37.8	26.4	49.1

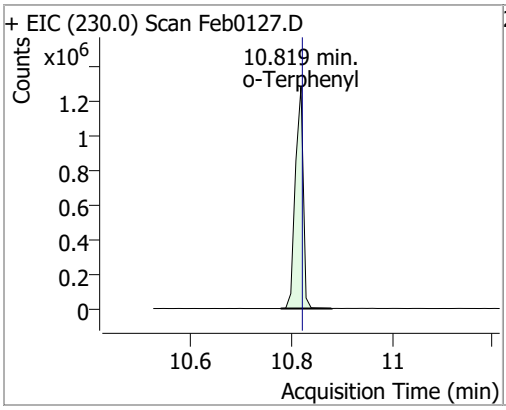

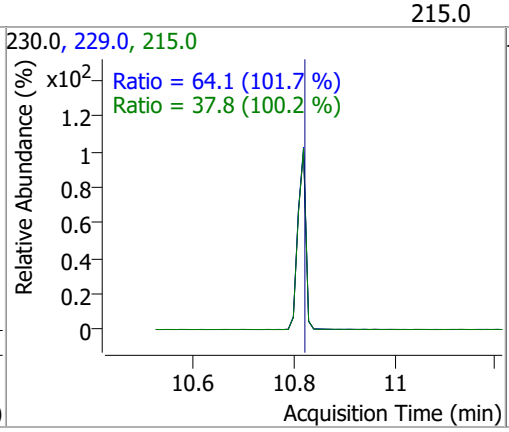

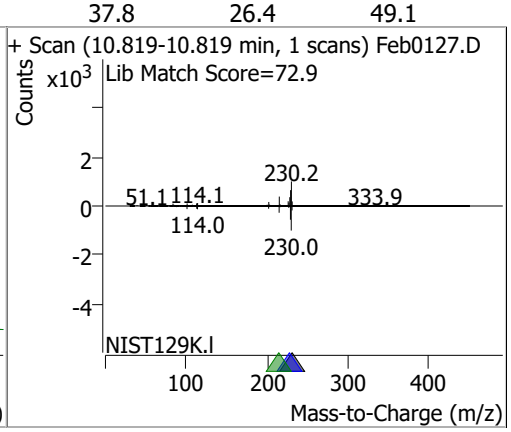

Compound	Conc.	RT	Dev(Min)	Resp.	QIon	QRatio	Lower	Upper
Di-n-Butylphthalate	81.0021	11.20	0.00	2402863	150.0	8.8	6.3	11.6
					104.0	6.1	4.1	7.6

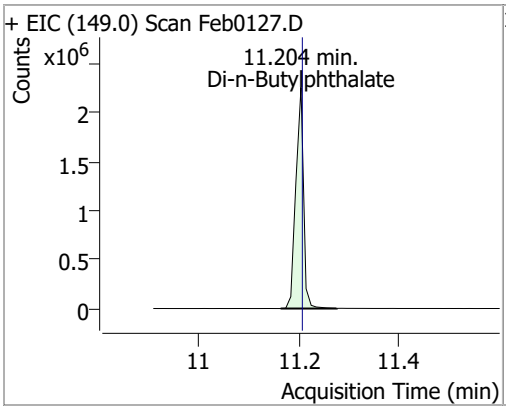

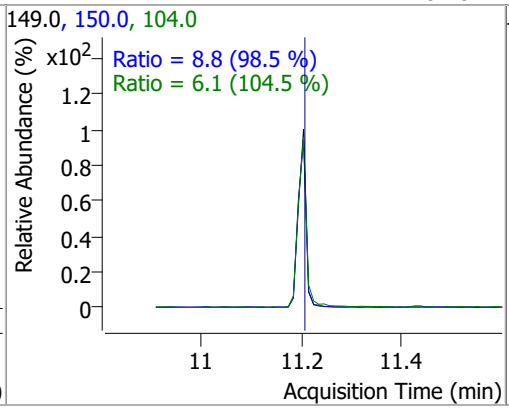

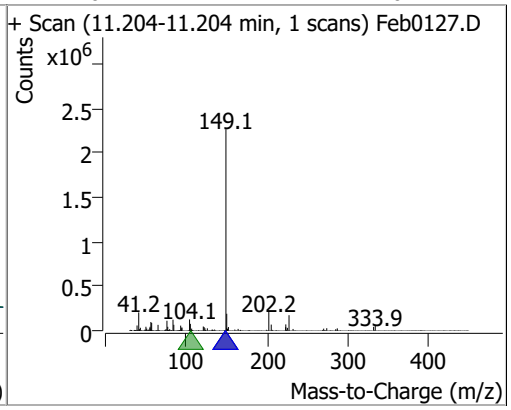

Compound	Conc.	RT	Dev(Min)	Resp.	QIon	QRatio	Lower	Upper
Fluoranthene	73.4969	12.12	0.00	2578847	101.0	13.6	8.6	16.0

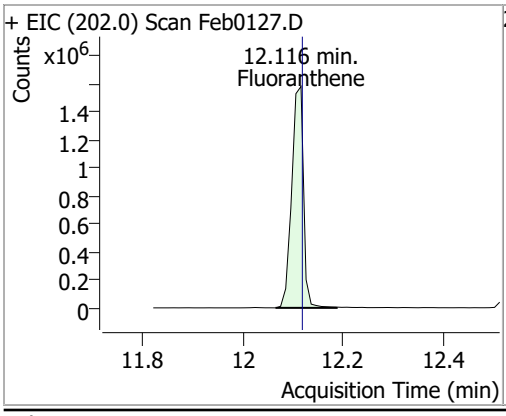

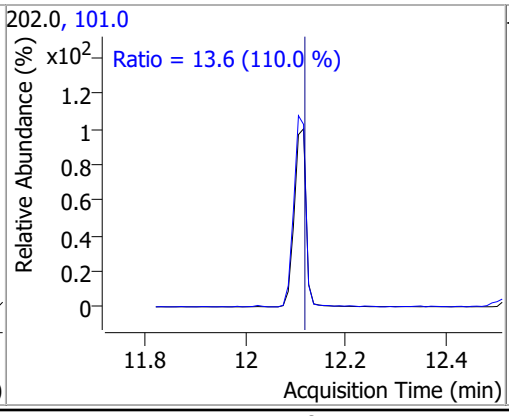

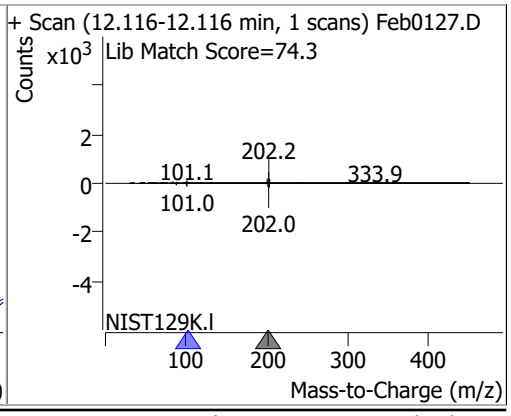

Quantitation Results Report (QT Reviewed)

Compound	Conc.	RT	Dev(Min)	Resp.	QIon	QRatio	Lower	Upper
Benzidine	85.6176	12.50	0.00	1067360	183.0	11.7	8.5	15.8
					92.0	8.1	5.2	9.7

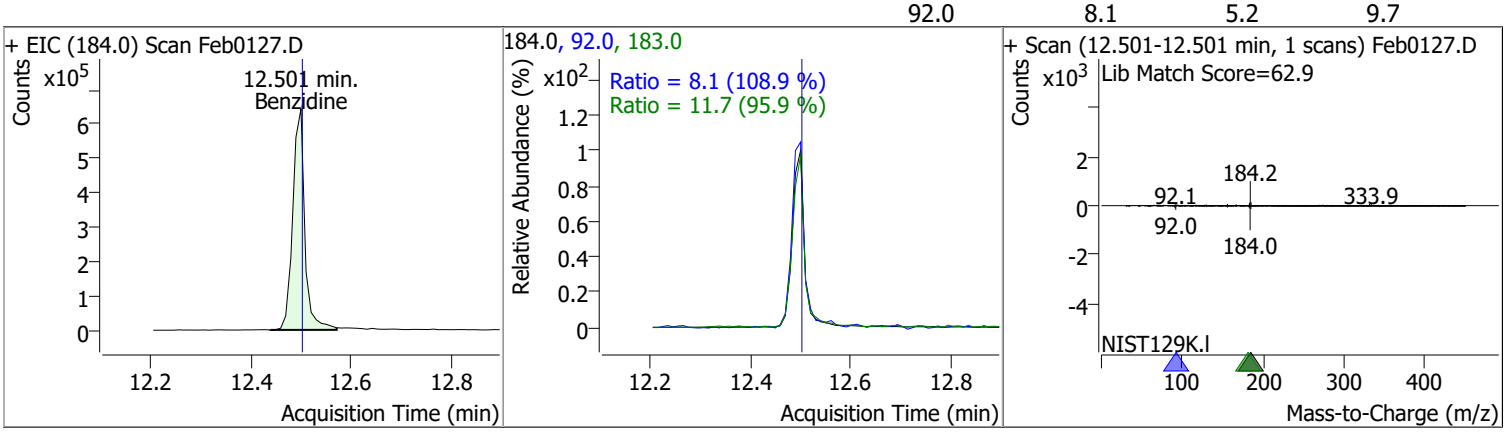

Compound	Conc.	RT	Dev(Min)	Resp.	QIon	QRatio	Lower	Upper
Pyrene	78.0532	12.55	0.00	2782795	101.0	16.2	9.8	18.2

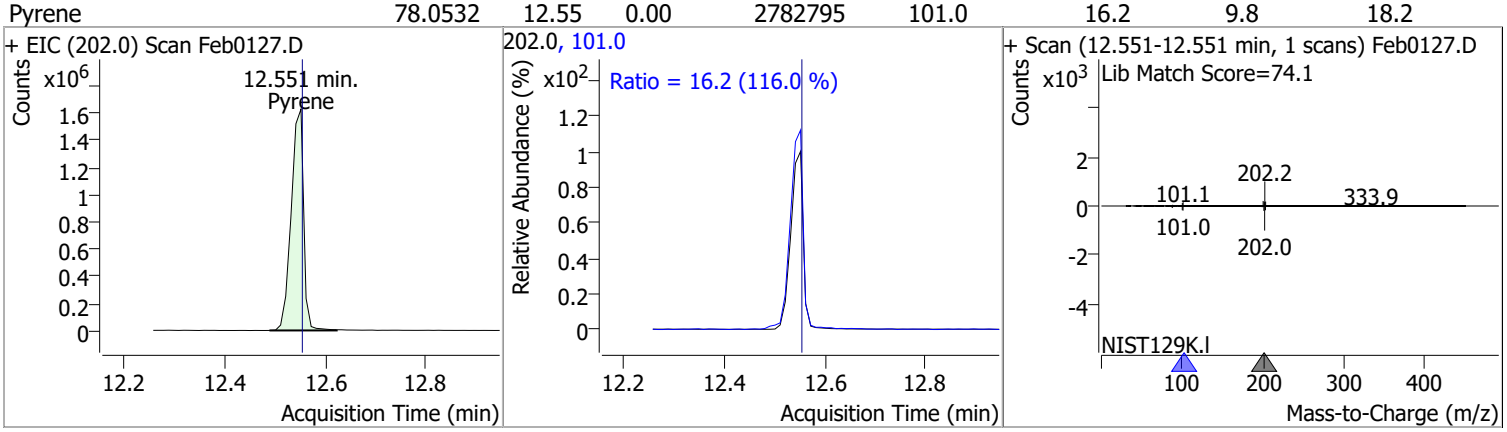

Compound	Conc.	RT	Dev(Min)	Resp.	QIon	QRatio	Lower	Upper
Terphenyl-d14	77.3997	13.05	-0.01	1913192	122.0	14.2	8.8	16.4

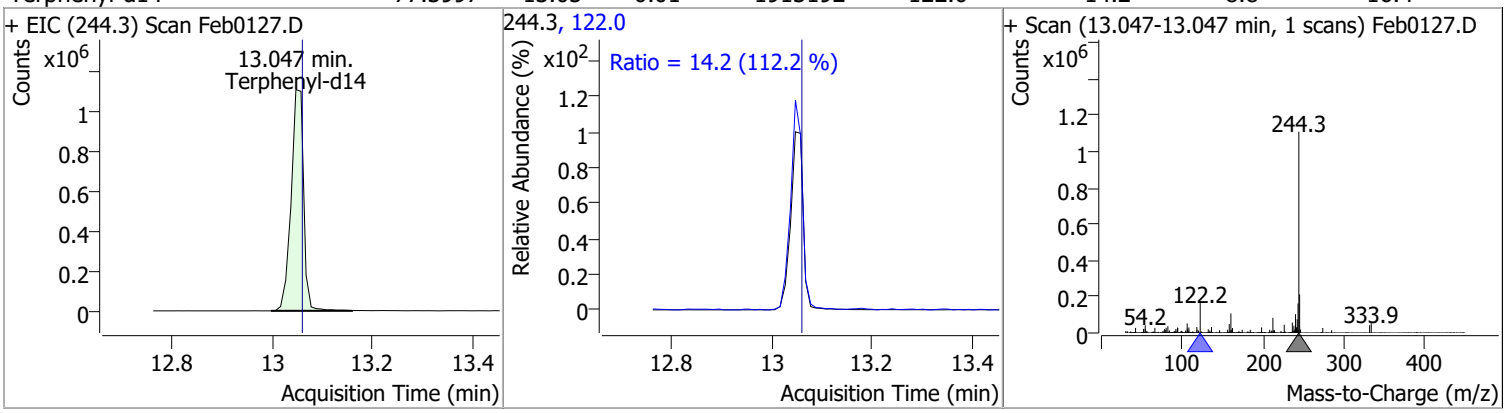

Compound	Conc.	RT	Dev(Min)	Resp.	QIon	QRatio	Lower	Upper
Butylbenzylphthalate	77.3435	14.52	-0.01	778658	91.0	85.6	56.1	104.1
					206.0	17.6	12.9	24.0

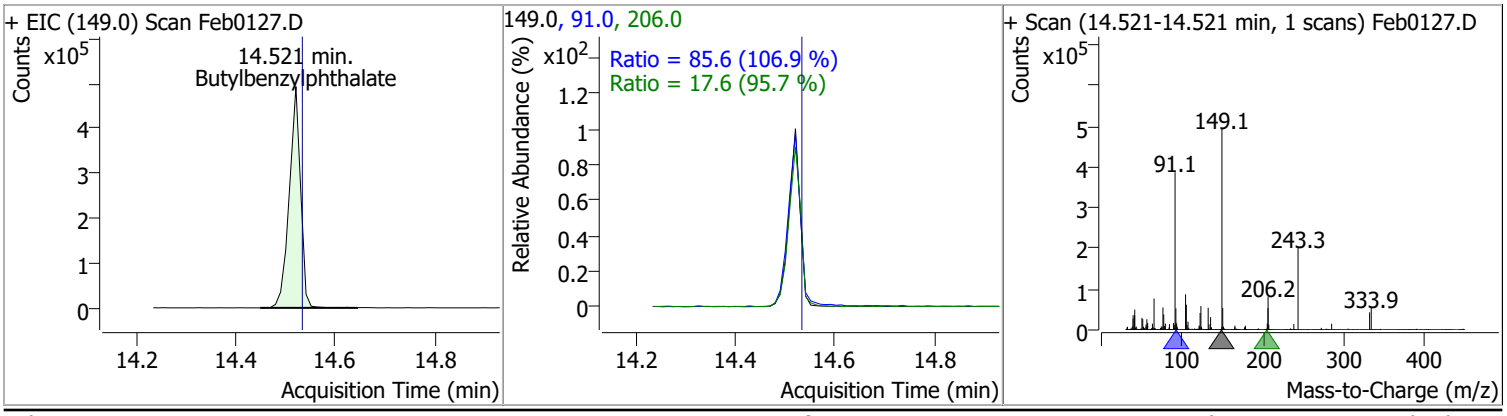

Quantitation Results Report (QT Reviewed)

Compound	Conc.	RT	Dev(Min)	Resp.	QIon	QRatio	Lower	Upper
Benzo(a)Anthracene	75.4030	15.75	-0.01	2023402	226.0	26.1	18.0	33.5
					229.0	20.8	14.6	27.2

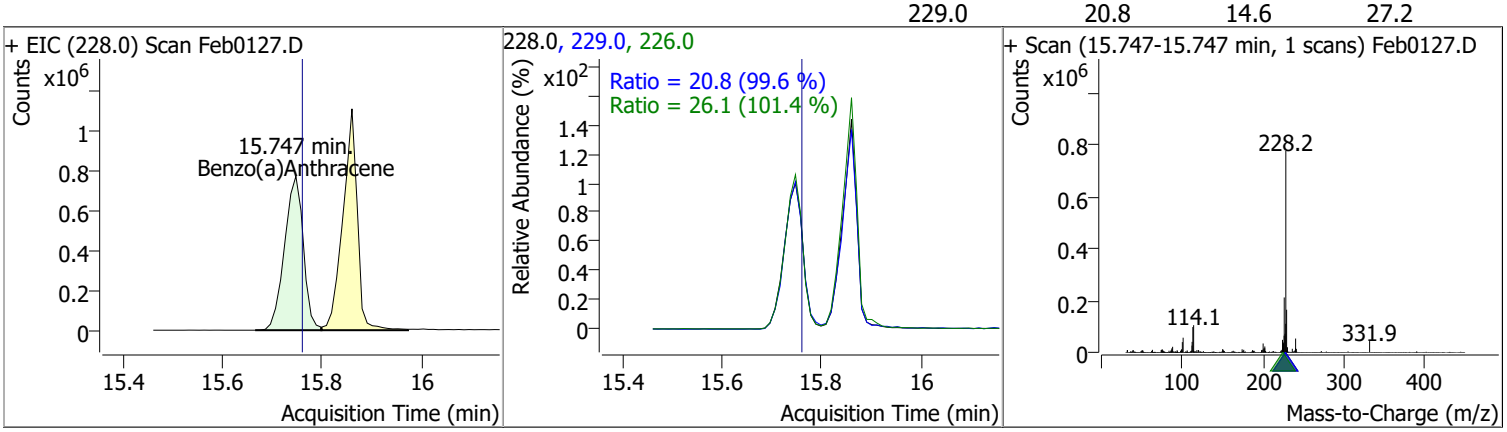

Compound	Conc.	RT	Dev(Min)	Resp.	QIon	QRatio	Lower	Upper
Chrysene	77.8834	15.86	-0.01	2237968	226.0	29.4	20.5	38.1
					229.0	20.6	14.2	26.3

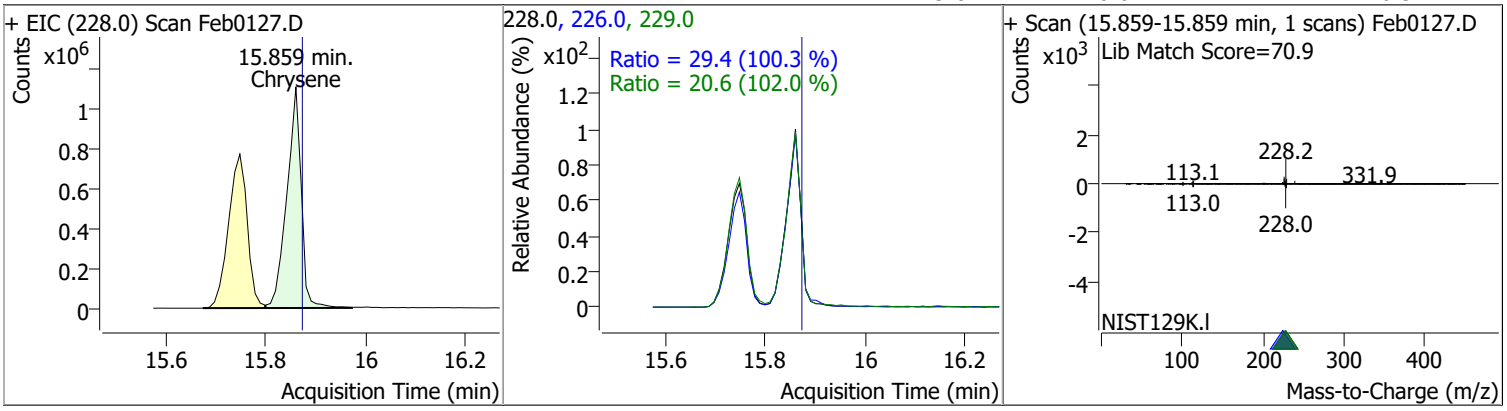

Compound	Conc.	RT	Dev(Min)	Resp.	QIon	QRatio	Lower	Upper
3,3-Dichlorobenzidine	81.8673	15.90	0.00	701731	254.0	62.3	45.2	83.9

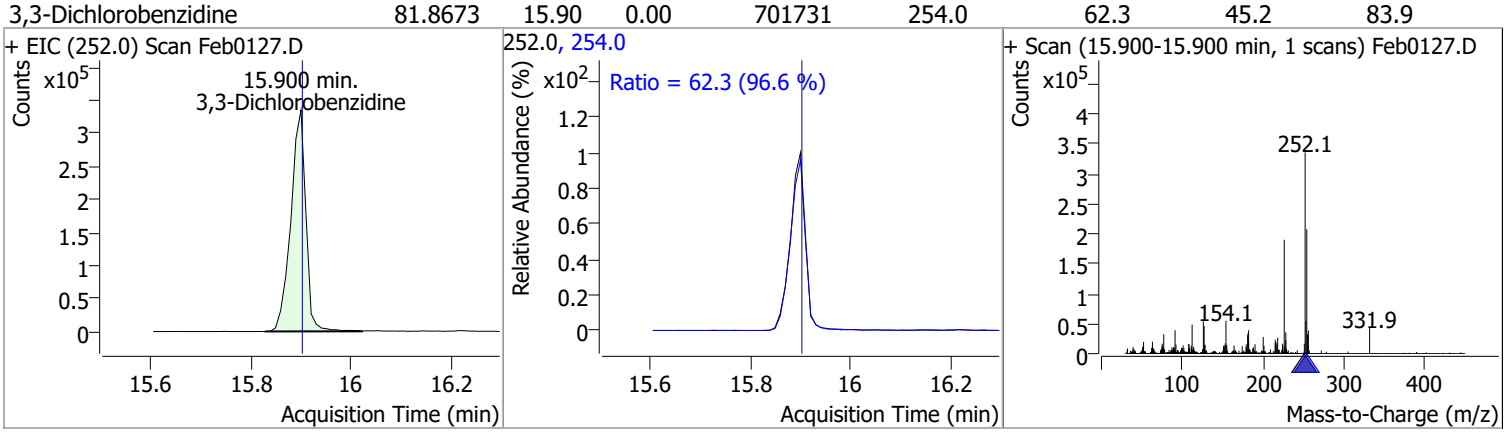

Quantitation Results Report (QT Reviewed)

Compound	Conc.	RT	Dev(Min)	Resp.	QIon	QRatio	Lower	Upper
bis(2-ethylhexyl)Phthalate	76.1357	16.59	-0.01	275570	149.0	391.5	270.0	501.5
					279.0	14.7	10.7	19.9

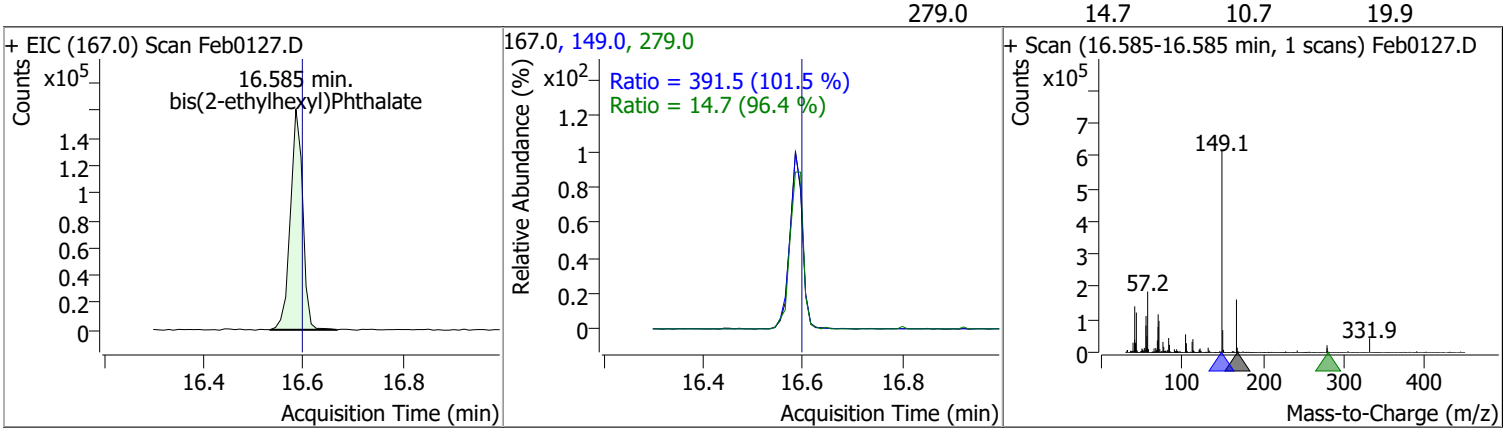

Compound	Conc.	RT	Dev(Min)	Resp.	QIon	QRatio	Lower	Upper
Di-n-octyl Phthalate	75.1296	18.29	0.00	1849647	150.0	9.8	6.7	12.4

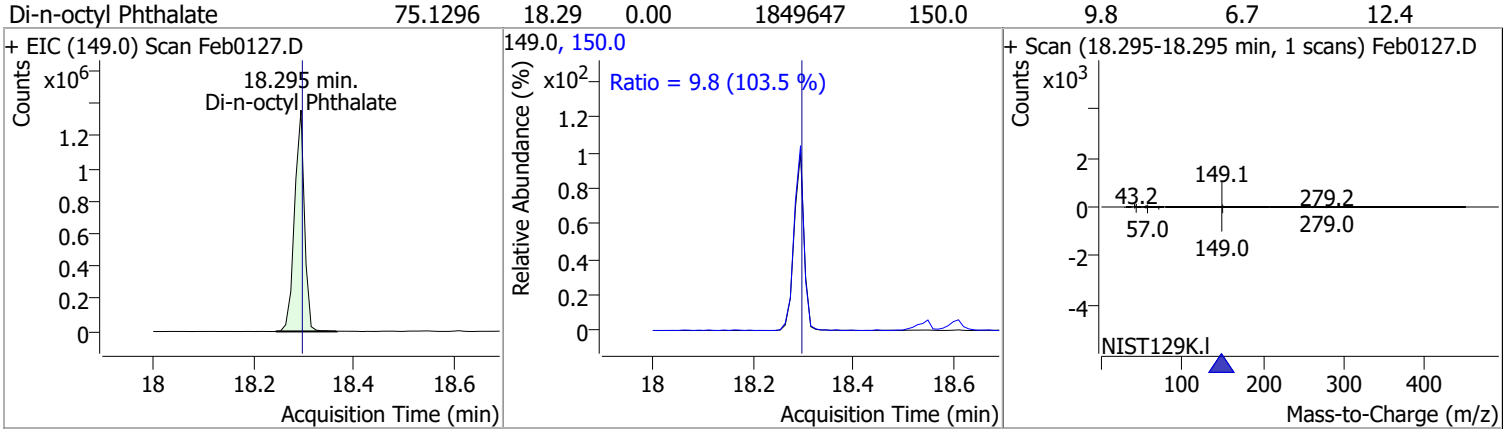

Compound	Conc.	RT	Dev(Min)	Resp.	QIon	QRatio	Lower	Upper
Benzo(b)fluoranthene	79.5238	18.55	0.00	2000635	253.0	22.4	15.7	29.2

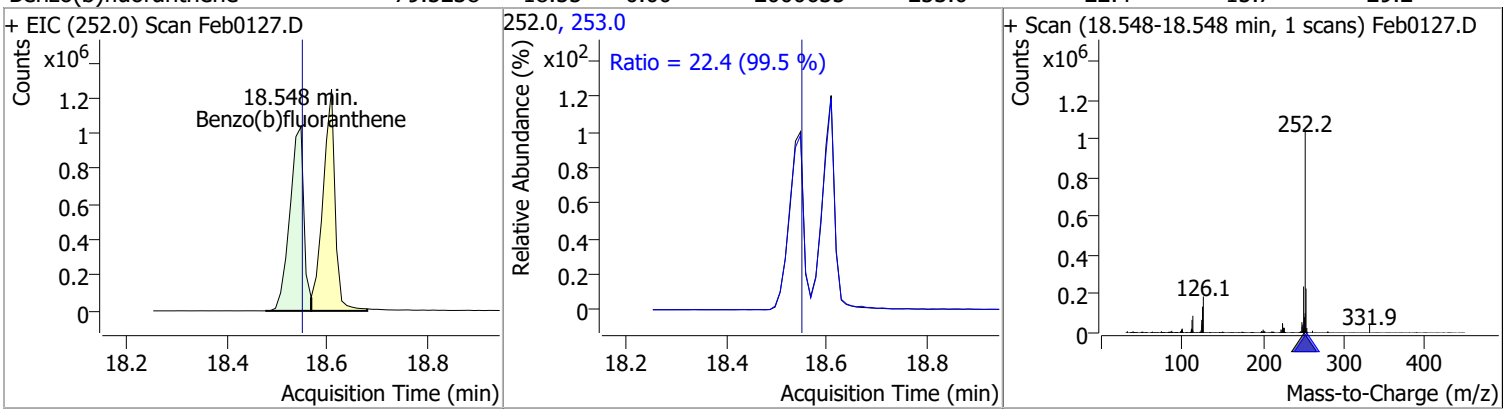

Compound	Conc.	RT	Dev(Min)	Resp.	QIon	QRatio	Lower	Upper
Benzo(k)fluoranthene	74.9158	18.61	0.00	2075075	253.0	22.1	15.9	29.5

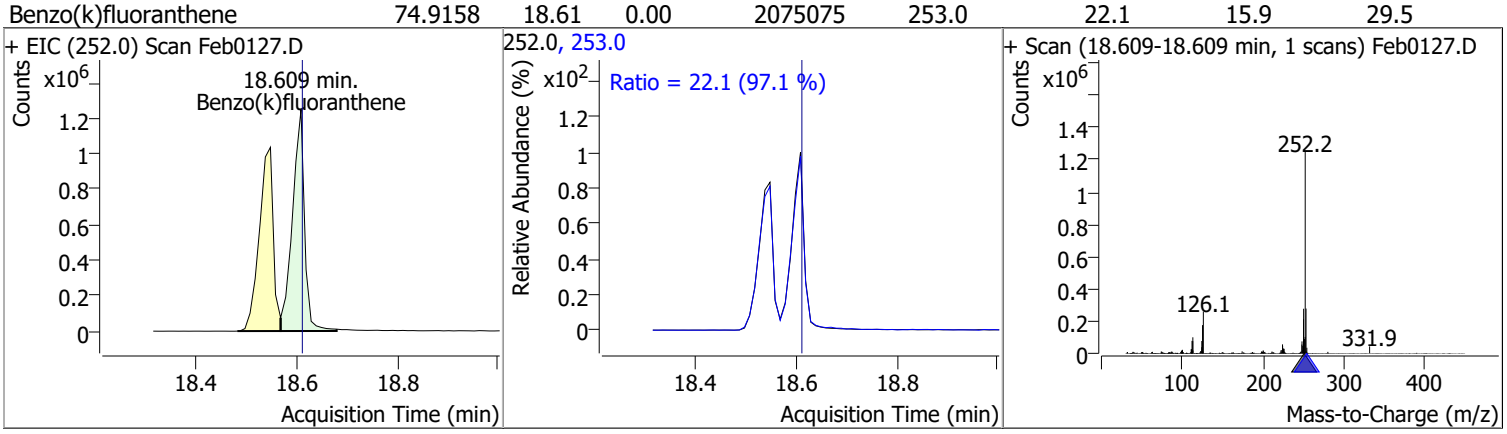

Quantitation Results Report (QT Reviewed)

Compound	Conc.	RT	Dev(Min)	Resp.	QIon	QRatio	Lower	Upper
Benzo(a)pyrene	79.1280	19.15	0.00	1894955	253.0	22.0	15.8	29.4

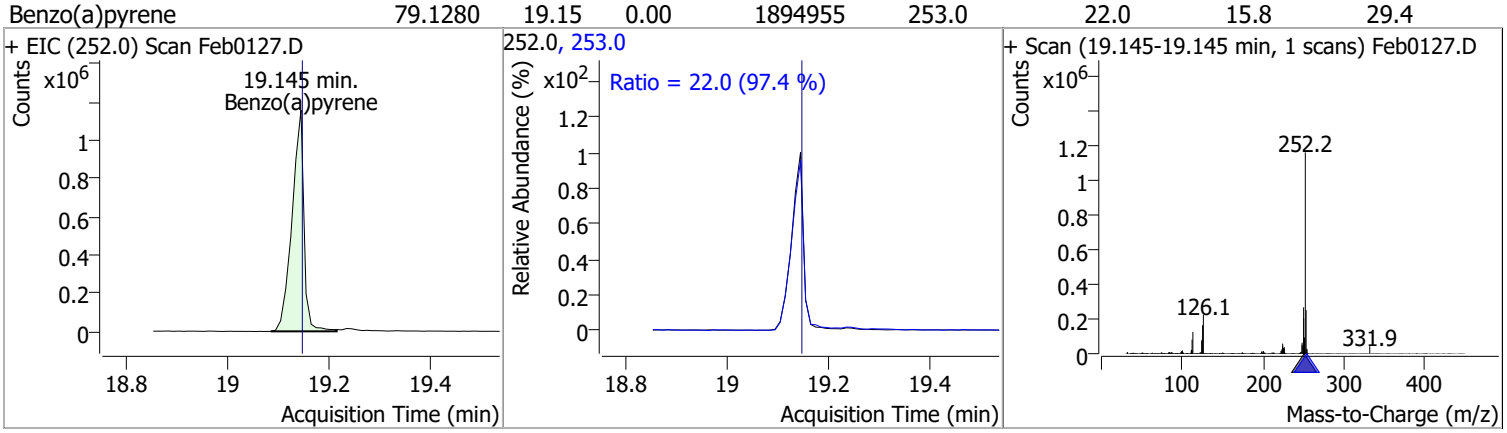

Compound	Conc.	RT	Dev(Min)	Resp.	QIon	QRatio	Lower	Upper
Indeno(1,2,3-c,d)pyrene	78.7981	20.90	-0.01	1517862	138.0	31.2	20.2	37.5

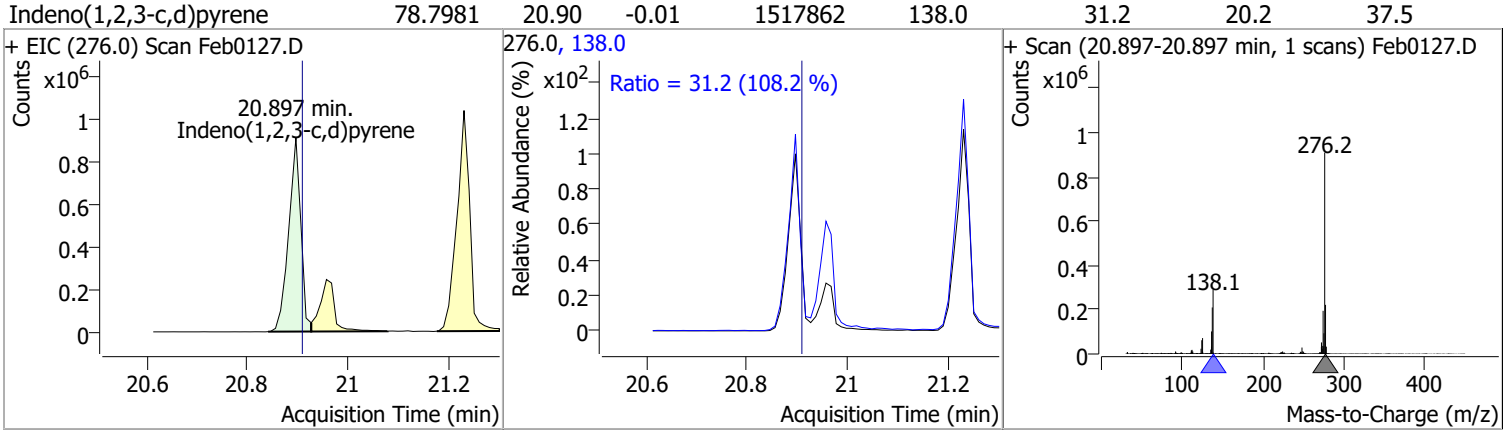

Compound	Conc.	RT	Dev(Min)	Resp.	QIon	QRatio	Lower	Upper
Dibenzo(a,h)anthracene	84.7246	20.96	-0.01	1720749	139.0	24.6	17.1	31.7
					279.0	24.3	16.6	30.8

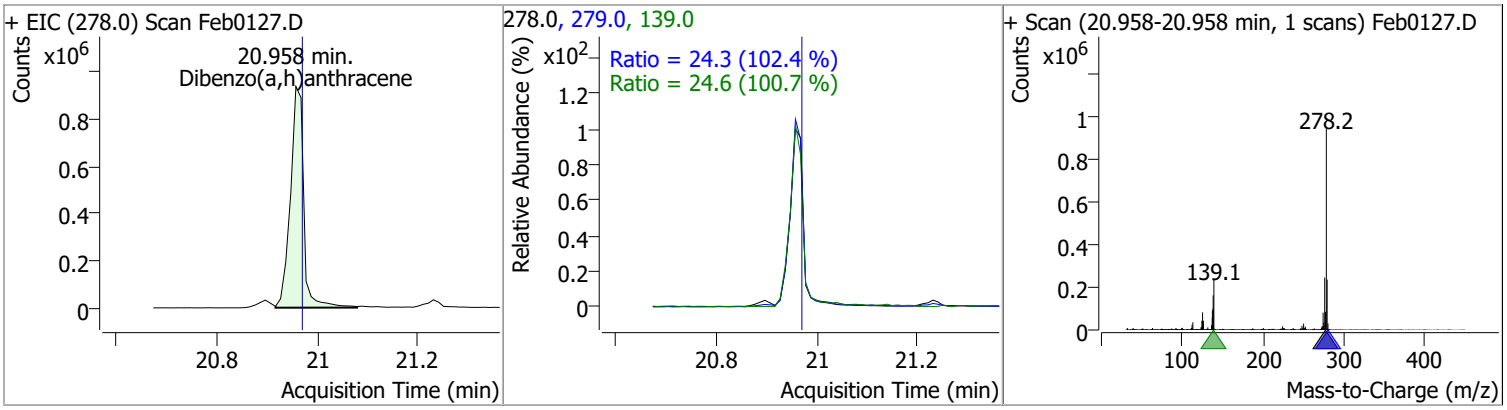

Compound	Conc.	RT	Dev(Min)	Resp.	QIon	QRatio	Lower	Upper
Benzo(g,h,i)perylene	80.1184	21.23	-0.01	1863658	138.0	32.9	22.8	42.3
					277.0	23.3	16.9	31.4

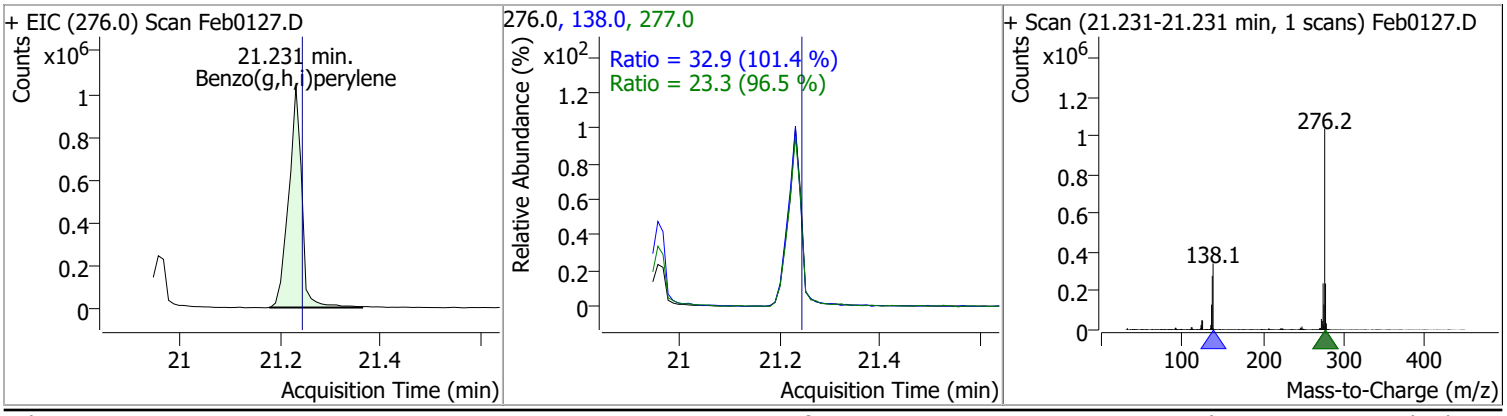

Quantitation Results Report (QT Reviewed)

Data File	Feb0128.D	Operator	LIMS import
Acq. Method	BNA+SIM.M	Acq. Date-Time	2/2/2022 7:07:44 AM
Sample Name	01-Feb-22_ISTBLK_28	Instrument	Instrument #1
Vial	28	Multiplier	1.00
DA Method File	020122 DoD BNA cal.batch.bin	Comment	SVOC-8270-W-LARGO
Tune File	dftppdsm.u	Tune Date	1/25/2022 7:52:00 PM
Batch Name	020122 DoD BNA.batch.bin	Last Calib Update	2/16/2022 11:05:20 AM
Ref Library	D:\Org\Library\NIST129K.l		

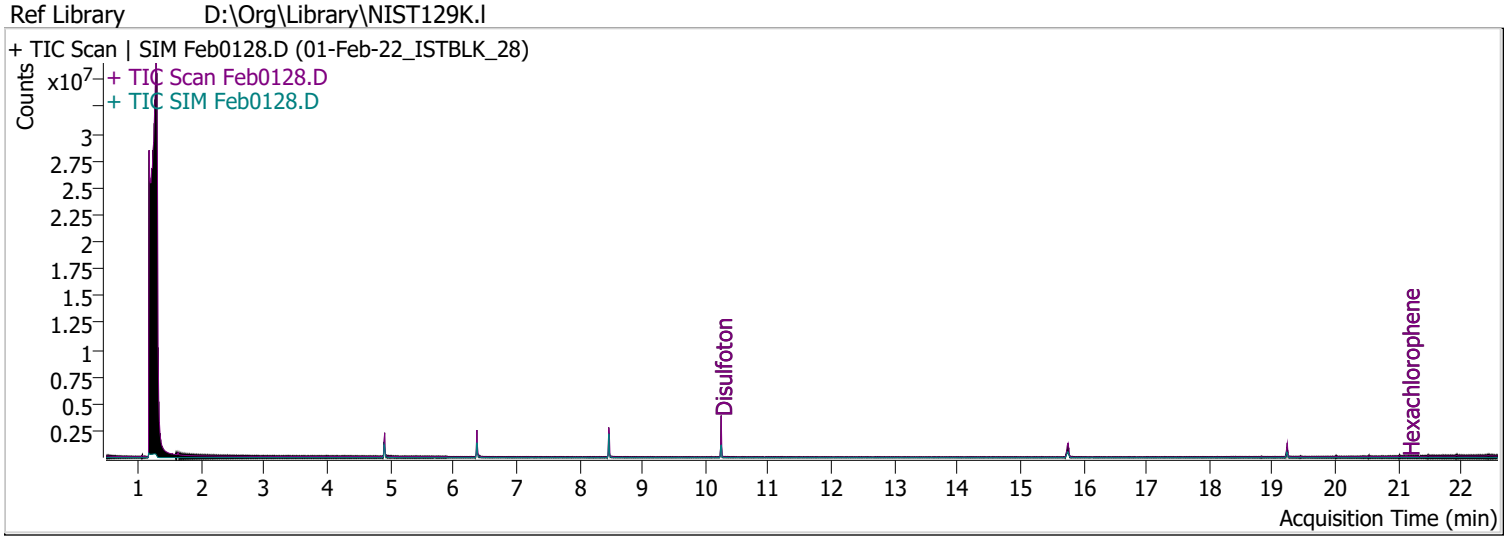

Compound	RT	QIon	Resp.	Conc.	Units	Dev(Min)
Internal Standards						
System Monitoring Compounds						
S 2-Fluorophenol	0.000		0	N.D.		
Spiked Amount: 200.000	Range: 10.0 - 75.0%			Recovery = NA%		
S Phenol-d5	0.000		0	N.D.		
Spiked Amount: 200.000	Range: 10.0 - 65.0%			Recovery = NA%		
S Nitrobenzene-d5	0.000		0	N.D.		
Spiked Amount: 100.000	Range: 32.0 - 94.0%			Recovery = NA%		
S 2-Fluorobiphenyl	0.000		0	N.D.		
Spiked Amount: 100.000	Range: 28.0 - 107.0%			Recovery = NA%		
S 2,4,6-Tribromophenol	0.000		0	N.D.		
Spiked Amount: 200.000	Range: 25.0 - 140.0%			Recovery = NA%		
S Terphenyl-d14	0.000		0	N.D.		
Spiked Amount: 100.000	Range: 32.0 - 122.0%			Recovery = NA%		
Target Compounds						**QValue**
T N-Nitrosodimethylamine	0.000		0	N.D.		
T Pyridine	0.000		0	N.D.		
T Aniline	0.000		0	N.D.		
T Phenol	0.000		0	N.D.		
T bis(-2-Chloroethyl)Ether	0.000		0	N.D.		
T 2-Chlorophenol	0.000		0	N.D.		
T 1,3-Dichlorobenzene	0.000		0	N.D.		
T 1,4-Dichlorobenzene	0.000		0	N.D.		
T 1,2-Dichlorobenzene	0.000		0	N.D.		
T Benzyl Alcohol	0.000		0	N.D.		
T 2-Methylphenol	0.000		0	N.D.		
T bis(2-chloroisopropyl)Ether	0.000		0	N.D.		
T N-nitroso-Di-n-propylamine	0.000		0	N.D.		
T 4Methylphenol/3Methylphenol	0.000		0	N.D.		
T Hexachloroethane	0.000		0	N.D.		

Compound	RT	QIon	Resp.	Conc.	Units		Dev(Min)
T Nitrobenzene	0.000		0	N.D.			
T Isophorone	0.000		0	N.D.			
T 2-Nitrophenol	0.000		0	N.D.			
T 2,4-Dimethylphenol	0.000		0	N.D.			
T bis(-2-Chloroethoxy)Methane	0.000		0	N.D.			
T 2,4-Dichlorophenol	0.000		0	N.D.			
T Benzoic Acid	0.000		0	N.D.			
T 1,2,4-Trichlorobenzene	0.000		0	N.D.			
T Naphthalene	0.000		0	N.D.			
T 4-Chlorophenol	6.372	130.0	0		µg/L	md	1
T p-Chloroaniline	0.000		0	N.D.			
T Hexachlorobutadiene	0.000		0	N.D.			
T 4-Chloro-2-Methylphenol	0.000		0	N.D.			
T 4-Chloro-3-Methylphenol	0.000		0	N.D.			
T 2-Methylnaphthalene	0.000		0	N.D.			
T 1-Methylnaphthalene	0.000		0	N.D.			
T Hexachlorocyclopentadiene	0.000		0	N.D.			
T 2,4,6-Trichlorophenol	0.000		0	N.D.			
T 2,4,5-Trichlorophenol	0.000		0	N.D.			
T 2-Chloronaphthalene	0.000		0	N.D.			
T 2-Nitroaniline	0.000		0	N.D.			
T Dimethyl Phthalate	8.476	163.0	0		µg/L	md	1
T 2,6-Dinitrotoluene	8.466	165.0	0		µg/L	md	1
T Acenaphthylene	0.000		0	N.D.			
T 3-Nitroaniline	0.000		0	N.D.			
T Acenaphthene	0.000		0	N.D.			
T 2,4-Dinitrophenol	0.000		0	N.D.			
T Dibenzofuran	0.000		0	N.D.			
T 4-Nitrophenol	0.000		0	N.D.			
T 2,4-Dinitrotoluene	8.466	165.0	0		µg/L	md	1
T Diethylphthalate	0.000		0	N.D.			
T Fluorene	0.000		0	N.D.			
T 4-Chlorophenyl-phenylether	0.000		0	N.D.			
T 4-Nitroaniline	0.000		0	N.D.			
T 4,6-Dinitro-2-methylphenol	0.000		0	N.D.			
T N-nitrosodiphenylamine	0.000		0	N.D.			
T Azobenzene	0.000		0	N.D.			
T 4-Bromophenyl-phenylether	0.000		0	N.D.			
T Hexachlorobenzene	0.000		0	N.D.			
T Pentachlorophenol	0.000		0	N.D.			
T Phenanthrene	0.000		0	N.D.			
T Anthracene	0.000		0	N.D.			
T Triallate	0.000		0	N.D.			
T Carbazole	0.000		0	N.D.			
T o-Terphenyl	0.000		0	N.D.			
T Di-n-Butylphthalate	0.000		0	N.D.			
T Fluoranthene	0.000		0	N.D.			
T Benzidine	0.000		0	N.D.			
T Pyrene	0.000		0	N.D.			
T Butylbenzylphthalate	0.000		0	N.D.			
T Benzo(a)Anthracene	0.000		0	N.D.			
T Chrysene	0.000		0	N.D.			
T 3,3-Dichlorobenzidine	0.000		0	N.D.			
T bis(2-ethylhexyl)Phthalate	0.000		0	N.D.			
T Di-n-octyl Phthalate	0.000		0	N.D.			

Compound	RT	QIon	Resp.	Conc.	Units	Dev(Min)
T Benzo(b)fluoranthene	0.000		0	N.D.		
T Benzo(k)fluoranthene	0.000		0	N.D.		
T Benzo(a)pyrene	0.000		0	N.D.		
T Indeno(1,2,3-c,d)pyrene	0.000		0	N.D.		
T Dibenzo(a,h)anthracene	0.000		0	N.D.		
T Benzo(g,h,i)perylene	0.000		0	N.D.		

(#) = Qualifier Out of Range; (m) = Manual Integration; (+) = Area Summed; (*) = Surrogate Percent Recovery Out of Range; (d): Zeroed Peak

Compound	Conc.	Exp RT	QIon	Exp Ratio
N-Nitrosodimethylamine	N.D.	2.15	42.0	130.1

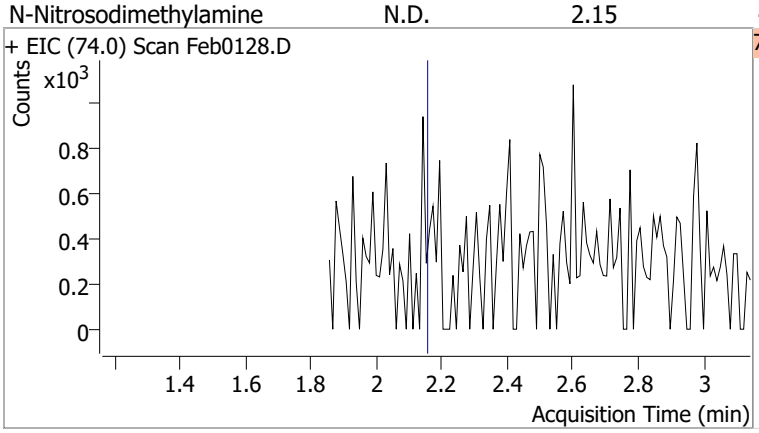

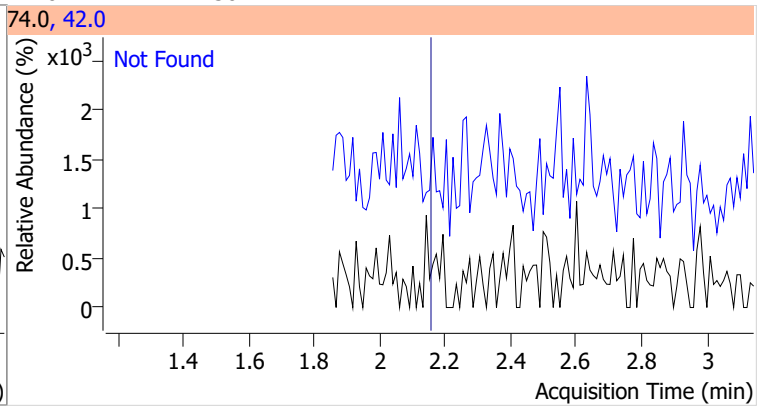

Compound	Conc.	Exp RT	QIon	Exp Ratio
Pyridine	N.D.	2.18	52.0	101.7

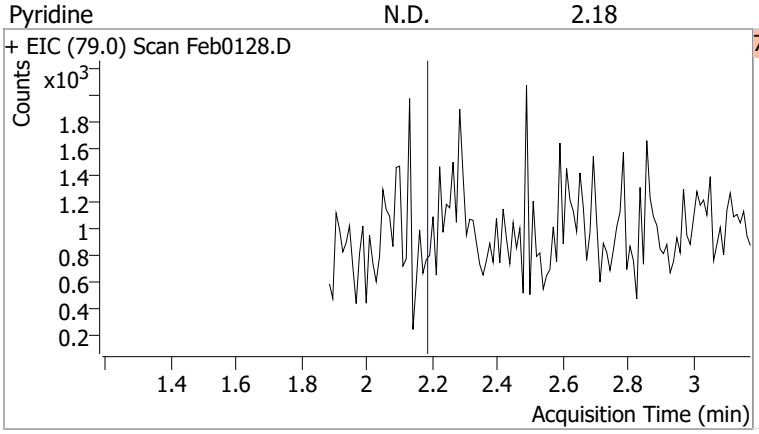

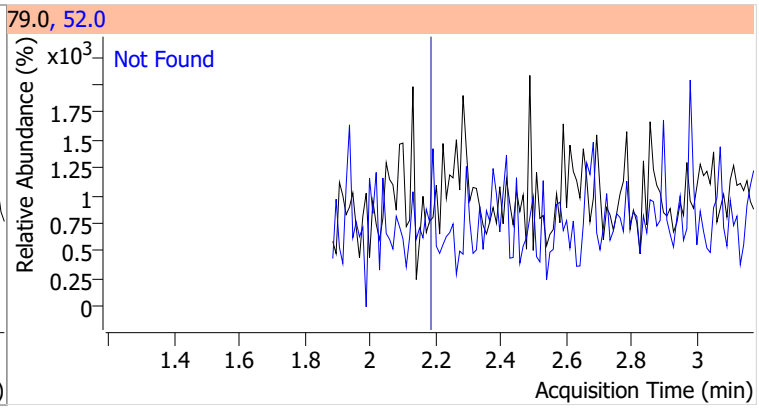

Compound	Conc.	Exp RT	QIon	Exp Ratio	QIon	Exp Ratio
2-Fluorophenol	N.D.	3.52	64.0	51.1	92.0	20.5

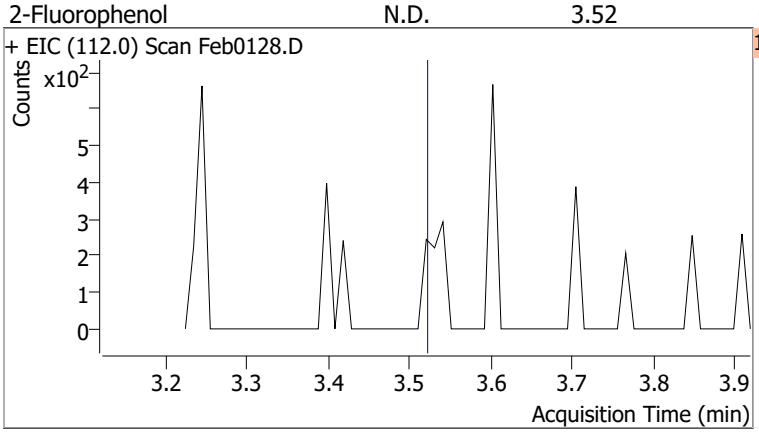

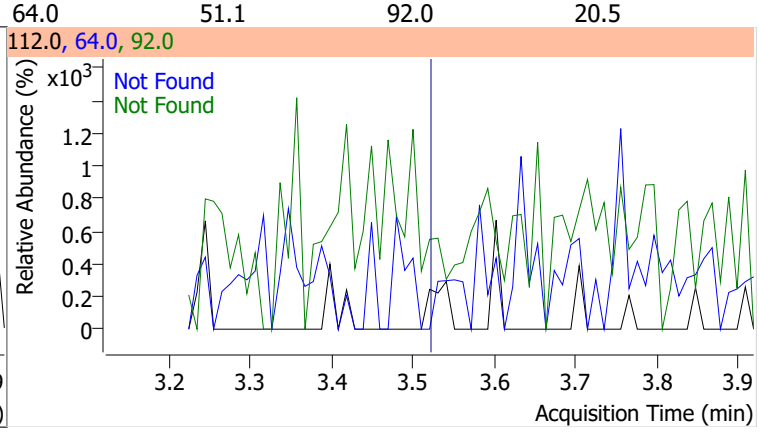

Compound	Conc.	Exp RT	QIon	Exp Ratio	QIon	Exp Ratio
Aniline	N.D.	4.55	66.0	35.1	65.0	18.0

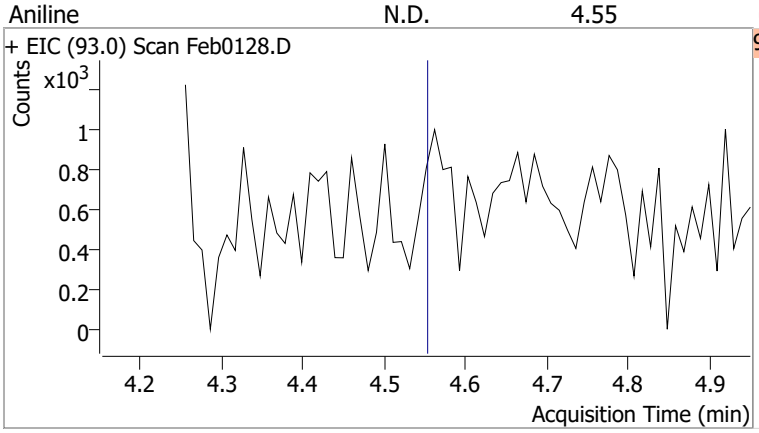

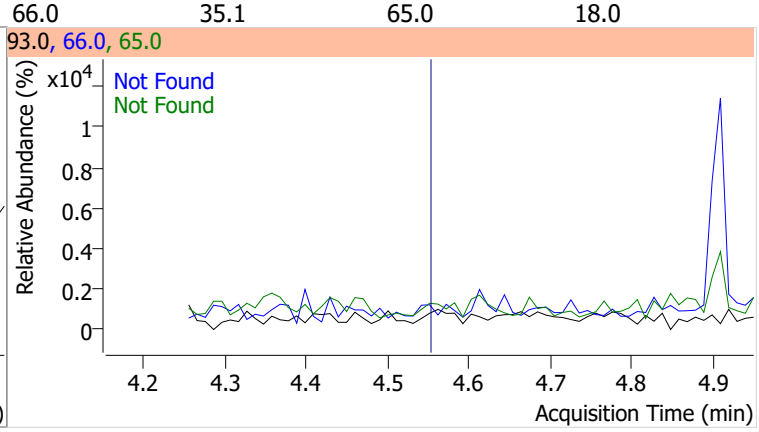

Compound	Conc.	Exp RT	QIon	Exp Ratio
Phenol-d5	N.D.	4.57	71.0	34.0

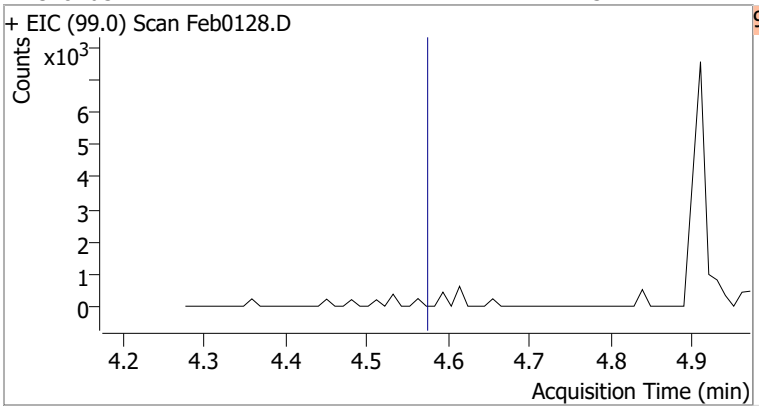

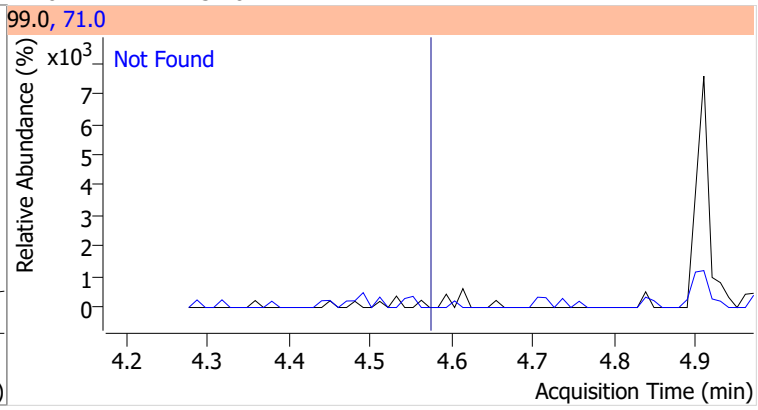

Compound	Conc.	Exp RT	QIon	Exp Ratio
Phenol	N.D.	4.59	66.0	43.8

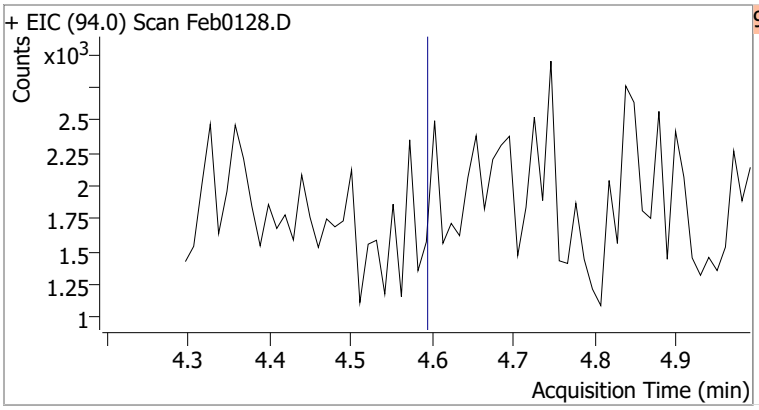

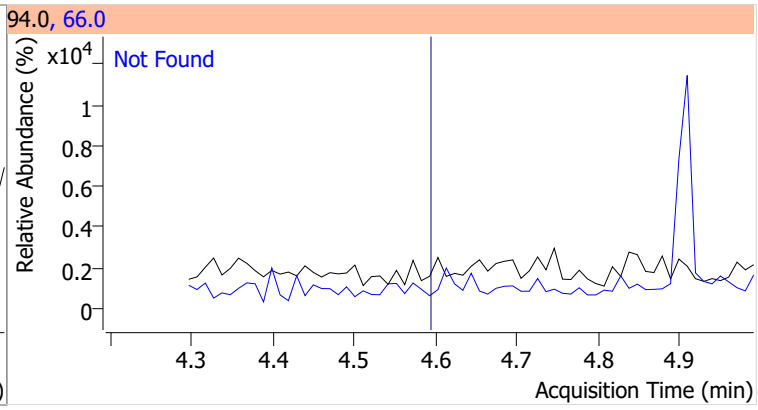

Compound	Conc.	Exp RT	QIon	Exp Ratio
bis(-2-Chloroethyl)Ether	N.D.	4.65	64.0	3.5

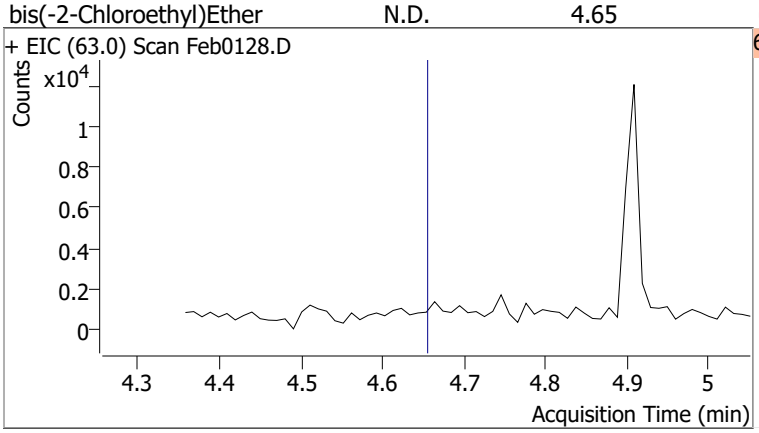

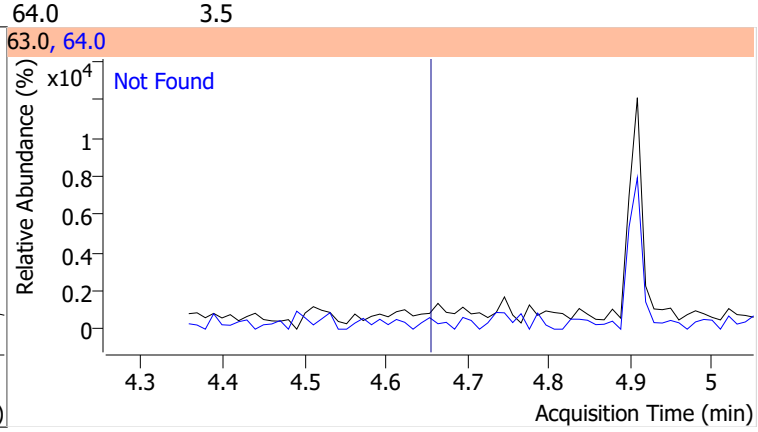

Compound	Conc.	Exp RT	QIon	Exp Ratio
2-Chlorophenol	N.D.	4.68	130.0	31.8

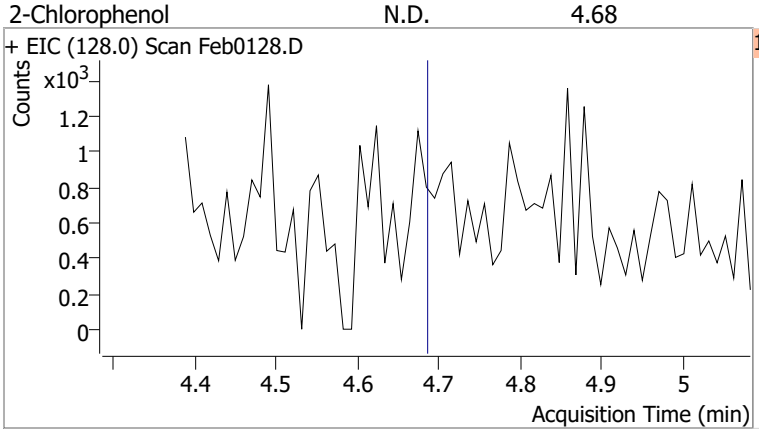

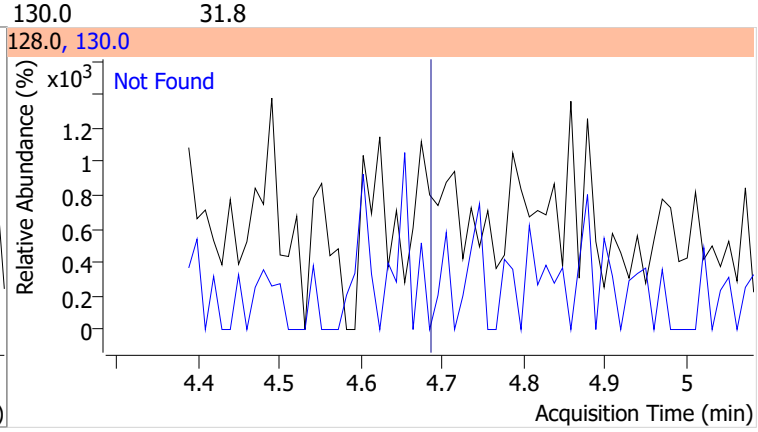

Compound	Conc.	Exp RT	QIon	Exp Ratio	QIon	Exp Ratio
1,3-Dichlorobenzene	N.D.	4.84	148.0	62.2	111.0	35.9

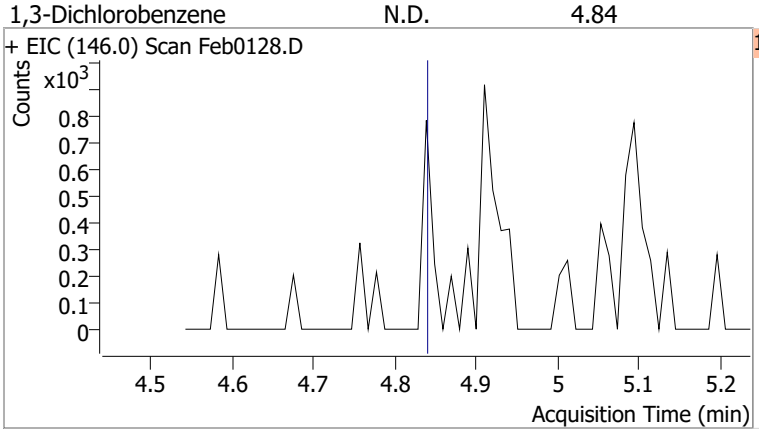

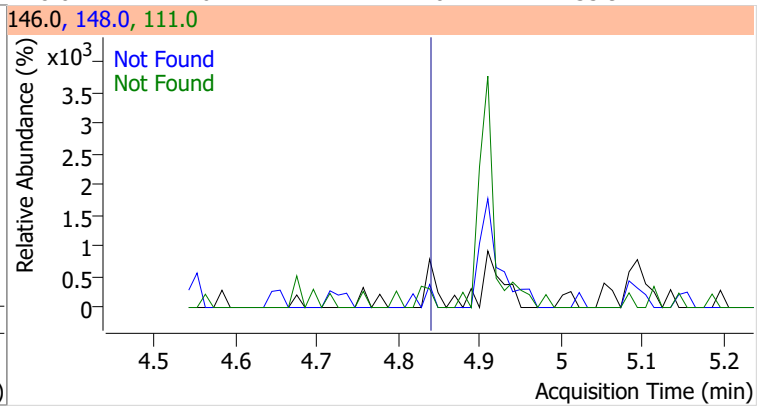

Compound	Conc.	Exp RT	QIon	Exp Ratio	QIon	Exp Ratio
1,4-Dichlorobenzene	N.D.	4.93	148.0	64.1	111.0	35.1

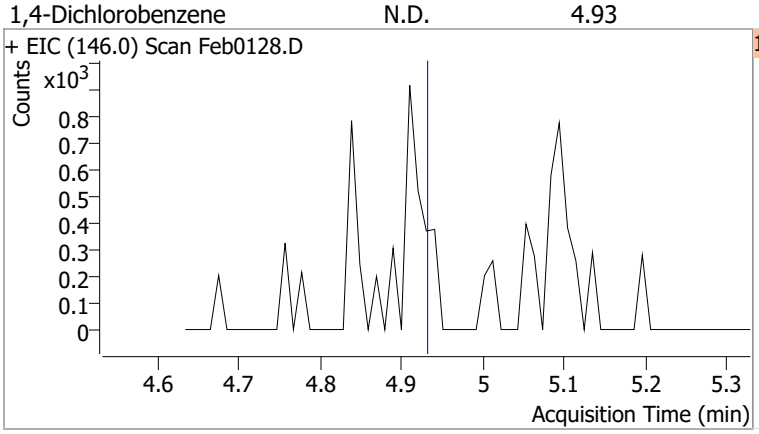

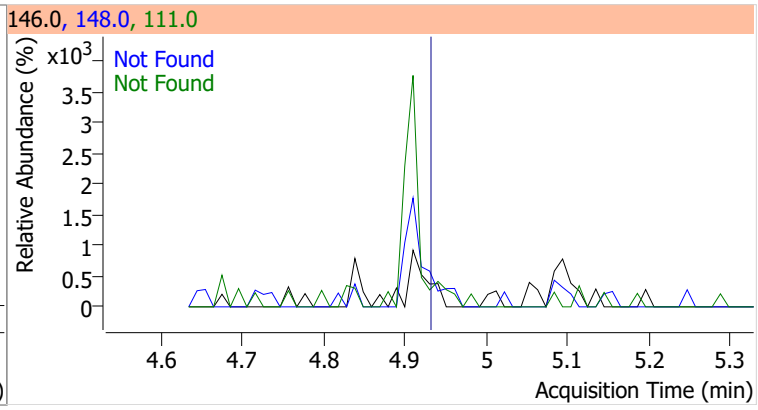

Compound	Conc.	Exp RT	QIon	Exp Ratio	QIon	Exp Ratio
1,2-Dichlorobenzene	N.D.	5.09	148.0	62.9	111.0	36.7

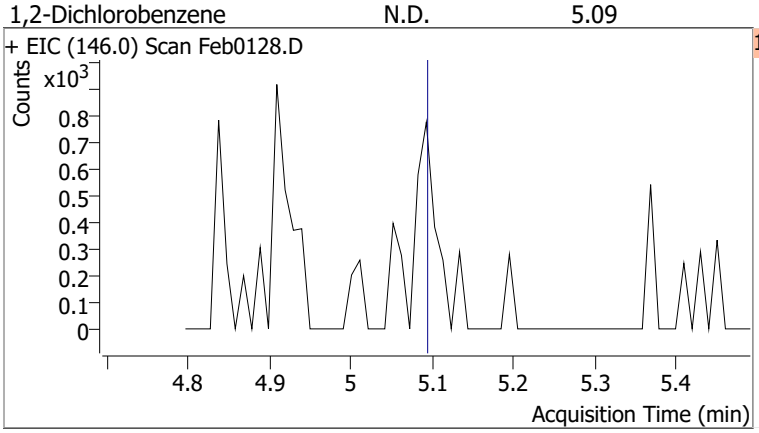

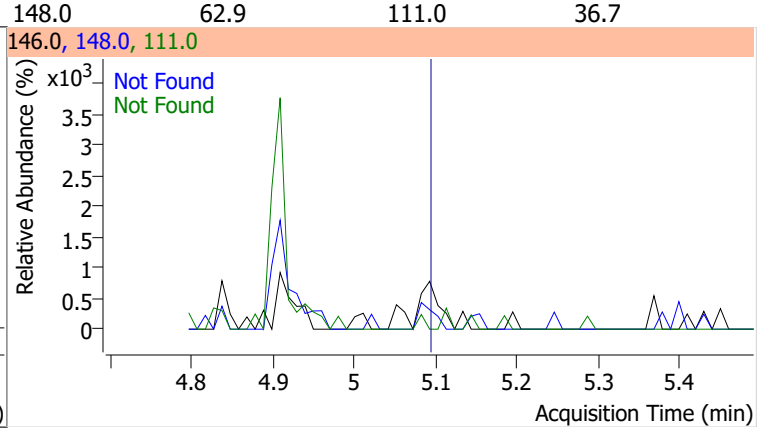

Compound	Conc.	Exp RT	QIon	Exp Ratio	QIon	Exp Ratio
Benzyl Alcohol	N.D.	5.10	79.0	118.4	107.0	64.5

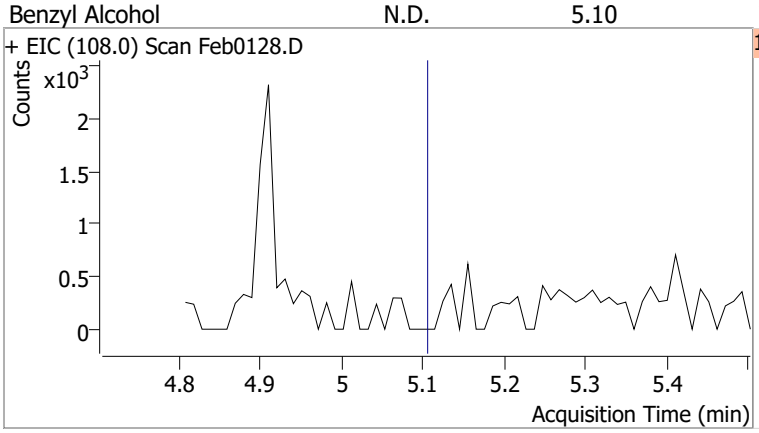

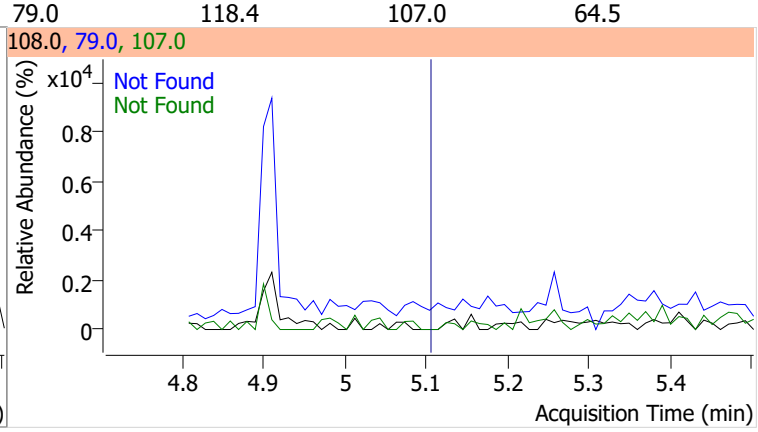

Compound	Conc.	Exp RT	QIon	Exp Ratio
2-Methylphenol	N.D.	5.26	108.0	116.3

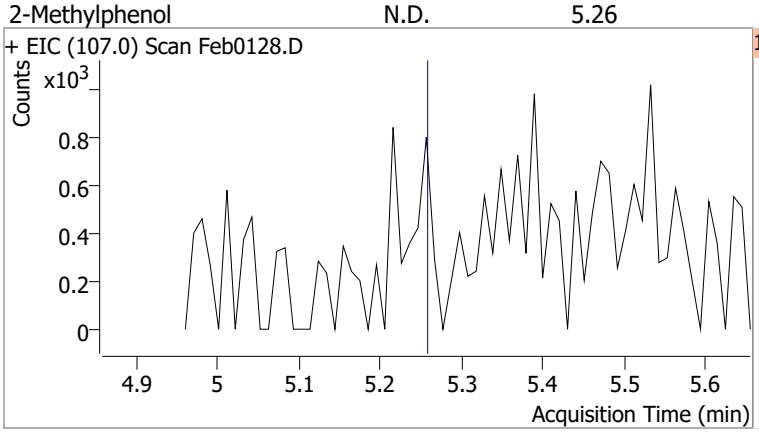

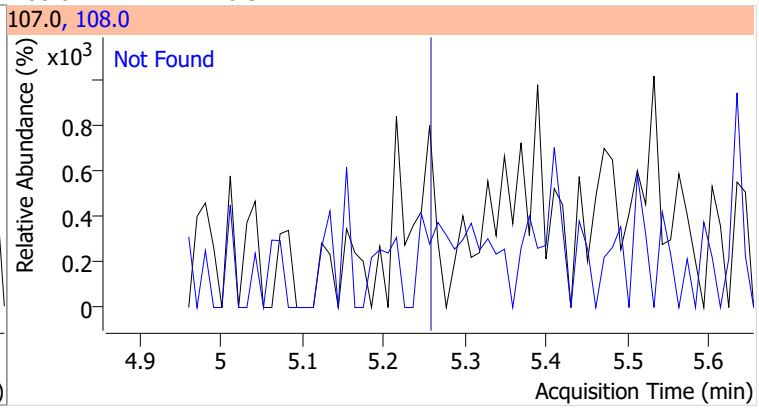

Compound	Conc.	Exp RT	QIon	Exp Ratio
bis(2-chloroisopropyl)Ether	N.D.	5.27	123.0	32.8

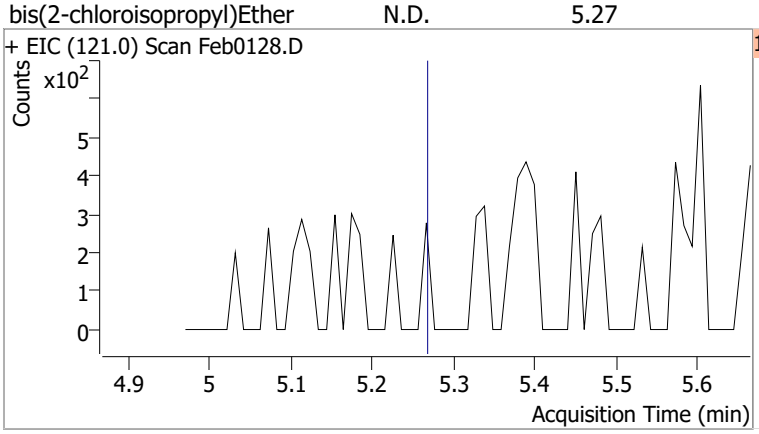

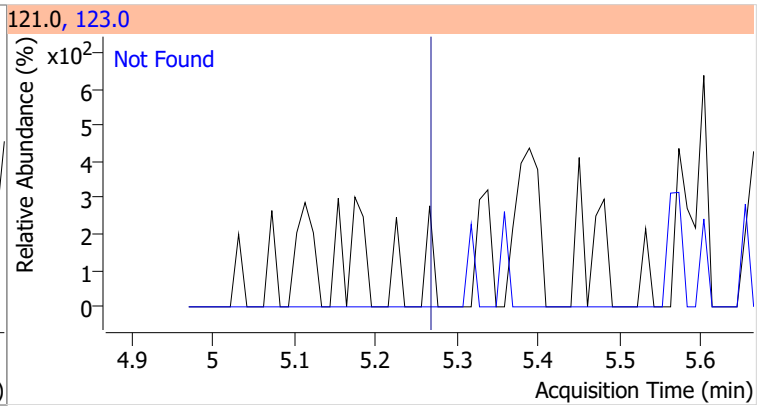

Compound	Conc.	Exp RT	QIon	Exp Ratio
N-nitroso-Di-n-propylamine	N.D.	5.42	130.0	17.5

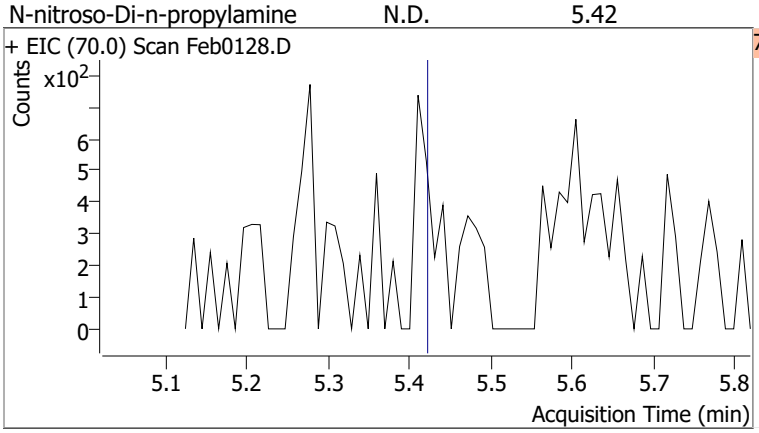

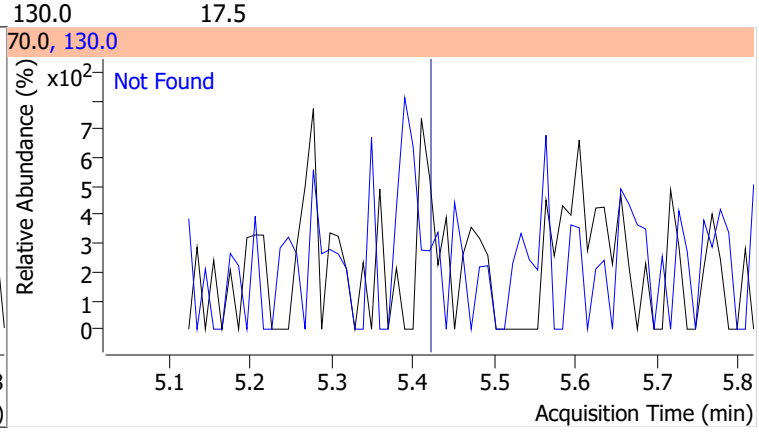

Compound	Conc.	Exp RT	QIon	Exp Ratio
4Methylphenol/3Methylphenol	N.D.	5.44	108.0	84.1

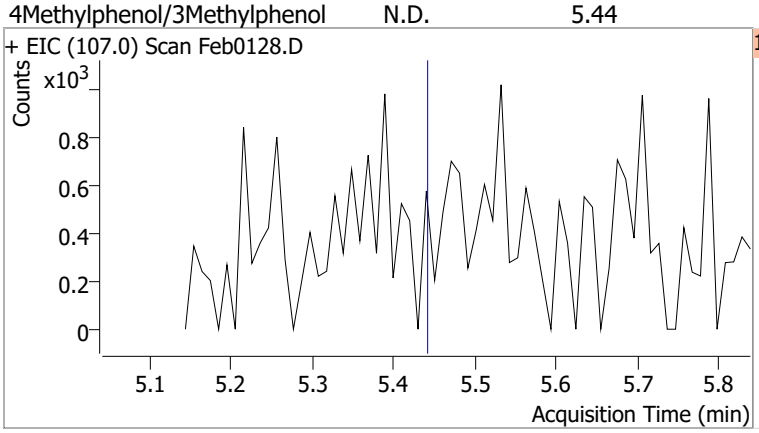

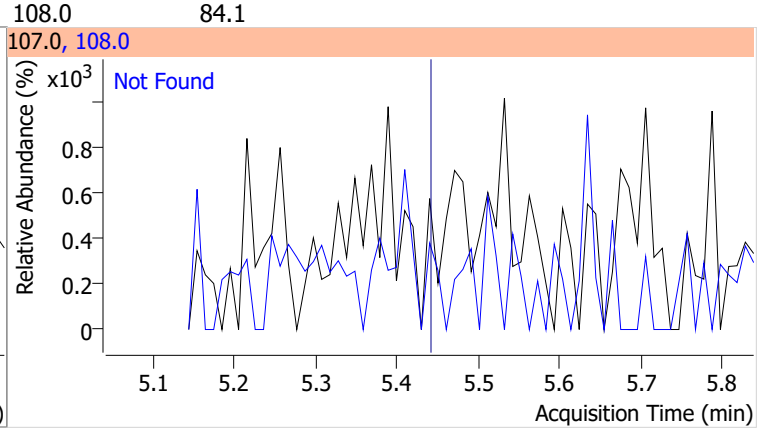

Compound	Conc.	Exp RT	QIon	Exp Ratio	QIon	Exp Ratio
Hexachloroethane	N.D.	5.47	201.0	93.6	199.0	59.8

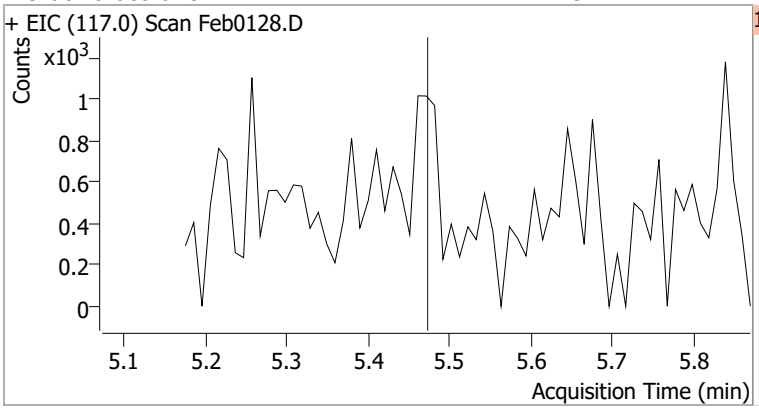

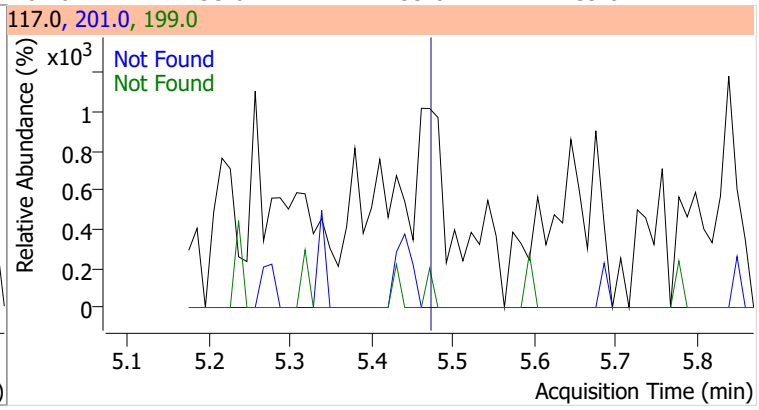

Compound	Conc.	Exp RT	QIon	Exp Ratio	QIon	Exp Ratio
Nitrobenzene-d5	N.D.	5.55	54.0	64.0	128.0	46.6

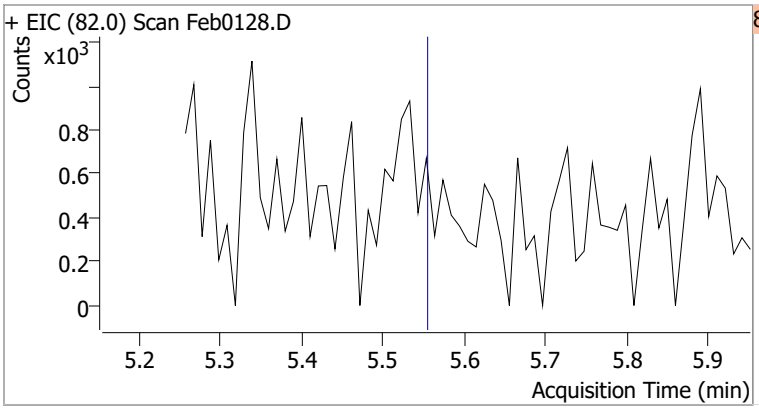

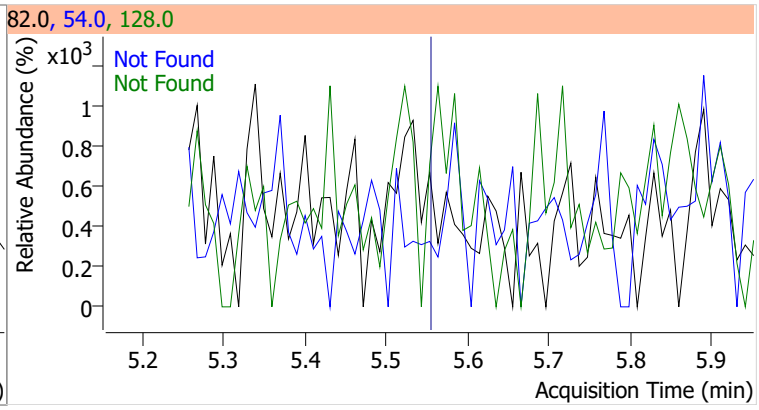

Compound	Conc.	Exp RT	QIon	Exp Ratio	QIon	Exp Ratio
Nitrobenzene	N.D.	5.57	77.0	202.4	51.0	125.5

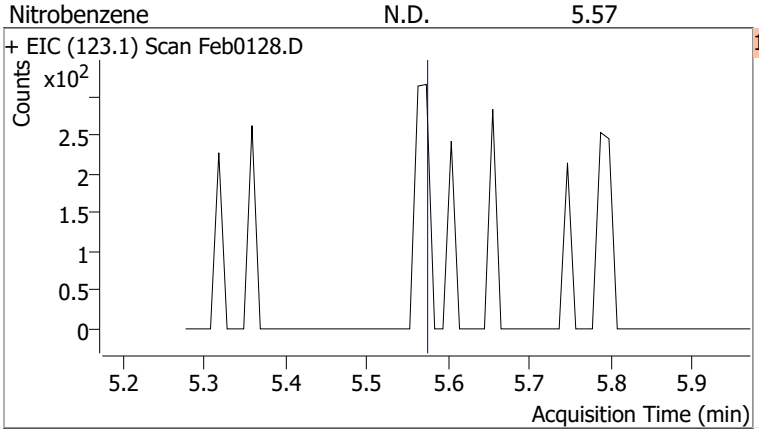

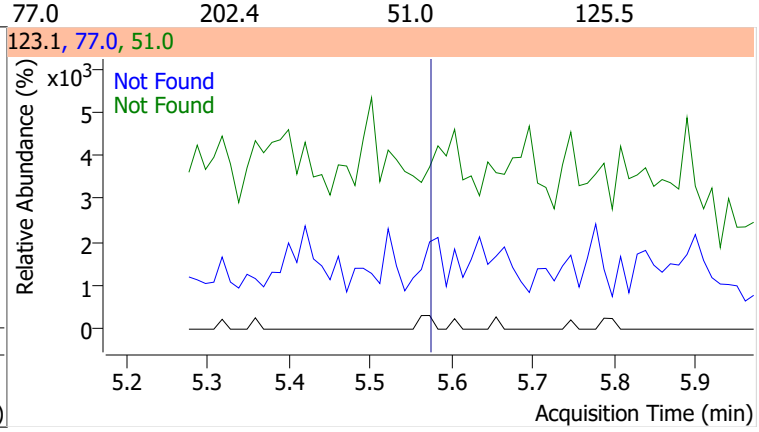

Compound	Conc.	Exp RT	QIon	Exp Ratio
Isophorone	N.D.	5.88	138.0	21.7

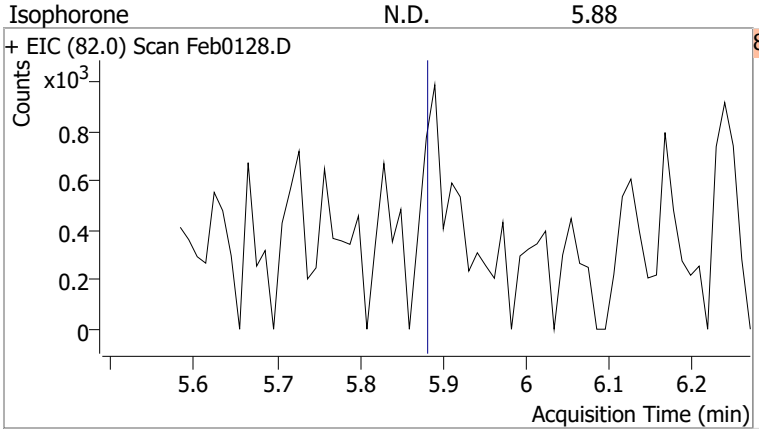

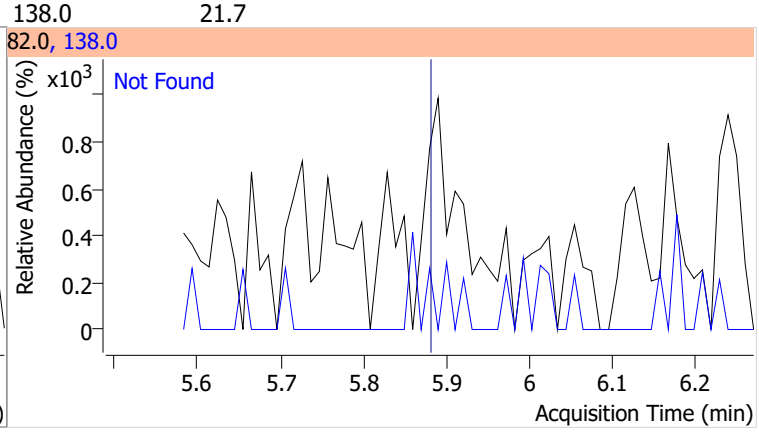

Compound	Conc.	Exp RT	QIon	Exp Ratio	QIon	Exp Ratio
2-Nitrophenol	N.D.	5.94	65.0	48.9	109.0	38.3

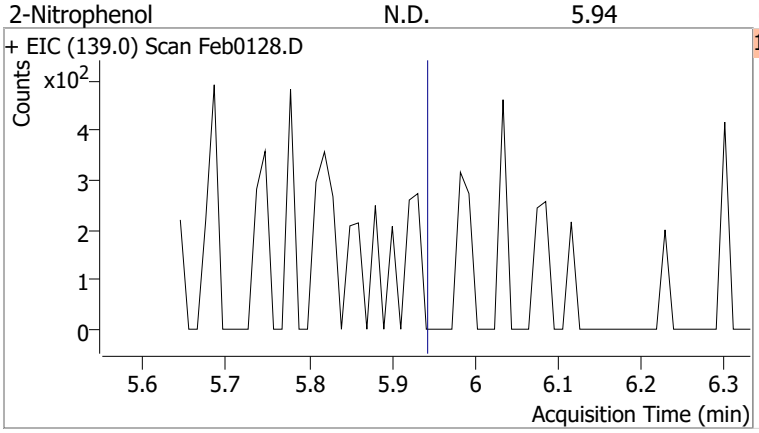

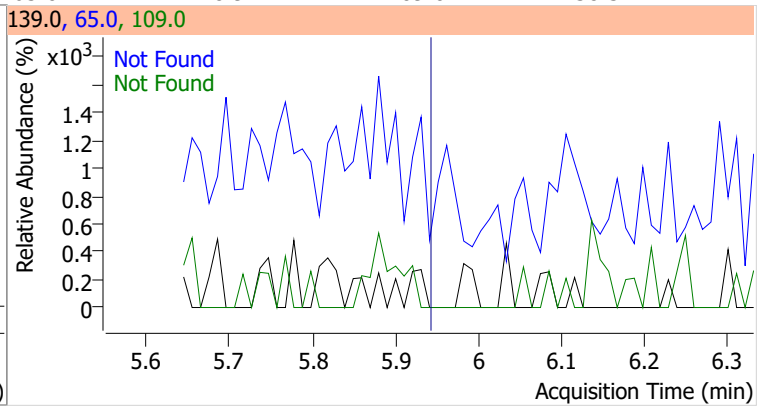

Compound	Conc.	Exp RT	QIon	Exp Ratio	QIon	Exp Ratio
2,4-Dimethylphenol	N.D.	6.05	107.0	109.0	77.0	32.4

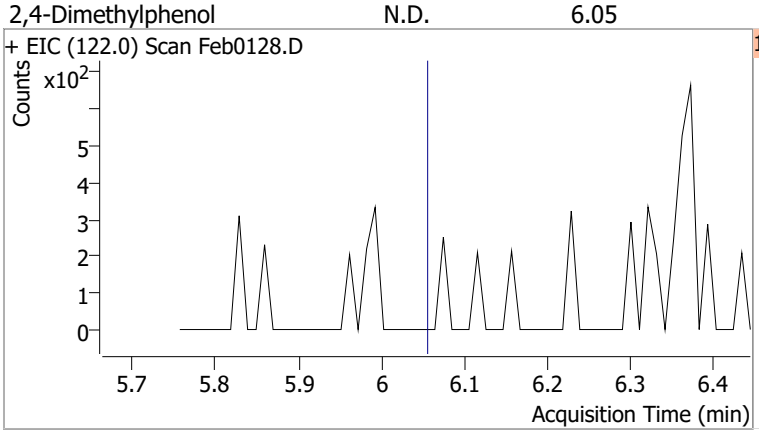

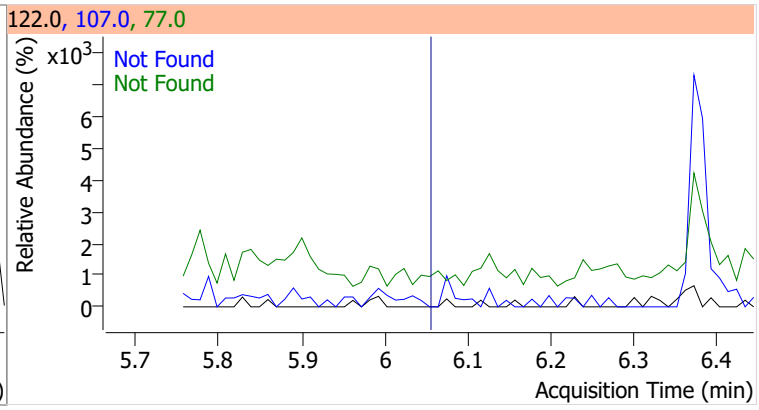

Compound	Conc.	Exp RT	QIon	Exp Ratio	QIon	Exp Ratio
bis(-2-Chloroethoxy)Methane	N.D.	6.16	63.0	68.6	95.0	32.4

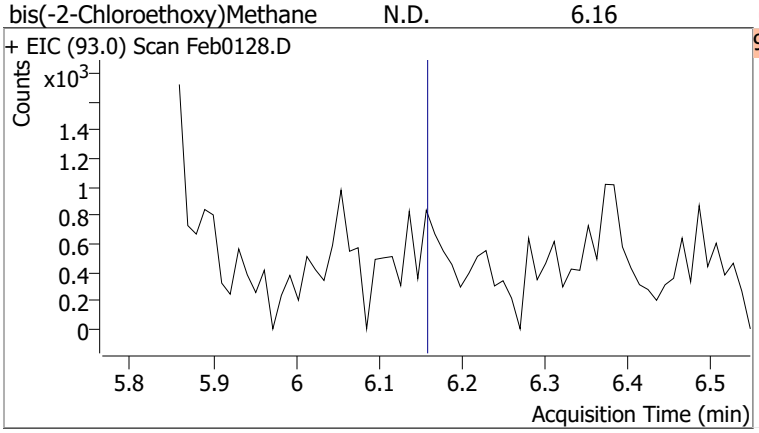

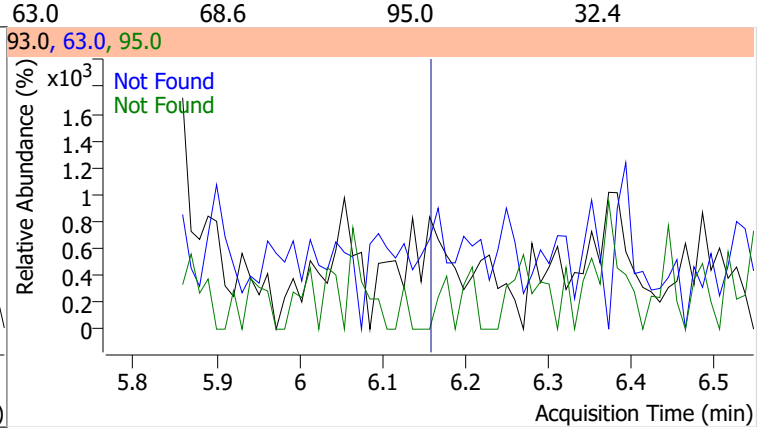

Compound	Conc.	Exp RT	QIon	Exp Ratio	QIon	Exp Ratio
2,4-Dichlorophenol	N.D.	6.25	164.0	63.2	98.0	30.8

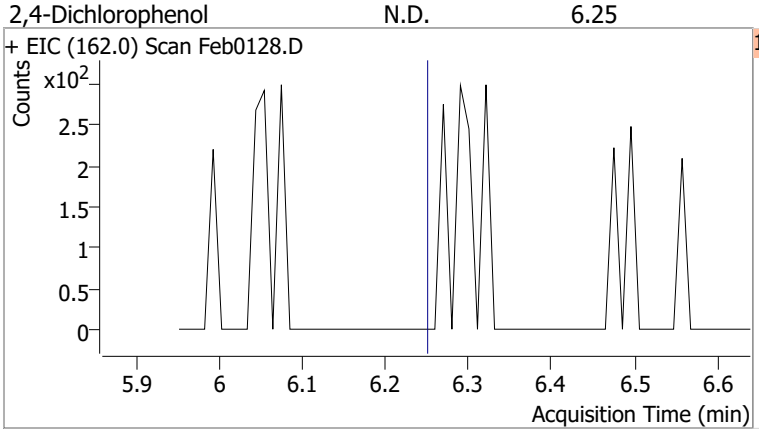

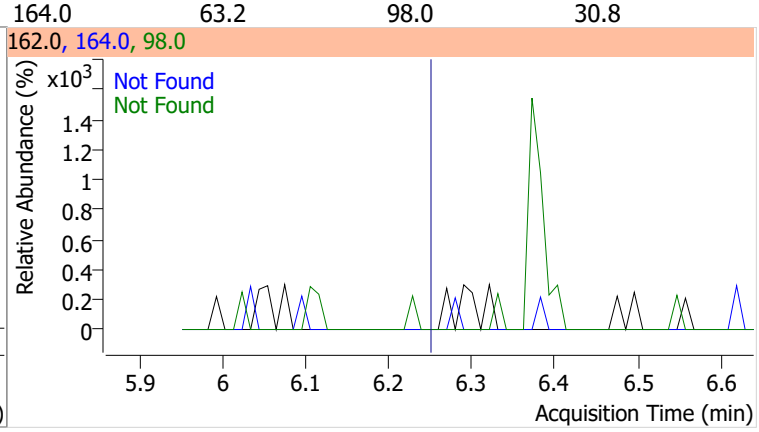

Compound	Conc.	Exp RT	QIon	Exp Ratio	QIon	Exp Ratio
Benzoic Acid	N.D.	6.27	122.0	88.6	77.0	75.0

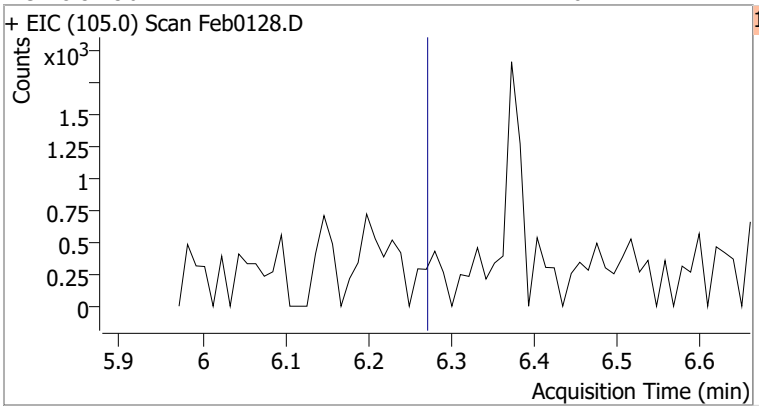

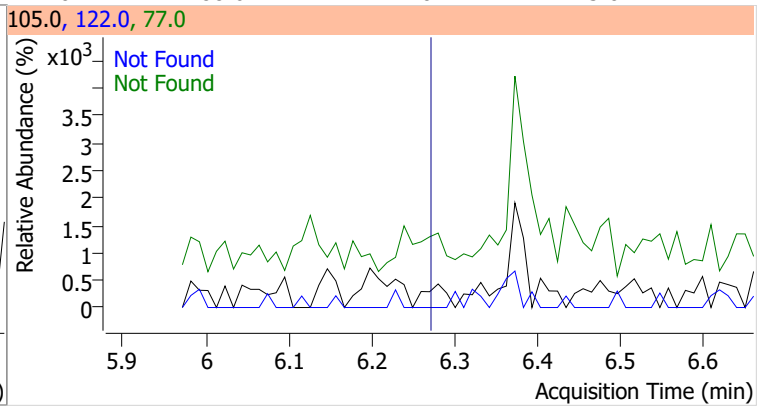

Compound	Conc.	Exp RT	QIon	Exp Ratio	QIon	Exp Ratio
1,2,4-Trichlorobenzene	N.D.	6.32	182.0	97.1	145.0	28.4

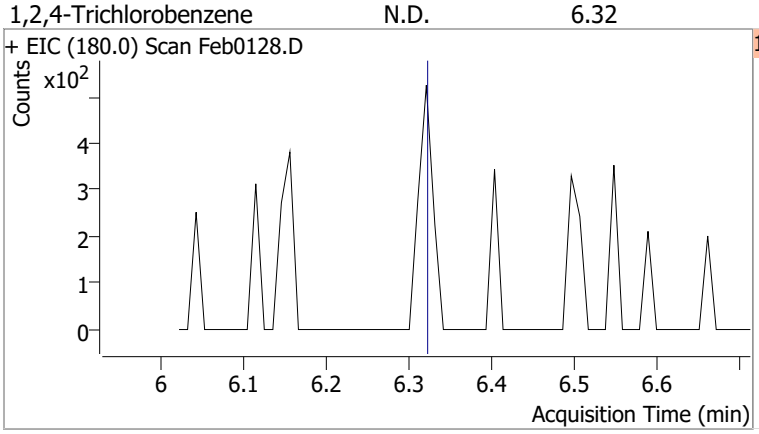

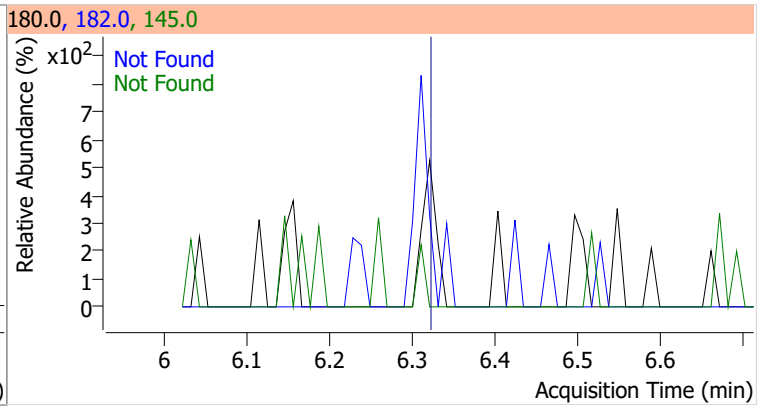

Compound	Conc.	Exp RT	QIon	Exp Ratio	QIon	Exp Ratio
Naphthalene	N.D.	6.40	129.0	11.4	102.0	9.7

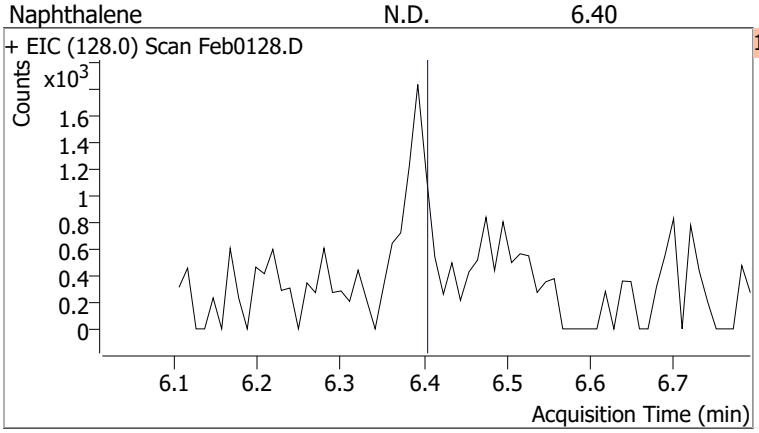

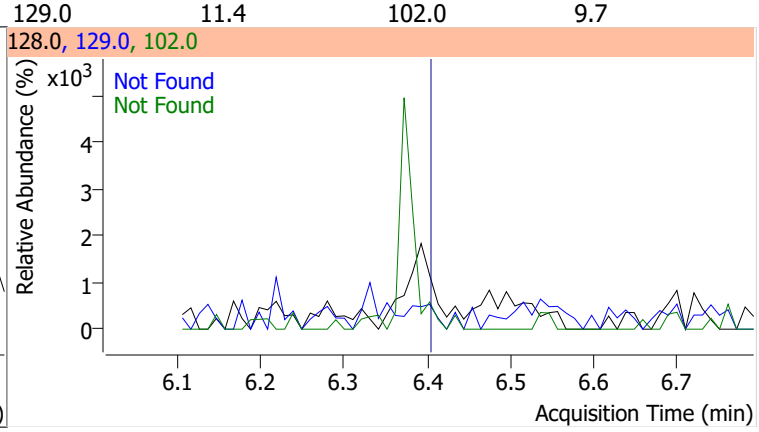

Compound	Conc.	RT	Dev(Min)	Resp.	QIon	QRatio	Lower	Upper
4-Chlorophenol		0		0	128.0		243.7	452.5

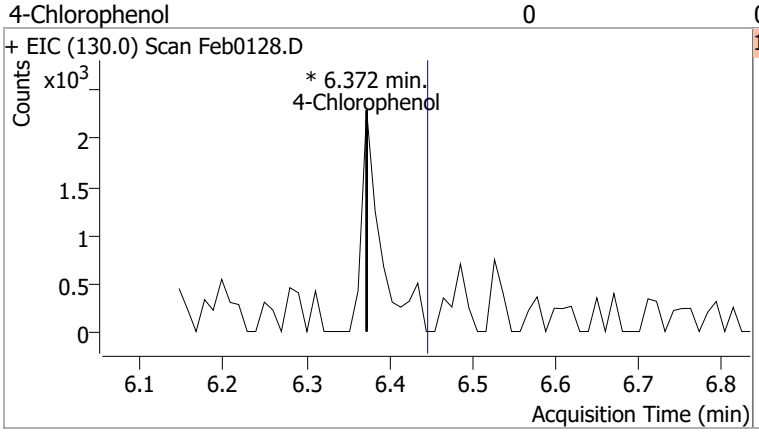

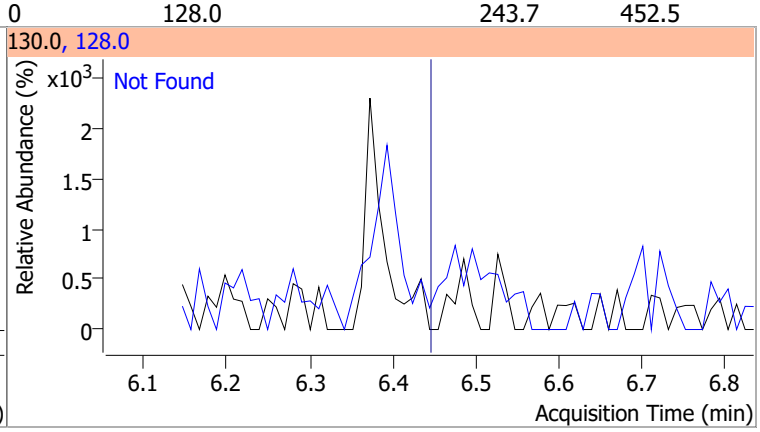

Compound	Conc.	Exp RT	QIon	Exp Ratio	QIon	Exp Ratio
p-Chloroaniline	N.D.	6.51	129.0	33.1	65.0	29.9

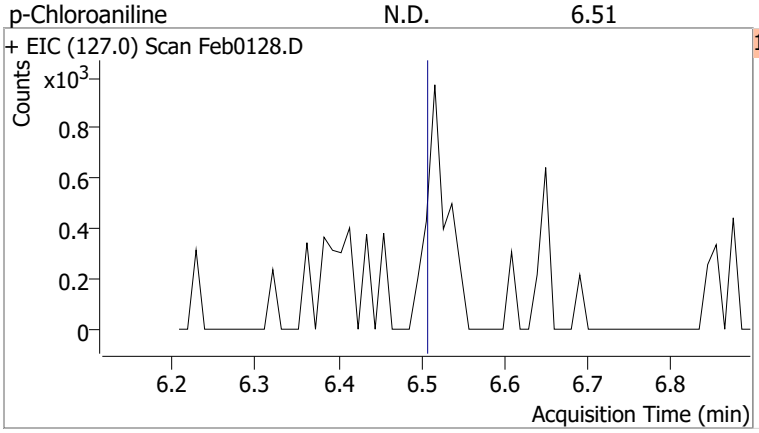

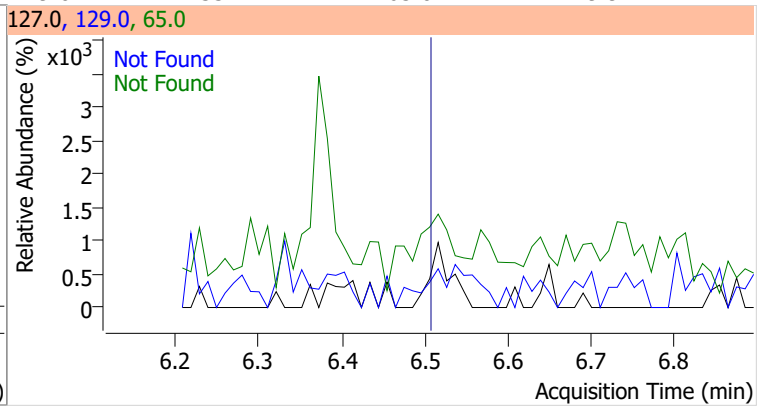

Compound	Conc.	Exp RT	QIon	Exp Ratio	QIon	Exp Ratio
Hexachlorobutadiene	N.D.	6.58	223.0	65.1	227.0	63.7

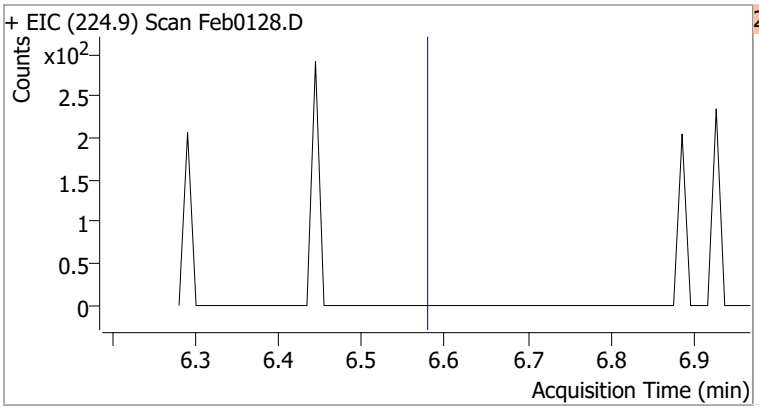

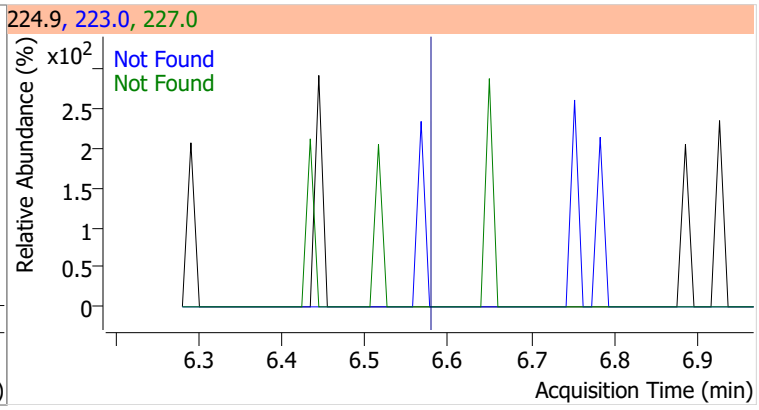

Compound	Conc.	Exp RT	QIon	Exp Ratio
4-Chloro-2-Methylphenol	N.D.	6.99	144.0	28.0

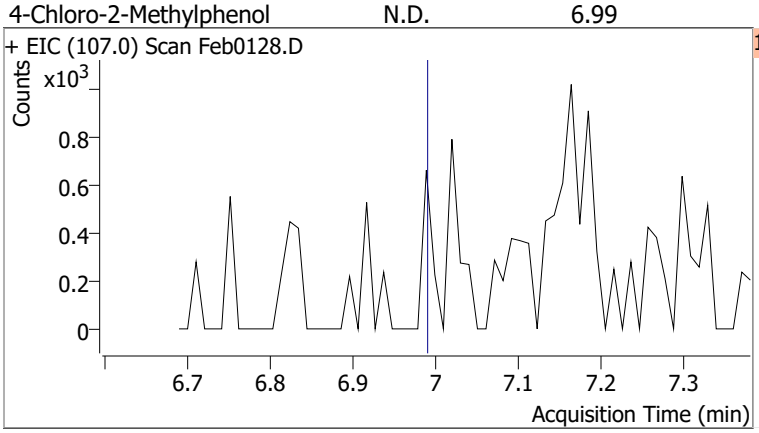

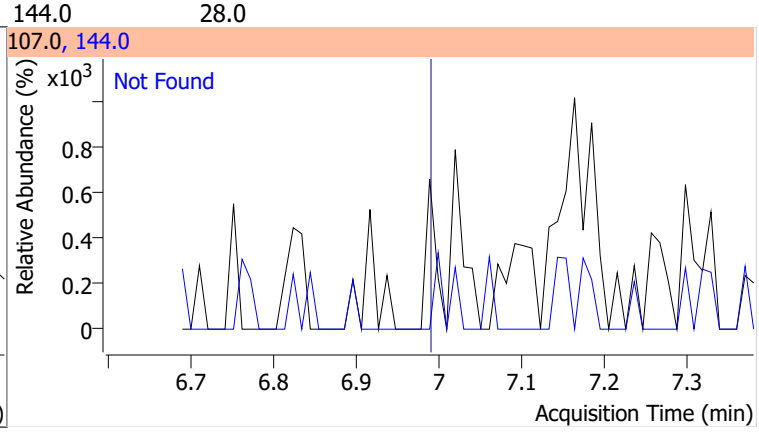

Compound	Conc.	Exp RT	QIon	Exp Ratio
4-Chloro-3-Methylphenol	N.D.	7.13	144.0	28.6

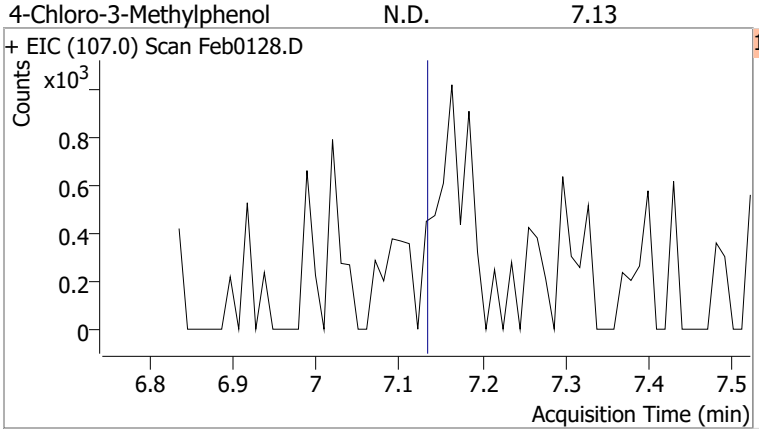

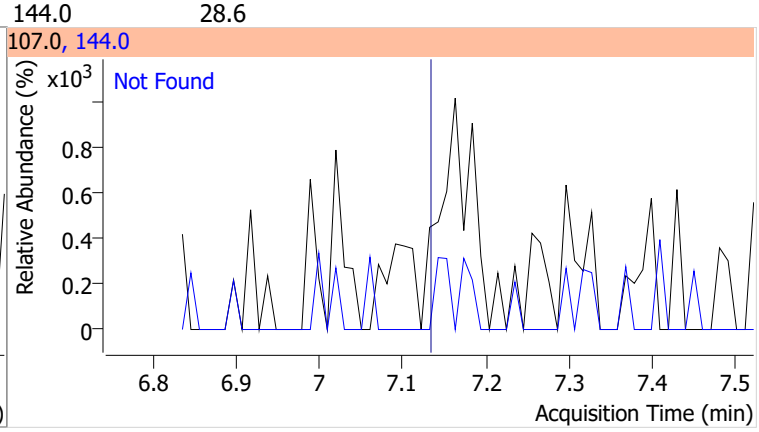

Compound	Conc.	Exp RT	QIon	Exp Ratio	QIon	Exp Ratio
2-Methylnaphthalene	N.D.	7.24	142.0	118.8	115.0	41.1

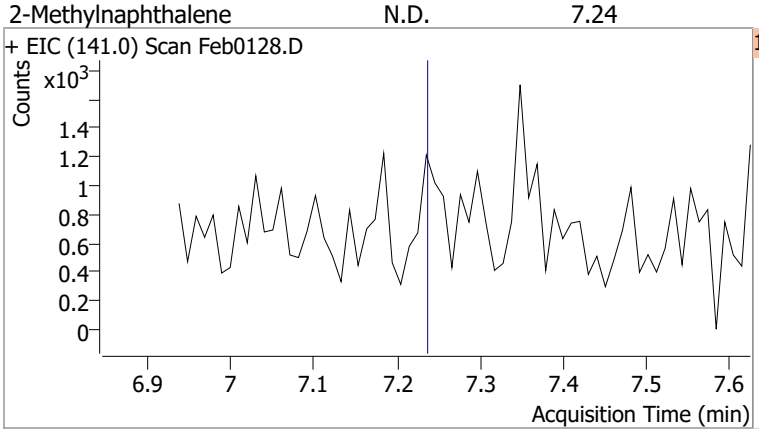

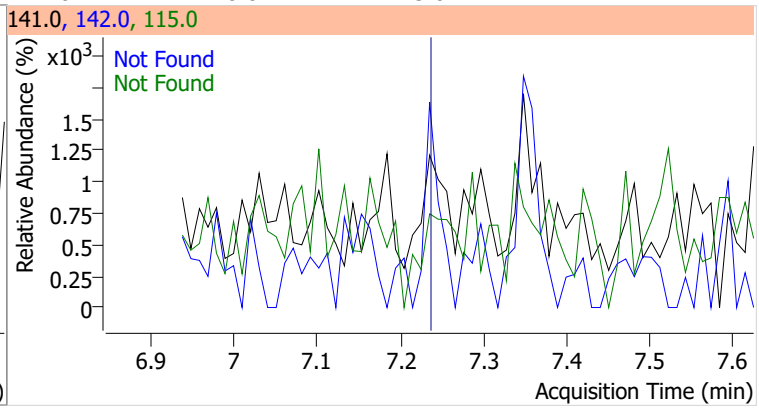

Compound	Conc.	Exp RT	QIon	Exp Ratio	QIon	Exp Ratio
1-Methylnaphthalene	N.D.	7.35	142.0	111.3	115.0	42.1

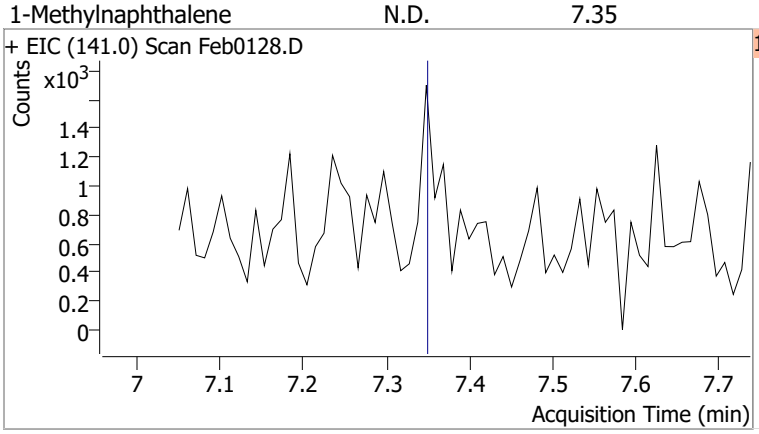

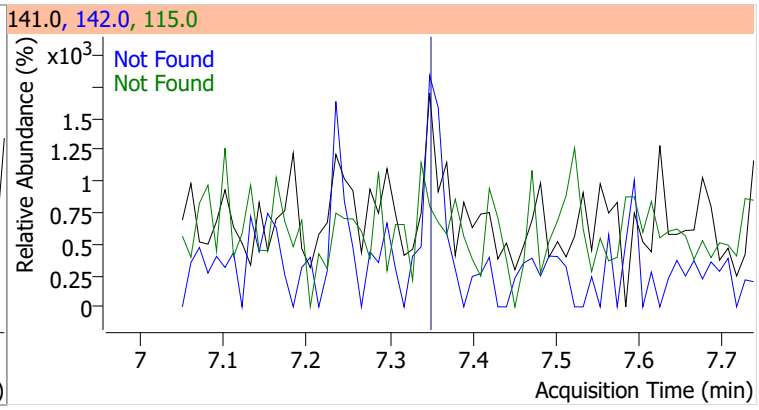

Compound	Conc.	Exp RT	QIon	Exp Ratio	QIon	Exp Ratio
Hexachlorocyclopentadiene	N.D.	7.43	238.9	62.5	234.9	62.4

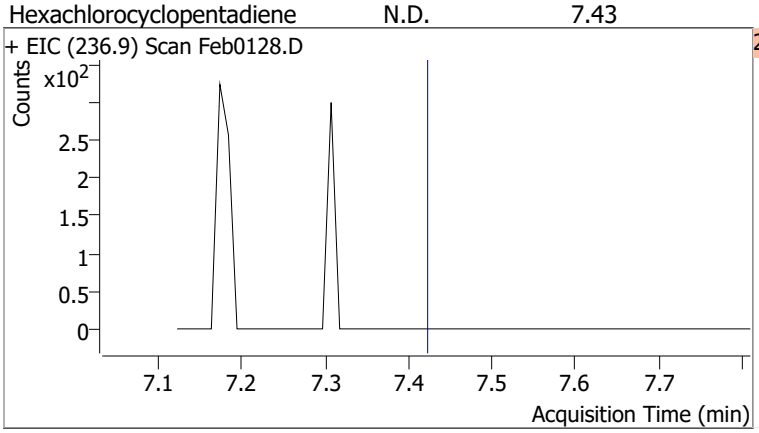

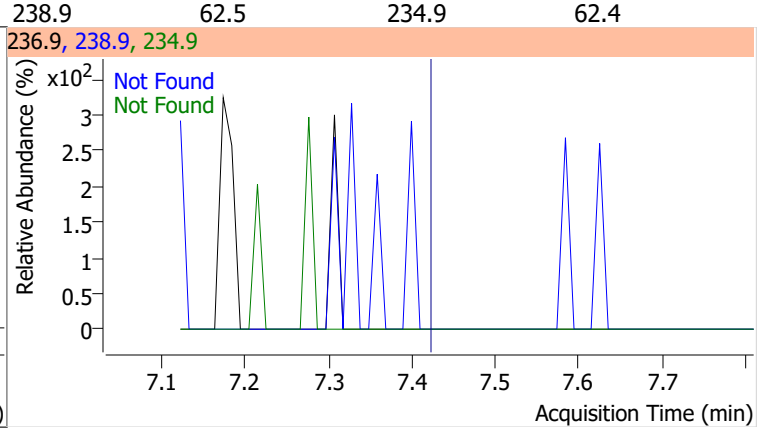

Compound	Conc.	Exp RT	QIon	Exp Ratio
2,4,6-Trichlorophenol	N.D.	7.59	198.0	98.1

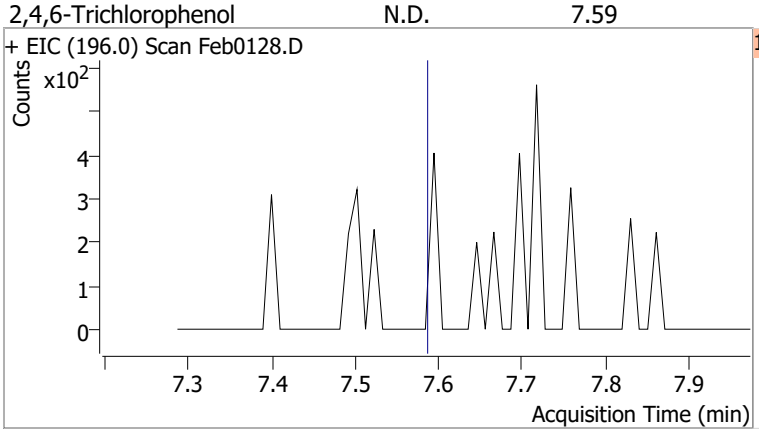

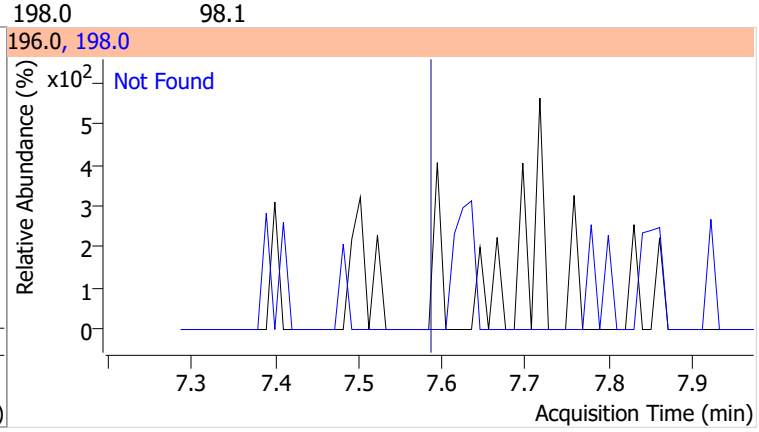

Compound	Conc.	Exp RT	QIon	Exp Ratio
2,4,5-Trichlorophenol	N.D.	7.64	198.0	93.7

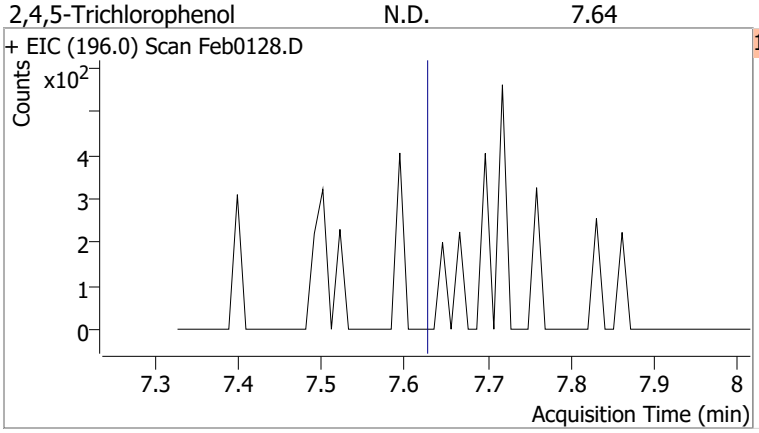

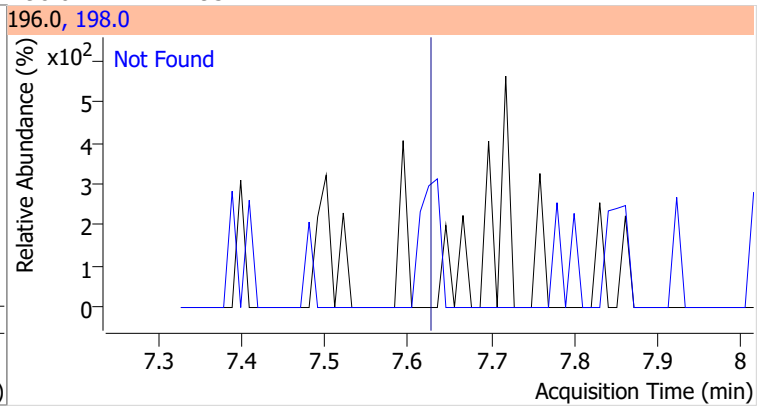

Compound	Conc.	Exp RT	QIon	Exp Ratio
2-Fluorobiphenyl	N.D.	7.70	171.0	33.9

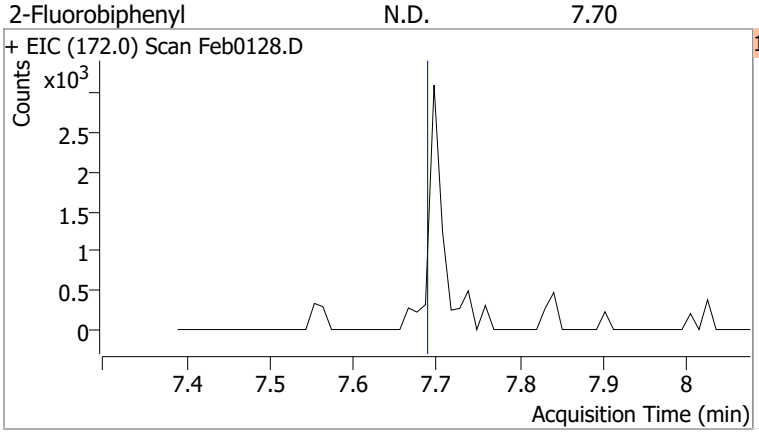

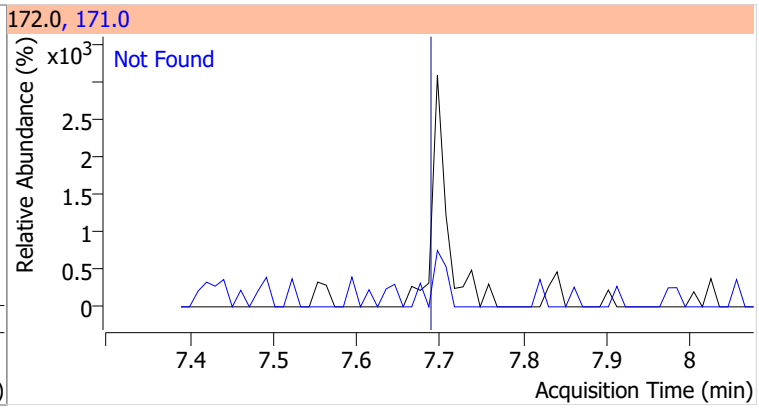

Compound	Conc.	Exp RT	QIon	Exp Ratio	QIon	Exp Ratio
2-Chloronaphthalene	N.D.	7.81	127.0	36.7	164.0	32.2

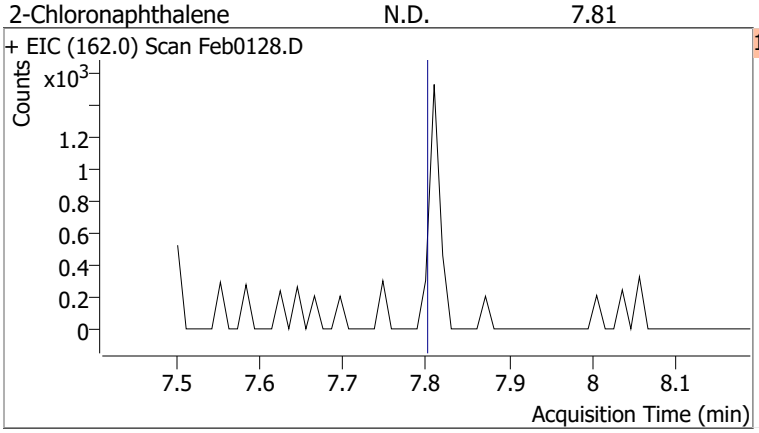

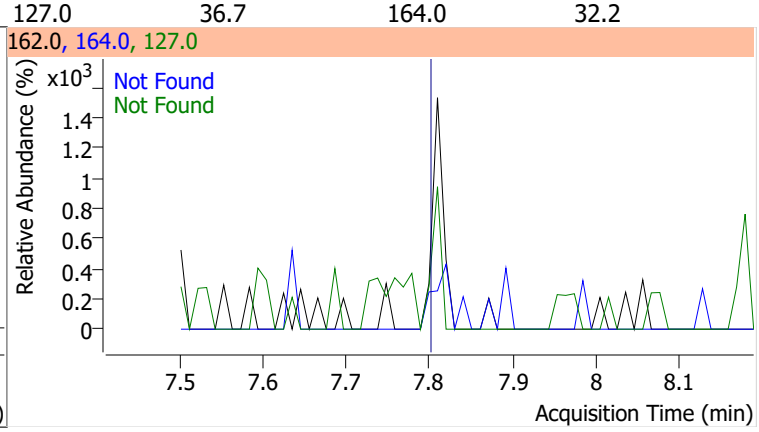

Compound	Conc.	Exp RT	QIon	Exp Ratio
2-Nitroaniline	N.D.	7.96	138.0	120.7

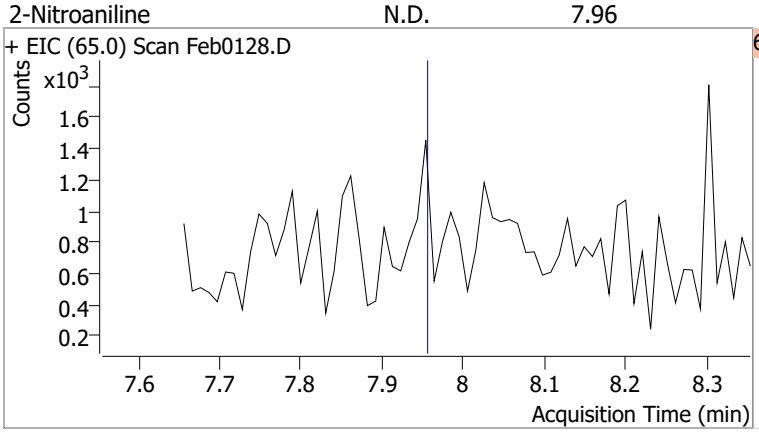

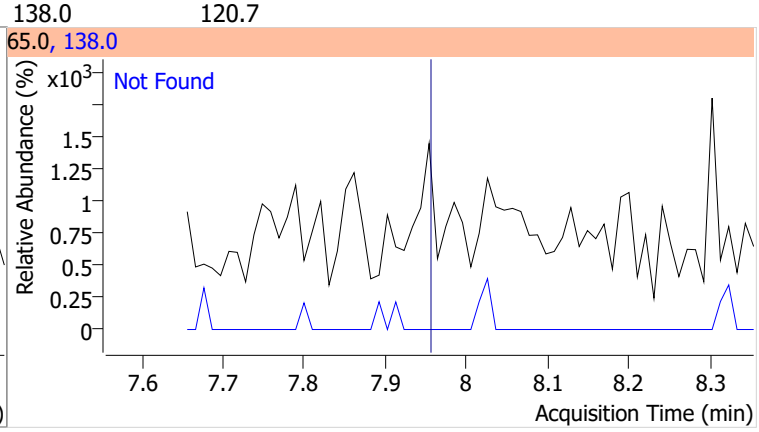

Compound	Conc.	RT	Dev(Min)	Resp.	QIon	QRatio	Lower	Upper
Dimethyl Phthalate		0		0	77.0		13.0	24.2

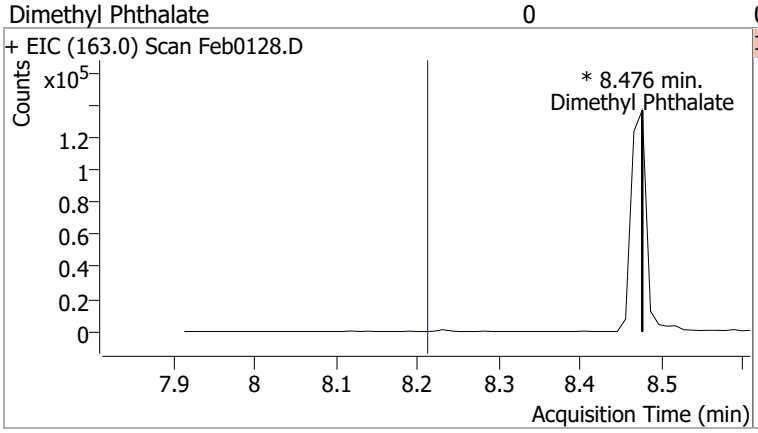

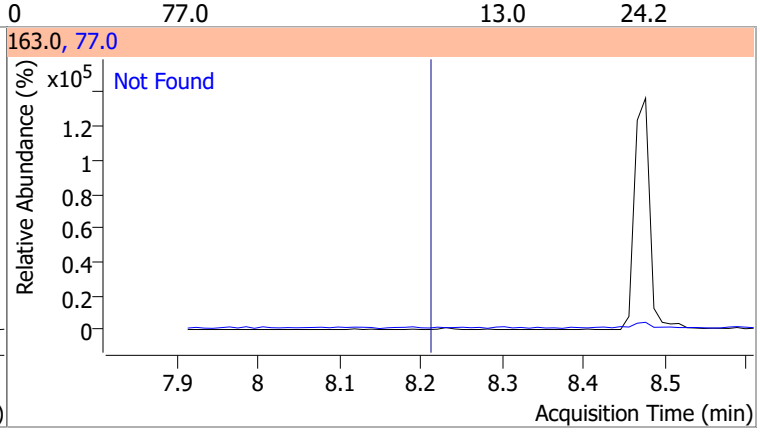

Compound	Conc.	RT	Dev(Min)	Resp.	QIon	QRatio	Lower	Upper
2,6-Dinitrotoluene		0		0	63.0		82.2	152.7
					89.0		40.8	75.8

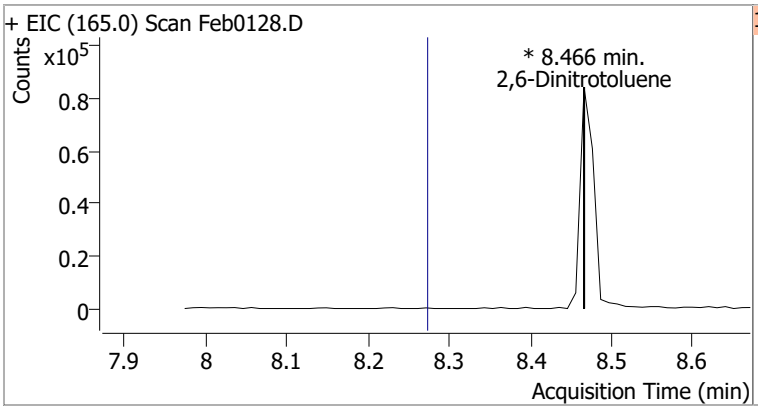

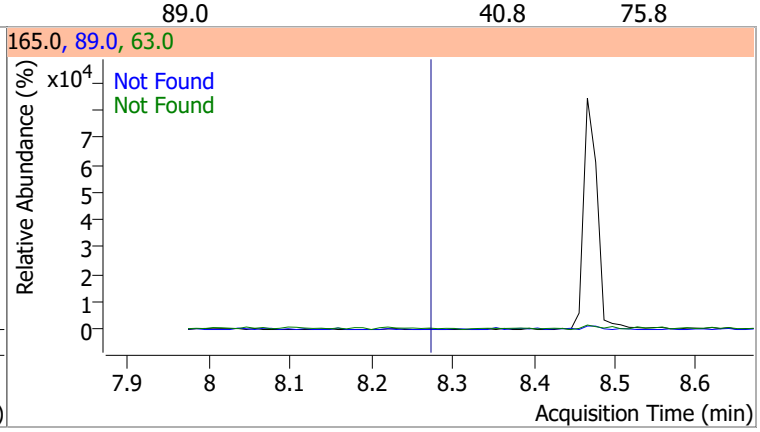

Compound	Conc.	Exp RT	QIon	Exp Ratio
Acenaphthylene	N.D.	8.30	153.1	14.0

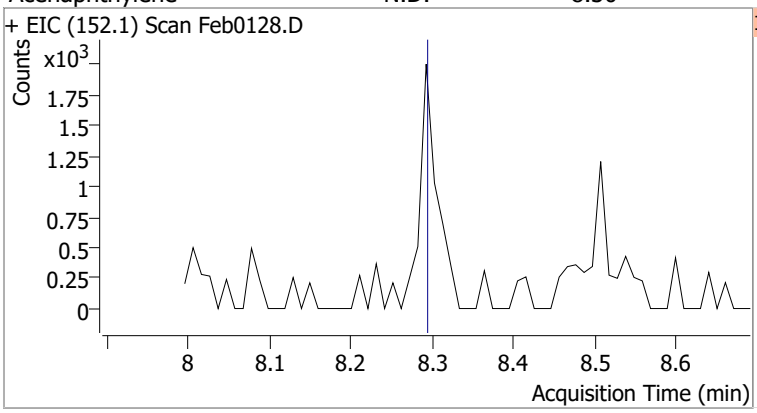

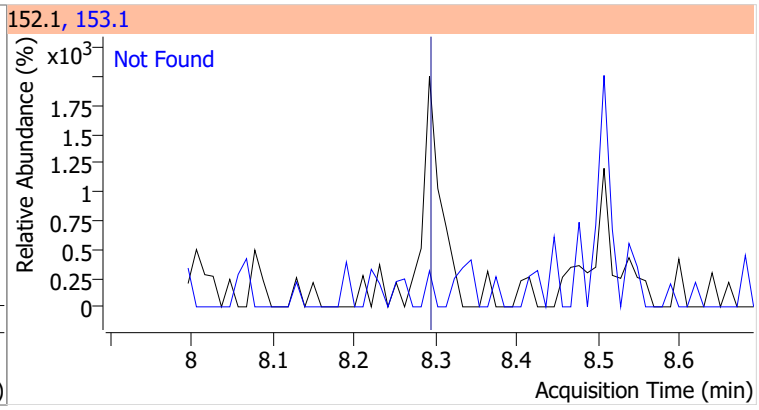

Compound	Conc.	Exp RT	QIon	Exp Ratio	QIon	Exp Ratio
3-Nitroaniline	N.D.	8.48	65.0	121.0	92.0	102.4

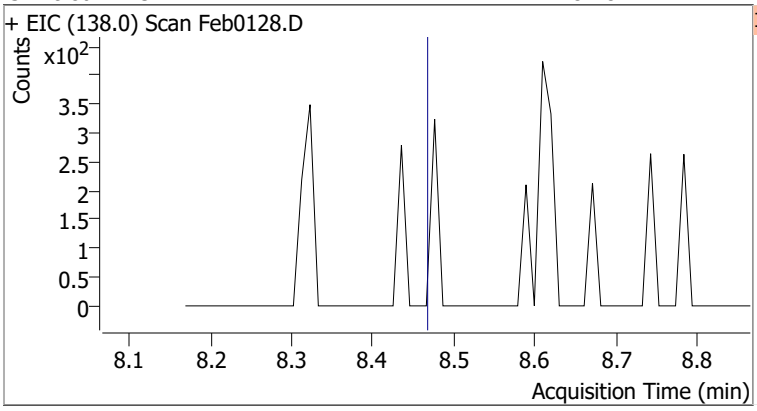

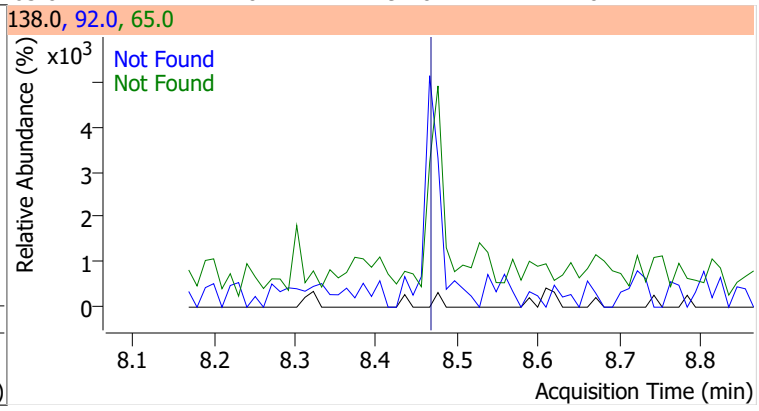

Compound	Conc.	Exp RT	QIon	Exp Ratio	QIon	Exp Ratio
Acenaphthene	N.D.	8.52	153.0	109.2	152.0	51.1

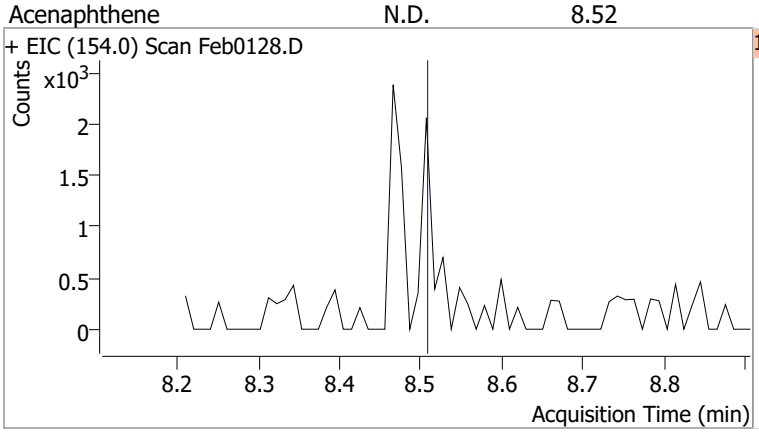

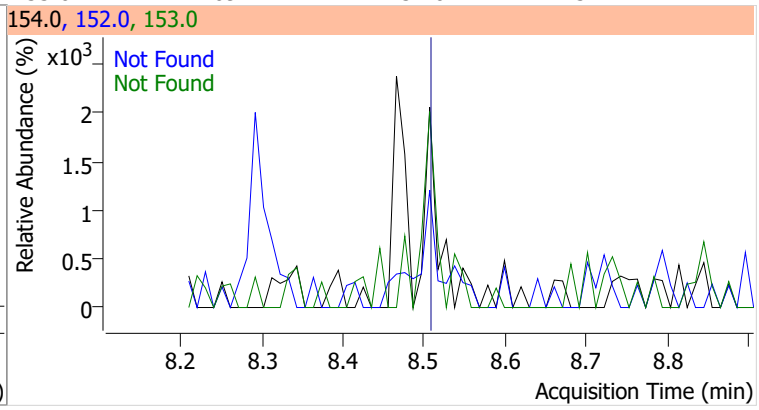

Compound	Conc.	Exp RT	QIon	Exp Ratio
2,4-Dinitrophenol	N.D.	8.60	154.0	63.4

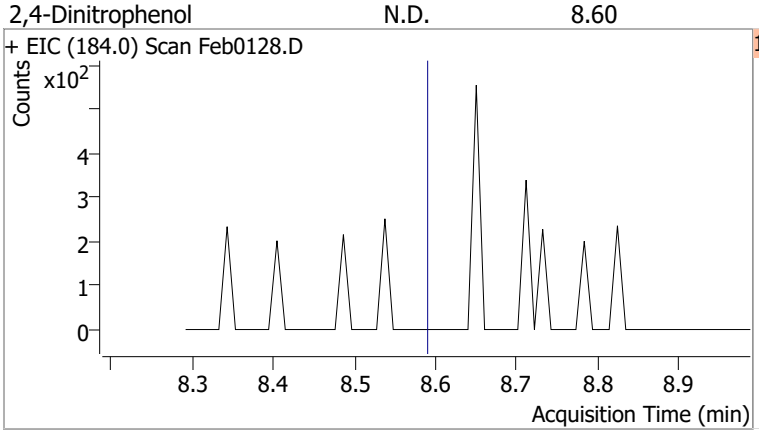

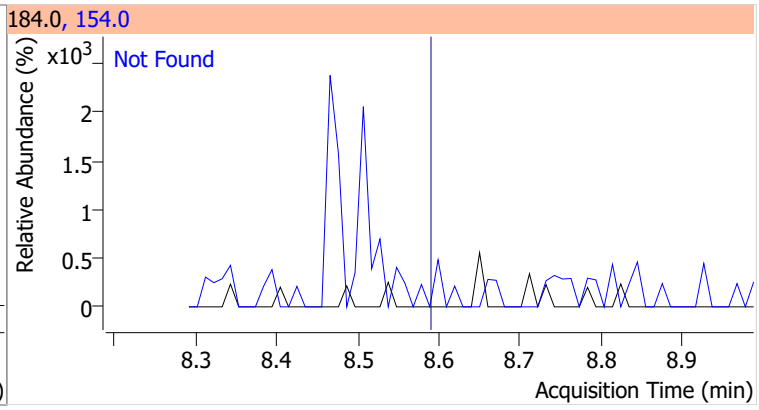

Compound	Conc.	Exp RT	QIon	Exp Ratio
Dibenzofuran	N.D.	8.72	139.0	43.1

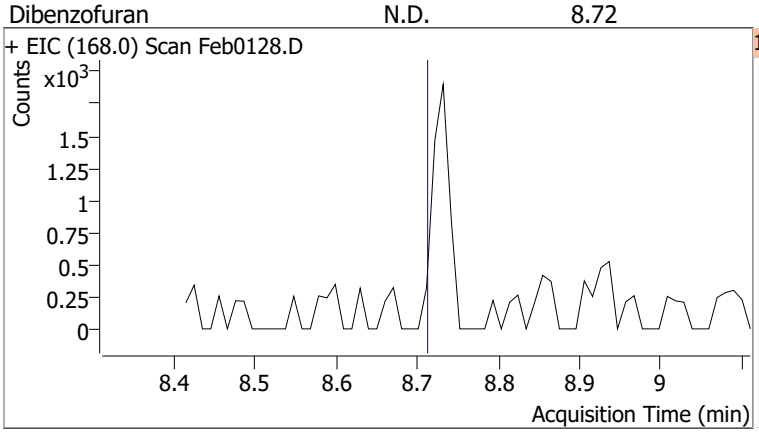

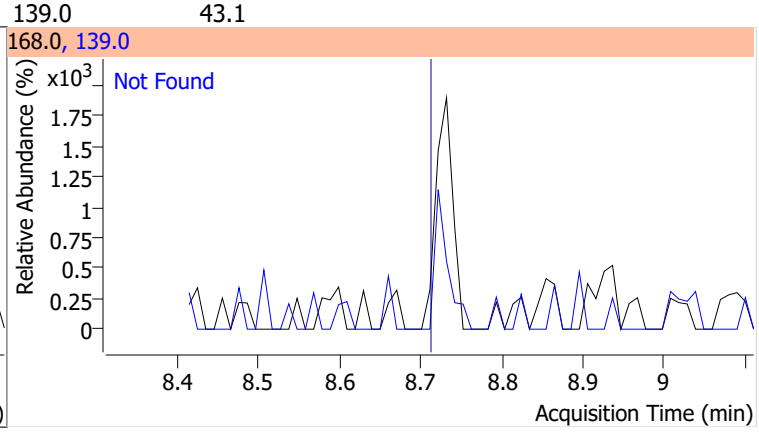

Compound	Conc.	Exp RT	QIon	Exp Ratio	QIon	Exp Ratio
4-Nitrophenol	N.D.	8.74	139.0	380.6	65.0	81.2

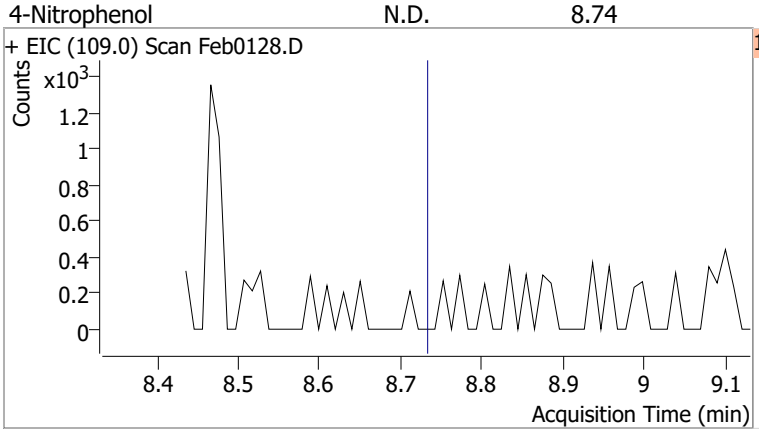

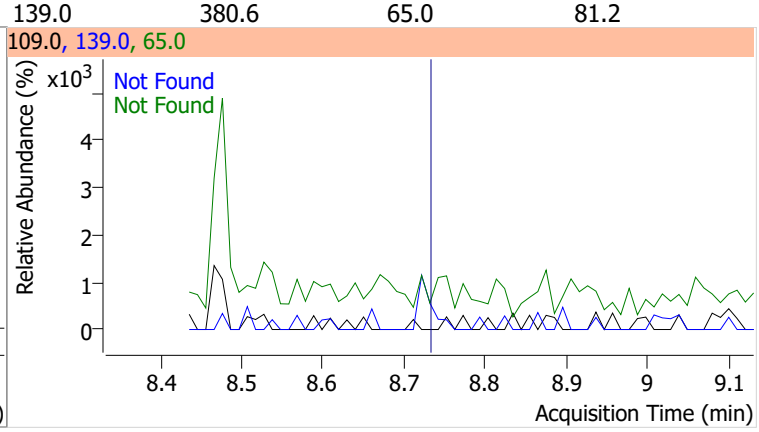

Quantitation Results Report (QT Reviewed)

Compound	Conc.	RT	Dev(Min)	Resp.	QIon	QRatio	Lower	Upper
2,4-Dinitrotoluene		0		0	63.0		47.5	88.1
					89.0		45.8	85.1

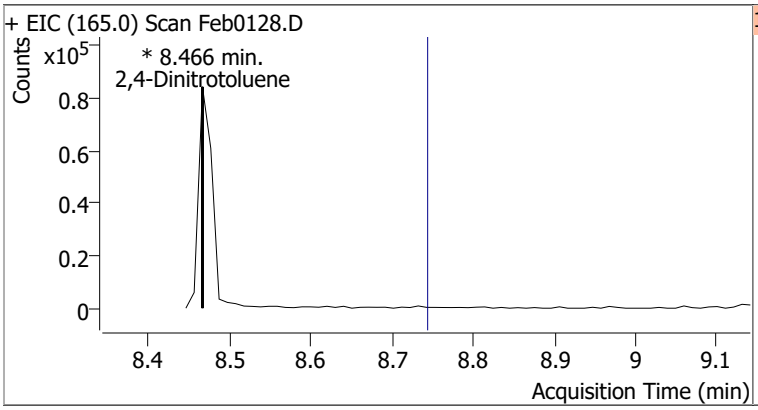

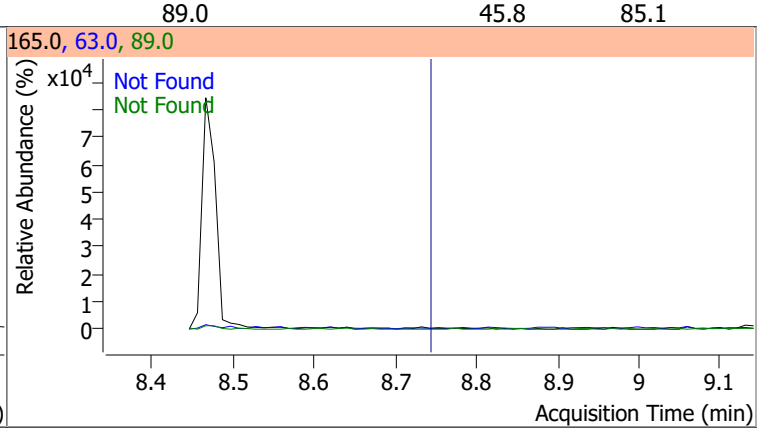

Compound	Conc.	Exp RT	QIon	Exp Ratio	QIon	Exp Ratio
Diethylphthalate	N.D.	9.09	177.0	21.1	150.0	12.6

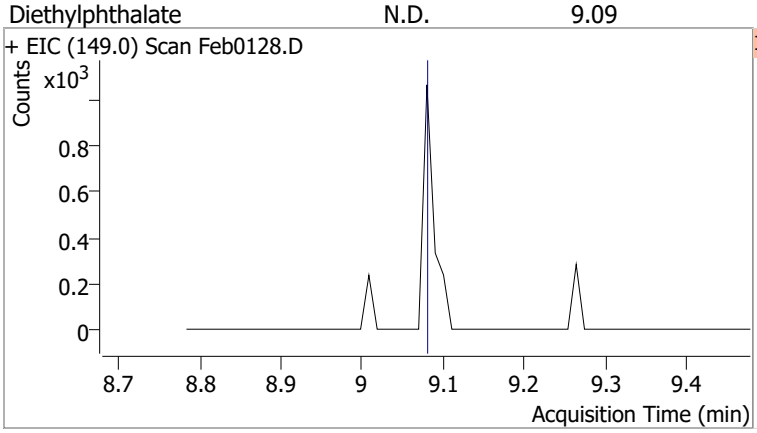

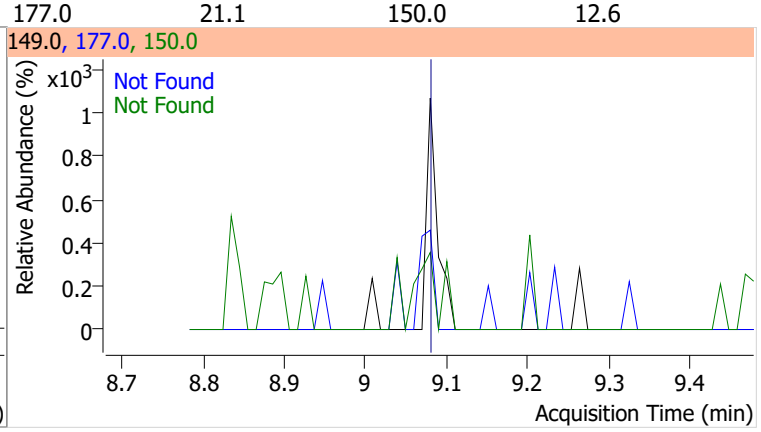

Compound	Conc.	Exp RT	QIon	Exp Ratio	QIon	Exp Ratio
Fluorene	N.D.	9.14	165.0	92.6	167.0	13.0

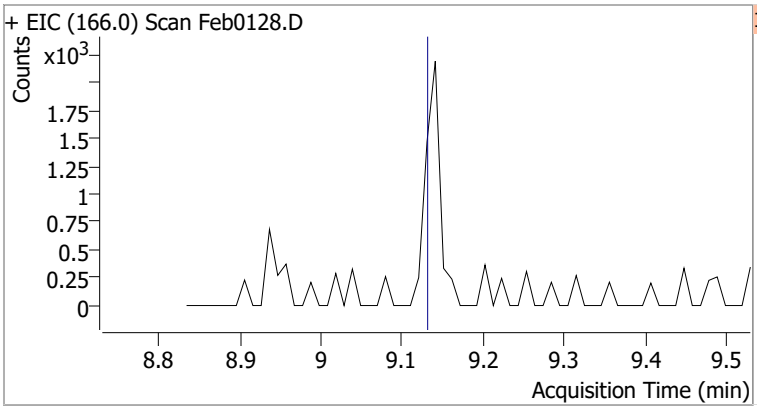

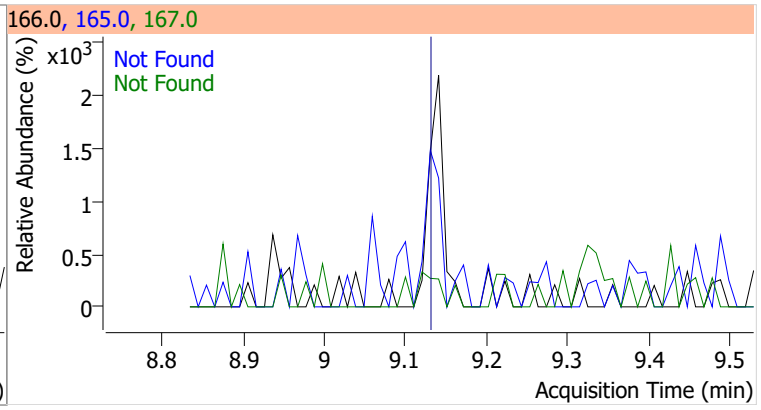

Compound	Conc.	Exp RT	QIon	Exp Ratio	QIon	Exp Ratio
4-Chlorophenyl-phenylether	N.D.	9.17	141.0	62.7	206.0	33.2

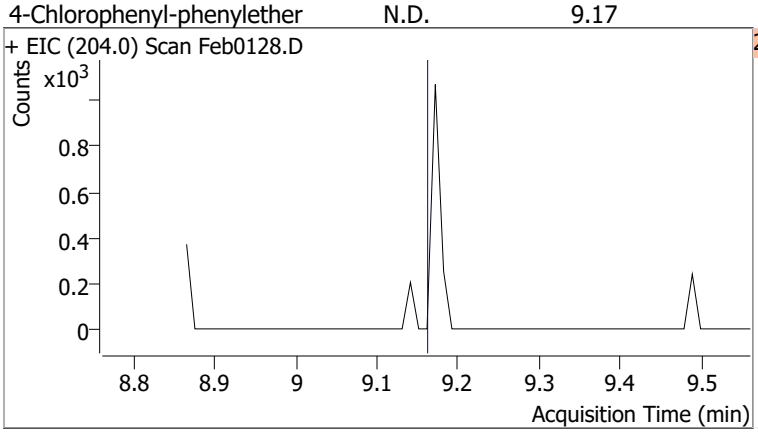

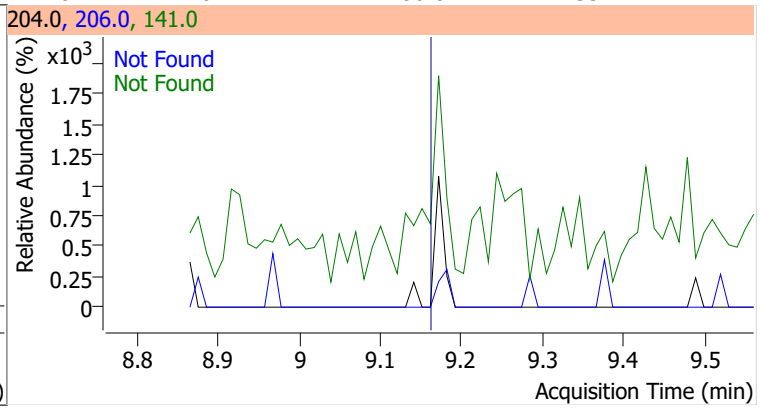

Compound	Conc.	Exp RT	QIon	Exp Ratio	QIon	Exp Ratio
4-Nitroaniline	N.D.	9.21	65.0	101.3	92.0	51.2

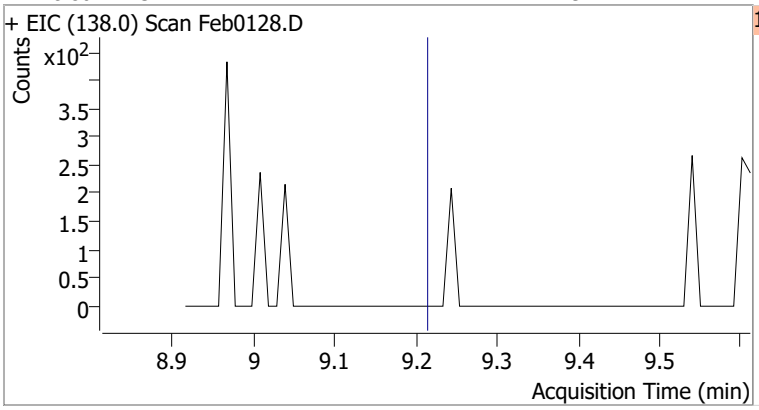

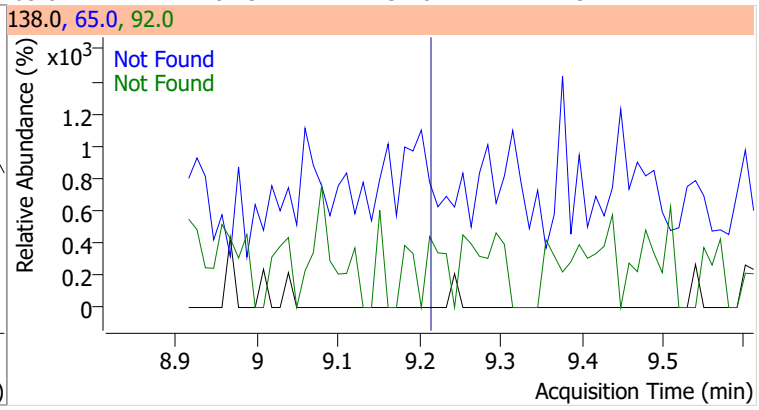

Compound	Conc.	Exp RT	QIon	Exp Ratio
4,6-Dinitro-2-methylphenol	N.D.	9.24	121.0	46.4

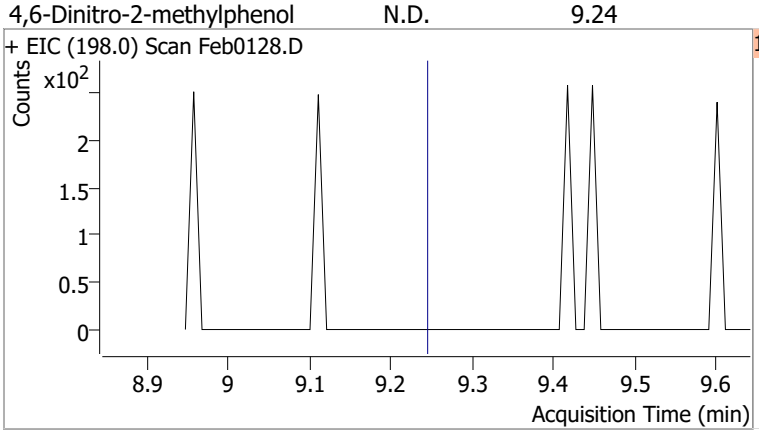

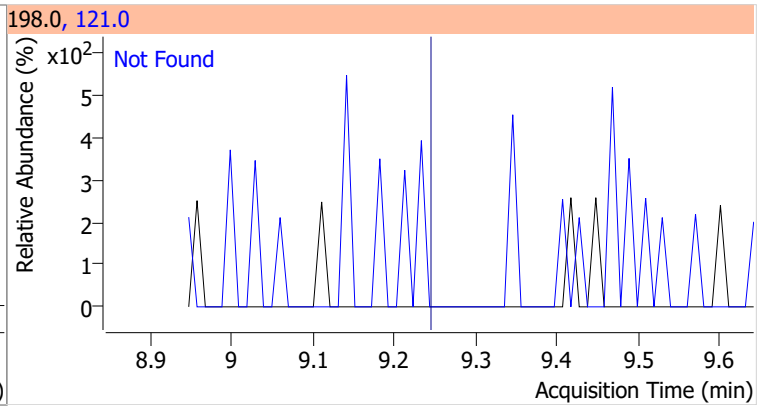

Compound	Conc.	Exp RT	QIon	Exp Ratio	QIon	Exp Ratio
N-nitrosodiphenylamine	N.D.	9.33	168.0	63.3	167.0	34.3

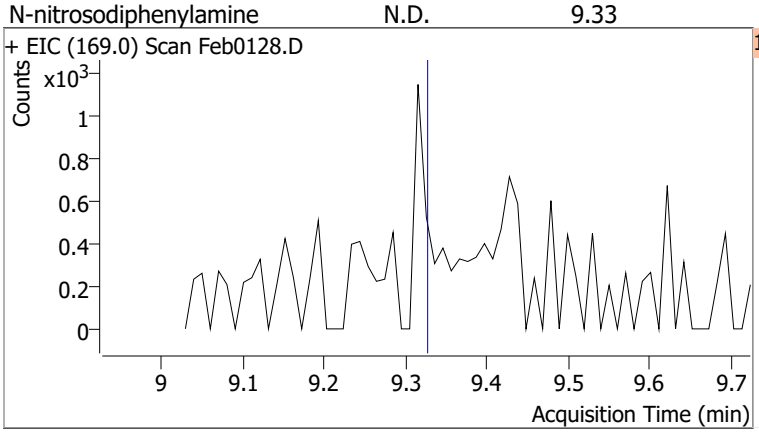

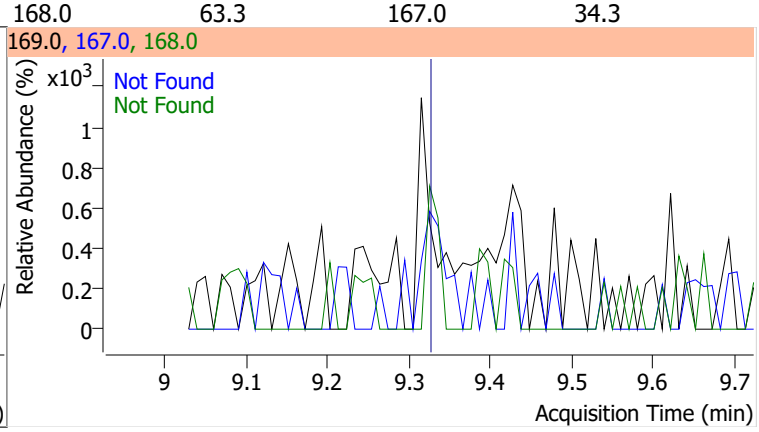

Compound	Conc.	Exp RT	QIon	Exp Ratio	QIon	Exp Ratio
Azobenzene	N.D.	9.36	51.0	37.7	182.0	27.4

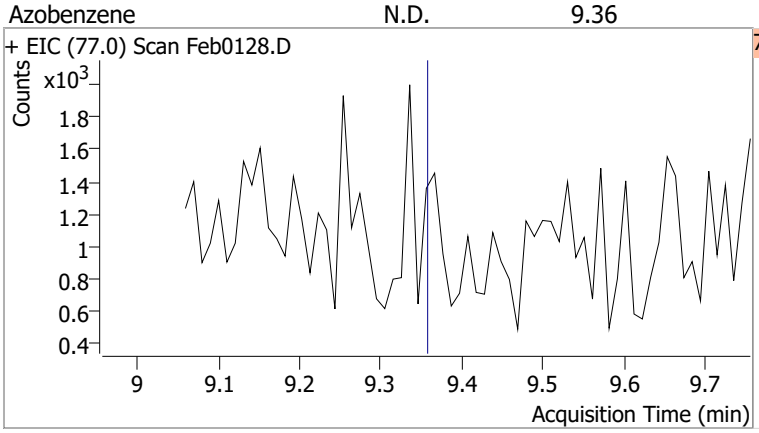

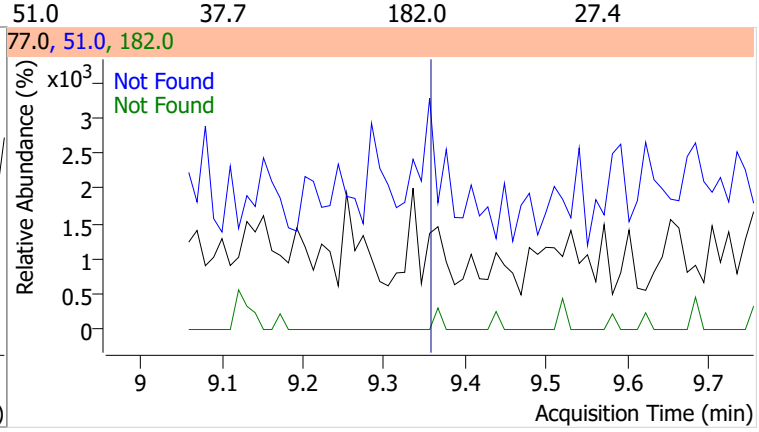

Compound	Conc.	Exp RT	QIon	Exp Ratio
2,4,6-Tribromophenol	N.D.	9.43	331.8	93.5

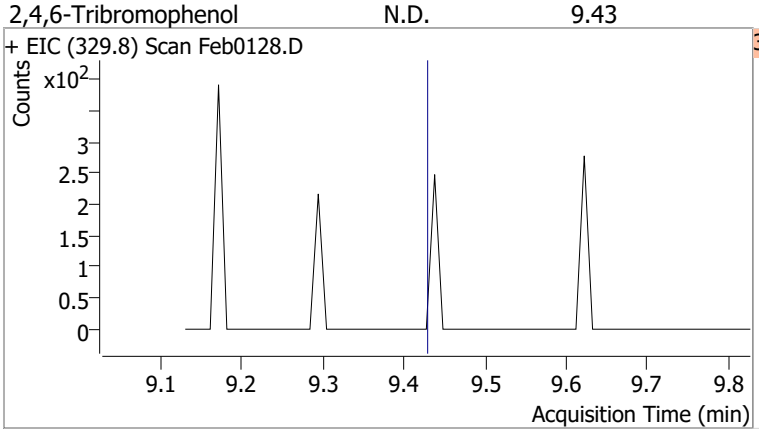

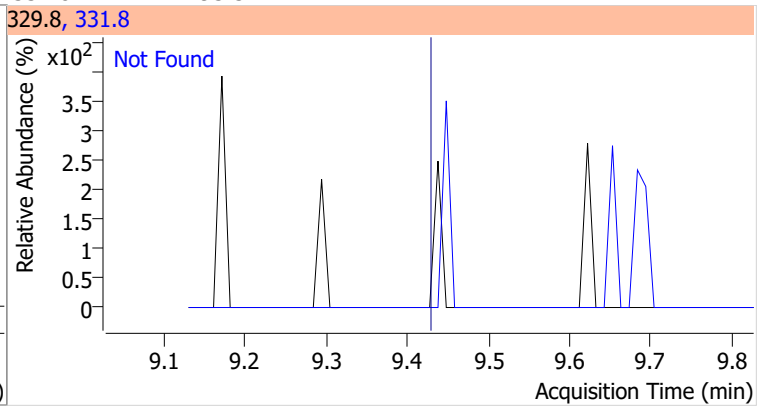

Compound	Conc.	Exp RT	QIon	Exp Ratio	QIon	Exp Ratio
4-Bromophenyl-phenylether	N.D.	9.76	141.0	103.5	250.0	100.5

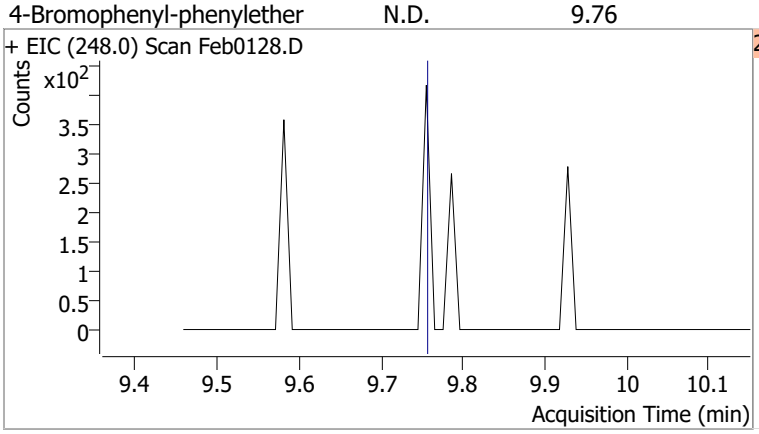

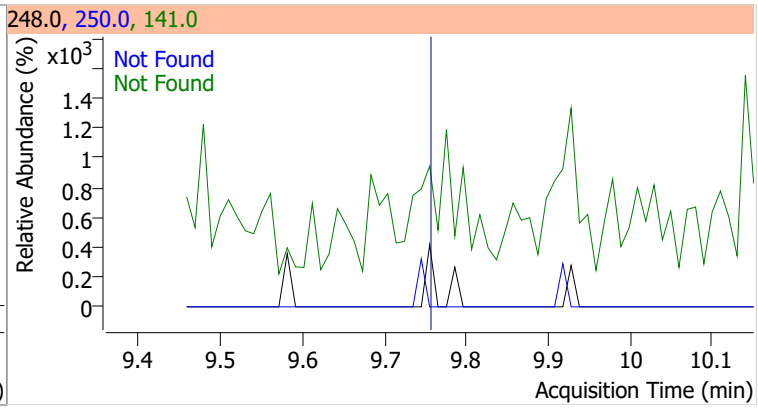

Compound	Conc.	Exp RT	QIon	Exp Ratio
Hexachlorobenzene	N.D.	9.80	142.0	47.3

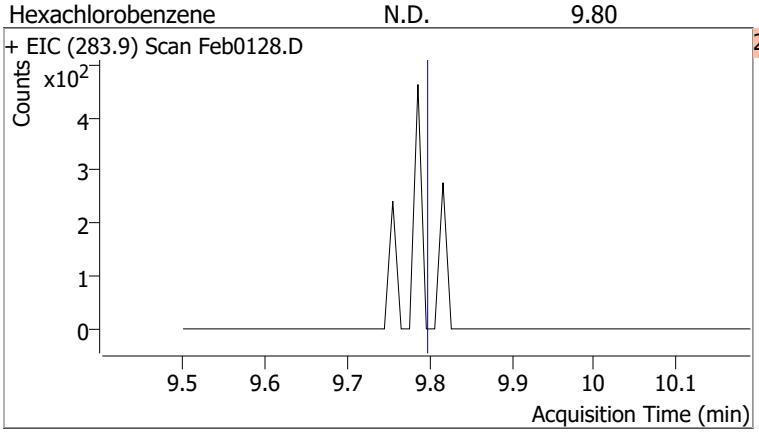

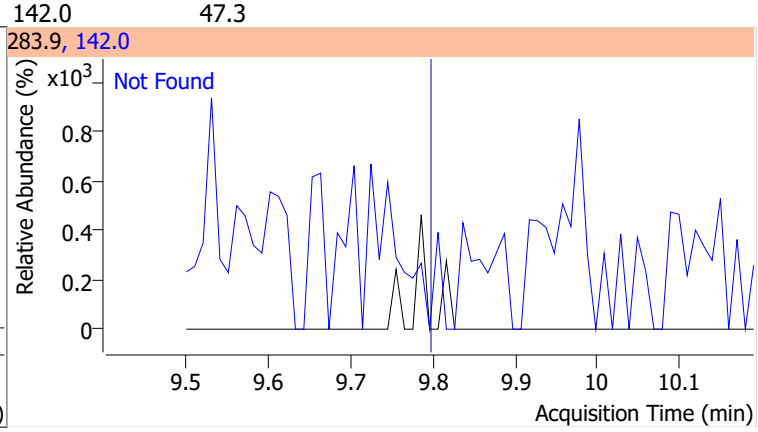

Compound	Conc.	Exp RT	QIon	Exp Ratio	QIon	Exp Ratio
Pentachlorophenol	N.D.	10.05	267.9	65.3	263.9	62.6

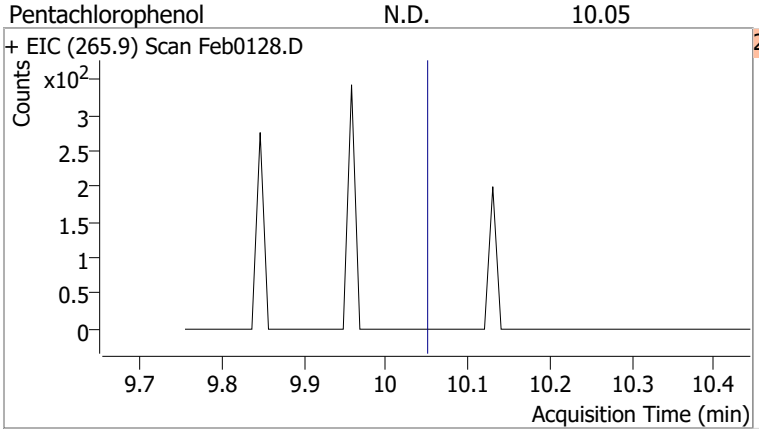

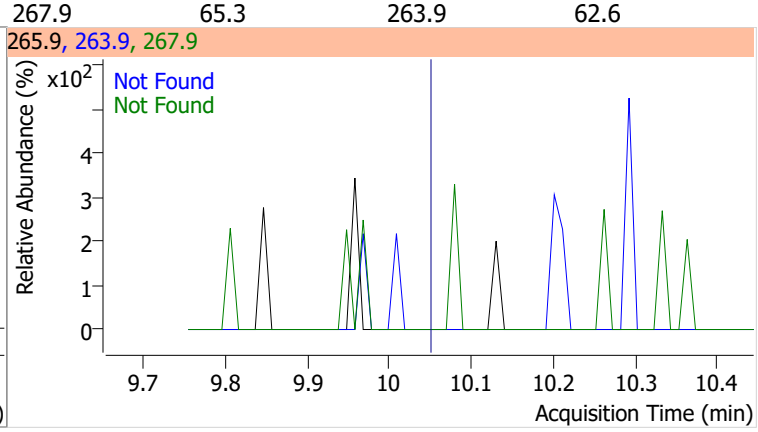

Compound	Conc.	Exp RT	QIon	Exp Ratio
Phenanthrene	N.D.	10.29	176.0	18.9

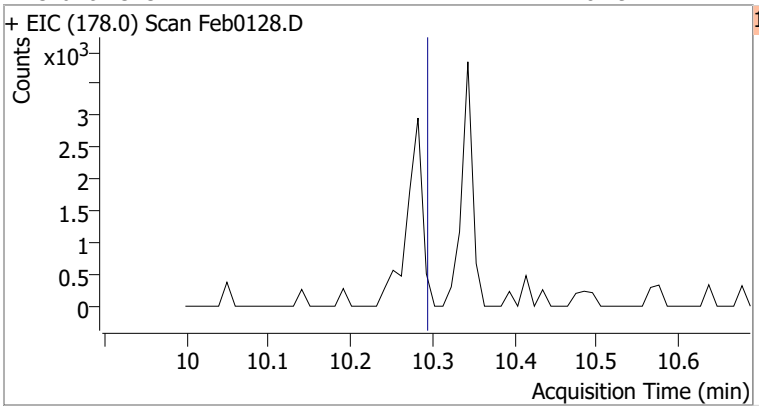

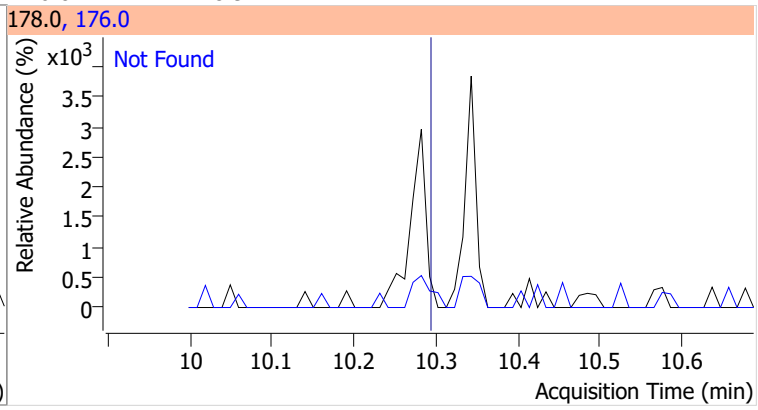

Compound	Conc.	Exp RT	QIon	Exp Ratio
Anthracene	N.D.	10.35	176.0	18.1

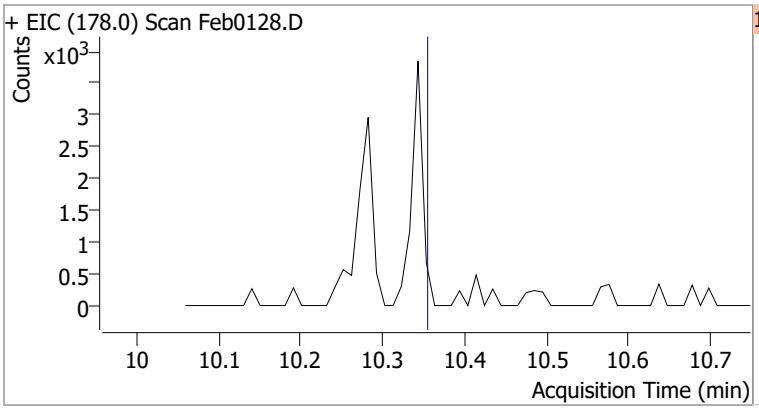

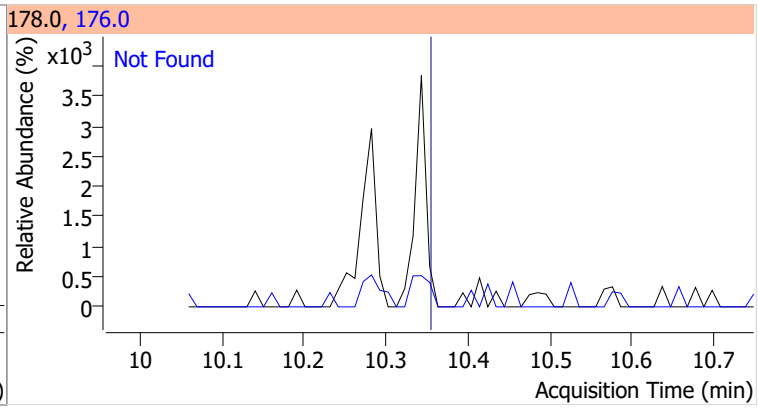

Compound	Conc.	Exp RT	QIon	Exp Ratio	QIon	Exp Ratio
Triallate	N.D.	10.41	268.0	27.2	143.0	23.0

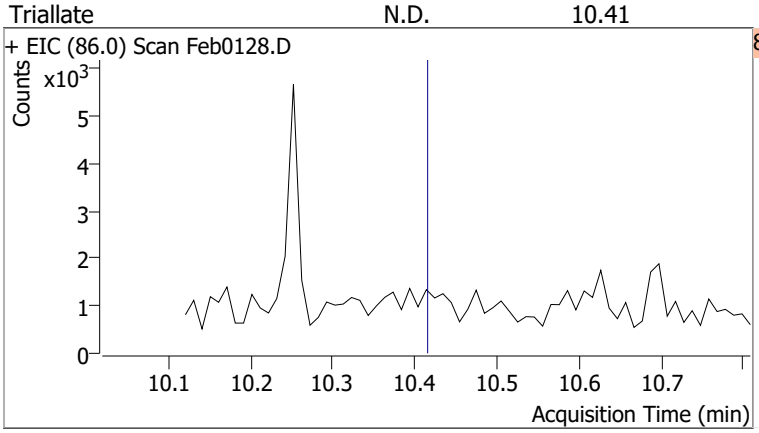

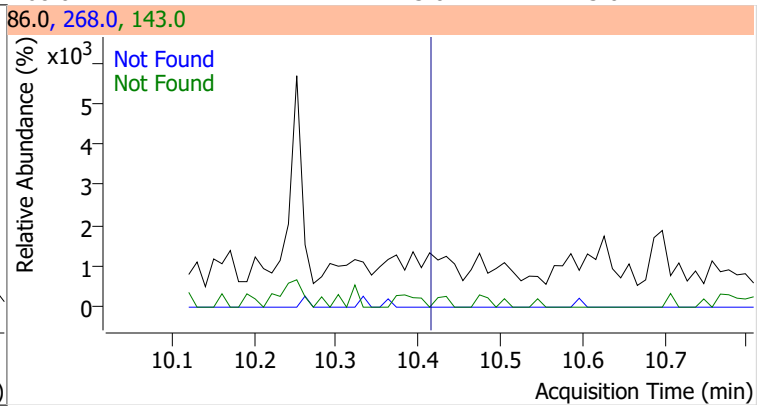

Compound	Conc.	Exp RT	QIon	Exp Ratio
Carbazole	N.D.	10.60	139.0	13.0

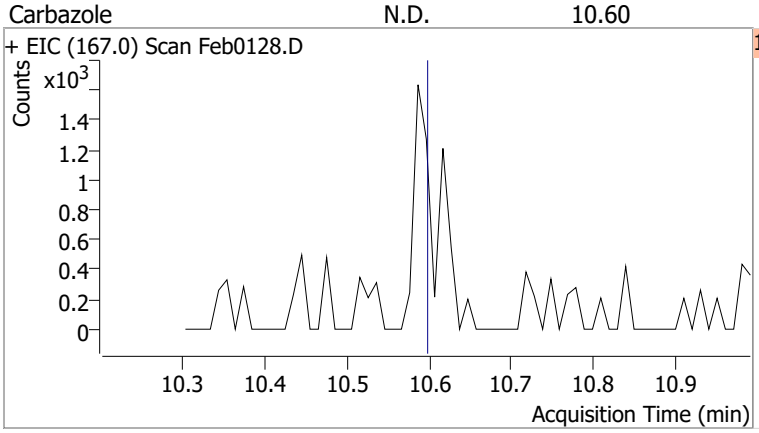

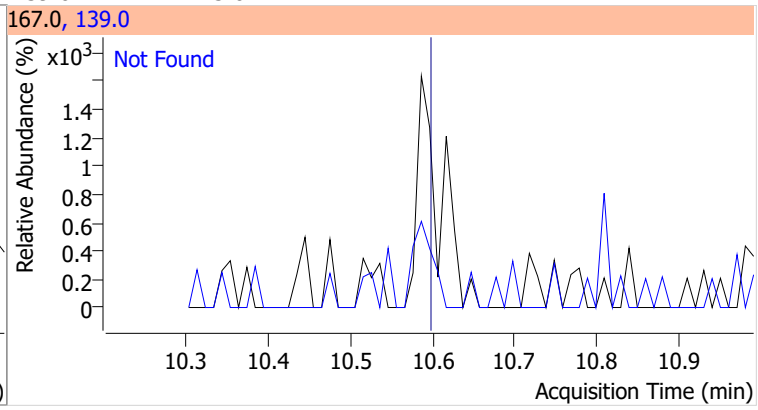

Compound	Conc.	Exp RT	QIon	Exp Ratio	QIon	Exp Ratio
o-Terphenyl	N.D.	10.82	229.0	63.0	215.0	37.7

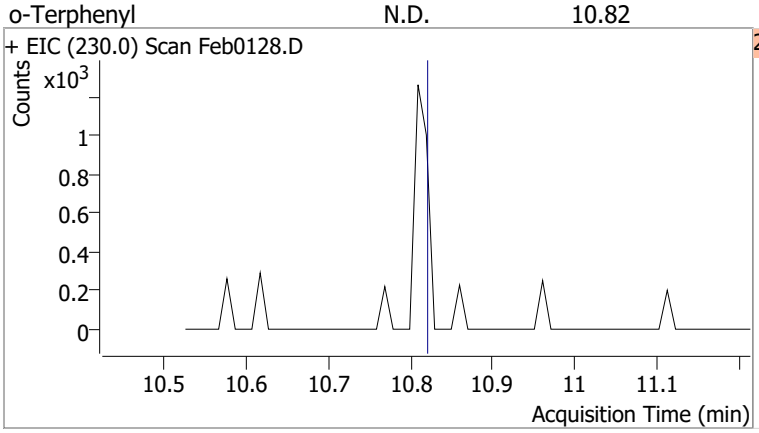

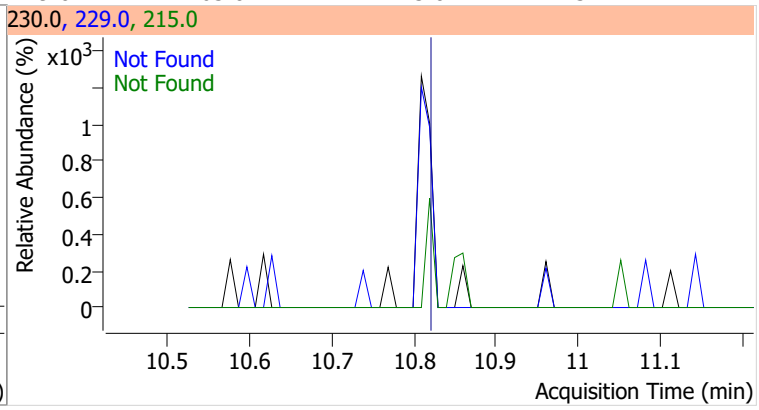

Compound	Conc.	Exp RT	QIon	Exp Ratio	QIon	Exp Ratio
Di-n-Butylphthalate	N.D.	11.20	150.0	9.0	104.0	5.8

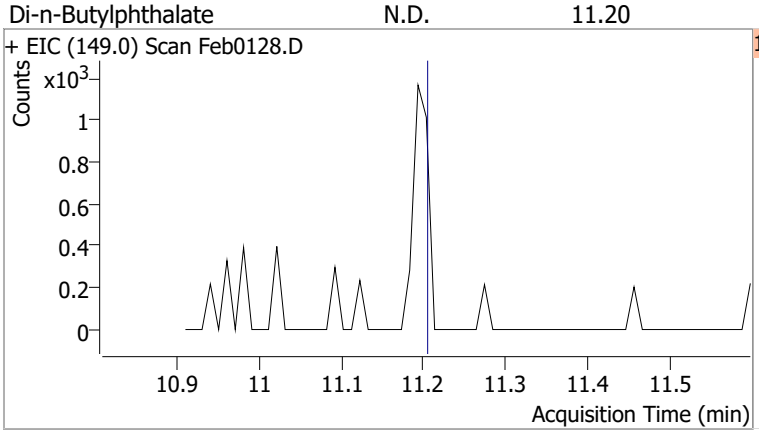

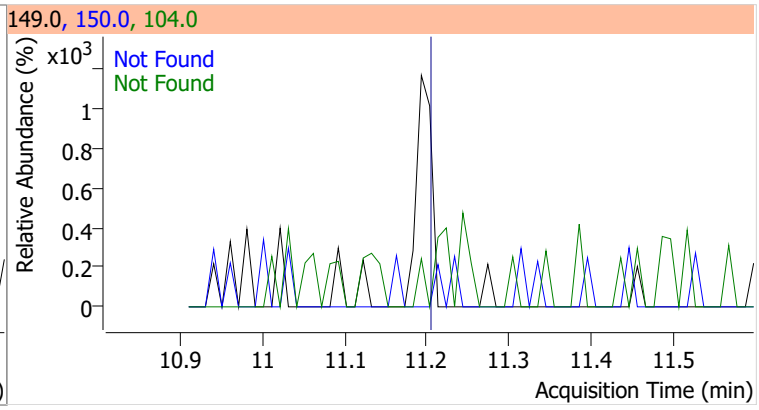

Compound	Conc.	Exp RT	QIon	Exp Ratio
Fluoranthene	N.D.	12.12	101.0	12.3

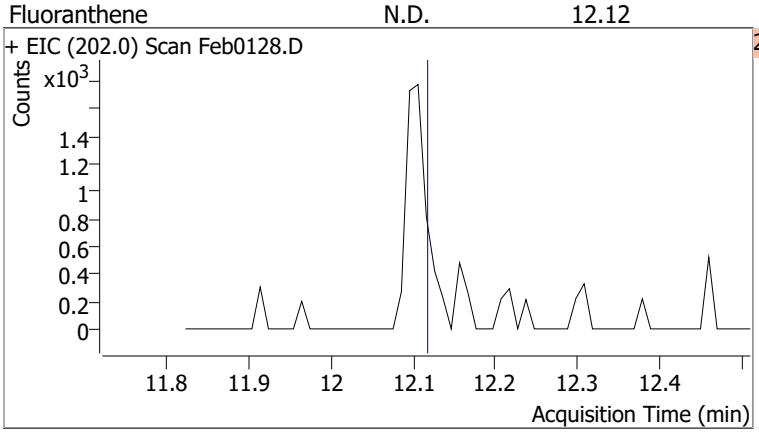

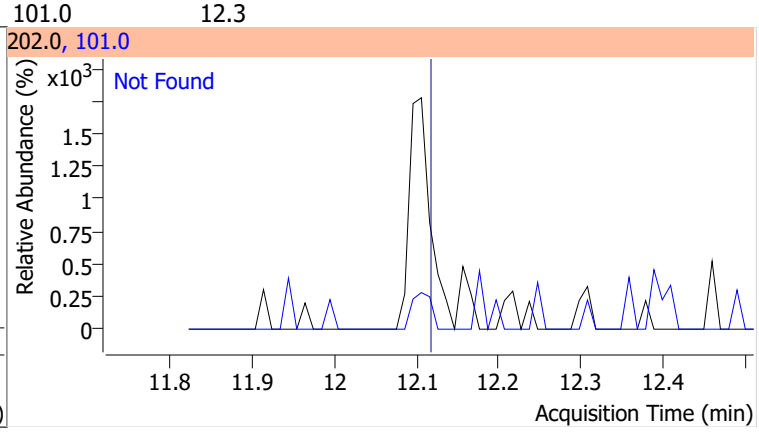

Compound	Conc.	Exp RT	QIon	Exp Ratio	QIon	Exp Ratio
Benzidine	N.D.	12.50	183.0	12.2	92.0	7.5

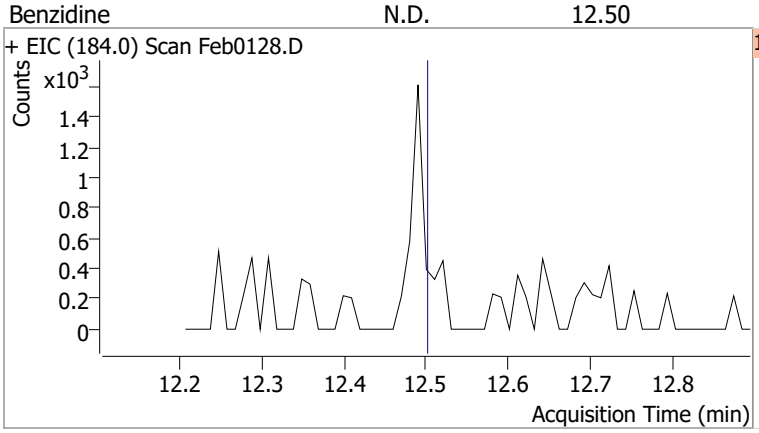

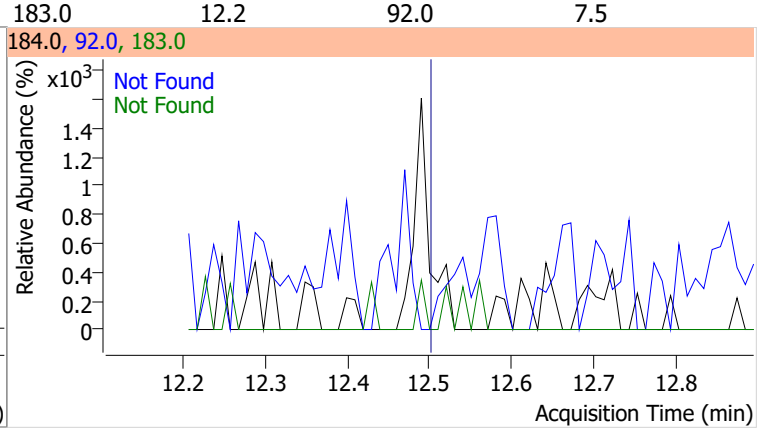

Compound	Conc.	Exp RT	QIon	Exp Ratio
Pyrene	N.D.	12.55	101.0	14.0

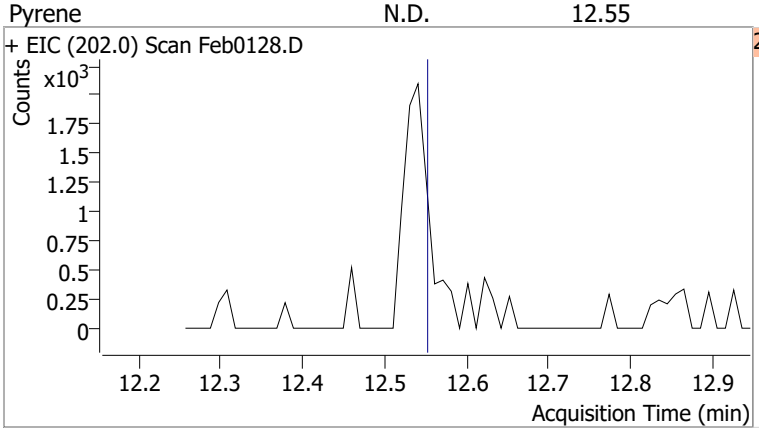

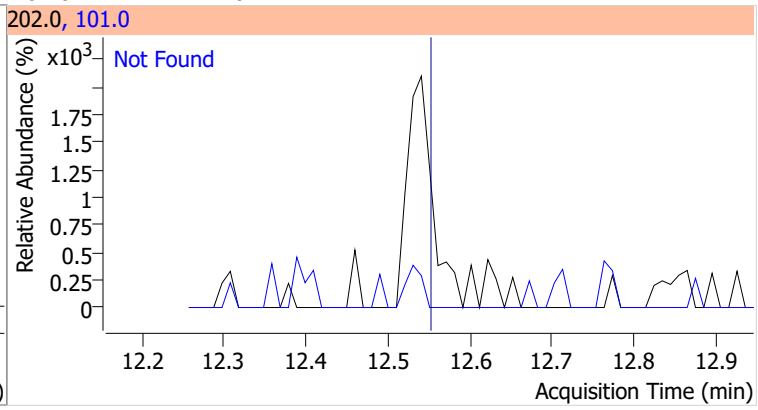

Compound	Conc.	Exp RT	QIon	Exp Ratio
Terphenyl-d14	N.D.	13.06	122.0	12.6

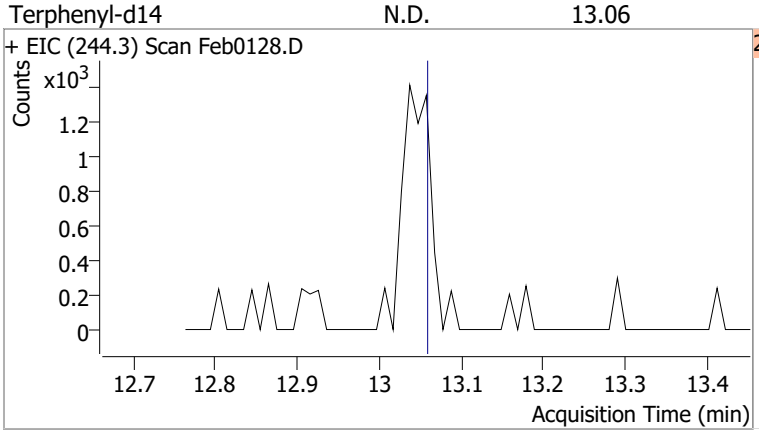

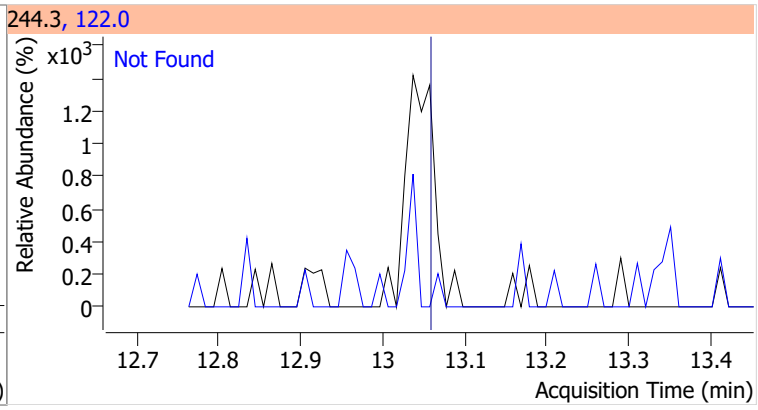

Compound	Conc.	Exp RT	QIon	Exp Ratio	QIon	Exp Ratio
Butylbenzylphthalate	N.D.	14.53	91.0	80.1	206.0	18.4

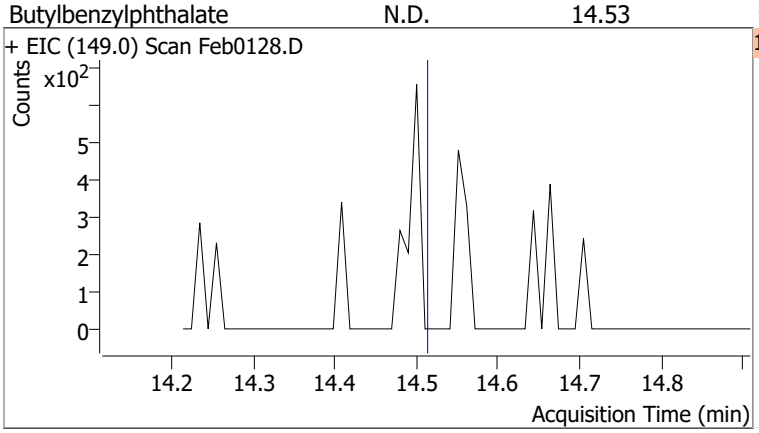

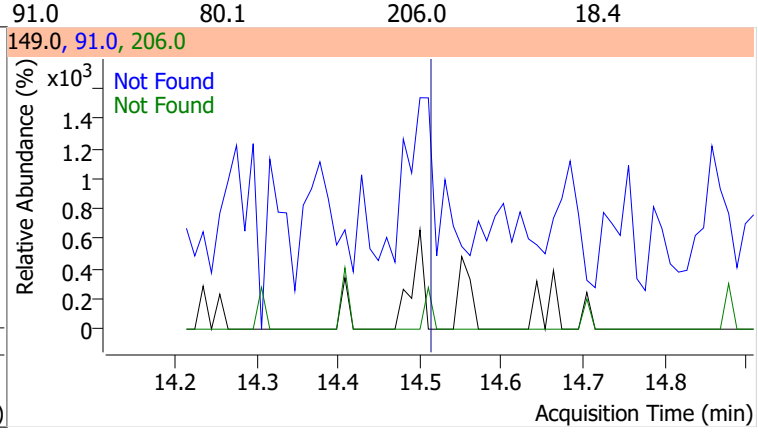

Compound	Conc.	Exp RT	QIon	Exp Ratio	QIon	Exp Ratio
Benzo(a)Anthracene	N.D.	15.76	226.0	25.8	229.0	20.9

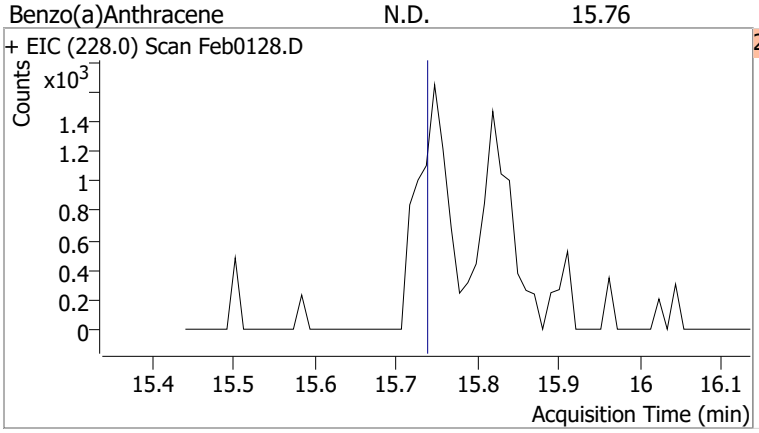

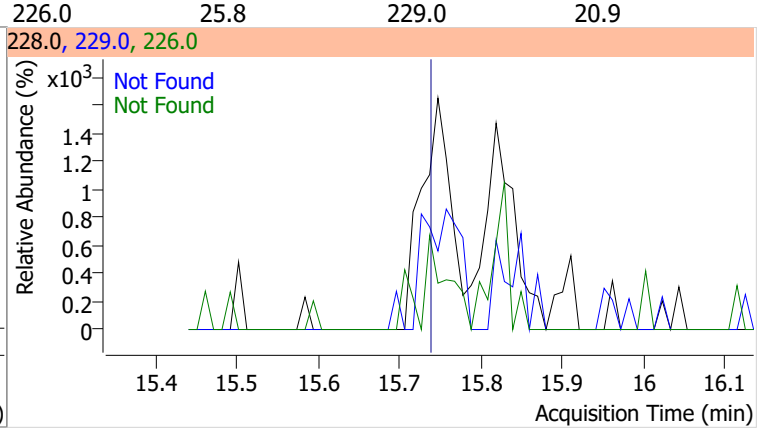

Compound	Conc.	Exp RT	QIon	Exp Ratio	QIon	Exp Ratio
Chrysene	N.D.	15.87	226.0	29.3	229.0	20.2

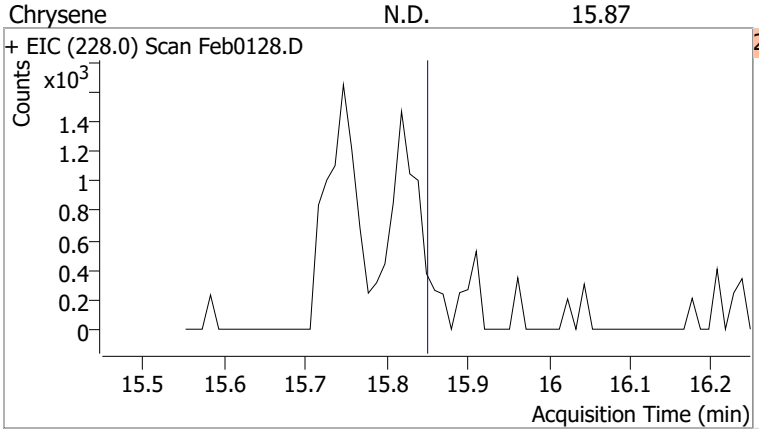

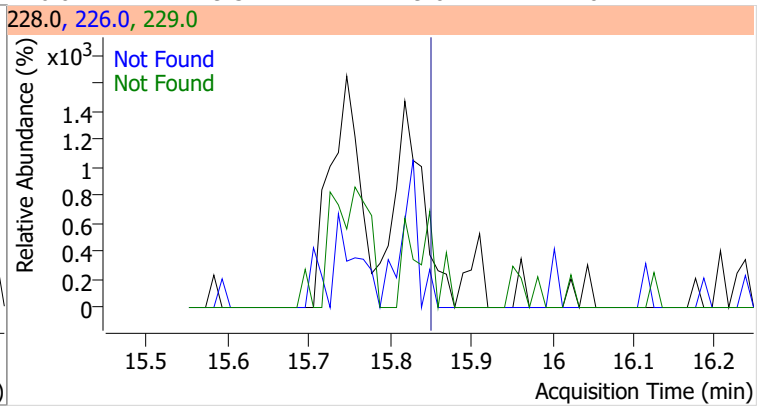

Compound	Conc.	Exp RT	QIon	Exp Ratio
3,3-Dichlorobenzidine	N.D.	15.90	254.0	64.5

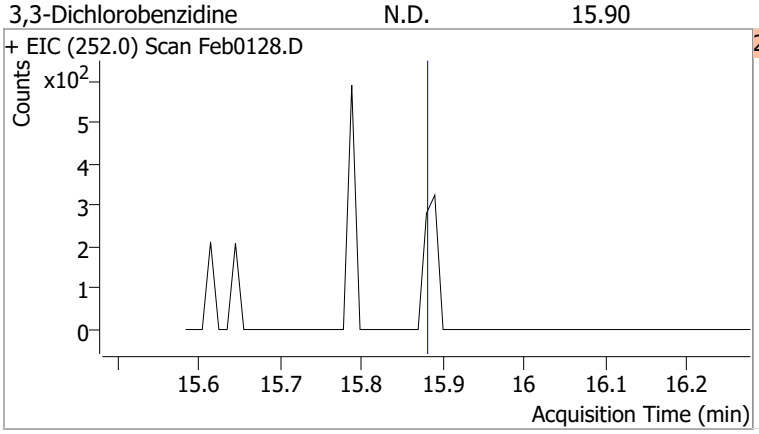

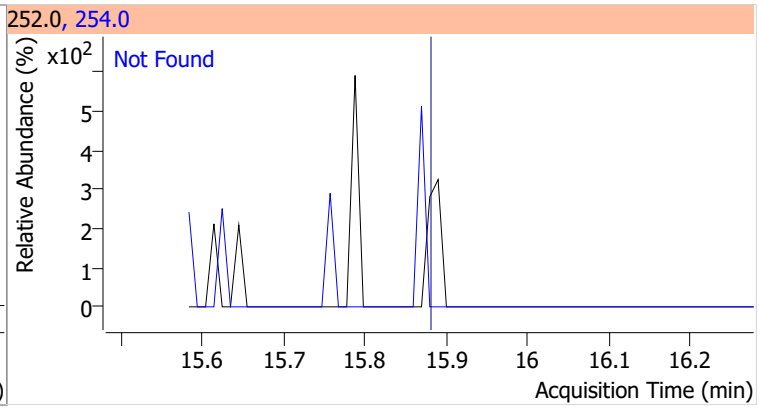

Compound	Conc.	Exp RT	QIon	Exp Ratio	QIon	Exp Ratio
bis(2-ethylhexyl)Phthalate	N.D.	16.60	149.0	385.7	279.0	15.3

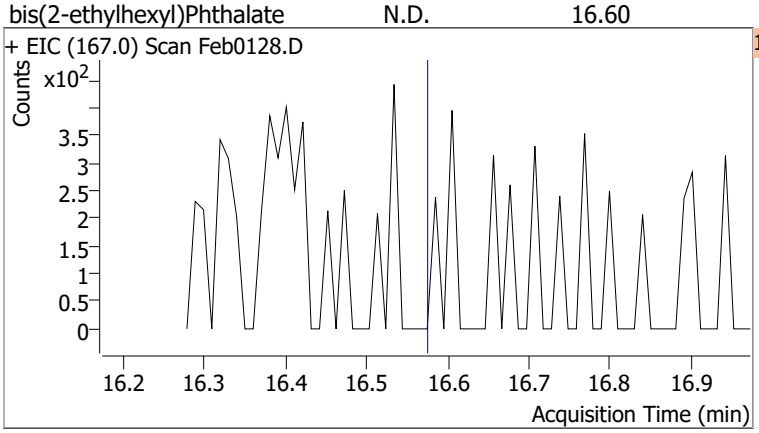

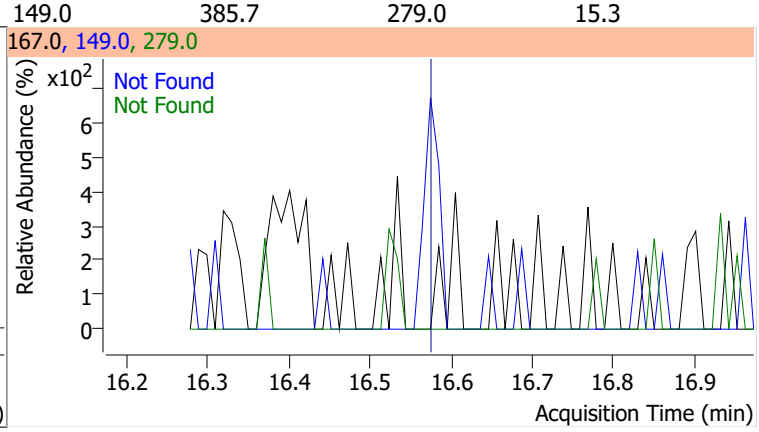

Compound	Conc.	Exp RT	QIon	Exp Ratio
Di-n-octyl Phthalate	N.D.	18.29	150.0	9.5

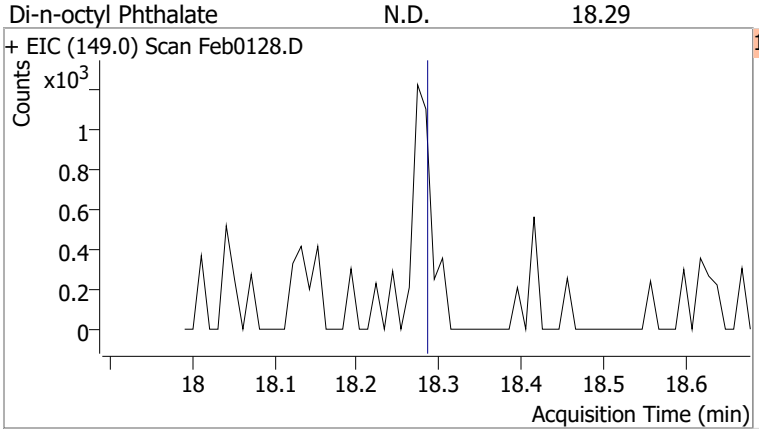

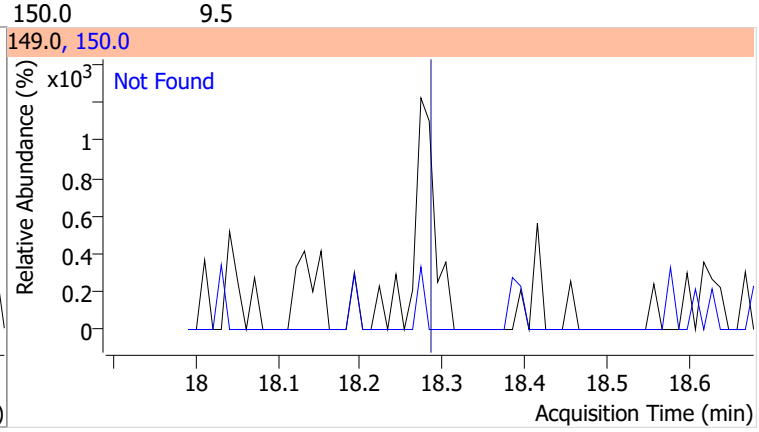

Compound	Conc.	Exp RT	QIon	Exp Ratio
Benzo(b)fluoranthene	N.D.	18.55	253.0	22.5

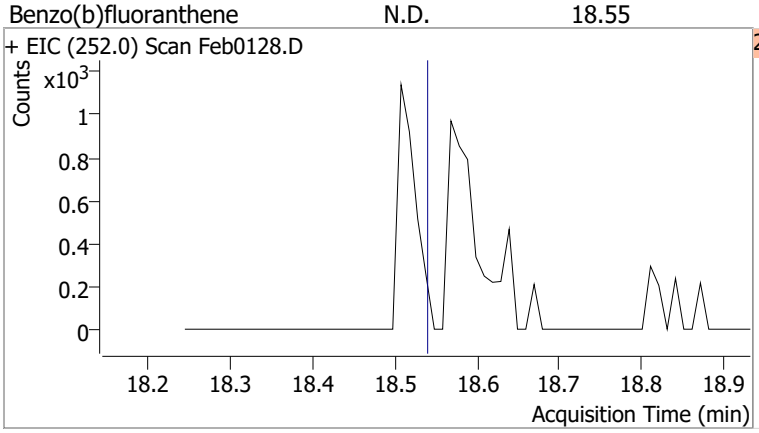

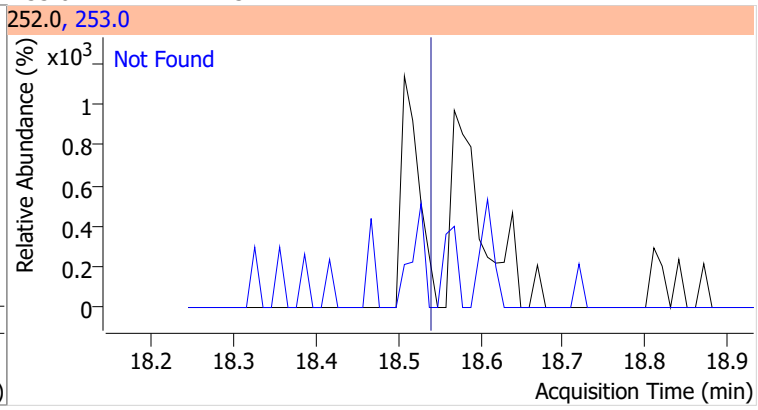

Compound	Conc.	Exp RT	QIon	Exp Ratio
Benzo(k)fluoranthene	N.D.	18.61	253.0	22.7

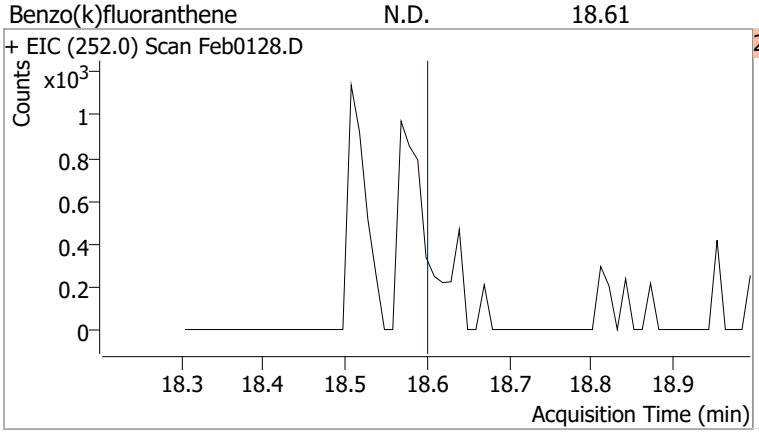

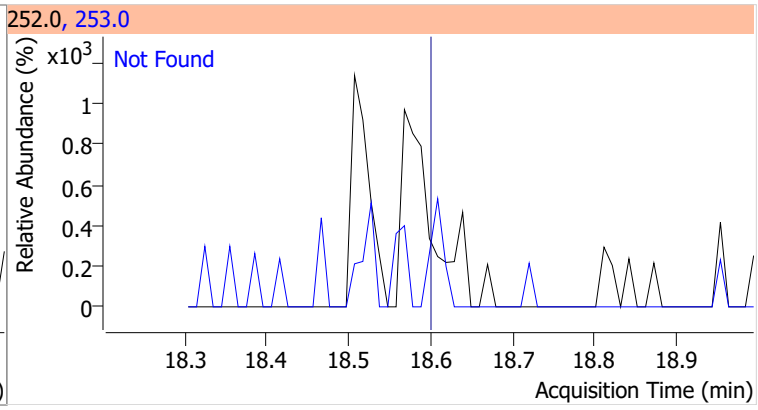

Compound	Conc.	Exp RT	QIon	Exp Ratio
Benzo(a)pyrene	N.D.	19.15	253.0	22.6

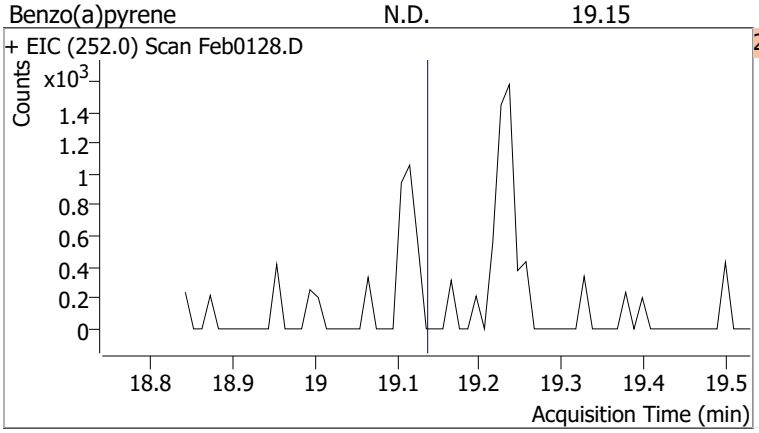

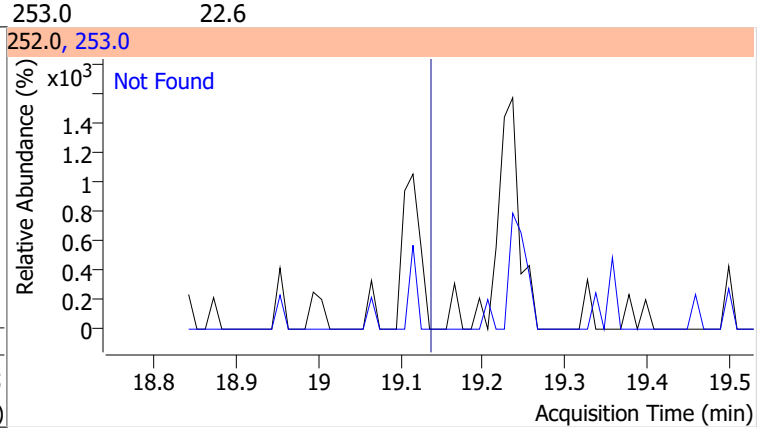

Compound	Conc.	Exp RT	QIon	Exp Ratio
Indeno(1,2,3-c,d)pyrene	N.D.	20.91	138.0	28.9

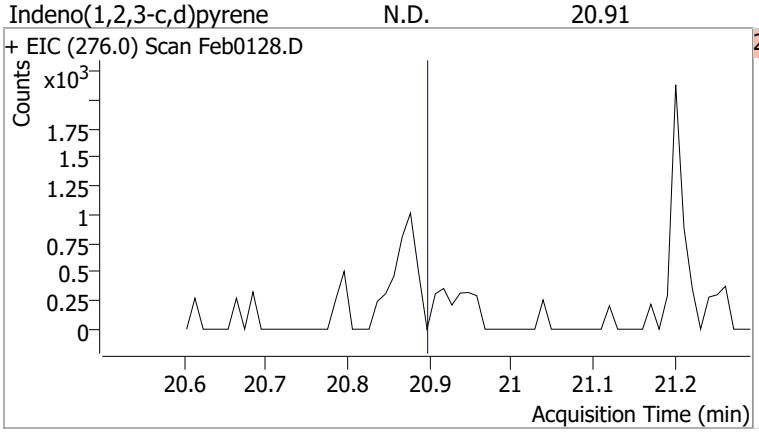

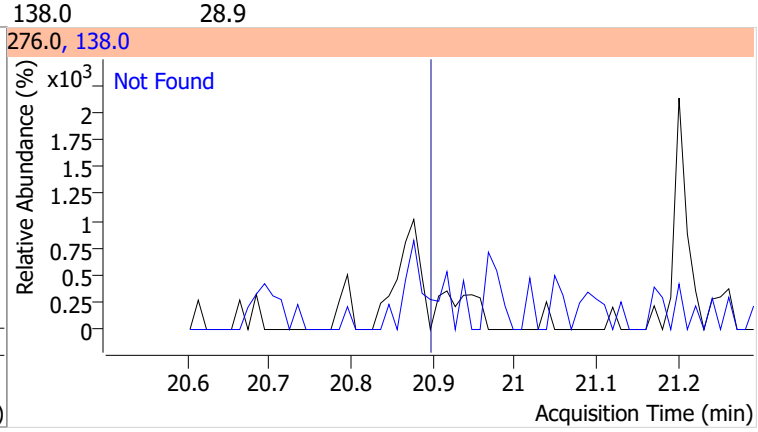

Compound	Conc.	Exp RT	QIon	Exp Ratio	QIon	Exp Ratio
Dibenzo(a,h)anthracene	N.D.	20.97	139.0	24.4	279.0	23.7

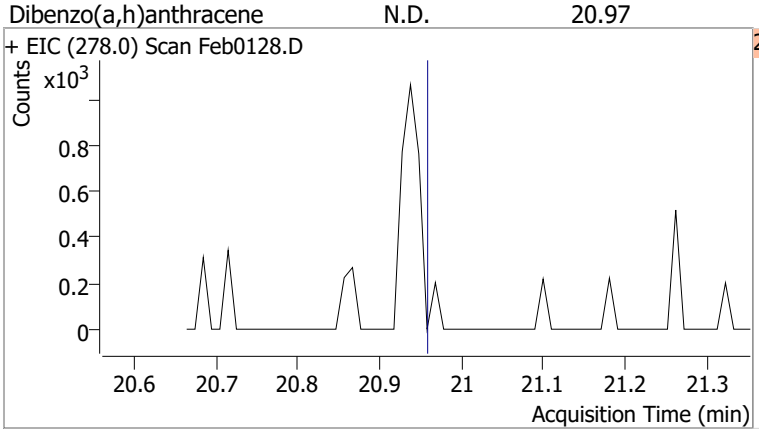

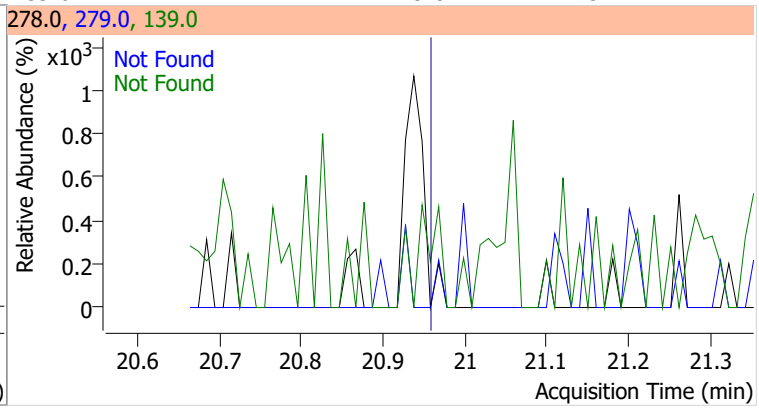

Compound	Conc.	Exp RT	QIon	Exp Ratio	QIon	Exp Ratio
Benzo(g,h,i)perylene	N.D.	21.24	138.0	32.5	277.0	24.1

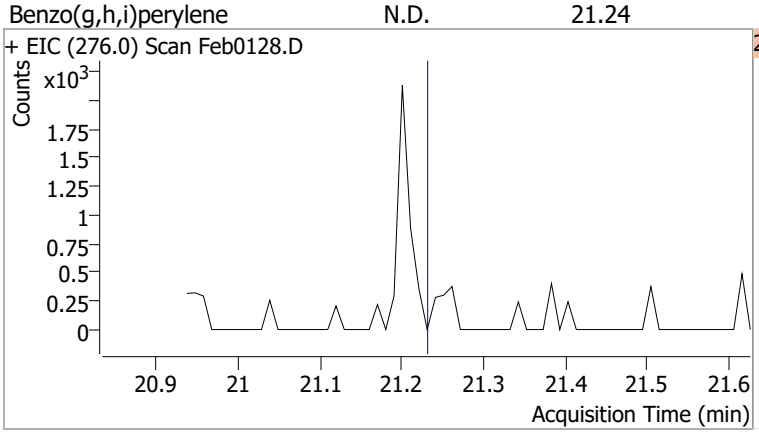

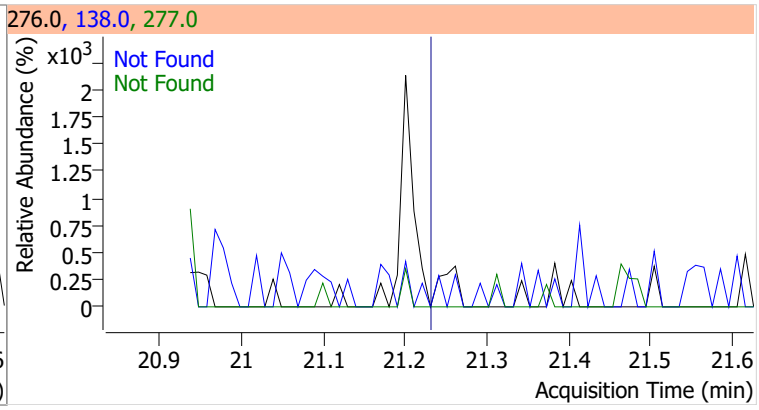

Quantitation Results Report (QT Reviewed)

Data File	Feb0129.D	Operator	LIMS import
Acq. Method	BNA+SIM.M	Acq. Date-Time	2/2/2022 7:39:45 AM
Sample Name	B22011134-001C	Instrument	Instrument #1
Vial	29	Multiplier	1.00
DA Method File	020122 DoD BNA cal.batch.bin	Comment	SVOC-8270-W-LARGO
Tune File	dftppdsm.u	Tune Date	1/25/2022 7:52:00 PM
Batch Name	020122 DoD BNA.batch.bin	Last Calib Update	2/16/2022 11:05:20 AM
Ref Library	D:\Org\Library\NIST129K.l		

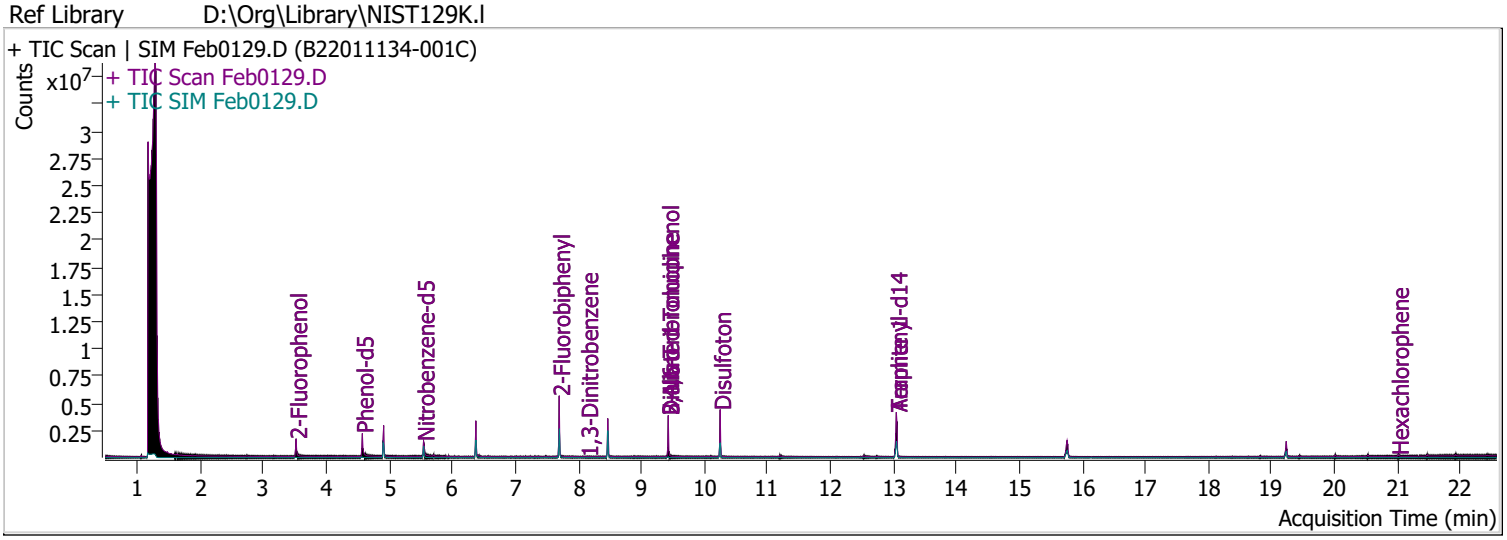

Compound	RT	QIon	Resp.	Conc.	Units		Dev(Min)
Internal Standards							
System Monitoring Compounds							
S 2-Fluorophenol	3.520	112.0	556109	49.5991	µg/L		0.000
Spiked Amount: 200.000	Range: 10.0 - 75.0%			Recovery = 24.80%			
S Phenol-d5	4.572	99.0	891586	60.4810	µg/L		0.000
Spiked Amount: 200.000	Range: 10.0 - 65.0%			Recovery = 30.24%			
S Nitrobenzene-d5	5.543	82.0	449667	58.6375	µg/L		-0.010
Spiked Amount: 100.000	Range: 32.0 - 94.0%			Recovery = 58.64%			
S 2-Fluorobiphenyl	7.697	172.0	1588160	61.4013	µg/L		0.000
Spiked Amount: 100.000	Range: 28.0 - 107.0%			Recovery = 61.40%			
S 2,4,6-Tribromophenol	9.428	329.8	281225	130.3756	µg/L		0.000
Spiked Amount: 200.000	Range: 25.0 - 140.0%			Recovery = 65.19%			
S Terphenyl-d14	13.047	244.3	2307632	86.6374	µg/L		-0.010
Spiked Amount: 100.000	Range: 32.0 - 122.0%			Recovery = 86.64%			
Target Compounds							**QValue**
T N-Nitrosodimethylamine	0.000		0	N.D.			
T Pyridine	0.000		0	N.D.			
T Aniline	0.000		0	N.D.			
T Phenol	0.000		0	N.D.			
T bis(-2-Chloroethyl)Ether	4.909	63.0	0		µg/L	md	1
T 2-Chlorophenol	0.000		0	N.D.			
T 1,3-Dichlorobenzene	0.000		0	N.D.			
T 1,4-Dichlorobenzene	0.000		0	N.D.			
T 1,2-Dichlorobenzene	0.000		0	N.D.			
T Benzyl Alcohol	0.000		0	N.D.			
T 2-Methylphenol	0.000		0	N.D.			
T bis(2-chloroisopropyl)Ether	0.000		0	N.D.			
T N-nitroso-Di-n-propylamine	5.543	70.0	0		µg/L	md	1
T 4Methylphenol/3Methylphenol	0.000		0	N.D.			
T Hexachloroethane	0.000		0	N.D.			

Compound	RT	QIon	Resp.	Conc.	Units		Dev(Min)
T Nitrobenzene	0.000		0	N.D.			
T Isophorone	0.000		0	N.D.			
T 2-Nitrophenol	0.000		0	N.D.			
T 2,4-Dimethylphenol	0.000		0	N.D.			
T bis(-2-Chloroethoxy)Methane	0.000		0	N.D.			
T 2,4-Dichlorophenol	0.000		0	N.D.			
T Benzoic Acid	0.000		0	N.D.			
T 1,2,4-Trichlorobenzene	0.000		0	N.D.			
T Naphthalene	0.000		0	N.D.			
T 4-Chlorophenol	6.372	130.0	0		µg/L	md	1
T p-Chloroaniline	0.000		0	N.D.			
T Hexachlorobutadiene	0.000		0	N.D.			
T 4-Chloro-2-Methylphenol	0.000		0	N.D.			
T 4-Chloro-3-Methylphenol	0.000		0	N.D.			
T 2-Methylnaphthalene	0.000		0	N.D.			
T 1-Methylnaphthalene	0.000		0	N.D.			
T Hexachlorocyclopentadiene	0.000		0	N.D.			
T 2,4,6-Trichlorophenol	0.000		0	N.D.			
T 2,4,5-Trichlorophenol	0.000		0	N.D.			
T 2-Chloronaphthalene	0.000		0	N.D.			
T 2-Nitroaniline	0.000		0	N.D.			
T Dimethyl Phthalate	8.466	163.0	0		µg/L	md	1
T 2,6-Dinitrotoluene	8.466	165.0	0		µg/L	md	1
T Acenaphthylene	0.000		0	N.D.			
T 3-Nitroaniline	0.000		0	N.D.			
T Acenaphthene	0.000		0	N.D.			
T 2,4-Dinitrophenol	0.000		0	N.D.			
T Dibenzofuran	0.000		0	N.D.			
T 4-Nitrophenol	0.000		0	N.D.			
T 2,4-Dinitrotoluene	8.466	165.0	0		µg/L	md	1
T Diethylphthalate	0.000		0	N.D.			
T Fluorene	0.000		0	N.D.			
T 4-Chlorophenyl-phenylether	0.000		0	N.D.			
T 4-Nitroaniline	0.000		0	N.D.			
T 4,6-Dinitro-2-methylphenol	9.428	198.0	0		µg/L	md	1
T N-nitrosodiphenylamine	0.000		0	N.D.			
T Azobenzene	0.000		0	N.D.			
T 4-Bromophenyl-phenylether	0.000		0	N.D.			
T Hexachlorobenzene	0.000		0	N.D.			
T Pentachlorophenol	0.000		0	N.D.			
T Phenanthrene	0.000		0	N.D.			
T Anthracene	0.000		0	N.D.			
T Triallate	0.000		0	N.D.			
T Carbazole	0.000		0	N.D.			
T o-Terphenyl	0.000		0	N.D.			
T Di-n-Butylphthalate	0.000		0	N.D.			
T Fluoranthene	0.000		0	N.D.			
T Benzidine	0.000		0	N.D.			
T Pyrene	0.000		0	N.D.			
T Butylbenzylphthalate	0.000		0	N.D.			
T Benzo(a)Anthracene	0.000		0	N.D.			
T Chrysene	0.000		0	N.D.			
T 3,3-Dichlorobenzidine	0.000		0	N.D.			
T bis(2-ethylhexyl)Phthalate	0.000		0	N.D.			
T Di-n-octyl Phthalate	0.000		0	N.D.			

Compound	RT	QIon	Resp.	Conc.	Units	Dev(Min)
T Benzo(b)fluoranthene	0.000		0	N.D.		
T Benzo(k)fluoranthene	0.000		0	N.D.		
T Benzo(a)pyrene	0.000		0	N.D.		
T Indeno(1,2,3-c,d)pyrene	0.000		0	N.D.		
T Dibenzo(a,h)anthracene	0.000		0	N.D.		
T Benzo(g,h,i)perylene	0.000		0	N.D.		

(#) = Qualifier Out of Range; (m) = Manual Integration; (+) = Area Summed; (*) = Surrogate Percent Recovery Out of Range; (d): Zeroed Peak

Compound	Conc.	Exp RT	QIon	Exp Ratio
N-Nitrosodimethylamine	N.D.	2.15	42.0	130.1

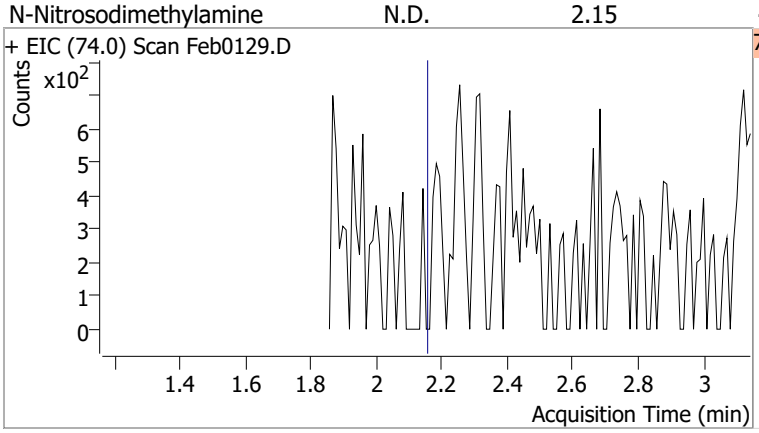

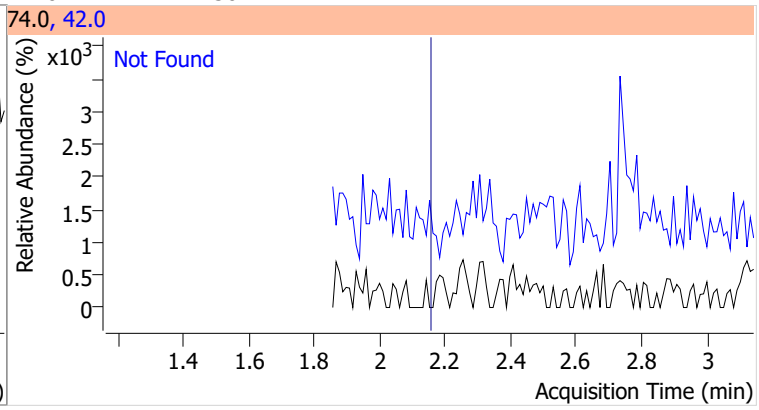

Compound	Conc.	Exp RT	QIon	Exp Ratio
Pyridine	N.D.	2.18	52.0	101.7

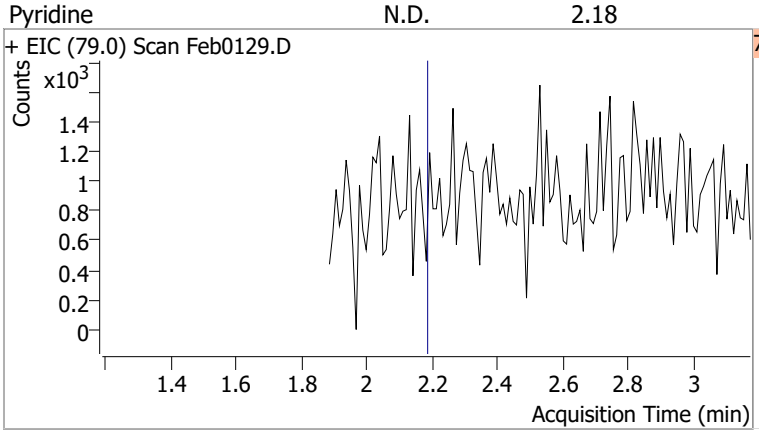

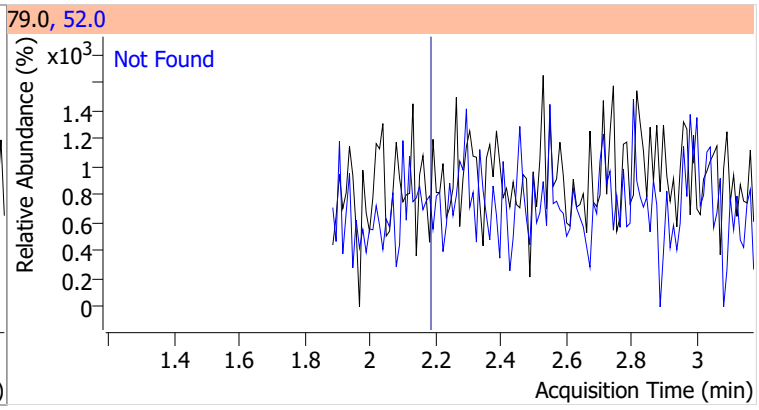

Compound	Conc.	RT	Dev(Min)	Resp.	QIon	QRatio	Lower	Upper
2-Fluorophenol	49.5991	3.52	0.00	556109	64.0	50.7	35.8	66.4
					92.0	20.6	14.3	26.6

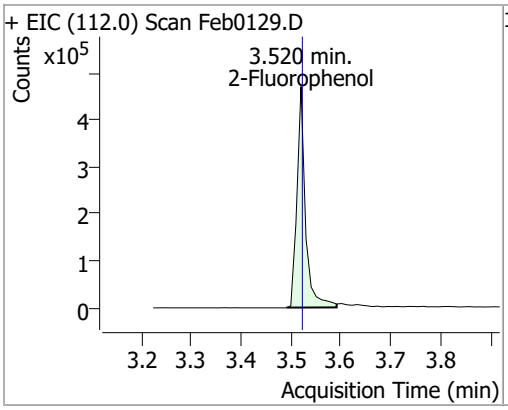

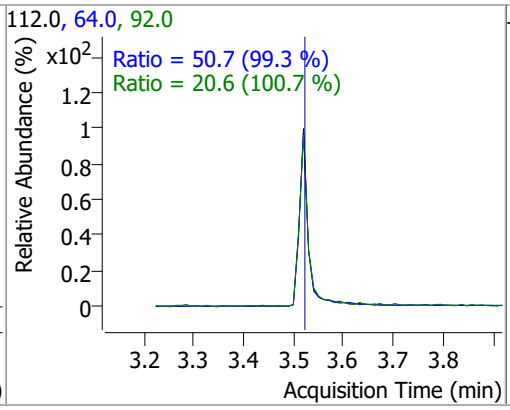

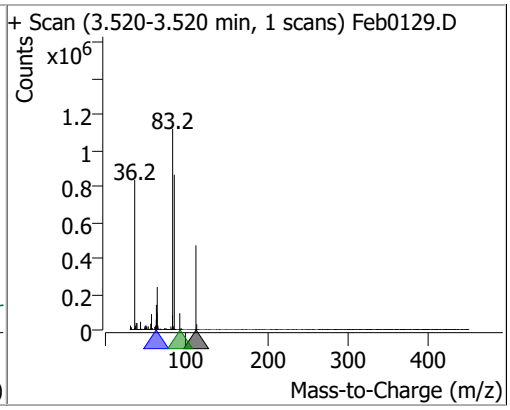

Compound	Conc.	Exp RT	QIon	Exp Ratio	QIon	Exp Ratio
Aniline	N.D.	4.55	66.0	35.1	65.0	18.0

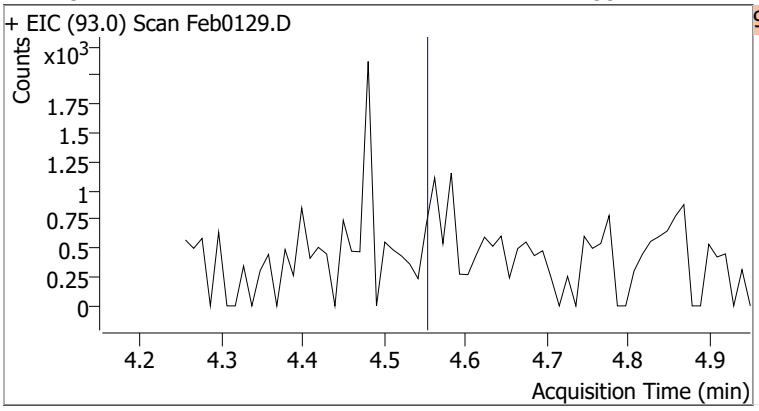

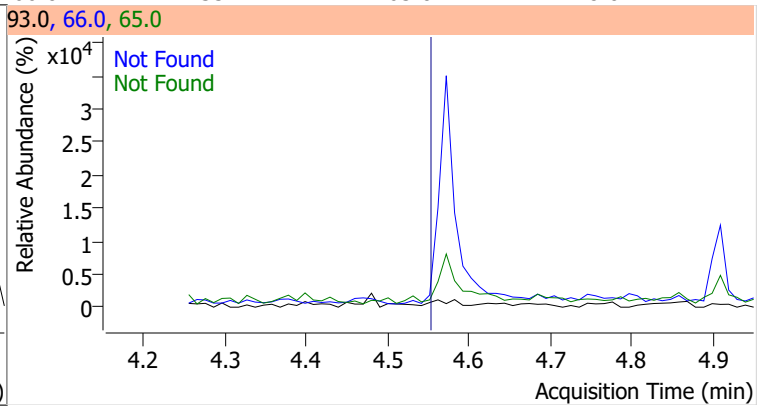

Quantitation Results Report (QT Reviewed)

Compound	Conc.	RT	Dev(Min)	Resp.	QIon	QRatio	Lower	Upper
Phenol-d5	60.4810	4.57	0.00	891586	71.0	34.4	23.8	44.2

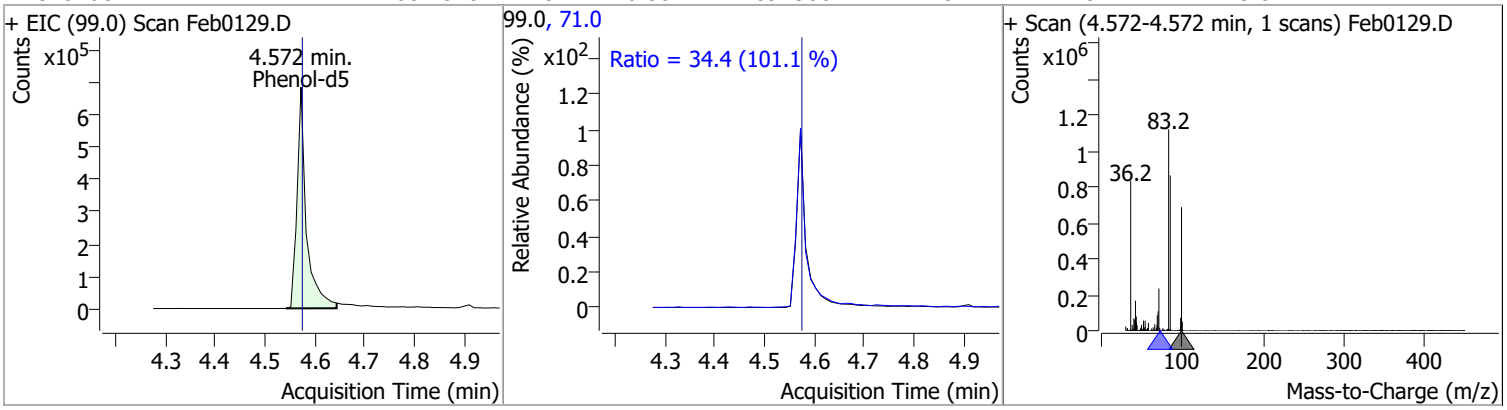

Compound	Conc.	Exp RT	QIon	Exp Ratio
Phenol	N.D.	4.59	66.0	43.8

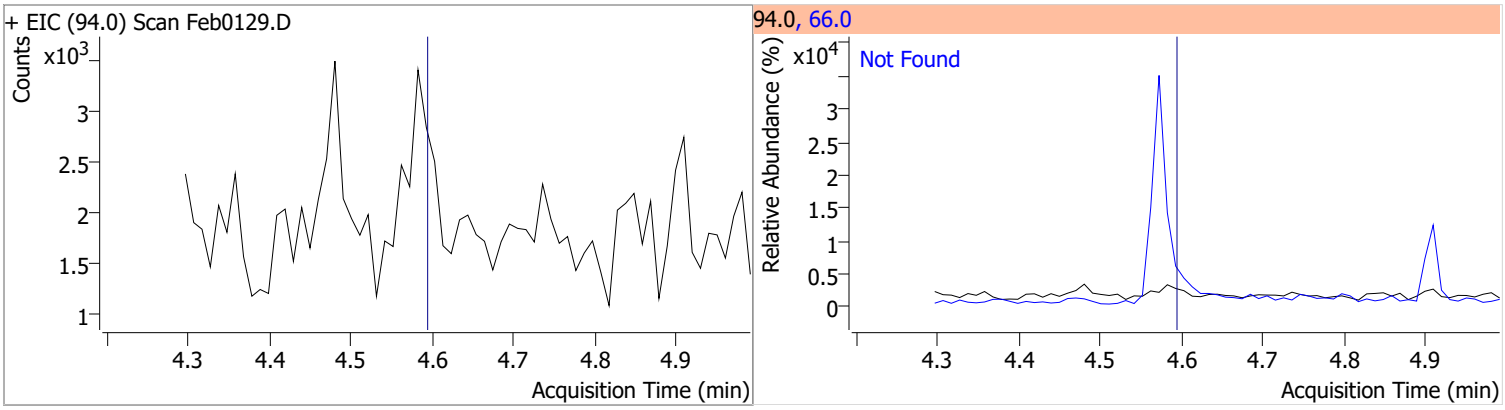

Compound	Conc.	RT	Dev(Min)	Resp.	QIon	QRatio	Lower	Upper
bis(-2-Chloroethyl)Ether		0		0	64.0		2.4	4.5

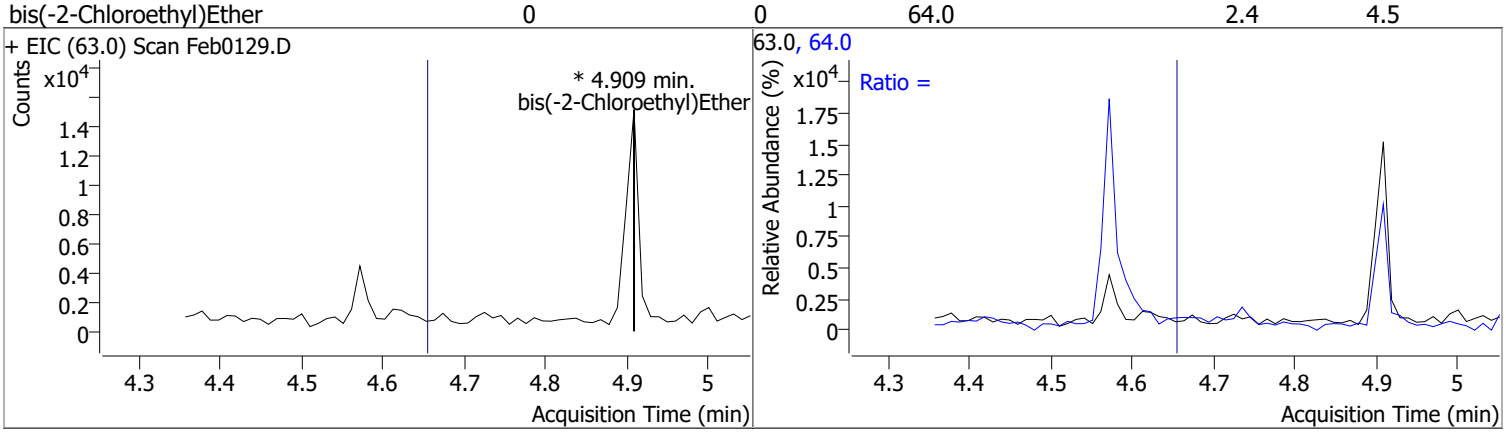

Compound	Conc.	Exp RT	QIon	Exp Ratio
2-Chlorophenol	N.D.	4.68	130.0	31.8

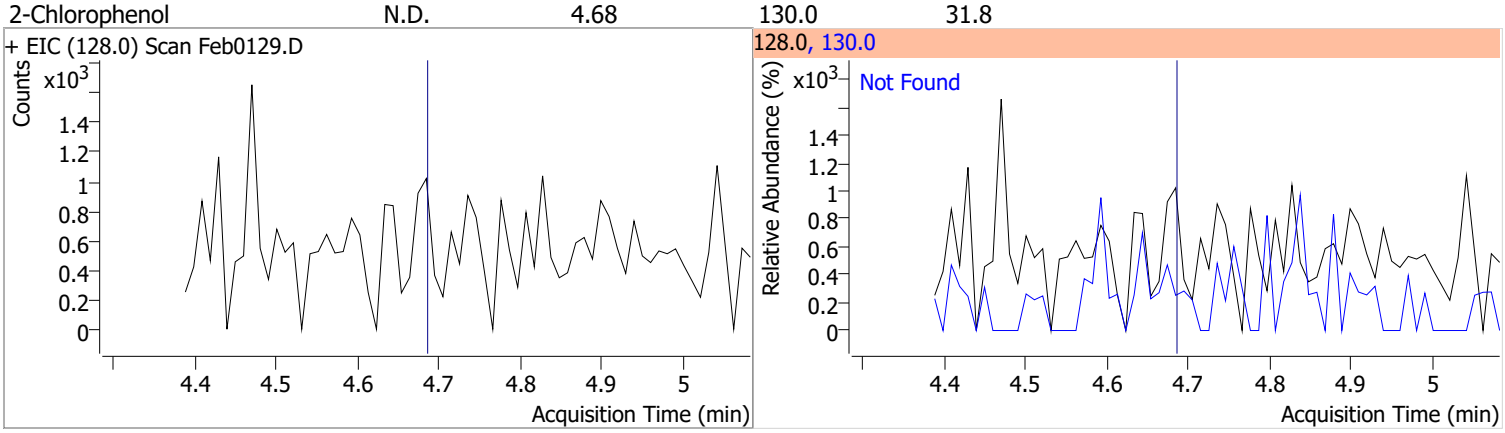

Compound	Conc.	Exp RT	QIon	Exp Ratio	QIon	Exp Ratio
1,3-Dichlorobenzene	N.D.	4.84	148.0	62.2	111.0	35.9

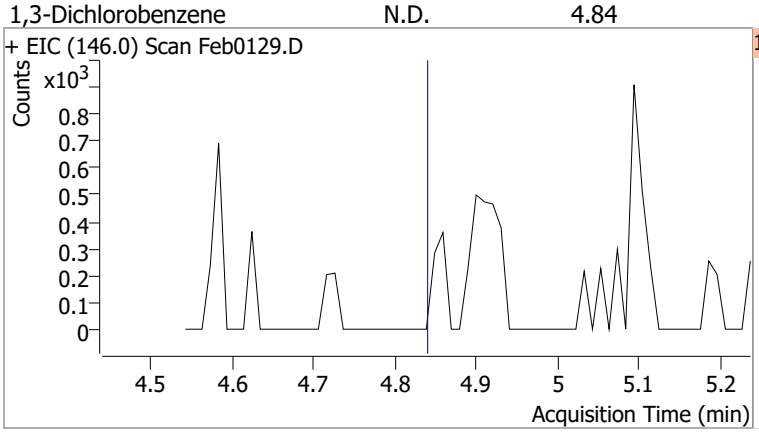

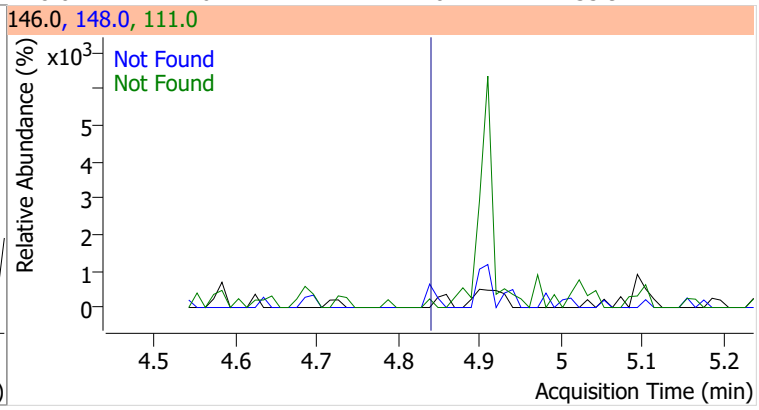

Compound	Conc.	Exp RT	QIon	Exp Ratio	QIon	Exp Ratio
1,4-Dichlorobenzene	N.D.	4.93	148.0	64.1	111.0	35.1

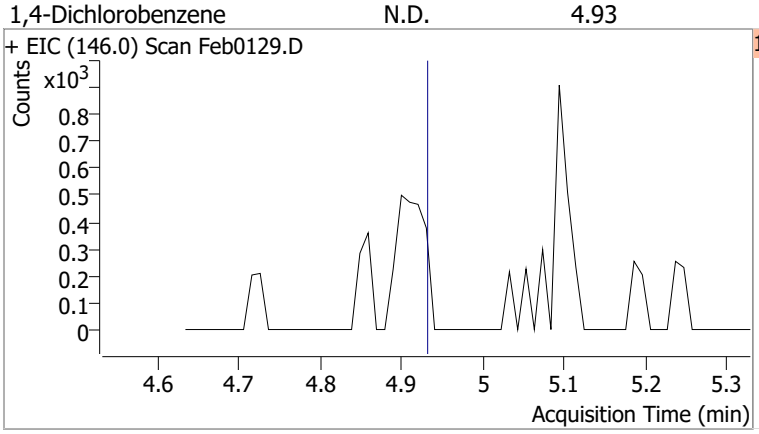

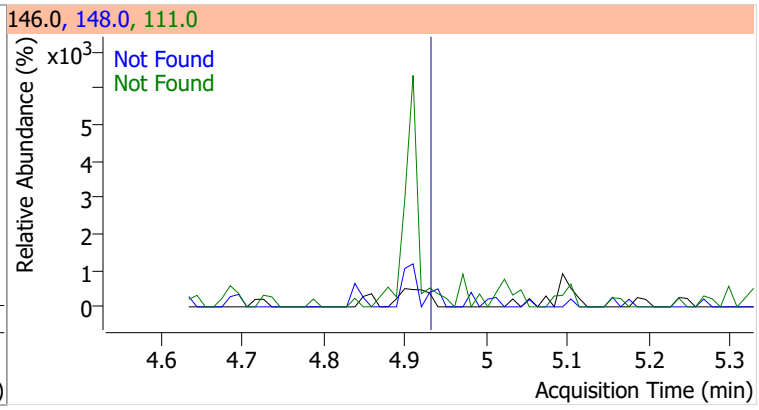

Compound	Conc.	Exp RT	QIon	Exp Ratio	QIon	Exp Ratio
1,2-Dichlorobenzene	N.D.	5.09	148.0	62.9	111.0	36.7

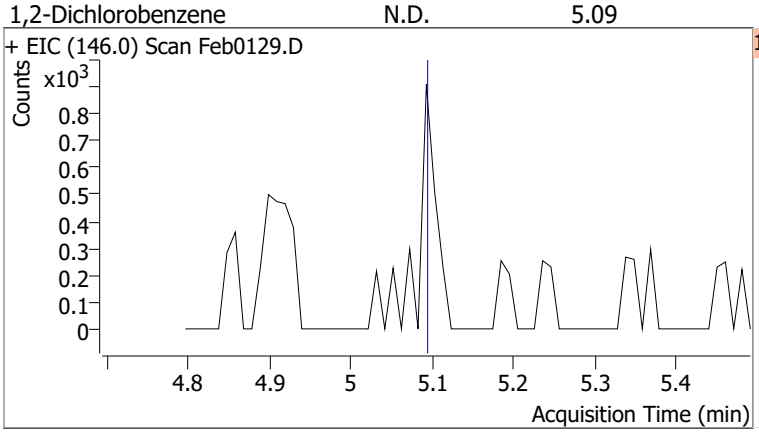

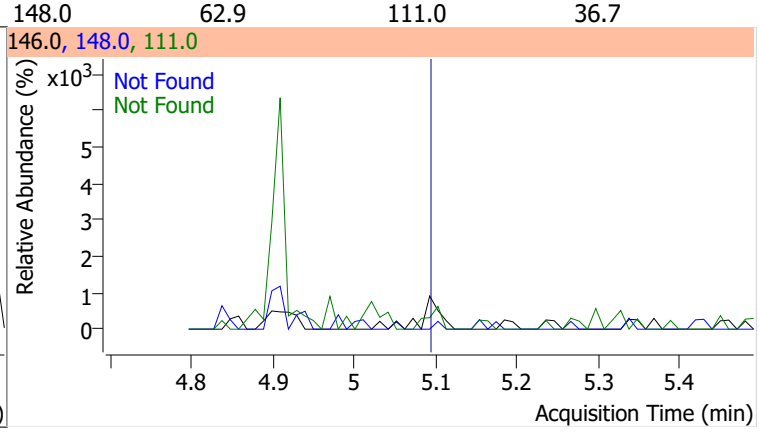

Compound	Conc.	Exp RT	QIon	Exp Ratio	QIon	Exp Ratio
Benzyl Alcohol	N.D.	5.10	79.0	118.4	107.0	64.5

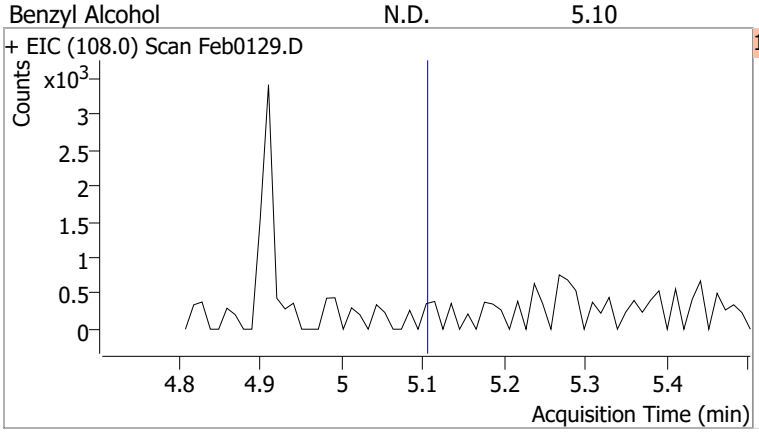

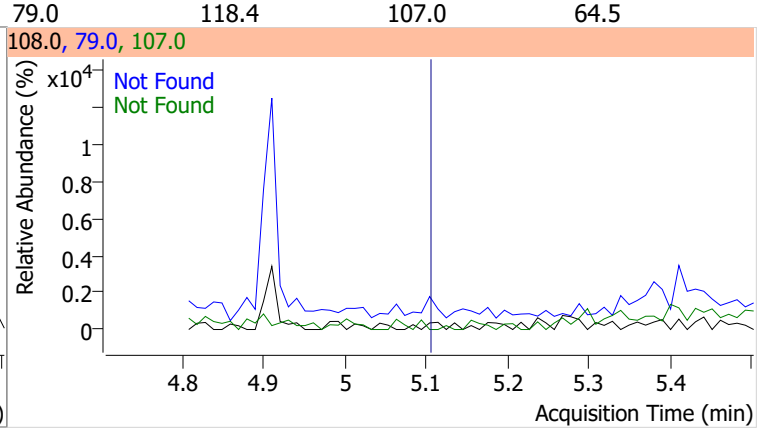

Compound	Conc.	Exp RT	QIon	Exp Ratio
2-Methylphenol	N.D.	5.26	108.0	116.3

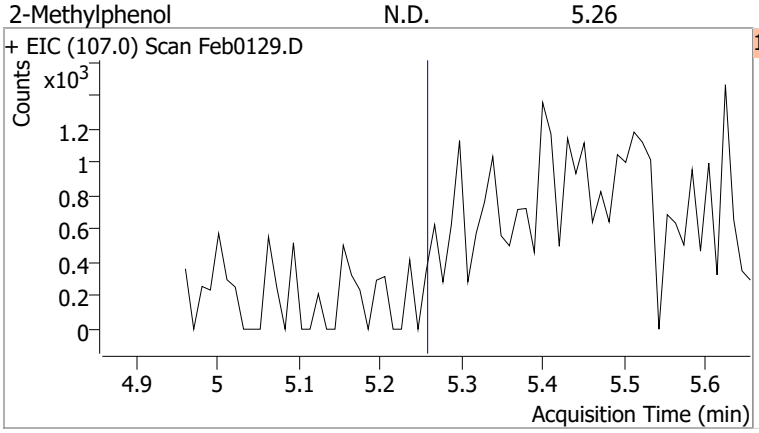

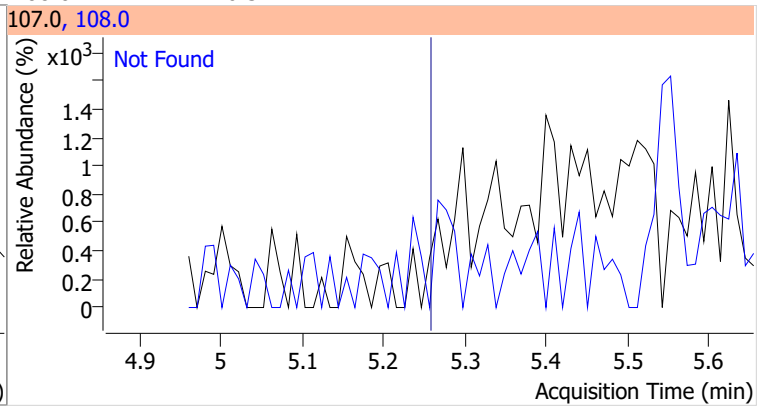

Compound	Conc.	Exp RT	QIon	Exp Ratio
bis(2-chloroisopropyl)Ether	N.D.	5.27	123.0	32.8

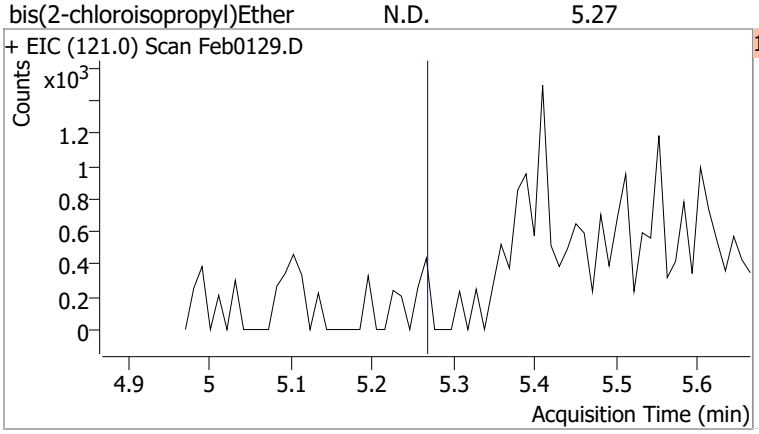

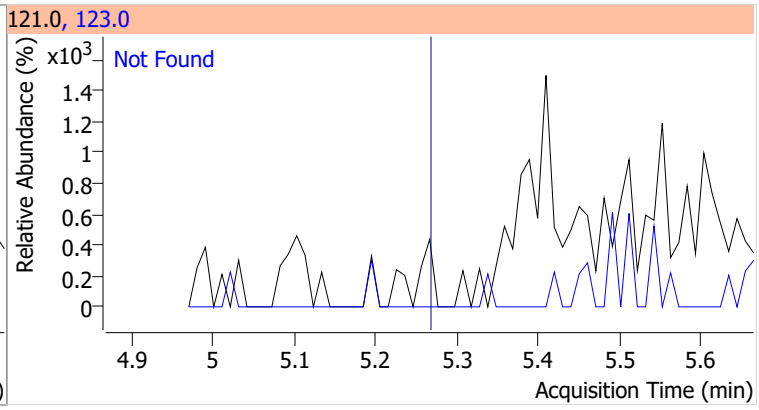

Compound	Conc.	RT	Dev(Min)	Resp.	QIon	QRatio	Lower	Upper
N-nitroso-Di-n-propylamine		0		0	130.0		0.0	35.1

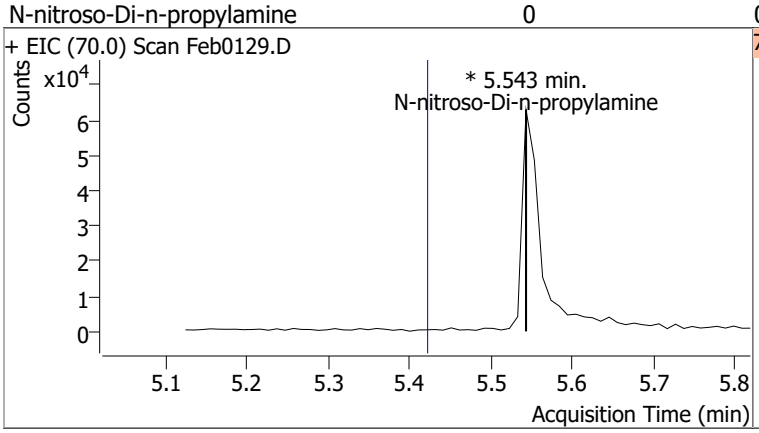

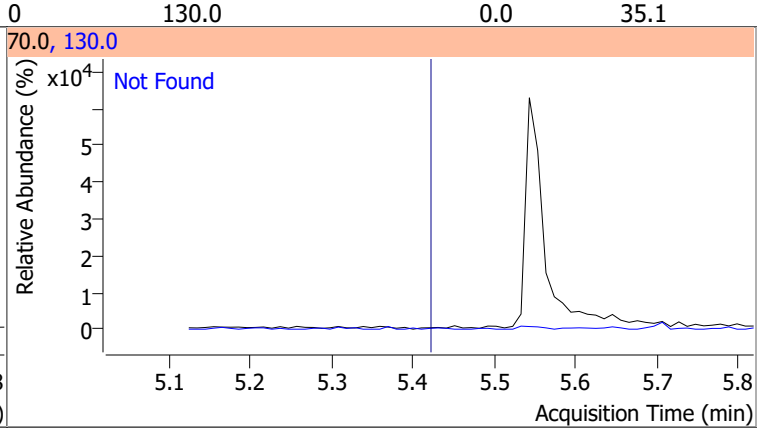

Compound	Conc.	Exp RT	QIon	Exp Ratio
4Methylphenol/3Methylphenol	N.D.	5.44	108.0	84.1

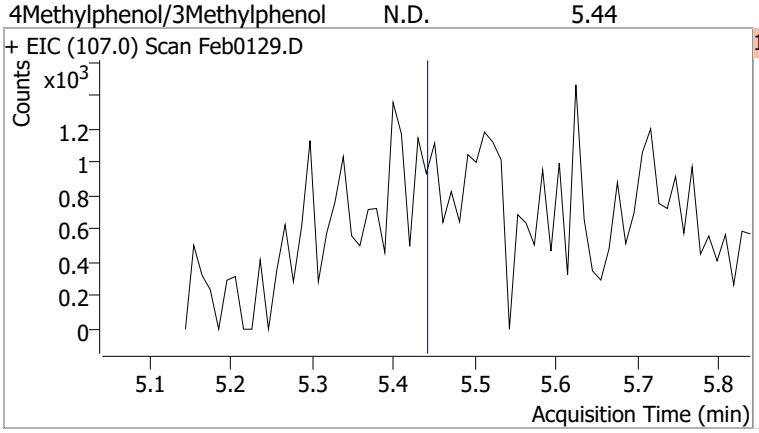

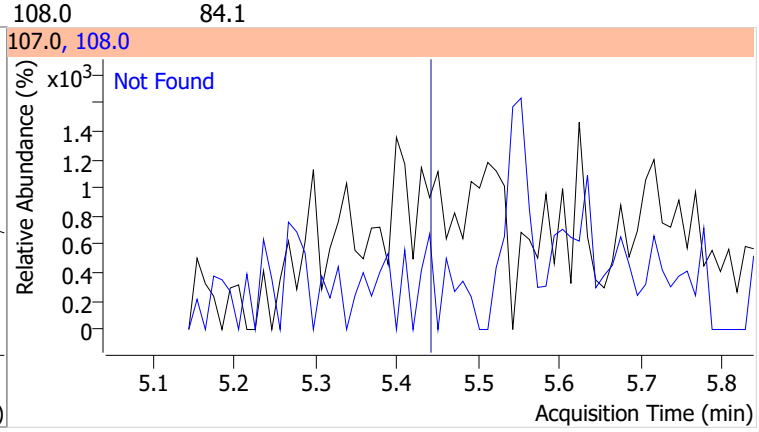

Compound	Conc.	Exp RT	QIon	Exp Ratio	QIon	Exp Ratio
Hexachloroethane	N.D.	5.47	201.0	93.6	199.0	59.8

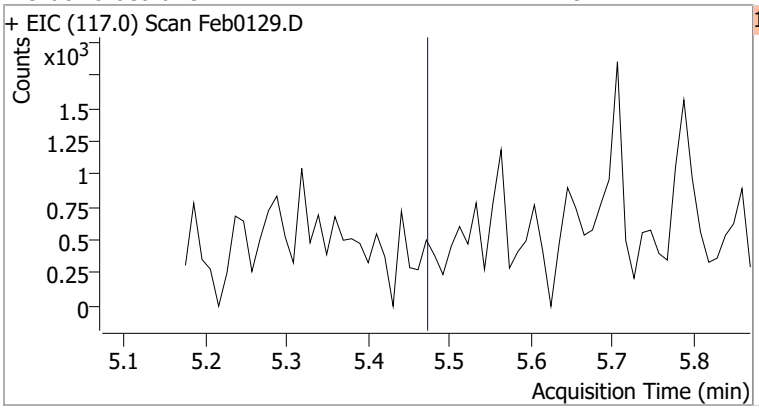

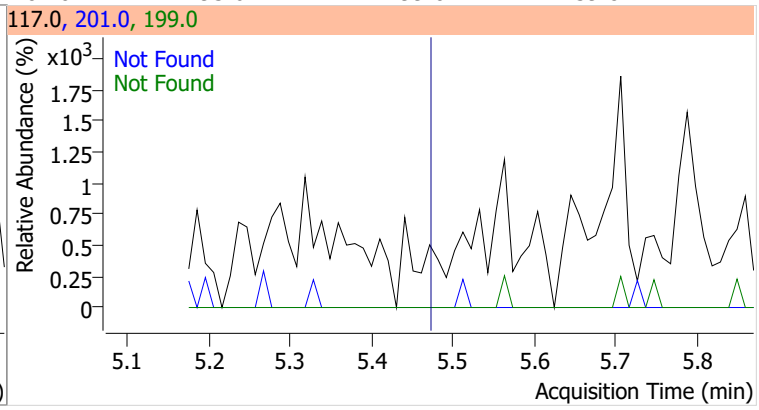

Compound	Conc.	RT	Dev(Min)	Resp.	QIon	QRatio	Lower	Upper
Nitrobenzene-d5	58.6375	5.54	-0.01	449667	54.0	62.2	44.8	83.2
					128.0	45.0	32.6	60.6

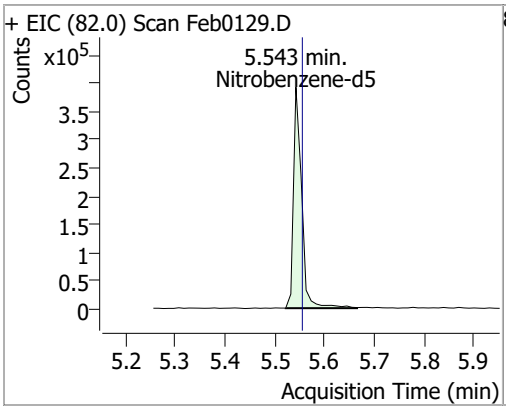

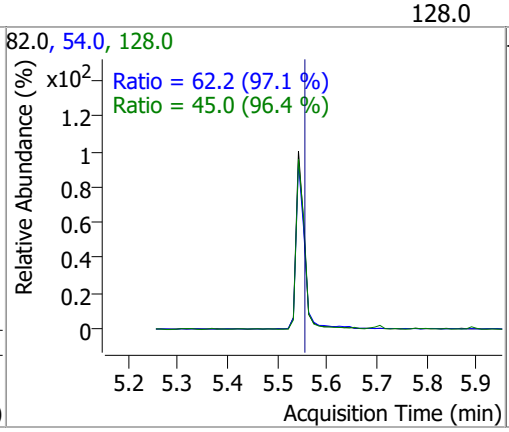

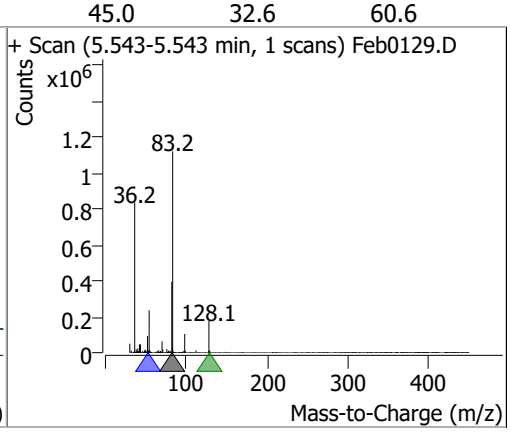

Compound	Conc.	Exp RT	QIon	Exp Ratio	QIon	Exp Ratio
Nitrobenzene	N.D.	5.57	77.0	202.4	51.0	125.5

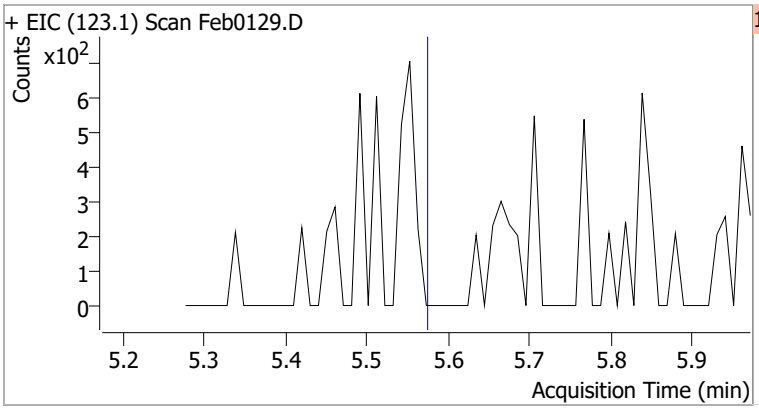

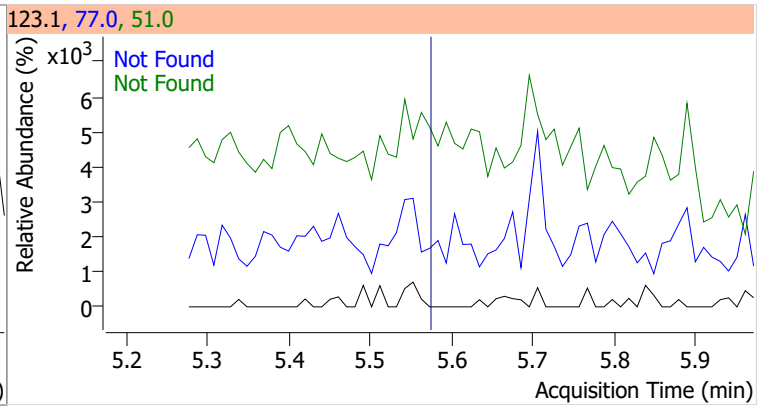

Compound	Conc.	Exp RT	QIon	Exp Ratio
Isophorone	N.D.	5.88	138.0	21.7

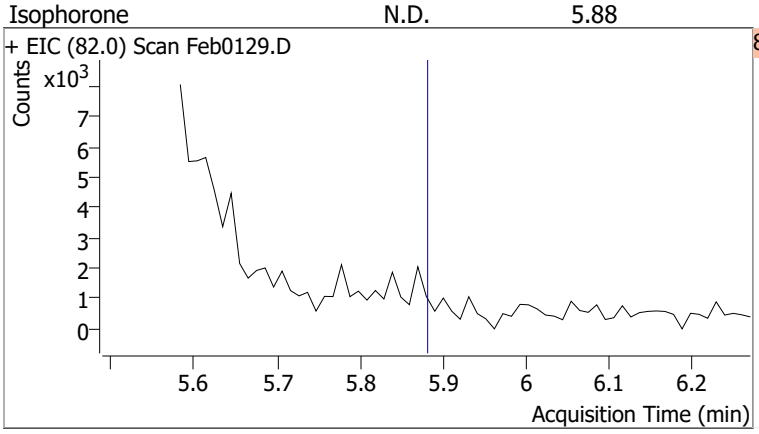

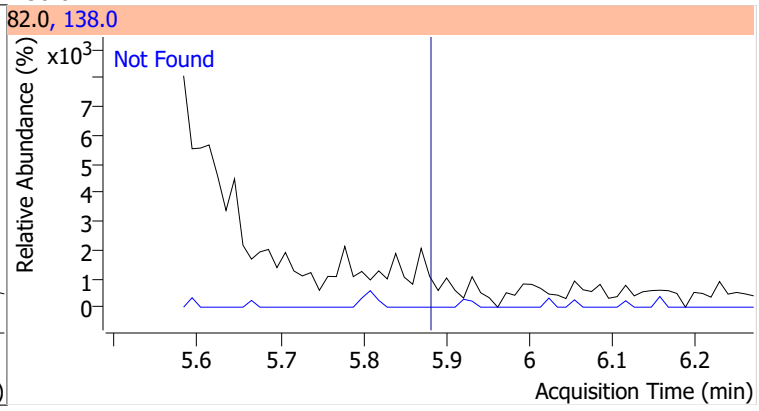

Compound	Conc.	Exp RT	QIon	Exp Ratio	QIon	Exp Ratio
2-Nitrophenol	N.D.	5.94	65.0	48.9	109.0	38.3

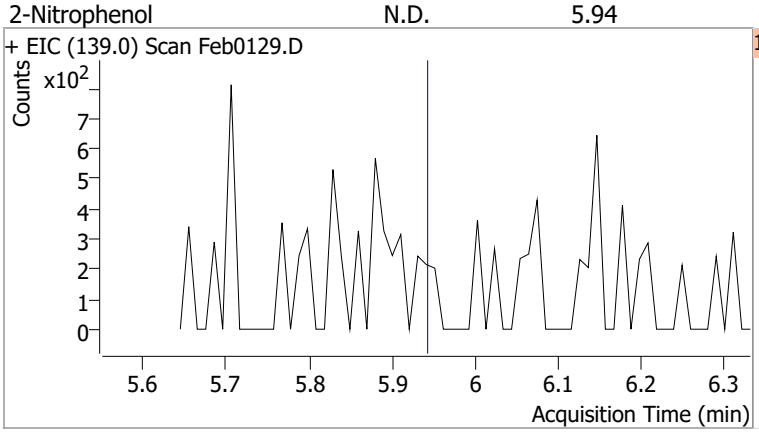

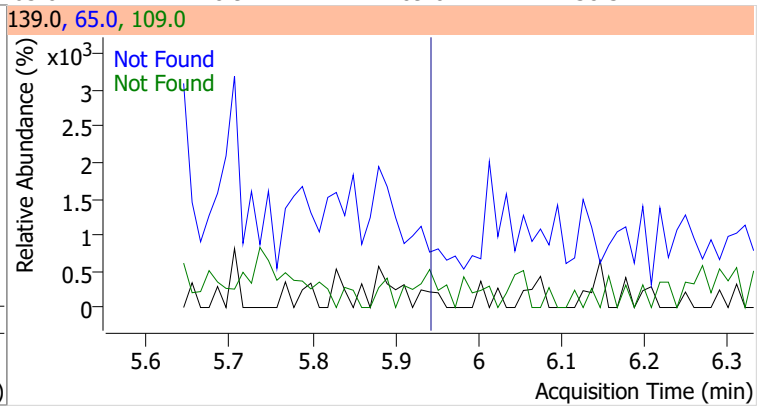

Compound	Conc.	Exp RT	QIon	Exp Ratio	QIon	Exp Ratio
2,4-Dimethylphenol	N.D.	6.05	107.0	109.0	77.0	32.4

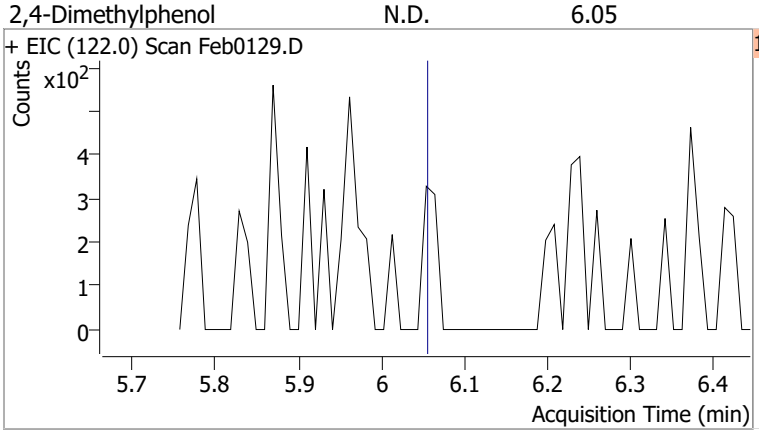

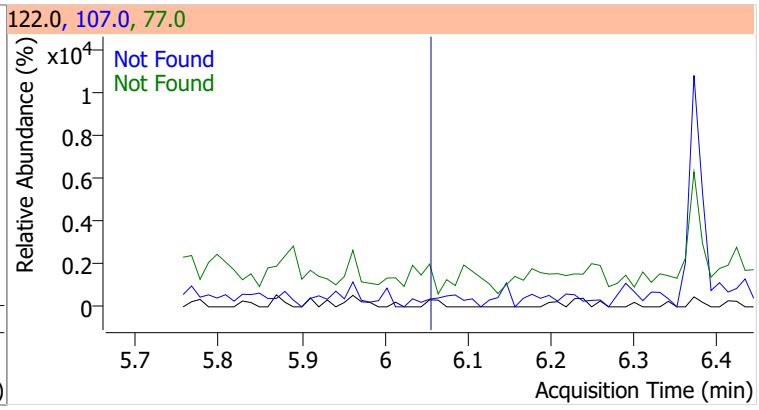

Compound	Conc.	Exp RT	QIon	Exp Ratio	QIon	Exp Ratio
bis(-2-Chloroethoxy)Methane	N.D.	6.16	63.0	68.6	95.0	32.4

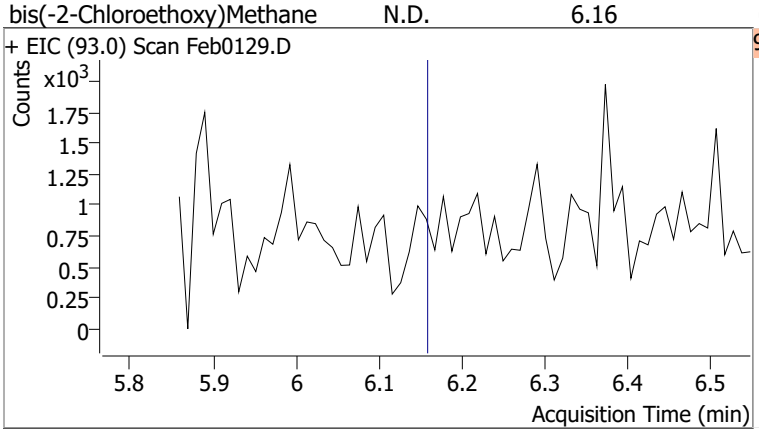

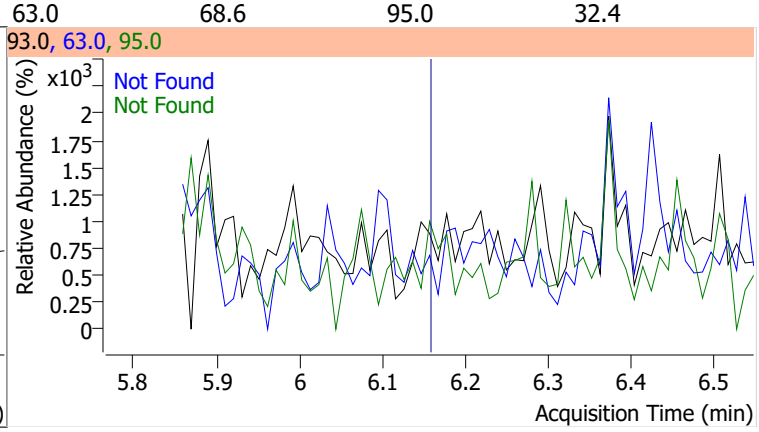

Compound	Conc.	Exp RT	QIon	Exp Ratio	QIon	Exp Ratio
2,4-Dichlorophenol	N.D.	6.25	164.0	63.2	98.0	30.8

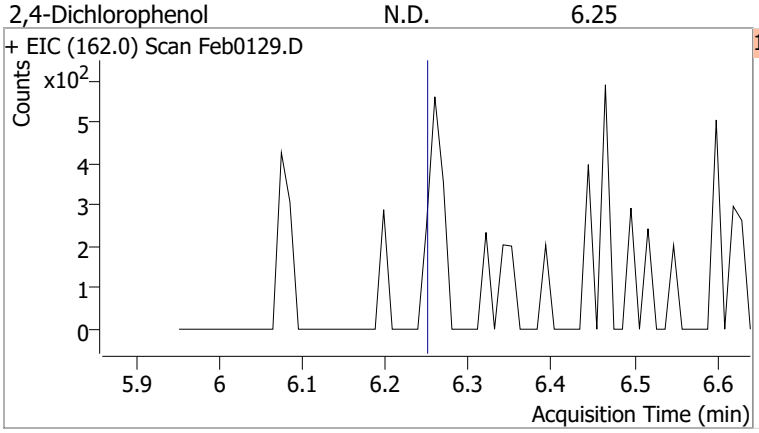

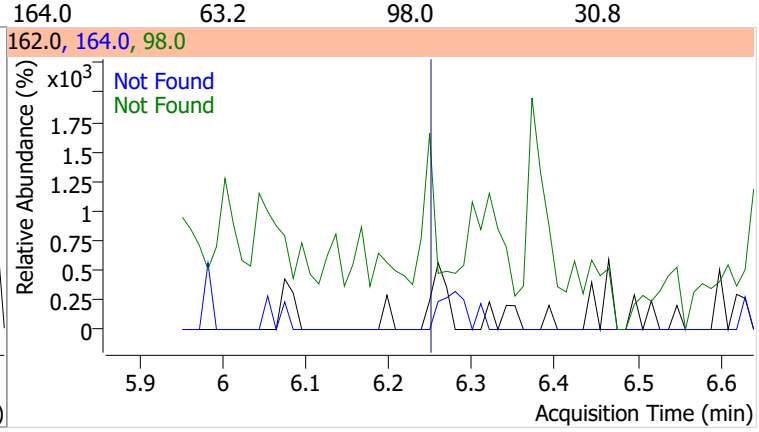

Compound	Conc.	Exp RT	QIon	Exp Ratio	QIon	Exp Ratio
Benzoic Acid	N.D.	6.27	122.0	88.6	77.0	75.0

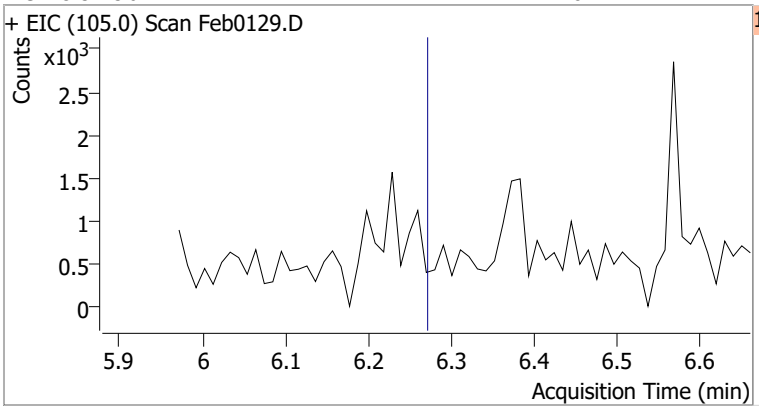

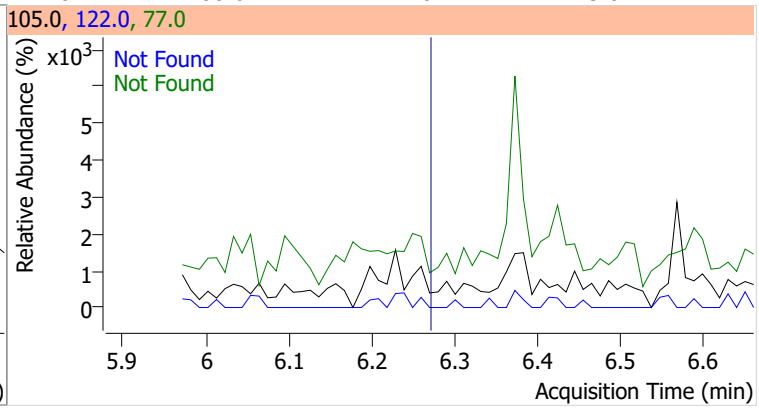

Compound	Conc.	Exp RT	QIon	Exp Ratio	QIon	Exp Ratio
1,2,4-Trichlorobenzene	N.D.	6.32	182.0	97.1	145.0	28.4

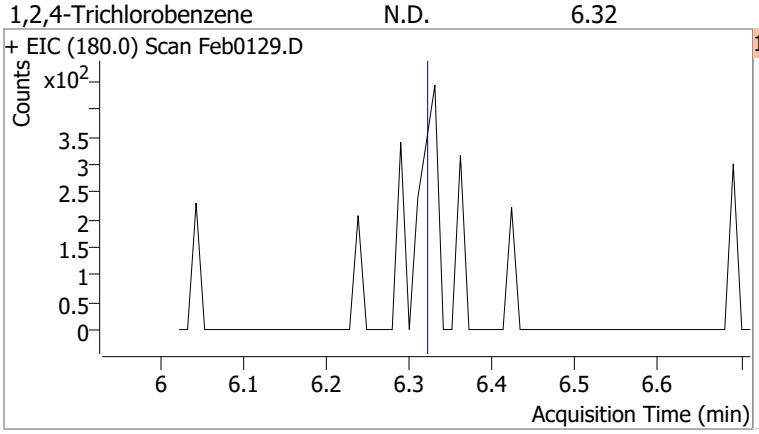

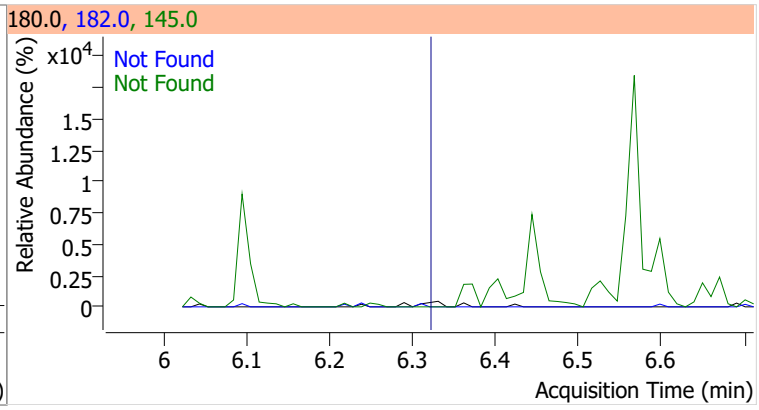

Compound	Conc.	Exp RT	QIon	Exp Ratio	QIon	Exp Ratio
Naphthalene	N.D.	6.40	129.0	11.4	102.0	9.7

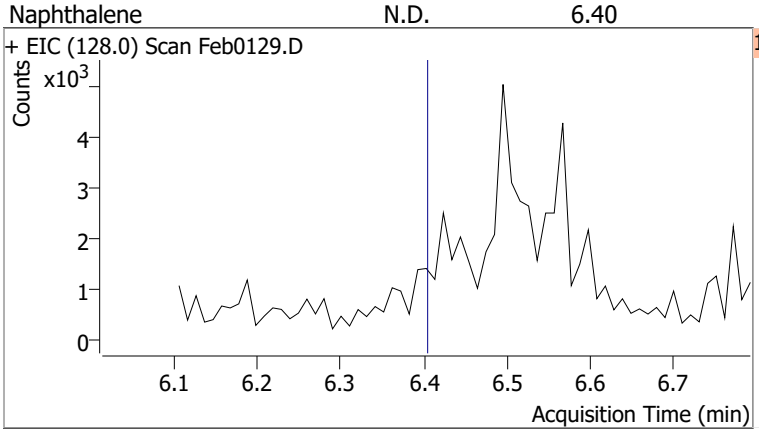

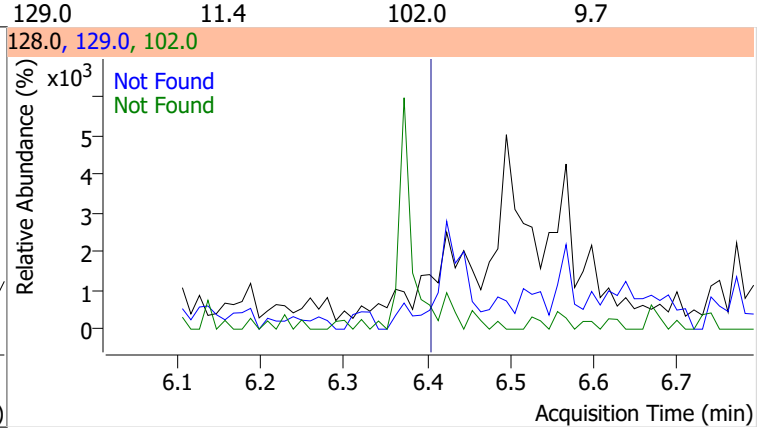

Compound	Conc.	RT	Dev(Min)	Resp.	QIon	QRatio	Lower	Upper
4-Chlorophenol		0		0	128.0		243.7	452.5

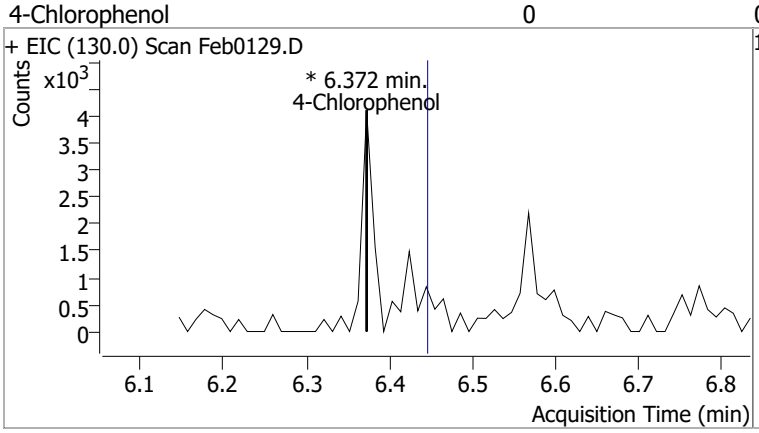

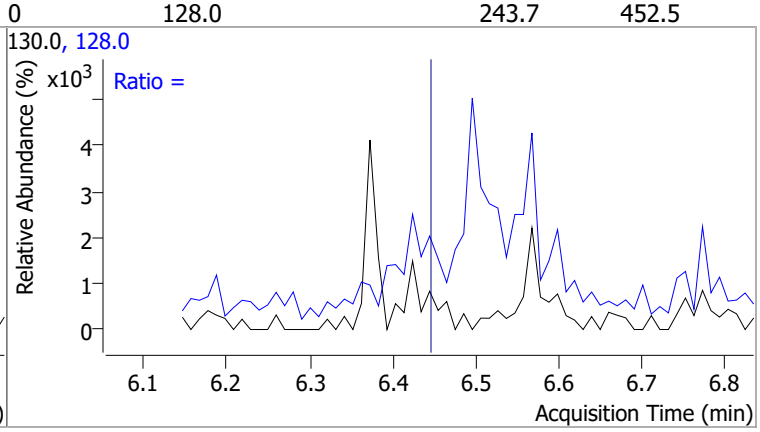

Compound	Conc.	Exp RT	QIon	Exp Ratio	QIon	Exp Ratio
p-Chloroaniline	N.D.	6.51	129.0	33.1	65.0	29.9

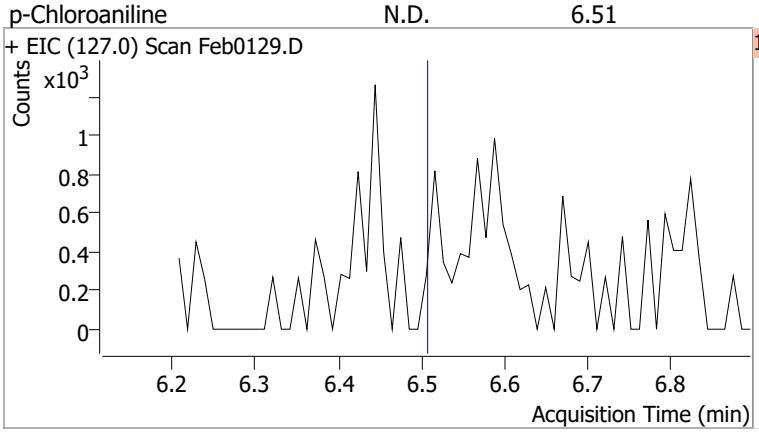

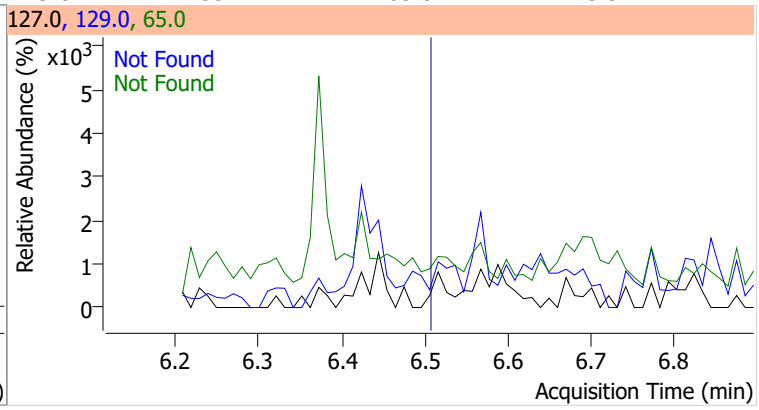

Compound	Conc.	Exp RT	QIon	Exp Ratio	QIon	Exp Ratio
Hexachlorobutadiene	N.D.	6.58	223.0	65.1	227.0	63.7

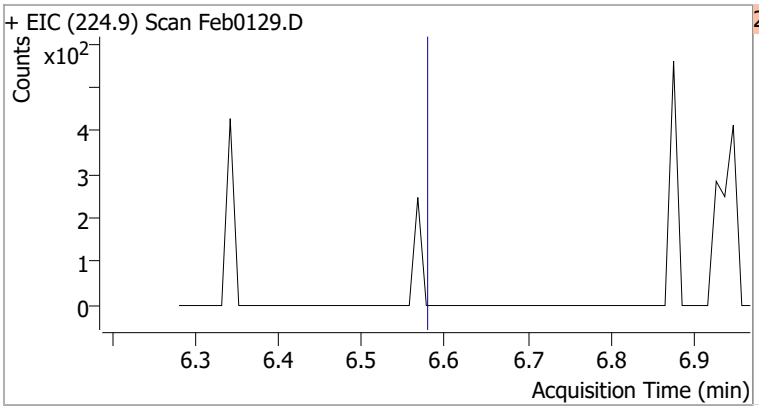

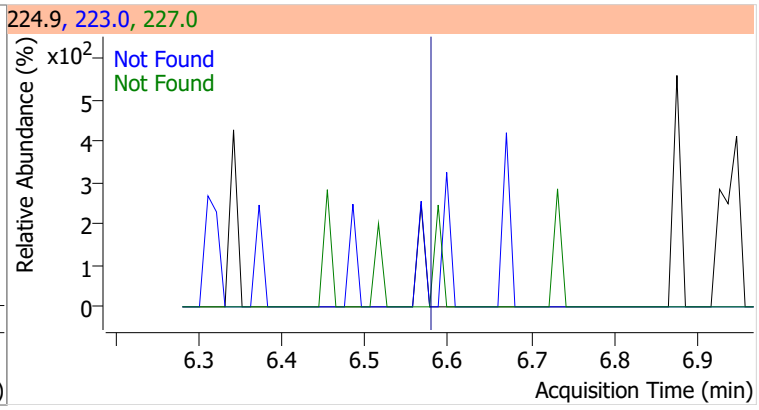

Compound	Conc.	Exp RT	QIon	Exp Ratio
4-Chloro-2-Methylphenol	N.D.	6.99	144.0	28.0

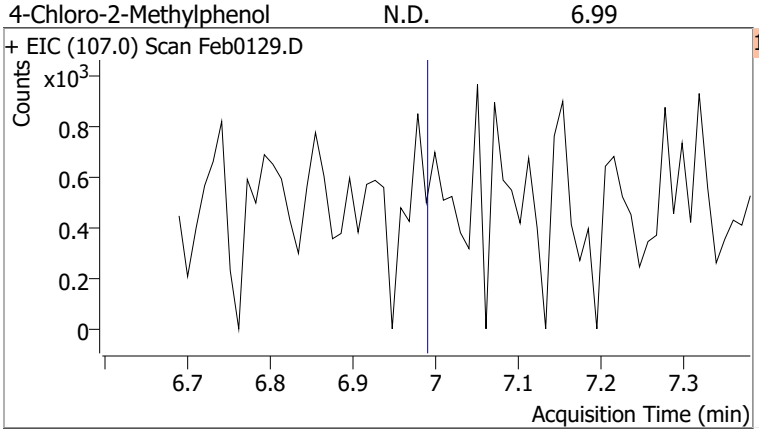

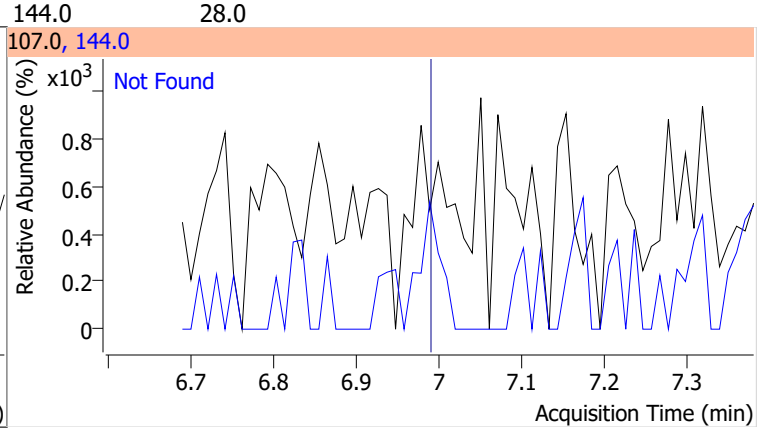

Compound	Conc.	Exp RT	QIon	Exp Ratio
4-Chloro-3-Methylphenol	N.D.	7.13	144.0	28.6

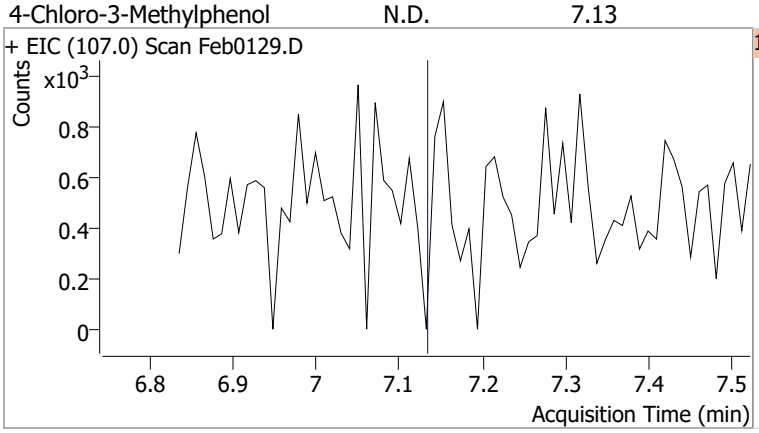

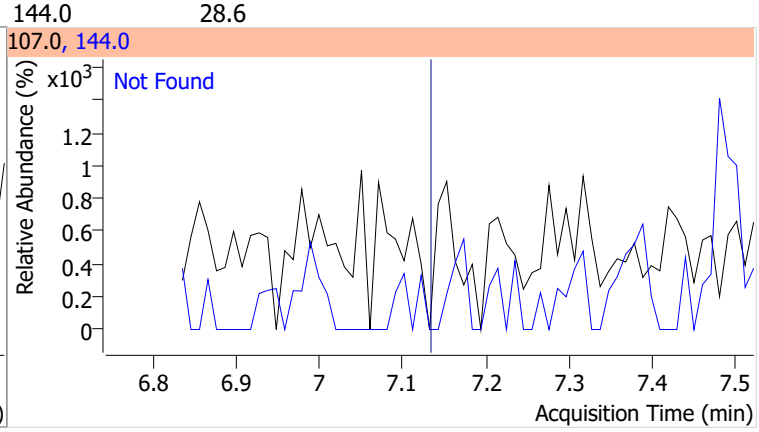

Compound	Conc.	Exp RT	QIon	Exp Ratio	QIon	Exp Ratio
2-Methylnaphthalene	N.D.	7.24	142.0	118.8	115.0	41.1

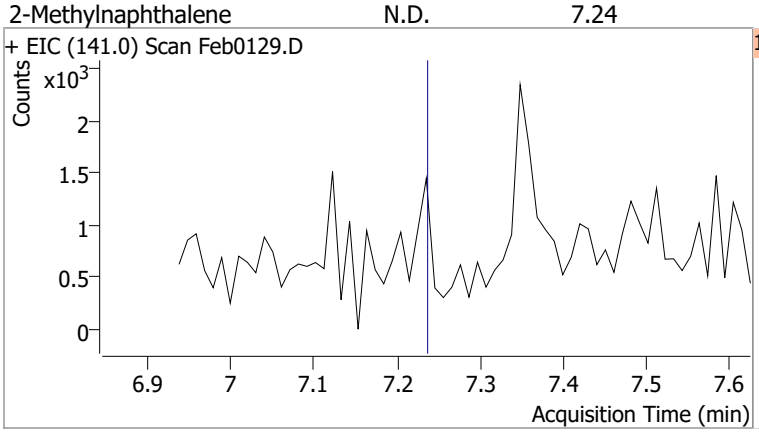

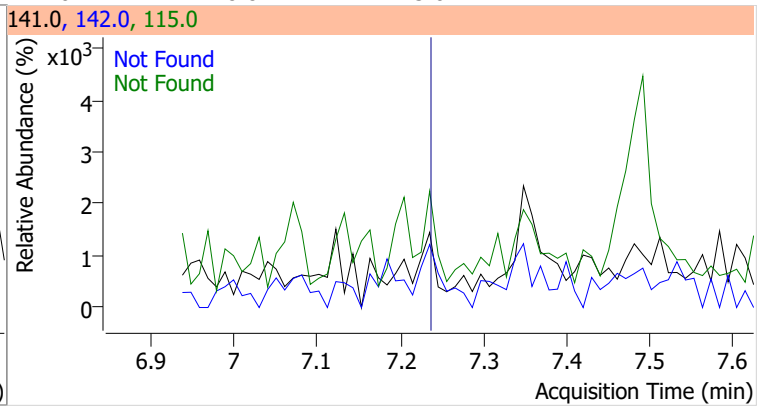

Compound	Conc.	Exp RT	QIon	Exp Ratio	QIon	Exp Ratio
1-Methylnaphthalene	N.D.	7.35	142.0	111.3	115.0	42.1

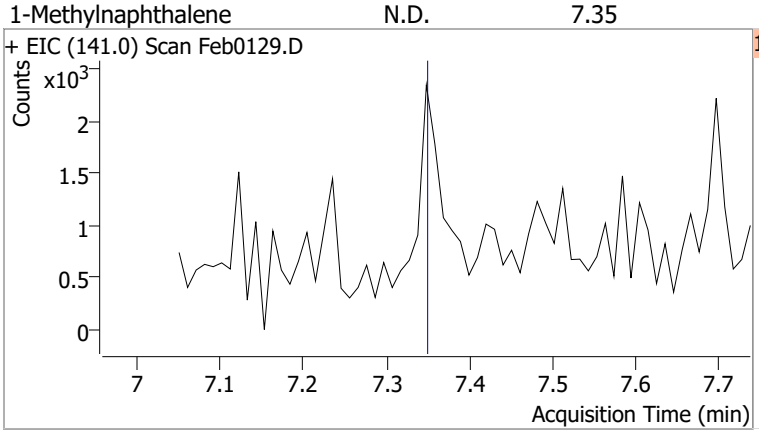

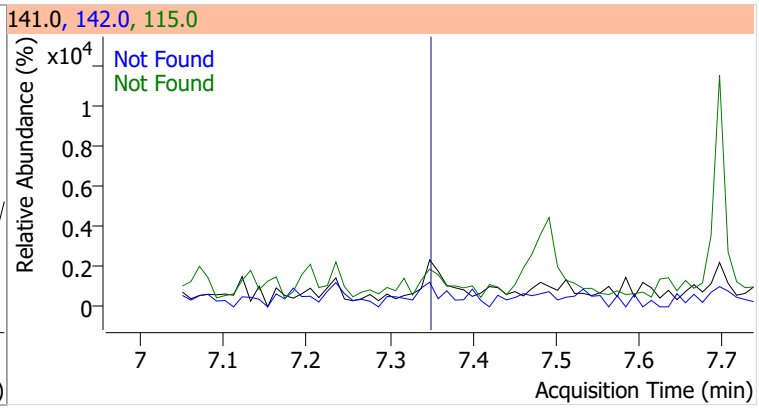

Compound	Conc.	Exp RT	QIon	Exp Ratio	QIon	Exp Ratio
Hexachlorocyclopentadiene	N.D.	7.43	238.9	62.5	234.9	62.4

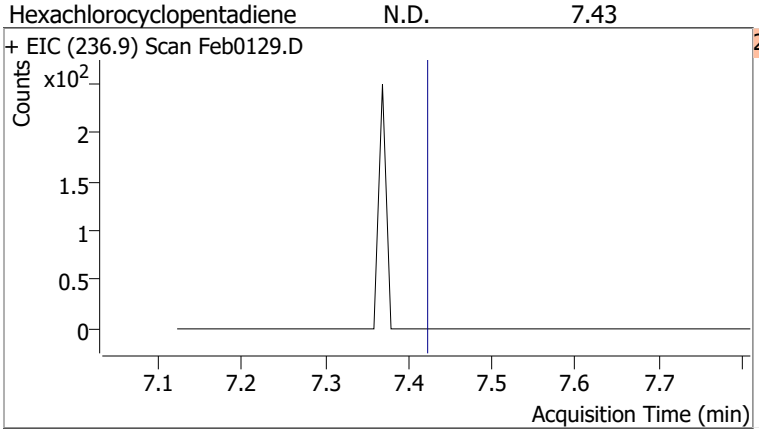

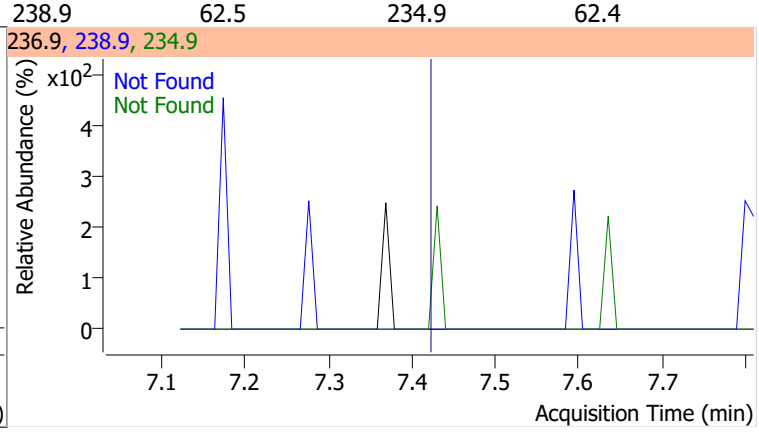

Compound	Conc.	Exp RT	QIon	Exp Ratio
2,4,6-Trichlorophenol	N.D.	7.59	198.0	98.1

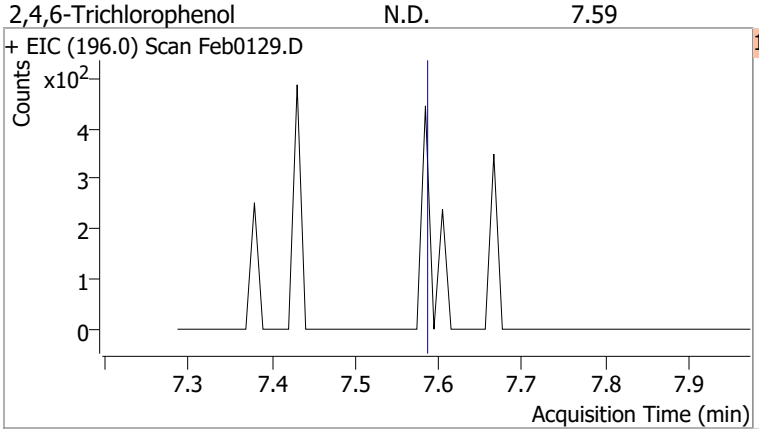

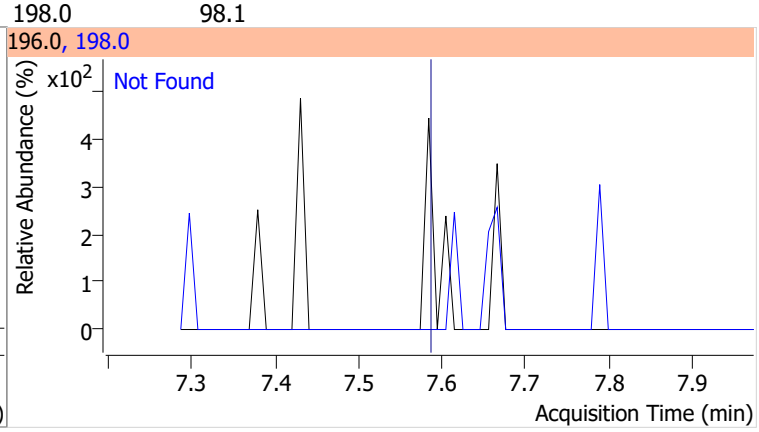

Compound	Conc.	Exp RT	QIon	Exp Ratio
2,4,5-Trichlorophenol	N.D.	7.64	198.0	93.7

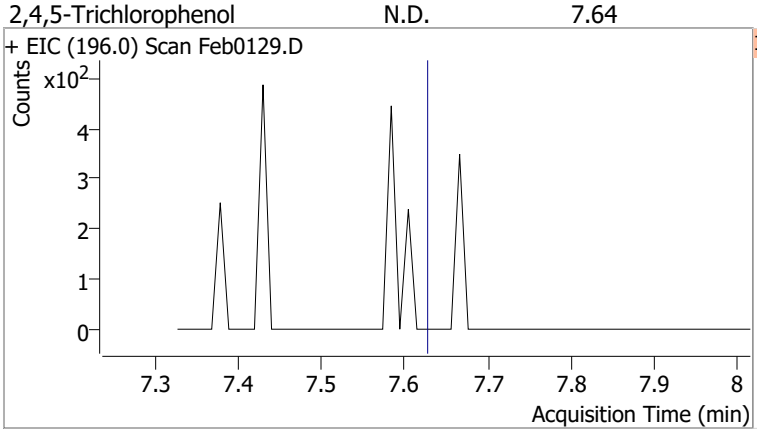

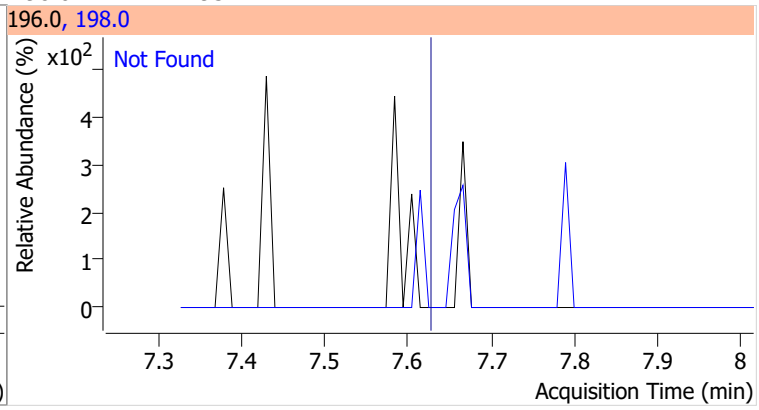

Compound	Conc.	RT	Dev(Min)	Resp.	QIon	QRatio	Lower	Upper
2-Fluorobiphenyl	61.4013	7.70	0.00	1588160	171.0	34.2	23.8	44.1

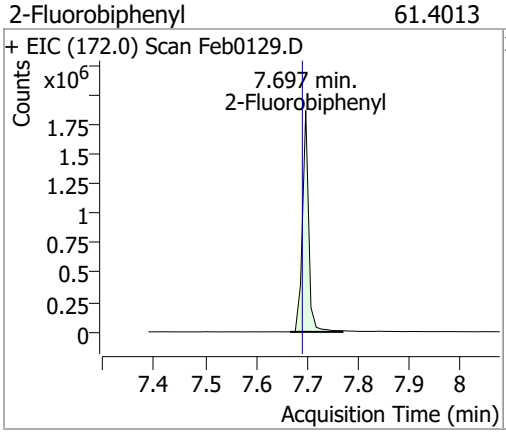

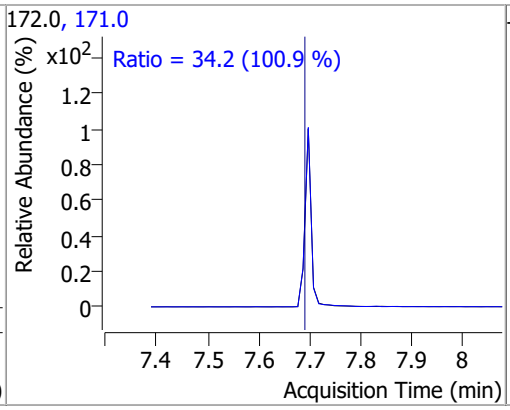

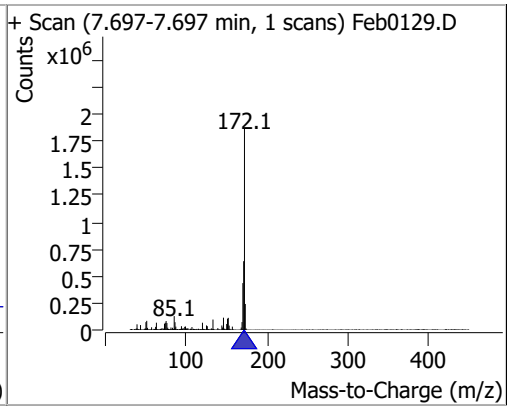

Compound	Conc.	Exp RT	QIon	Exp Ratio	QIon	Exp Ratio
2-Chloronaphthalene	N.D.	7.81	127.0	36.7	164.0	32.2

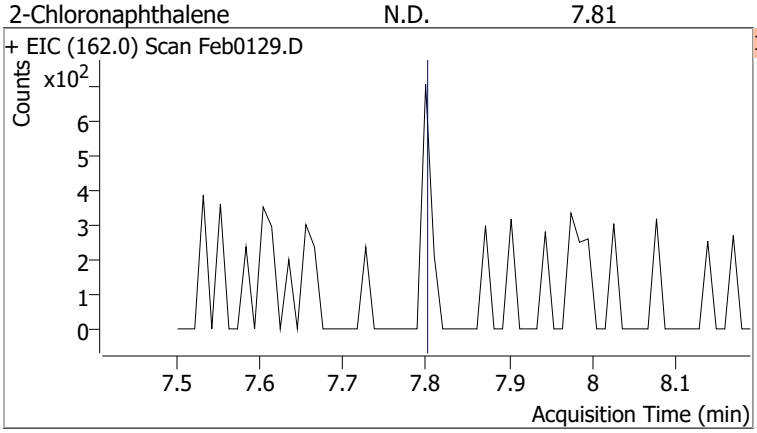

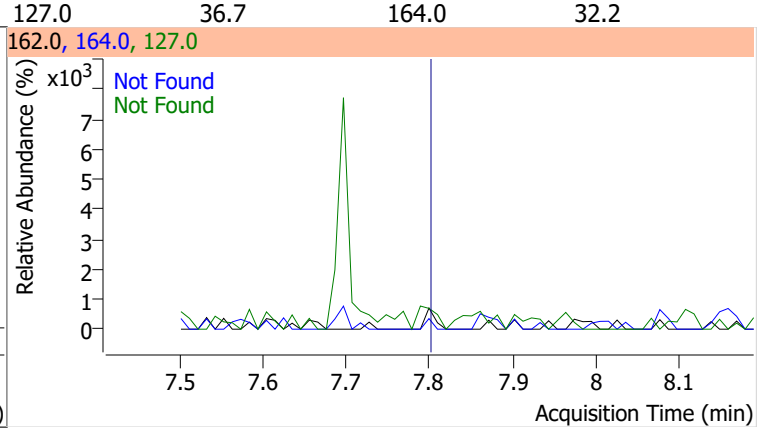

Compound	Conc.	Exp RT	QIon	Exp Ratio
2-Nitroaniline	N.D.	7.96	138.0	120.7

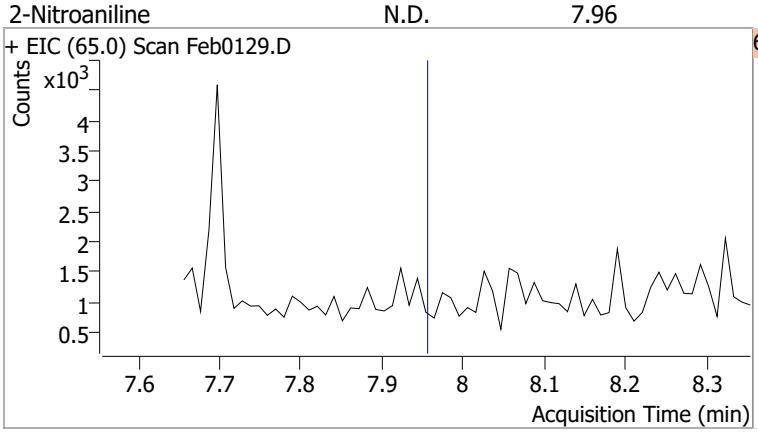

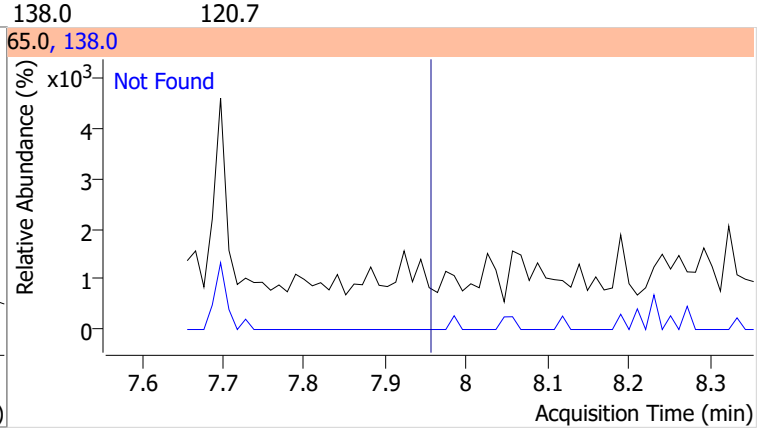

Compound	Conc.	RT	Dev(Min)	Resp.	QIon	QRatio	Lower	Upper
Dimethyl Phthalate		0		0	77.0		13.0	24.2

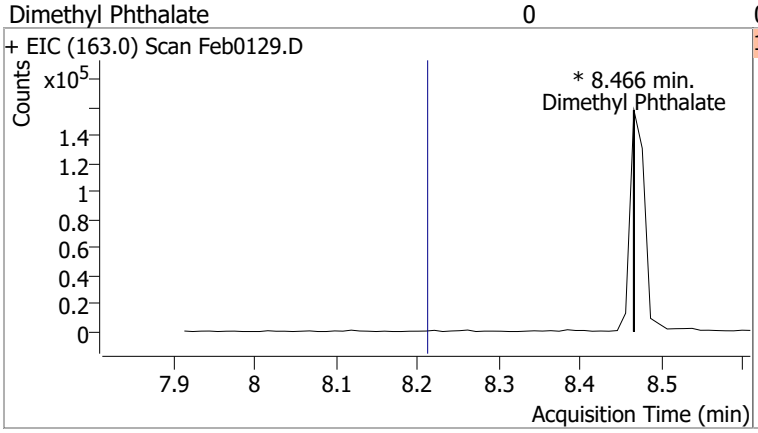

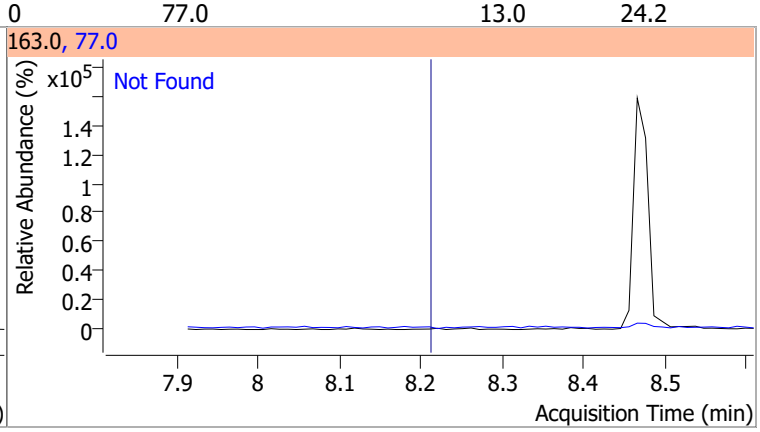

Compound	Conc.	RT	Dev(Min)	Resp.	QIon	QRatio	Lower	Upper
2,6-Dinitrotoluene		0		0	63.0		82.2	152.7
					89.0		40.8	75.8

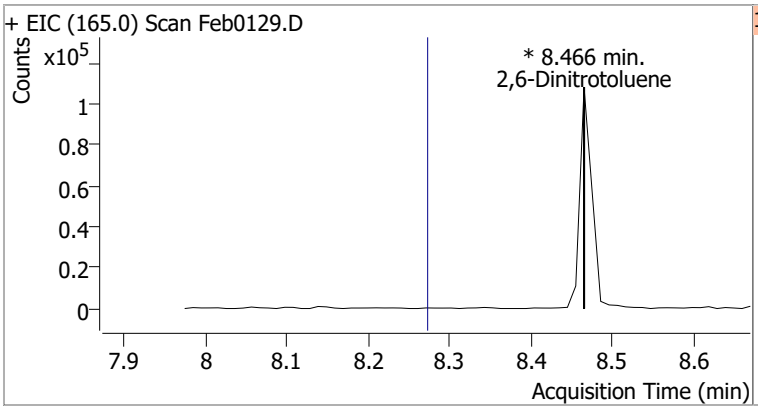

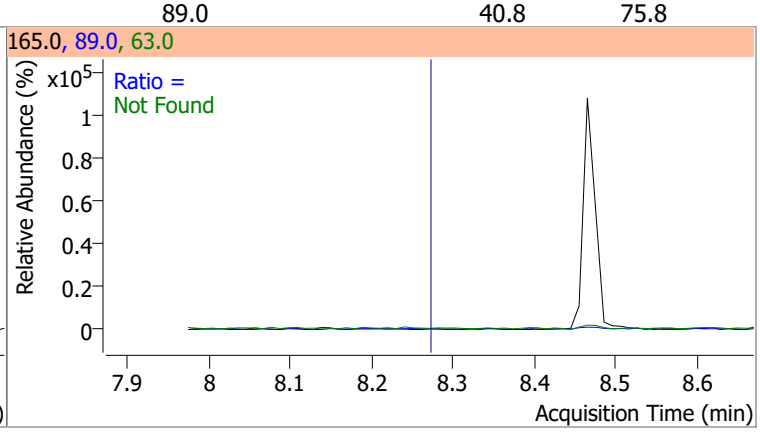

Compound	Conc.	Exp RT	QIon	Exp Ratio
Acenaphthylene	N.D.	8.30	153.1	14.0

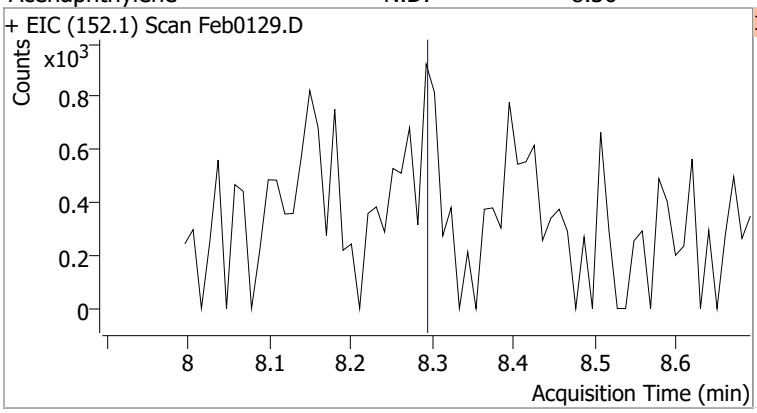

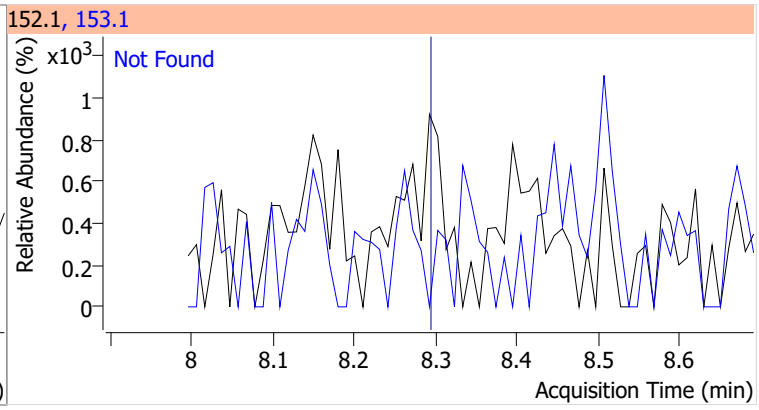

Compound	Conc.	Exp RT	QIon	Exp Ratio	QIon	Exp Ratio
3-Nitroaniline	N.D.	8.48	65.0	121.0	92.0	102.4

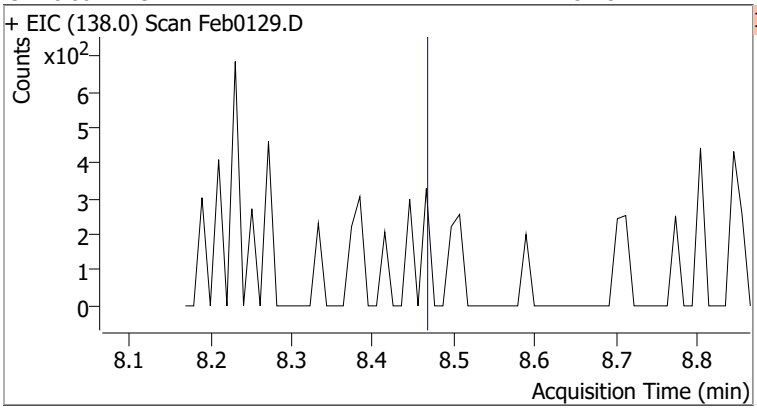

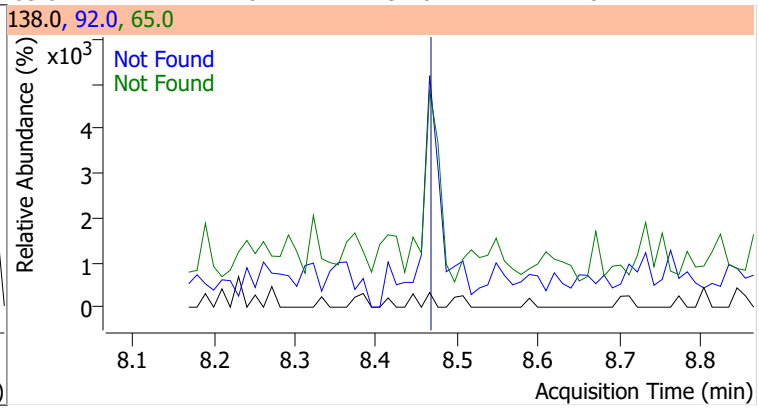

Compound	Conc.	Exp RT	QIon	Exp Ratio	QIon	Exp Ratio
Acenaphthene	N.D.	8.52	153.0	109.2	152.0	51.1

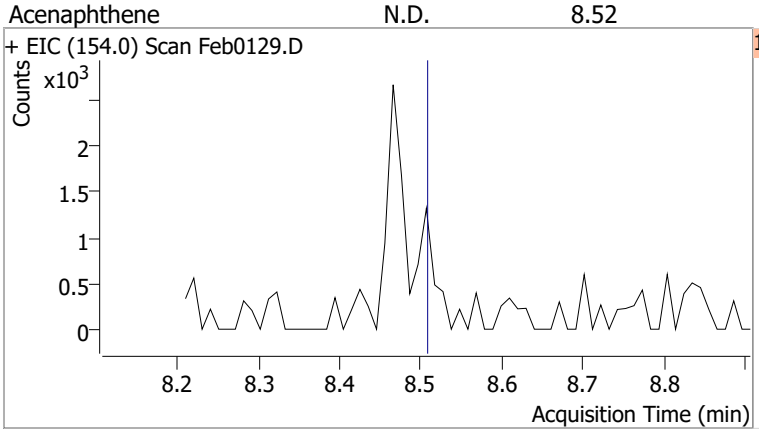

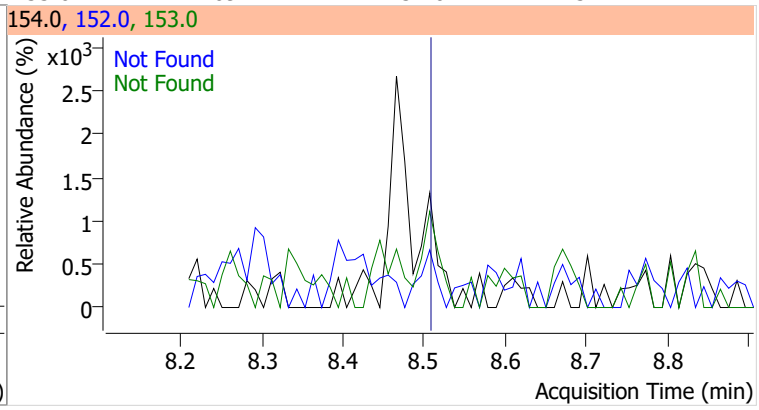

Compound	Conc.	Exp RT	QIon	Exp Ratio
2,4-Dinitrophenol	N.D.	8.60	154.0	63.4

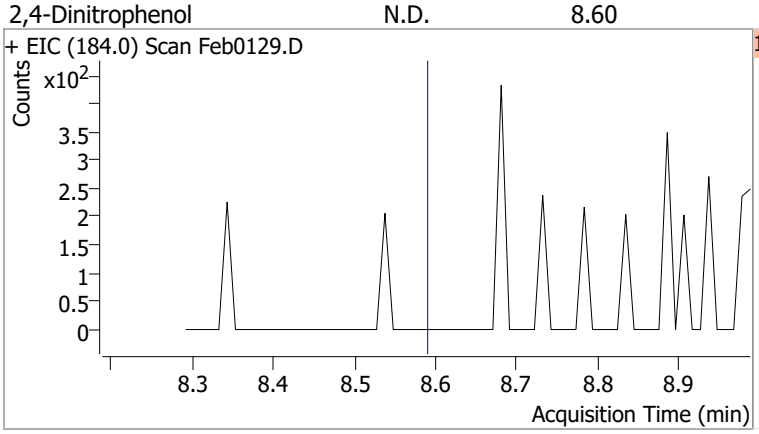

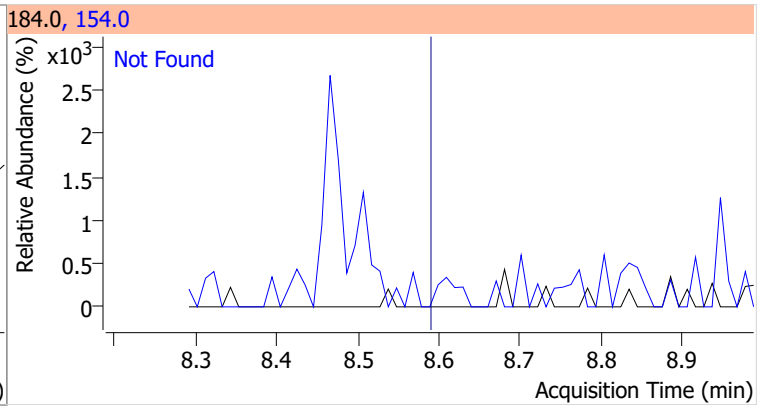

Compound	Conc.	Exp RT	QIon	Exp Ratio
Dibenzofuran	N.D.	8.72	139.0	43.1

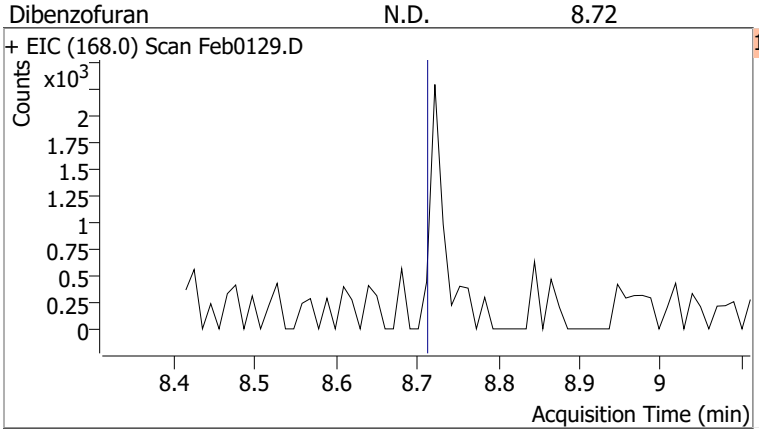

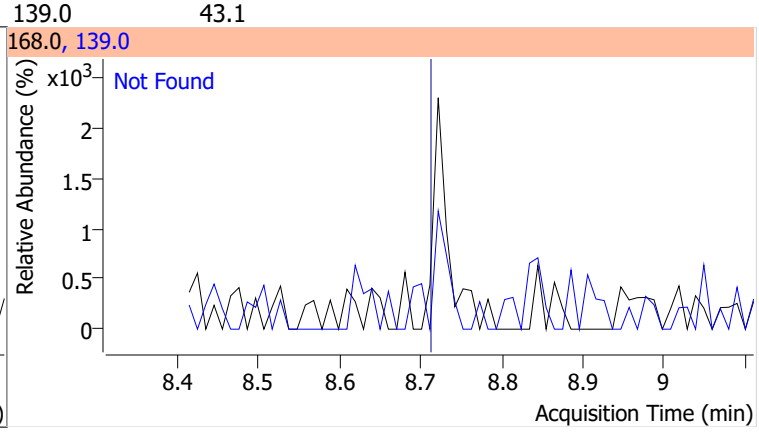

Compound	Conc.	Exp RT	QIon	Exp Ratio	QIon	Exp Ratio
4-Nitrophenol	N.D.	8.74	139.0	380.6	65.0	81.2

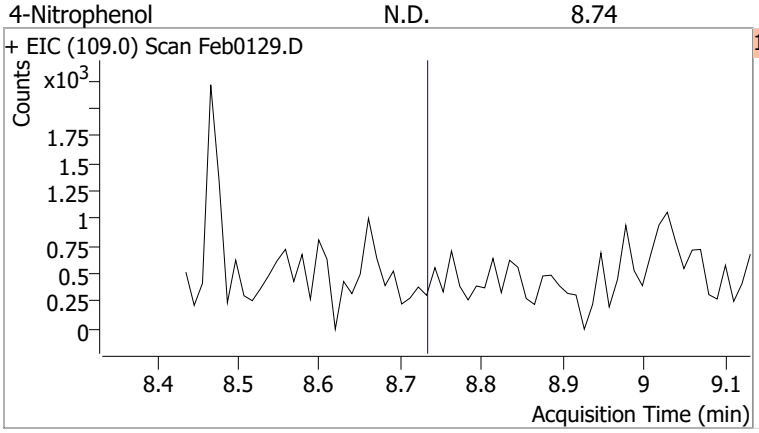

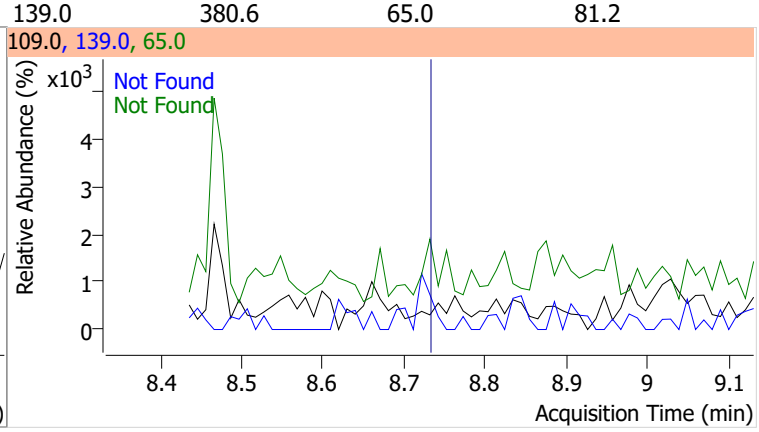

Quantitation Results Report (QT Reviewed)

Compound	Conc.	RT	Dev(Min)	Resp.	QIon	QRatio	Lower	Upper
2,4-Dinitrotoluene		0		0	63.0		47.5	88.1
					89.0		45.8	85.1

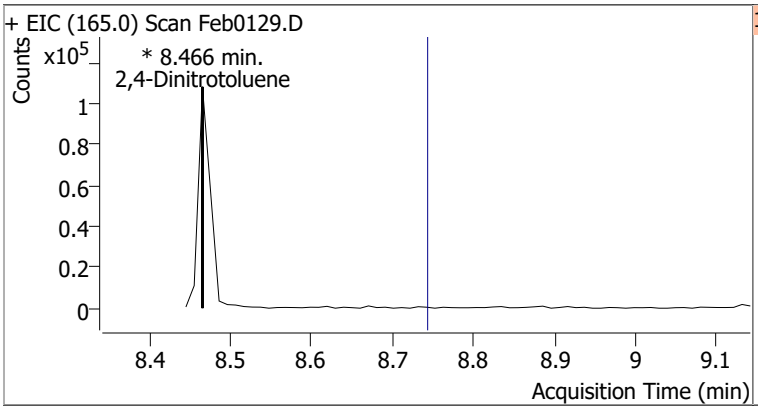

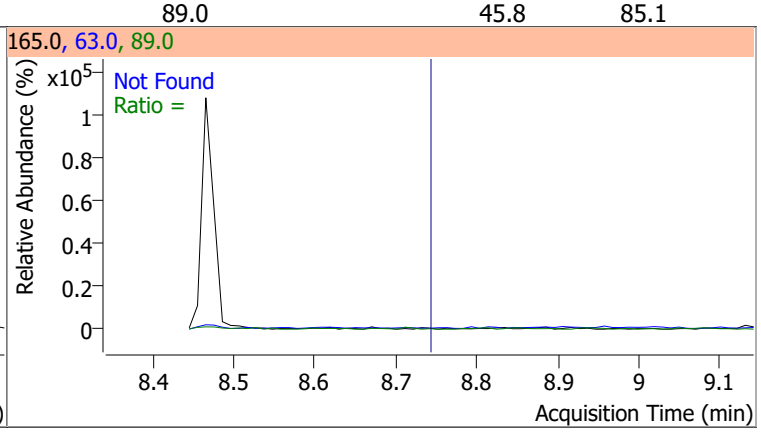

Compound	Conc.	Exp RT	QIon	Exp Ratio	QIon	Exp Ratio
Diethylphthalate	N.D.	9.09	177.0	21.1	150.0	12.6

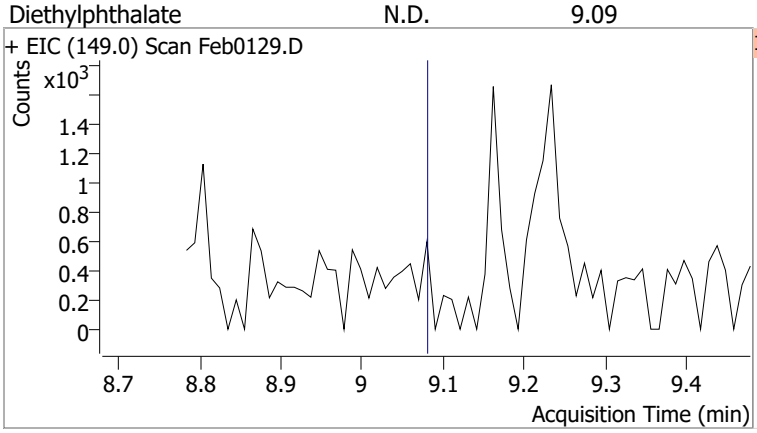

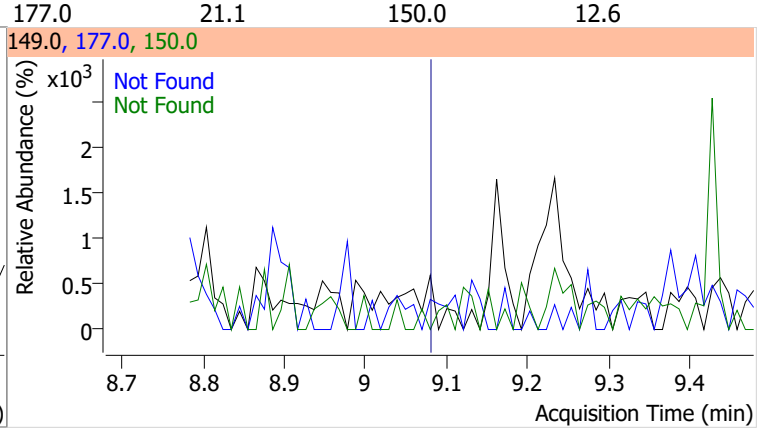

Compound	Conc.	Exp RT	QIon	Exp Ratio	QIon	Exp Ratio
Fluorene	N.D.	9.14	165.0	92.6	167.0	13.0

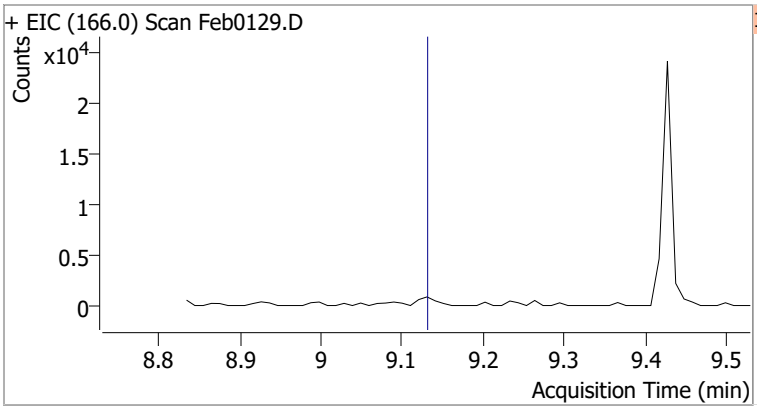

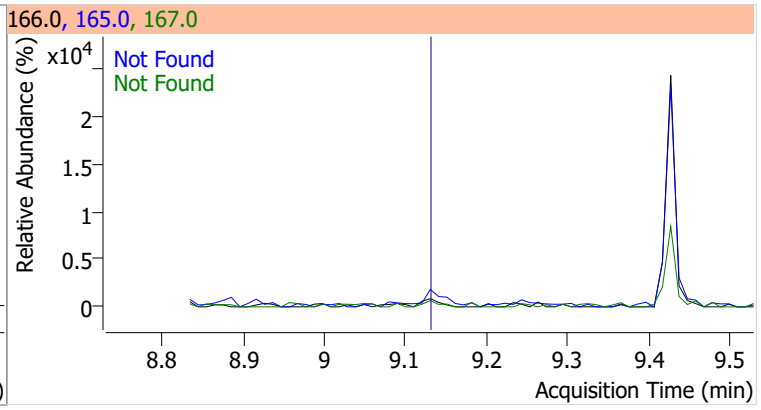

Compound	Conc.	Exp RT	QIon	Exp Ratio	QIon	Exp Ratio
4-Chlorophenyl-phenylether	N.D.	9.17	141.0	62.7	206.0	33.2

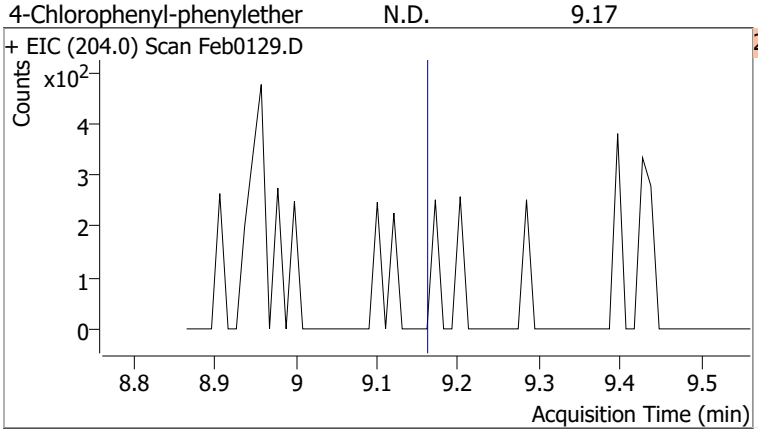

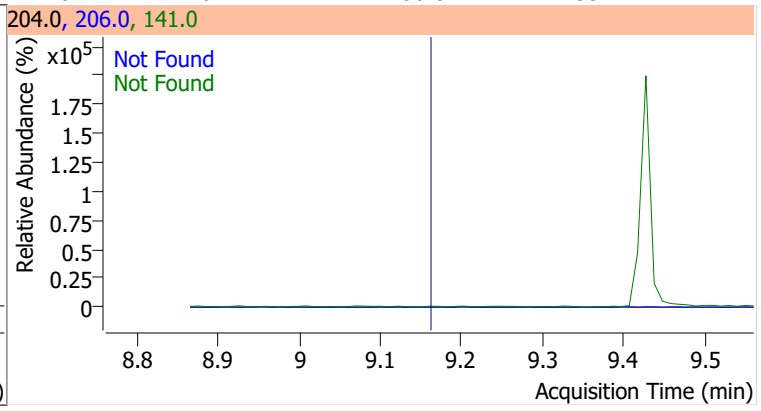

Compound	Conc.	Exp RT	QIon	Exp Ratio	QIon	Exp Ratio
4-Nitroaniline	N.D.	9.21	65.0	101.3	92.0	51.2

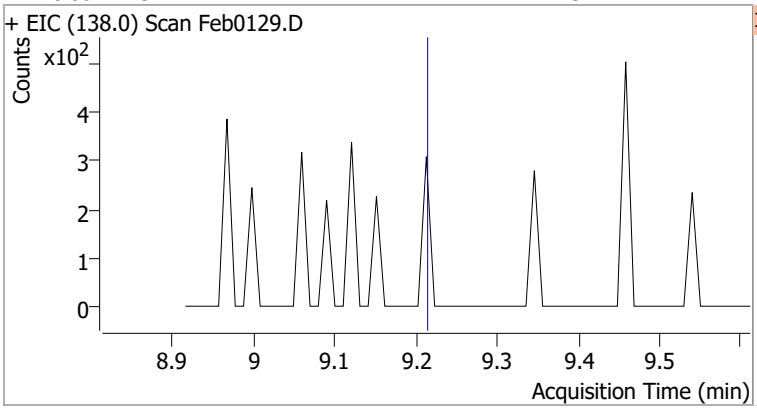

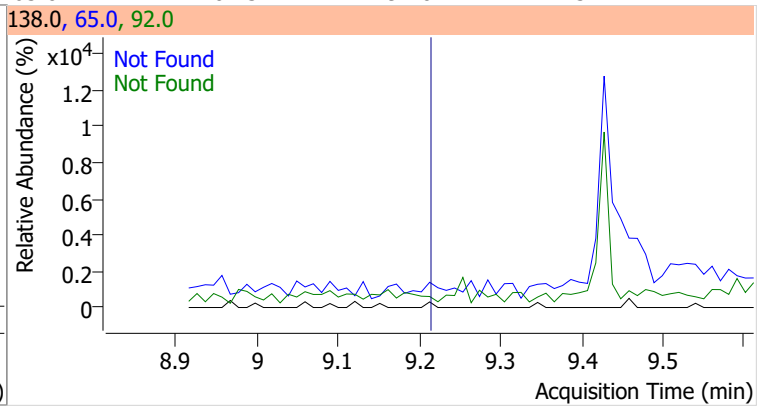

Compound	Conc.	RT	Dev(Min)	Resp.	QIon	QRatio	Lower	Upper
4,6-Dinitro-2-methylphenol		0		0	121.0		32.5	60.3

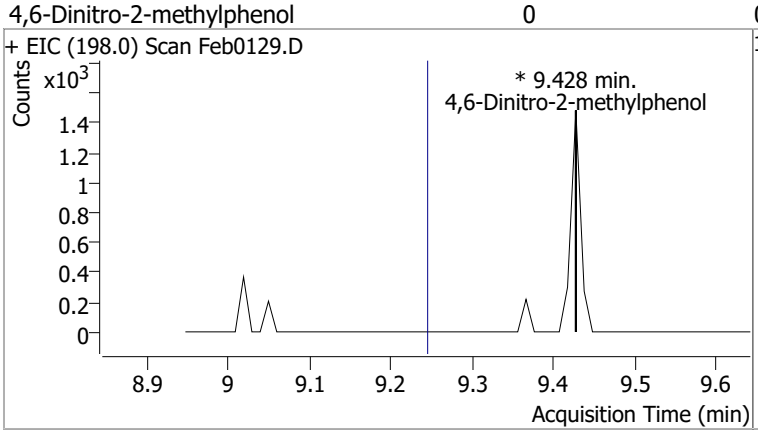

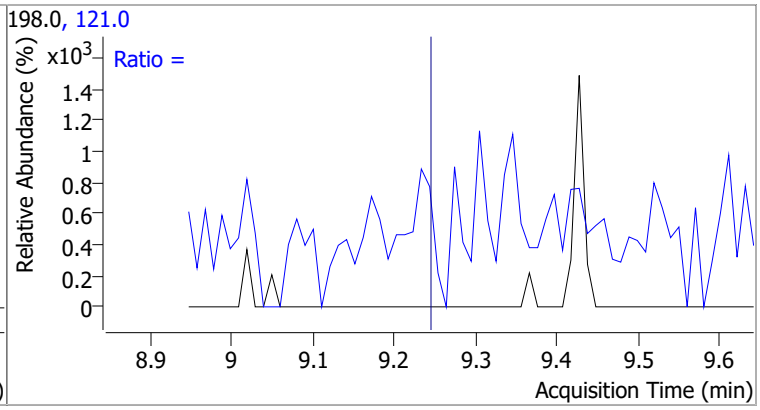

Compound	Conc.	Exp RT	QIon	Exp Ratio	QIon	Exp Ratio
N-nitrosodiphenylamine	N.D.	9.33	168.0	63.3	167.0	34.3

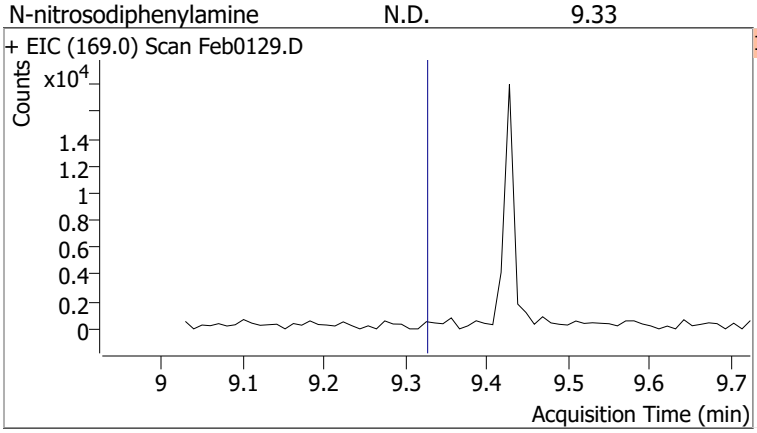

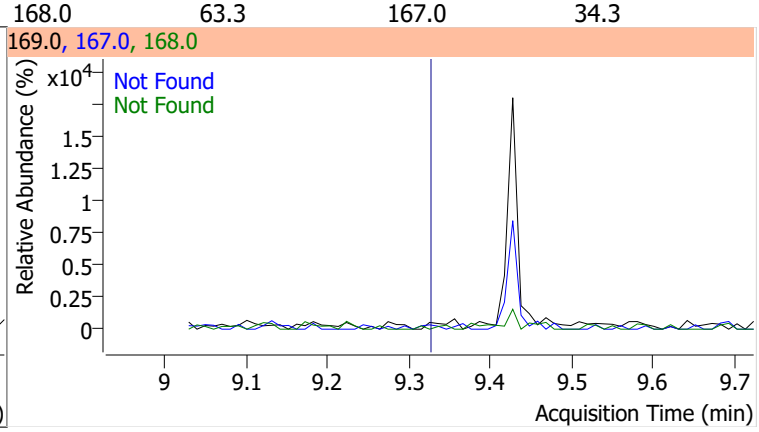

Compound	Conc.	Exp RT	QIon	Exp Ratio	QIon	Exp Ratio
Azobenzene	N.D.	9.36	51.0	37.7	182.0	27.4

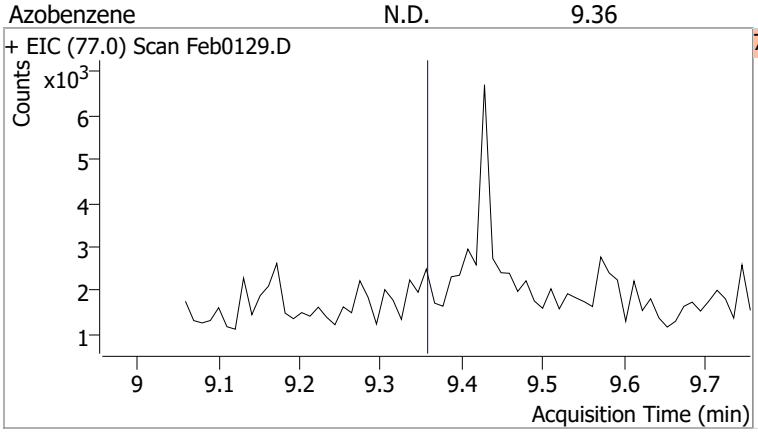

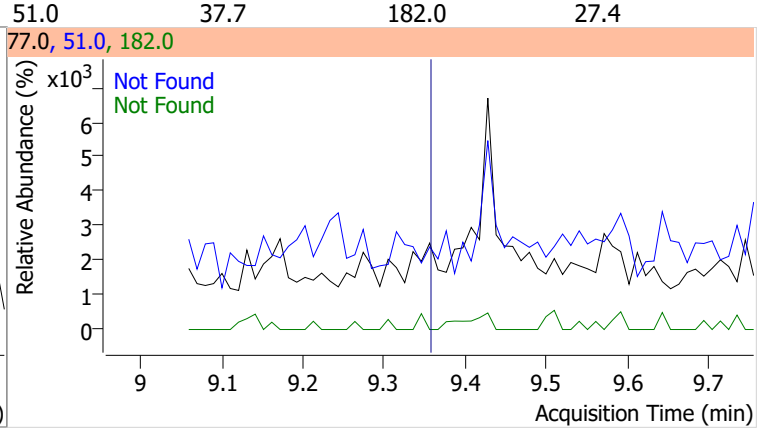

Quantitation Results Report (QT Reviewed)

Compound	Conc.	RT	Dev(Min)	Resp.	QIon	QRatio	Lower	Upper
2,4,6-Tribromophenol	130.3756	9.43	0.00	281225	331.8	93.3	65.5	121.6

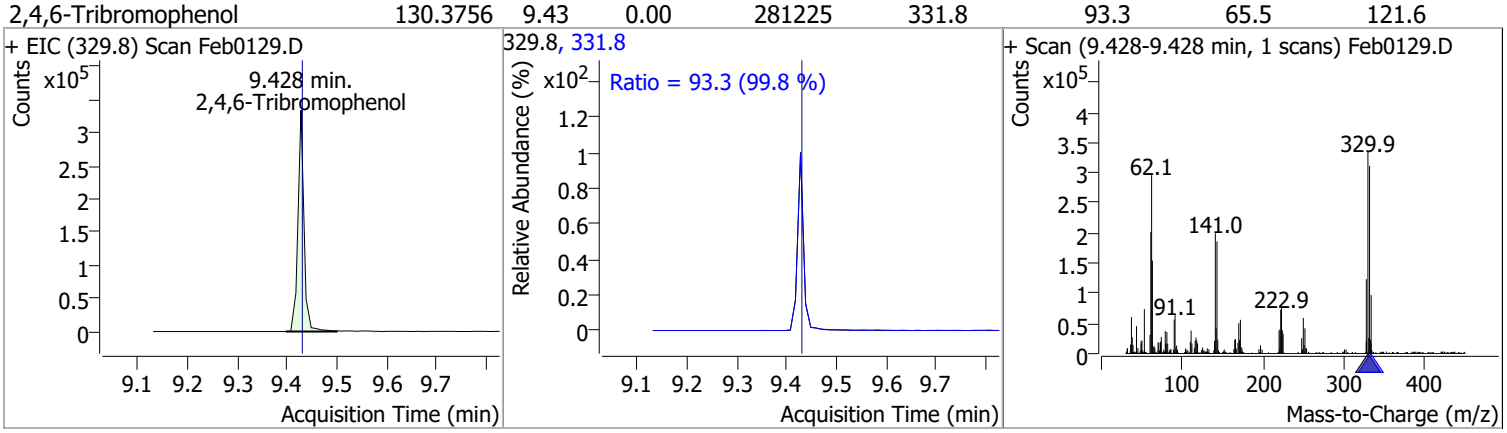

Compound	Conc.	Exp RT	QIon	Exp Ratio	QIon	Exp Ratio
4-Bromophenyl-phenylether	N.D.	9.76	141.0	103.5	250.0	100.5

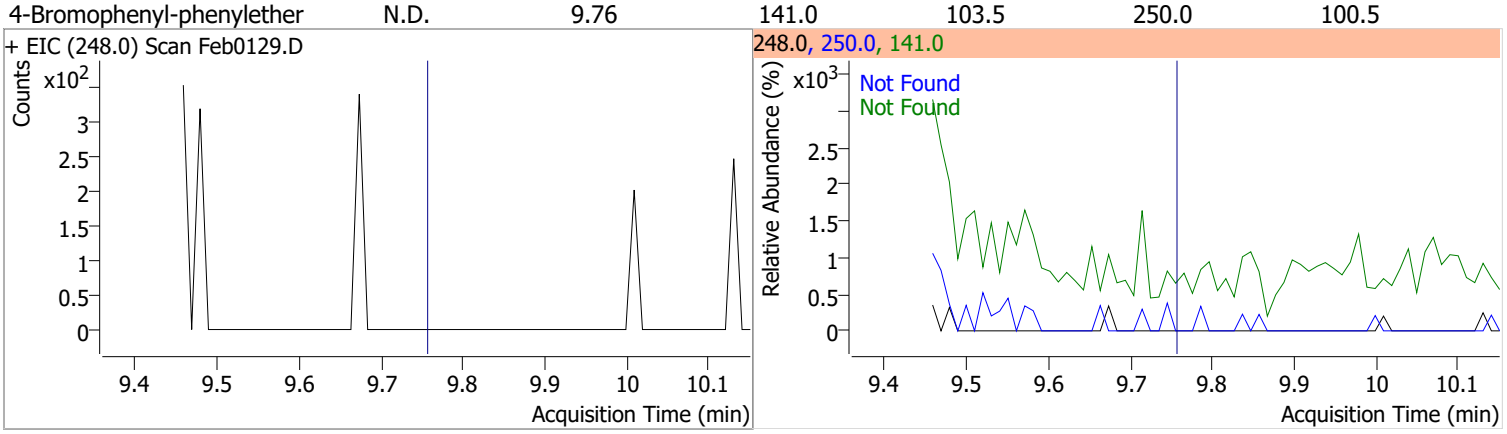

Compound	Conc.	Exp RT	QIon	Exp Ratio
Hexachlorobenzene	N.D.	9.80	142.0	47.3

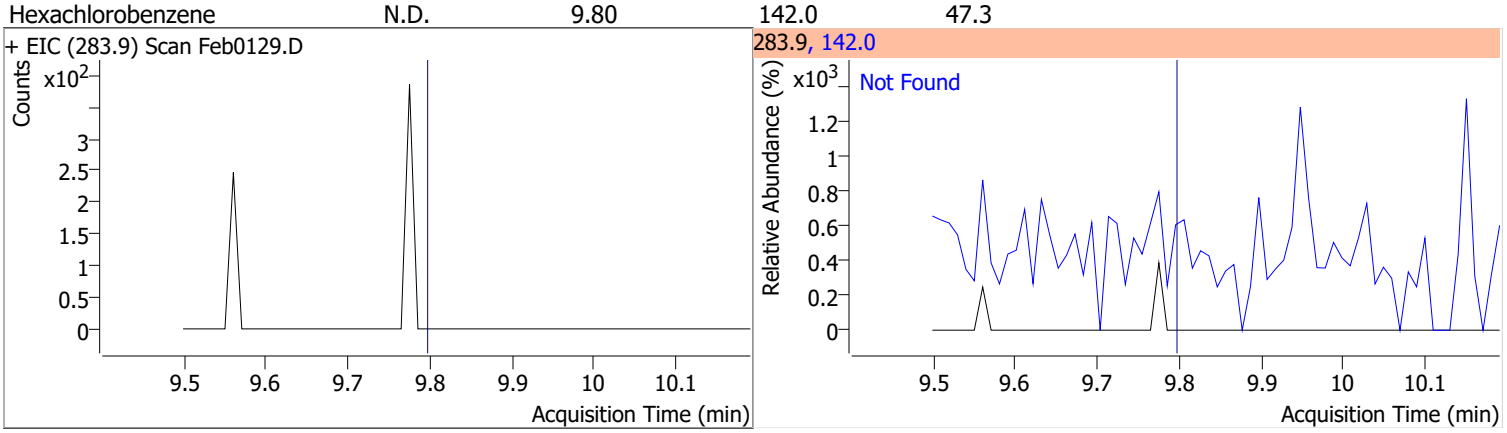

Compound	Conc.	Exp RT	QIon	Exp Ratio	QIon	Exp Ratio
Pentachlorophenol	N.D.	10.05	267.9	65.3	263.9	62.6

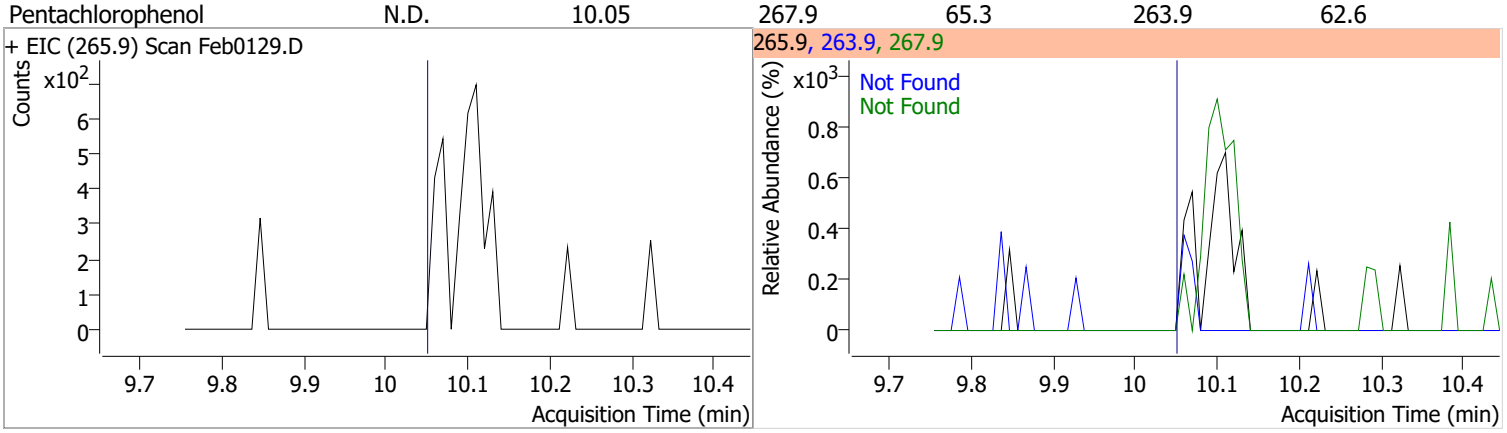

Compound	Conc.	Exp RT	QIon	Exp Ratio
Phenanthrene	N.D.	10.29	176.0	18.9

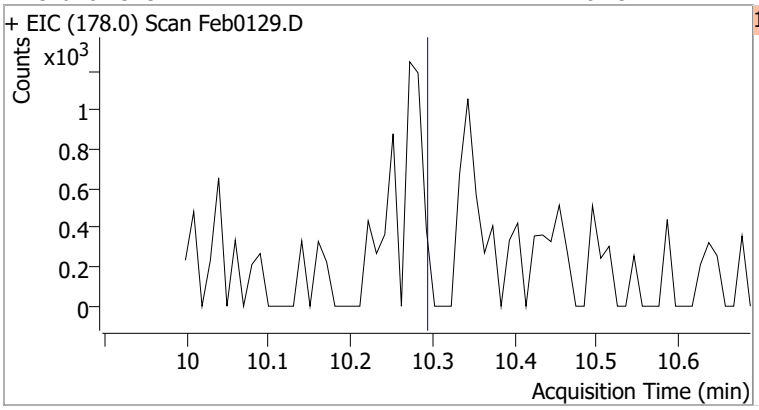

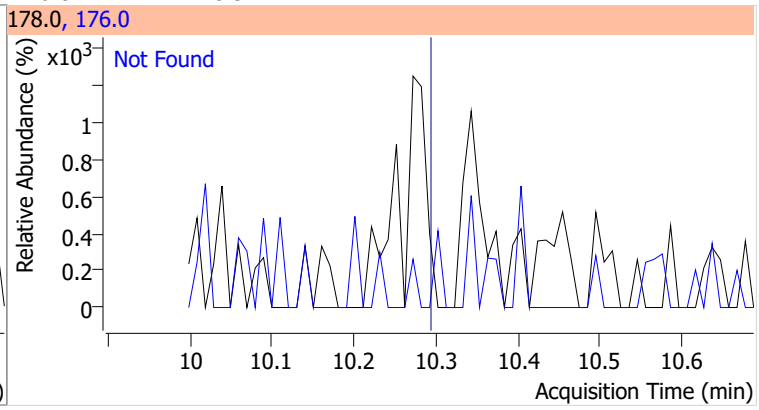

Compound	Conc.	Exp RT	QIon	Exp Ratio
Anthracene	N.D.	10.35	176.0	18.1

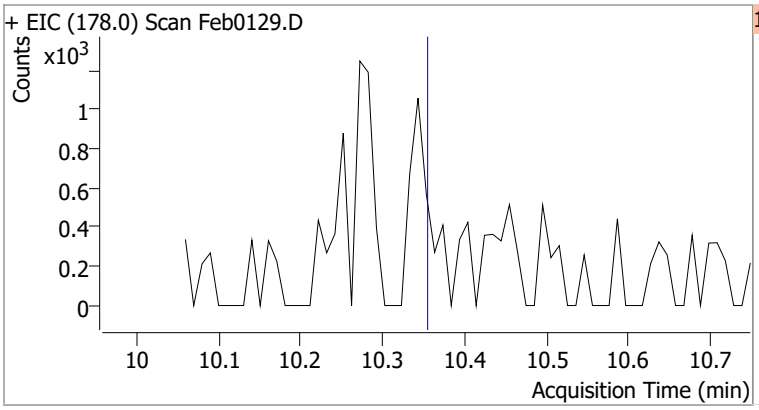

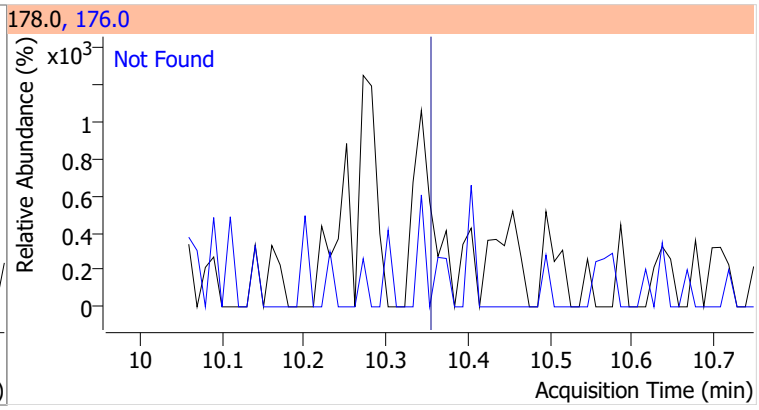

Compound	Conc.	Exp RT	QIon	Exp Ratio	QIon	Exp Ratio
Triallate	N.D.	10.41	268.0	27.2	143.0	23.0

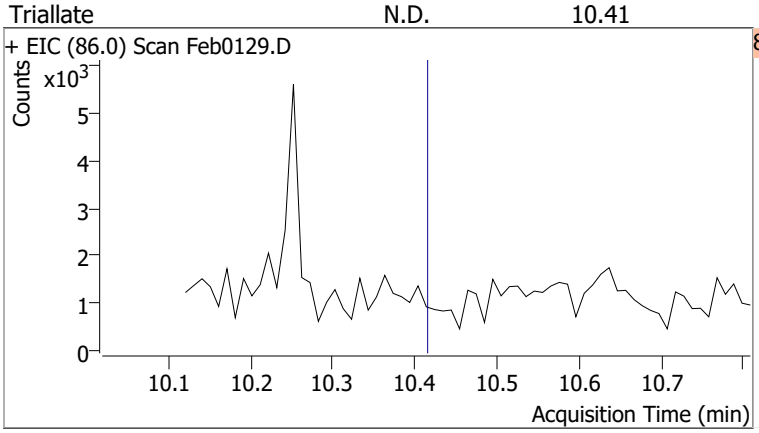

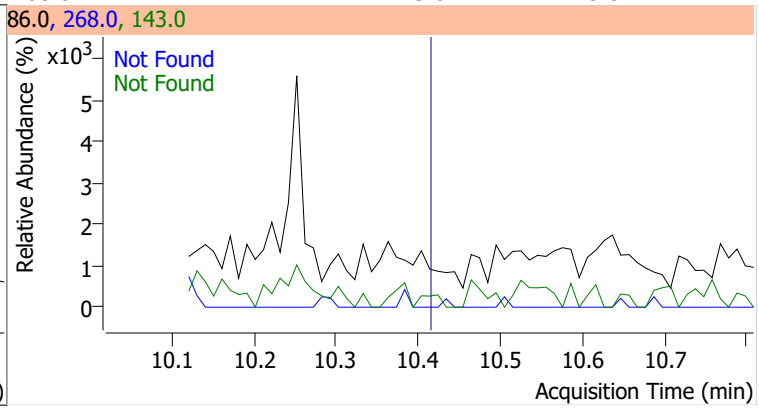

Compound	Conc.	Exp RT	QIon	Exp Ratio
Carbazole	N.D.	10.60	139.0	13.0

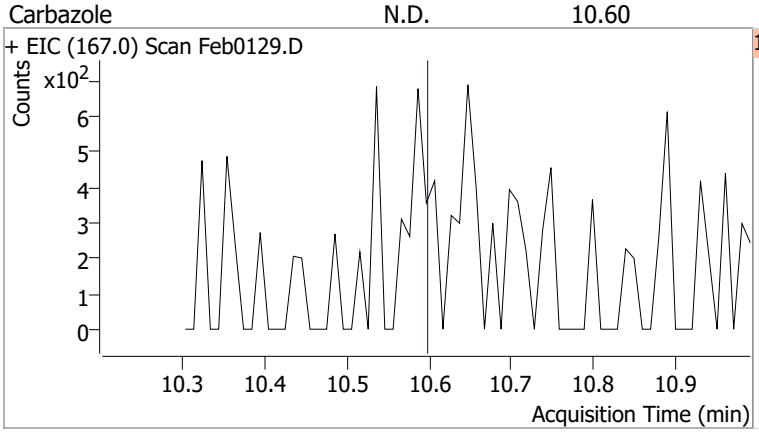

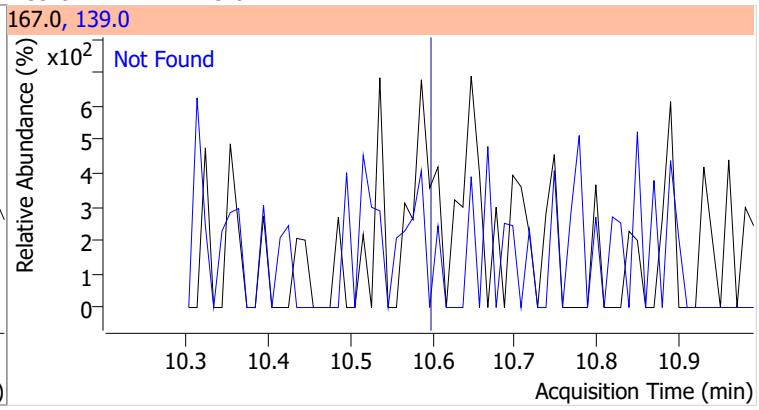

Compound	Conc.	Exp RT	QIon	Exp Ratio	QIon	Exp Ratio
o-Terphenyl	N.D.	10.82	229.0	63.0	215.0	37.7

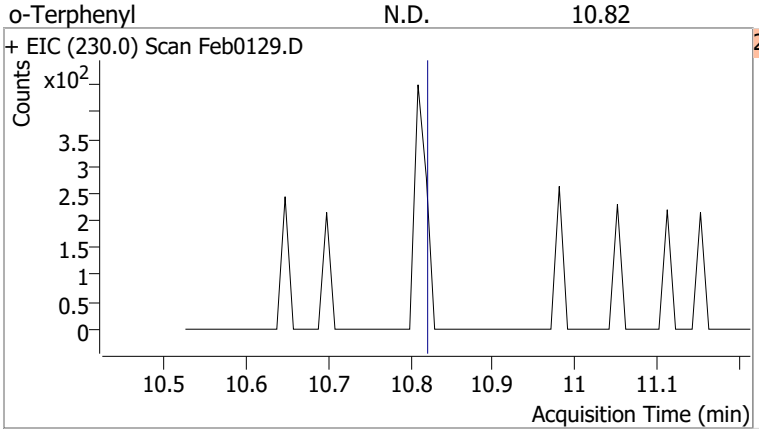

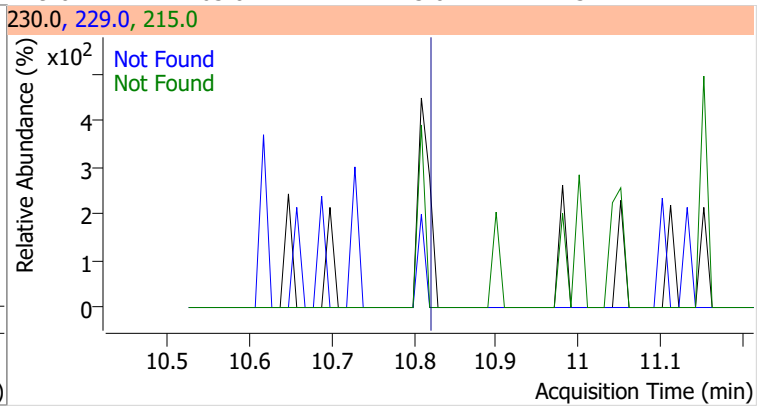

Compound	Conc.	Exp RT	QIon	Exp Ratio	QIon	Exp Ratio
Di-n-Butylphthalate	N.D.	11.20	150.0	9.0	104.0	5.8

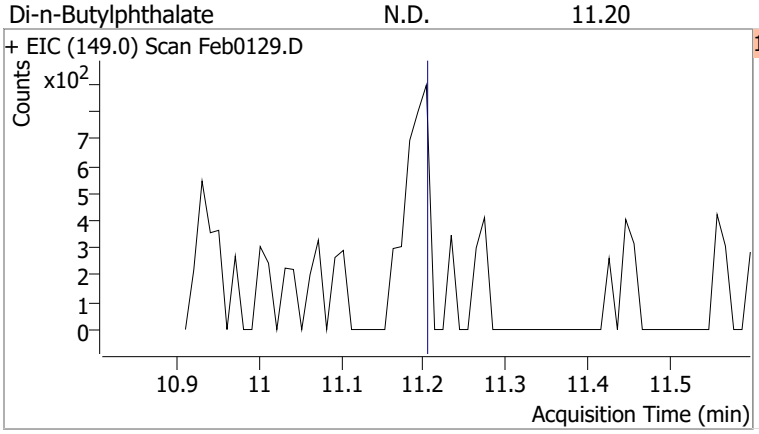

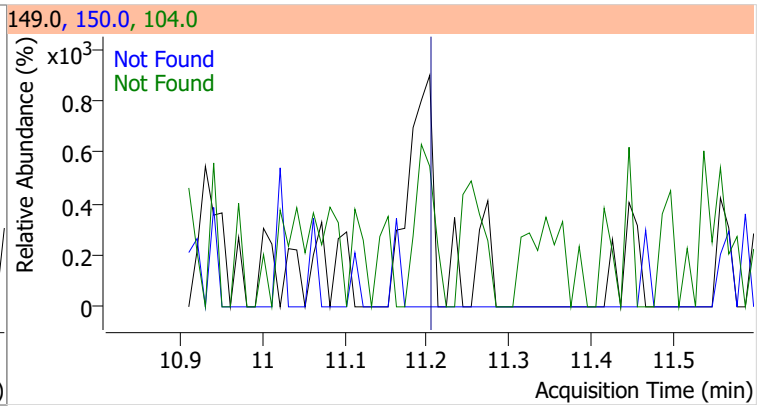

Compound	Conc.	Exp RT	QIon	Exp Ratio
Fluoranthene	N.D.	12.12	101.0	12.3

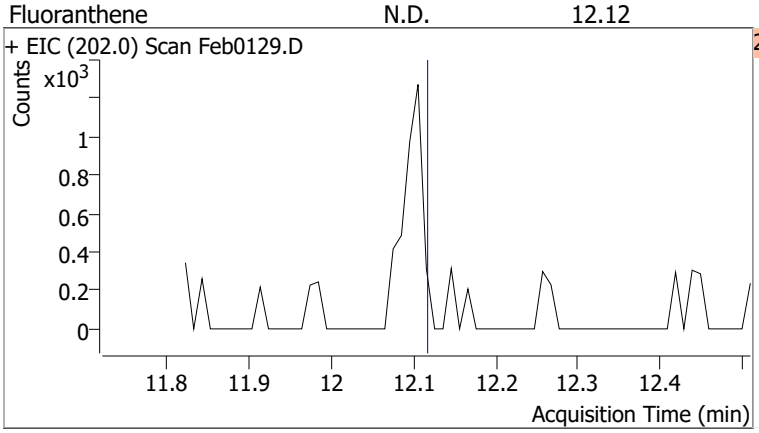

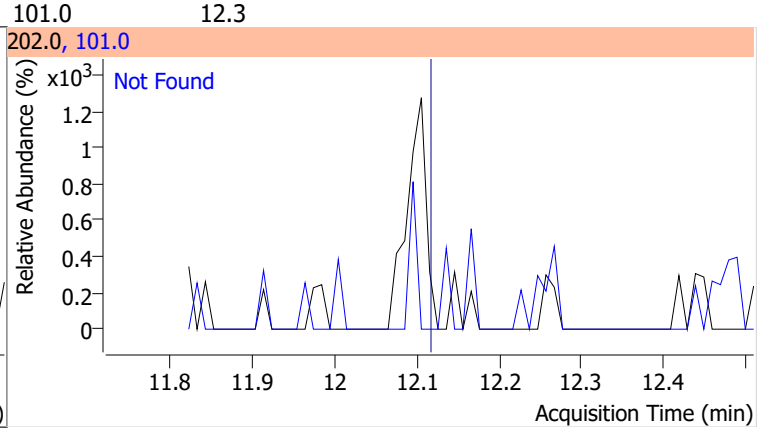

Compound	Conc.	Exp RT	QIon	Exp Ratio	QIon	Exp Ratio
Benzidine	N.D.	12.50	183.0	12.2	92.0	7.5

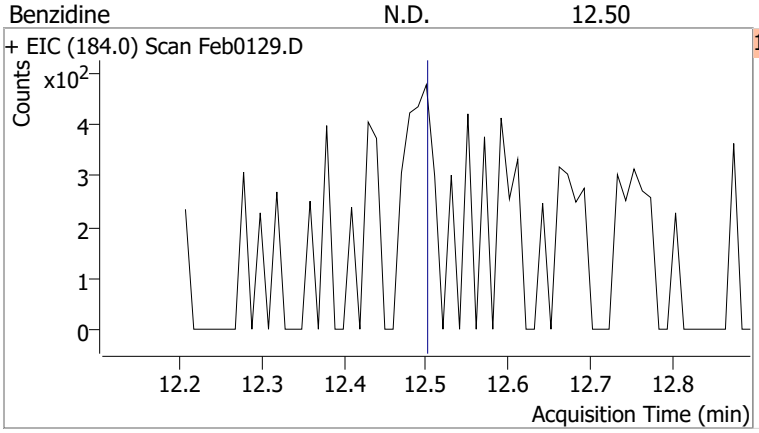

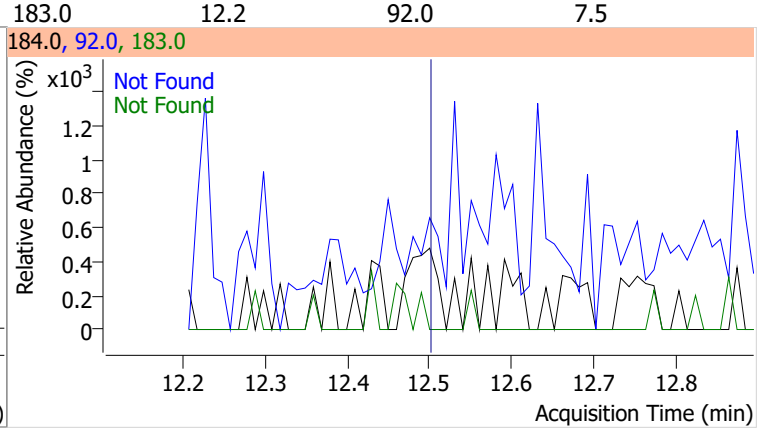

Quantitation Results Report (QT Reviewed)

Compound	Conc.	Exp RT	QIon	Exp Ratio
Pyrene	N.D.	12.55	101.0	14.0

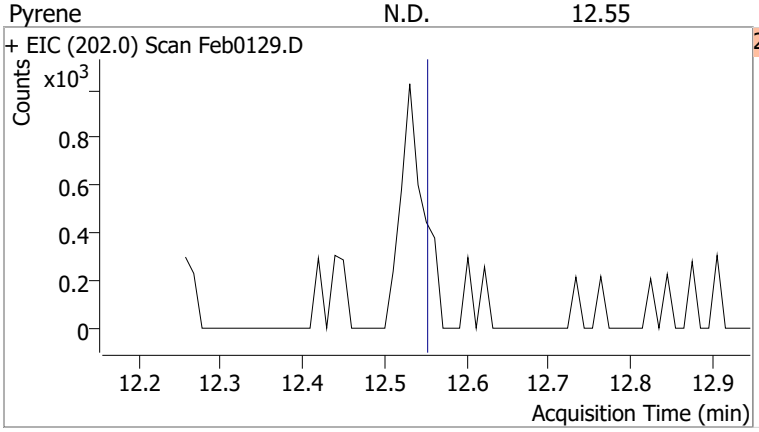

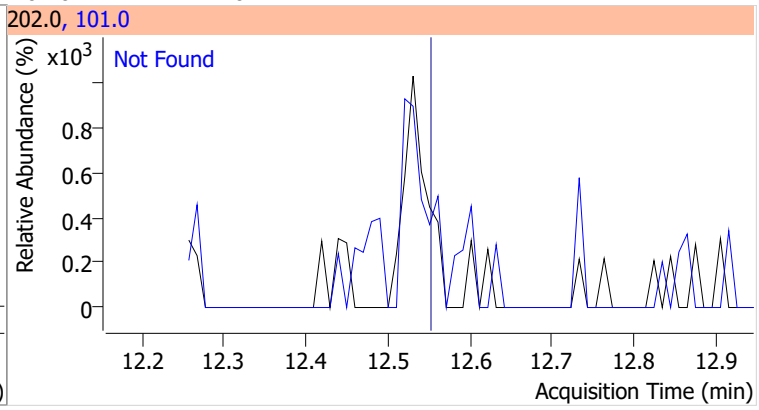

Compound	Conc.	RT	Dev(Min)	Resp.	QIon	QRatio	Lower	Upper
Terphenyl-d14	86.6374	13.05	-0.01	2307632	122.0	14.4	8.8	16.4

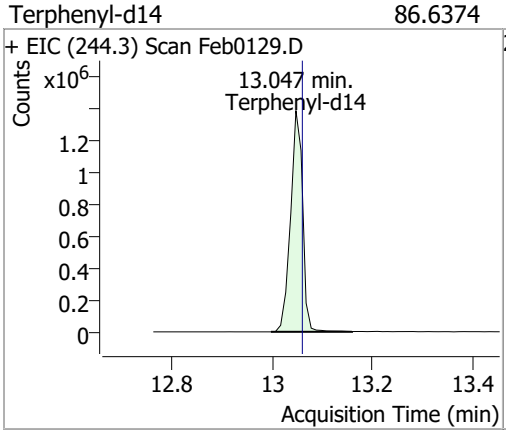

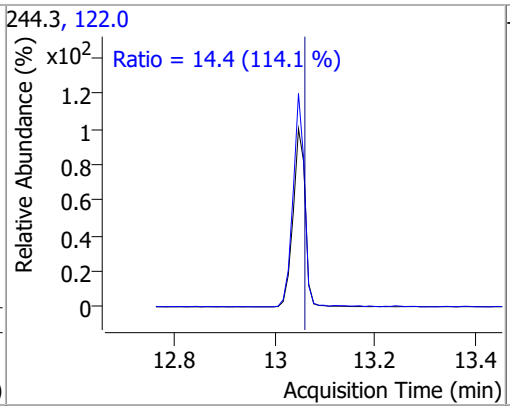

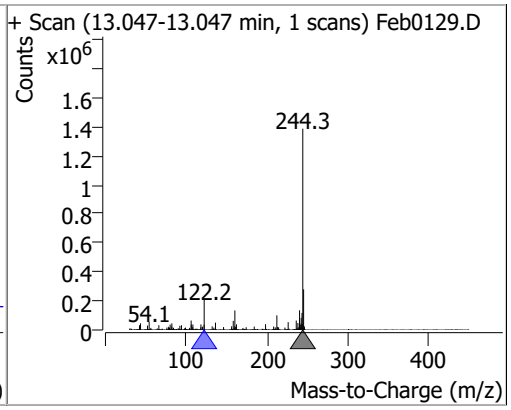

Compound	Conc.	Exp RT	QIon	Exp Ratio	QIon	Exp Ratio
Butylbenzylphthalate	N.D.	14.53	91.0	80.1	206.0	18.4

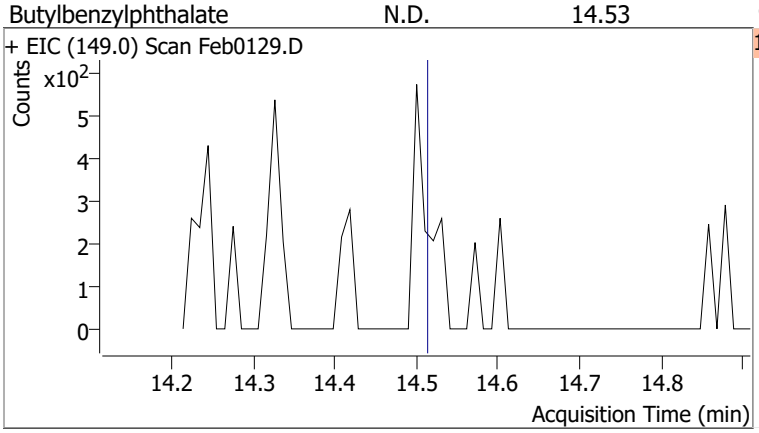

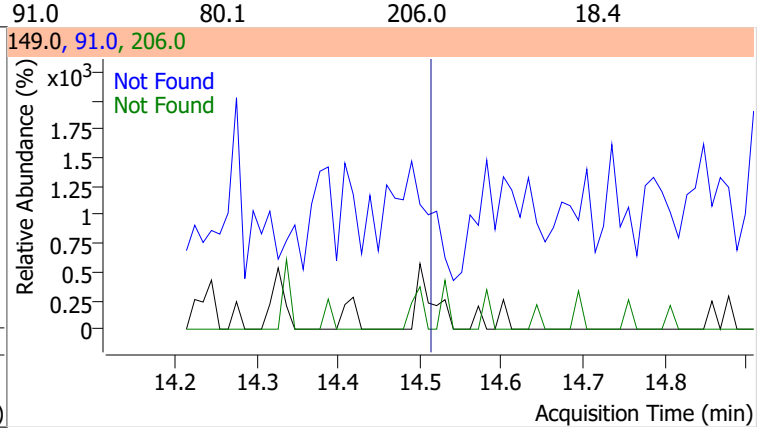

Compound	Conc.	Exp RT	QIon	Exp Ratio	QIon	Exp Ratio
Benzo(a)Anthracene	N.D.	15.76	226.0	25.8	229.0	20.9

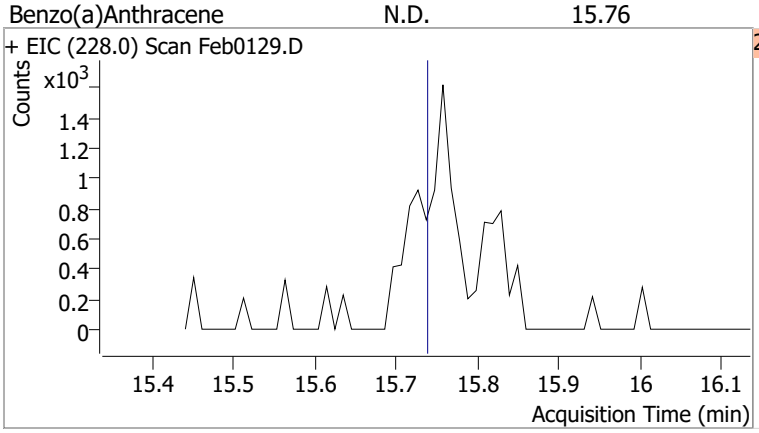

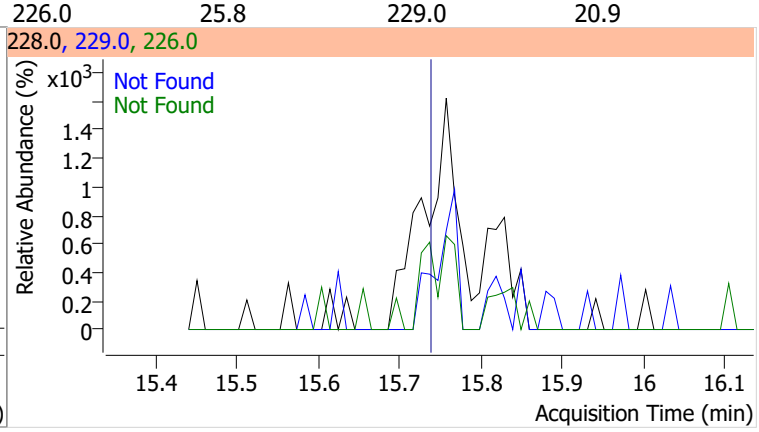

Compound	Conc.	Exp RT	QIon	Exp Ratio	QIon	Exp Ratio
Chrysene	N.D.	15.87	226.0	29.3	229.0	20.2

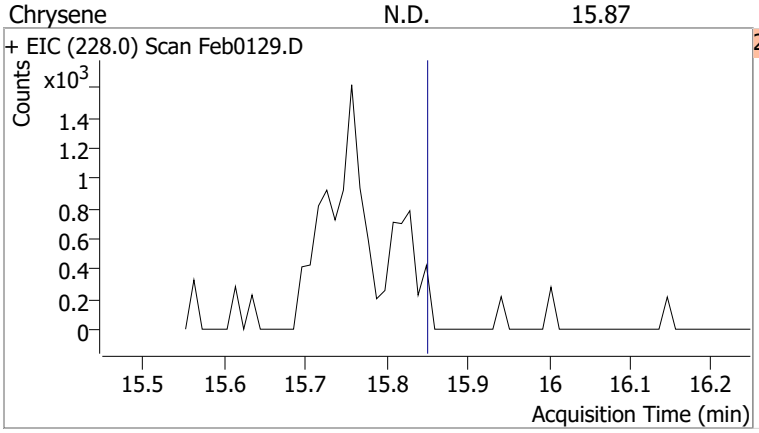

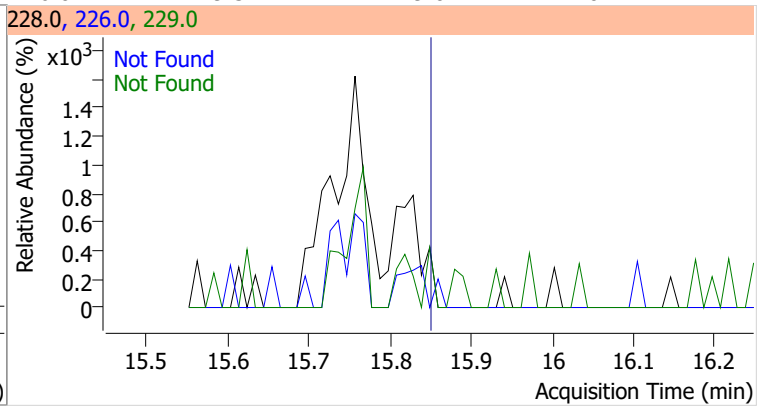

Compound	Conc.	Exp RT	QIon	Exp Ratio
3,3-Dichlorobenzidine	N.D.	15.90	254.0	64.5

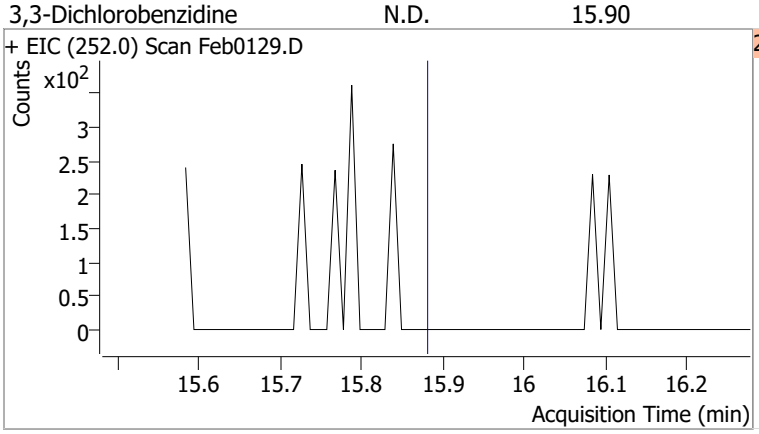

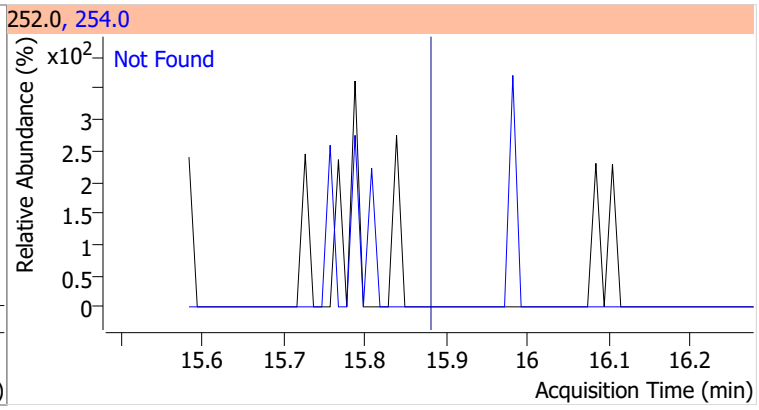

Compound	Conc.	Exp RT	QIon	Exp Ratio	QIon	Exp Ratio
bis(2-ethylhexyl)Phthalate	N.D.	16.60	149.0	385.7	279.0	15.3

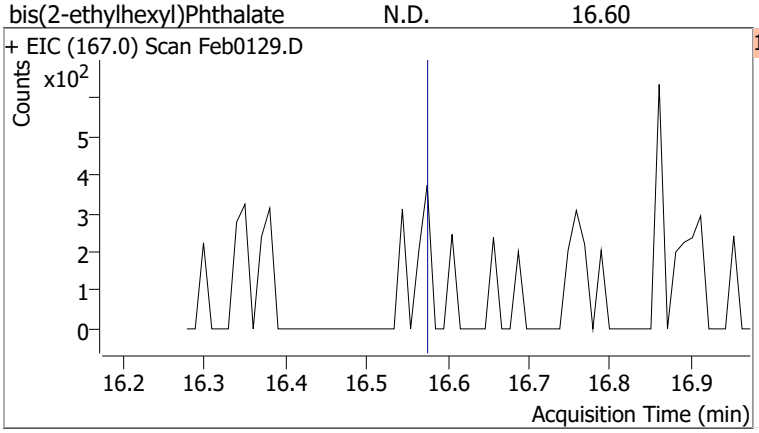

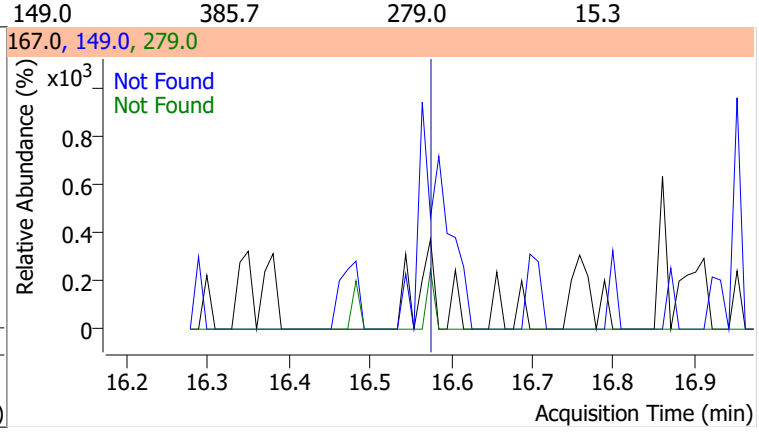

Compound	Conc.	Exp RT	QIon	Exp Ratio
Di-n-octyl Phthalate	N.D.	18.29	150.0	9.5

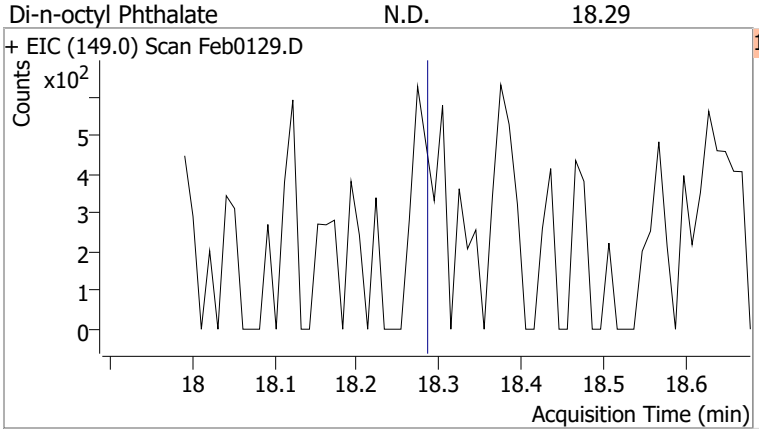

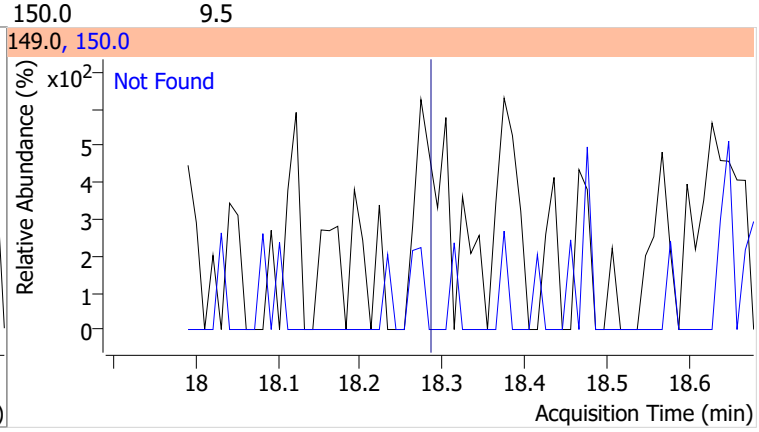

Compound	Conc.	Exp RT	QIon	Exp Ratio
Benzo(b)fluoranthene	N.D.	18.55	253.0	22.5

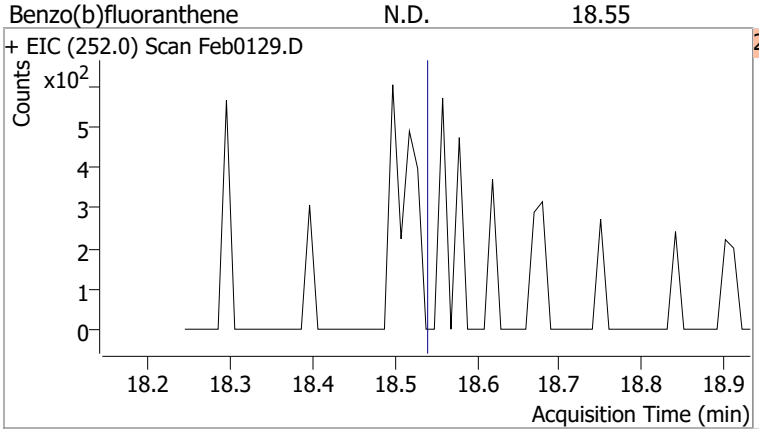

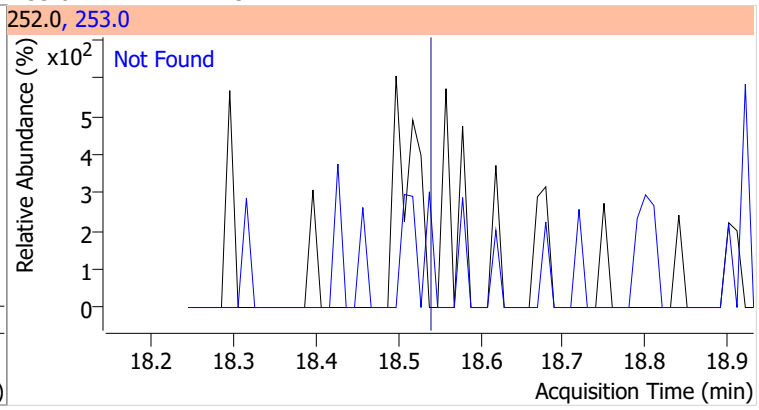

Compound	Conc.	Exp RT	QIon	Exp Ratio
Benzo(k)fluoranthene	N.D.	18.61	253.0	22.7

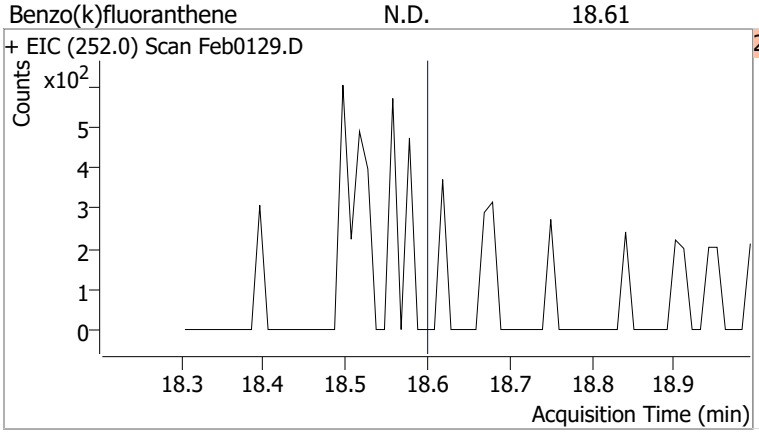

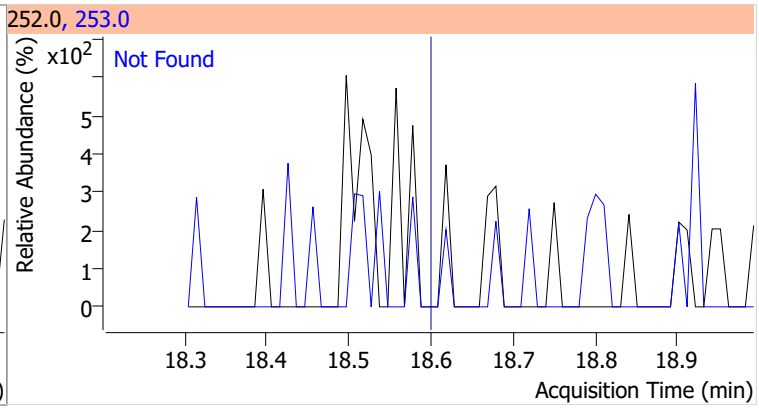

Compound	Conc.	Exp RT	QIon	Exp Ratio
Benzo(a)pyrene	N.D.	19.15	253.0	22.6

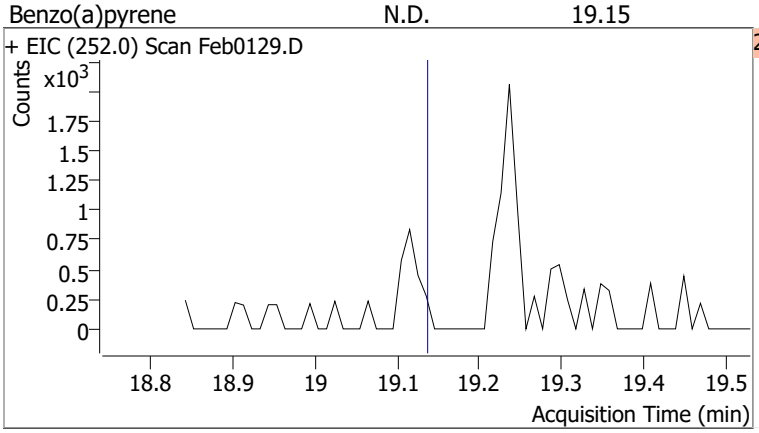

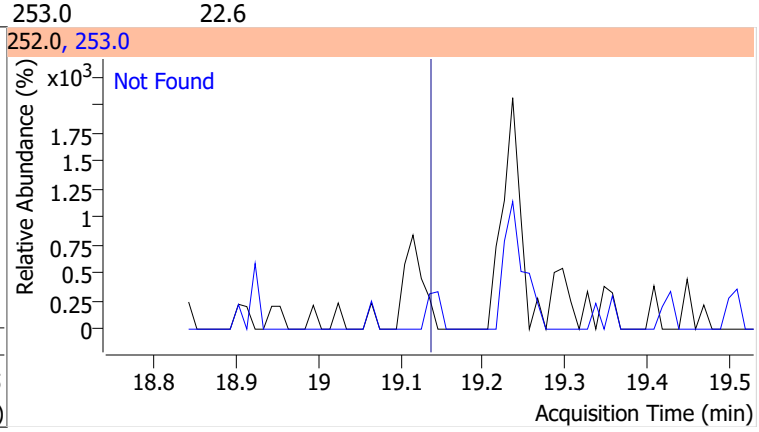

Compound	Conc.	Exp RT	QIon	Exp Ratio
Indeno(1,2,3-c,d)pyrene	N.D.	20.91	138.0	28.9

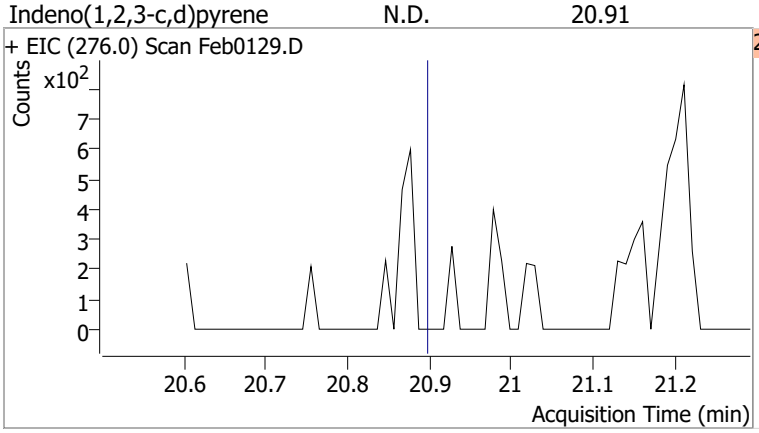

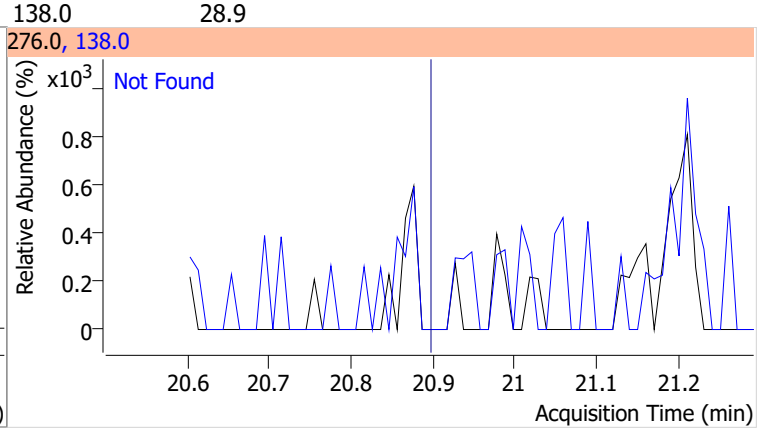

Quantitation Results Report (QT Reviewed)

Compound	Conc.	Exp RT	QIon	Exp Ratio	QIon	Exp Ratio
Dibenzo(a,h)anthracene	N.D.	20.97	139.0	24.4	279.0	23.7

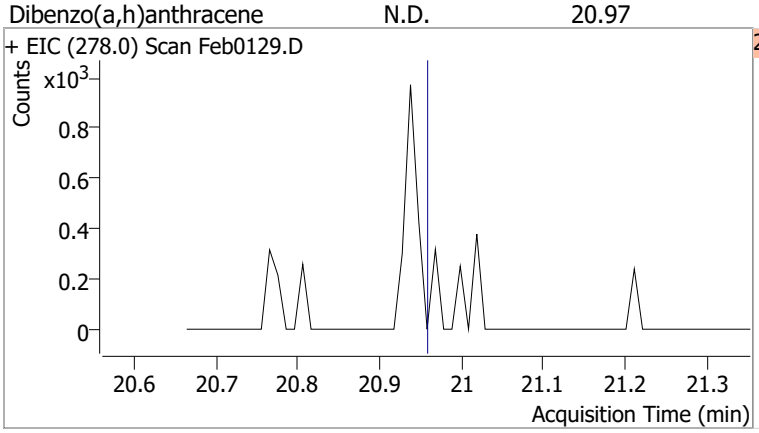

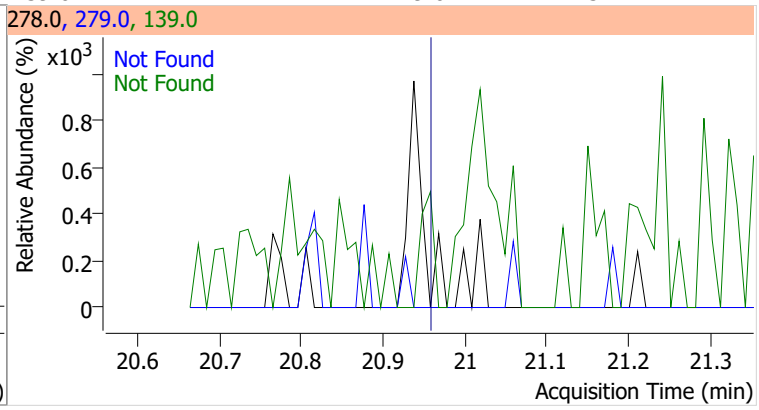

Compound	Conc.	Exp RT	QIon	Exp Ratio	QIon	Exp Ratio
Benzo(g,h,i)perylene	N.D.	21.24	138.0	32.5	277.0	24.1

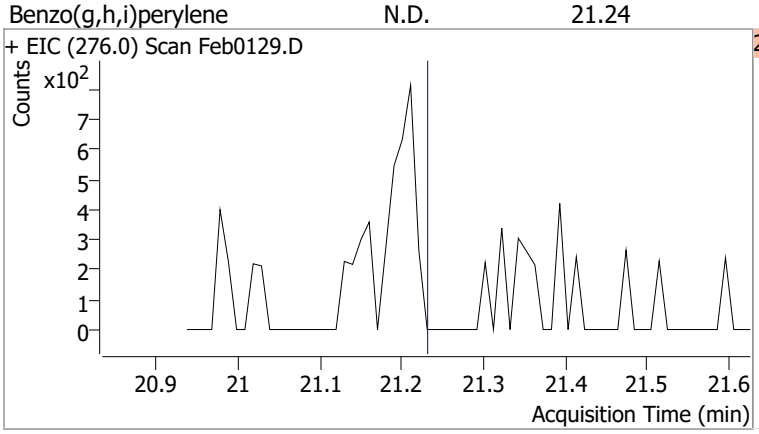

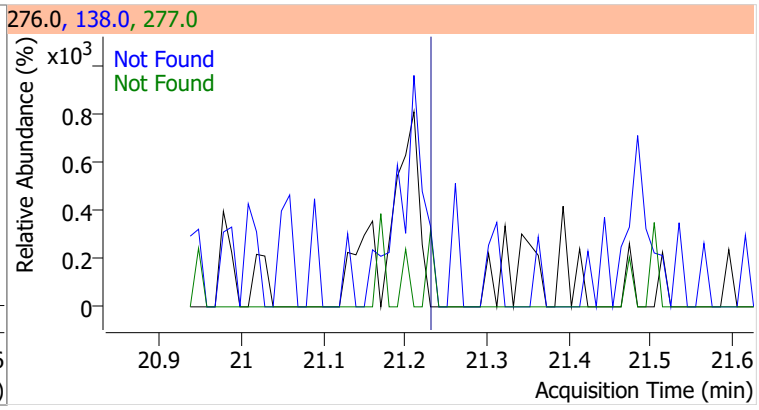

Quantitation Results Report (QT Reviewed)

Data File	Feb0130.D	Operator	LIMS import
Acq. Method	BNA+SIM.M	Acq. Date-Time	2/2/2022 8:11:55 AM
Sample Name	B22011134-002A	Instrument	Instrument #1
Vial	30	Multiplier	1.00
DA Method File	020122 DoD BNA cal.batch.bin	Comment	SVOC-8270-W-LARGO
Tune File	dftppdsm.u	Tune Date	1/25/2022 7:52:00 PM
Batch Name	020122 DoD BNA.batch.bin	Last Calib Update	2/16/2022 11:05:20 AM
Ref Library	D:\Org\Library\NIST129K.l		

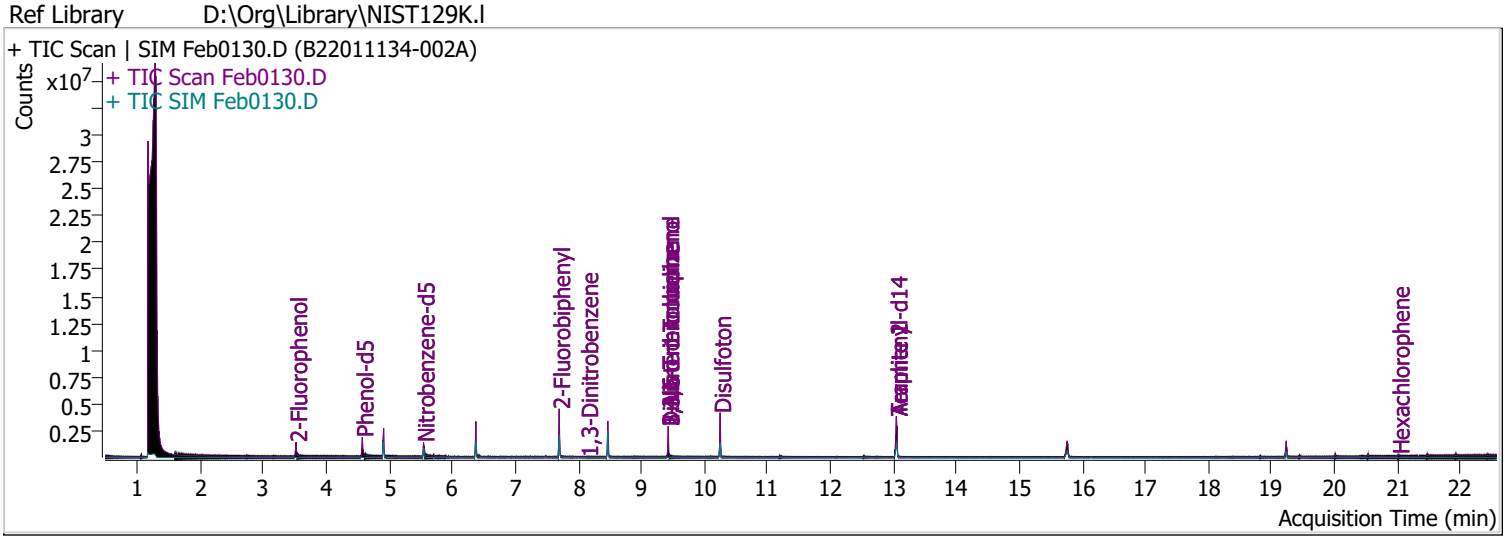

Compound	RT	QIon	Resp.	Conc.	Units		Dev(Min)
Internal Standards							
System Monitoring Compounds							
S 2-Fluorophenol	3.520	112.0	467608	42.9858	µg/L		0.000
Spiked Amount: 200.000	Range: 10.0 - 75.0%			Recovery = 21.49%			
S Phenol-d5	4.572	99.0	783374	54.7714	µg/L		0.000
Spiked Amount: 200.000	Range: 10.0 - 65.0%			Recovery = 27.39%			
S Nitrobenzene-d5	5.543	82.0	394555	53.0300	µg/L		-0.010
Spiked Amount: 100.000	Range: 32.0 - 94.0%			Recovery = 53.03%			
S 2-Fluorobiphenyl	7.697	172.0	1323543	54.5058	µg/L		0.000
Spiked Amount: 100.000	Range: 28.0 - 107.0%			Recovery = 54.51%			
S 2,4,6-Tribromophenol	9.428	329.8	210260	100.9387	µg/L		0.000
Spiked Amount: 200.000	Range: 25.0 - 140.0%			Recovery = 50.47%			
S Terphenyl-d14	13.047	244.3	2059734	79.8197	µg/L		-0.010
Spiked Amount: 100.000	Range: 32.0 - 122.0%			Recovery = 79.82%			
Target Compounds							**QValue**
T N-Nitrosodimethylamine	0.000		0	N.D.			
T Pyridine	0.000		0	N.D.			
T Aniline	0.000		0	N.D.			
T Phenol	0.000		0	N.D.			
T bis(-2-Chloroethyl)Ether	4.909	63.0	0		µg/L	md	1
T 2-Chlorophenol	0.000		0	N.D.			
T 1,3-Dichlorobenzene	0.000		0	N.D.			
T 1,4-Dichlorobenzene	0.000		0	N.D.			
T 1,2-Dichlorobenzene	0.000		0	N.D.			
T Benzyl Alcohol	0.000		0	N.D.			
T 2-Methylphenol	0.000		0	N.D.			
T bis(2-chloroisopropyl)Ether	0.000		0	N.D.			
T N-nitroso-Di-n-propylamine	5.543	70.0	0		µg/L	md	1
T 4Methylphenol/3Methylphenol	0.000		0	N.D.			
T Hexachloroethane	0.000		0	N.D.			

Compound	RT	QIon	Resp.	Conc.	Units		Dev(Min)
T Nitrobenzene	0.000		0	N.D.			
T Isophorone	0.000		0	N.D.			
T 2-Nitrophenol	0.000		0	N.D.			
T 2,4-Dimethylphenol	0.000		0	N.D.			
T bis(-2-Chloroethoxy)Methane	0.000		0	N.D.			
T 2,4-Dichlorophenol	0.000		0	N.D.			
T Benzoic Acid	0.000		0	N.D.			
T 1,2,4-Trichlorobenzene	0.000		0	N.D.			
T Naphthalene	0.000		0	N.D.			
T 4-Chlorophenol	6.372	130.0	0		µg/L	md	1
T p-Chloroaniline	0.000		0	N.D.			
T Hexachlorobutadiene	0.000		0	N.D.			
T 4-Chloro-2-Methylphenol	0.000		0	N.D.			
T 4-Chloro-3-Methylphenol	0.000		0	N.D.			
T 2-Methylnaphthalene	0.000		0	N.D.			
T 1-Methylnaphthalene	0.000		0	N.D.			
T Hexachlorocyclopentadiene	0.000		0	N.D.			
T 2,4,6-Trichlorophenol	0.000		0	N.D.			
T 2,4,5-Trichlorophenol	0.000		0	N.D.			
T 2-Chloronaphthalene	0.000		0	N.D.			
T 2-Nitroaniline	0.000		0	N.D.			
T Dimethyl Phthalate	8.466	163.0	0		µg/L	md	1
T 2,6-Dinitrotoluene	8.466	165.0	0		µg/L	md	1
T Acenaphthylene	0.000		0	N.D.			
T 3-Nitroaniline	0.000		0	N.D.			
T Acenaphthene	0.000		0	N.D.			
T 2,4-Dinitrophenol	0.000		0	N.D.			
T Dibenzofuran	0.000		0	N.D.			
T 4-Nitrophenol	8.865	109.0	0		µg/L	md	1
T 2,4-Dinitrotoluene	8.466	165.0	0		µg/L	md	1
T Diethylphthalate	0.000		0	N.D.			
T Fluorene	0.000		0	N.D.			
T 4-Chlorophenyl-phenylether	0.000		0	N.D.			
T 4-Nitroaniline	0.000		0	N.D.			
T 4,6-Dinitro-2-methylphenol	0.000		0	N.D.			
T N-nitrosodiphenylamine	0.000		0	N.D.			
T Azobenzene	0.000		0	N.D.			
T 4-Bromophenyl-phenylether	0.000		0	N.D.			
T Hexachlorobenzene	0.000		0	N.D.			
T Pentachlorophenol	0.000		0	N.D.			
T Phenanthrene	0.000		0	N.D.			
T Anthracene	0.000		0	N.D.			
T Triallate	0.000		0	N.D.			
T Carbazole	0.000		0	N.D.			
T o-Terphenyl	0.000		0	N.D.			
T Di-n-Butylphthalate	0.000		0	N.D.			
T Fluoranthene	0.000		0	N.D.			
T Benzidine	0.000		0	N.D.			
T Pyrene	0.000		0	N.D.			
T Butylbenzylphthalate	0.000		0	N.D.			
T Benzo(a)Anthracene	0.000		0	N.D.			
T Chrysene	0.000		0	N.D.			
T 3,3-Dichlorobenzidine	0.000		0	N.D.			
T bis(2-ethylhexyl)Phthalate	0.000		0	N.D.			
T Di-n-octyl Phthalate	0.000		0	N.D.			

Compound	RT	QIon	Resp.	Conc.	Units	Dev(Min)
T Benzo(b)fluoranthene	0.000		0	N.D.		
T Benzo(k)fluoranthene	0.000		0	N.D.		
T Benzo(a)pyrene	0.000		0	N.D.		
T Indeno(1,2,3-c,d)pyrene	0.000		0	N.D.		
T Dibenzo(a,h)anthracene	0.000		0	N.D.		
T Benzo(g,h,i)perylene	0.000		0	N.D.		

(#) = Qualifier Out of Range; (m) = Manual Integration; (+) = Area Summed; (*) = Surrogate Percent Recovery Out of Range; (d): Zeroed Peak

Compound	Conc.	Exp RT	QIon	Exp Ratio
N-Nitrosodimethylamine	N.D.	2.15	42.0	130.1

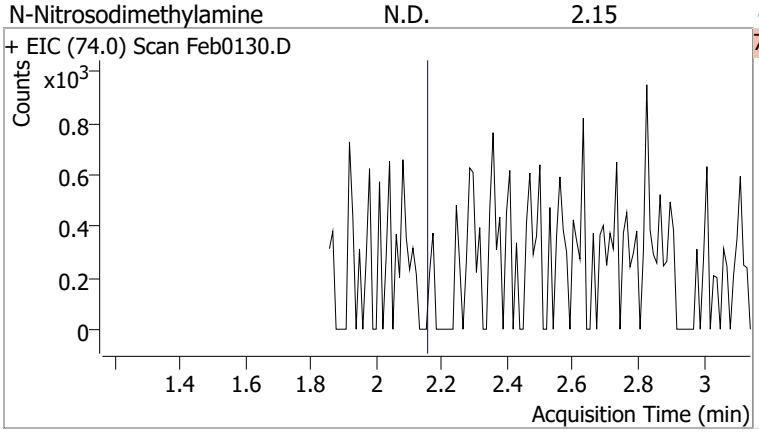

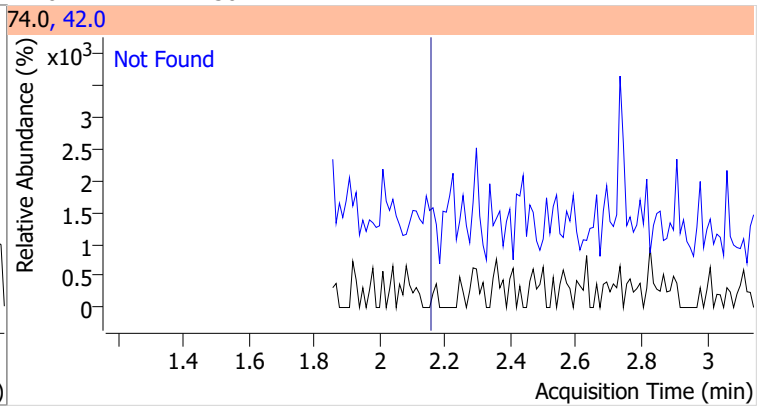

Compound	Conc.	Exp RT	QIon	Exp Ratio
Pyridine	N.D.	2.18	52.0	101.7

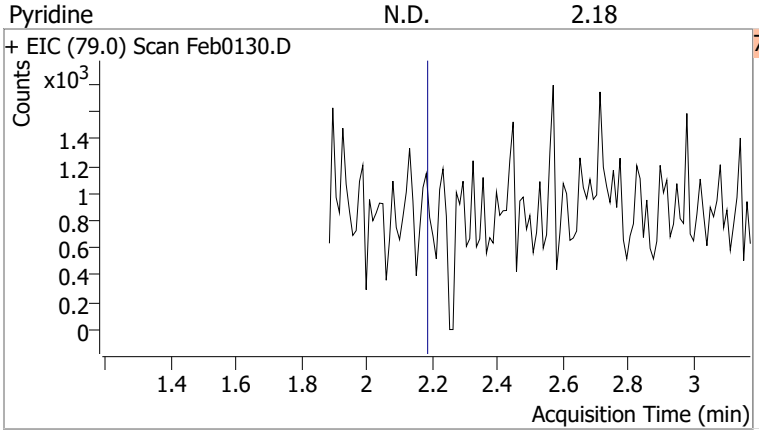

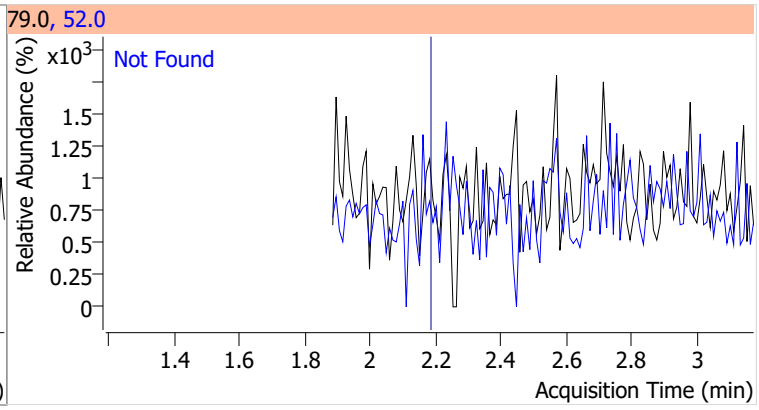

Compound	Conc.	RT	Dev(Min)	Resp.	QIon	QRatio	Lower	Upper
2-Fluorophenol	42.9858	3.52	0.00	467608	64.0	51.4	35.8	66.4
					92.0	21.0	14.3	26.6

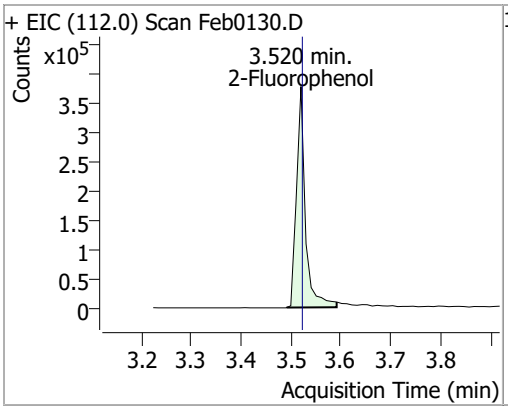

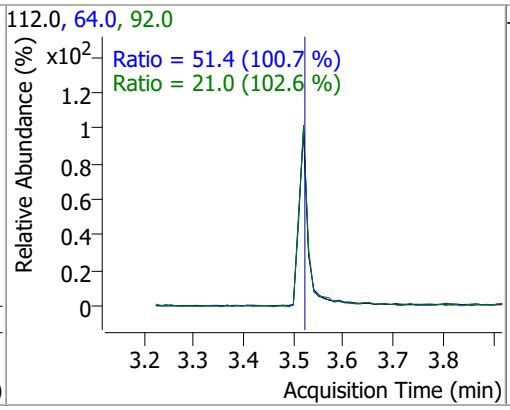

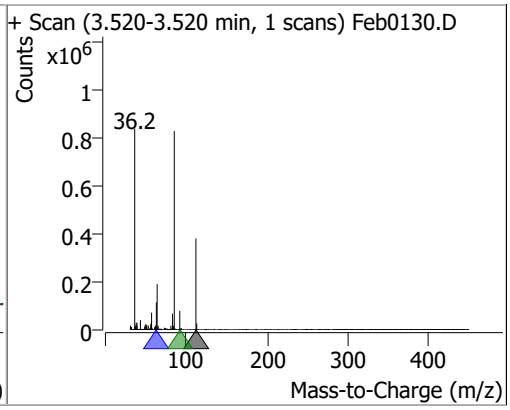

Compound	Conc.	Exp RT	QIon	Exp Ratio	QIon	Exp Ratio
Aniline	N.D.	4.55	66.0	35.1	65.0	18.0

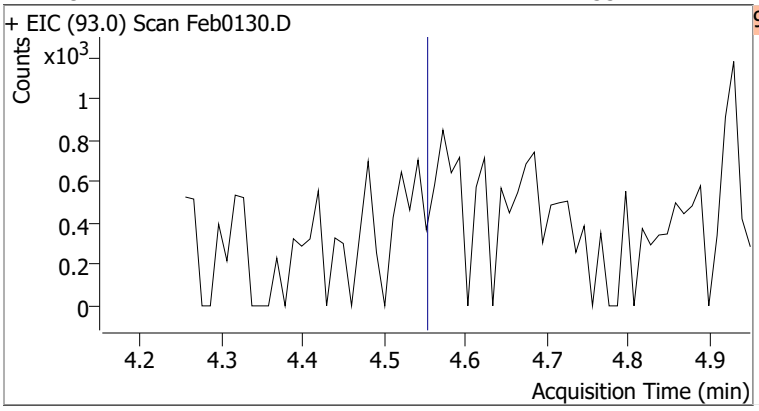

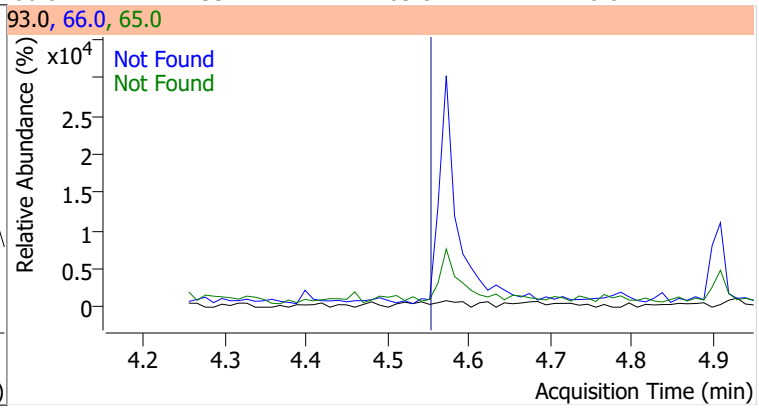

Compound	Conc.	RT	Dev(Min)	Resp.	QIon	QRatio	Lower	Upper
Phenol-d5	54.7714	4.57	0.00	783374	71.0	34.7	23.8	44.2

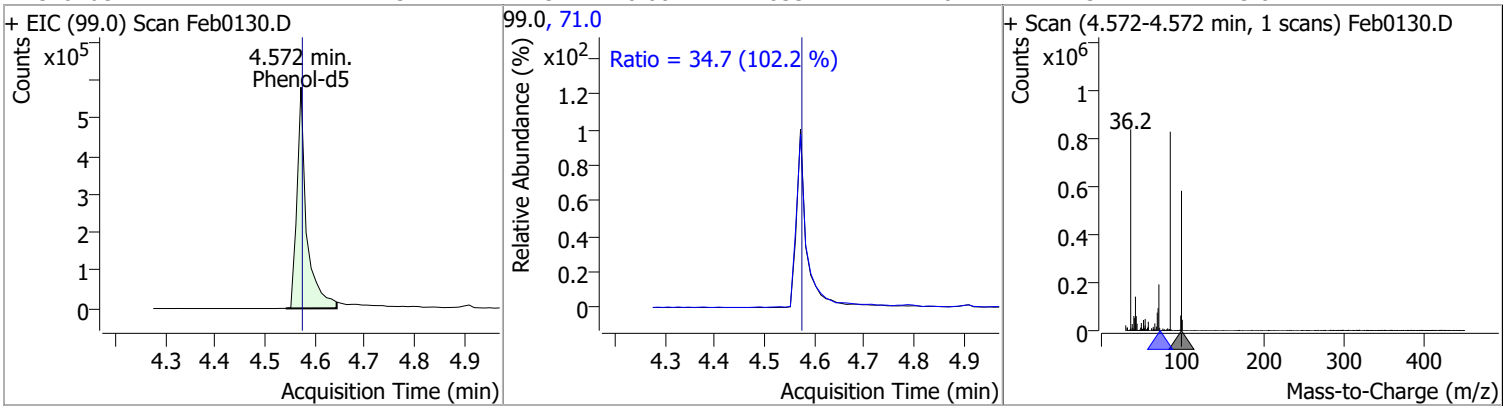

Compound	Conc.	Exp RT	QIon	Exp Ratio
Phenol	N.D.	4.59	66.0	43.8

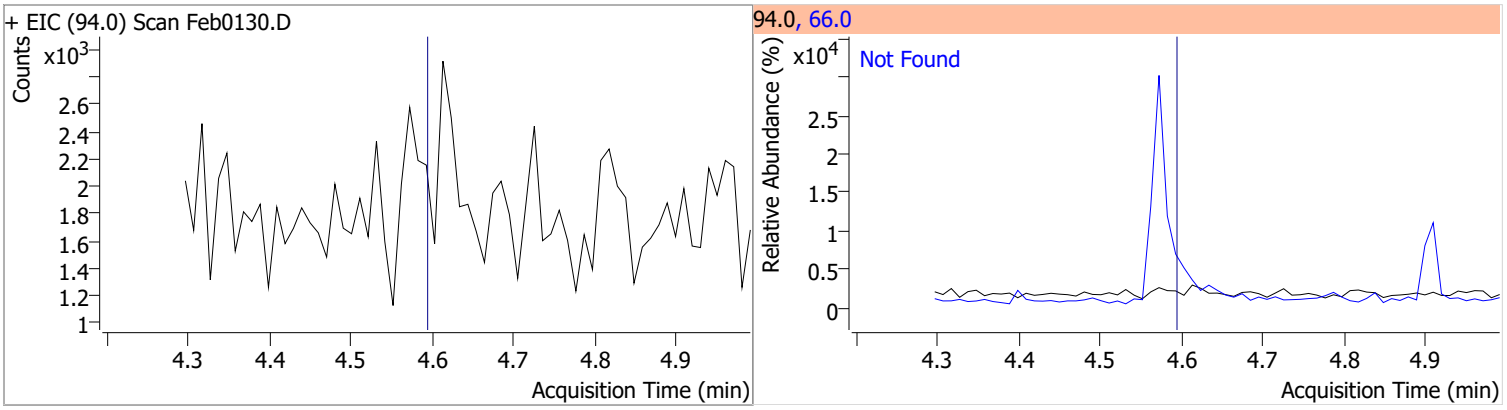

Compound	Conc.	RT	Dev(Min)	Resp.	QIon	QRatio	Lower	Upper
bis(-2-Chloroethyl)Ether		0		0	64.0		2.4	4.5

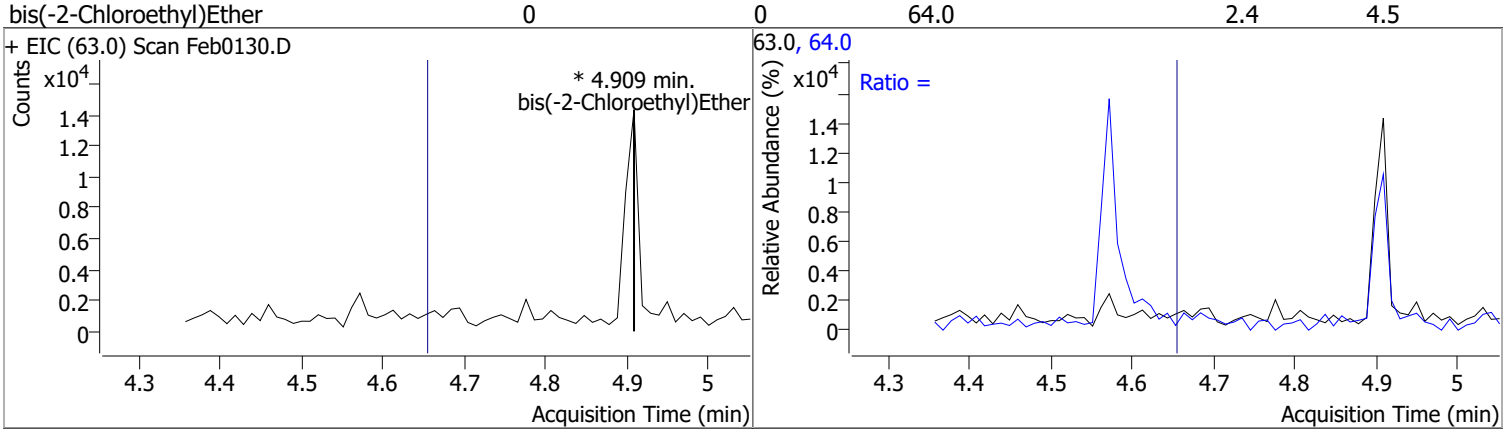

Compound	Conc.	Exp RT	QIon	Exp Ratio
2-Chlorophenol	N.D.	4.68	130.0	31.8

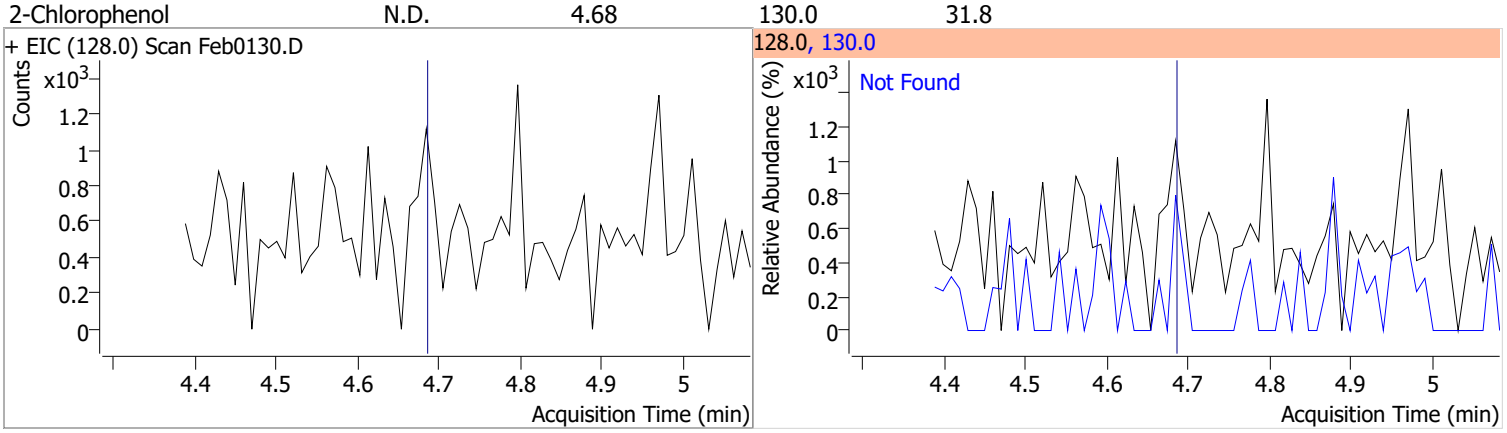

Compound	Conc.	Exp RT	QIon	Exp Ratio	QIon	Exp Ratio
1,3-Dichlorobenzene	N.D.	4.84	148.0	62.2	111.0	35.9

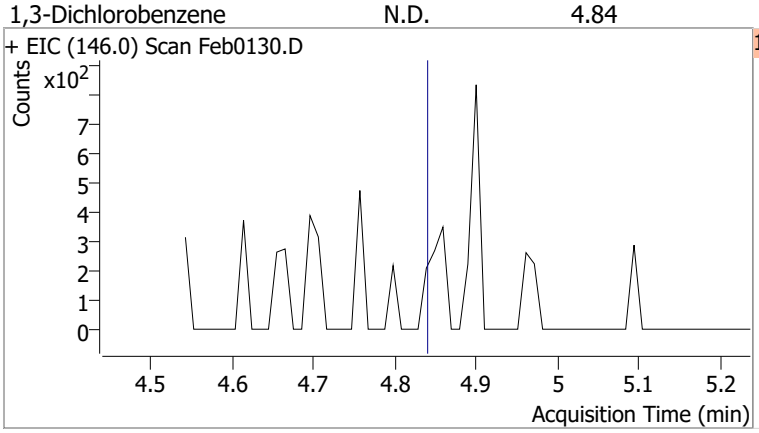

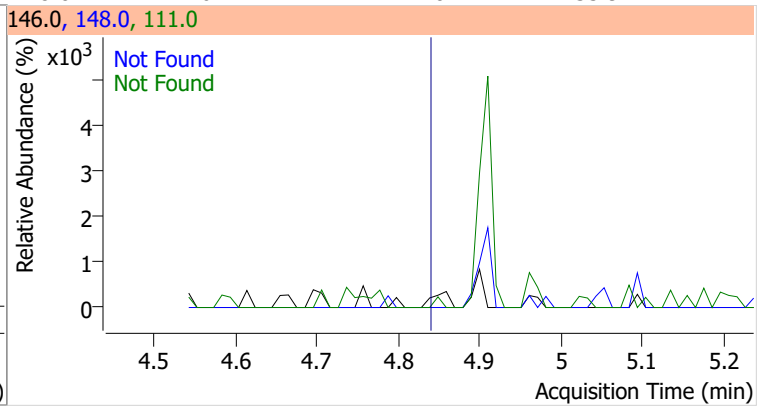

Compound	Conc.	Exp RT	QIon	Exp Ratio	QIon	Exp Ratio
1,4-Dichlorobenzene	N.D.	4.93	148.0	64.1	111.0	35.1

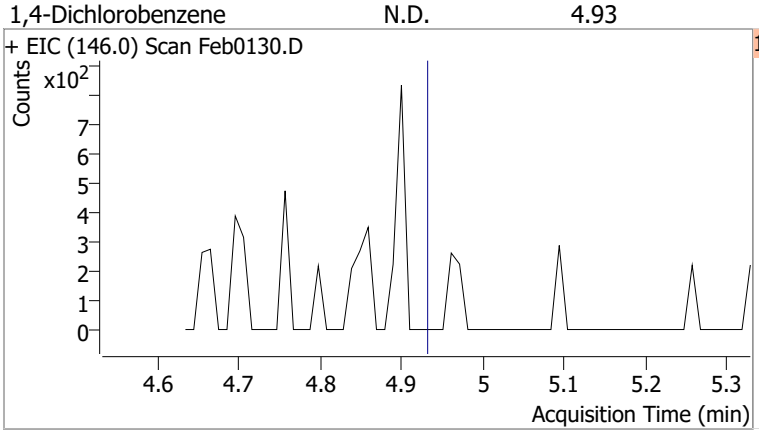

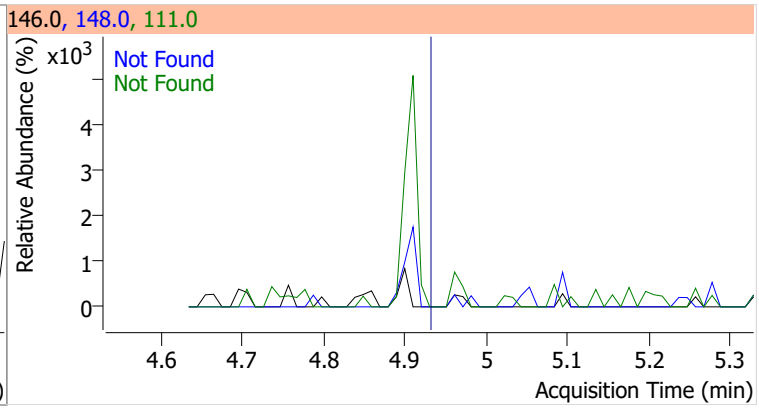

Compound	Conc.	Exp RT	QIon	Exp Ratio	QIon	Exp Ratio
1,2-Dichlorobenzene	N.D.	5.09	148.0	62.9	111.0	36.7

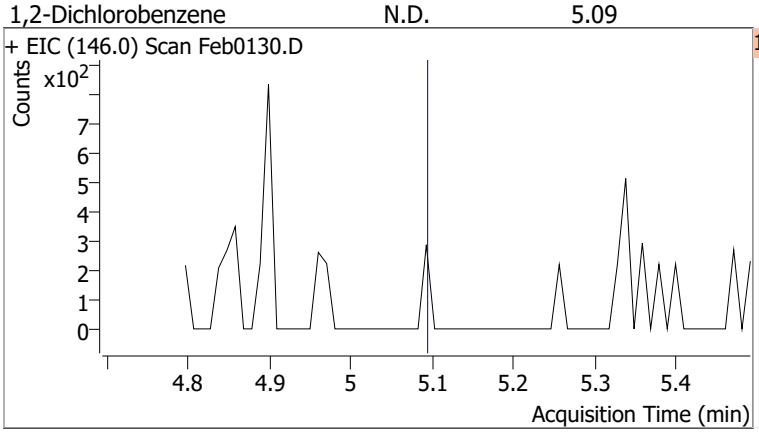

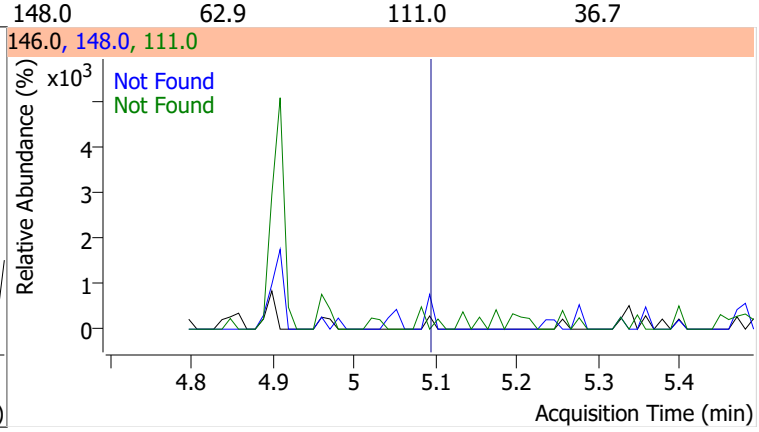

Compound	Conc.	Exp RT	QIon	Exp Ratio	QIon	Exp Ratio
Benzyl Alcohol	N.D.	5.10	79.0	118.4	107.0	64.5

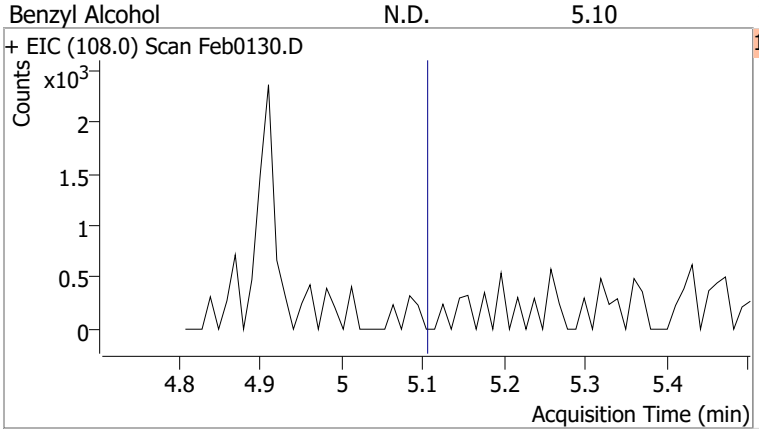

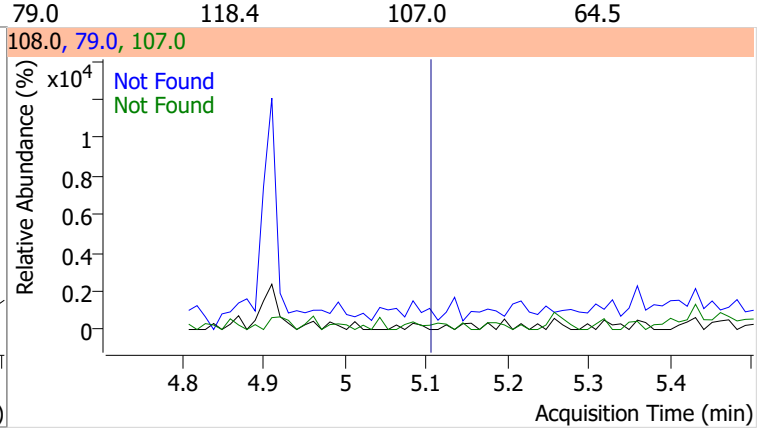

Compound	Conc.	Exp RT	QIon	Exp Ratio
2-Methylphenol	N.D.	5.26	108.0	116.3

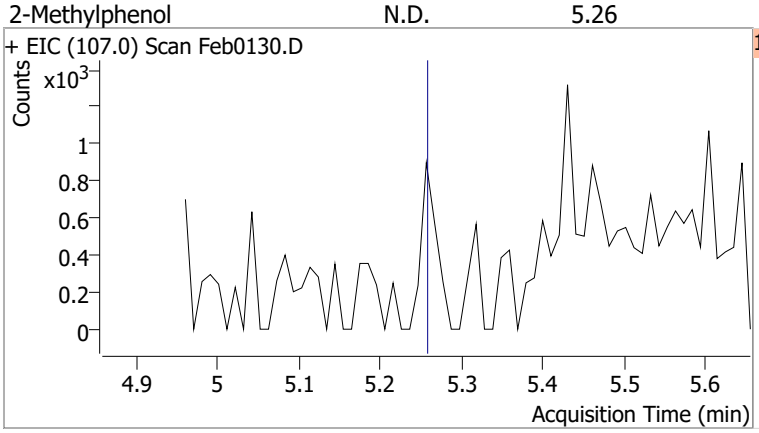

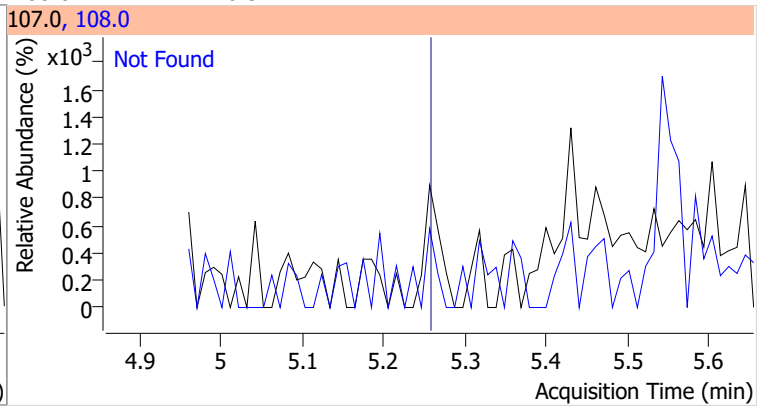

Compound	Conc.	Exp RT	QIon	Exp Ratio
bis(2-chloroisopropyl)Ether	N.D.	5.27	123.0	32.8

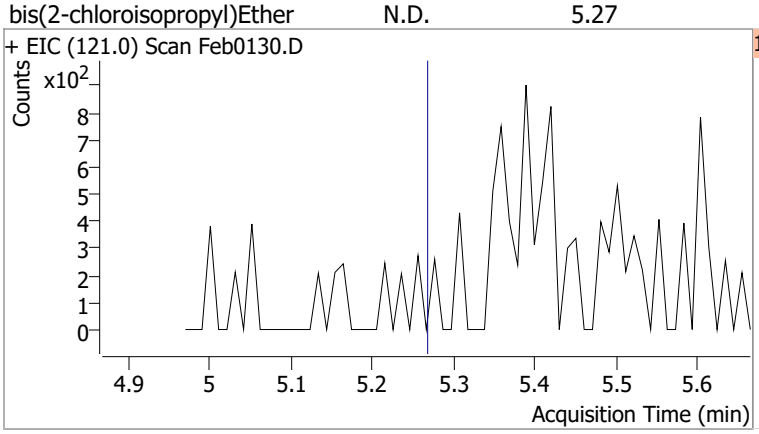

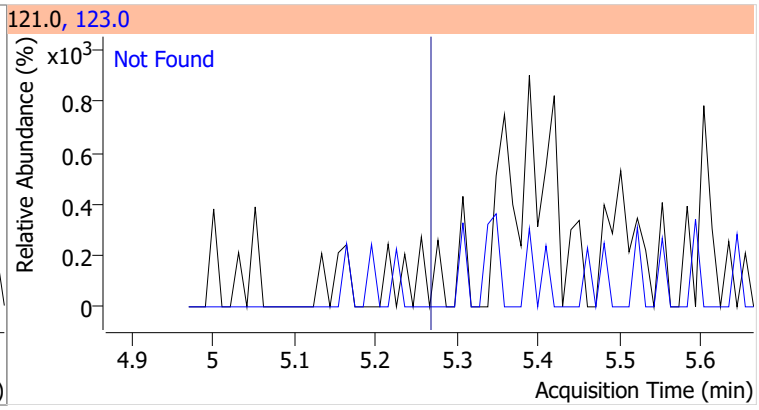

Compound	Conc.	RT	Dev(Min)	Resp.	QIon	QRatio	Lower	Upper
N-nitroso-Di-n-propylamine		0		0	130.0		0.0	35.1

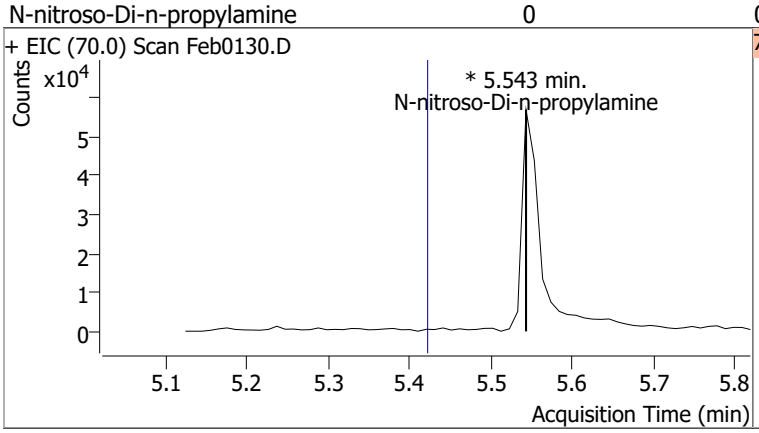

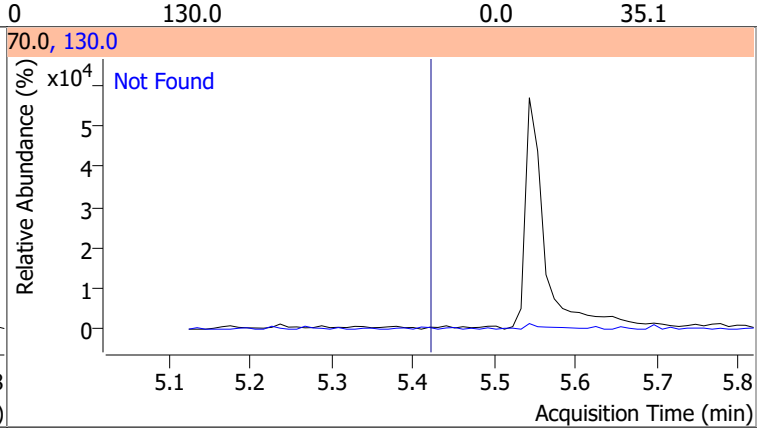

Compound	Conc.	Exp RT	QIon	Exp Ratio
4Methylphenol/3Methylphenol	N.D.	5.44	108.0	84.1

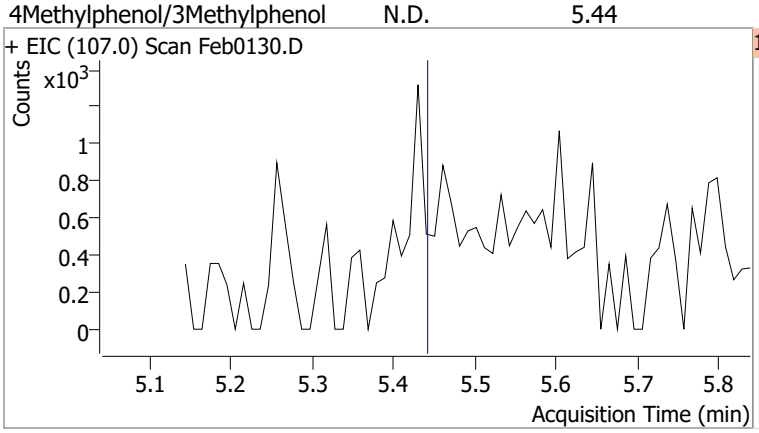

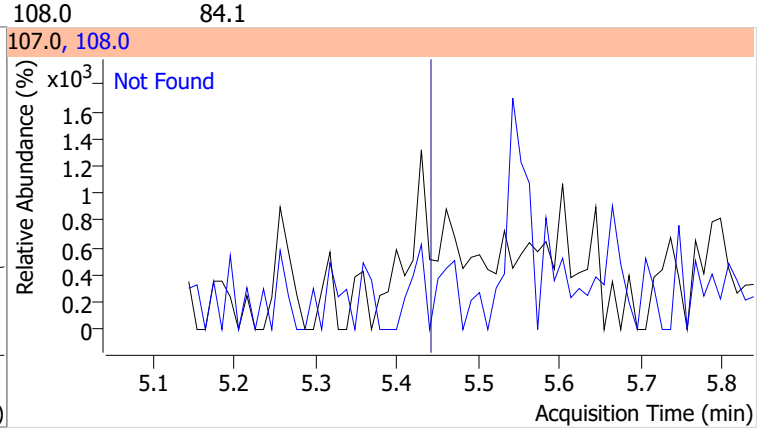

Quantitation Results Report (QT Reviewed)

Compound	Conc.	Exp RT	QIon	Exp Ratio	QIon	Exp Ratio
Hexachloroethane	N.D.	5.47	201.0	93.6	199.0	59.8

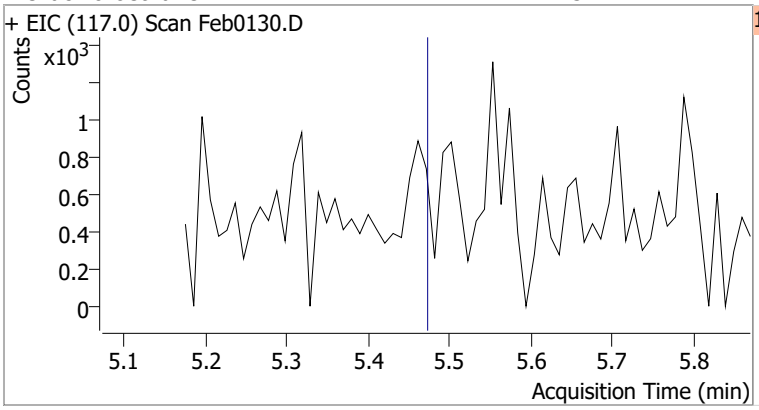

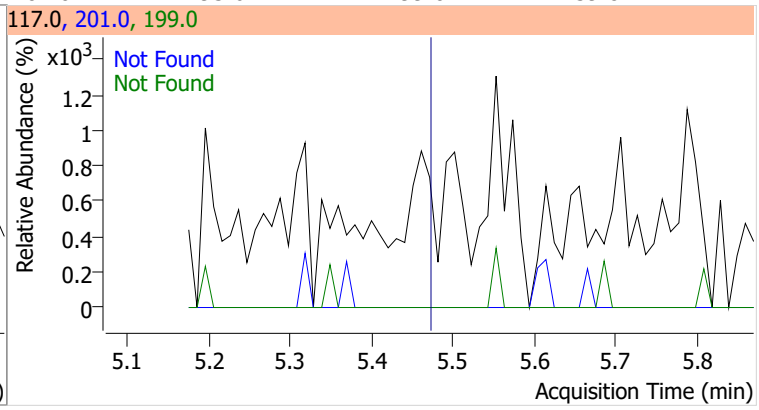

Compound	Conc.	RT	Dev(Min)	Resp.	QIon	QRatio	Lower	Upper
Nitrobenzene-d5	53.0300	5.54	-0.01	394555	54.0	65.2	44.8	83.2
					128.0	45.8	32.6	60.6

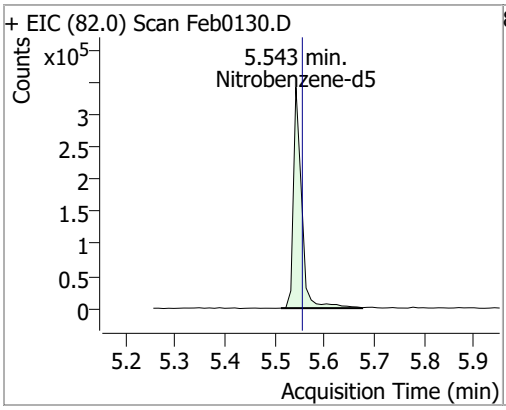

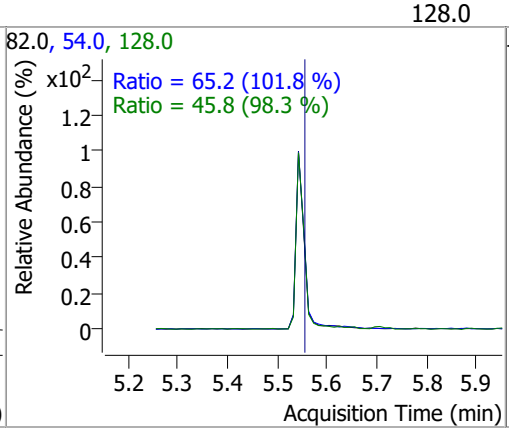

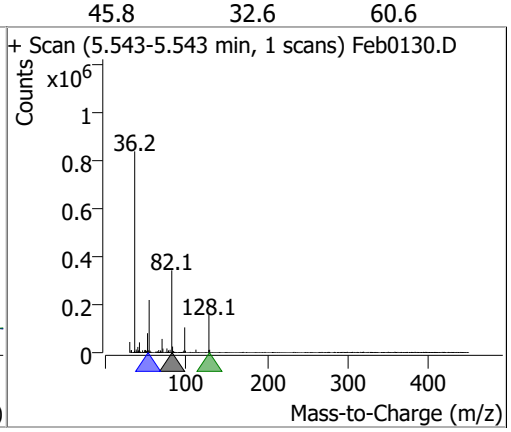

Compound	Conc.	Exp RT	QIon	Exp Ratio	QIon	Exp Ratio
Nitrobenzene	N.D.	5.57	77.0	202.4	51.0	125.5

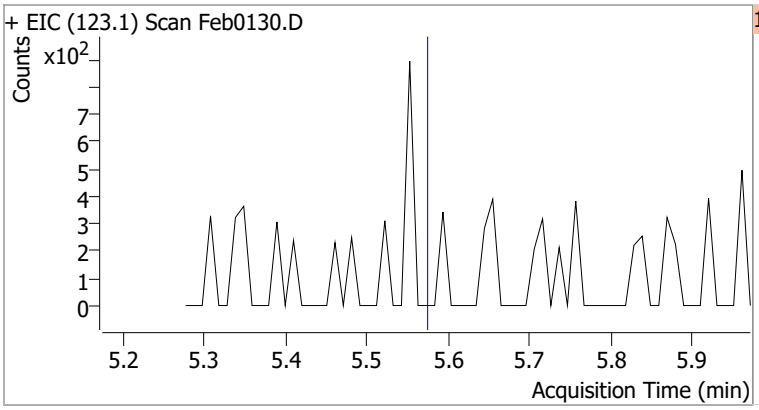

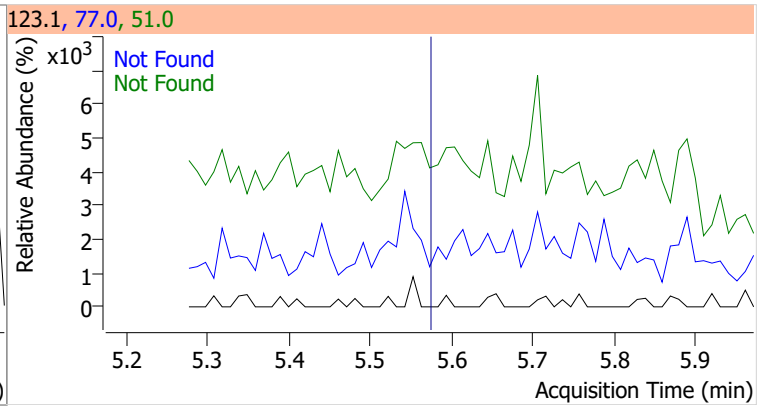

Compound	Conc.	Exp RT	QIon	Exp Ratio
Isophorone	N.D.	5.88	138.0	21.7

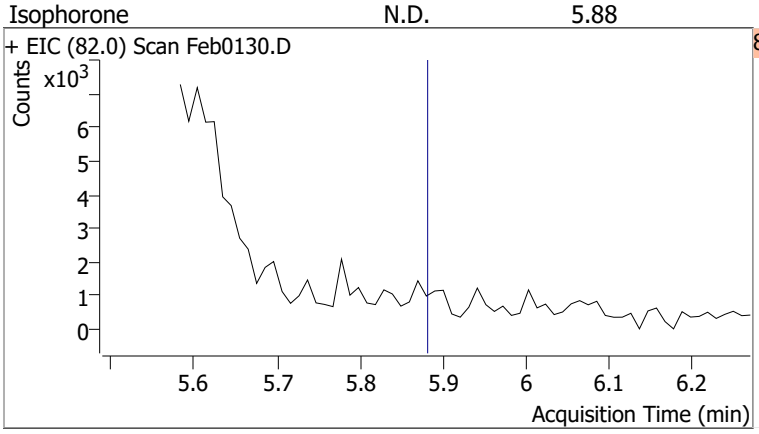

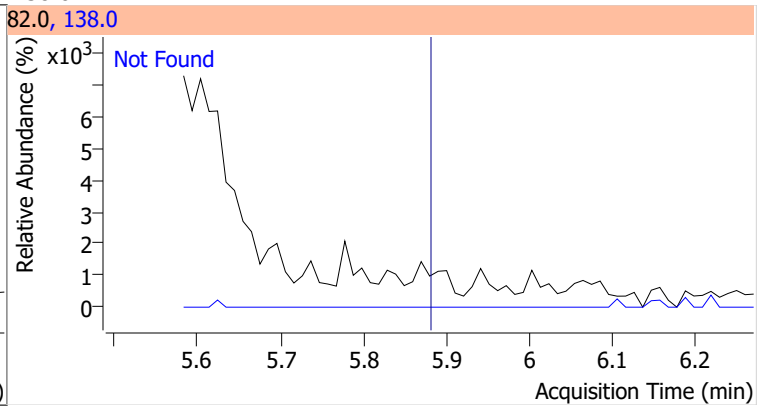

Compound	Conc.	Exp RT	QIon	Exp Ratio	QIon	Exp Ratio
2-Nitrophenol	N.D.	5.94	65.0	48.9	109.0	38.3

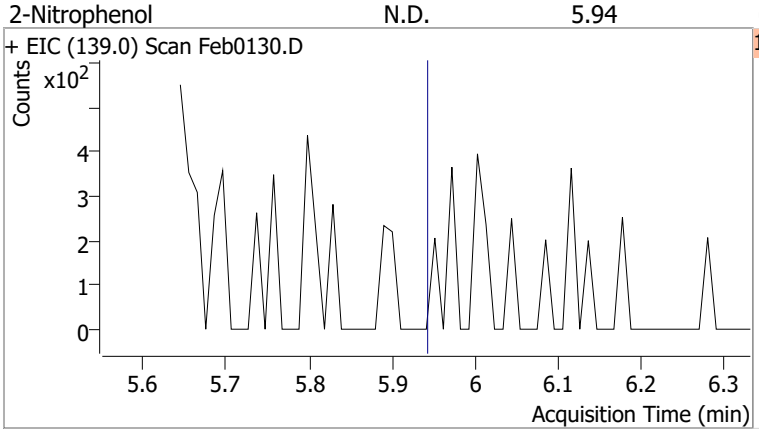

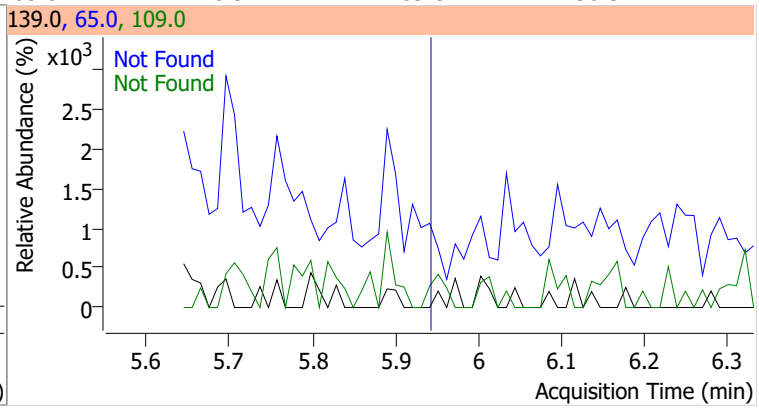

Compound	Conc.	Exp RT	QIon	Exp Ratio	QIon	Exp Ratio
2,4-Dimethylphenol	N.D.	6.05	107.0	109.0	77.0	32.4

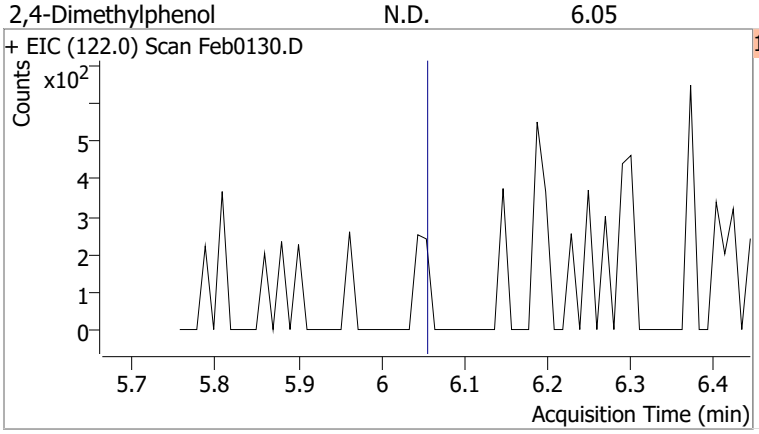

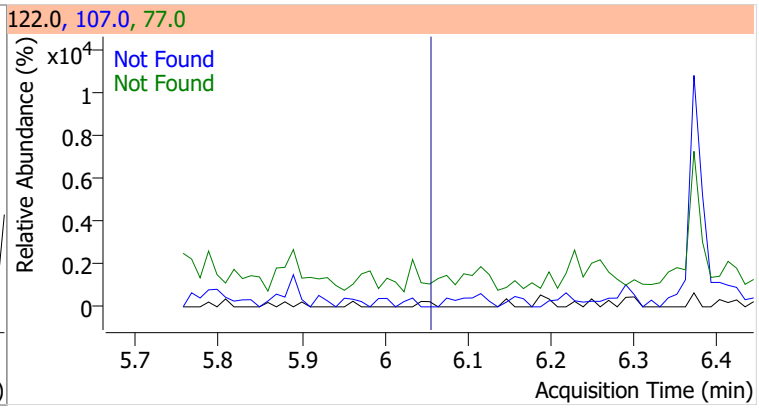

Compound	Conc.	Exp RT	QIon	Exp Ratio	QIon	Exp Ratio
bis(-2-Chloroethoxy)Methane	N.D.	6.16	63.0	68.6	95.0	32.4

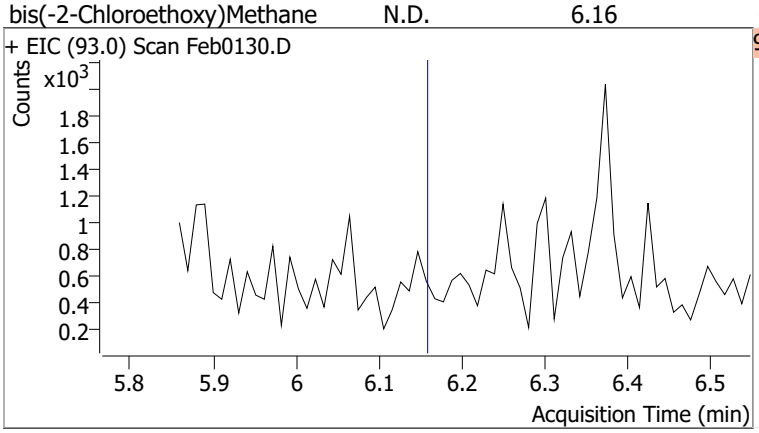

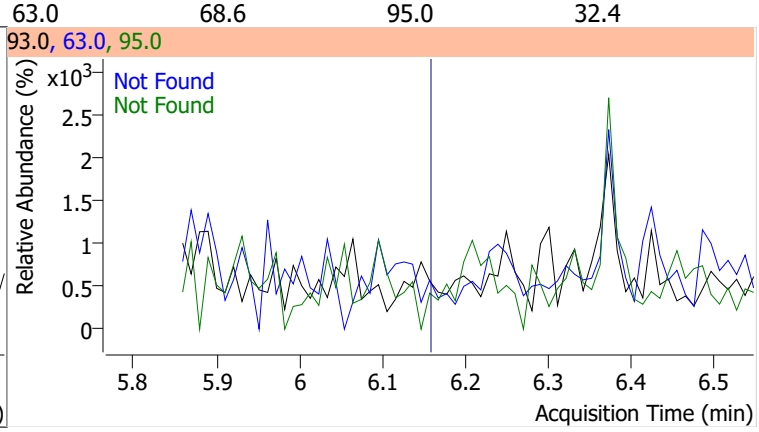

Compound	Conc.	Exp RT	QIon	Exp Ratio	QIon	Exp Ratio
2,4-Dichlorophenol	N.D.	6.25	164.0	63.2	98.0	30.8

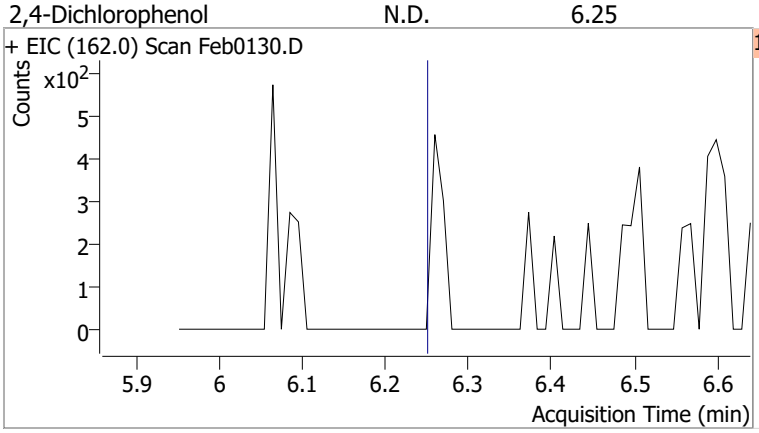

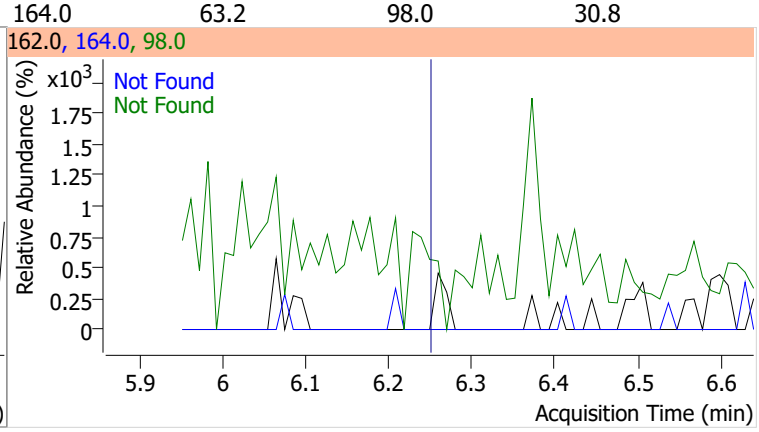

Compound	Conc.	Exp RT	QIon	Exp Ratio	QIon	Exp Ratio
Benzoic Acid	N.D.	6.27	122.0	88.6	77.0	75.0

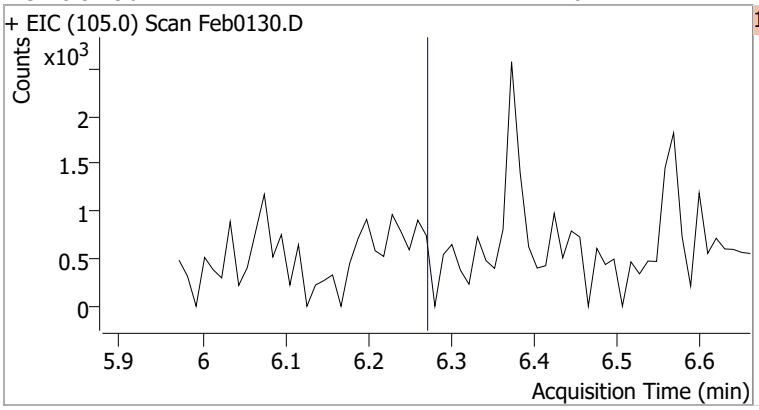

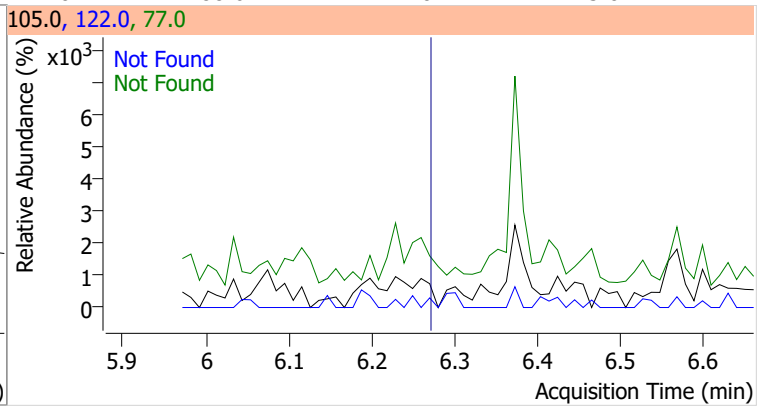

Compound	Conc.	Exp RT	QIon	Exp Ratio	QIon	Exp Ratio
1,2,4-Trichlorobenzene	N.D.	6.32	182.0	97.1	145.0	28.4

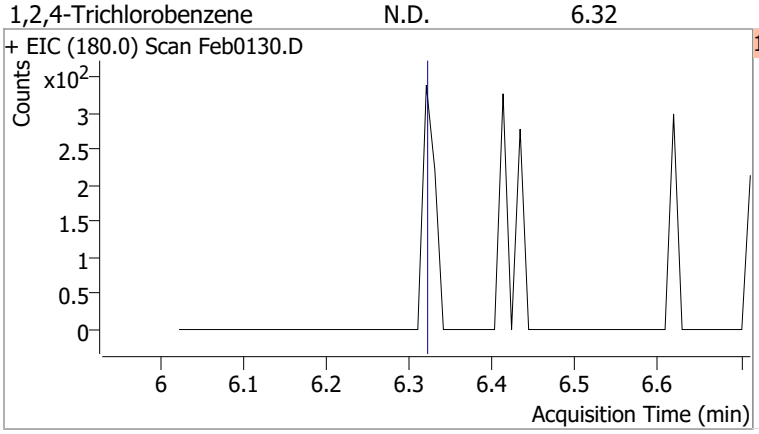

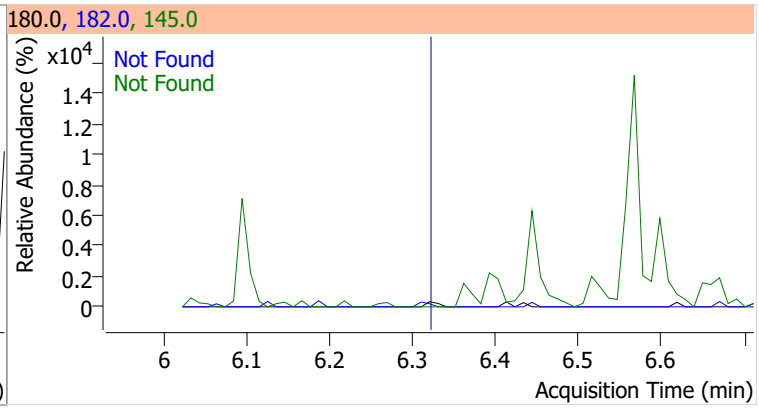

Compound	Conc.	Exp RT	QIon	Exp Ratio	QIon	Exp Ratio
Naphthalene	N.D.	6.40	129.0	11.4	102.0	9.7

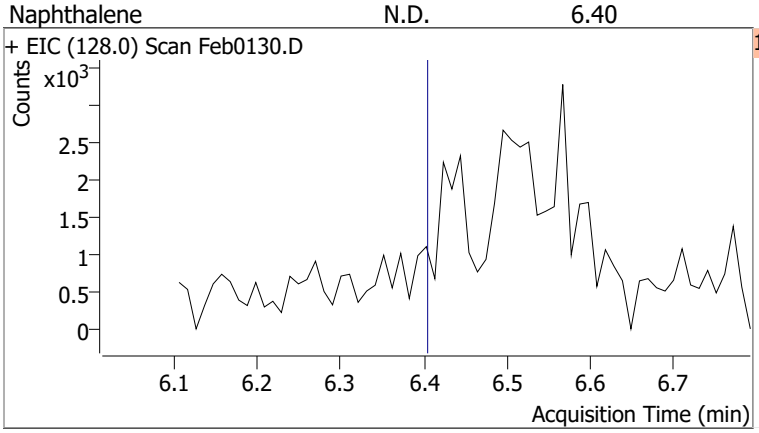

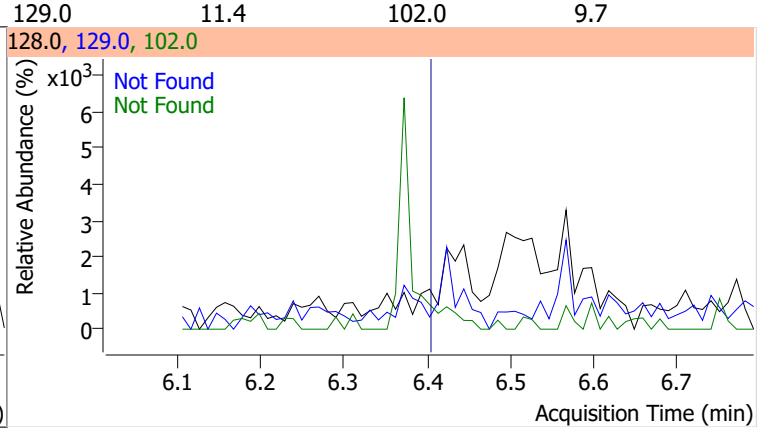

Compound	Conc.	RT	Dev(Min)	Resp.	QIon	QRatio	Lower	Upper
4-Chlorophenol		0		0	128.0		243.7	452.5

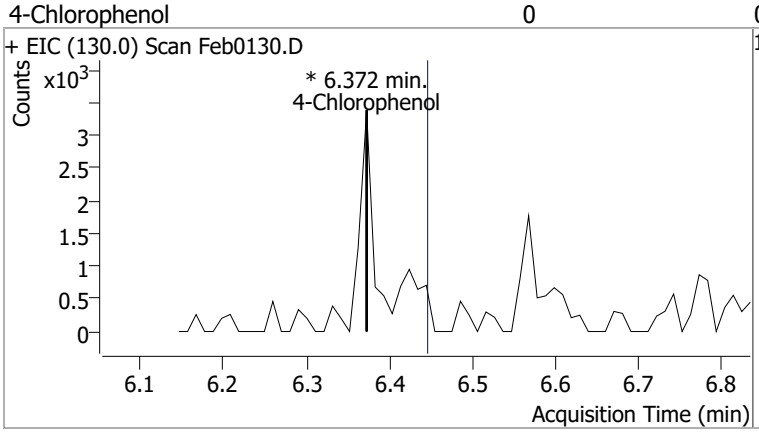

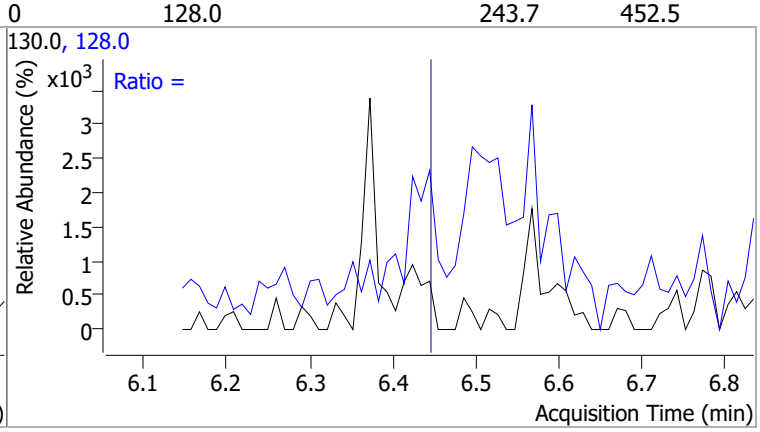

Compound	Conc.	Exp RT	QIon	Exp Ratio	QIon	Exp Ratio
p-Chloroaniline	N.D.	6.51	129.0	33.1	65.0	29.9

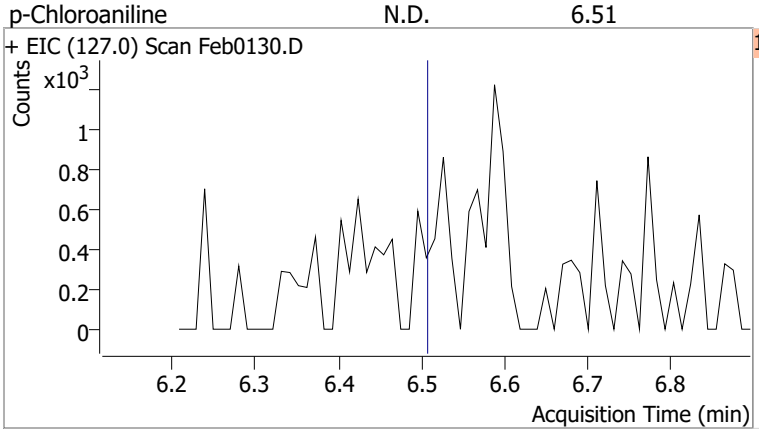

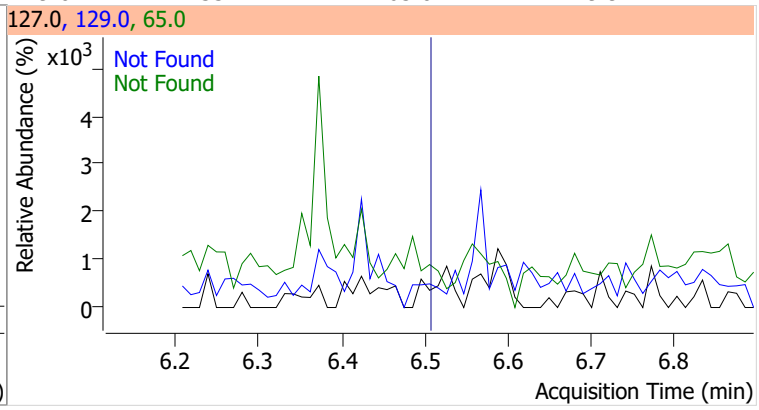

Compound	Conc.	Exp RT	QIon	Exp Ratio	QIon	Exp Ratio
Hexachlorobutadiene	N.D.	6.58	223.0	65.1	227.0	63.7

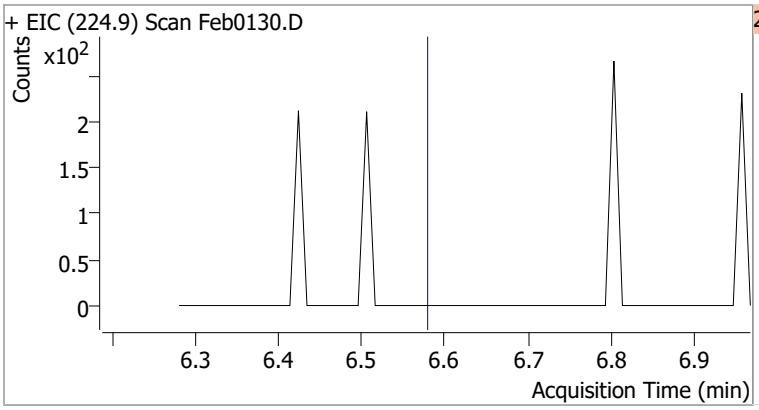

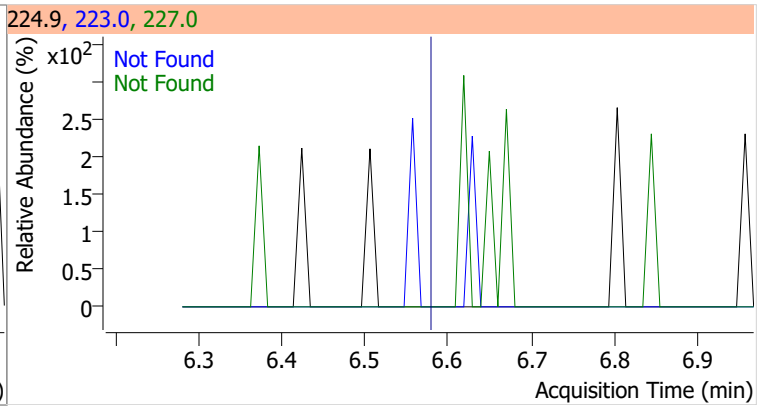

Compound	Conc.	Exp RT	QIon	Exp Ratio
4-Chloro-2-Methylphenol	N.D.	6.99	144.0	28.0

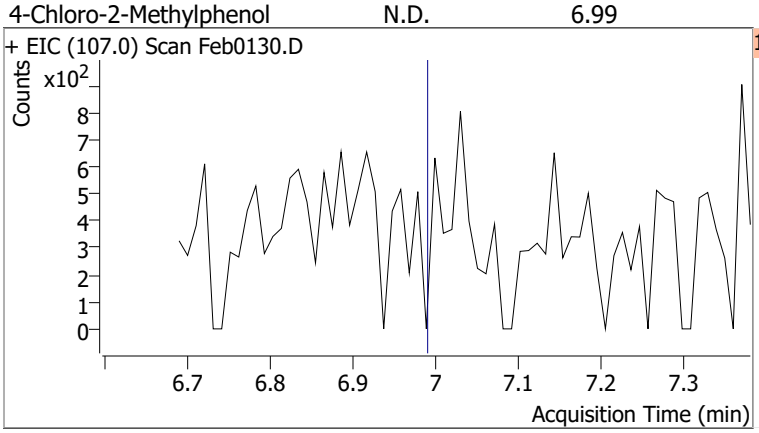

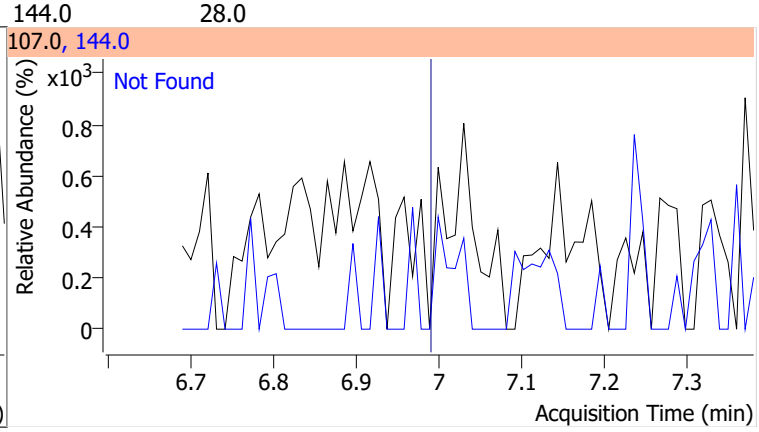

Compound	Conc.	Exp RT	QIon	Exp Ratio
4-Chloro-3-Methylphenol	N.D.	7.13	144.0	28.6

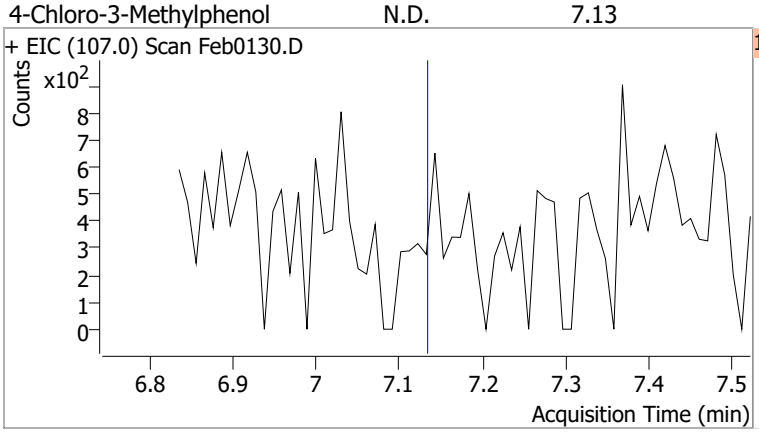

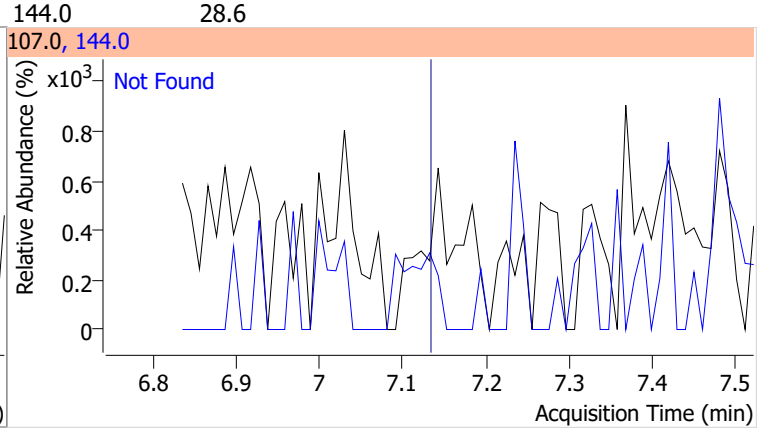

Compound	Conc.	Exp RT	QIon	Exp Ratio	QIon	Exp Ratio
2-Methylnaphthalene	N.D.	7.24	142.0	118.8	115.0	41.1

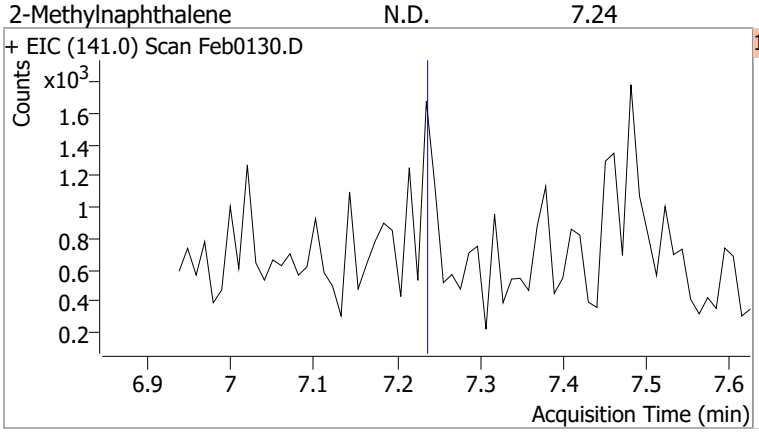

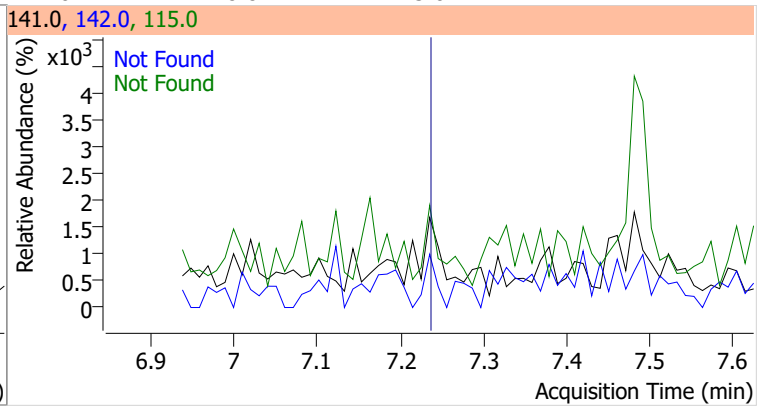

Compound	Conc.	Exp RT	QIon	Exp Ratio	QIon	Exp Ratio
1-Methylnaphthalene	N.D.	7.35	142.0	111.3	115.0	42.1

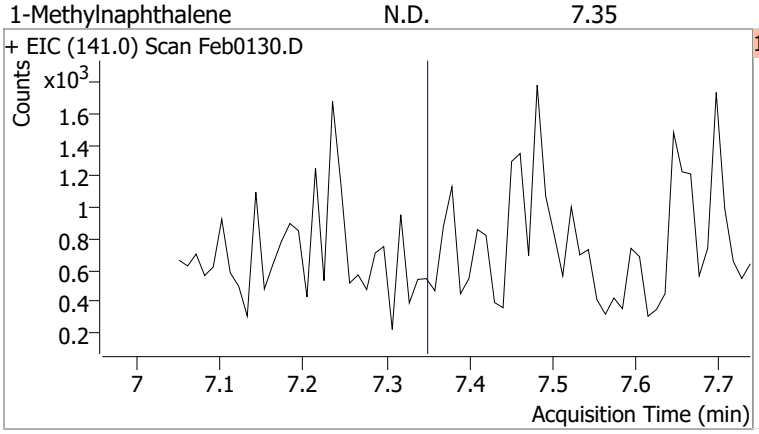

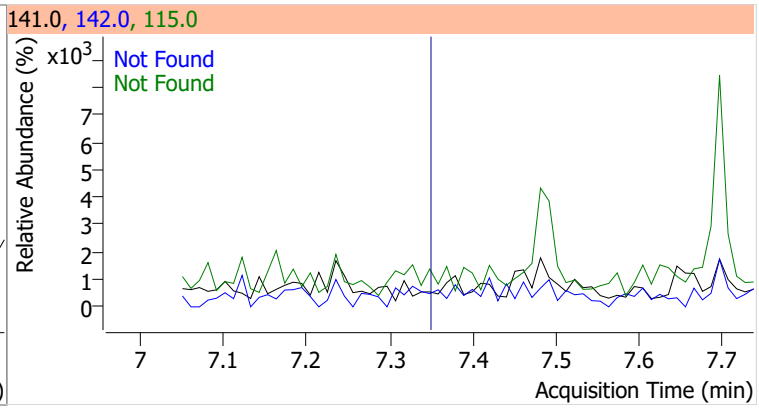

Compound	Conc.	Exp RT	QIon	Exp Ratio	QIon	Exp Ratio
Hexachlorocyclopentadiene	N.D.	7.43	238.9	62.5	234.9	62.4

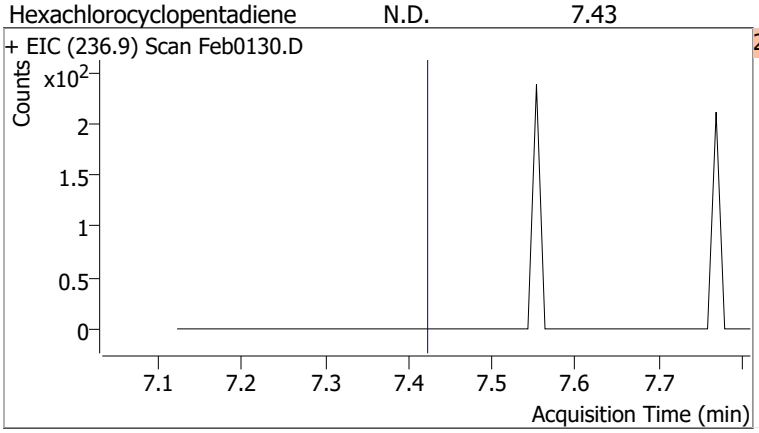

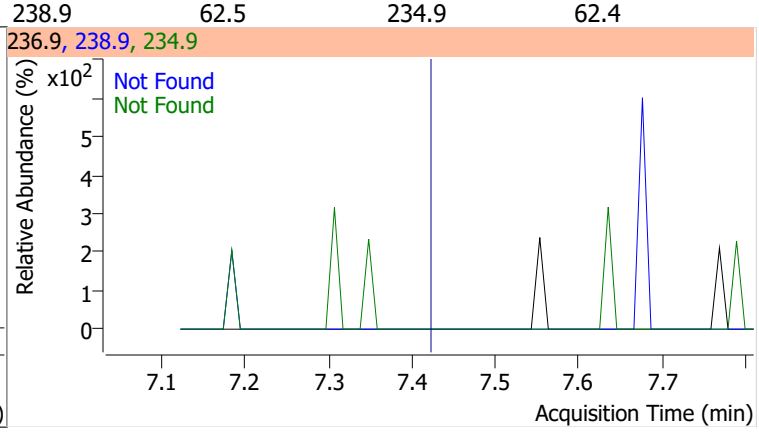

Compound	Conc.	Exp RT	QIon	Exp Ratio
2,4,6-Trichlorophenol	N.D.	7.59	198.0	98.1

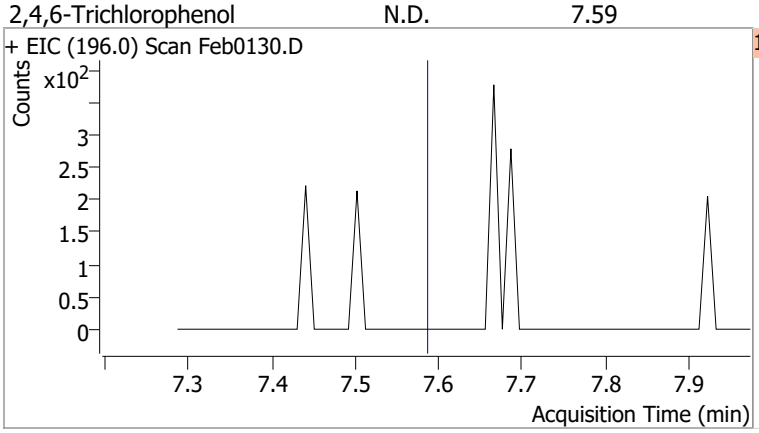

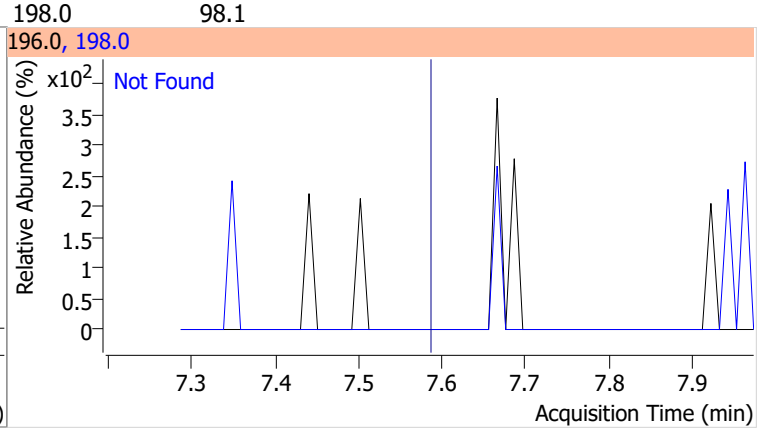

Compound	Conc.	Exp RT	QIon	Exp Ratio
2,4,5-Trichlorophenol	N.D.	7.64	198.0	93.7

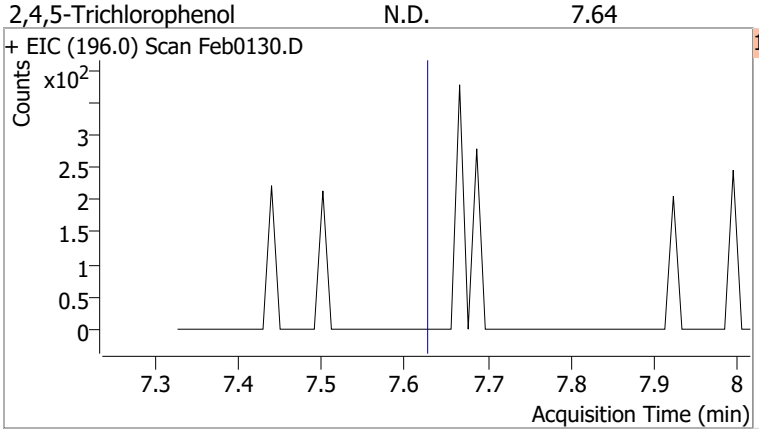

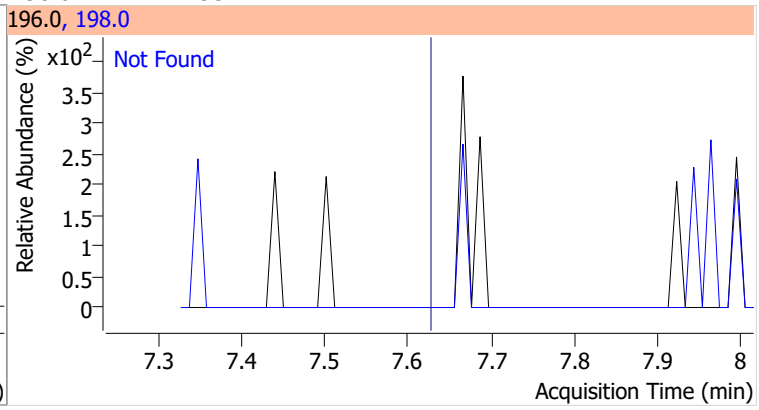

Compound	Conc.	RT	Dev(Min)	Resp.	QIon	QRatio	Lower	Upper
2-Fluorobiphenyl	54.5058	7.70	0.00	1323543	171.0	33.1	23.8	44.1

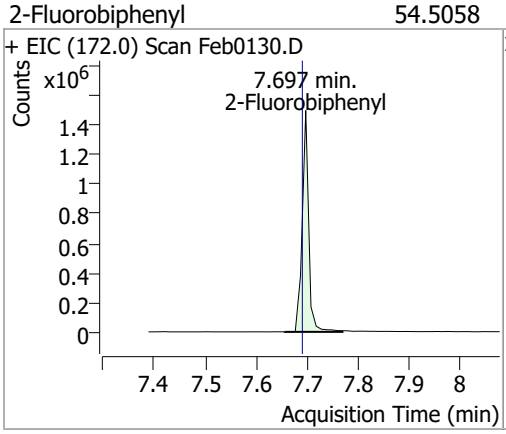

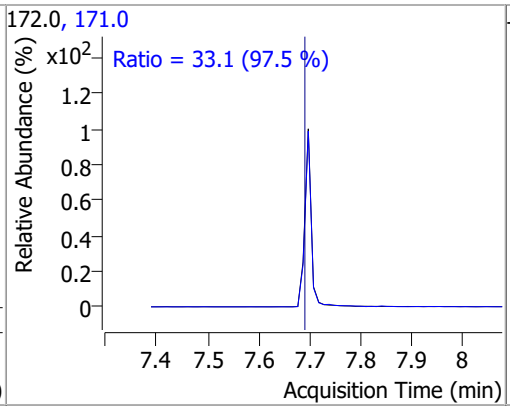

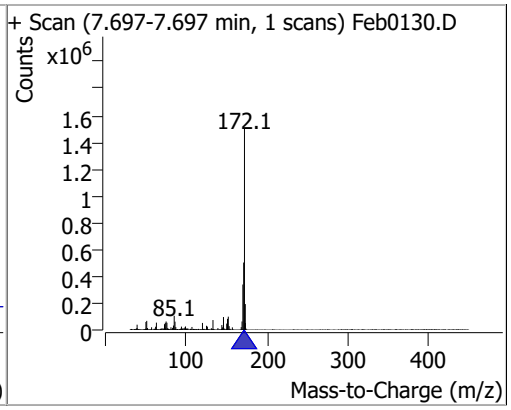

Compound	Conc.	Exp RT	QIon	Exp Ratio	QIon	Exp Ratio
2-Chloronaphthalene	N.D.	7.81	127.0	36.7	164.0	32.2

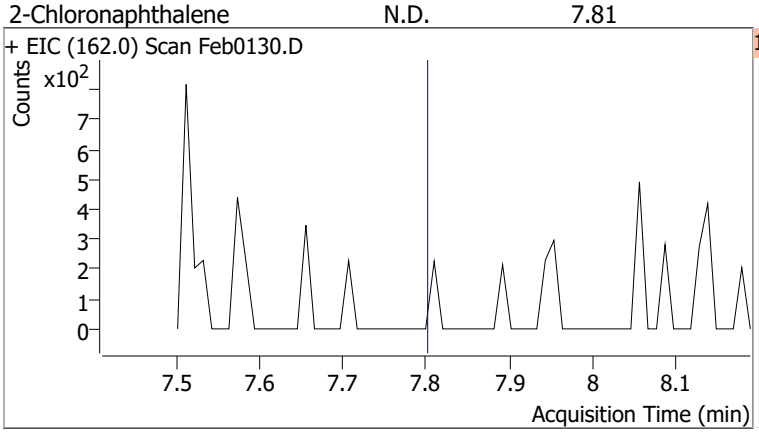

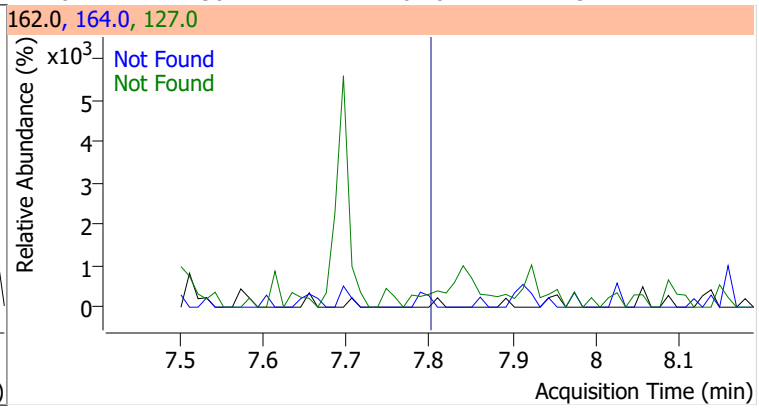

Compound	Conc.	Exp RT	QIon	Exp Ratio
2-Nitroaniline	N.D.	7.96	138.0	120.7

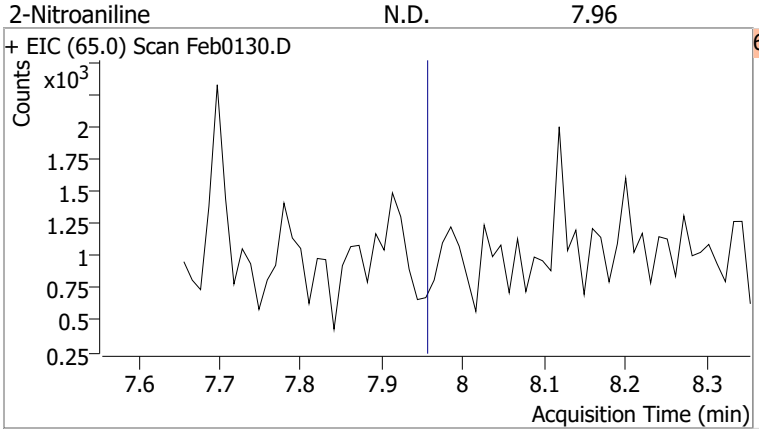

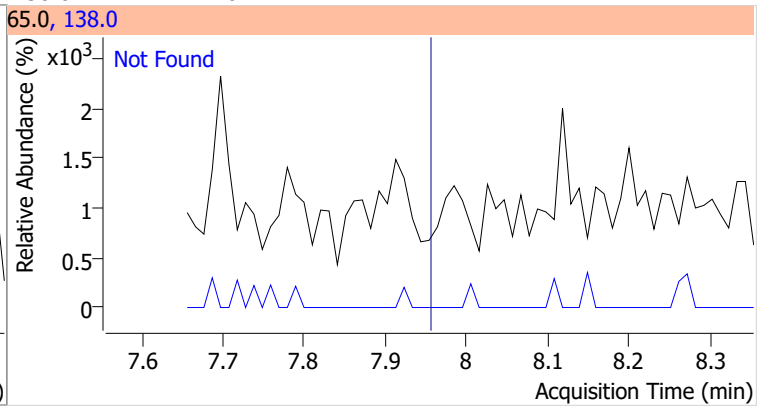

Compound	Conc.	RT	Dev(Min)	Resp.	QIon	QRatio	Lower	Upper
Dimethyl Phthalate		0		0	77.0		13.0	24.2

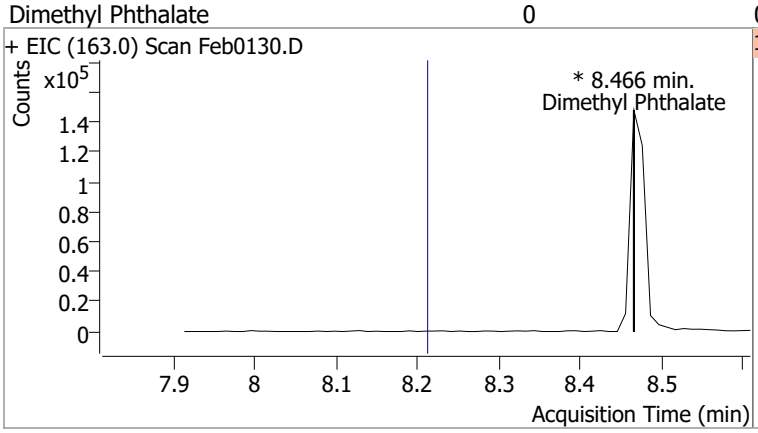

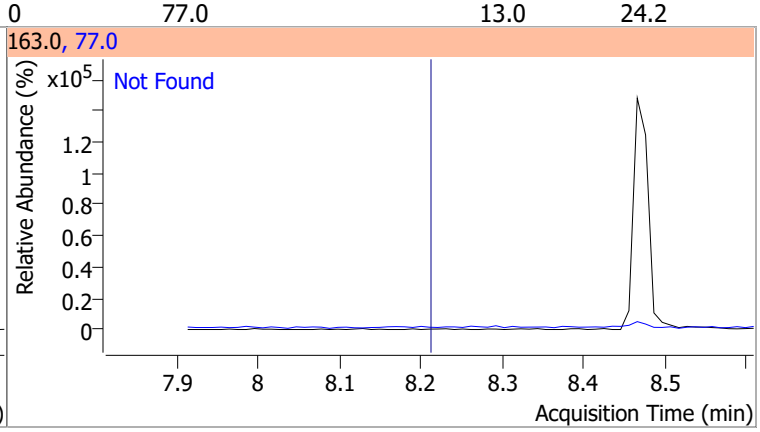

Compound	Conc.	RT	Dev(Min)	Resp.	QIon	QRatio	Lower	Upper
2,6-Dinitrotoluene		0		0	63.0		82.2	152.7
					89.0		40.8	75.8

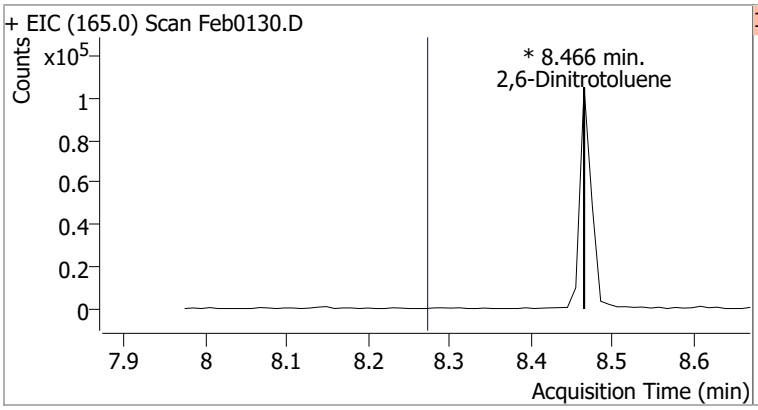

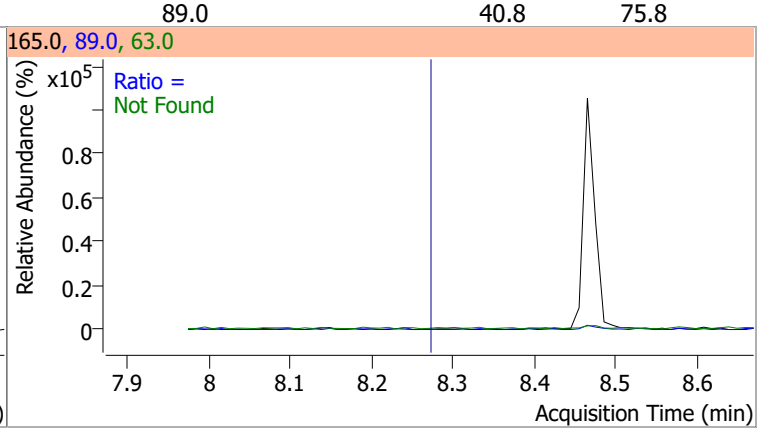

Compound	Conc.	Exp RT	QIon	Exp Ratio
Acenaphthylene	N.D.	8.30	153.1	14.0

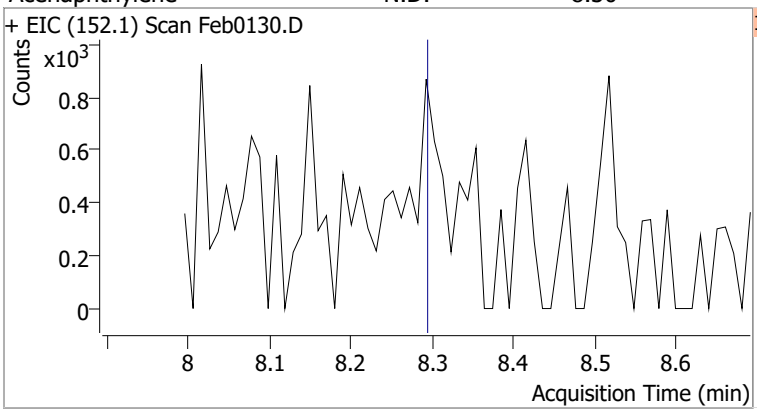

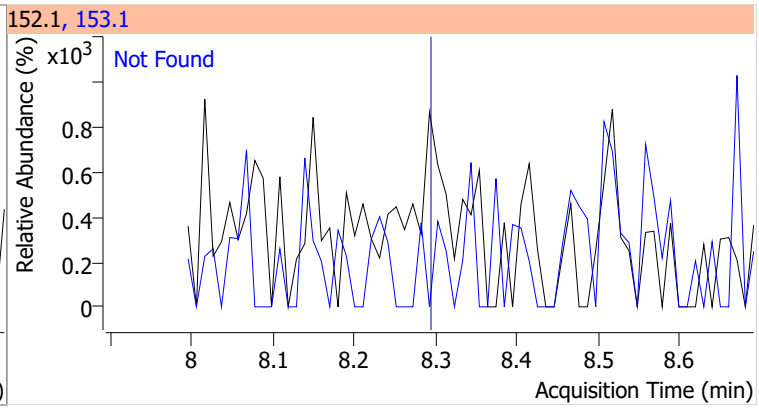

Compound	Conc.	Exp RT	QIon	Exp Ratio	QIon	Exp Ratio
3-Nitroaniline	N.D.	8.48	65.0	121.0	92.0	102.4

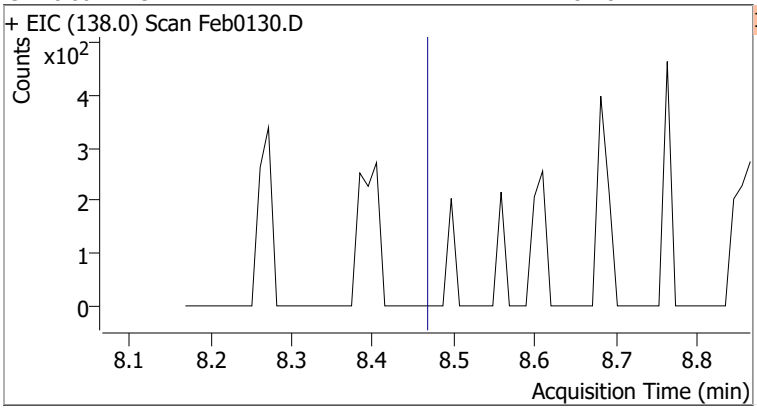

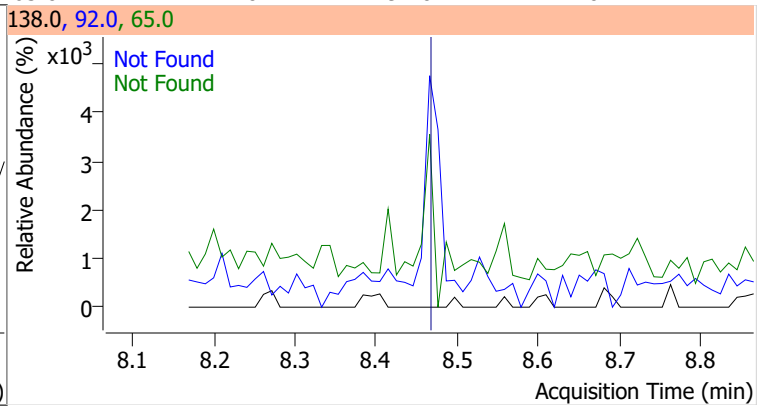

Compound	Conc.	Exp RT	QIon	Exp Ratio	QIon	Exp Ratio
Acenaphthene	N.D.	8.52	153.0	109.2	152.0	51.1

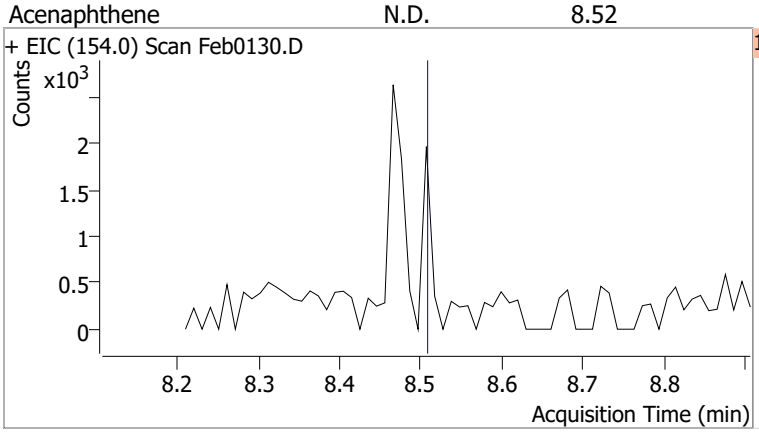

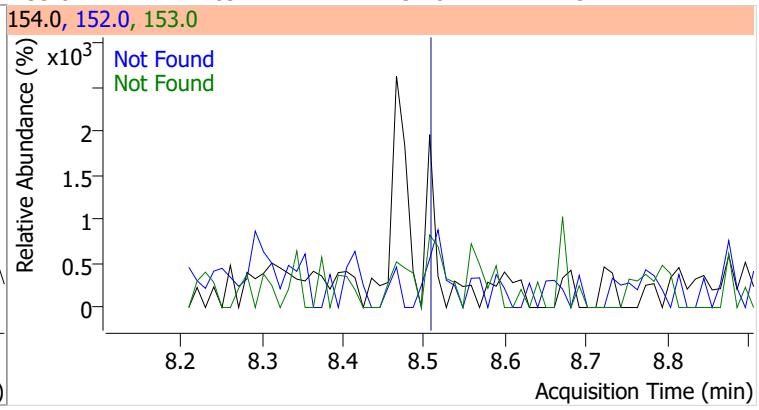

Compound	Conc.	Exp RT	QIon	Exp Ratio
2,4-Dinitrophenol	N.D.	8.60	154.0	63.4

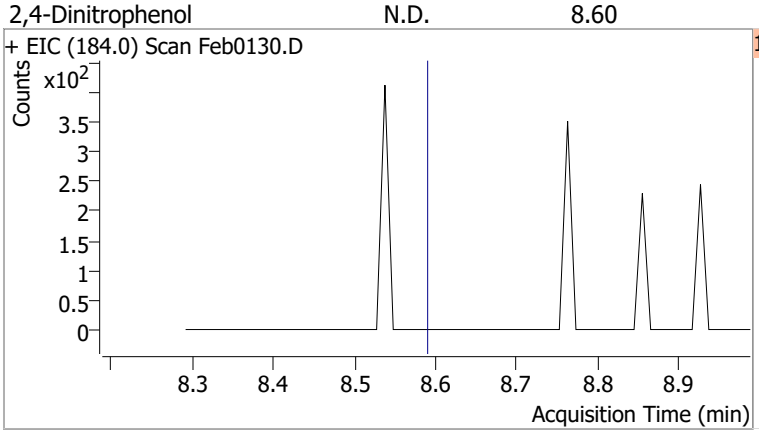

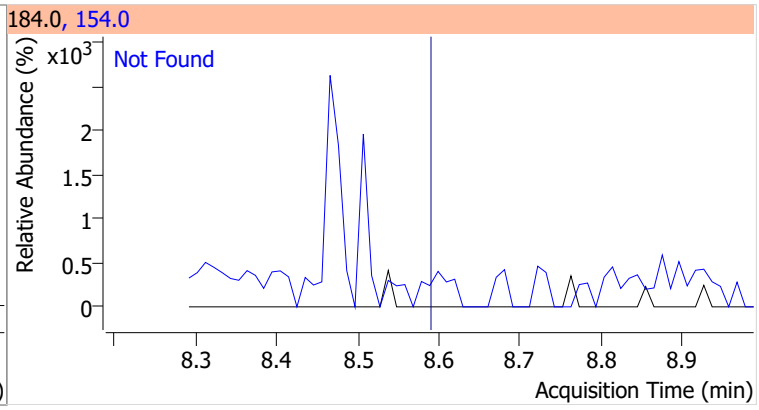

Compound	Conc.	Exp RT	QIon	Exp Ratio
Dibenzofuran	N.D.	8.72	139.0	43.1

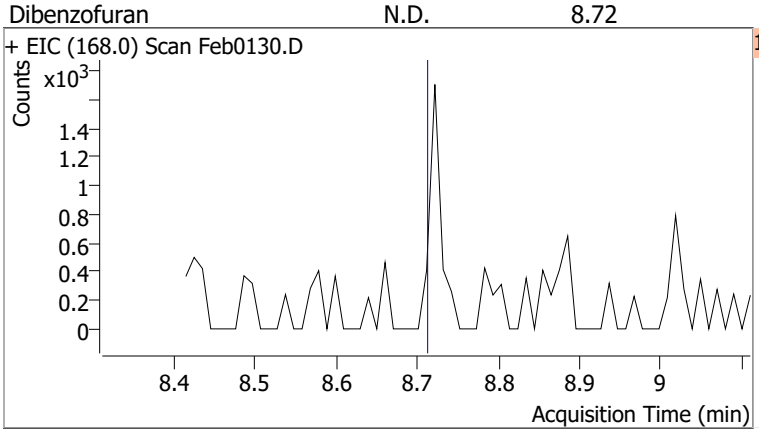

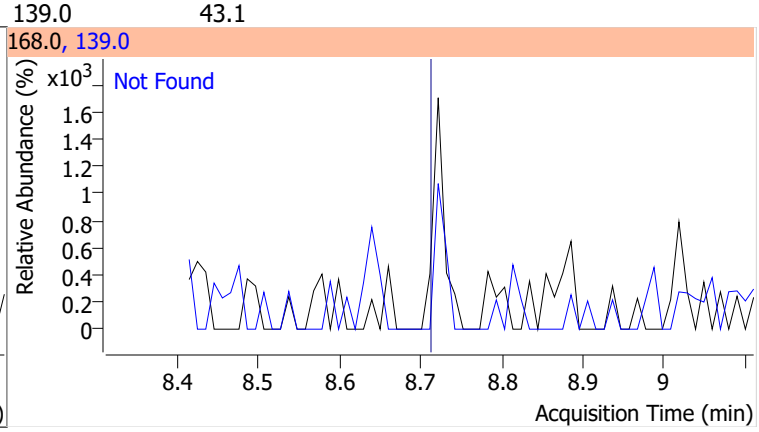

Compound	Conc.	RT	Dev(Min)	Resp.	QIon	QRatio	Lower	Upper
4-Nitrophenol		0		0	139.0		266.4	494.7
					65.0		56.8	105.6

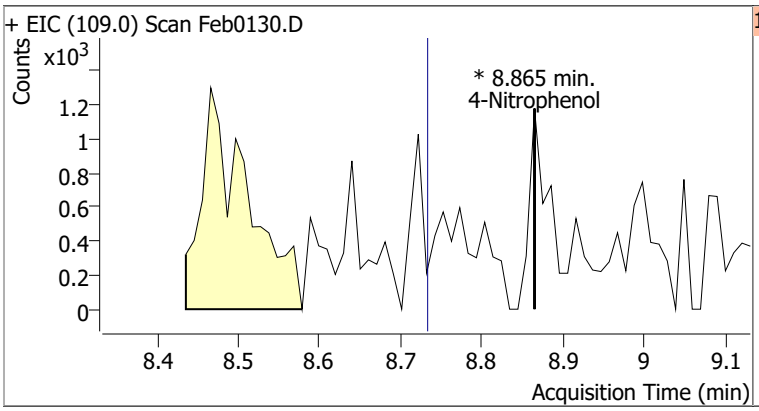

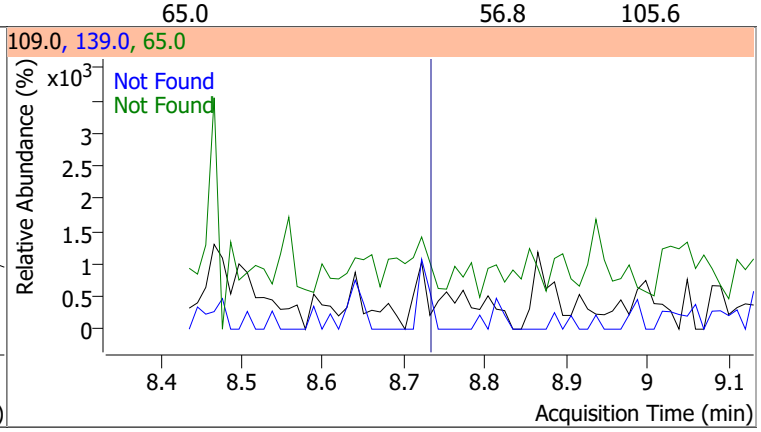

Quantitation Results Report (QT Reviewed)

Compound	Conc.	RT	Dev(Min)	Resp.	QIon	QRatio	Lower	Upper
2,4-Dinitrotoluene		0		0	63.0		47.5	88.1
					89.0		45.8	85.1

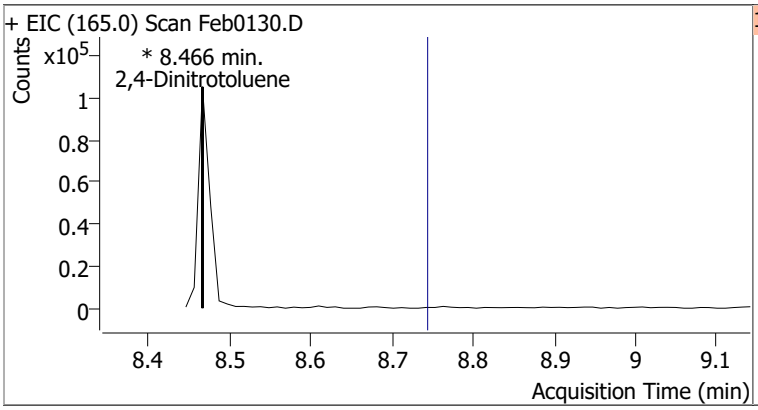

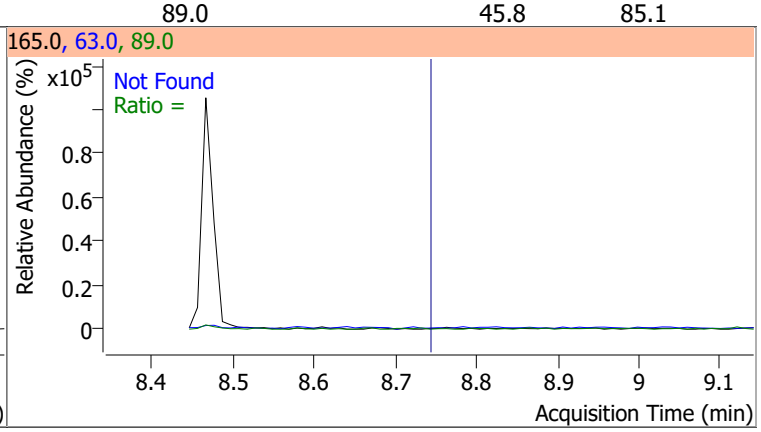

Compound	Conc.	Exp RT	QIon	Exp Ratio	QIon	Exp Ratio
Diethylphthalate	N.D.	9.09	177.0	21.1	150.0	12.6

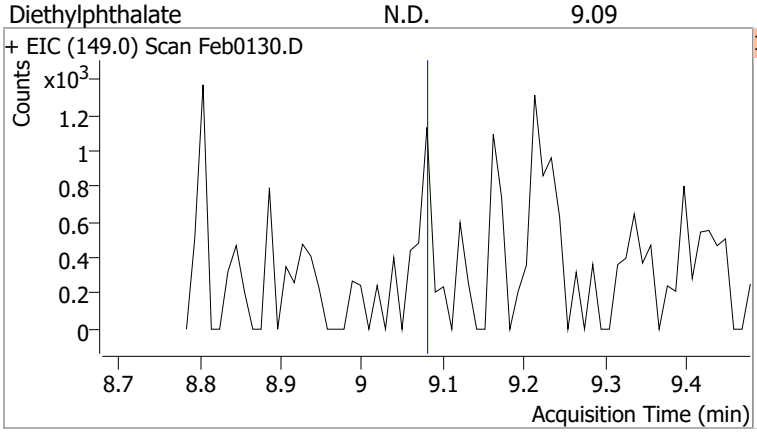

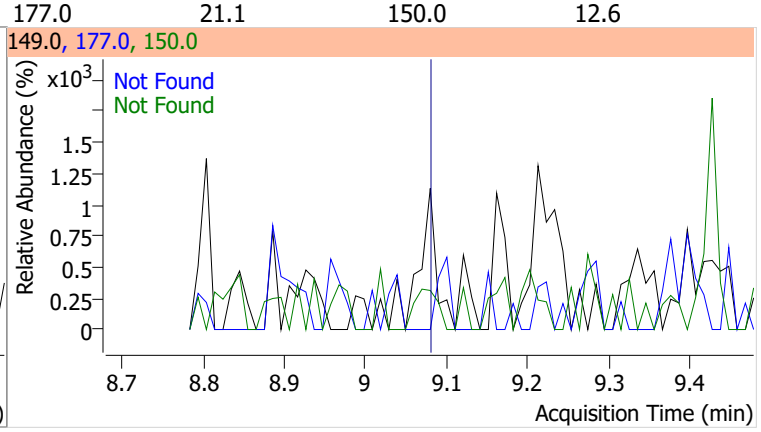

Compound	Conc.	Exp RT	QIon	Exp Ratio	QIon	Exp Ratio
Fluorene	N.D.	9.14	165.0	92.6	167.0	13.0

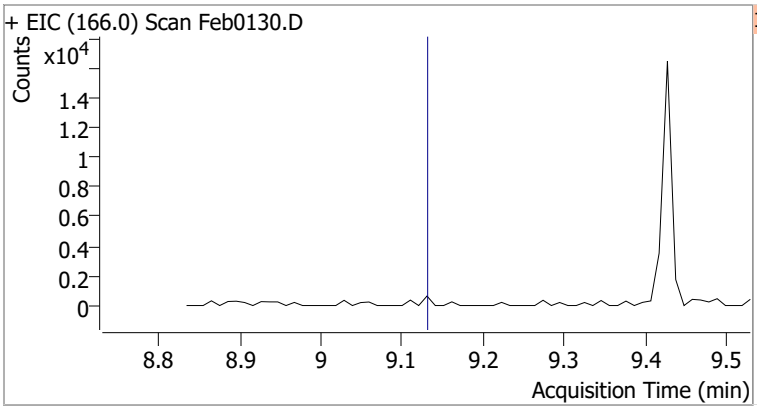

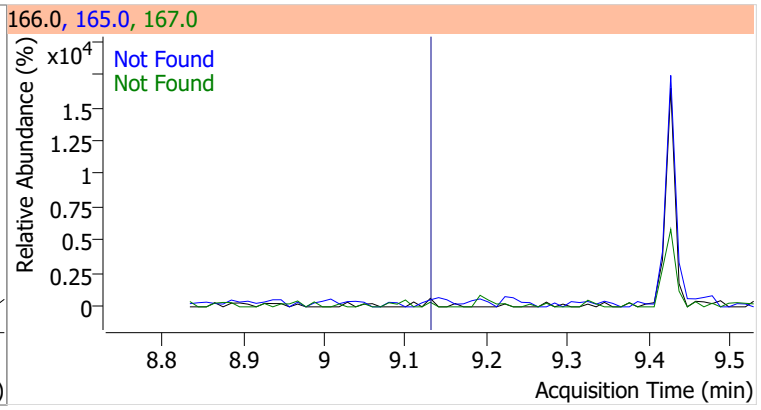

Compound	Conc.	Exp RT	QIon	Exp Ratio	QIon	Exp Ratio
4-Chlorophenyl-phenylether	N.D.	9.17	141.0	62.7	206.0	33.2

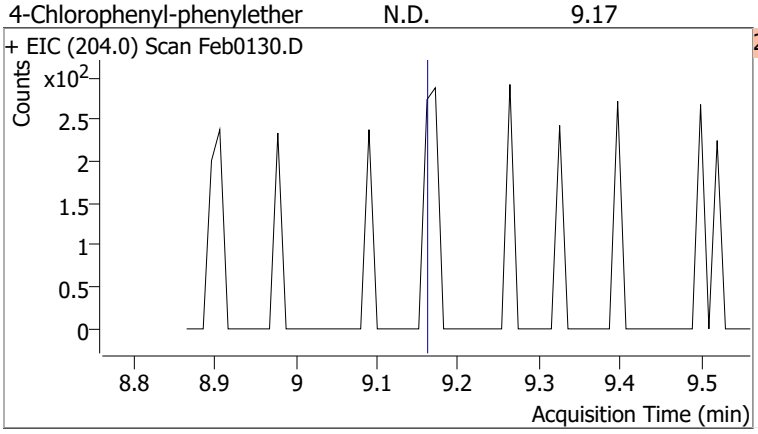

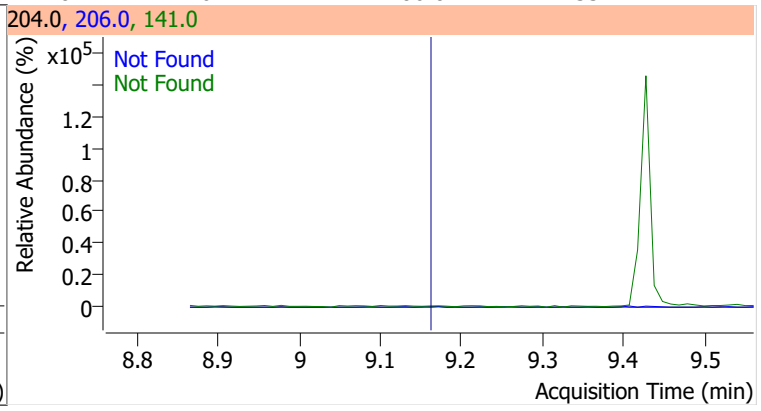

Compound	Conc.	Exp RT	QIon	Exp Ratio	QIon	Exp Ratio
4-Nitroaniline	N.D.	9.21	65.0	101.3	92.0	51.2

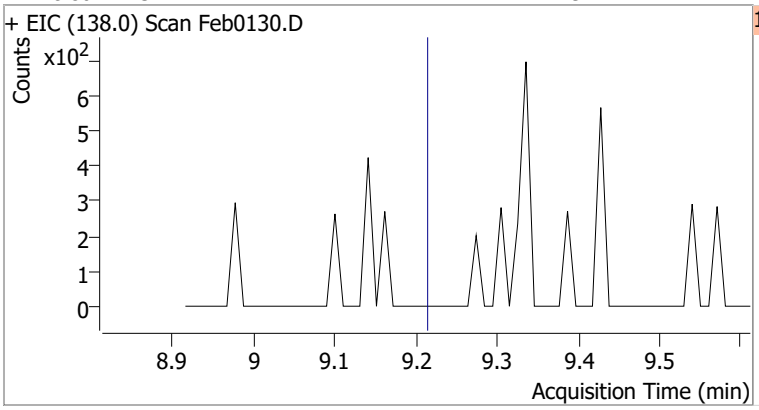

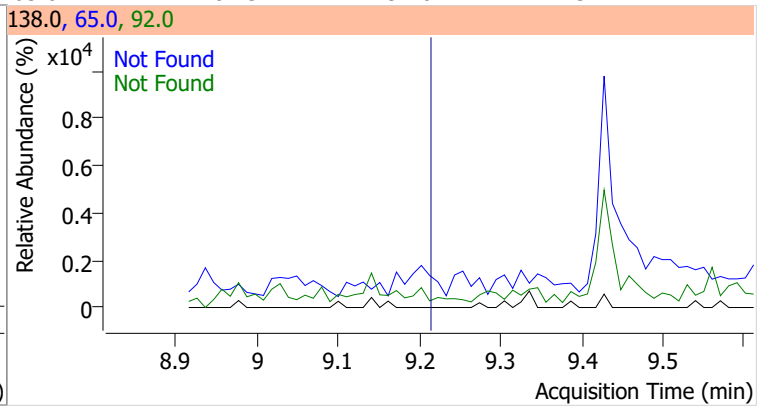

Compound	Conc.	Exp RT	QIon	Exp Ratio
4,6-Dinitro-2-methylphenol	N.D.	9.24	121.0	46.4

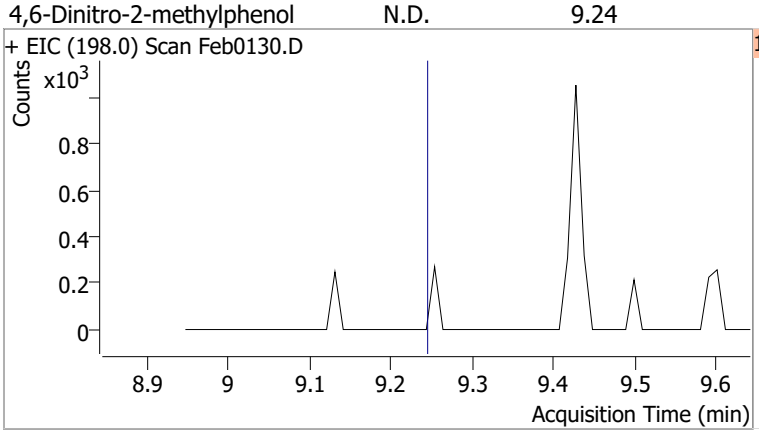

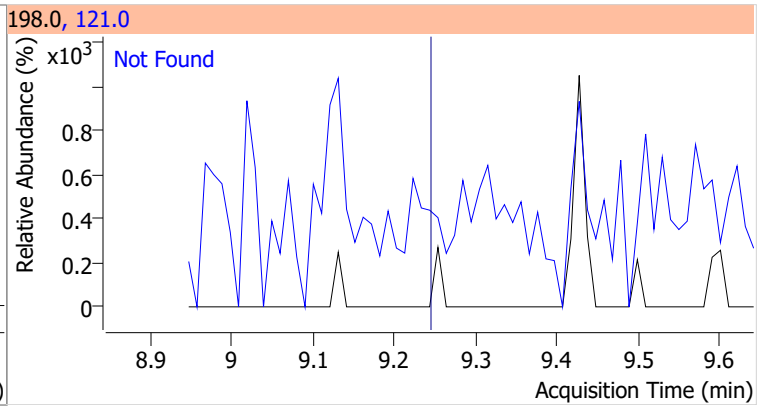

Compound	Conc.	Exp RT	QIon	Exp Ratio	QIon	Exp Ratio
N-nitrosodiphenylamine	N.D.	9.33	168.0	63.3	167.0	34.3

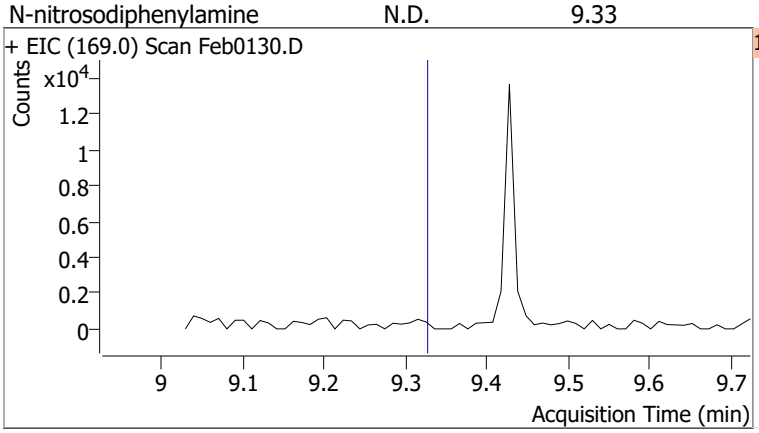

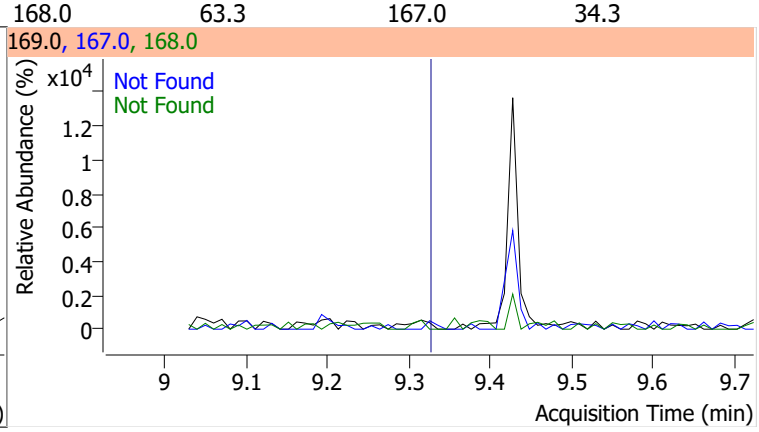

Compound	Conc.	Exp RT	QIon	Exp Ratio	QIon	Exp Ratio
Azobenzene	N.D.	9.36	51.0	37.7	182.0	27.4

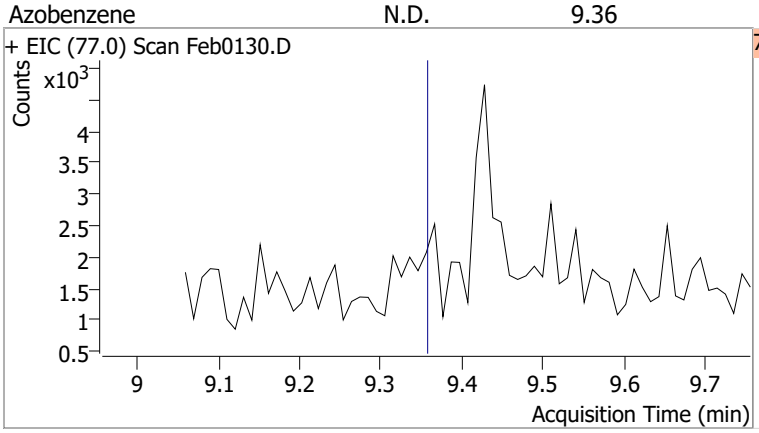

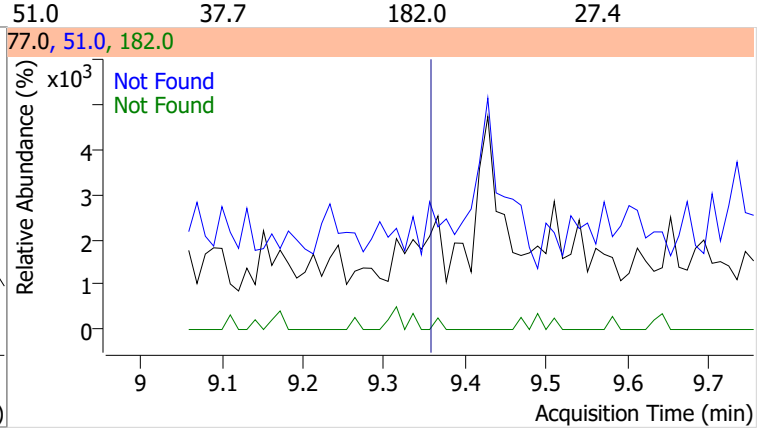

Quantitation Results Report (QT Reviewed)

Compound	Conc.	RT	Dev(Min)	Resp.	QIon	QRatio	Lower	Upper
2,4,6-Tribromophenol	100.9387	9.43	0.00	210260	331.8	89.2	65.5	121.6

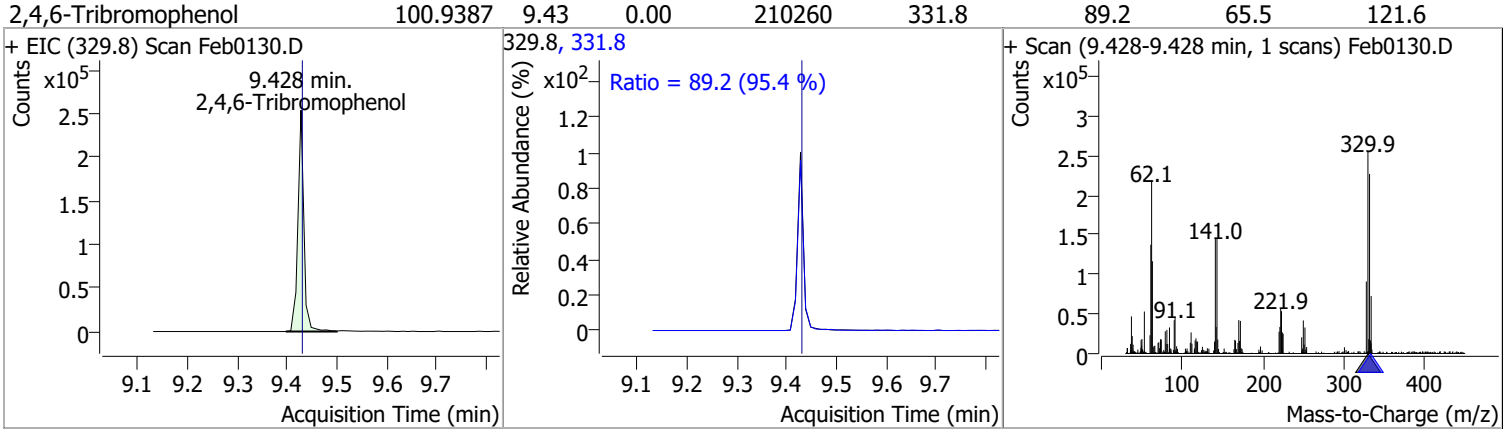

Compound	Conc.	Exp RT	QIon	Exp Ratio	QIon	Exp Ratio
4-Bromophenyl-phenylether	N.D.	9.76	141.0	103.5	250.0	100.5

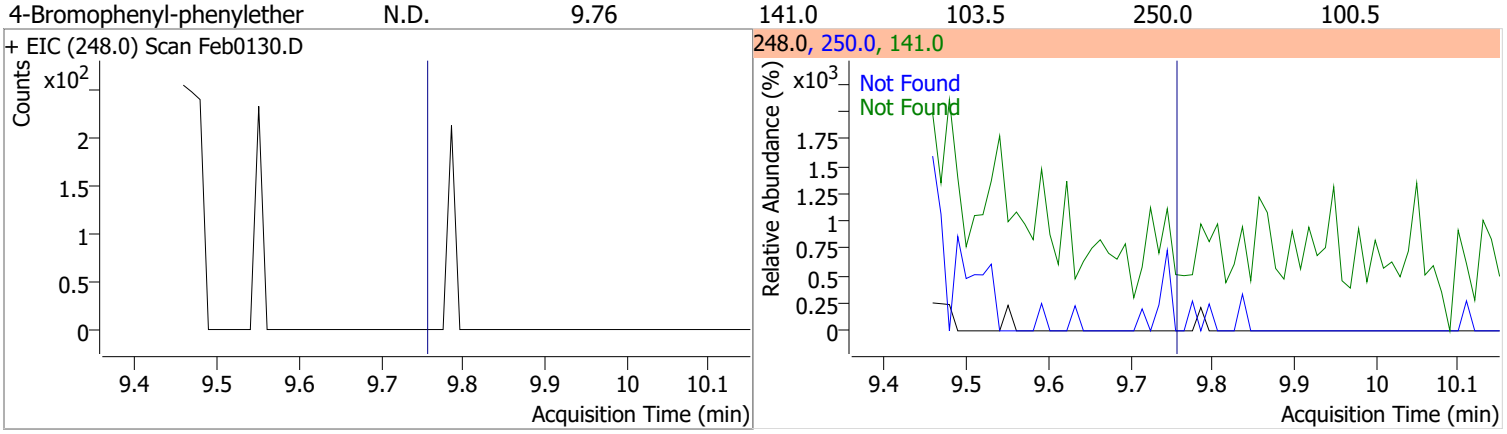

Compound	Conc.	Exp RT	QIon	Exp Ratio
Hexachlorobenzene	N.D.	9.80	142.0	47.3

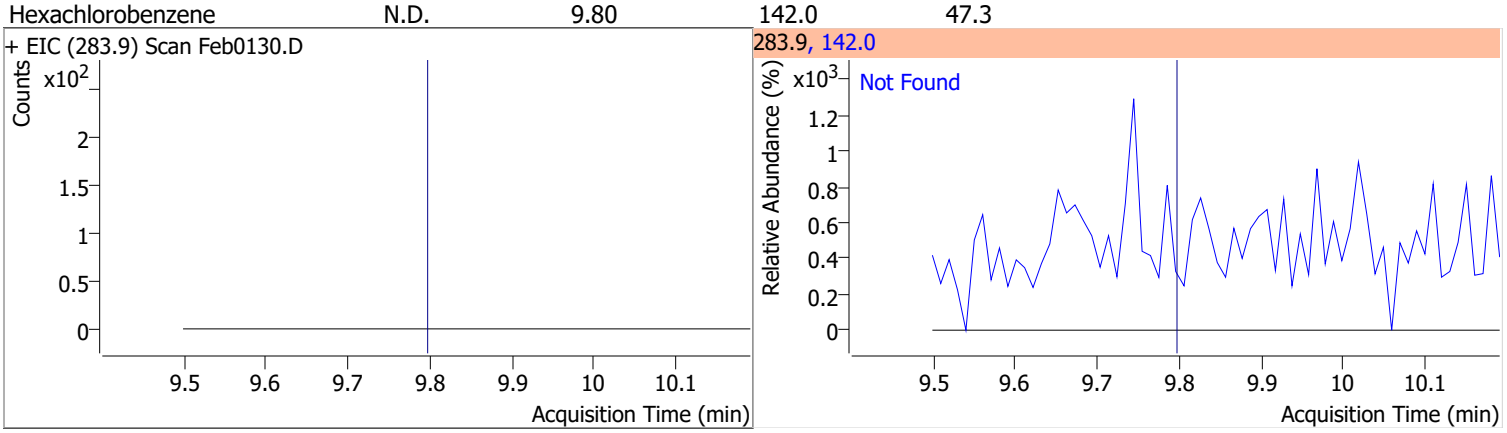

Compound	Conc.	Exp RT	QIon	Exp Ratio	QIon	Exp Ratio
Pentachlorophenol	N.D.	10.05	267.9	65.3	263.9	62.6

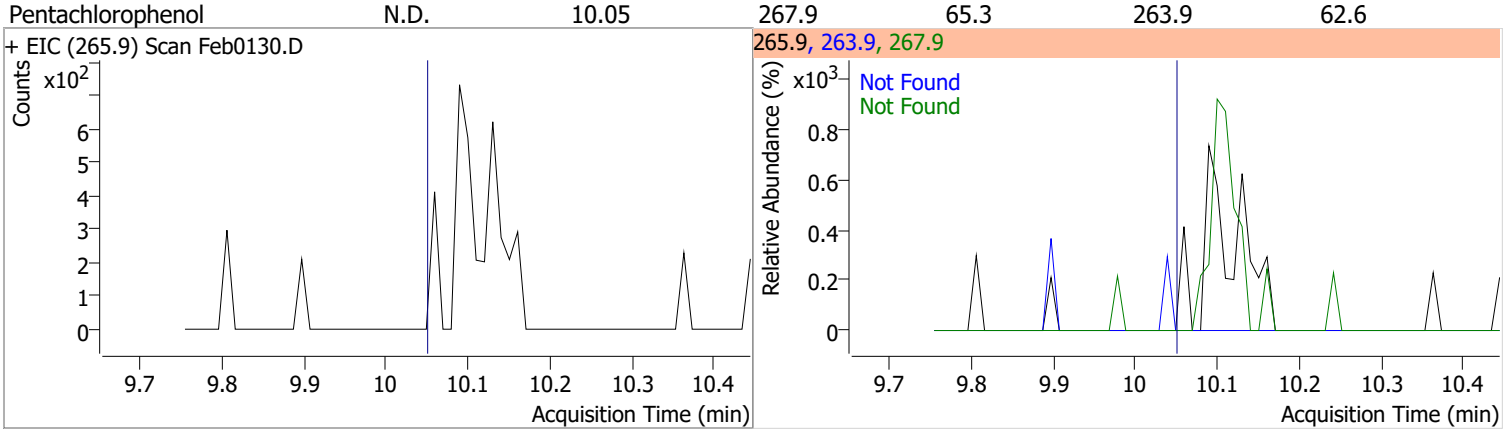

Compound	Conc.	Exp RT	QIon	Exp Ratio
Phenanthrene	N.D.	10.29	176.0	18.9

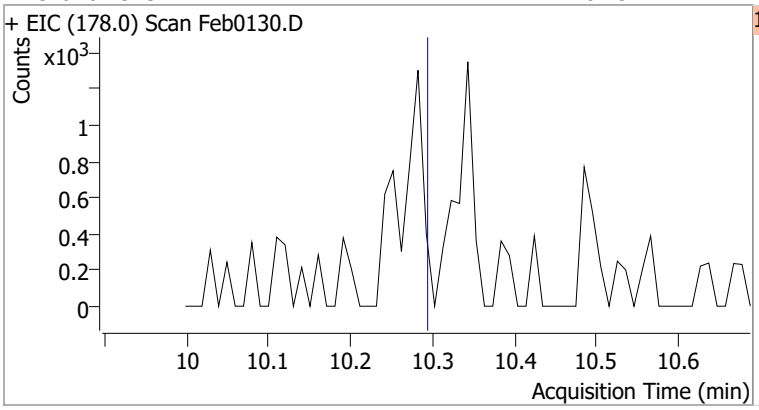

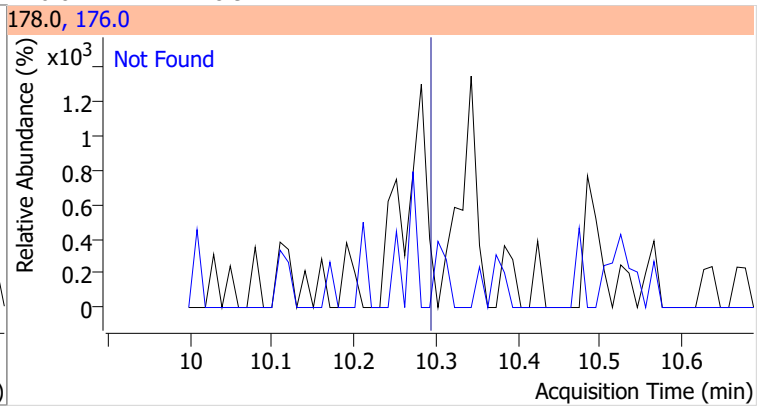

Compound	Conc.	Exp RT	QIon	Exp Ratio
Anthracene	N.D.	10.35	176.0	18.1

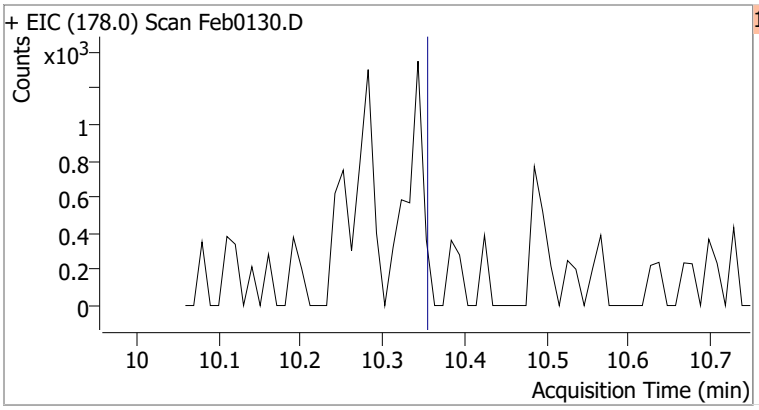

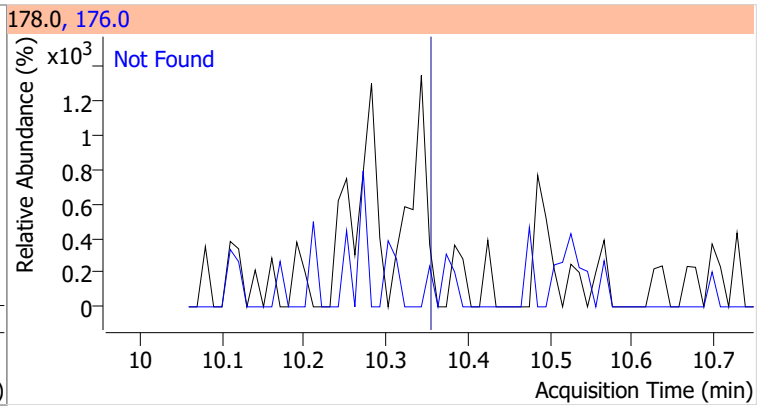

Compound	Conc.	Exp RT	QIon	Exp Ratio	QIon	Exp Ratio
Triallate	N.D.	10.41	268.0	27.2	143.0	23.0

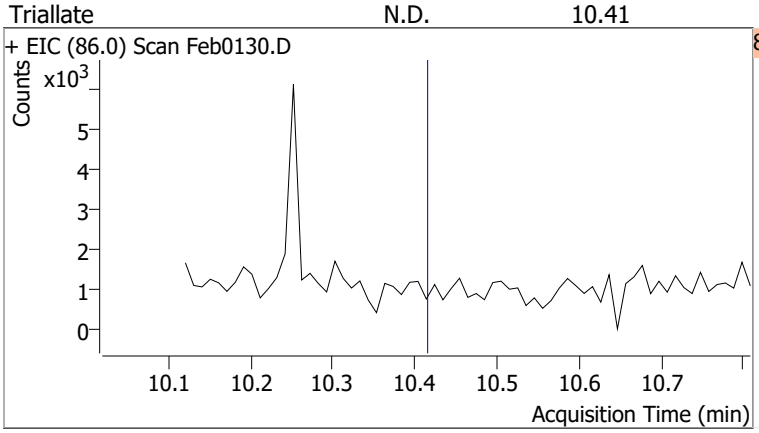

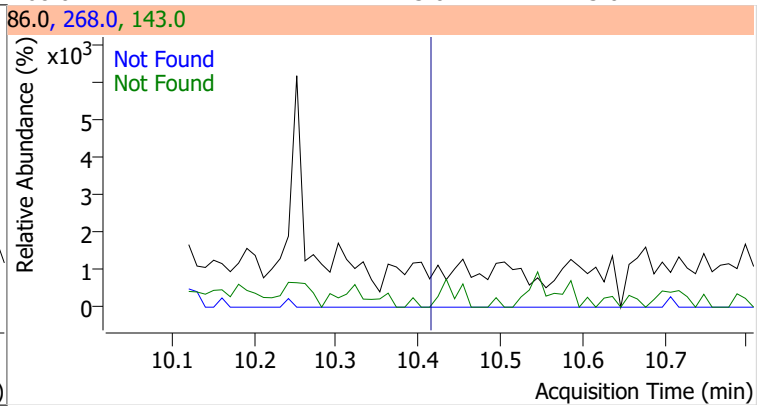

Compound	Conc.	Exp RT	QIon	Exp Ratio
Carbazole	N.D.	10.60	139.0	13.0

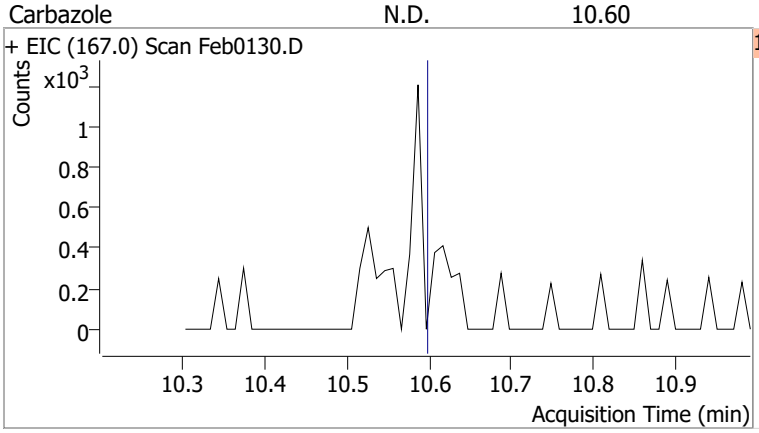

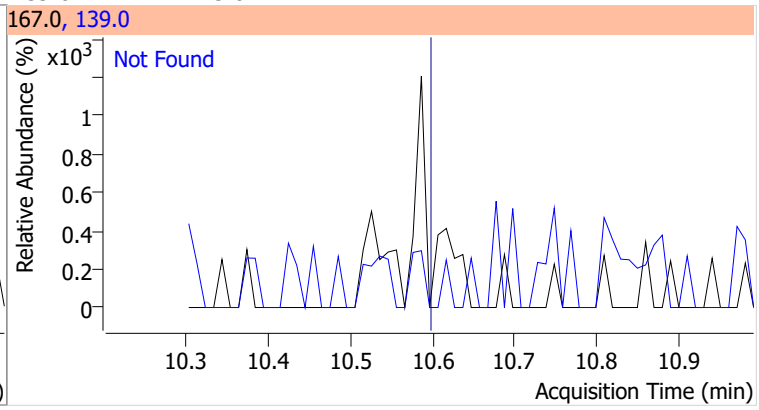

Compound	Conc.	Exp RT	QIon	Exp Ratio	QIon	Exp Ratio
o-Terphenyl	N.D.	10.82	229.0	63.0	215.0	37.7

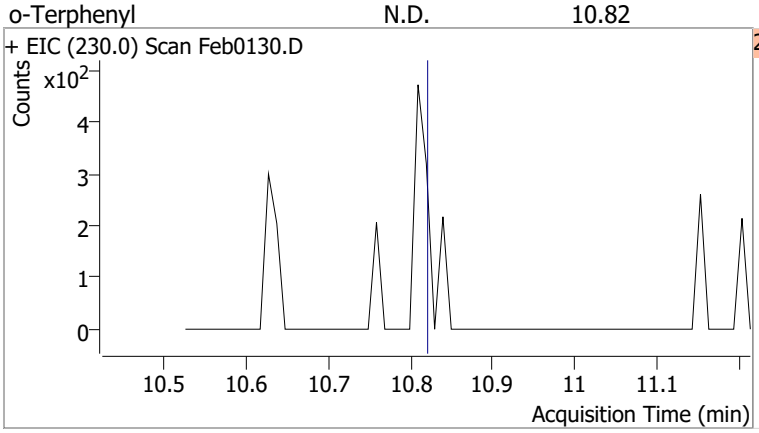

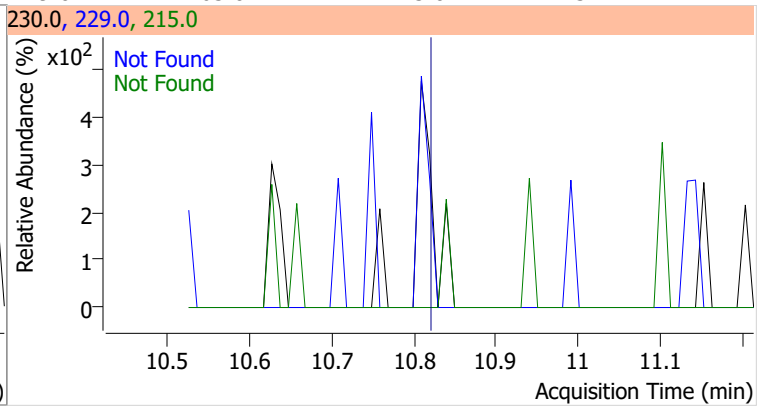

Compound	Conc.	Exp RT	QIon	Exp Ratio	QIon	Exp Ratio
Di-n-Butylphthalate	N.D.	11.20	150.0	9.0	104.0	5.8

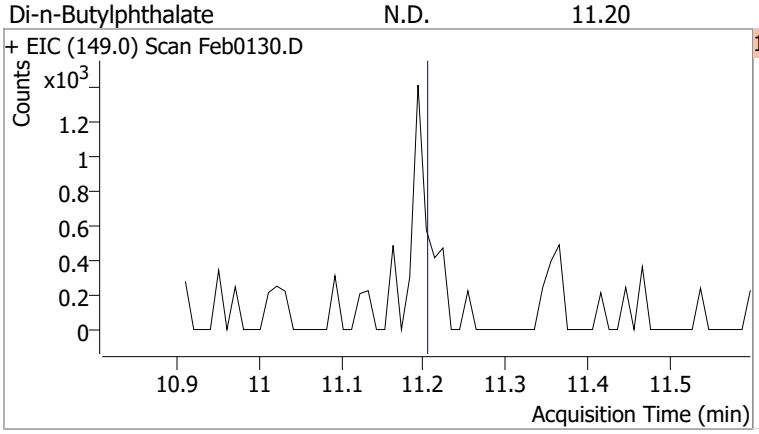

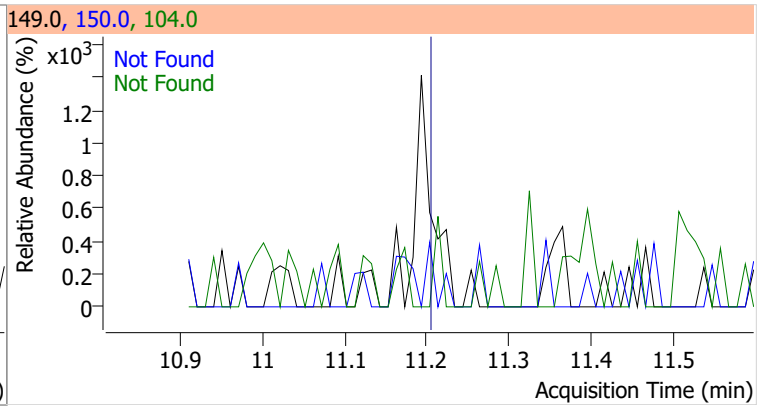

Compound	Conc.	Exp RT	QIon	Exp Ratio
Fluoranthene	N.D.	12.12	101.0	12.3

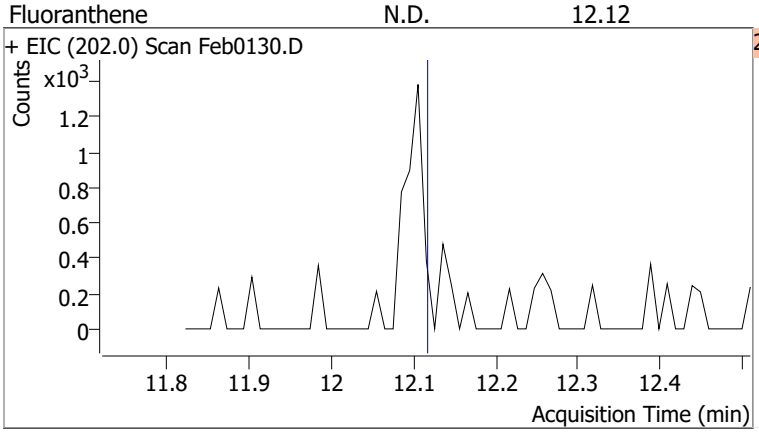

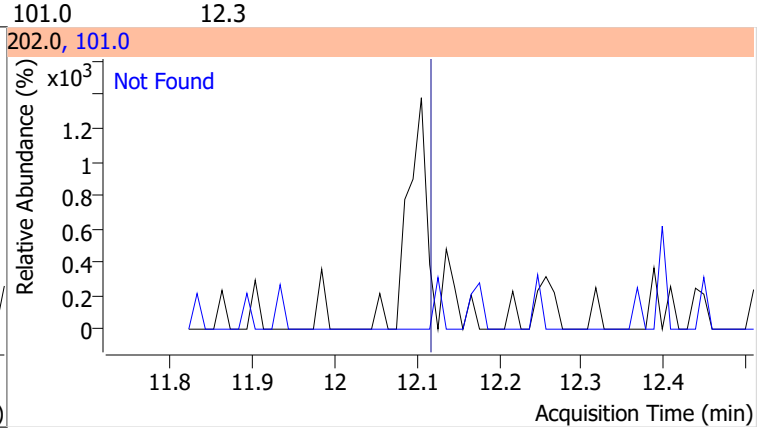

Compound	Conc.	Exp RT	QIon	Exp Ratio	QIon	Exp Ratio
Benzidine	N.D.	12.50	183.0	12.2	92.0	7.5

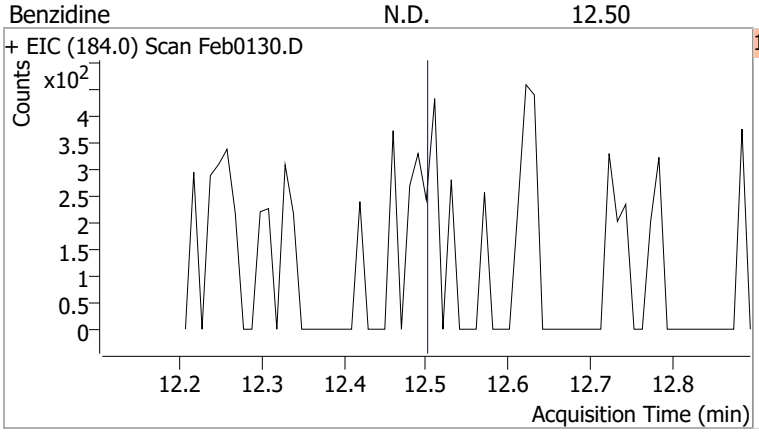

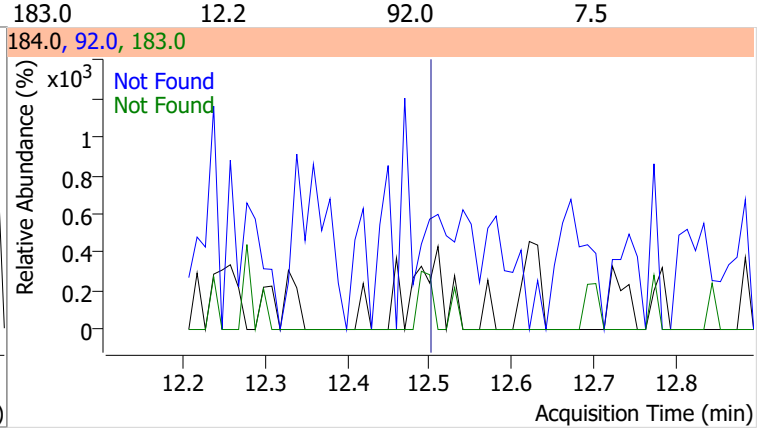

Quantitation Results Report (QT Reviewed)

Compound	Conc.	Exp RT	QIon	Exp Ratio
Pyrene	N.D.	12.55	101.0	14.0

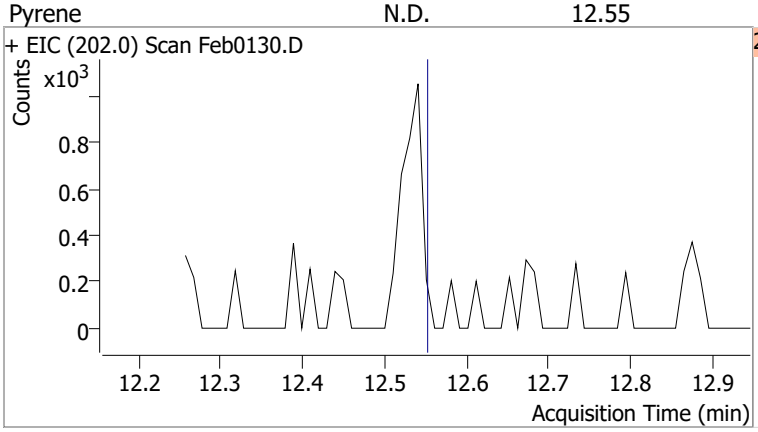

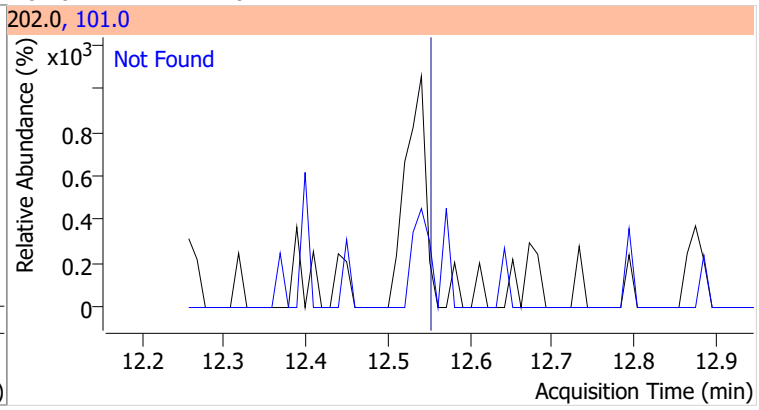

Compound	Conc.	RT	Dev(Min)	Resp.	QIon	QRatio	Lower	Upper
Terphenyl-d14	79.8197	13.05	-0.01	2059734	122.0	14.7	8.8	16.4

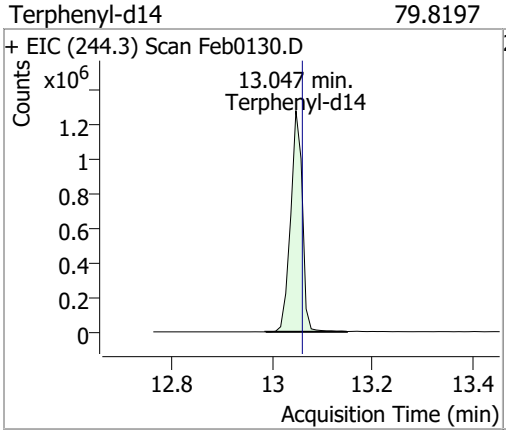

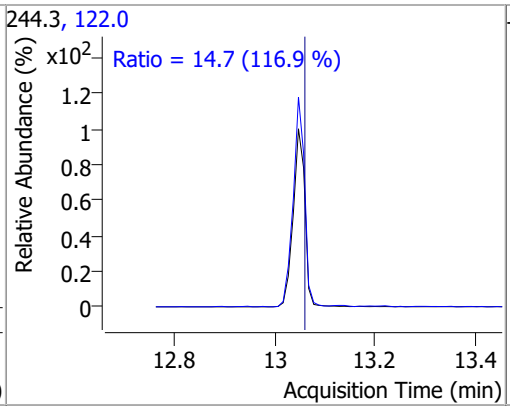

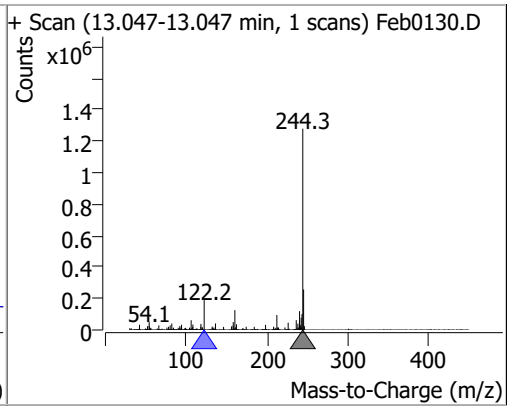

Compound	Conc.	Exp RT	QIon	Exp Ratio	QIon	Exp Ratio
Butylbenzylphthalate	N.D.	14.53	91.0	80.1	206.0	18.4

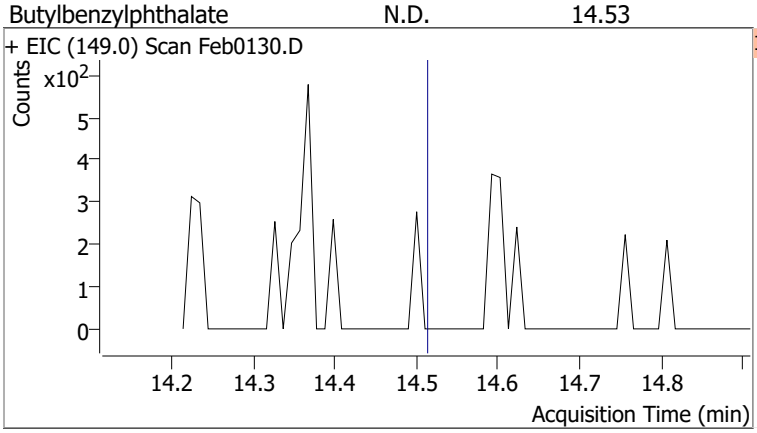

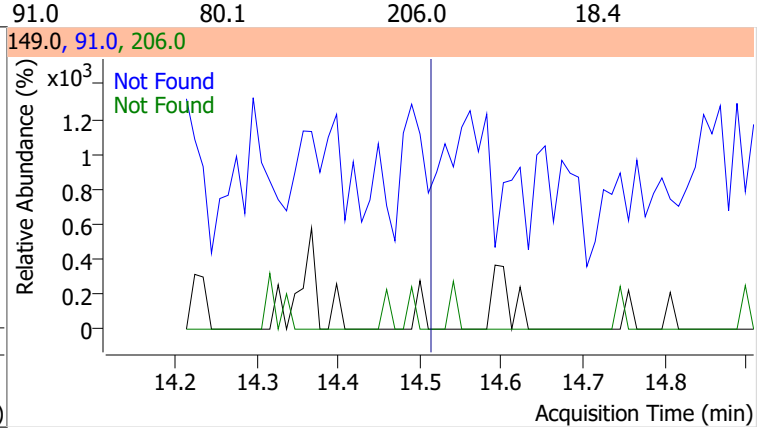

Compound	Conc.	Exp RT	QIon	Exp Ratio	QIon	Exp Ratio
Benzo(a)Anthracene	N.D.	15.76	226.0	25.8	229.0	20.9

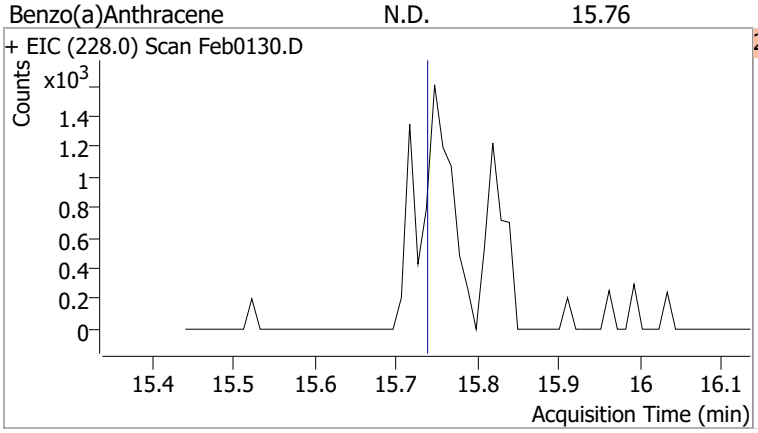

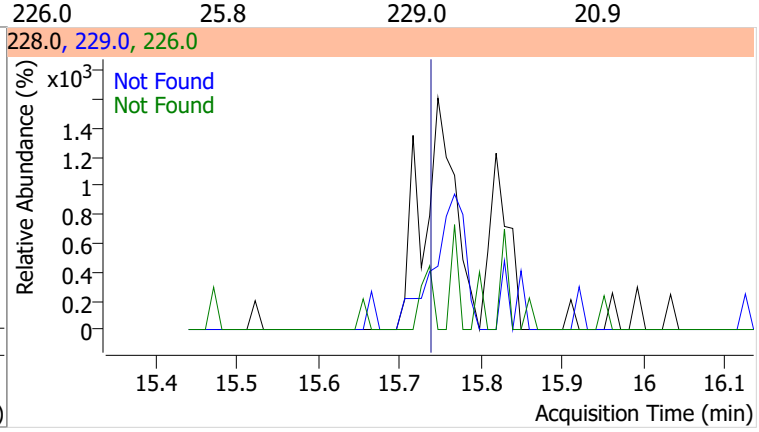

Compound	Conc.	Exp RT	QIon	Exp Ratio	QIon	Exp Ratio
Chrysene	N.D.	15.87	226.0	29.3	229.0	20.2

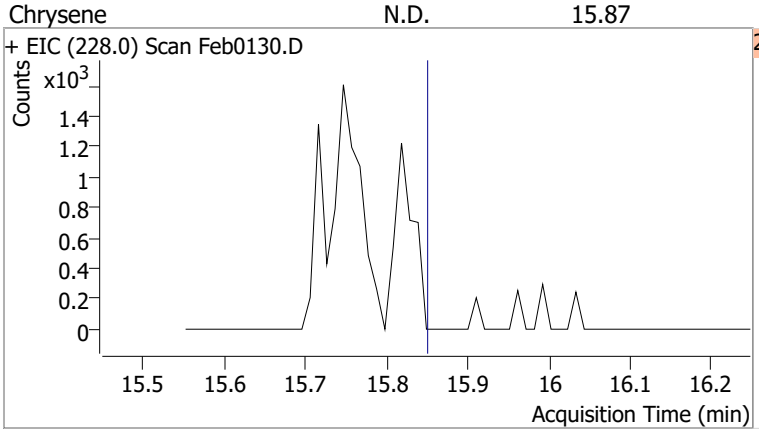

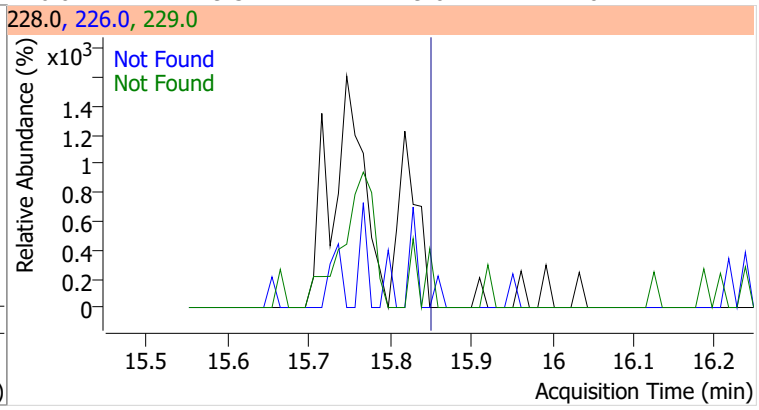

Compound	Conc.	Exp RT	QIon	Exp Ratio
3,3-Dichlorobenzidine	N.D.	15.90	254.0	64.5

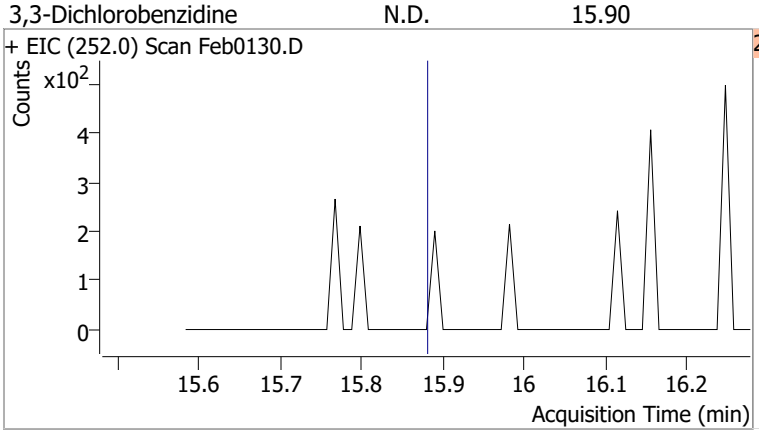

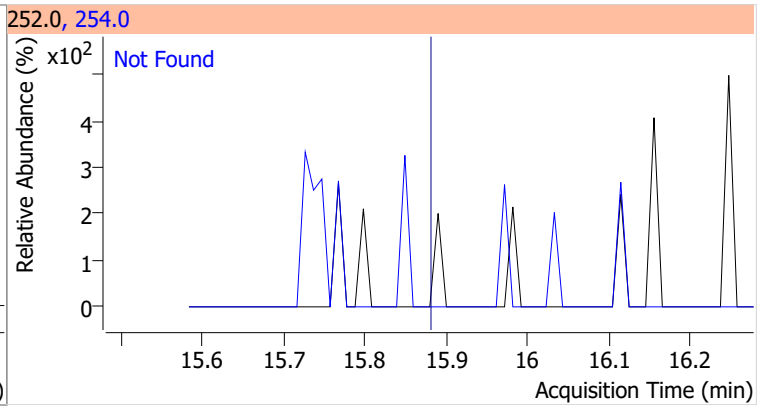

Compound	Conc.	Exp RT	QIon	Exp Ratio	QIon	Exp Ratio
bis(2-ethylhexyl)Phthalate	N.D.	16.60	149.0	385.7	279.0	15.3

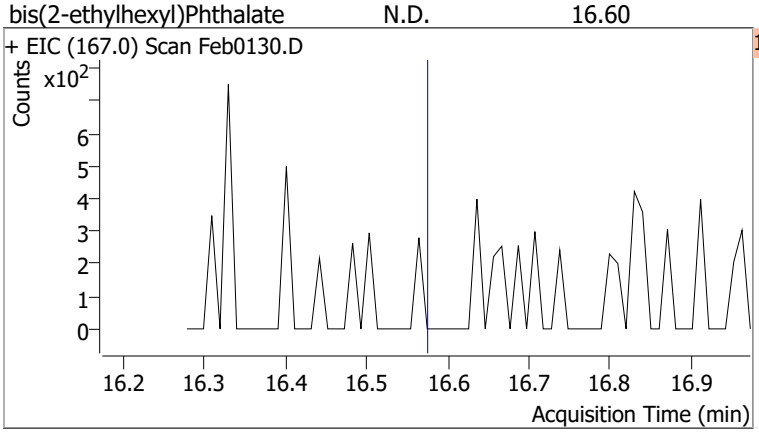

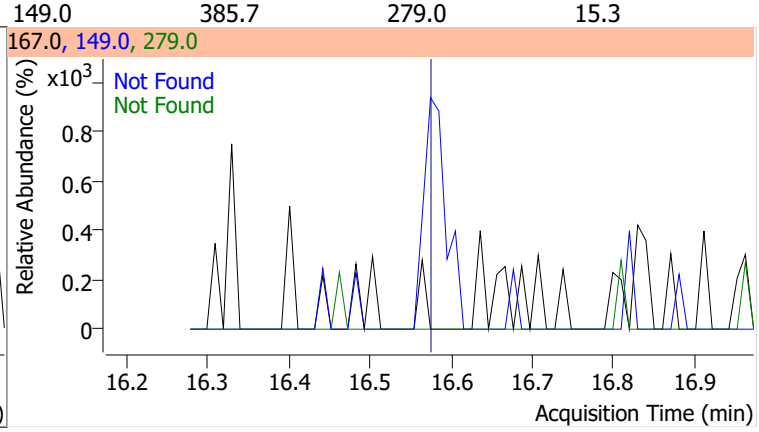

Compound	Conc.	Exp RT	QIon	Exp Ratio
Di-n-octyl Phthalate	N.D.	18.29	150.0	9.5

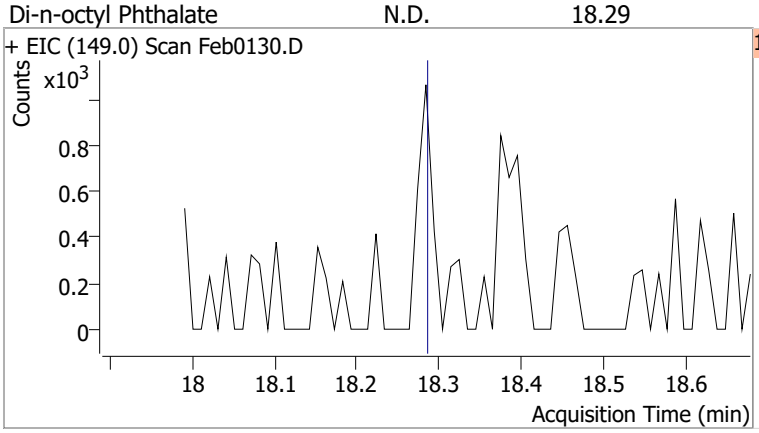

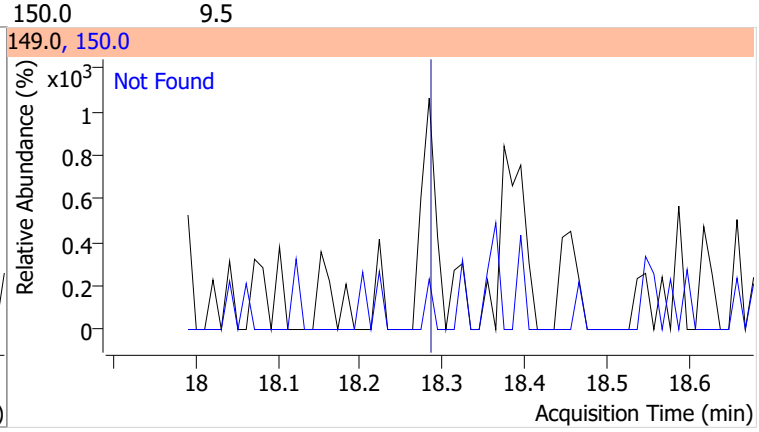

Compound	Conc.	Exp RT	QIon	Exp Ratio
Benzo(b)fluoranthene	N.D.	18.55	253.0	22.5

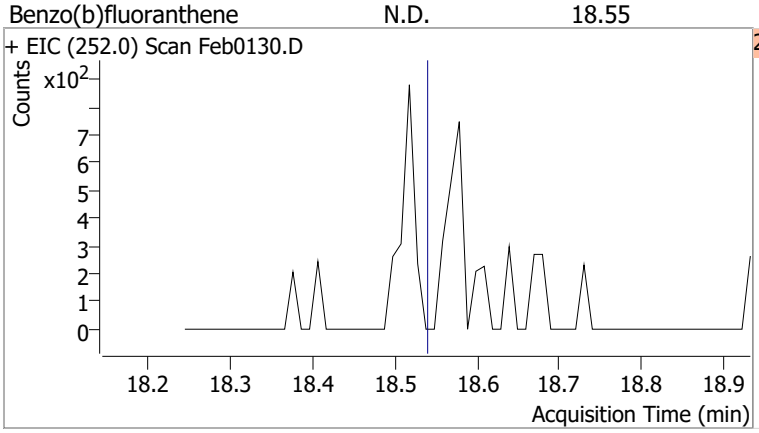

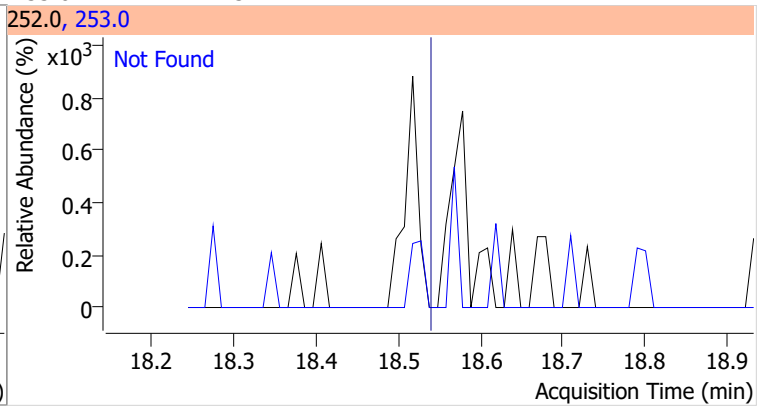

Compound	Conc.	Exp RT	QIon	Exp Ratio
Benzo(k)fluoranthene	N.D.	18.61	253.0	22.7

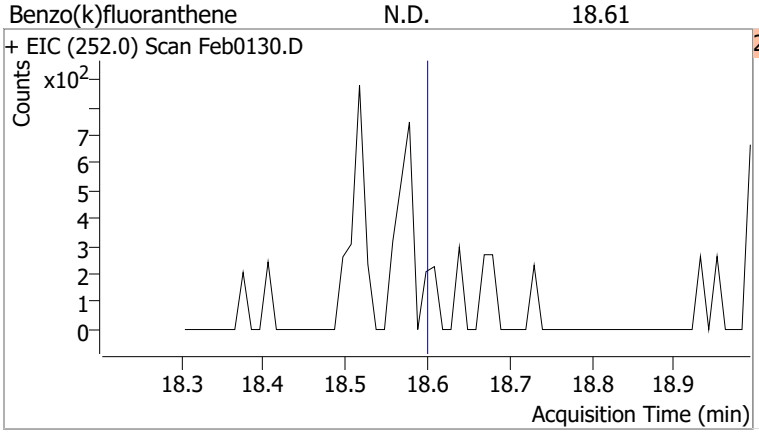

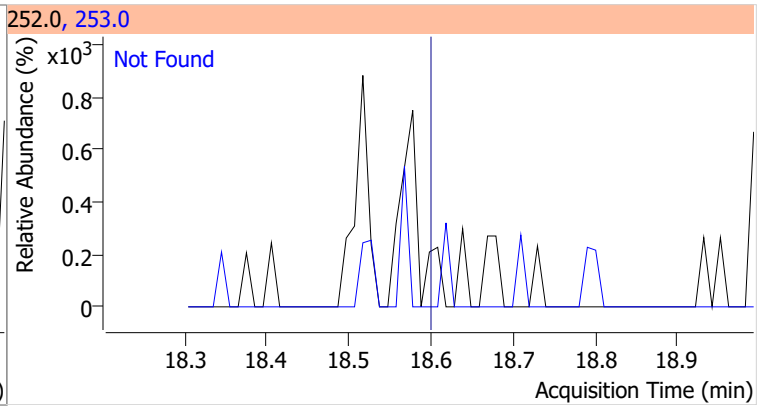

Compound	Conc.	Exp RT	QIon	Exp Ratio
Benzo(a)pyrene	N.D.	19.15	253.0	22.6

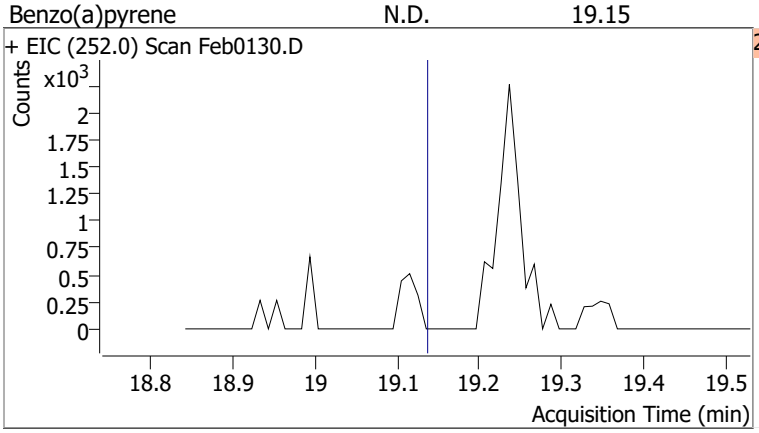

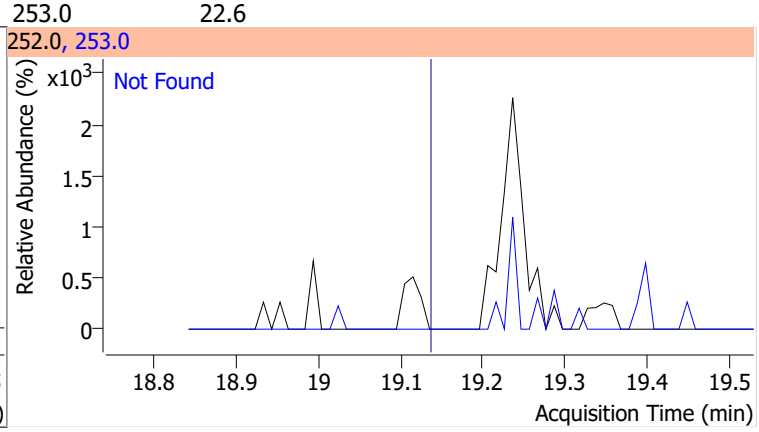

Compound	Conc.	Exp RT	QIon	Exp Ratio
Indeno(1,2,3-c,d)pyrene	N.D.	20.91	138.0	28.9

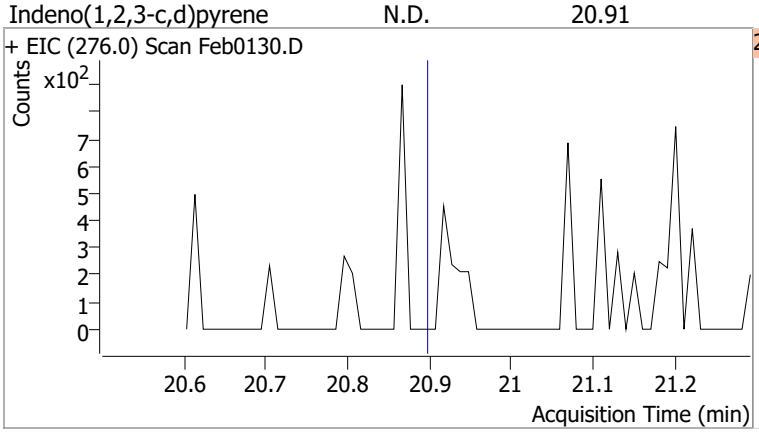

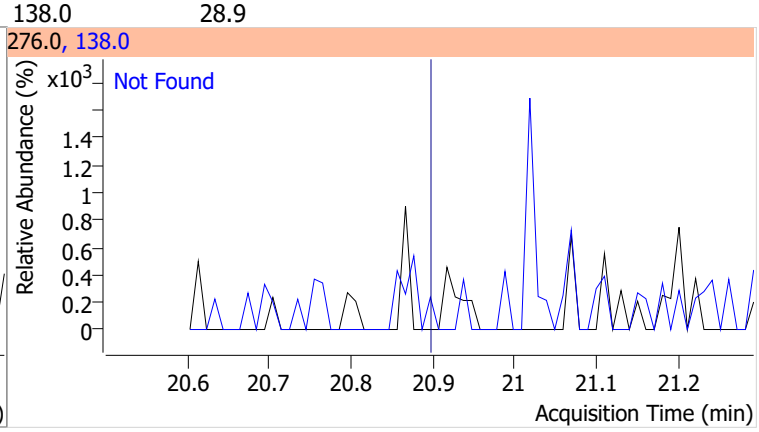

Compound	Conc.	Exp RT	QIon	Exp Ratio	QIon	Exp Ratio
Dibenzo(a,h)anthracene	N.D.	20.97	139.0	24.4	279.0	23.7

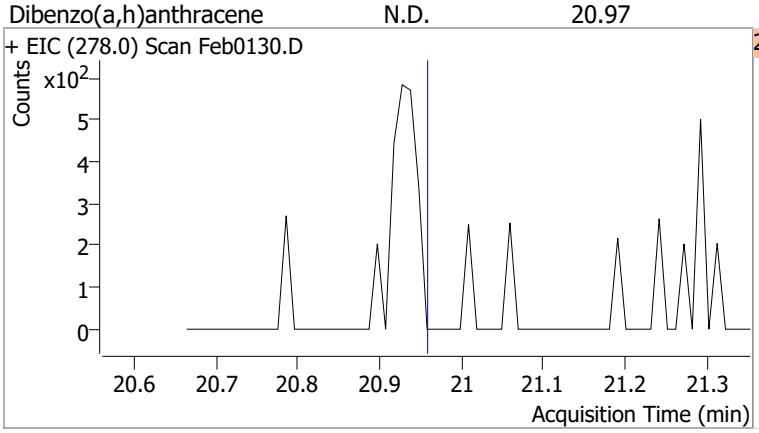

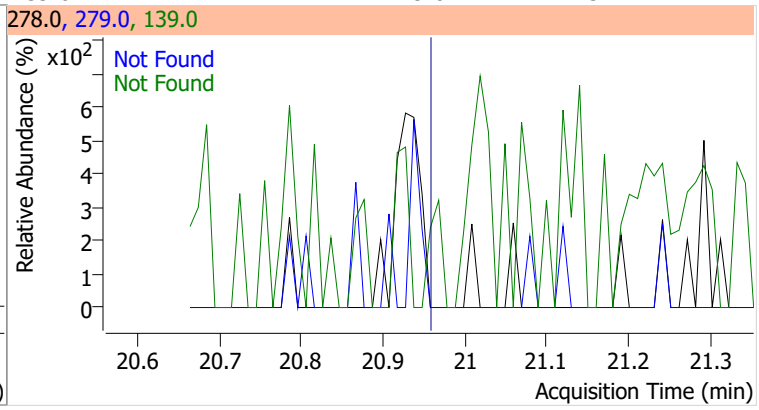

Compound	Conc.	Exp RT	QIon	Exp Ratio	QIon	Exp Ratio
Benzo(g,h,i)perylene	N.D.	21.24	138.0	32.5	277.0	24.1

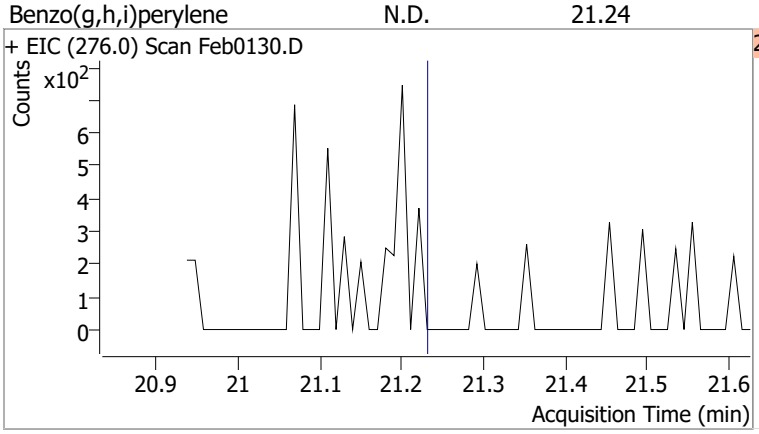

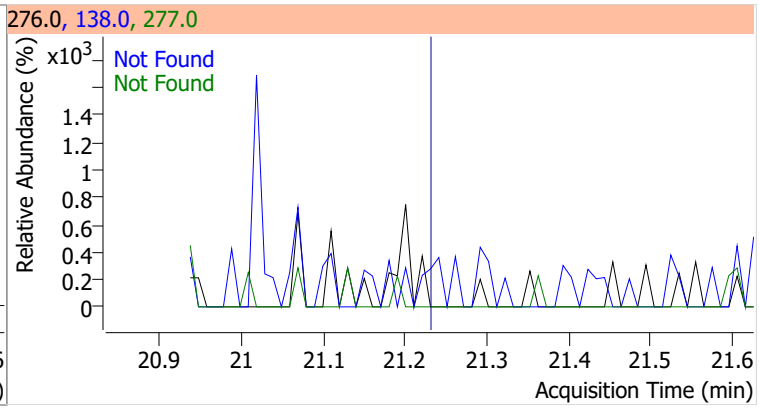

Quantitation Results Report (QT Reviewed)

Data File	Feb0131.D	Operator	LIMS import
Acq. Method	BNA+SIM.M	Acq. Date-Time	2/2/2022 8:43:55 AM
Sample Name	B22011135-001C	Instrument	Instrument #1
Vial	31	Multiplier	1.00
DA Method File	020122 DoD BNA cal.batch.bin	Comment	SVOC-8270-W-LARGO
Tune File	dftppdsm.u	Tune Date	1/25/2022 7:52:00 PM
Batch Name	020122 DoD BNA.batch.bin	Last Calib Update	2/16/2022 11:05:20 AM
Ref Library	D:\Org\Library\NIST129K.l		

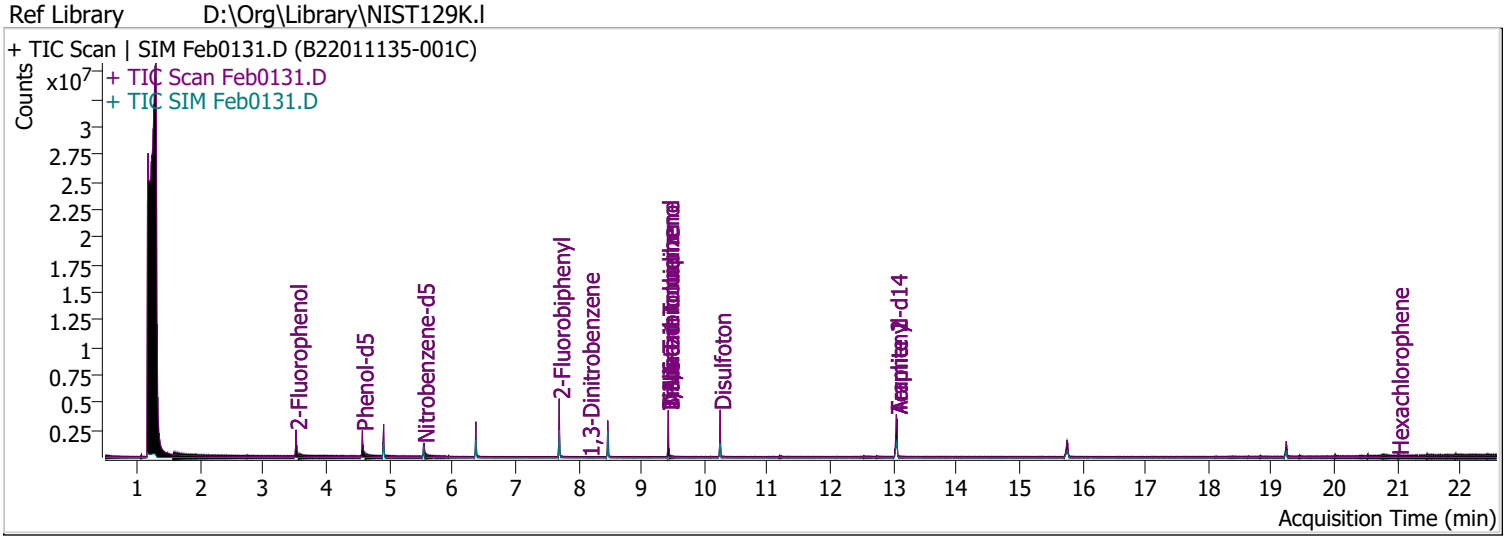

Compound	RT	QIon	Resp.	Conc.	Units		Dev(Min)
Internal Standards							
System Monitoring Compounds							
S 2-Fluorophenol	3.520	112.0	885895	78.8461	µg/L		0.000
Spiked Amount: 200.000	Range: 10.0 - 75.0%			Recovery = 39.42%			
S Phenol-d5	4.572	99.0	1014121	68.6482	µg/L		0.000
Spiked Amount: 200.000	Range: 10.0 - 65.0%			Recovery = 34.32%			
S Nitrobenzene-d5	5.543	82.0	437766	56.9654	µg/L		-0.010
Spiked Amount: 100.000	Range: 32.0 - 94.0%			Recovery = 56.97%			
S 2-Fluorobiphenyl	7.697	172.0	1521840	61.2863	µg/L		0.000
Spiked Amount: 100.000	Range: 28.0 - 107.0%			Recovery = 61.29%			
S 2,4,6-Tribromophenol	9.428	329.8	317410	148.4173	µg/L		0.000
Spiked Amount: 200.000	Range: 25.0 - 140.0%			Recovery = 74.21%			
S Terphenyl-d14	13.047	244.3	2244812	85.1284	µg/L		-0.010
Spiked Amount: 100.000	Range: 32.0 - 122.0%			Recovery = 85.13%			
Target Compounds							**QValue**
T N-Nitrosodimethylamine	0.000		0	N.D.			
T Pyridine	0.000		0	N.D.			
T Aniline	0.000		0	N.D.			
T Phenol	0.000		0	N.D.			
T bis(-2-Chloroethyl)Ether	4.909	63.0	0		µg/L	md	1
T 2-Chlorophenol	0.000		0	N.D.			
T 1,3-Dichlorobenzene	0.000		0	N.D.			
T 1,4-Dichlorobenzene	0.000		0	N.D.			
T 1,2-Dichlorobenzene	0.000		0	N.D.			
T Benzyl Alcohol	0.000		0	N.D.			
T 2-Methylphenol	0.000		0	N.D.			
T bis(2-chloroisopropyl)Ether	0.000		0	N.D.			
T N-nitroso-Di-n-propylamine	5.553	70.0	0		µg/L	md	1
T 4Methylphenol/3Methylphenol	0.000		0	N.D.			
T Hexachloroethane	0.000		0	N.D.			

Compound	RT	QIon	Resp.	Conc.	Units		Dev(Min)
T Nitrobenzene	0.000		0	N.D.			
T Isophorone	0.000		0	N.D.			
T 2-Nitrophenol	0.000		0	N.D.			
T 2,4-Dimethylphenol	0.000		0	N.D.			
T bis(-2-Chloroethoxy)Methane	0.000		0	N.D.			
T 2,4-Dichlorophenol	0.000		0	N.D.			
T Benzoic Acid	0.000		0	N.D.			
T 1,2,4-Trichlorobenzene	0.000		0	N.D.			
T Naphthalene	0.000		0	N.D.			
T 4-Chlorophenol	6.372	130.0	0		µg/L	md	1
T p-Chloroaniline	0.000		0	N.D.			
T Hexachlorobutadiene	0.000		0	N.D.			
T 4-Chloro-2-Methylphenol	0.000		0	N.D.			
T 4-Chloro-3-Methylphenol	0.000		0	N.D.			
T 2-Methylnaphthalene	0.000		0	N.D.			
T 1-Methylnaphthalene	0.000		0	N.D.			
T Hexachlorocyclopentadiene	0.000		0	N.D.			
T 2,4,6-Trichlorophenol	0.000		0	N.D.			
T 2,4,5-Trichlorophenol	0.000		0	N.D.			
T 2-Chloronaphthalene	0.000		0	N.D.			
T 2-Nitroaniline	0.000		0	N.D.			
T Dimethyl Phthalate	8.466	163.0	0		µg/L	md	1
T 2,6-Dinitrotoluene	8.466	165.0	0		µg/L	md	1
T Acenaphthylene	0.000		0	N.D.			
T 3-Nitroaniline	0.000		0	N.D.			
T Acenaphthene	0.000		0	N.D.			
T 2,4-Dinitrophenol	0.000		0	N.D.			
T Dibenzofuran	0.000		0	N.D.			
T 4-Nitrophenol	0.000		0	N.D.			
T 2,4-Dinitrotoluene	8.466	165.0	0		µg/L	md	1
T Diethylphthalate	0.000		0	N.D.			
T Fluorene	0.000		0	N.D.			
T 4-Chlorophenyl-phenylether	0.000		0	N.D.			
T 4-Nitroaniline	0.000		0	N.D.			
T 4,6-Dinitro-2-methylphenol	9.428	198.0	0		µg/L	md	1
T N-nitrosodiphenylamine	0.000		0	N.D.			
T Azobenzene	0.000		0	N.D.			
T 4-Bromophenyl-phenylether	0.000		0	N.D.			
T Hexachlorobenzene	0.000		0	N.D.			
T Pentachlorophenol	0.000		0	N.D.			
T Phenanthrene	0.000		0	N.D.			
T Anthracene	0.000		0	N.D.			
T Triallate	0.000		0	N.D.			
T Carbazole	0.000		0	N.D.			
T o-Terphenyl	0.000		0	N.D.			
T Di-n-Butylphthalate	0.000		0	N.D.			
T Fluoranthene	0.000		0	N.D.			
T Benzidine	0.000		0	N.D.			
T Pyrene	0.000		0	N.D.			
T Butylbenzylphthalate	0.000		0	N.D.			
T Benzo(a)Anthracene	0.000		0	N.D.			
T Chrysene	0.000		0	N.D.			
T 3,3-Dichlorobenzidine	0.000		0	N.D.			
T bis(2-ethylhexyl)Phthalate	0.000		0	N.D.			
T Di-n-octyl Phthalate	0.000		0	N.D.			

Compound	RT	QIon	Resp.	Conc.	Units	Dev(Min)
T Benzo(b)fluoranthene	0.000		0	N.D.		
T Benzo(k)fluoranthene	0.000		0	N.D.		
T Benzo(a)pyrene	0.000		0	N.D.		
T Indeno(1,2,3-c,d)pyrene	0.000		0	N.D.		
T Dibenzo(a,h)anthracene	0.000		0	N.D.		
T Benzo(g,h,i)perylene	0.000		0	N.D.		

(#) = Qualifier Out of Range; (m) = Manual Integration; (+) = Area Summed; (*) = Surrogate Percent Recovery Out of Range; (d): Zeroed Peak

Compound	Conc.	Exp RT	QIon	Exp Ratio
N-Nitrosodimethylamine	N.D.	2.15	42.0	130.1

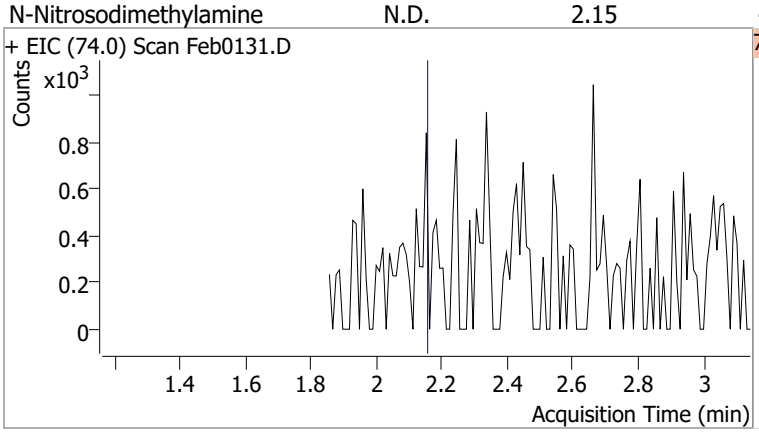

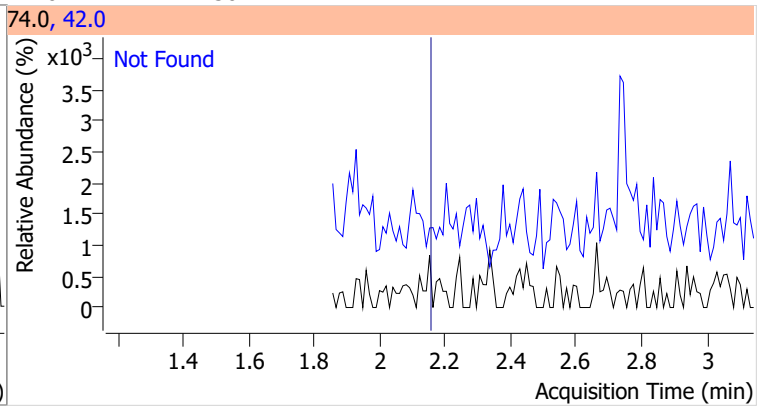

Compound	Conc.	Exp RT	QIon	Exp Ratio
Pyridine	N.D.	2.18	52.0	101.7

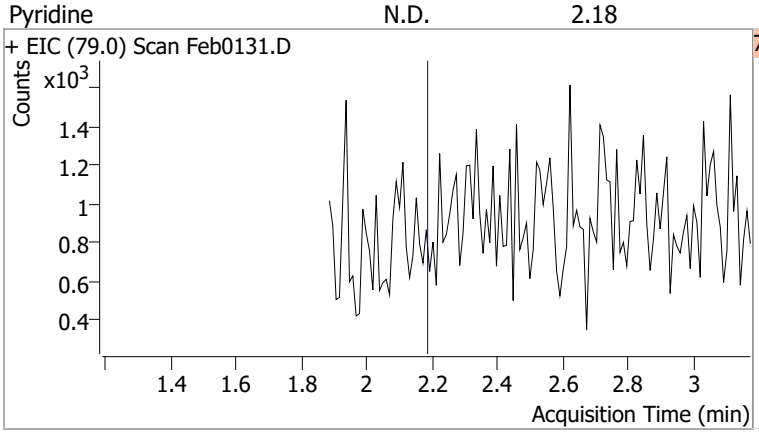

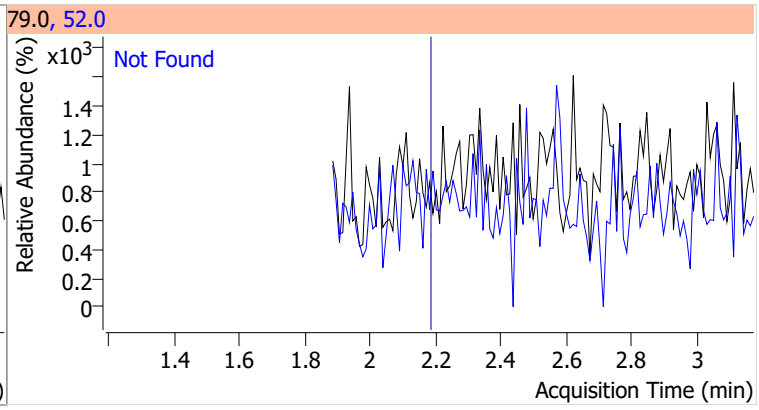

Compound	Conc.	RT	Dev(Min)	Resp.	QIon	QRatio	Lower	Upper
2-Fluorophenol	78.8461	3.52	0.00	885895	64.0	49.9	35.8	66.4
					92.0	20.3	14.3	26.6

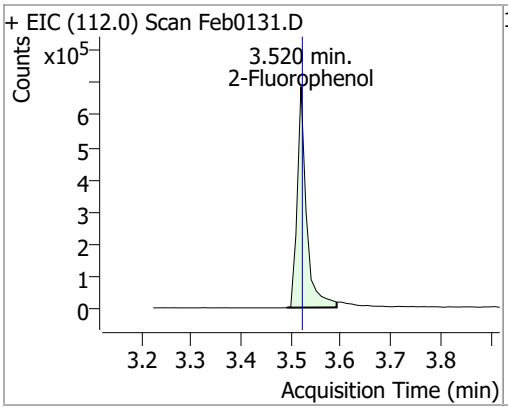

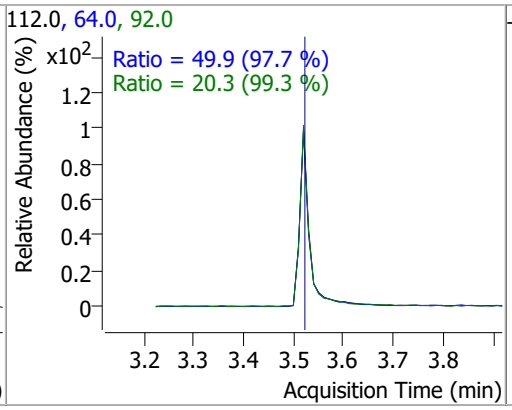

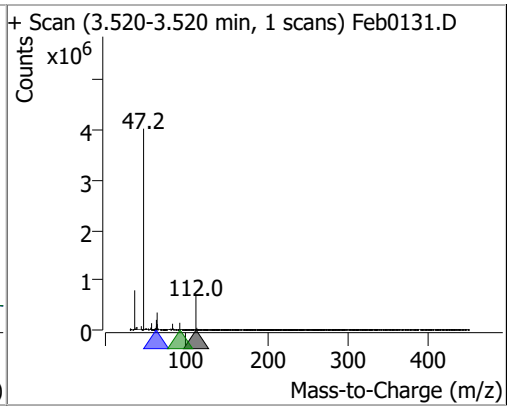

Compound	Conc.	Exp RT	QIon	Exp Ratio	QIon	Exp Ratio
Aniline	N.D.	4.55	66.0	35.1	65.0	18.0

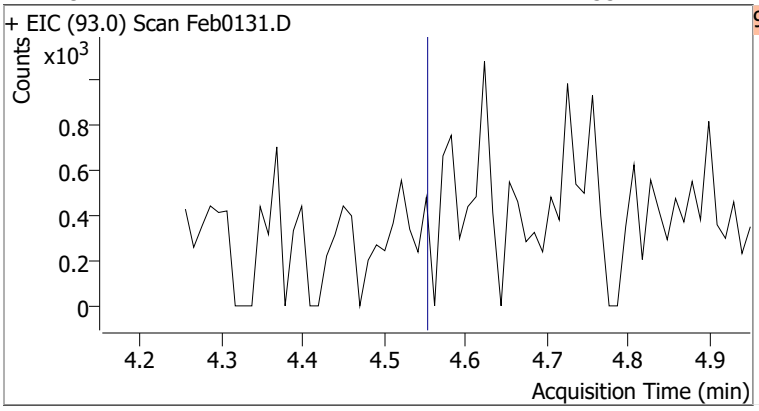

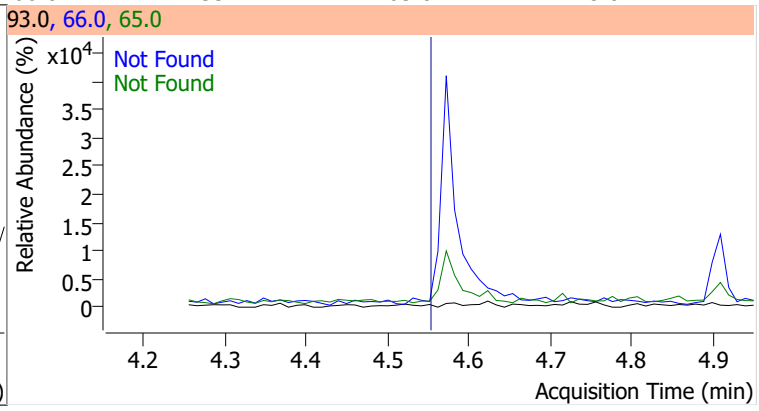

Quantitation Results Report (QT Reviewed)

Compound	Conc.	RT	Dev(Min)	Resp.	QIon	QRatio	Lower	Upper
Phenol-d5	68.6482	4.57	0.00	1014121	71.0	34.8	23.8	44.2

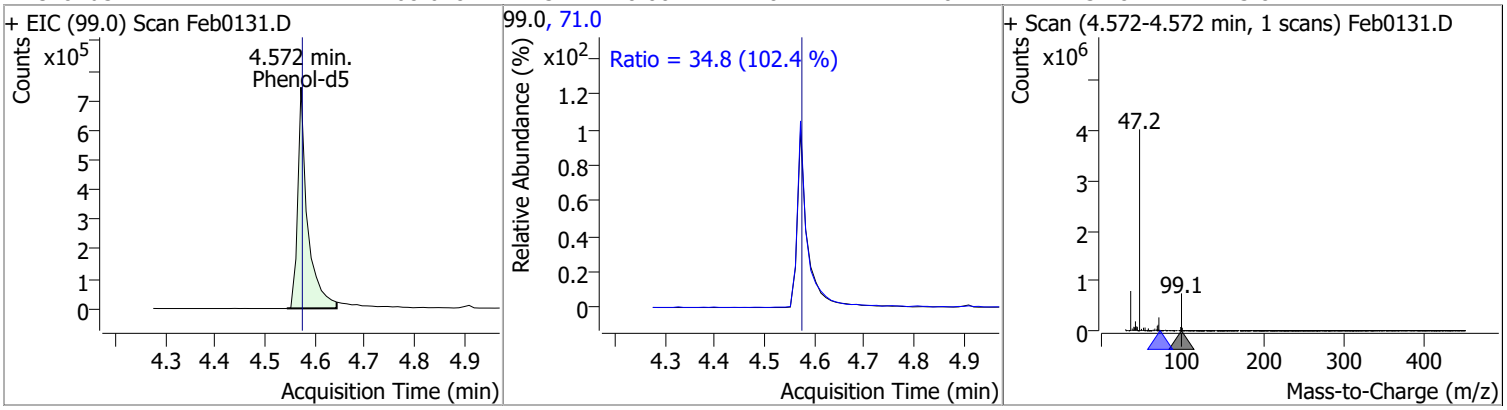

Compound	Conc.	Exp RT	QIon	Exp Ratio
Phenol	N.D.	4.59	66.0	43.8

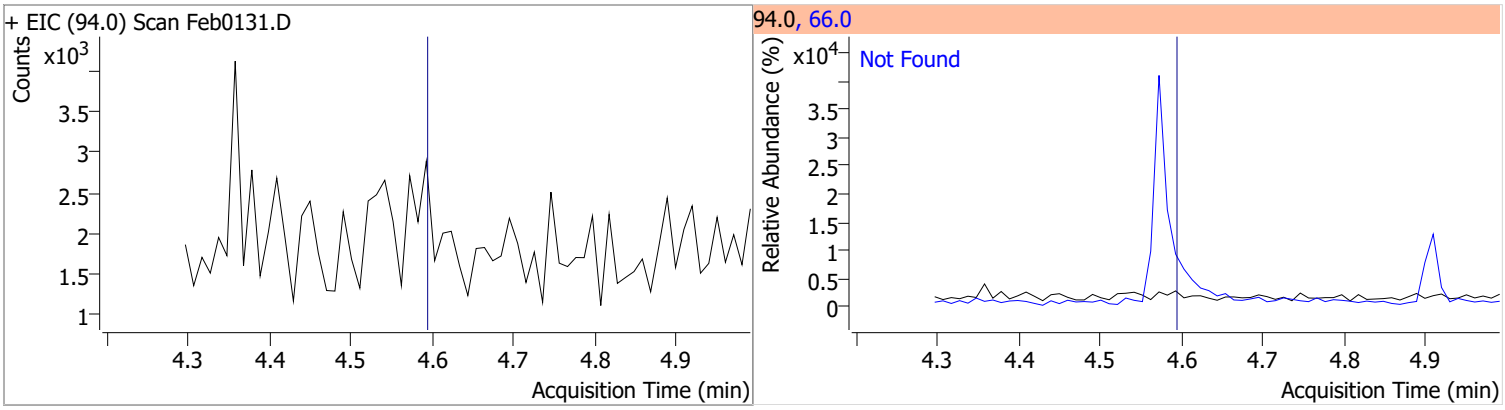

Compound	Conc.	RT	Dev(Min)	Resp.	QIon	QRatio	Lower	Upper
bis(-2-Chloroethyl)Ether		0		0	64.0		2.4	4.5

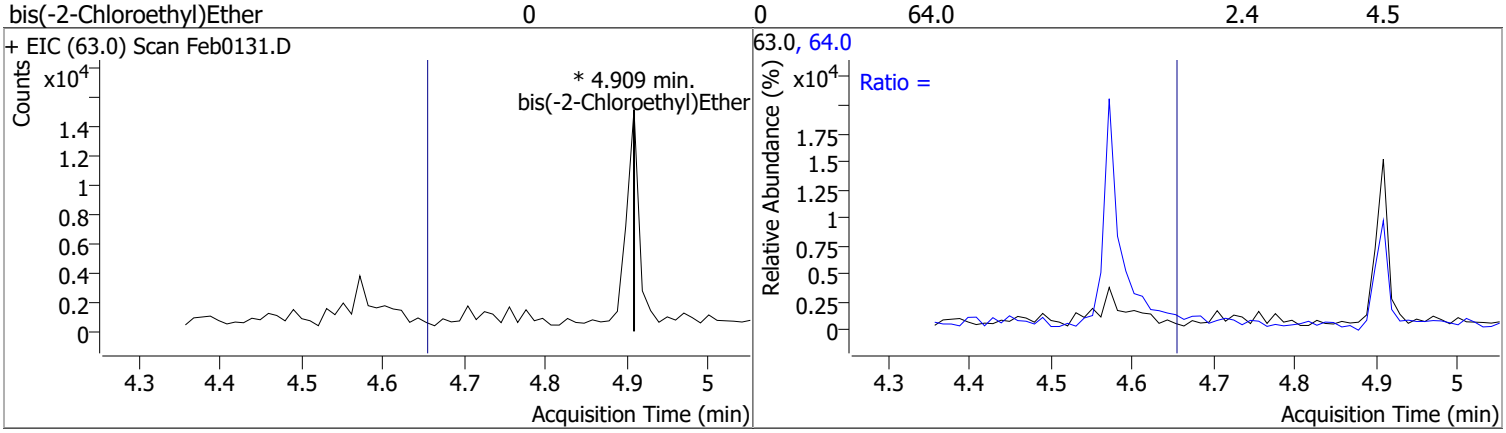

Compound	Conc.	Exp RT	QIon	Exp Ratio
2-Chlorophenol	N.D.	4.68	130.0	31.8

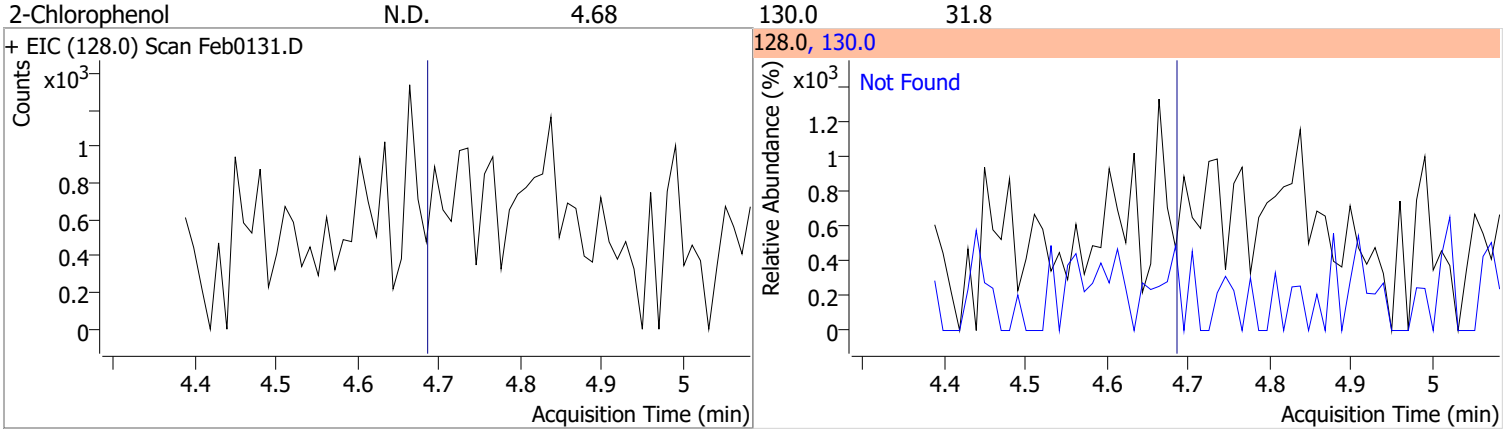

Compound	Conc.	Exp RT	QIon	Exp Ratio	QIon	Exp Ratio
1,3-Dichlorobenzene	N.D.	4.84	148.0	62.2	111.0	35.9

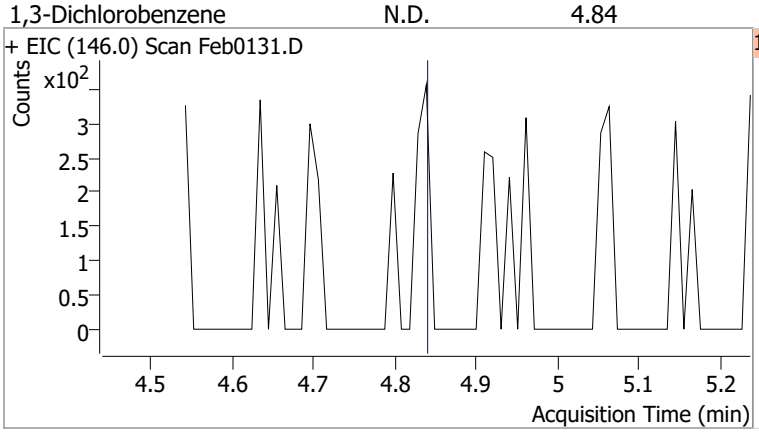

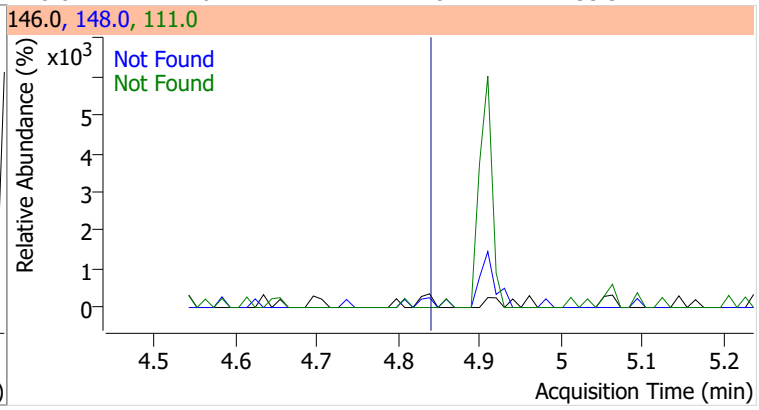

Compound	Conc.	Exp RT	QIon	Exp Ratio	QIon	Exp Ratio
1,4-Dichlorobenzene	N.D.	4.93	148.0	64.1	111.0	35.1

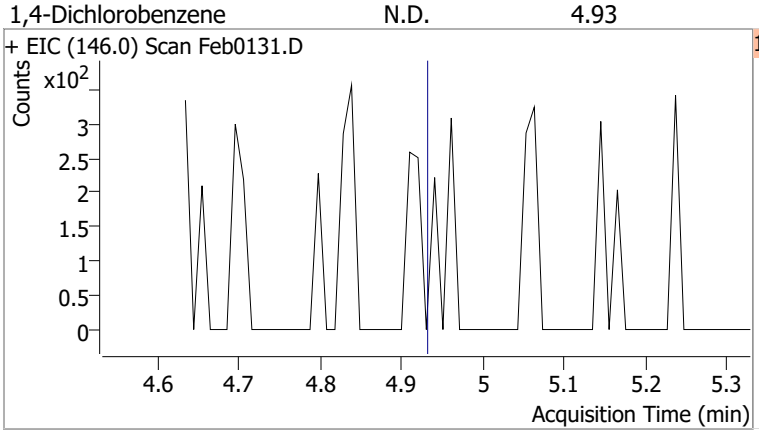

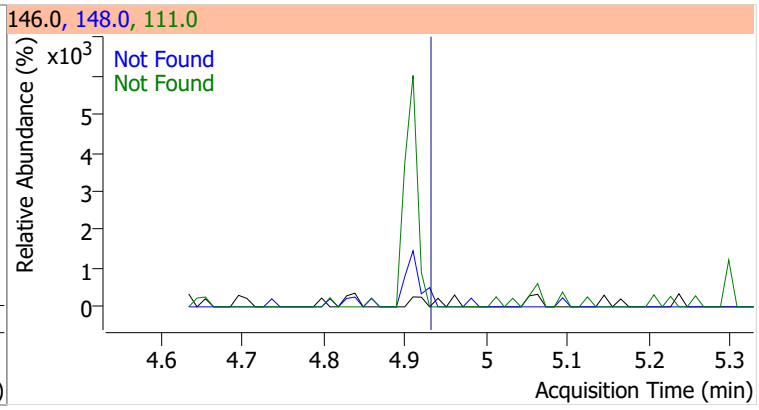

Compound	Conc.	Exp RT	QIon	Exp Ratio	QIon	Exp Ratio
1,2-Dichlorobenzene	N.D.	5.09	148.0	62.9	111.0	36.7

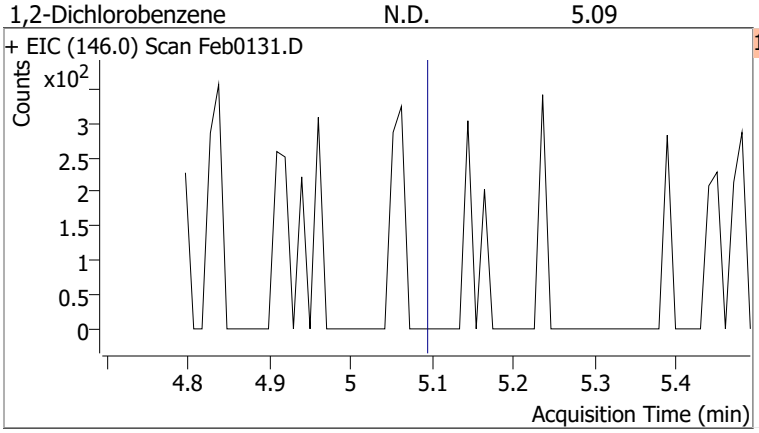

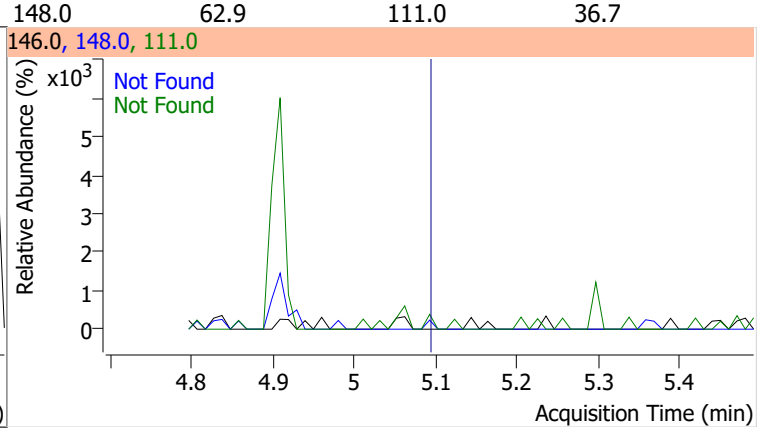

Compound	Conc.	Exp RT	QIon	Exp Ratio	QIon	Exp Ratio
Benzyl Alcohol	N.D.	5.10	79.0	118.4	107.0	64.5

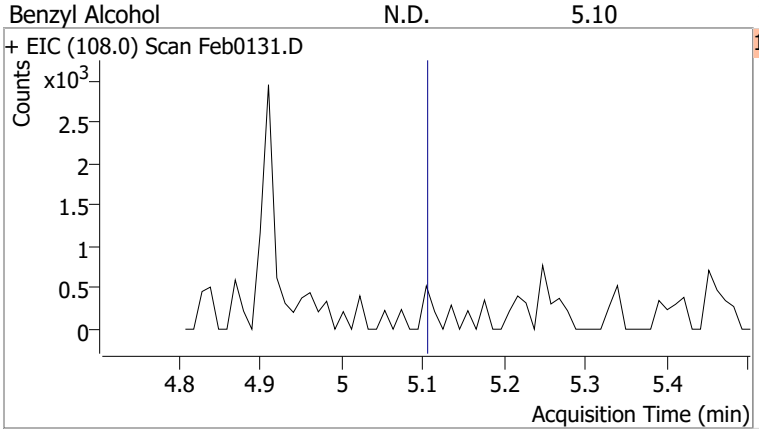

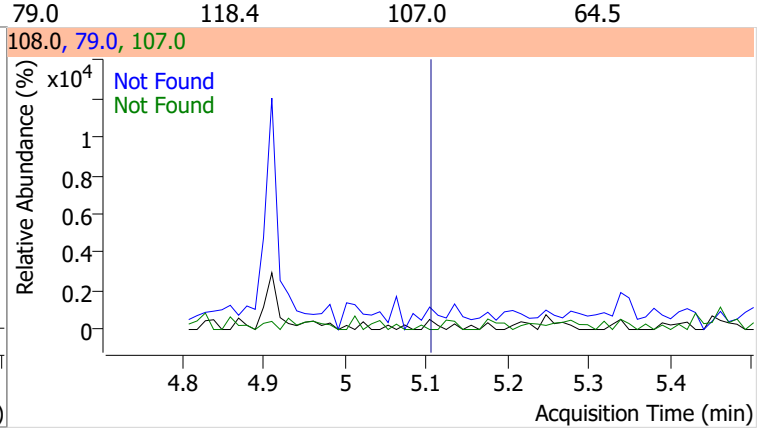

Compound	Conc.	Exp RT	QIon	Exp Ratio
2-Methylphenol	N.D.	5.26	108.0	116.3

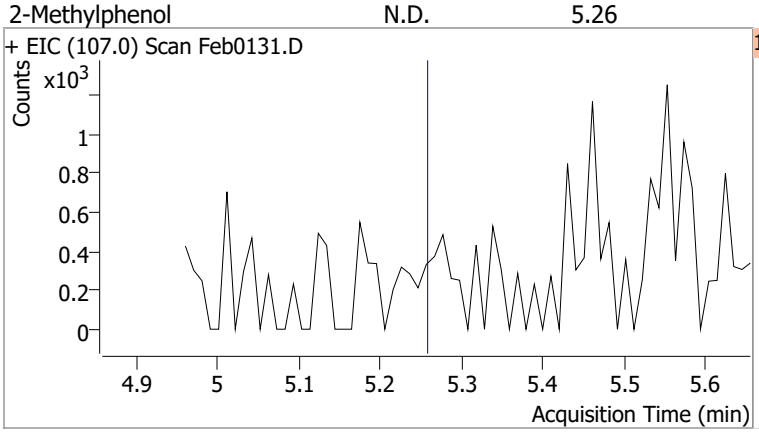

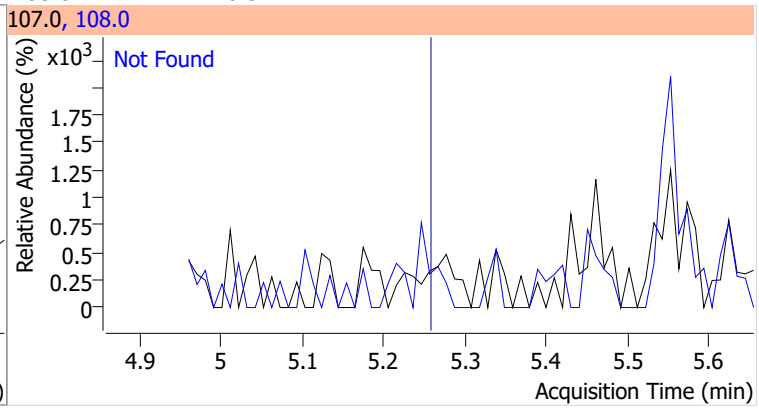

Compound	Conc.	Exp RT	QIon	Exp Ratio
bis(2-chloroisopropyl)Ether	N.D.	5.27	123.0	32.8

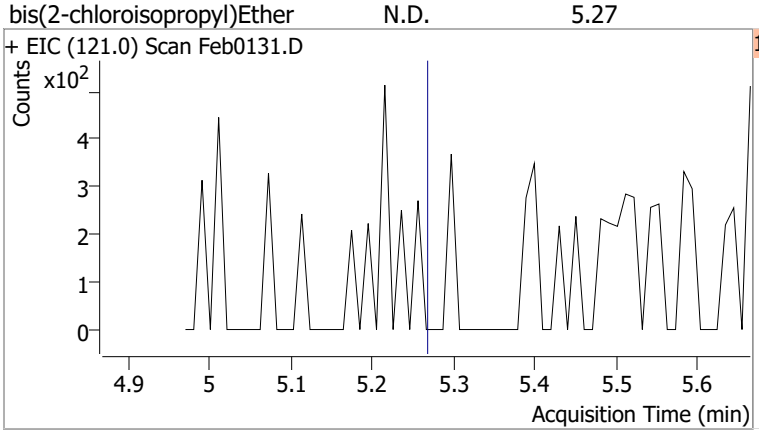

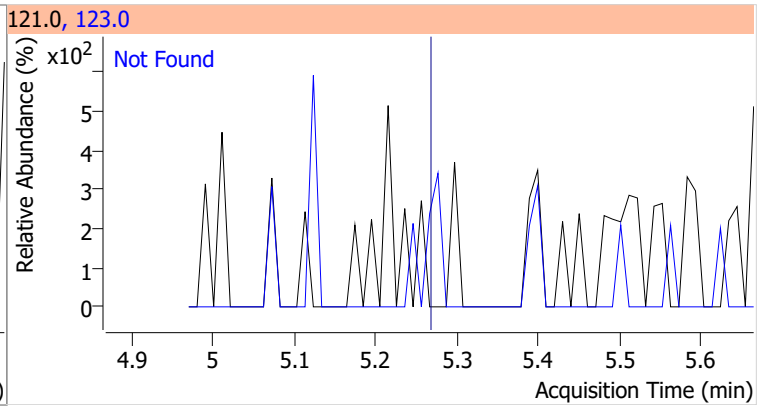

Compound	Conc.	RT	Dev(Min)	Resp.	QIon	QRatio	Lower	Upper
N-nitroso-Di-n-propylamine		0		0	130.0		0.0	35.1

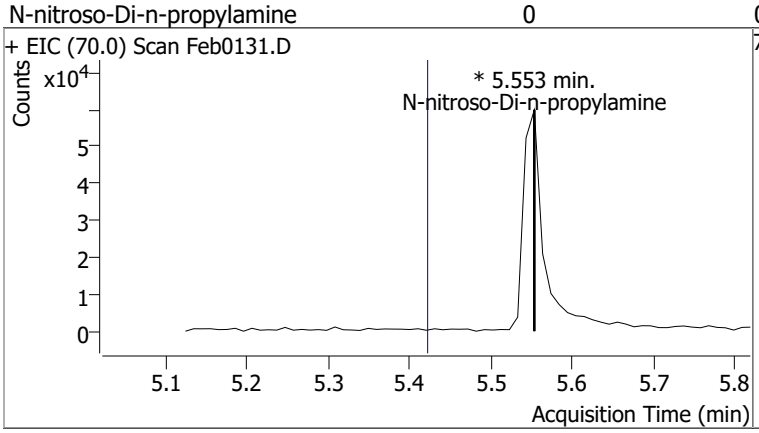

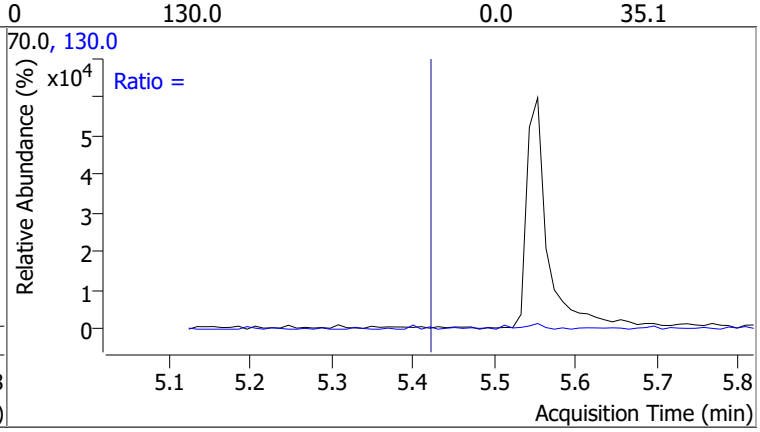

Compound	Conc.	Exp RT	QIon	Exp Ratio
4Methylphenol/3Methylphenol	N.D.	5.44	108.0	84.1

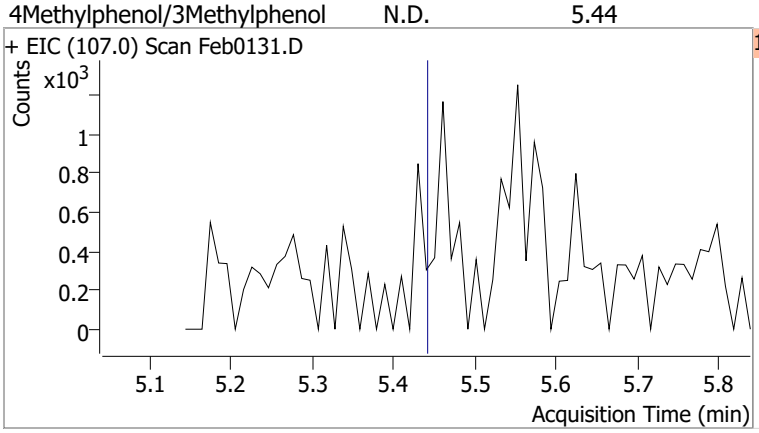

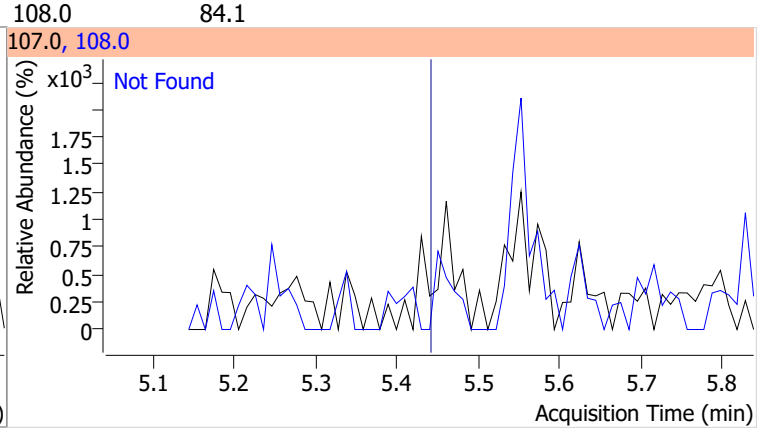

Quantitation Results Report (QT Reviewed)

Compound	Conc.	Exp RT	QIon	Exp Ratio	QIon	Exp Ratio
Hexachloroethane	N.D.	5.47	201.0	93.6	199.0	59.8

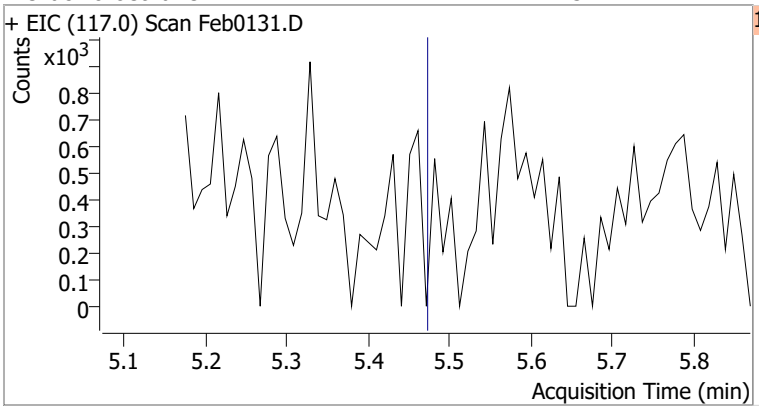

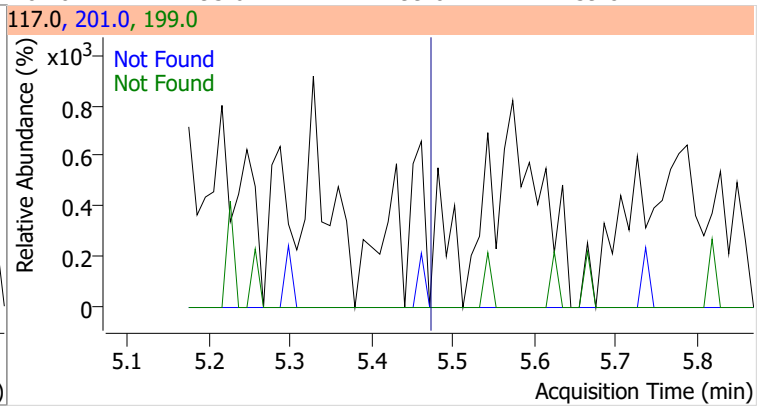

Compound	Conc.	RT	Dev(Min)	Resp.	QIon	QRatio	Lower	Upper
Nitrobenzene-d5	56.9654	5.54	-0.01	437766	54.0	62.8	44.8	83.2
					128.0	46.6	32.6	60.6

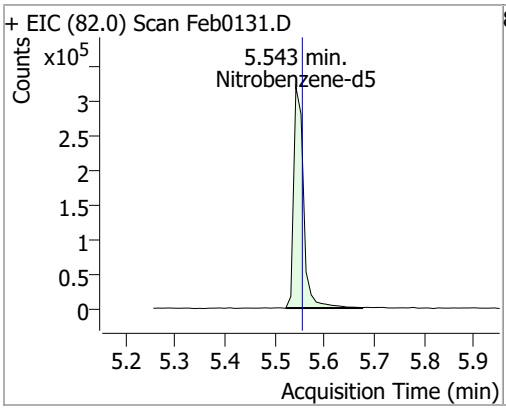

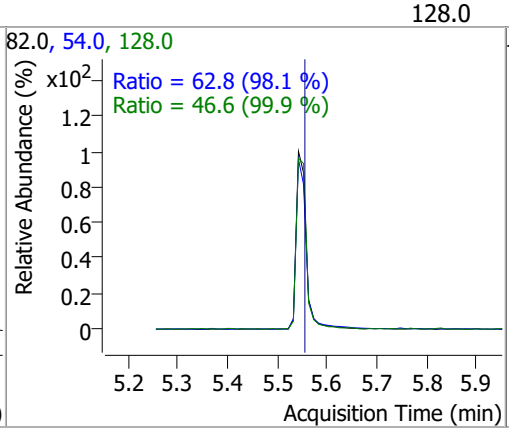

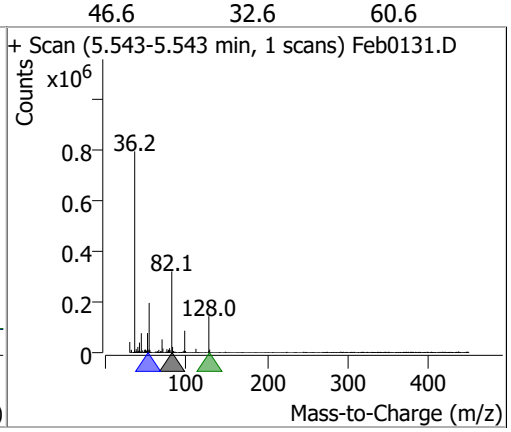

Compound	Conc.	Exp RT	QIon	Exp Ratio	QIon	Exp Ratio
Nitrobenzene	N.D.	5.57	77.0	202.4	51.0	125.5

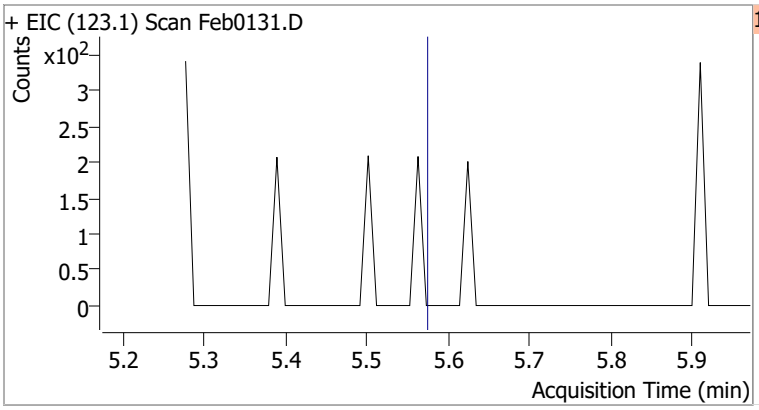

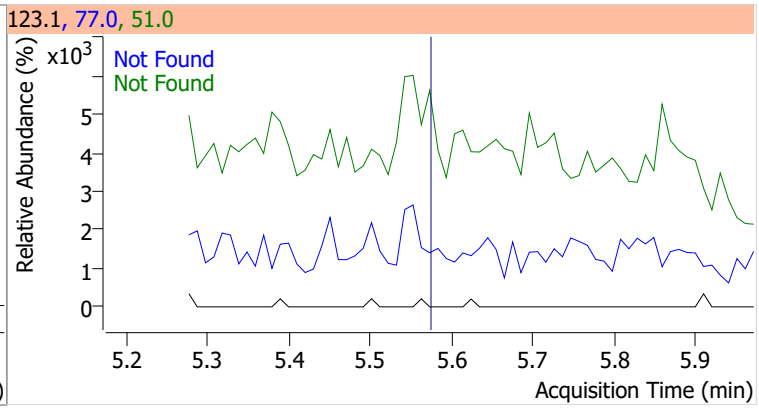

Compound	Conc.	Exp RT	QIon	Exp Ratio
Isophorone	N.D.	5.88	138.0	21.7

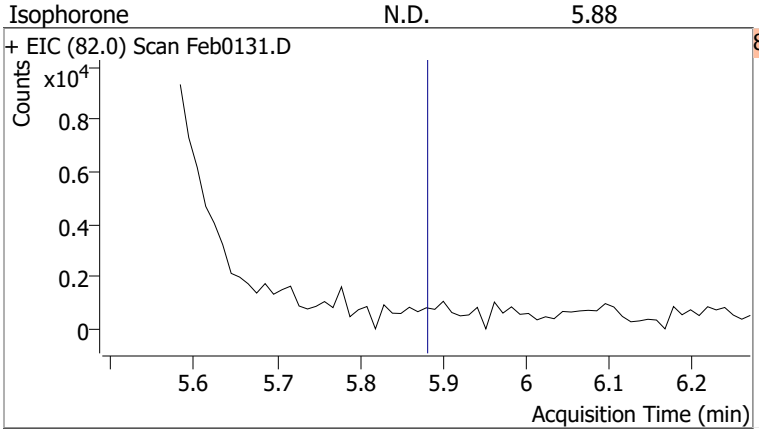

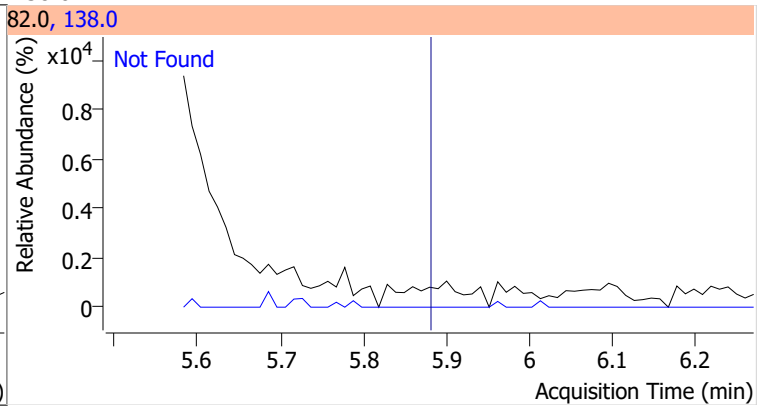

Compound	Conc.	Exp RT	QIon	Exp Ratio	QIon	Exp Ratio
2-Nitrophenol	N.D.	5.94	65.0	48.9	109.0	38.3

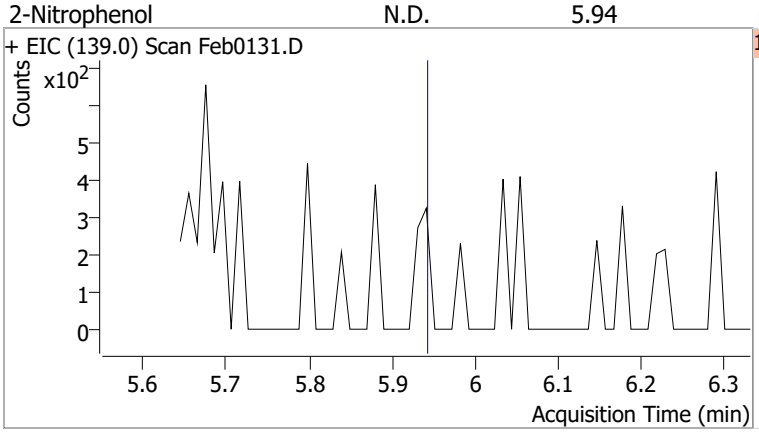

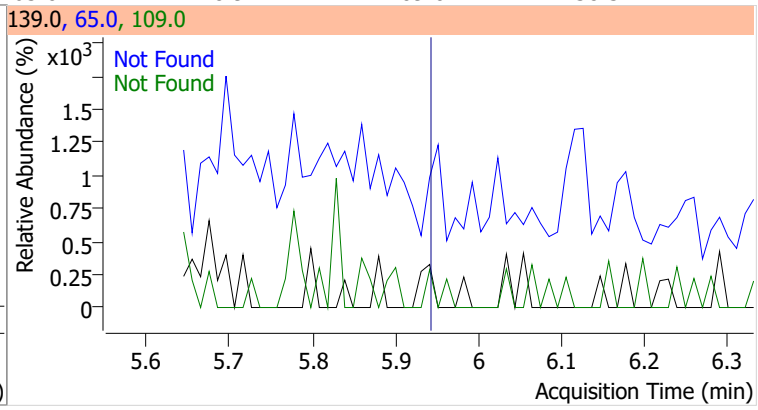

Compound	Conc.	Exp RT	QIon	Exp Ratio	QIon	Exp Ratio
2,4-Dimethylphenol	N.D.	6.05	107.0	109.0	77.0	32.4

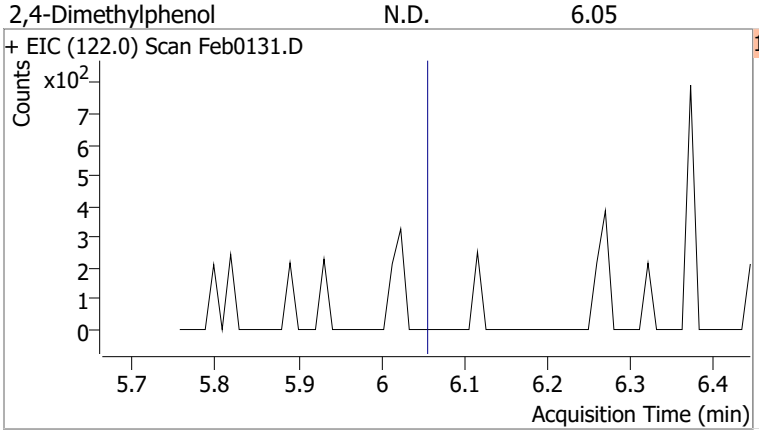

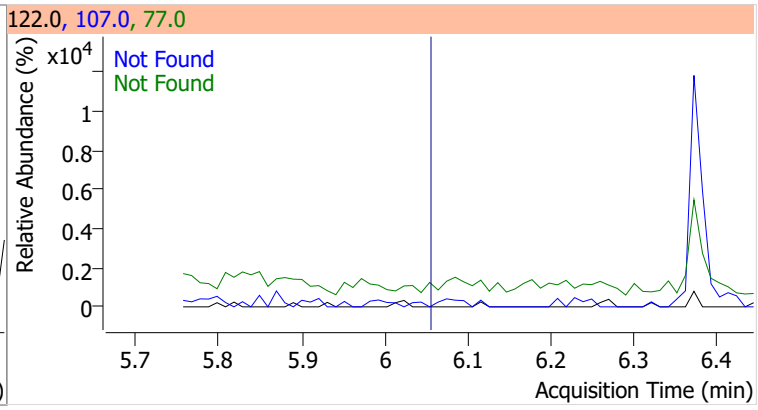

Compound	Conc.	Exp RT	QIon	Exp Ratio	QIon	Exp Ratio
bis(-2-Chloroethoxy)Methane	N.D.	6.16	63.0	68.6	95.0	32.4

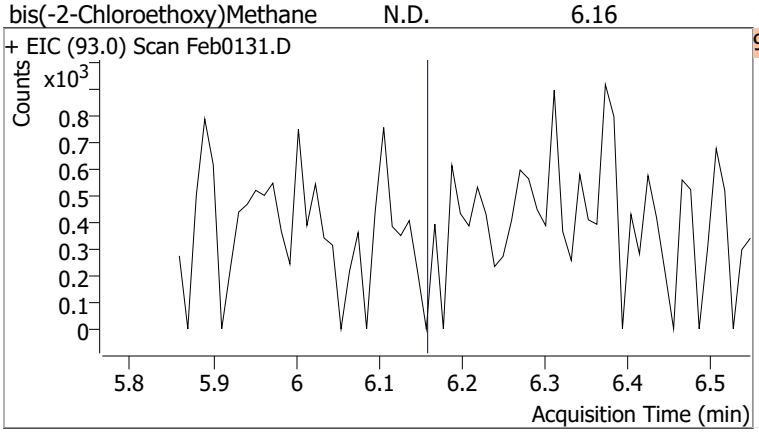

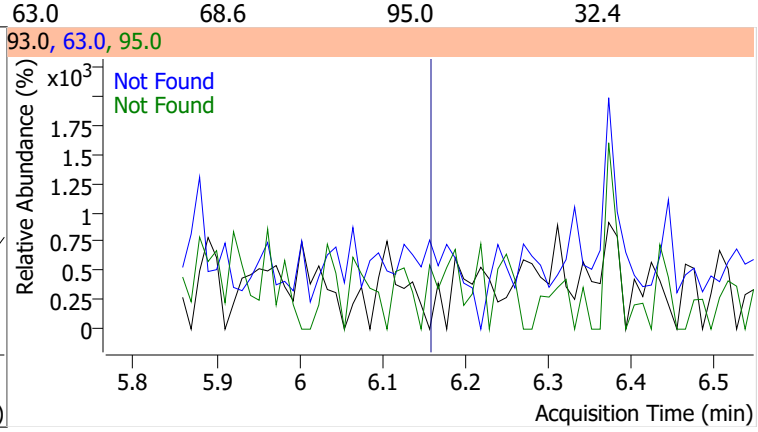

Compound	Conc.	Exp RT	QIon	Exp Ratio	QIon	Exp Ratio
2,4-Dichlorophenol	N.D.	6.25	164.0	63.2	98.0	30.8

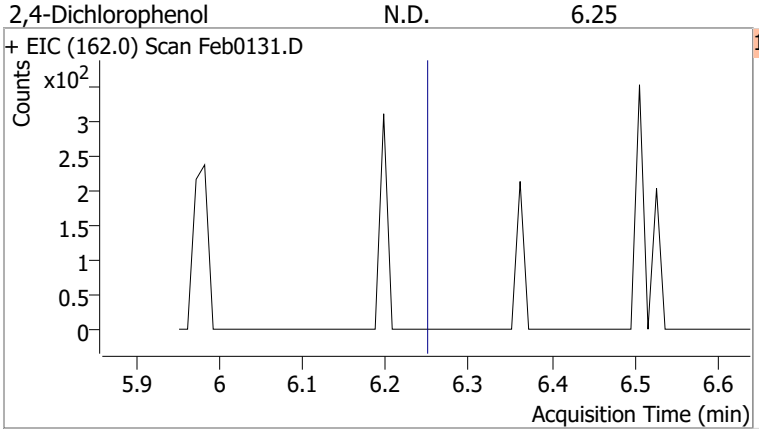

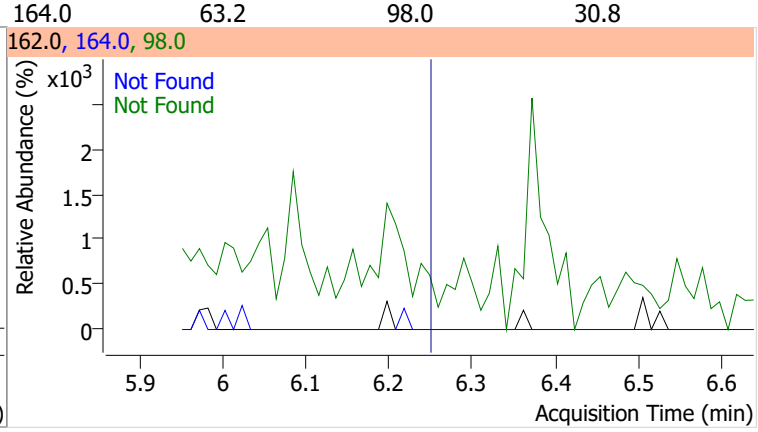

Compound	Conc.	Exp RT	QIon	Exp Ratio	QIon	Exp Ratio
Benzoic Acid	N.D.	6.27	122.0	88.6	77.0	75.0

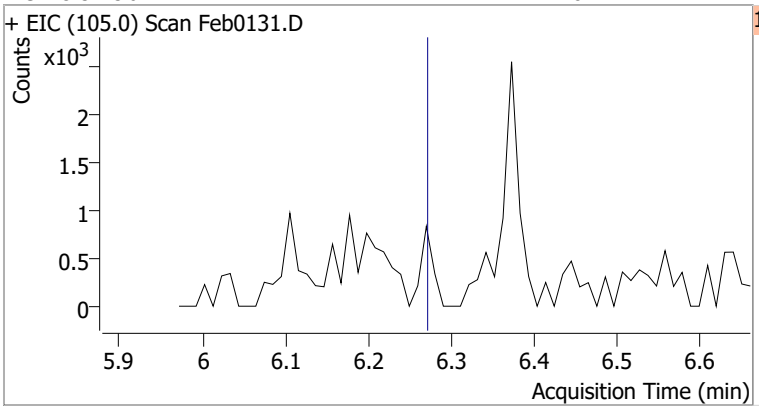

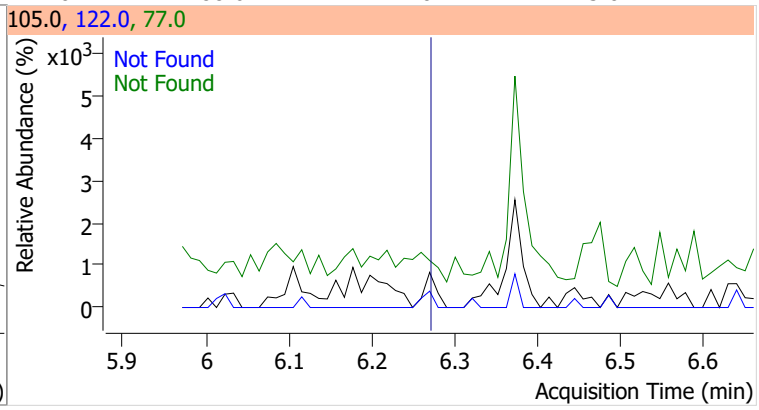

Compound	Conc.	Exp RT	QIon	Exp Ratio	QIon	Exp Ratio
1,2,4-Trichlorobenzene	N.D.	6.32	182.0	97.1	145.0	28.4

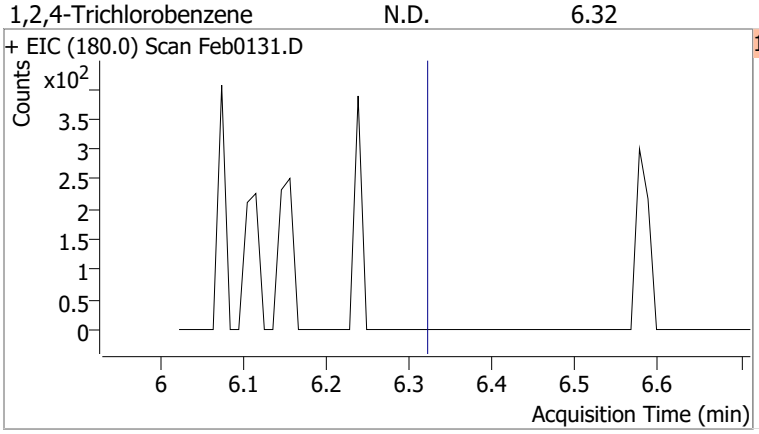

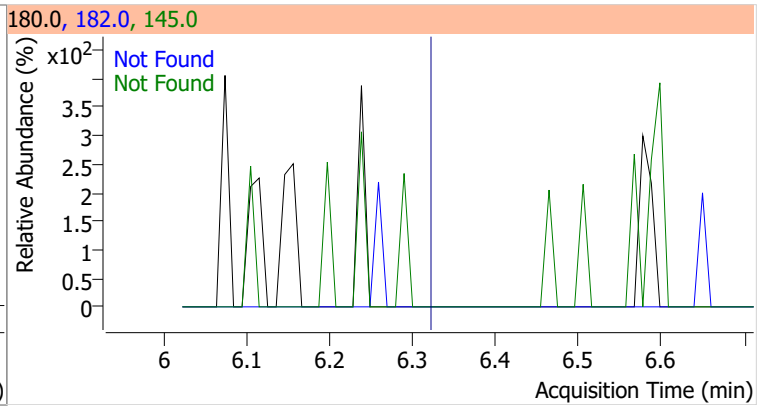

Compound	Conc.	Exp RT	QIon	Exp Ratio	QIon	Exp Ratio
Naphthalene	N.D.	6.40	129.0	11.4	102.0	9.7

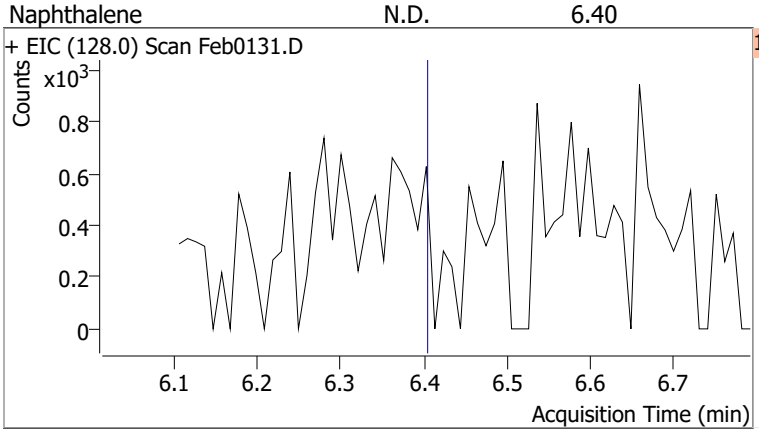

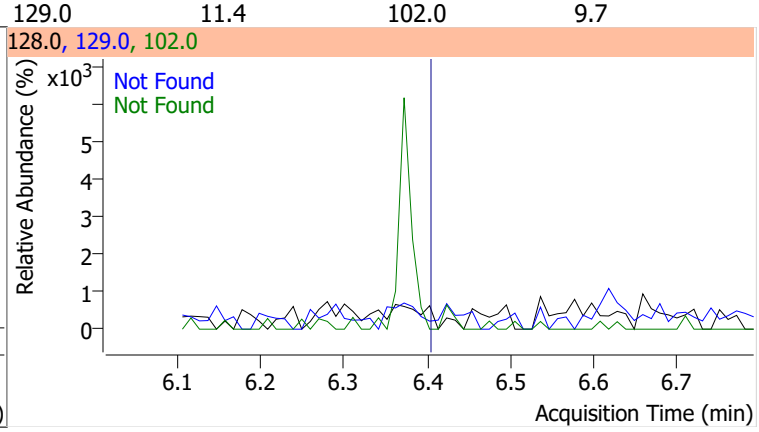

Compound	Conc.	RT	Dev(Min)	Resp.	QIon	QRatio	Lower	Upper
4-Chlorophenol		0		0	128.0		243.7	452.5

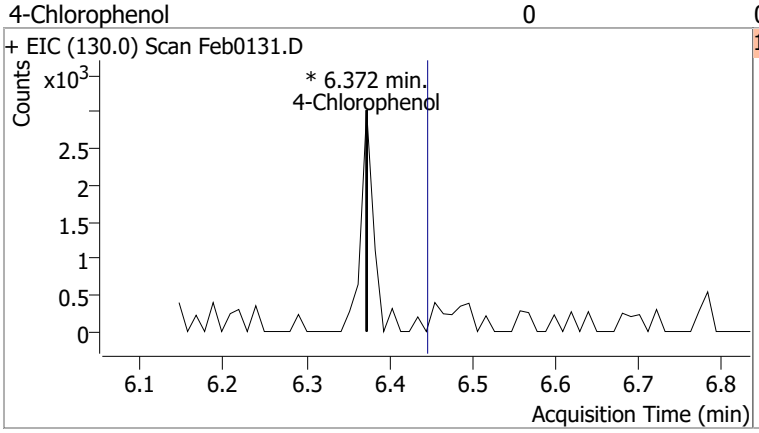

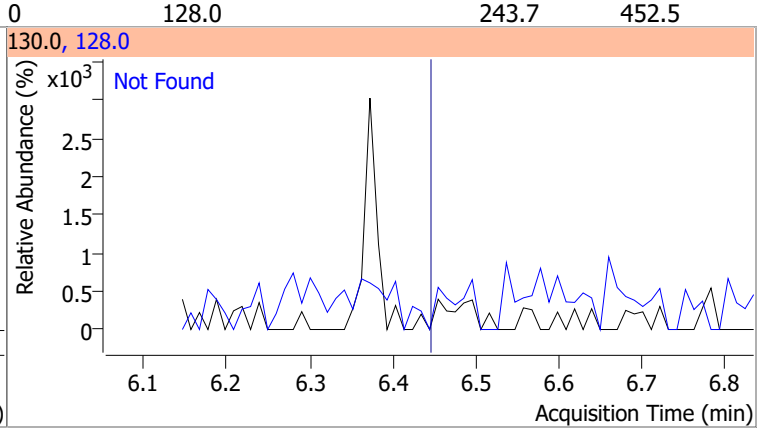

Compound	Conc.	Exp RT	QIon	Exp Ratio	QIon	Exp Ratio
p-Chloroaniline	N.D.	6.51	129.0	33.1	65.0	29.9

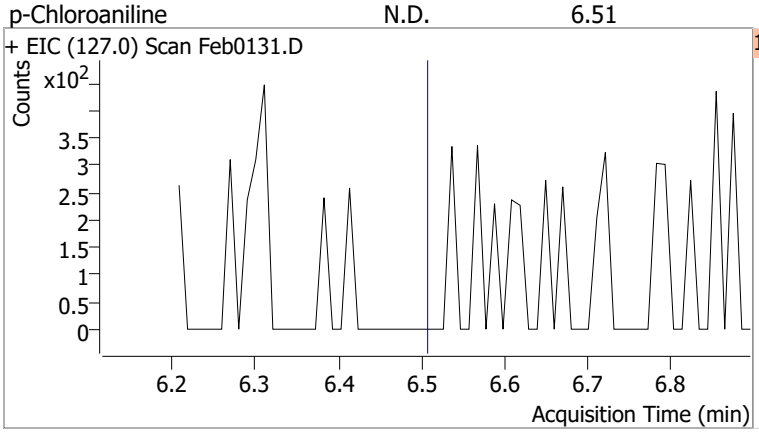

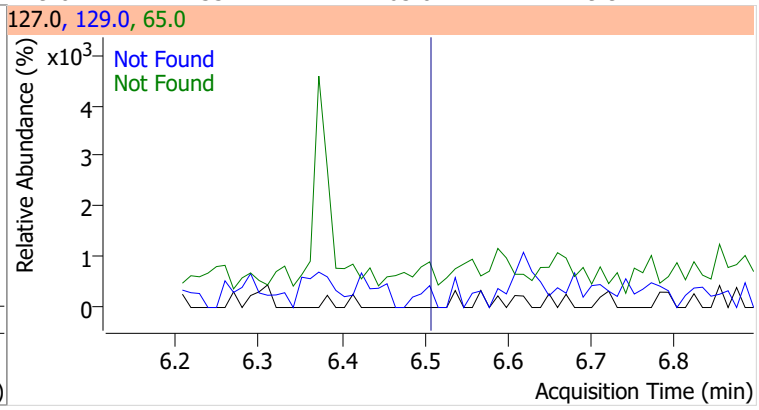

Compound	Conc.	Exp RT	QIon	Exp Ratio	QIon	Exp Ratio
Hexachlorobutadiene	N.D.	6.58	223.0	65.1	227.0	63.7

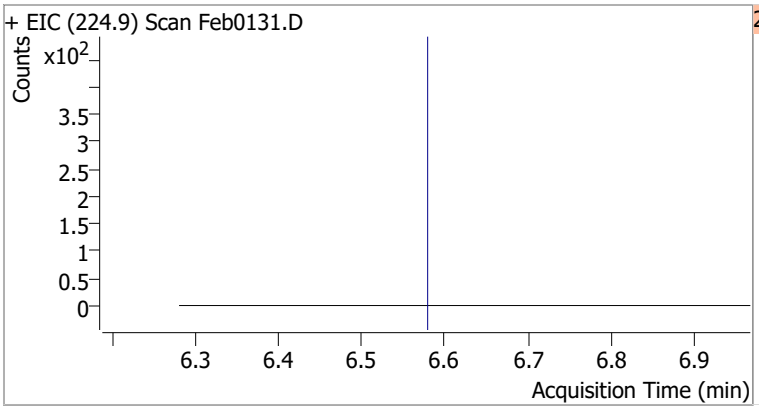

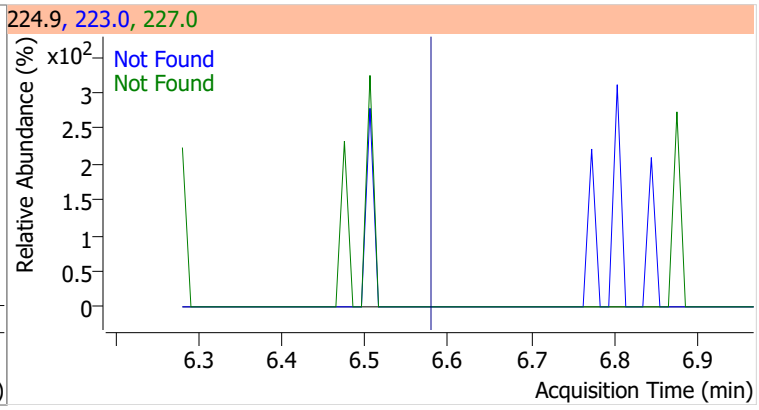

Compound	Conc.	Exp RT	QIon	Exp Ratio
4-Chloro-2-Methylphenol	N.D.	6.99	144.0	28.0

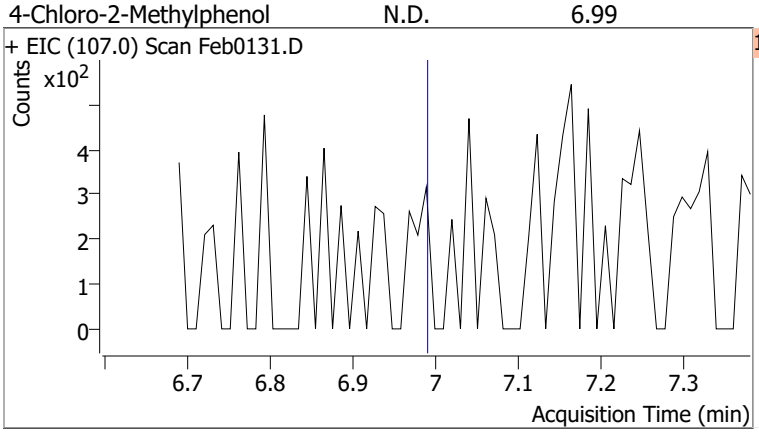

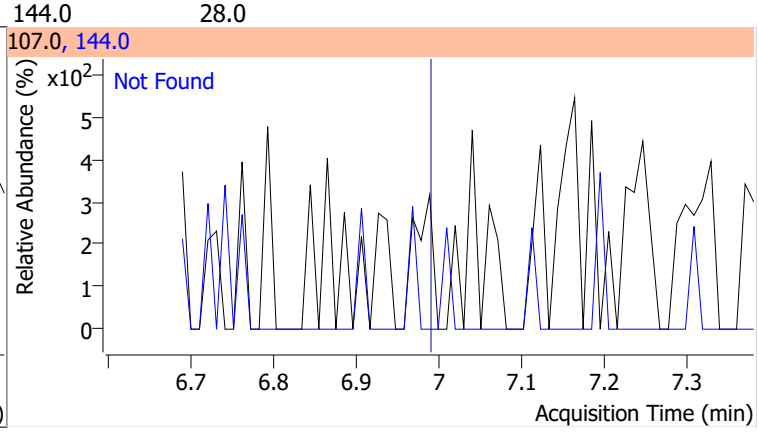

Compound	Conc.	Exp RT	QIon	Exp Ratio
4-Chloro-3-Methylphenol	N.D.	7.13	144.0	28.6

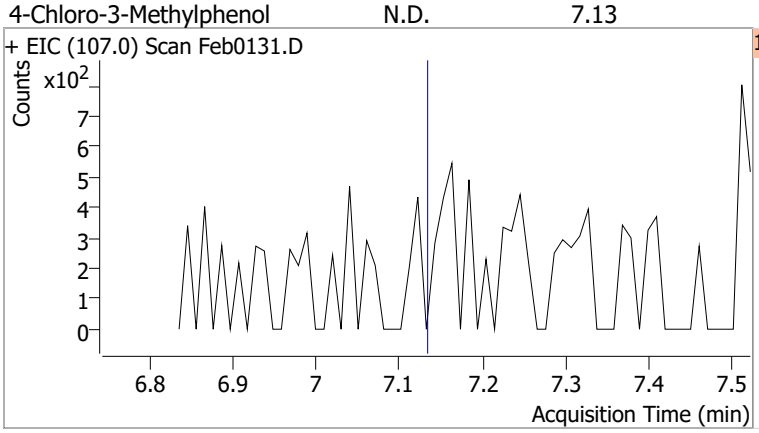

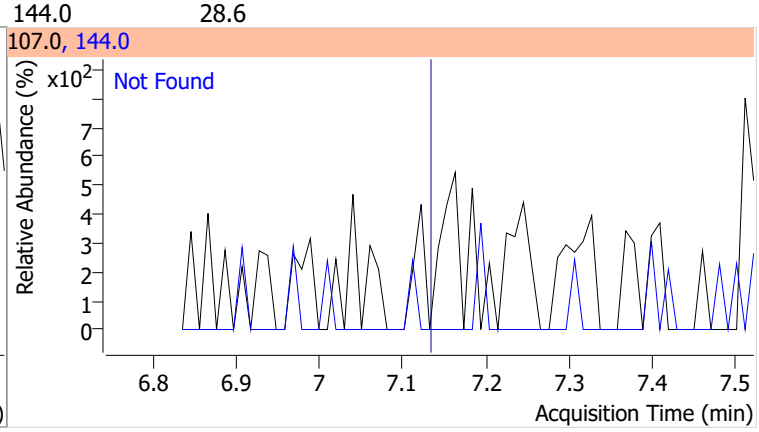

Compound	Conc.	Exp RT	QIon	Exp Ratio	QIon	Exp Ratio
2-Methylnaphthalene	N.D.	7.24	142.0	118.8	115.0	41.1

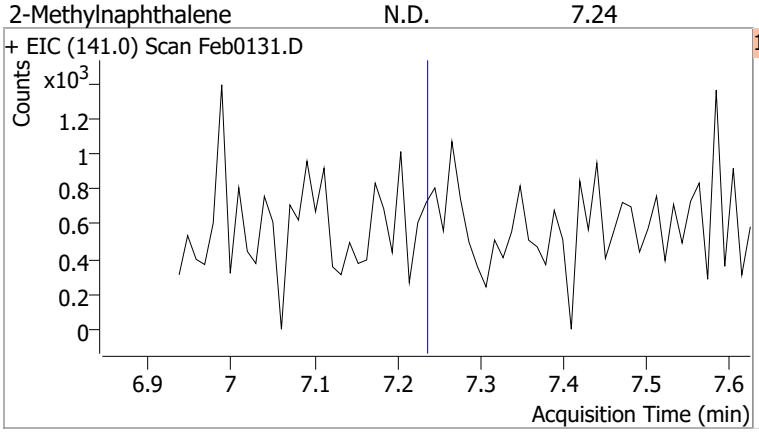

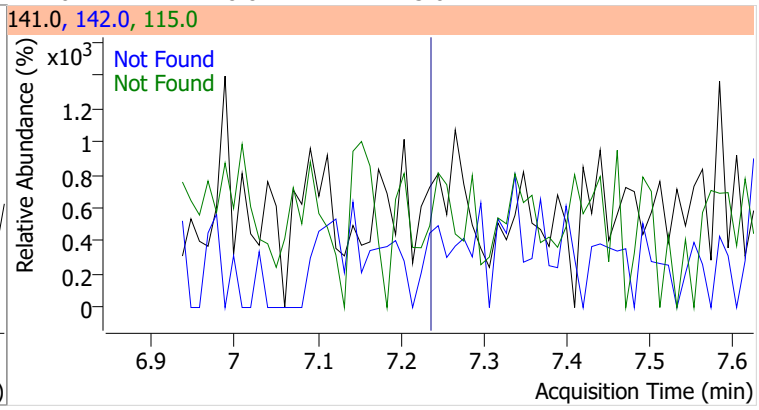

Compound	Conc.	Exp RT	QIon	Exp Ratio	QIon	Exp Ratio
1-Methylnaphthalene	N.D.	7.35	142.0	111.3	115.0	42.1

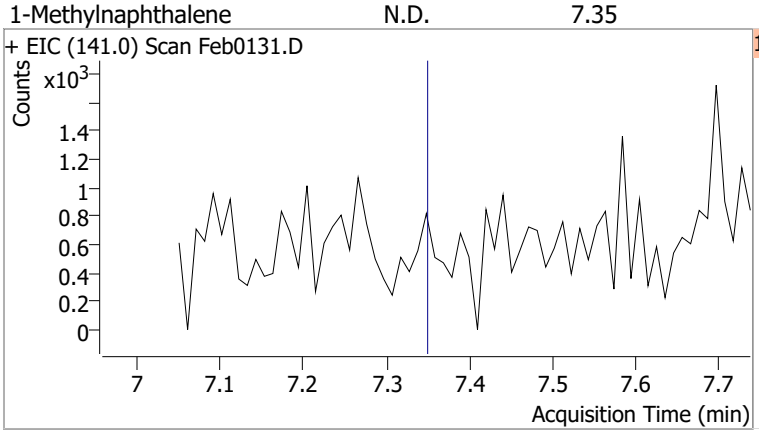

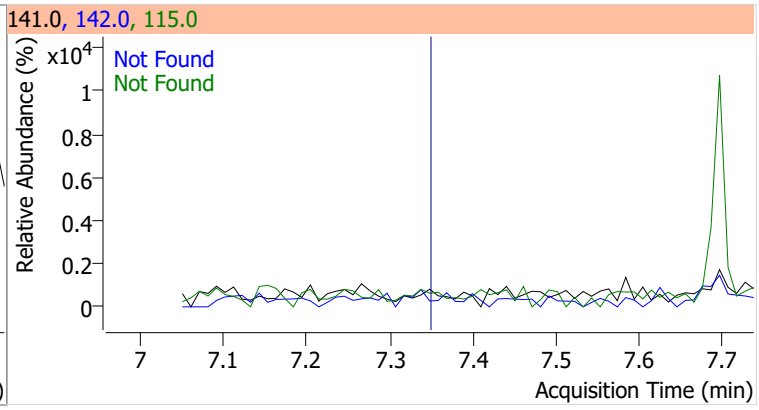

Compound	Conc.	Exp RT	QIon	Exp Ratio	QIon	Exp Ratio
Hexachlorocyclopentadiene	N.D.	7.43	238.9	62.5	234.9	62.4

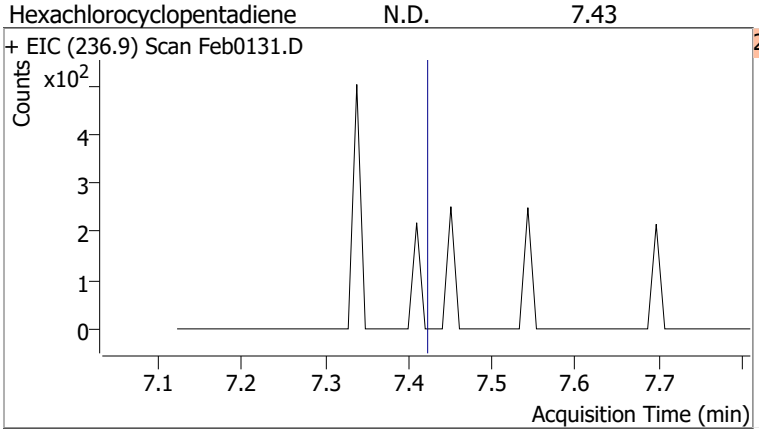

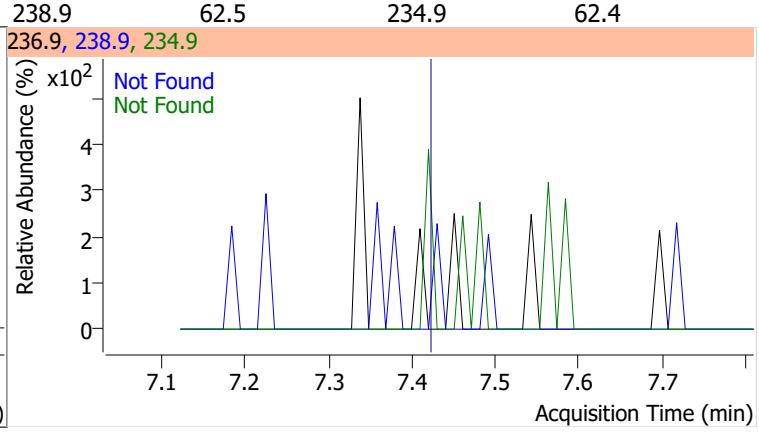

Compound	Conc.	Exp RT	QIon	Exp Ratio
2,4,6-Trichlorophenol	N.D.	7.59	198.0	98.1

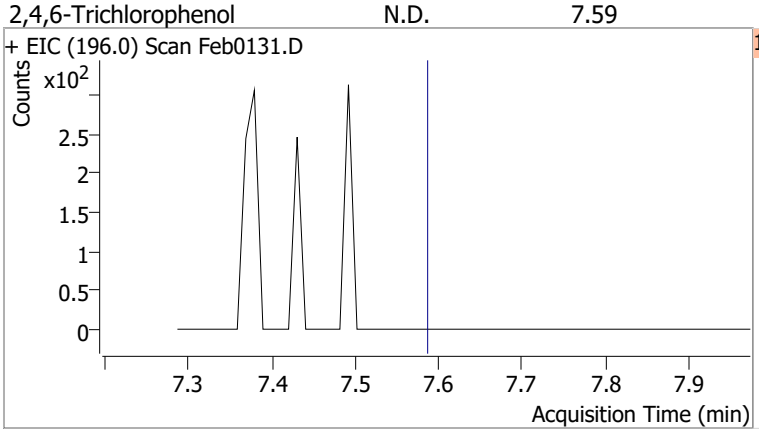

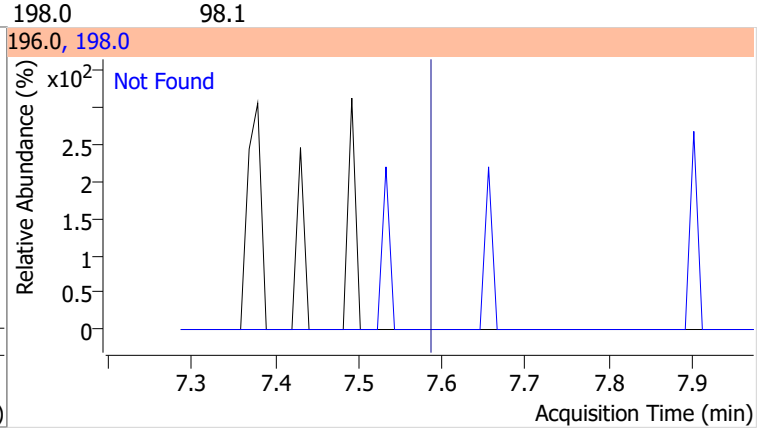

Compound	Conc.	Exp RT	QIon	Exp Ratio
2,4,5-Trichlorophenol	N.D.	7.64	198.0	93.7

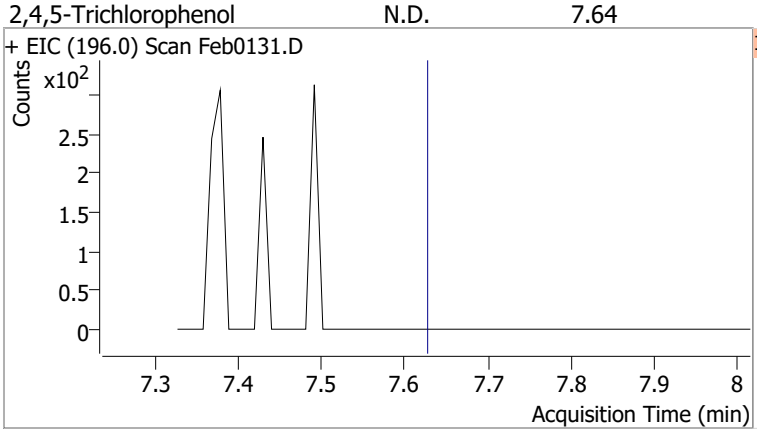

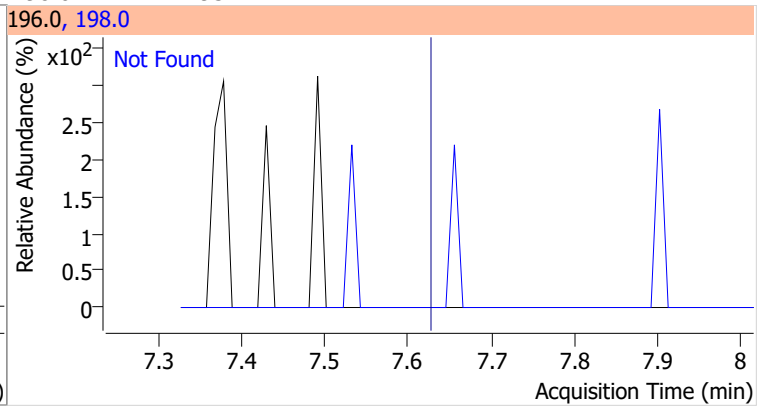

Compound	Conc.	RT	Dev(Min)	Resp.	QIon	QRatio	Lower	Upper
2-Fluorobiphenyl	61.2863	7.70	0.00	1521840	171.0	33.6	23.8	44.1

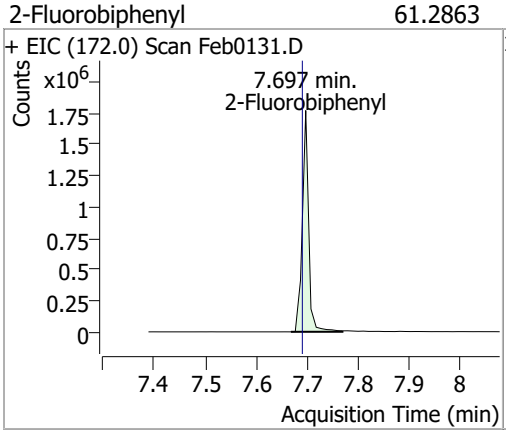

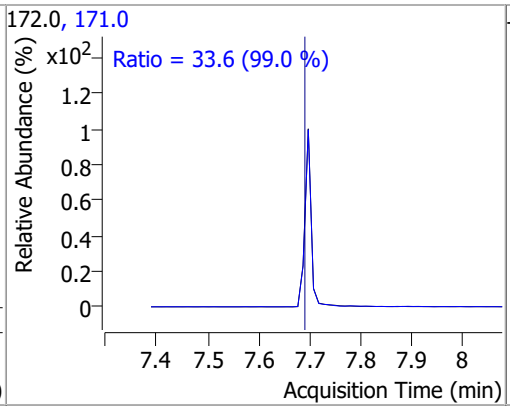

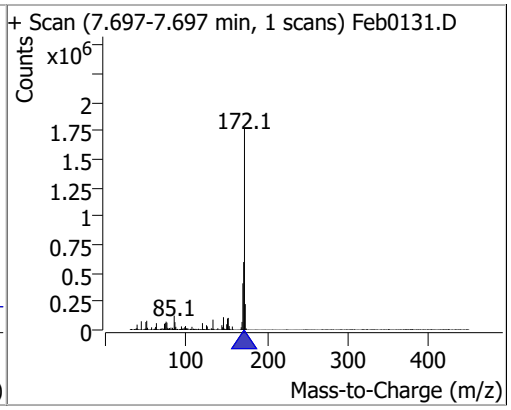

Compound	Conc.	Exp RT	QIon	Exp Ratio	QIon	Exp Ratio
2-Chloronaphthalene	N.D.	7.81	127.0	36.7	164.0	32.2

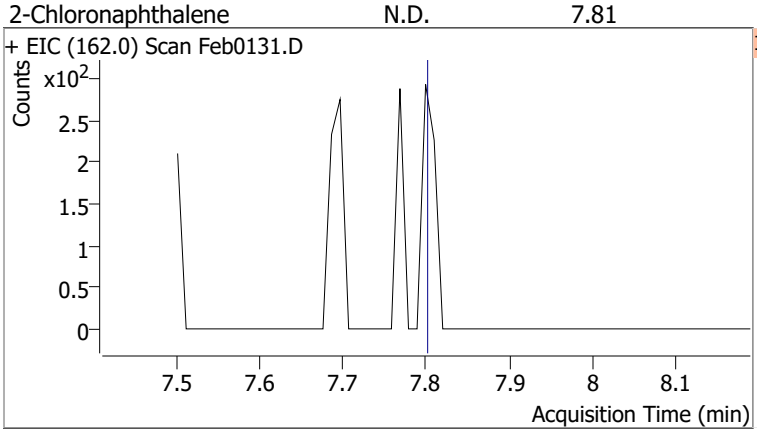

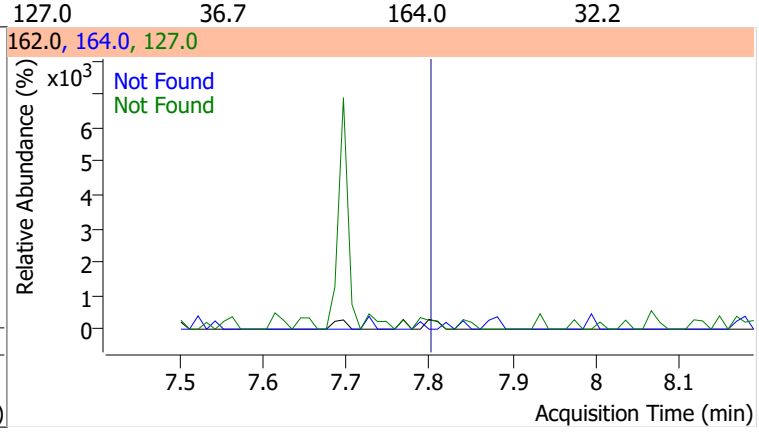

Compound	Conc.	Exp RT	QIon	Exp Ratio
2-Nitroaniline	N.D.	7.96	138.0	120.7

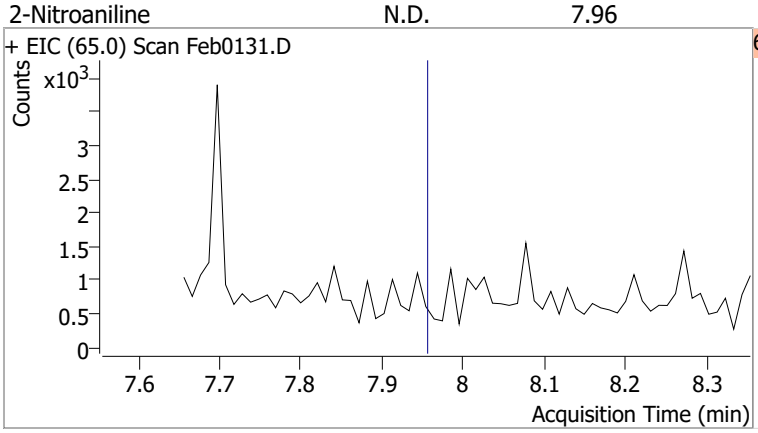

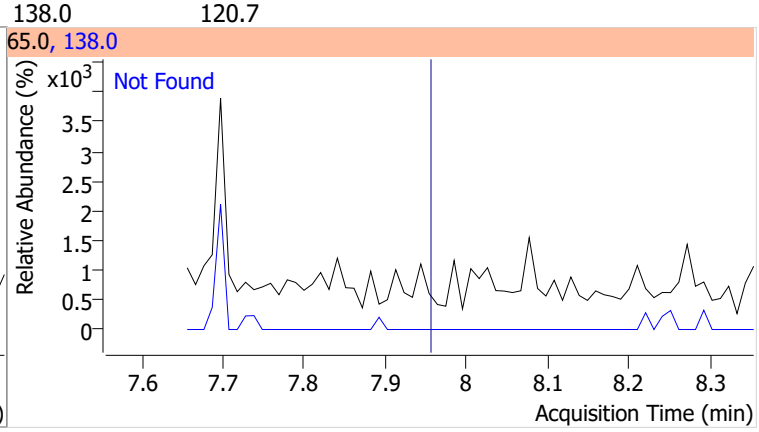

Quantitation Results Report (QT Reviewed)

Compound	Conc.	RT	Dev(Min)	Resp.	QIon	QRatio	Lower	Upper
Dimethyl Phthalate		0		0	77.0		13.0	24.2

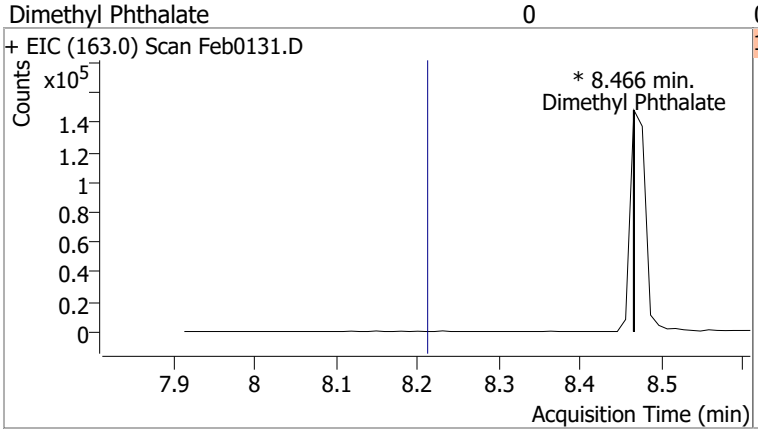

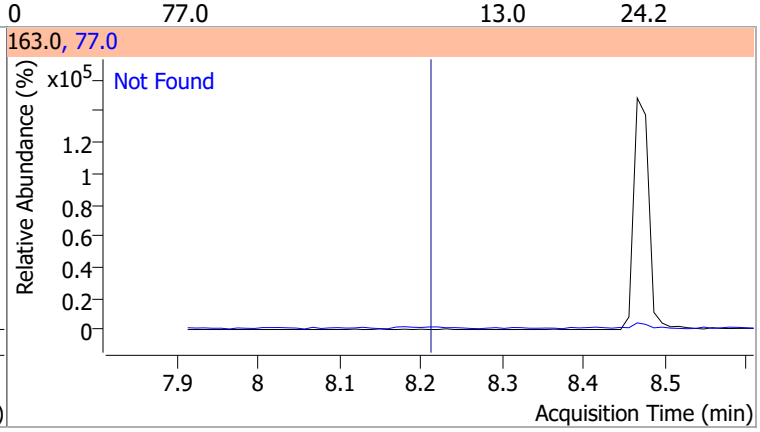

Compound	Conc.	RT	Dev(Min)	Resp.	QIon	QRatio	Lower	Upper
2,6-Dinitrotoluene		0		0	63.0		82.2	152.7
					89.0		40.8	75.8

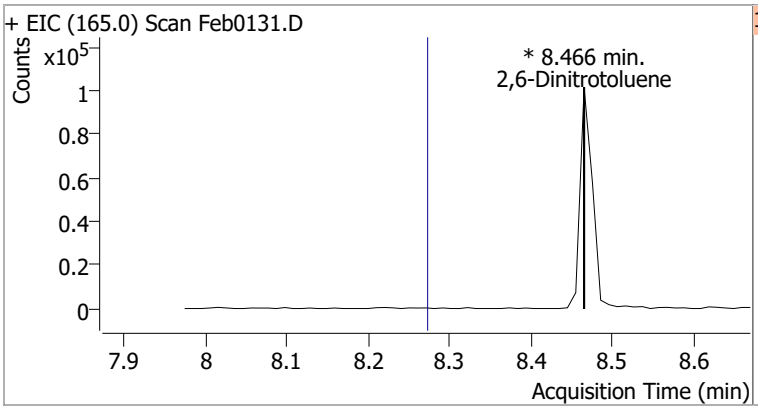

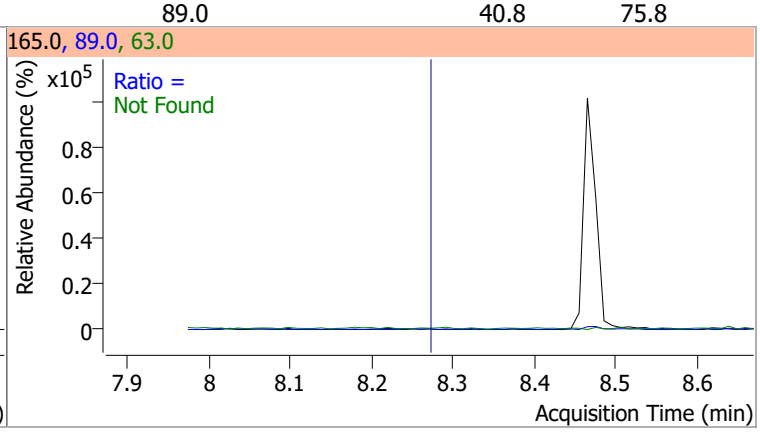

Compound	Conc.	Exp RT	QIon	Exp Ratio
Acenaphthylene	N.D.	8.30	153.1	14.0

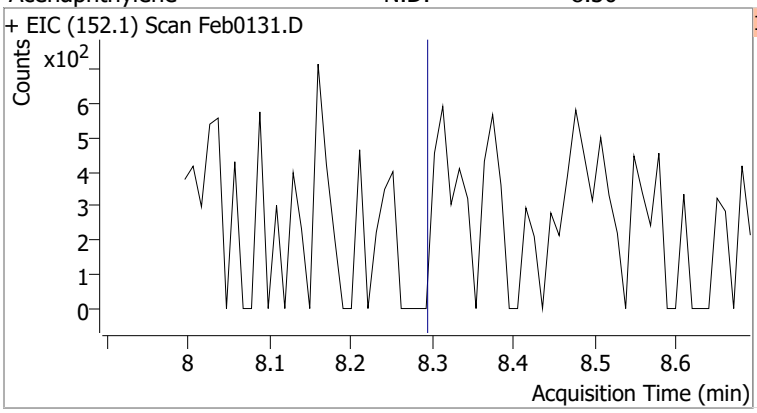

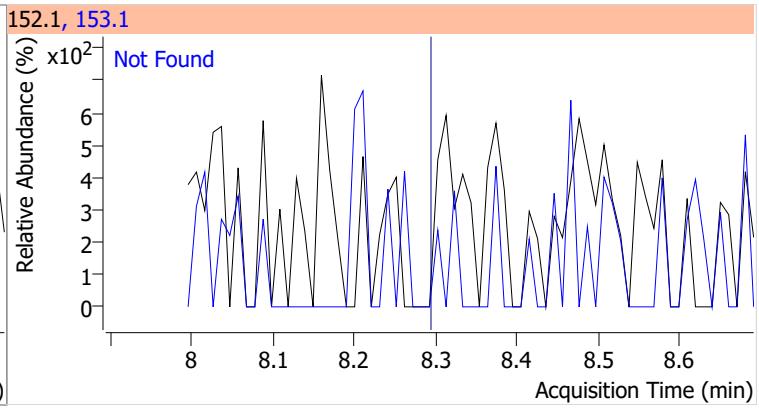

Compound	Conc.	Exp RT	QIon	Exp Ratio	QIon	Exp Ratio
3-Nitroaniline	N.D.	8.48	65.0	121.0	92.0	102.4

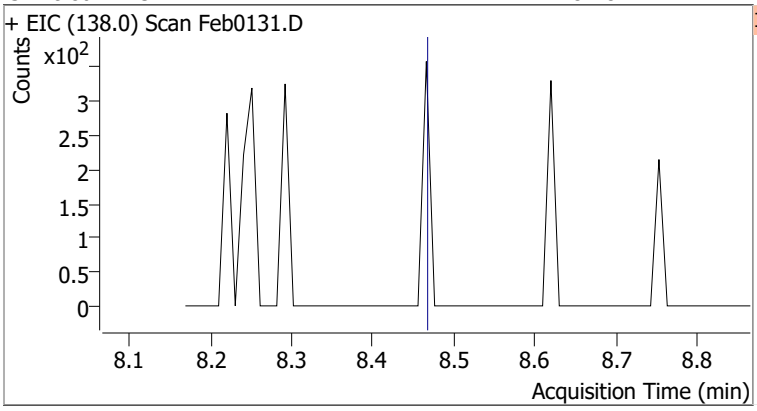

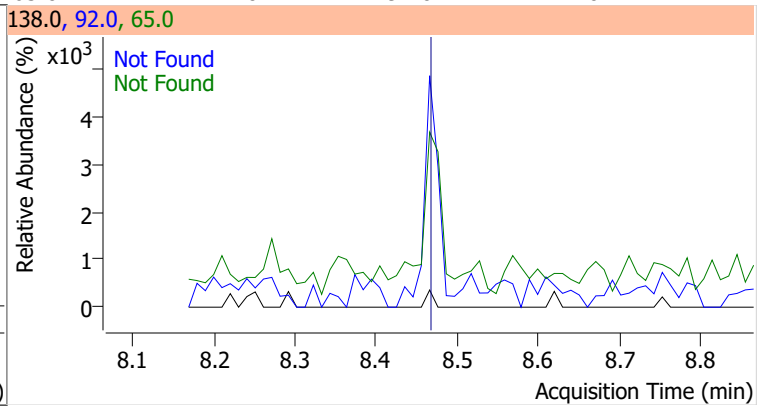

Compound	Conc.	Exp RT	QIon	Exp Ratio	QIon	Exp Ratio
Acenaphthene	N.D.	8.52	153.0	109.2	152.0	51.1

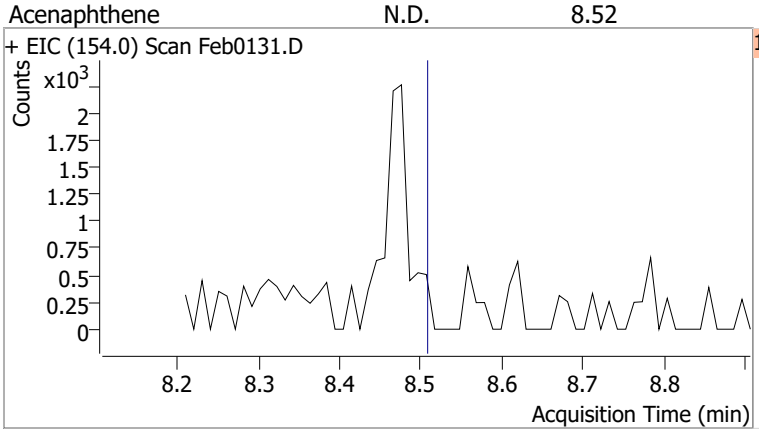

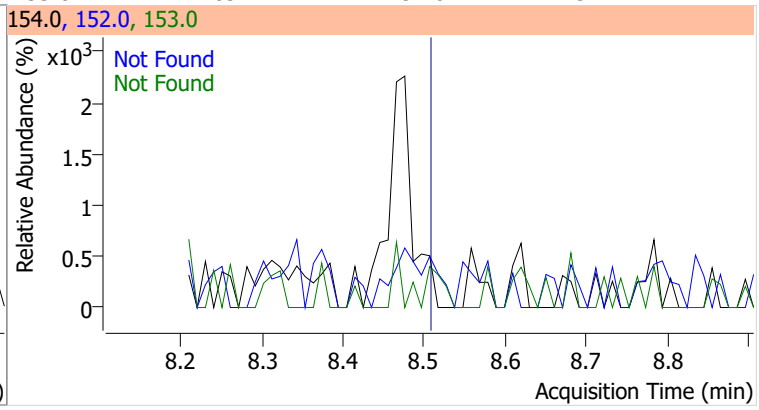

Compound	Conc.	Exp RT	QIon	Exp Ratio
2,4-Dinitrophenol	N.D.	8.60	154.0	63.4

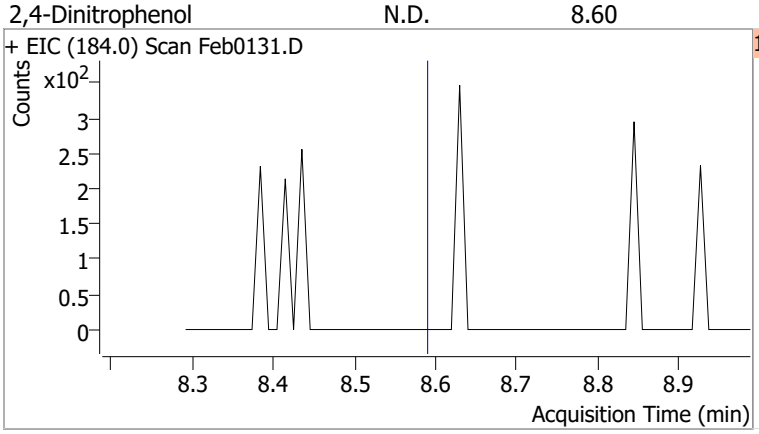

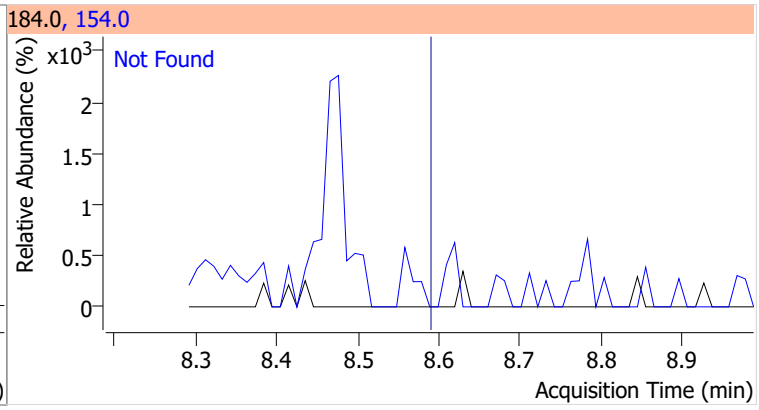

Compound	Conc.	Exp RT	QIon	Exp Ratio
Dibenzofuran	N.D.	8.72	139.0	43.1

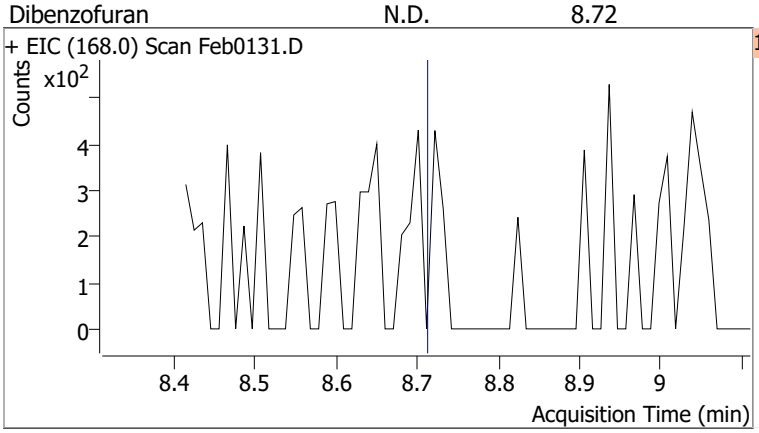

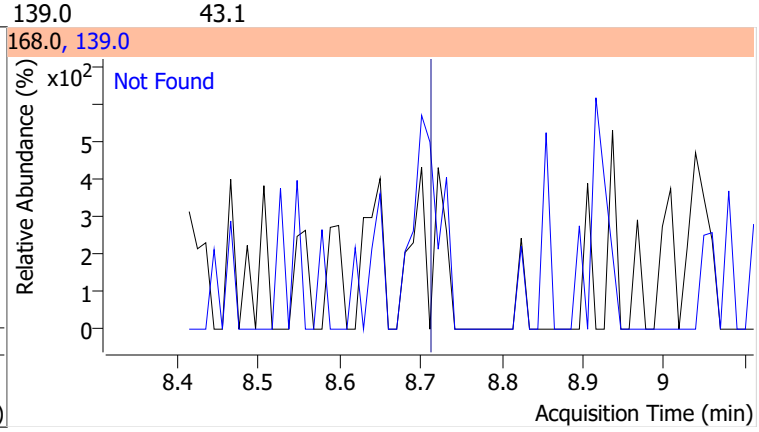

Compound	Conc.	Exp RT	QIon	Exp Ratio	QIon	Exp Ratio
4-Nitrophenol	N.D.	8.74	139.0	380.6	65.0	81.2

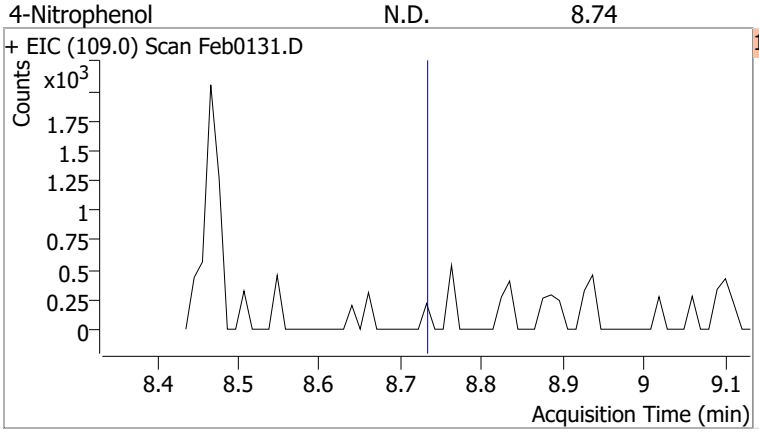

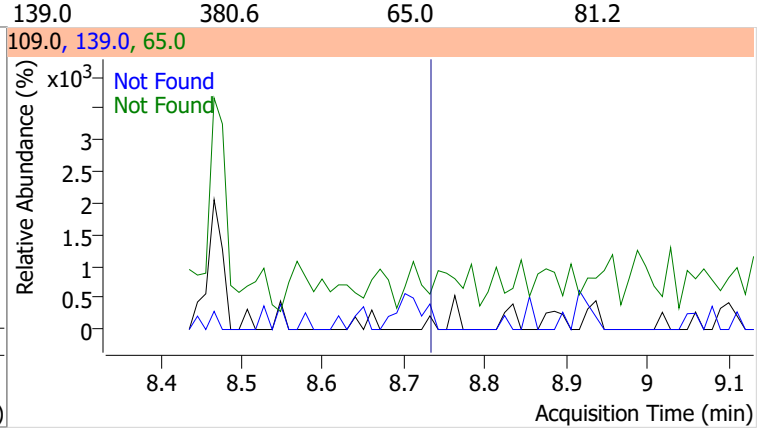

Quantitation Results Report (QT Reviewed)

Compound	Conc.	RT	Dev(Min)	Resp.	QIon	QRatio	Lower	Upper
2,4-Dinitrotoluene		0		0	63.0		47.5	88.1
					89.0		45.8	85.1

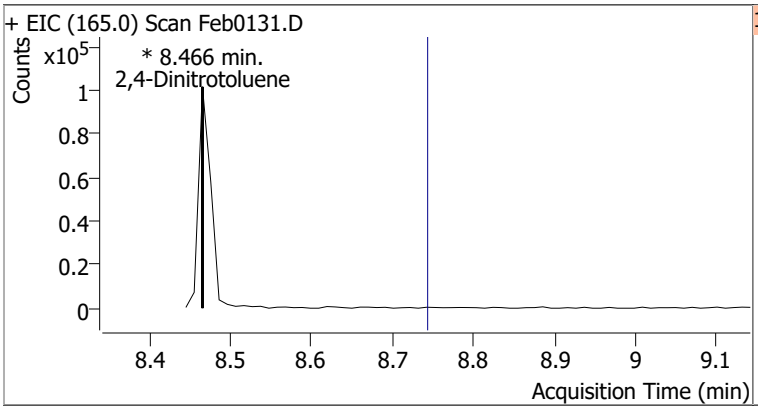

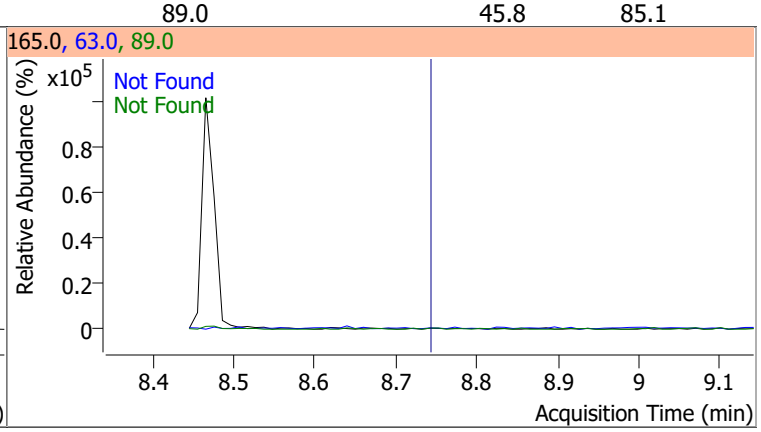

Compound	Conc.	Exp RT	QIon	Exp Ratio	QIon	Exp Ratio
Diethylphthalate	N.D.	9.09	177.0	21.1	150.0	12.6

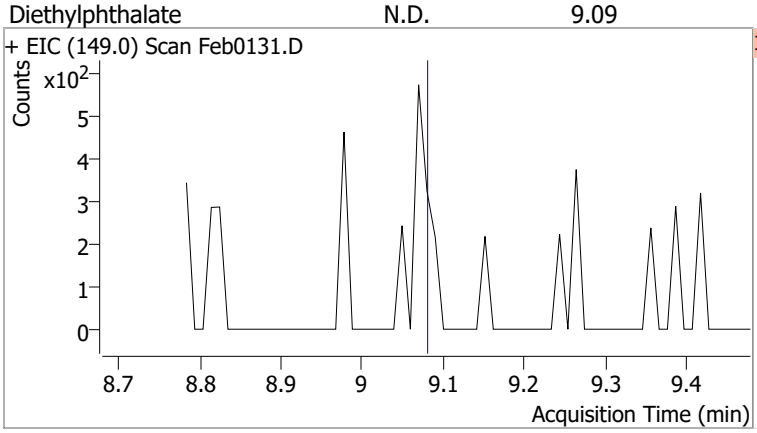

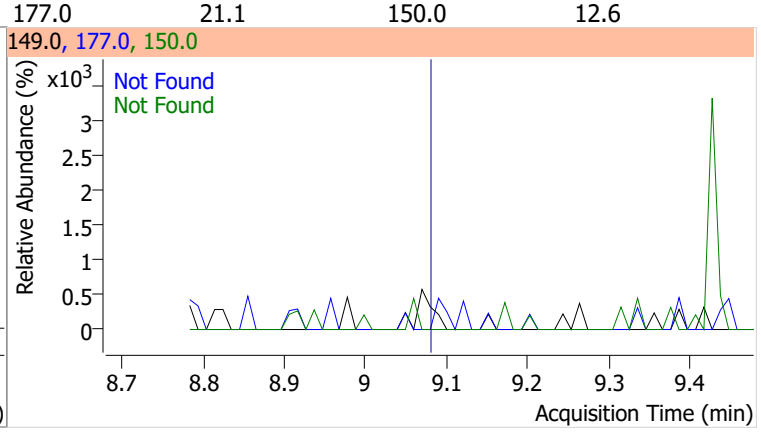

Compound	Conc.	Exp RT	QIon	Exp Ratio	QIon	Exp Ratio
Fluorene	N.D.	9.14	165.0	92.6	167.0	13.0

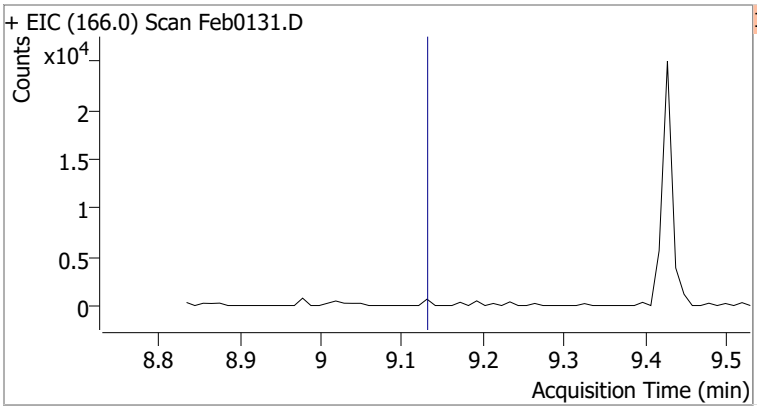

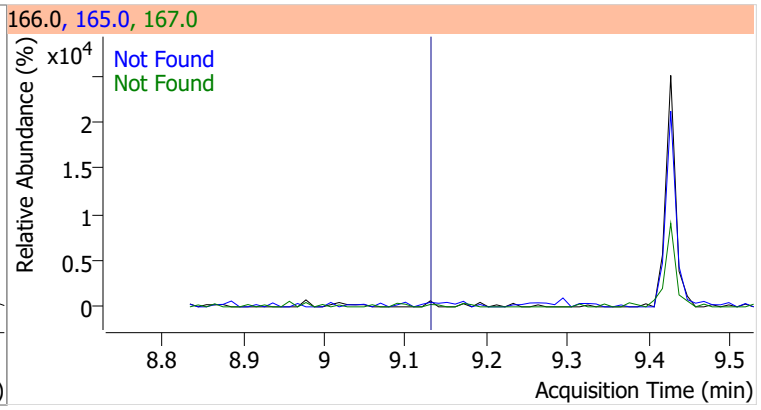

Compound	Conc.	Exp RT	QIon	Exp Ratio	QIon	Exp Ratio
4-Chlorophenyl-phenylether	N.D.	9.17	141.0	62.7	206.0	33.2

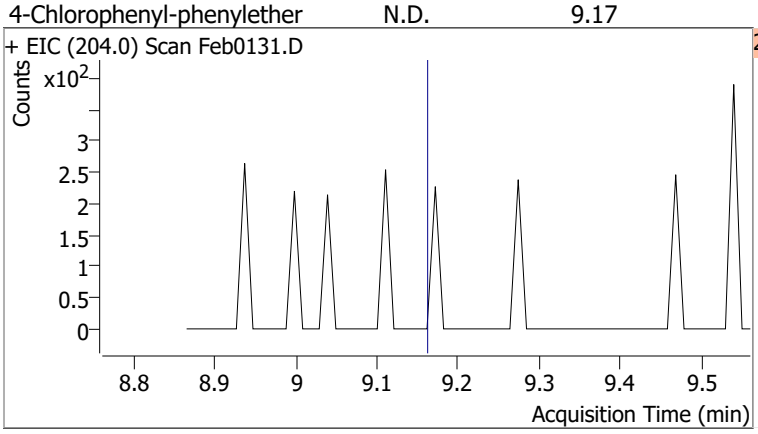

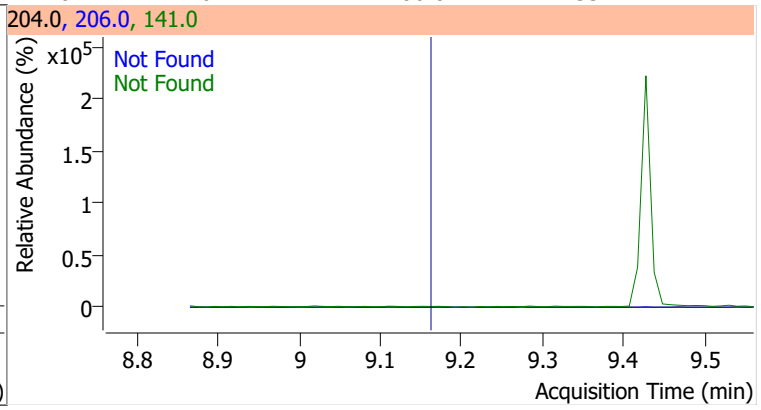

Compound	Conc.	Exp RT	QIon	Exp Ratio	QIon	Exp Ratio
4-Nitroaniline	N.D.	9.21	65.0	101.3	92.0	51.2

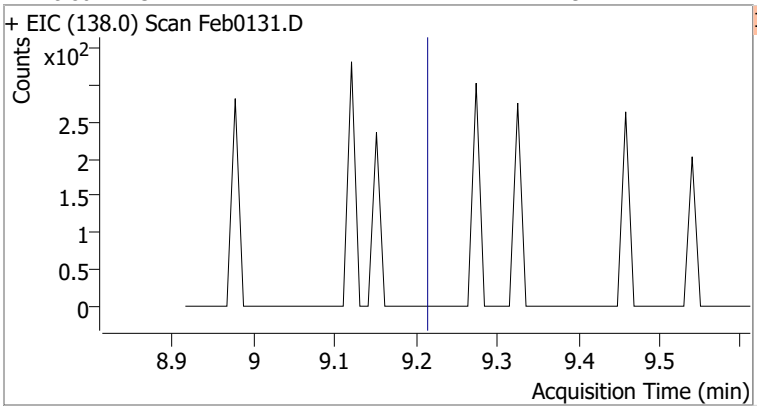

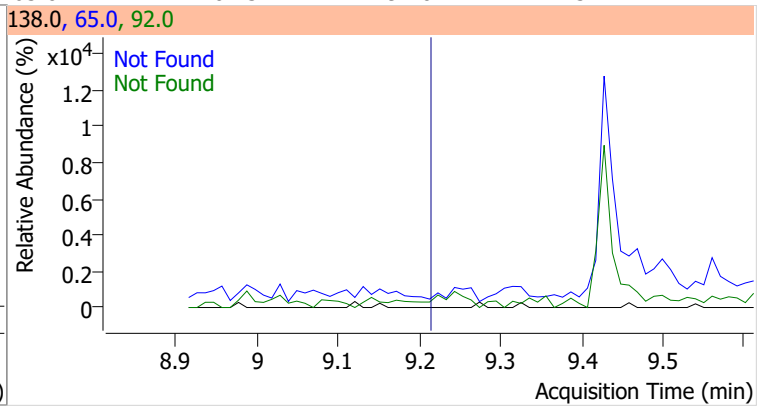

Compound	Conc.	RT	Dev(Min)	Resp.	QIon	QRatio	Lower	Upper
4,6-Dinitro-2-methylphenol		0		0	121.0		32.5	60.3

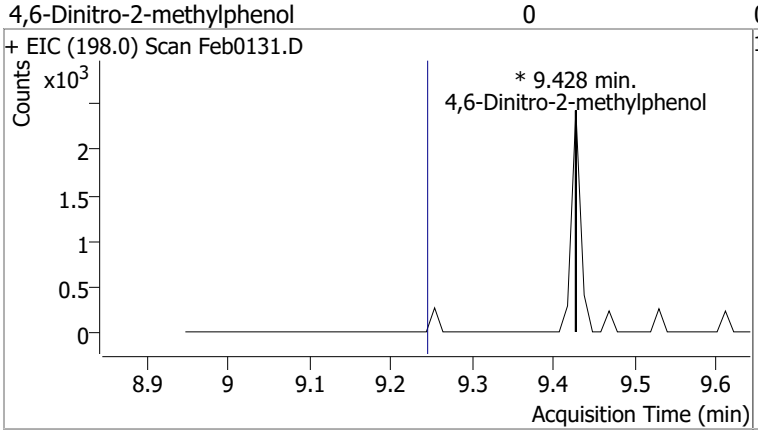

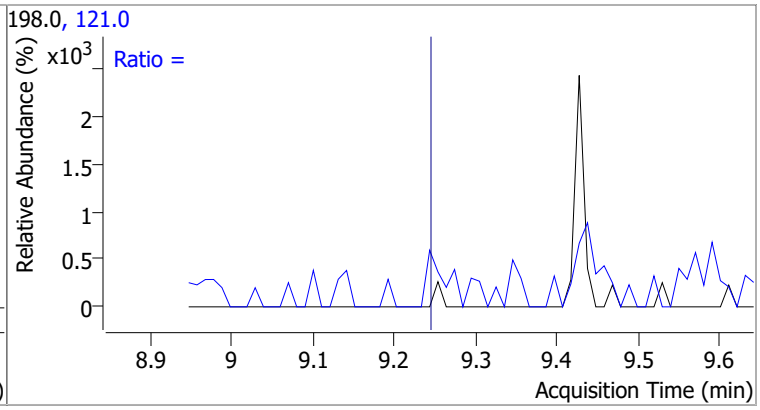

Compound	Conc.	Exp RT	QIon	Exp Ratio	QIon	Exp Ratio
N-nitrosodiphenylamine	N.D.	9.33	168.0	63.3	167.0	34.3

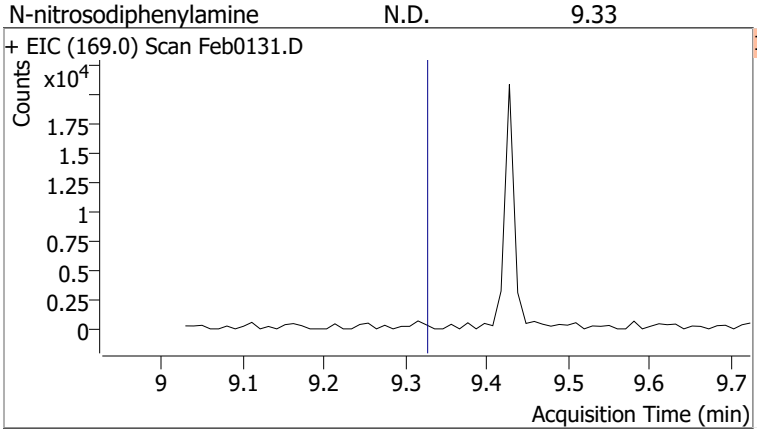

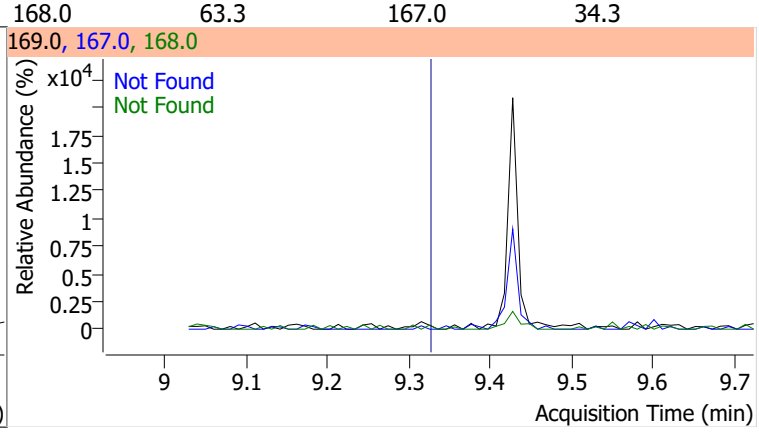

Compound	Conc.	Exp RT	QIon	Exp Ratio	QIon	Exp Ratio
Azobenzene	N.D.	9.36	51.0	37.7	182.0	27.4

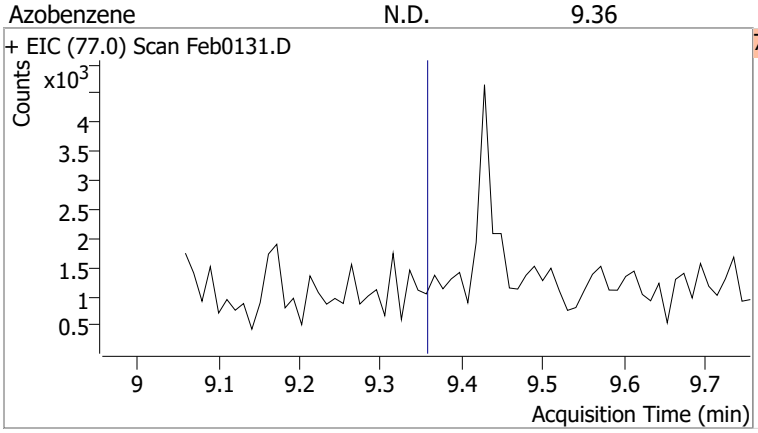

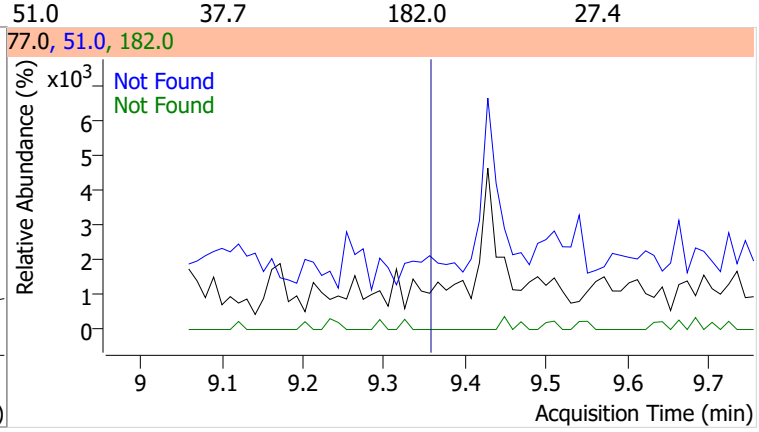

Quantitation Results Report (QT Reviewed)

Compound	Conc.	RT	Dev(Min)	Resp.	QIon	QRatio	Lower	Upper
2,4,6-Tribromophenol	148.4173	9.43	0.00	317410	331.8	90.2	65.5	121.6

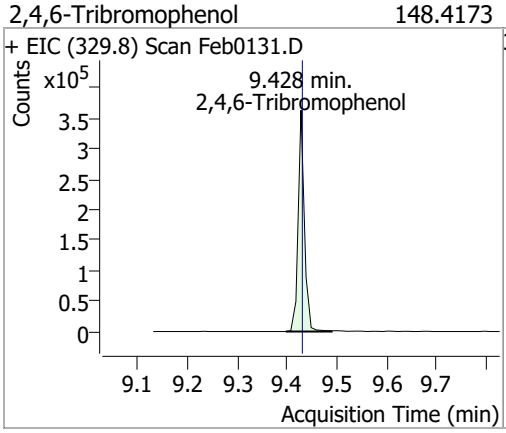

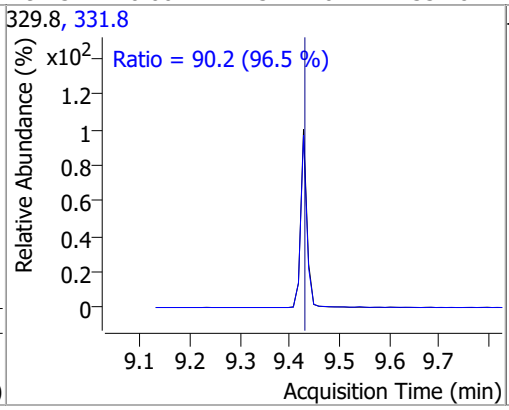

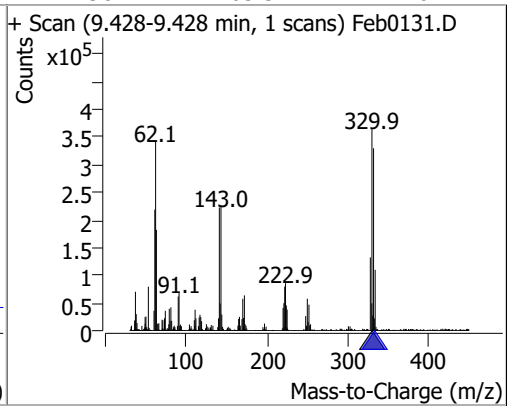

Compound	Conc.	Exp RT	QIon	Exp Ratio	QIon	Exp Ratio
4-Bromophenyl-phenylether	N.D.	9.76	141.0	103.5	250.0	100.5

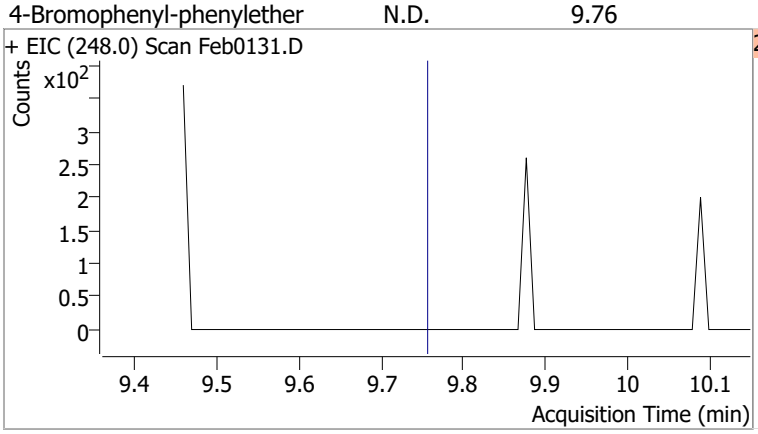

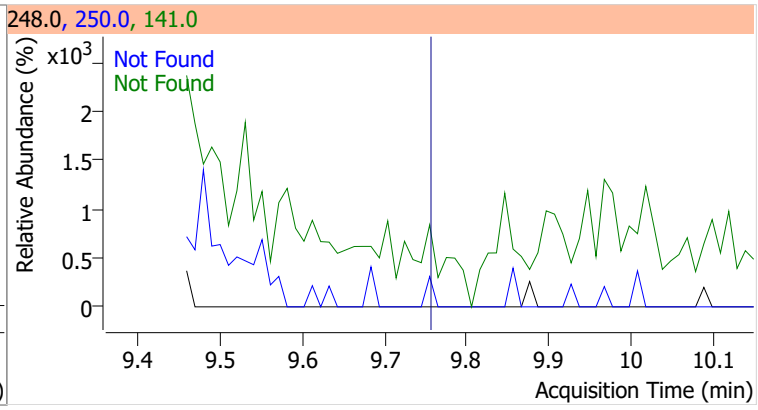

Compound	Conc.	Exp RT	QIon	Exp Ratio
Hexachlorobenzene	N.D.	9.80	142.0	47.3

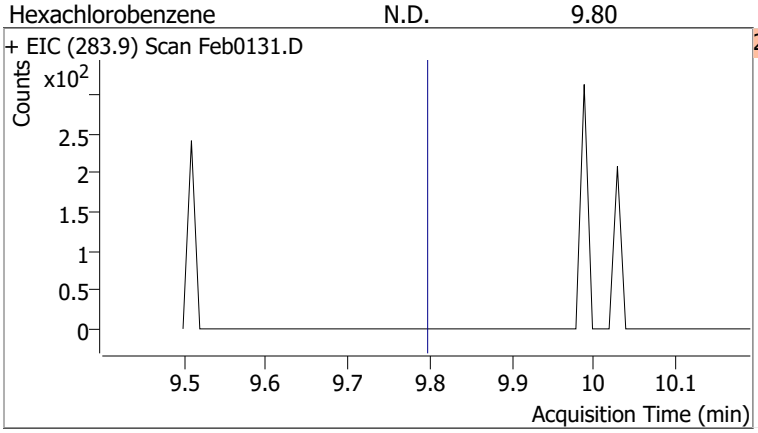

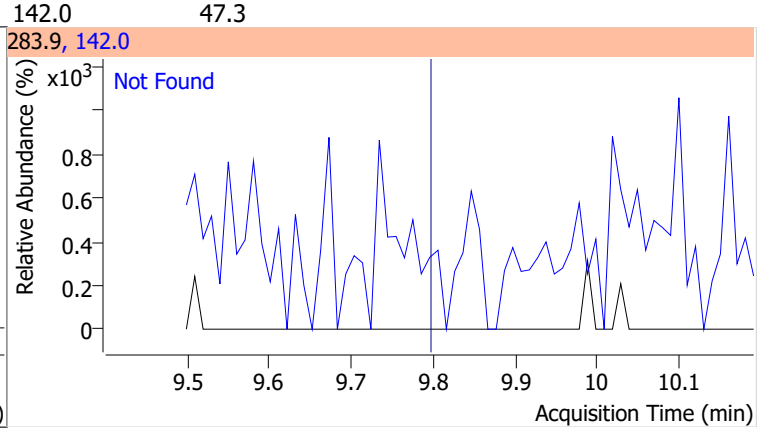

Compound	Conc.	Exp RT	QIon	Exp Ratio	QIon	Exp Ratio
Pentachlorophenol	N.D.	10.05	267.9	65.3	263.9	62.6

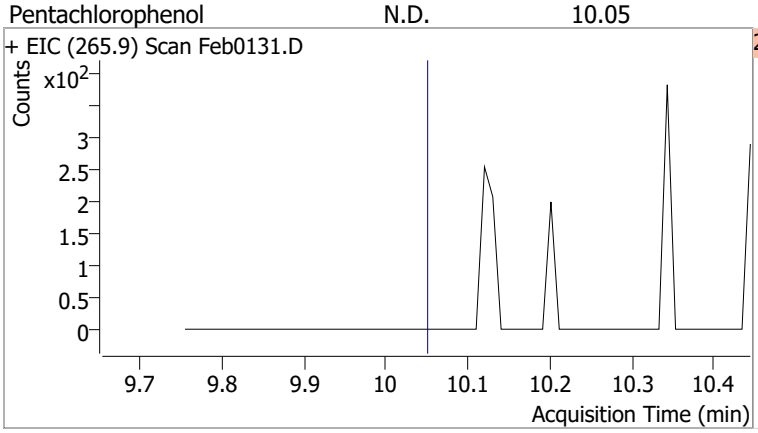

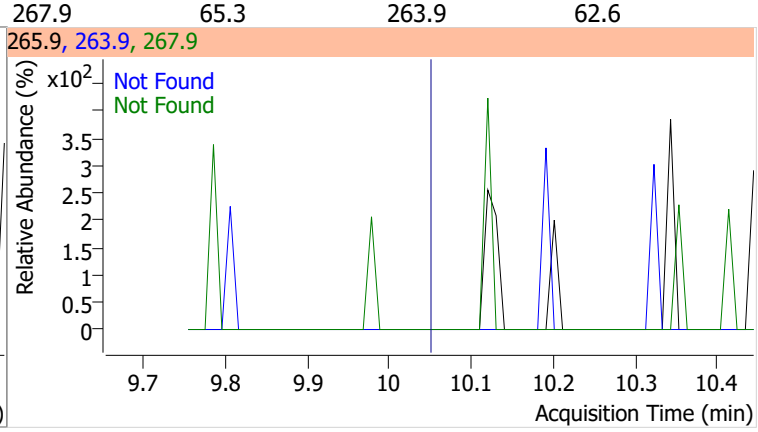

Compound	Conc.	Exp RT	QIon	Exp Ratio
Phenanthrene	N.D.	10.29	176.0	18.9

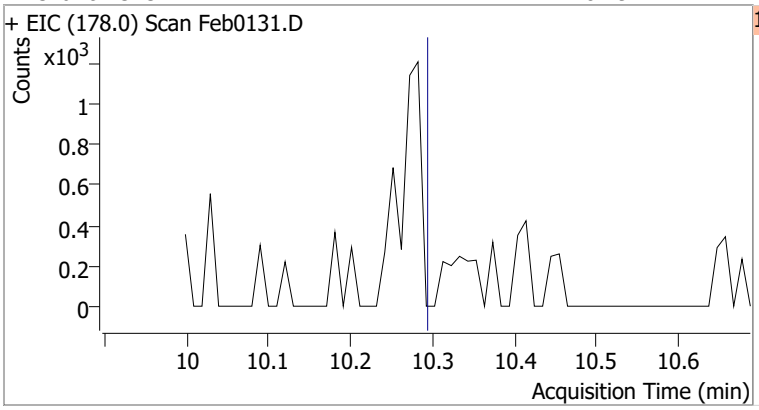

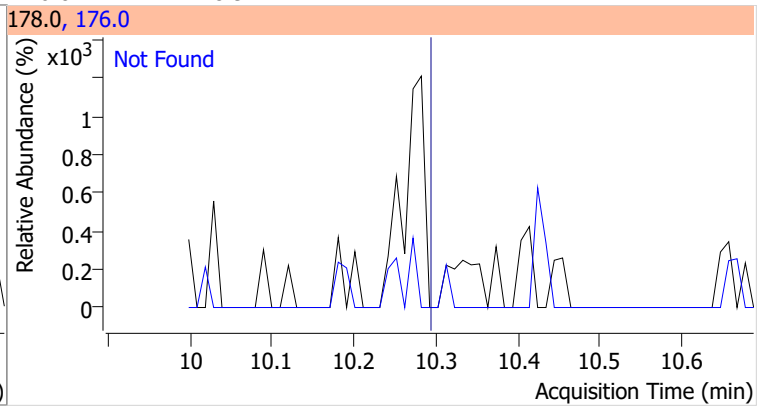

Compound	Conc.	Exp RT	QIon	Exp Ratio
Anthracene	N.D.	10.35	176.0	18.1

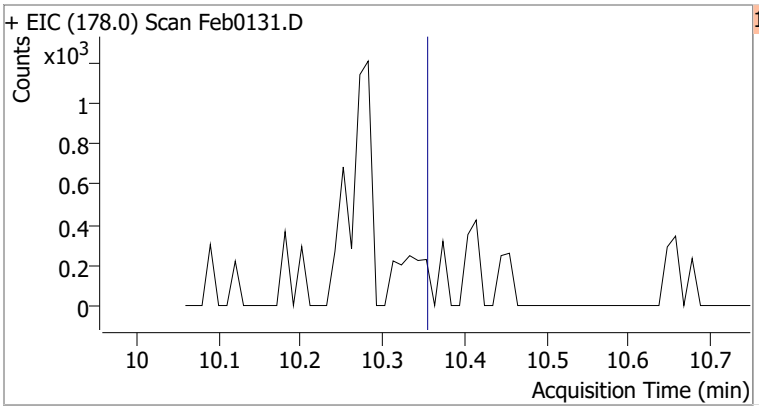

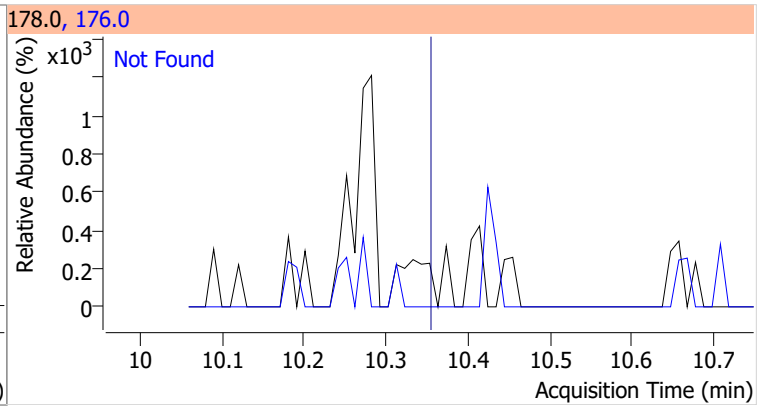

Compound	Conc.	Exp RT	QIon	Exp Ratio	QIon	Exp Ratio
Triallate	N.D.	10.41	268.0	27.2	143.0	23.0

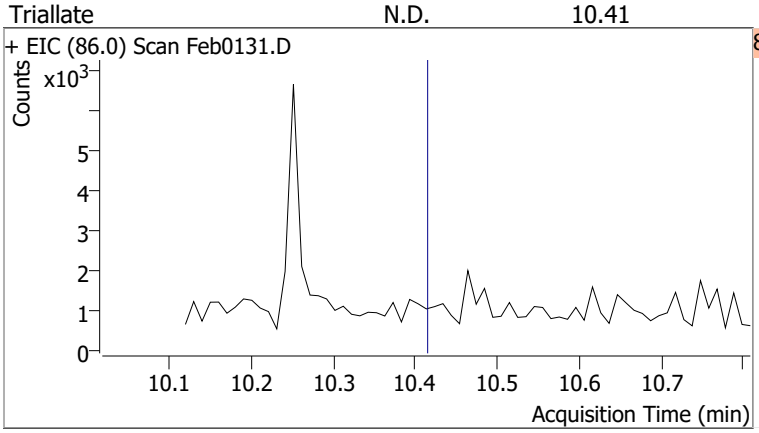

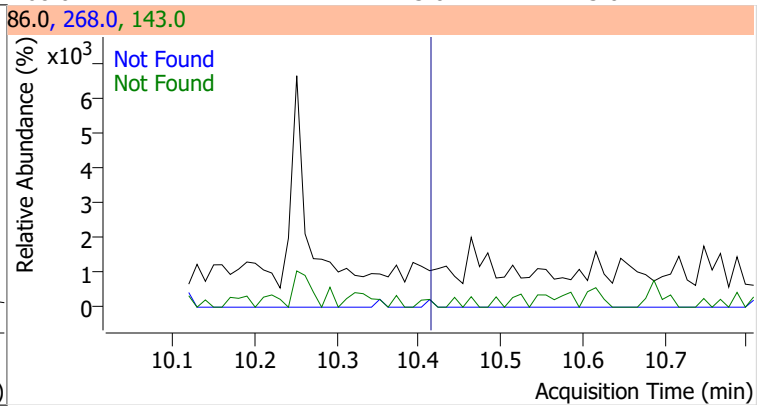

Compound	Conc.	Exp RT	QIon	Exp Ratio
Carbazole	N.D.	10.60	139.0	13.0

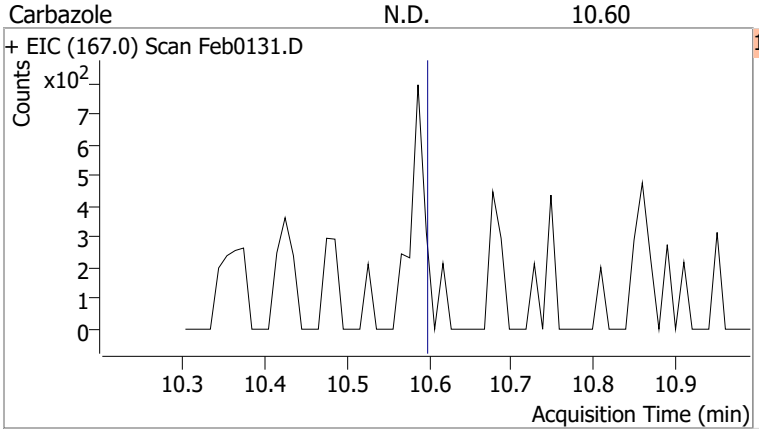

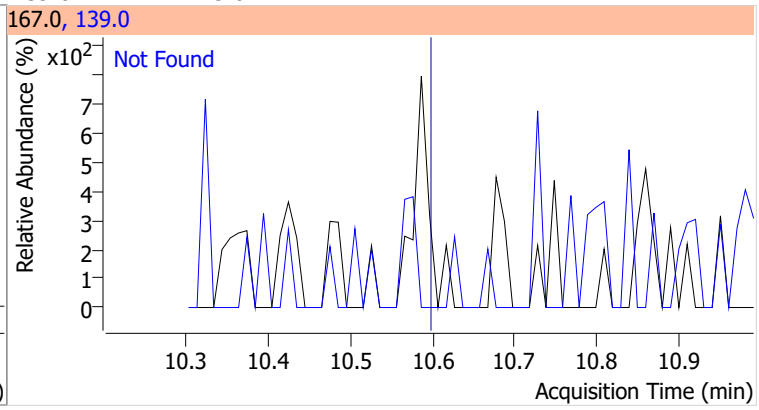

Compound	Conc.	Exp RT	QIon	Exp Ratio	QIon	Exp Ratio
o-Terphenyl	N.D.	10.82	229.0	63.0	215.0	37.7

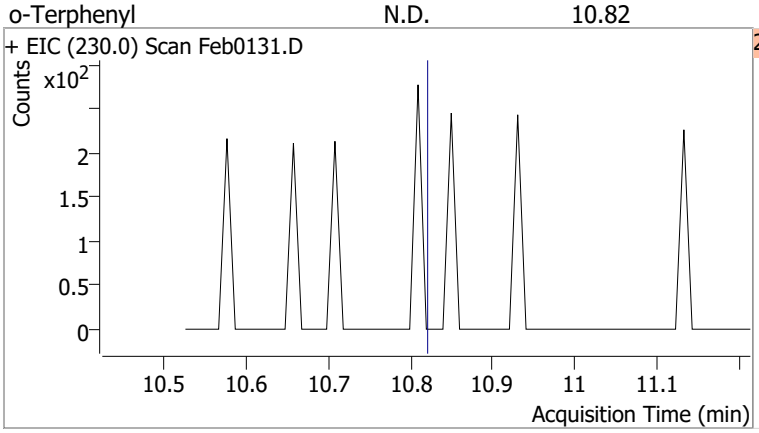

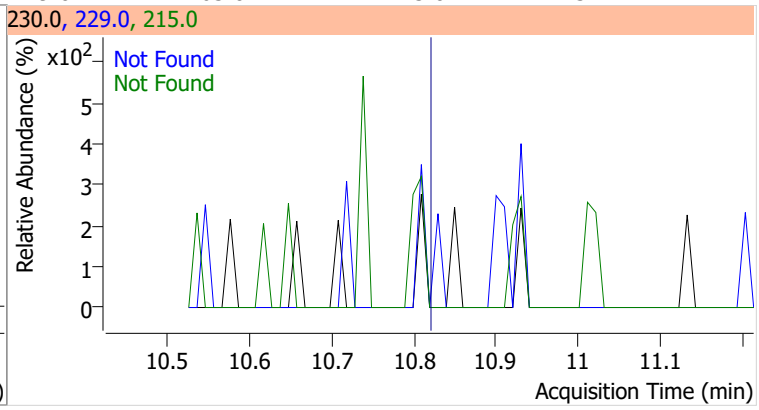

Compound	Conc.	Exp RT	QIon	Exp Ratio	QIon	Exp Ratio
Di-n-Butylphthalate	N.D.	11.20	150.0	9.0	104.0	5.8

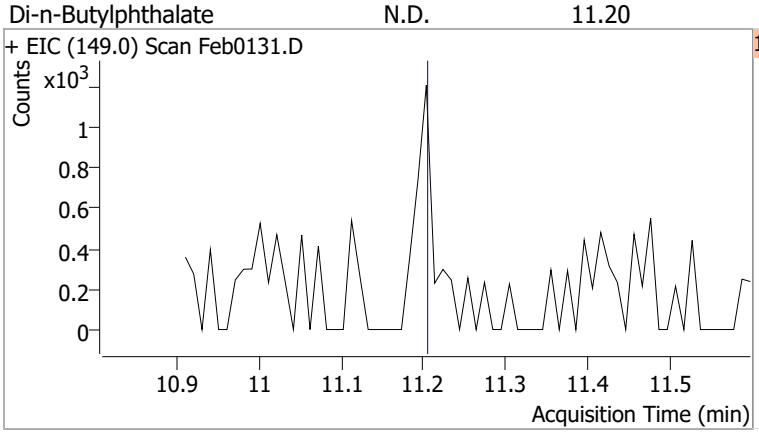

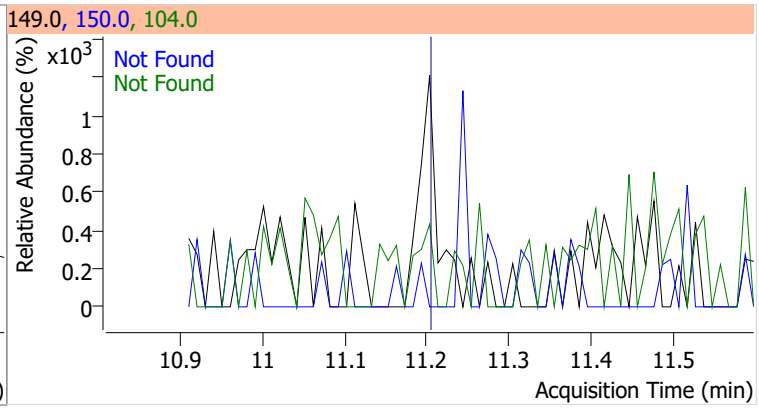

Compound	Conc.	Exp RT	QIon	Exp Ratio
Fluoranthene	N.D.	12.12	101.0	12.3

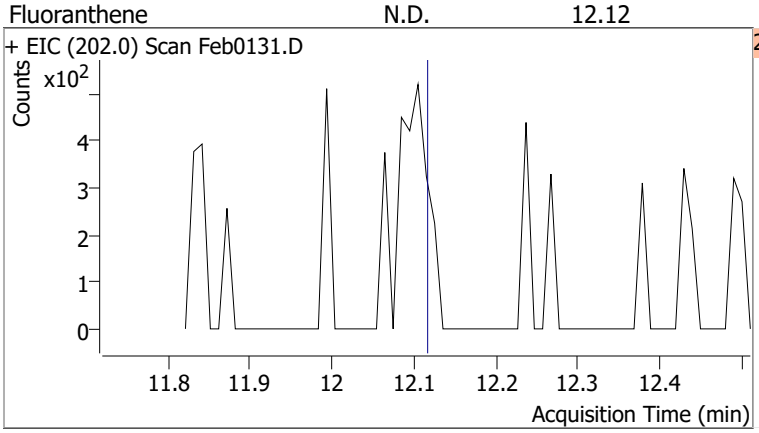

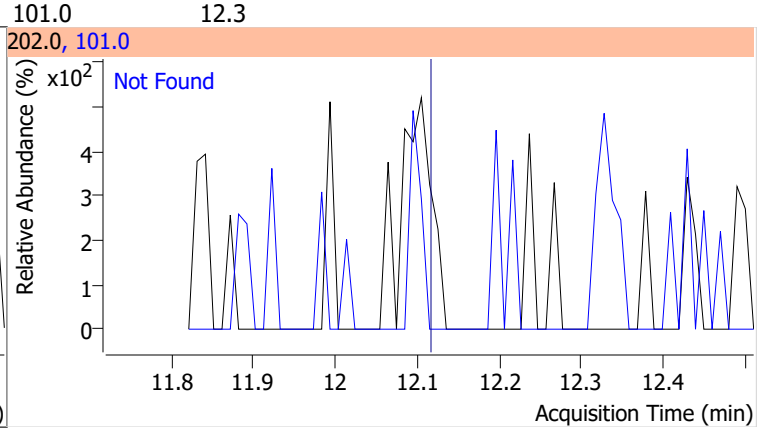

Compound	Conc.	Exp RT	QIon	Exp Ratio	QIon	Exp Ratio
Benzidine	N.D.	12.50	183.0	12.2	92.0	7.5

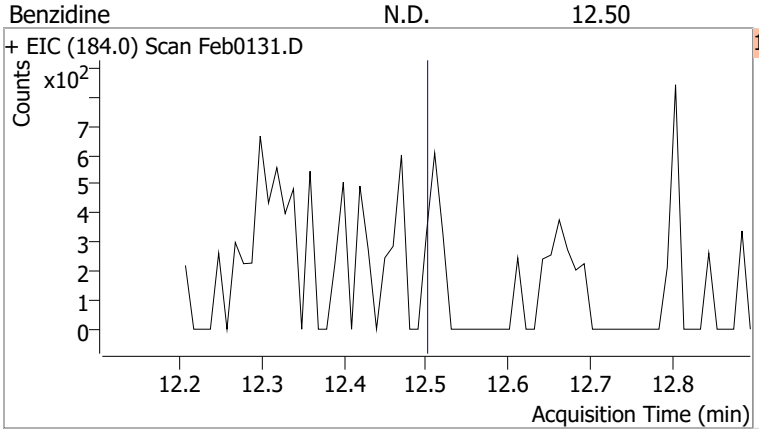

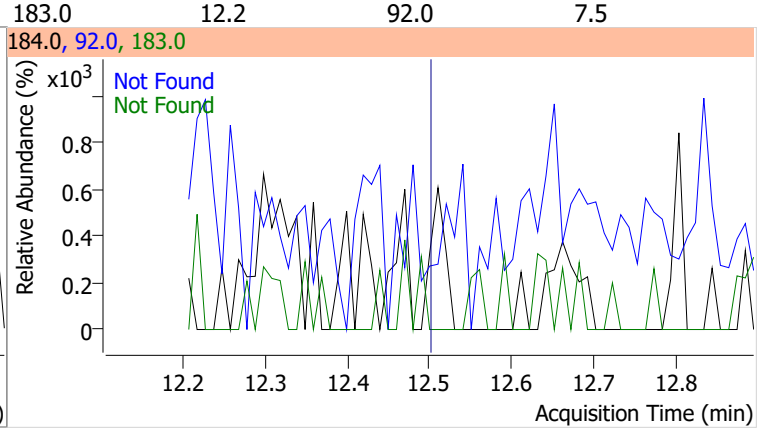

Quantitation Results Report (QT Reviewed)

Compound	Conc.	Exp RT	QIon	Exp Ratio
Pyrene	N.D.	12.55	101.0	14.0

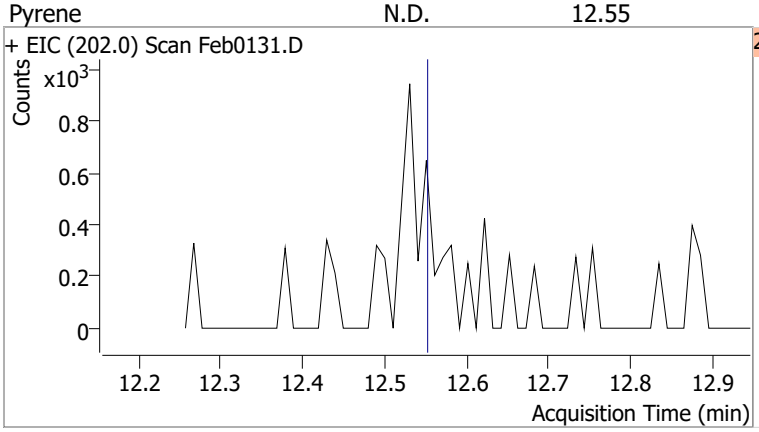

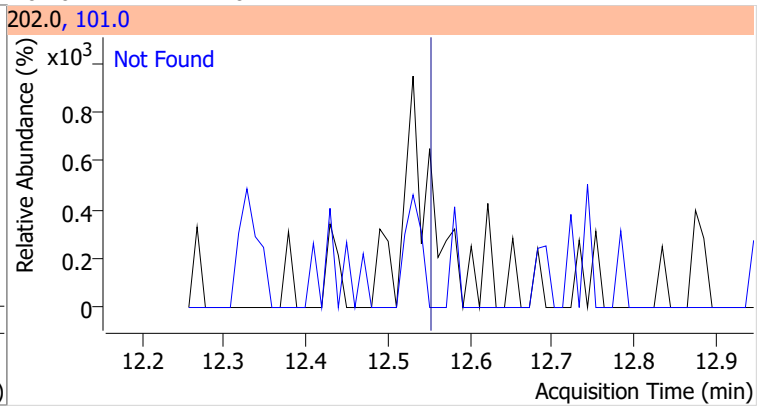

Compound	Conc.	RT	Dev(Min)	Resp.	QIon	QRatio	Lower	Upper
Terphenyl-d14	85.1284	13.05	-0.01	2244812	122.0	14.4	8.8	16.4

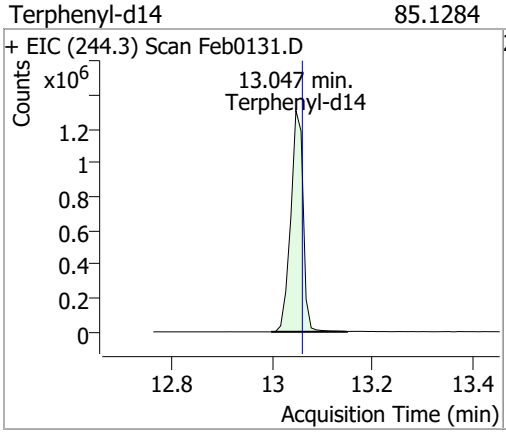

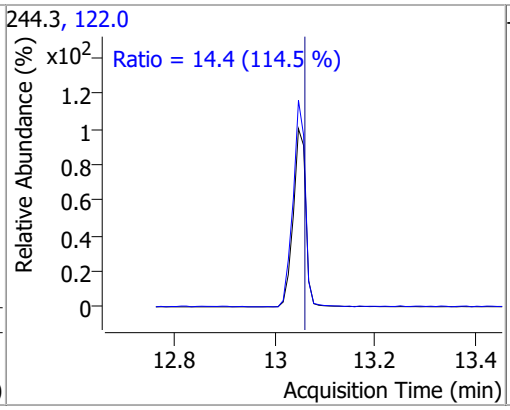

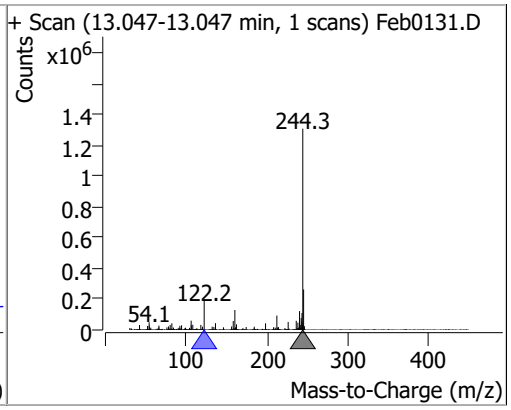

Compound	Conc.	Exp RT	QIon	Exp Ratio	QIon	Exp Ratio
Butylbenzylphthalate	N.D.	14.53	91.0	80.1	206.0	18.4

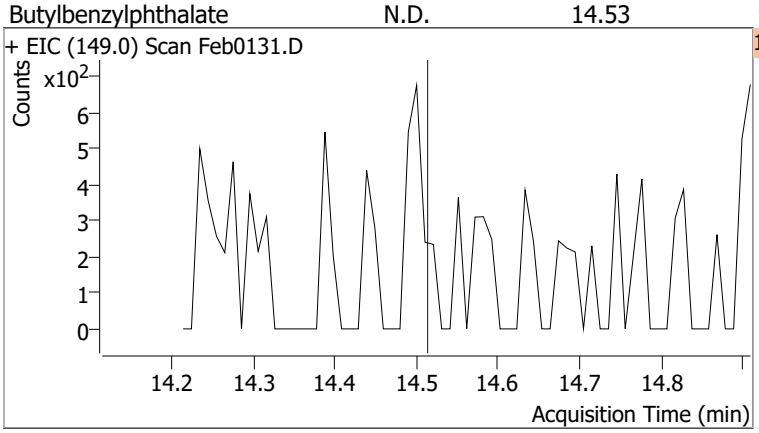

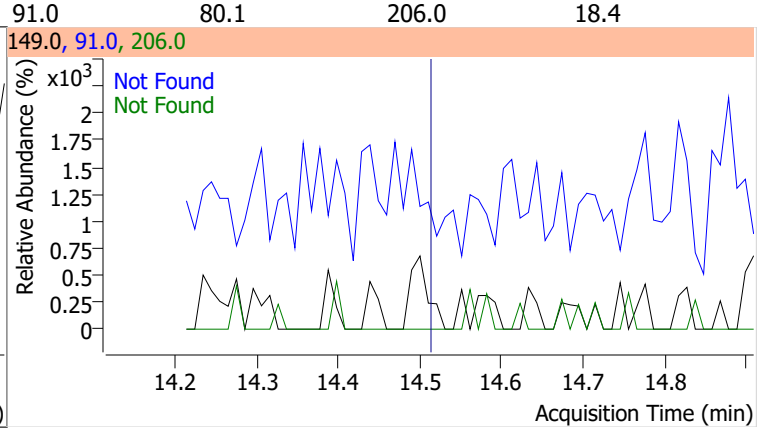

Compound	Conc.	Exp RT	QIon	Exp Ratio	QIon	Exp Ratio
Benzo(a)Anthracene	N.D.	15.76	226.0	25.8	229.0	20.9

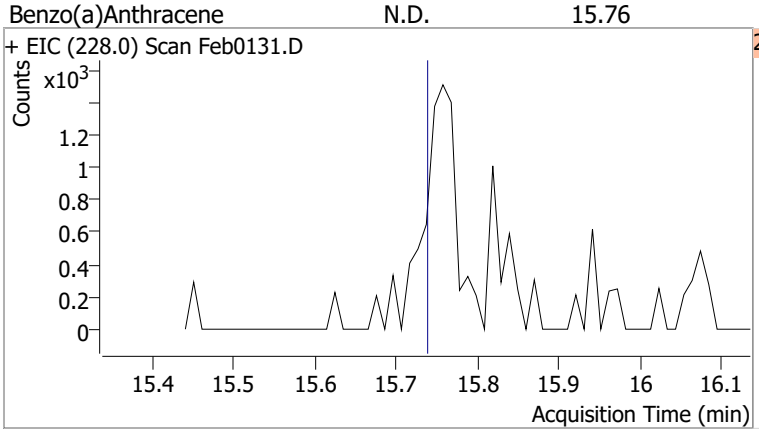

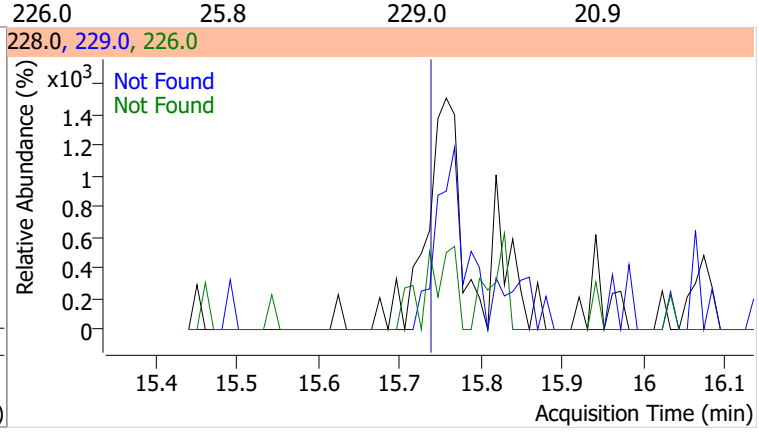

Compound	Conc.	Exp RT	QIon	Exp Ratio	QIon	Exp Ratio
Chrysene	N.D.	15.87	226.0	29.3	229.0	20.2

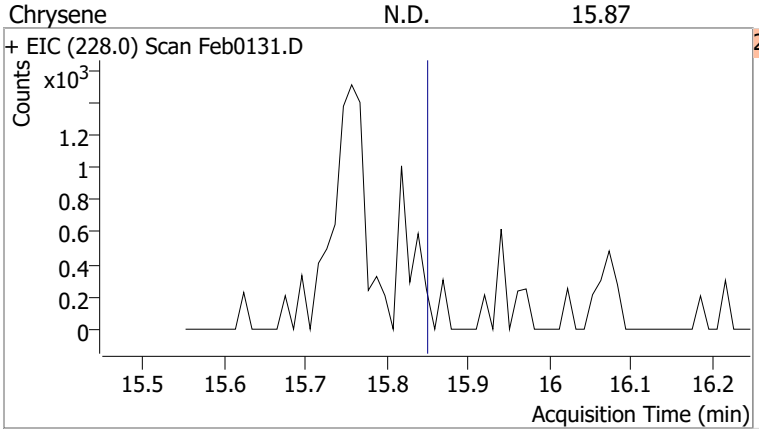

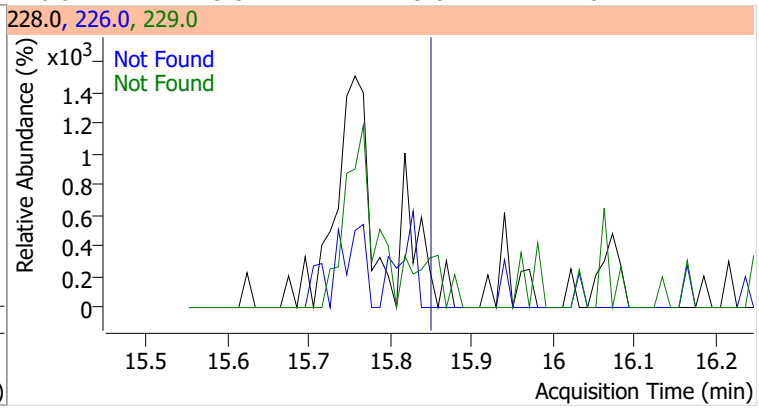

Compound	Conc.	Exp RT	QIon	Exp Ratio
3,3-Dichlorobenzidine	N.D.	15.90	254.0	64.5

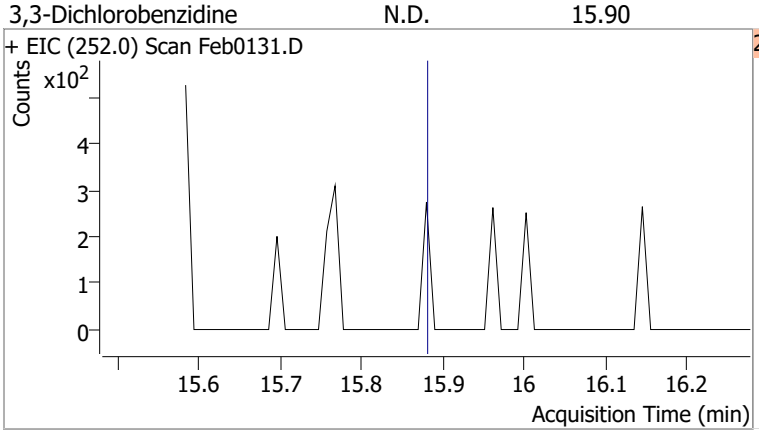

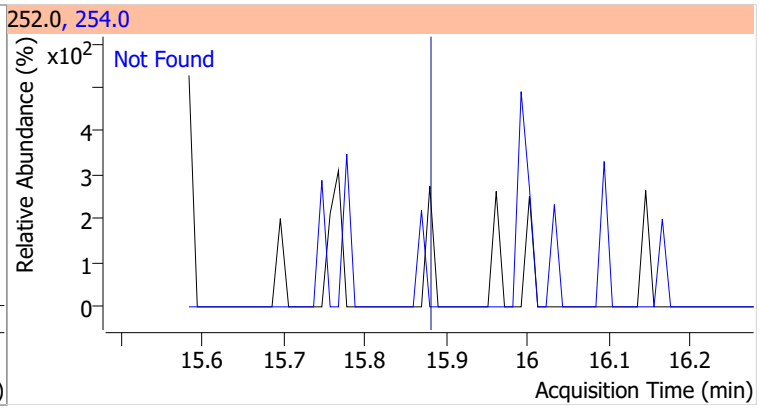

Compound	Conc.	Exp RT	QIon	Exp Ratio	QIon	Exp Ratio
bis(2-ethylhexyl)Phthalate	N.D.	16.60	149.0	385.7	279.0	15.3

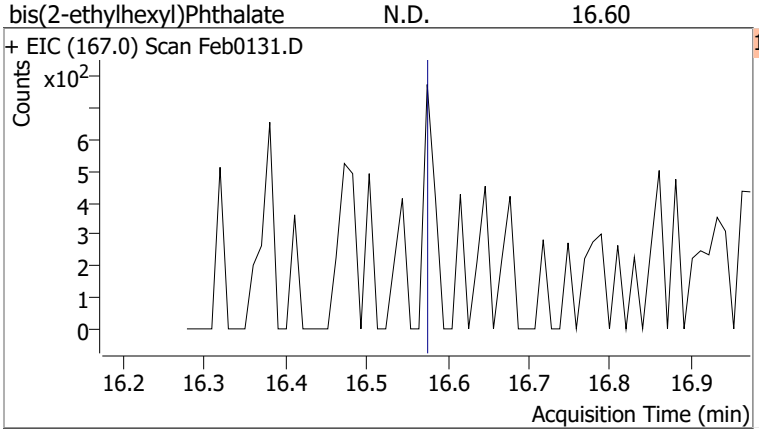

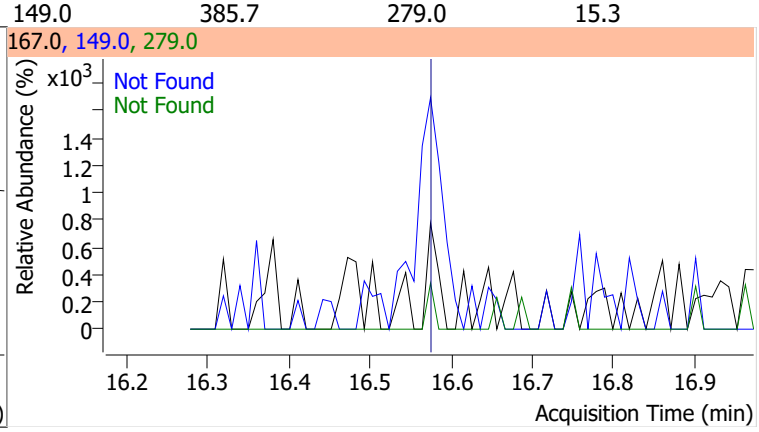

Compound	Conc.	Exp RT	QIon	Exp Ratio
Di-n-octyl Phthalate	N.D.	18.29	150.0	9.5

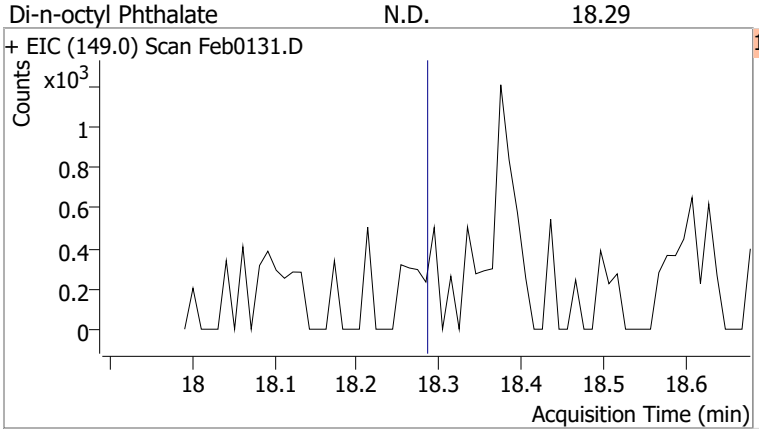

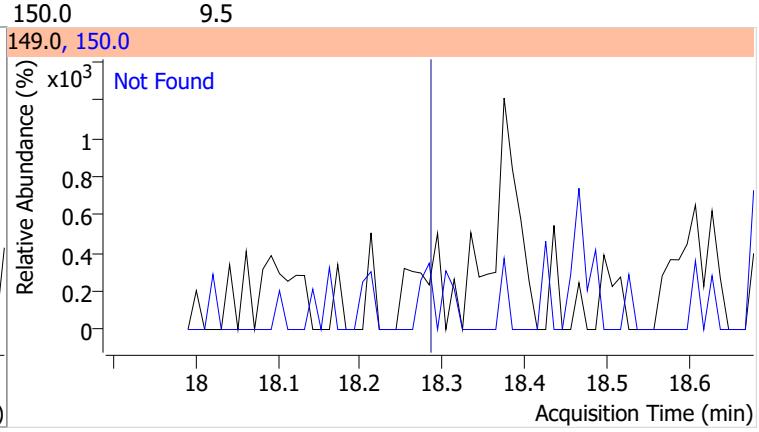

Compound	Conc.	Exp RT	QIon	Exp Ratio
Benzo(b)fluoranthene	N.D.	18.55	253.0	22.5

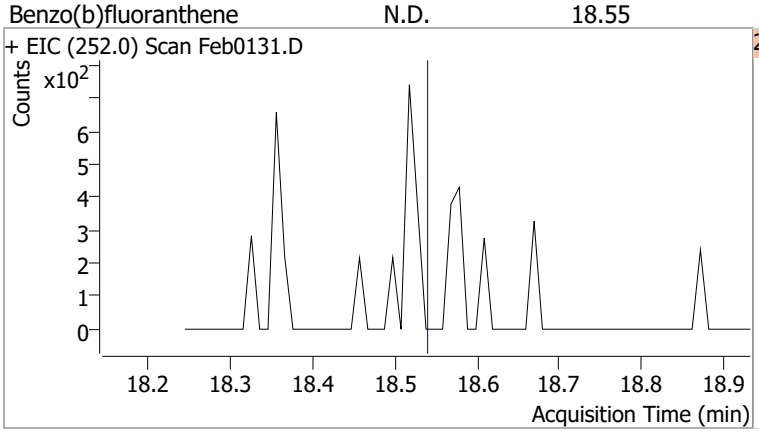

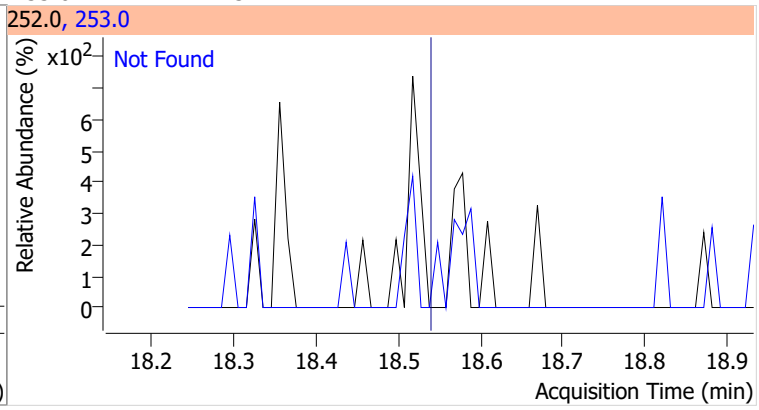

Compound	Conc.	Exp RT	QIon	Exp Ratio
Benzo(k)fluoranthene	N.D.	18.61	253.0	22.7

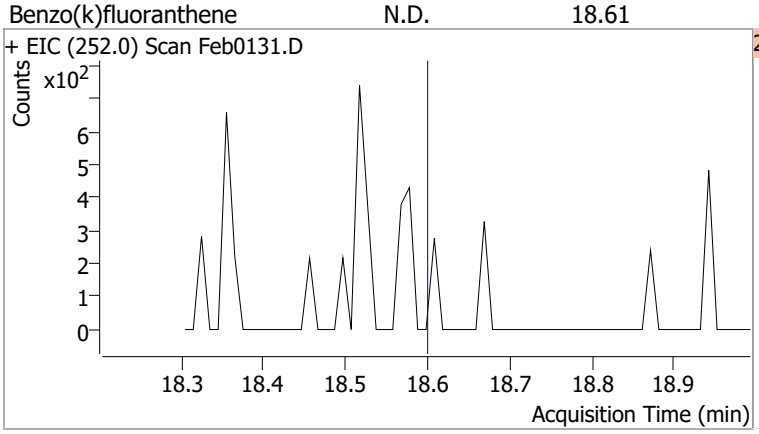

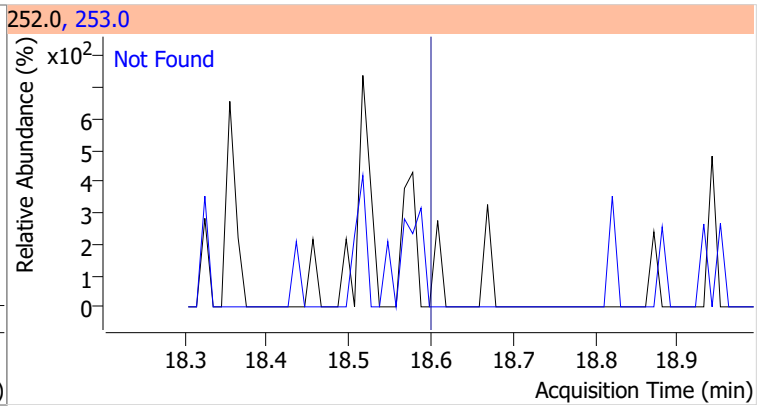

Compound	Conc.	Exp RT	QIon	Exp Ratio
Benzo(a)pyrene	N.D.	19.15	253.0	22.6

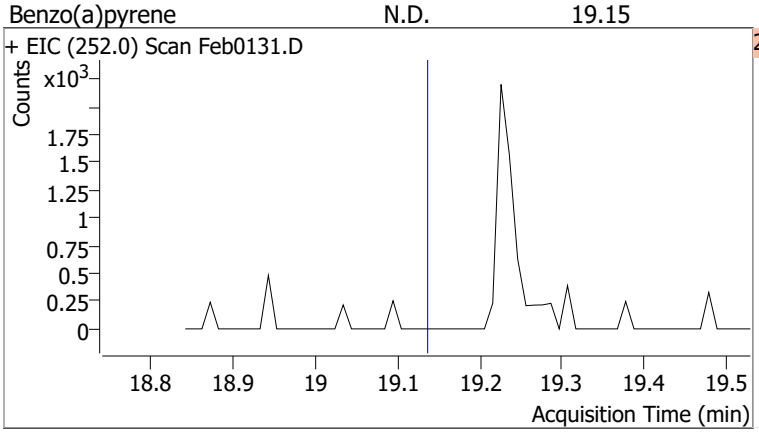

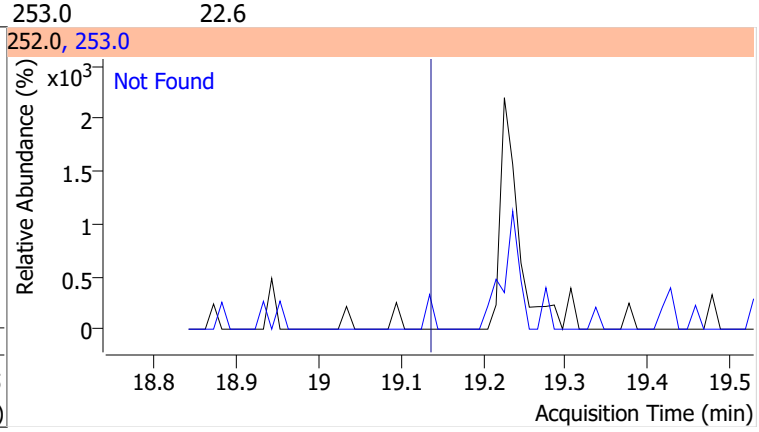

Compound	Conc.	Exp RT	QIon	Exp Ratio
Indeno(1,2,3-c,d)pyrene	N.D.	20.91	138.0	28.9

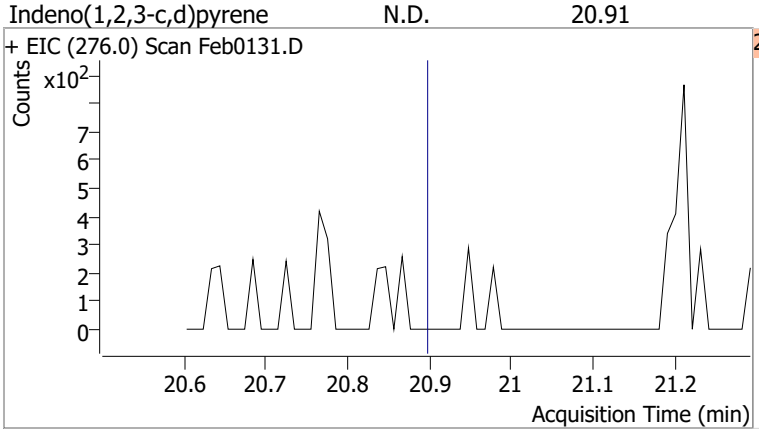

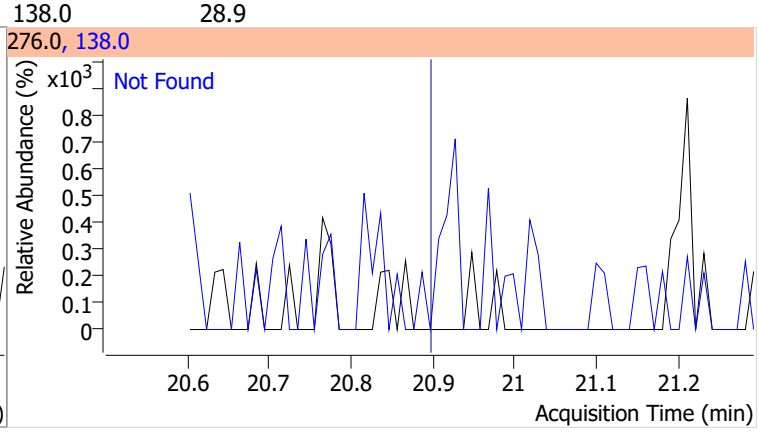

Compound	Conc.	Exp RT	QIon	Exp Ratio	QIon	Exp Ratio
Dibenzo(a,h)anthracene	N.D.	20.97	139.0	24.4	279.0	23.7

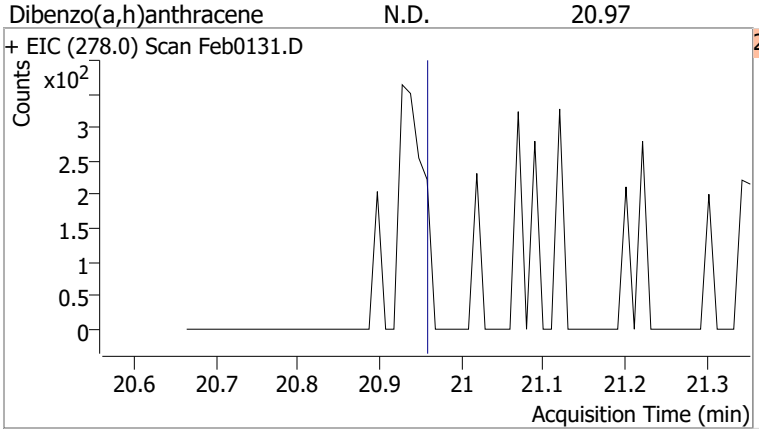

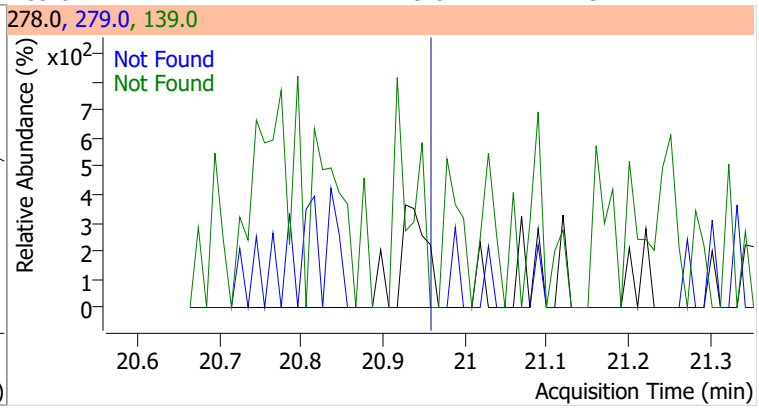

Compound	Conc.	Exp RT	QIon	Exp Ratio	QIon	Exp Ratio
Benzo(g,h,i)perylene	N.D.	21.24	138.0	32.5	277.0	24.1

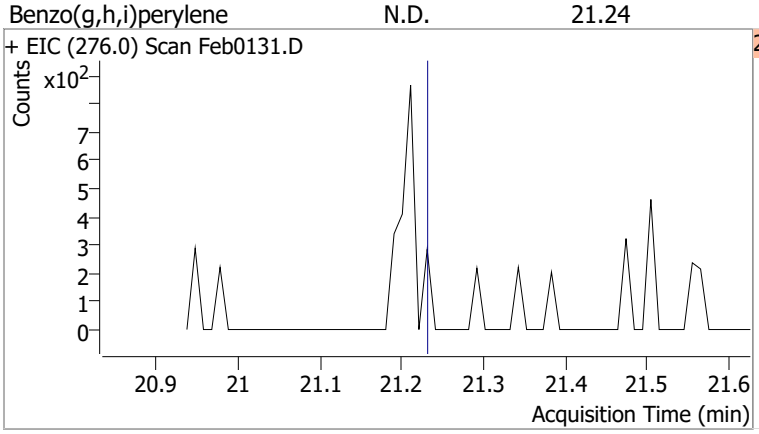

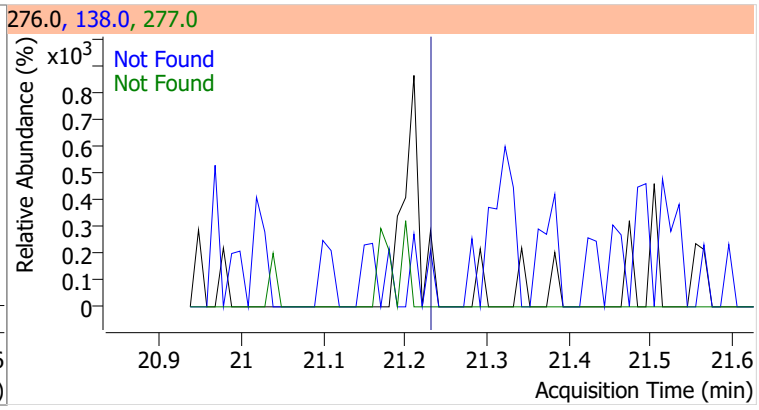

Quantitation Results Report (QT Reviewed)

Data File	Feb0132.D	Operator	LIMS import
Acq. Method	BNA+SIM.M	Acq. Date-Time	2/2/2022 9:16:02 AM
Sample Name	B22011136-001C	Instrument	Instrument #1
Vial	32	Multiplier	1.00
DA Method File	020122 DoD BNA cal.batch.bin	Comment	SVOC-8270-W-LARGO
Tune File	dftppdsm.u	Tune Date	1/25/2022 7:52:00 PM
Batch Name	020122 DoD BNA.batch.bin	Last Calib Update	2/16/2022 11:05:20 AM
Ref Library	D:\Org\Library\NIST129K.l		

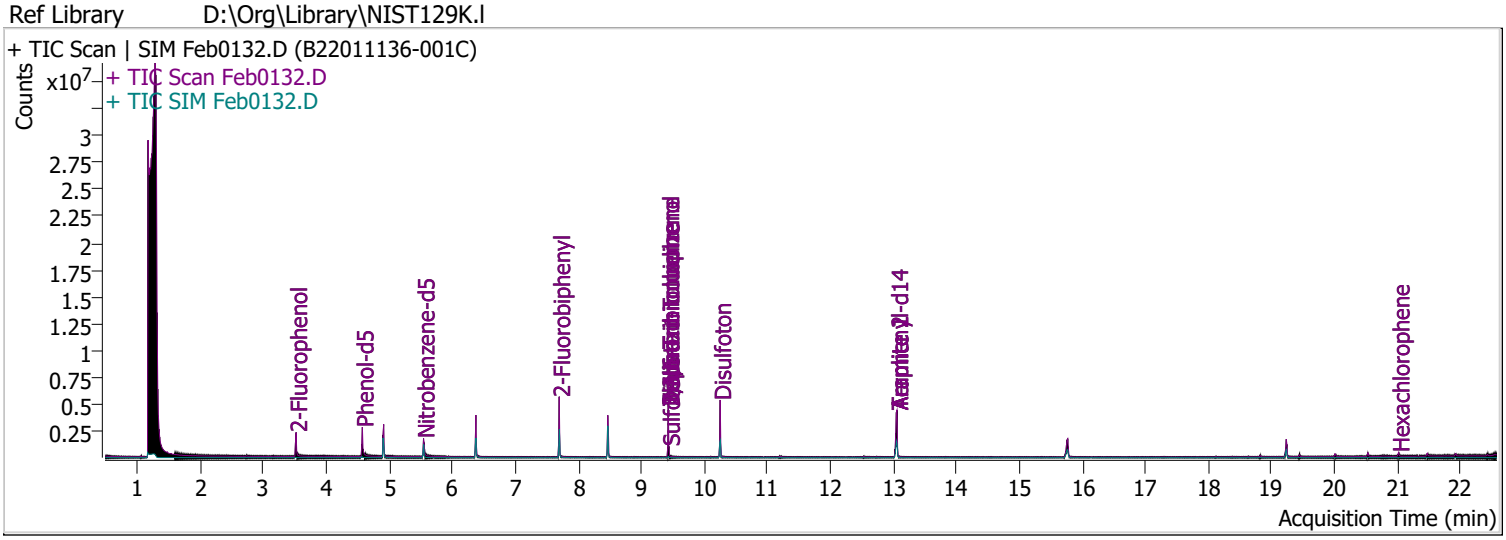

Compound	RT	QIon	Resp.	Conc.	Units		Dev(Min)
Internal Standards							
System Monitoring Compounds							
S 2-Fluorophenol	3.520	112.0	775247	60.6247	µg/L		0.000
Spiked Amount: 200.000	Range: 10.0 - 75.0%			Recovery = 30.31%			
S Phenol-d5	4.572	99.0	1067745	63.5065	µg/L		0.000
Spiked Amount: 200.000	Range: 10.0 - 65.0%			Recovery = 31.75%			
S Nitrobenzene-d5	5.543	82.0	514522	58.8280	µg/L		-0.010
Spiked Amount: 100.000	Range: 32.0 - 94.0%			Recovery = 58.83%			
S 2-Fluorobiphenyl	7.697	172.0	1592753	52.0276	µg/L		0.000
Spiked Amount: 100.000	Range: 28.0 - 107.0%			Recovery = 52.03%			
S 2,4,6-Tribromophenol	9.428	329.8	369033	144.3933	µg/L		0.000
Spiked Amount: 200.000	Range: 25.0 - 140.0%			Recovery = 72.20%			
S Terphenyl-d14	13.057	244.3	2616196	82.9984	µg/L		0.000
Spiked Amount: 100.000	Range: 32.0 - 122.0%			Recovery = 83.00%			
Target Compounds							**QValue**
T N-Nitrosodimethylamine	0.000		0	N.D.			
T Pyridine	0.000		0	N.D.			
T Aniline	0.000		0	N.D.			
T Phenol	0.000		0	N.D.			
T bis(-2-Chloroethyl)Ether	4.909	63.0	0		µg/L	md	1
T 2-Chlorophenol	0.000		0	N.D.			
T 1,3-Dichlorobenzene	0.000		0	N.D.			
T 1,4-Dichlorobenzene	0.000		0	N.D.			
T 1,2-Dichlorobenzene	0.000		0	N.D.			
T Benzyl Alcohol	0.000		0	N.D.			
T 2-Methylphenol	0.000		0	N.D.			
T bis(2-chloroisopropyl)Ether	0.000		0	N.D.			
T N-nitroso-Di-n-propylamine	5.543	70.0	0		µg/L	md	1
T 4Methylphenol/3Methylphenol	0.000		0	N.D.			
T Hexachloroethane	0.000		0	N.D.			

Compound	RT	QIon	Resp.	Conc.	Units		Dev(Min)
T Nitrobenzene	0.000		0	N.D.			
T Isophorone	0.000		0	N.D.			
T 2-Nitrophenol	0.000		0	N.D.			
T 2,4-Dimethylphenol	0.000		0	N.D.			
T bis(-2-Chloroethoxy)Methane	0.000		0	N.D.			
T 2,4-Dichlorophenol	0.000		0	N.D.			
T Benzoic Acid	0.000		0	N.D.			
T 1,2,4-Trichlorobenzene	0.000		0	N.D.			
T Naphthalene	0.000		0	N.D.			
T 4-Chlorophenol	6.372	130.0	0		µg/L	md	1
T p-Chloroaniline	0.000		0	N.D.			
T Hexachlorobutadiene	0.000		0	N.D.			
T 4-Chloro-2-Methylphenol	0.000		0	N.D.			
T 4-Chloro-3-Methylphenol	0.000		0	N.D.			
T 2-Methylnaphthalene	0.000		0	N.D.			
T 1-Methylnaphthalene	0.000		0	N.D.			
T Hexachlorocyclopentadiene	0.000		0	N.D.			
T 2,4,6-Trichlorophenol	0.000		0	N.D.			
T 2,4,5-Trichlorophenol	0.000		0	N.D.			
T 2-Chloronaphthalene	0.000		0	N.D.			
T 2-Nitroaniline	0.000		0	N.D.			
T Dimethyl Phthalate	8.466	163.0	0		µg/L	md	1
T 2,6-Dinitrotoluene	8.466	165.0	0		µg/L	md	1
T Acenaphthylene	0.000		0	N.D.			
T 3-Nitroaniline	0.000		0	N.D.			
T Acenaphthene	0.000		0	N.D.			
T 2,4-Dinitrophenol	0.000		0	N.D.			
T Dibenzofuran	0.000		0	N.D.			
T 4-Nitrophenol	0.000		0	N.D.			
T 2,4-Dinitrotoluene	8.466	165.0	0		µg/L	md	1
T Diethylphthalate	0.000		0	N.D.			
T Fluorene	0.000		0	N.D.			
T 4-Chlorophenyl-phenylether	0.000		0	N.D.			
T 4-Nitroaniline	0.000		0	N.D.			
T 4,6-Dinitro-2-methylphenol	9.428	198.0	0		µg/L	md	1
T N-nitrosodiphenylamine	0.000		0	N.D.			
T Azobenzene	0.000		0	N.D.			
T 4-Bromophenyl-phenylether	0.000		0	N.D.			
T Hexachlorobenzene	0.000		0	N.D.			
T Pentachlorophenol	0.000		0	N.D.			
T Phenanthrene	0.000		0	N.D.			
T Anthracene	0.000		0	N.D.			
T Triallate	0.000		0	N.D.			
T Carbazole	0.000		0	N.D.			
T o-Terphenyl	0.000		0	N.D.			
T Di-n-Butylphthalate	0.000		0	N.D.			
T Fluoranthene	0.000		0	N.D.			
T Benzidine	0.000		0	N.D.			
T Pyrene	0.000		0	N.D.			
T Butylbenzylphthalate	0.000		0	N.D.			
T Benzo(a)Anthracene	0.000		0	N.D.			
T Chrysene	0.000		0	N.D.			
T 3,3-Dichlorobenzidine	0.000		0	N.D.			
T bis(2-ethylhexyl)Phthalate	0.000		0	N.D.			
T Di-n-octyl Phthalate	0.000		0	N.D.			

Compound	RT	QIon	Resp.	Conc.	Units	Dev(Min)
T Benzo(b)fluoranthene	0.000		0	N.D.		
T Benzo(k)fluoranthene	0.000		0	N.D.		
T Benzo(a)pyrene	0.000		0	N.D.		
T Indeno(1,2,3-c,d)pyrene	0.000		0	N.D.		
T Dibenzo(a,h)anthracene	0.000		0	N.D.		
T Benzo(g,h,i)perylene	0.000		0	N.D.		

(#) = Qualifier Out of Range; (m) = Manual Integration; (+) = Area Summed; (*) = Surrogate Percent Recovery Out of Range; (d): Zeroed Peak

Compound	Conc.	Exp RT	QIon	Exp Ratio
N-Nitrosodimethylamine	N.D.	2.15	42.0	130.1

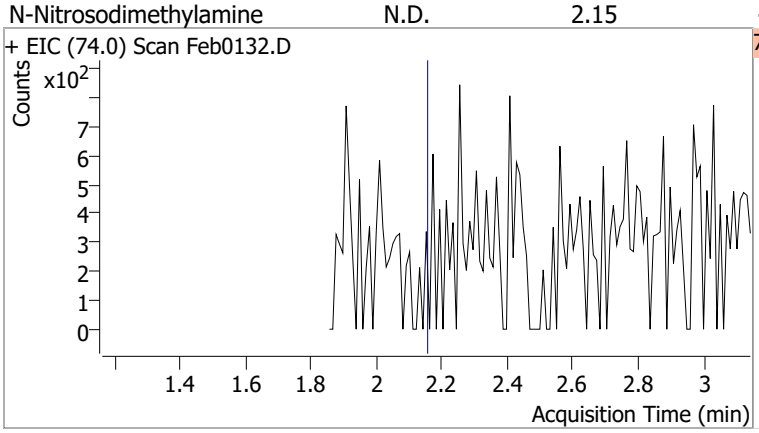

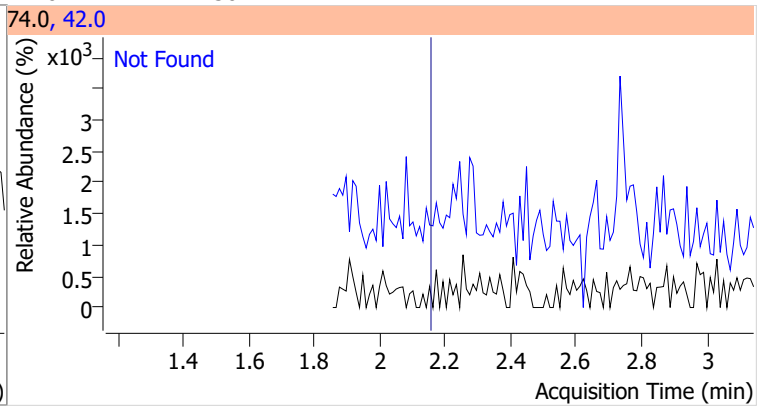

Compound	Conc.	Exp RT	QIon	Exp Ratio
Pyridine	N.D.	2.18	52.0	101.7

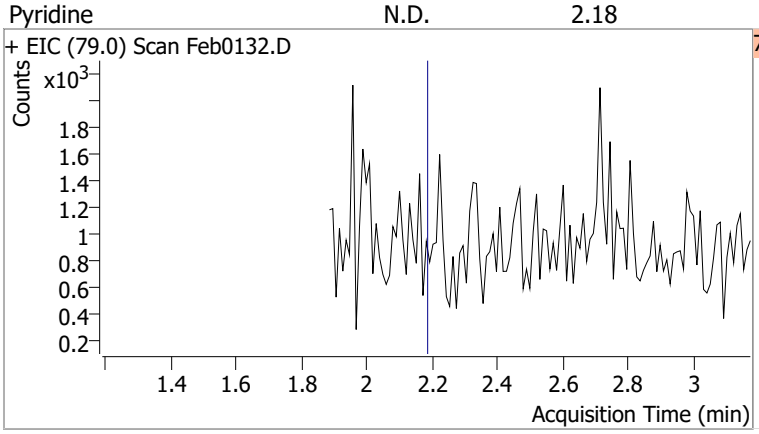

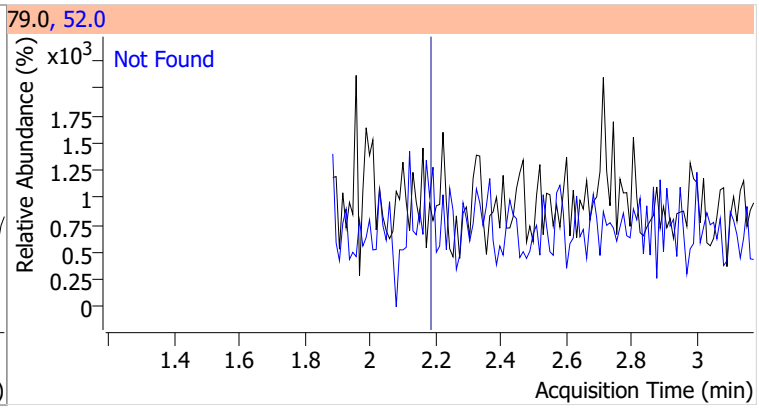

Compound	Conc.	RT	Dev(Min)	Resp.	QIon	QRatio	Lower	Upper
2-Fluorophenol	60.6247	3.52	0.00	775247	64.0	50.4	35.8	66.4
					92.0	21.6	14.3	26.6

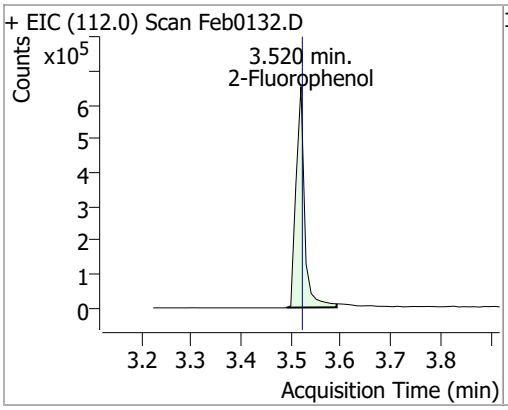

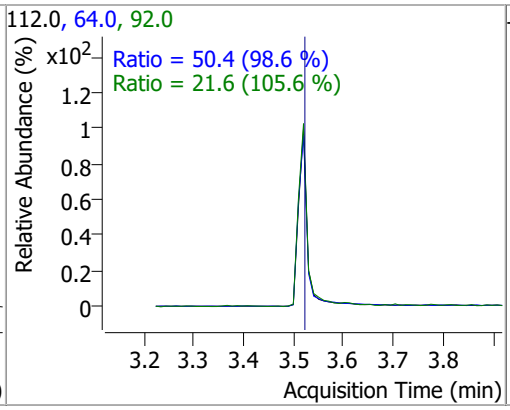

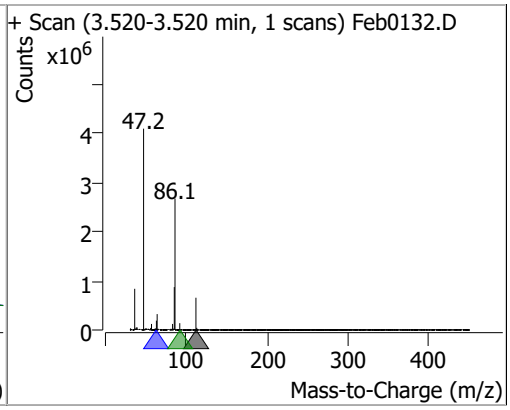

Compound	Conc.	Exp RT	QIon	Exp Ratio	QIon	Exp Ratio
Aniline	N.D.	4.55	66.0	35.1	65.0	18.0

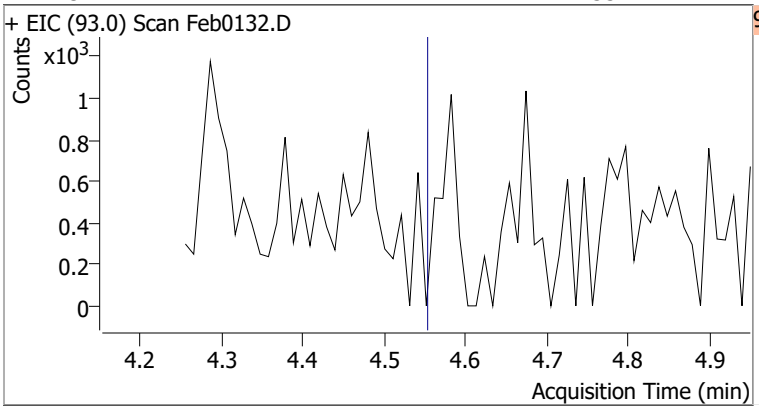

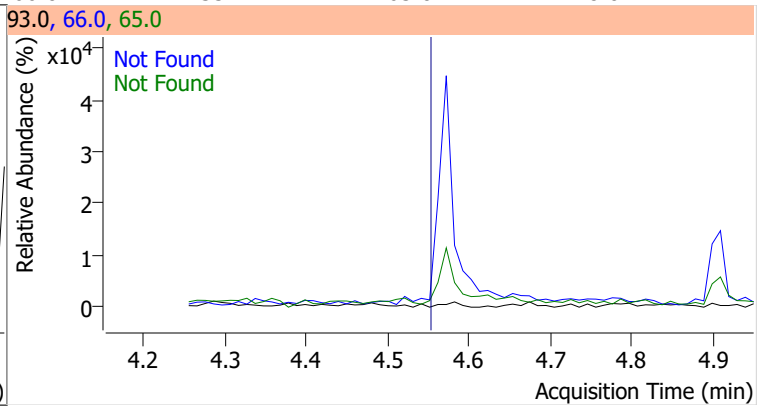

Quantitation Results Report (QT Reviewed)

Compound	Conc.	RT	Dev(Min)	Resp.	QIon	QRatio	Lower	Upper
Phenol-d5	63.5065	4.57	0.00	1067745	71.0	33.7	23.8	44.2

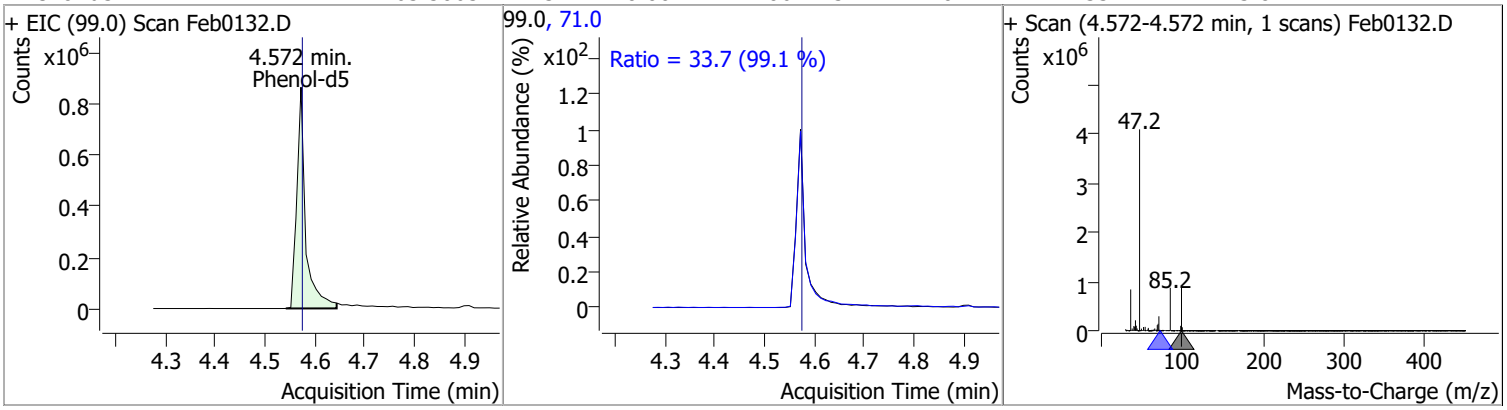

Compound	Conc.	Exp RT	QIon	Exp Ratio
Phenol	N.D.	4.59	66.0	43.8

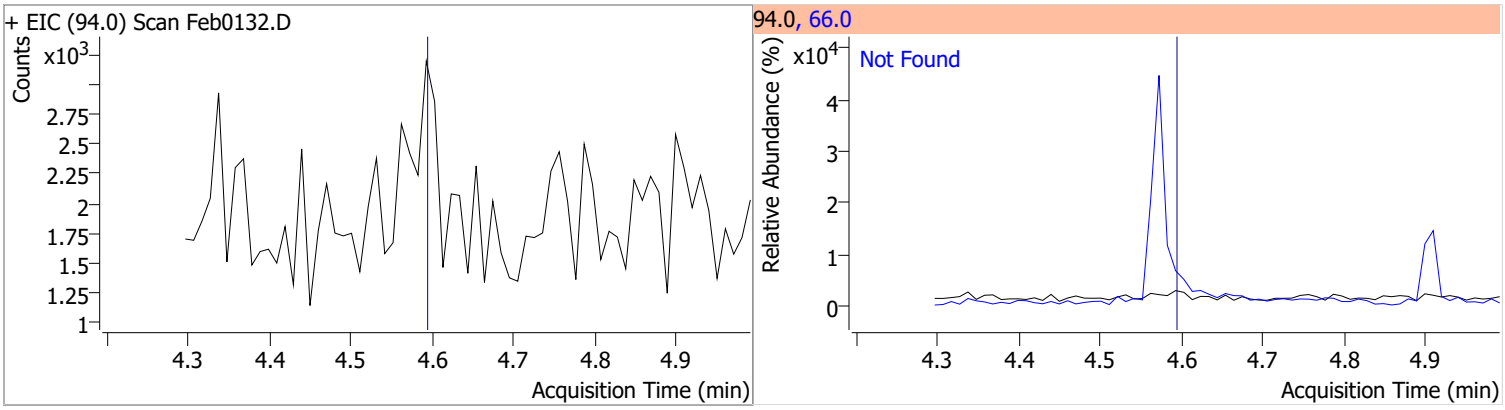

Compound	Conc.	RT	Dev(Min)	Resp.	QIon	QRatio	Lower	Upper
bis(-2-Chloroethyl)Ether		0		0	64.0		2.4	4.5

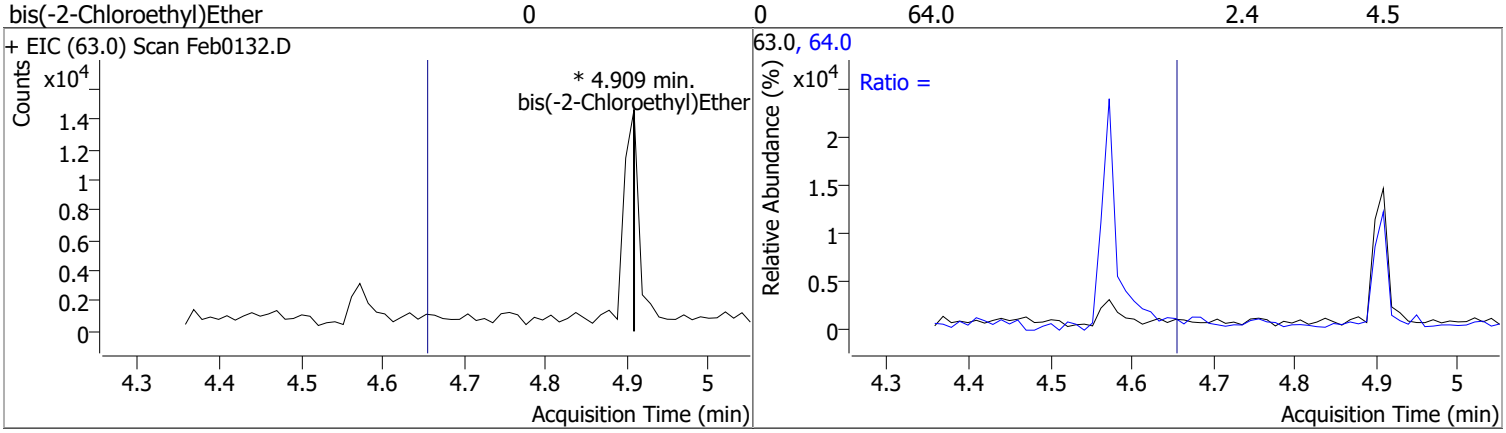

Compound	Conc.	Exp RT	QIon	Exp Ratio
2-Chlorophenol	N.D.	4.68	130.0	31.8

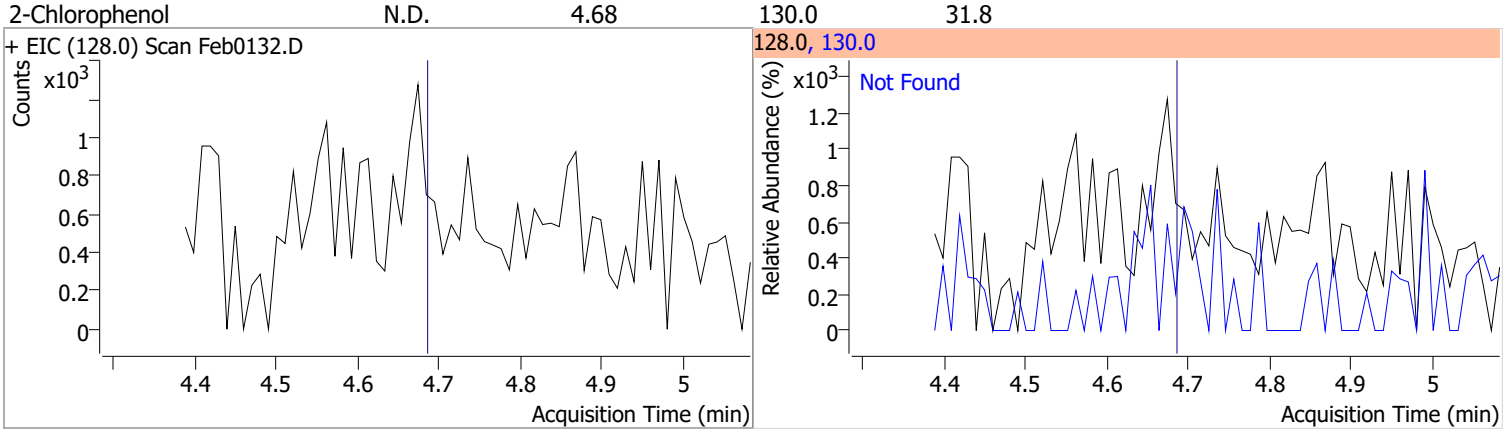

Compound	Conc.	Exp RT	QIon	Exp Ratio	QIon	Exp Ratio
1,3-Dichlorobenzene	N.D.	4.84	148.0	62.2	111.0	35.9

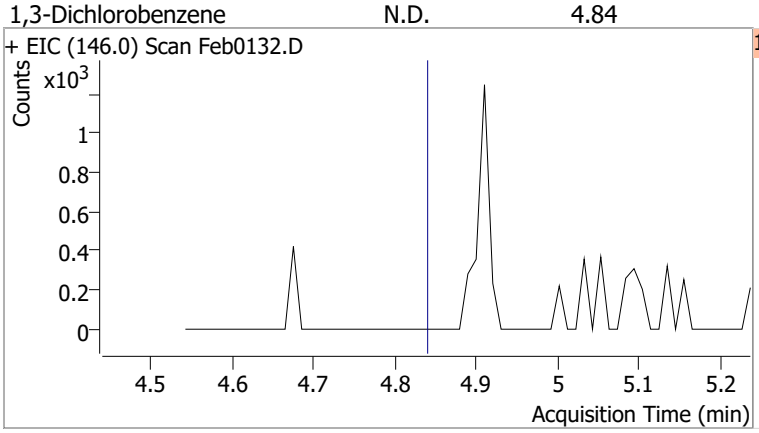

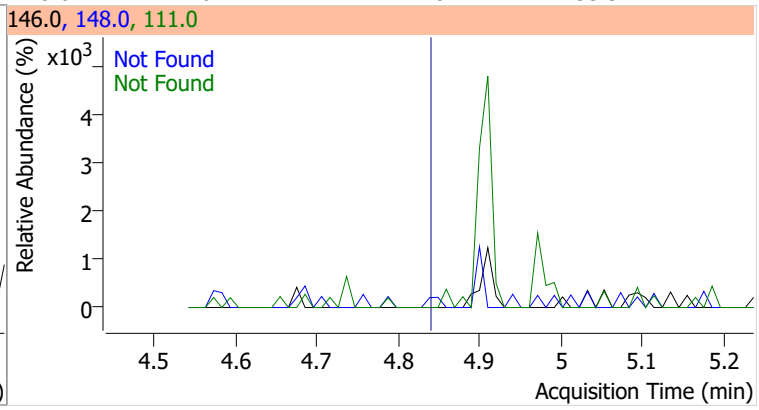

Compound	Conc.	Exp RT	QIon	Exp Ratio	QIon	Exp Ratio
1,4-Dichlorobenzene	N.D.	4.93	148.0	64.1	111.0	35.1

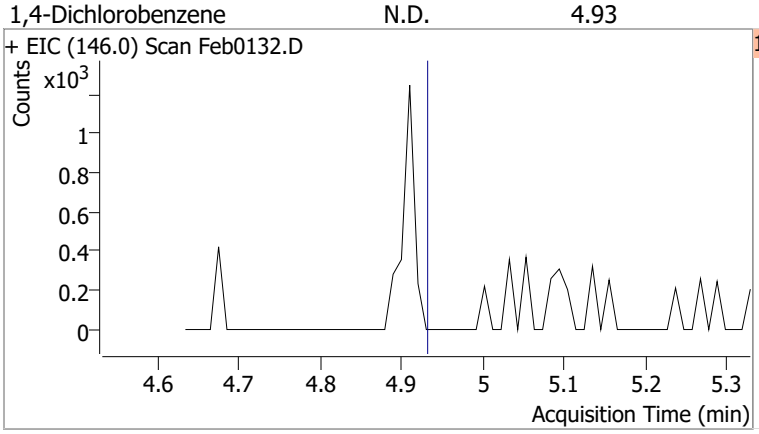

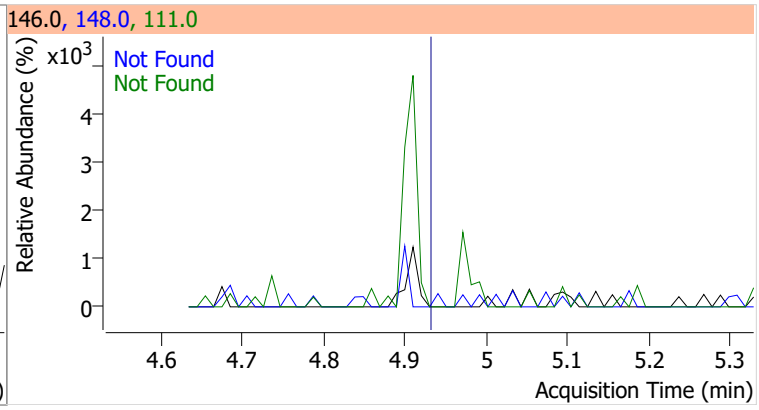

Compound	Conc.	Exp RT	QIon	Exp Ratio	QIon	Exp Ratio
1,2-Dichlorobenzene	N.D.	5.09	148.0	62.9	111.0	36.7

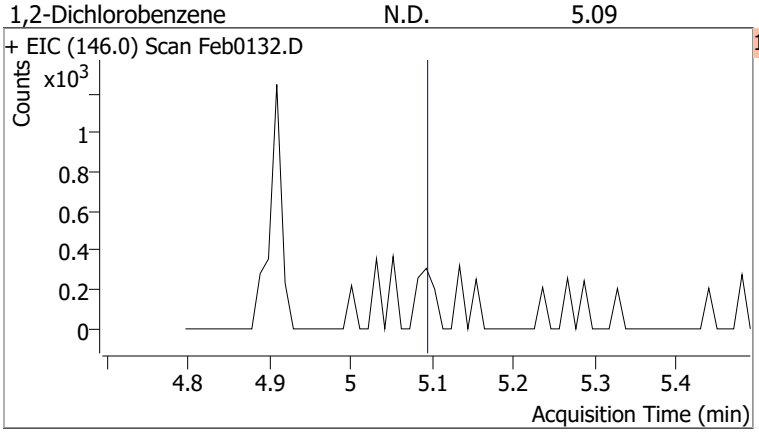

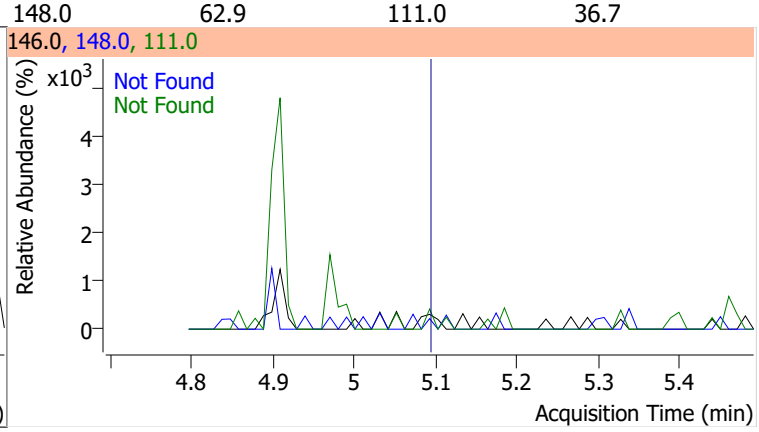

Compound	Conc.	Exp RT	QIon	Exp Ratio	QIon	Exp Ratio
Benzyl Alcohol	N.D.	5.10	79.0	118.4	107.0	64.5

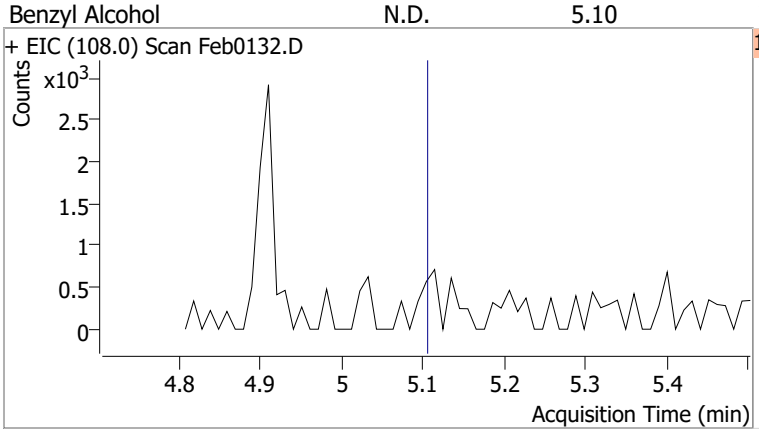

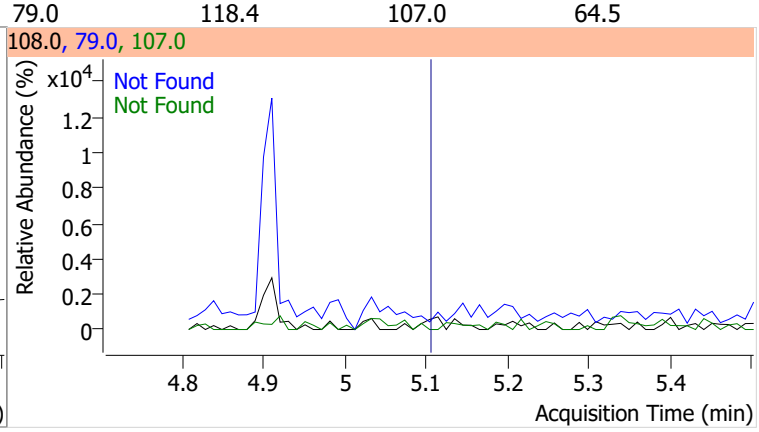

Compound	Conc.	Exp RT	QIon	Exp Ratio
2-Methylphenol	N.D.	5.26	108.0	116.3

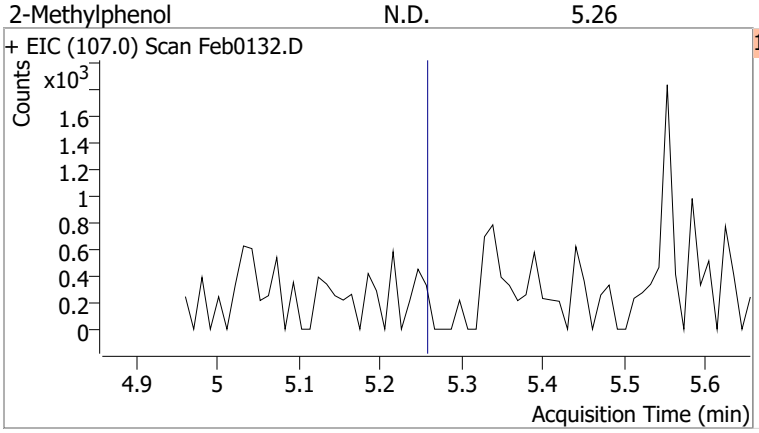

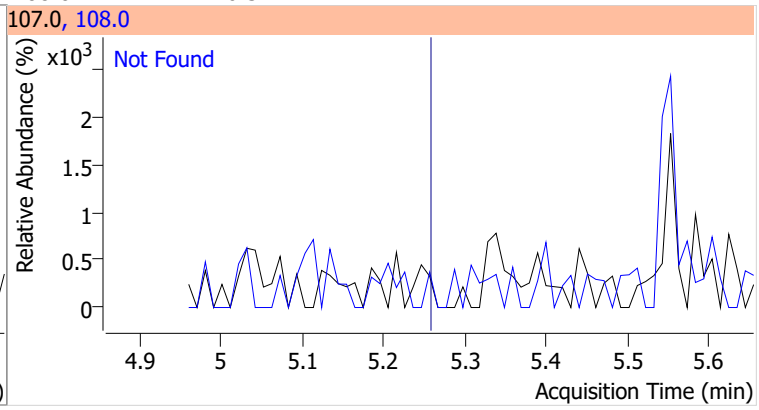

Compound	Conc.	Exp RT	QIon	Exp Ratio
bis(2-chloroisopropyl)Ether	N.D.	5.27	123.0	32.8

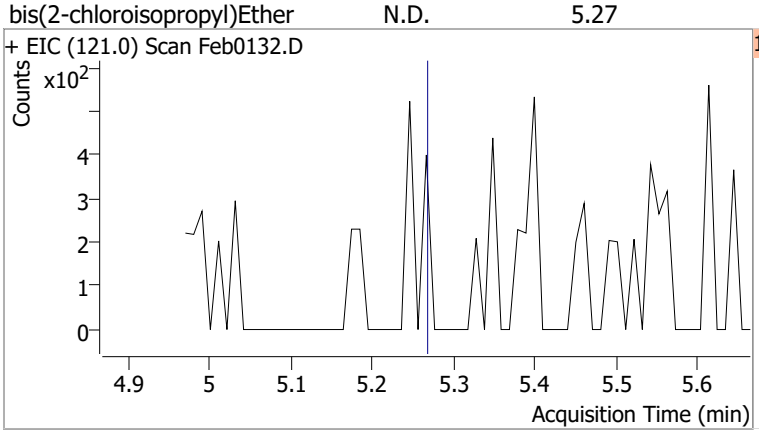

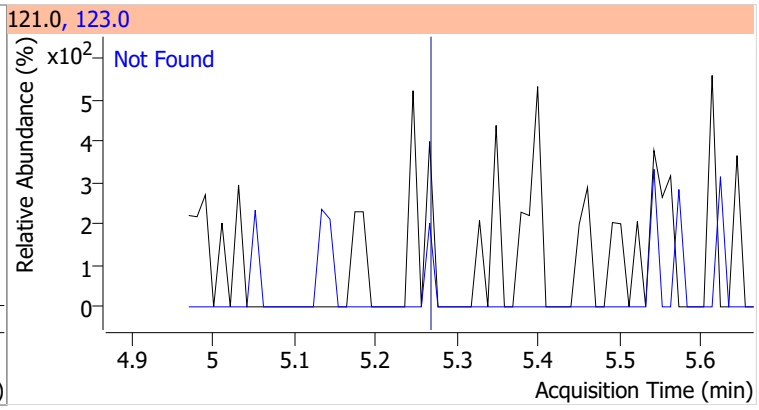

Compound	Conc.	RT	Dev(Min)	Resp.	QIon	QRatio	Lower	Upper
N-nitroso-Di-n-propylamine		0		0	130.0		0.0	35.1

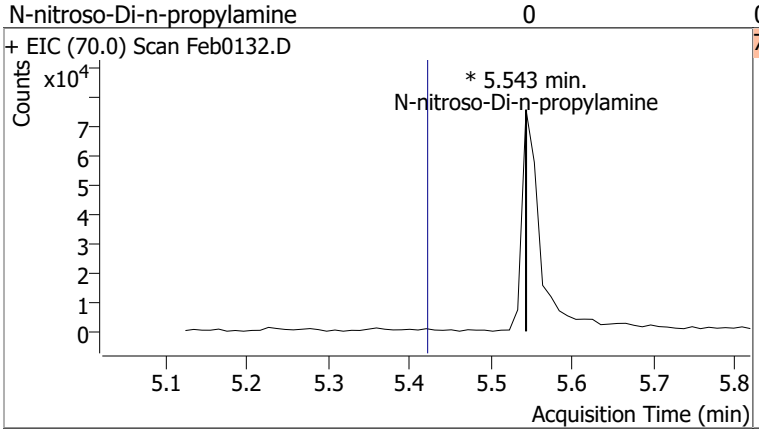

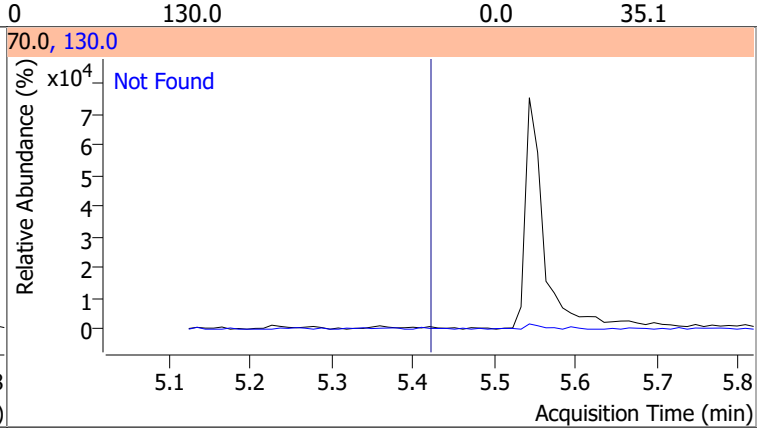

Compound	Conc.	Exp RT	QIon	Exp Ratio
4Methylphenol/3Methylphenol	N.D.	5.44	108.0	84.1

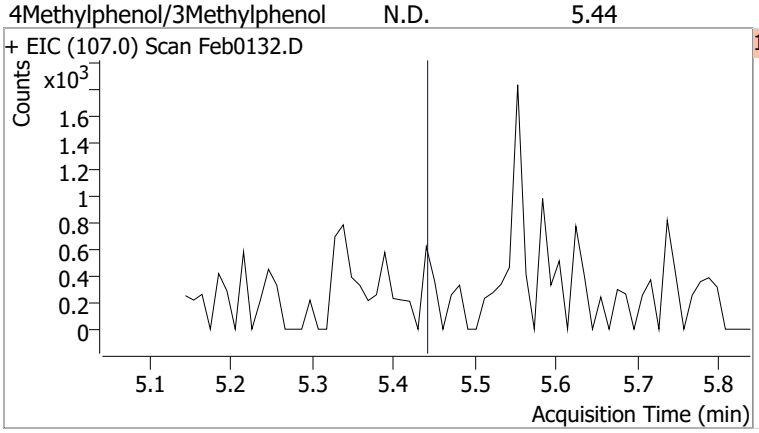

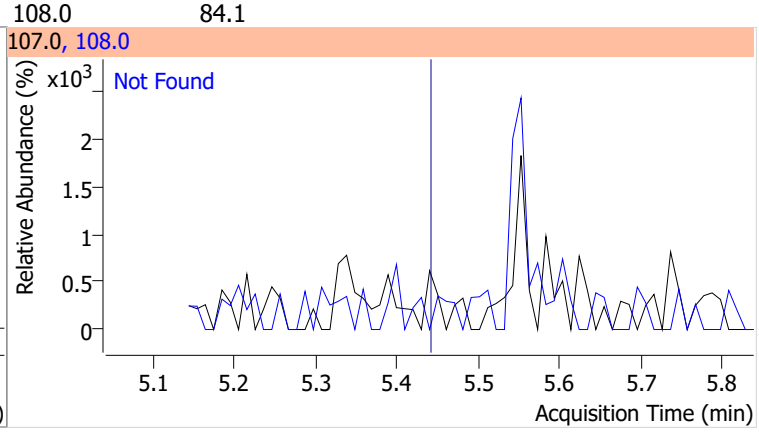

Compound	Conc.	Exp RT	QIon	Exp Ratio	QIon	Exp Ratio
Hexachloroethane	N.D.	5.47	201.0	93.6	199.0	59.8

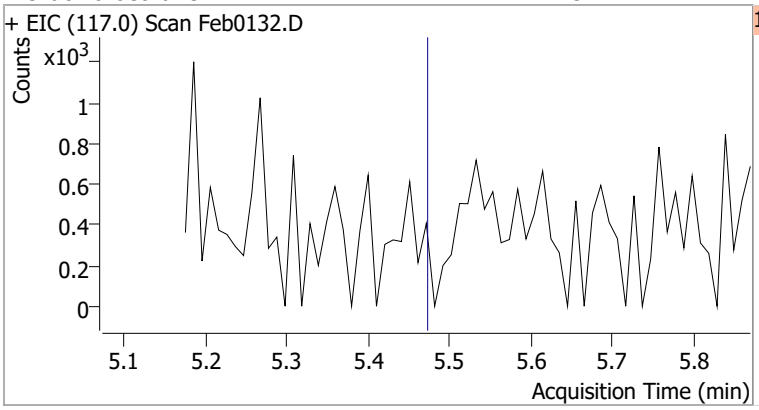

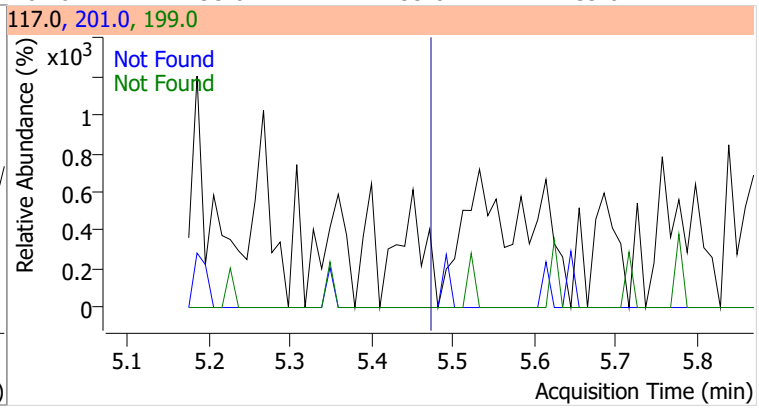

Compound	Conc.	RT	Dev(Min)	Resp.	QIon	QRatio	Lower	Upper
Nitrobenzene-d5	58.8280	5.54	-0.01	514522	54.0	62.0	44.8	83.2
					128.0	46.2	32.6	60.6

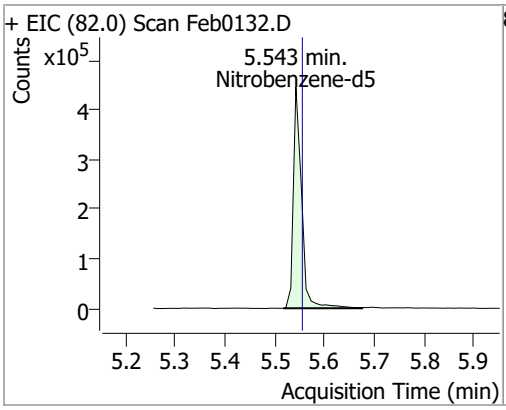

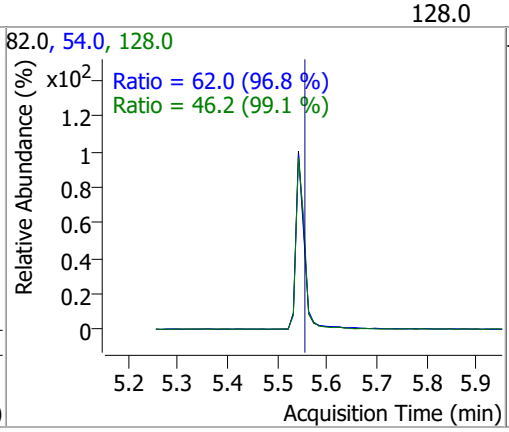

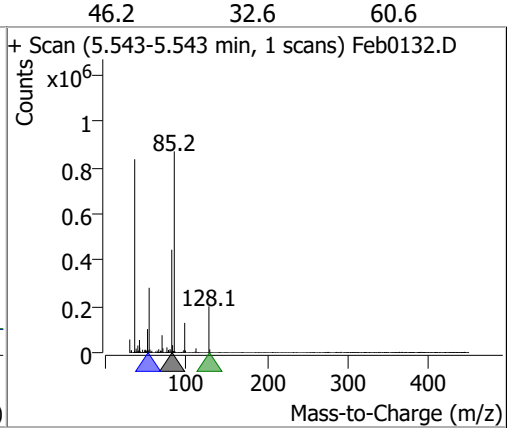

Compound	Conc.	Exp RT	QIon	Exp Ratio	QIon	Exp Ratio
Nitrobenzene	N.D.	5.57	77.0	202.4	51.0	125.5

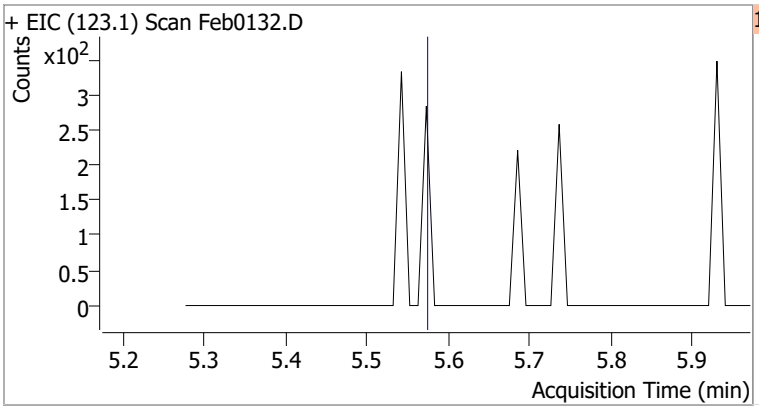

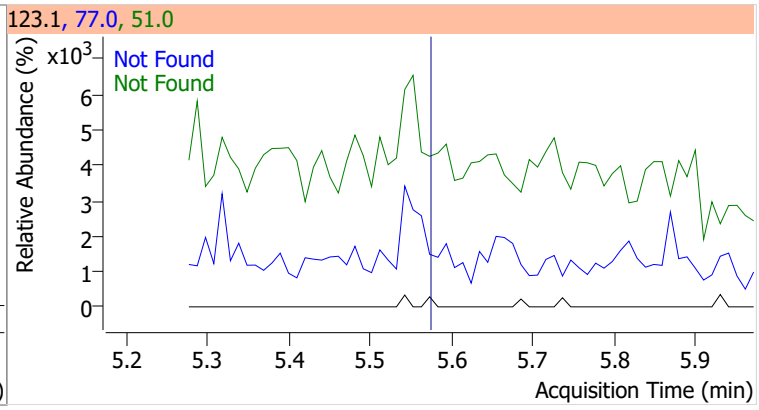

Compound	Conc.	Exp RT	QIon	Exp Ratio
Isophorone	N.D.	5.88	138.0	21.7

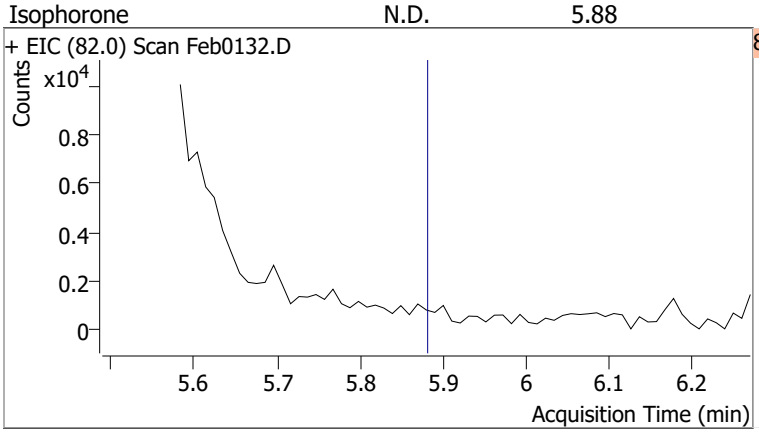

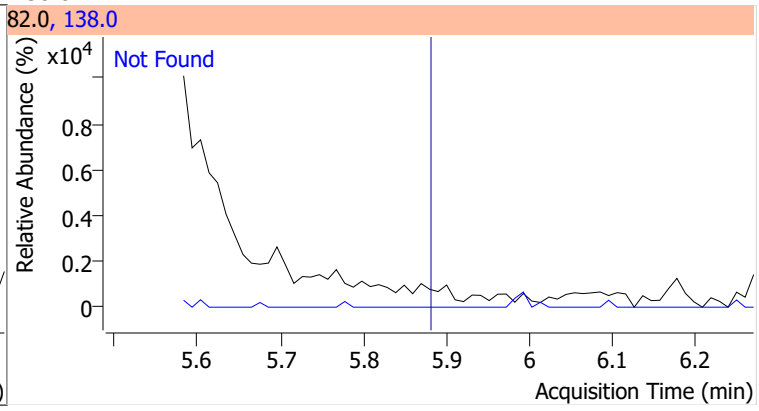

Compound	Conc.	Exp RT	QIon	Exp Ratio	QIon	Exp Ratio
2-Nitrophenol	N.D.	5.94	65.0	48.9	109.0	38.3

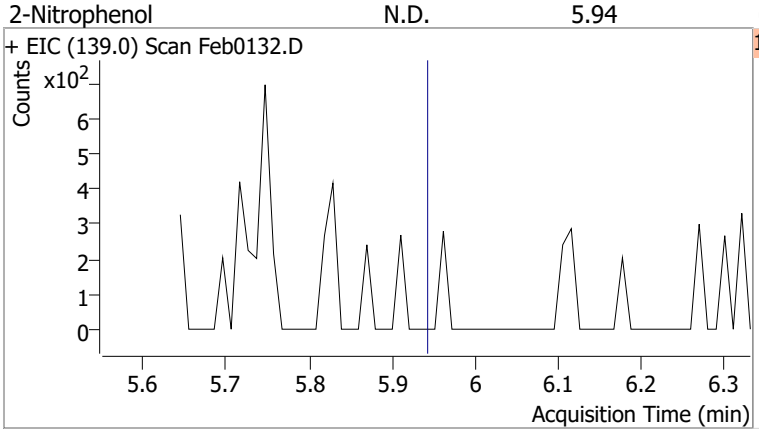

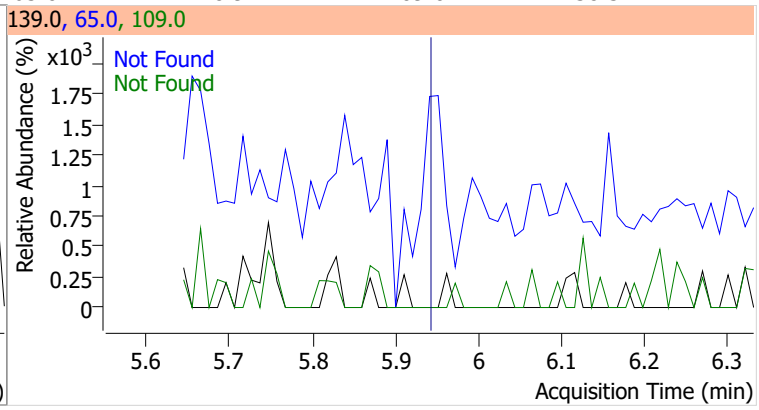

Compound	Conc.	Exp RT	QIon	Exp Ratio	QIon	Exp Ratio
2,4-Dimethylphenol	N.D.	6.05	107.0	109.0	77.0	32.4

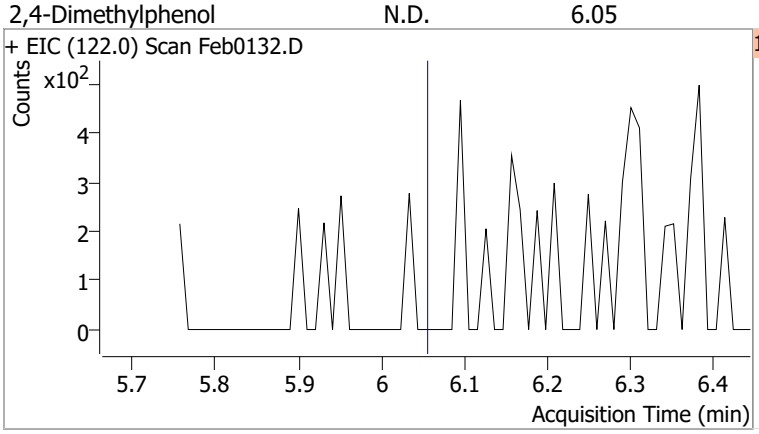

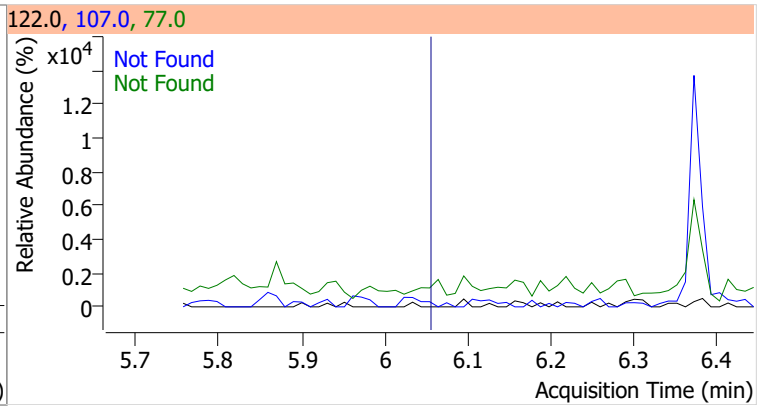

Compound	Conc.	Exp RT	QIon	Exp Ratio	QIon	Exp Ratio
bis(-2-Chloroethoxy)Methane	N.D.	6.16	63.0	68.6	95.0	32.4

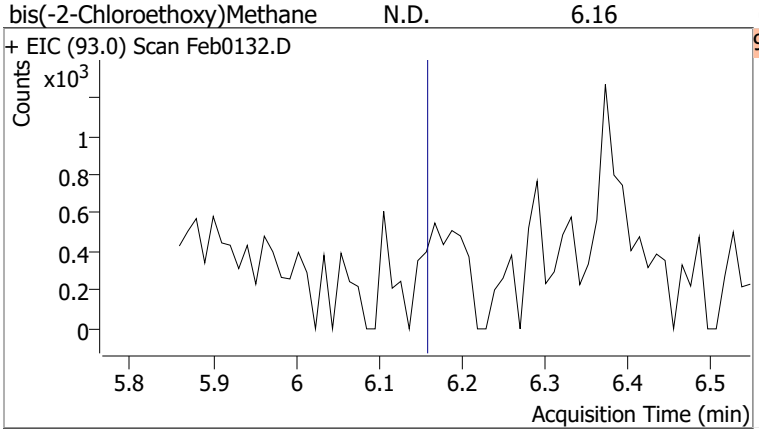

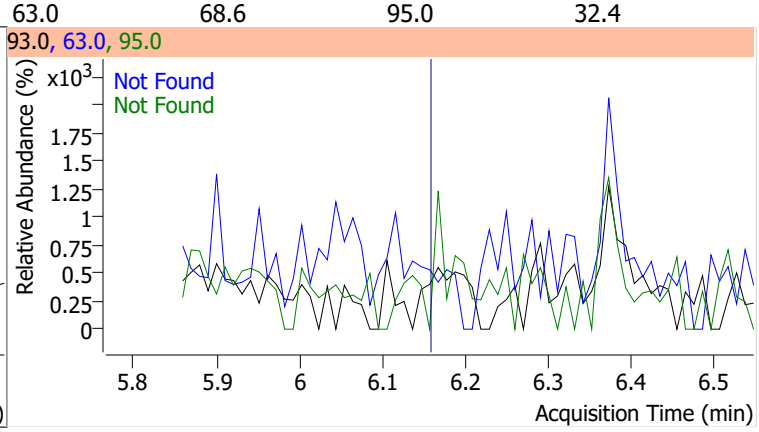

Compound	Conc.	Exp RT	QIon	Exp Ratio	QIon	Exp Ratio
2,4-Dichlorophenol	N.D.	6.25	164.0	63.2	98.0	30.8

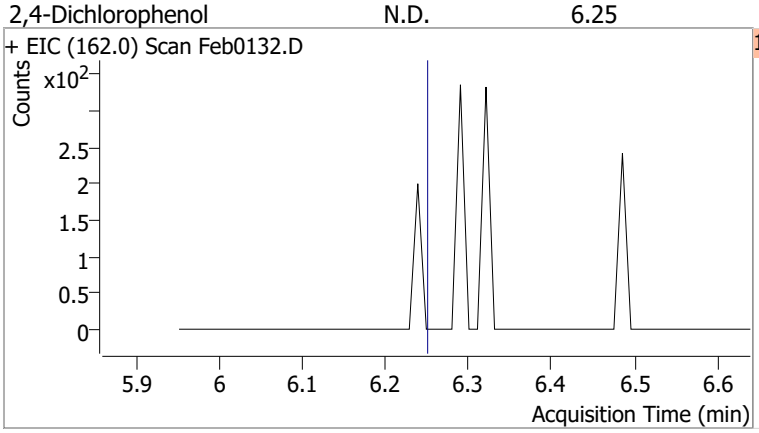

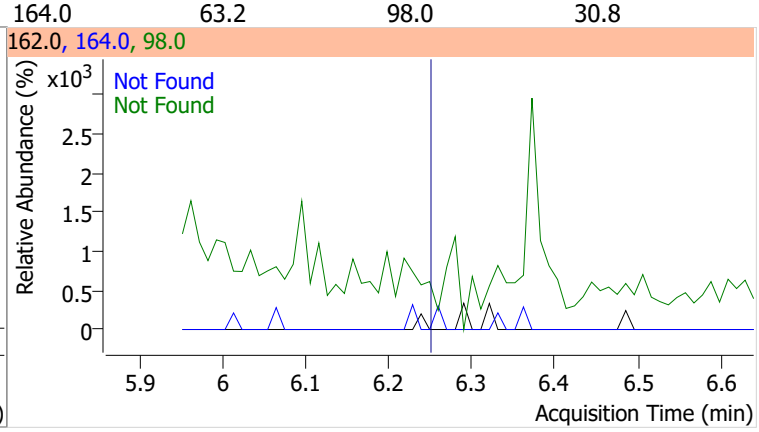

Compound	Conc.	Exp RT	QIon	Exp Ratio	QIon	Exp Ratio
Benzoic Acid	N.D.	6.27	122.0	88.6	77.0	75.0

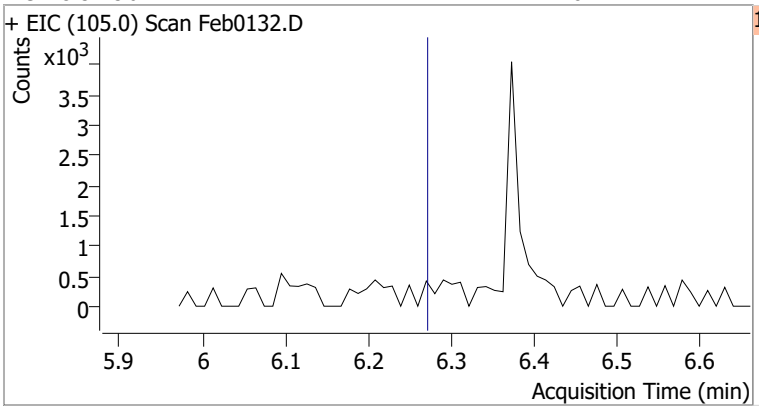

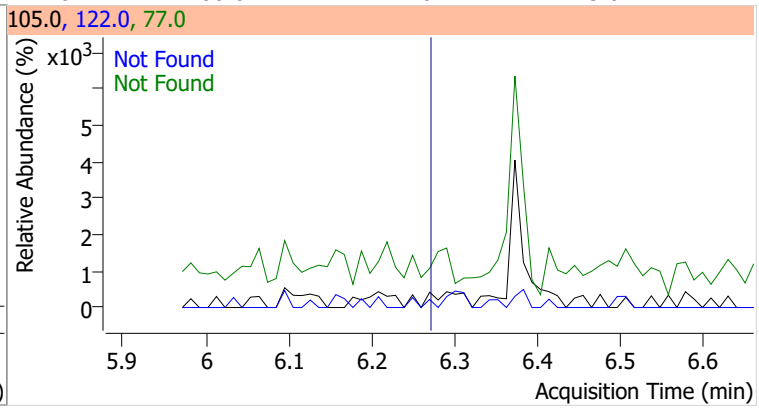

Compound	Conc.	Exp RT	QIon	Exp Ratio	QIon	Exp Ratio
1,2,4-Trichlorobenzene	N.D.	6.32	182.0	97.1	145.0	28.4

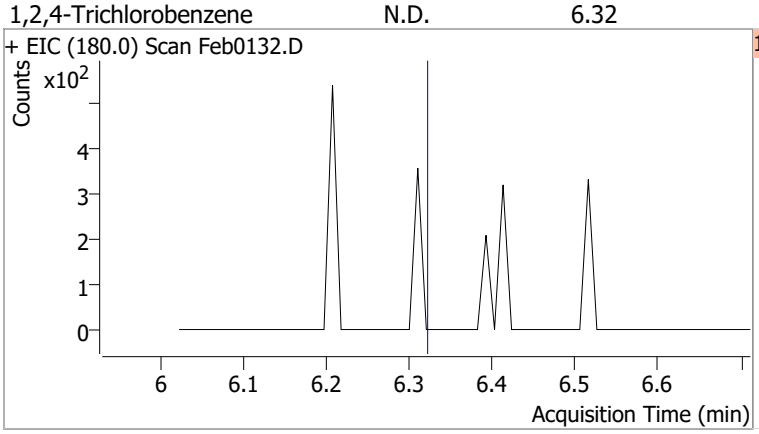

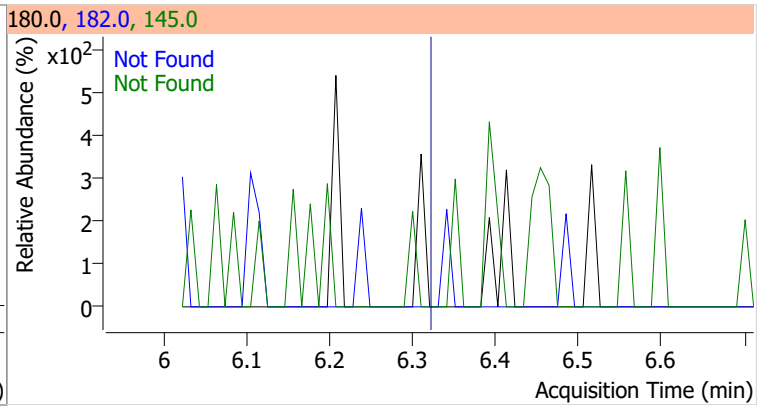

Compound	Conc.	Exp RT	QIon	Exp Ratio	QIon	Exp Ratio
Naphthalene	N.D.	6.40	129.0	11.4	102.0	9.7

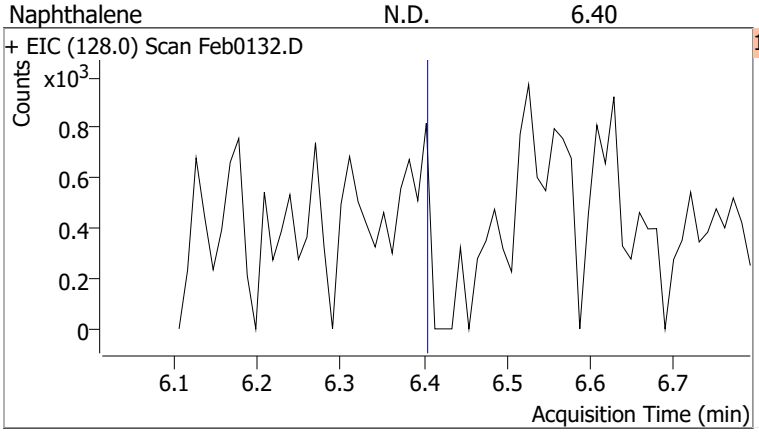

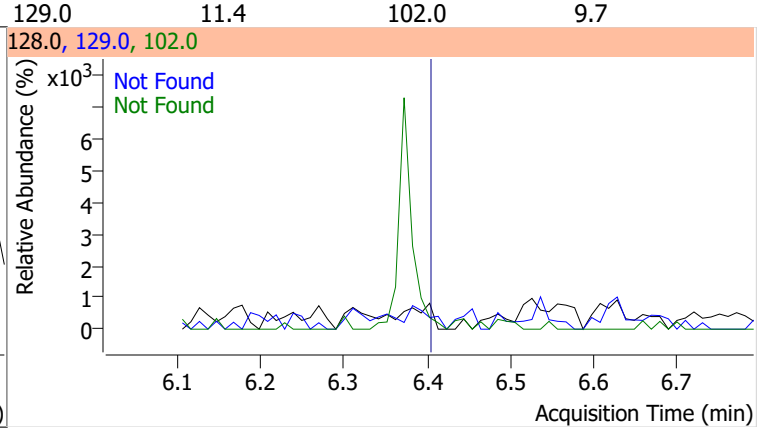

Compound	Conc.	RT	Dev(Min)	Resp.	QIon	QRatio	Lower	Upper
4-Chlorophenol		0		0	128.0		243.7	452.5

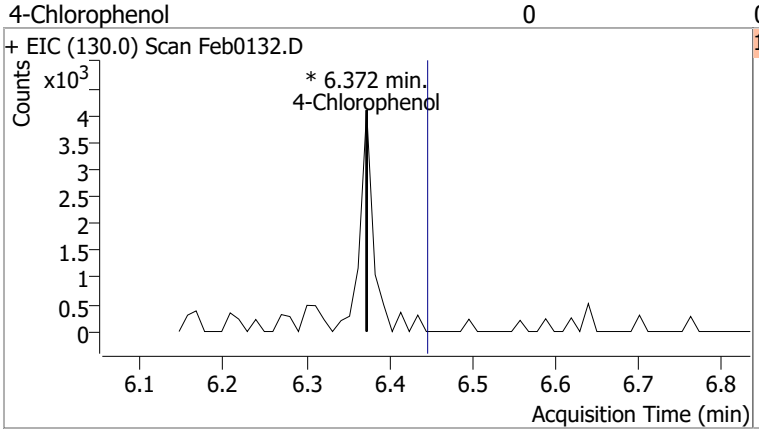

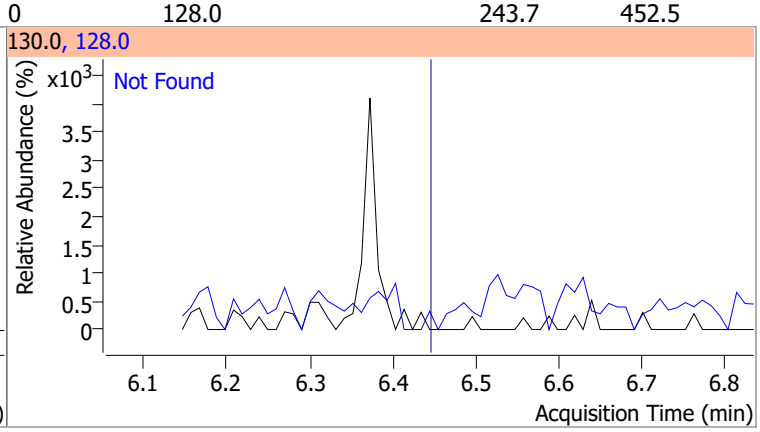

Compound	Conc.	Exp RT	QIon	Exp Ratio	QIon	Exp Ratio
p-Chloroaniline	N.D.	6.51	129.0	33.1	65.0	29.9

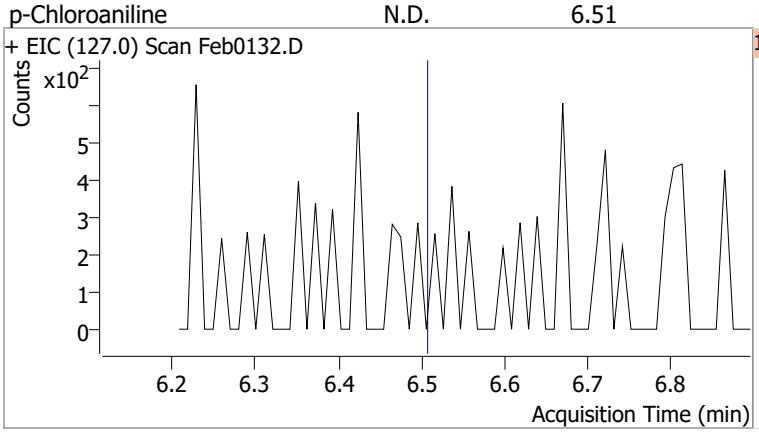

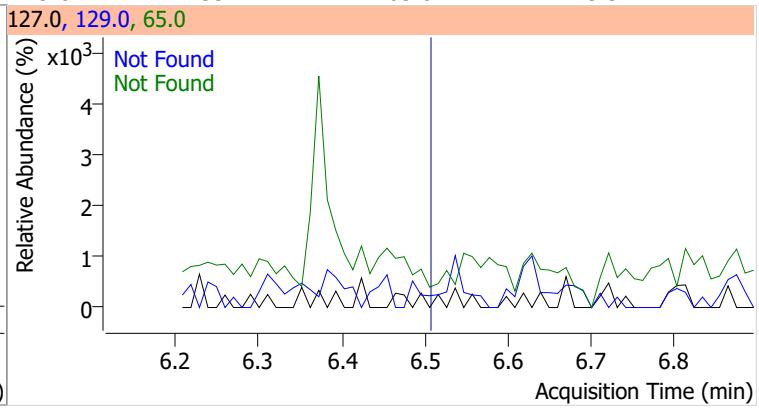

Compound	Conc.	Exp RT	QIon	Exp Ratio	QIon	Exp Ratio
Hexachlorobutadiene	N.D.	6.58	223.0	65.1	227.0	63.7

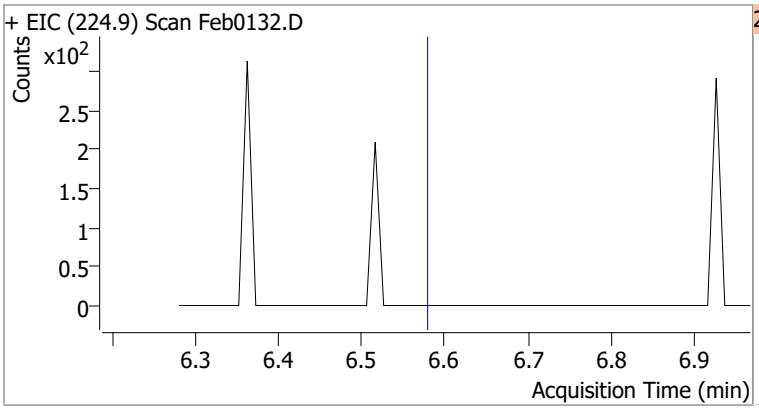

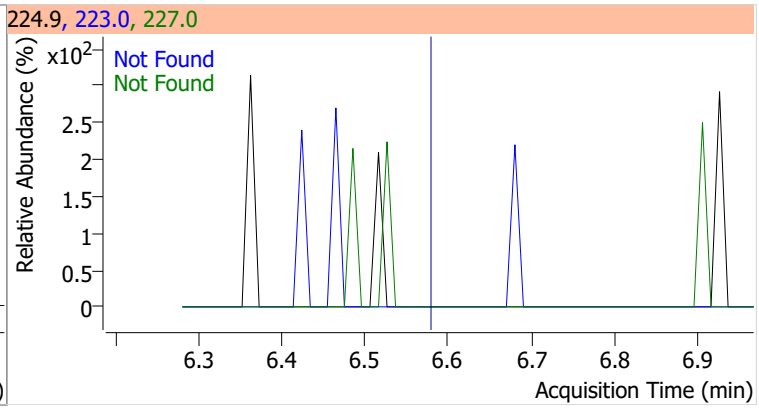

Compound	Conc.	Exp RT	QIon	Exp Ratio
4-Chloro-2-Methylphenol	N.D.	6.99	144.0	28.0

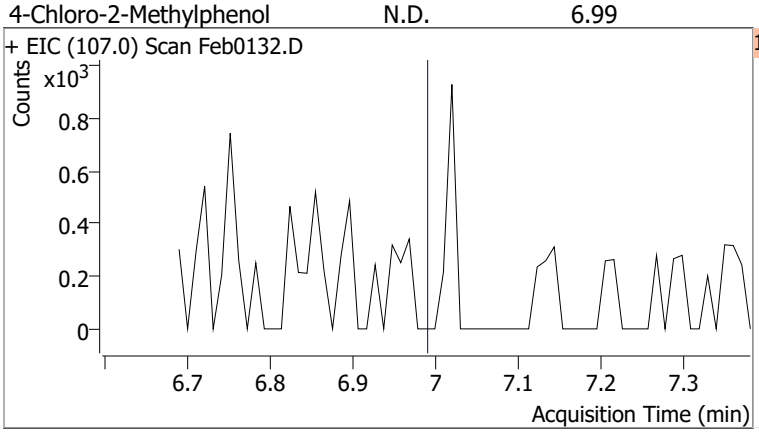

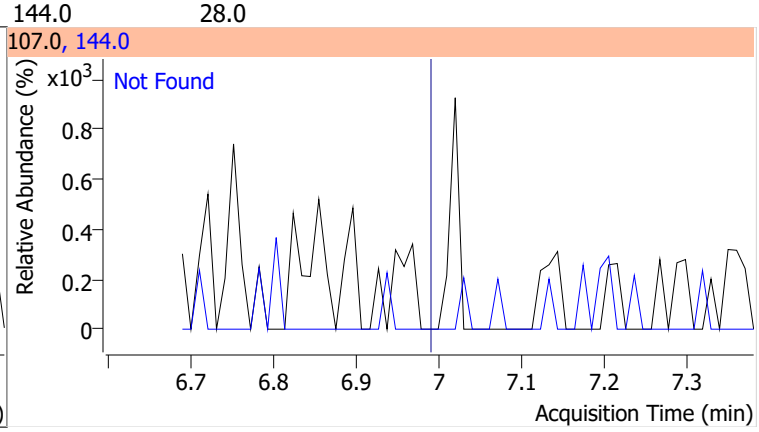

Compound	Conc.	Exp RT	QIon	Exp Ratio
4-Chloro-3-Methylphenol	N.D.	7.13	144.0	28.6

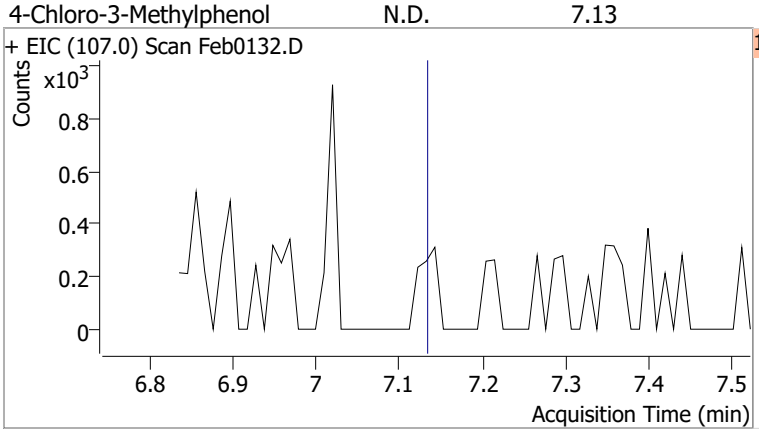

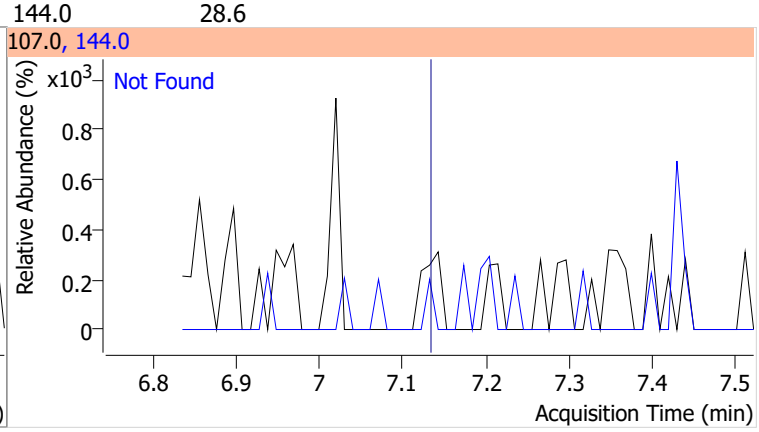

Compound	Conc.	Exp RT	QIon	Exp Ratio	QIon	Exp Ratio
2-Methylnaphthalene	N.D.	7.24	142.0	118.8	115.0	41.1

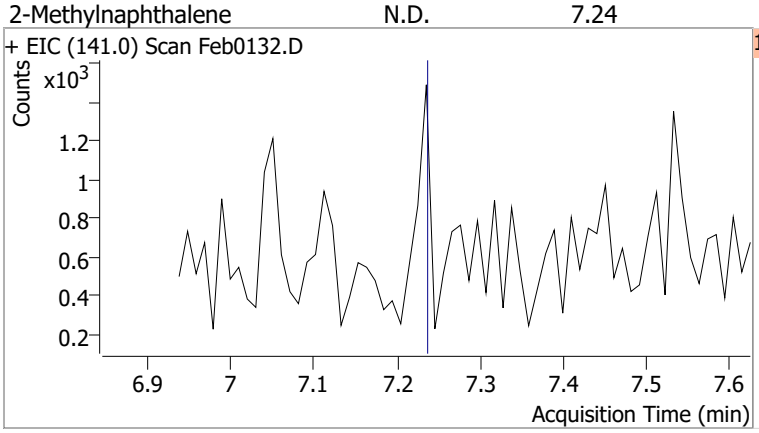

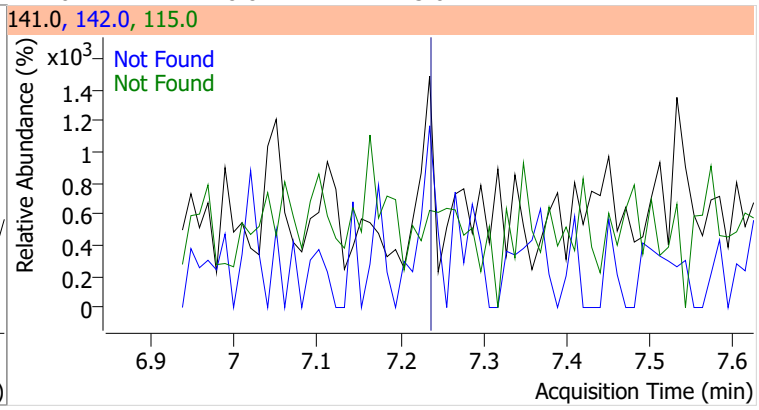

Compound	Conc.	Exp RT	QIon	Exp Ratio	QIon	Exp Ratio
1-Methylnaphthalene	N.D.	7.35	142.0	111.3	115.0	42.1

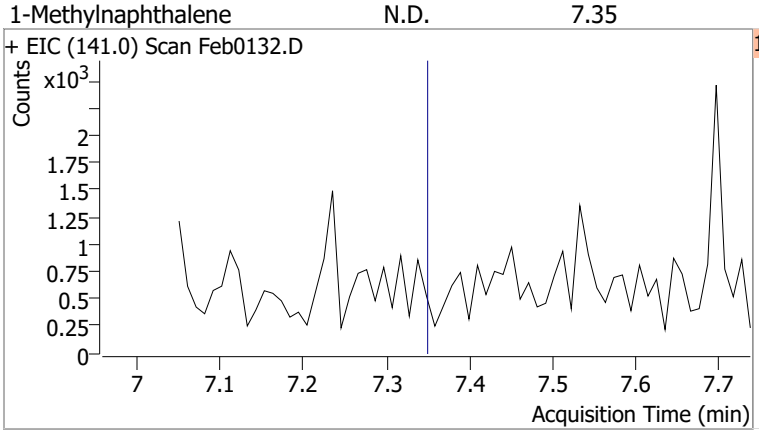

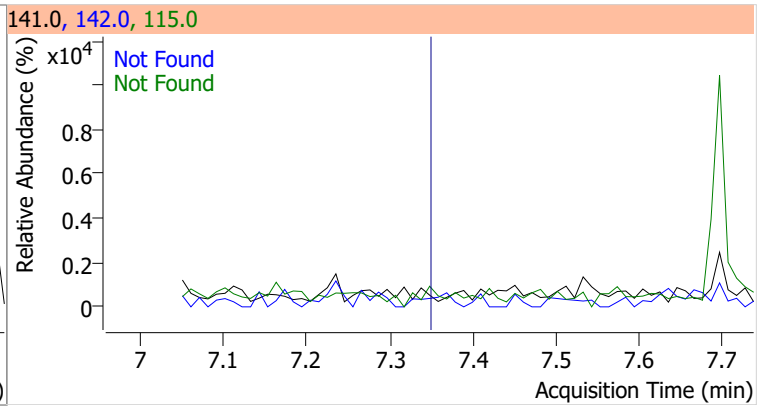

Compound	Conc.	Exp RT	QIon	Exp Ratio	QIon	Exp Ratio
Hexachlorocyclopentadiene	N.D.	7.43	238.9	62.5	234.9	62.4

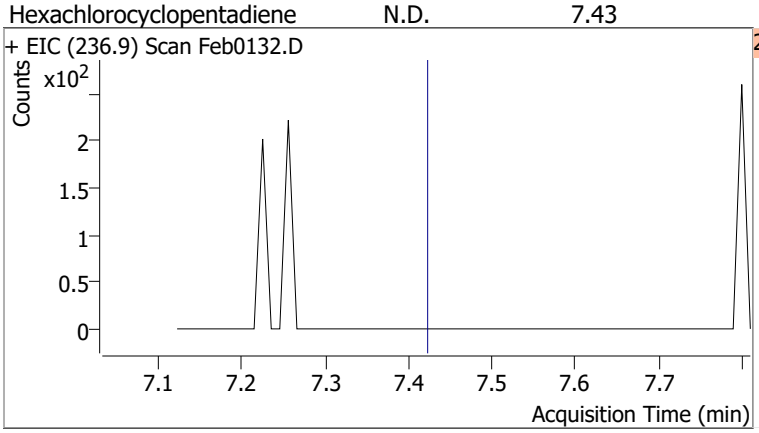

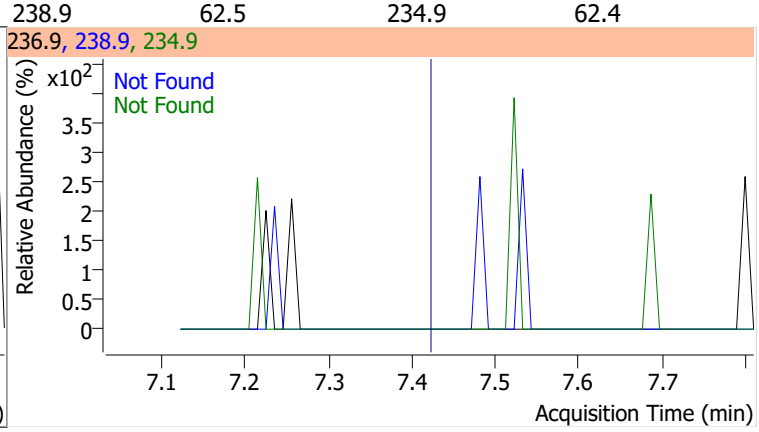

Compound	Conc.	Exp RT	QIon	Exp Ratio
2,4,6-Trichlorophenol	N.D.	7.59	198.0	98.1

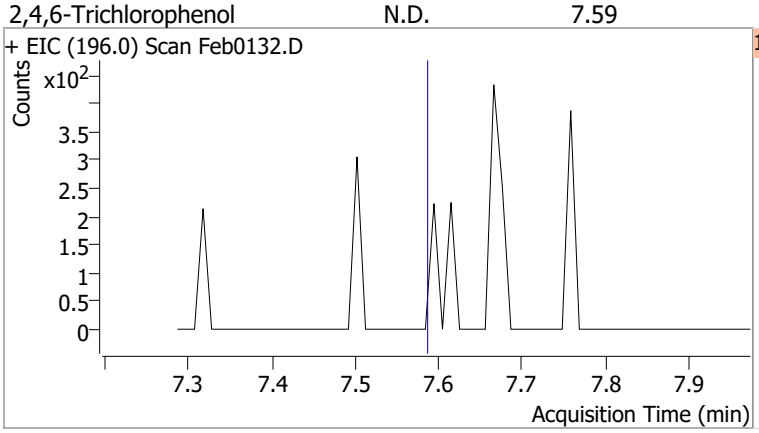

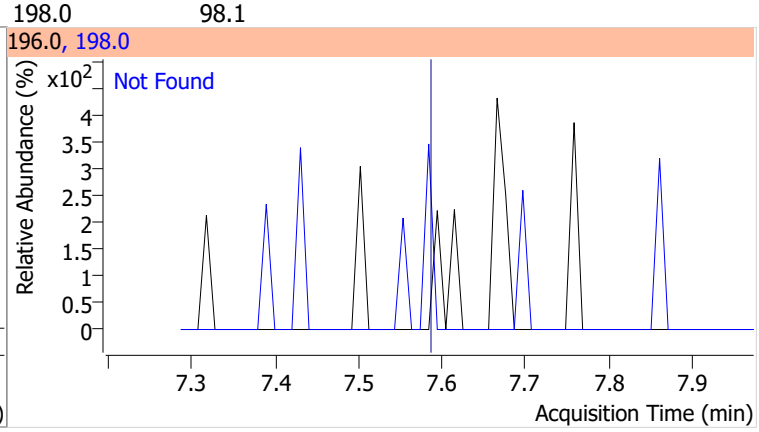

Compound	Conc.	Exp RT	QIon	Exp Ratio
2,4,5-Trichlorophenol	N.D.	7.64	198.0	93.7

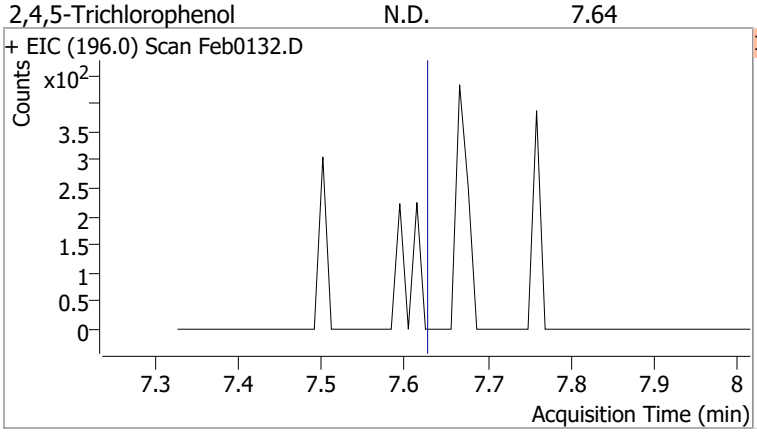

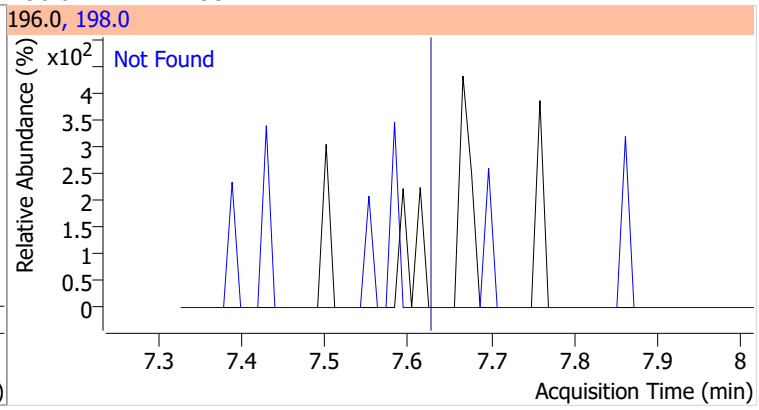

Compound	Conc.	RT	Dev(Min)	Resp.	QIon	QRatio	Lower	Upper
2-Fluorobiphenyl	52.0276	7.70	0.00	1592753	171.0	33.8	23.8	44.1

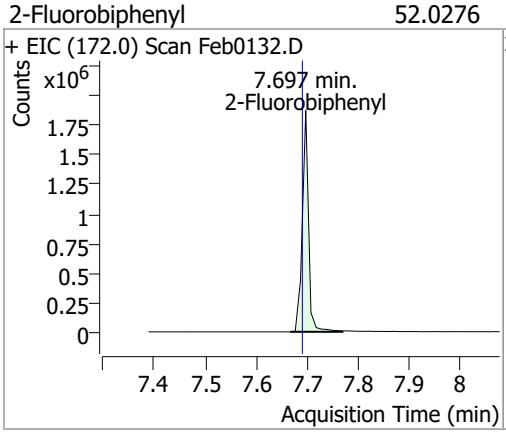

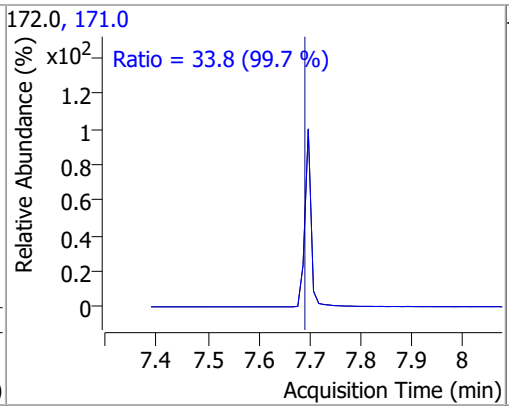

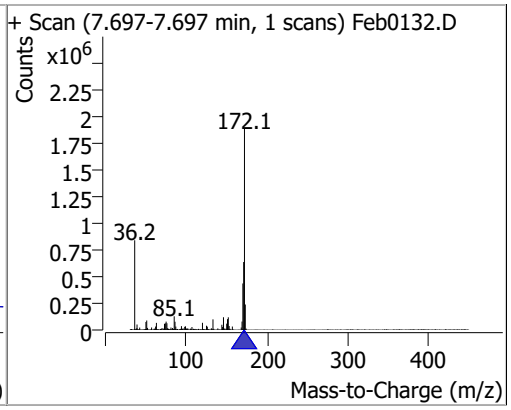

Compound	Conc.	Exp RT	QIon	Exp Ratio	QIon	Exp Ratio
2-Chloronaphthalene	N.D.	7.81	127.0	36.7	164.0	32.2

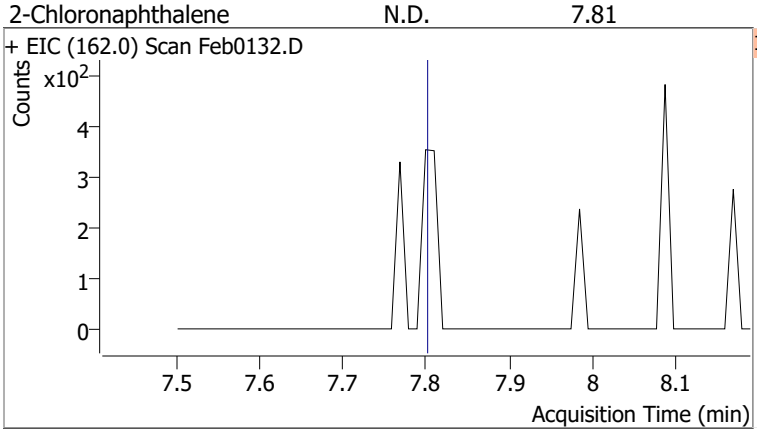

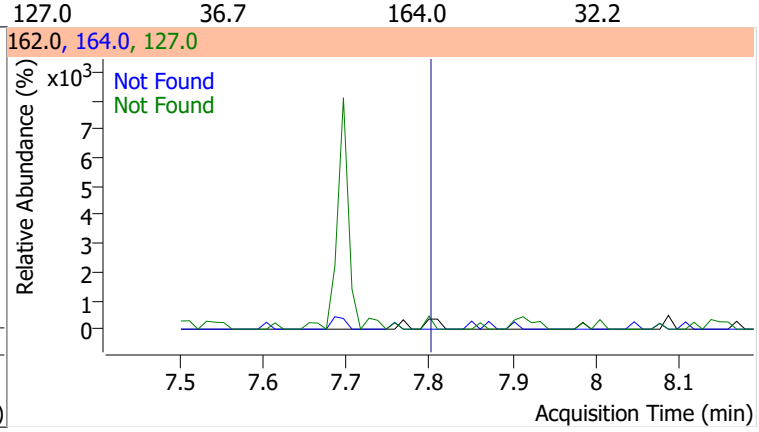

Compound	Conc.	Exp RT	QIon	Exp Ratio
2-Nitroaniline	N.D.	7.96	138.0	120.7

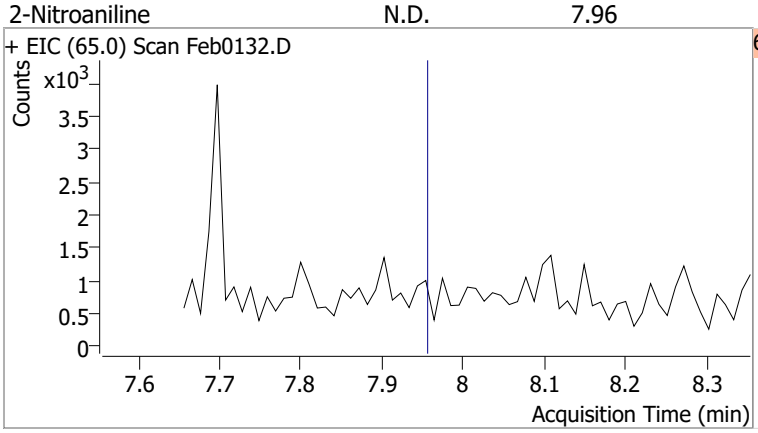

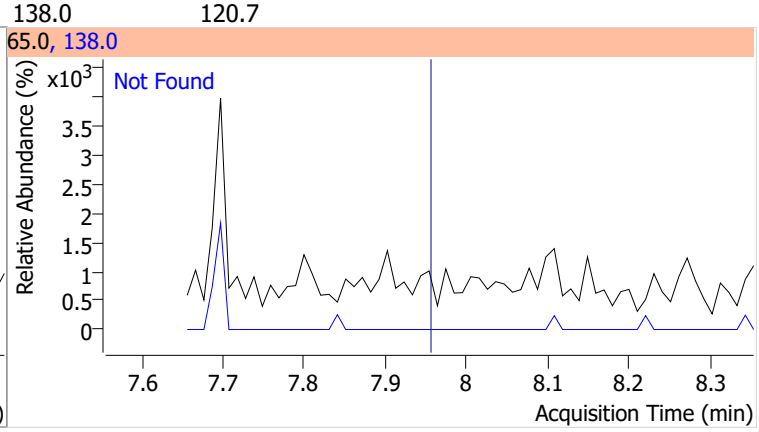

Quantitation Results Report (QT Reviewed)

Compound	Conc.	RT	Dev(Min)	Resp.	QIon	QRatio	Lower	Upper
Dimethyl Phthalate		0		0	77.0		13.0	24.2

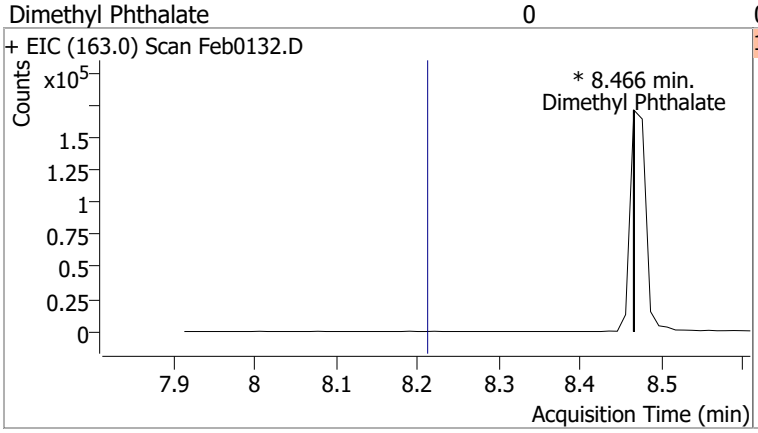

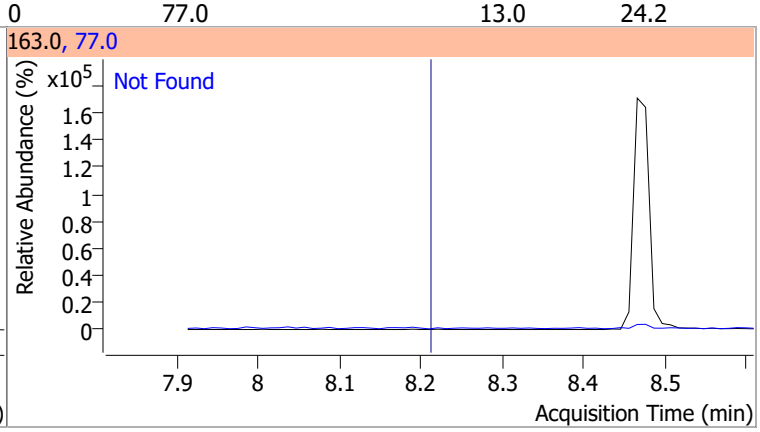

Compound	Conc.	RT	Dev(Min)	Resp.	QIon	QRatio	Lower	Upper
2,6-Dinitrotoluene		0		0	63.0		82.2	152.7
					89.0		40.8	75.8

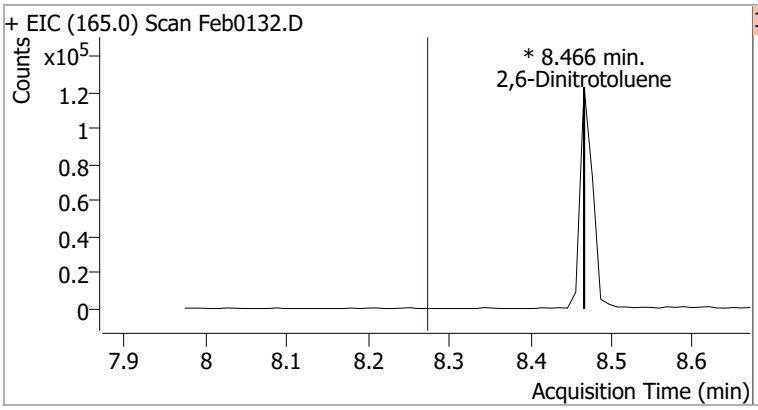

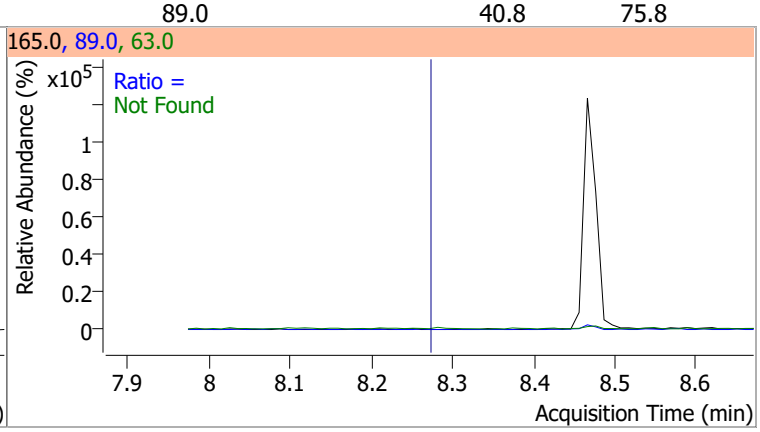

Compound	Conc.	Exp RT	QIon	Exp Ratio
Acenaphthylene	N.D.	8.30	153.1	14.0

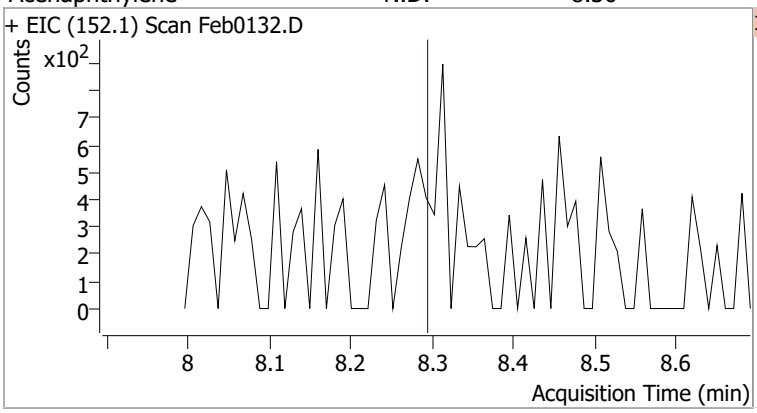

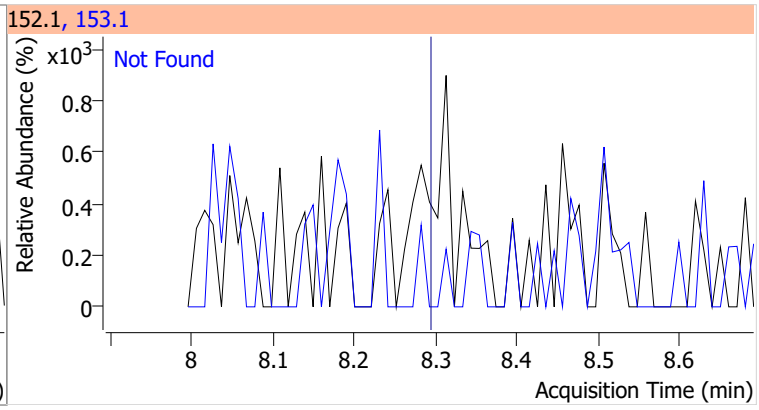

Compound	Conc.	Exp RT	QIon	Exp Ratio	QIon	Exp Ratio
3-Nitroaniline	N.D.	8.48	65.0	121.0	92.0	102.4

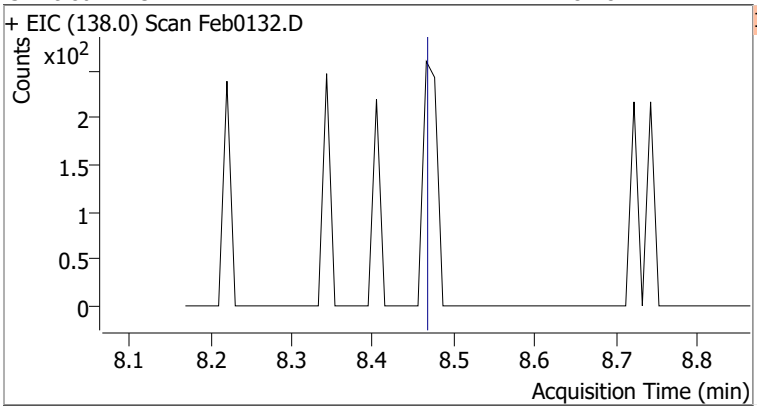

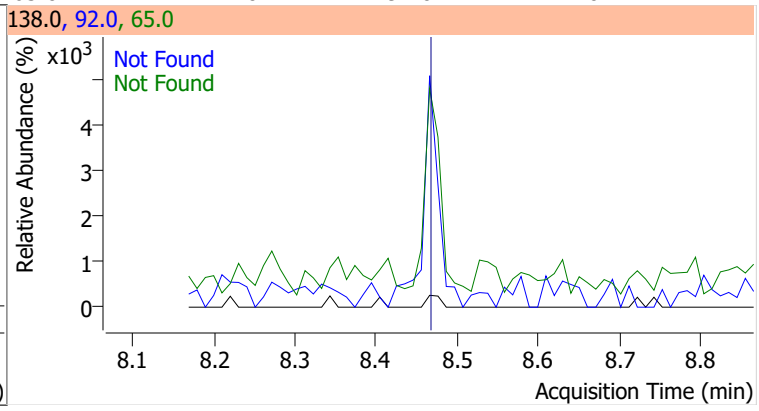

Compound	Conc.	Exp RT	QIon	Exp Ratio	QIon	Exp Ratio
Acenaphthene	N.D.	8.52	153.0	109.2	152.0	51.1

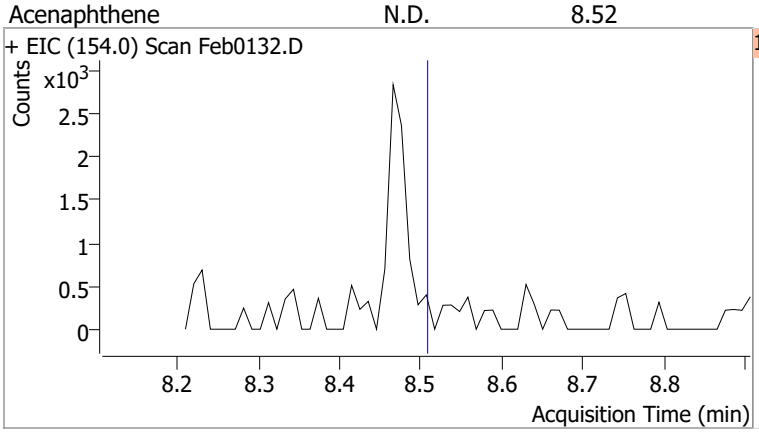

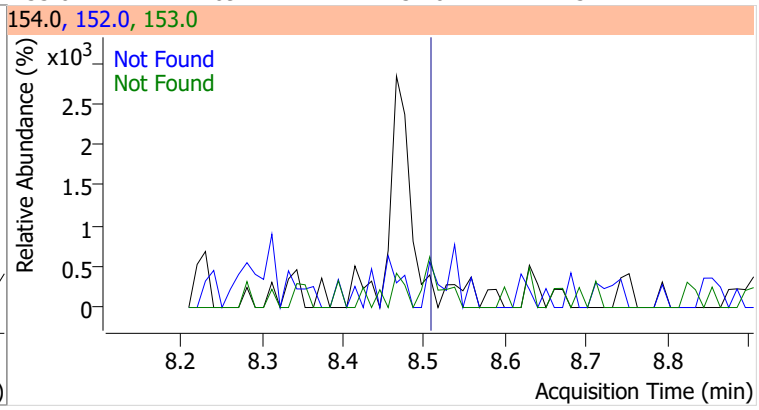

Compound	Conc.	Exp RT	QIon	Exp Ratio
2,4-Dinitrophenol	N.D.	8.60	154.0	63.4

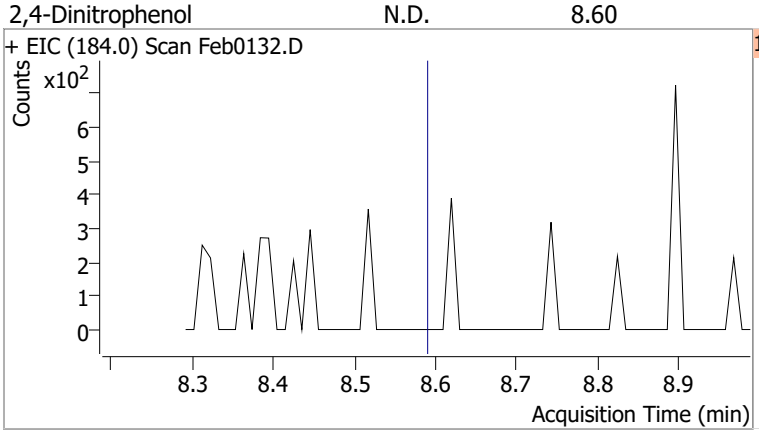

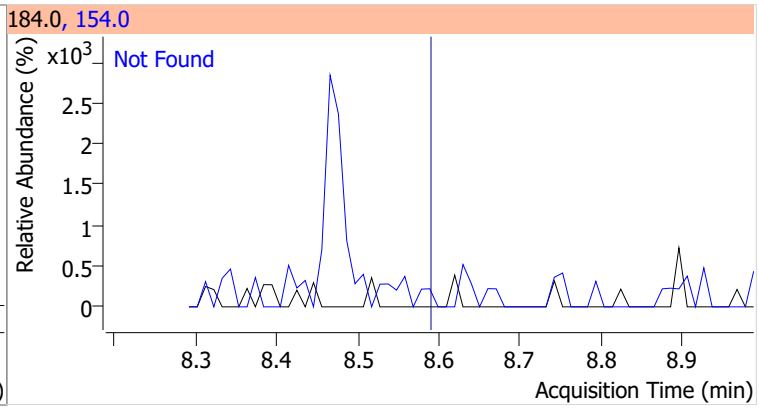

Compound	Conc.	Exp RT	QIon	Exp Ratio
Dibenzofuran	N.D.	8.72	139.0	43.1

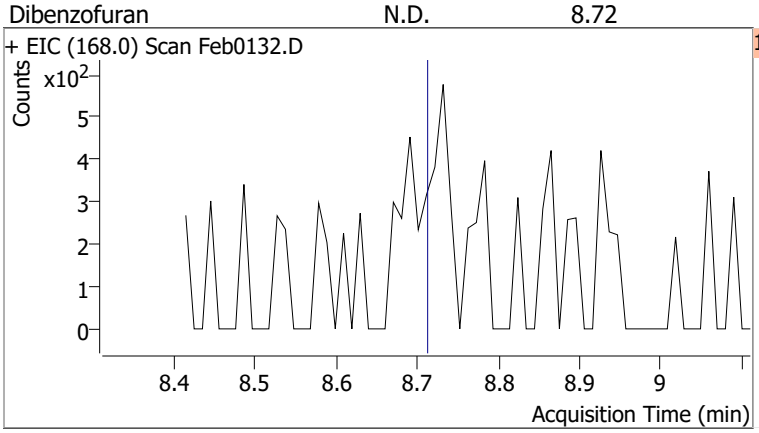

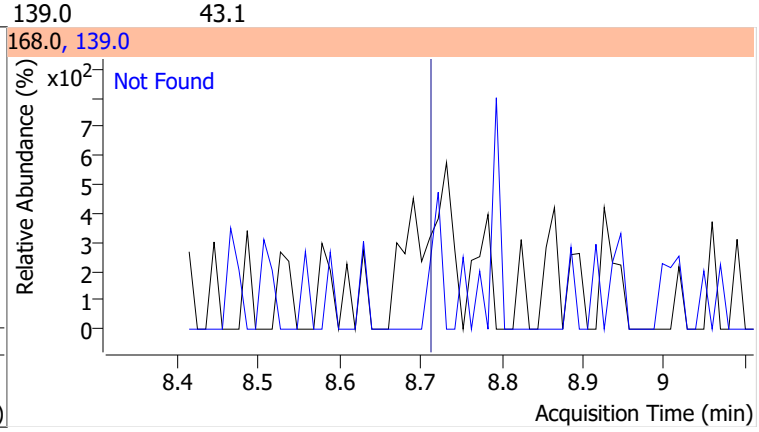

Compound	Conc.	Exp RT	QIon	Exp Ratio	QIon	Exp Ratio
4-Nitrophenol	N.D.	8.74	139.0	380.6	65.0	81.2

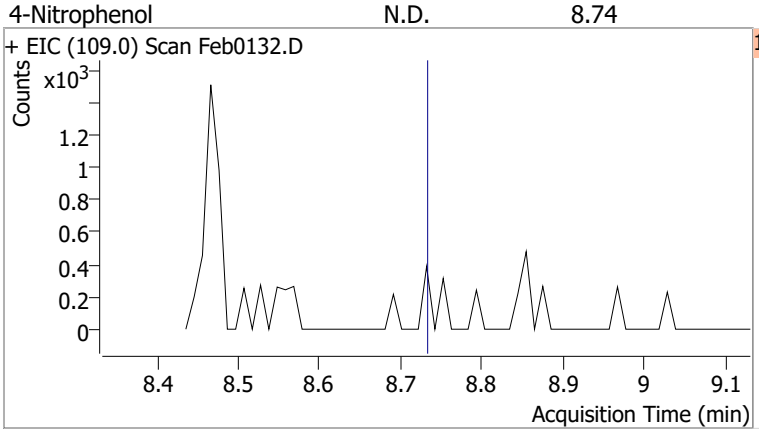

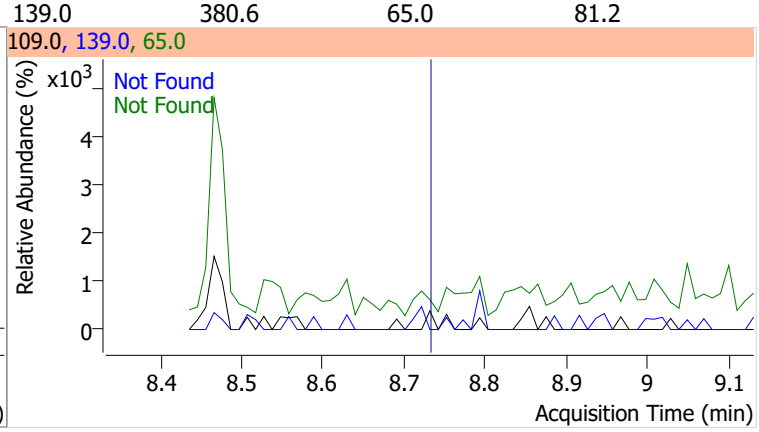

Quantitation Results Report (QT Reviewed)

Compound	Conc.	RT	Dev(Min)	Resp.	QIon	QRatio	Lower	Upper
2,4-Dinitrotoluene		0		0	63.0		47.5	88.1
					89.0		45.8	85.1

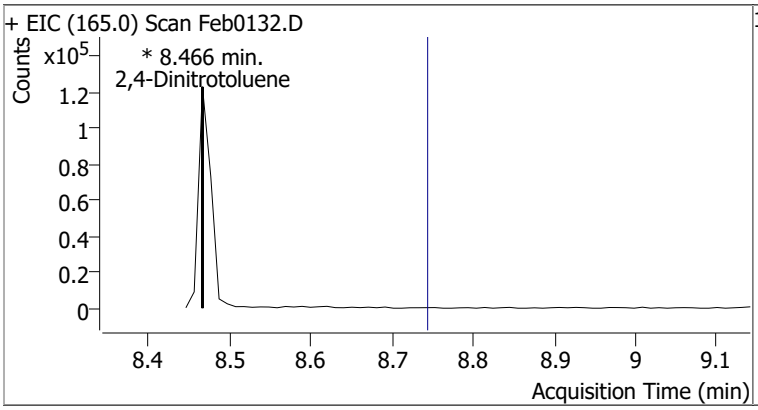

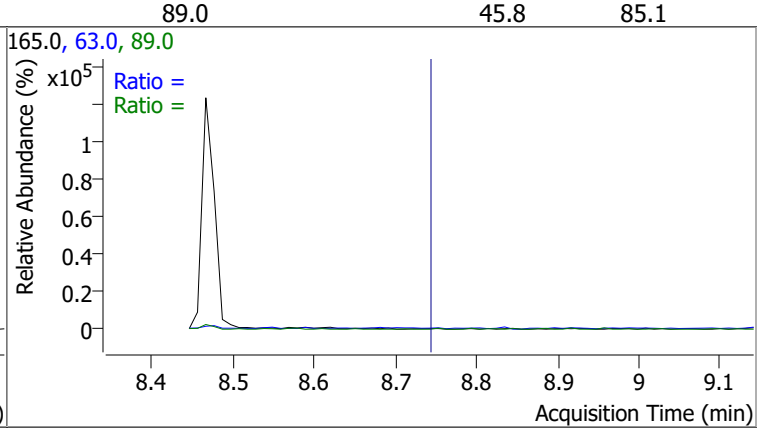

Compound	Conc.	Exp RT	QIon	Exp Ratio	QIon	Exp Ratio
Diethylphthalate	N.D.	9.09	177.0	21.1	150.0	12.6

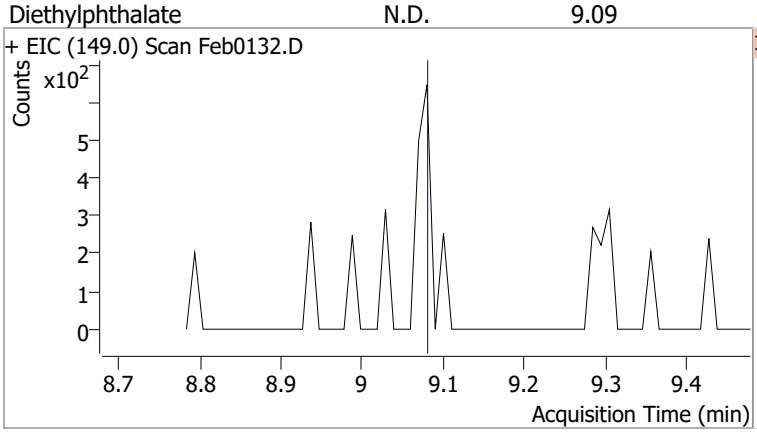

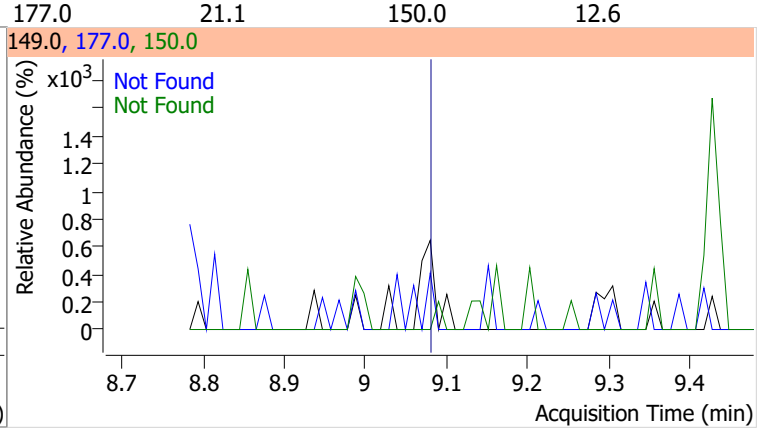

Compound	Conc.	Exp RT	QIon	Exp Ratio	QIon	Exp Ratio
Fluorene	N.D.	9.14	165.0	92.6	167.0	13.0

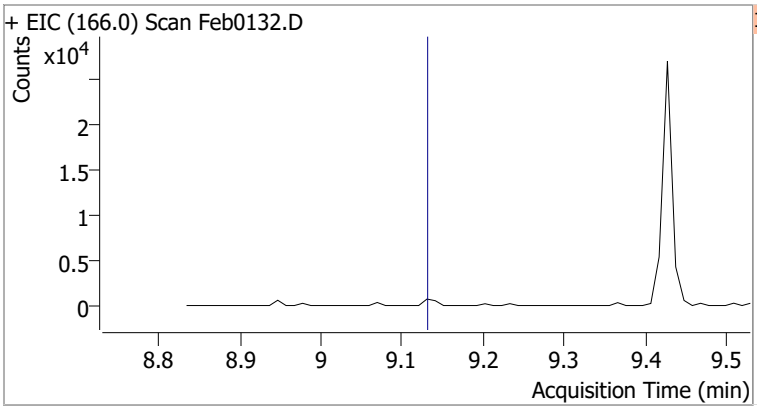

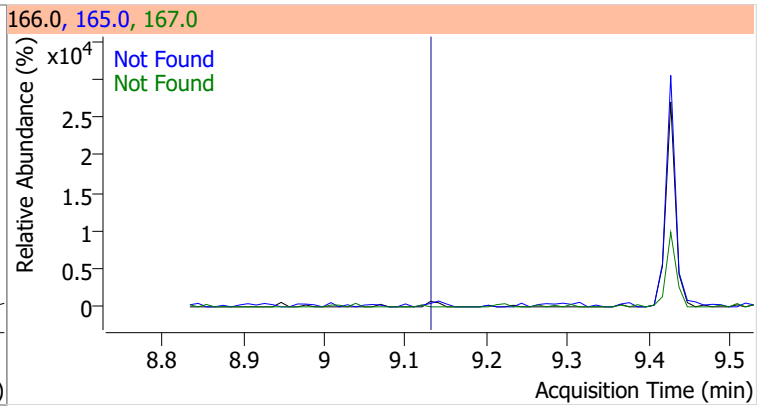

Compound	Conc.	Exp RT	QIon	Exp Ratio	QIon	Exp Ratio
4-Chlorophenyl-phenylether	N.D.	9.17	141.0	62.7	206.0	33.2

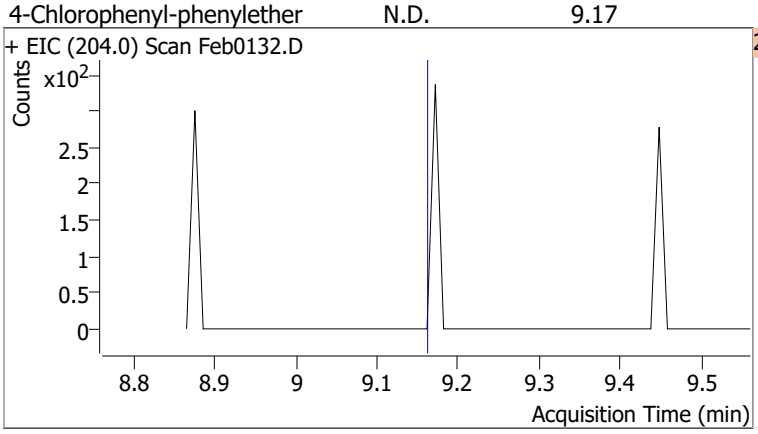

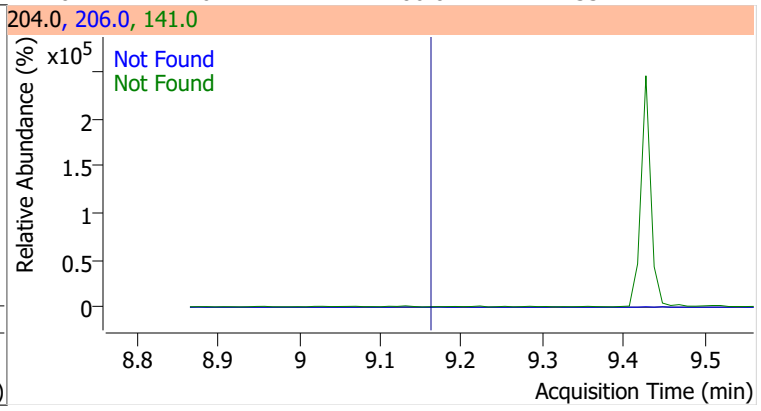

Compound	Conc.	Exp RT	QIon	Exp Ratio	QIon	Exp Ratio
4-Nitroaniline	N.D.	9.21	65.0	101.3	92.0	51.2

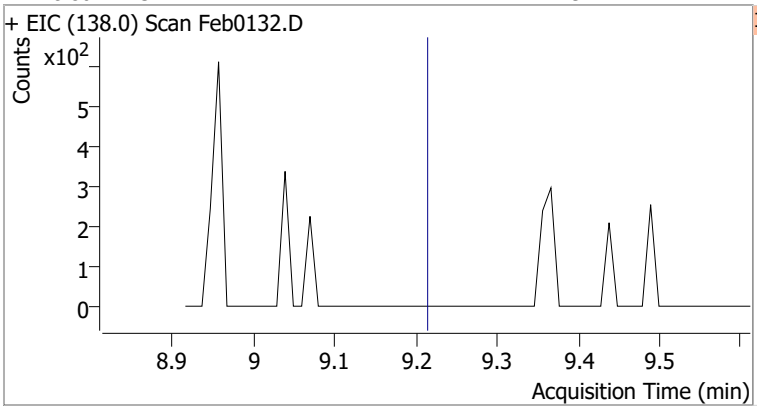

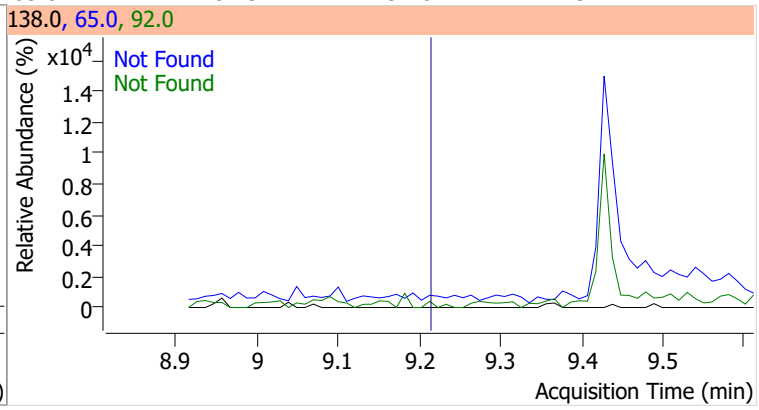

Compound	Conc.	RT	Dev(Min)	Resp.	QIon	QRatio	Lower	Upper
4,6-Dinitro-2-methylphenol		0		0	121.0		32.5	60.3

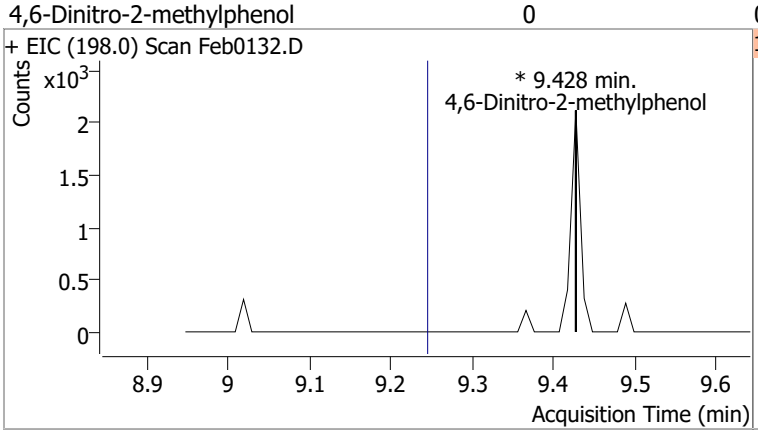

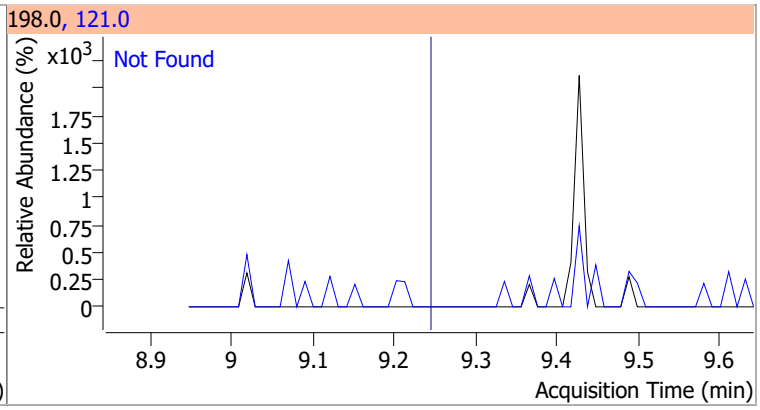

Compound	Conc.	Exp RT	QIon	Exp Ratio	QIon	Exp Ratio
N-nitrosodiphenylamine	N.D.	9.33	168.0	63.3	167.0	34.3

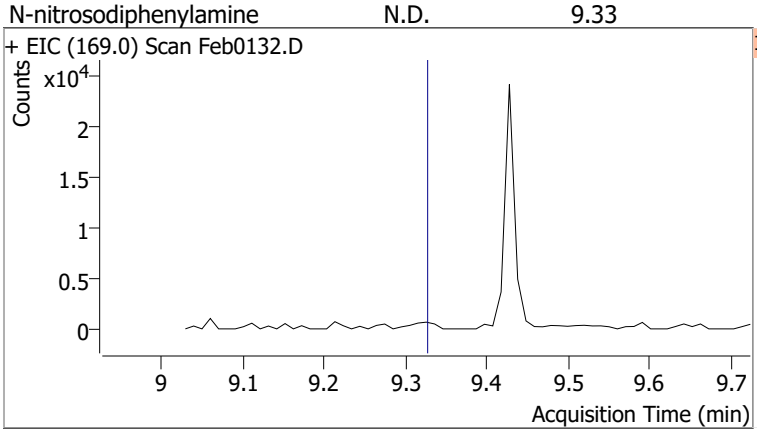

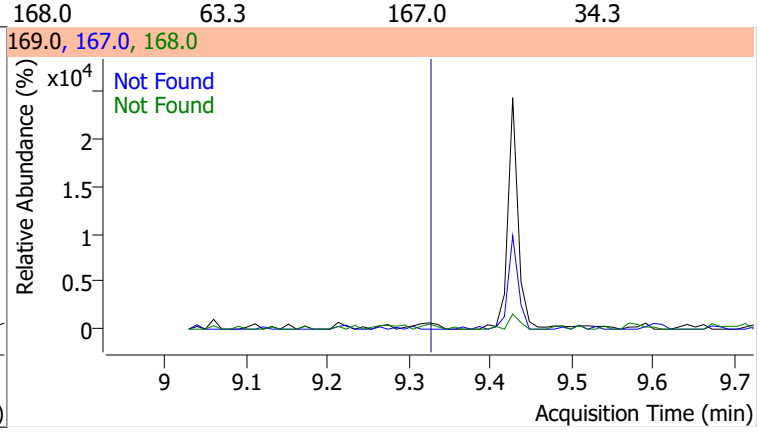

Compound	Conc.	Exp RT	QIon	Exp Ratio	QIon	Exp Ratio
Azobenzene	N.D.	9.36	51.0	37.7	182.0	27.4

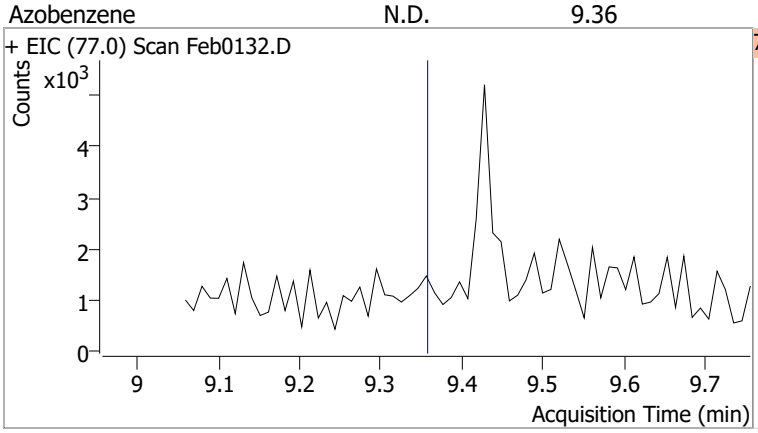

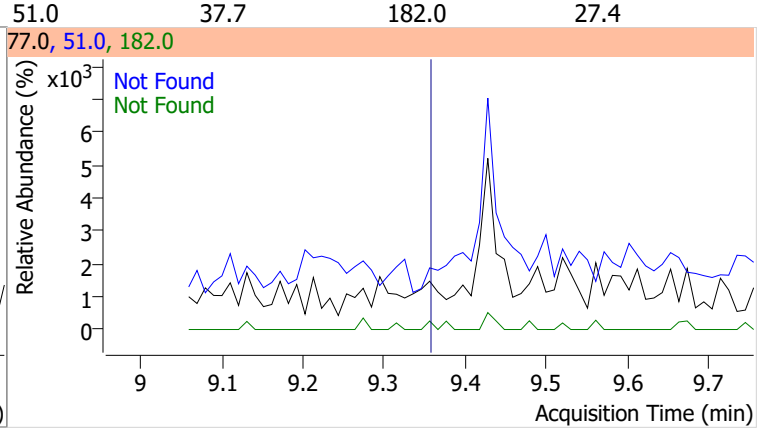

Quantitation Results Report (QT Reviewed)

Compound	Conc.	RT	Dev(Min)	Resp.	QIon	QRatio	Lower	Upper
2,4,6-Tribromophenol	144.3933	9.43	0.00	369033	331.8	91.1	65.5	121.6

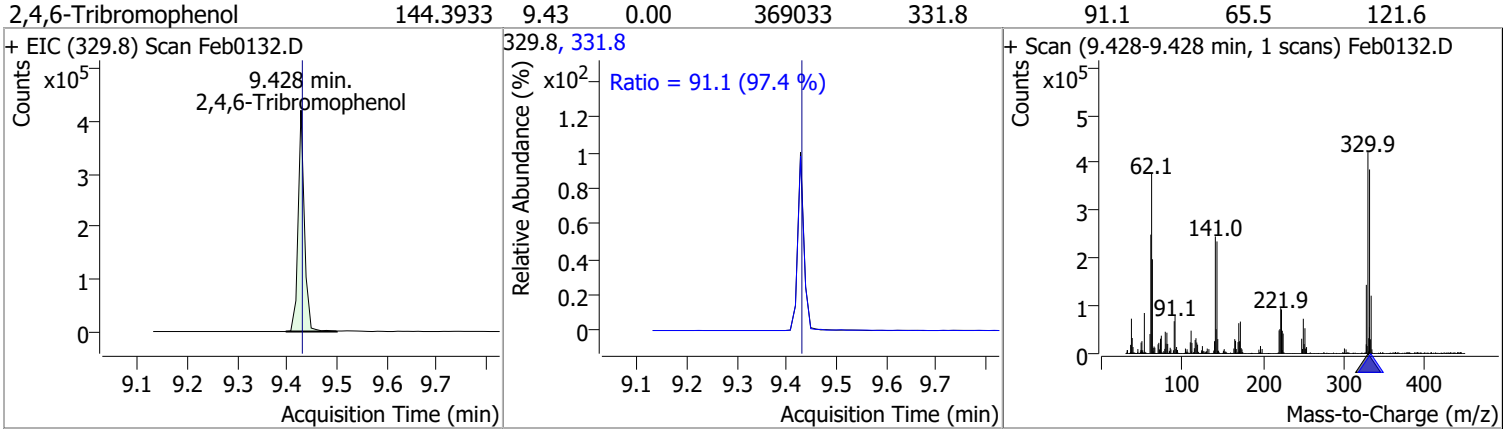

Compound	Conc.	Exp RT	QIon	Exp Ratio	QIon	Exp Ratio
4-Bromophenyl-phenylether	N.D.	9.76	141.0	103.5	250.0	100.5

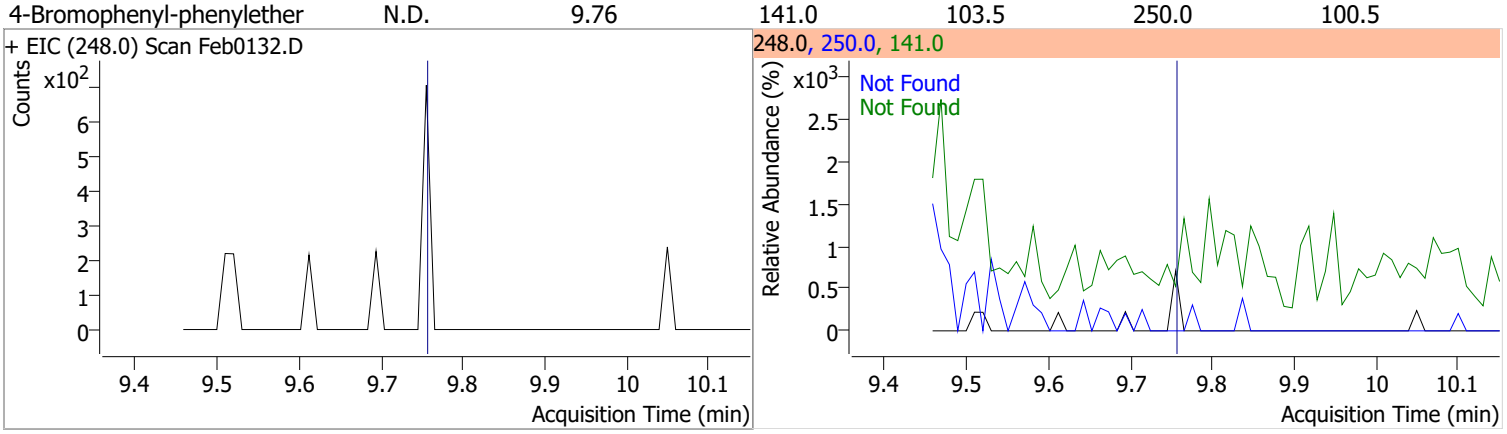

Compound	Conc.	Exp RT	QIon	Exp Ratio
Hexachlorobenzene	N.D.	9.80	142.0	47.3

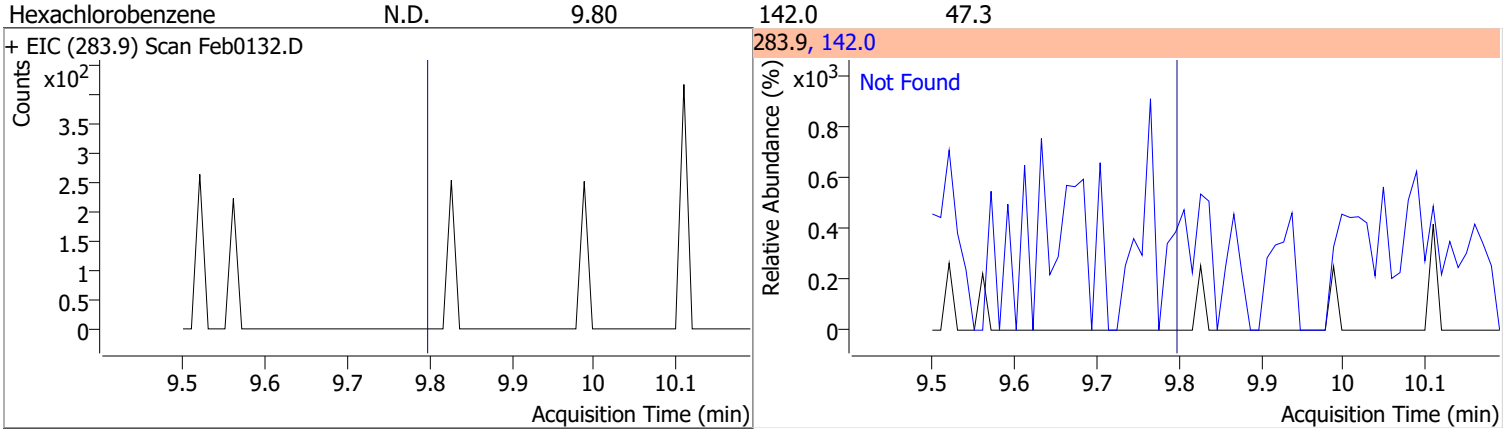

Compound	Conc.	Exp RT	QIon	Exp Ratio	QIon	Exp Ratio
Pentachlorophenol	N.D.	10.05	267.9	65.3	263.9	62.6

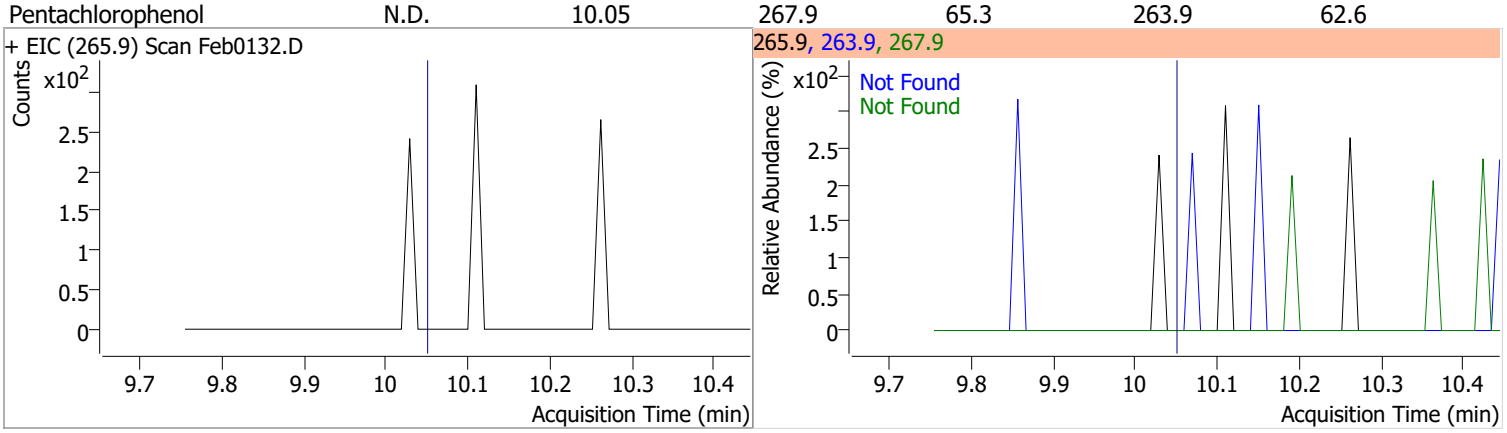

Compound	Conc.	Exp RT	QIon	Exp Ratio
Phenanthrene	N.D.	10.29	176.0	18.9

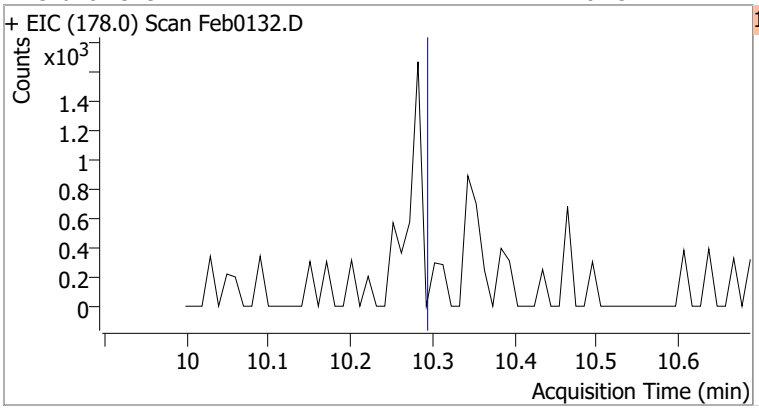

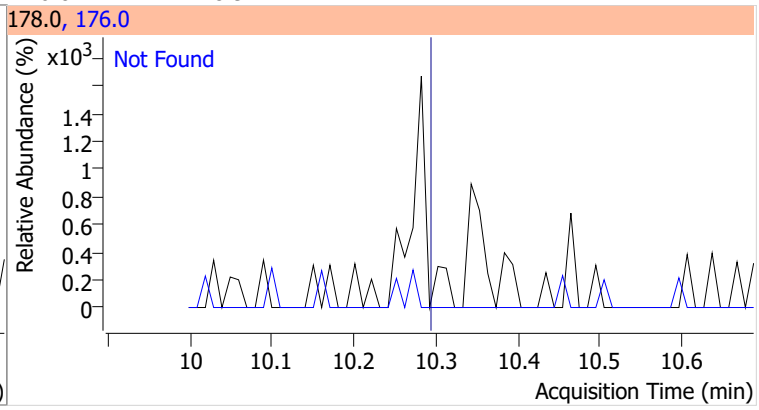

Compound	Conc.	Exp RT	QIon	Exp Ratio
Anthracene	N.D.	10.35	176.0	18.1

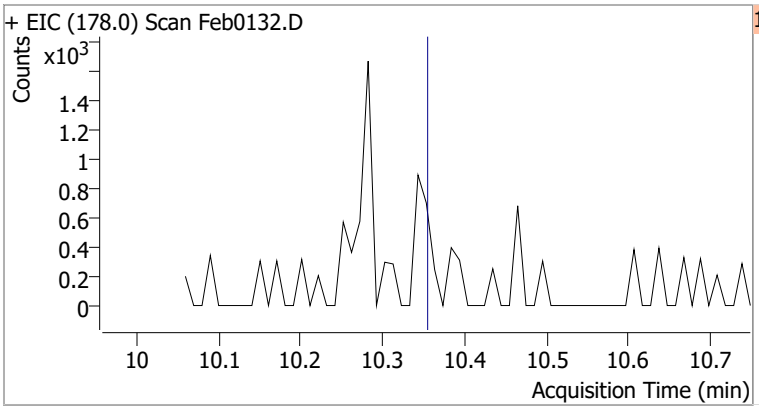

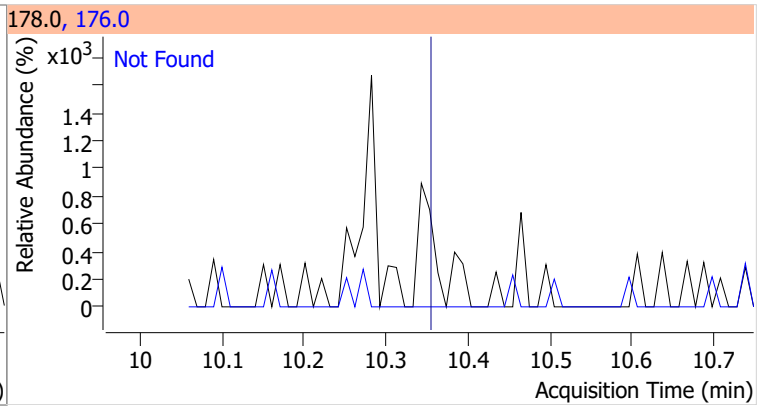

Compound	Conc.	Exp RT	QIon	Exp Ratio	QIon	Exp Ratio
Triallate	N.D.	10.41	268.0	27.2	143.0	23.0

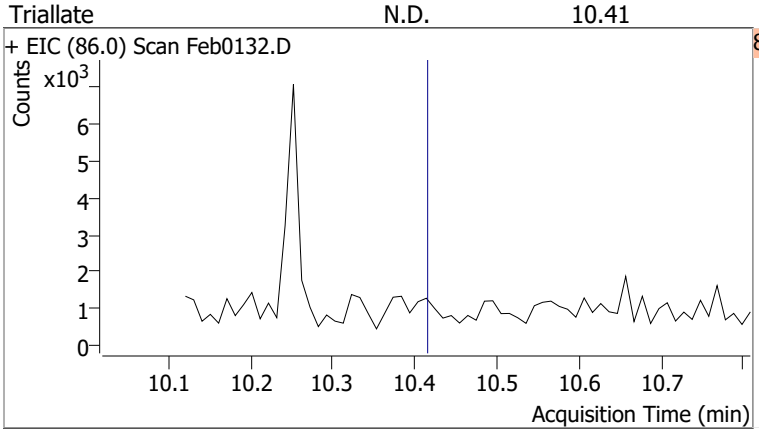

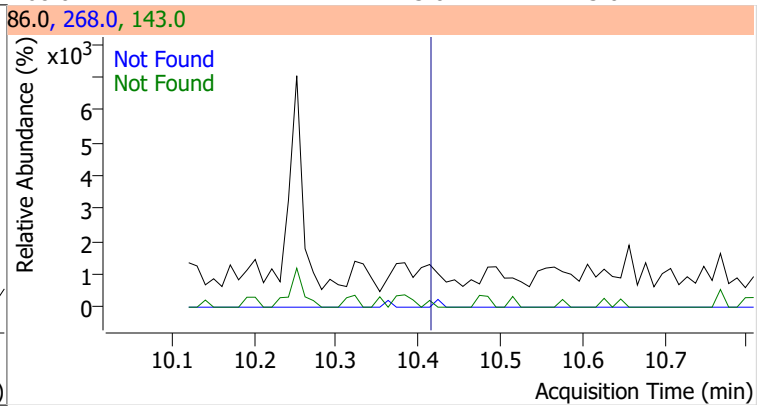

Compound	Conc.	Exp RT	QIon	Exp Ratio
Carbazole	N.D.	10.60	139.0	13.0

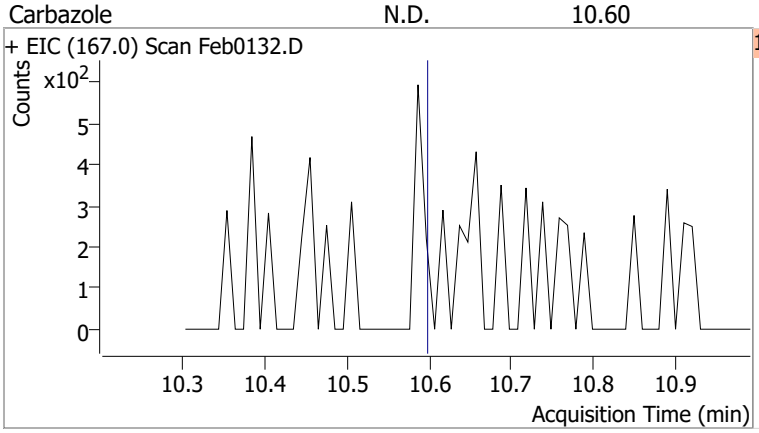

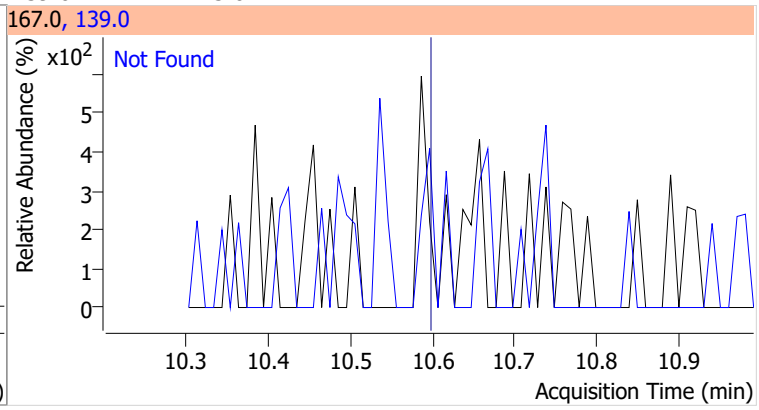

Compound	Conc.	Exp RT	QIon	Exp Ratio	QIon	Exp Ratio
o-Terphenyl	N.D.	10.82	229.0	63.0	215.0	37.7

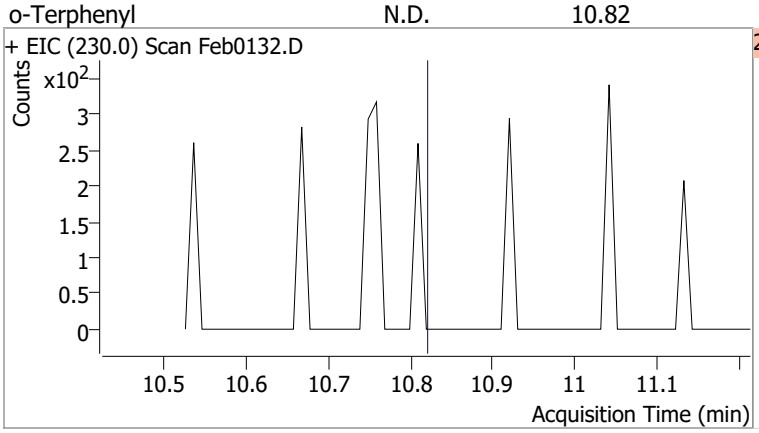

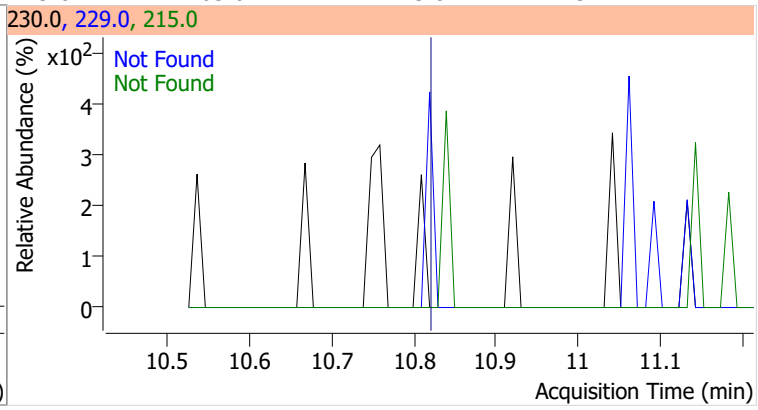

Compound	Conc.	Exp RT	QIon	Exp Ratio	QIon	Exp Ratio
Di-n-Butylphthalate	N.D.	11.20	150.0	9.0	104.0	5.8

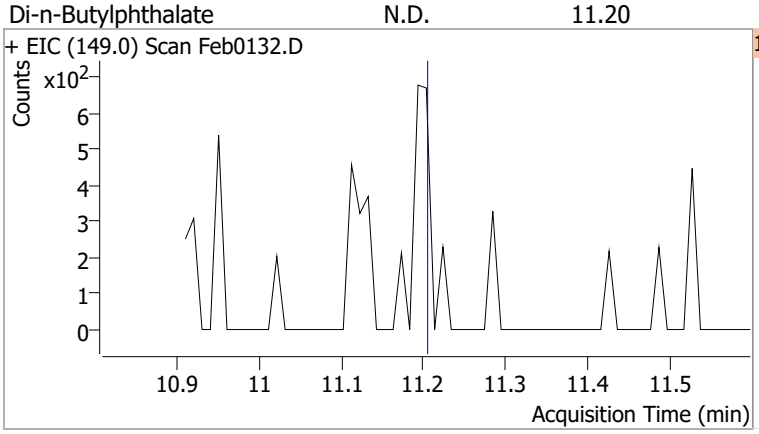

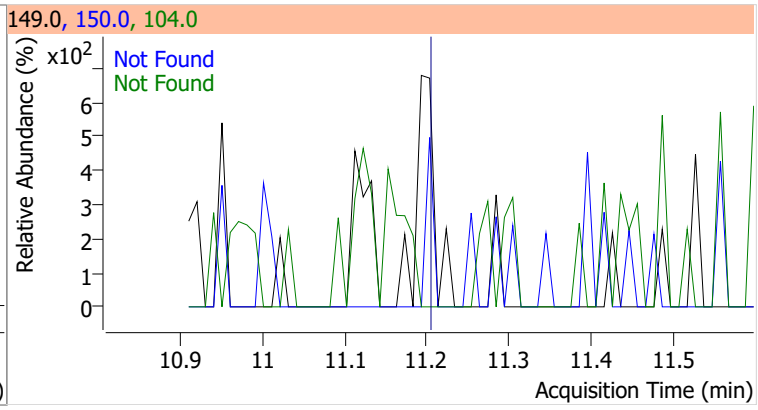

Compound	Conc.	Exp RT	QIon	Exp Ratio
Fluoranthene	N.D.	12.12	101.0	12.3

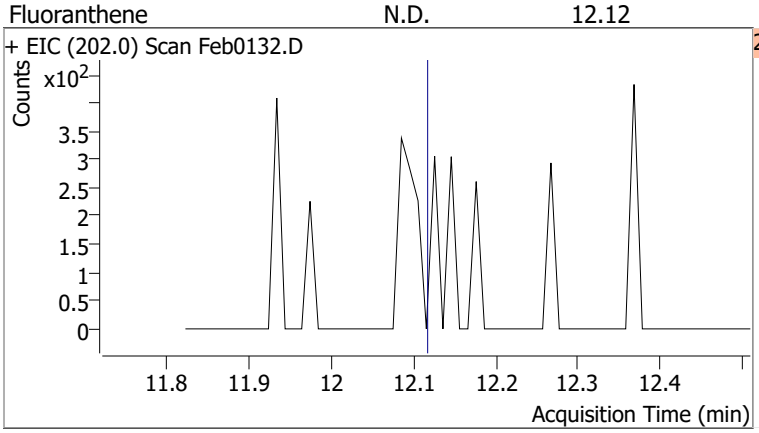

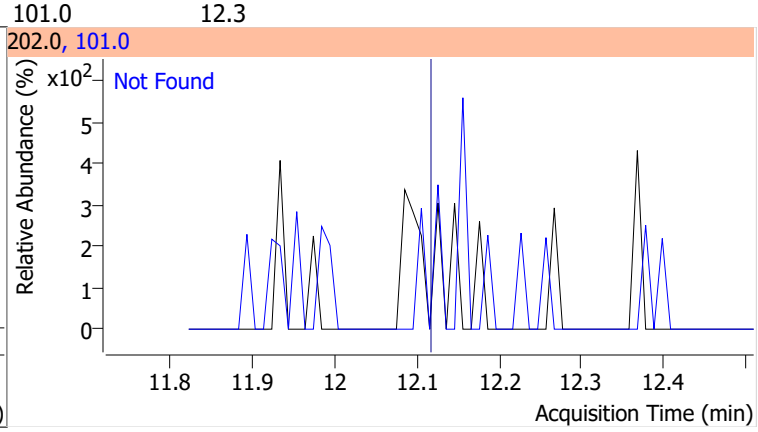

Compound	Conc.	Exp RT	QIon	Exp Ratio	QIon	Exp Ratio
Benzidine	N.D.	12.50	183.0	12.2	92.0	7.5

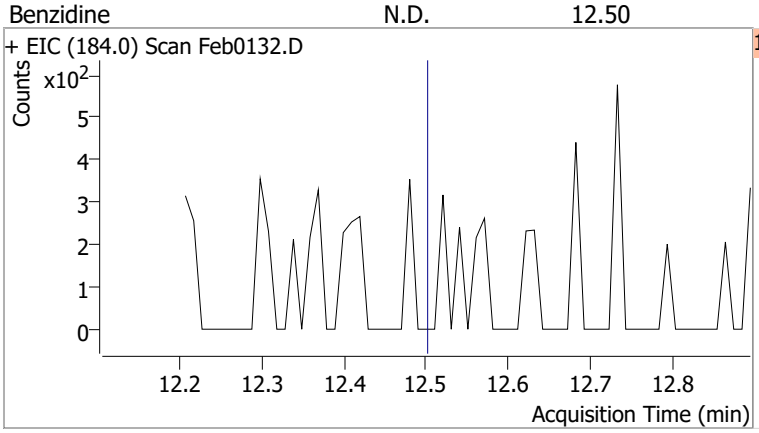

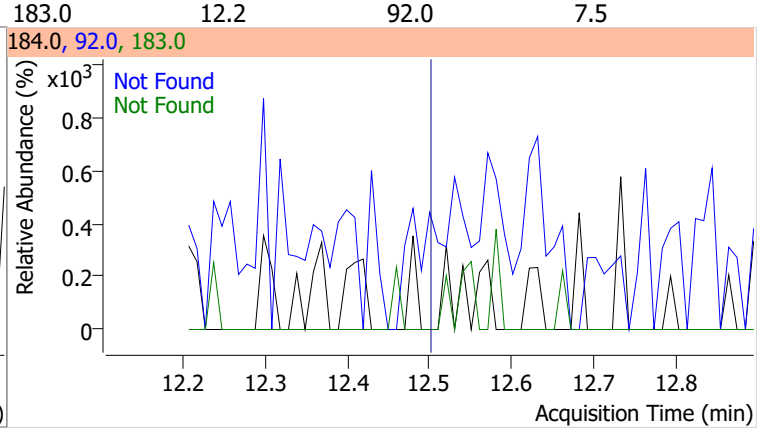

Quantitation Results Report (QT Reviewed)

Compound	Conc.	Exp RT	QIon	Exp Ratio
Pyrene	N.D.	12.55	101.0	14.0

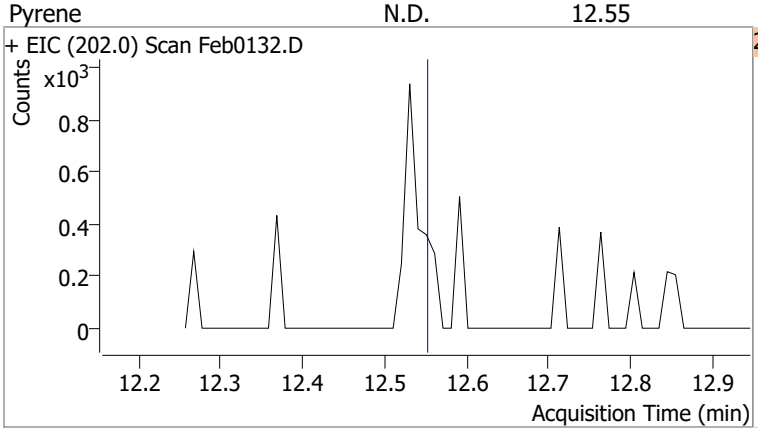

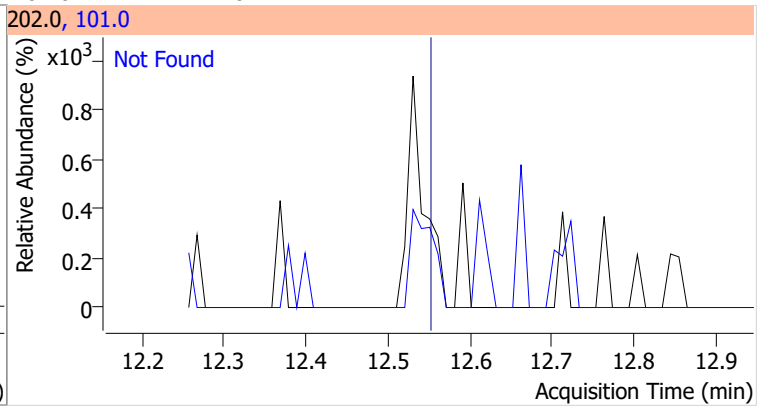

Compound	Conc.	RT	Dev(Min)	Resp.	QIon	QRatio	Lower	Upper
Terphenyl-d14	82.9984	13.06	0.00	2616196	122.0	14.4	8.8	16.4

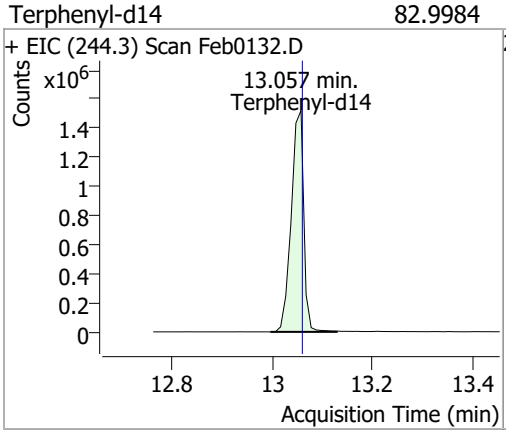

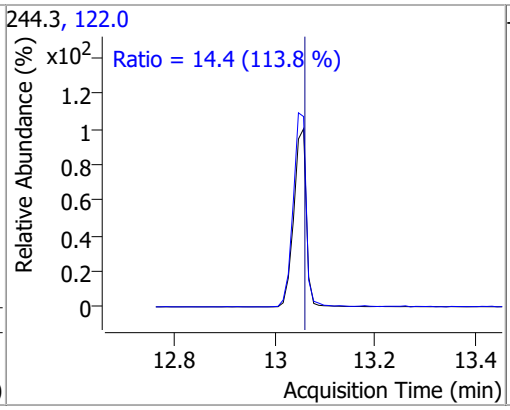

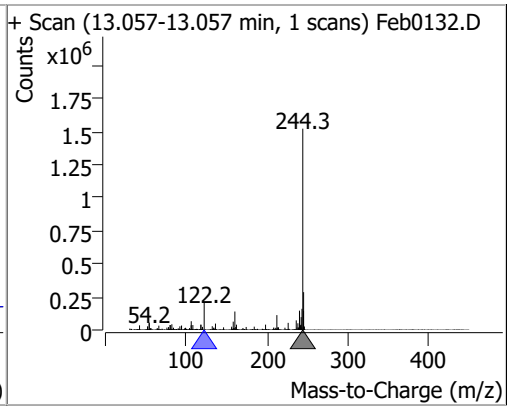

Compound	Conc.	Exp RT	QIon	Exp Ratio	QIon	Exp Ratio
Butylbenzylphthalate	N.D.	14.53	91.0	80.1	206.0	18.4

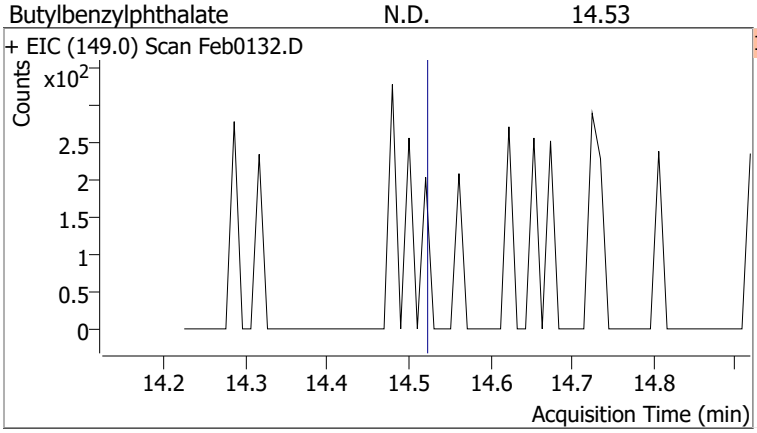

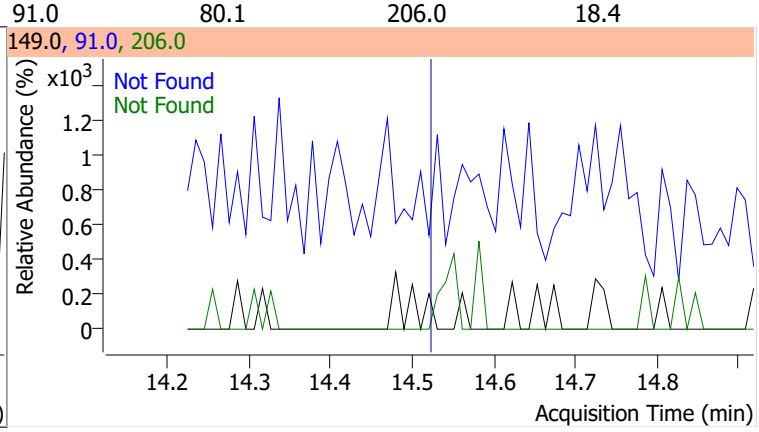

Compound	Conc.	Exp RT	QIon	Exp Ratio	QIon	Exp Ratio
Benzo(a)Anthracene	N.D.	15.76	226.0	25.8	229.0	20.9

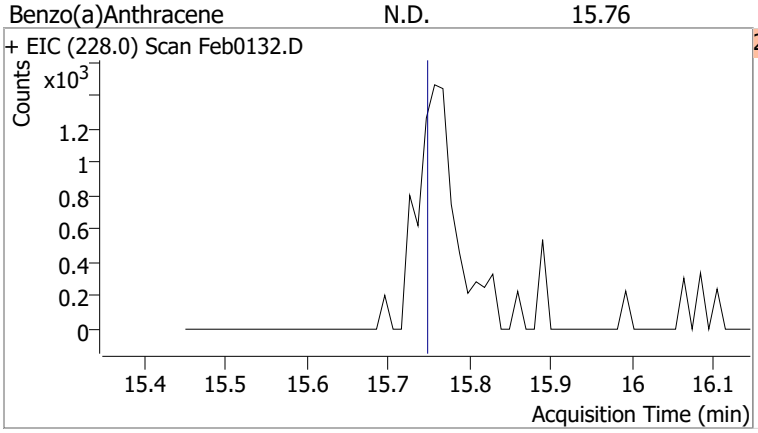

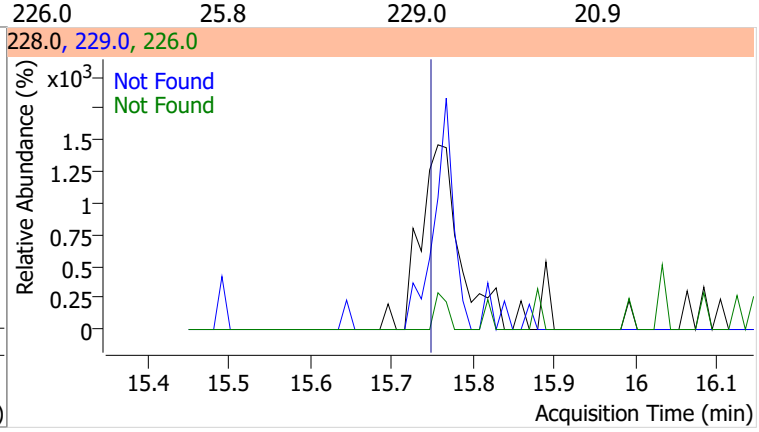

Compound	Conc.	Exp RT	QIon	Exp Ratio	QIon	Exp Ratio
Chrysene	N.D.	15.87	226.0	29.3	229.0	20.2

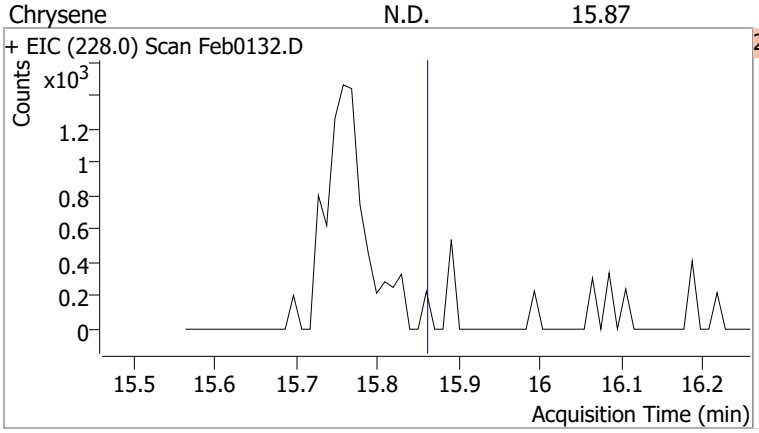

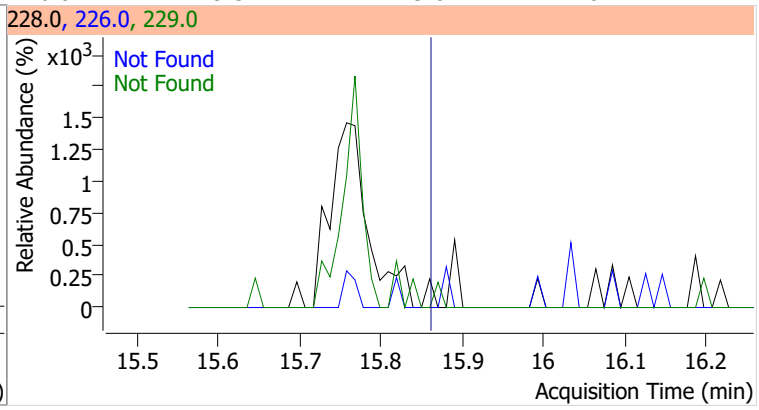

Compound	Conc.	Exp RT	QIon	Exp Ratio
3,3-Dichlorobenzidine	N.D.	15.90	254.0	64.5

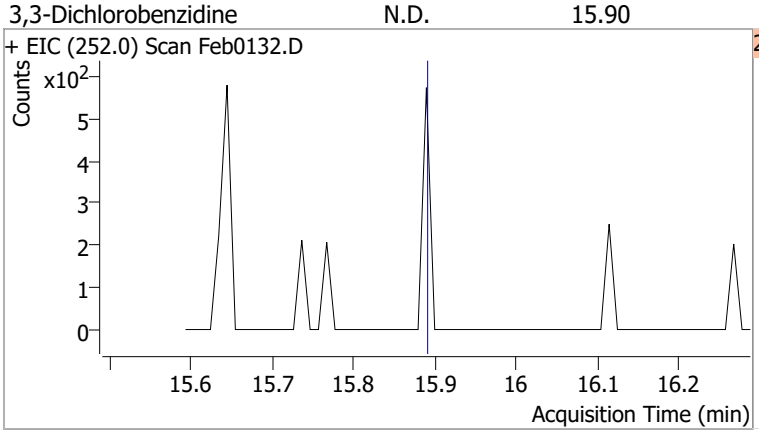

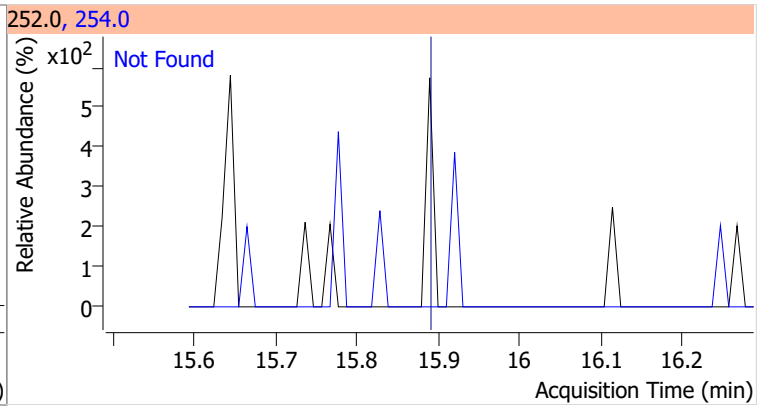

Compound	Conc.	Exp RT	QIon	Exp Ratio	QIon	Exp Ratio
bis(2-ethylhexyl)Phthalate	N.D.	16.60	149.0	385.7	279.0	15.3

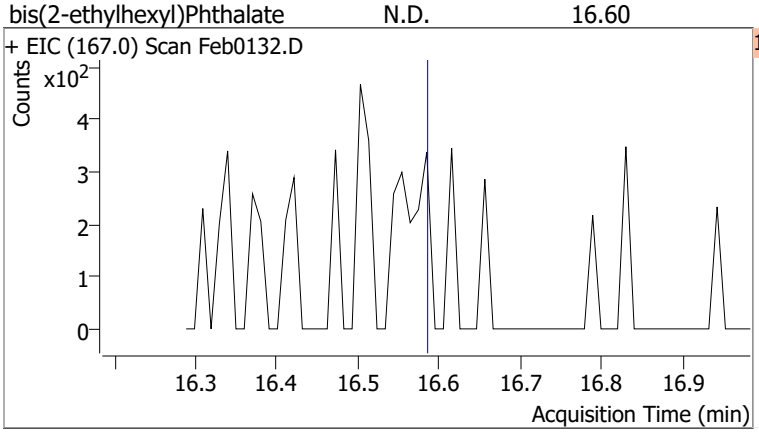

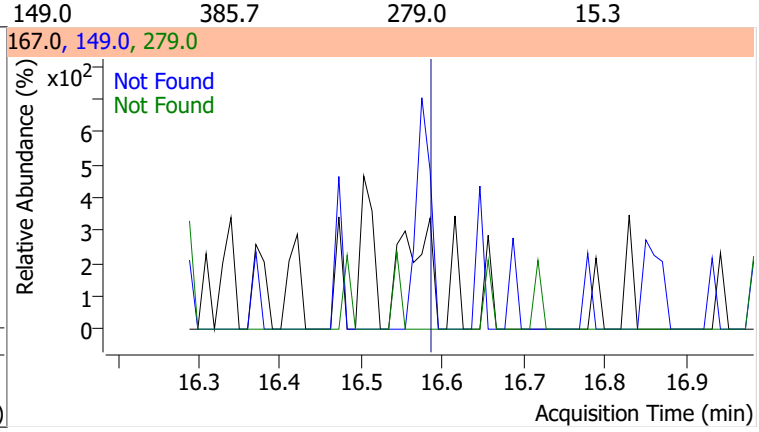

Compound	Conc.	Exp RT	QIon	Exp Ratio
Di-n-octyl Phthalate	N.D.	18.29	150.0	9.5

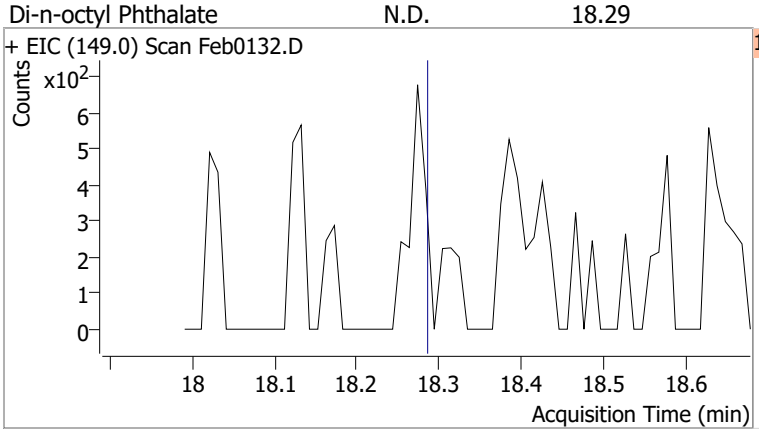

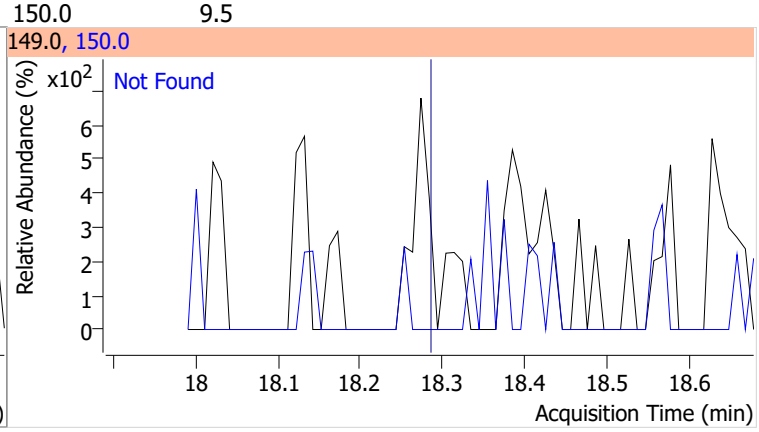

Compound	Conc.	Exp RT	QIon	Exp Ratio
Benzo(b)fluoranthene	N.D.	18.55	253.0	22.5

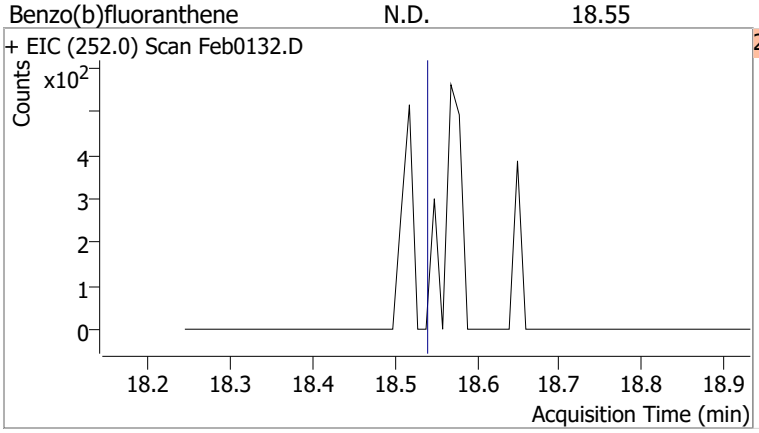

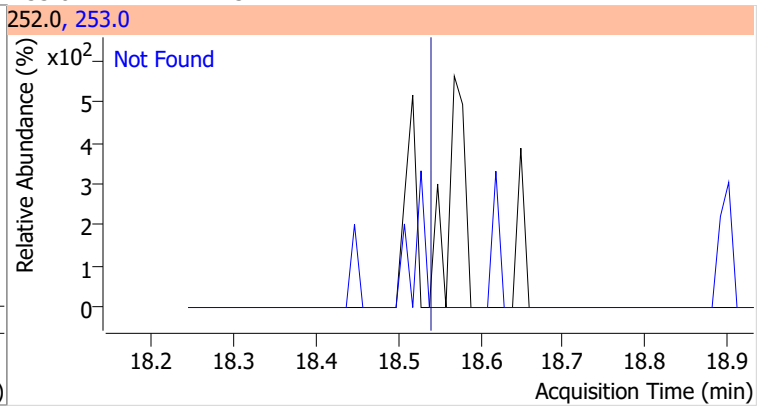

Compound	Conc.	Exp RT	QIon	Exp Ratio
Benzo(k)fluoranthene	N.D.	18.61	253.0	22.7

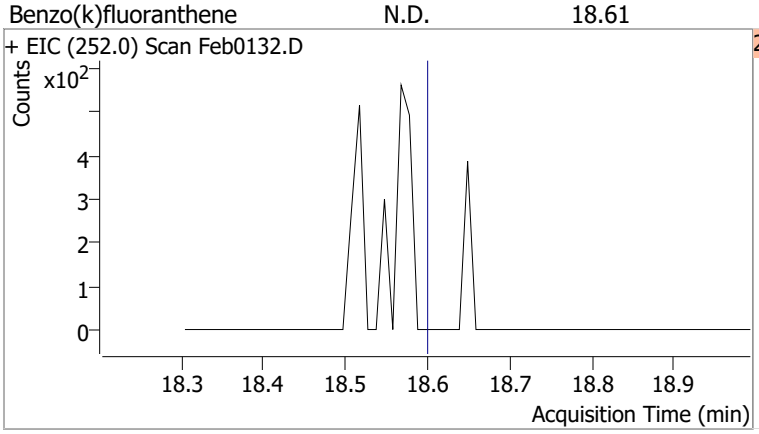

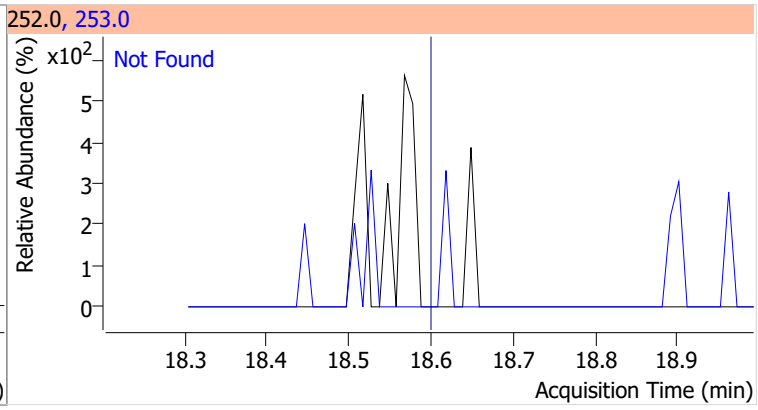

Compound	Conc.	Exp RT	QIon	Exp Ratio
Benzo(a)pyrene	N.D.	19.15	253.0	22.6

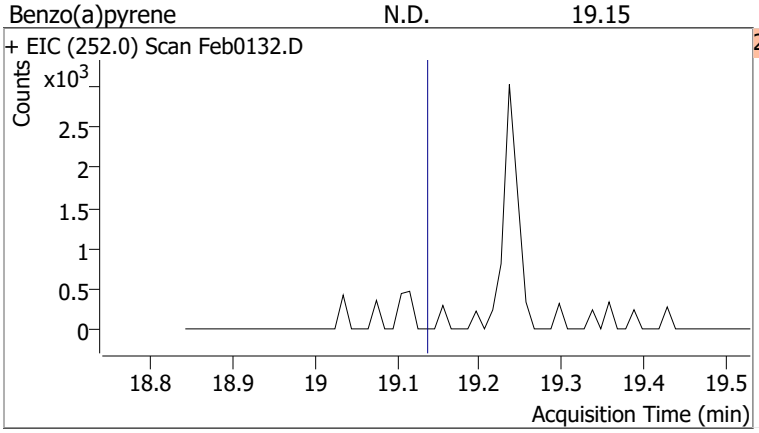

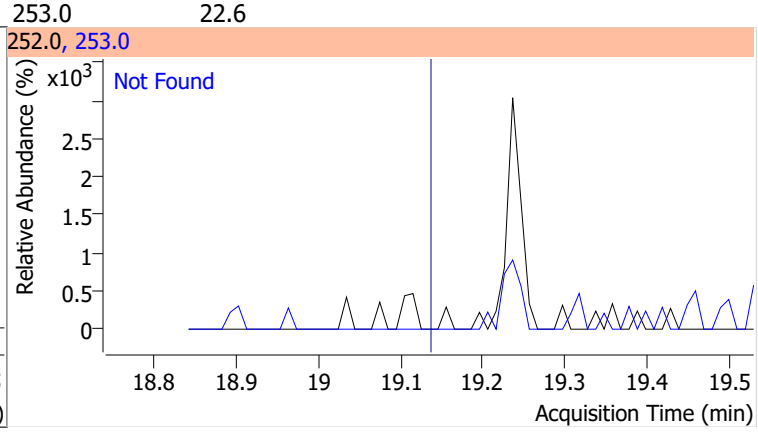

Compound	Conc.	Exp RT	QIon	Exp Ratio
Indeno(1,2,3-c,d)pyrene	N.D.	20.91	138.0	28.9

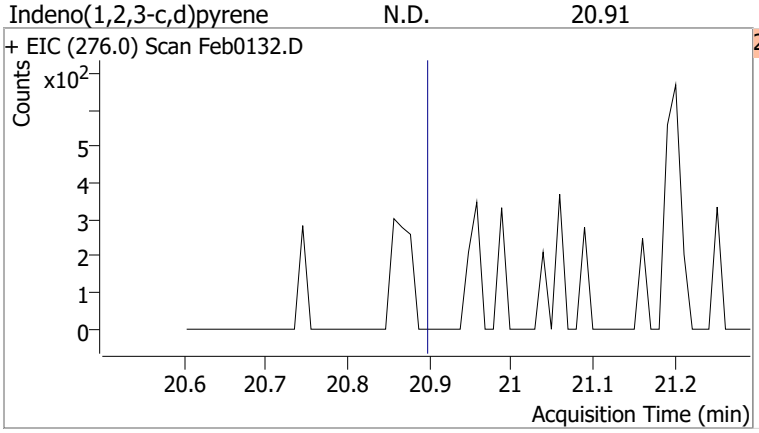

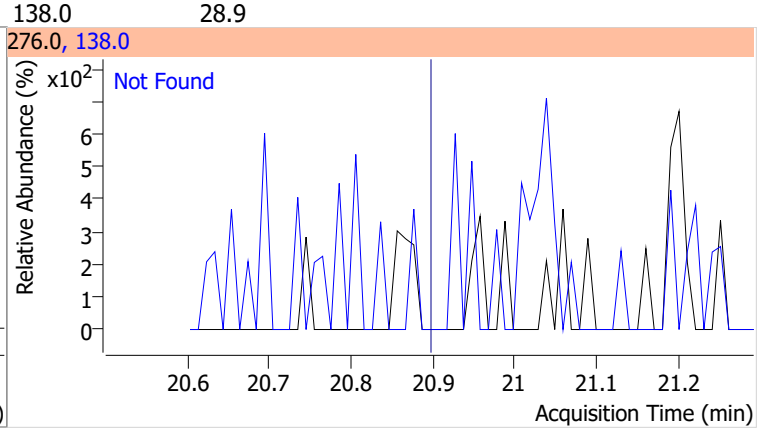

Compound	Conc.	Exp RT	QIon	Exp Ratio	QIon	Exp Ratio
Dibenzo(a,h)anthracene	N.D.	20.97	139.0	24.4	279.0	23.7

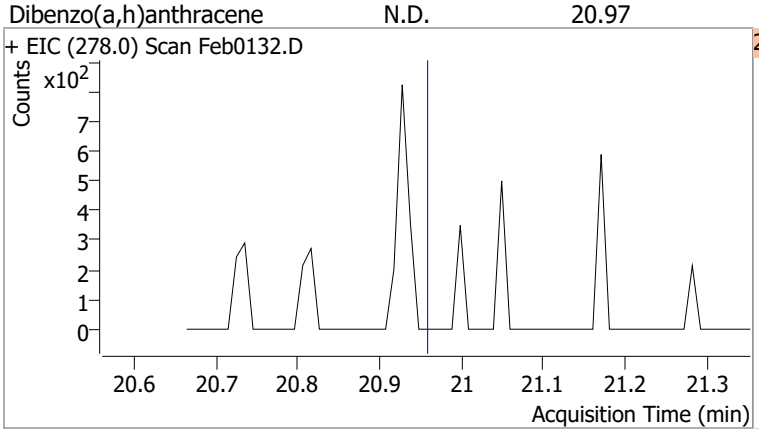

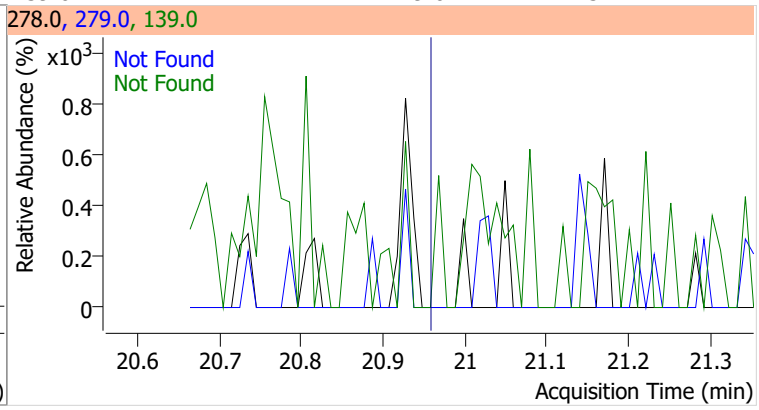

Compound	Conc.	Exp RT	QIon	Exp Ratio	QIon	Exp Ratio
Benzo(g,h,i)perylene	N.D.	21.24	138.0	32.5	277.0	24.1

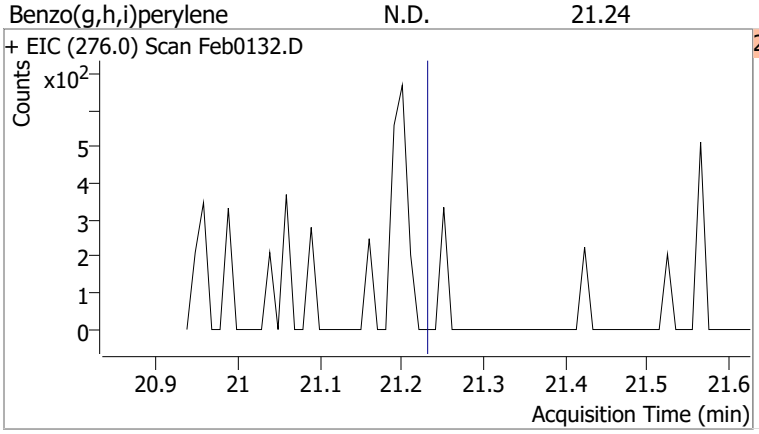

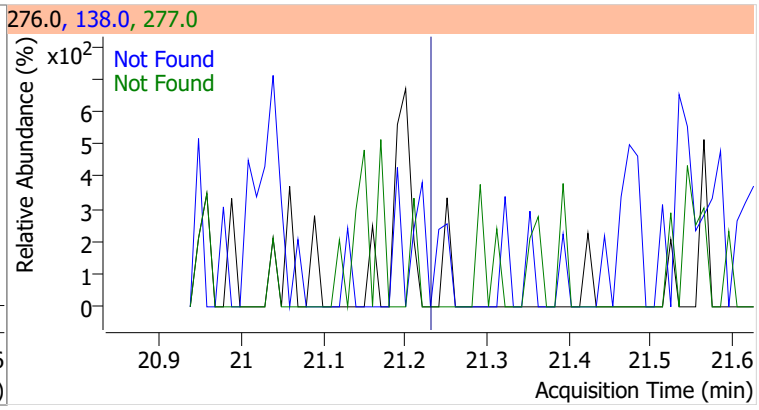

Quantitation Results Report (QT Reviewed)

Data File	Feb0133.D	Operator	LIMS import
Acq. Method	BNA+SIM.M	Acq. Date-Time	2/2/2022 9:48:03 AM
Sample Name	B22011136-001CMS	Instrument	Instrument #1
Vial	33	Multiplier	1.00
DA Method File	020122 DoD BNA cal.batch.bin	Comment	SVOC-8270-W-LARGO
Tune File	dftppdsm.u	Tune Date	1/25/2022 7:52:00 PM
Batch Name	020122 DoD BNA.batch.bin	Last Calib Update	2/16/2022 11:05:20 AM
Ref Library	D:\Org\Library\NIST129K.l		

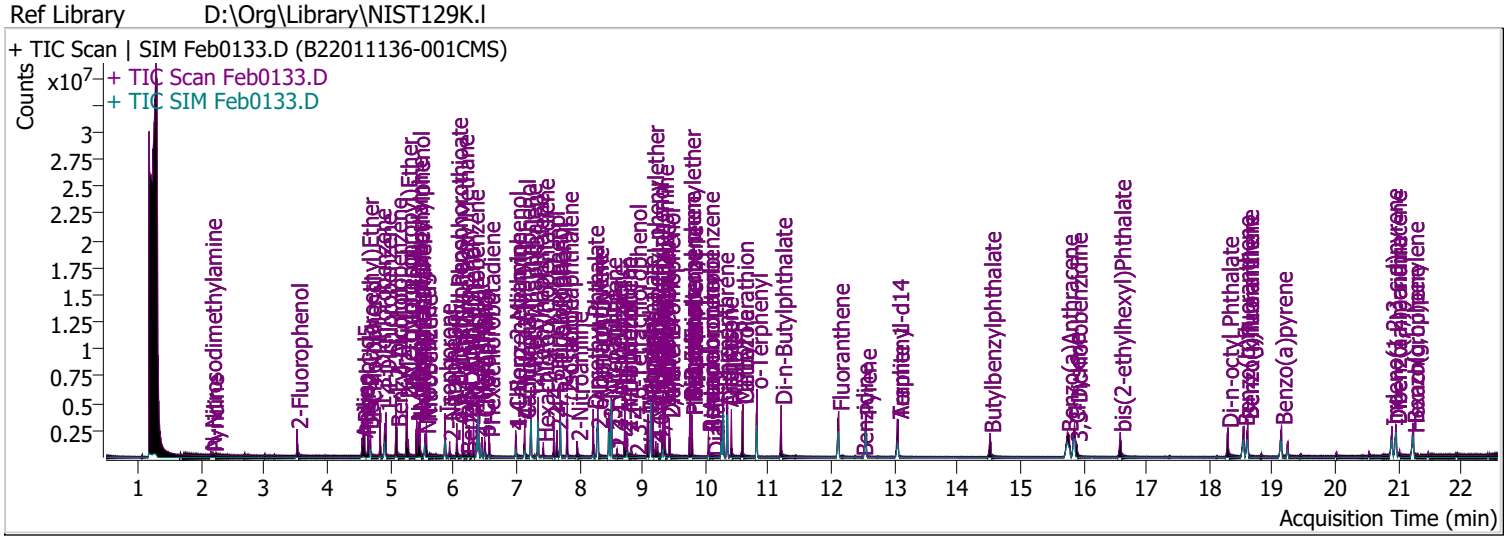

Compound	RT	QIon	Resp.	Conc.	Units		Dev(Min)
Internal Standards							
System Monitoring Compounds							
S 2-Fluorophenol	3.520	112.0	808789	76.6367	µg/L		0.000
Spiked Amount: 200.000	Range: 10.0 - 75.0%			Recovery = 38.32%			
S Phenol-d5	4.572	99.0	1178727	84.9486	µg/L		0.000
Spiked Amount: 200.000	Range: 10.0 - 65.0%			Recovery = 42.47%			
S Nitrobenzene-d5	5.553	82.0	528052	73.1558	µg/L		0.000
Spiked Amount: 100.000	Range: 32.0 - 94.0%			Recovery = 73.16%			
S 2-Fluorobiphenyl	7.697	172.0	1747676	77.2152	µg/L		0.000
Spiked Amount: 100.000	Range: 28.0 - 107.0%			Recovery = 77.22%			
S 2,4,6-Tribromophenol	9.428	329.8	304791	150.1858	µg/L		0.000
Spiked Amount: 200.000	Range: 25.0 - 140.0%			Recovery = 75.09%			
S Terphenyl-d14	13.057	244.3	2124131	84.8977	µg/L		0.000
Spiked Amount: 100.000	Range: 32.0 - 122.0%			Recovery = 84.90%			
Target Compounds							**QValue**
T N-Nitrosodimethylamine	2.152	74.0	156588	50.4575	µg/L		95
T Pyridine	2.183	79.0	254095	31.7825	µg/L		75
T Aniline	4.552	93.0	714053	33.6806	µg/L		99
T Phenol	4.593	94.0	698997	43.2147	µg/L		98
T bis(-2-Chloroethyl)Ether	4.644	63.0	672926	78.8584	µg/L	m	99
T 2-Chlorophenol	4.685	128.0	823182	65.7239	µg/L		99
T 1,3-Dichlorobenzene	4.838	146.0	973770	61.9052	µg/L		99
T 1,4-Dichlorobenzene	4.930	146.0	975489	58.4769	µg/L	m	99
T 1,2-Dichlorobenzene	5.093	146.0	1015087	62.8224	µg/L	m	99
T Benzyl Alcohol	5.103	108.0	443937	62.9198	µg/L	m	94
T 2-Methylphenol	5.257	107.0	802489	71.7824	µg/L		96
T bis(2-chloroisopropyl)Ether	5.257	121.0	358788	80.0964	µg/L		83
T N-nitroso-Di-n-propylamine	5.420	70.0	698602	87.2802	µg/L		99
T 4Methylphenol/3Methylphenol	5.451	107.0	1008518	63.4628	µg/L		99
T Hexachloroethane	5.471	117.0	241053	56.4564	µg/L		95

Compound	RT	QIon	Resp.	Conc.	Units		Dev(Min)
T Nitrobenzene	5.573	123.1	291233	82.4945	µg/L		98
T Isophorone	5.869	82.0	1503613	74.2087	µg/L		98
T 2-Nitrophenol	5.941	139.0	213884	74.4613	µg/L		97
T 2,4-Dimethylphenol	6.054	122.0	565817	60.9489	µg/L		99
T bis(-2-Chloroethoxy)Methane	6.157	93.0	953680	87.4836	µg/L		96
T 2,4-Dichlorophenol	6.249	162.0	593690	68.2920	µg/L		100
T Benzoic Acid	6.208	105.0	140667	26.8961	µg/L		90
T 1,2,4-Trichlorobenzene	6.321	180.0	701177	66.2842	µg/L		98
T Naphthalene	6.403	128.0	2412463	78.5350	µg/L	m	99
T 4-Chlorophenol	6.455	130.0	180500	59.7095	µg/L	m	78
T p-Chloroaniline	6.496	127.0	634702	48.4399	µg/L	m	97
T Hexachlorobutadiene	6.568	224.9	296982	55.1559	µg/L		99
T 4-Chloro-2-Methylphenol	6.989	107.0	573387	74.5983	µg/L		99
T 4-Chloro-3-Methylphenol	7.132	107.0	685542	82.8761	µg/L	m	96
T 2-Methylnaphthalene	7.235	141.0	1489570	82.2597	µg/L		98
T 1-Methylnaphthalene	7.348	141.0	1342773	75.2735	µg/L	m	99
T Hexachlorocyclopentadiene	7.430	236.9	172198	54.4904	µg/L		94
T 2,4,6-Trichlorophenol	7.594	196.0	417465	83.6801	µg/L		93
T 2,4,5-Trichlorophenol	7.646	196.0	441982	76.0999	µg/L		98
T 2-Chloronaphthalene	7.810	162.0	1659963	90.0504	µg/L		100
T 2-Nitroaniline	7.964	65.0	230639	82.8915	µg/L		92
T Dimethyl Phthalate	8.220	163.0	1762813	91.6828	µg/L		96
T 2,6-Dinitrotoluene	8.282	165.0	223585	91.7977	µg/L		94
T Acenaphthylene	8.292	152.1	2392447	79.6699	µg/L		99
T 3-Nitroaniline	8.476	138.0	197101	71.6169	µg/L		95
T Acenaphthene	8.507	154.0	1476101	85.7425	µg/L	m	99
T 2,4-Dinitrophenol	8.599	184.0	89848	63.4987	µg/L		93
T Dibenzofuran	8.722	168.0	2358680	87.6868	µg/L		97
T 4-Nitrophenol	8.752	109.0	98434	37.8419	µg/L	#	1
T 2,4-Dinitrotoluene	8.752	165.0	273286	83.4210	µg/L		85
T Diethylphthalate	9.090	149.0	1854827	92.8008	µg/L		99
T Fluorene	9.131	166.0	1898468	79.2364	µg/L		98
T 4-Chlorophenyl-phenylether	9.172	204.0	958622	92.3678	µg/L		99
T 4-Nitroaniline	9.213	138.0	192169	68.5058	µg/L		92
T 4,6-Dinitro-2-methylphenol	9.244	198.0	131614	66.6948	µg/L		99
T N-nitrosodiphenylamine	9.325	169.0	1377396	83.2978	µg/L		100
T Azobenzene	9.356	77.0	1483210	76.4541	µg/L		98
T 4-Bromophenyl-phenylether	9.755	248.0	524421	83.2511	µg/L		96
T Hexachlorobenzene	9.786	283.9	450583	69.8744	µg/L		90
T Pentachlorophenol	10.049	265.9	218247	71.2834	µg/L		99
T Phenanthrene	10.282	178.0	2562570	74.7371	µg/L		100
T Anthracene	10.353	178.0	2585735	81.1286	µg/L		99
T Triallate	10.414	86.0	547801	80.9174	µg/L		96
T Carbazole	10.596	167.0	2711131	91.2552	µg/L		99
T o-Terphenyl	10.819	230.0	1364907	76.7066	µg/L		99
T Di-n-Butylphthalate	11.204	149.0	2716727	89.9786	µg/L		100
T Fluoranthene	12.116	202.0	2673356	75.3856	µg/L		97
T Benzidine	12.490	184.0	21197	3.0720	µg/L	#m	91
T Pyrene	12.541	202.0	2786246	77.2044	µg/L		94
T Butylbenzylphthalate	14.521	149.0	822528	82.5984	µg/L		97
T Benzo(a)Anthracene	15.747	228.0	2180781	82.5757	µg/L		99
T Chrysene	15.859	228.0	2345614	82.8921	µg/L		100
T 3,3-Dichlorobenzidine	15.890	252.0	502285	60.0608	µg/L		99
T bis(2-ethylhexyl)Phthalate	16.585	167.0	243300	68.3973	µg/L		98
T Di-n-octyl Phthalate	18.295	149.0	1691620	70.0179	µg/L		99

Compound	RT	QIon	Resp.	Conc.	Units	Dev(Min)
T Benzo(b)fluoranthene	18.548	252.0	2053993	82.4209	µg/L	100
T Benzo(k)fluoranthene	18.608	252.0	2038527	74.4494	µg/L	98
T Benzo(a)pyrene	19.145	252.0	1828283	77.2981	µg/L	100
T Indeno(1,2,3-c,d)pyrene	20.897	276.0	1545838	81.1206	µg/L	96
T Dibenzo(a,h)anthracene	20.958	278.0	1804741	89.4673	µg/L	97
T Benzo(g,h,i)perylene	21.231	276.0	1908558	82.9265	µg/L	99

(#) = Qualifier Out of Range; (m) = Manual Integration; (+) = Area Summed; (*) = Surrogate Percent Recovery Out of Range; (d): Zeroed Peak

Quantitation Results Report (QT Reviewed)

Compound	Conc.	RT	Dev(Min)	Resp.	QIon	QRatio	Lower	Upper
N-Nitrosodimethylamine	50.4575	2.15	0.00	156588	42.0	124.6	91.0	169.1

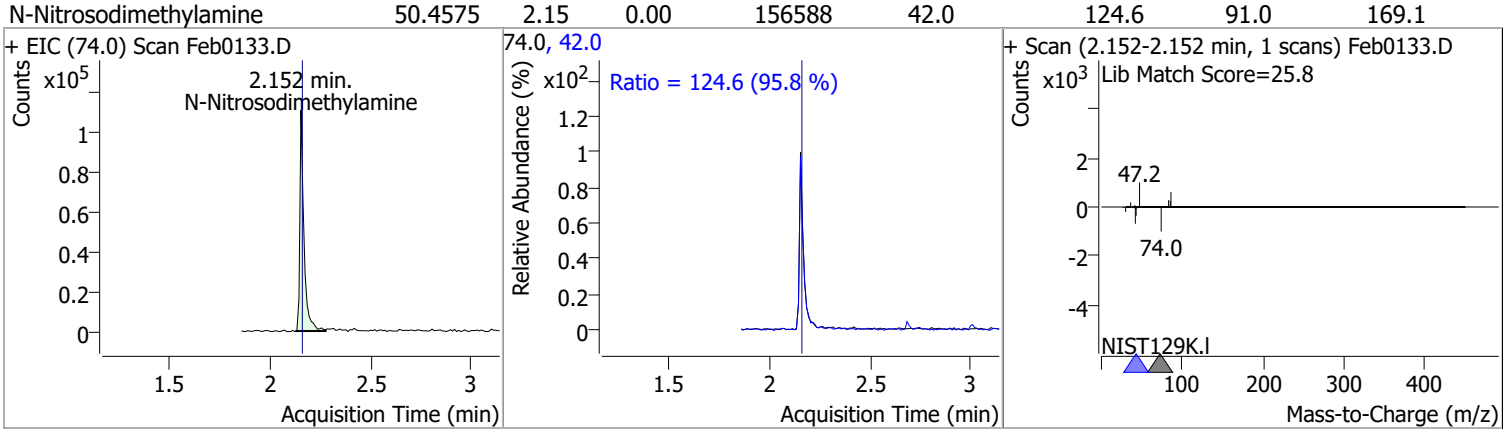

Compound	Conc.	RT	Dev(Min)	Resp.	QIon	QRatio	Lower	Upper
Pyridine	31.7825	2.18	0.00	254095	52.0	76.7	71.2	132.2

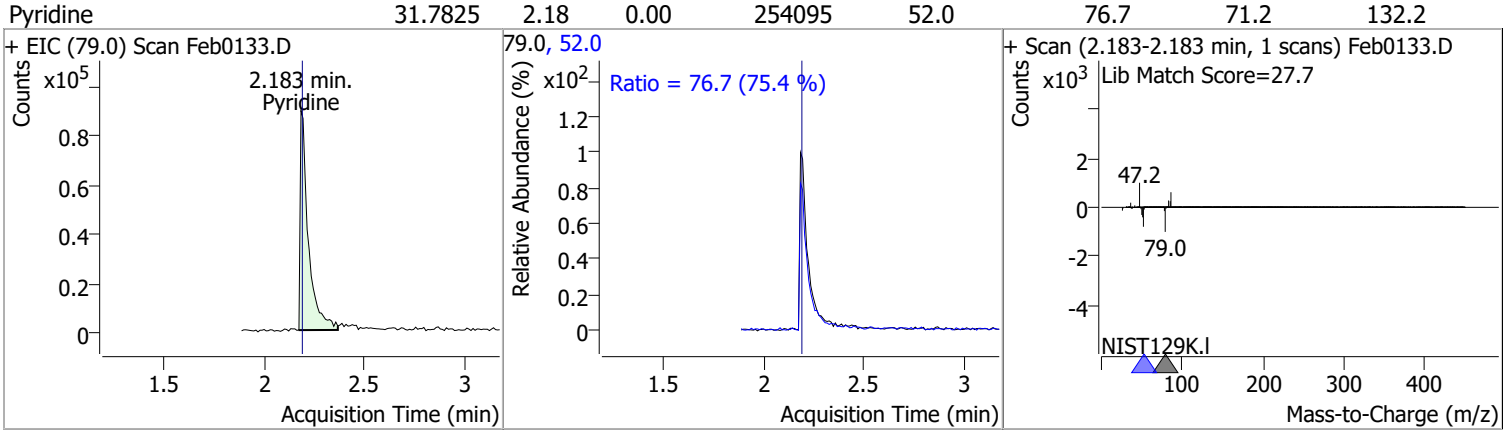

Compound	Conc.	RT	Dev(Min)	Resp.	QIon	QRatio	Lower	Upper
2-Fluorophenol	76.6367	3.52	0.00	808789	64.0	49.5	35.8	66.4
					92.0	19.3	14.3	26.6

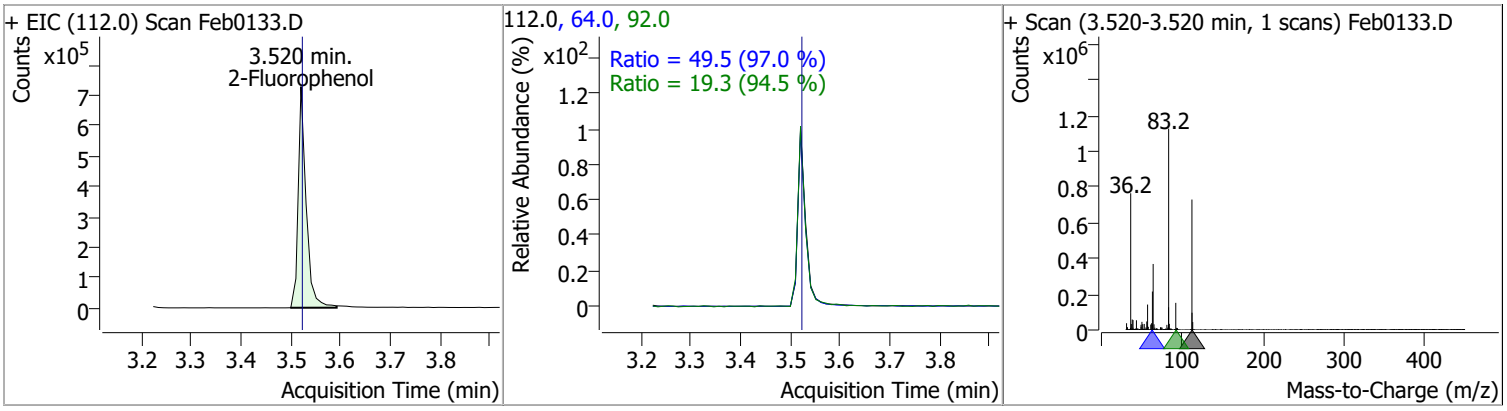

Compound	Conc.	RT	Dev(Min)	Resp.	QIon	QRatio	Lower	Upper
Aniline	33.6806	4.55	0.00	714053	66.0	34.7	24.5	45.6
					65.0	17.1	12.6	23.4

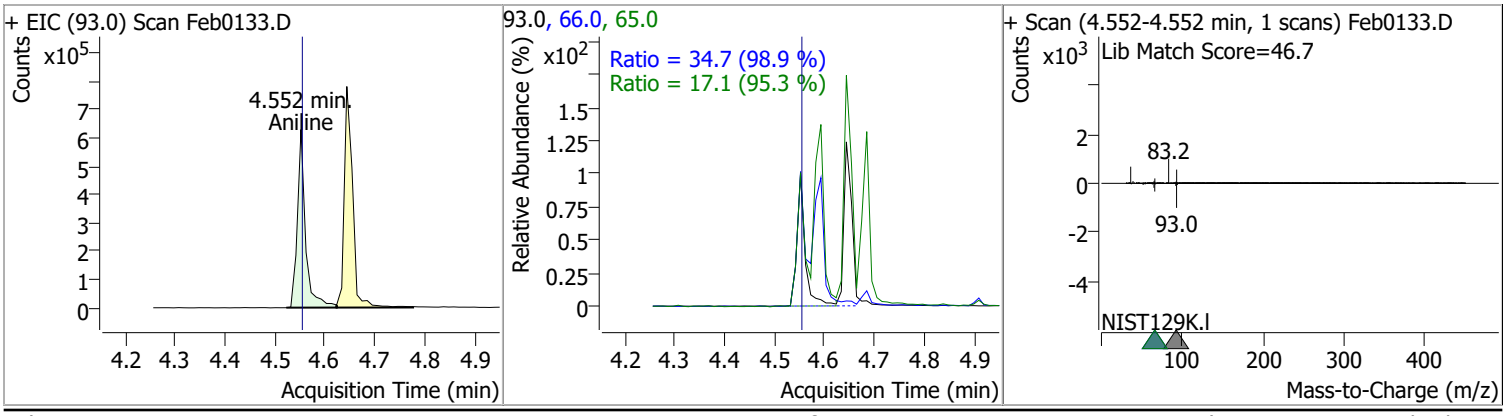

Quantitation Results Report (QT Reviewed)

Compound	Conc.	RT	Dev(Min)	Resp.	QIon	QRatio	Lower	Upper
Phenol-d5	84.9486	4.57	0.00	1178727	71.0	32.8	23.8	44.2

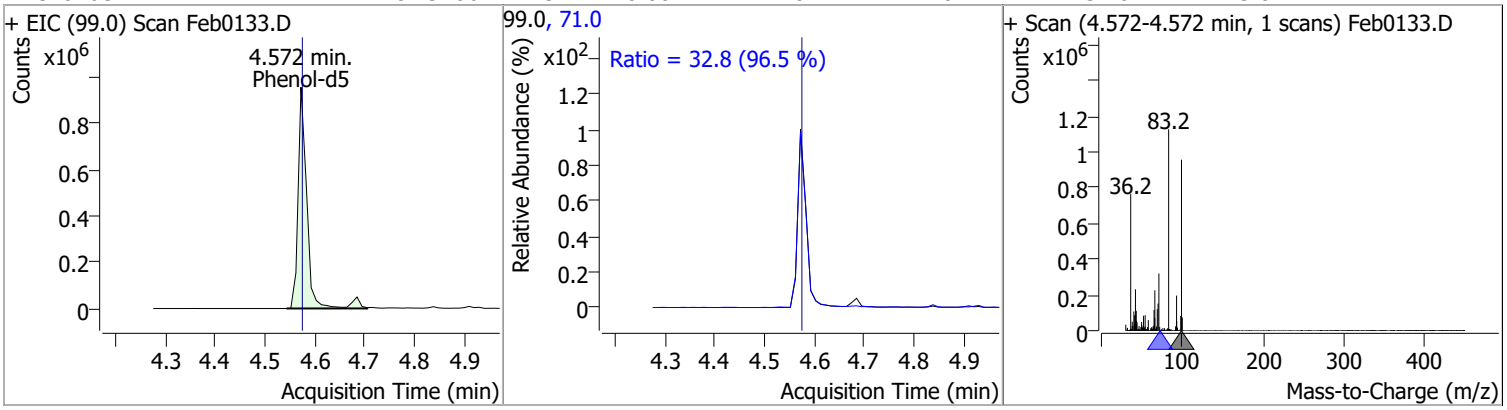

Compound	Conc.	RT	Dev(Min)	Resp.	QIon	QRatio	Lower	Upper
Phenol	43.2147	4.59	0.00	698997	66.0	44.8	30.7	57.0

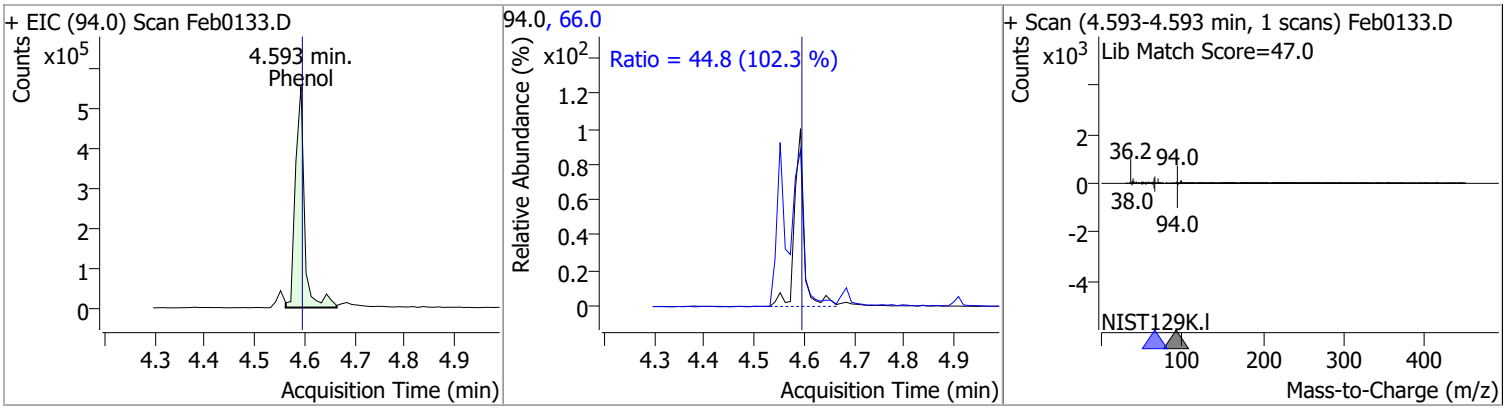

Compound	Conc.	RT	Dev(Min)	Resp.	QIon	QRatio	Lower	Upper
bis(-2-Chloroethyl)Ether	78.8584	4.64	-0.01	672926 (m)	64.0	3.3	2.4	4.5

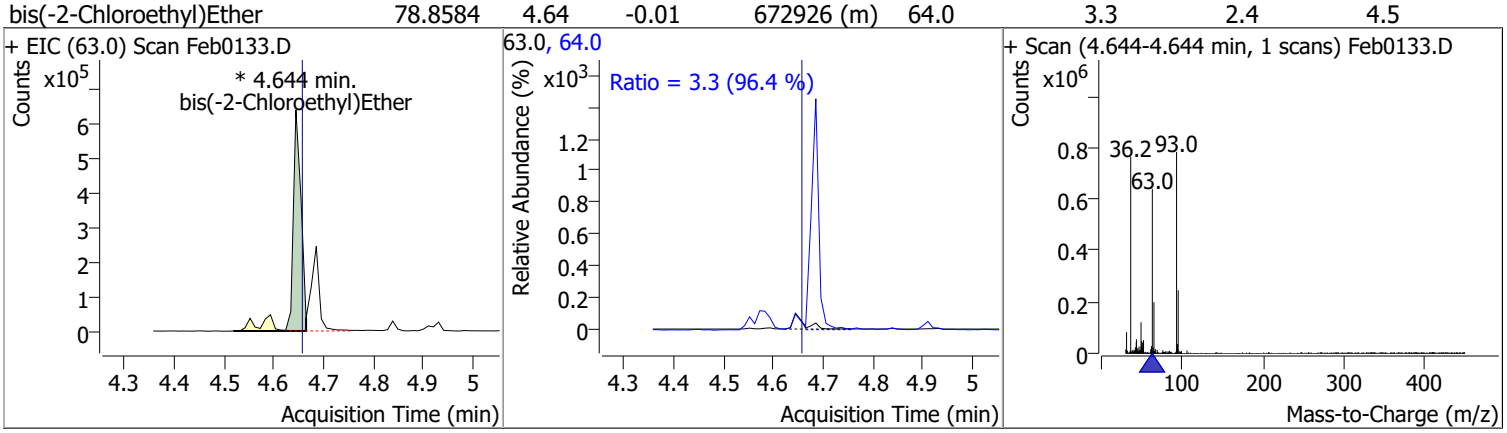

Compound	Conc.	RT	Dev(Min)	Resp.	QIon	QRatio	Lower	Upper
2-Chlorophenol	65.7239	4.68	0.00	823182	130.0	32.2	22.3	41.4

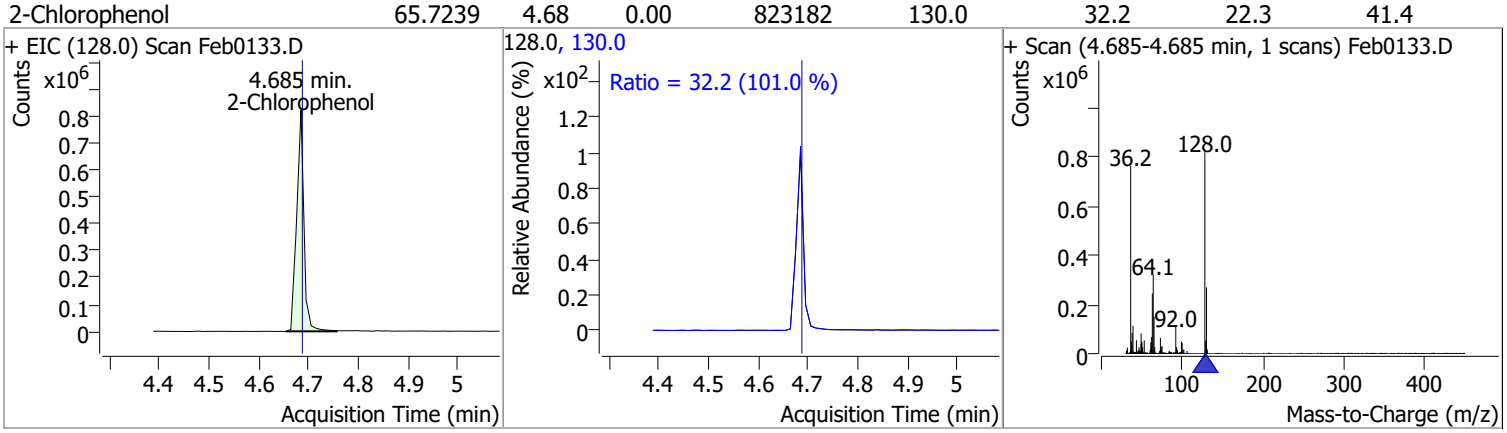

Compound	Conc.	RT	Dev(Min)	Resp.	QIon	QRatio	Lower	Upper
1,3-Dichlorobenzene	61.9052	4.84	0.00	973770	148.0	63.3	43.6	80.9
					111.0	36.3	25.1	46.7

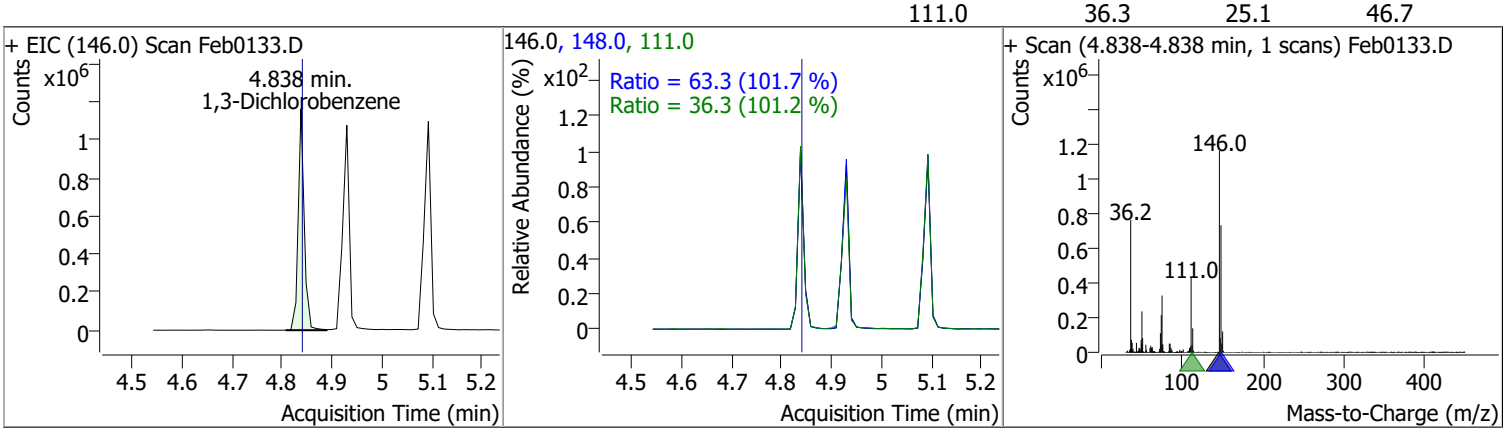

Compound	Conc.	RT	Dev(Min)	Resp.	QIon	QRatio	Lower	Upper
1,4-Dichlorobenzene	58.4769	4.93	0.00	975489 (m)	148.0	63.5	44.8	83.3
					111.0	33.9	24.6	45.7

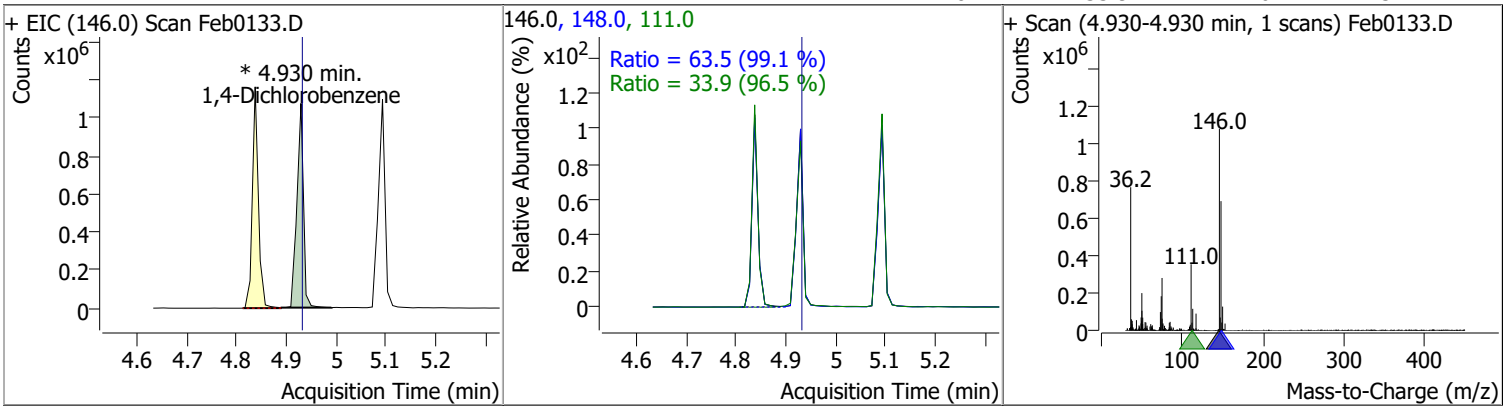

Compound	Conc.	RT	Dev(Min)	Resp.	QIon	QRatio	Lower	Upper
1,2-Dichlorobenzene	62.8224	5.09	0.00	1015087 (m)	148.0	64.0	44.1	81.8
					111.0	37.5	25.7	47.7

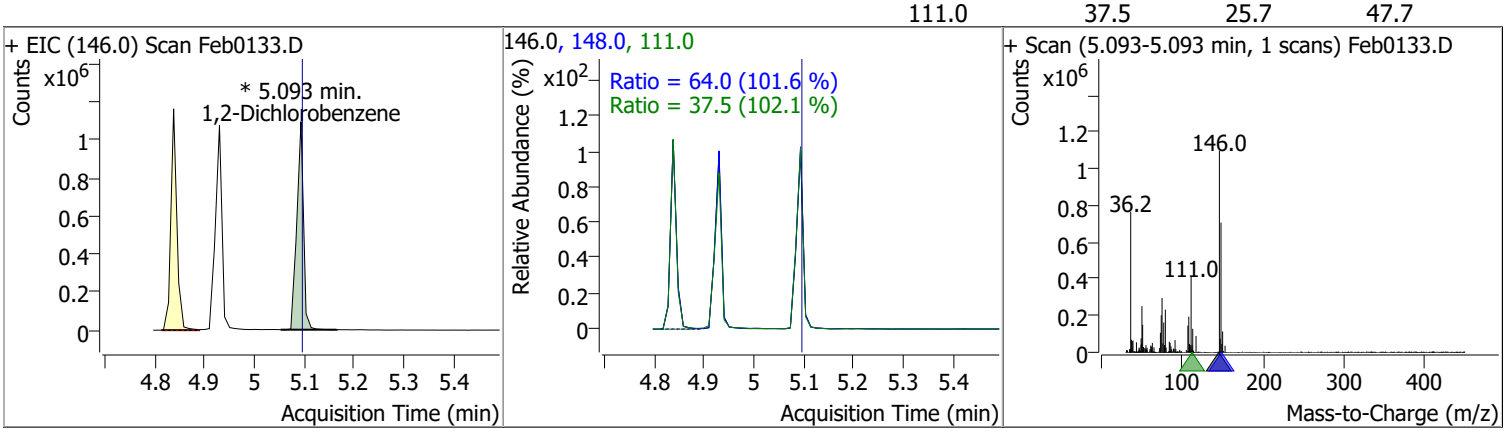

Quantitation Results Report (QT Reviewed)

Compound	Conc.	RT	Dev(Min)	Resp.	QIon	QRatio	Lower	Upper
Benzyl Alcohol	62.9198	5.10	0.00	443937 (m)	79.0	113.1	82.9	154.0
					107.0	71.3	45.1	83.8

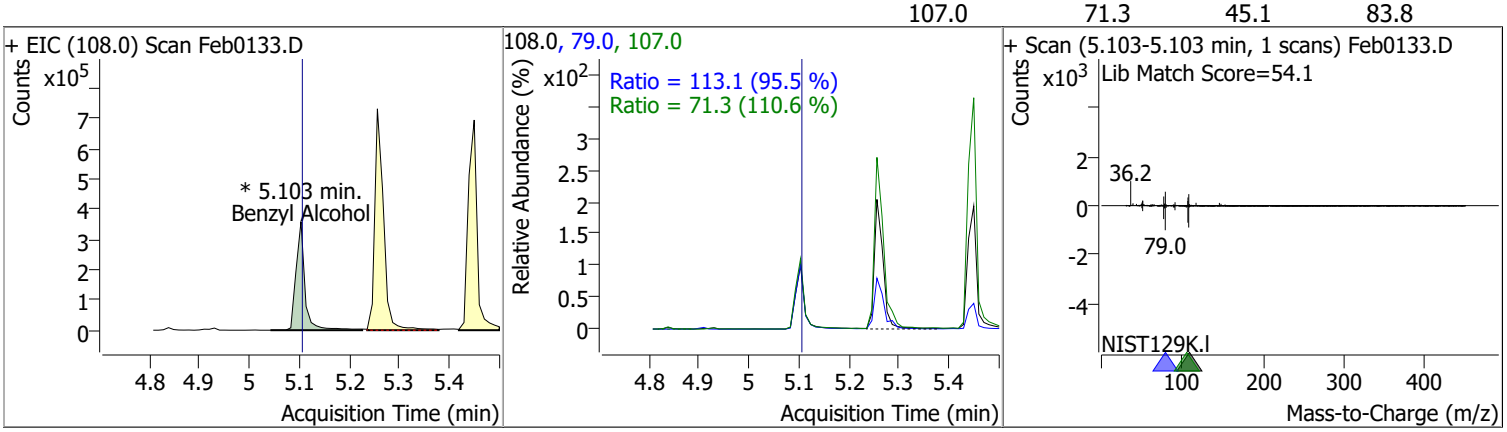

Compound	Conc.	RT	Dev(Min)	Resp.	QIon	QRatio	Lower	Upper
2-Methylphenol	71.7824	5.26	0.00	802489	108.0	112.0	81.4	151.1

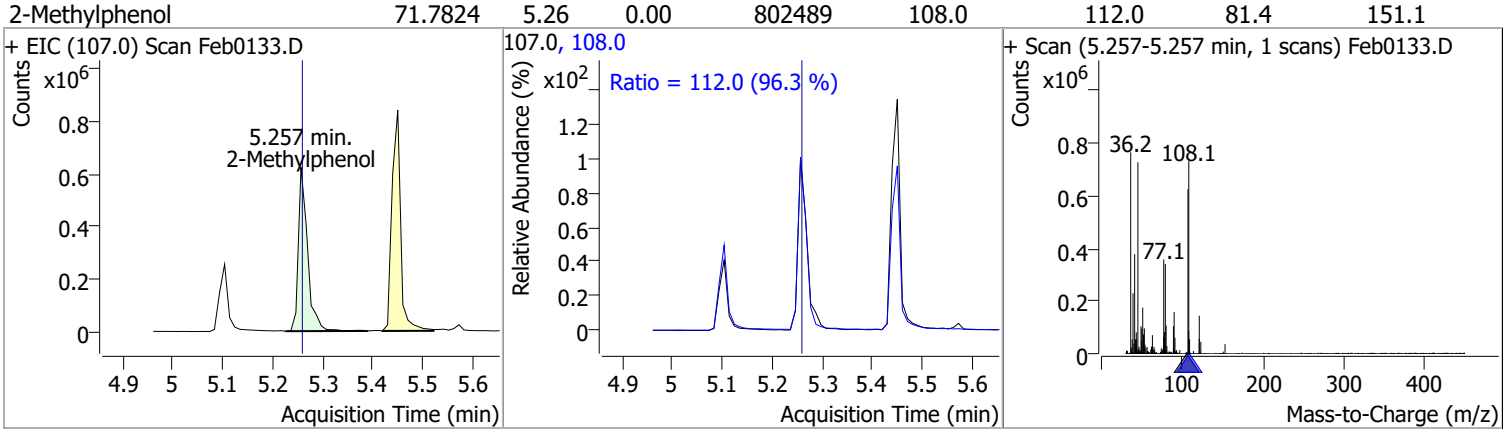

Compound	Conc.	RT	Dev(Min)	Resp.	QIon	QRatio	Lower	Upper
bis(2-chloroisopropyl)Ether	80.0964	5.26	-0.01	358788	123.0	23.4	23.0	42.7

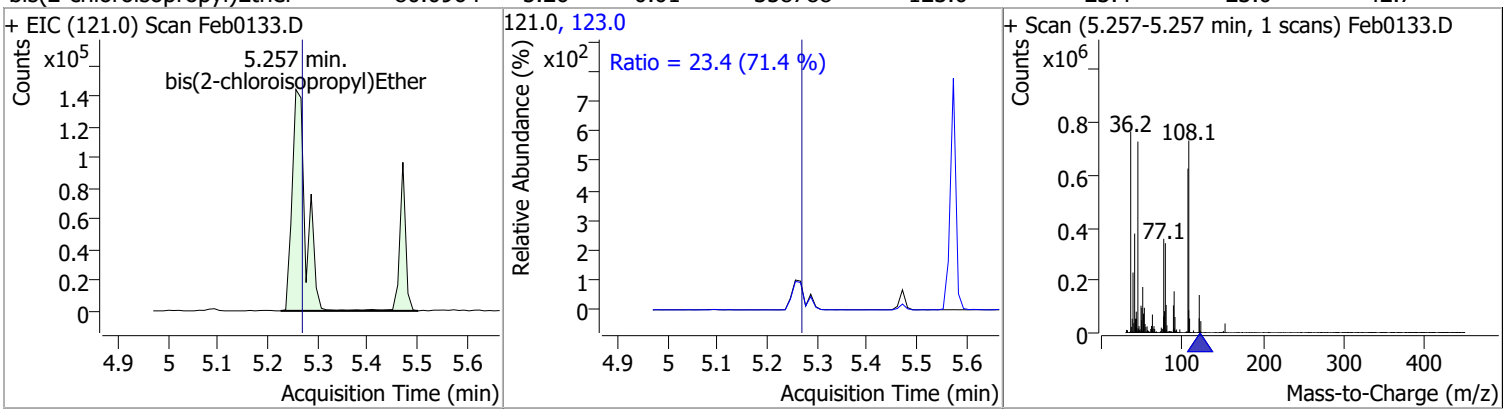

Compound	Conc.	RT	Dev(Min)	Resp.	QIon	QRatio	Lower	Upper
N-nitroso-Di-n-propylamine	87.2802	5.42	0.00	698602	130.0	18.1	0.0	35.1

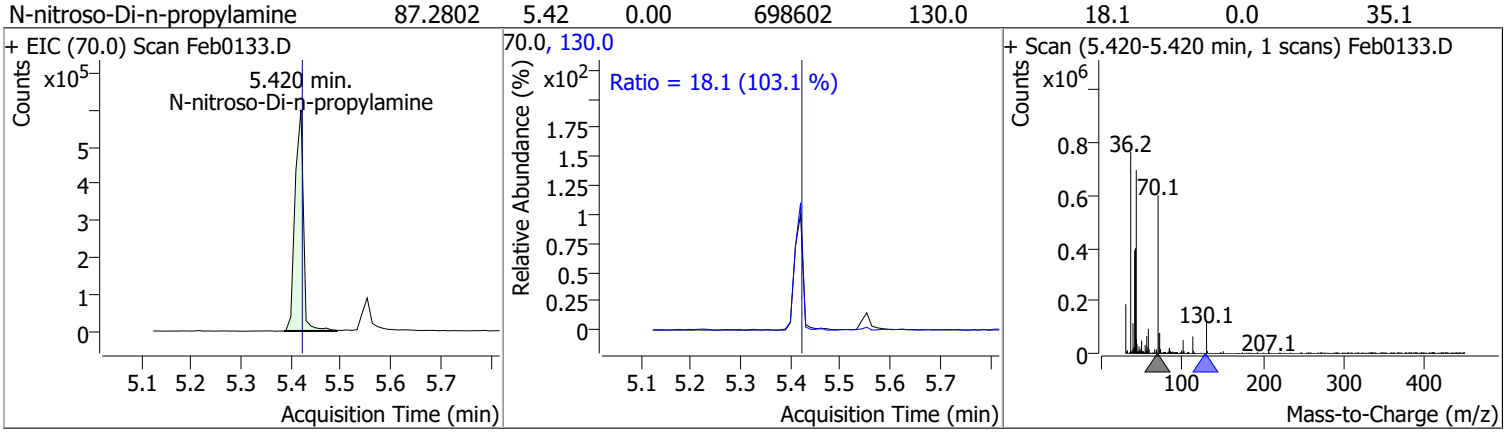

Compound	Conc.	RT	Dev(Min)	Resp.	QIon	QRatio	Lower	Upper
4Methylphenol/3Methylphenol	63.4628	5.45	0.01	1008518	108.0	83.5	58.9	109.3

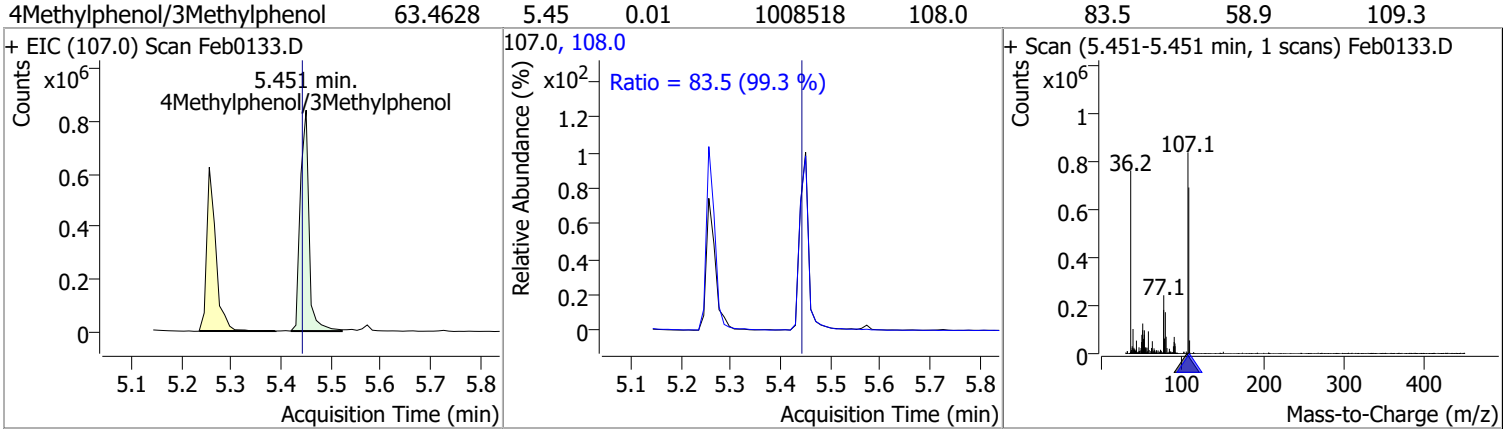

Compound	Conc.	RT	Dev(Min)	Resp.	QIon	QRatio	Lower	Upper
Hexachloroethane	56.4564	5.47	0.00	241053	201.0	88.9	65.5	121.7
					199.0	55.1	41.8	77.7

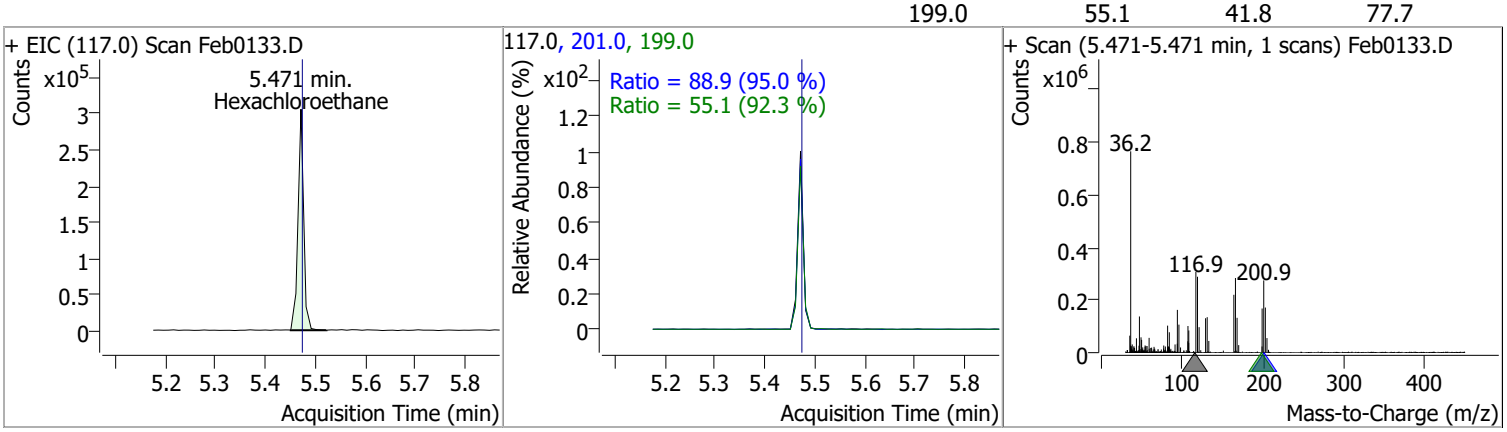

Compound	Conc.	RT	Dev(Min)	Resp.	QIon	QRatio	Lower	Upper
Nitrobenzene-d5	73.1558	5.55	0.00	528052	54.0	64.0	44.8	83.2
					128.0	45.7	32.6	60.6

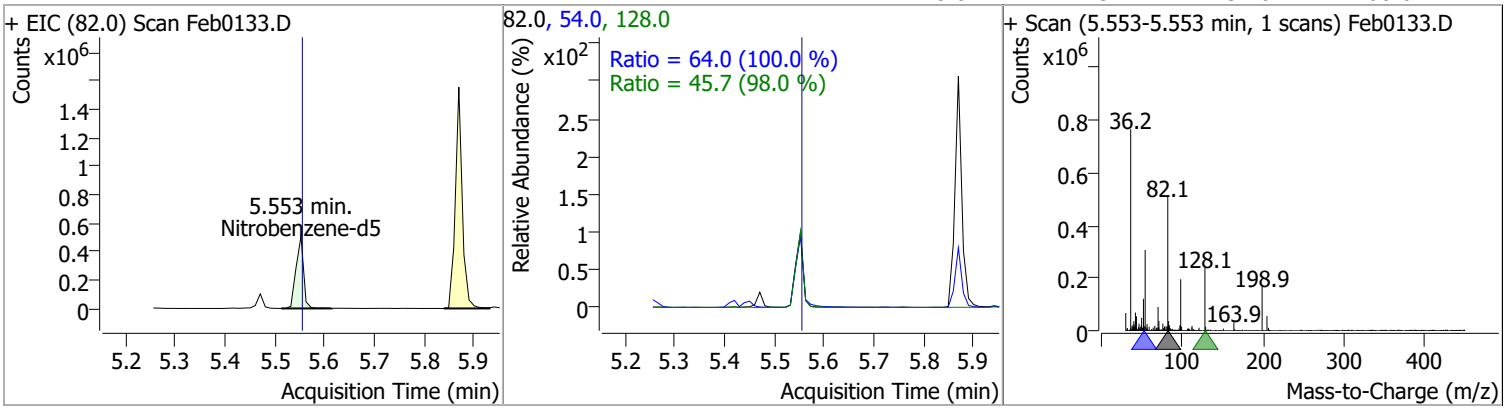

Quantitation Results Report (QT Reviewed)

Compound	Conc.	RT	Dev(Min)	Resp.	QIon	QRatio	Lower	Upper
Nitrobenzene	82.4945	5.57	0.00	291233	77.0	204.7	141.7	263.2
					51.0	129.5	87.8	163.1

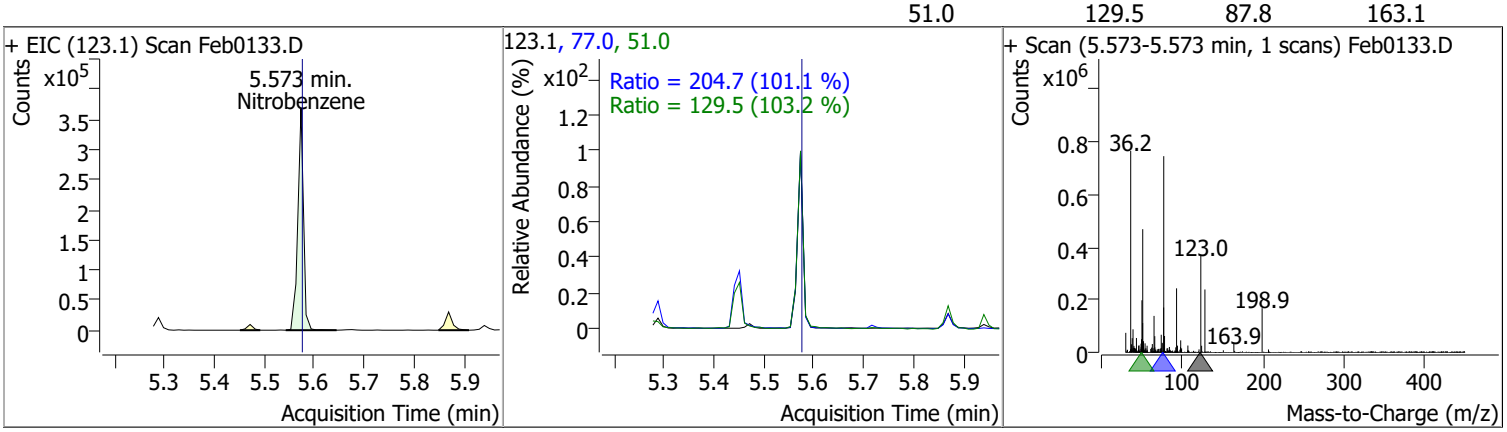

Compound	Conc.	RT	Dev(Min)	Resp.	QIon	QRatio	Lower	Upper
Isophorone	74.2087	5.87	-0.01	1503613	138.0	20.8	15.2	28.3

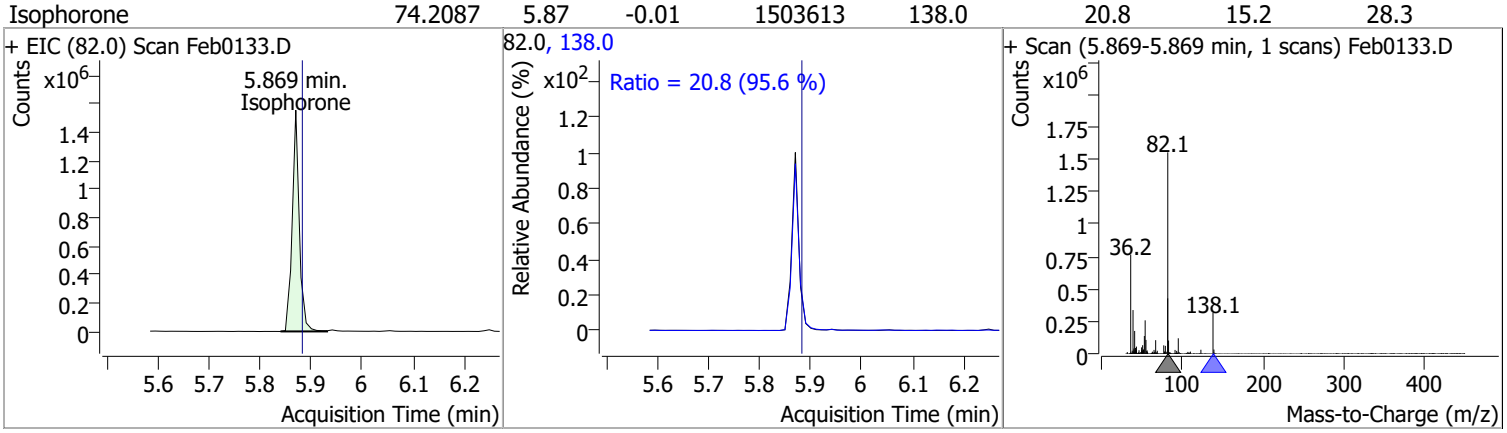

Compound	Conc.	RT	Dev(Min)	Resp.	QIon	QRatio	Lower	Upper
2-Nitrophenol	74.4613	5.94	0.00	213884	65.0	45.6	34.3	63.6
					109.0	38.6	26.8	49.8

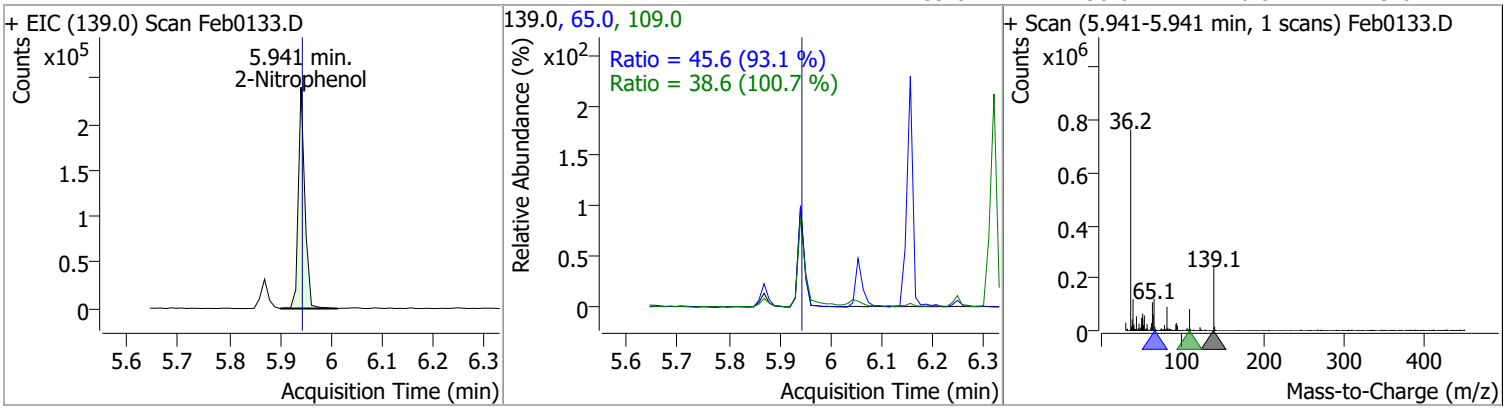

Quantitation Results Report (QT Reviewed)

Compound	Conc.	RT	Dev(Min)	Resp.	QIon	QRatio	Lower	Upper
2,4-Dimethylphenol	60.9489	6.05	0.00	565817	107.0	107.8	76.3	141.6
					77.0	31.5	22.7	42.1

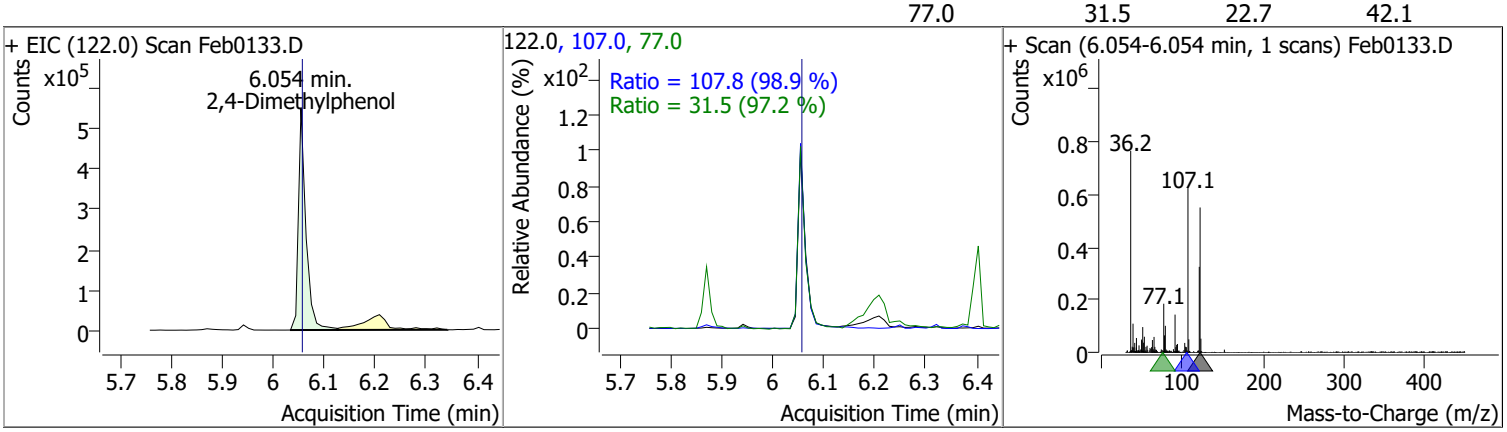

Compound	Conc.	RT	Dev(Min)	Resp.	QIon	QRatio	Lower	Upper
bis(-2-Chloroethoxy)Methane	87.4836	6.16	0.00	953680	63.0	73.5	48.0	89.2
					95.0	32.2	22.7	42.1

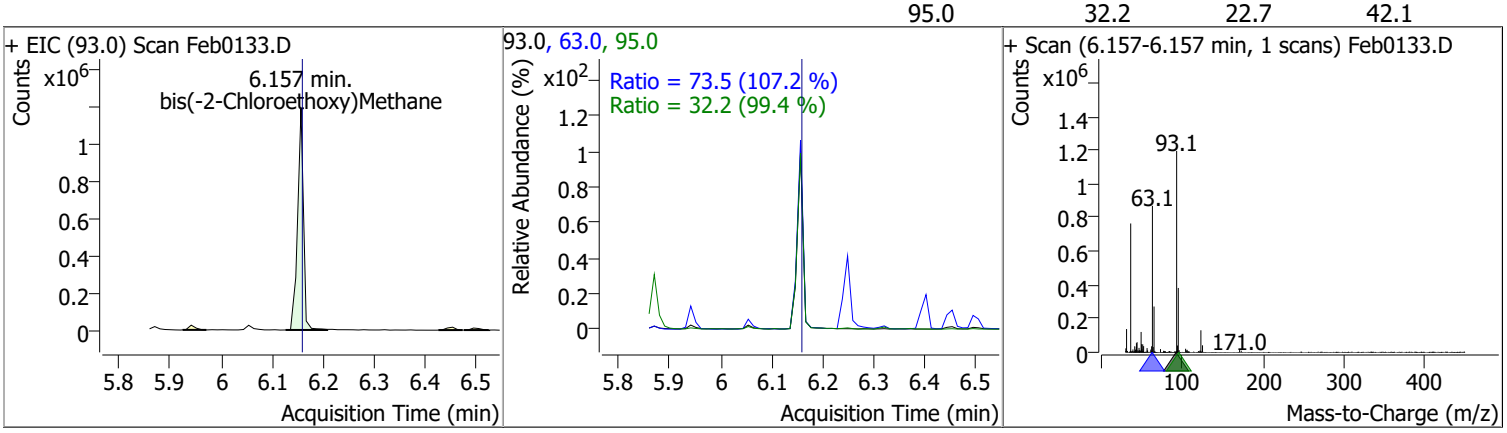

Compound	Conc.	RT	Dev(Min)	Resp.	QIon	QRatio	Lower	Upper
2,4-Dichlorophenol	68.2920	6.25	0.00	593690	164.0	63.1	44.2	82.1
					98.0	31.1	21.5	40.0

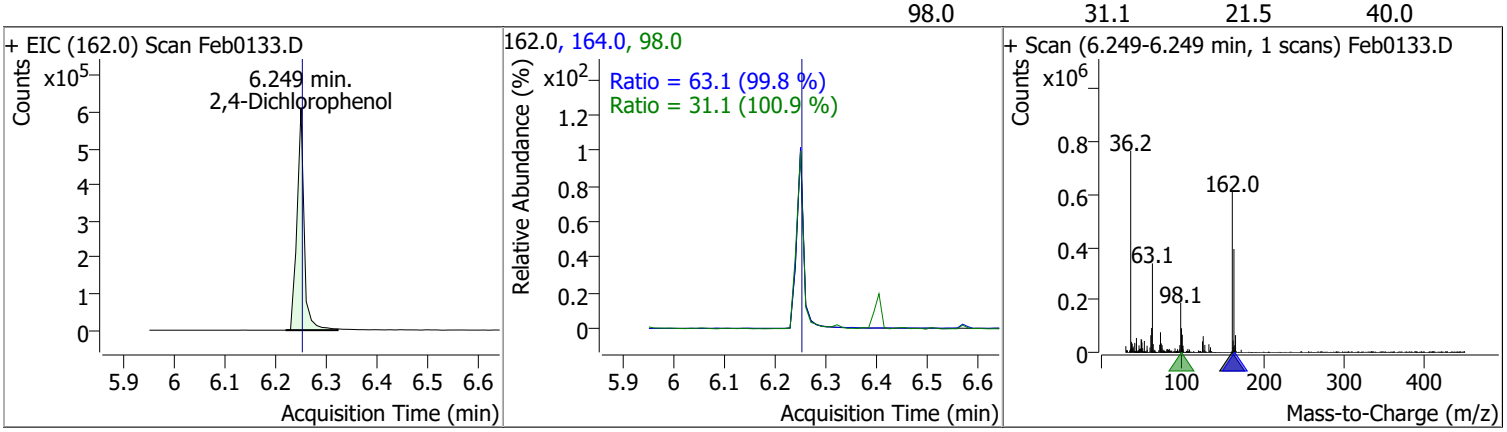

Quantitation Results Report (QT Reviewed)

Compound	Conc.	RT	Dev(Min)	Resp.	QIon	QRatio	Lower	Upper
Benzoic Acid	26.8961	6.21	-0.06	140667	122.0	99.6	62.0	115.2
					77.0	80.9	52.5	97.5

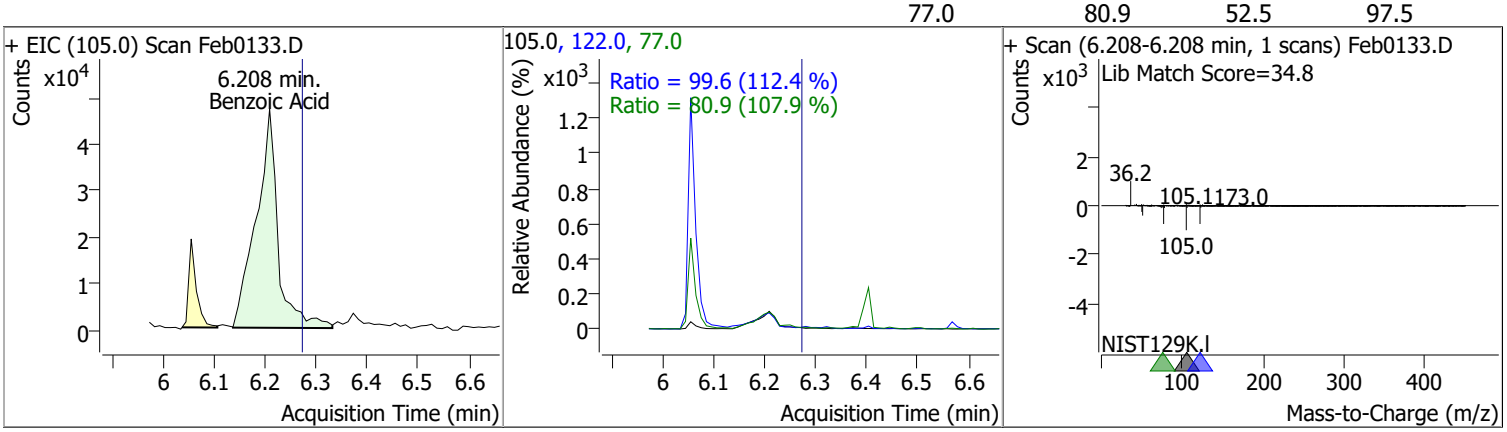

Compound	Conc.	RT	Dev(Min)	Resp.	QIon	QRatio	Lower	Upper
1,2,4-Trichlorobenzene	66.2842	6.32	0.00	701177	182.0	94.8	68.0	126.2
					145.0	27.9	19.9	36.9

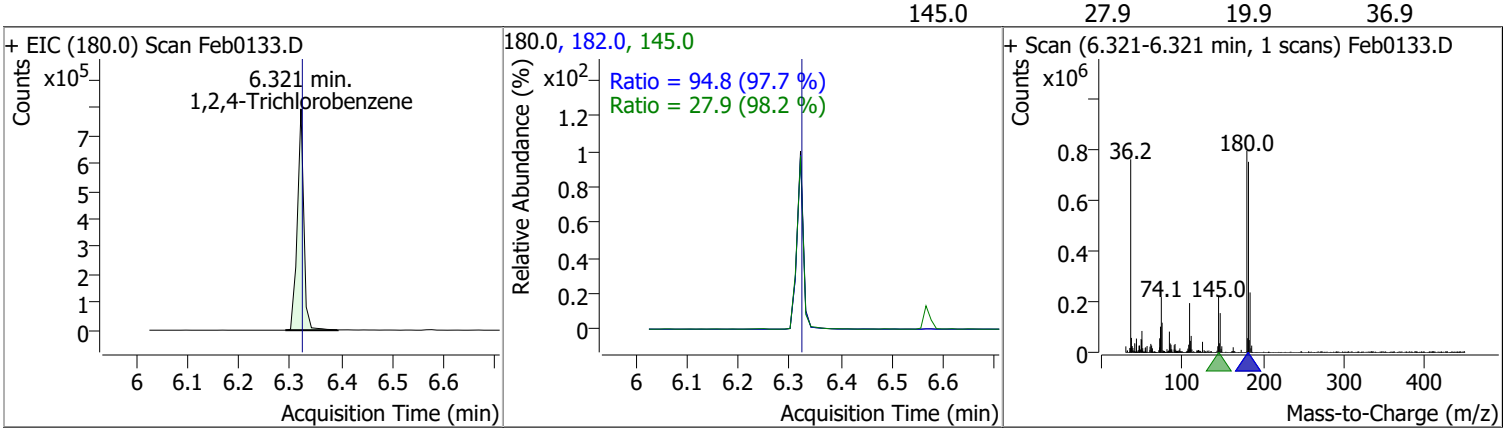

Compound	Conc.	RT	Dev(Min)	Resp.	QIon	QRatio	Lower	Upper
Naphthalene	78.5350	6.40	0.00	2412463 (m)	129.0	11.1	8.0	14.9
					102.0	9.8	6.8	12.6

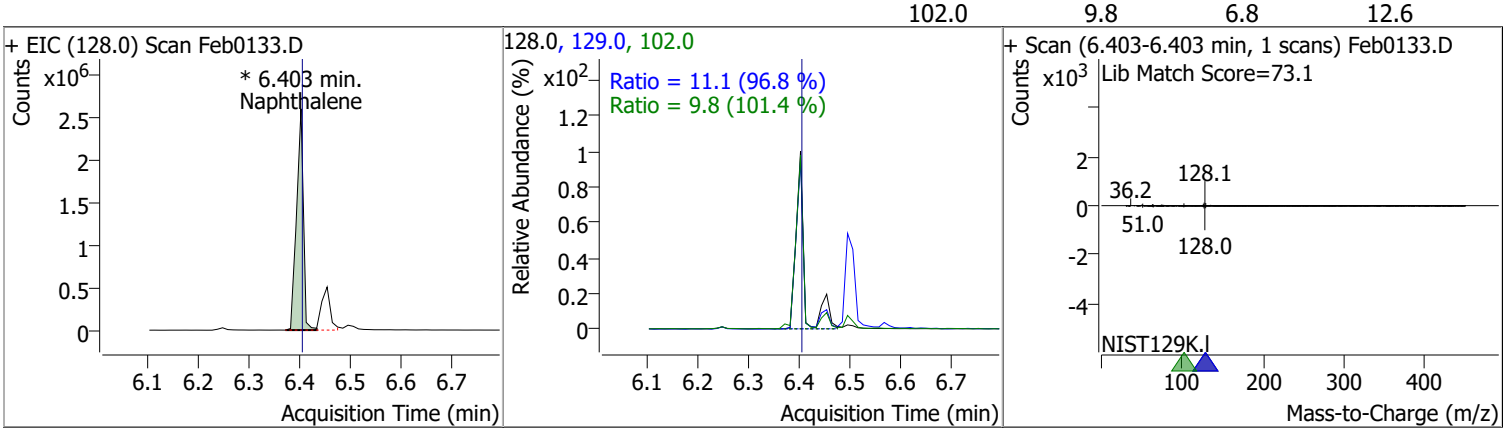

Quantitation Results Report (QT Reviewed)

Compound	Conc.	RT	Dev(Min)	Resp.	QIon	QRatio	Lower	Upper
4-Chlorophenol	59.7095	6.45	0.01	180500 (m)	128.0	300.8	243.7	452.5

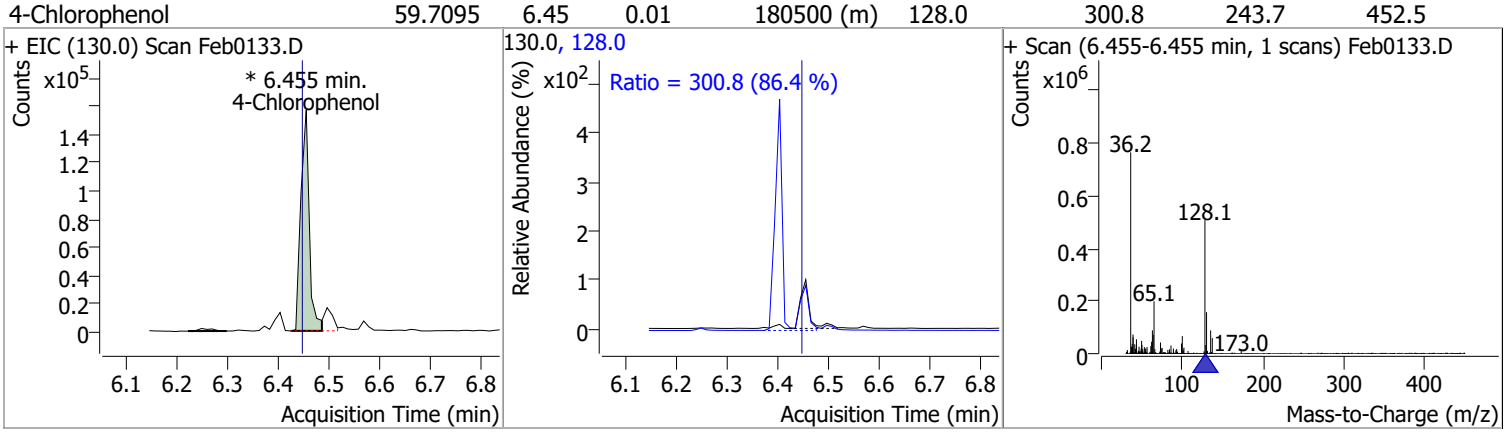

Compound	Conc.	RT	Dev(Min)	Resp.	QIon	QRatio	Lower	Upper
p-Chloroaniline	48.4399	6.50	-0.01	634702 (m)	129.0	34.8	23.2	43.0
					65.0	31.1	20.9	38.9

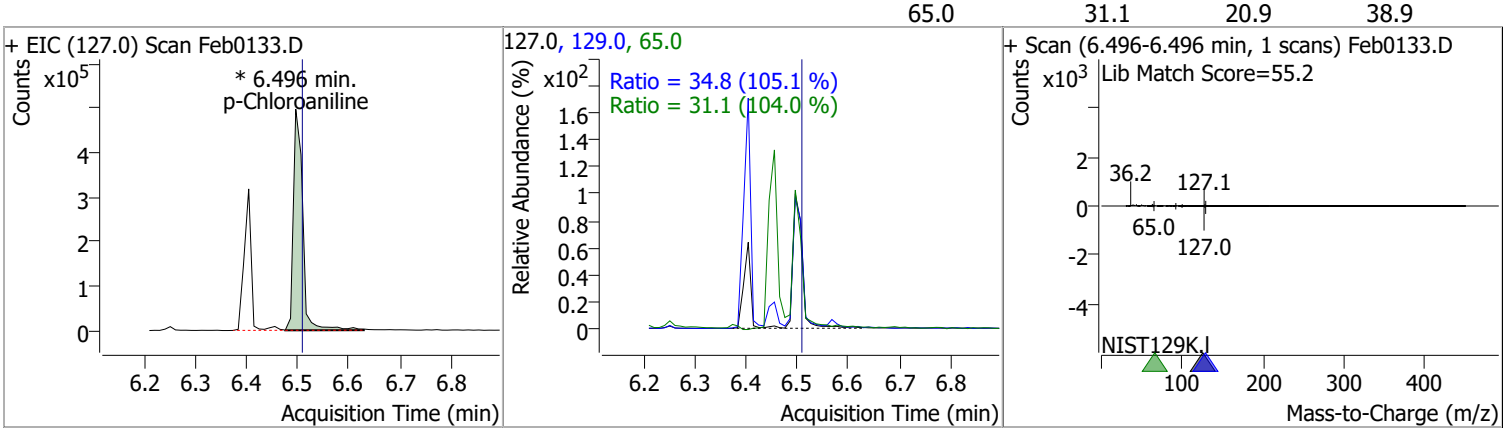

Compound	Conc.	RT	Dev(Min)	Resp.	QIon	QRatio	Lower	Upper
Hexachlorobutadiene	55.1559	6.57	-0.01	296982	223.0	63.5	45.6	84.6
					227.0	64.2	44.6	82.8

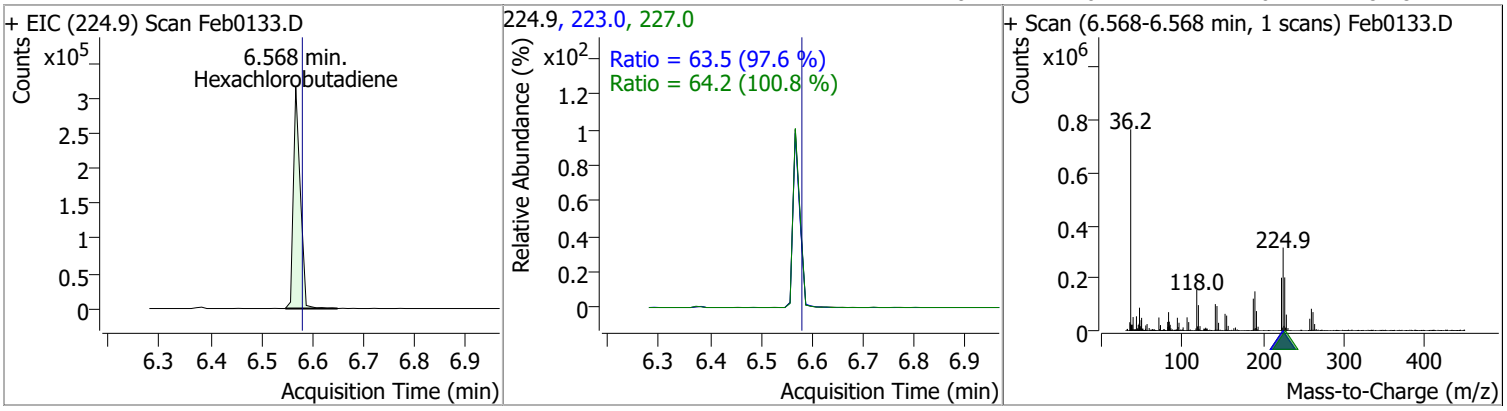

Compound	Conc.	RT	Dev(Min)	Resp.	QIon	QRatio	Lower	Upper
4-Chloro-2-Methylphenol	74.5983	6.99	0.00	573387	144.0	27.5	19.6	36.4

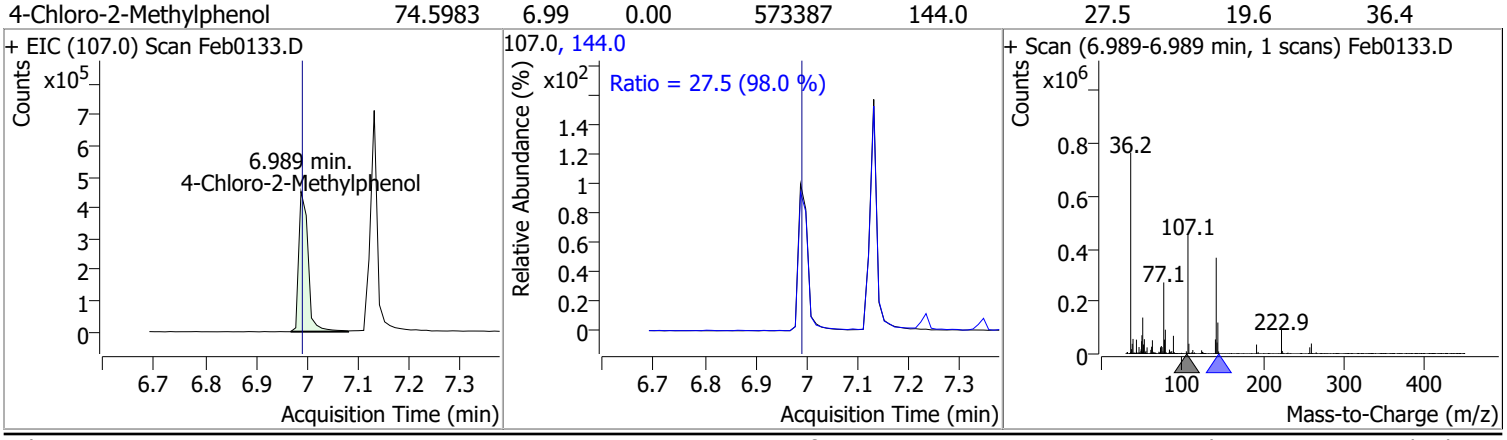

Compound	Conc.	RT	Dev(Min)	Resp.	QIon	QRatio	Lower	Upper
4-Chloro-3-Methylphenol	82.8761	7.13	0.00	685542 (m)	144.0	26.7	20.0	37.2

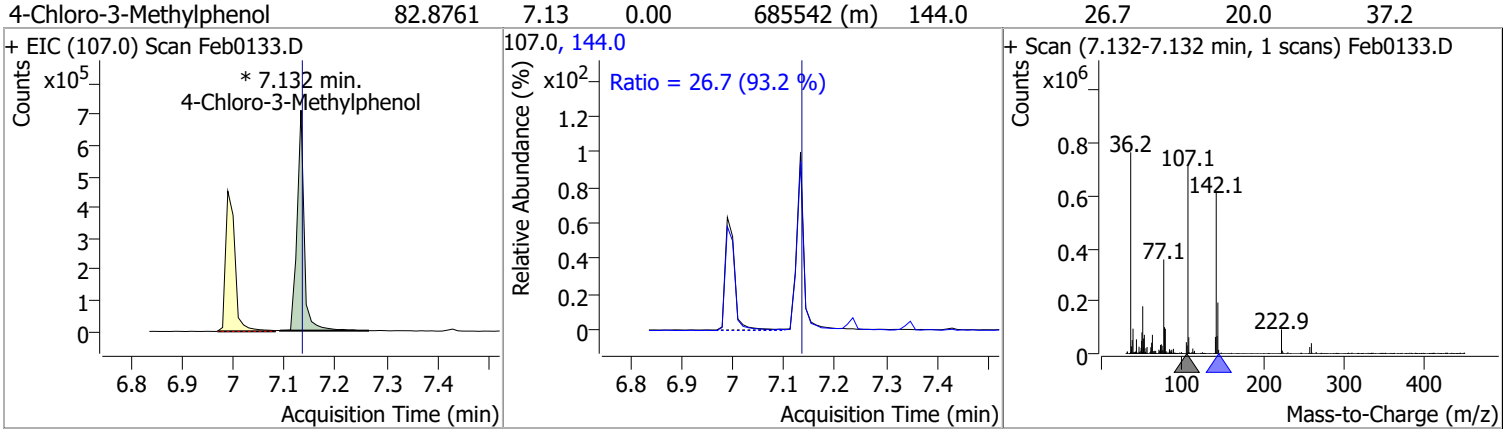

Compound	Conc.	RT	Dev(Min)	Resp.	QIon	QRatio	Lower	Upper
2-Methylnaphthalene	82.2597	7.24	0.00	1489570	142.0	116.2	83.1	154.4
					115.0	42.0	28.8	53.4

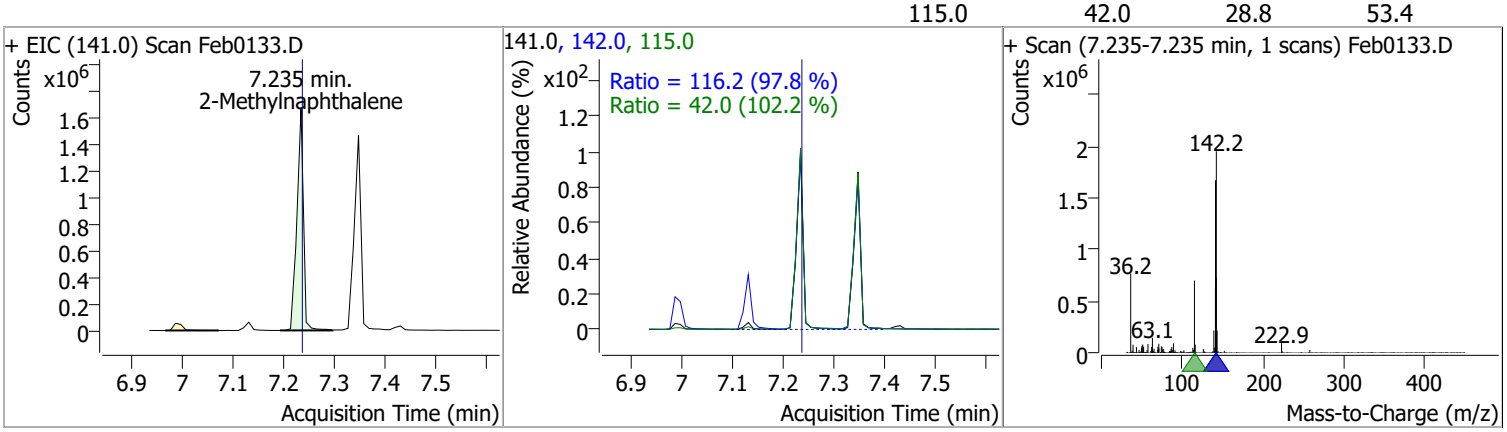

Compound	Conc.	RT	Dev(Min)	Resp.	QIon	QRatio	Lower	Upper
1-Methylnaphthalene	75.2735	7.35	0.00	1342773 (m)	142.0	112.3	77.9	144.7
					115.0	40.9	29.5	54.8

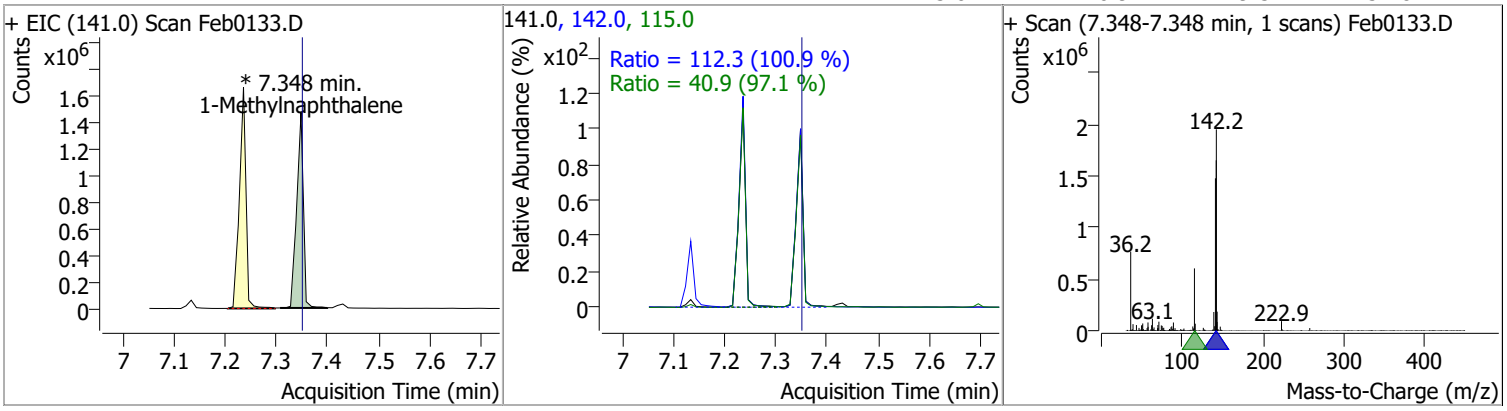

Quantitation Results Report (QT Reviewed)

Compound	Conc.	RT	Dev(Min)	Resp.	QIon	QRatio	Lower	Upper
Hexachlorocyclopentadiene	54.4904	7.43	0.00	172198	238.9	68.1	43.8	81.3
					234.9	66.7	43.7	81.2

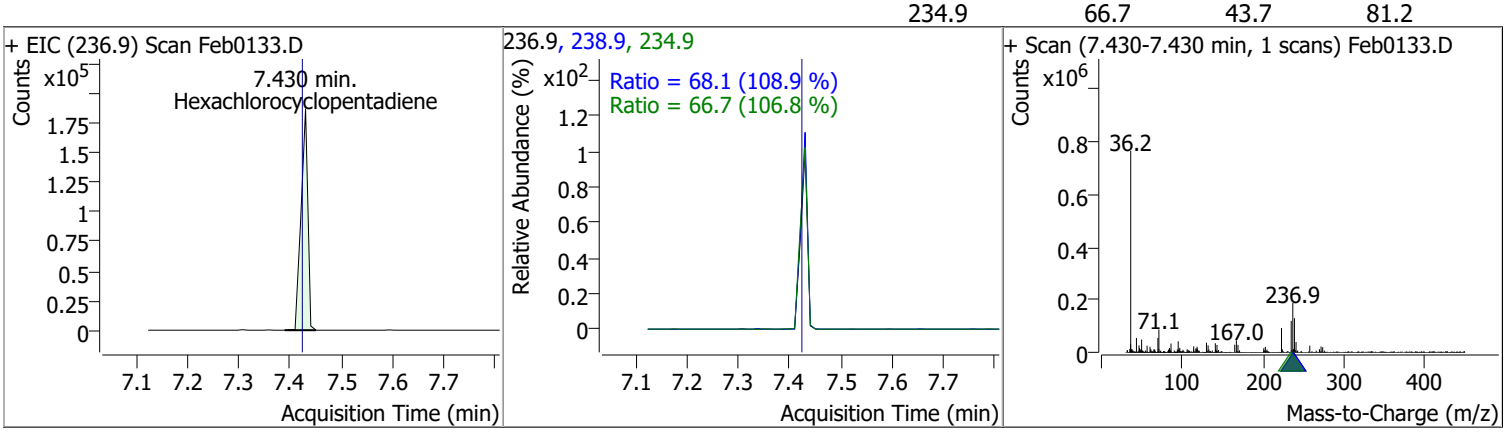

Compound	Conc.	RT	Dev(Min)	Resp.	QIon	QRatio	Lower	Upper
2,4,6-Trichlorophenol	83.6801	7.59	0.00	417465	198.0	91.7	68.7	127.5

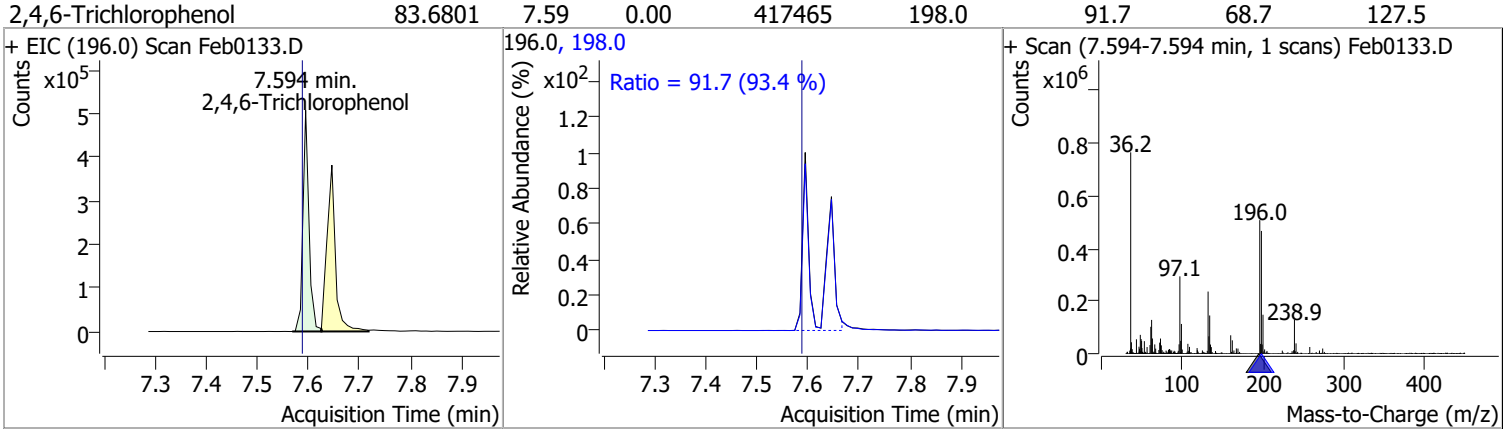

Compound	Conc.	RT	Dev(Min)	Resp.	QIon	QRatio	Lower	Upper
2,4,5-Trichlorophenol	76.0999	7.65	0.01	441982	198.0	91.5	65.6	121.8

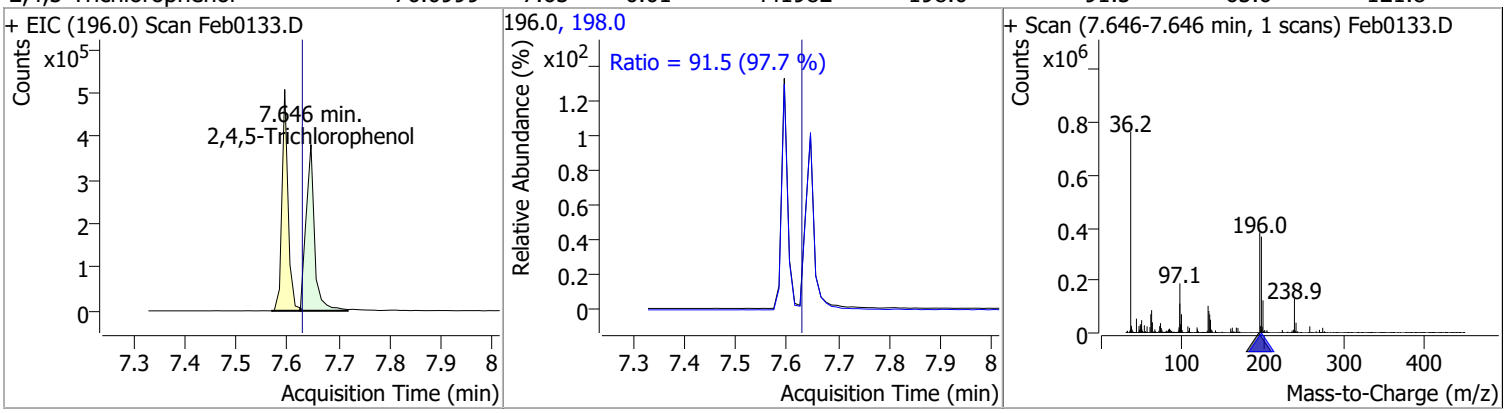

Compound	Conc.	RT	Dev(Min)	Resp.	QIon	QRatio	Lower	Upper
2-Fluorobiphenyl	77.2152	7.70	0.00	1747676	171.0	33.9	23.8	44.1

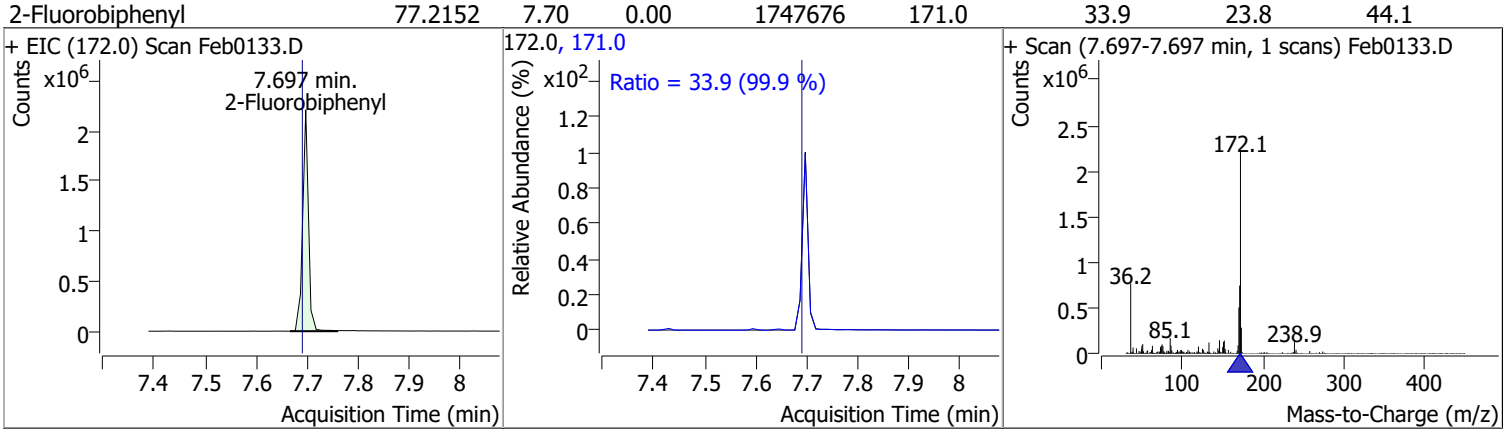

Compound	Conc.	RT	Dev(Min)	Resp.	QIon	QRatio	Lower	Upper
2-Chloronaphthalene	90.0504	7.81	0.00	1659963	127.0	36.7	25.7	47.7
					164.0	32.5	22.6	41.9

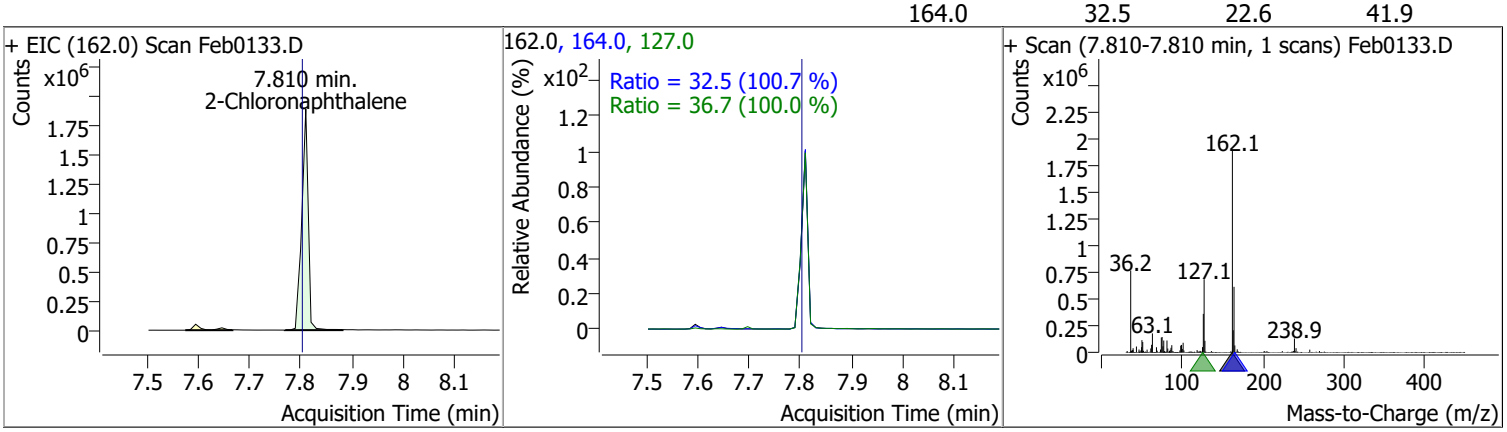

Compound	Conc.	RT	Dev(Min)	Resp.	QIon	QRatio	Lower	Upper
2-Nitroaniline	82.8915	7.96	0.00	230639	138.0	112.2	84.5	156.9

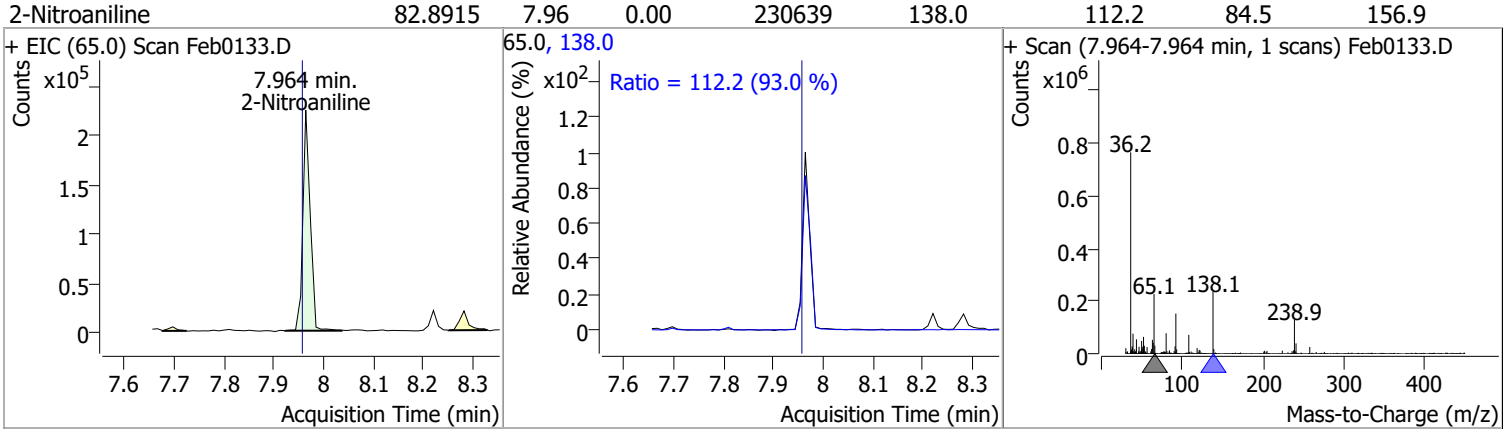

Compound	Conc.	RT	Dev(Min)	Resp.	QIon	QRatio	Lower	Upper
Dimethyl Phthalate	91.6828	8.22	0.00	1762813	77.0	20.6	13.0	24.2

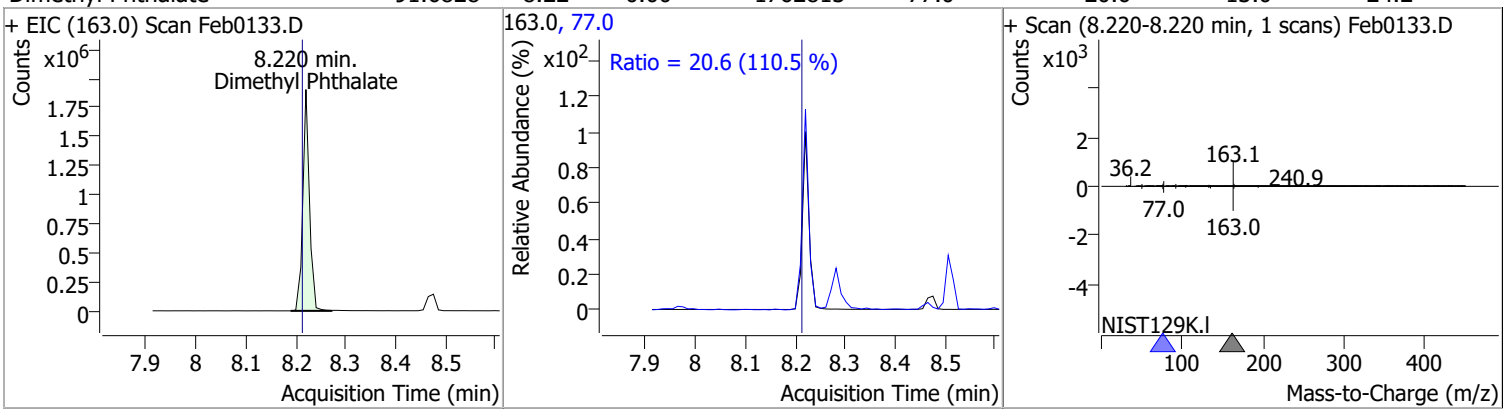

Compound	Conc.	RT	Dev(Min)	Resp.	QIon	QRatio	Lower	Upper
2,6-Dinitrotoluene	91.7977	8.28	0.00	223585	63.0	124.6	82.2	152.7
					89.0	62.3	40.8	75.8

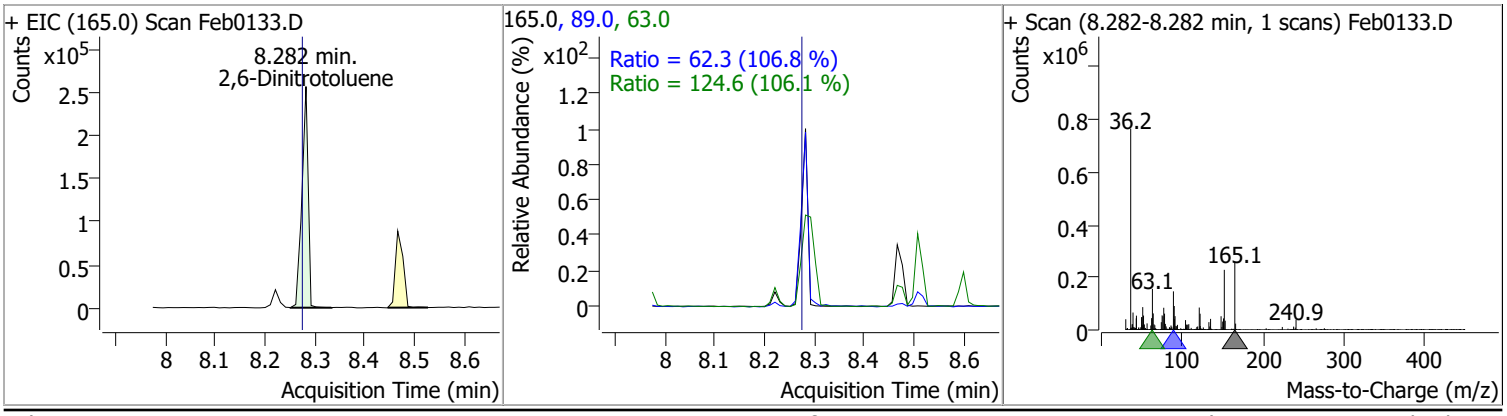

Compound	Conc.	RT	Dev(Min)	Resp.	QIon	QRatio	Lower	Upper
Acenaphthylene	79.6699	8.29	-0.01	2392447	153.1	14.4	9.8	18.2

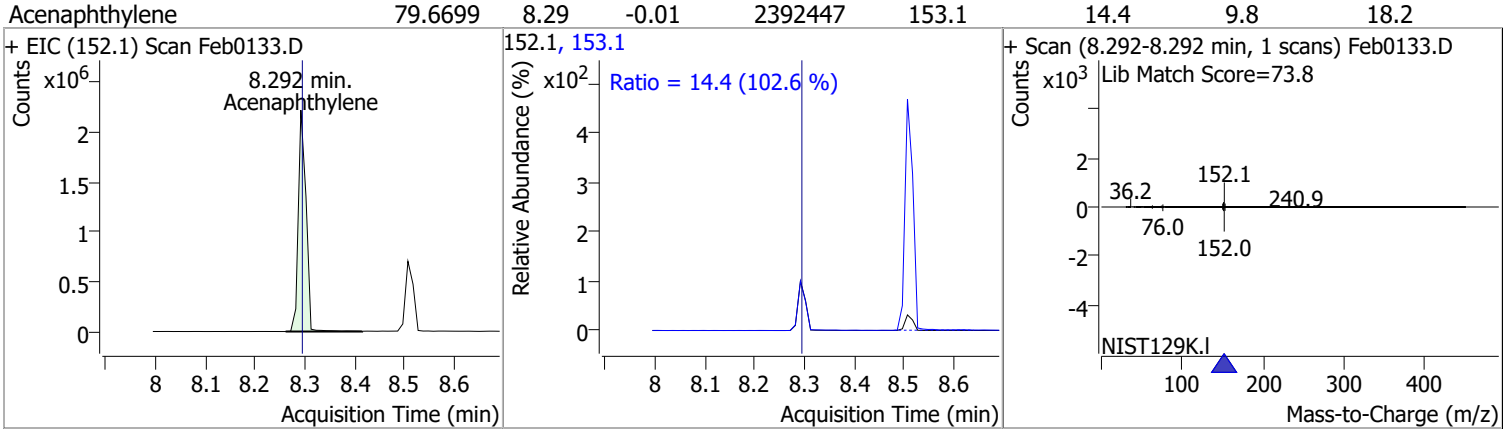

Compound	Conc.	RT	Dev(Min)	Resp.	QIon	QRatio	Lower	Upper
3-Nitroaniline	71.6169	8.48	0.00	197101	65.0	130.4	84.7	157.3
					92.0	104.0	71.7	133.2

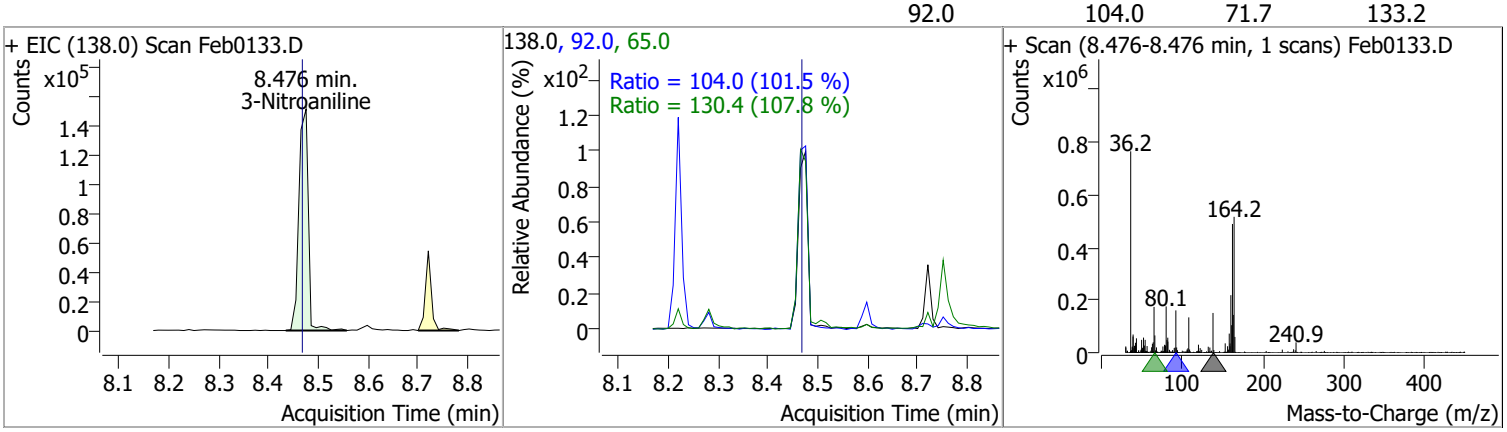

Compound	Conc.	RT	Dev(Min)	Resp.	QIon	QRatio	Lower	Upper
Acenaphthene	85.7425	8.51	-0.01	1476101 (m)	153.0	110.7	76.5	142.0
					152.0	51.9	35.8	66.4

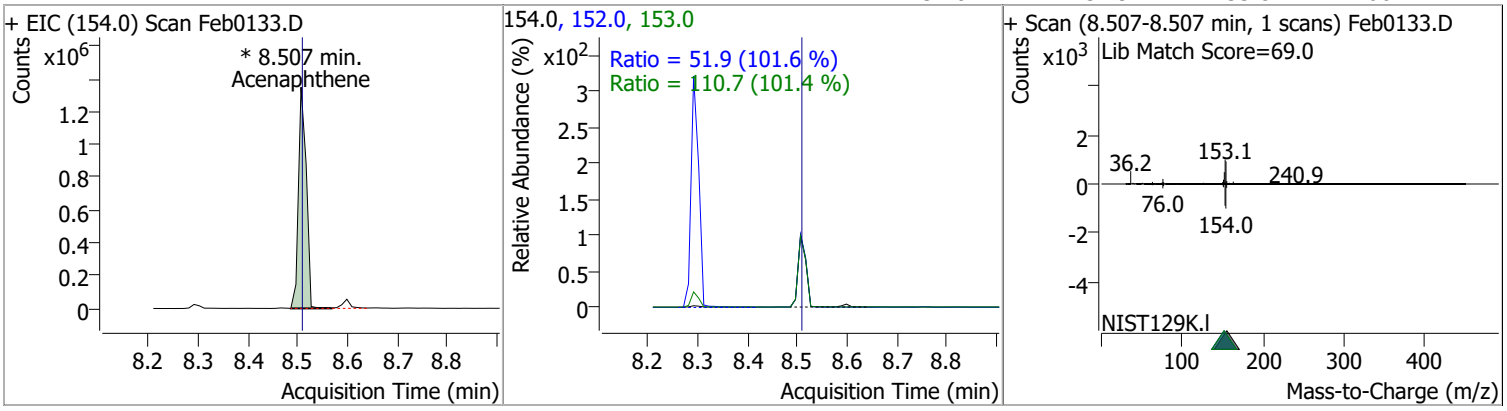

Compound	Conc.	RT	Dev(Min)	Resp.	QIon	QRatio	Lower	Upper
2,4-Dinitrophenol	63.4987	8.60	0.00	89848	154.0	69.0	44.4	82.5

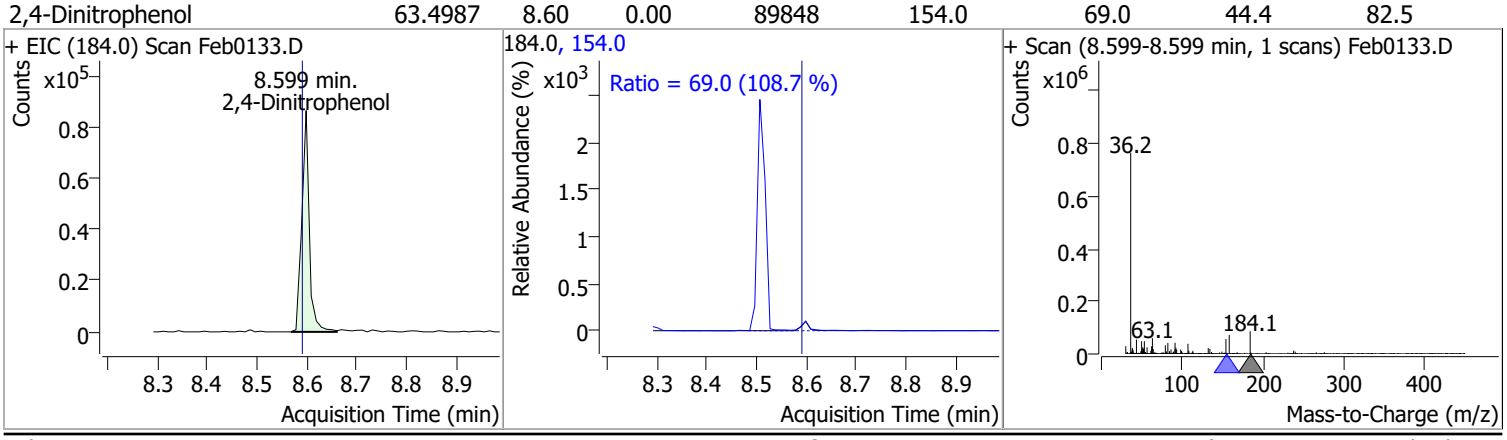

Compound	Conc.	RT	Dev(Min)	Resp.	QIon	QRatio	Lower	Upper
Dibenzofuran	87.6868	8.72	0.00	2358680	139.0	41.5	30.2	56.0

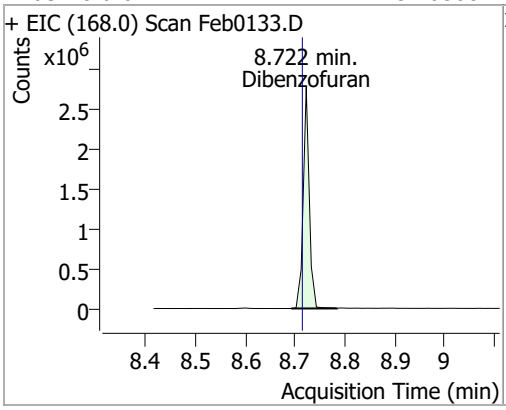

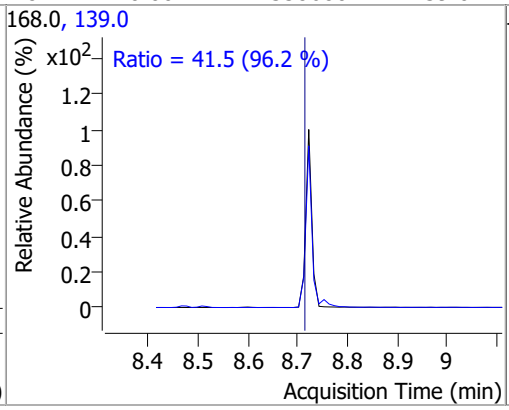

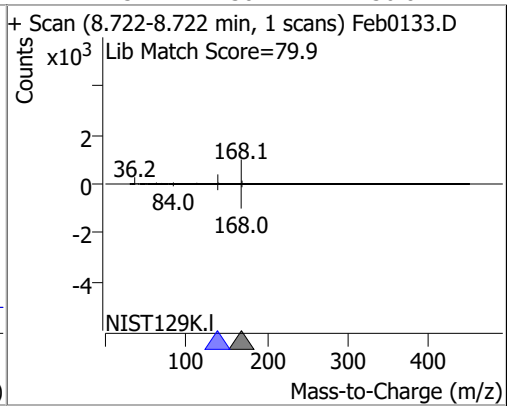

Compound	Conc.	RT	Dev(Min)	Resp.	QIon	QRatio	Lower	Upper
4-Nitrophenol	37.8419	8.75	0.01	98434	139.0	993.6	266.4	494.7
					65.0	93.5	56.8	105.6

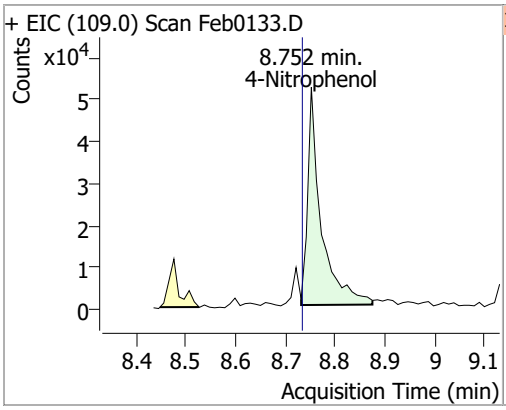

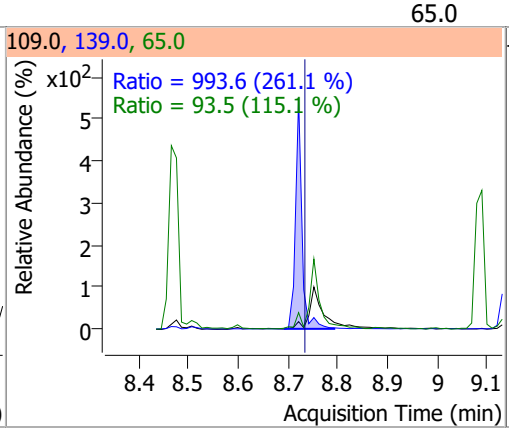

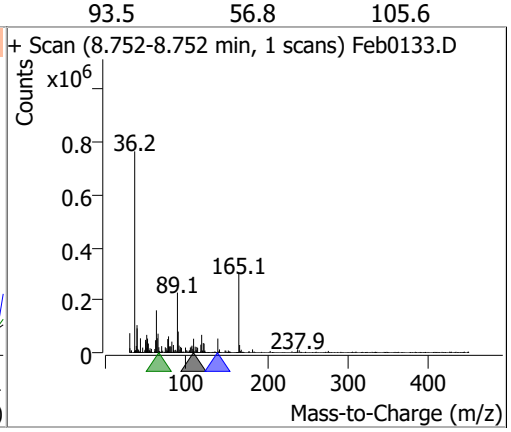

Compound	Conc.	RT	Dev(Min)	Resp.	QIon	QRatio	Lower	Upper
2,4-Dinitrotoluene	83.4210	8.75	0.00	273286	63.0	53.2	47.5	88.1
					89.0	75.4	45.8	85.1

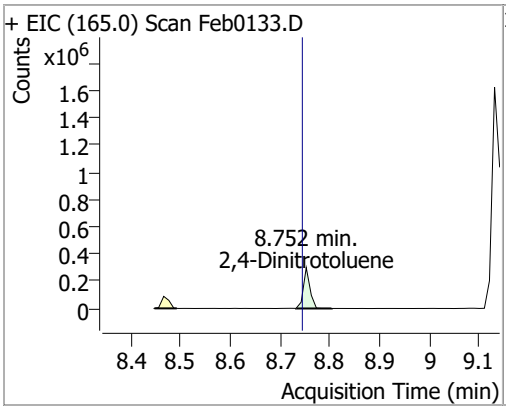

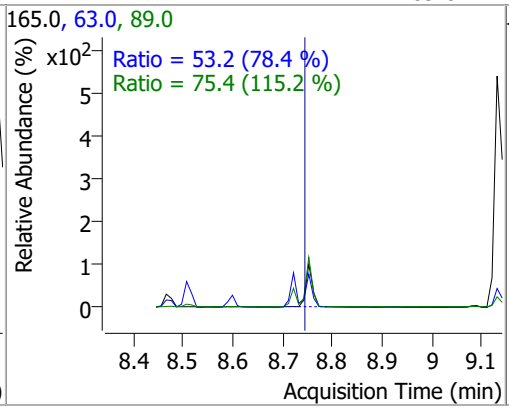

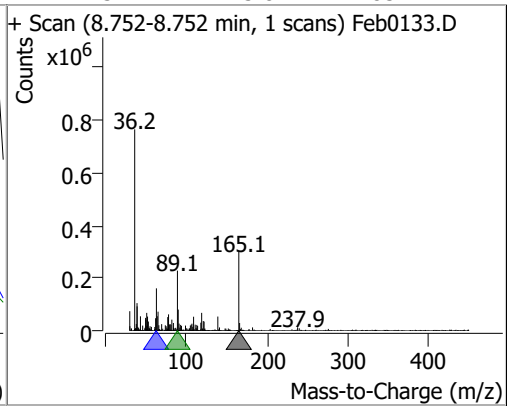

Compound	Conc.	RT	Dev(Min)	Resp.	QIon	QRatio	Lower	Upper
Diethylphthalate	92.8008	9.09	0.00	1854827	177.0	21.5	14.8	27.5
					150.0	12.5	8.8	16.3

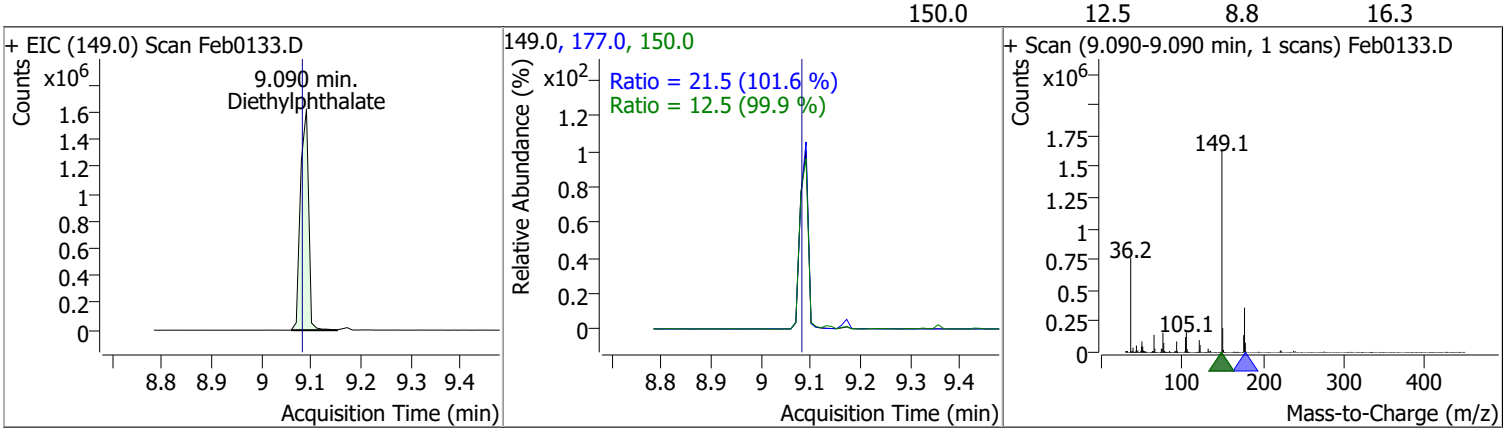

Compound	Conc.	RT	Dev(Min)	Resp.	QIon	QRatio	Lower	Upper
Fluorene	79.2364	9.13	-0.01	1898468	165.0	94.3	64.8	120.4
					167.0	13.8	9.1	16.9

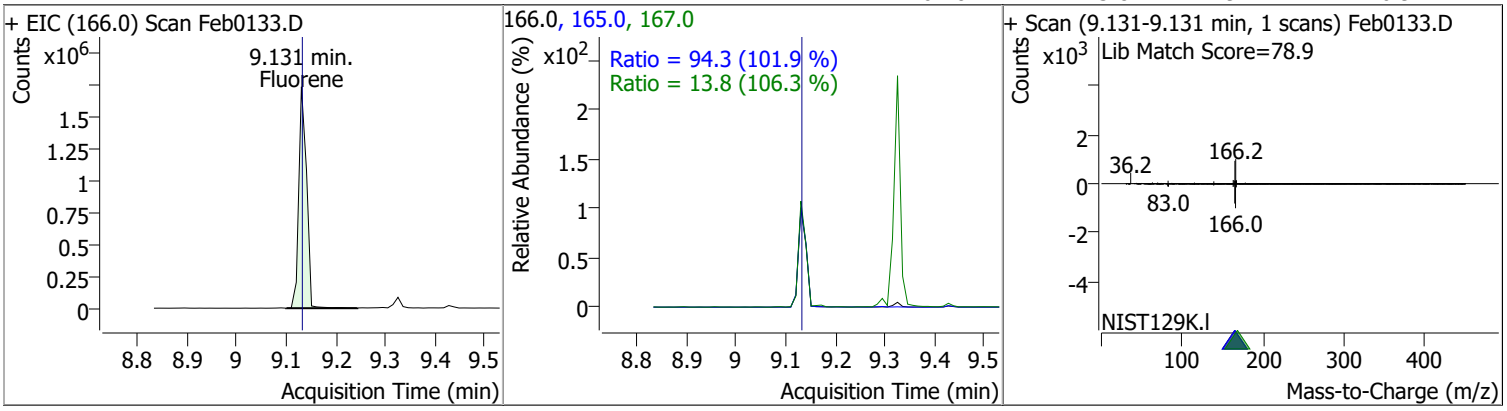

Compound	Conc.	RT	Dev(Min)	Resp.	QIon	QRatio	Lower	Upper
4-Chlorophenyl-phenylether	92.3678	9.17	0.00	958622	141.0	61.6	43.9	81.5
					206.0	33.8	23.2	43.1

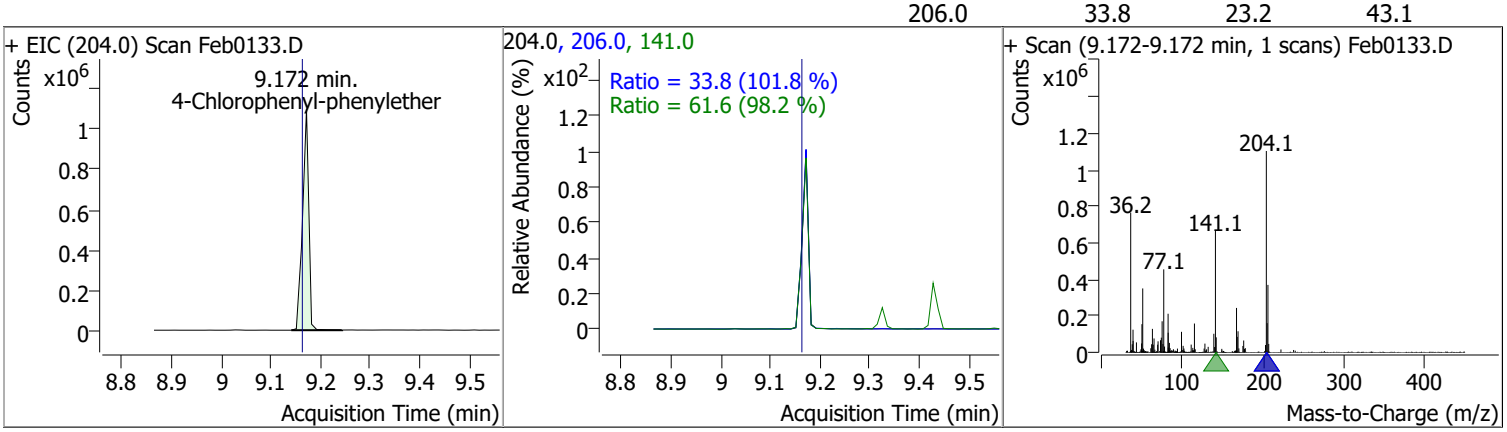

Quantitation Results Report (QT Reviewed)

Compound	Conc.	RT	Dev(Min)	Resp.	QIon	QRatio	Lower	Upper
4-Nitroaniline	68.5058	9.21	0.00	192169	65.0	113.9	70.9	131.7
					92.0	51.1	35.8	66.6

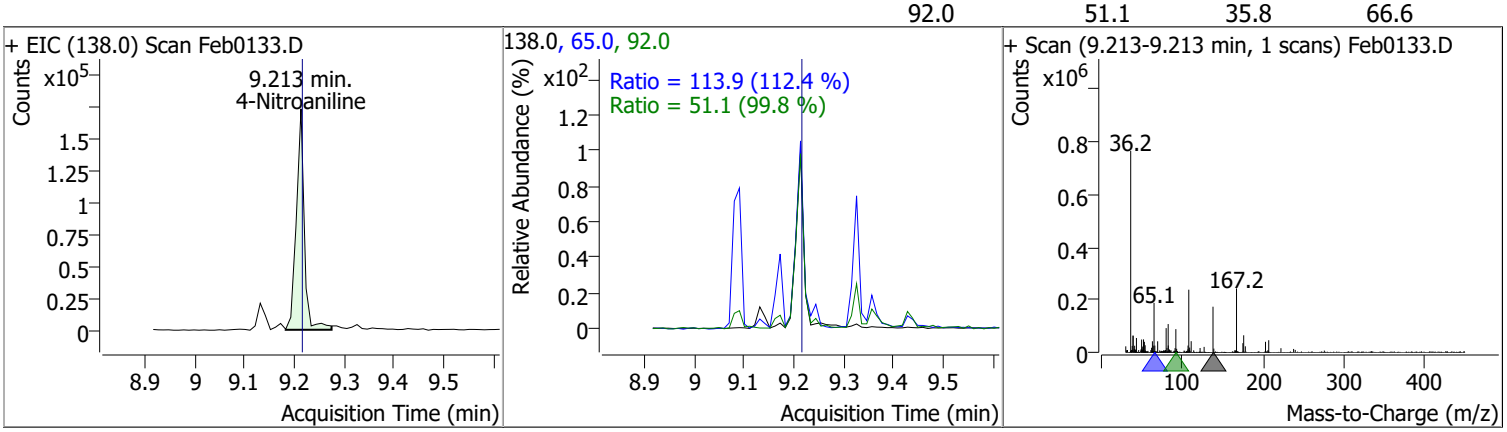

Compound	Conc.	RT	Dev(Min)	Resp.	QIon	QRatio	Lower	Upper
4,6-Dinitro-2-methylphenol	66.6948	9.24	0.00	131614	121.0	45.8	32.5	60.3

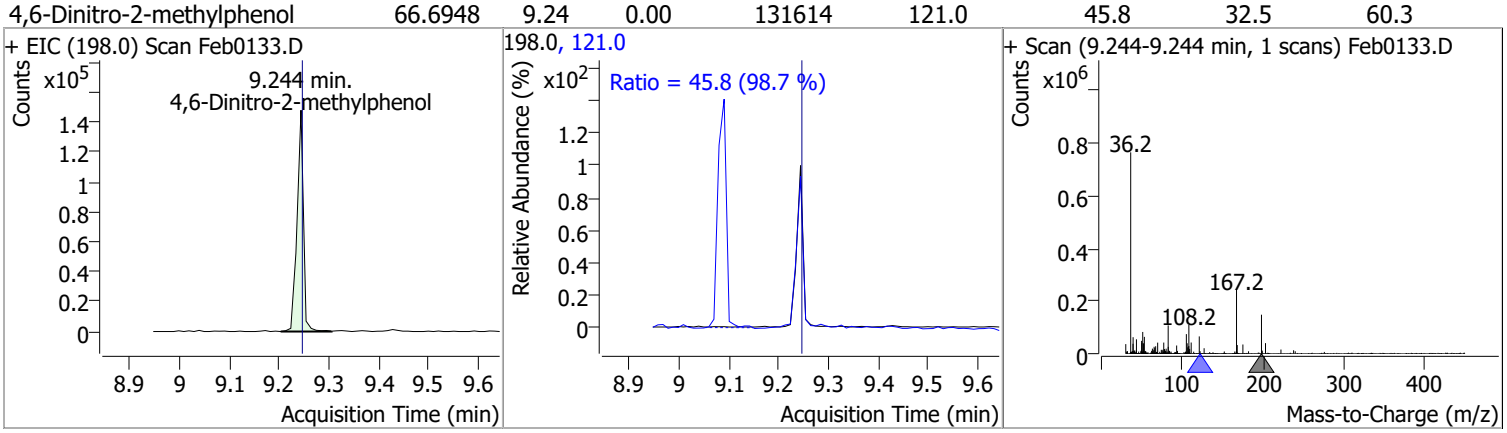

Compound	Conc.	RT	Dev(Min)	Resp.	QIon	QRatio	Lower	Upper
N-nitrosodiphenylamine	83.2978	9.33	0.00	1377396	168.0	63.0	44.3	82.3
					167.0	34.3	24.0	44.6

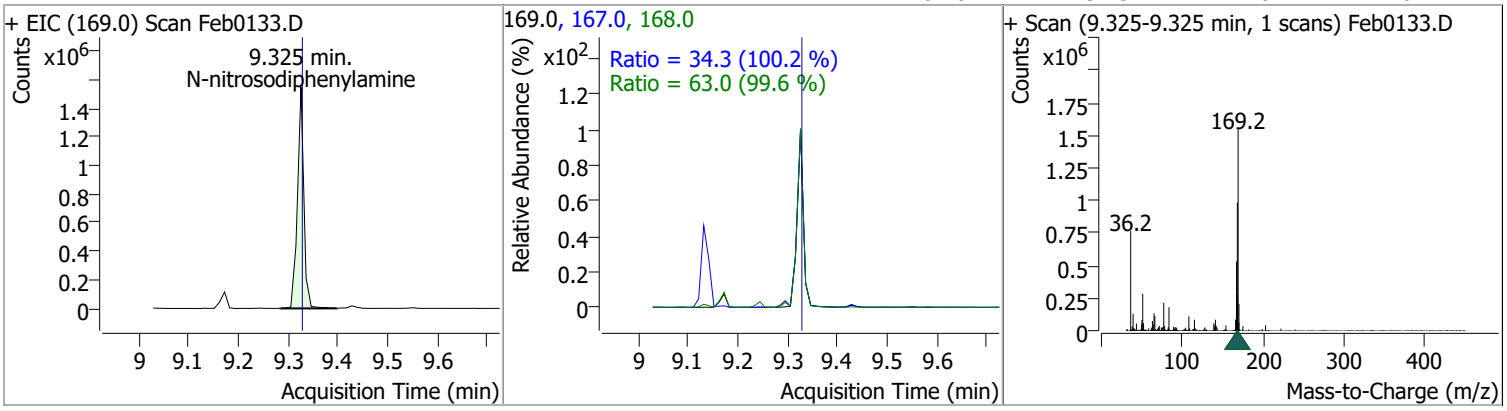

Quantitation Results Report (QT Reviewed)

Compound	Conc.	RT	Dev(Min)	Resp.	QIon	QRatio	Lower	Upper
Azobenzene	76.4541	9.36	0.00	1483210	51.0	36.3	26.4	49.0
					182.0	26.8	19.2	35.7

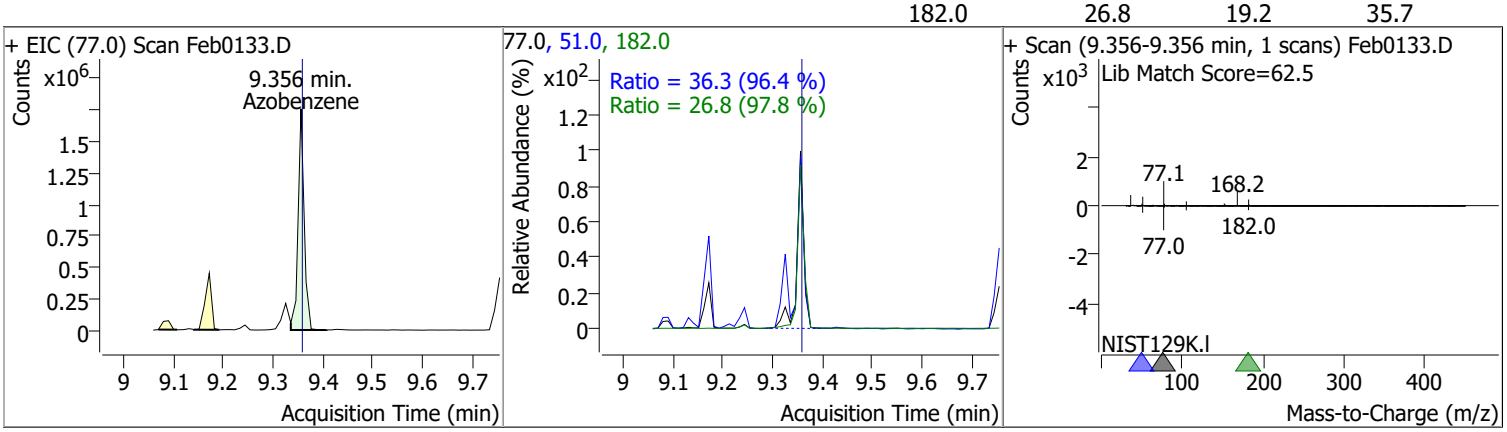

Compound	Conc.	RT	Dev(Min)	Resp.	QIon	QRatio	Lower	Upper
2,4,6-Tribromophenol	150.1858	9.43	0.00	304791	331.8	92.0	65.5	121.6

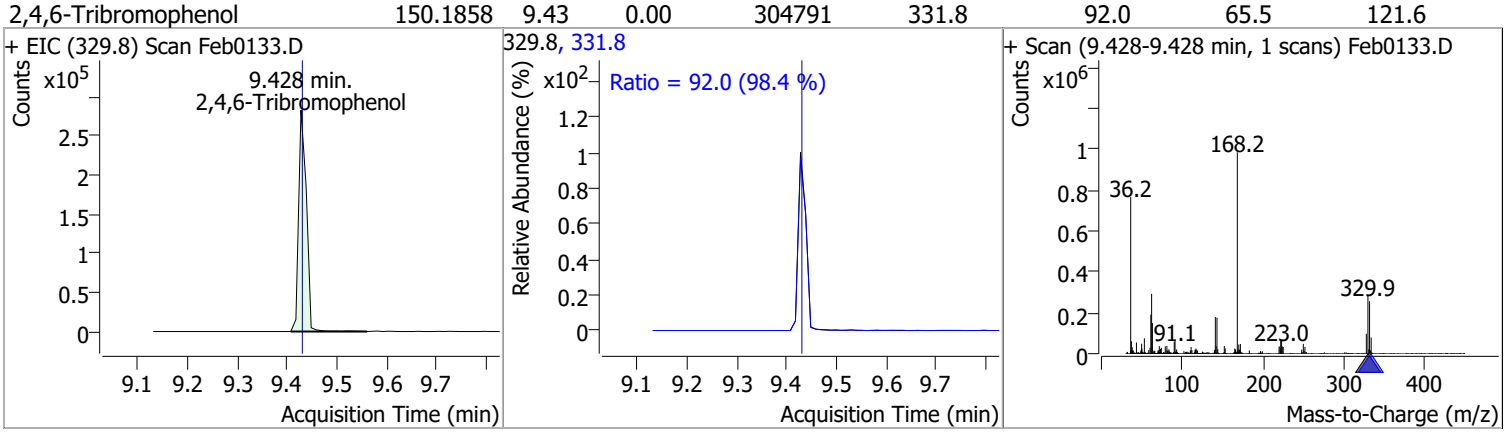

Compound	Conc.	RT	Dev(Min)	Resp.	QIon	QRatio	Lower	Upper
4-Bromophenyl-phenylether	83.2511	9.76	0.00	524421	141.0	98.6	72.5	134.6
					250.0	97.6	70.4	130.7

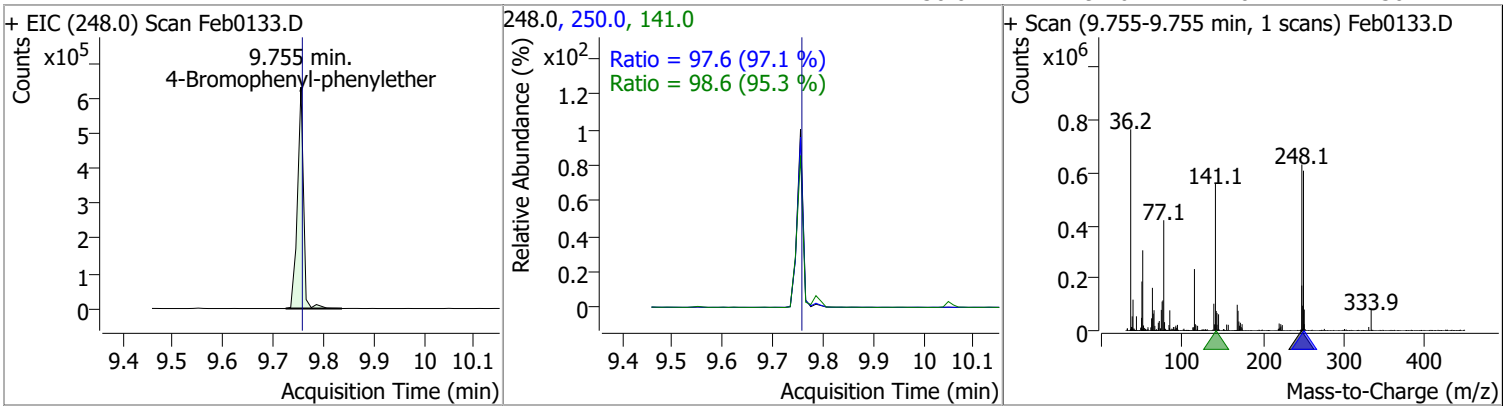

Compound	Conc.	RT	Dev(Min)	Resp.	QIon	QRatio	Lower	Upper
Hexachlorobenzene	69.8744	9.79	-0.01	450583	142.0	54.1	33.1	61.5

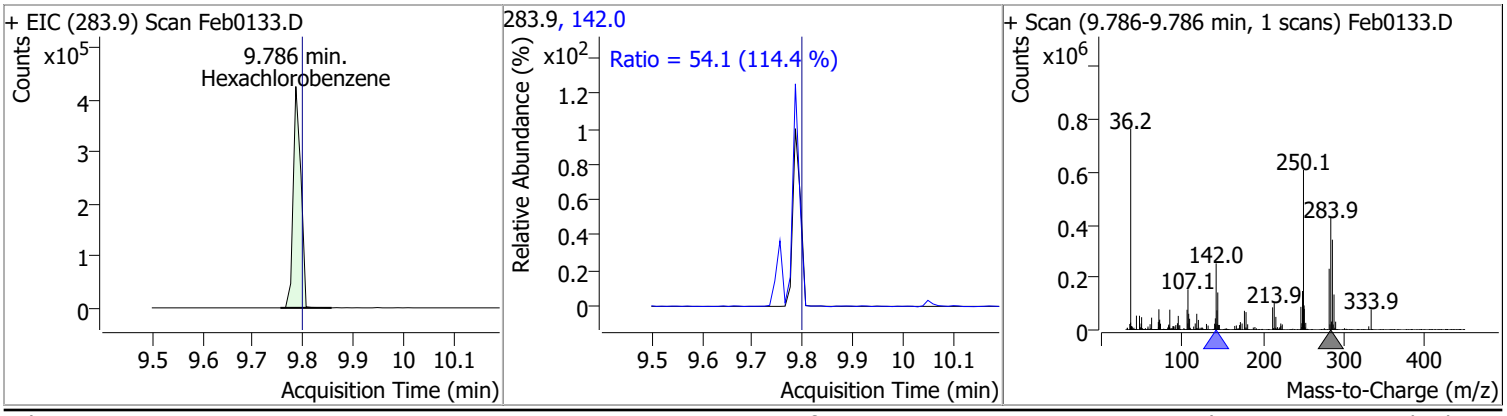

Quantitation Results Report (QT Reviewed)

Compound	Conc.	RT	Dev(Min)	Resp.	QIon	QRatio	Lower	Upper
Pentachlorophenol	71.2834	10.05	0.00	218247	267.9	66.3	45.7	84.8
					263.9	63.3	43.8	81.4

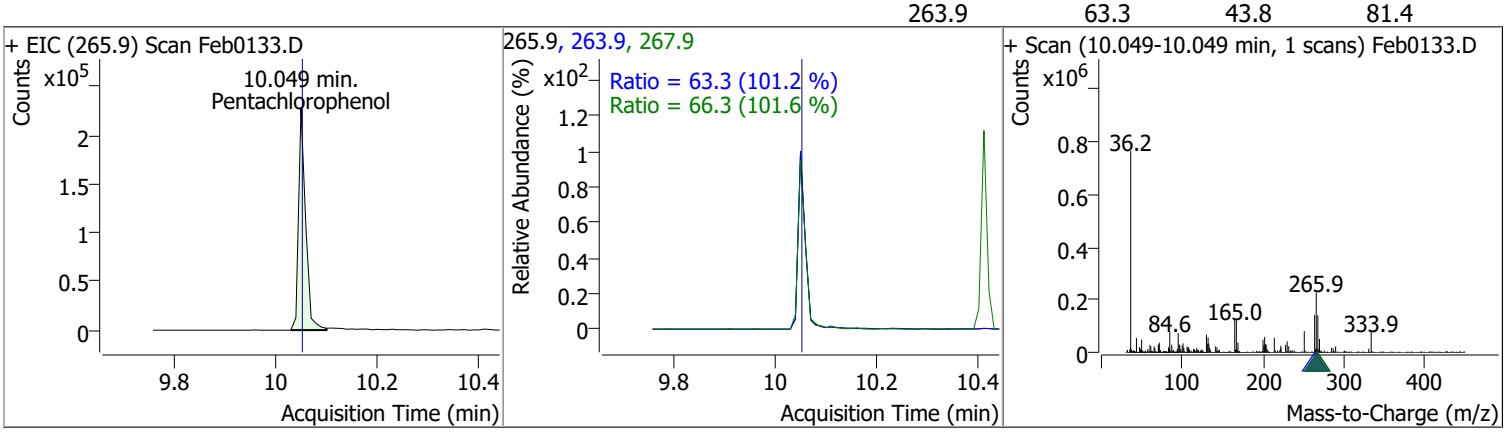

Compound	Conc.	RT	Dev(Min)	Resp.	QIon	QRatio	Lower	Upper
Phenanthrene	74.7371	10.28	-0.01	2562570	176.0	18.8	13.2	24.5

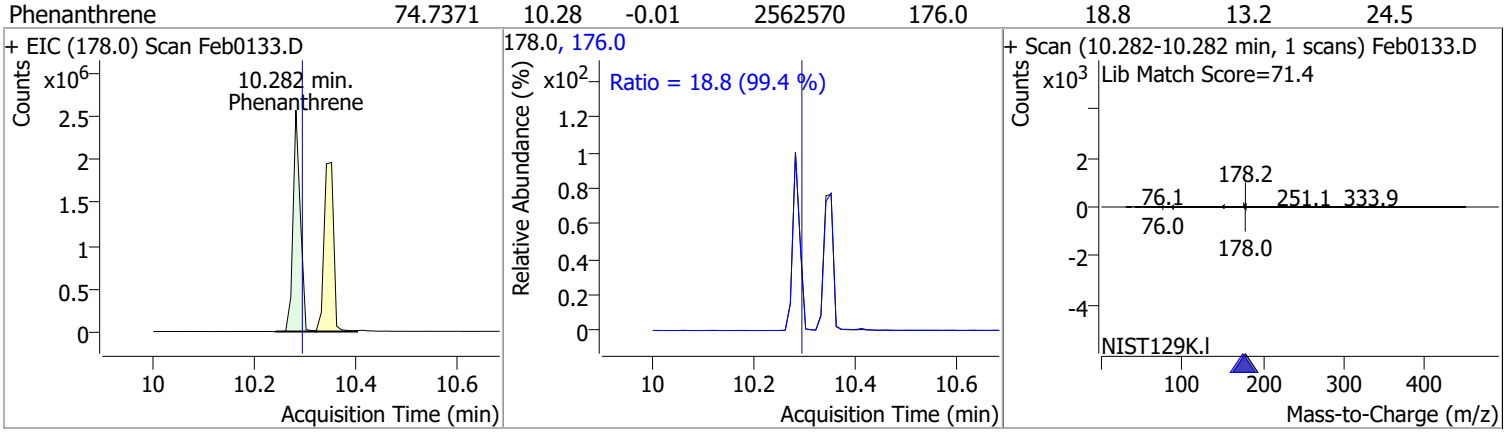

Compound	Conc.	RT	Dev(Min)	Resp.	QIon	QRatio	Lower	Upper
Anthracene	81.1286	10.35	0.00	2585735	176.0	18.5	12.7	23.5

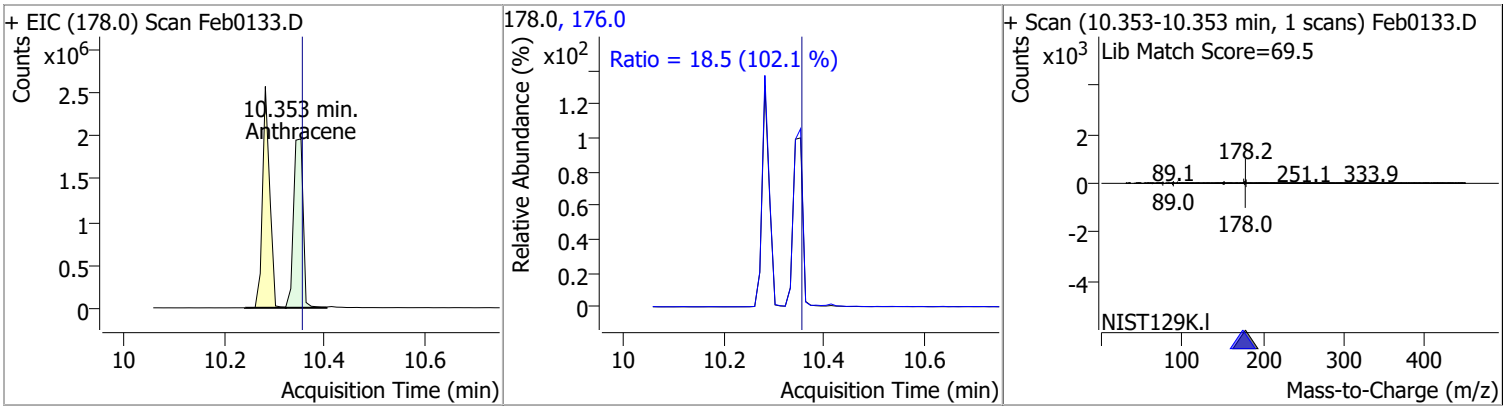

Compound	Conc.	RT	Dev(Min)	Resp.	QIon	QRatio	Lower	Upper
Triallate	80.9174	10.41	0.00	547801	268.0	23.9	19.1	35.4
					143.0	22.1	16.1	30.0

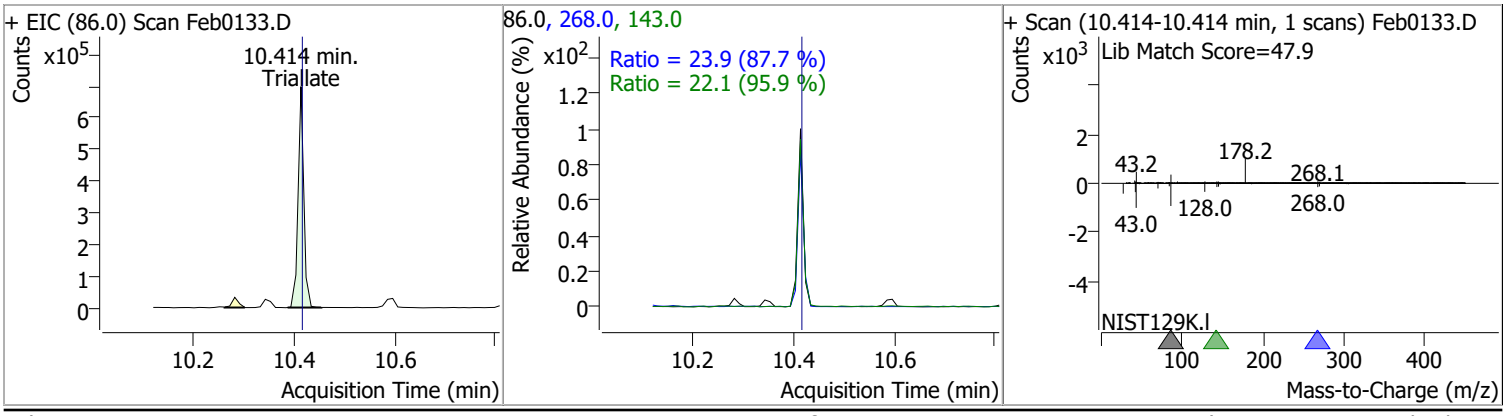

Quantitation Results Report (QT Reviewed)

Compound	Conc.	RT	Dev(Min)	Resp.	QIon	QRatio	Lower	Upper
Carbazole	91.2552	10.60	0.00	2711131	139.0	13.2	9.1	16.9

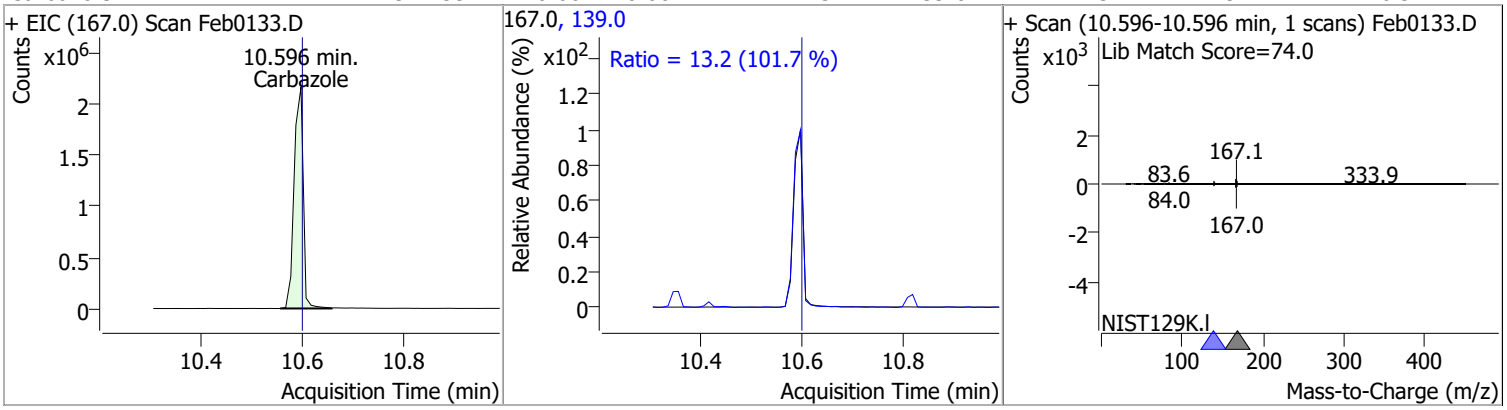

Compound	Conc.	RT	Dev(Min)	Resp.	QIon	QRatio	Lower	Upper
o-Terphenyl	76.7066	10.82	0.00	1364907	229.0	63.7	44.1	81.9
					215.0	36.9	26.4	49.1

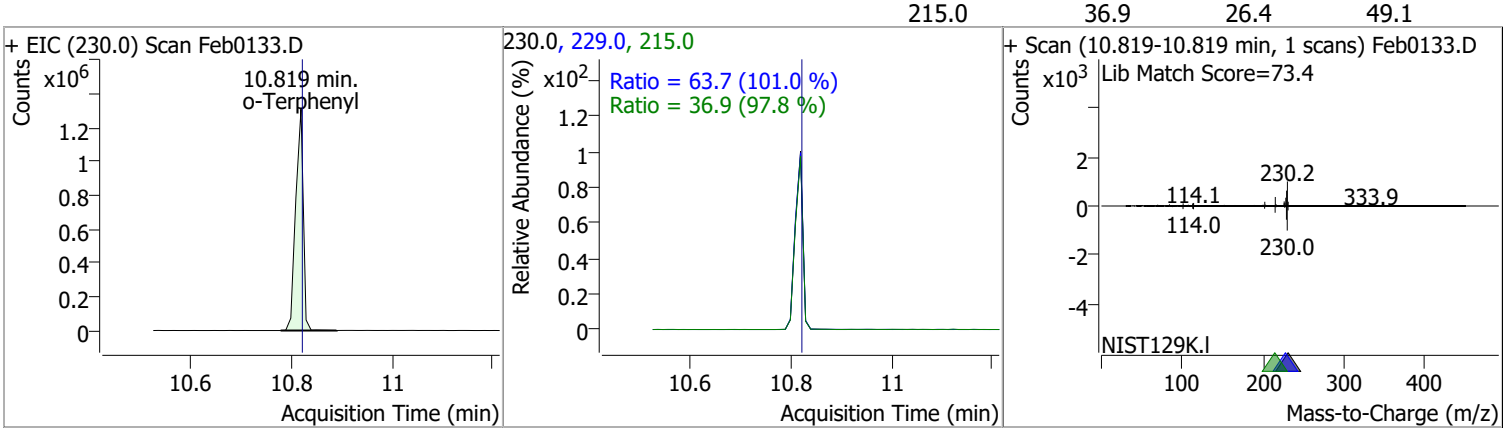

Compound	Conc.	RT	Dev(Min)	Resp.	QIon	QRatio	Lower	Upper
Di-n-Butylphthalate	89.9786	11.20	0.00	2716727	150.0	9.3	6.3	11.6
					104.0	5.9	4.1	7.6

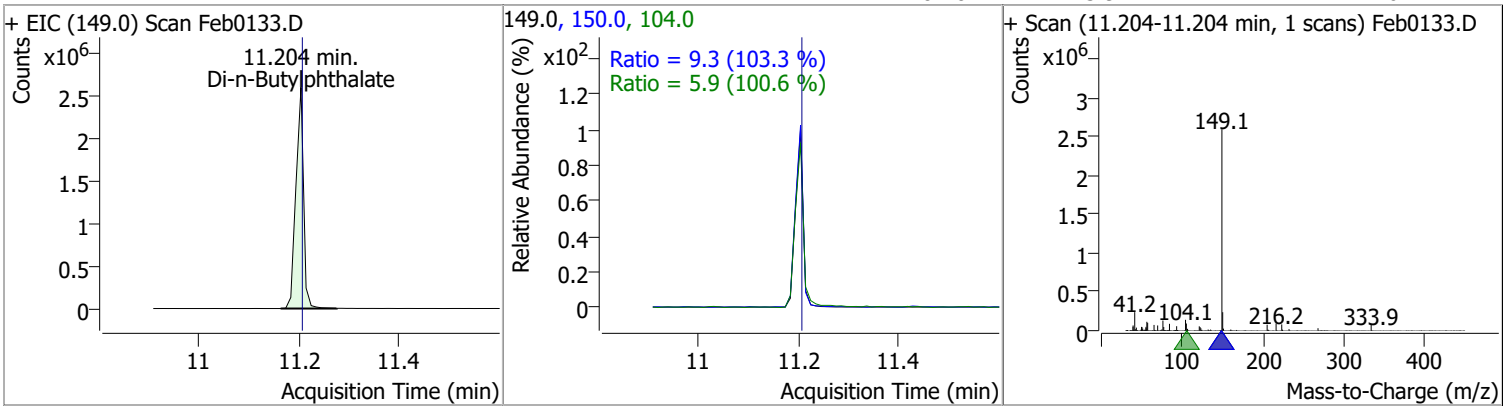

Compound	Conc.	RT	Dev(Min)	Resp.	QIon	QRatio	Lower	Upper
Fluoranthene	75.3856	12.12	0.00	2673356	101.0	13.6	8.6	16.0

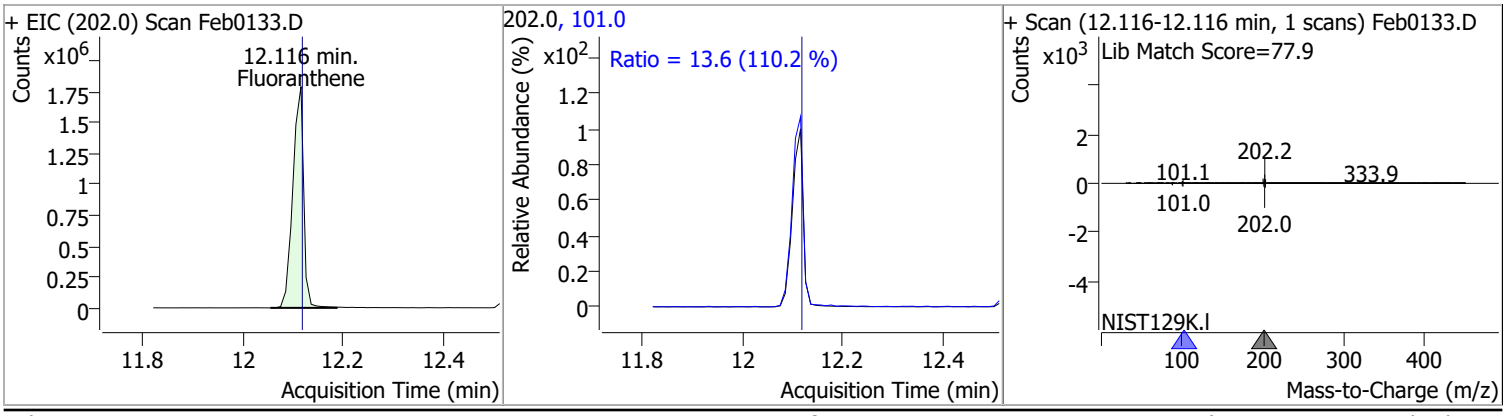

Quantitation Results Report (QT Reviewed)

Compound	Conc.	RT	Dev(Min)	Resp.	QIon	QRatio	Lower	Upper
Benzidine	3.0720	12.49	-0.01	21197 (m)	183.0	13.3	8.5	15.8
					92.0	14.4	5.2	9.7

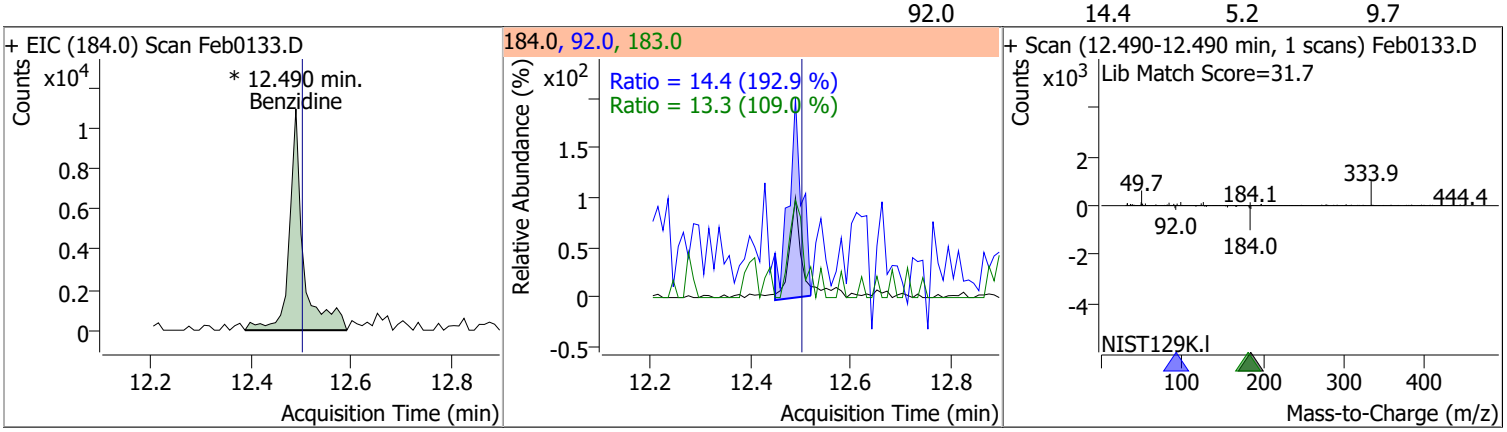

Compound	Conc.	RT	Dev(Min)	Resp.	QIon	QRatio	Lower	Upper
Pyrene	77.2044	12.54	-0.01	2786246	101.0	16.4	9.8	18.2

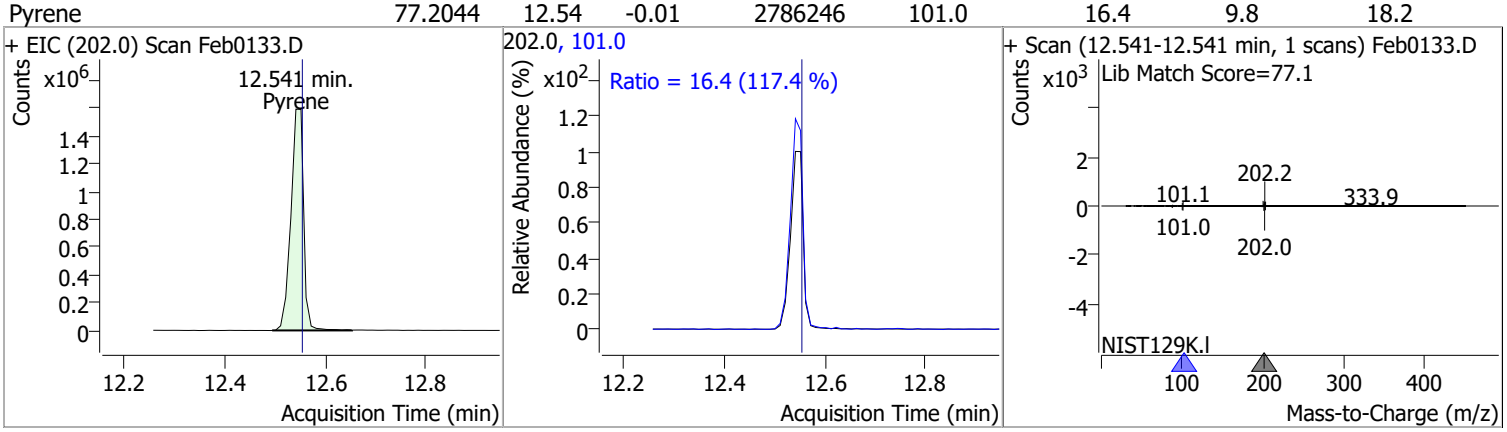

Compound	Conc.	RT	Dev(Min)	Resp.	QIon	QRatio	Lower	Upper
Terphenyl-d14	84.8977	13.06	0.00	2124131	122.0	14.4	8.8	16.4

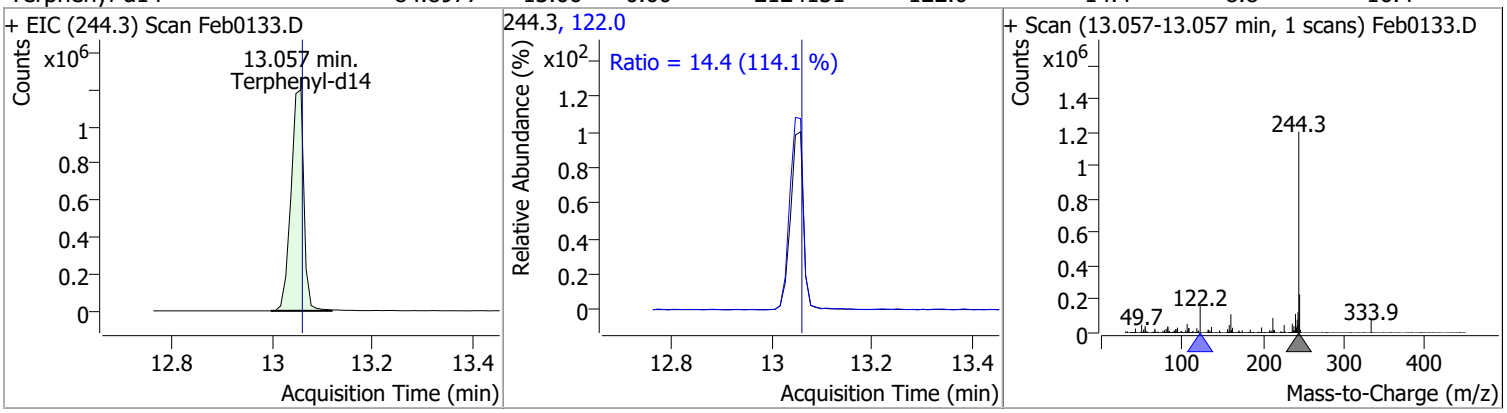

Compound	Conc.	RT	Dev(Min)	Resp.	QIon	QRatio	Lower	Upper
Butylbenzylphthalate	82.5984	14.52	-0.01	822528	91.0	83.5	56.1	104.1
					206.0	18.1	12.9	24.0

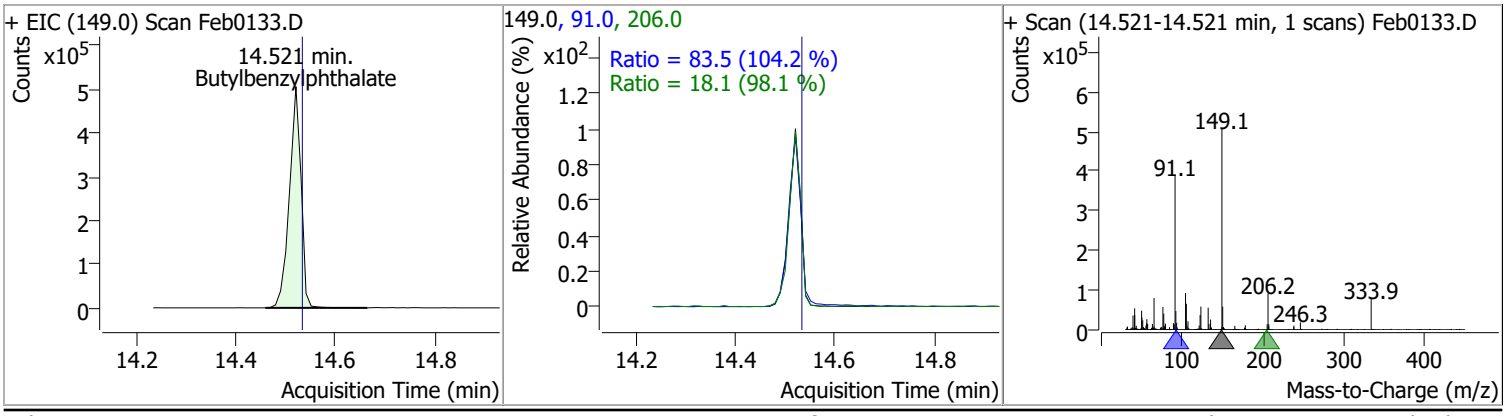

Quantitation Results Report (QT Reviewed)

Compound	Conc.	RT	Dev(Min)	Resp.	QIon	QRatio	Lower	Upper
Benzo(a)Anthracene	82.5757	15.75	-0.01	2180781	226.0	26.2	18.0	33.5
					229.0	20.8	14.6	27.2

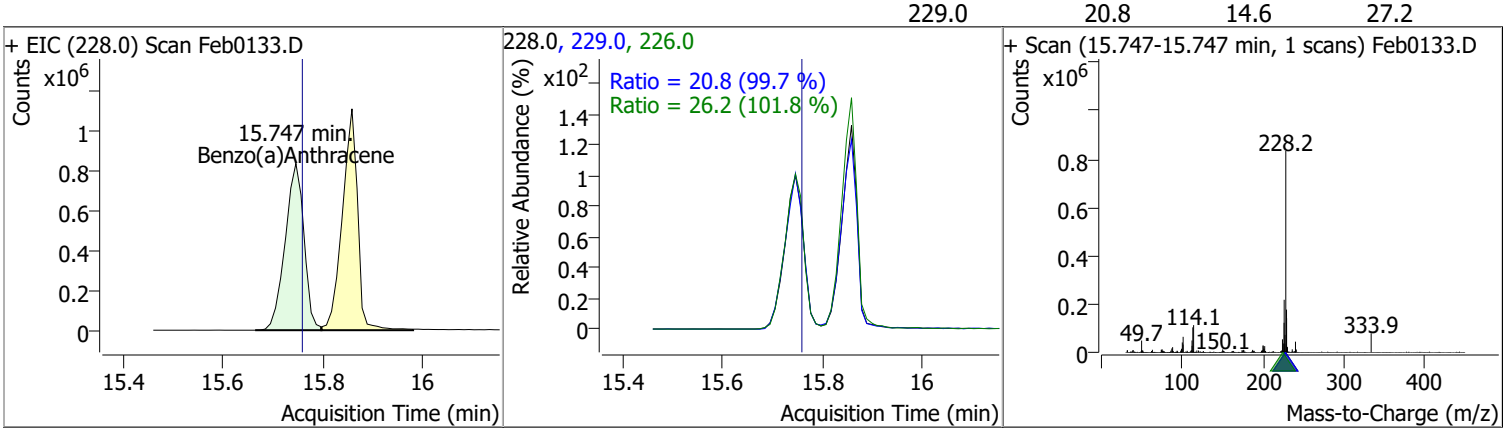

Compound	Conc.	RT	Dev(Min)	Resp.	QIon	QRatio	Lower	Upper
Chrysene	82.8921	15.86	-0.01	2345614	226.0	29.7	20.5	38.1
					229.0	20.2	14.2	26.3

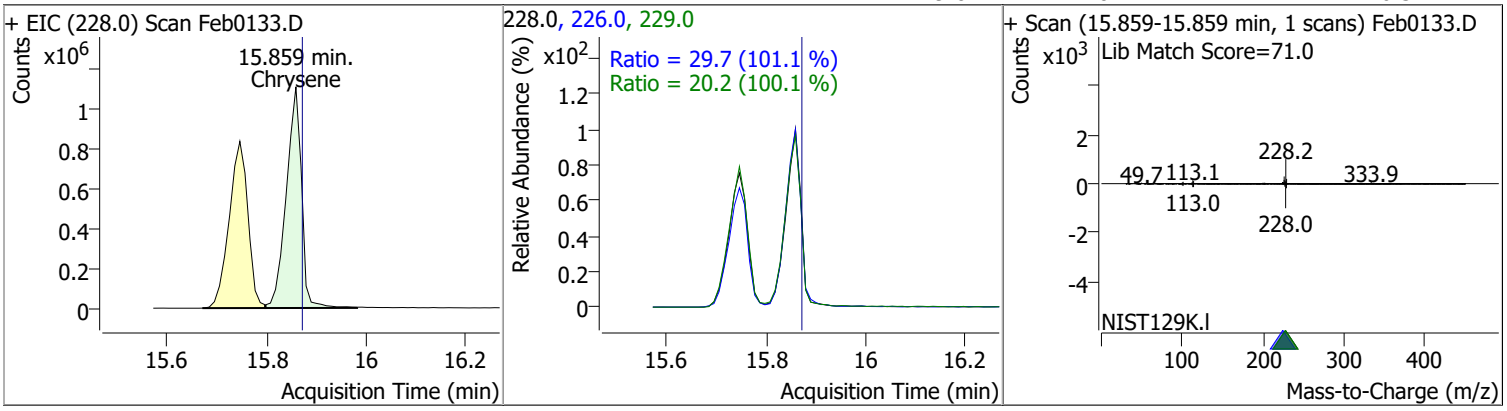

Compound	Conc.	RT	Dev(Min)	Resp.	QIon	QRatio	Lower	Upper
3,3-Dichlorobenzidine	60.0608	15.89	-0.01	502285	254.0	63.6	45.2	83.9

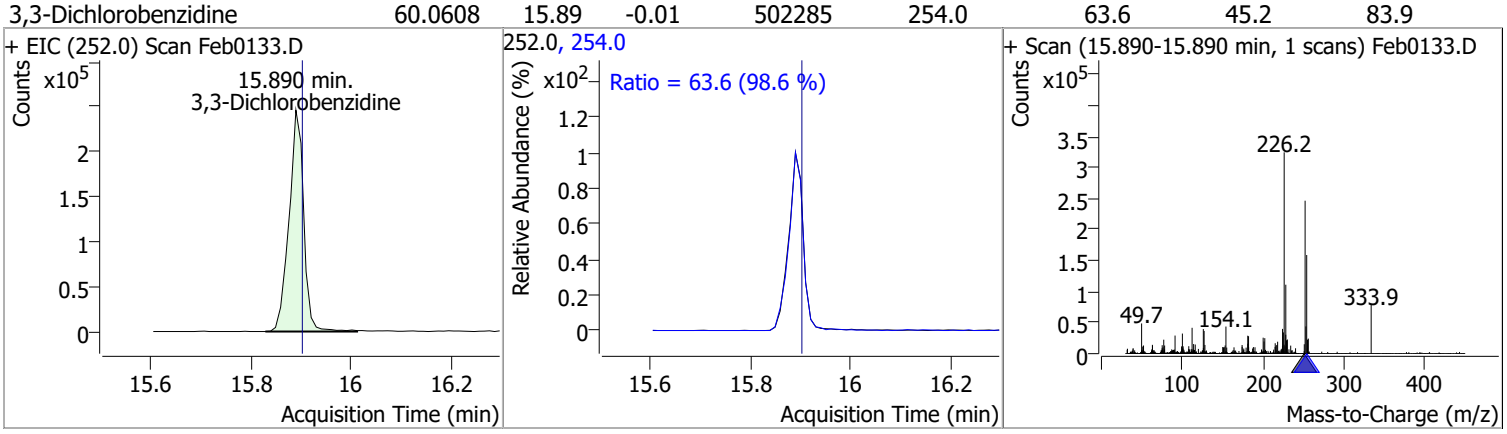

Quantitation Results Report (QT Reviewed)

Compound	Conc.	RT	Dev(Min)	Resp.	QIon	QRatio	Lower	Upper
bis(2-ethylhexyl)Phthalate	68.3973	16.58	-0.01	243300	149.0	389.9	270.0	501.5
					279.0	15.0	10.7	19.9

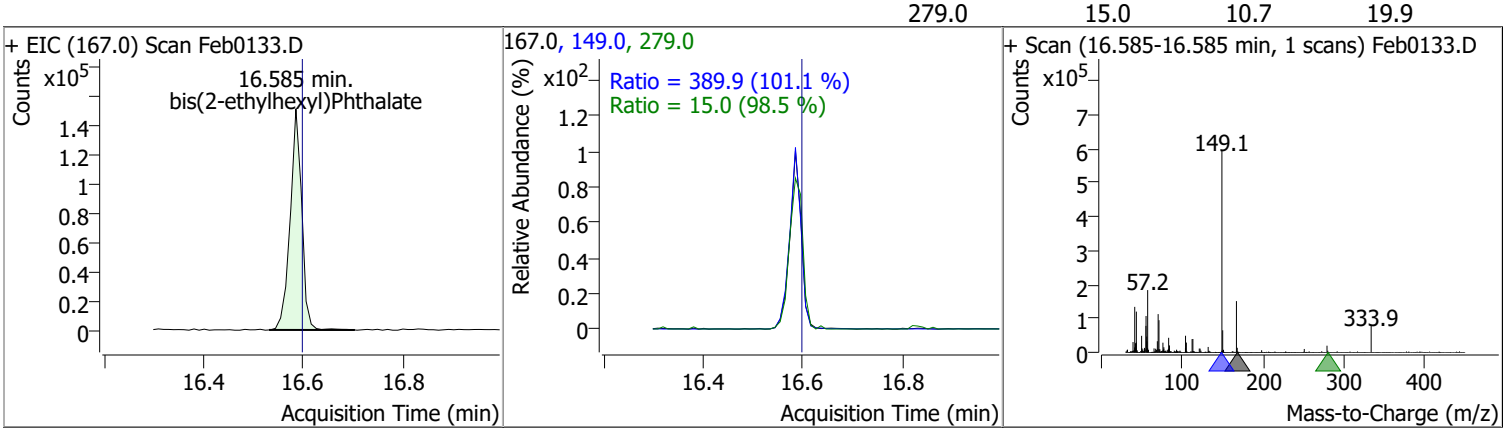

Compound	Conc.	RT	Dev(Min)	Resp.	QIon	QRatio	Lower	Upper
Di-n-octyl Phthalate	70.0179	18.29	0.00	1691620	150.0	9.7	6.7	12.4

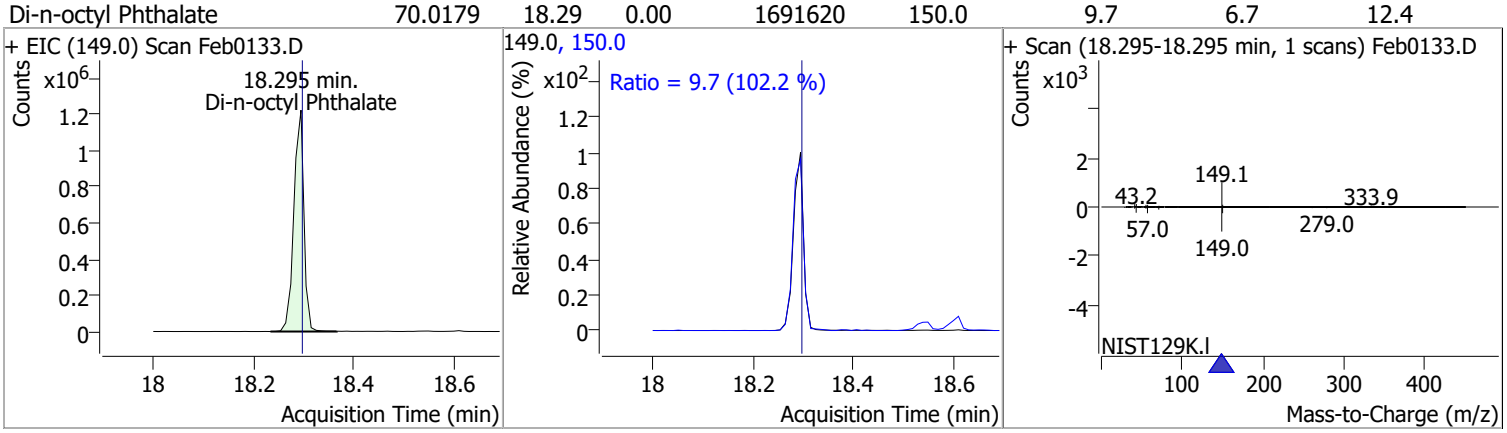

Compound	Conc.	RT	Dev(Min)	Resp.	QIon	QRatio	Lower	Upper
Benzo(b)fluoranthene	82.4209	18.55	0.00	2053993	253.0	22.4	15.7	29.2

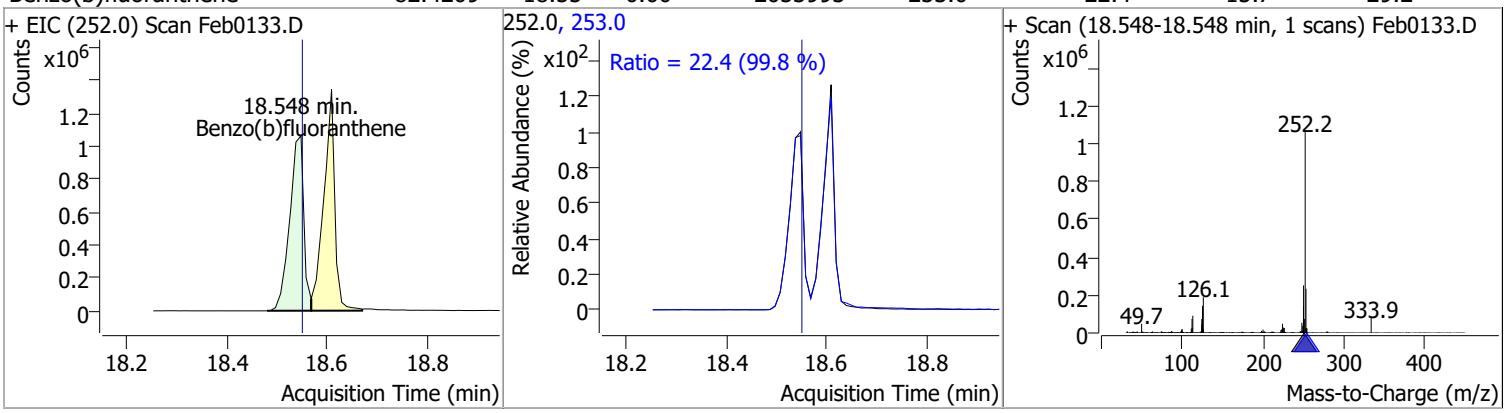

Compound	Conc.	RT	Dev(Min)	Resp.	QIon	QRatio	Lower	Upper
Benzo(k)fluoranthene	74.4494	18.61	0.00	2038527	253.0	21.9	15.9	29.5

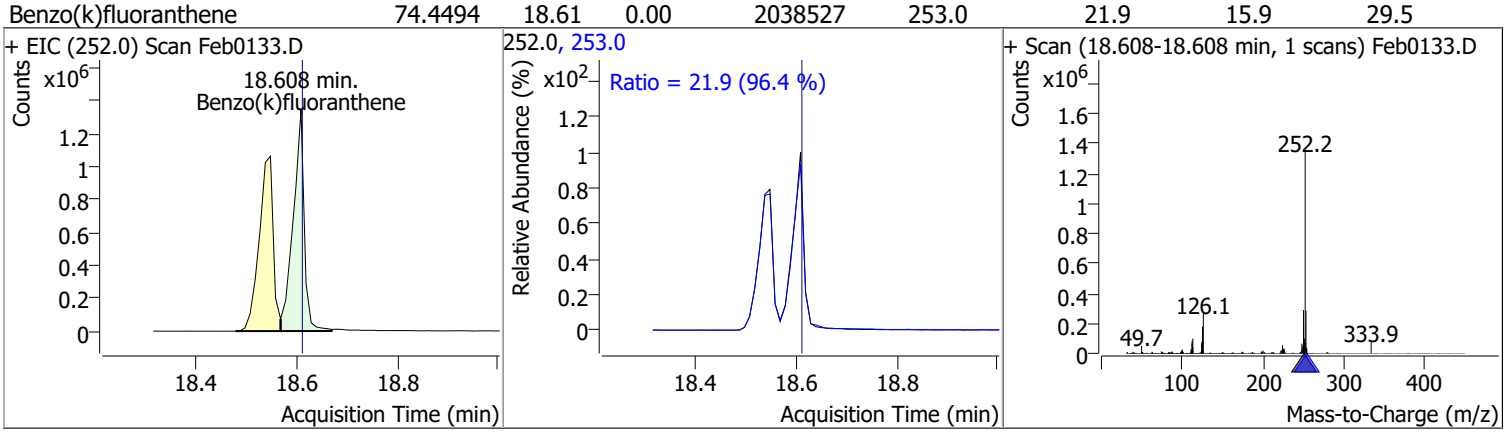

Quantitation Results Report (QT Reviewed)

Compound	Conc.	RT	Dev(Min)	Resp.	QIon	QRatio	Lower	Upper
Benzo(a)pyrene	77.2981	19.15	0.00	1828283	253.0	22.6	15.8	29.4

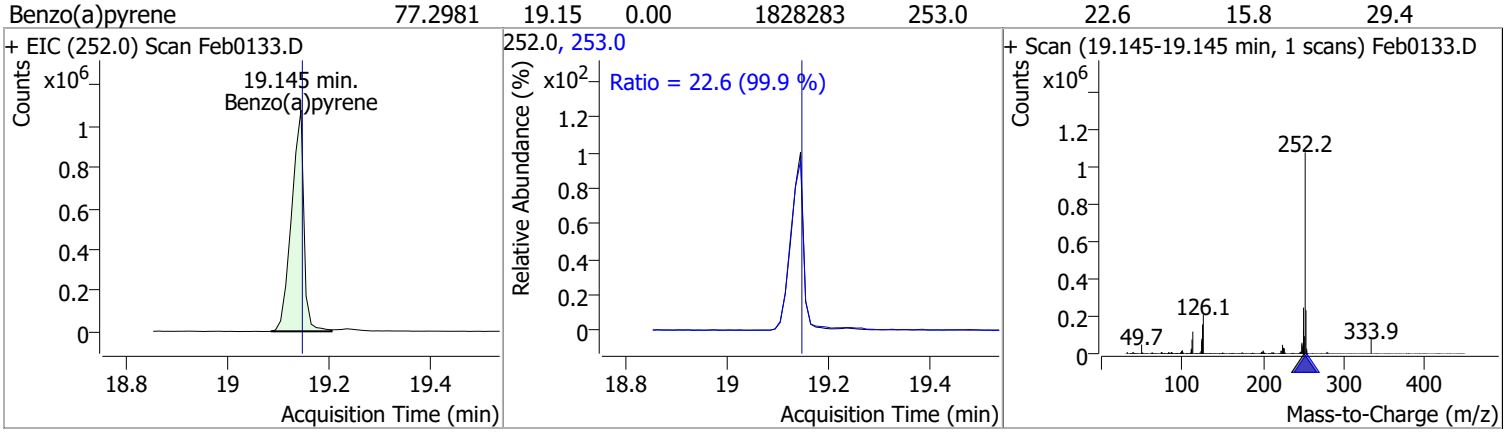

Compound	Conc.	RT	Dev(Min)	Resp.	QIon	QRatio	Lower	Upper
Indeno(1,2,3-c,d)pyrene	81.1206	20.90	-0.01	1545838	138.0	31.3	20.2	37.5

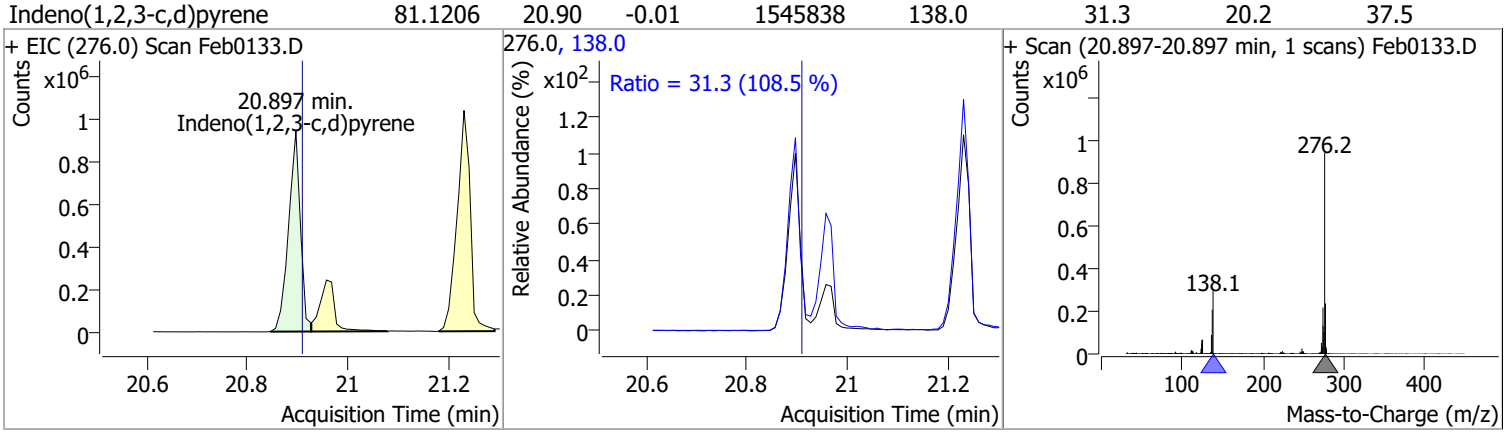

Compound	Conc.	RT	Dev(Min)	Resp.	QIon	QRatio	Lower	Upper
Dibenzo(a,h)anthracene	89.4673	20.96	-0.01	1804741	139.0	25.7	17.1	31.7
					279.0	24.9	16.6	30.8

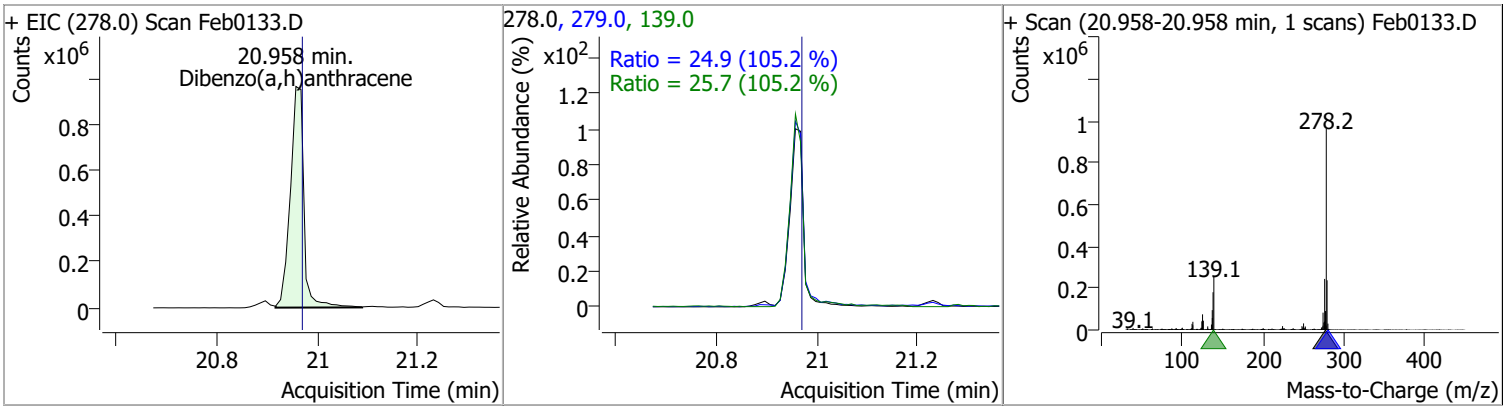

Compound	Conc.	RT	Dev(Min)	Resp.	QIon	QRatio	Lower	Upper
Benzo(g,h,i)perylene	82.9265	21.23	-0.01	1908558	138.0	33.5	22.8	42.3
					277.0	24.4	16.9	31.4

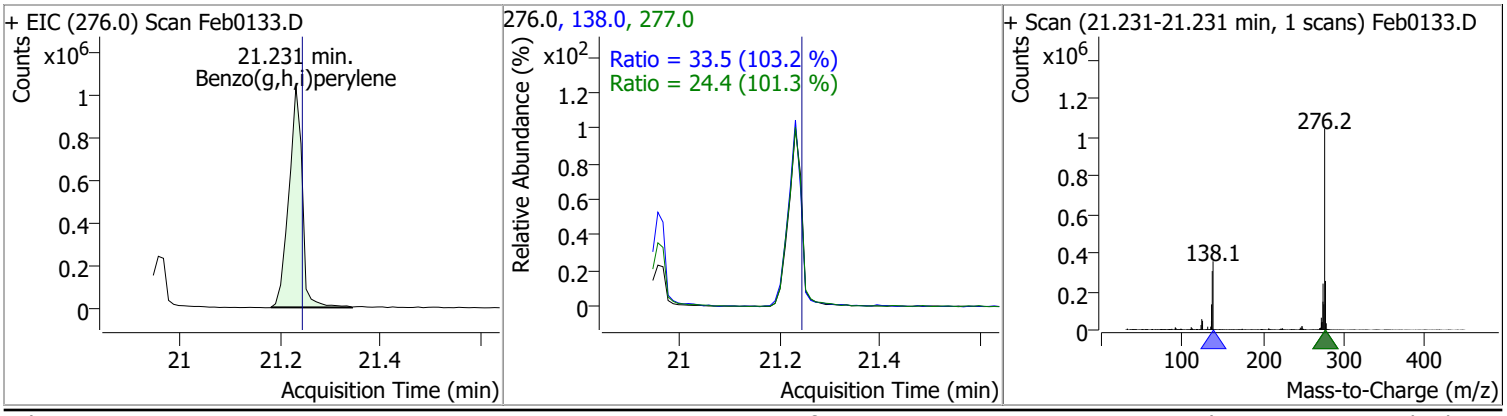

Quantitation Results Report (QT Reviewed)

Data File	Feb0134.D	Operator	LIMS import
Acq. Method	BNA+SIM.M	Acq. Date-Time	2/2/2022 10:20:13 AM
Sample Name	B22011136-001CMSD	Instrument	Instrument #1
Vial	34	Multiplier	1.00
DA Method File	020122 DoD BNA cal.batch.bin	Comment	SVOC-8270-W-LARGO
Tune File	dftppdsm.u	Tune Date	1/25/2022 7:52:00 PM
Batch Name	020122 DoD BNA.batch.bin	Last Calib Update	2/16/2022 11:05:20 AM
Ref Library	D:\Org\Library\NIST129K.l		

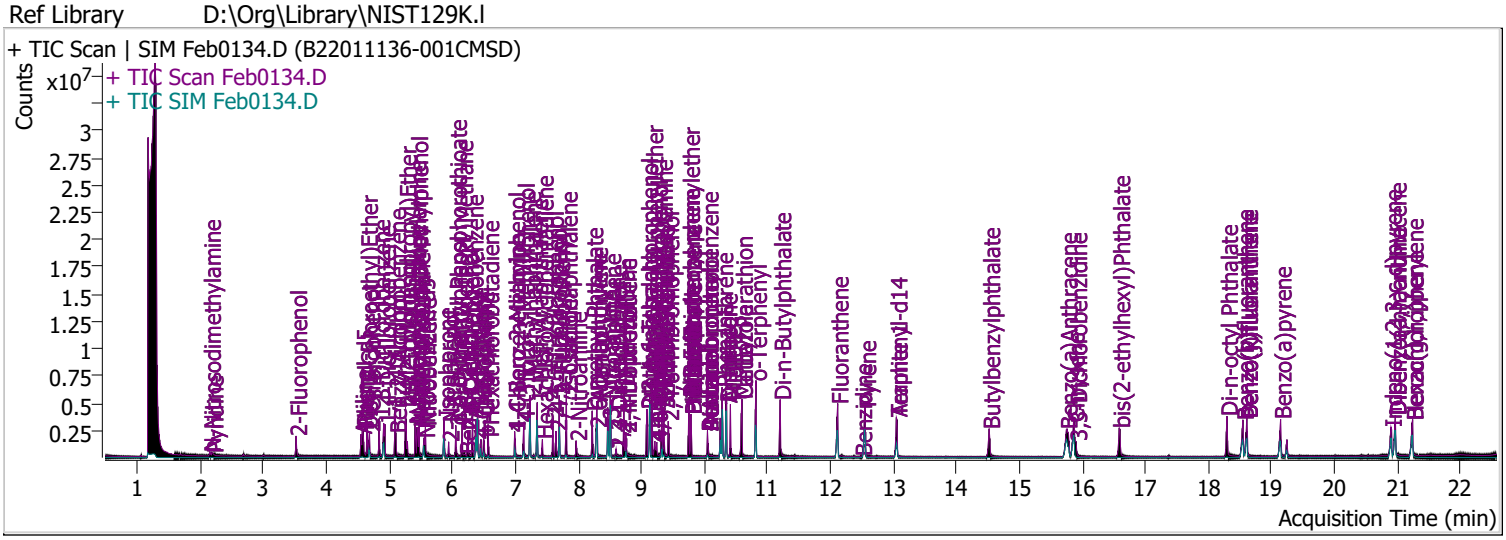

Compound	RT	QIon	Resp.	Conc.	Units		Dev(Min)
Internal Standards							
System Monitoring Compounds							
S 2-Fluorophenol	3.520	112.0	612666	55.9942	µg/L		0.000
Spiked Amount: 200.000	Range: 10.0 - 75.0%			Recovery = 28.00%			
S Phenol-d5	4.572	99.0	904348	62.8632	µg/L		0.000
Spiked Amount: 200.000	Range: 10.0 - 65.0%			Recovery = 31.43%			
S Nitrobenzene-d5	5.553	82.0	451259	60.2998	µg/L		0.000
Spiked Amount: 100.000	Range: 32.0 - 94.0%			Recovery = 60.30%			
S 2-Fluorobiphenyl	7.697	172.0	1508434	61.5321	µg/L		0.000
Spiked Amount: 100.000	Range: 28.0 - 107.0%			Recovery = 61.53%			
S 2,4,6-Tribromophenol	9.428	329.8	314416	142.4467	µg/L		0.000
Spiked Amount: 200.000	Range: 25.0 - 140.0%			Recovery = 71.22%			
S Terphenyl-d14	13.047	244.3	2157976	79.2625	µg/L		-0.010
Spiked Amount: 100.000	Range: 32.0 - 122.0%			Recovery = 79.26%			
Target Compounds							**QValue**
T N-Nitrosodimethylamine	2.152	74.0	137650	42.9181	µg/L		88
T Pyridine	2.193	79.0	223582	27.0292	µg/L		83
T Aniline	4.552	93.0	816419	37.2186	µg/L	m	100
T Phenol	4.583	94.0	611134	36.3162	µg/L		89
T bis(-2-Chloroethyl)Ether	4.644	63.0	612551	69.5833	µg/L	m	99
T 2-Chlorophenol	4.685	128.0	690781	52.1508	µg/L		99
T 1,3-Dichlorobenzene	4.838	146.0	768423	46.3995	µg/L		99
T 1,4-Dichlorobenzene	4.930	146.0	750761	42.9067	µg/L	m	97
T 1,2-Dichlorobenzene	5.093	146.0	793019	46.6427	µg/L	m	98
T Benzyl Alcohol	5.103	108.0	379552	51.9504	µg/L		96
T 2-Methylphenol	5.257	107.0	679852	58.0164	µg/L		97
T bis(2-chloroisopropyl)Ether	5.257	121.0	303004	64.4753	µg/L		87
T N-nitroso-Di-n-propylamine	5.410	70.0	579136	69.4183	µg/L		99
T 4Methylphenol/3Methylphenol	5.440	107.0	926816	55.7011	µg/L		99
T Hexachloroethane	5.471	117.0	187345	42.2957	µg/L		95

Compound	RT	QIon	Resp.	Conc.	Units		Dev(Min)
T Nitrobenzene	5.573	123.1	271366	74.4834	µg/L		98
T Isophorone	5.869	82.0	1393680	64.3316	µg/L		100
T 2-Nitrophenol	5.941	139.0	189181	63.4124	µg/L		98
T 2,4-Dimethylphenol	6.054	122.0	483633	49.4292	µg/L		94
T bis(-2-Chloroethoxy)Methane	6.157	93.0	867079	75.4168	µg/L		97
T 2,4-Dichlorophenol	6.249	162.0	515234	55.3267	µg/L		99
T Benzoic Acid	6.208	105.0	111017	20.3903	µg/L		90
T 1,2,4-Trichlorobenzene	6.321	180.0	661408	59.0934	µg/L		98
T Naphthalene	6.403	128.0	2631406	81.9758	µg/L		95
T 4-Chlorophenol	6.455	130.0	165848	52.1042	µg/L	m	79
T p-Chloroaniline	6.496	127.0	671872	48.8069	µg/L	m	99
T Hexachlorobutadiene	6.567	224.9	282817	49.9680	µg/L		97
T 4-Chloro-2-Methylphenol	6.989	107.0	519604	64.3049	µg/L		97
T 4-Chloro-3-Methylphenol	7.132	107.0	651700	74.2680	µg/L		95
T 2-Methylnaphthalene	7.235	141.0	1384107	71.0780	µg/L		98
T 1-Methylnaphthalene	7.348	141.0	1230333	64.3099	µg/L	m	98
T Hexachlorocyclopentadiene	7.430	236.9	197368	57.8778	µg/L		99
T 2,4,6-Trichlorophenol	7.594	196.0	397888	74.0676	µg/L	m	97
T 2,4,5-Trichlorophenol	7.646	196.0	435177	69.2615	µg/L	m	98
T 2-Chloronaphthalene	7.810	162.0	1640397	81.9320	µg/L		99
T 2-Nitroaniline	7.964	65.0	230216	76.7804	µg/L		95
T Dimethyl Phthalate	8.220	163.0	1714747	82.3621	µg/L		97
T 2,6-Dinitrotoluene	8.282	165.0	221316	84.7171	µg/L		93
T Acenaphthylene	8.292	152.1	2340674	71.9282	µg/L		100
T 3-Nitroaniline	8.476	138.0	196642	66.4339	µg/L		92
T Acenaphthene	8.507	154.0	1471161	78.8773	µg/L	m	98
T 2,4-Dinitrophenol	8.599	184.0	82548	55.0525	µg/L		86
T Dibenzofuran	8.722	168.0	2304041	79.7793	µg/L		97
T 4-Nitrophenol	8.752	109.0	100405	35.9979	µg/L	#	1
T 2,4-Dinitrotoluene	8.752	165.0	265835	75.7299	µg/L		88
T Diethylphthalate	9.090	149.0	1904154	88.3931	µg/L		99
T Fluorene	9.131	166.0	1905324	73.0938	µg/L		99
T 4-Chlorophenyl-phenylether	9.172	204.0	956196	84.9177	µg/L		99
T 4-Nitroaniline	9.213	138.0	207563	67.9983	µg/L		97
T 4,6-Dinitro-2-methylphenol	9.243	198.0	138079	64.5960	µg/L		99
T N-nitrosodiphenylamine	9.325	169.0	1427700	78.9599	µg/L		99
T Azobenzene	9.356	77.0	1473222	71.1263	µg/L		97
T 4-Bromophenyl-phenylether	9.755	248.0	547129	79.9475	µg/L		96
T Hexachlorobenzene	9.786	283.9	480751	68.4108	µg/L		92
T Pentachlorophenol	10.049	265.9	248975	74.6641	µg/L		98
T Phenanthrene	10.282	178.0	2656684	70.8536	µg/L		100
T Anthracene	10.353	178.0	2762217	79.6385	µg/L		99
T Triallate	10.414	86.0	609154	82.3777	µg/L		96
T Carbazole	10.596	167.0	2843775	88.2056	µg/L		99
T o-Terphenyl	10.819	230.0	1512431	78.1093	µg/L		99
T Di-n-Butylphthalate	11.204	149.0	3009865	91.5192	µg/L		100
T Fluoranthene	12.115	202.0	2945917	76.3936	µg/L		96
T Benzidine	12.490	184.0	46714	4.8854	µg/L		99
T Pyrene	12.551	202.0	3120310	79.4790	µg/L		95
T Butylbenzylphthalate	14.521	149.0	982318	89.8902	µg/L		97
T Benzo(a)Anthracene	15.747	228.0	2495577	86.4341	µg/L		100
T Chrysene	15.859	228.0	2640406	85.3041	µg/L		99
T 3,3-Dichlorobenzidine	15.900	252.0	557700	60.8461	µg/L		99
T bis(2-ethylhexyl)Phthalate	16.585	167.0	334542	84.9965	µg/L		99
T Di-n-octyl Phthalate	18.295	149.0	2225179	84.6187	µg/L		100

Compound	RT	QIon	Resp.	Conc.	Units		Dev(Min)
T Benzo(b)fluoranthene	18.548	252.0	2304656	86.5855	µg/L		100
T Benzo(k)fluoranthene	18.608	252.0	2353069	80.3378	µg/L		100
T Benzo(a)pyrene	19.145	252.0	2116441	83.6391	µg/L		99
T Indeno(1,2,3-c,d)pyrene	20.897	276.0	1785395	87.8393	µg/L	m	94
T Dibenzo(a,h)anthracene	20.968	278.0	2024207	93.8089	µg/L		99
T Benzo(g,h,i)perylene	21.241	276.0	2180468	88.8226	µg/L		99

(#) = Qualifier Out of Range; (m) = Manual Integration; (+) = Area Summed; (*) = Surrogate Percent Recovery Out of Range; (d): Zeroed Peak

Quantitation Results Report (QT Reviewed)

Compound	Conc.	RT	Dev(Min)	Resp.	QIon	QRatio	Lower	Upper
N-Nitrosodimethylamine	42.9181	2.15	0.00	137650	42.0	116.7	91.0	169.1

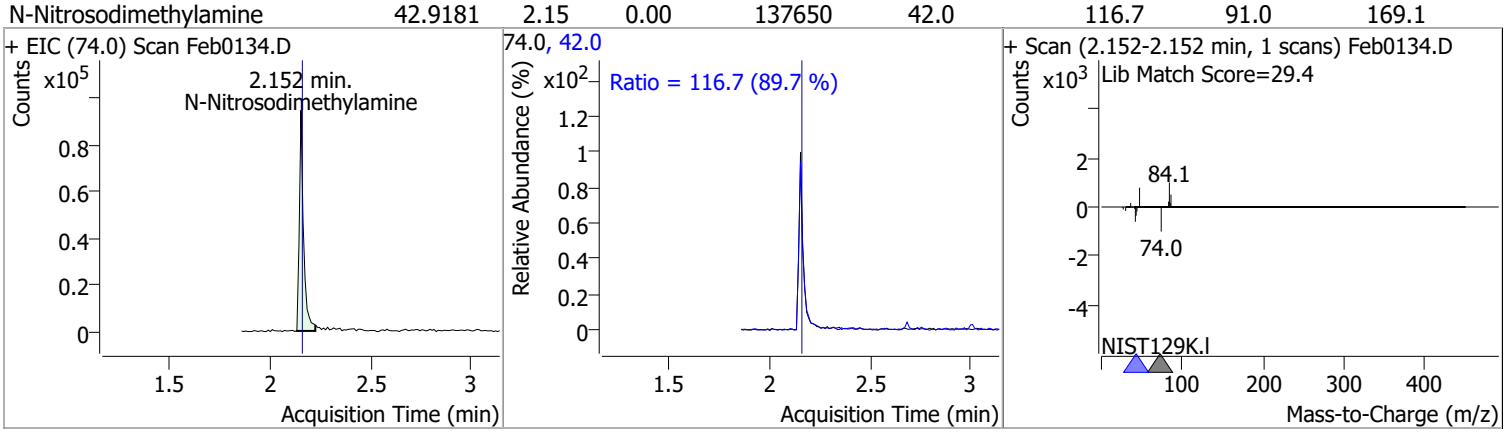

Compound	Conc.	RT	Dev(Min)	Resp.	QIon	QRatio	Lower	Upper
Pyridine	27.0292	2.19	0.01	223582	52.0	84.3	71.2	132.2

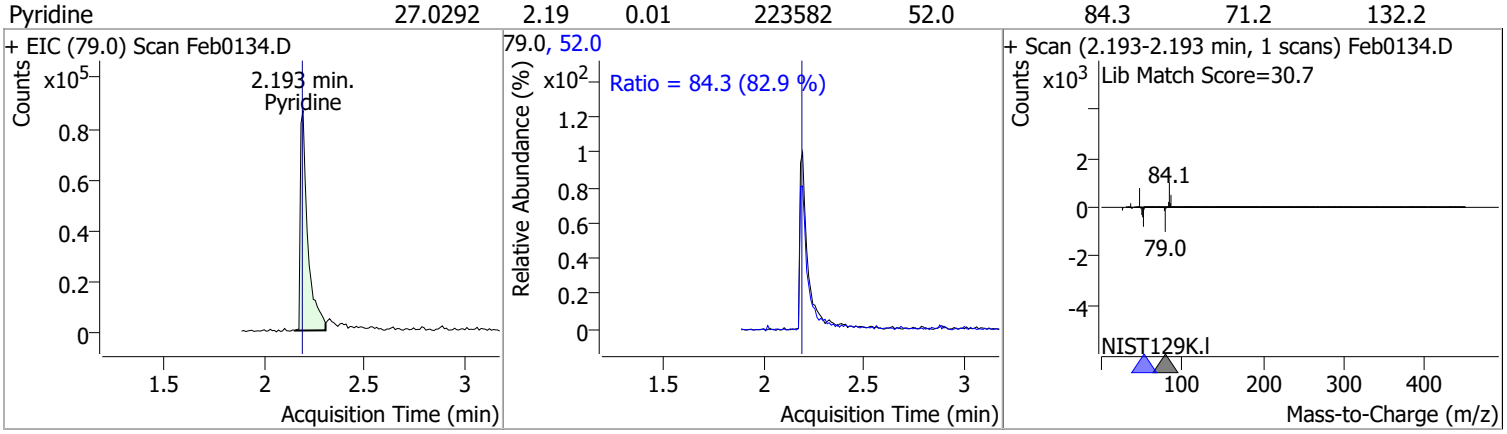

Compound	Conc.	RT	Dev(Min)	Resp.	QIon	QRatio	Lower	Upper
2-Fluorophenol	55.9942	3.52	0.00	612666	64.0	51.5	35.8	66.4
					92.0	19.9	14.3	26.6

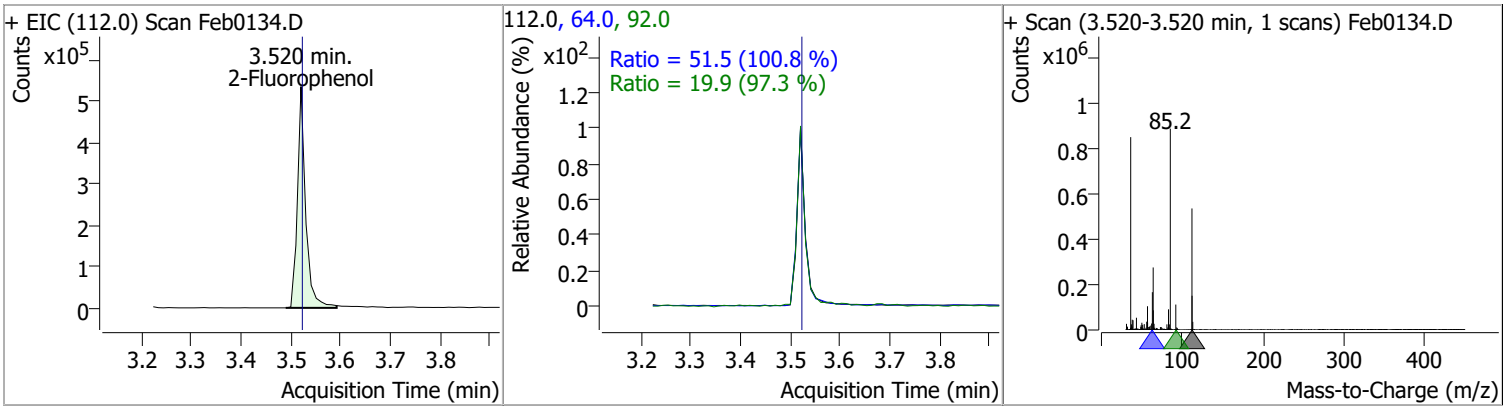

Compound	Conc.	RT	Dev(Min)	Resp.	QIon	QRatio	Lower	Upper
Aniline	37.2186	4.55	0.00	816419 (m)	66.0	35.3	24.5	45.6
					65.0	17.6	12.6	23.4

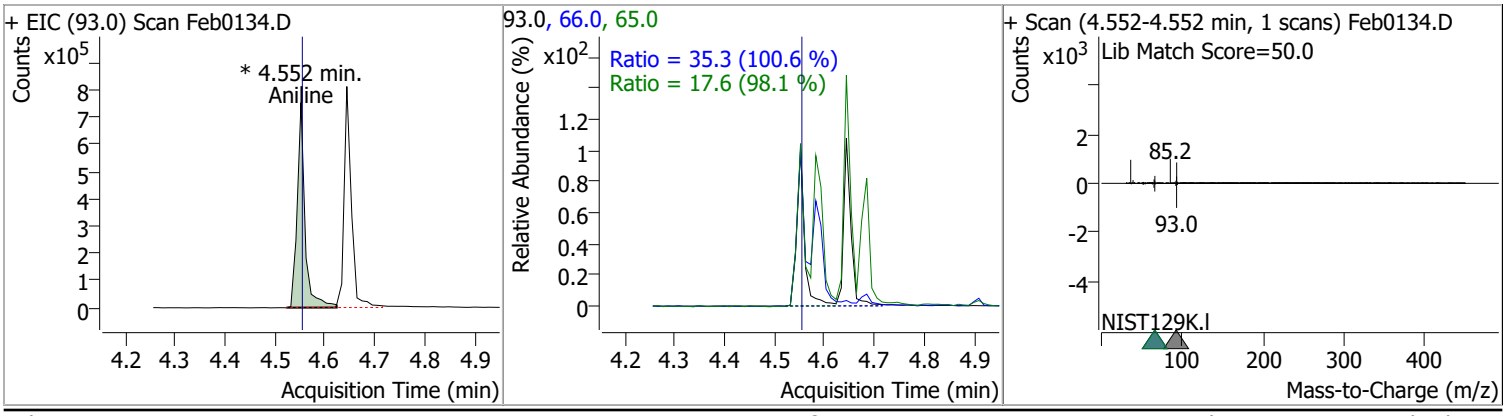

Quantitation Results Report (QT Reviewed)

Compound	Conc.	RT	Dev(Min)	Resp.	QIon	QRatio	Lower	Upper
Phenol-d5	62.8632	4.57	0.00	904348	71.0	33.6	23.8	44.2

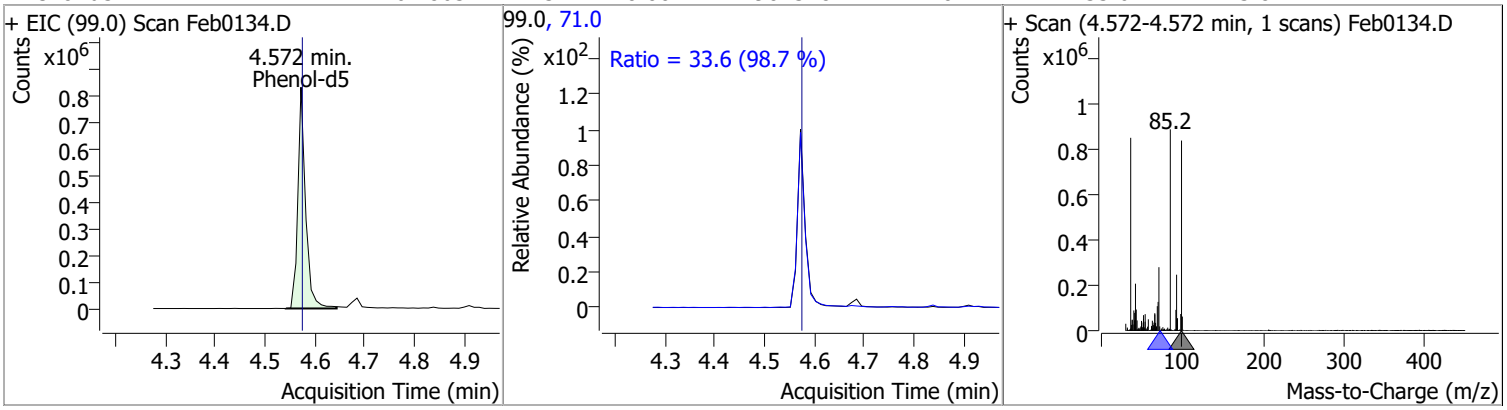

Compound	Conc.	RT	Dev(Min)	Resp.	QIon	QRatio	Lower	Upper
Phenol	36.3162	4.58	-0.01	611134	66.0	50.8	30.7	57.0

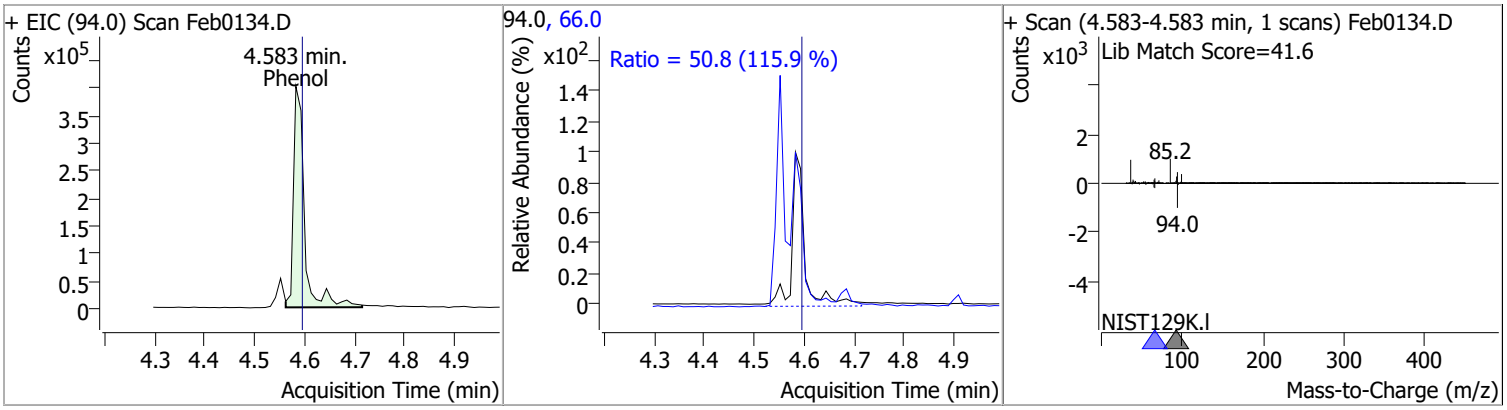

Compound	Conc.	RT	Dev(Min)	Resp.	QIon	QRatio	Lower	Upper
bis(-2-Chloroethyl)Ether	69.5833	4.64	-0.01	612551 (m)	64.0	3.3	2.4	4.5

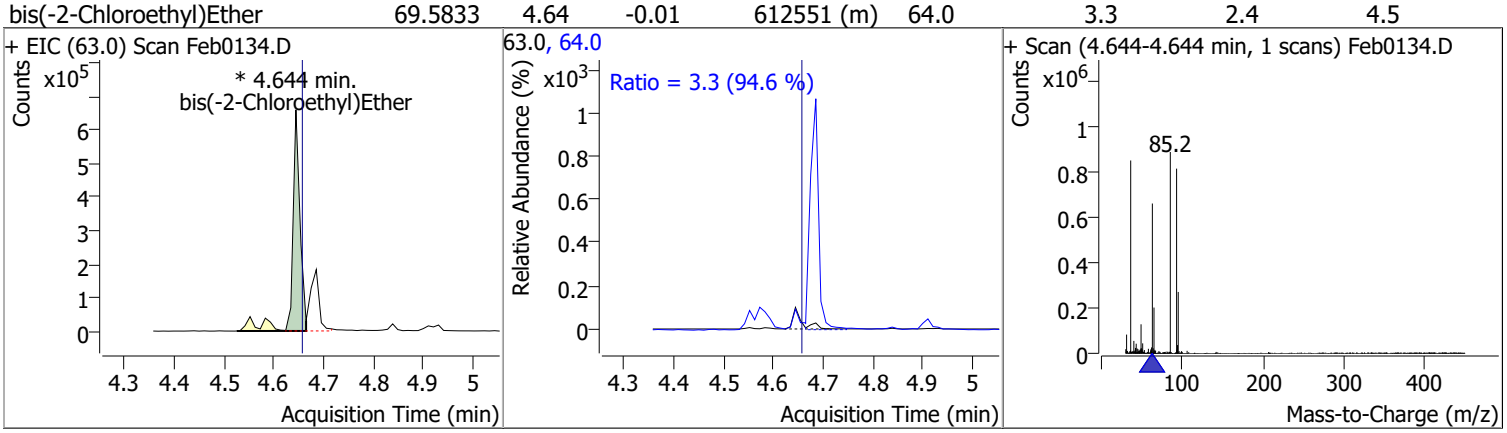

Compound	Conc.	RT	Dev(Min)	Resp.	QIon	QRatio	Lower	Upper
2-Chlorophenol	52.1508	4.68	0.00	690781	130.0	32.4	22.3	41.4

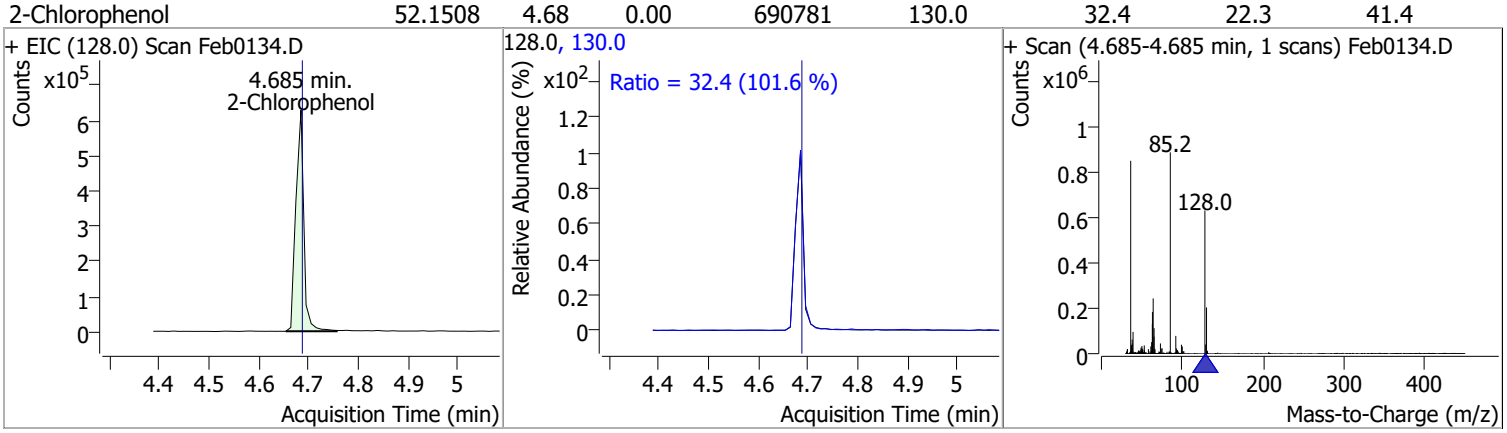

Compound	Conc.	RT	Dev(Min)	Resp.	QIon	QRatio	Lower	Upper
1,3-Dichlorobenzene	46.3995	4.84	0.00	768423	148.0	63.3	43.6	80.9
					111.0	36.3	25.1	46.7

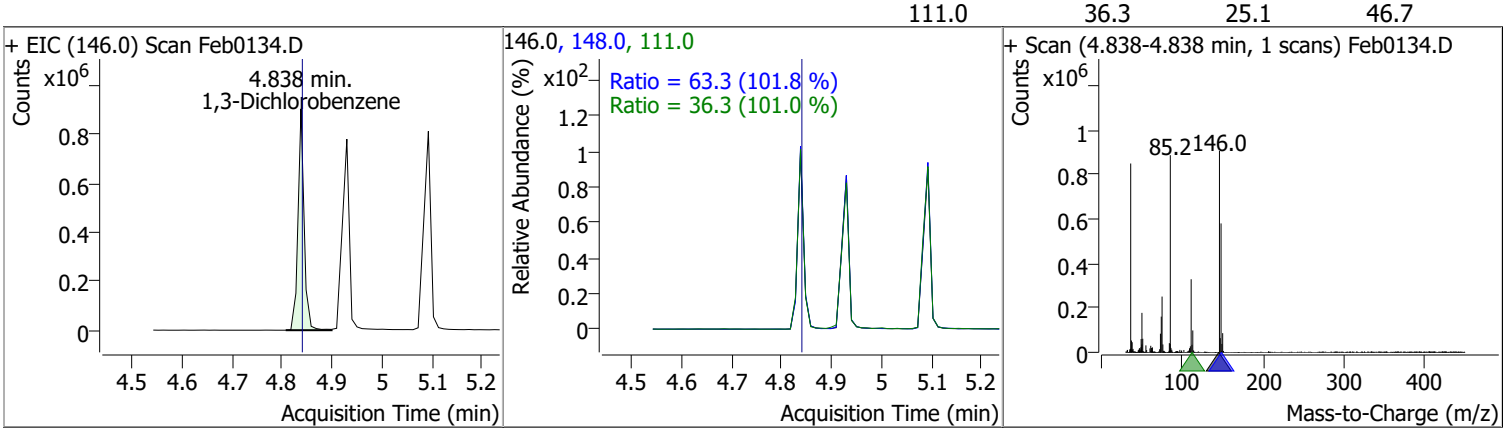

Compound	Conc.	RT	Dev(Min)	Resp.	QIon	QRatio	Lower	Upper
1,4-Dichlorobenzene	42.9067	4.93	0.00	750761 (m)	148.0	62.0	44.8	83.3
					111.0	33.9	24.6	45.7

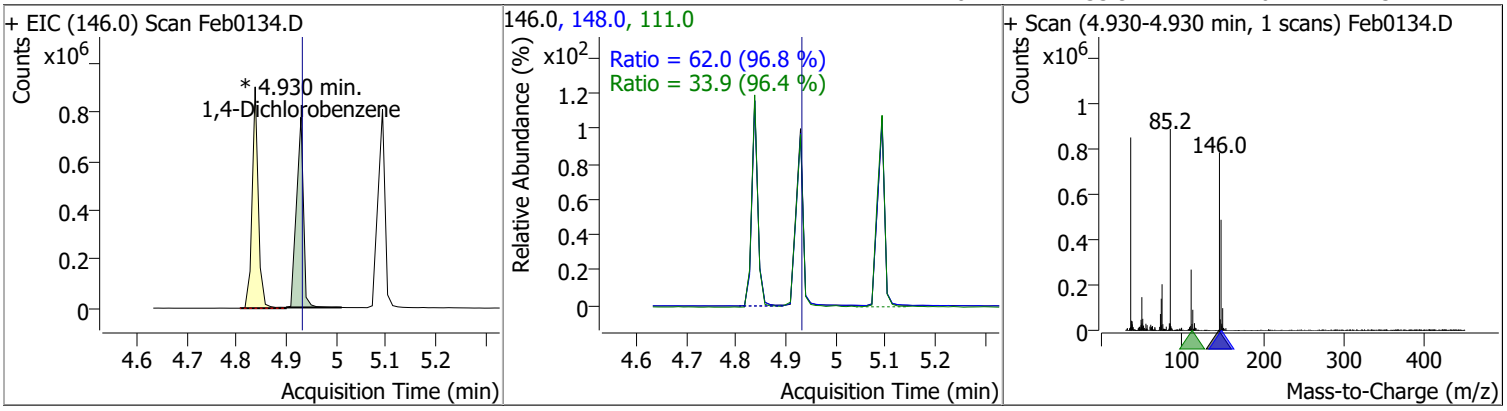

Compound	Conc.	RT	Dev(Min)	Resp.	QIon	QRatio	Lower	Upper
1,2-Dichlorobenzene	46.6427	5.09	0.00	793019 (m)	148.0	64.7	44.1	81.8
					111.0	37.8	25.7	47.7

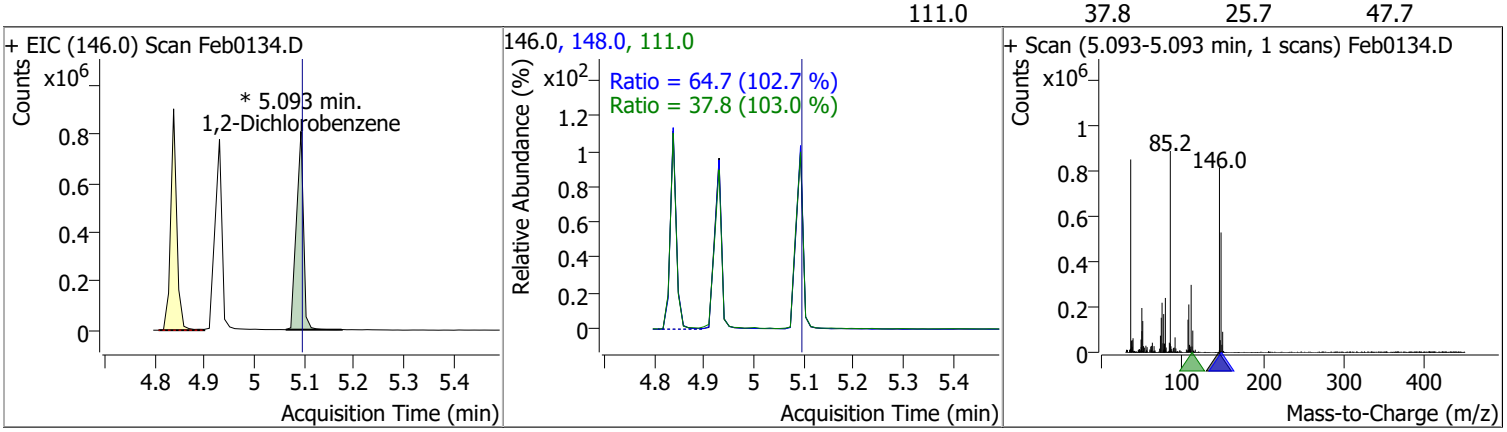

Quantitation Results Report (QT Reviewed)

Compound	Conc.	RT	Dev(Min)	Resp.	QIon	QRatio	Lower	Upper
Benzyl Alcohol	51.9504	5.10	0.00	379552	79.0	117.3	82.9	154.0
					107.0	71.5	45.1	83.8

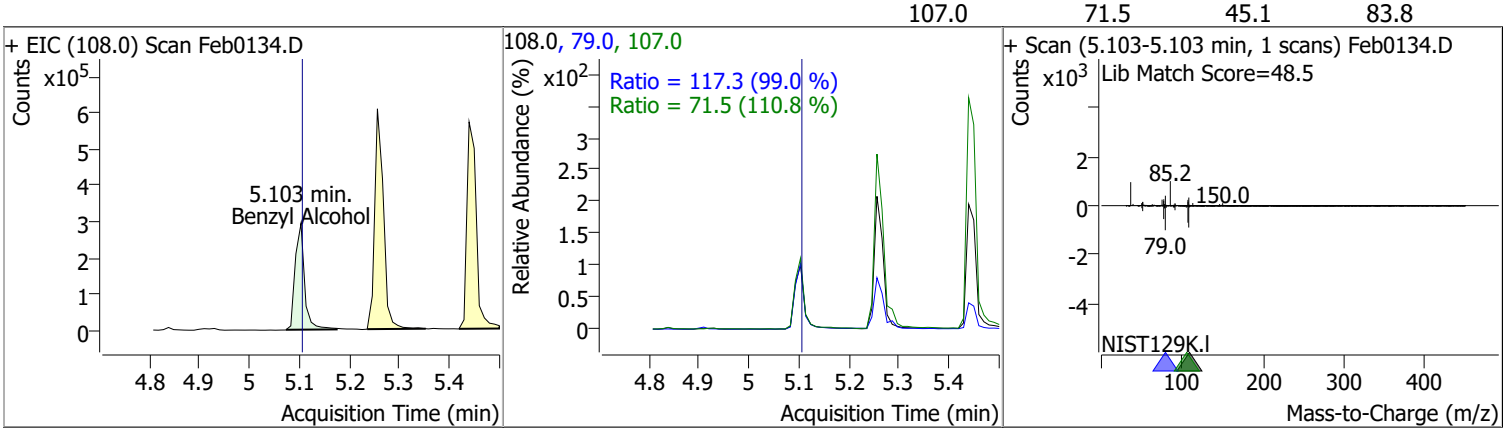

Compound	Conc.	RT	Dev(Min)	Resp.	QIon	QRatio	Lower	Upper
2-Methylphenol	58.0164	5.26	0.00	679852	108.0	112.6	81.4	151.1

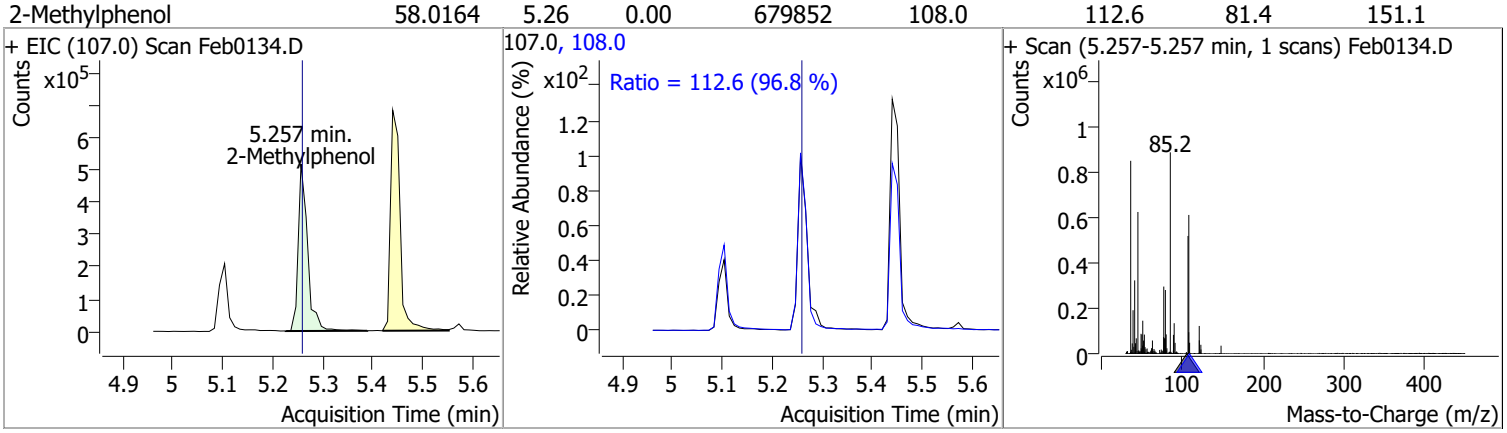

Compound	Conc.	RT	Dev(Min)	Resp.	QIon	QRatio	Lower	Upper
bis(2-chloroisopropyl)Ether	64.4753	5.26	-0.01	303004	123.0	25.4	23.0	42.7

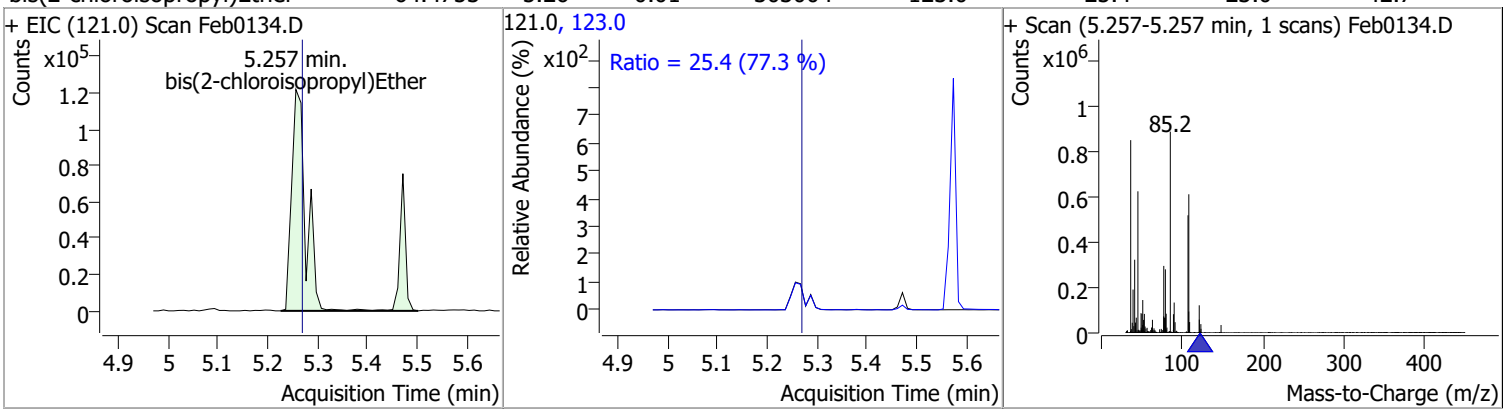

Compound	Conc.	RT	Dev(Min)	Resp.	QIon	QRatio	Lower	Upper
N-nitroso-Di-n-propylamine	69.4183	5.41	-0.01	579136	130.0	17.3	0.0	35.1

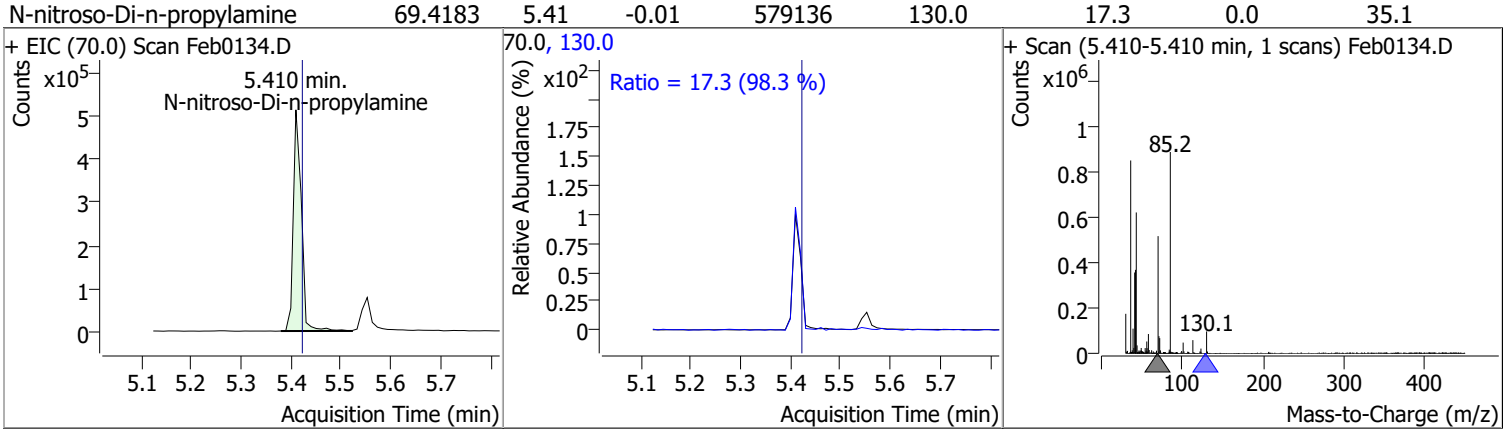

Compound	Conc.	RT	Dev(Min)	Resp.	QIon	QRatio	Lower	Upper
4Methylphenol/3Methylphenol	55.7011	5.44	0.00	926816	108.0	83.6	58.9	109.3

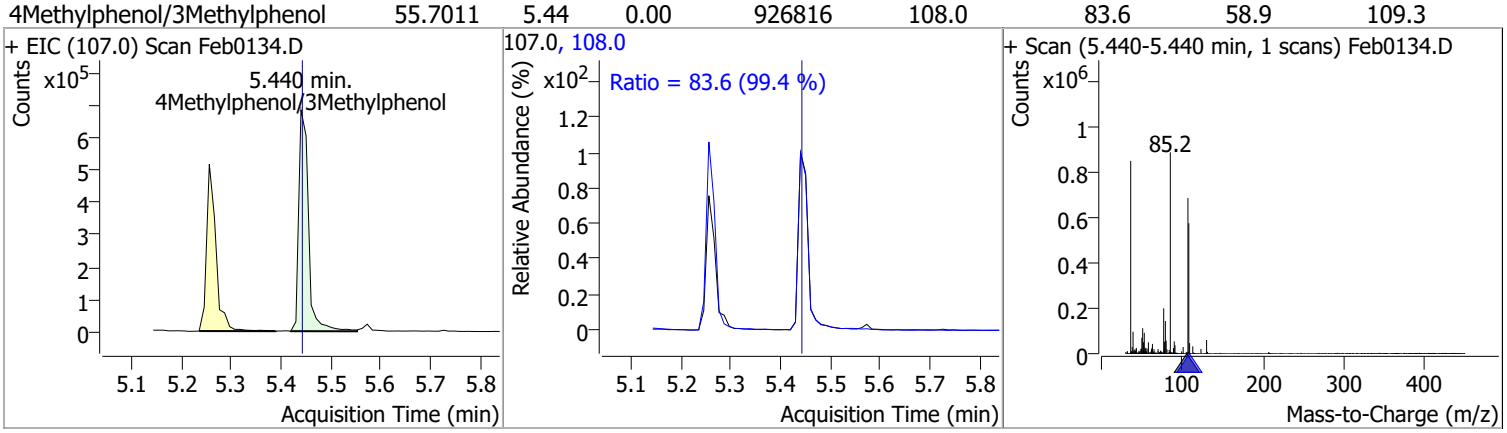

Compound	Conc.	RT	Dev(Min)	Resp.	QIon	QRatio	Lower	Upper
Hexachloroethane	42.2957	5.47	0.00	187345	201.0	90.3	65.5	121.7
					199.0	53.4	41.8	77.7

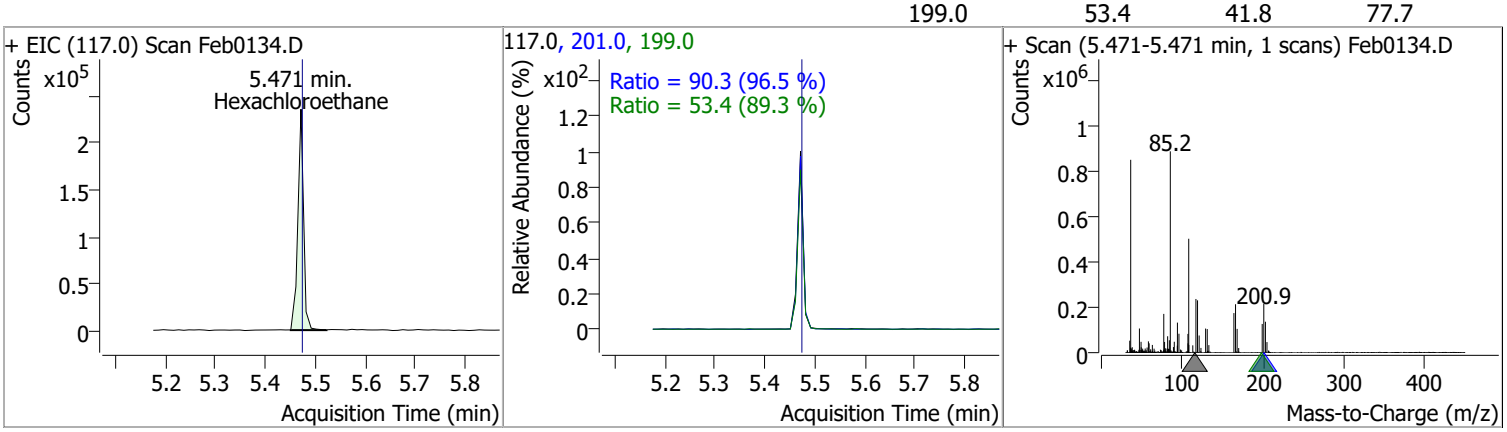

Compound	Conc.	RT	Dev(Min)	Resp.	QIon	QRatio	Lower	Upper
Nitrobenzene-d5	60.2998	5.55	0.00	451259	54.0	62.8	44.8	83.2
					128.0	45.4	32.6	60.6

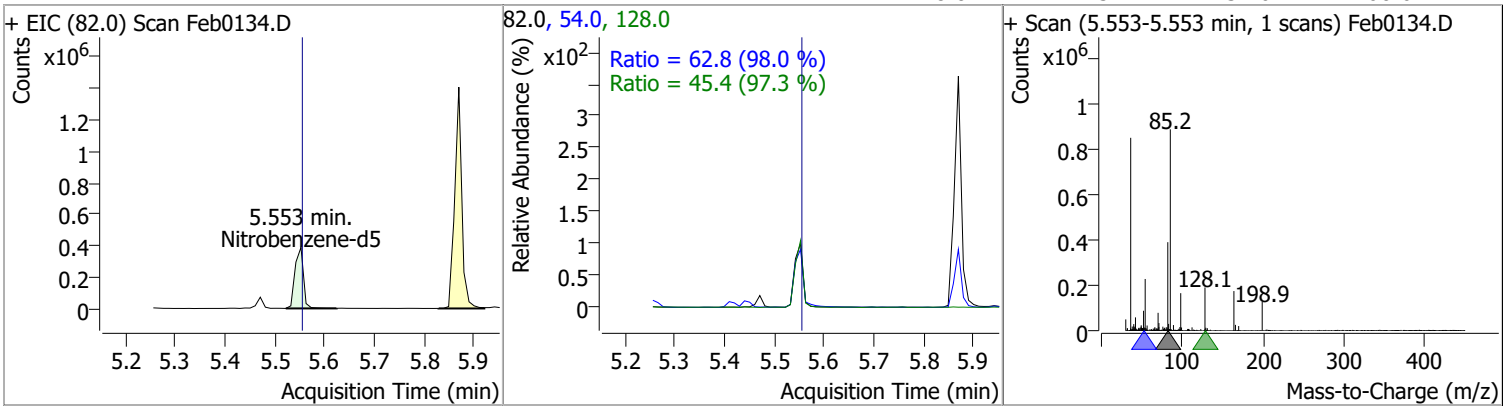

Quantitation Results Report (QT Reviewed)

Compound	Conc.	RT	Dev(Min)	Resp.	QIon	QRatio	Lower	Upper
Nitrobenzene	74.4834	5.57	0.00	271366	77.0	205.8	141.7	263.2
					51.0	126.9	87.8	163.1

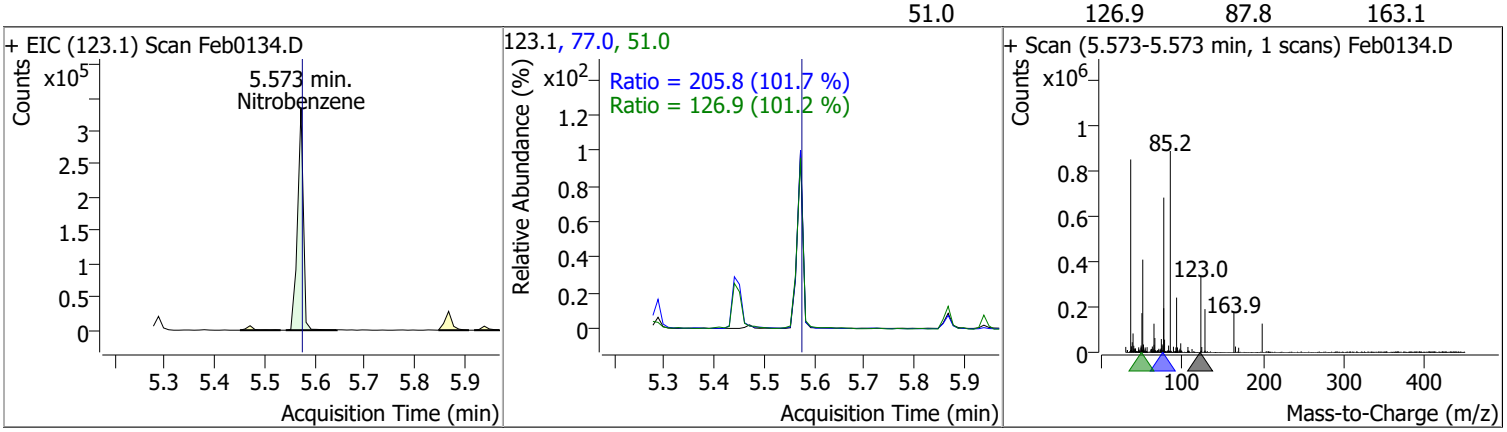

Compound	Conc.	RT	Dev(Min)	Resp.	QIon	QRatio	Lower	Upper
Isophorone	64.3316	5.87	-0.01	1393680	138.0	21.7	15.2	28.3

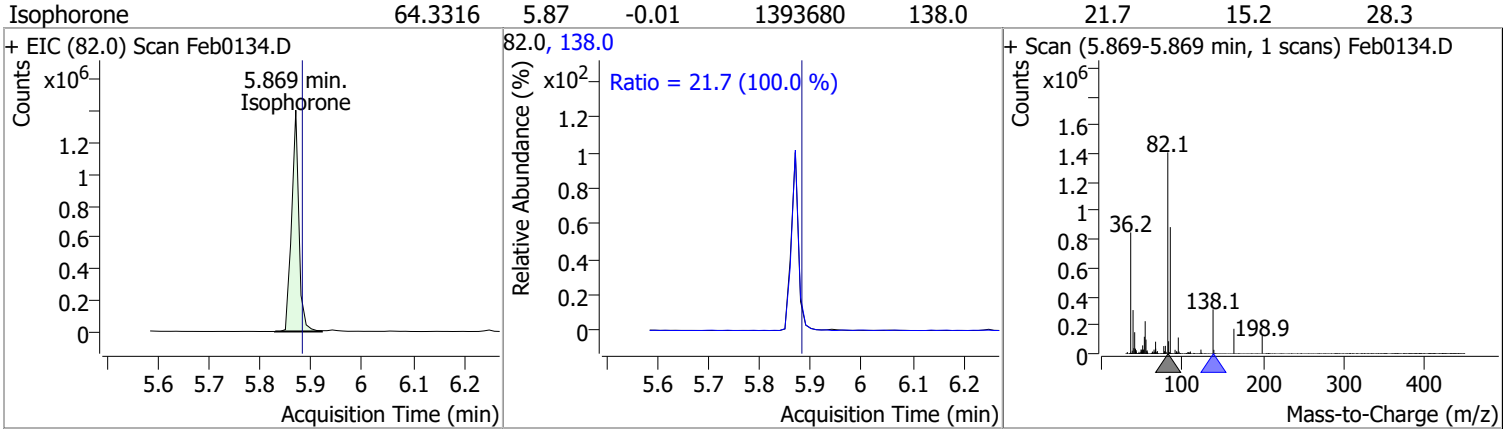

Compound	Conc.	RT	Dev(Min)	Resp.	QIon	QRatio	Lower	Upper
2-Nitrophenol	63.4124	5.94	0.00	189181	65.0	51.3	34.3	63.6
					109.0	38.2	26.8	49.8

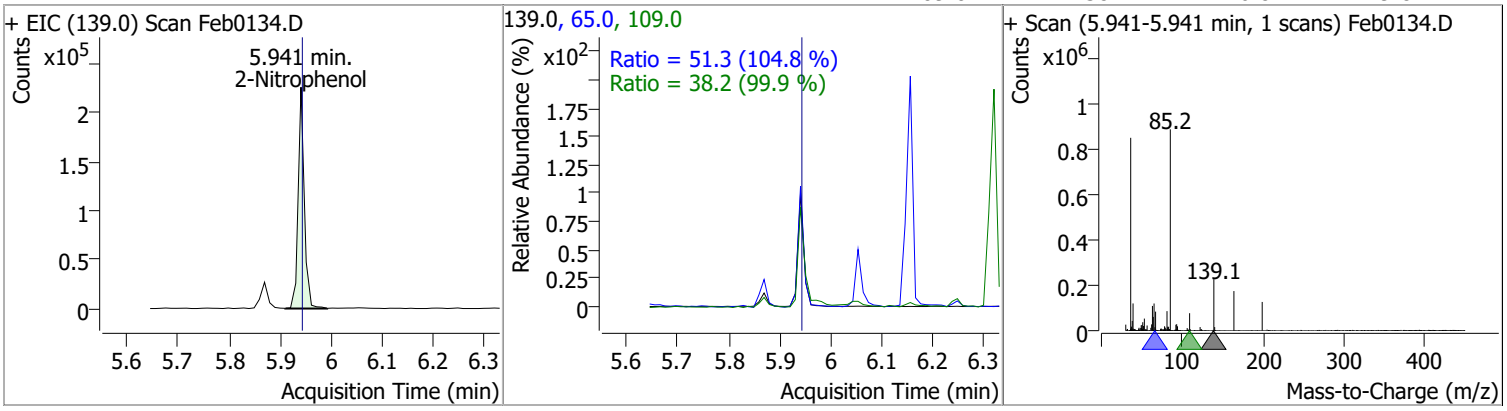

Compound	Conc.	RT	Dev(Min)	Resp.	QIon	QRatio	Lower	Upper
2,4-Dimethylphenol	49.4292	6.05	0.00	483633	107.0	115.7	76.3	141.6
					77.0	35.4	22.7	42.1

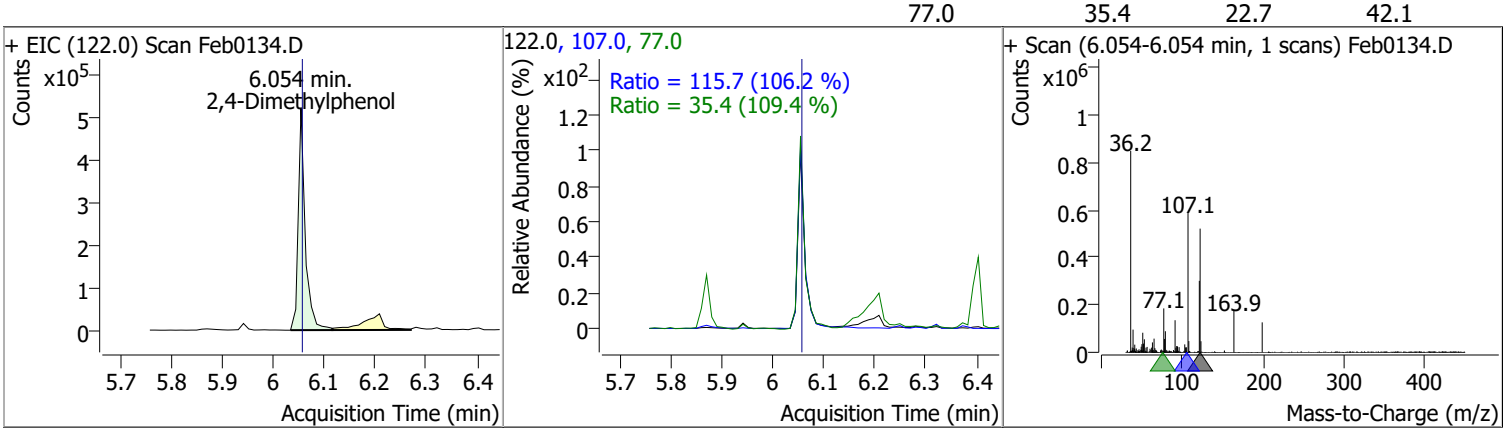

Compound	Conc.	RT	Dev(Min)	Resp.	QIon	QRatio	Lower	Upper
bis(-2-Chloroethoxy)Methane	75.4168	6.16	0.00	867079	63.0	72.7	48.0	89.2
					95.0	32.5	22.7	42.1

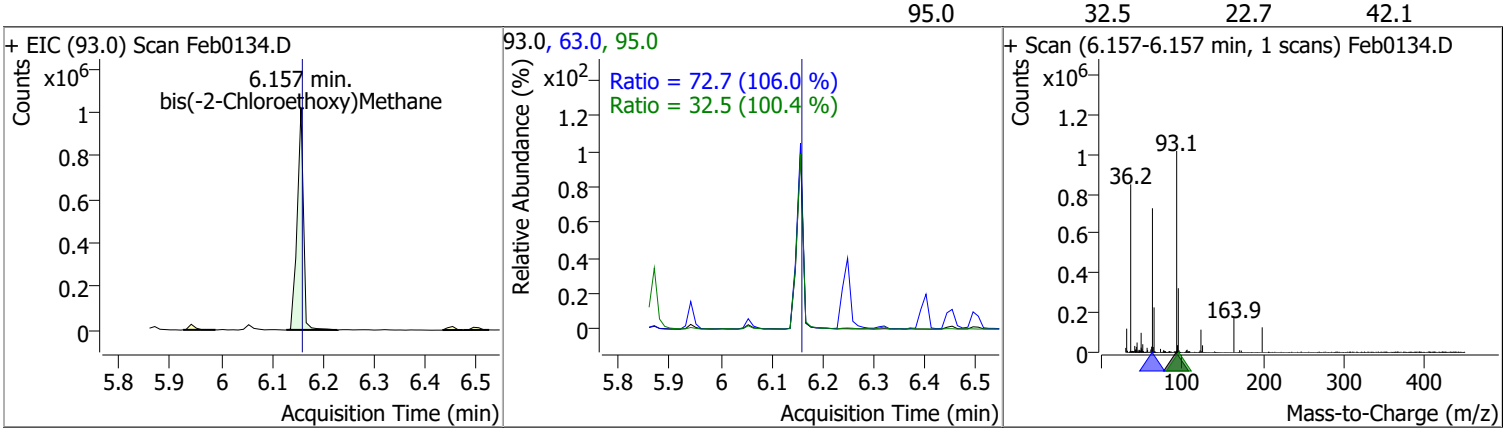

Compound	Conc.	RT	Dev(Min)	Resp.	QIon	QRatio	Lower	Upper
2,4-Dichlorophenol	55.3267	6.25	0.00	515234	164.0	63.9	44.2	82.1
					98.0	30.9	21.5	40.0

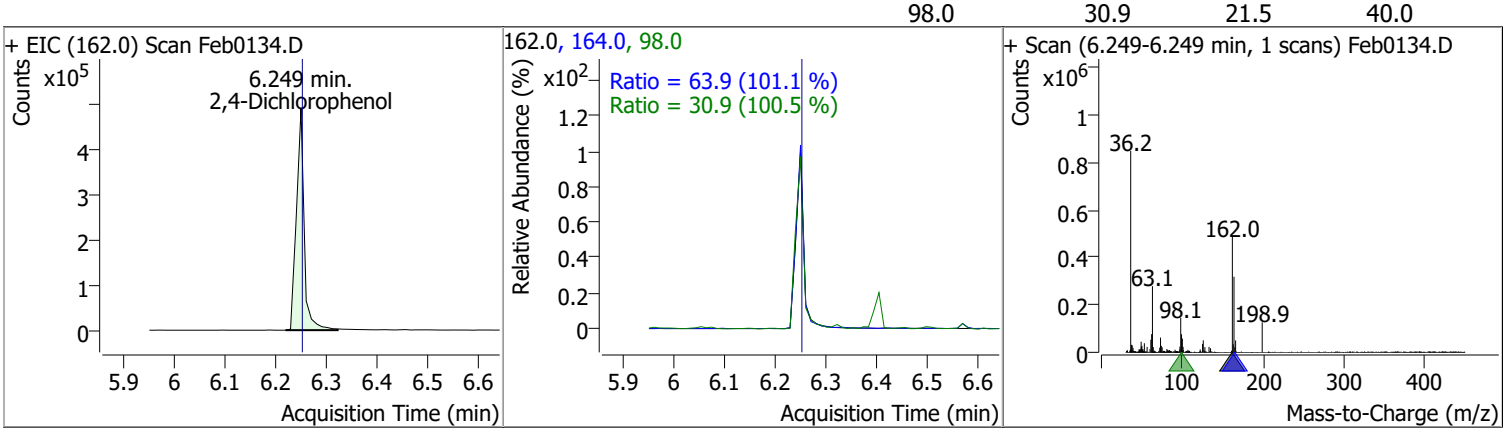

Quantitation Results Report (QT Reviewed)

Compound	Conc.	RT	Dev(Min)	Resp.	QIon	QRatio	Lower	Upper
Benzoic Acid	20.3903	6.21	-0.06	111017	122.0	98.3	62.0	115.2
					77.0	84.0	52.5	97.5

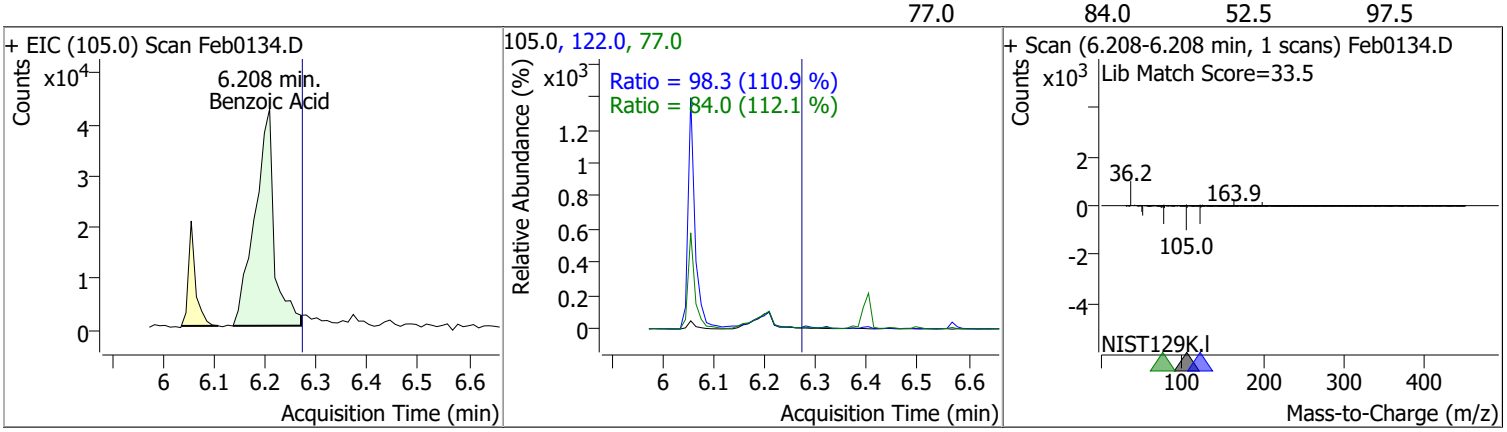

Compound	Conc.	RT	Dev(Min)	Resp.	QIon	QRatio	Lower	Upper
1,2,4-Trichlorobenzene	59.0934	6.32	0.00	661408	182.0	94.6	68.0	126.2
					145.0	27.9	19.9	36.9

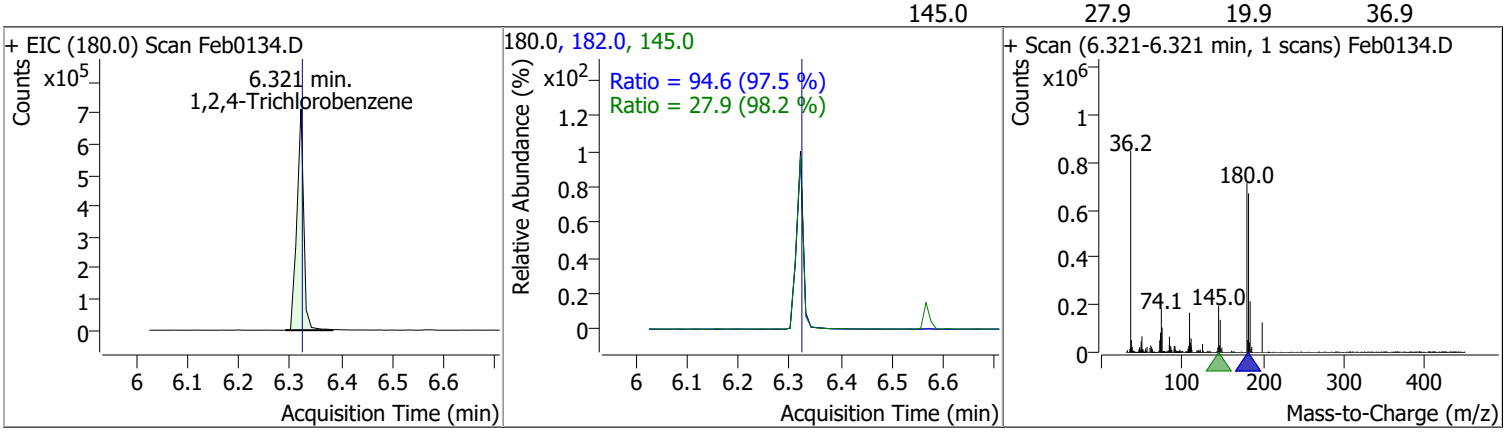

Compound	Conc.	RT	Dev(Min)	Resp.	QIon	QRatio	Lower	Upper
Naphthalene	81.9758	6.40	0.00	2631406	129.0	8.6	8.0	14.9
					102.0	8.7	6.8	12.6

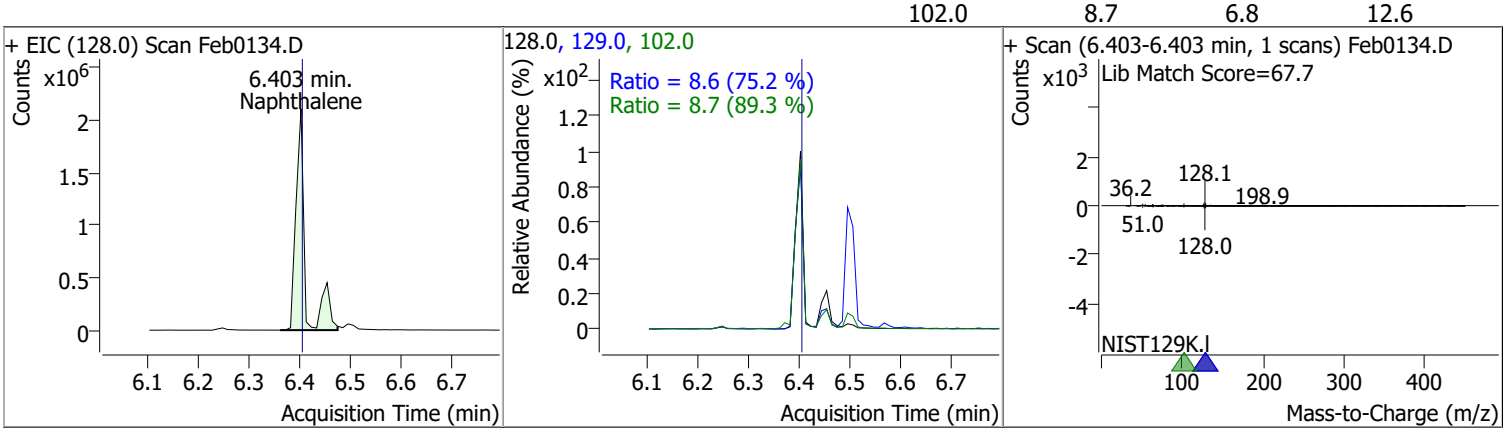

Quantitation Results Report (QT Reviewed)

Compound	Conc.	RT	Dev(Min)	Resp.	QIon	QRatio	Lower	Upper
4-Chlorophenol	52.1042	6.45	0.01	165848 (m)	128.0	303.2	243.7	452.5

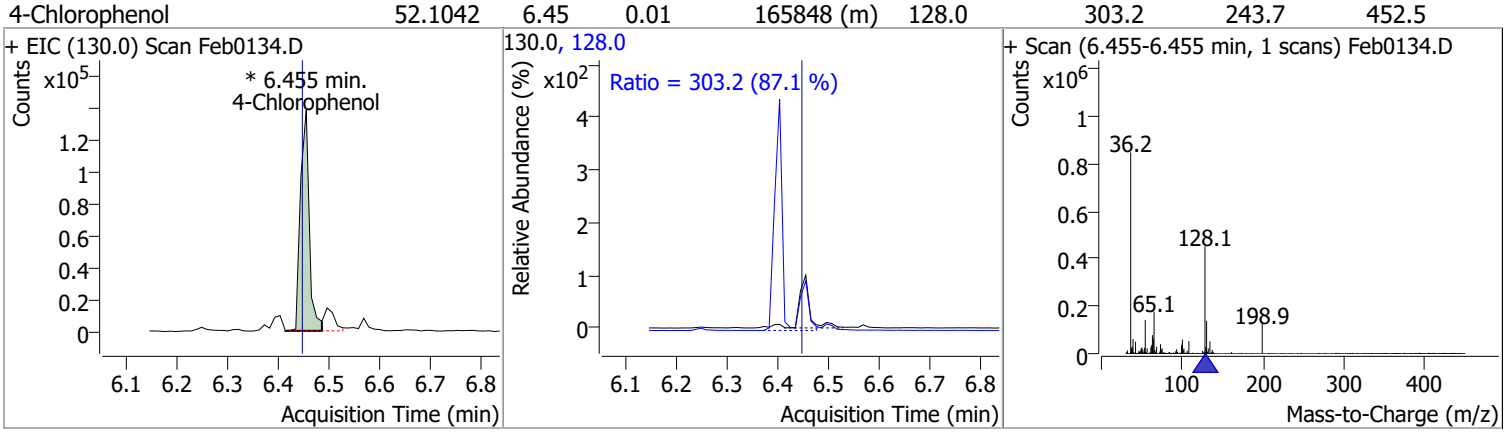

Compound	Conc.	RT	Dev(Min)	Resp.	QIon	QRatio	Lower	Upper
p-Chloroaniline	48.8069	6.50	-0.01	671872 (m)	129.0	33.0	23.2	43.0
					65.0	30.9	20.9	38.9

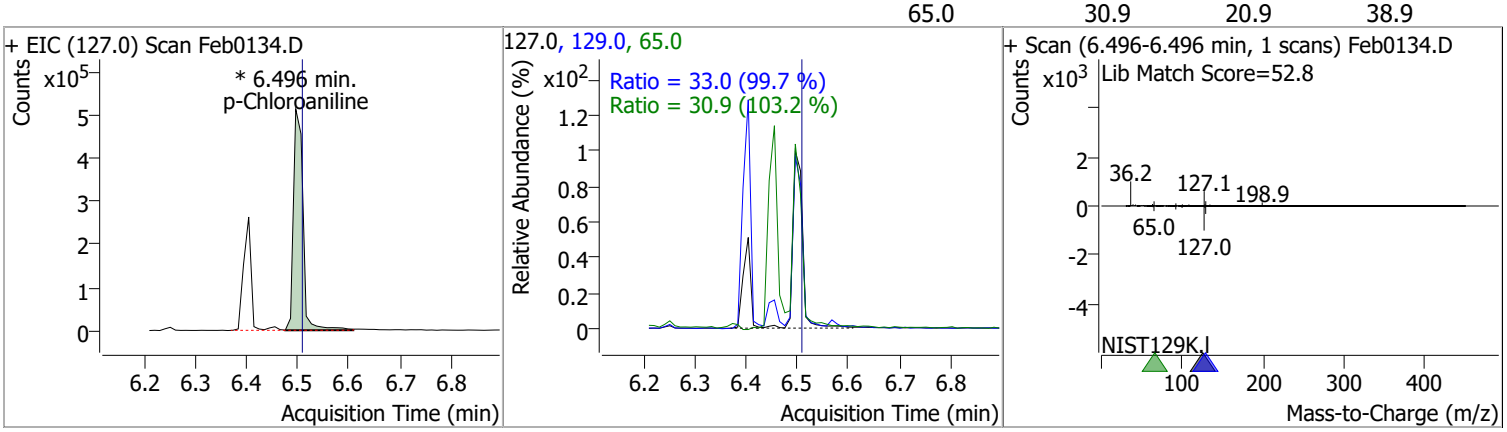

Compound	Conc.	RT	Dev(Min)	Resp.	QIon	QRatio	Lower	Upper
Hexachlorobutadiene	49.9680	6.57	-0.01	282817	223.0	62.6	45.6	84.6
					227.0	62.2	44.6	82.8

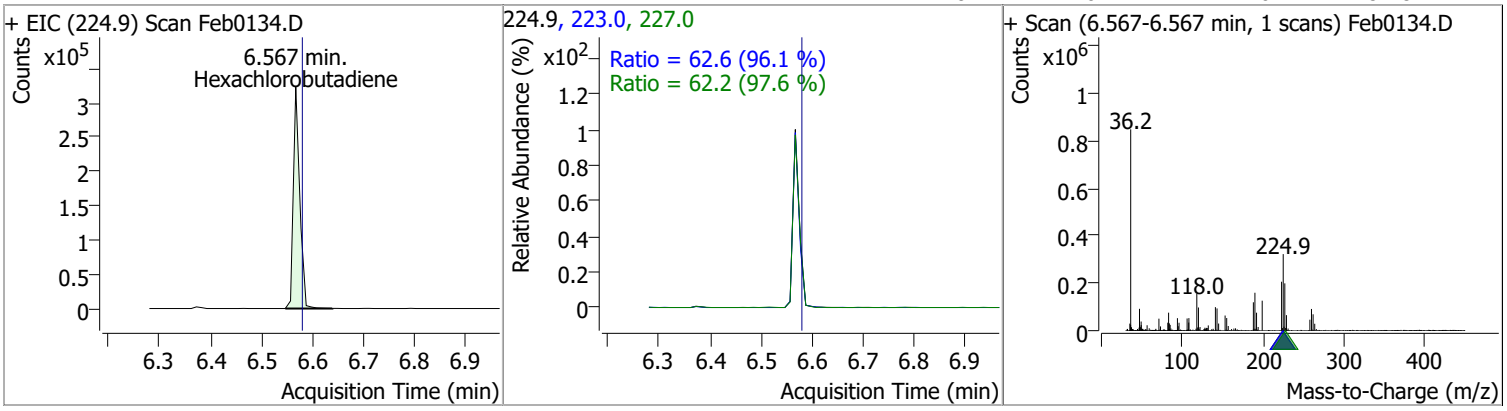

Compound	Conc.	RT	Dev(Min)	Resp.	QIon	QRatio	Lower	Upper
4-Chloro-2-Methylphenol	64.3049	6.99	0.00	519604	144.0	26.5	19.6	36.4

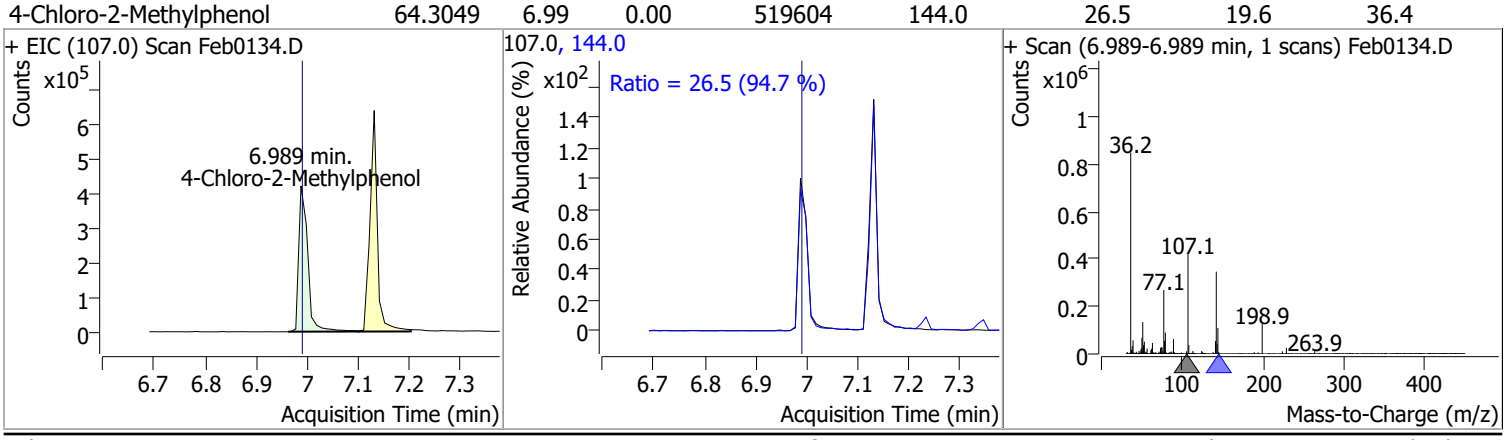

Compound	Conc.	RT	Dev(Min)	Resp.	QIon	QRatio	Lower	Upper
4-Chloro-3-Methylphenol	74.2680	7.13	0.00	651700	144.0	26.0	20.0	37.2

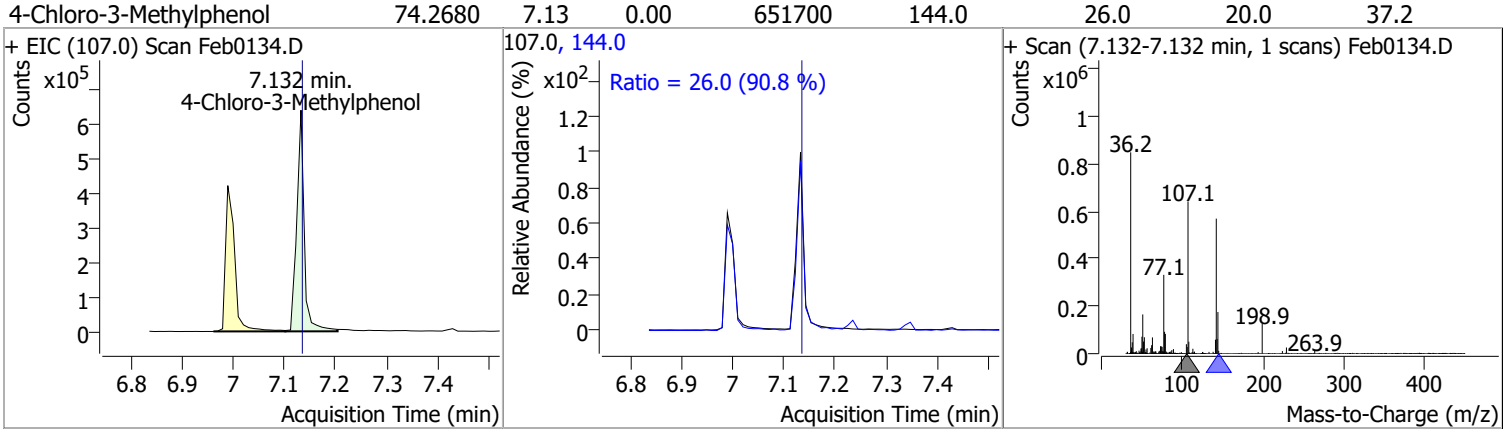

Compound	Conc.	RT	Dev(Min)	Resp.	QIon	QRatio	Lower	Upper
2-Methylnaphthalene	71.0780	7.24	0.00	1384107	142.0	117.3	83.1	154.4
					115.0	42.4	28.8	53.4

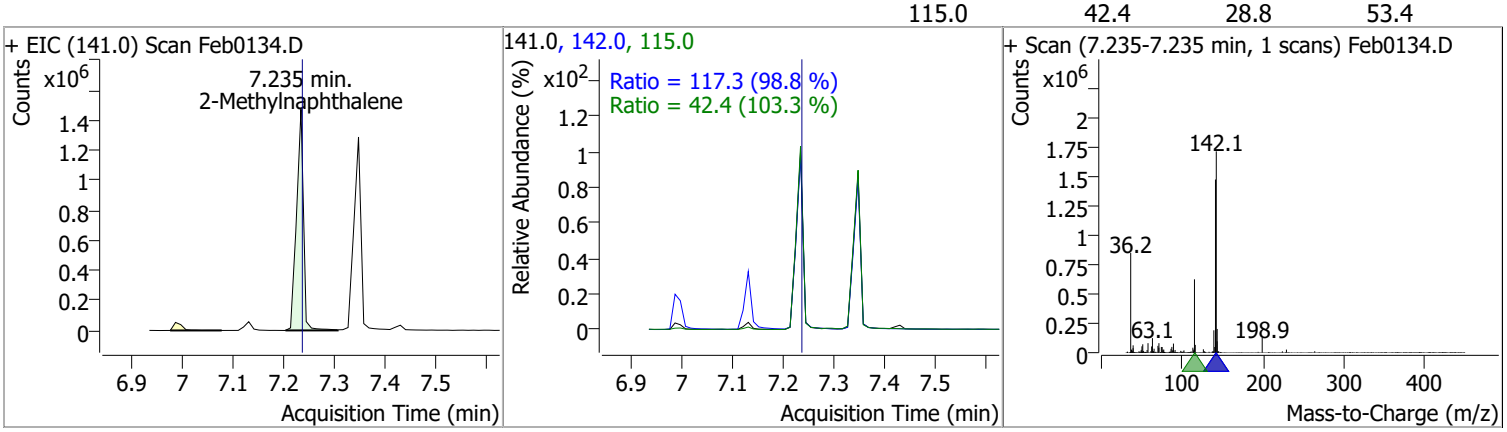

Compound	Conc.	RT	Dev(Min)	Resp.	QIon	QRatio	Lower	Upper
1-Methylnaphthalene	64.3099	7.35	0.00	1230333 (m)	142.0	113.2	77.9	144.7
					115.0	41.4	29.5	54.8

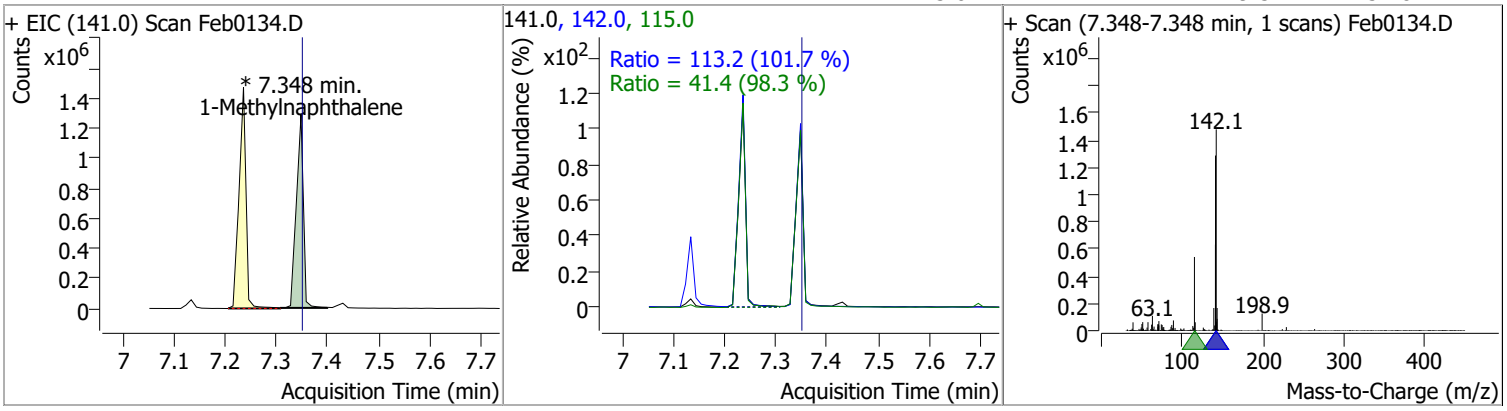

Quantitation Results Report (QT Reviewed)

Compound	Conc.	RT	Dev(Min)	Resp.	QIon	QRatio	Lower	Upper
Hexachlorocyclopentadiene	57.8778	7.43	0.00	197368	238.9	63.3	43.8	81.3
					234.9	61.5	43.7	81.2

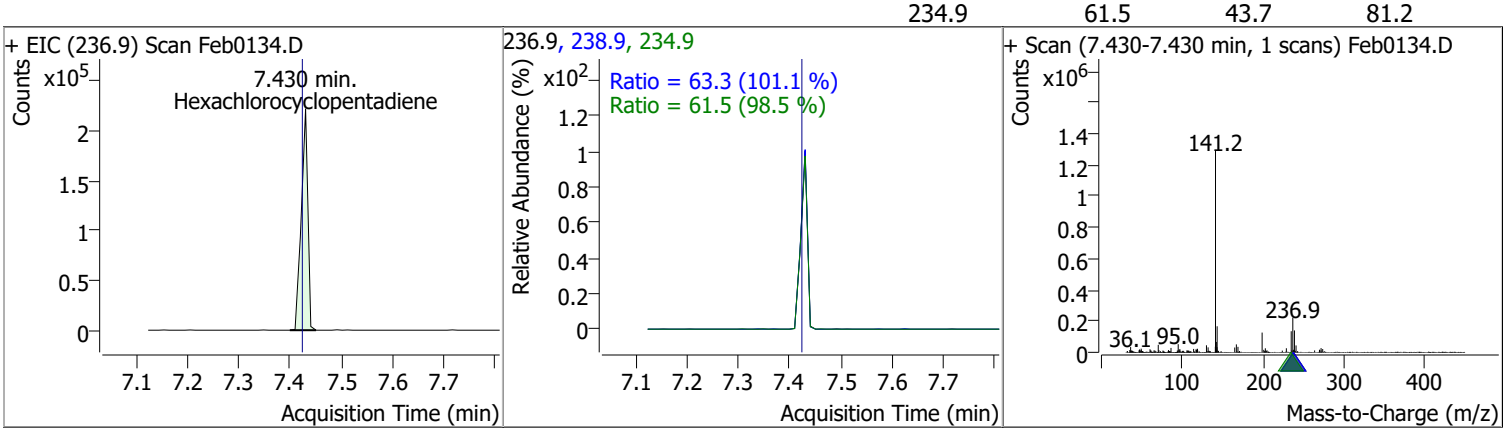

Compound	Conc.	RT	Dev(Min)	Resp.	QIon	QRatio	Lower	Upper
2,4,6-Trichlorophenol	74.0676	7.59	0.00	397888 (m)	198.0	95.4	68.7	127.5

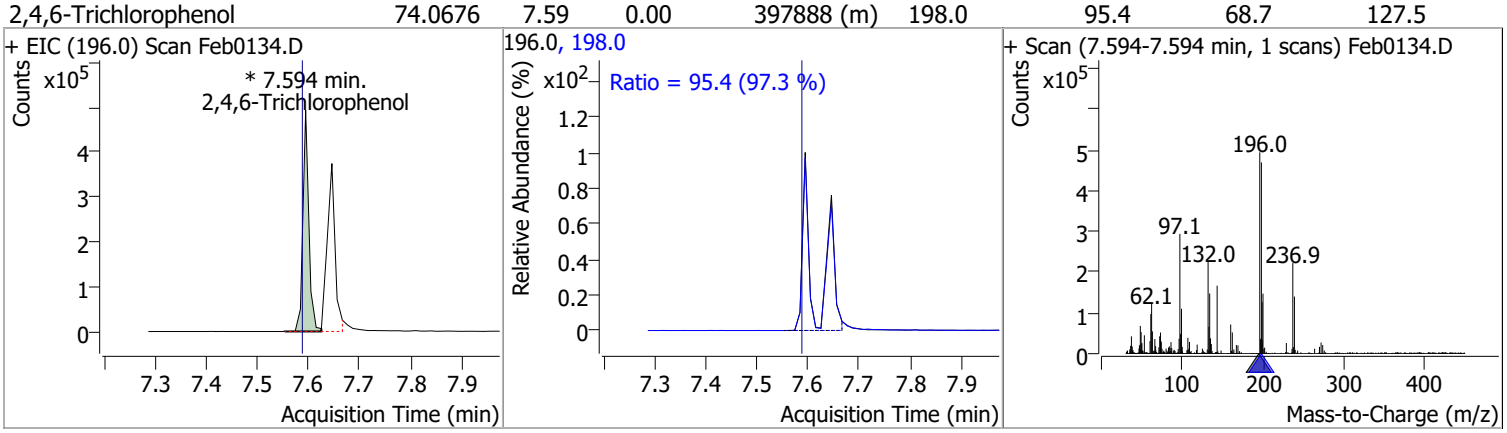

Compound	Conc.	RT	Dev(Min)	Resp.	QIon	QRatio	Lower	Upper
2,4,5-Trichlorophenol	69.2615	7.65	0.01	435177 (m)	198.0	91.5	65.6	121.8

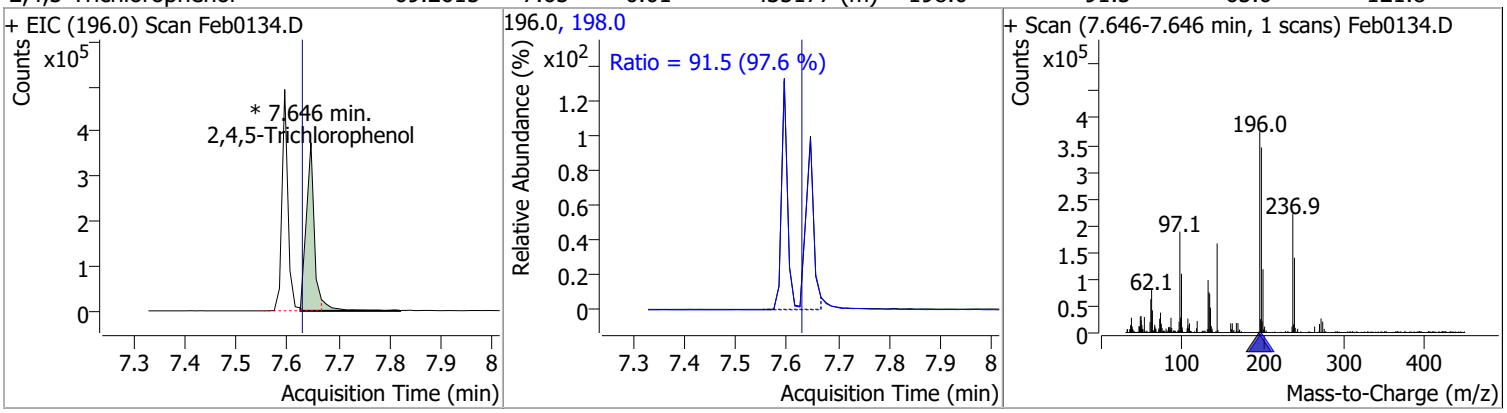

Compound	Conc.	RT	Dev(Min)	Resp.	QIon	QRatio	Lower	Upper
2-Fluorobiphenyl	61.5321	7.70	0.00	1508434	171.0	34.1	23.8	44.1

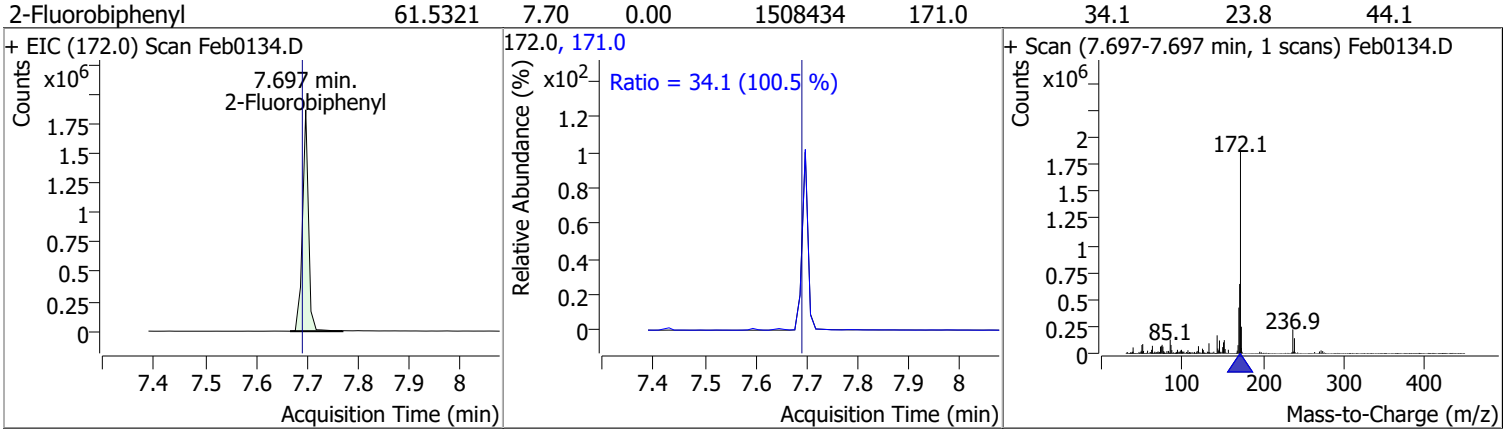

Compound	Conc.	RT	Dev(Min)	Resp.	QIon	QRatio	Lower	Upper
2-Chloronaphthalene	81.9320	7.81	0.00	1640397	127.0	37.4	25.7	47.7
					164.0	32.7	22.6	41.9

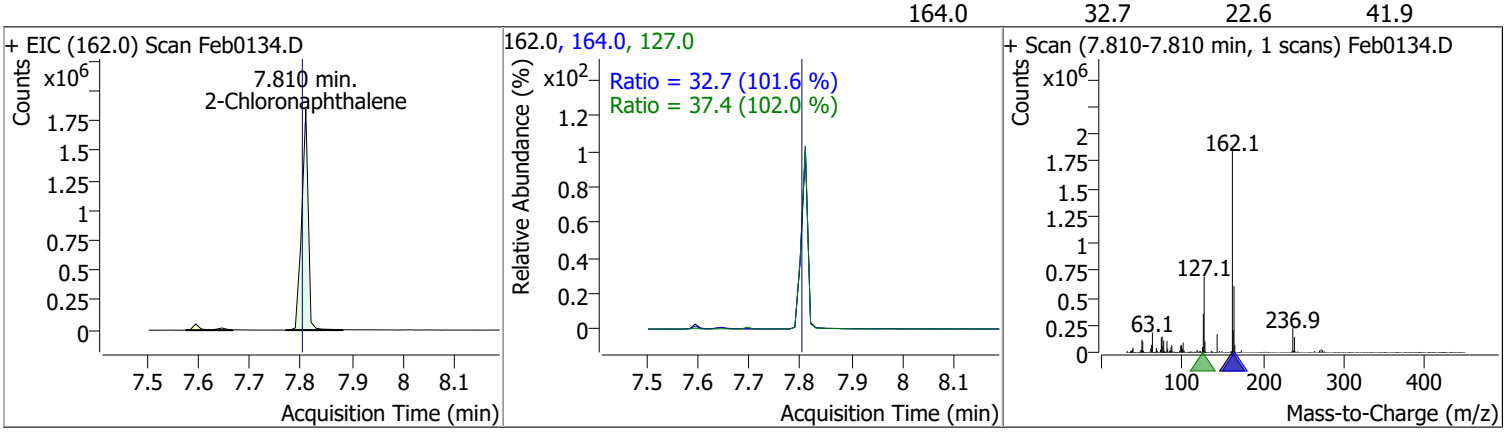

Compound	Conc.	RT	Dev(Min)	Resp.	QIon	QRatio	Lower	Upper
2-Nitroaniline	76.7804	7.96	0.00	230216	138.0	115.0	84.5	156.9

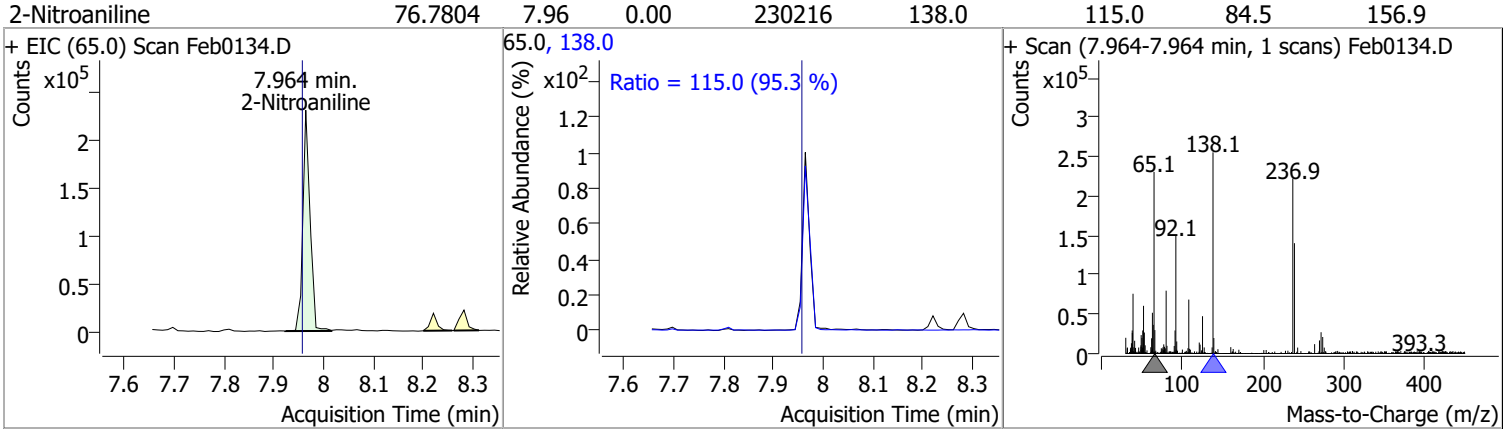

Compound	Conc.	RT	Dev(Min)	Resp.	QIon	QRatio	Lower	Upper
Dimethyl Phthalate	82.3621	8.22	0.00	1714747	77.0	19.8	13.0	24.2

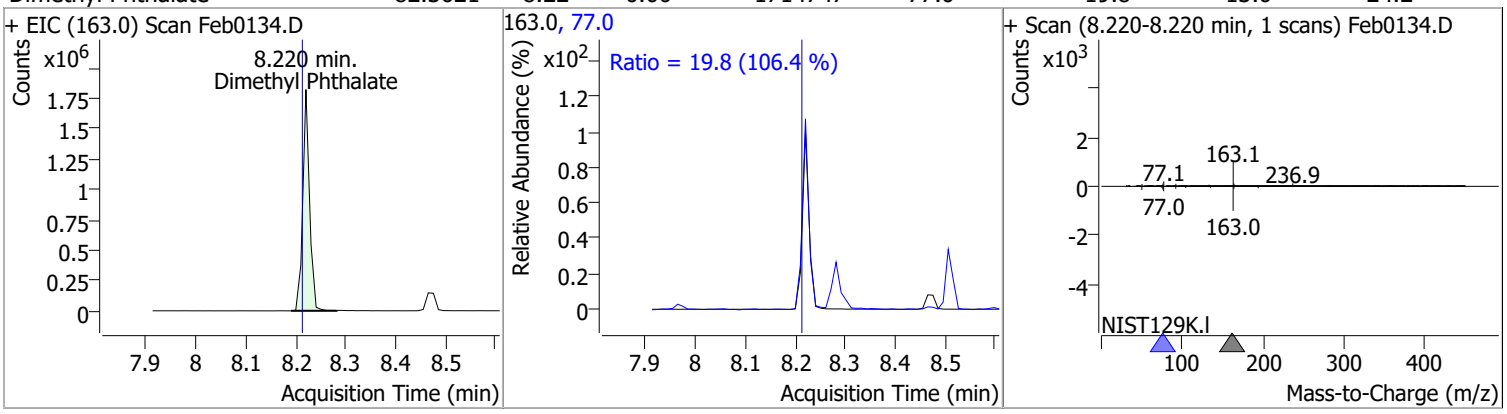

Compound	Conc.	RT	Dev(Min)	Resp.	QIon	QRatio	Lower	Upper
2,6-Dinitrotoluene	84.7171	8.28	0.00	221316	63.0	126.6	82.2	152.7
					89.0	60.6	40.8	75.8

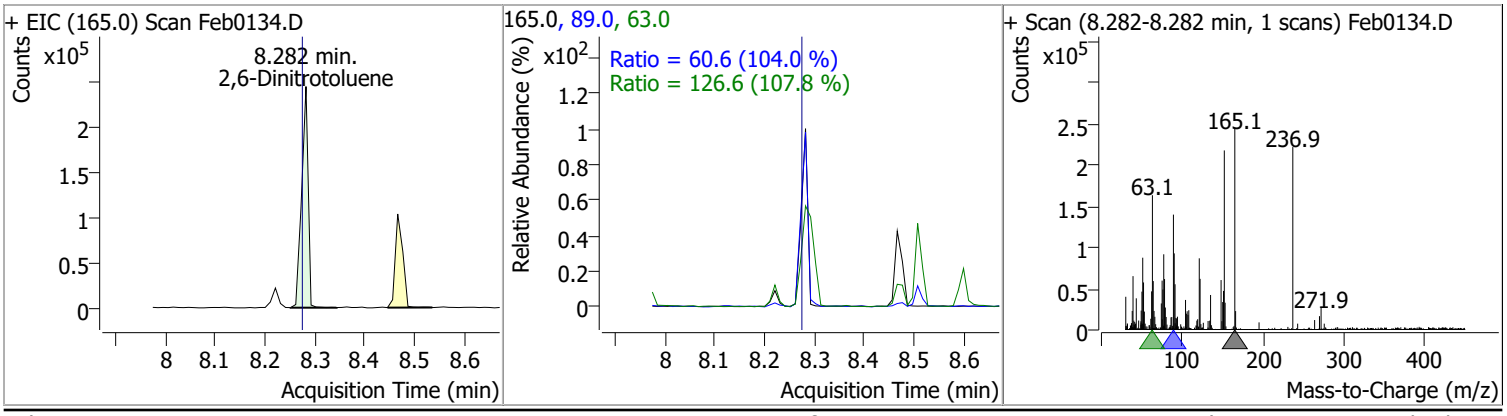

Compound	Conc.	RT	Dev(Min)	Resp.	QIon	QRatio	Lower	Upper
Acenaphthylene	71.9282	8.29	-0.01	2340674	153.1	13.9	9.8	18.2

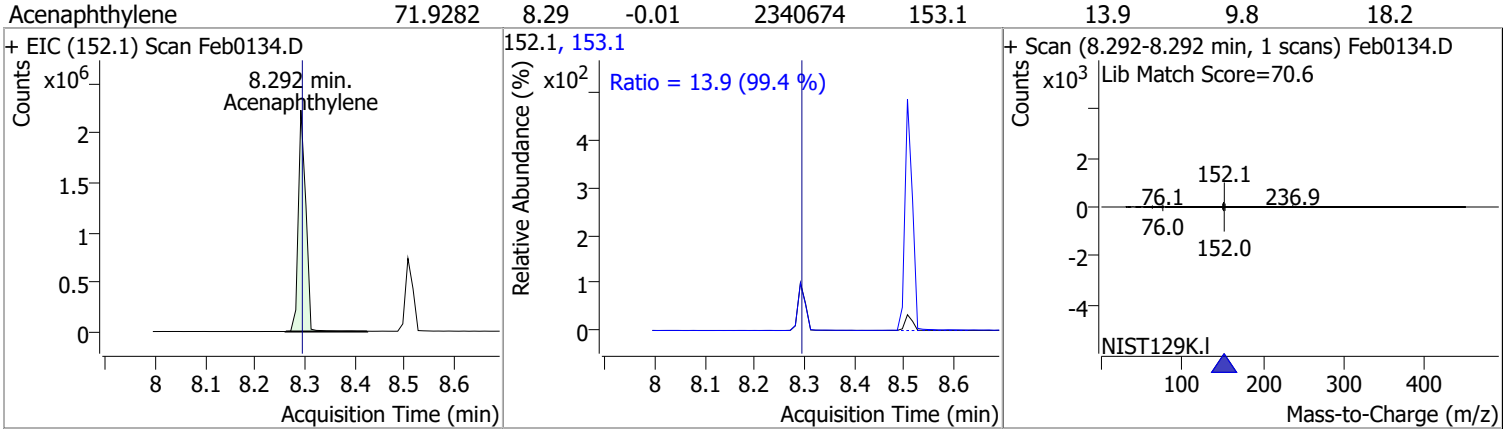

Compound	Conc.	RT	Dev(Min)	Resp.	QIon	QRatio	Lower	Upper
3-Nitroaniline	66.4339	8.48	0.00	196642	65.0	129.2	84.7	157.3
					92.0	110.6	71.7	133.2

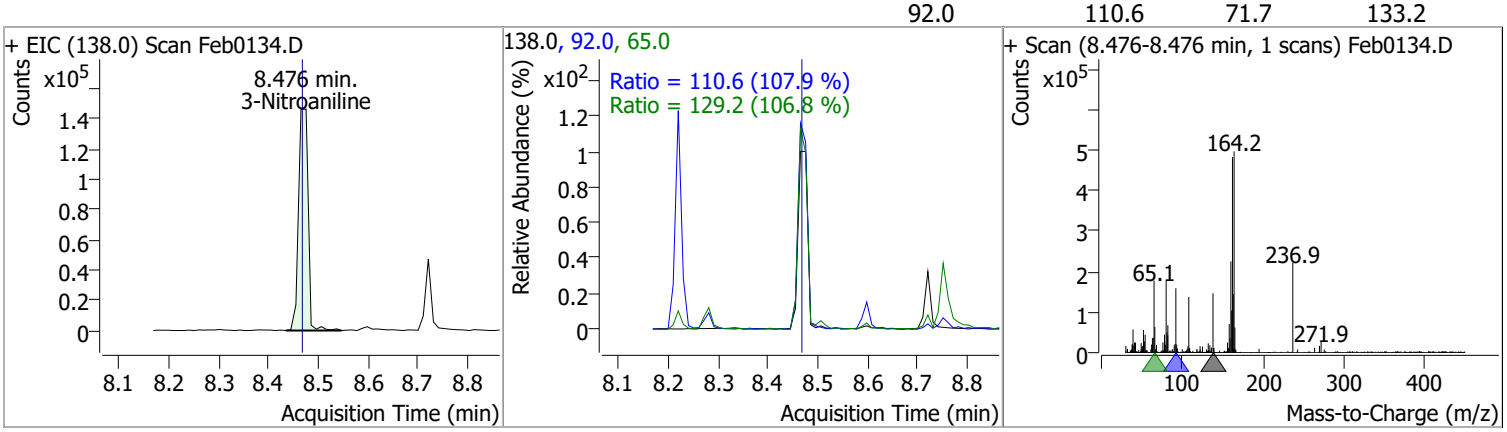

Compound	Conc.	RT	Dev(Min)	Resp.	QIon	QRatio	Lower	Upper
Acenaphthene	78.8773	8.51	-0.01	1471161 (m)	153.0	107.4	76.5	142.0
					152.0	52.1	35.8	66.4

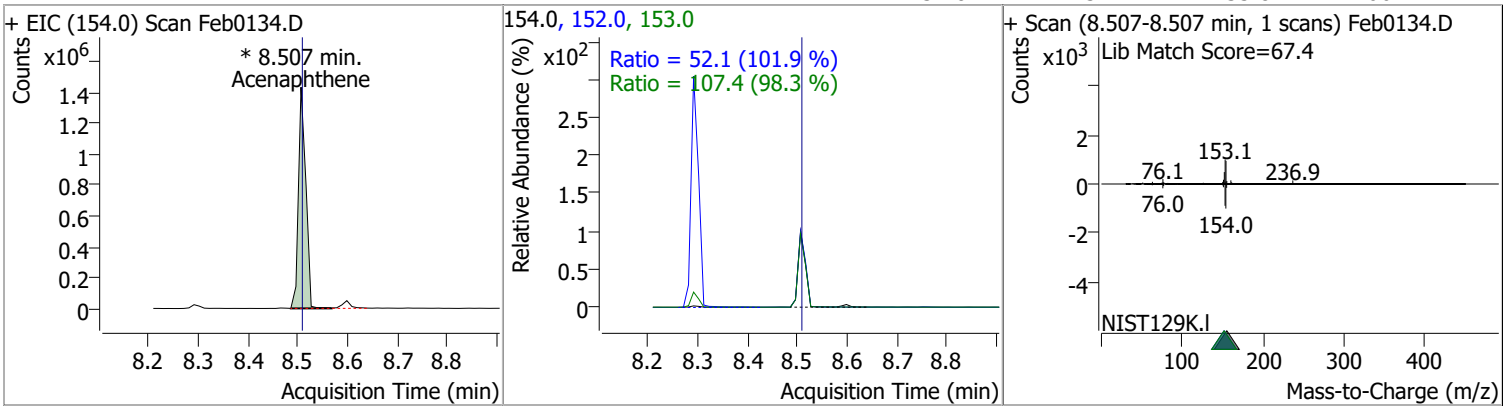

Compound	Conc.	RT	Dev(Min)	Resp.	QIon	QRatio	Lower	Upper
2,4-Dinitrophenol	55.0525	8.60	0.00	82548	154.0	74.3	44.4	82.5

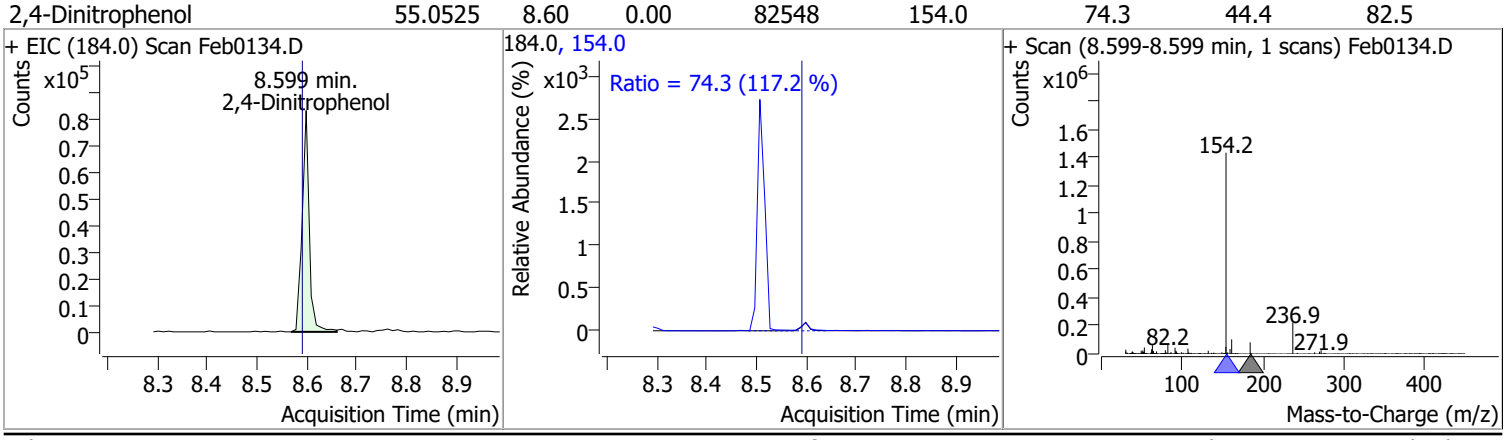

Compound	Conc.	RT	Dev(Min)	Resp.	QIon	QRatio	Lower	Upper
Dibenzofuran	79.7793	8.72	0.00	2304041	139.0	41.1	30.2	56.0

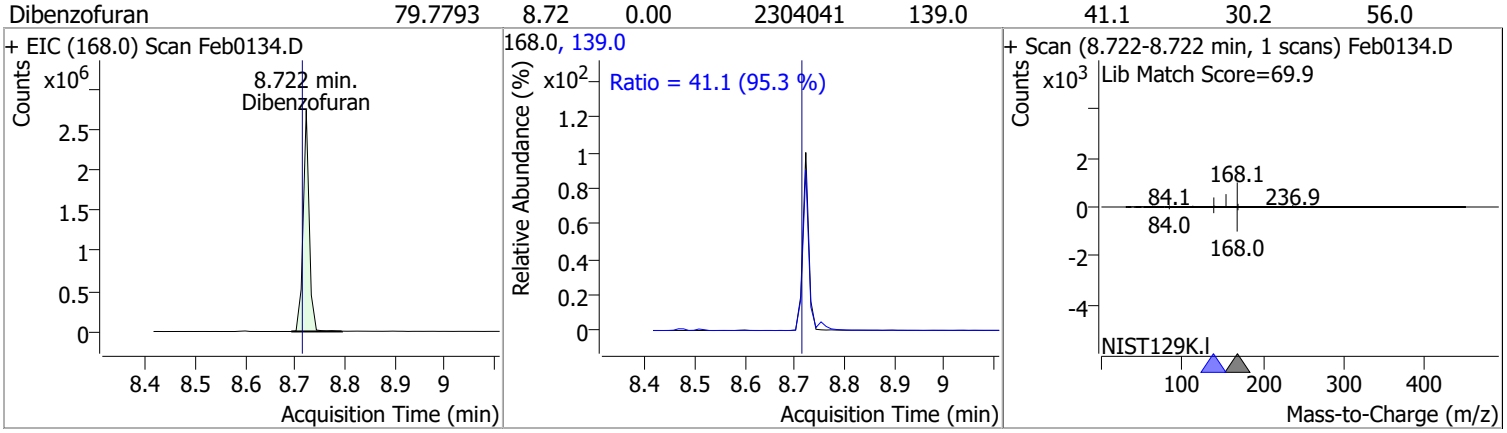

Compound	Conc.	RT	Dev(Min)	Resp.	QIon	QRatio	Lower	Upper
4-Nitrophenol	35.9979	8.75	0.01	100405	139.0	942.5	266.4	494.7
					65.0	84.7	56.8	105.6

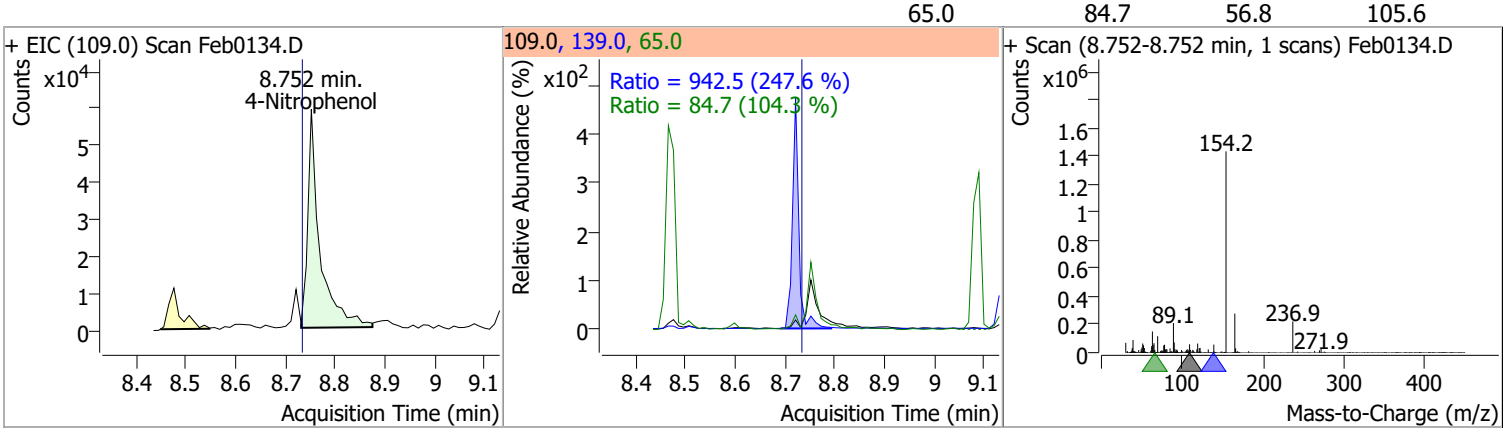

Compound	Conc.	RT	Dev(Min)	Resp.	QIon	QRatio	Lower	Upper
2,4-Dinitrotoluene	75.7299	8.75	0.00	265835	63.0	58.3	47.5	88.1
					89.0	75.1	45.8	85.1

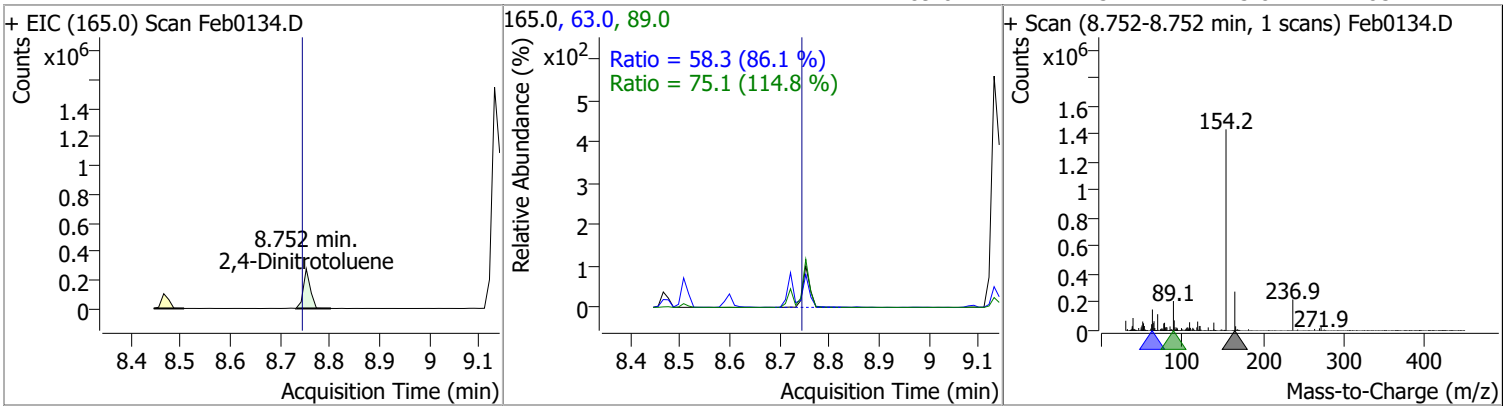

Compound	Conc.	RT	Dev(Min)	Resp.	QIon	QRatio	Lower	Upper
Diethylphthalate	88.3931	9.09	0.00	1904154	177.0	22.1	14.8	27.5
					150.0	12.7	8.8	16.3

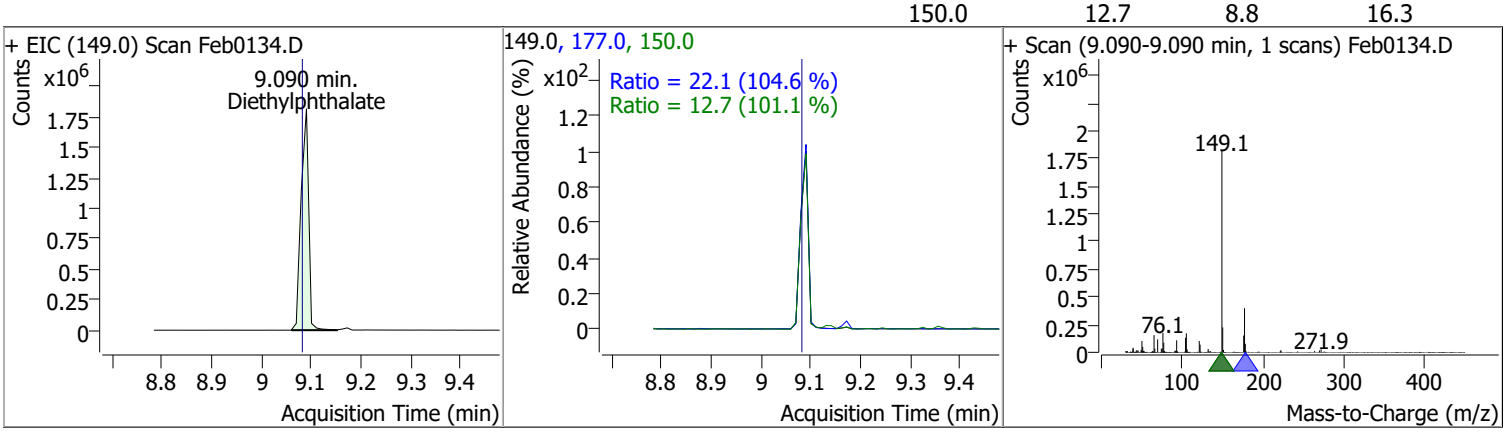

Compound	Conc.	RT	Dev(Min)	Resp.	QIon	QRatio	Lower	Upper
Fluorene	73.0938	9.13	-0.01	1905324	165.0	93.2	64.8	120.4
					167.0	13.8	9.1	16.9

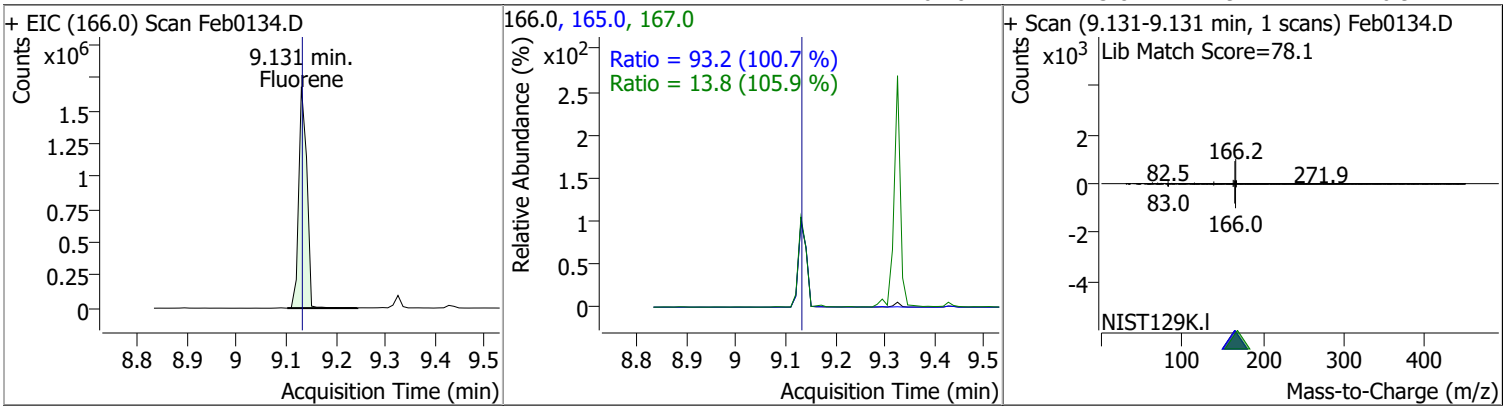

Compound	Conc.	RT	Dev(Min)	Resp.	QIon	QRatio	Lower	Upper
4-Chlorophenyl-phenylether	84.9177	9.17	0.00	956196	141.0	62.3	43.9	81.5
					206.0	34.0	23.2	43.1

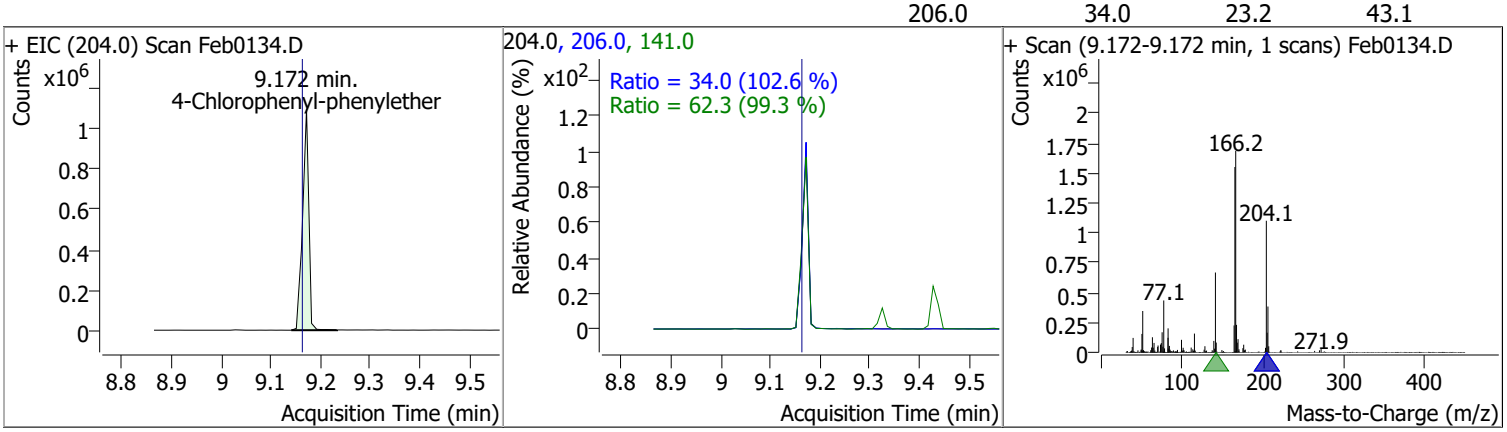

Quantitation Results Report (QT Reviewed)

Compound	Conc.	RT	Dev(Min)	Resp.	QIon	QRatio	Lower	Upper
4-Nitroaniline	67.9983	9.21	0.00	207563	65.0	97.7	70.9	131.7
					92.0	50.9	35.8	66.6

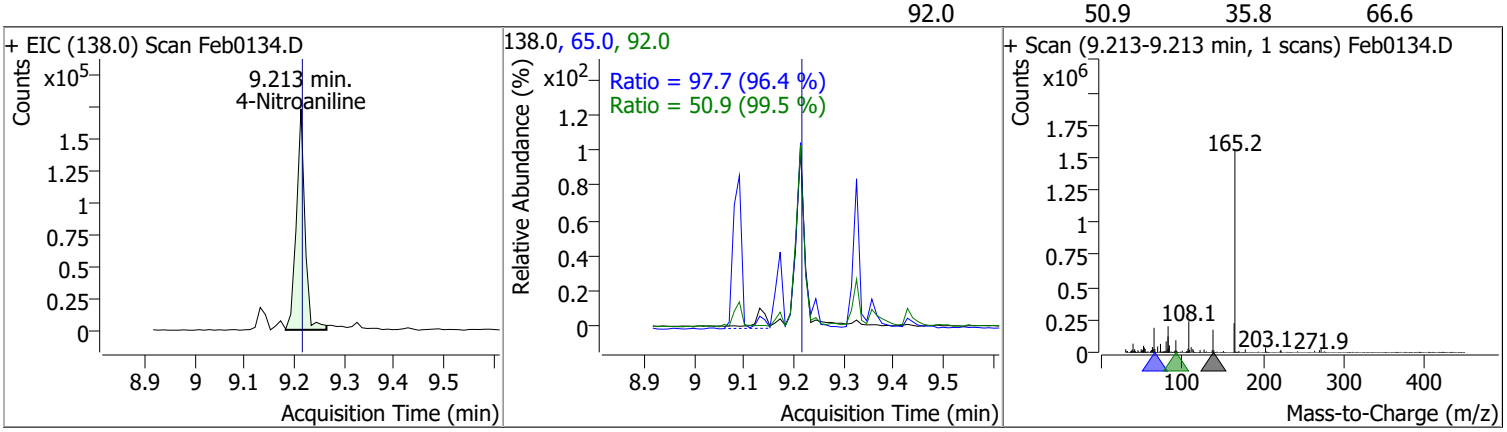

Compound	Conc.	RT	Dev(Min)	Resp.	QIon	QRatio	Lower	Upper
4,6-Dinitro-2-methylphenol	64.5960	9.24	0.00	138079	121.0	46.9	32.5	60.3

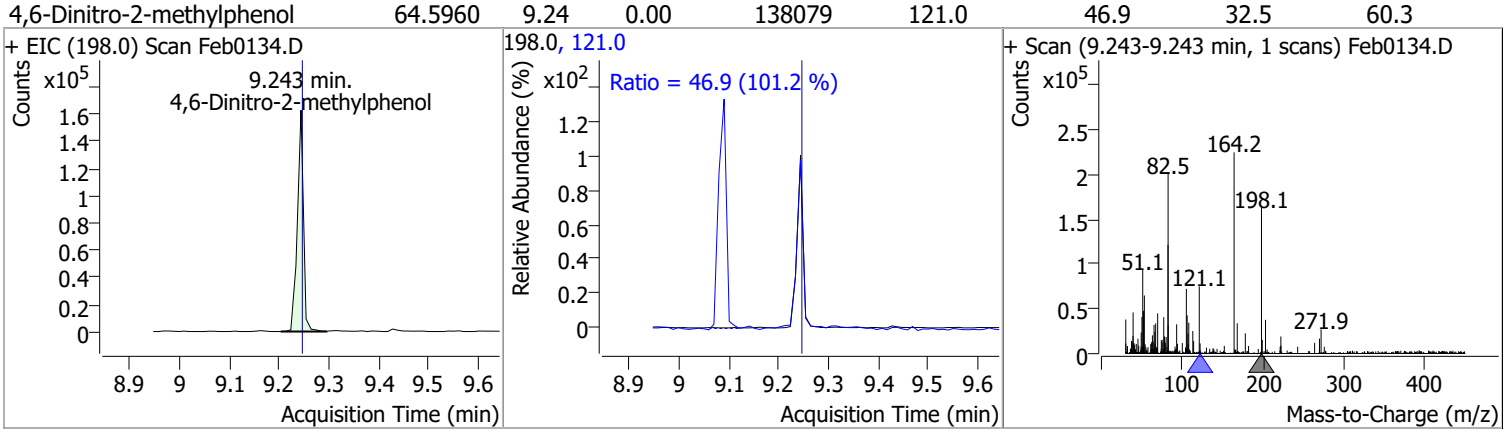

Compound	Conc.	RT	Dev(Min)	Resp.	QIon	QRatio	Lower	Upper
N-nitrosodiphenylamine	78.9599	9.33	0.00	1427700	168.0	63.6	44.3	82.3
					167.0	35.4	24.0	44.6

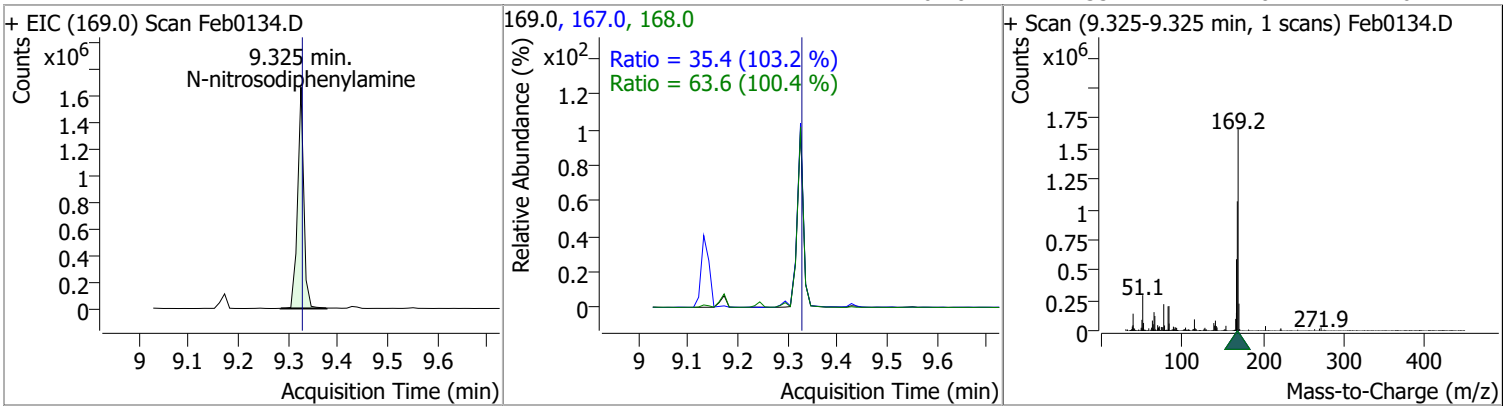

Quantitation Results Report (QT Reviewed)

Compound	Conc.	RT	Dev(Min)	Resp.	QIon	QRatio	Lower	Upper
Azobenzene	71.1263	9.36	0.00	1473222	51.0	36.0	26.4	49.0
					182.0	25.7	19.2	35.7

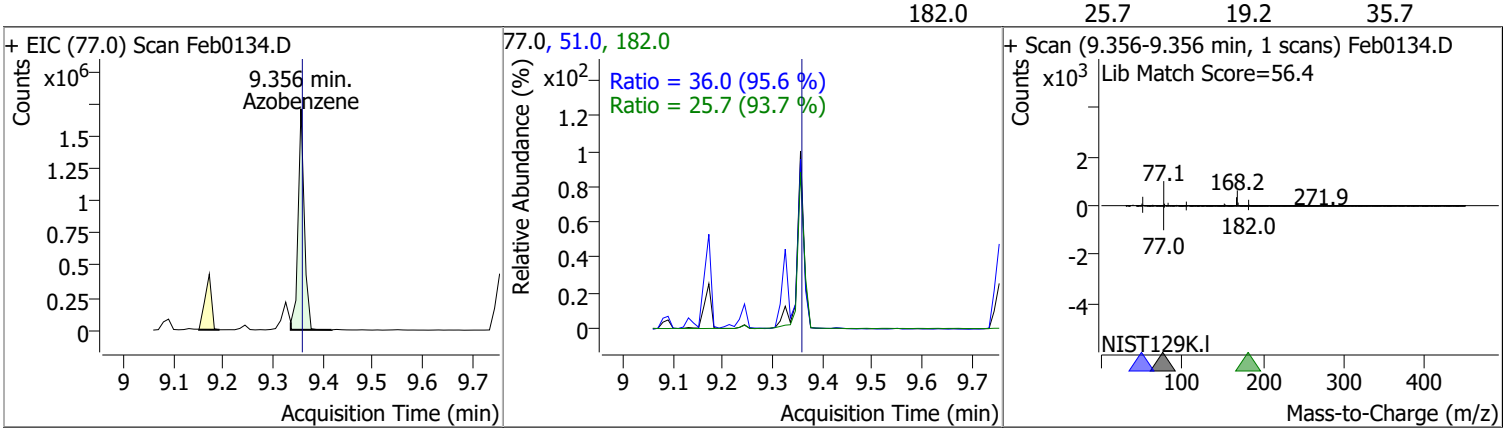

Compound	Conc.	RT	Dev(Min)	Resp.	QIon	QRatio	Lower	Upper
2,4,6-Tribromophenol	142.4467	9.43	0.00	314416	331.8	90.5	65.5	121.6

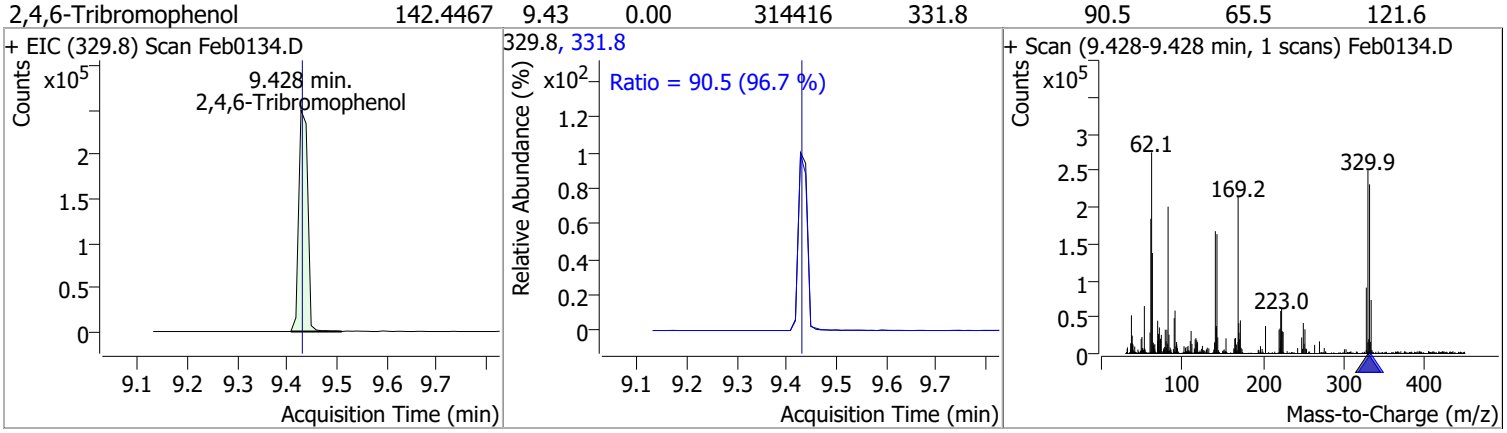

Compound	Conc.	RT	Dev(Min)	Resp.	QIon	QRatio	Lower	Upper
4-Bromophenyl-phenylether	79.9475	9.76	0.00	547129	141.0	98.3	72.5	134.6
					250.0	96.9	70.4	130.7

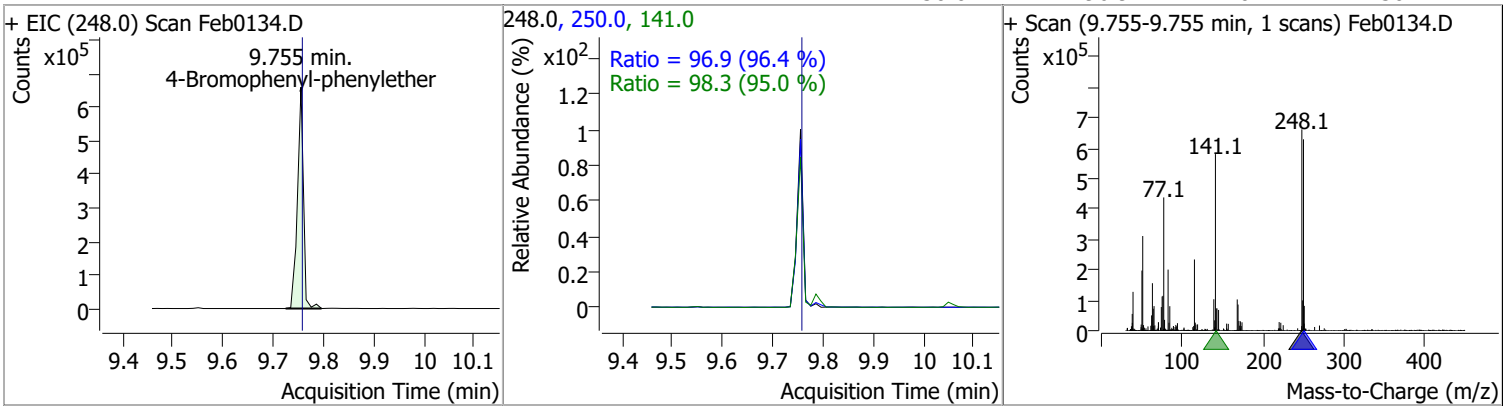

Compound	Conc.	RT	Dev(Min)	Resp.	QIon	QRatio	Lower	Upper
Hexachlorobenzene	68.4108	9.79	-0.01	480751	142.0	52.4	33.1	61.5

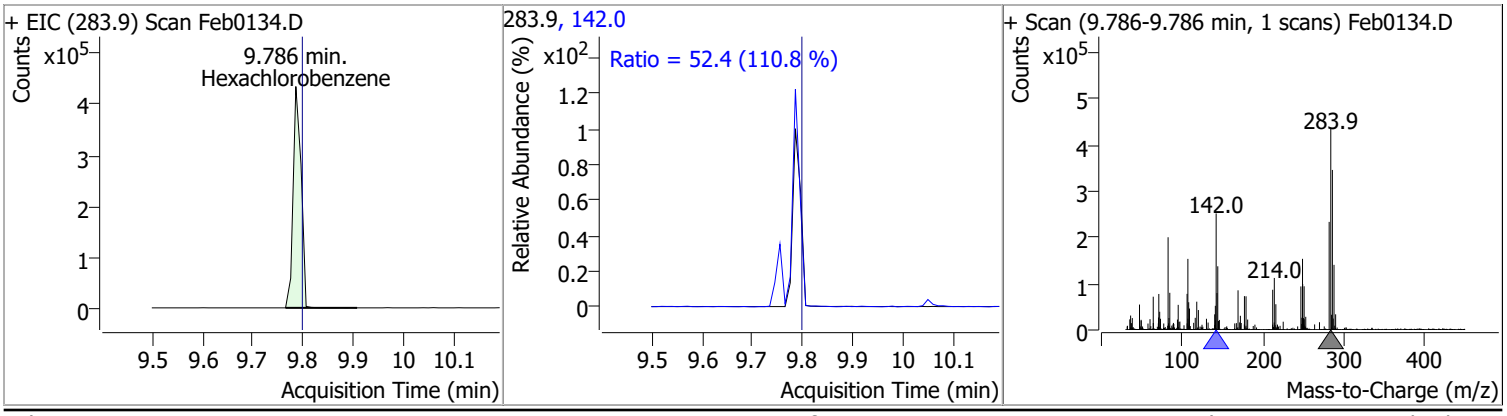

Quantitation Results Report (QT Reviewed)

Compound	Conc.	RT	Dev(Min)	Resp.	QIon	QRatio	Lower	Upper
Pentachlorophenol	74.6641	10.05	0.00	248975	267.9	65.3	45.7	84.8
					263.9	65.9	43.8	81.4

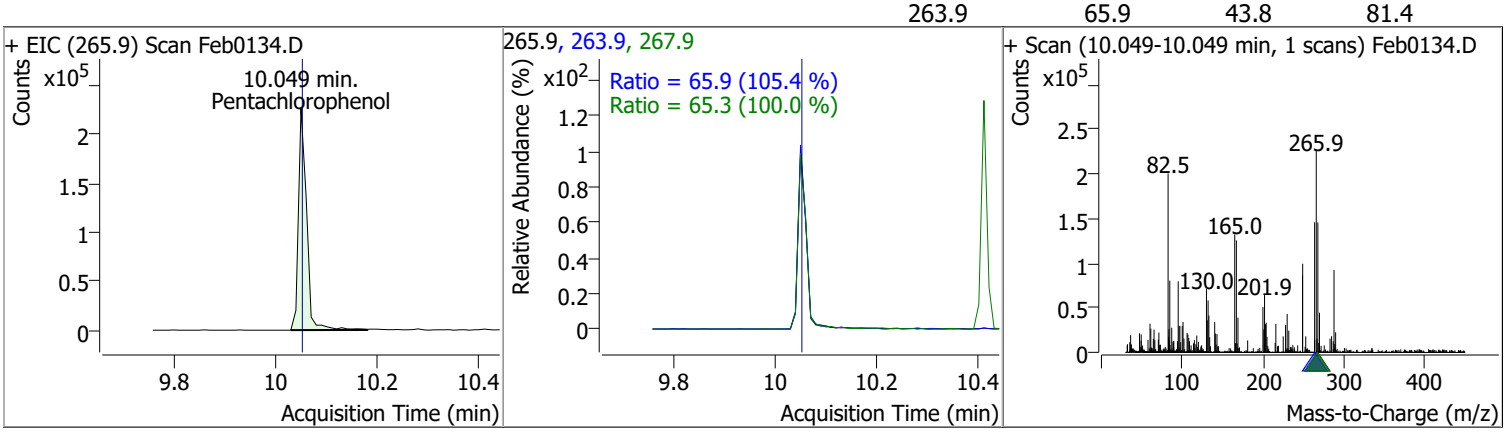

Compound	Conc.	RT	Dev(Min)	Resp.	QIon	QRatio	Lower	Upper
Phenanthrene	70.8536	10.28	-0.01	2656684	176.0	19.0	13.2	24.5

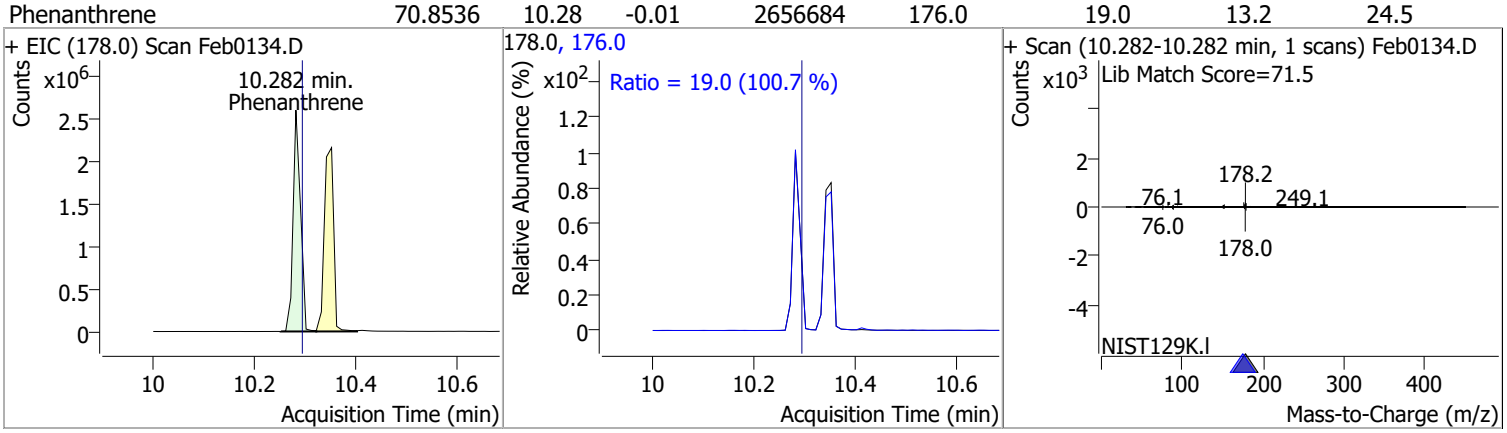

Compound	Conc.	RT	Dev(Min)	Resp.	QIon	QRatio	Lower	Upper
Anthracene	79.6385	10.35	0.00	2762217	176.0	17.9	12.7	23.5

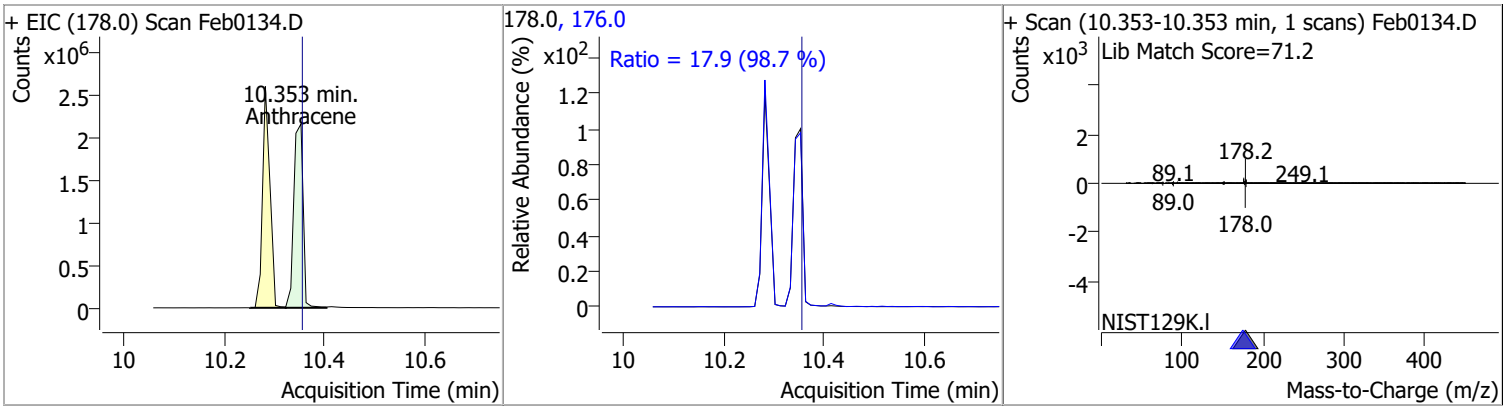

Compound	Conc.	RT	Dev(Min)	Resp.	QIon	QRatio	Lower	Upper
Triallate	82.3777	10.41	0.00	609154	268.0	24.7	19.1	35.4
					143.0	21.5	16.1	30.0

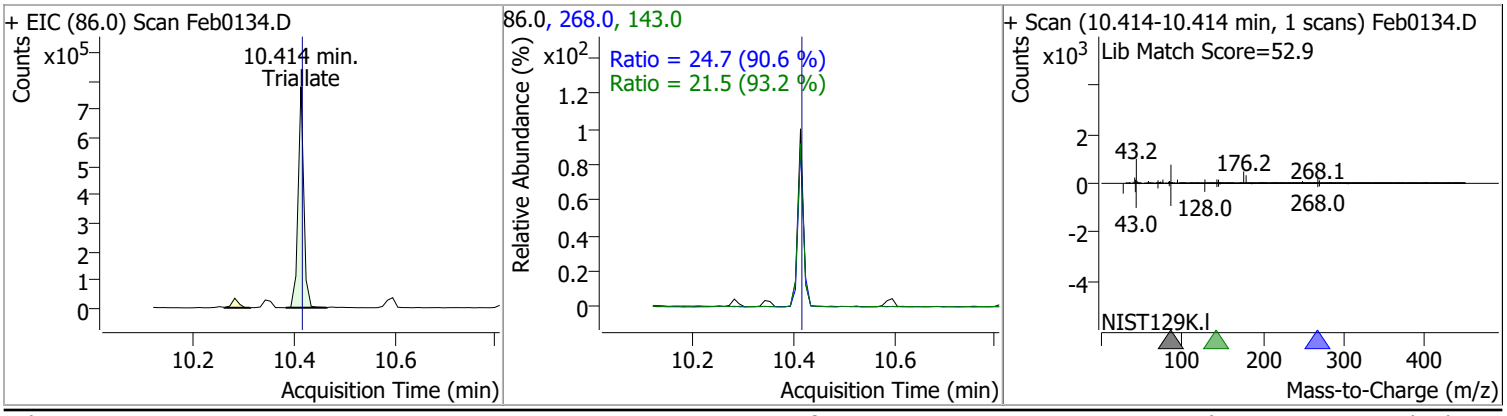

Quantitation Results Report (QT Reviewed)

Compound	Conc.	RT	Dev(Min)	Resp.	QIon	QRatio	Lower	Upper
Carbazole	88.2056	10.60	0.00	2843775	139.0	13.4	9.1	16.9

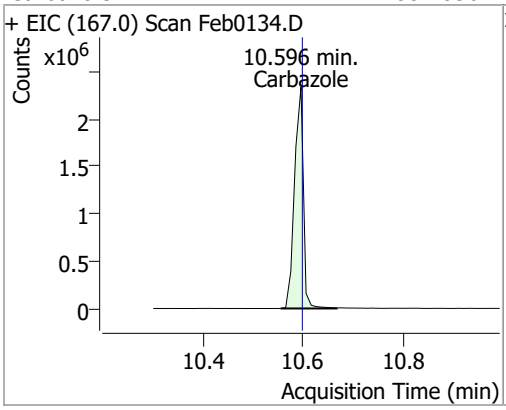

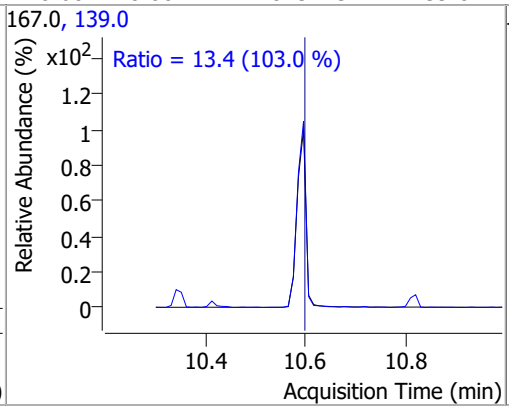

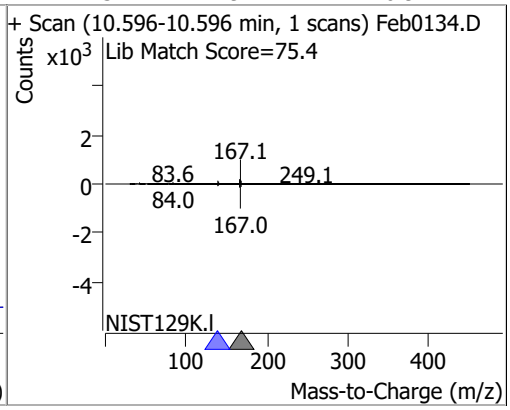

Compound	Conc.	RT	Dev(Min)	Resp.	QIon	QRatio	Lower	Upper
o-Terphenyl	78.1093	10.82	0.00	1512431	229.0	64.5	44.1	81.9
					215.0	37.6	26.4	49.1

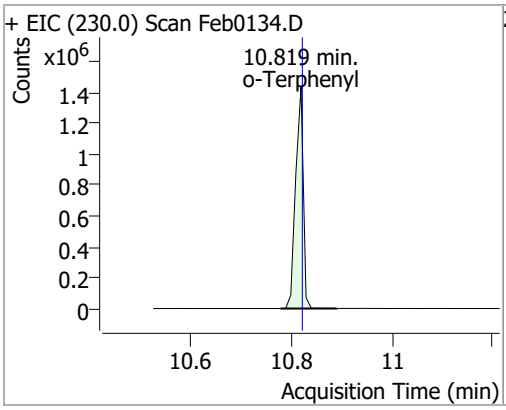

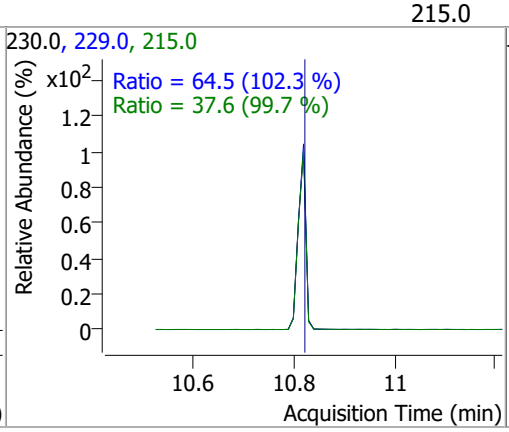

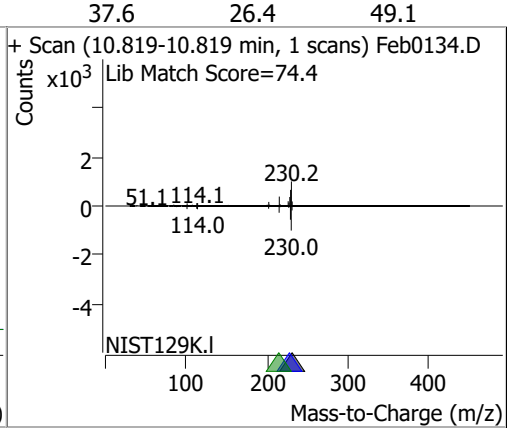

Compound	Conc.	RT	Dev(Min)	Resp.	QIon	QRatio	Lower	Upper
Di-n-Butylphthalate	91.5192	11.20	0.00	3009865	150.0	9.1	6.3	11.6
					104.0	5.9	4.1	7.6

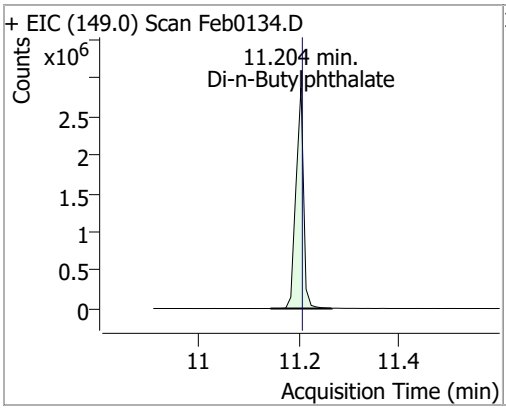

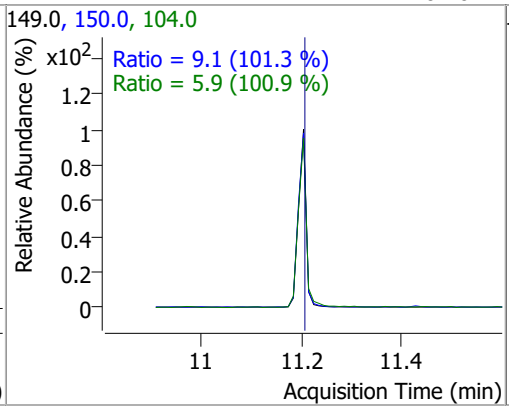

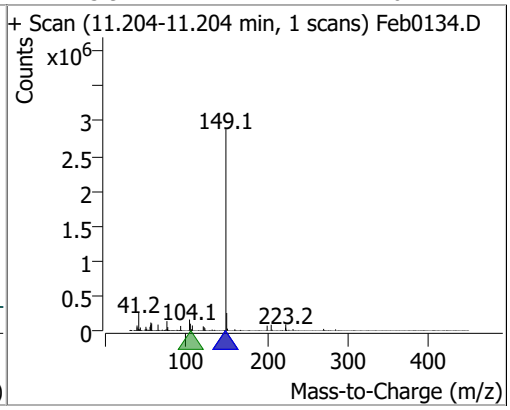

Compound	Conc.	RT	Dev(Min)	Resp.	QIon	QRatio	Lower	Upper
Fluoranthene	76.3936	12.12	0.00	2945917	101.0	14.0	8.6	16.0

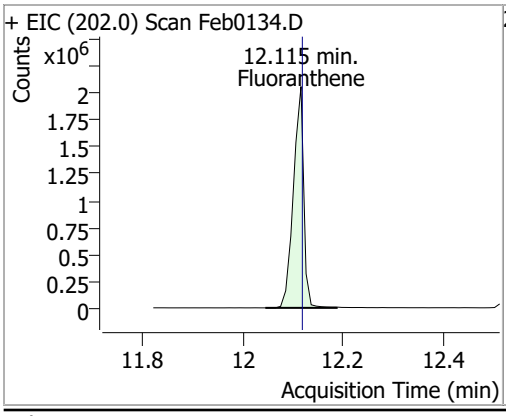

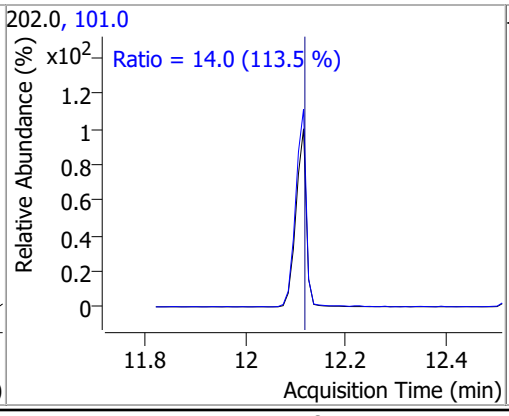

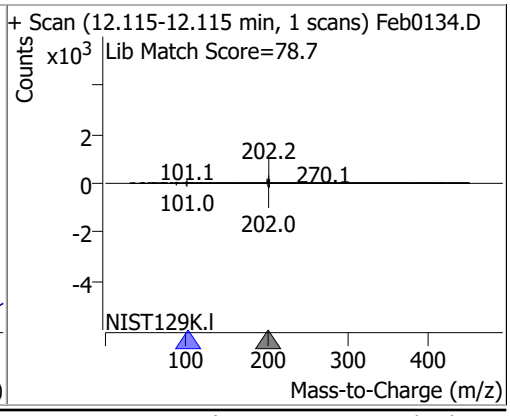

Quantitation Results Report (QT Reviewed)

Compound	Conc.	RT	Dev(Min)	Resp.	QIon	QRatio	Lower	Upper
Benzidine	4.8854	12.49	-0.01	46714	183.0	12.3	8.5	15.8
					92.0	7.9	5.2	9.7

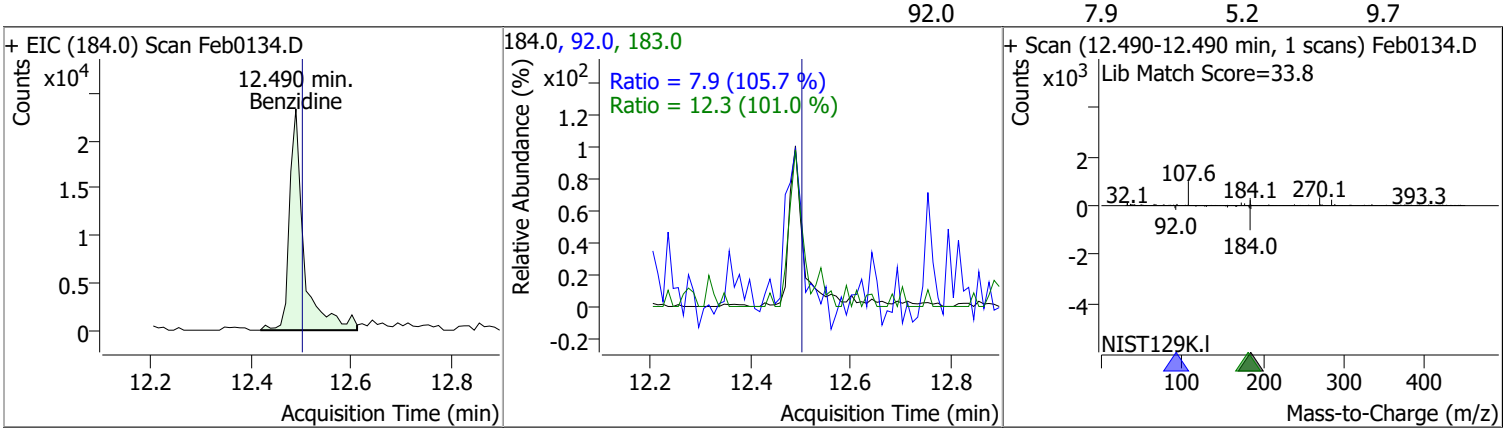

Compound	Conc.	RT	Dev(Min)	Resp.	QIon	QRatio	Lower	Upper
Pyrene	79.4790	12.55	0.00	3120310	101.0	16.1	9.8	18.2

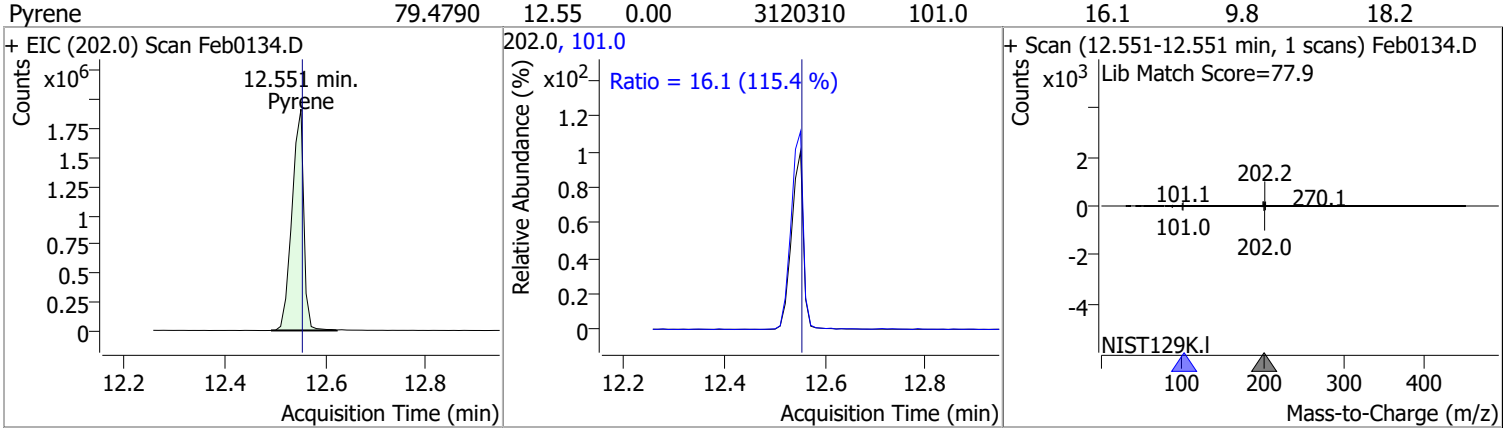

Compound	Conc.	RT	Dev(Min)	Resp.	QIon	QRatio	Lower	Upper
Terphenyl-d14	79.2625	13.05	-0.01	2157976	122.0	13.6	8.8	16.4

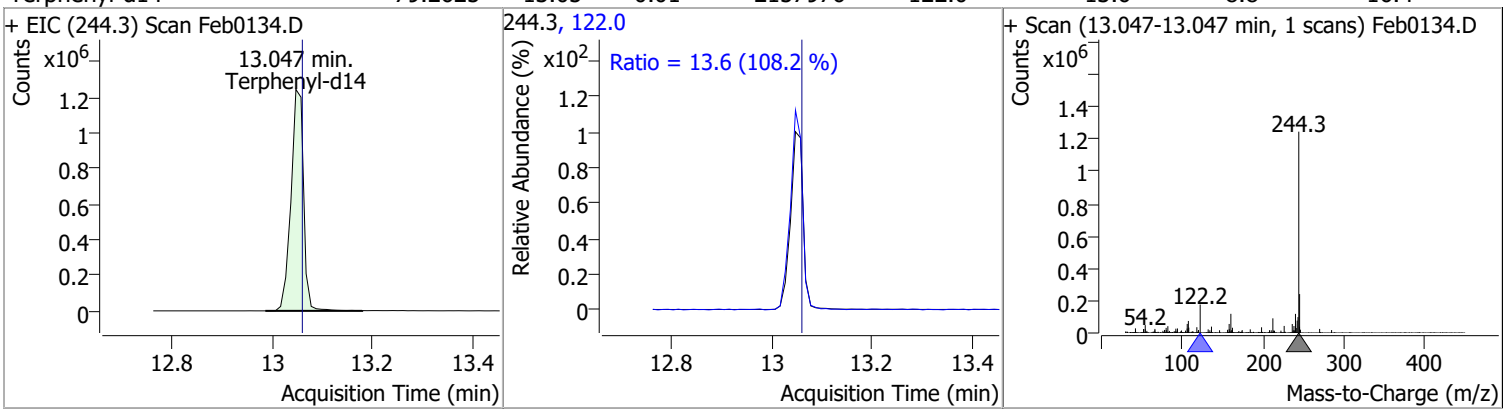

Compound	Conc.	RT	Dev(Min)	Resp.	QIon	QRatio	Lower	Upper
Butylbenzylphthalate	89.8902	14.52	-0.01	982318	91.0	82.8	56.1	104.1
					206.0	17.7	12.9	24.0

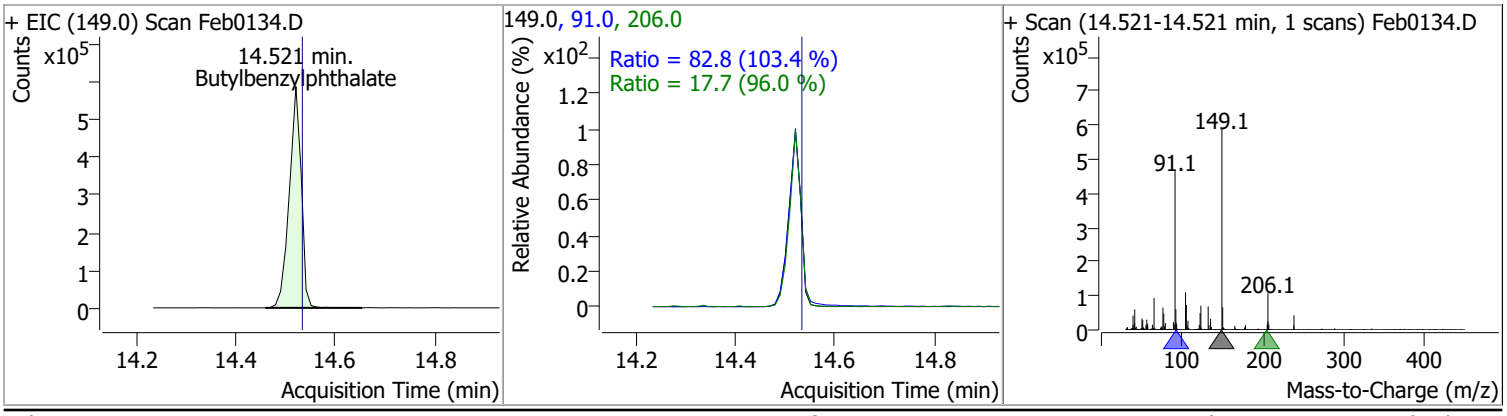

Quantitation Results Report (QT Reviewed)

Compound	Conc.	RT	Dev(Min)	Resp.	QIon	QRatio	Lower	Upper
Benzo(a)Anthracene	86.4341	15.75	-0.01	2495577	226.0	25.8	18.0	33.5
					229.0	20.6	14.6	27.2

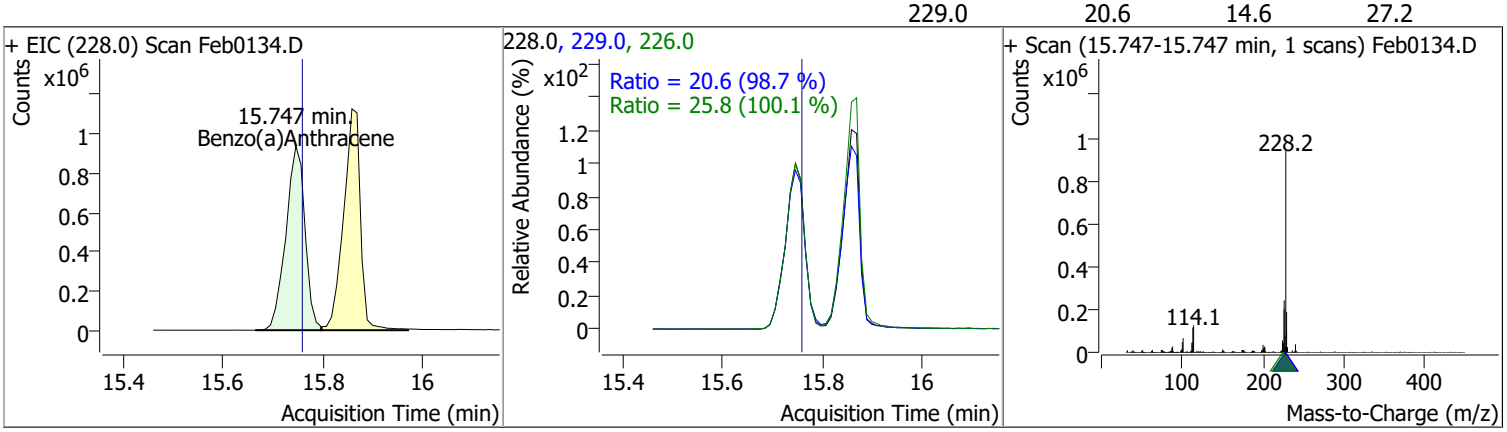

Compound	Conc.	RT	Dev(Min)	Resp.	QIon	QRatio	Lower	Upper
Chrysene	85.3041	15.86	-0.01	2640406	226.0	29.7	20.5	38.1
					229.0	20.0	14.2	26.3

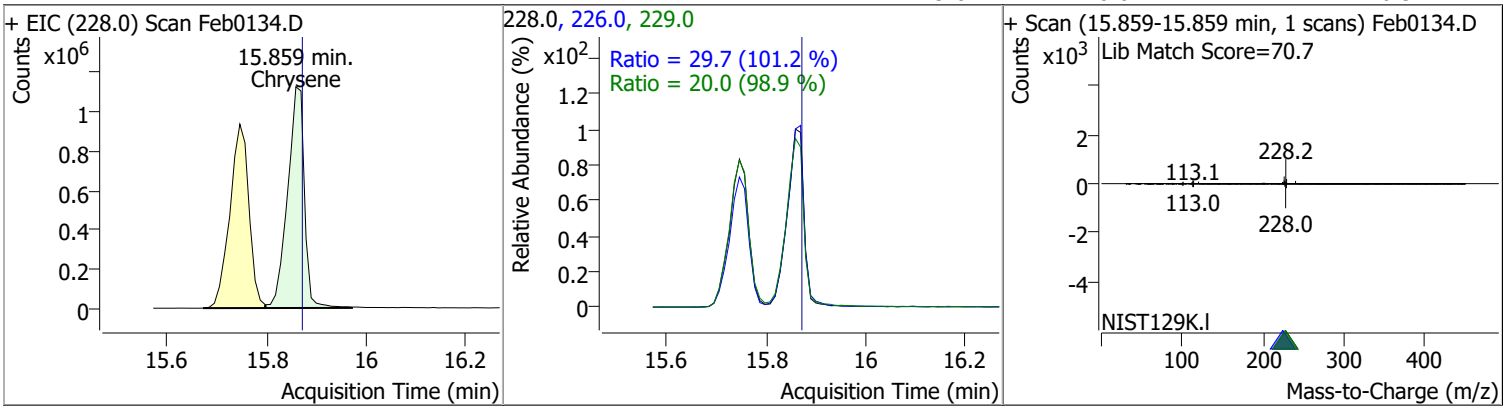

Compound	Conc.	RT	Dev(Min)	Resp.	QIon	QRatio	Lower	Upper
3,3-Dichlorobenzidine	60.8461	15.90	0.00	557700	254.0	63.8	45.2	83.9

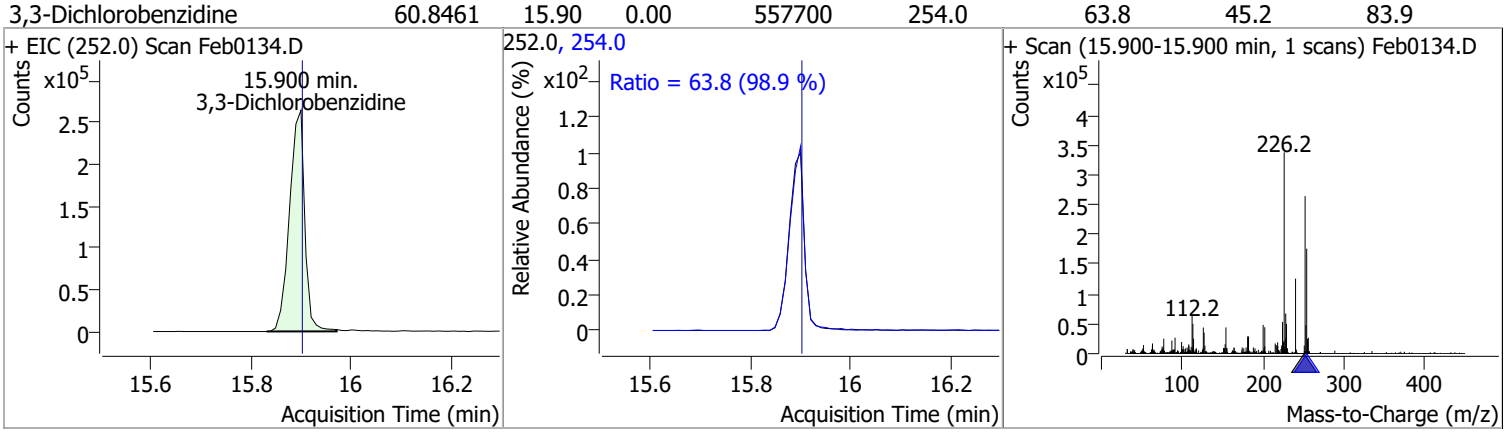

Quantitation Results Report (QT Reviewed)

Compound	Conc.	RT	Dev(Min)	Resp.	QIon	QRatio	Lower	Upper
bis(2-ethylhexyl)Phthalate	84.9965	16.58	-0.01	334542	149.0	388.3	270.0	501.5
					279.0	14.8	10.7	19.9

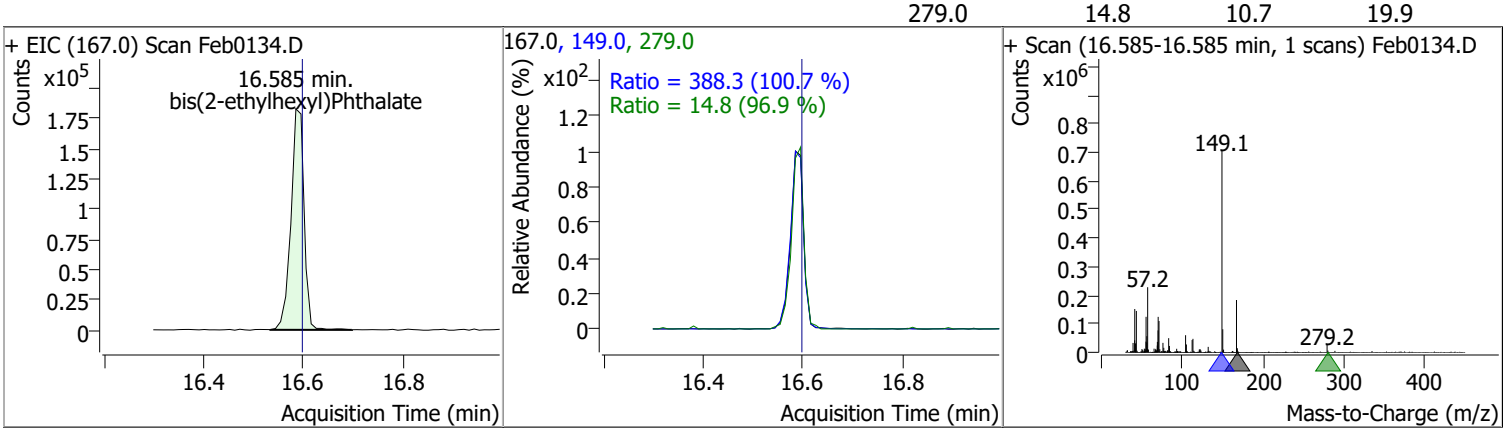

Compound	Conc.	RT	Dev(Min)	Resp.	QIon	QRatio	Lower	Upper
Di-n-octyl Phthalate	84.6187	18.29	0.00	2225179	150.0	9.6	6.7	12.4

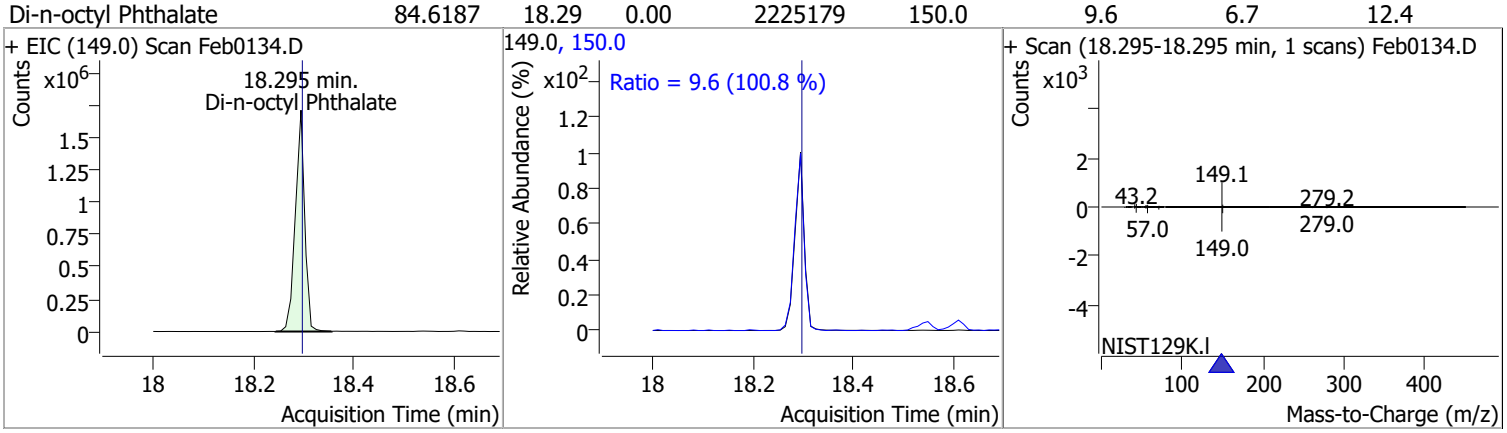

Compound	Conc.	RT	Dev(Min)	Resp.	QIon	QRatio	Lower	Upper
Benzo(b)fluoranthene	86.5855	18.55	0.00	2304656	253.0	22.3	15.7	29.2

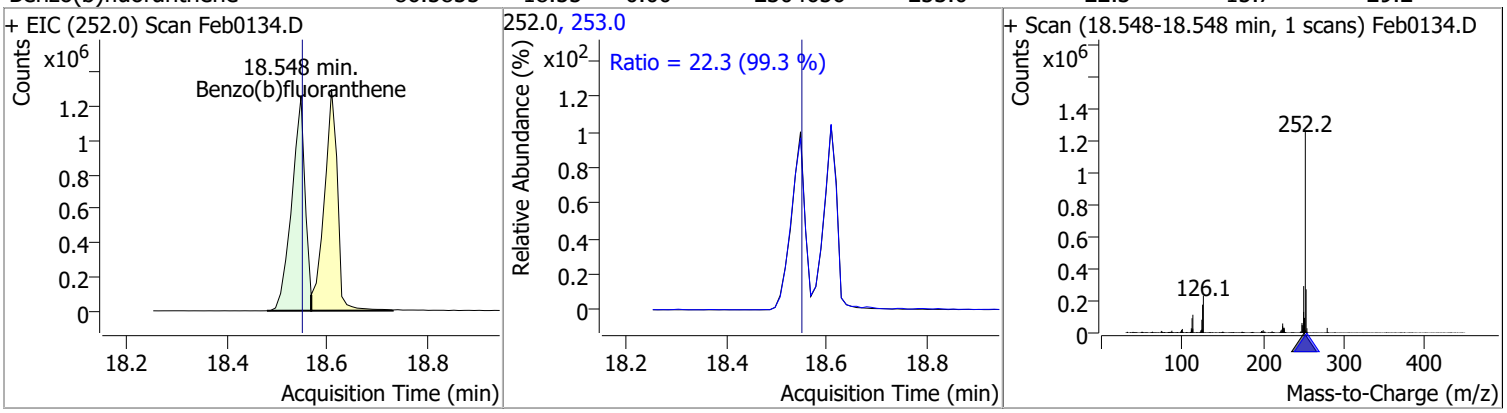

Compound	Conc.	RT	Dev(Min)	Resp.	QIon	QRatio	Lower	Upper
Benzo(k)fluoranthene	80.3378	18.61	0.00	2353069	253.0	22.7	15.9	29.5

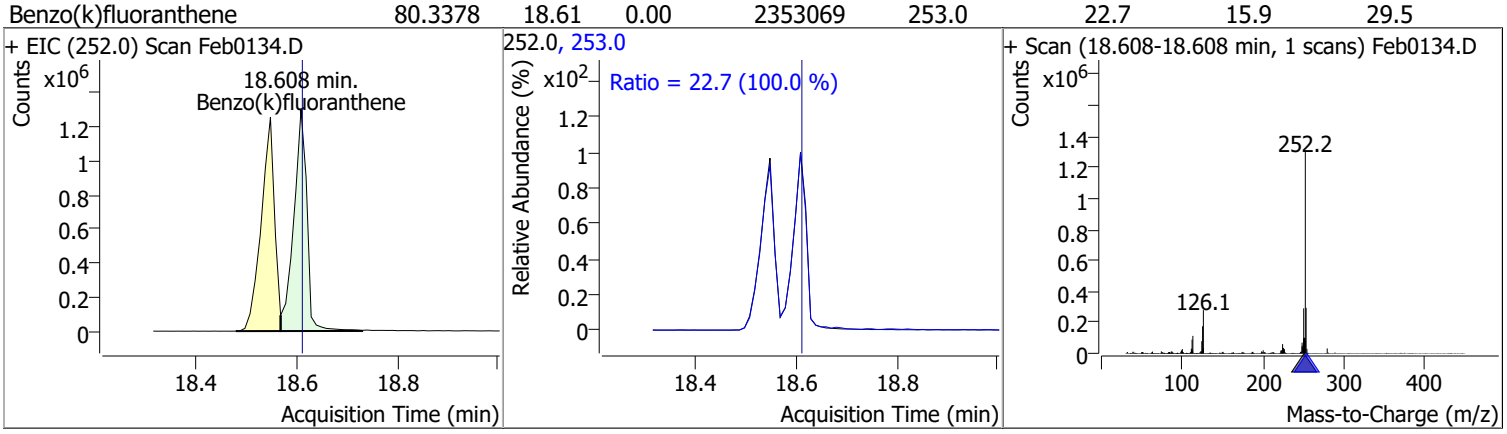

Quantitation Results Report (QT Reviewed)

Compound	Conc.	RT	Dev(Min)	Resp.	QIon	QRatio	Lower	Upper
Benzo(a)pyrene	83.6391	19.15	0.00	2116441	253.0	22.3	15.8	29.4

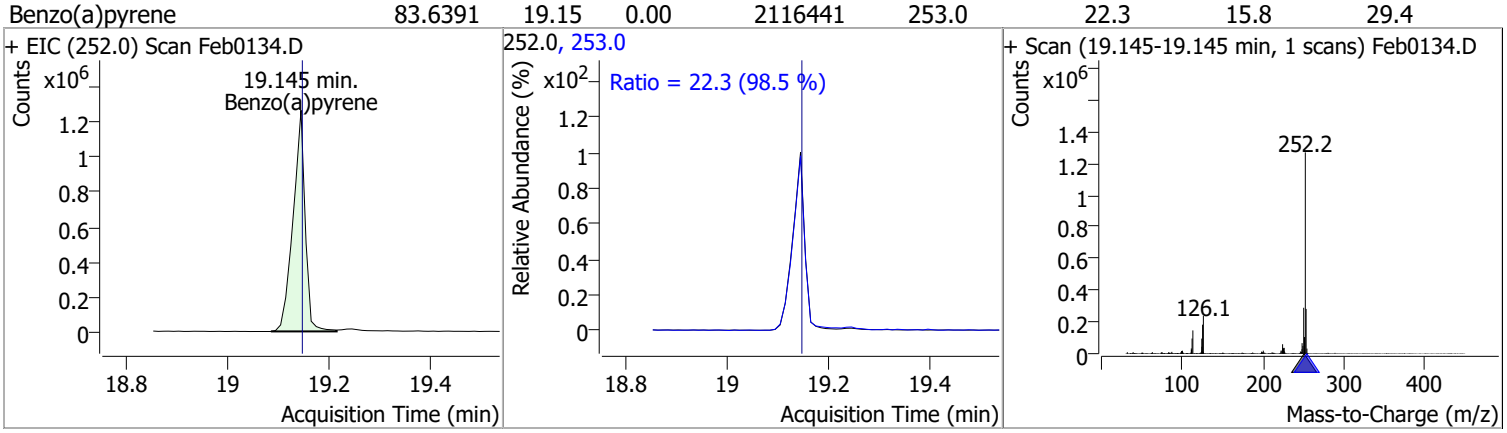

Compound	Conc.	RT	Dev(Min)	Resp.	QIon	QRatio	Lower	Upper
Indeno(1,2,3-c,d)pyrene	87.8393	20.90	-0.01	1785395 (m)	138.0	32.0	20.2	37.5

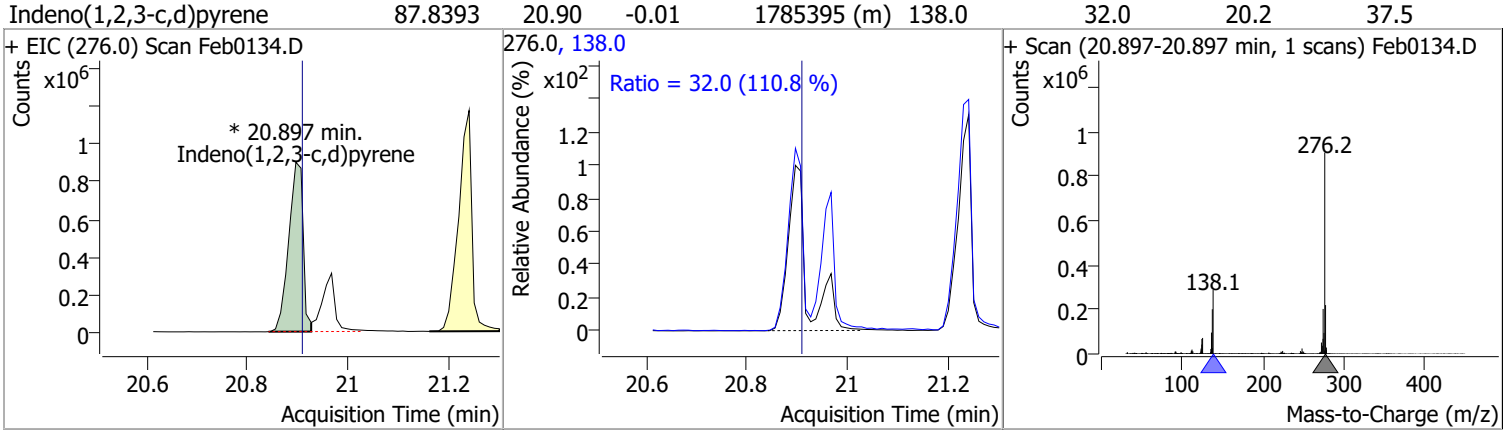

Compound	Conc.	RT	Dev(Min)	Resp.	QIon	QRatio	Lower	Upper
Dibenzo(a,h)anthracene	93.8089	20.97	0.00	2024207	139.0	24.7	17.1	31.7
					279.0	24.7	16.6	30.8

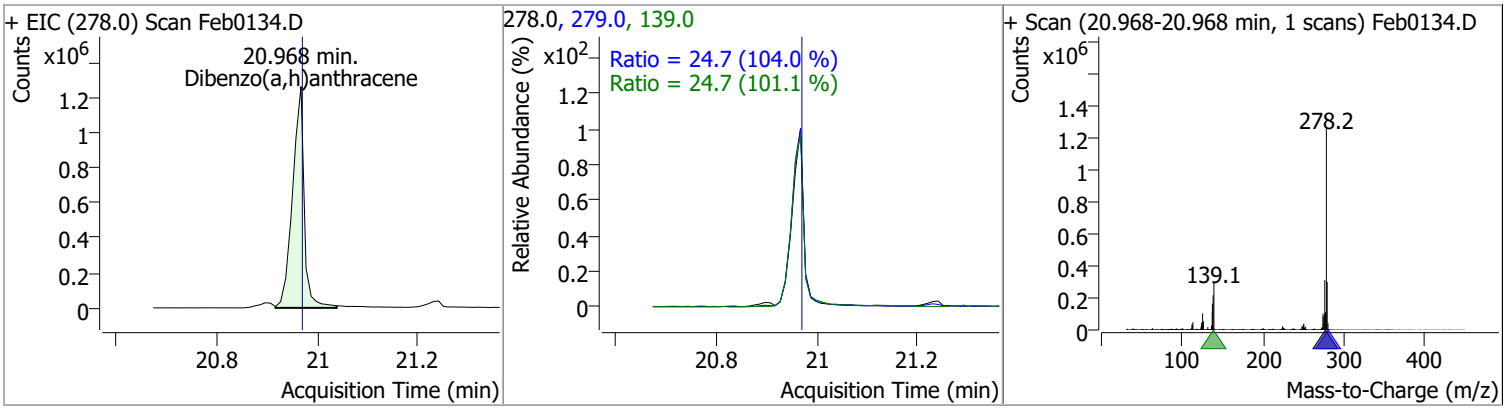

Compound	Conc.	RT	Dev(Min)	Resp.	QIon	QRatio	Lower	Upper
Benzo(g,h,i)perylene	88.8226	21.24	0.00	2180468	138.0	33.5	22.8	42.3
					277.0	24.2	16.9	31.4

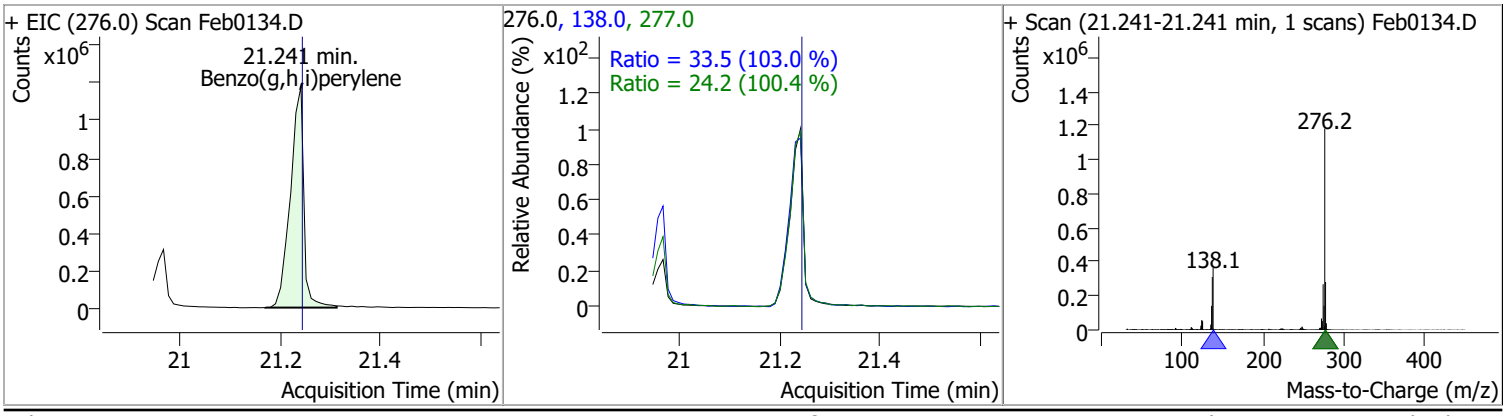

Quantitation Results Report (QT Reviewed)

Data File	Feb0135.D	Operator	LIMS import
Acq. Method	BNA+SIM.M	Acq. Date-Time	2/2/2022 10:52:12 AM
Sample Name	B22011137-001C	Instrument	Instrument #1
Vial	35	Multiplier	1.00
DA Method File	020122 DoD BNA cal.batch.bin	Comment	SVOC-8270-W-LARGO
Tune File	dftppdsm.u	Tune Date	1/25/2022 7:52:00 PM
Batch Name	020122 DoD BNA.batch.bin	Last Calib Update	2/16/2022 11:05:20 AM
Ref Library	D:\Org\Library\NIST129K.l		

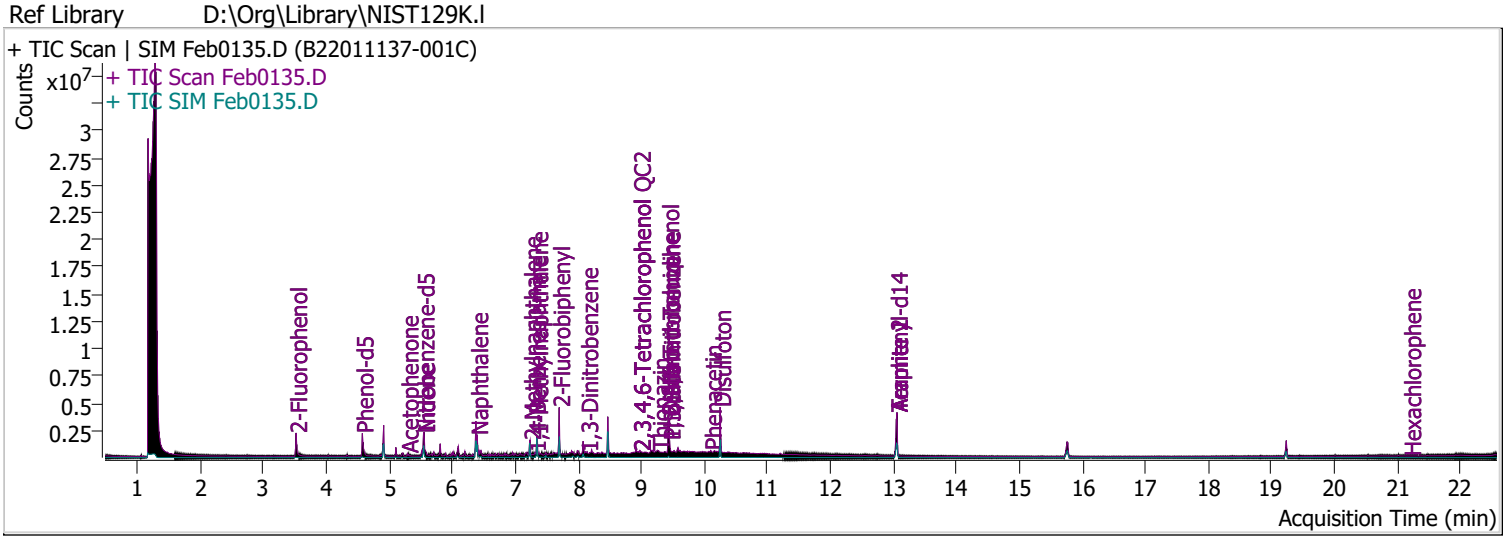

Compound	RT	QIon	Resp.	Conc.	Units		Dev(Min)
Internal Standards							
System Monitoring Compounds							
S 2-Fluorophenol	3.520	112.0	907562	83.6456	µg/L		0.000
Spiked Amount: 200.000	Range: 10.0 - 75.0%			Recovery = 41.82%			
S Phenol-d5	4.572	99.0	1071191	75.0888	µg/L		0.000
Spiked Amount: 200.000	Range: 10.0 - 65.0%			Recovery = 37.54%			
S Nitrobenzene-d5	5.543	82.0	462847	62.3698	µg/L		-0.010
Spiked Amount: 100.000	Range: 32.0 - 94.0%			Recovery = 62.37%			
S 2-Fluorobiphenyl	7.697	172.0	1199322	48.9478	µg/L		0.000
Spiked Amount: 100.000	Range: 28.0 - 107.0%			Recovery = 48.95%			
S 2,4,6-Tribromophenol	9.428	329.8	399154	191.3953	µg/L		0.000
Spiked Amount: 200.000	Range: 25.0 - 140.0%			Recovery = 95.70%			
S Terphenyl-d14	13.057	244.3	2261775	88.1700	µg/L		0.000
Spiked Amount: 100.000	Range: 32.0 - 122.0%			Recovery = 88.17%			
Target Compounds							**QValue**
T N-Nitrosodimethylamine	0.000		0	N.D.			
T Pyridine	0.000		0	N.D.			
T Aniline	0.000		0	N.D.			
T Phenol	0.000		0	N.D.			
T bis(-2-Chloroethyl)Ether	4.909	63.0	0		µg/L	md	1
T 2-Chlorophenol	0.000		0	N.D.			
T 1,3-Dichlorobenzene	0.000		0	N.D.			
T 1,4-Dichlorobenzene	0.000		0	N.D.			
T 1,2-Dichlorobenzene	0.000		0	N.D.			
T Benzyl Alcohol	0.000		0	N.D.			
T 2-Methylphenol	0.000		0	N.D.			
T bis(2-chloroisopropyl)Ether	5.195	121.0	0		µg/L	md	1
T N-nitroso-Di-n-propylamine	5.543	70.0	0		µg/L	md	1
T 4Methylphenol/3Methylphenol	0.000		0	N.D.			
T Hexachloroethane	5.512	117.0	0		µg/L	md	1

Compound	RT	QIon	Resp.	Conc.	Units		Dev(Min)
T Nitrobenzene	0.000		0	N.D.			
T Isophorone	0.000		0	N.D.			
T 2-Nitrophenol	0.000		0	N.D.			
T 2,4-Dimethylphenol	0.000		0	N.D.			
T bis(-2-Chloroethoxy)Methane	0.000		0	N.D.			
T 2,4-Dichlorophenol	0.000		0	N.D.			
T Benzoic Acid	6.198	105.0	0		µg/L	md	1
T 1,2,4-Trichlorobenzene	0.000		0	N.D.			
T Naphthalene	6.393	128.0	728664	21.7498	µg/L		97
T 4-Chlorophenol	6.455	130.0	0		µg/L	md	1
T p-Chloroaniline	6.393	127.0	0		µg/L	md	1
T Hexachlorobutadiene	0.000		0	N.D.			
T 4-Chloro-2-Methylphenol	0.000		0	N.D.			
T 4-Chloro-3-Methylphenol	0.000		0	N.D.			
T 2-Methylnaphthalene	7.235	141.0	369208	17.7922	µg/L		100
T 1-Methylnaphthalene	7.348	141.0	532852	26.7233	µg/L		97
T Hexachlorocyclopentadiene	0.000		0	N.D.			
T 2,4,6-Trichlorophenol	0.000		0	N.D.			
T 2,4,5-Trichlorophenol	0.000		0	N.D.			
T 2-Chloronaphthalene	0.000		0	N.D.			
T 2-Nitroaniline	0.000		0	N.D.			
T Dimethyl Phthalate	8.466	163.0	0		µg/L	md	1
T 2,6-Dinitrotoluene	8.466	165.0	0		µg/L	md	1
T Acenaphthylene	0.000		0	N.D.			
T 3-Nitroaniline	0.000		0	N.D.			
T Acenaphthene	0.000		0	N.D.			
T 2,4-Dinitrophenol	0.000		0	N.D.			
T Dibenzofuran	0.000		0	N.D.			
T 4-Nitrophenol	0.000		0	N.D.			
T 2,4-Dinitrotoluene	8.926	165.0	0		µg/L	md	1
T Diethylphthalate	8.916	149.0	0		µg/L	md	1
T Fluorene	0.000		0	N.D.			
T 4-Chlorophenyl-phenylether	0.000		0	N.D.			
T 4-Nitroaniline	0.000		0	N.D.			
T 4,6-Dinitro-2-methylphenol	9.254	198.0	0		µg/L	md	1
T N-nitrosodiphenylamine	0.000		0	N.D.			
T Azobenzene	9.448	77.0	0		µg/L	md	1
T 4-Bromophenyl-phenylether	0.000		0	N.D.			
T Hexachlorobenzene	0.000		0	N.D.			
T Pentachlorophenol	0.000		0	N.D.			
T Phenanthrene	0.000		0	N.D.			
T Anthracene	0.000		0	N.D.			
T Triallate	0.000		0	N.D.			
T Carbazole	0.000		0	N.D.			
T o-Terphenyl	0.000		0	N.D.			
T Di-n-Butylphthalate	0.000		0	N.D.			
T Fluoranthene	0.000		0	N.D.			
T Benzidine	0.000		0	N.D.			
T Pyrene	0.000		0	N.D.			
T Butylbenzylphthalate	0.000		0	N.D.			
T Benzo(a)Anthracene	0.000		0	N.D.			
T Chrysene	0.000		0	N.D.			
T 3,3-Dichlorobenzidine	0.000		0	N.D.			
T bis(2-ethylhexyl)Phthalate	0.000		0	N.D.			
T Di-n-octyl Phthalate	0.000		0	N.D.			

Compound	RT	QIon	Resp.	Conc.	Units	Dev(Min)
T Benzo(b)fluoranthene	0.000		0	N.D.		
T Benzo(k)fluoranthene	0.000		0	N.D.		
T Benzo(a)pyrene	0.000		0	N.D.		
T Indeno(1,2,3-c,d)pyrene	0.000		0	N.D.		
T Dibenzo(a,h)anthracene	0.000		0	N.D.		
T Benzo(g,h,i)perylene	0.000		0	N.D.		

(#) = Qualifier Out of Range; (m) = Manual Integration; (+) = Area Summed; (*) = Surrogate Percent Recovery Out of Range; (d): Zeroed Peak

Quantitation Results Report (QT Reviewed)

Compound	Conc.	Exp RT	QIon	Exp Ratio
N-Nitrosodimethylamine	N.D.	2.15	42.0	130.1

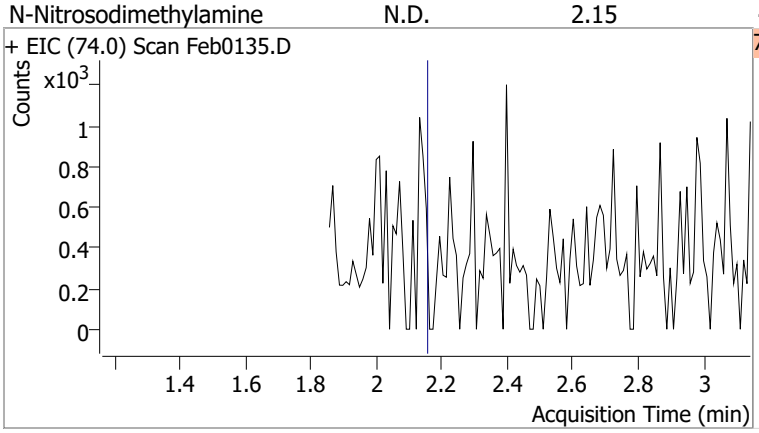

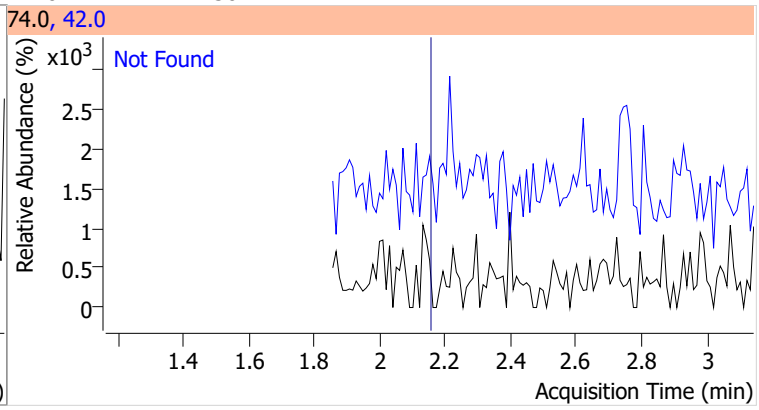

Compound	Conc.	Exp RT	QIon	Exp Ratio
Pyridine	N.D.	2.18	52.0	101.7

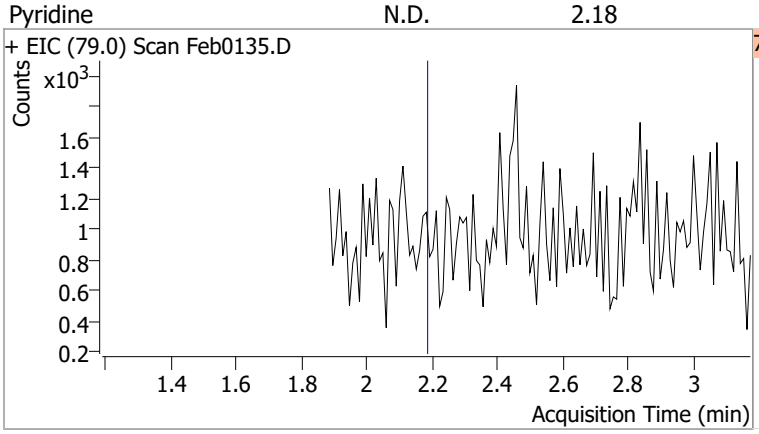

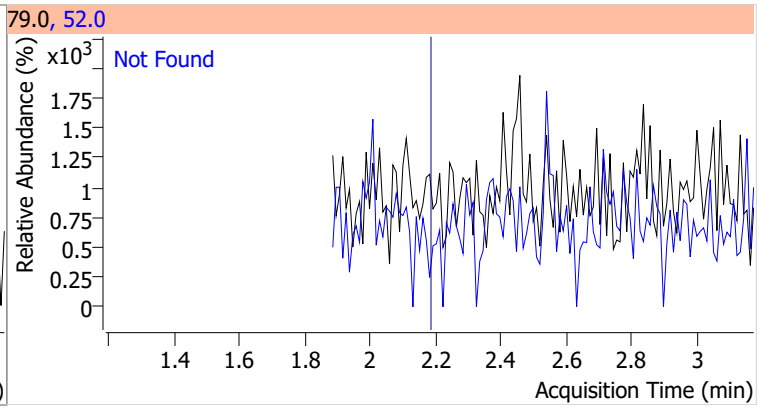

Compound	Conc.	RT	Dev(Min)	Resp.	QIon	QRatio	Lower	Upper
2-Fluorophenol	83.6456	3.52	0.00	907562	64.0	48.7	35.8	66.4
					92.0	21.5	14.3	26.6

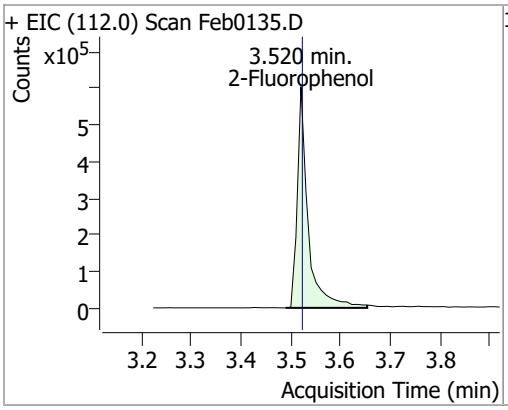

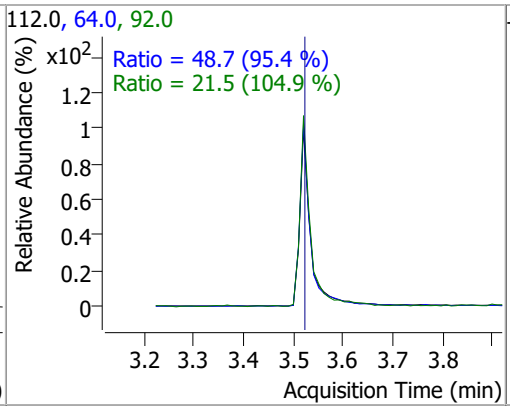

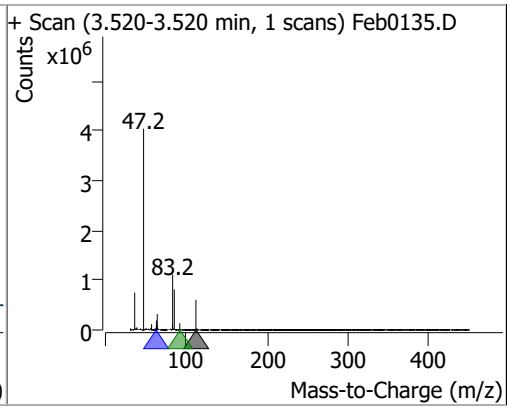

Compound	Conc.	Exp RT	QIon	Exp Ratio	QIon	Exp Ratio
Aniline	N.D.	4.55	66.0	35.1	65.0	18.0

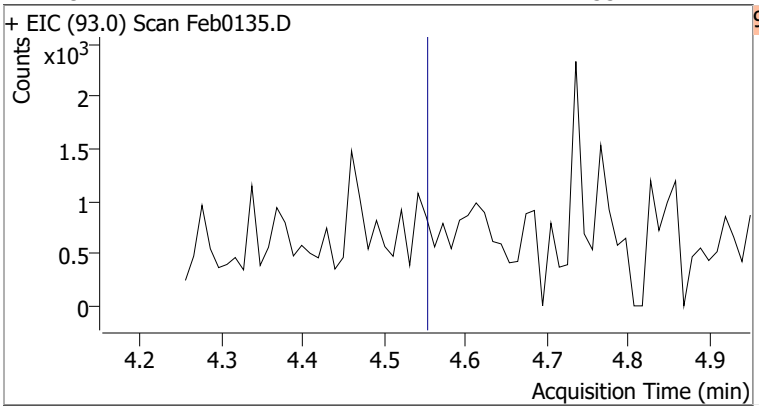

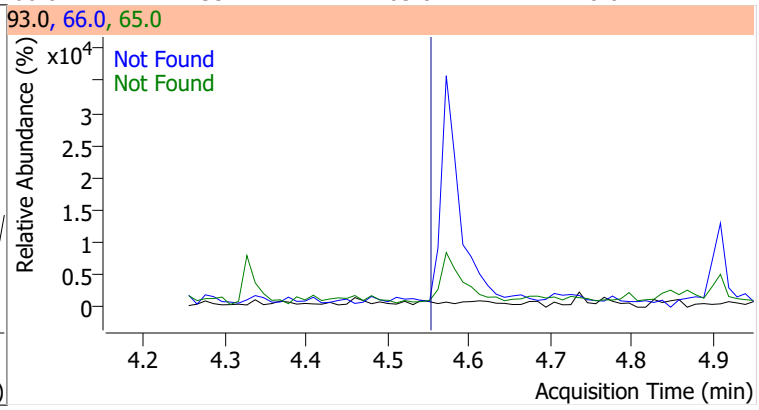

Compound	Conc.	RT	Dev(Min)	Resp.	QIon	QRatio	Lower	Upper
Phenol-d5	75.0888	4.57	0.00	1071191	71.0	34.1	23.8	44.2

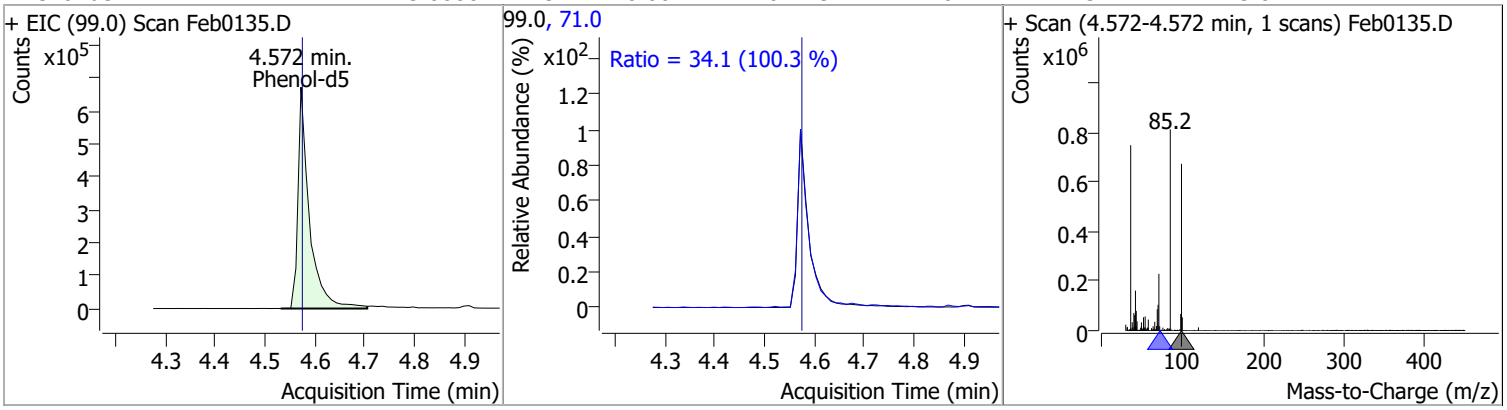

Compound	Conc.	Exp RT	QIon	Exp Ratio
Phenol	N.D.	4.59	66.0	43.8

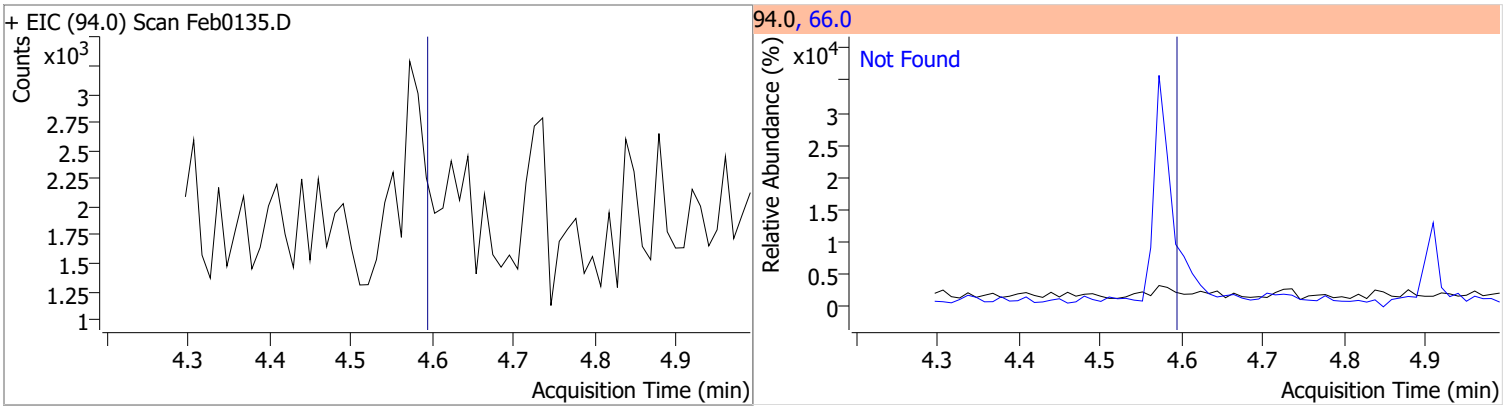

Compound	Conc.	RT	Dev(Min)	Resp.	QIon	QRatio	Lower	Upper
bis(-2-Chloroethyl)Ether		0		0	64.0		2.4	4.5

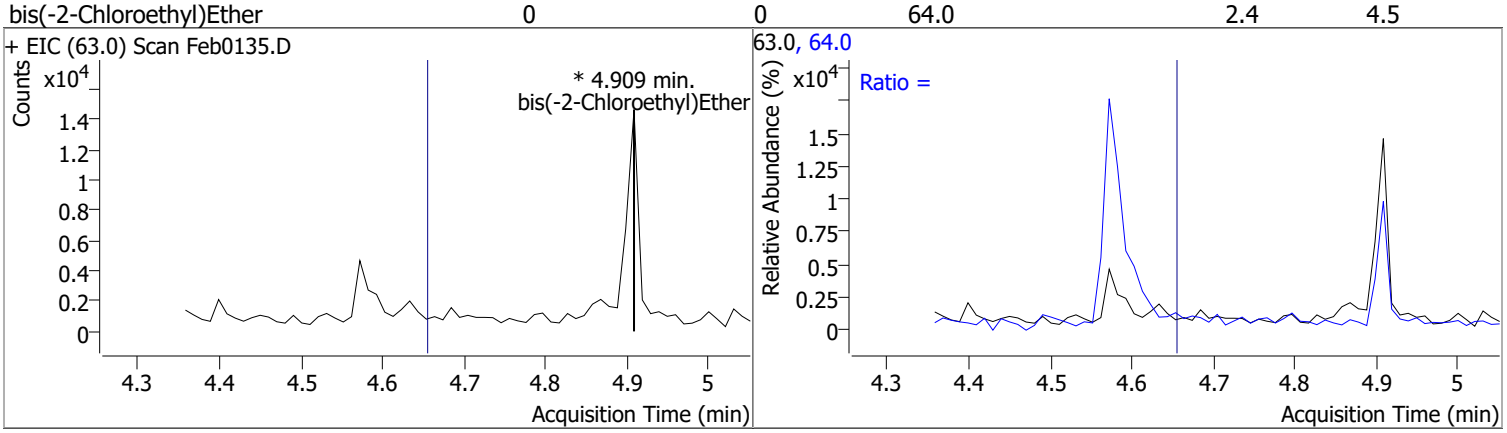

Compound	Conc.	Exp RT	QIon	Exp Ratio
2-Chlorophenol	N.D.	4.68	130.0	31.8

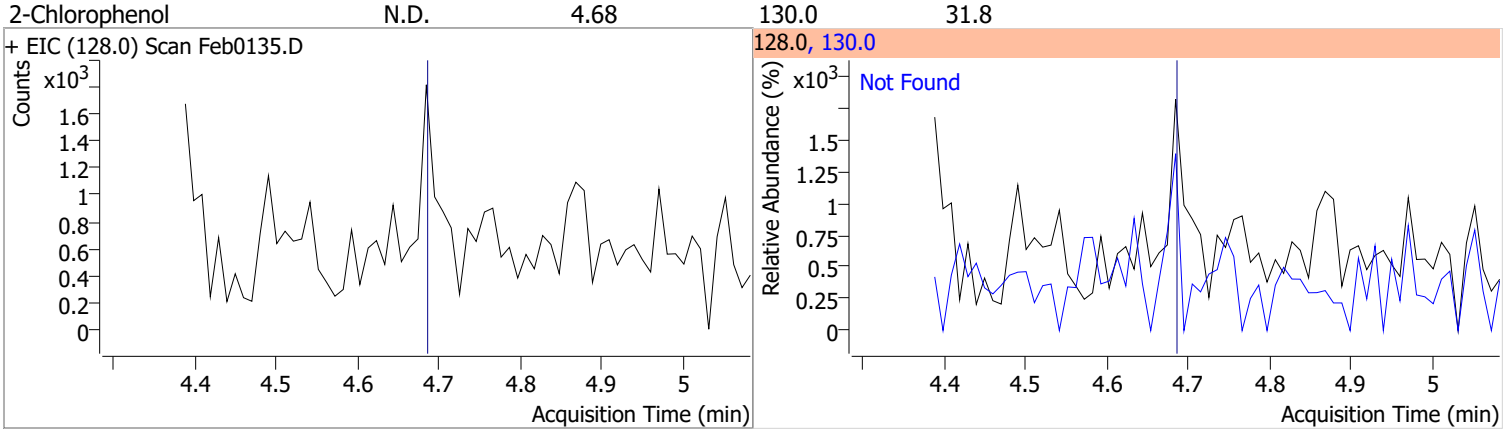

Compound	Conc.	Exp RT	QIon	Exp Ratio	QIon	Exp Ratio
1,3-Dichlorobenzene	N.D.	4.84	148.0	62.2	111.0	35.9

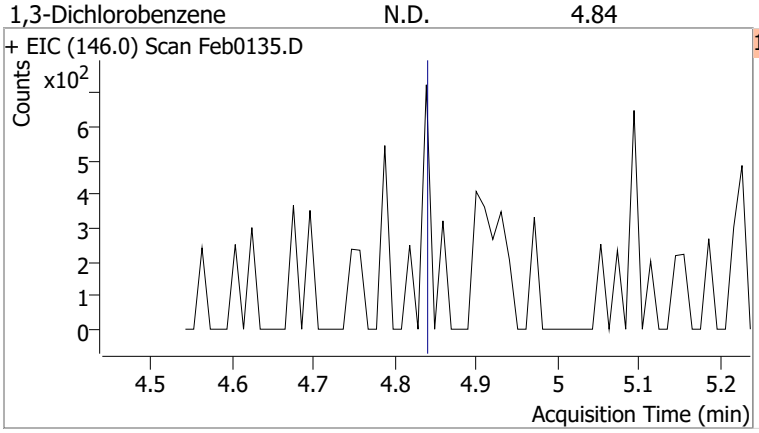

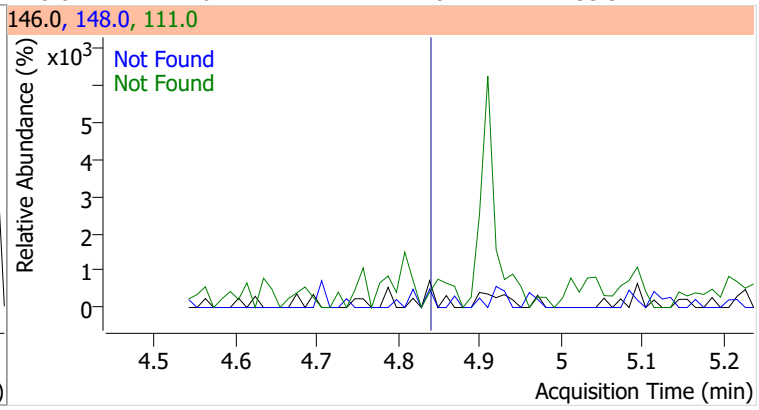

Compound	Conc.	Exp RT	QIon	Exp Ratio	QIon	Exp Ratio
1,4-Dichlorobenzene	N.D.	4.93	148.0	64.1	111.0	35.1

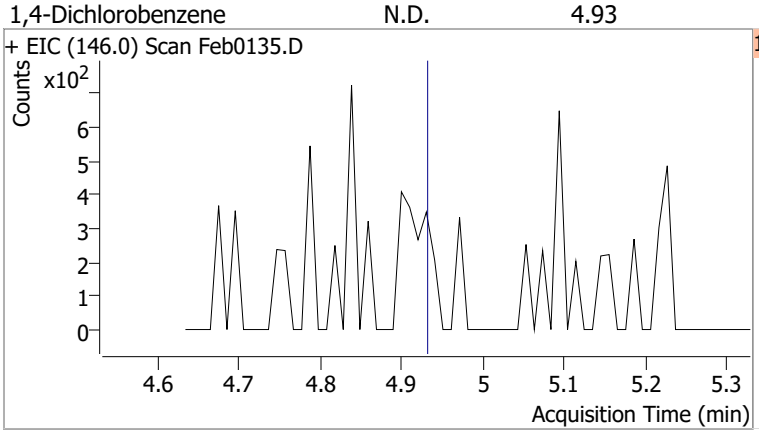

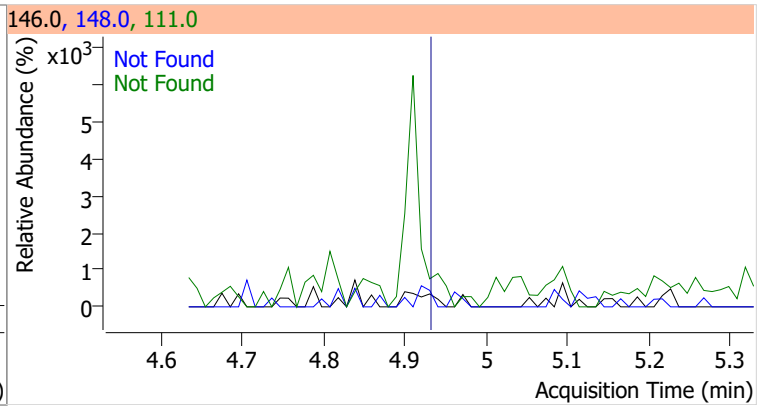

Compound	Conc.	Exp RT	QIon	Exp Ratio	QIon	Exp Ratio
1,2-Dichlorobenzene	N.D.	5.09	148.0	62.9	111.0	36.7

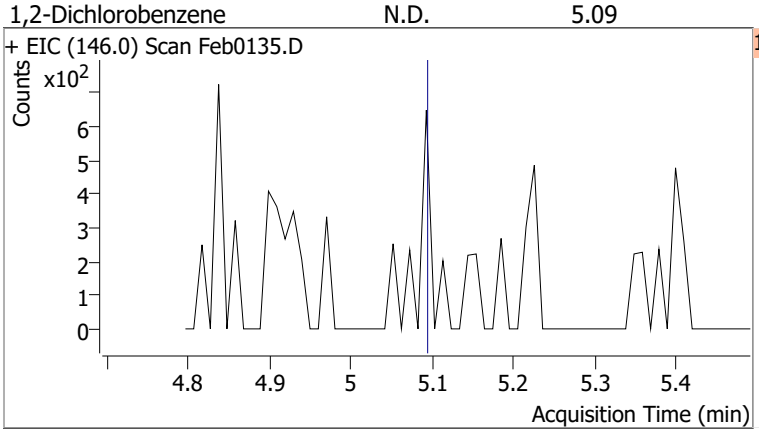

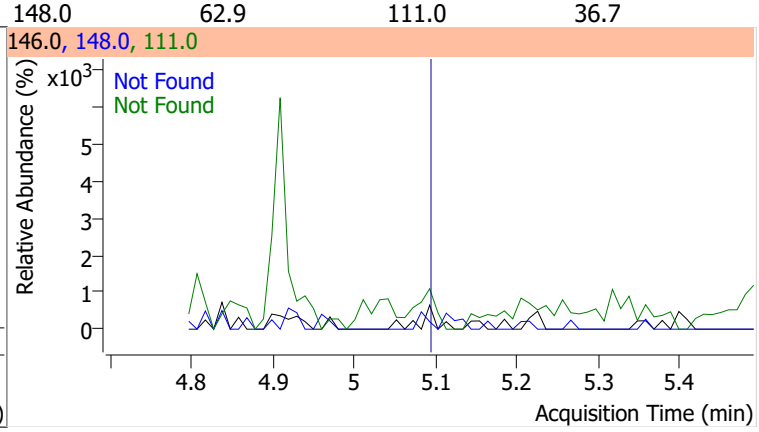

Compound	Conc.	Exp RT	QIon	Exp Ratio	QIon	Exp Ratio
Benzyl Alcohol	N.D.	5.10	79.0	118.4	107.0	64.5

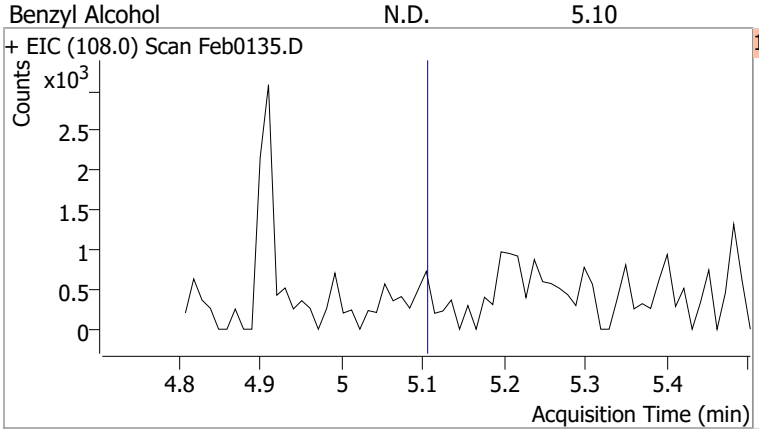

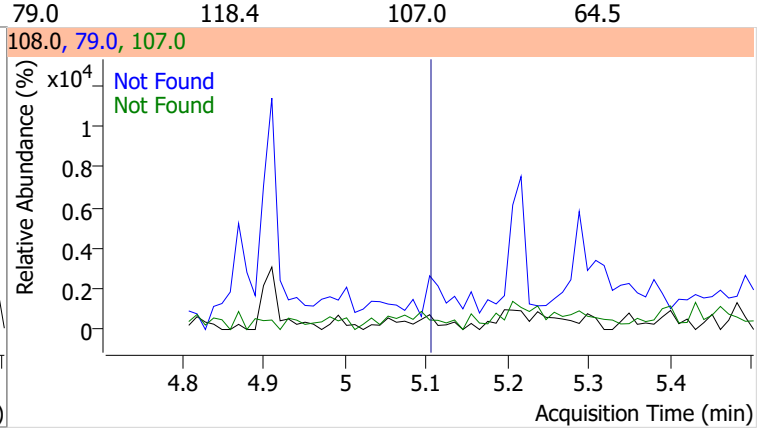

Compound	Conc.	Exp RT	QIon	Exp Ratio
2-Methylphenol	N.D.	5.26	108.0	116.3

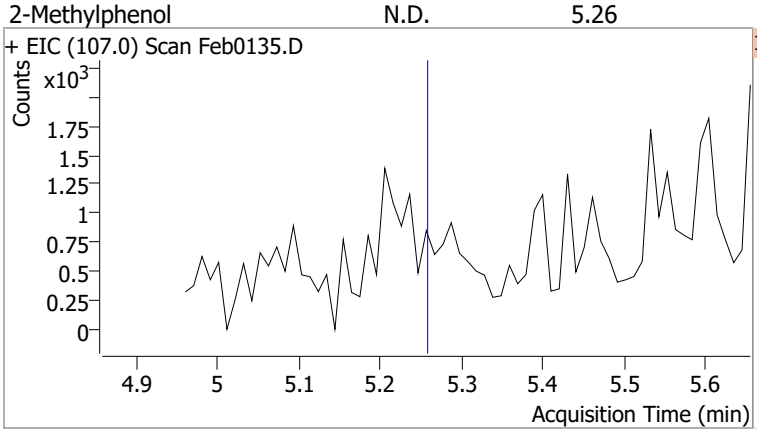

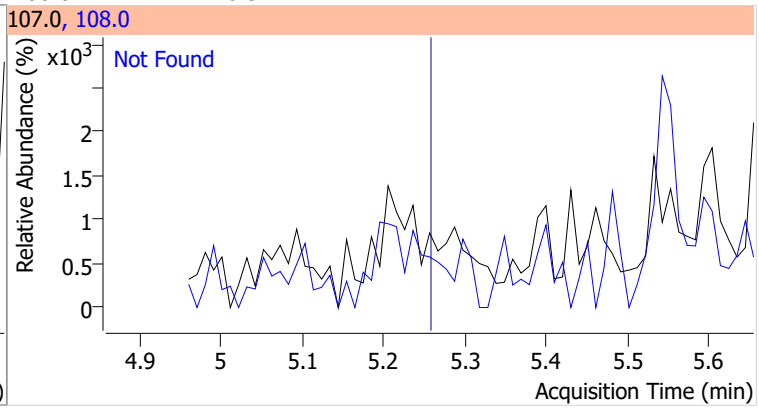

Compound	Conc.	RT	Dev(Min)	Resp.	QIon	QRatio	Lower	Upper
bis(2-chloroisopropyl)Ether		0		0	123.0		23.0	42.7

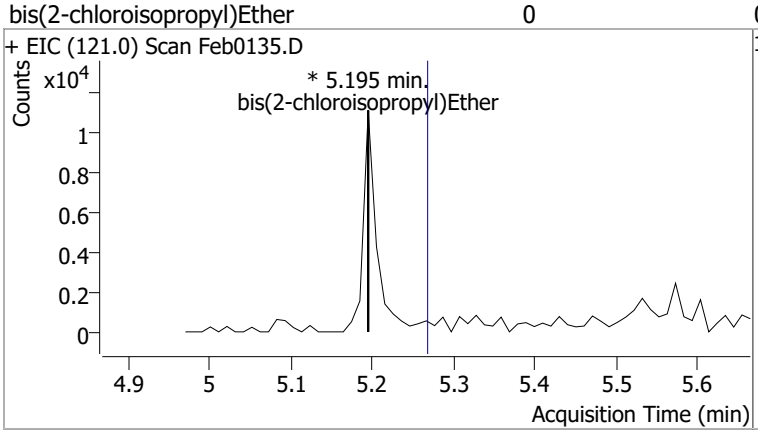

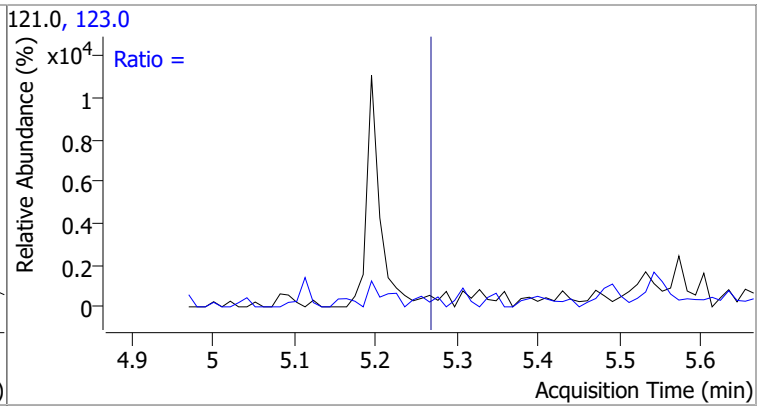

Compound	Conc.	RT	Dev(Min)	Resp.	QIon	QRatio	Lower	Upper
N-nitroso-Di-n-propylamine		0		0	130.0		0.0	35.1

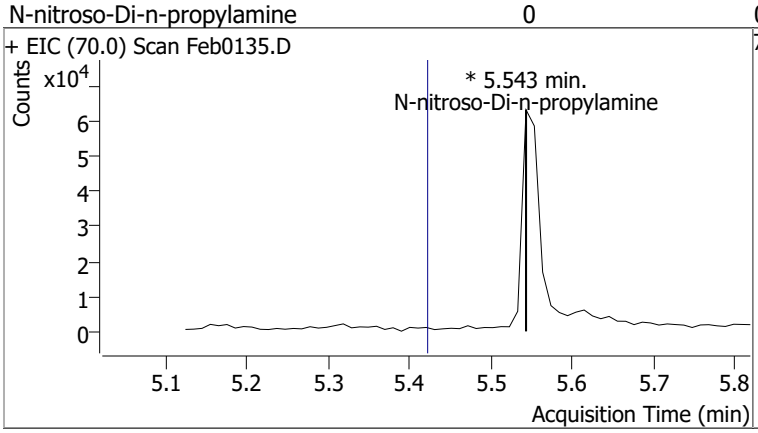

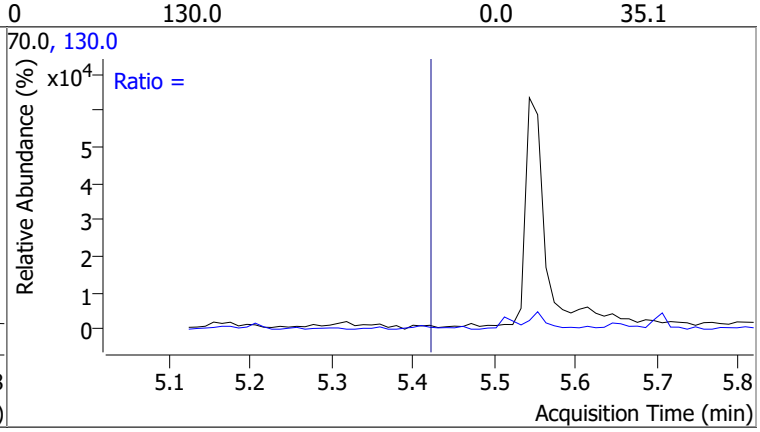

Compound	Conc.	Exp RT	QIon	Exp Ratio
4Methylphenol/3Methylphenol	N.D.	5.44	108.0	84.1

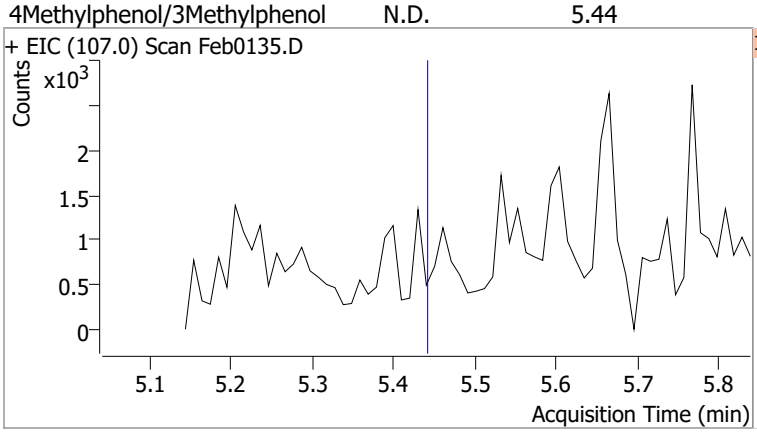

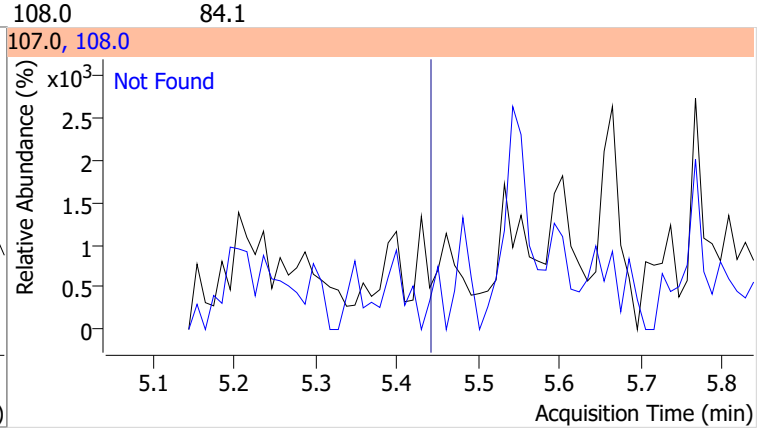

Compound	Conc.	RT	Dev(Min)	Resp.	QIon	QRatio	Lower	Upper
Hexachloroethane		0		0	201.0		65.5	121.7
					199.0		41.8	77.7

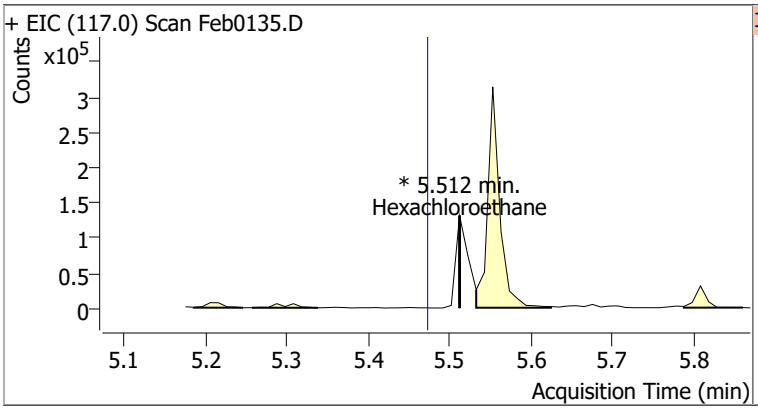

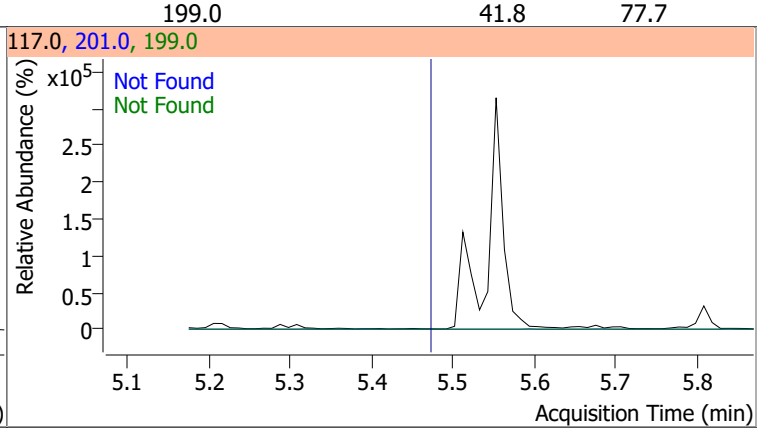

Compound	Conc.	RT	Dev(Min)	Resp.	QIon	QRatio	Lower	Upper
Nitrobenzene-d5	62.3698	5.54	-0.01	462847	54.0	61.6	44.8	83.2
					128.0	49.8	32.6	60.6

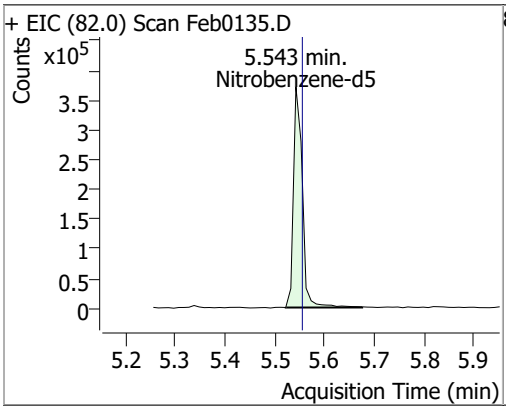

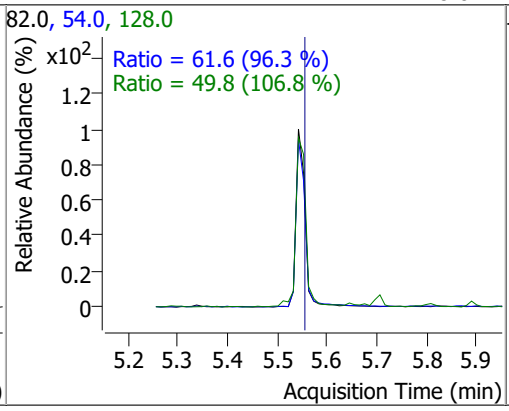

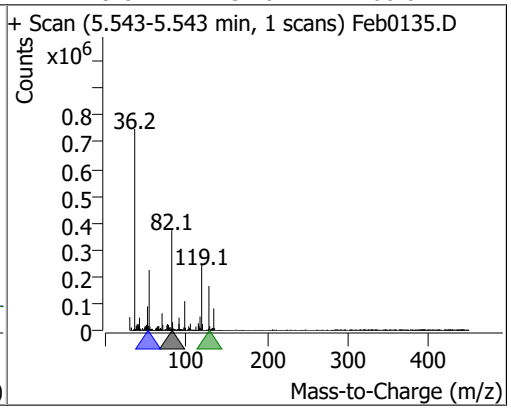

Compound	Conc.	Exp RT	QIon	Exp Ratio	QIon	Exp Ratio
Nitrobenzene	N.D.	5.57	77.0	202.4	51.0	125.5

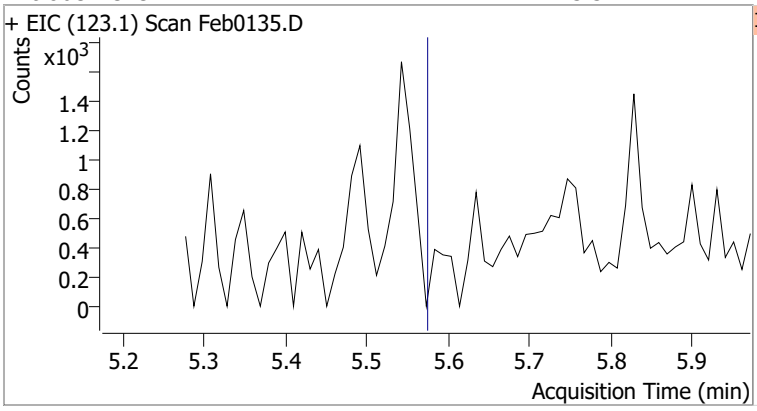

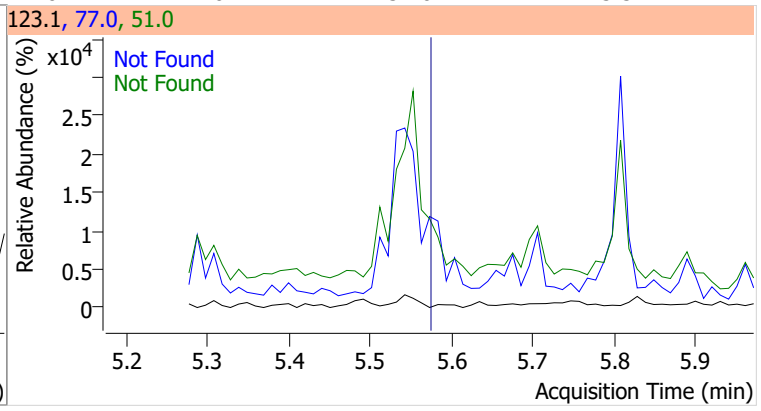

Compound	Conc.	Exp RT	QIon	Exp Ratio
Isophorone	N.D.	5.88	138.0	21.7

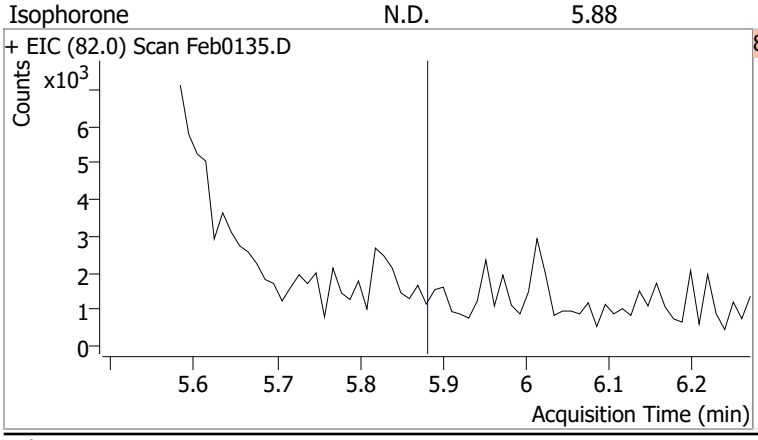

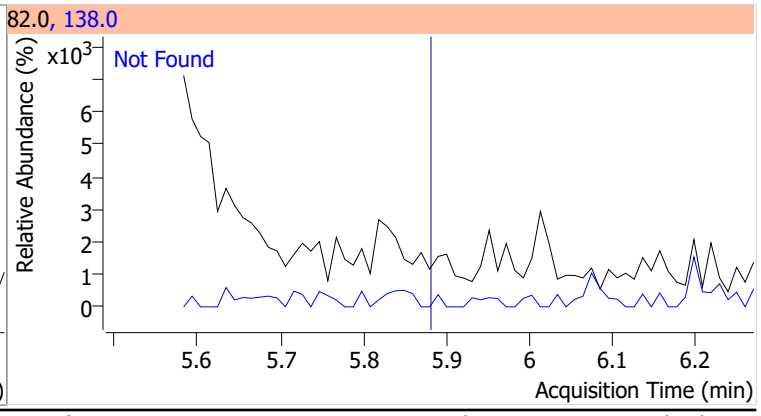

Compound	Conc.	Exp RT	QIon	Exp Ratio	QIon	Exp Ratio
2-Nitrophenol	N.D.	5.94	65.0	48.9	109.0	38.3

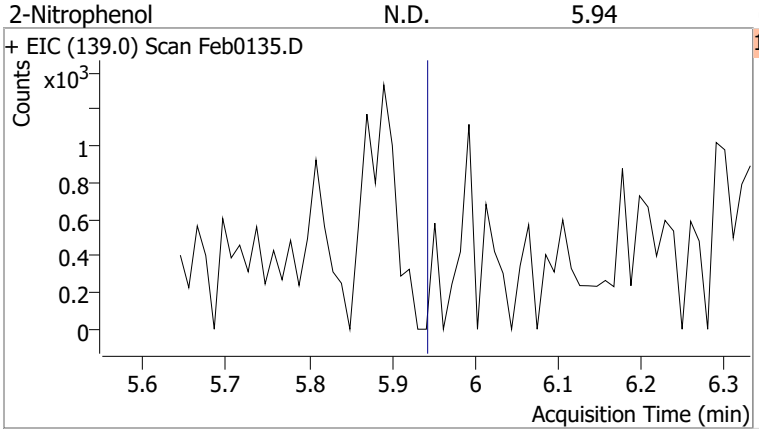

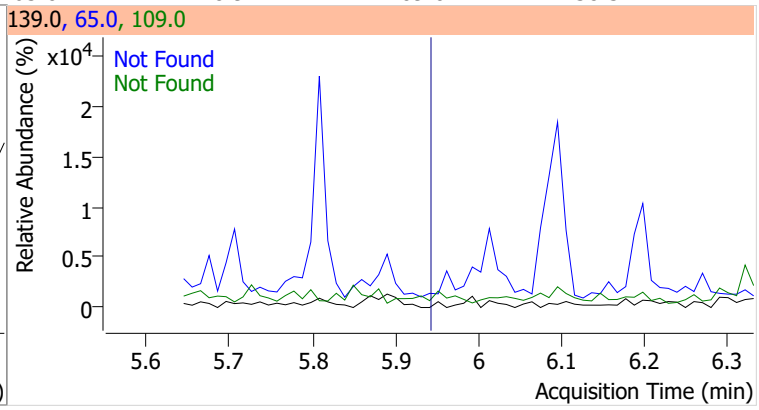

Compound	Conc.	Exp RT	QIon	Exp Ratio	QIon	Exp Ratio
2,4-Dimethylphenol	N.D.	6.05	107.0	109.0	77.0	32.4

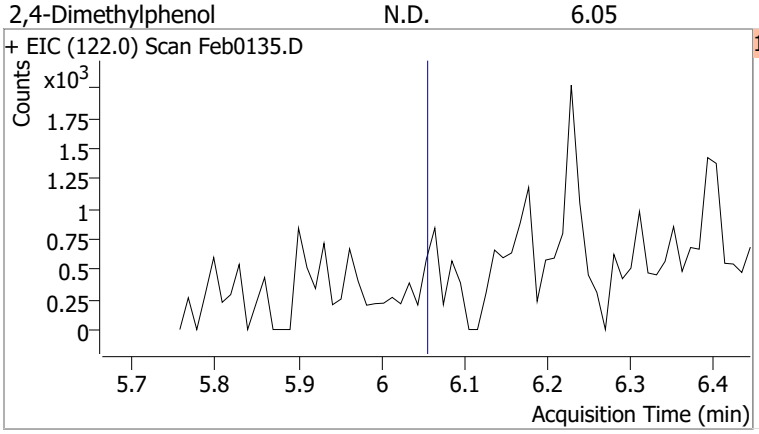

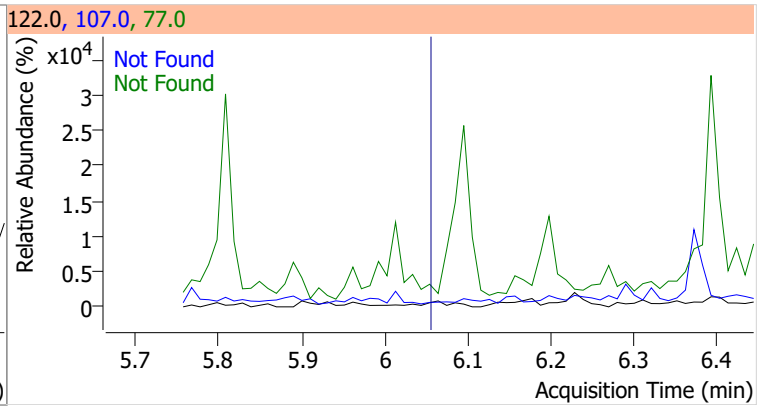

Compound	Conc.	Exp RT	QIon	Exp Ratio	QIon	Exp Ratio
bis(-2-Chloroethoxy)Methane	N.D.	6.16	63.0	68.6	95.0	32.4

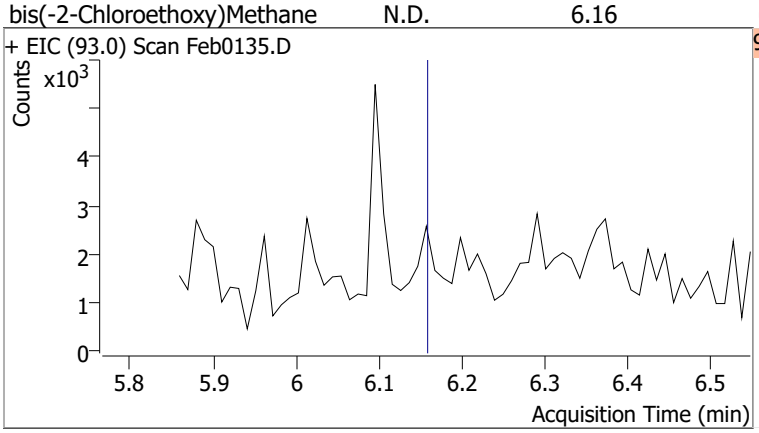

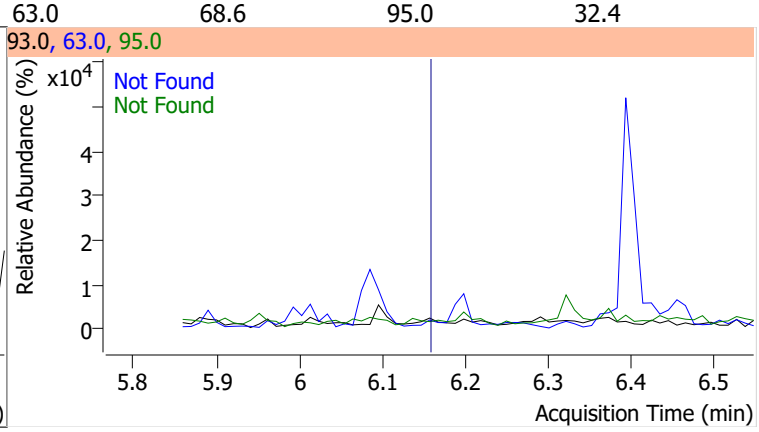

Compound	Conc.	Exp RT	QIon	Exp Ratio	QIon	Exp Ratio
2,4-Dichlorophenol	N.D.	6.25	164.0	63.2	98.0	30.8

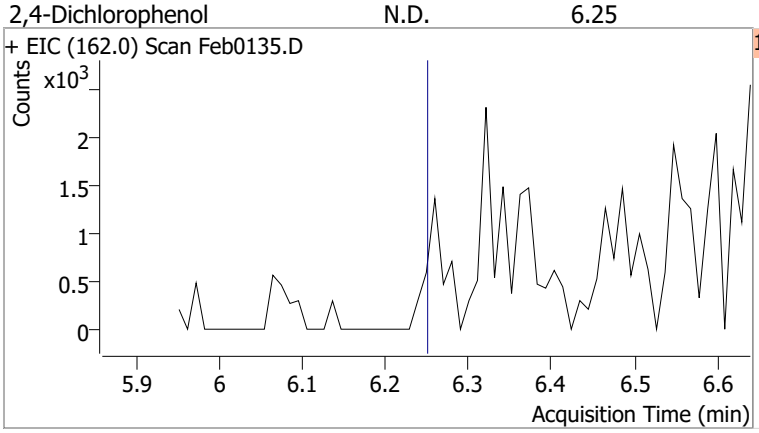

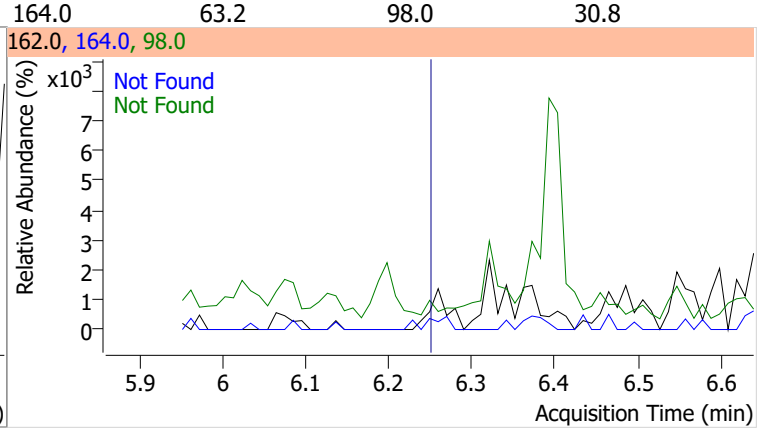

Quantitation Results Report (QT Reviewed)

Compound	Conc.	RT	Dev(Min)	Resp.	QIon	QRatio	Lower	Upper
Benzoic Acid		0		0	122.0		62.0	115.2
					77.0		52.5	97.5

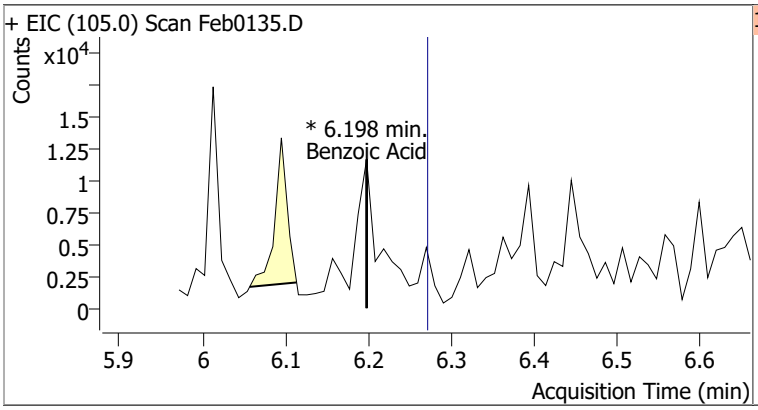

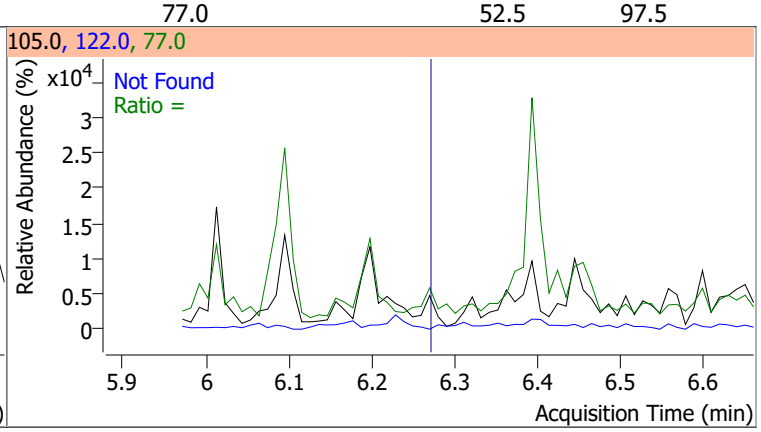

Compound	Conc.	Exp RT	QIon	Exp Ratio	QIon	Exp Ratio
1,2,4-Trichlorobenzene	N.D.	6.32	182.0	97.1	145.0	28.4

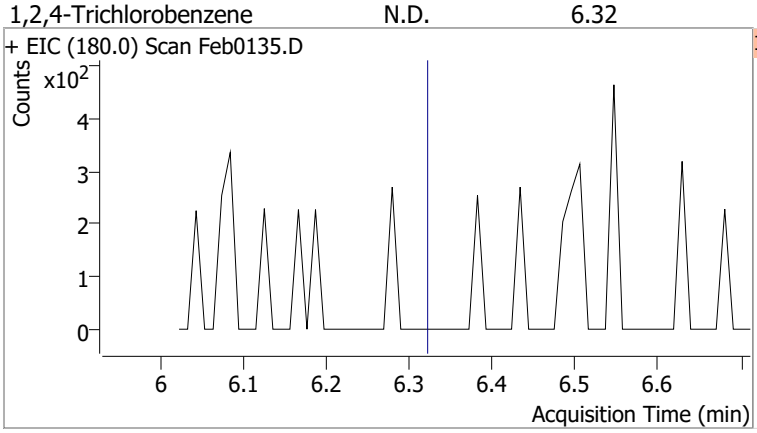

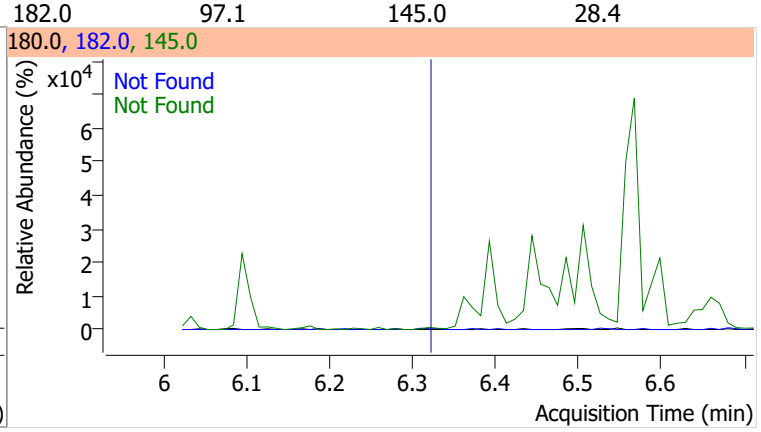

Compound	Conc.	RT	Dev(Min)	Resp.	QIon	QRatio	Lower	Upper
Naphthalene	21.7498	6.39	-0.01	728664	129.0	13.0	8.0	14.9
					102.0	10.1	6.8	12.6

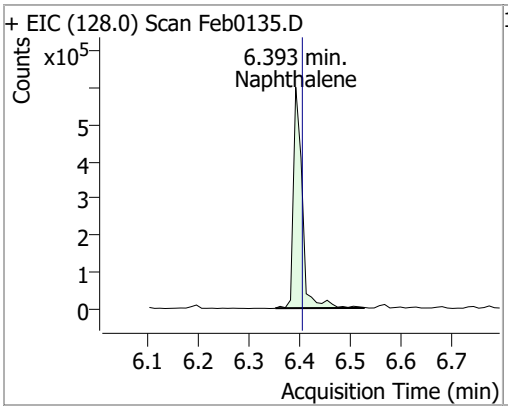

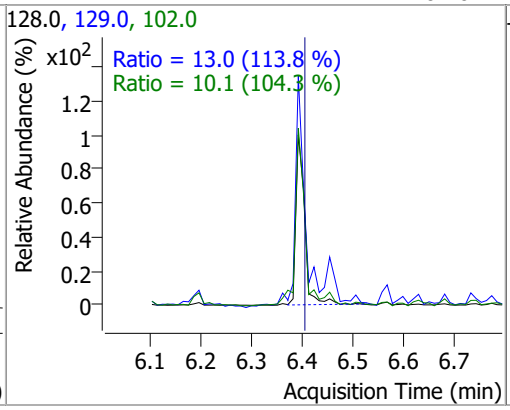

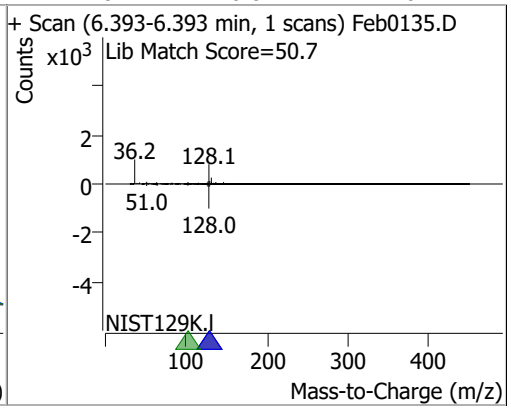

Compound	Conc.	RT	Dev(Min)	Resp.	QIon	QRatio	Lower	Upper
4-Chlorophenol		0		0	128.0		243.7	452.5

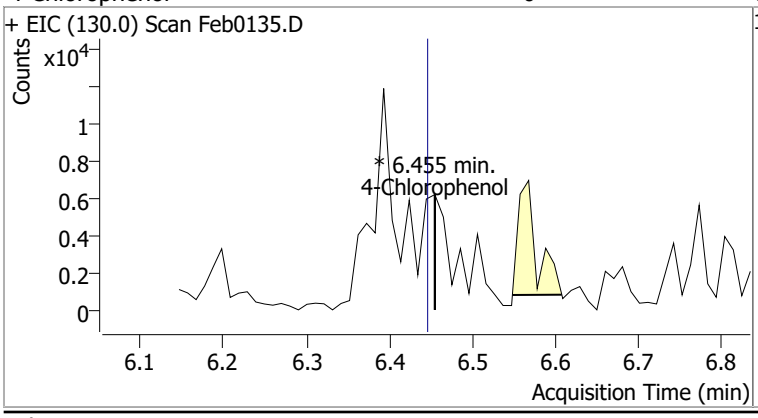

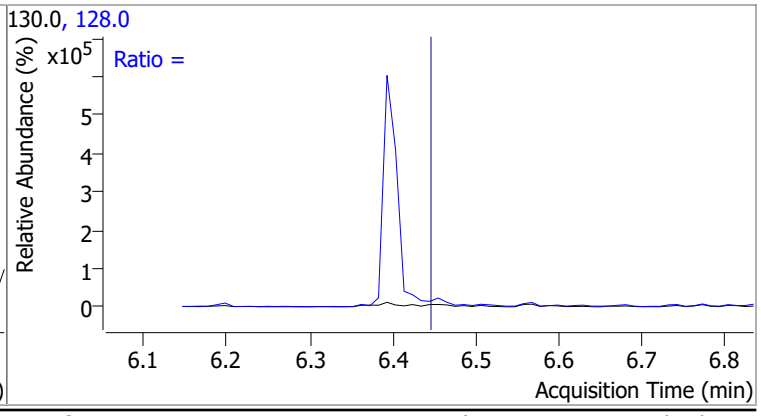

Quantitation Results Report (QT Reviewed)

Compound	Conc.	RT	Dev(Min)	Resp.	QIon	QRatio	Lower	Upper
p-Chloroaniline		0		0	129.0		23.2	43.0
					65.0		20.9	38.9

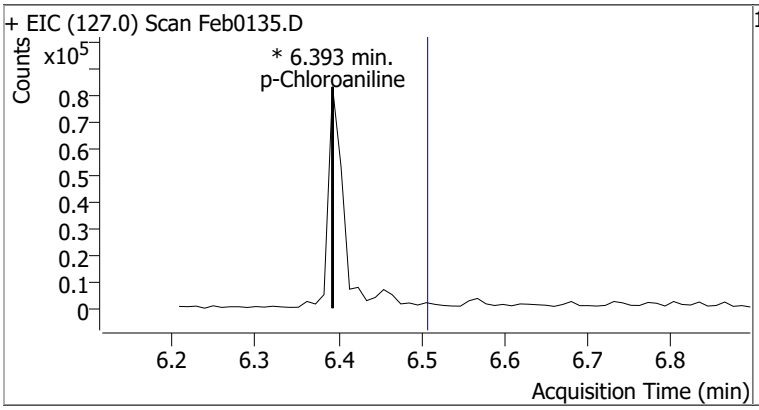

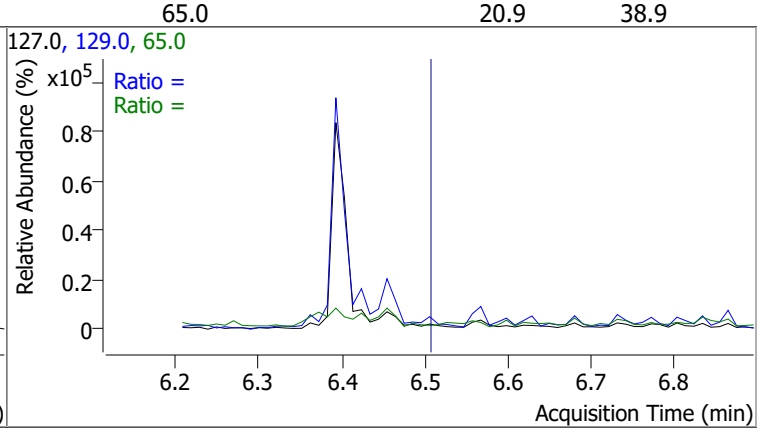

Compound	Conc.	Exp RT	QIon	Exp Ratio	QIon	Exp Ratio
Hexachlorobutadiene	N.D.	6.58	223.0	65.1	227.0	63.7

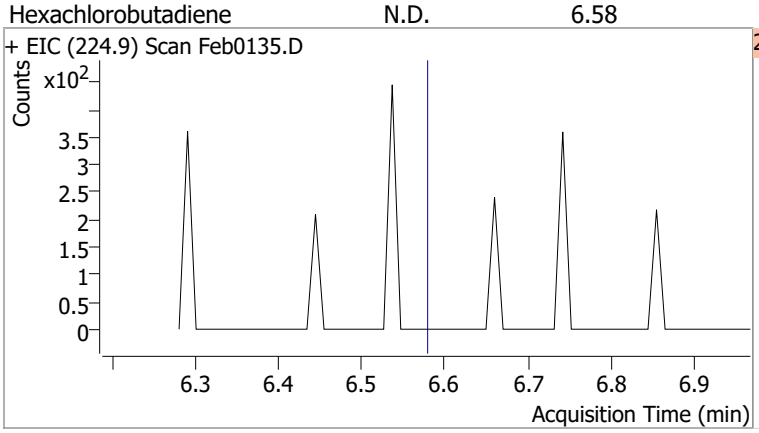

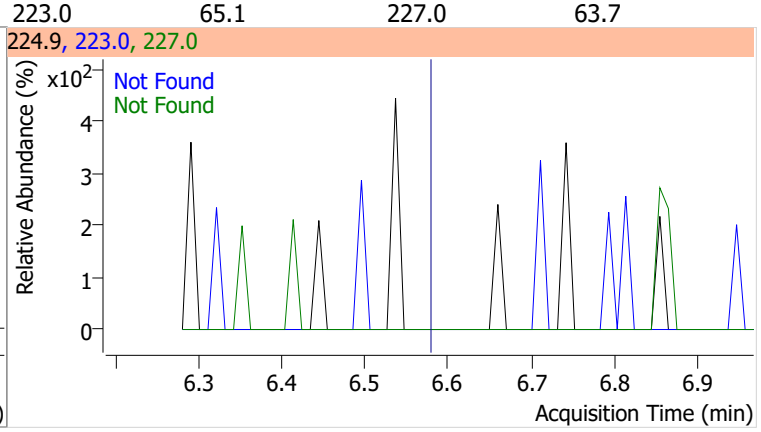

Compound	Conc.	Exp RT	QIon	Exp Ratio
4-Chloro-2-Methylphenol	N.D.	6.99	144.0	28.0

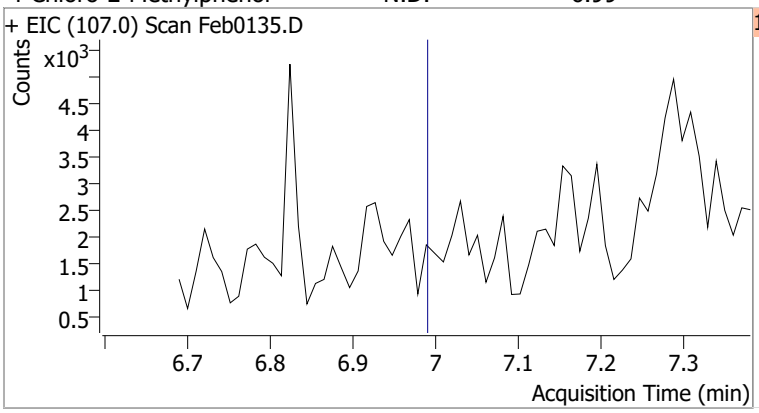

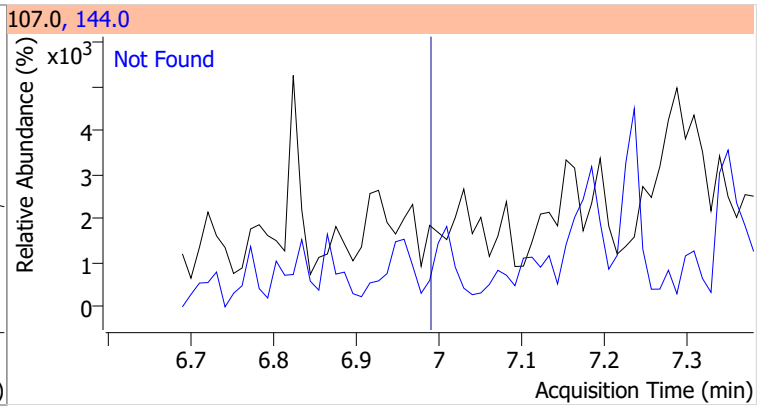

Compound	Conc.	Exp RT	QIon	Exp Ratio
4-Chloro-3-Methylphenol	N.D.	7.13	144.0	28.6

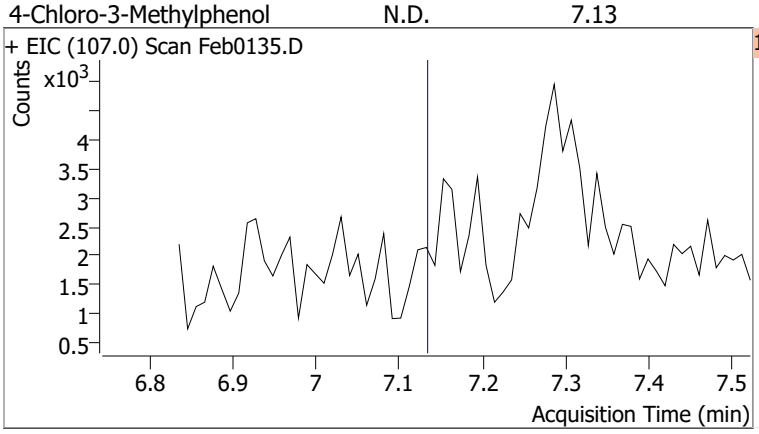

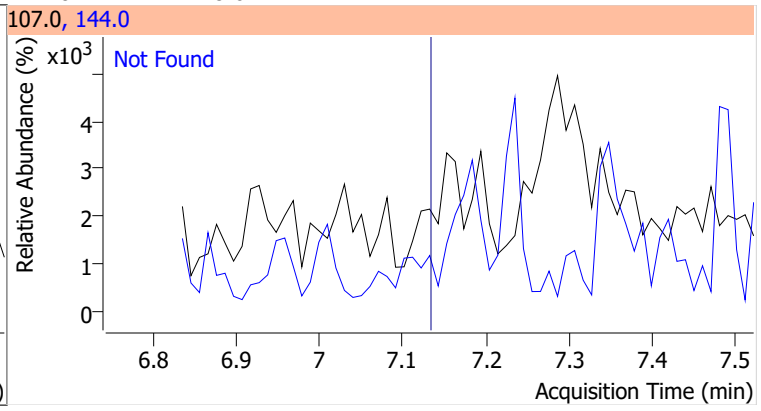

Quantitation Results Report (QT Reviewed)

Compound	Conc.	RT	Dev(Min)	Resp.	QIon	QRatio	Lower	Upper
2-Methylnaphthalene	17.7922	7.23	0.00	369208	142.0	118.9	83.1	154.4
					115.0	41.6	28.8	53.4

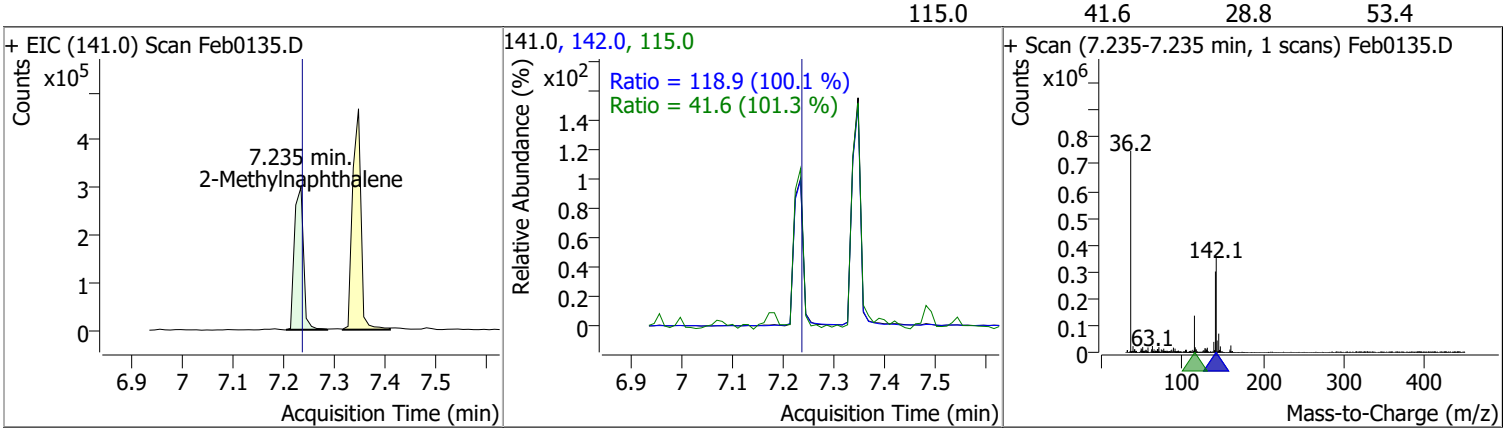

Compound	Conc.	RT	Dev(Min)	Resp.	QIon	QRatio	Lower	Upper
1-Methylnaphthalene	26.7233	7.35	0.00	532852	142.0	115.2	77.9	144.7
					115.0	43.0	29.5	54.8

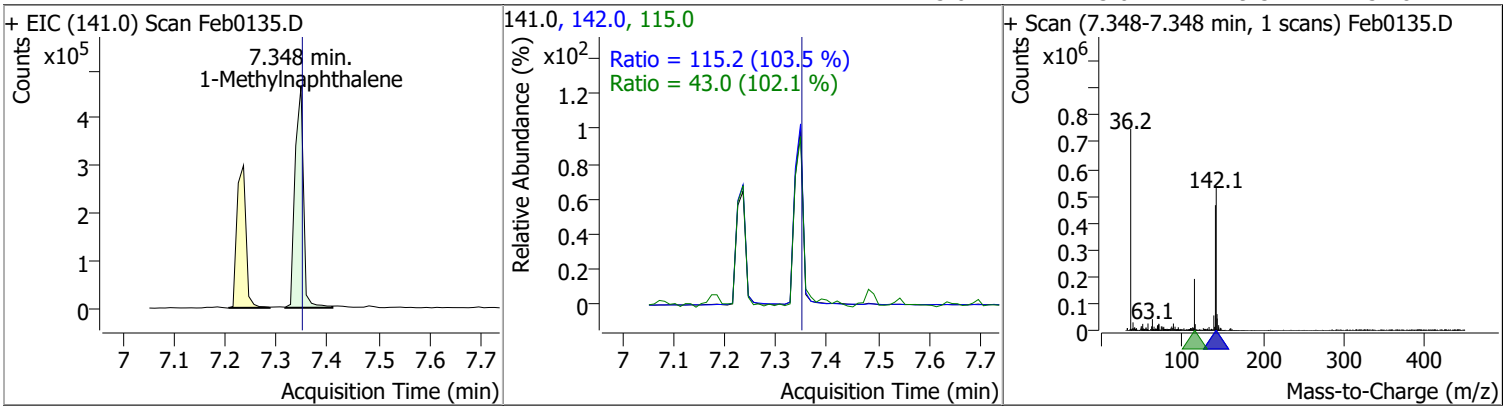

Compound	Conc.	Exp RT	QIon	Exp Ratio	QIon	Exp Ratio
Hexachlorocyclopentadiene	N.D.	7.43	238.9	62.5	234.9	62.4

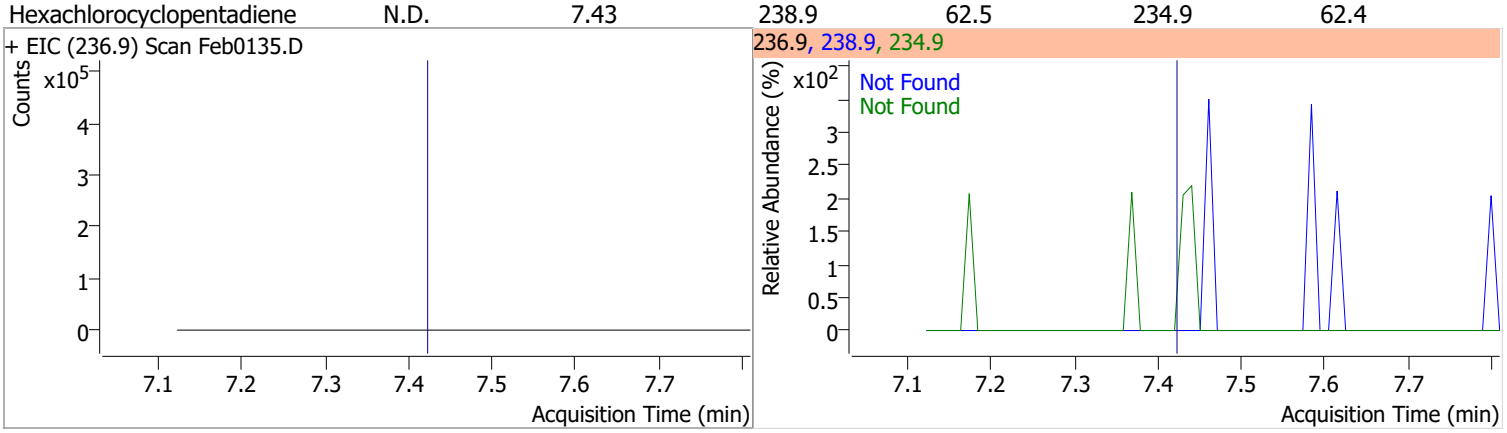

Compound	Conc.	Exp RT	QIon	Exp Ratio
2,4,6-Trichlorophenol	N.D.	7.59	198.0	98.1

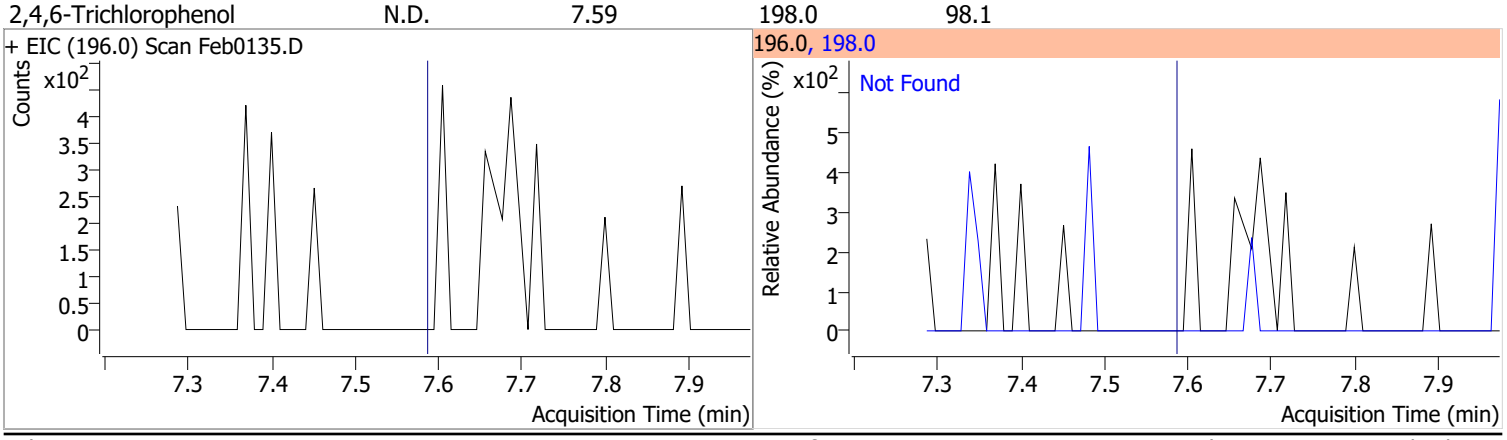

Compound	Conc.	Exp RT	QIon	Exp Ratio
2,4,5-Trichlorophenol	N.D.	7.64	198.0	93.7

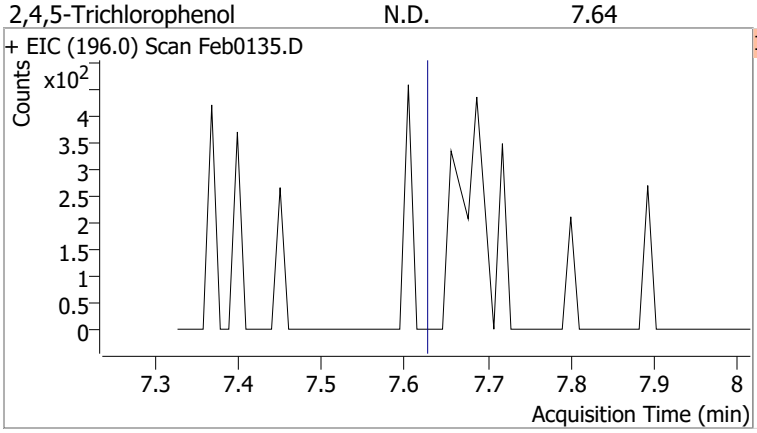

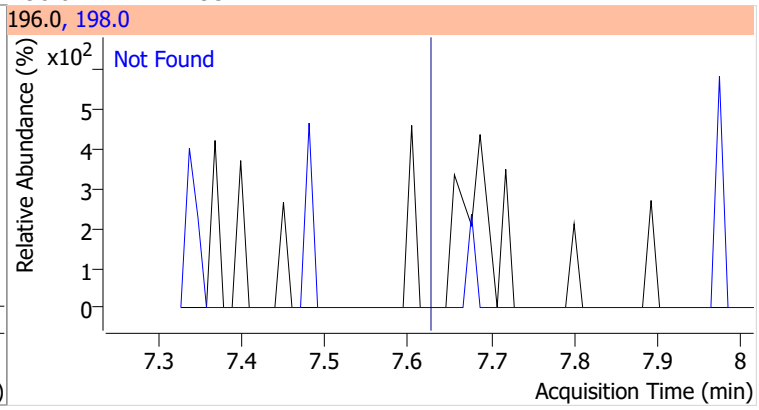

Compound	Conc.	RT	Dev(Min)	Resp.	QIon	QRatio	Lower	Upper
2-Fluorobiphenyl	48.9478	7.70	0.00	1199322	171.0	34.7	23.8	44.1

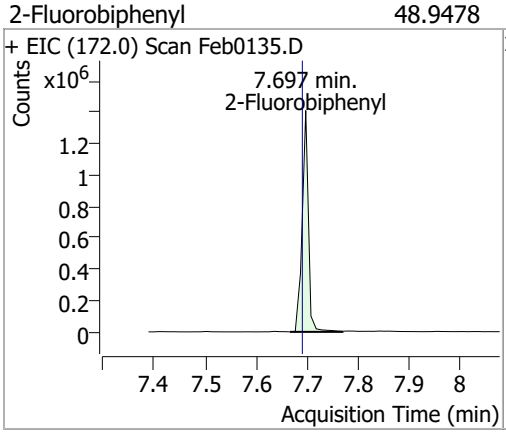

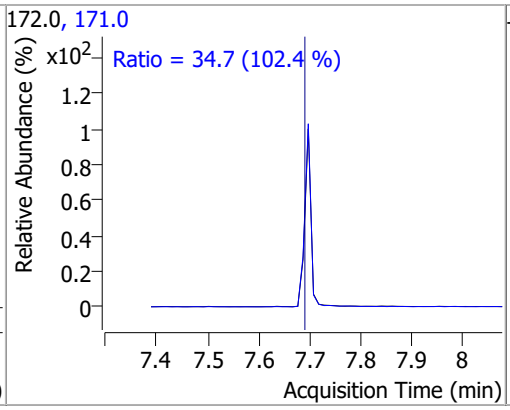

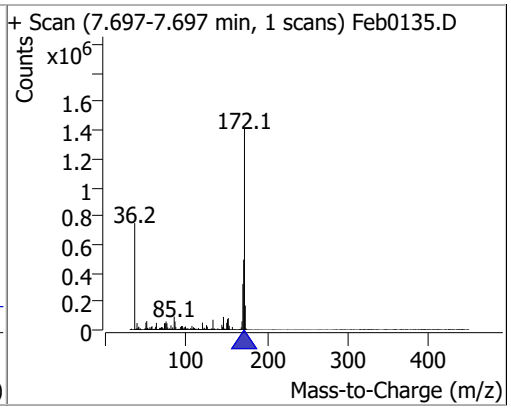

Compound	Conc.	Exp RT	QIon	Exp Ratio	QIon	Exp Ratio
2-Chloronaphthalene	N.D.	7.81	127.0	36.7	164.0	32.2

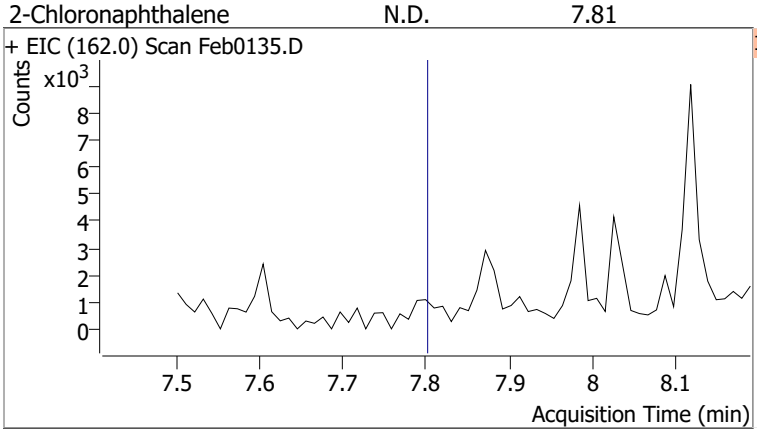

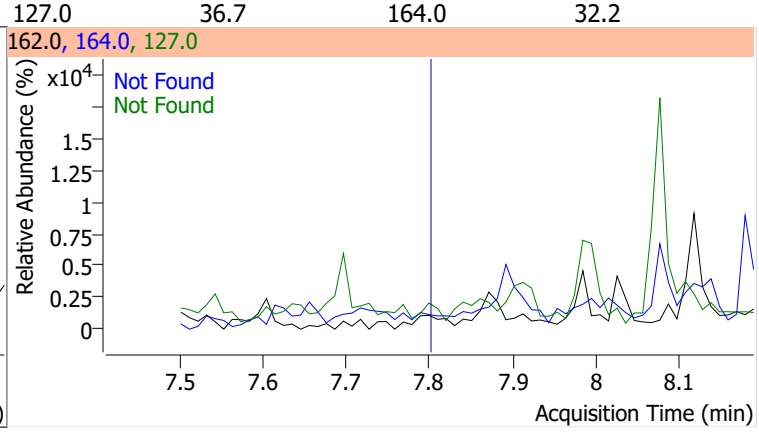

Compound	Conc.	Exp RT	QIon	Exp Ratio
2-Nitroaniline	N.D.	7.96	138.0	120.7

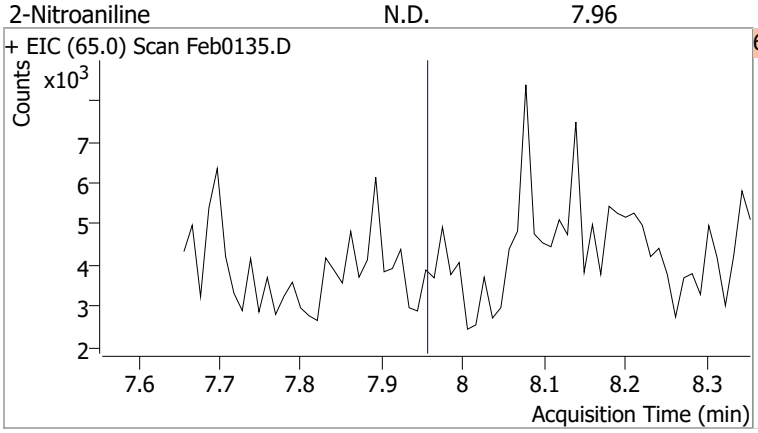

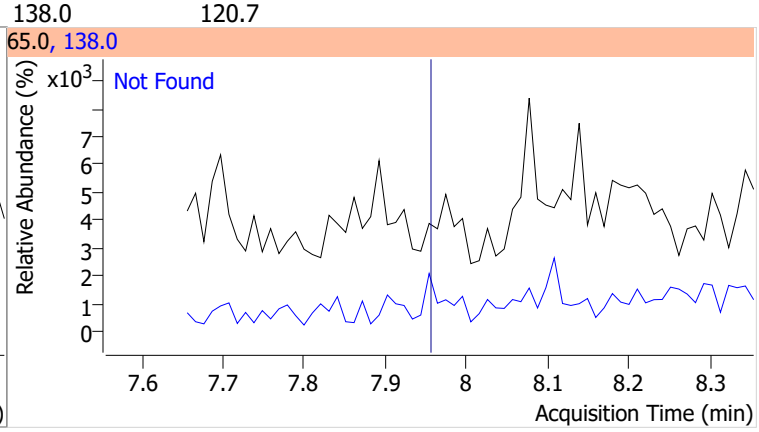

Quantitation Results Report (QT Reviewed)

Compound	Conc.	RT	Dev(Min)	Resp.	QIon	QRatio	Lower	Upper
Dimethyl Phthalate		0		0	77.0		13.0	24.2

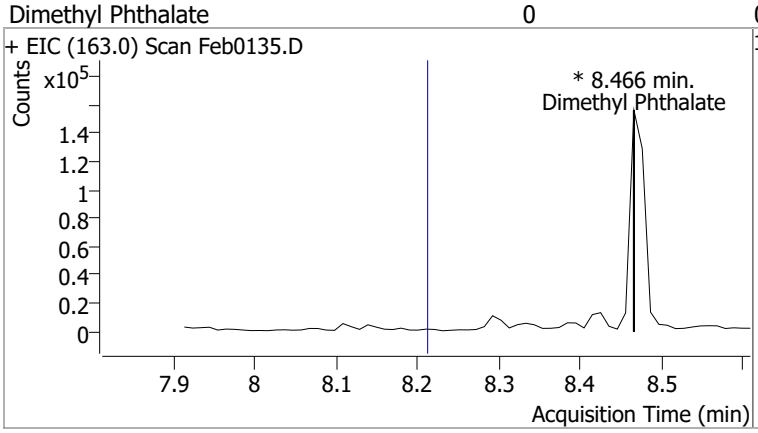

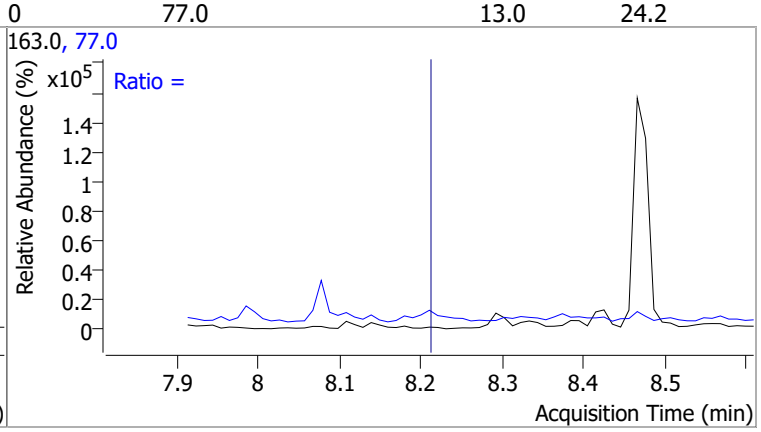

Compound	Conc.	RT	Dev(Min)	Resp.	QIon	QRatio	Lower	Upper
2,6-Dinitrotoluene		0		0	63.0		82.2	152.7
					89.0		40.8	75.8

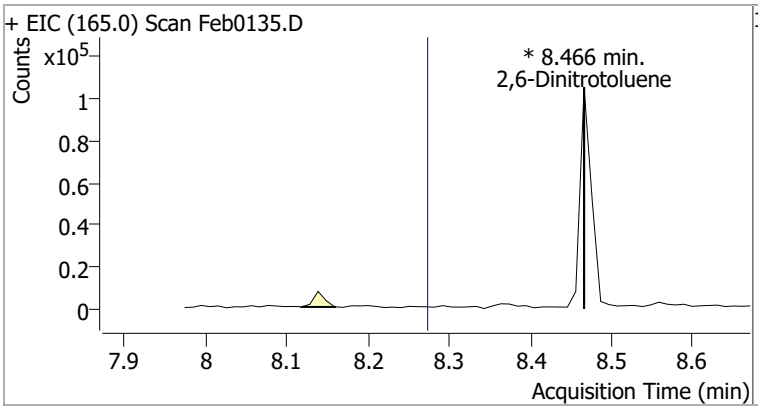

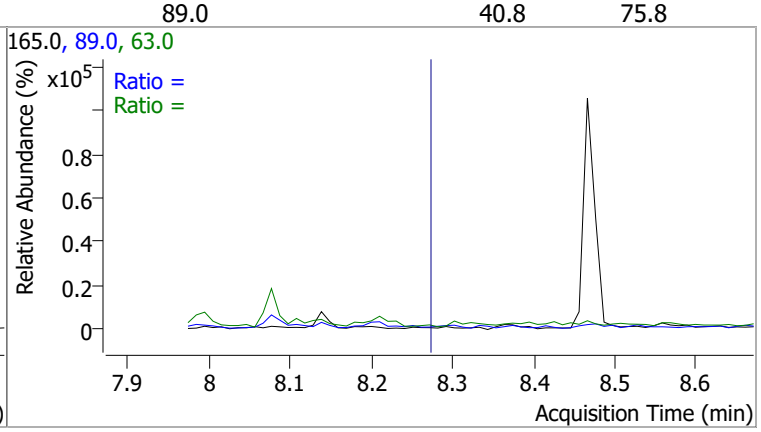

Compound	Conc.	Exp RT	QIon	Exp Ratio
Acenaphthylene	N.D.	8.30	153.1	14.0

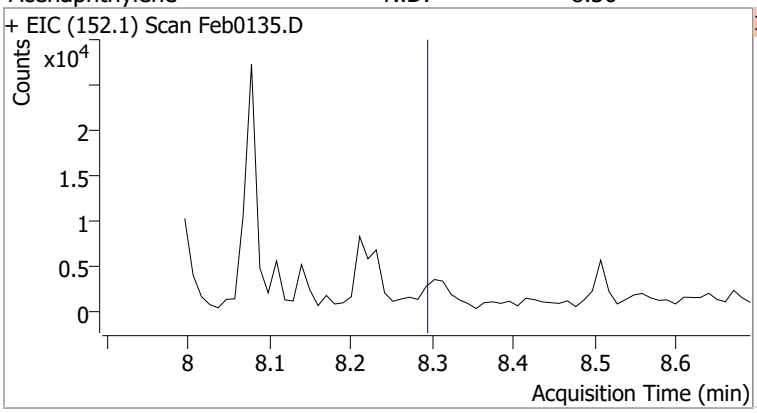

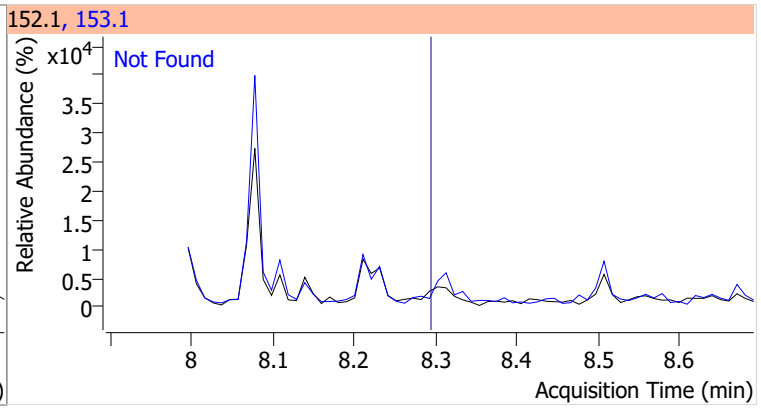

Compound	Conc.	Exp RT	QIon	Exp Ratio	QIon	Exp Ratio
3-Nitroaniline	N.D.	8.48	65.0	121.0	92.0	102.4

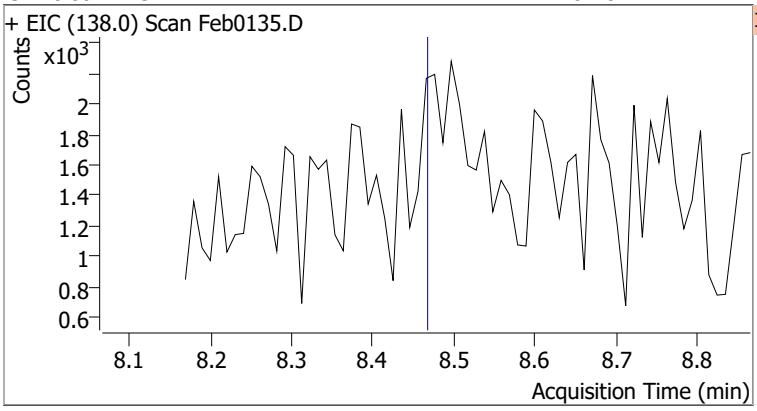

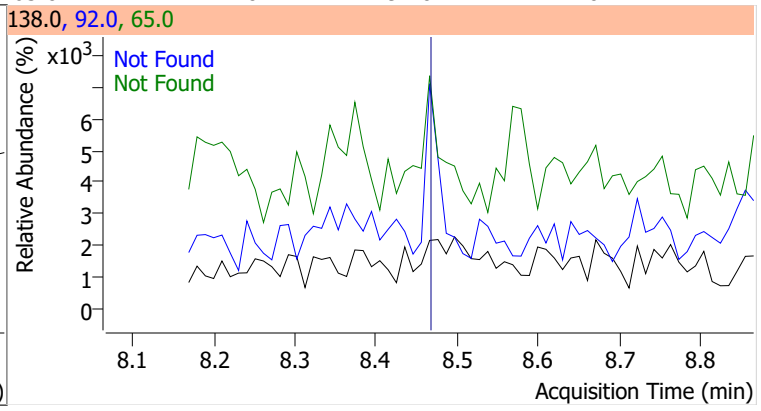

Compound	Conc.	Exp RT	QIon	Exp Ratio	QIon	Exp Ratio
Acenaphthene	N.D.	8.52	153.0	109.2	152.0	51.1

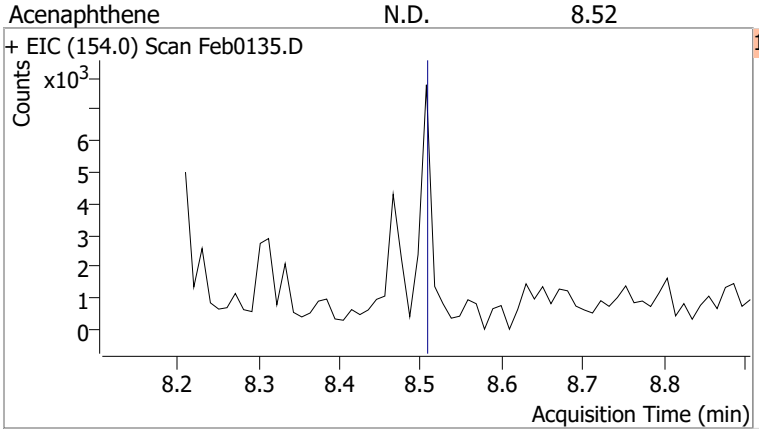

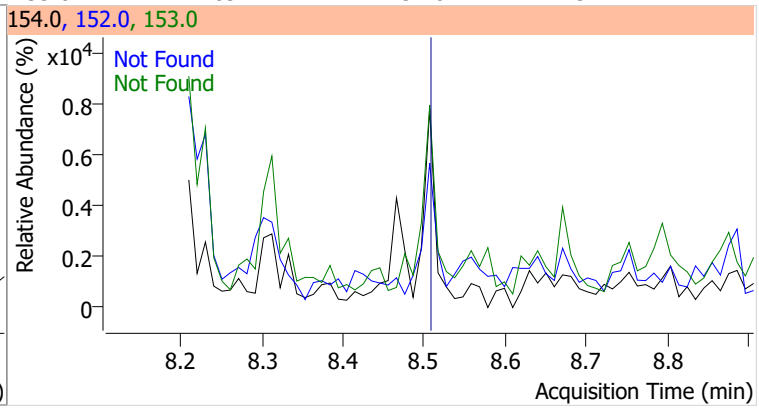

Compound	Conc.	Exp RT	QIon	Exp Ratio
2,4-Dinitrophenol	N.D.	8.60	154.0	63.4

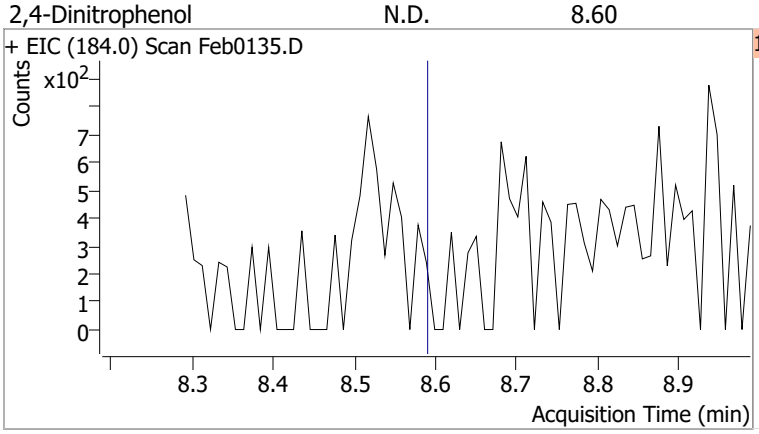

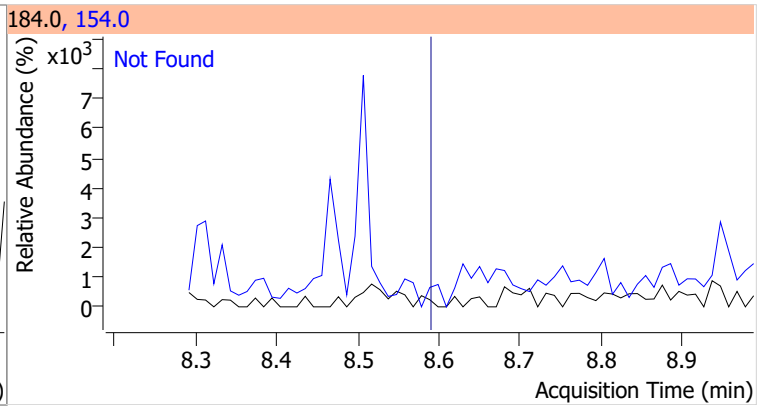

Compound	Conc.	Exp RT	QIon	Exp Ratio
Dibenzofuran	N.D.	8.72	139.0	43.1

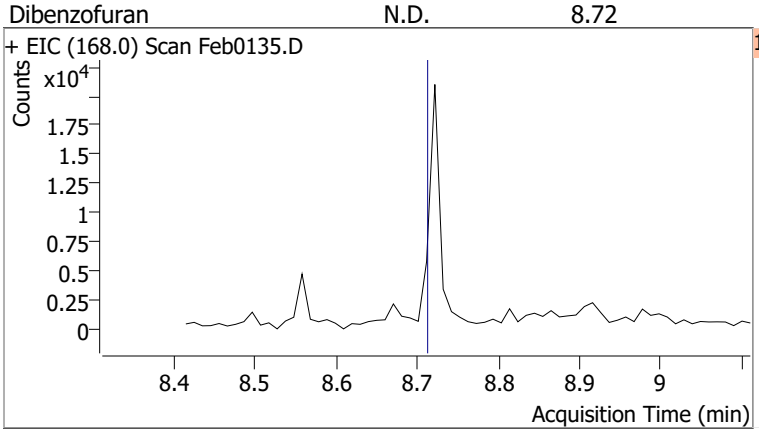

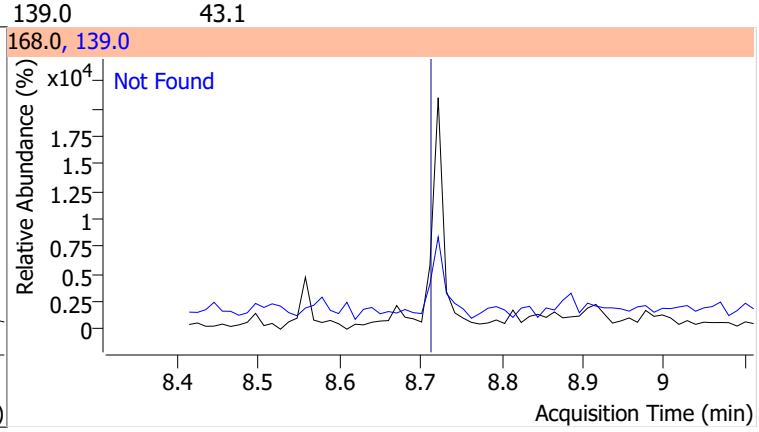

Compound	Conc.	Exp RT	QIon	Exp Ratio	QIon	Exp Ratio
4-Nitrophenol	N.D.	8.74	139.0	380.6	65.0	81.2

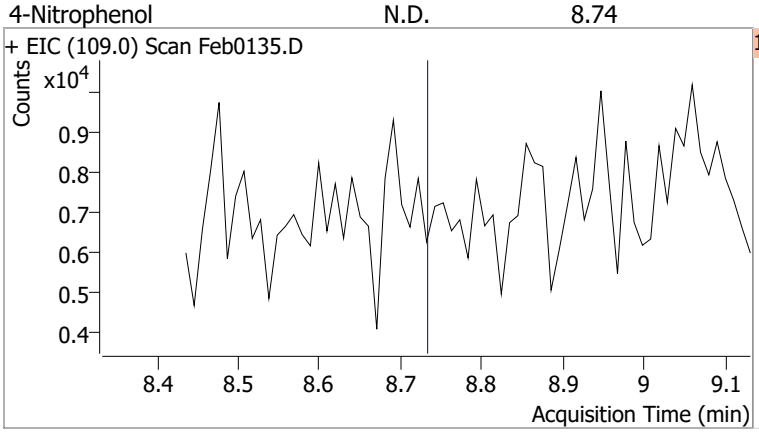

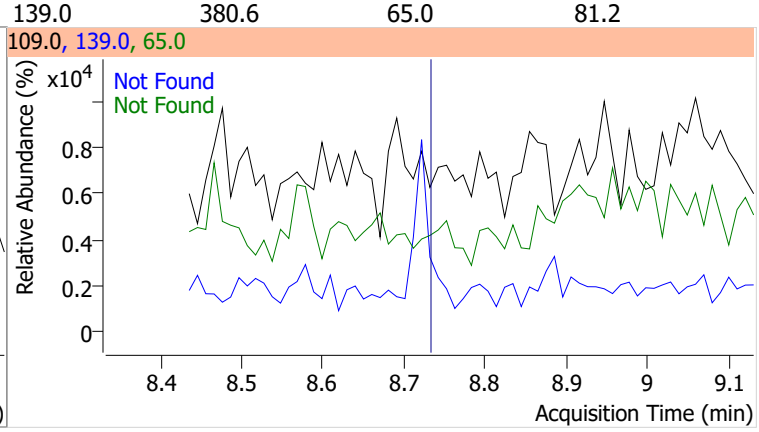

Compound	Conc.	RT	Dev(Min)	Resp.	QIon	QRatio	Lower	Upper
2,4-Dinitrotoluene		0		0	63.0		47.5	88.1
					89.0		45.8	85.1

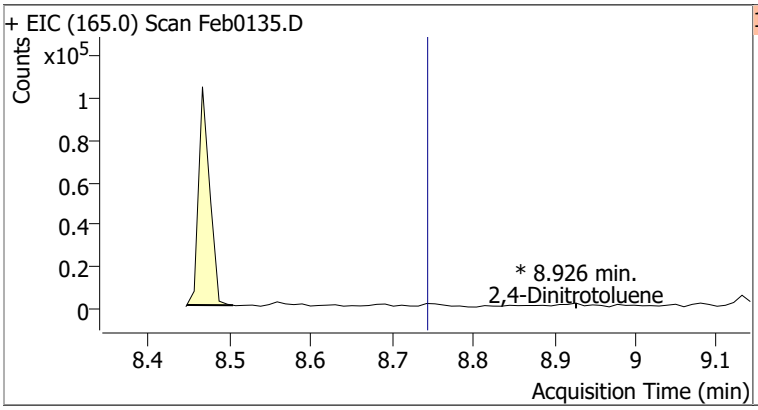

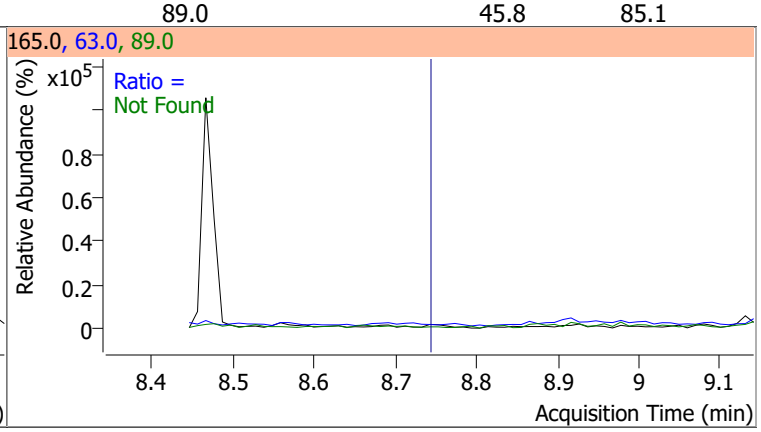

Compound	Conc.	RT	Dev(Min)	Resp.	QIon	QRatio	Lower	Upper
Diethylphthalate		0		0	177.0		14.8	27.5
					150.0		8.8	16.3

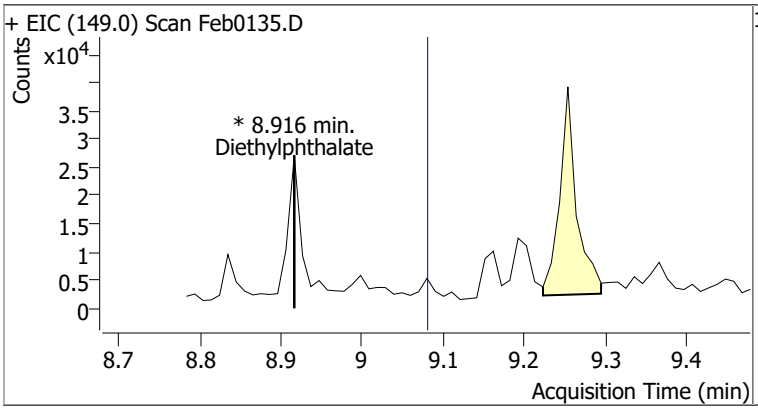

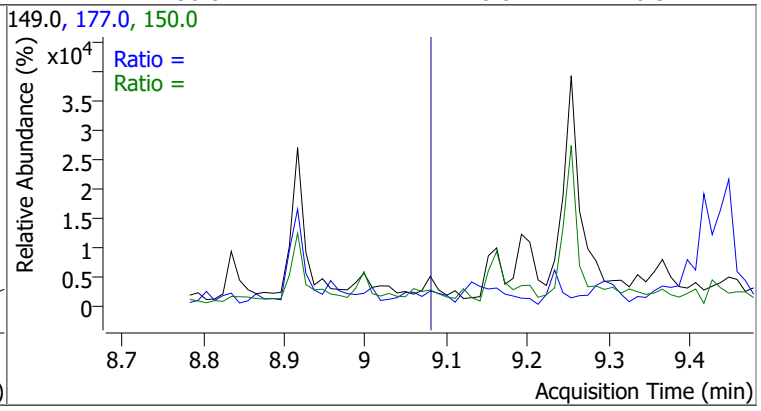

Compound	Conc.	Exp RT	QIon	Exp Ratio	QIon	Exp Ratio
Fluorene	N.D.	9.14	165.0	92.6	167.0	13.0

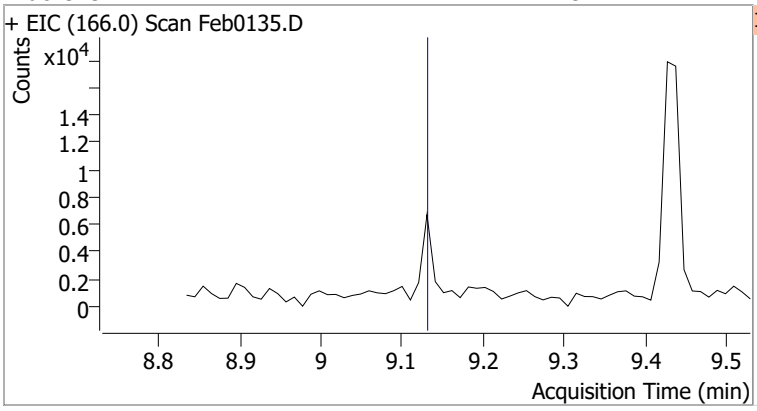

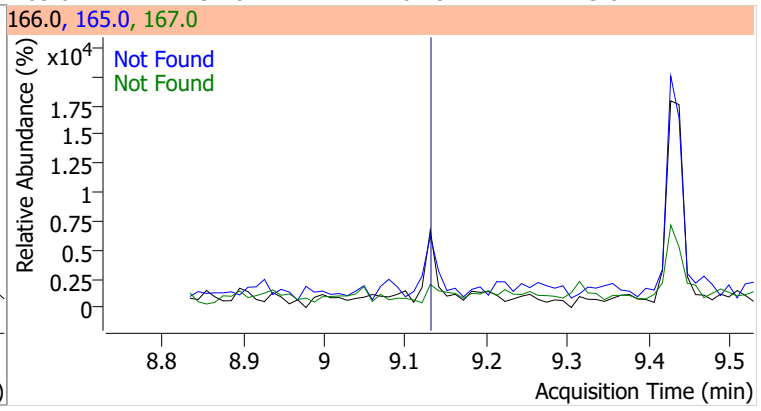

Compound	Conc.	Exp RT	QIon	Exp Ratio	QIon	Exp Ratio
4-Chlorophenyl-phenylether	N.D.	9.17	141.0	62.7	206.0	33.2

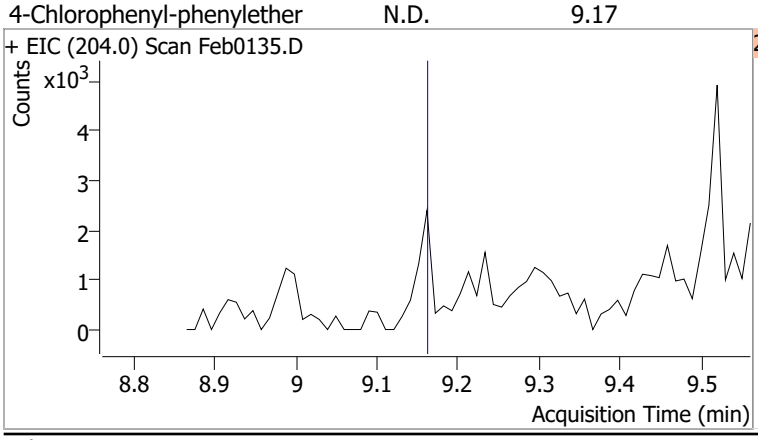

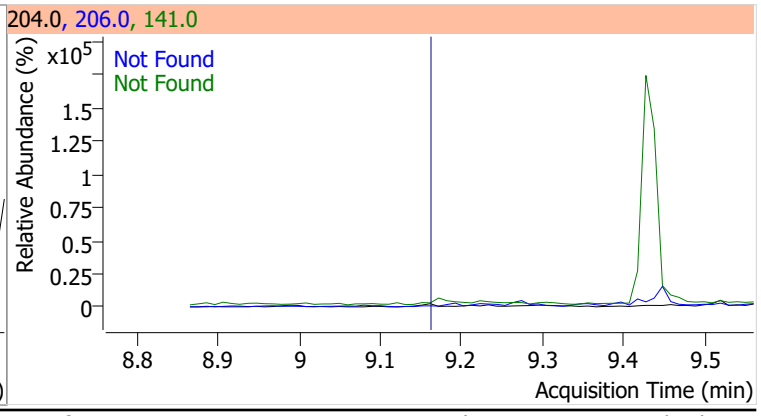

Compound	Conc.	Exp RT	QIon	Exp Ratio	QIon	Exp Ratio
4-Nitroaniline	N.D.	9.21	65.0	101.3	92.0	51.2

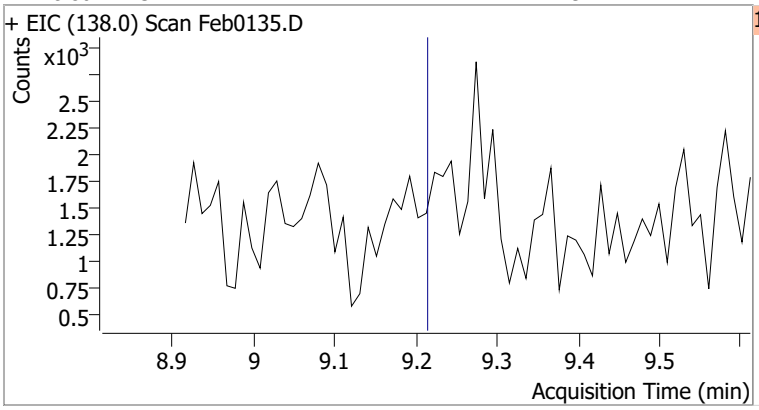

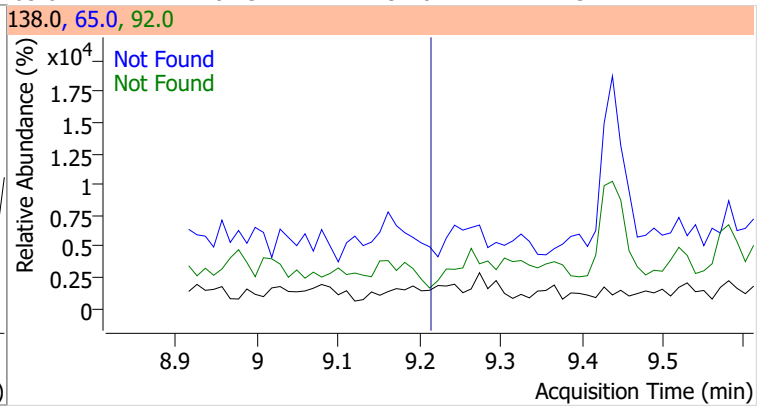

Compound	Conc.	RT	Dev(Min)	Resp.	QIon	QRatio	Lower	Upper
4,6-Dinitro-2-methylphenol		0		0	121.0		32.5	60.3

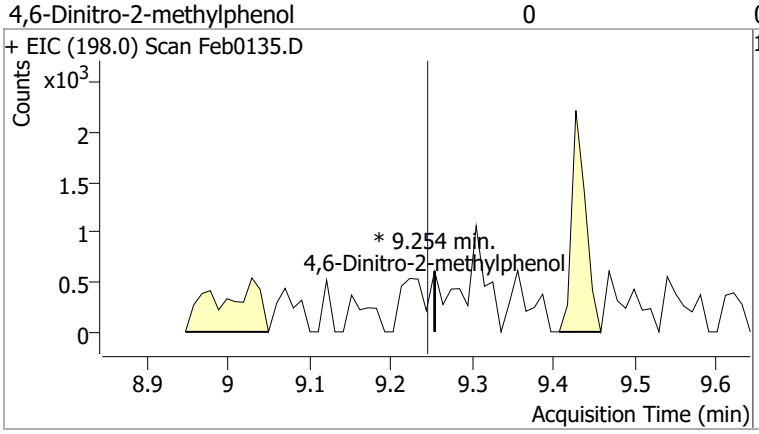

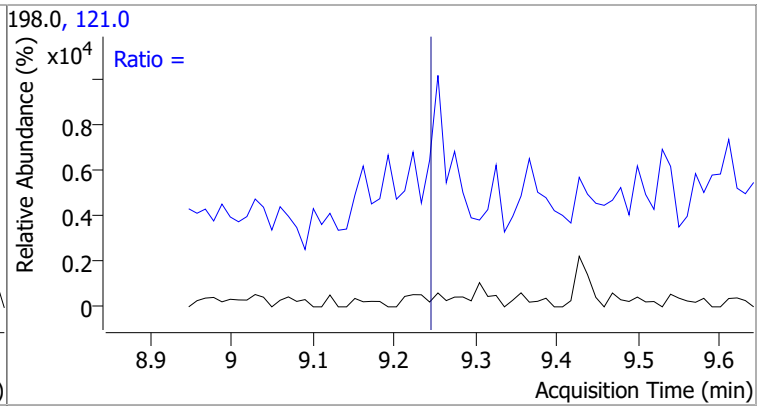

Compound	Conc.	Exp RT	QIon	Exp Ratio	QIon	Exp Ratio
N-nitrosodiphenylamine	N.D.	9.33	168.0	63.3	167.0	34.3

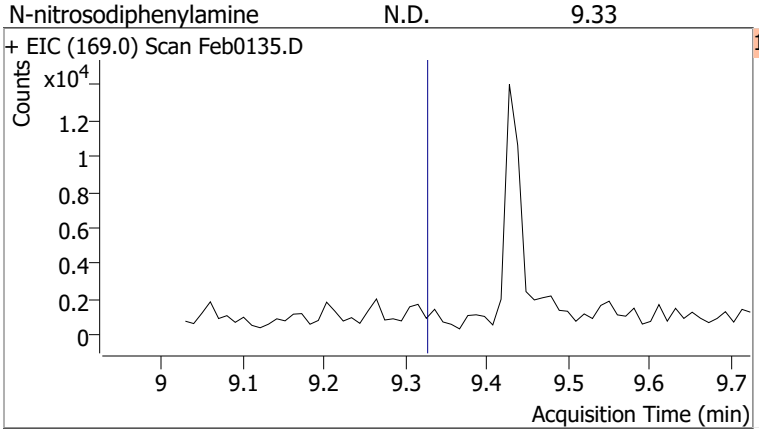

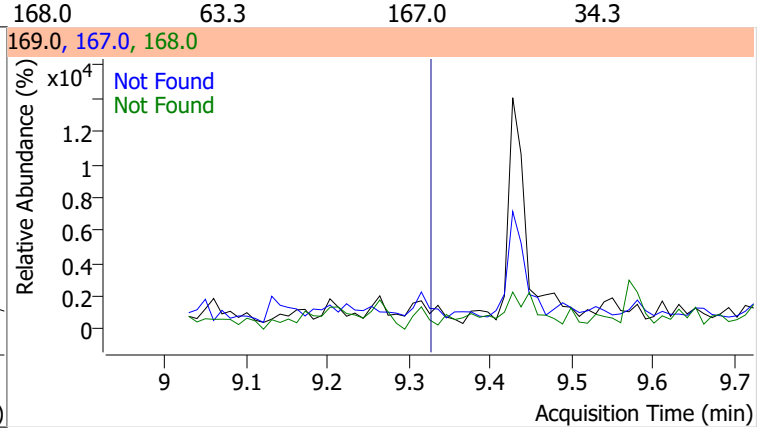

Compound	Conc.	RT	Dev(Min)	Resp.	QIon	QRatio	Lower	Upper
Azobenzene		0		0	51.0		26.4	49.0
					182.0		19.2	35.7

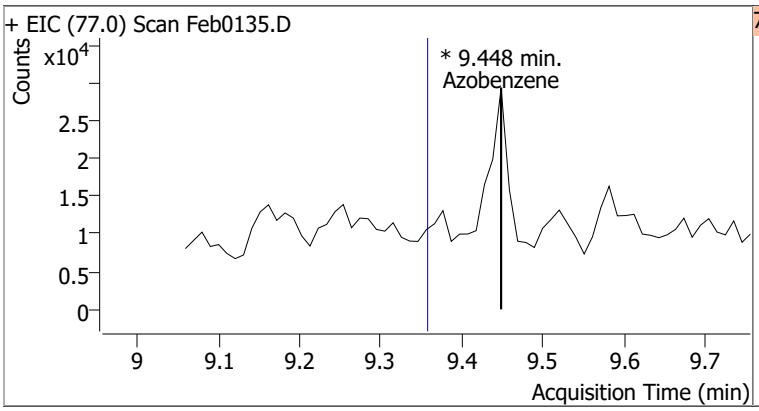

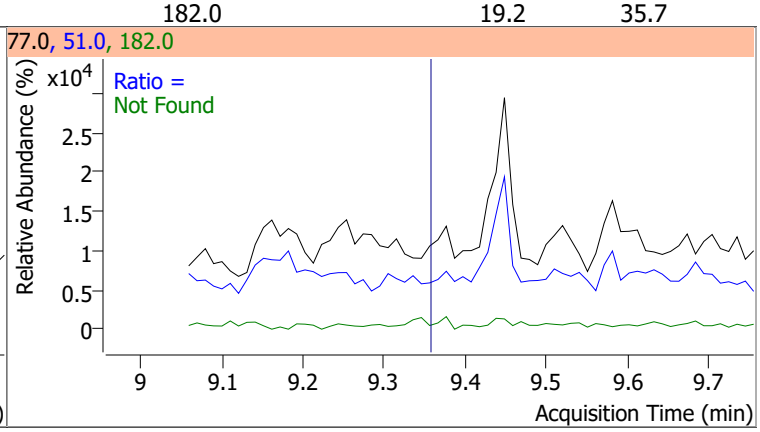

Quantitation Results Report (QT Reviewed)

Compound	Conc.	RT	Dev(Min)	Resp.	QIon	QRatio	Lower	Upper
2,4,6-Tribromophenol	191.3953	9.43	0.00	399154	331.8	87.1	65.5	121.6

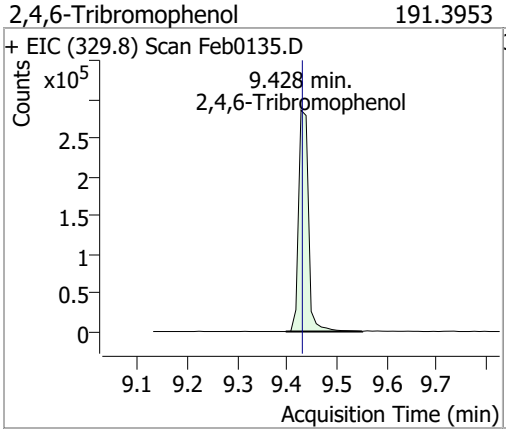

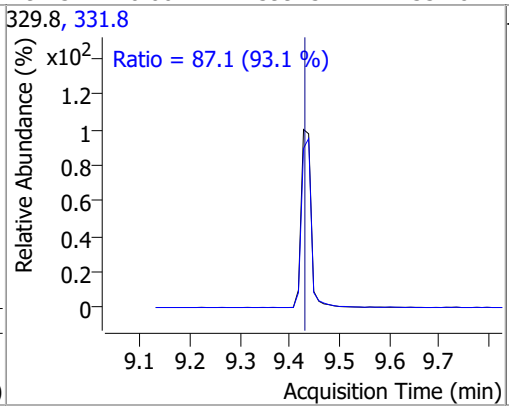

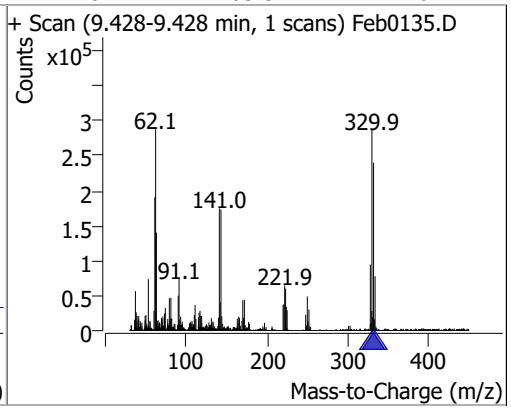

Compound	Conc.	Exp RT	QIon	Exp Ratio	QIon	Exp Ratio
4-Bromophenyl-phenylether	N.D.	9.76	141.0	103.5	250.0	100.5

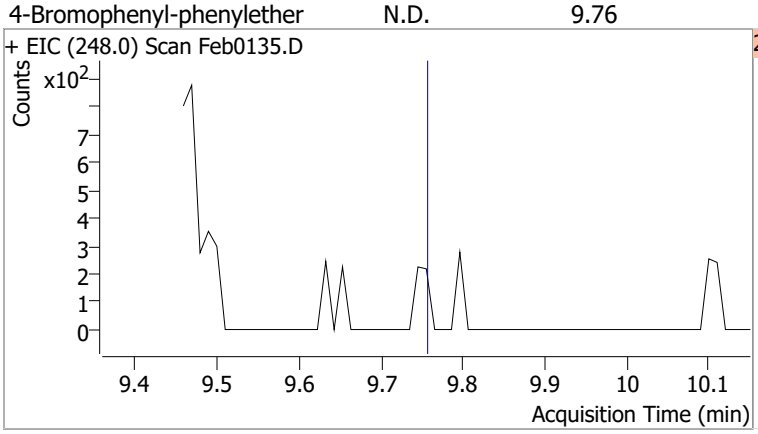

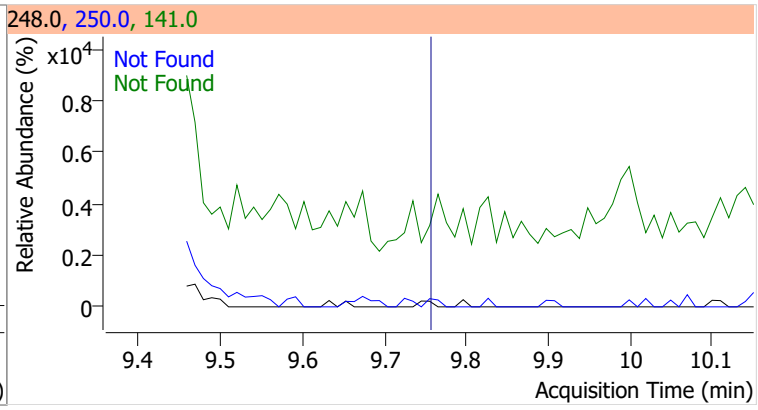

Compound	Conc.	Exp RT	QIon	Exp Ratio
Hexachlorobenzene	N.D.	9.80	142.0	47.3

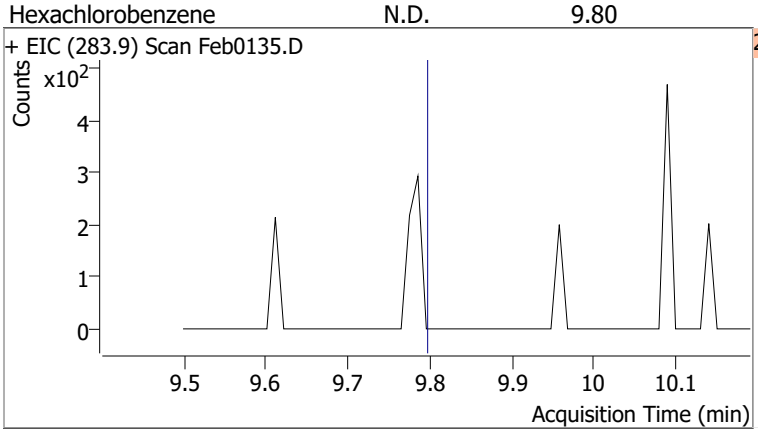

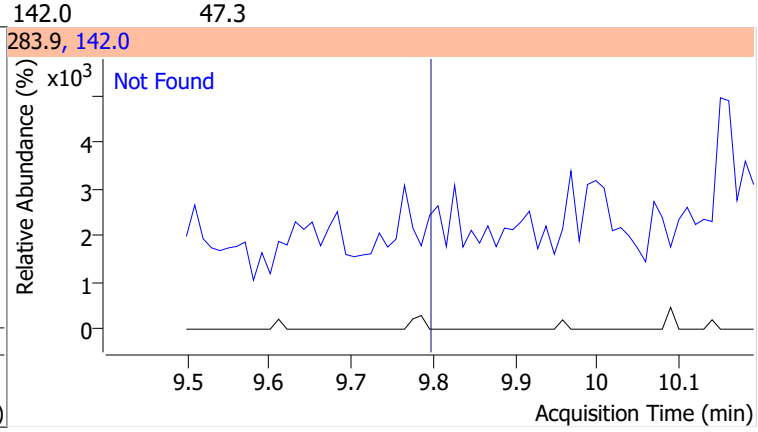

Compound	Conc.	Exp RT	QIon	Exp Ratio	QIon	Exp Ratio
Pentachlorophenol	N.D.	10.05	267.9	65.3	263.9	62.6

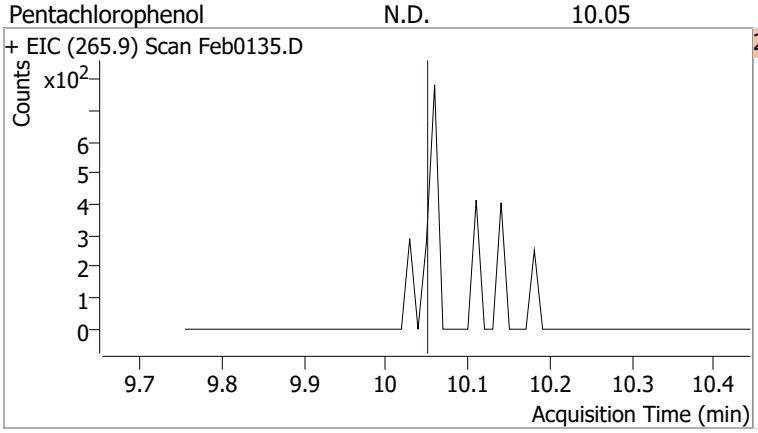

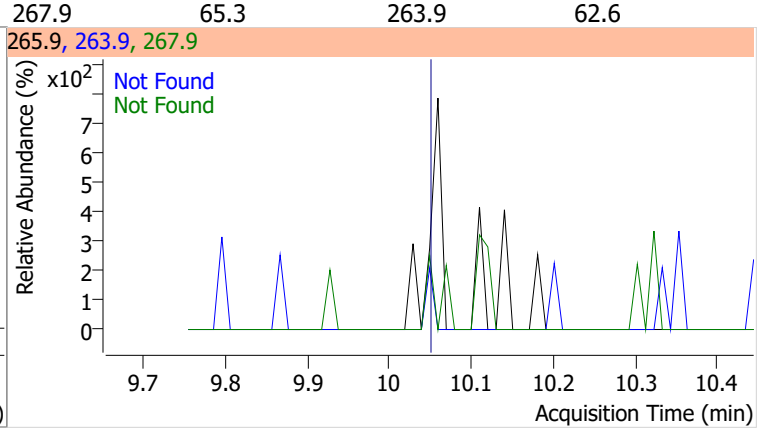

Compound	Conc.	Exp RT	QIon	Exp Ratio
Phenanthrene	N.D.	10.29	176.0	18.9

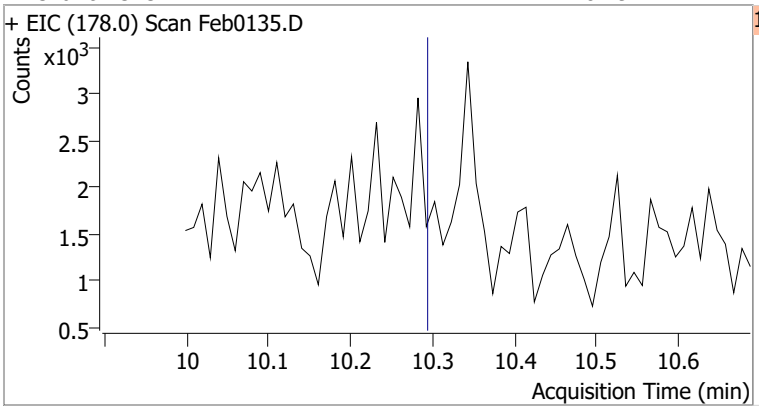

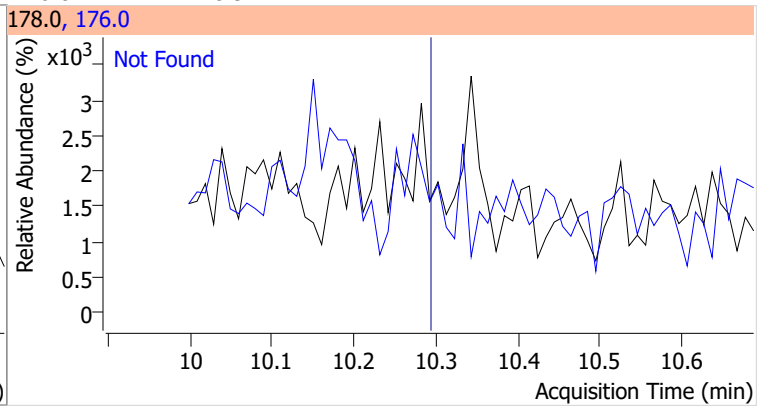

Compound	Conc.	Exp RT	QIon	Exp Ratio
Anthracene	N.D.	10.35	176.0	18.1

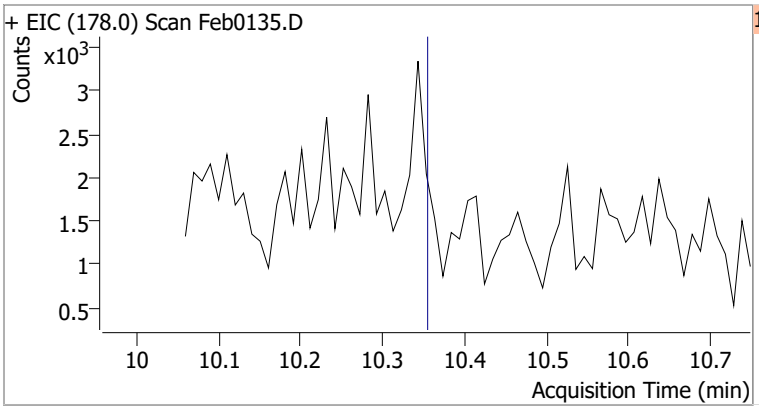

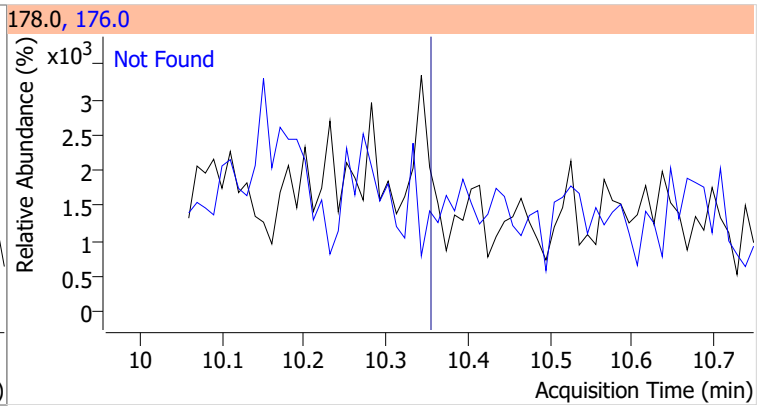

Compound	Conc.	Exp RT	QIon	Exp Ratio	QIon	Exp Ratio
Triallate	N.D.	10.41	268.0	27.2	143.0	23.0

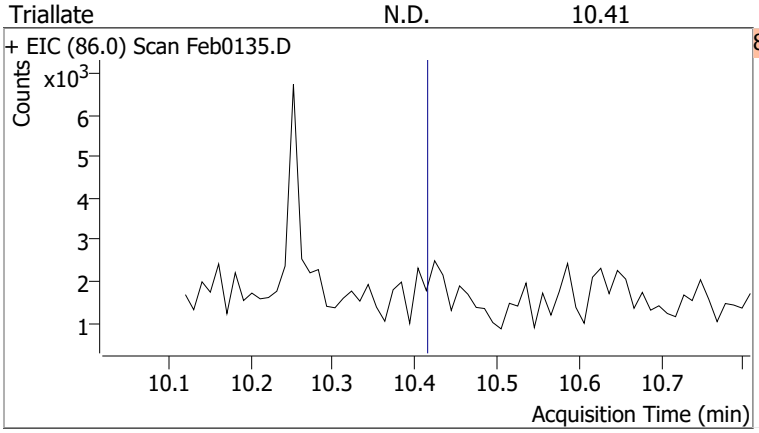

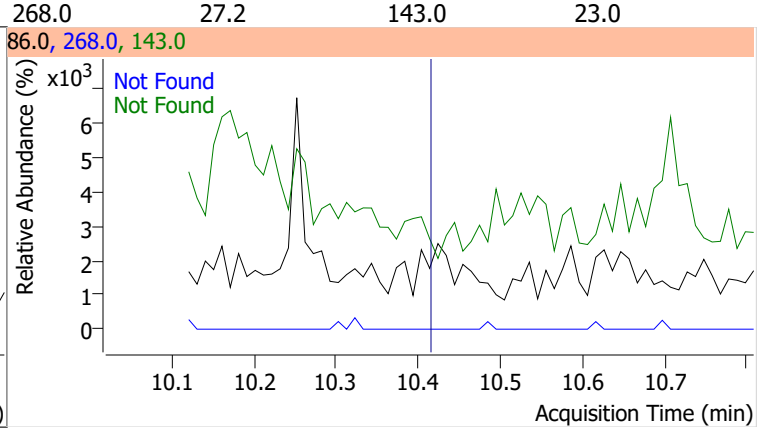

Compound	Conc.	Exp RT	QIon	Exp Ratio
Carbazole	N.D.	10.60	139.0	13.0

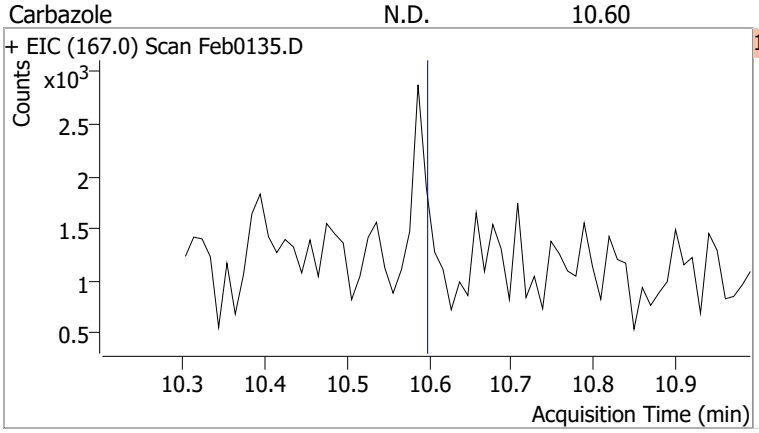

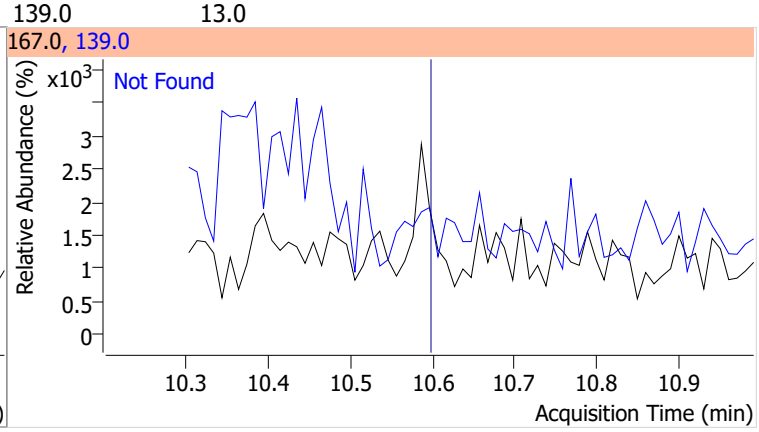

Compound	Conc.	Exp RT	QIon	Exp Ratio	QIon	Exp Ratio
o-Terphenyl	N.D.	10.82	229.0	63.0	215.0	37.7

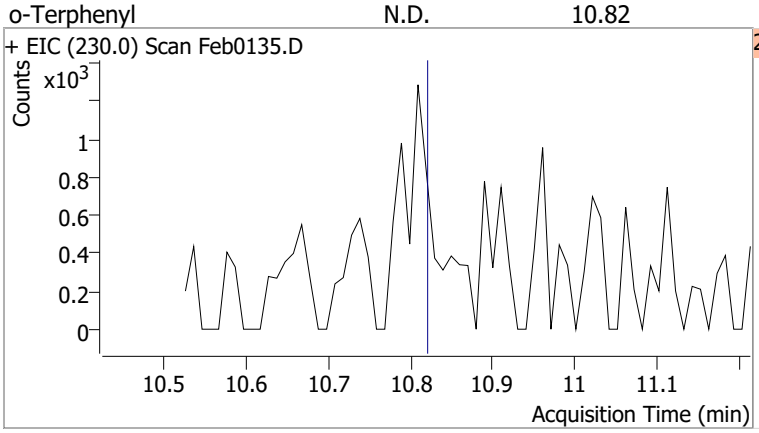

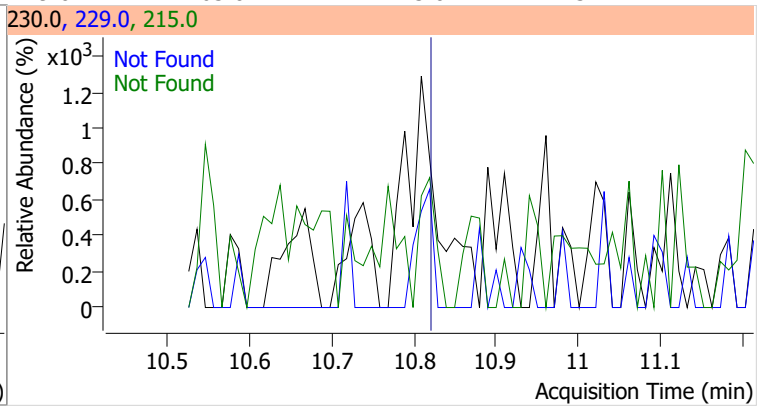

Compound	Conc.	Exp RT	QIon	Exp Ratio	QIon	Exp Ratio
Di-n-Butylphthalate	N.D.	11.20	150.0	9.0	104.0	5.8

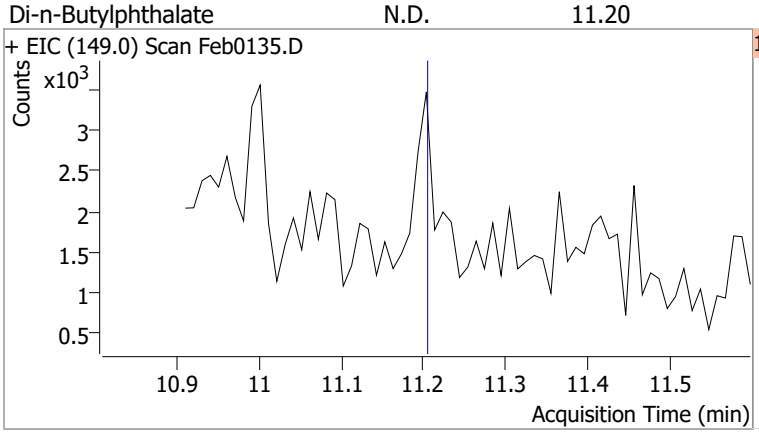

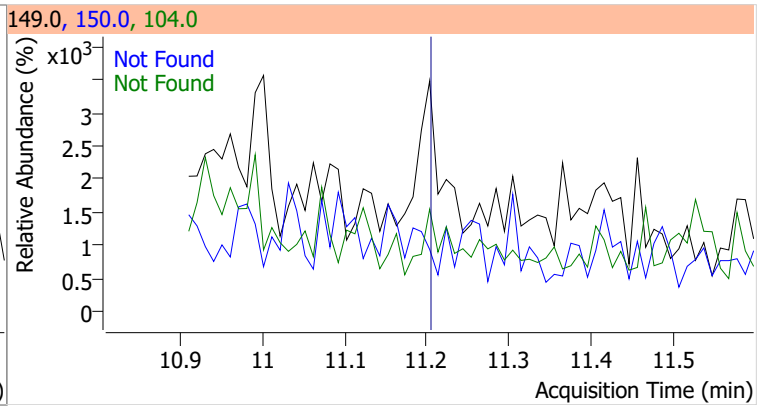

Compound	Conc.	Exp RT	QIon	Exp Ratio
Fluoranthene	N.D.	12.12	101.0	12.3

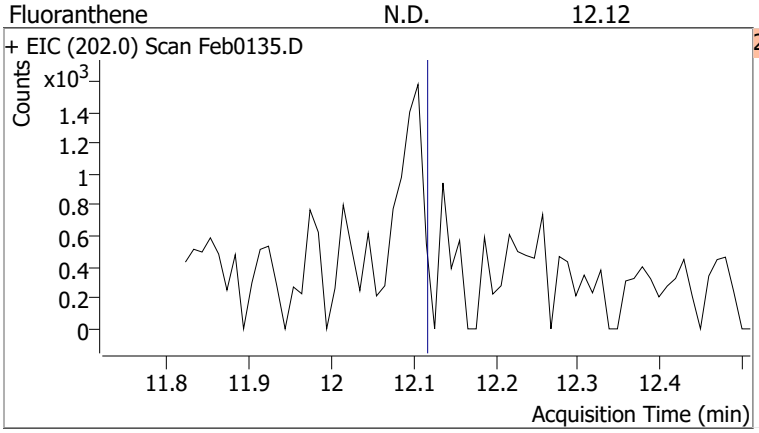

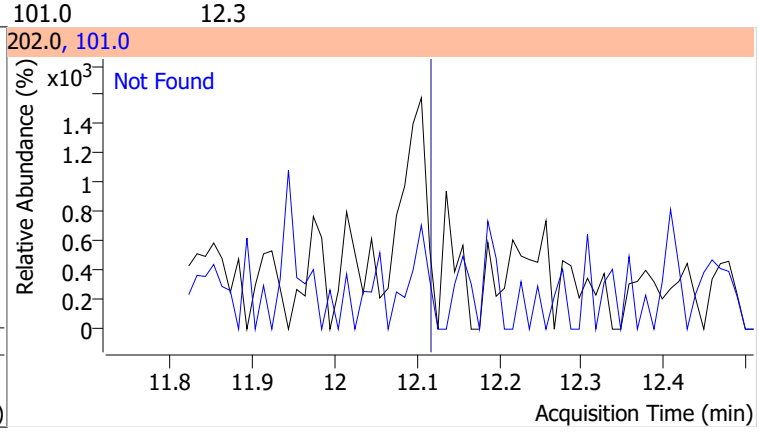

Compound	Conc.	Exp RT	QIon	Exp Ratio	QIon	Exp Ratio
Benzidine	N.D.	12.50	183.0	12.2	92.0	7.5

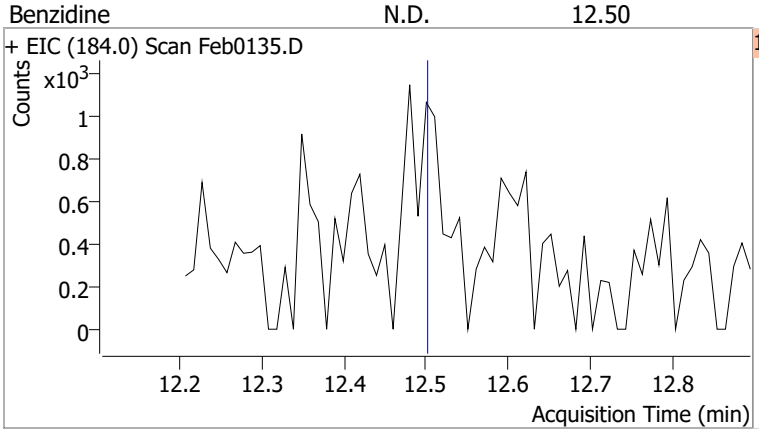

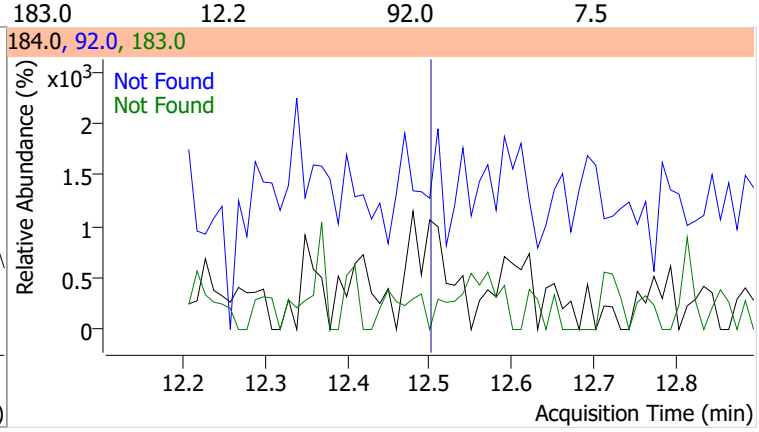

Compound	Conc.	Exp RT	QIon	Exp Ratio
Pyrene	N.D.	12.55	101.0	14.0

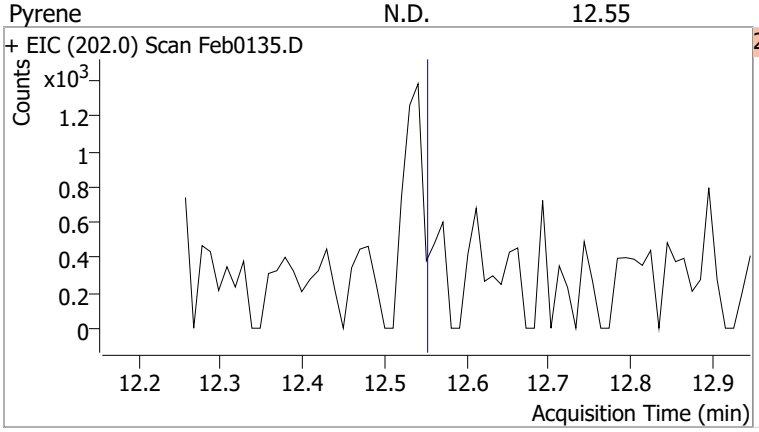

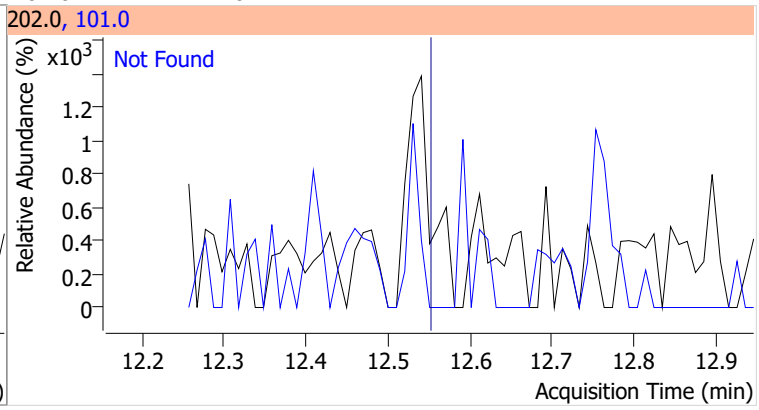

Compound	Conc.	RT	Dev(Min)	Resp.	QIon	QRatio	Lower	Upper
Terphenyl-d14	88.1700	13.06	0.00	2261775	122.0	14.2	8.8	16.4

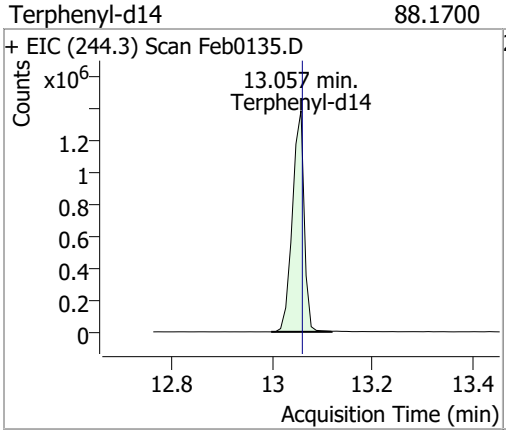

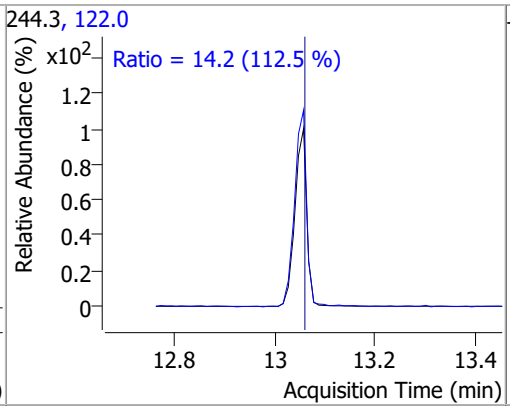

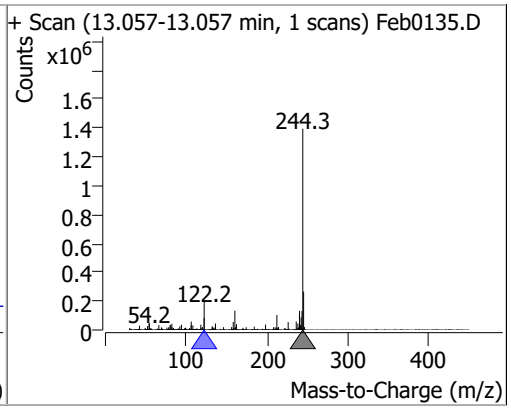

Compound	Conc.	Exp RT	QIon	Exp Ratio	QIon	Exp Ratio
Butylbenzylphthalate	N.D.	14.53	91.0	80.1	206.0	18.4

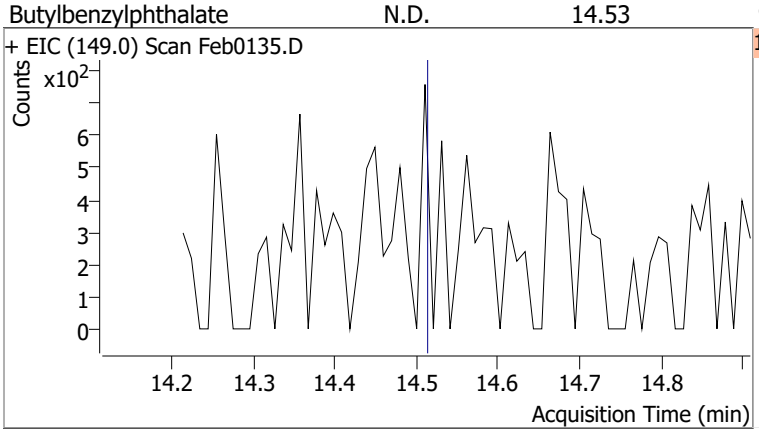

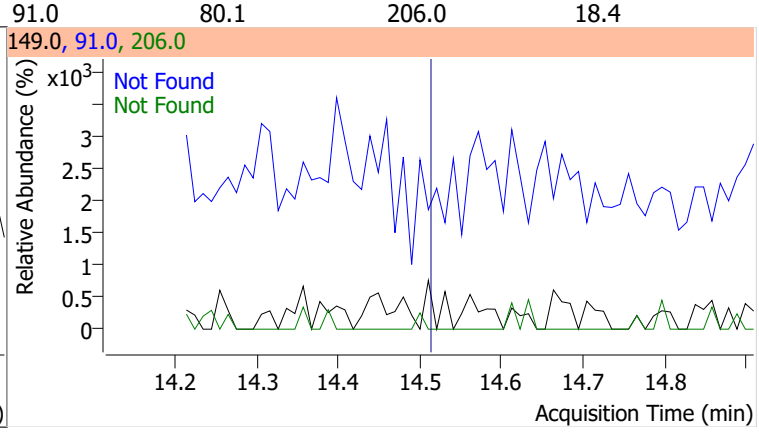

Compound	Conc.	Exp RT	QIon	Exp Ratio	QIon	Exp Ratio
Benzo(a)Anthracene	N.D.	15.76	226.0	25.8	229.0	20.9

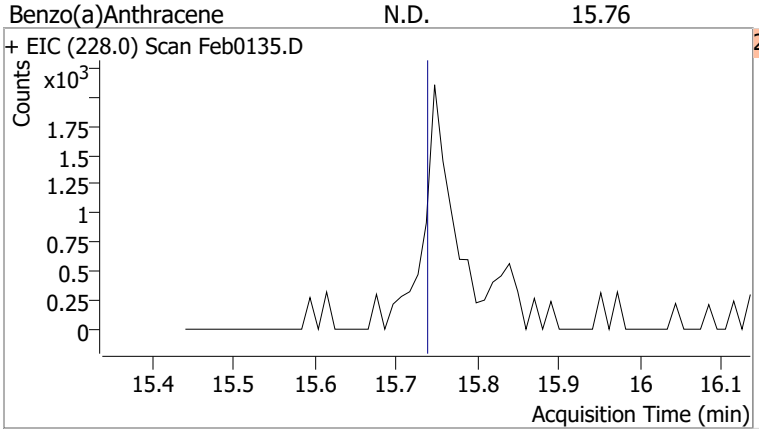

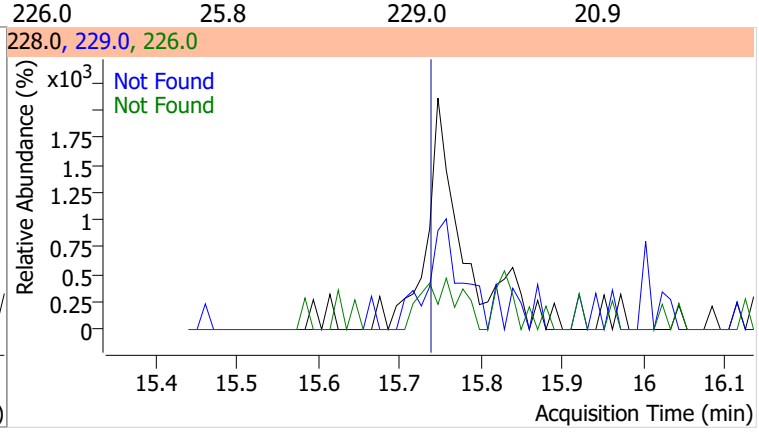

Compound	Conc.	Exp RT	QIon	Exp Ratio	QIon	Exp Ratio
Chrysene	N.D.	15.87	226.0	29.3	229.0	20.2

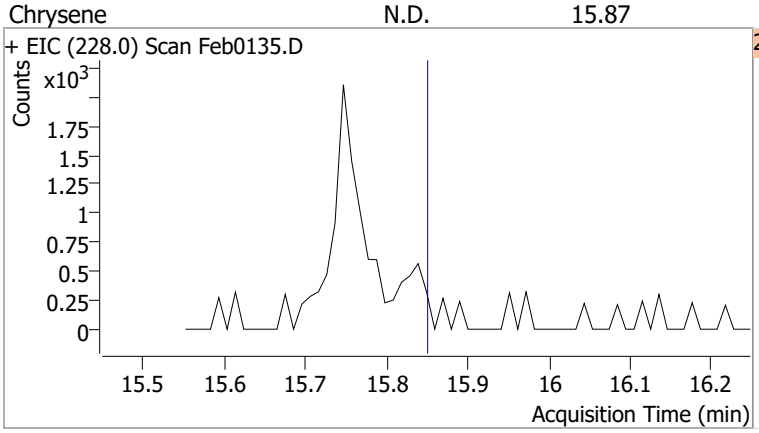

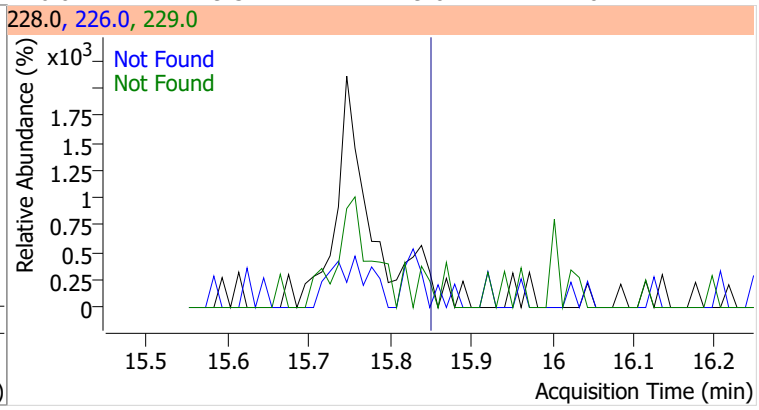

Compound	Conc.	Exp RT	QIon	Exp Ratio
3,3-Dichlorobenzidine	N.D.	15.90	254.0	64.5

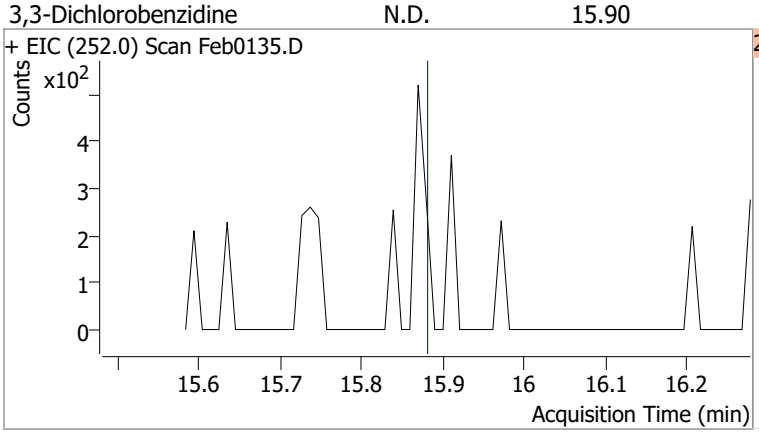

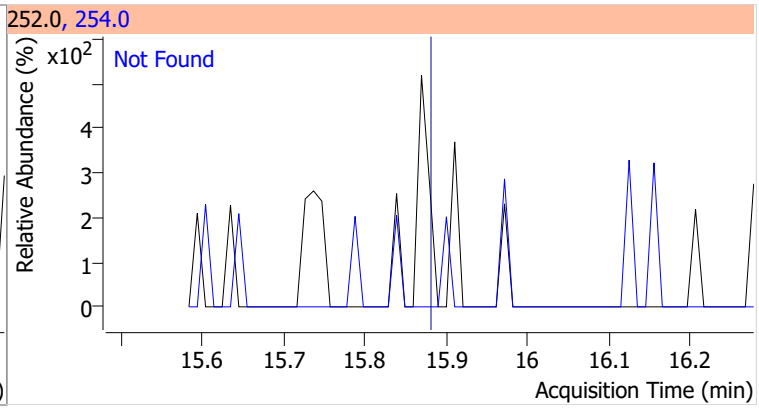

Compound	Conc.	Exp RT	QIon	Exp Ratio	QIon	Exp Ratio
bis(2-ethylhexyl)Phthalate	N.D.	16.60	149.0	385.7	279.0	15.3

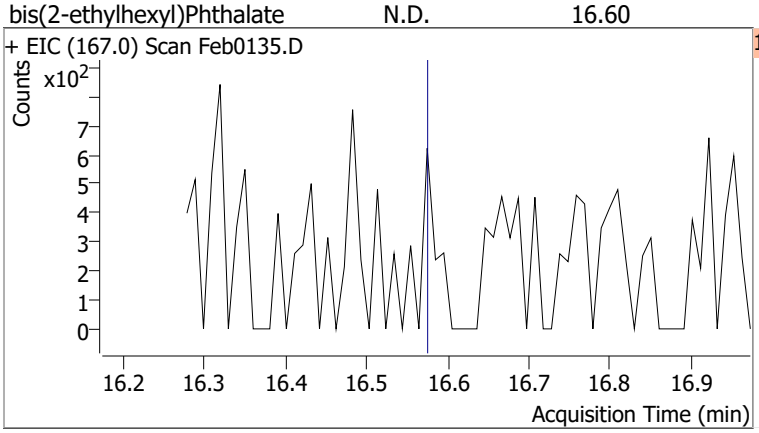

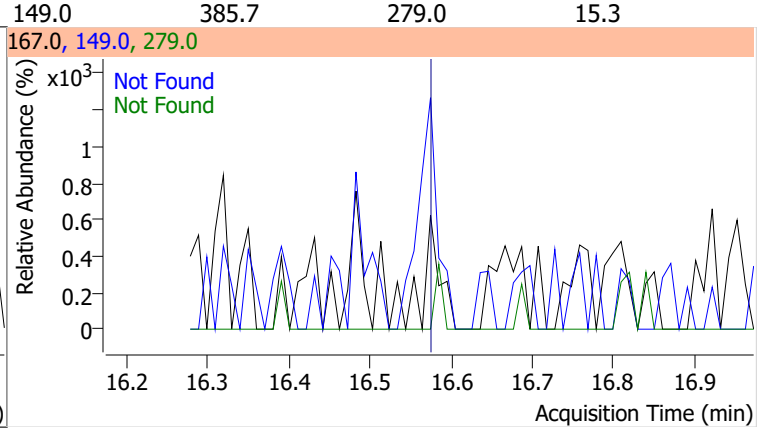

Compound	Conc.	Exp RT	QIon	Exp Ratio
Di-n-octyl Phthalate	N.D.	18.29	150.0	9.5

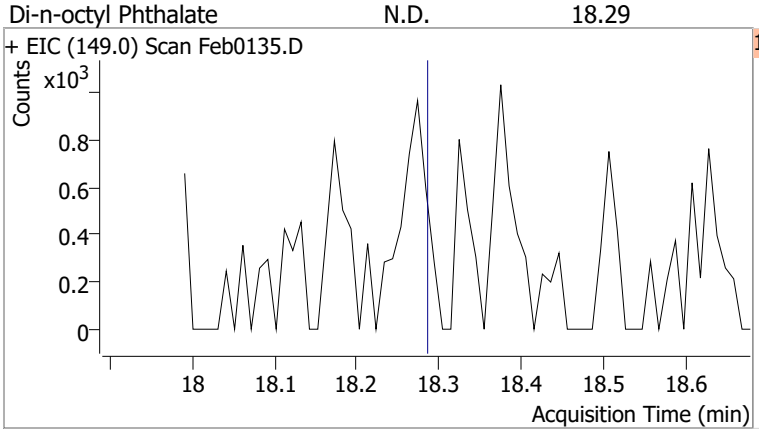

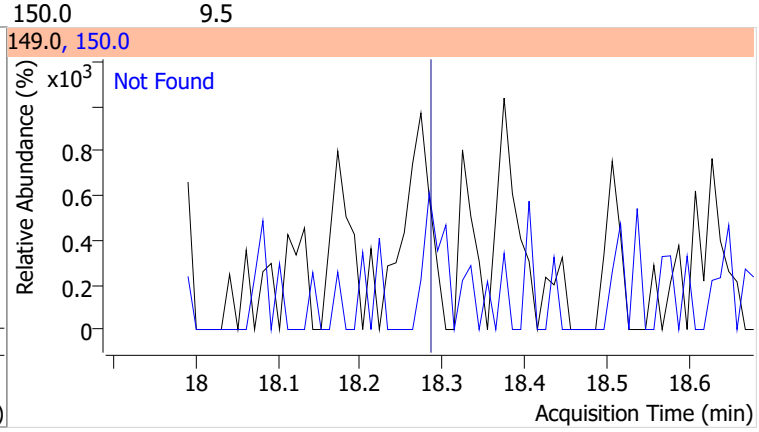

Compound	Conc.	Exp RT	QIon	Exp Ratio
Benzo(b)fluoranthene	N.D.	18.55	253.0	22.5

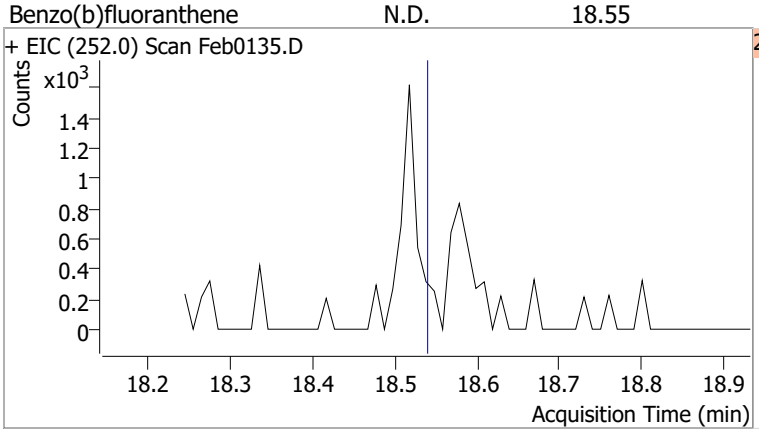

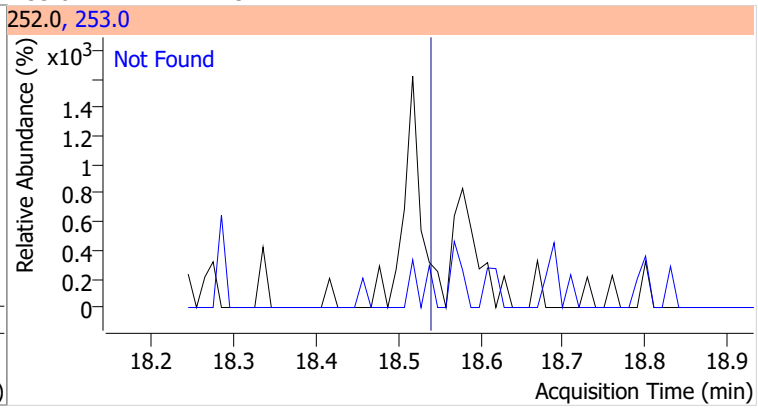

Compound	Conc.	Exp RT	QIon	Exp Ratio
Benzo(k)fluoranthene	N.D.	18.61	253.0	22.7

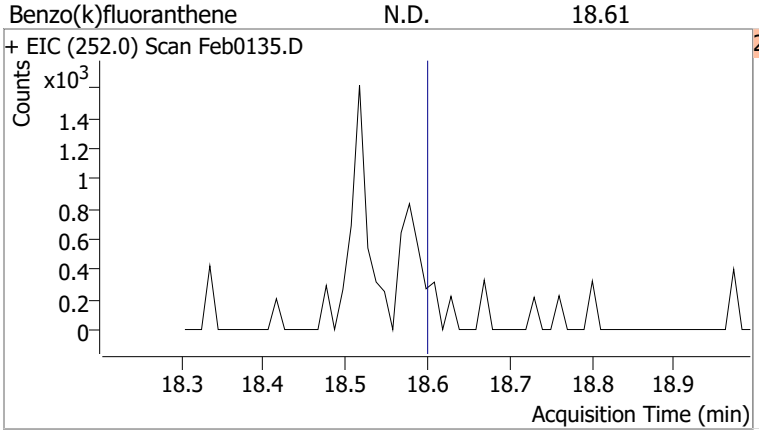

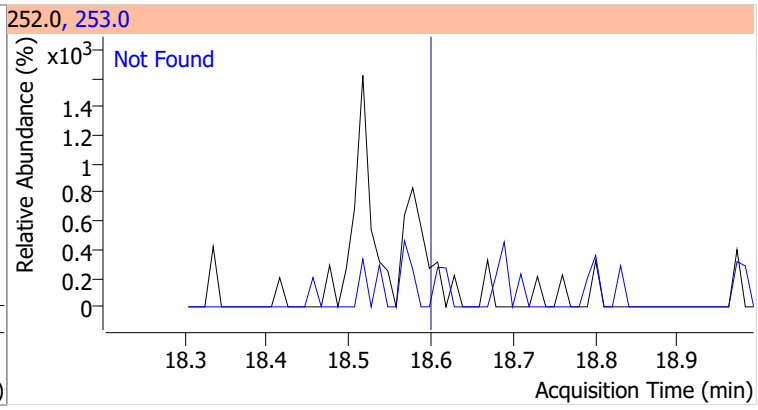

Compound	Conc.	Exp RT	QIon	Exp Ratio
Benzo(a)pyrene	N.D.	19.15	253.0	22.6

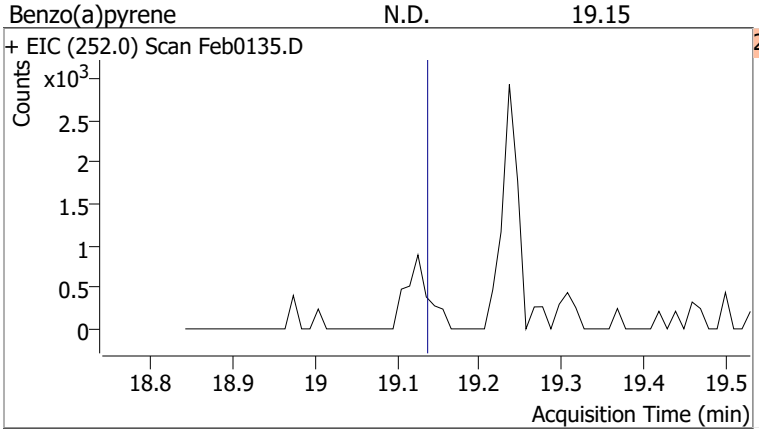

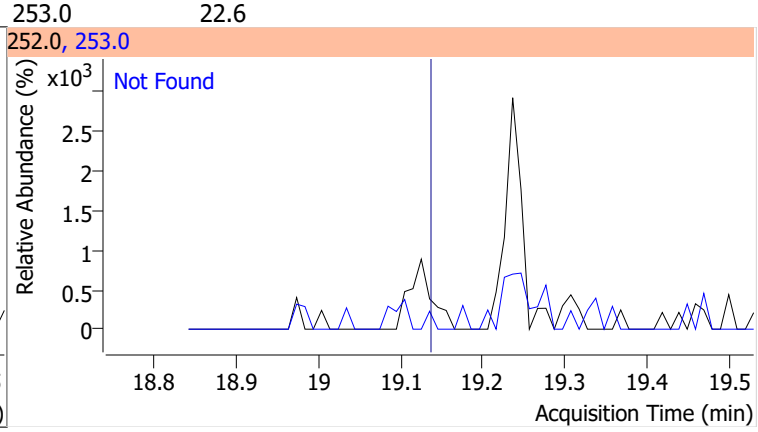

Compound	Conc.	Exp RT	QIon	Exp Ratio
Indeno(1,2,3-c,d)pyrene	N.D.	20.91	138.0	28.9

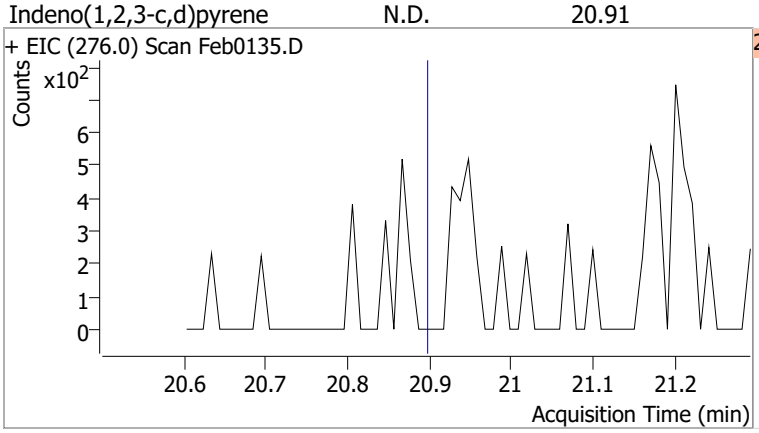

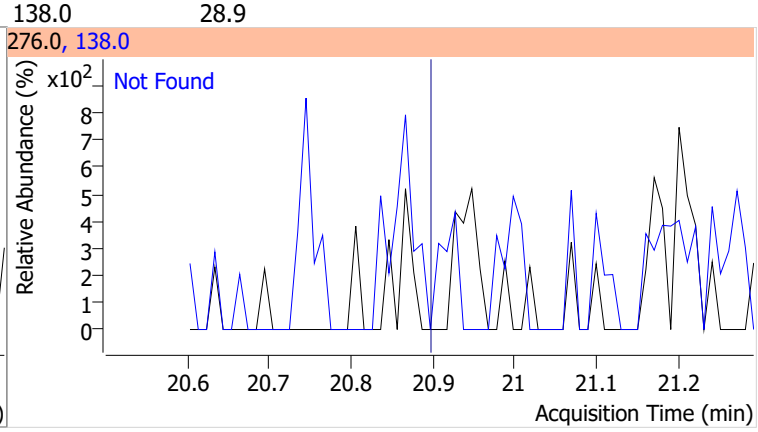

Compound	Conc.	Exp RT	QIon	Exp Ratio	QIon	Exp Ratio
Dibenzo(a,h)anthracene	N.D.	20.97	139.0	24.4	279.0	23.7

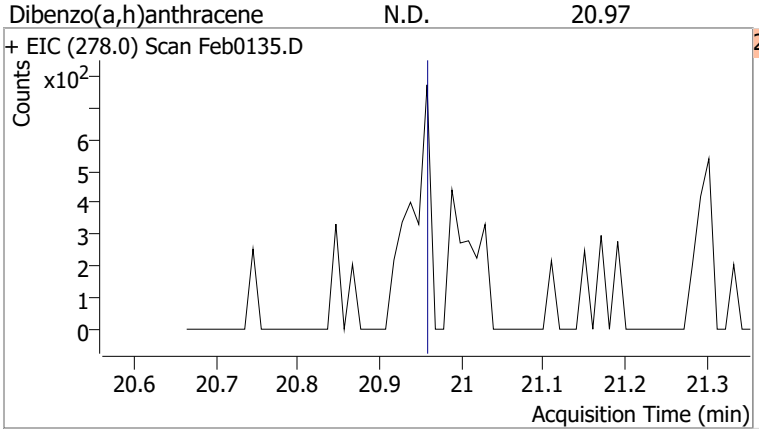

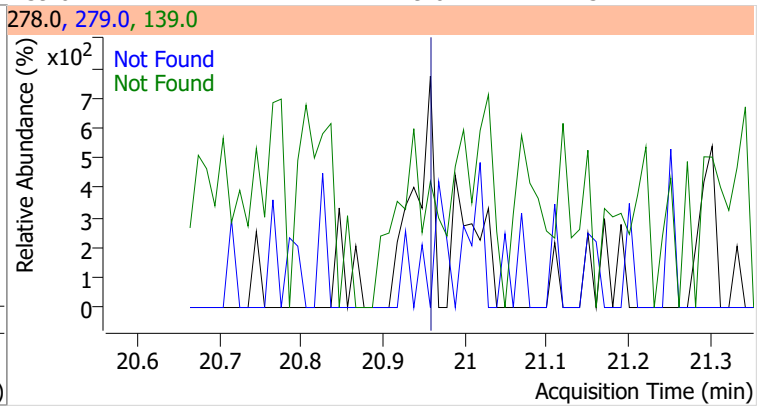

Compound	Conc.	Exp RT	QIon	Exp Ratio	QIon	Exp Ratio
Benzo(g,h,i)perylene	N.D.	21.24	138.0	32.5	277.0	24.1

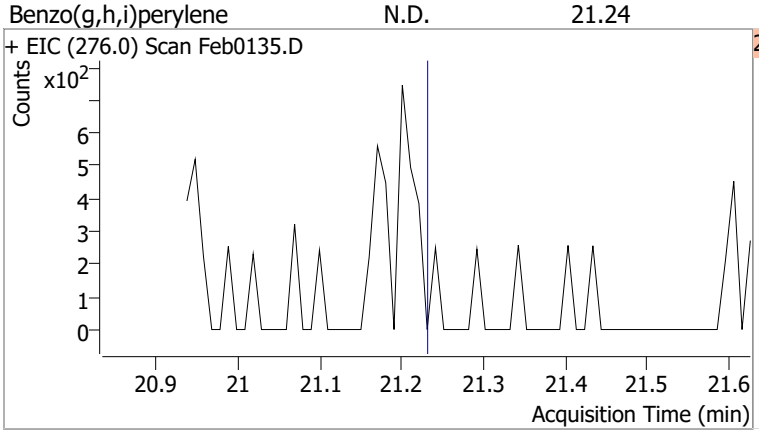

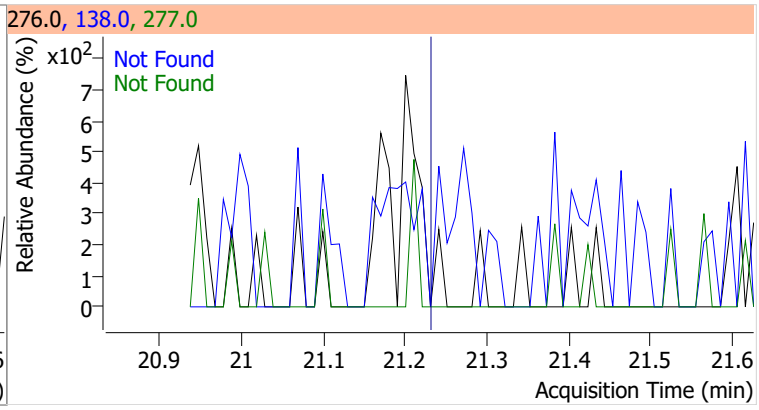

Quantitation Results Report (QT Reviewed)

Data File	Feb0136.D	Operator	LIMS import
Acq. Method	BNA+SIM.M	Acq. Date-Time	2/2/2022 11:24:22 AM
Sample Name	B22011200-001A	Instrument	Instrument #1
Vial	36	Multiplier	1.00
DA Method File	020122 DoD BNA cal.batch.bin	Comment	SVOC-8270-W-LARGO
Tune File	dftppdsm.u	Tune Date	1/25/2022 7:52:00 PM
Batch Name	020122 DoD BNA.batch.bin	Last Calib Update	2/16/2022 11:05:20 AM
Ref Library	D:\Org\Library\NIST129K.l		

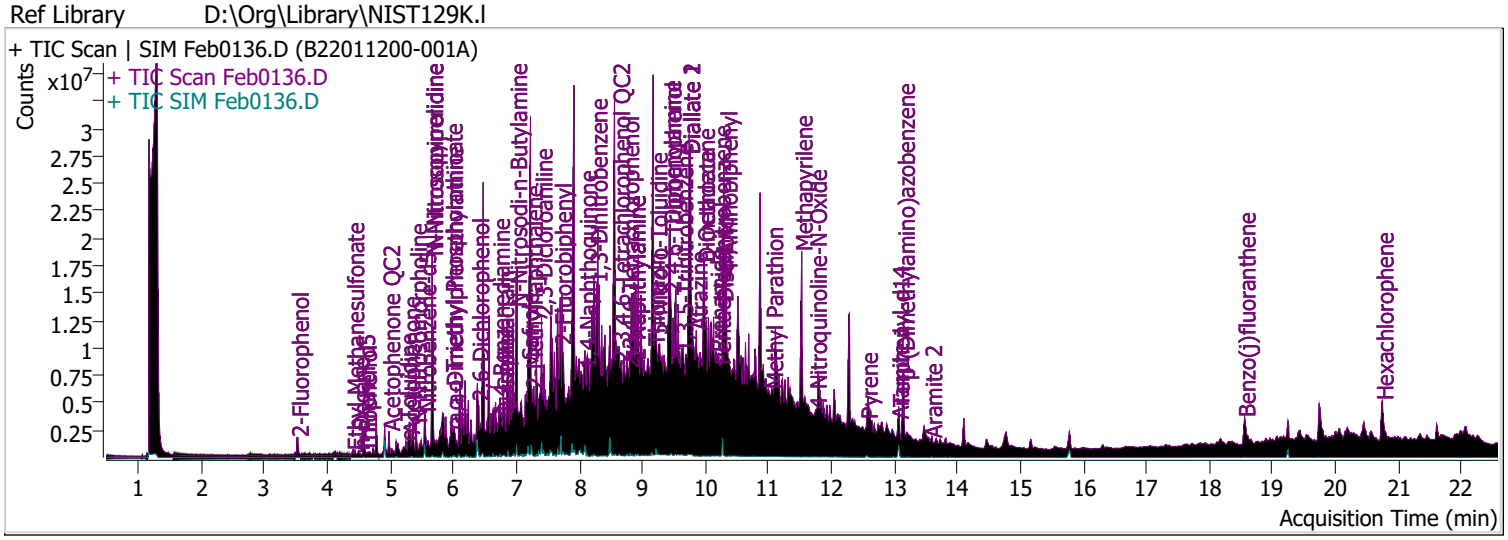

Compound	RT	QIon	Resp.	Conc.	Units	Dev(Min)
Internal Standards						
System Monitoring Compounds						
S 2-Fluorophenol	3.531	112.0	898258	83.6713	µg/L	0.010
Spiked Amount: 200.000	Range: 10.0 - 75.0%			Recovery = 41.84%		
S Phenol-d5	4.583	99.0	1013234	71.7838	µg/L	0.010
Spiked Amount: 200.000	Range: 10.0 - 65.0%			Recovery = 35.89%		
S Nitrobenzene-d5	5.553	82.0	519476	70.7475	µg/L	0.000
Spiked Amount: 100.000	Range: 32.0 - 94.0%			Recovery = 70.75%		
S 2-Fluorobiphenyl	7.708	172.0	1248221	45.9752	µg/L	0.010
Spiked Amount: 100.000	Range: 28.0 - 107.0%			Recovery = 45.98%		
S 2,4,6-Tribromophenol	9.448	329.8	402622	183.2842	µg/L	0.021
Spiked Amount: 200.000	Range: 25.0 - 140.0%			Recovery = 91.64%		
S Terphenyl-d14	13.068	244.3	1578059	58.3807	µg/L	0.010
Spiked Amount: 100.000	Range: 32.0 - 122.0%			Recovery = 58.38%		
Target Compounds						**QValue**
T N-Nitrosodimethylamine	0.000		0	N.D.		
T Pyridine	0.000		0	N.D.		
T Aniline	0.000		0	N.D.		
T Phenol	0.000		0	N.D.		
T bis(-2-Chloroethyl)Ether	0.000		0	N.D.		
T 2-Chlorophenol	0.000		0	N.D.		
T 1,3-Dichlorobenzene	0.000		0	N.D.		
T 1,4-Dichlorobenzene	0.000		0	N.D.		
T 1,2-Dichlorobenzene	0.000		0	N.D.		
T Benzyl Alcohol	0.000		0	N.D.		
T 2-Methylphenol	0.000		0	N.D.		
T bis(2-chloroisopropyl)Ether	5.553	121.0	0		µg/L	md 1
T N-nitroso-Di-n-propylamine	5.318	70.0	0		µg/L	md 1
T 4Methylphenol/3Methylphenol	0.000		0	N.D.		
T Hexachloroethane	5.563	117.0	0		µg/L	md 1

Compound	RT	QIon	Resp.	Conc.	Units		Dev(Min)
T Nitrobenzene	5.829	123.1	0		µg/L	md	1
T Isophorone	5.829	82.0	0		µg/L	md	1
T 2-Nitrophenol	5.829	139.0	0		µg/L	md	1
T 2,4-Dimethylphenol	0.000		0	N.D.			
T bis(-2-Chloroethoxy)Methane	5.962	93.0	0		µg/L	md	1
T 2,4-Dichlorophenol	6.393	162.0	0		µg/L	md	1
T Benzoic Acid	6.208	105.0	0		µg/L	md	1
T 1,2,4-Trichlorobenzene	0.000		0	N.D.			
T Naphthalene	6.403	128.0	0		µg/L	md	1
T 4-Chlorophenol	6.403	130.0	0		µg/L	md	1
T p-Chloroaniline	6.475	127.0	0		µg/L	md	1
T Hexachlorobutadiene	0.000		0	N.D.			
T 4-Chloro-2-Methylphenol	6.937	107.0	0		µg/L	md	1
T 4-Chloro-3-Methylphenol	7.194	107.0	0		µg/L	md	1
T 2-Methylnaphthalene	7.245	141.0	292009	13.4205	µg/L	m	87
T 1-Methylnaphthalene	7.358	141.0	0		µg/L	md	1
T Hexachlorocyclopentadiene	0.000		0	N.D.			
T 2,4,6-Trichlorophenol	7.882	196.0	0		µg/L	md	1
T 2,4,5-Trichlorophenol	7.882	196.0	0		µg/L	md	1
T 2-Chloronaphthalene	0.000		0	N.D.			
T 2-Nitroaniline	7.882	65.0	0		µg/L	md	1
T Dimethyl Phthalate	8.487	163.0	0		µg/L	md	1
T 2,6-Dinitrotoluene	8.395	165.0	0		µg/L	md	1
T Acenaphthylene	8.538	152.1	0		µg/L	md	1
T 3-Nitroaniline	8.528	138.0	0		µg/L	md	1
T Acenaphthene	8.558	154.0	0		µg/L	md	1
T 2,4-Dinitrophenol	8.558	184.0	0		µg/L	md	1
T Dibenzofuran	8.507	168.0	0		µg/L	md	1
T 4-Nitrophenol	8.916	109.0	0		µg/L	md	1
T 2,4-Dinitrotoluene	8.763	165.0	0		µg/L	md	1
T Diethylphthalate	8.988	149.0	0		µg/L	md	1
T Fluorene	9.152	166.0	0		µg/L	md	1
T 4-Chlorophenyl-phenylether	9.019	204.0	0		µg/L	md	1
T 4-Nitroaniline	9.213	138.0	0		µg/L	md	1
T 4,6-Dinitro-2-methylphenol	9.172	198.0	0		µg/L	md	1
T N-nitrosodiphenylamine	9.438	169.0	0		µg/L	md	1
T Azobenzene	9.264	77.0	0		µg/L	md	1
T 4-Bromophenyl-phenylether	0.000		0	N.D.			
T Hexachlorobenzene	0.000		0	N.D.			
T Pentachlorophenol	9.938	265.9	0		µg/L	md	1
T Phenanthrene	0.000		0	N.D.			
T Anthracene	10.485	178.0	0		µg/L	md	1
T Triallate	10.515	86.0	0		µg/L	md	1
T Carbazole	0.000		0	N.D.			
T o-Terphenyl	0.000		0	N.D.			
T Di-n-Butylphthalate	0.000		0	N.D.			
T Fluoranthene	0.000		0	N.D.			
T Benzidine	0.000		0	N.D.			
T Pyrene	12.561	202.0	175492	3.7097	µg/L		90
T Butylbenzylphthalate	14.776	149.0	0		µg/L	md	1
T Benzo(a)Anthracene	0.000		0	N.D.			
T Chrysene	0.000		0	N.D.			
T 3,3-Dichlorobenzidine	0.000		0	N.D.			
T bis(2-ethylhexyl)Phthalate	0.000		0	N.D.			
T Di-n-octyl Phthalate	0.000		0	N.D.			

Compound	RT	QIon	Resp.	Conc.	Units		Dev(Min)
T Benzo(b)fluoranthene	18.558	252.0	0		µg/L	md	1
T Benzo(k)fluoranthene	0.000		0	N.D.			
T Benzo(a)pyrene	0.000		0	N.D.			
T Indeno(1,2,3-c,d)pyrene	0.000		0	N.D.			
T Dibenzo(a,h)anthracene	0.000		0	N.D.			
T Benzo(g,h,i)perylene	0.000		0	N.D.			

(#) = Qualifier Out of Range; (m) = Manual Integration; (+) = Area Summed; (*) = Surrogate Percent Recovery Out of Range; (d): Zeroed Peak

Compound	Conc.	Exp RT	QIon	Exp Ratio
N-Nitrosodimethylamine	N.D.	2.15	42.0	130.1

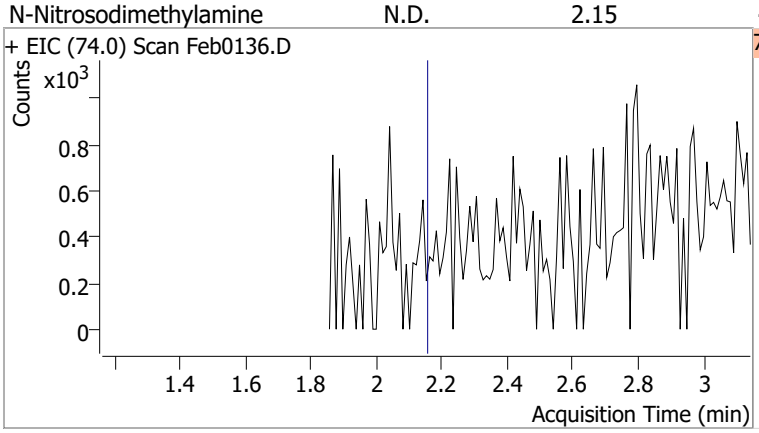

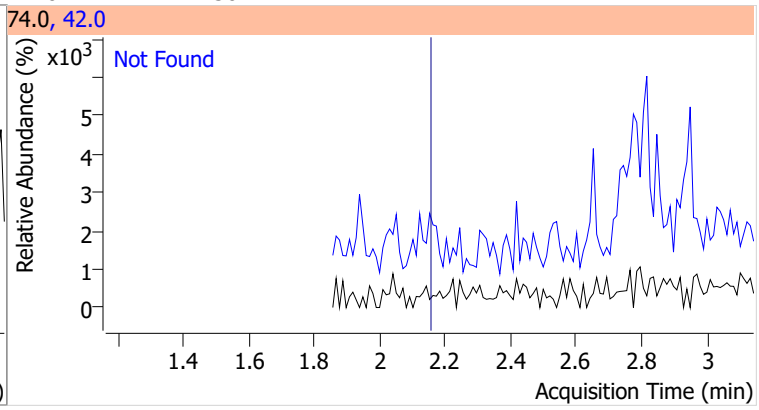

Compound	Conc.	Exp RT	QIon	Exp Ratio
Pyridine	N.D.	2.18	52.0	101.7

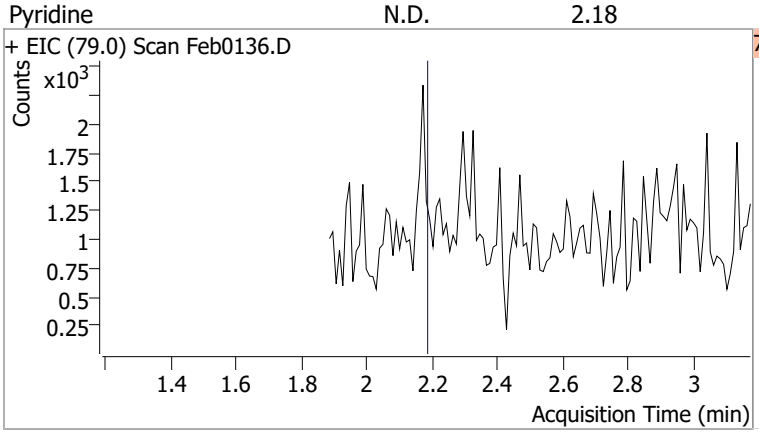

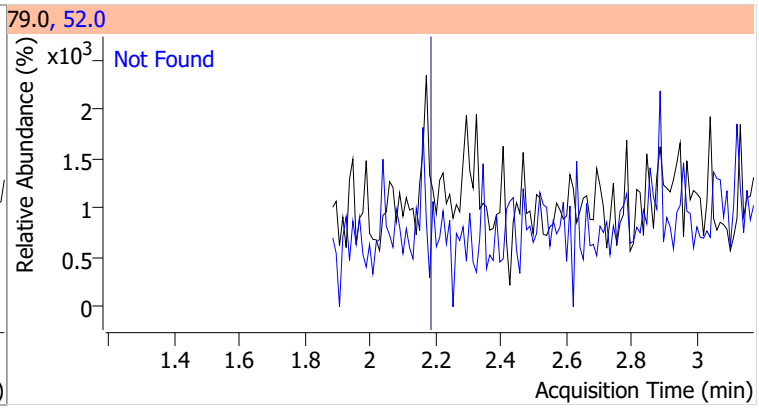

Compound	Conc.	RT	Dev(Min)	Resp.	QIon	QRatio	Lower	Upper
2-Fluorophenol	83.6713	3.53	0.01	898258	64.0	53.6	35.8	66.4
					92.0	20.4	14.3	26.6

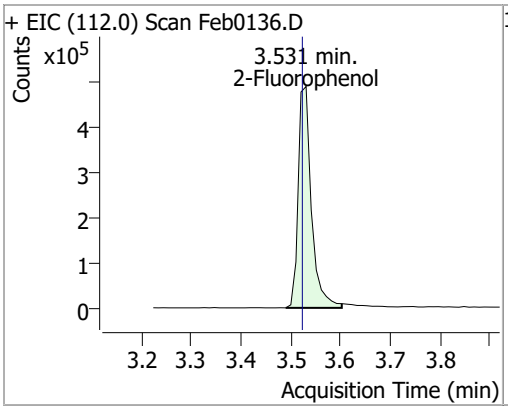

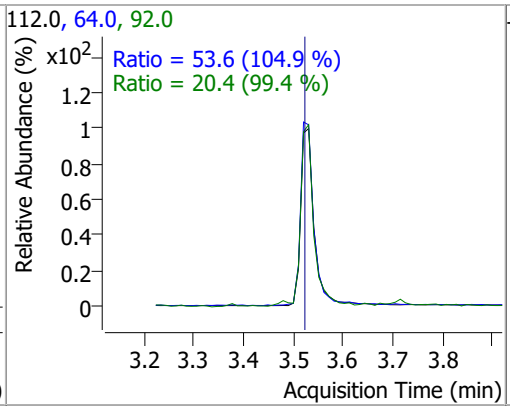

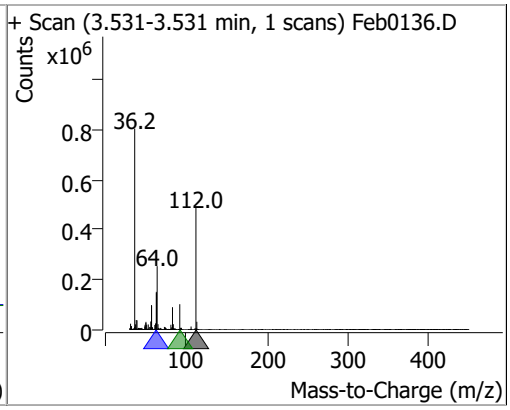

Compound	Conc.	Exp RT	QIon	Exp Ratio	QIon	Exp Ratio
Aniline	N.D.	4.55	66.0	35.1	65.0	18.0

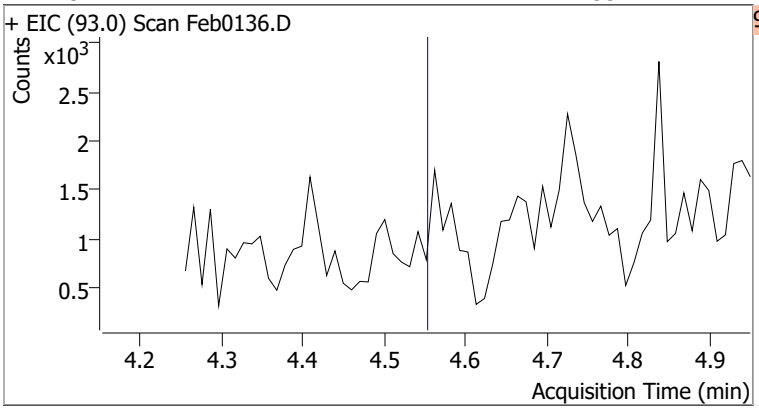

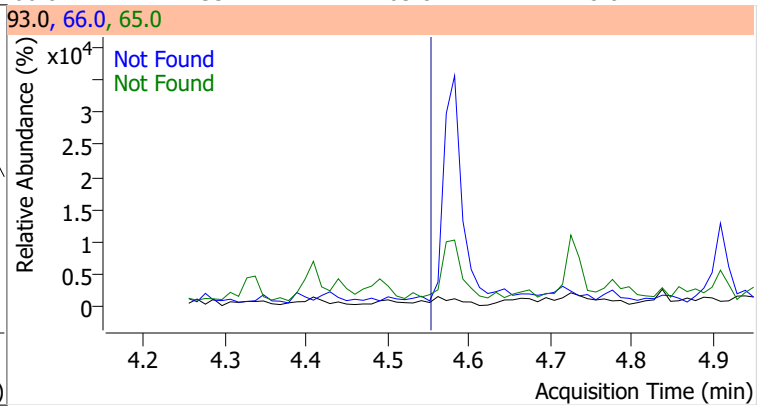

Quantitation Results Report (QT Reviewed)

Compound	Conc.	RT	Dev(Min)	Resp.	QIon	QRatio	Lower	Upper
Phenol-d5	71.7838	4.58	0.01	1013234	71.0	32.3	23.8	44.2

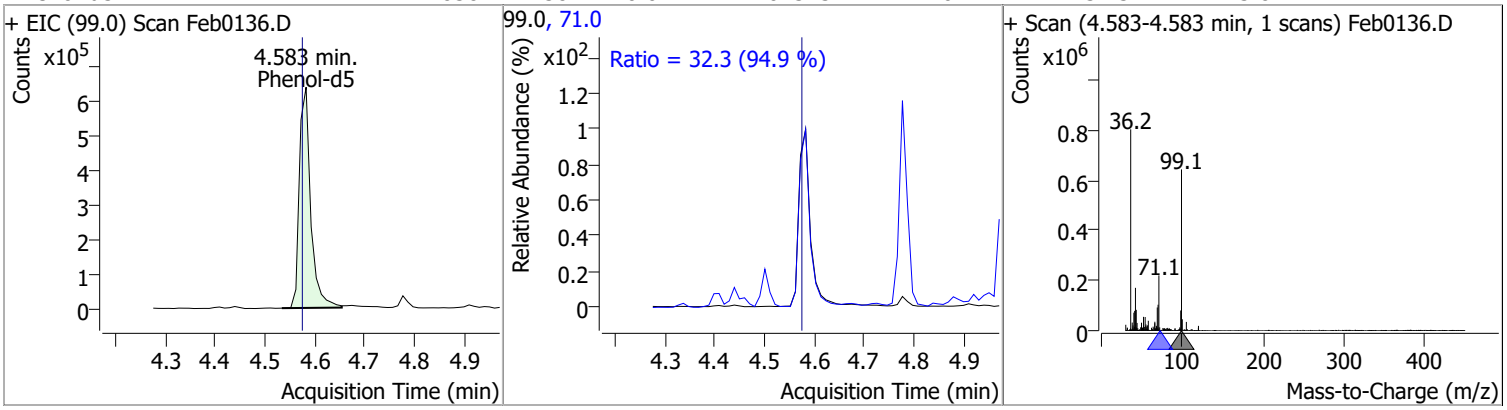

Compound	Conc.	Exp RT	QIon	Exp Ratio
Phenol	N.D.	4.59	66.0	43.8

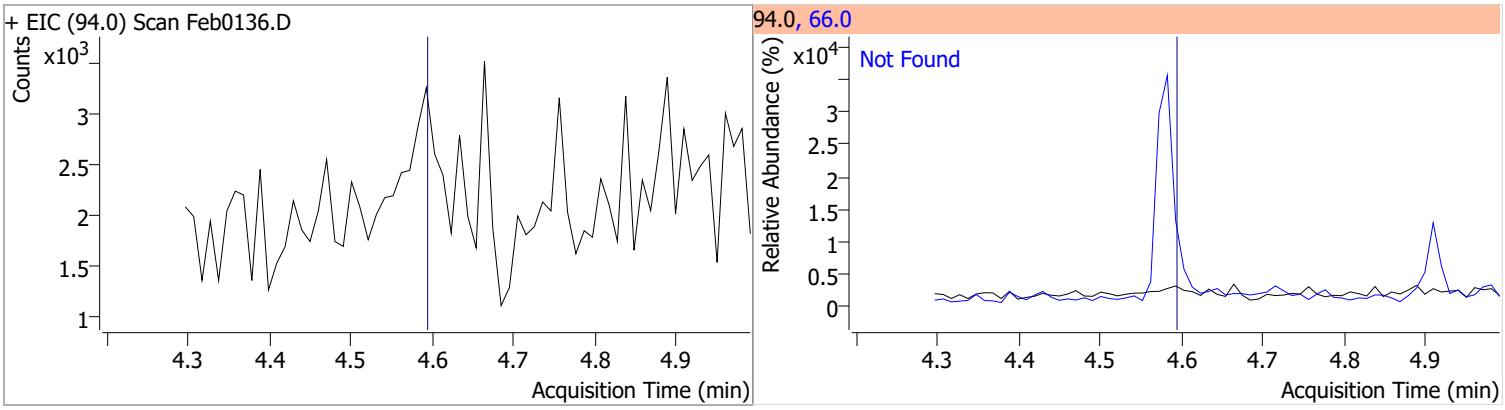

Compound	Conc.	Exp RT	QIon	Exp Ratio
bis(-2-Chloroethyl)Ether	N.D.	4.65	64.0	3.5

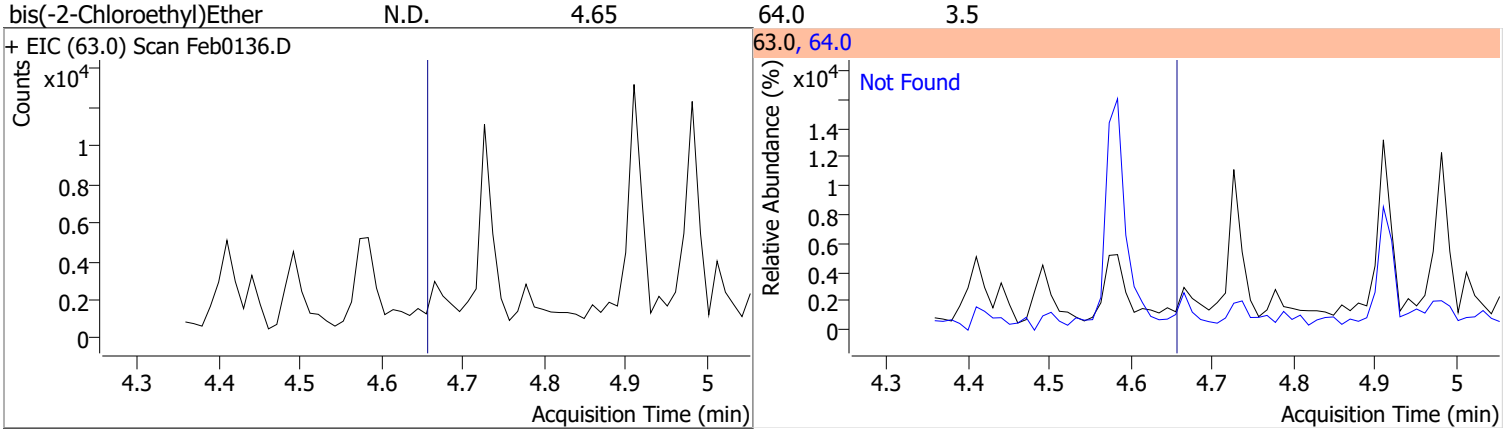

Compound	Conc.	Exp RT	QIon	Exp Ratio
2-Chlorophenol	N.D.	4.68	130.0	31.8

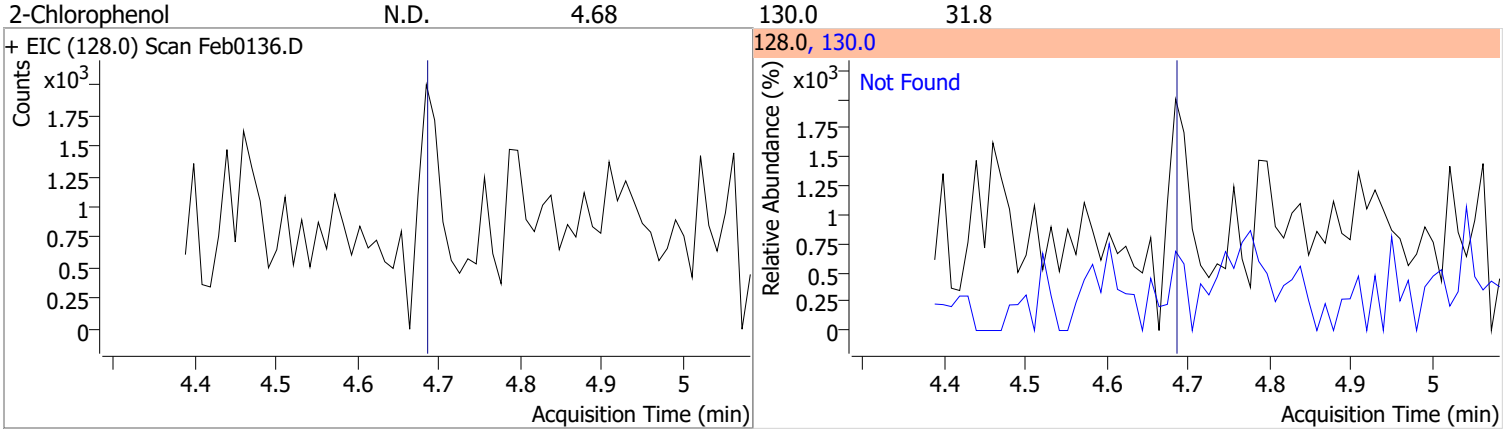

Compound	Conc.	Exp RT	QIon	Exp Ratio	QIon	Exp Ratio
1,3-Dichlorobenzene	N.D.	4.84	148.0	62.2	111.0	35.9

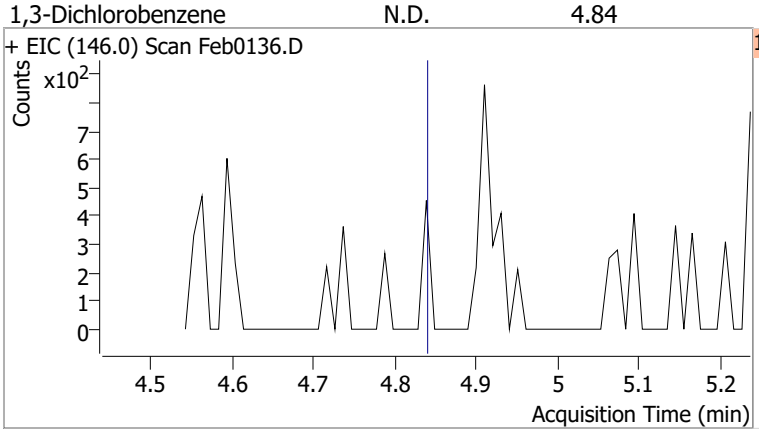

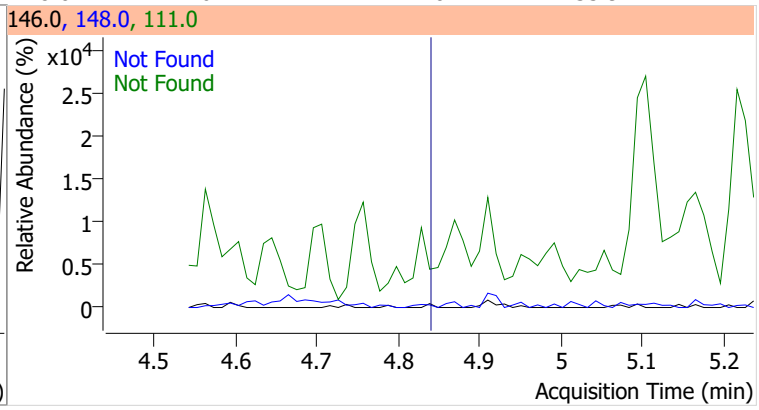

Compound	Conc.	Exp RT	QIon	Exp Ratio	QIon	Exp Ratio
1,4-Dichlorobenzene	N.D.	4.93	148.0	64.1	111.0	35.1

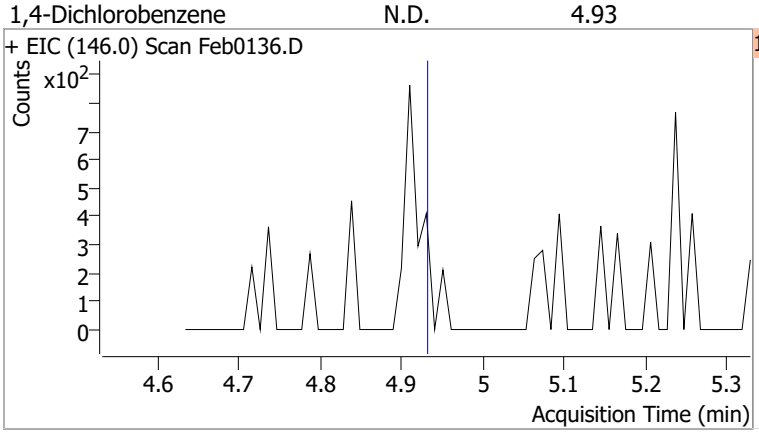

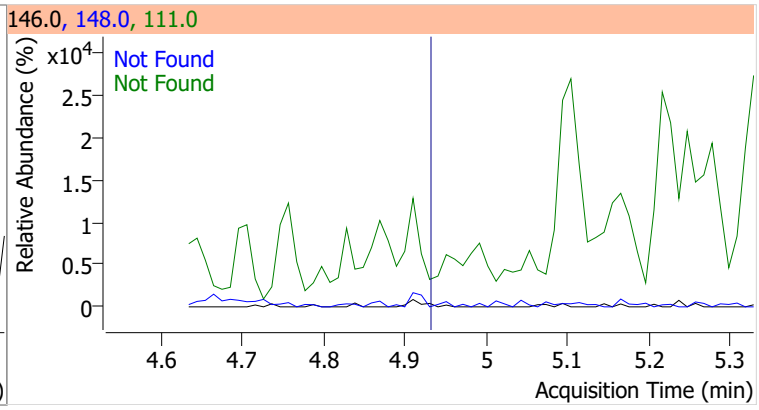

Compound	Conc.	Exp RT	QIon	Exp Ratio	QIon	Exp Ratio
1,2-Dichlorobenzene	N.D.	5.09	148.0	62.9	111.0	36.7

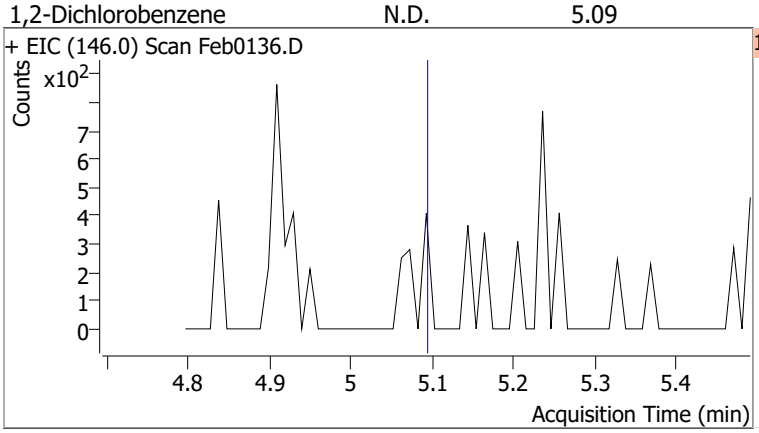

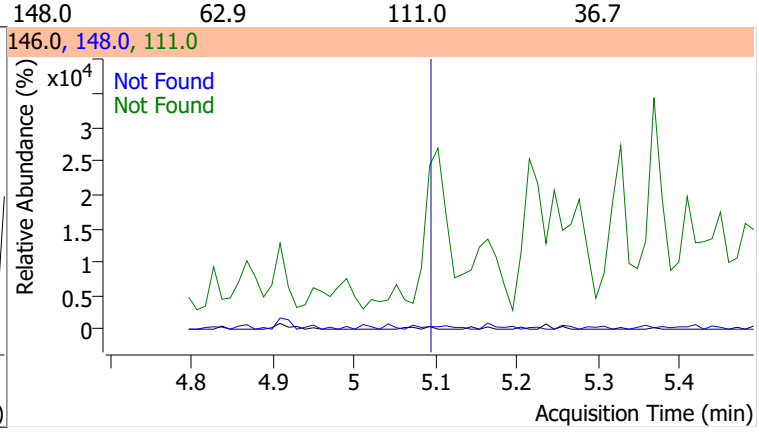

Compound	Conc.	Exp RT	QIon	Exp Ratio	QIon	Exp Ratio
Benzyl Alcohol	N.D.	5.10	79.0	118.4	107.0	64.5

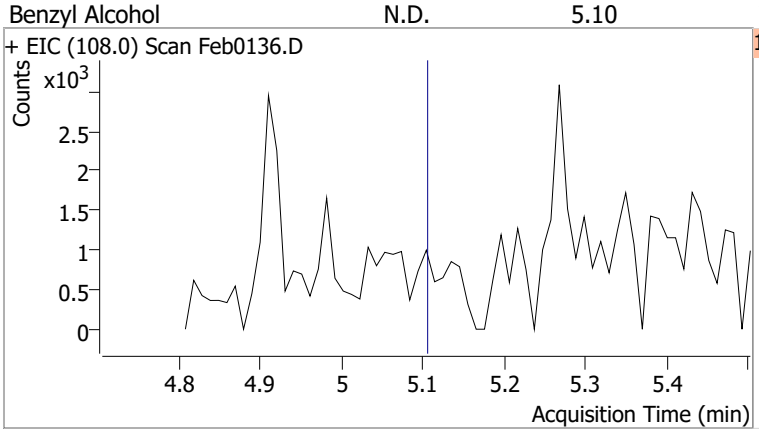

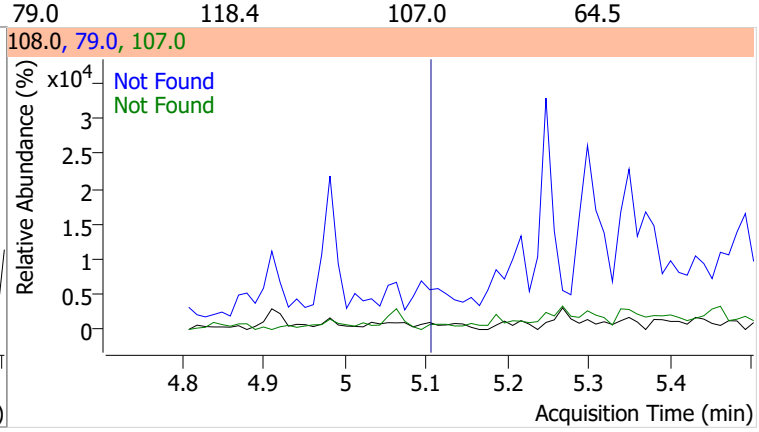

Compound	Conc.	Exp RT	QIon	Exp Ratio
2-Methylphenol	N.D.	5.26	108.0	116.3

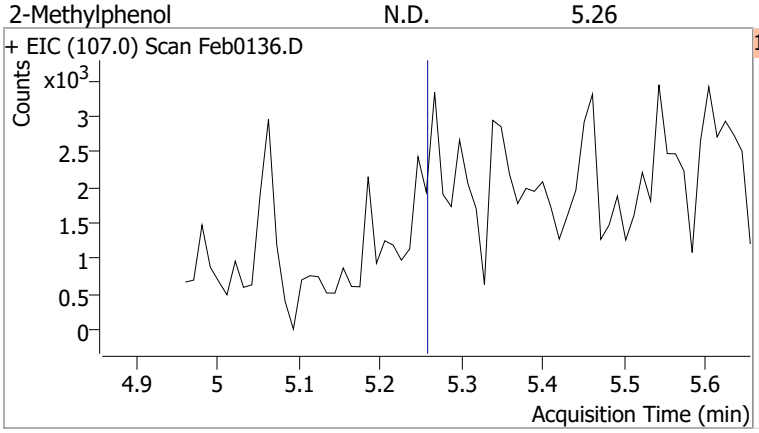

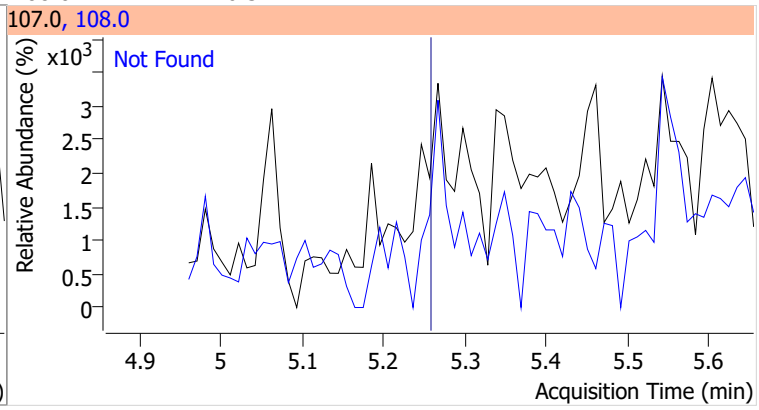

Compound	Conc.	RT	Dev(Min)	Resp.	QIon	QRatio	Lower	Upper
bis(2-chloroisopropyl)Ether		0		0	123.0		23.0	42.7

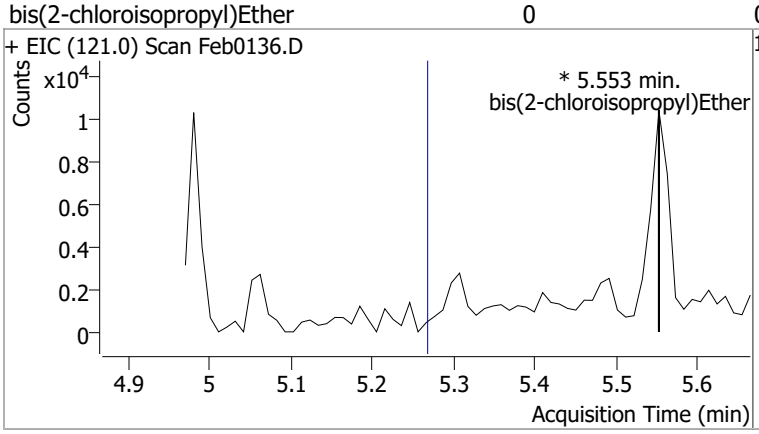

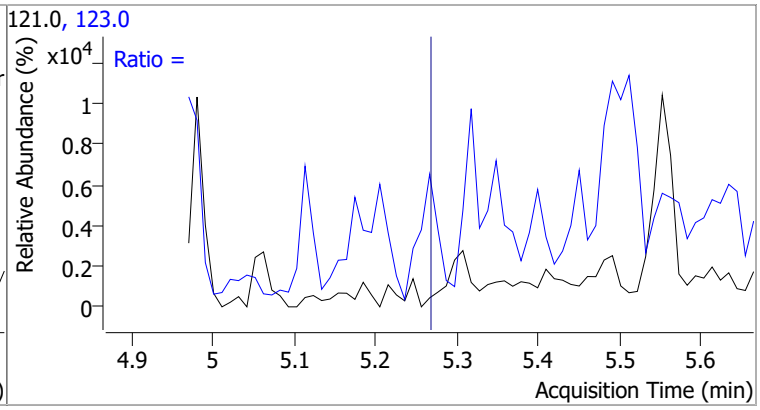

Compound	Conc.	RT	Dev(Min)	Resp.	QIon	QRatio	Lower	Upper
N-nitroso-Di-n-propylamine		0		0	130.0		0.0	35.1

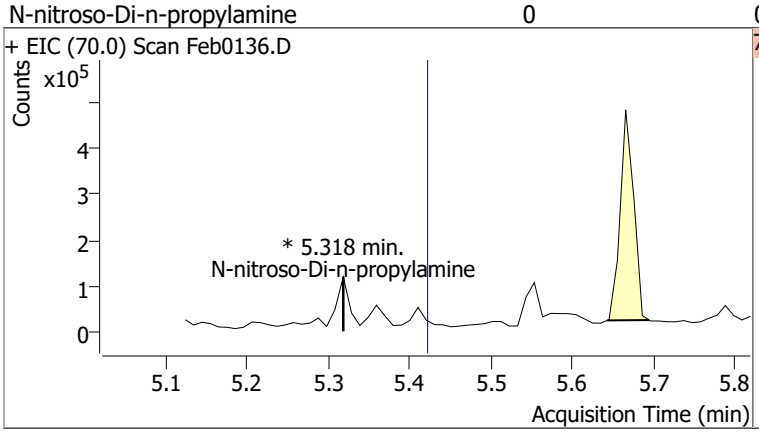

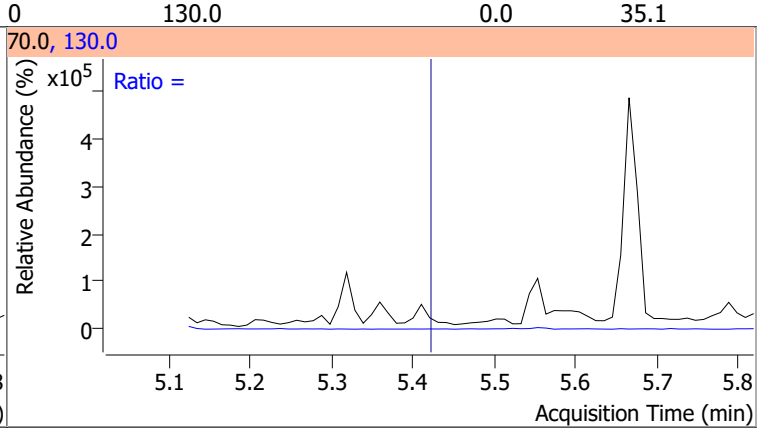

Compound	Conc.	Exp RT	QIon	Exp Ratio
4Methylphenol/3Methylphenol	N.D.	5.44	108.0	84.1

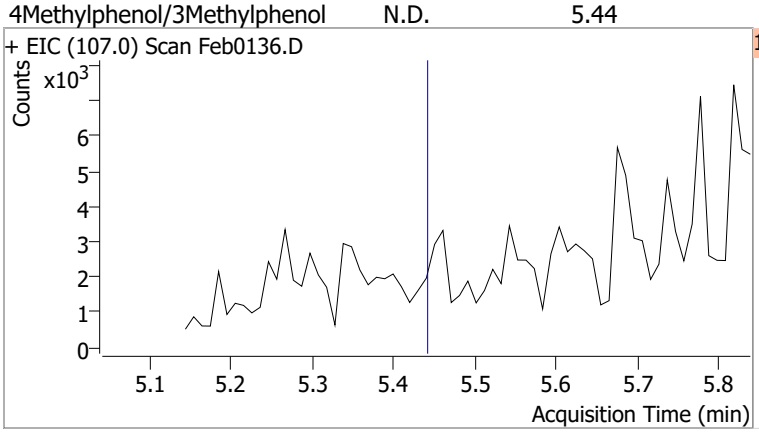

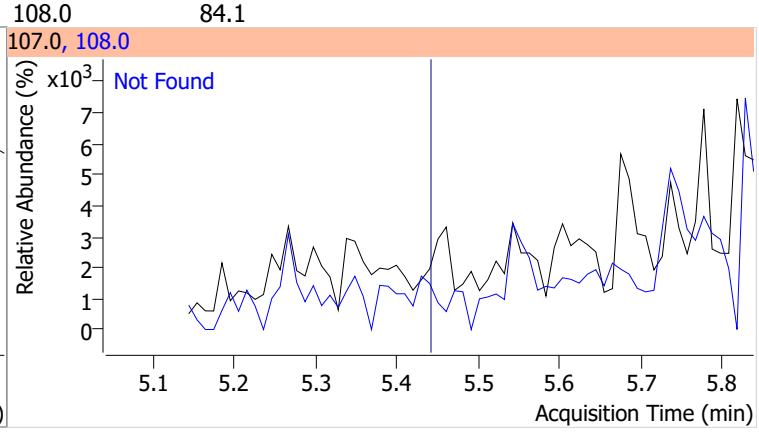

Compound	Conc.	RT	Dev(Min)	Resp.	QIon	QRatio	Lower	Upper
Hexachloroethane		0		0	201.0		65.5	121.7
					199.0		41.8	77.7

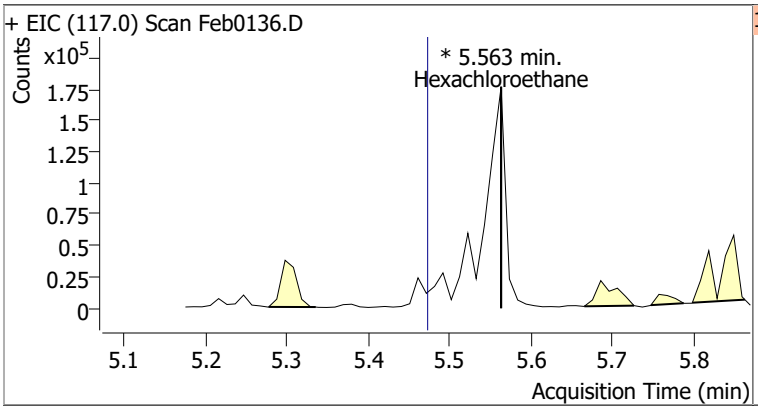

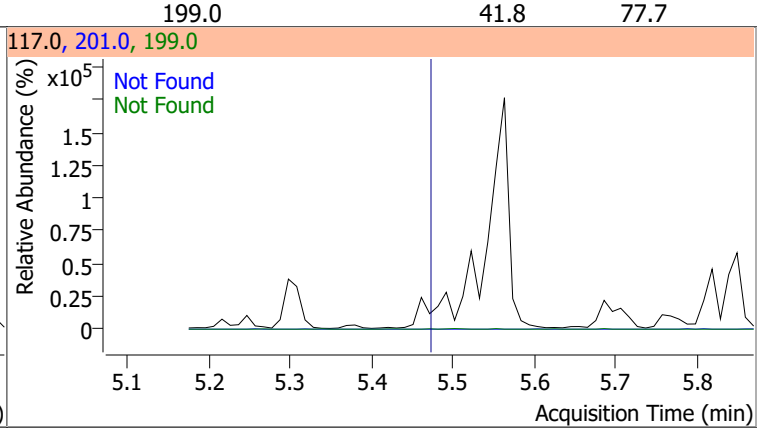

Compound	Conc.	RT	Dev(Min)	Resp.	QIon	QRatio	Lower	Upper
Nitrobenzene-d5	70.7475	5.55	0.00	519476	54.0	61.9	44.8	83.2
					128.0	46.6	32.6	60.6

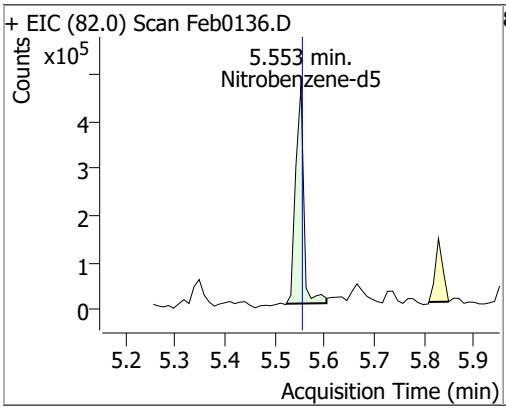

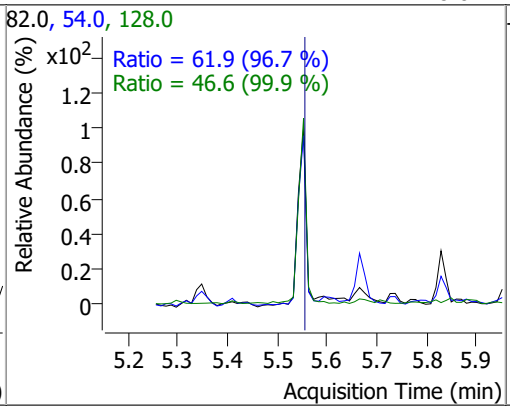

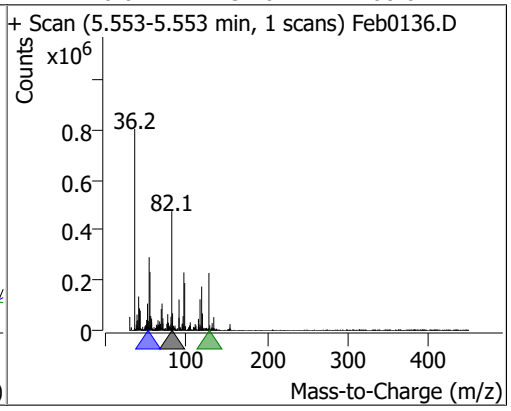

Compound	Conc.	RT	Dev(Min)	Resp.	QIon	QRatio	Lower	Upper
Nitrobenzene		0		0	77.0		141.7	263.2
					51.0		87.8	163.1

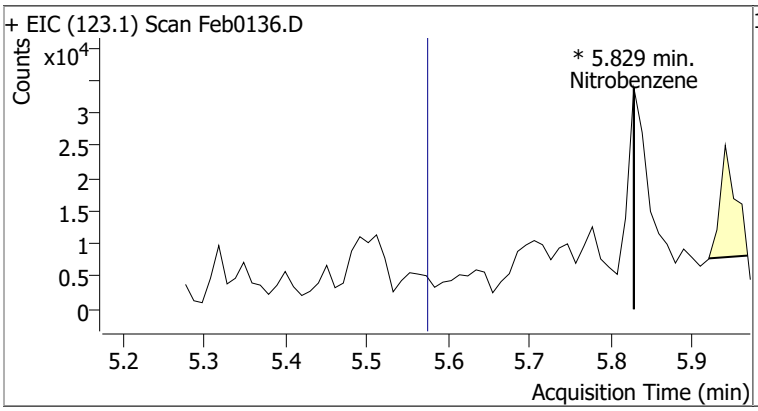

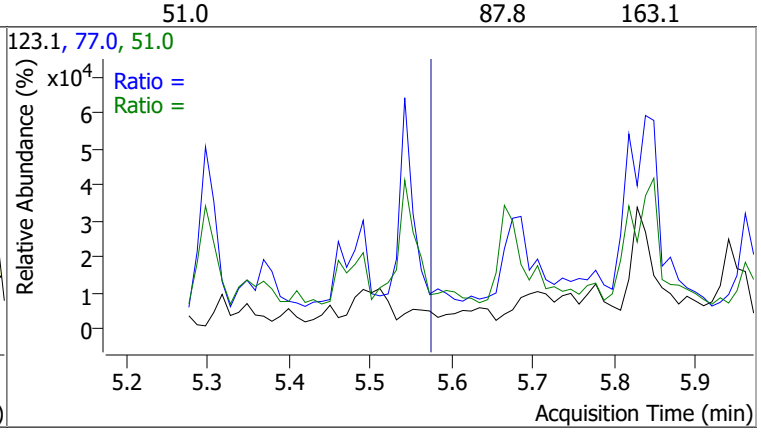

Compound	Conc.	RT	Dev(Min)	Resp.	QIon	QRatio	Lower	Upper
Isophorone		0		0	138.0		15.2	28.3

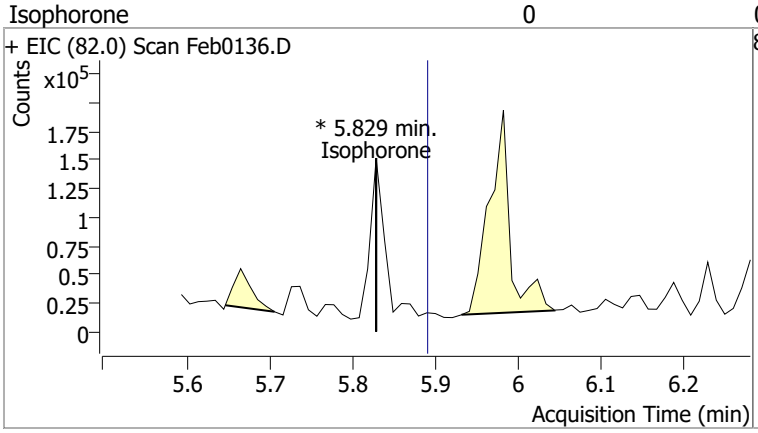

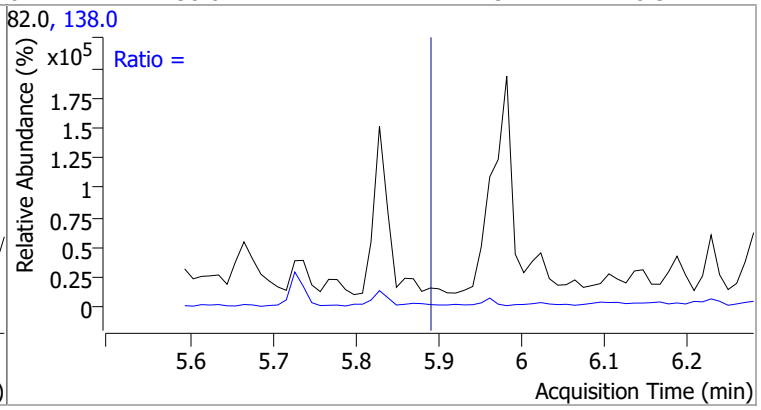

Compound	Conc.	RT	Dev(Min)	Resp.	QIon	QRatio	Lower	Upper
2-Nitrophenol		0		0	65.0		34.3	63.6
					109.0		26.8	49.8

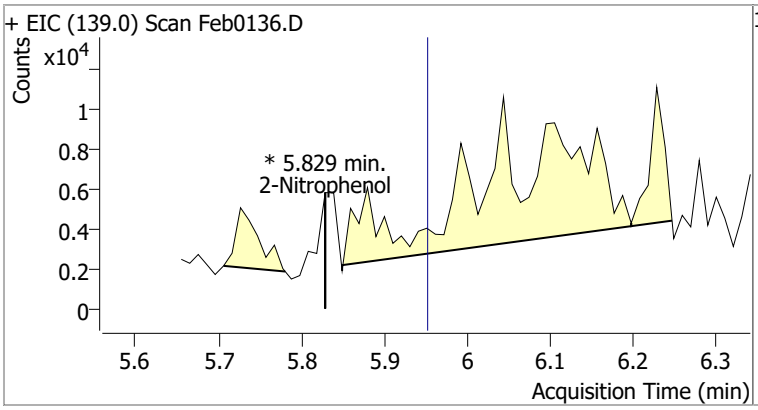

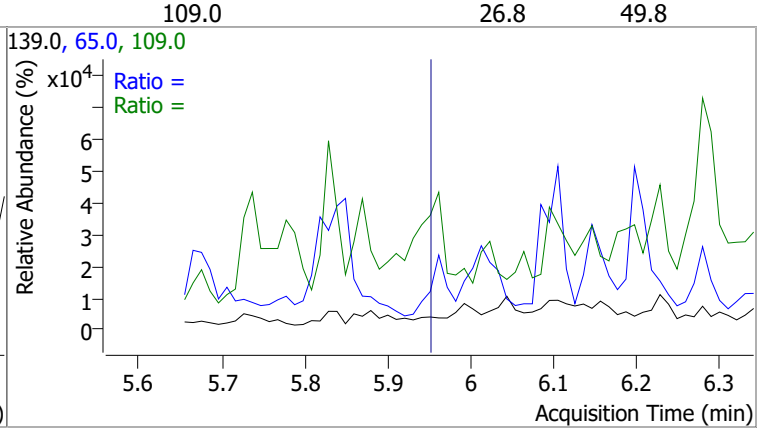

Compound	Conc.	Exp RT	QIon	Exp Ratio	QIon	Exp Ratio
2,4-Dimethylphenol	N.D.	6.05	107.0	109.0	77.0	32.4

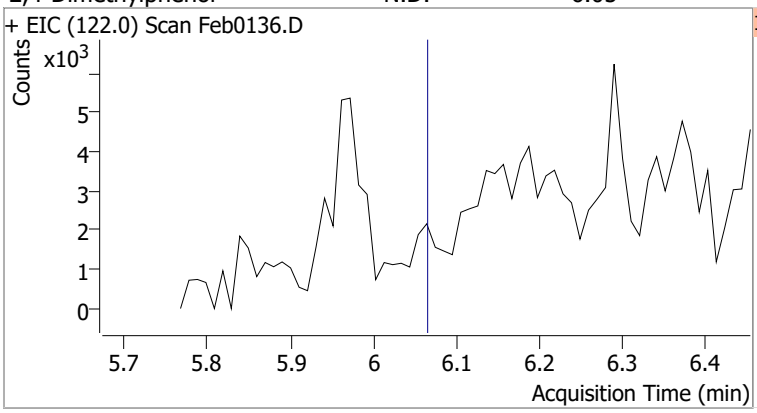

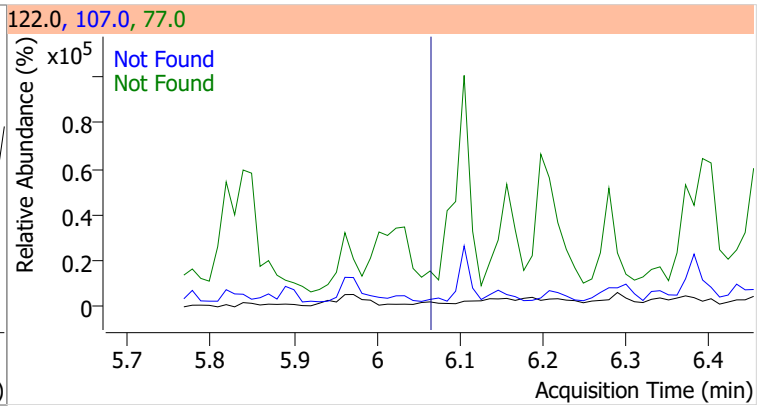

Compound	Conc.	RT	Dev(Min)	Resp.	QIon	QRatio	Lower	Upper
bis(-2-Chloroethoxy)Methane		0		0	63.0		48.0	89.2
					95.0		22.7	42.1

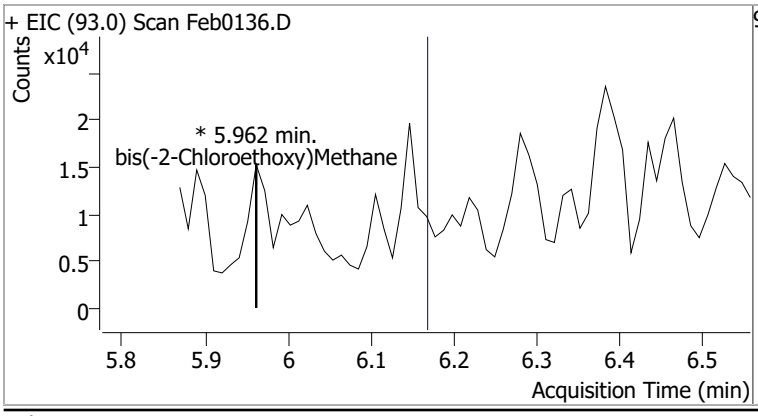

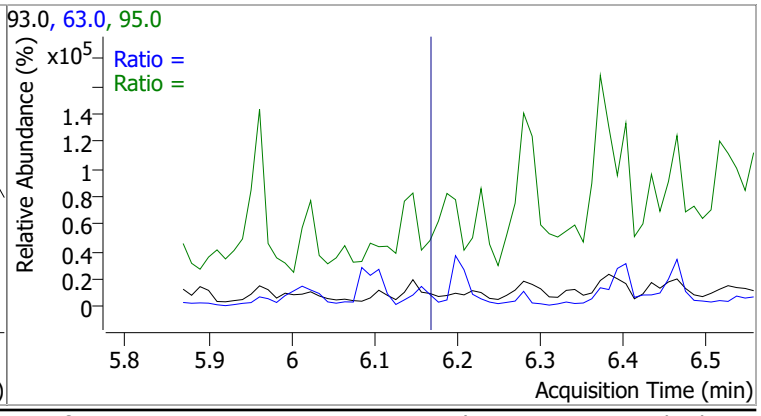

Compound	Conc.	RT	Dev(Min)	Resp.	QIon	QRatio	Lower	Upper
2,4-Dichlorophenol		0		0	164.0		44.2	82.1
					98.0		21.5	40.0

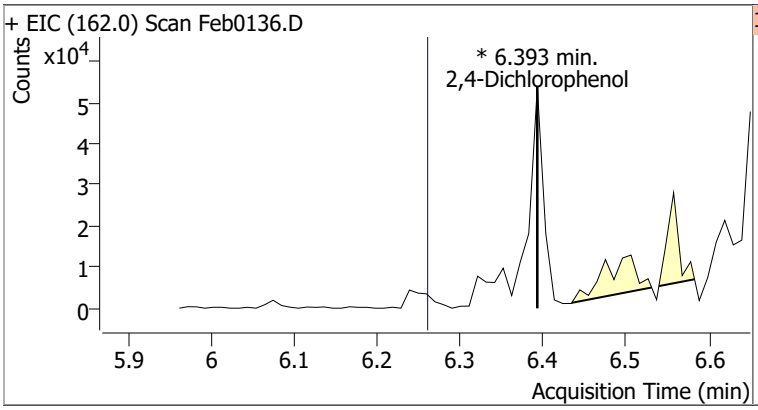

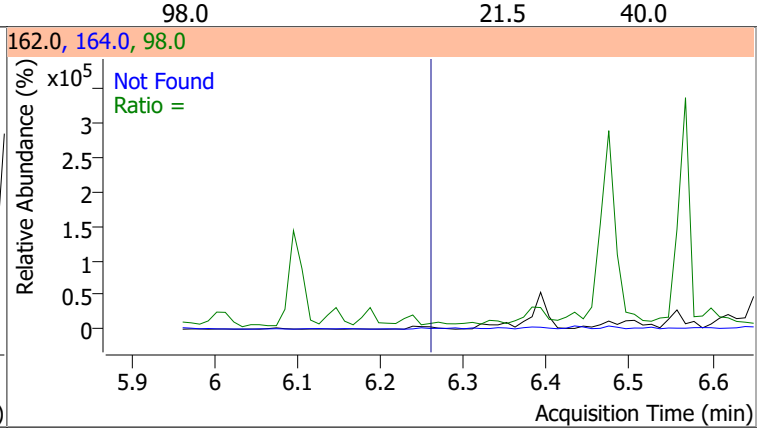

Compound	Conc.	RT	Dev(Min)	Resp.	QIon	QRatio	Lower	Upper
Benzoic Acid		0		0	122.0		62.0	115.2
					77.0		52.5	97.5

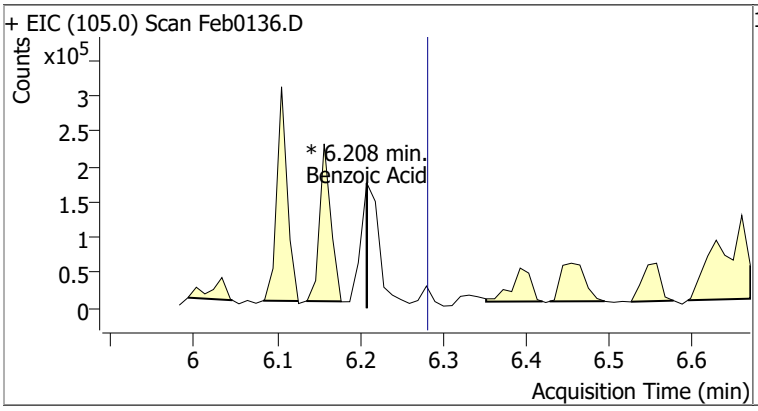

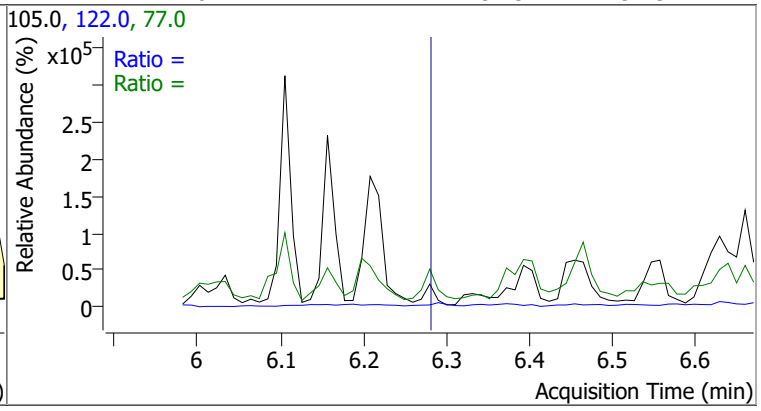

Compound	Conc.	Exp RT	QIon	Exp Ratio	QIon	Exp Ratio
1,2,4-Trichlorobenzene	N.D.	6.32	182.0	97.1	145.0	28.4

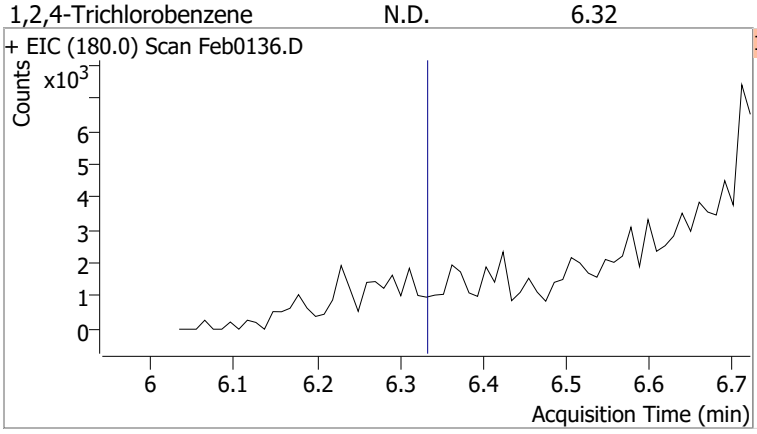

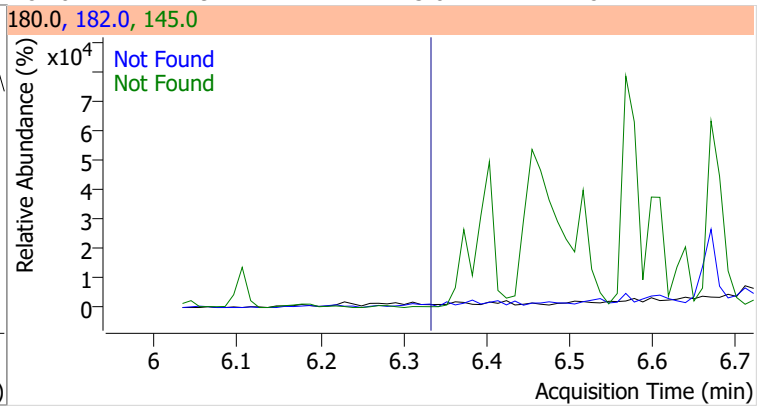

Quantitation Results Report (QT Reviewed)

Compound	Conc.	RT	Dev(Min)	Resp.	QIon	QRatio	Lower	Upper
Naphthalene		0		0	129.0		8.0	14.9
					102.0		6.8	12.6

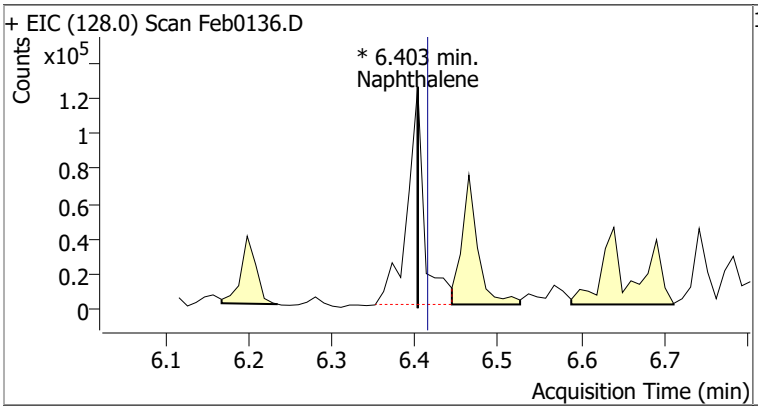

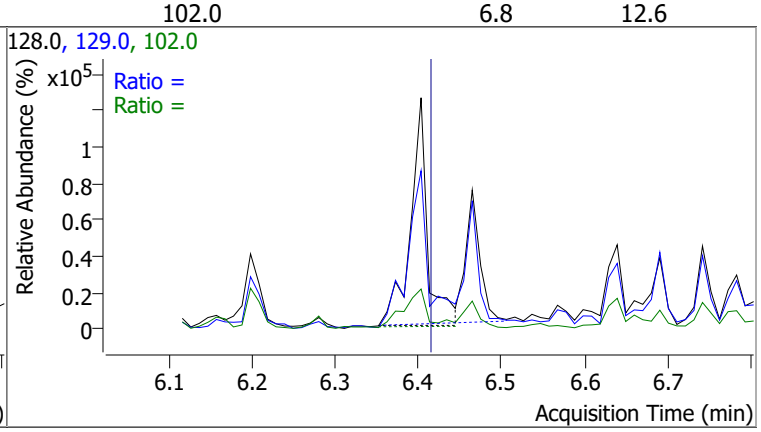

Compound	Conc.	RT	Dev(Min)	Resp.	QIon	QRatio	Lower	Upper
4-Chlorophenol		0		0	128.0		243.7	452.5

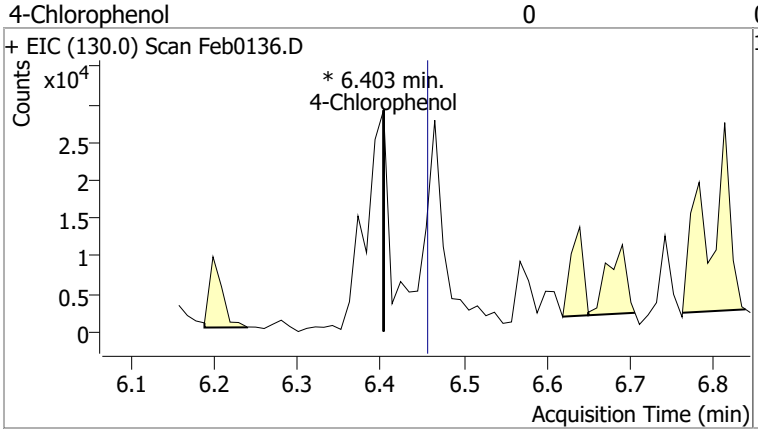

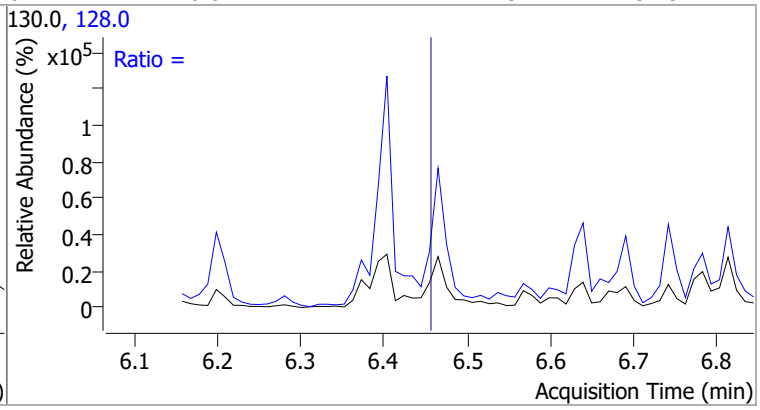

Compound	Conc.	RT	Dev(Min)	Resp.	QIon	QRatio	Lower	Upper
p-Chloroaniline		0		0	129.0		23.2	43.0
					65.0		20.9	38.9

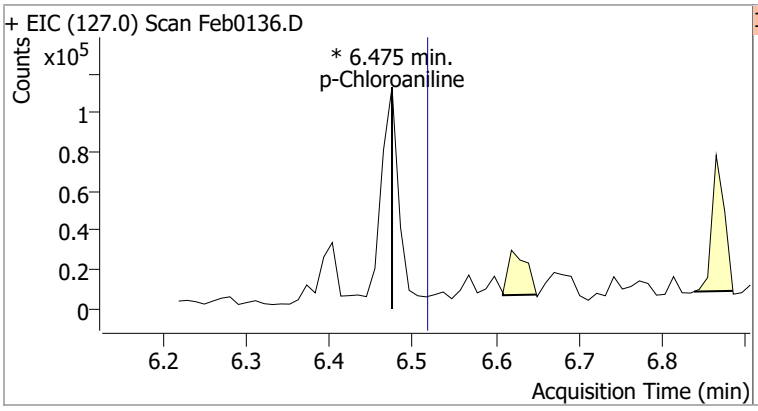

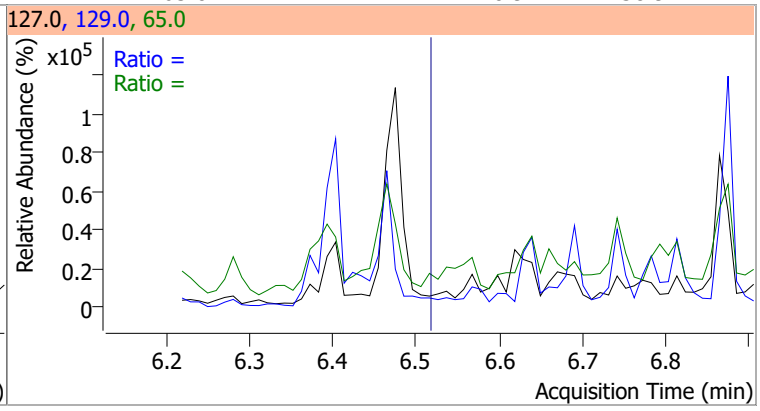

Compound	Conc.	Exp RT	QIon	Exp Ratio	QIon	Exp Ratio
Hexachlorobutadiene	N.D.	6.58	223.0	65.1	227.0	63.7

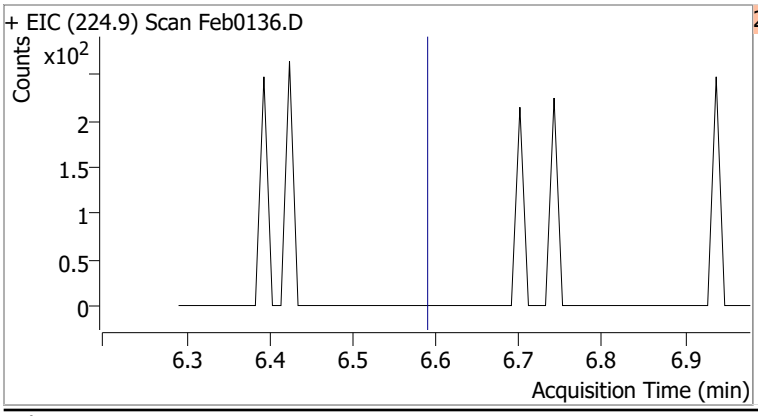

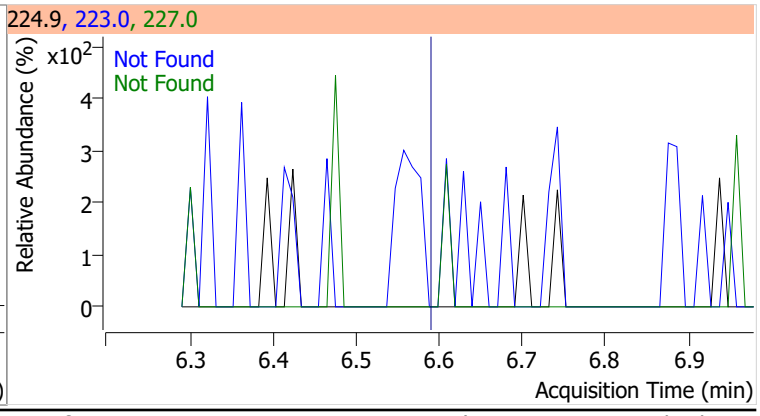

Quantitation Results Report (QT Reviewed)

Compound	Conc.	RT	Dev(Min)	Resp.	QIon	QRatio	Lower	Upper
4-Chloro-2-Methylphenol		0		0	144.0		19.6	36.4

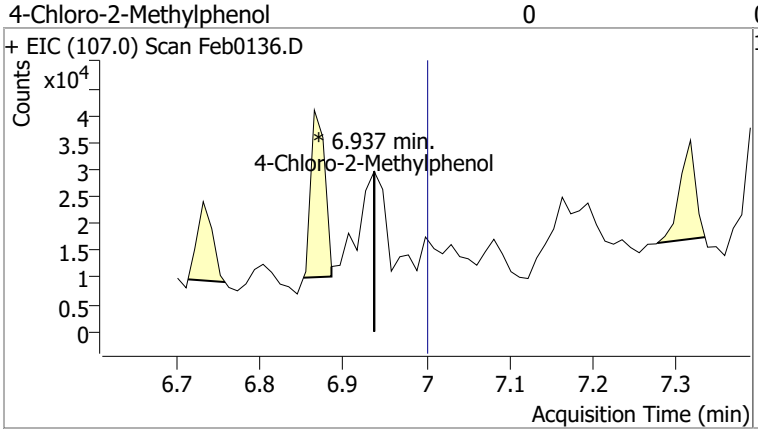

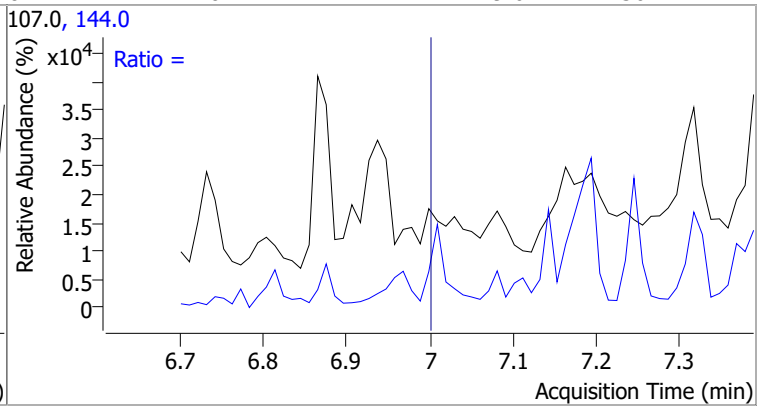

Compound	Conc.	RT	Dev(Min)	Resp.	QIon	QRatio	Lower	Upper
4-Chloro-3-Methylphenol		0		0	144.0		20.0	37.2

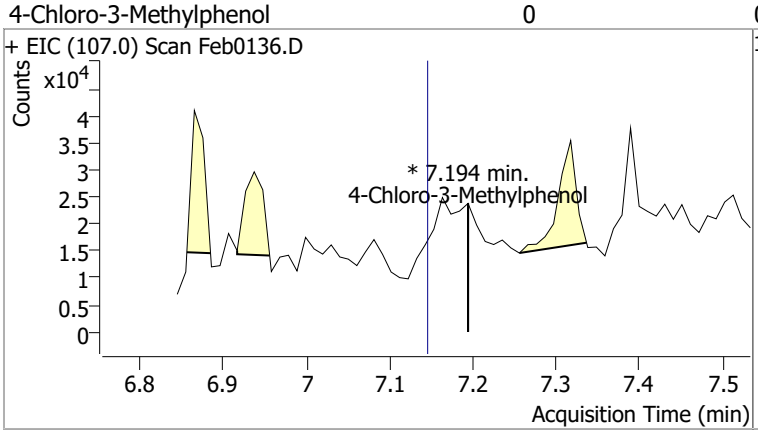

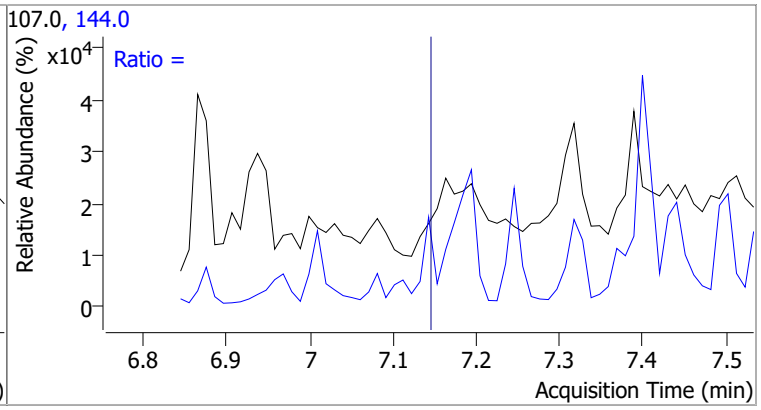

Compound	Conc.	RT	Dev(Min)	Resp.	QIon	QRatio	Lower	Upper
2-Methylnaphthalene	13.4205	7.25	0.01	292009 (m)	142.0	101.5	83.1	154.4
					115.0	44.0	28.8	53.4

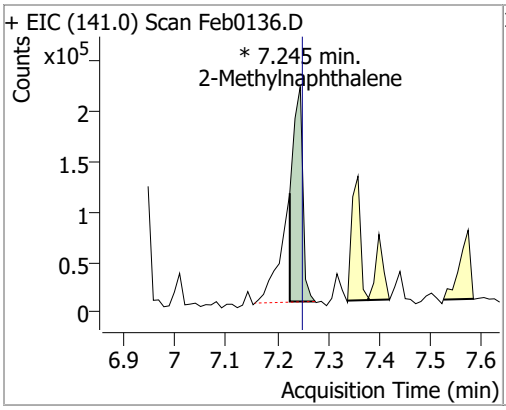

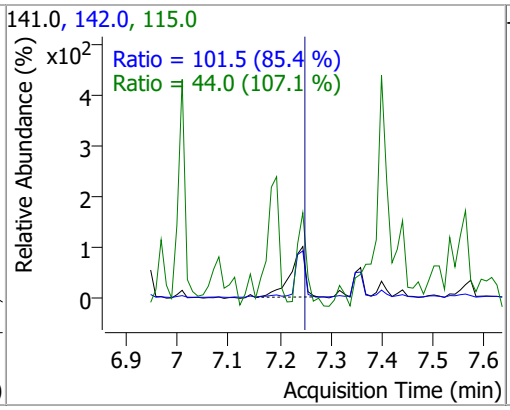

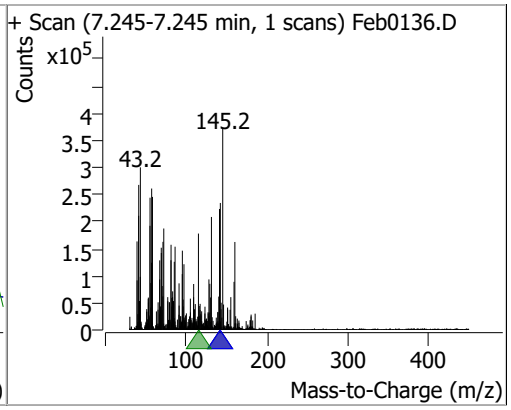

Compound	Conc.	RT	Dev(Min)	Resp.	QIon	QRatio	Lower	Upper
1-Methylnaphthalene		0		0	142.0		77.9	144.7
					115.0		29.5	54.8

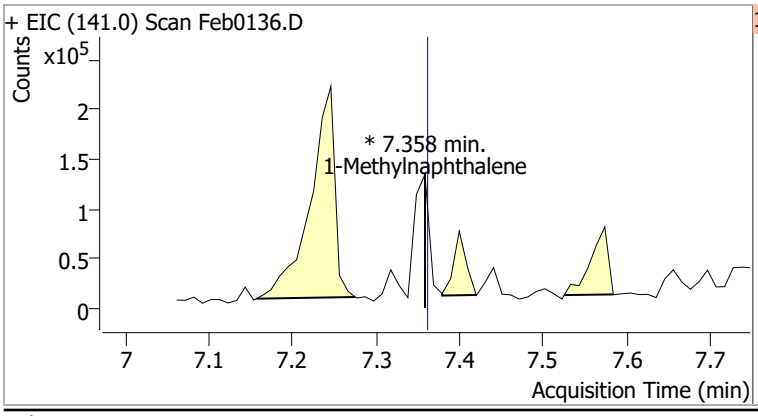

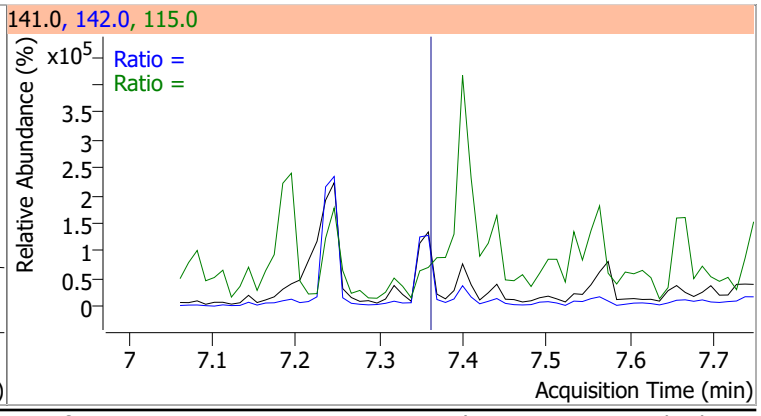

Quantitation Results Report (QT Reviewed)

Compound	Conc.	Exp RT	QIon	Exp Ratio	QIon	Exp Ratio
Hexachlorocyclopentadiene	N.D.	7.43	238.9	62.5	234.9	62.4

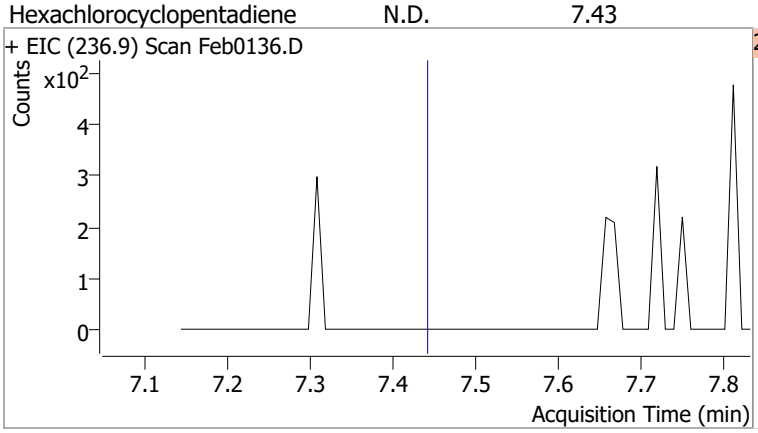

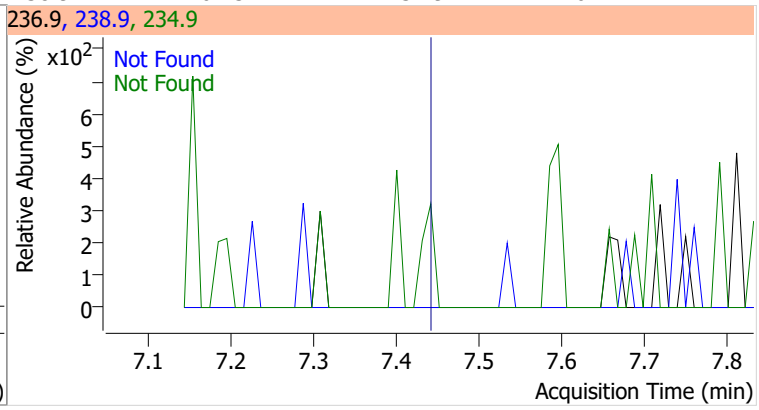

Compound	Conc.	RT	Dev(Min)	Resp.	QIon	QRatio	Lower	Upper
2,4,6-Trichlorophenol		0		0	198.0		68.7	127.5

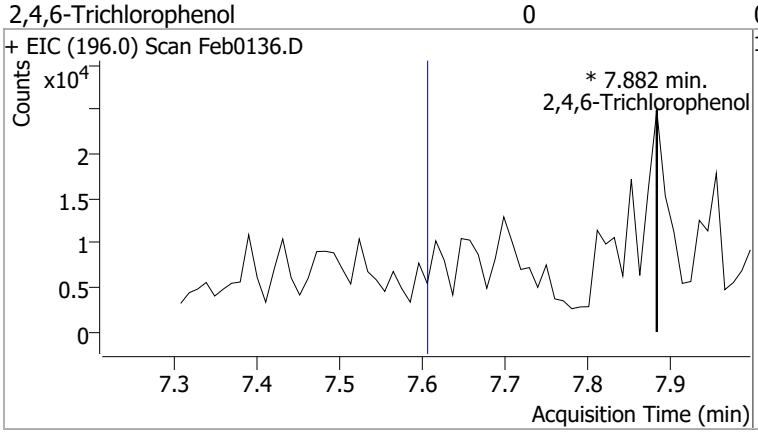

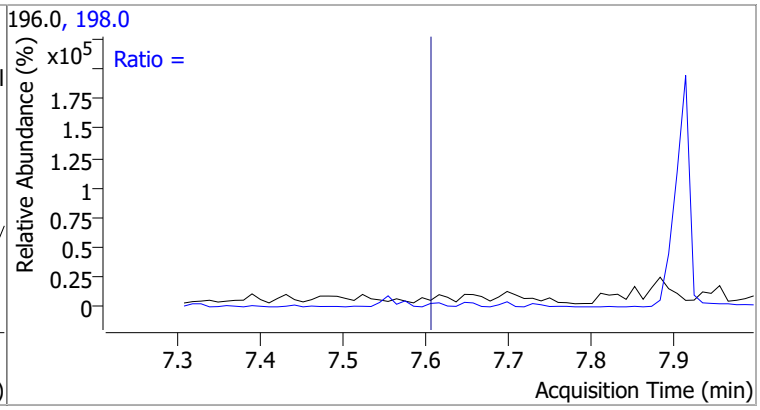

Compound	Conc.	RT	Dev(Min)	Resp.	QIon	QRatio	Lower	Upper
2,4,5-Trichlorophenol		0		0	198.0		65.6	121.8

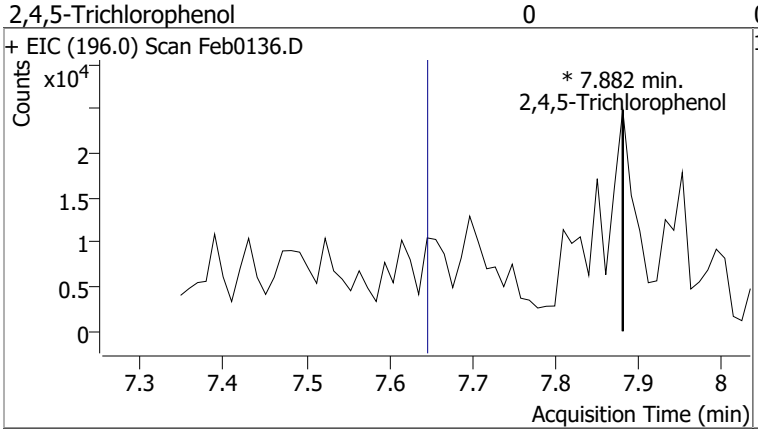

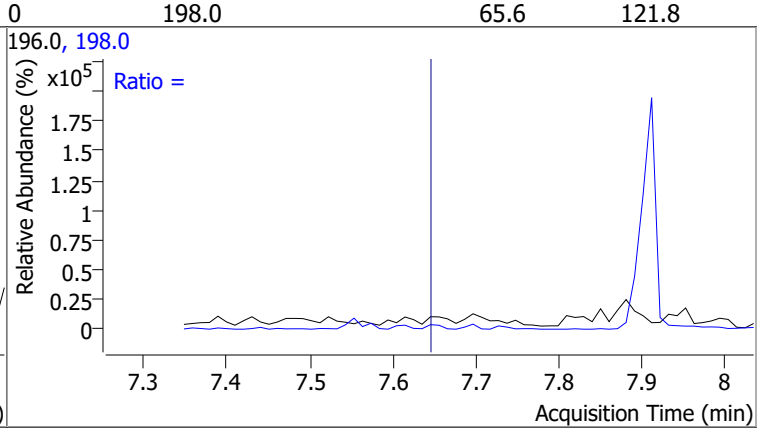

Compound	Conc.	RT	Dev(Min)	Resp.	QIon	QRatio	Lower	Upper
2-Fluorobiphenyl	45.9752	7.71	0.01	1248221	171.0	33.0	23.8	44.1

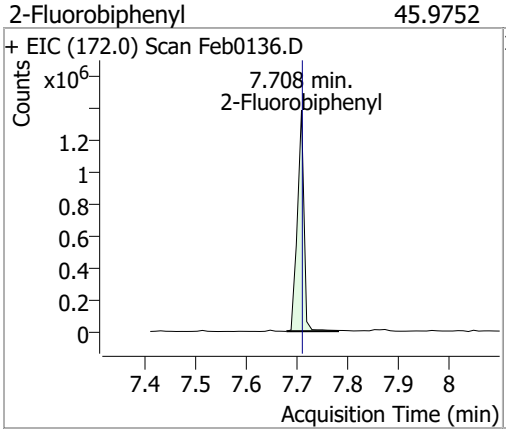

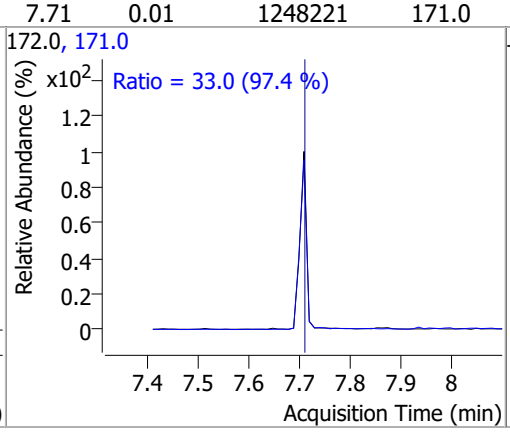

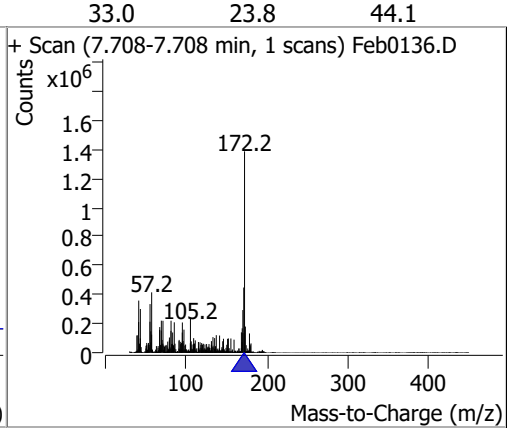

Compound	Conc.	Exp RT	QIon	Exp Ratio	QIon	Exp Ratio
2-Chloronaphthalene	N.D.	7.81	127.0	36.7	164.0	32.2

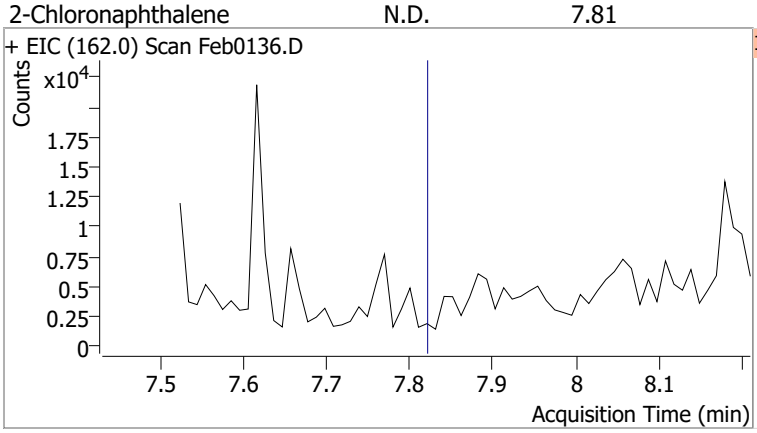

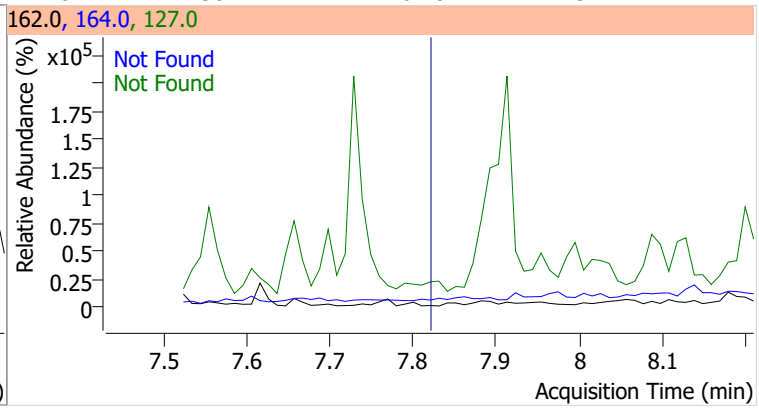

Compound	Conc.	RT	Dev(Min)	Resp.	QIon	QRatio	Lower	Upper
2-Nitroaniline		0		0	138.0		84.5	156.9

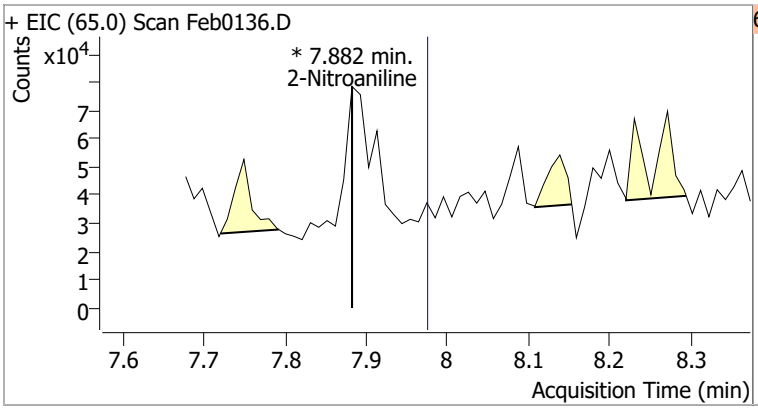

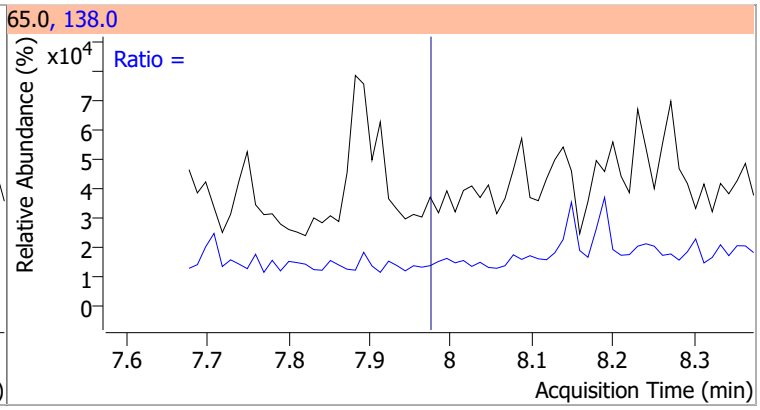

Compound	Conc.	RT	Dev(Min)	Resp.	QIon	QRatio	Lower	Upper
Dimethyl Phthalate		0		0	77.0		13.0	24.2

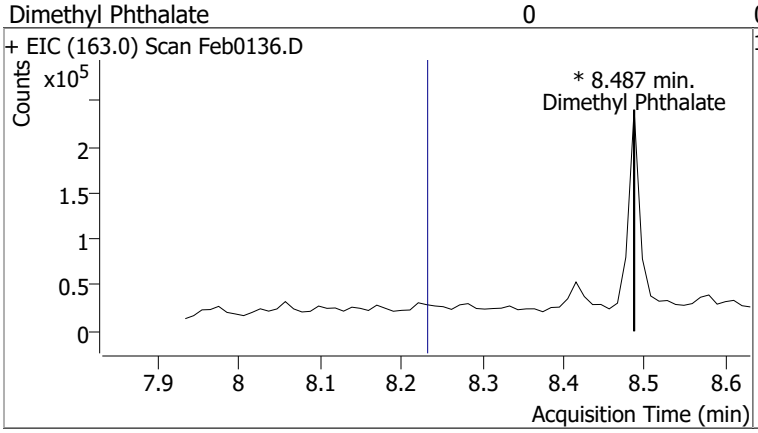

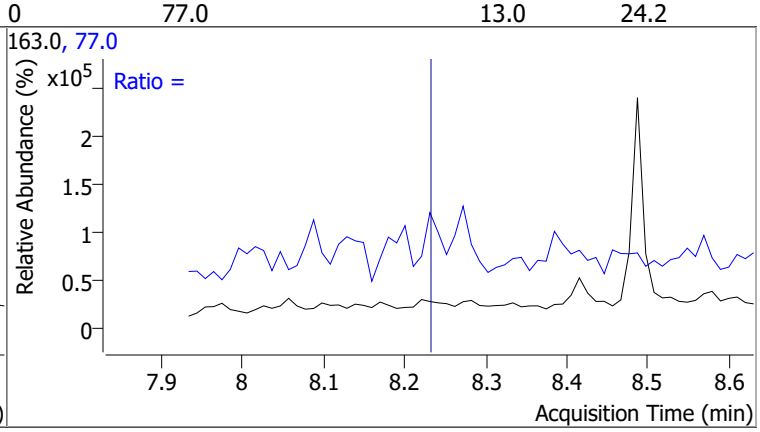

Compound	Conc.	RT	Dev(Min)	Resp.	QIon	QRatio	Lower	Upper
2,6-Dinitrotoluene		0		0	63.0		82.2	152.7
					89.0		40.8	75.8

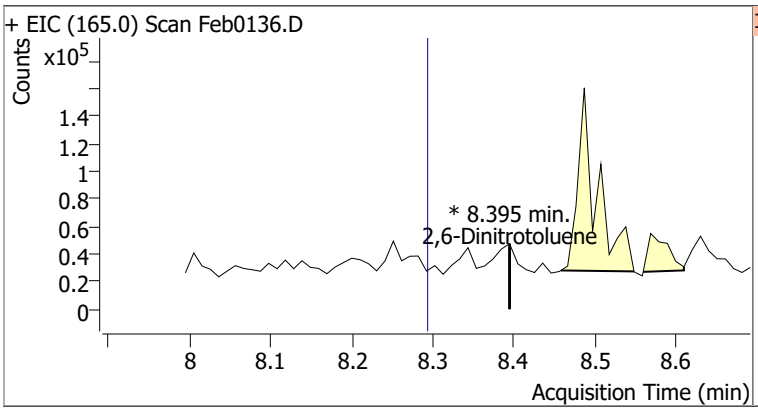

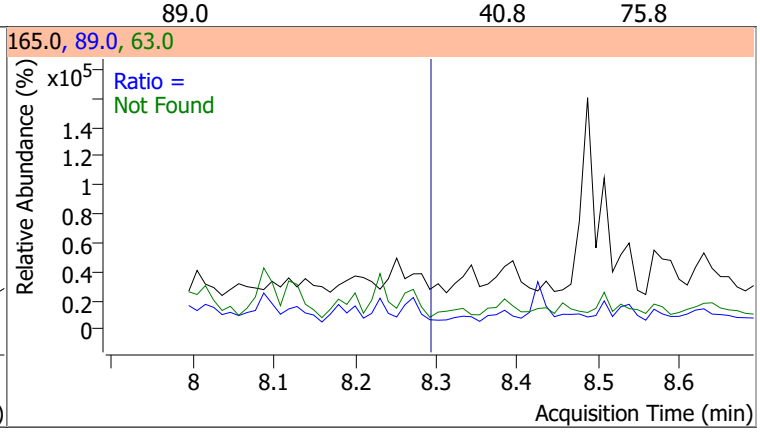

Compound	Conc.	RT	Dev(Min)	Resp.	QIon	QRatio	Lower	Upper
Acenaphthylene		0		0	153.1		9.8	18.2

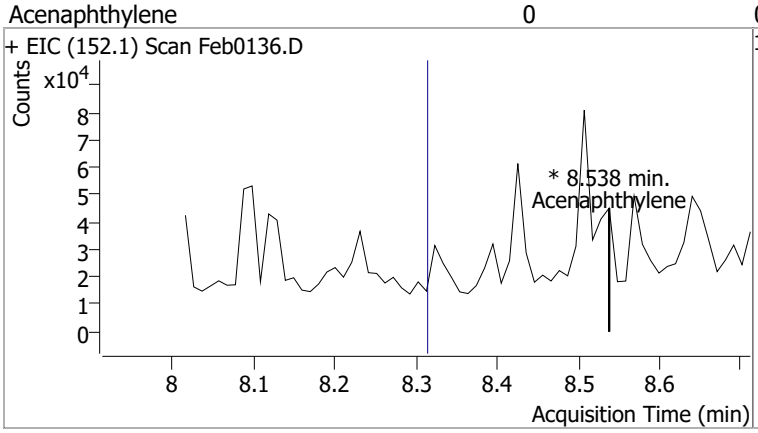

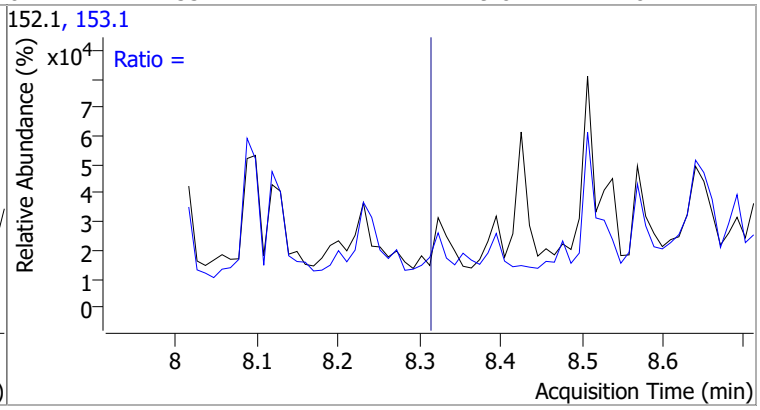

Compound	Conc.	RT	Dev(Min)	Resp.	QIon	QRatio	Lower	Upper
3-Nitroaniline		0		0	65.0		84.7	157.3
					92.0		71.7	133.2

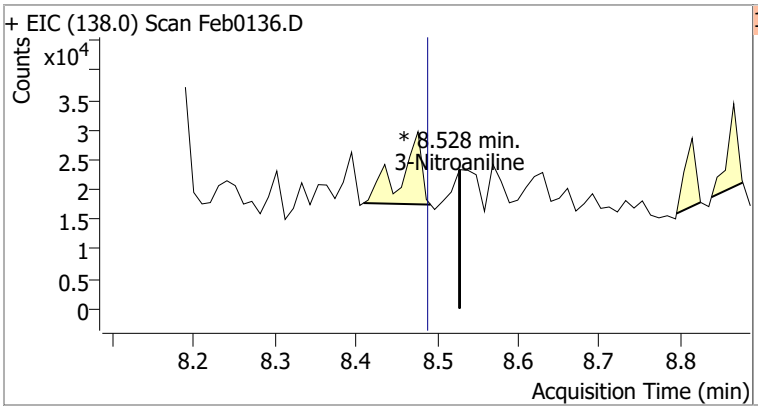

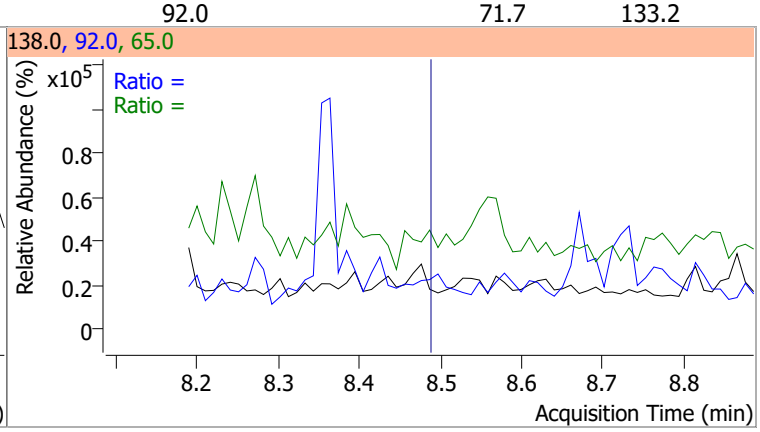

Compound	Conc.	RT	Dev(Min)	Resp.	QIon	QRatio	Lower	Upper
Acenaphthene		0		0	153.0		76.5	142.0
					152.0		35.8	66.4

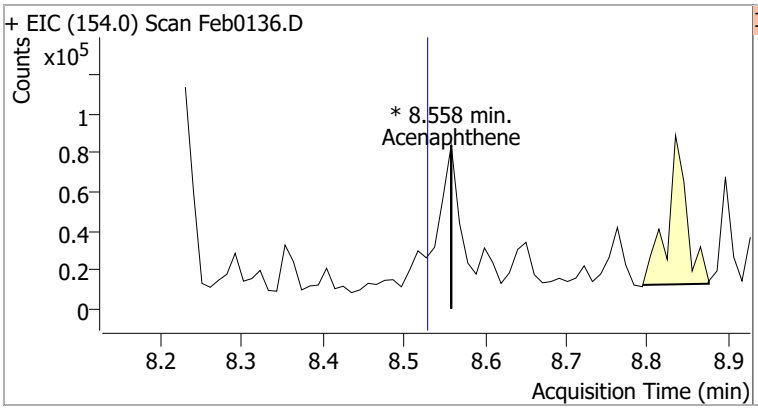

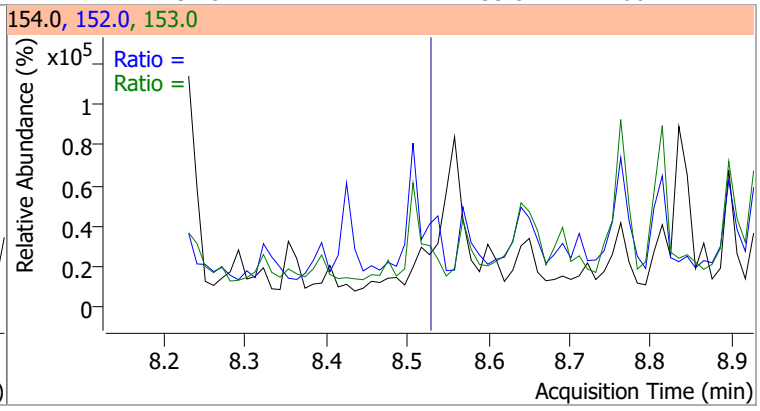

Compound	Conc.	RT	Dev(Min)	Resp.	QIon	QRatio	Lower	Upper
2,4-Dinitrophenol		0		0	154.0		44.4	82.5

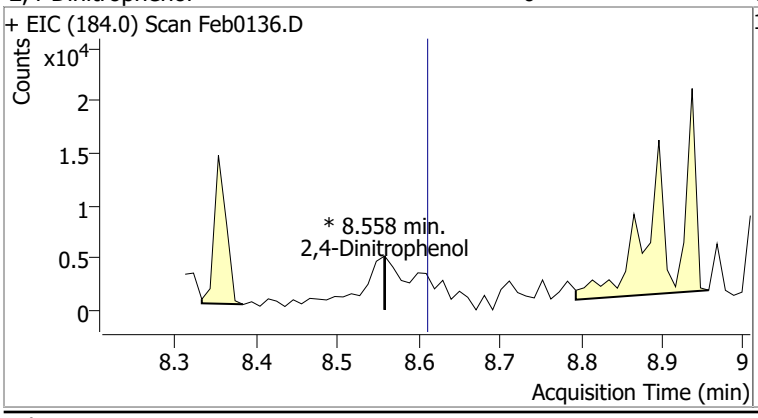

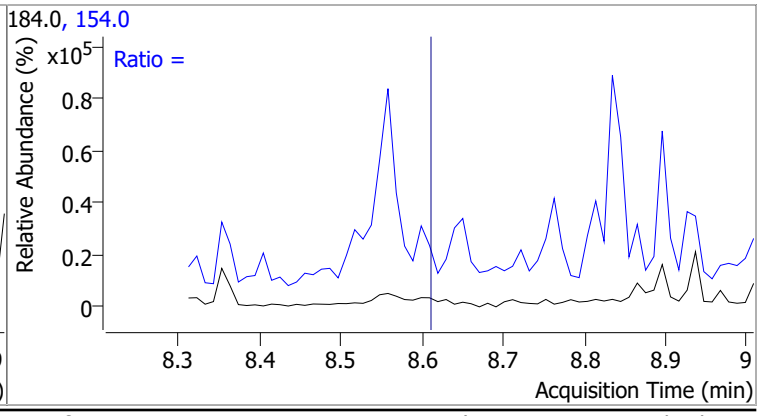

Quantitation Results Report (QT Reviewed)

Compound	Conc.	RT	Dev(Min)	Resp.	QIon	QRatio	Lower	Upper
Dibenzofuran		0		0	139.0		30.2	56.0

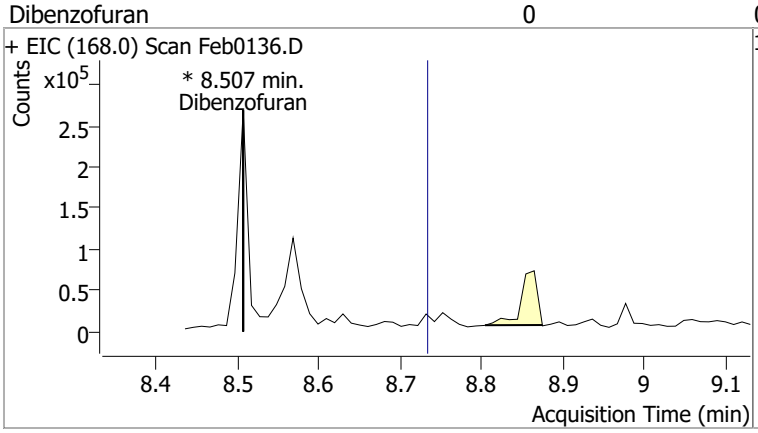

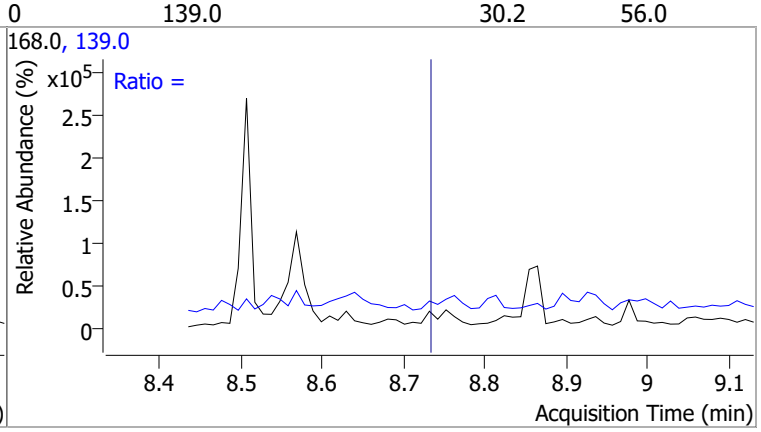

Compound	Conc.	RT	Dev(Min)	Resp.	QIon	QRatio	Lower	Upper
4-Nitrophenol		0		0	139.0		266.4	494.7
					65.0		56.8	105.6

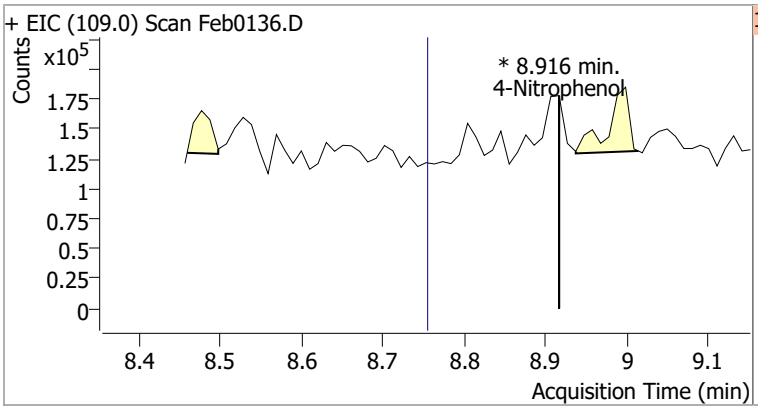

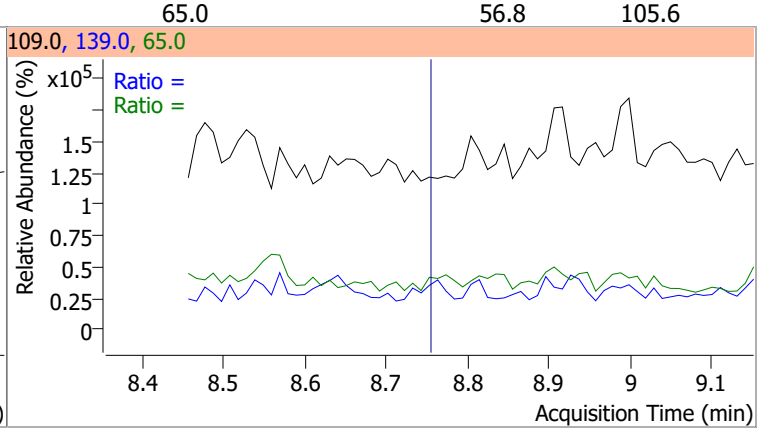

Compound	Conc.	RT	Dev(Min)	Resp.	QIon	QRatio	Lower	Upper
2,4-Dinitrotoluene		0		0	63.0		47.5	88.1
					89.0		45.8	85.1

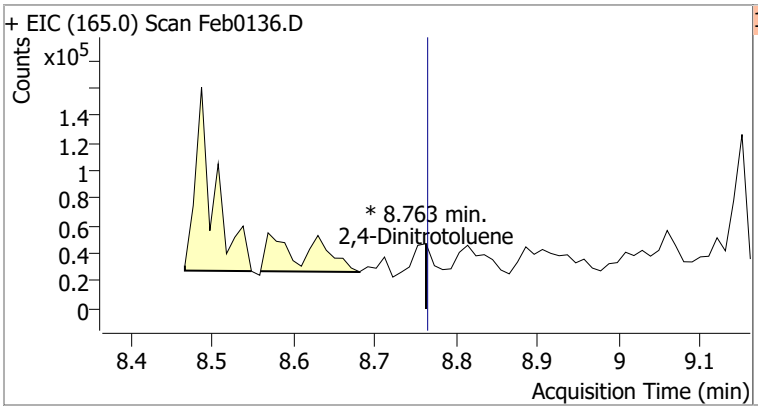

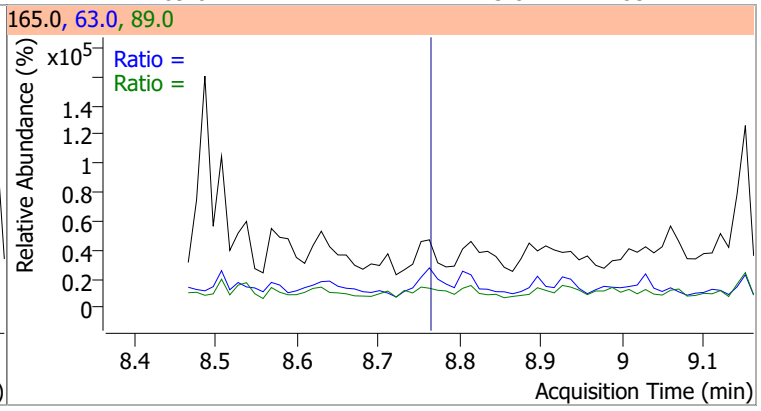

Compound	Conc.	RT	Dev(Min)	Resp.	QIon	QRatio	Lower	Upper
Diethylphthalate		0		0	177.0		14.8	27.5
					150.0		8.8	16.3

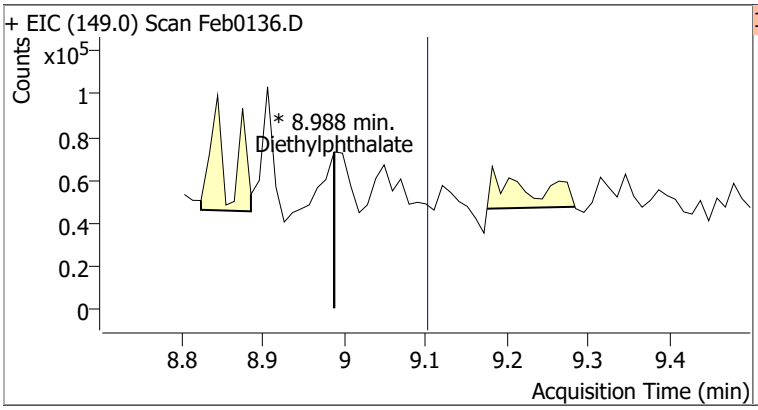

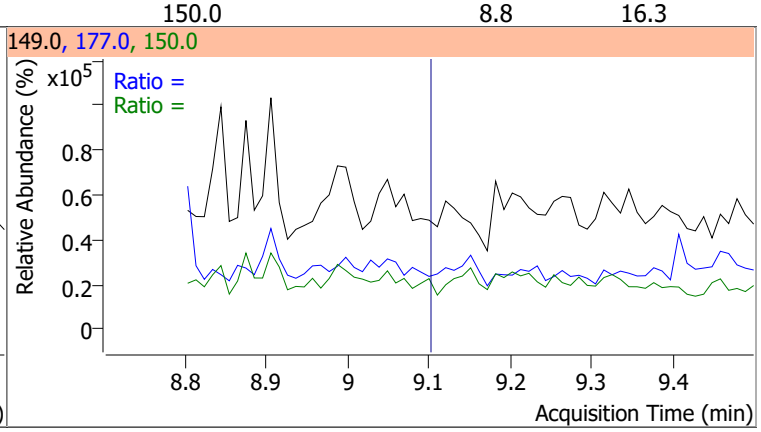

Compound	Conc.	RT	Dev(Min)	Resp.	QIon	QRatio	Lower	Upper
Fluorene		0		0	165.0		64.8	120.4
					167.0		9.1	16.9

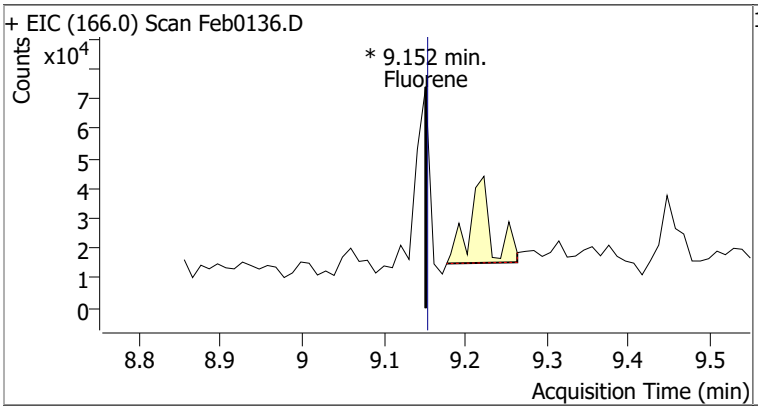

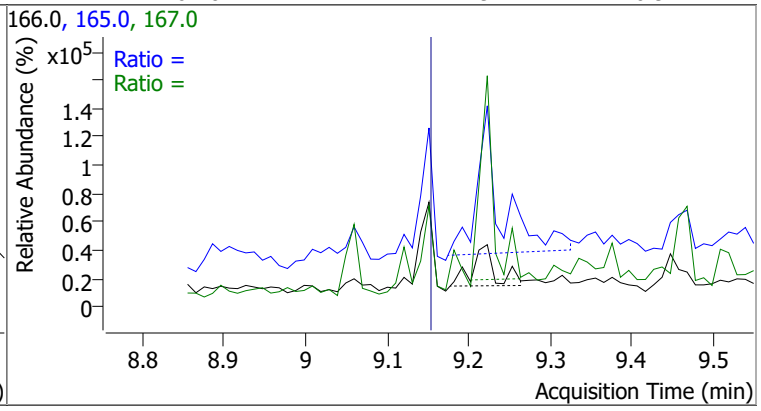

Compound	Conc.	RT	Dev(Min)	Resp.	QIon	QRatio	Lower	Upper
4-Chlorophenyl-phenylether		0		0	141.0		43.9	81.5
					206.0		23.2	43.1

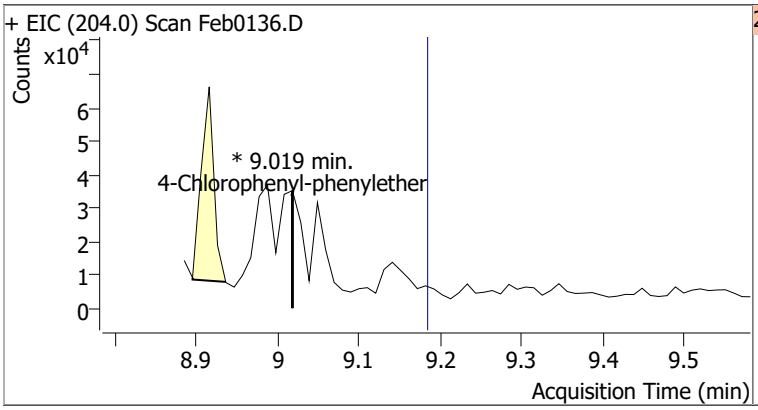

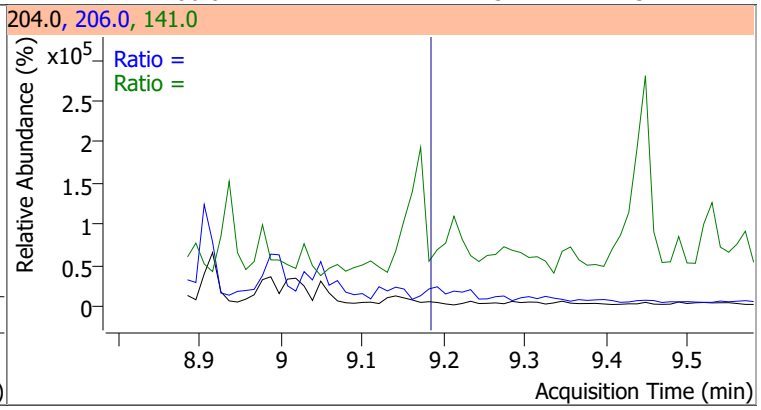

Compound	Conc.	RT	Dev(Min)	Resp.	QIon	QRatio	Lower	Upper
4-Nitroaniline		0		0	65.0		70.9	131.7
					92.0		35.8	66.6

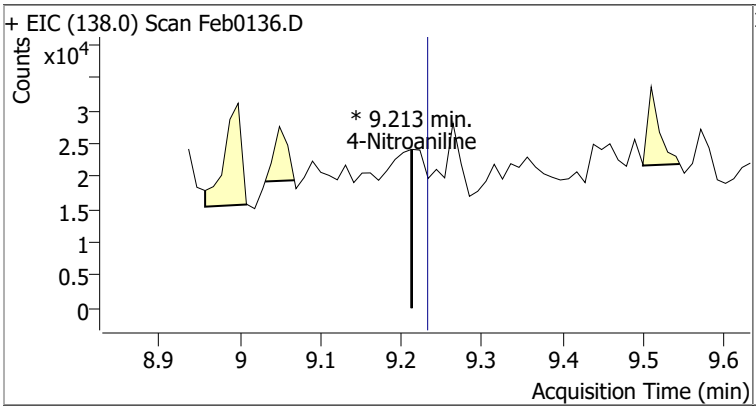

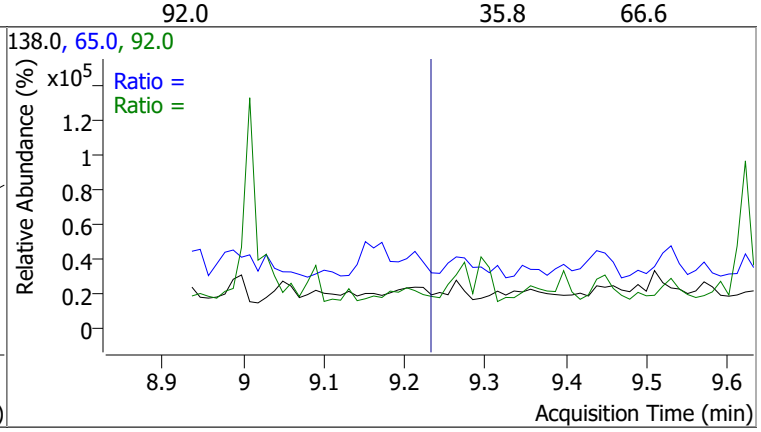

Compound	Conc.	RT	Dev(Min)	Resp.	QIon	QRatio	Lower	Upper
4,6-Dinitro-2-methylphenol		0		0	121.0		32.5	60.3

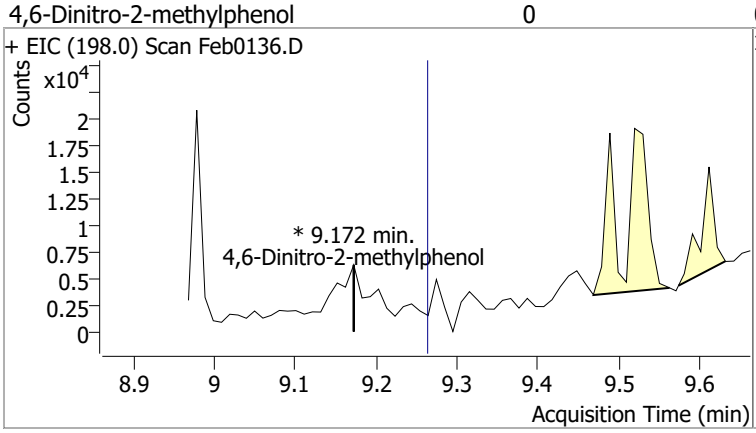

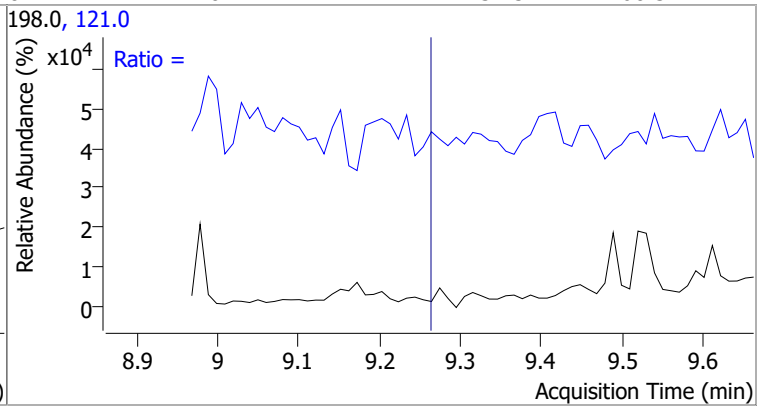

Compound	Conc.	RT	Dev(Min)	Resp.	QIon	QRatio	Lower	Upper
N-nitrosodiphenylamine		0		0	168.0		44.3	82.3
					167.0		24.0	44.6

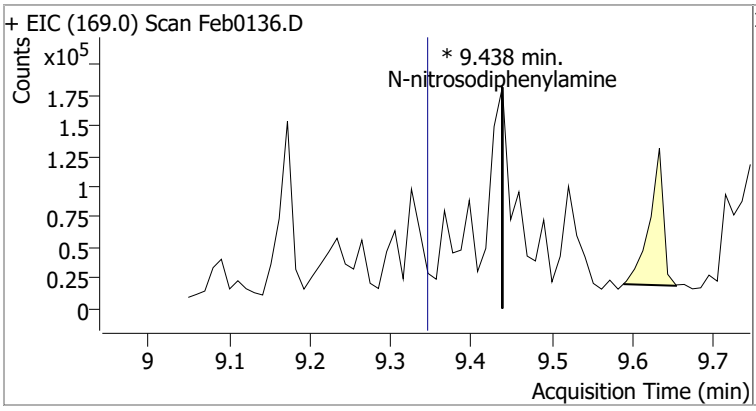

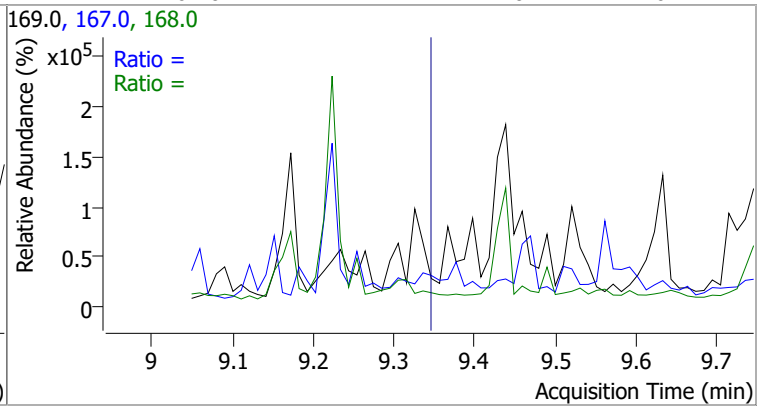

Quantitation Results Report (QT Reviewed)

Compound	Conc.	RT	Dev(Min)	Resp.	QIon	QRatio	Lower	Upper
Azobenzene		0		0	51.0		26.4	49.0
					182.0		19.2	35.7

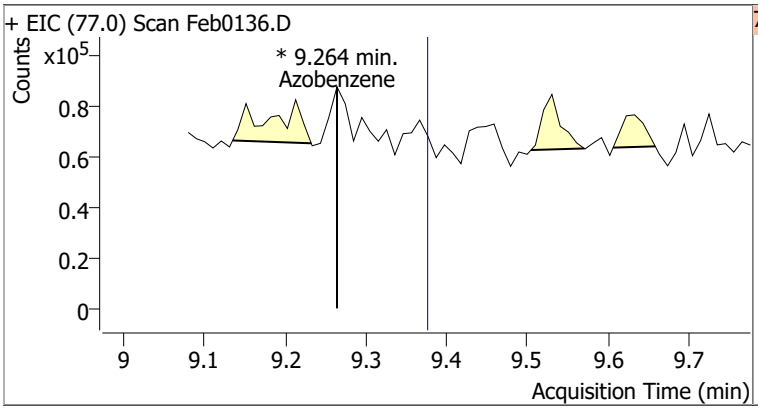

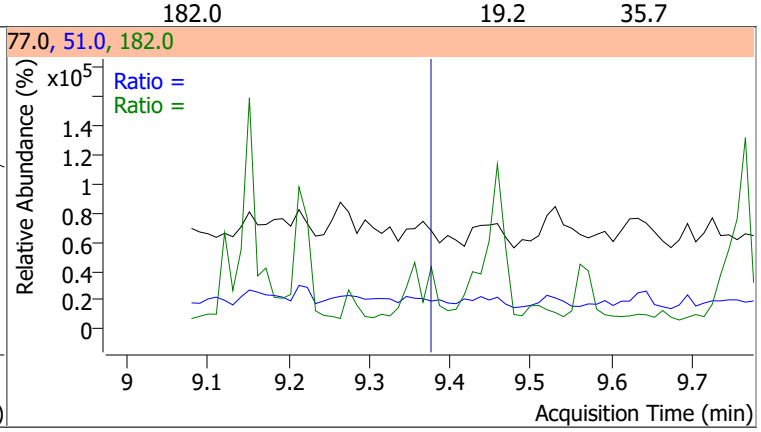

Compound	Conc.	RT	Dev(Min)	Resp.	QIon	QRatio	Lower	Upper
2,4,6-Tribromophenol	183.2842	9.45	0.02	402622	331.8	91.5	65.5	121.6

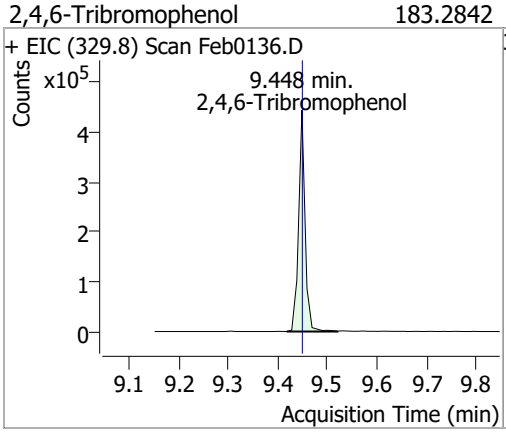

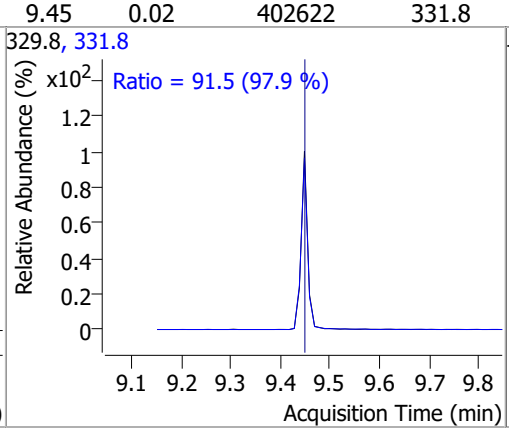

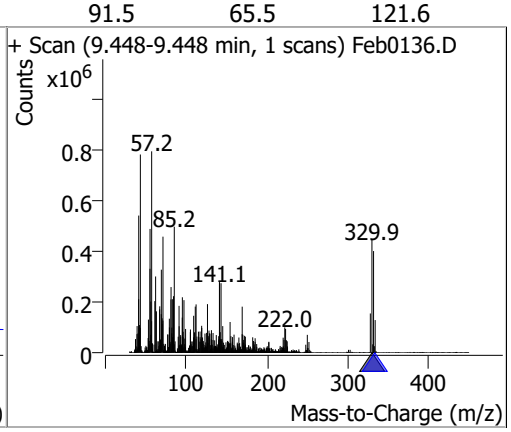

Compound	Conc.	Exp RT	QIon	Exp Ratio	QIon	Exp Ratio
4-Bromophenyl-phenylether	N.D.	9.76	141.0	103.5	250.0	100.5

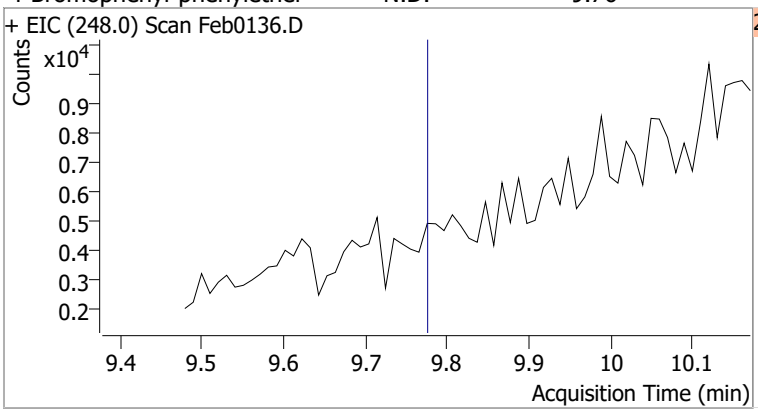

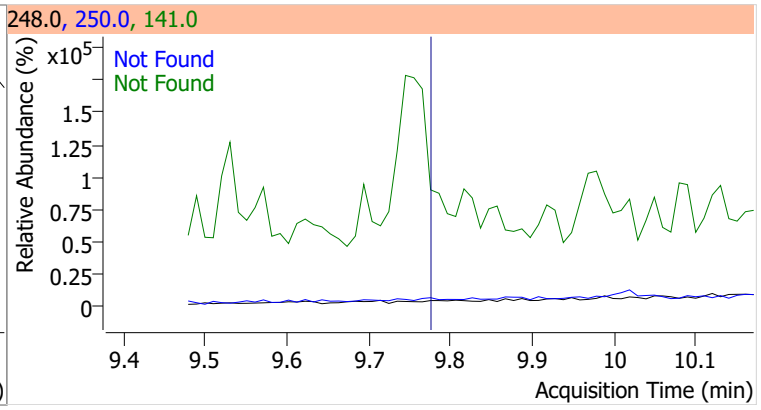

Compound	Conc.	Exp RT	QIon	Exp Ratio
Hexachlorobenzene	N.D.	9.80	142.0	47.3

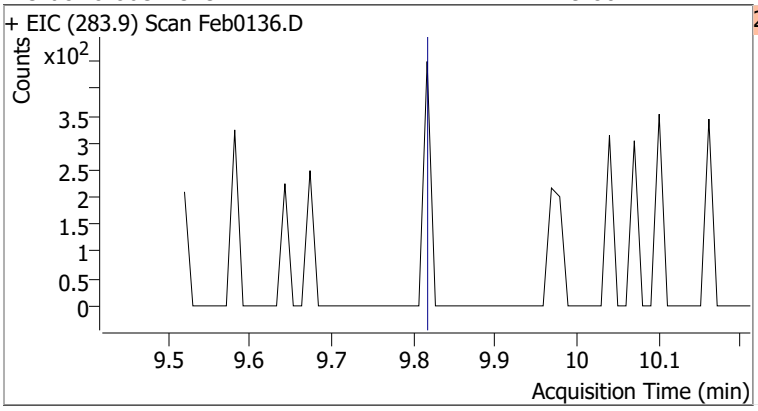

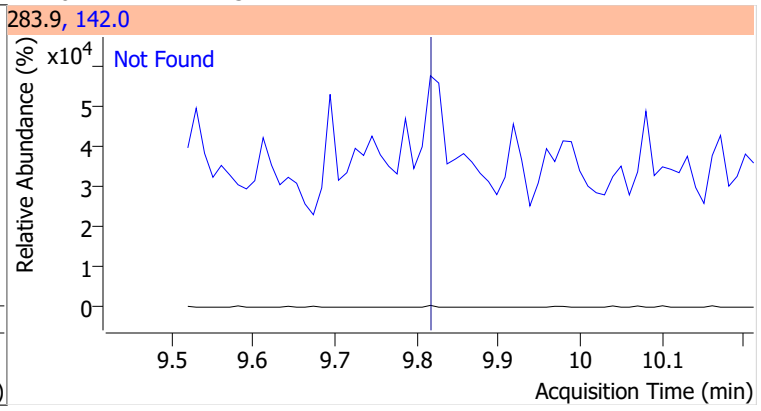

Compound	Conc.	RT	Dev(Min)	Resp.	QIon	QRatio	Lower	Upper
Pentachlorophenol		0		0	267.9		45.7	84.8
					263.9		43.8	81.4

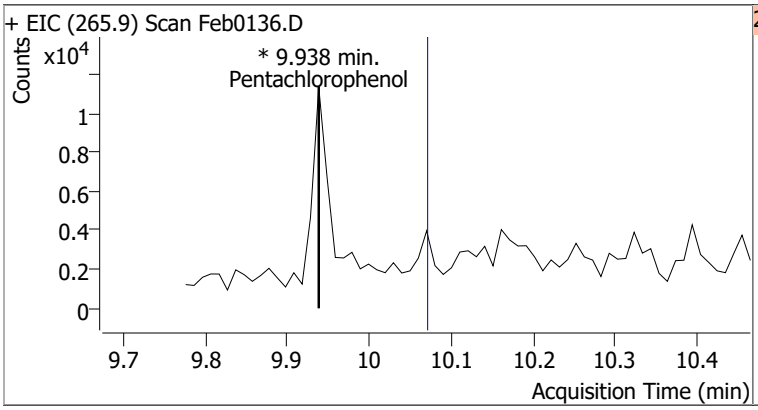

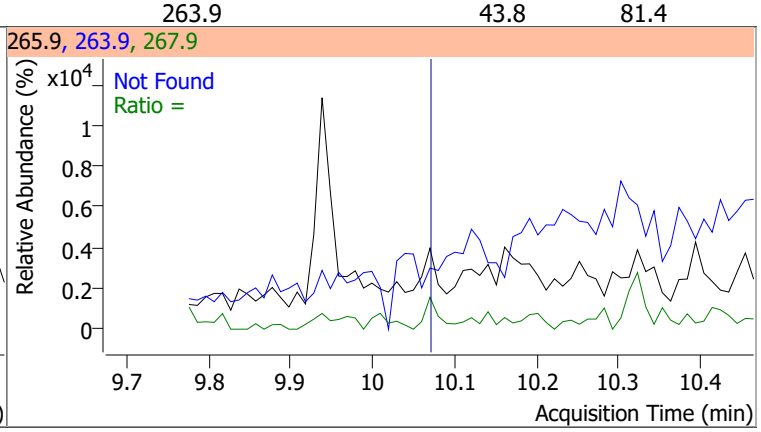

Compound	Conc.	Exp RT	QIon	Exp Ratio
Phenanthrene	N.D.	10.29	176.0	18.9

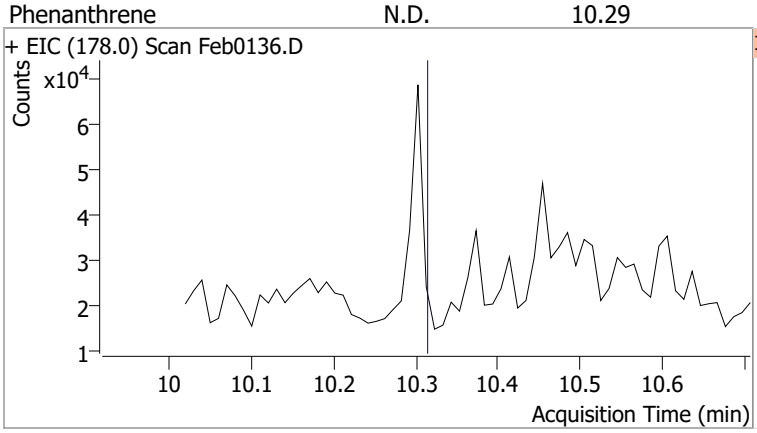

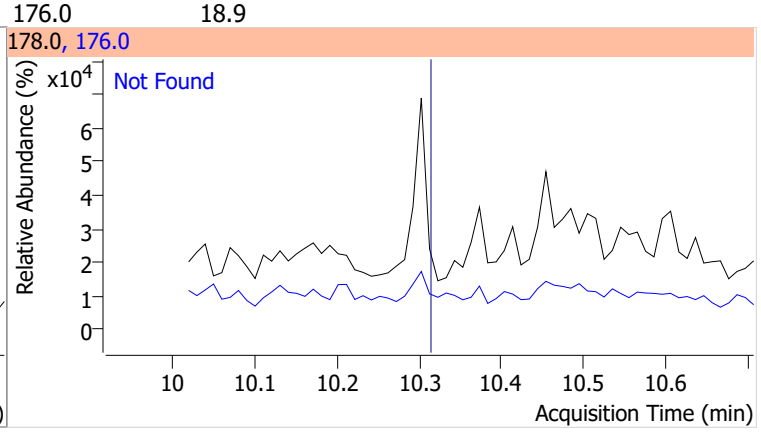

Compound	Conc.	RT	Dev(Min)	Resp.	QIon	QRatio	Lower	Upper
Anthracene		0		0	176.0		12.7	23.5

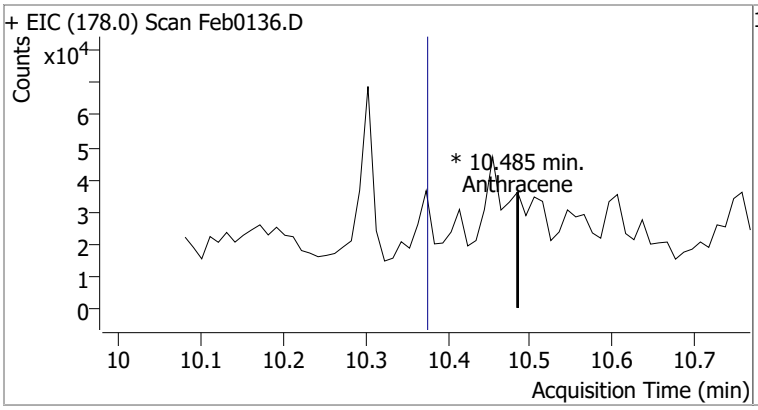

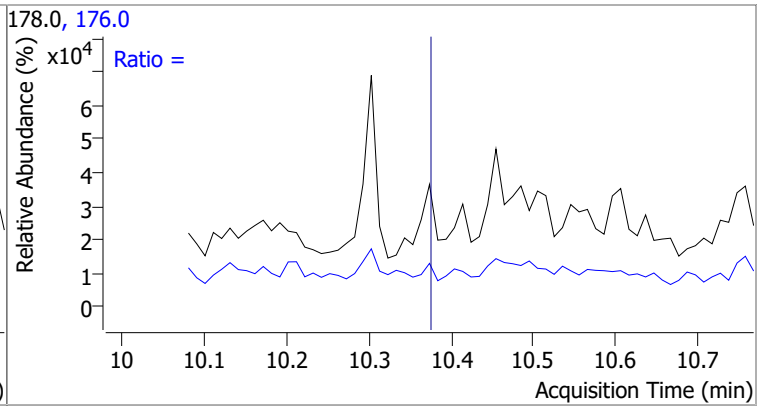

Compound	Conc.	RT	Dev(Min)	Resp.	QIon	QRatio	Lower	Upper
Triallate		0		0	268.0		19.1	35.4
					143.0		16.1	30.0

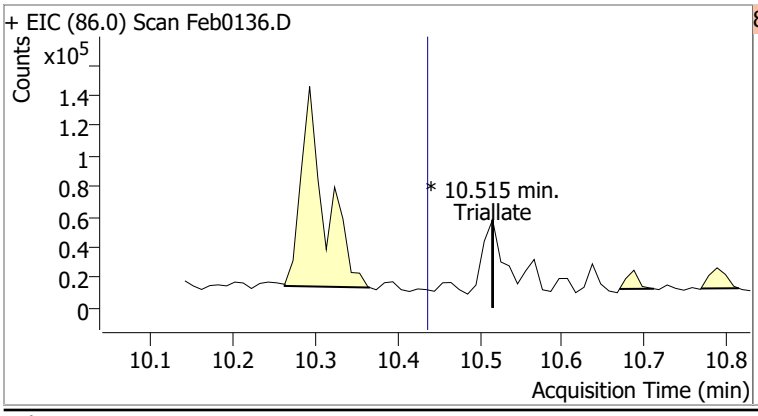

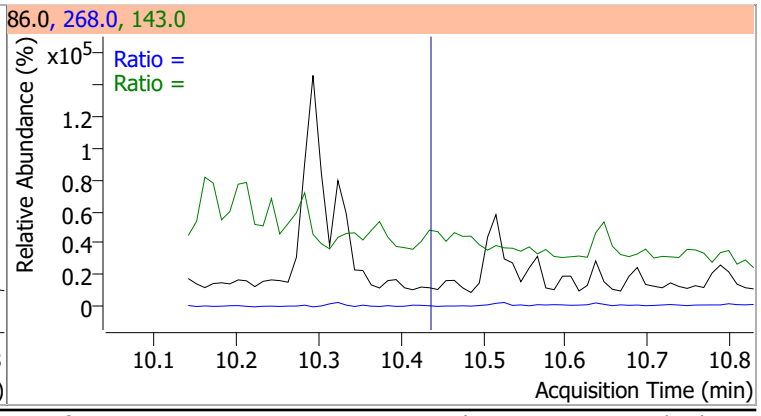

Quantitation Results Report (QT Reviewed)

Compound	Conc.	Exp RT	QIon	Exp Ratio
Carbazole	N.D.	10.60	139.0	13.0

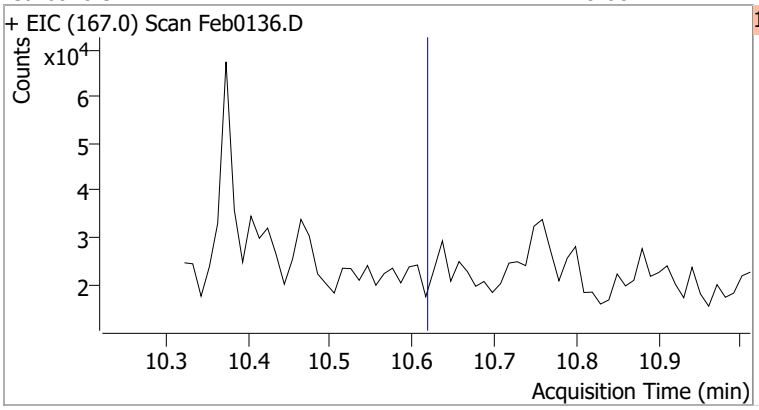

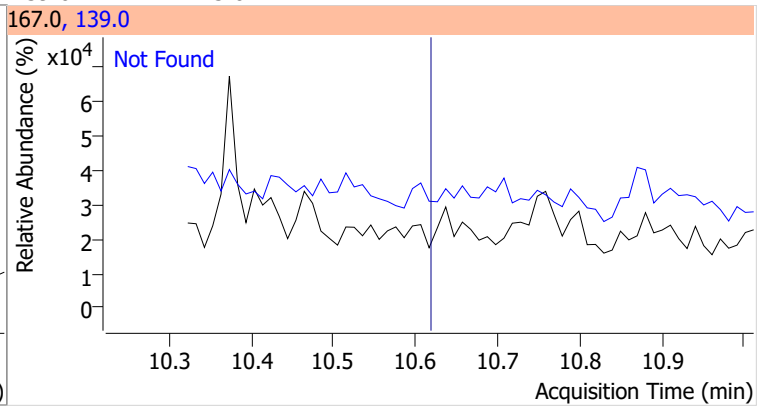

Compound	Conc.	Exp RT	QIon	Exp Ratio	QIon	Exp Ratio
o-Terphenyl	N.D.	10.82	229.0	63.0	215.0	37.7

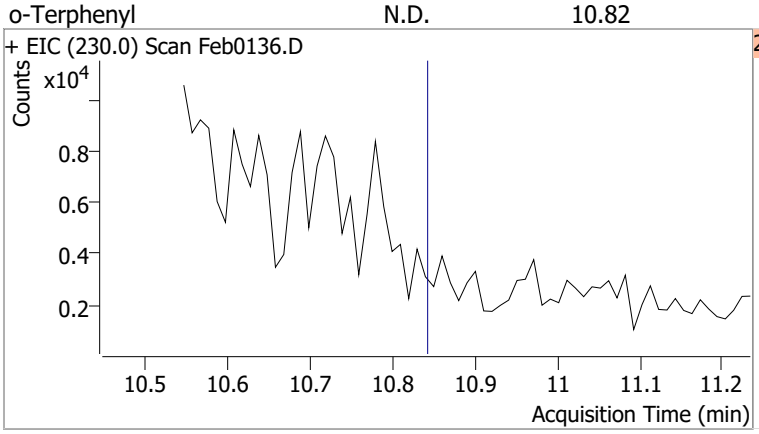

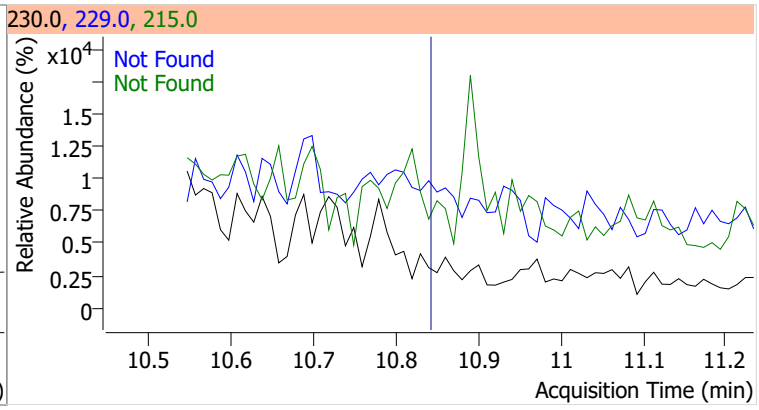

Compound	Conc.	Exp RT	QIon	Exp Ratio	QIon	Exp Ratio
Di-n-Butylphthalate	N.D.	11.20	150.0	9.0	104.0	5.8

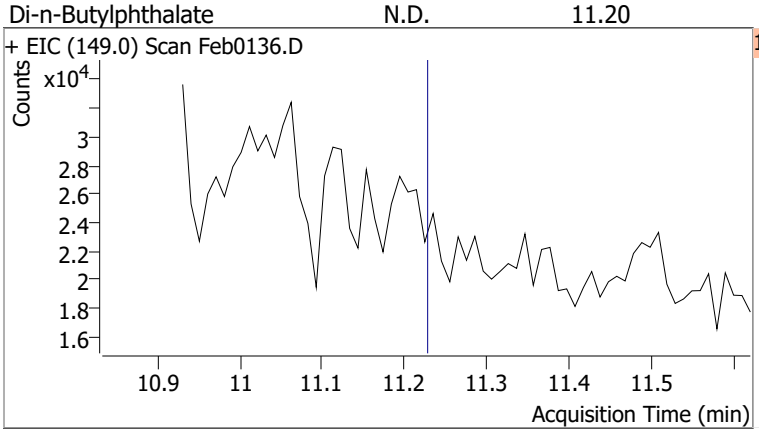

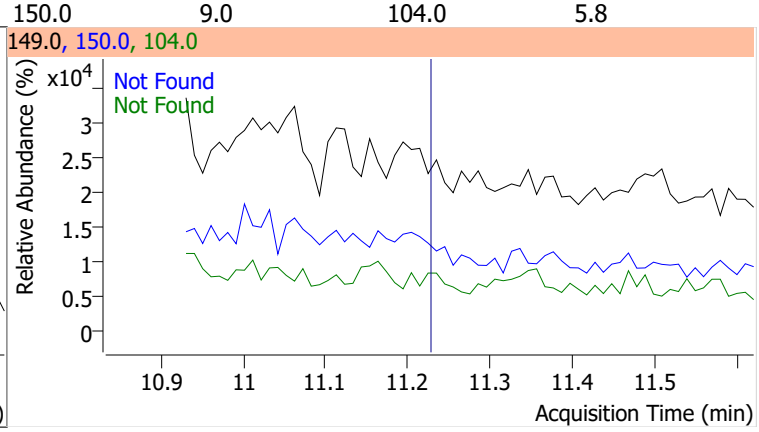

Compound	Conc.	Exp RT	QIon	Exp Ratio
Fluoranthene	N.D.	12.12	101.0	12.3

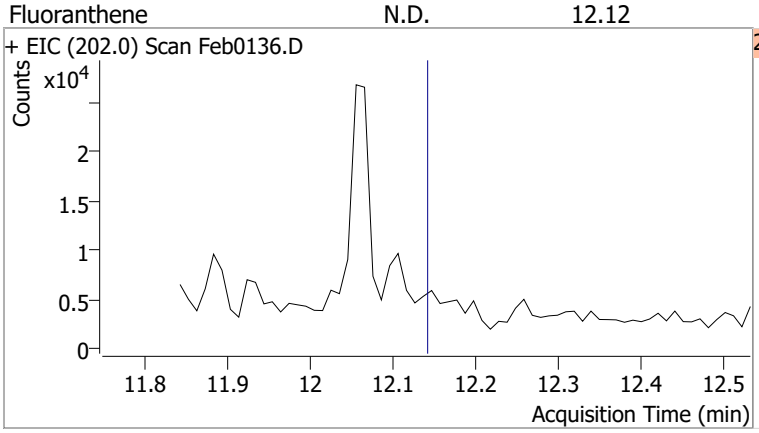

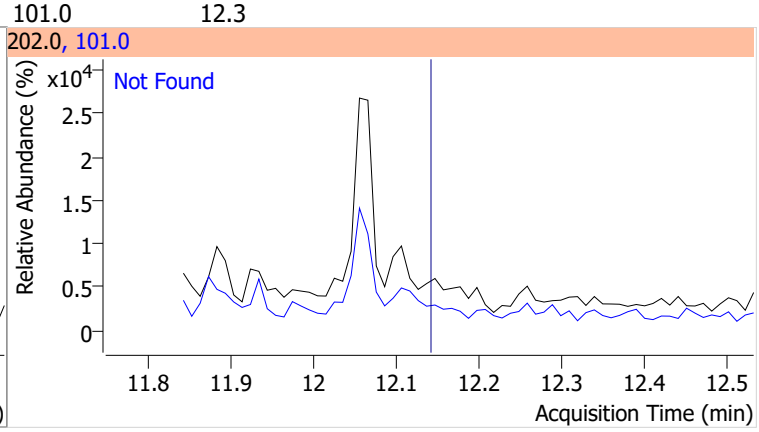

Quantitation Results Report (QT Reviewed)

Compound	Conc.	Exp RT	QIon	Exp Ratio	QIon	Exp Ratio
Benzidine	N.D.	12.50	183.0	12.2	92.0	7.5

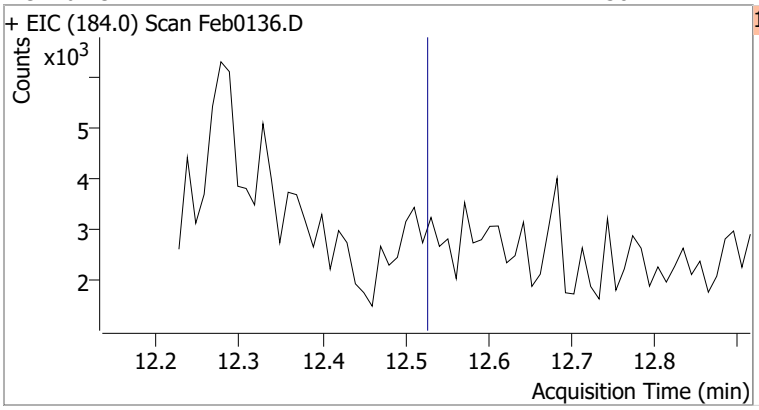

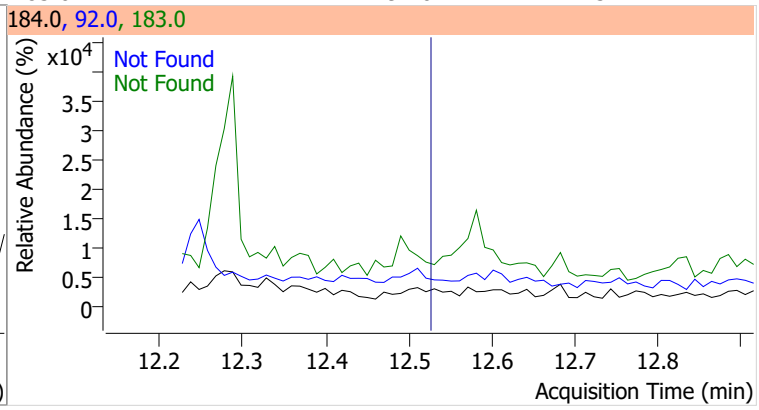

Compound	Conc.	RT	Dev(Min)	Resp.	QIon	QRatio	Lower	Upper
Pyrene	3.7097	12.56	0.01	175492	101.0	18.0	9.8	18.2

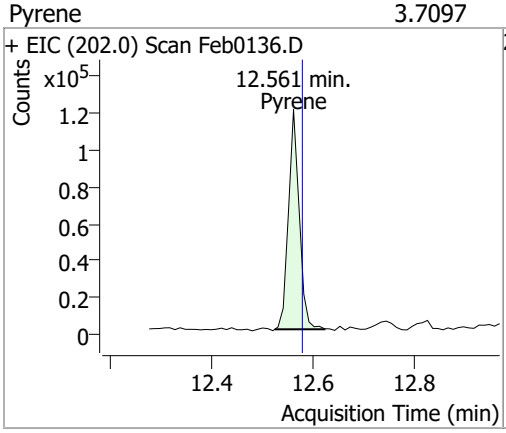

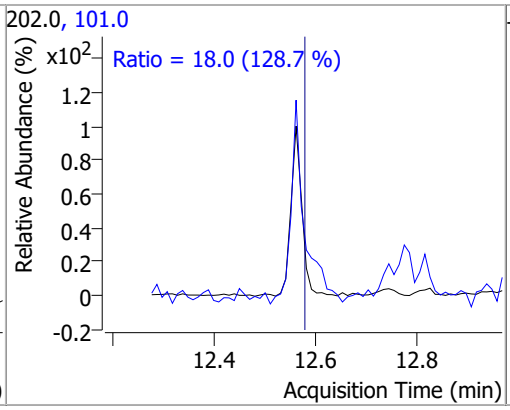

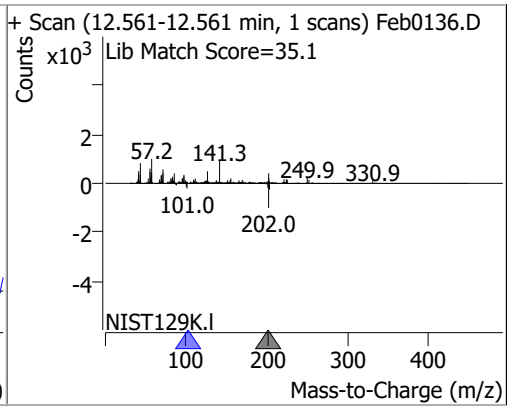

Compound	Conc.	RT	Dev(Min)	Resp.	QIon	QRatio	Lower	Upper
Terphenyl-d14	58.3807	13.07	0.01	1578059	122.0	13.4	8.8	16.4

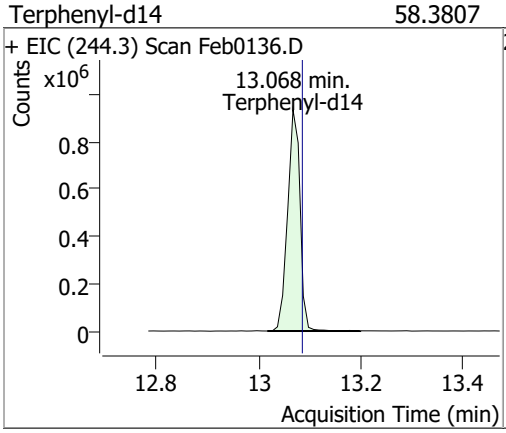

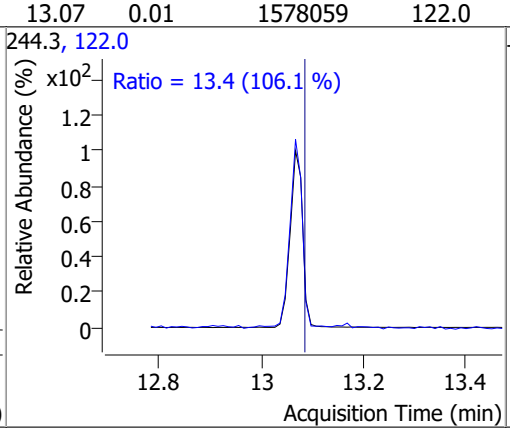

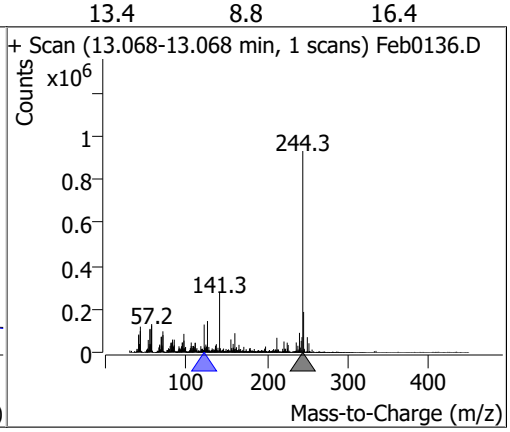

Compound	Conc.	RT	Dev(Min)	Resp.	QIon	QRatio	Lower	Upper
Butylbenzylphthalate		0		0	91.0		56.1	104.1
					206.0		12.9	24.0

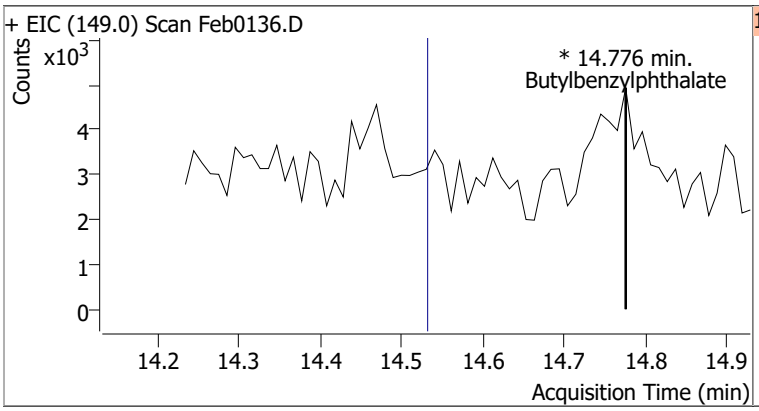

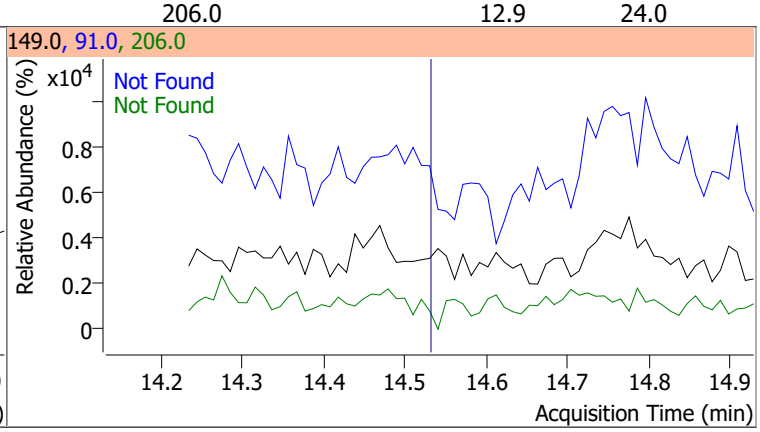

Compound	Conc.	Exp RT	QIon	Exp Ratio	QIon	Exp Ratio
Benzo(a)Anthracene	N.D.	15.76	226.0	25.8	229.0	20.9

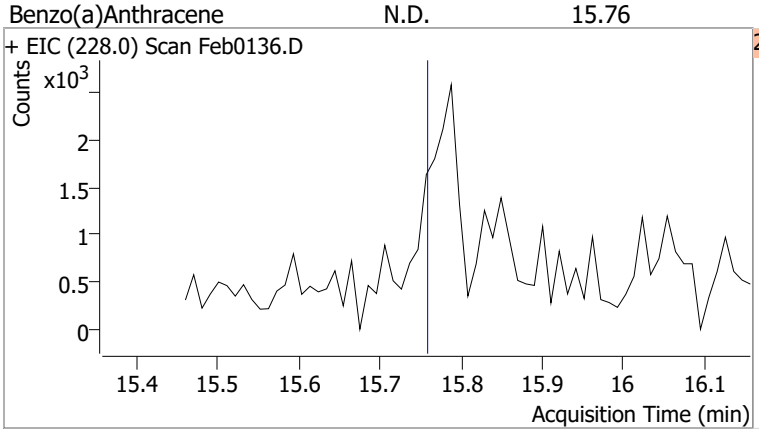

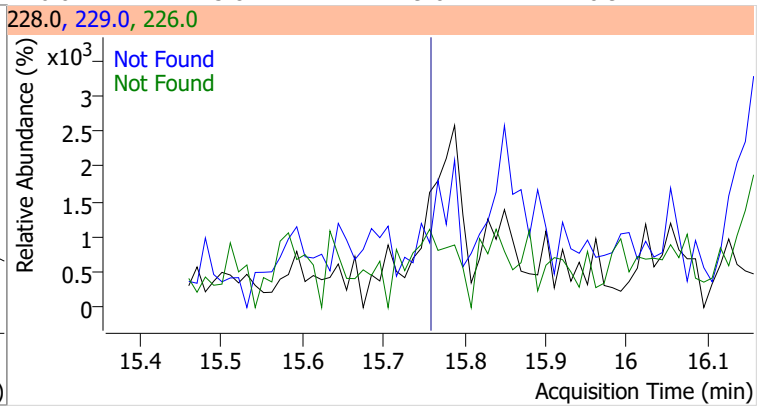

Compound	Conc.	Exp RT	QIon	Exp Ratio	QIon	Exp Ratio
Chrysene	N.D.	15.87	226.0	29.3	229.0	20.2

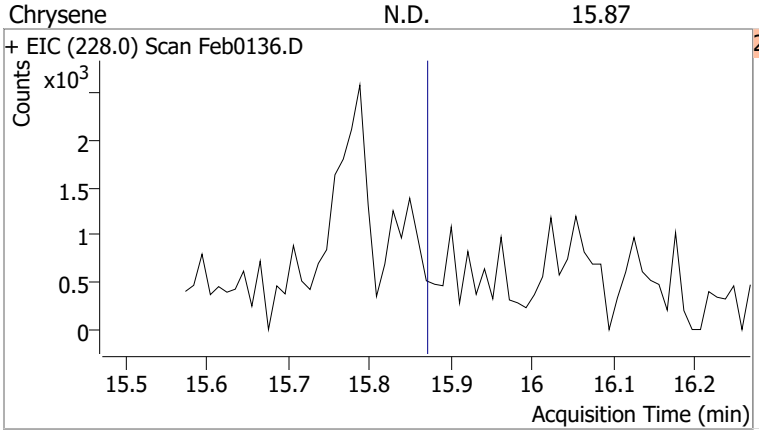

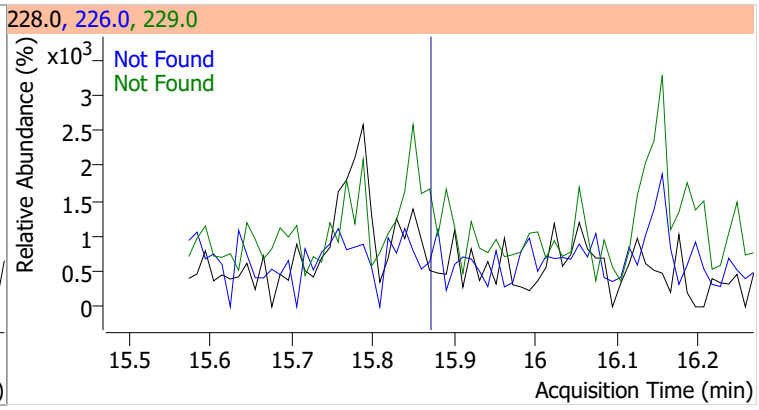

Compound	Conc.	Exp RT	QIon	Exp Ratio
3,3-Dichlorobenzidine	N.D.	15.90	254.0	64.5

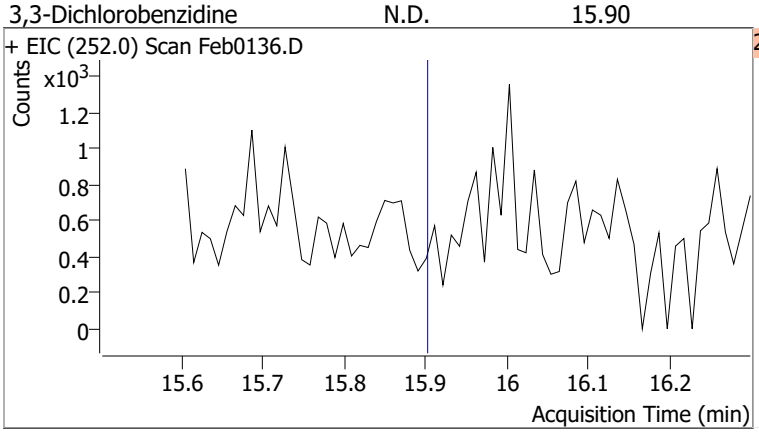

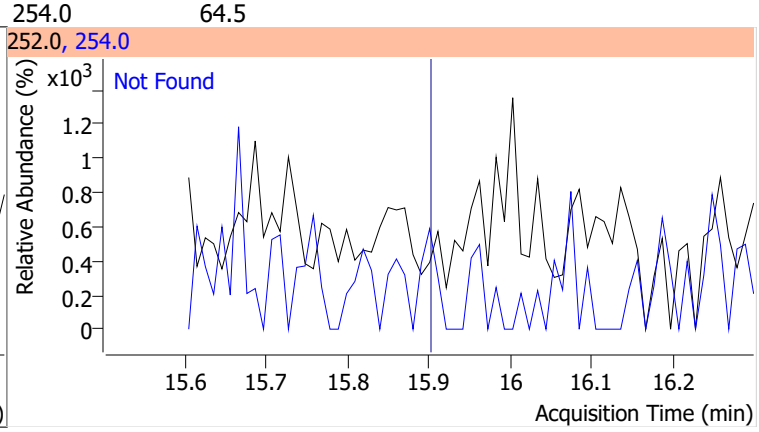

Compound	Conc.	Exp RT	QIon	Exp Ratio	QIon	Exp Ratio
bis(2-ethylhexyl)Phthalate	N.D.	16.60	149.0	385.7	279.0	15.3

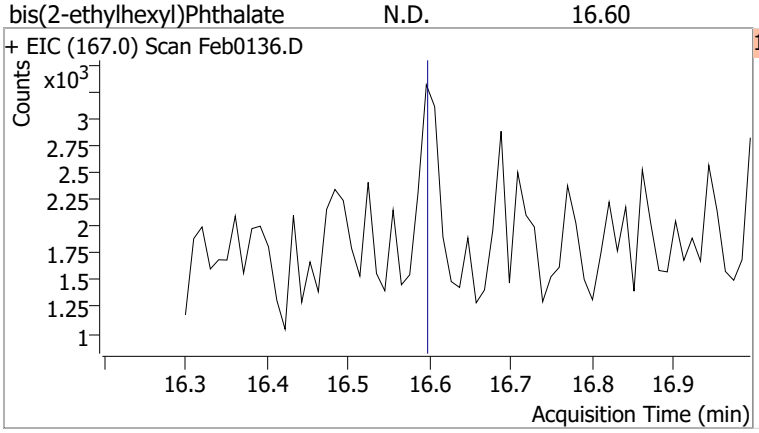

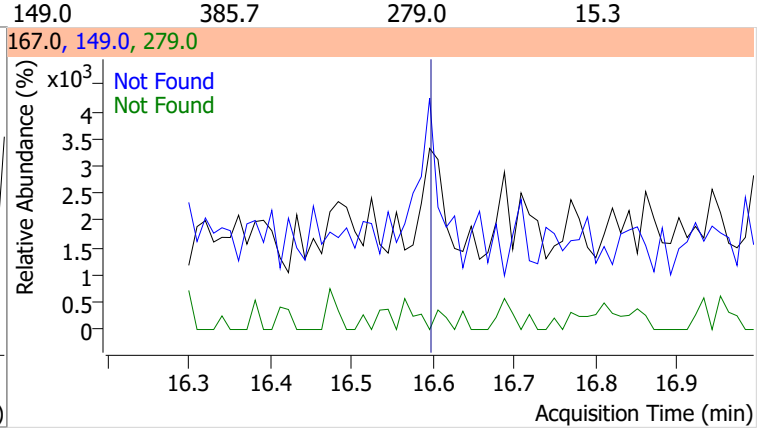

Compound	Conc.	Exp RT	QIon	Exp Ratio
Di-n-octyl Phthalate	N.D.	18.29	150.0	9.5

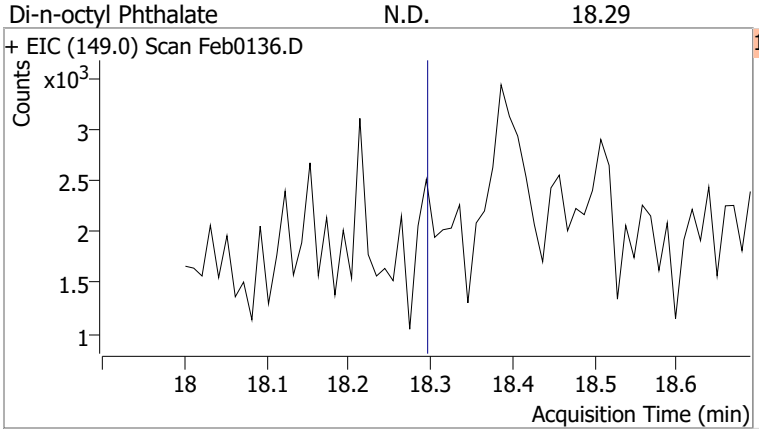

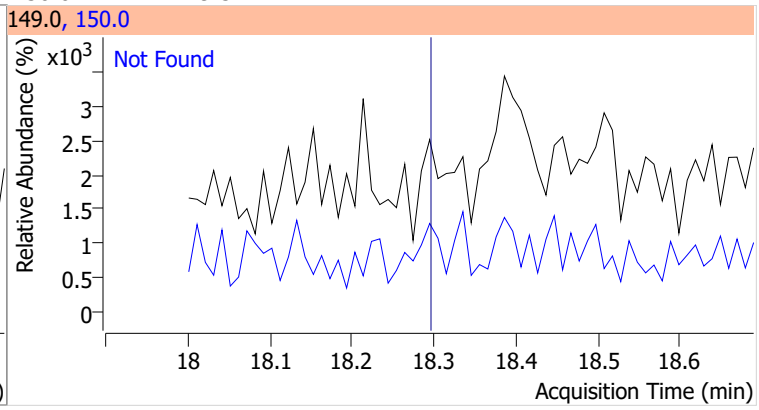

Compound	Conc.	RT	Dev(Min)	Resp.	QIon	QRatio	Lower	Upper
Benzo(b)fluoranthene		0		0	253.0		15.7	29.2

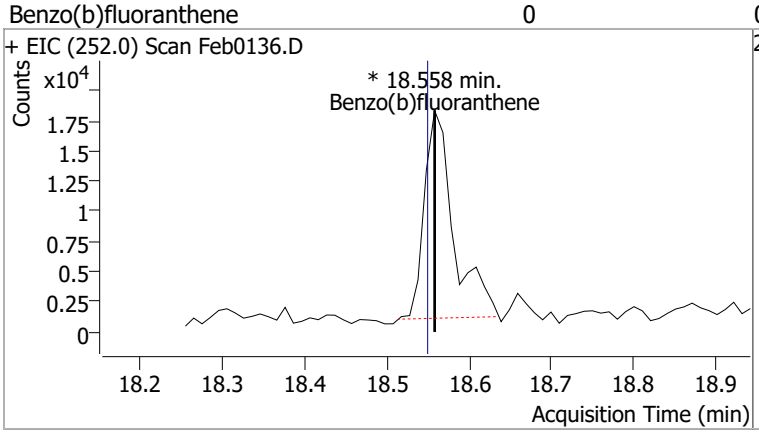

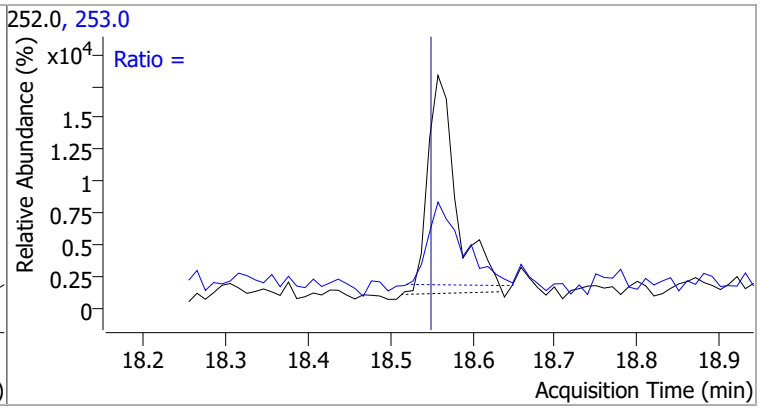

Compound	Conc.	Exp RT	QIon	Exp Ratio
Benzo(k)fluoranthene	N.D.	18.61	253.0	22.7

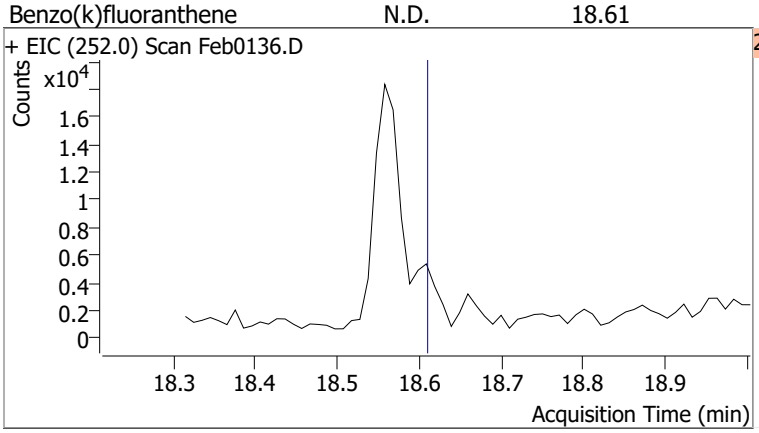

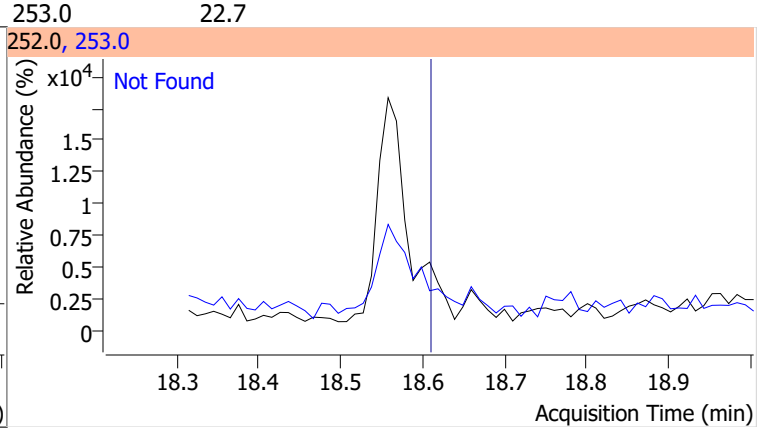

Compound	Conc.	Exp RT	QIon	Exp Ratio
Benzo(a)pyrene	N.D.	19.15	253.0	22.6

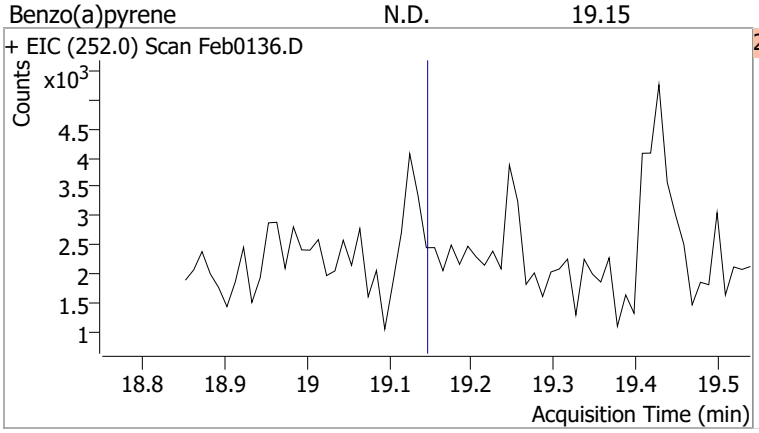

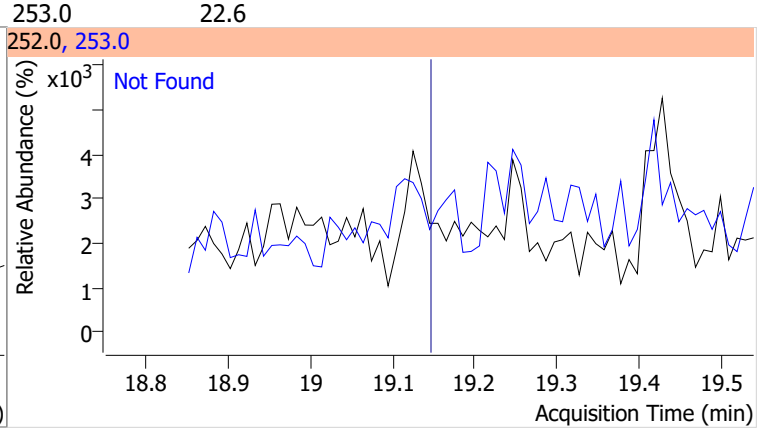

Compound	Conc.	Exp RT	QIon	Exp Ratio
Indeno(1,2,3-c,d)pyrene	N.D.	20.91	138.0	28.9

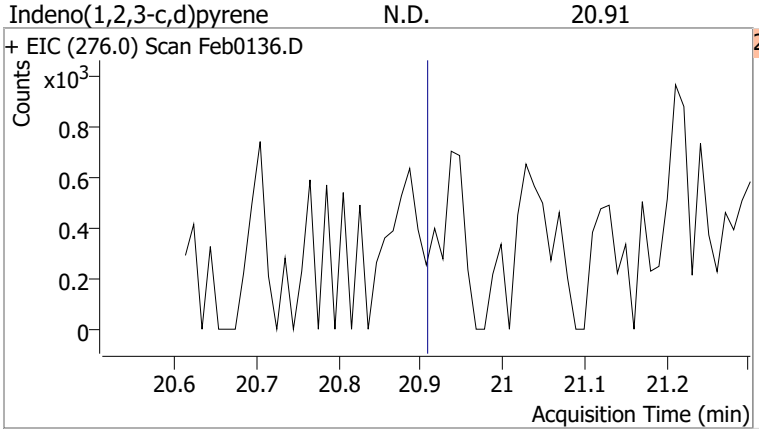

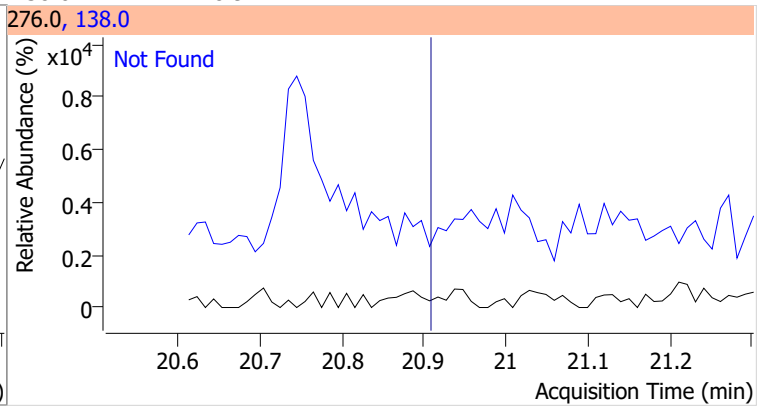

Compound	Conc.	Exp RT	QIon	Exp Ratio	QIon	Exp Ratio
Dibenzo(a,h)anthracene	N.D.	20.97	139.0	24.4	279.0	23.7

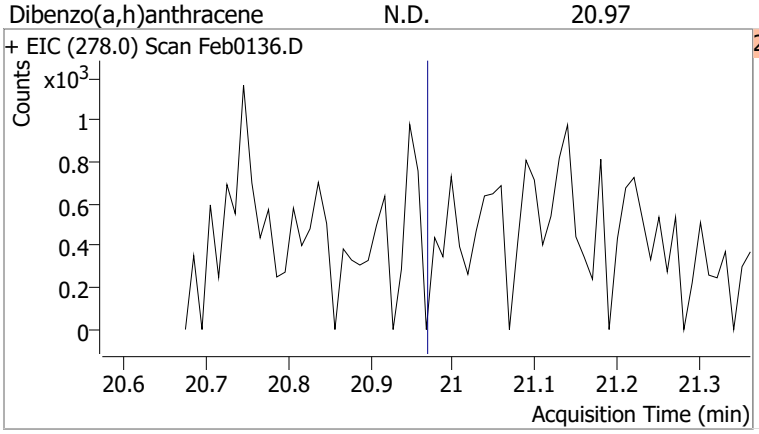

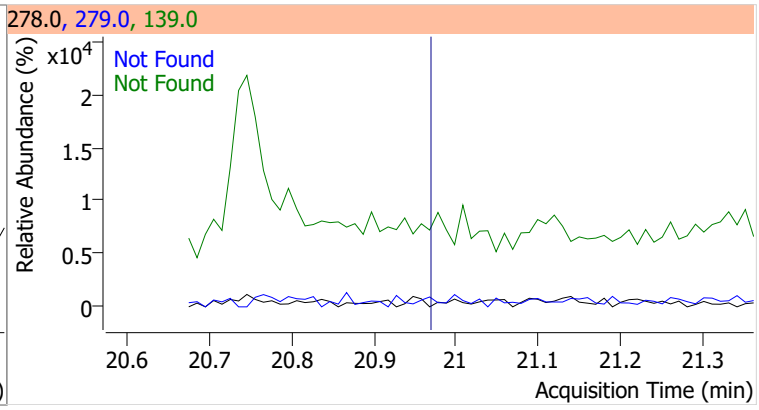

Compound	Conc.	Exp RT	QIon	Exp Ratio	QIon	Exp Ratio
Benzo(g,h,i)perylene	N.D.	21.24	138.0	32.5	277.0	24.1

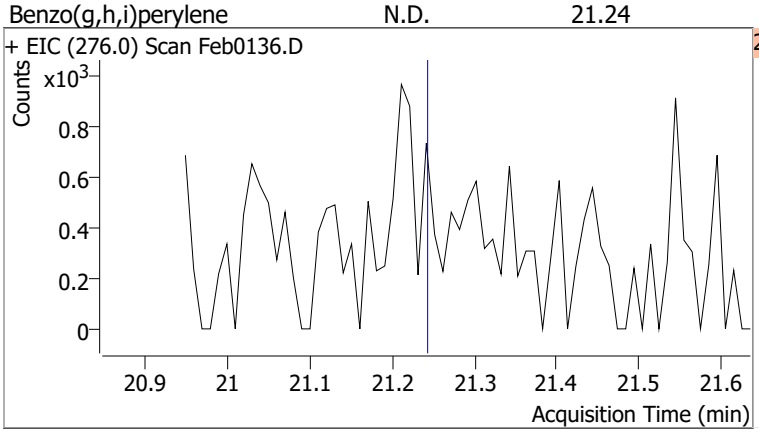

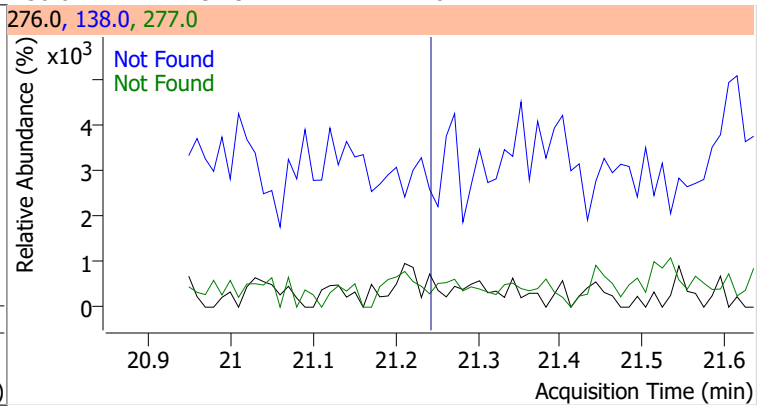

Quantitation Results Report (QT Reviewed)

Data File	Feb0137.D	Operator	LIMS import
Acq. Method	BNA+SIM.M	Acq. Date-Time	2/2/2022 11:56:27 AM
Sample Name	MB-163174	Instrument	Instrument #1
Vial	37	Multiplier	1.00
DA Method File	020122 DoD BNA cal.batch.bin	Comment	SVOC-8270-W-LARGO
Tune File	dftppdsm.u	Tune Date	1/25/2022 7:52:00 PM
Batch Name	020122 DoD BNA.batch.bin	Last Calib Update	2/16/2022 11:05:20 AM
Ref Library	D:\Org\Library\NIST129K.l		

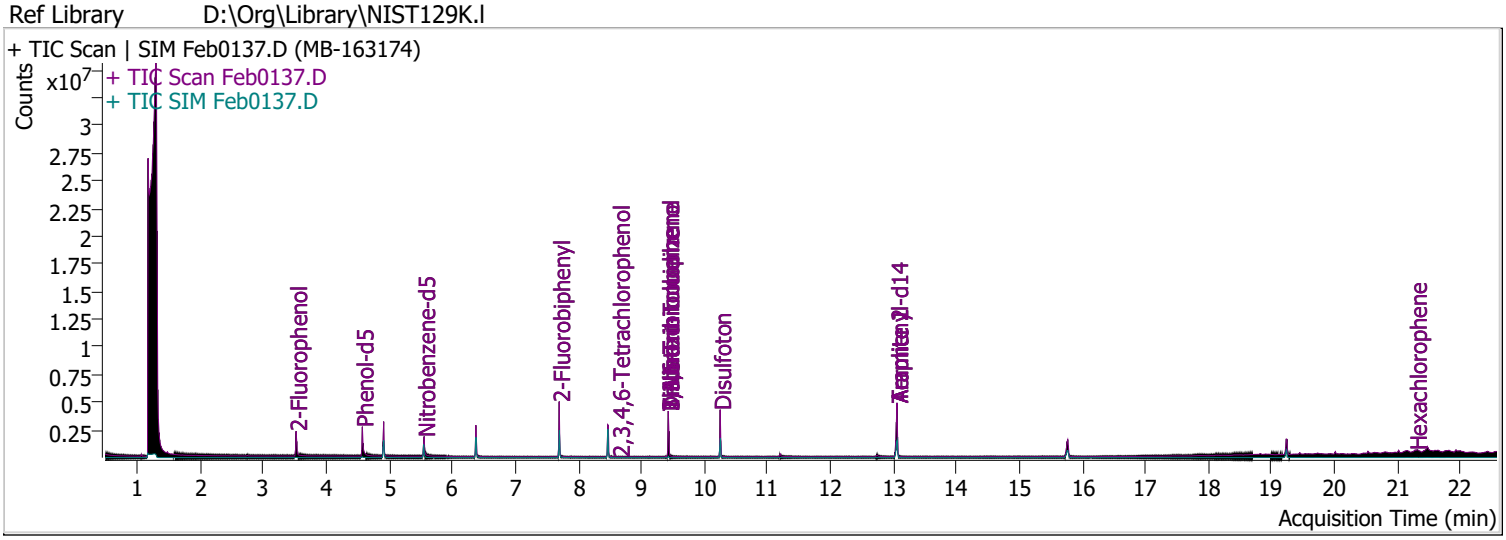

Compound	RT	QIon	Resp.	Conc.	Units		Dev(Min)
Internal Standards							
System Monitoring Compounds							
S 2-Fluorophenol	3.520	112.0	877125	75.7595	µg/L		0.000
Spiked Amount: 200.000	Range: 10.0 - 75.0%			Recovery = 37.88%			
S Phenol-d5	4.572	99.0	1127762	74.0857	µg/L		0.000
Spiked Amount: 200.000	Range: 10.0 - 65.0%			Recovery = 37.04%			
S Nitrobenzene-d5	5.553	82.0	522677	66.0054	µg/L		0.000
Spiked Amount: 100.000	Range: 32.0 - 94.0%			Recovery = 66.01%			
S 2-Fluorobiphenyl	7.697	172.0	1398725	53.6772	µg/L		0.000
Spiked Amount: 100.000	Range: 28.0 - 107.0%			Recovery = 53.68%			
S 2,4,6-Tribromophenol	9.428	329.8	408498	185.0040	µg/L		0.000
Spiked Amount: 200.000	Range: 25.0 - 140.0%			Recovery = 92.50%			
S Terphenyl-d14	13.057	244.3	2483497	91.4059	µg/L		0.000
Spiked Amount: 100.000	Range: 32.0 - 122.0%			Recovery = 91.41%			
Target Compounds							**QValue**
T N-Nitrosodimethylamine	0.000		0	N.D.			
T Pyridine	0.000		0	N.D.			
T Aniline	0.000		0	N.D.			
T Phenol	0.000		0	N.D.			
T bis(-2-Chloroethyl)Ether	4.909	63.0	0		µg/L	md	1
T 2-Chlorophenol	0.000		0	N.D.			
T 1,3-Dichlorobenzene	0.000		0	N.D.			
T 1,4-Dichlorobenzene	0.000		0	N.D.			
T 1,2-Dichlorobenzene	0.000		0	N.D.			
T Benzyl Alcohol	0.000		0	N.D.			
T 2-Methylphenol	0.000		0	N.D.			
T bis(2-chloroisopropyl)Ether	0.000		0	N.D.			
T N-nitroso-Di-n-propylamine	5.553	70.0	0		µg/L	md	1
T 4Methylphenol/3Methylphenol	0.000		0	N.D.			
T Hexachloroethane	0.000		0	N.D.			

Compound	RT	QIon	Resp.	Conc.	Units		Dev(Min)
T Nitrobenzene	0.000		0	N.D.			
T Isophorone	0.000		0	N.D.			
T 2-Nitrophenol	0.000		0	N.D.			
T 2,4-Dimethylphenol	0.000		0	N.D.			
T bis(-2-Chloroethoxy)Methane	0.000		0	N.D.			
T 2,4-Dichlorophenol	0.000		0	N.D.			
T Benzoic Acid	0.000		0	N.D.			
T 1,2,4-Trichlorobenzene	0.000		0	N.D.			
T Naphthalene	0.000		0	N.D.			
T 4-Chlorophenol	6.372	130.0	0		µg/L	md	1
T p-Chloroaniline	0.000		0	N.D.			
T Hexachlorobutadiene	0.000		0	N.D.			
T 4-Chloro-2-Methylphenol	0.000		0	N.D.			
T 4-Chloro-3-Methylphenol	0.000		0	N.D.			
T 2-Methylnaphthalene	0.000		0	N.D.			
T 1-Methylnaphthalene	0.000		0	N.D.			
T Hexachlorocyclopentadiene	0.000		0	N.D.			
T 2,4,6-Trichlorophenol	0.000		0	N.D.			
T 2,4,5-Trichlorophenol	0.000		0	N.D.			
T 2-Chloronaphthalene	0.000		0	N.D.			
T 2-Nitroaniline	0.000		0	N.D.			
T Dimethyl Phthalate	8.476	163.0	0		µg/L	md	1
T 2,6-Dinitrotoluene	8.466	165.0	0		µg/L	md	1
T Acenaphthylene	0.000		0	N.D.			
T 3-Nitroaniline	0.000		0	N.D.			
T Acenaphthene	0.000		0	N.D.			
T 2,4-Dinitrophenol	8.630	184.0	0		µg/L	md	1
T Dibenzofuran	0.000		0	N.D.			
T 4-Nitrophenol	0.000		0	N.D.			
T 2,4-Dinitrotoluene	8.466	165.0	0		µg/L	md	1
T Diethylphthalate	0.000		0	N.D.			
T Fluorene	0.000		0	N.D.			
T 4-Chlorophenyl-phenylether	0.000		0	N.D.			
T 4-Nitroaniline	0.000		0	N.D.			
T 4,6-Dinitro-2-methylphenol	9.428	198.0	0		µg/L	md	1
T N-nitrosodiphenylamine	0.000		0	N.D.			
T Azobenzene	0.000		0	N.D.			
T 4-Bromophenyl-phenylether	0.000		0	N.D.			
T Hexachlorobenzene	0.000		0	N.D.			
T Pentachlorophenol	0.000		0	N.D.			
T Phenanthrene	0.000		0	N.D.			
T Anthracene	0.000		0	N.D.			
T Triallate	0.000		0	N.D.			
T Carbazole	0.000		0	N.D.			
T o-Terphenyl	0.000		0	N.D.			
T Di-n-Butylphthalate	0.000		0	N.D.			
T Fluoranthene	0.000		0	N.D.			
T Benzidine	0.000		0	N.D.			
T Pyrene	0.000		0	N.D.			
T Butylbenzylphthalate	0.000		0	N.D.			
T Benzo(a)Anthracene	0.000		0	N.D.			
T Chrysene	0.000		0	N.D.			
T 3,3-Dichlorobenzidine	0.000		0	N.D.			
T bis(2-ethylhexyl)Phthalate	0.000		0	N.D.			
T Di-n-octyl Phthalate	0.000		0	N.D.			

Compound	RT	QIon	Resp.	Conc.	Units	Dev(Min)
T Benzo(b)fluoranthene	0.000		0	N.D.		
T Benzo(k)fluoranthene	0.000		0	N.D.		
T Benzo(a)pyrene	0.000		0	N.D.		
T Indeno(1,2,3-c,d)pyrene	0.000		0	N.D.		
T Dibenzo(a,h)anthracene	0.000		0	N.D.		
T Benzo(g,h,i)perylene	0.000		0	N.D.		

(#) = Qualifier Out of Range; (m) = Manual Integration; (+) = Area Summed; (*) = Surrogate Percent Recovery Out of Range; (d): Zeroed Peak

Compound	Conc.	Exp RT	QIon	Exp Ratio
N-Nitrosodimethylamine	N.D.	2.15	42.0	130.1

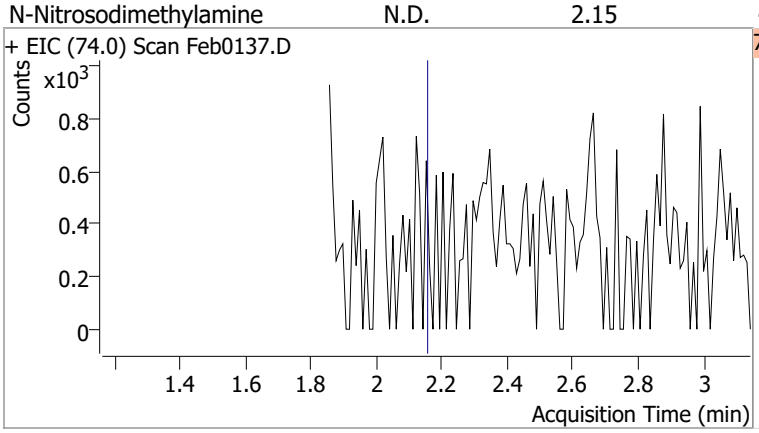

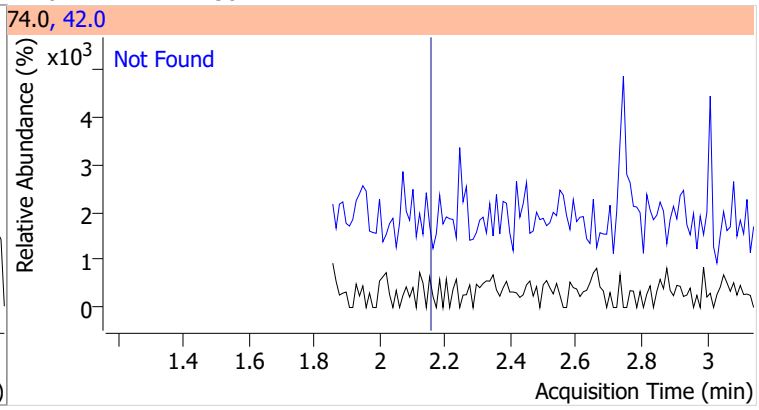

Compound	Conc.	Exp RT	QIon	Exp Ratio
Pyridine	N.D.	2.18	52.0	101.7

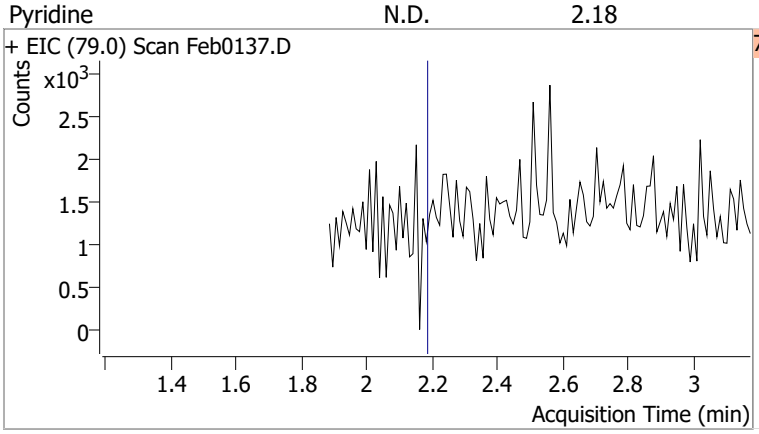

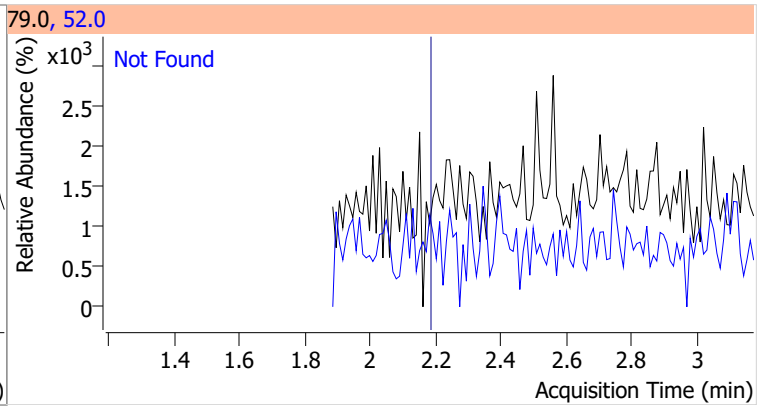

Compound	Conc.	RT	Dev(Min)	Resp.	QIon	QRatio	Lower	Upper
2-Fluorophenol	75.7595	3.52	0.00	877125	64.0	47.7	35.8	66.4
					92.0	20.9	14.3	26.6

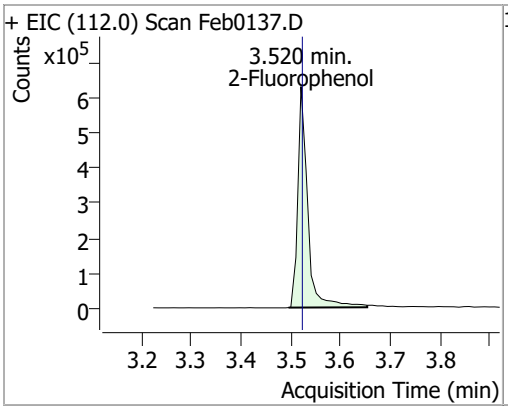

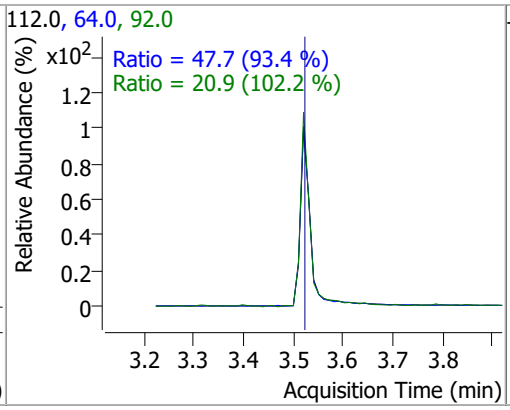

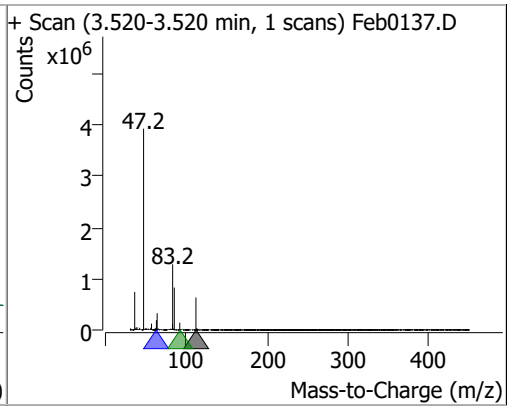

Compound	Conc.	Exp RT	QIon	Exp Ratio	QIon	Exp Ratio
Aniline	N.D.	4.55	66.0	35.1	65.0	18.0

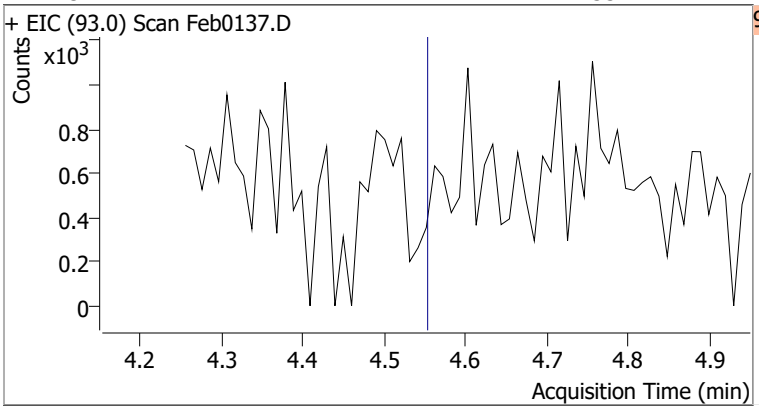

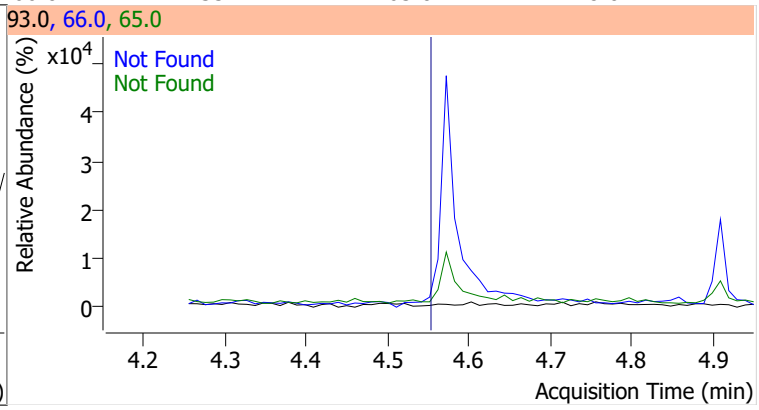

Quantitation Results Report (QT Reviewed)

Compound	Conc.	RT	Dev(Min)	Resp.	QIon	QRatio	Lower	Upper
Phenol-d5	74.0857	4.57	0.00	1127762	71.0	33.7	23.8	44.2

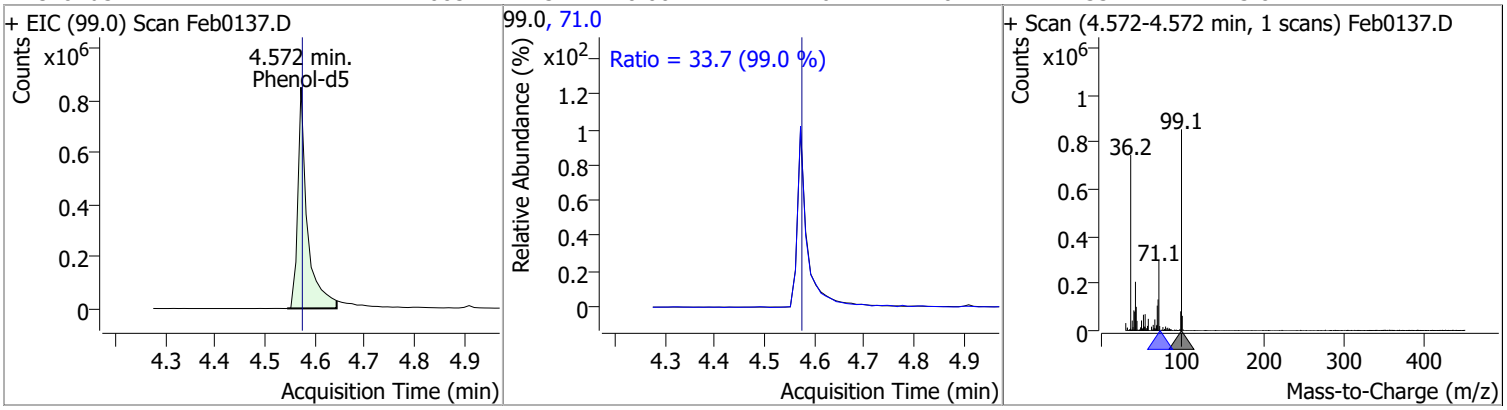

Compound	Conc.	Exp RT	QIon	Exp Ratio
Phenol	N.D.	4.59	66.0	43.8

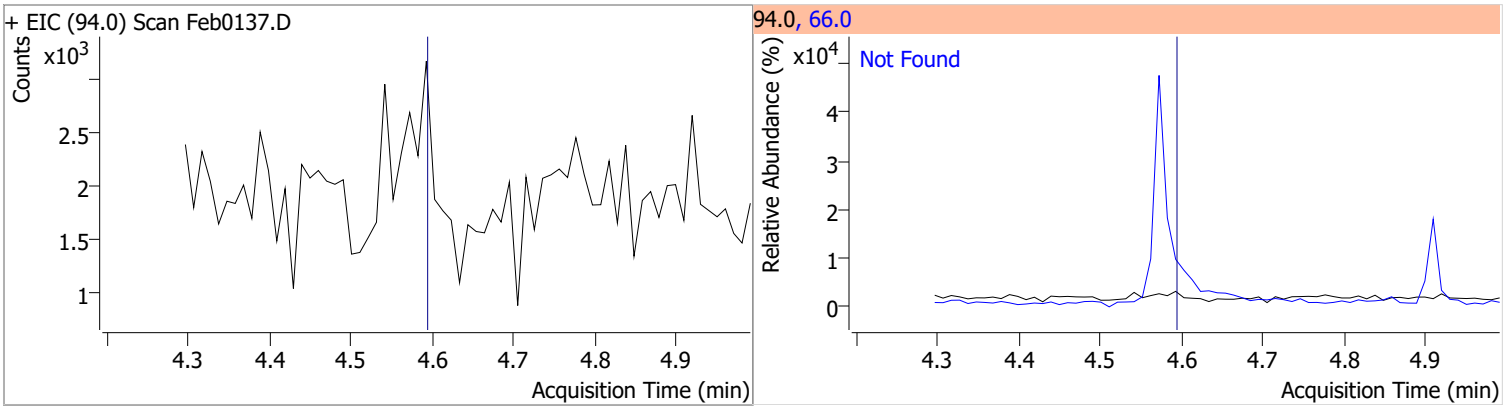

Compound	Conc.	RT	Dev(Min)	Resp.	QIon	QRatio	Lower	Upper
bis(-2-Chloroethyl)Ether		0		0	64.0		2.4	4.5

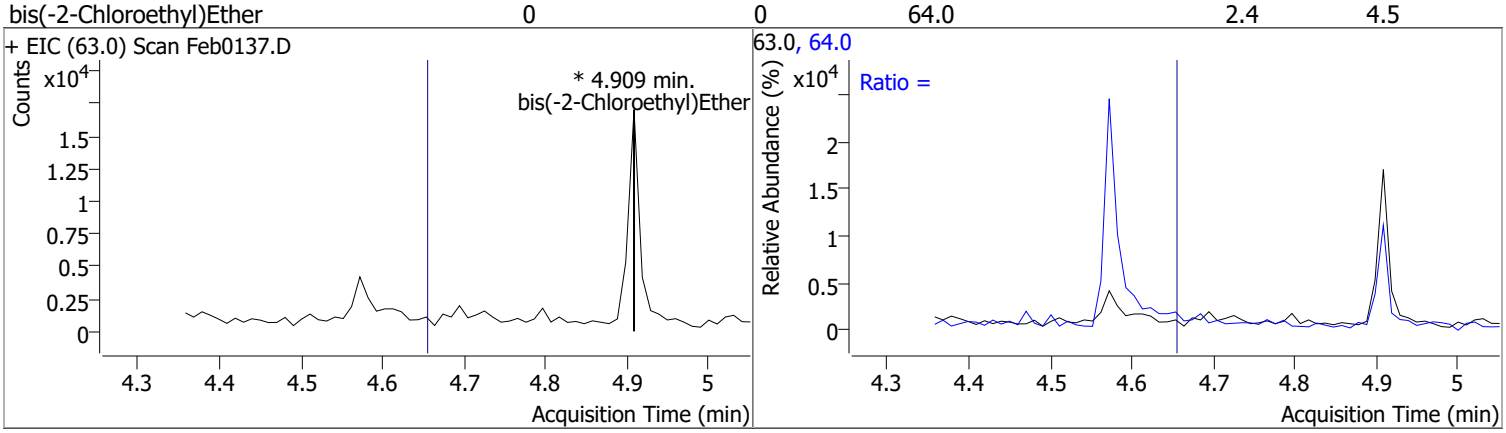

Compound	Conc.	Exp RT	QIon	Exp Ratio
2-Chlorophenol	N.D.	4.68	130.0	31.8

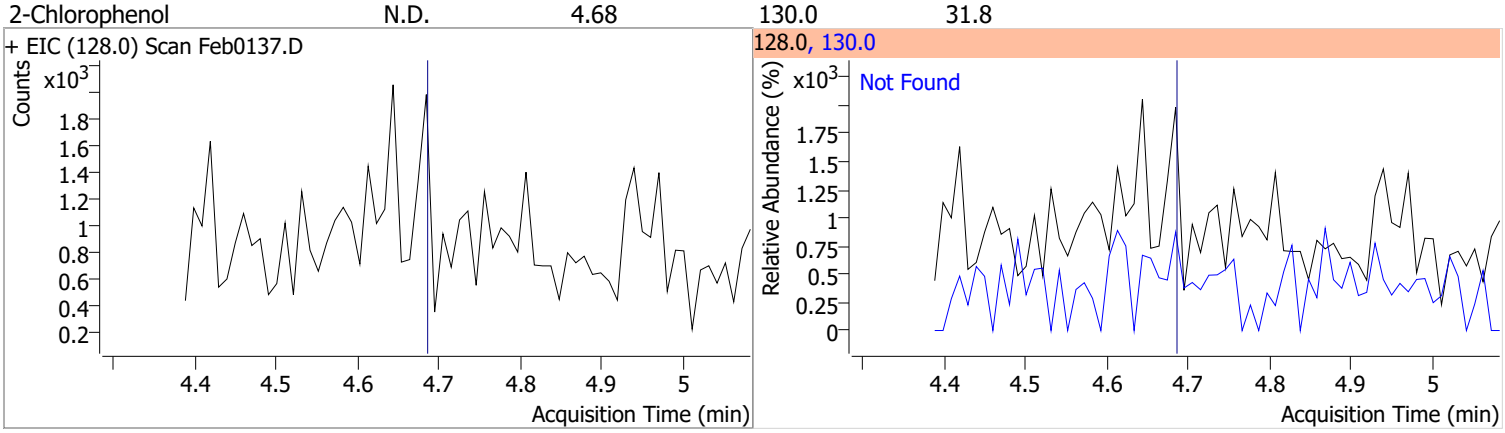

Compound	Conc.	Exp RT	QIon	Exp Ratio	QIon	Exp Ratio
1,3-Dichlorobenzene	N.D.	4.84	148.0	62.2	111.0	35.9

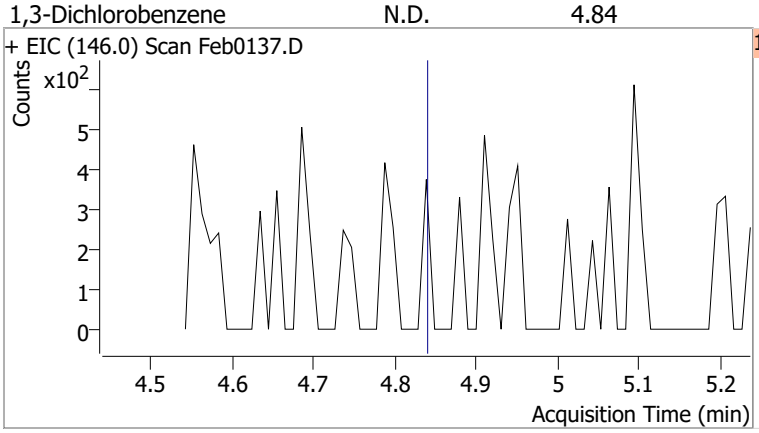

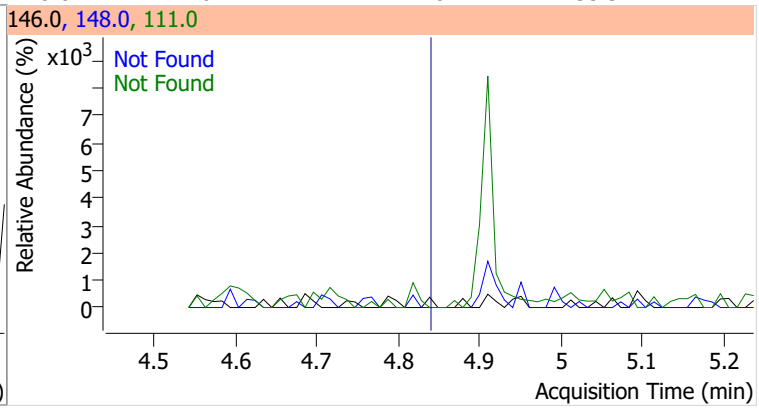

Compound	Conc.	Exp RT	QIon	Exp Ratio	QIon	Exp Ratio
1,4-Dichlorobenzene	N.D.	4.93	148.0	64.1	111.0	35.1

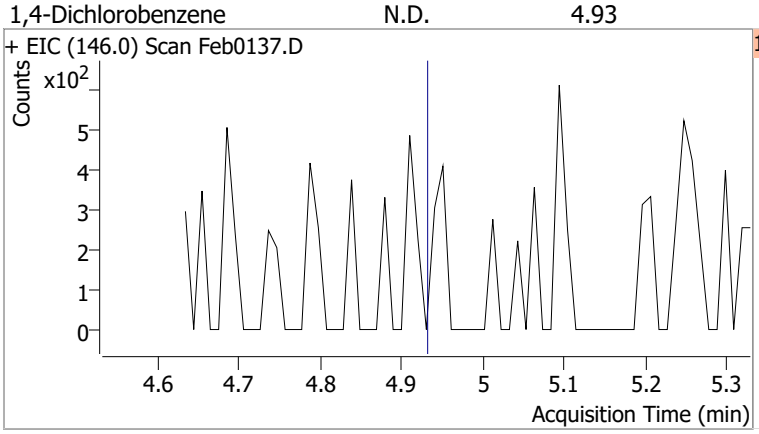

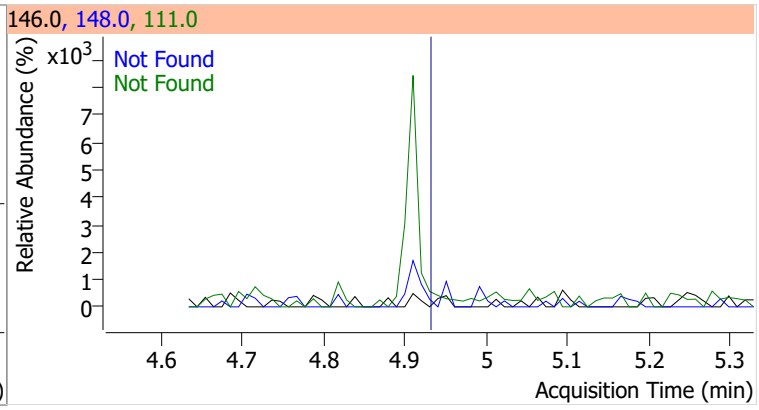

Compound	Conc.	Exp RT	QIon	Exp Ratio	QIon	Exp Ratio
1,2-Dichlorobenzene	N.D.	5.09	148.0	62.9	111.0	36.7

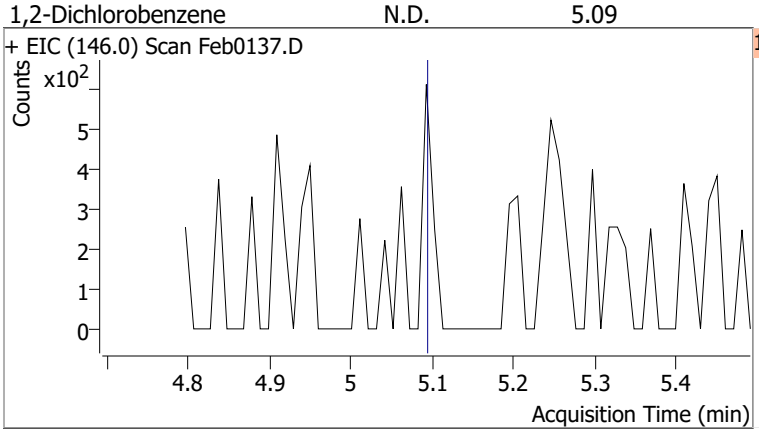

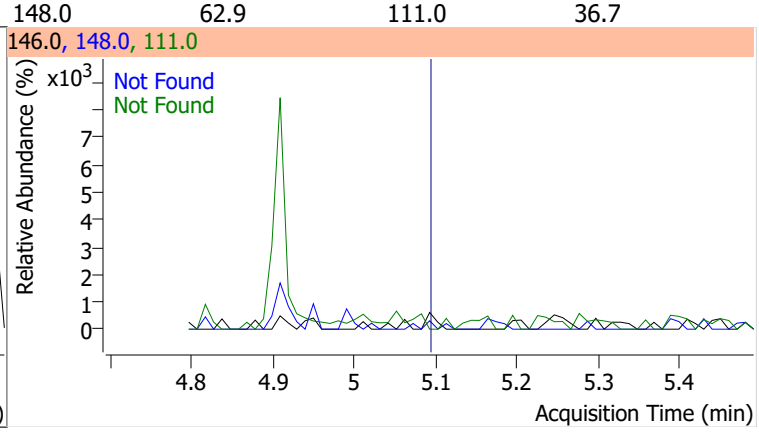

Compound	Conc.	Exp RT	QIon	Exp Ratio	QIon	Exp Ratio
Benzyl Alcohol	N.D.	5.10	79.0	118.4	107.0	64.5

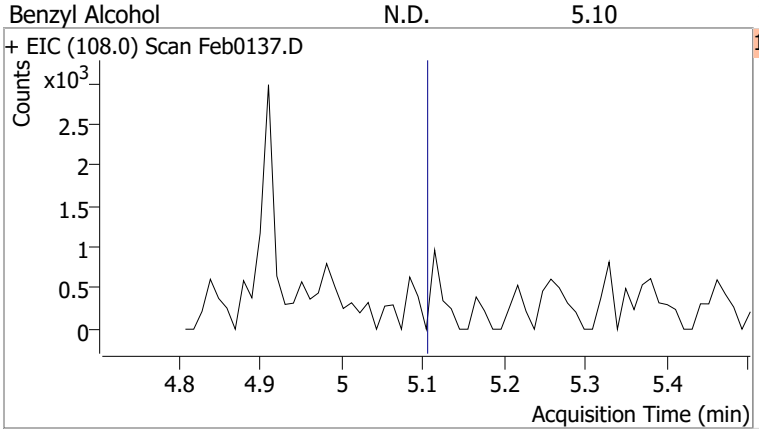

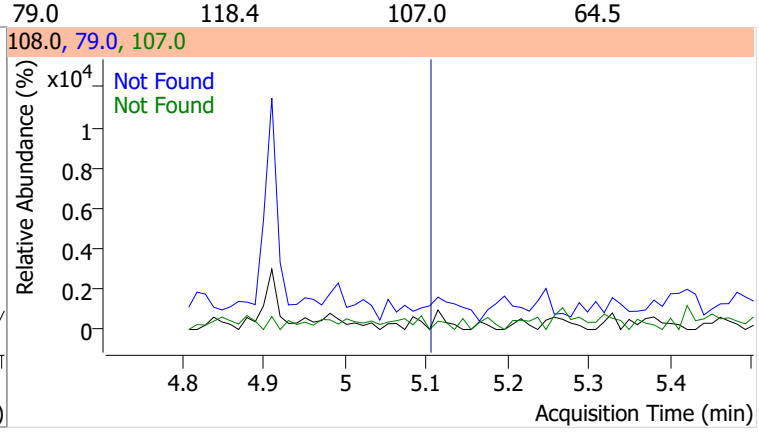

Compound	Conc.	Exp RT	QIon	Exp Ratio
2-Methylphenol	N.D.	5.26	108.0	116.3

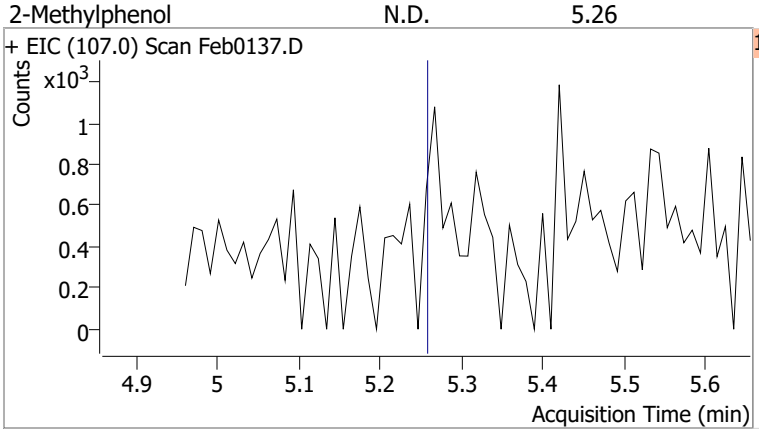

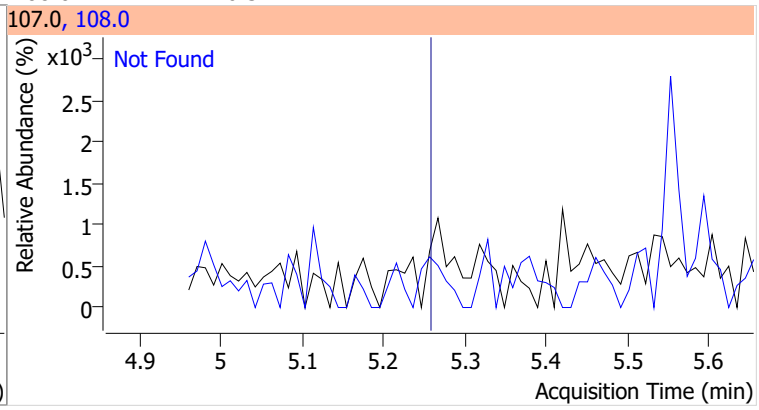

Compound	Conc.	Exp RT	QIon	Exp Ratio
bis(2-chloroisopropyl)Ether	N.D.	5.27	123.0	32.8

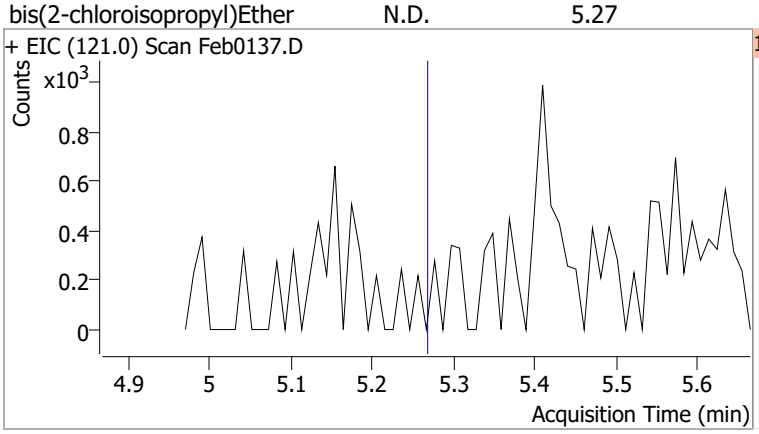

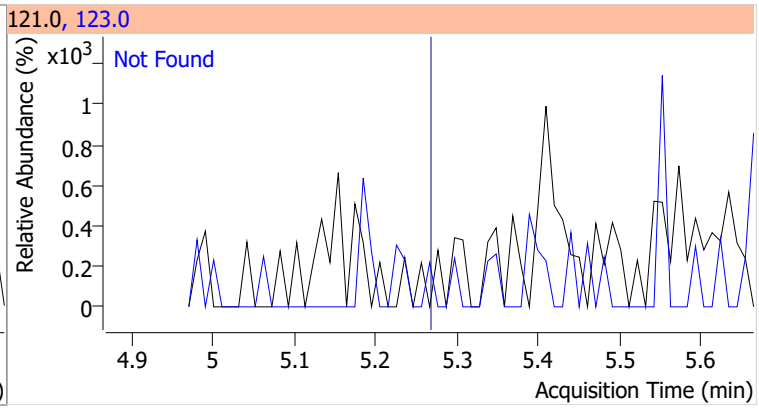

Compound	Conc.	RT	Dev(Min)	Resp.	QIon	QRatio	Lower	Upper
N-nitroso-Di-n-propylamine		0		0	130.0		0.0	35.1

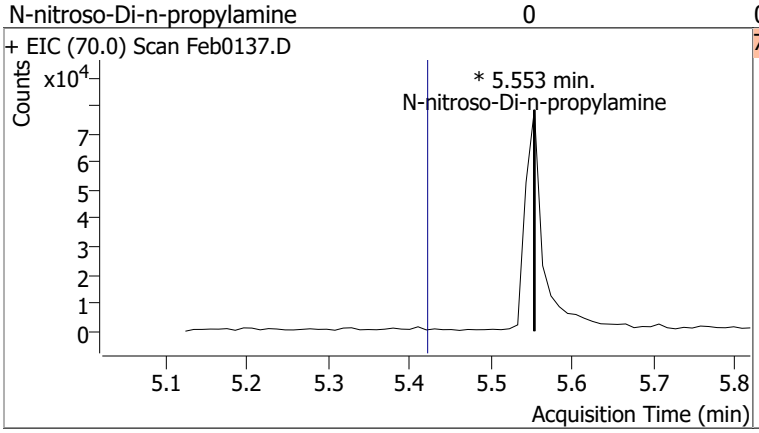

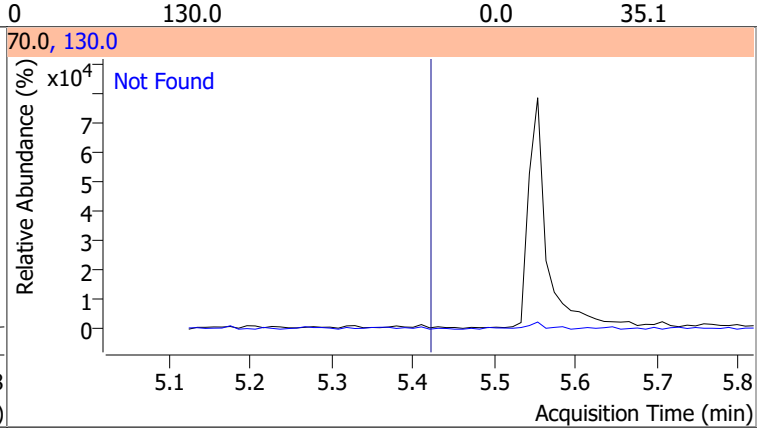

Compound	Conc.	Exp RT	QIon	Exp Ratio
4Methylphenol/3Methylphenol	N.D.	5.44	108.0	84.1

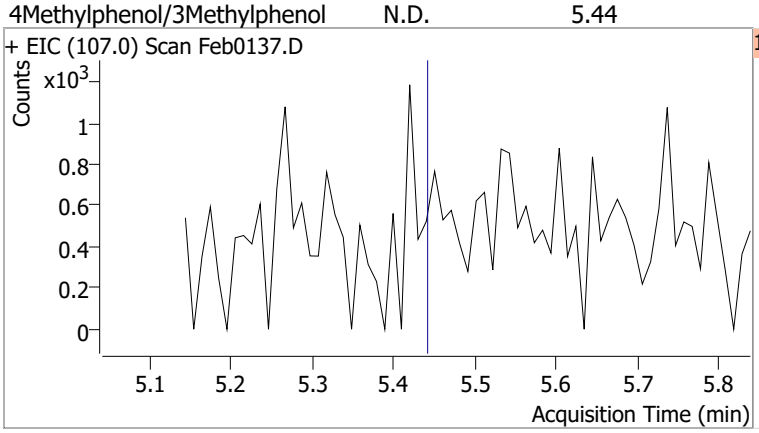

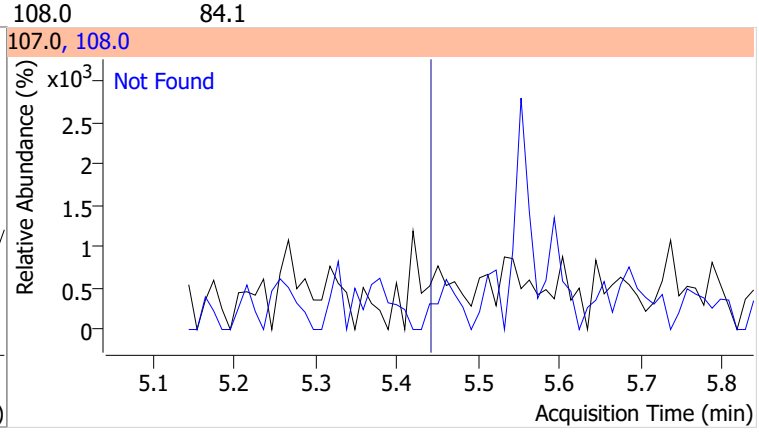

Quantitation Results Report (QT Reviewed)

Compound	Conc.	Exp RT	QIon	Exp Ratio	QIon	Exp Ratio
Hexachloroethane	N.D.	5.47	201.0	93.6	199.0	59.8

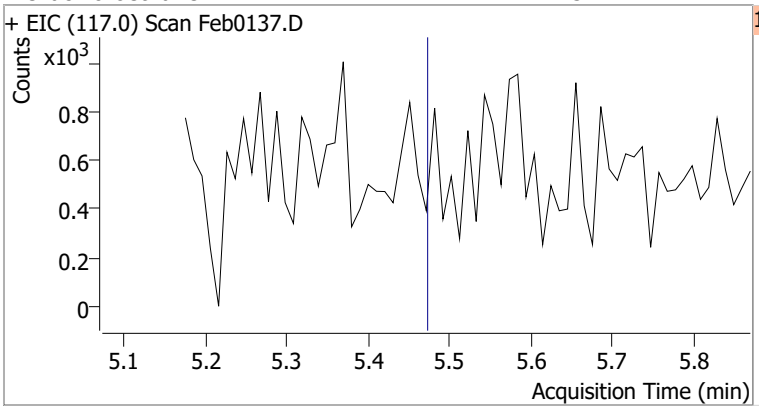

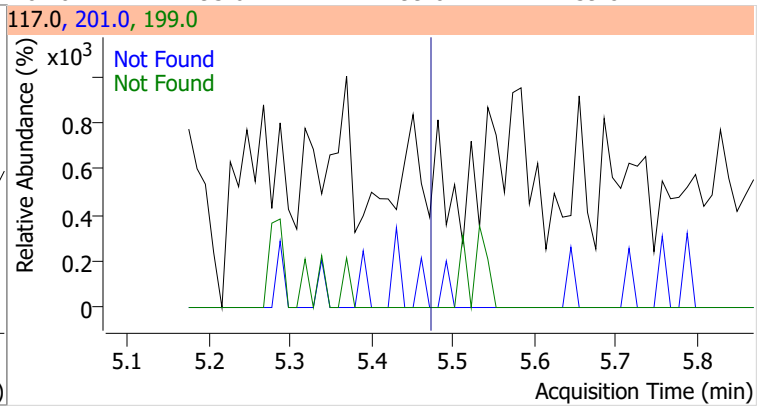

Compound	Conc.	RT	Dev(Min)	Resp.	QIon	QRatio	Lower	Upper
Nitrobenzene-d5	66.0054	5.55	0.00	522677	54.0	62.8	44.8	83.2
					128.0	44.5	32.6	60.6

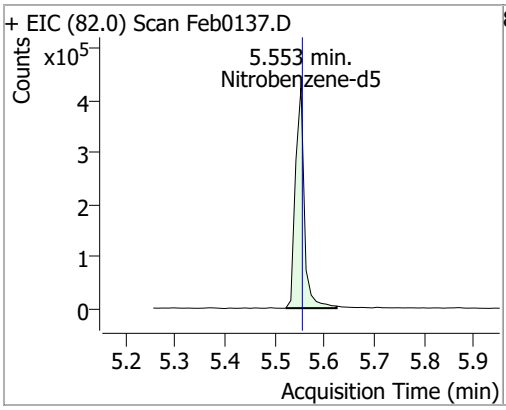

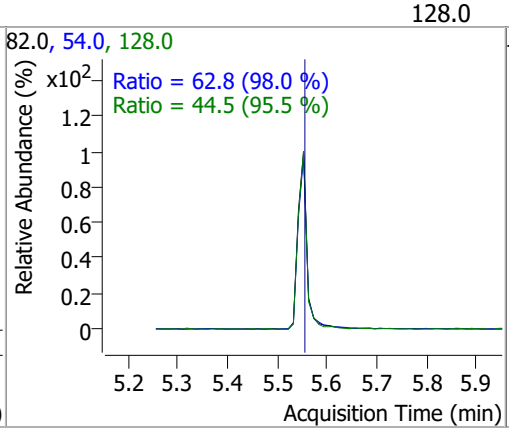

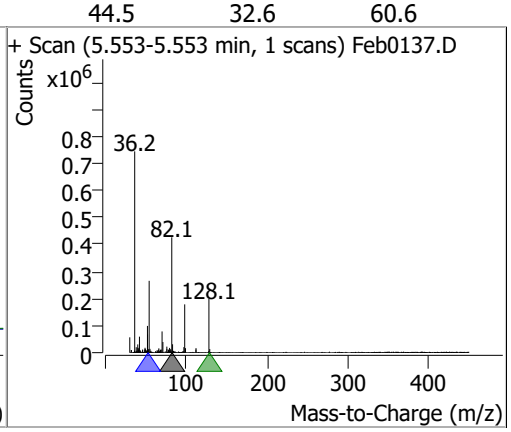

Compound	Conc.	Exp RT	QIon	Exp Ratio	QIon	Exp Ratio
Nitrobenzene	N.D.	5.57	77.0	202.4	51.0	125.5

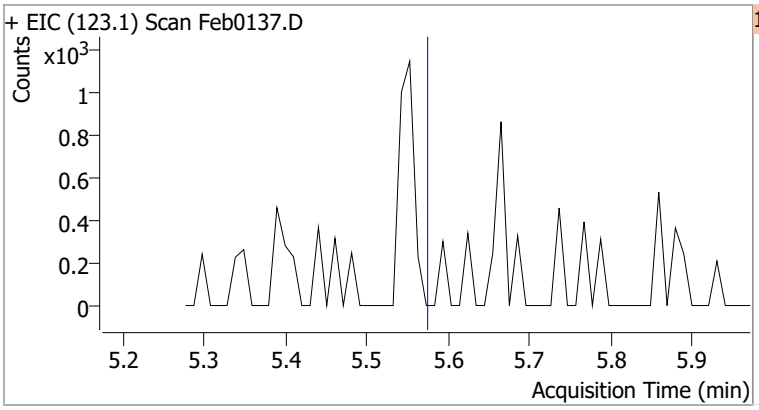

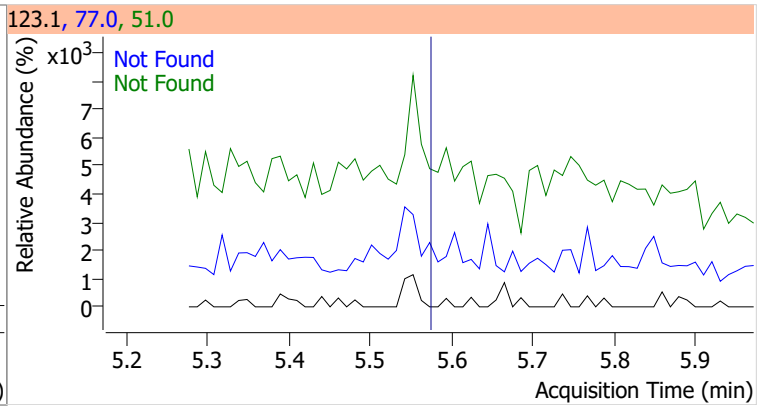

Compound	Conc.	Exp RT	QIon	Exp Ratio
Isophorone	N.D.	5.88	138.0	21.7

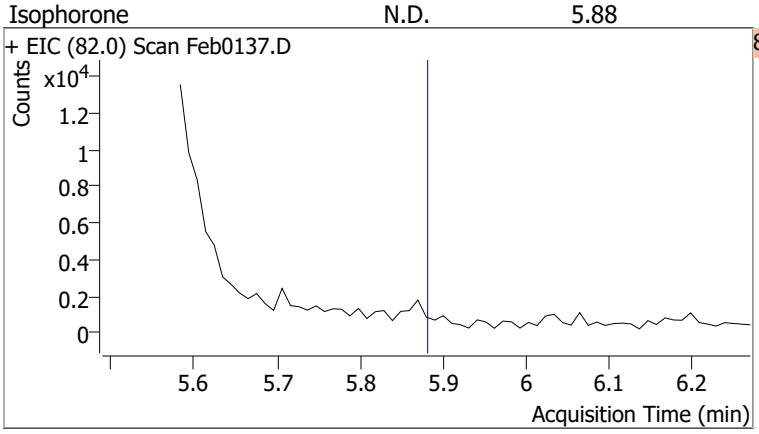

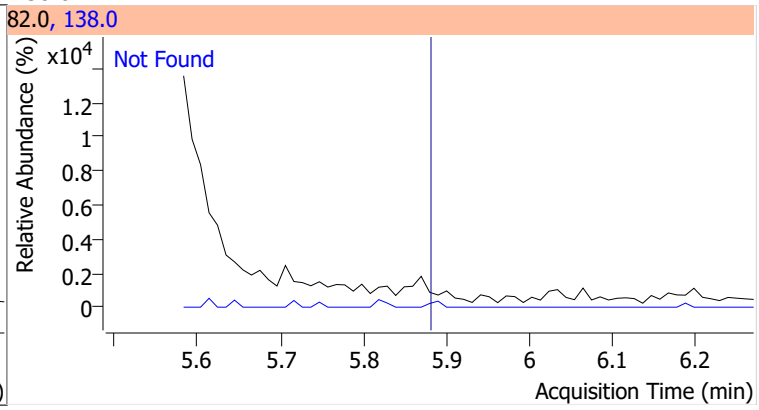

Compound	Conc.	Exp RT	QIon	Exp Ratio	QIon	Exp Ratio
2-Nitrophenol	N.D.	5.94	65.0	48.9	109.0	38.3

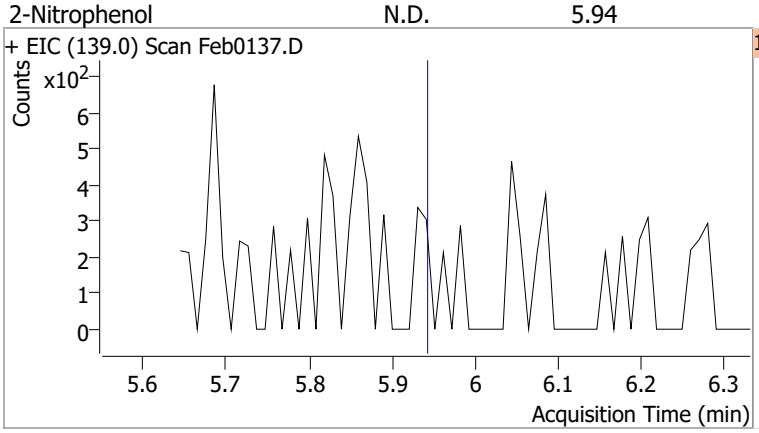

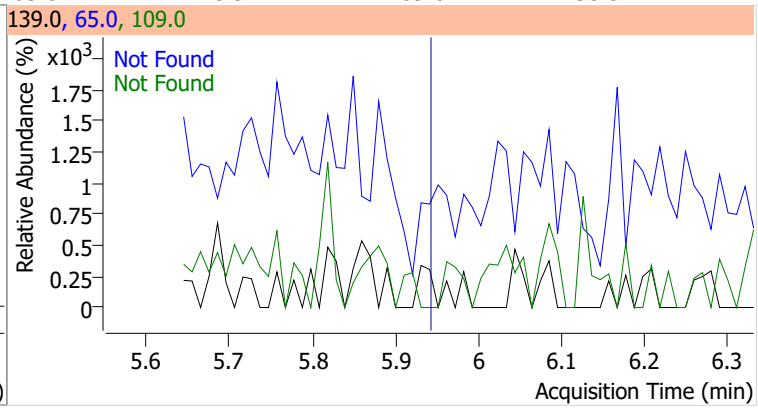

Compound	Conc.	Exp RT	QIon	Exp Ratio	QIon	Exp Ratio
2,4-Dimethylphenol	N.D.	6.05	107.0	109.0	77.0	32.4

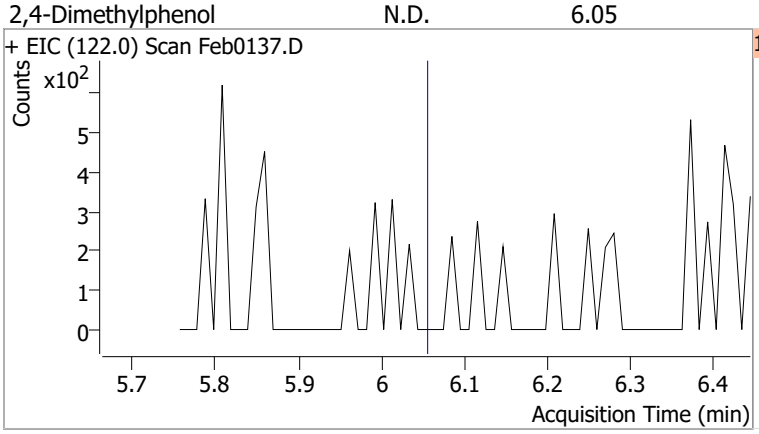

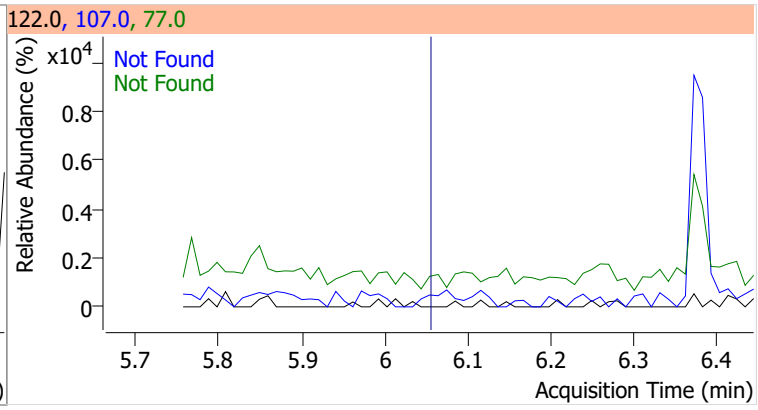

Compound	Conc.	Exp RT	QIon	Exp Ratio	QIon	Exp Ratio
bis(-2-Chloroethoxy)Methane	N.D.	6.16	63.0	68.6	95.0	32.4

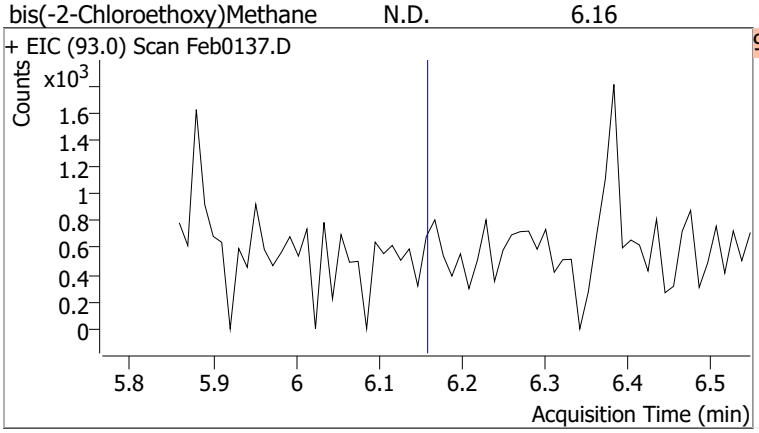

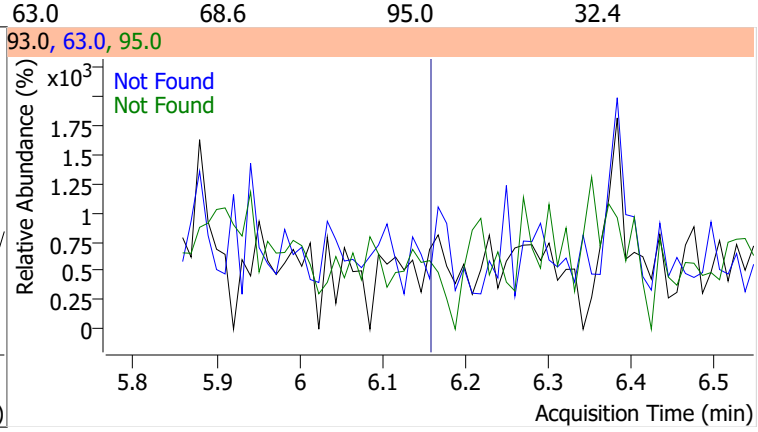

Compound	Conc.	Exp RT	QIon	Exp Ratio	QIon	Exp Ratio
2,4-Dichlorophenol	N.D.	6.25	164.0	63.2	98.0	30.8

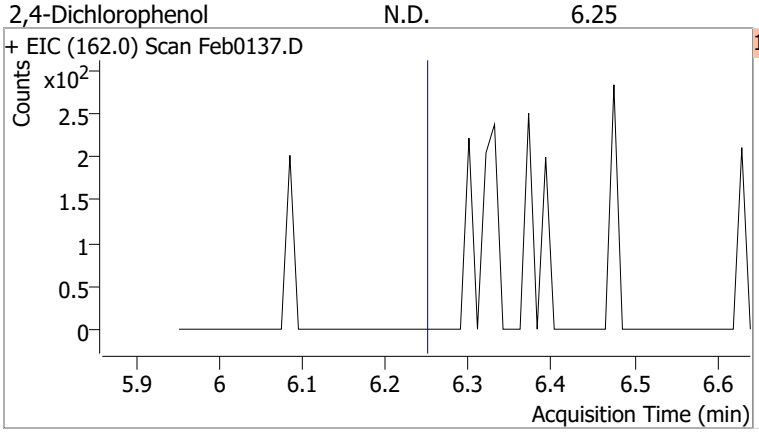

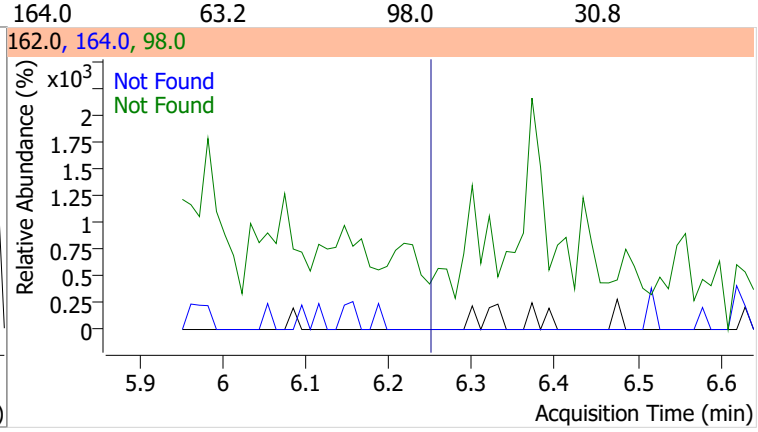

Compound	Conc.	Exp RT	QIon	Exp Ratio	QIon	Exp Ratio
Benzoic Acid	N.D.	6.27	122.0	88.6	77.0	75.0

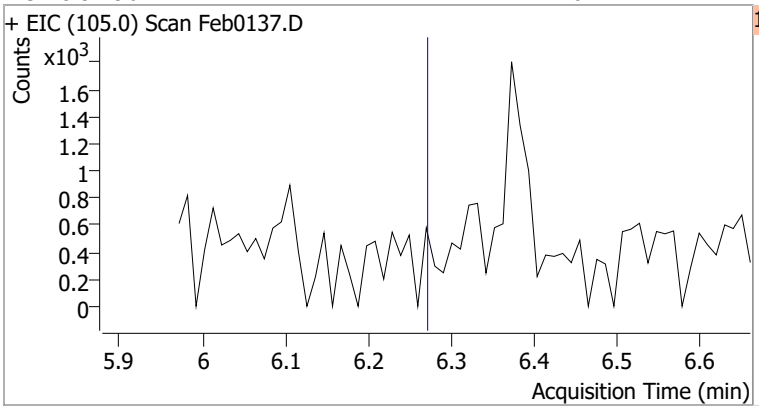

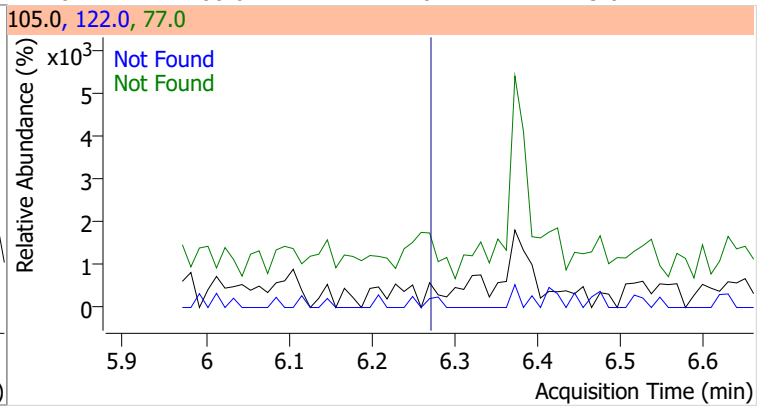

Compound	Conc.	Exp RT	QIon	Exp Ratio	QIon	Exp Ratio
1,2,4-Trichlorobenzene	N.D.	6.32	182.0	97.1	145.0	28.4

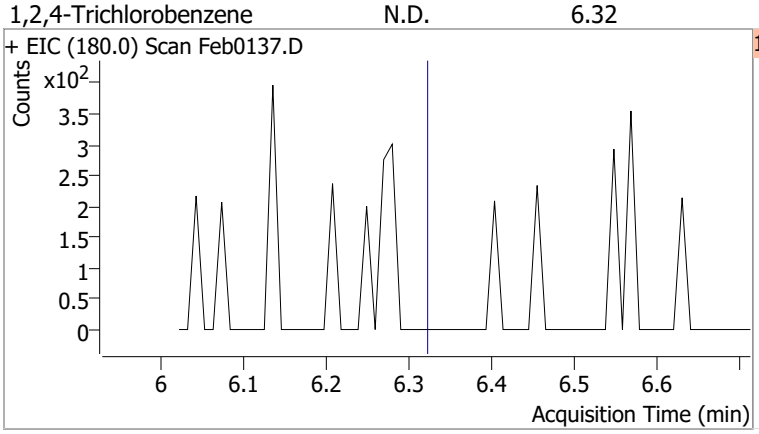

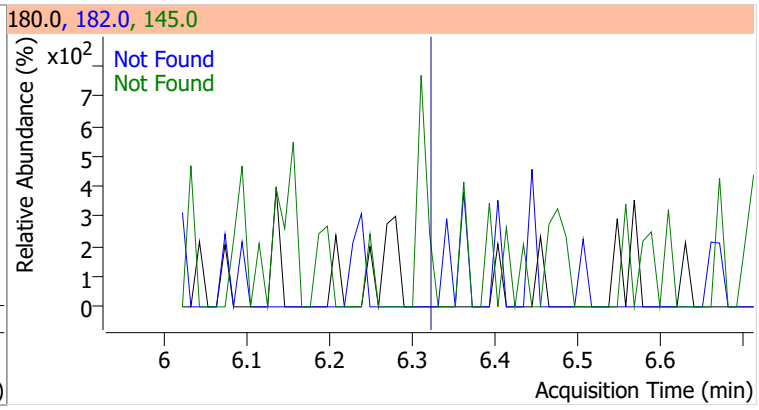

Compound	Conc.	Exp RT	QIon	Exp Ratio	QIon	Exp Ratio
Naphthalene	N.D.	6.40	129.0	11.4	102.0	9.7

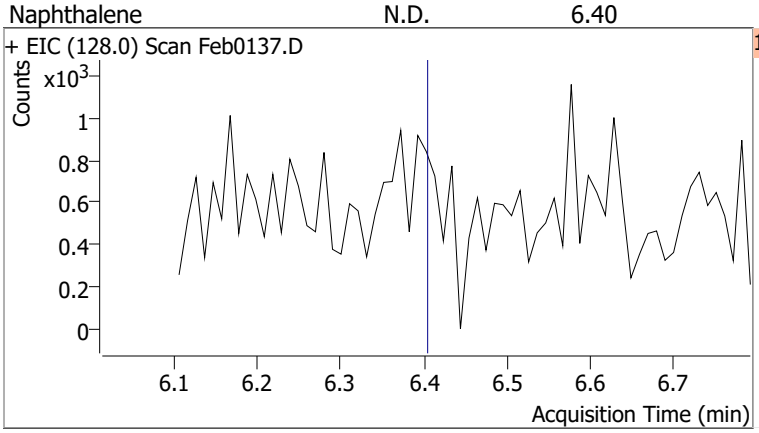

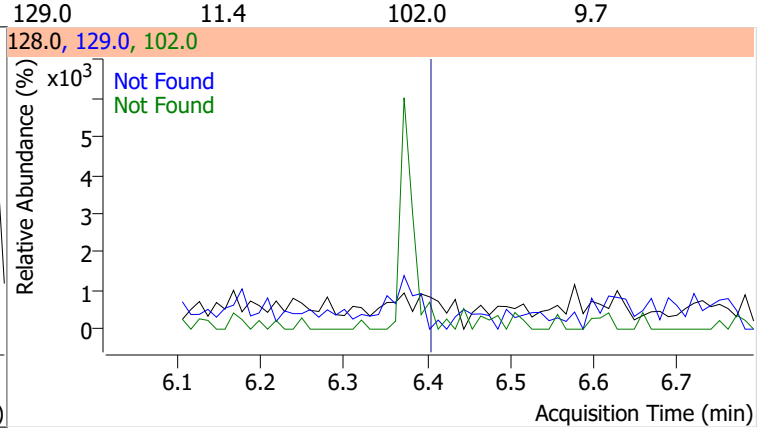

Compound	Conc.	RT	Dev(Min)	Resp.	QIon	QRatio	Lower	Upper
4-Chlorophenol		0		0	128.0		243.7	452.5

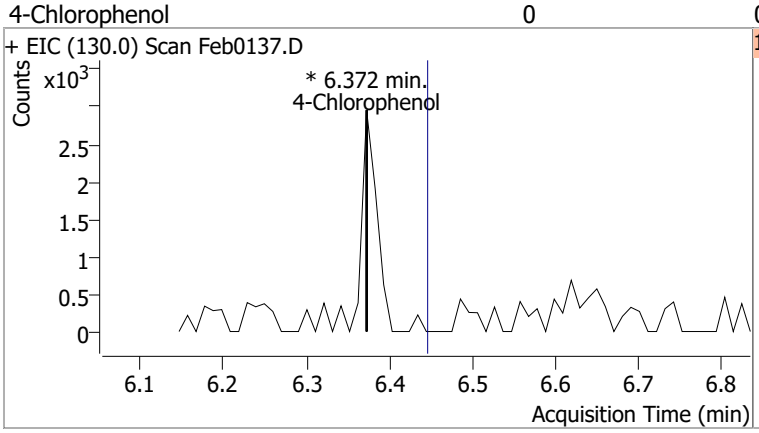

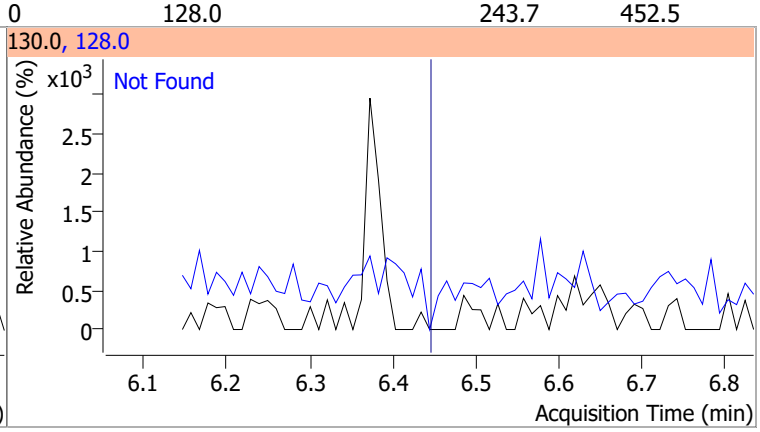

Compound	Conc.	Exp RT	QIon	Exp Ratio	QIon	Exp Ratio
p-Chloroaniline	N.D.	6.51	129.0	33.1	65.0	29.9

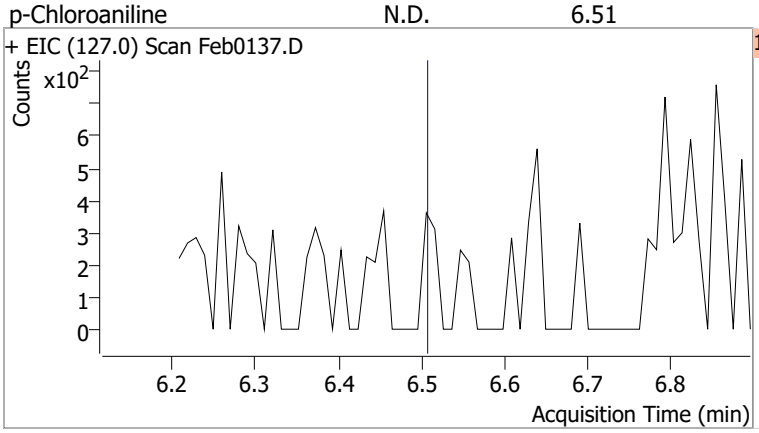

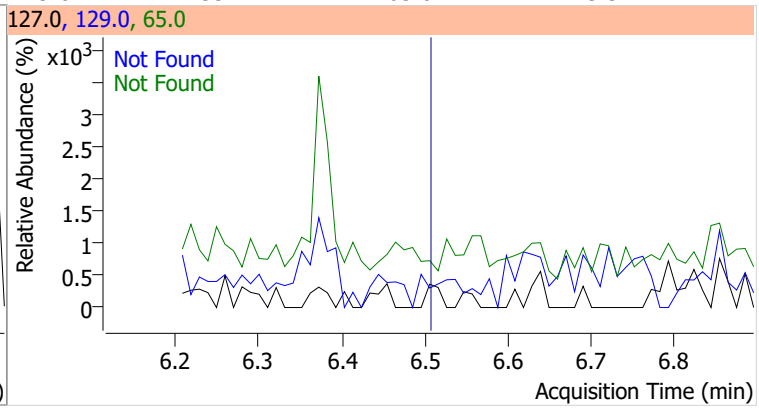

Compound	Conc.	Exp RT	QIon	Exp Ratio	QIon	Exp Ratio
Hexachlorobutadiene	N.D.	6.58	223.0	65.1	227.0	63.7

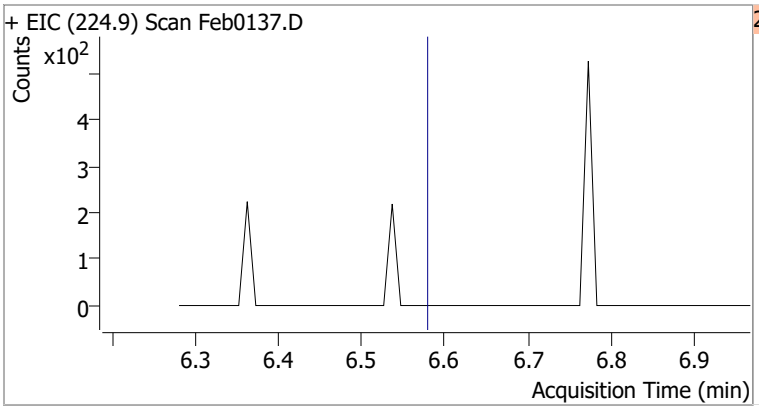

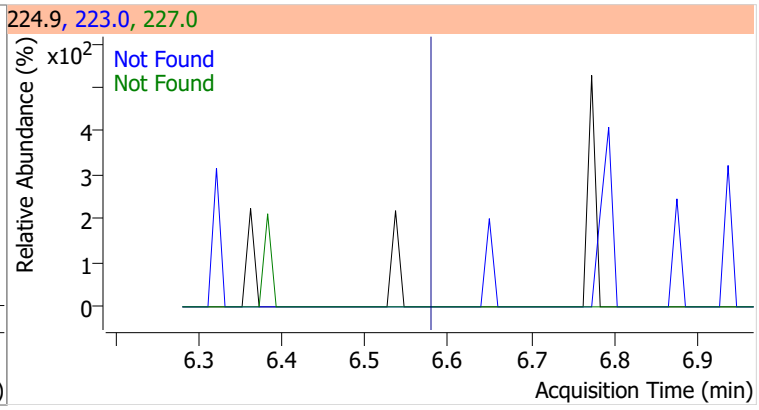

Compound	Conc.	Exp RT	QIon	Exp Ratio
4-Chloro-2-Methylphenol	N.D.	6.99	144.0	28.0

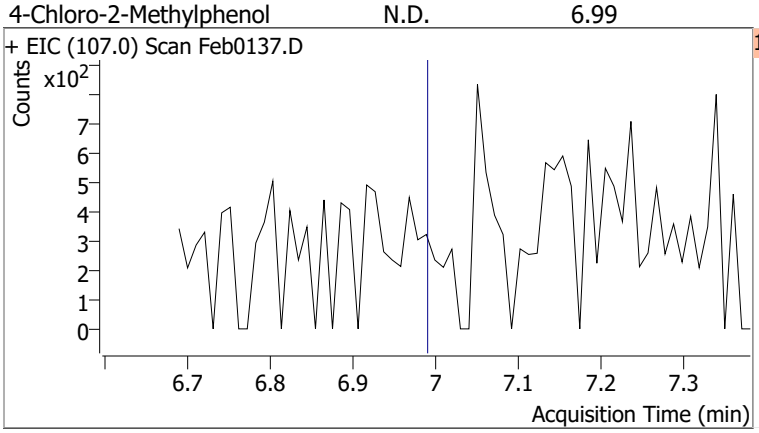

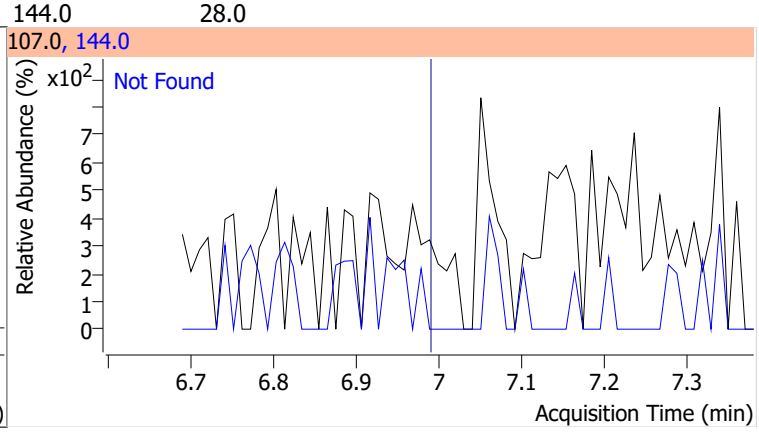

Compound	Conc.	Exp RT	QIon	Exp Ratio
4-Chloro-3-Methylphenol	N.D.	7.13	144.0	28.6

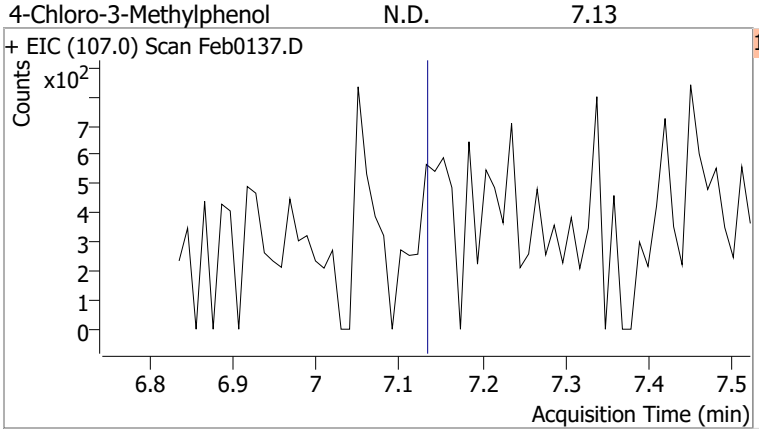

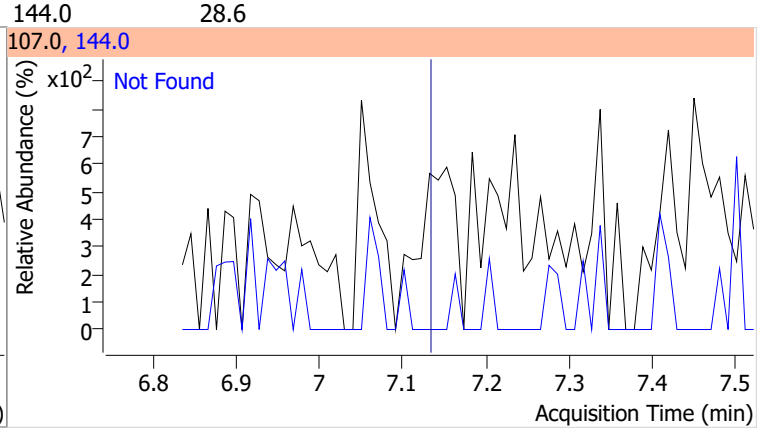

Compound	Conc.	Exp RT	QIon	Exp Ratio	QIon	Exp Ratio
2-Methylnaphthalene	N.D.	7.24	142.0	118.8	115.0	41.1

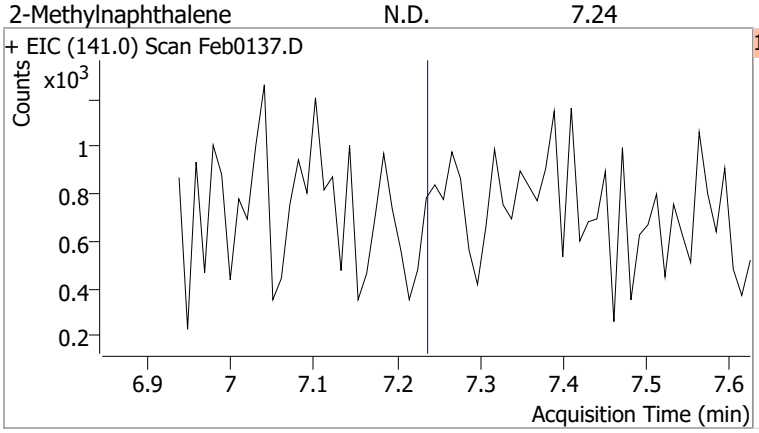

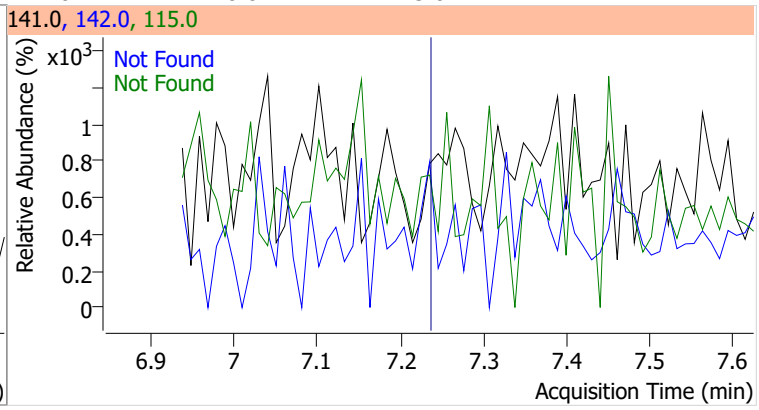

Compound	Conc.	Exp RT	QIon	Exp Ratio	QIon	Exp Ratio
1-Methylnaphthalene	N.D.	7.35	142.0	111.3	115.0	42.1

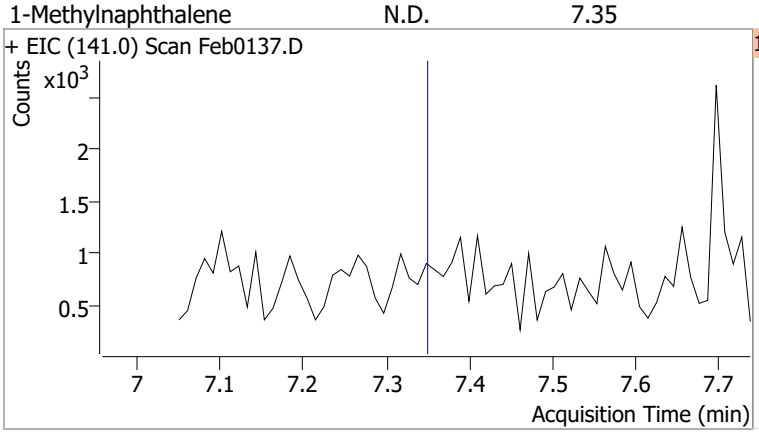

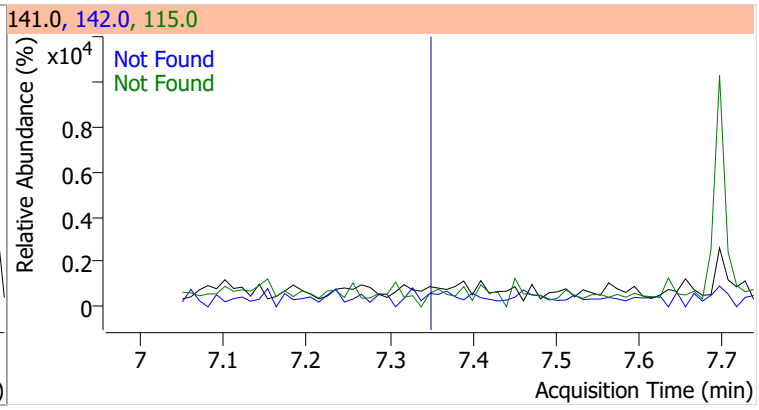

Compound	Conc.	Exp RT	QIon	Exp Ratio	QIon	Exp Ratio
Hexachlorocyclopentadiene	N.D.	7.43	238.9	62.5	234.9	62.4

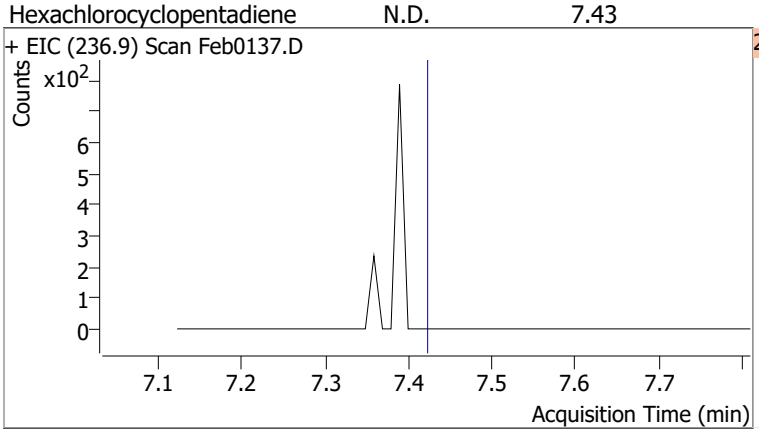

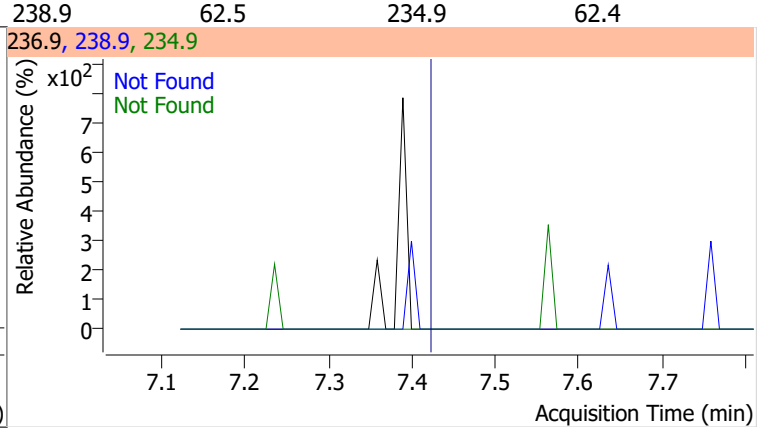

Compound	Conc.	Exp RT	QIon	Exp Ratio
2,4,6-Trichlorophenol	N.D.	7.59	198.0	98.1

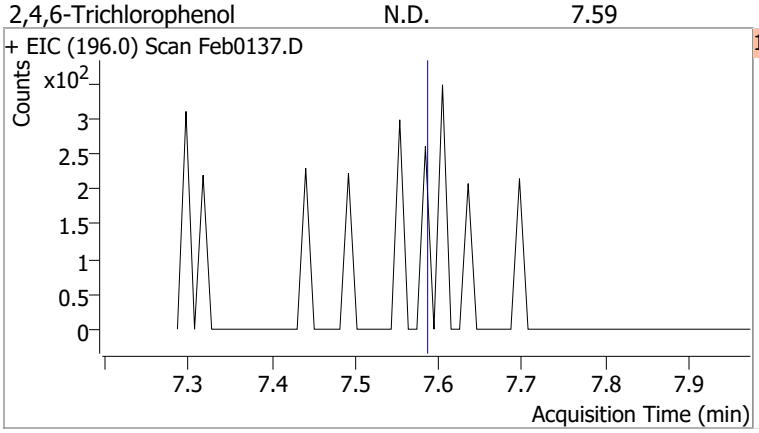

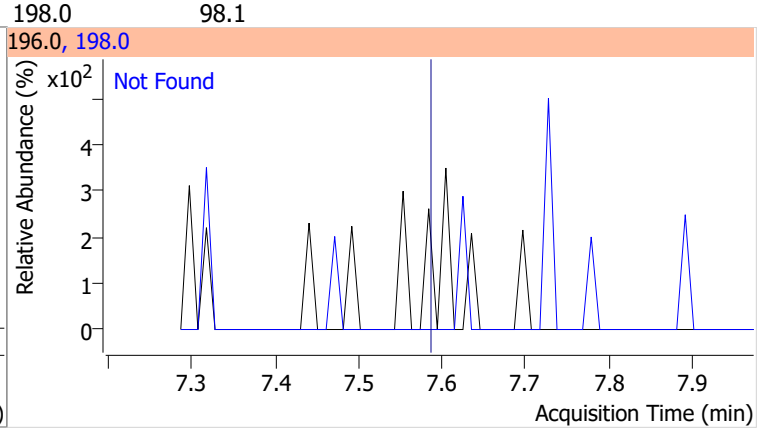

Compound	Conc.	Exp RT	QIon	Exp Ratio
2,4,5-Trichlorophenol	N.D.	7.64	198.0	93.7

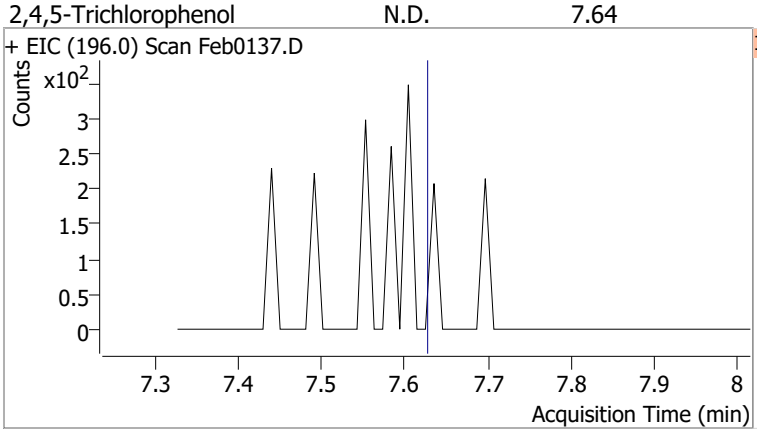

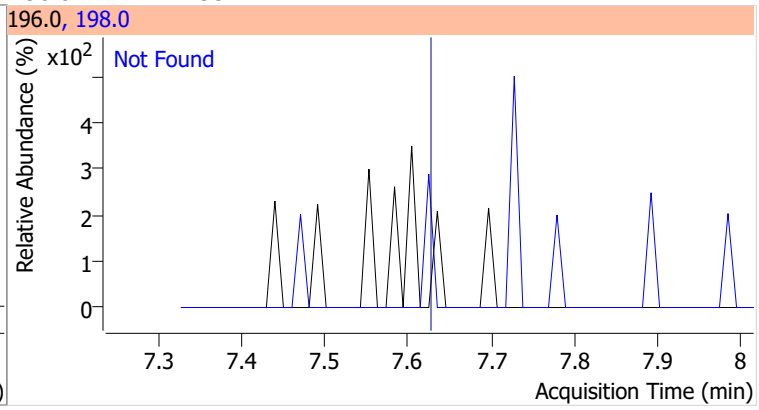

Compound	Conc.	RT	Dev(Min)	Resp.	QIon	QRatio	Lower	Upper
2-Fluorobiphenyl	53.6772	7.70	0.00	1398725	171.0	33.1	23.8	44.1

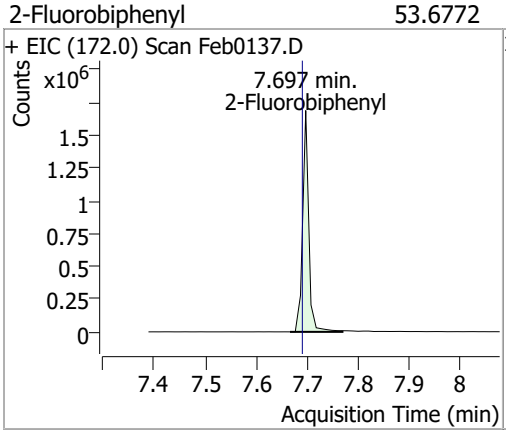

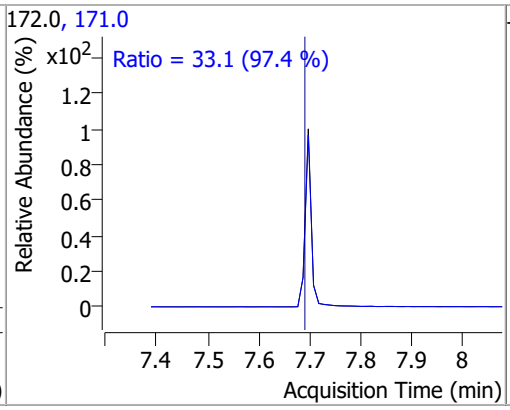

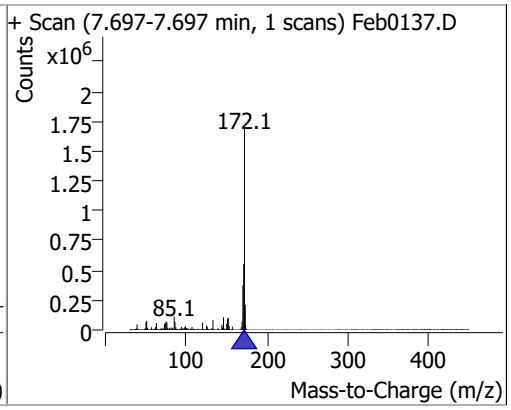

Compound	Conc.	Exp RT	QIon	Exp Ratio	QIon	Exp Ratio
2-Chloronaphthalene	N.D.	7.81	127.0	36.7	164.0	32.2

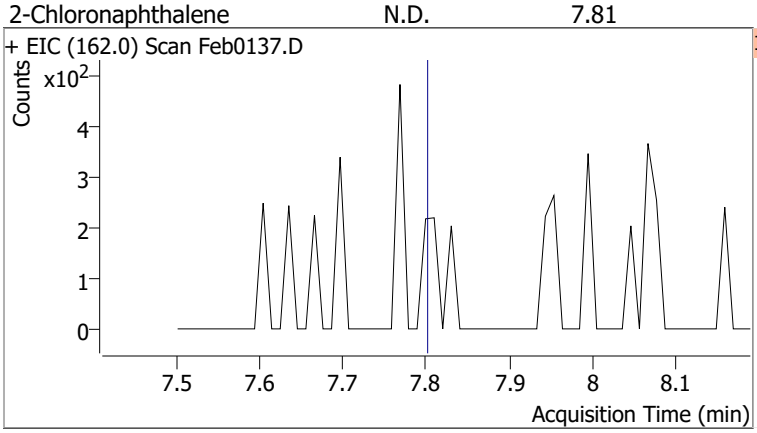

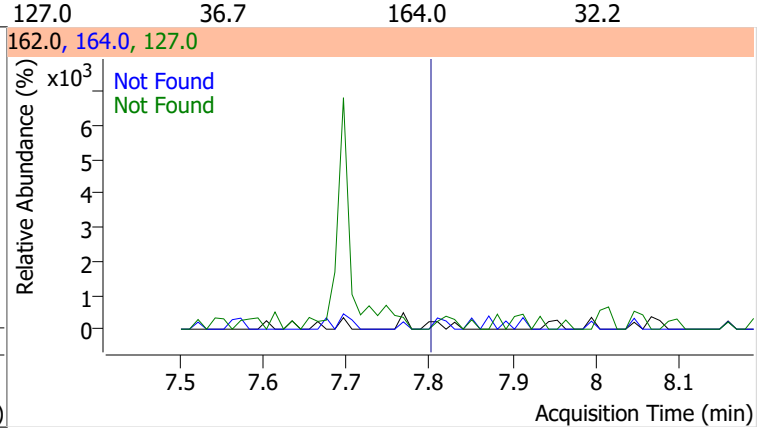

Compound	Conc.	Exp RT	QIon	Exp Ratio
2-Nitroaniline	N.D.	7.96	138.0	120.7

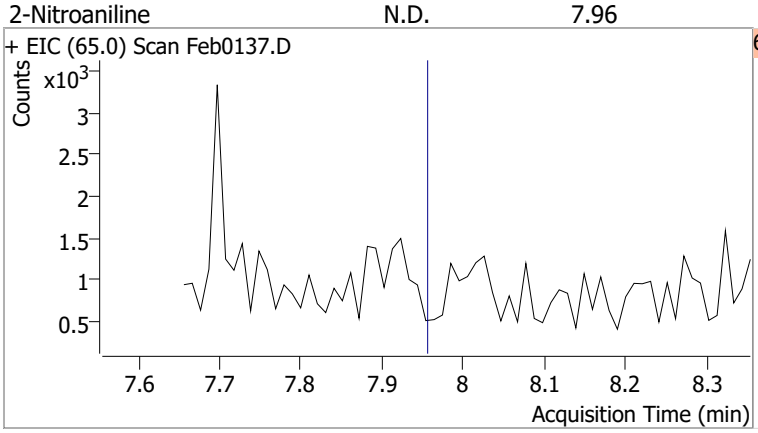

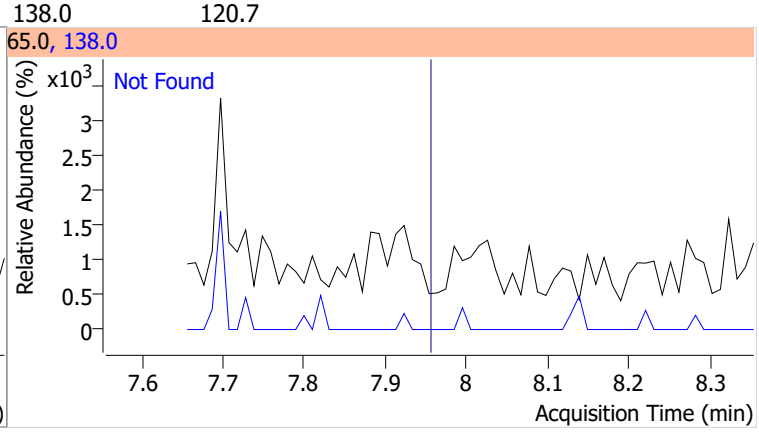

Quantitation Results Report (QT Reviewed)

Compound	Conc.	RT	Dev(Min)	Resp.	QIon	QRatio	Lower	Upper
Dimethyl Phthalate		0		0	77.0		13.0	24.2

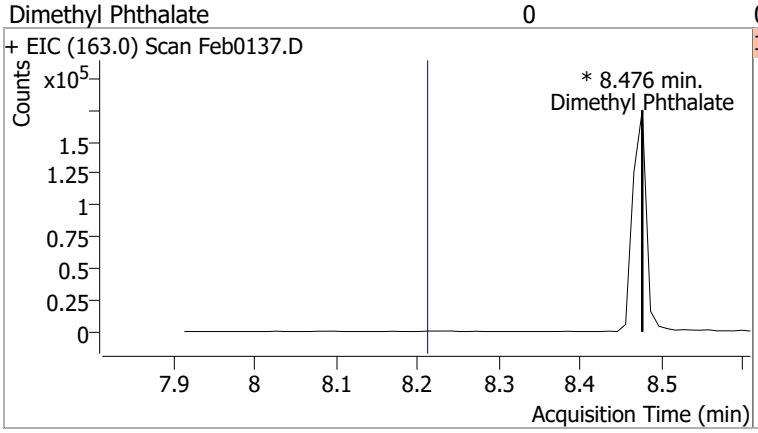

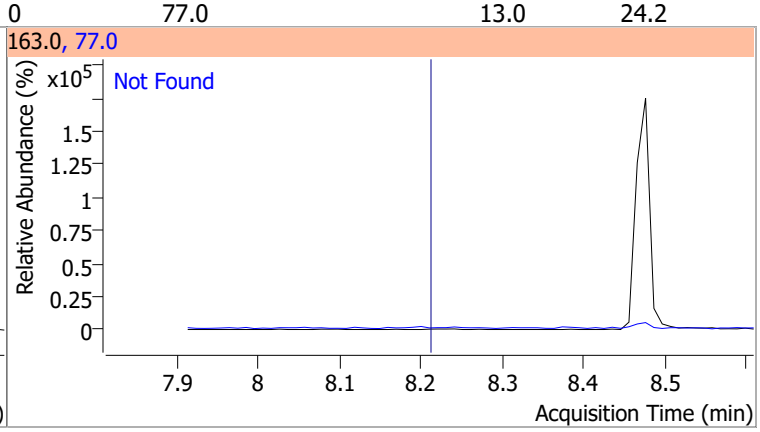

Compound	Conc.	RT	Dev(Min)	Resp.	QIon	QRatio	Lower	Upper
2,6-Dinitrotoluene		0		0	63.0		82.2	152.7
					89.0		40.8	75.8

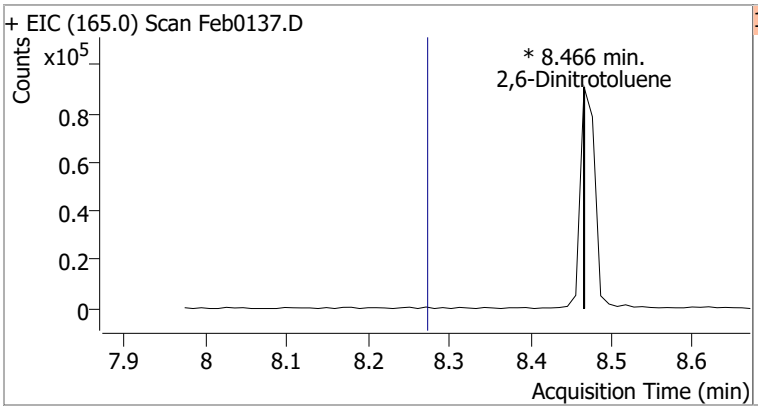

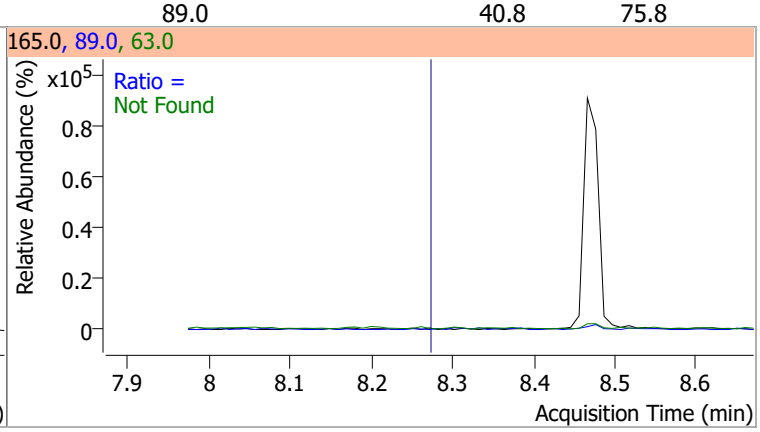

Compound	Conc.	Exp RT	QIon	Exp Ratio
Acenaphthylene	N.D.	8.30	153.1	14.0

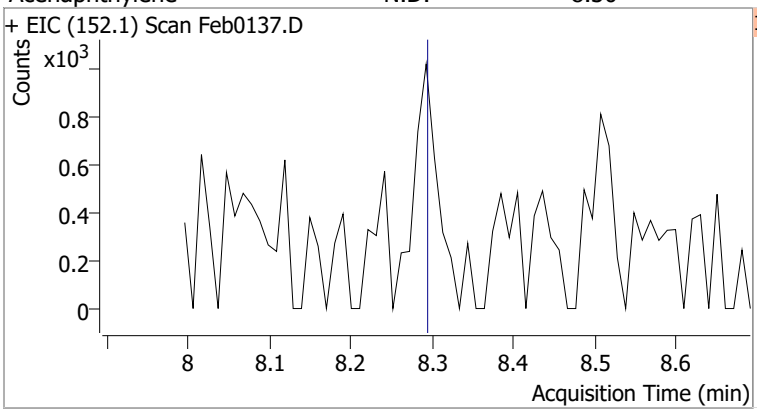

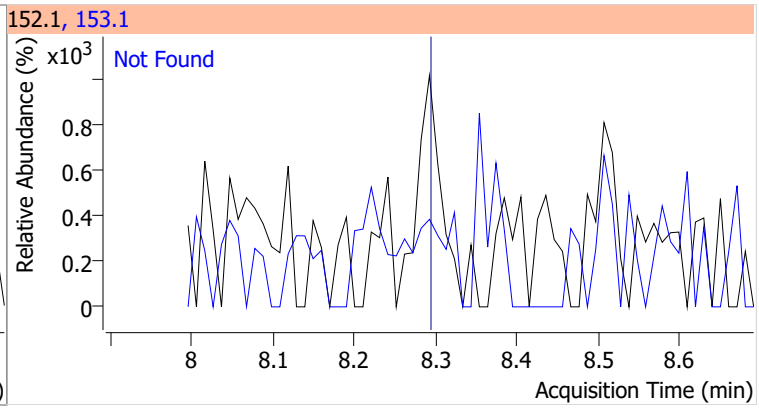

Compound	Conc.	Exp RT	QIon	Exp Ratio	QIon	Exp Ratio
3-Nitroaniline	N.D.	8.48	65.0	121.0	92.0	102.4

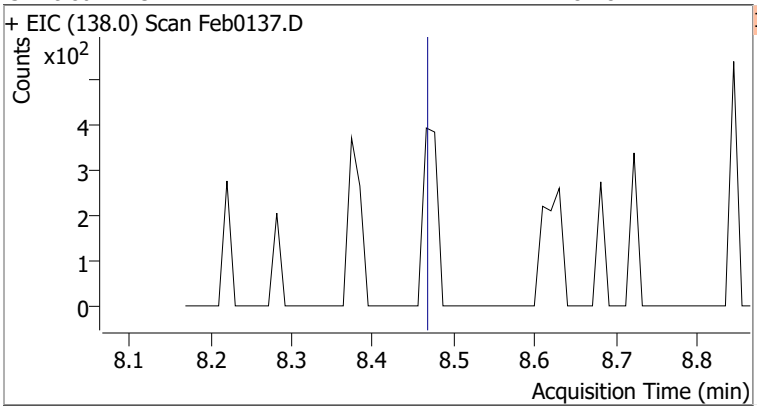

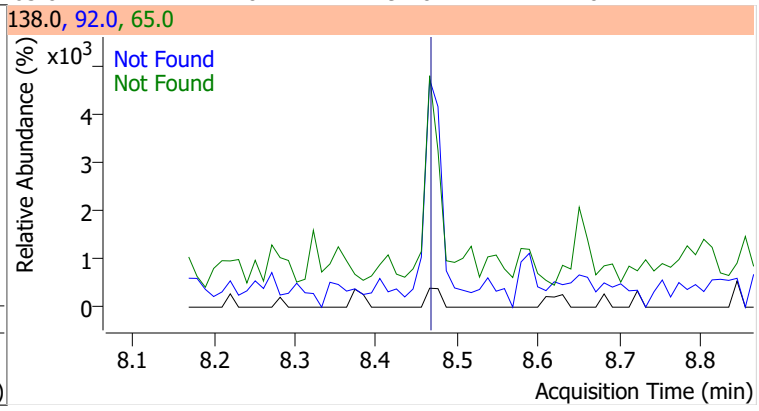

Compound	Conc.	Exp RT	QIon	Exp Ratio	QIon	Exp Ratio
Acenaphthene	N.D.	8.52	153.0	109.2	152.0	51.1

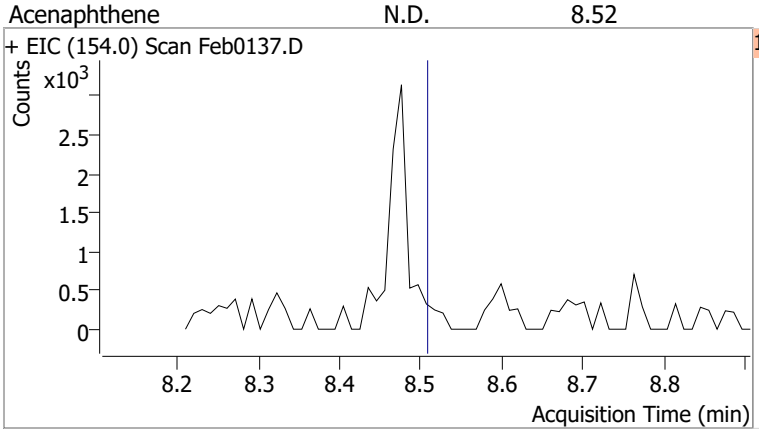

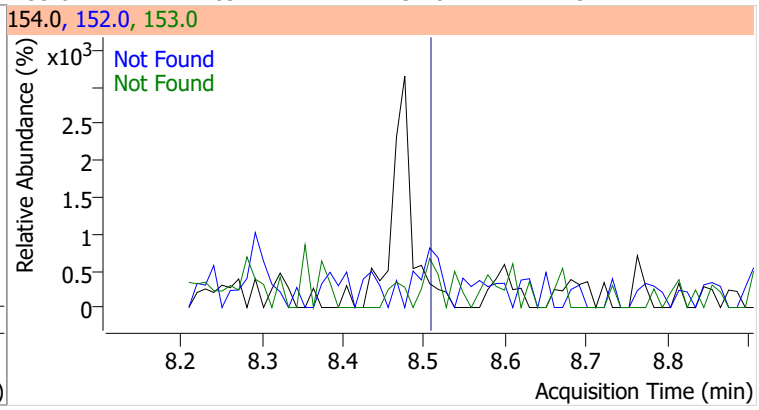

Compound	Conc.	RT	Dev(Min)	Resp.	QIon	QRatio	Lower	Upper
2,4-Dinitrophenol		0		0	154.0		44.4	82.5

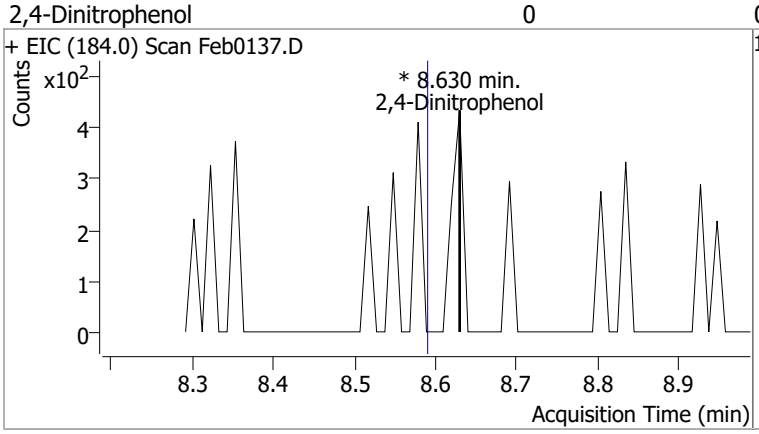

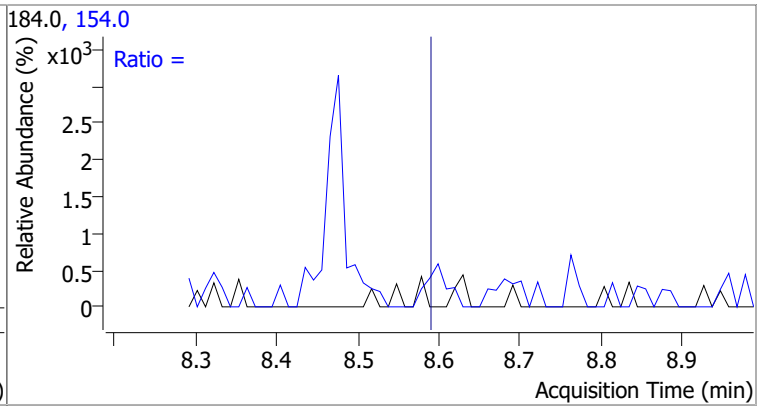

Compound	Conc.	Exp RT	QIon	Exp Ratio
Dibenzofuran	N.D.	8.72	139.0	43.1

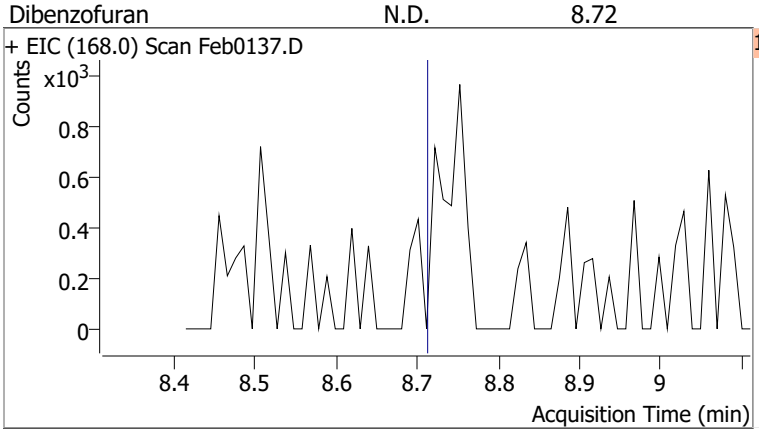

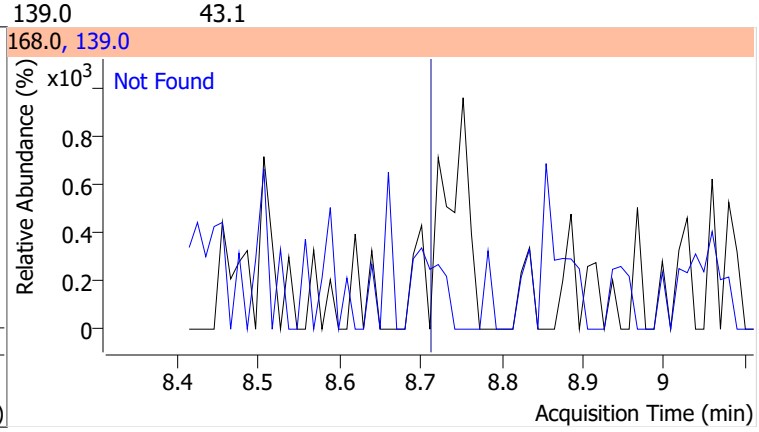

Compound	Conc.	Exp RT	QIon	Exp Ratio	QIon	Exp Ratio
4-Nitrophenol	N.D.	8.74	139.0	380.6	65.0	81.2

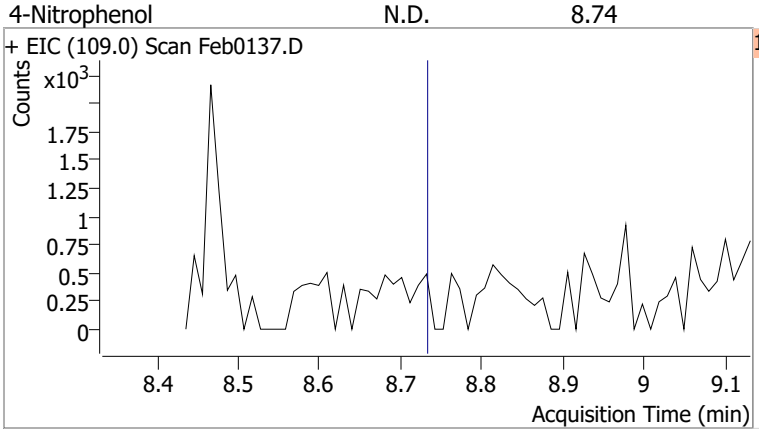

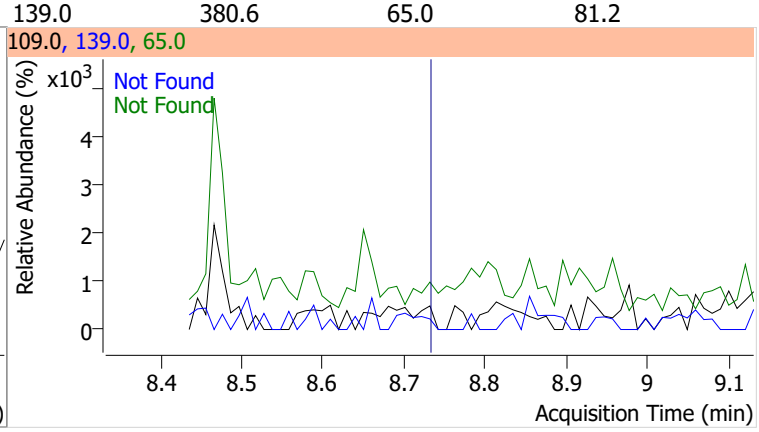

Quantitation Results Report (QT Reviewed)

Compound	Conc.	RT	Dev(Min)	Resp.	QIon	QRatio	Lower	Upper
2,4-Dinitrotoluene		0		0	63.0		47.5	88.1
					89.0		45.8	85.1

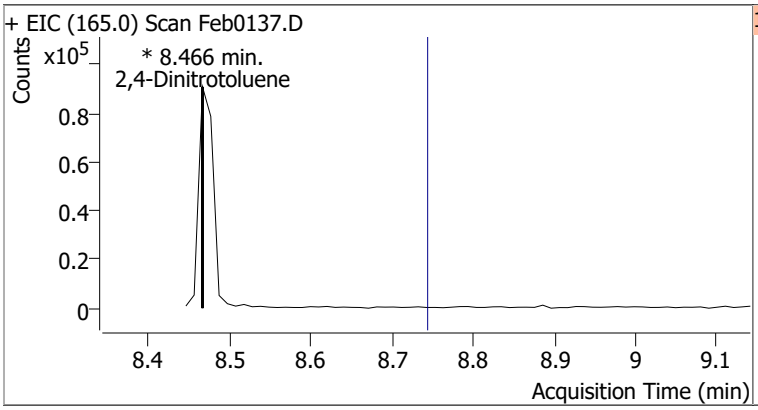

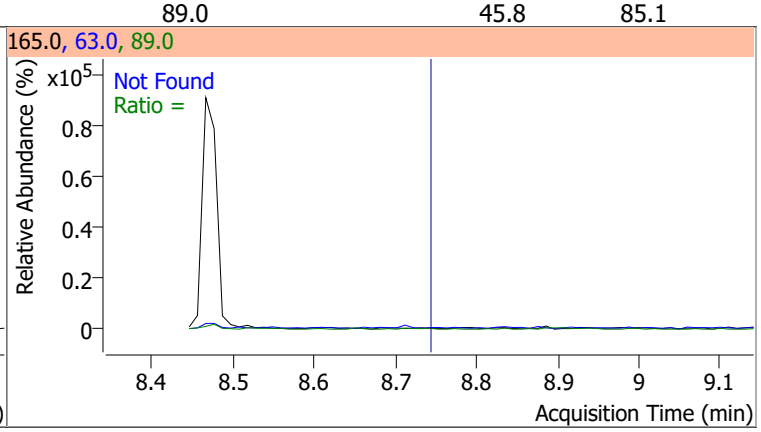

Compound	Conc.	Exp RT	QIon	Exp Ratio	QIon	Exp Ratio
Diethylphthalate	N.D.	9.09	177.0	21.1	150.0	12.6

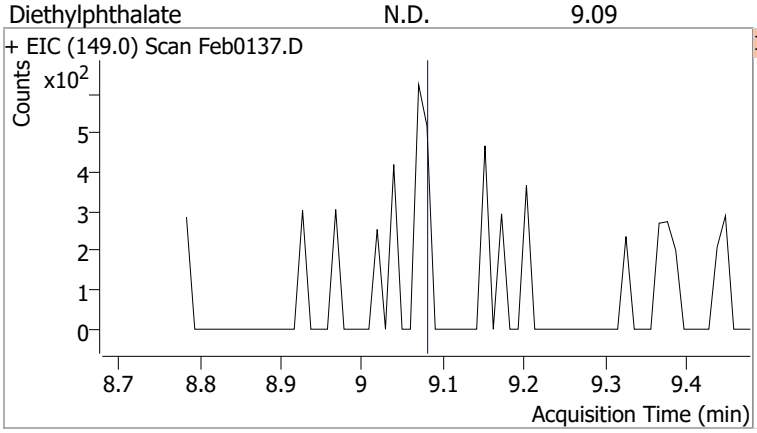

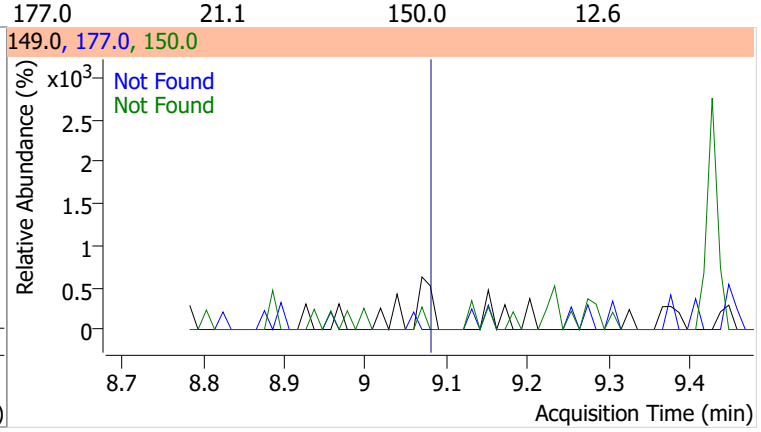

Compound	Conc.	Exp RT	QIon	Exp Ratio	QIon	Exp Ratio
Fluorene	N.D.	9.14	165.0	92.6	167.0	13.0

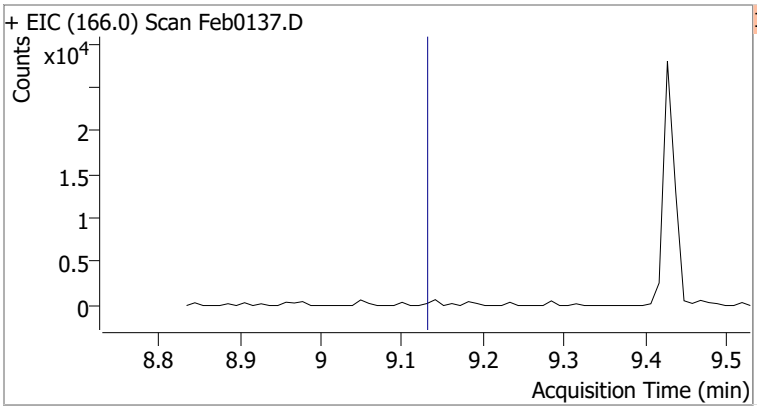

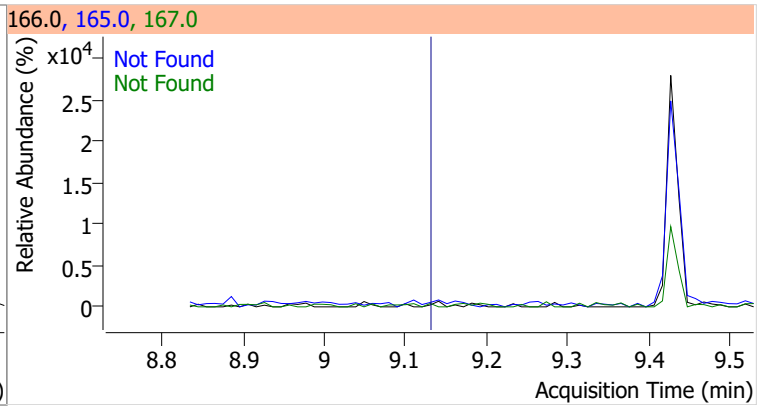

Compound	Conc.	Exp RT	QIon	Exp Ratio	QIon	Exp Ratio
4-Chlorophenyl-phenylether	N.D.	9.17	141.0	62.7	206.0	33.2

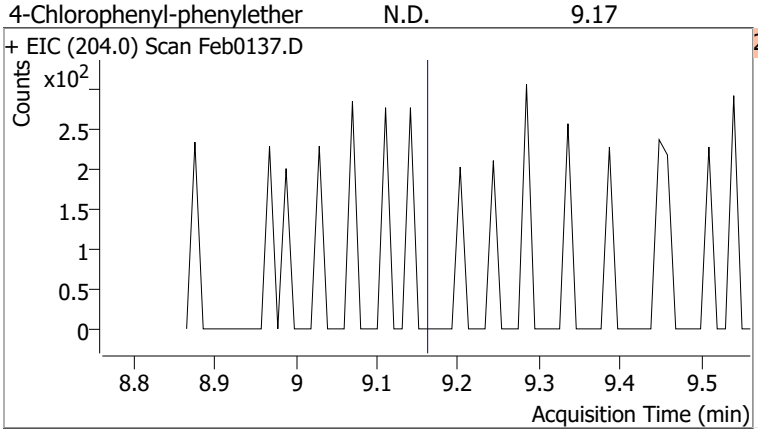

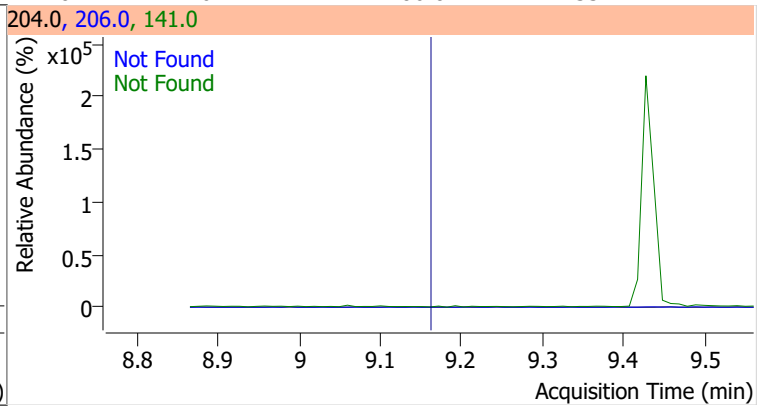

Compound	Conc.	Exp RT	QIon	Exp Ratio	QIon	Exp Ratio
4-Nitroaniline	N.D.	9.21	65.0	101.3	92.0	51.2

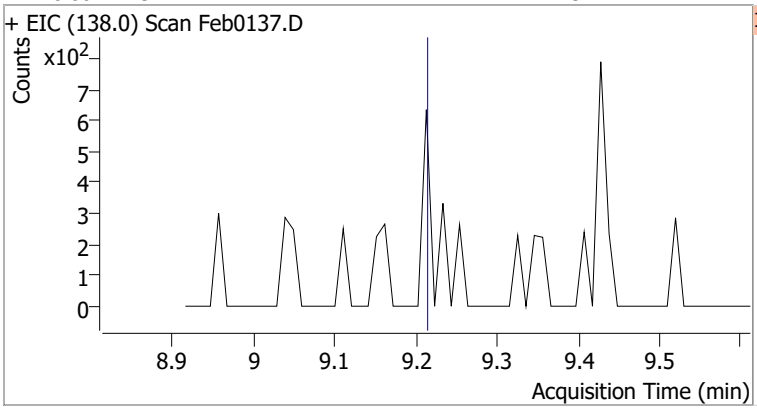

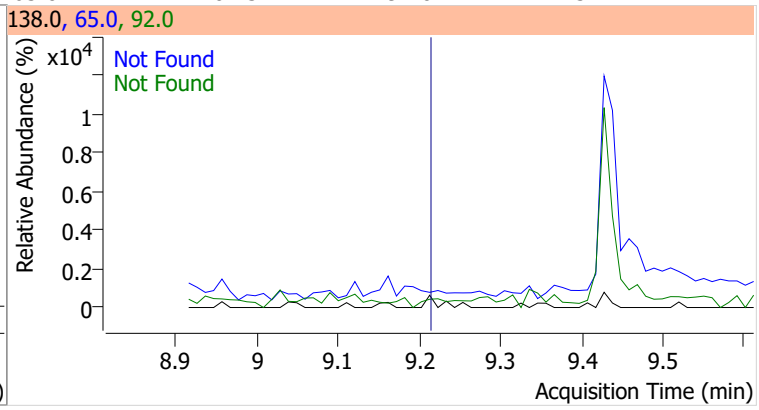

Compound	Conc.	RT	Dev(Min)	Resp.	QIon	QRatio	Lower	Upper
4,6-Dinitro-2-methylphenol		0		0	121.0		32.5	60.3

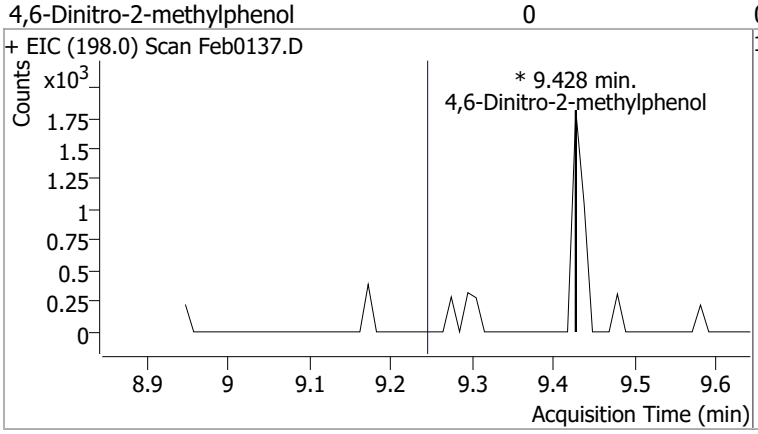

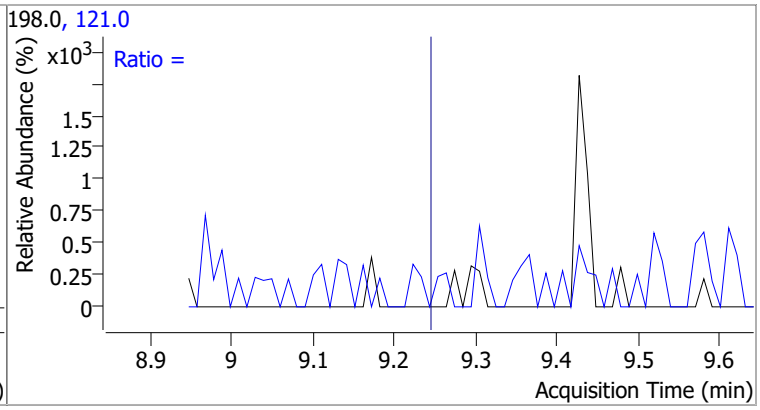

Compound	Conc.	Exp RT	QIon	Exp Ratio	QIon	Exp Ratio
N-nitrosodiphenylamine	N.D.	9.33	168.0	63.3	167.0	34.3

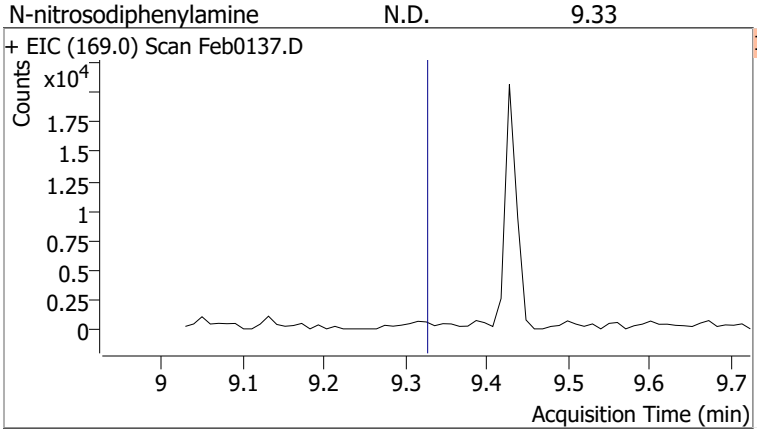

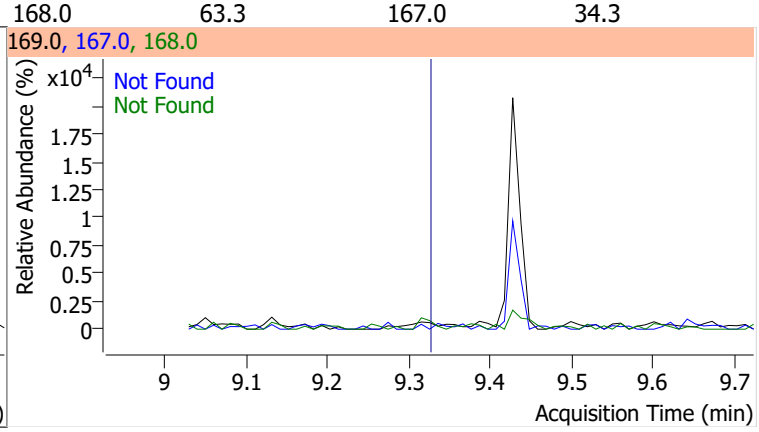

Compound	Conc.	Exp RT	QIon	Exp Ratio	QIon	Exp Ratio
Azobenzene	N.D.	9.36	51.0	37.7	182.0	27.4

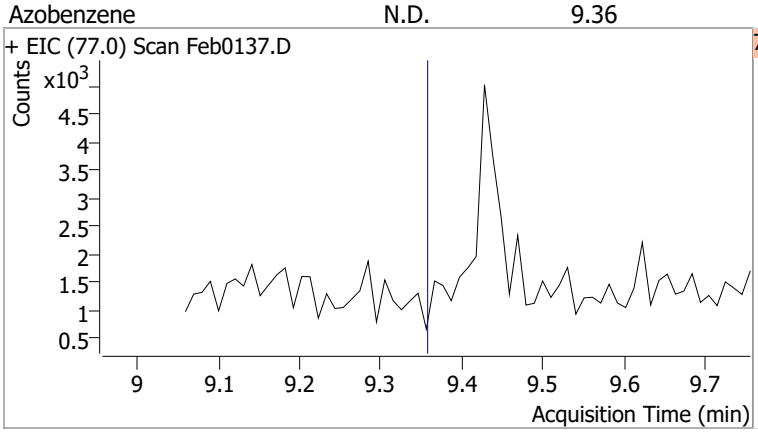

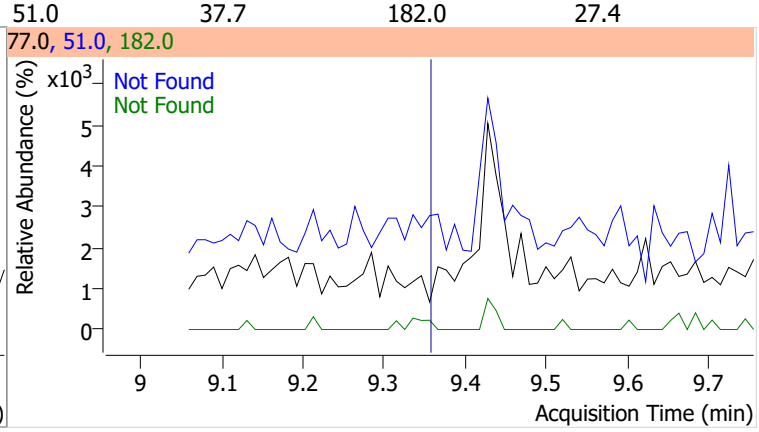

Quantitation Results Report (QT Reviewed)

Compound	Conc.	RT	Dev(Min)	Resp.	QIon	QRatio	Lower	Upper
2,4,6-Tribromophenol	185.0040	9.43	0.00	408498	331.8	89.2	65.5	121.6

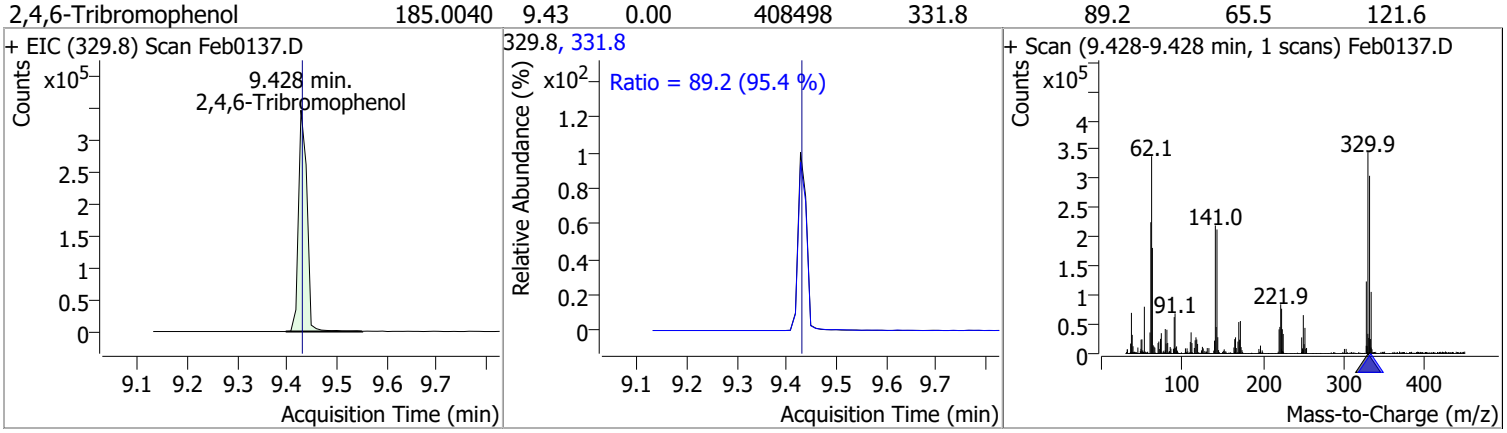

Compound	Conc.	Exp RT	QIon	Exp Ratio	QIon	Exp Ratio
4-Bromophenyl-phenylether	N.D.	9.76	141.0	103.5	250.0	100.5

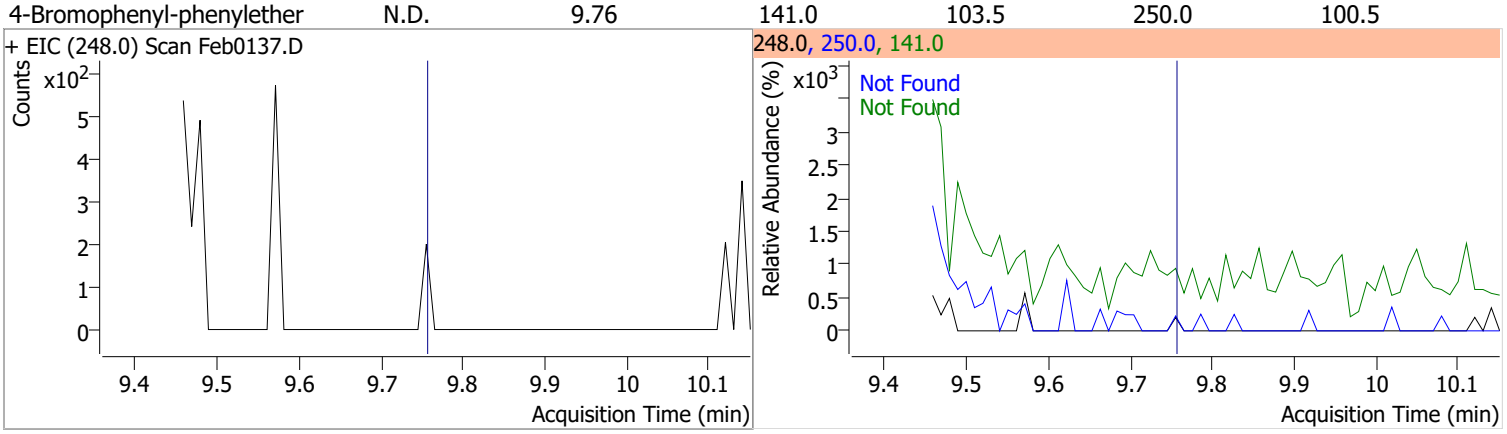

Compound	Conc.	Exp RT	QIon	Exp Ratio
Hexachlorobenzene	N.D.	9.80	142.0	47.3

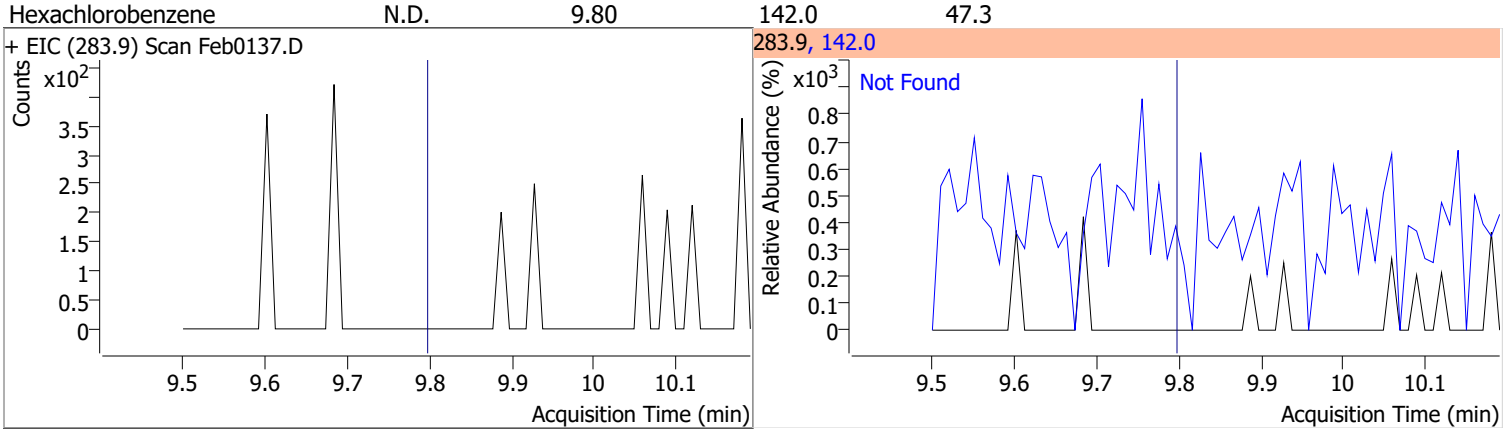

Compound	Conc.	Exp RT	QIon	Exp Ratio	QIon	Exp Ratio
Pentachlorophenol	N.D.	10.05	267.9	65.3	263.9	62.6

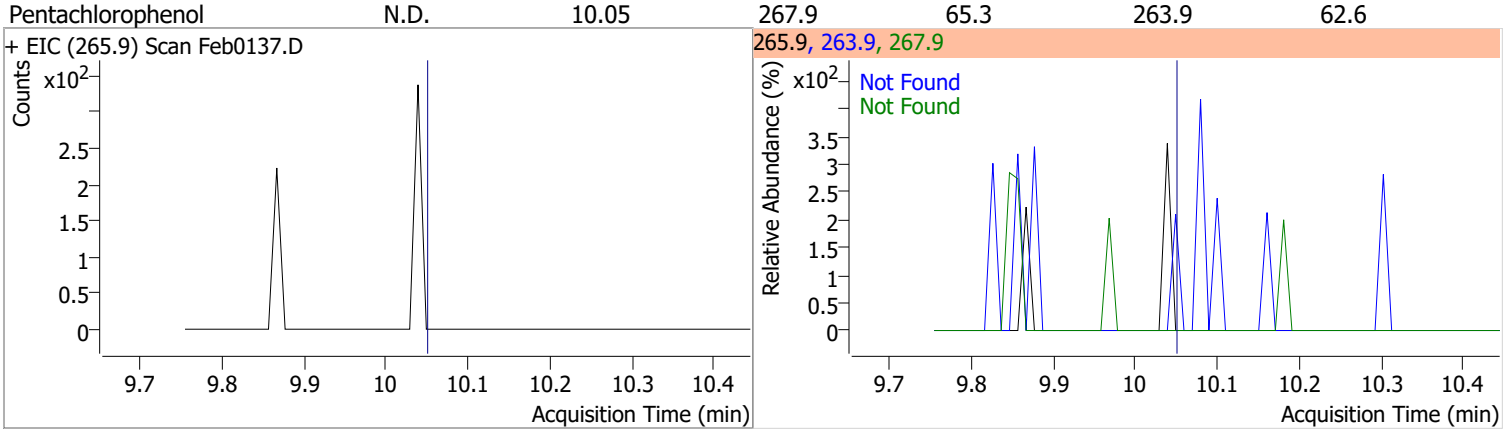

Compound	Conc.	Exp RT	QIon	Exp Ratio
Phenanthrene	N.D.	10.29	176.0	18.9

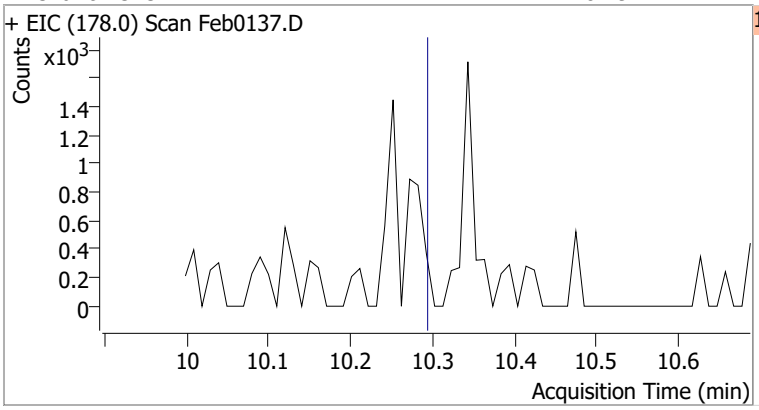

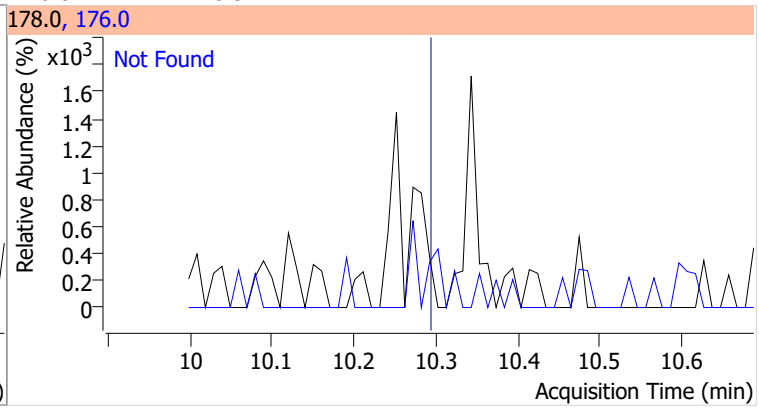

Compound	Conc.	Exp RT	QIon	Exp Ratio
Anthracene	N.D.	10.35	176.0	18.1

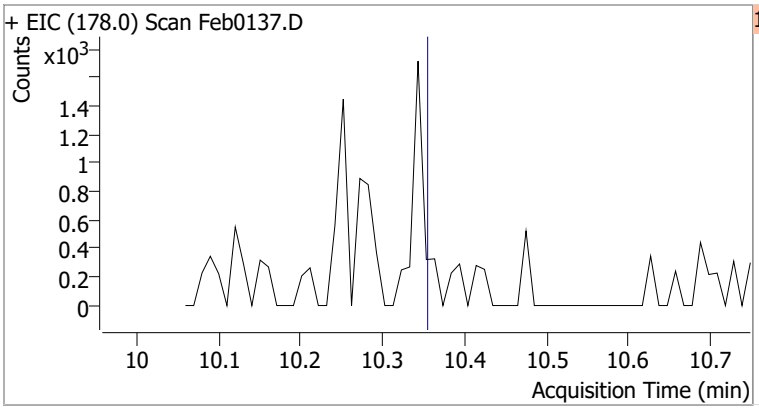

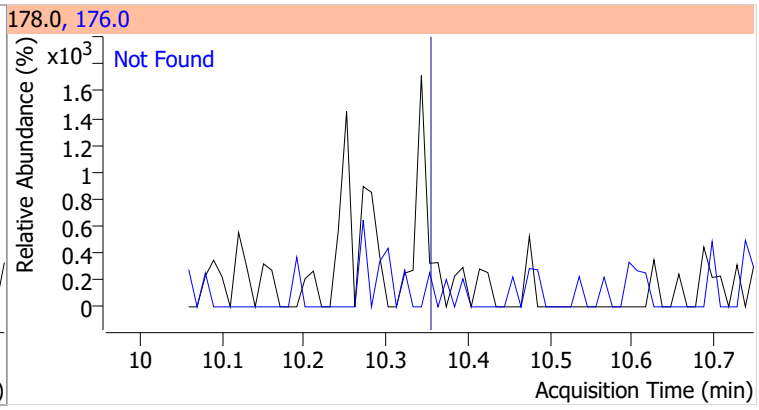

Compound	Conc.	Exp RT	QIon	Exp Ratio	QIon	Exp Ratio
Triallate	N.D.	10.41	268.0	27.2	143.0	23.0

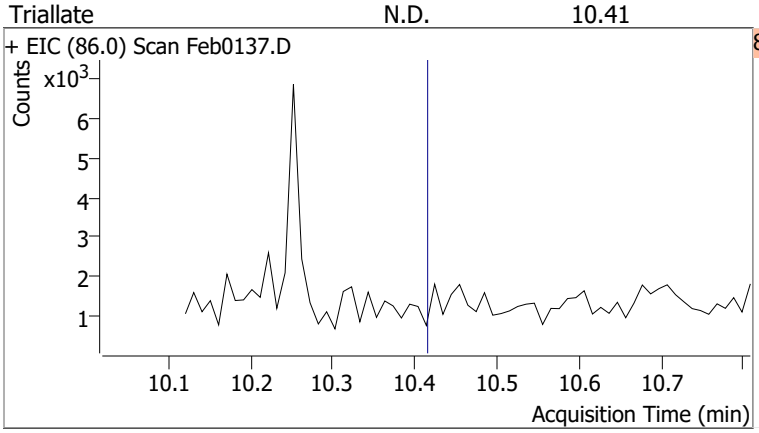

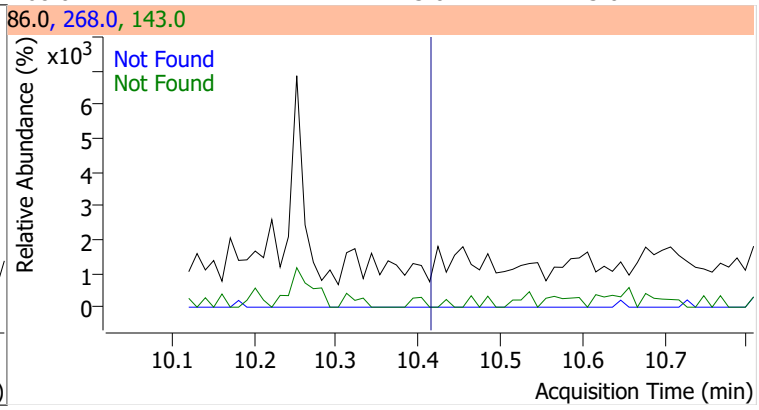

Compound	Conc.	Exp RT	QIon	Exp Ratio
Carbazole	N.D.	10.60	139.0	13.0

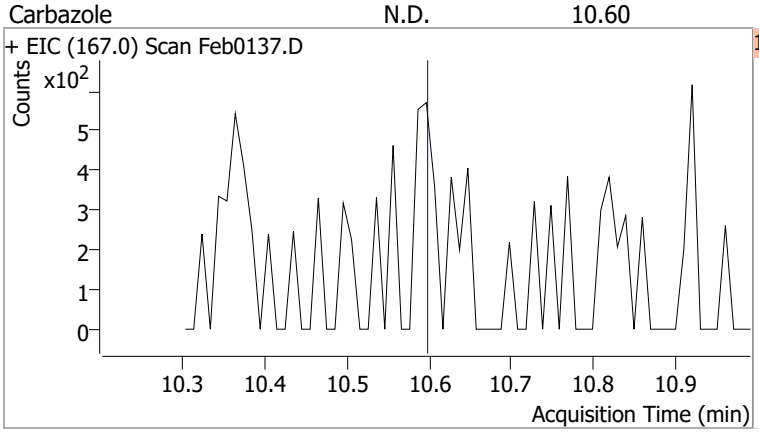

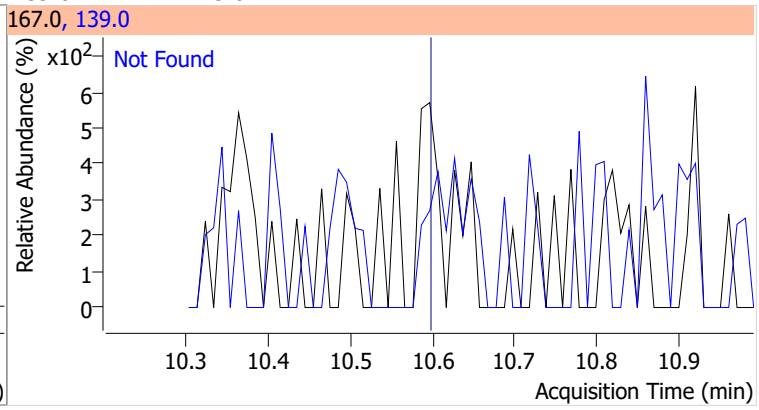

Compound	Conc.	Exp RT	QIon	Exp Ratio	QIon	Exp Ratio
o-Terphenyl	N.D.	10.82	229.0	63.0	215.0	37.7

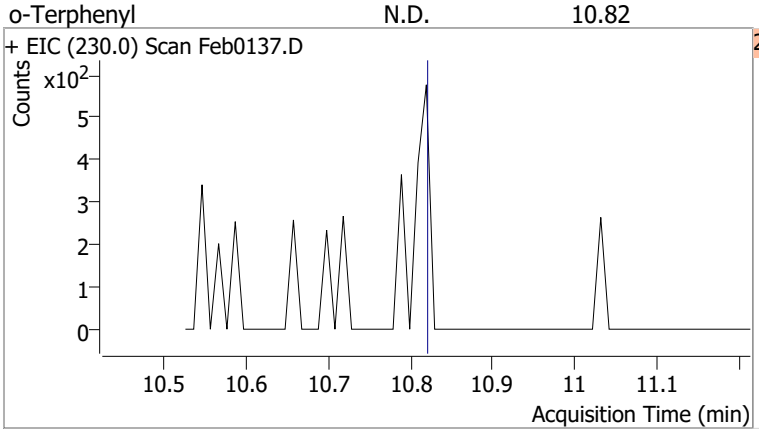

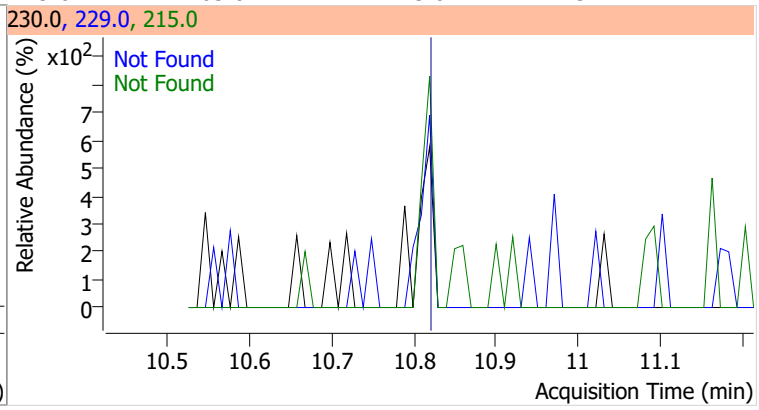

Compound	Conc.	Exp RT	QIon	Exp Ratio	QIon	Exp Ratio
Di-n-Butylphthalate	N.D.	11.20	150.0	9.0	104.0	5.8

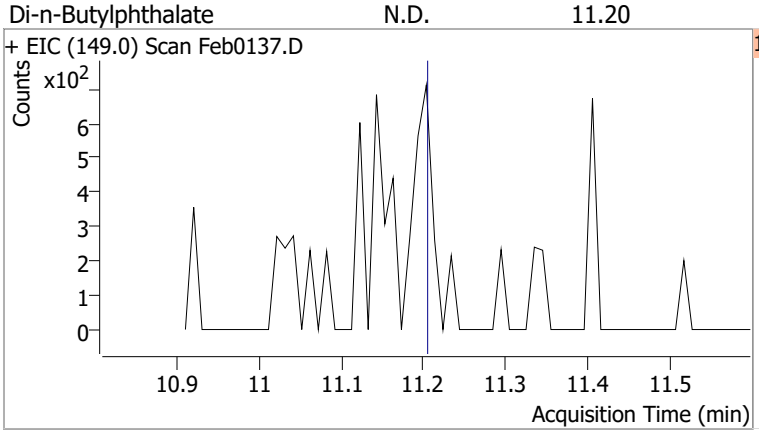

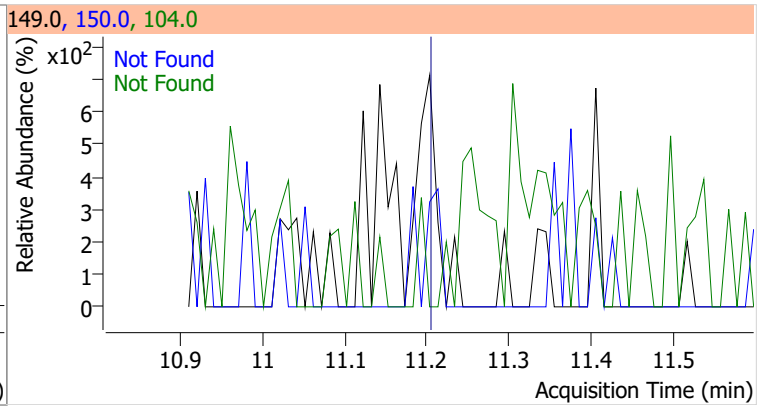

Compound	Conc.	Exp RT	QIon	Exp Ratio
Fluoranthene	N.D.	12.12	101.0	12.3

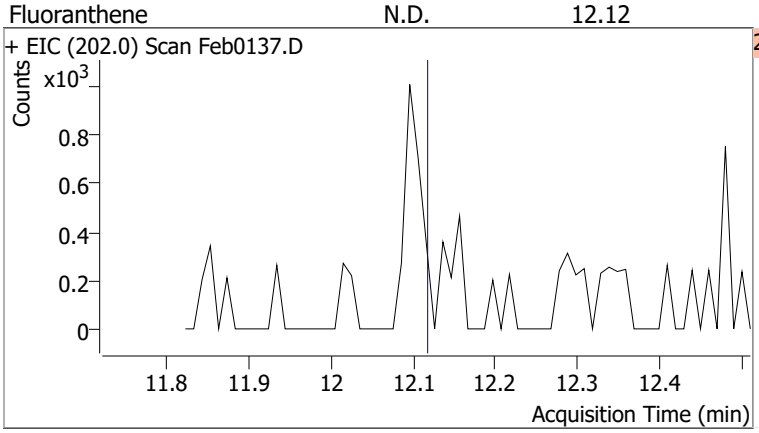

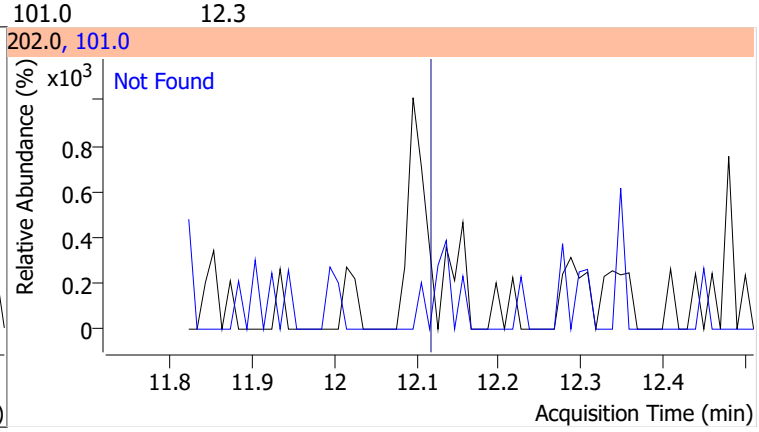

Compound	Conc.	Exp RT	QIon	Exp Ratio	QIon	Exp Ratio
Benzidine	N.D.	12.50	183.0	12.2	92.0	7.5

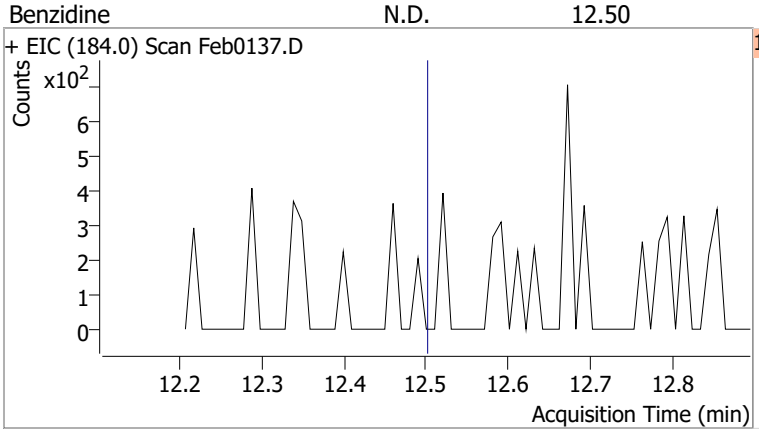

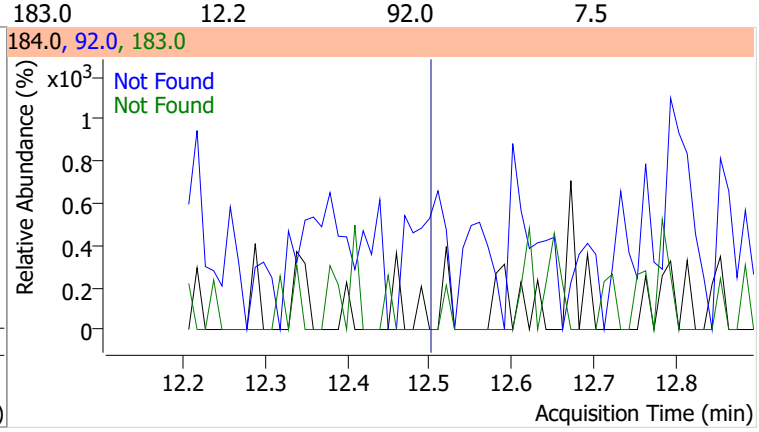

Quantitation Results Report (QT Reviewed)

Compound	Conc.	Exp RT	QIon	Exp Ratio
Pyrene	N.D.	12.55	101.0	14.0

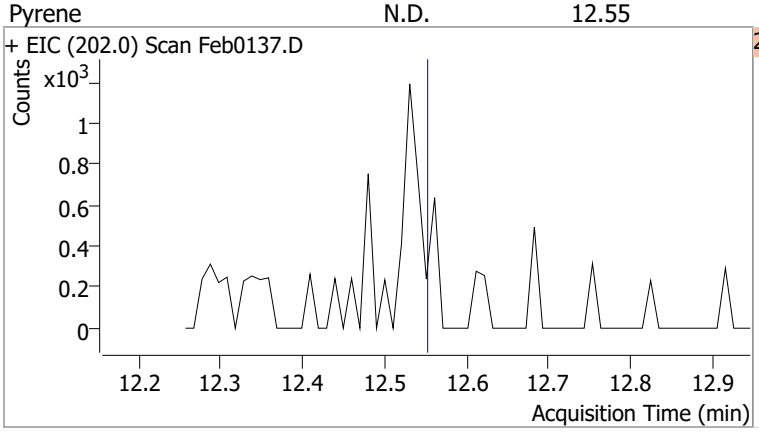

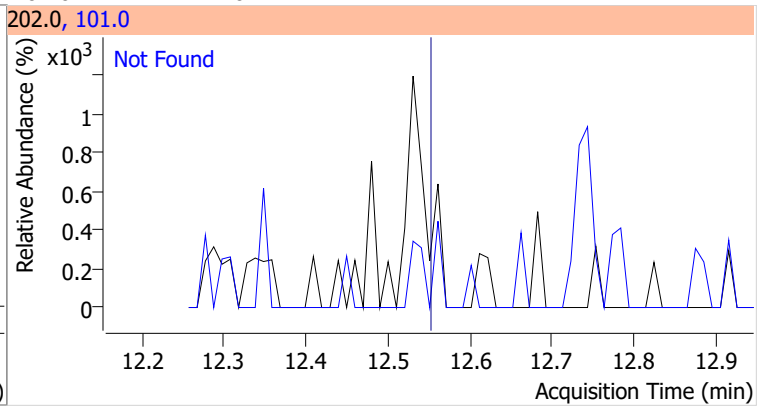

Compound	Conc.	RT	Dev(Min)	Resp.	QIon	QRatio	Lower	Upper
Terphenyl-d14	91.4059	13.06	0.00	2483497	122.0	14.1	8.8	16.4

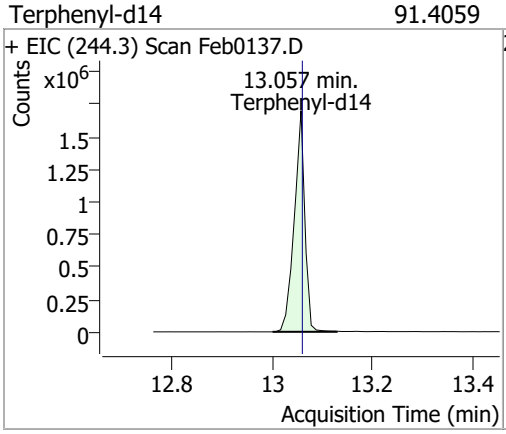

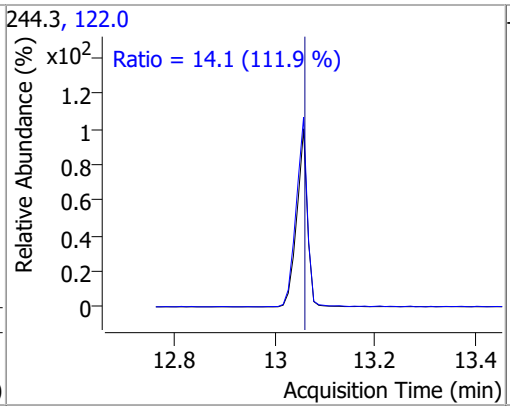

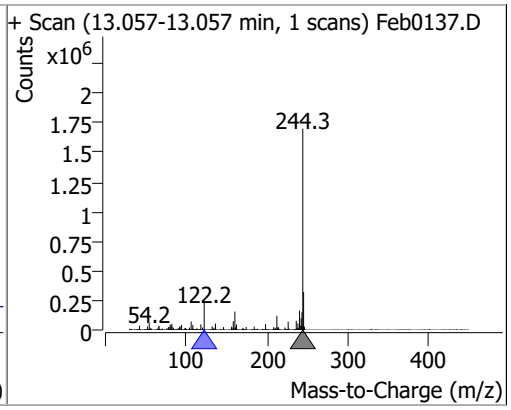

Compound	Conc.	Exp RT	QIon	Exp Ratio	QIon	Exp Ratio
Butylbenzylphthalate	N.D.	14.53	91.0	80.1	206.0	18.4

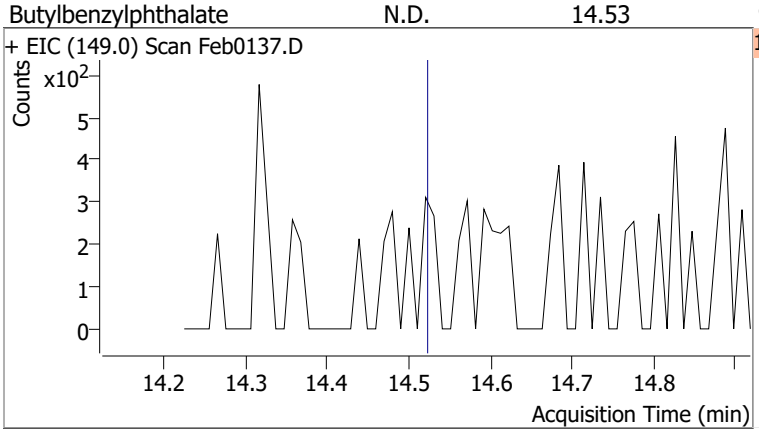

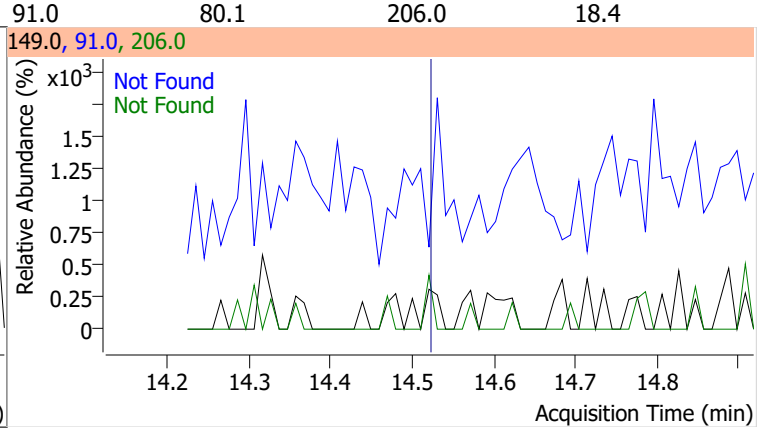

Compound	Conc.	Exp RT	QIon	Exp Ratio	QIon	Exp Ratio
Benzo(a)Anthracene	N.D.	15.76	226.0	25.8	229.0	20.9

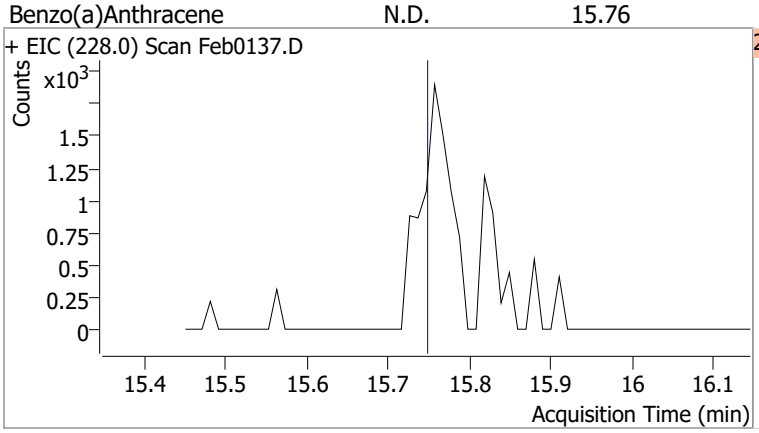

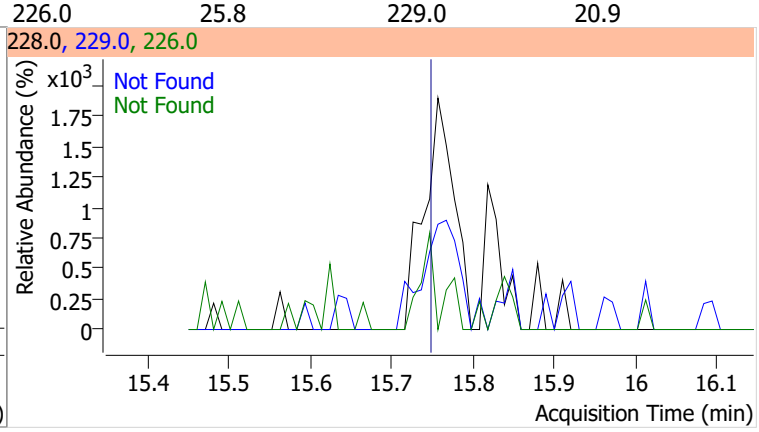

Compound	Conc.	Exp RT	QIon	Exp Ratio	QIon	Exp Ratio
Chrysene	N.D.	15.87	226.0	29.3	229.0	20.2

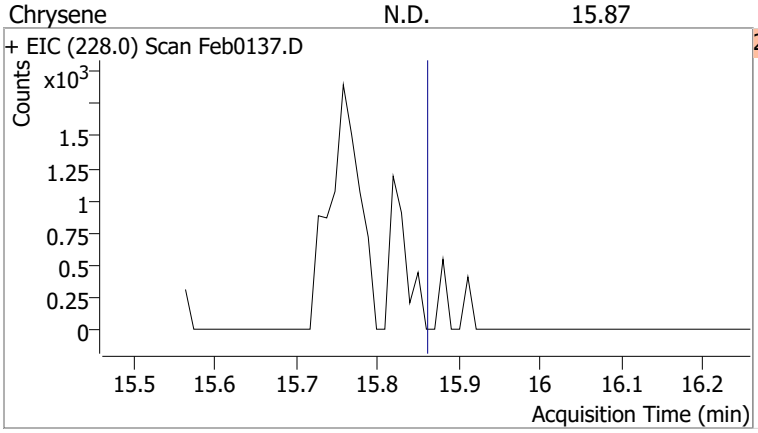

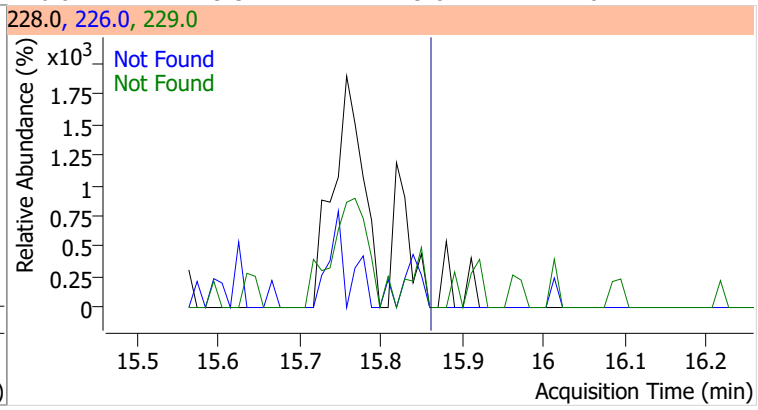

Compound	Conc.	Exp RT	QIon	Exp Ratio
3,3-Dichlorobenzidine	N.D.	15.90	254.0	64.5

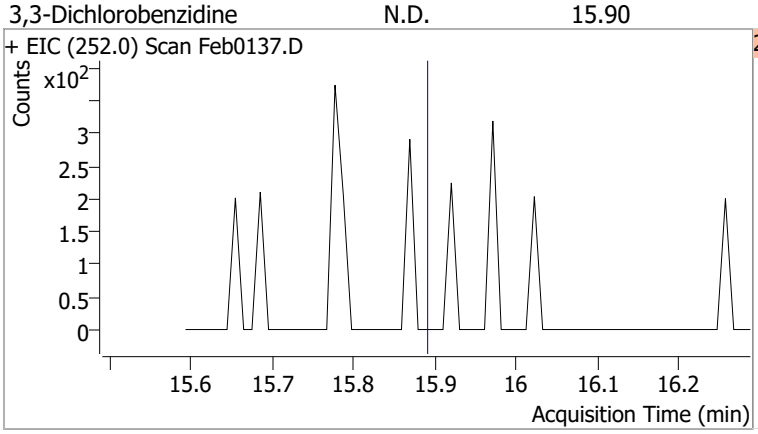

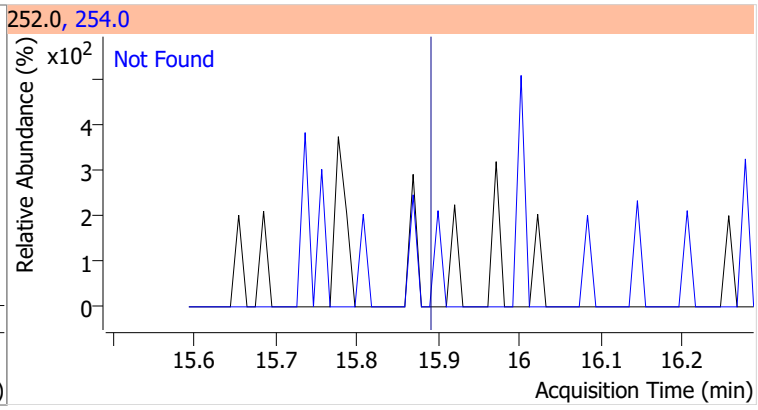

Compound	Conc.	Exp RT	QIon	Exp Ratio	QIon	Exp Ratio
bis(2-ethylhexyl)Phthalate	N.D.	16.60	149.0	385.7	279.0	15.3

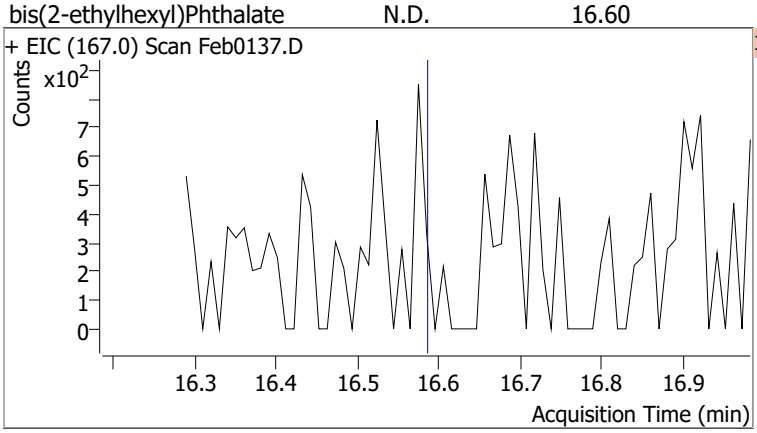

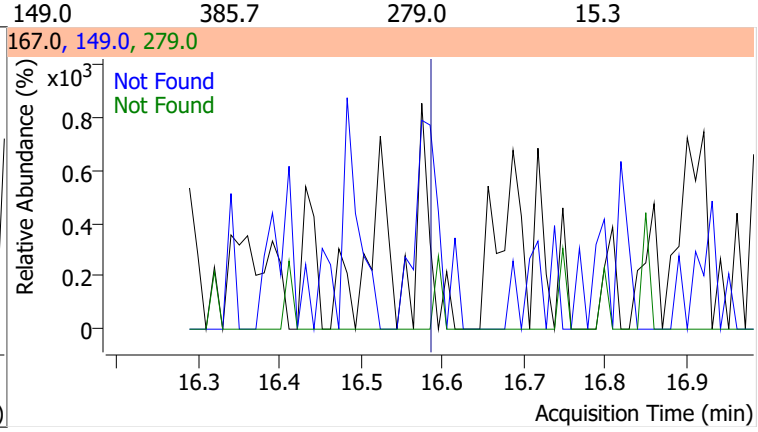

Compound	Conc.	Exp RT	QIon	Exp Ratio
Di-n-octyl Phthalate	N.D.	18.29	150.0	9.5

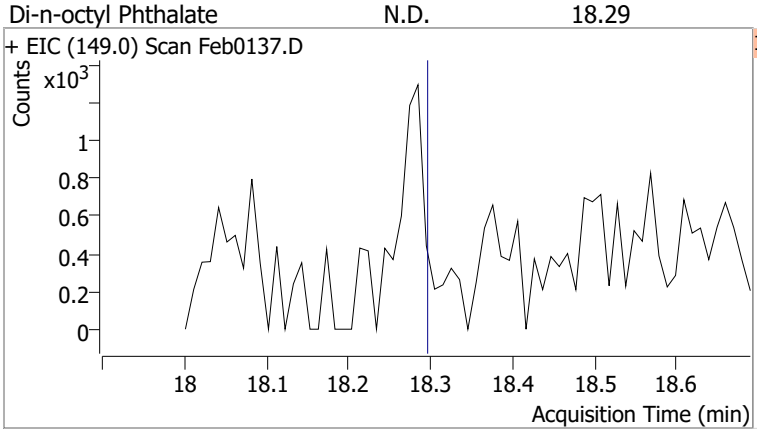

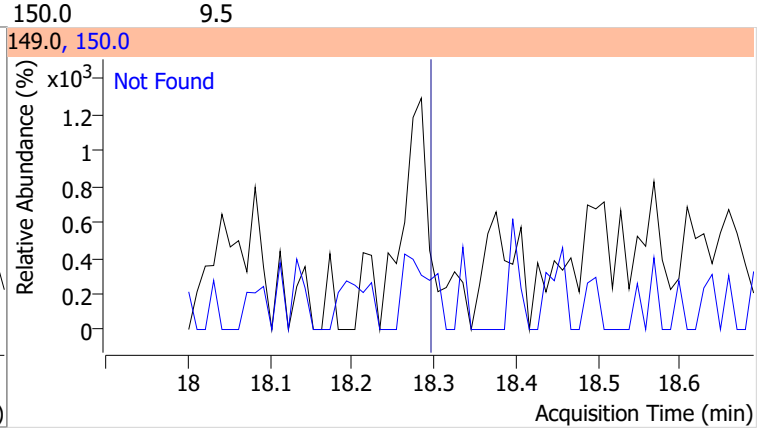

Compound	Conc.	Exp RT	QIon	Exp Ratio
Benzo(b)fluoranthene	N.D.	18.55	253.0	22.5

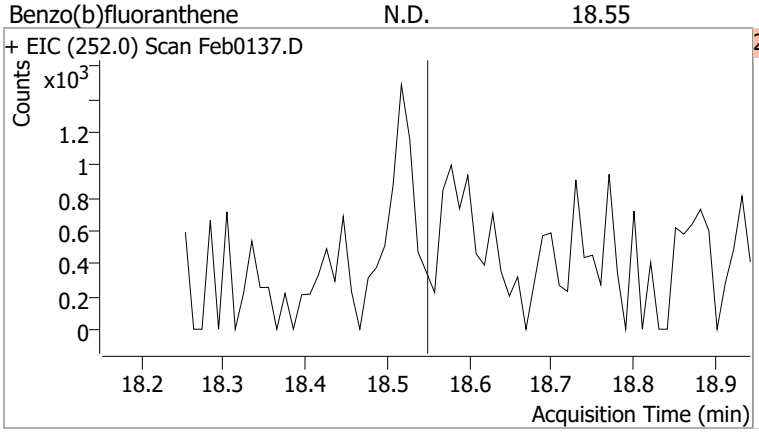

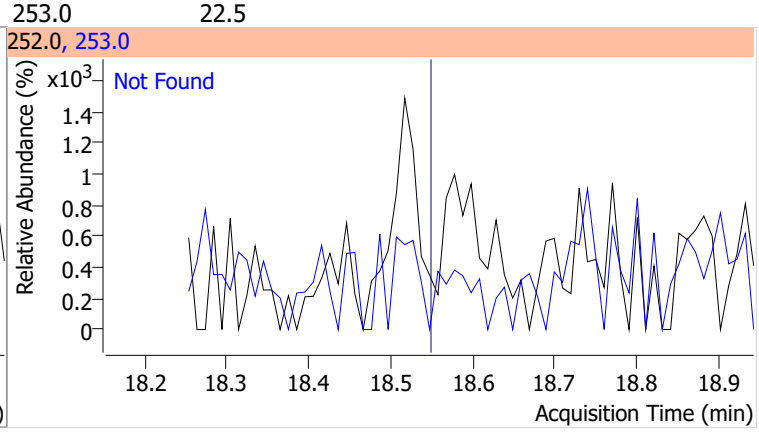

Compound	Conc.	Exp RT	QIon	Exp Ratio
Benzo(k)fluoranthene	N.D.	18.61	253.0	22.7

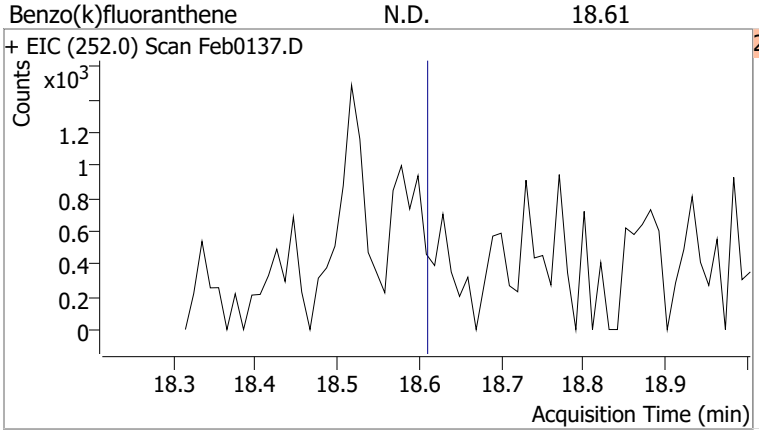

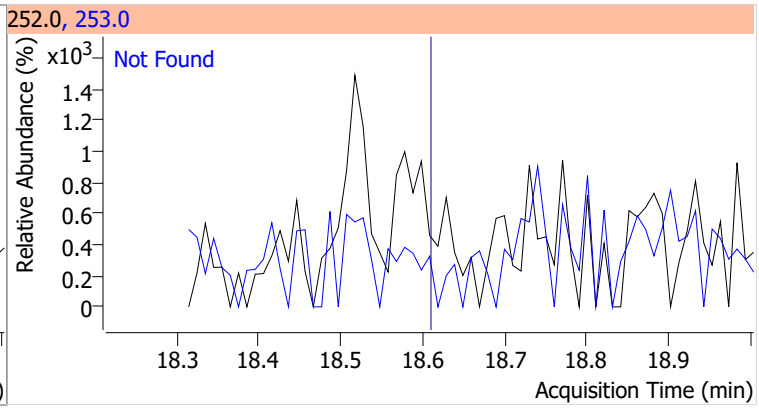

Compound	Conc.	Exp RT	QIon	Exp Ratio
Benzo(a)pyrene	N.D.	19.15	253.0	22.6

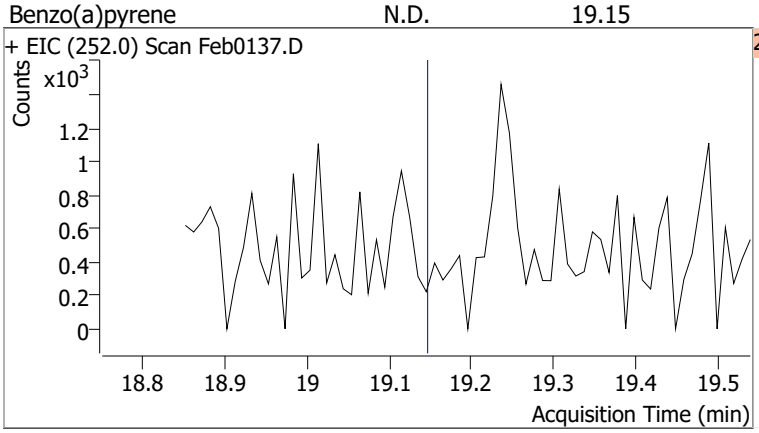

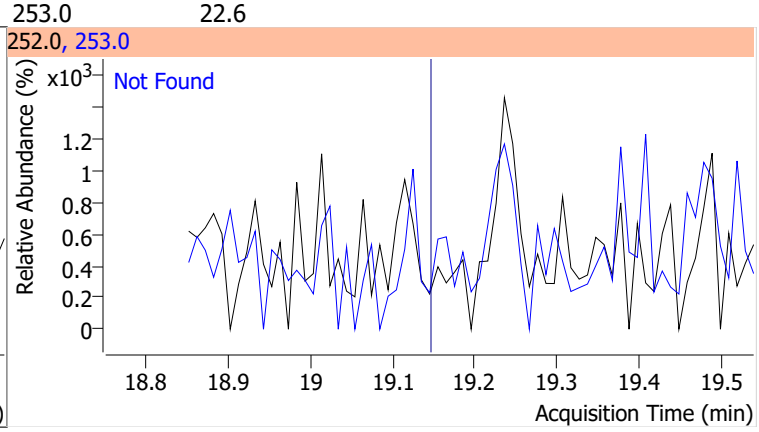

Compound	Conc.	Exp RT	QIon	Exp Ratio
Indeno(1,2,3-c,d)pyrene	N.D.	20.91	138.0	28.9

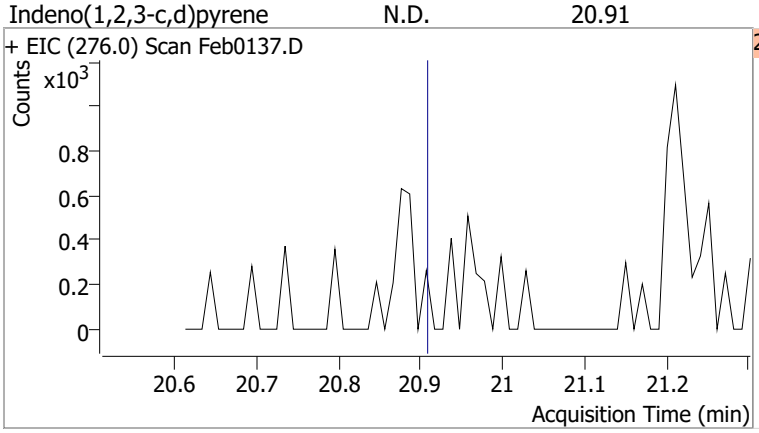

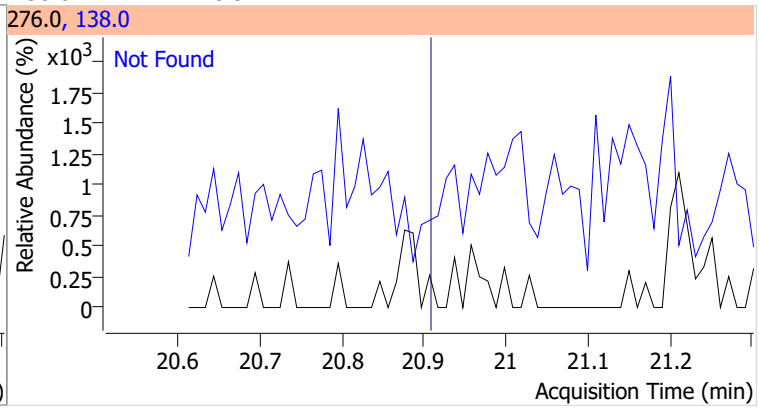

Compound	Conc.	Exp RT	QIon	Exp Ratio	QIon	Exp Ratio
Dibenzo(a,h)anthracene	N.D.	20.97	139.0	24.4	279.0	23.7

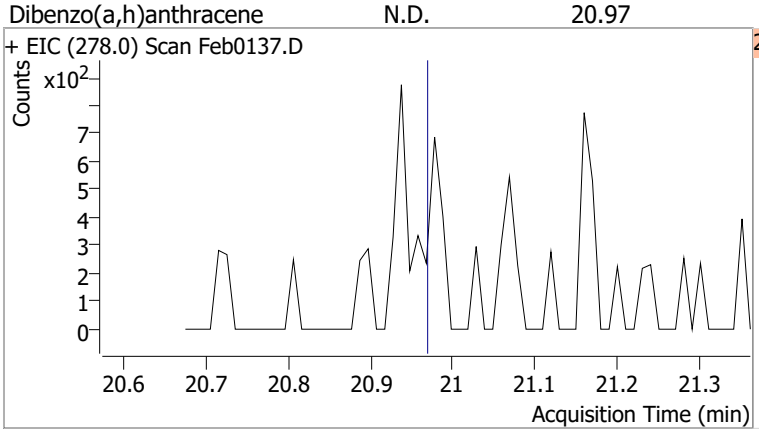

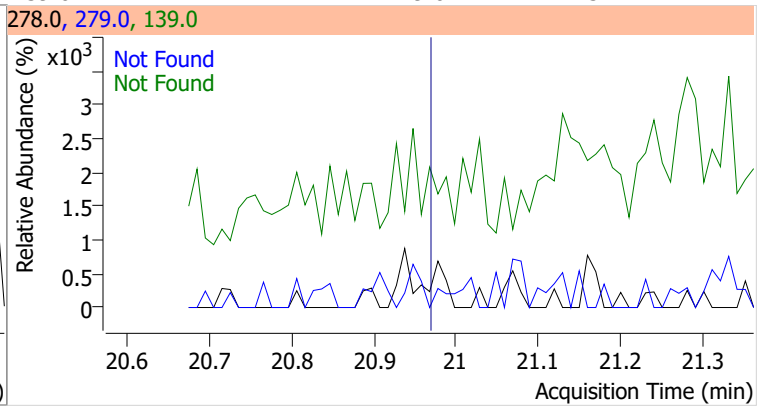

Compound	Conc.	Exp RT	QIon	Exp Ratio	QIon	Exp Ratio
Benzo(g,h,i)perylene	N.D.	21.24	138.0	32.5	277.0	24.1

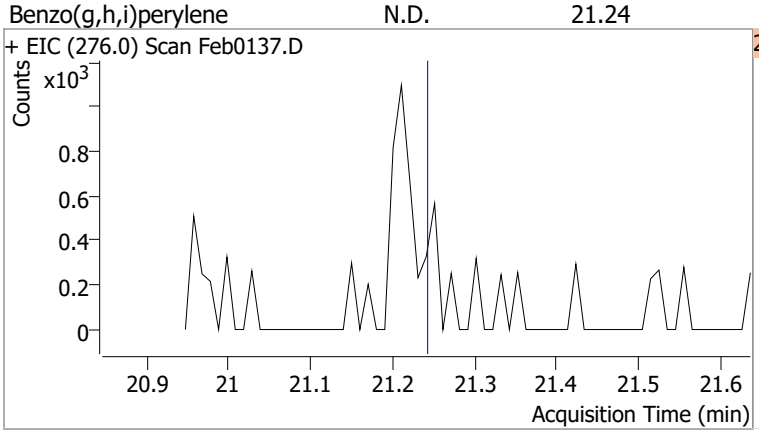

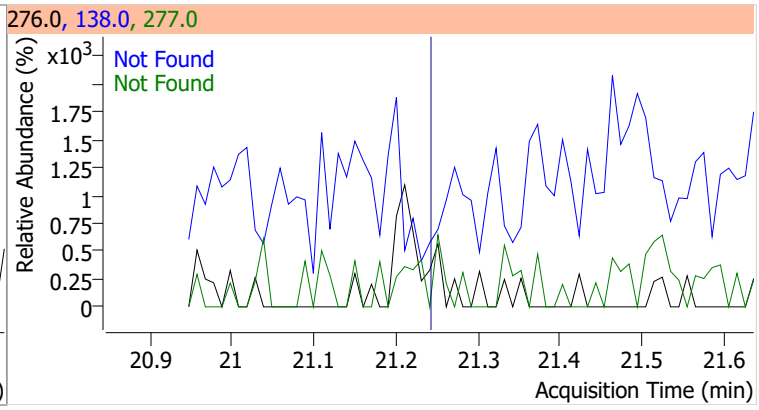

Quantitation Results Report (QT Reviewed)

Data File	Feb0138.D	Operator	LIMS import
Acq. Method	BNA+SIM.M	Acq. Date-Time	2/2/2022 12:28:37 PM
Sample Name	LCS-163174	Instrument	Instrument #1
Vial	38	Multiplier	1.00
DA Method File	020122 DoD BNA cal.batch.bin	Comment	SVOC-8270-W-LARGO
Tune File	dftppdsm.u	Tune Date	1/25/2022 7:52:00 PM
Batch Name	020122 DoD BNA.batch.bin	Last Calib Update	2/16/2022 11:05:20 AM
Ref Library	D:\Org\Library\NIST129K.l		

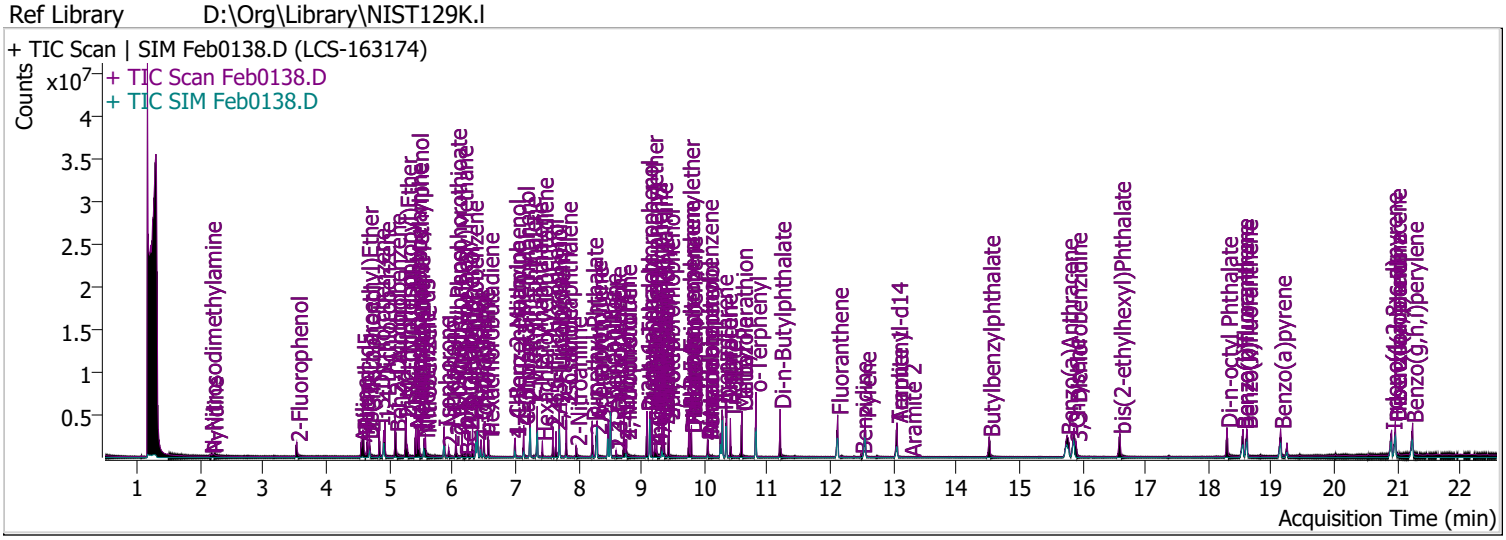

Compound	RT	QIon	Resp.	Conc.	Units		Dev(Min)
Internal Standards							
System Monitoring Compounds							
S 2-Fluorophenol	3.531	112.0	777223	74.3337	µg/L		0.010
Spiked Amount: 200.000	Range: 10.0 - 75.0%			Recovery = 37.17%			
S Phenol-d5	4.583	99.0	1122797	81.6737	µg/L		0.010
Spiked Amount: 200.000	Range: 10.0 - 65.0%			Recovery = 40.84%			
S Nitrobenzene-d5	5.553	82.0	510552	71.3921	µg/L		0.000
Spiked Amount: 100.000	Range: 32.0 - 94.0%			Recovery = 71.39%			
S 2-Fluorobiphenyl	7.697	172.0	1648164	71.3813	µg/L		0.000
Spiked Amount: 100.000	Range: 28.0 - 107.0%			Recovery = 71.38%			
S 2,4,6-Tribromophenol	9.438	329.8	402734	200.1363	µg/L		0.010
Spiked Amount: 200.000	Range: 25.0 - 140.0%			Recovery = 100.07%			
S Terphenyl-d14	13.057	244.3	2170957	87.7433	µg/L		0.000
Spiked Amount: 100.000	Range: 32.0 - 122.0%			Recovery = 87.74%			
Target Compounds							**QValue**
T N-Nitrosodimethylamine	2.162	74.0	149498	48.6656	µg/L		90
T Pyridine	2.193	79.0	250723	31.6564	µg/L		81
T Aniline	4.552	93.0	846229	40.4519	µg/L		95
T Phenol	4.593	94.0	712601	44.5085	µg/L		90
T bis(-2-Chloroethyl)Ether	4.654	63.0	615306	73.0080	µg/L	m	100
T 2-Chlorophenol	4.685	128.0	773931	62.0182	µg/L		99
T 1,3-Dichlorobenzene	4.838	146.0	909758	58.1674	µg/L	m	99
T 1,4-Dichlorobenzene	4.930	146.0	944229	57.0735	µg/L	m	99
T 1,2-Dichlorobenzene	5.093	146.0	958640	59.7250	µg/L	m	98
T Benzyl Alcohol	5.103	108.0	408258	58.4268	µg/L		96
T 2-Methylphenol	5.257	107.0	770242	69.4018	µg/L		96
T bis(2-chloroisopropyl)Ether	5.267	121.0	256247	56.7144	µg/L		100
T N-nitroso-Di-n-propylamine	5.420	70.0	661126	83.2722	µg/L		95
T 4Methylphenol/3Methylphenol	5.451	107.0	1081841	69.2260	µg/L		100
T Hexachloroethane	5.471	117.0	240721	56.9058	µg/L		94

Compound	RT	QIon	Resp.	Conc.	Units		Dev(Min)
T Nitrobenzene	5.573	123.1	257331	73.9355	µg/L		96
T Isophorone	5.869	82.0	1445402	73.3072	µg/L		100
T 2-Nitrophenol	5.941	139.0	209720	75.1017	µg/L		92
T 2,4-Dimethylphenol	6.054	122.0	522941	57.9346	µg/L		97
T bis(-2-Chloroethoxy)Methane	6.157	93.0	900088	84.9191	µg/L		97
T 2,4-Dichlorophenol	6.249	162.0	610798	72.8626	µg/L		98
T Benzoic Acid	6.208	105.0	106486	21.1260	µg/L		95
T 1,2,4-Trichlorobenzene	6.321	180.0	660028	64.0900	µg/L		99
T Naphthalene	6.403	128.0	2236568	74.4457	µg/L	m	99
T 4-Chlorophenol	6.454	130.0	186388	63.5550	µg/L	m	89
T p-Chloroaniline	6.506	127.0	825140	66.0202	µg/L		99
T Hexachlorobutadiene	6.567	224.9	327989	62.7044	µg/L		96
T 4-Chloro-2-Methylphenol	6.999	107.0	555817	74.4319	µg/L		97
T 4-Chloro-3-Methylphenol	7.132	107.0	682066	85.0810	µg/L	m	97
T 2-Methylnaphthalene	7.235	141.0	1428594	80.9904	µg/L		98
T 1-Methylnaphthalene	7.348	141.0	1278400	73.5261	µg/L	m	98
T Hexachlorocyclopentadiene	7.430	236.9	198570	61.4705	µg/L		99
T 2,4,6-Trichlorophenol	7.594	196.0	439380	86.5088	µg/L	m	98
T 2,4,5-Trichlorophenol	7.646	196.0	492965	83.8324	µg/L	m	99
T 2-Chloronaphthalene	7.810	162.0	1607074	85.1908	µg/L		99
T 2-Nitroaniline	7.964	65.0	233572	82.4496	µg/L		97
T Dimethyl Phthalate	8.220	163.0	1742566	88.8671	µg/L		98
T 2,6-Dinitrotoluene	8.282	165.0	230020	92.7161	µg/L		96
T Acenaphthylene	8.302	152.1	2438323	79.7616	µg/L		100
T 3-Nitroaniline	8.476	138.0	223554	79.6796	µg/L		93
T Acenaphthene	8.517	154.0	1522225	86.9445	µg/L		98
T 2,4-Dinitrophenol	8.599	184.0	88687	61.7532	µg/L		98
T Dibenzofuran	8.722	168.0	2305810	84.3065	µg/L		98
T 4-Nitrophenol	8.752	109.0	107603	40.4075	µg/L	#	1
T 2,4-Dinitrotoluene	8.752	165.0	275160	82.5450	µg/L		88
T Diethylphthalate	9.090	149.0	2031387	99.9963	µg/L		100
T Fluorene	9.141	166.0	2002943	82.5798	µg/L		99
T 4-Chlorophenyl-phenylether	9.172	204.0	946046	89.2527	µg/L		98
T 4-Nitroaniline	9.213	138.0	212513	76.5706	µg/L		93
T 4,6-Dinitro-2-methylphenol	9.243	198.0	138329	70.3397	µg/L		95
T N-nitrosodiphenylamine	9.325	169.0	1304397	79.4325	µg/L		99
T Azobenzene	9.356	77.0	1467178	76.4747	µg/L		95
T 4-Bromophenyl-phenylether	9.755	248.0	499149	80.2547	µg/L		98
T Hexachlorobenzene	9.796	283.9	492547	77.8545	µg/L		92
T Pentachlorophenol	10.059	265.9	286044	94.1498	µg/L		97
T Phenanthrene	10.282	178.0	2778921	82.8083	µg/L		99
T Anthracene	10.353	178.0	2779067	88.1775	µg/L		99
T Triallate	10.414	86.0	565183	83.8092	µg/L		98
T Carbazole	10.596	167.0	2703032	91.9495	µg/L		100
T o-Terphenyl	10.819	230.0	1470178	83.5714	µg/L		99
T Di-n-Butylphthalate	11.204	149.0	2899254	96.7199	µg/L		100
T Fluoranthene	12.115	202.0	2829425	81.0316	µg/L		96
T Benzidine	12.490	184.0	215063	19.2497	µg/L		97
T Pyrene	12.551	202.0	2985373	83.7377	µg/L		96
T Butylbenzylphthalate	14.520	149.0	907331	91.3853	µg/L		98
T Benzo(a)Anthracene	15.757	228.0	2406818	92.0444	µg/L		100
T Chrysene	15.869	228.0	2574603	91.9368	µg/L		100
T 3,3-Dichlorobenzidine	15.900	252.0	635474	75.6727	µg/L		99
T bis(2-ethylhexyl)Phthalate	16.595	167.0	329317	91.7821	µg/L		99
T Di-n-octyl Phthalate	18.294	149.0	2254808	88.6625	µg/L		100

Compound	RT	QIon	Resp.	Conc.	Units	Dev(Min)
T Benzo(b)fluoranthene	18.548	252.0	2346465	91.4161	µg/L	98
T Benzo(k)fluoranthene	18.608	252.0	2292052	81.3257	µg/L	99
T Benzo(a)pyrene	19.145	252.0	2152796	88.2177	µg/L	100
T Indeno(1,2,3-c,d)pyrene	20.907	276.0	1833590	93.7289	µg/L	97
T Dibenzo(a,h)anthracene	20.968	278.0	2002050	96.2695	µg/L	99
T Benzo(g,h,i)perylene	21.241	276.0	2158663	91.4024	µg/L	99

(#) = Qualifier Out of Range; (m) = Manual Integration; (+) = Area Summed; (*) = Surrogate Percent Recovery Out of Range; (d): Zeroed Peak

Quantitation Results Report (QT Reviewed)

Compound	Conc.	RT	Dev(Min)	Resp.	QIon	QRatio	Lower	Upper
N-Nitrosodimethylamine	48.6656	2.16	0.01	149498	42.0	118.3	91.0	169.1

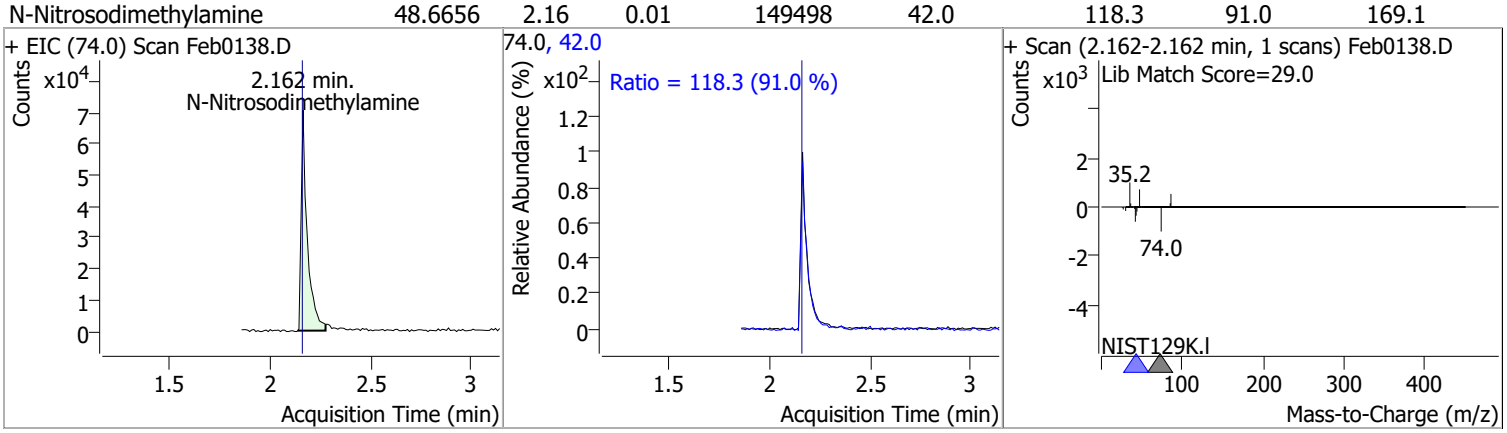

Compound	Conc.	RT	Dev(Min)	Resp.	QIon	QRatio	Lower	Upper
Pyridine	31.6564	2.19	0.01	250723	52.0	82.6	71.2	132.2

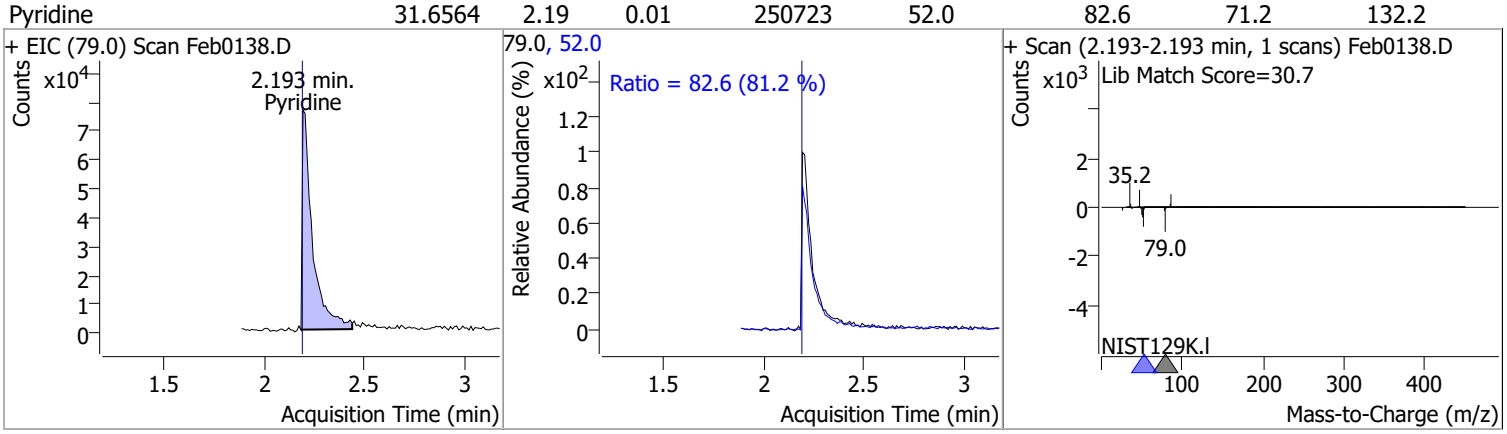

Compound	Conc.	RT	Dev(Min)	Resp.	QIon	QRatio	Lower	Upper
2-Fluorophenol	74.3337	3.53	0.01	777223	64.0	51.6	35.8	66.4
					92.0	20.5	14.3	26.6

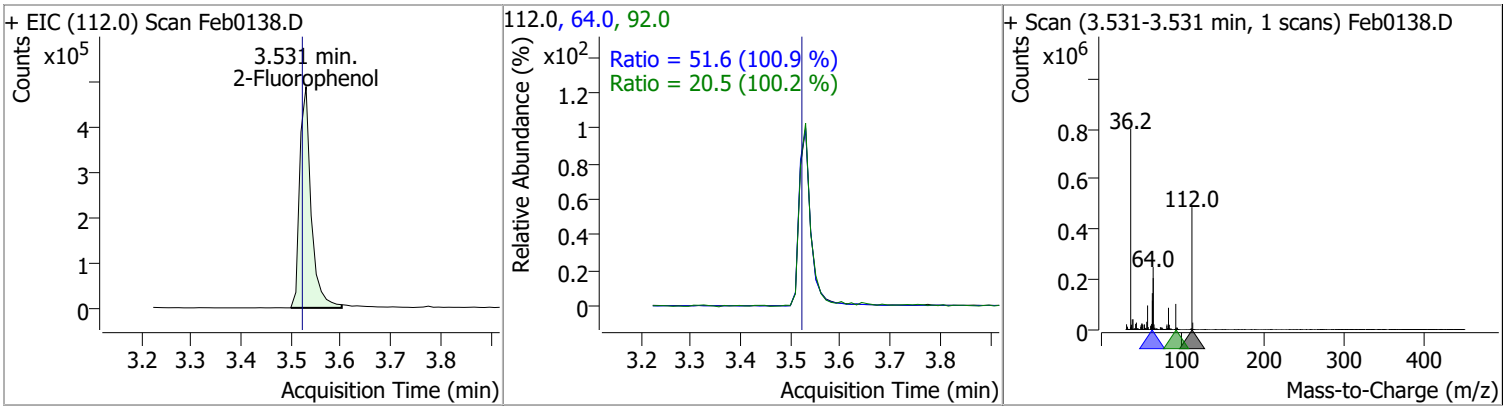

Compound	Conc.	RT	Dev(Min)	Resp.	QIon	QRatio	Lower	Upper
Aniline	40.4519	4.55	0.00	846229	66.0	32.1	24.5	45.6
					65.0	16.6	12.6	23.4

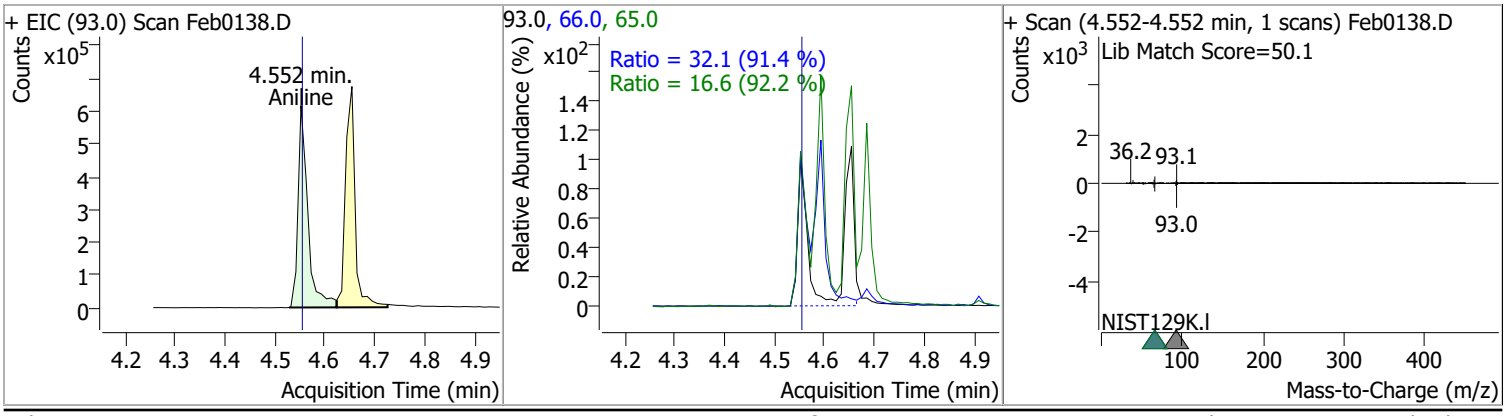

Quantitation Results Report (QT Reviewed)

Compound	Conc.	RT	Dev(Min)	Resp.	QIon	QRatio	Lower	Upper
Phenol-d5	81.6737	4.58	0.01	1122797	71.0	33.0	23.8	44.2

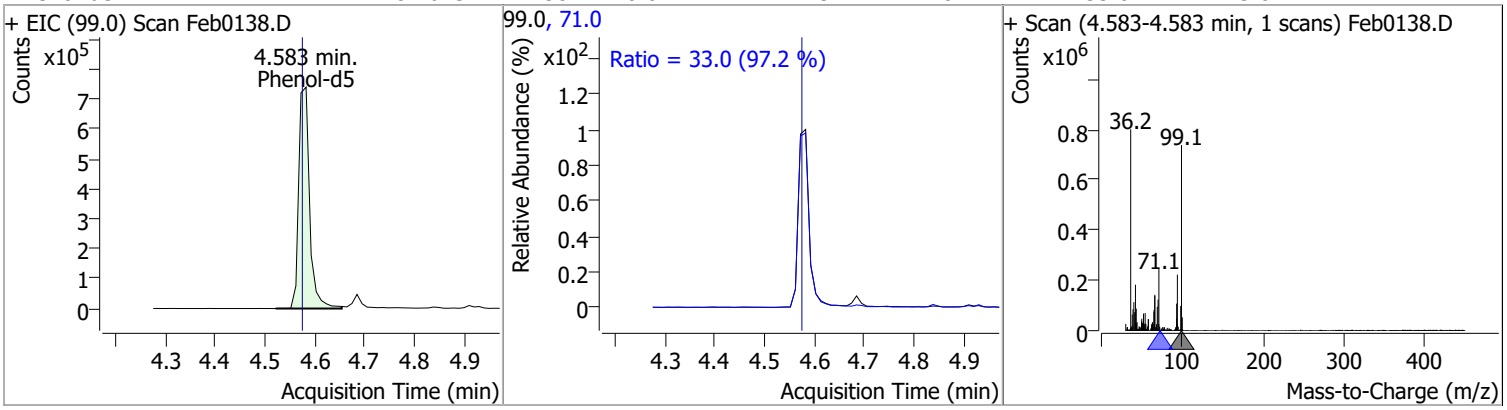

Compound	Conc.	RT	Dev(Min)	Resp.	QIon	QRatio	Lower	Upper
Phenol	44.5085	4.59	0.00	712601	66.0	50.1	30.7	57.0

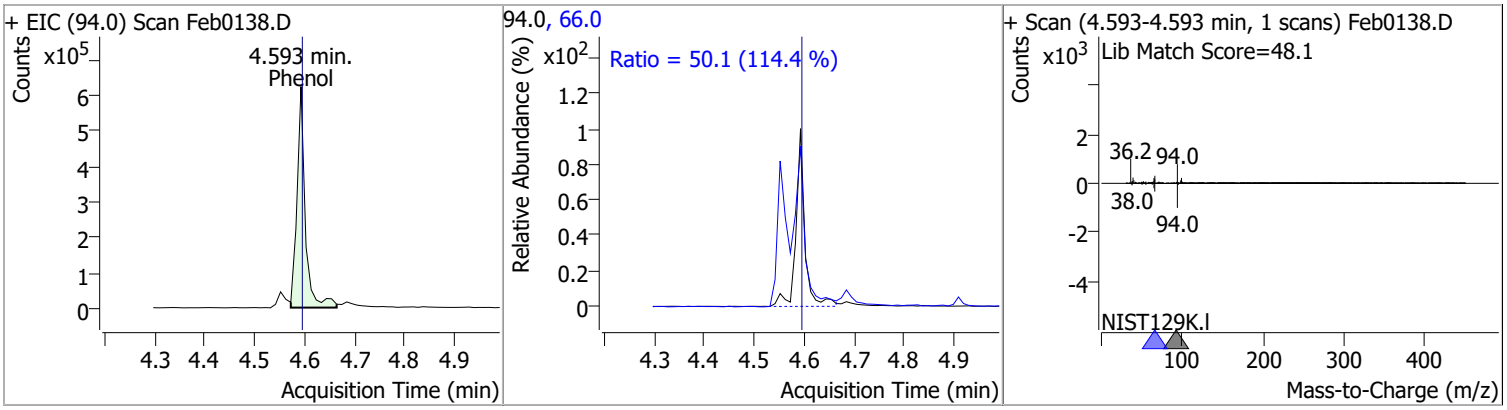

Compound	Conc.	RT	Dev(Min)	Resp.	QIon	QRatio	Lower	Upper
bis(-2-Chloroethyl)Ether	73.0080	4.65	0.00	615306 (m)	64.0	3.4	2.4	4.5

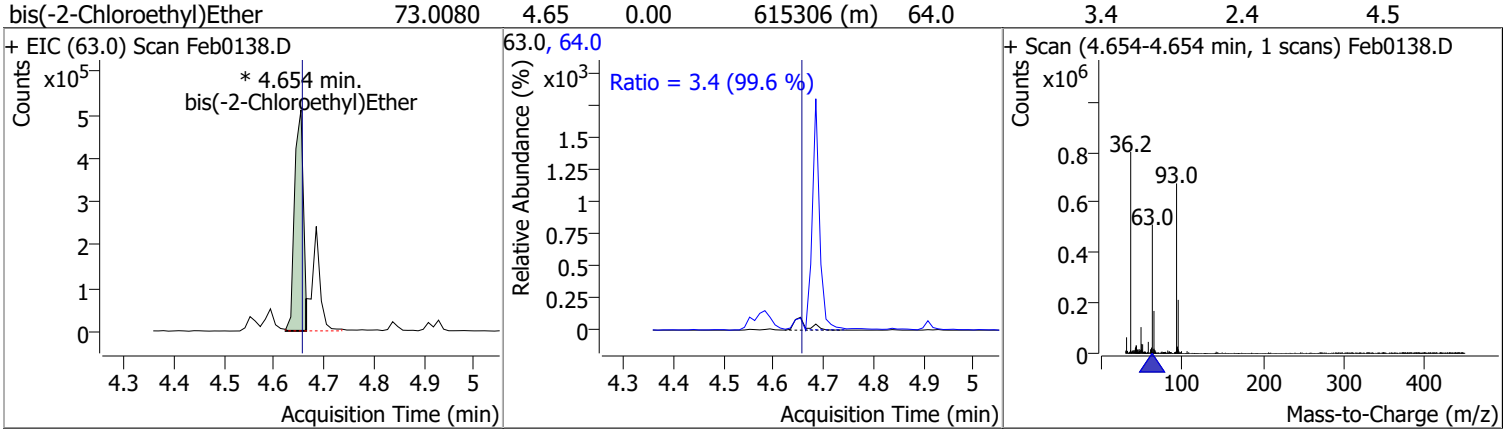

Compound	Conc.	RT	Dev(Min)	Resp.	QIon	QRatio	Lower	Upper
2-Chlorophenol	62.0182	4.68	0.00	773931	130.0	32.1	22.3	41.4

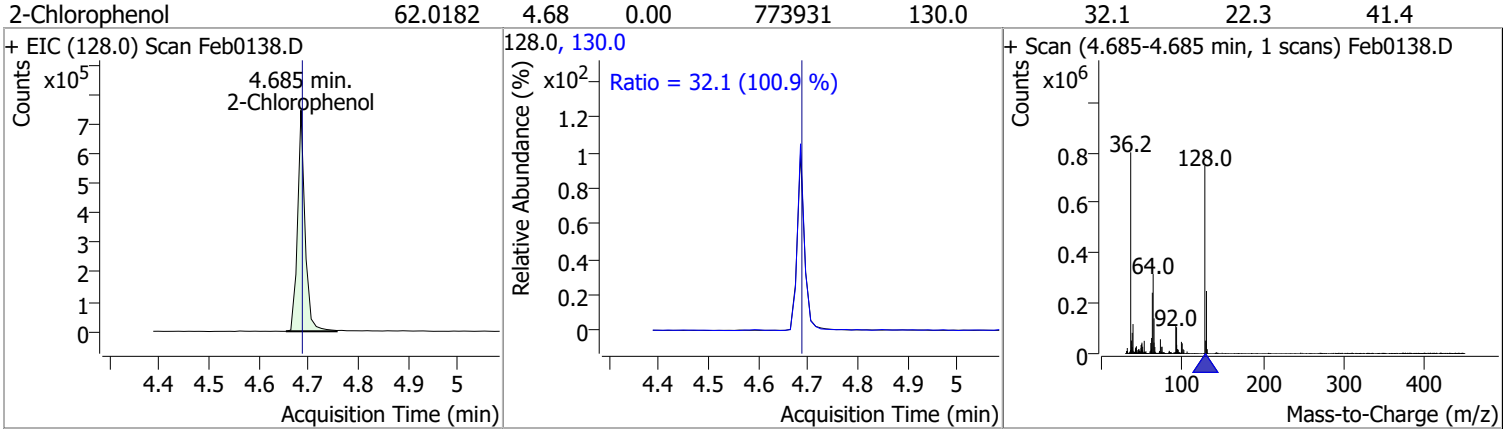

Compound	Conc.	RT	Dev(Min)	Resp.	QIon	QRatio	Lower	Upper
1,3-Dichlorobenzene	58.1674	4.84	0.00	909758 (m)	148.0	62.7	43.6	80.9
					111.0	34.4	25.1	46.7

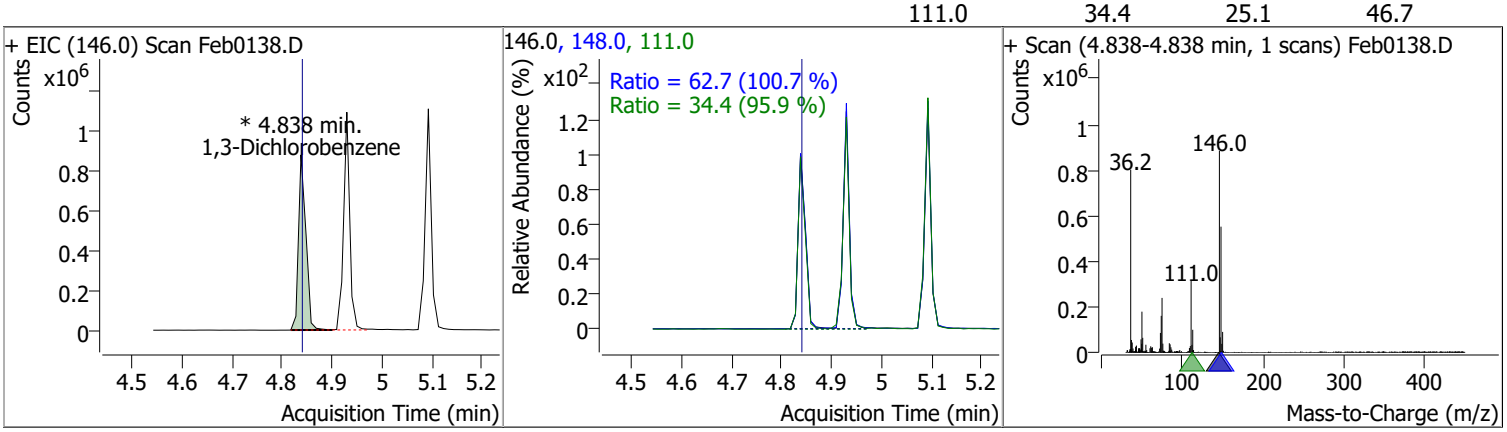

Compound	Conc.	RT	Dev(Min)	Resp.	QIon	QRatio	Lower	Upper
1,4-Dichlorobenzene	57.0735	4.93	0.00	944229 (m)	148.0	64.5	44.8	83.3
					111.0	35.6	24.6	45.7

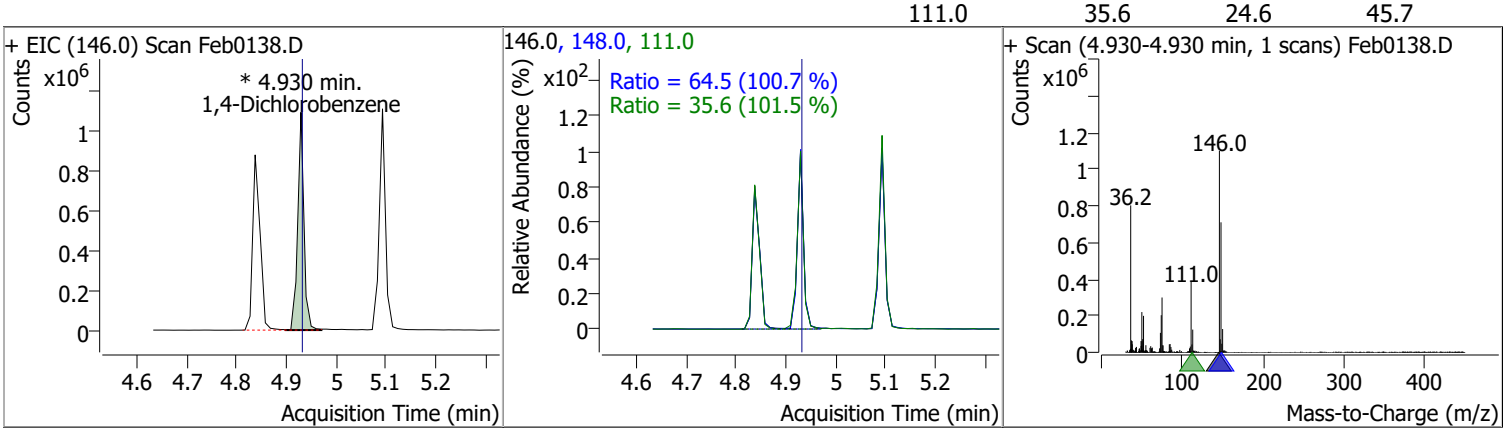

Compound	Conc.	RT	Dev(Min)	Resp.	QIon	QRatio	Lower	Upper
1,2-Dichlorobenzene	59.7250	5.09	0.00	958640 (m)	148.0	64.1	44.1	81.8
					111.0	37.8	25.7	47.7

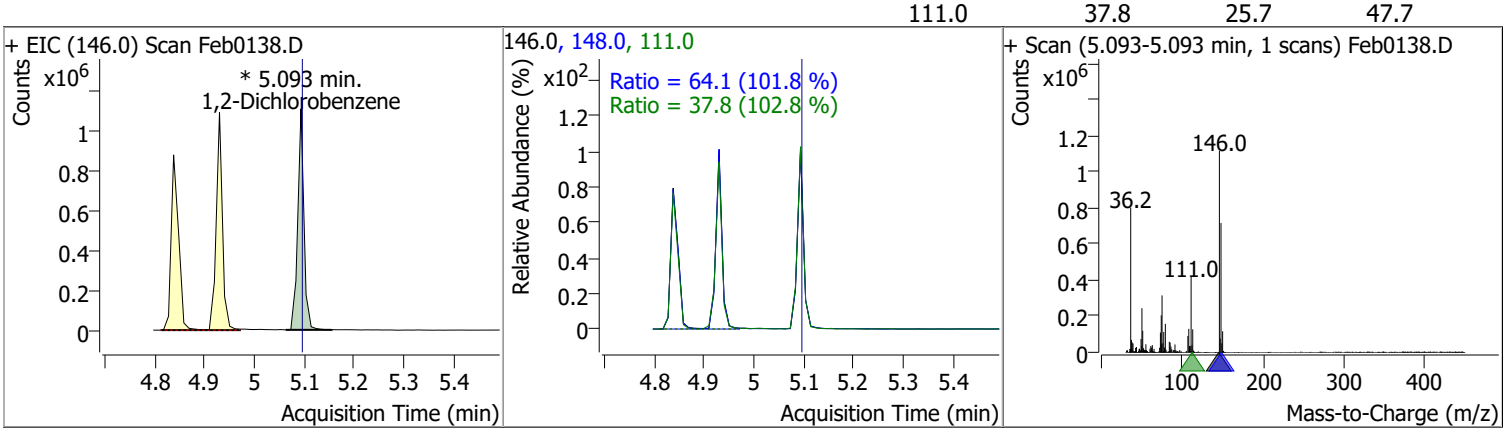

Quantitation Results Report (QT Reviewed)

Compound	Conc.	RT	Dev(Min)	Resp.	QIon	QRatio	Lower	Upper
Benzyl Alcohol	58.4268	5.10	0.00	408258	79.0	120.7	82.9	154.0
					107.0	71.2	45.1	83.8

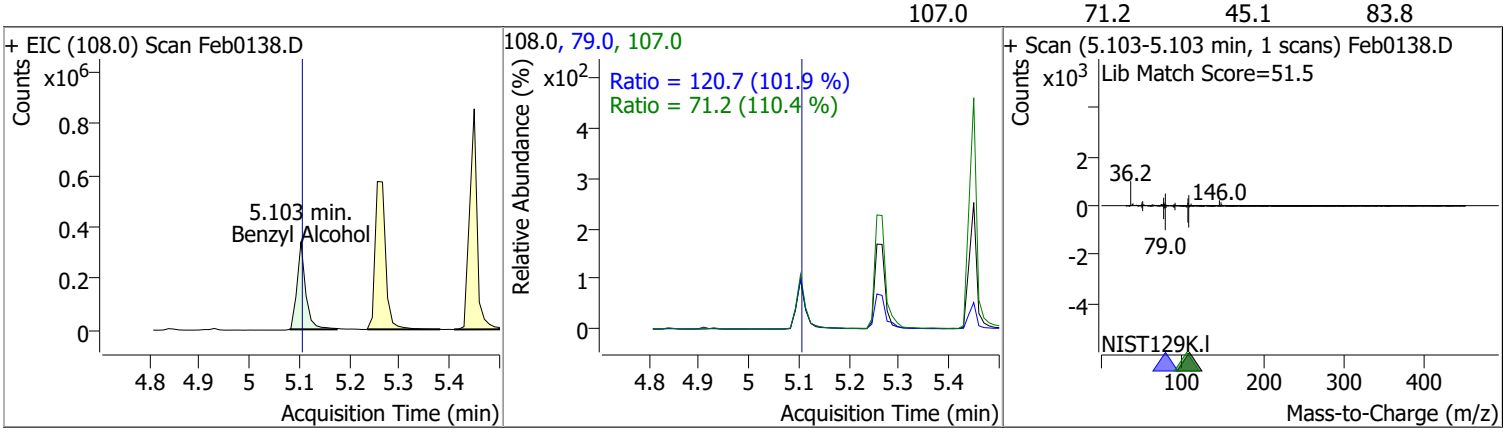

Compound	Conc.	RT	Dev(Min)	Resp.	QIon	QRatio	Lower	Upper
2-Methylphenol	69.4018	5.26	0.00	770242	108.0	111.7	81.4	151.1

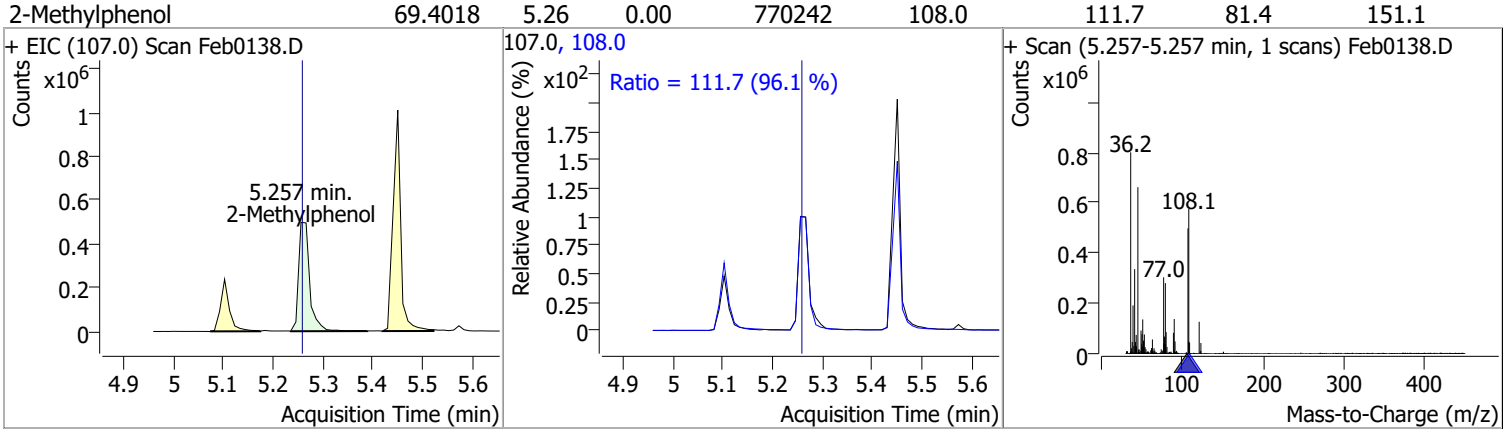

Compound	Conc.	RT	Dev(Min)	Resp.	QIon	QRatio	Lower	Upper
bis(2-chloroisopropyl)Ether	56.7144	5.27	0.00	256247	123.0	32.9	23.0	42.7

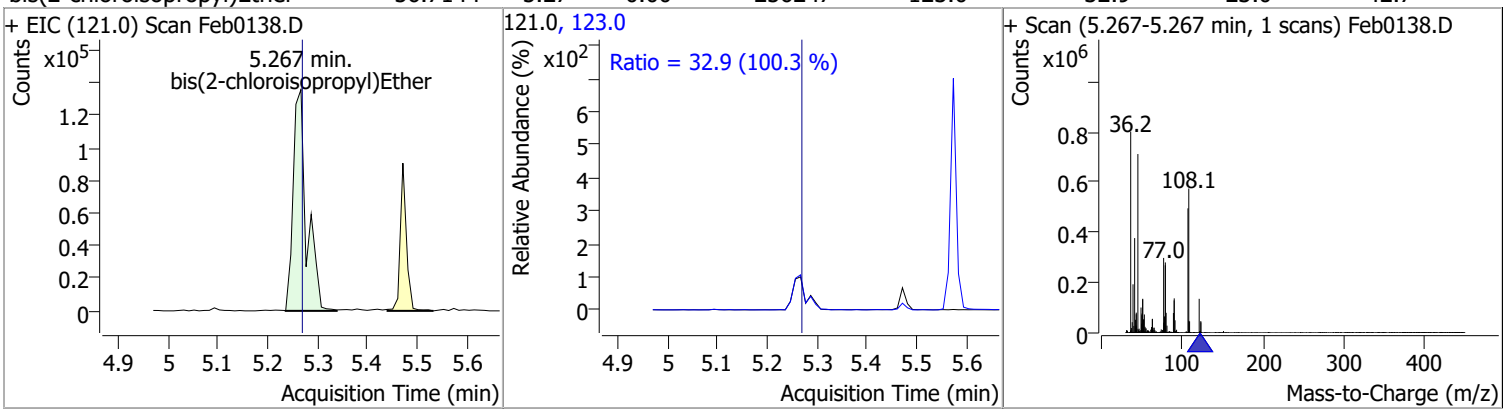

Compound	Conc.	RT	Dev(Min)	Resp.	QIon	QRatio	Lower	Upper
N-nitroso-Di-n-propylamine	83.2722	5.42	0.00	661126	130.0	19.7	0.0	35.1

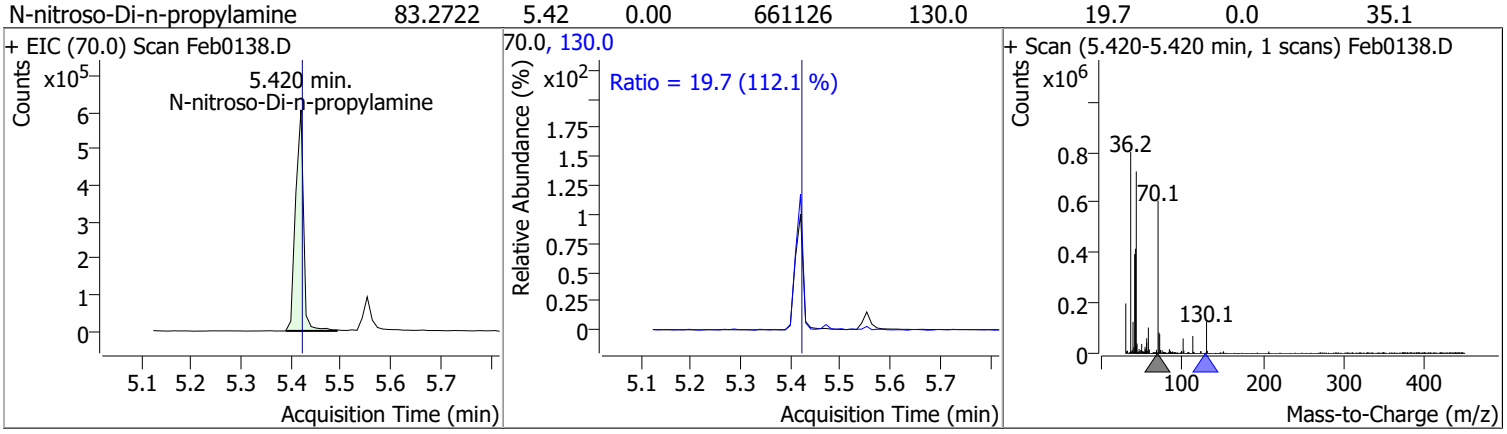

Compound	Conc.	RT	Dev(Min)	Resp.	QIon	QRatio	Lower	Upper
4Methylphenol/3Methylphenol	69.2260	5.45	0.01	1081841	108.0	84.1	58.9	109.3

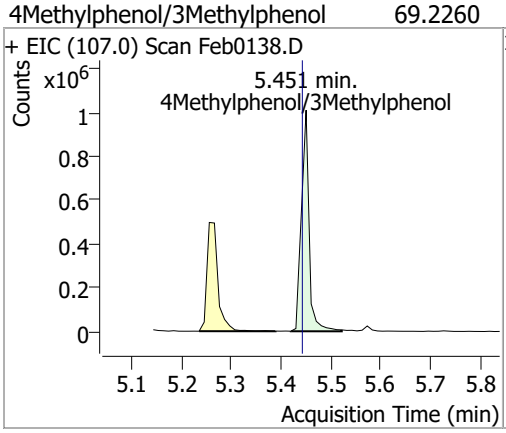

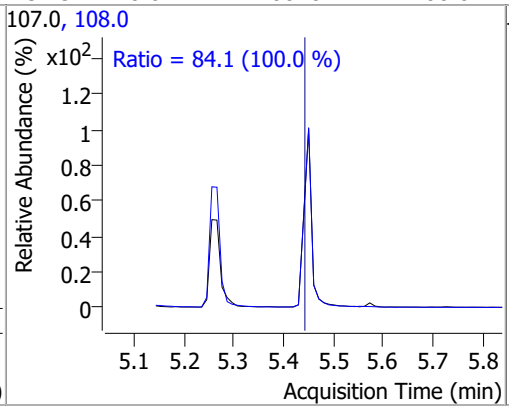

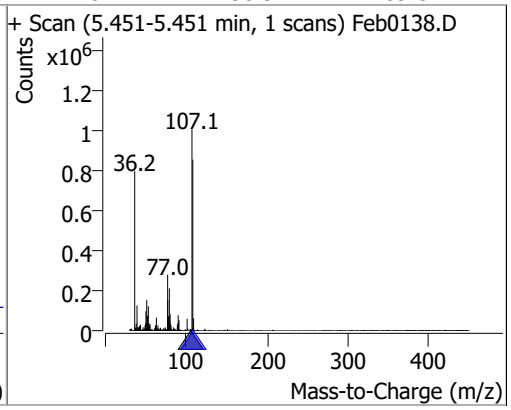

Compound	Conc.	RT	Dev(Min)	Resp.	QIon	QRatio	Lower	Upper
Hexachloroethane	56.9058	5.47	0.00	240721	201.0	87.3	65.5	121.7
					199.0	56.4	41.8	77.7

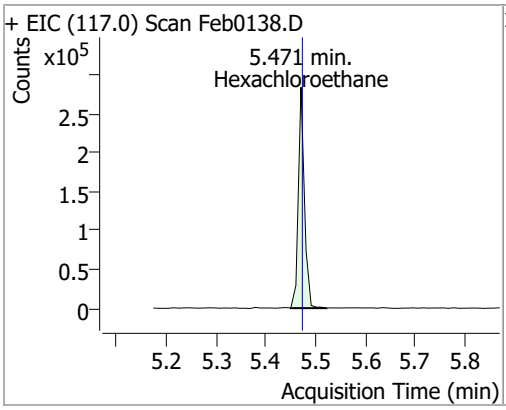

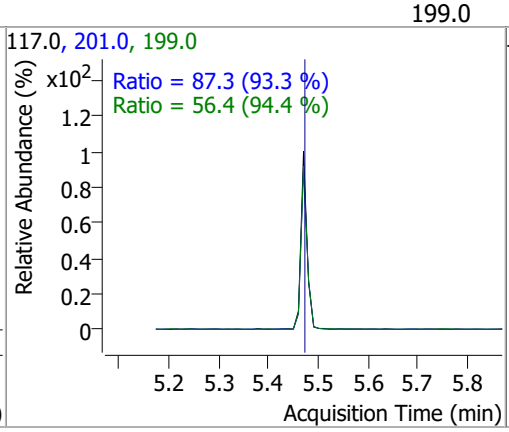

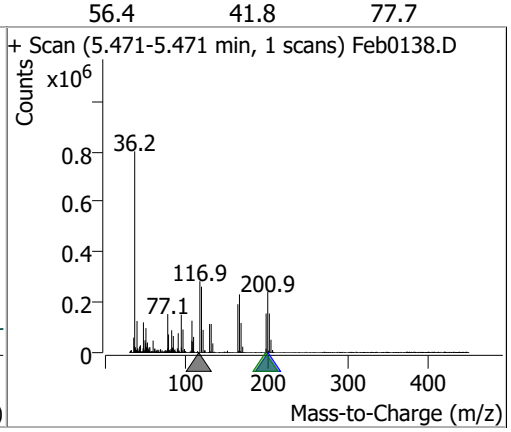

Compound	Conc.	RT	Dev(Min)	Resp.	QIon	QRatio	Lower	Upper
Nitrobenzene-d5	71.3921	5.55	0.00	510552	54.0	61.3	44.8	83.2
					128.0	46.6	32.6	60.6

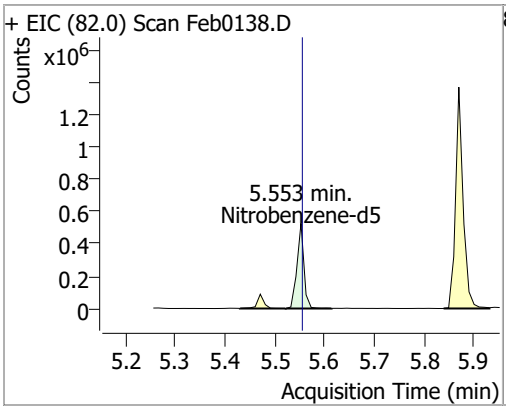

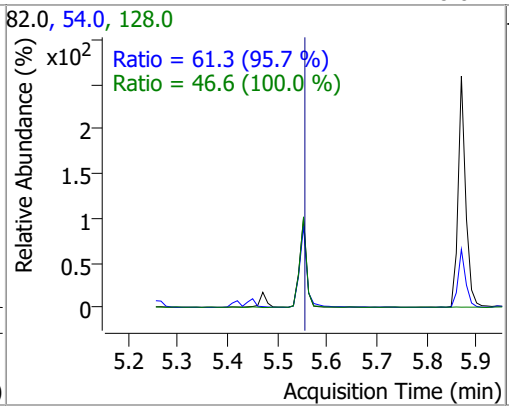

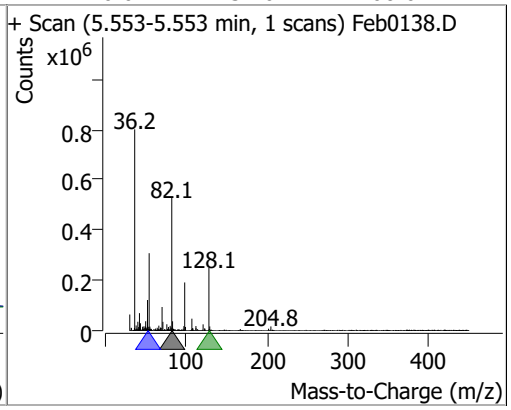

Compound	Conc.	RT	Dev(Min)	Resp.	QIon	QRatio	Lower	Upper
Nitrobenzene	73.9355	5.57	0.00	257331	77.0	205.4	141.7	263.2
					51.0	132.7	87.8	163.1

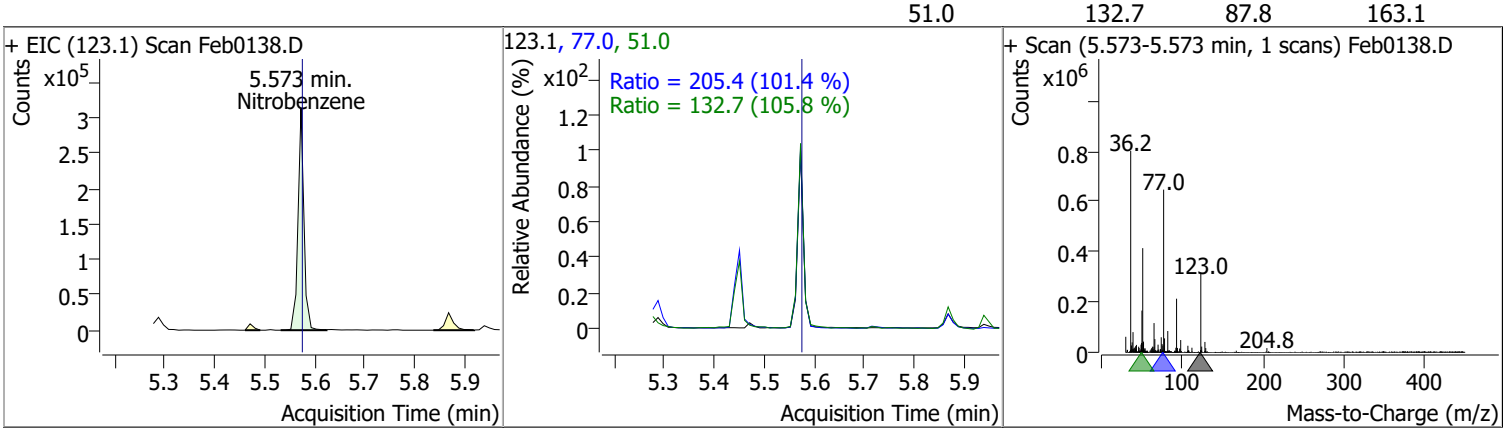

Compound	Conc.	RT	Dev(Min)	Resp.	QIon	QRatio	Lower	Upper
Isophorone	73.3072	5.87	-0.01	1445402	138.0	21.6	15.2	28.3

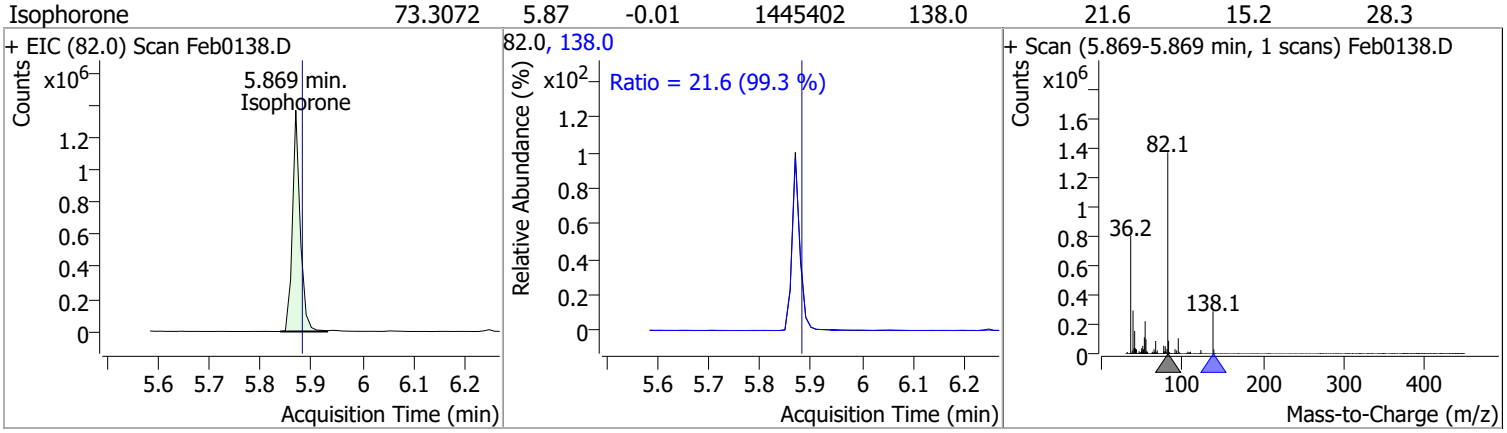

Compound	Conc.	RT	Dev(Min)	Resp.	QIon	QRatio	Lower	Upper
2-Nitrophenol	75.1017	5.94	0.00	209720	65.0	47.1	34.3	63.6
					109.0	46.6	26.8	49.8

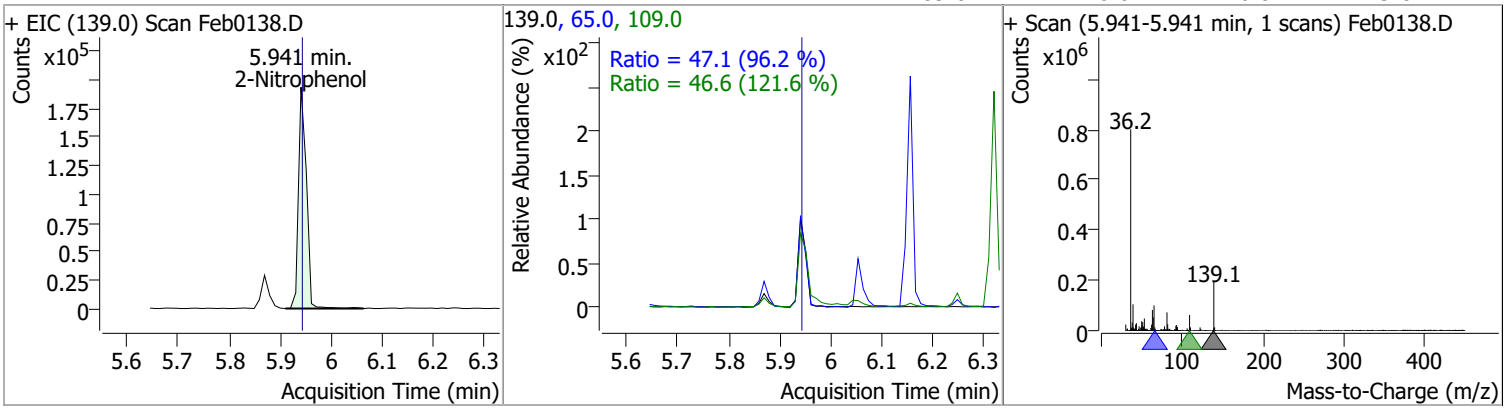

Compound	Conc.	RT	Dev(Min)	Resp.	QIon	QRatio	Lower	Upper
2,4-Dimethylphenol	57.9346	6.05	0.00	522941	107.0	112.6	76.3	141.6
					77.0	32.3	22.7	42.1

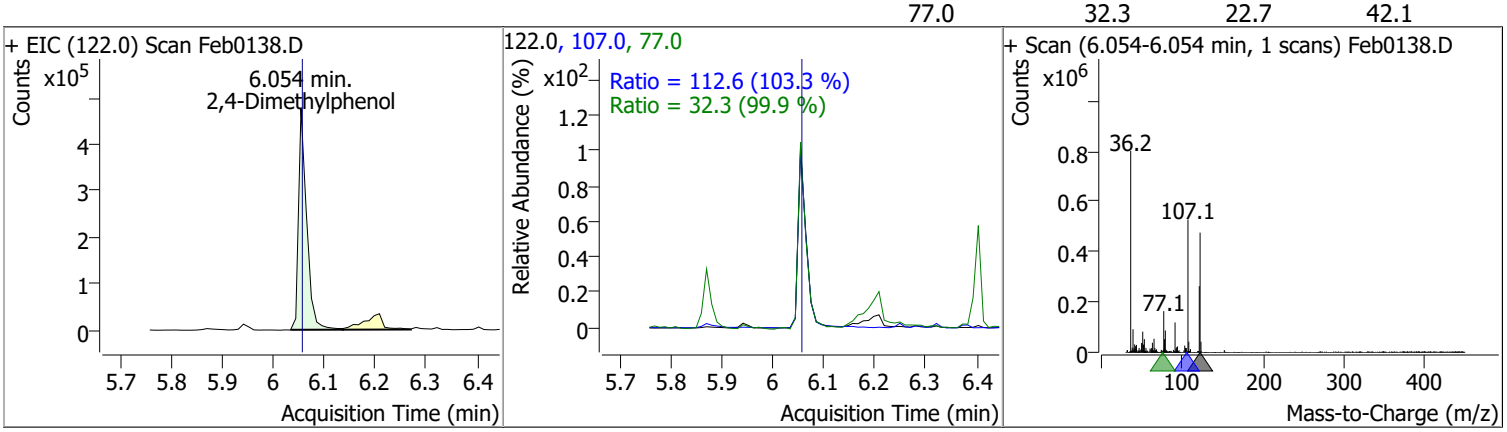

Compound	Conc.	RT	Dev(Min)	Resp.	QIon	QRatio	Lower	Upper
bis(-2-Chloroethoxy)Methane	84.9191	6.16	0.00	900088	63.0	72.1	48.0	89.2
					95.0	32.3	22.7	42.1

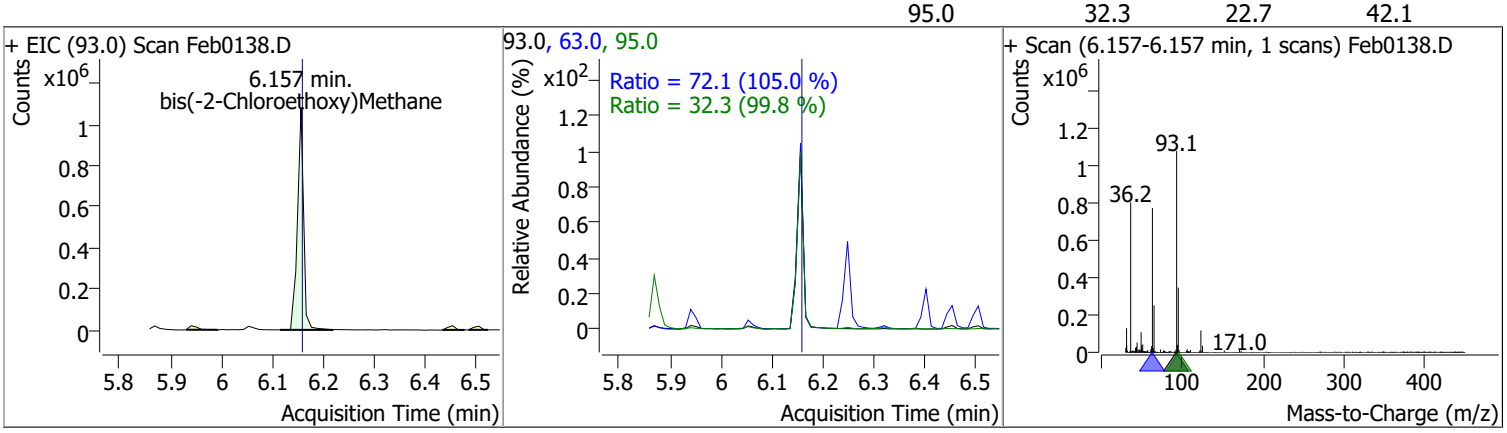

Compound	Conc.	RT	Dev(Min)	Resp.	QIon	QRatio	Lower	Upper
2,4-Dichlorophenol	72.8626	6.25	0.00	610798	164.0	62.7	44.2	82.1
					98.0	28.0	21.5	40.0

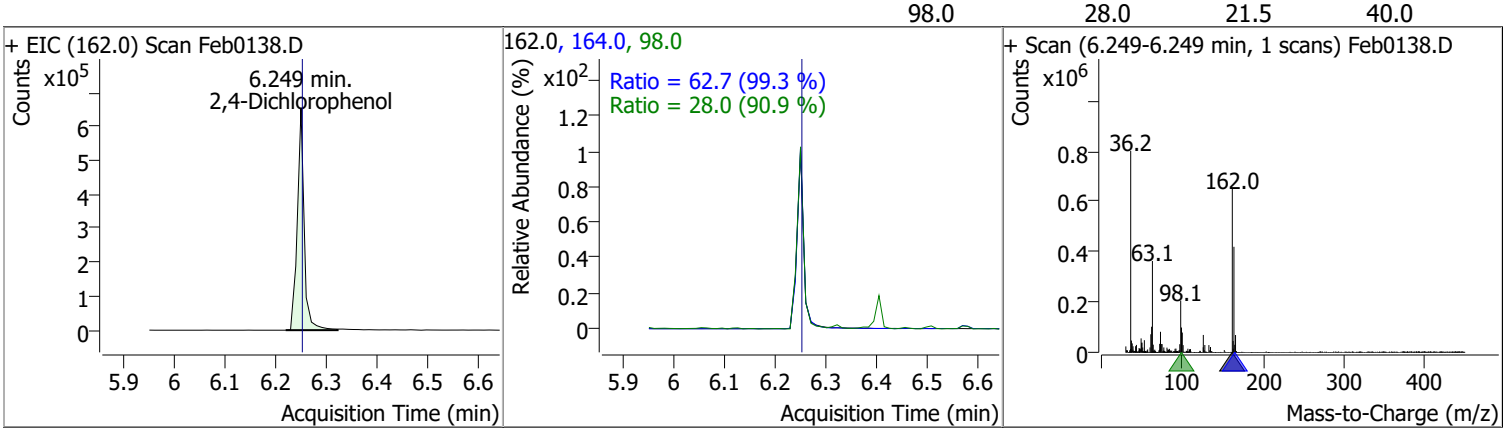

Quantitation Results Report (QT Reviewed)

Compound	Conc.	RT	Dev(Min)	Resp.	QIon	QRatio	Lower	Upper
Benzoic Acid	21.1260	6.21	-0.06	106486	122.0	90.2	62.0	115.2
					77.0	83.3	52.5	97.5

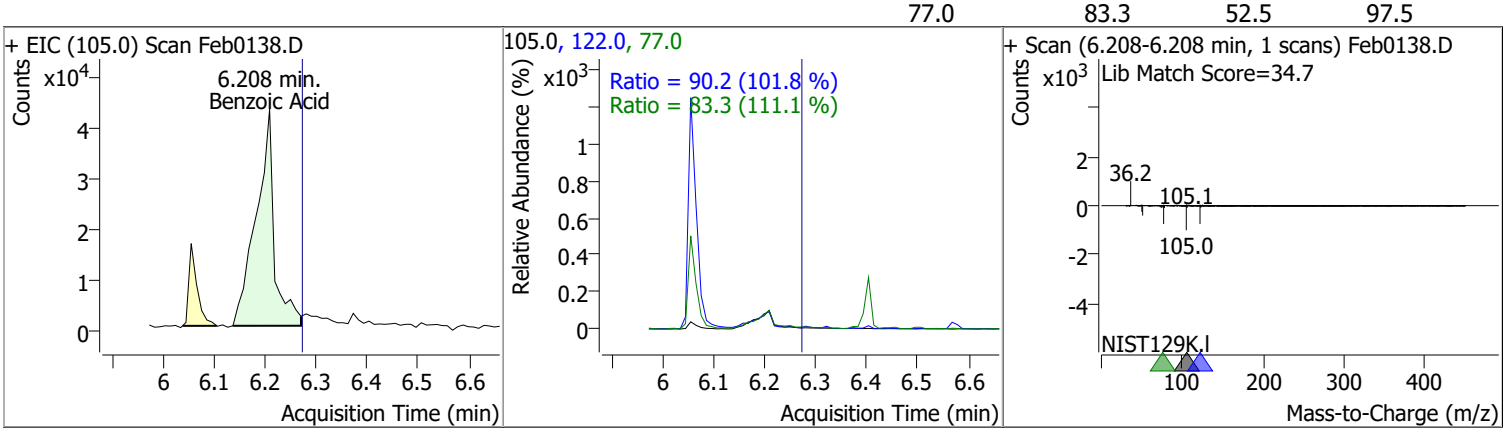

Compound	Conc.	RT	Dev(Min)	Resp.	QIon	QRatio	Lower	Upper
1,2,4-Trichlorobenzene	64.0900	6.32	0.00	660028	182.0	95.9	68.0	126.2
					145.0	28.5	19.9	36.9

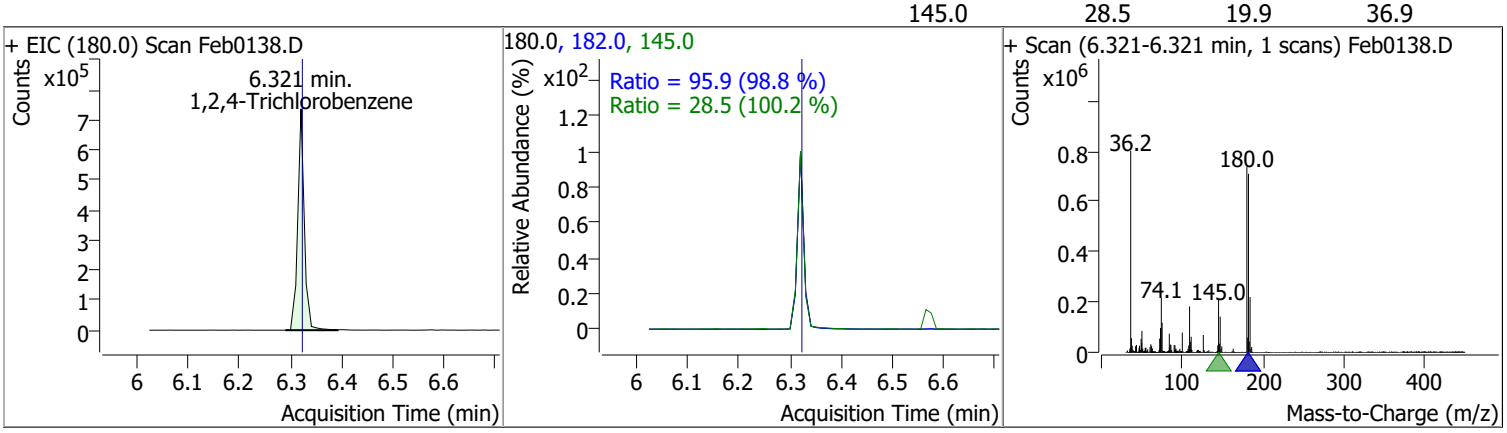

Compound	Conc.	RT	Dev(Min)	Resp.	QIon	QRatio	Lower	Upper
Naphthalene	74.4457	6.40	0.00	2236568 (m)	129.0	11.0	8.0	14.9
					102.0	9.5	6.8	12.6

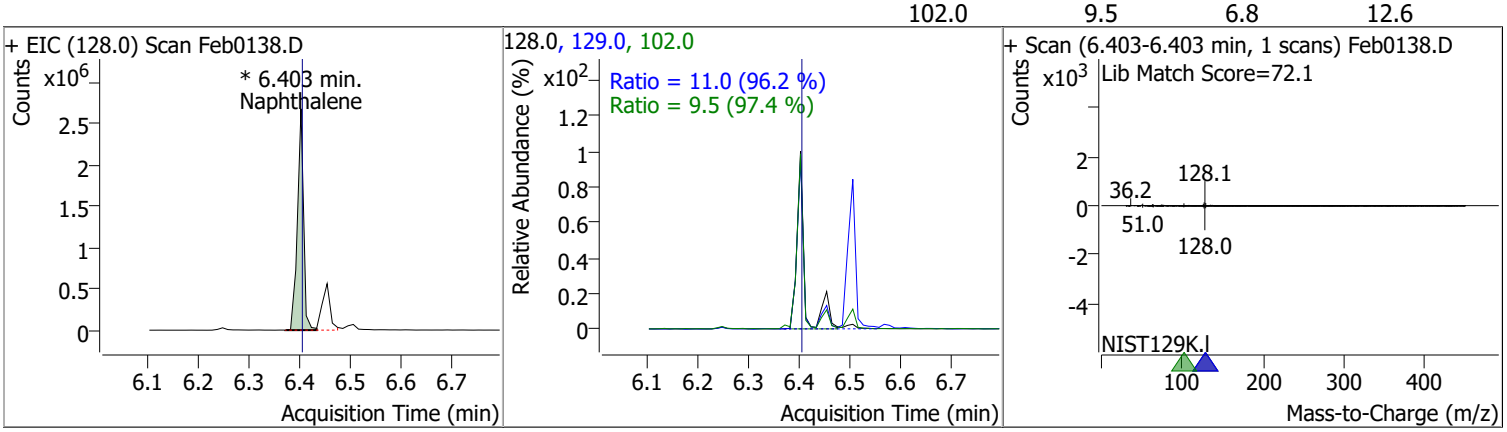

Compound	Conc.	RT	Dev(Min)	Resp.	QIon	QRatio	Lower	Upper
4-Chlorophenol	63.5550	6.45	0.01	186388 (m)	128.0	323.7	243.7	452.5

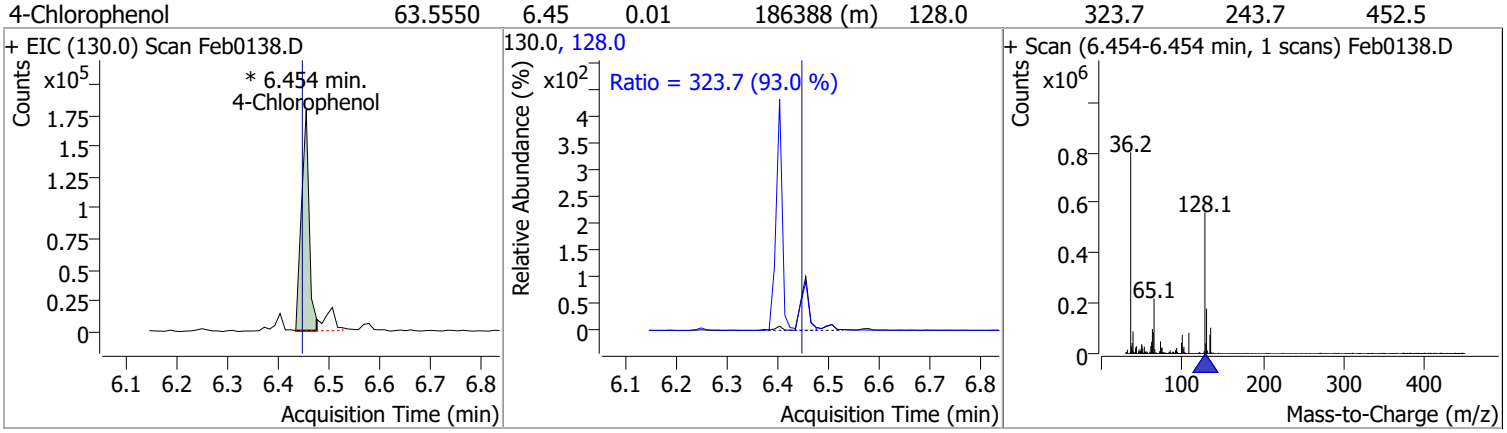

Compound	Conc.	RT	Dev(Min)	Resp.	QIon	QRatio	Lower	Upper
p-Chloroaniline	66.0202	6.51	0.00	825140	129.0	32.6	23.2	43.0
					65.0	29.7	20.9	38.9

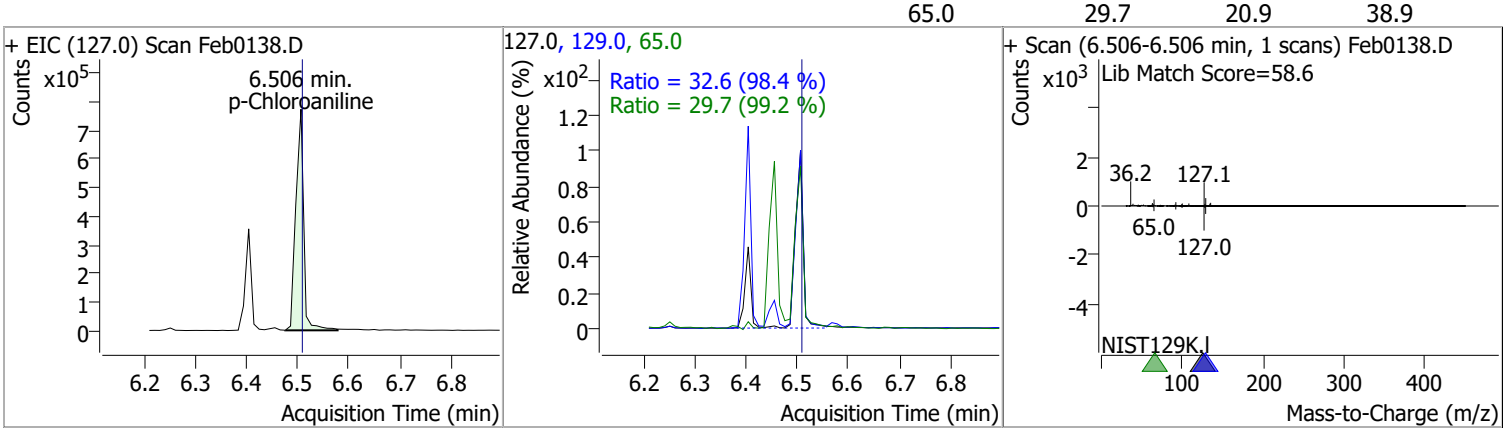

Compound	Conc.	RT	Dev(Min)	Resp.	QIon	QRatio	Lower	Upper
Hexachlorobutadiene	62.7044	6.57	-0.01	327989	223.0	61.6	45.6	84.6
					227.0	61.2	44.6	82.8

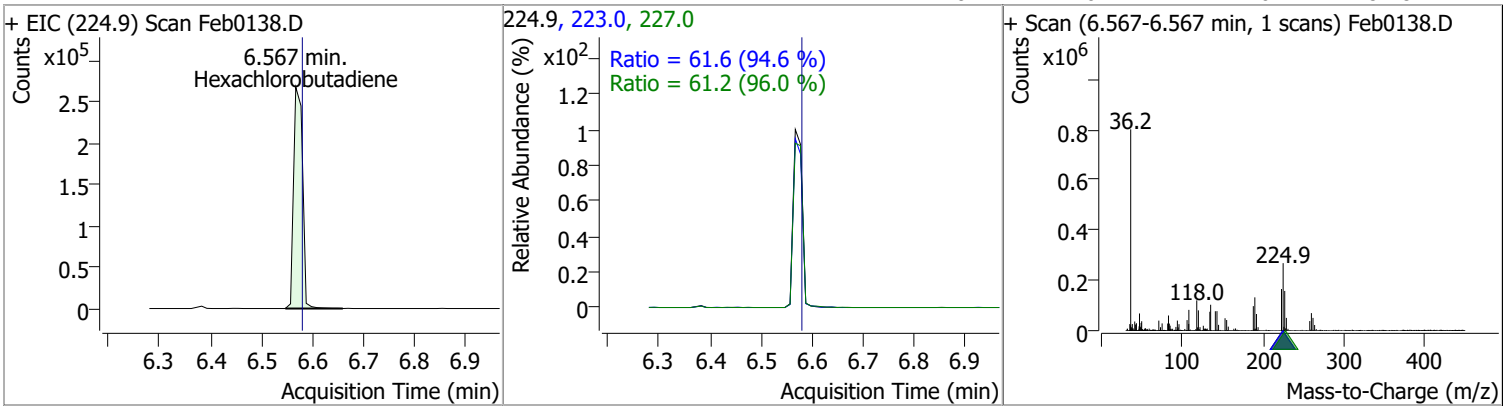

Compound	Conc.	RT	Dev(Min)	Resp.	QIon	QRatio	Lower	Upper
4-Chloro-2-Methylphenol	74.4319	7.00	0.01	555817	144.0	26.3	19.6	36.4

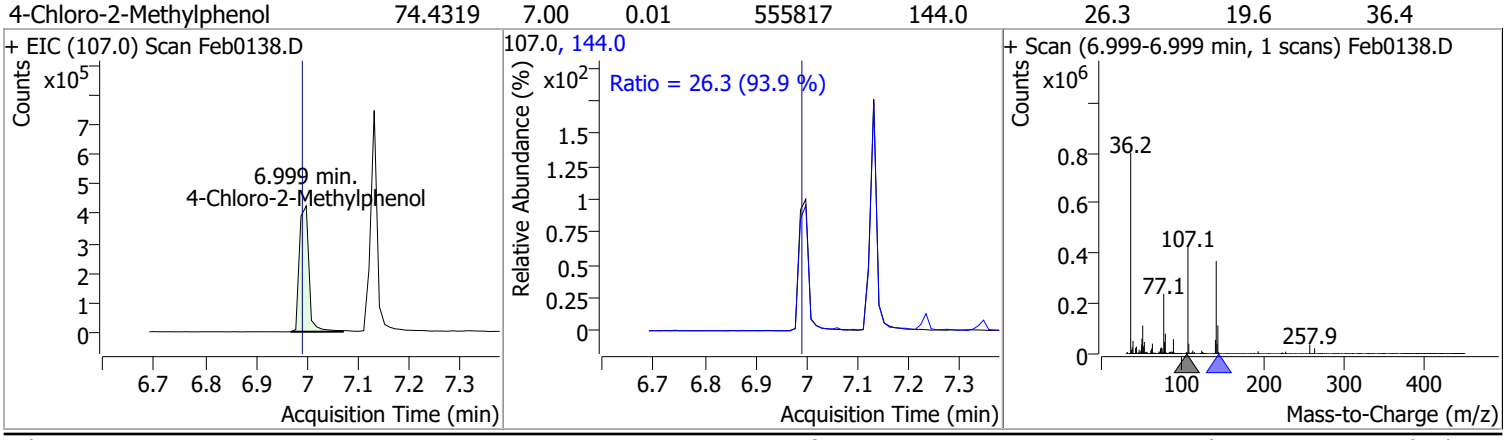

Compound	Conc.	RT	Dev(Min)	Resp.	QIon	QRatio	Lower	Upper
4-Chloro-3-Methylphenol	85.0810	7.13	0.00	682066 (m)	144.0	27.2	20.0	37.2

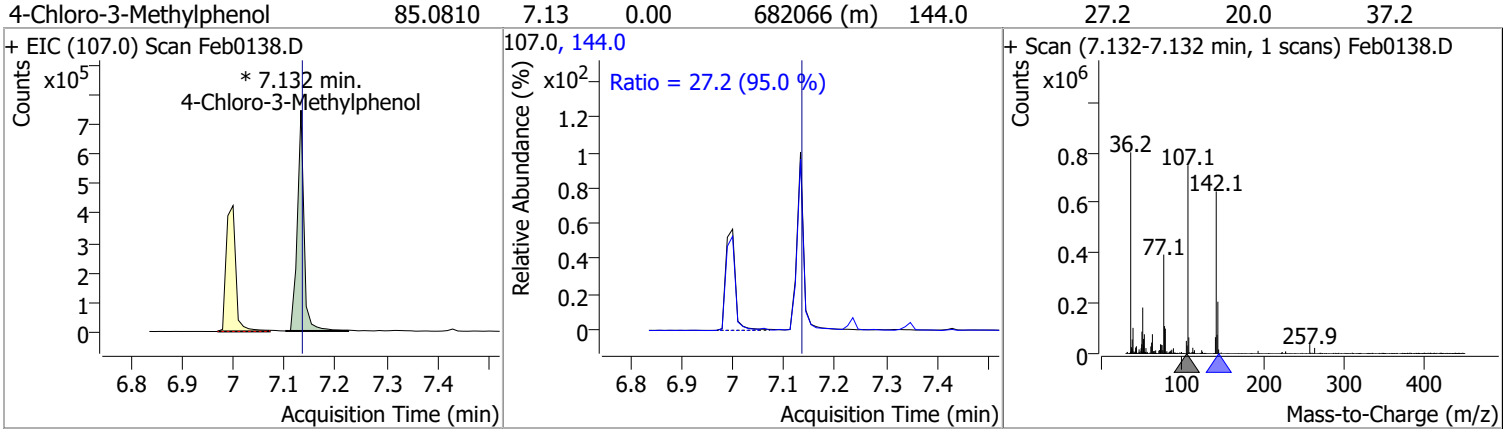

Compound	Conc.	RT	Dev(Min)	Resp.	QIon	QRatio	Lower	Upper
2-Methylnaphthalene	80.9904	7.23	0.00	1428594	142.0	116.7	83.1	154.4
					115.0	43.1	28.8	53.4

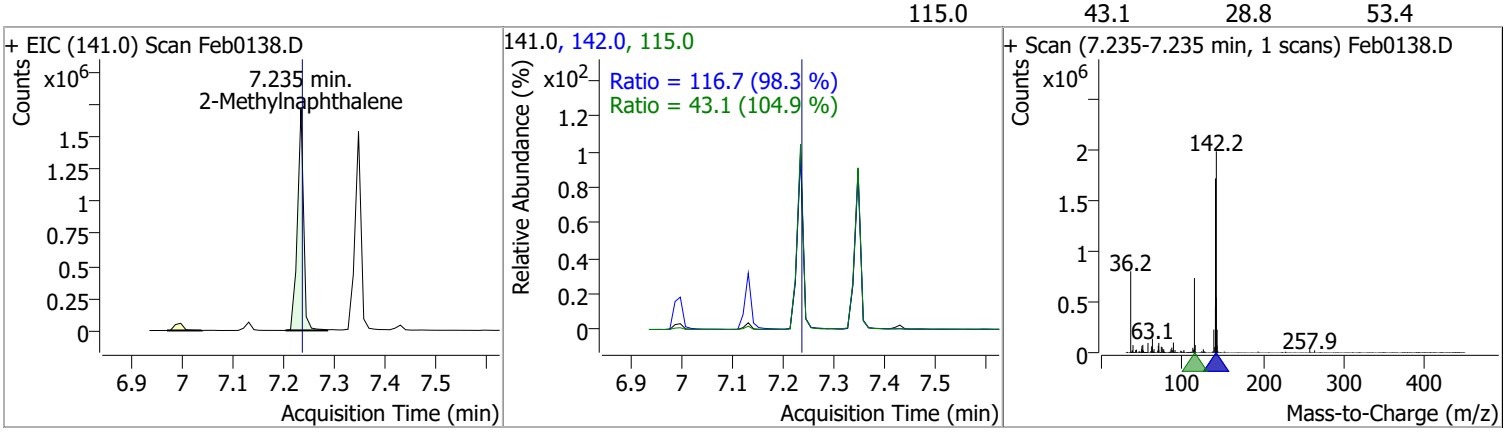

Compound	Conc.	RT	Dev(Min)	Resp.	QIon	QRatio	Lower	Upper
1-Methylnaphthalene	73.5261	7.35	0.00	1278400 (m)	142.0	113.2	77.9	144.7
					115.0	41.4	29.5	54.8

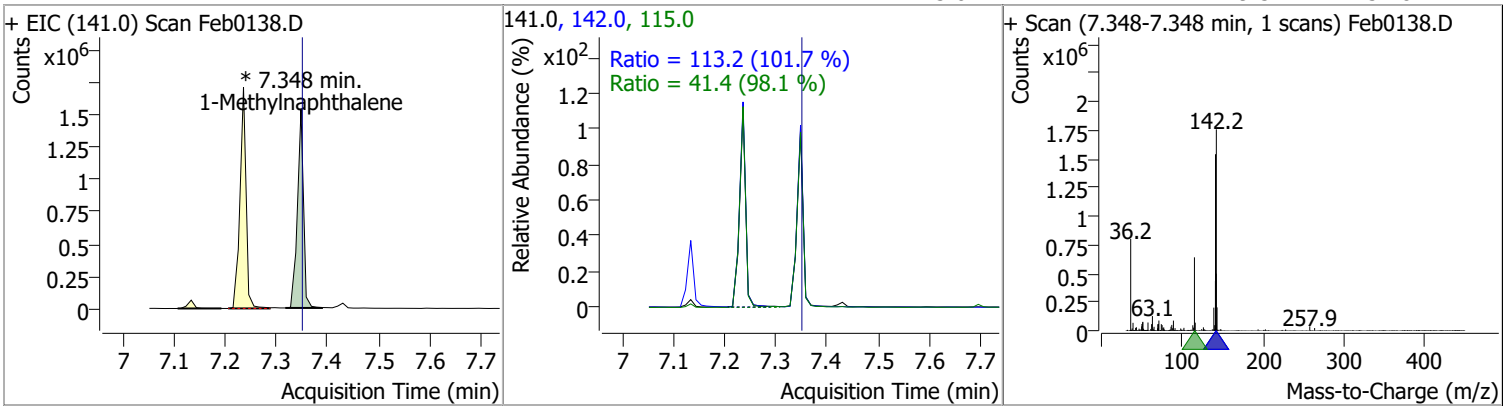

Quantitation Results Report (QT Reviewed)

Compound	Conc.	RT	Dev(Min)	Resp.	QIon	QRatio	Lower	Upper
Hexachlorocyclopentadiene	61.4705	7.43	0.00	198570	238.9	63.0	43.8	81.3
					234.9	63.4	43.7	81.2

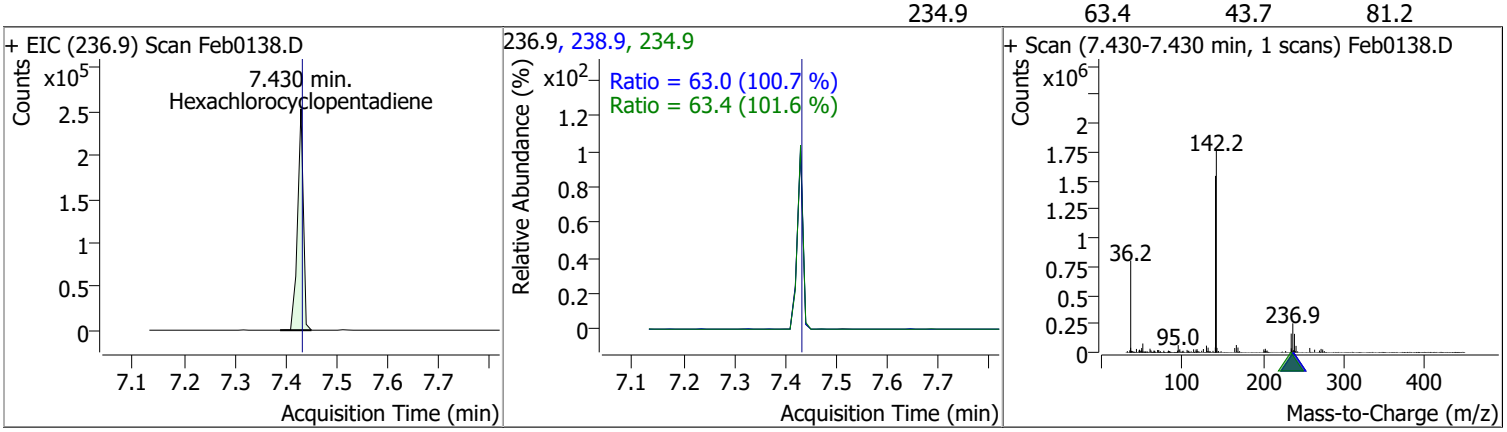

Compound	Conc.	RT	Dev(Min)	Resp.	QIon	QRatio	Lower	Upper
2,4,6-Trichlorophenol	86.5088	7.59	0.00	439380 (m)	198.0	96.6	68.7	127.5

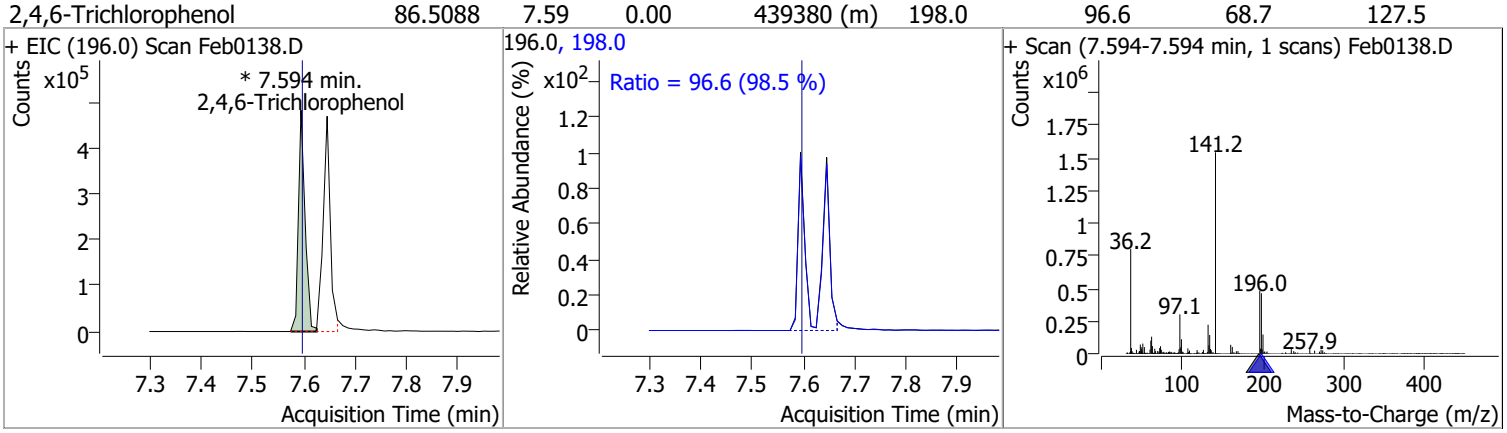

Compound	Conc.	RT	Dev(Min)	Resp.	QIon	QRatio	Lower	Upper
2,4,5-Trichlorophenol	83.8324	7.65	0.01	492965 (m)	198.0	93.0	65.6	121.8

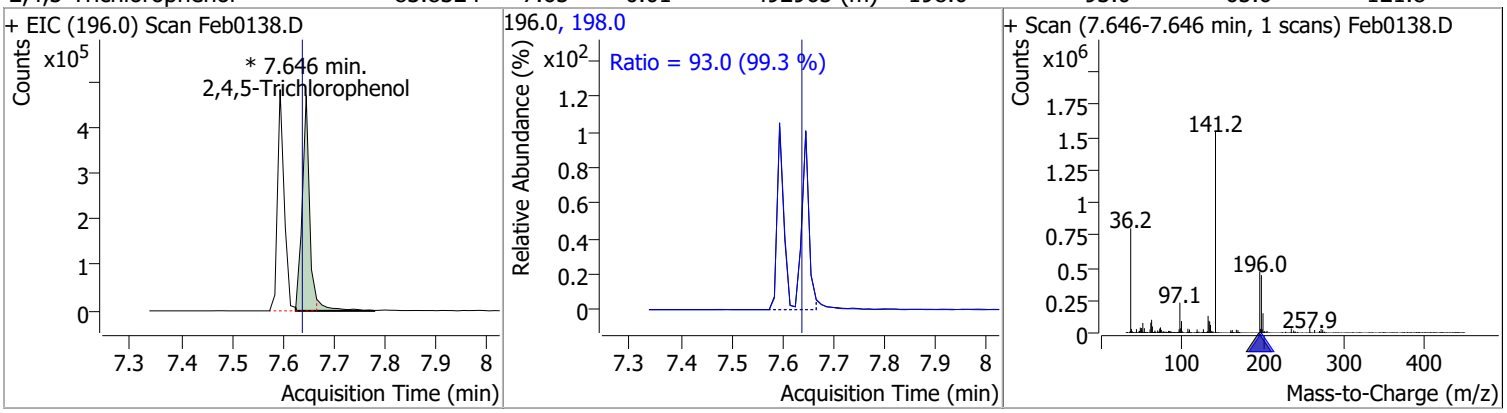

Compound	Conc.	RT	Dev(Min)	Resp.	QIon	QRatio	Lower	Upper
2-Fluorobiphenyl	71.3813	7.70	0.00	1648164	171.0	33.9	23.8	44.1

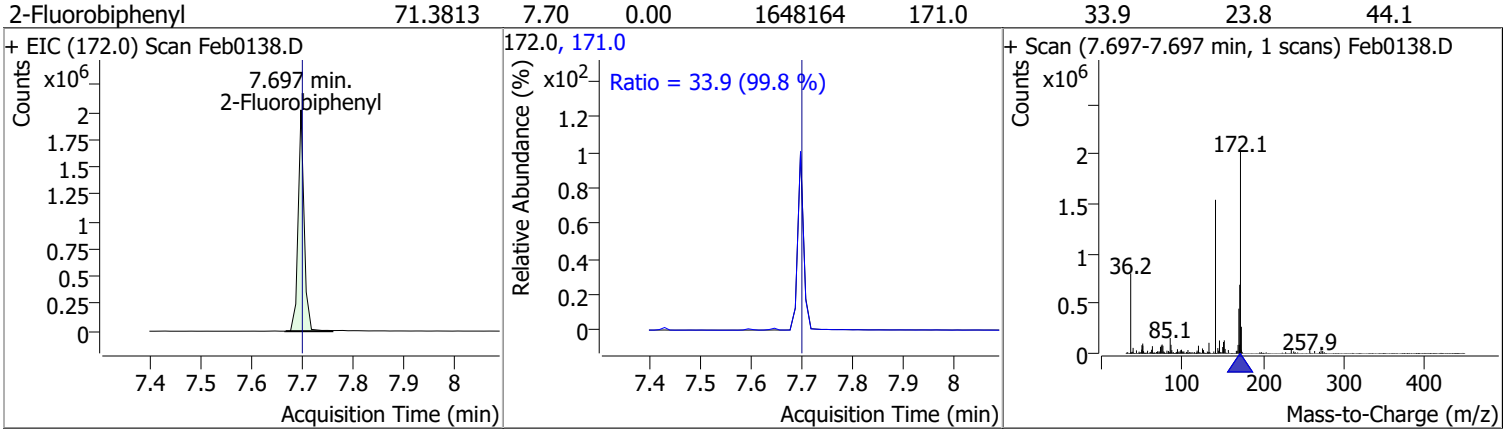

Quantitation Results Report (QT Reviewed)

Compound	Conc.	RT	Dev(Min)	Resp.	QIon	QRatio	Lower	Upper
2-Chloronaphthalene	85.1908	7.81	0.00	1607074	127.0	36.8	25.7	47.7
					164.0	33.5	22.6	41.9

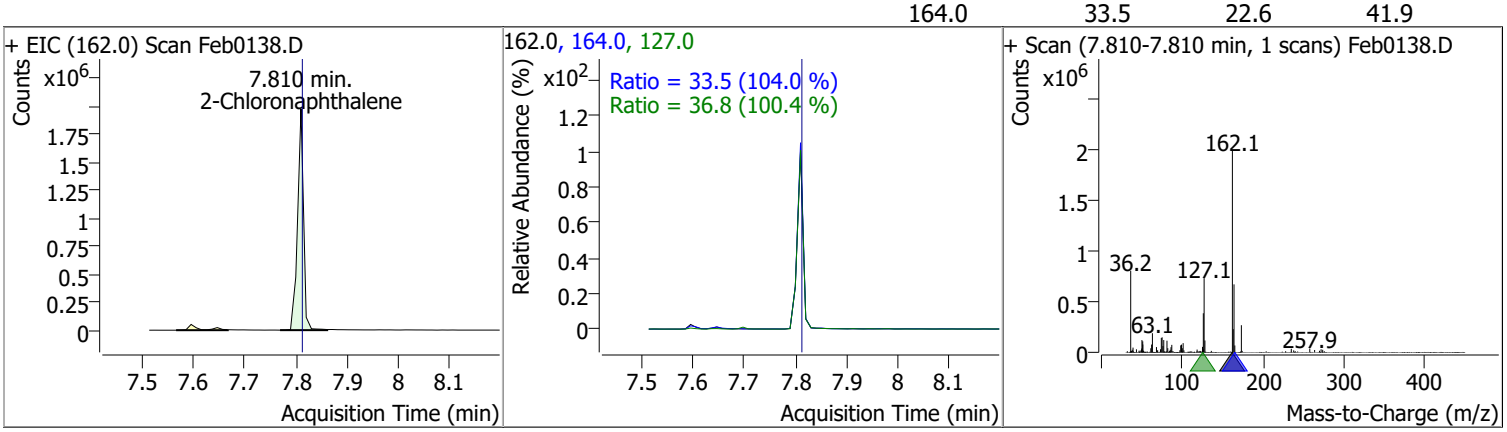

Compound	Conc.	RT	Dev(Min)	Resp.	QIon	QRatio	Lower	Upper
2-Nitroaniline	82.4496	7.96	0.00	233572	138.0	116.8	84.5	156.9

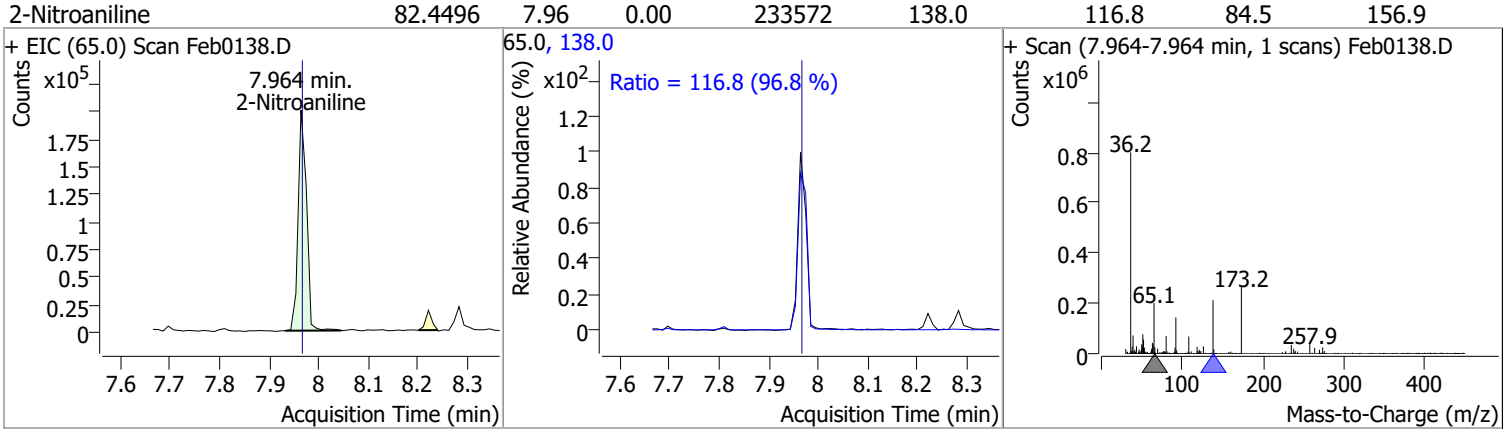

Compound	Conc.	RT	Dev(Min)	Resp.	QIon	QRatio	Lower	Upper
Dimethyl Phthalate	88.8671	8.22	0.00	1742566	77.0	19.5	13.0	24.2

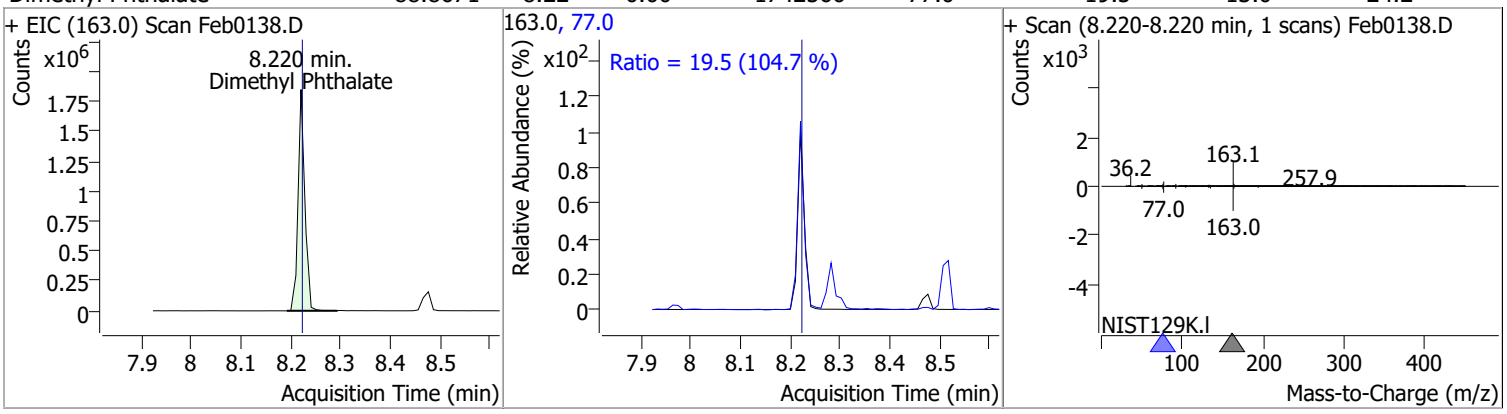

Compound	Conc.	RT	Dev(Min)	Resp.	QIon	QRatio	Lower	Upper
2,6-Dinitrotoluene	92.7161	8.28	0.00	230020	63.0	123.2	82.2	152.7
					89.0	59.8	40.8	75.8

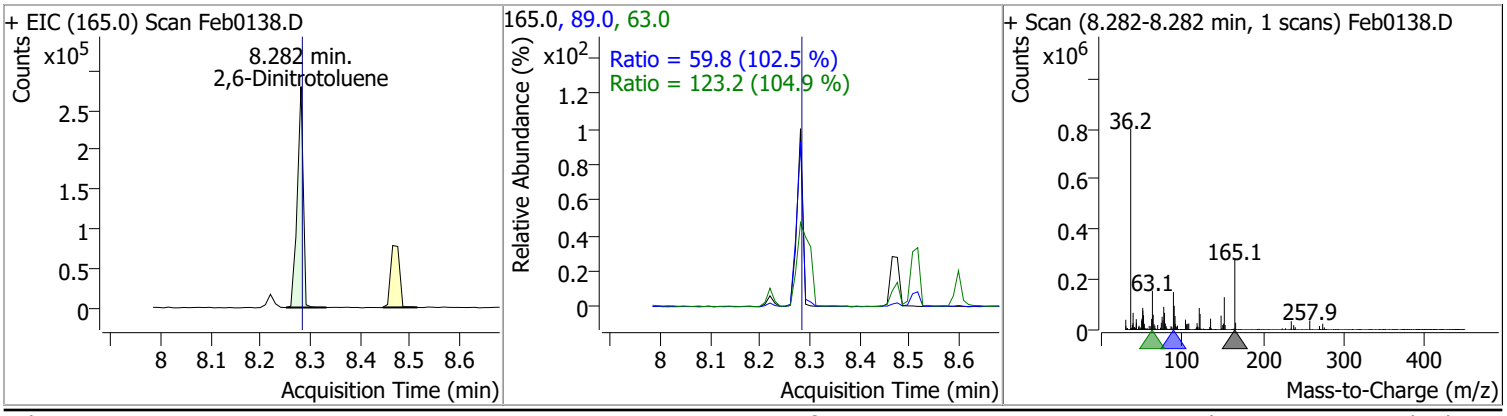

Compound	Conc.	RT	Dev(Min)	Resp.	QIon	QRatio	Lower	Upper
Acenaphthylene	79.7616	8.30	0.00	2438323	153.1	13.9	9.8	18.2

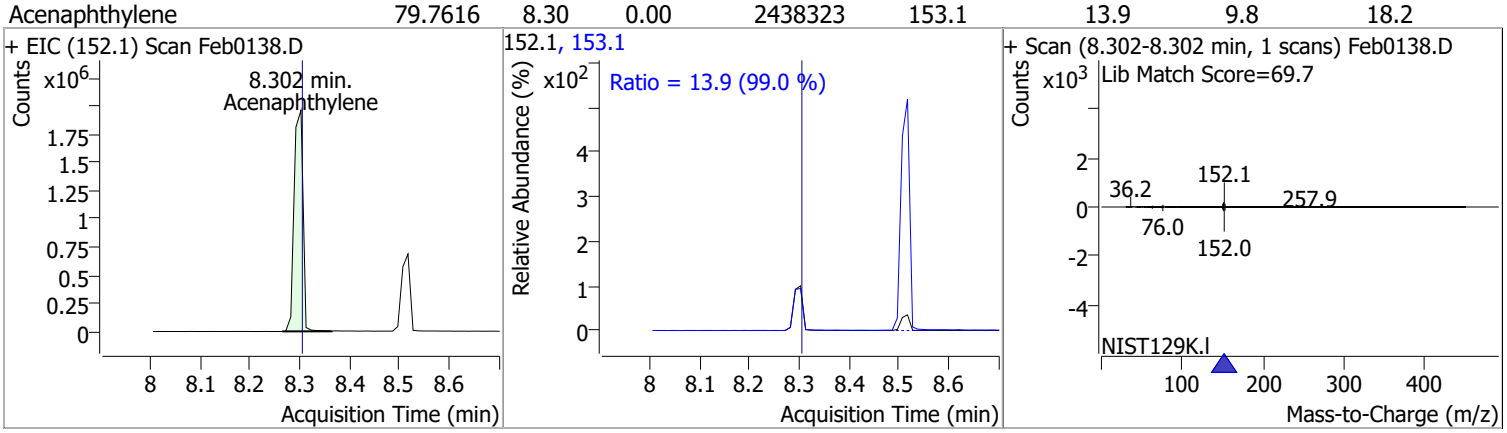

Compound	Conc.	RT	Dev(Min)	Resp.	QIon	QRatio	Lower	Upper
3-Nitroaniline	79.6796	8.48	0.00	223554	65.0	126.3	84.7	157.3
					92.0	111.7	71.7	133.2

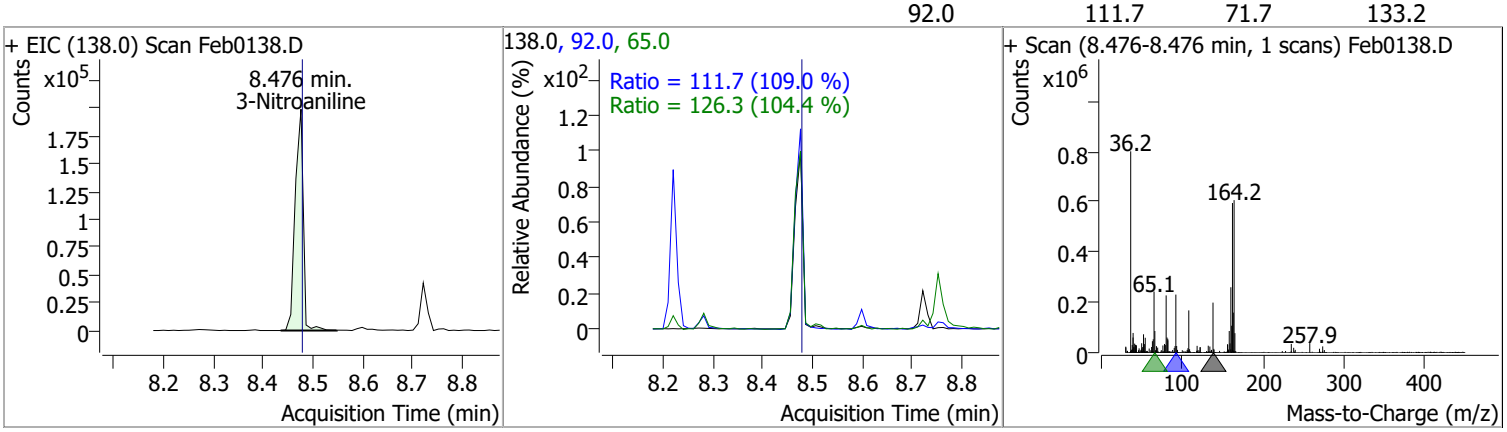

Compound	Conc.	RT	Dev(Min)	Resp.	QIon	QRatio	Lower	Upper
Acenaphthene	86.9445	8.52	0.00	1522225	153.0	110.5	76.5	142.0
					152.0	52.8	35.8	66.4

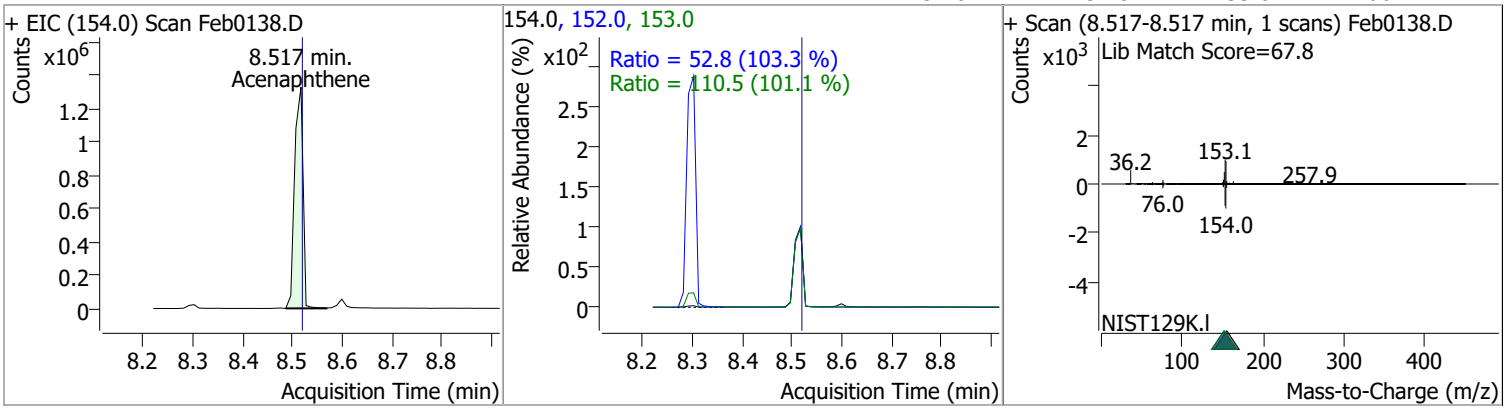

Compound	Conc.	RT	Dev(Min)	Resp.	QIon	QRatio	Lower	Upper
2,4-Dinitrophenol	61.7532	8.60	0.00	88687	154.0	61.6	44.4	82.5

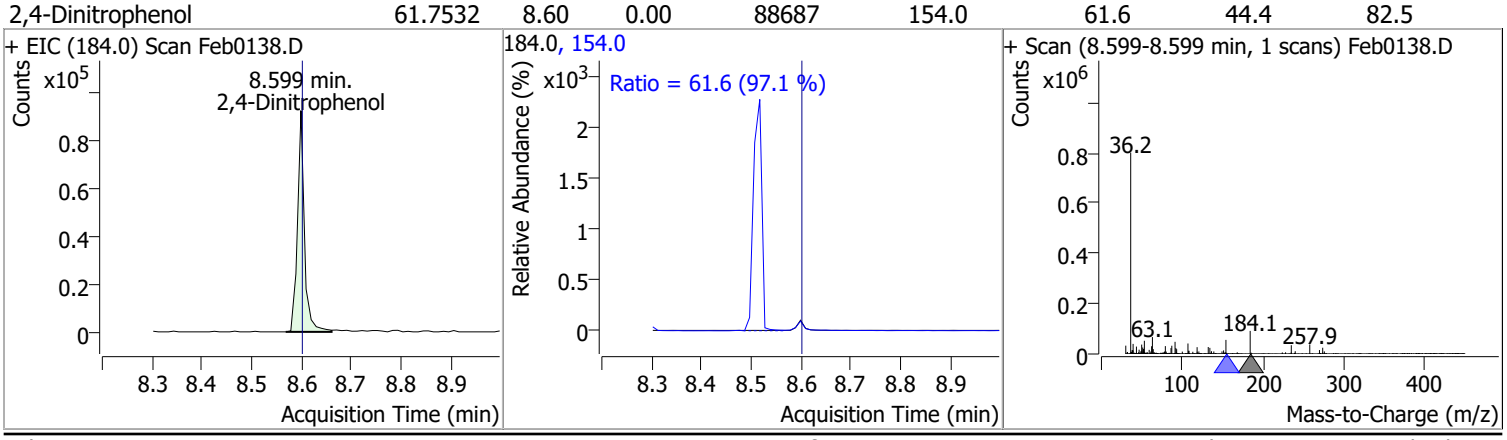

Compound	Conc.	RT	Dev(Min)	Resp.	QIon	QRatio	Lower	Upper
Dibenzofuran	84.3065	8.72	0.00	2305810	139.0	41.6	30.2	56.0

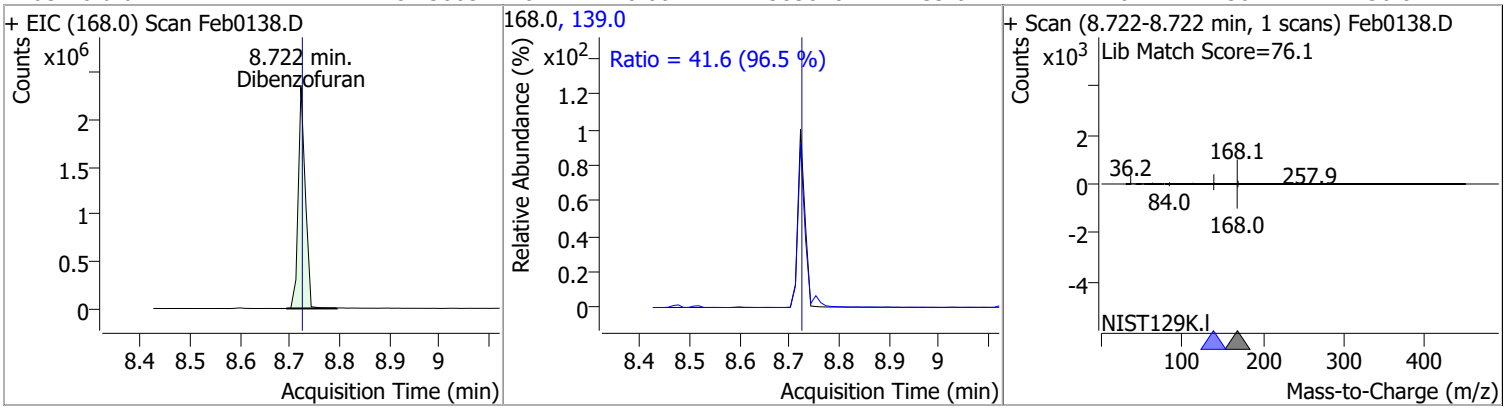

Compound	Conc.	RT	Dev(Min)	Resp.	QIon	QRatio	Lower	Upper
4-Nitrophenol	40.4075	8.75	0.01	107603	139.0	891.1	266.4	494.7
					65.0	87.3	56.8	105.6

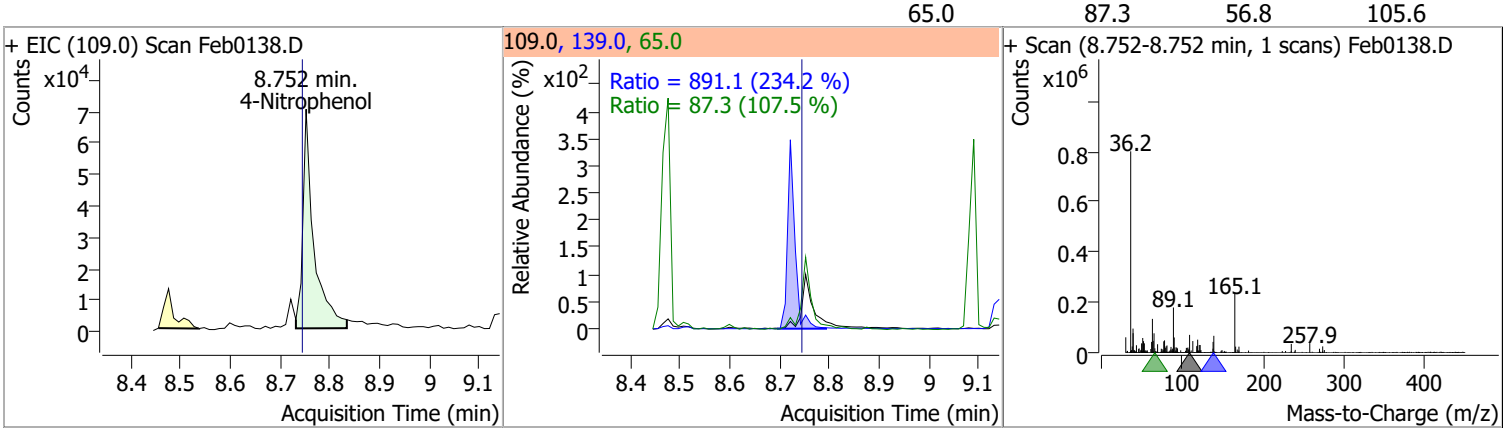

Compound	Conc.	RT	Dev(Min)	Resp.	QIon	QRatio	Lower	Upper
2,4-Dinitrotoluene	82.5450	8.75	0.00	275160	63.0	52.3	47.5	88.1
					89.0	68.8	45.8	85.1

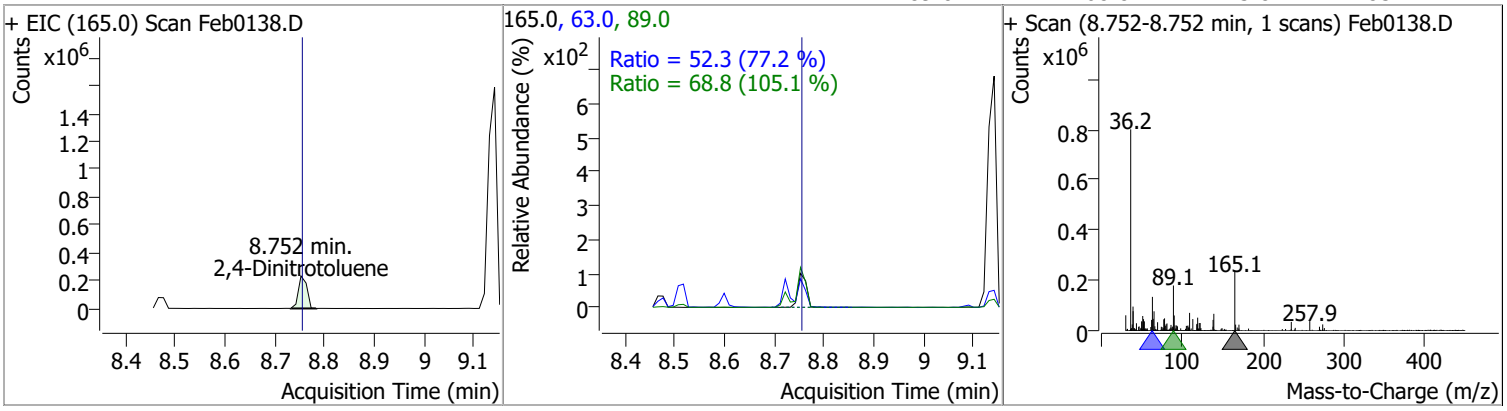

Compound	Conc.	RT	Dev(Min)	Resp.	QIon	QRatio	Lower	Upper
Diethylphthalate	99.9963	9.09	0.00	2031387	177.0	21.1	14.8	27.5
					150.0	12.3	8.8	16.3

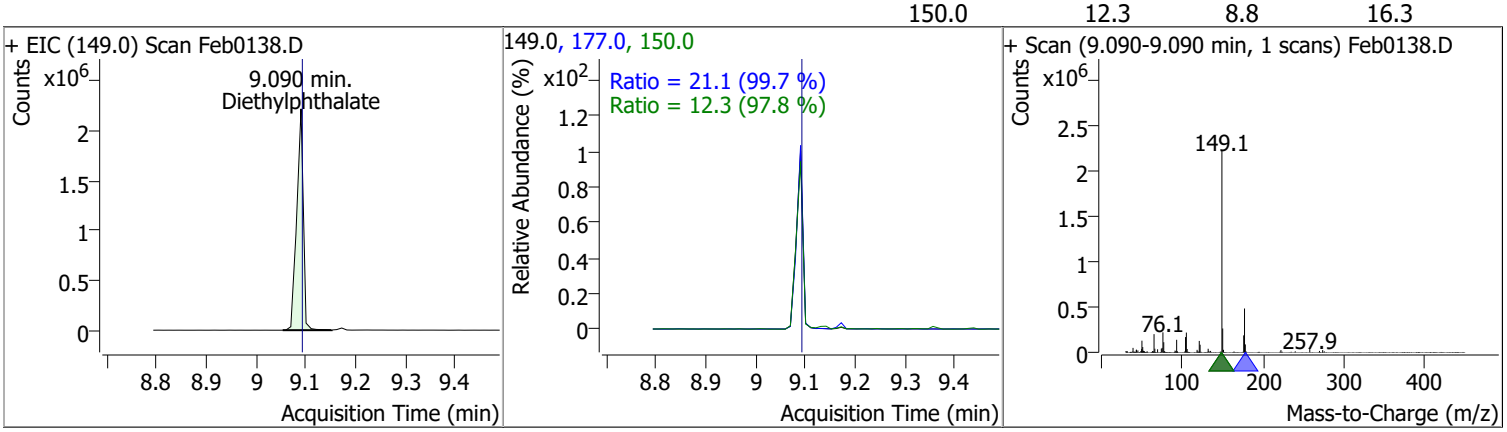

Compound	Conc.	RT	Dev(Min)	Resp.	QIon	QRatio	Lower	Upper
Fluorene	82.5798	9.14	0.00	2002943	165.0	91.4	64.8	120.4
					167.0	13.0	9.1	16.9

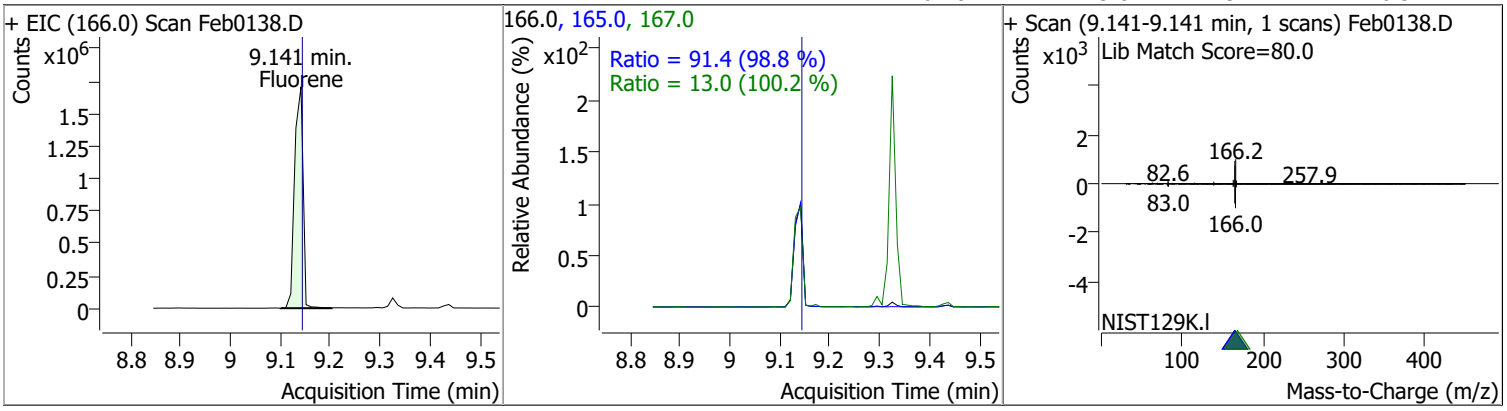

Compound	Conc.	RT	Dev(Min)	Resp.	QIon	QRatio	Lower	Upper
4-Chlorophenyl-phenylether	89.2527	9.17	0.00	946046	141.0	61.1	43.9	81.5
					206.0	34.1	23.2	43.1

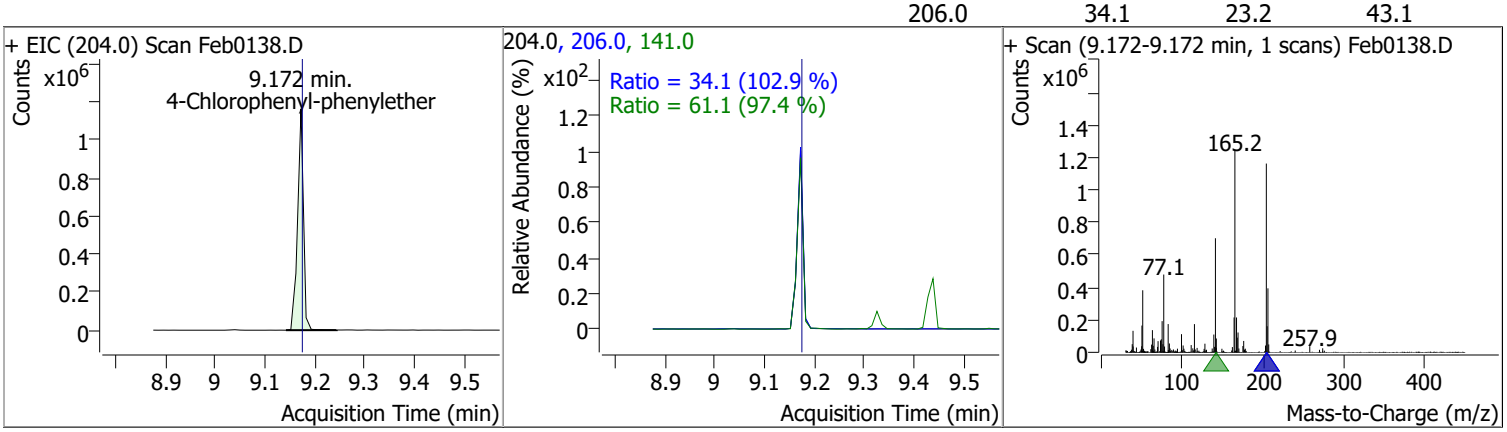

Compound	Conc.	RT	Dev(Min)	Resp.	QIon	QRatio	Lower	Upper
4-Nitroaniline	76.5706	9.21	0.00	212513	65.0	92.2	70.9	131.7
					92.0	48.9	35.8	66.6

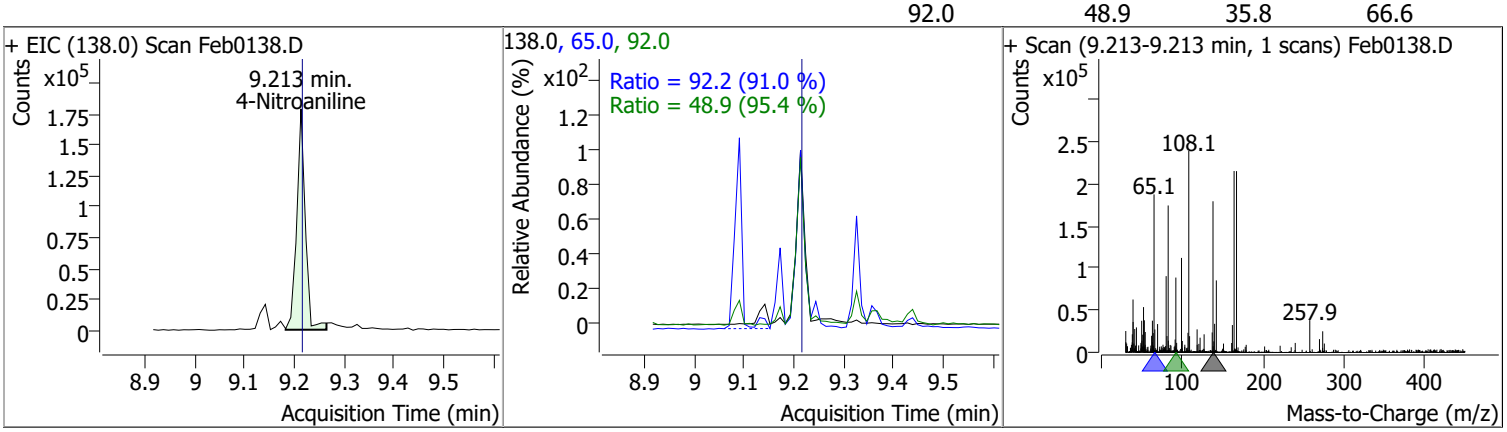

Compound	Conc.	RT	Dev(Min)	Resp.	QIon	QRatio	Lower	Upper
4,6-Dinitro-2-methylphenol	70.3397	9.24	0.00	138329	121.0	49.6	32.5	60.3

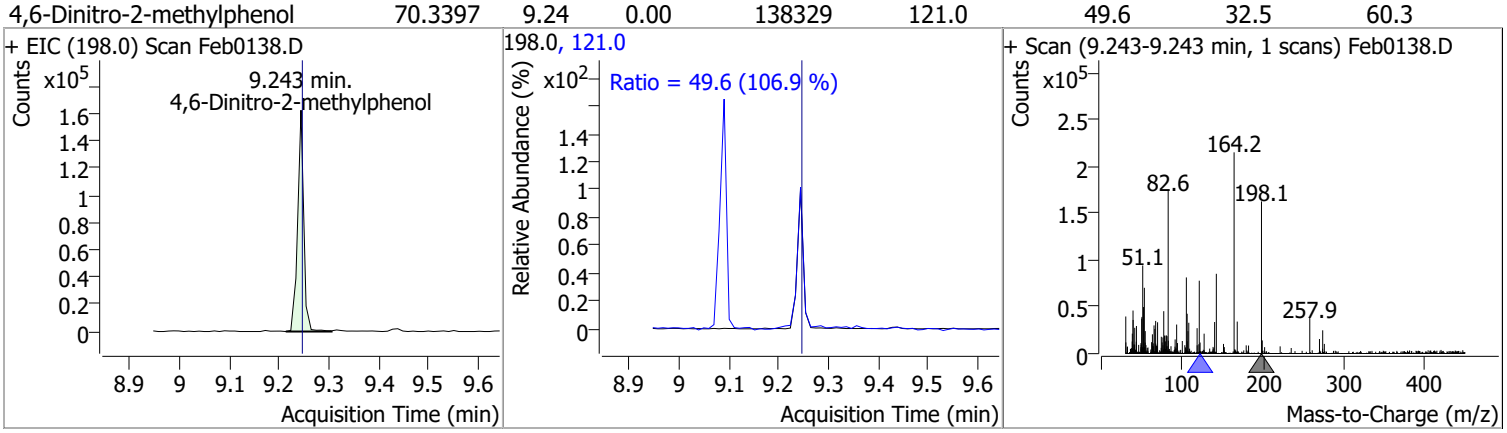

Compound	Conc.	RT	Dev(Min)	Resp.	QIon	QRatio	Lower	Upper
N-nitrosodiphenylamine	79.4325	9.33	0.00	1304397	168.0	63.9	44.3	82.3
					167.0	35.0	24.0	44.6

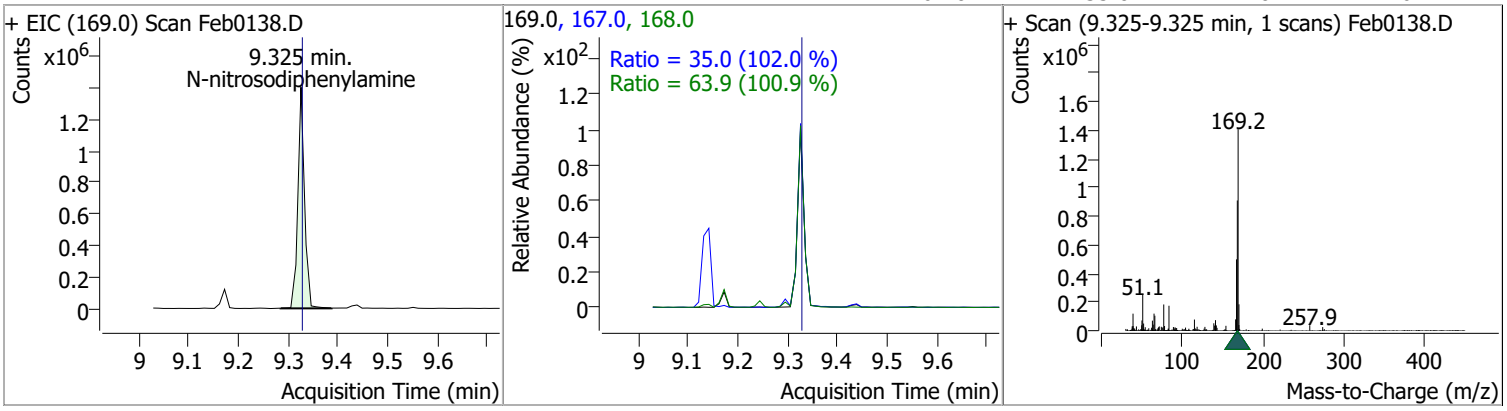

Quantitation Results Report (QT Reviewed)

Compound	Conc.	RT	Dev(Min)	Resp.	QIon	QRatio	Lower	Upper
Azobenzene	76.4747	9.36	0.00	1467178	51.0	34.1	26.4	49.0
					182.0	25.7	19.2	35.7

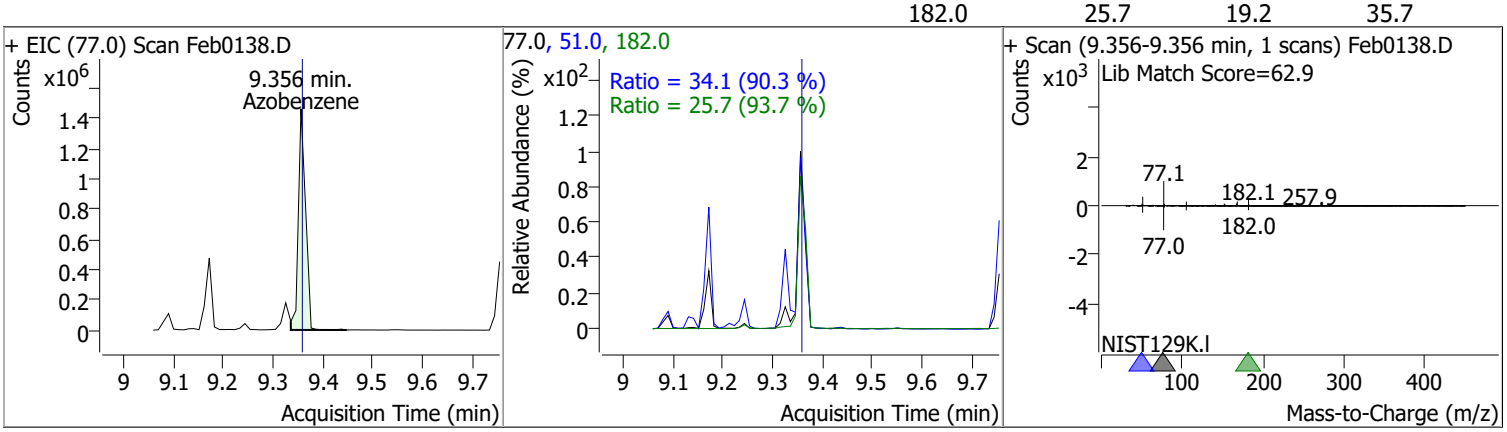

Compound	Conc.	RT	Dev(Min)	Resp.	QIon	QRatio	Lower	Upper
2,4,6-Tribromophenol	200.1363	9.44	0.01	402734	331.8	89.7	65.5	121.6

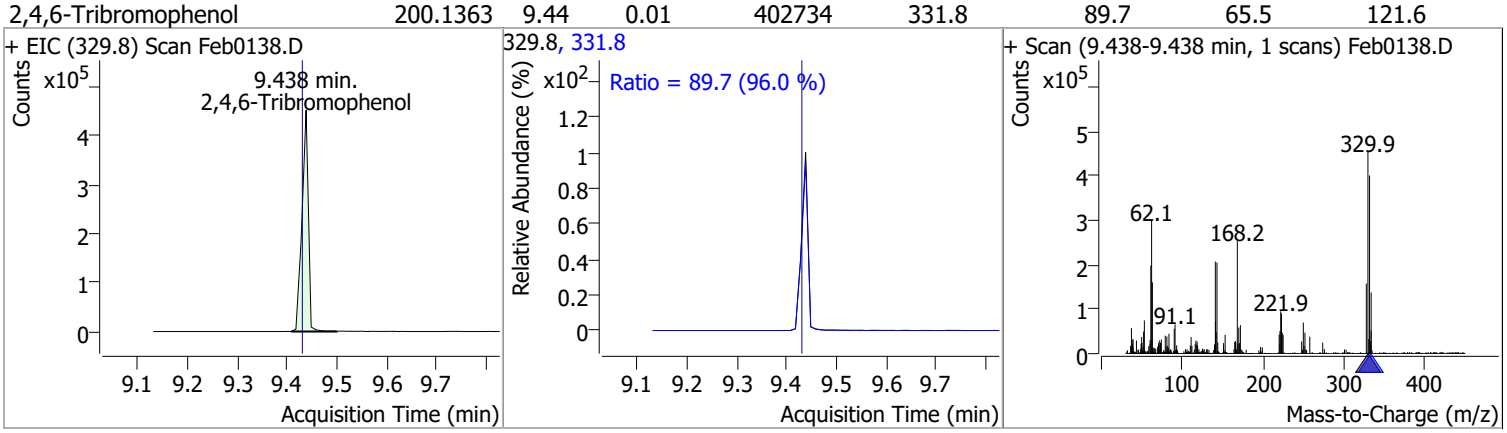

Compound	Conc.	RT	Dev(Min)	Resp.	QIon	QRatio	Lower	Upper
4-Bromophenyl-phenylether	80.2547	9.75	0.00	499149	141.0	101.7	72.5	134.6
					250.0	102.9	70.4	130.7

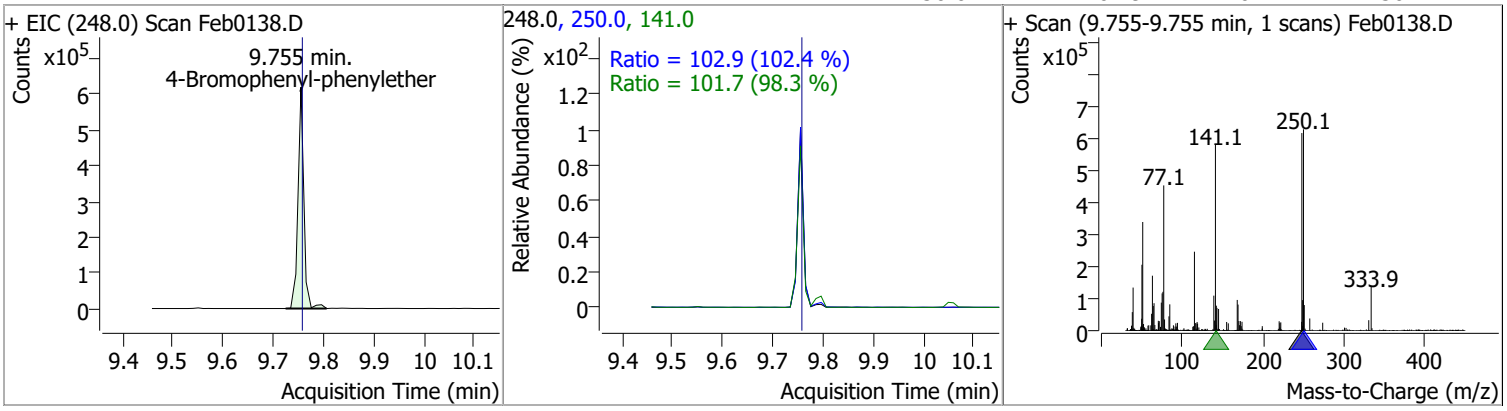

Compound	Conc.	RT	Dev(Min)	Resp.	QIon	QRatio	Lower	Upper
Hexachlorobenzene	77.8545	9.80	0.00	492547	142.0	52.6	33.1	61.5

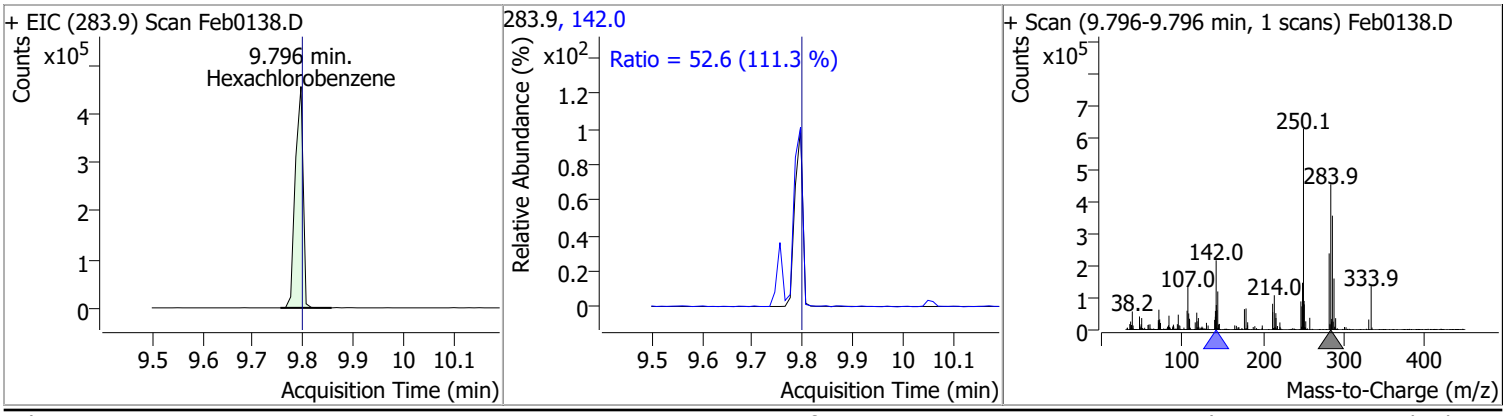

Quantitation Results Report (QT Reviewed)

Compound	Conc.	RT	Dev(Min)	Resp.	QIon	QRatio	Lower	Upper
Pentachlorophenol	94.1498	10.06	0.01	286044	267.9	61.2	45.7	84.8
					263.9	63.0	43.8	81.4

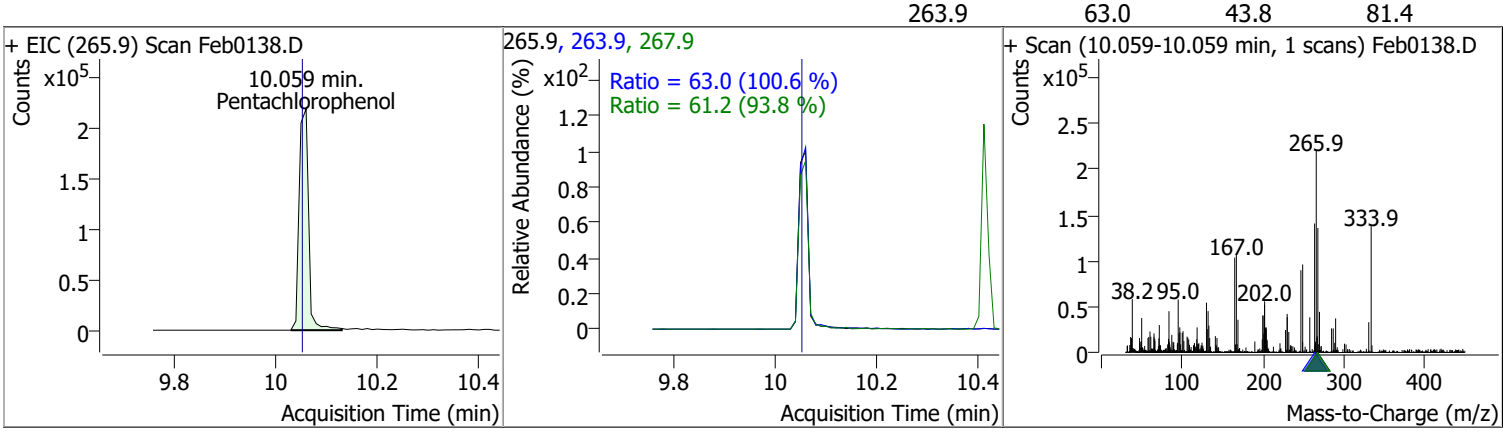

Compound	Conc.	RT	Dev(Min)	Resp.	QIon	QRatio	Lower	Upper
Phenanthrene	82.8083	10.28	-0.01	2778921	176.0	18.5	13.2	24.5

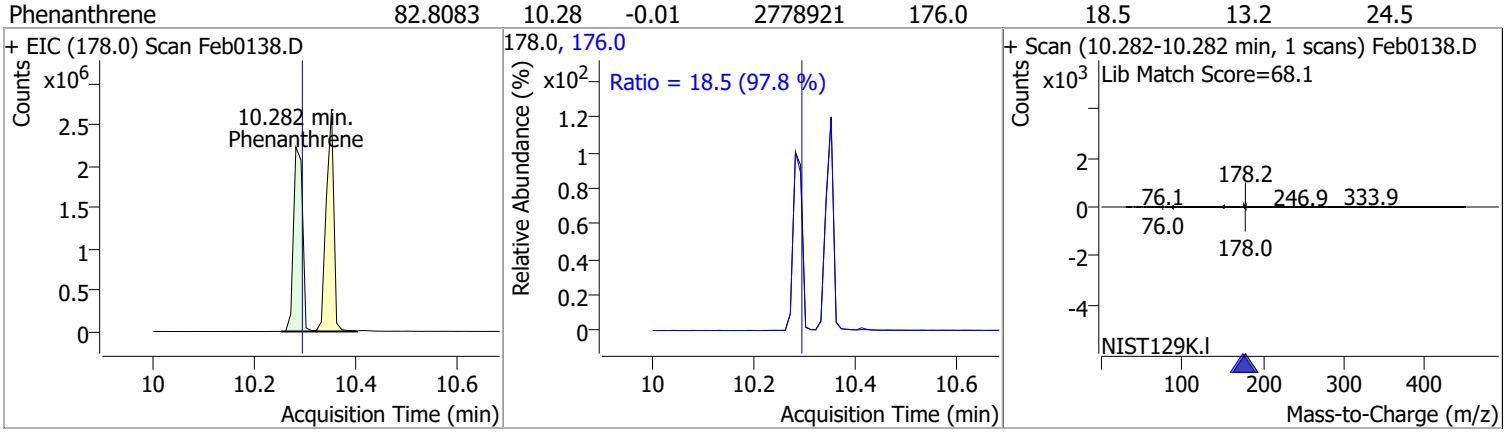

Compound	Conc.	RT	Dev(Min)	Resp.	QIon	QRatio	Lower	Upper
Anthracene	88.1775	10.35	0.00	2779067	176.0	18.5	12.7	23.5

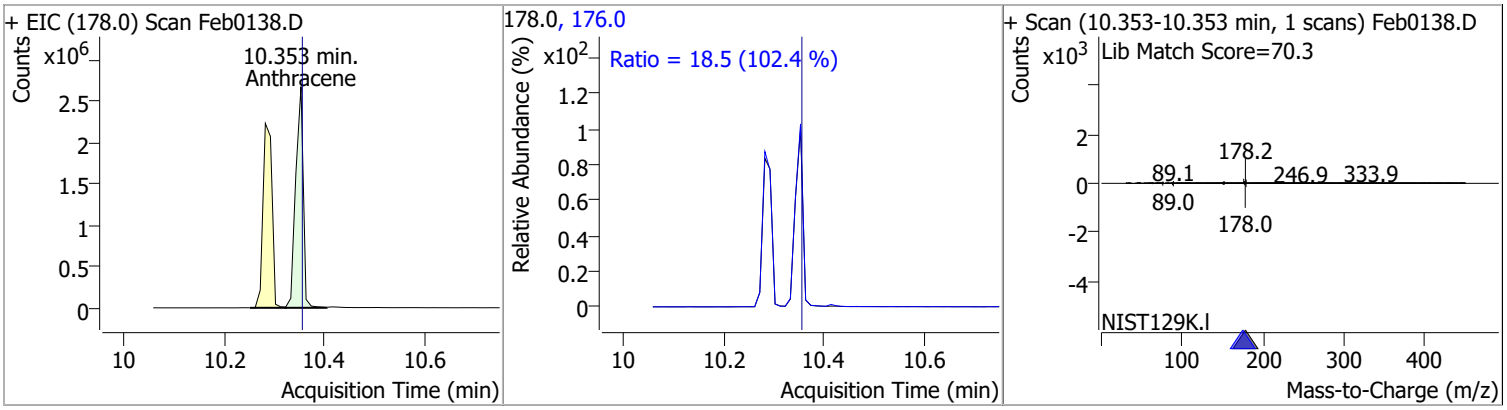

Compound	Conc.	RT	Dev(Min)	Resp.	QIon	QRatio	Lower	Upper
Triallate	83.8092	10.41	0.00	565183	268.0	25.6	19.1	35.4
					143.0	23.6	16.1	30.0

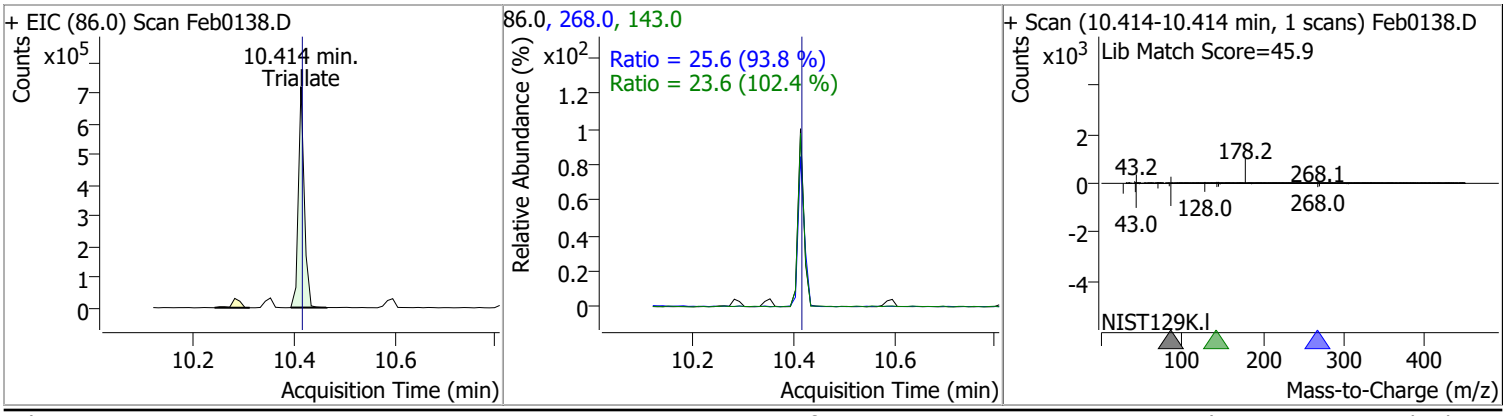

Quantitation Results Report (QT Reviewed)

Compound	Conc.	RT	Dev(Min)	Resp.	QIon	QRatio	Lower	Upper
Carbazole	91.9495	10.60	0.00	2703032	139.0	13.0	9.1	16.9

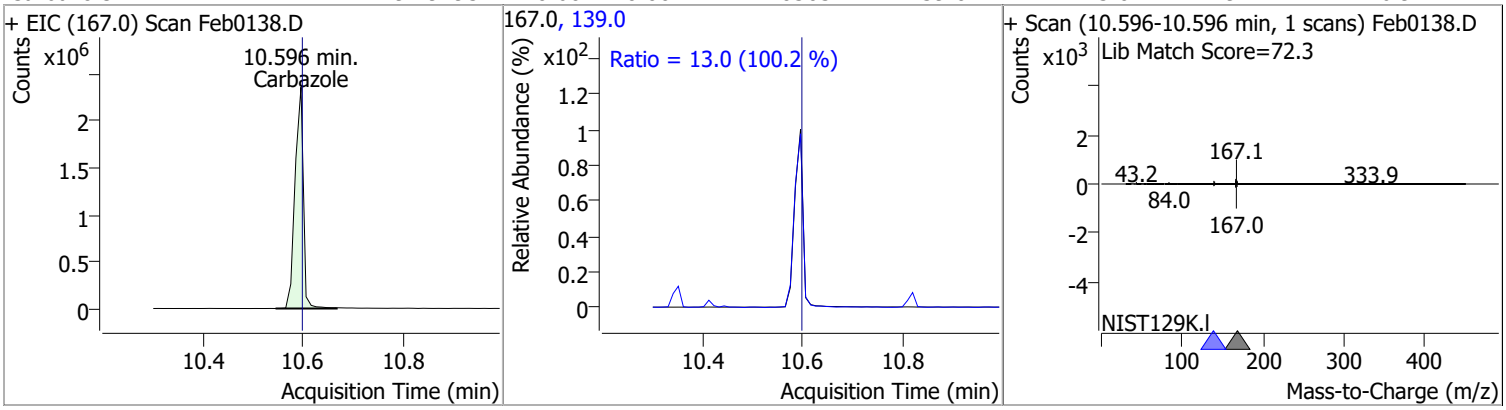

Compound	Conc.	RT	Dev(Min)	Resp.	QIon	QRatio	Lower	Upper
o-Terphenyl	83.5714	10.82	0.00	1470178	229.0	63.7	44.1	81.9
					215.0	38.0	26.4	49.1

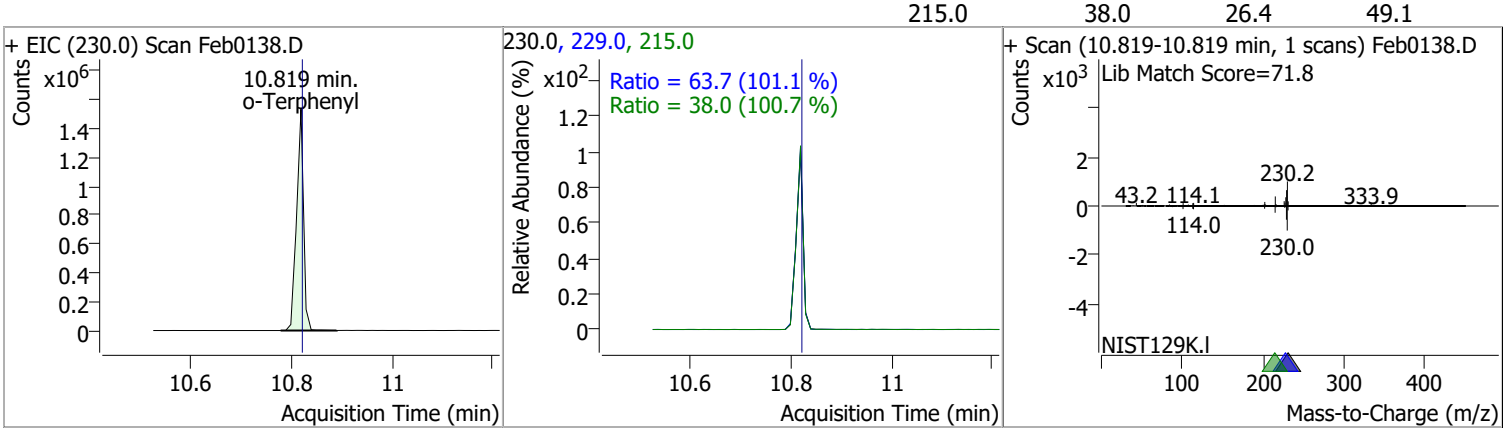

Compound	Conc.	RT	Dev(Min)	Resp.	QIon	QRatio	Lower	Upper
Di-n-Butylphthalate	96.7199	11.20	0.00	2899254	150.0	9.1	6.3	11.6
					104.0	6.0	4.1	7.6

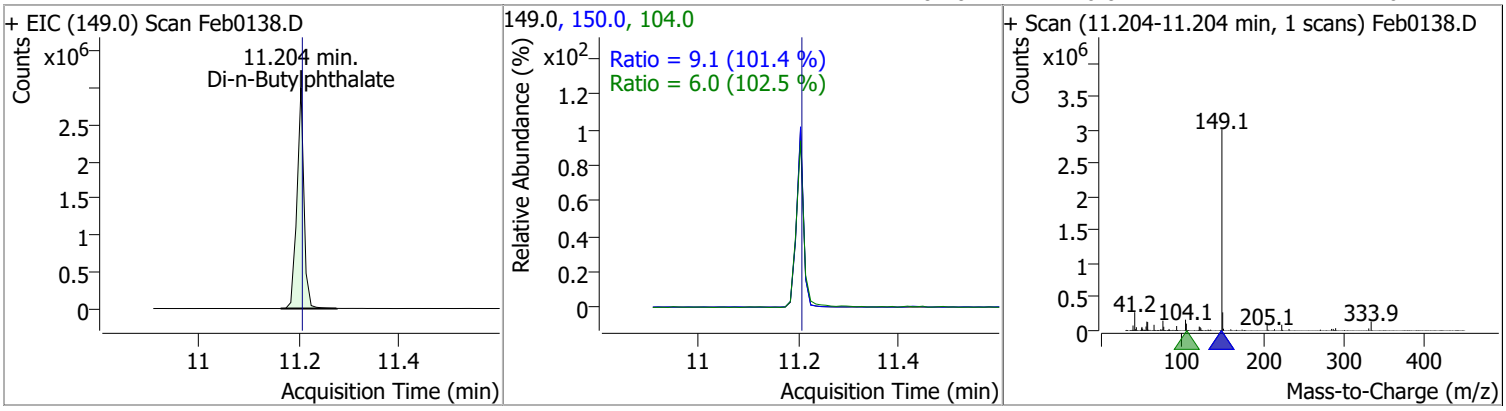

Compound	Conc.	RT	Dev(Min)	Resp.	QIon	QRatio	Lower	Upper
Fluoranthene	81.0316	12.12	0.00	2829425	101.0	13.8	8.6	16.0

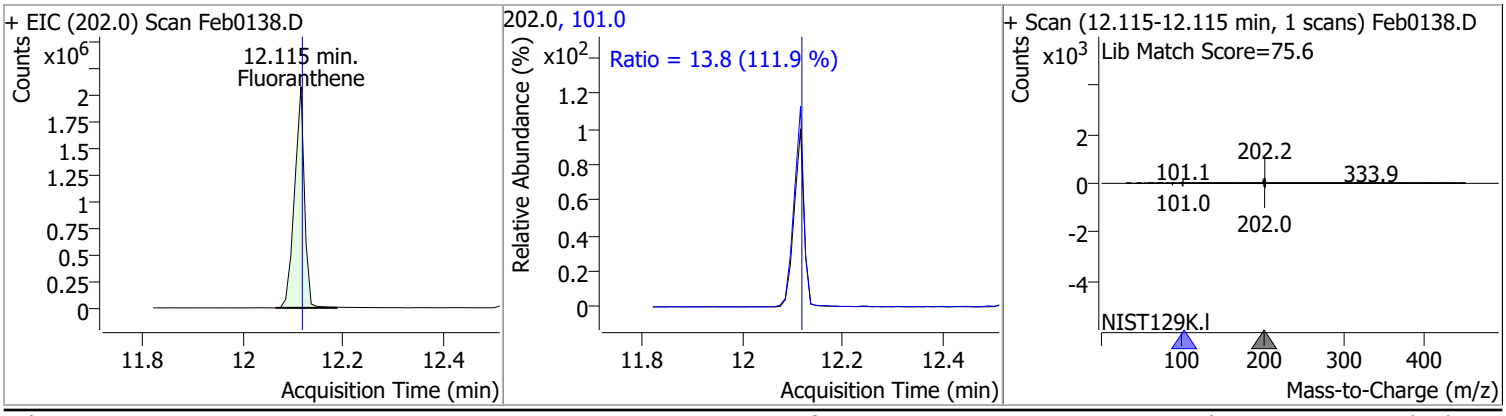

Quantitation Results Report (QT Reviewed)

Compound	Conc.	RT	Dev(Min)	Resp.	QIon	QRatio	Lower	Upper
Benzidine	19.2497	12.49	-0.01	215063	183.0	13.1	8.5	15.8
					92.0	9.1	5.2	9.7

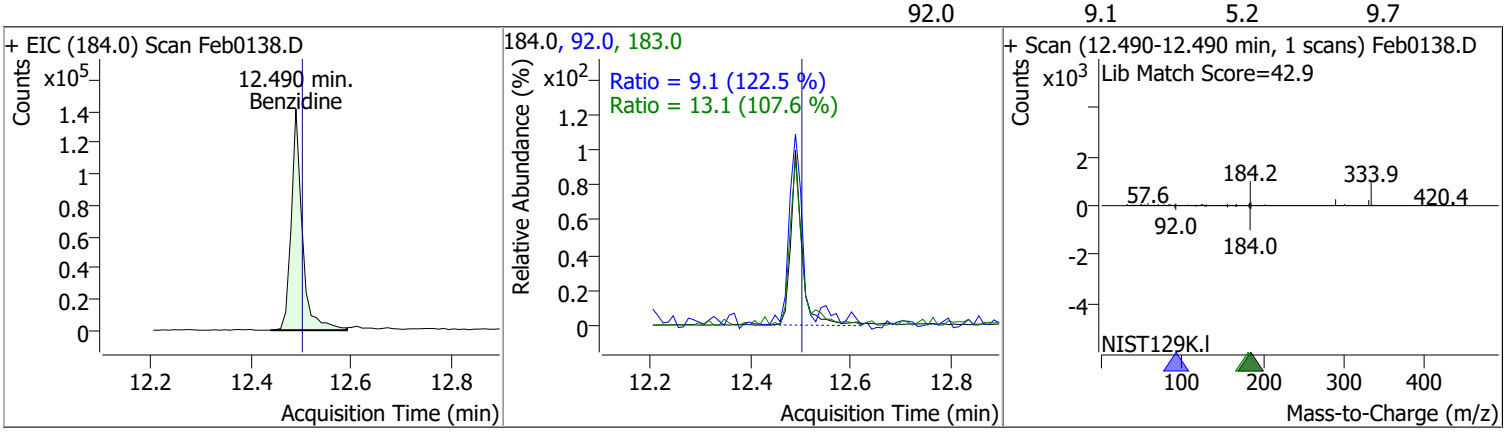

Compound	Conc.	RT	Dev(Min)	Resp.	QIon	QRatio	Lower	Upper
Pyrene	83.7377	12.55	0.00	2985373	101.0	15.7	9.8	18.2

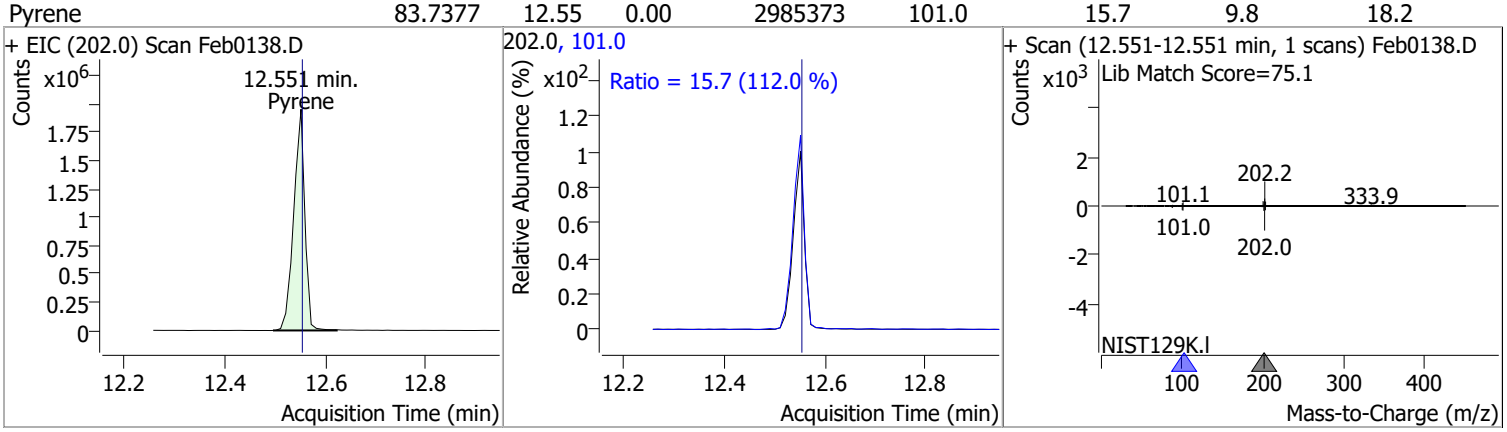

Compound	Conc.	RT	Dev(Min)	Resp.	QIon	QRatio	Lower	Upper
Terphenyl-d14	87.7433	13.06	0.00	2170957	122.0	13.9	8.8	16.4

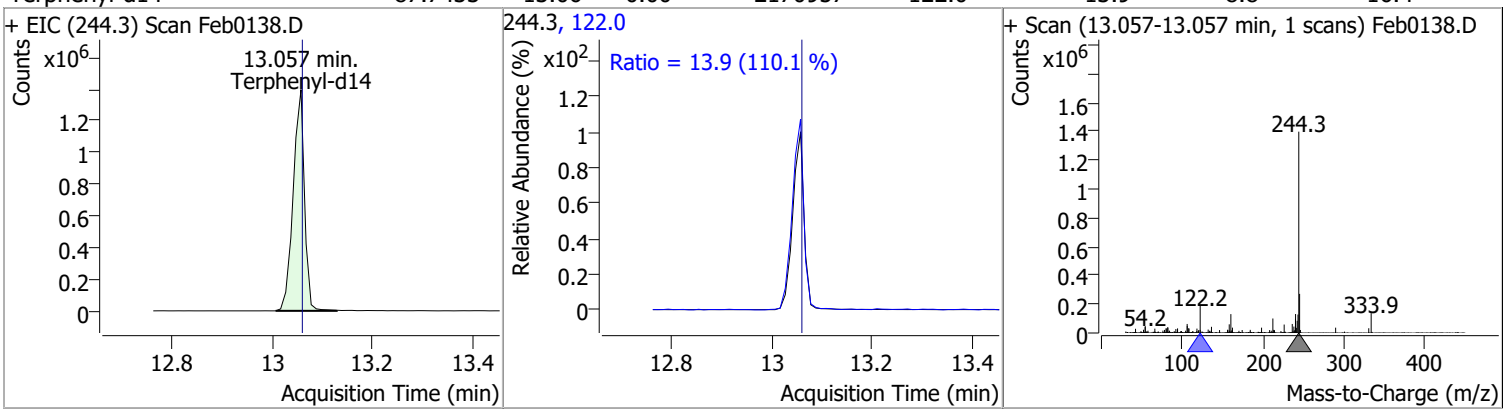

Compound	Conc.	RT	Dev(Min)	Resp.	QIon	QRatio	Lower	Upper
Butylbenzylphthalate	91.3853	14.52	-0.01	907331	91.0	82.4	56.1	104.1
					206.0	18.3	12.9	24.0

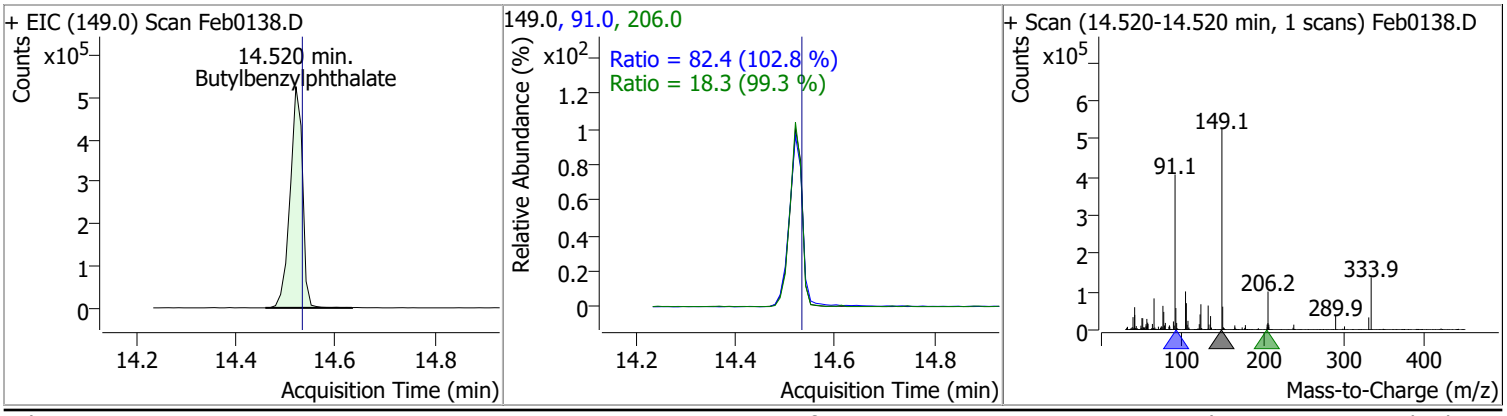

Quantitation Results Report (QT Reviewed)

Compound	Conc.	RT	Dev(Min)	Resp.	QIon	QRatio	Lower	Upper
Benzo(a)Anthracene	92.0444	15.76	0.00	2406818	226.0	26.1	18.0	33.5
					229.0	20.7	14.6	27.2

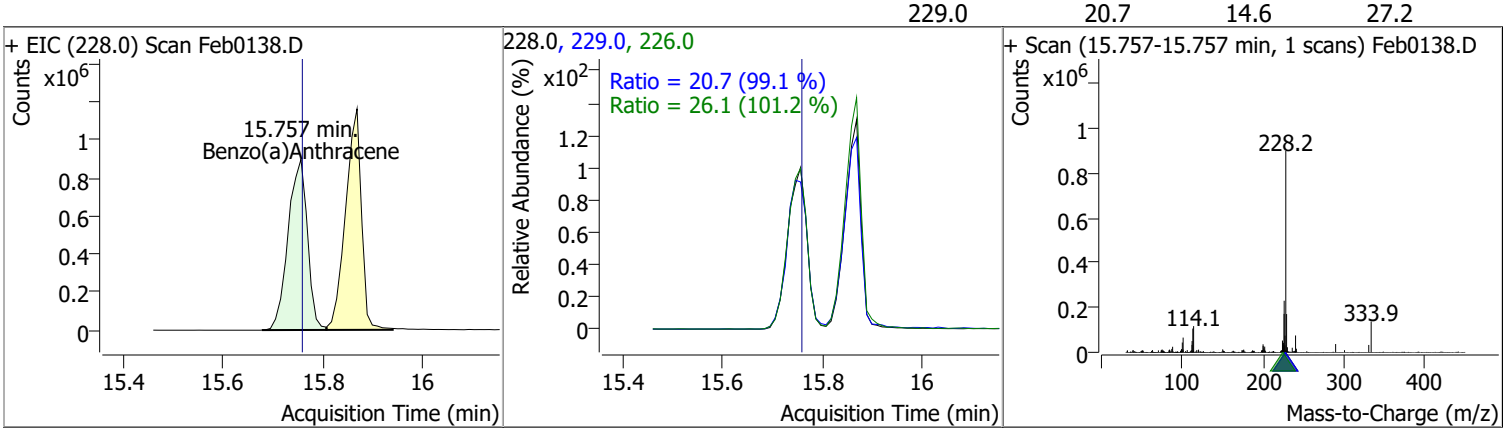

Compound	Conc.	RT	Dev(Min)	Resp.	QIon	QRatio	Lower	Upper
Chrysene	91.9368	15.87	0.00	2574603	226.0	29.0	20.5	38.1
					229.0	20.2	14.2	26.3

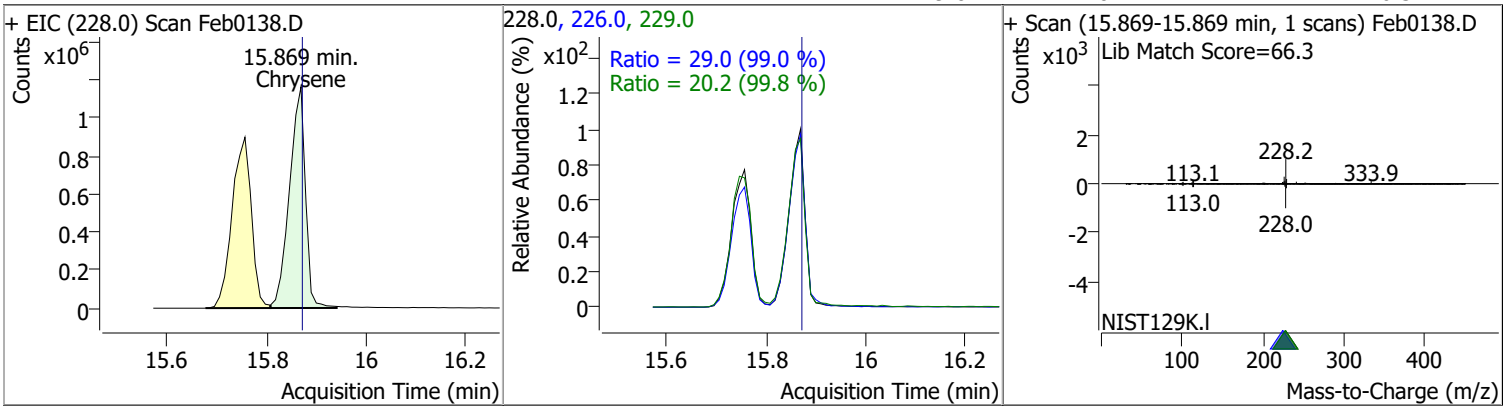

Compound	Conc.	RT	Dev(Min)	Resp.	QIon	QRatio	Lower	Upper
3,3-Dichlorobenzidine	75.6727	15.90	0.00	635474	254.0	65.0	45.2	83.9

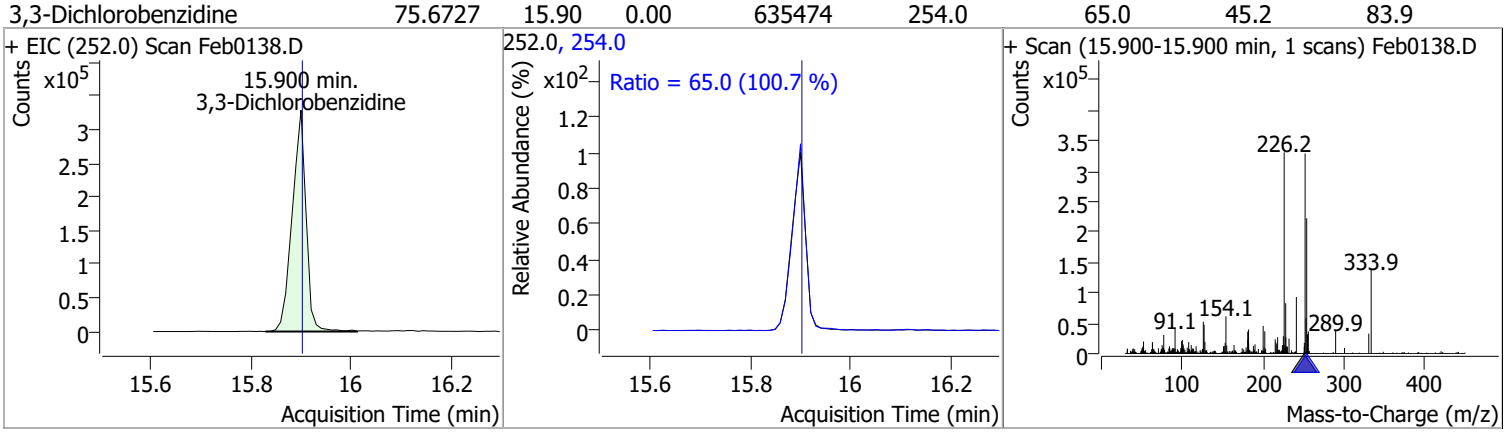

Compound	Conc.	RT	Dev(Min)	Resp.	QIon	QRatio	Lower	Upper
bis(2-ethylhexyl)Phthalate	91.7821	16.60	0.00	329317	149.0	383.7	270.0	501.5
					279.0	15.9	10.7	19.9

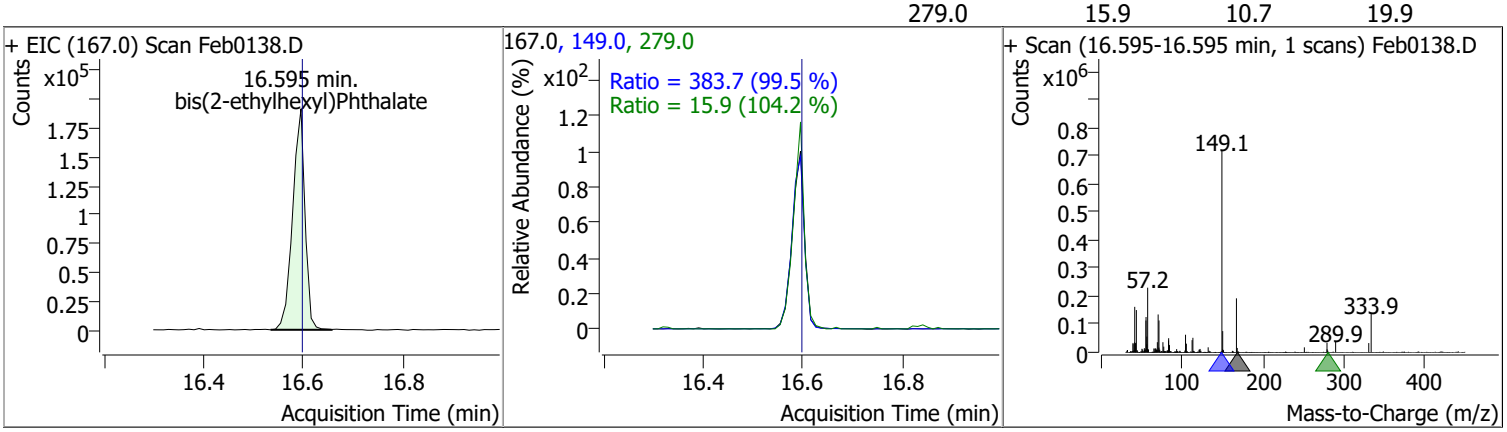

Compound	Conc.	RT	Dev(Min)	Resp.	QIon	QRatio	Lower	Upper
Di-n-octyl Phthalate	88.6625	18.29	0.00	2254808	150.0	9.4	6.7	12.4

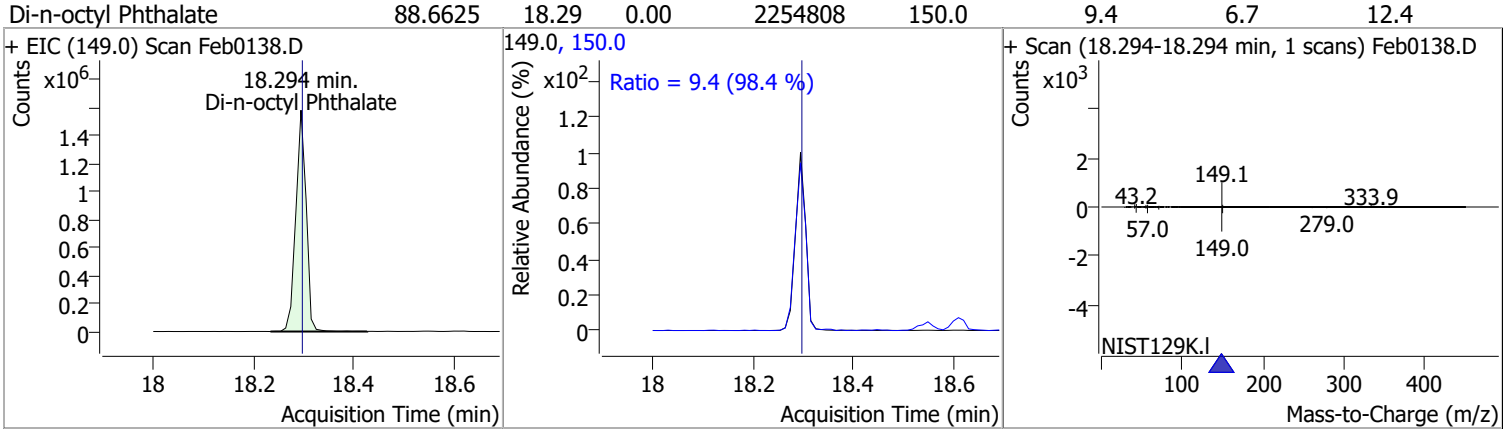

Compound	Conc.	RT	Dev(Min)	Resp.	QIon	QRatio	Lower	Upper
Benzo(b)fluoranthene	91.4161	18.55	0.00	2346465	253.0	21.5	15.7	29.2

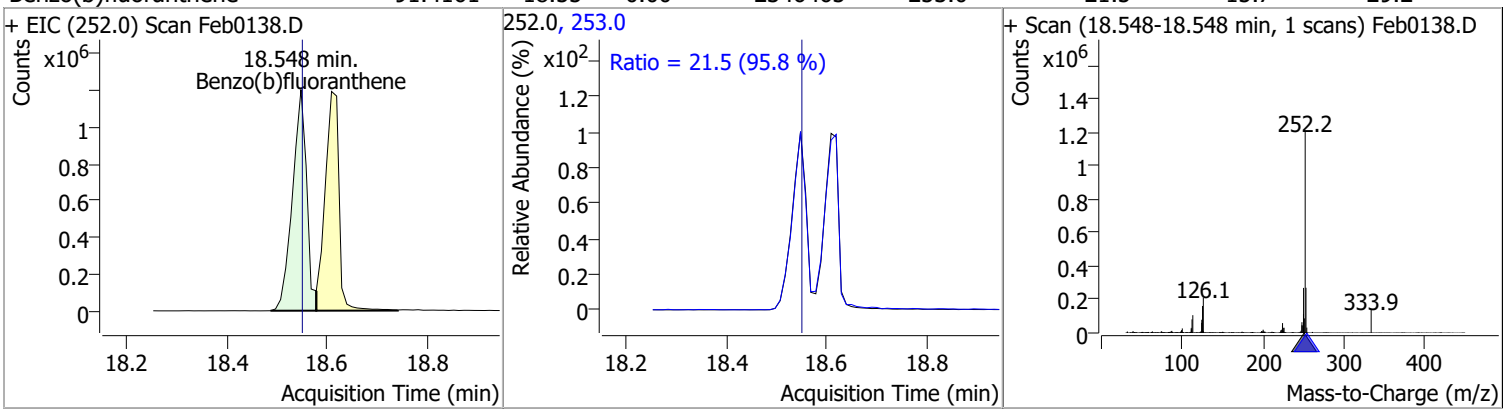

Compound	Conc.	RT	Dev(Min)	Resp.	QIon	QRatio	Lower	Upper
Benzo(k)fluoranthene	81.3257	18.61	0.00	2292052	253.0	23.0	15.9	29.5

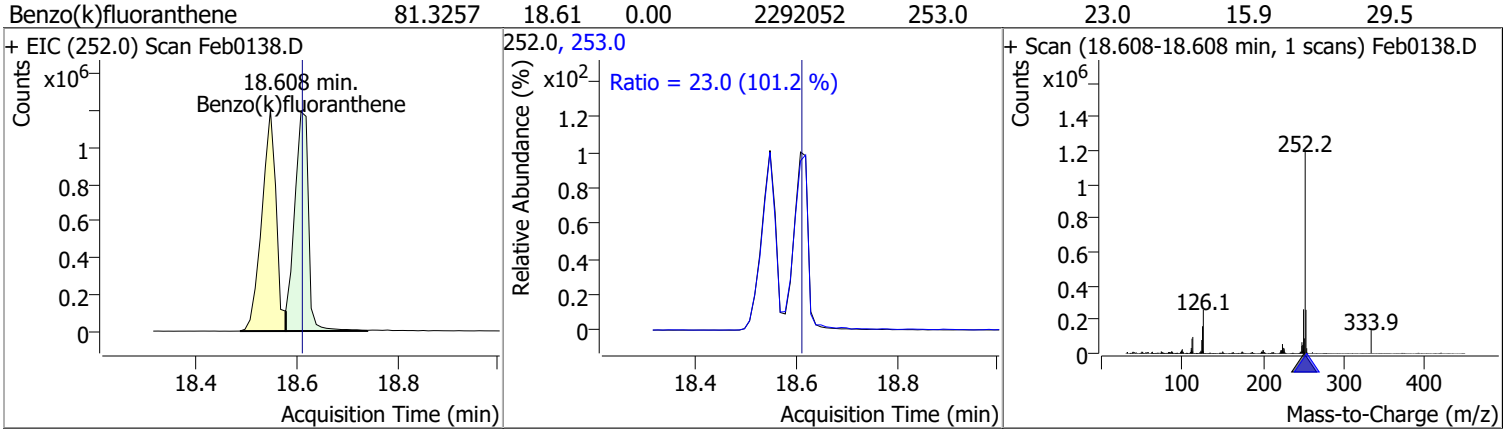

Quantitation Results Report (QT Reviewed)

Compound	Conc.	RT	Dev(Min)	Resp.	QIon	QRatio	Lower	Upper
Benzo(a)pyrene	88.2177	19.15	0.00	2152796	253.0	22.4	15.8	29.4

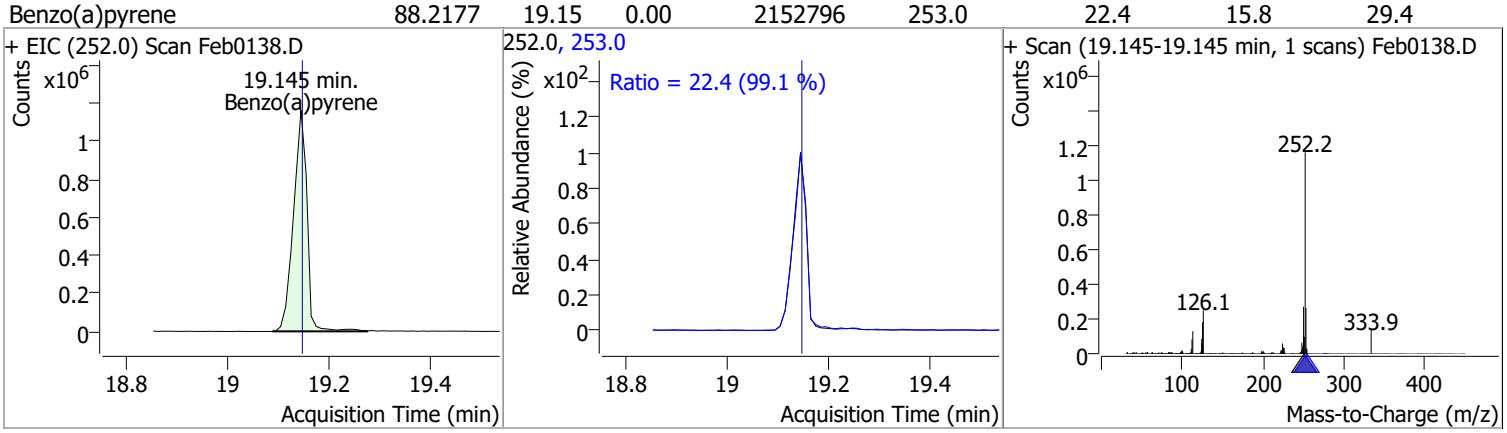

Compound	Conc.	RT	Dev(Min)	Resp.	QIon	QRatio	Lower	Upper
Indeno(1,2,3-c,d)pyrene	93.7289	20.91	0.00	1833590	138.0	30.6	20.2	37.5

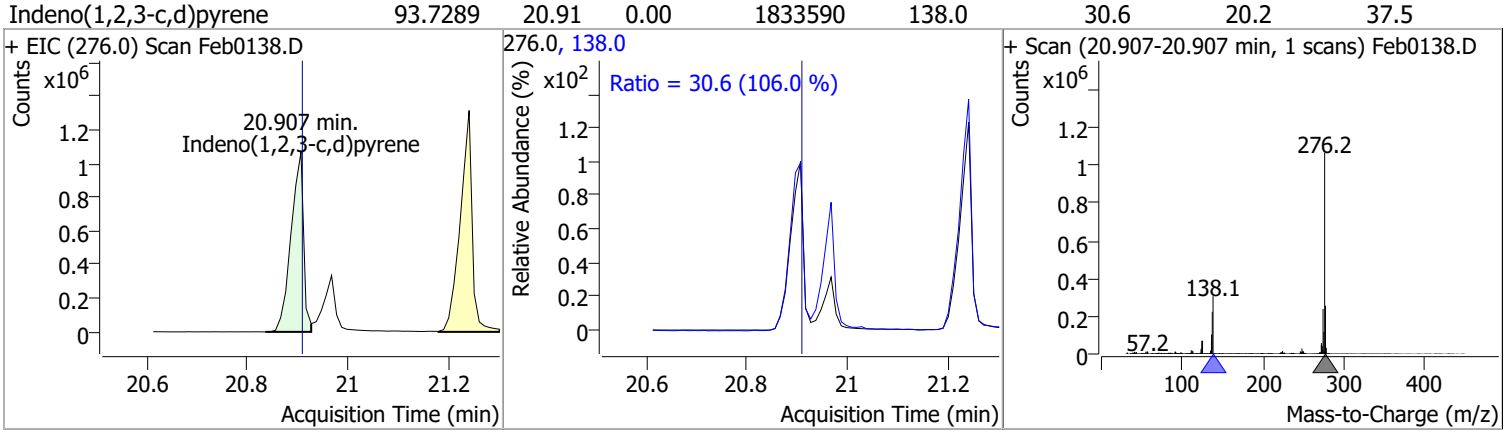

Compound	Conc.	RT	Dev(Min)	Resp.	QIon	QRatio	Lower	Upper
Dibenzo(a,h)anthracene	96.2695	20.97	0.00	2002050	139.0	24.4	17.1	31.7
					279.0	24.8	16.6	30.8

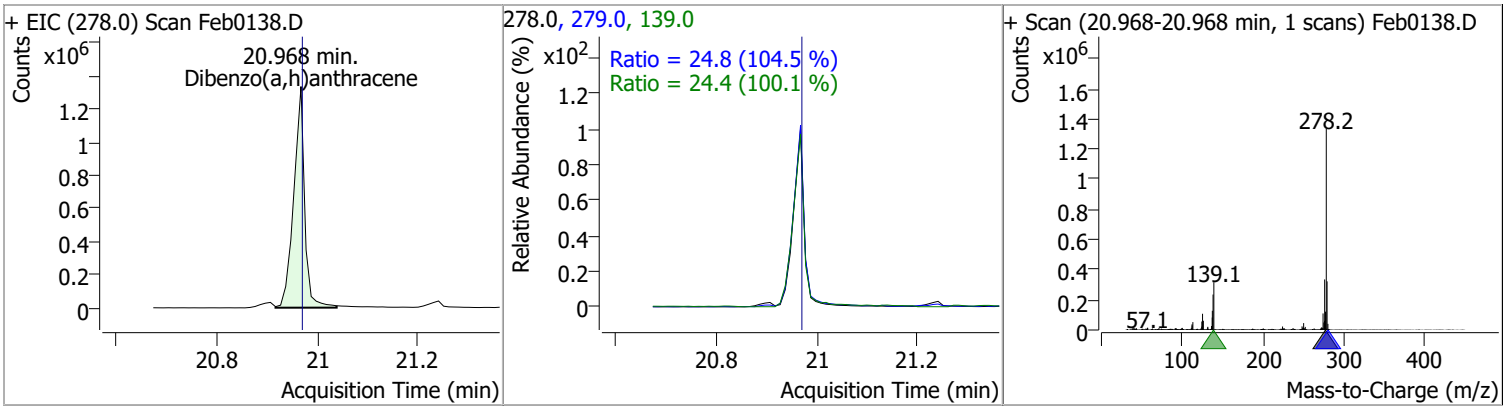

Compound	Conc.	RT	Dev(Min)	Resp.	QIon	QRatio	Lower	Upper
Benzo(g,h,i)perylene	91.4024	21.24	0.00	2158663	138.0	32.9	22.8	42.3
					277.0	23.8	16.9	31.4

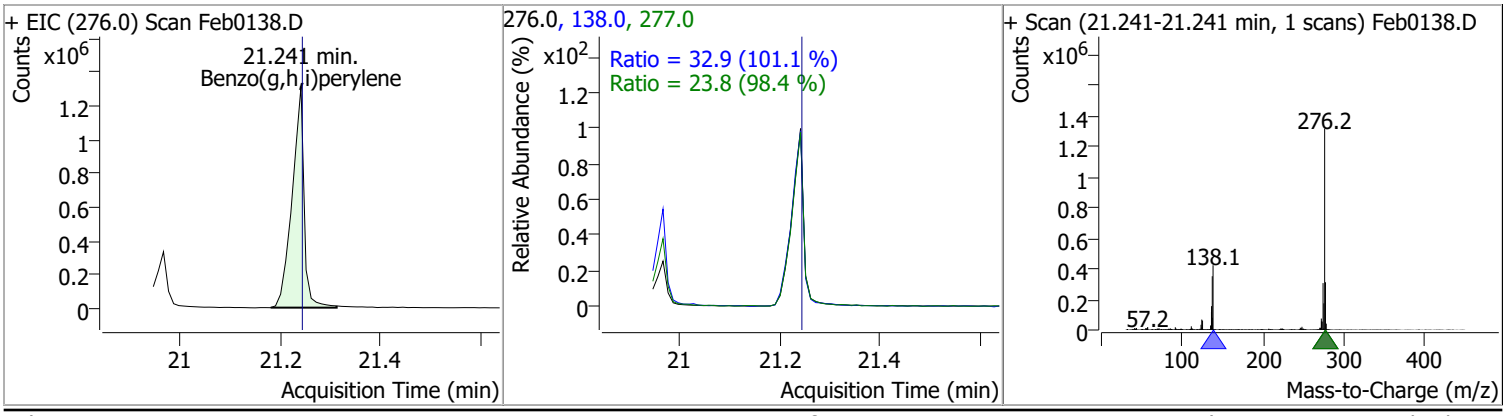

Quantitation Results Report (QT Reviewed)

Data File	Feb0139.D	Operator	LIMS import
Acq. Method	BNA+SIM.M	Acq. Date-Time	2/2/2022 1:00:37 PM
Sample Name	LCSD-163174	Instrument	Instrument #1
Vial	39	Multiplier	1.00
DA Method File	020122 DoD BNA cal.batch.bin	Comment	SVOC-8270-W-LARGO
Tune File	dftppdsm.u	Tune Date	1/25/2022 7:52:00 PM
Batch Name	020122 DoD BNA.batch.bin	Last Calib Update	2/16/2022 11:05:20 AM
Ref Library	D:\Org\Library\NIST129K.l		

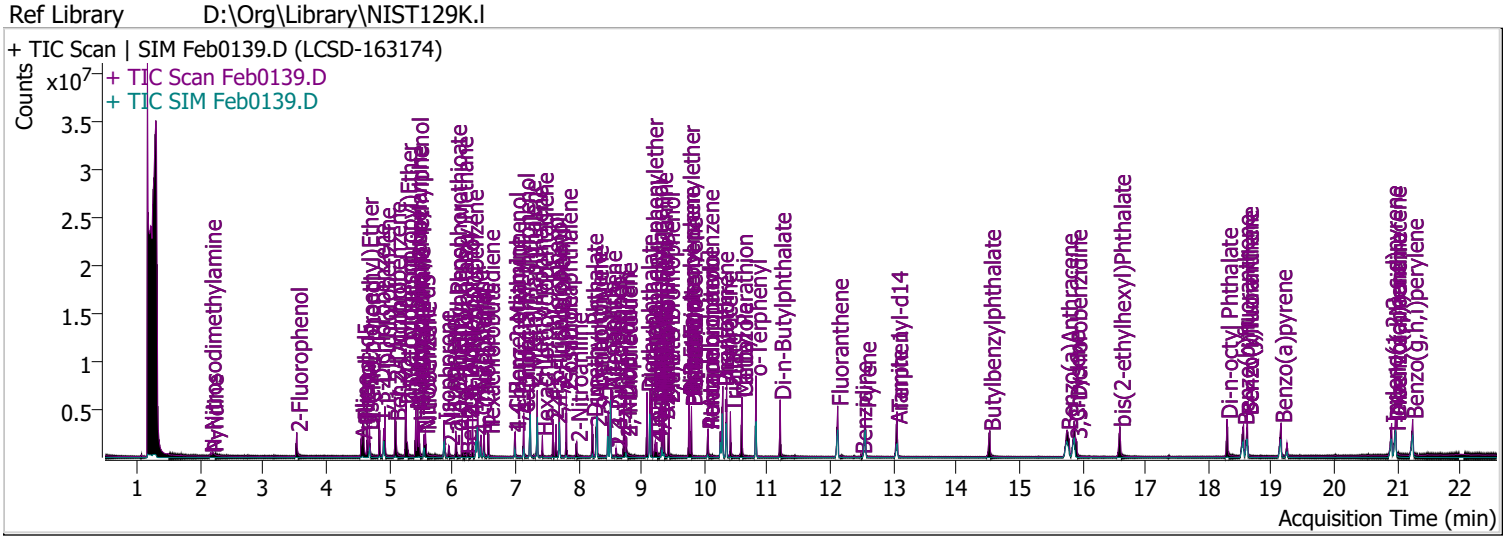

Compound	RT	QIon	Resp.	Conc.	Units		Dev(Min)
Internal Standards							
System Monitoring Compounds							
S 2-Fluorophenol	3.531	112.0	943675	90.7913	µg/L		0.010
Spiked Amount: 200.000	Range: 10.0 - 75.0%			Recovery = 45.40%			
S Phenol-d5	4.583	99.0	1306256	95.5853	µg/L		0.010
Spiked Amount: 200.000	Range: 10.0 - 65.0%			Recovery = 47.79%			
S Nitrobenzene-d5	5.553	82.0	581494	81.7971	µg/L		0.000
Spiked Amount: 100.000	Range: 32.0 - 94.0%			Recovery = 81.80%			
S 2-Fluorobiphenyl	7.697	172.0	1892641	84.5624	µg/L		0.000
Spiked Amount: 100.000	Range: 28.0 - 107.0%			Recovery = 84.56%			
S 2,4,6-Tribromophenol	9.438	329.8	471955	239.4479	µg/L		0.010
Spiked Amount: 200.000	Range: 25.0 - 140.0%			Recovery = 119.72%			
S Terphenyl-d14	13.058	244.3	2469217	102.0077	µg/L		0.000
Spiked Amount: 100.000	Range: 32.0 - 122.0%			Recovery = 102.01%			
Target Compounds							**QValue**
T N-Nitrosodimethylamine	2.162	74.0	172234	56.1714	µg/L		100
T Pyridine	2.193	79.0	291749	36.8793	µg/L		88
T Aniline	4.552	93.0	954188	46.0615	µg/L		94
T Phenol	4.593	94.0	810445	51.2181	µg/L		99
T bis(-2-Chloroethyl)Ether	4.654	63.0	741102	87.7674	µg/L	m	99
T 2-Chlorophenol	4.685	128.0	951505	78.7578	µg/L		99
T 1,3-Dichlorobenzene	4.838	146.0	1076541	70.0204	µg/L		98
T 1,4-Dichlorobenzene	4.930	146.0	1117480	68.5094	µg/L		98
T 1,2-Dichlorobenzene	5.093	146.0	1132932	71.7125	µg/L		100
T Benzyl Alcohol	5.104	108.0	510253	73.3909	µg/L		97
T 2-Methylphenol	5.267	107.0	902100	82.7311	µg/L		94
T bis(2-chloroisopropyl)Ether	5.267	121.0	311098	69.9803	µg/L		98
T N-nitroso-Di-n-propylamine	5.420	70.0	804363	102.4819	µg/L		96
T 4Methylphenol/3Methylphenol	5.451	107.0	1270930	83.3466	µg/L		100
T Hexachloroethane	5.471	117.0	282646	67.2258	µg/L		97

Compound	RT	QIon	Resp.	Conc.	Units		Dev(Min)
T Nitrobenzene	5.573	123.1	304255	87.2658	µg/L		98
T Isophorone	5.870	82.0	1739243	86.0115	µg/L		99
T 2-Nitrophenol	5.951	139.0	256975	86.5882	µg/L		97
T 2,4-Dimethylphenol	6.054	122.0	630192	66.6284	µg/L		99
T bis(-2-Chloroethoxy)Methane	6.157	93.0	1017702	91.6062	µg/L		96
T 2,4-Dichlorophenol	6.249	162.0	719840	83.2390	µg/L		99
T Benzoic Acid	6.218	105.0	134326	25.2139	µg/L		90
T 1,2,4-Trichlorobenzene	6.321	180.0	791813	73.8869	µg/L		97
T Naphthalene	6.403	128.0	2621181	84.4431	µg/L		100
T 4-Chlorophenol	6.455	130.0	236399	77.2667	µg/L	m	84
T p-Chloroaniline	6.506	127.0	927967	71.1145	µg/L		99
T Hexachlorobutadiene	6.578	224.9	360976	65.6970	µg/L		99
T 4-Chloro-2-Methylphenol	6.999	107.0	650012	82.8786	µg/L		99
T 4-Chloro-3-Methylphenol	7.132	107.0	814501	98.1793	µg/L	m	96
T 2-Methylnaphthalene	7.235	141.0	1609084	88.1650	µg/L		98
T 1-Methylnaphthalene	7.348	141.0	1418569	78.3791	µg/L	m	96
T Hexachlorocyclopentadiene	7.430	236.9	231953	73.4182	µg/L		98
T 2,4,6-Trichlorophenol	7.595	196.0	517323	104.6186	µg/L	m	97
T 2,4,5-Trichlorophenol	7.646	196.0	577959	102.3846	µg/L	m	99
T 2-Chloronaphthalene	7.810	162.0	1780362	98.3093	µg/L		98
T 2-Nitroaniline	7.975	65.0	279641	101.7589	µg/L		98
T Dimethyl Phthalate	8.221	163.0	1998376	105.8107	µg/L		98
T 2,6-Dinitrotoluene	8.282	165.0	255842	105.2115	µg/L		89
T Acenaphthylene	8.302	152.1	2945776	100.7430	µg/L		99
T 3-Nitroaniline	8.476	138.0	267069	97.6380	µg/L		94
T Acenaphthene	8.517	154.0	1840669	110.2765	µg/L		99
T 2,4-Dinitrophenol	8.599	184.0	103818	72.9409	µg/L		96
T Dibenzofuran	8.722	168.0	2723121	101.5680	µg/L		95
T 4-Nitrophenol	8.753	109.0	122765	46.7636	µg/L	#	1
T 2,4-Dinitrotoluene	8.763	165.0	341530	104.0512	µg/L		88
T Diethylphthalate	9.090	149.0	2241093	113.7291	µg/L		99
T Fluorene	9.141	166.0	2313843	101.2274	µg/L		98
T 4-Chlorophenyl-phenylether	9.172	204.0	1056262	103.9190	µg/L		100
T 4-Nitroaniline	9.223	138.0	279068	103.0579	µg/L		94
T 4,6-Dinitro-2-methylphenol	9.244	198.0	154190	78.8189	µg/L		97
T N-nitrosodiphenylamine	9.325	169.0	1504748	95.3878	µg/L		98
T Azobenzene	9.356	77.0	1754749	89.4263	µg/L		95
T 4-Bromophenyl-phenylether	9.755	248.0	570314	93.1516	µg/L		100
T Hexachlorobenzene	9.796	283.9	595711	98.3567	µg/L		92
T Pentachlorophenol	10.060	265.9	353826	119.0373	µg/L		98
T Phenanthrene	10.292	178.0	3327405	104.2966	µg/L		99
T Anthracene	10.353	178.0	3116949	101.1207	µg/L	m	100
T Triallate	10.414	86.0	634840	93.8721	µg/L		96
T Carbazole	10.596	167.0	2955794	101.8735	µg/L		100
T o-Terphenyl	10.819	230.0	1598475	92.9176	µg/L		99
T Di-n-Butylphthalate	11.204	149.0	3246721	109.9324	µg/L		100
T Fluoranthene	12.116	202.0	3146700	92.9946	µg/L		97
T Benzidine	12.490	184.0	186324	17.2281	µg/L		99
T Pyrene	12.551	202.0	3357044	96.4338	µg/L		96
T Butylbenzylphthalate	14.531	149.0	1072101	106.5708	µg/L		96
T Benzo(a)Anthracene	15.757	228.0	2754667	104.9865	µg/L		99
T Chrysene	15.870	228.0	2872423	102.1424	µg/L		99
T 3,3-Dichlorobenzidine	15.900	252.0	728662	85.5054	µg/L		100
T bis(2-ethylhexyl)Phthalate	16.595	167.0	377028	103.3983	µg/L		97
T Di-n-octyl Phthalate	18.295	149.0	2588078	101.5691	µg/L		99

Compound	RT	QIon	Resp.	Conc.	Units	Dev(Min)
T Benzo(b)fluoranthene	18.558	252.0	2636207	103.6044	µg/L	100
T Benzo(k)fluoranthene	18.619	252.0	2548004	91.2420	µg/L	99
T Benzo(a)pyrene	19.155	252.0	2378755	98.4153	µg/L	100
T Indeno(1,2,3-c,d)pyrene	20.907	276.0	1993423	103.3838	µg/L	98
T Dibenzo(a,h)anthracene	20.968	278.0	2275240	109.7854	µg/L	99
T Benzo(g,h,i)perylene	21.241	276.0	2378716	102.1285	µg/L	99

(#) = Qualifier Out of Range; (m) = Manual Integration; (+) = Area Summed; (*) = Surrogate Percent Recovery Out of Range; (d): Zeroed Peak

Quantitation Results Report (QT Reviewed)

Compound	Conc.	RT	Dev(Min)	Resp.	QIon	QRatio	Lower	Upper
N-Nitrosodimethylamine	56.1714	2.16	0.01	172234	42.0	129.8	91.0	169.1

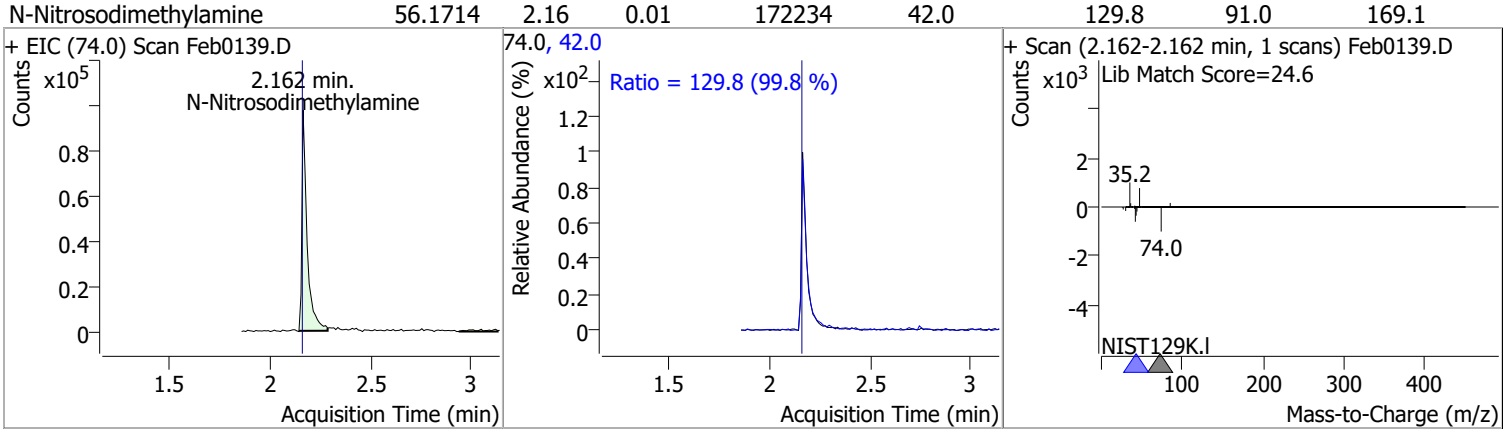

Compound	Conc.	RT	Dev(Min)	Resp.	QIon	QRatio	Lower	Upper
Pyridine	36.8793	2.19	0.01	291749	52.0	89.1	71.2	132.2

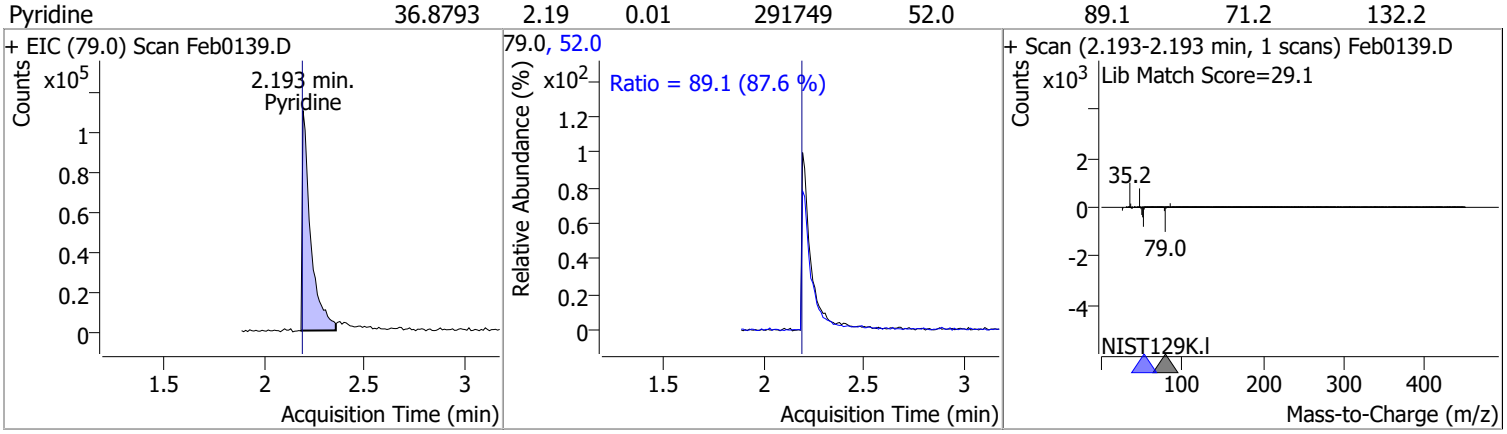

Compound	Conc.	RT	Dev(Min)	Resp.	QIon	QRatio	Lower	Upper
2-Fluorophenol	90.7913	3.53	0.01	943675	64.0	52.0	35.8	66.4
					92.0	20.3	14.3	26.6

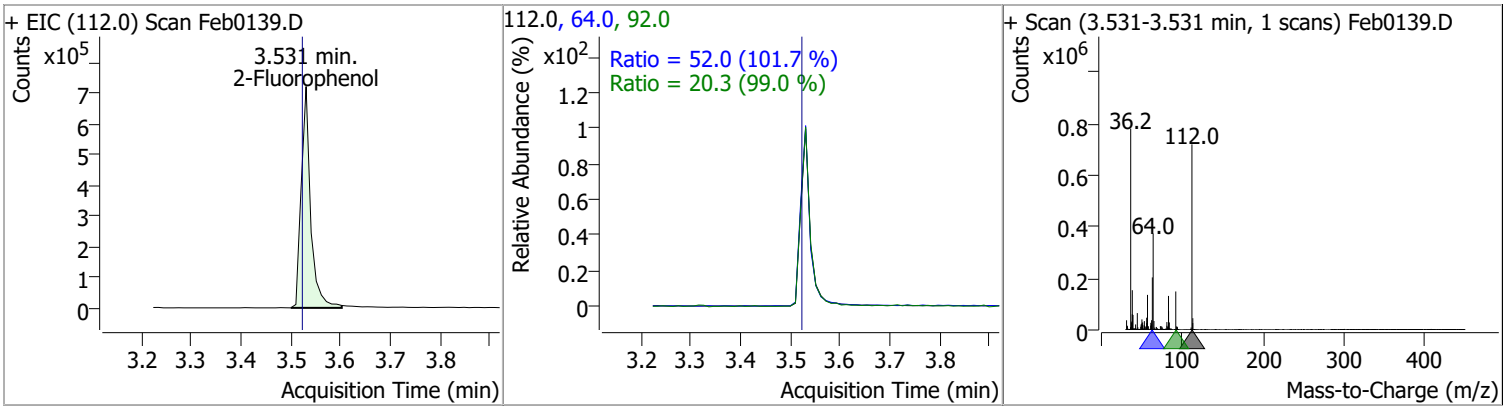

Compound	Conc.	RT	Dev(Min)	Resp.	QIon	QRatio	Lower	Upper
Aniline	46.0615	4.55	0.00	954188	66.0	31.1	24.5	45.6
					65.0	16.3	12.6	23.4

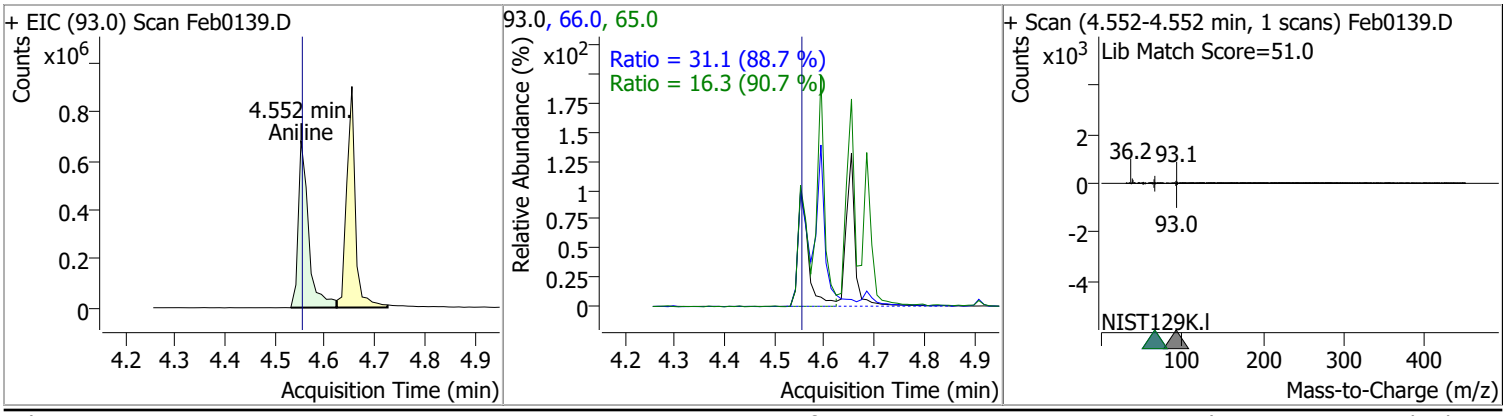

Quantitation Results Report (QT Reviewed)

Compound	Conc.	RT	Dev(Min)	Resp.	QIon	QRatio	Lower	Upper
Phenol-d5	95.5853	4.58	0.01	1306256	71.0	34.4	23.8	44.2

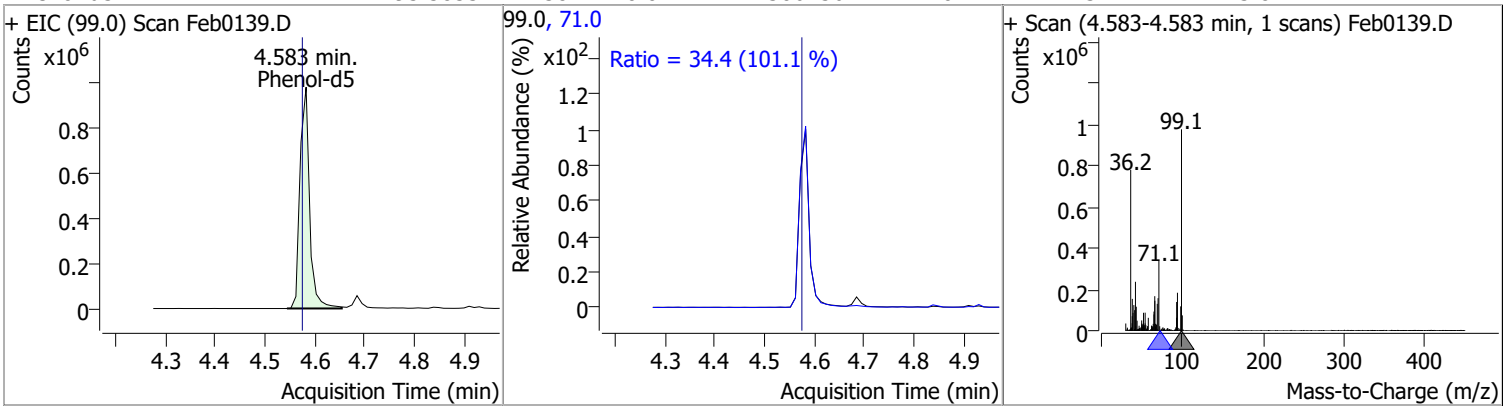

Compound	Conc.	RT	Dev(Min)	Resp.	QIon	QRatio	Lower	Upper
Phenol	51.2181	4.59	0.00	810445	66.0	44.4	30.7	57.0

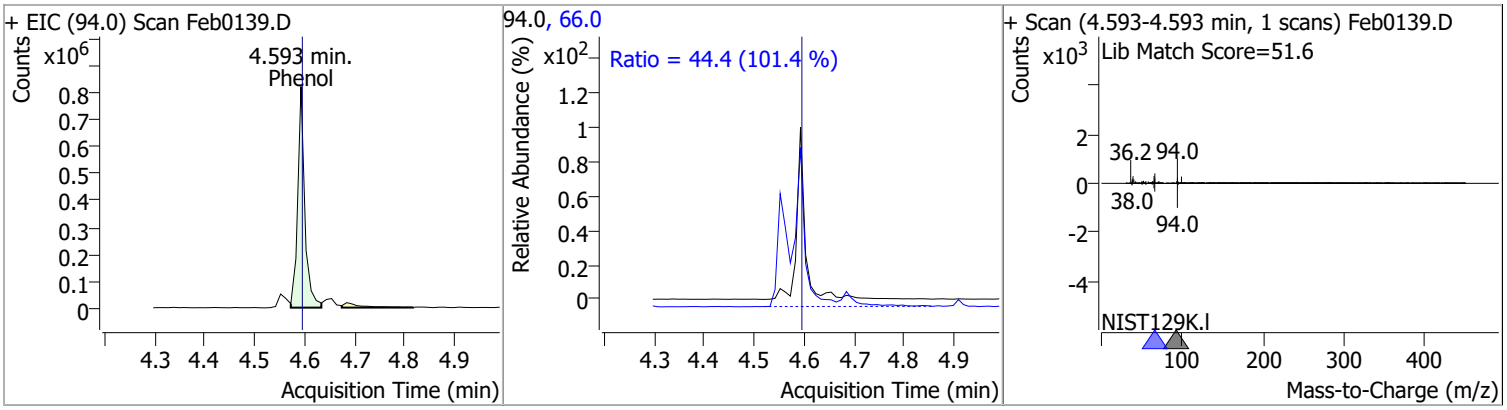

Compound	Conc.	RT	Dev(Min)	Resp.	QIon	QRatio	Lower	Upper
bis(-2-Chloroethyl)Ether	87.7674	4.65	0.00	741102 (m)	64.0	3.1	2.4	4.5

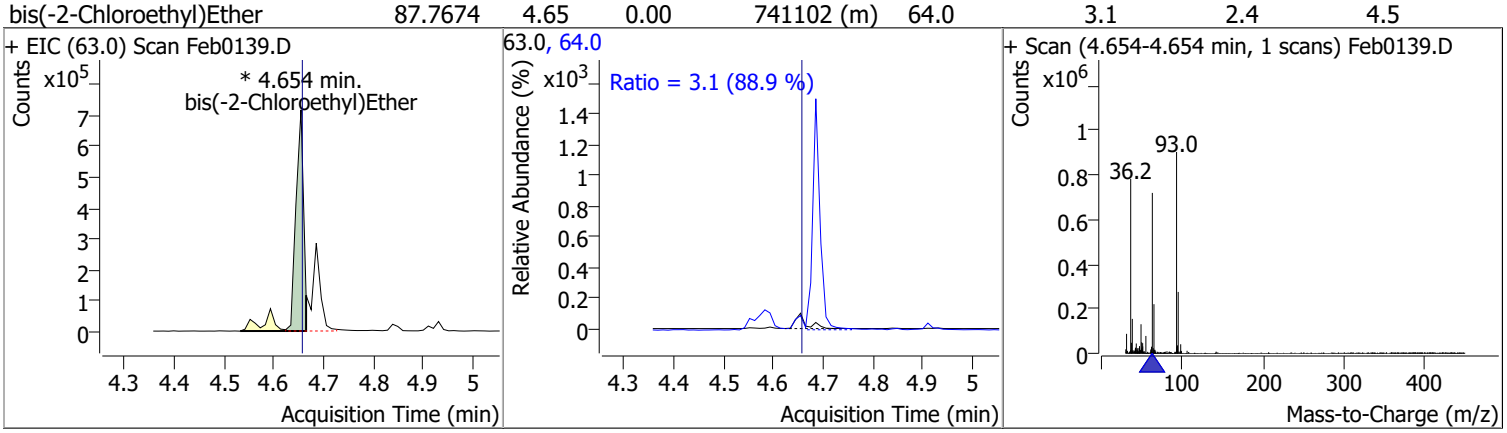

Compound	Conc.	RT	Dev(Min)	Resp.	QIon	QRatio	Lower	Upper
2-Chlorophenol	78.7578	4.68	0.00	951505	130.0	32.1	22.3	41.4

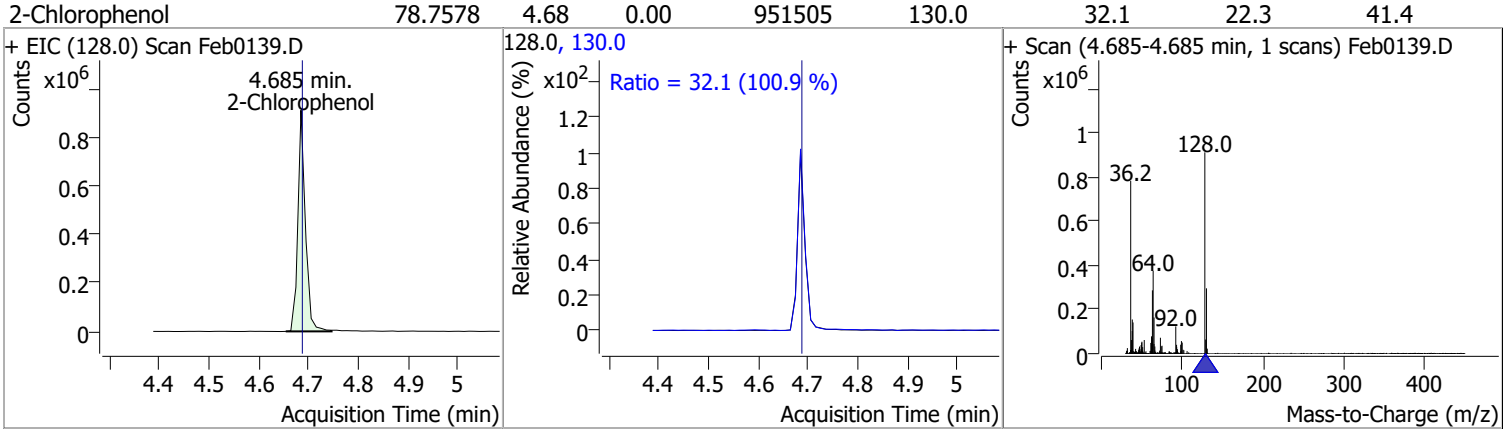

Compound	Conc.	RT	Dev(Min)	Resp.	QIon	QRatio	Lower	Upper
1,3-Dichlorobenzene	70.0204	4.84	0.00	1076541	148.0	64.2	43.6	80.9
					111.0	36.5	25.1	46.7

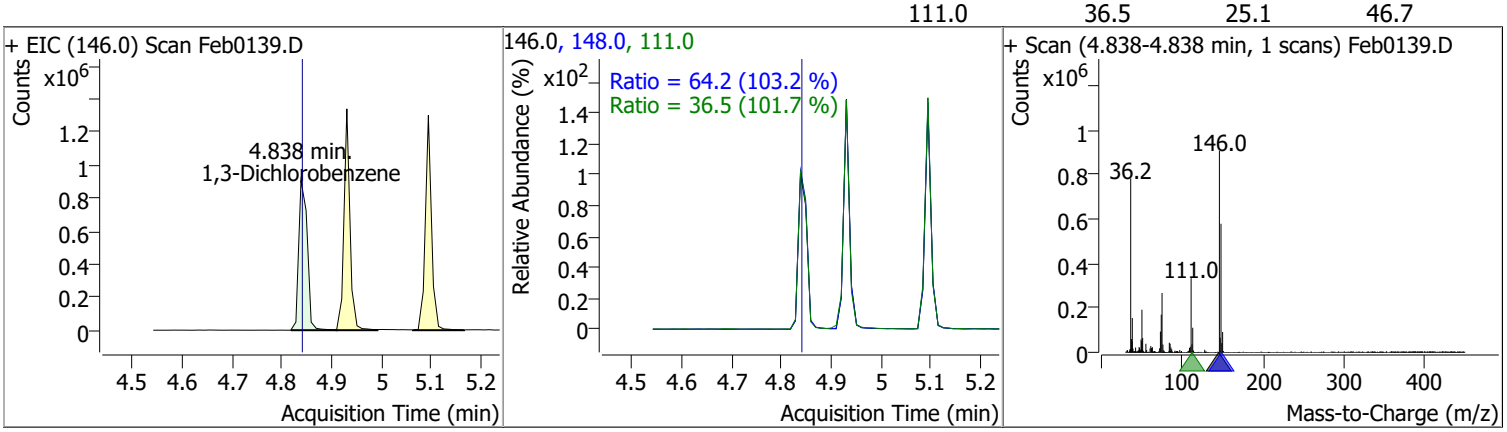

Compound	Conc.	RT	Dev(Min)	Resp.	QIon	QRatio	Lower	Upper
1,4-Dichlorobenzene	68.5094	4.93	0.00	1117480	148.0	62.9	44.8	83.3
					111.0	36.5	24.6	45.7

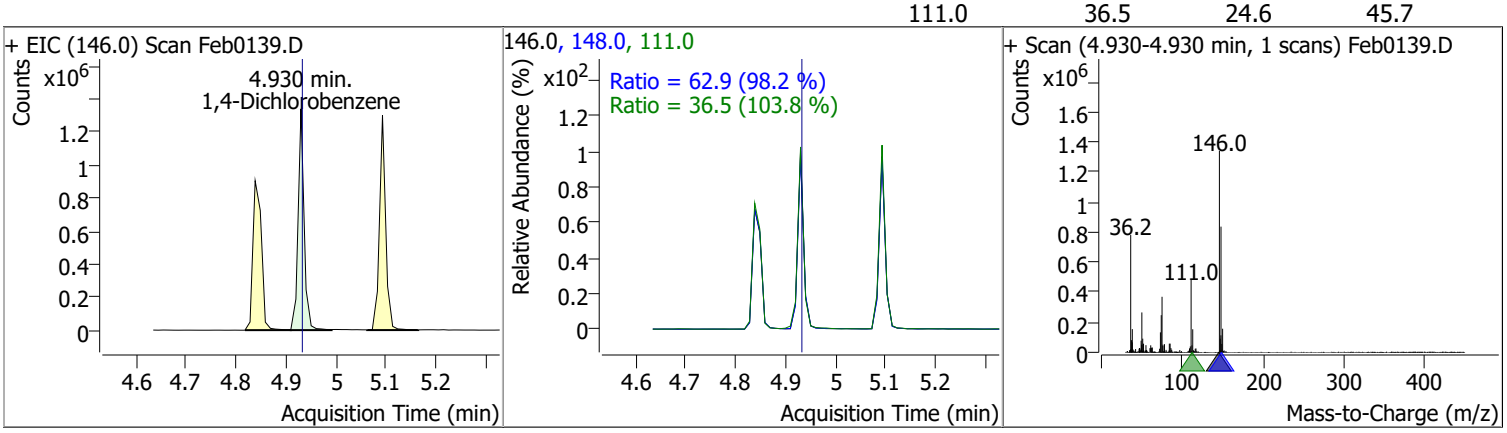

Compound	Conc.	RT	Dev(Min)	Resp.	QIon	QRatio	Lower	Upper
1,2-Dichlorobenzene	71.7125	5.09	0.00	1132932	148.0	63.1	44.1	81.8
					111.0	37.0	25.7	47.7

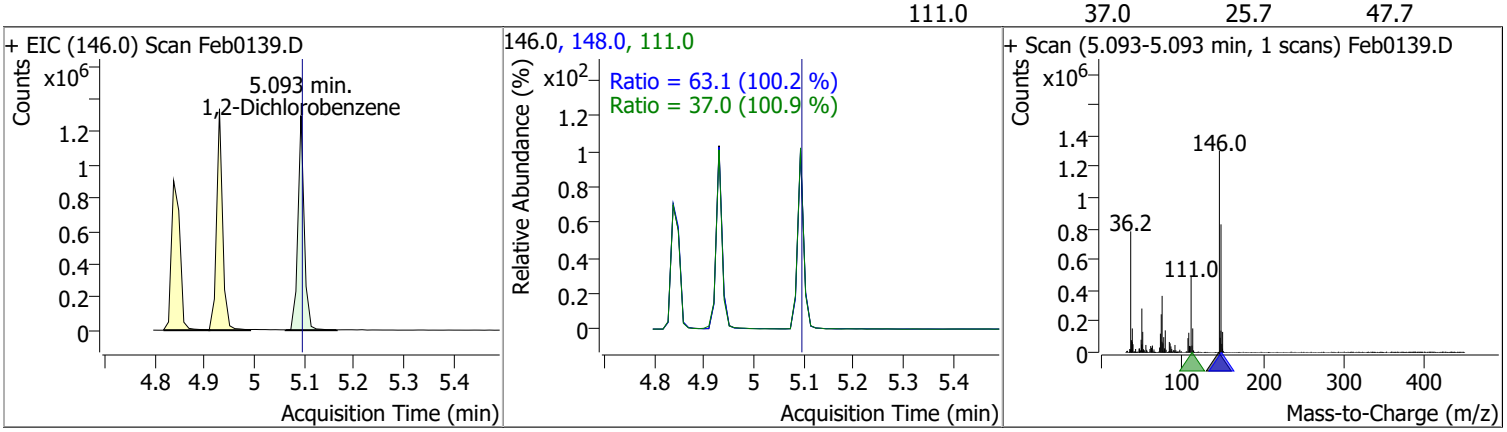

Compound	Conc.	RT	Dev(Min)	Resp.	QIon	QRatio	Lower	Upper
Benzyl Alcohol	73.3909	5.10	0.00	510253	79.0	116.5	82.9	154.0
					107.0	68.5	45.1	83.8

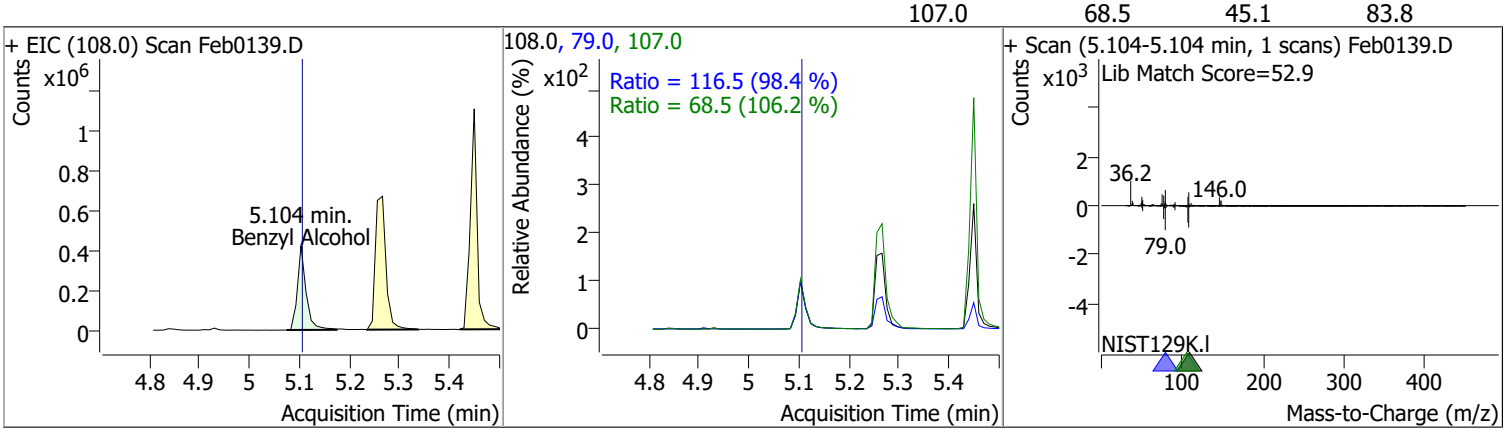

Compound	Conc.	RT	Dev(Min)	Resp.	QIon	QRatio	Lower	Upper
2-Methylphenol	82.7311	5.27	0.01	902100	108.0	110.3	81.4	151.1

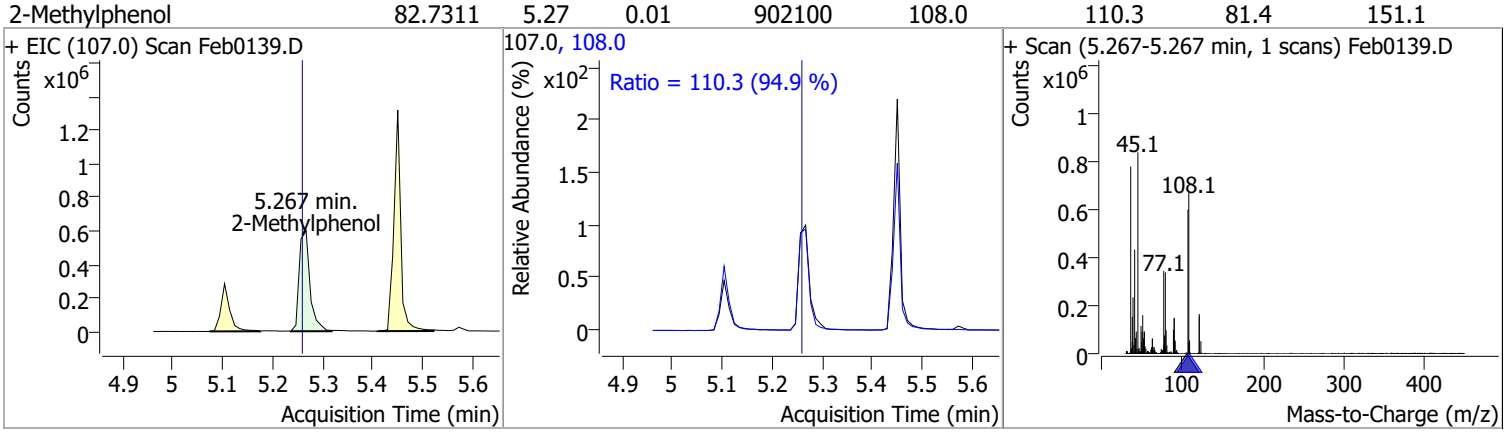

Compound	Conc.	RT	Dev(Min)	Resp.	QIon	QRatio	Lower	Upper
bis(2-chloroisopropyl)Ether	69.9803	5.27	0.00	311098	123.0	31.4	23.0	42.7

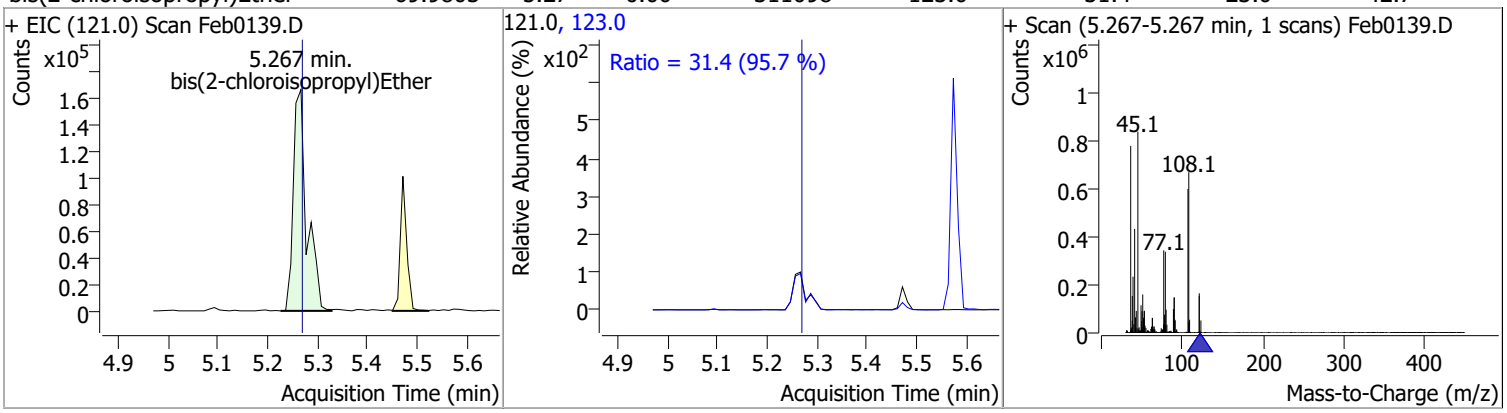

Compound	Conc.	RT	Dev(Min)	Resp.	QIon	QRatio	Lower	Upper
N-nitroso-Di-n-propylamine	102.4819	5.42	0.00	804363	130.0	19.3	0.0	35.1

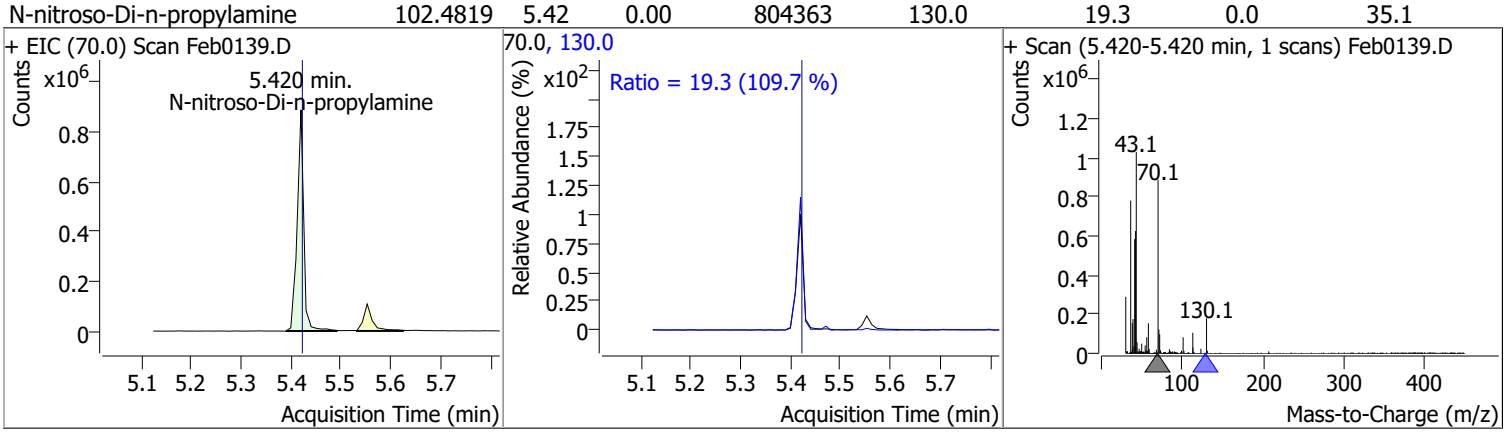

Compound	Conc.	RT	Dev(Min)	Resp.	QIon	QRatio	Lower	Upper
4Methylphenol/3Methylphenol	83.3466	5.45	0.01	1270930	108.0	84.1	58.9	109.3

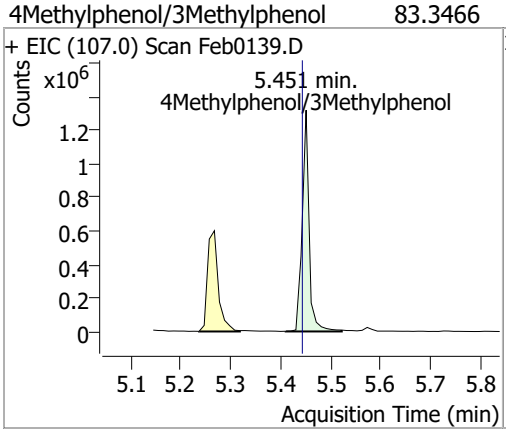

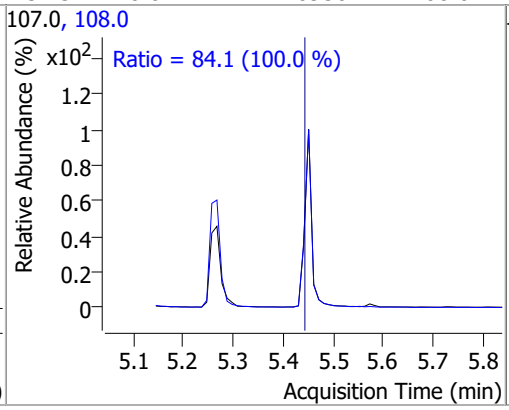

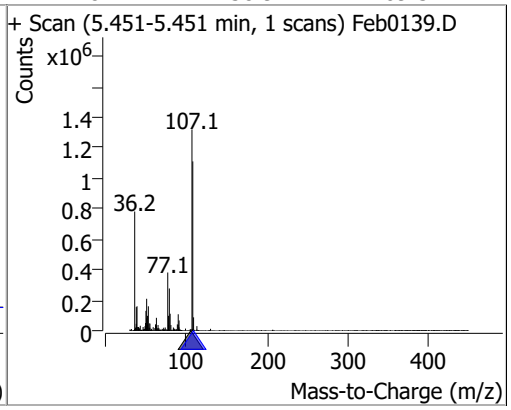

Compound	Conc.	RT	Dev(Min)	Resp.	QIon	QRatio	Lower	Upper
Hexachloroethane	67.2258	5.47	0.00	282646	201.0	89.0	65.5	121.7
					199.0	59.1	41.8	77.7

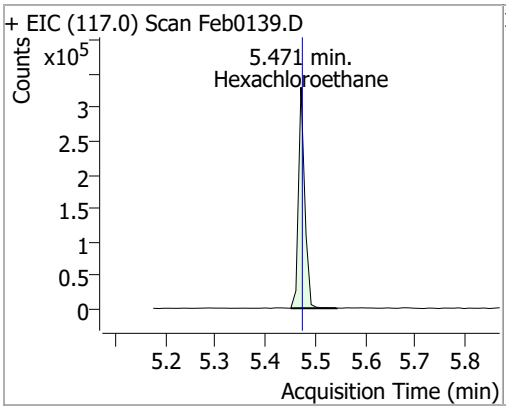

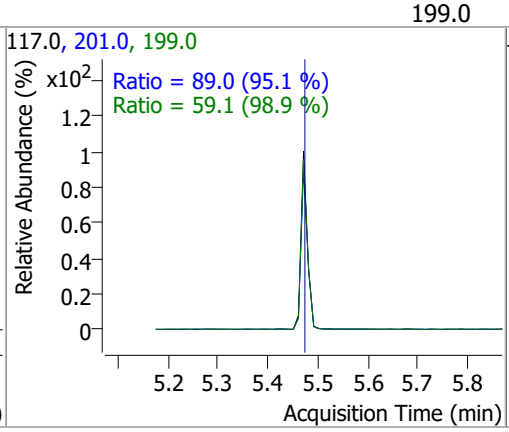

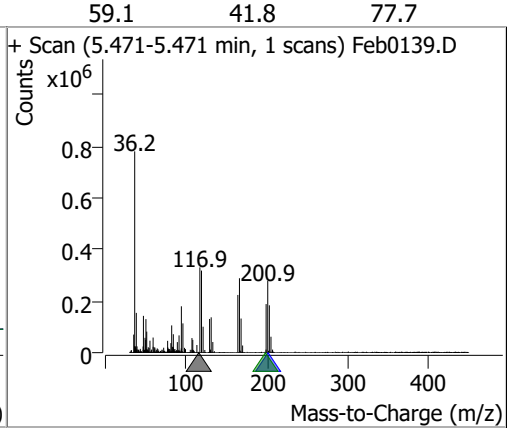

Compound	Conc.	RT	Dev(Min)	Resp.	QIon	QRatio	Lower	Upper
Nitrobenzene-d5	81.7971	5.55	0.00	581494	54.0	63.3	44.8	83.2
					128.0	46.2	32.6	60.6

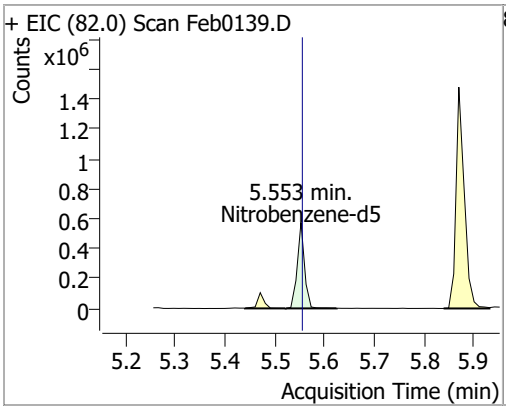

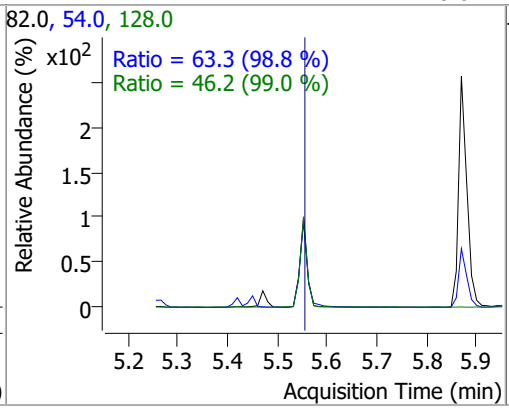

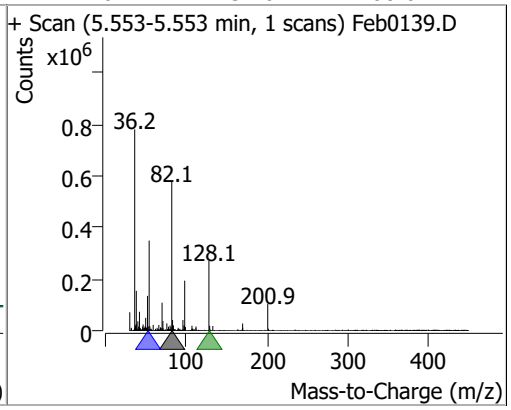

Compound	Conc.	RT	Dev(Min)	Resp.	QIon	QRatio	Lower	Upper
Nitrobenzene	87.2658	5.57	0.00	304255	77.0	198.0	141.7	263.2
					51.0	123.9	87.8	163.1

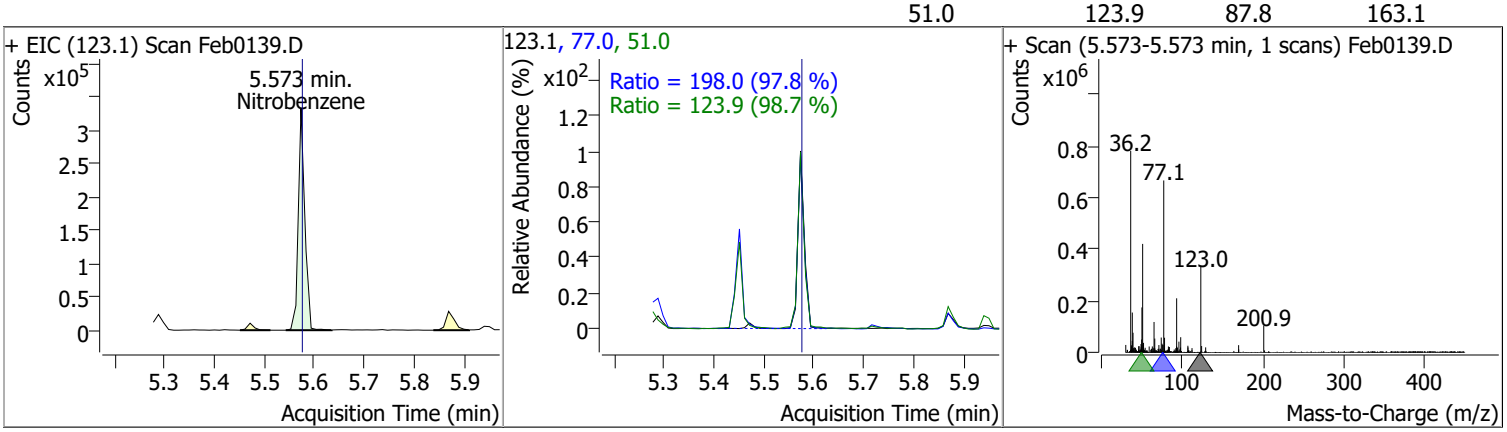

Compound	Conc.	RT	Dev(Min)	Resp.	QIon	QRatio	Lower	Upper
Isophorone	86.0115	5.87	-0.01	1739243	138.0	21.1	15.2	28.3

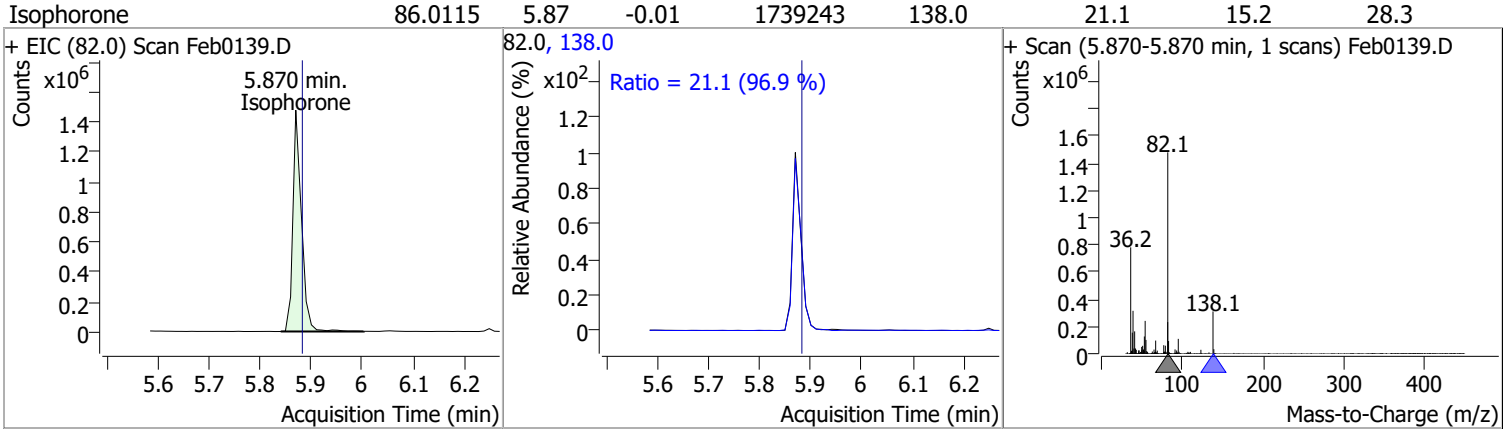

Compound	Conc.	RT	Dev(Min)	Resp.	QIon	QRatio	Lower	Upper
2-Nitrophenol	86.5882	5.95	0.01	256975	65.0	47.3	34.3	63.6
					109.0	39.9	26.8	49.8

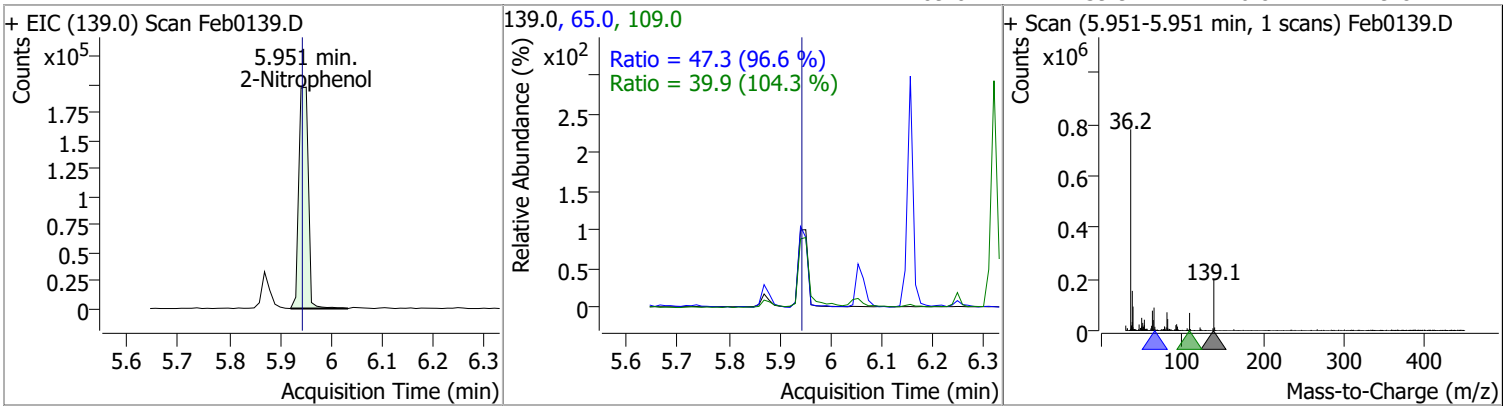

Compound	Conc.	RT	Dev(Min)	Resp.	QIon	QRatio	Lower	Upper
2,4-Dimethylphenol	66.6284	6.05	0.00	630192	107.0	110.4	76.3	141.6
					77.0	32.4	22.7	42.1

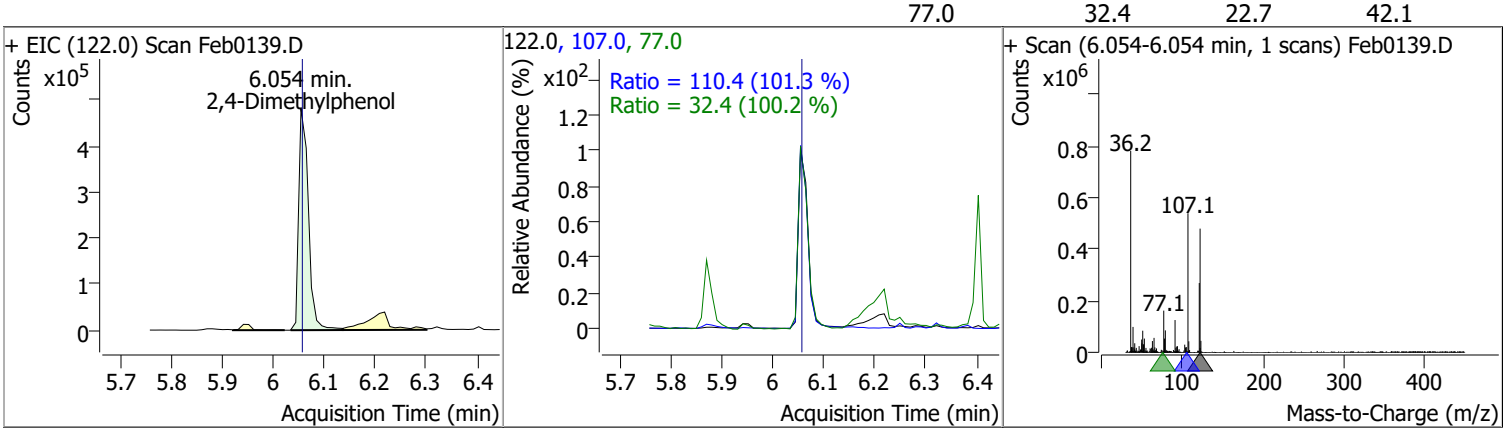

Compound	Conc.	RT	Dev(Min)	Resp.	QIon	QRatio	Lower	Upper
bis(-2-Chloroethoxy)Methane	91.6062	6.16	0.00	1017702	63.0	72.8	48.0	89.2
					95.0	32.7	22.7	42.1

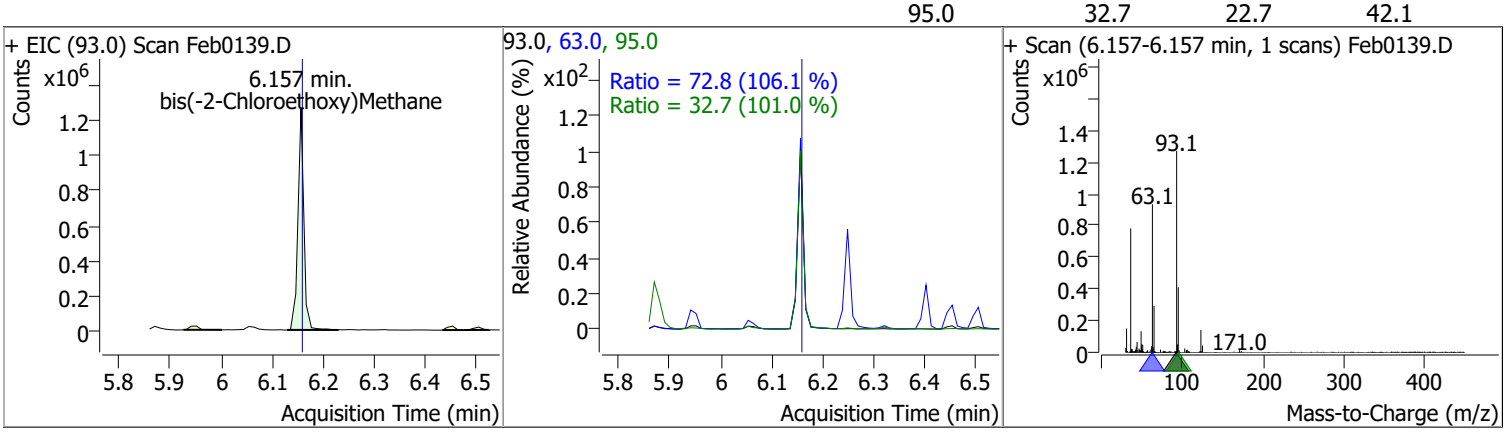

Compound	Conc.	RT	Dev(Min)	Resp.	QIon	QRatio	Lower	Upper
2,4-Dichlorophenol	83.2390	6.25	0.00	719840	164.0	62.9	44.2	82.1
					98.0	29.1	21.5	40.0

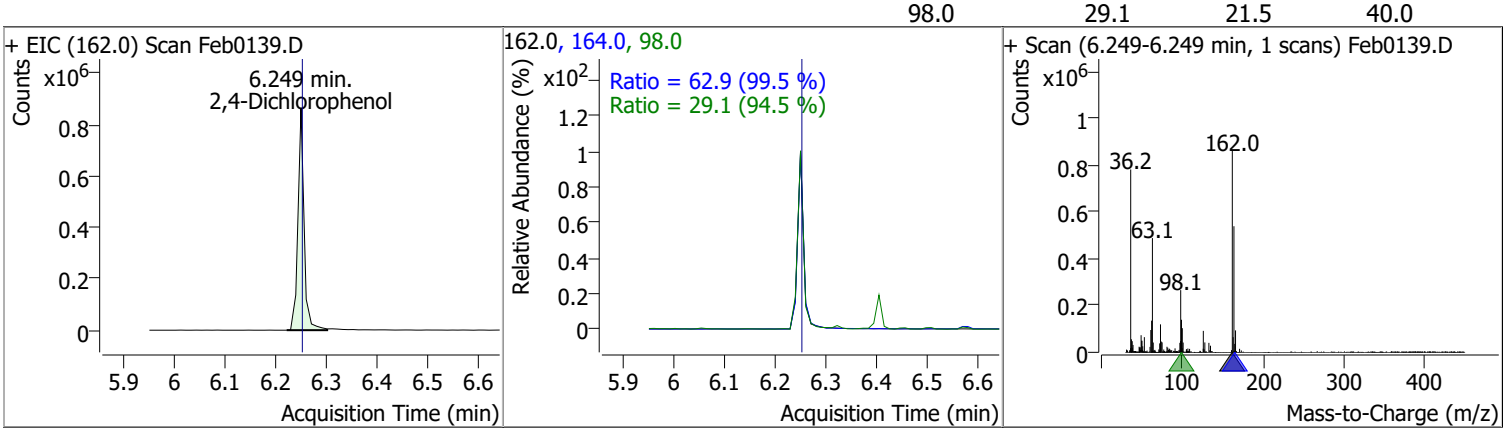

Quantitation Results Report (QT Reviewed)

Compound	Conc.	RT	Dev(Min)	Resp.	QIon	QRatio	Lower	Upper
Benzoic Acid	25.2139	6.22	-0.05	134326	122.0	95.3	62.0	115.2
					77.0	86.2	52.5	97.5

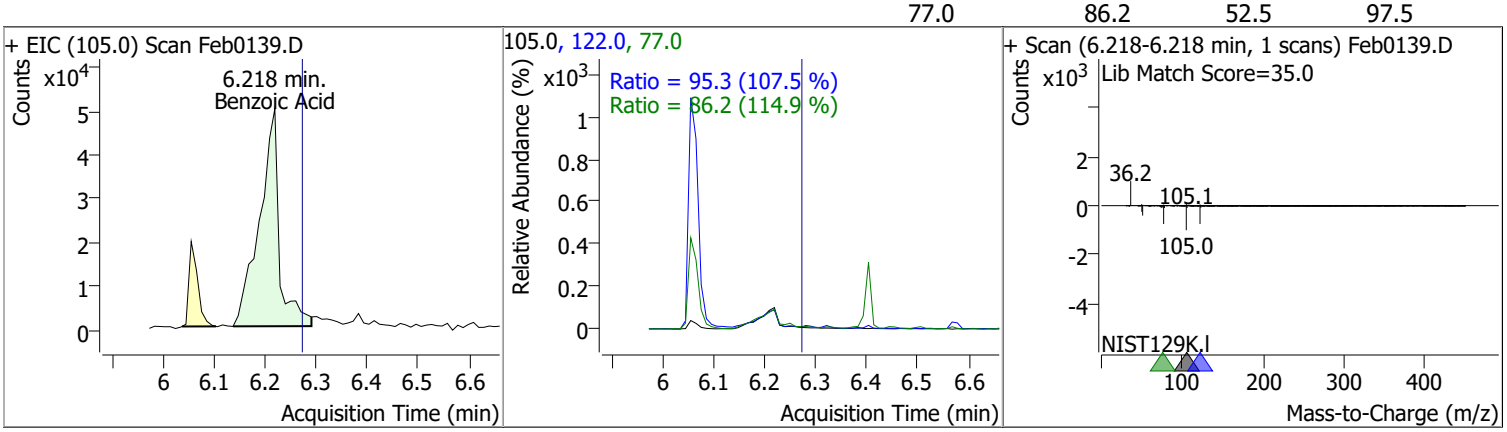

Compound	Conc.	RT	Dev(Min)	Resp.	QIon	QRatio	Lower	Upper
1,2,4-Trichlorobenzene	73.8869	6.32	0.00	791813	182.0	93.0	68.0	126.2
					145.0	28.4	19.9	36.9

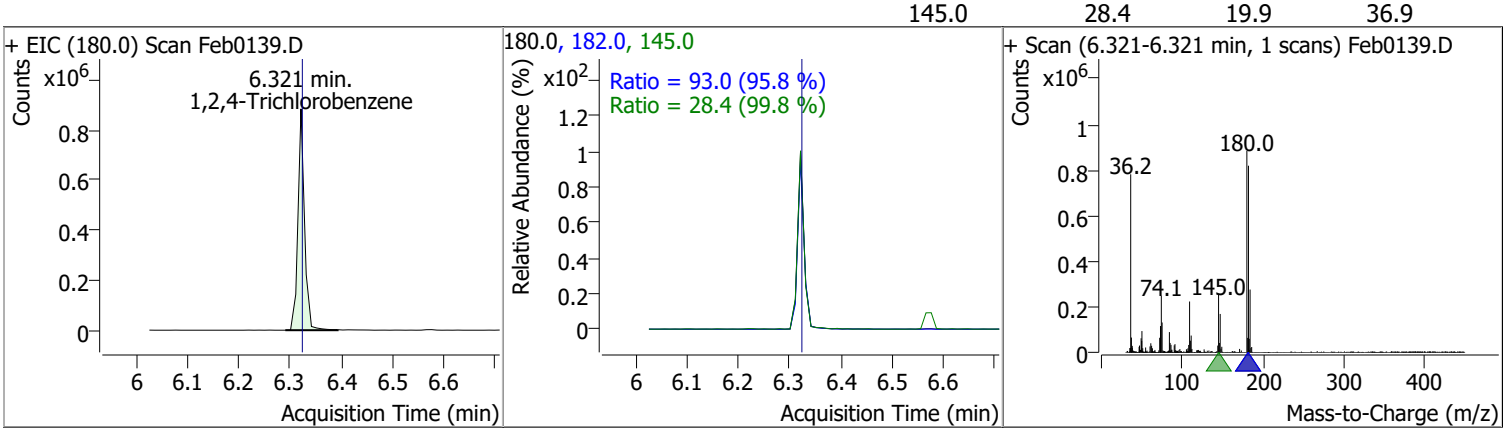

Compound	Conc.	RT	Dev(Min)	Resp.	QIon	QRatio	Lower	Upper
Naphthalene	84.4431	6.40	0.00	2621181	129.0	11.2	8.0	14.9
					102.0	9.7	6.8	12.6

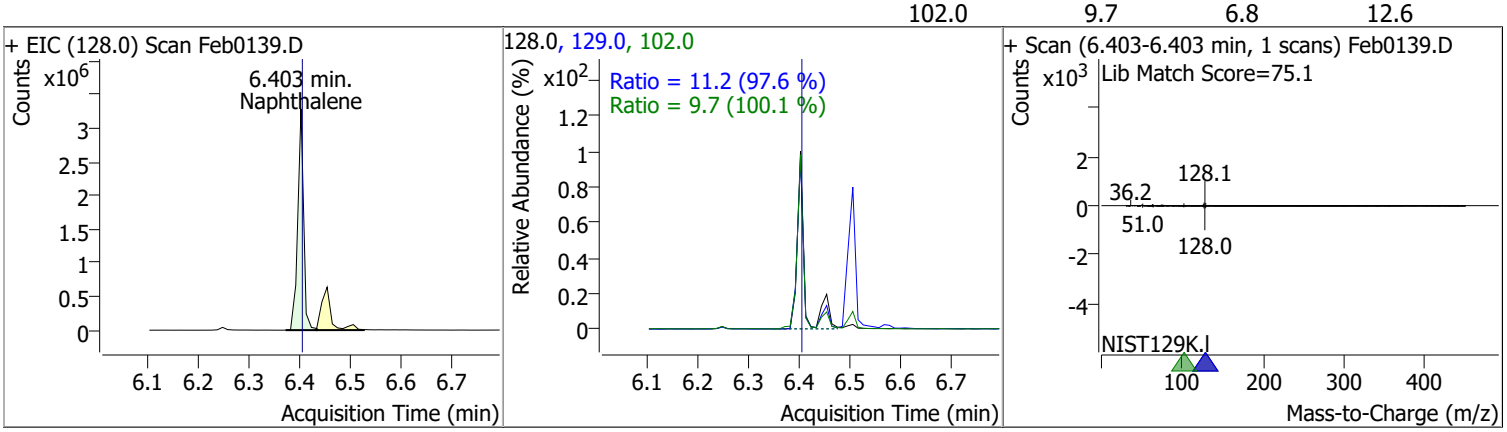

Compound	Conc.	RT	Dev(Min)	Resp.	QIon	QRatio	Lower	Upper
4-Chlorophenol	77.2667	6.45	0.01	236399 (m)	128.0	314.1	243.7	452.5

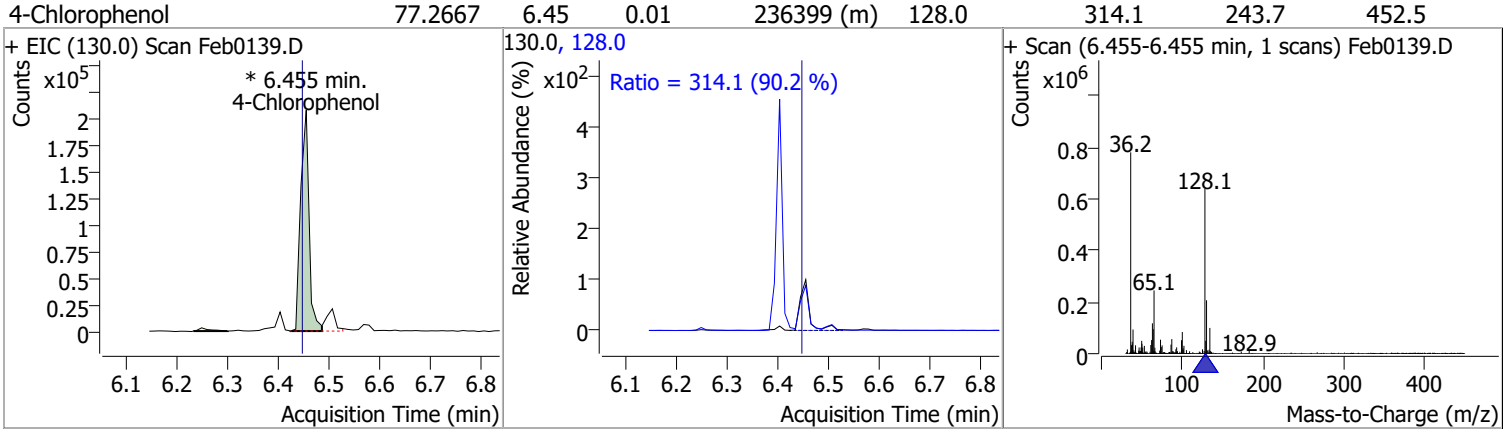

Compound	Conc.	RT	Dev(Min)	Resp.	QIon	QRatio	Lower	Upper
p-Chloroaniline	71.1145	6.51	0.00	927967	129.0	33.2	23.2	43.0
					65.0	28.9	20.9	38.9

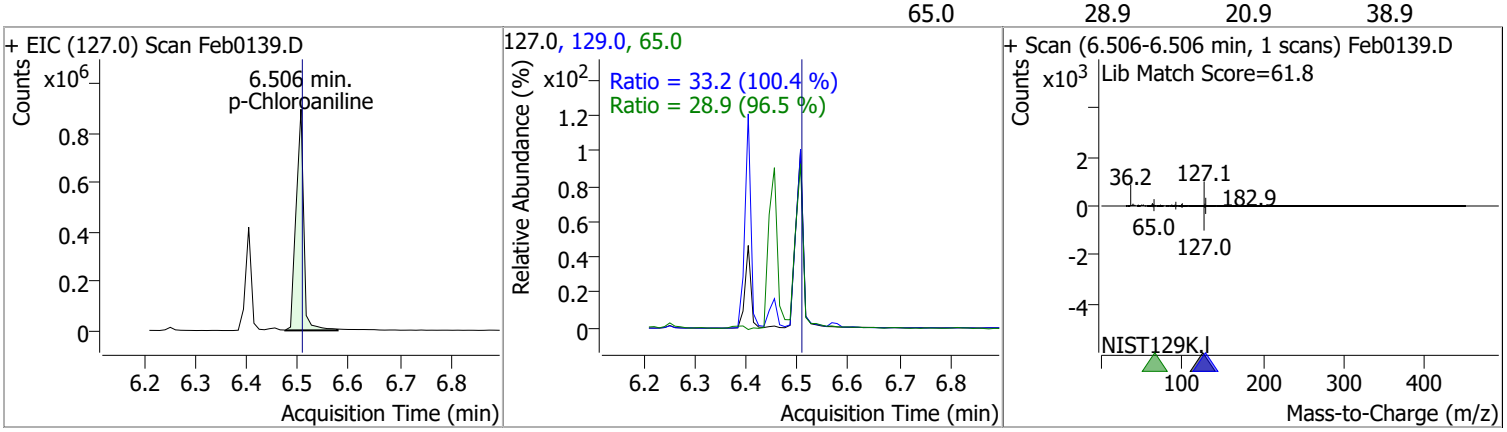

Compound	Conc.	RT	Dev(Min)	Resp.	QIon	QRatio	Lower	Upper
Hexachlorobutadiene	65.6970	6.58	0.00	360976	223.0	64.5	45.6	84.6
					227.0	62.3	44.6	82.8

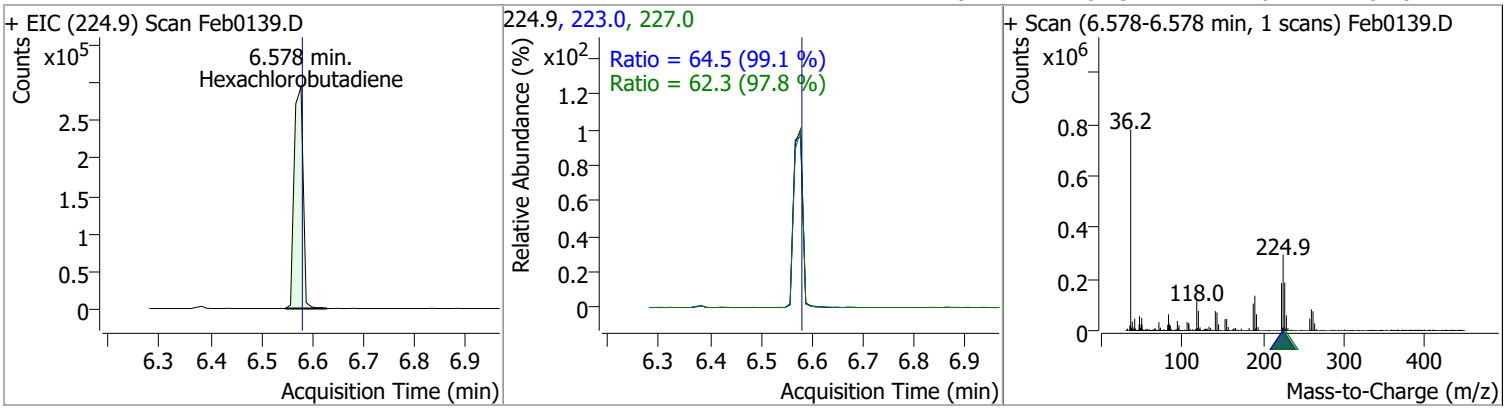

Compound	Conc.	RT	Dev(Min)	Resp.	QIon	QRatio	Lower	Upper
4-Chloro-2-Methylphenol	82.8786	7.00	0.01	650012	144.0	27.2	19.6	36.4

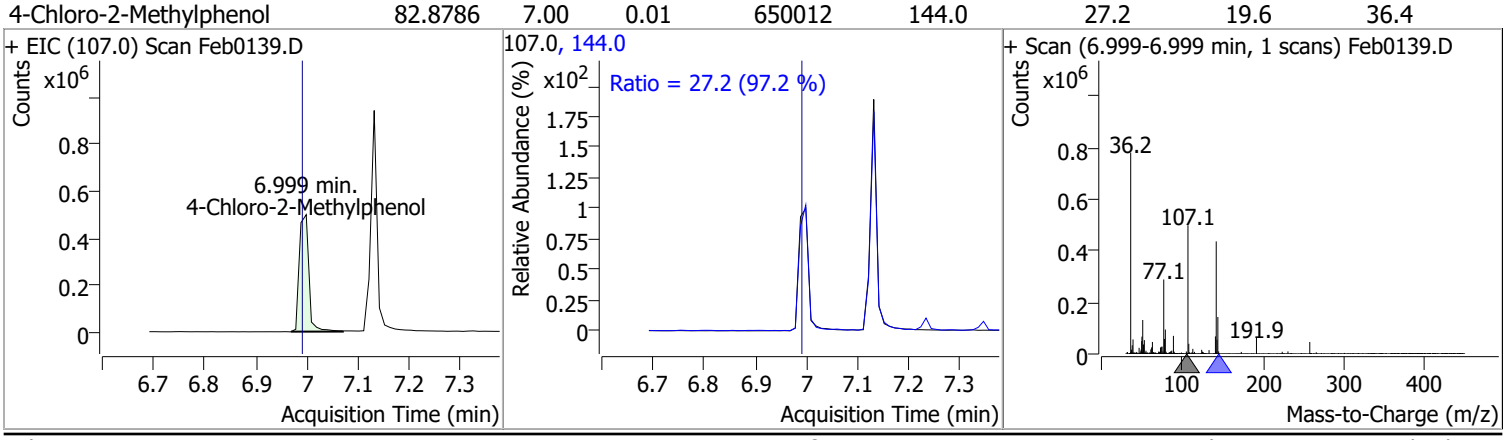

Compound	Conc.	RT	Dev(Min)	Resp.	QIon	QRatio	Lower	Upper
4-Chloro-3-Methylphenol	98.1793	7.13	0.00	814501 (m)	144.0	26.3	20.0	37.2

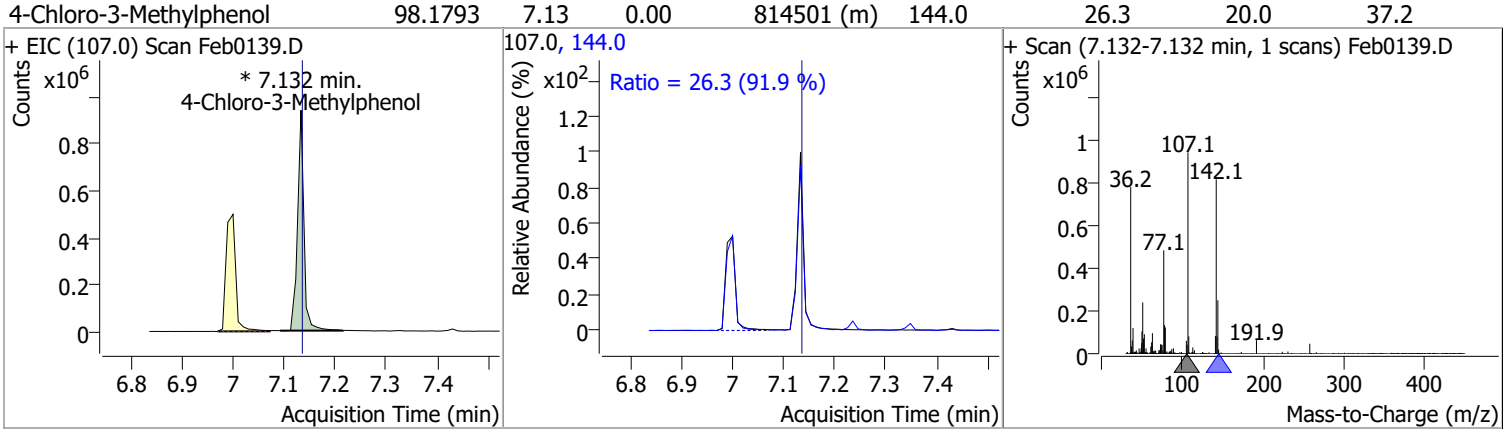

Compound	Conc.	RT	Dev(Min)	Resp.	QIon	QRatio	Lower	Upper
2-Methylnaphthalene	88.1650	7.24	0.00	1609084	142.0	120.5	83.1	154.4
					115.0	42.3	28.8	53.4

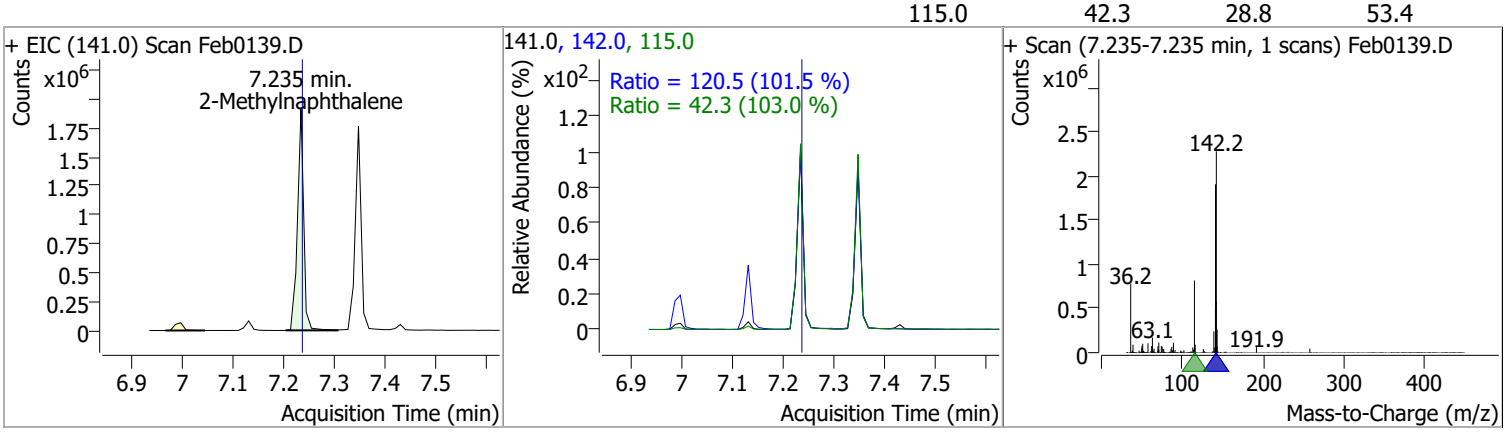

Compound	Conc.	RT	Dev(Min)	Resp.	QIon	QRatio	Lower	Upper
1-Methylnaphthalene	78.3791	7.35	0.00	1418569 (m)	142.0	116.2	77.9	144.7
					115.0	43.3	29.5	54.8

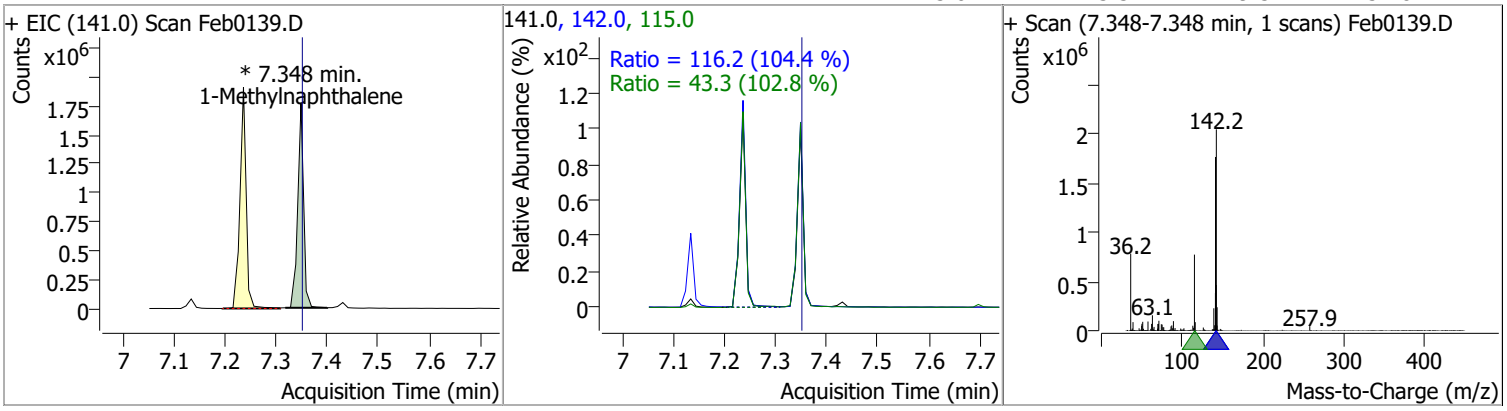

Quantitation Results Report (QT Reviewed)

Compound	Conc.	RT	Dev(Min)	Resp.	QIon	QRatio	Lower	Upper
Hexachlorocyclopentadiene	73.4182	7.43	0.00	231953	238.9	64.4	43.8	81.3
					234.9	63.2	43.7	81.2

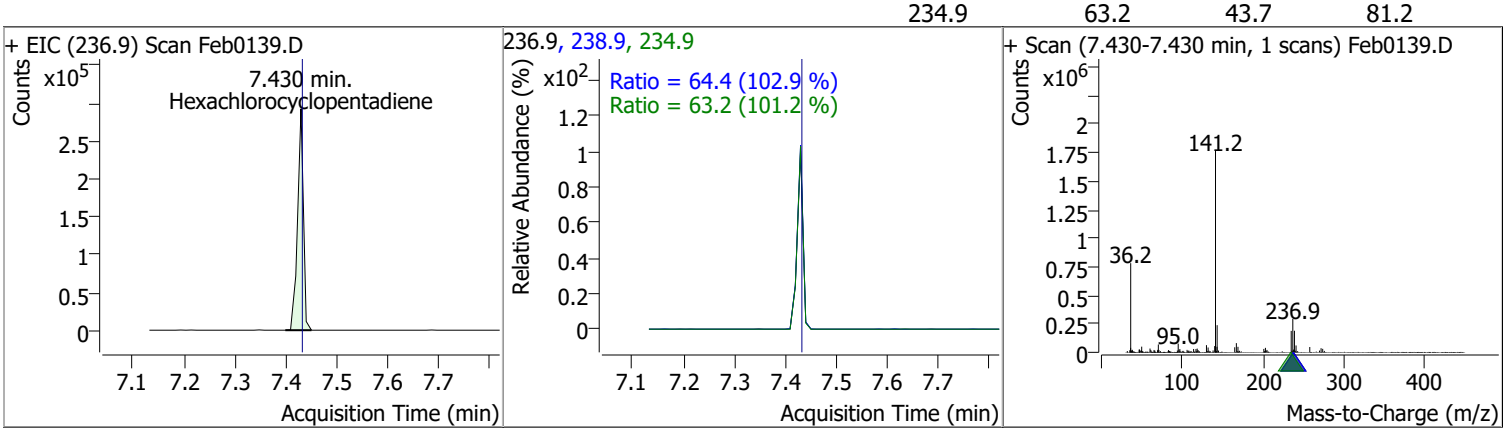

Compound	Conc.	RT	Dev(Min)	Resp.	QIon	QRatio	Lower	Upper
2,4,6-Trichlorophenol	104.6186	7.59	0.00	517323 (m)	198.0	95.1	68.7	127.5

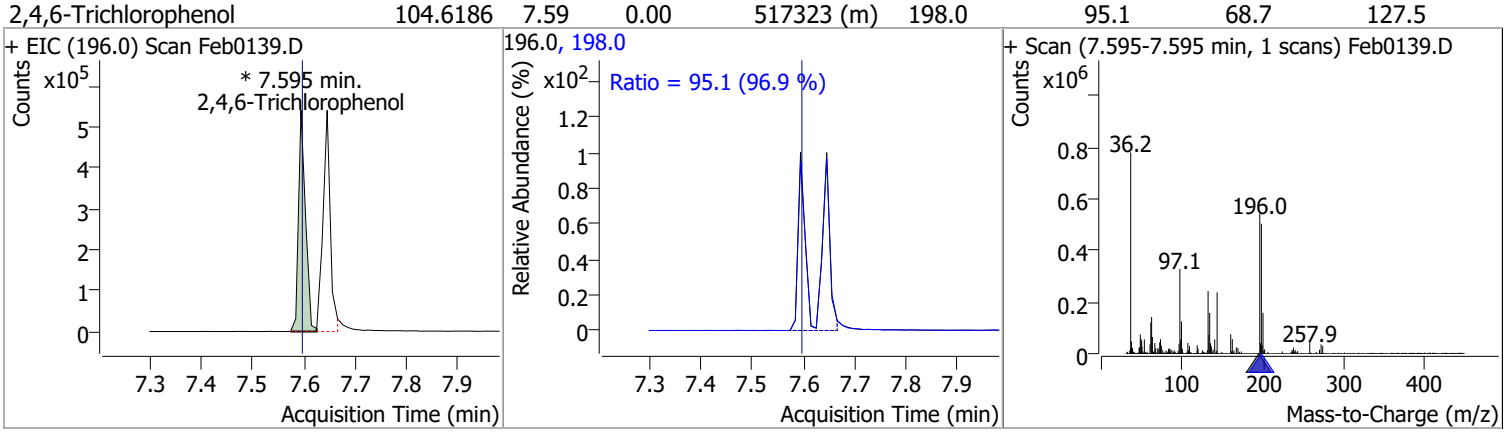

Compound	Conc.	RT	Dev(Min)	Resp.	QIon	QRatio	Lower	Upper
2,4,5-Trichlorophenol	102.3846	7.65	0.01	577959 (m)	198.0	94.8	65.6	121.8

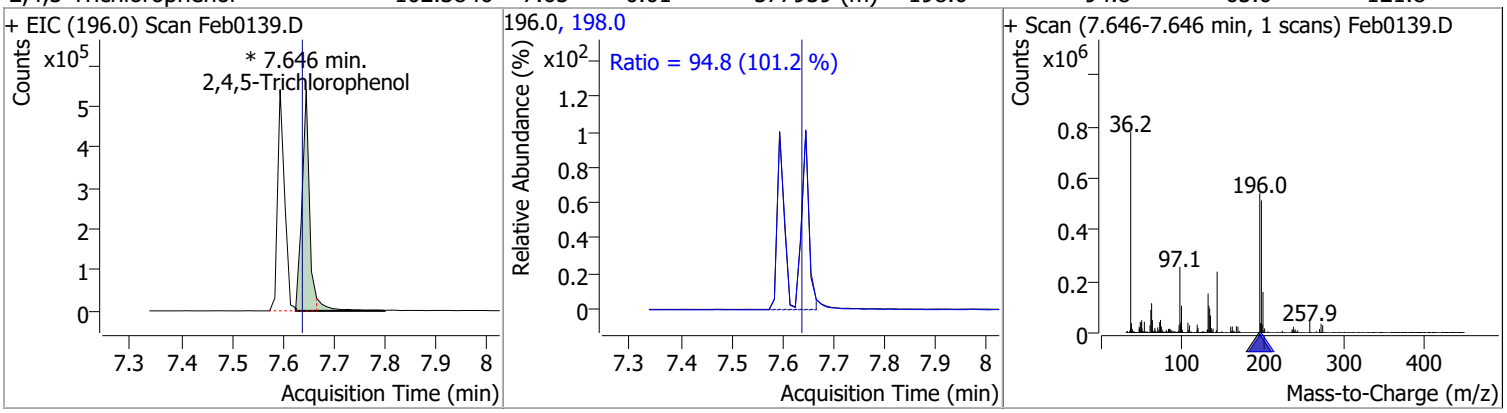

Compound	Conc.	RT	Dev(Min)	Resp.	QIon	QRatio	Lower	Upper
2-Fluorobiphenyl	84.5624	7.70	0.00	1892641	171.0	33.7	23.8	44.1

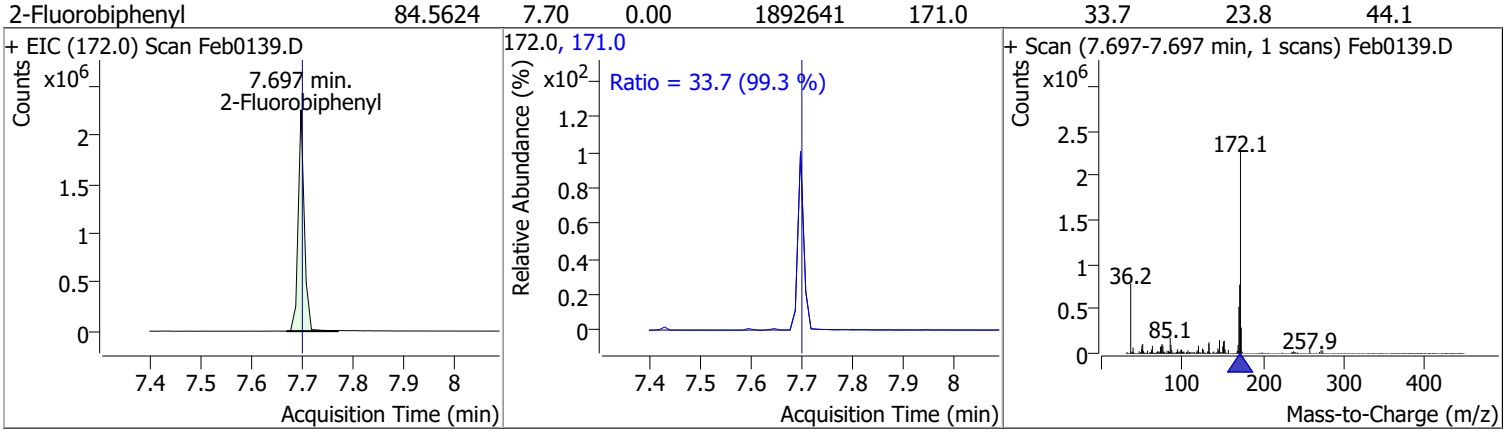

Quantitation Results Report (QT Reviewed)

Compound	Conc.	RT	Dev(Min)	Resp.	QIon	QRatio	Lower	Upper
2-Chloronaphthalene	98.3093	7.81	0.00	1780362	127.0	38.2	25.7	47.7
					164.0	32.4	22.6	41.9

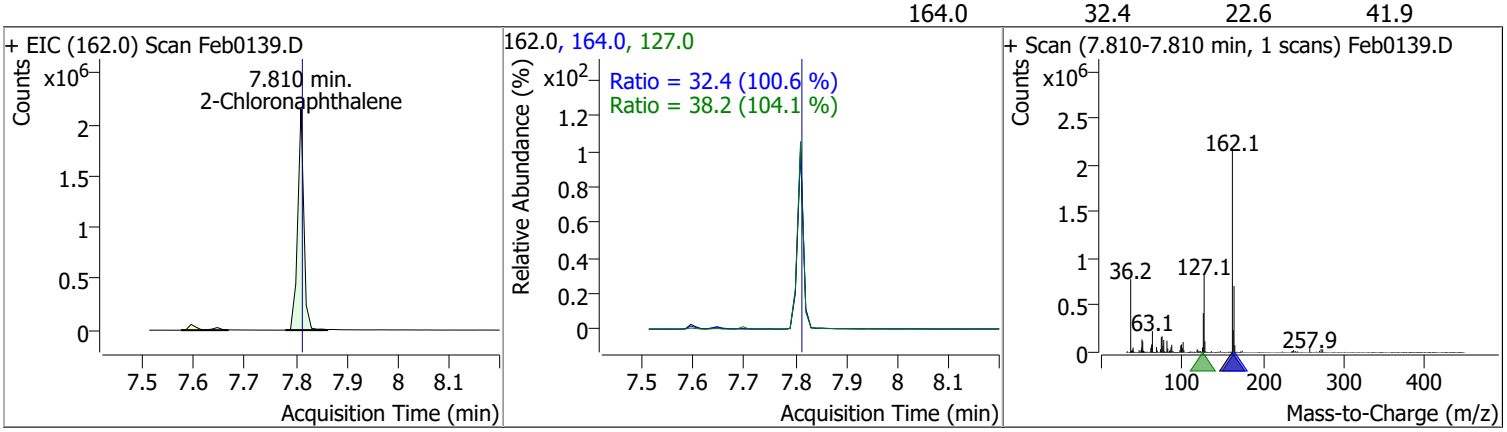

Compound	Conc.	RT	Dev(Min)	Resp.	QIon	QRatio	Lower	Upper
2-Nitroaniline	101.7589	7.97	0.01	279641	138.0	122.6	84.5	156.9

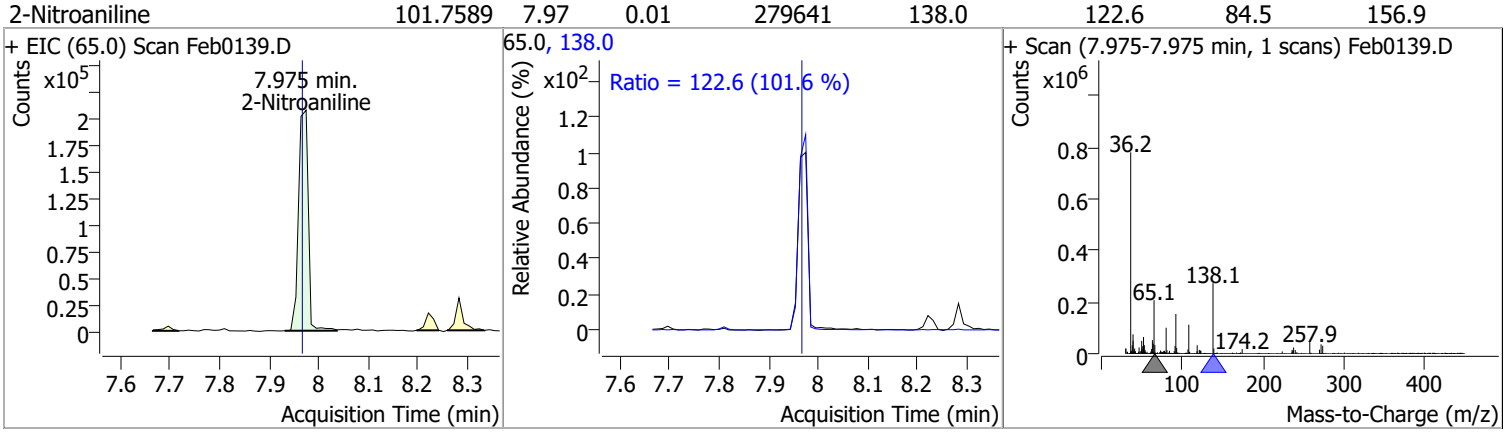

Compound	Conc.	RT	Dev(Min)	Resp.	QIon	QRatio	Lower	Upper
Dimethyl Phthalate	105.8107	8.22	0.00	1998376	77.0	19.7	13.0	24.2

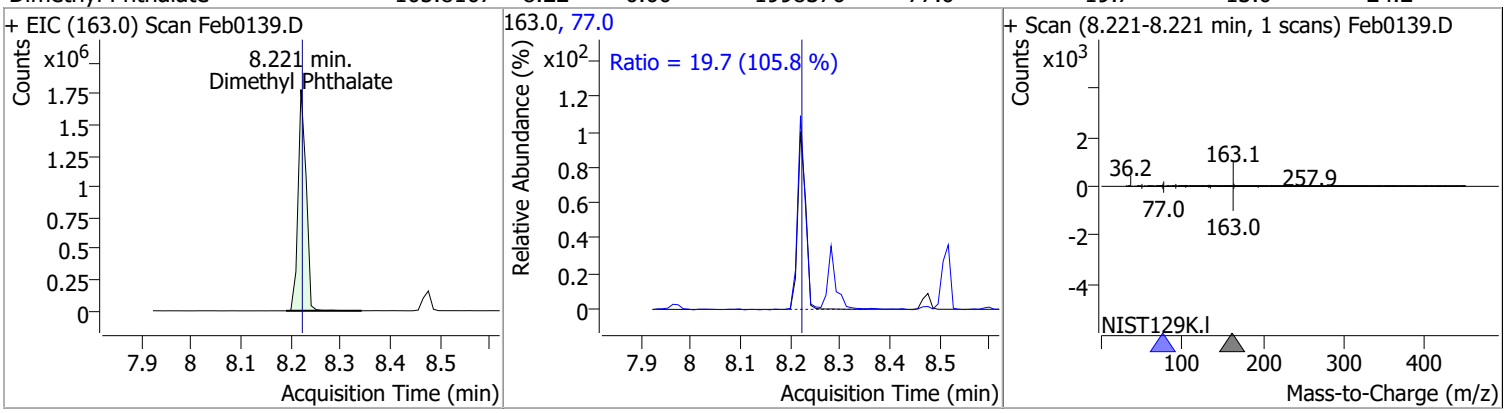

Compound	Conc.	RT	Dev(Min)	Resp.	QIon	QRatio	Lower	Upper
2,6-Dinitrotoluene	105.2115	8.28	0.00	255842	63.0	131.9	82.2	152.7
					89.0	63.5	40.8	75.8

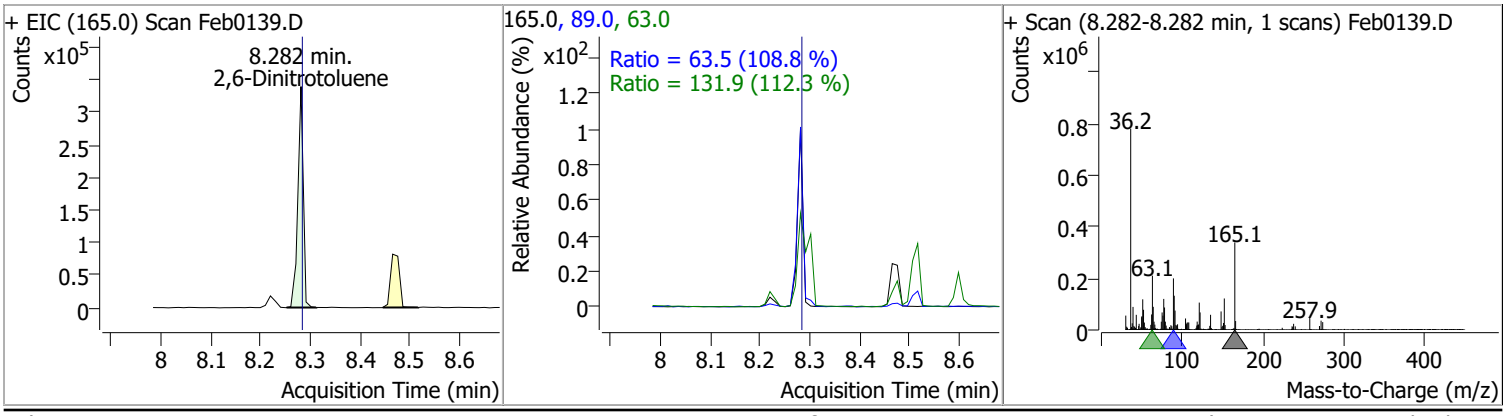

Compound	Conc.	RT	Dev(Min)	Resp.	QIon	QRatio	Lower	Upper
Acenaphthylene	100.7430	8.30	0.00	2945776	153.1	13.6	9.8	18.2

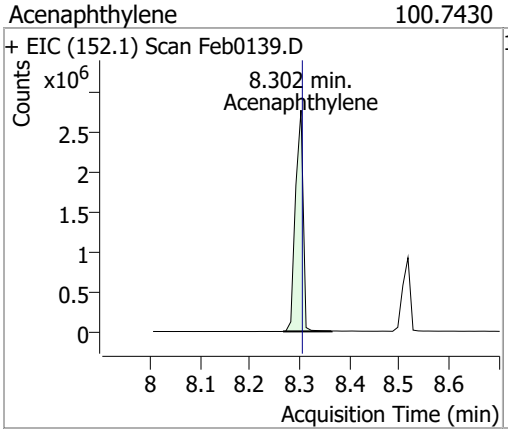

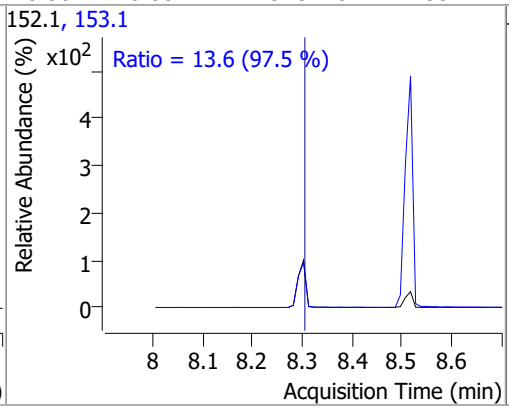

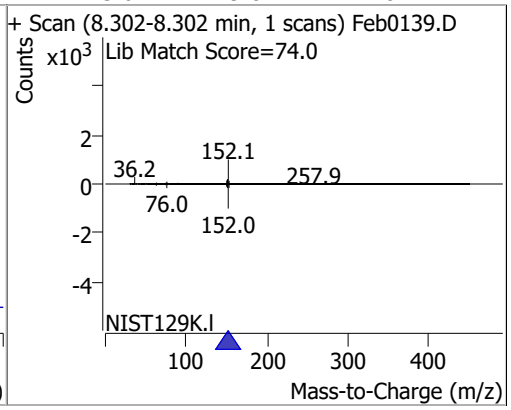

Compound	Conc.	RT	Dev(Min)	Resp.	QIon	QRatio	Lower	Upper
3-Nitroaniline	97.6380	8.48	0.00	267069	65.0	127.3	84.7	157.3
					92.0	109.6	71.7	133.2

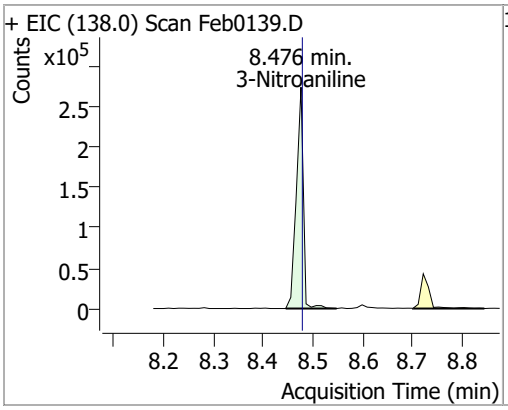

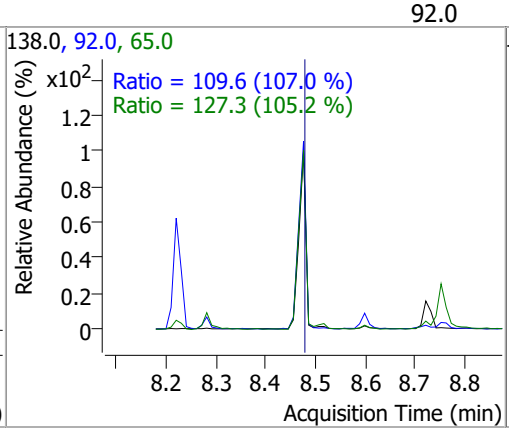

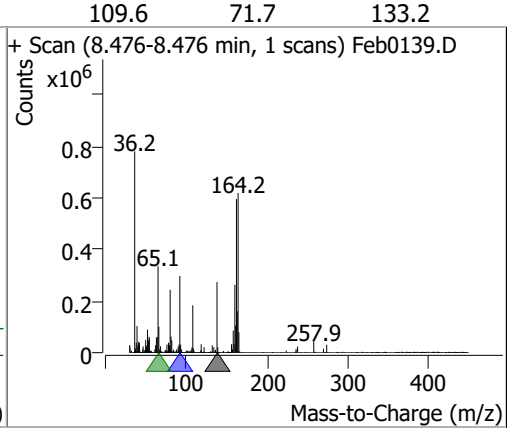

Compound	Conc.	RT	Dev(Min)	Resp.	QIon	QRatio	Lower	Upper
Acenaphthene	110.2765	8.52	0.00	1840669	153.0	107.9	76.5	142.0
					152.0	52.4	35.8	66.4

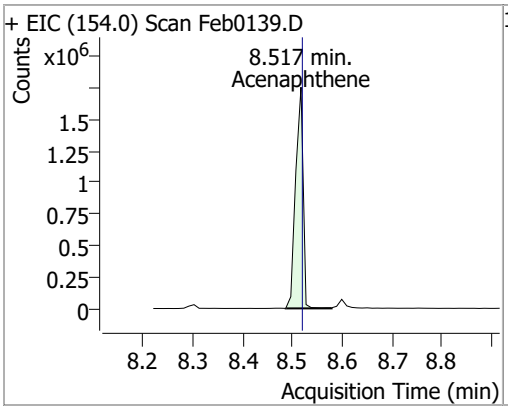

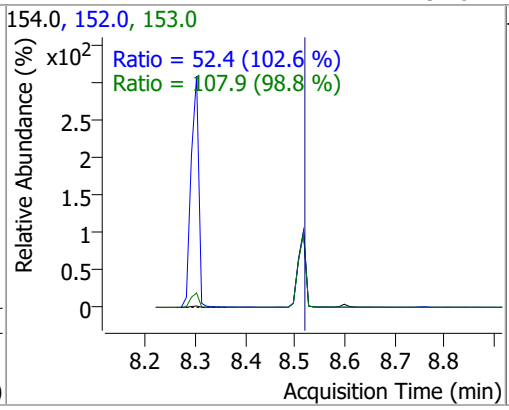

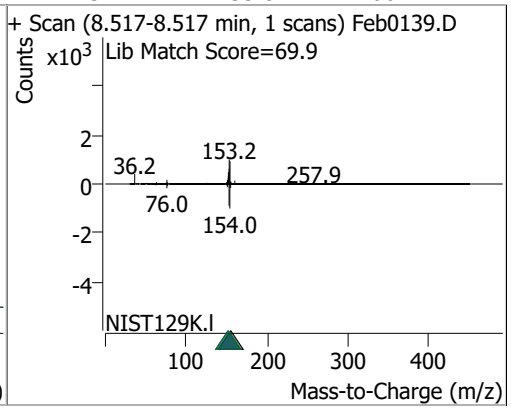

Compound	Conc.	RT	Dev(Min)	Resp.	QIon	QRatio	Lower	Upper
2,4-Dinitrophenol	72.9409	8.60	0.00	103818	154.0	66.8	44.4	82.5

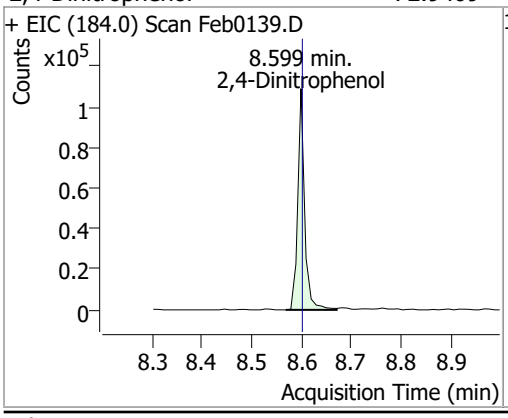

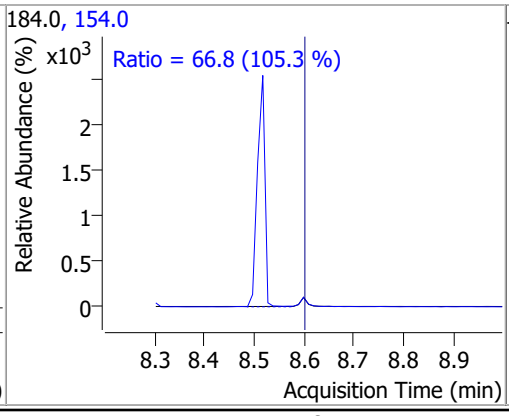

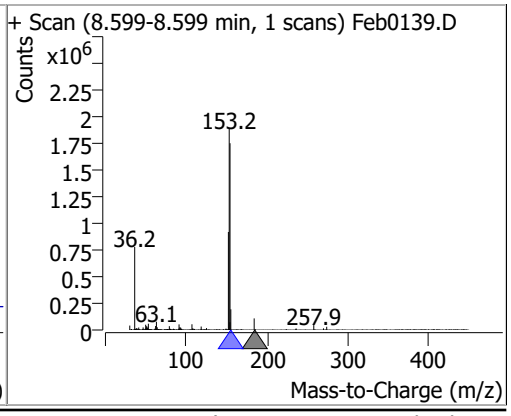

Quantitation Results Report (QT Reviewed)

Compound	Conc.	RT	Dev(Min)	Resp.	QIon	QRatio	Lower	Upper
Dibenzofuran	101.5680	8.72	0.00	2723121	139.0	40.0	30.2	56.0

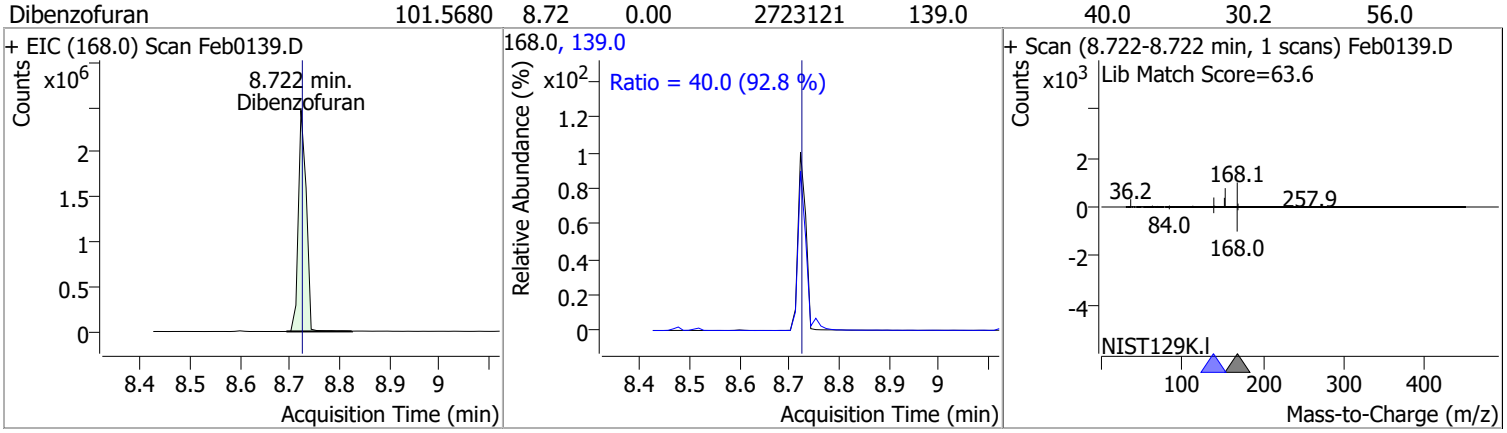

Compound	Conc.	RT	Dev(Min)	Resp.	QIon	QRatio	Lower	Upper
4-Nitrophenol	46.7636	8.75	0.01	122765	139.0	887.4	266.4	494.7
					65.0	87.2	56.8	105.6

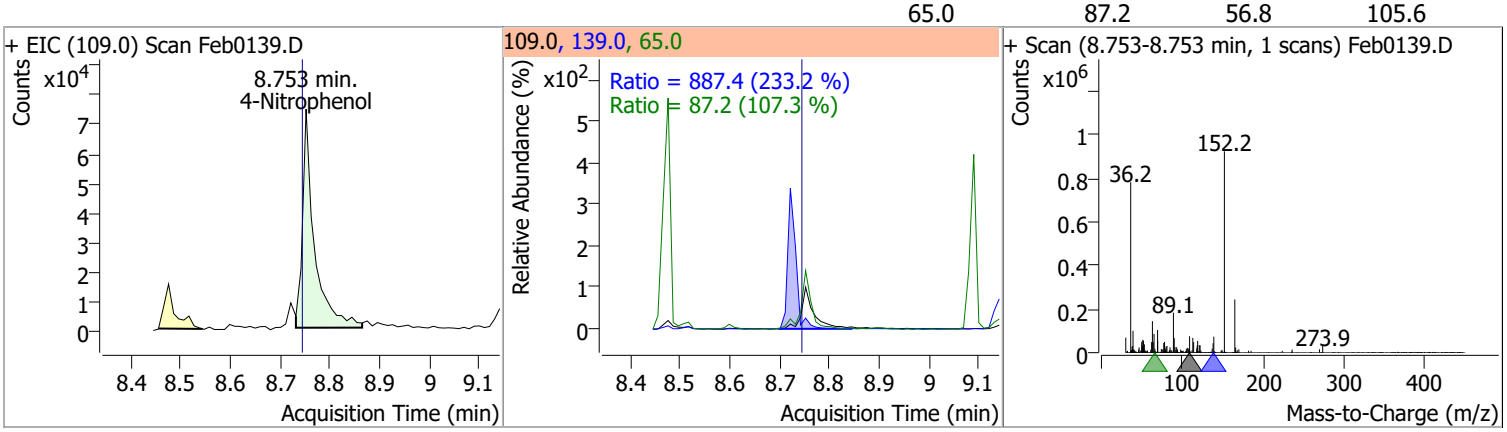

Compound	Conc.	RT	Dev(Min)	Resp.	QIon	QRatio	Lower	Upper
2,4-Dinitrotoluene	104.0512	8.76	0.01	341530	63.0	53.7	47.5	88.1
					89.0	70.8	45.8	85.1

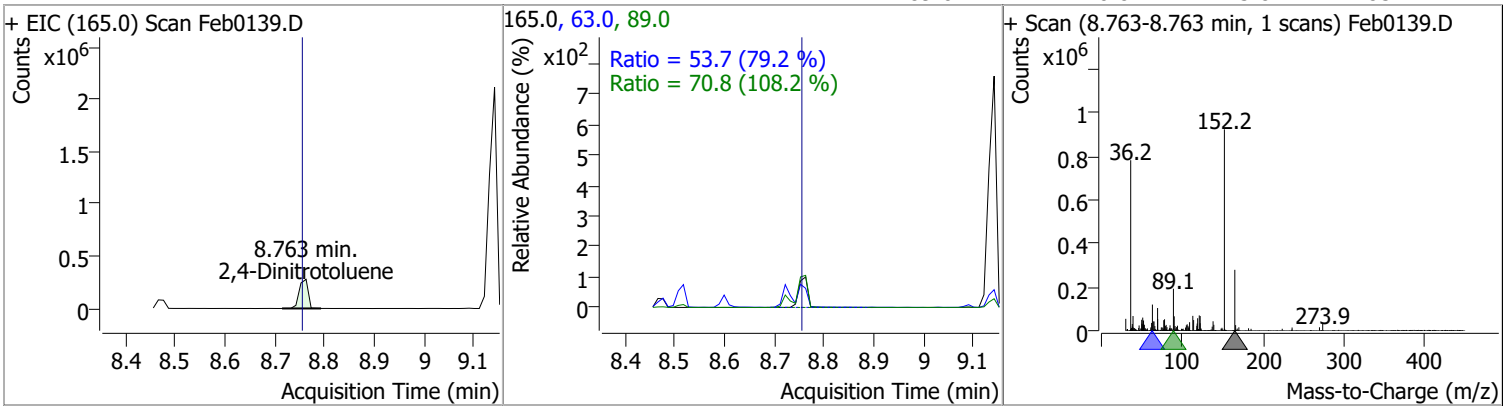

Compound	Conc.	RT	Dev(Min)	Resp.	QIon	QRatio	Lower	Upper
Diethylphthalate	113.7291	9.09	0.00	2241093	177.0	21.7	14.8	27.5
					150.0	12.5	8.8	16.3

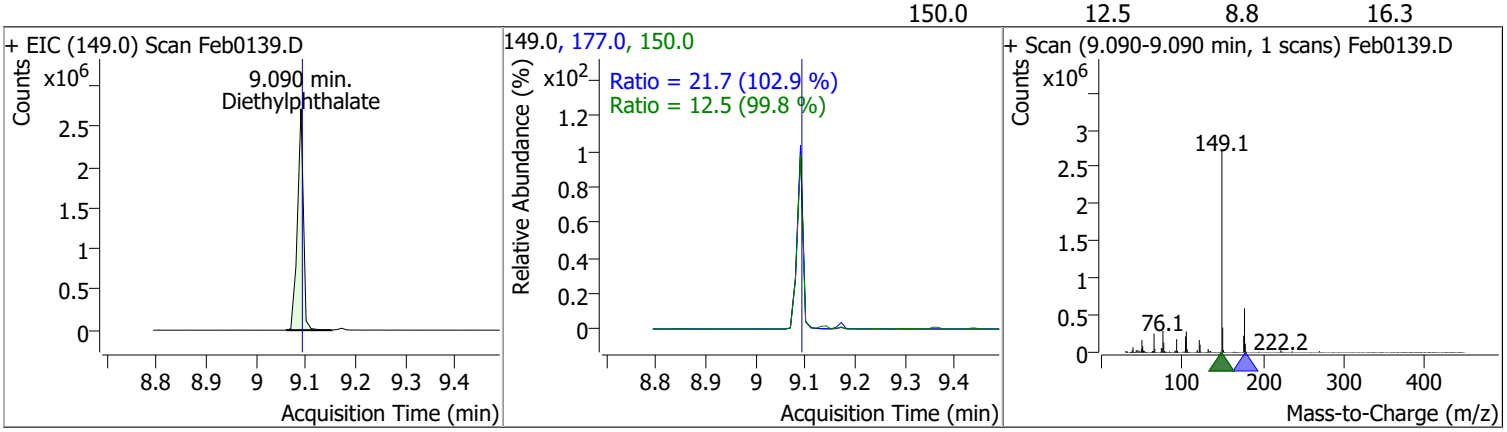

Compound	Conc.	RT	Dev(Min)	Resp.	QIon	QRatio	Lower	Upper
Fluorene	101.2274	9.14	0.00	2313843	165.0	94.9	64.8	120.4
					167.0	13.4	9.1	16.9

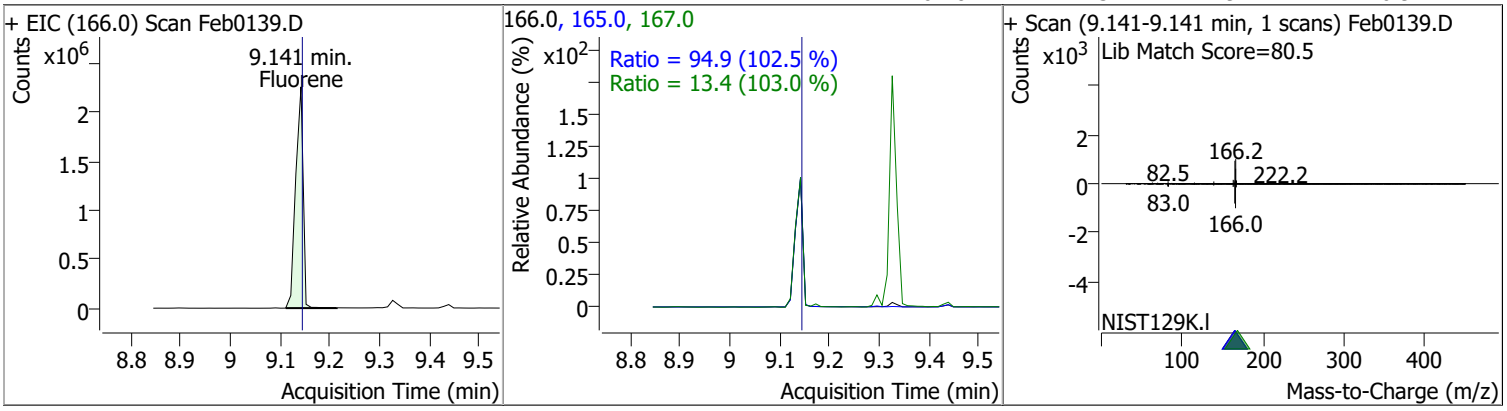

Compound	Conc.	RT	Dev(Min)	Resp.	QIon	QRatio	Lower	Upper
4-Chlorophenyl-phenylether	103.9190	9.17	0.00	1056262	141.0	62.6	43.9	81.5
					206.0	33.6	23.2	43.1

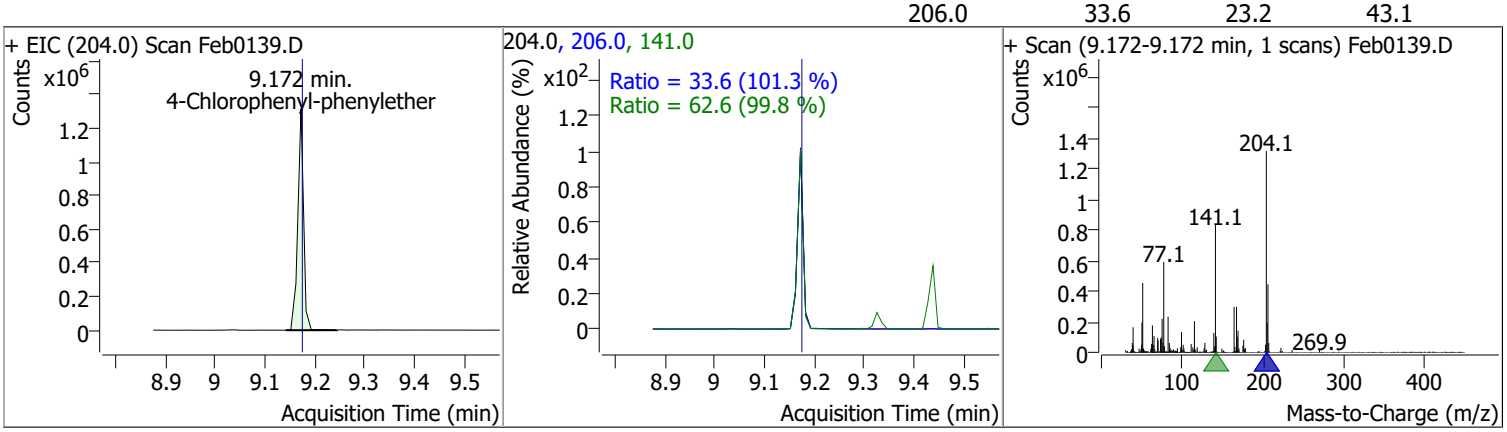

Quantitation Results Report (QT Reviewed)

Compound	Conc.	RT	Dev(Min)	Resp.	QIon	QRatio	Lower	Upper
4-Nitroaniline	103.0579	9.22	0.01	279068	65.0	92.4	70.9	131.7
					92.0	50.9	35.8	66.6

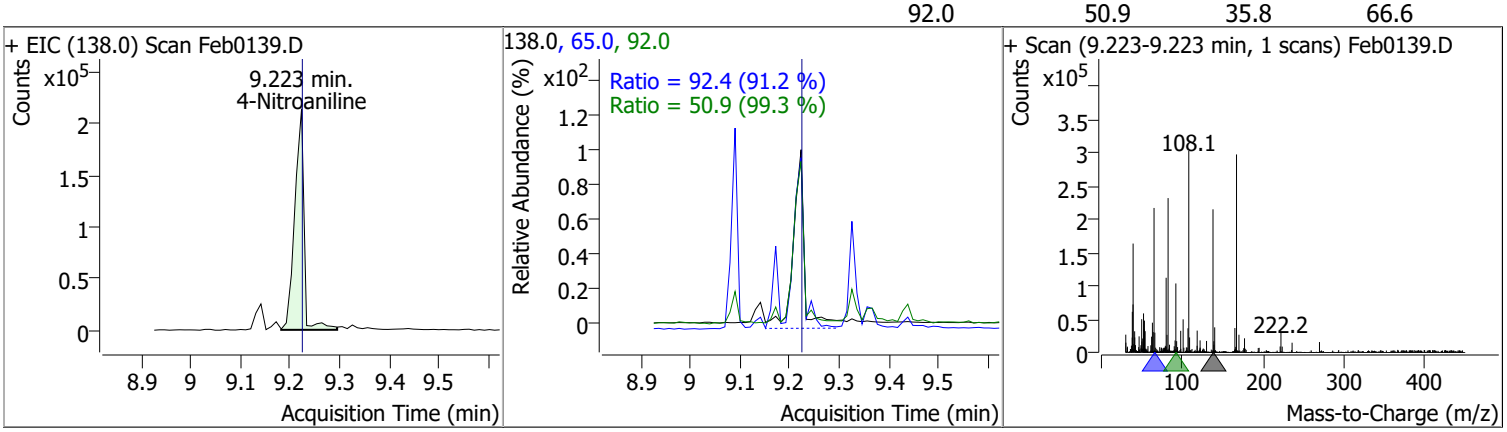

Compound	Conc.	RT	Dev(Min)	Resp.	QIon	QRatio	Lower	Upper
4,6-Dinitro-2-methylphenol	78.8189	9.24	0.00	154190	121.0	48.5	32.5	60.3

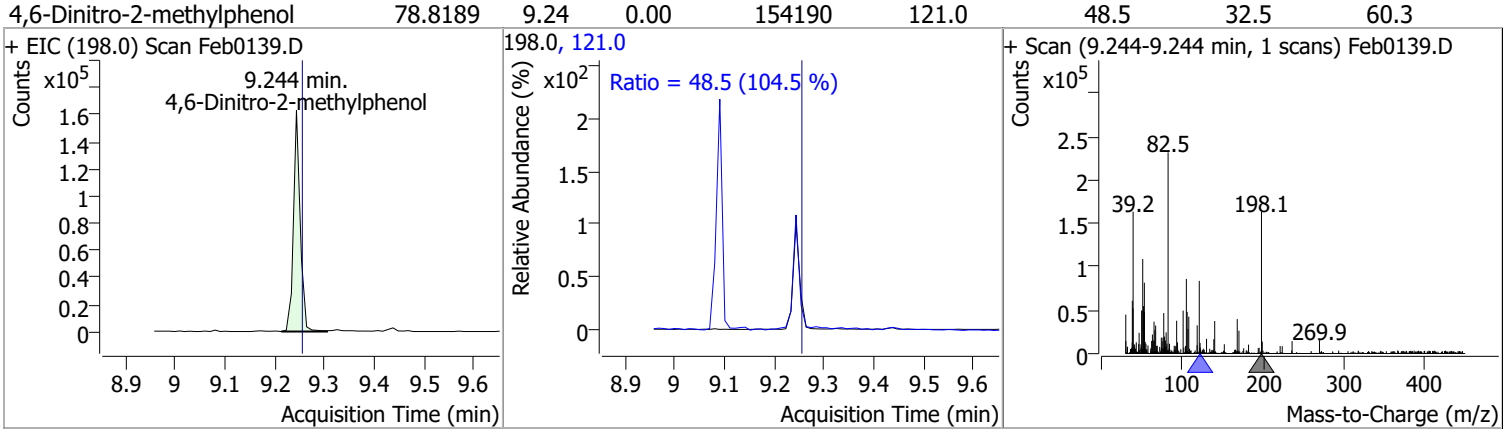

Compound	Conc.	RT	Dev(Min)	Resp.	QIon	QRatio	Lower	Upper
N-nitrosodiphenylamine	95.3878	9.33	0.00	1504748	168.0	64.7	44.3	82.3
					167.0	34.8	24.0	44.6

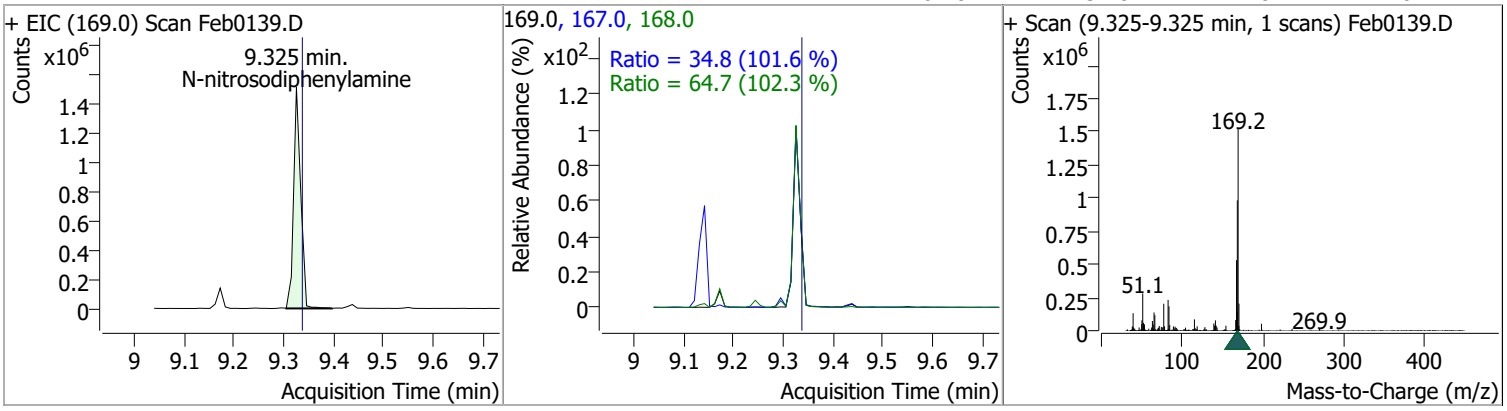

Quantitation Results Report (QT Reviewed)

Compound	Conc.	RT	Dev(Min)	Resp.	QIon	QRatio	Lower	Upper
Azobenzene	89.4263	9.36	0.00	1754749	51.0	34.2	26.4	49.0
					182.0	25.9	19.2	35.7

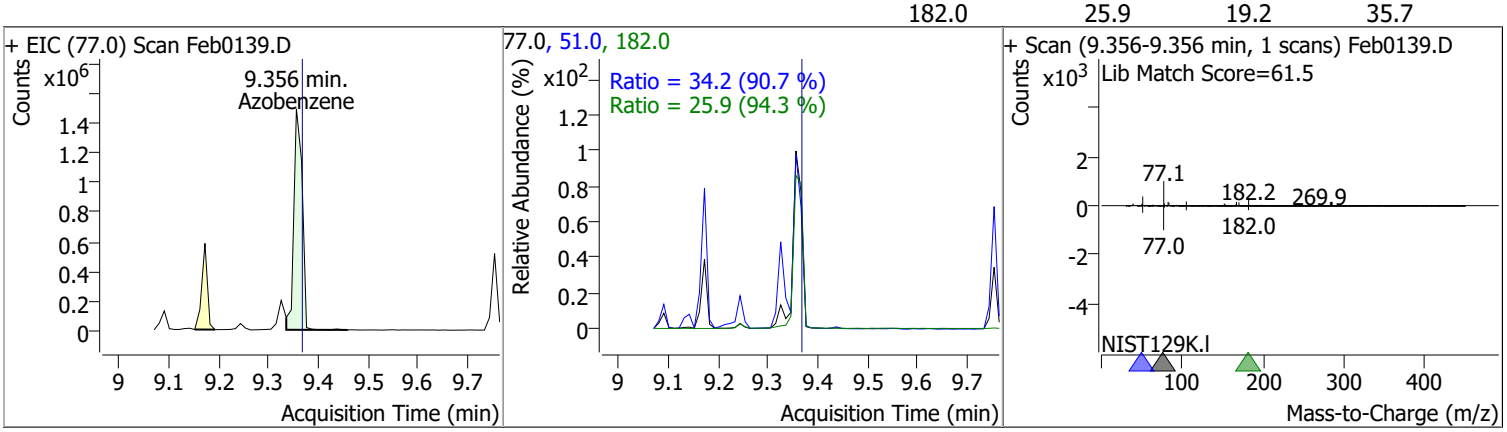

Compound	Conc.	RT	Dev(Min)	Resp.	QIon	QRatio	Lower	Upper
2,4,6-Tribromophenol	239.4479	9.44	0.01	471955	331.8	90.0	65.5	121.6

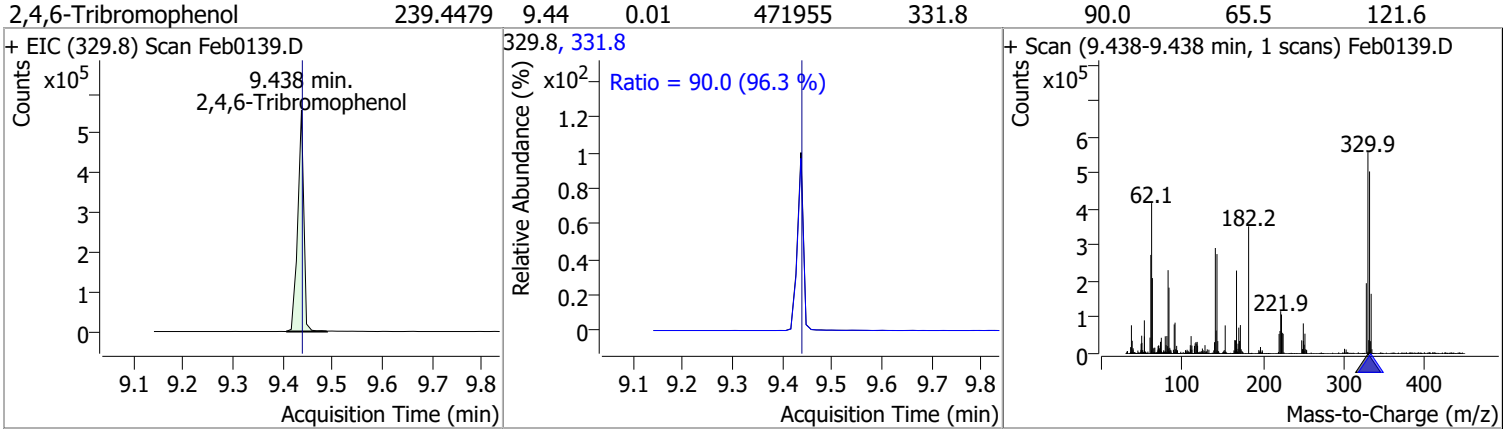

Compound	Conc.	RT	Dev(Min)	Resp.	QIon	QRatio	Lower	Upper
4-Bromophenyl-phenylether	93.1516	9.76	0.00	570314	141.0	103.7	72.5	134.6
					250.0	100.8	70.4	130.7

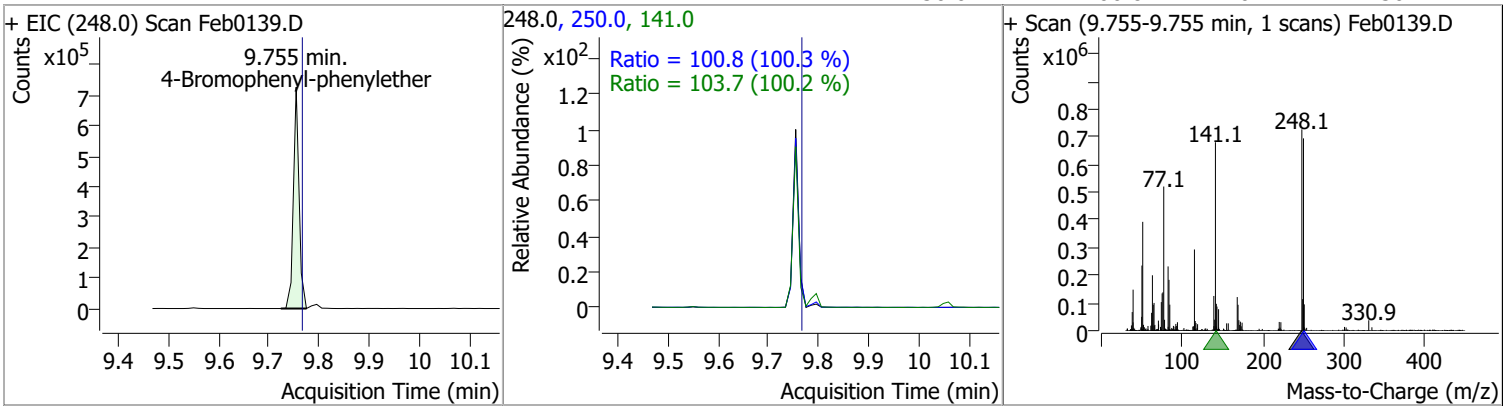

Compound	Conc.	RT	Dev(Min)	Resp.	QIon	QRatio	Lower	Upper
Hexachlorobenzene	98.3567	9.80	0.00	595711	142.0	52.6	33.1	61.5

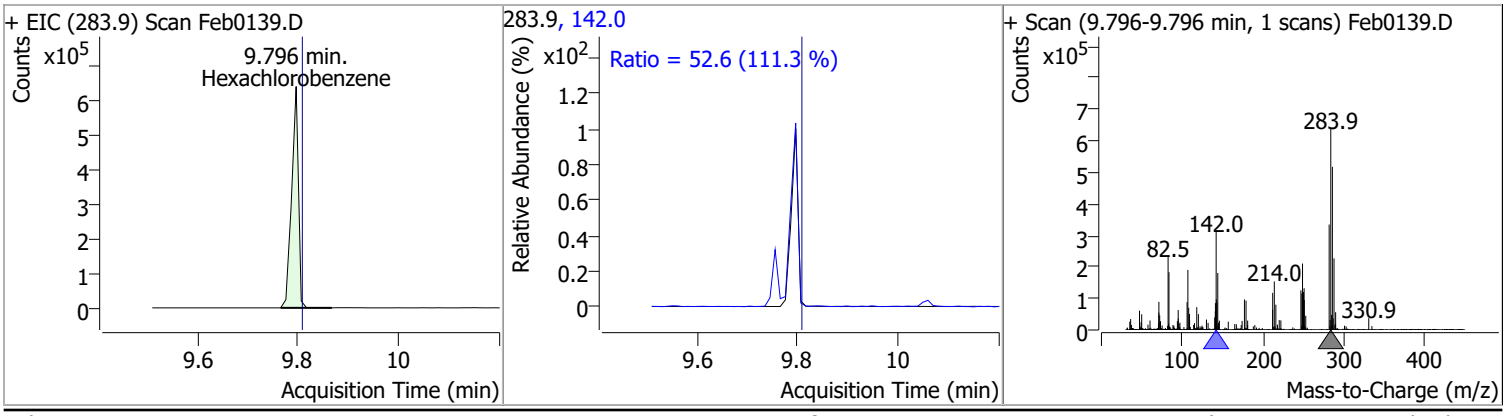

Compound	Conc.	RT	Dev(Min)	Resp.	QIon	QRatio	Lower	Upper
Pentachlorophenol	119.0373	10.06	0.01	353826	267.9	62.0	45.7	84.8
					263.9	62.9	43.8	81.4

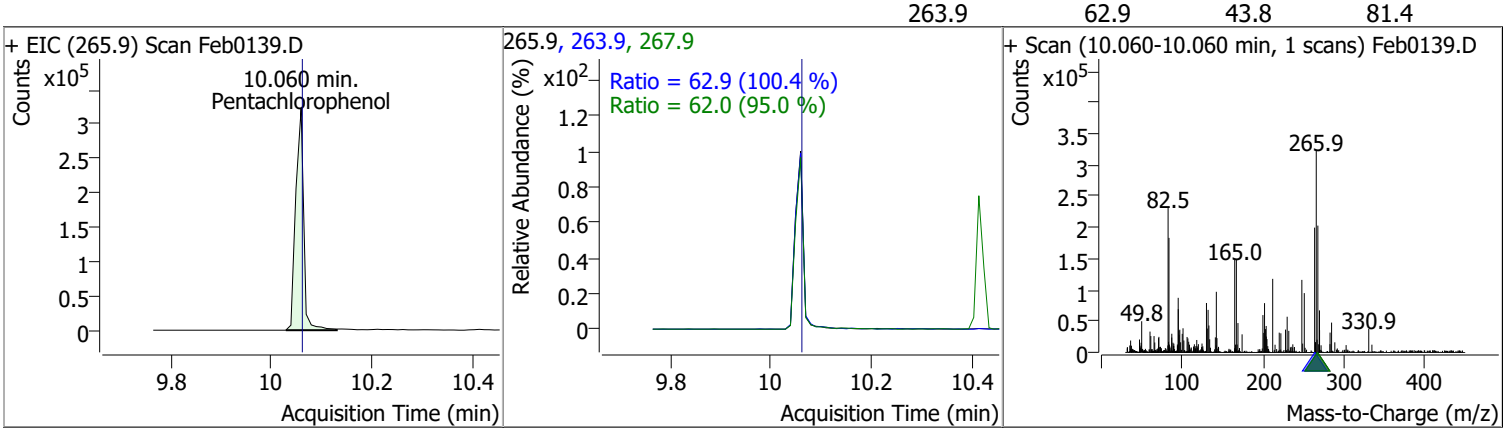

Compound	Conc.	RT	Dev(Min)	Resp.	QIon	QRatio	Lower	Upper
Phenanthrene	104.2966	10.29	0.00	3327405	176.0	19.2	13.2	24.5

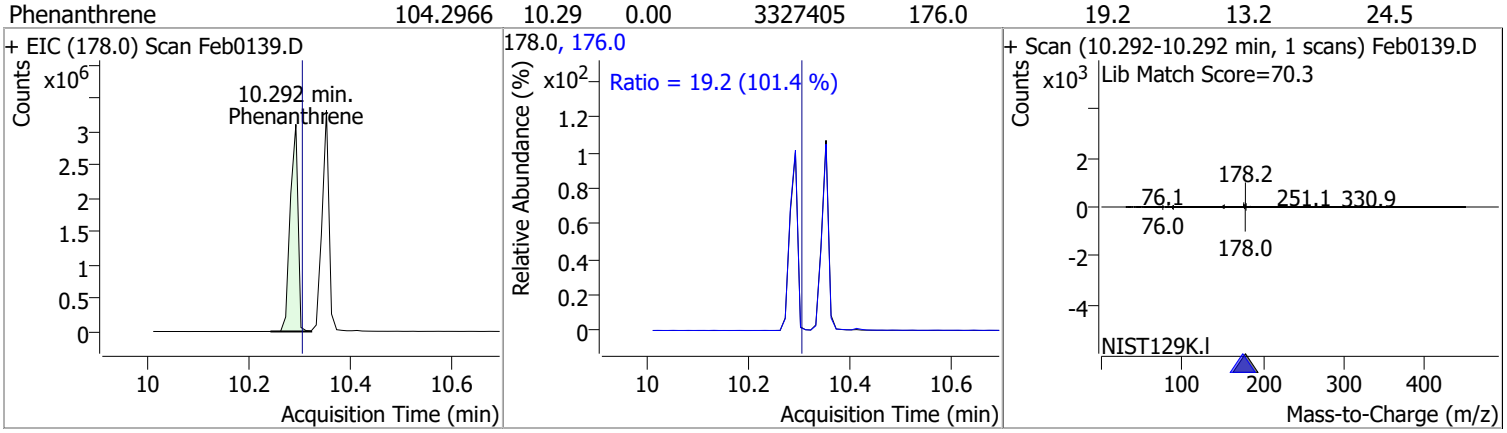

Compound	Conc.	RT	Dev(Min)	Resp.	QIon	QRatio	Lower	Upper
Anthracene	101.1207	10.35	0.00	3116949 (m)	176.0	18.3	12.7	23.5

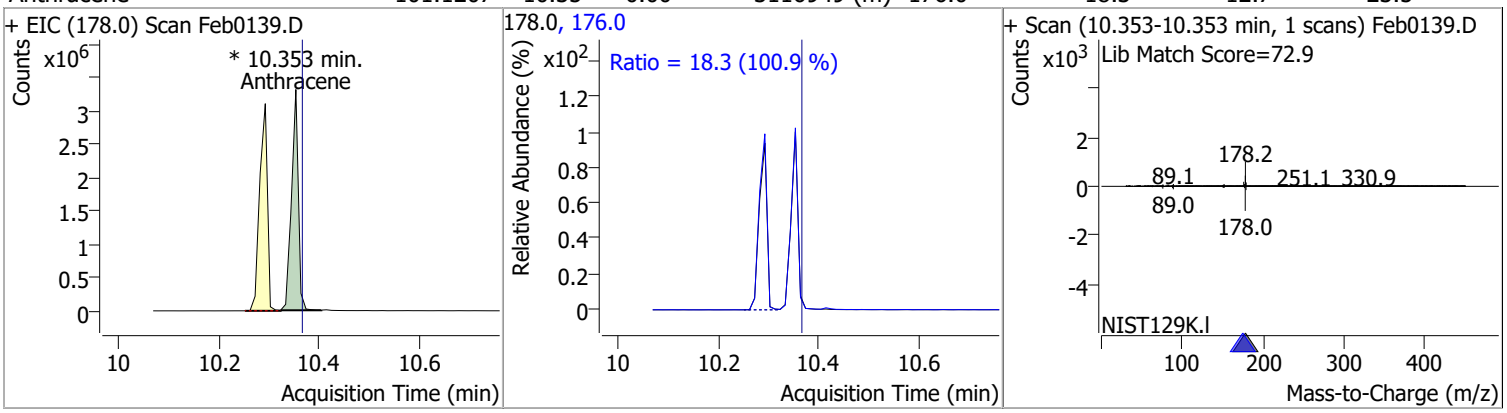

Compound	Conc.	RT	Dev(Min)	Resp.	QIon	QRatio	Lower	Upper
Triallate	93.8721	10.41	0.00	634840	268.0	23.5	19.1	35.4
					143.0	22.4	16.1	30.0

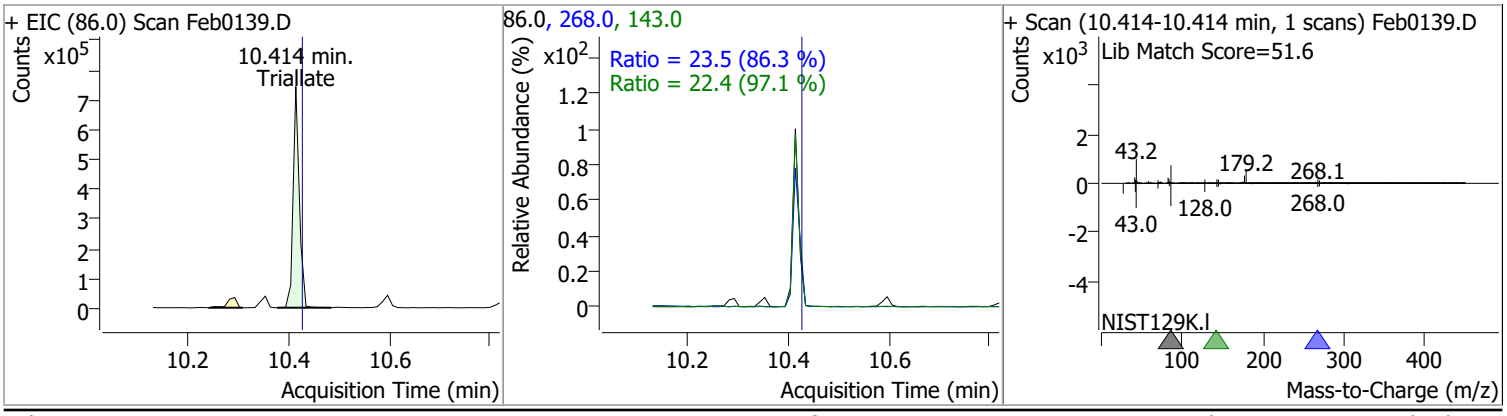

Quantitation Results Report (QT Reviewed)

Compound	Conc.	RT	Dev(Min)	Resp.	QIon	QRatio	Lower	Upper
Carbazole	101.8735	10.60	0.00	2955794	139.0	13.1	9.1	16.9

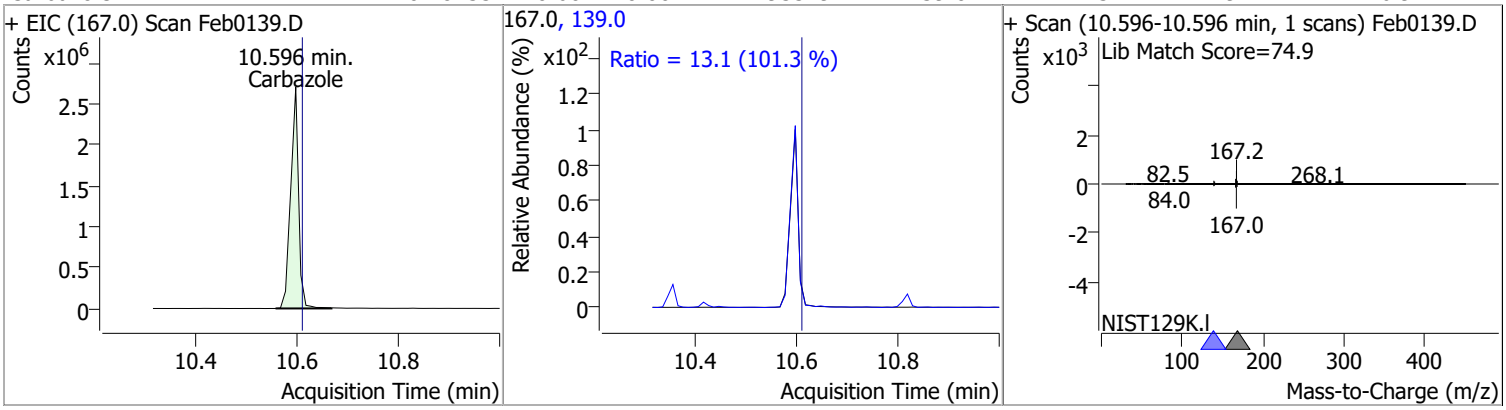

Compound	Conc.	RT	Dev(Min)	Resp.	QIon	QRatio	Lower	Upper
o-Terphenyl	92.9176	10.82	0.00	1598475	229.0	64.5	44.1	81.9
					215.0	37.8	26.4	49.1

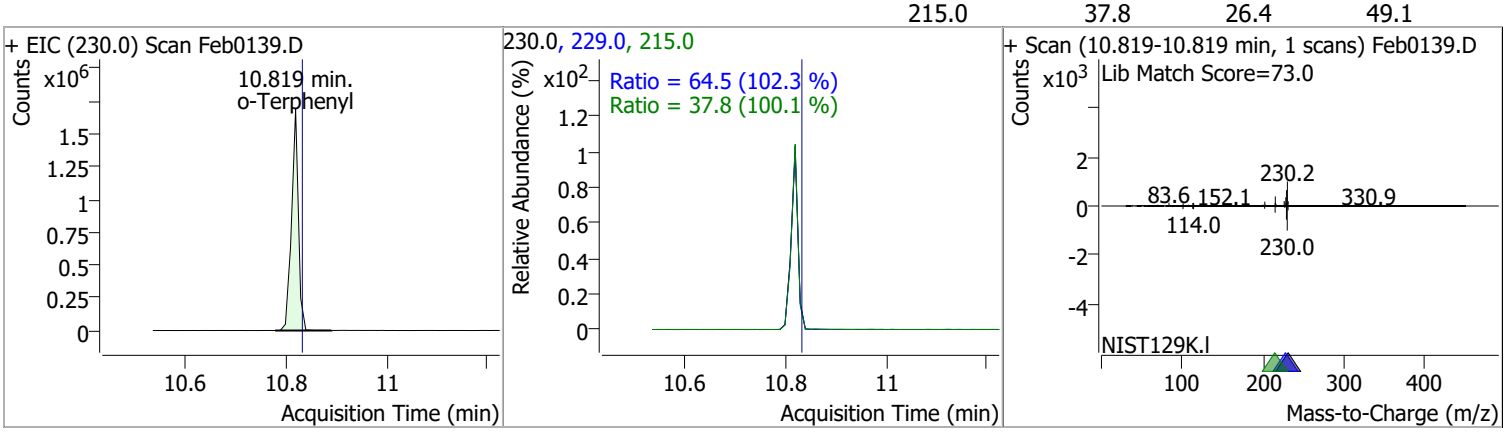

Compound	Conc.	RT	Dev(Min)	Resp.	QIon	QRatio	Lower	Upper
Di-n-Butylphthalate	109.9324	11.20	0.00	3246721	150.0	8.9	6.3	11.6
					104.0	5.7	4.1	7.6

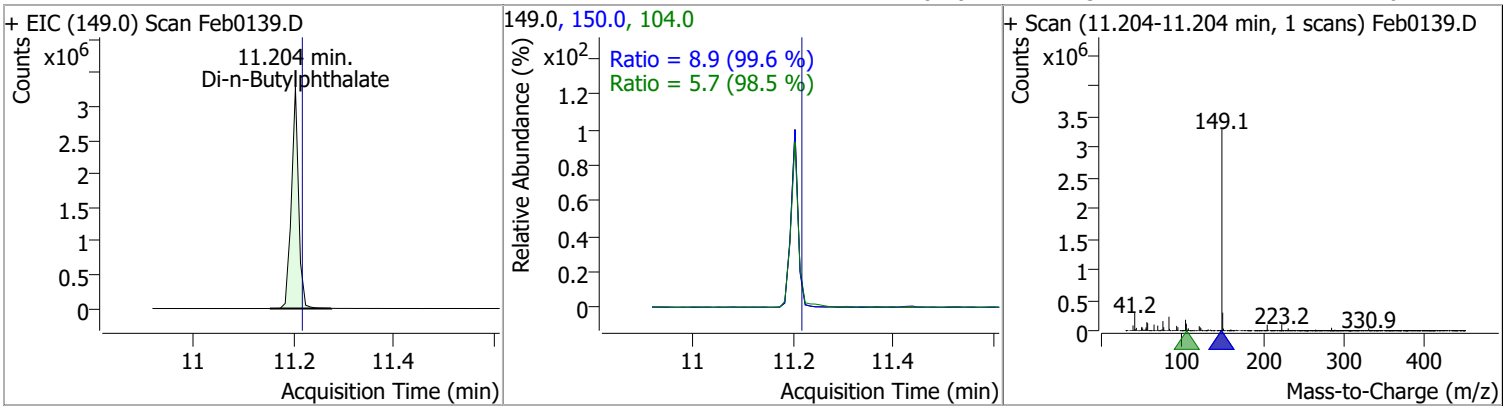

Compound	Conc.	RT	Dev(Min)	Resp.	QIon	QRatio	Lower	Upper
Fluoranthene	92.9946	12.12	0.00	3146700	101.0	13.3	8.6	16.0

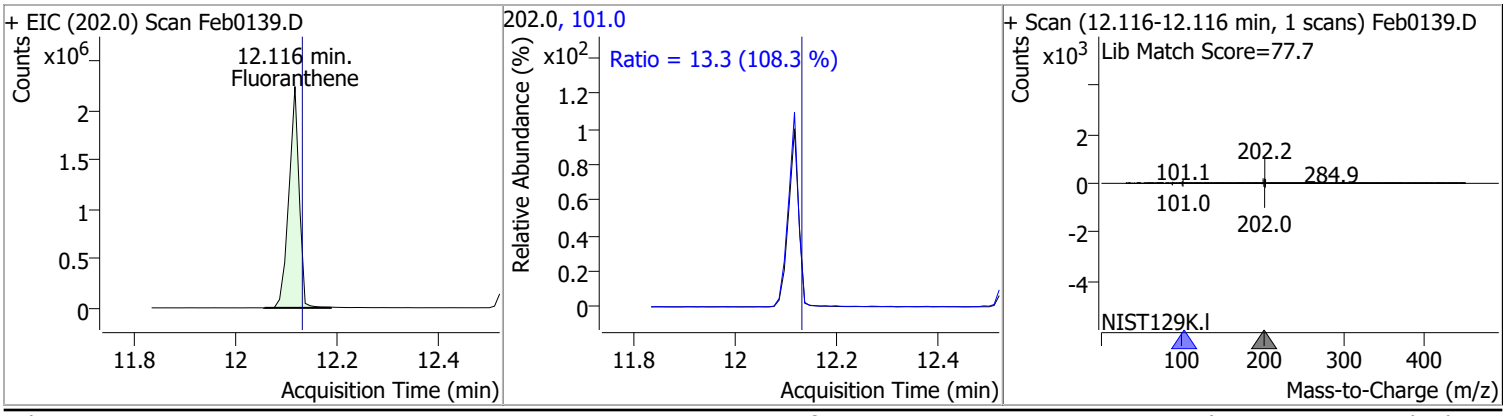

Quantitation Results Report (QT Reviewed)

Compound	Conc.	RT	Dev(Min)	Resp.	QIon	QRatio	Lower	Upper
Benzidine	17.2281	12.49	-0.01	186324	183.0	12.2	8.5	15.8
					92.0	8.4	5.2	9.7

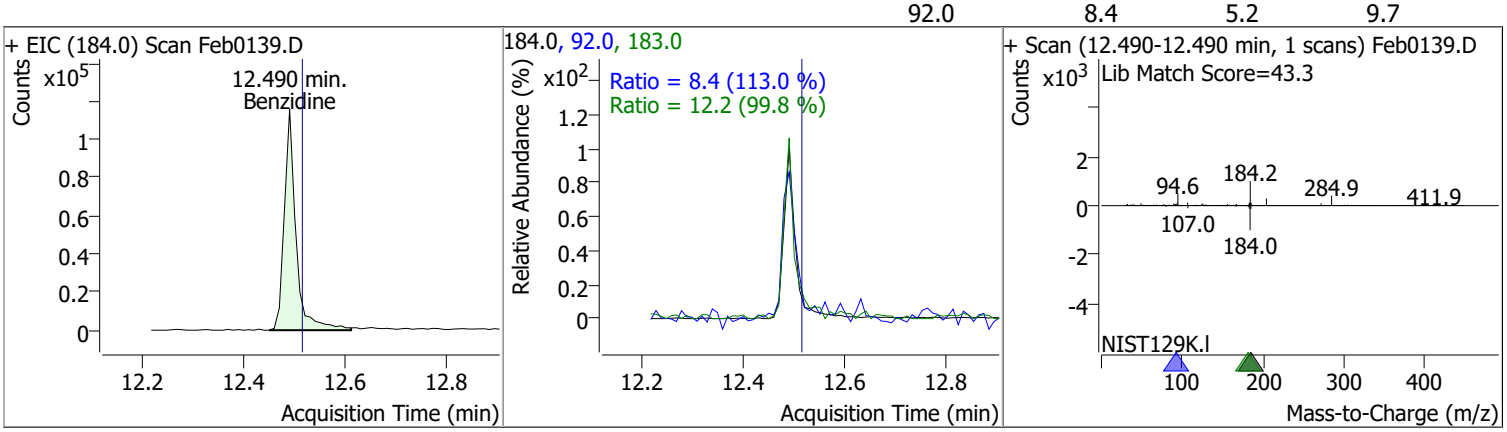

Compound	Conc.	RT	Dev(Min)	Resp.	QIon	QRatio	Lower	Upper
Pyrene	96.4338	12.55	0.00	3357044	101.0	15.8	9.8	18.2

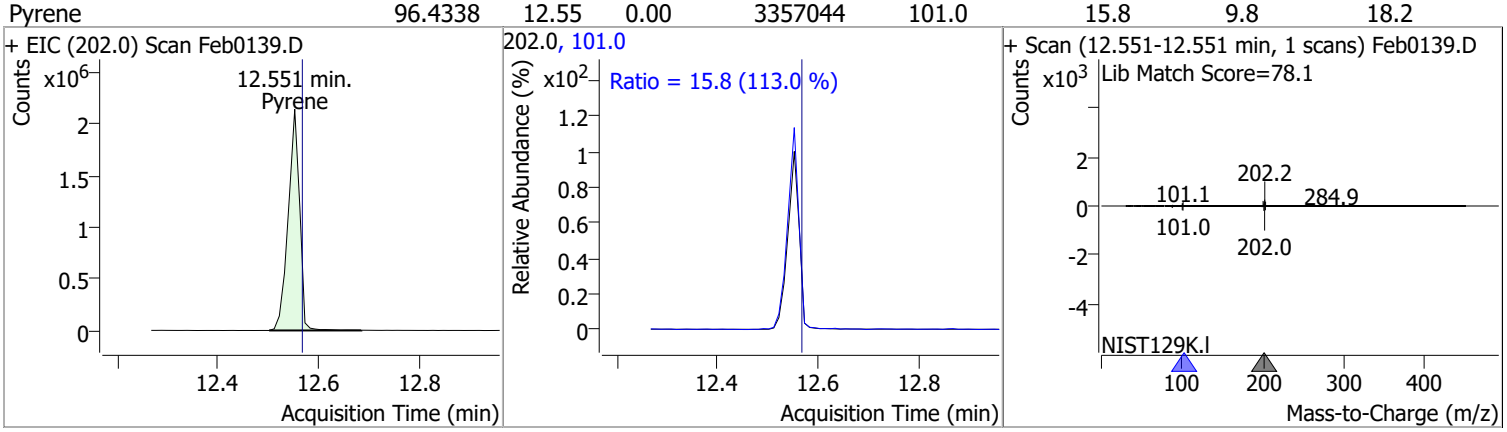

Compound	Conc.	RT	Dev(Min)	Resp.	QIon	QRatio	Lower	Upper
Terphenyl-d14	102.0077	13.06	0.00	2469217	122.0	14.3	8.8	16.4

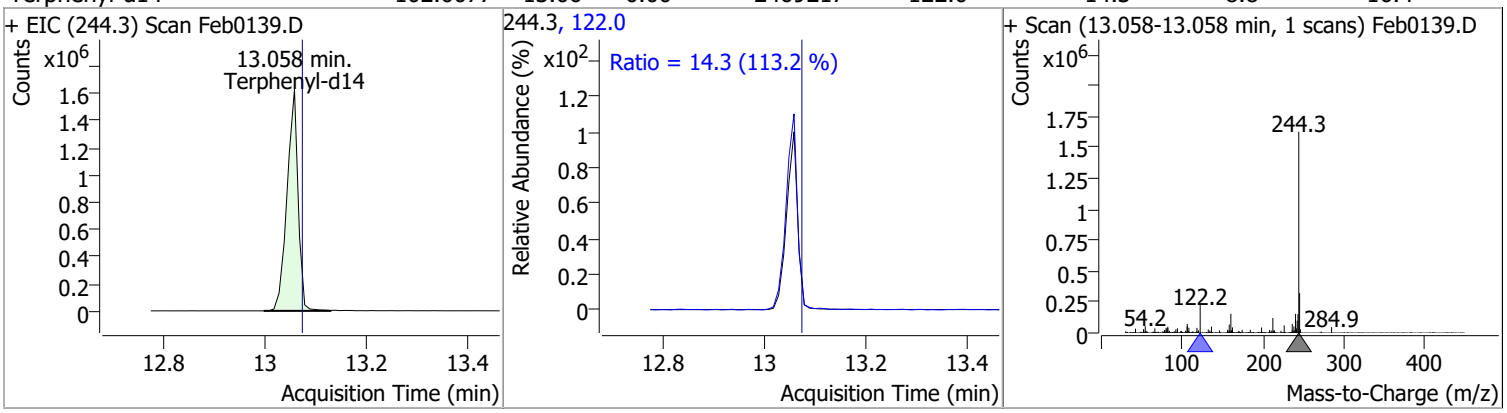

Compound	Conc.	RT	Dev(Min)	Resp.	QIon	QRatio	Lower	Upper
Butylbenzylphthalate	106.5708	14.53	0.00	1072101	91.0	84.1	56.1	104.1
					206.0	18.9	12.9	24.0

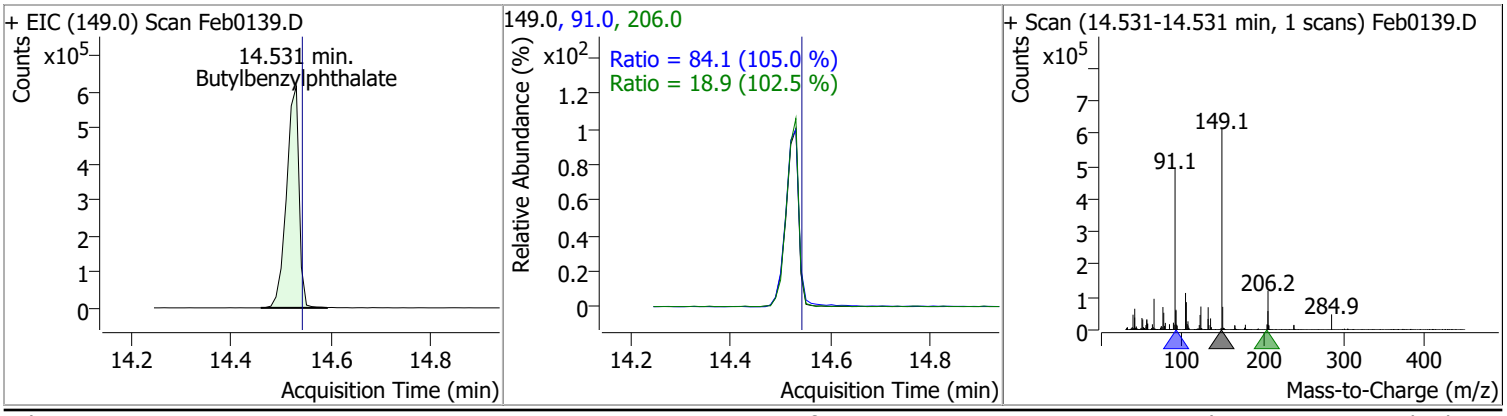

Quantitation Results Report (QT Reviewed)

Compound	Conc.	RT	Dev(Min)	Resp.	QIon	QRatio	Lower	Upper
Benzo(a)Anthracene	104.9865	15.76	0.00	2754667	226.0	26.3	18.0	33.5
					229.0	20.6	14.6	27.2

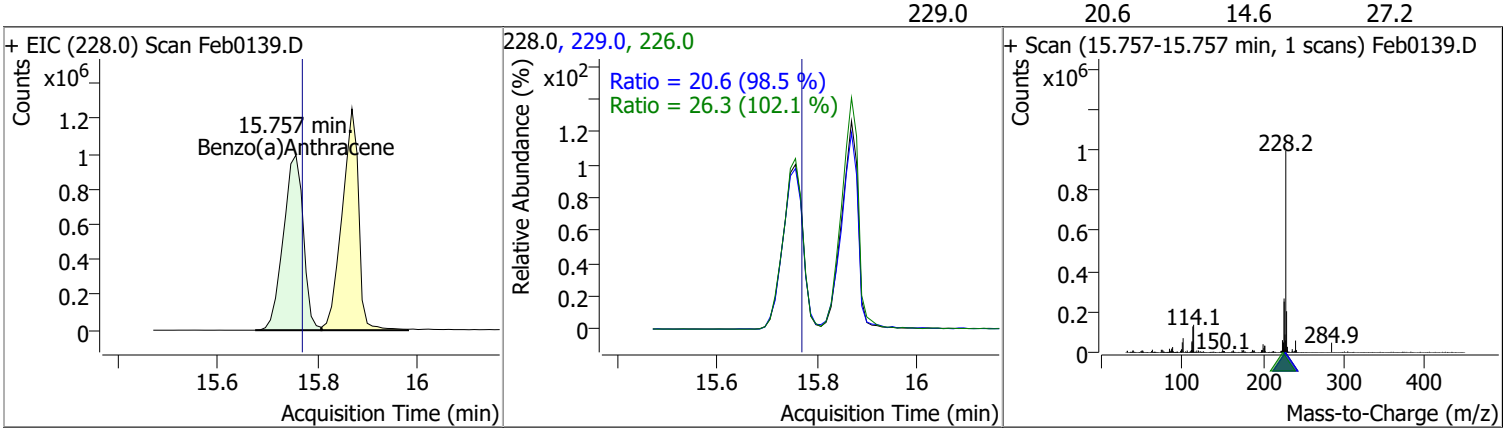

Compound	Conc.	RT	Dev(Min)	Resp.	QIon	QRatio	Lower	Upper
Chrysene	102.1424	15.87	0.00	2872423	226.0	29.7	20.5	38.1
					229.0	20.1	14.2	26.3

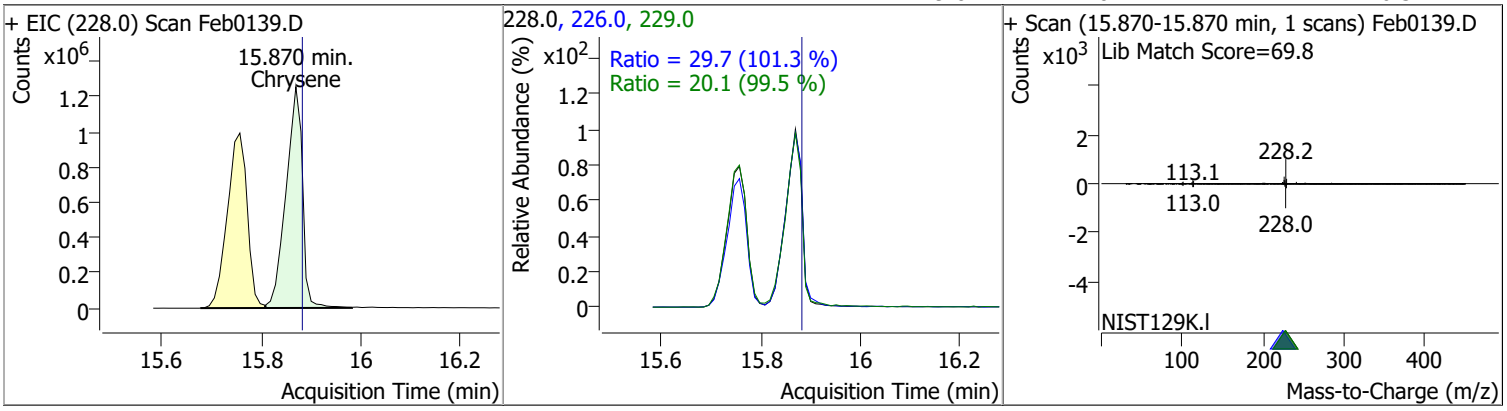

Compound	Conc.	RT	Dev(Min)	Resp.	QIon	QRatio	Lower	Upper
3,3-Dichlorobenzidine	85.5054	15.90	0.00	728662	254.0	64.4	45.2	83.9

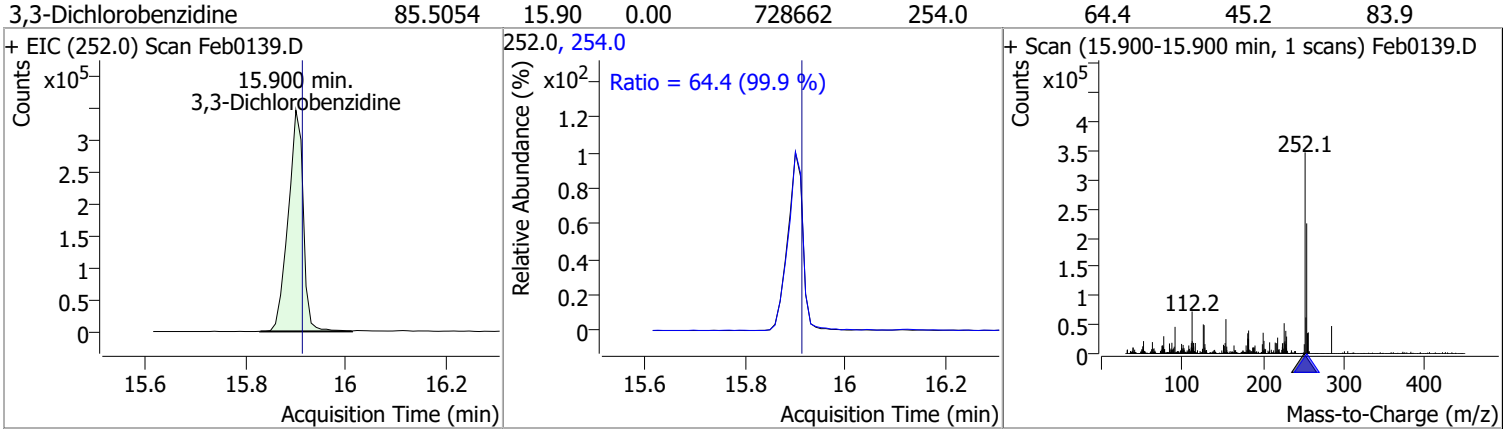

Quantitation Results Report (QT Reviewed)

Compound	Conc.	RT	Dev(Min)	Resp.	QIon	QRatio	Lower	Upper
bis(2-ethylhexyl)Phthalate	103.3983	16.60	0.00	377028	149.0	391.7	270.0	501.5
					279.0	15.5	10.7	19.9

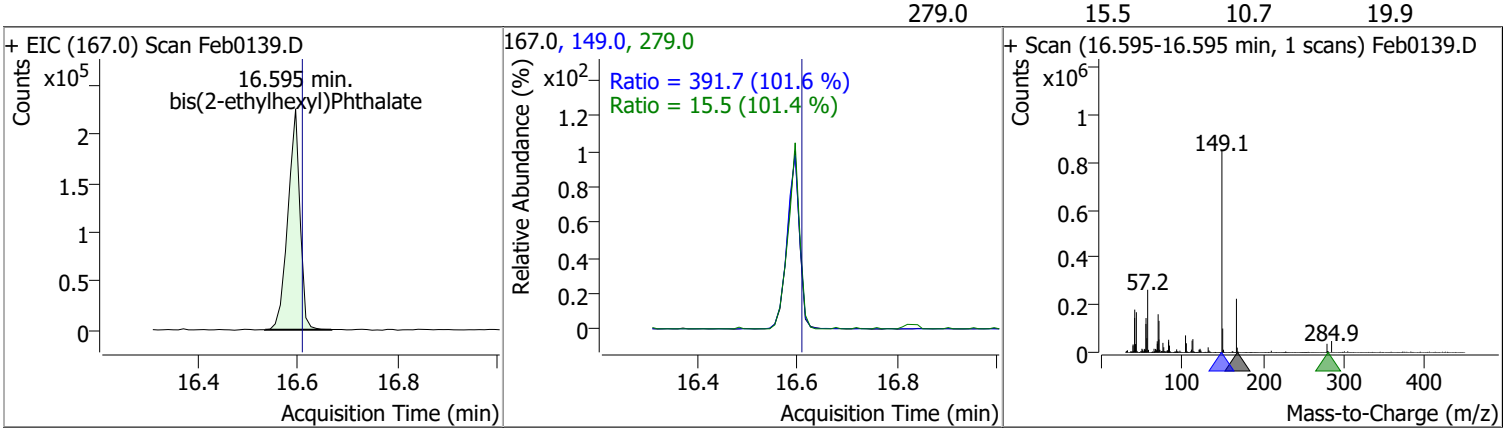

Compound	Conc.	RT	Dev(Min)	Resp.	QIon	QRatio	Lower	Upper
Di-n-octyl Phthalate	101.5691	18.29	0.00	2588078	150.0	10.0	6.7	12.4

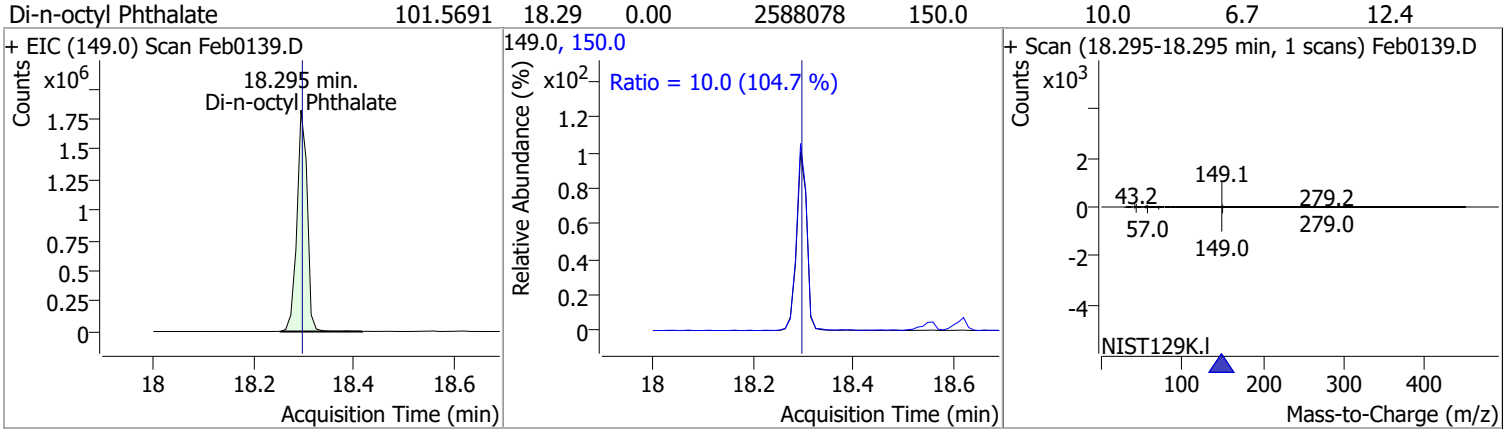

Compound	Conc.	RT	Dev(Min)	Resp.	QIon	QRatio	Lower	Upper
Benzo(b)fluoranthene	103.6044	18.56	0.01	2636207	253.0	22.4	15.7	29.2

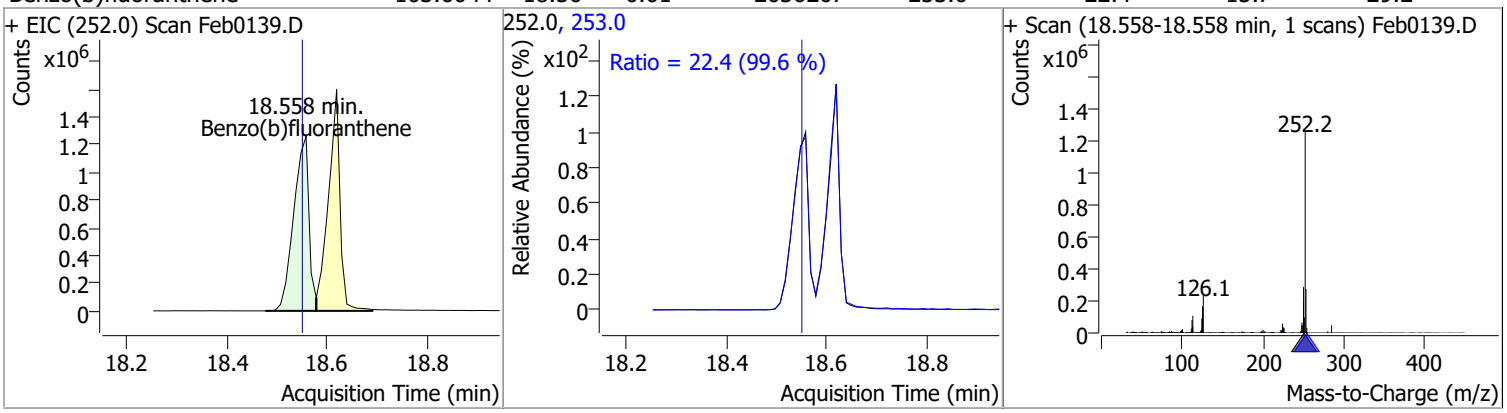

Compound	Conc.	RT	Dev(Min)	Resp.	QIon	QRatio	Lower	Upper
Benzo(k)fluoranthene	91.2420	18.62	0.01	2548004	253.0	23.0	15.9	29.5

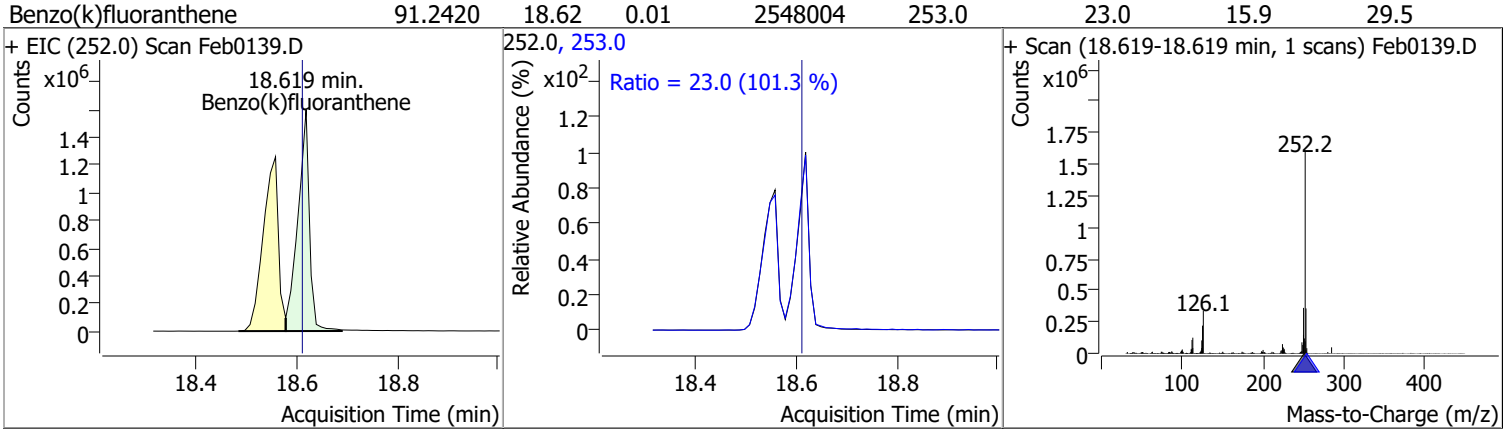

Quantitation Results Report (QT Reviewed)

Compound	Conc.	RT	Dev(Min)	Resp.	QIon	QRatio	Lower	Upper
Benzo(a)pyrene	98.4153	19.16	0.01	2378755	253.0	22.6	15.8	29.4

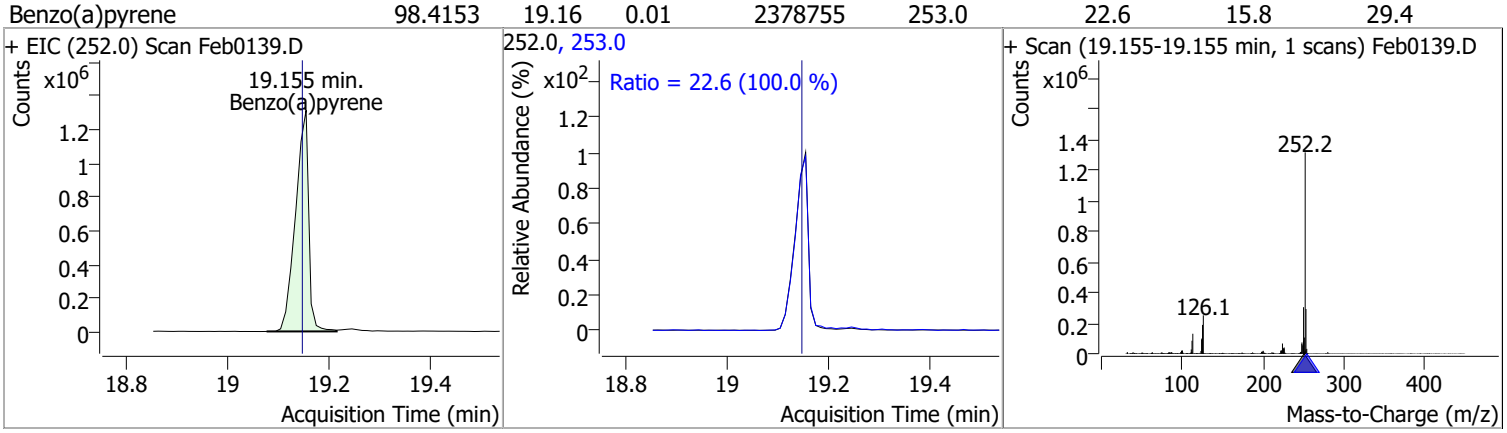

Compound	Conc.	RT	Dev(Min)	Resp.	QIon	QRatio	Lower	Upper
Indeno(1,2,3-c,d)pyrene	103.3838	20.91	0.00	1993423	138.0	30.0	20.2	37.5

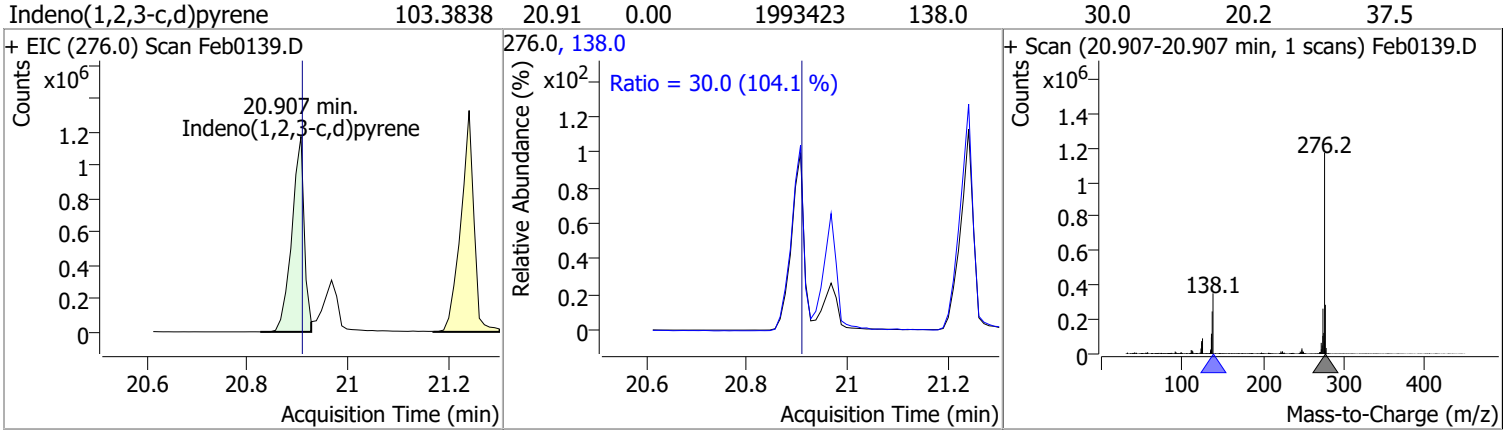

Compound	Conc.	RT	Dev(Min)	Resp.	QIon	QRatio	Lower	Upper
Dibenzo(a,h)anthracene	109.7854	20.97	0.00	2275240	139.0	24.7	17.1	31.7
					279.0	24.4	16.6	30.8

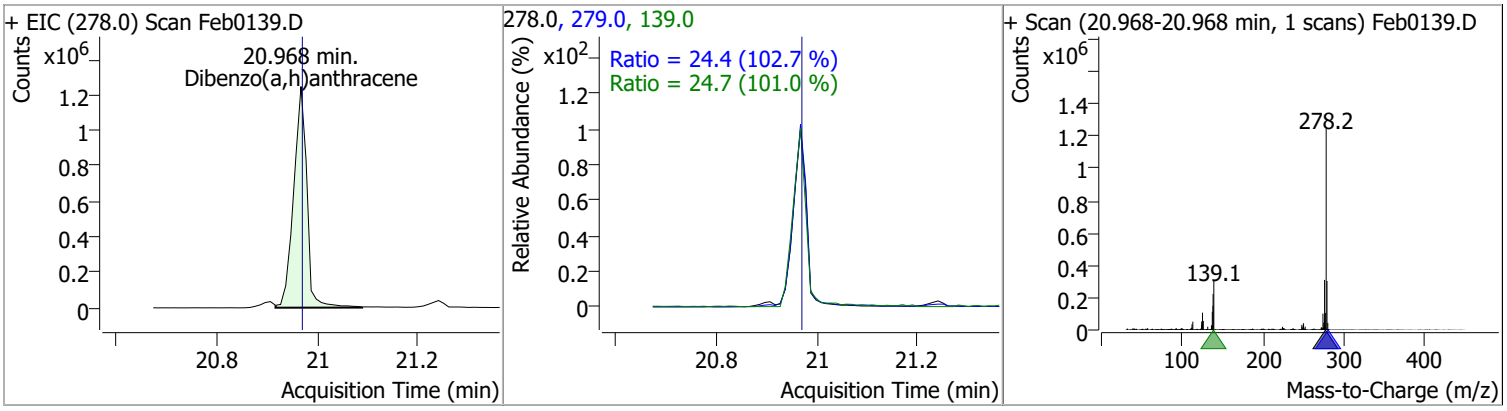

Compound	Conc.	RT	Dev(Min)	Resp.	QIon	QRatio	Lower	Upper
Benzo(g,h,i)perylene	102.1285	21.24	0.00	2378716	138.0	33.2	22.8	42.3
					277.0	23.4	16.9	31.4

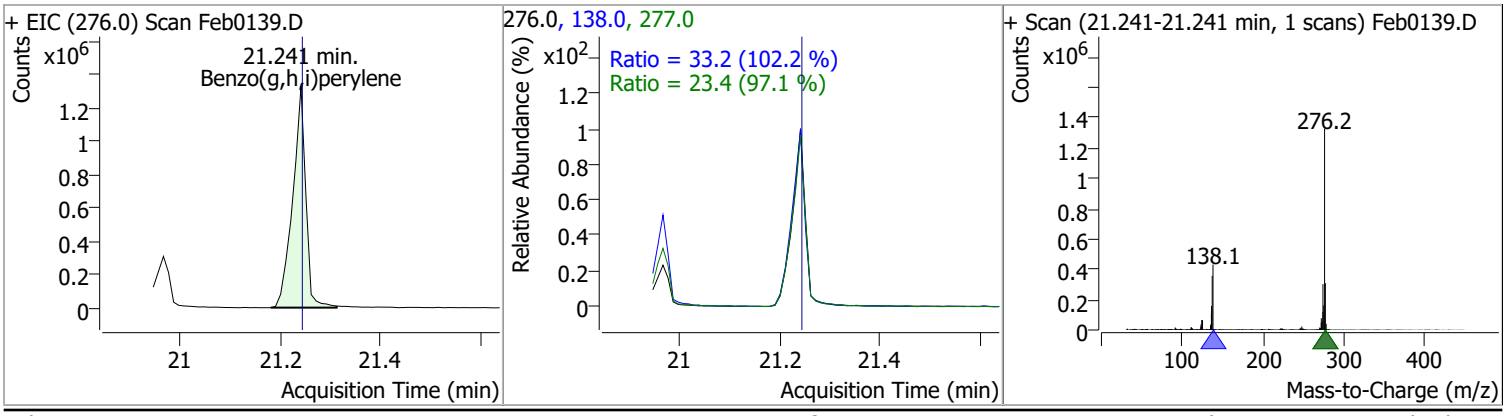

Quantitation Results Report (QT Reviewed)

Data File	Feb0140.D	Operator	LIMS import
Acq. Method	BNA+SIM.M	Acq. Date-Time	2/2/2022 1:32:47 PM
Sample Name	B22011214-001C	Instrument	Instrument #1
Vial	40	Multiplier	1.00
DA Method File	020122 DoD BNA cal.batch.bin	Comment	SVOC-8270-W-LARGO
Tune File	dftppdsm.u	Tune Date	1/25/2022 7:52:00 PM
Batch Name	020122 DoD BNA.batch.bin	Last Calib Update	2/16/2022 11:05:20 AM
Ref Library	D:\Org\Library\NIST129K.l		

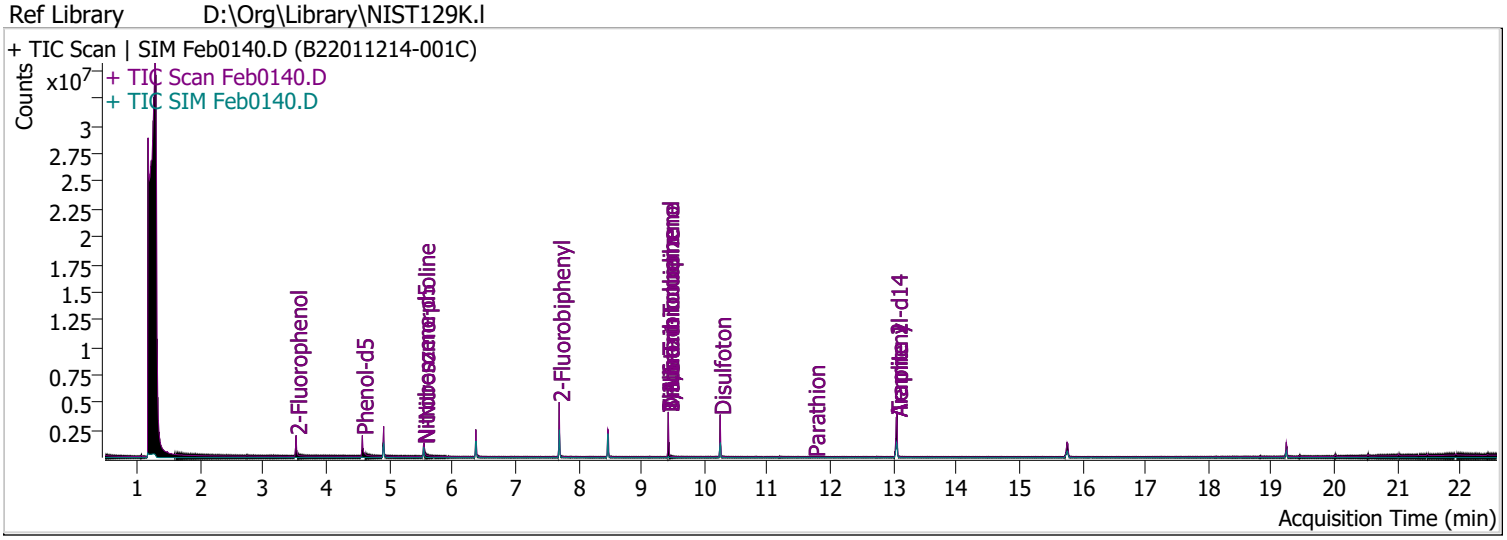

Compound	RT	QIon	Resp.	Conc.	Units		Dev(Min)
Internal Standards							
System Monitoring Compounds							
S 2-Fluorophenol	3.520	112.0	637217	61.6196	µg/L		0.000
Spiked Amount: 200.000	Range: 10.0 - 75.0%			Recovery = 30.81%			
S Phenol-d5	4.572	99.0	864916	63.6130	µg/L		0.000
Spiked Amount: 200.000	Range: 10.0 - 65.0%			Recovery = 31.81%			
S Nitrobenzene-d5	5.543	82.0	433571	61.3001	µg/L		-0.010
Spiked Amount: 100.000	Range: 32.0 - 94.0%			Recovery = 61.30%			
S 2-Fluorobiphenyl	7.697	172.0	1396386	60.2711	µg/L		0.000
Spiked Amount: 100.000	Range: 28.0 - 107.0%			Recovery = 60.27%			
S 2,4,6-Tribromophenol	9.428	329.8	327086	166.2210	µg/L		0.000
Spiked Amount: 200.000	Range: 25.0 - 140.0%			Recovery = 83.11%			
S Terphenyl-d14	13.057	244.3	2207767	91.0879	µg/L		0.000
Spiked Amount: 100.000	Range: 32.0 - 122.0%			Recovery = 91.09%			
Target Compounds							**QValue**
T N-Nitrosodimethylamine	0.000		0	N.D.			
T Pyridine	0.000		0	N.D.			
T Aniline	0.000		0	N.D.			
T Phenol	0.000		0	N.D.			
T bis(-2-Chloroethyl)Ether	0.000		0	N.D.			
T 2-Chlorophenol	0.000		0	N.D.			
T 1,3-Dichlorobenzene	0.000		0	N.D.			
T 1,4-Dichlorobenzene	0.000		0	N.D.			
T 1,2-Dichlorobenzene	0.000		0	N.D.			
T Benzyl Alcohol	0.000		0	N.D.			
T 2-Methylphenol	0.000		0	N.D.			
T bis(2-chloroisopropyl)Ether	0.000		0	N.D.			
T N-nitroso-Di-n-propylamine	5.553	70.0	0		µg/L	md	1
T 4Methylphenol/3Methylphenol	0.000		0	N.D.			
T Hexachloroethane	5.451	117.0	0		µg/L	md	1

Compound	RT	QIon	Resp.	Conc.	Units		Dev(Min)
T Nitrobenzene	0.000		0	N.D.			
T Isophorone	0.000		0	N.D.			
T 2-Nitrophenol	0.000		0	N.D.			
T 2,4-Dimethylphenol	0.000		0	N.D.			
T bis(-2-Chloroethoxy)Methane	0.000		0	N.D.			
T 2,4-Dichlorophenol	0.000		0	N.D.			
T Benzoic Acid	0.000		0	N.D.			
T 1,2,4-Trichlorobenzene	0.000		0	N.D.			
T Naphthalene	0.000		0	N.D.			
T 4-Chlorophenol	6.372	130.0	0		µg/L	md	1
T p-Chloroaniline	0.000		0	N.D.			
T Hexachlorobutadiene	0.000		0	N.D.			
T 4-Chloro-2-Methylphenol	0.000		0	N.D.			
T 4-Chloro-3-Methylphenol	0.000		0	N.D.			
T 2-Methylnaphthalene	0.000		0	N.D.			
T 1-Methylnaphthalene	0.000		0	N.D.			
T Hexachlorocyclopentadiene	0.000		0	N.D.			
T 2,4,6-Trichlorophenol	0.000		0	N.D.			
T 2,4,5-Trichlorophenol	0.000		0	N.D.			
T 2-Chloronaphthalene	0.000		0	N.D.			
T 2-Nitroaniline	0.000		0	N.D.			
T Dimethyl Phthalate	8.476	163.0	0		µg/L	md	1
T 2,6-Dinitrotoluene	8.466	165.0	0		µg/L	md	1
T Acenaphthylene	0.000		0	N.D.			
T 3-Nitroaniline	0.000		0	N.D.			
T Acenaphthene	0.000		0	N.D.			
T 2,4-Dinitrophenol	0.000		0	N.D.			
T Dibenzofuran	0.000		0	N.D.			
T 4-Nitrophenol	0.000		0	N.D.			
T 2,4-Dinitrotoluene	8.466	165.0	0		µg/L	md	1
T Diethylphthalate	0.000		0	N.D.			
T Fluorene	0.000		0	N.D.			
T 4-Chlorophenyl-phenylether	0.000		0	N.D.			
T 4-Nitroaniline	0.000		0	N.D.			
T 4,6-Dinitro-2-methylphenol	9.428	198.0	0		µg/L	md	1
T N-nitrosodiphenylamine	0.000		0	N.D.			
T Azobenzene	0.000		0	N.D.			
T 4-Bromophenyl-phenylether	0.000		0	N.D.			
T Hexachlorobenzene	0.000		0	N.D.			
T Pentachlorophenol	0.000		0	N.D.			
T Phenanthrene	0.000		0	N.D.			
T Anthracene	0.000		0	N.D.			
T Triallate	0.000		0	N.D.			
T Carbazole	0.000		0	N.D.			
T o-Terphenyl	0.000		0	N.D.			
T Di-n-Butylphthalate	0.000		0	N.D.			
T Fluoranthene	0.000		0	N.D.			
T Benzidine	0.000		0	N.D.			
T Pyrene	0.000		0	N.D.			
T Butylbenzylphthalate	0.000		0	N.D.			
T Benzo(a)Anthracene	0.000		0	N.D.			
T Chrysene	0.000		0	N.D.			
T 3,3-Dichlorobenzidine	0.000		0	N.D.			
T bis(2-ethylhexyl)Phthalate	0.000		0	N.D.			
T Di-n-octyl Phthalate	0.000		0	N.D.			

Compound	RT	QIon	Resp.	Conc.	Units	Dev(Min)
T Benzo(b)fluoranthene	0.000		0	N.D.		
T Benzo(k)fluoranthene	0.000		0	N.D.		
T Benzo(a)pyrene	0.000		0	N.D.		
T Indeno(1,2,3-c,d)pyrene	0.000		0	N.D.		
T Dibenzo(a,h)anthracene	0.000		0	N.D.		
T Benzo(g,h,i)perylene	0.000		0	N.D.		

(#) = Qualifier Out of Range; (m) = Manual Integration; (+) = Area Summed; (*) = Surrogate Percent Recovery Out of Range; (d): Zeroed Peak

Compound	Conc.	Exp RT	QIon	Exp Ratio
N-Nitrosodimethylamine	N.D.	2.15	42.0	130.1

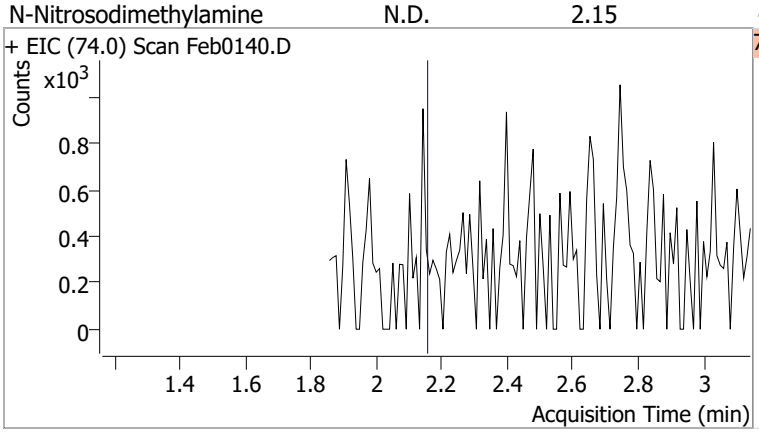

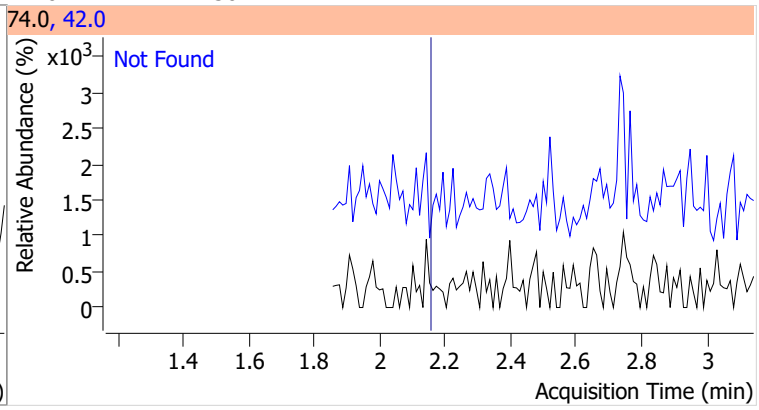

Compound	Conc.	Exp RT	QIon	Exp Ratio
Pyridine	N.D.	2.18	52.0	101.7

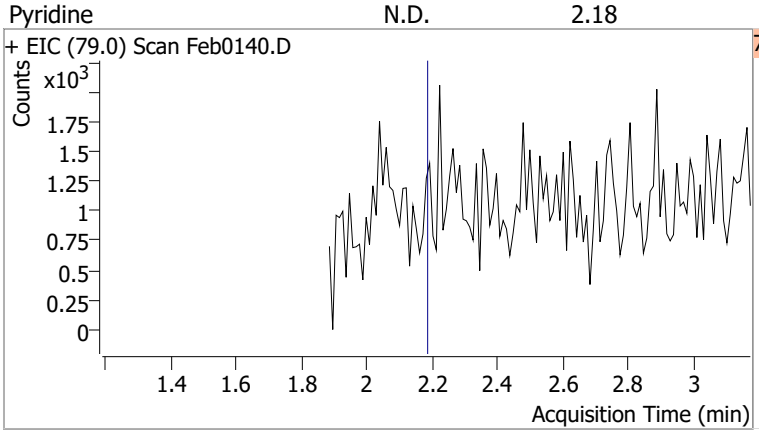

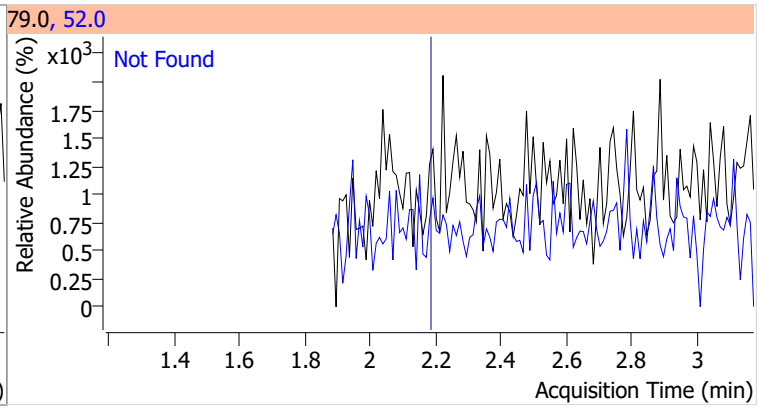

Compound	Conc.	RT	Dev(Min)	Resp.	QIon	QRatio	Lower	Upper
2-Fluorophenol	61.6196	3.52	0.00	637217	64.0	51.1	35.8	66.4
					92.0	21.4	14.3	26.6

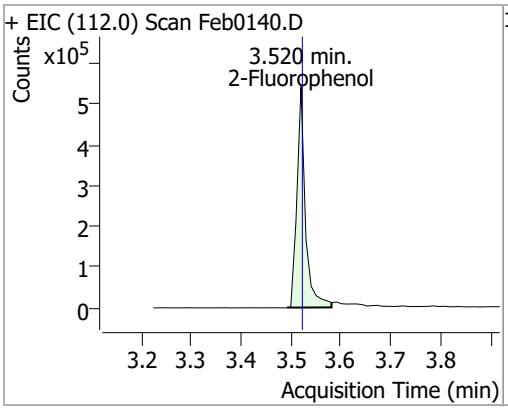

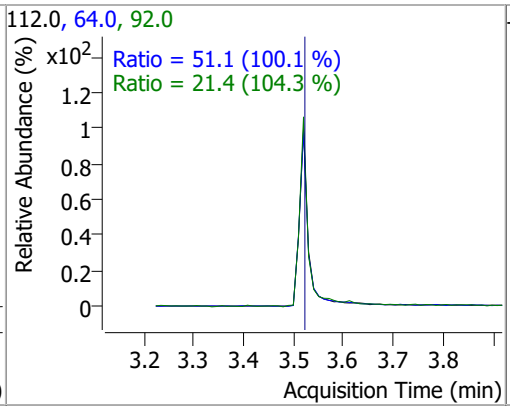

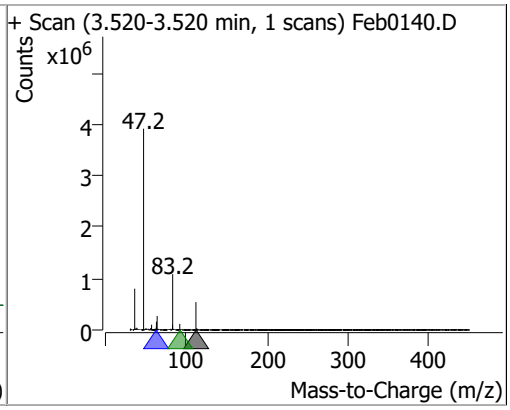

Compound	Conc.	Exp RT	QIon	Exp Ratio	QIon	Exp Ratio
Aniline	N.D.	4.55	66.0	35.1	65.0	18.0

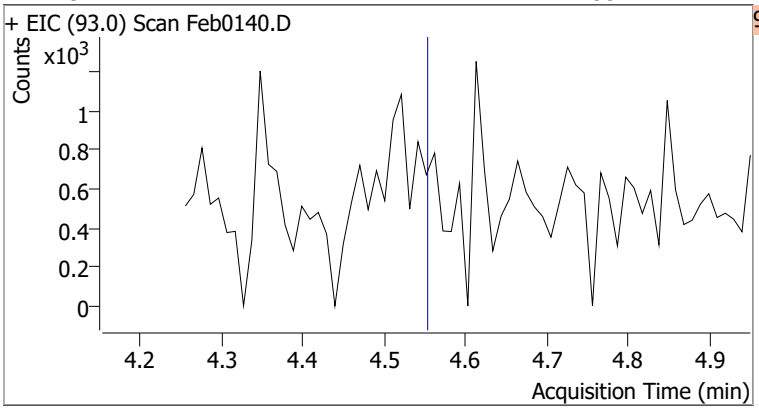

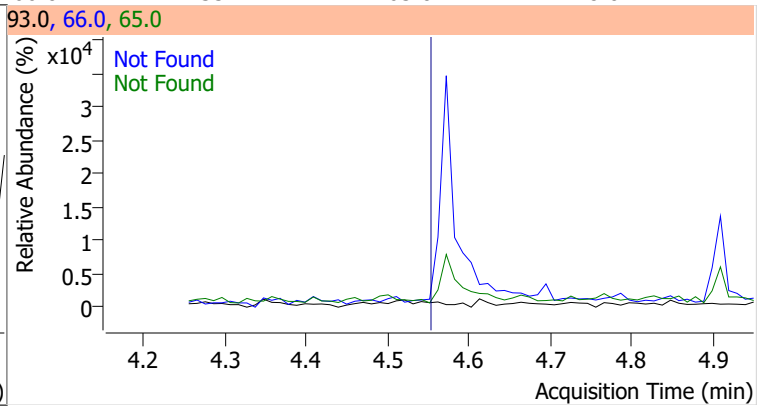

Quantitation Results Report (QT Reviewed)

Compound	Conc.	RT	Dev(Min)	Resp.	QIon	QRatio	Lower	Upper
Phenol-d5	63.6130	4.57	0.00	864916	71.0	33.1	23.8	44.2

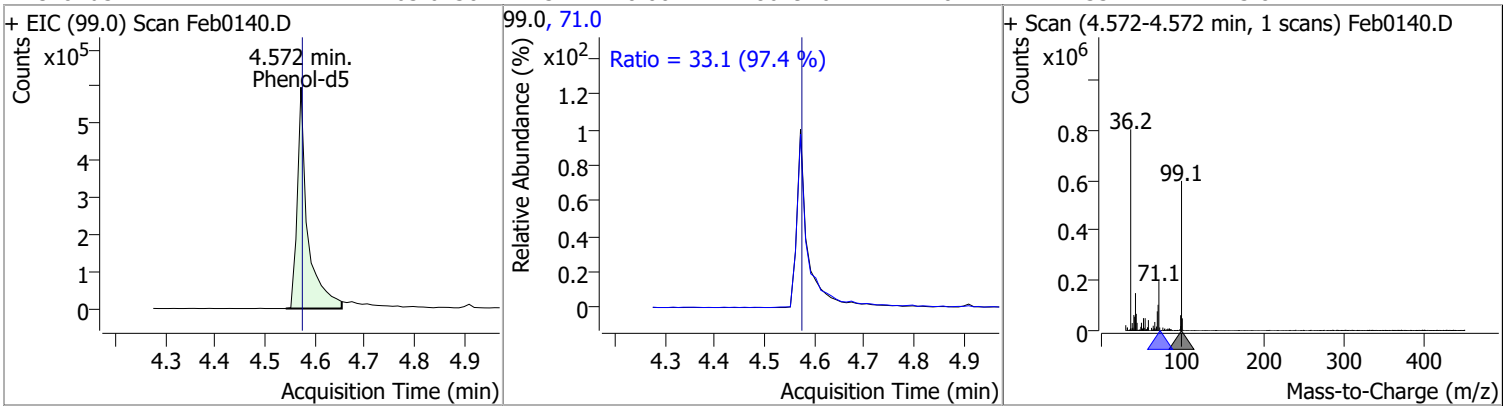

Compound	Conc.	Exp RT	QIon	Exp Ratio
Phenol	N.D.	4.59	66.0	43.8

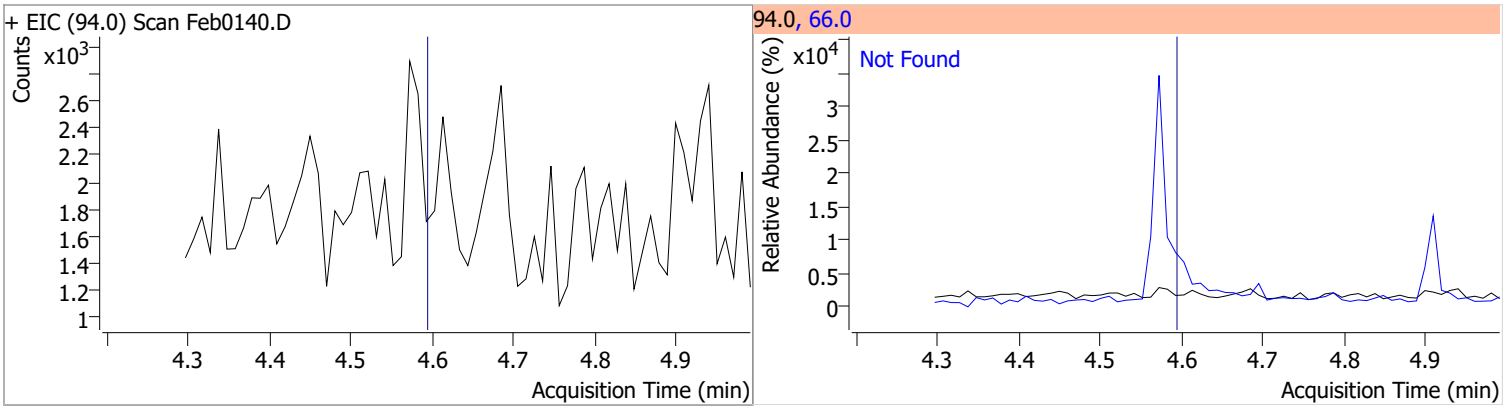

Compound	Conc.	Exp RT	QIon	Exp Ratio
bis(-2-Chloroethyl)Ether	N.D.	4.65	64.0	3.5

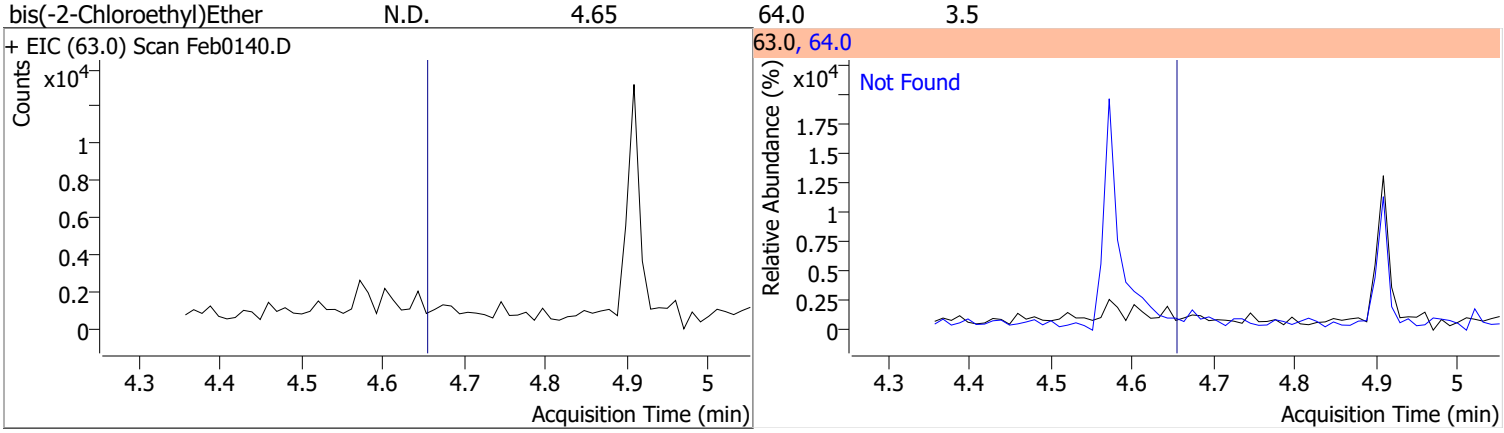

Compound	Conc.	Exp RT	QIon	Exp Ratio
2-Chlorophenol	N.D.	4.68	130.0	31.8

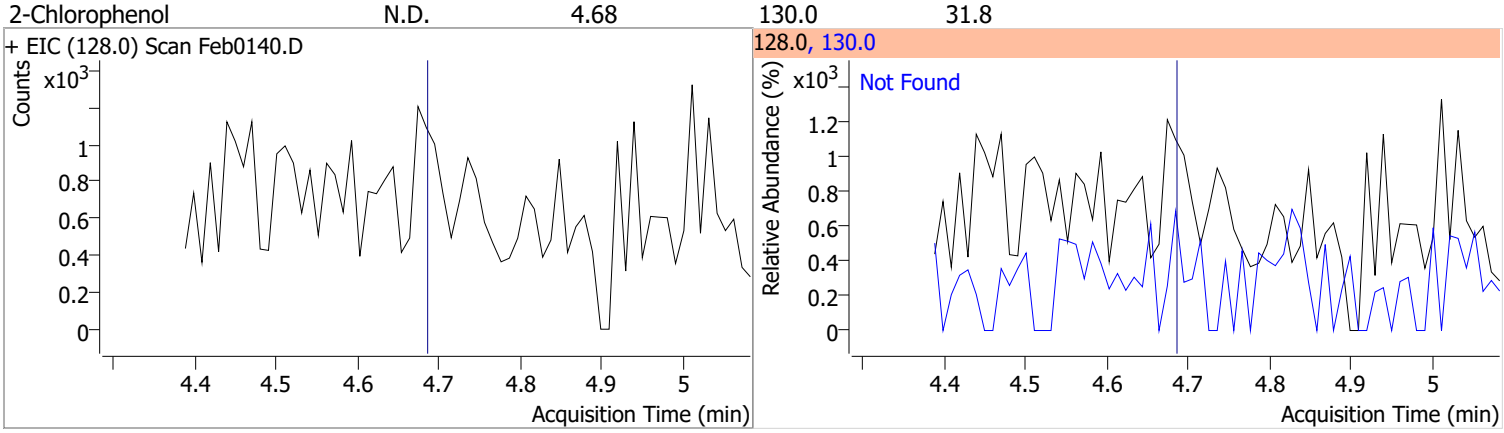

Compound	Conc.	Exp RT	QIon	Exp Ratio	QIon	Exp Ratio
1,3-Dichlorobenzene	N.D.	4.84	148.0	62.2	111.0	35.9

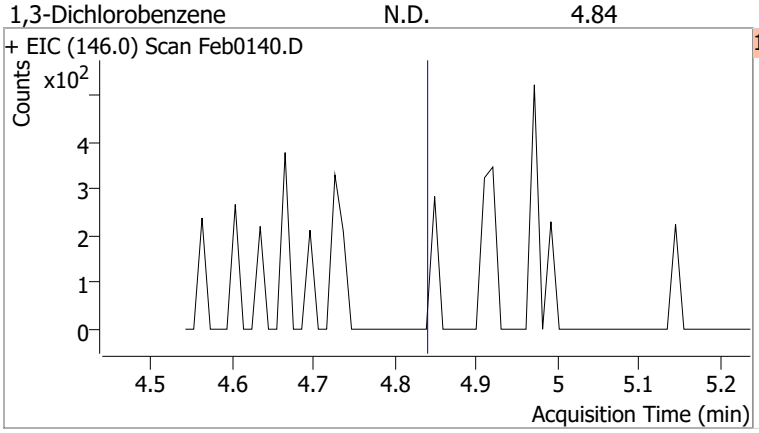

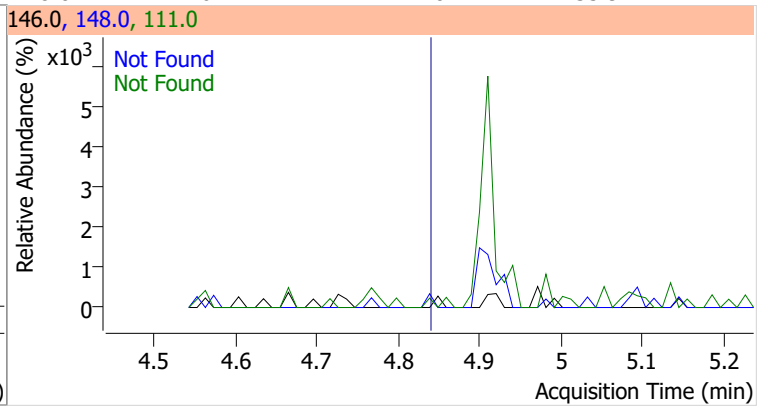

Compound	Conc.	Exp RT	QIon	Exp Ratio	QIon	Exp Ratio
1,4-Dichlorobenzene	N.D.	4.93	148.0	64.1	111.0	35.1

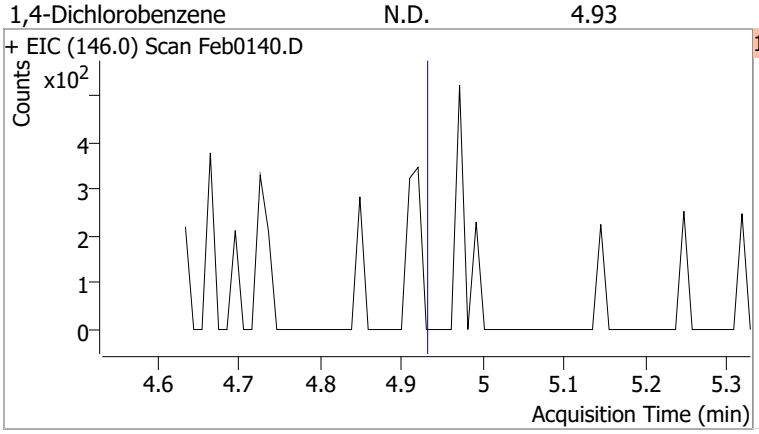

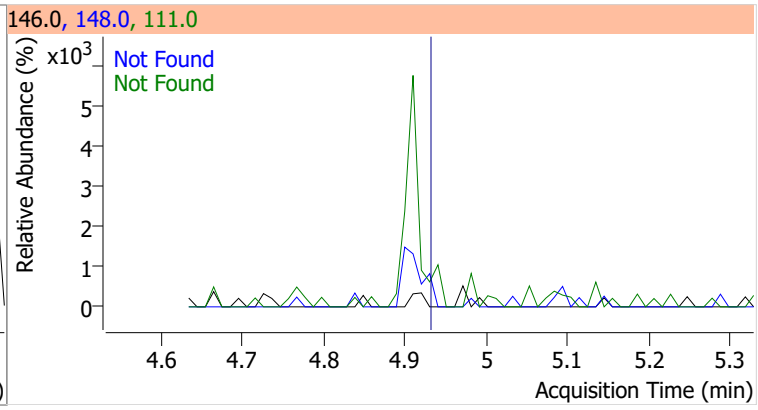

Compound	Conc.	Exp RT	QIon	Exp Ratio	QIon	Exp Ratio
1,2-Dichlorobenzene	N.D.	5.09	148.0	62.9	111.0	36.7

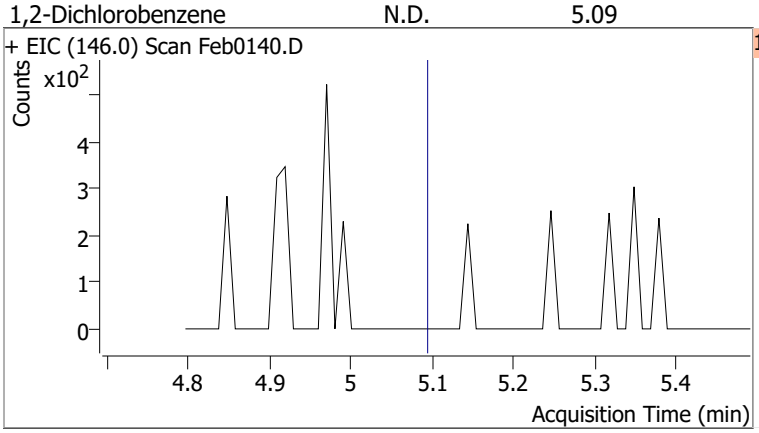

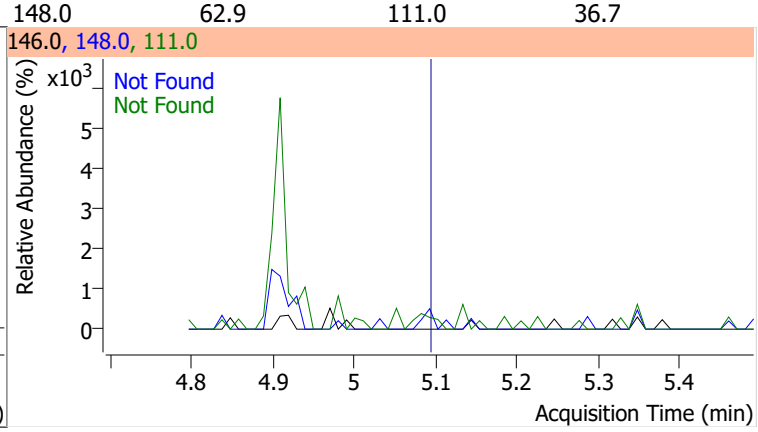

Compound	Conc.	Exp RT	QIon	Exp Ratio	QIon	Exp Ratio
Benzyl Alcohol	N.D.	5.10	79.0	118.4	107.0	64.5

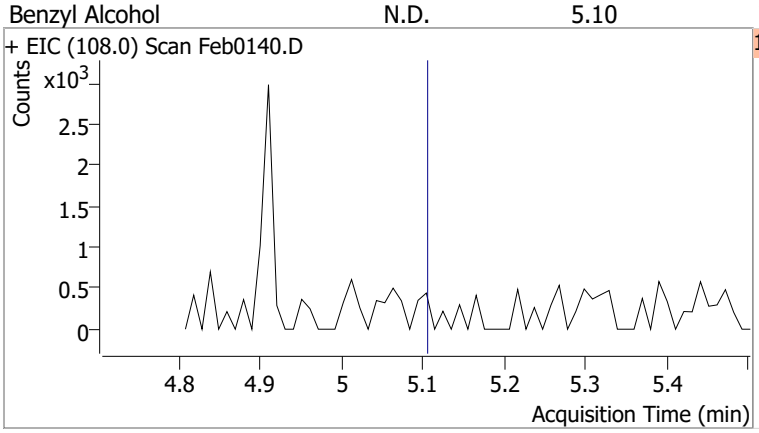

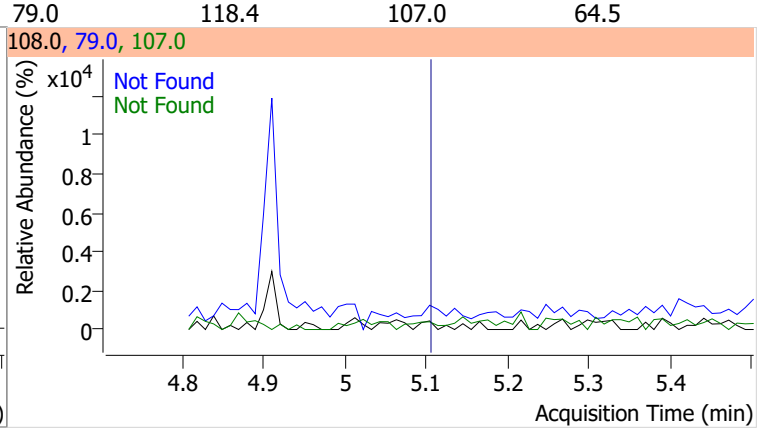

Compound	Conc.	Exp RT	QIon	Exp Ratio
2-Methylphenol	N.D.	5.26	108.0	116.3

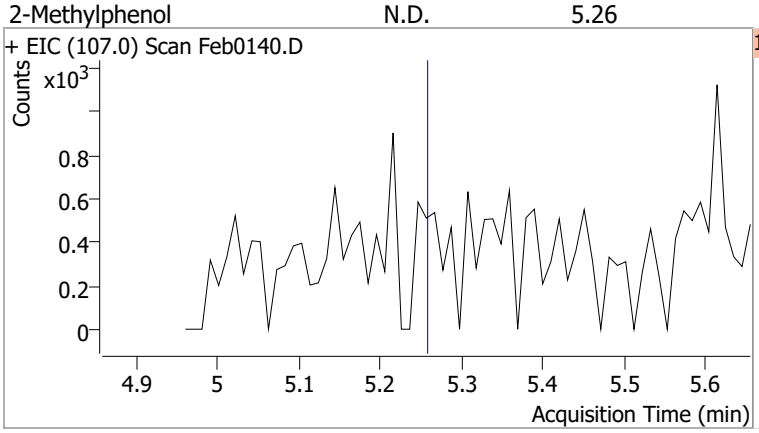

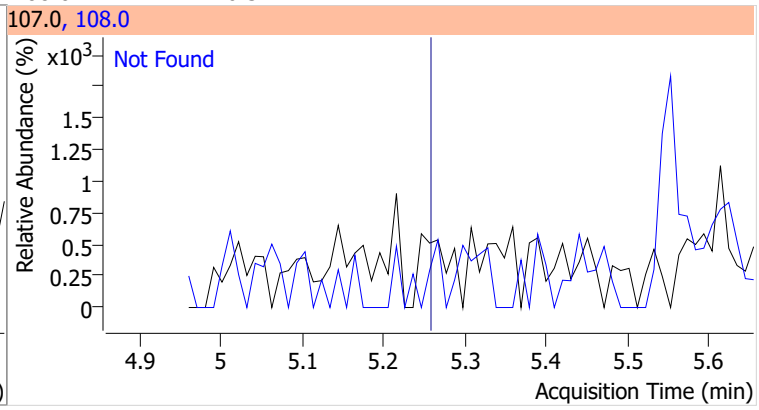

Compound	Conc.	Exp RT	QIon	Exp Ratio
bis(2-chloroisopropyl)Ether	N.D.	5.27	123.0	32.8

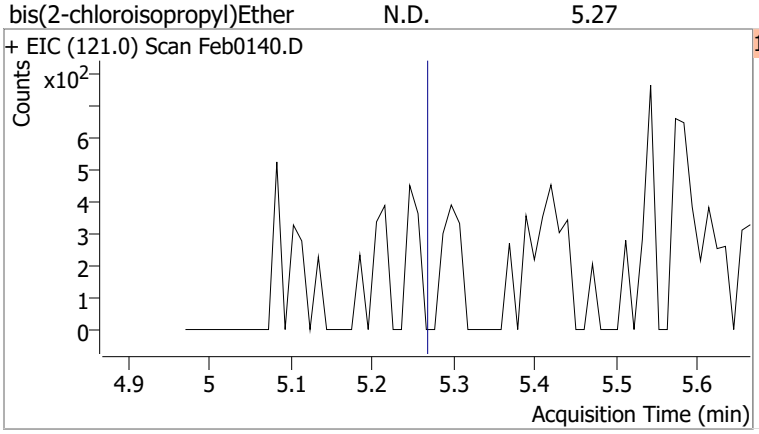

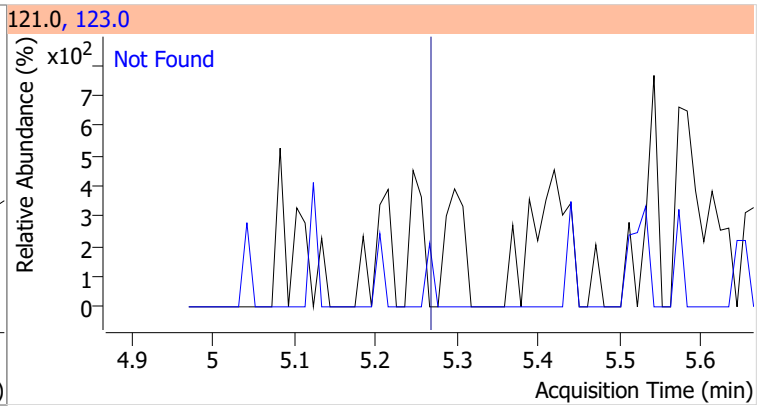

Compound	Conc.	RT	Dev(Min)	Resp.	QIon	QRatio	Lower	Upper
N-nitroso-Di-n-propylamine		0		0	130.0		0.0	35.1

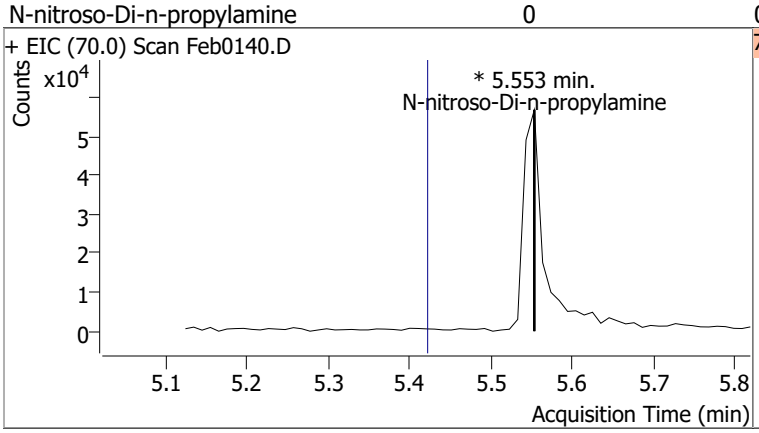

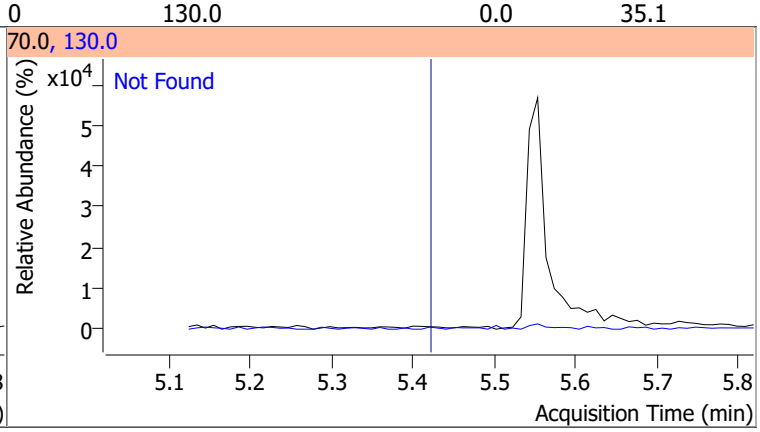

Compound	Conc.	Exp RT	QIon	Exp Ratio
4Methylphenol/3Methylphenol	N.D.	5.44	108.0	84.1

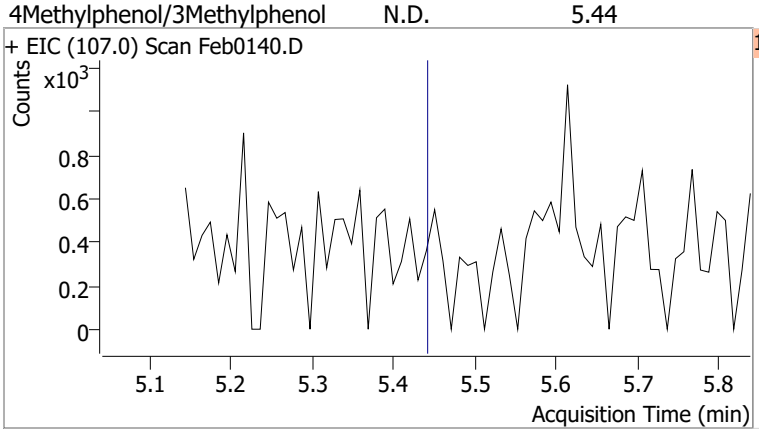

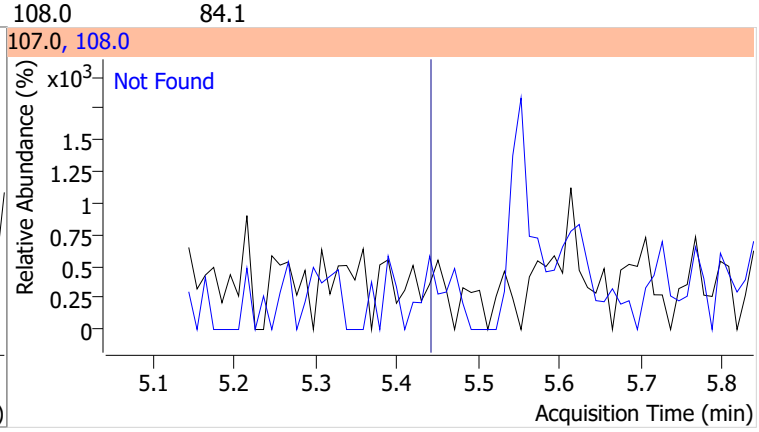

Quantitation Results Report (QT Reviewed)

Compound	Conc.	RT	Dev(Min)	Resp.	QIon	QRatio	Lower	Upper
Hexachloroethane		0		0	201.0		65.5	121.7
					199.0		41.8	77.7

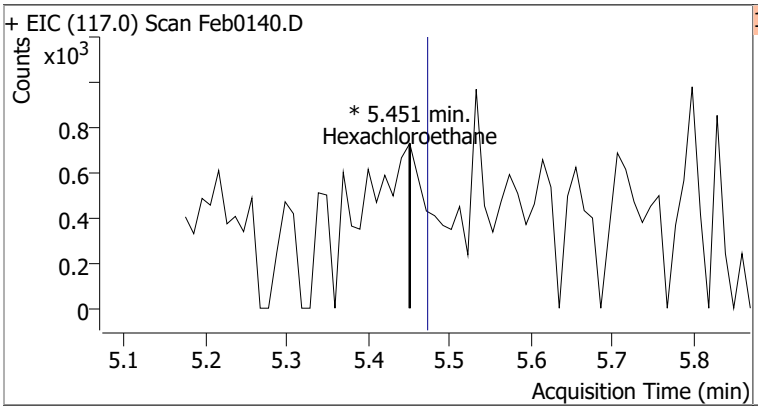

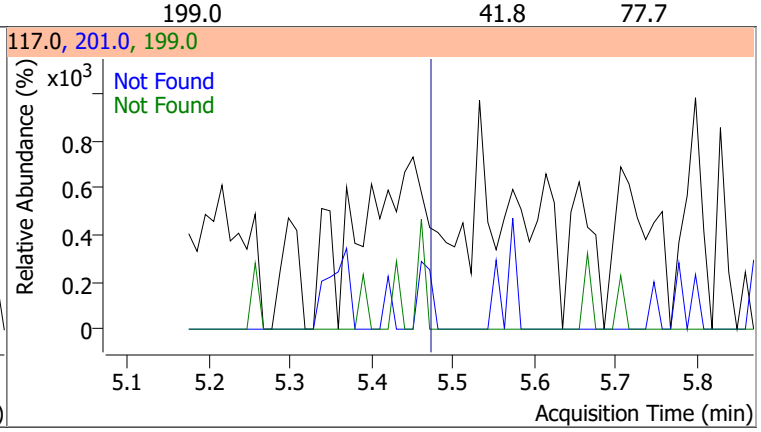

Compound	Conc.	RT	Dev(Min)	Resp.	QIon	QRatio	Lower	Upper
Nitrobenzene-d5	61.3001	5.54	-0.01	433571	54.0	62.4	44.8	83.2
					128.0	46.1	32.6	60.6

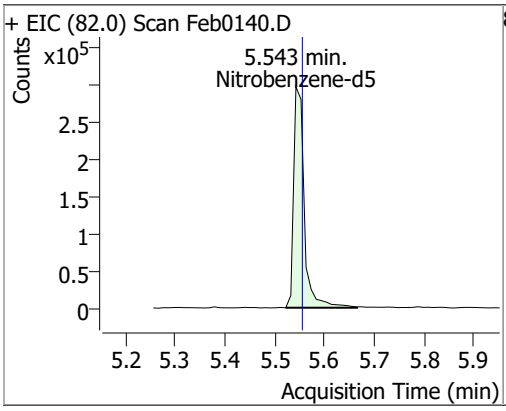

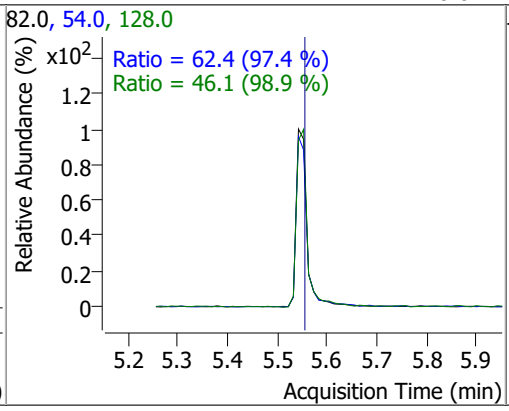

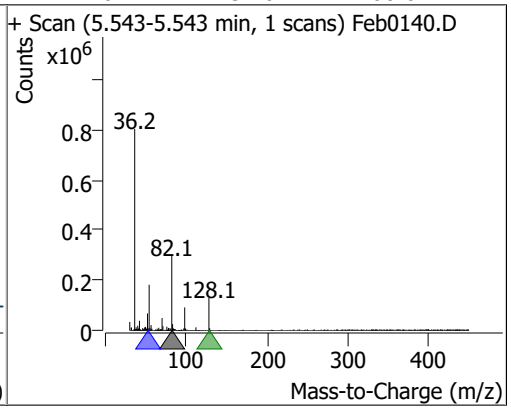

Compound	Conc.	Exp RT	QIon	Exp Ratio	QIon	Exp Ratio
Nitrobenzene	N.D.	5.57	77.0	202.4	51.0	125.5

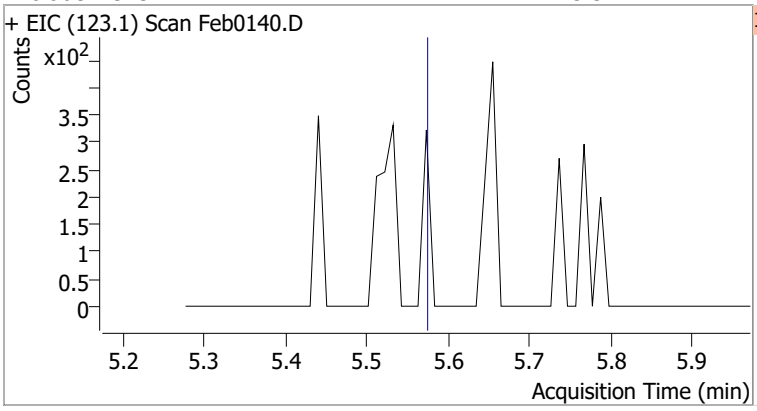

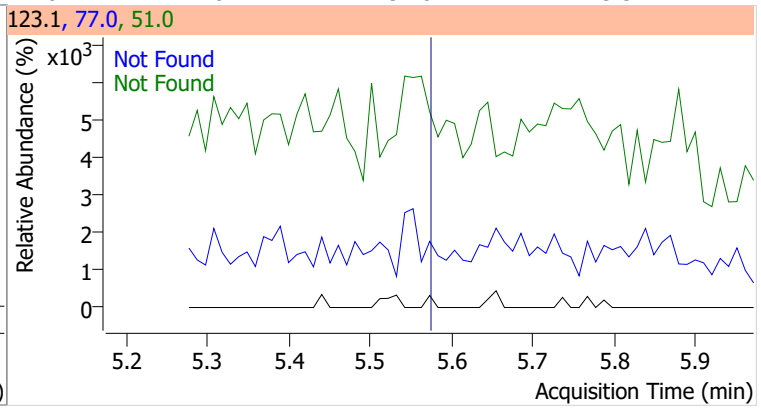

Compound	Conc.	Exp RT	QIon	Exp Ratio
Isophorone	N.D.	5.88	138.0	21.7

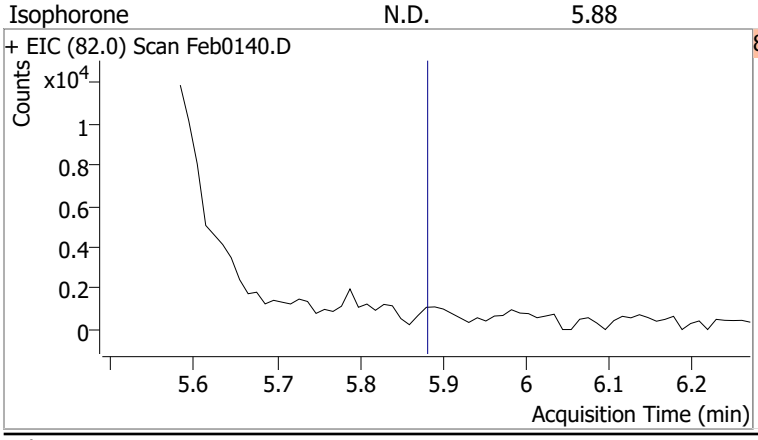

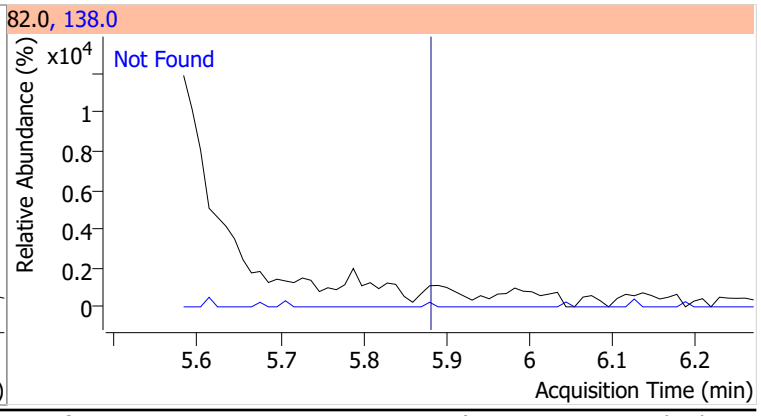

Compound	Conc.	Exp RT	QIon	Exp Ratio	QIon	Exp Ratio
2-Nitrophenol	N.D.	5.94	65.0	48.9	109.0	38.3

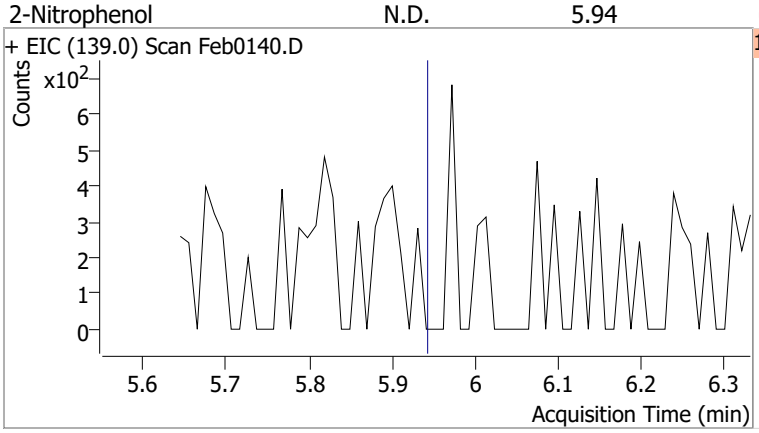

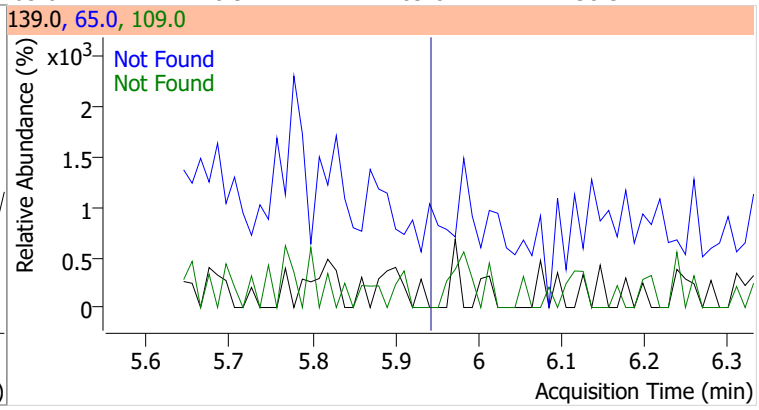

Compound	Conc.	Exp RT	QIon	Exp Ratio	QIon	Exp Ratio
2,4-Dimethylphenol	N.D.	6.05	107.0	109.0	77.0	32.4

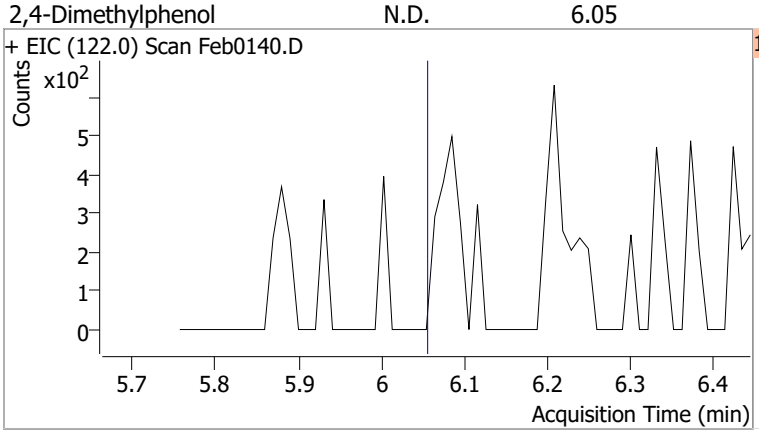

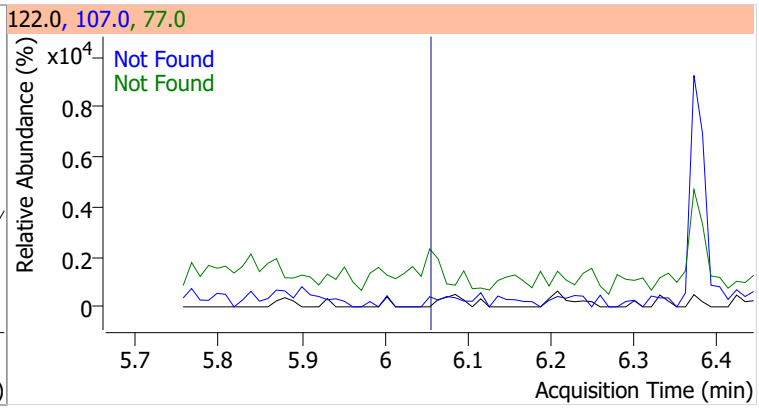

Compound	Conc.	Exp RT	QIon	Exp Ratio	QIon	Exp Ratio
bis(-2-Chloroethoxy)Methane	N.D.	6.16	63.0	68.6	95.0	32.4

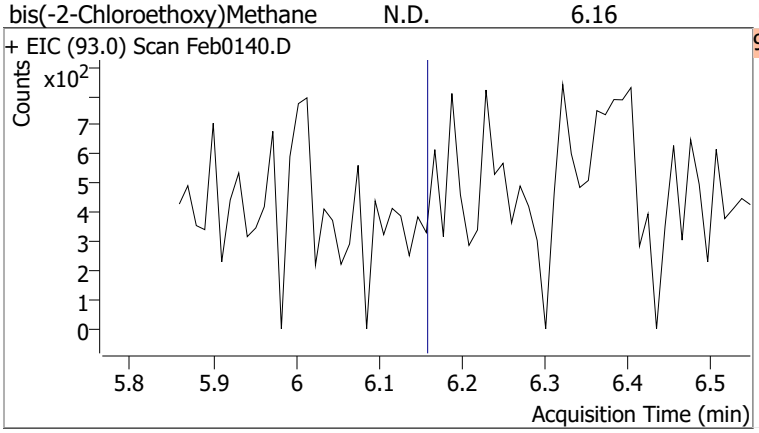

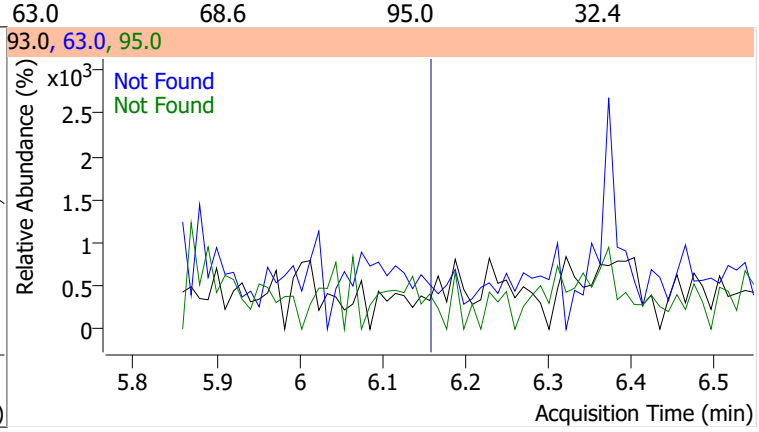

Compound	Conc.	Exp RT	QIon	Exp Ratio	QIon	Exp Ratio
2,4-Dichlorophenol	N.D.	6.25	164.0	63.2	98.0	30.8

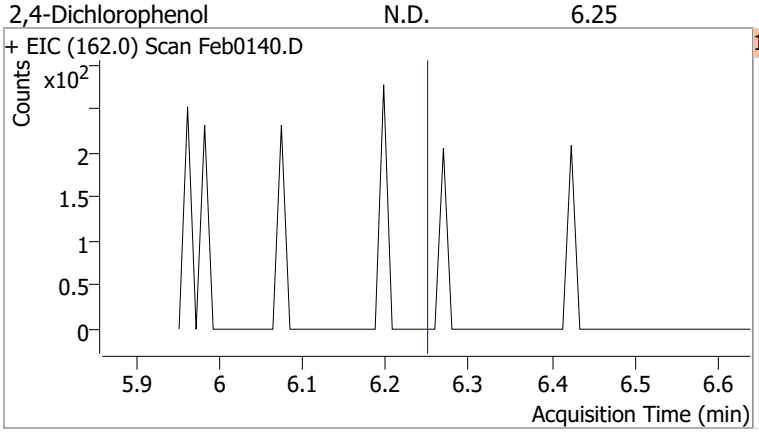

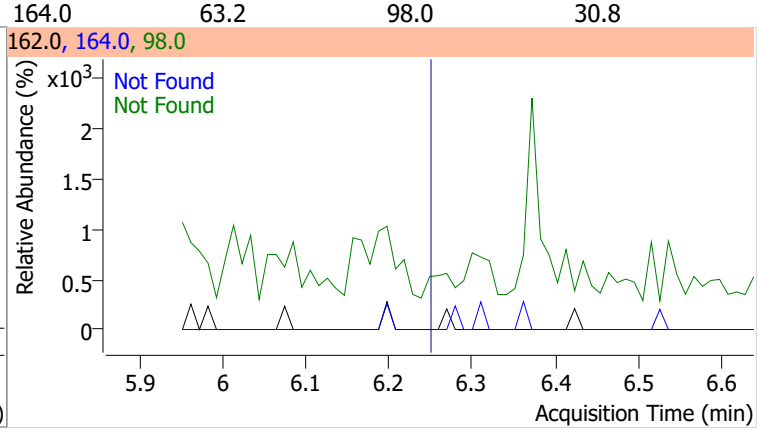

Compound	Conc.	Exp RT	QIon	Exp Ratio	QIon	Exp Ratio
Benzoic Acid	N.D.	6.27	122.0	88.6	77.0	75.0

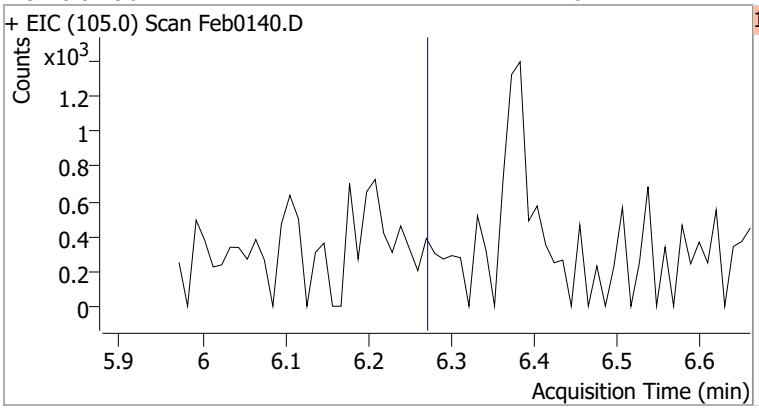

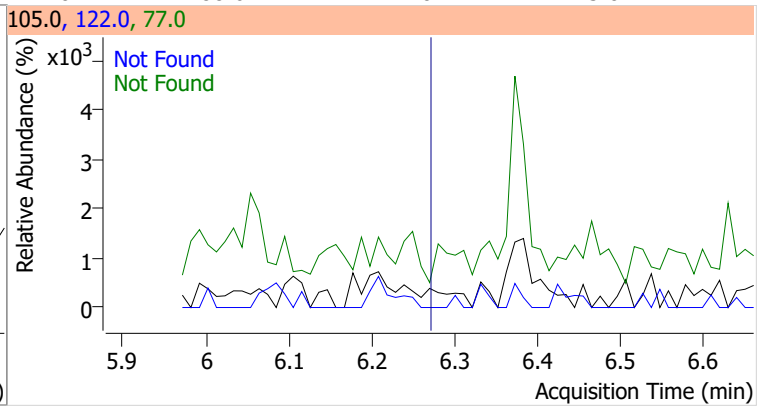

Compound	Conc.	Exp RT	QIon	Exp Ratio	QIon	Exp Ratio
1,2,4-Trichlorobenzene	N.D.	6.32	182.0	97.1	145.0	28.4

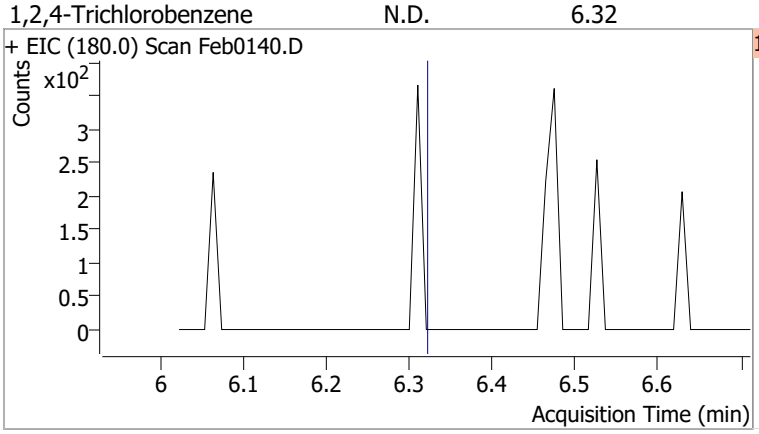

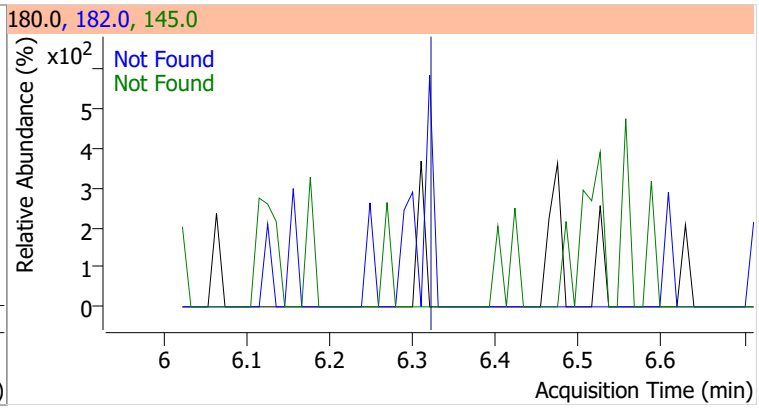

Compound	Conc.	Exp RT	QIon	Exp Ratio	QIon	Exp Ratio
Naphthalene	N.D.	6.40	129.0	11.4	102.0	9.7

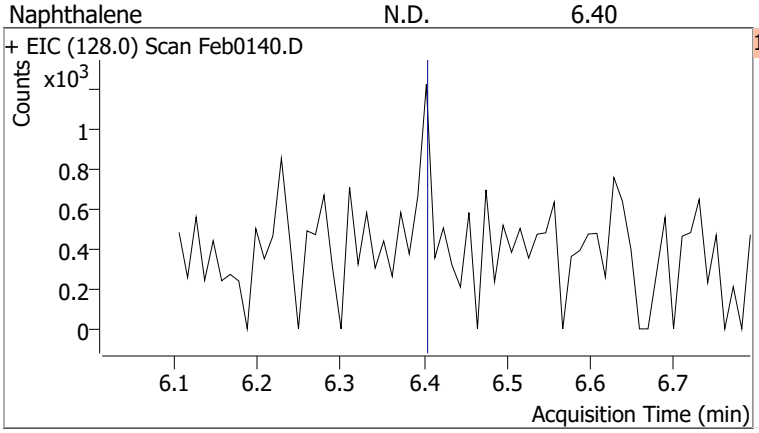

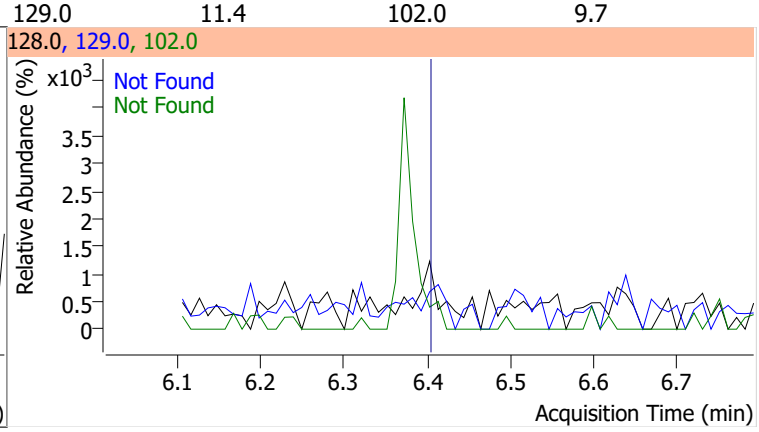

Compound	Conc.	RT	Dev(Min)	Resp.	QIon	QRatio	Lower	Upper
4-Chlorophenol		0		0	128.0		243.7	452.5

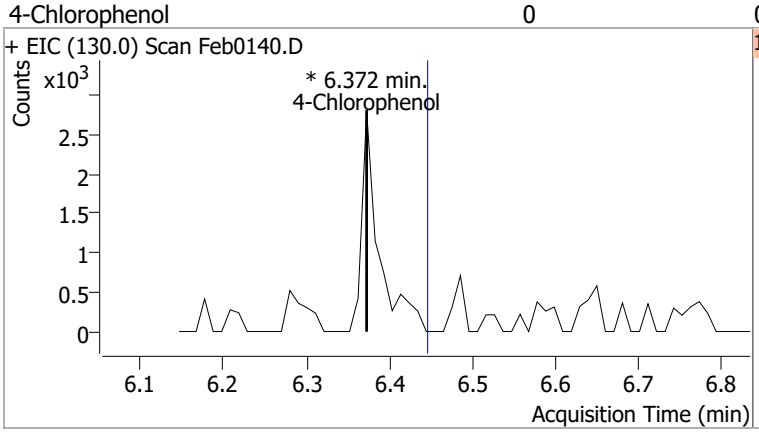

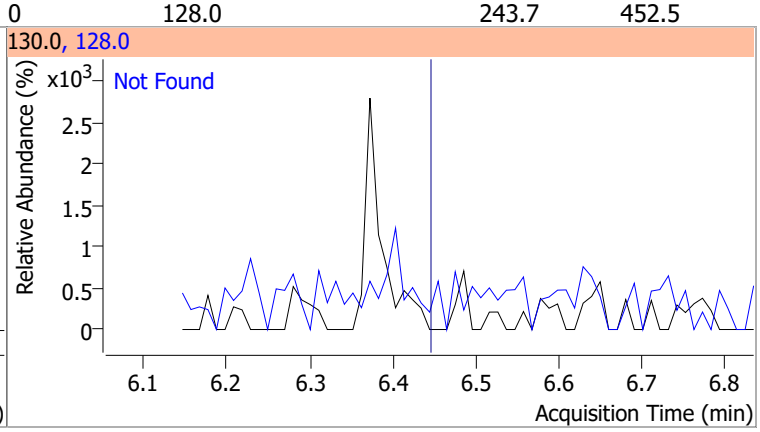

Compound	Conc.	Exp RT	QIon	Exp Ratio	QIon	Exp Ratio
p-Chloroaniline	N.D.	6.51	129.0	33.1	65.0	29.9

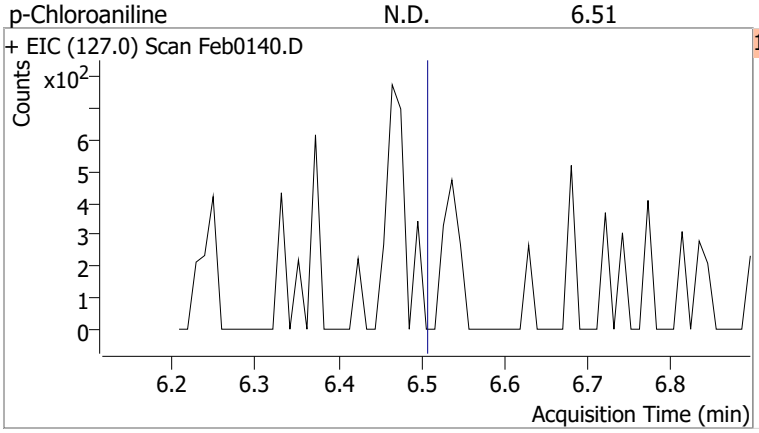

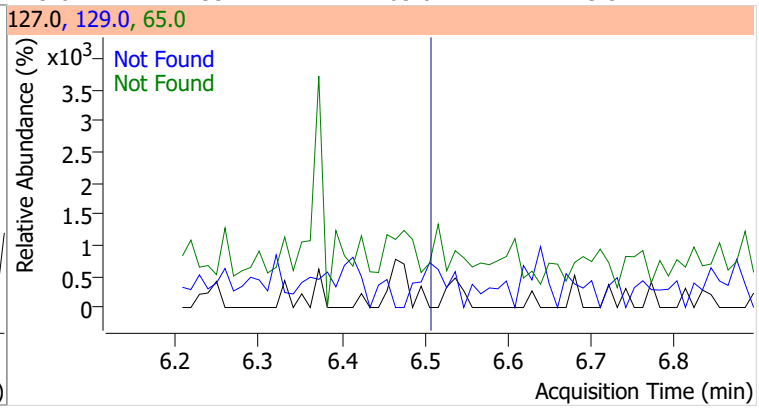

Compound	Conc.	Exp RT	QIon	Exp Ratio	QIon	Exp Ratio
Hexachlorobutadiene	N.D.	6.58	223.0	65.1	227.0	63.7

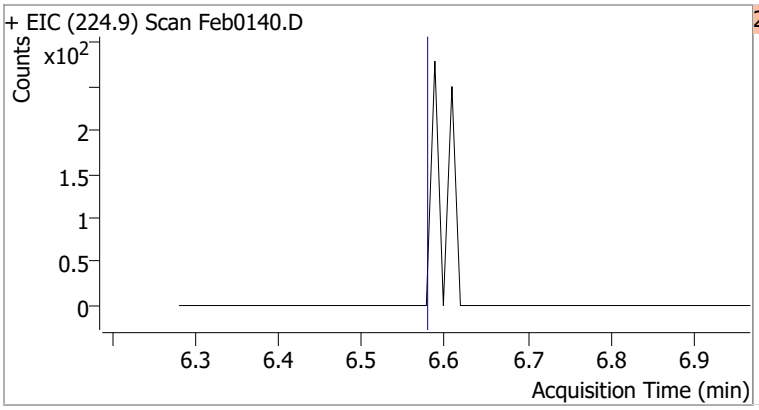

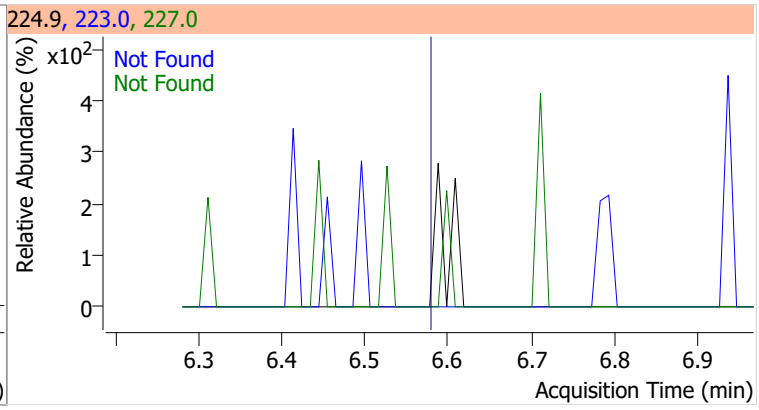

Compound	Conc.	Exp RT	QIon	Exp Ratio
4-Chloro-2-Methylphenol	N.D.	6.99	144.0	28.0

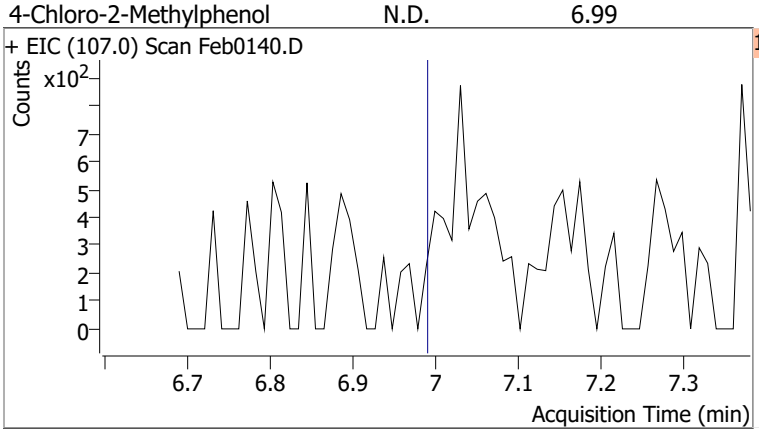

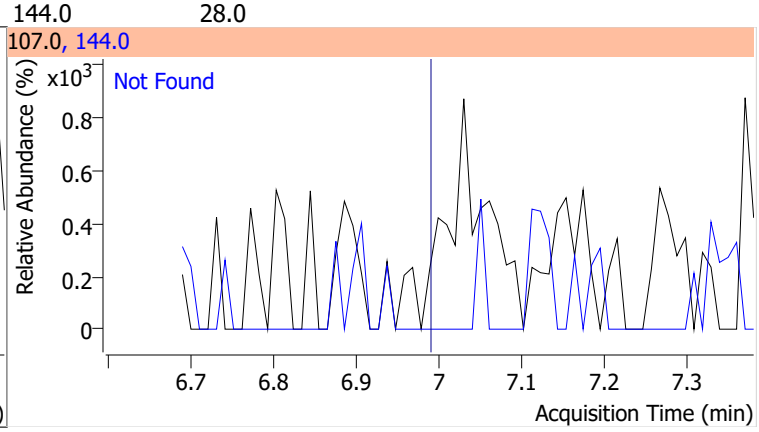

Compound	Conc.	Exp RT	QIon	Exp Ratio
4-Chloro-3-Methylphenol	N.D.	7.13	144.0	28.6

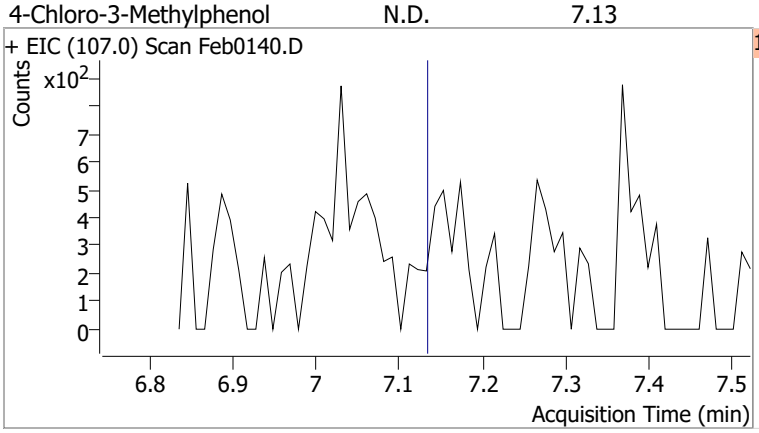

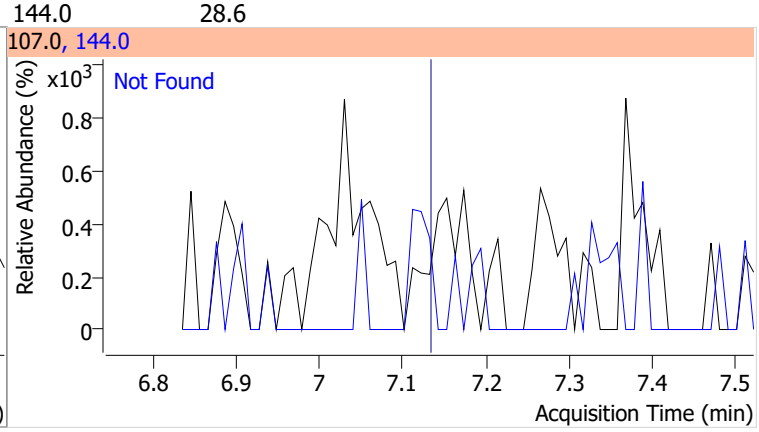

Compound	Conc.	Exp RT	QIon	Exp Ratio	QIon	Exp Ratio
2-Methylnaphthalene	N.D.	7.24	142.0	118.8	115.0	41.1

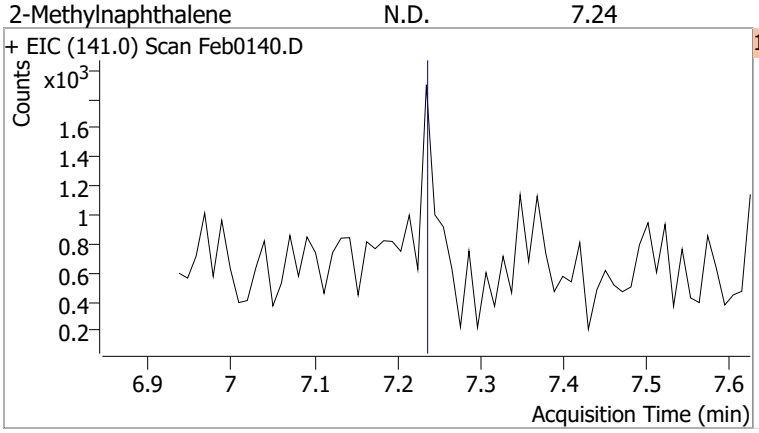

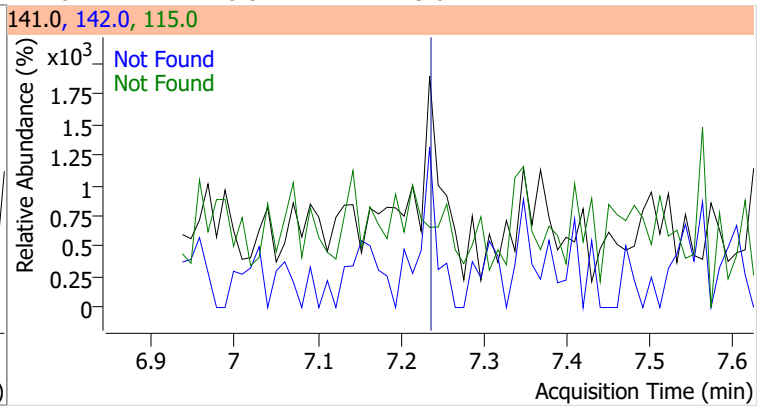

Compound	Conc.	Exp RT	QIon	Exp Ratio	QIon	Exp Ratio
1-Methylnaphthalene	N.D.	7.35	142.0	111.3	115.0	42.1

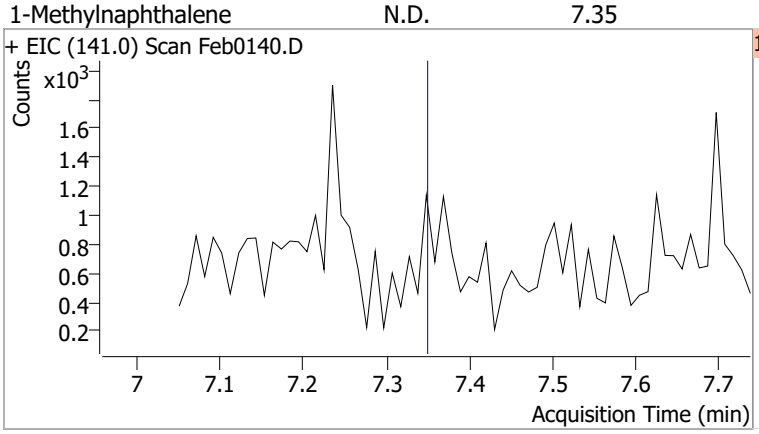

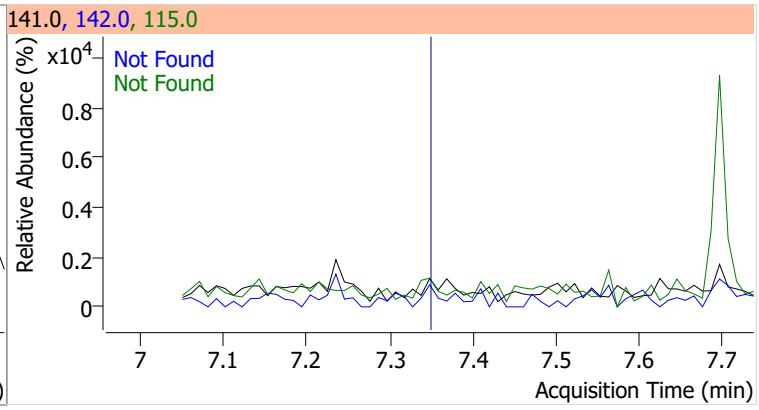

Compound	Conc.	Exp RT	QIon	Exp Ratio	QIon	Exp Ratio
Hexachlorocyclopentadiene	N.D.	7.43	238.9	62.5	234.9	62.4

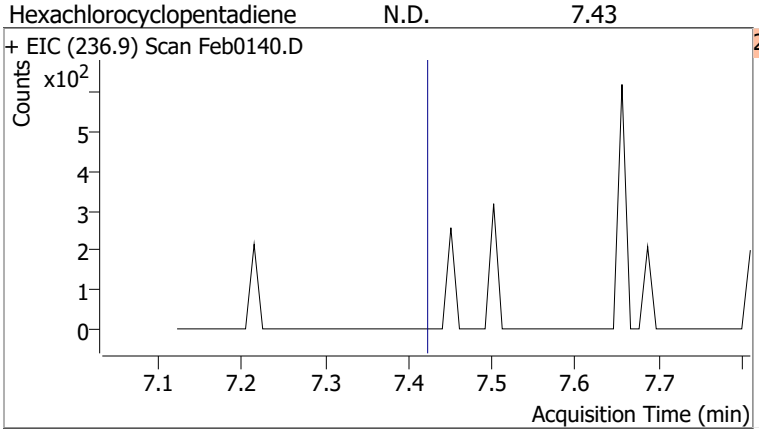

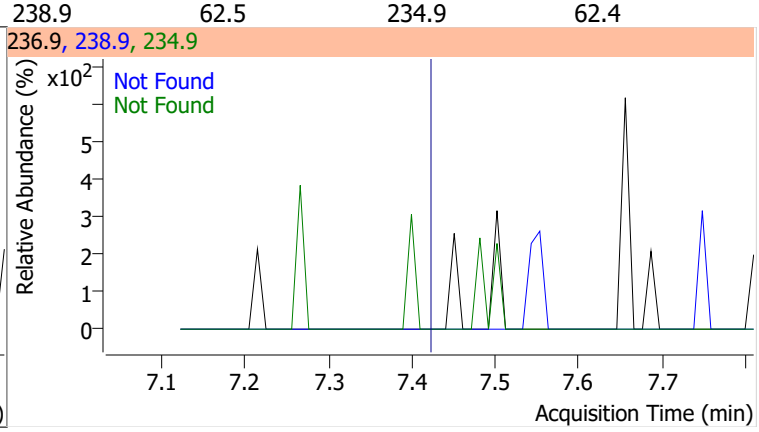

Compound	Conc.	Exp RT	QIon	Exp Ratio
2,4,6-Trichlorophenol	N.D.	7.59	198.0	98.1

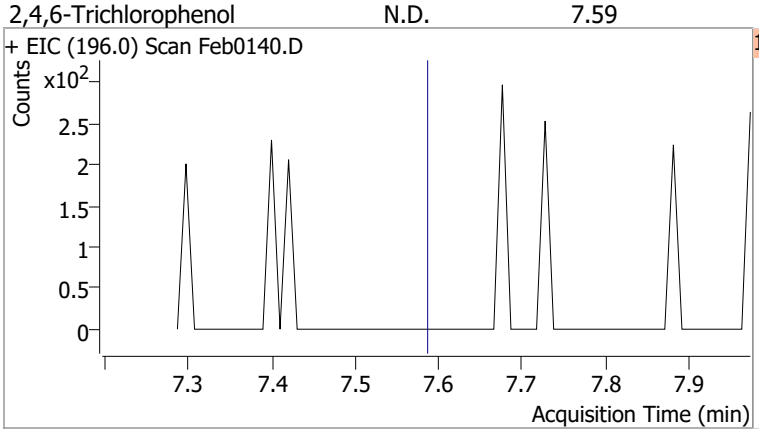

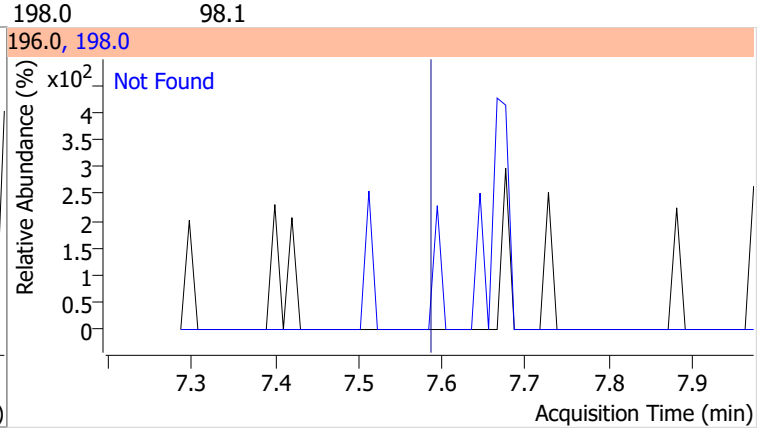

Compound	Conc.	Exp RT	QIon	Exp Ratio
2,4,5-Trichlorophenol	N.D.	7.64	198.0	93.7

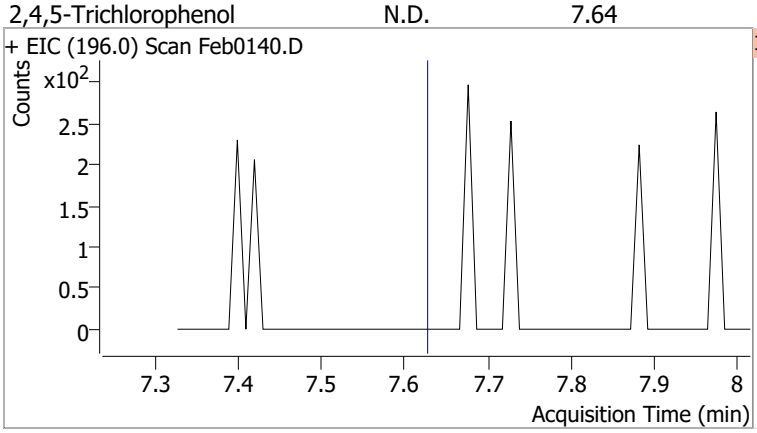

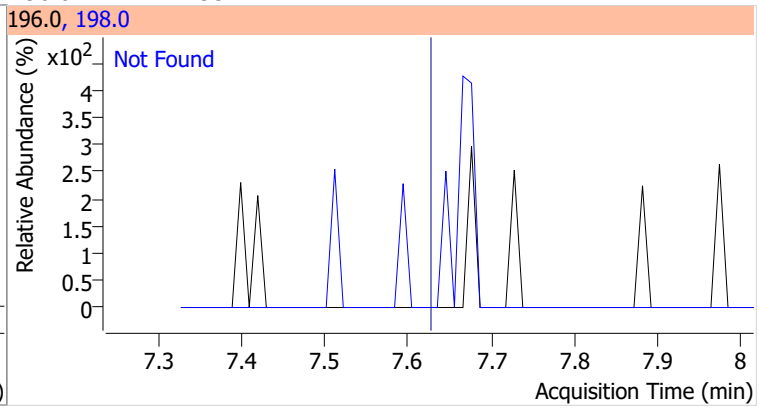

Compound	Conc.	RT	Dev(Min)	Resp.	QIon	QRatio	Lower	Upper
2-Fluorobiphenyl	60.2711	7.70	0.00	1396386	171.0	34.1	23.8	44.1

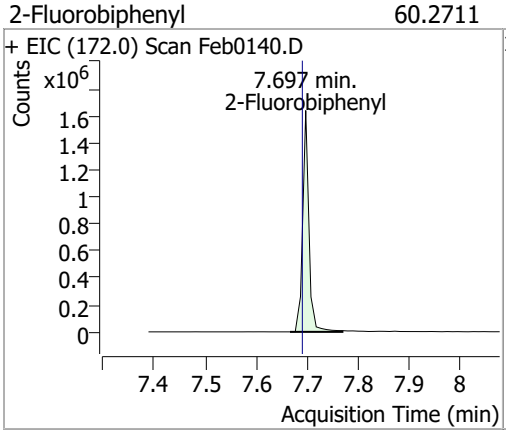

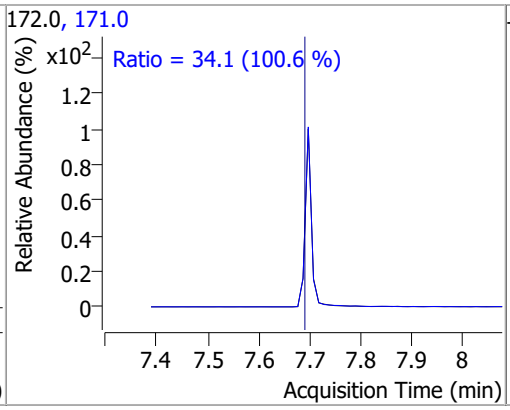

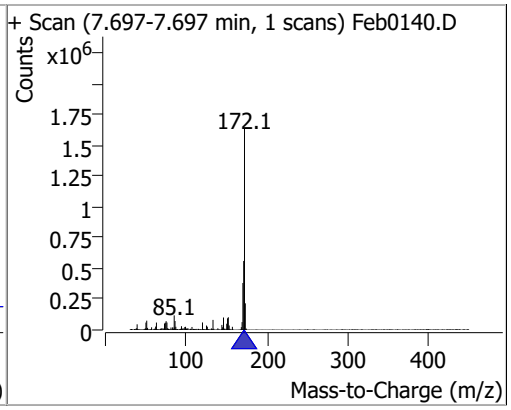

Compound	Conc.	Exp RT	QIon	Exp Ratio	QIon	Exp Ratio
2-Chloronaphthalene	N.D.	7.81	127.0	36.7	164.0	32.2

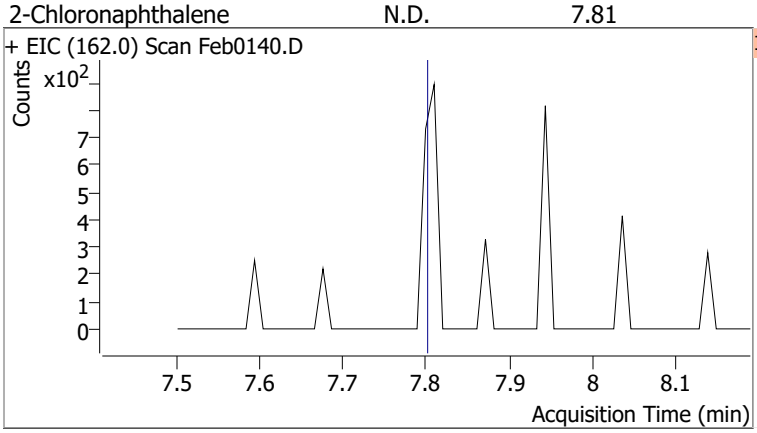

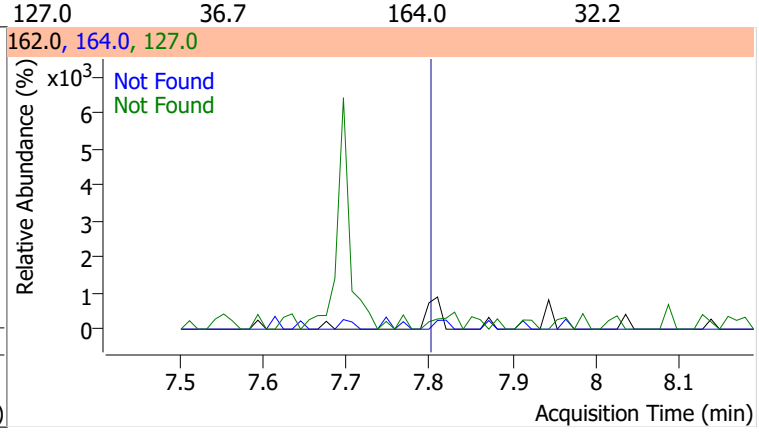

Compound	Conc.	Exp RT	QIon	Exp Ratio
2-Nitroaniline	N.D.	7.96	138.0	120.7

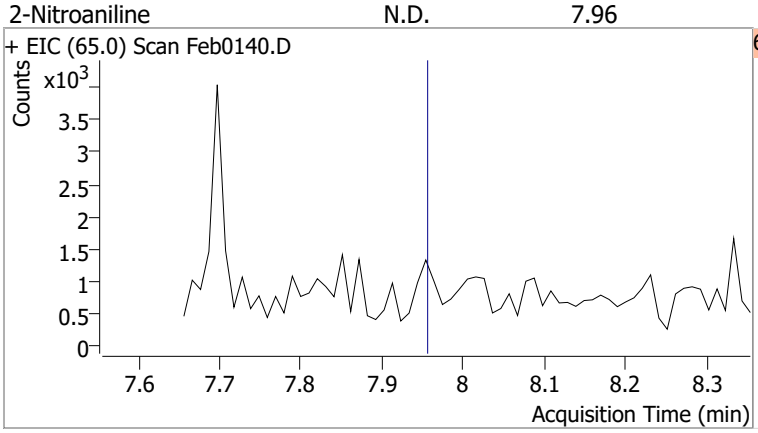

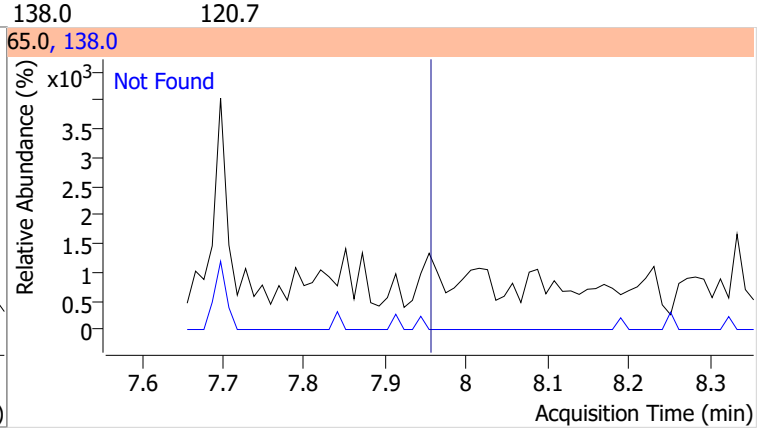

Compound	Conc.	RT	Dev(Min)	Resp.	QIon	QRatio	Lower	Upper
Dimethyl Phthalate		0		0	77.0		13.0	24.2

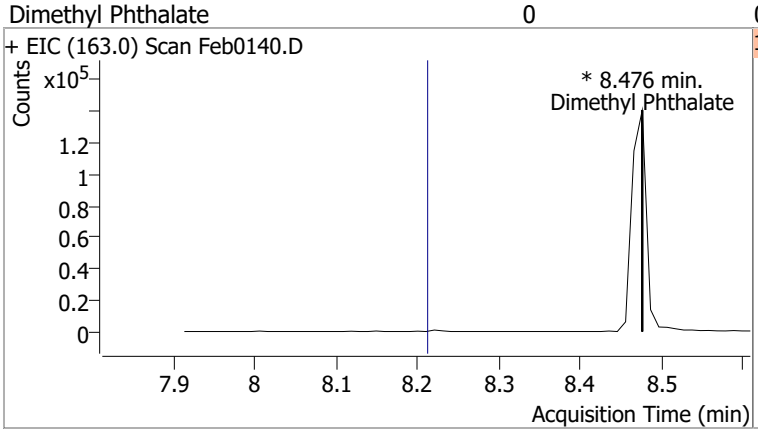

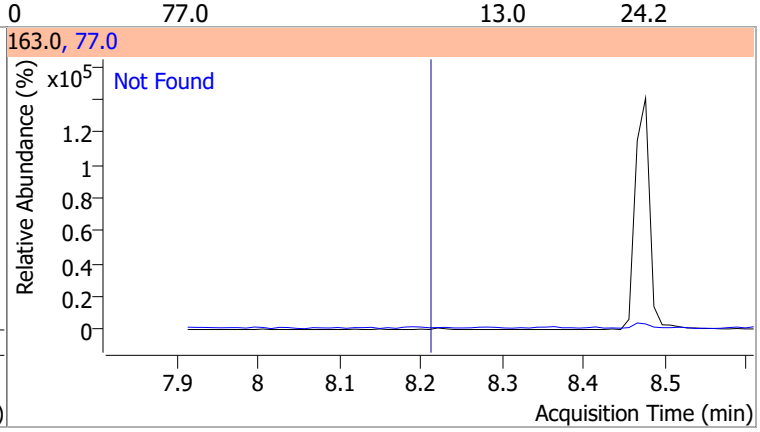

Compound	Conc.	RT	Dev(Min)	Resp.	QIon	QRatio	Lower	Upper
2,6-Dinitrotoluene		0		0	63.0		82.2	152.7
					89.0		40.8	75.8

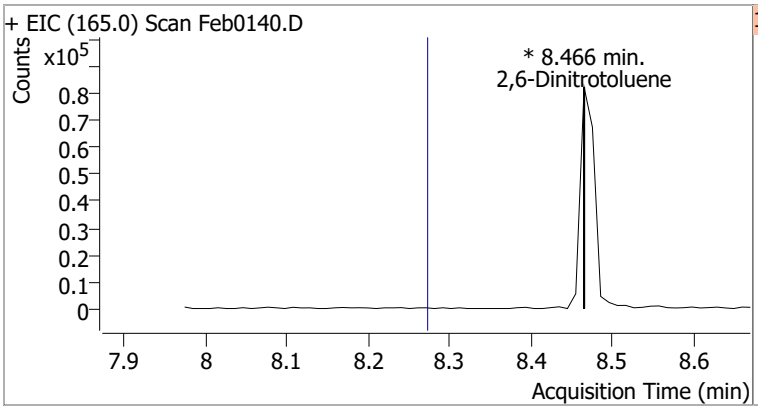

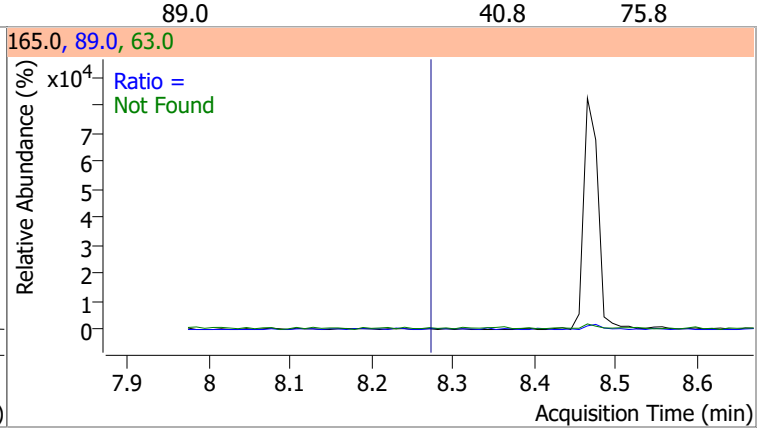

Compound	Conc.	Exp RT	QIon	Exp Ratio
Acenaphthylene	N.D.	8.30	153.1	14.0

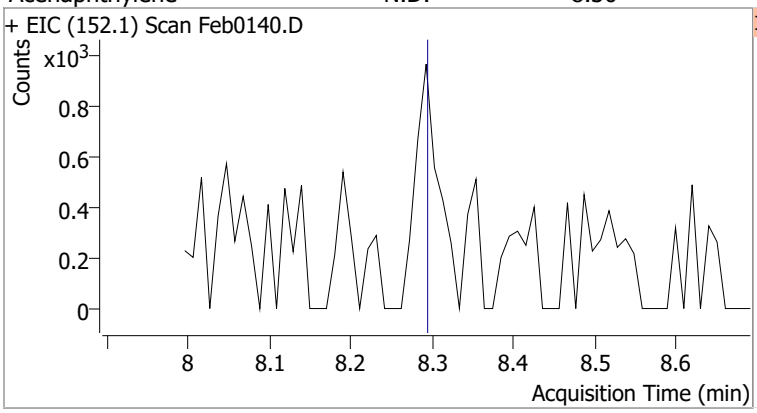

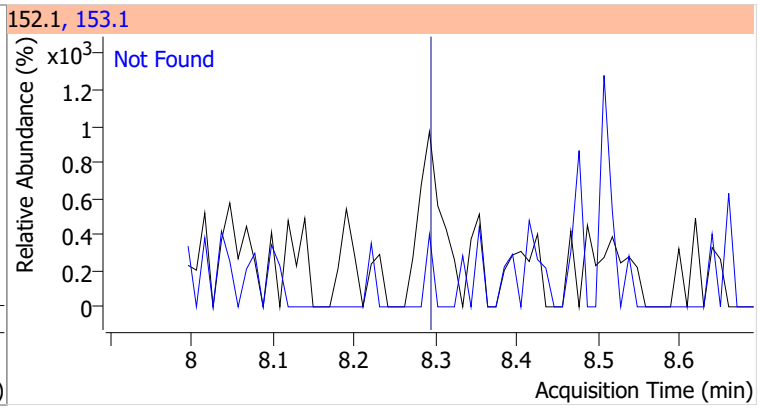

Compound	Conc.	Exp RT	QIon	Exp Ratio	QIon	Exp Ratio
3-Nitroaniline	N.D.	8.48	65.0	121.0	92.0	102.4

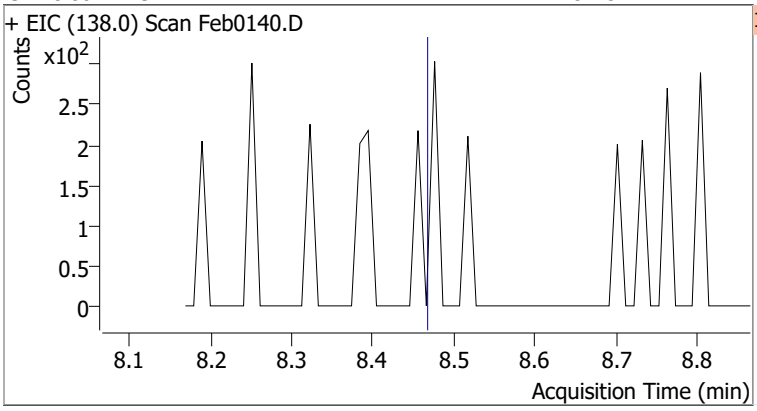

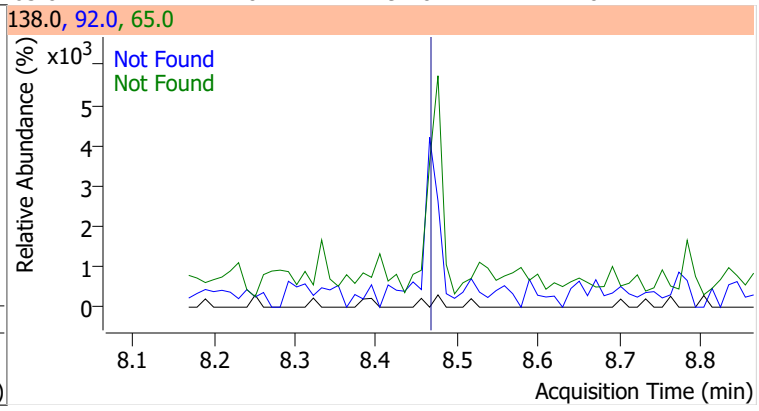

Compound	Conc.	Exp RT	QIon	Exp Ratio	QIon	Exp Ratio
Acenaphthene	N.D.	8.52	153.0	109.2	152.0	51.1

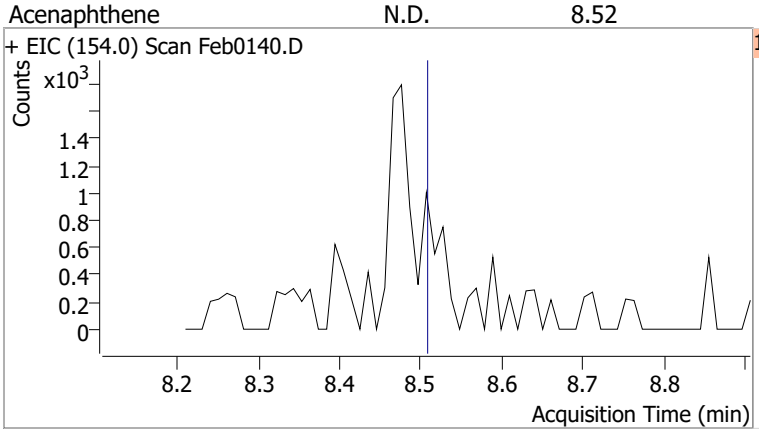

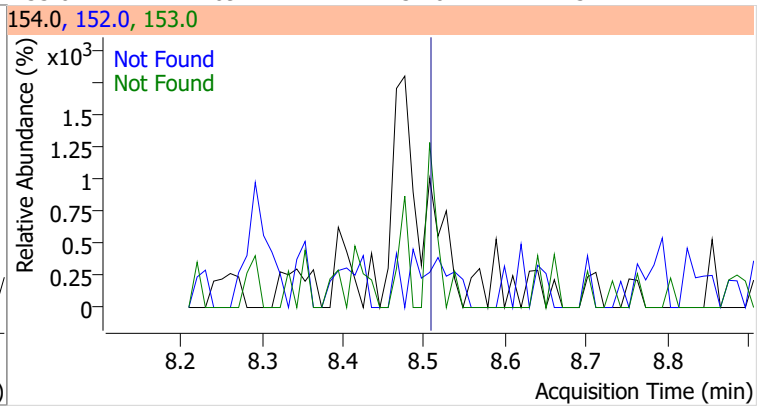

Compound	Conc.	Exp RT	QIon	Exp Ratio
2,4-Dinitrophenol	N.D.	8.60	154.0	63.4

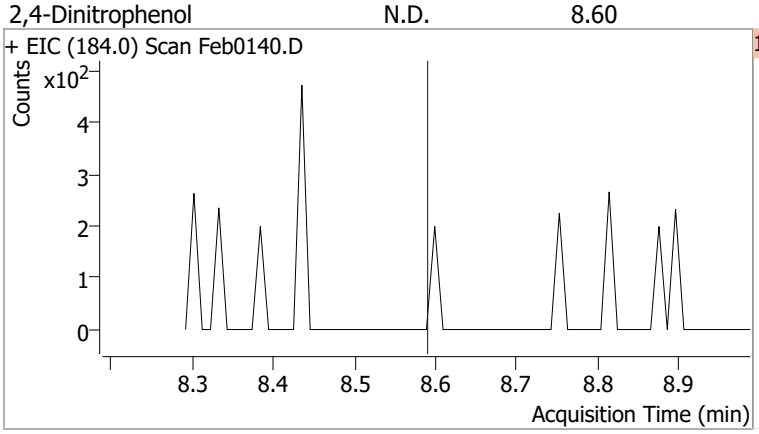

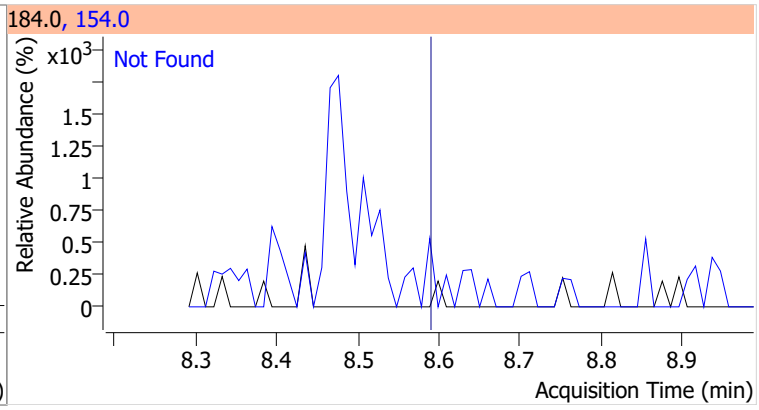

Compound	Conc.	Exp RT	QIon	Exp Ratio
Dibenzofuran	N.D.	8.72	139.0	43.1

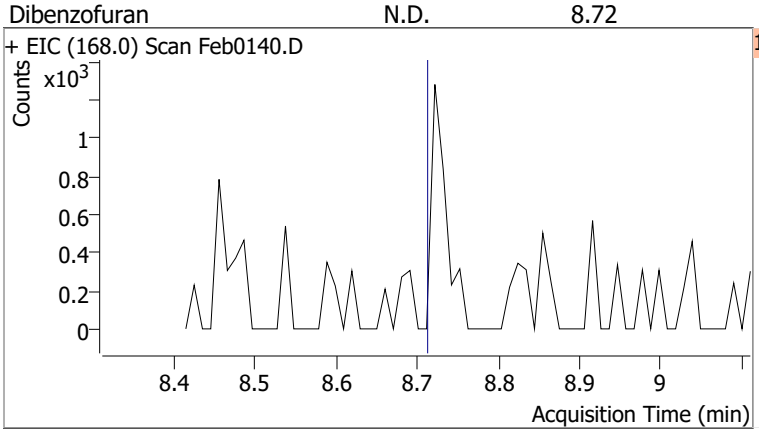

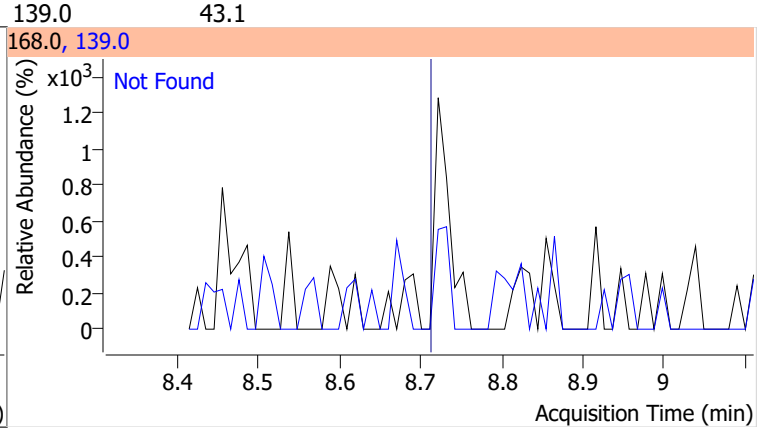

Compound	Conc.	Exp RT	QIon	Exp Ratio	QIon	Exp Ratio
4-Nitrophenol	N.D.	8.74	139.0	380.6	65.0	81.2

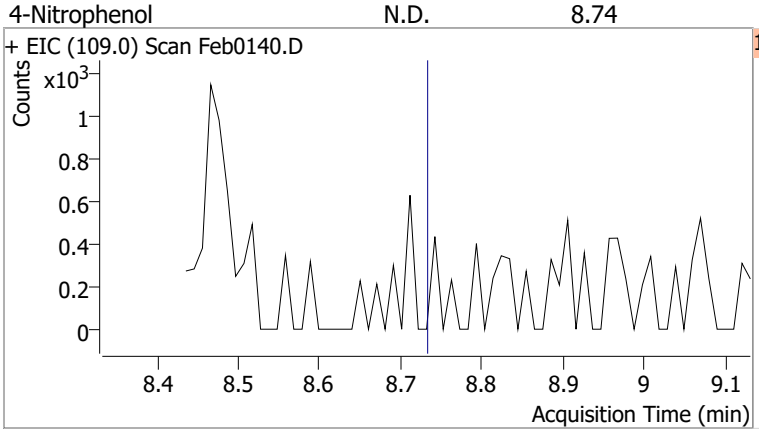

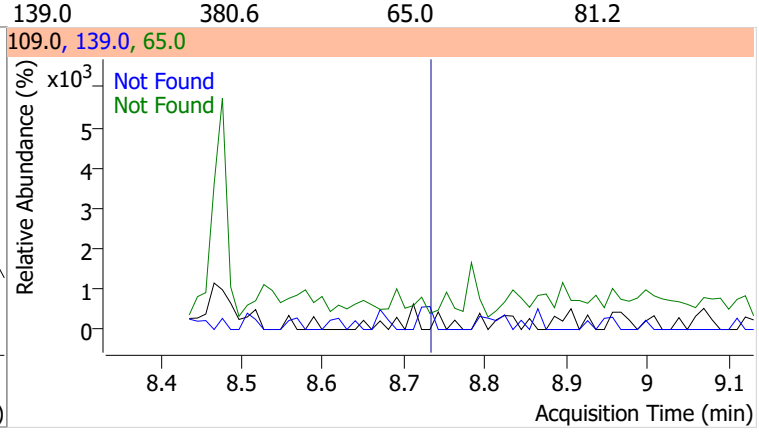

Quantitation Results Report (QT Reviewed)

Compound	Conc.	RT	Dev(Min)	Resp.	QIon	QRatio	Lower	Upper
2,4-Dinitrotoluene		0		0	63.0		47.5	88.1
					89.0		45.8	85.1

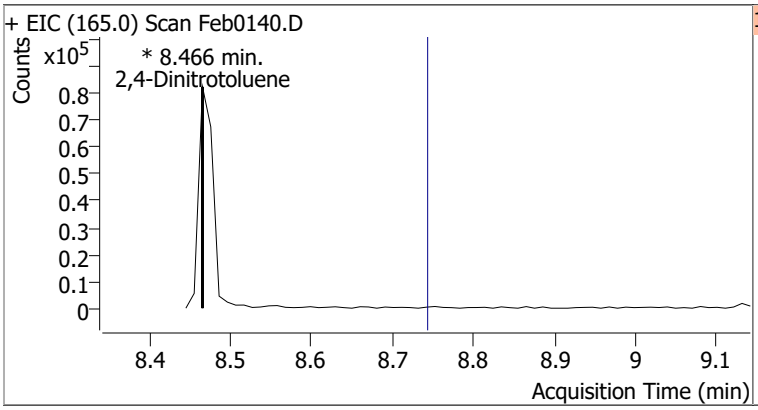

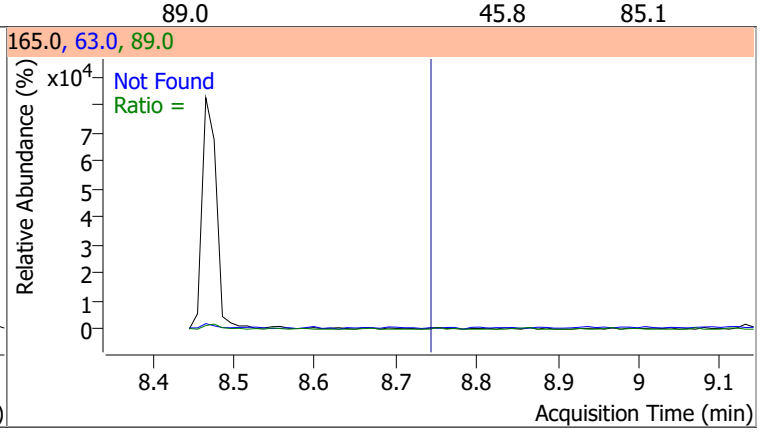

Compound	Conc.	Exp RT	QIon	Exp Ratio	QIon	Exp Ratio
Diethylphthalate	N.D.	9.09	177.0	21.1	150.0	12.6

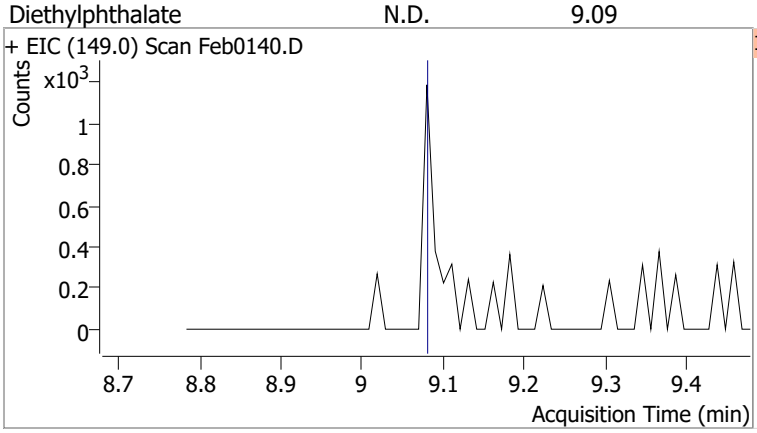

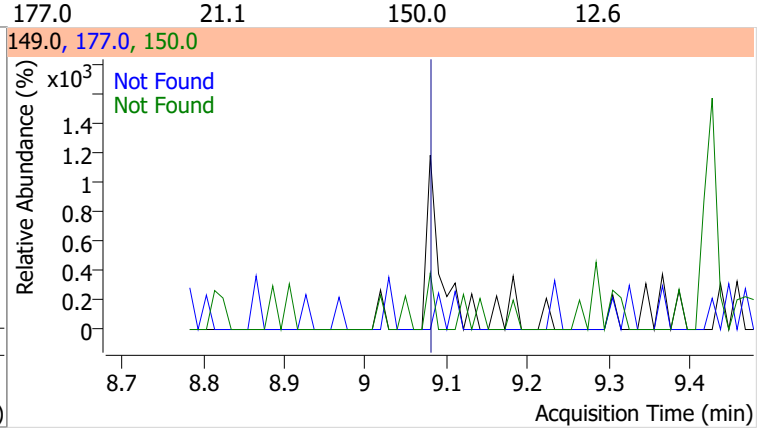

Compound	Conc.	Exp RT	QIon	Exp Ratio	QIon	Exp Ratio
Fluorene	N.D.	9.14	165.0	92.6	167.0	13.0

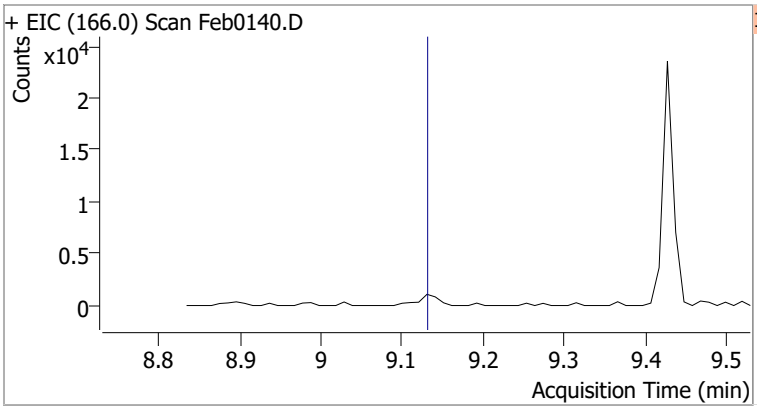

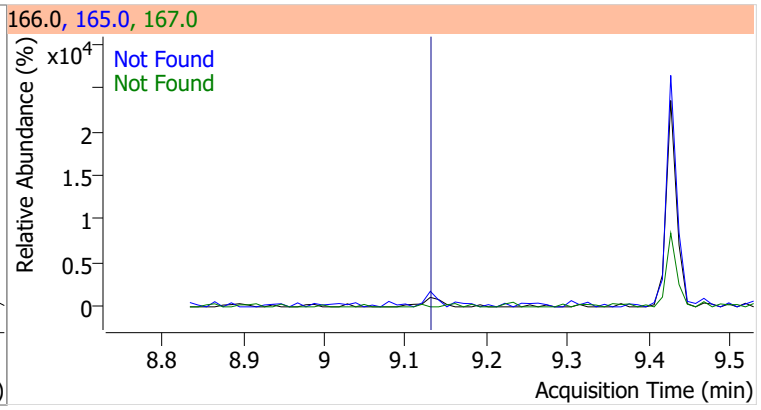

Compound	Conc.	Exp RT	QIon	Exp Ratio	QIon	Exp Ratio
4-Chlorophenyl-phenylether	N.D.	9.17	141.0	62.7	206.0	33.2

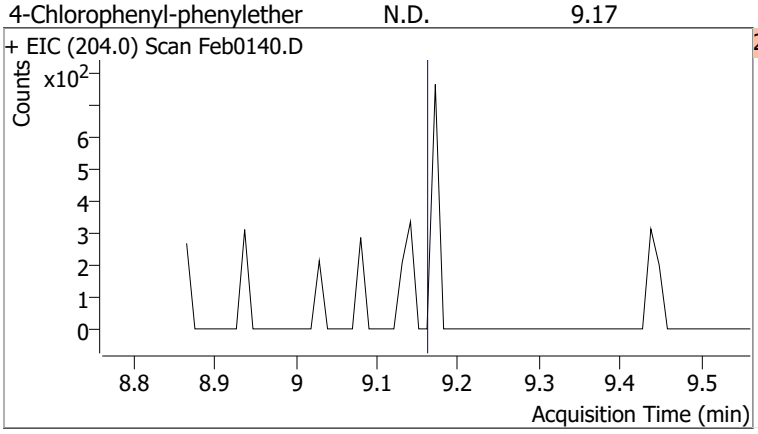

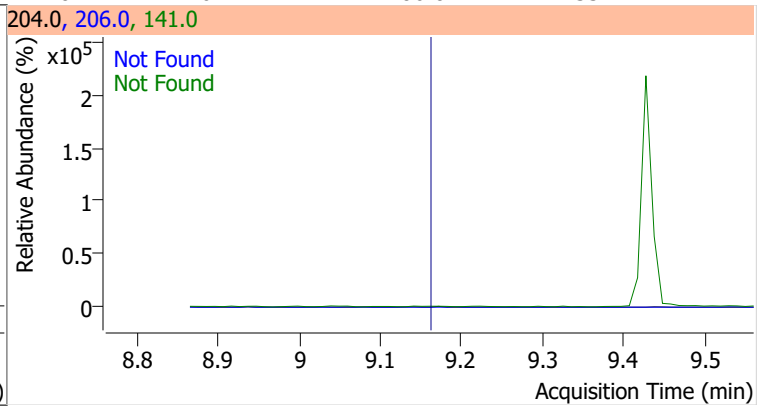

Compound	Conc.	Exp RT	QIon	Exp Ratio	QIon	Exp Ratio
4-Nitroaniline	N.D.	9.21	65.0	101.3	92.0	51.2

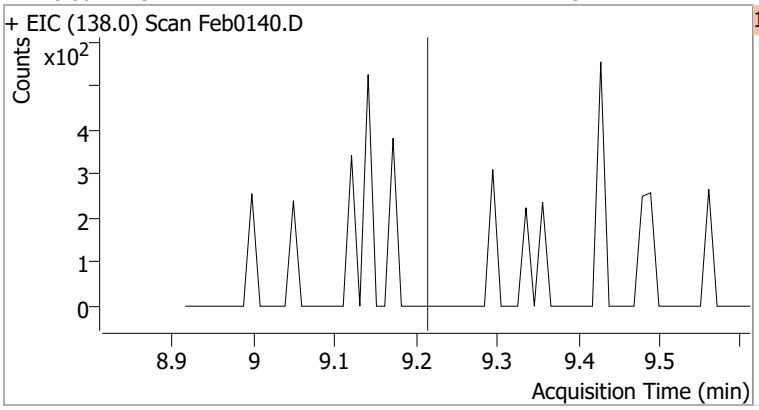

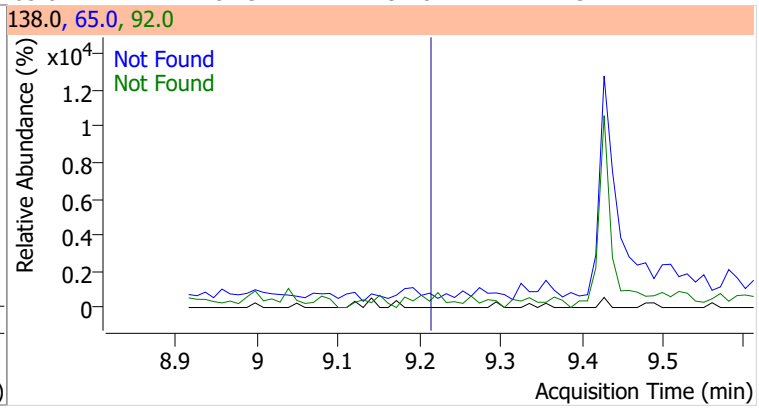

Compound	Conc.	RT	Dev(Min)	Resp.	QIon	QRatio	Lower	Upper
4,6-Dinitro-2-methylphenol		0		0	121.0		32.5	60.3

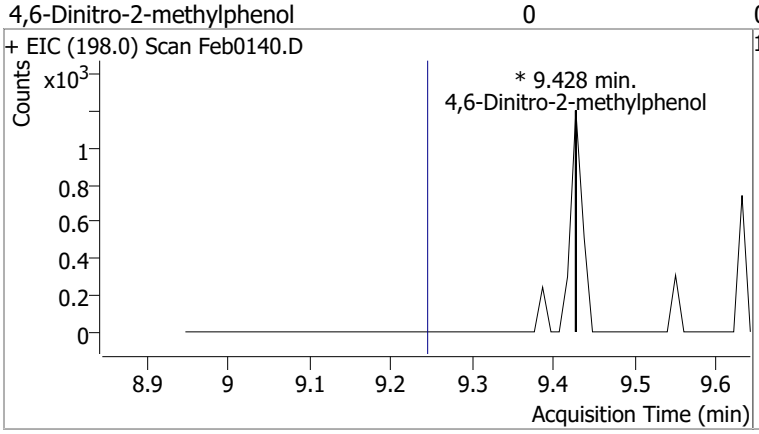

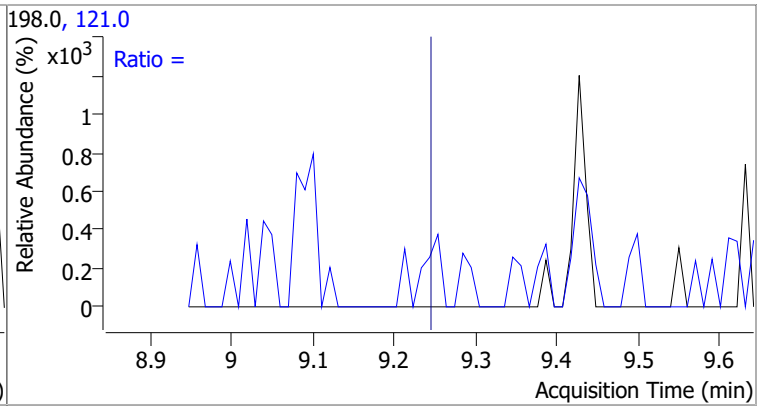

Compound	Conc.	Exp RT	QIon	Exp Ratio	QIon	Exp Ratio
N-nitrosodiphenylamine	N.D.	9.33	168.0	63.3	167.0	34.3

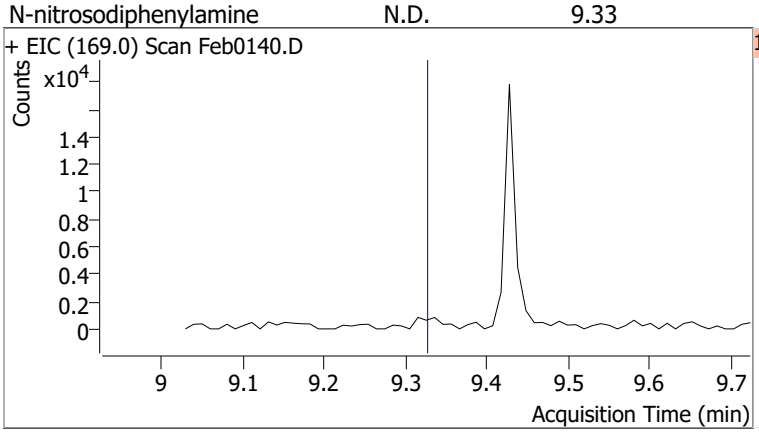

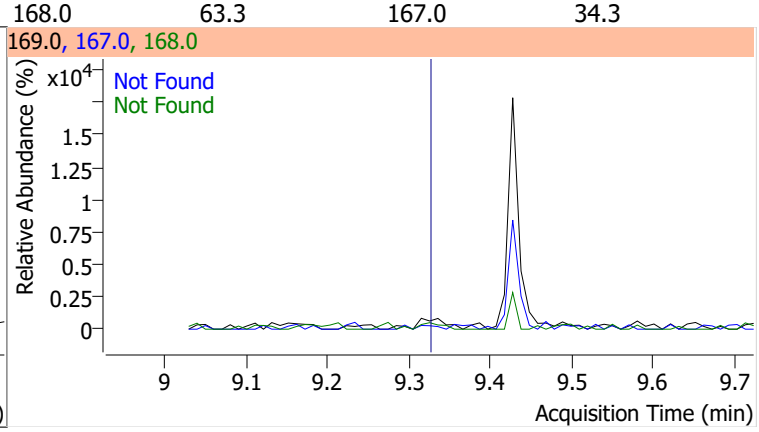

Compound	Conc.	Exp RT	QIon	Exp Ratio	QIon	Exp Ratio
Azobenzene	N.D.	9.36	51.0	37.7	182.0	27.4

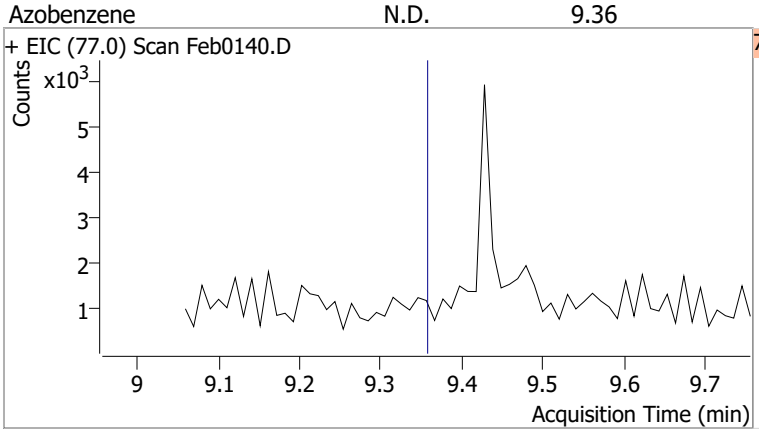

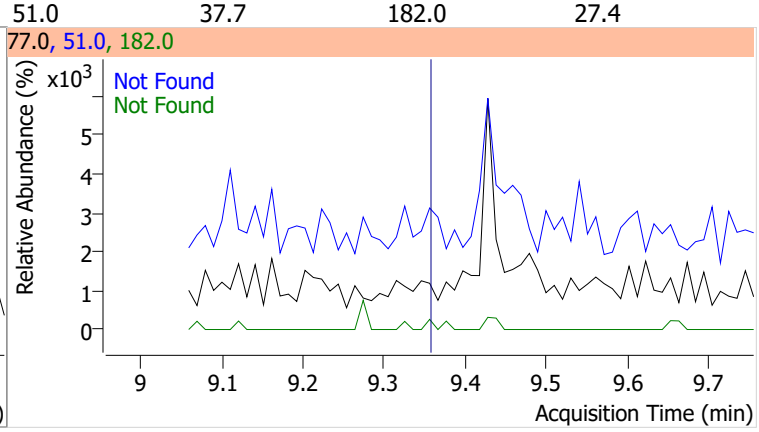

Quantitation Results Report (QT Reviewed)

Compound	Conc.	RT	Dev(Min)	Resp.	QIon	QRatio	Lower	Upper
2,4,6-Tribromophenol	166.2210	9.43	0.00	327086	331.8	89.0	65.5	121.6

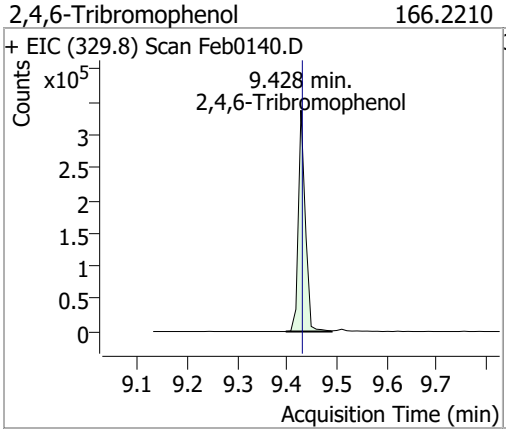

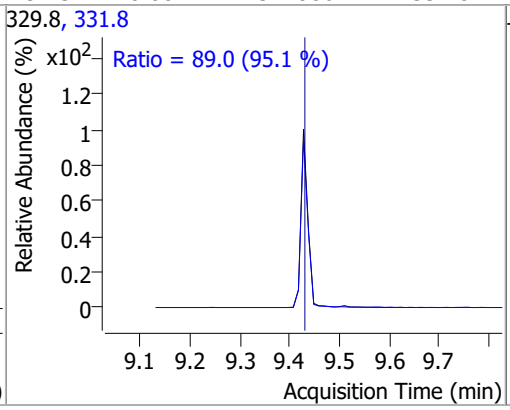

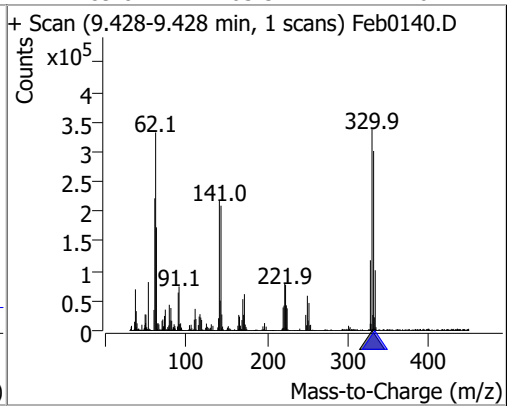

Compound	Conc.	Exp RT	QIon	Exp Ratio	QIon	Exp Ratio
4-Bromophenyl-phenylether	N.D.	9.76	141.0	103.5	250.0	100.5

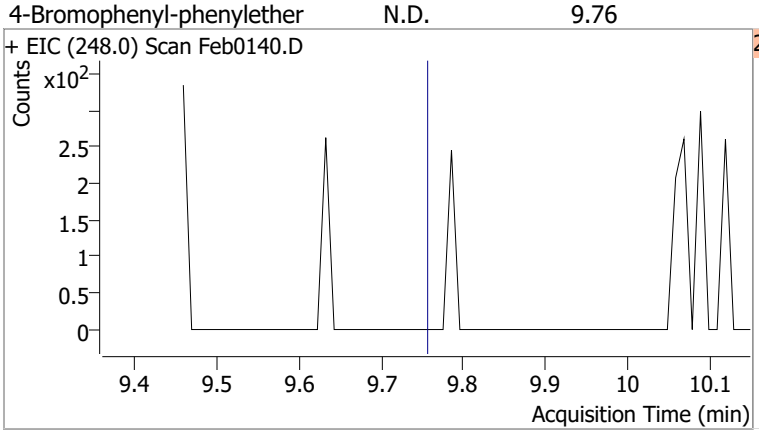

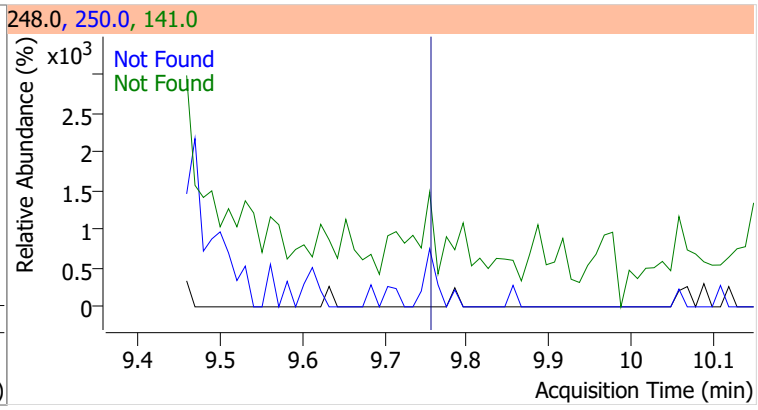

Compound	Conc.	Exp RT	QIon	Exp Ratio
Hexachlorobenzene	N.D.	9.80	142.0	47.3

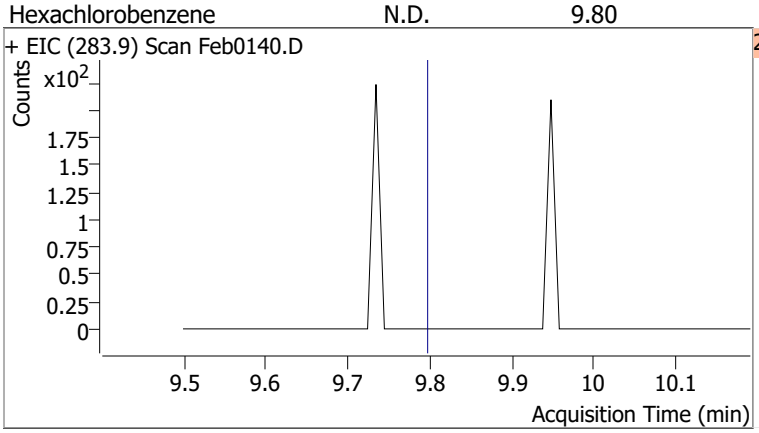

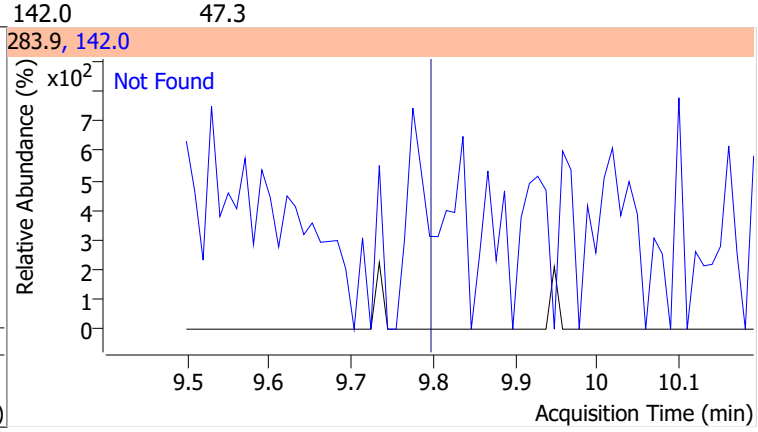

Compound	Conc.	Exp RT	QIon	Exp Ratio	QIon	Exp Ratio
Pentachlorophenol	N.D.	10.05	267.9	65.3	263.9	62.6

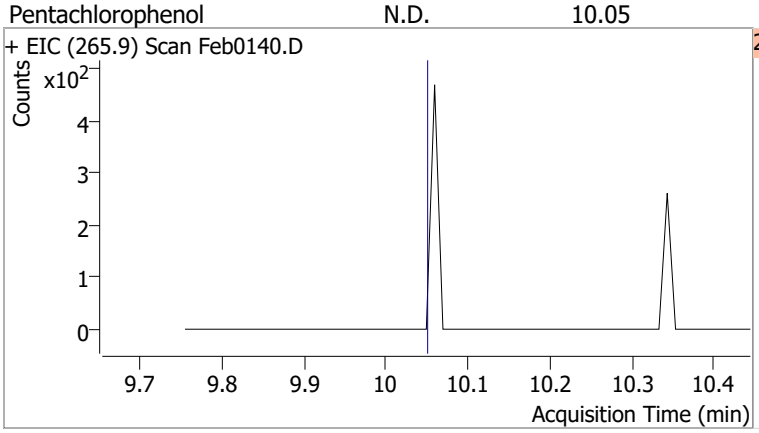

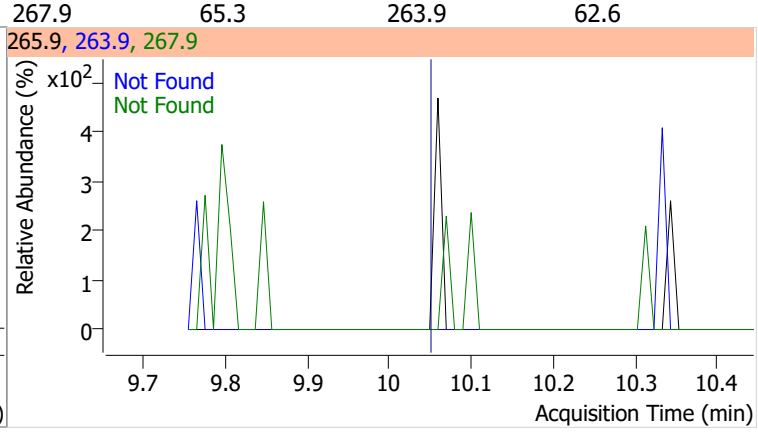

Compound	Conc.	Exp RT	QIon	Exp Ratio
Phenanthrene	N.D.	10.29	176.0	18.9

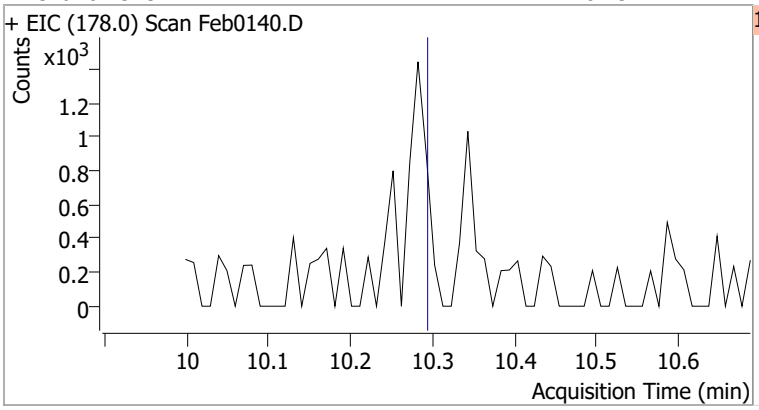

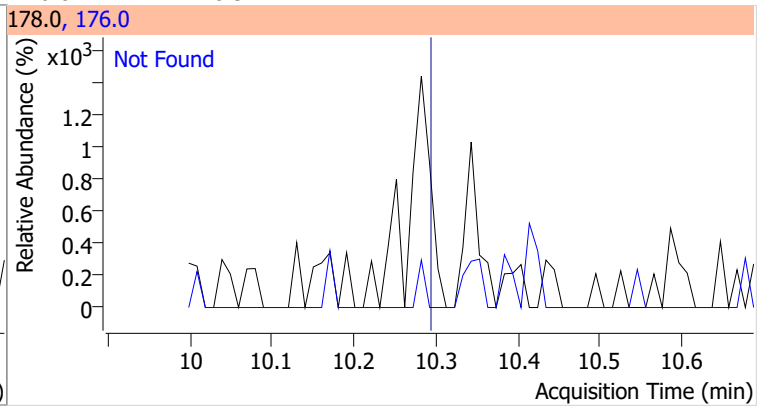

Compound	Conc.	Exp RT	QIon	Exp Ratio
Anthracene	N.D.	10.35	176.0	18.1

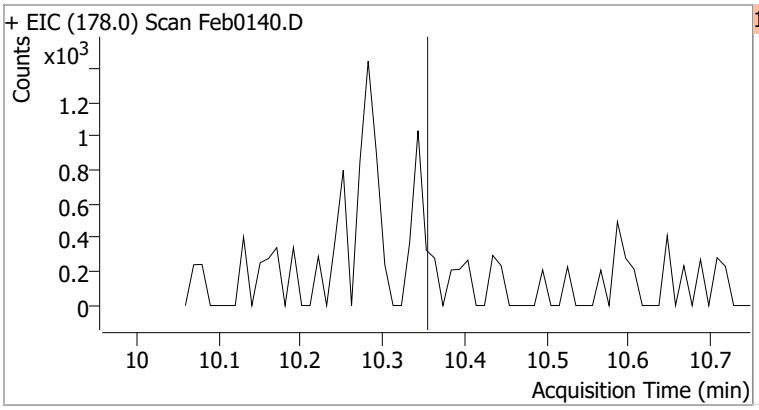

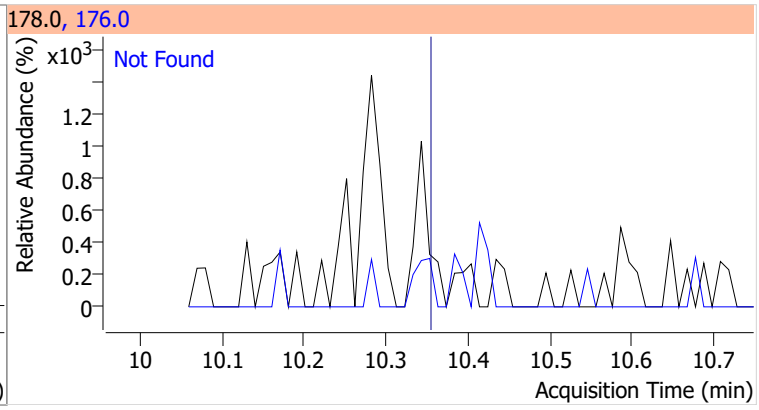

Compound	Conc.	Exp RT	QIon	Exp Ratio	QIon	Exp Ratio
Triallate	N.D.	10.41	268.0	27.2	143.0	23.0

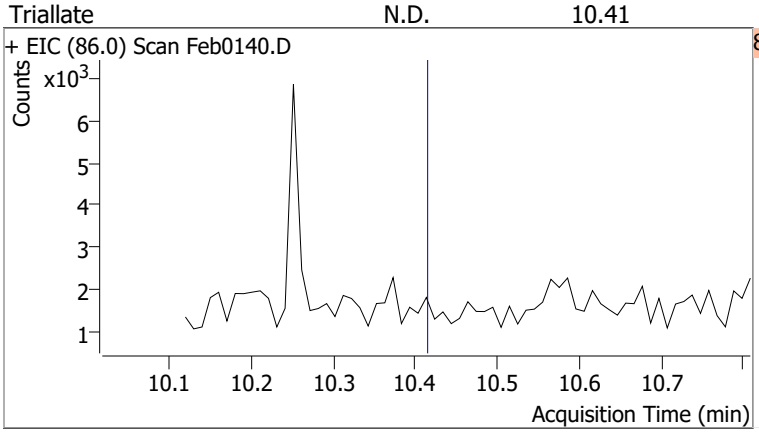

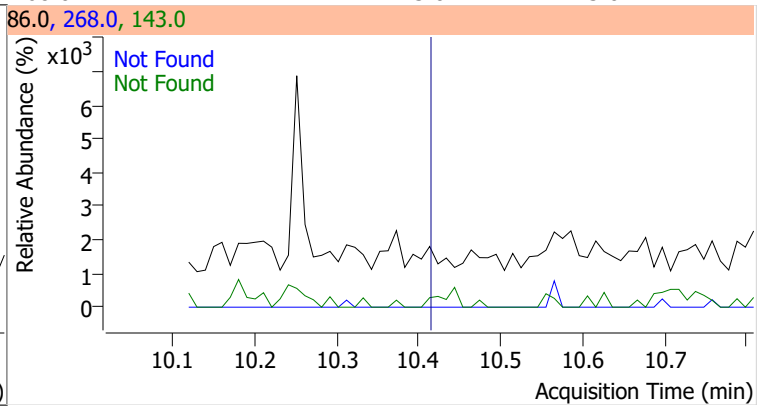

Compound	Conc.	Exp RT	QIon	Exp Ratio
Carbazole	N.D.	10.60	139.0	13.0

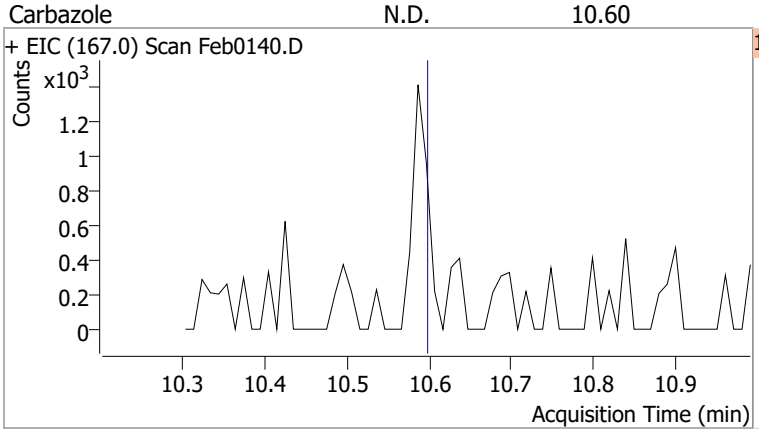

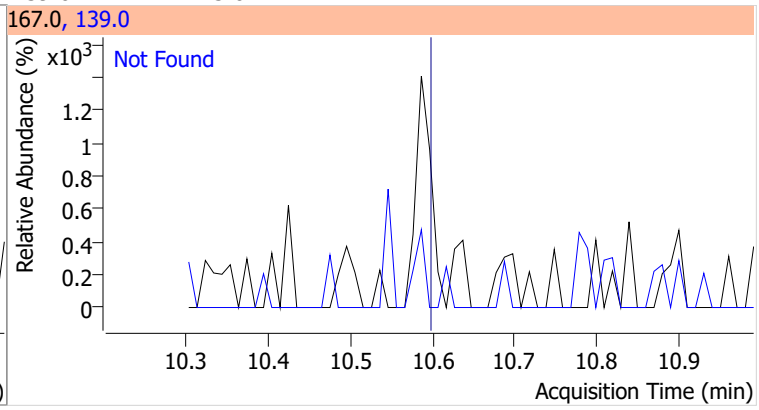

Compound	Conc.	Exp RT	QIon	Exp Ratio	QIon	Exp Ratio
o-Terphenyl	N.D.	10.82	229.0	63.0	215.0	37.7

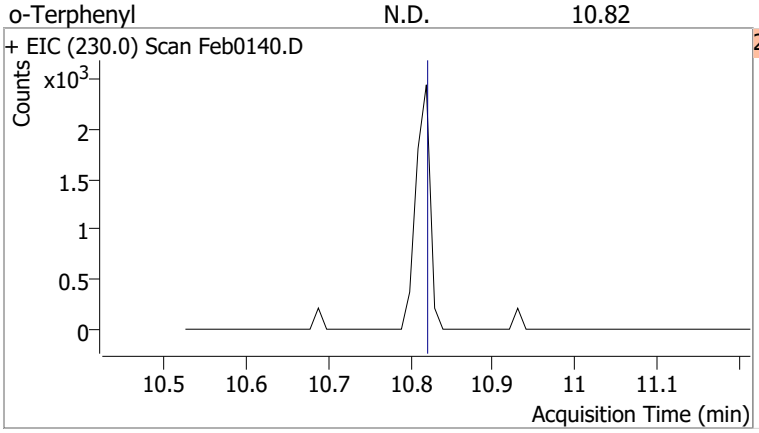

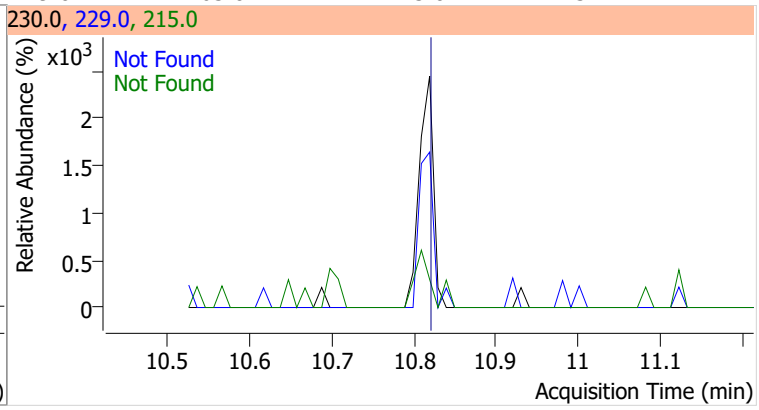

Compound	Conc.	Exp RT	QIon	Exp Ratio	QIon	Exp Ratio
Di-n-Butylphthalate	N.D.	11.20	150.0	9.0	104.0	5.8

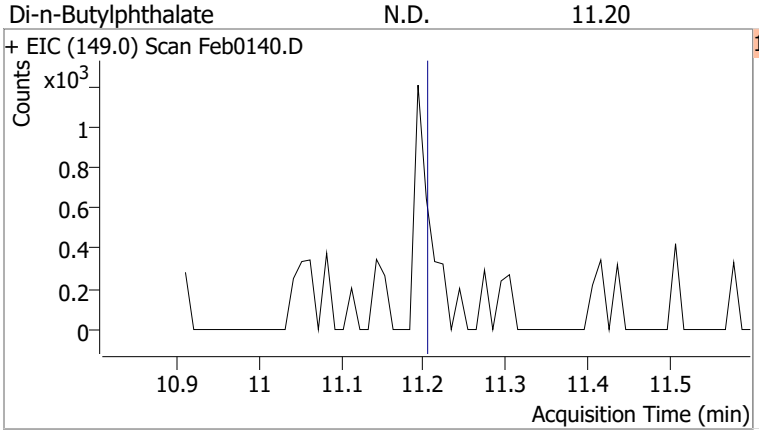

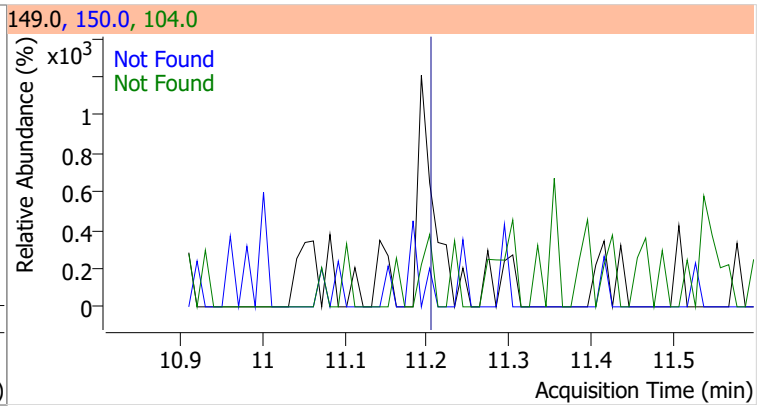

Compound	Conc.	Exp RT	QIon	Exp Ratio
Fluoranthene	N.D.	12.12	101.0	12.3

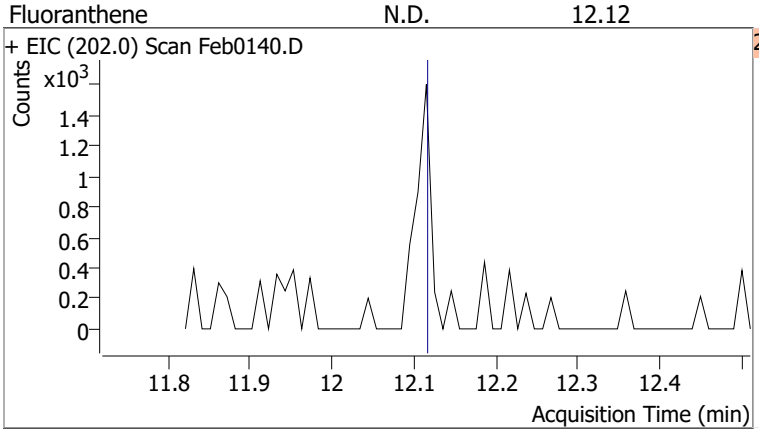

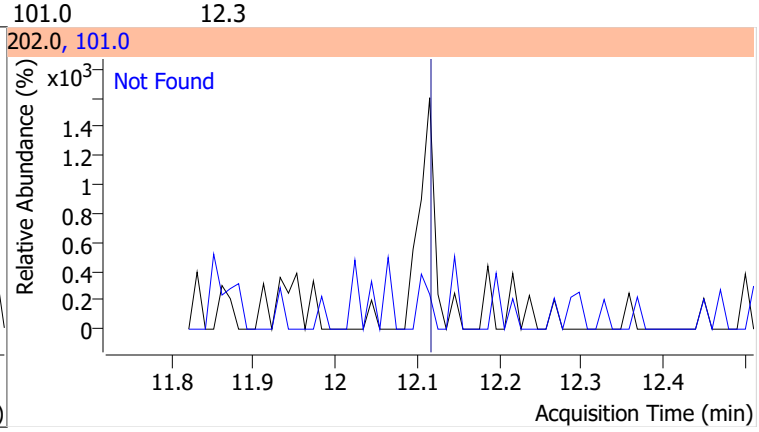

Compound	Conc.	Exp RT	QIon	Exp Ratio	QIon	Exp Ratio
Benzidine	N.D.	12.50	183.0	12.2	92.0	7.5

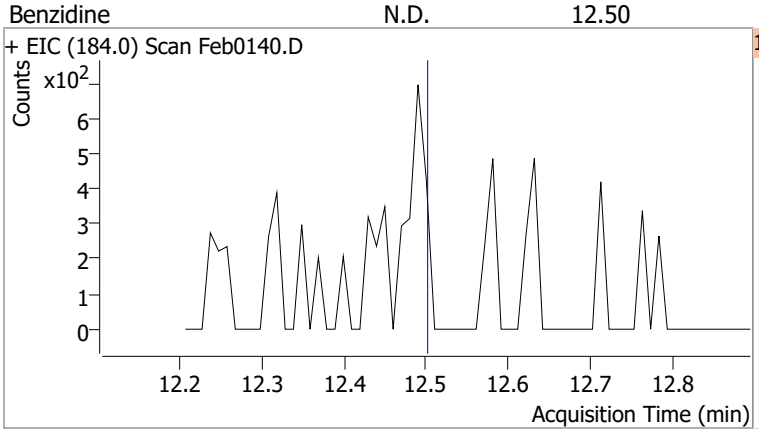

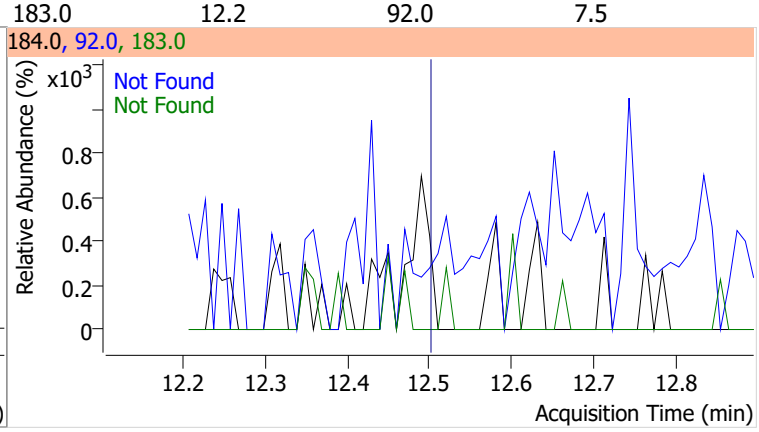

Compound	Conc.	Exp RT	QIon	Exp Ratio
Pyrene	N.D.	12.55	101.0	14.0

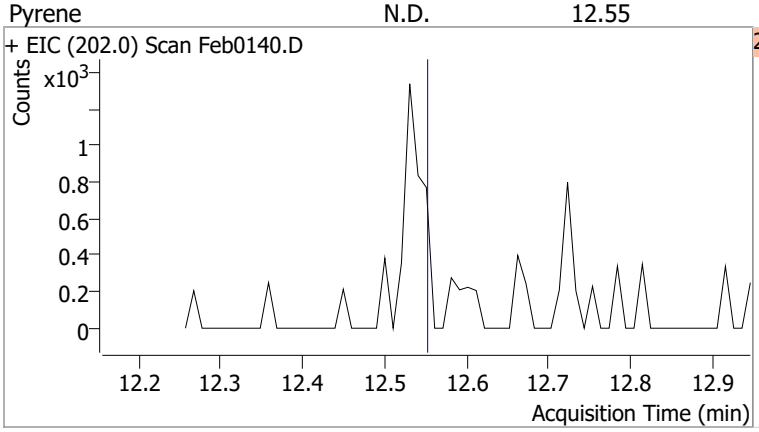

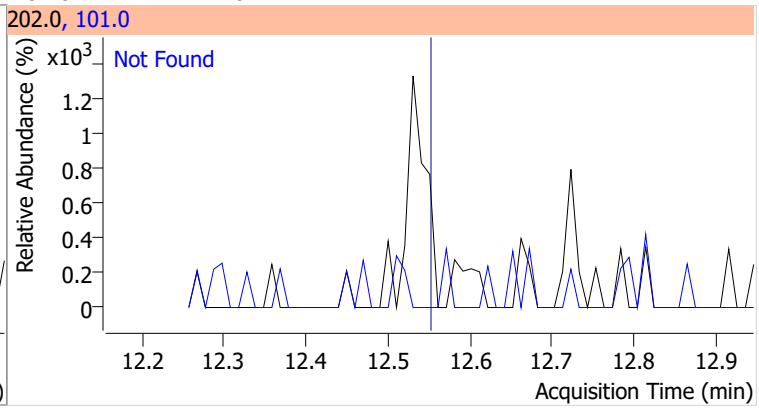

Compound	Conc.	RT	Dev(Min)	Resp.	QIon	QRatio	Lower	Upper
Terphenyl-d14	91.0879	13.06	0.00	2207767	122.0	14.5	8.8	16.4

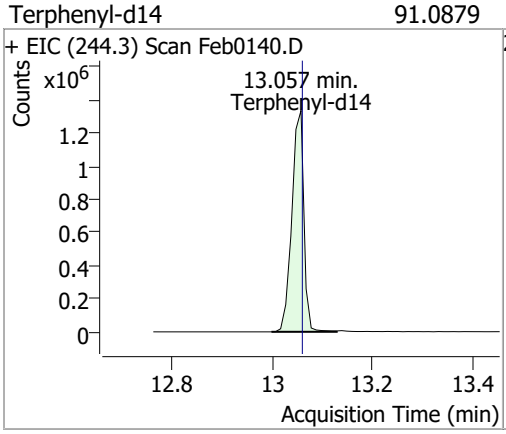

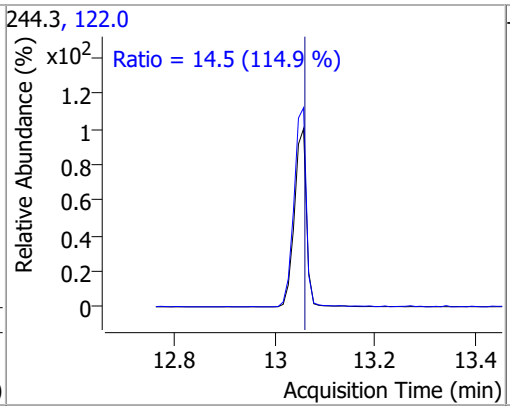

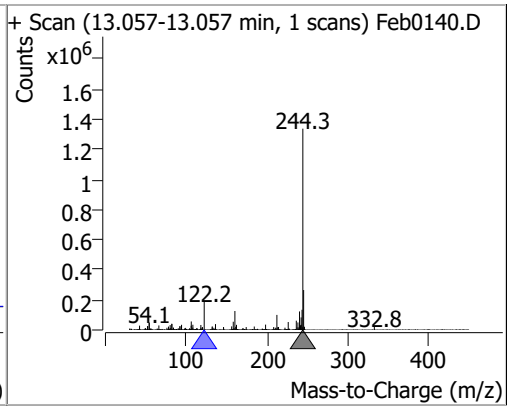

Compound	Conc.	Exp RT	QIon	Exp Ratio	QIon	Exp Ratio
Butylbenzylphthalate	N.D.	14.53	91.0	80.1	206.0	18.4

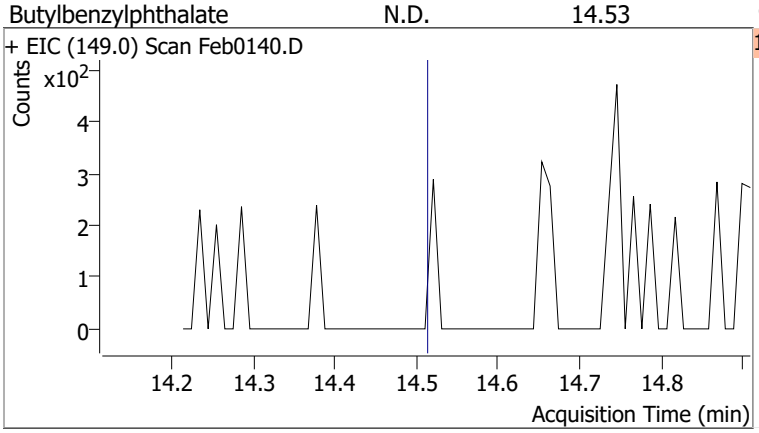

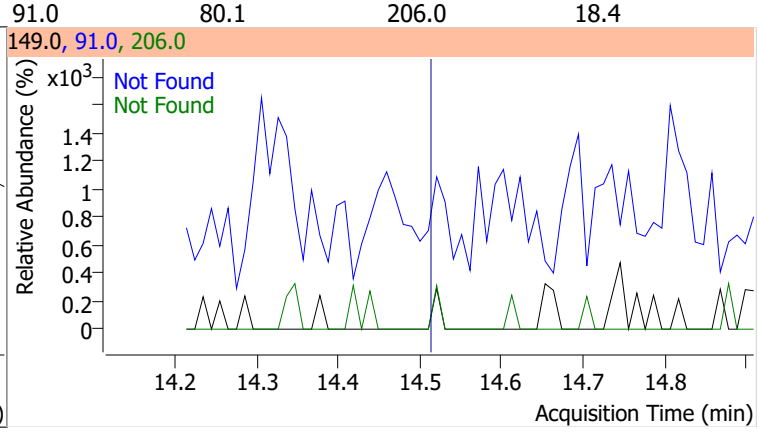

Compound	Conc.	Exp RT	QIon	Exp Ratio	QIon	Exp Ratio
Benzo(a)Anthracene	N.D.	15.76	226.0	25.8	229.0	20.9

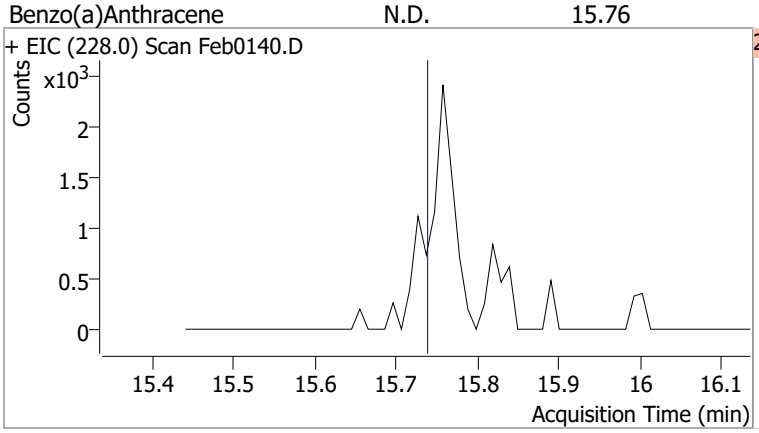

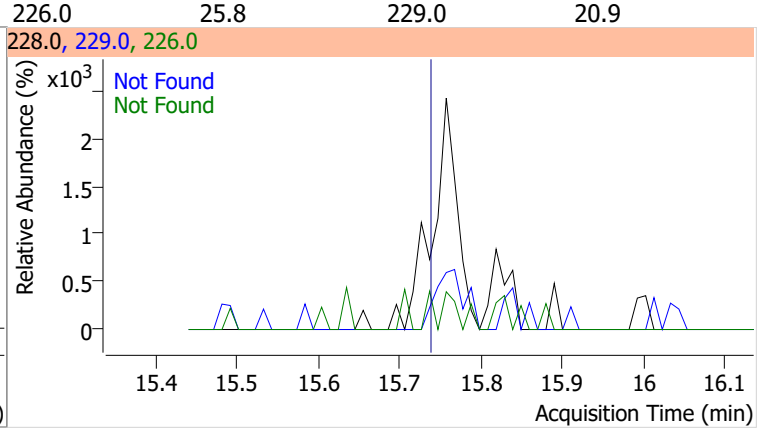

Compound	Conc.	Exp RT	QIon	Exp Ratio	QIon	Exp Ratio
Chrysene	N.D.	15.87	226.0	29.3	229.0	20.2

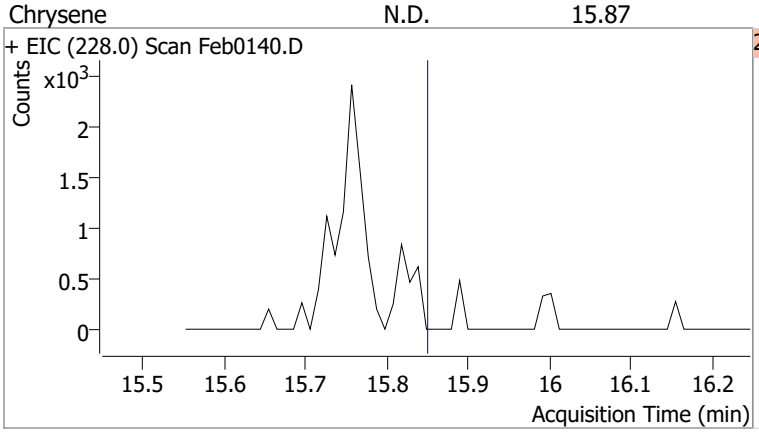

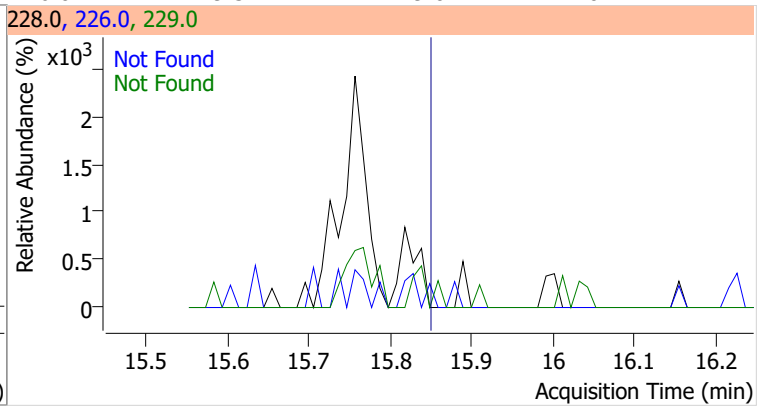

Compound	Conc.	Exp RT	QIon	Exp Ratio
3,3-Dichlorobenzidine	N.D.	15.90	254.0	64.5

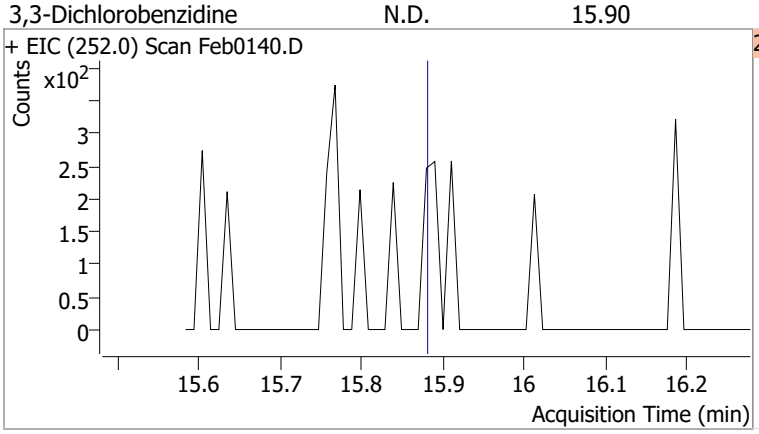

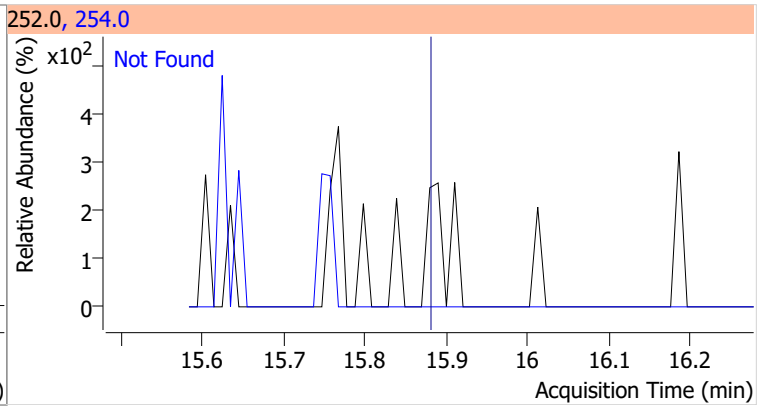

Compound	Conc.	Exp RT	QIon	Exp Ratio	QIon	Exp Ratio
bis(2-ethylhexyl)Phthalate	N.D.	16.60	149.0	385.7	279.0	15.3

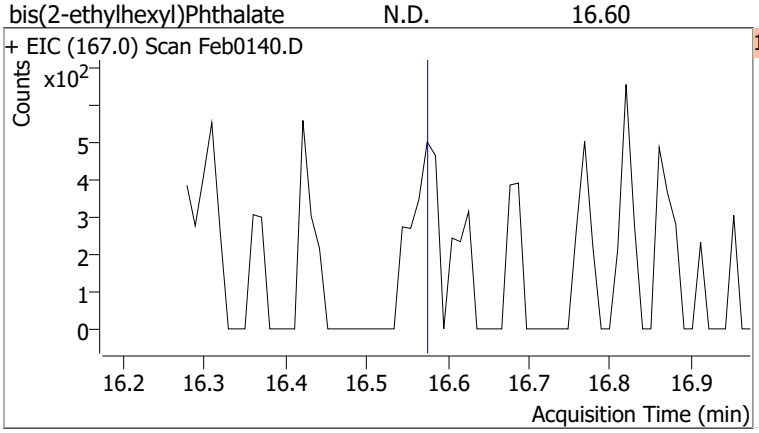

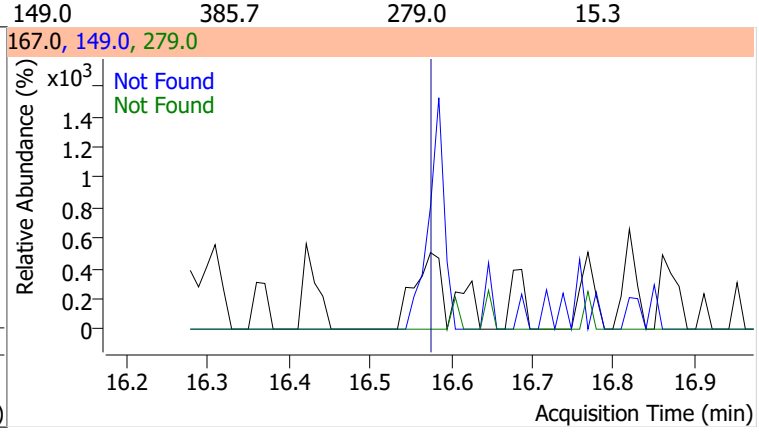

Compound	Conc.	Exp RT	QIon	Exp Ratio
Di-n-octyl Phthalate	N.D.	18.29	150.0	9.5

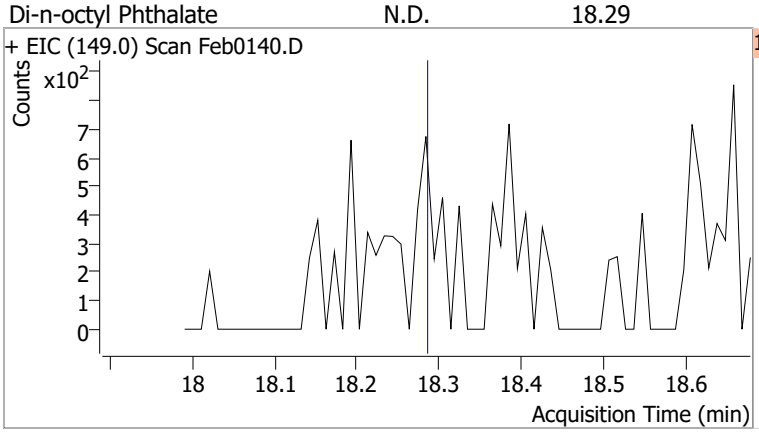

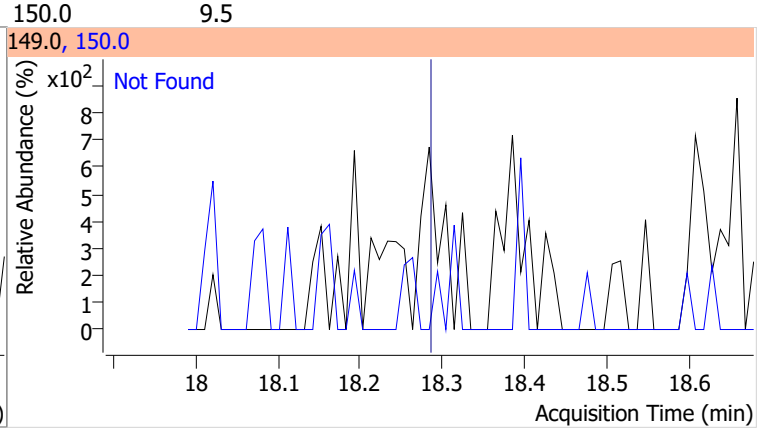

Compound	Conc.	Exp RT	QIon	Exp Ratio
Benzo(b)fluoranthene	N.D.	18.55	253.0	22.5

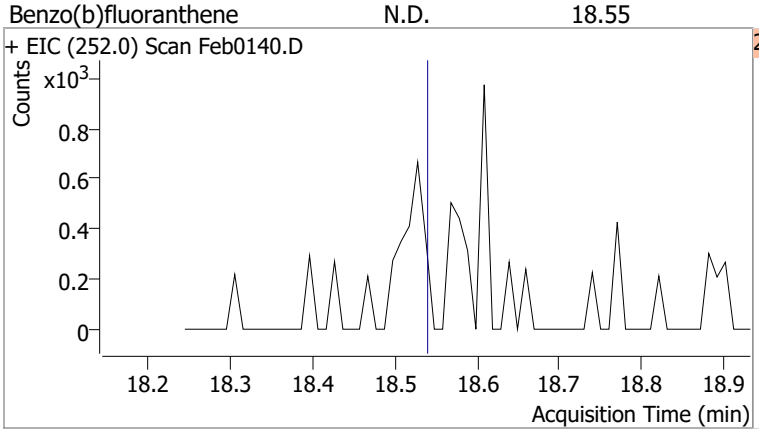

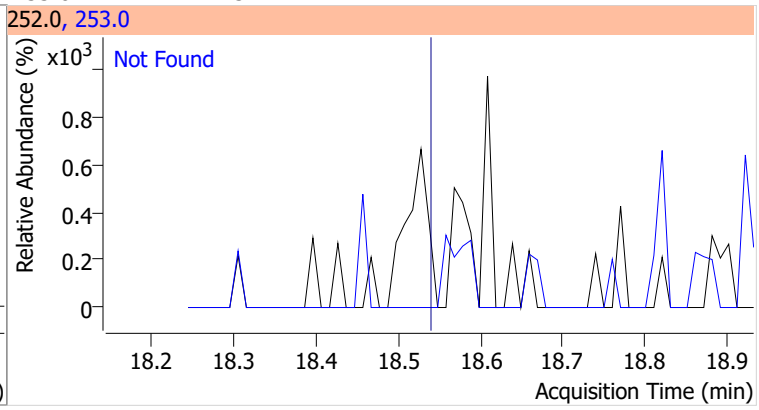

Compound	Conc.	Exp RT	QIon	Exp Ratio
Benzo(k)fluoranthene	N.D.	18.61	253.0	22.7

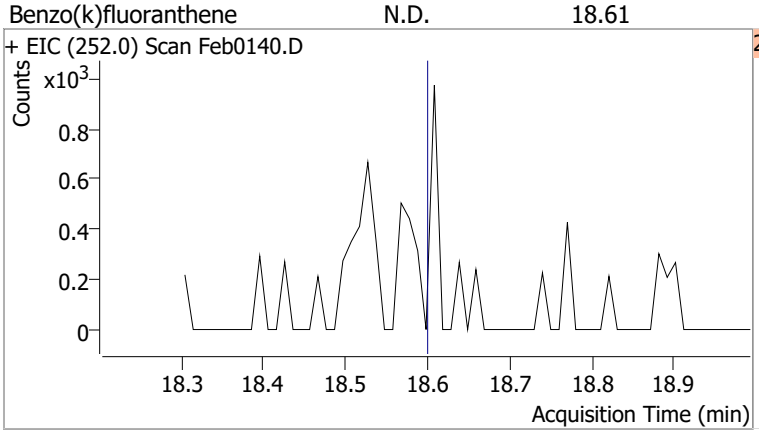

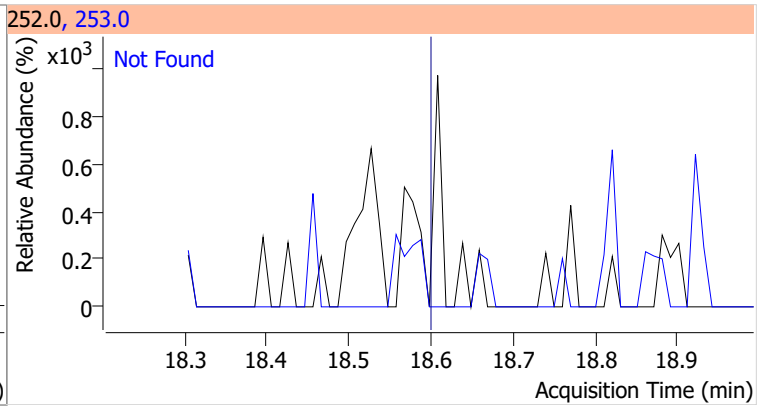

Compound	Conc.	Exp RT	QIon	Exp Ratio
Benzo(a)pyrene	N.D.	19.15	253.0	22.6

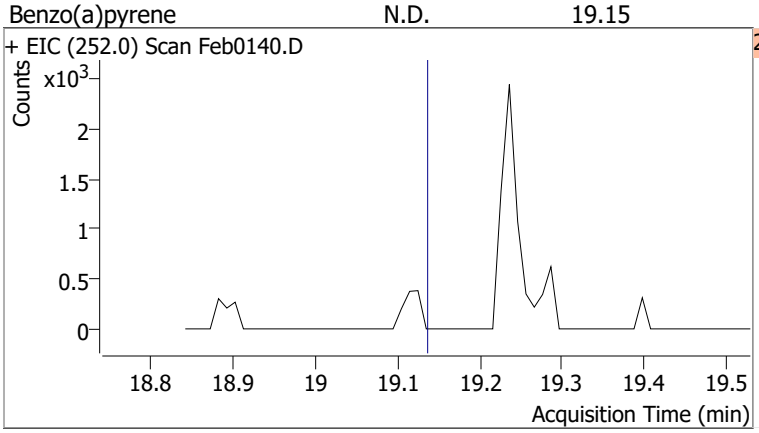

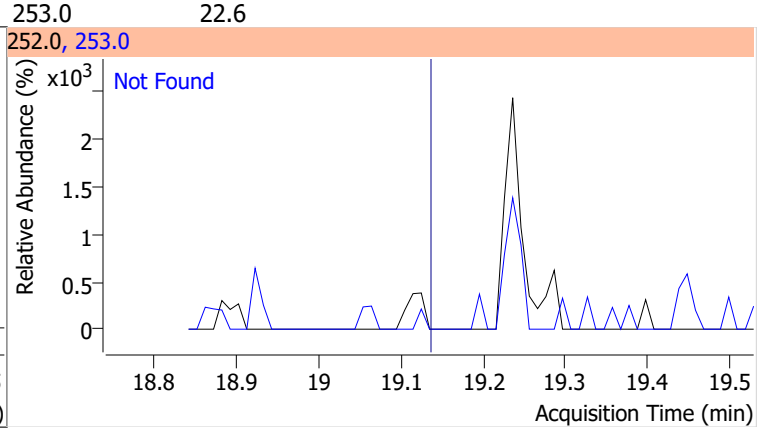

Compound	Conc.	Exp RT	QIon	Exp Ratio
Indeno(1,2,3-c,d)pyrene	N.D.	20.91	138.0	28.9

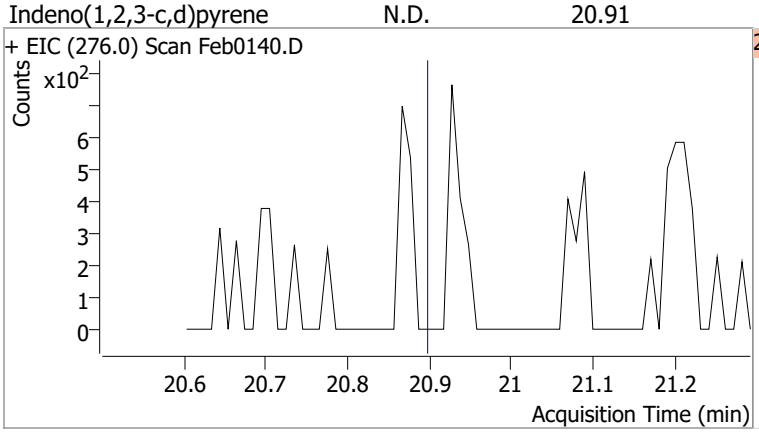

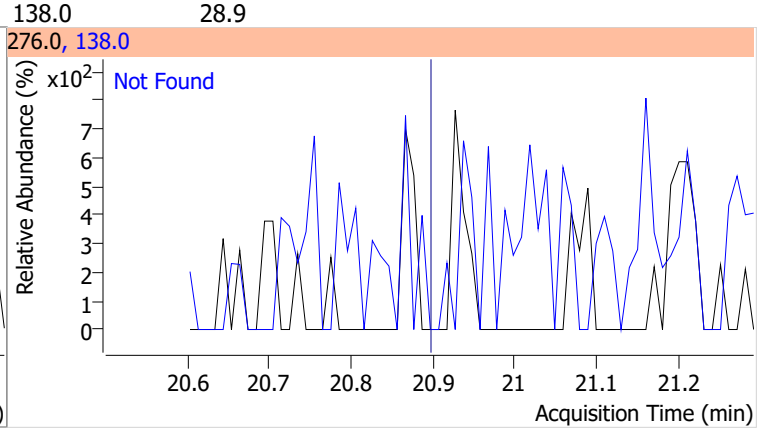

Compound	Conc.	Exp RT	QIon	Exp Ratio	QIon	Exp Ratio
Dibenzo(a,h)anthracene	N.D.	20.97	139.0	24.4	279.0	23.7

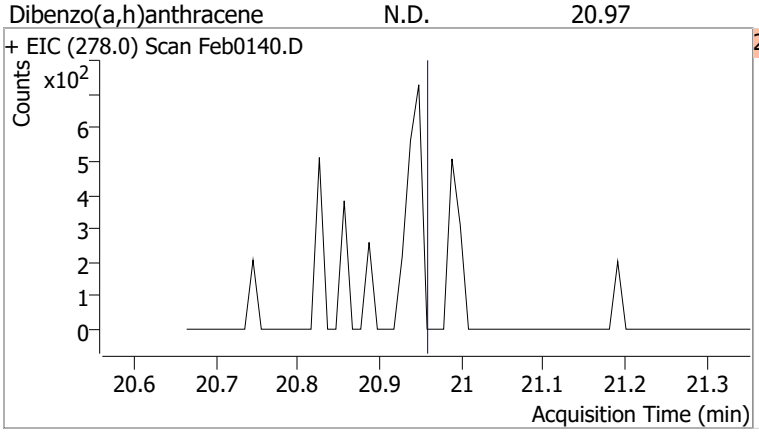

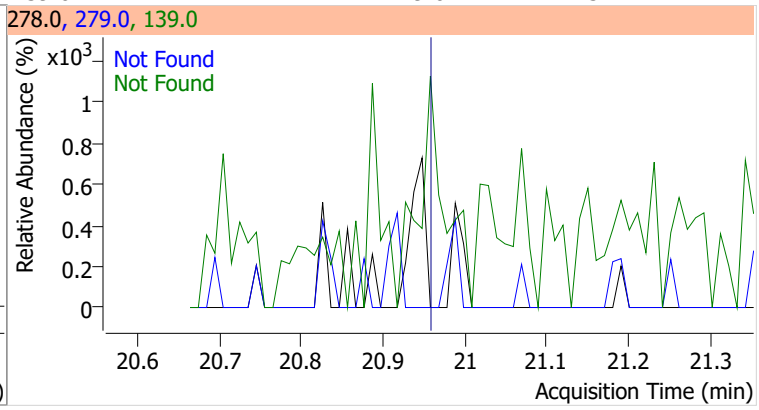

Compound	Conc.	Exp RT	QIon	Exp Ratio	QIon	Exp Ratio
Benzo(g,h,i)perylene	N.D.	21.24	138.0	32.5	277.0	24.1

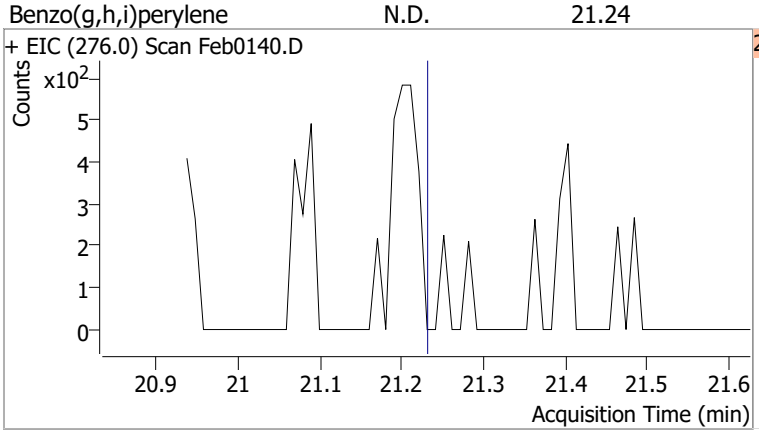

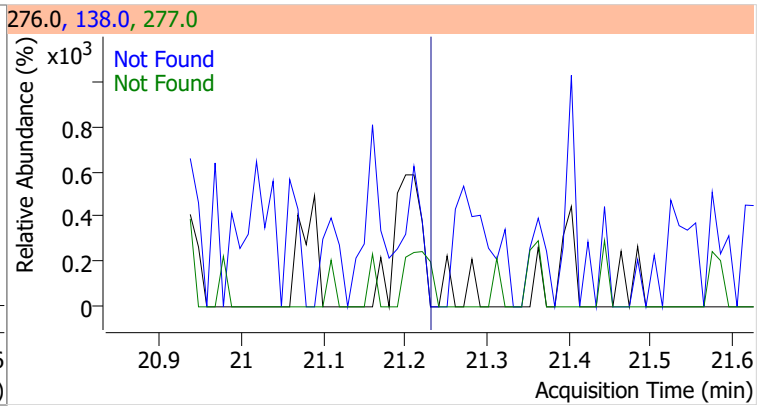

Quantitation Results Report (QT Reviewed)

Data File	Feb0141.D	Operator	LIMS import
Acq. Method	BNA+SIM.M	Acq. Date-Time	2/2/2022 2:04:54 PM
Sample Name	B22011227-001C	Instrument	Instrument #1
Vial	41	Multiplier	1.00
DA Method File	020122 DoD BNA cal.batch.bin	Comment	SVOC-8270-W-LARGO
Tune File	dftppdsm.u	Tune Date	1/25/2022 7:52:00 PM
Batch Name	020122 DoD BNA.batch.bin	Last Calib Update	2/16/2022 11:05:20 AM
Ref Library	D:\Org\Library\NIST129K.l		

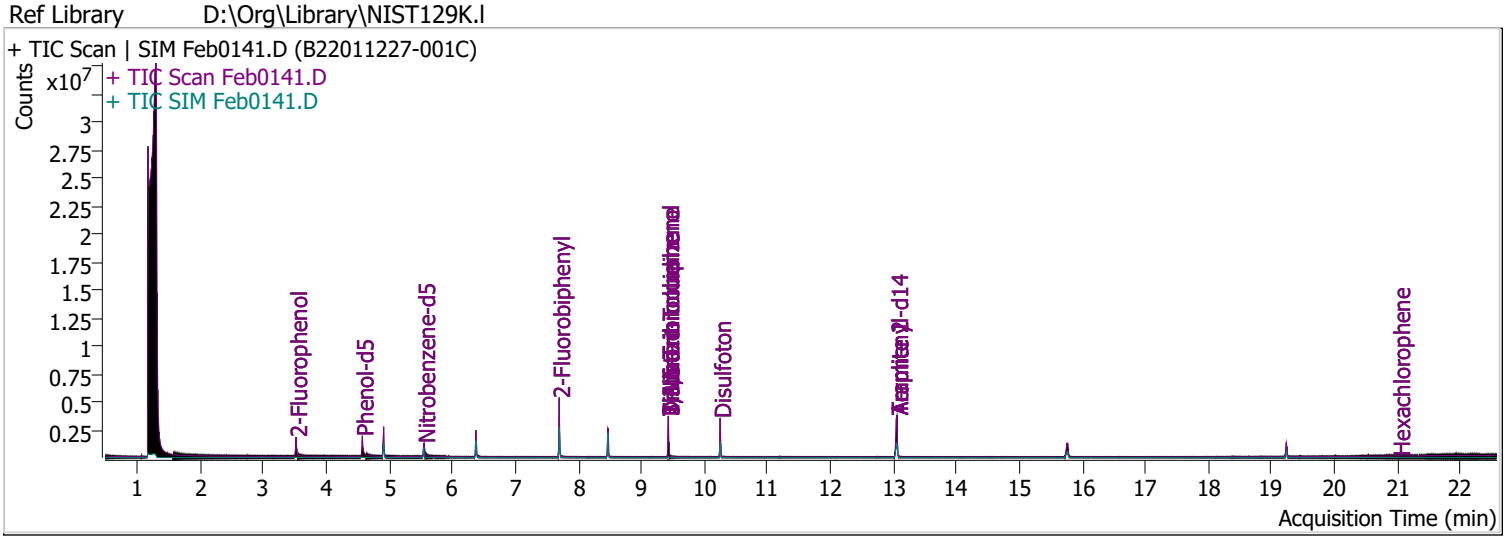

Compound	RT	QIon	Resp.	Conc.	Units		Dev(Min)
Internal Standards							
System Monitoring Compounds							
S 2-Fluorophenol	3.520	112.0	627788	62.4644	µg/L		0.000
Spiked Amount: 200.000	Range: 10.0 - 75.0%			Recovery = 31.23%			
S Phenol-d5	4.572	99.0	868356	65.7142	µg/L		0.000
Spiked Amount: 200.000	Range: 10.0 - 65.0%			Recovery = 32.86%			
S Nitrobenzene-d5	5.553	82.0	398420	57.9604	µg/L		0.000
Spiked Amount: 100.000	Range: 32.0 - 94.0%			Recovery = 57.96%			
S 2-Fluorobiphenyl	7.697	172.0	1522381	67.3680	µg/L		0.000
Spiked Amount: 100.000	Range: 28.0 - 107.0%			Recovery = 67.37%			
S 2,4,6-Tribromophenol	9.427	329.8	304371	164.0874	µg/L		0.000
Spiked Amount: 200.000	Range: 25.0 - 140.0%			Recovery = 82.04%			
S Terphenyl-d14	13.057	244.3	2183907	95.5636	µg/L		0.000
Spiked Amount: 100.000	Range: 32.0 - 122.0%			Recovery = 95.56%			
Target Compounds							**QValue**
T N-Nitrosodimethylamine	0.000		0	N.D.			
T Pyridine	0.000		0	N.D.			
T Aniline	0.000		0	N.D.			
T Phenol	0.000		0	N.D.			
T bis(-2-Chloroethyl)Ether	4.909	63.0	0		µg/L	md	1
T 2-Chlorophenol	0.000		0	N.D.			
T 1,3-Dichlorobenzene	0.000		0	N.D.			
T 1,4-Dichlorobenzene	0.000		0	N.D.			
T 1,2-Dichlorobenzene	0.000		0	N.D.			
T Benzyl Alcohol	0.000		0	N.D.			
T 2-Methylphenol	0.000		0	N.D.			
T bis(2-chloroisopropyl)Ether	0.000		0	N.D.			
T N-nitroso-Di-n-propylamine	5.553	70.0	0		µg/L	md	1
T 4Methylphenol/3Methylphenol	0.000		0	N.D.			
T Hexachloroethane	0.000		0	N.D.			

Compound	RT	QIon	Resp.	Conc.	Units		Dev(Min)
T Nitrobenzene	0.000		0	N.D.			
T Isophorone	0.000		0	N.D.			
T 2-Nitrophenol	0.000		0	N.D.			
T 2,4-Dimethylphenol	0.000		0	N.D.			
T bis(-2-Chloroethoxy)Methane	0.000		0	N.D.			
T 2,4-Dichlorophenol	0.000		0	N.D.			
T Benzoic Acid	0.000		0	N.D.			
T 1,2,4-Trichlorobenzene	0.000		0	N.D.			
T Naphthalene	0.000		0	N.D.			
T 4-Chlorophenol	6.372	130.0	0		µg/L	md	1
T p-Chloroaniline	0.000		0	N.D.			
T Hexachlorobutadiene	0.000		0	N.D.			
T 4-Chloro-2-Methylphenol	0.000		0	N.D.			
T 4-Chloro-3-Methylphenol	0.000		0	N.D.			
T 2-Methylnaphthalene	0.000		0	N.D.			
T 1-Methylnaphthalene	0.000		0	N.D.			
T Hexachlorocyclopentadiene	0.000		0	N.D.			
T 2,4,6-Trichlorophenol	0.000		0	N.D.			
T 2,4,5-Trichlorophenol	0.000		0	N.D.			
T 2-Chloronaphthalene	0.000		0	N.D.			
T 2-Nitroaniline	0.000		0	N.D.			
T Dimethyl Phthalate	8.476	163.0	0		µg/L	md	1
T 2,6-Dinitrotoluene	8.466	165.0	0		µg/L	md	1
T Acenaphthylene	0.000		0	N.D.			
T 3-Nitroaniline	0.000		0	N.D.			
T Acenaphthene	0.000		0	N.D.			
T 2,4-Dinitrophenol	0.000		0	N.D.			
T Dibenzofuran	0.000		0	N.D.			
T 4-Nitrophenol	0.000		0	N.D.			
T 2,4-Dinitrotoluene	8.466	165.0	0		µg/L	md	1
T Diethylphthalate	0.000		0	N.D.			
T Fluorene	0.000		0	N.D.			
T 4-Chlorophenyl-phenylether	0.000		0	N.D.			
T 4-Nitroaniline	0.000		0	N.D.			
T 4,6-Dinitro-2-methylphenol	9.427	198.0	0		µg/L	md	1
T N-nitrosodiphenylamine	0.000		0	N.D.			
T Azobenzene	0.000		0	N.D.			
T 4-Bromophenyl-phenylether	0.000		0	N.D.			
T Hexachlorobenzene	0.000		0	N.D.			
T Pentachlorophenol	0.000		0	N.D.			
T Phenanthrene	0.000		0	N.D.			
T Anthracene	0.000		0	N.D.			
T Triallate	0.000		0	N.D.			
T Carbazole	0.000		0	N.D.			
T o-Terphenyl	0.000		0	N.D.			
T Di-n-Butylphthalate	0.000		0	N.D.			
T Fluoranthene	0.000		0	N.D.			
T Benzidine	0.000		0	N.D.			
T Pyrene	0.000		0	N.D.			
T Butylbenzylphthalate	0.000		0	N.D.			
T Benzo(a)Anthracene	0.000		0	N.D.			
T Chrysene	0.000		0	N.D.			
T 3,3-Dichlorobenzidine	0.000		0	N.D.			
T bis(2-ethylhexyl)Phthalate	0.000		0	N.D.			
T Di-n-octyl Phthalate	0.000		0	N.D.			

Compound	RT	QIon	Resp.	Conc.	Units	Dev(Min)
T Benzo(b)fluoranthene	0.000		0	N.D.		
T Benzo(k)fluoranthene	0.000		0	N.D.		
T Benzo(a)pyrene	0.000		0	N.D.		
T Indeno(1,2,3-c,d)pyrene	0.000		0	N.D.		
T Dibenzo(a,h)anthracene	0.000		0	N.D.		
T Benzo(g,h,i)perylene	0.000		0	N.D.		

(#) = Qualifier Out of Range; (m) = Manual Integration; (+) = Area Summed; (*) = Surrogate Percent Recovery Out of Range; (d): Zeroed Peak

Compound	Conc.	Exp RT	QIon	Exp Ratio
N-Nitrosodimethylamine	N.D.	2.15	42.0	130.1

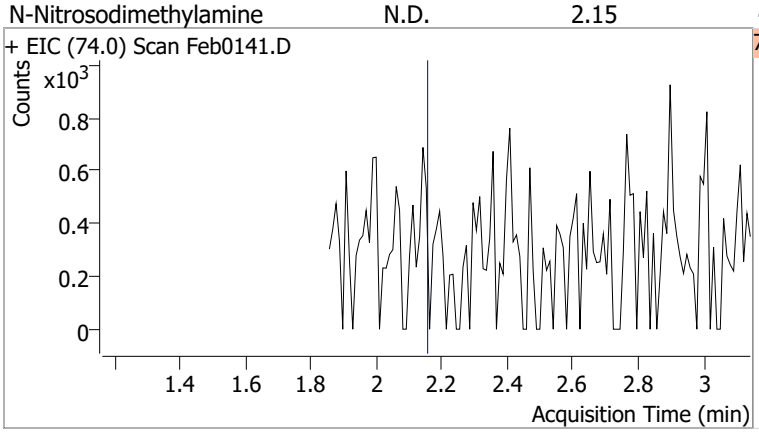

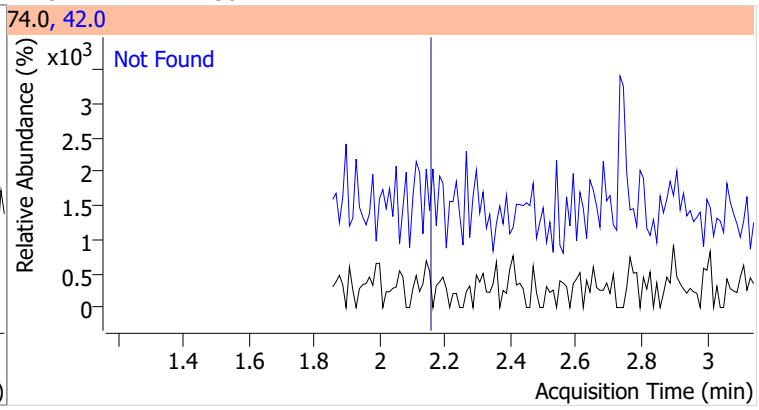

Compound	Conc.	Exp RT	QIon	Exp Ratio
Pyridine	N.D.	2.18	52.0	101.7

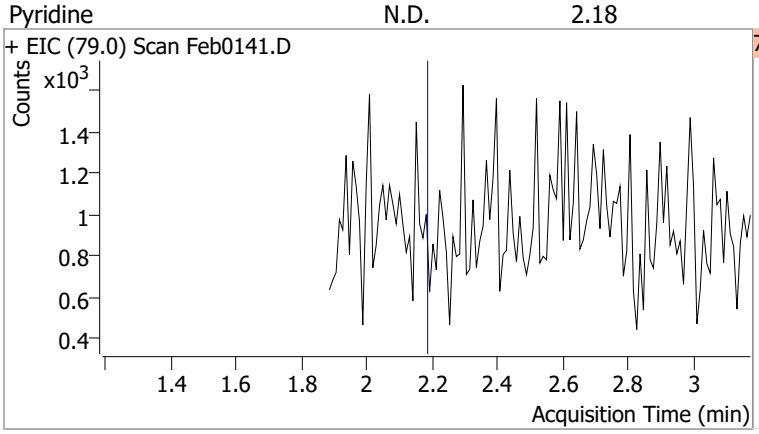

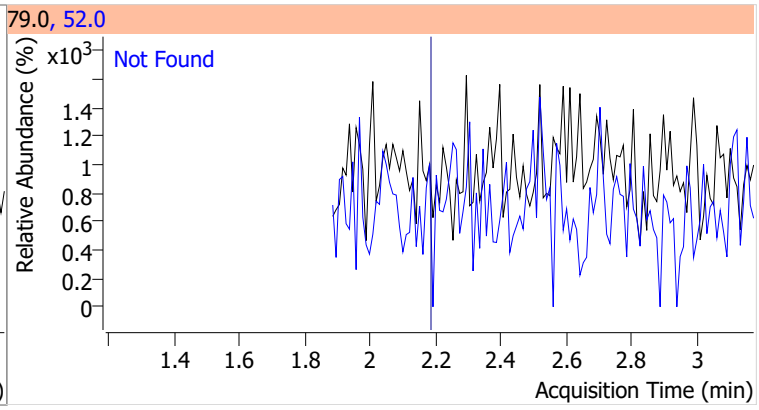

Compound	Conc.	RT	Dev(Min)	Resp.	QIon	QRatio	Lower	Upper
2-Fluorophenol	62.4644	3.52	0.00	627788	64.0	51.2	35.8	66.4
					92.0	19.4	14.3	26.6

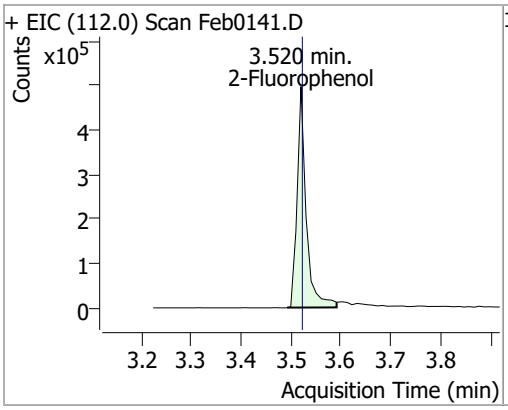

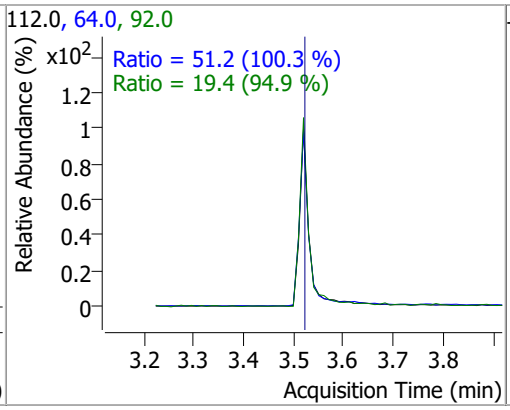

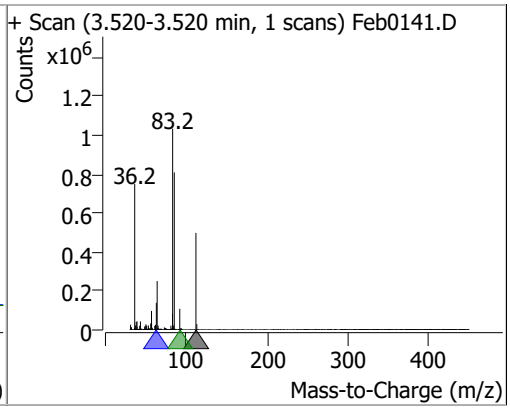

Compound	Conc.	Exp RT	QIon	Exp Ratio	QIon	Exp Ratio
Aniline	N.D.	4.55	66.0	35.1	65.0	18.0

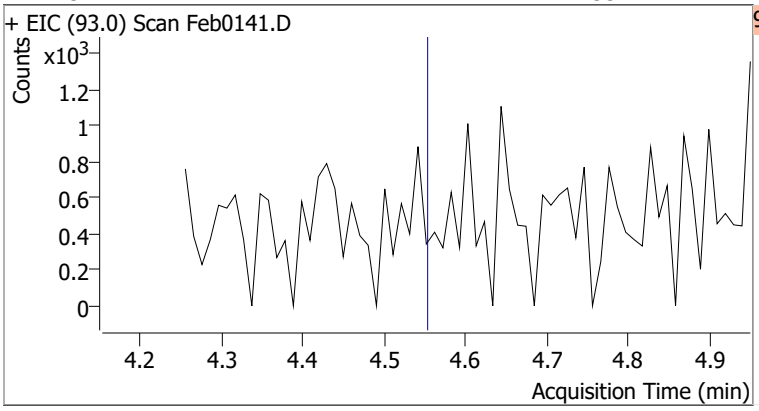

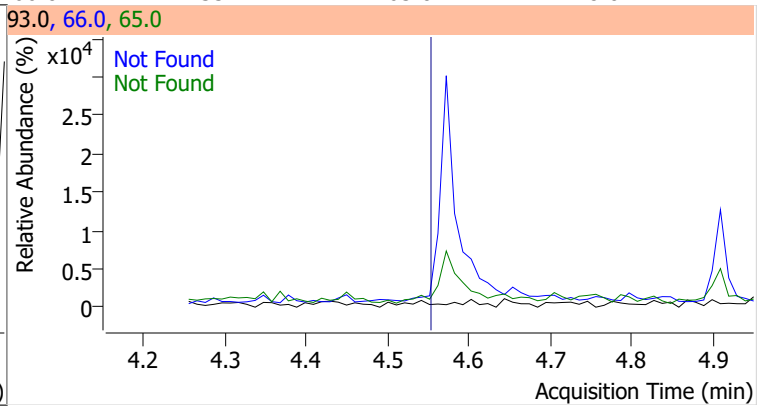

Quantitation Results Report (QT Reviewed)

Compound	Conc.	RT	Dev(Min)	Resp.	QIon	QRatio	Lower	Upper
Phenol-d5	65.7142	4.57	0.00	868356	71.0	33.4	23.8	44.2

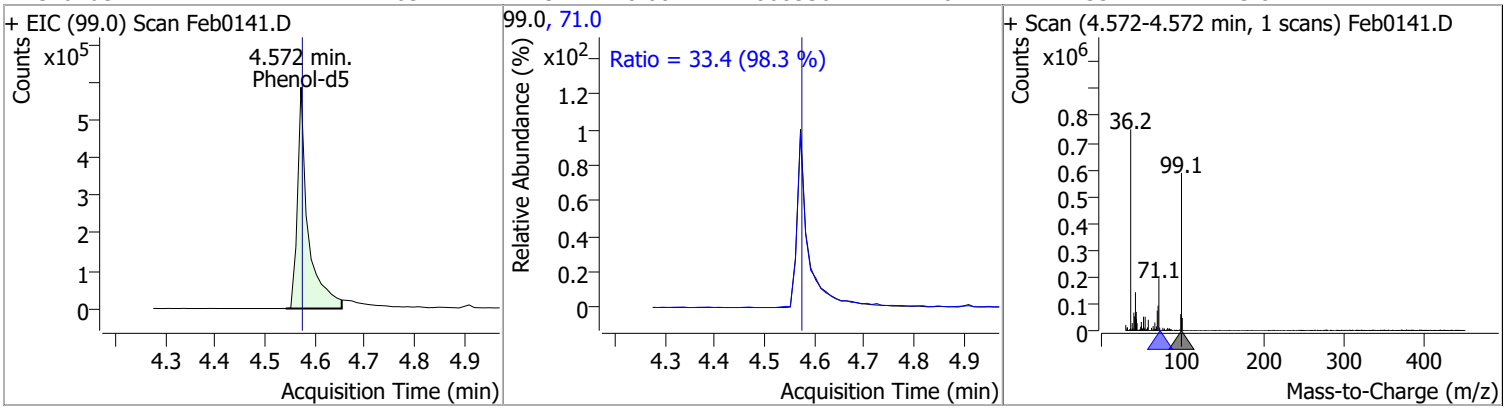

Compound	Conc.	Exp RT	QIon	Exp Ratio
Phenol	N.D.	4.59	66.0	43.8

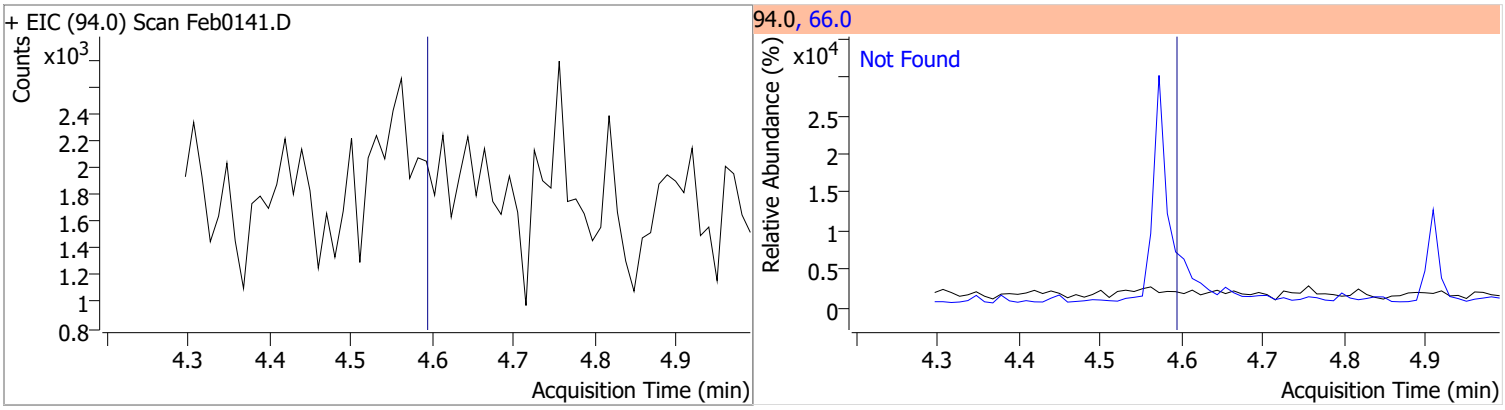

Compound	Conc.	RT	Dev(Min)	Resp.	QIon	QRatio	Lower	Upper
bis(-2-Chloroethyl)Ether		0		0	64.0		2.4	4.5

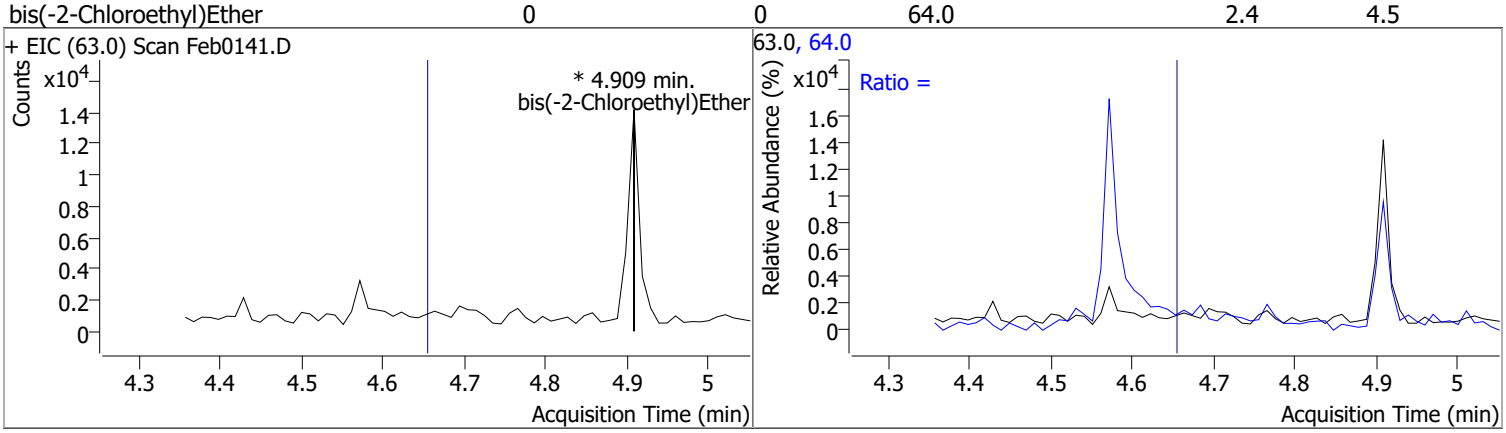

Compound	Conc.	Exp RT	QIon	Exp Ratio
2-Chlorophenol	N.D.	4.68	130.0	31.8

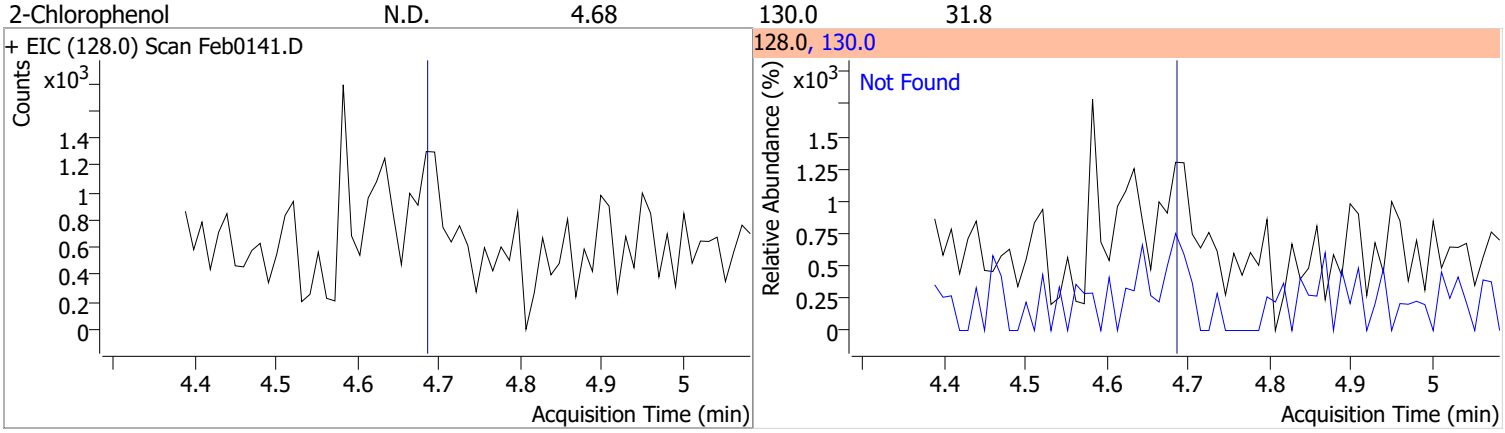

Compound	Conc.	Exp RT	QIon	Exp Ratio	QIon	Exp Ratio
1,3-Dichlorobenzene	N.D.	4.84	148.0	62.2	111.0	35.9

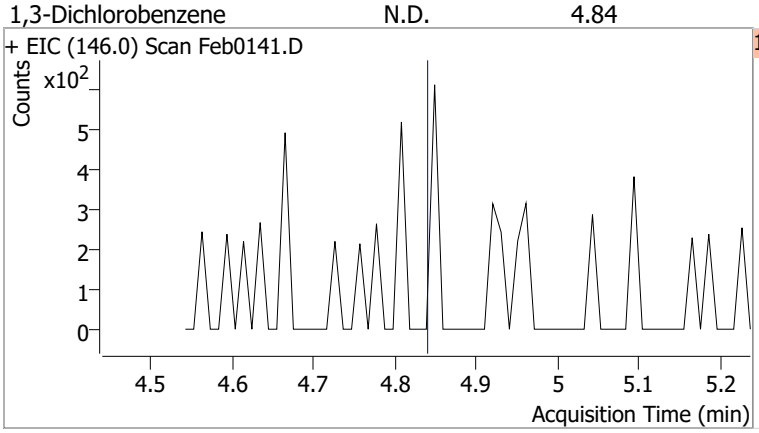

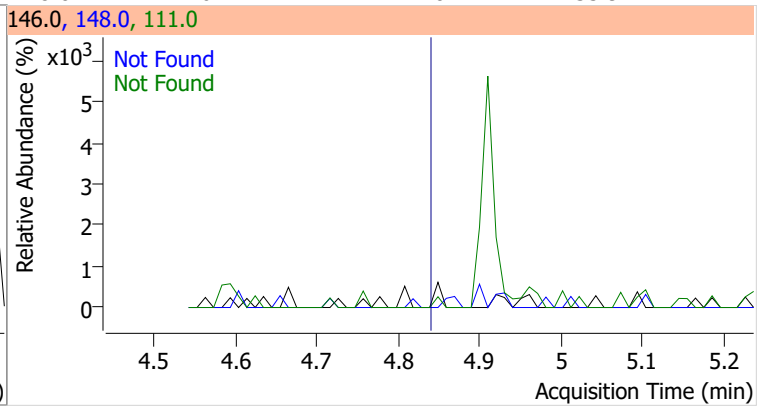

Compound	Conc.	Exp RT	QIon	Exp Ratio	QIon	Exp Ratio
1,4-Dichlorobenzene	N.D.	4.93	148.0	64.1	111.0	35.1

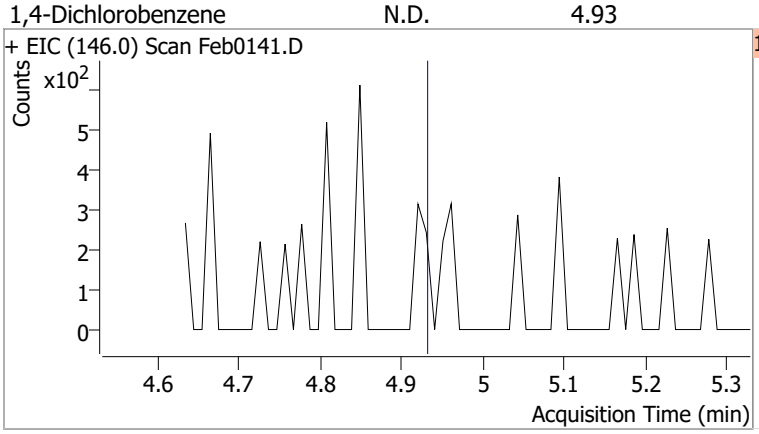

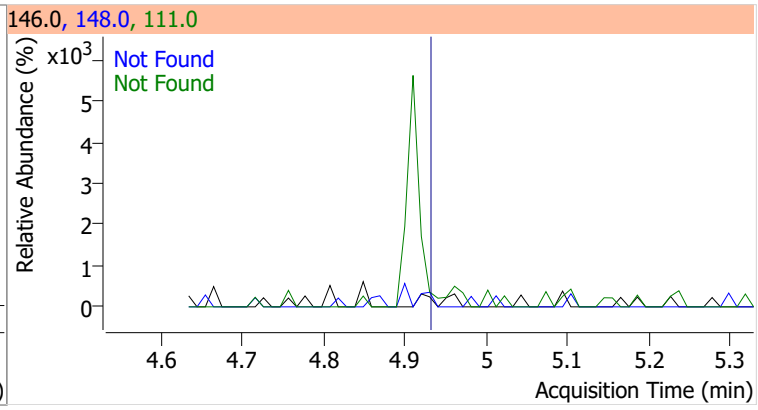

Compound	Conc.	Exp RT	QIon	Exp Ratio	QIon	Exp Ratio
1,2-Dichlorobenzene	N.D.	5.09	148.0	62.9	111.0	36.7

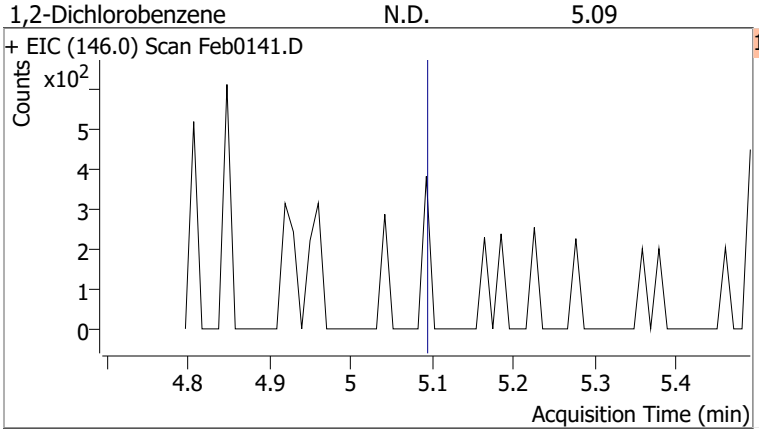

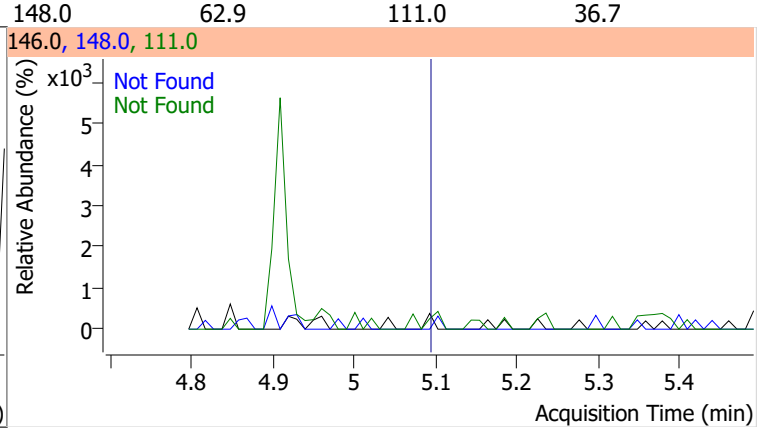

Compound	Conc.	Exp RT	QIon	Exp Ratio	QIon	Exp Ratio
Benzyl Alcohol	N.D.	5.10	79.0	118.4	107.0	64.5

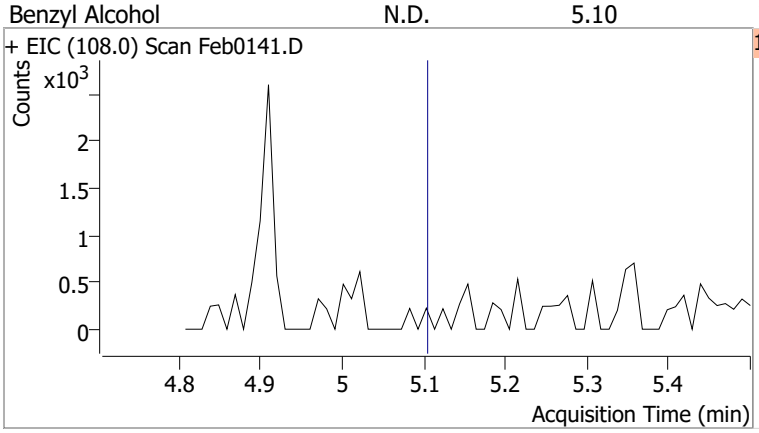

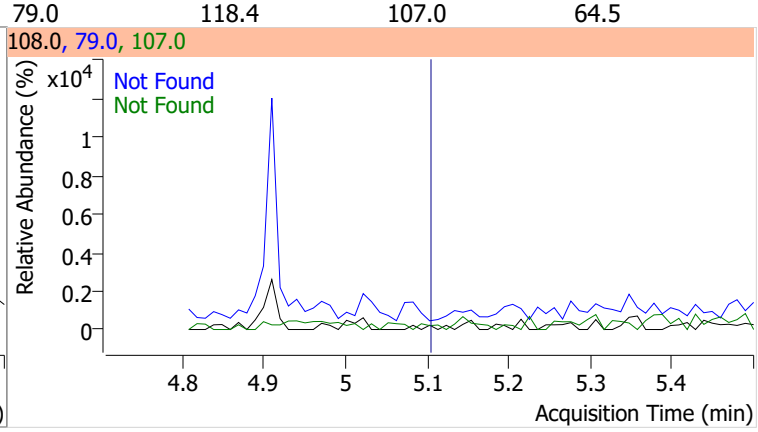

Compound	Conc.	Exp RT	QIon	Exp Ratio
2-Methylphenol	N.D.	5.26	108.0	116.3

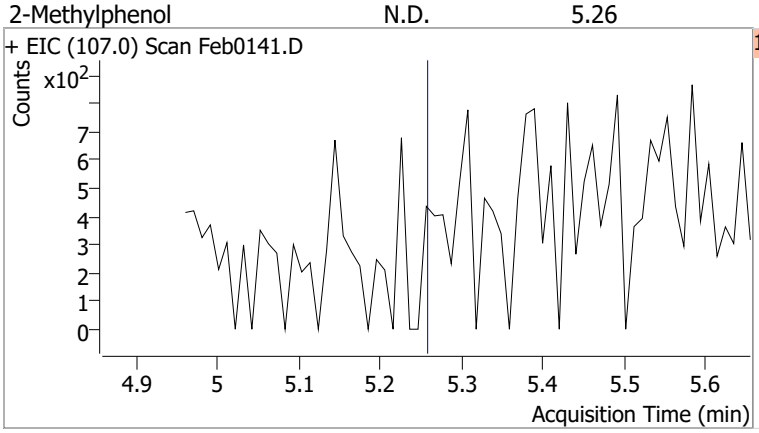

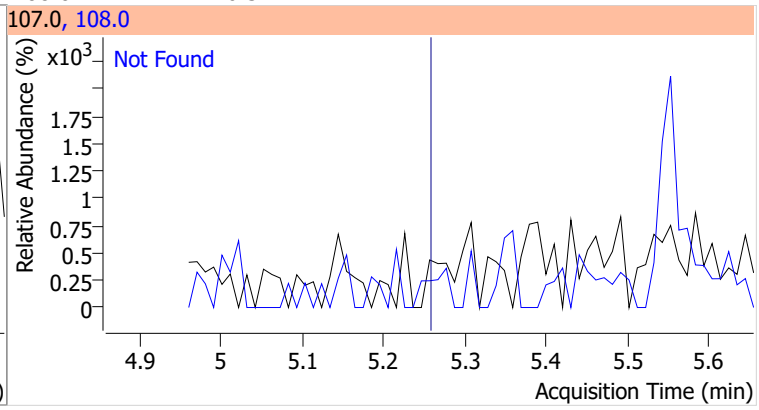

Compound	Conc.	Exp RT	QIon	Exp Ratio
bis(2-chloroisopropyl)Ether	N.D.	5.27	123.0	32.8

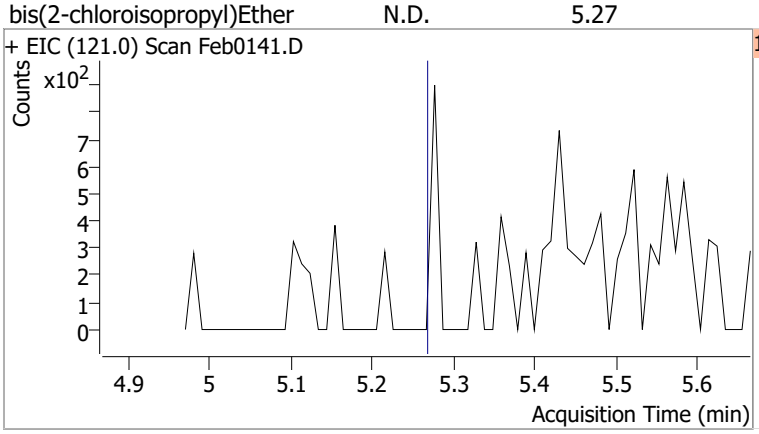

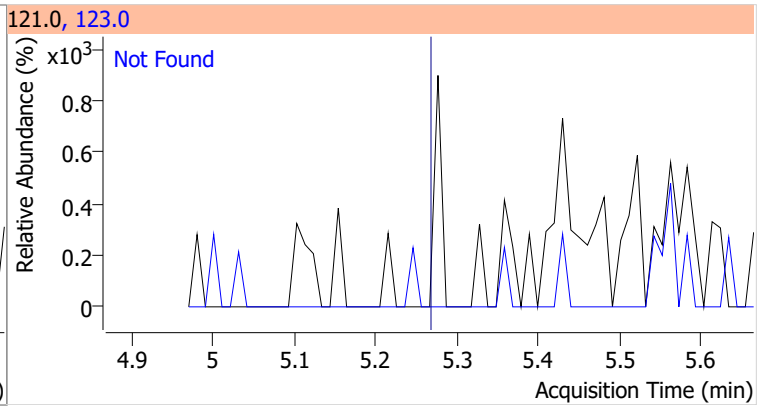

Compound	Conc.	RT	Dev(Min)	Resp.	QIon	QRatio	Lower	Upper
N-nitroso-Di-n-propylamine		0		0	130.0		0.0	35.1

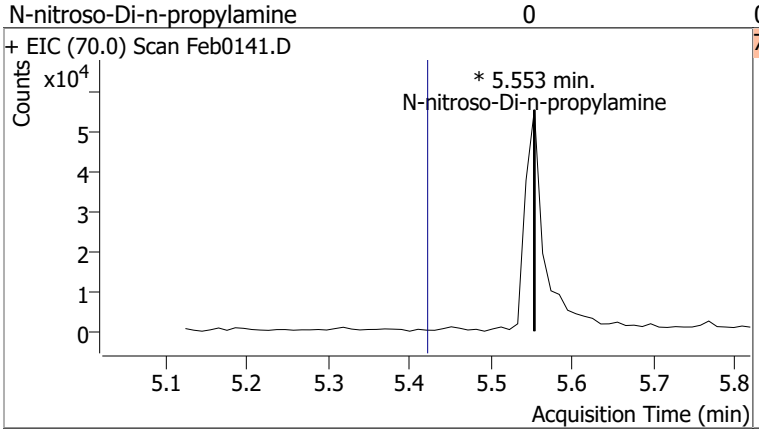

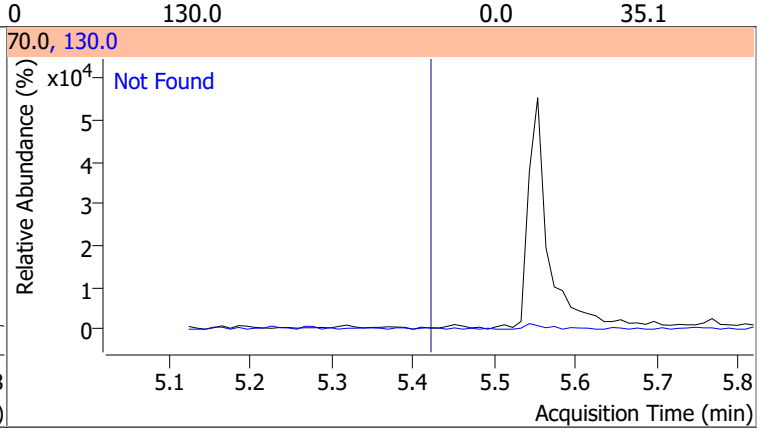

Compound	Conc.	Exp RT	QIon	Exp Ratio
4Methylphenol/3Methylphenol	N.D.	5.44	108.0	84.1

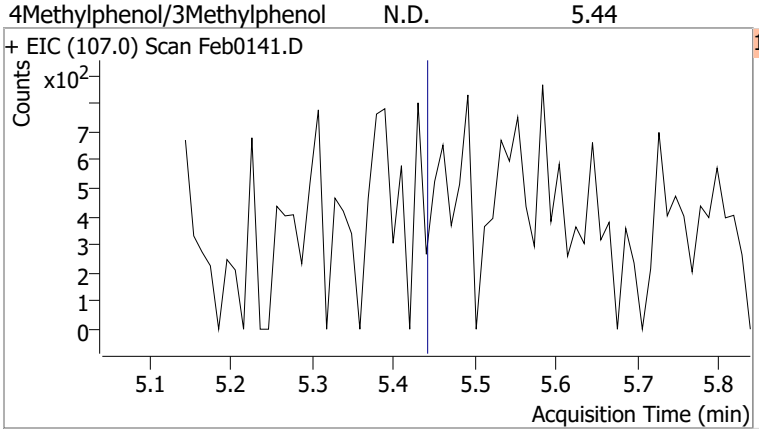

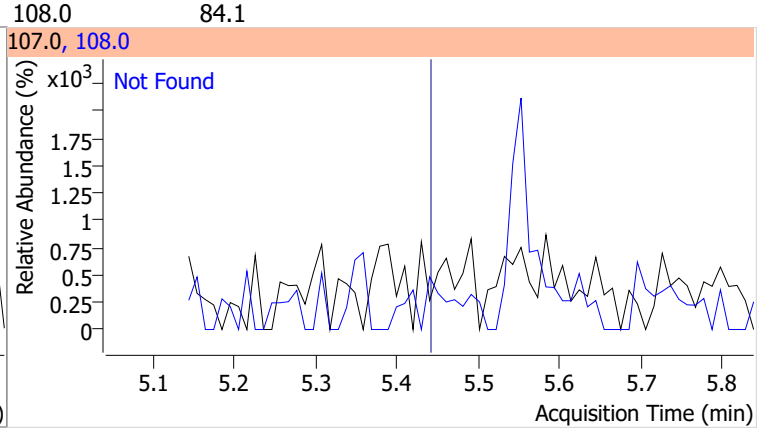

Quantitation Results Report (QT Reviewed)

Compound	Conc.	Exp RT	QIon	Exp Ratio	QIon	Exp Ratio
Hexachloroethane	N.D.	5.47	201.0	93.6	199.0	59.8

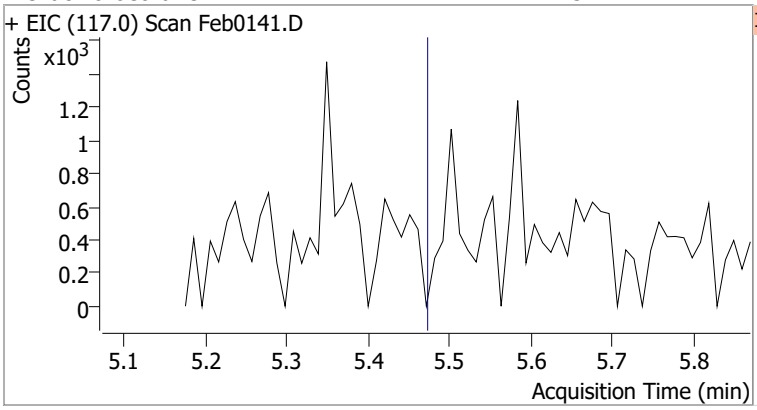

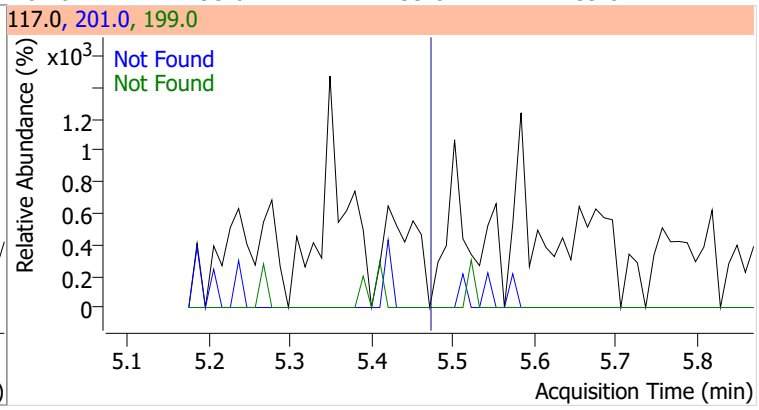

Compound	Conc.	RT	Dev(Min)	Resp.	QIon	QRatio	Lower	Upper
Nitrobenzene-d5	57.9604	5.55	0.00	398420	54.0	60.8	44.8	83.2
					128.0	47.0	32.6	60.6

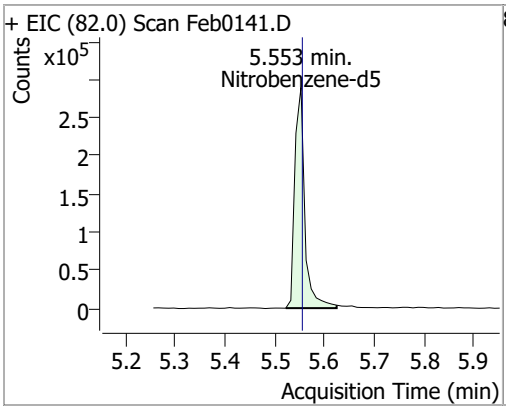

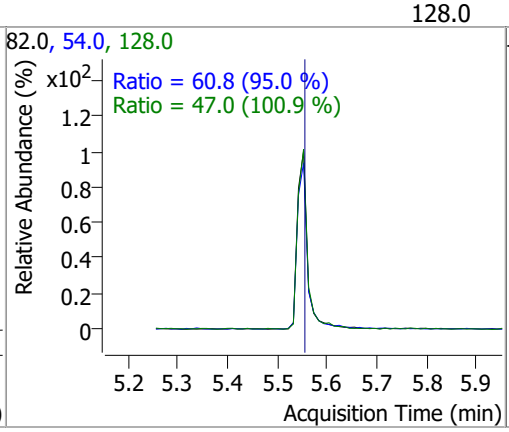

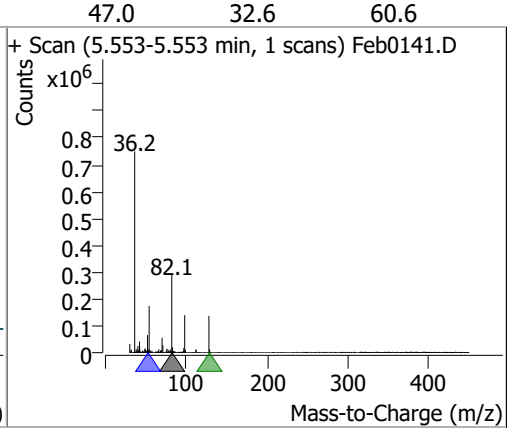

Compound	Conc.	Exp RT	QIon	Exp Ratio	QIon	Exp Ratio
Nitrobenzene	N.D.	5.57	77.0	202.4	51.0	125.5

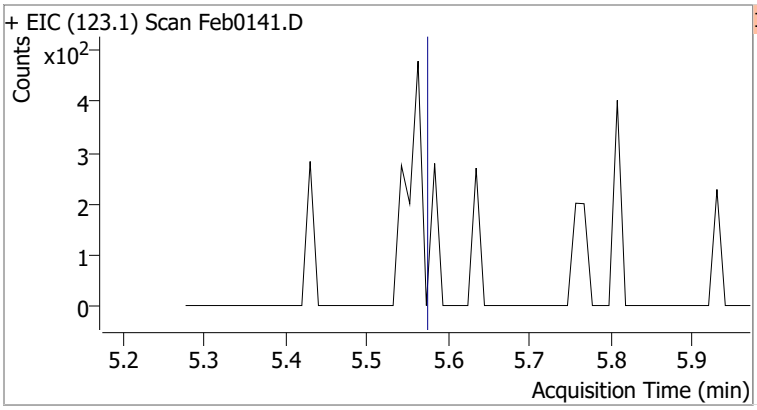

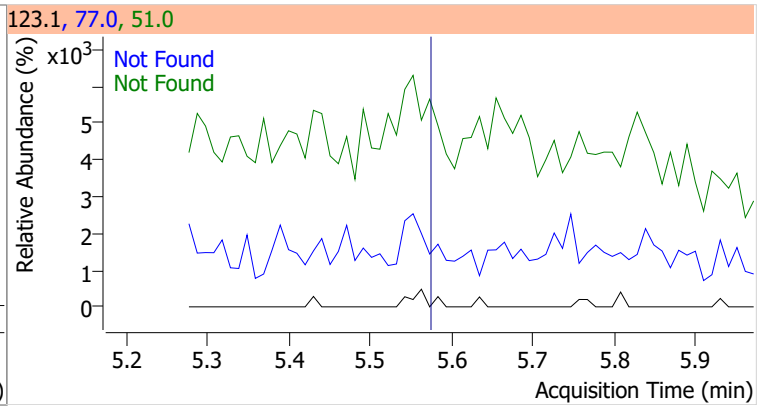

Compound	Conc.	Exp RT	QIon	Exp Ratio
Isophorone	N.D.	5.88	138.0	21.7

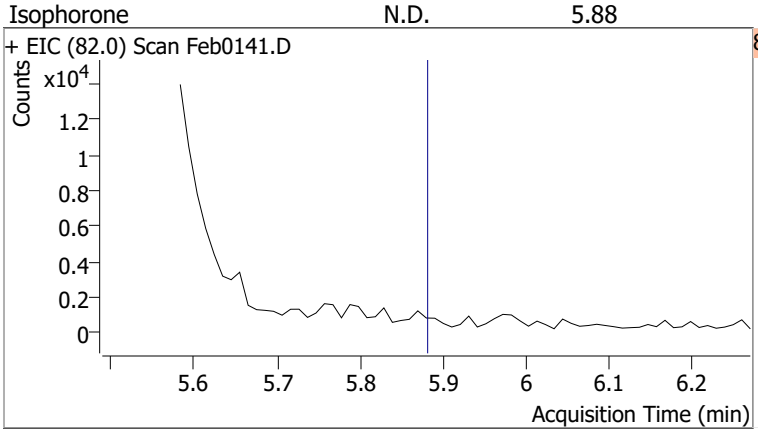

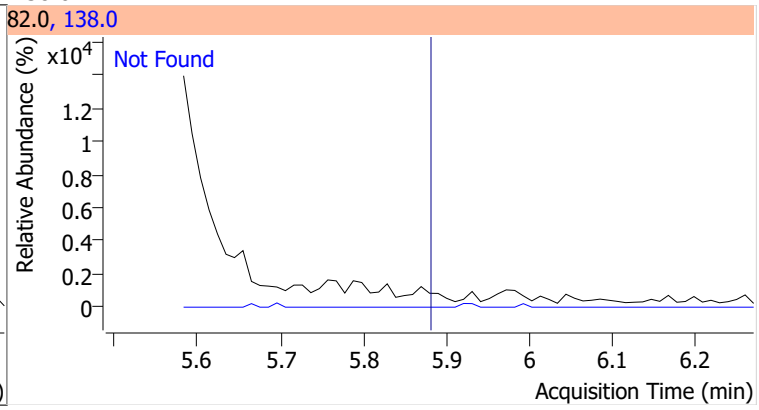

Compound	Conc.	Exp RT	QIon	Exp Ratio	QIon	Exp Ratio
2-Nitrophenol	N.D.	5.94	65.0	48.9	109.0	38.3

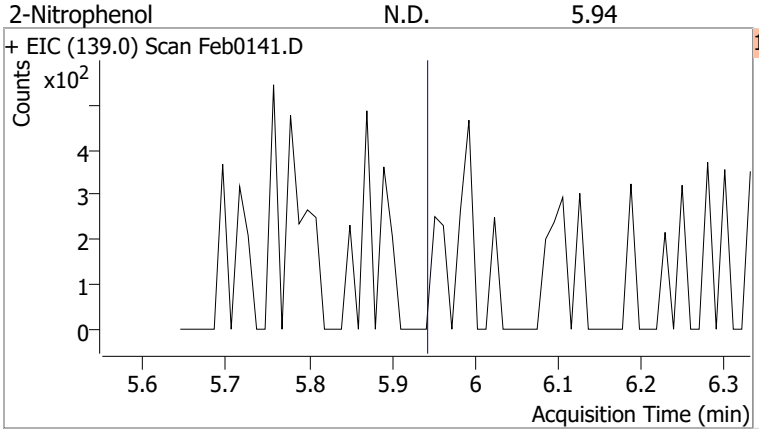

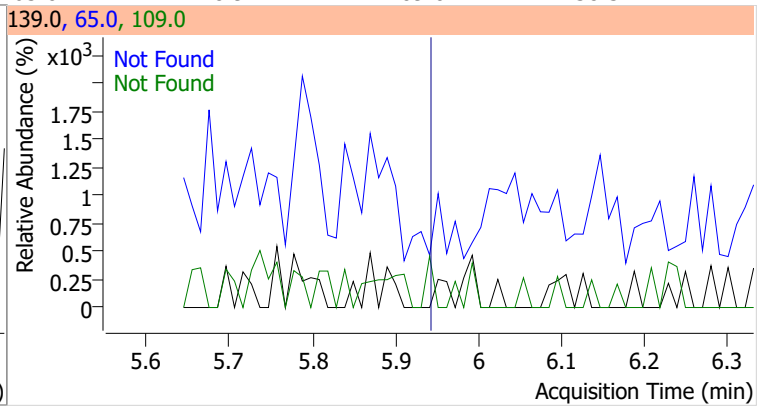

Compound	Conc.	Exp RT	QIon	Exp Ratio	QIon	Exp Ratio
2,4-Dimethylphenol	N.D.	6.05	107.0	109.0	77.0	32.4

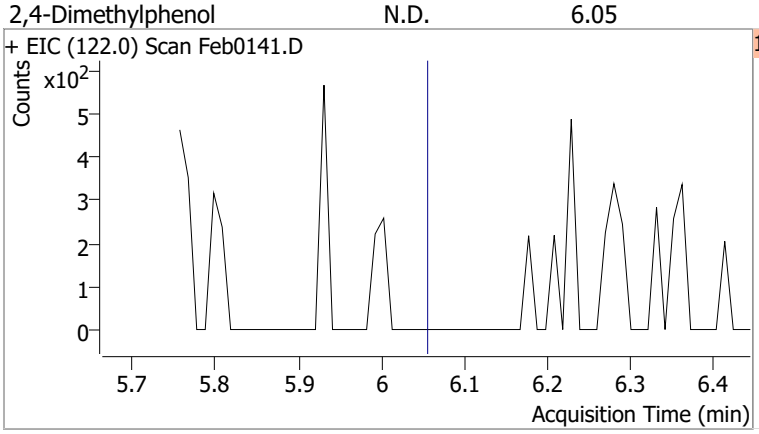

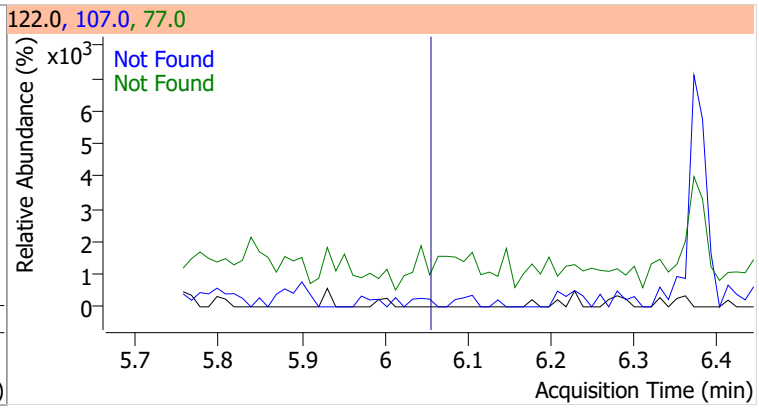

Compound	Conc.	Exp RT	QIon	Exp Ratio	QIon	Exp Ratio
bis(-2-Chloroethoxy)Methane	N.D.	6.16	63.0	68.6	95.0	32.4

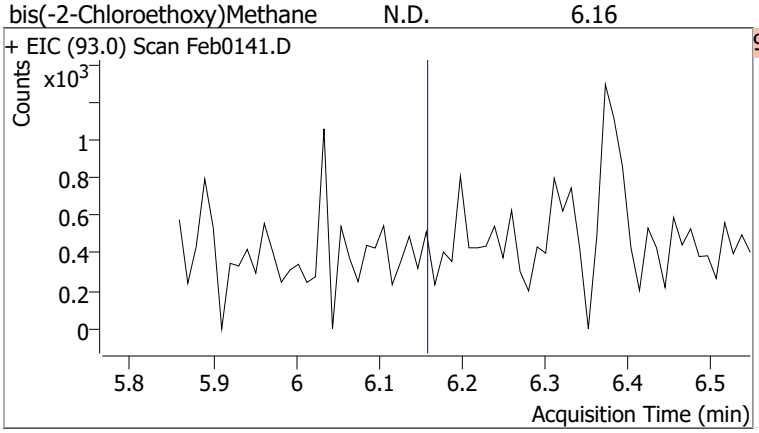

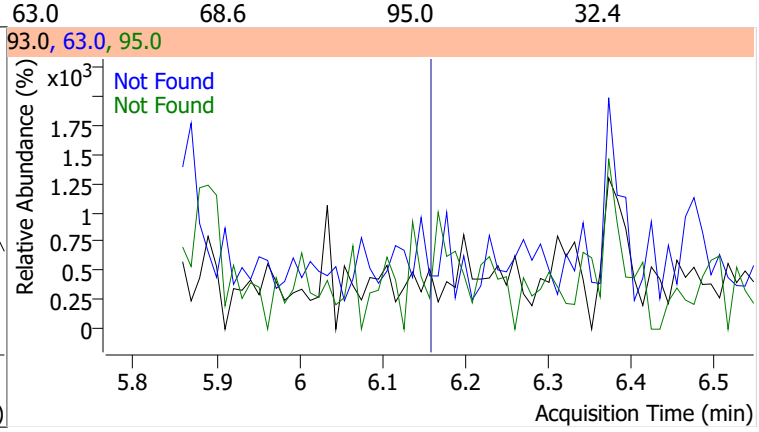

Compound	Conc.	Exp RT	QIon	Exp Ratio	QIon	Exp Ratio
2,4-Dichlorophenol	N.D.	6.25	164.0	63.2	98.0	30.8

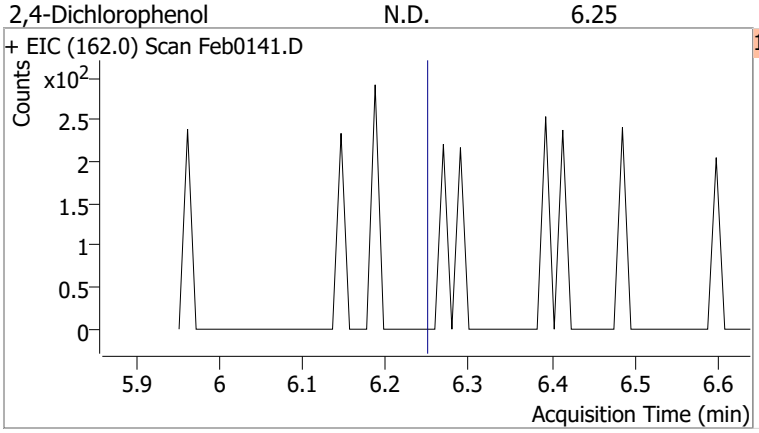

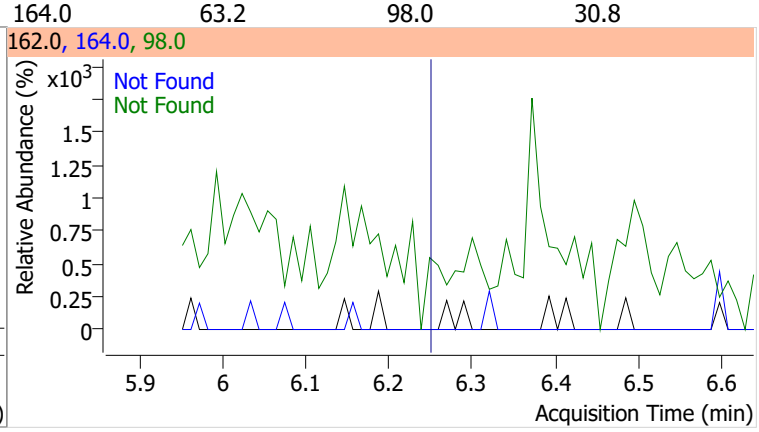

Compound	Conc.	Exp RT	QIon	Exp Ratio	QIon	Exp Ratio
Benzoic Acid	N.D.	6.27	122.0	88.6	77.0	75.0

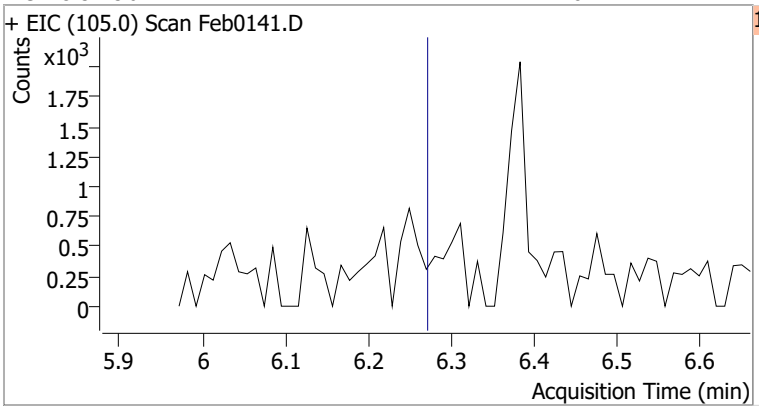

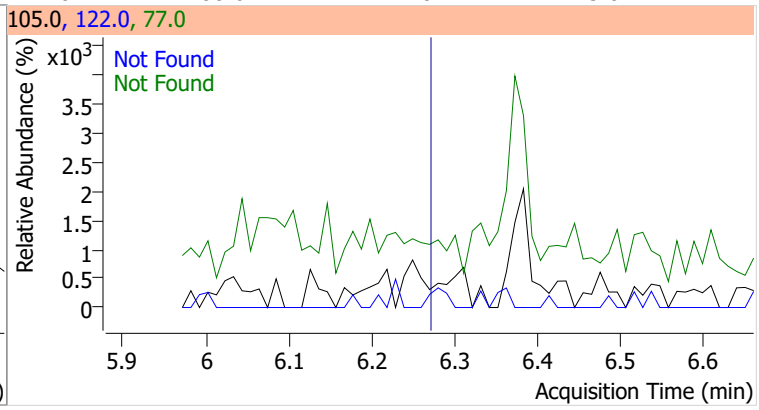

Compound	Conc.	Exp RT	QIon	Exp Ratio	QIon	Exp Ratio
1,2,4-Trichlorobenzene	N.D.	6.32	182.0	97.1	145.0	28.4

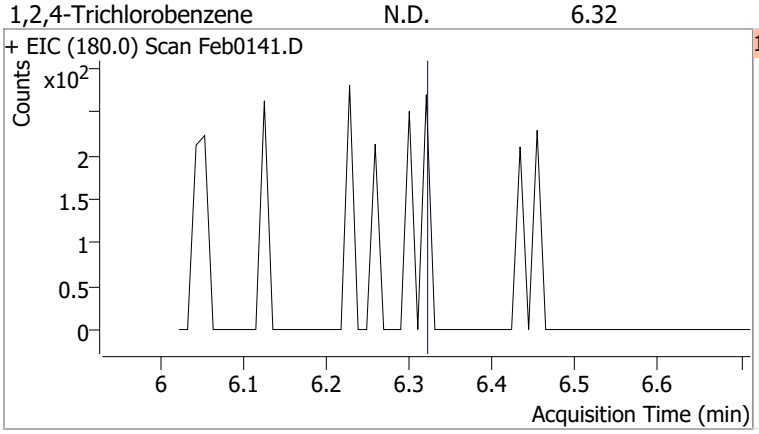

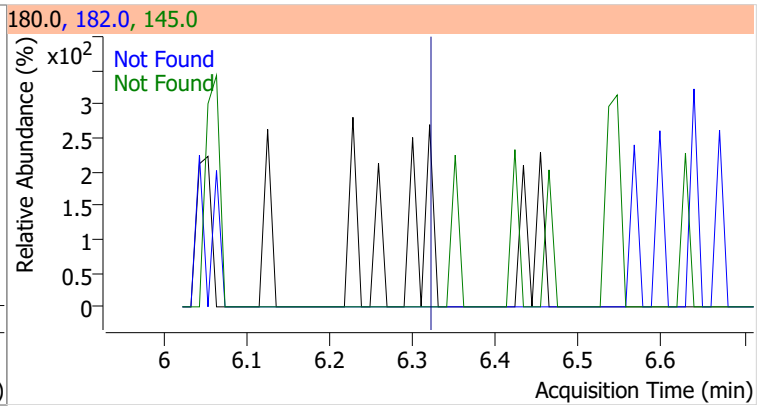

Compound	Conc.	Exp RT	QIon	Exp Ratio	QIon	Exp Ratio
Naphthalene	N.D.	6.40	129.0	11.4	102.0	9.7

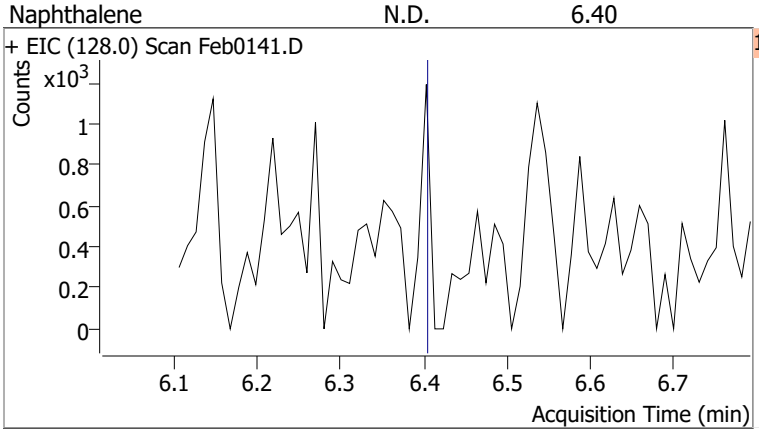

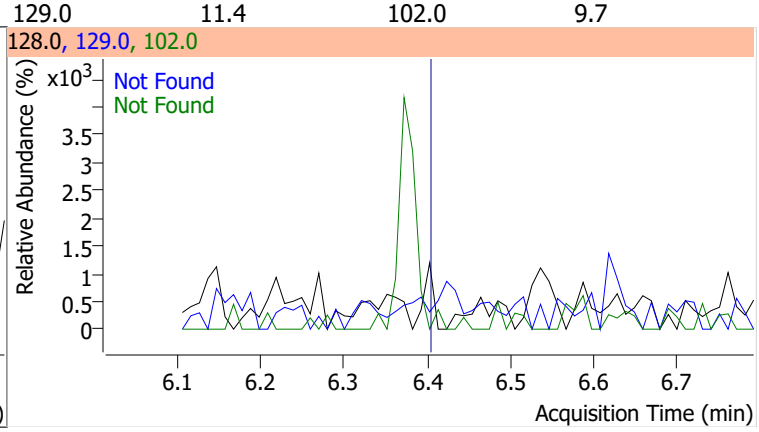

Compound	Conc.	RT	Dev(Min)	Resp.	QIon	QRatio	Lower	Upper
4-Chlorophenol		0		0	128.0		243.7	452.5

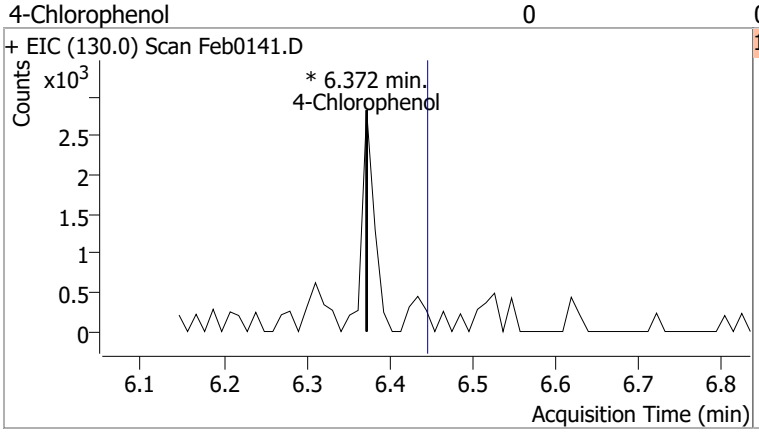

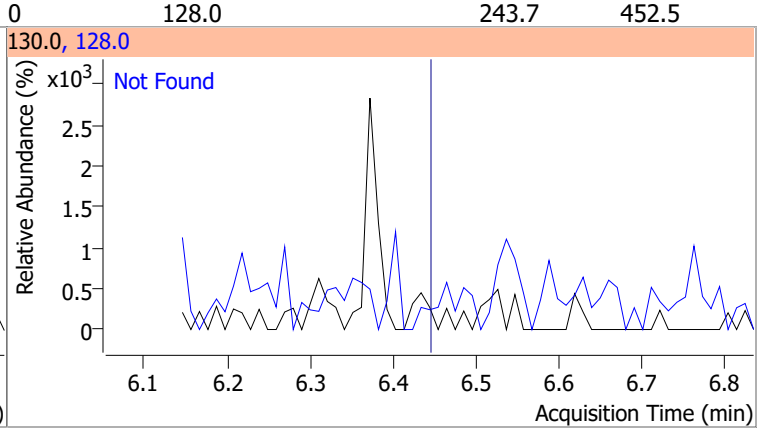

Compound	Conc.	Exp RT	QIon	Exp Ratio	QIon	Exp Ratio
p-Chloroaniline	N.D.	6.51	129.0	33.1	65.0	29.9

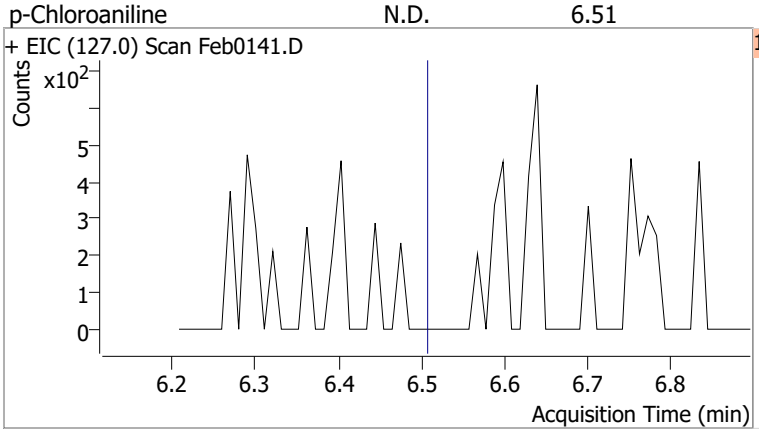

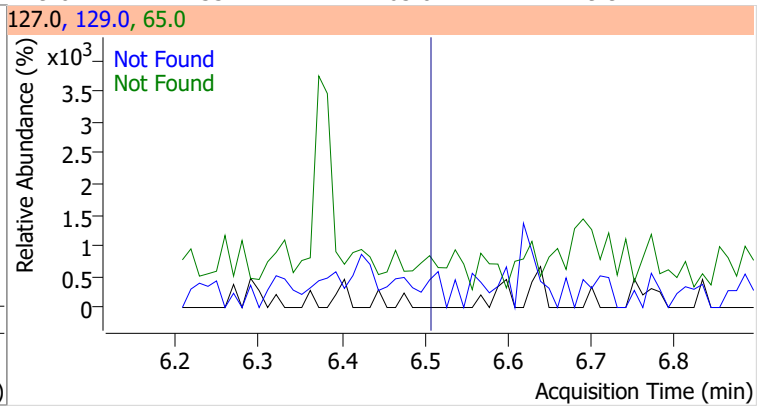

Compound	Conc.	Exp RT	QIon	Exp Ratio	QIon	Exp Ratio
Hexachlorobutadiene	N.D.	6.58	223.0	65.1	227.0	63.7

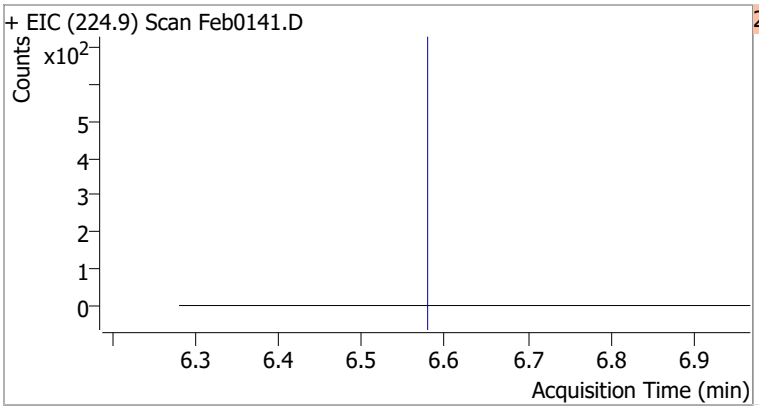

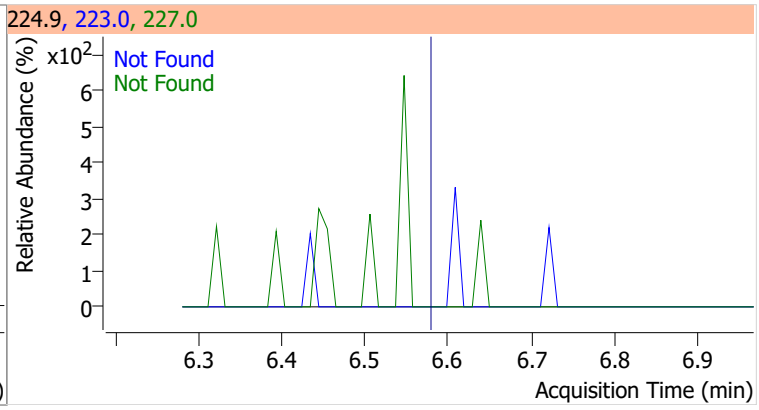

Compound	Conc.	Exp RT	QIon	Exp Ratio
4-Chloro-2-Methylphenol	N.D.	6.99	144.0	28.0

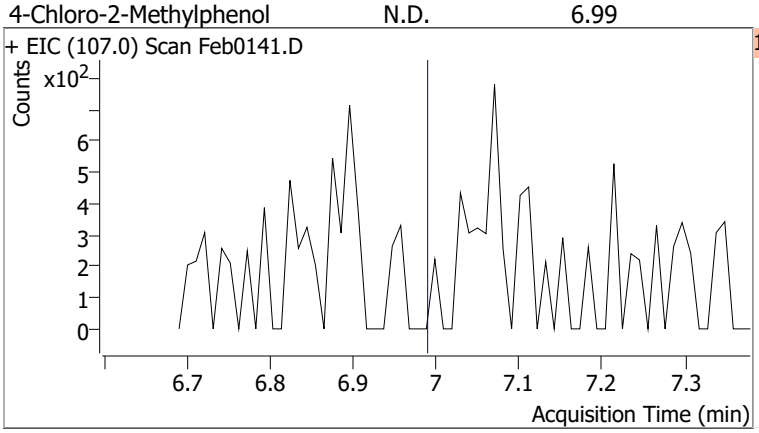

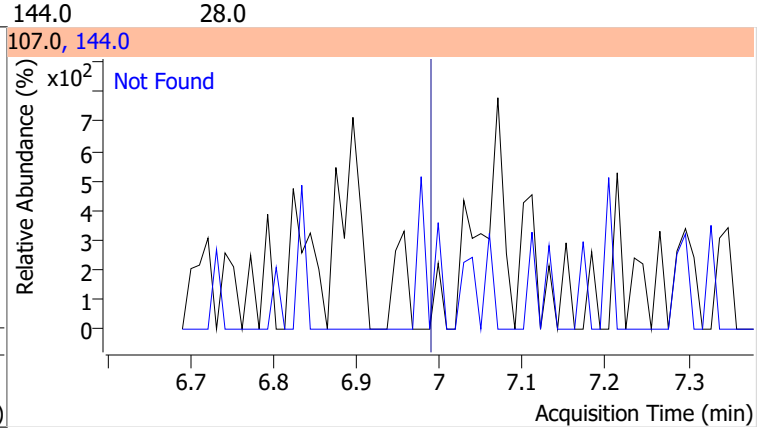

Compound	Conc.	Exp RT	QIon	Exp Ratio
4-Chloro-3-Methylphenol	N.D.	7.13	144.0	28.6

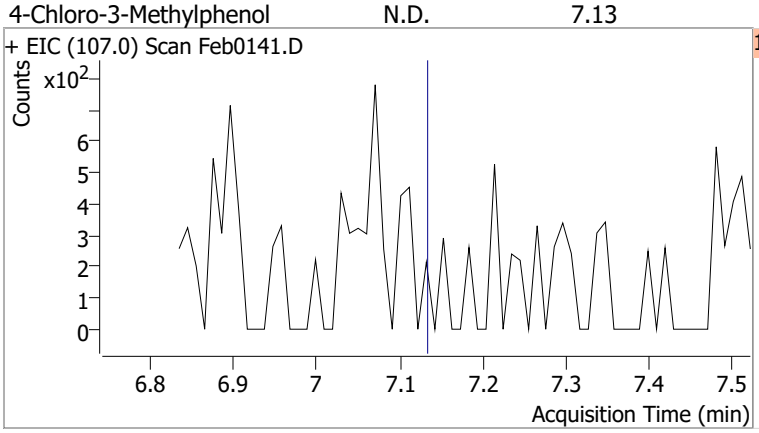

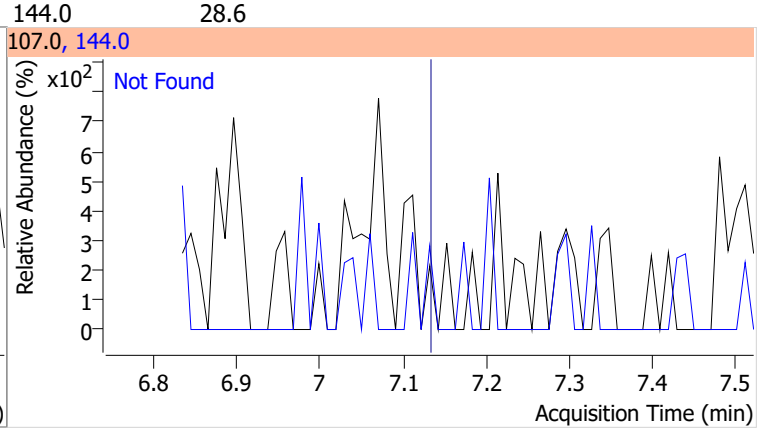

Compound	Conc.	Exp RT	QIon	Exp Ratio	QIon	Exp Ratio
2-Methylnaphthalene	N.D.	7.24	142.0	118.8	115.0	41.1

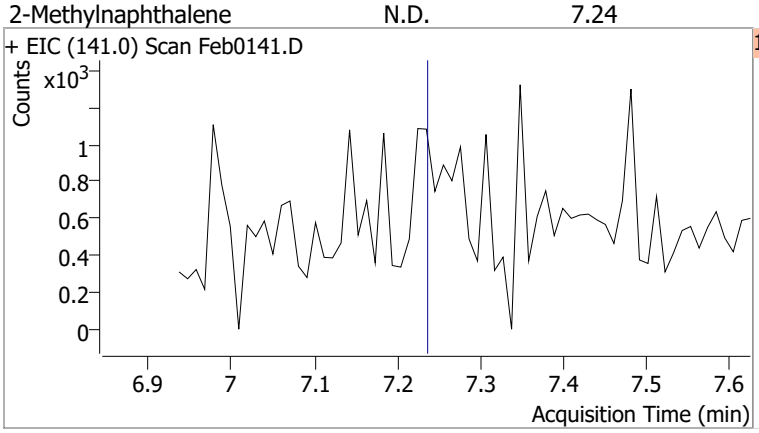

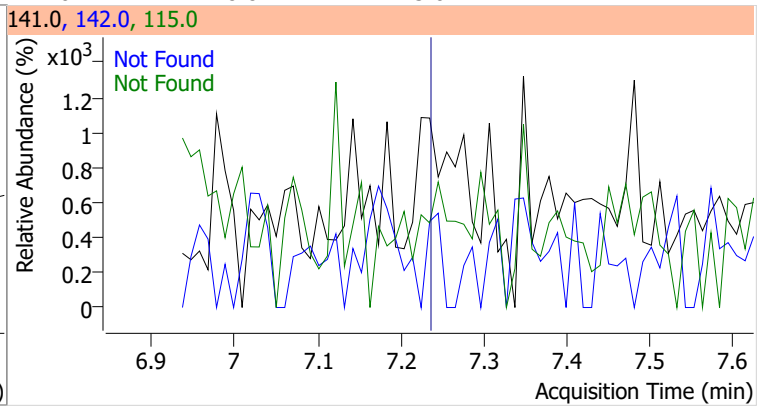

Compound	Conc.	Exp RT	QIon	Exp Ratio	QIon	Exp Ratio
1-Methylnaphthalene	N.D.	7.35	142.0	111.3	115.0	42.1

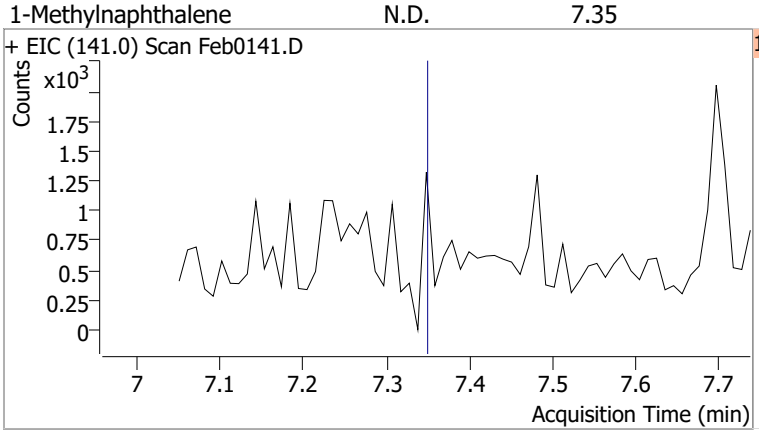

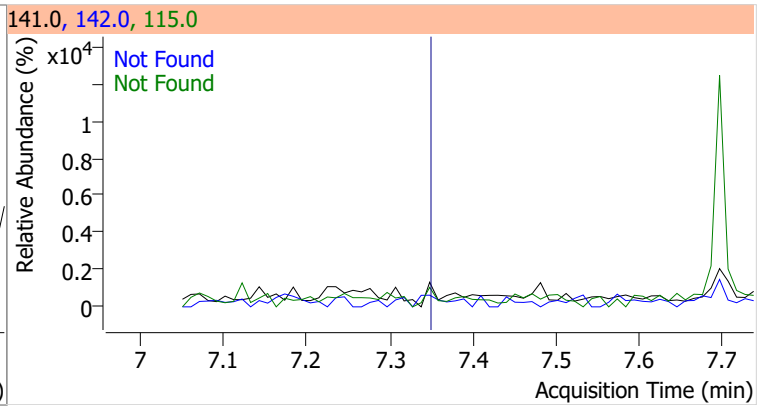

Compound	Conc.	Exp RT	QIon	Exp Ratio	QIon	Exp Ratio
Hexachlorocyclopentadiene	N.D.	7.43	238.9	62.5	234.9	62.4

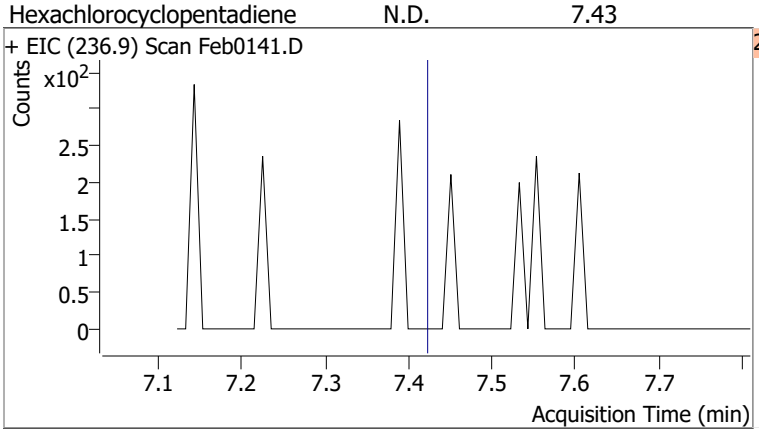

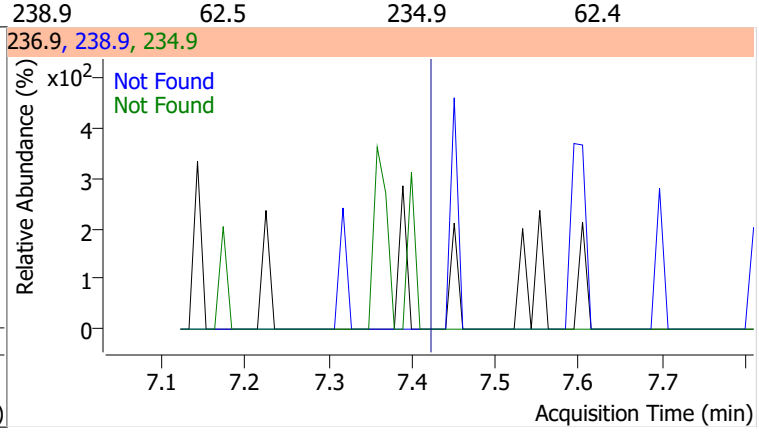

Compound	Conc.	Exp RT	QIon	Exp Ratio
2,4,6-Trichlorophenol	N.D.	7.59	198.0	98.1

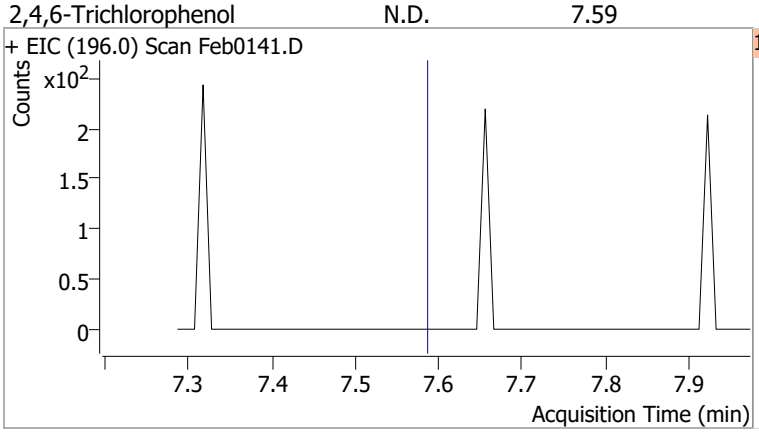

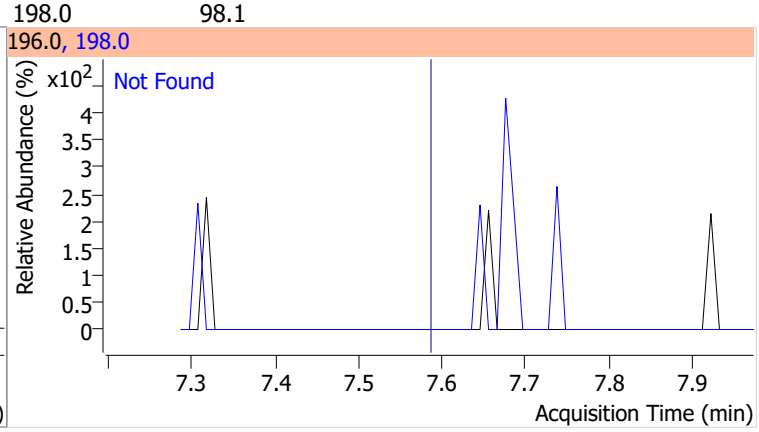

Compound	Conc.	Exp RT	QIon	Exp Ratio
2,4,5-Trichlorophenol	N.D.	7.64	198.0	93.7

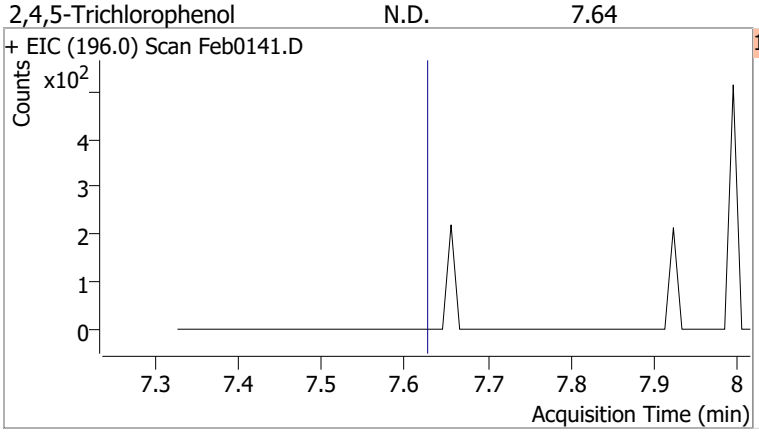

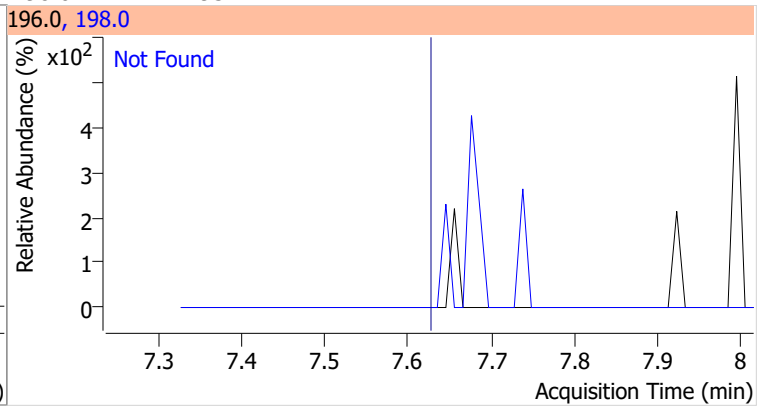

Compound	Conc.	RT	Dev(Min)	Resp.	QIon	QRatio	Lower	Upper
2-Fluorobiphenyl	67.3680	7.70	0.00	1522381	171.0	34.4	23.8	44.1

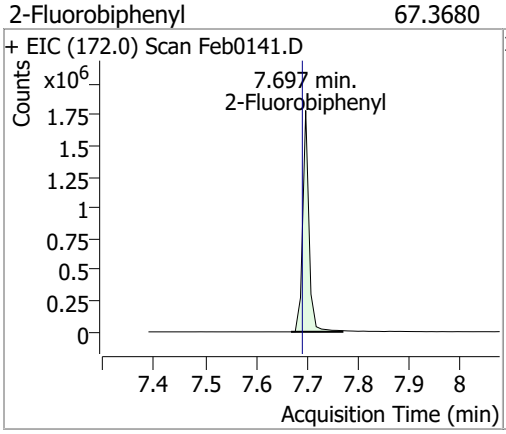

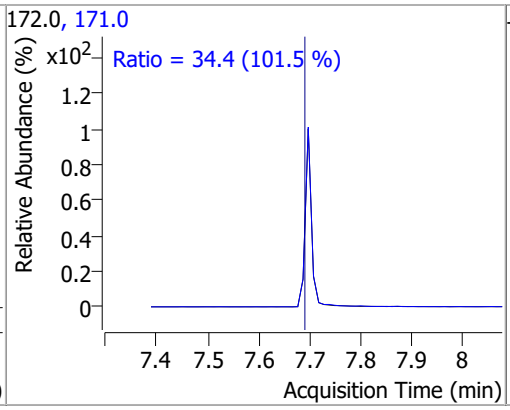

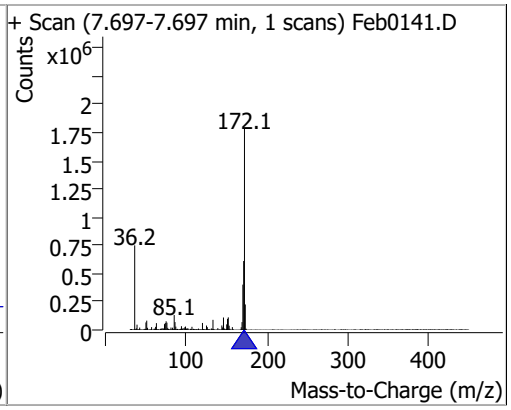

Compound	Conc.	Exp RT	QIon	Exp Ratio	QIon	Exp Ratio
2-Chloronaphthalene	N.D.	7.81	127.0	36.7	164.0	32.2

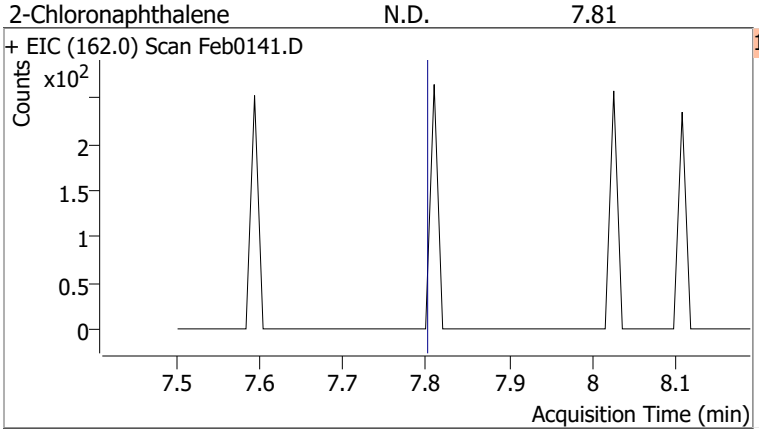

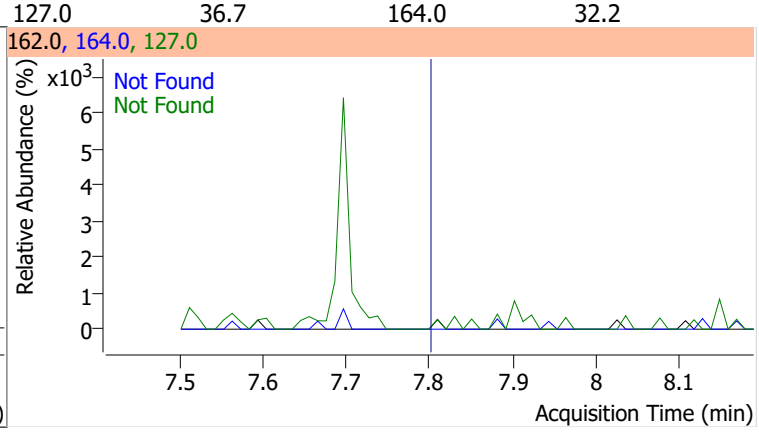

Compound	Conc.	Exp RT	QIon	Exp Ratio
2-Nitroaniline	N.D.	7.96	138.0	120.7

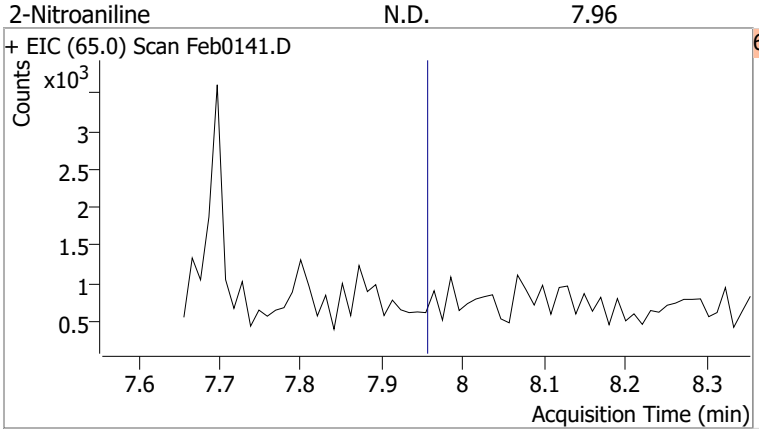

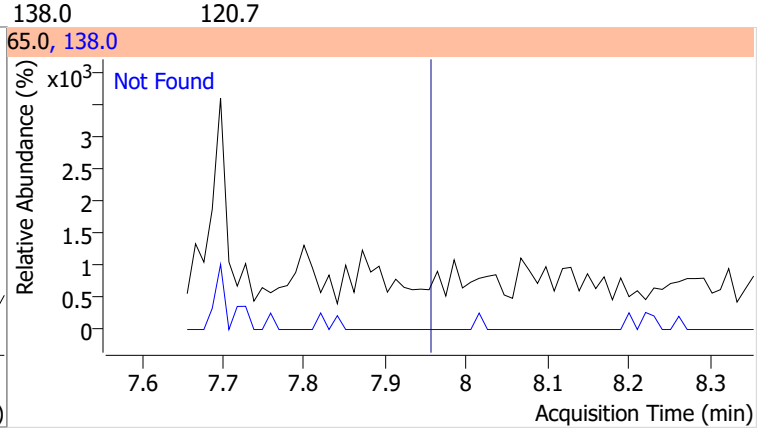

Quantitation Results Report (QT Reviewed)

Compound	Conc.	RT	Dev(Min)	Resp.	QIon	QRatio	Lower	Upper
Dimethyl Phthalate		0		0	77.0		13.0	24.2

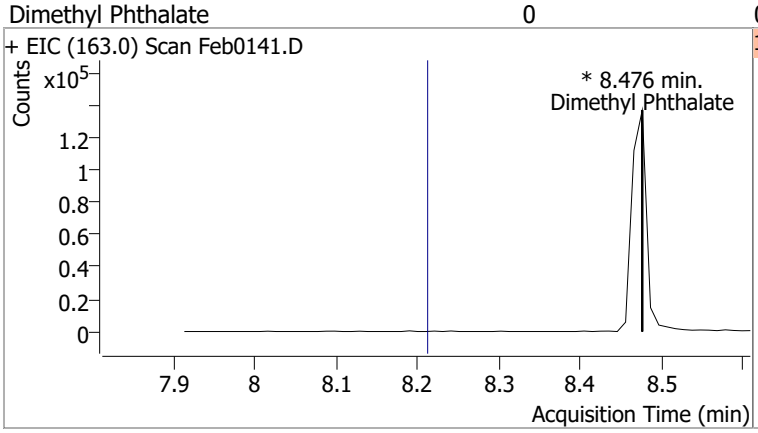

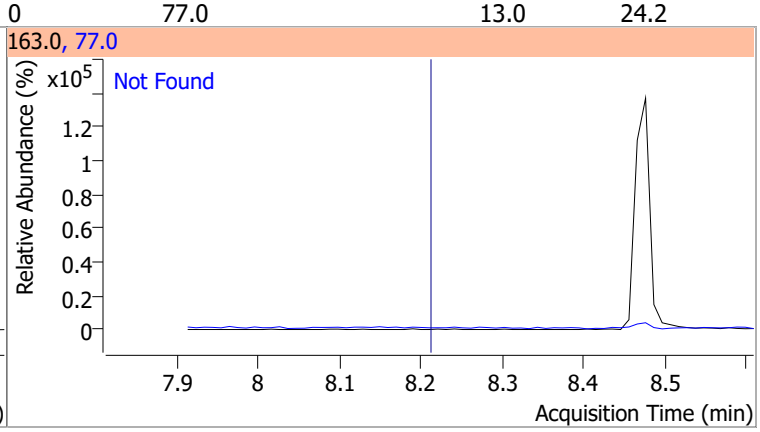

Compound	Conc.	RT	Dev(Min)	Resp.	QIon	QRatio	Lower	Upper
2,6-Dinitrotoluene		0		0	63.0		82.2	152.7
					89.0		40.8	75.8

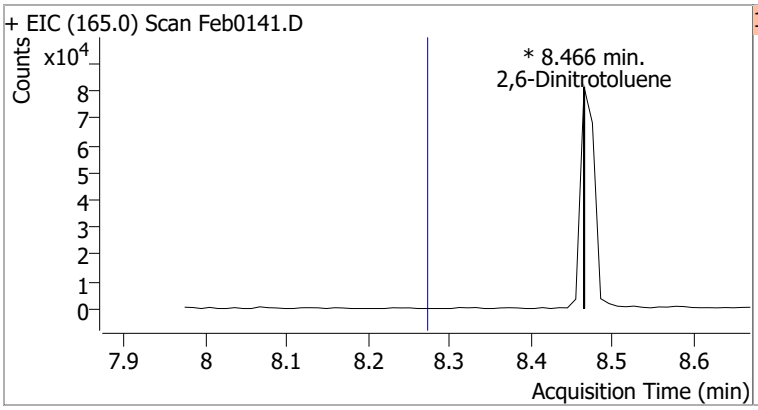

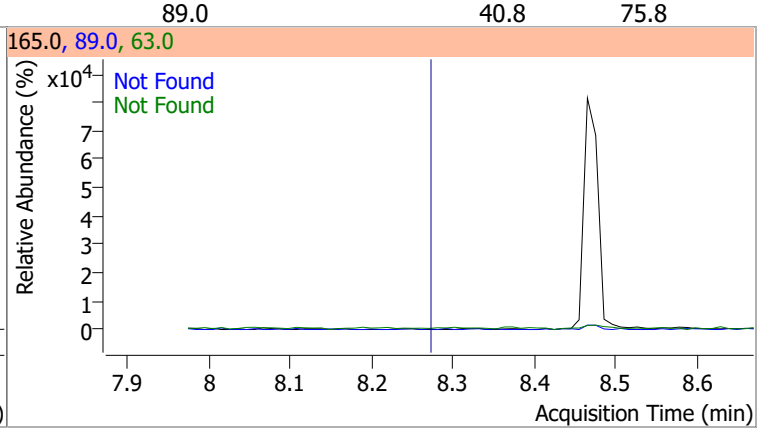

Compound	Conc.	Exp RT	QIon	Exp Ratio
Acenaphthylene	N.D.	8.30	153.1	14.0

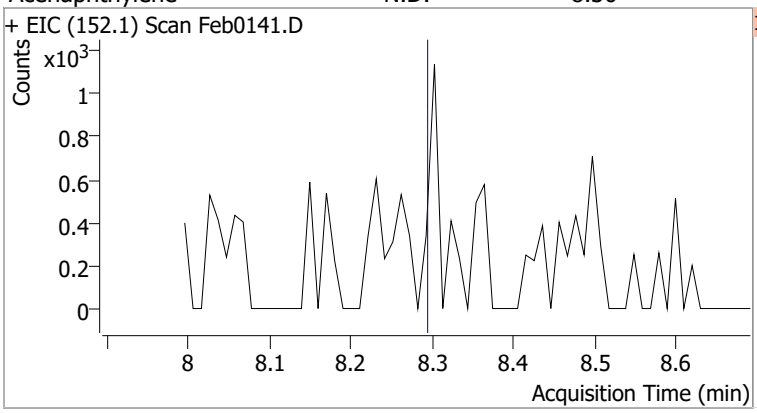

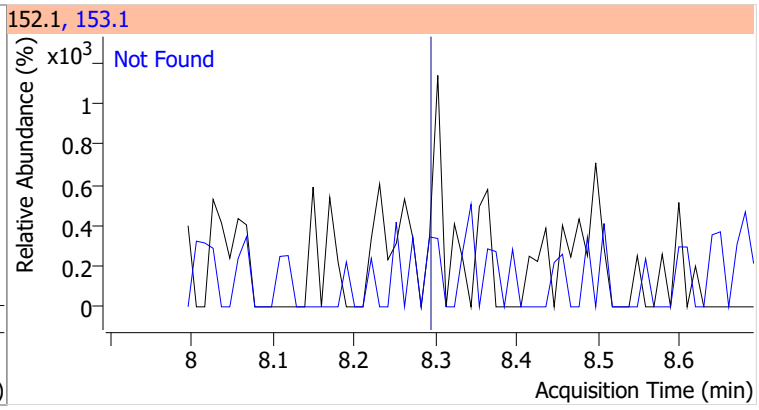

Compound	Conc.	Exp RT	QIon	Exp Ratio	QIon	Exp Ratio
3-Nitroaniline	N.D.	8.48	65.0	121.0	92.0	102.4

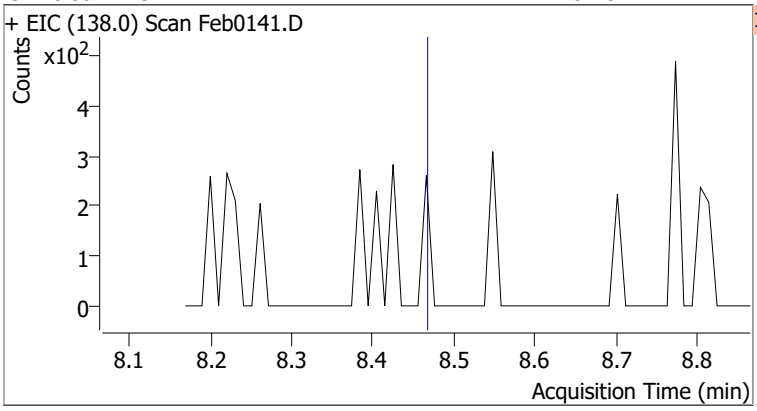

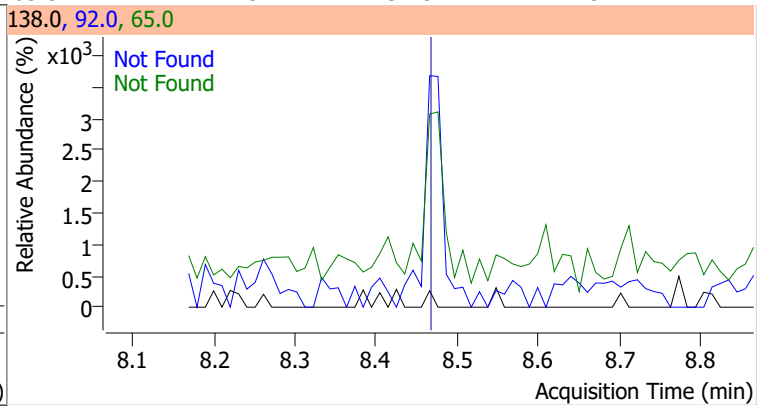

Compound	Conc.	Exp RT	QIon	Exp Ratio	QIon	Exp Ratio
Acenaphthene	N.D.	8.52	153.0	109.2	152.0	51.1

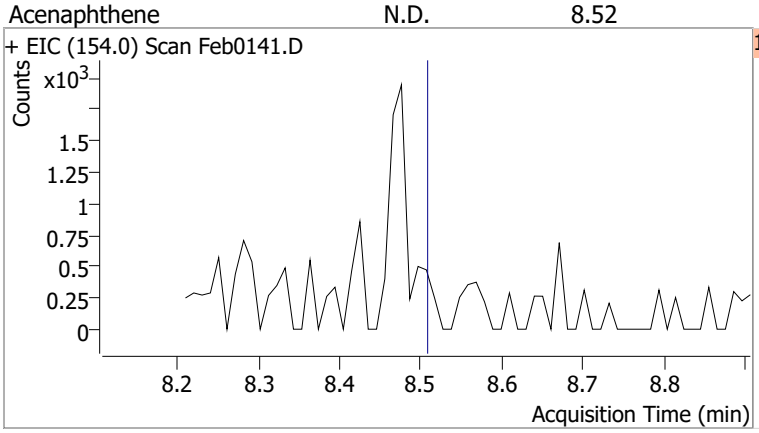

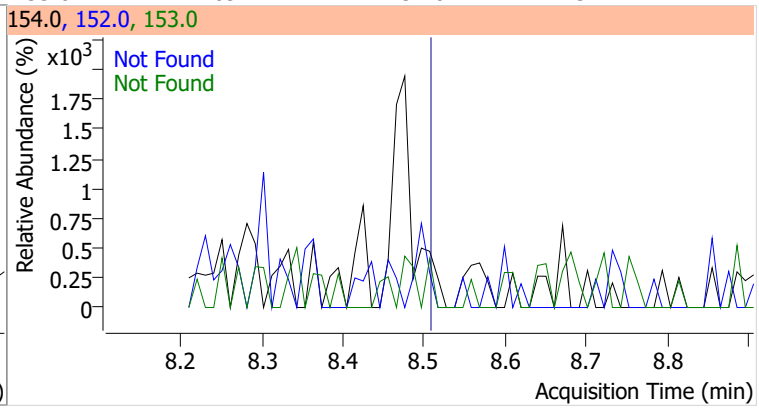

Compound	Conc.	Exp RT	QIon	Exp Ratio
2,4-Dinitrophenol	N.D.	8.60	154.0	63.4

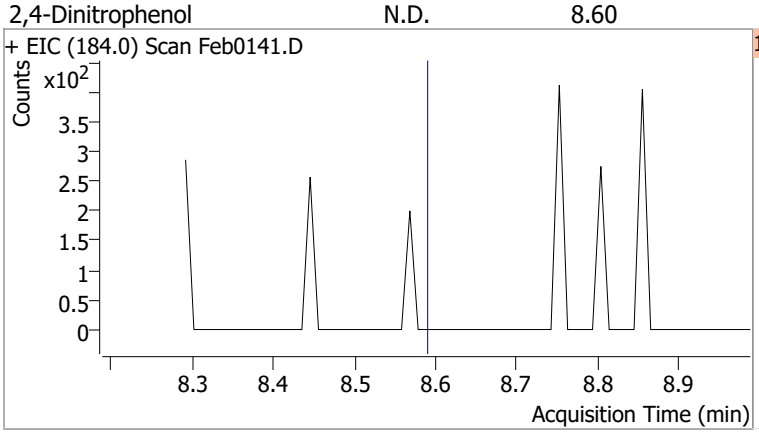

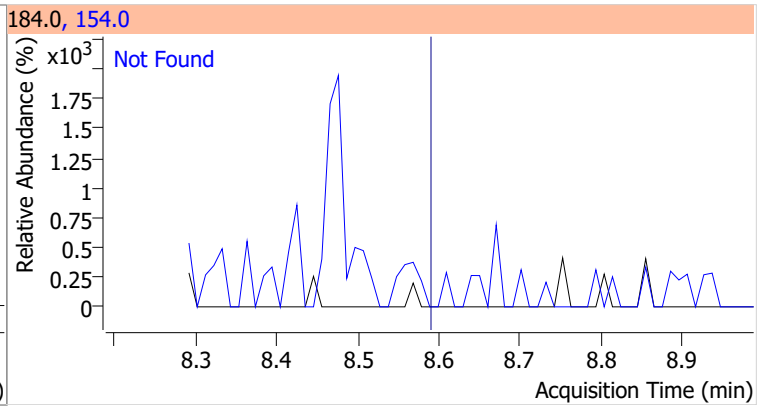

Compound	Conc.	Exp RT	QIon	Exp Ratio
Dibenzofuran	N.D.	8.72	139.0	43.1

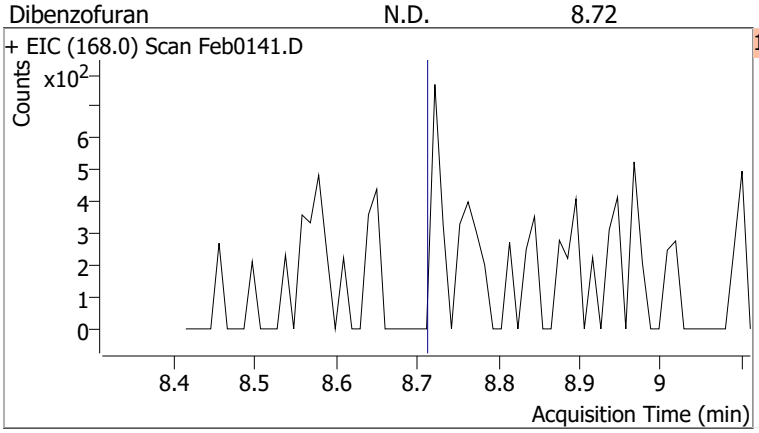

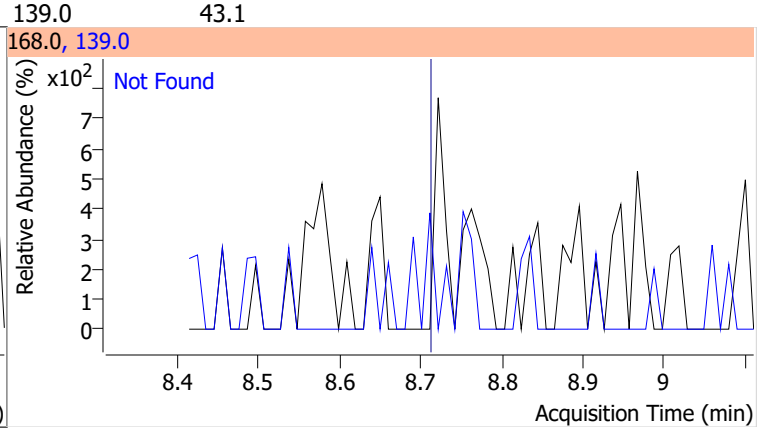

Compound	Conc.	Exp RT	QIon	Exp Ratio	QIon	Exp Ratio
4-Nitrophenol	N.D.	8.74	139.0	380.6	65.0	81.2

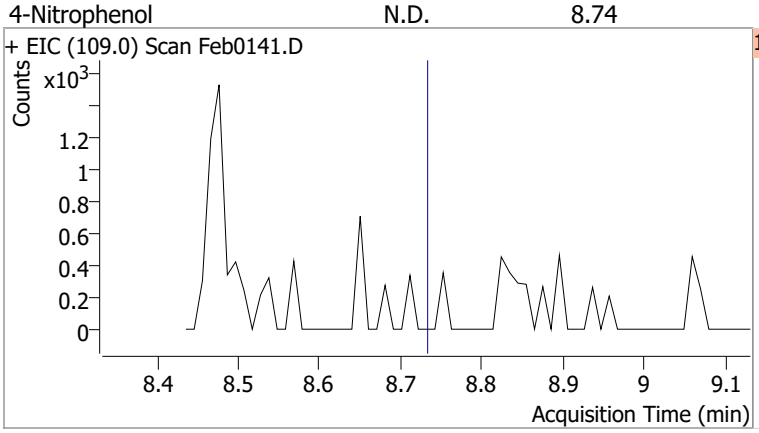

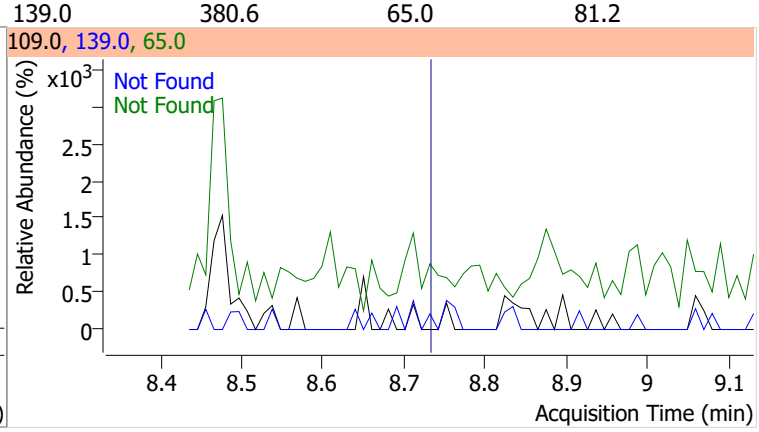

Quantitation Results Report (QT Reviewed)

Compound	Conc.	RT	Dev(Min)	Resp.	QIon	QRatio	Lower	Upper
2,4-Dinitrotoluene		0		0	63.0		47.5	88.1
					89.0		45.8	85.1

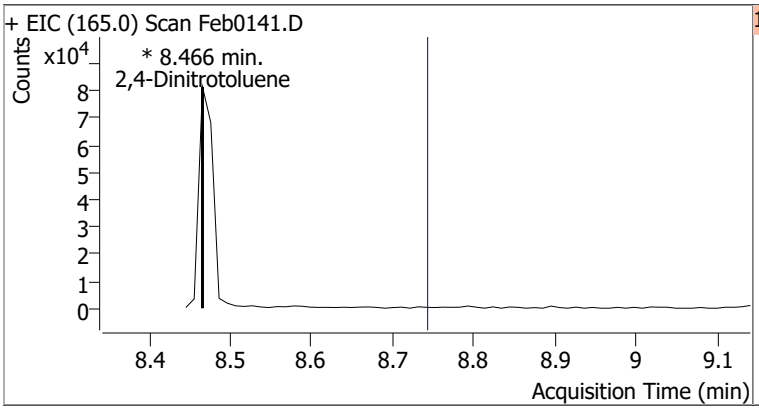

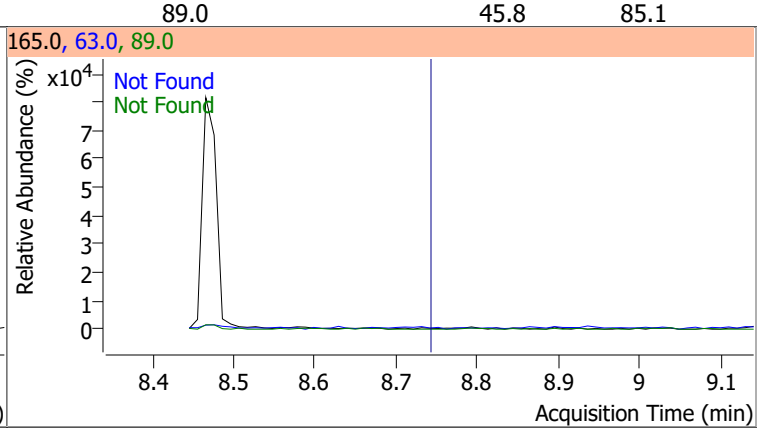

Compound	Conc.	Exp RT	QIon	Exp Ratio	QIon	Exp Ratio
Diethylphthalate	N.D.	9.09	177.0	21.1	150.0	12.6

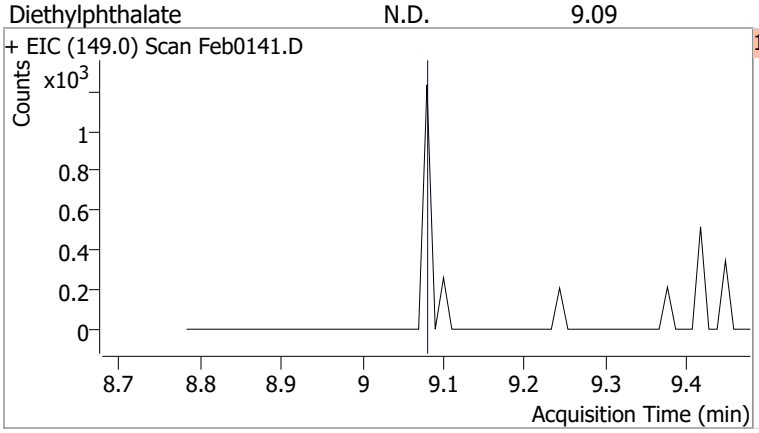

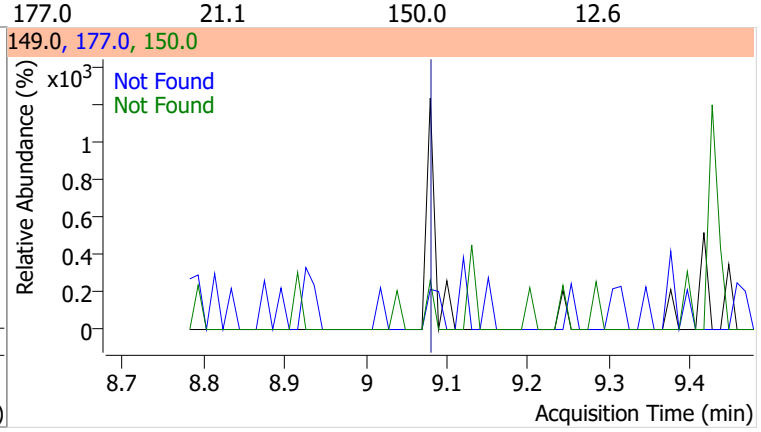

Compound	Conc.	Exp RT	QIon	Exp Ratio	QIon	Exp Ratio
Fluorene	N.D.	9.14	165.0	92.6	167.0	13.0

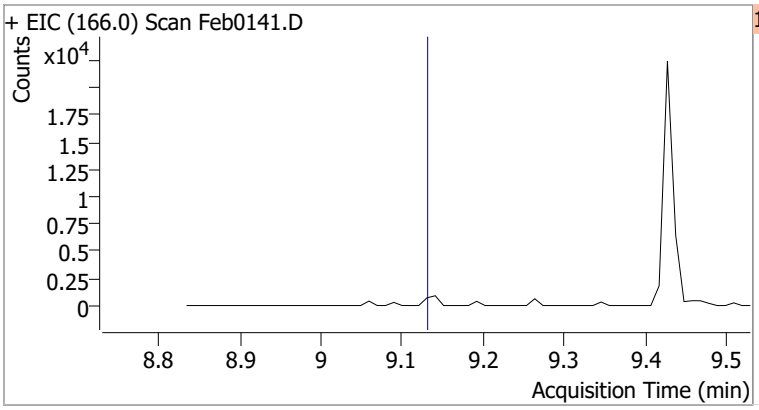

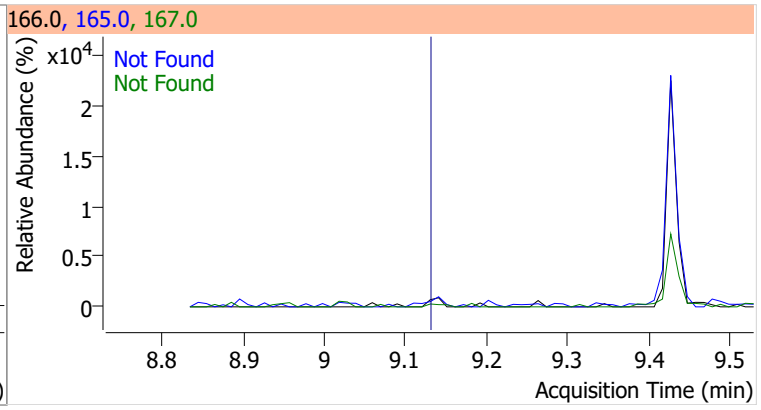

Compound	Conc.	Exp RT	QIon	Exp Ratio	QIon	Exp Ratio
4-Chlorophenyl-phenylether	N.D.	9.17	141.0	62.7	206.0	33.2

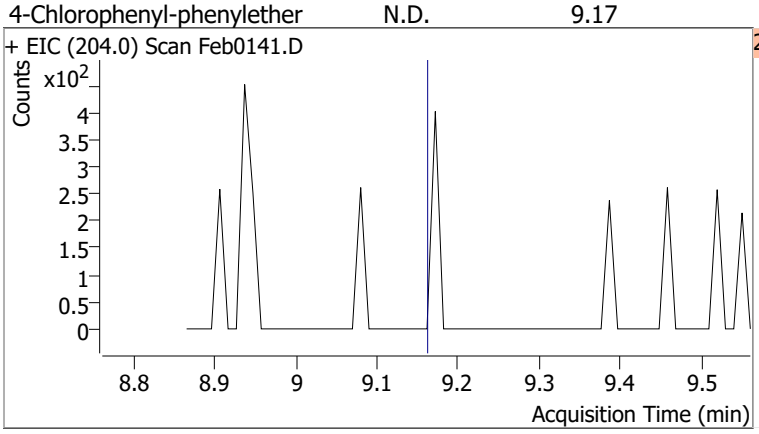

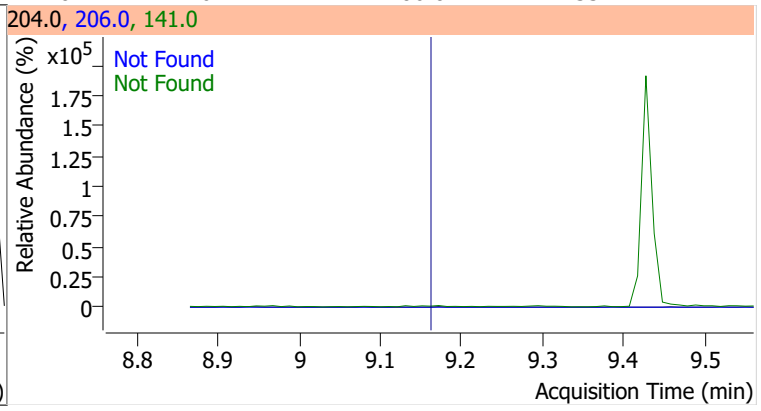

Compound	Conc.	Exp RT	QIon	Exp Ratio	QIon	Exp Ratio
4-Nitroaniline	N.D.	9.21	65.0	101.3	92.0	51.2

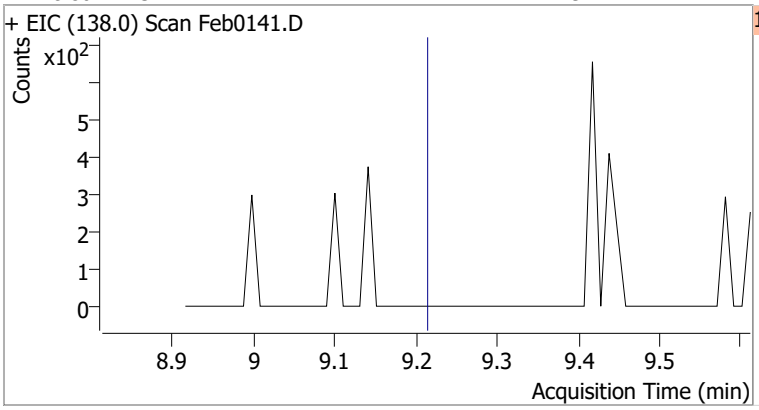

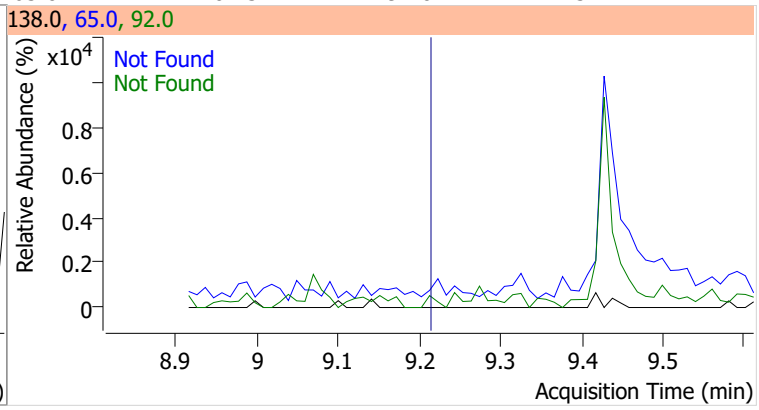

Compound	Conc.	RT	Dev(Min)	Resp.	QIon	QRatio	Lower	Upper
4,6-Dinitro-2-methylphenol		0		0	121.0		32.5	60.3

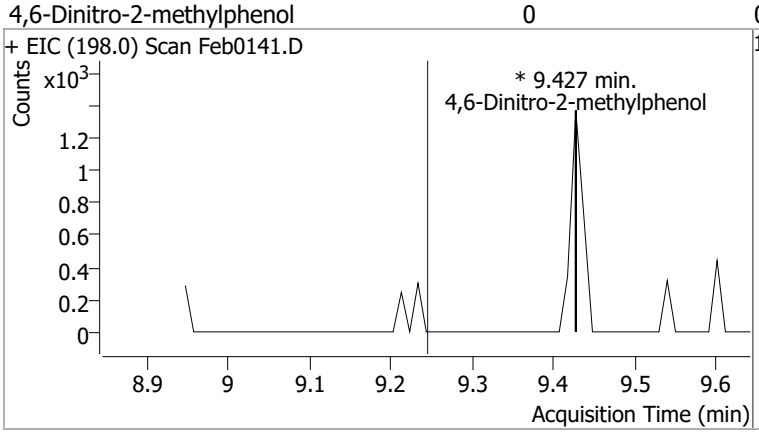

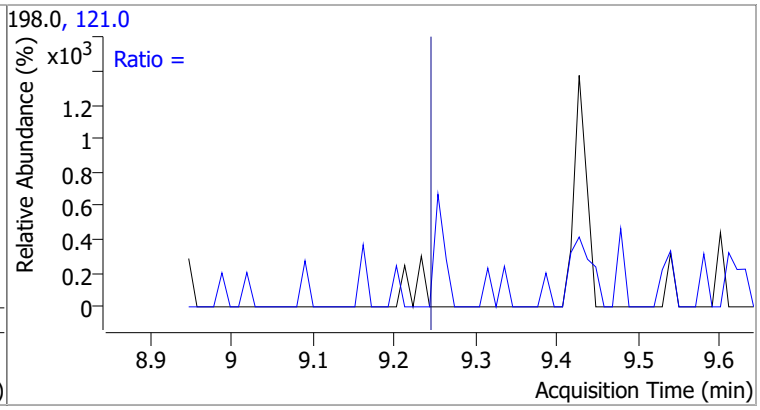

Compound	Conc.	Exp RT	QIon	Exp Ratio	QIon	Exp Ratio
N-nitrosodiphenylamine	N.D.	9.33	168.0	63.3	167.0	34.3

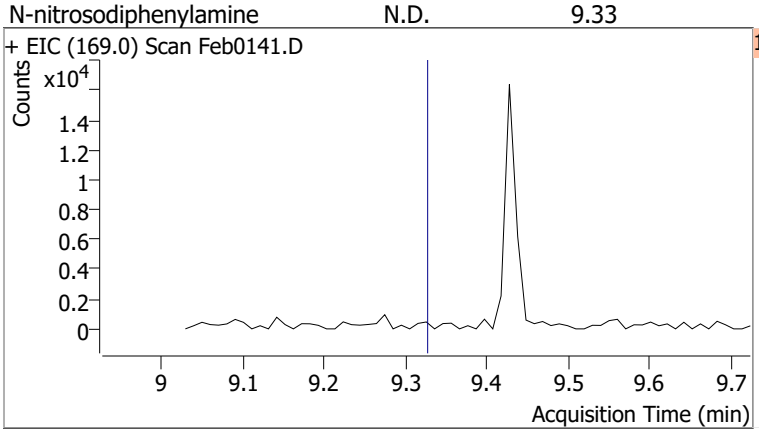

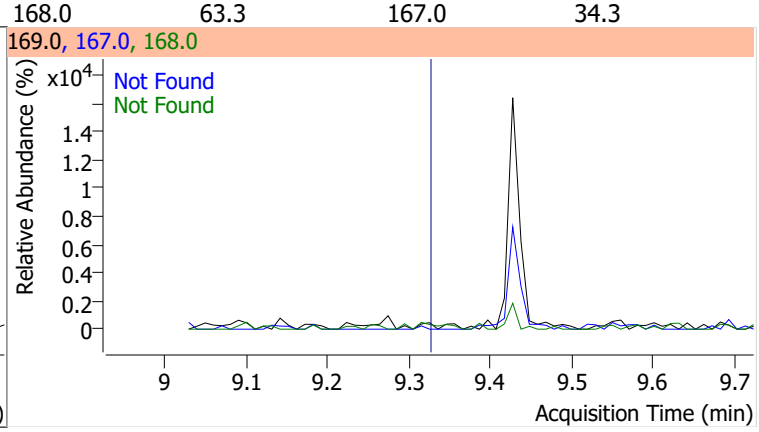

Compound	Conc.	Exp RT	QIon	Exp Ratio	QIon	Exp Ratio
Azobenzene	N.D.	9.36	51.0	37.7	182.0	27.4

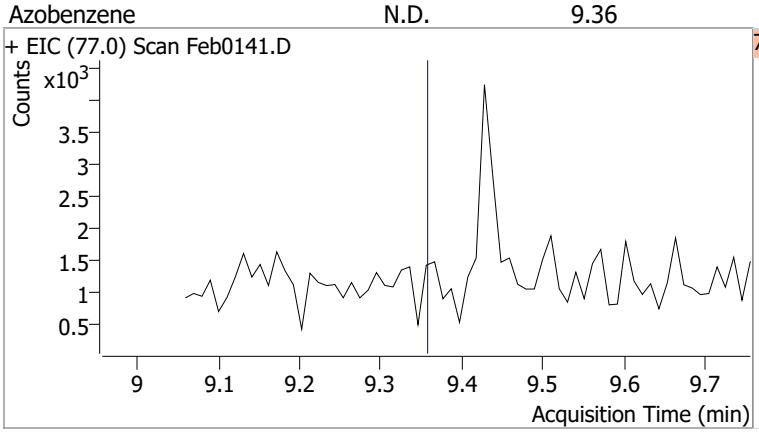

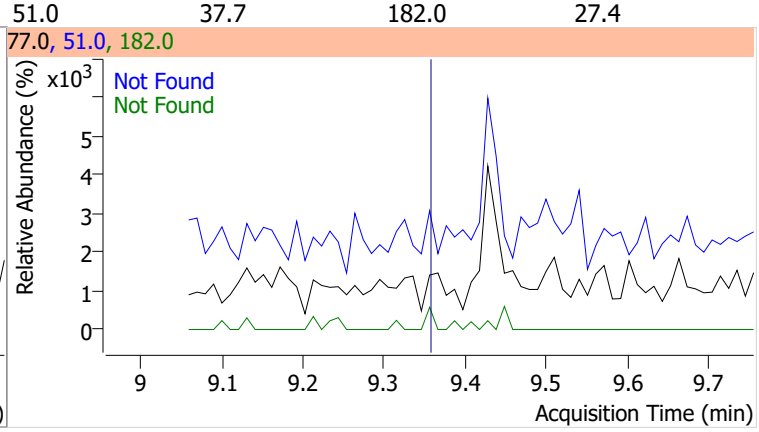

Quantitation Results Report (QT Reviewed)

Compound	Conc.	RT	Dev(Min)	Resp.	QIon	QRatio	Lower	Upper
2,4,6-Tribromophenol	164.0874	9.43	0.00	304371	331.8	89.8	65.5	121.6

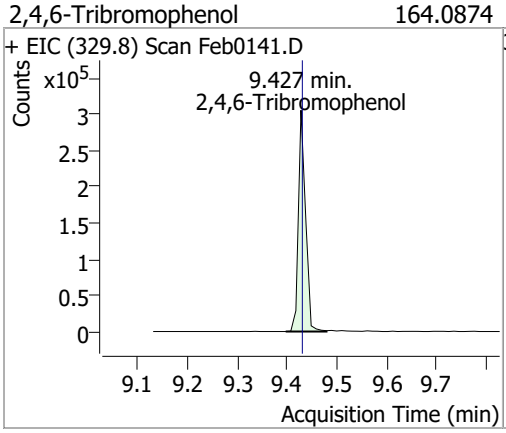

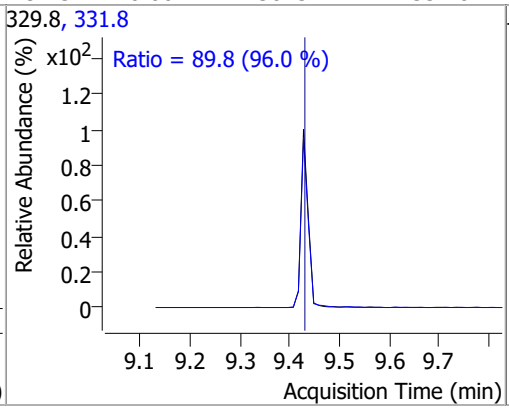

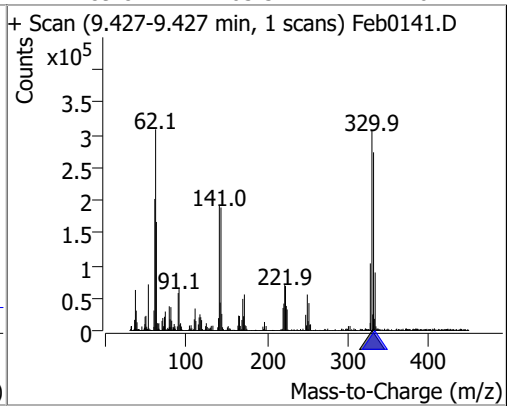

Compound	Conc.	Exp RT	QIon	Exp Ratio	QIon	Exp Ratio
4-Bromophenyl-phenylether	N.D.	9.76	141.0	103.5	250.0	100.5

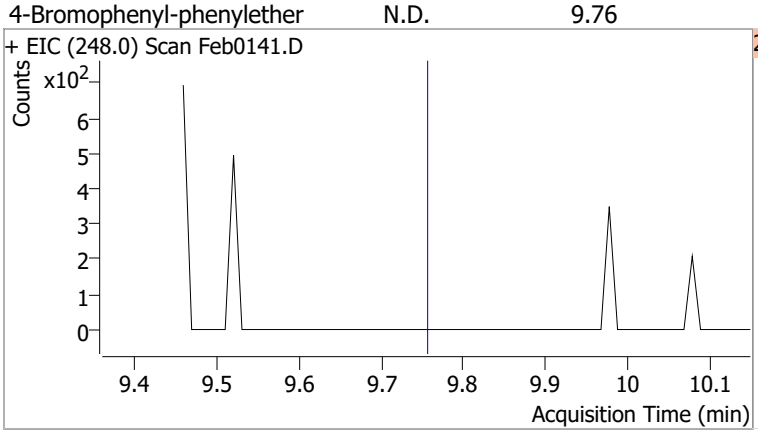

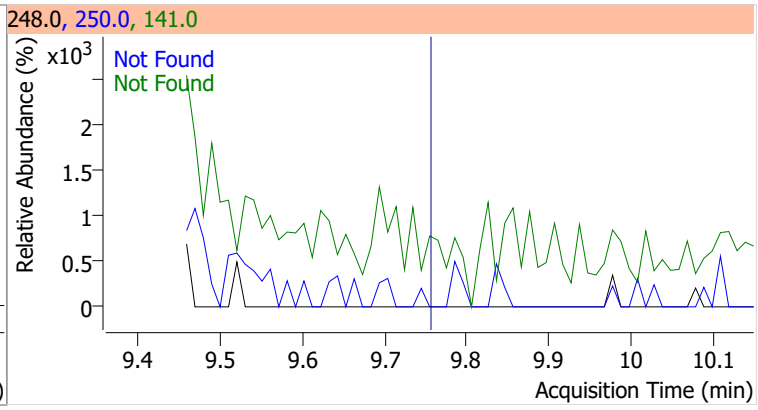

Compound	Conc.	Exp RT	QIon	Exp Ratio
Hexachlorobenzene	N.D.	9.80	142.0	47.3

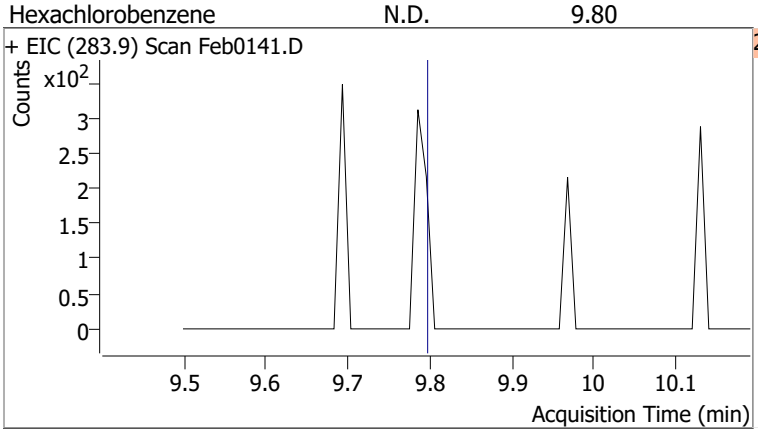

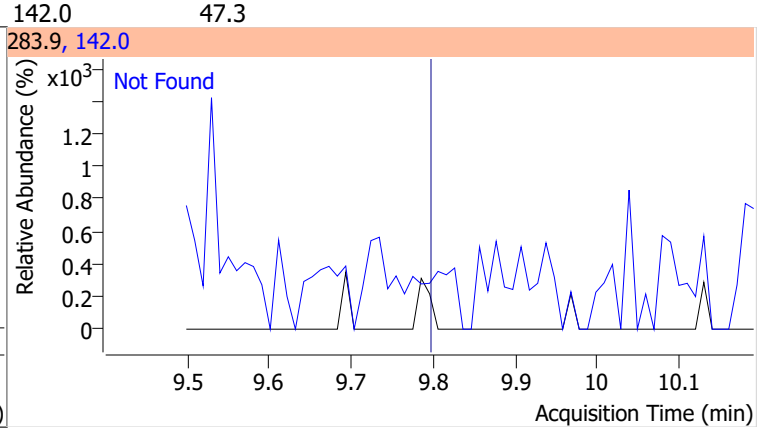

Compound	Conc.	Exp RT	QIon	Exp Ratio	QIon	Exp Ratio
Pentachlorophenol	N.D.	10.05	267.9	65.3	263.9	62.6

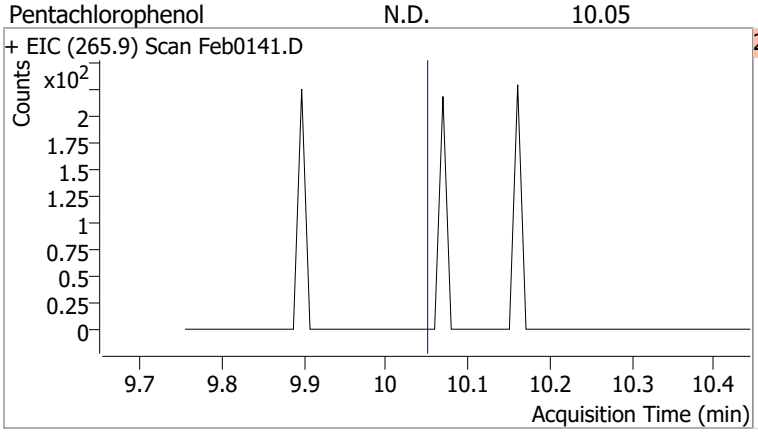

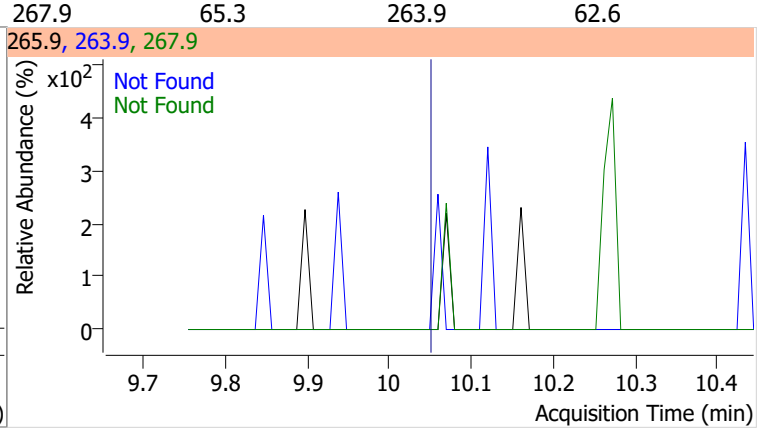

Compound	Conc.	Exp RT	QIon	Exp Ratio
Phenanthrene	N.D.	10.29	176.0	18.9

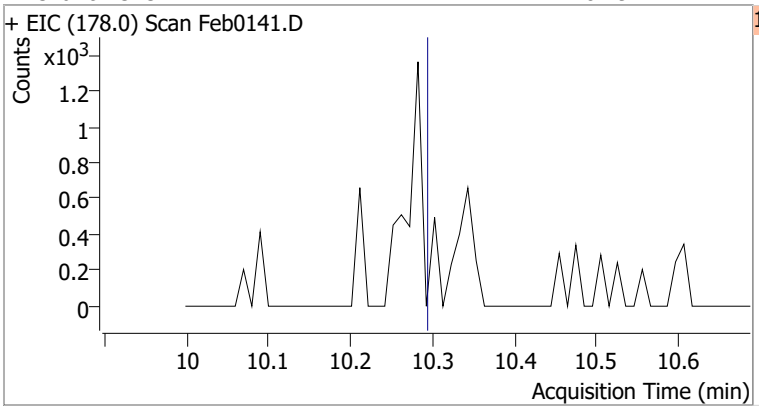

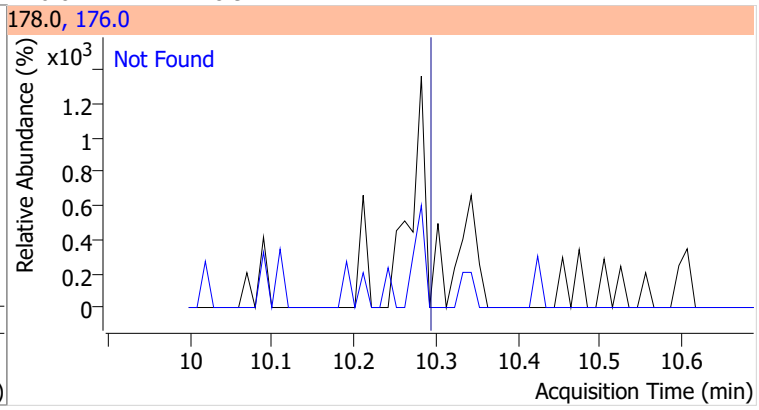

Compound	Conc.	Exp RT	QIon	Exp Ratio
Anthracene	N.D.	10.35	176.0	18.1

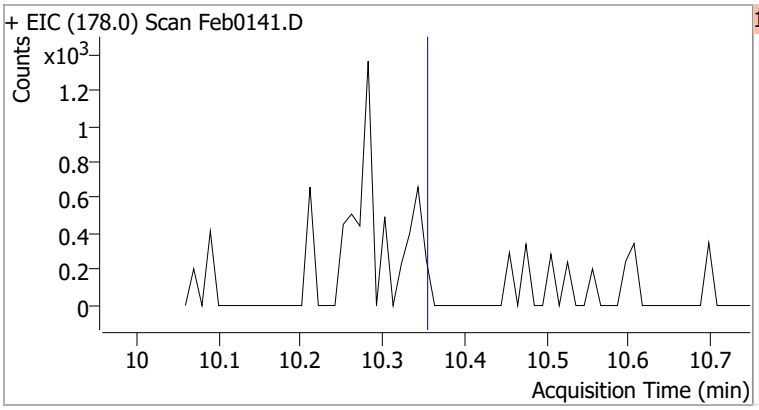

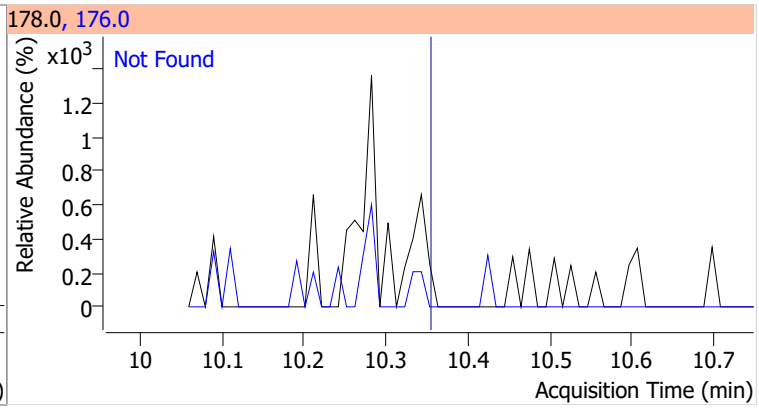

Compound	Conc.	Exp RT	QIon	Exp Ratio	QIon	Exp Ratio
Triallate	N.D.	10.41	268.0	27.2	143.0	23.0

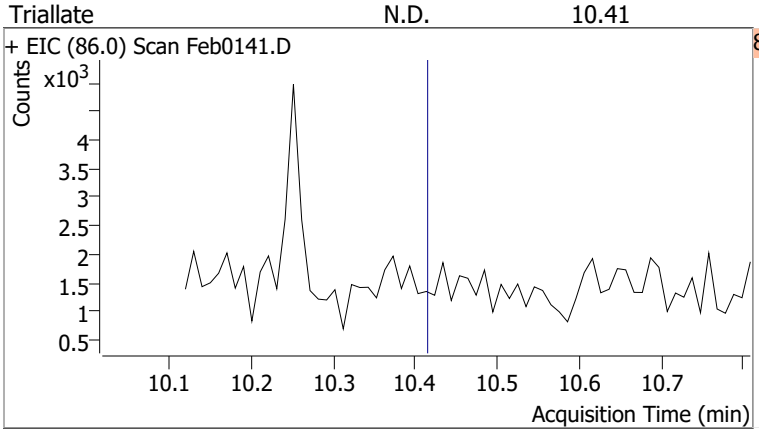

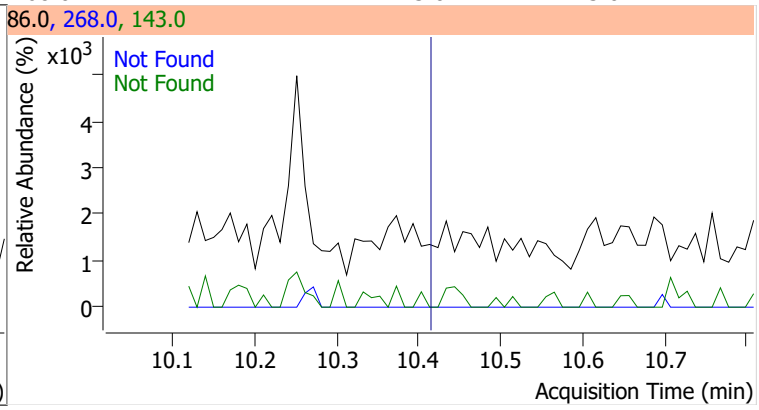

Compound	Conc.	Exp RT	QIon	Exp Ratio
Carbazole	N.D.	10.60	139.0	13.0

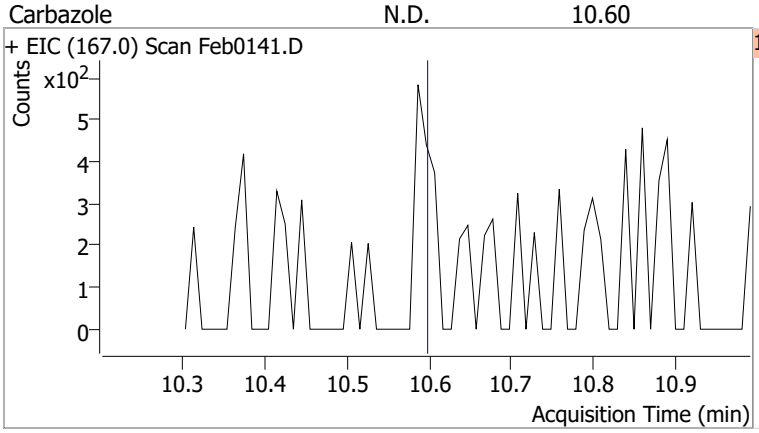

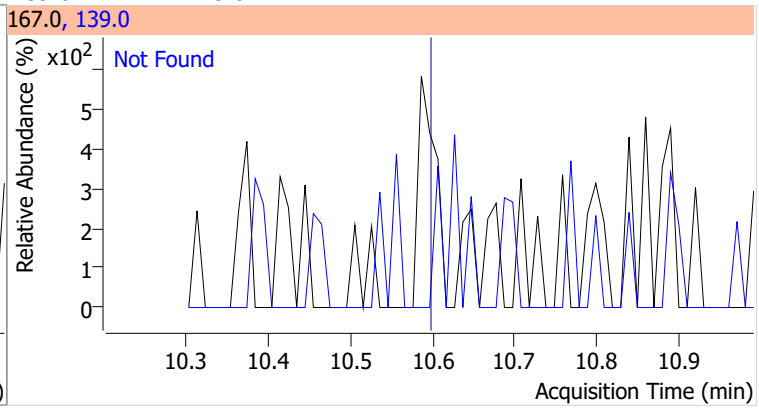

Compound	Conc.	Exp RT	QIon	Exp Ratio	QIon	Exp Ratio
o-Terphenyl	N.D.	10.82	229.0	63.0	215.0	37.7

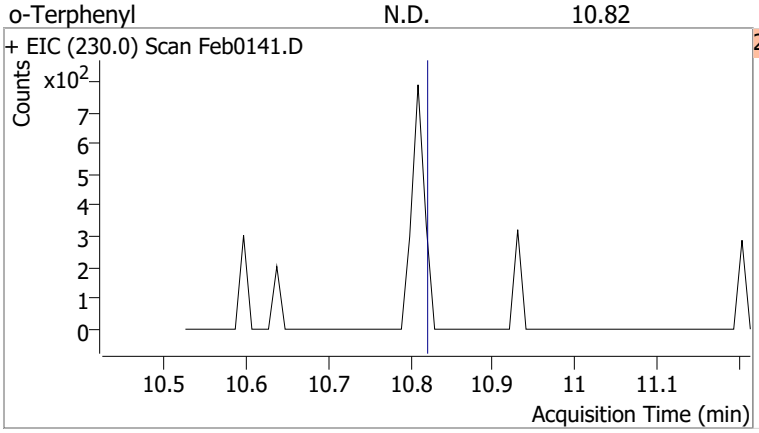

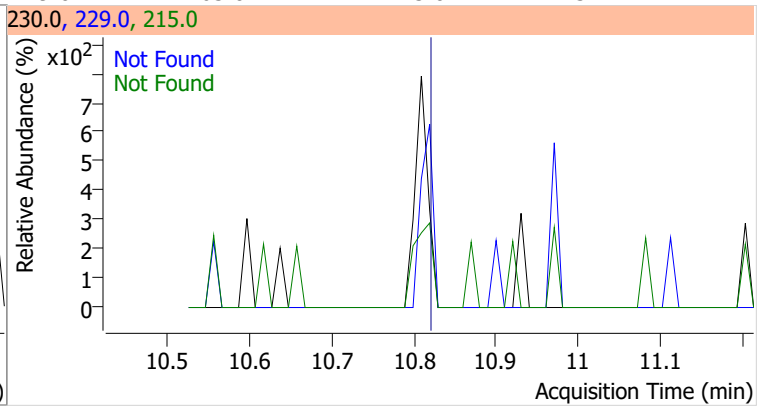

Compound	Conc.	Exp RT	QIon	Exp Ratio	QIon	Exp Ratio
Di-n-Butylphthalate	N.D.	11.20	150.0	9.0	104.0	5.8

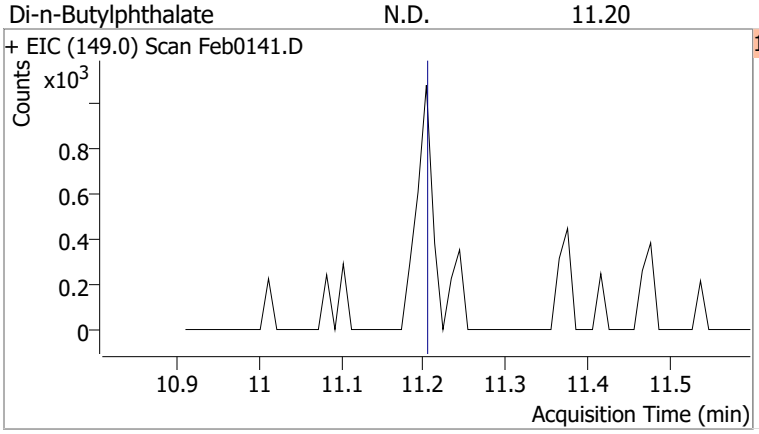

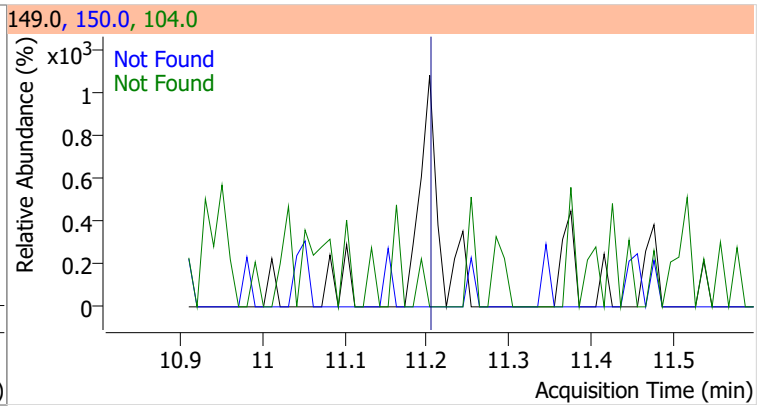

Compound	Conc.	Exp RT	QIon	Exp Ratio
Fluoranthene	N.D.	12.12	101.0	12.3

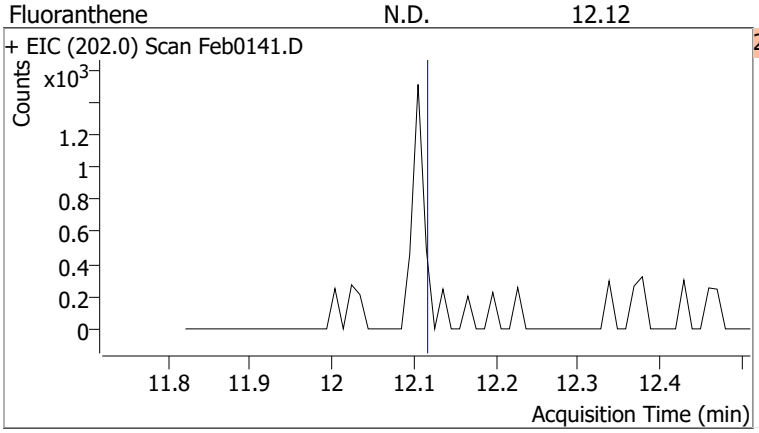

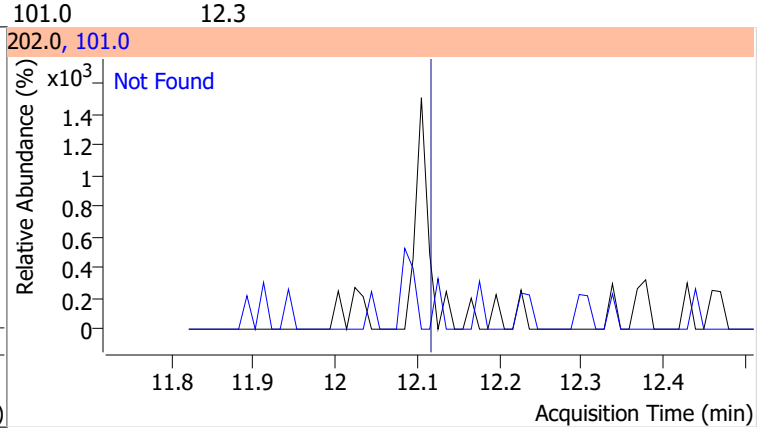

Compound	Conc.	Exp RT	QIon	Exp Ratio	QIon	Exp Ratio
Benzidine	N.D.	12.50	183.0	12.2	92.0	7.5

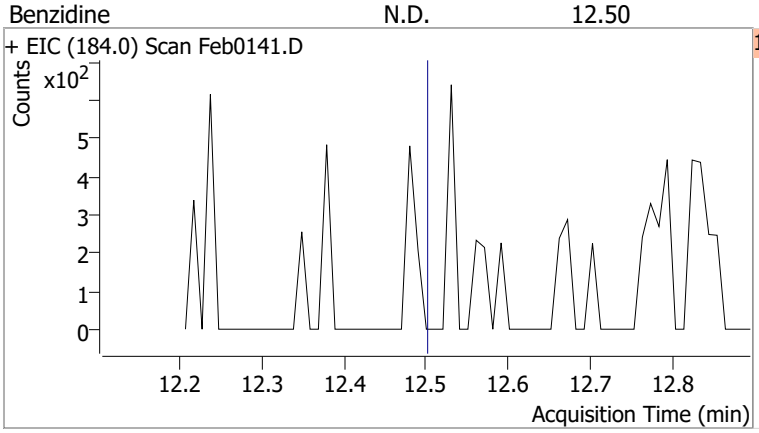

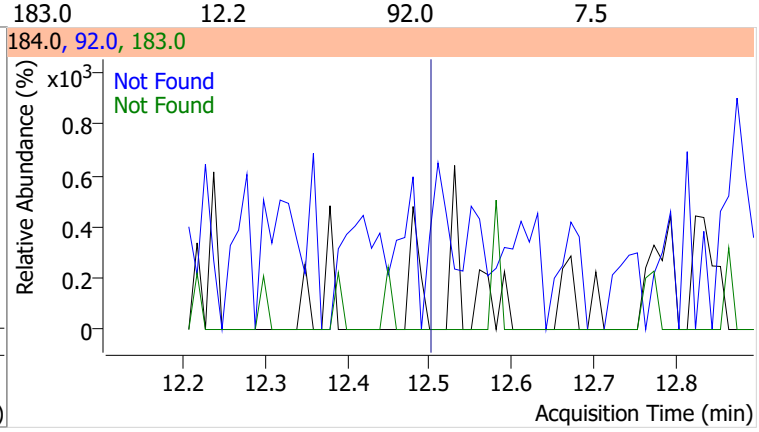

Quantitation Results Report (QT Reviewed)

Compound	Conc.	Exp RT	QIon	Exp Ratio
Pyrene	N.D.	12.55	101.0	14.0

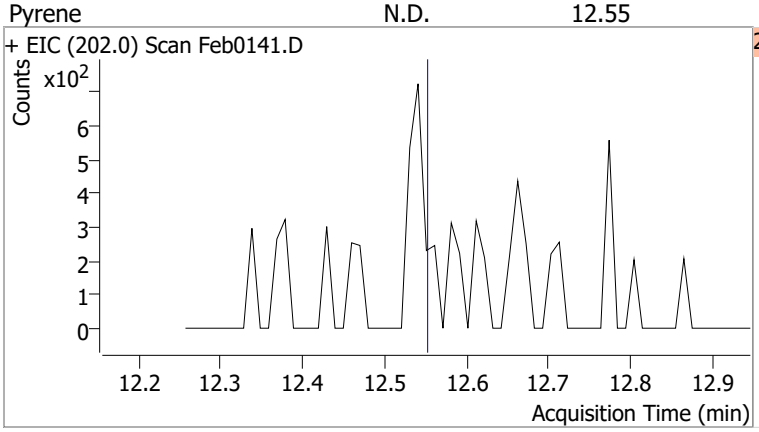

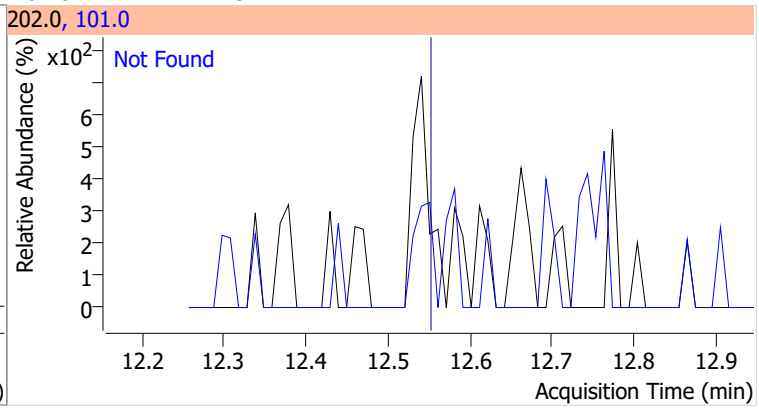

Compound	Conc.	RT	Dev(Min)	Resp.	QIon	QRatio	Lower	Upper
Terphenyl-d14	95.5636	13.06	0.00	2183907	122.0	14.7	8.8	16.4

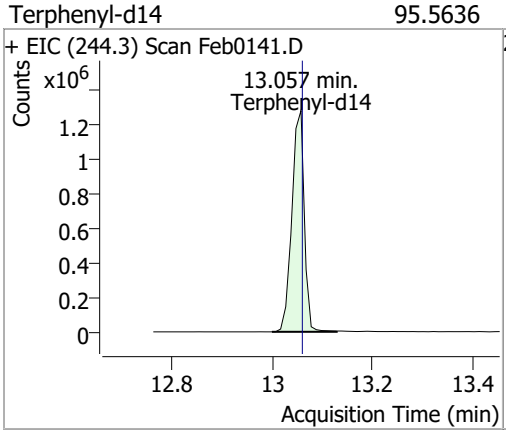

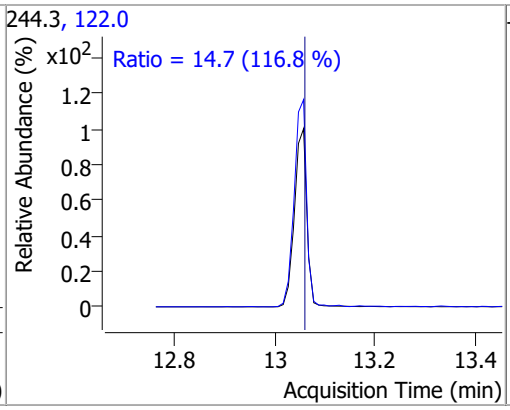

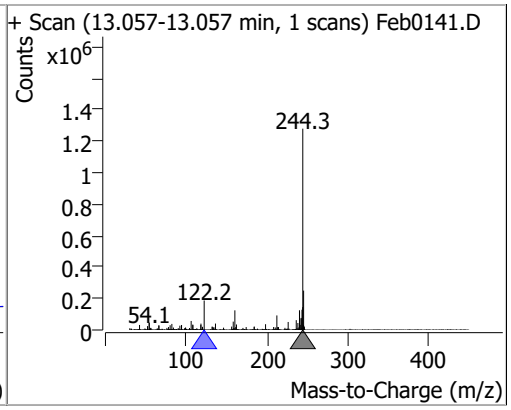

Compound	Conc.	Exp RT	QIon	Exp Ratio	QIon	Exp Ratio
Butylbenzylphthalate	N.D.	14.53	91.0	80.1	206.0	18.4

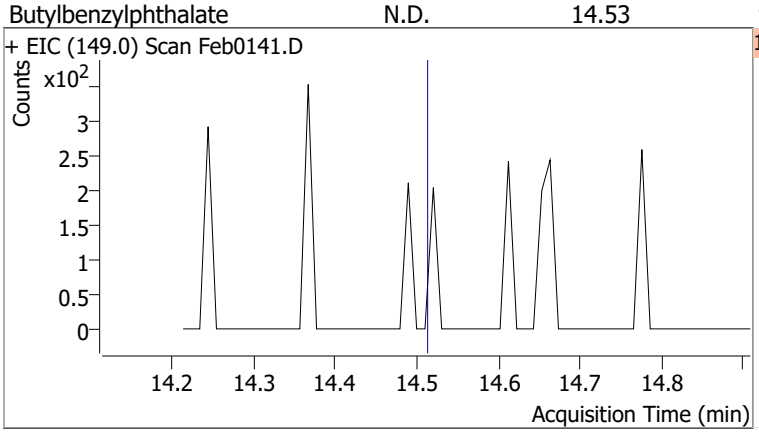

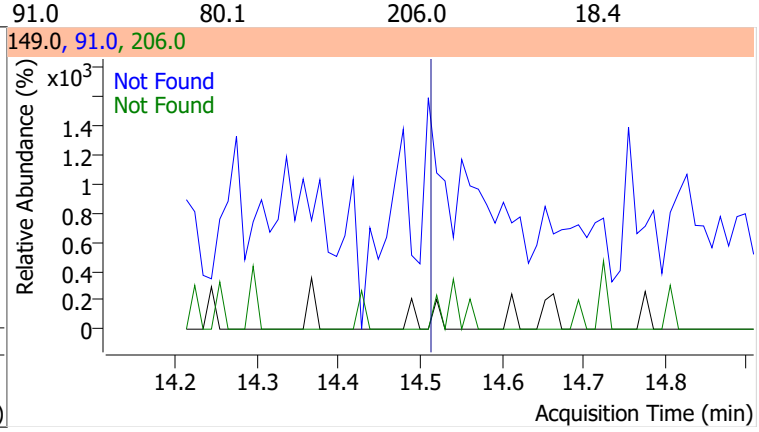

Compound	Conc.	Exp RT	QIon	Exp Ratio	QIon	Exp Ratio
Benzo(a)Anthracene	N.D.	15.76	226.0	25.8	229.0	20.9

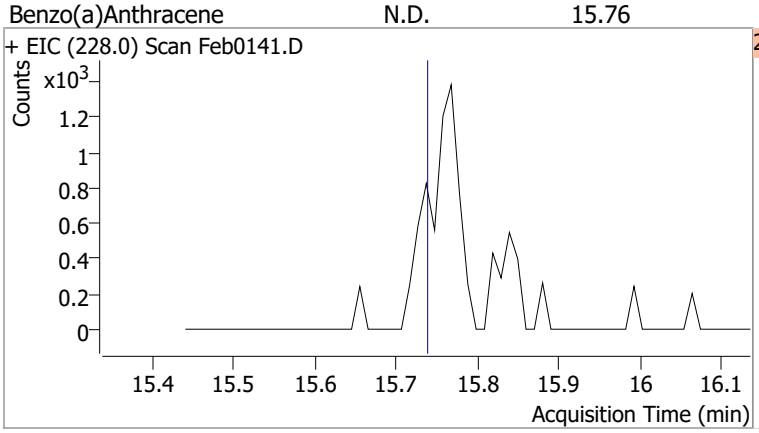

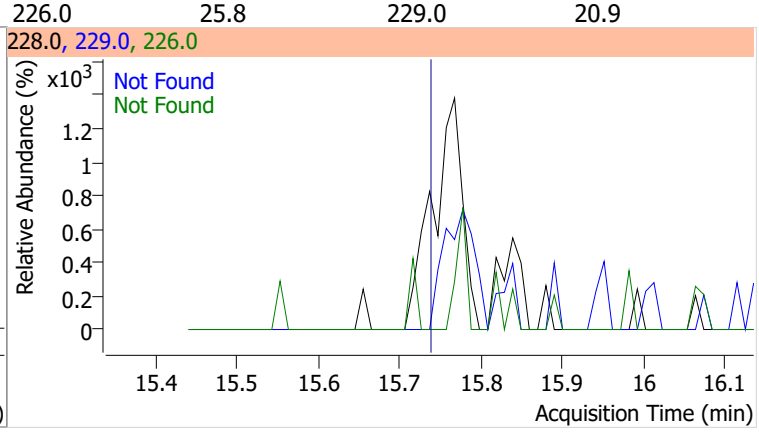

Compound	Conc.	Exp RT	QIon	Exp Ratio	QIon	Exp Ratio
Chrysene	N.D.	15.87	226.0	29.3	229.0	20.2

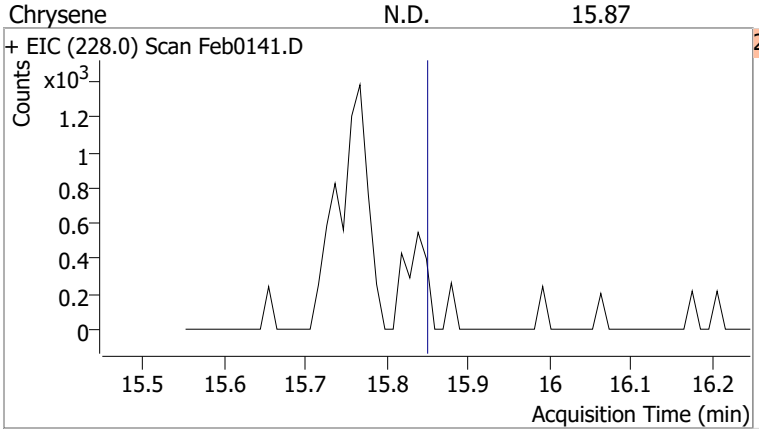

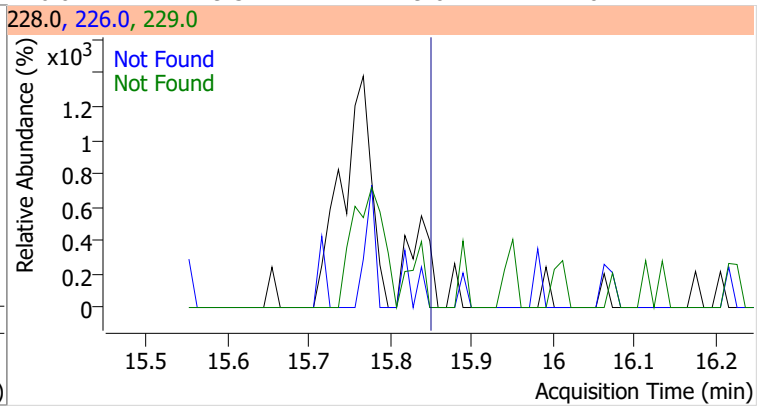

Compound	Conc.	Exp RT	QIon	Exp Ratio
3,3-Dichlorobenzidine	N.D.	15.90	254.0	64.5

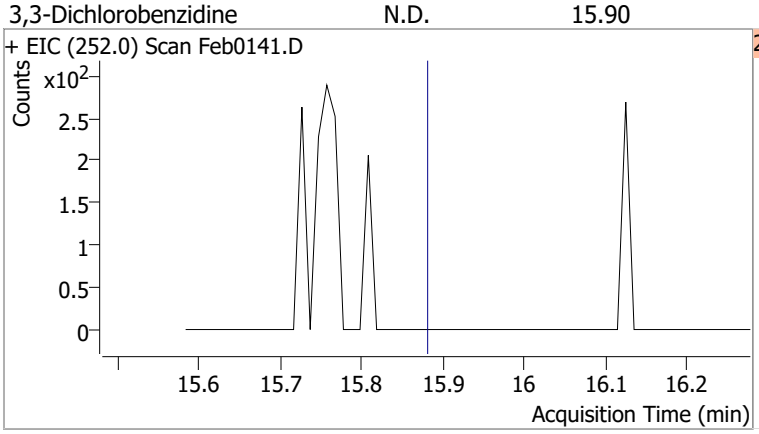

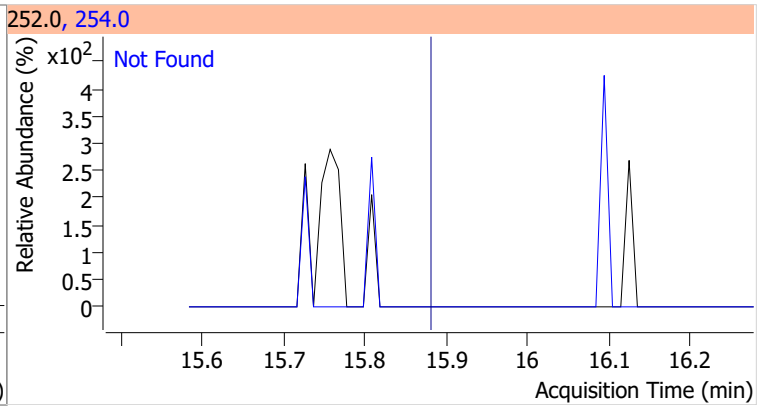

Compound	Conc.	Exp RT	QIon	Exp Ratio	QIon	Exp Ratio
bis(2-ethylhexyl)Phthalate	N.D.	16.60	149.0	385.7	279.0	15.3

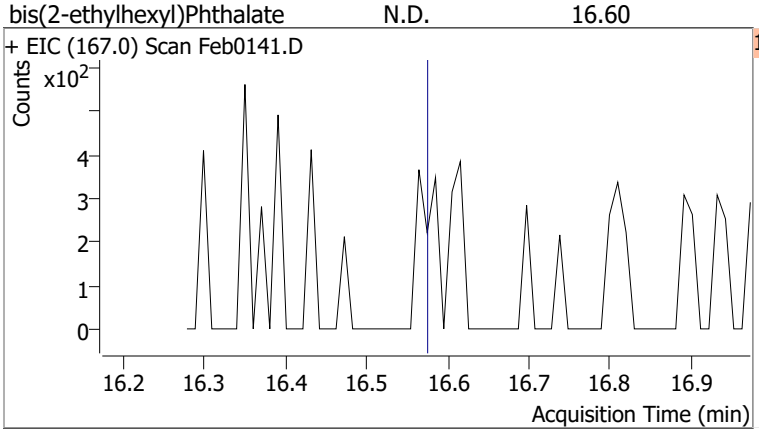

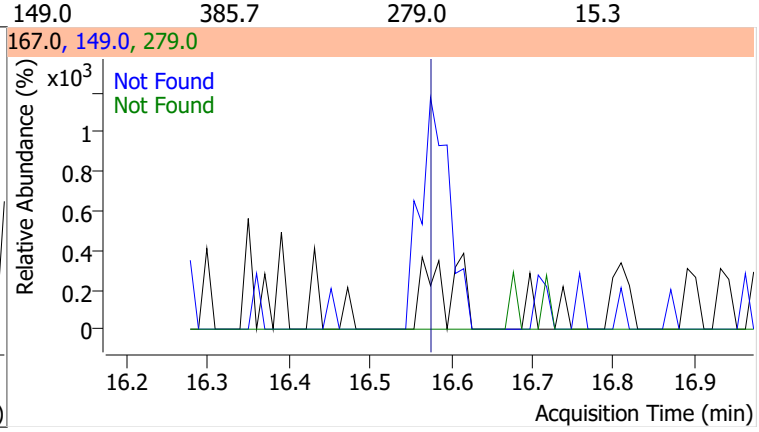

Compound	Conc.	Exp RT	QIon	Exp Ratio
Di-n-octyl Phthalate	N.D.	18.29	150.0	9.5

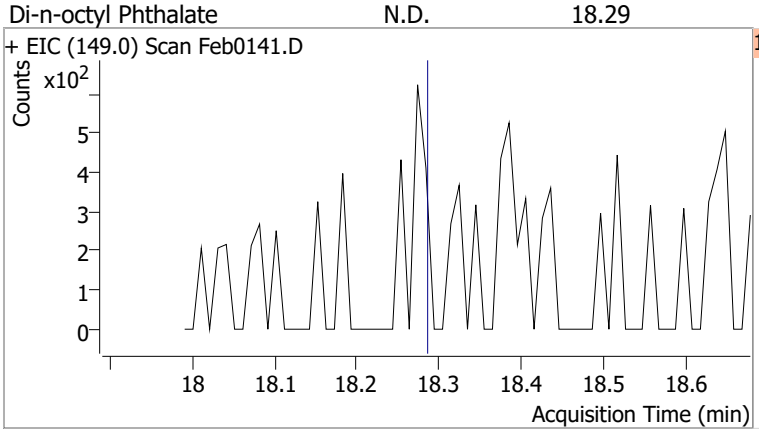

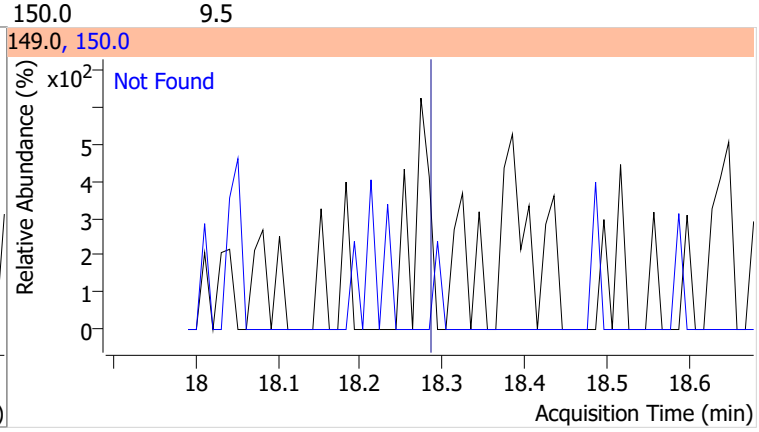

Compound	Conc.	Exp RT	QIon	Exp Ratio
Benzo(b)fluoranthene	N.D.	18.55	253.0	22.5

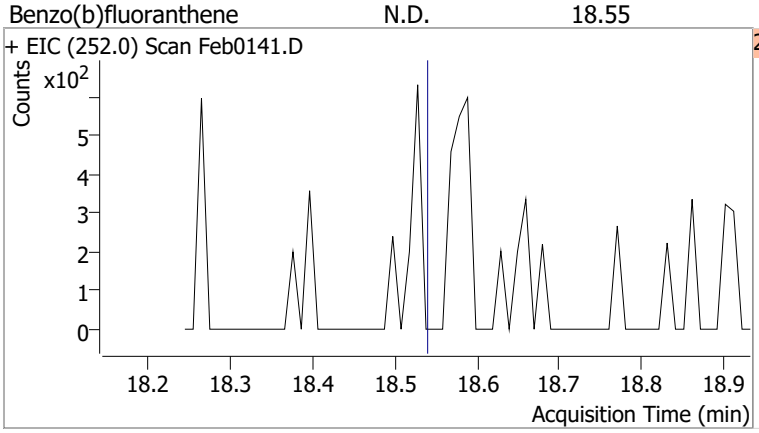

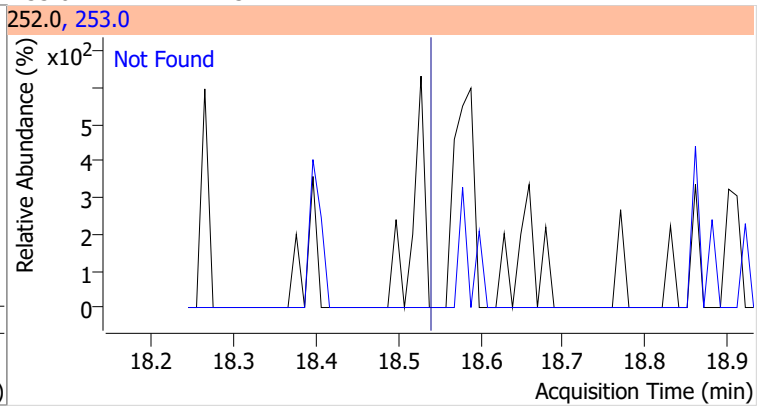

Compound	Conc.	Exp RT	QIon	Exp Ratio
Benzo(k)fluoranthene	N.D.	18.61	253.0	22.7

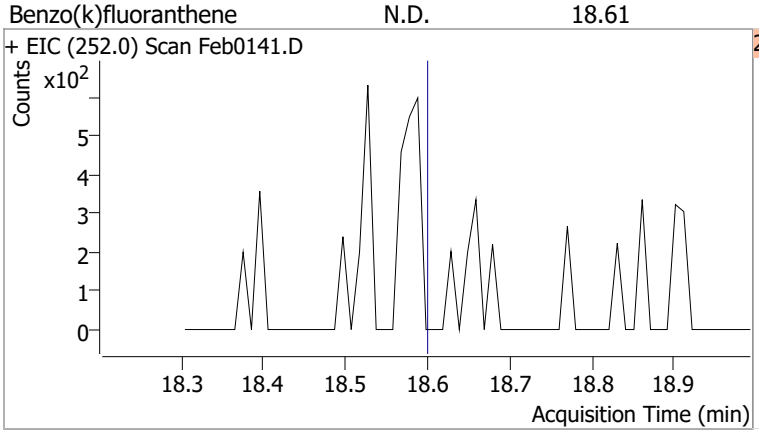

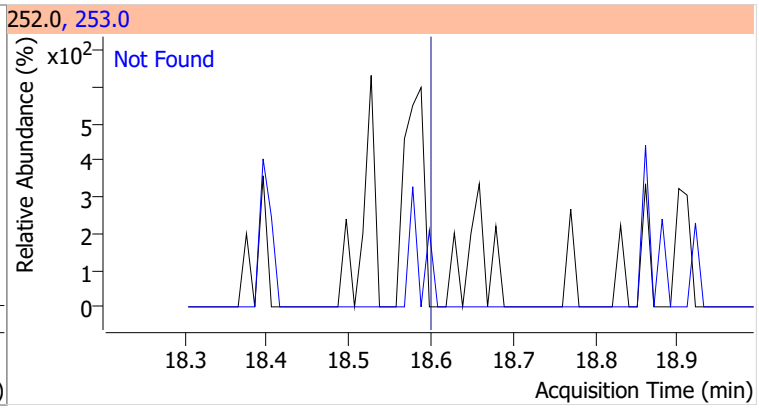

Compound	Conc.	Exp RT	QIon	Exp Ratio
Benzo(a)pyrene	N.D.	19.15	253.0	22.6

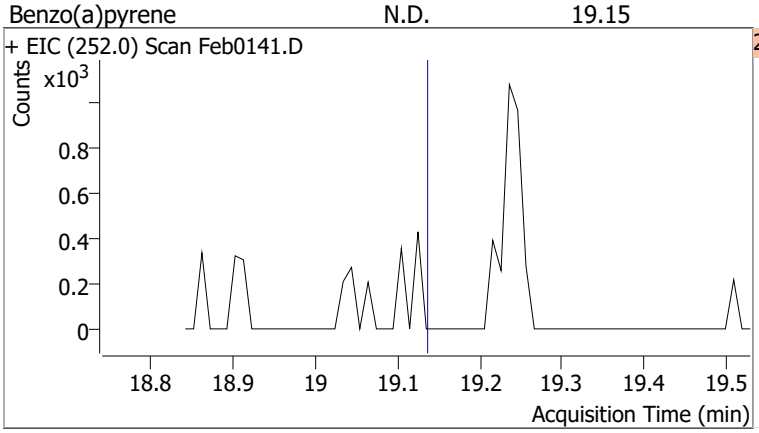

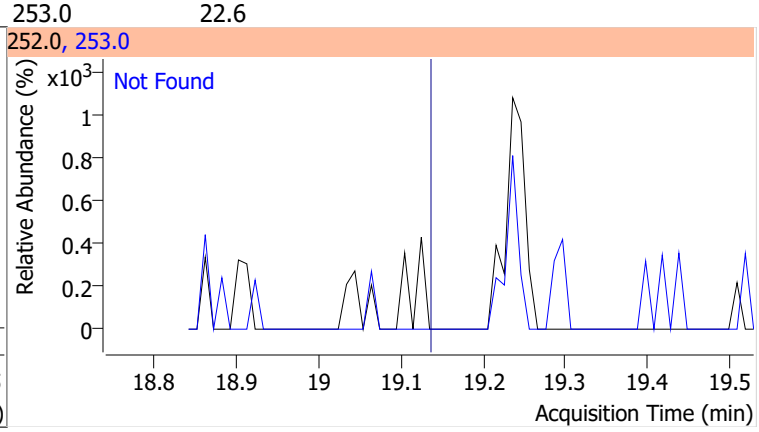

Compound	Conc.	Exp RT	QIon	Exp Ratio
Indeno(1,2,3-c,d)pyrene	N.D.	20.91	138.0	28.9

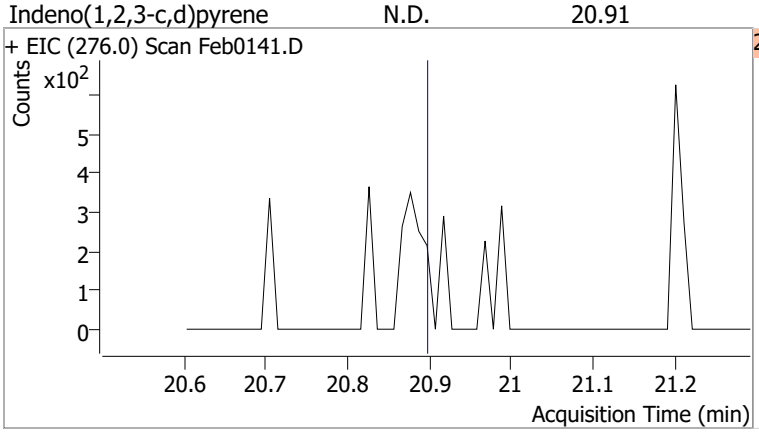

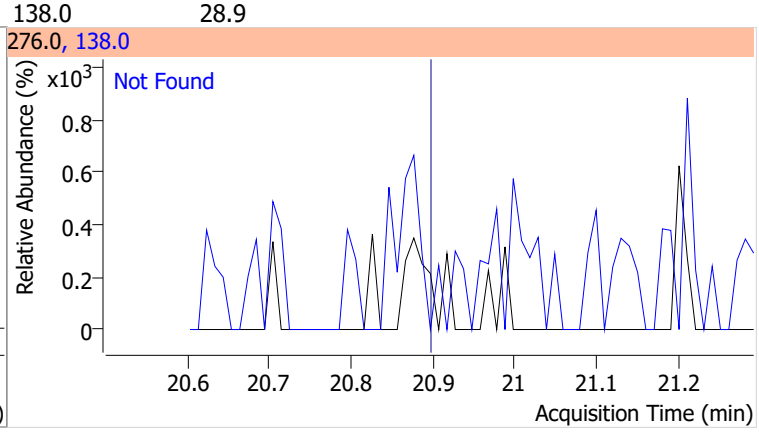

Compound	Conc.	Exp RT	QIon	Exp Ratio	QIon	Exp Ratio
Dibenzo(a,h)anthracene	N.D.	20.97	139.0	24.4	279.0	23.7

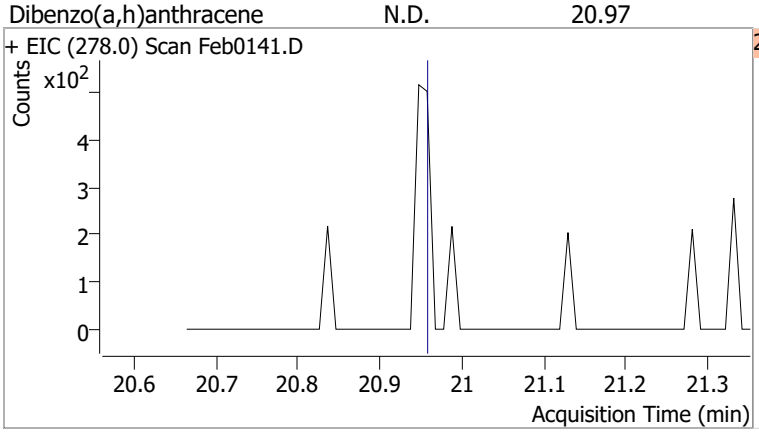

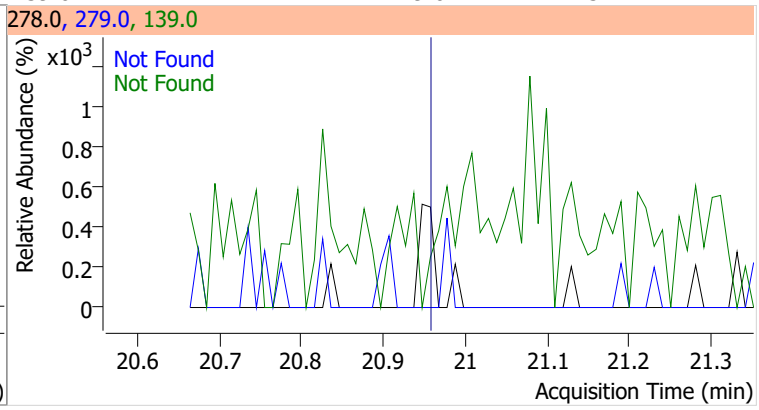

Compound	Conc.	Exp RT	QIon	Exp Ratio	QIon	Exp Ratio
Benzo(g,h,i)perylene	N.D.	21.24	138.0	32.5	277.0	24.1

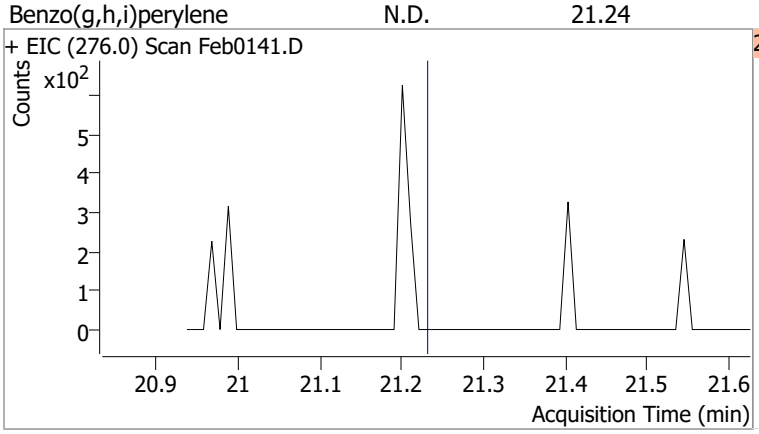

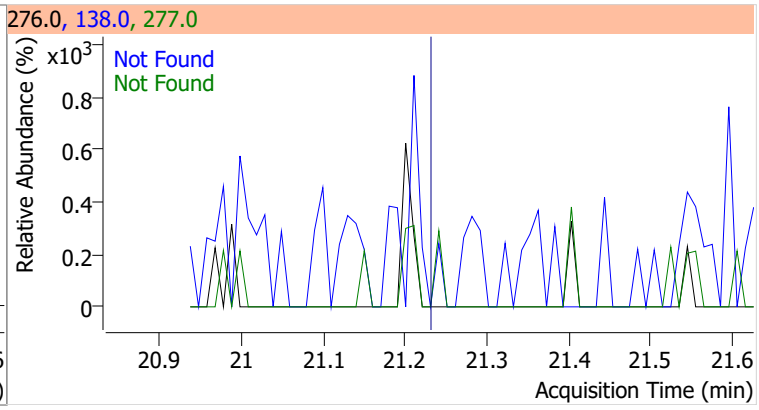

Quantitation Results Report (QT Reviewed)

Data File	Feb0142.D	Operator	LIMS import
Acq. Method	BNA+SIM.M	Acq. Date-Time	2/2/2022 2:37:03 PM
Sample Name	B22011228-001C	Instrument	Instrument #1
Vial	42	Multiplier	1.00
DA Method File	020122 DoD BNA cal.batch.bin	Comment	SVOC-8270-W-LARGO
Tune File	dftppdsm.u	Tune Date	1/25/2022 7:52:00 PM
Batch Name	020122 DoD BNA.batch.bin	Last Calib Update	2/16/2022 11:05:20 AM
Ref Library	D:\Org\Library\NIST129K.l		

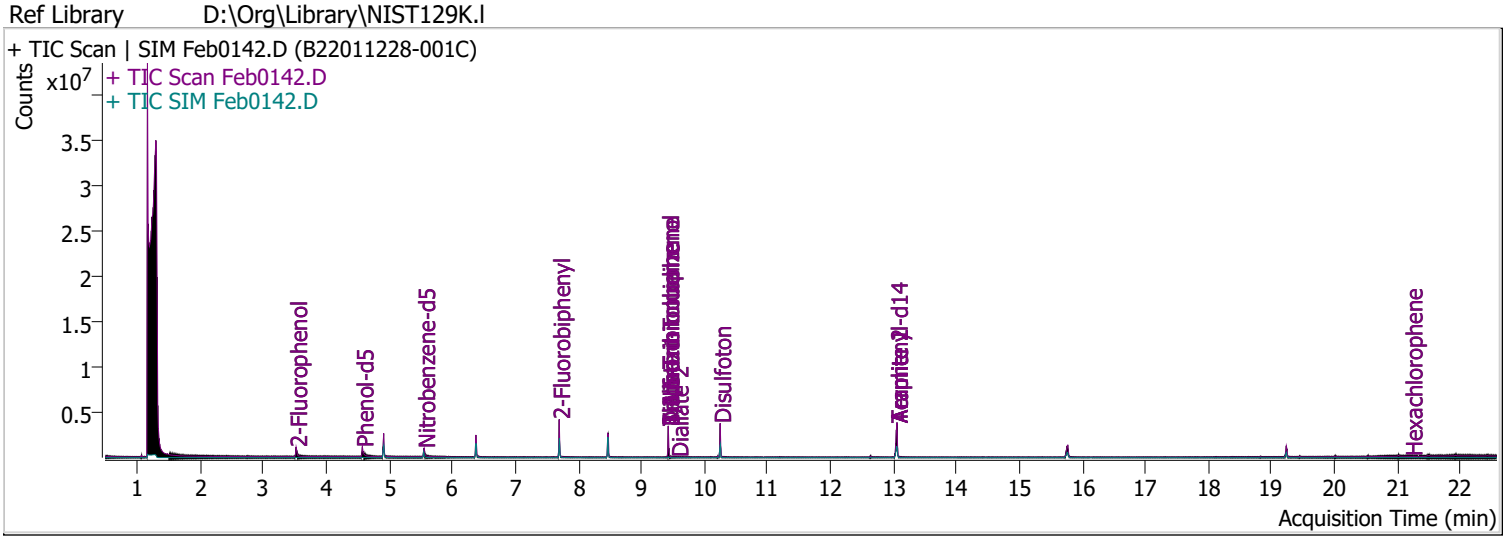

Compound	RT	QIon	Resp.	Conc.	Units		Dev(Min)
Internal Standards							
System Monitoring Compounds							
S 2-Fluorophenol	3.521	112.0	453095	43.8482	µg/L		0.000
Spiked Amount: 200.000	Range: 10.0 - 75.0%			Recovery = 21.92%			
S Phenol-d5	4.573	99.0	617334	45.4386	µg/L		0.000
Spiked Amount: 200.000	Range: 10.0 - 65.0%			Recovery = 22.72%			
S Nitrobenzene-d5	5.553	82.0	313878	44.4114	µg/L	m	0.000
Spiked Amount: 100.000	Range: 32.0 - 94.0%			Recovery = 44.41%			
S 2-Fluorobiphenyl	7.697	172.0	1189314	50.4878	µg/L		0.000
Spiked Amount: 100.000	Range: 28.0 - 107.0%			Recovery = 50.49%			
S 2,4,6-Tribromophenol	9.428	329.8	269293	142.6555	µg/L		0.000
Spiked Amount: 200.000	Range: 25.0 - 140.0%			Recovery = 71.33%			
S Terphenyl-d14	13.058	244.3	2059289	88.4308	µg/L		0.000
Spiked Amount: 100.000	Range: 32.0 - 122.0%			Recovery = 88.43%			
Target Compounds							**QValue**
T N-Nitrosodimethylamine	0.000		0	N.D.			
T Pyridine	0.000		0	N.D.			
T Aniline	0.000		0	N.D.			
T Phenol	0.000		0	N.D.			
T bis(-2-Chloroethyl)Ether	0.000		0	N.D.			
T 2-Chlorophenol	0.000		0	N.D.			
T 1,3-Dichlorobenzene	0.000		0	N.D.			
T 1,4-Dichlorobenzene	0.000		0	N.D.			
T 1,2-Dichlorobenzene	0.000		0	N.D.			
T Benzyl Alcohol	0.000		0	N.D.			
T 2-Methylphenol	0.000		0	N.D.			
T bis(2-chloroisopropyl)Ether	0.000		0	N.D.			
T N-nitroso-Di-n-propylamine	5.553	70.0	0		µg/L	md	1
T 4Methylphenol/3Methylphenol	0.000		0	N.D.			
T Hexachloroethane	0.000		0	N.D.			

Compound	RT	QIon	Resp.	Conc.	Units		Dev(Min)
T Nitrobenzene	0.000		0	N.D.			
T Isophorone	0.000		0	N.D.			
T 2-Nitrophenol	0.000		0	N.D.			
T 2,4-Dimethylphenol	0.000		0	N.D.			
T bis(-2-Chloroethoxy)Methane	0.000		0	N.D.			
T 2,4-Dichlorophenol	0.000		0	N.D.			
T Benzoic Acid	0.000		0	N.D.			
T 1,2,4-Trichlorobenzene	0.000		0	N.D.			
T Naphthalene	0.000		0	N.D.			
T 4-Chlorophenol	6.373	130.0	0		µg/L	md	1
T p-Chloroaniline	0.000		0	N.D.			
T Hexachlorobutadiene	0.000		0	N.D.			
T 4-Chloro-2-Methylphenol	0.000		0	N.D.			
T 4-Chloro-3-Methylphenol	0.000		0	N.D.			
T 2-Methylnaphthalene	0.000		0	N.D.			
T 1-Methylnaphthalene	0.000		0	N.D.			
T Hexachlorocyclopentadiene	0.000		0	N.D.			
T 2,4,6-Trichlorophenol	0.000		0	N.D.			
T 2,4,5-Trichlorophenol	0.000		0	N.D.			
T 2-Chloronaphthalene	0.000		0	N.D.			
T 2-Nitroaniline	0.000		0	N.D.			
T Dimethyl Phthalate	8.477	163.0	0		µg/L	md	1
T 2,6-Dinitrotoluene	8.466	165.0	0		µg/L	md	1
T Acenaphthylene	0.000		0	N.D.			
T 3-Nitroaniline	0.000		0	N.D.			
T Acenaphthene	0.000		0	N.D.			
T 2,4-Dinitrophenol	0.000		0	N.D.			
T Dibenzofuran	0.000		0	N.D.			
T 4-Nitrophenol	0.000		0	N.D.			
T 2,4-Dinitrotoluene	8.466	165.0	0		µg/L	md	1
T Diethylphthalate	0.000		0	N.D.			
T Fluorene	0.000		0	N.D.			
T 4-Chlorophenyl-phenylether	0.000		0	N.D.			
T 4-Nitroaniline	0.000		0	N.D.			
T 4,6-Dinitro-2-methylphenol	9.428	198.0	0		µg/L	md	1
T N-nitrosodiphenylamine	0.000		0	N.D.			
T Azobenzene	0.000		0	N.D.			
T 4-Bromophenyl-phenylether	0.000		0	N.D.			
T Hexachlorobenzene	0.000		0	N.D.			
T Pentachlorophenol	0.000		0	N.D.			
T Phenanthrene	0.000		0	N.D.			
T Anthracene	0.000		0	N.D.			
T Triallate	0.000		0	N.D.			
T Carbazole	0.000		0	N.D.			
T o-Terphenyl	0.000		0	N.D.			
T Di-n-Butylphthalate	0.000		0	N.D.			
T Fluoranthene	0.000		0	N.D.			
T Benzidine	0.000		0	N.D.			
T Pyrene	0.000		0	N.D.			
T Butylbenzylphthalate	0.000		0	N.D.			
T Benzo(a)Anthracene	0.000		0	N.D.			
T Chrysene	0.000		0	N.D.			
T 3,3-Dichlorobenzidine	0.000		0	N.D.			
T bis(2-ethylhexyl)Phthalate	0.000		0	N.D.			
T Di-n-octyl Phthalate	0.000		0	N.D.			

Compound	RT	QIon	Resp.	Conc.	Units	Dev(Min)
T Benzo(b)fluoranthene	0.000		0	N.D.		
T Benzo(k)fluoranthene	0.000		0	N.D.		
T Benzo(a)pyrene	0.000		0	N.D.		
T Indeno(1,2,3-c,d)pyrene	0.000		0	N.D.		
T Dibenzo(a,h)anthracene	0.000		0	N.D.		
T Benzo(g,h,i)perylene	0.000		0	N.D.		

(#) = Qualifier Out of Range; (m) = Manual Integration; (+) = Area Summed; (*) = Surrogate Percent Recovery Out of Range; (d): Zeroed Peak

Compound	Conc.	Exp RT	QIon	Exp Ratio
N-Nitrosodimethylamine	N.D.	2.15	42.0	130.1

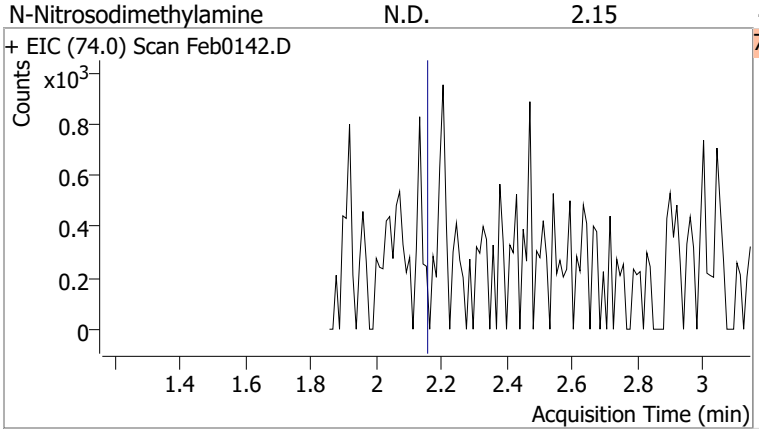

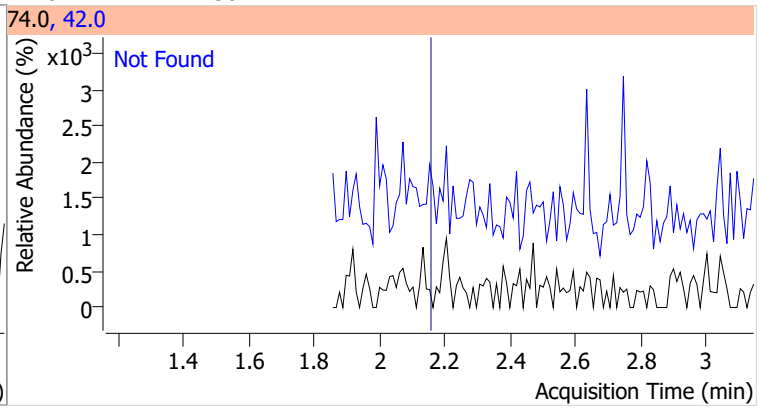

Compound	Conc.	Exp RT	QIon	Exp Ratio
Pyridine	N.D.	2.18	52.0	101.7

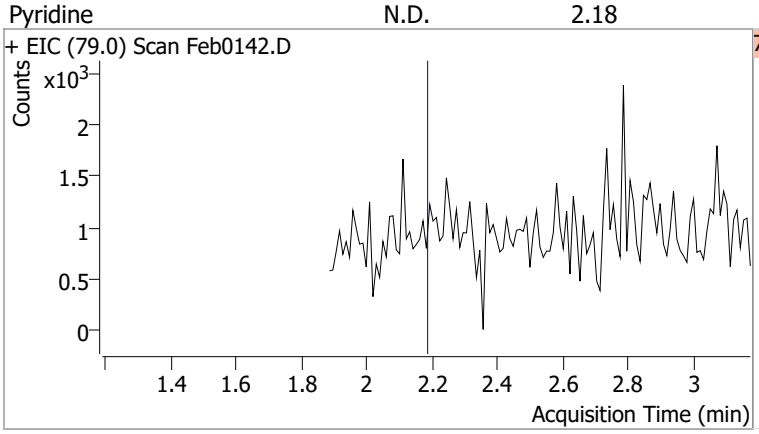

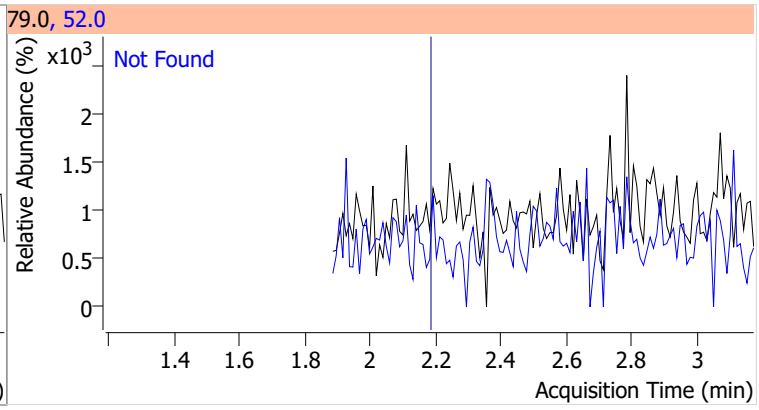

Compound	Conc.	RT	Dev(Min)	Resp.	QIon	QRatio	Lower	Upper
2-Fluorophenol	43.8482	3.52	0.00	453095	64.0	53.4	35.8	66.4
					92.0	21.1	14.3	26.6

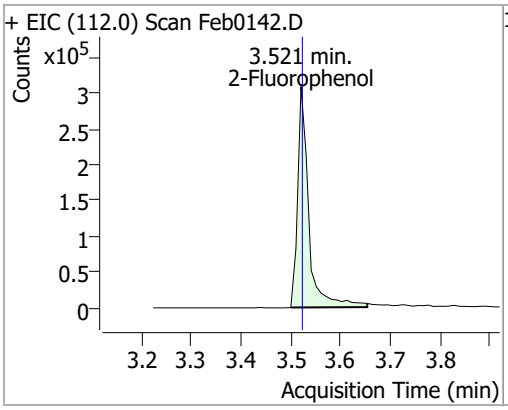

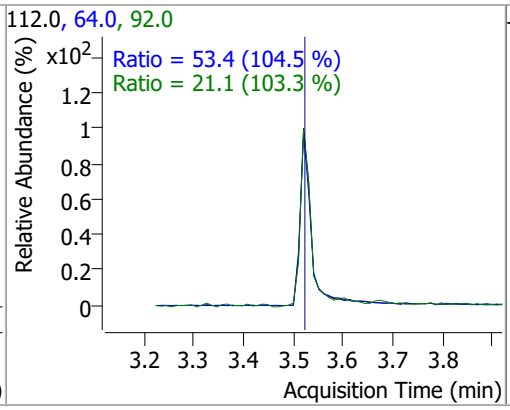

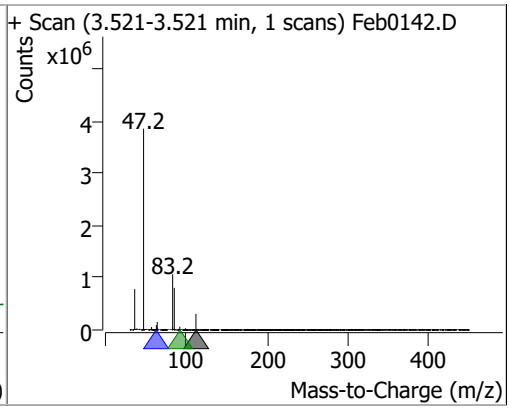

Compound	Conc.	Exp RT	QIon	Exp Ratio	QIon	Exp Ratio
Aniline	N.D.	4.55	66.0	35.1	65.0	18.0

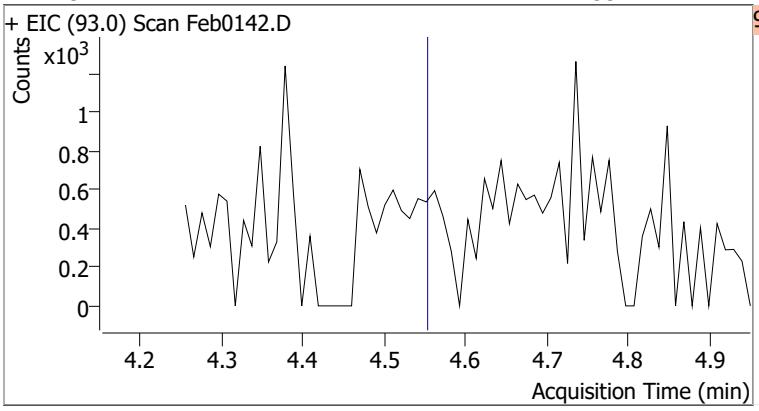

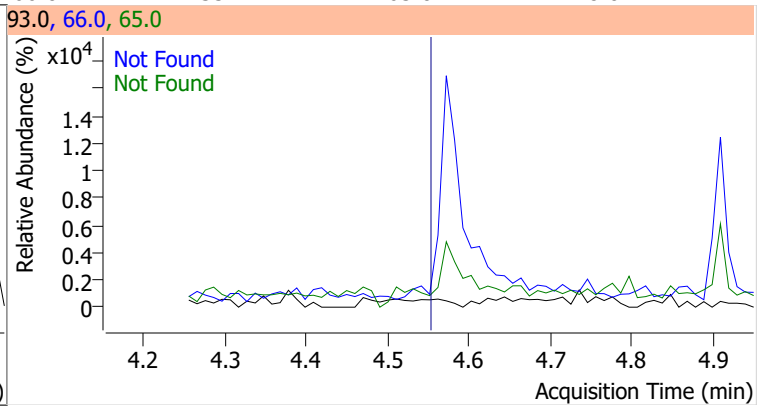

Quantitation Results Report (QT Reviewed)

Compound	Conc.	RT	Dev(Min)	Resp.	QIon	QRatio	Lower	Upper
Phenol-d5	45.4386	4.57	0.00	617334	71.0	32.8	23.8	44.2

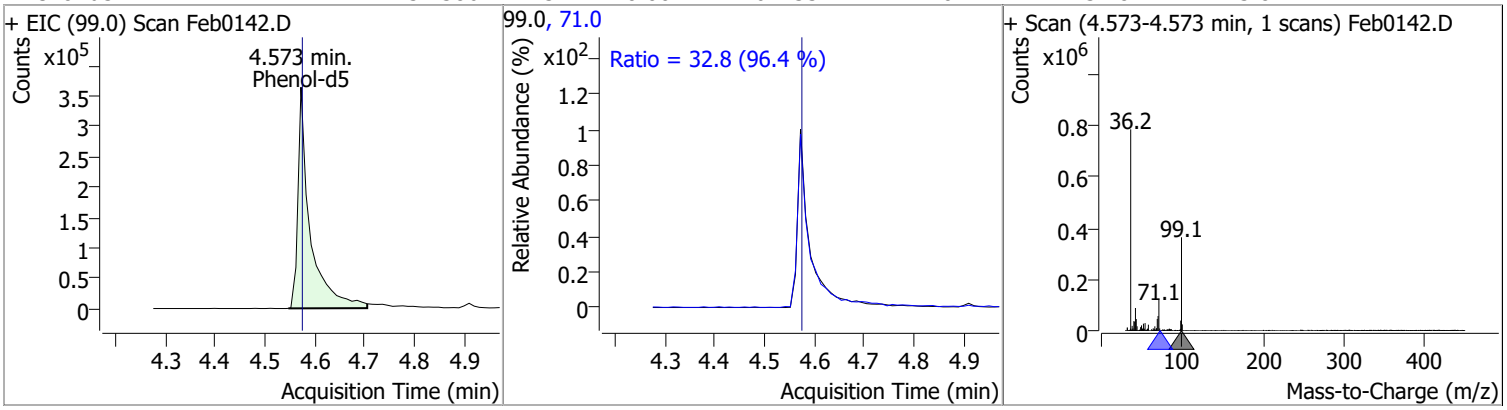

Compound	Conc.	Exp RT	QIon	Exp Ratio
Phenol	N.D.	4.59	66.0	43.8

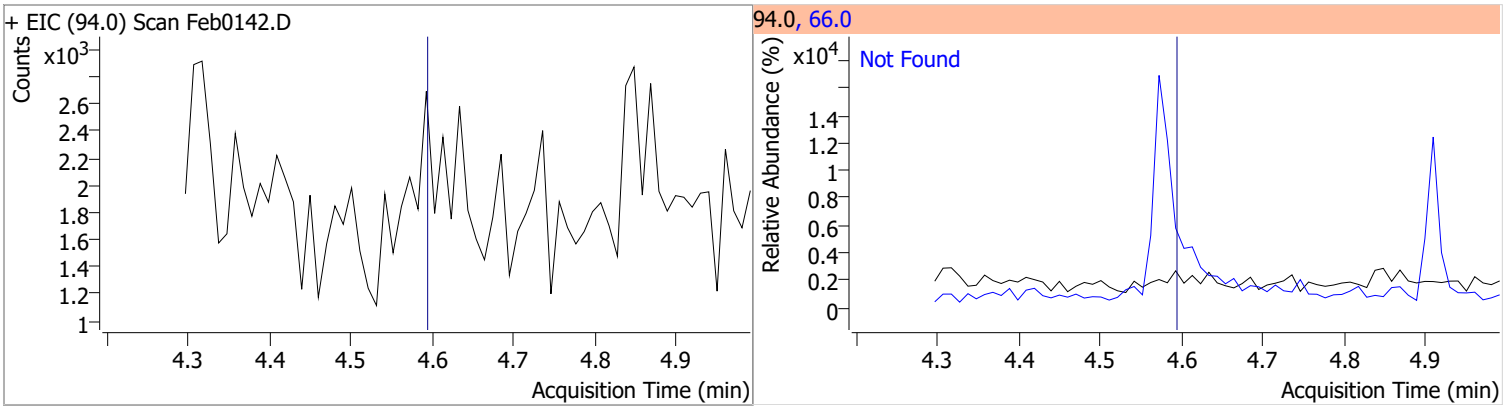

Compound	Conc.	Exp RT	QIon	Exp Ratio
bis(-2-Chloroethyl)Ether	N.D.	4.65	64.0	3.5

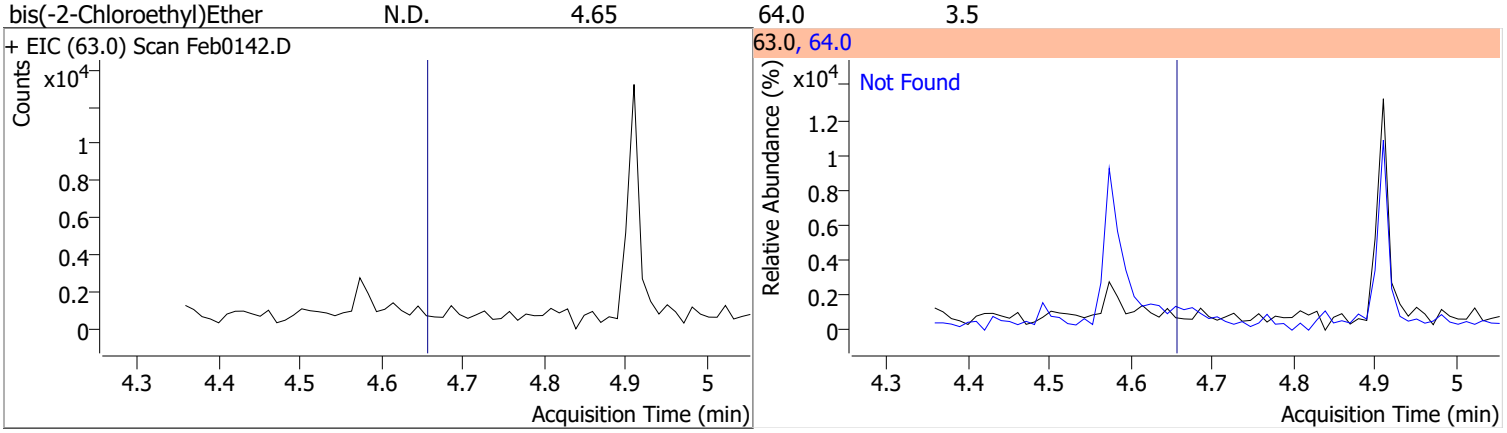

Compound	Conc.	Exp RT	QIon	Exp Ratio
2-Chlorophenol	N.D.	4.68	130.0	31.8

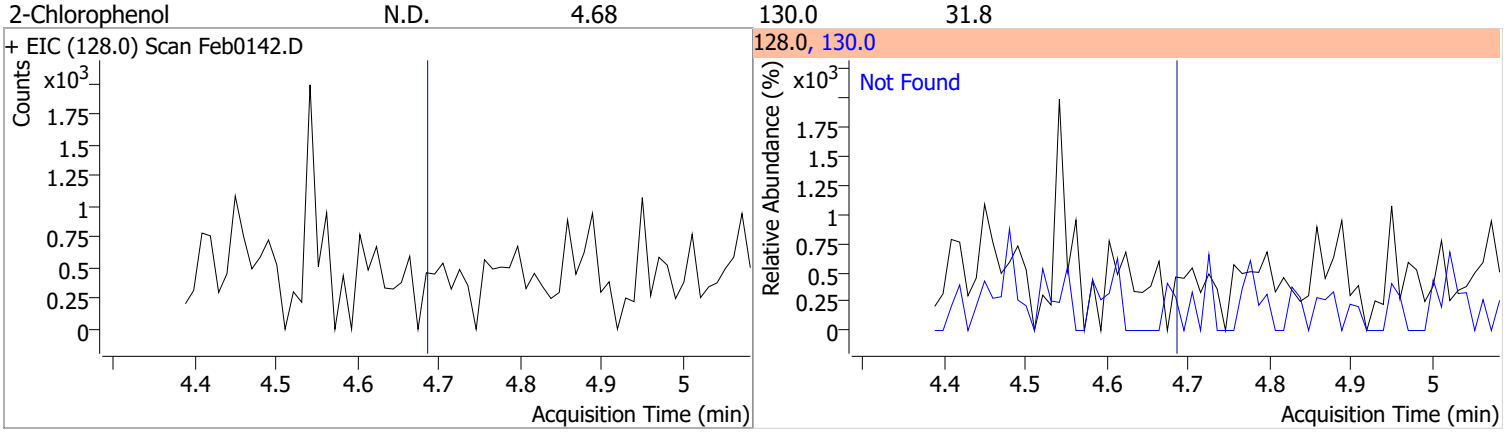

Compound	Conc.	Exp RT	QIon	Exp Ratio	QIon	Exp Ratio
1,3-Dichlorobenzene	N.D.	4.84	148.0	62.2	111.0	35.9

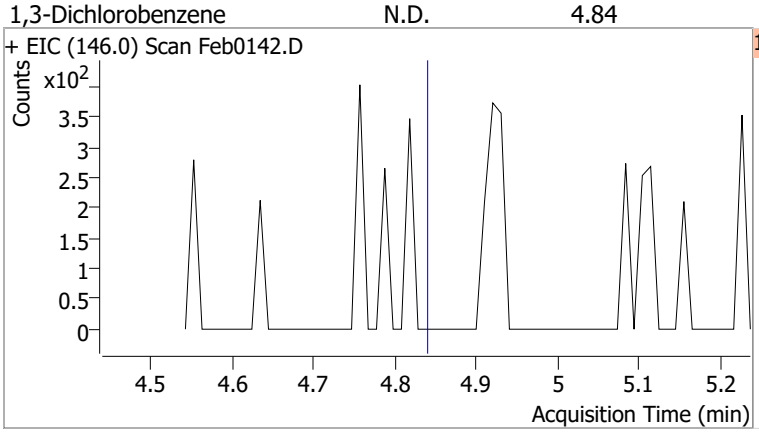

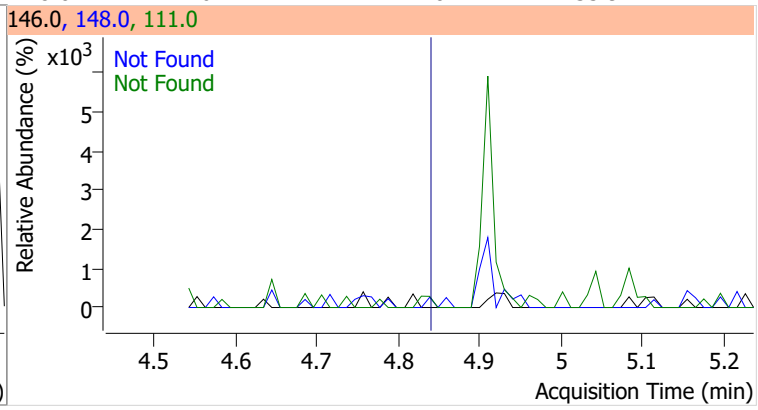

Compound	Conc.	Exp RT	QIon	Exp Ratio	QIon	Exp Ratio
1,4-Dichlorobenzene	N.D.	4.93	148.0	64.1	111.0	35.1

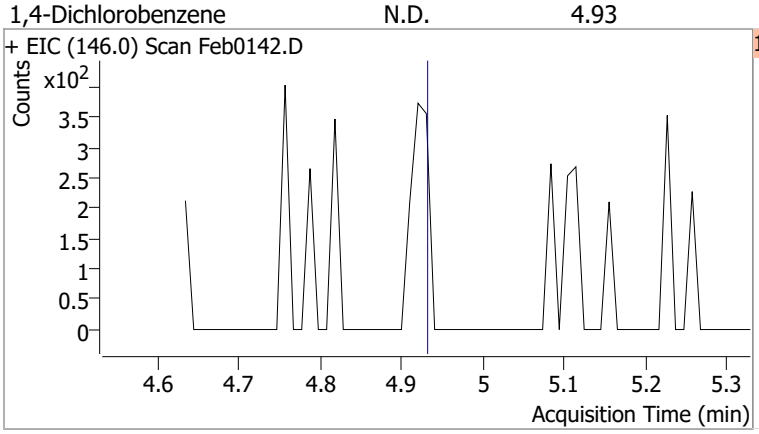

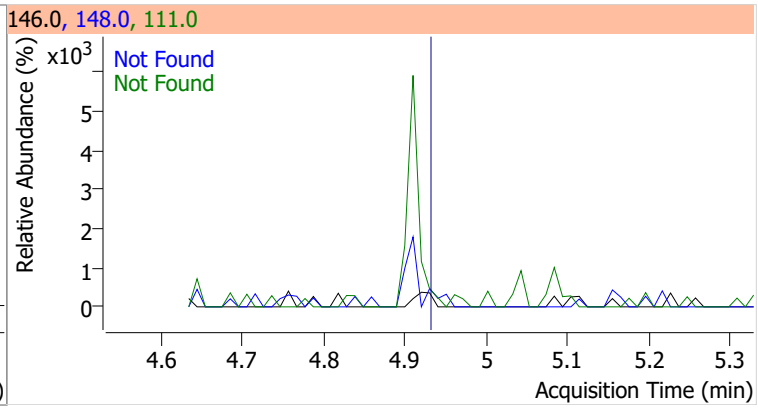

Compound	Conc.	Exp RT	QIon	Exp Ratio	QIon	Exp Ratio
1,2-Dichlorobenzene	N.D.	5.09	148.0	62.9	111.0	36.7

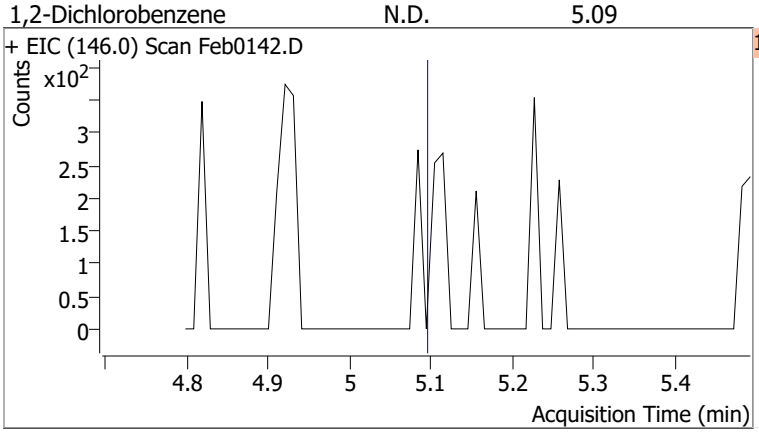

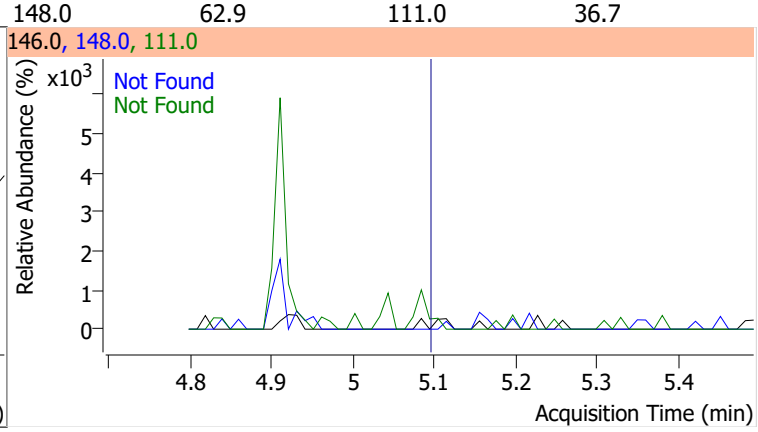

Compound	Conc.	Exp RT	QIon	Exp Ratio	QIon	Exp Ratio
Benzyl Alcohol	N.D.	5.10	79.0	118.4	107.0	64.5

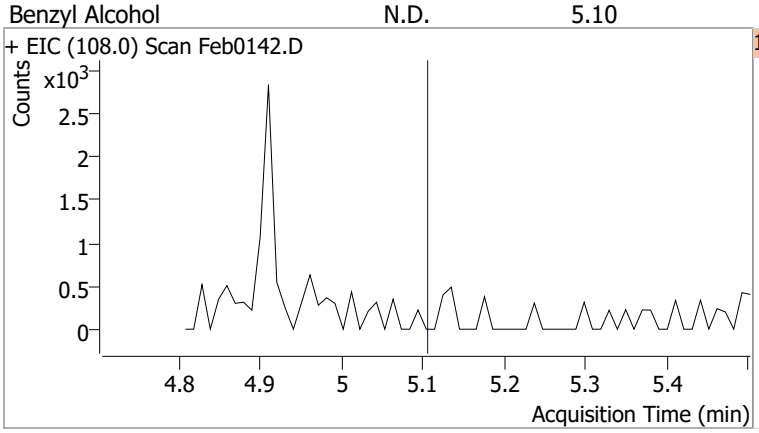

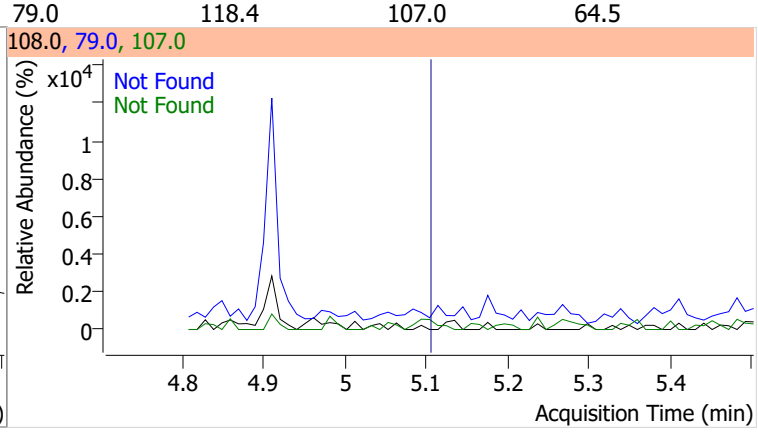

Compound	Conc.	Exp RT	QIon	Exp Ratio
2-Methylphenol	N.D.	5.26	108.0	116.3

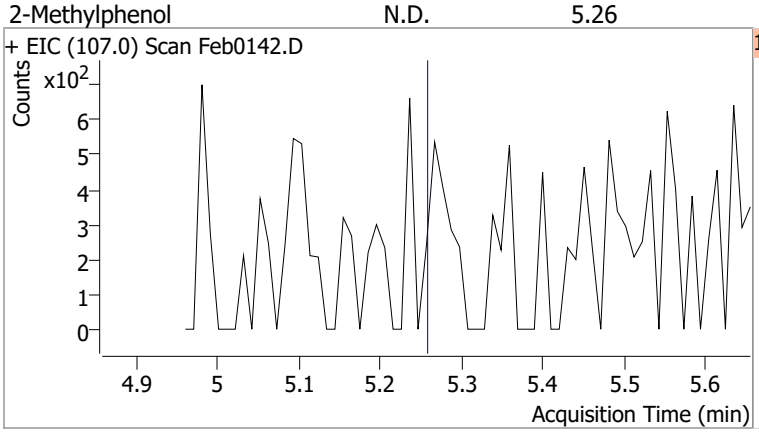

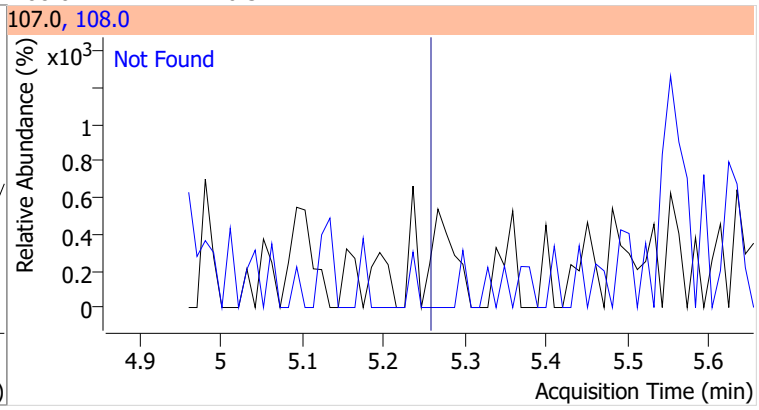

Compound	Conc.	Exp RT	QIon	Exp Ratio
bis(2-chloroisopropyl)Ether	N.D.	5.27	123.0	32.8

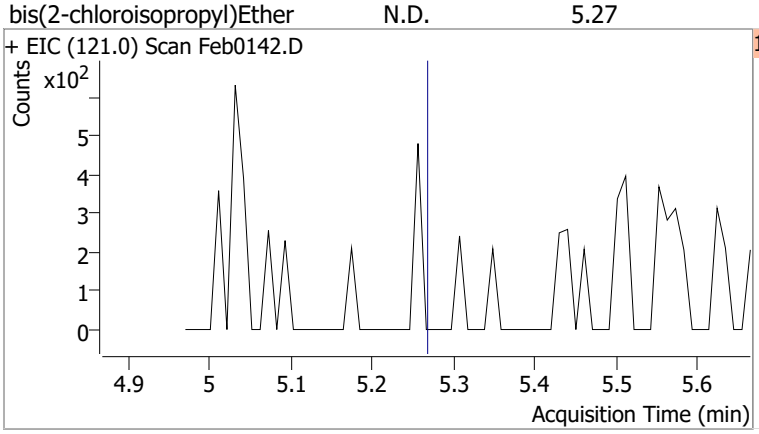

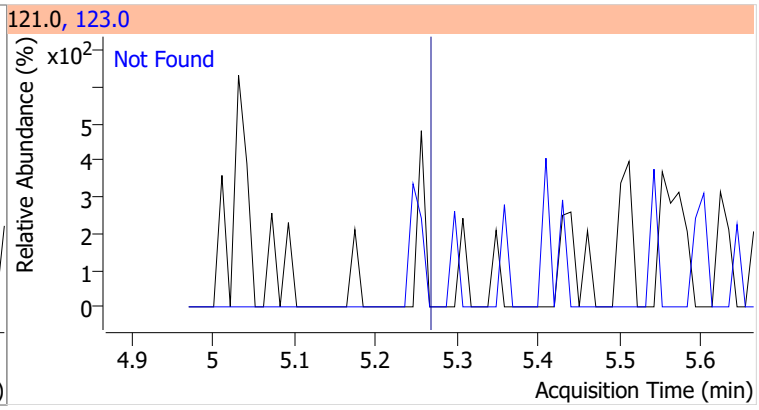

Compound	Conc.	RT	Dev(Min)	Resp.	QIon	QRatio	Lower	Upper
N-nitroso-Di-n-propylamine		0		0	130.0		0.0	35.1

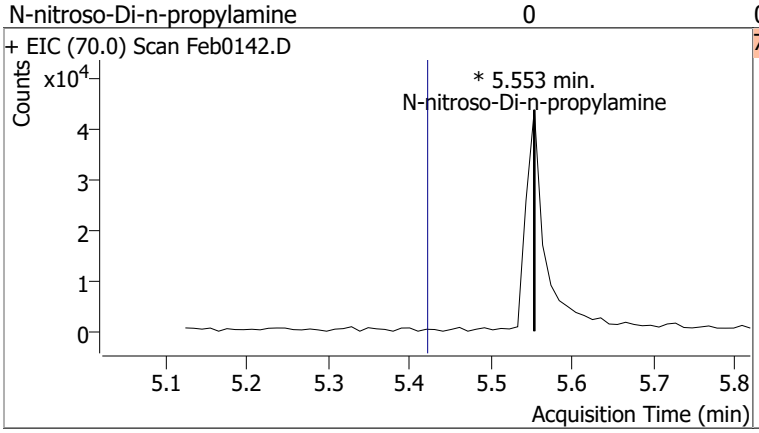

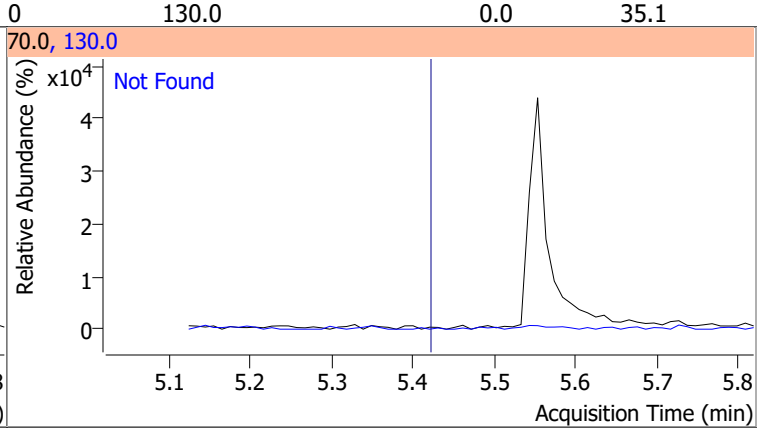

Compound	Conc.	Exp RT	QIon	Exp Ratio
4Methylphenol/3Methylphenol	N.D.	5.44	108.0	84.1

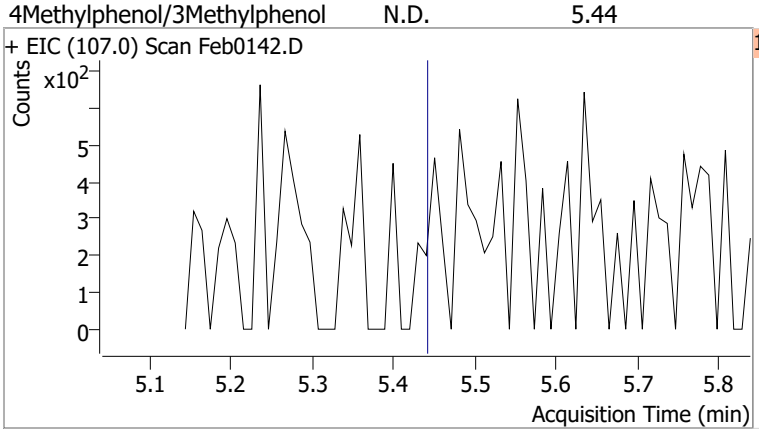

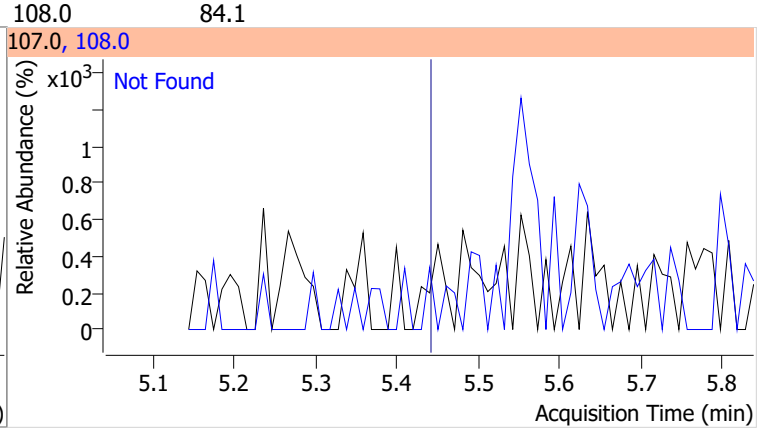

Compound	Conc.	Exp RT	QIon	Exp Ratio	QIon	Exp Ratio
Hexachloroethane	N.D.	5.47	201.0	93.6	199.0	59.8

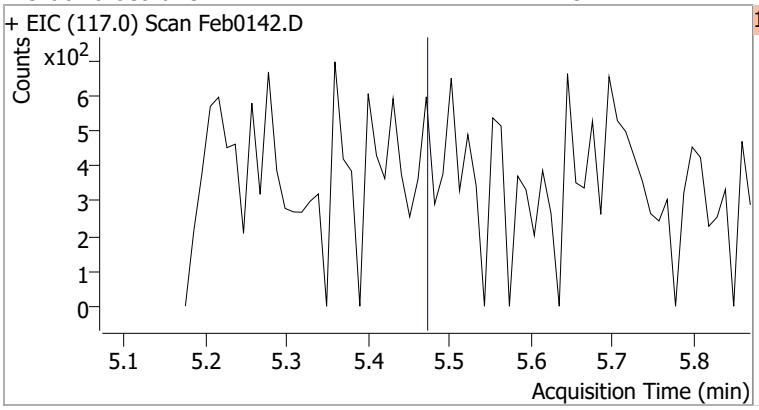

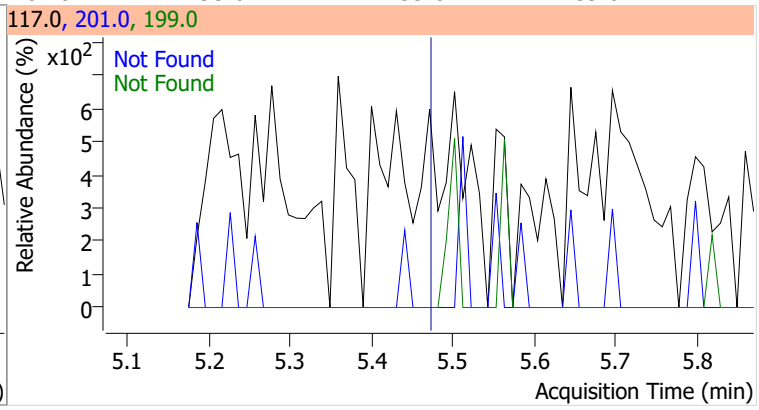

Compound	Conc.	RT	Dev(Min)	Resp.	QIon	QRatio	Lower	Upper
Nitrobenzene-d5	44.4114	5.55	0.00	313878 (m)	54.0	59.5	44.8	83.2
					128.0	43.5	32.6	60.6

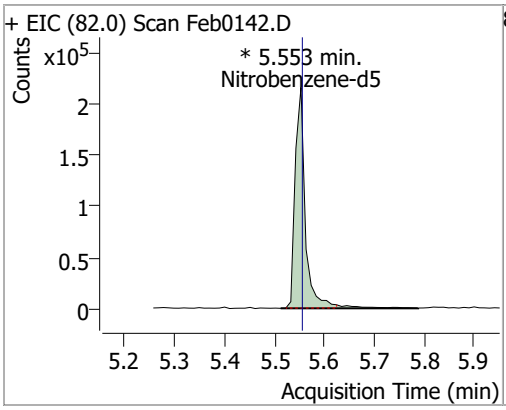

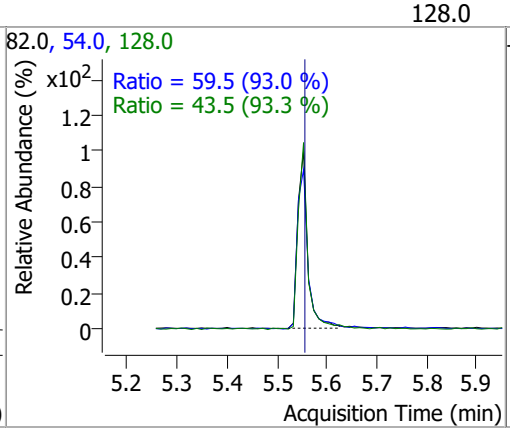

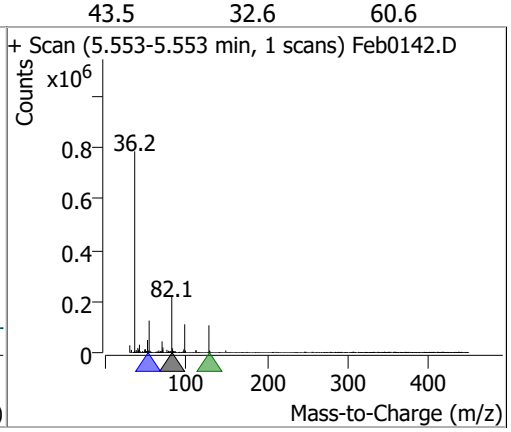

Compound	Conc.	Exp RT	QIon	Exp Ratio	QIon	Exp Ratio
Nitrobenzene	N.D.	5.57	77.0	202.4	51.0	125.5

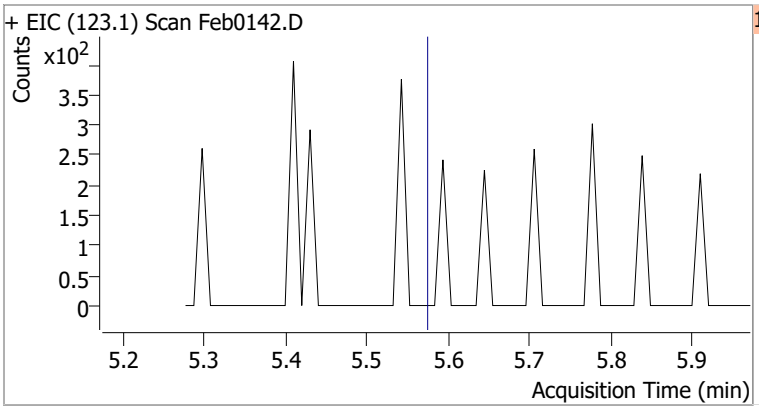

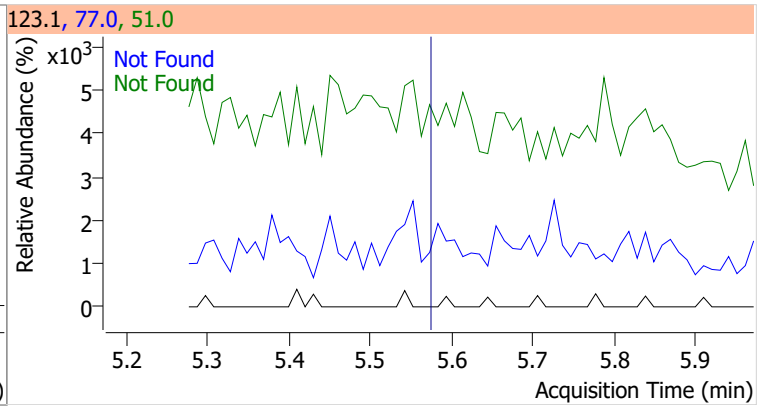

Compound	Conc.	Exp RT	QIon	Exp Ratio
Isophorone	N.D.	5.88	138.0	21.7

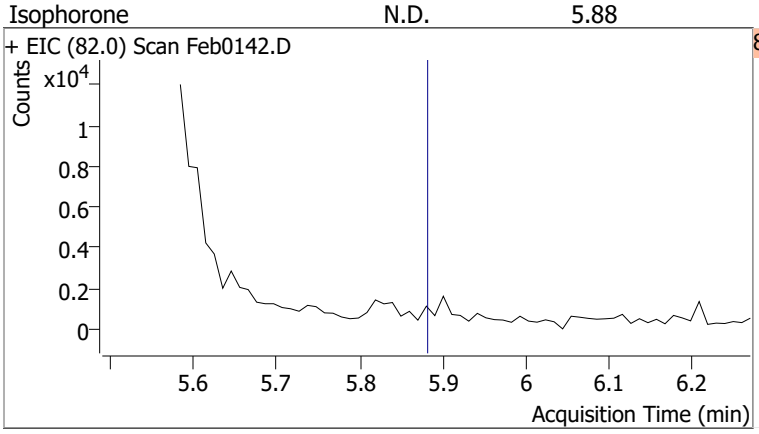

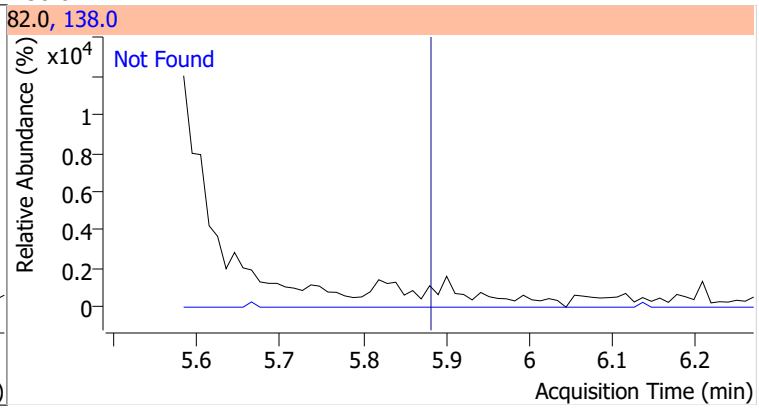

Compound	Conc.	Exp RT	QIon	Exp Ratio	QIon	Exp Ratio
2-Nitrophenol	N.D.	5.94	65.0	48.9	109.0	38.3

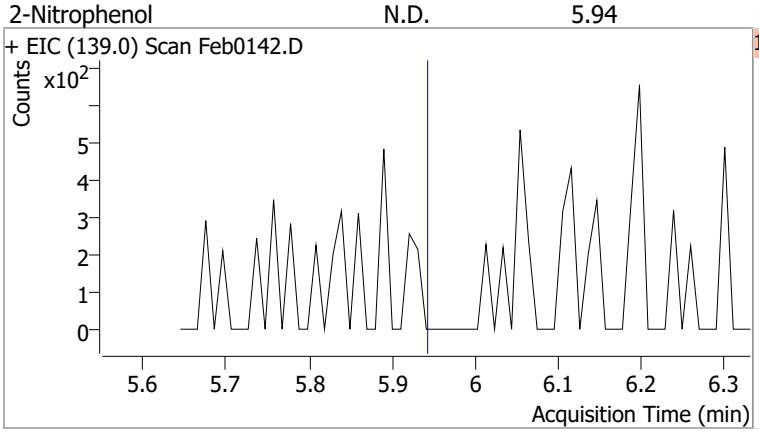

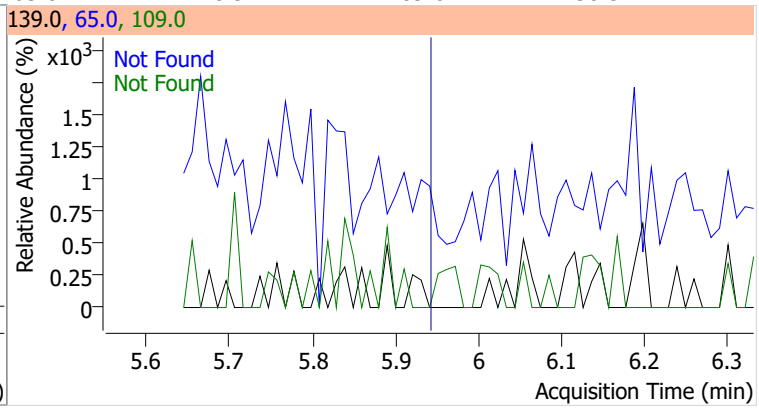

Compound	Conc.	Exp RT	QIon	Exp Ratio	QIon	Exp Ratio
2,4-Dimethylphenol	N.D.	6.05	107.0	109.0	77.0	32.4

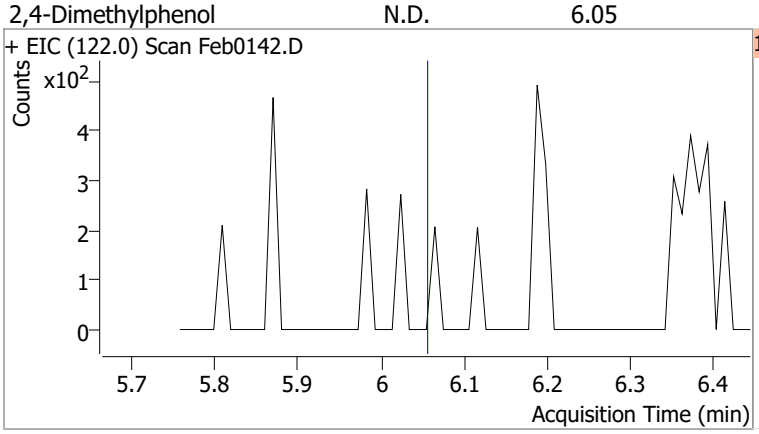

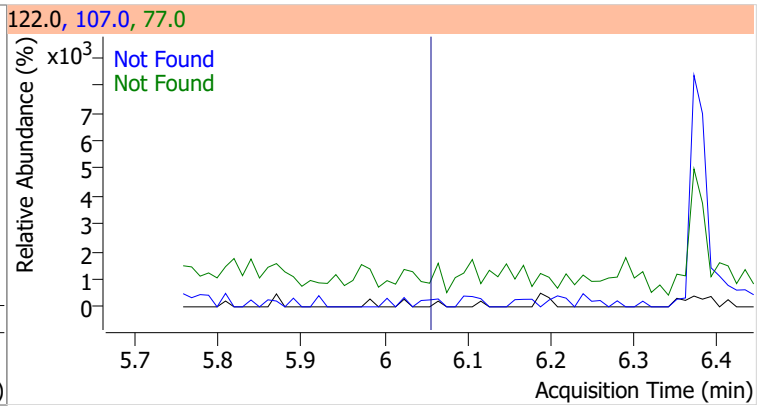

Compound	Conc.	Exp RT	QIon	Exp Ratio	QIon	Exp Ratio
bis(-2-Chloroethoxy)Methane	N.D.	6.16	63.0	68.6	95.0	32.4

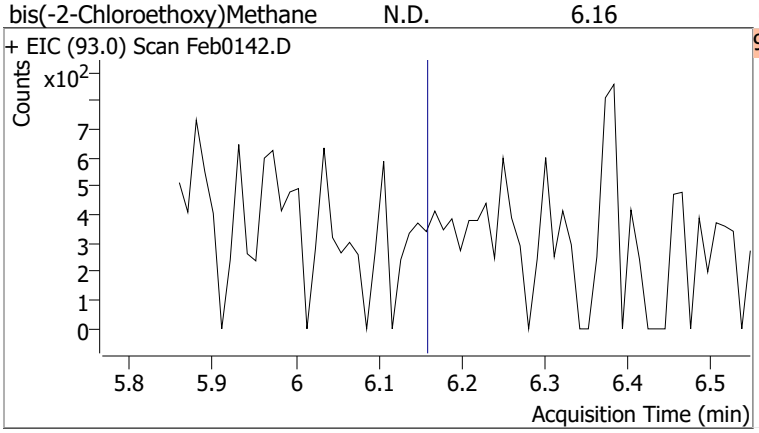

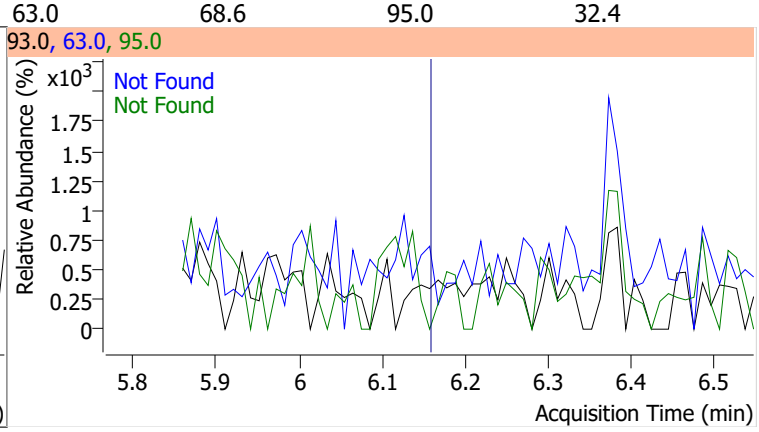

Compound	Conc.	Exp RT	QIon	Exp Ratio	QIon	Exp Ratio
2,4-Dichlorophenol	N.D.	6.25	164.0	63.2	98.0	30.8

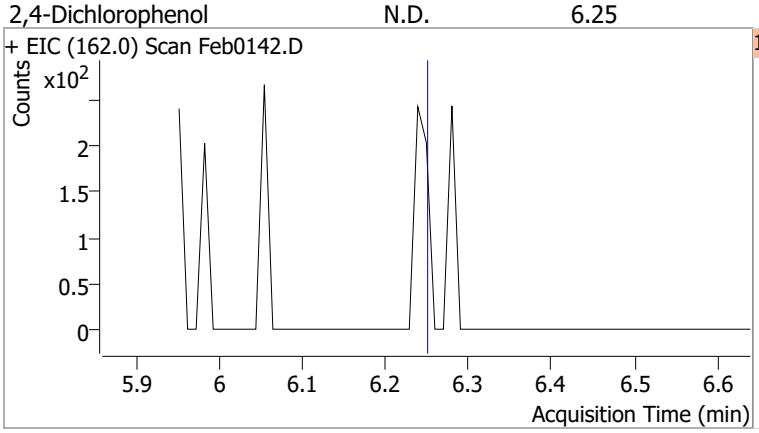

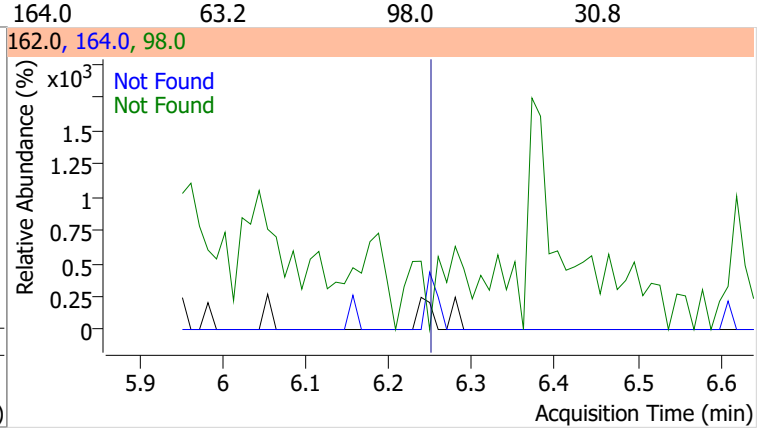

Compound	Conc.	Exp RT	QIon	Exp Ratio	QIon	Exp Ratio
Benzoic Acid	N.D.	6.27	122.0	88.6	77.0	75.0

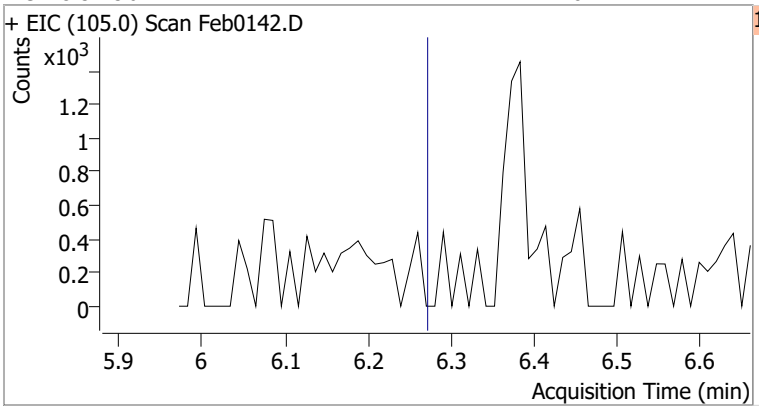

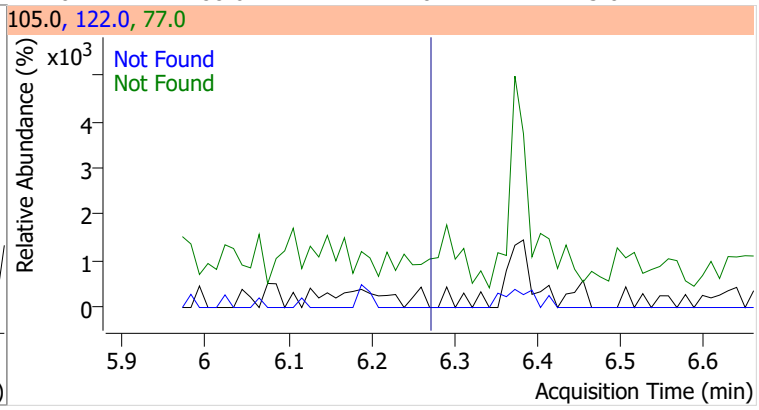

Compound	Conc.	Exp RT	QIon	Exp Ratio	QIon	Exp Ratio
1,2,4-Trichlorobenzene	N.D.	6.32	182.0	97.1	145.0	28.4

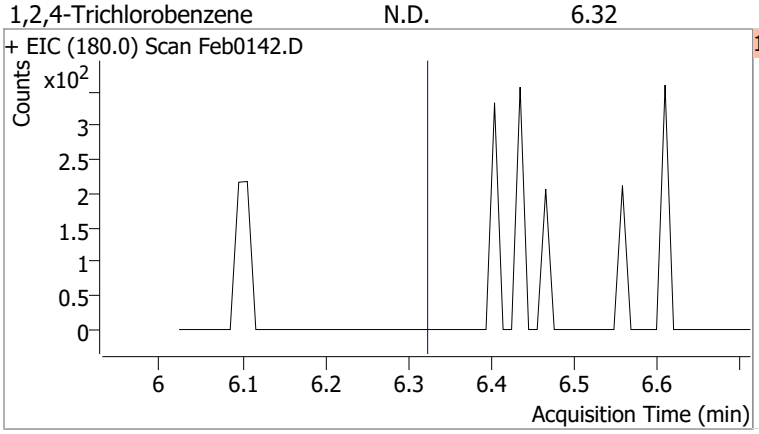

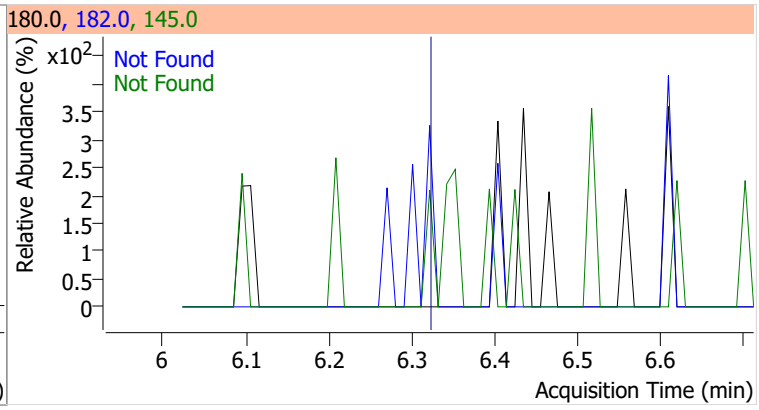

Compound	Conc.	Exp RT	QIon	Exp Ratio	QIon	Exp Ratio
Naphthalene	N.D.	6.40	129.0	11.4	102.0	9.7

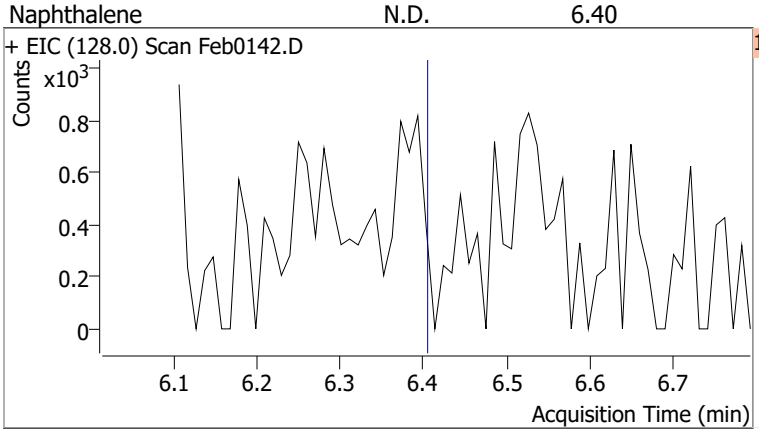

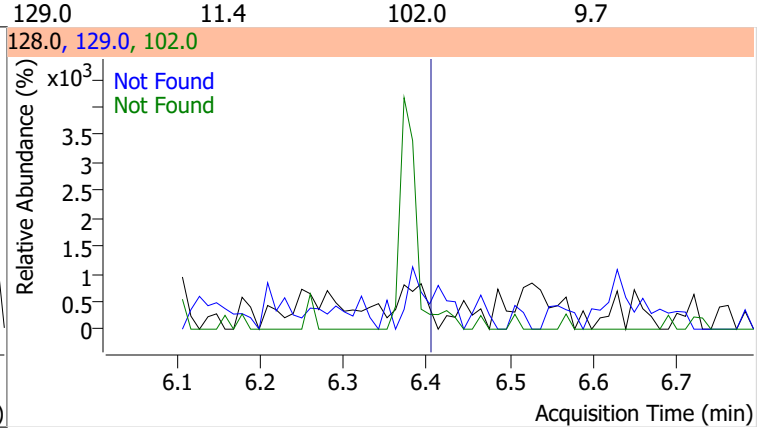

Compound	Conc.	RT	Dev(Min)	Resp.	QIon	QRatio	Lower	Upper
4-Chlorophenol		0		0	128.0		243.7	452.5

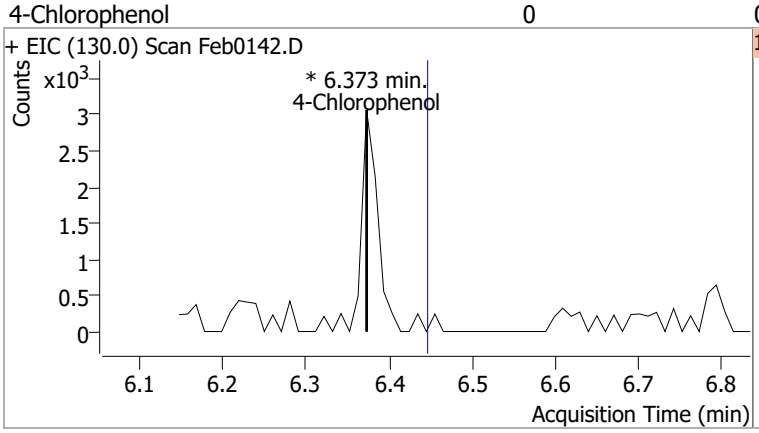

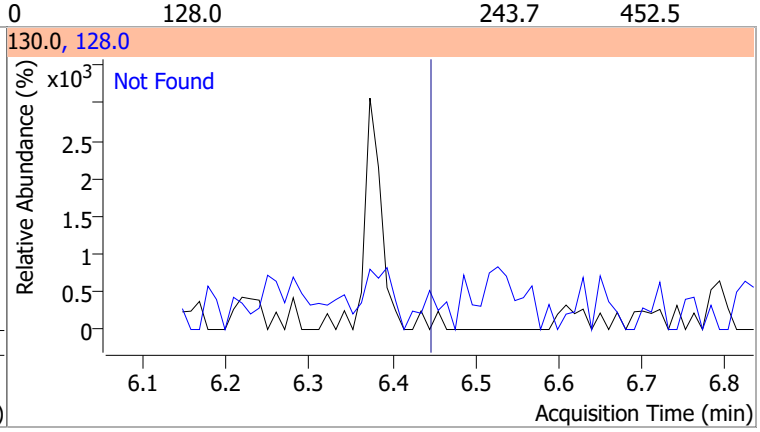

Compound	Conc.	Exp RT	QIon	Exp Ratio	QIon	Exp Ratio
p-Chloroaniline	N.D.	6.51	129.0	33.1	65.0	29.9

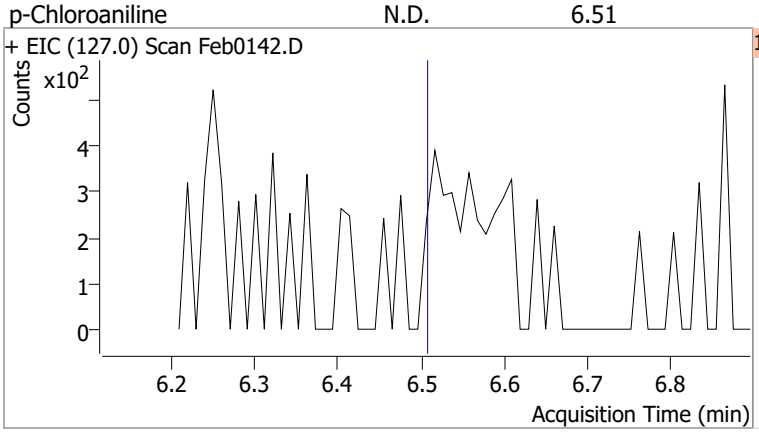

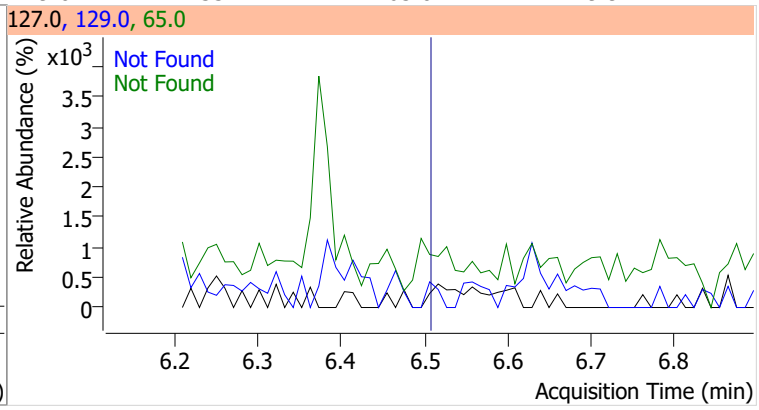

Compound	Conc.	Exp RT	QIon	Exp Ratio	QIon	Exp Ratio
Hexachlorobutadiene	N.D.	6.58	223.0	65.1	227.0	63.7

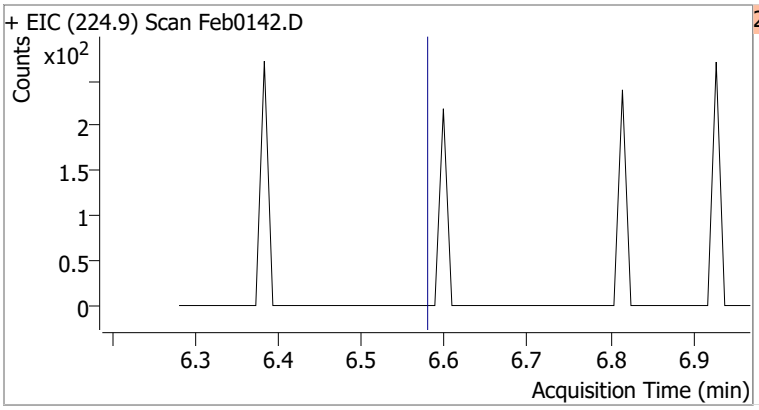

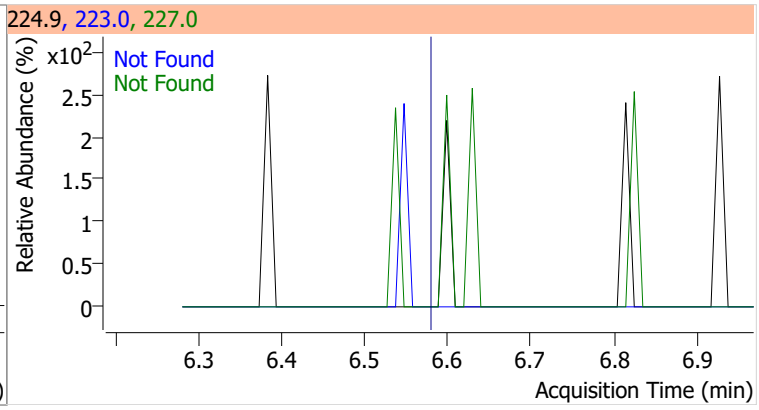

Compound	Conc.	Exp RT	QIon	Exp Ratio
4-Chloro-2-Methylphenol	N.D.	6.99	144.0	28.0

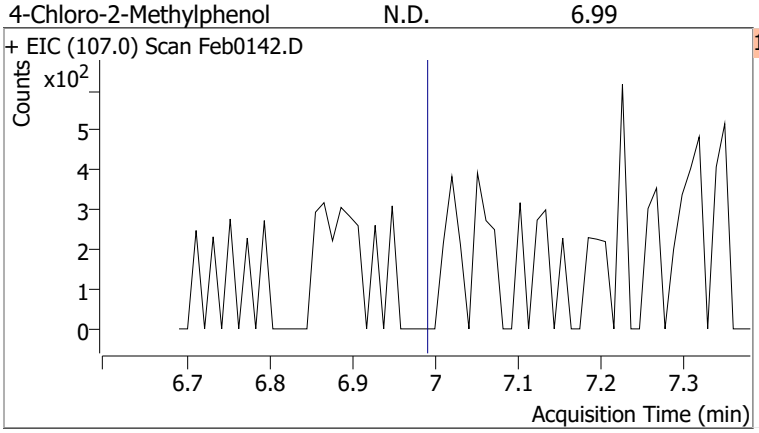

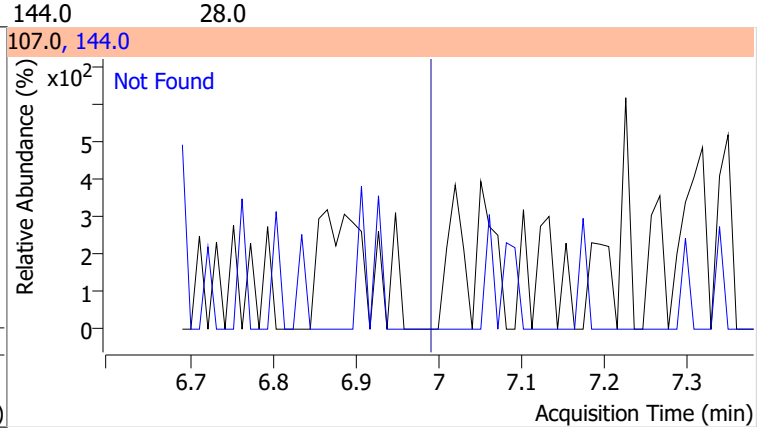

Compound	Conc.	Exp RT	QIon	Exp Ratio
4-Chloro-3-Methylphenol	N.D.	7.13	144.0	28.6

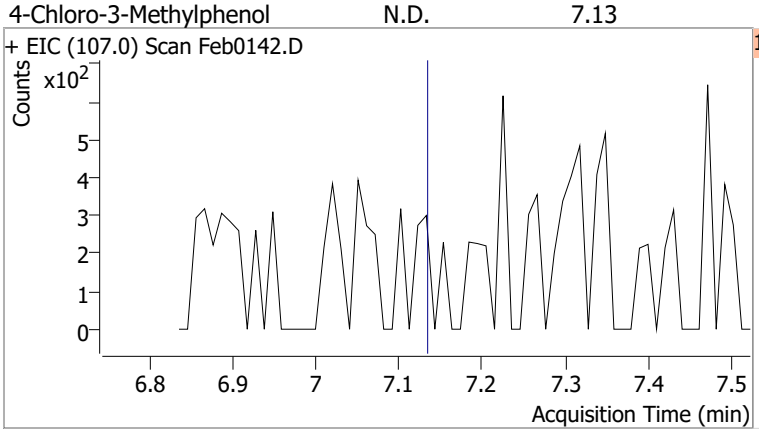

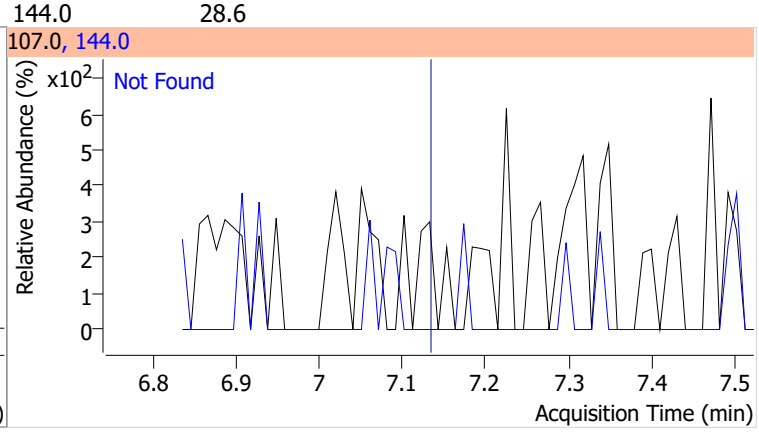

Compound	Conc.	Exp RT	QIon	Exp Ratio	QIon	Exp Ratio
2-Methylnaphthalene	N.D.	7.24	142.0	118.8	115.0	41.1

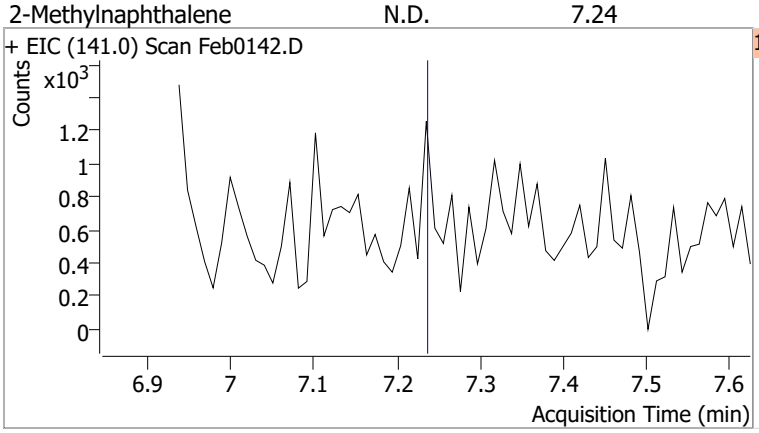

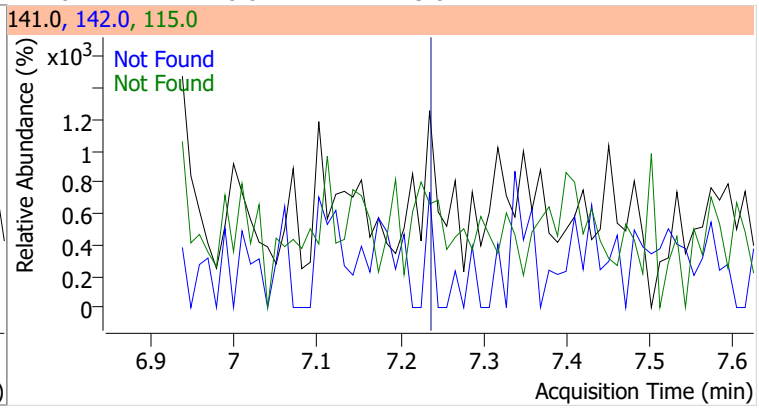

Compound	Conc.	Exp RT	QIon	Exp Ratio	QIon	Exp Ratio
1-Methylnaphthalene	N.D.	7.35	142.0	111.3	115.0	42.1

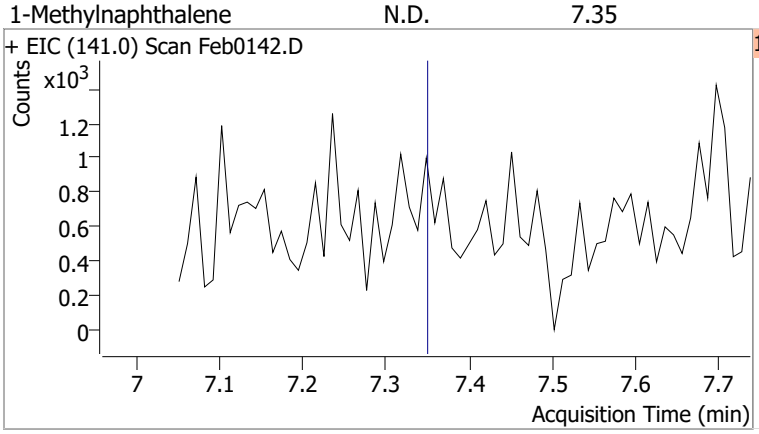

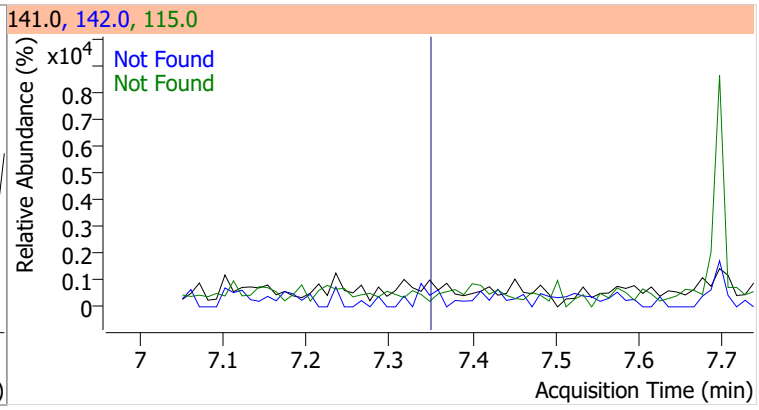

Compound	Conc.	Exp RT	QIon	Exp Ratio	QIon	Exp Ratio
Hexachlorocyclopentadiene	N.D.	7.43	238.9	62.5	234.9	62.4

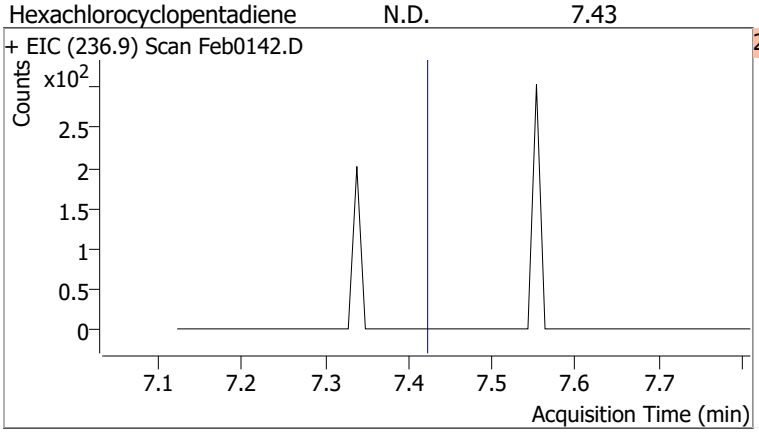

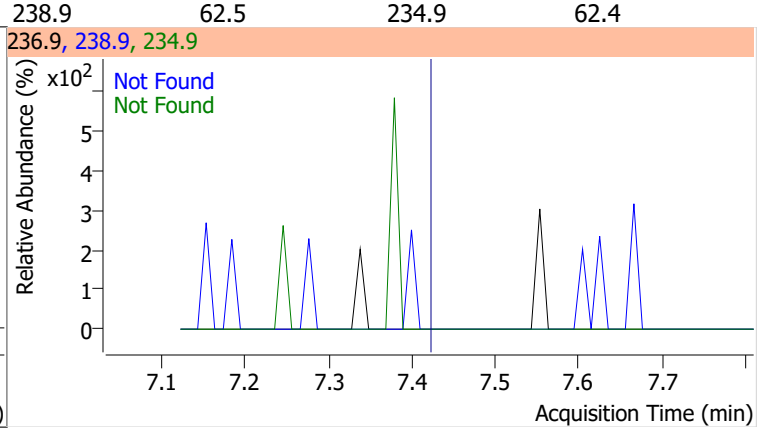

Compound	Conc.	Exp RT	QIon	Exp Ratio
2,4,6-Trichlorophenol	N.D.	7.59	198.0	98.1

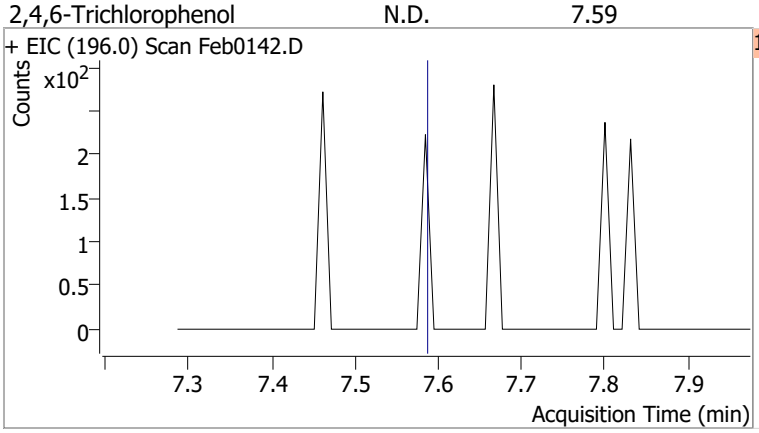

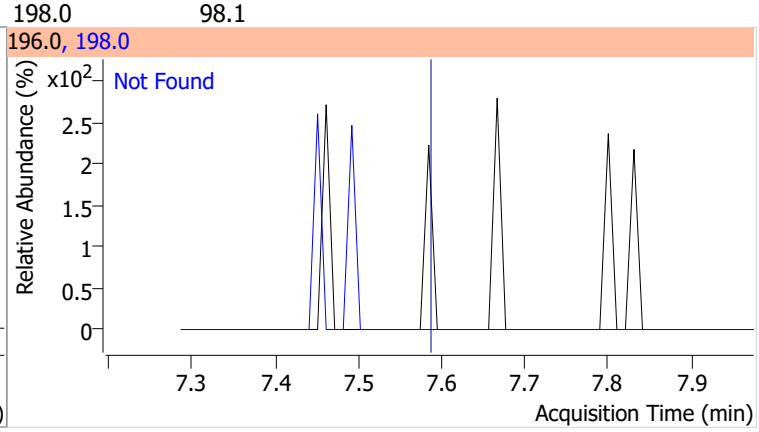

Compound	Conc.	Exp RT	QIon	Exp Ratio
2,4,5-Trichlorophenol	N.D.	7.64	198.0	93.7

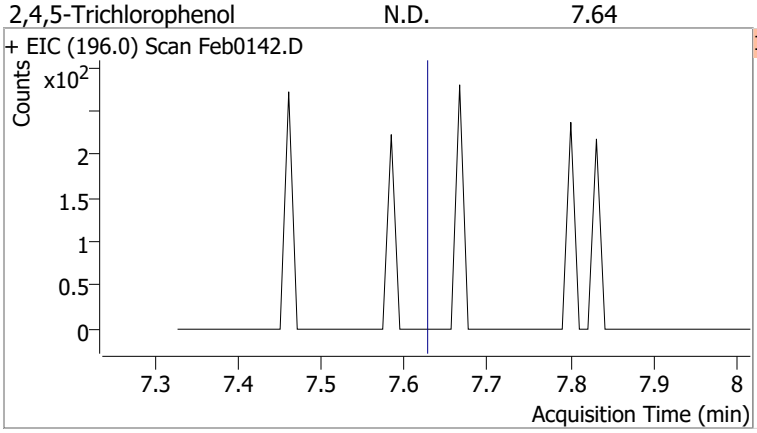

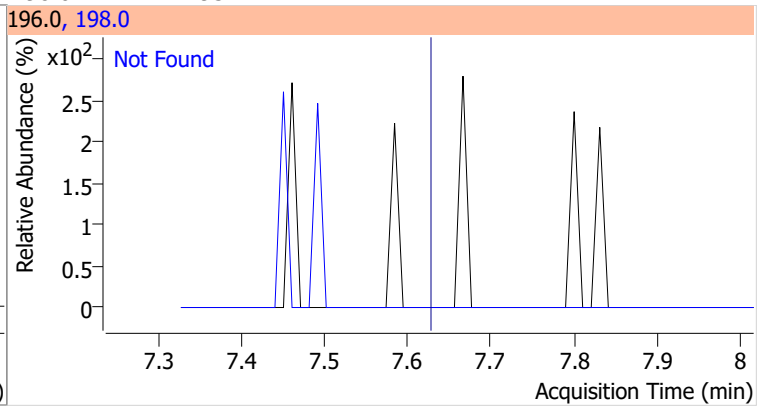

Compound	Conc.	RT	Dev(Min)	Resp.	QIon	QRatio	Lower	Upper
2-Fluorobiphenyl	50.4878	7.70	0.00	1189314	171.0	33.8	23.8	44.1

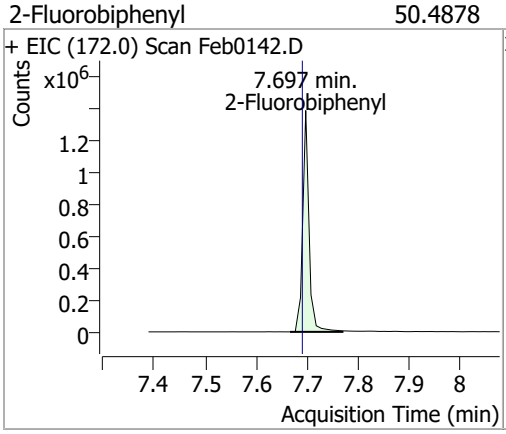

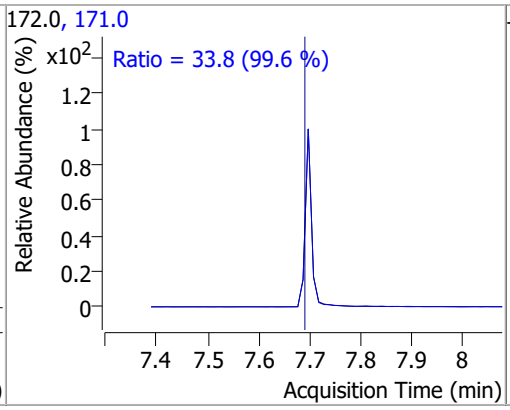

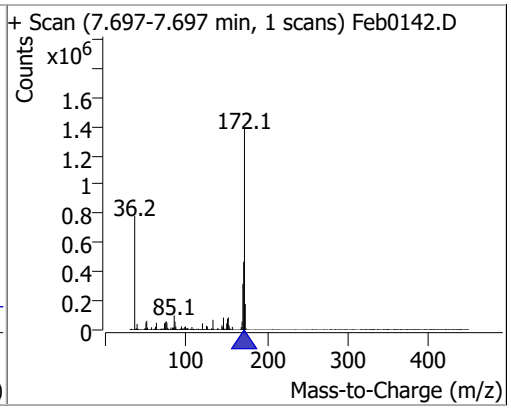

Compound	Conc.	Exp RT	QIon	Exp Ratio	QIon	Exp Ratio
2-Chloronaphthalene	N.D.	7.81	127.0	36.7	164.0	32.2

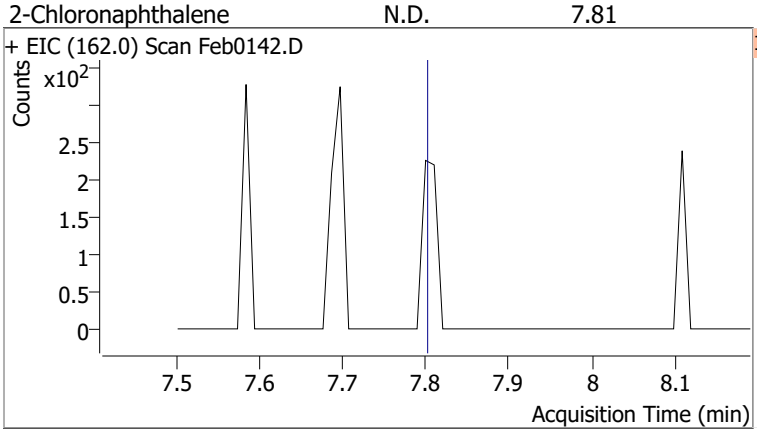

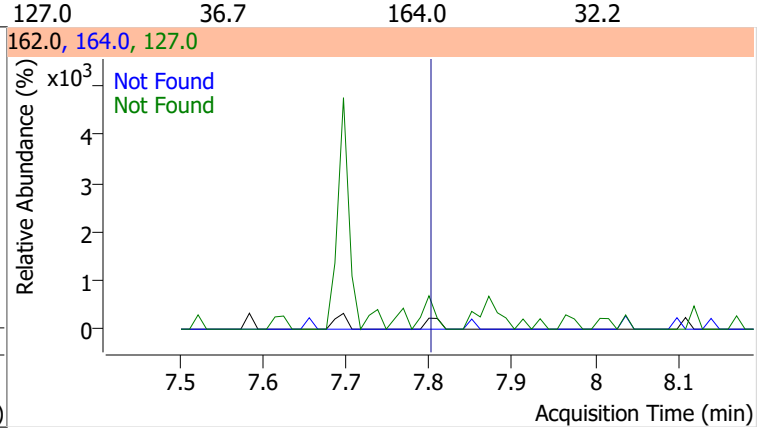

Compound	Conc.	Exp RT	QIon	Exp Ratio
2-Nitroaniline	N.D.	7.96	138.0	120.7

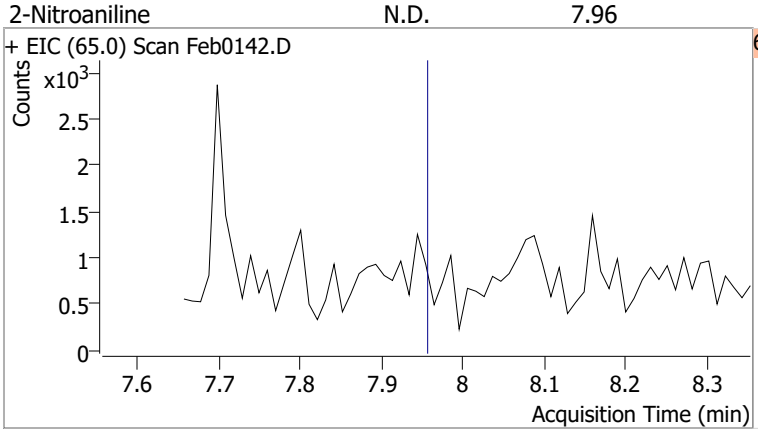

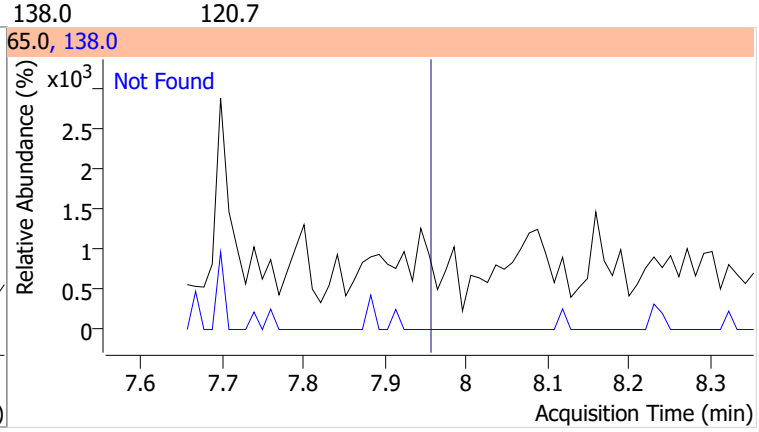

Quantitation Results Report (QT Reviewed)

Compound	Conc.	RT	Dev(Min)	Resp.	QIon	QRatio	Lower	Upper
Dimethyl Phthalate		0		0	77.0		13.0	24.2

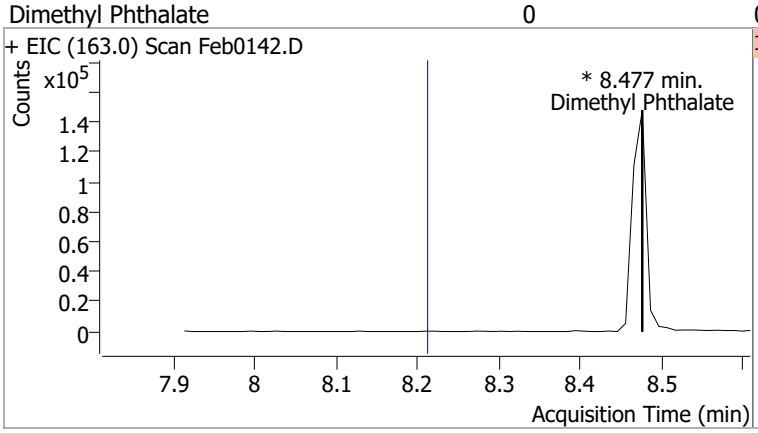

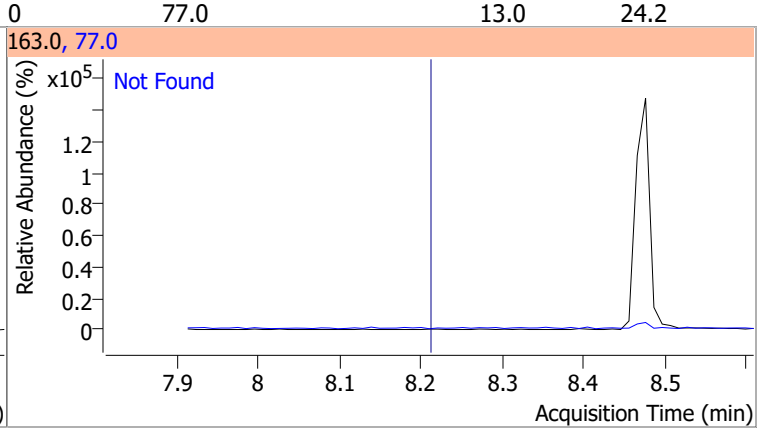

Compound	Conc.	RT	Dev(Min)	Resp.	QIon	QRatio	Lower	Upper
2,6-Dinitrotoluene		0		0	63.0		82.2	152.7
					89.0		40.8	75.8

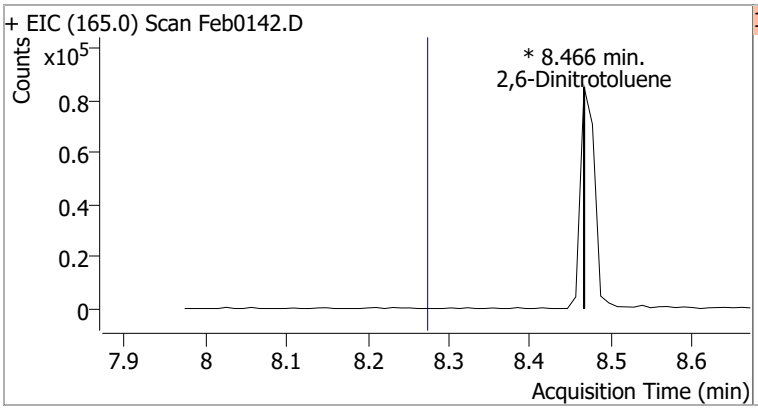

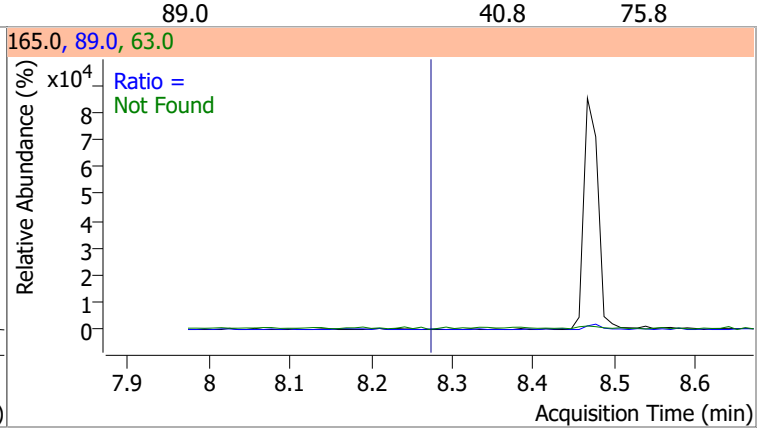

Compound	Conc.	Exp RT	QIon	Exp Ratio
Acenaphthylene	N.D.	8.30	153.1	14.0

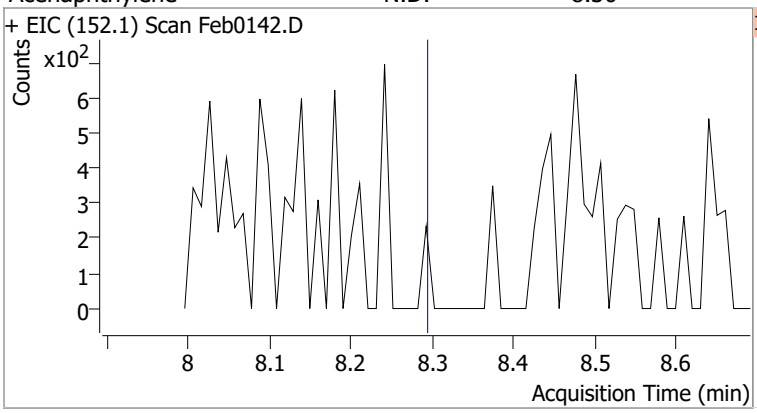

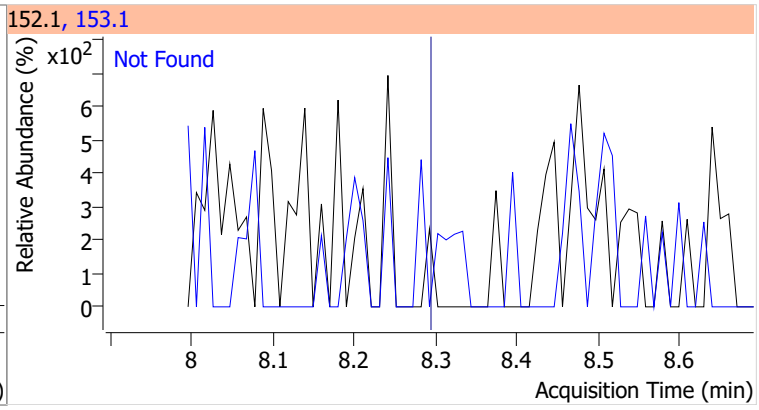

Compound	Conc.	Exp RT	QIon	Exp Ratio	QIon	Exp Ratio
3-Nitroaniline	N.D.	8.48	65.0	121.0	92.0	102.4

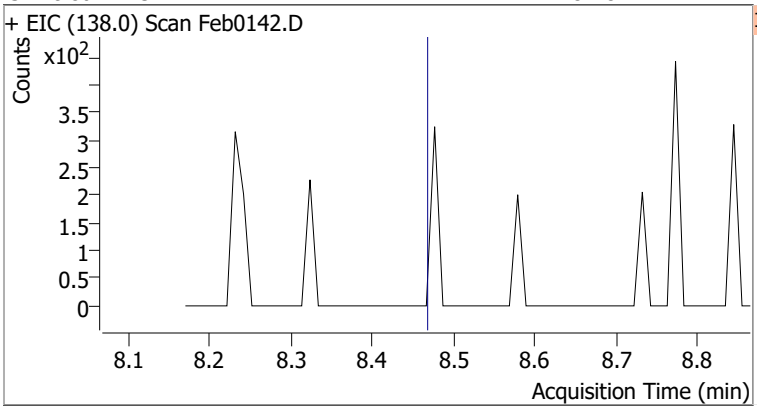

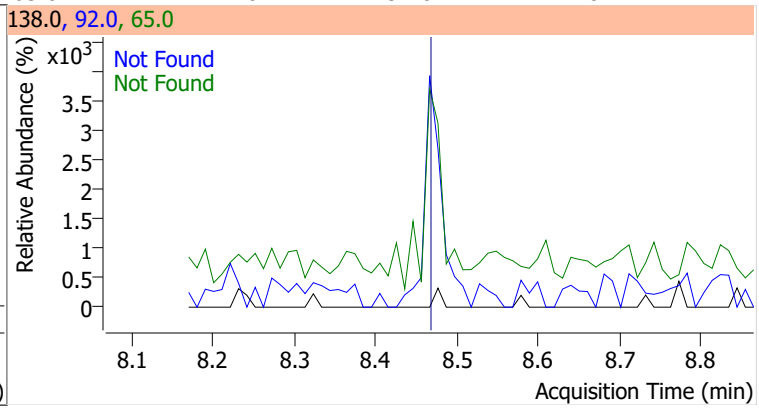

Compound	Conc.	Exp RT	QIon	Exp Ratio	QIon	Exp Ratio
Acenaphthene	N.D.	8.52	153.0	109.2	152.0	51.1

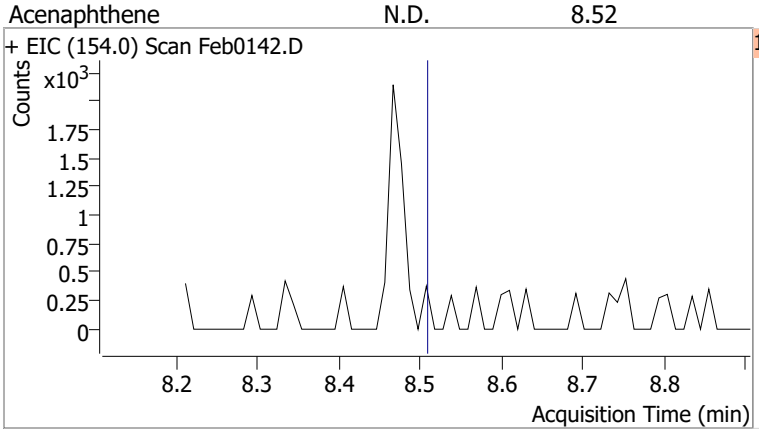

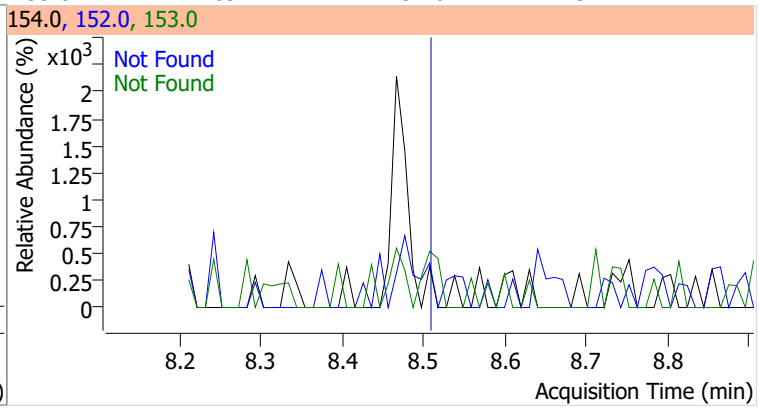

Compound	Conc.	Exp RT	QIon	Exp Ratio
2,4-Dinitrophenol	N.D.	8.60	154.0	63.4

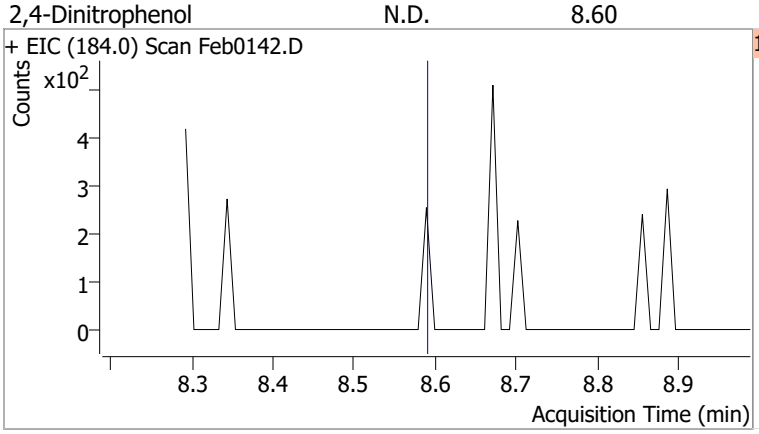

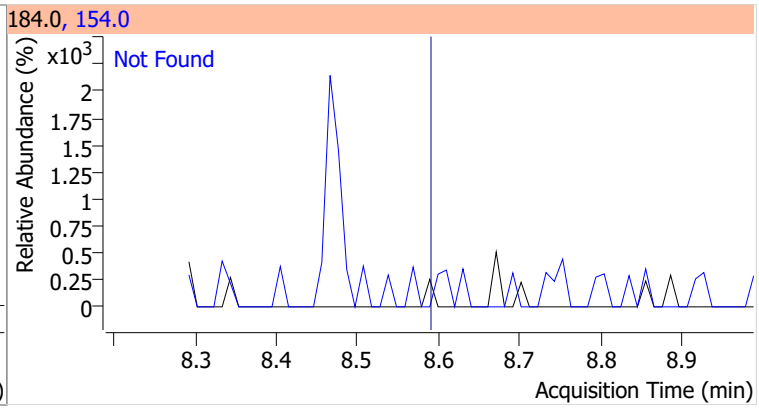

Compound	Conc.	Exp RT	QIon	Exp Ratio
Dibenzofuran	N.D.	8.72	139.0	43.1

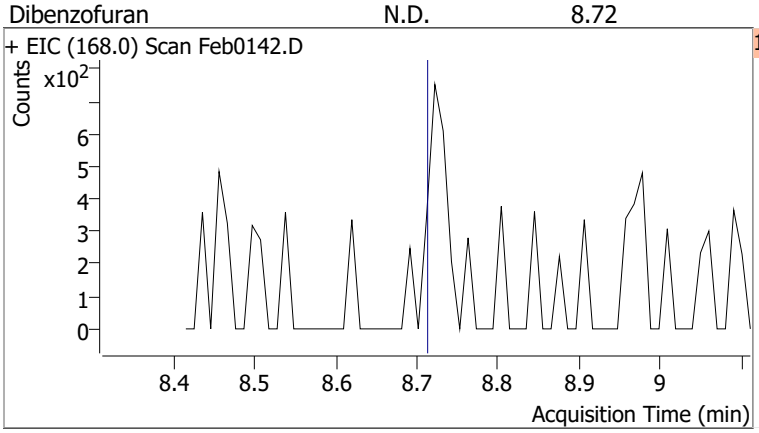

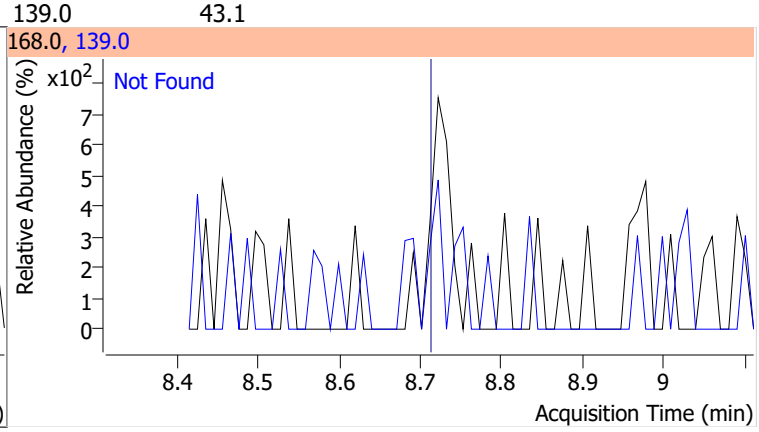

Compound	Conc.	Exp RT	QIon	Exp Ratio	QIon	Exp Ratio
4-Nitrophenol	N.D.	8.74	139.0	380.6	65.0	81.2

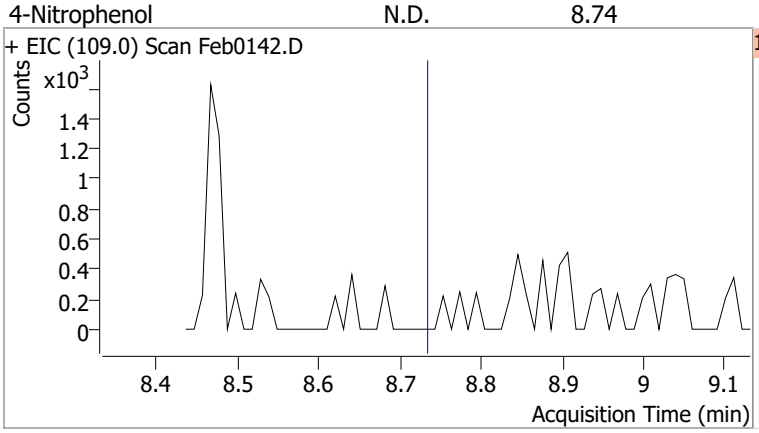

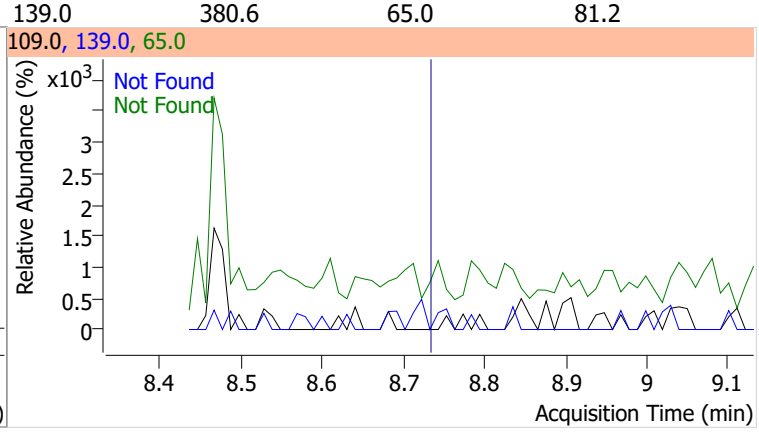

Compound	Conc.	RT	Dev(Min)	Resp.	QIon	QRatio	Lower	Upper
2,4-Dinitrotoluene		0		0	63.0		47.5	88.1
					89.0		45.8	85.1

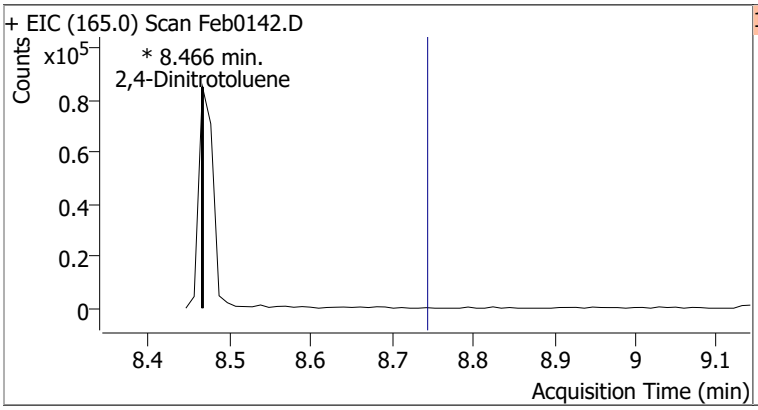

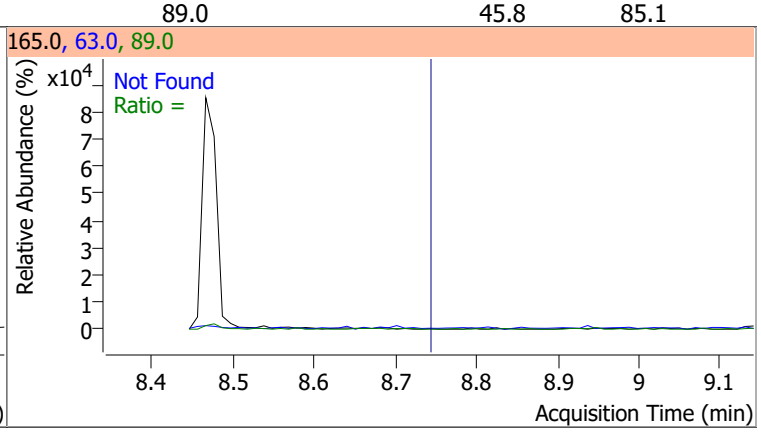

Compound	Conc.	Exp RT	QIon	Exp Ratio	QIon	Exp Ratio
Diethylphthalate	N.D.	9.09	177.0	21.1	150.0	12.6

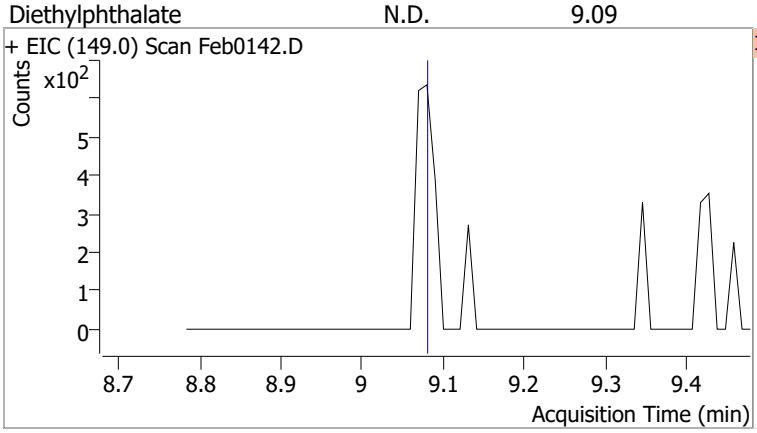

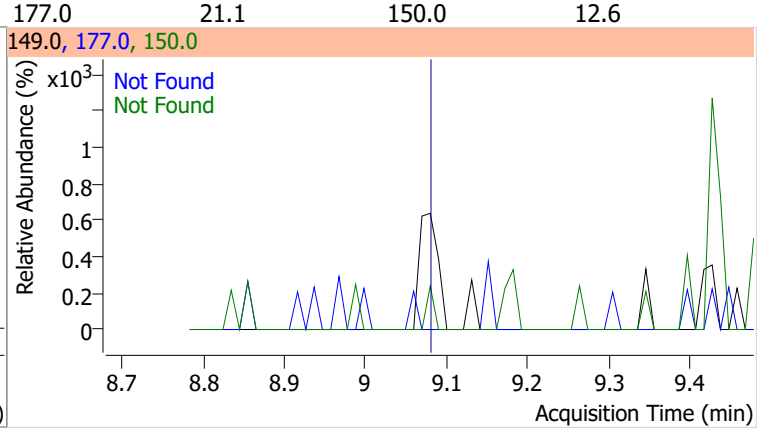

Compound	Conc.	Exp RT	QIon	Exp Ratio	QIon	Exp Ratio
Fluorene	N.D.	9.14	165.0	92.6	167.0	13.0

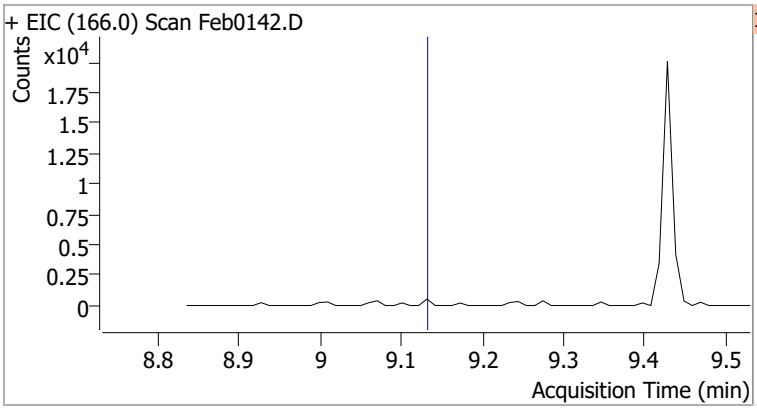

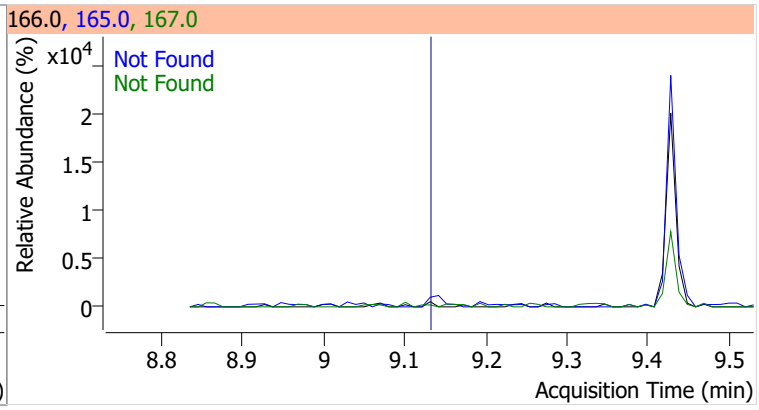

Compound	Conc.	Exp RT	QIon	Exp Ratio	QIon	Exp Ratio
4-Chlorophenyl-phenylether	N.D.	9.17	141.0	62.7	206.0	33.2

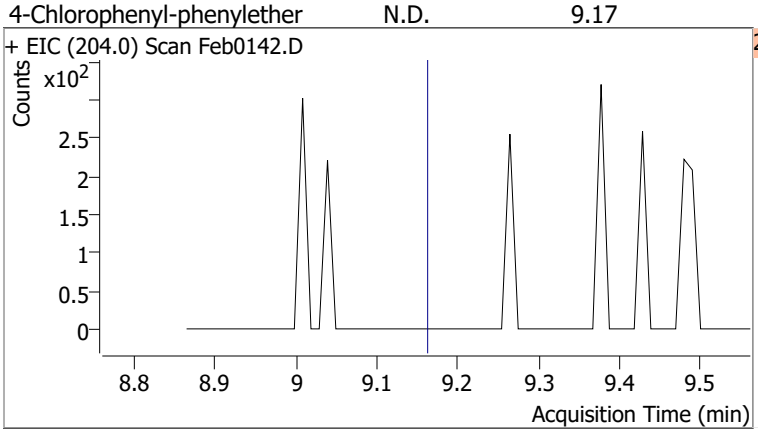

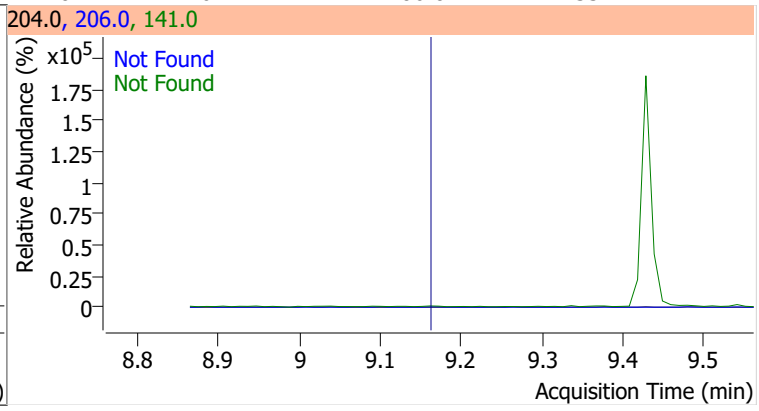

Compound	Conc.	Exp RT	QIon	Exp Ratio	QIon	Exp Ratio
4-Nitroaniline	N.D.	9.21	65.0	101.3	92.0	51.2

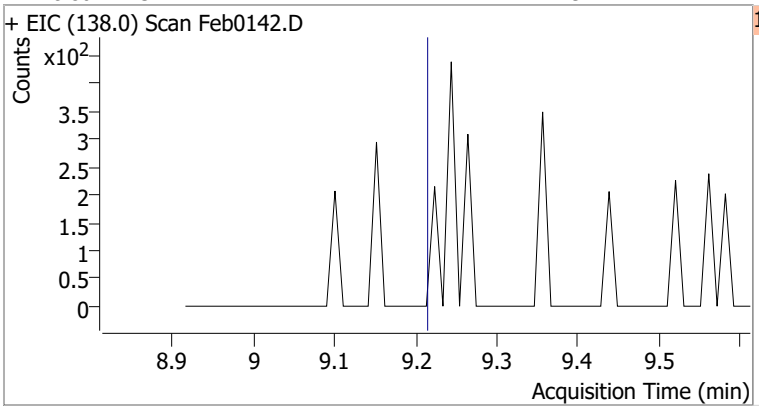

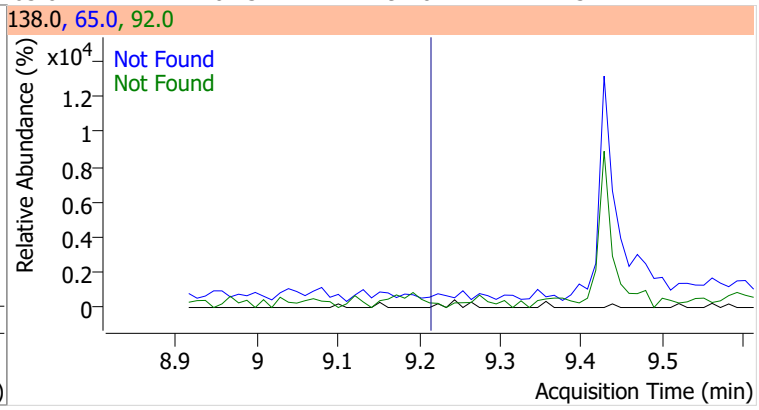

Compound	Conc.	RT	Dev(Min)	Resp.	QIon	QRatio	Lower	Upper
4,6-Dinitro-2-methylphenol		0		0	121.0		32.5	60.3

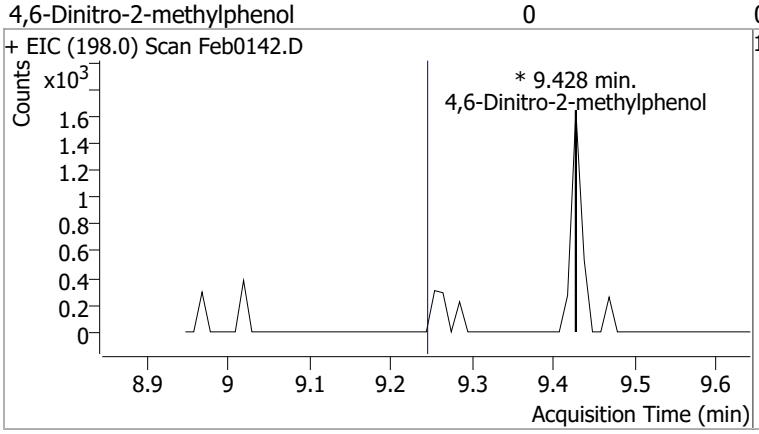

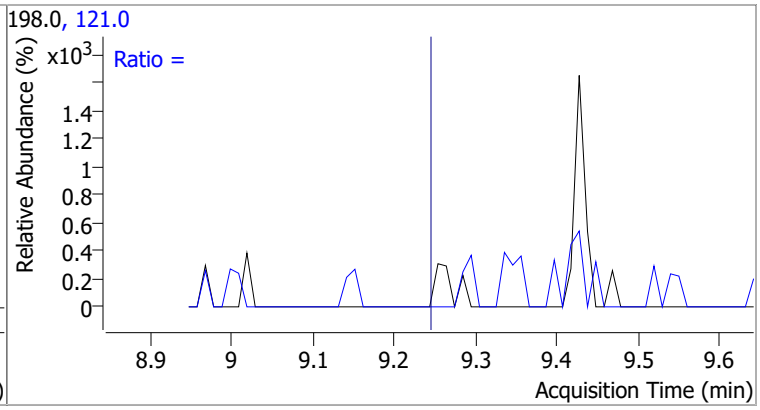

Compound	Conc.	Exp RT	QIon	Exp Ratio	QIon	Exp Ratio
N-nitrosodiphenylamine	N.D.	9.33	168.0	63.3	167.0	34.3

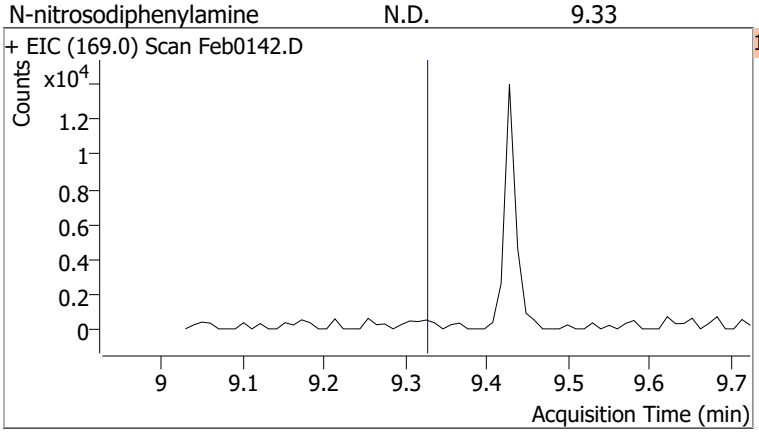

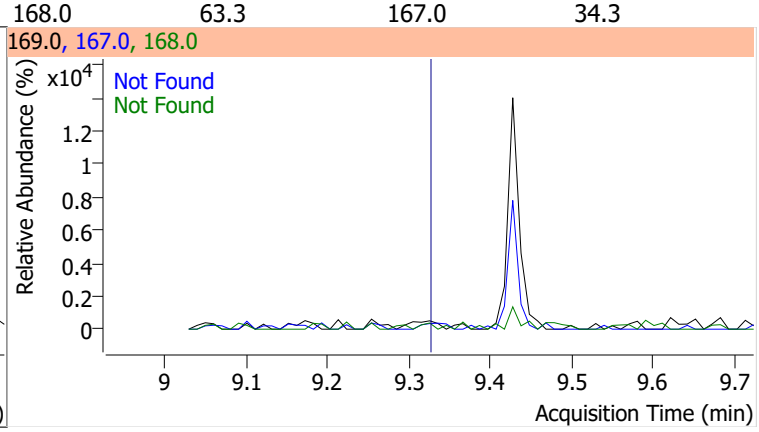

Compound	Conc.	Exp RT	QIon	Exp Ratio	QIon	Exp Ratio
Azobenzene	N.D.	9.36	51.0	37.7	182.0	27.4

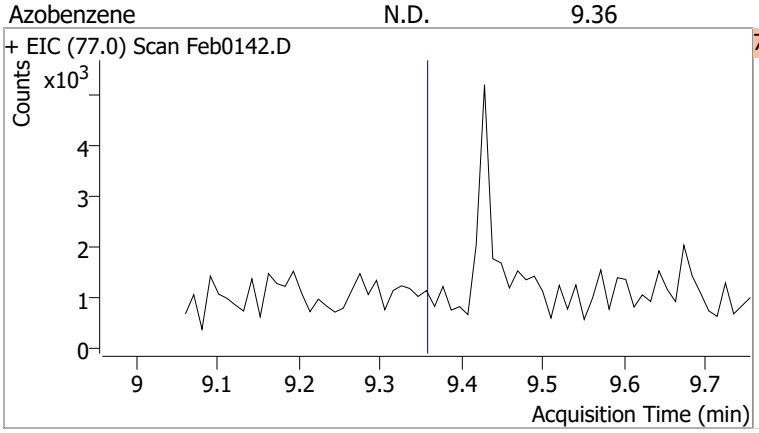

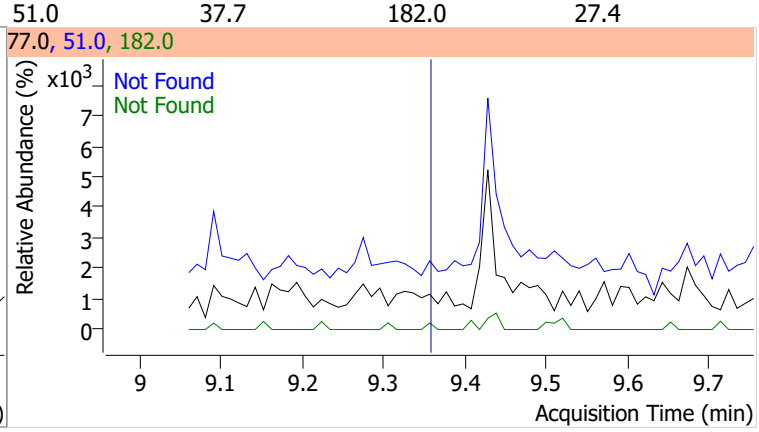

Quantitation Results Report (QT Reviewed)

Compound	Conc.	RT	Dev(Min)	Resp.	QIon	QRatio	Lower	Upper
2,4,6-Tribromophenol	142.6555	9.43	0.00	269293	331.8	88.1	65.5	121.6

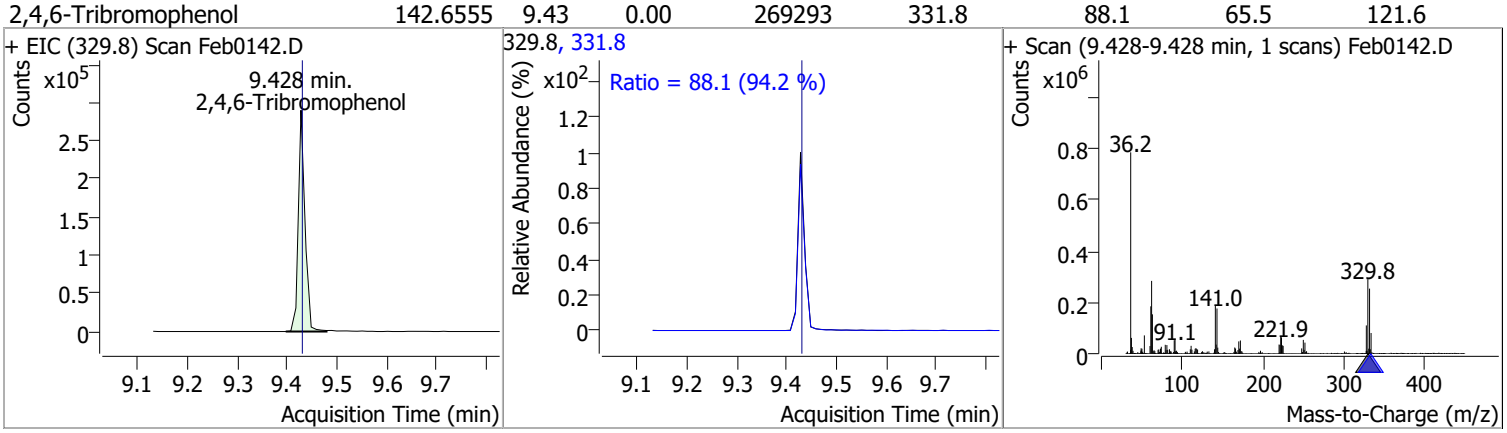

Compound	Conc.	Exp RT	QIon	Exp Ratio	QIon	Exp Ratio
4-Bromophenyl-phenylether	N.D.	9.76	141.0	103.5	250.0	100.5

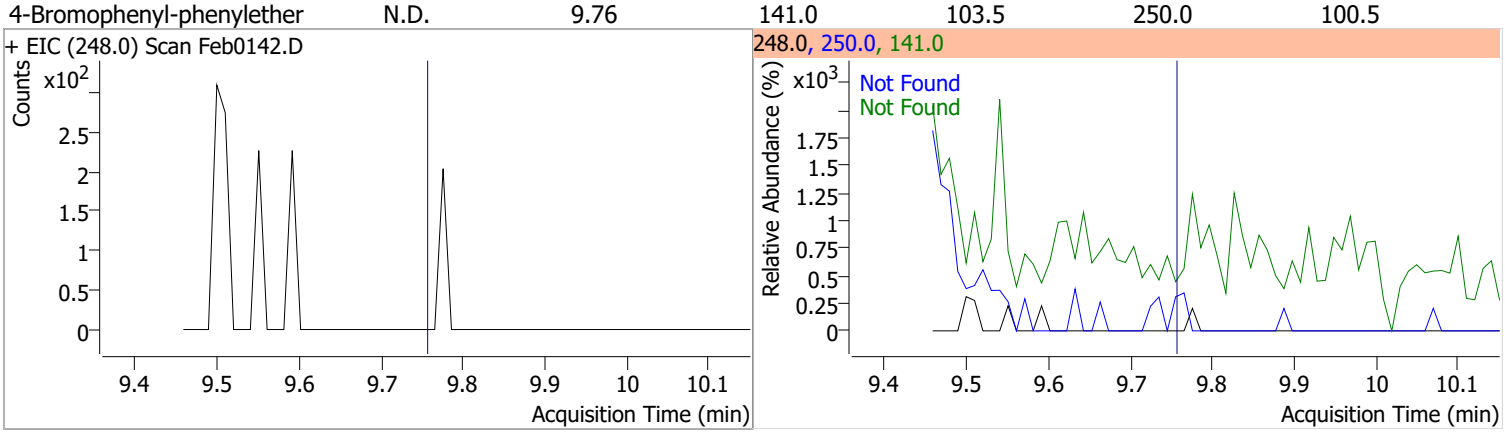

Compound	Conc.	Exp RT	QIon	Exp Ratio
Hexachlorobenzene	N.D.	9.80	142.0	47.3

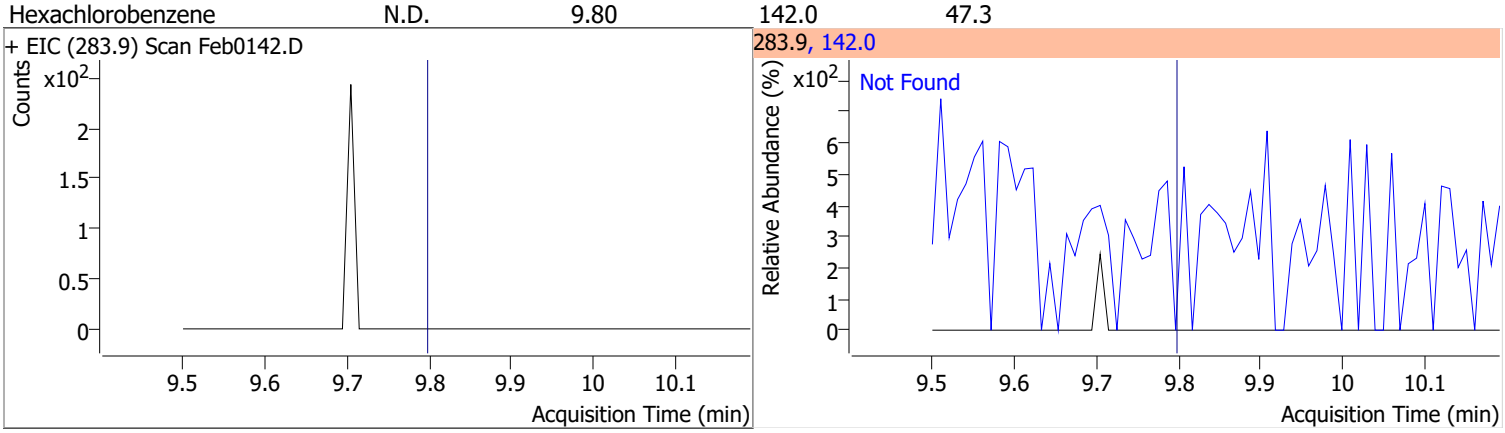

Compound	Conc.	Exp RT	QIon	Exp Ratio	QIon	Exp Ratio
Pentachlorophenol	N.D.	10.05	267.9	65.3	263.9	62.6

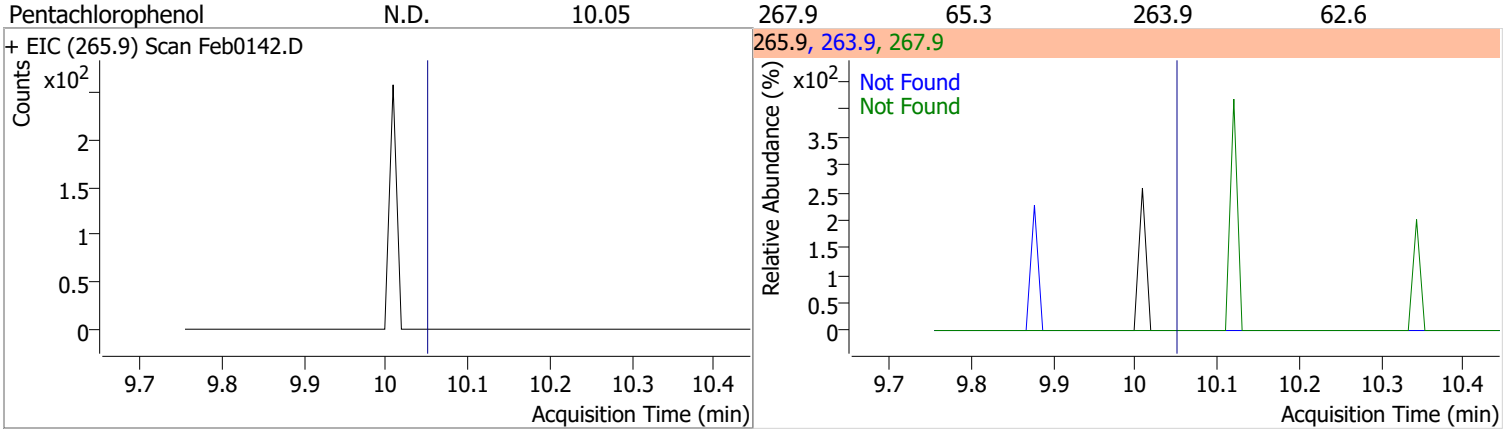

Compound	Conc.	Exp RT	QIon	Exp Ratio
Phenanthrene	N.D.	10.29	176.0	18.9

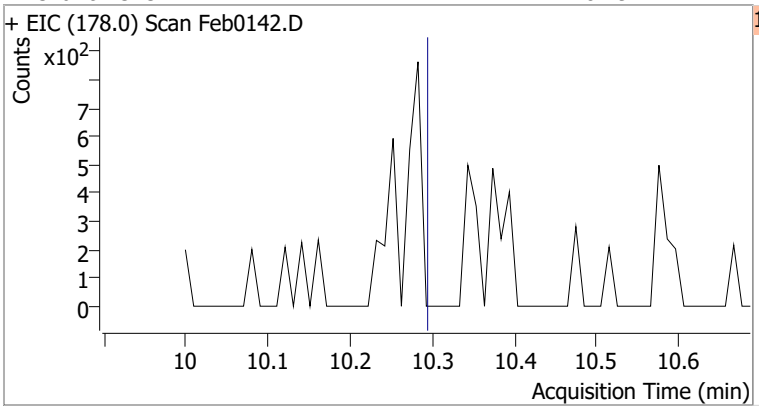

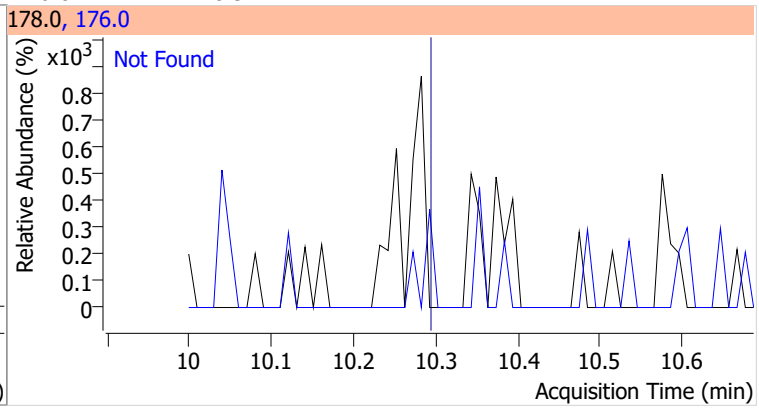

Compound	Conc.	Exp RT	QIon	Exp Ratio
Anthracene	N.D.	10.35	176.0	18.1

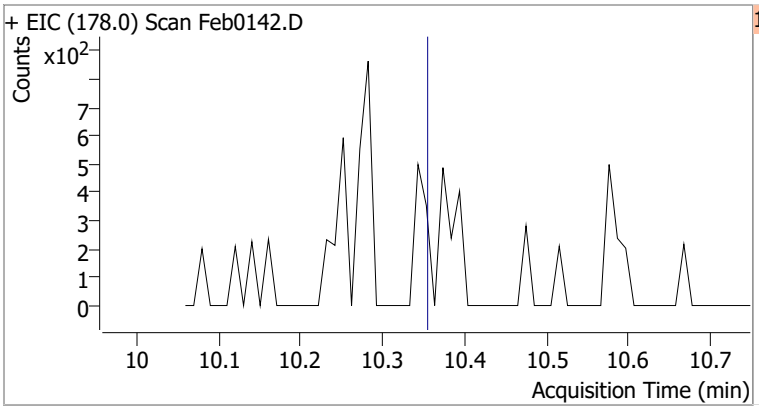

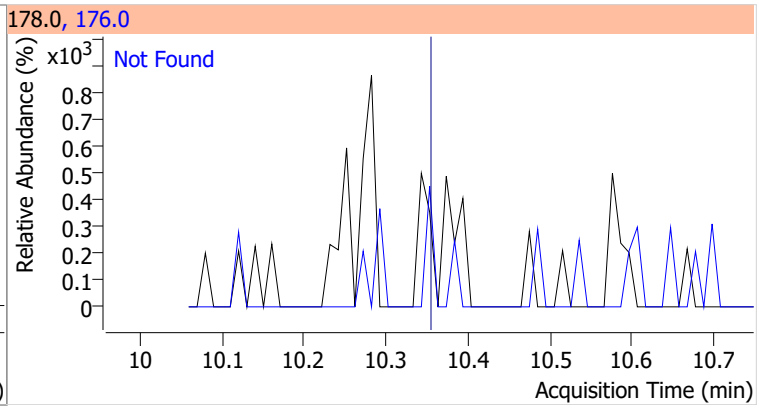

Compound	Conc.	Exp RT	QIon	Exp Ratio	QIon	Exp Ratio
Triallate	N.D.	10.41	268.0	27.2	143.0	23.0

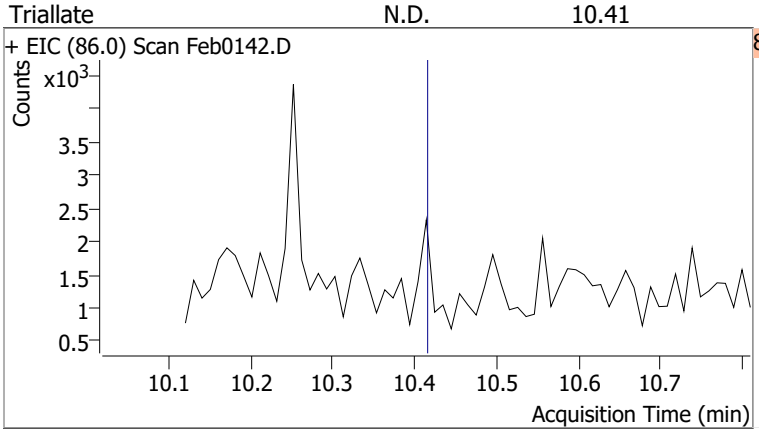

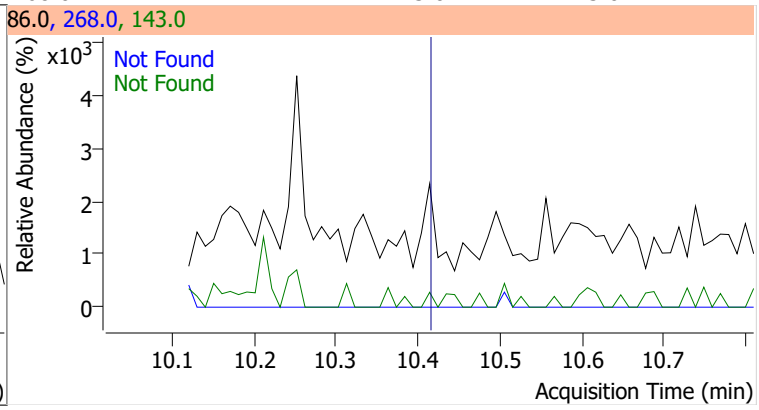

Compound	Conc.	Exp RT	QIon	Exp Ratio
Carbazole	N.D.	10.60	139.0	13.0

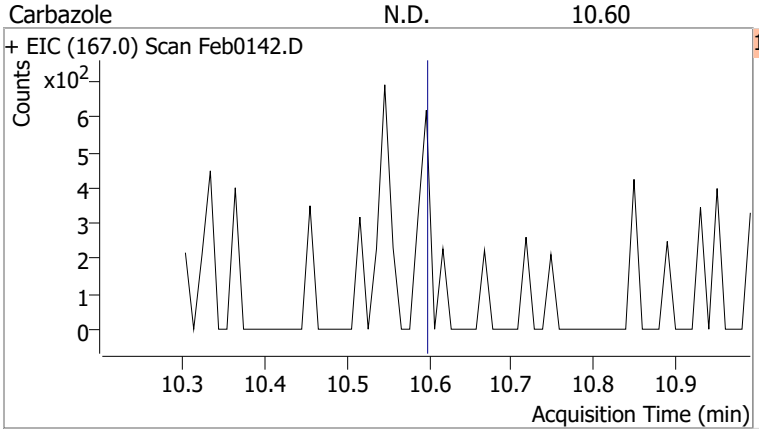

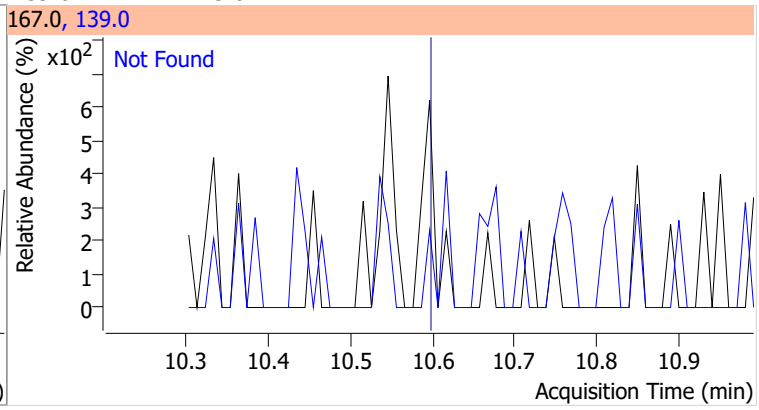

Compound	Conc.	Exp RT	QIon	Exp Ratio	QIon	Exp Ratio
o-Terphenyl	N.D.	10.82	229.0	63.0	215.0	37.7

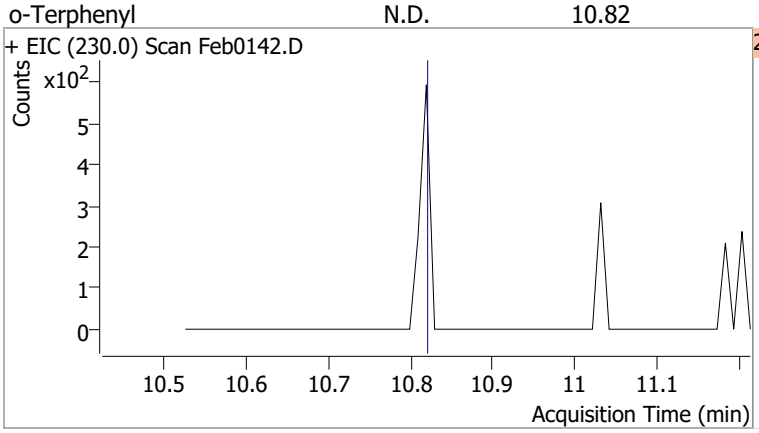

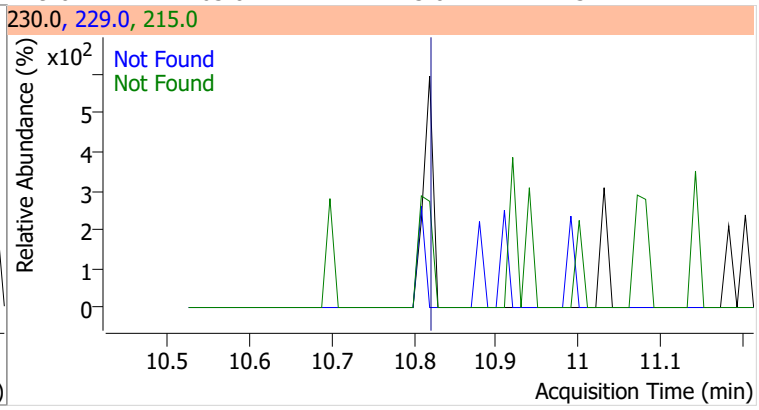

Compound	Conc.	Exp RT	QIon	Exp Ratio	QIon	Exp Ratio
Di-n-Butylphthalate	N.D.	11.20	150.0	9.0	104.0	5.8

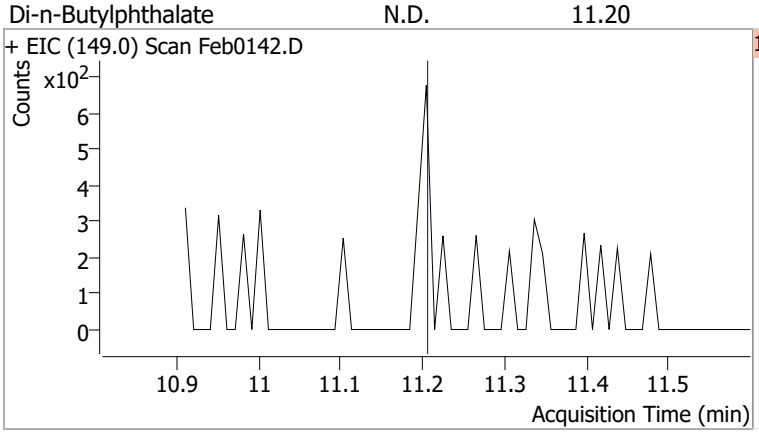

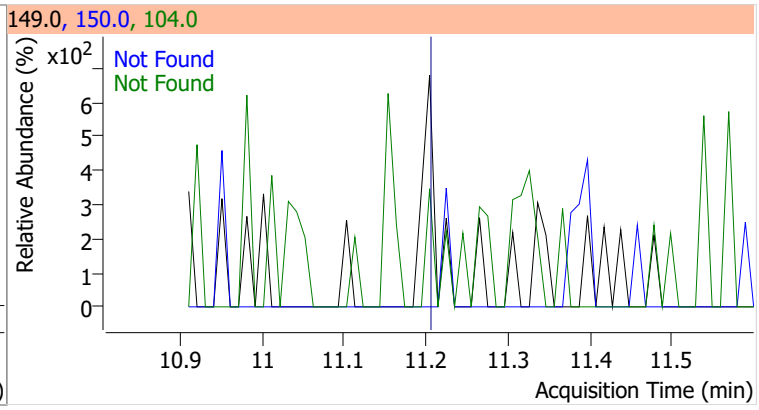

Compound	Conc.	Exp RT	QIon	Exp Ratio
Fluoranthene	N.D.	12.12	101.0	12.3

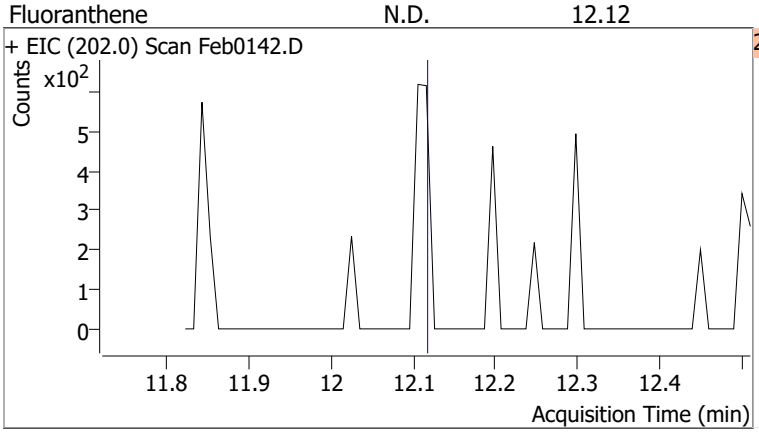

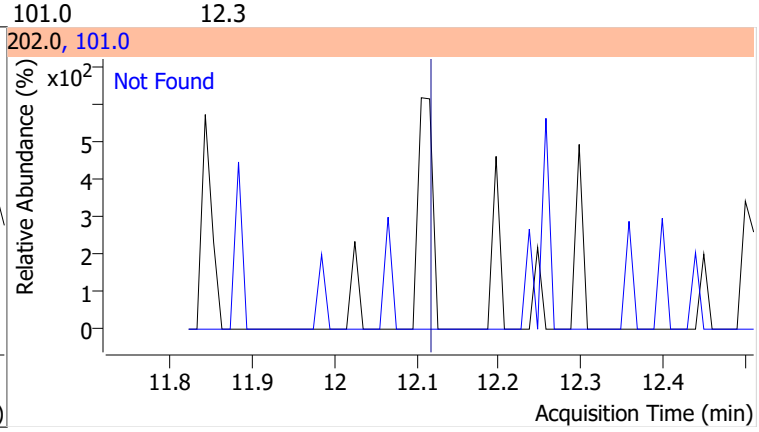

Compound	Conc.	Exp RT	QIon	Exp Ratio	QIon	Exp Ratio
Benzidine	N.D.	12.50	183.0	12.2	92.0	7.5

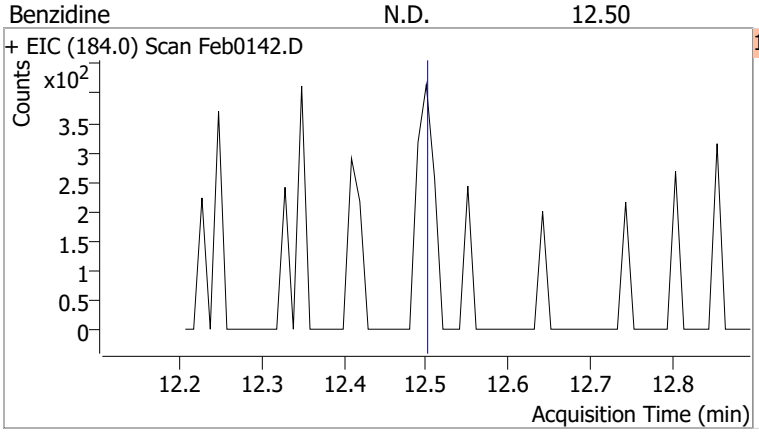

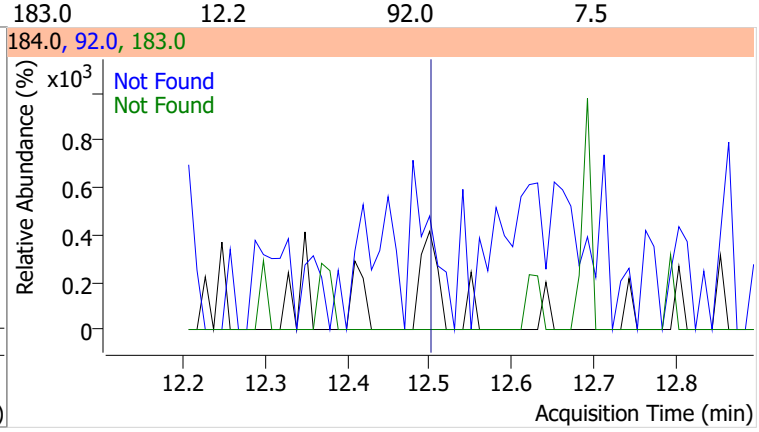

Quantitation Results Report (QT Reviewed)

Compound	Conc.	Exp RT	QIon	Exp Ratio
Pyrene	N.D.	12.55	101.0	14.0

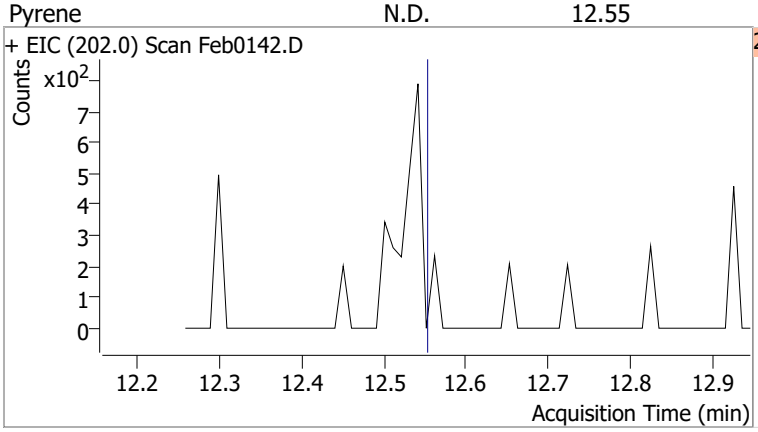

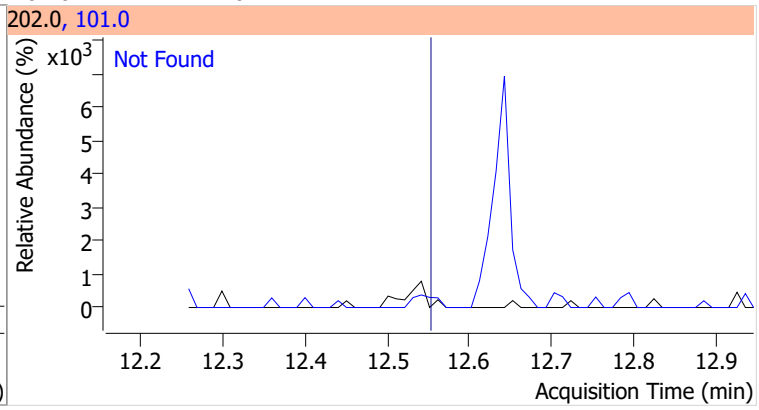

Compound	Conc.	RT	Dev(Min)	Resp.	QIon	QRatio	Lower	Upper
Terphenyl-d14	88.4308	13.06	0.00	2059289	122.0	14.5	8.8	16.4

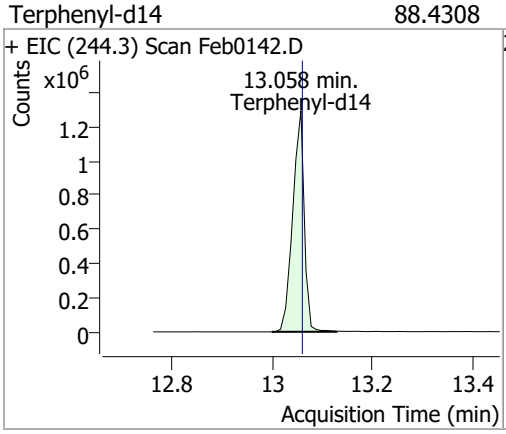

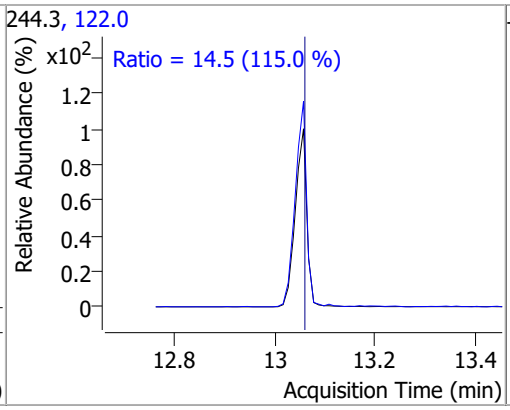

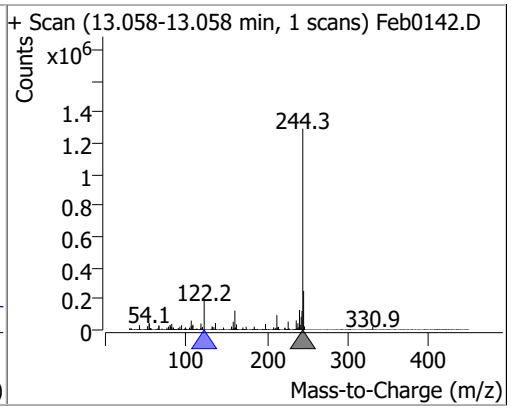

Compound	Conc.	Exp RT	QIon	Exp Ratio	QIon	Exp Ratio
Butylbenzylphthalate	N.D.	14.53	91.0	80.1	206.0	18.4

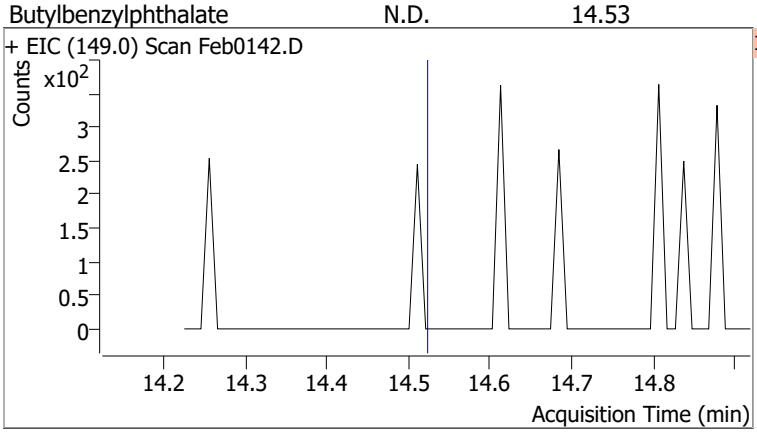

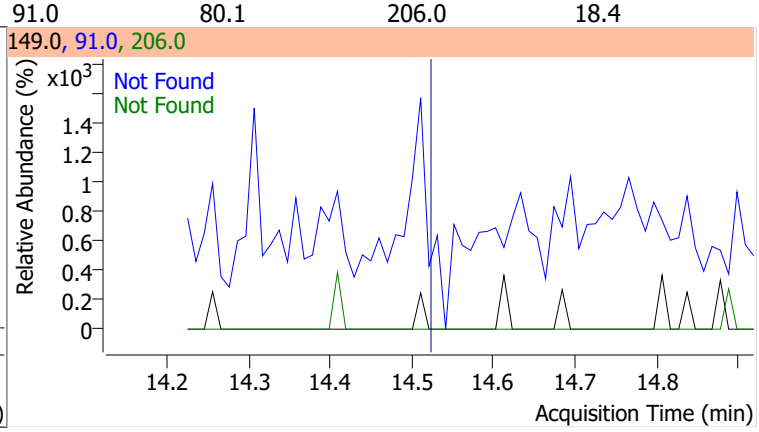

Compound	Conc.	Exp RT	QIon	Exp Ratio	QIon	Exp Ratio
Benzo(a)Anthracene	N.D.	15.76	226.0	25.8	229.0	20.9

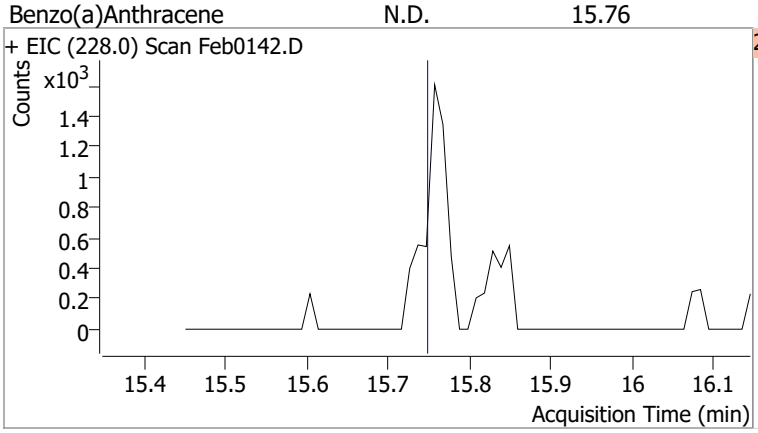

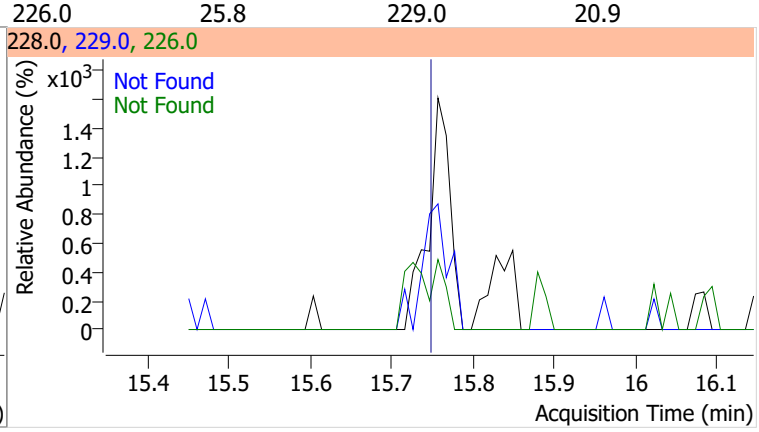

Compound	Conc.	Exp RT	QIon	Exp Ratio	QIon	Exp Ratio
Chrysene	N.D.	15.87	226.0	29.3	229.0	20.2

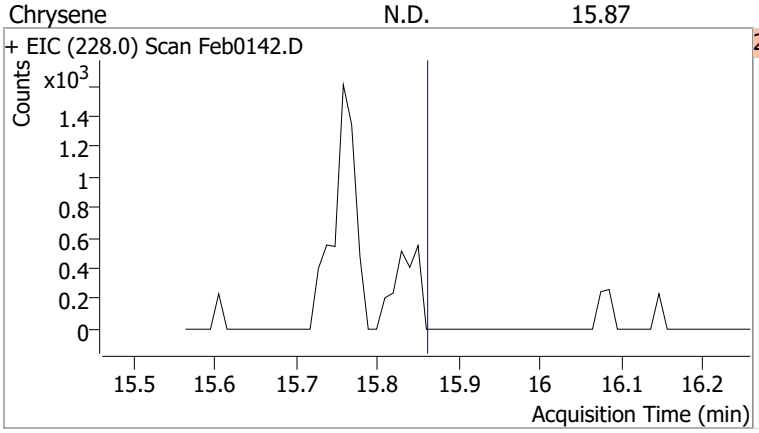

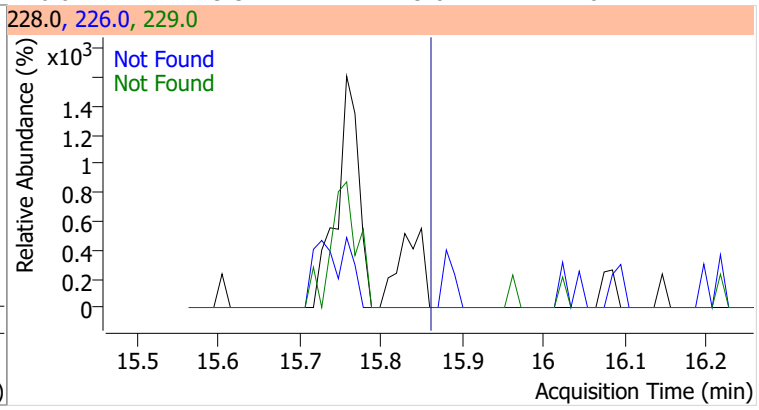

Compound	Conc.	Exp RT	QIon	Exp Ratio
3,3-Dichlorobenzidine	N.D.	15.90	254.0	64.5

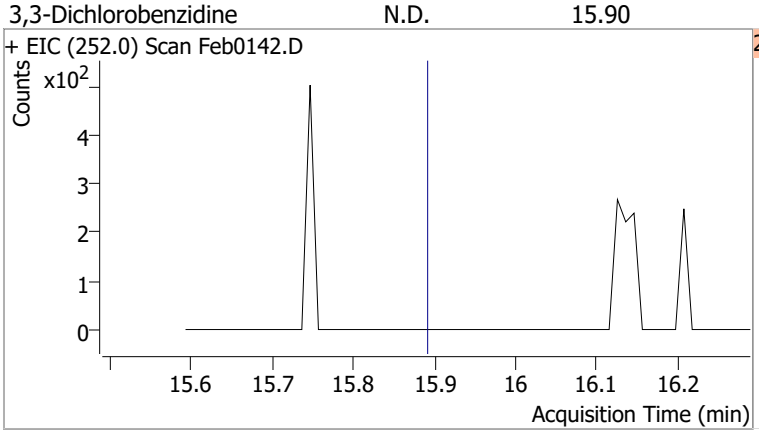

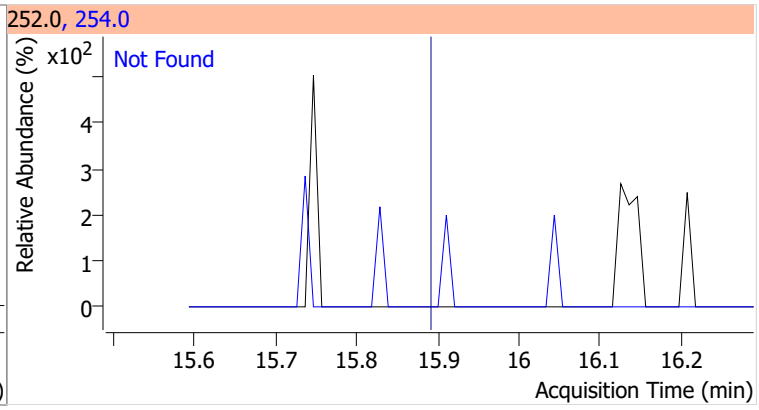

Compound	Conc.	Exp RT	QIon	Exp Ratio	QIon	Exp Ratio
bis(2-ethylhexyl)Phthalate	N.D.	16.60	149.0	385.7	279.0	15.3

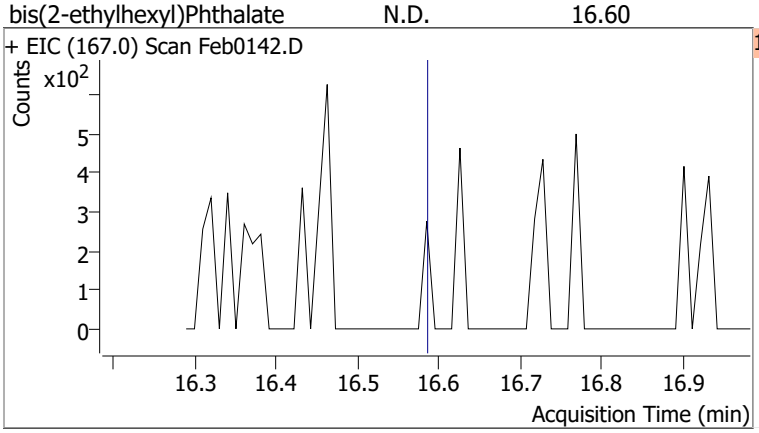

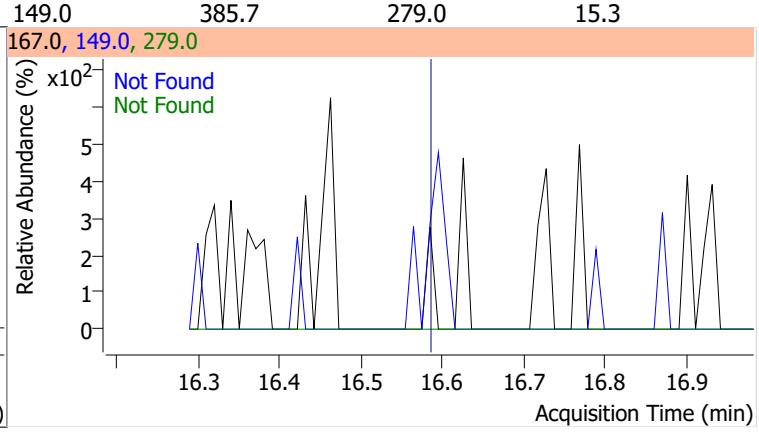

Compound	Conc.	Exp RT	QIon	Exp Ratio
Di-n-octyl Phthalate	N.D.	18.29	150.0	9.5

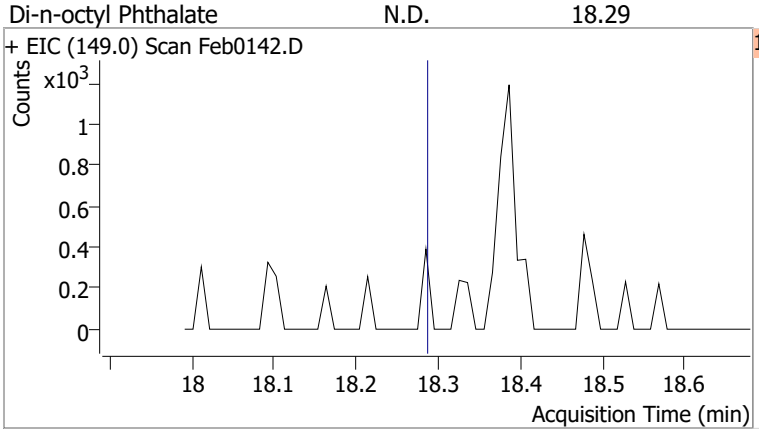

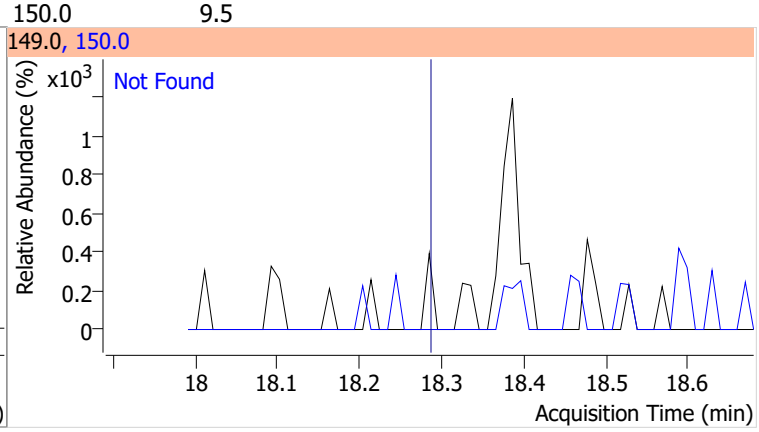

Compound	Conc.	Exp RT	QIon	Exp Ratio
Benzo(b)fluoranthene	N.D.	18.55	253.0	22.5

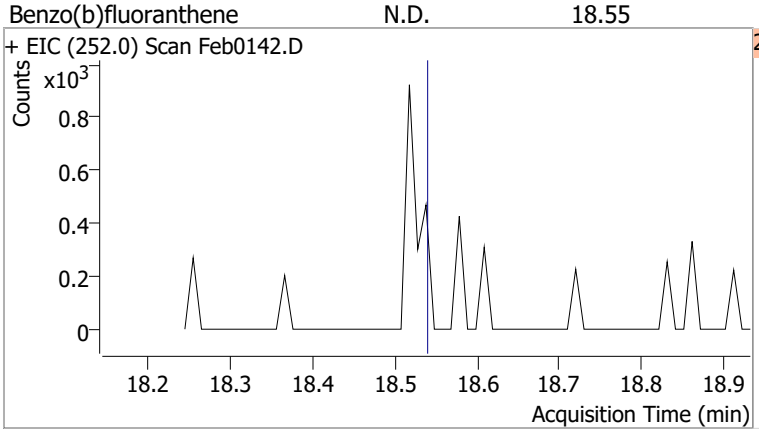

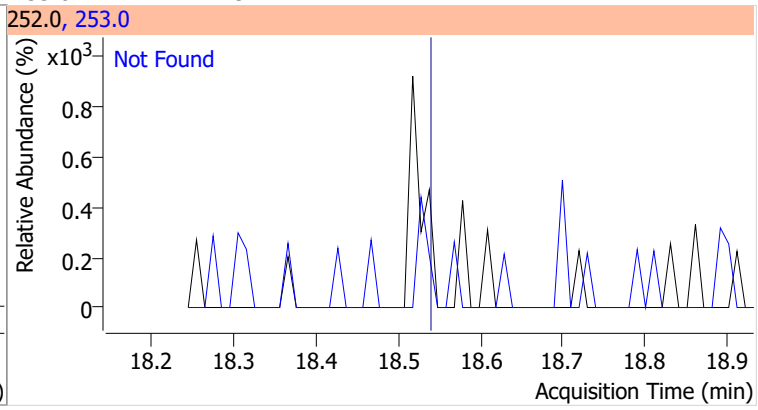

Compound	Conc.	Exp RT	QIon	Exp Ratio
Benzo(k)fluoranthene	N.D.	18.61	253.0	22.7

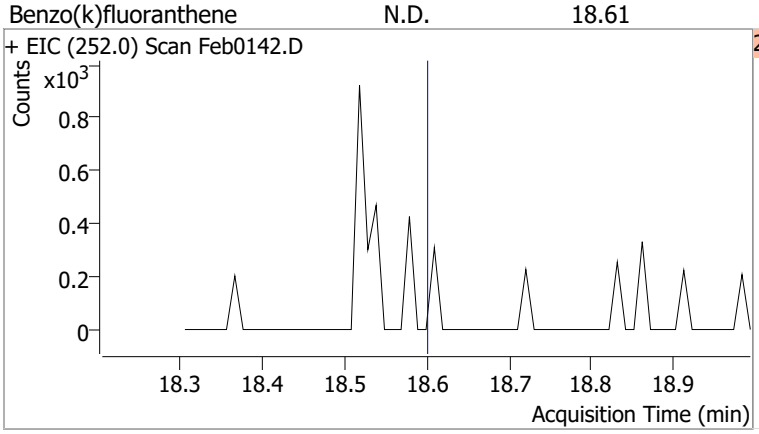

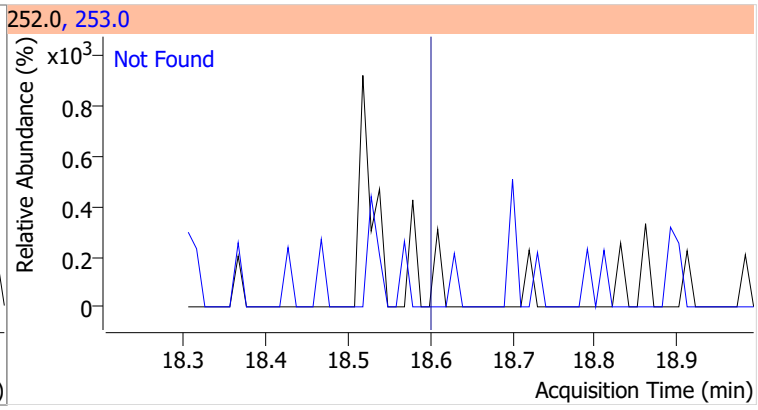

Compound	Conc.	Exp RT	QIon	Exp Ratio
Benzo(a)pyrene	N.D.	19.15	253.0	22.6

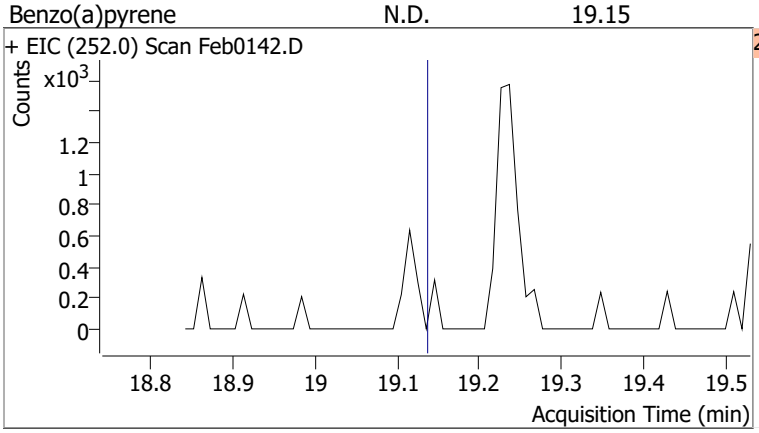

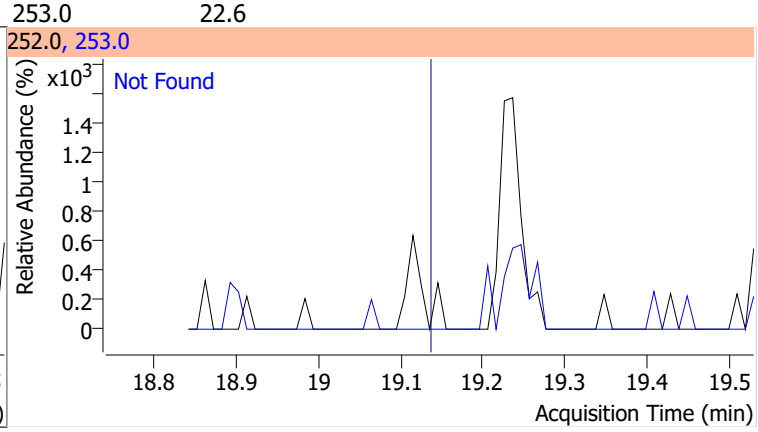

Compound	Conc.	Exp RT	QIon	Exp Ratio
Indeno(1,2,3-c,d)pyrene	N.D.	20.91	138.0	28.9

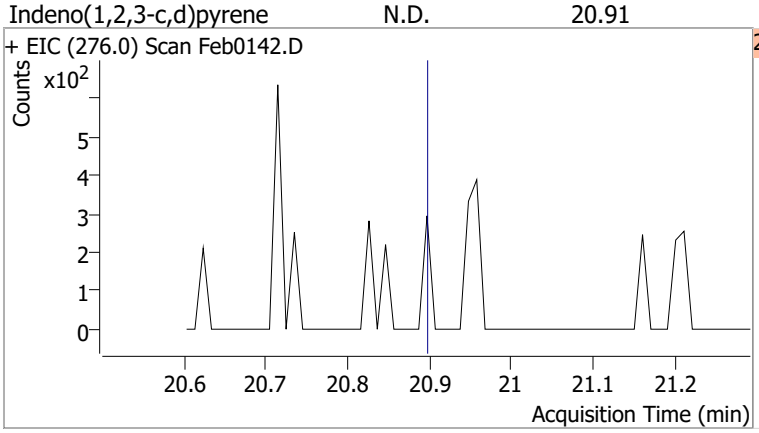

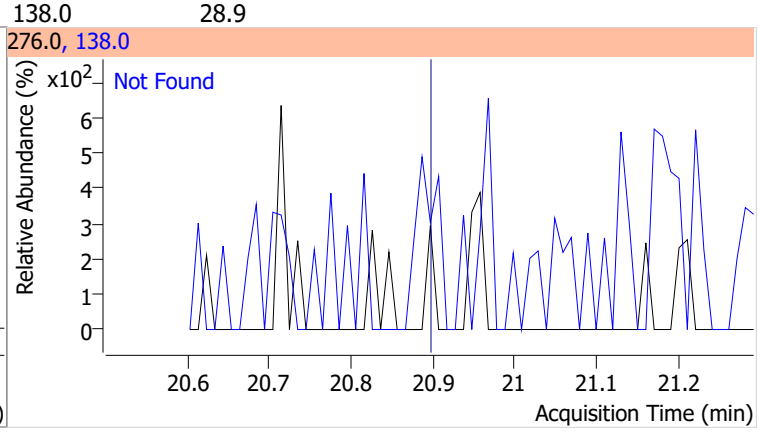

Compound	Conc.	Exp RT	QIon	Exp Ratio	QIon	Exp Ratio
Dibenzo(a,h)anthracene	N.D.	20.97	139.0	24.4	279.0	23.7

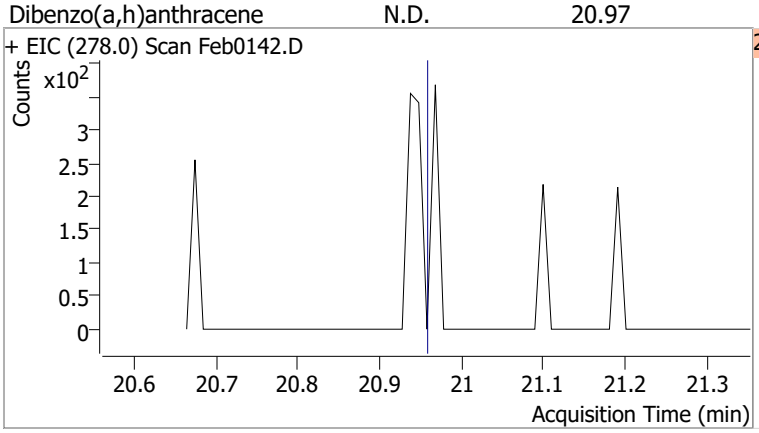

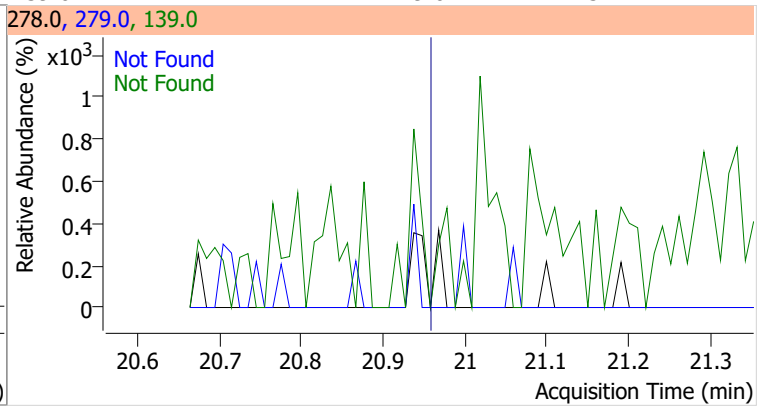

Compound	Conc.	Exp RT	QIon	Exp Ratio	QIon	Exp Ratio
Benzo(g,h,i)perylene	N.D.	21.24	138.0	32.5	277.0	24.1

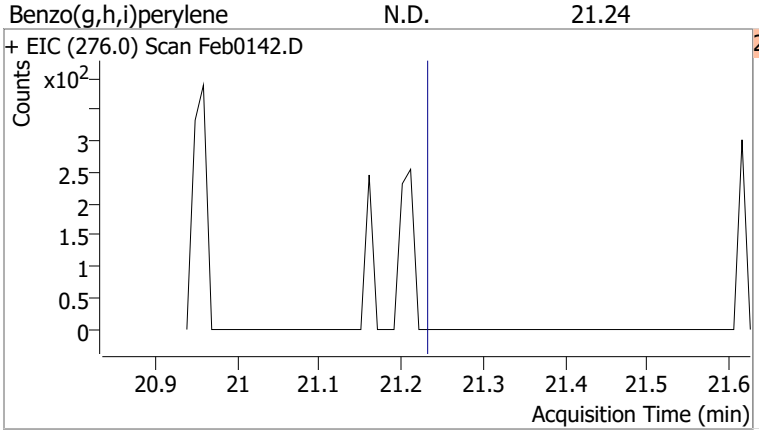

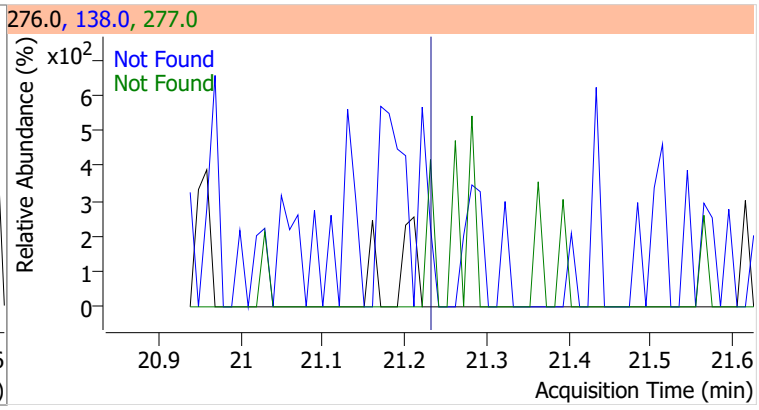

Quantitation Results Report (QT Reviewed)

Data File	Feb0143.D	Operator	LIMS import
Acq. Method	BNA+SIM.M	Acq. Date-Time	2/2/2022 3:09:08 PM
Sample Name	B22011418-002A	Instrument	Instrument #1
Vial	43	Multiplier	1.00
DA Method File	020122 DoD BNA cal.batch.bin	Comment	SVOC-625.1-W
Tune File	dftppdsm.u	Tune Date	1/25/2022 7:52:00 PM
Batch Name	020122 DoD BNA.batch.bin	Last Calib Update	2/16/2022 11:05:20 AM
Ref Library	D:\Org\Library\NIST129K.l		

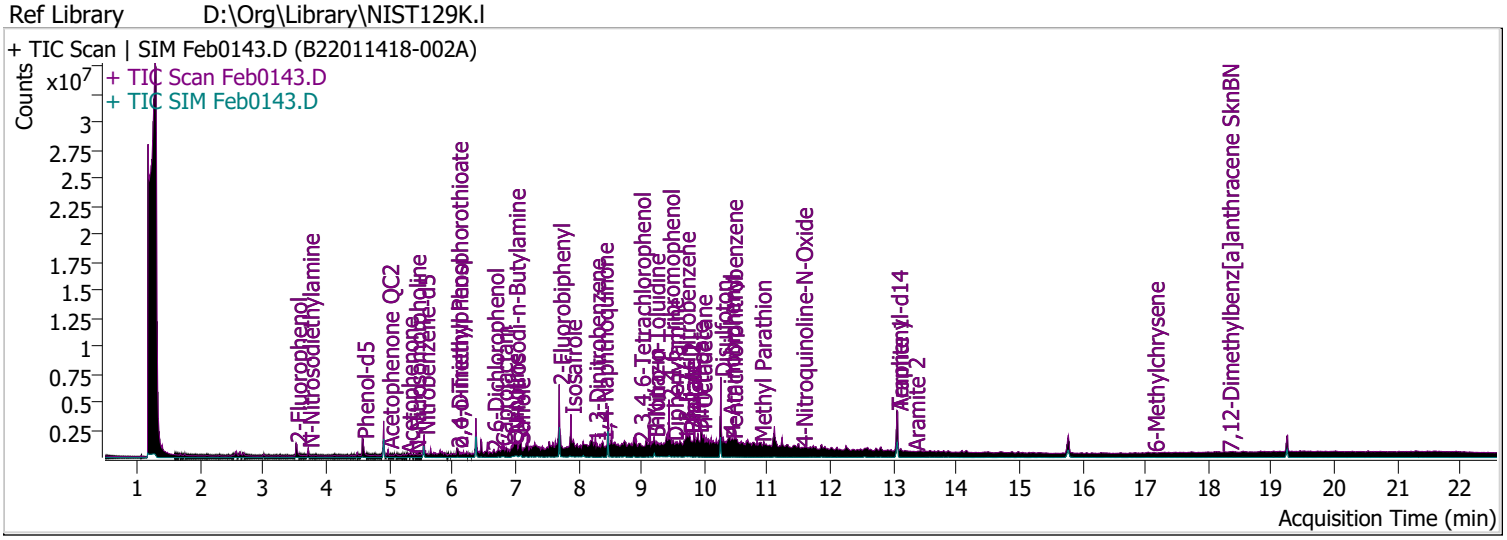

Compound	RT	QIon	Resp.	Conc.	Units		Dev(Min)
Internal Standards							
System Monitoring Compounds							
S 2-Fluorophenol	3.521	112.0	665383	59.6998	µg/L		0.000
Spiked Amount: 200.000	Range: 10.0 - 75.0%			Recovery = 29.85%			
S Phenol-d5	4.583	99.0	917158	62.5874	µg/L		0.010
Spiked Amount: 200.000	Range: 10.0 - 65.0%			Recovery = 31.29%			
S Nitrobenzene-d5	5.553	82.0	425206	55.7791	µg/L		0.000
Spiked Amount: 100.000	Range: 32.0 - 94.0%			Recovery = 55.78%			
S 2-Fluorobiphenyl	7.697	172.0	1328211	51.3888	µg/L		0.000
Spiked Amount: 100.000	Range: 28.0 - 107.0%			Recovery = 51.39%			
S 2,4,6-Tribromophenol	9.438	329.8	296208	131.7427	µg/L		0.010
Spiked Amount: 200.000	Range: 25.0 - 140.0%			Recovery = 65.87%			
S Terphenyl-d14	13.058	244.3	2187113	78.7944	µg/L		0.000
Spiked Amount: 100.000	Range: 32.0 - 122.0%			Recovery = 78.79%			
Target Compounds							**QValue**
T N-Nitrosodimethylamine	0.000		0	N.D.			
T Pyridine	0.000		0	N.D.			
T Aniline	0.000		0	N.D.			
T Phenol	0.000		0	N.D.			
T bis(-2-Chloroethyl)Ether	4.909	63.0	0		µg/L	md	1
T 2-Chlorophenol	0.000		0	N.D.			
T 1,3-Dichlorobenzene	0.000		0	N.D.			
T 1,4-Dichlorobenzene	0.000		0	N.D.			
T 1,2-Dichlorobenzene	0.000		0	N.D.			
T Benzyl Alcohol	0.000		0	N.D.			
T 2-Methylphenol	0.000		0	N.D.			
T bis(2-chloroisopropyl)Ether	0.000		0	N.D.			
T N-nitroso-Di-n-propylamine	5.553	70.0	0		µg/L	md	1
T 4Methylphenol/3Methylphenol	5.727	107.0	0		µg/L	md	1
T Hexachloroethane	5.553	117.0	0		µg/L	md	1

Compound	RT	QIon	Resp.	Conc.	Units		Dev(Min)
T Nitrobenzene	5.727	123.1	0		µg/L	md	1
T Isophorone	0.000		0	N.D.			
T 2-Nitrophenol	0.000		0	N.D.			
T 2,4-Dimethylphenol	6.075	122.0	104835	10.9814	µg/L	#	90
T bis(-2-Chloroethoxy)Methane	0.000		0	N.D.			
T 2,4-Dichlorophenol	6.383	162.0	0		µg/L	md	1
T Benzoic Acid	6.208	105.0	0		µg/L	md	1
T 1,2,4-Trichlorobenzene	0.000		0	N.D.			
T Naphthalene	0.000		0	N.D.			
T 4-Chlorophenol	6.393	130.0	0		µg/L	md	1
T p-Chloroaniline	0.000		0	N.D.			
T Hexachlorobutadiene	0.000		0	N.D.			
T 4-Chloro-2-Methylphenol	7.091	107.0	0		µg/L	md	1
T 4-Chloro-3-Methylphenol	7.091	107.0	0		µg/L	md	1
T 2-Methylnaphthalene	0.000		0	N.D.			
T 1-Methylnaphthalene	0.000		0	N.D.			
T Hexachlorocyclopentadiene	0.000		0	N.D.			
T 2,4,6-Trichlorophenol	0.000		0	N.D.			
T 2,4,5-Trichlorophenol	0.000		0	N.D.			
T 2-Chloronaphthalene	7.985	162.0	0		µg/L	md	1
T 2-Nitroaniline	7.923	65.0	0		µg/L	md	1
T Dimethyl Phthalate	8.476	163.0	0		µg/L	md	1
T 2,6-Dinitrotoluene	8.200	165.0	0		µg/L	md	1
T Acenaphthylene	0.000		0	N.D.			
T 3-Nitroaniline	0.000		0	N.D.			
T Acenaphthene	0.000		0	N.D.			
T 2,4-Dinitrophenol	8.701	184.0	0		µg/L	md	1
T Dibenzofuran	0.000		0	N.D.			
T 4-Nitrophenol	0.000		0	N.D.			
T 2,4-Dinitrotoluene	8.732	165.0	0		µg/L	md	1
T Diethylphthalate	0.000		0	N.D.			
T Fluorene	0.000		0	N.D.			
T 4-Chlorophenyl-phenylether	0.000		0	N.D.			
T 4-Nitroaniline	9.162	138.0	0		µg/L	md	1
T 4,6-Dinitro-2-methylphenol	9.499	198.0	0		µg/L	md	1
T N-nitrosodiphenylamine	9.499	169.0	0		µg/L	md	1
T Azobenzene	9.438	77.0	0		µg/L	md	1
T 4-Bromophenyl-phenylether	0.000		0	N.D.			
T Hexachlorobenzene	0.000		0	N.D.			
T Pentachlorophenol	0.000		0	N.D.			
T Phenanthrene	0.000		0	N.D.			
T Anthracene	0.000		0	N.D.			
T Triallate	10.485	86.0	0		µg/L	md	1
T Carbazole	0.000		0	N.D.			
T o-Terphenyl	0.000		0	N.D.			
T Di-n-Butylphthalate	0.000		0	N.D.			
T Fluoranthene	0.000		0	N.D.			
T Benzidine	0.000		0	N.D.			
T Pyrene	0.000		0	N.D.			
T Butylbenzylphthalate	0.000		0	N.D.			
T Benzo(a)Anthracene	15.839	228.0	0		µg/L	md	1
T Chrysene	0.000		0	N.D.			
T 3,3-Dichlorobenzidine	0.000		0	N.D.			
T bis(2-ethylhexyl)Phthalate	0.000		0	N.D.			
T Di-n-octyl Phthalate	0.000		0	N.D.			

Compound	RT	QIon	Resp.	Conc.	Units	Dev(Min)
T Benzo(b)fluoranthene	0.000		0	N.D.		
T Benzo(k)fluoranthene	0.000		0	N.D.		
T Benzo(a)pyrene	0.000		0	N.D.		
T Indeno(1,2,3-c,d)pyrene	0.000		0	N.D.		
T Dibenzo(a,h)anthracene	0.000		0	N.D.		
T Benzo(g,h,i)perylene	0.000		0	N.D.		

(#) = Qualifier Out of Range; (m) = Manual Integration; (+) = Area Summed; (*) = Surrogate Percent Recovery Out of Range; (d): Zeroed Peak

Compound	Conc.	Exp RT	QIon	Exp Ratio
N-Nitrosodimethylamine	N.D.	2.15	42.0	130.1

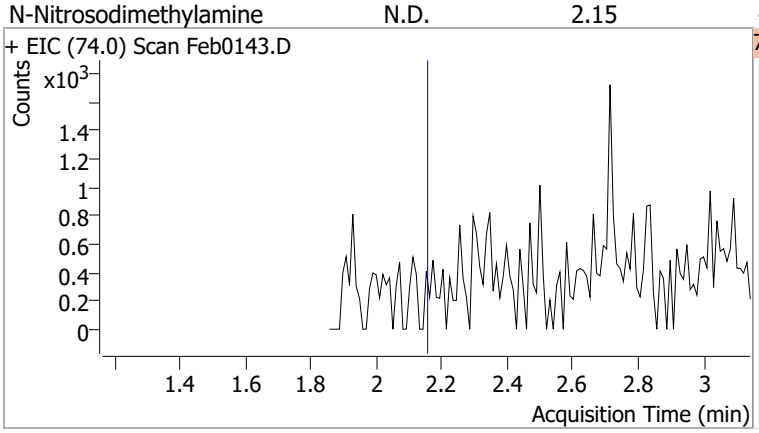

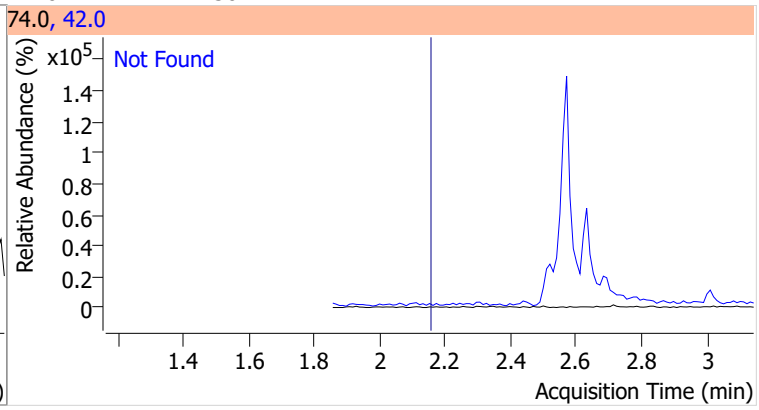

Compound	Conc.	Exp RT	QIon	Exp Ratio
Pyridine	N.D.	2.18	52.0	101.7

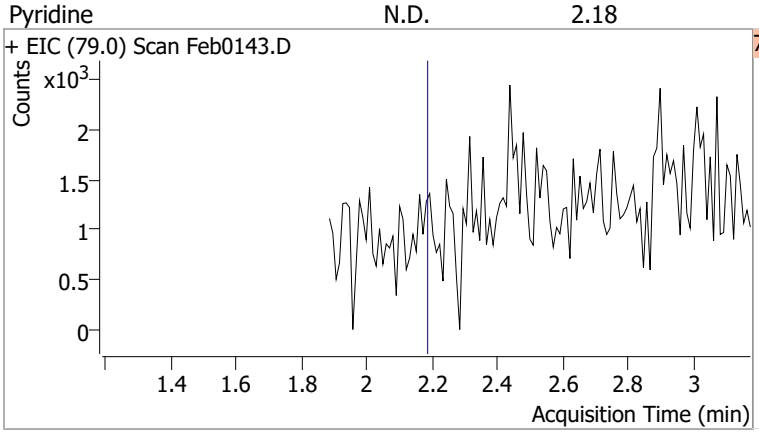

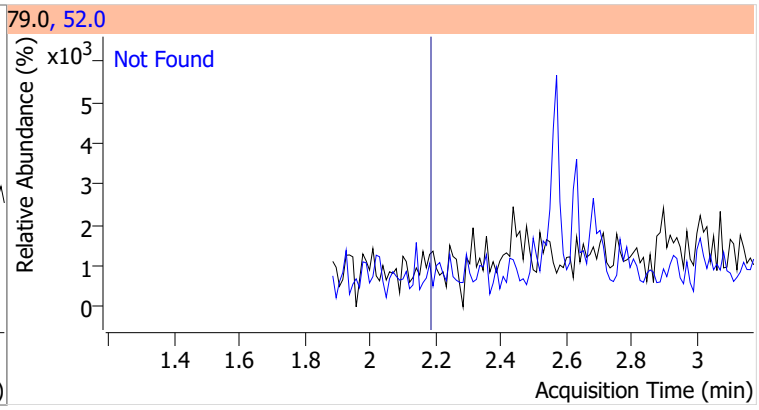

Compound	Conc.	RT	Dev(Min)	Resp.	QIon	QRatio	Lower	Upper
2-Fluorophenol	59.6998	3.52	0.00	665383	64.0	49.7	35.8	66.4
					92.0	20.3	14.3	26.6

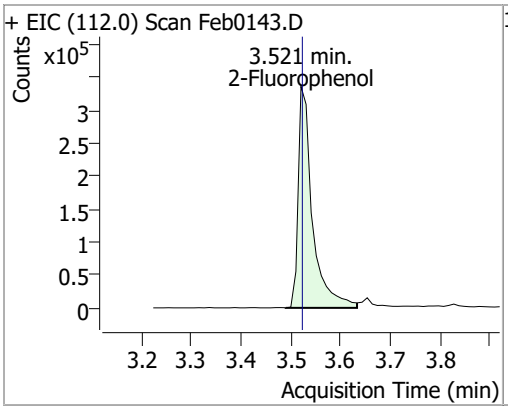

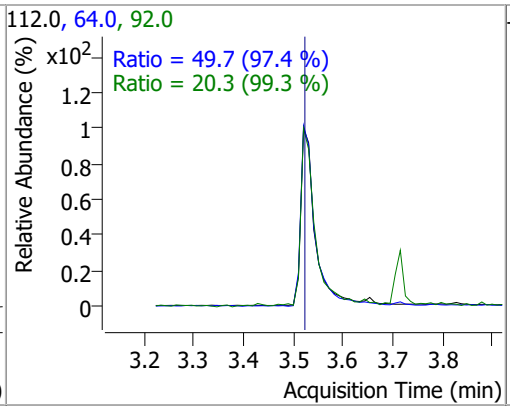

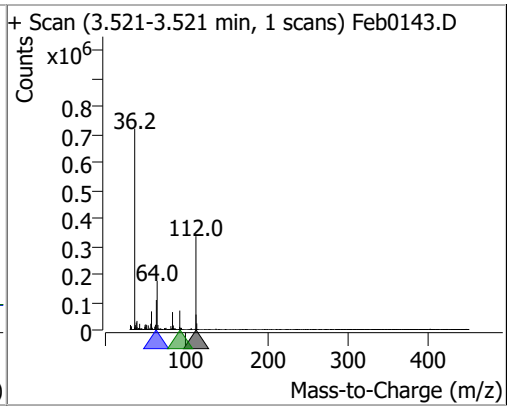

Compound	Conc.	Exp RT	QIon	Exp Ratio	QIon	Exp Ratio
Aniline	N.D.	4.55	66.0	35.1	65.0	18.0

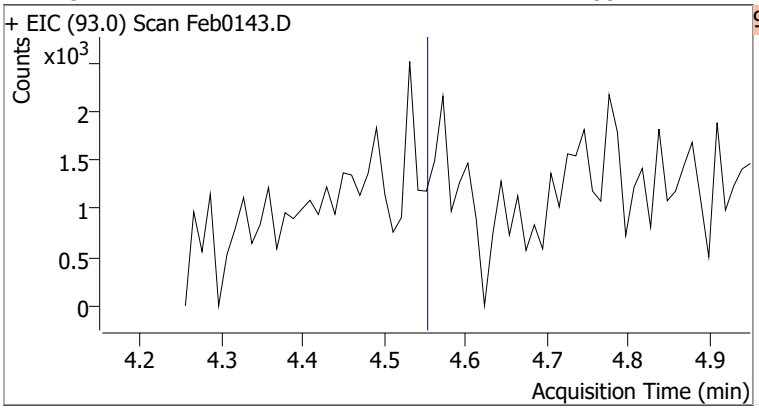

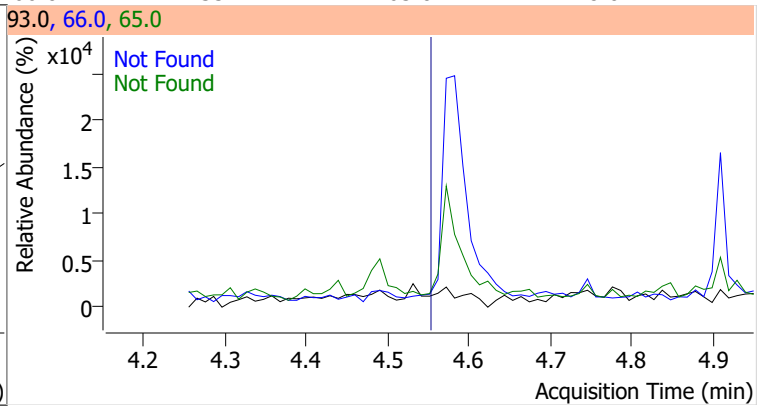

Quantitation Results Report (QT Reviewed)

Compound	Conc.	RT	Dev(Min)	Resp.	QIon	QRatio	Lower	Upper
Phenol-d5	62.5874	4.58	0.01	917158	71.0	32.4	23.8	44.2

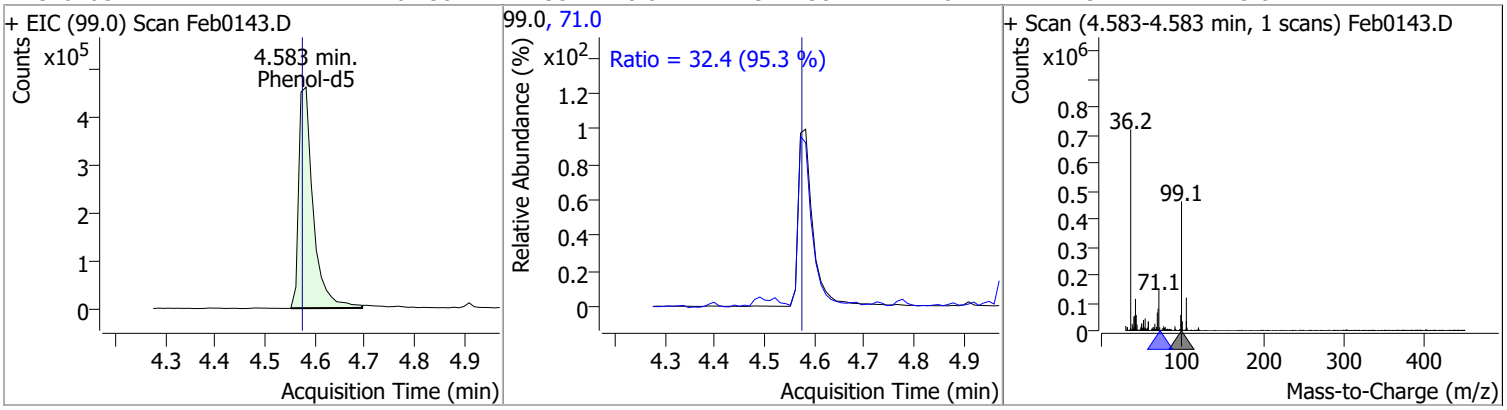

Compound	Conc.	Exp RT	QIon	Exp Ratio
Phenol	N.D.	4.59	66.0	43.8

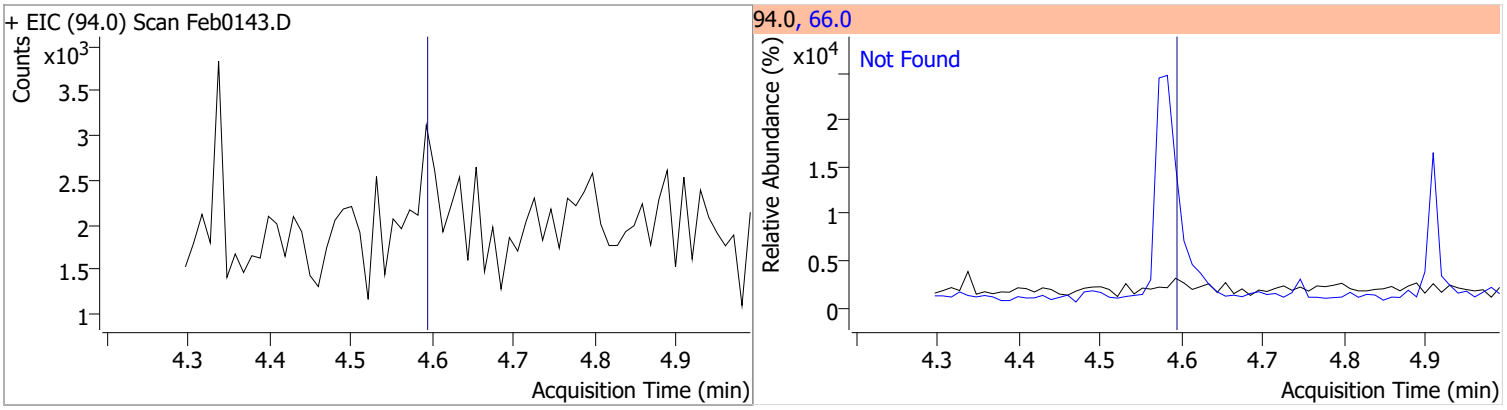

Compound	Conc.	RT	Dev(Min)	Resp.	QIon	QRatio	Lower	Upper
bis(-2-Chloroethyl)Ether		0		0	64.0		2.4	4.5

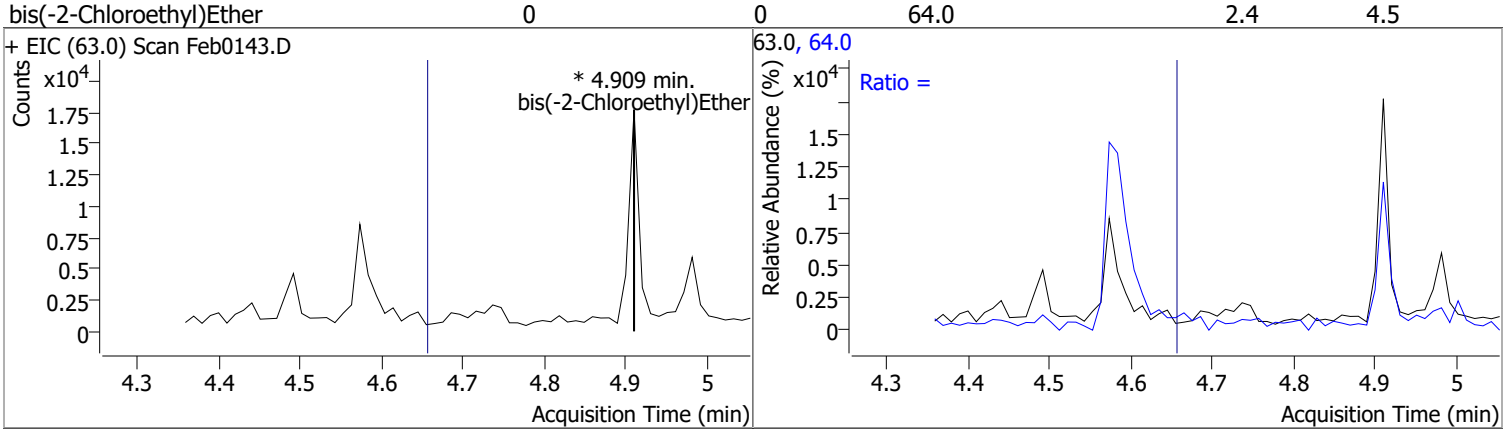

Compound	Conc.	Exp RT	QIon	Exp Ratio
2-Chlorophenol	N.D.	4.68	130.0	31.8

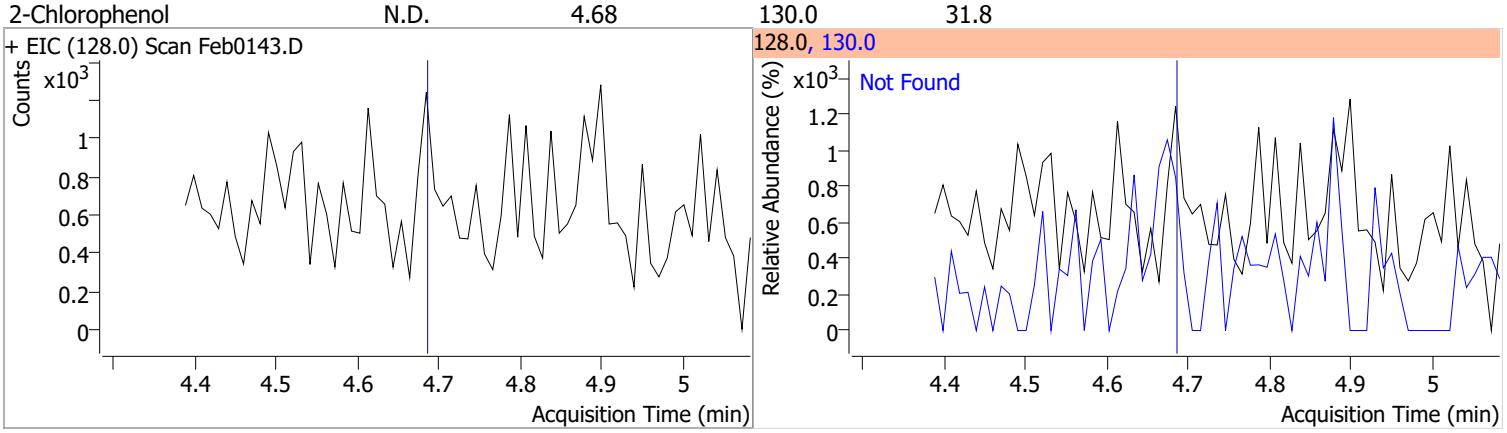

Compound	Conc.	Exp RT	QIon	Exp Ratio	QIon	Exp Ratio
1,3-Dichlorobenzene	N.D.	4.84	148.0	62.2	111.0	35.9

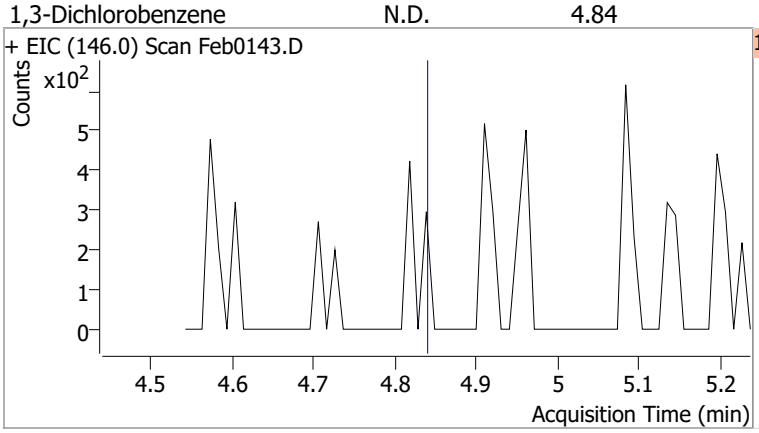

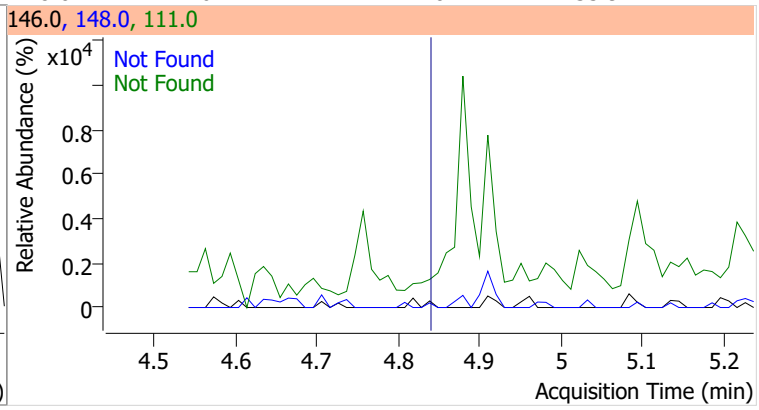

Compound	Conc.	Exp RT	QIon	Exp Ratio	QIon	Exp Ratio
1,4-Dichlorobenzene	N.D.	4.93	148.0	64.1	111.0	35.1

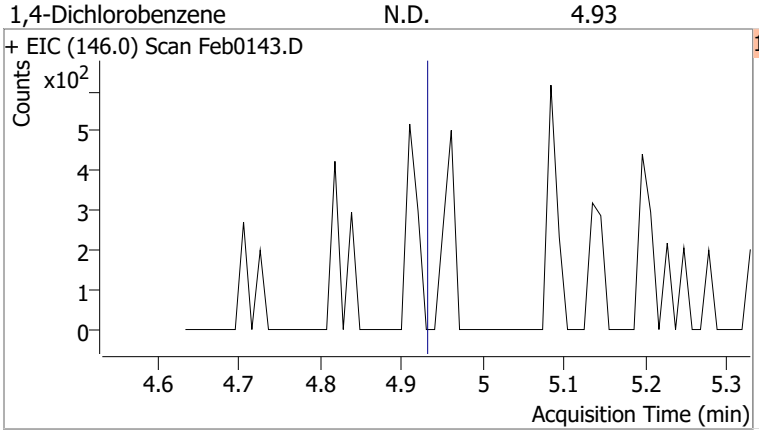

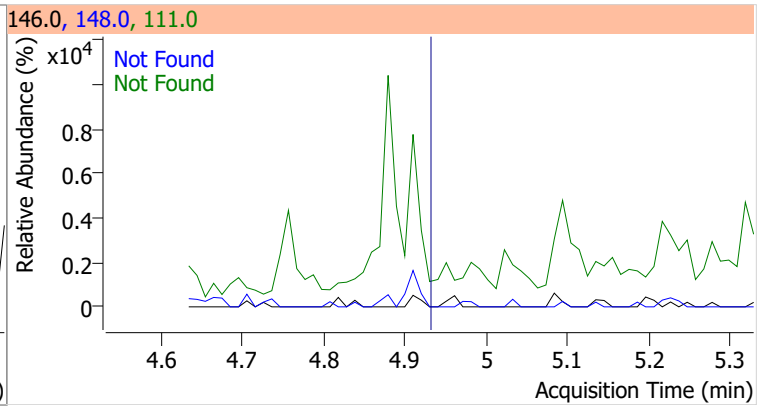

Compound	Conc.	Exp RT	QIon	Exp Ratio	QIon	Exp Ratio
1,2-Dichlorobenzene	N.D.	5.09	148.0	62.9	111.0	36.7

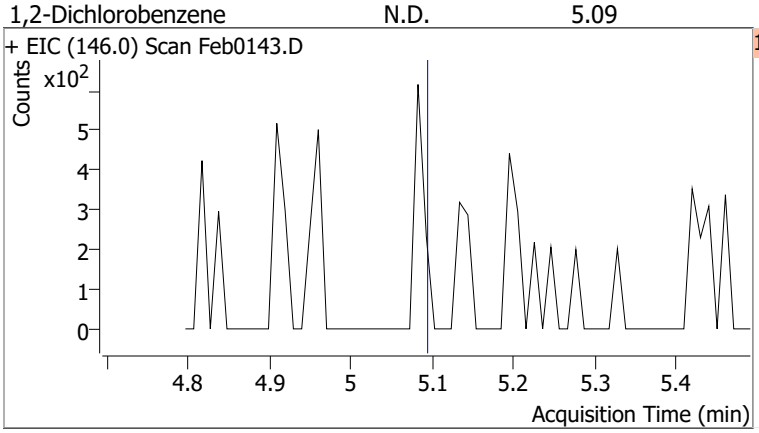

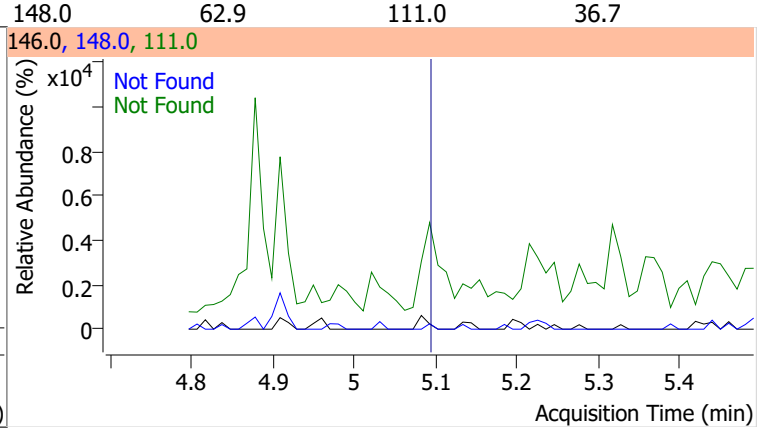

Compound	Conc.	Exp RT	QIon	Exp Ratio	QIon	Exp Ratio
Benzyl Alcohol	N.D.	5.10	79.0	118.4	107.0	64.5

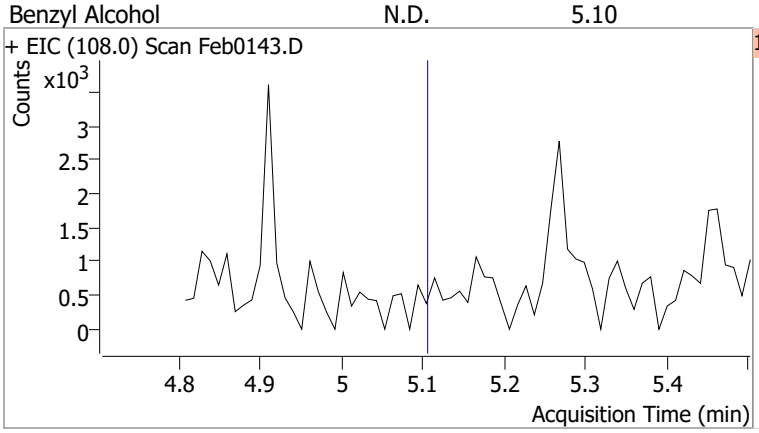

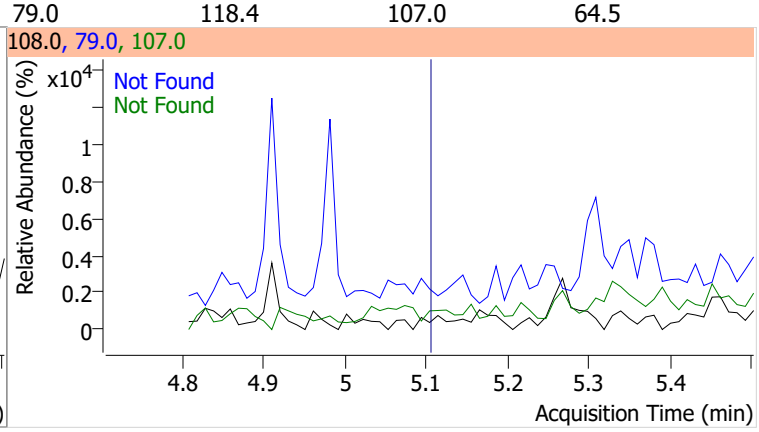

Compound	Conc.	Exp RT	QIon	Exp Ratio
2-Methylphenol	N.D.	5.26	108.0	116.3

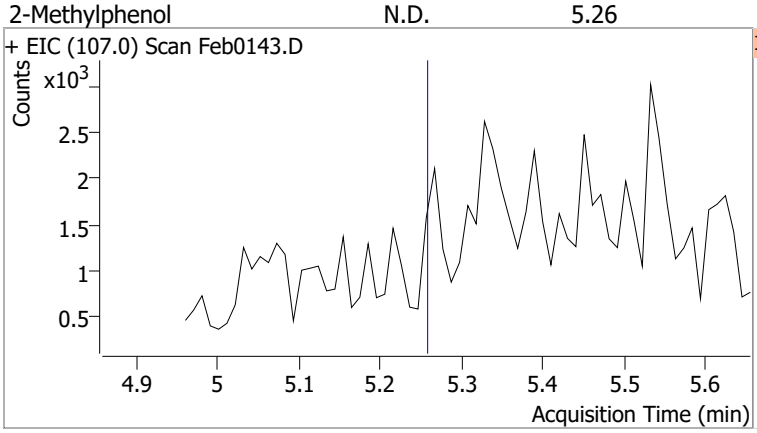

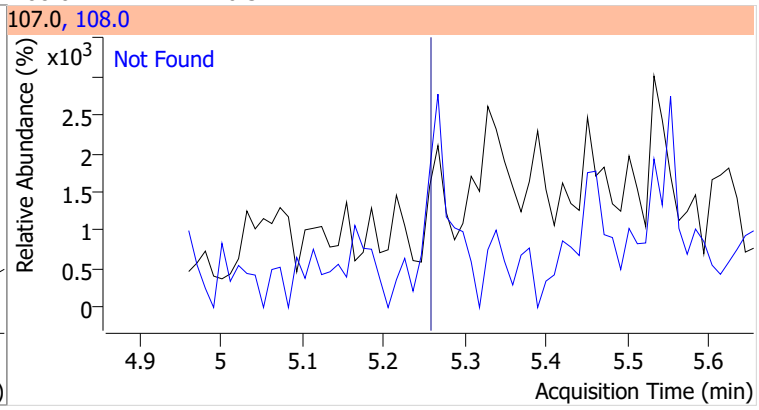

Compound	Conc.	Exp RT	QIon	Exp Ratio
bis(2-chloroisopropyl)Ether	N.D.	5.27	123.0	32.8

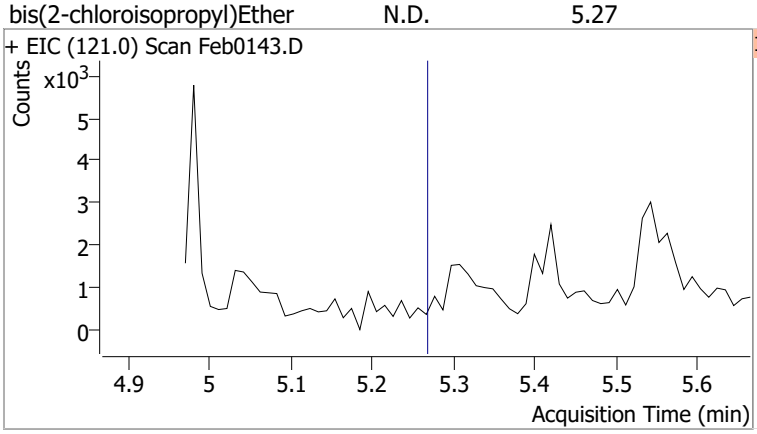

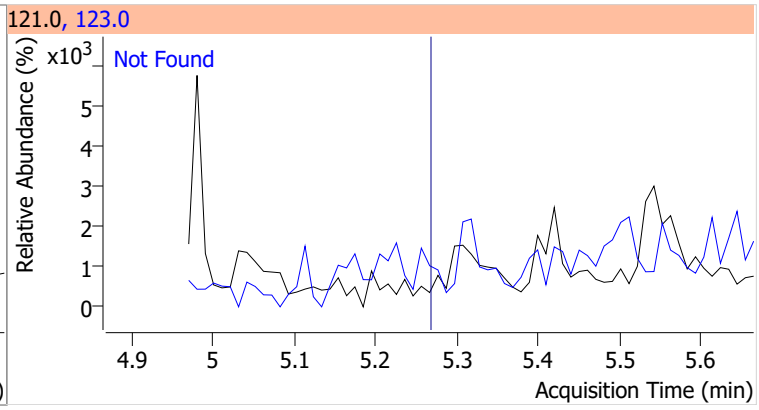

Compound	Conc.	RT	Dev(Min)	Resp.	QIon	QRatio	Lower	Upper
N-nitroso-Di-n-propylamine		0		0	130.0		0.0	35.1

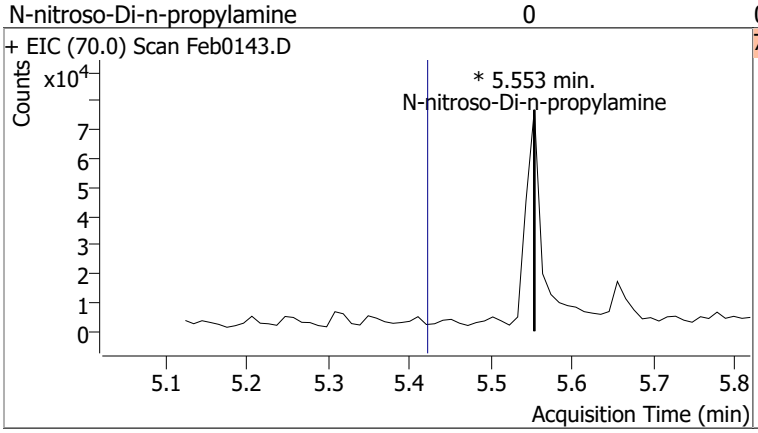

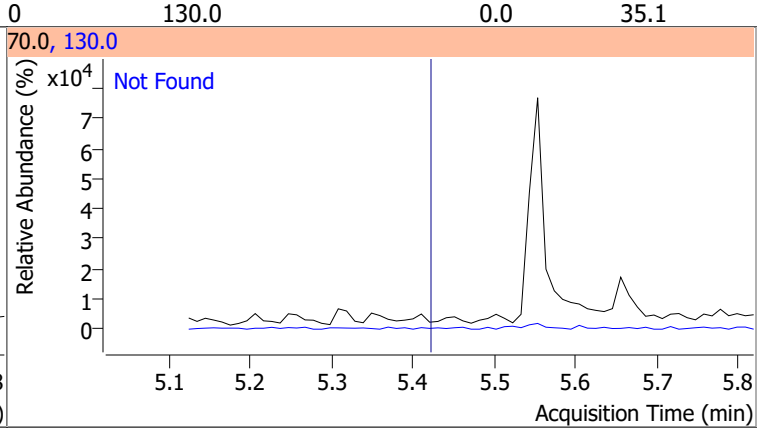

Compound	Conc.	RT	Dev(Min)	Resp.	QIon	QRatio	Lower	Upper
4Methylphenol/3Methylphenol		0		0	108.0		58.9	109.3

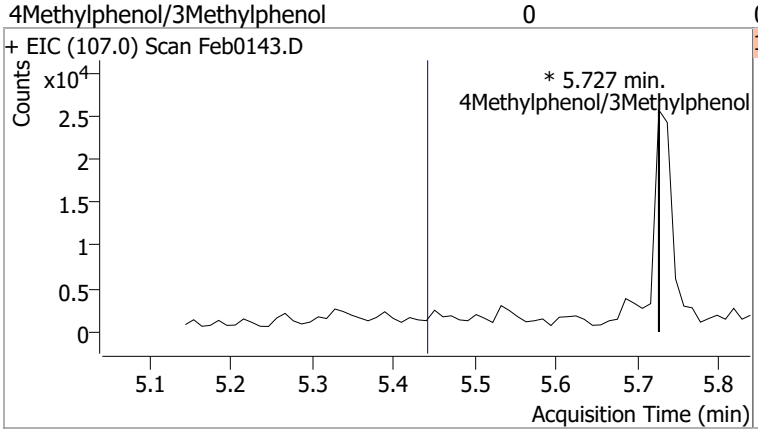

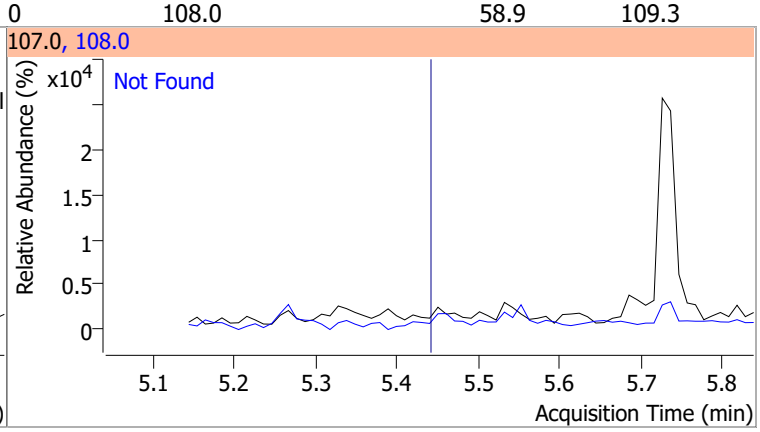

Compound	Conc.	RT	Dev(Min)	Resp.	QIon	QRatio	Lower	Upper
Hexachloroethane		0		0	201.0		65.5	121.7
					199.0		41.8	77.7

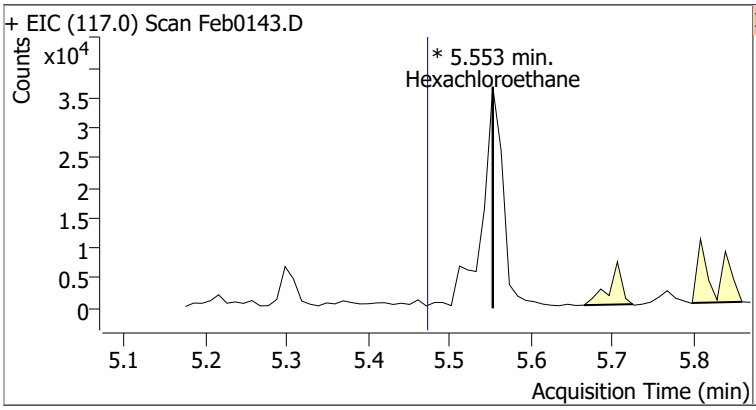

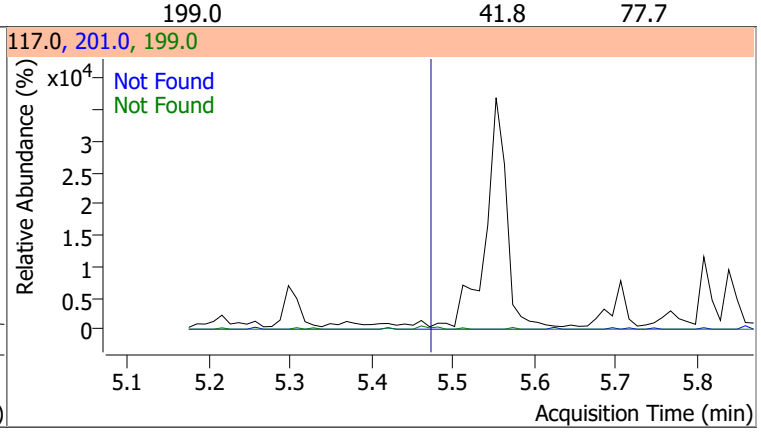

Compound	Conc.	RT	Dev(Min)	Resp.	QIon	QRatio	Lower	Upper
Nitrobenzene-d5	55.7791	5.55	0.00	425206	54.0	61.2	44.8	83.2
					128.0	48.4	32.6	60.6

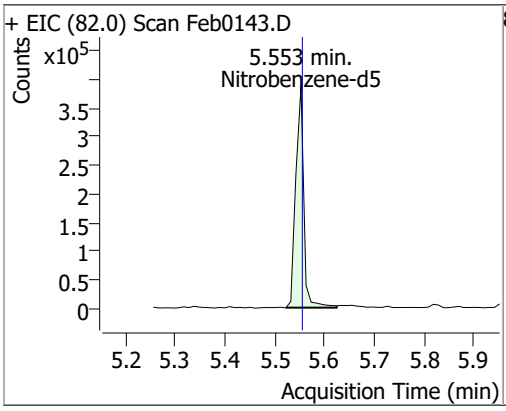

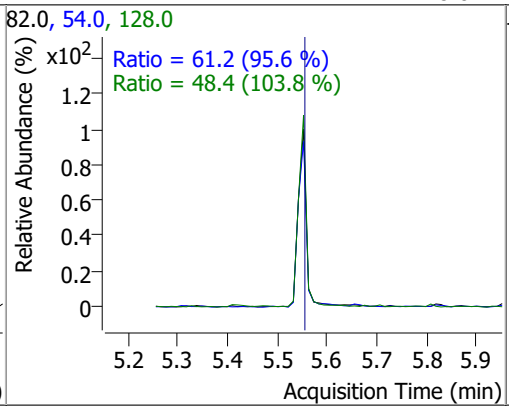

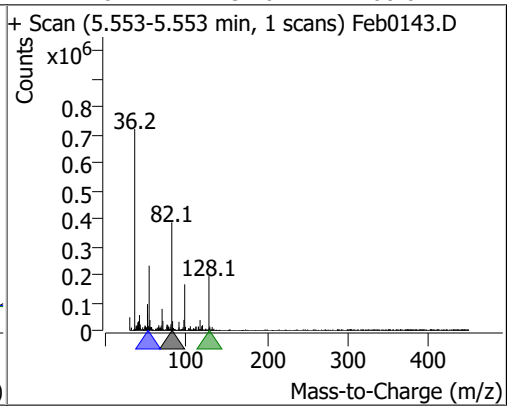

Compound	Conc.	RT	Dev(Min)	Resp.	QIon	QRatio	Lower	Upper
Nitrobenzene		0		0	77.0		141.7	263.2
					51.0		87.8	163.1

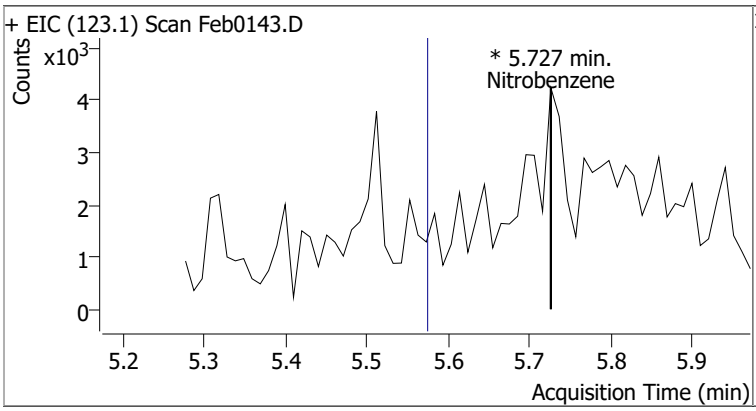

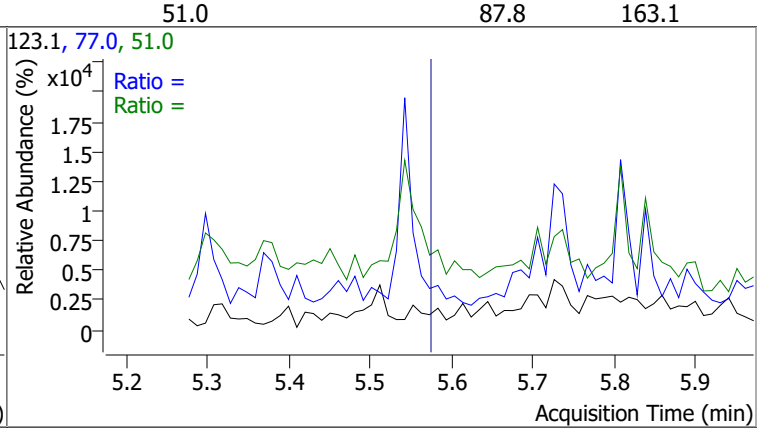

Compound	Conc.	Exp RT	QIon	Exp Ratio
Isophorone	N.D.	5.88	138.0	21.7

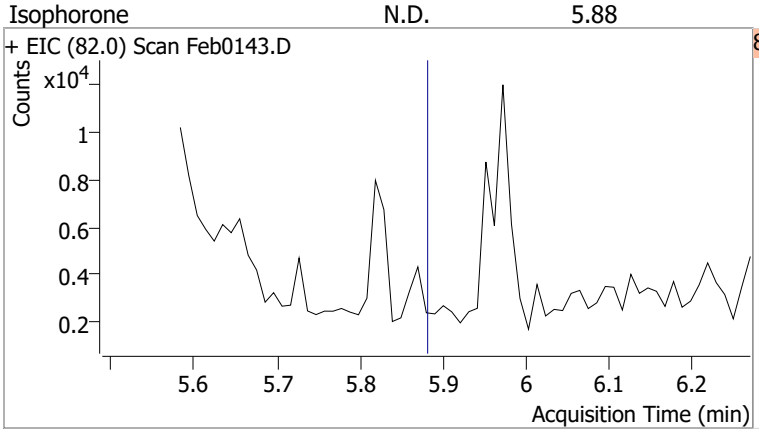

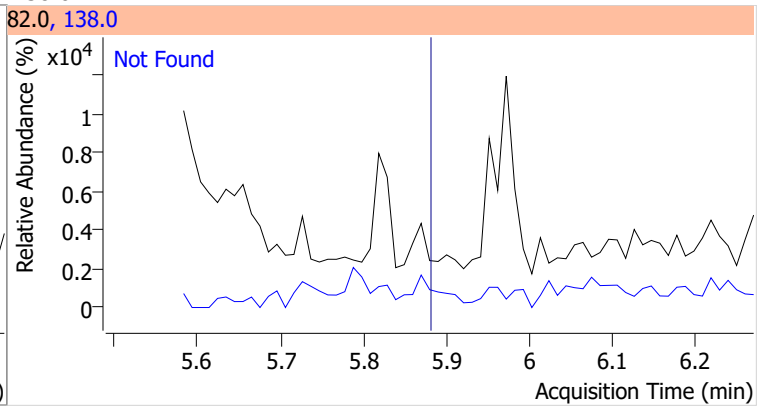

Compound	Conc.	Exp RT	QIon	Exp Ratio	QIon	Exp Ratio
2-Nitrophenol	N.D.	5.94	65.0	48.9	109.0	38.3

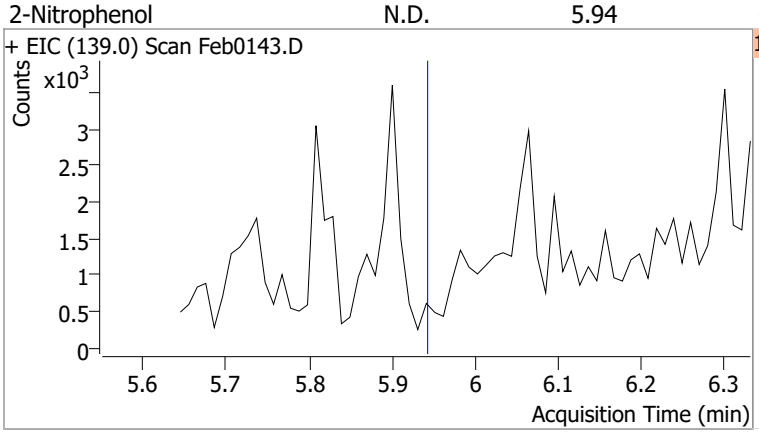

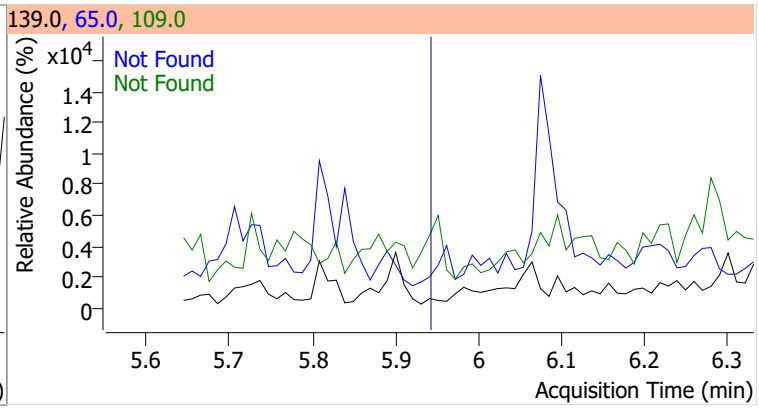

Compound	Conc.	RT	Dev(Min)	Resp.	QIon	QRatio	Lower	Upper
2,4-Dimethylphenol	10.9814	6.07	0.02	104835	107.0	103.7	76.3	141.6
					77.0	47.2	22.7	42.1

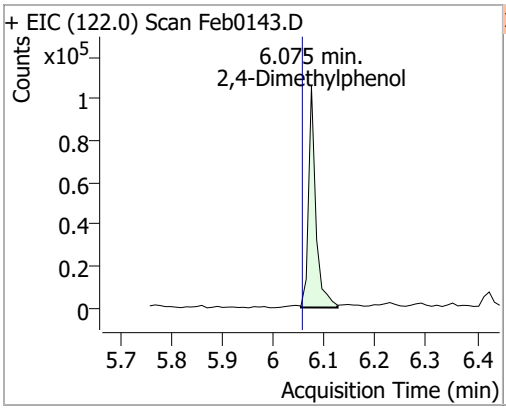

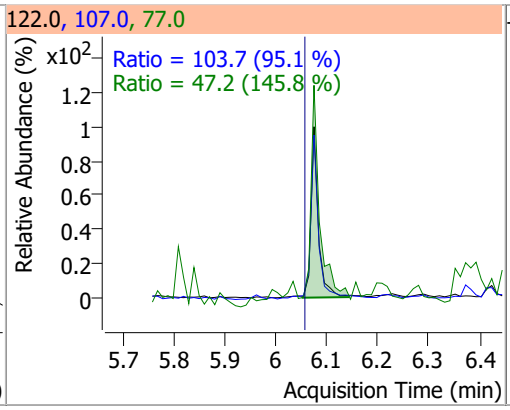

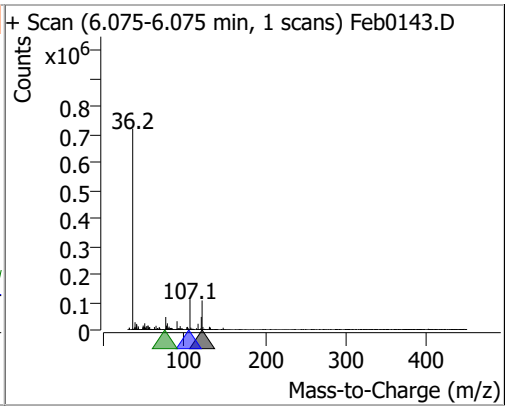

Compound	Conc.	Exp RT	QIon	Exp Ratio	QIon	Exp Ratio
bis(-2-Chloroethoxy)Methane	N.D.	6.16	63.0	68.6	95.0	32.4

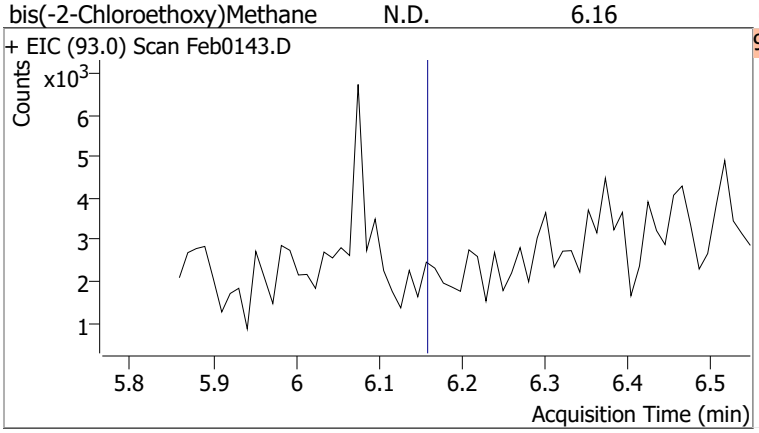

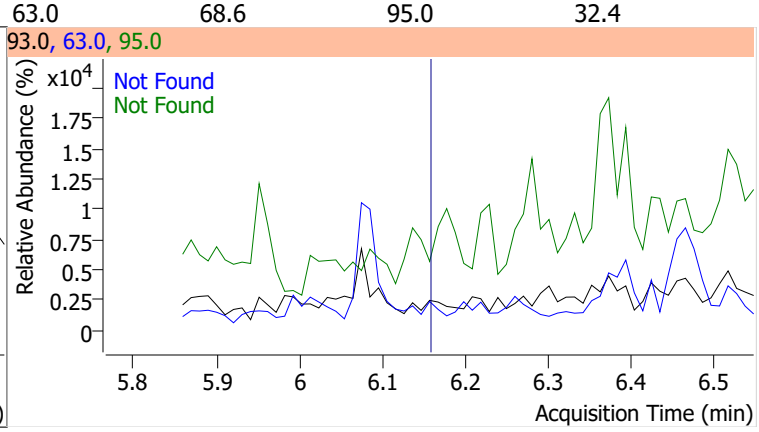

Compound	Conc.	RT	Dev(Min)	Resp.	QIon	QRatio	Lower	Upper
2,4-Dichlorophenol		0		0	164.0		44.2	82.1
					98.0		21.5	40.0

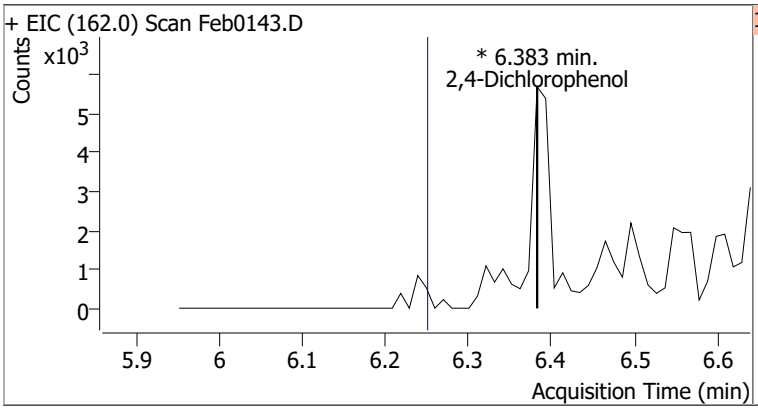

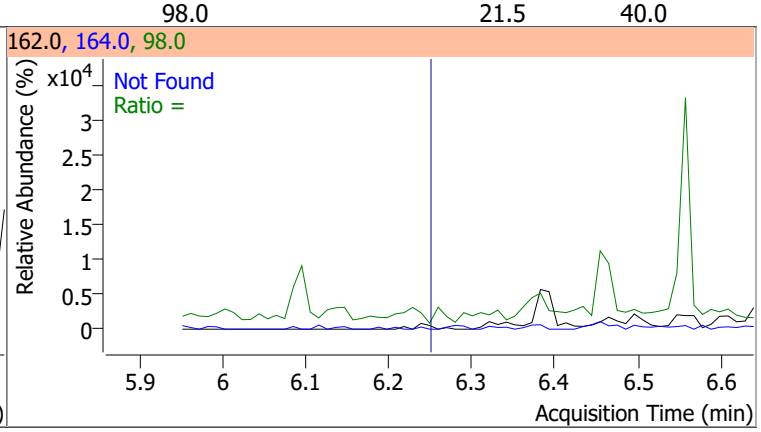

Compound	Conc.	RT	Dev(Min)	Resp.	QIon	QRatio	Lower	Upper
Benzoic Acid		0		0	122.0		62.0	115.2
					77.0		52.5	97.5

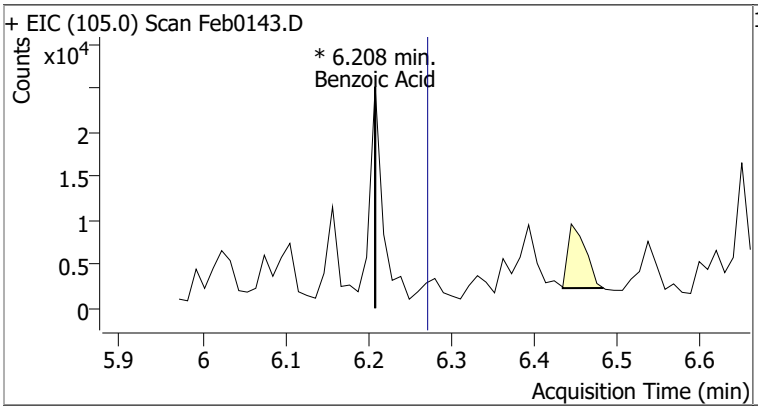

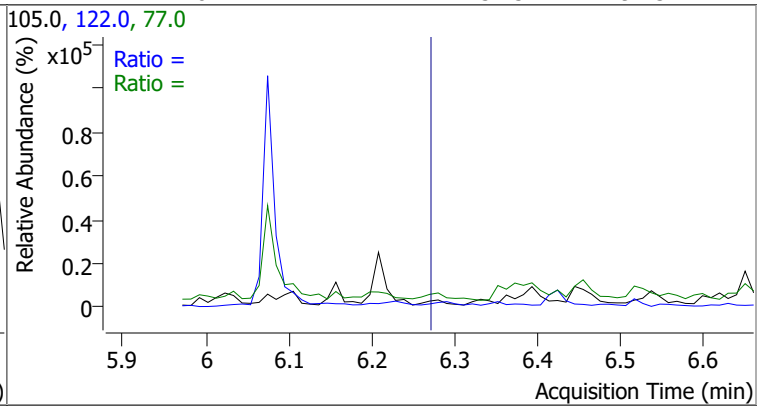

Compound	Conc.	Exp RT	QIon	Exp Ratio	QIon	Exp Ratio
1,2,4-Trichlorobenzene	N.D.	6.32	182.0	97.1	145.0	28.4

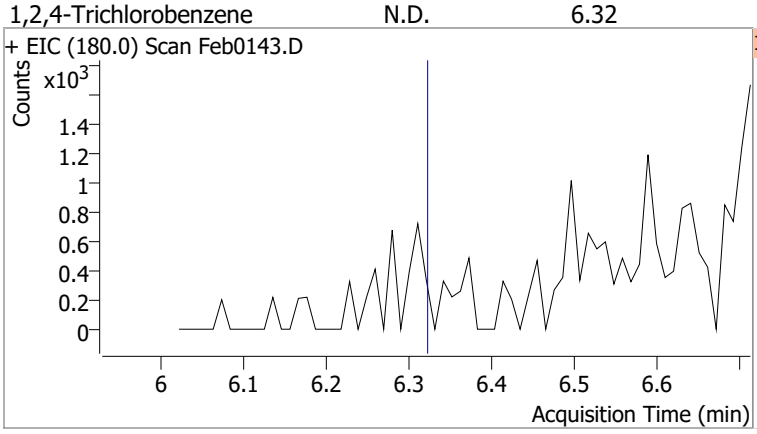

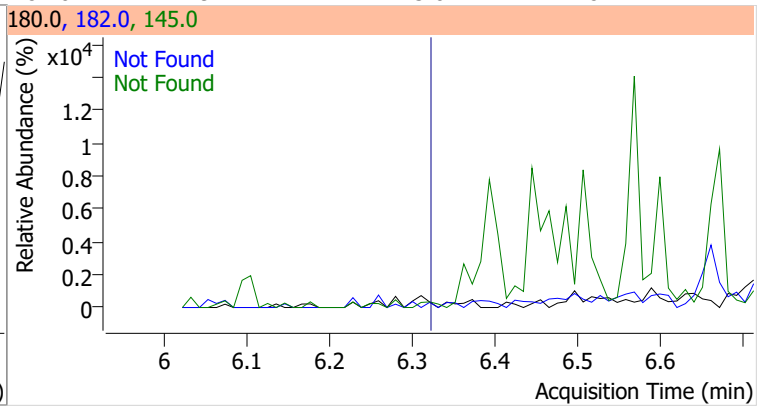

Compound	Conc.	Exp RT	QIon	Exp Ratio	QIon	Exp Ratio
Naphthalene	N.D.	6.40	129.0	11.4	102.0	9.7

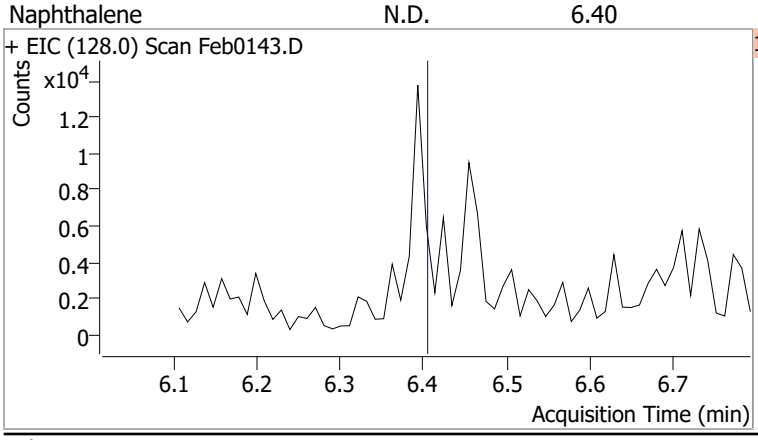

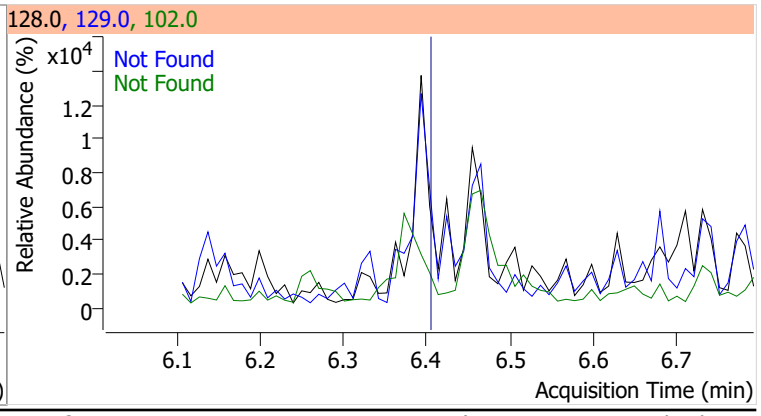

Quantitation Results Report (QT Reviewed)

Compound	Conc.	RT	Dev(Min)	Resp.	QIon	QRatio	Lower	Upper
4-Chlorophenol		0		0	128.0		243.7	452.5

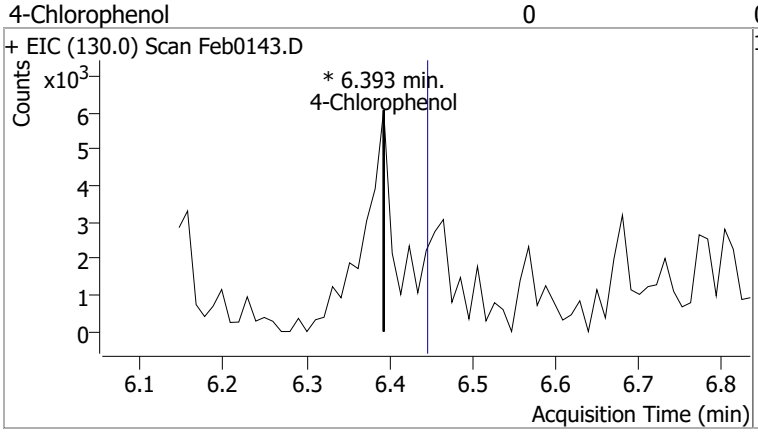

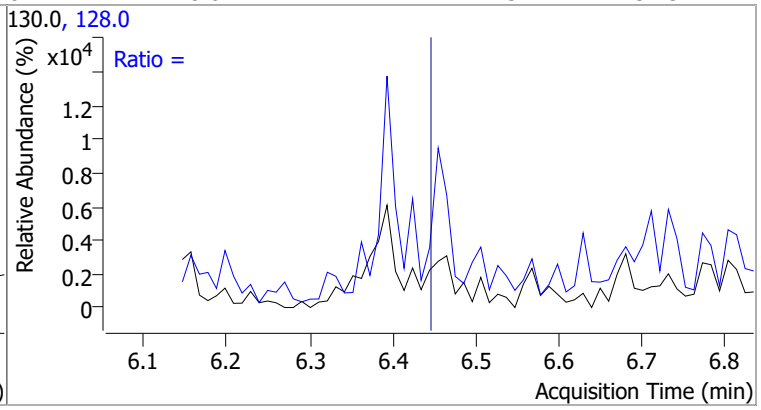

Compound	Conc.	Exp RT	QIon	Exp Ratio	QIon	Exp Ratio
p-Chloroaniline	N.D.	6.51	129.0	33.1	65.0	29.9

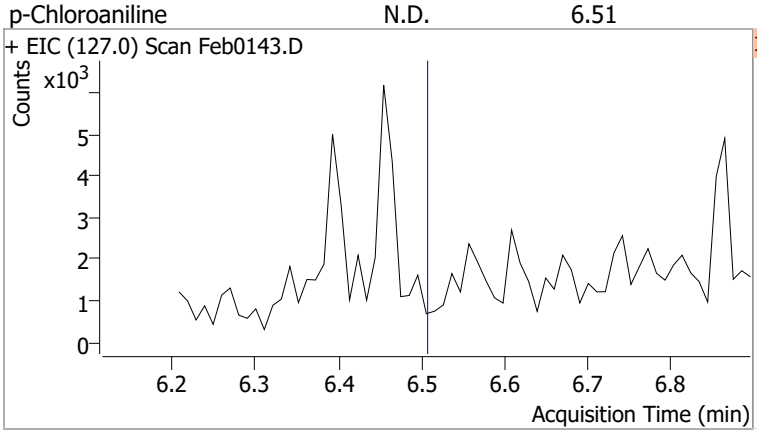

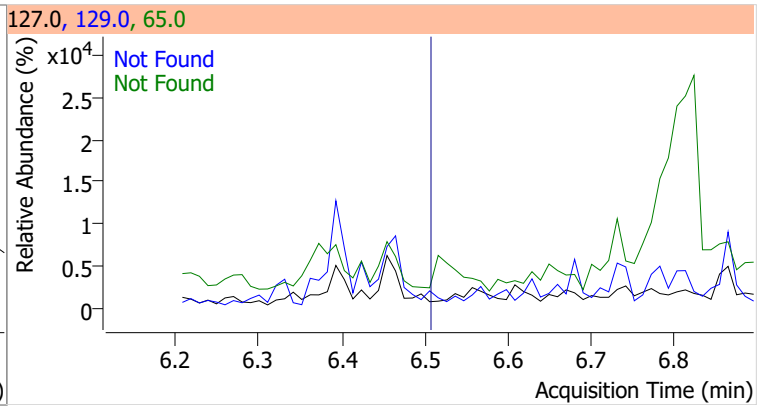

Compound	Conc.	Exp RT	QIon	Exp Ratio	QIon	Exp Ratio
Hexachlorobutadiene	N.D.	6.58	223.0	65.1	227.0	63.7

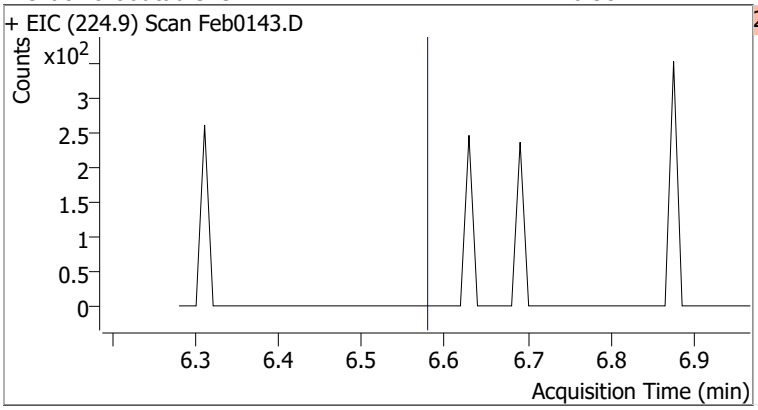

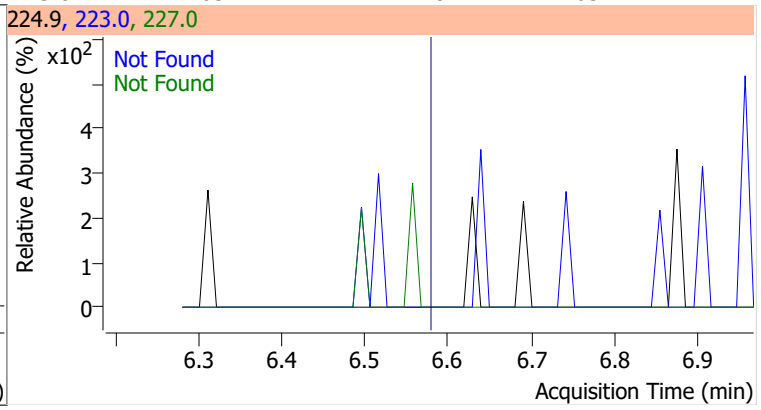

Compound	Conc.	RT	Dev(Min)	Resp.	QIon	QRatio	Lower	Upper
4-Chloro-2-Methylphenol		0		0	144.0		19.6	36.4

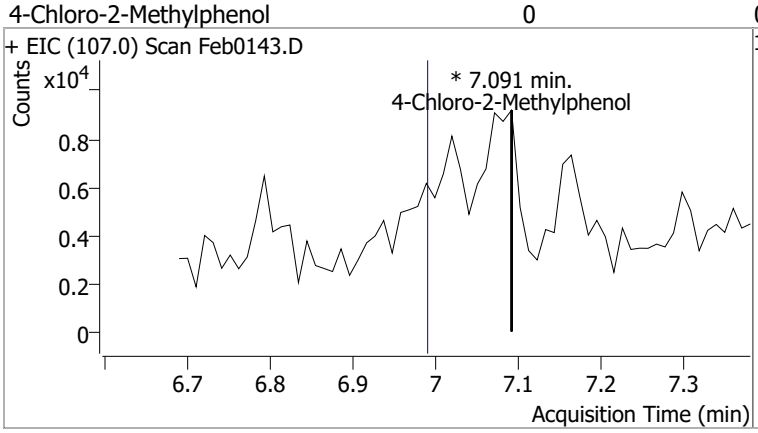

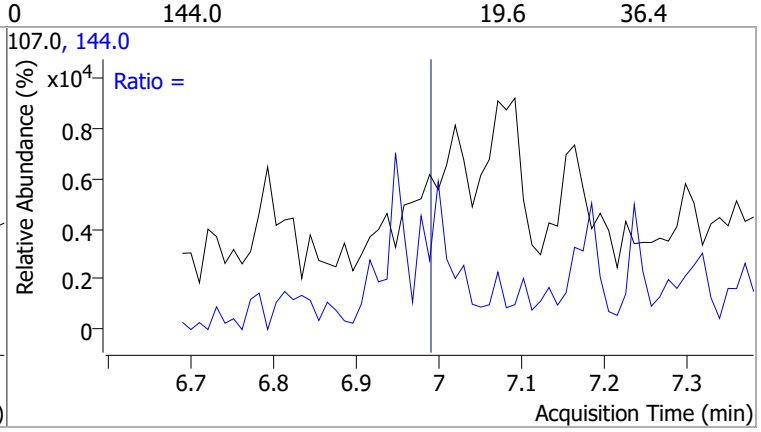

Quantitation Results Report (QT Reviewed)

Compound	Conc.	RT	Dev(Min)	Resp.	QIon	QRatio	Lower	Upper
4-Chloro-3-Methylphenol		0		0	144.0		20.0	37.2

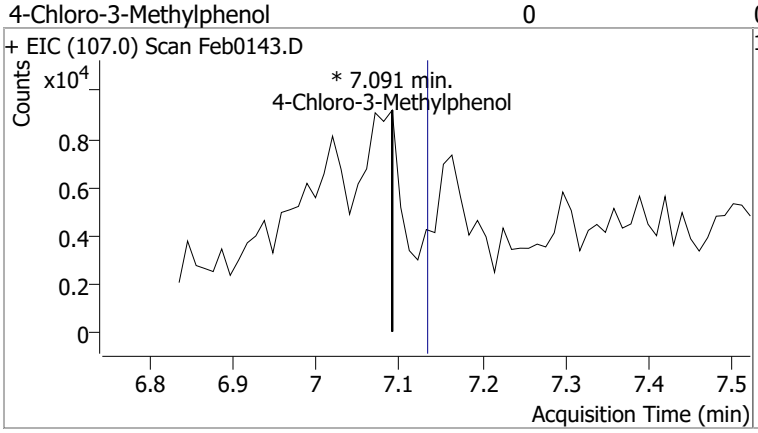

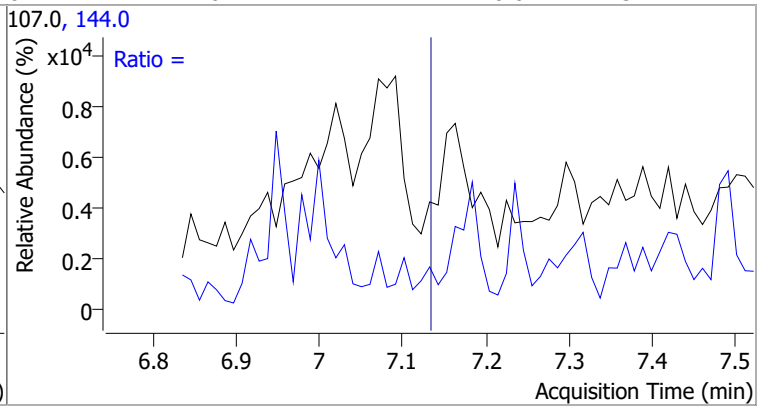

Compound	Conc.	Exp RT	QIon	Exp Ratio	QIon	Exp Ratio
2-Methylnaphthalene	N.D.	7.24	142.0	118.8	115.0	41.1

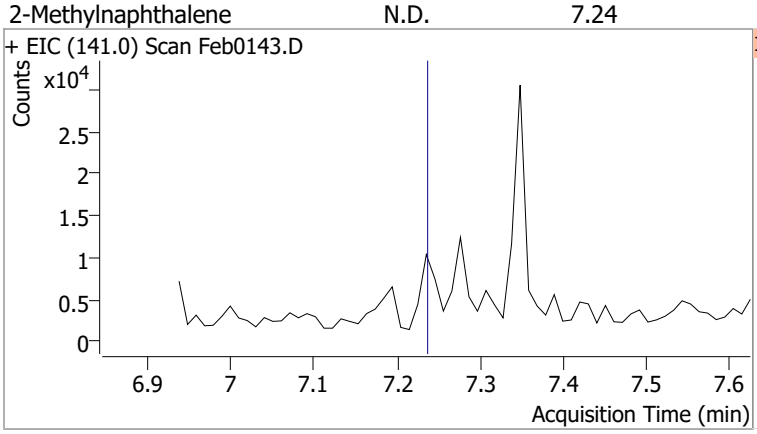

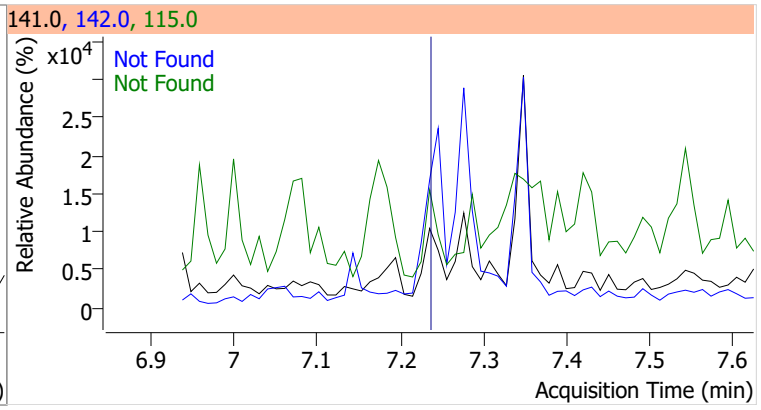

Compound	Conc.	Exp RT	QIon	Exp Ratio	QIon	Exp Ratio
1-Methylnaphthalene	N.D.	7.35	142.0	111.3	115.0	42.1

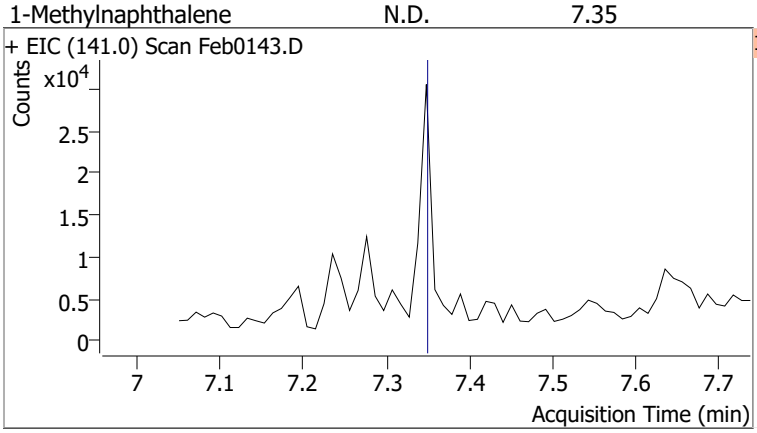

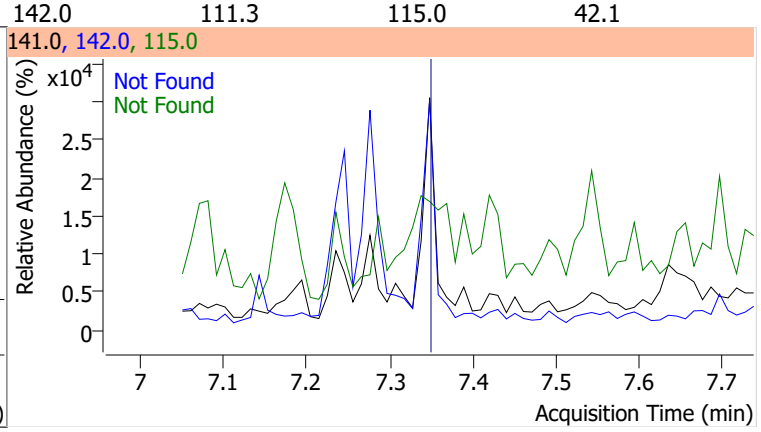

Compound	Conc.	Exp RT	QIon	Exp Ratio	QIon	Exp Ratio
Hexachlorocyclopentadiene	N.D.	7.43	238.9	62.5	234.9	62.4

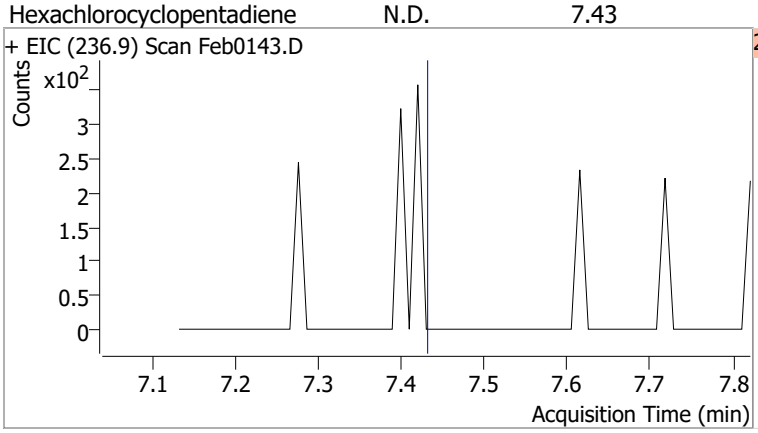

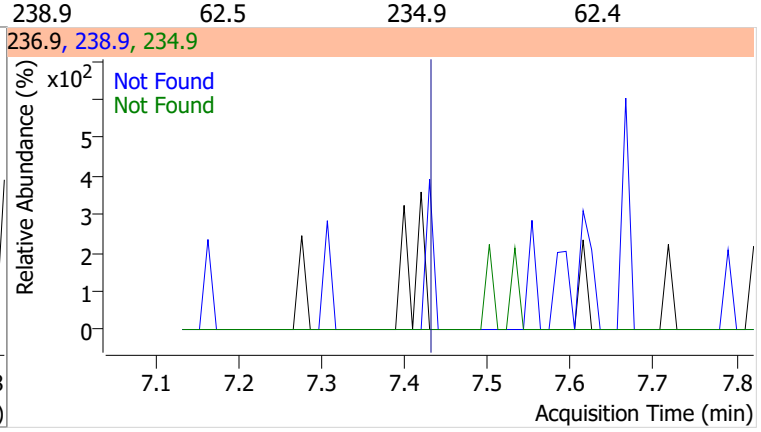

Quantitation Results Report (QT Reviewed)

Compound	Conc.	Exp RT	QIon	Exp Ratio
2,4,6-Trichlorophenol	N.D.	7.59	198.0	98.1

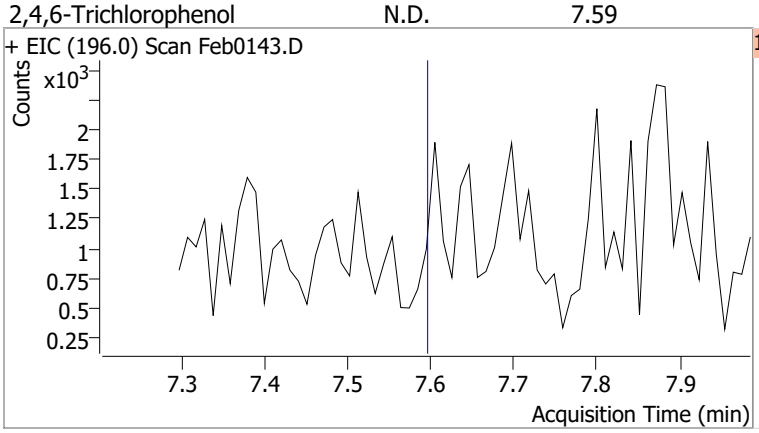

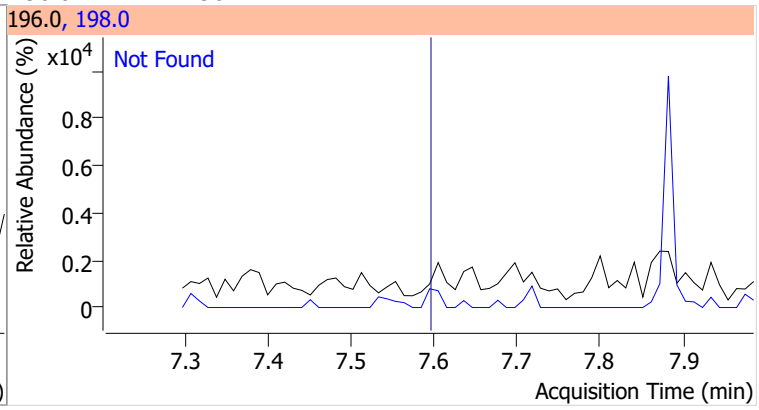

Compound	Conc.	Exp RT	QIon	Exp Ratio
2,4,5-Trichlorophenol	N.D.	7.64	198.0	93.7

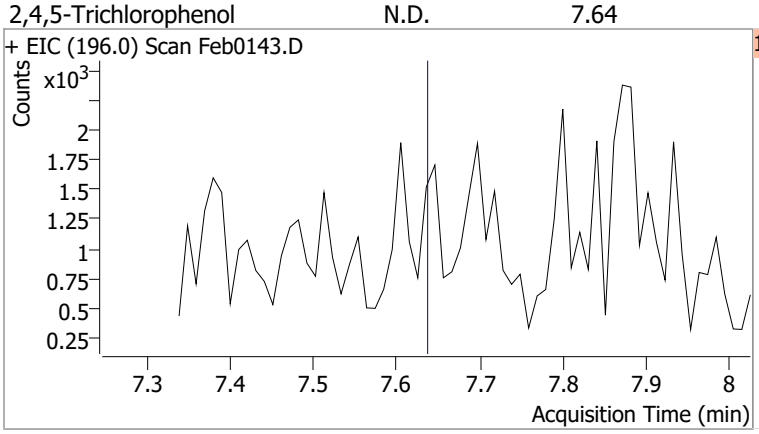

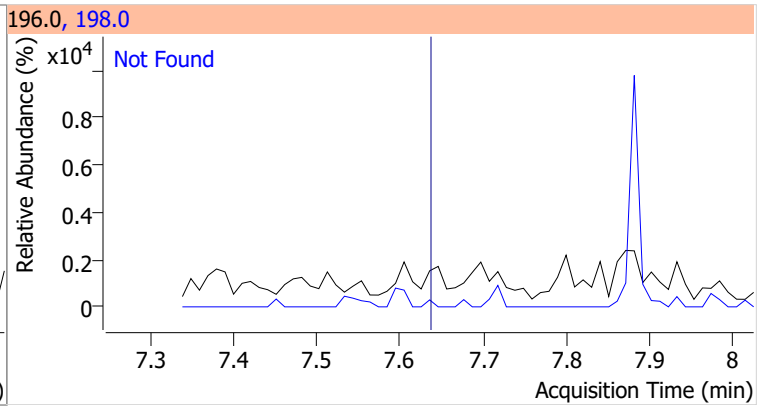

Compound	Conc.	RT	Dev(Min)	Resp.	QIon	QRatio	Lower	Upper
2-Fluorobiphenyl	51.3888	7.70	0.00	1328211	171.0	32.4	23.8	44.1

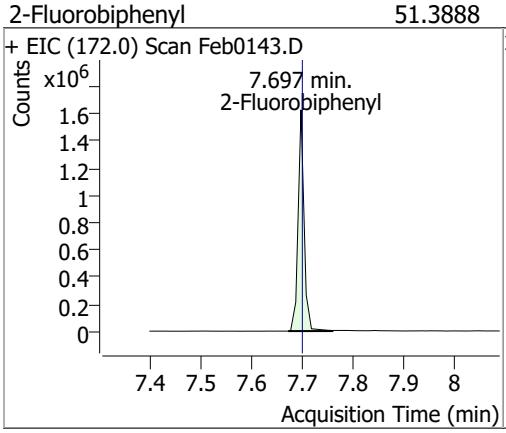

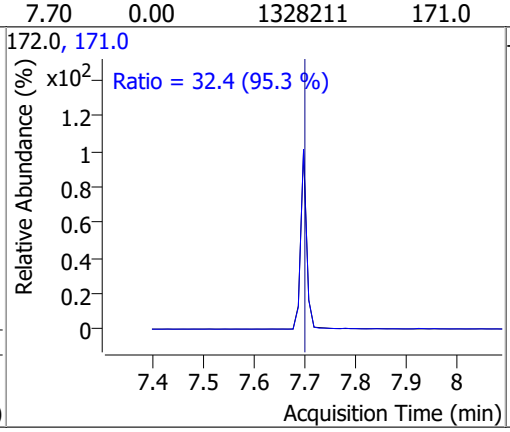

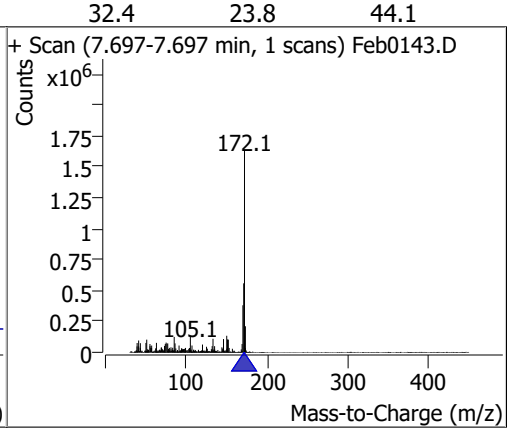

Compound	Conc.	RT	Dev(Min)	Resp.	QIon	QRatio	Lower	Upper
2-Chloronaphthalene		0		0	127.0		25.7	47.7
					164.0		22.6	41.9

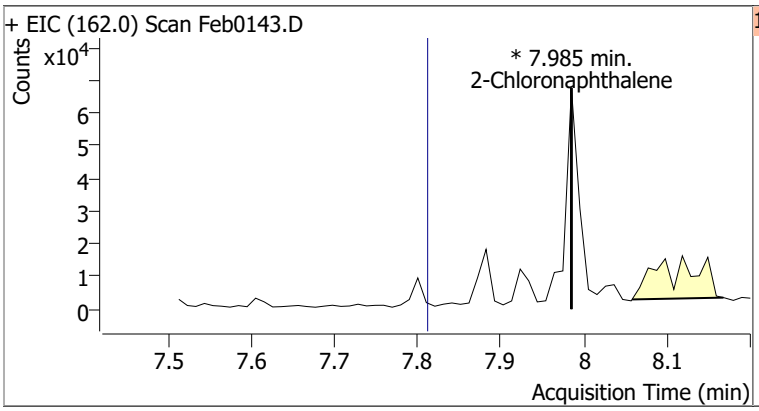

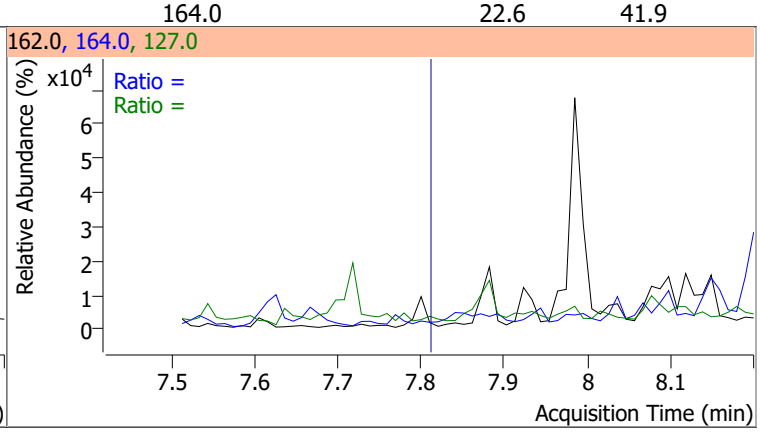

Compound	Conc.	RT	Dev(Min)	Resp.	QIon	QRatio	Lower	Upper
2-Nitroaniline		0		0	138.0		84.5	156.9

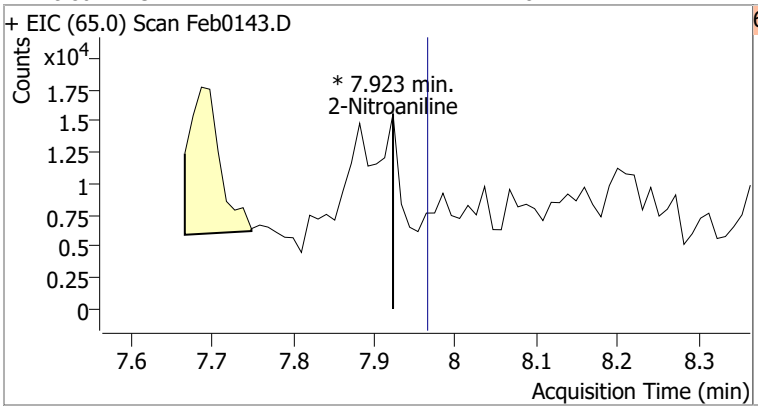

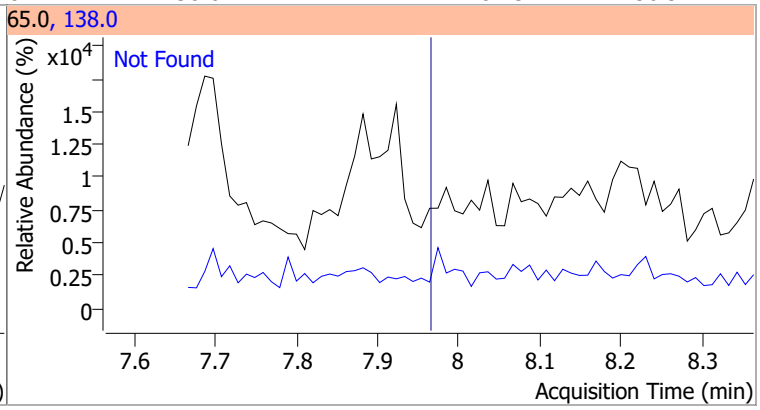

Compound	Conc.	RT	Dev(Min)	Resp.	QIon	QRatio	Lower	Upper
Dimethyl Phthalate		0		0	77.0		13.0	24.2

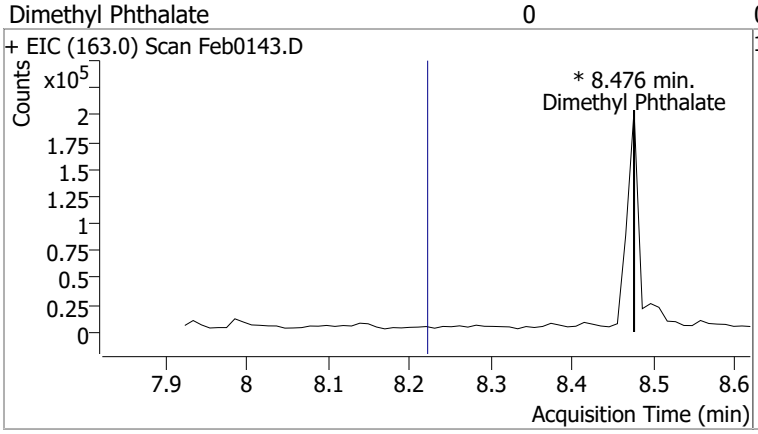

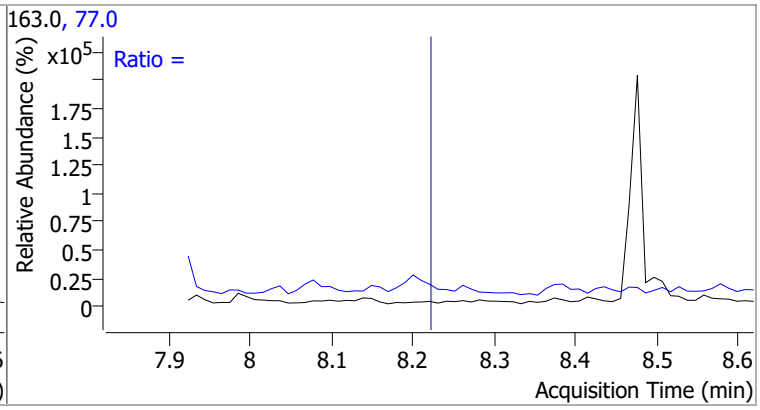

Compound	Conc.	RT	Dev(Min)	Resp.	QIon	QRatio	Lower	Upper
2,6-Dinitrotoluene		0		0	63.0		82.2	152.7
					89.0		40.8	75.8

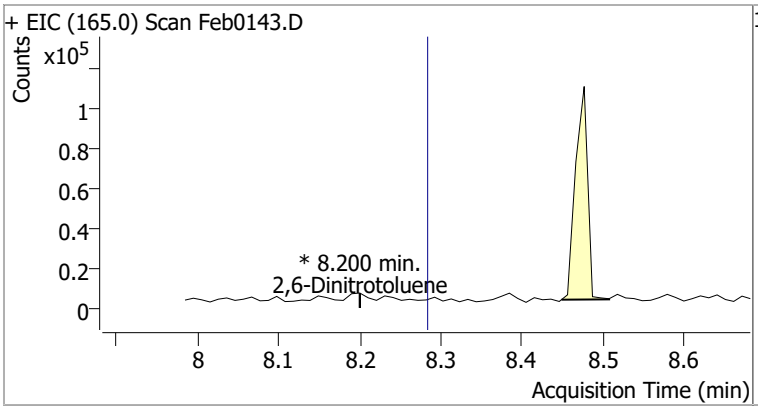

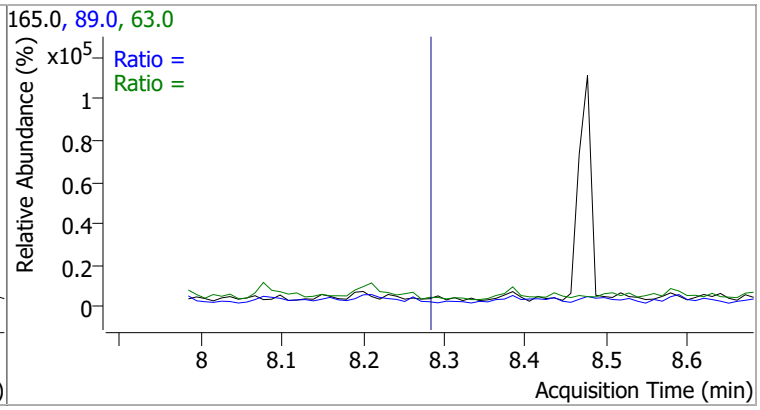

Compound	Conc.	Exp RT	QIon	Exp Ratio
Acenaphthylene	N.D.	8.30	153.1	14.0

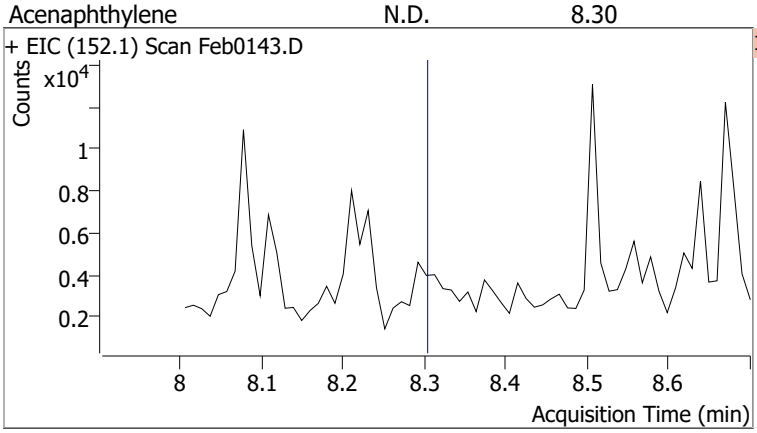

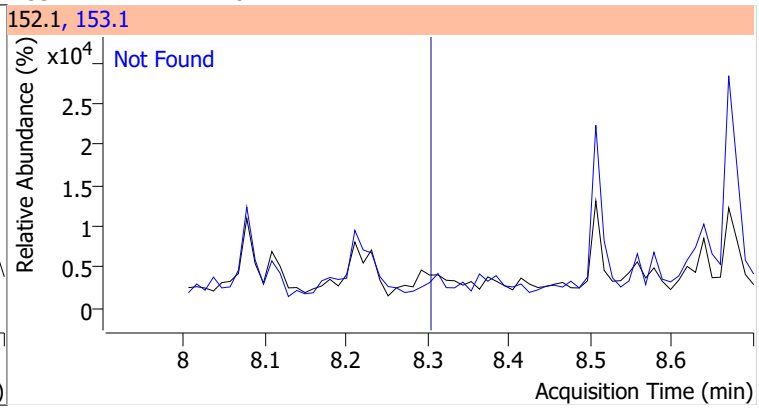

Compound	Conc.	Exp RT	QIon	Exp Ratio	QIon	Exp Ratio
3-Nitroaniline	N.D.	8.48	65.0	121.0	92.0	102.4

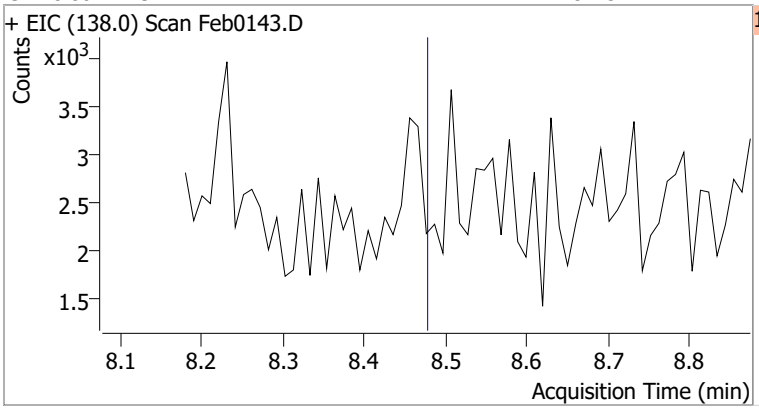

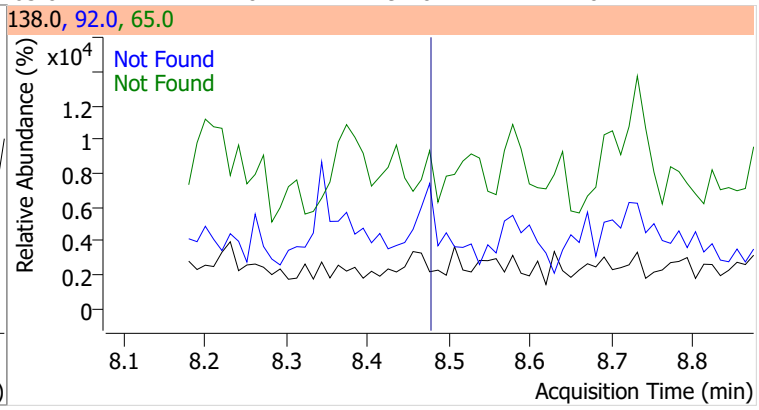

Compound	Conc.	Exp RT	QIon	Exp Ratio	QIon	Exp Ratio
Acenaphthene	N.D.	8.52	153.0	109.2	152.0	51.1

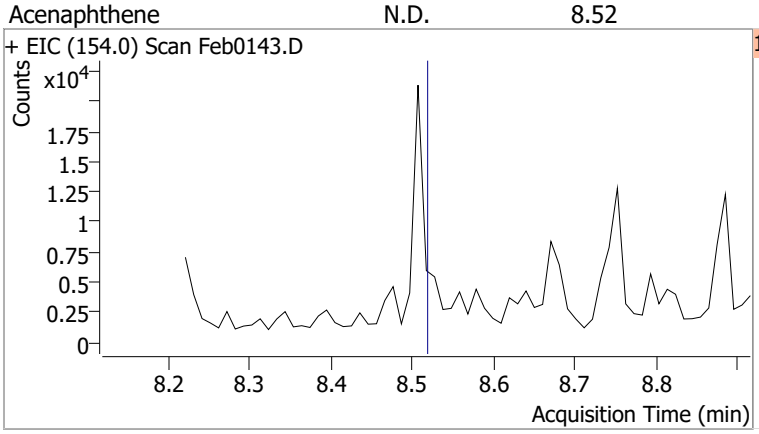

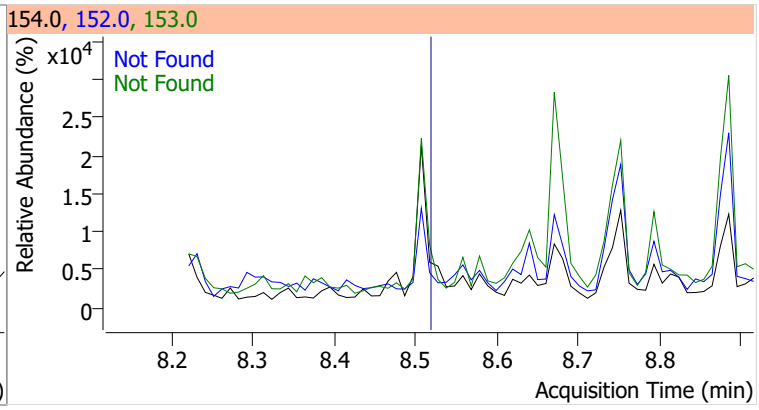

Compound	Conc.	RT	Dev(Min)	Resp.	QIon	QRatio	Lower	Upper
2,4-Dinitrophenol		0		0	154.0		44.4	82.5

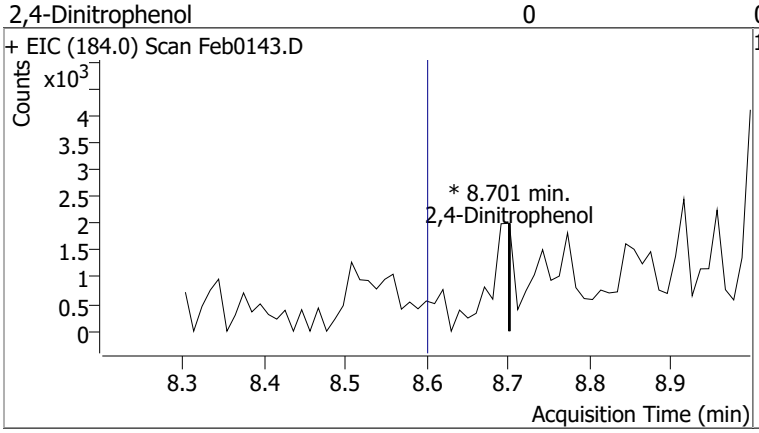

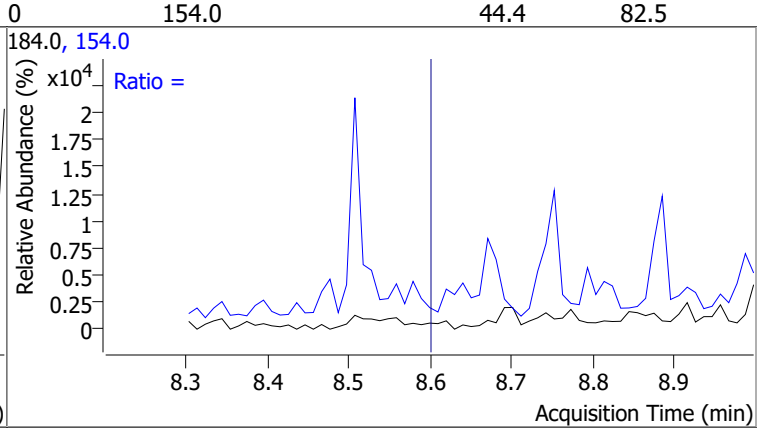

Compound	Conc.	Exp RT	QIon	Exp Ratio
Dibenzofuran	N.D.	8.72	139.0	43.1

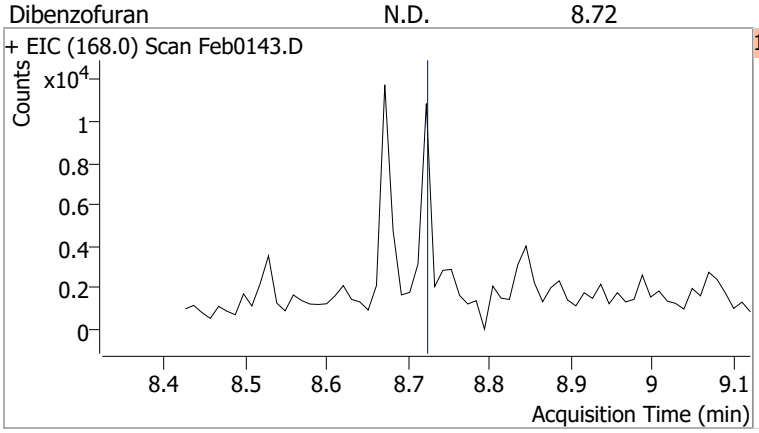

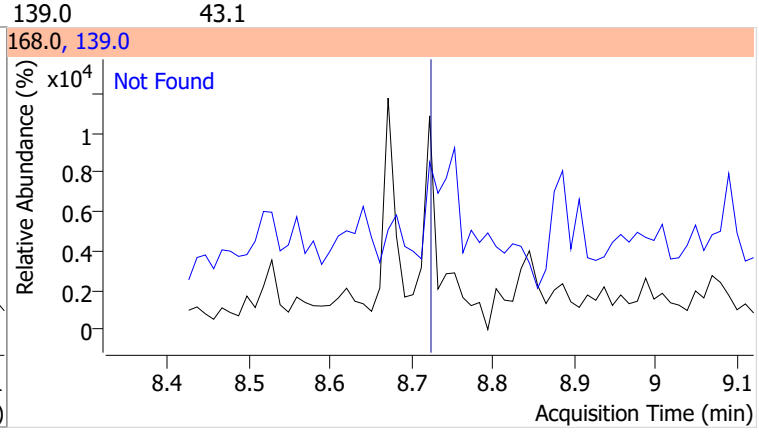

Compound	Conc.	Exp RT	QIon	Exp Ratio	QIon	Exp Ratio
4-Nitrophenol	N.D.	8.74	139.0	380.6	65.0	81.2

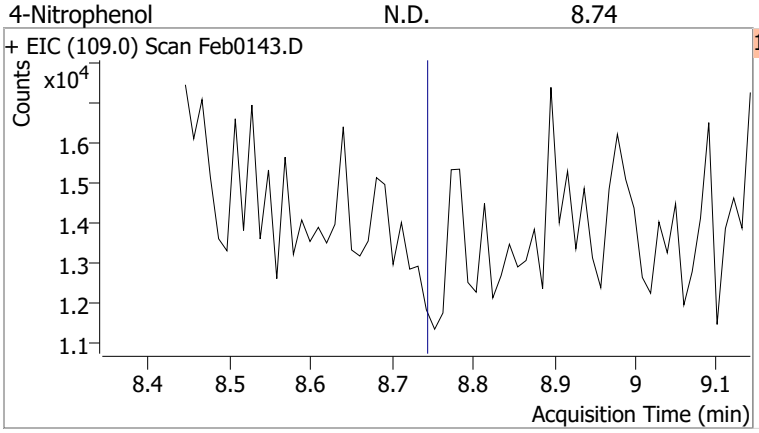

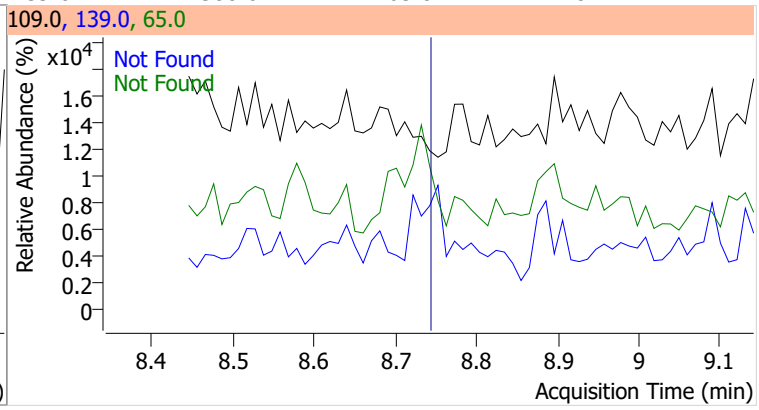

Compound	Conc.	RT	Dev(Min)	Resp.	QIon	QRatio	Lower	Upper
2,4-Dinitrotoluene		0		0	63.0		47.5	88.1
					89.0		45.8	85.1

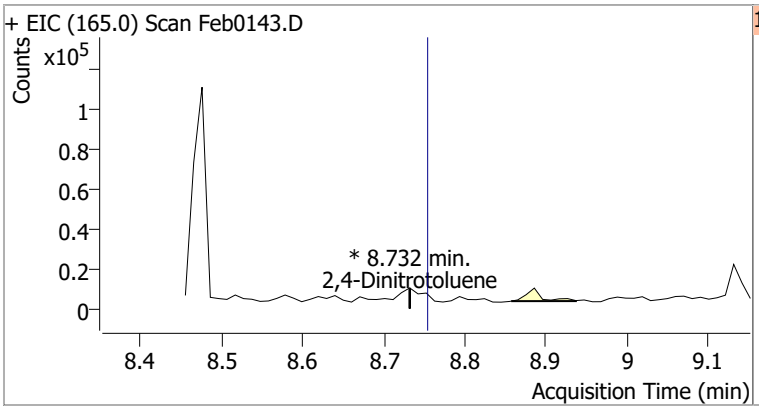

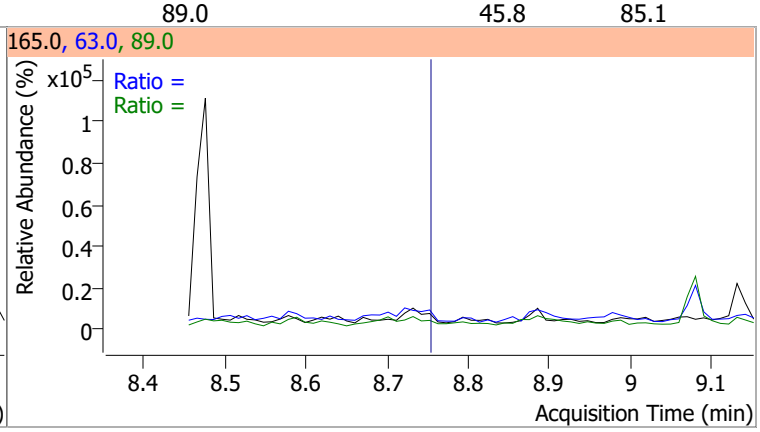

Compound	Conc.	Exp RT	QIon	Exp Ratio	QIon	Exp Ratio
Diethylphthalate	N.D.	9.09	177.0	21.1	150.0	12.6

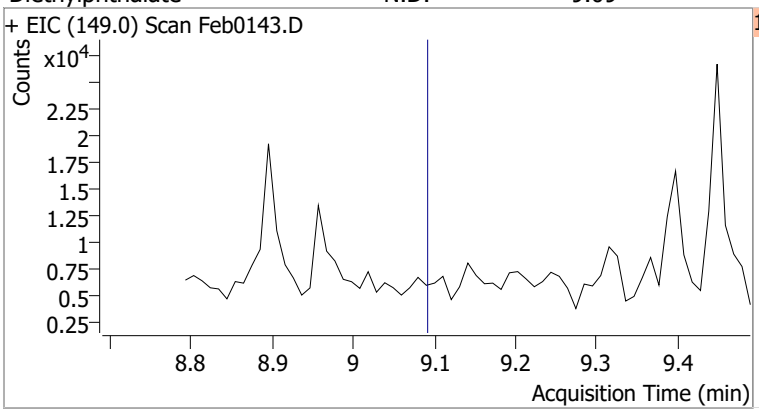

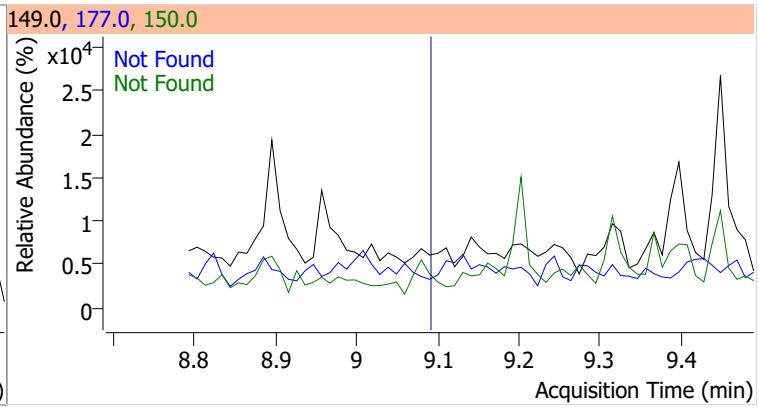

Compound	Conc.	Exp RT	QIon	Exp Ratio	QIon	Exp Ratio
Fluorene	N.D.	9.14	165.0	92.6	167.0	13.0

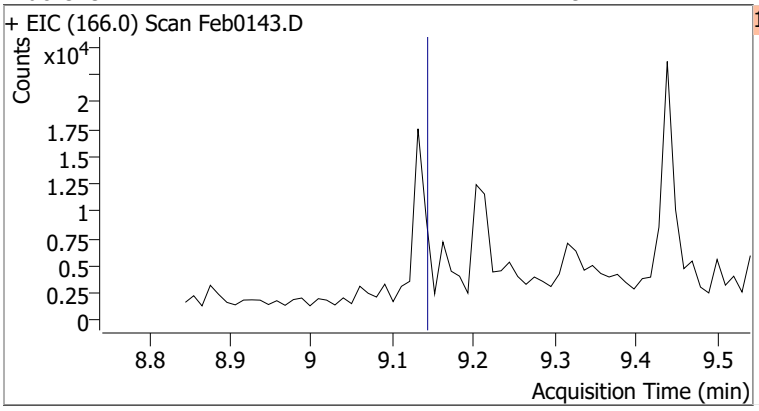

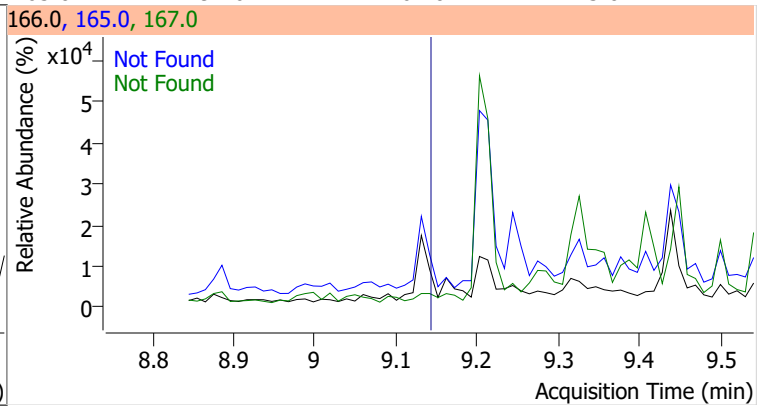

Compound	Conc.	Exp RT	QIon	Exp Ratio	QIon	Exp Ratio
4-Chlorophenyl-phenylether	N.D.	9.17	141.0	62.7	206.0	33.2

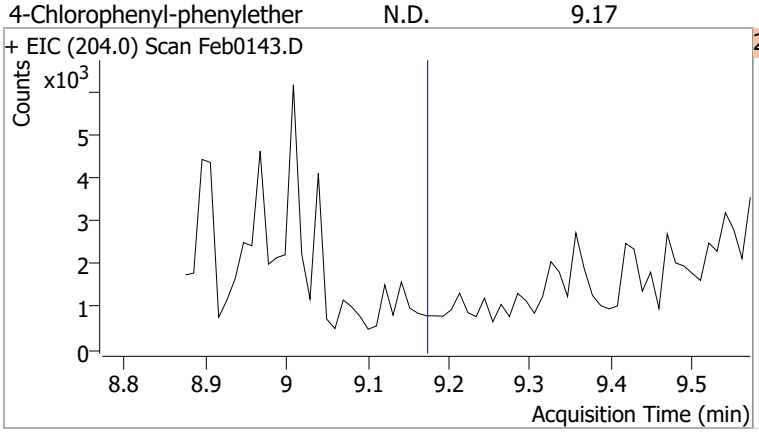

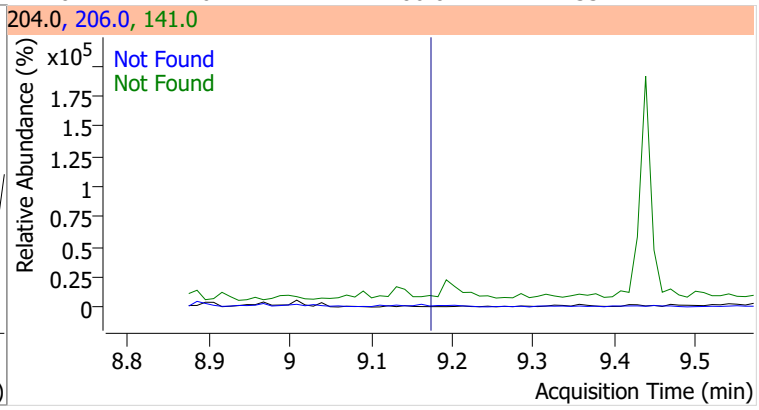

Compound	Conc.	RT	Dev(Min)	Resp.	QIon	QRatio	Lower	Upper
4-Nitroaniline		0		0	65.0		70.9	131.7
					92.0		35.8	66.6

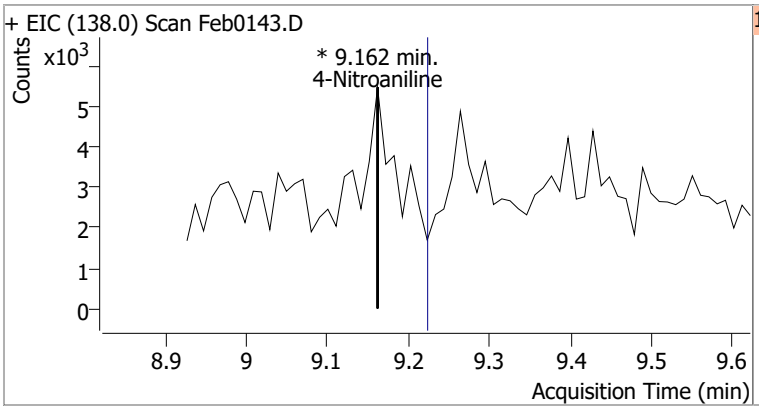

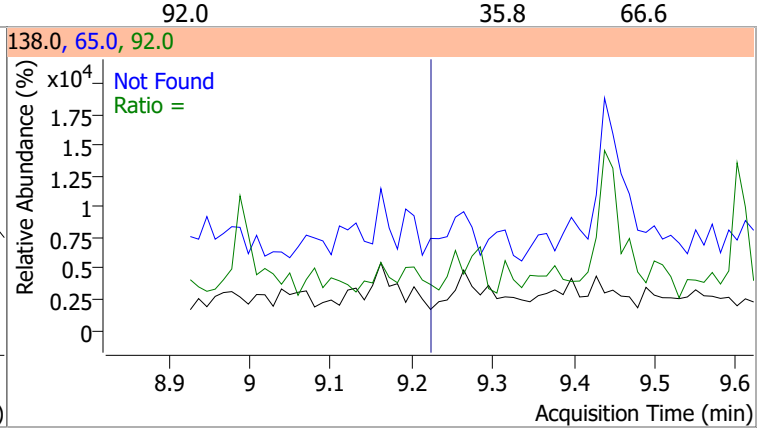

Compound	Conc.	RT	Dev(Min)	Resp.	QIon	QRatio	Lower	Upper
4,6-Dinitro-2-methylphenol		0		0	121.0		32.5	60.3

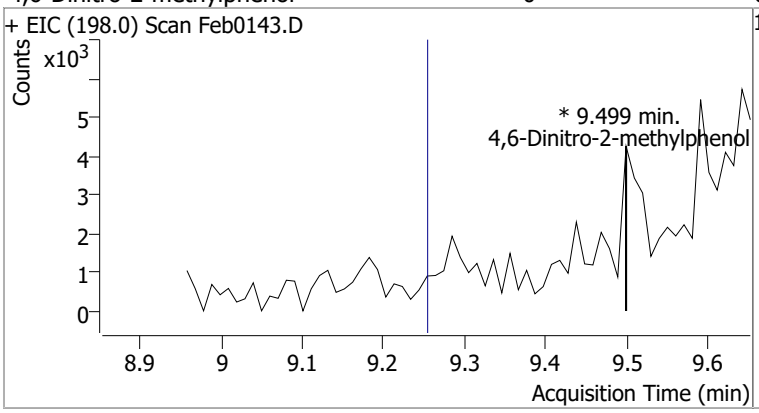

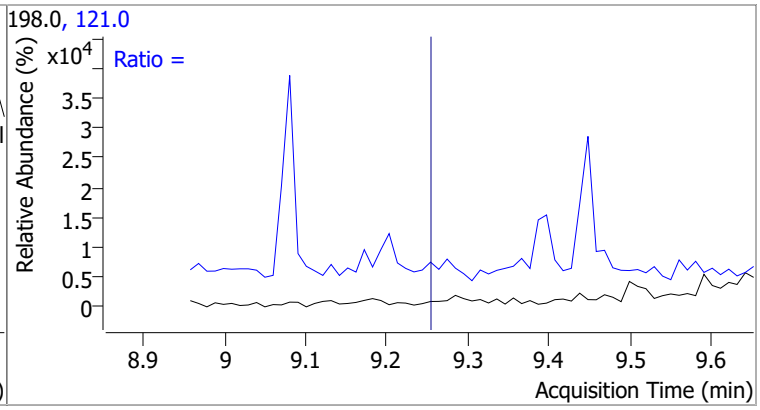

Compound	Conc.	RT	Dev(Min)	Resp.	QIon	QRatio	Lower	Upper
N-nitrosodiphenylamine		0		0	168.0		44.3	82.3
					167.0		24.0	44.6

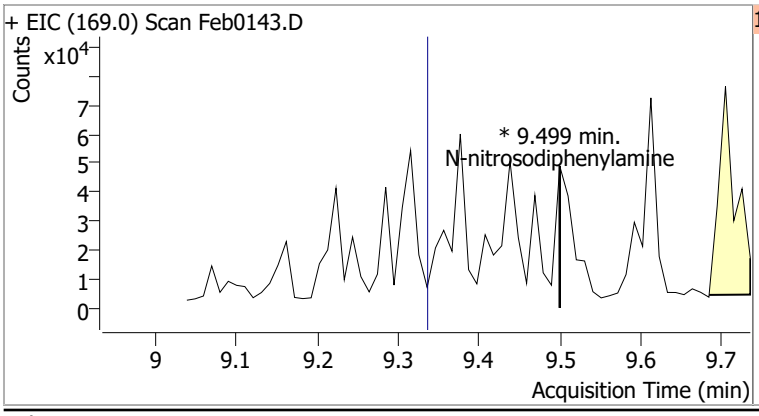

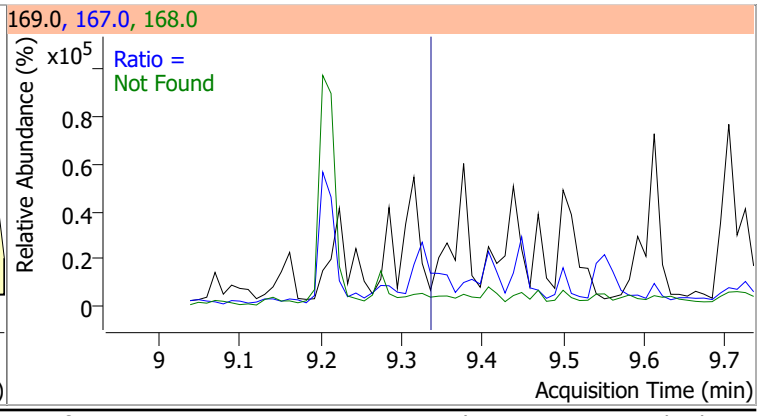

Quantitation Results Report (QT Reviewed)

Compound	Conc.	RT	Dev(Min)	Resp.	QIon	QRatio	Lower	Upper
Azobenzene		0		0	51.0		26.4	49.0
					182.0		19.2	35.7

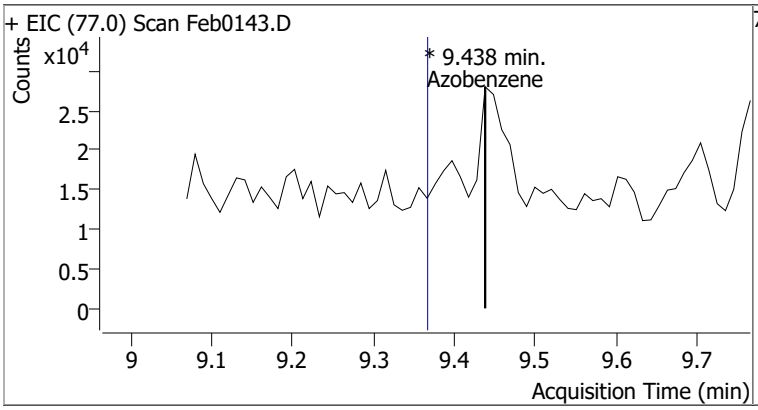

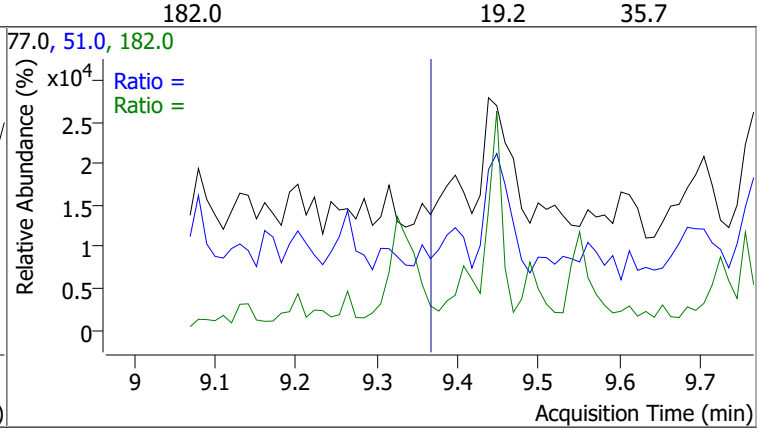

Compound	Conc.	RT	Dev(Min)	Resp.	QIon	QRatio	Lower	Upper
2,4,6-Tribromophenol	131.7427	9.44	0.01	296208	331.8	92.3	65.5	121.6

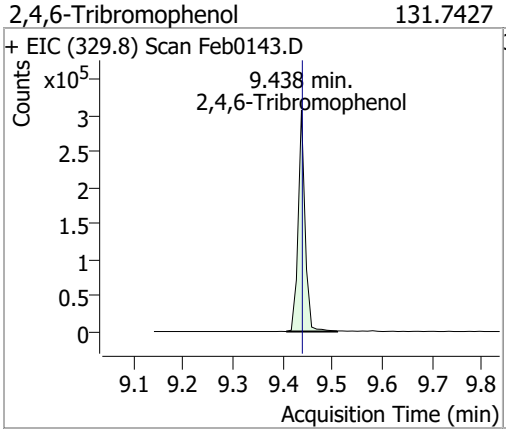

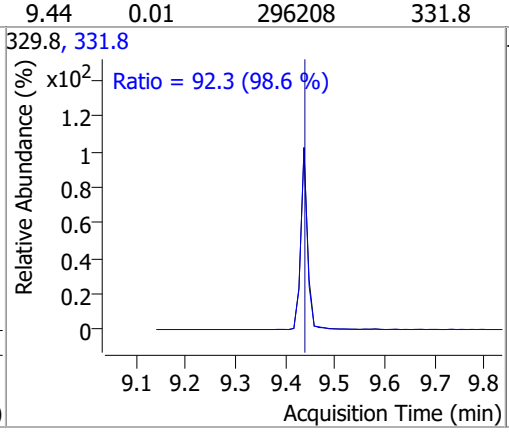

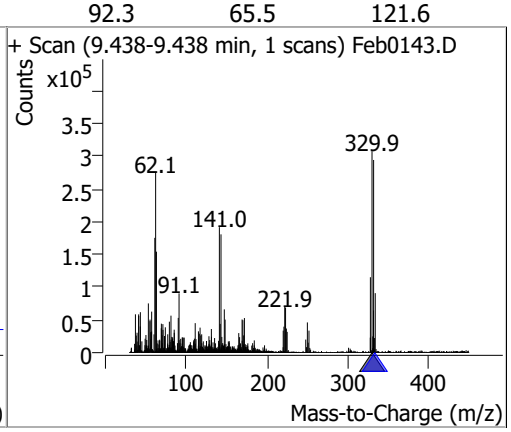

Compound	Conc.	Exp RT	QIon	Exp Ratio	QIon	Exp Ratio
4-Bromophenyl-phenylether	N.D.	9.76	141.0	103.5	250.0	100.5

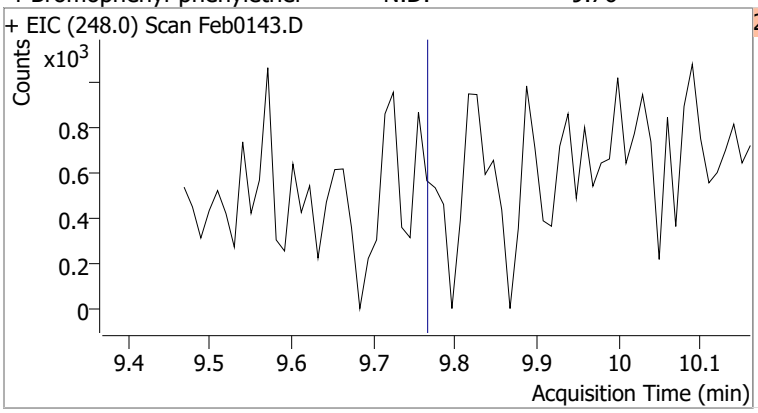

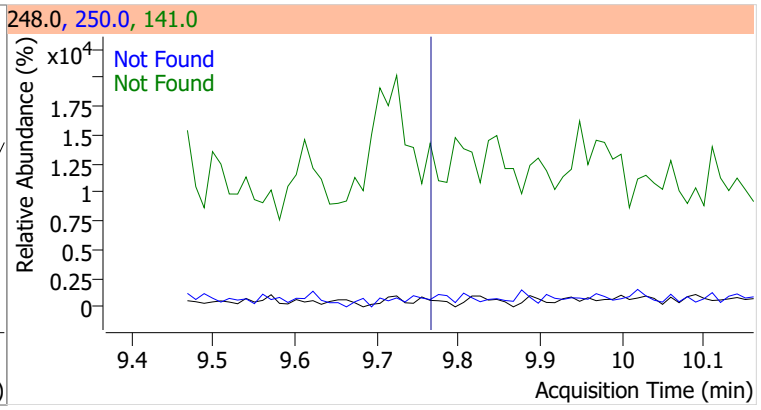

Compound	Conc.	Exp RT	QIon	Exp Ratio
Hexachlorobenzene	N.D.	9.80	142.0	47.3

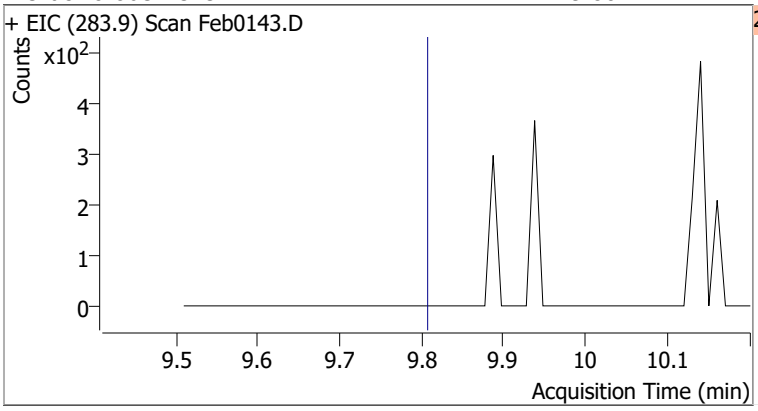

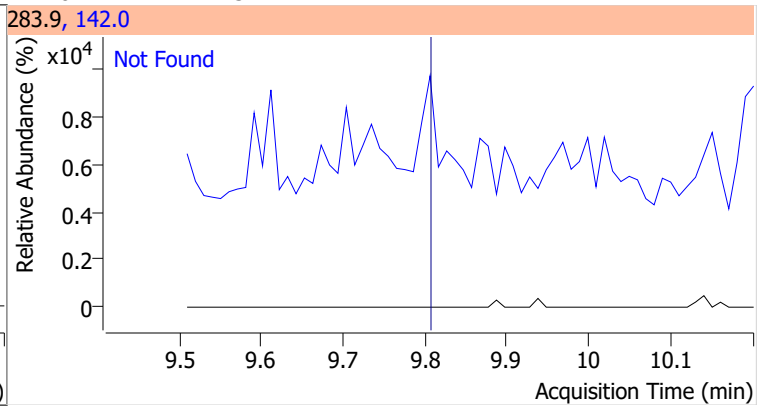

Quantitation Results Report (QT Reviewed)

Compound	Conc.	Exp RT	QIon	Exp Ratio	QIon	Exp Ratio
Pentachlorophenol	N.D.	10.05	267.9	65.3	263.9	62.6

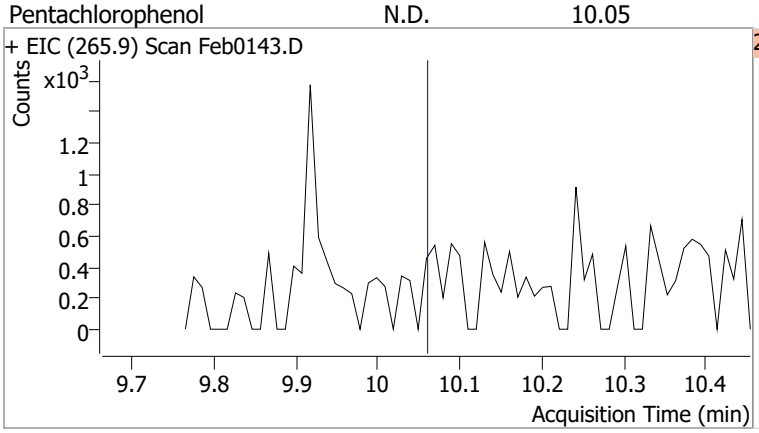

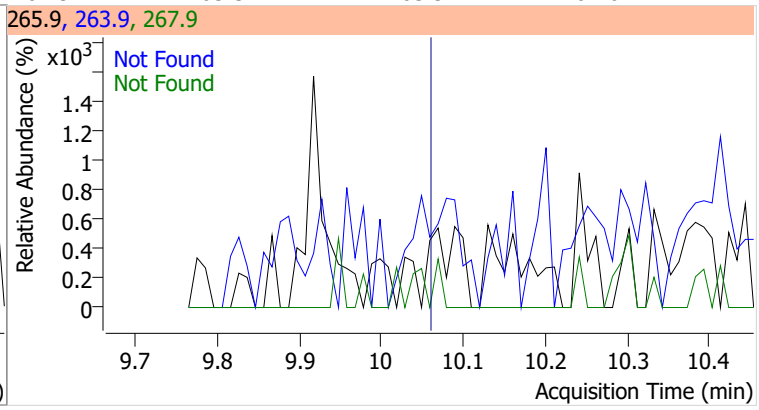

Compound	Conc.	Exp RT	QIon	Exp Ratio
Phenanthrene	N.D.	10.29	176.0	18.9

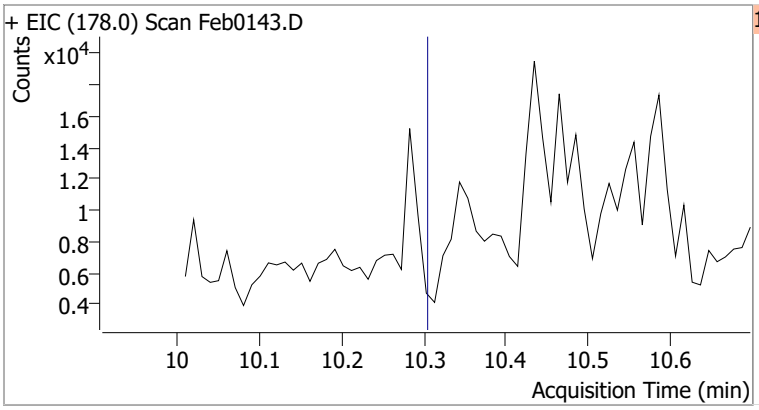

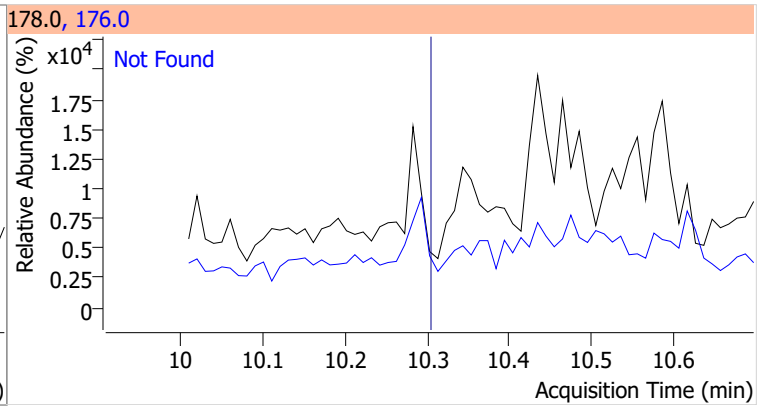

Compound	Conc.	Exp RT	QIon	Exp Ratio
Anthracene	N.D.	10.35	176.0	18.1

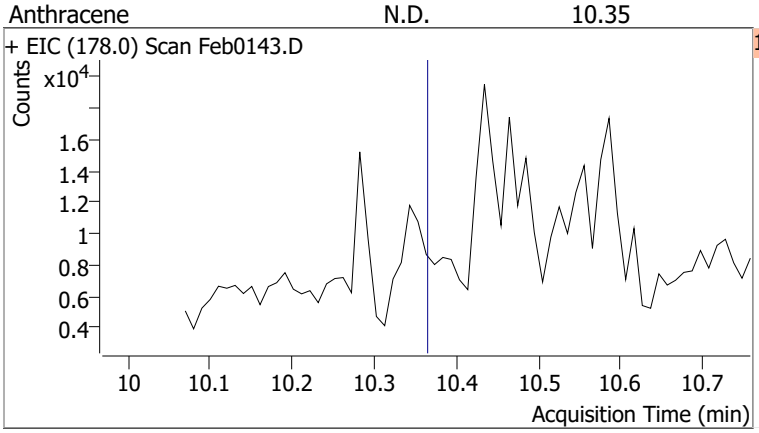

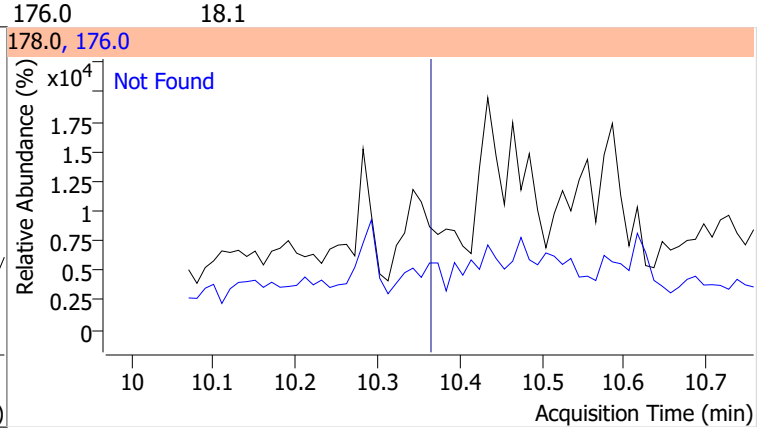

Compound	Conc.	RT	Dev(Min)	Resp.	QIon	QRatio	Lower	Upper
Triallate		0		0	268.0		19.1	35.4
					143.0		16.1	30.0

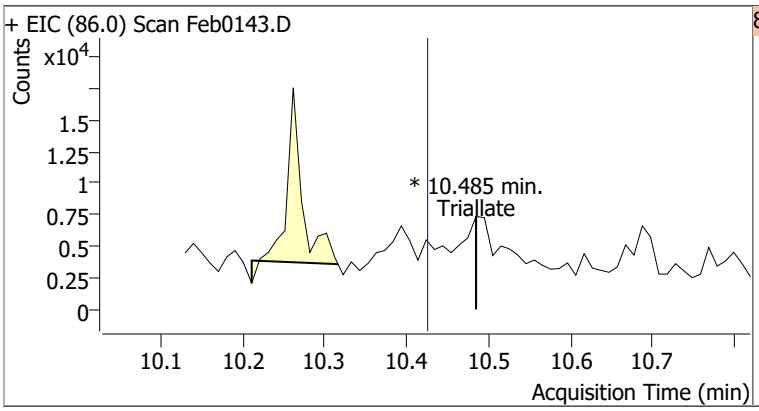

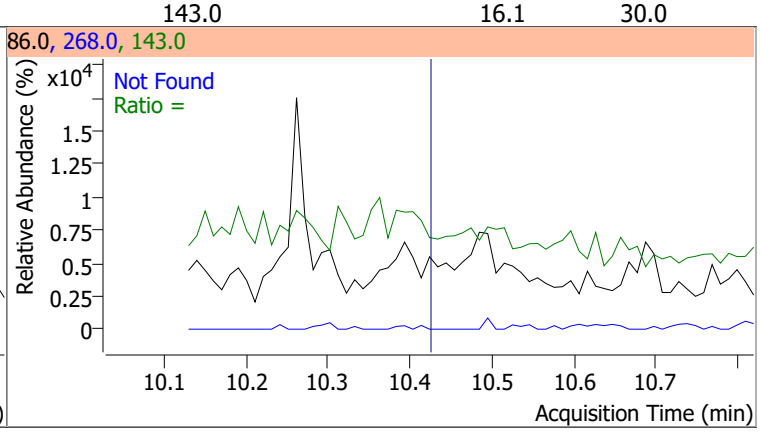

Compound	Conc.	Exp RT	QIon	Exp Ratio
Carbazole	N.D.	10.60	139.0	13.0

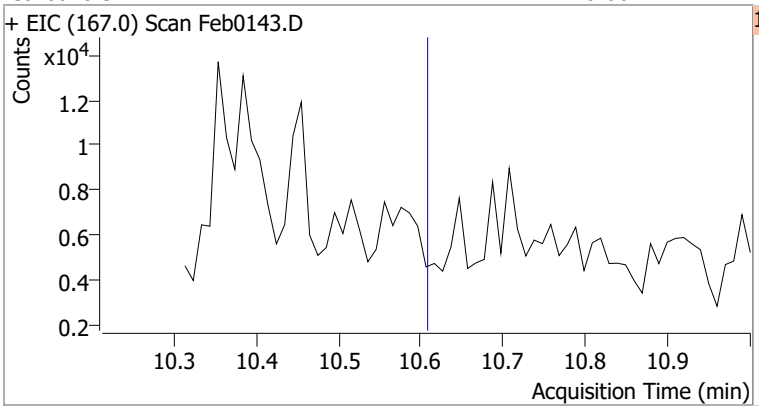

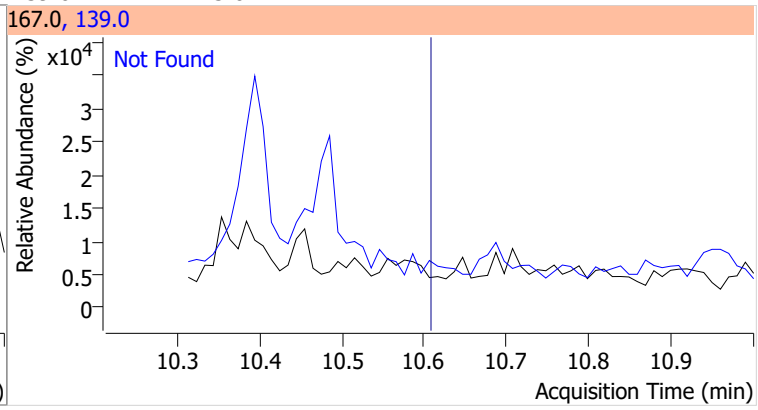

Compound	Conc.	Exp RT	QIon	Exp Ratio	QIon	Exp Ratio
o-Terphenyl	N.D.	10.82	229.0	63.0	215.0	37.7

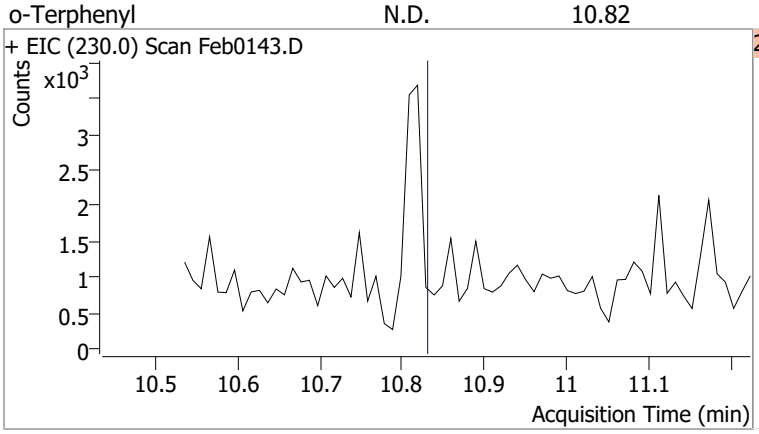

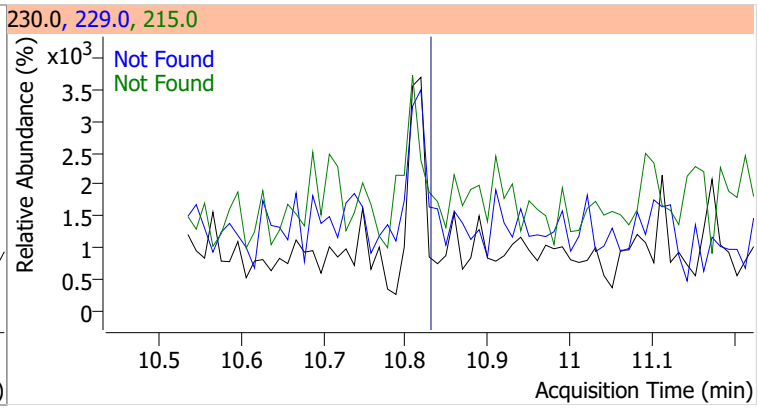

Compound	Conc.	Exp RT	QIon	Exp Ratio	QIon	Exp Ratio
Di-n-Butylphthalate	N.D.	11.20	150.0	9.0	104.0	5.8

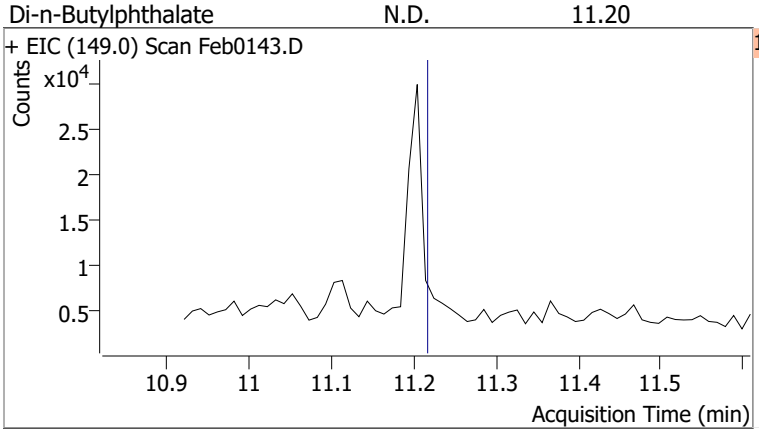

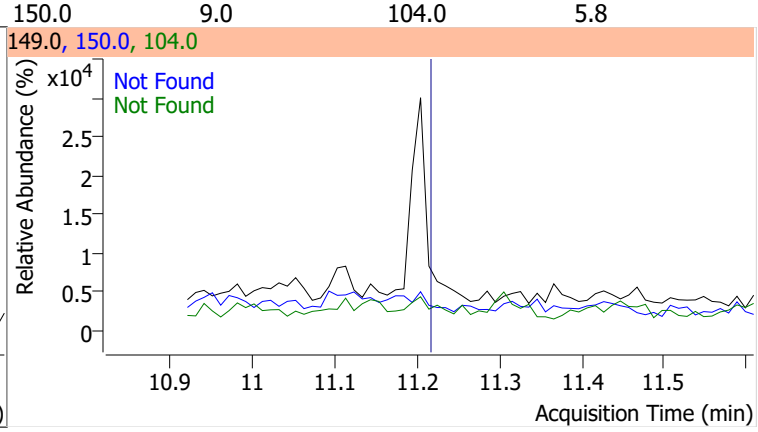

Compound	Conc.	Exp RT	QIon	Exp Ratio
Fluoranthene	N.D.	12.12	101.0	12.3

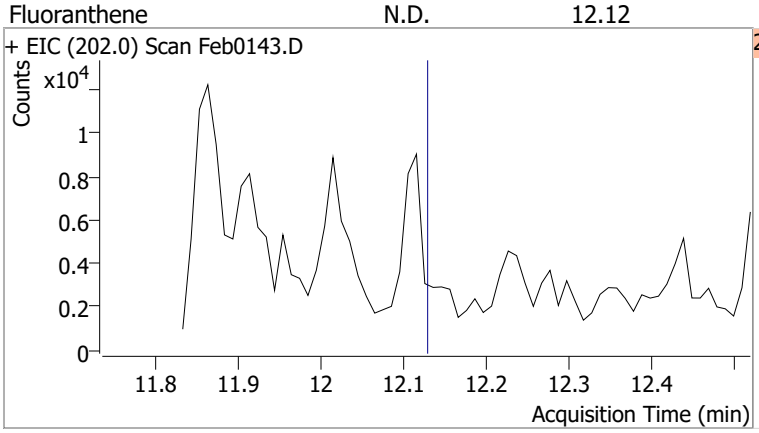

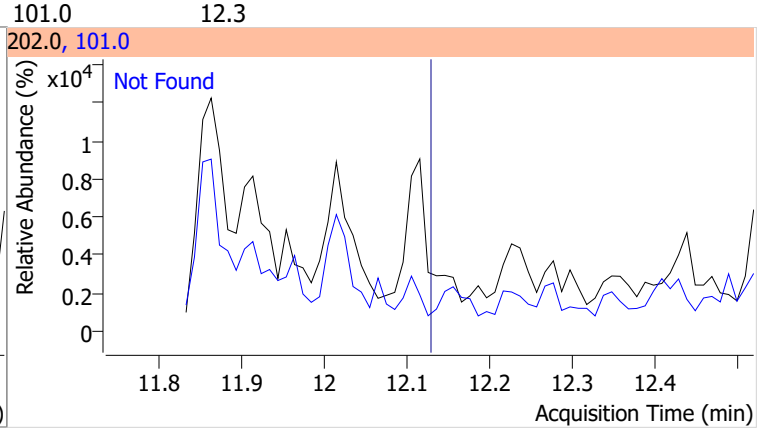

Quantitation Results Report (QT Reviewed)

Compound	Conc.	Exp RT	QIon	Exp Ratio	QIon	Exp Ratio
Benzidine	N.D.	12.50	183.0	12.2	92.0	7.5

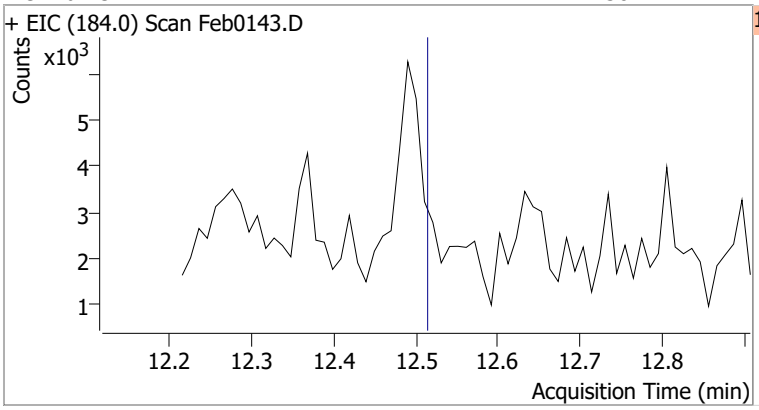

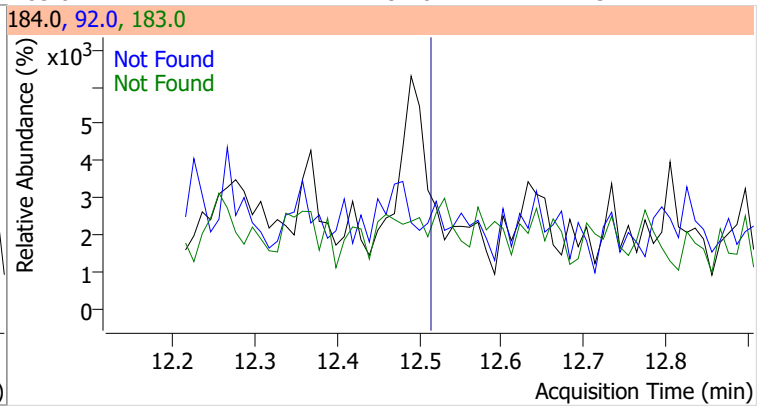

Compound	Conc.	Exp RT	QIon	Exp Ratio
Pyrene	N.D.	12.55	101.0	14.0

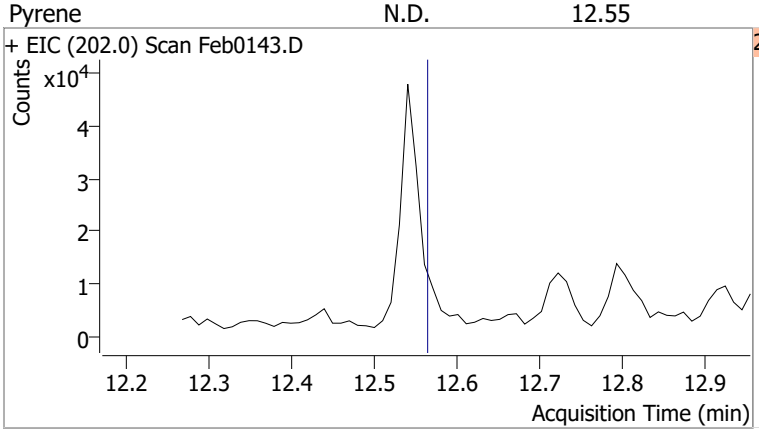

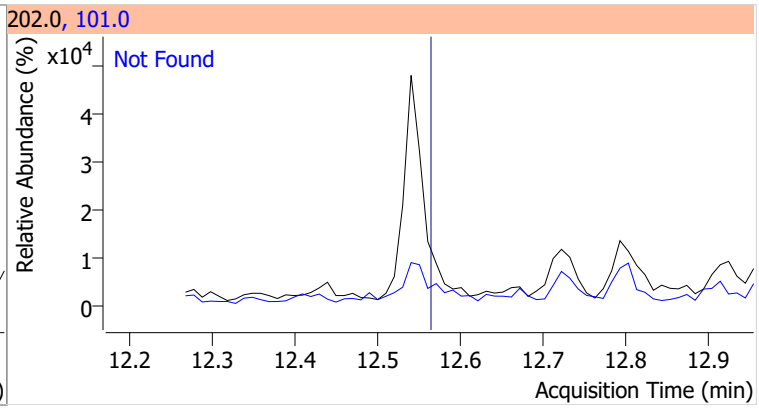

Compound	Conc.	RT	Dev(Min)	Resp.	QIon	QRatio	Lower	Upper
Terphenyl-d14	78.7944	13.06	0.00	2187113	122.0	14.4	8.8	16.4

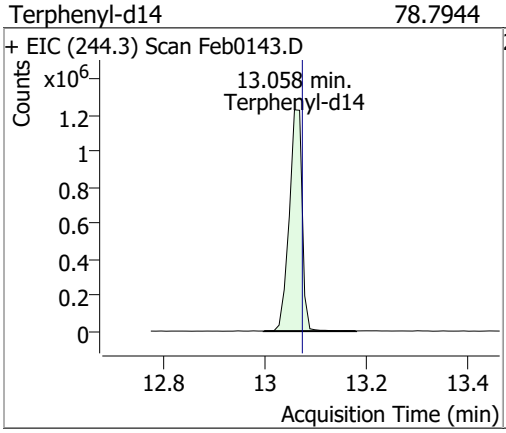

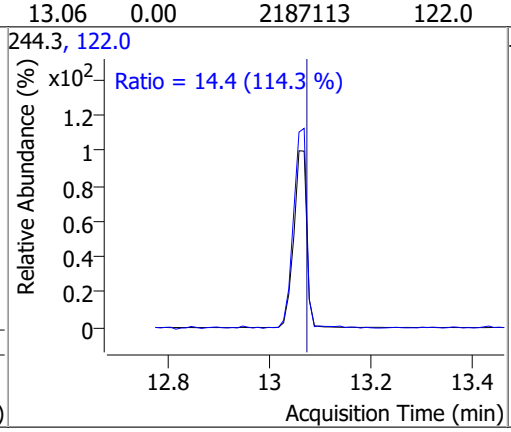

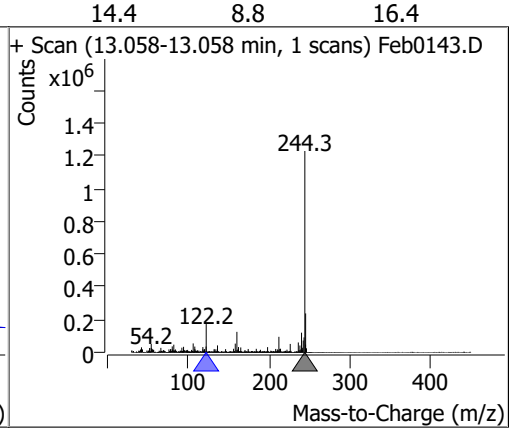

Compound	Conc.	Exp RT	QIon	Exp Ratio	QIon	Exp Ratio
Butylbenzylphthalate	N.D.	14.53	91.0	80.1	206.0	18.4

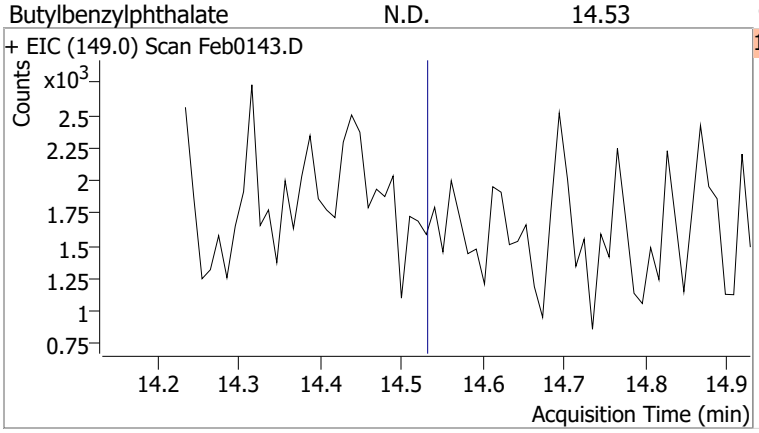

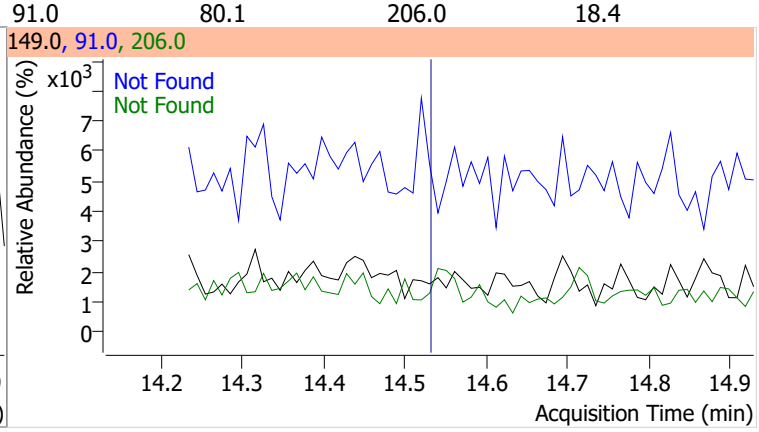

Quantitation Results Report (QT Reviewed)

Compound	Conc.	RT	Dev(Min)	Resp.	QIon	QRatio	Lower	Upper
Benzo(a)Anthracene		0		0	226.0		18.0	33.5
					229.0		14.6	27.2

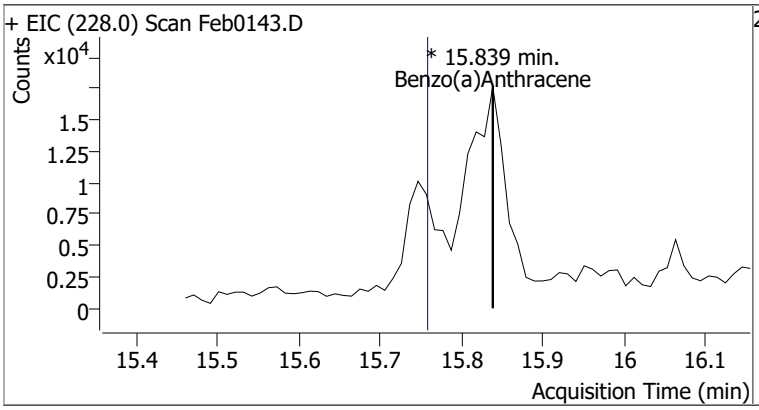

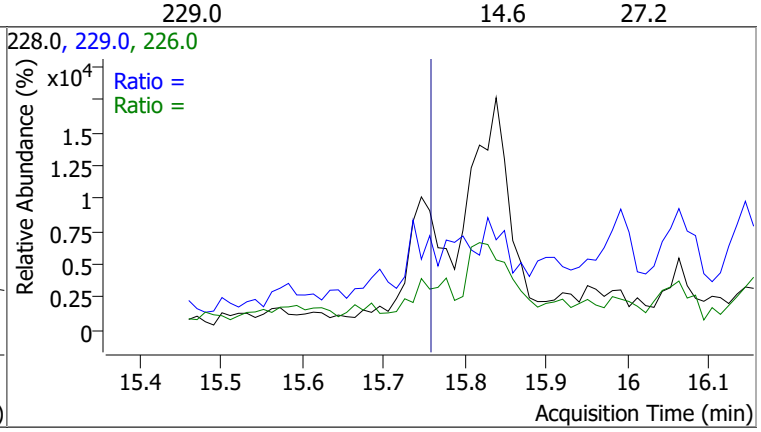

Compound	Conc.	Exp RT	QIon	Exp Ratio	QIon	Exp Ratio
Chrysene	N.D.	15.87	226.0	29.3	229.0	20.2

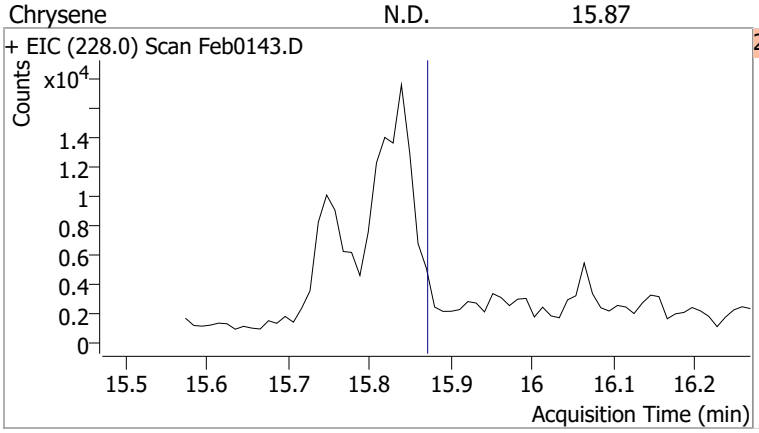

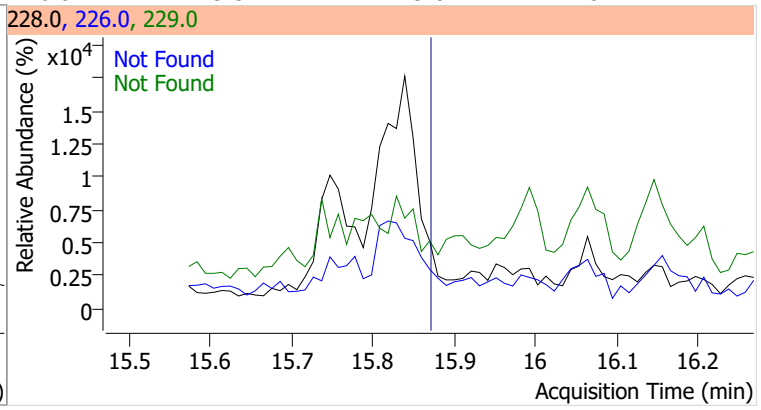

Compound	Conc.	Exp RT	QIon	Exp Ratio
3,3-Dichlorobenzidine	N.D.	15.90	254.0	64.5

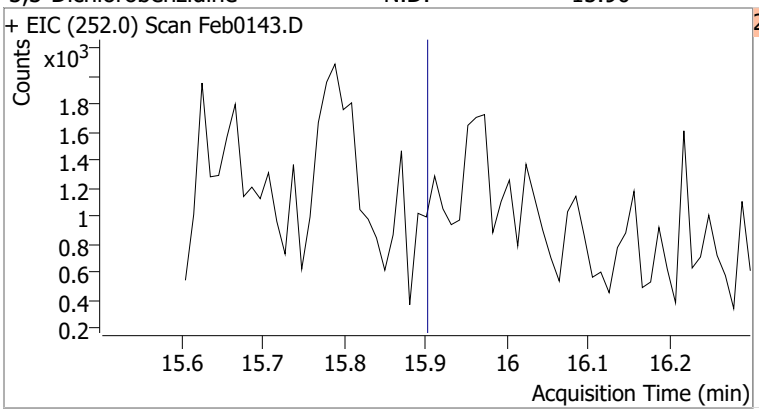

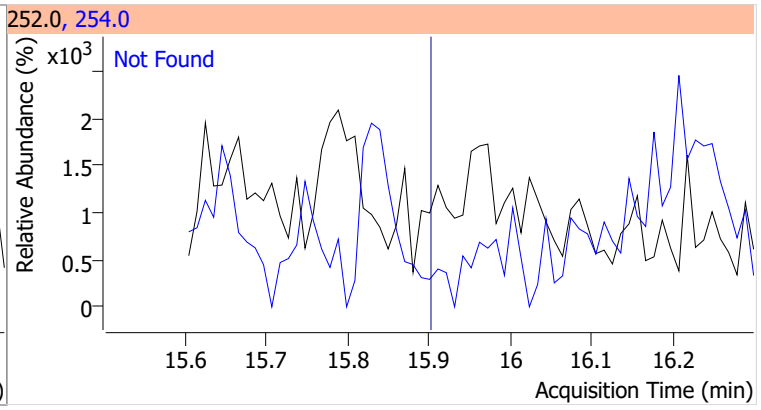

Compound	Conc.	Exp RT	QIon	Exp Ratio	QIon	Exp Ratio
bis(2-ethylhexyl)Phthalate	N.D.	16.60	149.0	385.7	279.0	15.3

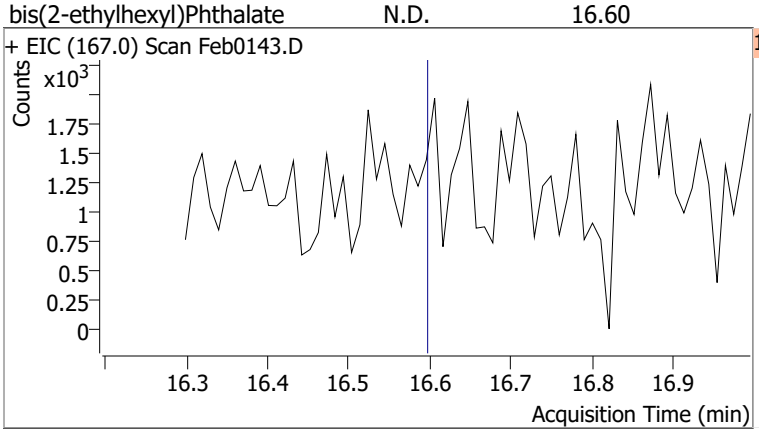

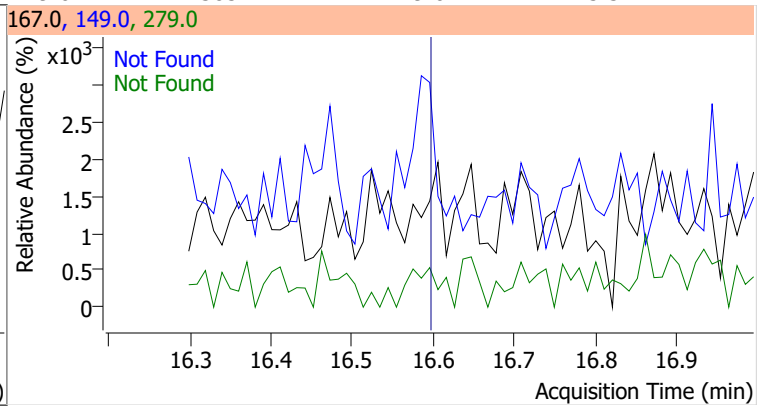

Compound	Conc.	Exp RT	QIon	Exp Ratio
Di-n-octyl Phthalate	N.D.	18.29	150.0	9.5

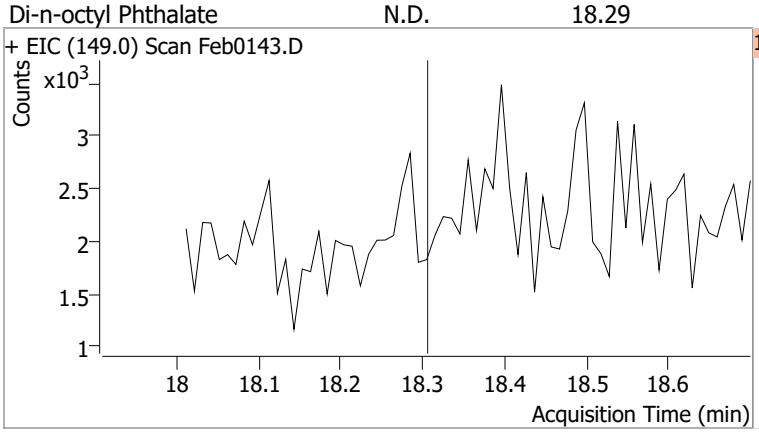

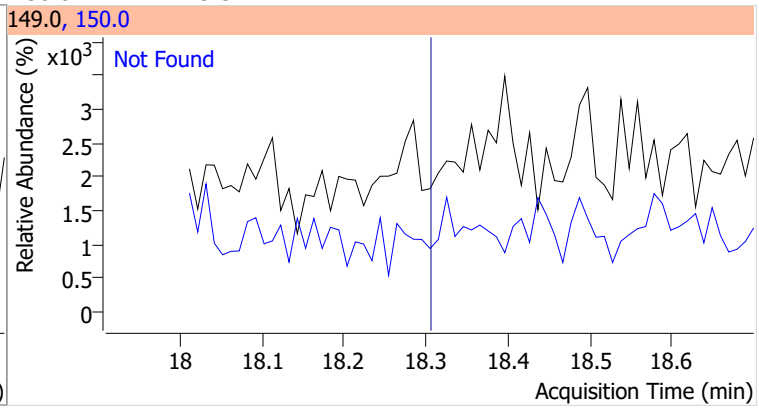

Compound	Conc.	Exp RT	QIon	Exp Ratio
Benzo(b)fluoranthene	N.D.	18.55	253.0	22.5

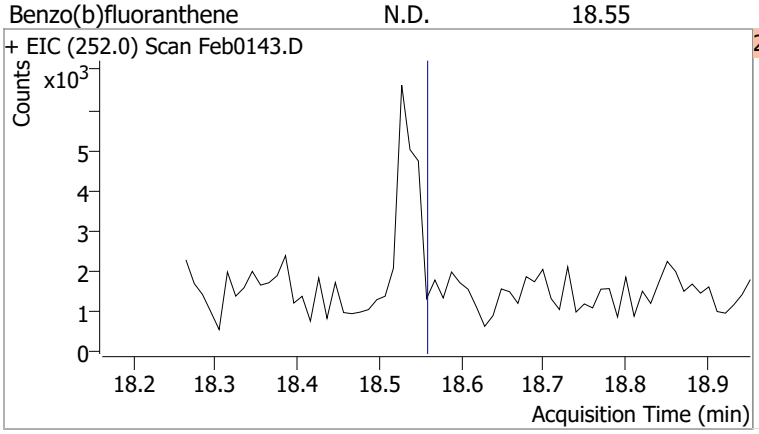

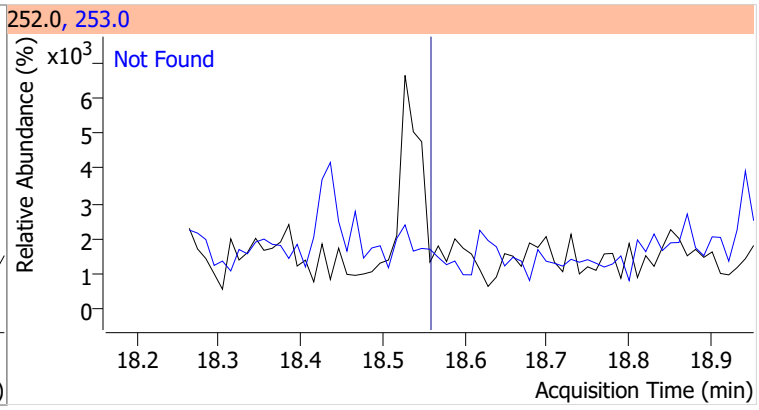

Compound	Conc.	Exp RT	QIon	Exp Ratio
Benzo(k)fluoranthene	N.D.	18.61	253.0	22.7

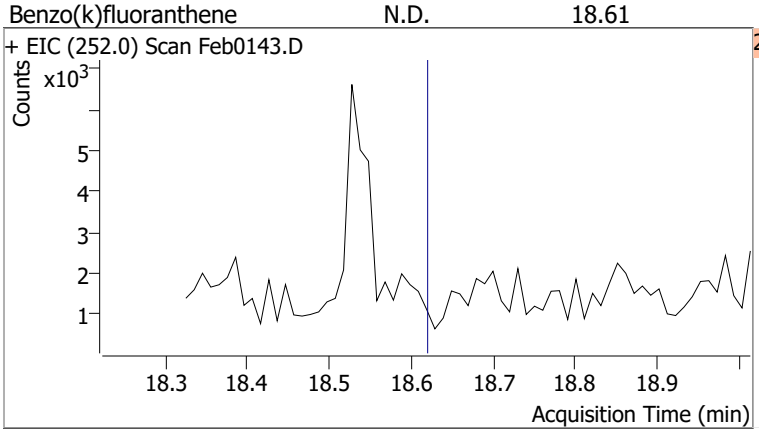

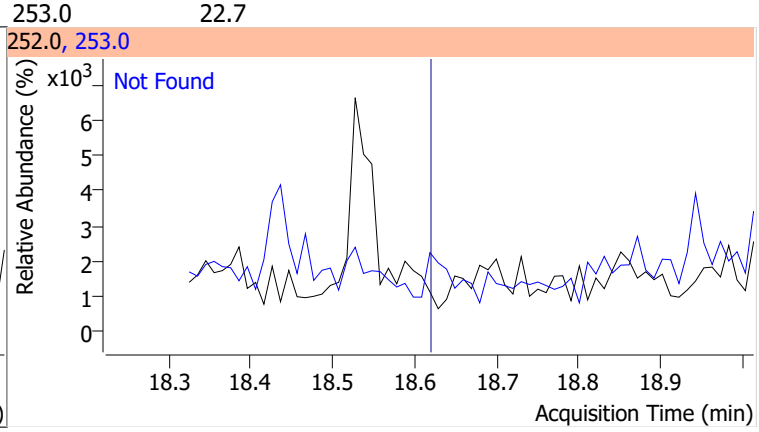

Compound	Conc.	Exp RT	QIon	Exp Ratio
Benzo(a)pyrene	N.D.	19.15	253.0	22.6

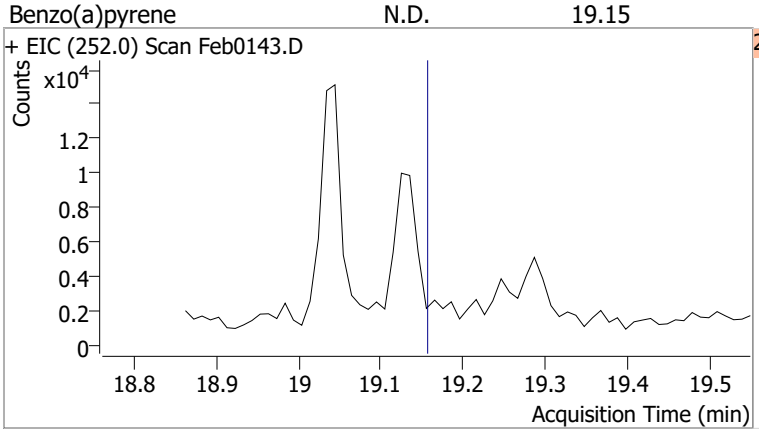

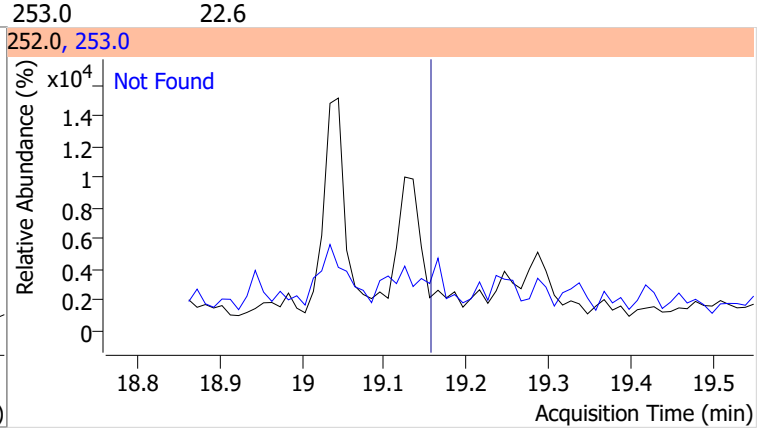

Compound	Conc.	Exp RT	QIon	Exp Ratio
Indeno(1,2,3-c,d)pyrene	N.D.	20.91	138.0	28.9

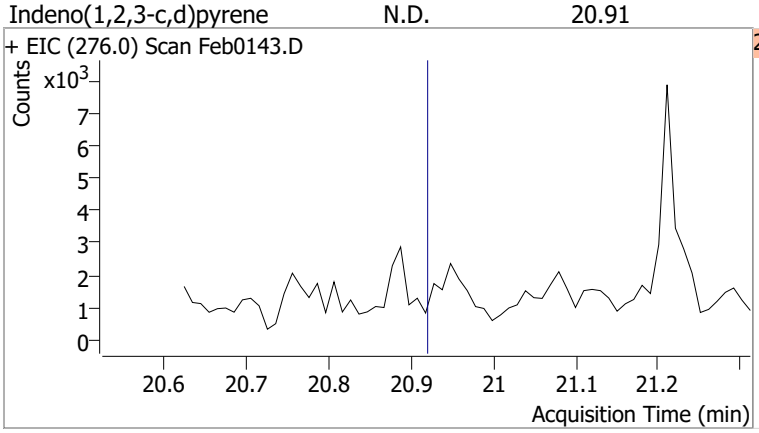

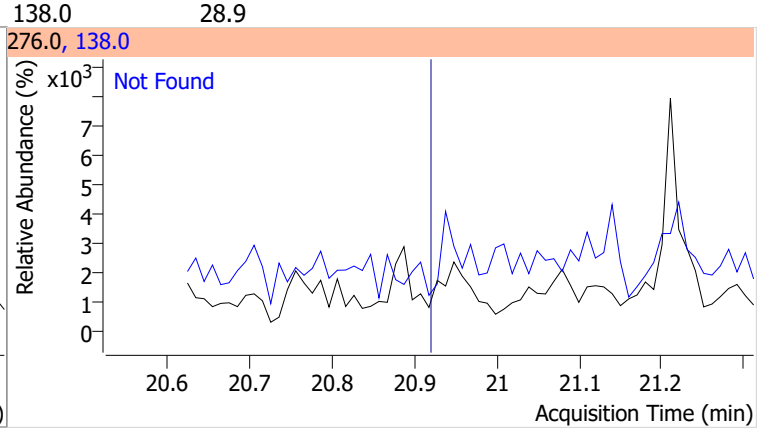

Compound	Conc.	Exp RT	QIon	Exp Ratio	QIon	Exp Ratio
Dibenzo(a,h)anthracene	N.D.	20.97	139.0	24.4	279.0	23.7

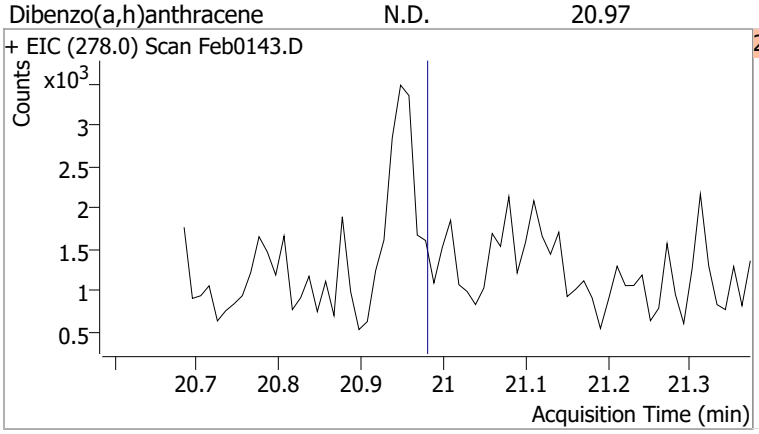

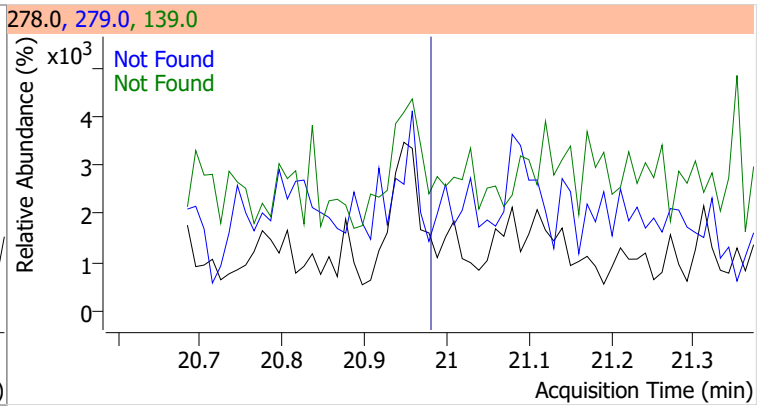

Compound	Conc.	Exp RT	QIon	Exp Ratio	QIon	Exp Ratio
Benzo(g,h,i)perylene	N.D.	21.24	138.0	32.5	277.0	24.1

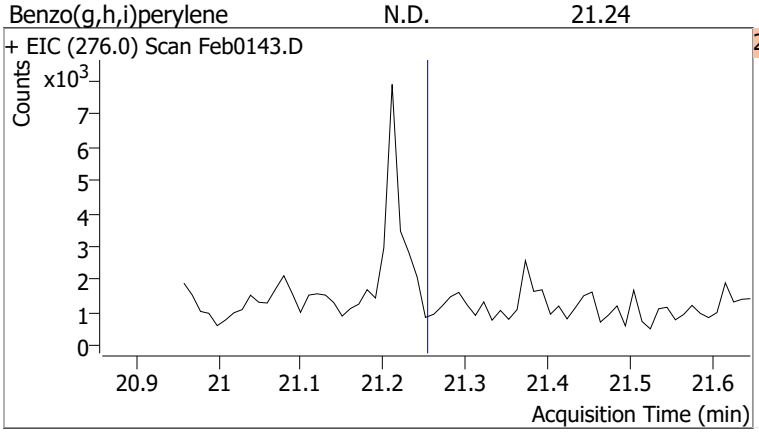

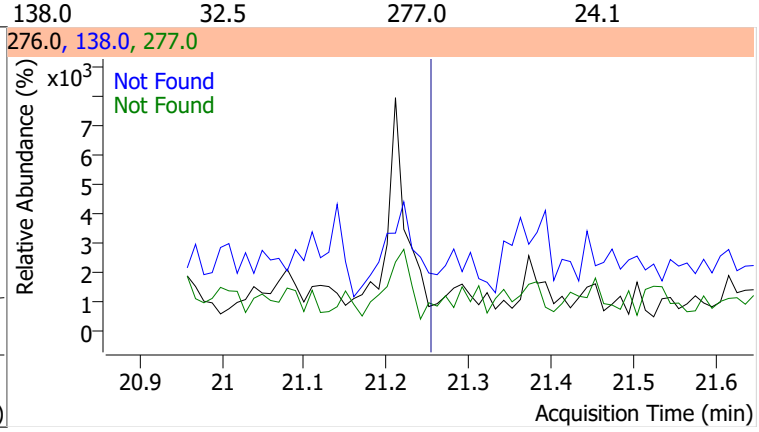

Quantitation Results Report (QT Reviewed)

Data File	Feb0144.D	Operator	LIMS import
Acq. Method	BNA+SIM.M	Acq. Date-Time	2/2/2022 3:41:20 PM
Sample Name	B22011446-001C	Instrument	Instrument #1
Vial	44	Multiplier	1.00
DA Method File	020122 DoD BNA cal.batch.bin	Comment	SVOC-8270-W-LARGO
Tune File	dftppdsm.u	Tune Date	1/25/2022 7:52:00 PM
Batch Name	020122 DoD BNA.batch.bin	Last Calib Update	2/16/2022 11:05:20 AM
Ref Library	D:\Org\Library\NIST129K.l		

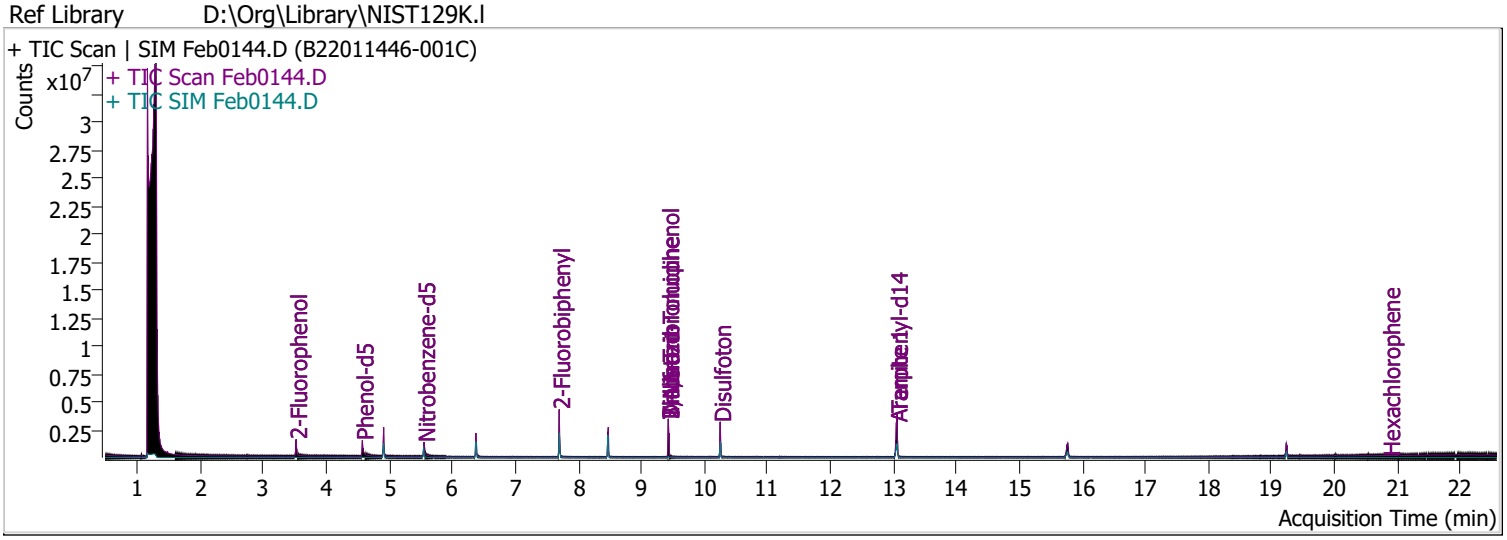

Compound	RT	QIon	Resp.	Conc.	Units		Dev(Min)
Internal Standards							
System Monitoring Compounds							
S 2-Fluorophenol	3.520	112.0	543095	57.1385	µg/L		0.000
Spiked Amount: 200.000	Range: 10.0 - 75.0%			Recovery = 28.57%			
S Phenol-d5	4.572	99.0	751671	60.1481	µg/L		0.000
Spiked Amount: 200.000	Range: 10.0 - 65.0%			Recovery = 30.07%			
S Nitrobenzene-d5	5.553	82.0	405257	62.3382	µg/L		0.000
Spiked Amount: 100.000	Range: 32.0 - 94.0%			Recovery = 62.34%			
S 2-Fluorobiphenyl	7.697	172.0	1279514	59.9538	µg/L		0.000
Spiked Amount: 100.000	Range: 28.0 - 107.0%			Recovery = 59.95%			
S 2,4,6-Tribromophenol	9.428	329.8	337051	195.9444	µg/L		0.000
Spiked Amount: 200.000	Range: 25.0 - 140.0%			Recovery = 97.97%			
S Terphenyl-d14	13.057	244.3	2139211	101.0962	µg/L		0.000
Spiked Amount: 100.000	Range: 32.0 - 122.0%			Recovery = 101.10%			
Target Compounds							**QValue**
T N-Nitrosodimethylamine	0.000		0	N.D.			
T Pyridine	0.000		0	N.D.			
T Aniline	0.000		0	N.D.			
T Phenol	0.000		0	N.D.			
T bis(-2-Chloroethyl)Ether	0.000		0	N.D.			
T 2-Chlorophenol	0.000		0	N.D.			
T 1,3-Dichlorobenzene	0.000		0	N.D.			
T 1,4-Dichlorobenzene	0.000		0	N.D.			
T 1,2-Dichlorobenzene	0.000		0	N.D.			
T Benzyl Alcohol	0.000		0	N.D.			
T 2-Methylphenol	0.000		0	N.D.			
T bis(2-chloroisopropyl)Ether	0.000		0	N.D.			
T N-nitroso-Di-n-propylamine	5.553	70.0	0		µg/L	md	1
T 4Methylphenol/3Methylphenol	0.000		0	N.D.			
T Hexachloroethane	0.000		0	N.D.			

Compound	RT	QIon	Resp.	Conc.	Units		Dev(Min)
T Nitrobenzene	0.000		0	N.D.			
T Isophorone	0.000		0	N.D.			
T 2-Nitrophenol	0.000		0	N.D.			
T 2,4-Dimethylphenol	0.000		0	N.D.			
T bis(-2-Chloroethoxy)Methane	0.000		0	N.D.			
T 2,4-Dichlorophenol	0.000		0	N.D.			
T Benzoic Acid	0.000		0	N.D.			
T 1,2,4-Trichlorobenzene	0.000		0	N.D.			
T Naphthalene	0.000		0	N.D.			
T 4-Chlorophenol	6.383	130.0	0		µg/L	md	1
T p-Chloroaniline	0.000		0	N.D.			
T Hexachlorobutadiene	0.000		0	N.D.			
T 4-Chloro-2-Methylphenol	0.000		0	N.D.			
T 4-Chloro-3-Methylphenol	0.000		0	N.D.			
T 2-Methylnaphthalene	0.000		0	N.D.			
T 1-Methylnaphthalene	0.000		0	N.D.			
T Hexachlorocyclopentadiene	0.000		0	N.D.			
T 2,4,6-Trichlorophenol	0.000		0	N.D.			
T 2,4,5-Trichlorophenol	0.000		0	N.D.			
T 2-Chloronaphthalene	0.000		0	N.D.			
T 2-Nitroaniline	0.000		0	N.D.			
T Dimethyl Phthalate	8.476	163.0	0		µg/L	md	1
T 2,6-Dinitrotoluene	8.476	165.0	0		µg/L	md	1
T Acenaphthylene	0.000		0	N.D.			
T 3-Nitroaniline	0.000		0	N.D.			
T Acenaphthene	0.000		0	N.D.			
T 2,4-Dinitrophenol	0.000		0	N.D.			
T Dibenzofuran	0.000		0	N.D.			
T 4-Nitrophenol	0.000		0	N.D.			
T 2,4-Dinitrotoluene	0.000		0	N.D.			
T Diethylphthalate	0.000		0	N.D.			
T Fluorene	0.000		0	N.D.			
T 4-Chlorophenyl-phenylether	0.000		0	N.D.			
T 4-Nitroaniline	0.000		0	N.D.			
T 4,6-Dinitro-2-methylphenol	9.428	198.0	0		µg/L	md	1
T N-nitrosodiphenylamine	0.000		0	N.D.			
T Azobenzene	0.000		0	N.D.			
T 4-Bromophenyl-phenylether	0.000		0	N.D.			
T Hexachlorobenzene	0.000		0	N.D.			
T Pentachlorophenol	0.000		0	N.D.			
T Phenanthrene	0.000		0	N.D.			
T Anthracene	0.000		0	N.D.			
T Triallate	0.000		0	N.D.			
T Carbazole	0.000		0	N.D.			
T o-Terphenyl	0.000		0	N.D.			
T Di-n-Butylphthalate	0.000		0	N.D.			
T Fluoranthene	0.000		0	N.D.			
T Benzidine	0.000		0	N.D.			
T Pyrene	0.000		0	N.D.			
T Butylbenzylphthalate	0.000		0	N.D.			
T Benzo(a)Anthracene	0.000		0	N.D.			
T Chrysene	0.000		0	N.D.			
T 3,3-Dichlorobenzidine	0.000		0	N.D.			
T bis(2-ethylhexyl)Phthalate	0.000		0	N.D.			
T Di-n-octyl Phthalate	0.000		0	N.D.			

Compound	RT	QIon	Resp.	Conc.	Units	Dev(Min)
T Benzo(b)fluoranthene	0.000		0	N.D.		
T Benzo(k)fluoranthene	0.000		0	N.D.		
T Benzo(a)pyrene	0.000		0	N.D.		
T Indeno(1,2,3-c,d)pyrene	0.000		0	N.D.		
T Dibenzo(a,h)anthracene	0.000		0	N.D.		
T Benzo(g,h,i)perylene	0.000		0	N.D.		

(#) = Qualifier Out of Range; (m) = Manual Integration; (+) = Area Summed; (*) = Surrogate Percent Recovery Out of Range; (d): Zeroed Peak

Quantitation Results Report (QT Reviewed)

Compound	Conc.	Exp RT	QIon	Exp Ratio
N-Nitrosodimethylamine	N.D.	2.15	42.0	130.1

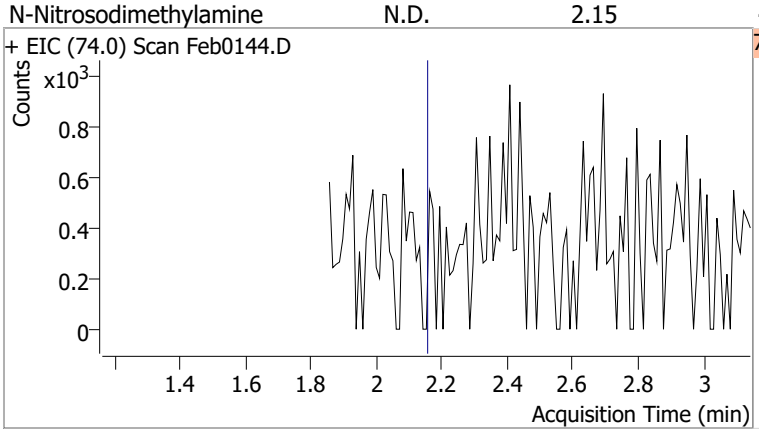

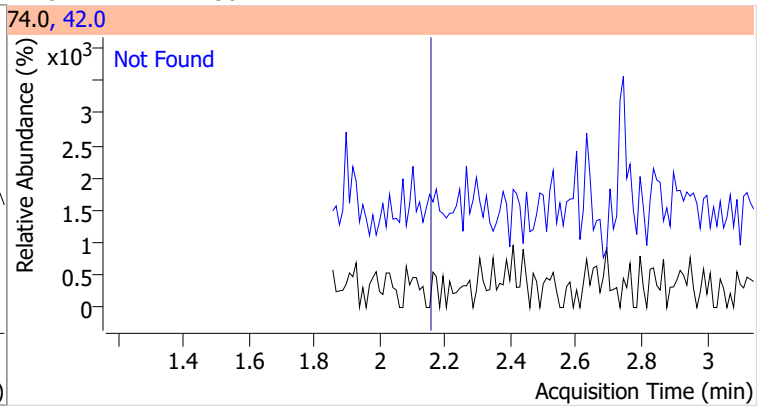

Compound	Conc.	Exp RT	QIon	Exp Ratio
Pyridine	N.D.	2.18	52.0	101.7

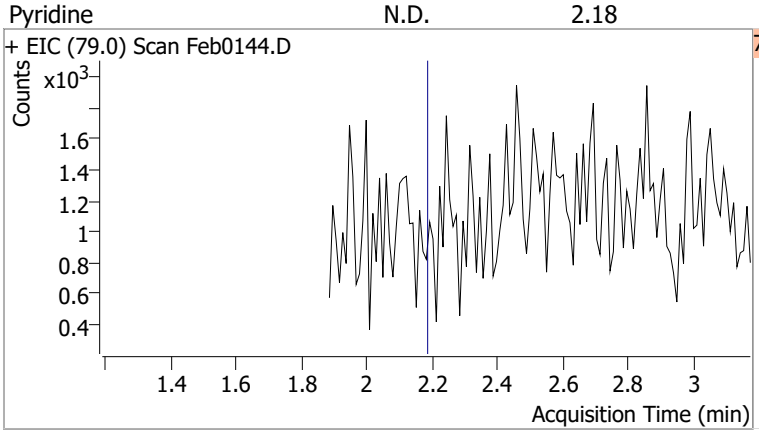

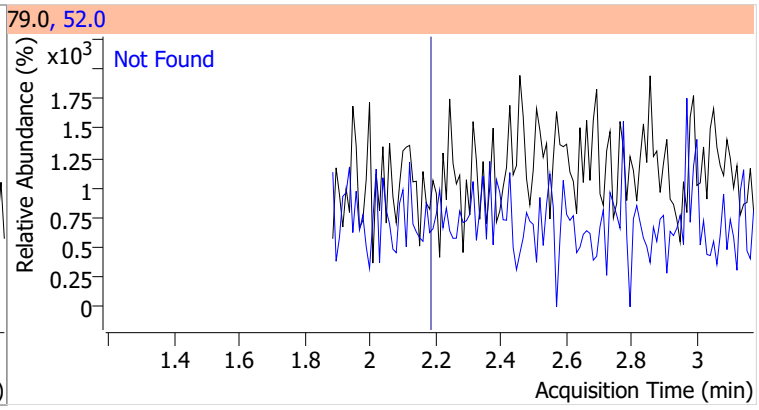

Compound	Conc.	RT	Dev(Min)	Resp.	QIon	QRatio	Lower	Upper
2-Fluorophenol	57.1385	3.52	0.00	543095	64.0	46.3	35.8	66.4
					92.0	20.9	14.3	26.6

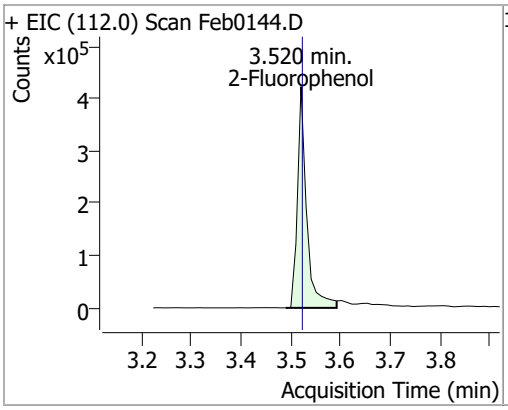

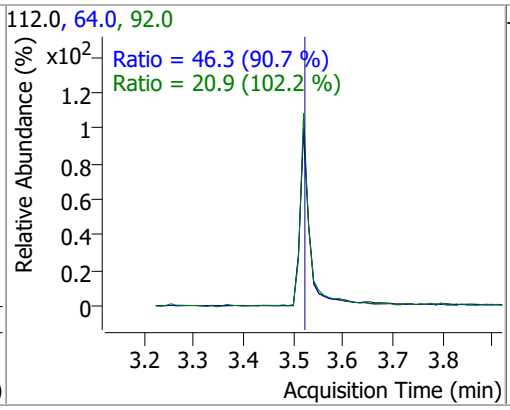

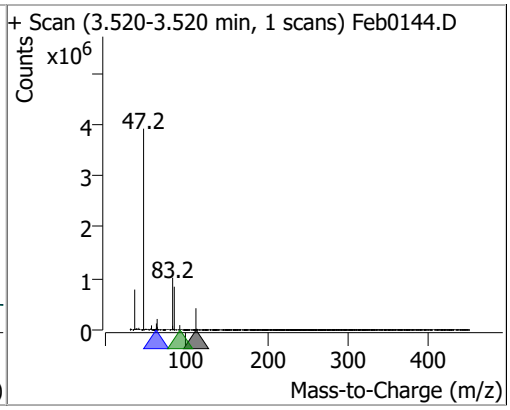

Compound	Conc.	Exp RT	QIon	Exp Ratio	QIon	Exp Ratio
Aniline	N.D.	4.55	66.0	35.1	65.0	18.0

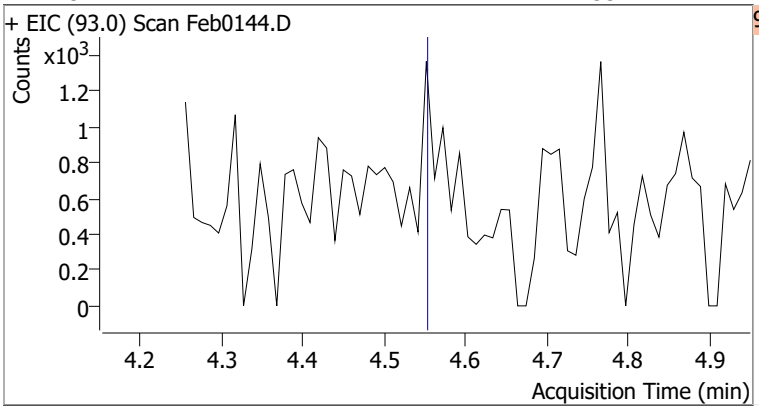

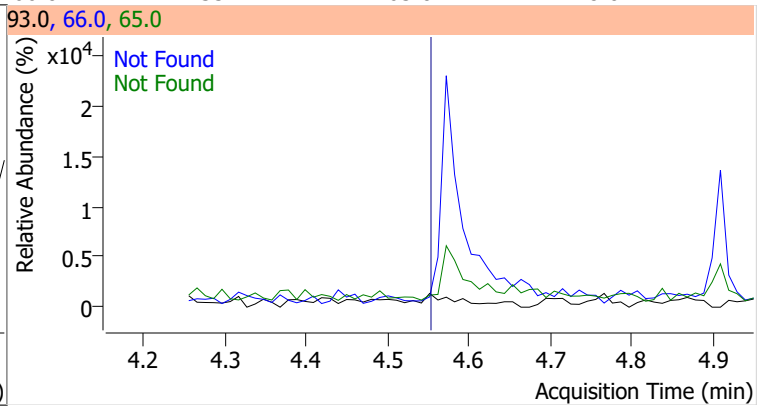

Quantitation Results Report (QT Reviewed)

Compound	Conc.	RT	Dev(Min)	Resp.	QIon	QRatio	Lower	Upper
Phenol-d5	60.1481	4.57	0.00	751671	71.0	32.7	23.8	44.2

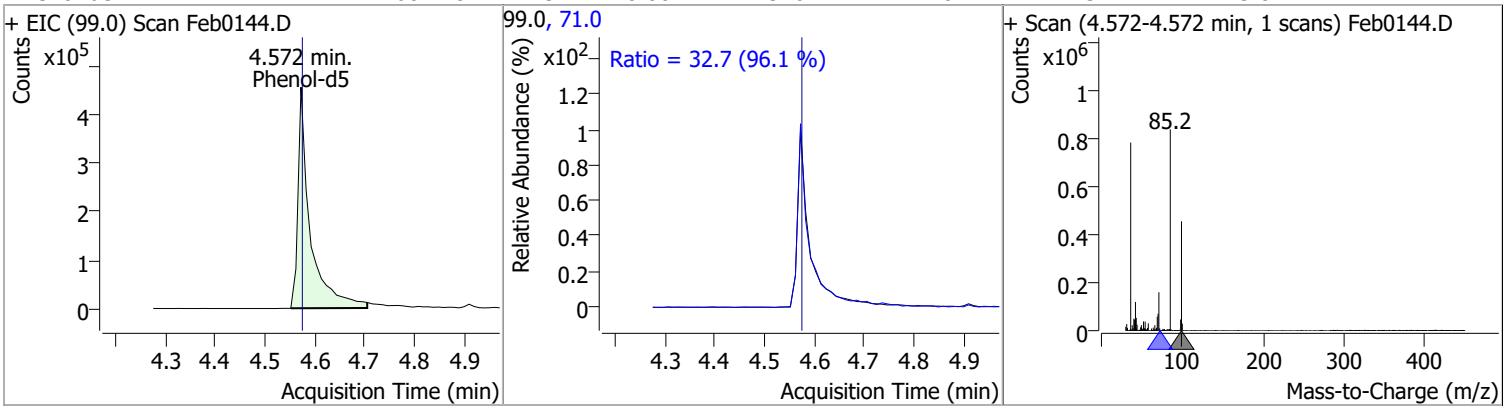

Compound	Conc.	Exp RT	QIon	Exp Ratio
Phenol	N.D.	4.59	66.0	43.8

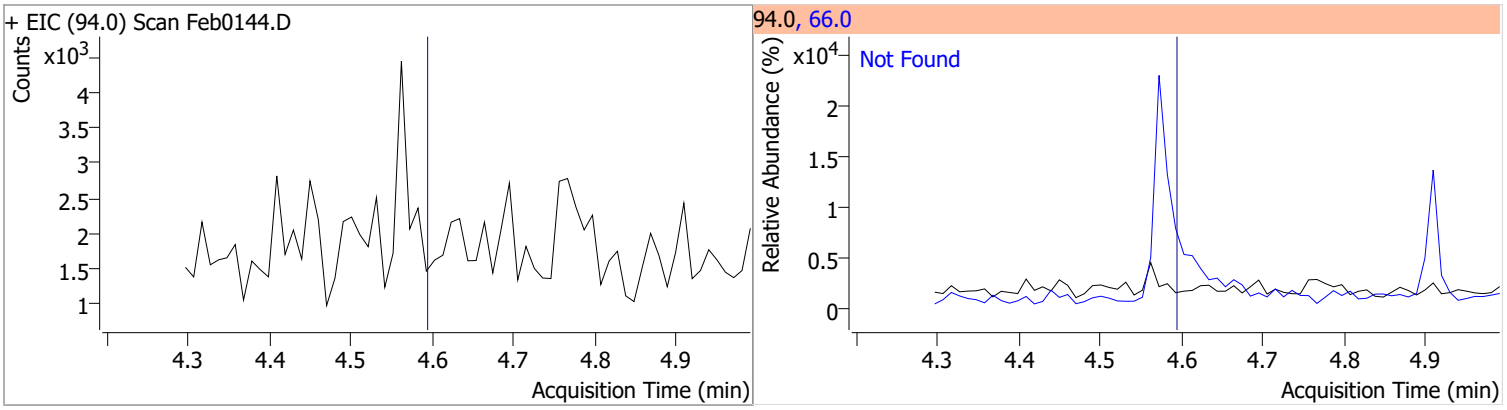

Compound	Conc.	Exp RT	QIon	Exp Ratio
bis(-2-Chloroethyl)Ether	N.D.	4.65	64.0	3.5

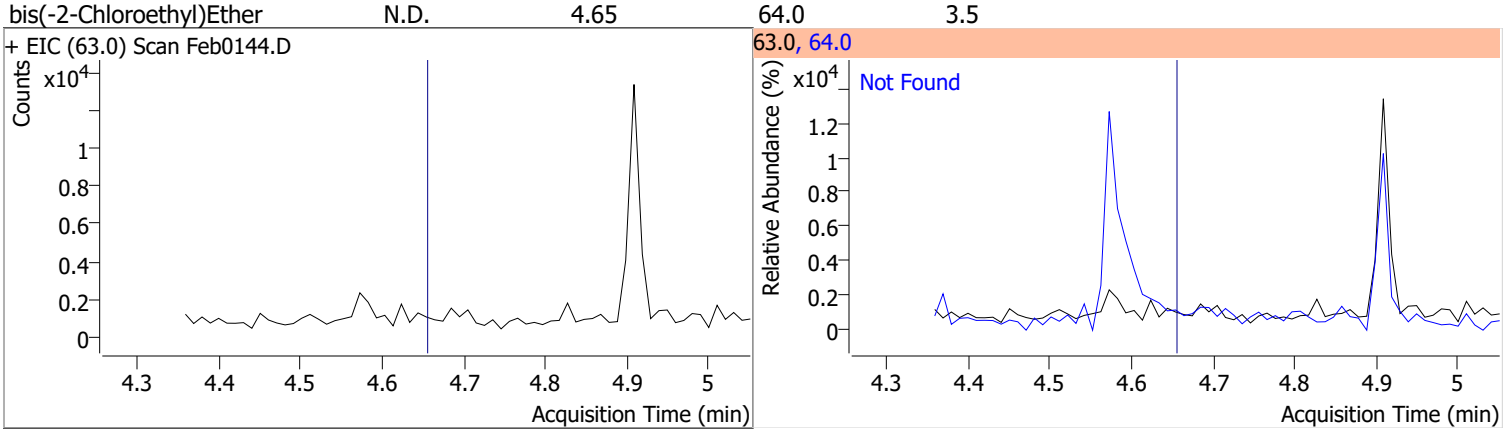

Compound	Conc.	Exp RT	QIon	Exp Ratio
2-Chlorophenol	N.D.	4.68	130.0	31.8

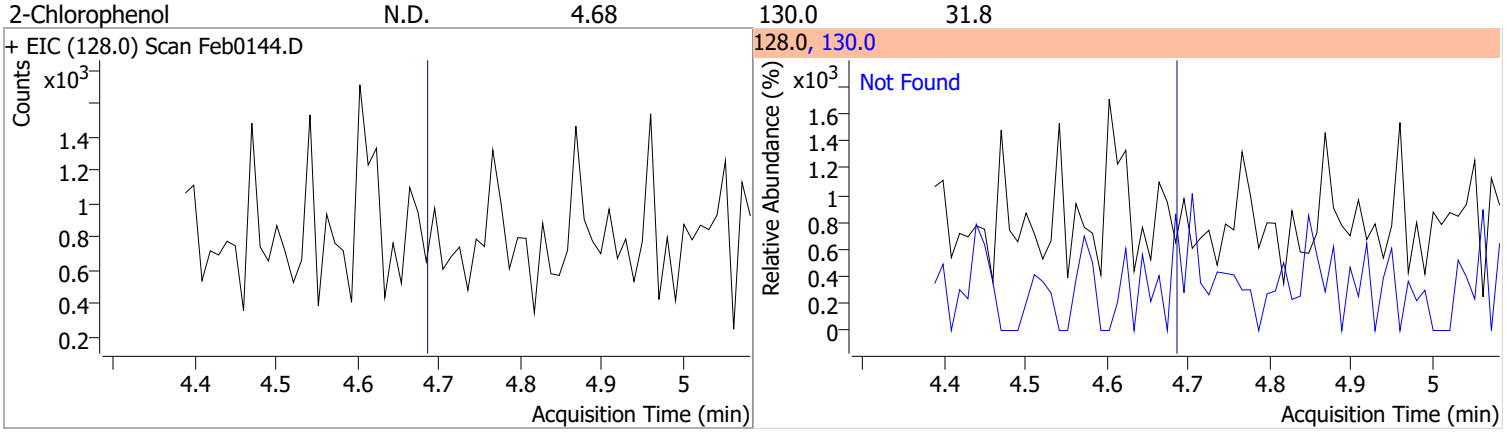

Compound	Conc.	Exp RT	QIon	Exp Ratio	QIon	Exp Ratio
1,3-Dichlorobenzene	N.D.	4.84	148.0	62.2	111.0	35.9

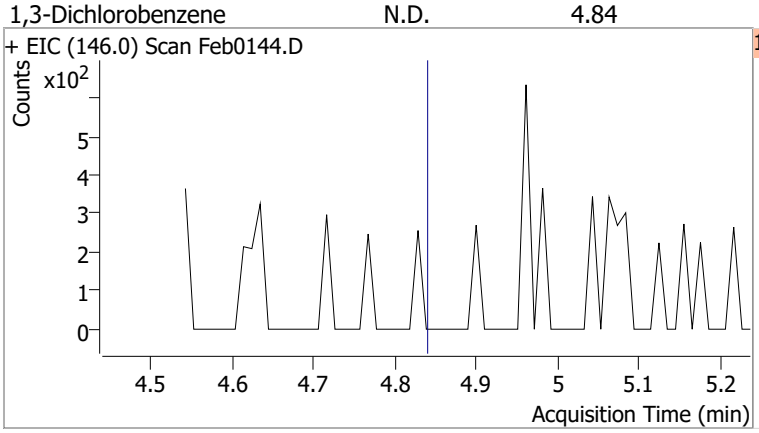

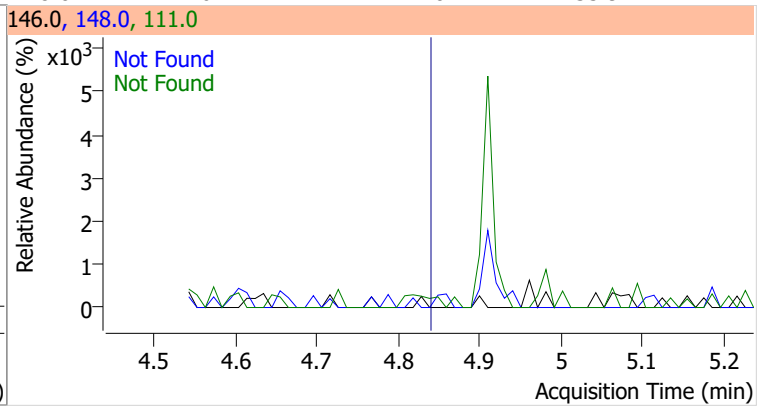

Compound	Conc.	Exp RT	QIon	Exp Ratio	QIon	Exp Ratio
1,4-Dichlorobenzene	N.D.	4.93	148.0	64.1	111.0	35.1

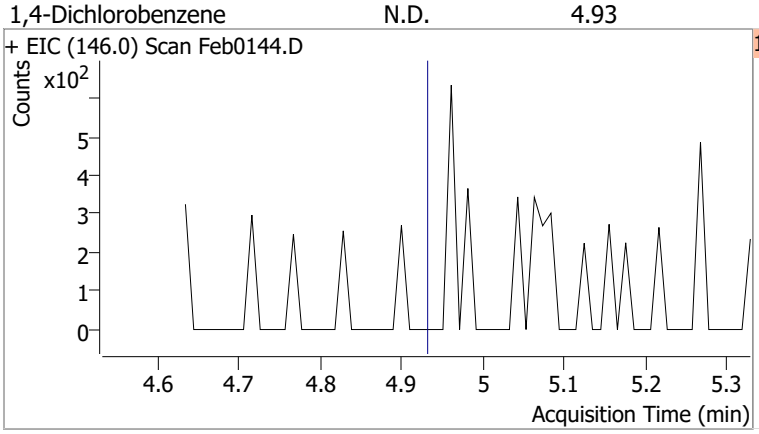

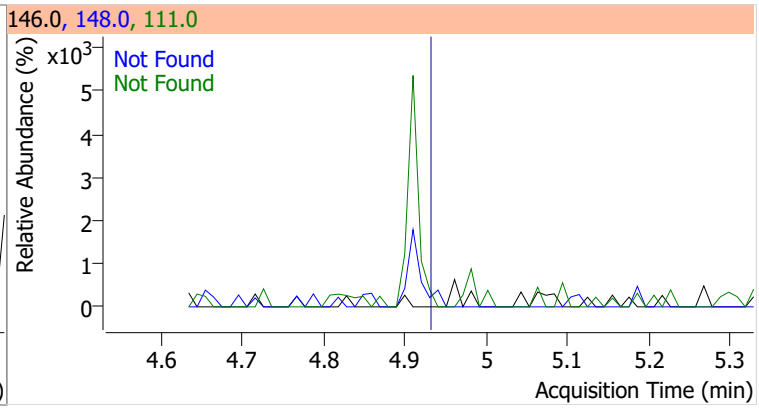

Compound	Conc.	Exp RT	QIon	Exp Ratio	QIon	Exp Ratio
1,2-Dichlorobenzene	N.D.	5.09	148.0	62.9	111.0	36.7

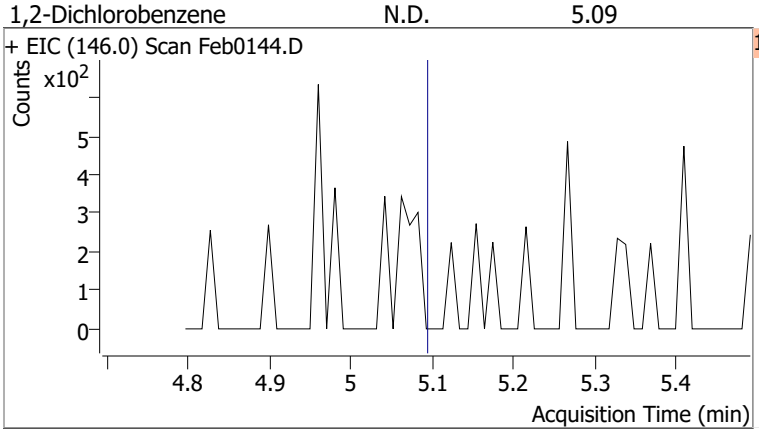

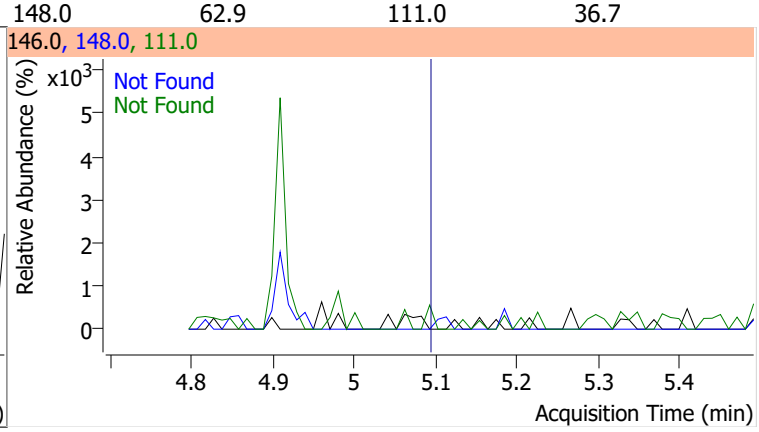

Compound	Conc.	Exp RT	QIon	Exp Ratio	QIon	Exp Ratio
Benzyl Alcohol	N.D.	5.10	79.0	118.4	107.0	64.5

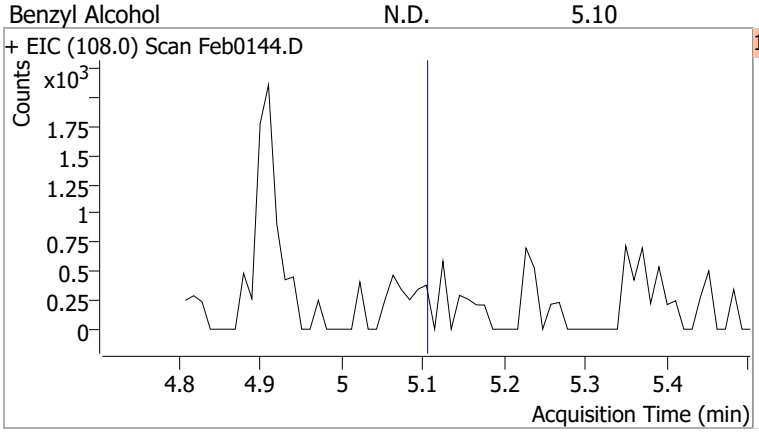

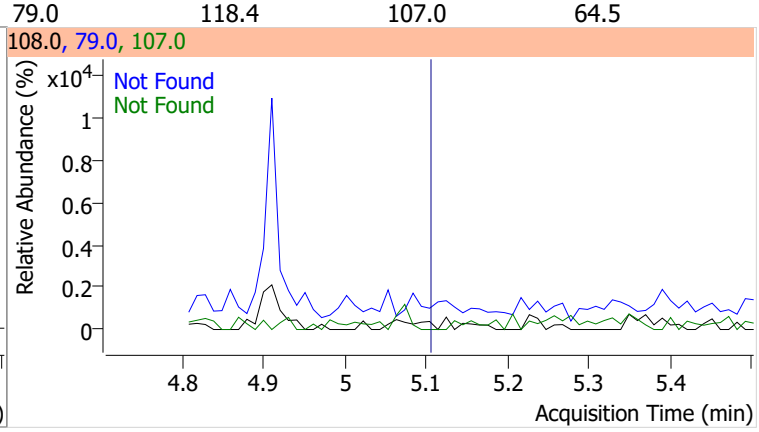

Compound	Conc.	Exp RT	QIon	Exp Ratio
2-Methylphenol	N.D.	5.26	108.0	116.3

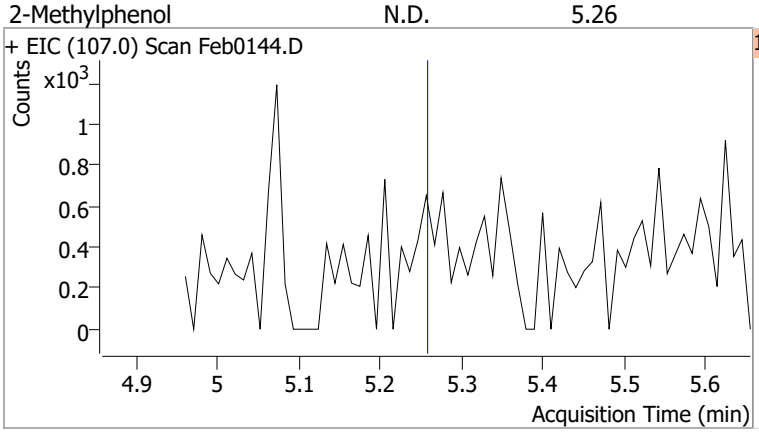

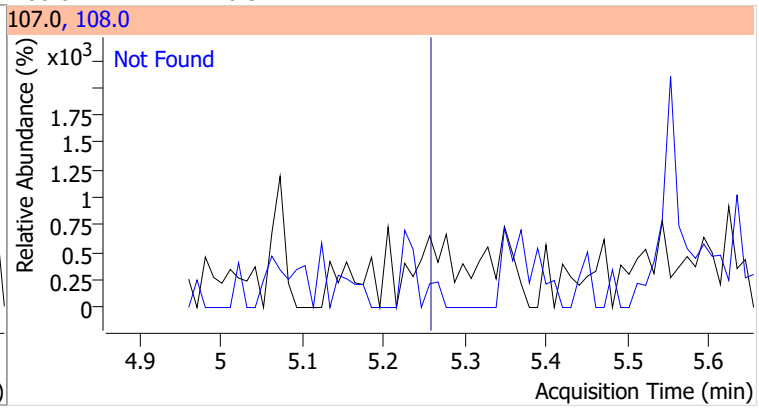

Compound	Conc.	Exp RT	QIon	Exp Ratio
bis(2-chloroisopropyl)Ether	N.D.	5.27	123.0	32.8

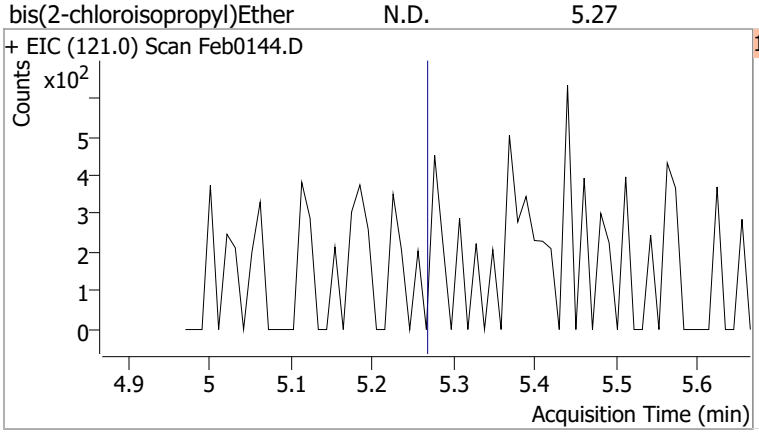

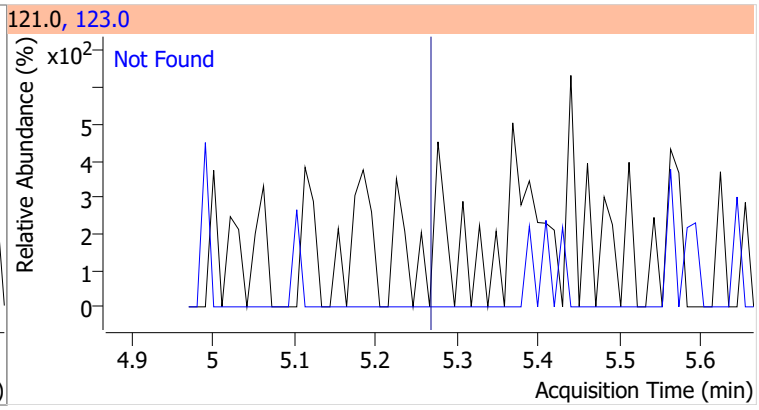

Compound	Conc.	RT	Dev(Min)	Resp.	QIon	QRatio	Lower	Upper
N-nitroso-Di-n-propylamine		0		0	130.0		0.0	35.1

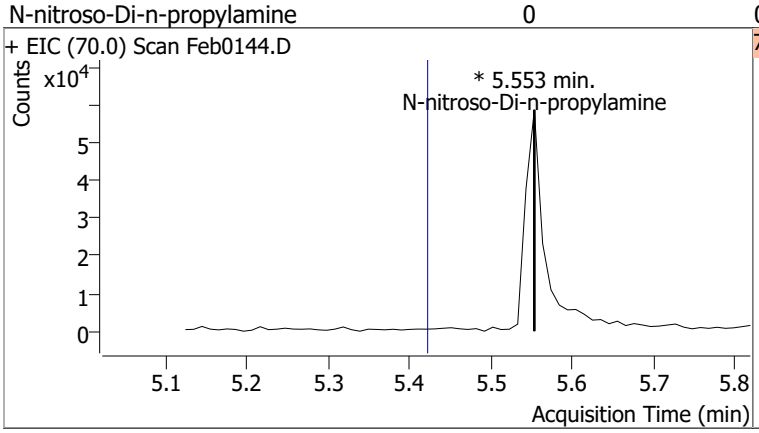

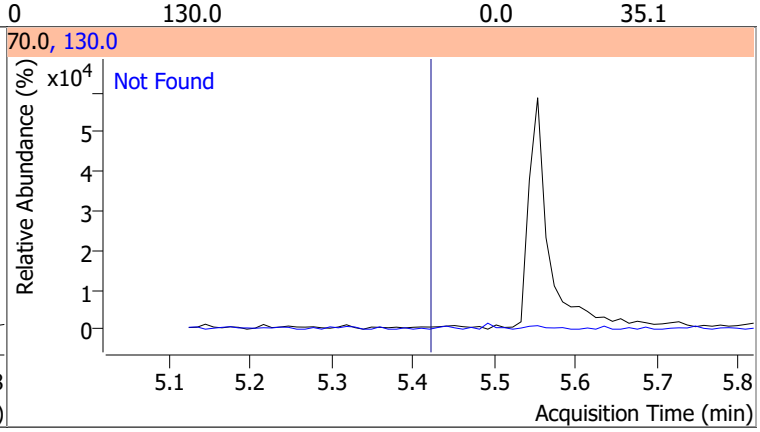

Compound	Conc.	Exp RT	QIon	Exp Ratio
4Methylphenol/3Methylphenol	N.D.	5.44	108.0	84.1

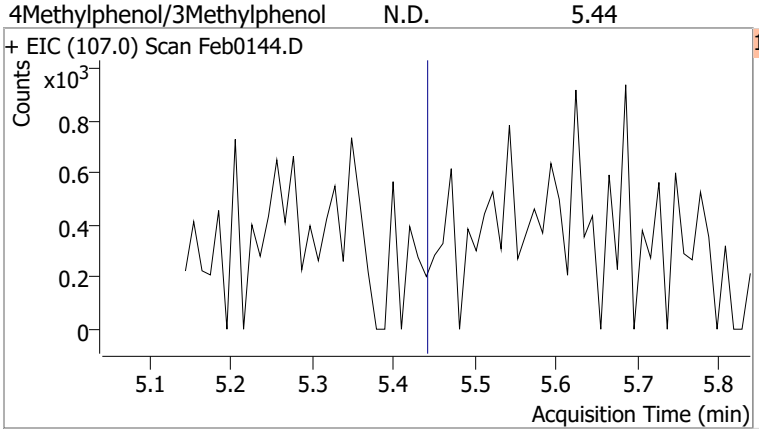

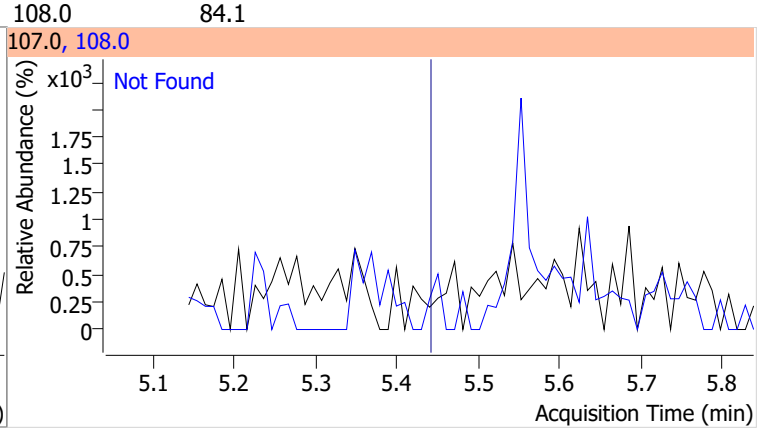

Compound	Conc.	Exp RT	QIon	Exp Ratio	QIon	Exp Ratio
Hexachloroethane	N.D.	5.47	201.0	93.6	199.0	59.8

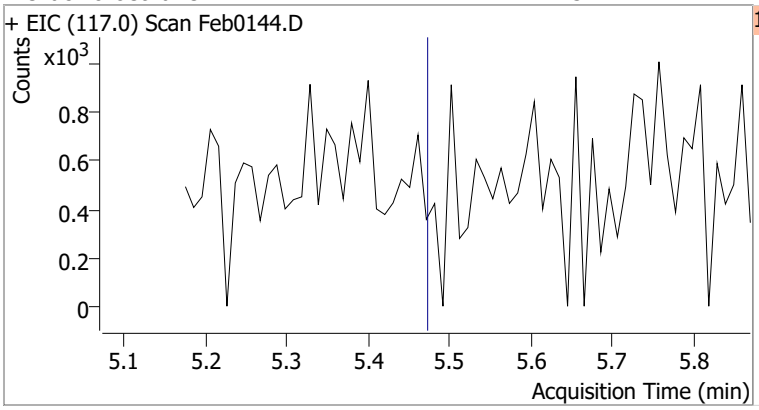

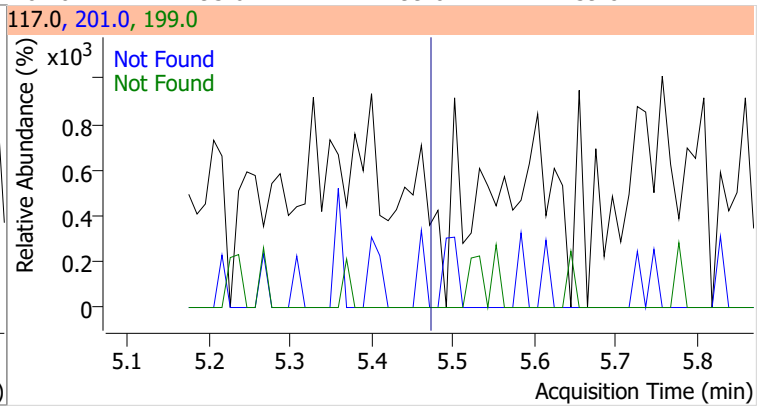

Compound	Conc.	RT	Dev(Min)	Resp.	QIon	QRatio	Lower	Upper
Nitrobenzene-d5	62.3382	5.55	0.00	405257	54.0	61.4	44.8	83.2
					128.0	46.3	32.6	60.6

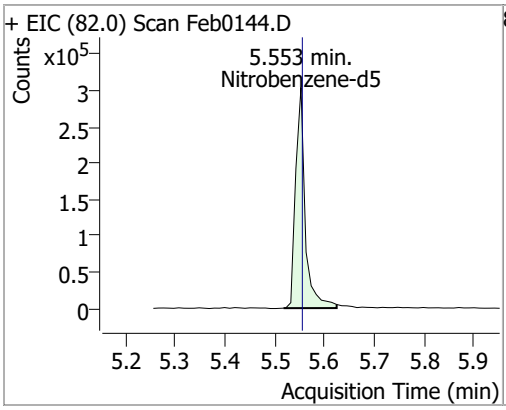

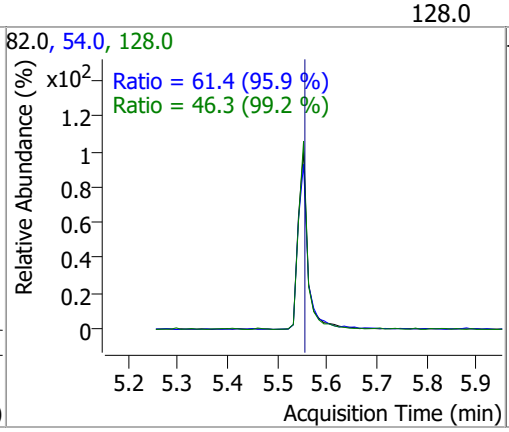

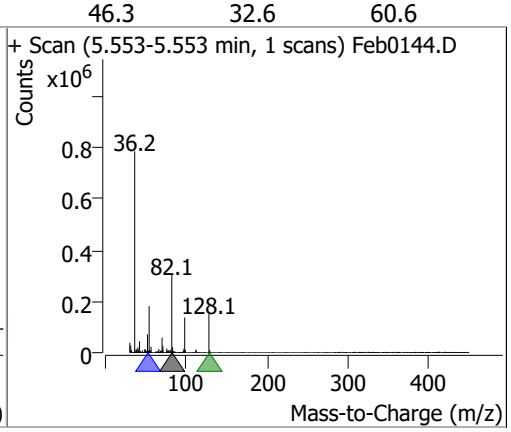

Compound	Conc.	Exp RT	QIon	Exp Ratio	QIon	Exp Ratio
Nitrobenzene	N.D.	5.57	77.0	202.4	51.0	125.5

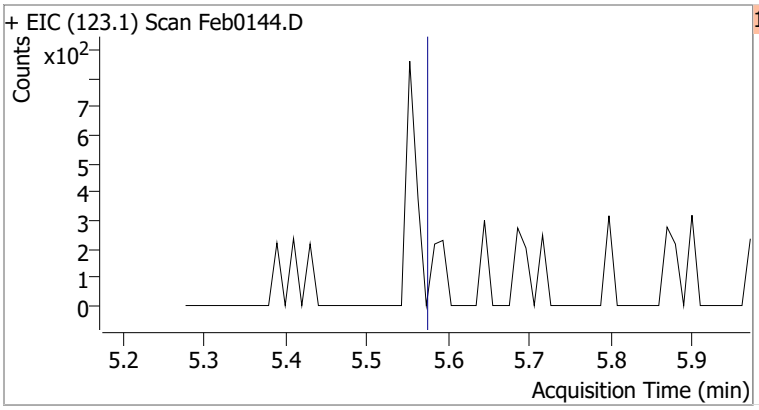

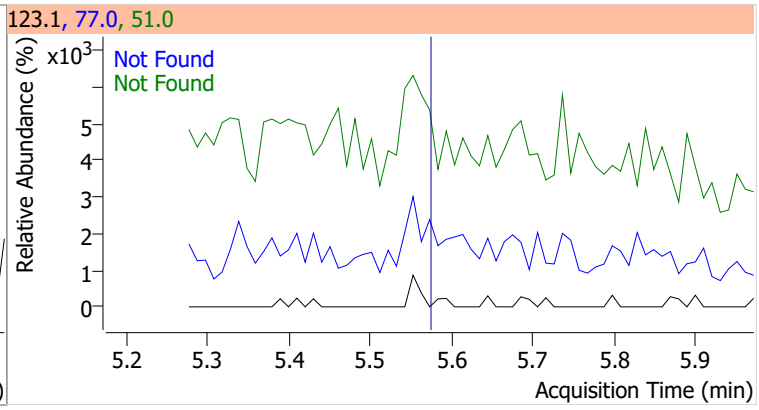

Compound	Conc.	Exp RT	QIon	Exp Ratio
Isophorone	N.D.	5.88	138.0	21.7

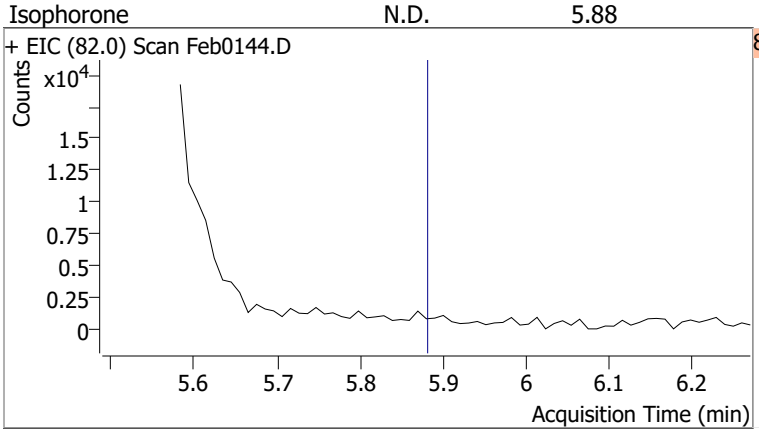

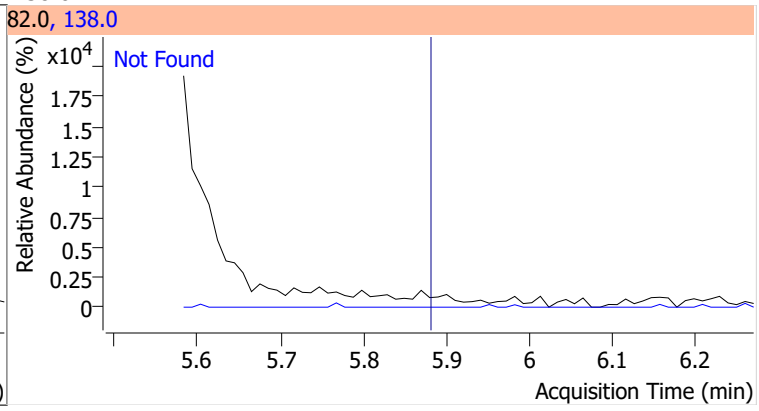

Compound	Conc.	Exp RT	QIon	Exp Ratio	QIon	Exp Ratio
2-Nitrophenol	N.D.	5.94	65.0	48.9	109.0	38.3

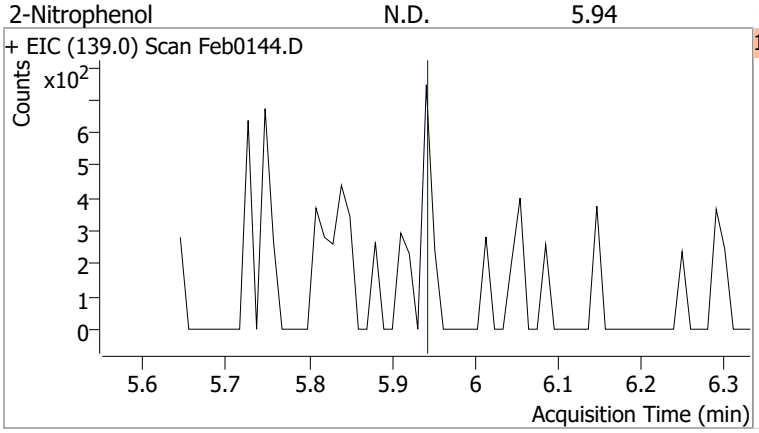

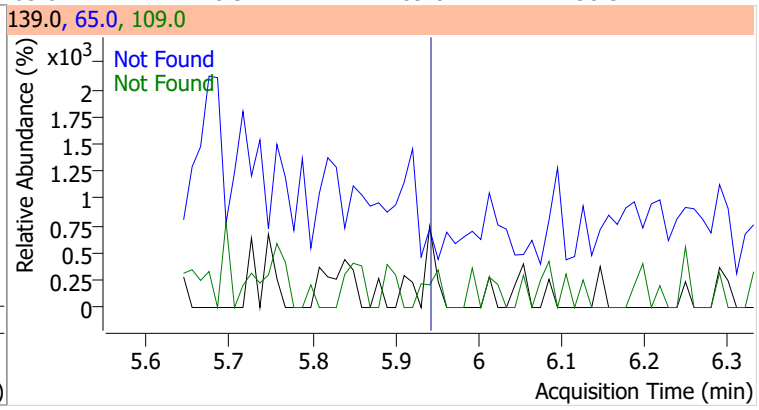

Compound	Conc.	Exp RT	QIon	Exp Ratio	QIon	Exp Ratio
2,4-Dimethylphenol	N.D.	6.05	107.0	109.0	77.0	32.4

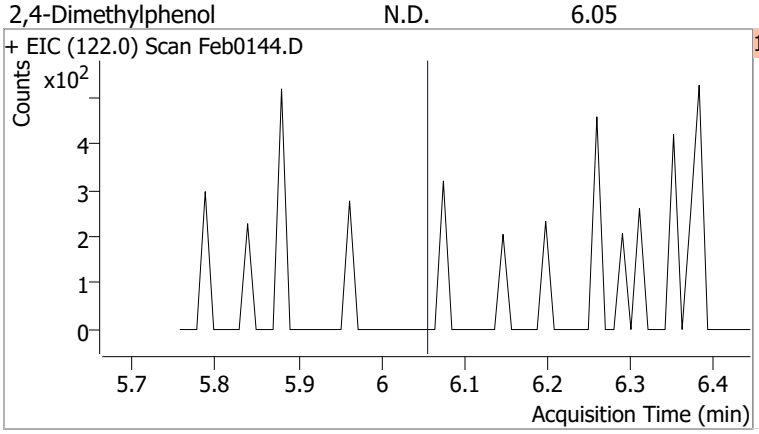

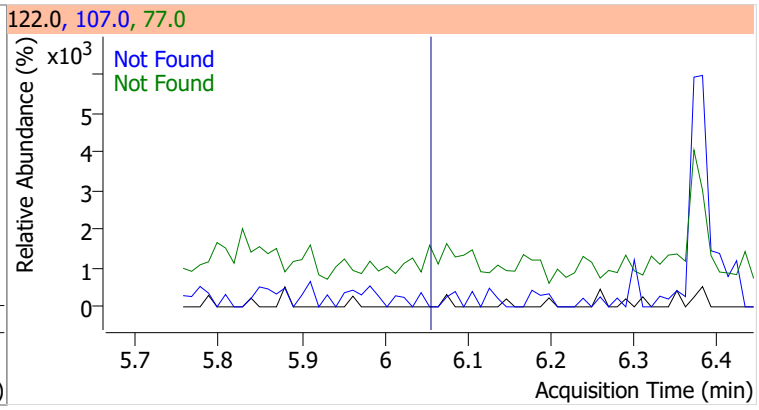

Compound	Conc.	Exp RT	QIon	Exp Ratio	QIon	Exp Ratio
bis(-2-Chloroethoxy)Methane	N.D.	6.16	63.0	68.6	95.0	32.4

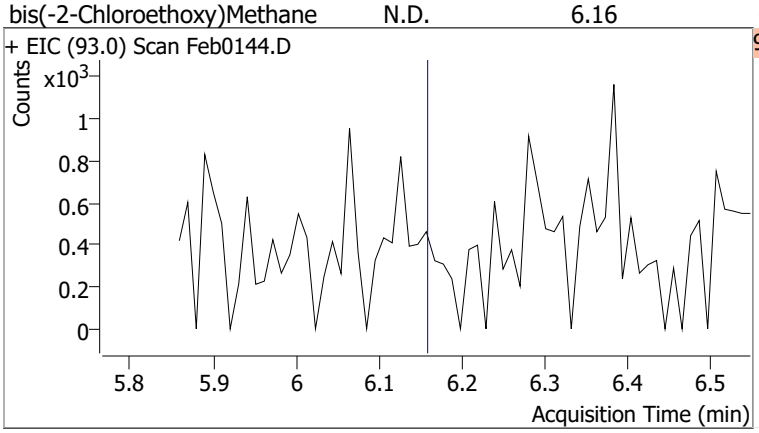

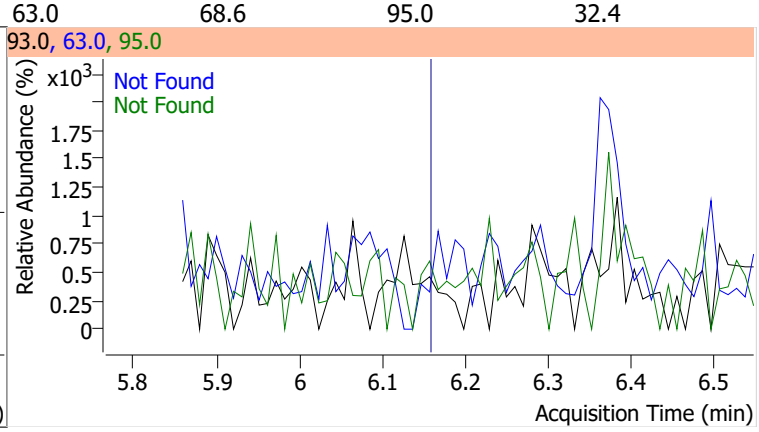

Compound	Conc.	Exp RT	QIon	Exp Ratio	QIon	Exp Ratio
2,4-Dichlorophenol	N.D.	6.25	164.0	63.2	98.0	30.8

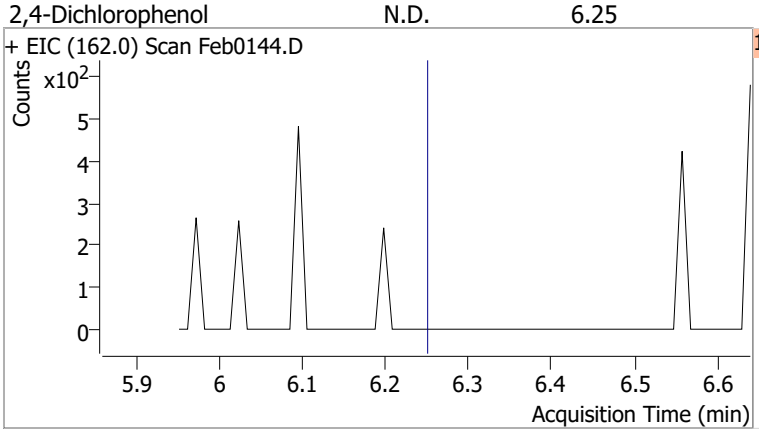

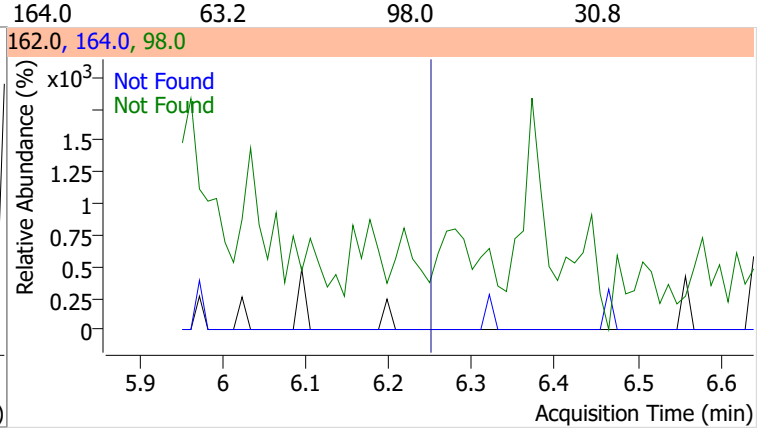

Compound	Conc.	Exp RT	QIon	Exp Ratio	QIon	Exp Ratio
Benzoic Acid	N.D.	6.27	122.0	88.6	77.0	75.0

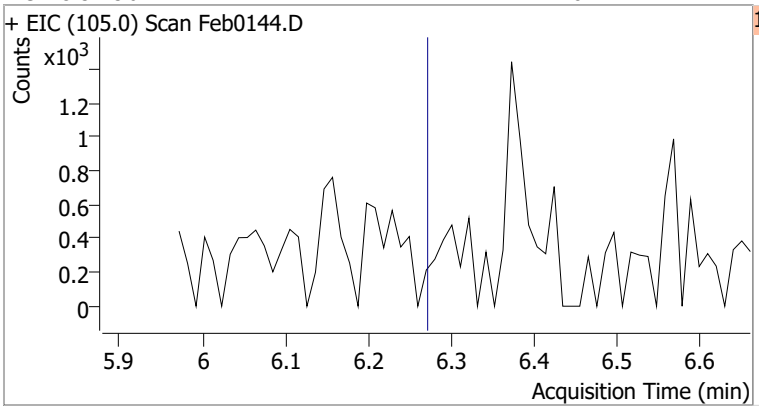

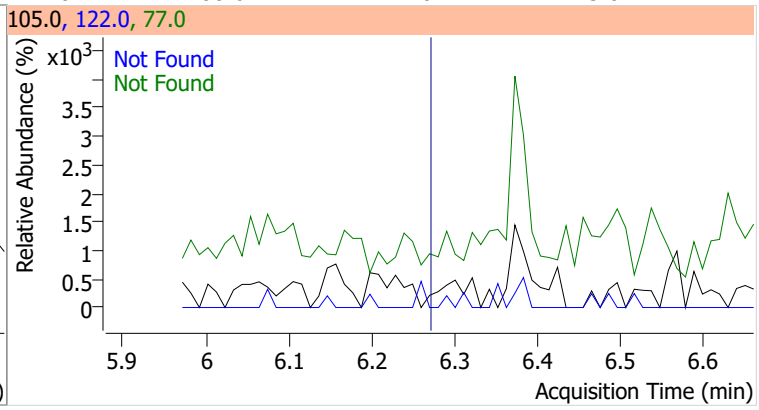

Compound	Conc.	Exp RT	QIon	Exp Ratio	QIon	Exp Ratio
1,2,4-Trichlorobenzene	N.D.	6.32	182.0	97.1	145.0	28.4

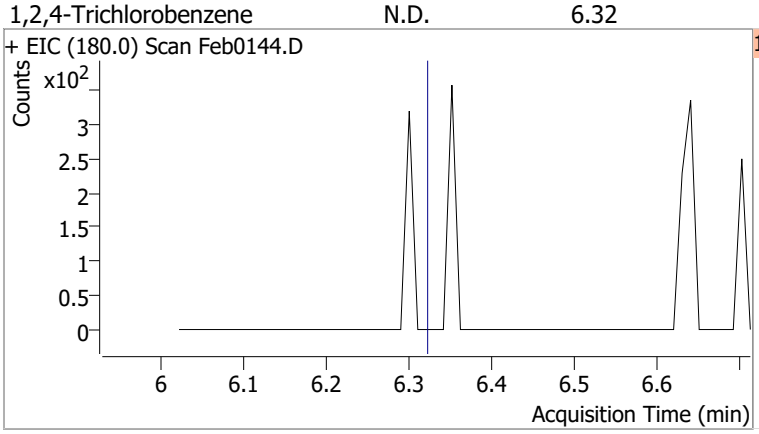

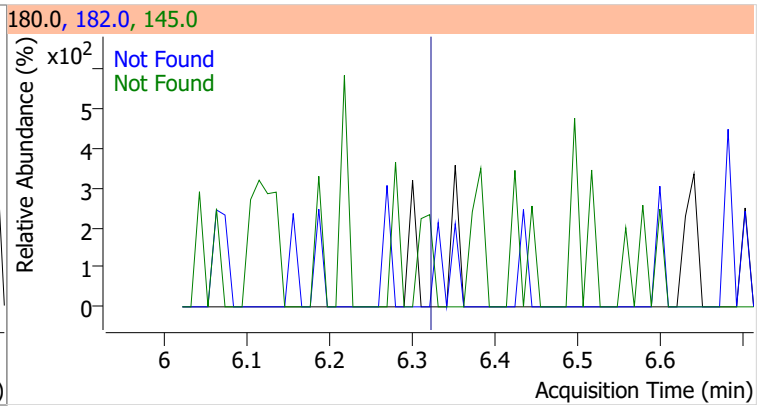

Compound	Conc.	Exp RT	QIon	Exp Ratio	QIon	Exp Ratio
Naphthalene	N.D.	6.40	129.0	11.4	102.0	9.7

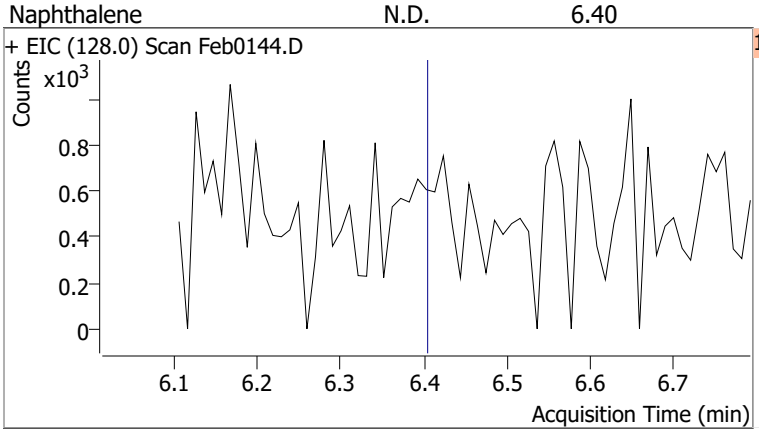

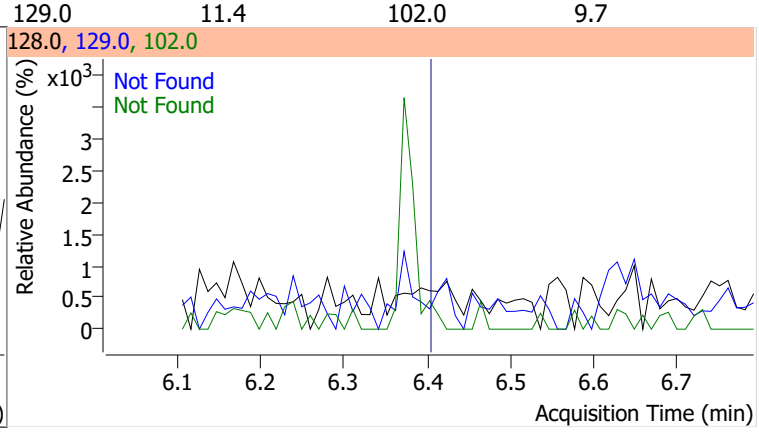

Compound	Conc.	RT	Dev(Min)	Resp.	QIon	QRatio	Lower	Upper
4-Chlorophenol		0		0	128.0		243.7	452.5

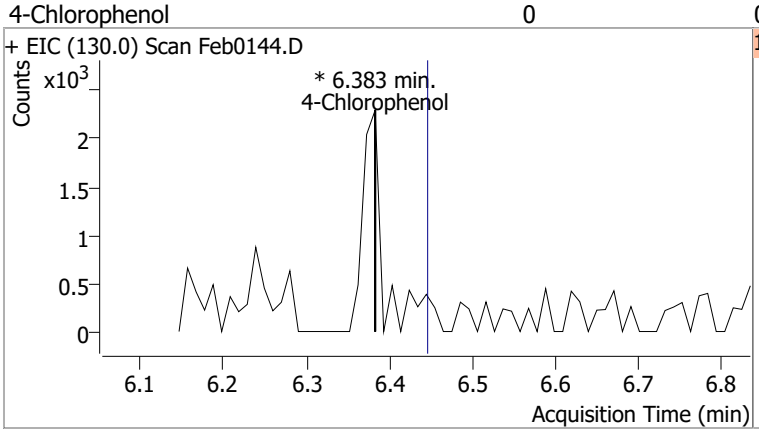

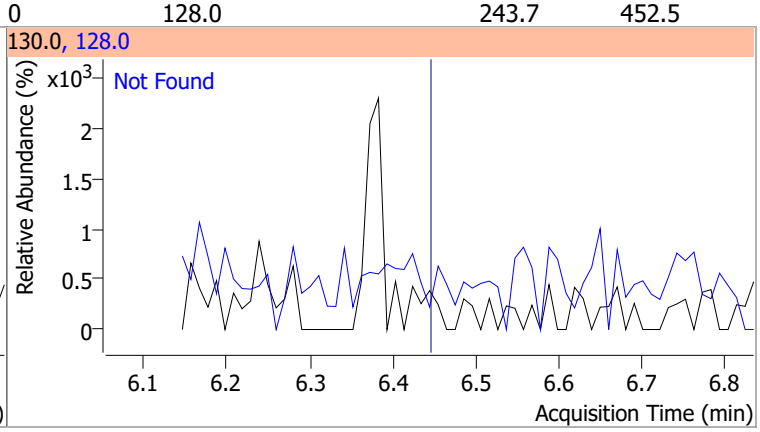

Compound	Conc.	Exp RT	QIon	Exp Ratio	QIon	Exp Ratio
p-Chloroaniline	N.D.	6.51	129.0	33.1	65.0	29.9

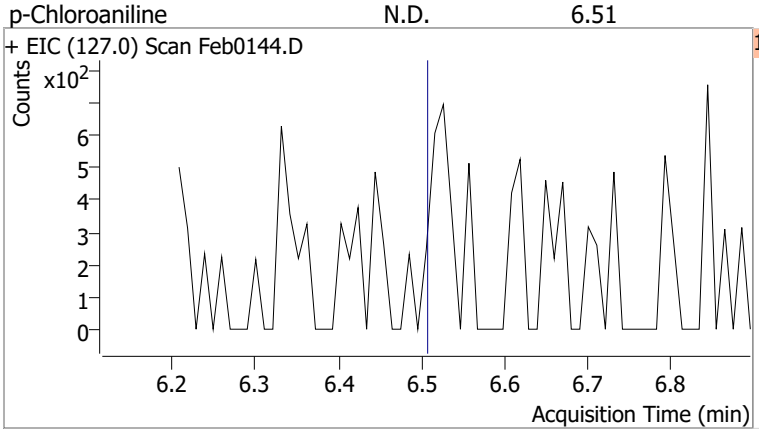

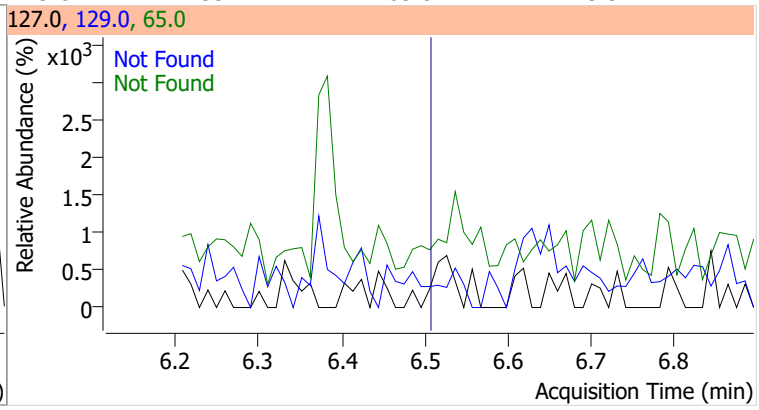

Compound	Conc.	Exp RT	QIon	Exp Ratio	QIon	Exp Ratio
Hexachlorobutadiene	N.D.	6.58	223.0	65.1	227.0	63.7

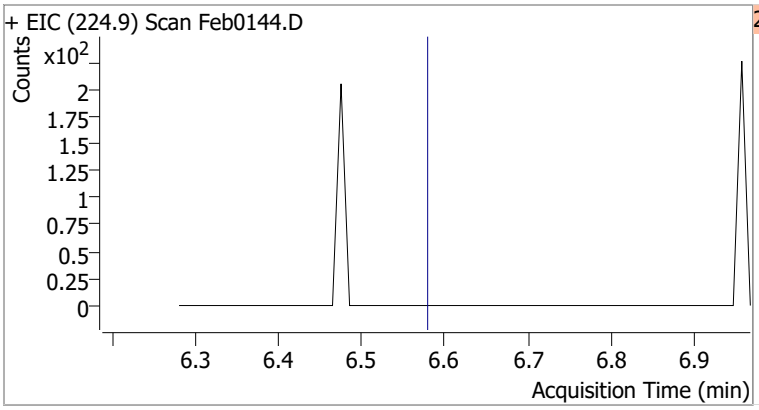

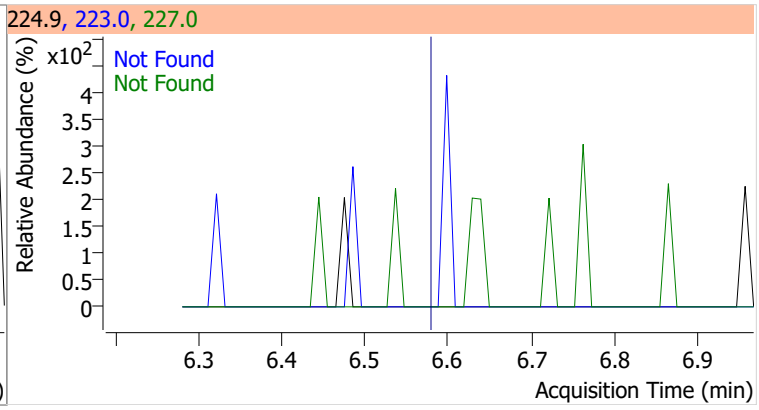

Compound	Conc.	Exp RT	QIon	Exp Ratio
4-Chloro-2-Methylphenol	N.D.	6.99	144.0	28.0

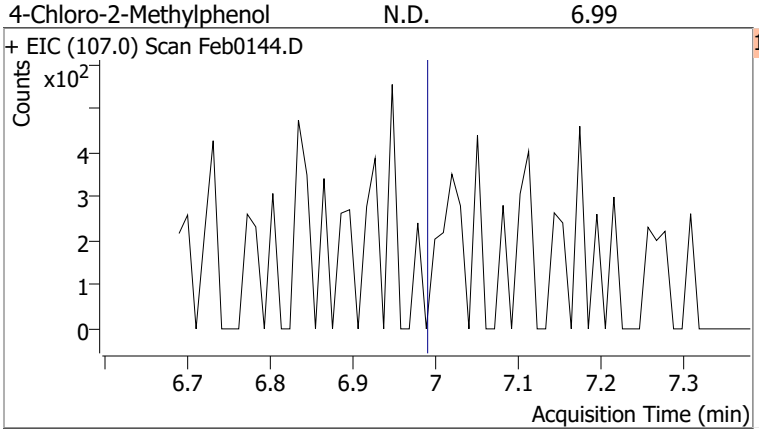

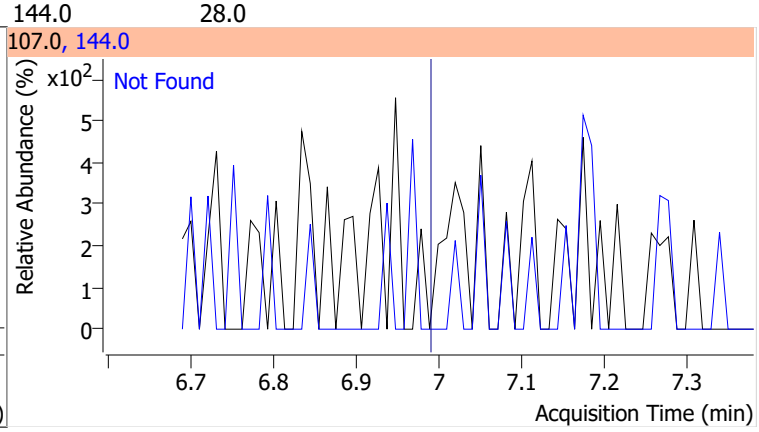

Compound	Conc.	Exp RT	QIon	Exp Ratio
4-Chloro-3-Methylphenol	N.D.	7.13	144.0	28.6

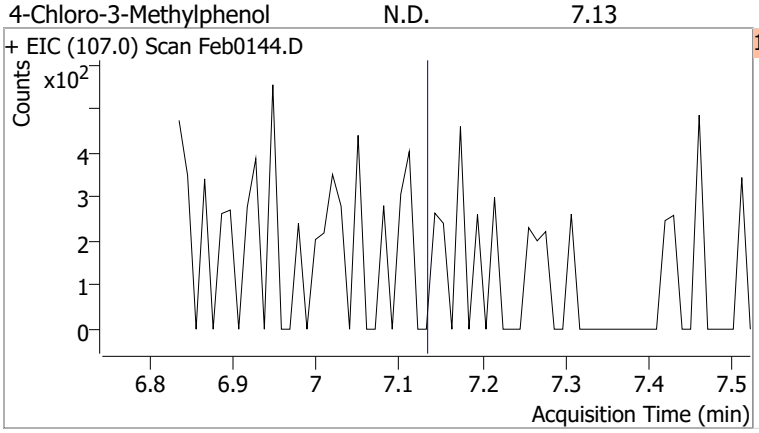

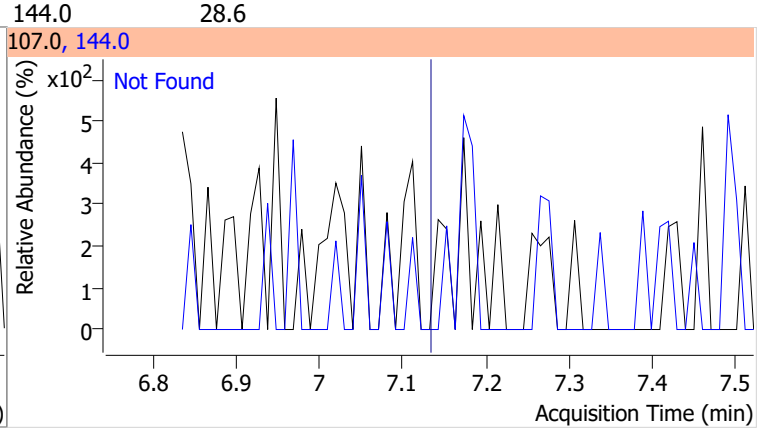

Compound	Conc.	Exp RT	QIon	Exp Ratio	QIon	Exp Ratio
2-Methylnaphthalene	N.D.	7.24	142.0	118.8	115.0	41.1

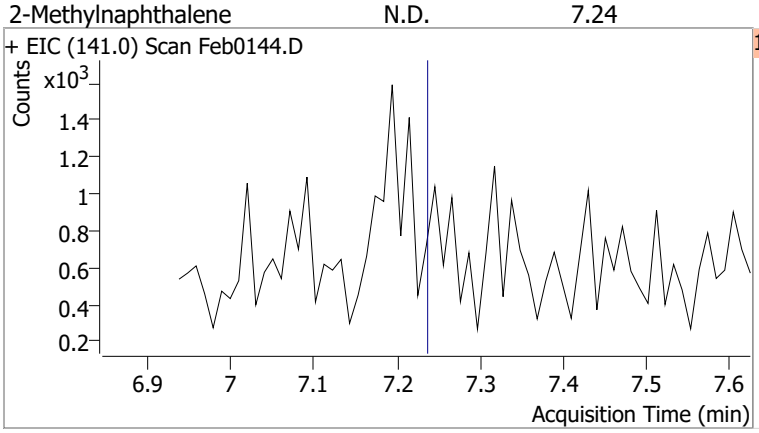

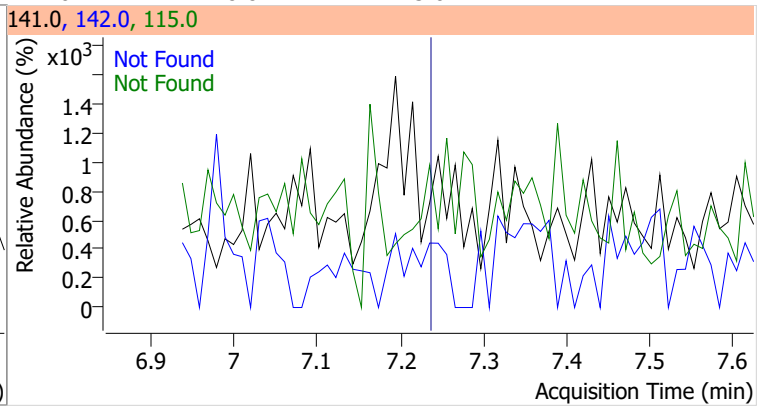

Compound	Conc.	Exp RT	QIon	Exp Ratio	QIon	Exp Ratio
1-Methylnaphthalene	N.D.	7.35	142.0	111.3	115.0	42.1

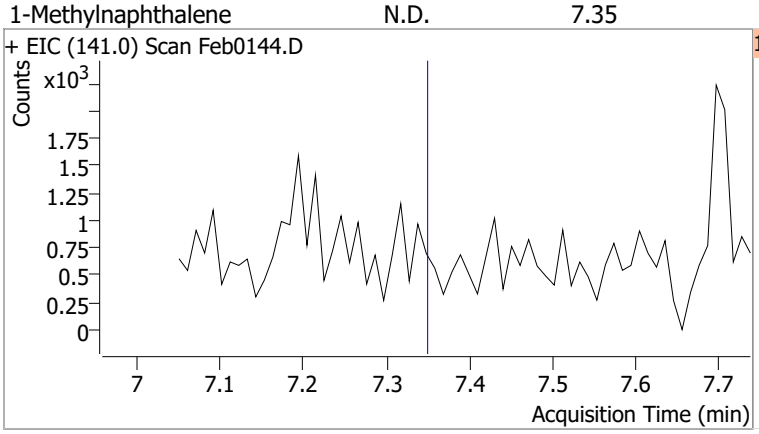

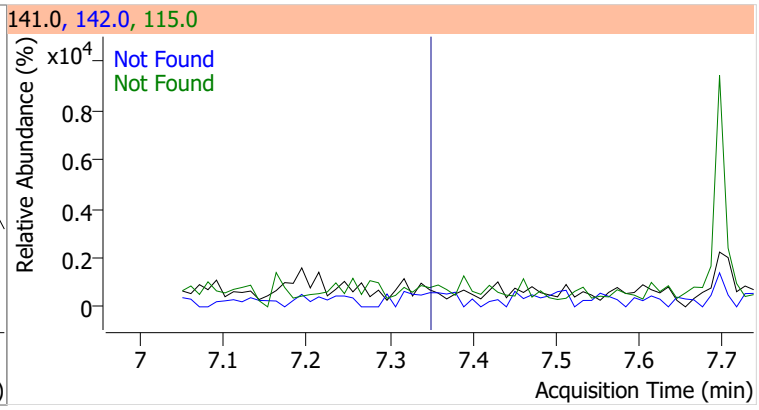

Compound	Conc.	Exp RT	QIon	Exp Ratio	QIon	Exp Ratio
Hexachlorocyclopentadiene	N.D.	7.43	238.9	62.5	234.9	62.4

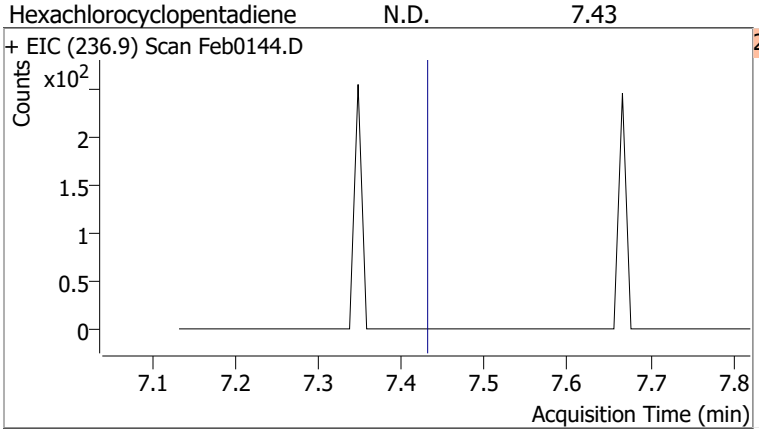

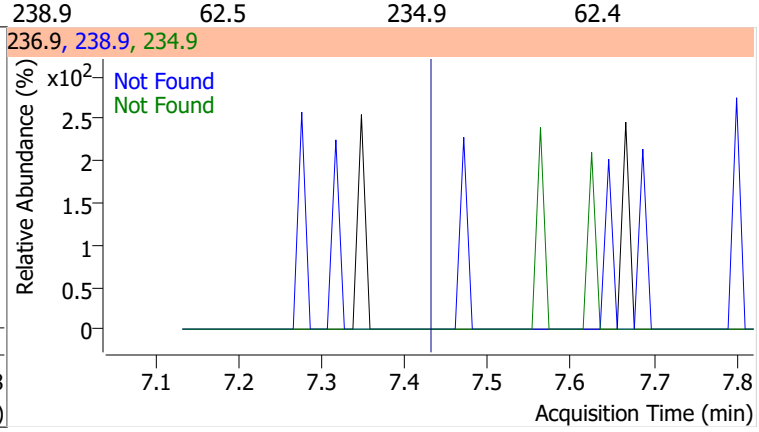

Compound	Conc.	Exp RT	QIon	Exp Ratio
2,4,6-Trichlorophenol	N.D.	7.59	198.0	98.1

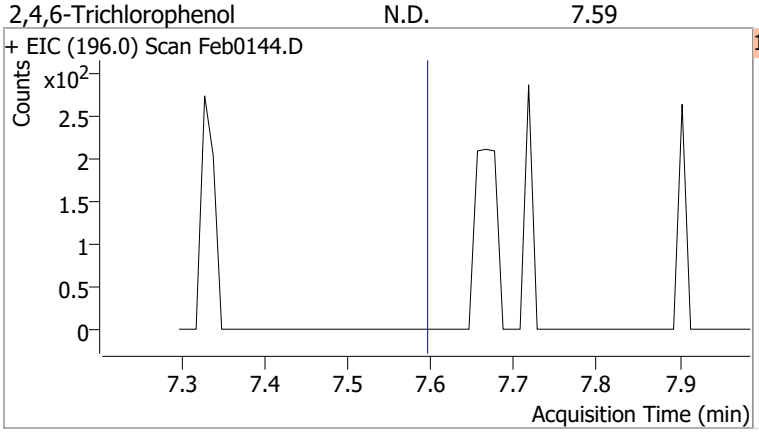

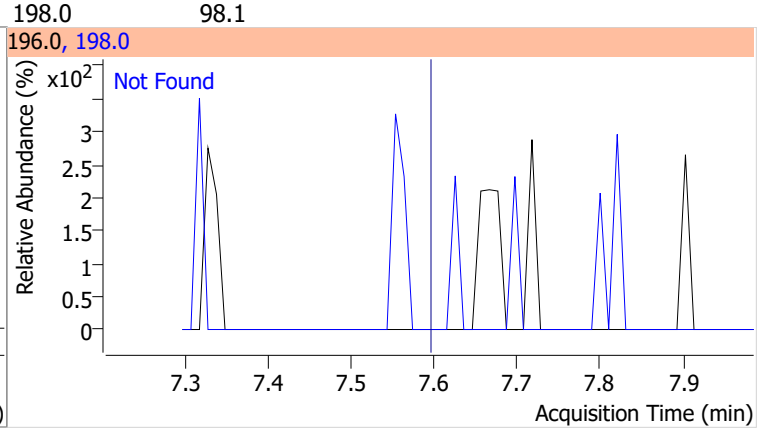

Compound	Conc.	Exp RT	QIon	Exp Ratio
2,4,5-Trichlorophenol	N.D.	7.64	198.0	93.7

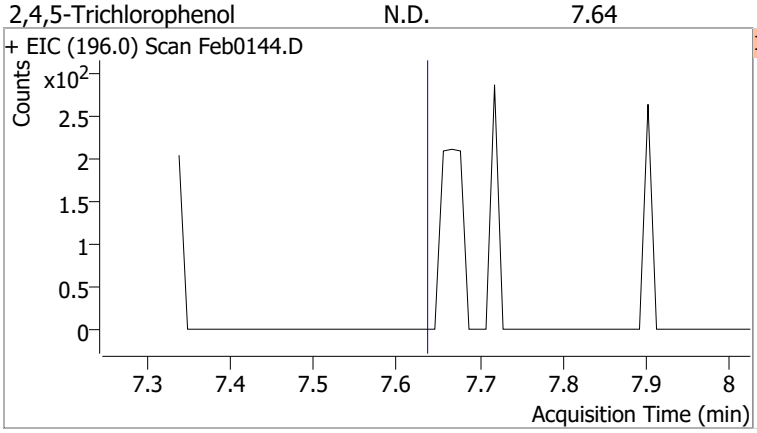

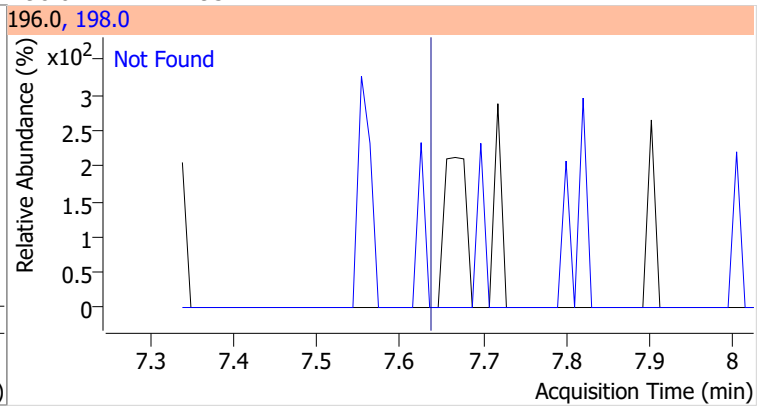

Compound	Conc.	RT	Dev(Min)	Resp.	QIon	QRatio	Lower	Upper
2-Fluorobiphenyl	59.9538	7.70	0.00	1279514	171.0	33.2	23.8	44.1

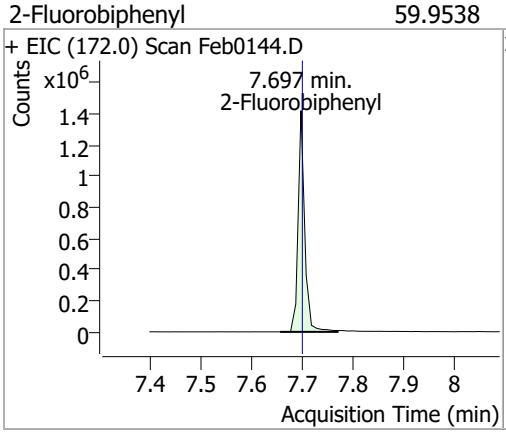

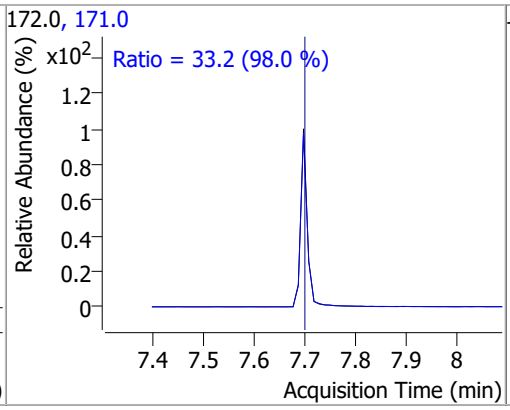

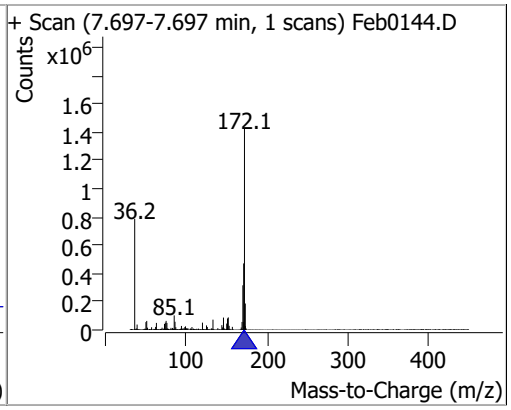

Compound	Conc.	Exp RT	QIon	Exp Ratio	QIon	Exp Ratio
2-Chloronaphthalene	N.D.	7.81	127.0	36.7	164.0	32.2

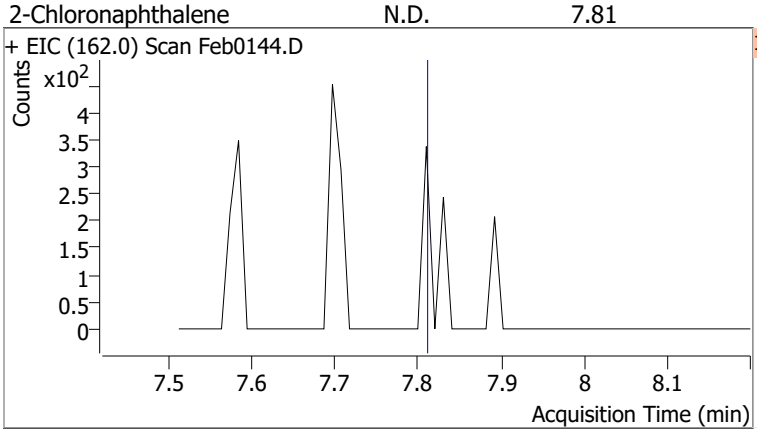

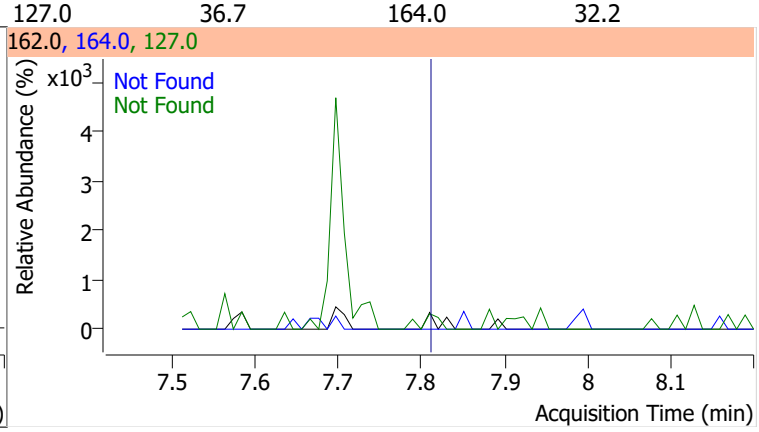

Compound	Conc.	Exp RT	QIon	Exp Ratio
2-Nitroaniline	N.D.	7.96	138.0	120.7

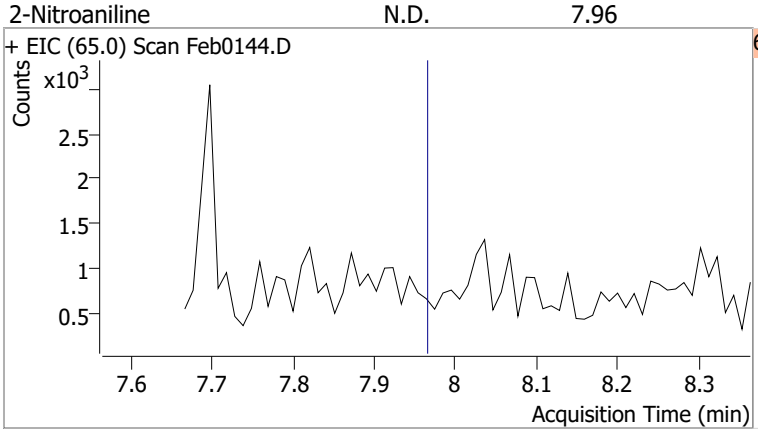

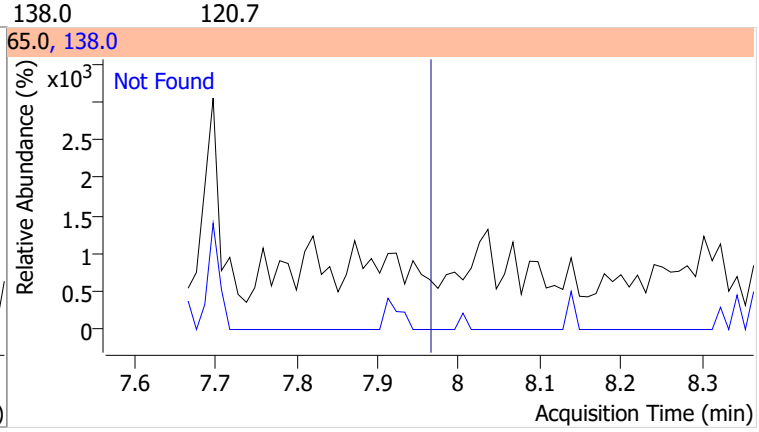

Compound	Conc.	RT	Dev(Min)	Resp.	QIon	QRatio	Lower	Upper
Dimethyl Phthalate		0		0	77.0		13.0	24.2

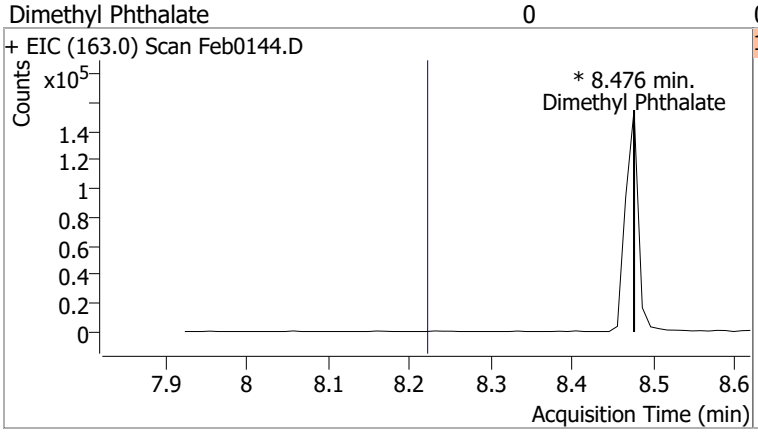

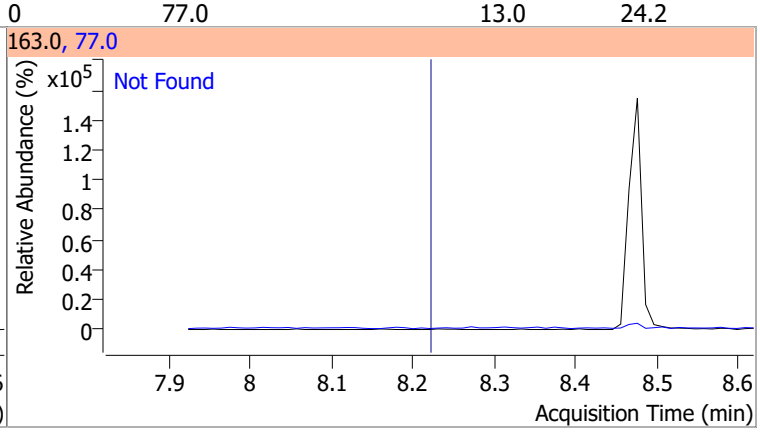

Compound	Conc.	RT	Dev(Min)	Resp.	QIon	QRatio	Lower	Upper
2,6-Dinitrotoluene		0		0	63.0		82.2	152.7
					89.0		40.8	75.8

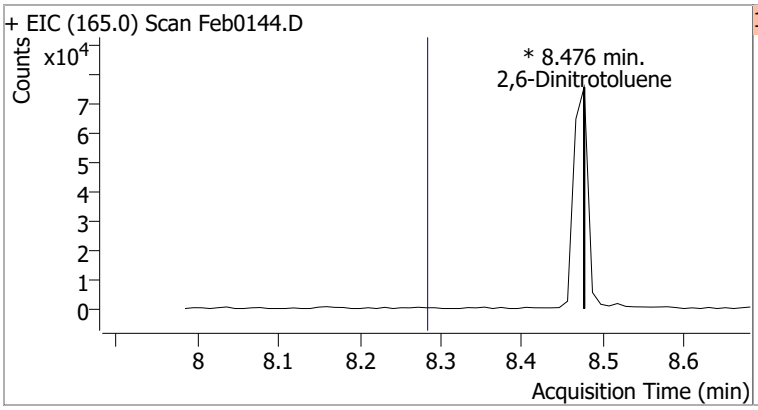

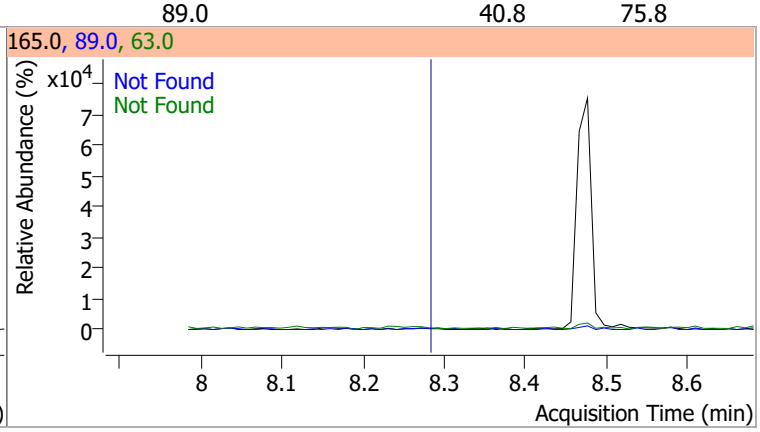

Compound	Conc.	Exp RT	QIon	Exp Ratio
Acenaphthylene	N.D.	8.30	153.1	14.0

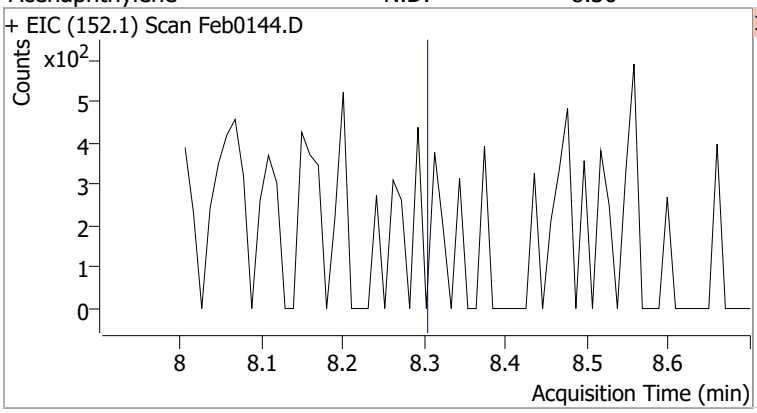

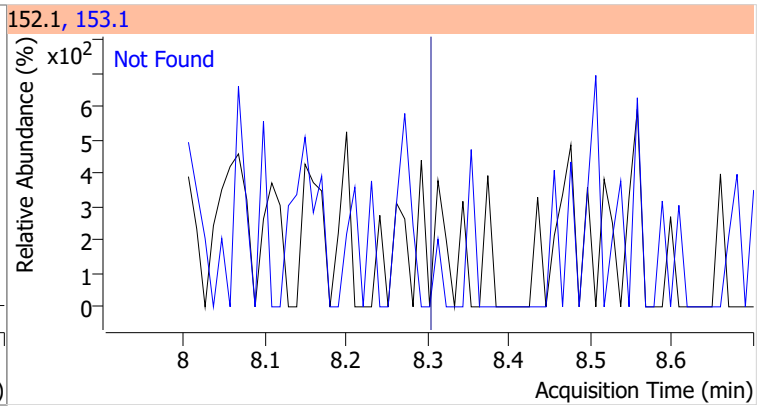

Compound	Conc.	Exp RT	QIon	Exp Ratio	QIon	Exp Ratio
3-Nitroaniline	N.D.	8.48	65.0	121.0	92.0	102.4

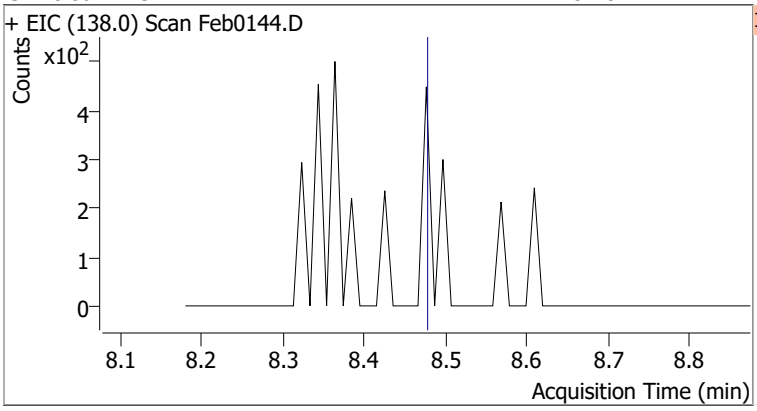

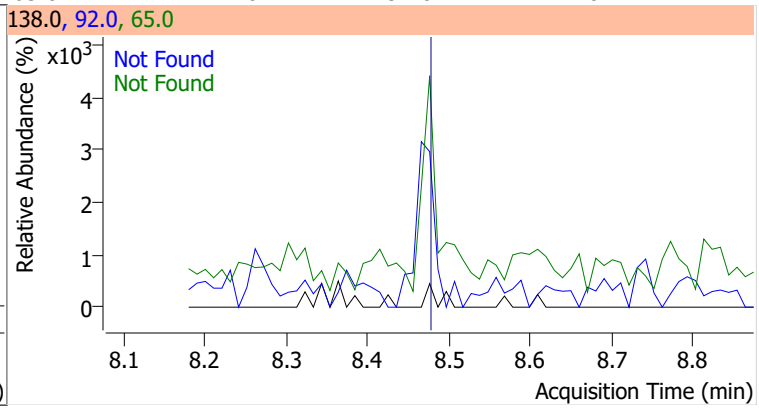

Compound	Conc.	Exp RT	QIon	Exp Ratio	QIon	Exp Ratio
Acenaphthene	N.D.	8.52	153.0	109.2	152.0	51.1

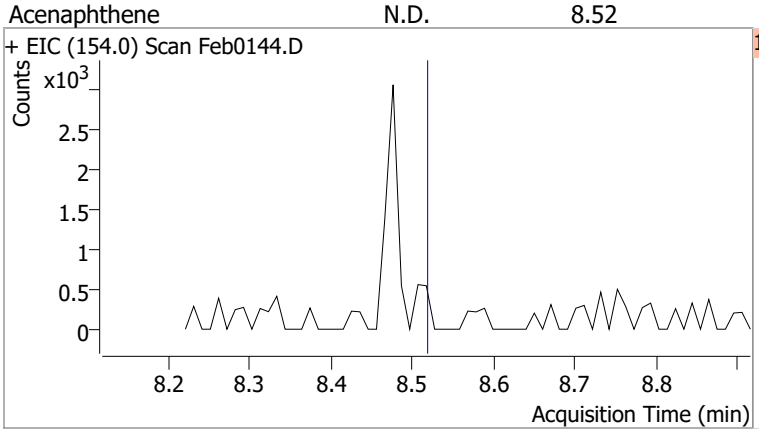

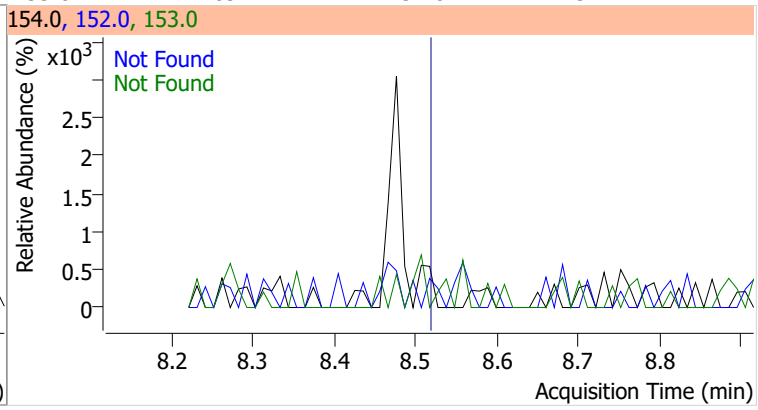

Compound	Conc.	Exp RT	QIon	Exp Ratio
2,4-Dinitrophenol	N.D.	8.60	154.0	63.4

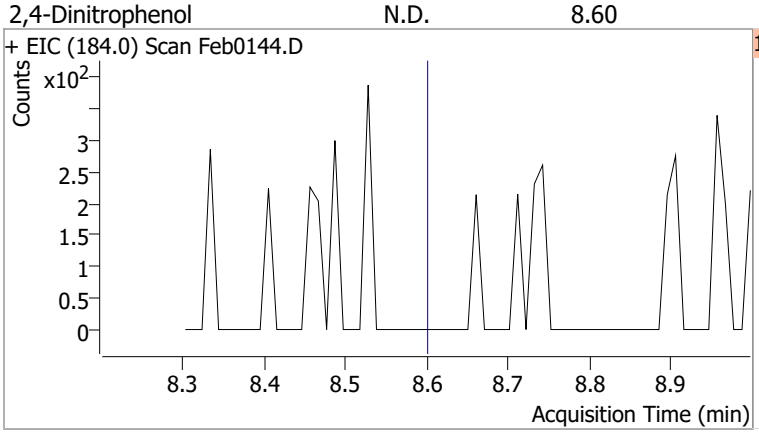

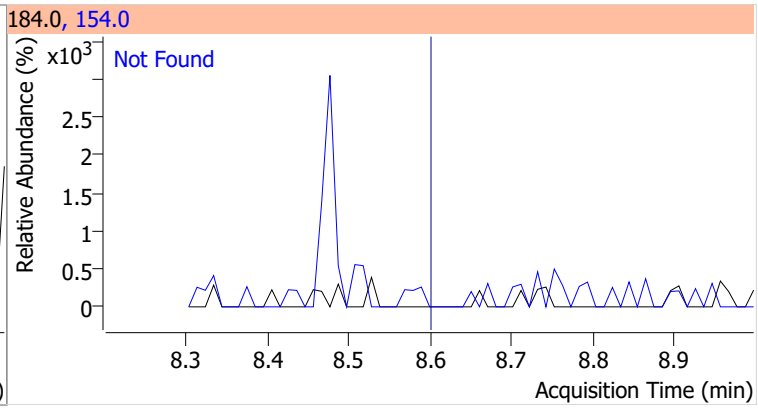

Compound	Conc.	Exp RT	QIon	Exp Ratio
Dibenzofuran	N.D.	8.72	139.0	43.1

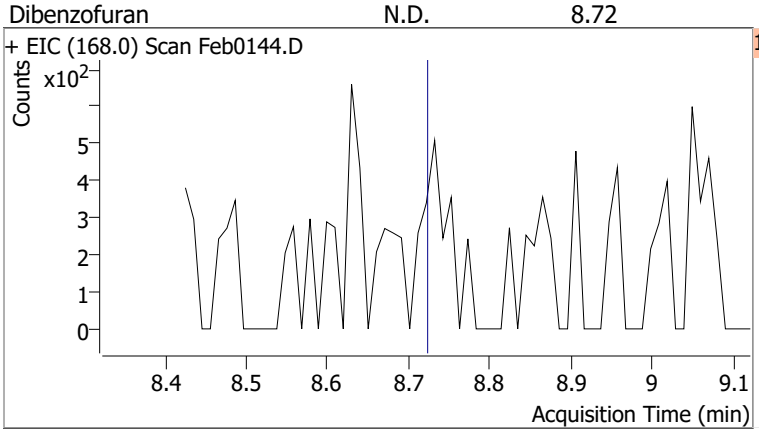

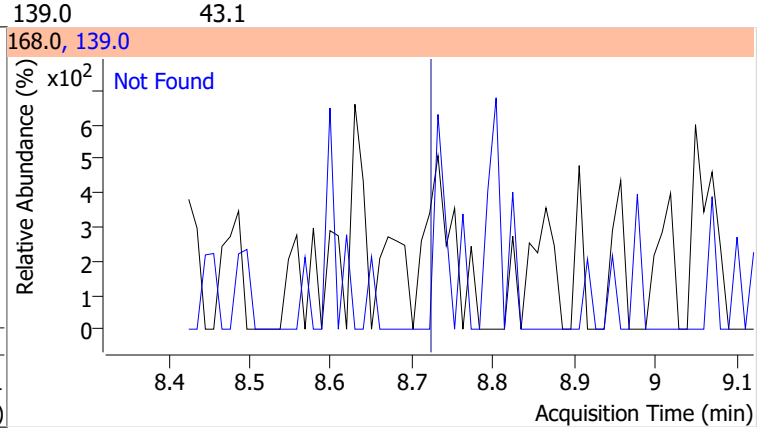

Compound	Conc.	Exp RT	QIon	Exp Ratio	QIon	Exp Ratio
4-Nitrophenol	N.D.	8.74	139.0	380.6	65.0	81.2

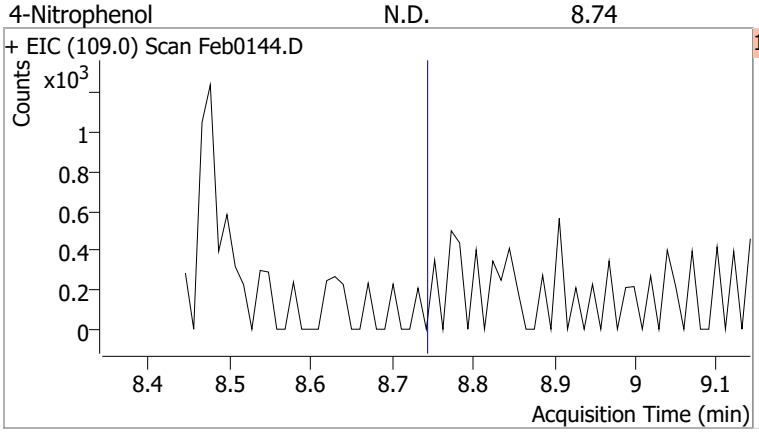

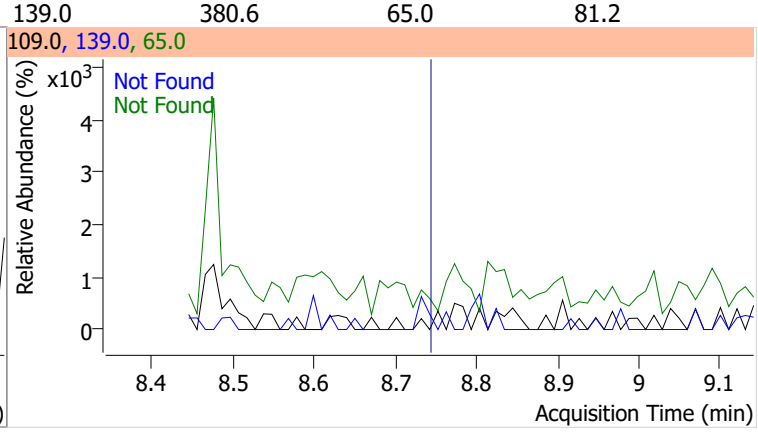

Compound	Conc.	Exp RT	QIon	Exp Ratio	QIon	Exp Ratio
2,4-Dinitrotoluene	N.D.	8.75	63.0	67.8	89.0	65.4

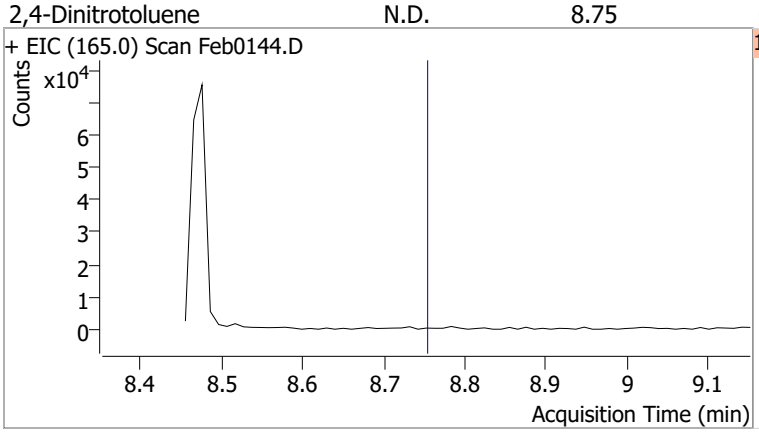

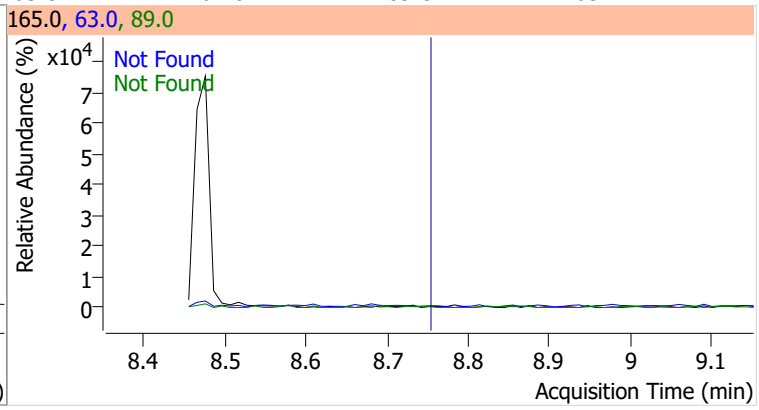

Compound	Conc.	Exp RT	QIon	Exp Ratio	QIon	Exp Ratio
Diethylphthalate	N.D.	9.09	177.0	21.1	150.0	12.6

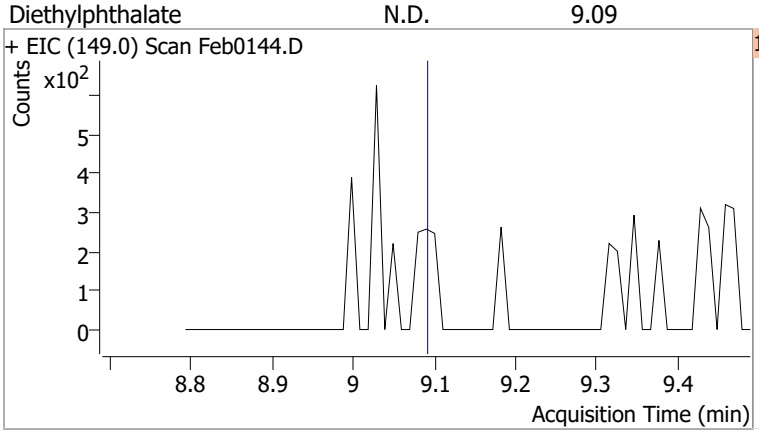

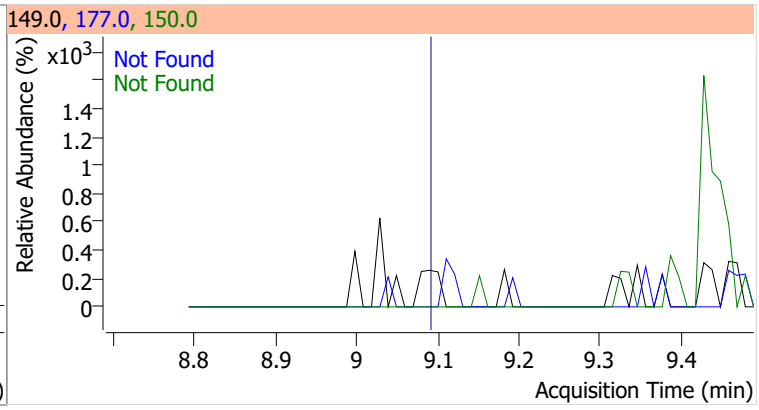

Compound	Conc.	Exp RT	QIon	Exp Ratio	QIon	Exp Ratio
Fluorene	N.D.	9.14	165.0	92.6	167.0	13.0

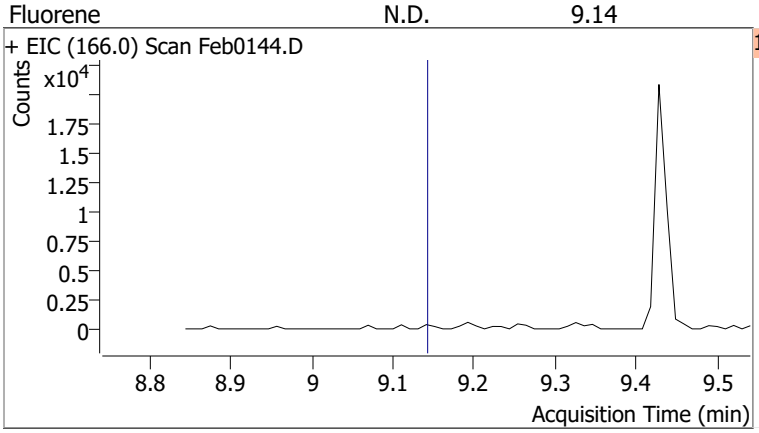

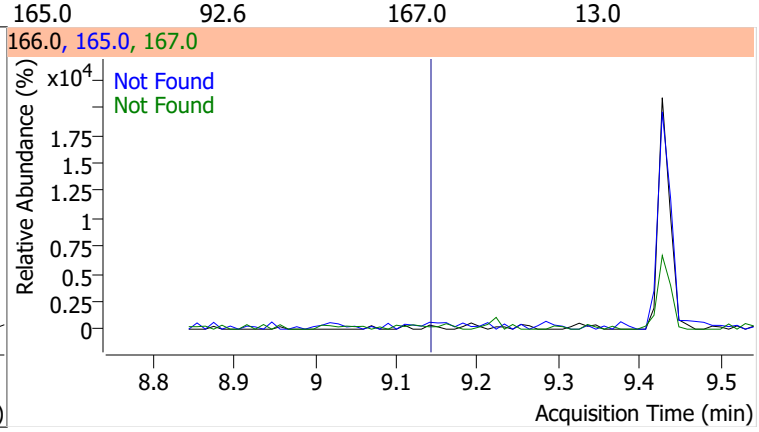

Compound	Conc.	Exp RT	QIon	Exp Ratio	QIon	Exp Ratio
4-Chlorophenyl-phenylether	N.D.	9.17	141.0	62.7	206.0	33.2

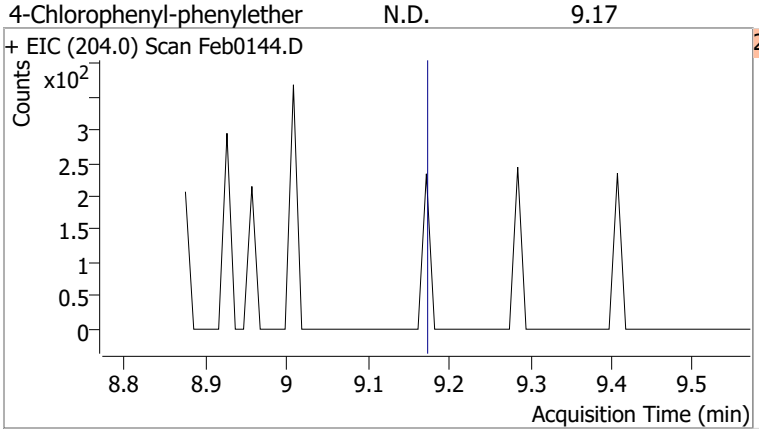

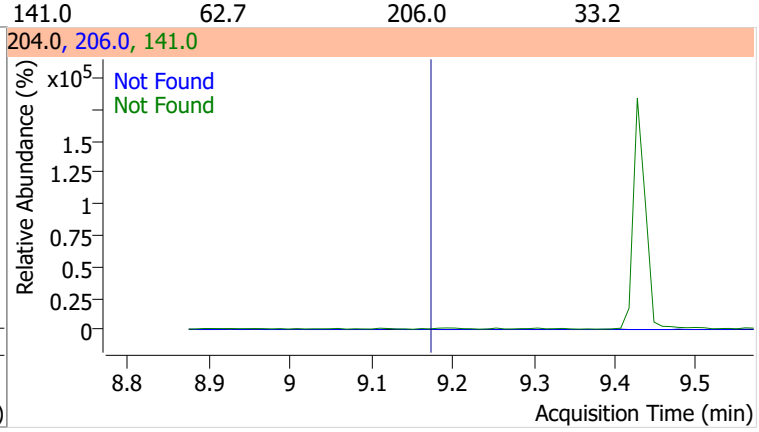

Compound	Conc.	Exp RT	QIon	Exp Ratio	QIon	Exp Ratio
4-Nitroaniline	N.D.	9.21	65.0	101.3	92.0	51.2

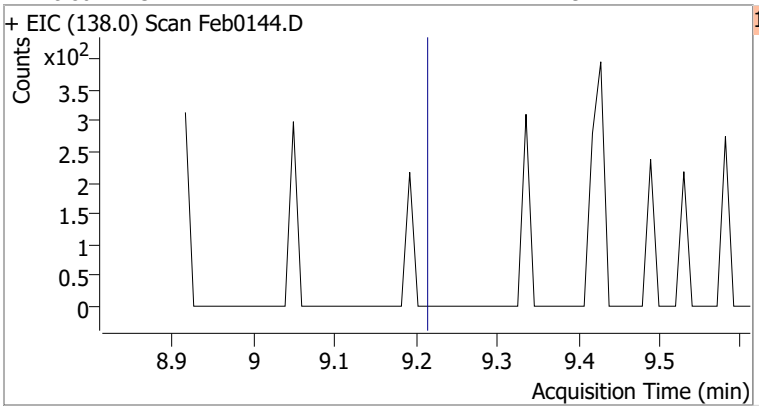

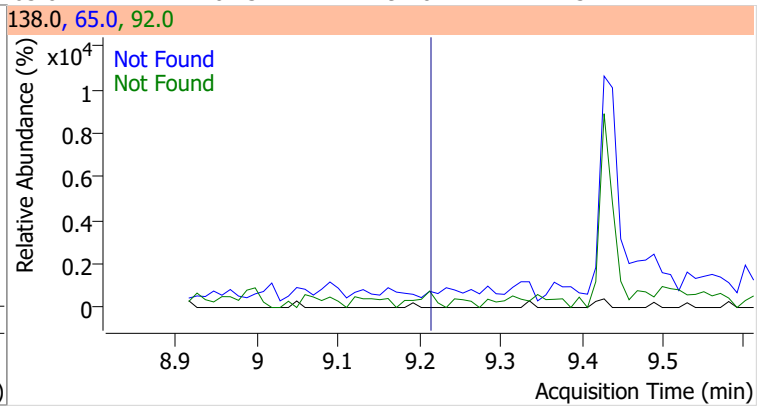

Compound	Conc.	RT	Dev(Min)	Resp.	QIon	QRatio	Lower	Upper
4,6-Dinitro-2-methylphenol		0		0	121.0		32.5	60.3

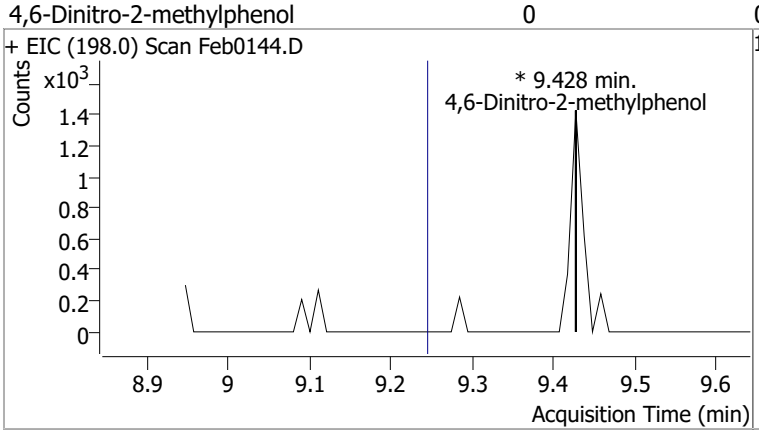

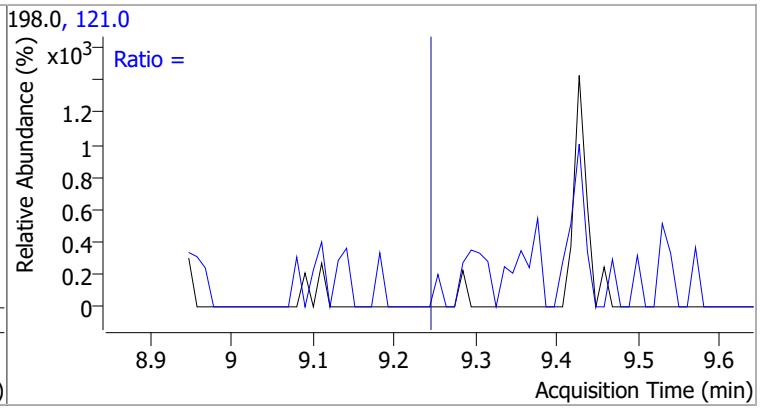

Compound	Conc.	Exp RT	QIon	Exp Ratio	QIon	Exp Ratio
N-nitrosodiphenylamine	N.D.	9.33	168.0	63.3	167.0	34.3

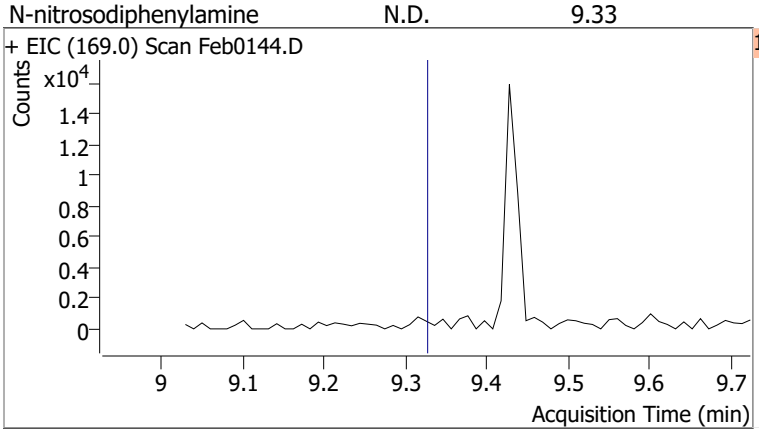

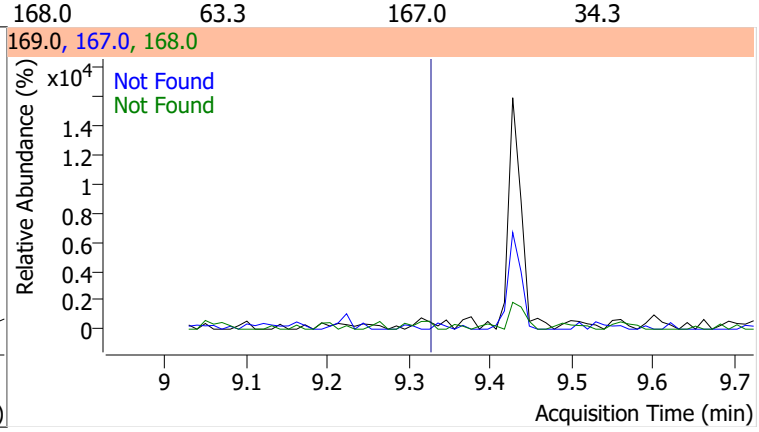

Compound	Conc.	Exp RT	QIon	Exp Ratio	QIon	Exp Ratio
Azobenzene	N.D.	9.36	51.0	37.7	182.0	27.4

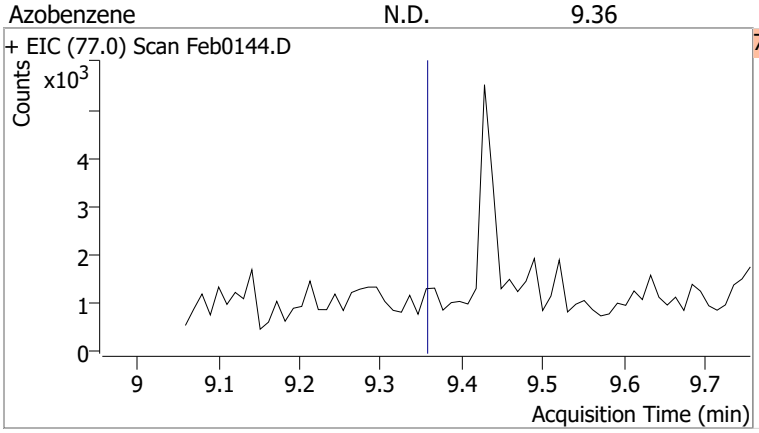

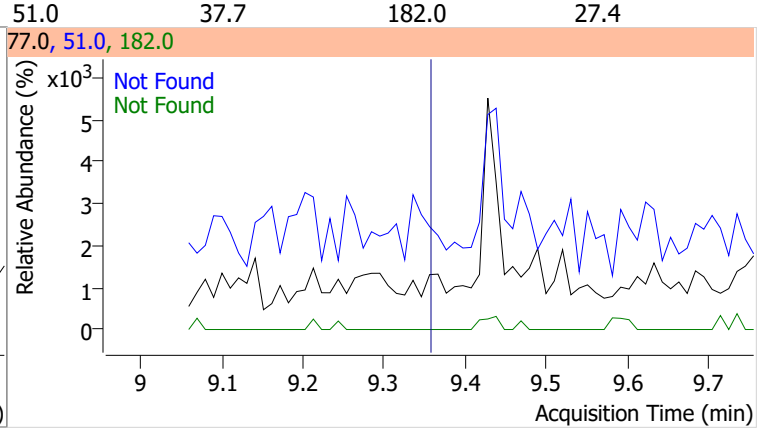

Quantitation Results Report (QT Reviewed)

Compound	Conc.	RT	Dev(Min)	Resp.	QIon	QRatio	Lower	Upper
2,4,6-Tribromophenol	195.9444	9.43	0.00	337051	331.8	87.7	65.5	121.6

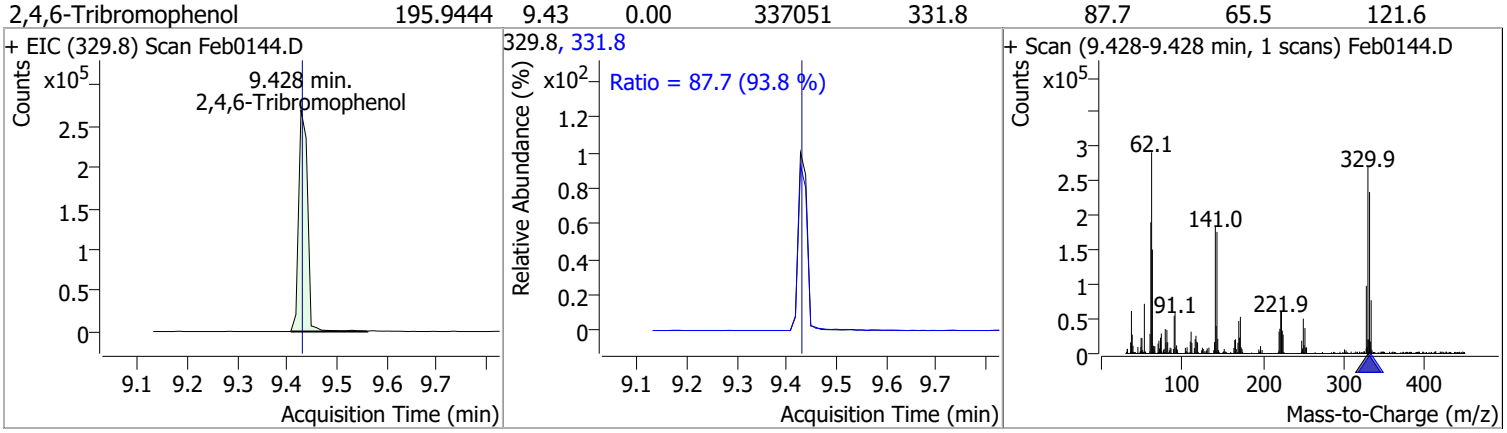

Compound	Conc.	Exp RT	QIon	Exp Ratio	QIon	Exp Ratio
4-Bromophenyl-phenylether	N.D.	9.76	141.0	103.5	250.0	100.5

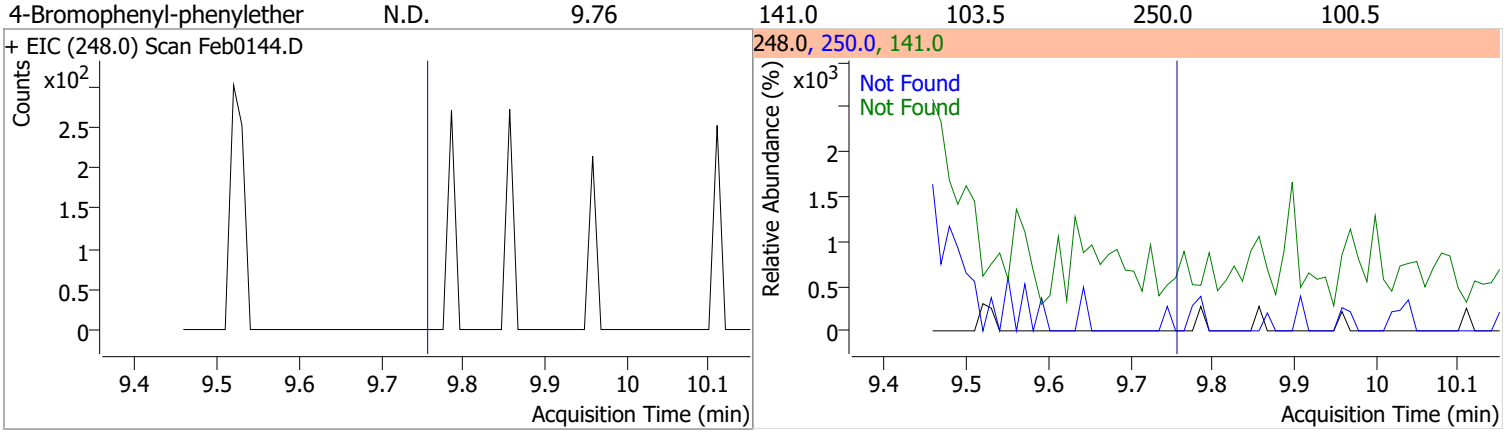

Compound	Conc.	Exp RT	QIon	Exp Ratio
Hexachlorobenzene	N.D.	9.80	142.0	47.3

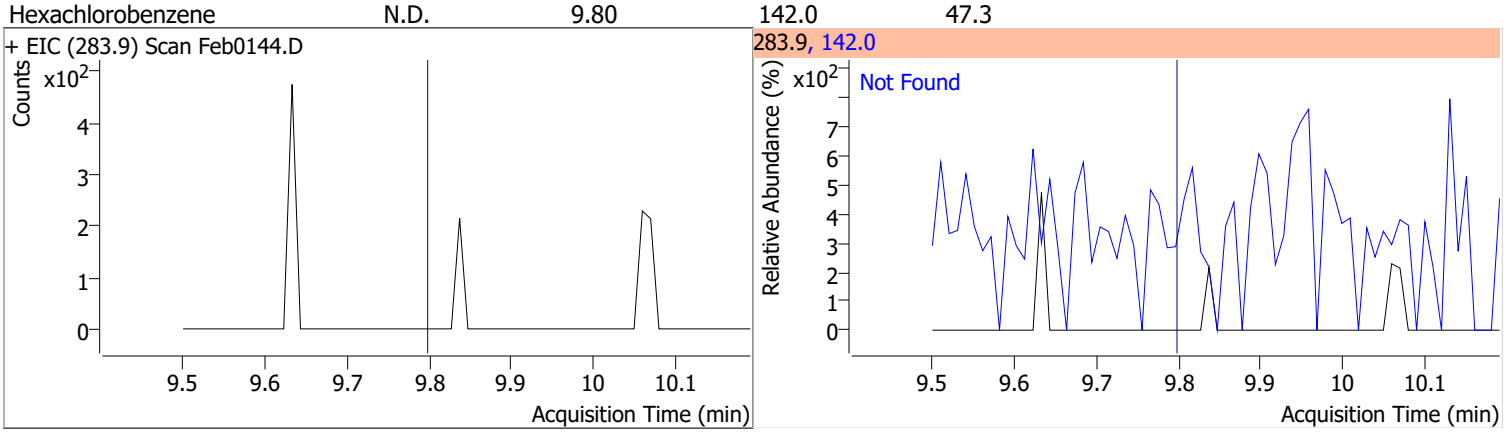

Compound	Conc.	Exp RT	QIon	Exp Ratio	QIon	Exp Ratio
Pentachlorophenol	N.D.	10.05	267.9	65.3	263.9	62.6

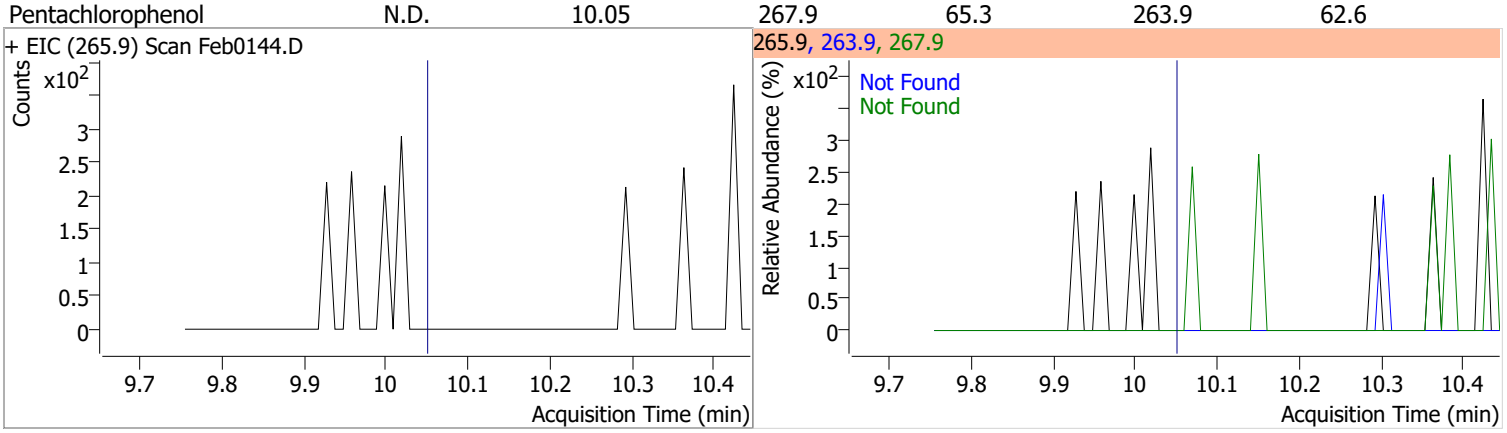

Compound	Conc.	Exp RT	QIon	Exp Ratio
Phenanthrene	N.D.	10.29	176.0	18.9

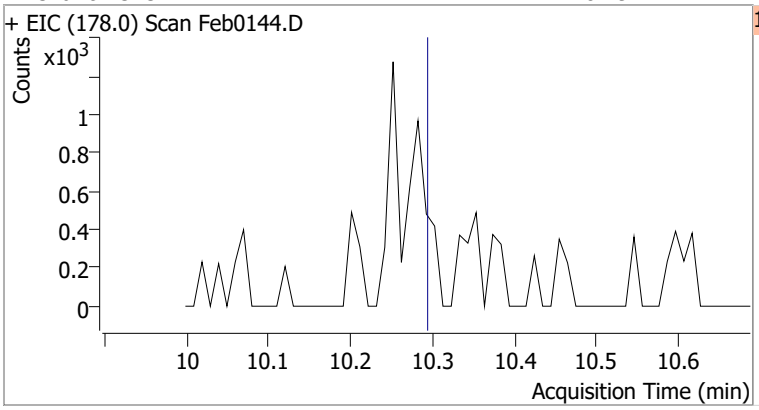

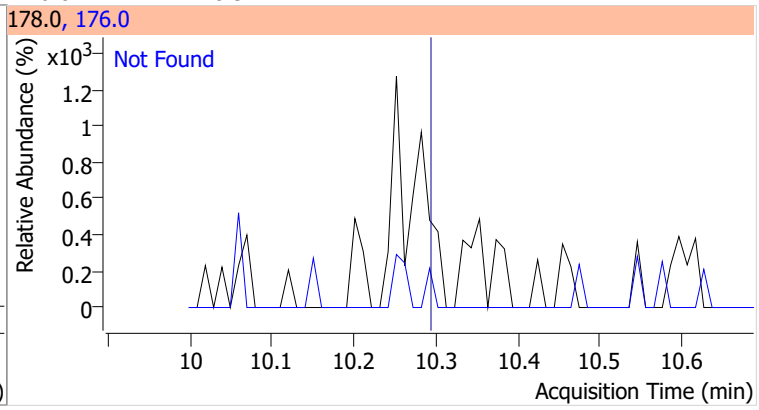

Compound	Conc.	Exp RT	QIon	Exp Ratio
Anthracene	N.D.	10.35	176.0	18.1

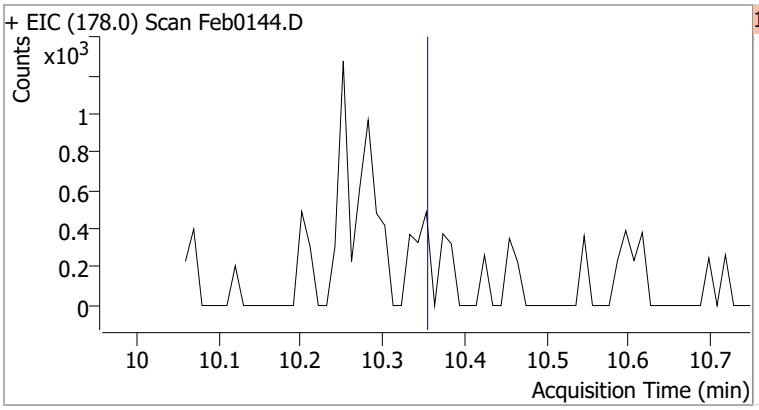

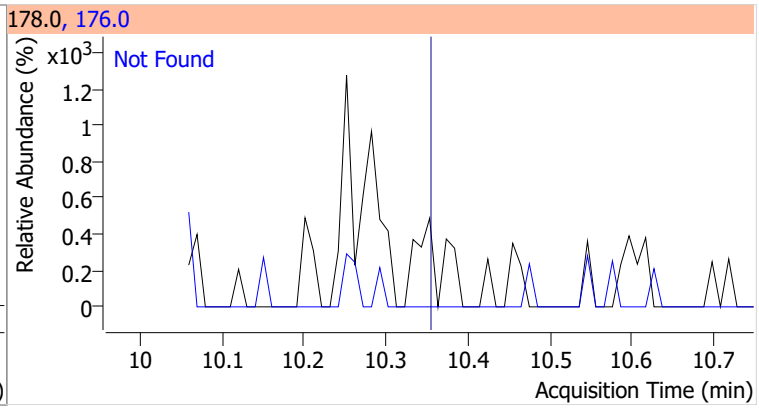

Compound	Conc.	Exp RT	QIon	Exp Ratio	QIon	Exp Ratio
Triallate	N.D.	10.41	268.0	27.2	143.0	23.0

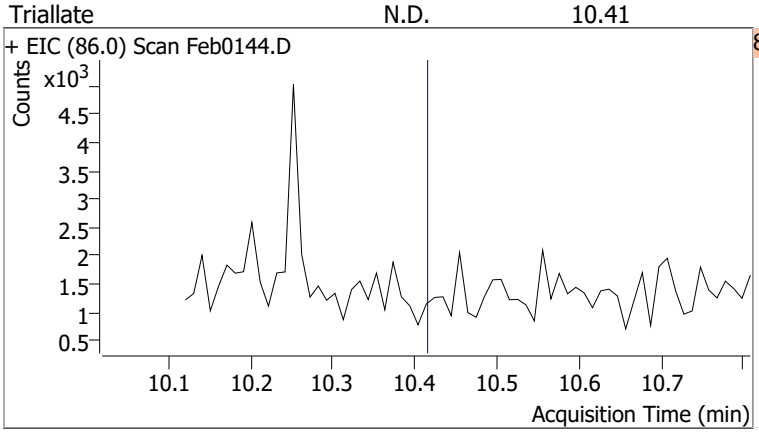

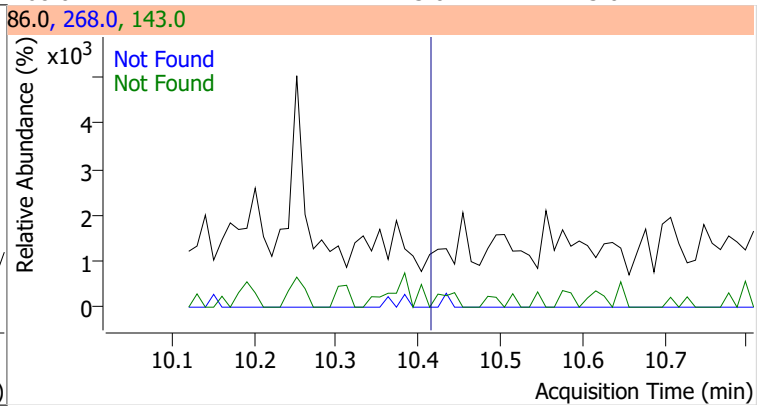

Compound	Conc.	Exp RT	QIon	Exp Ratio
Carbazole	N.D.	10.60	139.0	13.0

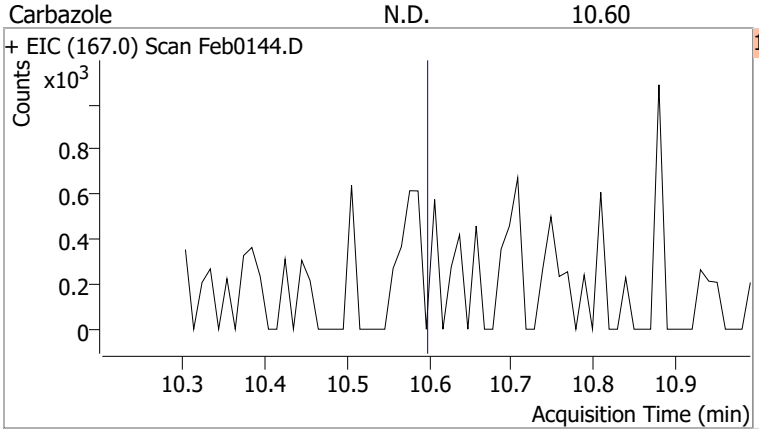

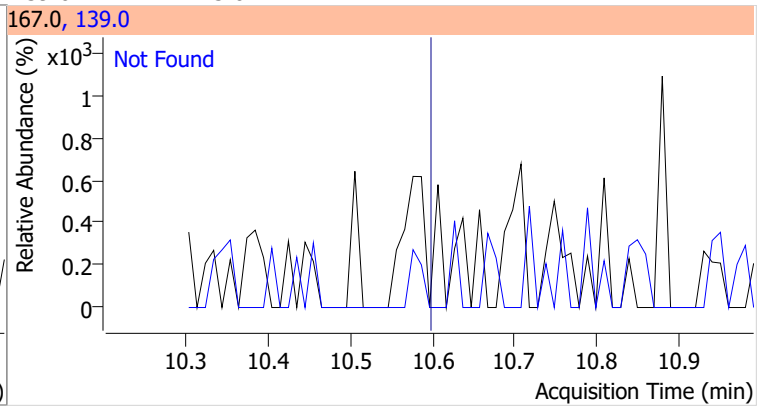

Compound	Conc.	Exp RT	QIon	Exp Ratio	QIon	Exp Ratio
o-Terphenyl	N.D.	10.82	229.0	63.0	215.0	37.7

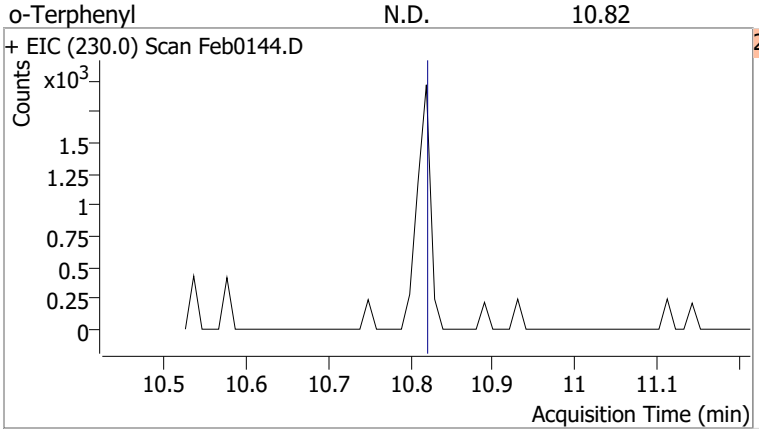

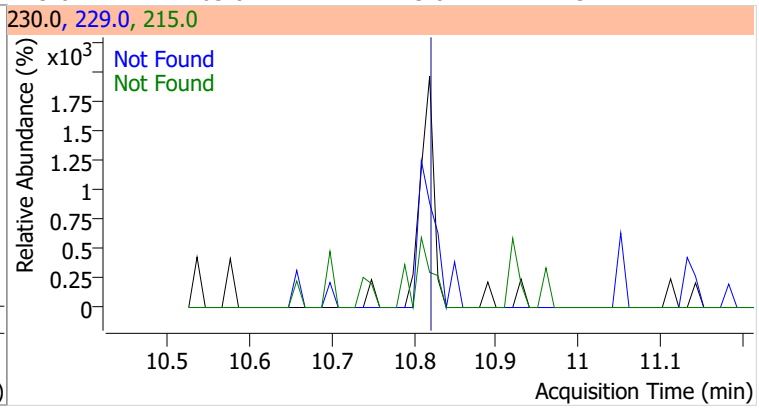

Compound	Conc.	Exp RT	QIon	Exp Ratio	QIon	Exp Ratio
Di-n-Butylphthalate	N.D.	11.20	150.0	9.0	104.0	5.8

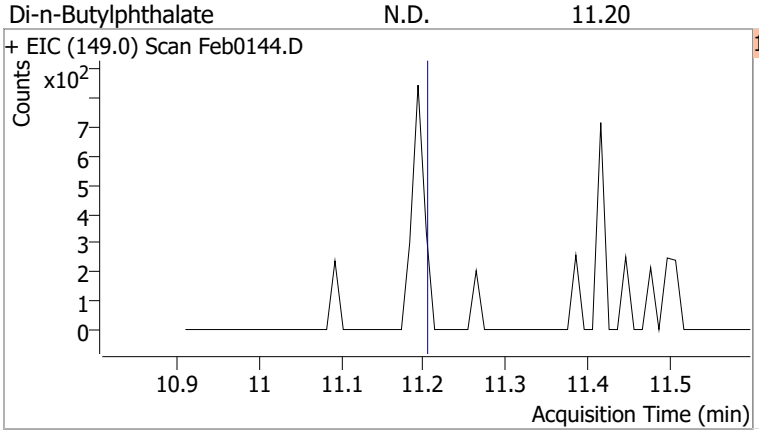

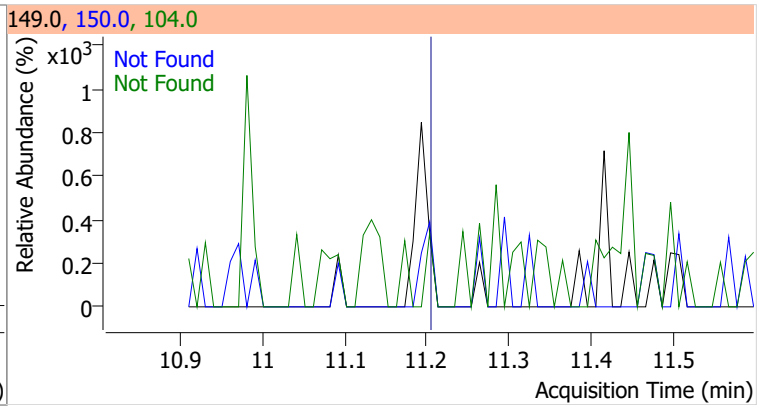

Compound	Conc.	Exp RT	QIon	Exp Ratio
Fluoranthene	N.D.	12.12	101.0	12.3

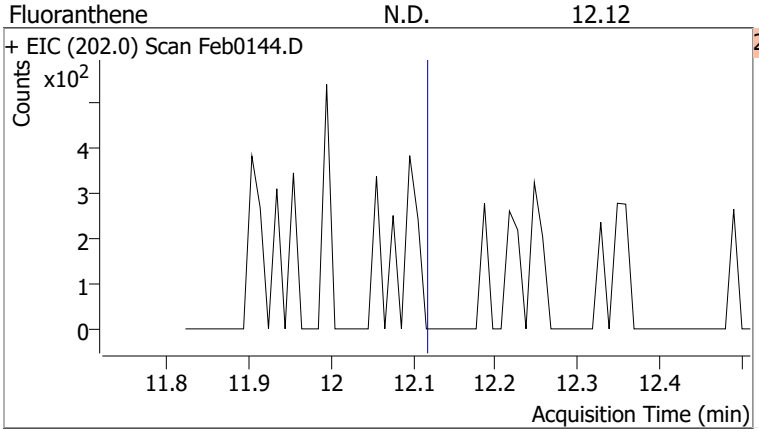

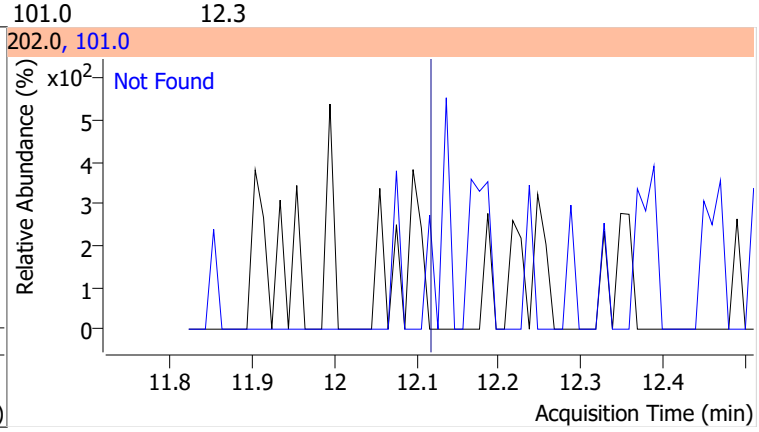

Compound	Conc.	Exp RT	QIon	Exp Ratio	QIon	Exp Ratio
Benzidine	N.D.	12.50	183.0	12.2	92.0	7.5

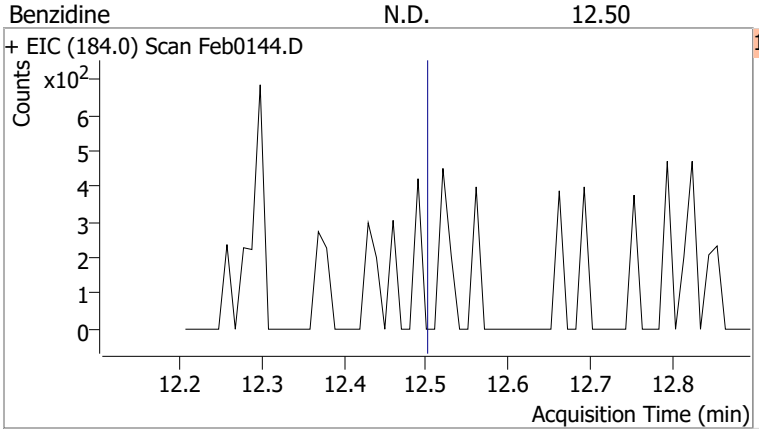

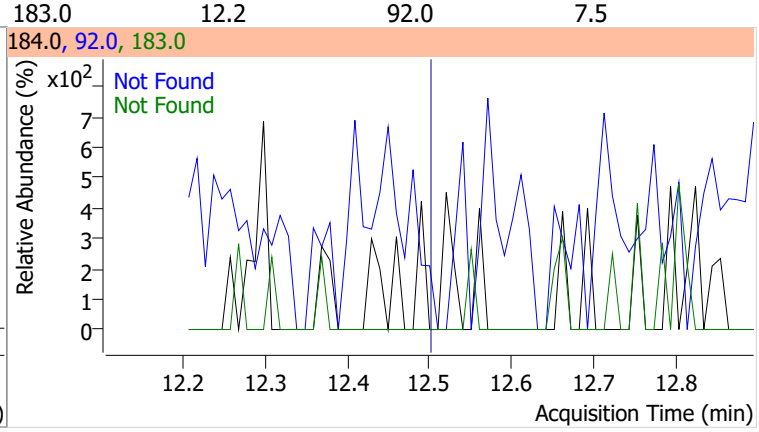

Quantitation Results Report (QT Reviewed)

Compound	Conc.	Exp RT	QIon	Exp Ratio
Pyrene	N.D.	12.55	101.0	14.0

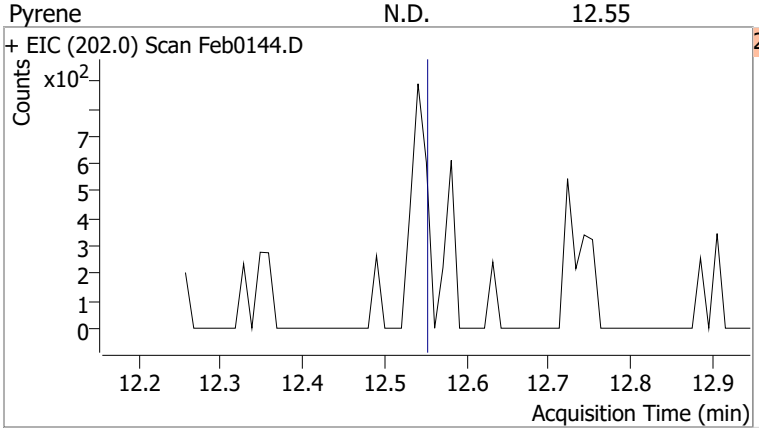

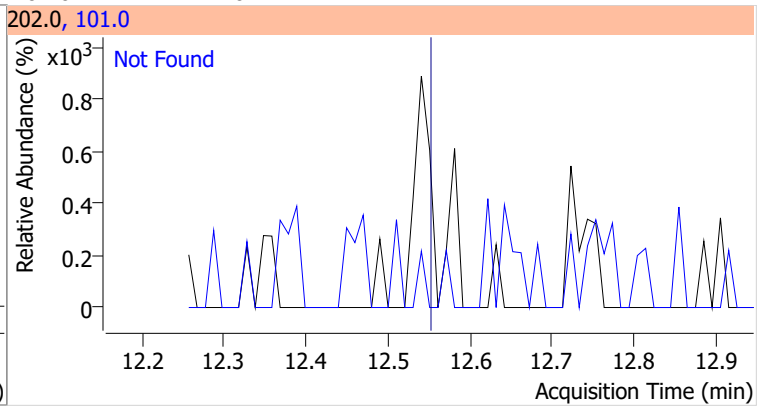

Compound	Conc.	RT	Dev(Min)	Resp.	QIon	QRatio	Lower	Upper
Terphenyl-d14	101.0962	13.06	0.00	2139211	122.0	14.2	8.8	16.4

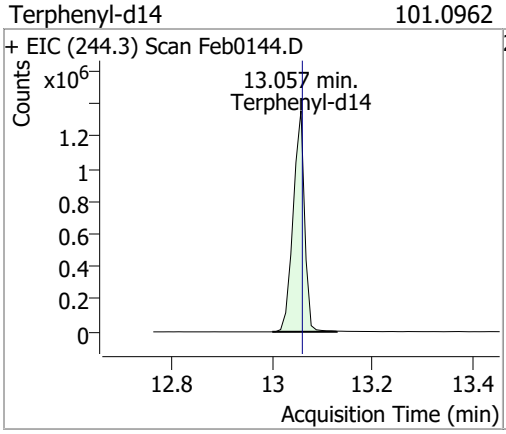

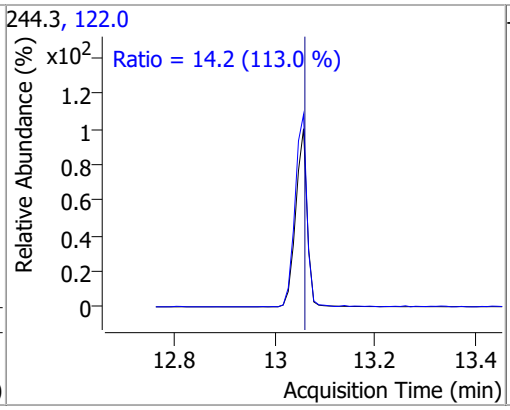

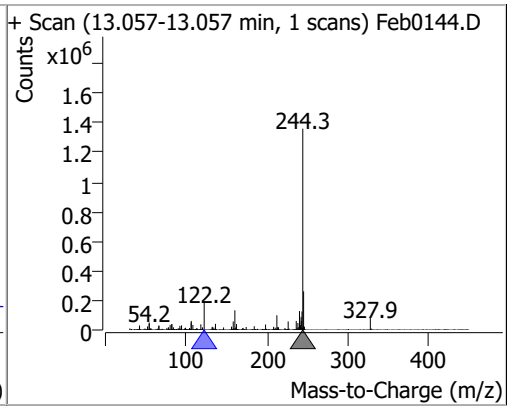

Compound	Conc.	Exp RT	QIon	Exp Ratio	QIon	Exp Ratio
Butylbenzylphthalate	N.D.	14.53	91.0	80.1	206.0	18.4

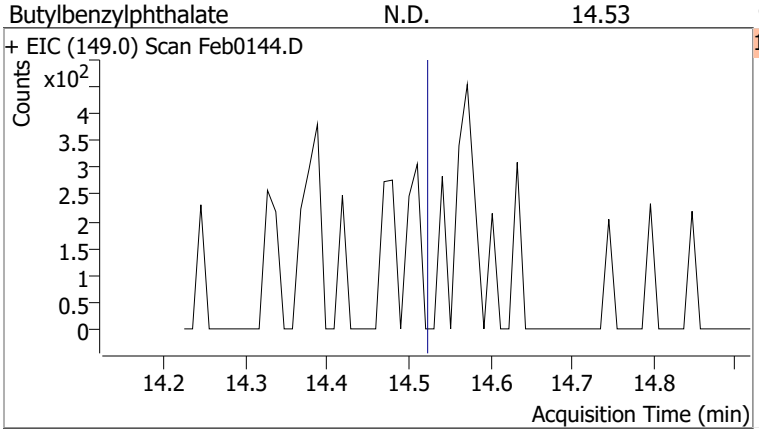

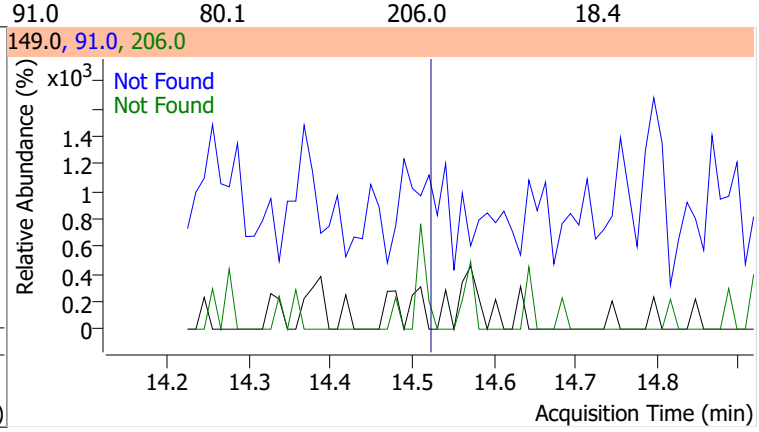

Compound	Conc.	Exp RT	QIon	Exp Ratio	QIon	Exp Ratio
Benzo(a)Anthracene	N.D.	15.76	226.0	25.8	229.0	20.9

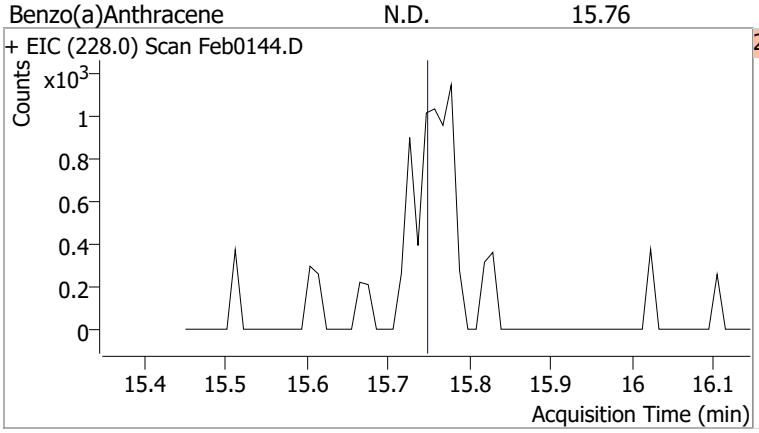

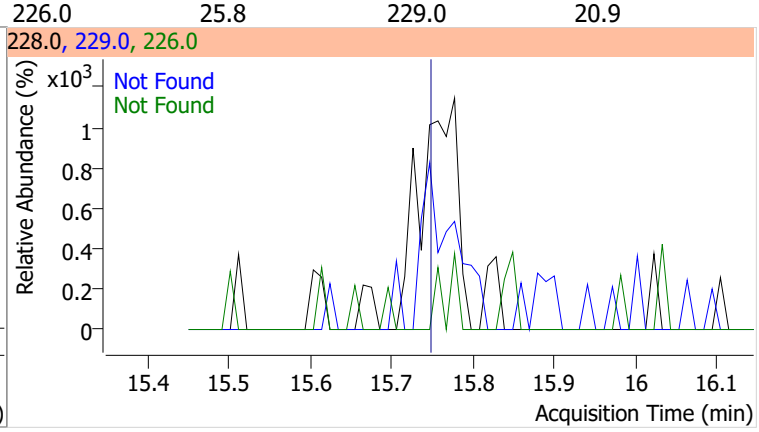

Compound	Conc.	Exp RT	QIon	Exp Ratio	QIon	Exp Ratio
Chrysene	N.D.	15.87	226.0	29.3	229.0	20.2

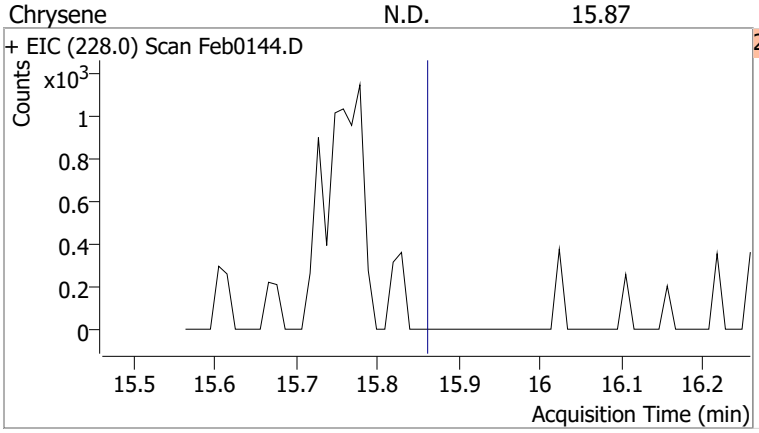

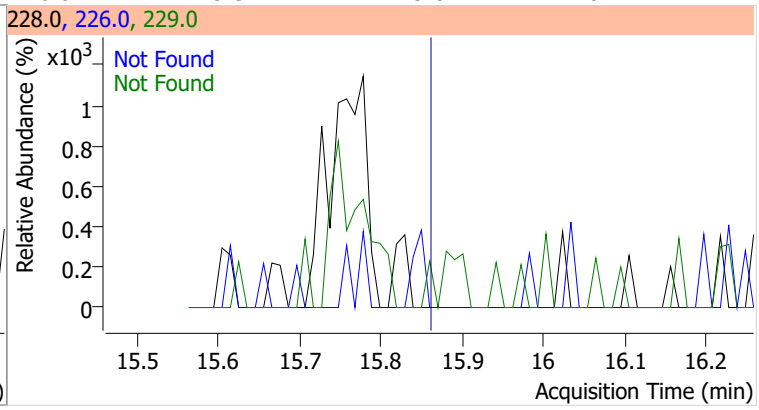

Compound	Conc.	Exp RT	QIon	Exp Ratio
3,3-Dichlorobenzidine	N.D.	15.90	254.0	64.5

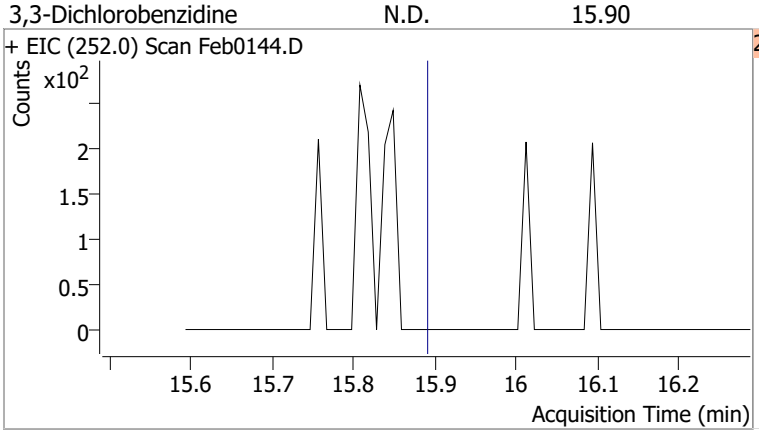

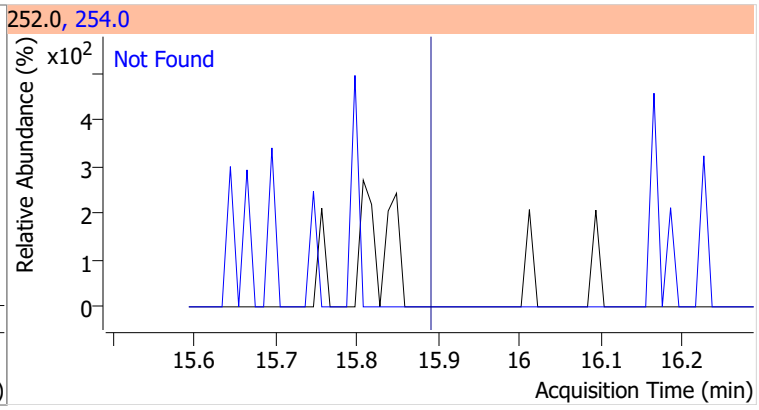

Compound	Conc.	Exp RT	QIon	Exp Ratio	QIon	Exp Ratio
bis(2-ethylhexyl)Phthalate	N.D.	16.60	149.0	385.7	279.0	15.3

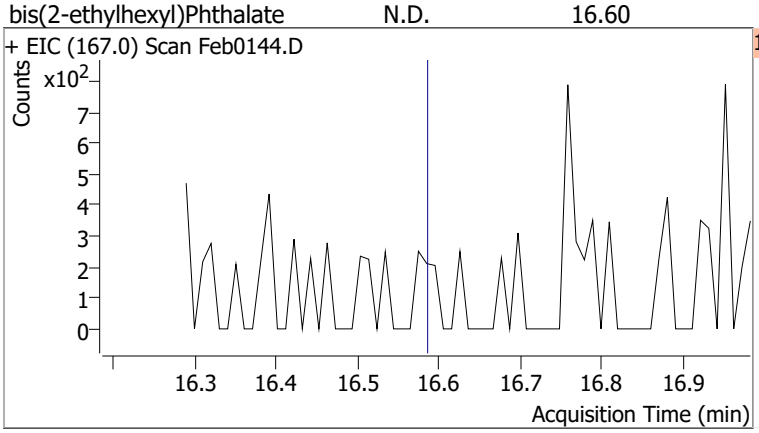

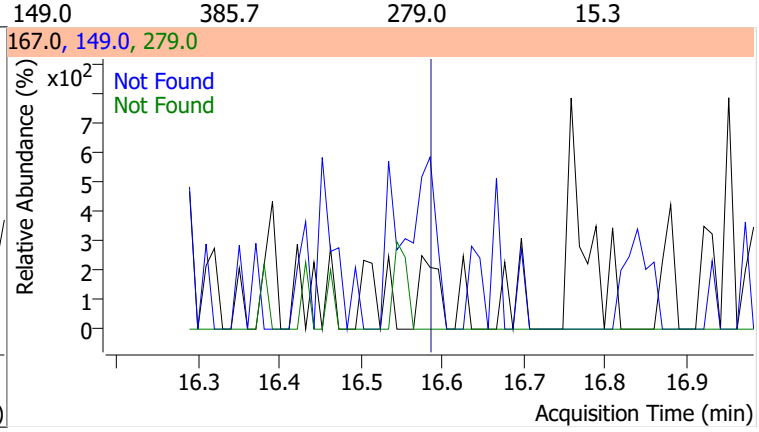

Compound	Conc.	Exp RT	QIon	Exp Ratio
Di-n-octyl Phthalate	N.D.	18.29	150.0	9.5

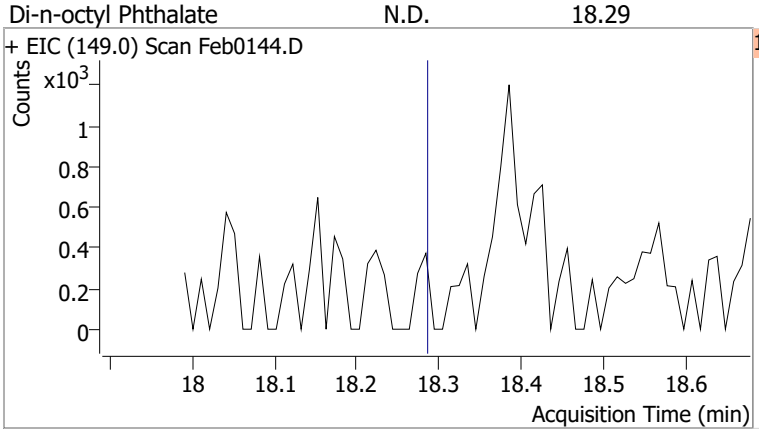

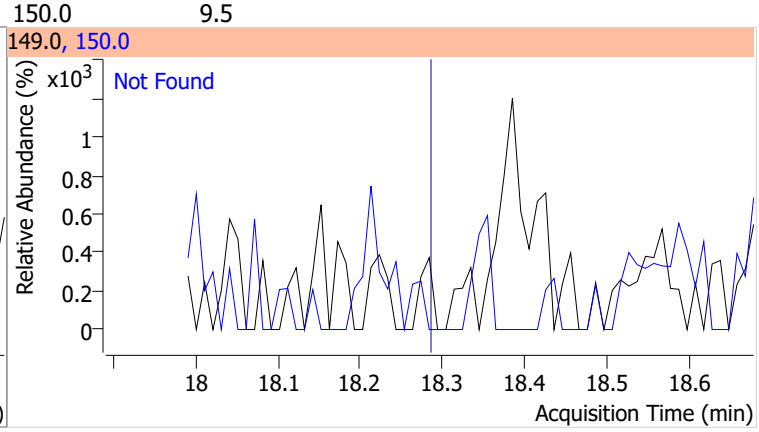

Compound	Conc.	Exp RT	QIon	Exp Ratio
Benzo(b)fluoranthene	N.D.	18.55	253.0	22.5

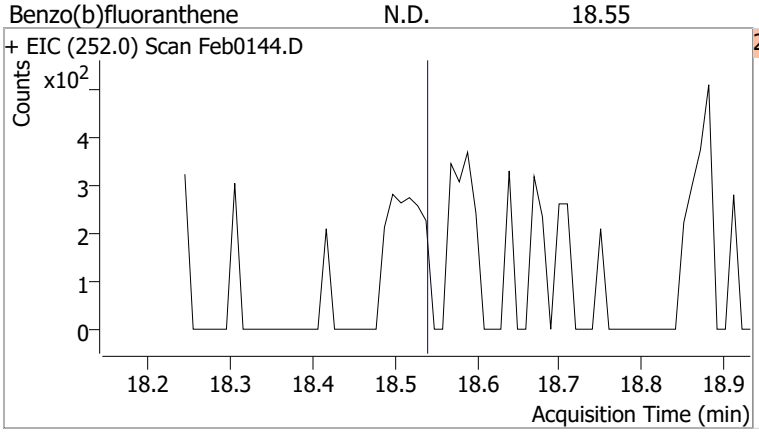

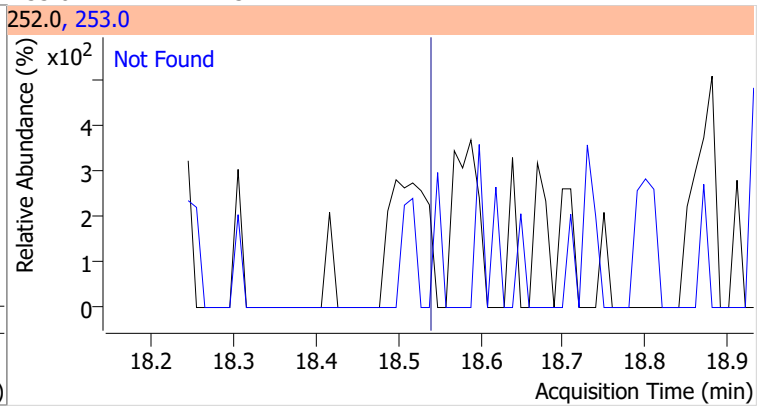

Compound	Conc.	Exp RT	QIon	Exp Ratio
Benzo(k)fluoranthene	N.D.	18.61	253.0	22.7

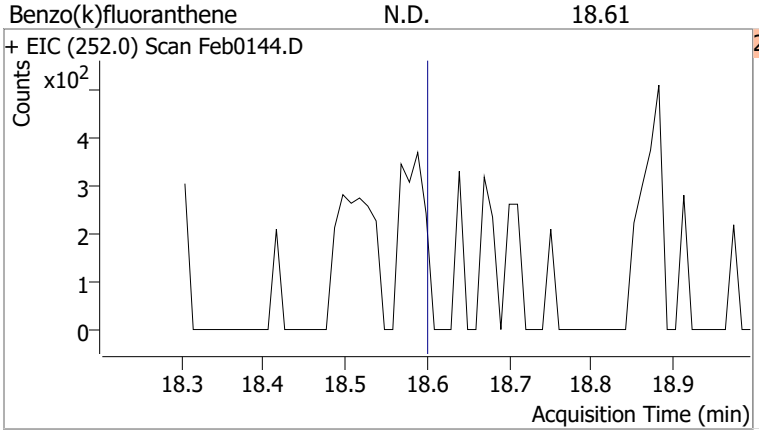

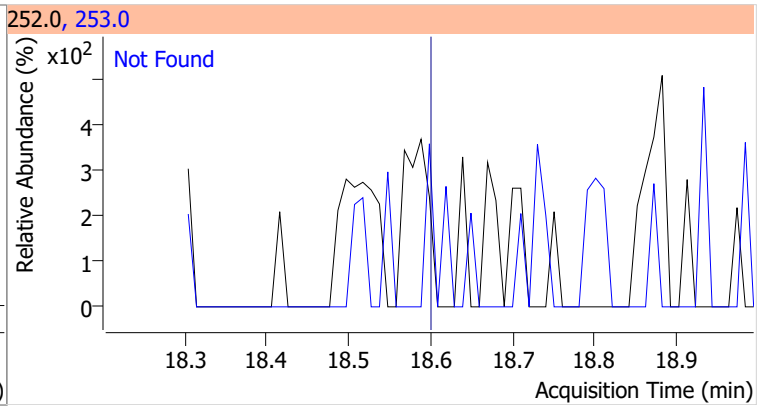

Compound	Conc.	Exp RT	QIon	Exp Ratio
Benzo(a)pyrene	N.D.	19.15	253.0	22.6

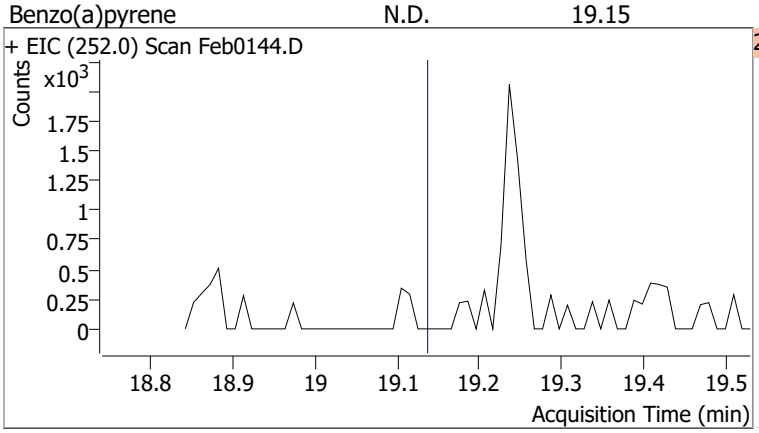

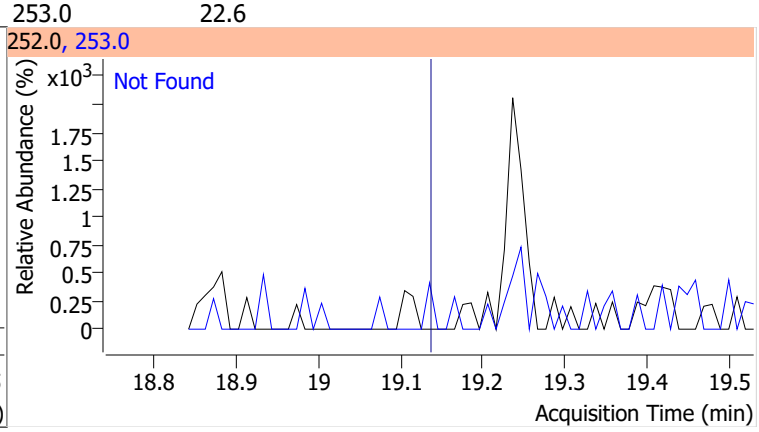

Compound	Conc.	Exp RT	QIon	Exp Ratio
Indeno(1,2,3-c,d)pyrene	N.D.	20.91	138.0	28.9

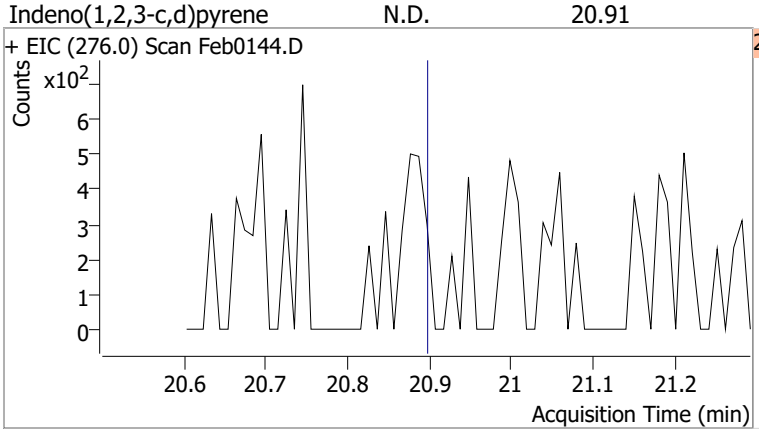

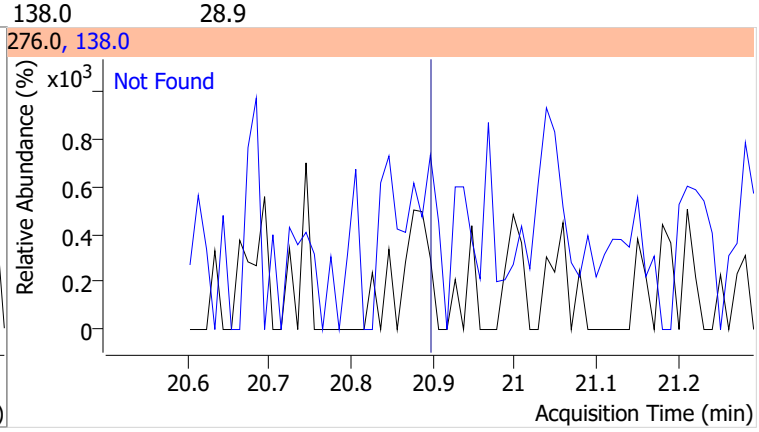

Compound	Conc.	Exp RT	QIon	Exp Ratio	QIon	Exp Ratio
Dibenzo(a,h)anthracene	N.D.	20.97	139.0	24.4	279.0	23.7

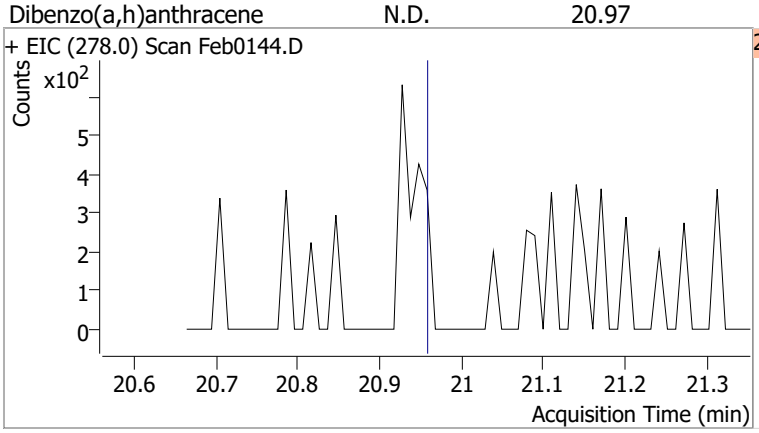

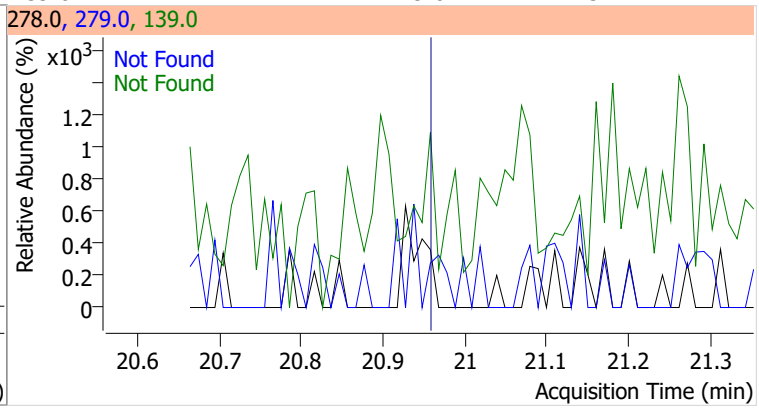

Compound	Conc.	Exp RT	QIon	Exp Ratio	QIon	Exp Ratio
Benzo(g,h,i)perylene	N.D.	21.24	138.0	32.5	277.0	24.1

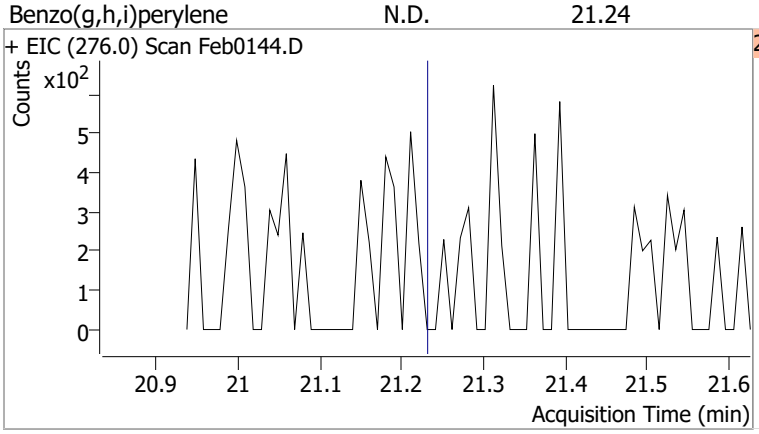

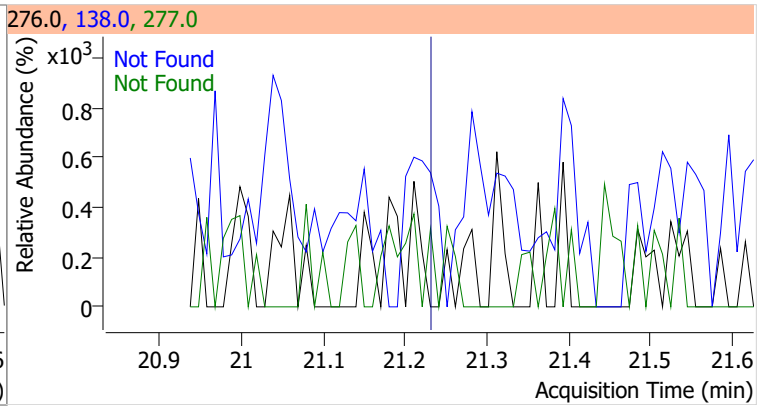

Quantitation Results Report (QT Reviewed)

Data File	Feb0145.D	Operator	LIMS import
Acq. Method	BNA+SIM.M	Acq. Date-Time	2/2/2022 4:13:27 PM
Sample Name	B22011446-006C	Instrument	Instrument #1
Vial	45	Multiplier	1.00
DA Method File	020122 DoD BNA cal.batch.bin	Comment	SVOC-8270-W-LARGO
Tune File	dftppdsm.u	Tune Date	1/25/2022 7:52:00 PM
Batch Name	020122 DoD BNA.batch.bin	Last Calib Update	2/16/2022 11:05:20 AM
Ref Library	D:\Org\Library\NIST129K.l		

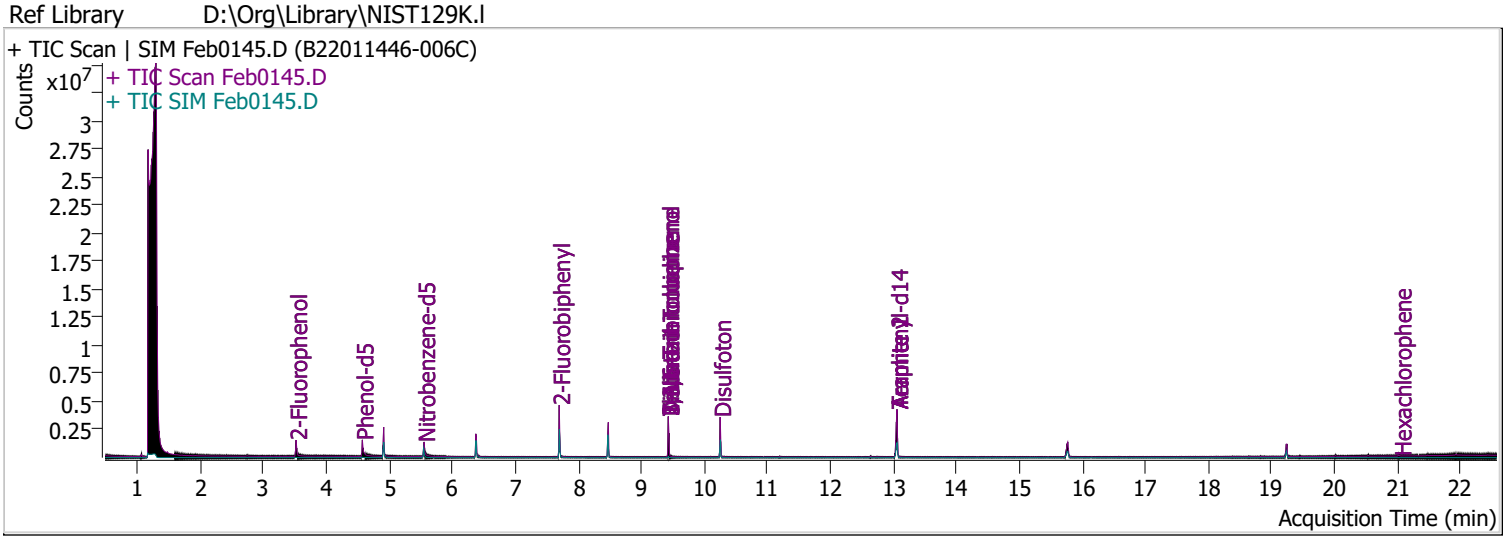

Compound	RT	QIon	Resp.	Conc.	Units		Dev(Min)
Internal Standards							
System Monitoring Compounds							
S 2-Fluorophenol	3.521	112.0	599962	60.2235	µg/L		0.000
Spiked Amount: 200.000	Range: 10.0 - 75.0%			Recovery = 30.11%			
S Phenol-d5	4.573	99.0	798995	60.9997	µg/L		0.000
Spiked Amount: 200.000	Range: 10.0 - 65.0%			Recovery = 30.50%			
S Nitrobenzene-d5	5.553	82.0	400534	58.7831	µg/L		0.000
Spiked Amount: 100.000	Range: 32.0 - 94.0%			Recovery = 58.78%			
S 2-Fluorobiphenyl	7.697	172.0	1361082	59.0358	µg/L		0.000
Spiked Amount: 100.000	Range: 28.0 - 107.0%			Recovery = 59.04%			
S 2,4,6-Tribromophenol	9.428	329.8	347674	183.3629	µg/L		0.000
Spiked Amount: 200.000	Range: 25.0 - 140.0%			Recovery = 91.68%			
S Terphenyl-d14	13.058	244.3	2244063	96.1641	µg/L		0.000
Spiked Amount: 100.000	Range: 32.0 - 122.0%			Recovery = 96.16%			
Target Compounds							**QValue**
T N-Nitrosodimethylamine	0.000		0	N.D.			
T Pyridine	0.000		0	N.D.			
T Aniline	0.000		0	N.D.			
T Phenol	0.000		0	N.D.			
T bis(-2-Chloroethyl)Ether	4.910	63.0	0		µg/L	md	1
T 2-Chlorophenol	0.000		0	N.D.			
T 1,3-Dichlorobenzene	0.000		0	N.D.			
T 1,4-Dichlorobenzene	0.000		0	N.D.			
T 1,2-Dichlorobenzene	0.000		0	N.D.			
T Benzyl Alcohol	0.000		0	N.D.			
T 2-Methylphenol	0.000		0	N.D.			
T bis(2-chloroisopropyl)Ether	0.000		0	N.D.			
T N-nitroso-Di-n-propylamine	5.553	70.0	0		µg/L	md	1
T 4Methylphenol/3Methylphenol	0.000		0	N.D.			
T Hexachloroethane	0.000		0	N.D.			

Compound	RT	QIon	Resp.	Conc.	Units		Dev(Min)
T Nitrobenzene	0.000		0	N.D.			
T Isophorone	0.000		0	N.D.			
T 2-Nitrophenol	0.000		0	N.D.			
T 2,4-Dimethylphenol	0.000		0	N.D.			
T bis(-2-Chloroethoxy)Methane	0.000		0	N.D.			
T 2,4-Dichlorophenol	0.000		0	N.D.			
T Benzoic Acid	0.000		0	N.D.			
T 1,2,4-Trichlorobenzene	0.000		0	N.D.			
T Naphthalene	0.000		0	N.D.			
T 4-Chlorophenol	6.373	130.0	0		µg/L	md	1
T p-Chloroaniline	0.000		0	N.D.			
T Hexachlorobutadiene	0.000		0	N.D.			
T 4-Chloro-2-Methylphenol	0.000		0	N.D.			
T 4-Chloro-3-Methylphenol	0.000		0	N.D.			
T 2-Methylnaphthalene	0.000		0	N.D.			
T 1-Methylnaphthalene	0.000		0	N.D.			
T Hexachlorocyclopentadiene	0.000		0	N.D.			
T 2,4,6-Trichlorophenol	0.000		0	N.D.			
T 2,4,5-Trichlorophenol	0.000		0	N.D.			
T 2-Chloronaphthalene	0.000		0	N.D.			
T 2-Nitroaniline	0.000		0	N.D.			
T Dimethyl Phthalate	8.476	163.0	0		µg/L	md	1
T 2,6-Dinitrotoluene	8.476	165.0	0		µg/L	md	1
T Acenaphthylene	0.000		0	N.D.			
T 3-Nitroaniline	0.000		0	N.D.			
T Acenaphthene	0.000		0	N.D.			
T 2,4-Dinitrophenol	0.000		0	N.D.			
T Dibenzofuran	0.000		0	N.D.			
T 4-Nitrophenol	0.000		0	N.D.			
T 2,4-Dinitrotoluene	0.000		0	N.D.			
T Diethylphthalate	0.000		0	N.D.			
T Fluorene	0.000		0	N.D.			
T 4-Chlorophenyl-phenylether	0.000		0	N.D.			
T 4-Nitroaniline	0.000		0	N.D.			
T 4,6-Dinitro-2-methylphenol	9.428	198.0	0		µg/L	md	1
T N-nitrosodiphenylamine	0.000		0	N.D.			
T Azobenzene	0.000		0	N.D.			
T 4-Bromophenyl-phenylether	0.000		0	N.D.			
T Hexachlorobenzene	0.000		0	N.D.			
T Pentachlorophenol	0.000		0	N.D.			
T Phenanthrene	0.000		0	N.D.			
T Anthracene	0.000		0	N.D.			
T Triallate	10.525	86.0	0		µg/L	md	1
T Carbazole	0.000		0	N.D.			
T o-Terphenyl	0.000		0	N.D.			
T Di-n-Butylphthalate	0.000		0	N.D.			
T Fluoranthene	0.000		0	N.D.			
T Benzidine	0.000		0	N.D.			
T Pyrene	0.000		0	N.D.			
T Butylbenzylphthalate	0.000		0	N.D.			
T Benzo(a)Anthracene	0.000		0	N.D.			
T Chrysene	0.000		0	N.D.			
T 3,3-Dichlorobenzidine	0.000		0	N.D.			
T bis(2-ethylhexyl)Phthalate	0.000		0	N.D.			
T Di-n-octyl Phthalate	0.000		0	N.D.			

Compound	RT	QIon	Resp.	Conc.	Units	Dev(Min)
T Benzo(b)fluoranthene	0.000		0	N.D.		
T Benzo(k)fluoranthene	0.000		0	N.D.		
T Benzo(a)pyrene	0.000		0	N.D.		
T Indeno(1,2,3-c,d)pyrene	0.000		0	N.D.		
T Dibenzo(a,h)anthracene	0.000		0	N.D.		
T Benzo(g,h,i)perylene	0.000		0	N.D.		

(#) = Qualifier Out of Range; (m) = Manual Integration; (+) = Area Summed; (*) = Surrogate Percent Recovery Out of Range; (d): Zeroed Peak

Compound	Conc.	Exp RT	QIon	Exp Ratio
N-Nitrosodimethylamine	N.D.	2.15	42.0	130.1

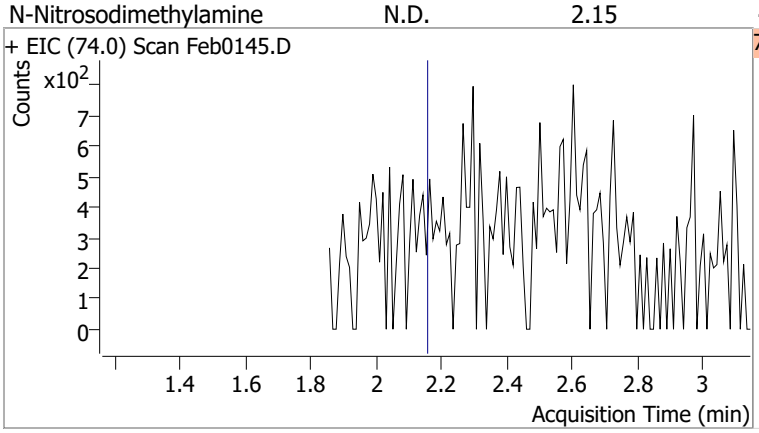

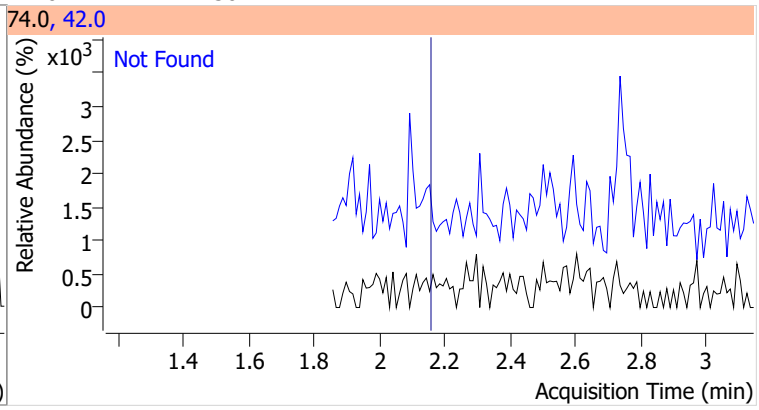

Compound	Conc.	Exp RT	QIon	Exp Ratio
Pyridine	N.D.	2.18	52.0	101.7

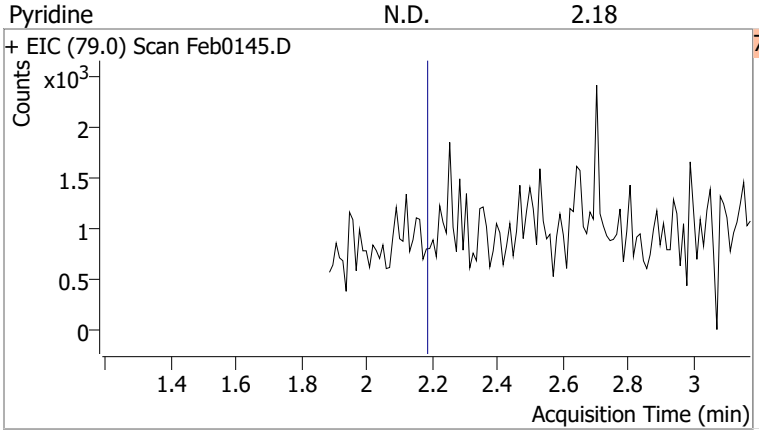

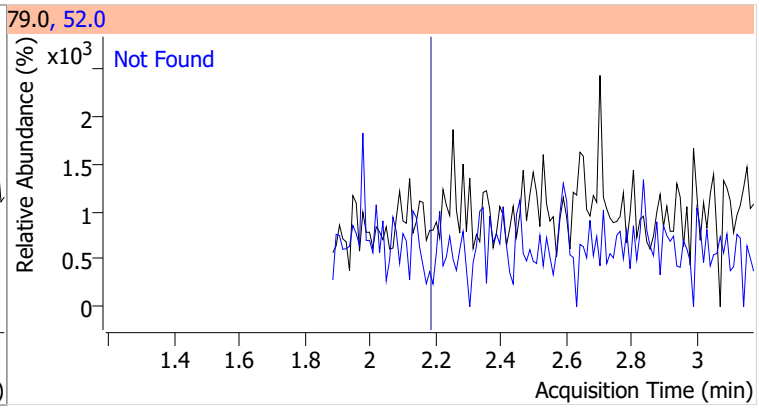

Compound	Conc.	RT	Dev(Min)	Resp.	QIon	QRatio	Lower	Upper
2-Fluorophenol	60.2235	3.52	0.00	599962	64.0	50.2	35.8	66.4
					92.0	18.4	14.3	26.6

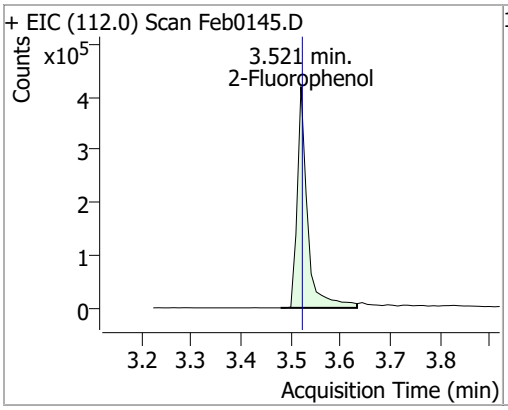

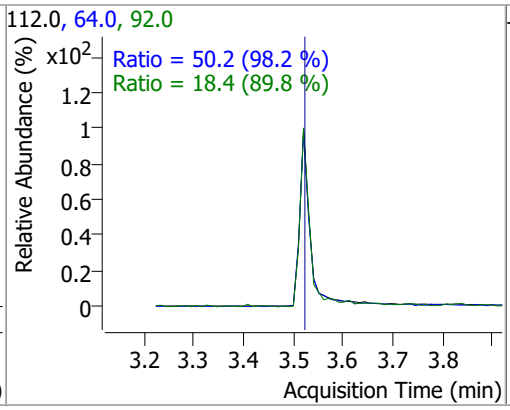

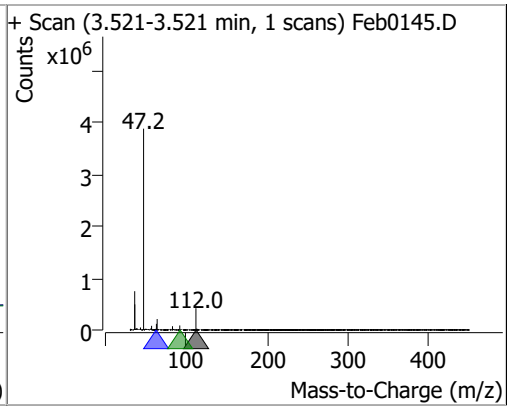

Compound	Conc.	Exp RT	QIon	Exp Ratio	QIon	Exp Ratio
Aniline	N.D.	4.55	66.0	35.1	65.0	18.0

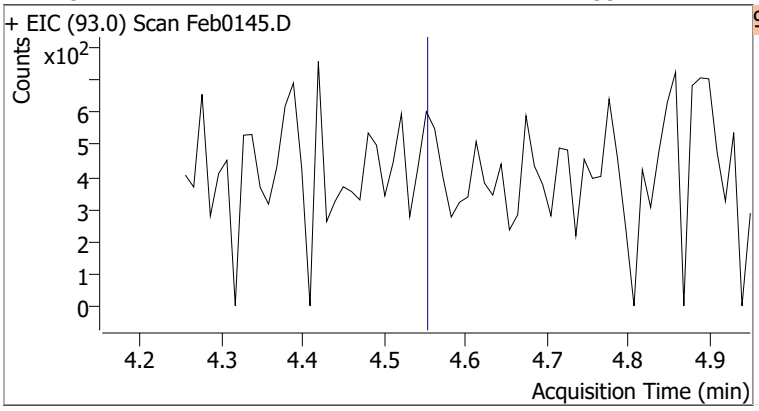

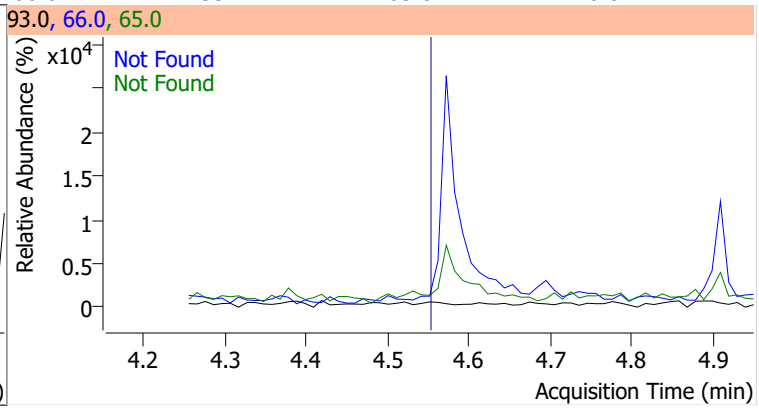

Quantitation Results Report (QT Reviewed)

Compound	Conc.	RT	Dev(Min)	Resp.	QIon	QRatio	Lower	Upper
Phenol-d5	60.9997	4.57	0.00	798995	71.0	33.0	23.8	44.2

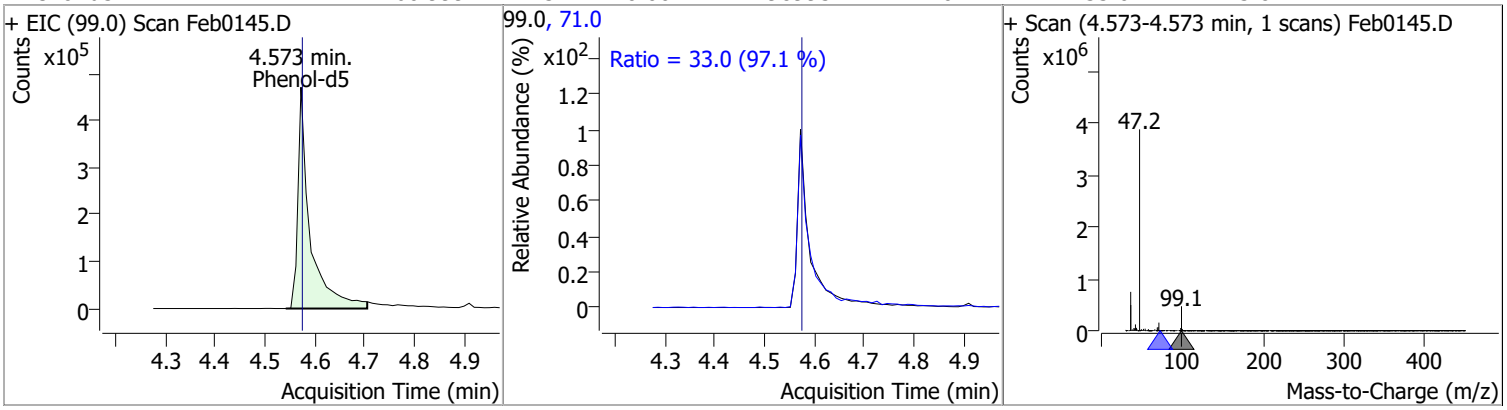

Compound	Conc.	Exp RT	QIon	Exp Ratio
Phenol	N.D.	4.59	66.0	43.8

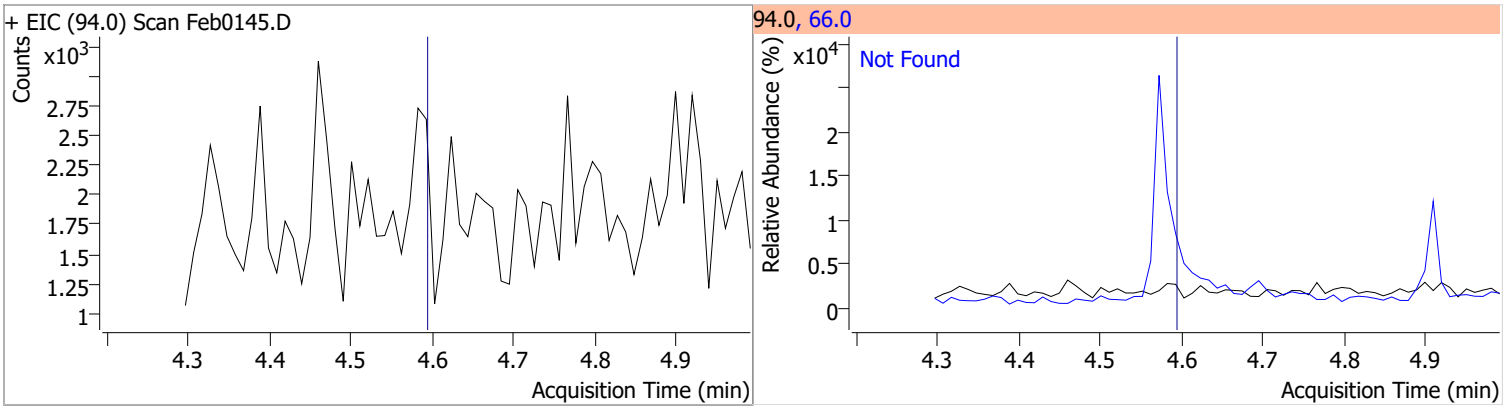

Compound	Conc.	RT	Dev(Min)	Resp.	QIon	QRatio	Lower	Upper
bis(-2-Chloroethyl)Ether		0		0	64.0		2.4	4.5

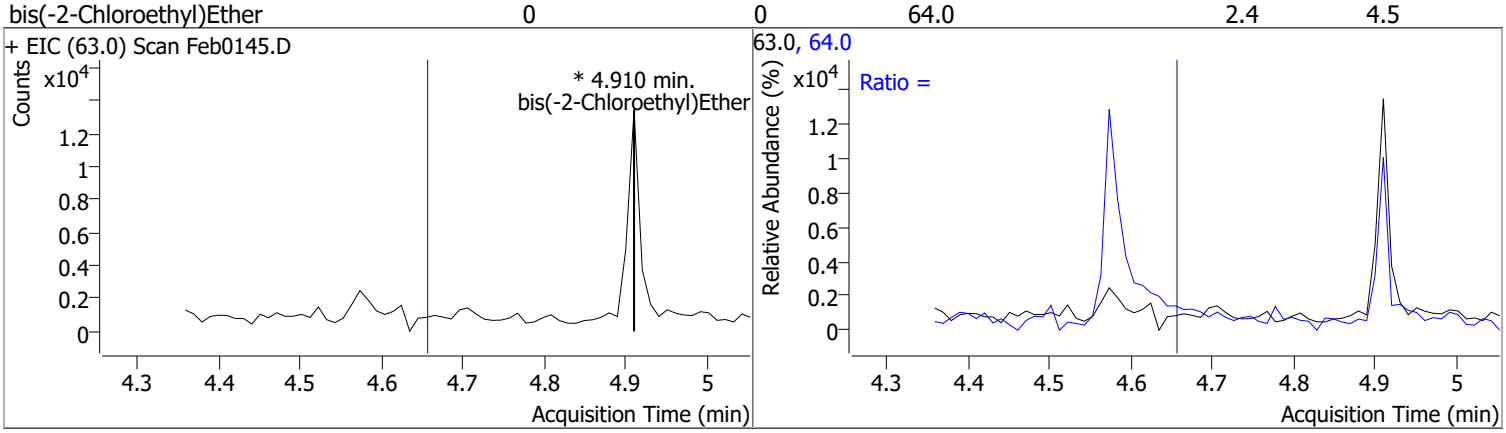

Compound	Conc.	Exp RT	QIon	Exp Ratio
2-Chlorophenol	N.D.	4.68	130.0	31.8

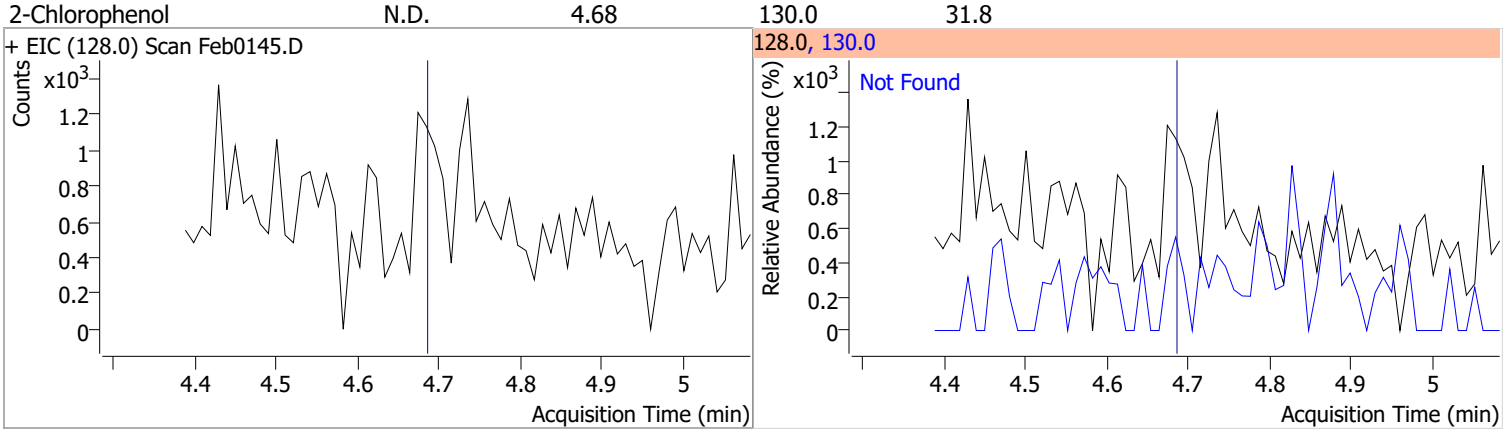

Compound	Conc.	Exp RT	QIon	Exp Ratio	QIon	Exp Ratio
1,3-Dichlorobenzene	N.D.	4.84	148.0	62.2	111.0	35.9

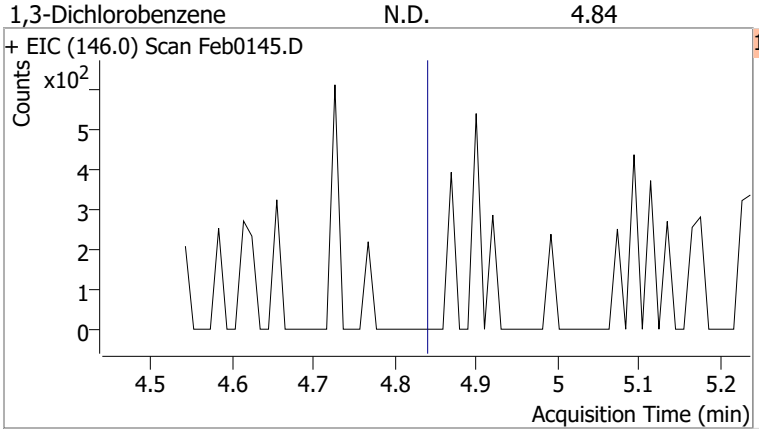

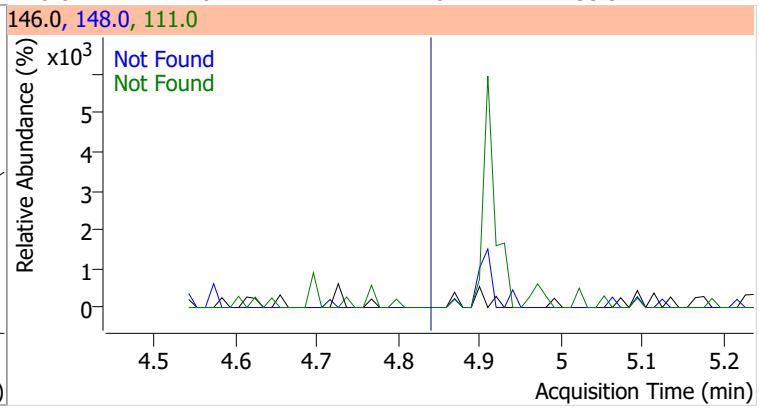

Compound	Conc.	Exp RT	QIon	Exp Ratio	QIon	Exp Ratio
1,4-Dichlorobenzene	N.D.	4.93	148.0	64.1	111.0	35.1

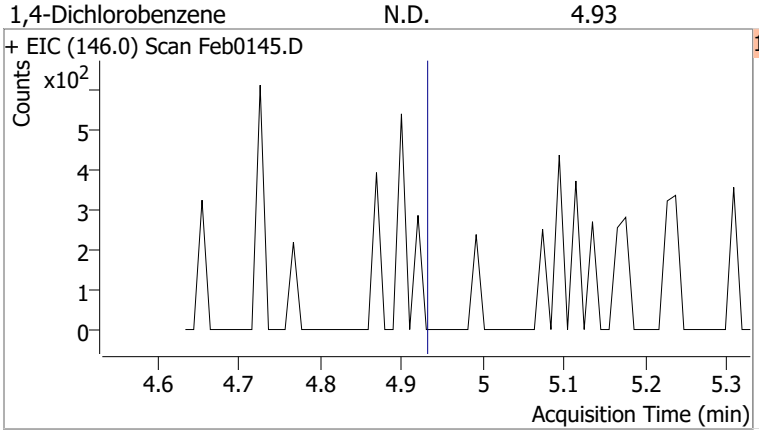

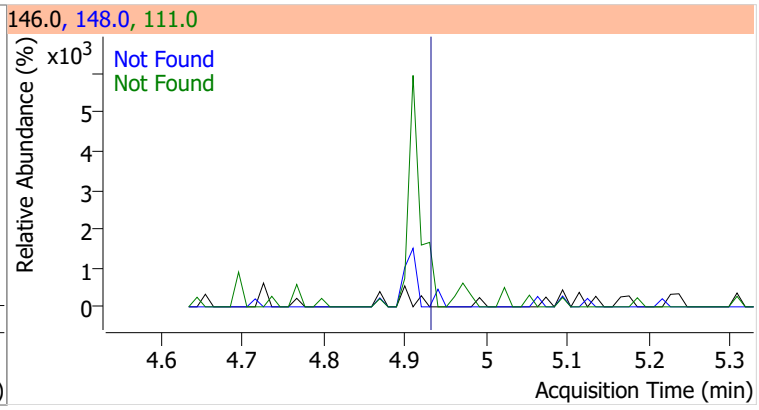

Compound	Conc.	Exp RT	QIon	Exp Ratio	QIon	Exp Ratio
1,2-Dichlorobenzene	N.D.	5.09	148.0	62.9	111.0	36.7

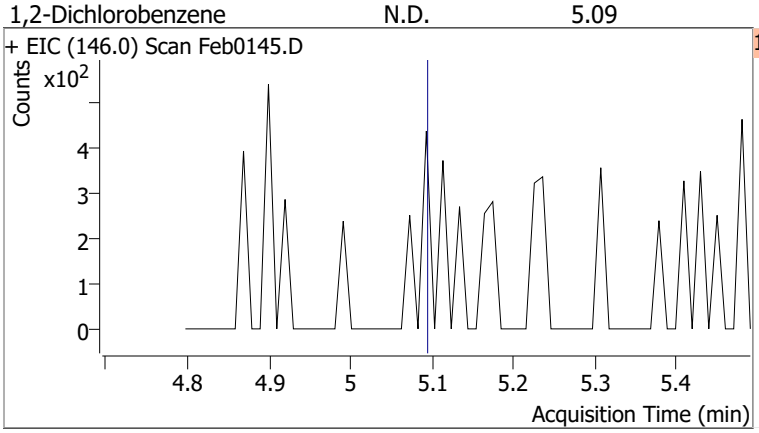

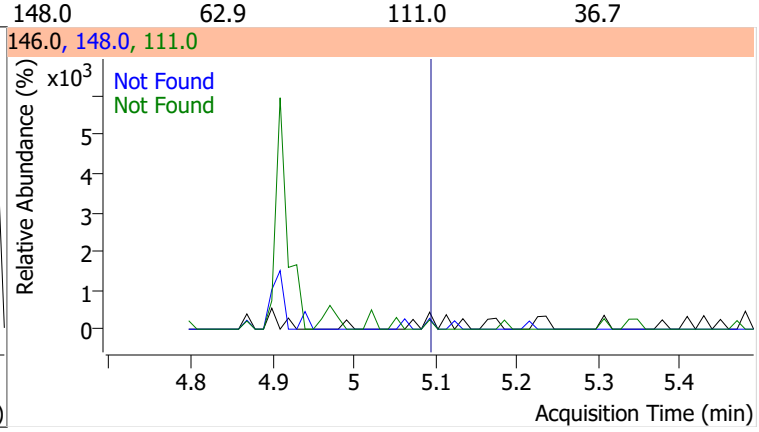

Compound	Conc.	Exp RT	QIon	Exp Ratio	QIon	Exp Ratio
Benzyl Alcohol	N.D.	5.10	79.0	118.4	107.0	64.5

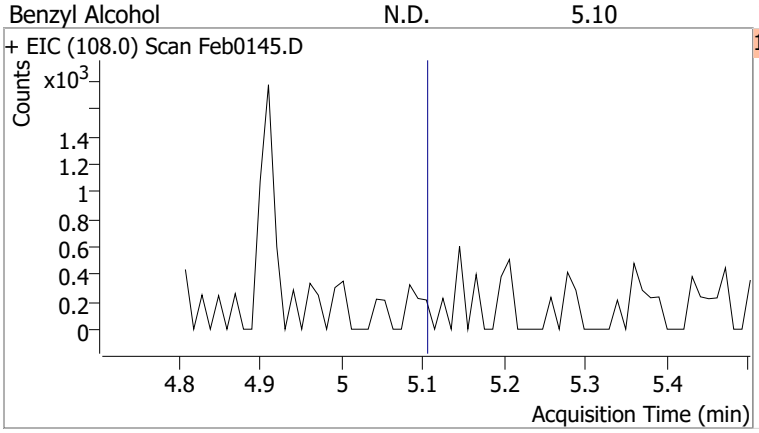

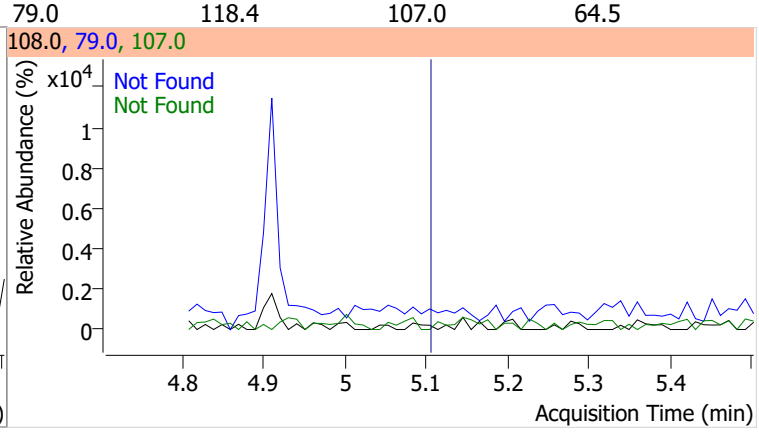

Compound	Conc.	Exp RT	QIon	Exp Ratio
2-Methylphenol	N.D.	5.26	108.0	116.3

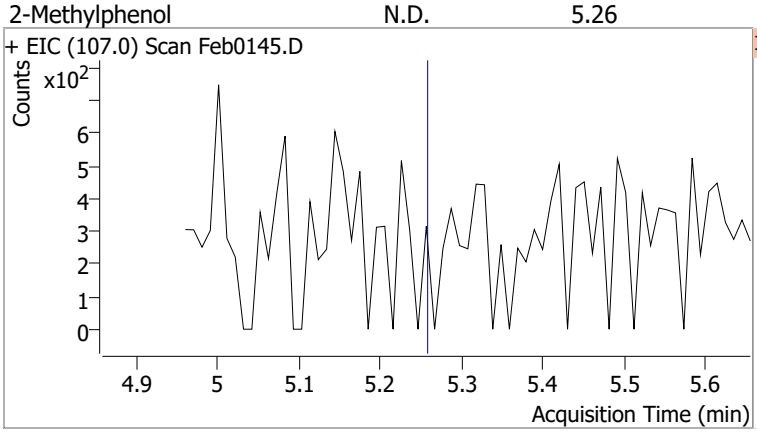

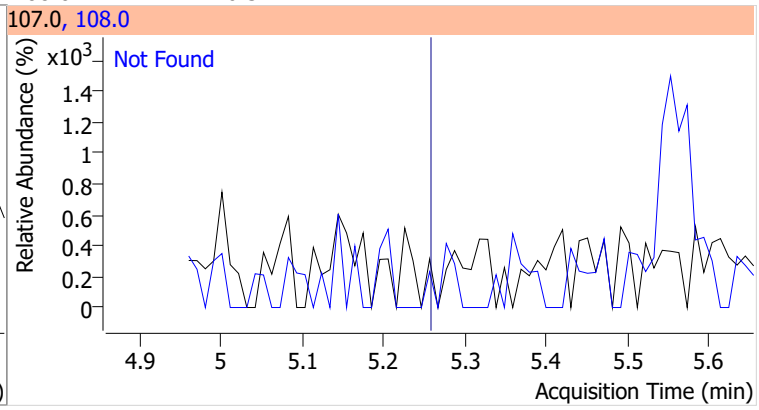

Compound	Conc.	Exp RT	QIon	Exp Ratio
bis(2-chloroisopropyl)Ether	N.D.	5.27	123.0	32.8

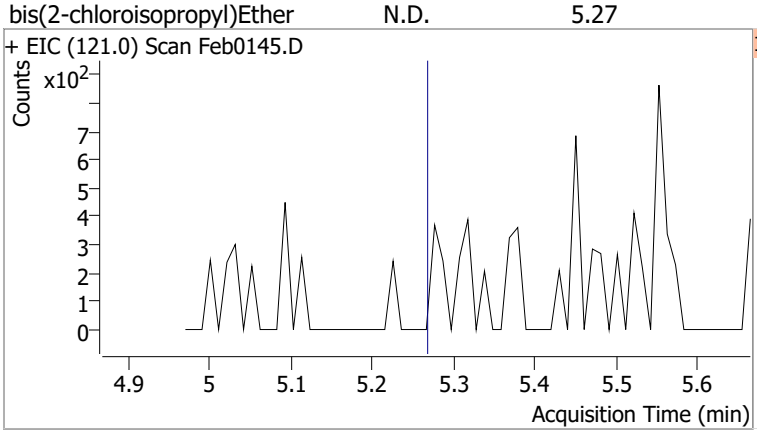

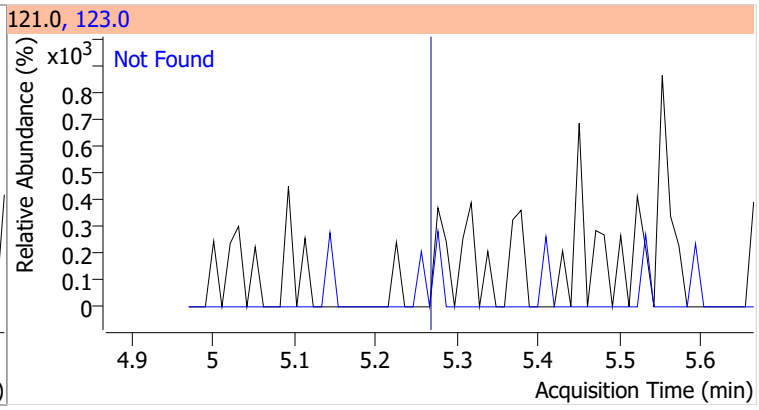

Compound	Conc.	RT	Dev(Min)	Resp.	QIon	QRatio	Lower	Upper
N-nitroso-Di-n-propylamine		0		0	130.0		0.0	35.1

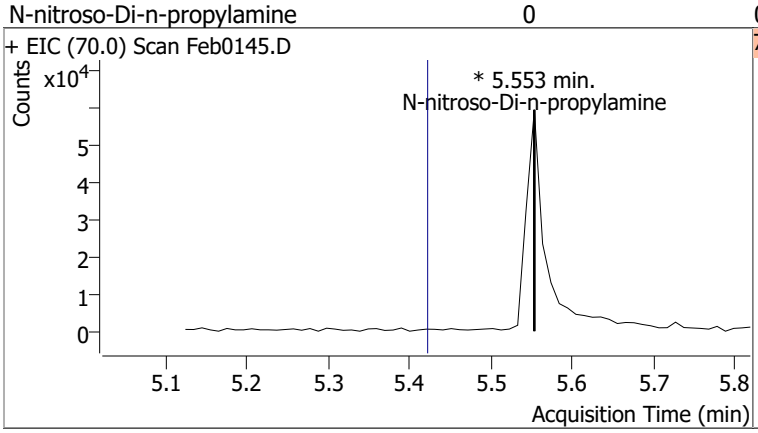

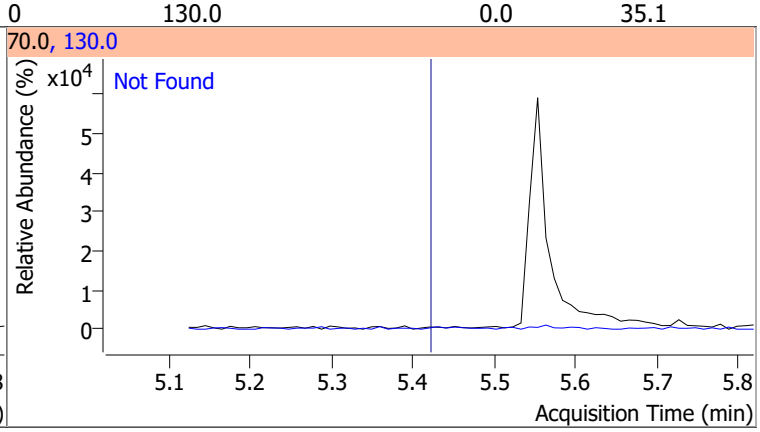

Compound	Conc.	Exp RT	QIon	Exp Ratio
4Methylphenol/3Methylphenol	N.D.	5.44	108.0	84.1

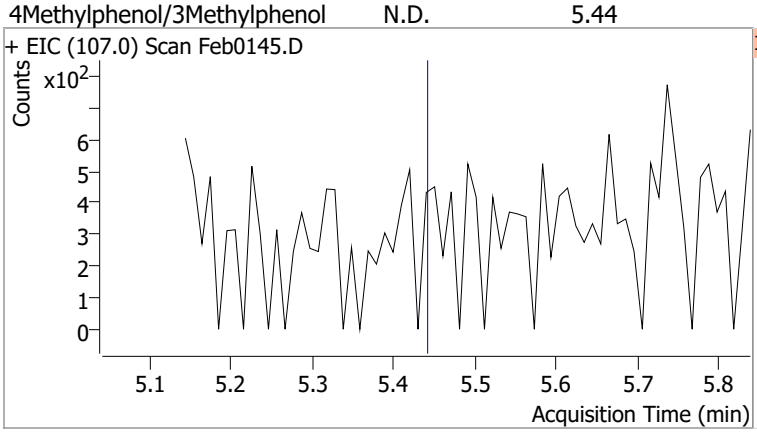

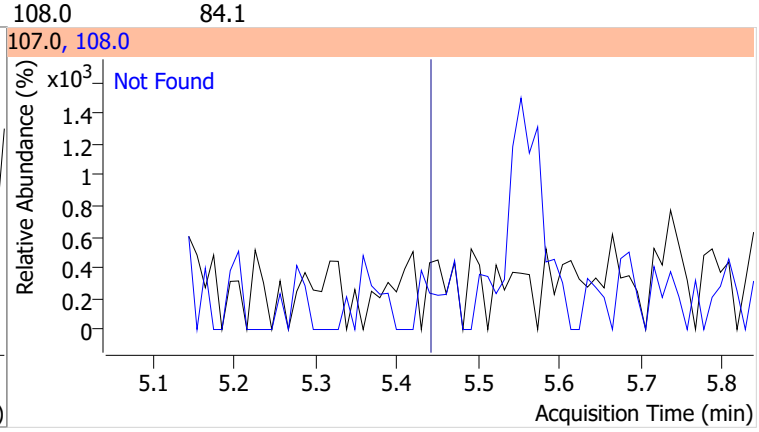

Quantitation Results Report (QT Reviewed)

Compound	Conc.	Exp RT	QIon	Exp Ratio	QIon	Exp Ratio
Hexachloroethane	N.D.	5.47	201.0	93.6	199.0	59.8

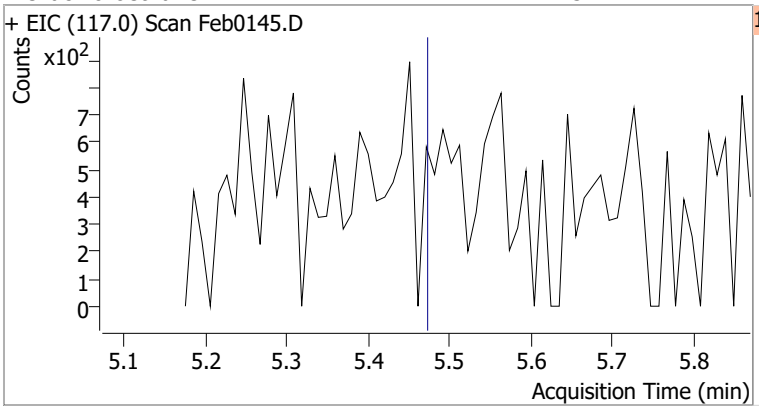

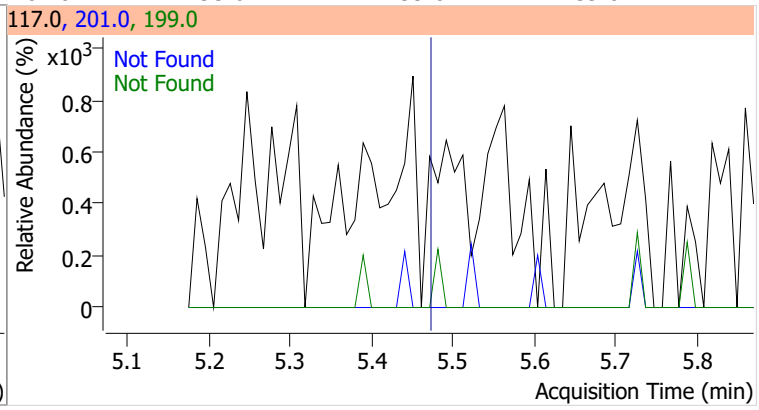

Compound	Conc.	RT	Dev(Min)	Resp.	QIon	QRatio	Lower	Upper
Nitrobenzene-d5	58.7831	5.55	0.00	400534	54.0	60.9	44.8	83.2
					128.0	44.8	32.6	60.6

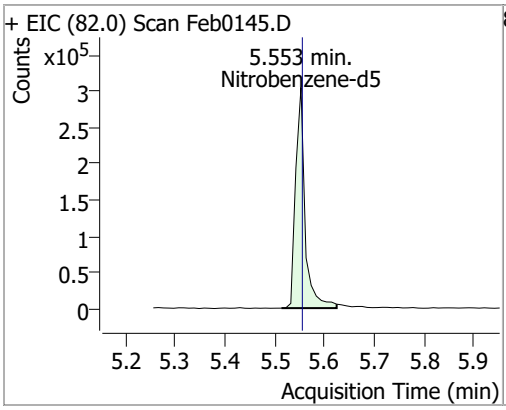

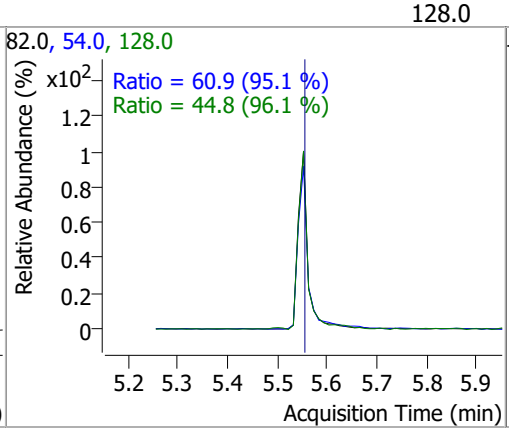

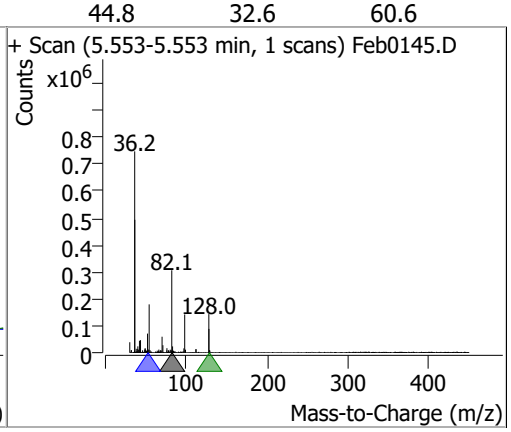

Compound	Conc.	Exp RT	QIon	Exp Ratio	QIon	Exp Ratio
Nitrobenzene	N.D.	5.57	77.0	202.4	51.0	125.5

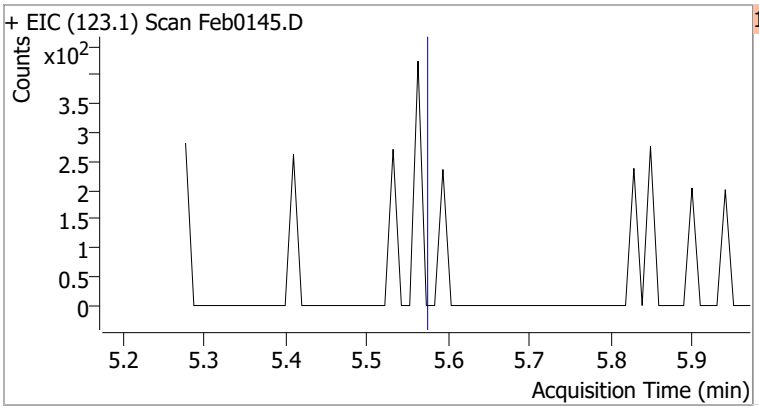

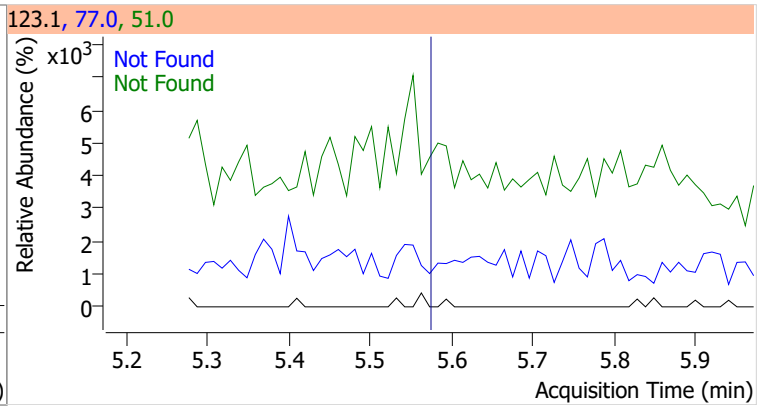

Compound	Conc.	Exp RT	QIon	Exp Ratio
Isophorone	N.D.	5.88	138.0	21.7

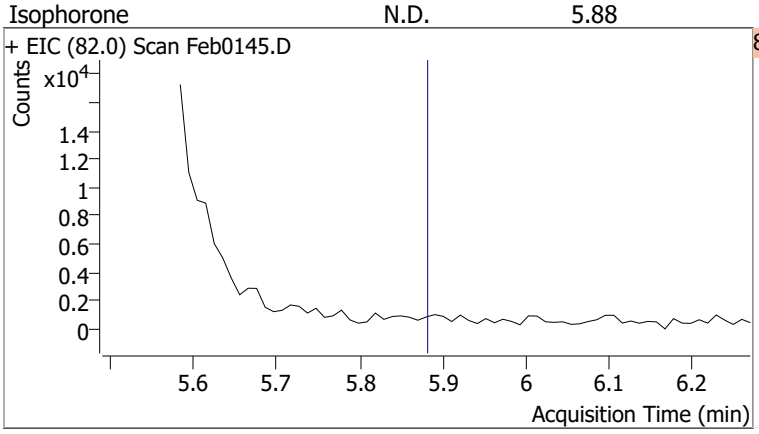

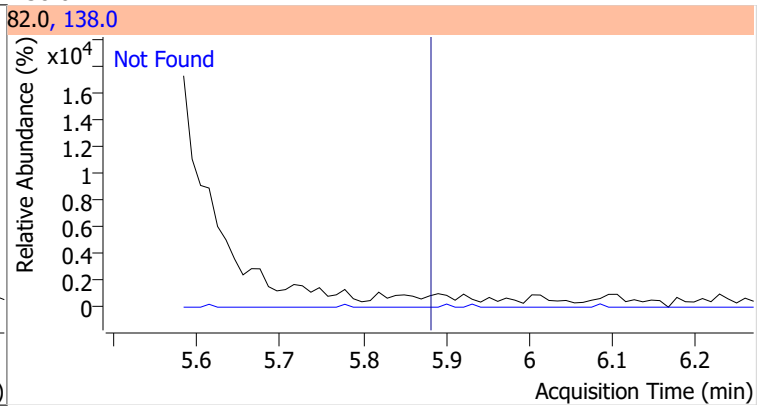

Compound	Conc.	Exp RT	QIon	Exp Ratio	QIon	Exp Ratio
2-Nitrophenol	N.D.	5.94	65.0	48.9	109.0	38.3

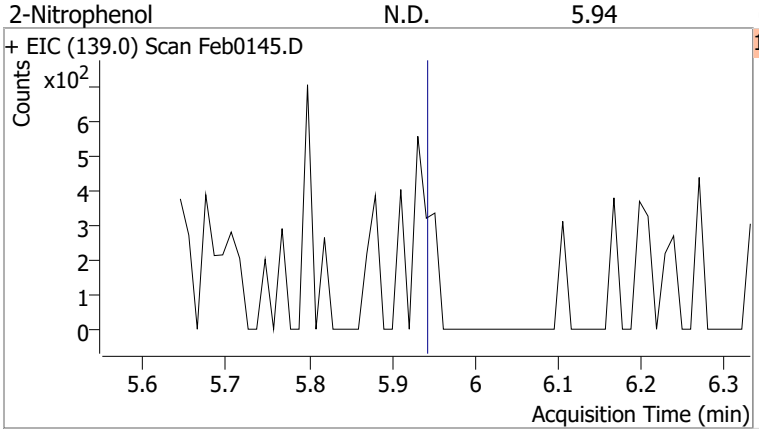

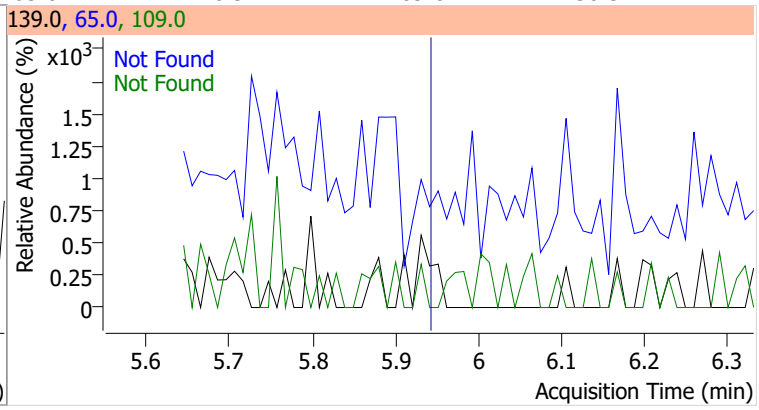

Compound	Conc.	Exp RT	QIon	Exp Ratio	QIon	Exp Ratio
2,4-Dimethylphenol	N.D.	6.05	107.0	109.0	77.0	32.4

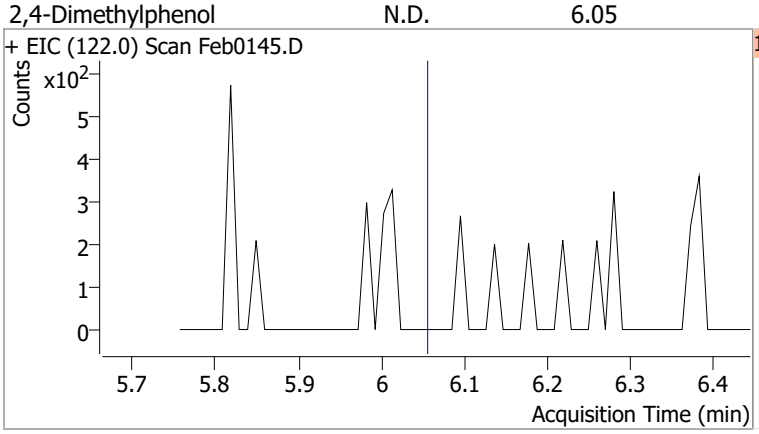

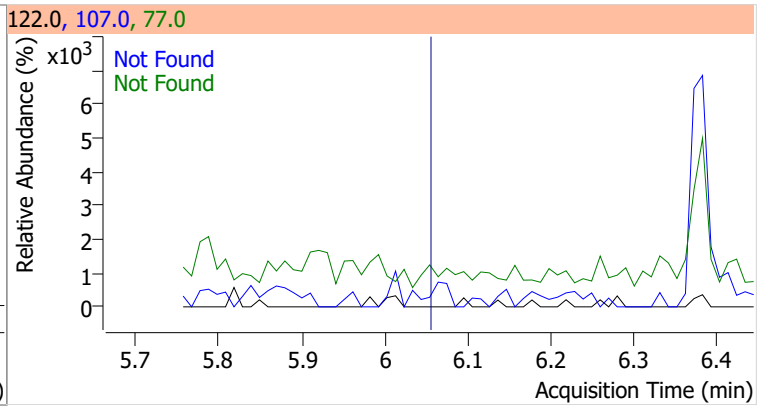

Compound	Conc.	Exp RT	QIon	Exp Ratio	QIon	Exp Ratio
bis(-2-Chloroethoxy)Methane	N.D.	6.16	63.0	68.6	95.0	32.4

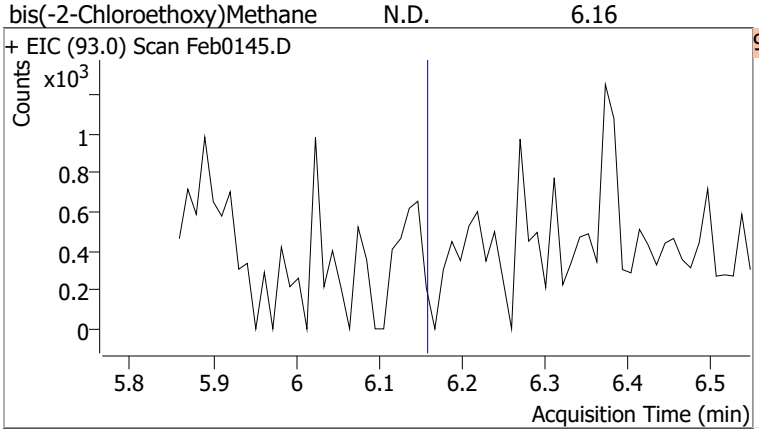

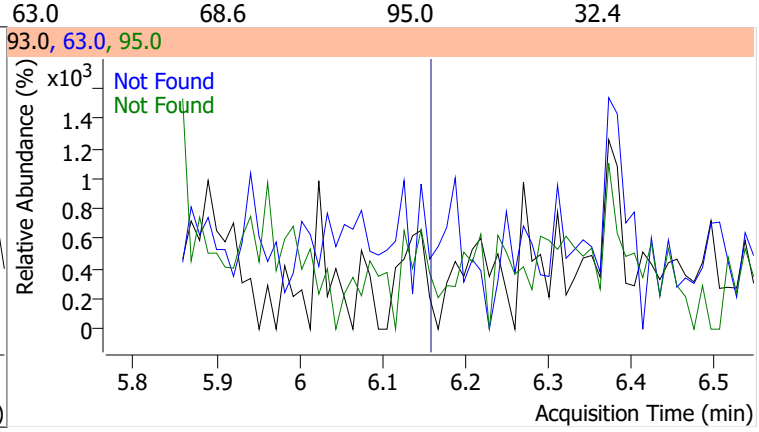

Compound	Conc.	Exp RT	QIon	Exp Ratio	QIon	Exp Ratio
2,4-Dichlorophenol	N.D.	6.25	164.0	63.2	98.0	30.8

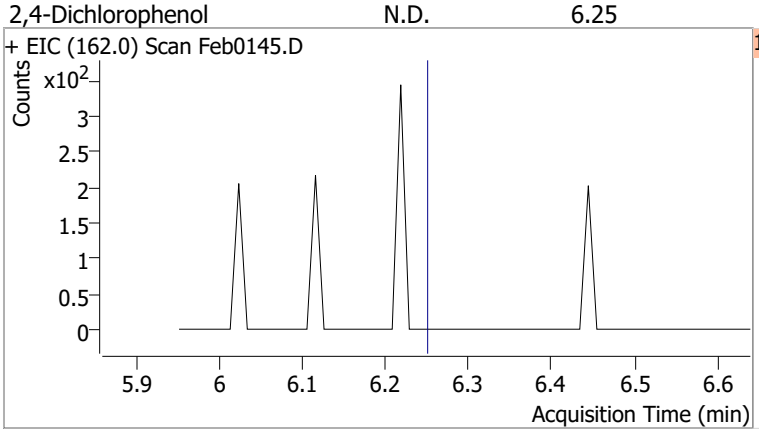

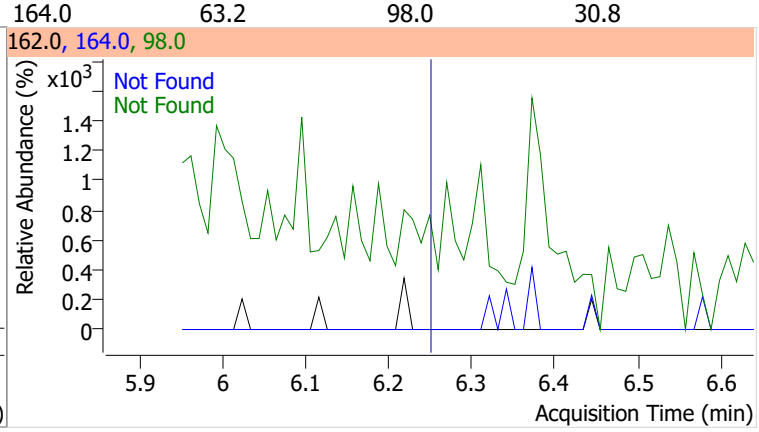

Quantitation Results Report (QT Reviewed)

Compound	Conc.	Exp RT	QIon	Exp Ratio	QIon	Exp Ratio
Benzoic Acid	N.D.	6.27	122.0	88.6	77.0	75.0

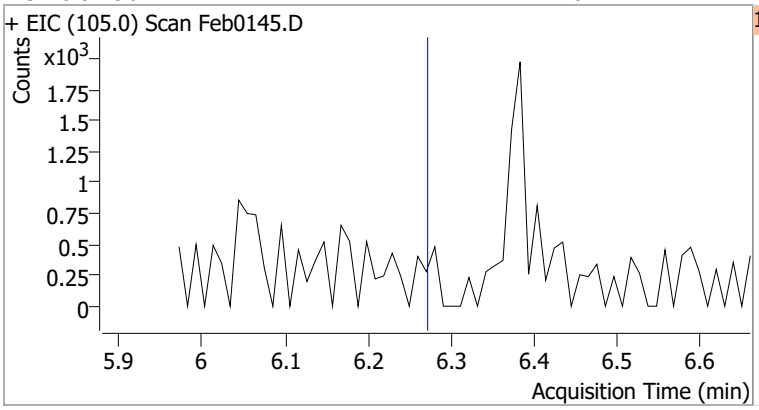

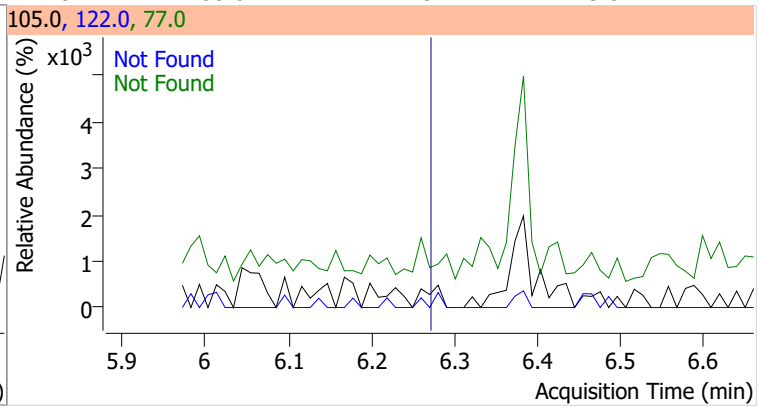

Compound	Conc.	Exp RT	QIon	Exp Ratio	QIon	Exp Ratio
1,2,4-Trichlorobenzene	N.D.	6.32	182.0	97.1	145.0	28.4

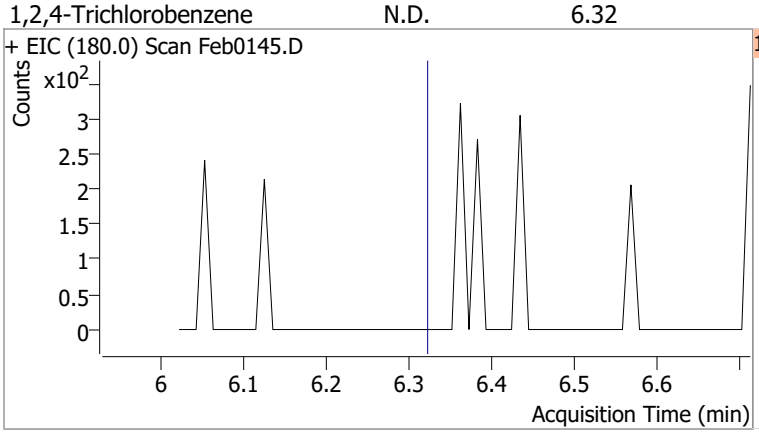

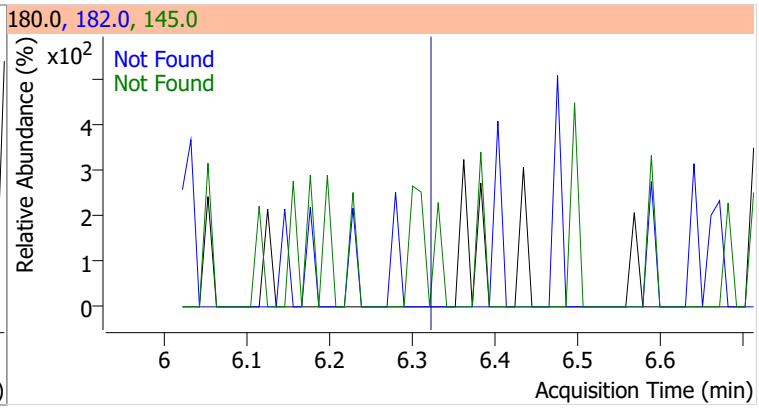

Compound	Conc.	Exp RT	QIon	Exp Ratio	QIon	Exp Ratio
Naphthalene	N.D.	6.40	129.0	11.4	102.0	9.7

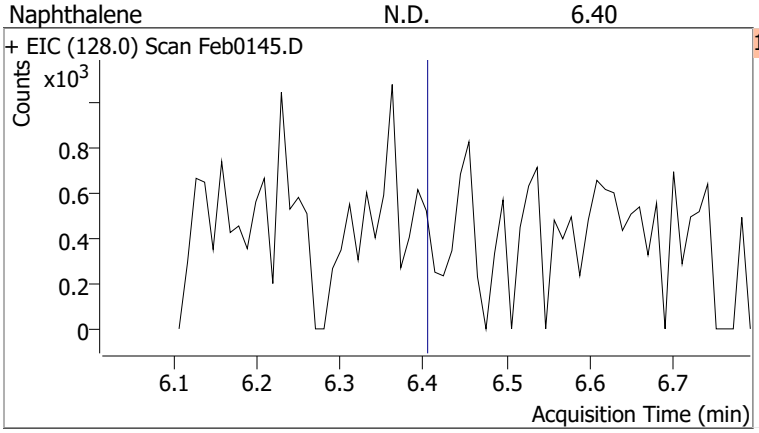

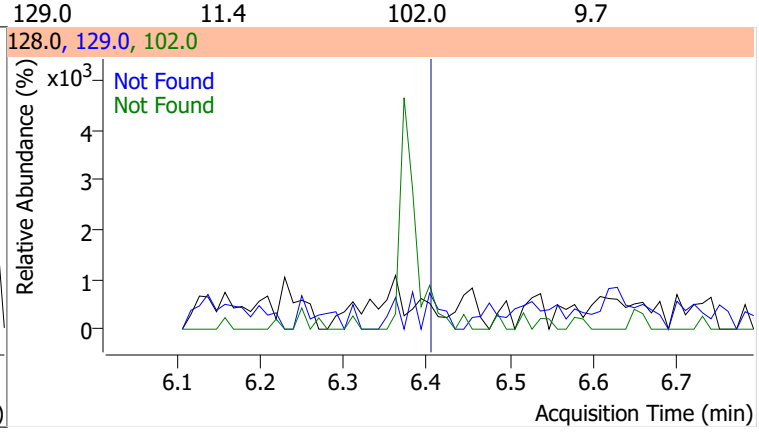

Compound	Conc.	RT	Dev(Min)	Resp.	QIon	QRatio	Lower	Upper
4-Chlorophenol		0		0	128.0		243.7	452.5

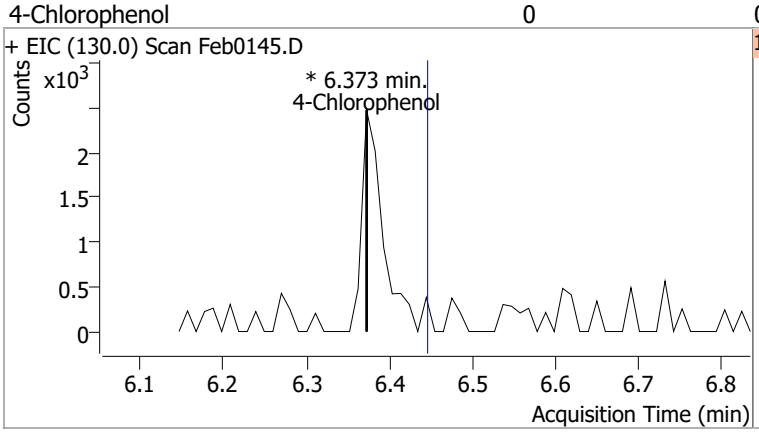

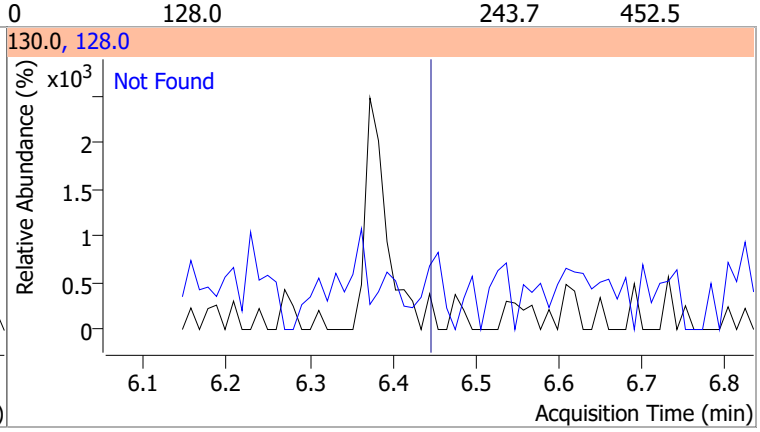

Compound	Conc.	Exp RT	QIon	Exp Ratio	QIon	Exp Ratio
p-Chloroaniline	N.D.	6.51	129.0	33.1	65.0	29.9

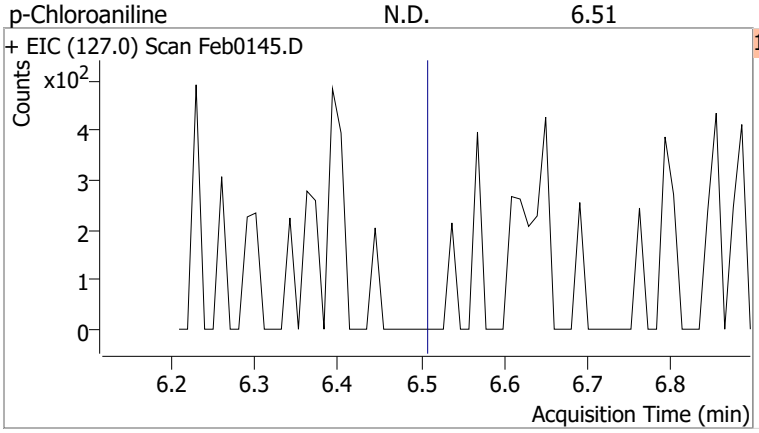

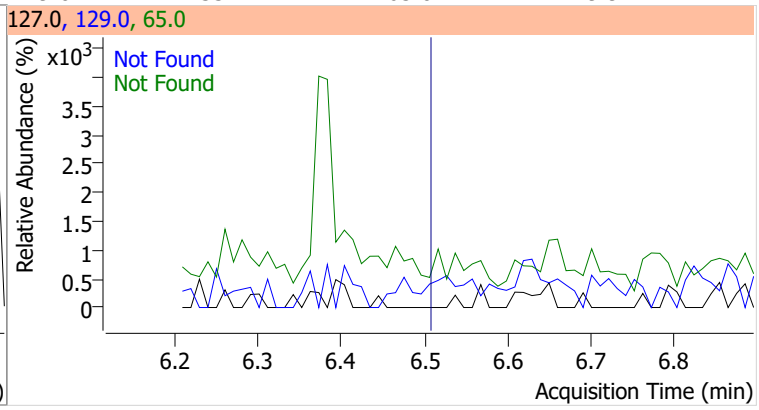

Compound	Conc.	Exp RT	QIon	Exp Ratio	QIon	Exp Ratio
Hexachlorobutadiene	N.D.	6.58	223.0	65.1	227.0	63.7

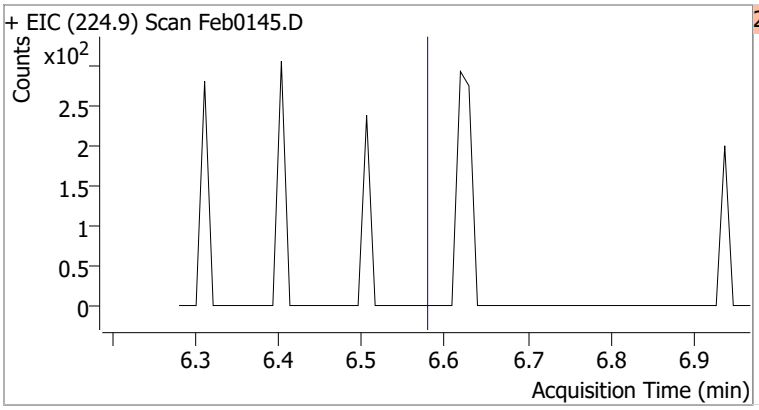

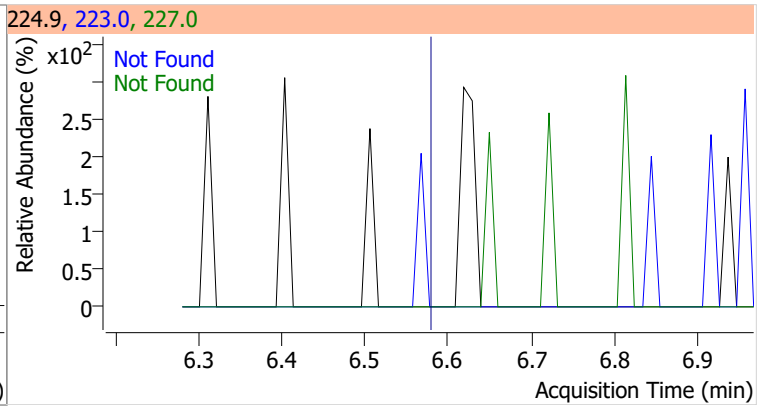

Compound	Conc.	Exp RT	QIon	Exp Ratio
4-Chloro-2-Methylphenol	N.D.	6.99	144.0	28.0

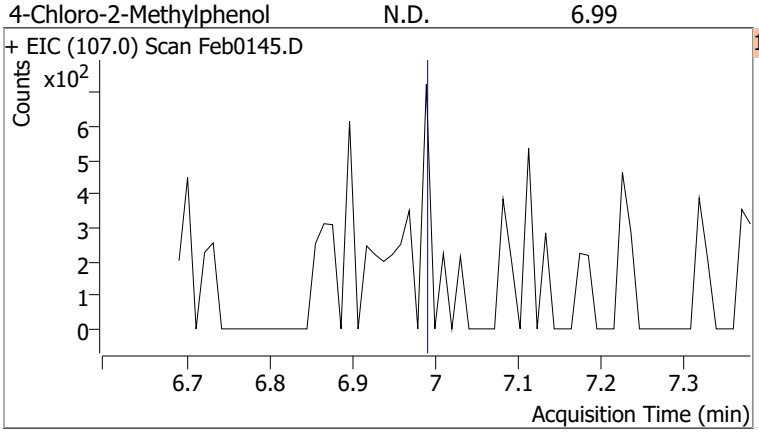

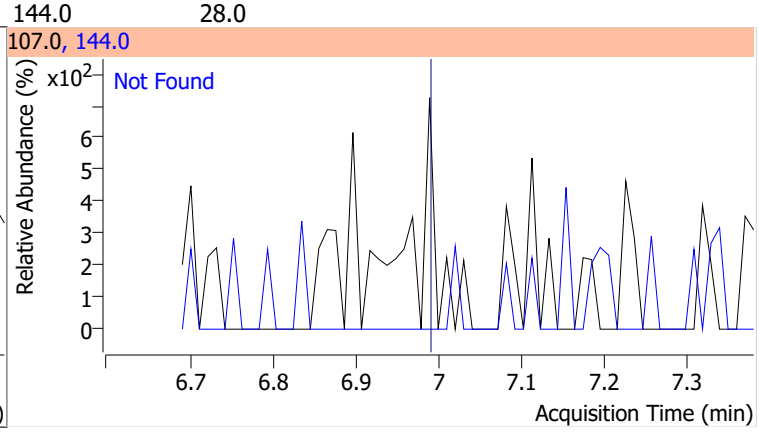

Compound	Conc.	Exp RT	QIon	Exp Ratio
4-Chloro-3-Methylphenol	N.D.	7.13	144.0	28.6

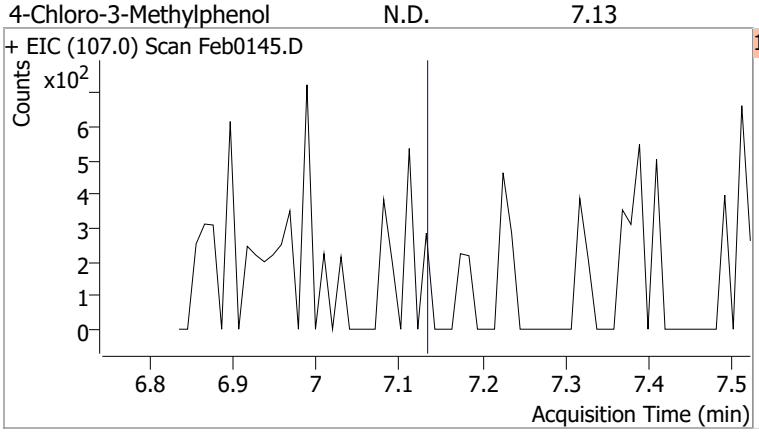

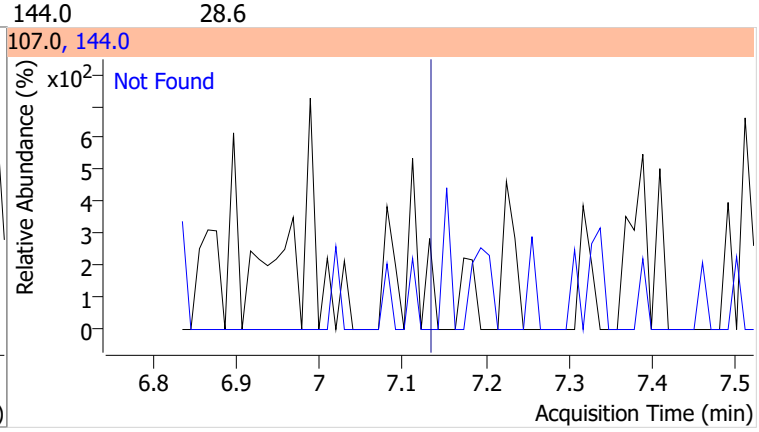

Compound	Conc.	Exp RT	QIon	Exp Ratio	QIon	Exp Ratio
2-Methylnaphthalene	N.D.	7.24	142.0	118.8	115.0	41.1

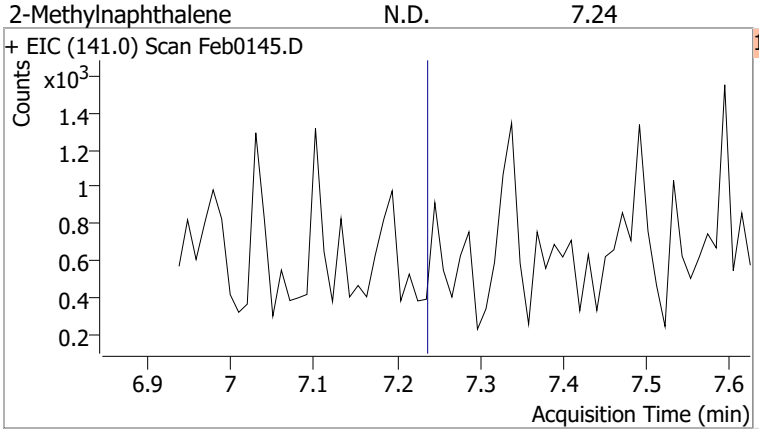

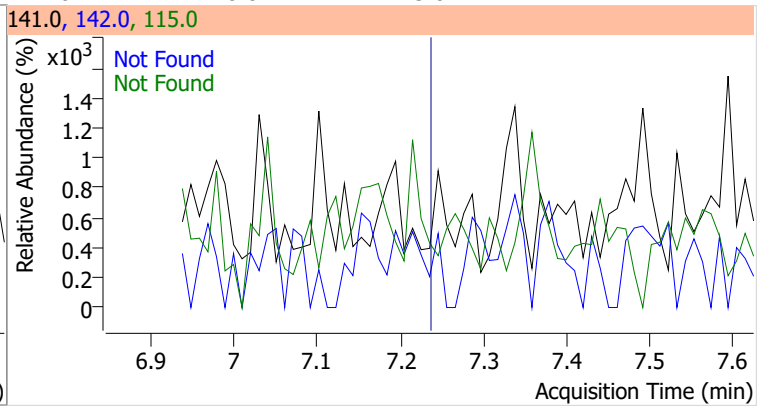

Compound	Conc.	Exp RT	QIon	Exp Ratio	QIon	Exp Ratio
1-Methylnaphthalene	N.D.	7.35	142.0	111.3	115.0	42.1

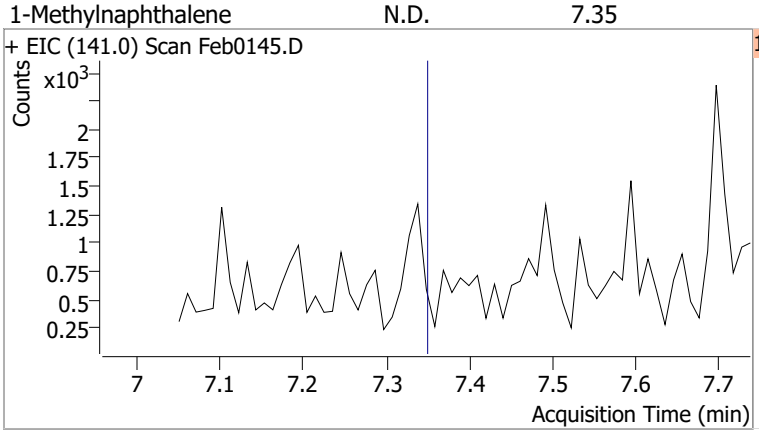

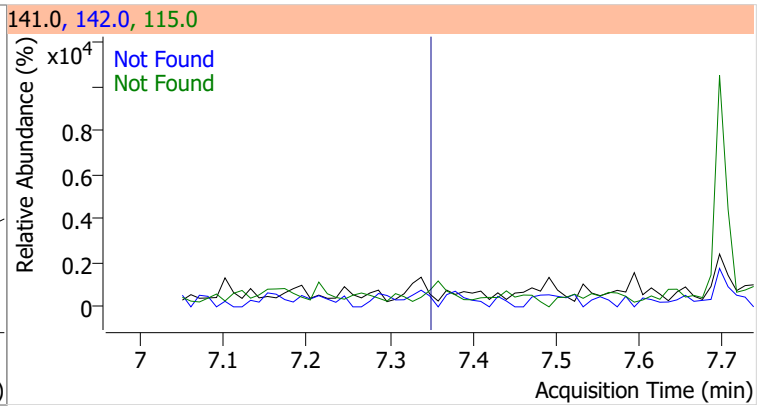

Compound	Conc.	Exp RT	QIon	Exp Ratio	QIon	Exp Ratio
Hexachlorocyclopentadiene	N.D.	7.43	238.9	62.5	234.9	62.4

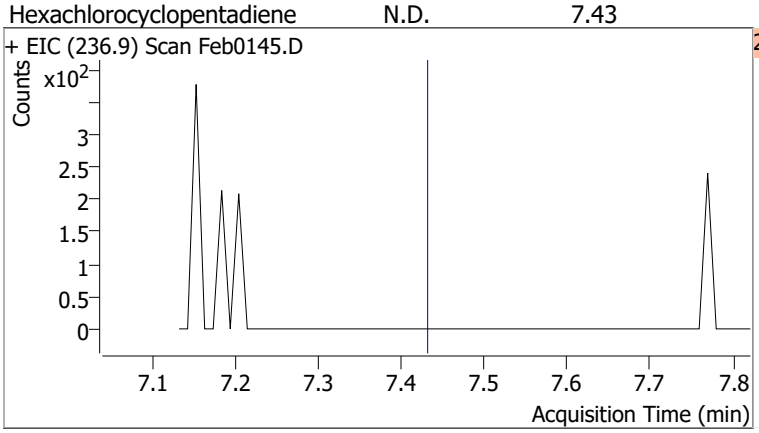

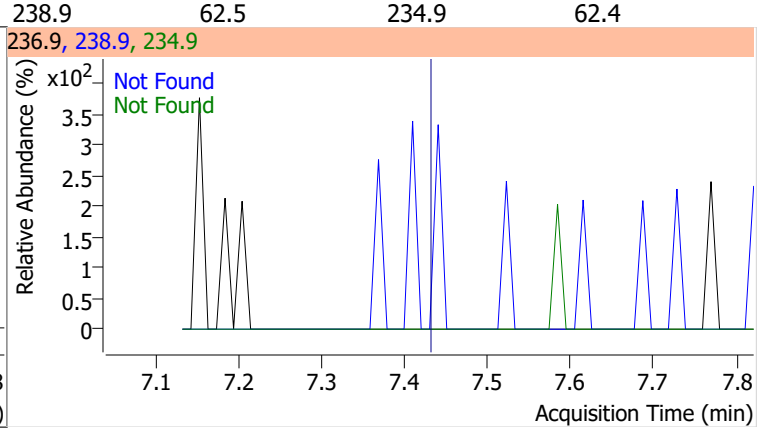

Compound	Conc.	Exp RT	QIon	Exp Ratio
2,4,6-Trichlorophenol	N.D.	7.59	198.0	98.1

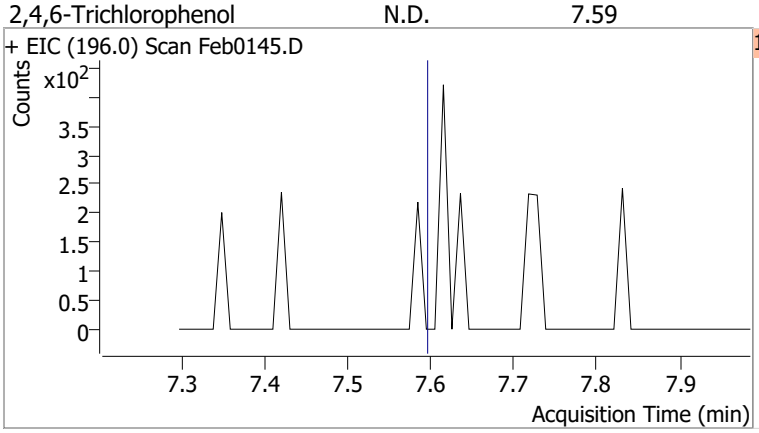

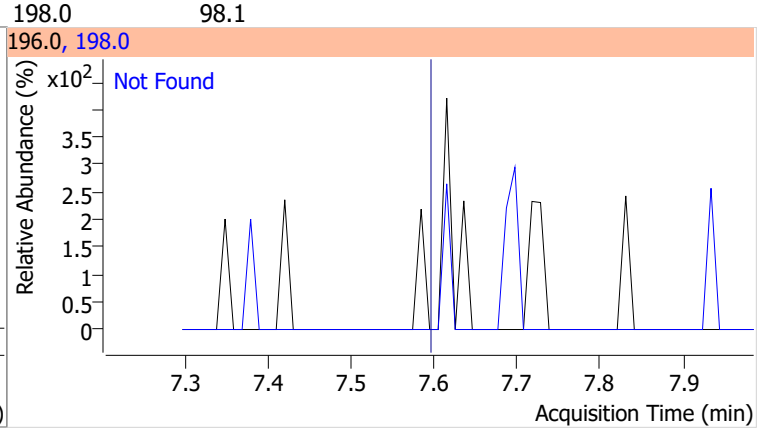

Compound	Conc.	Exp RT	QIon	Exp Ratio
2,4,5-Trichlorophenol	N.D.	7.64	198.0	93.7

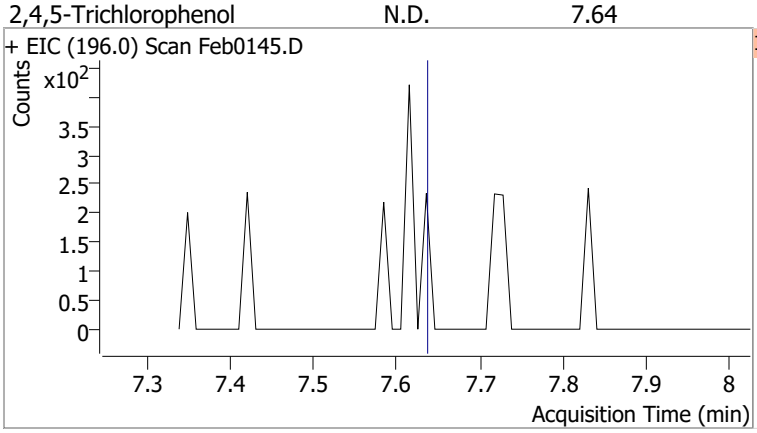

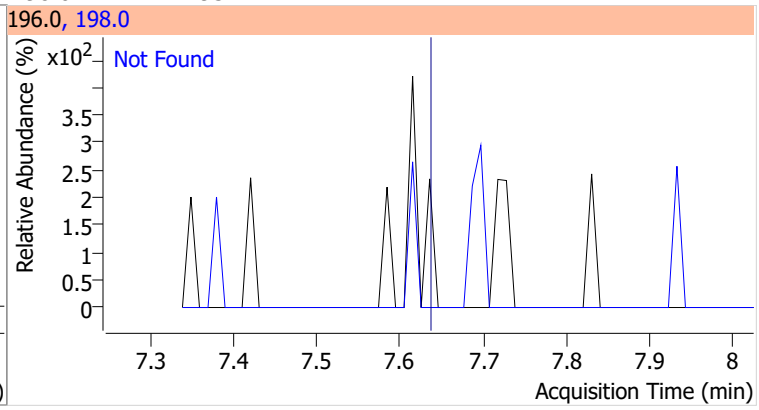

Compound	Conc.	RT	Dev(Min)	Resp.	QIon	QRatio	Lower	Upper
2-Fluorobiphenyl	59.0358	7.70	0.00	1361082	171.0	36.3	23.8	44.1

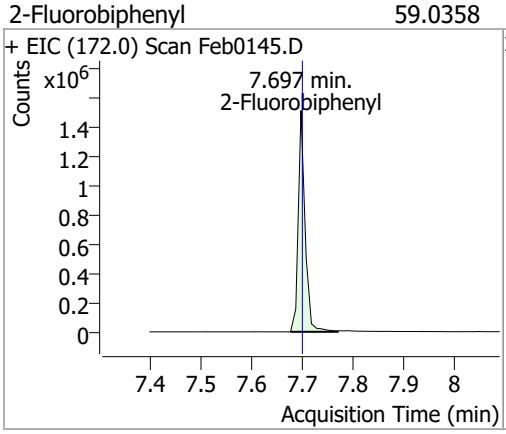

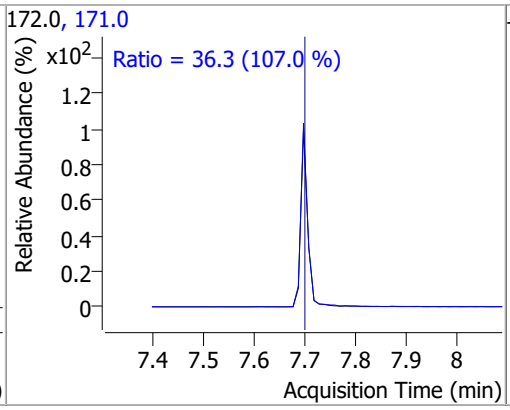

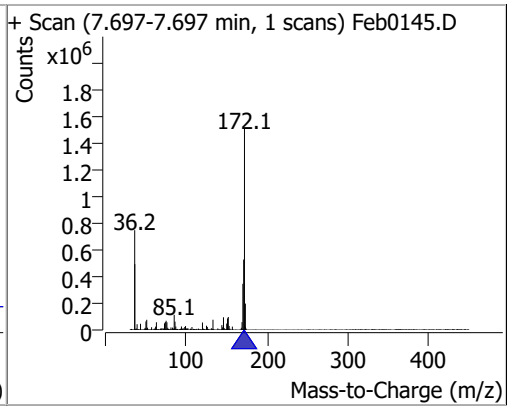

Compound	Conc.	Exp RT	QIon	Exp Ratio	QIon	Exp Ratio
2-Chloronaphthalene	N.D.	7.81	127.0	36.7	164.0	32.2

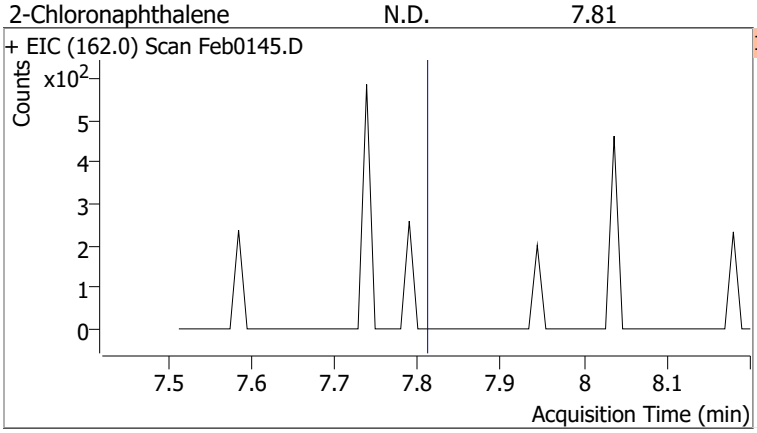

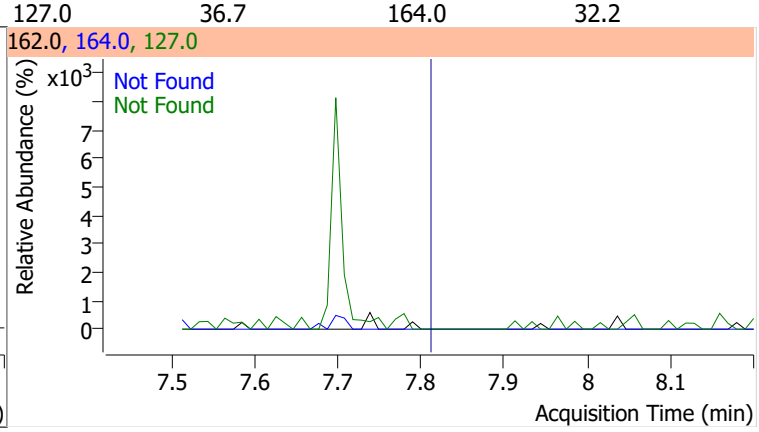

Compound	Conc.	Exp RT	QIon	Exp Ratio
2-Nitroaniline	N.D.	7.96	138.0	120.7

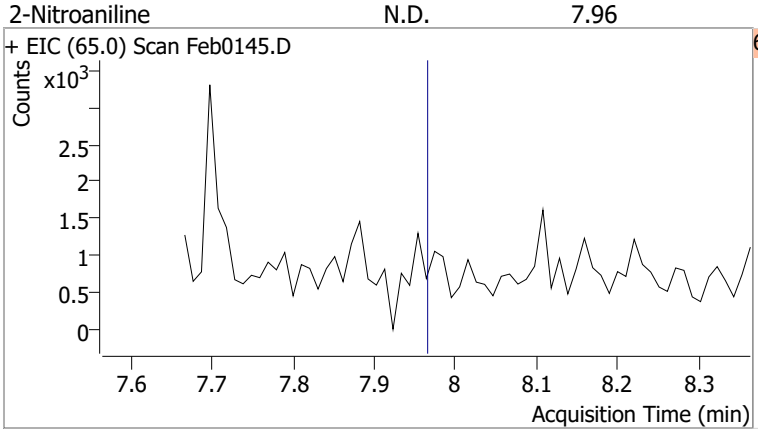

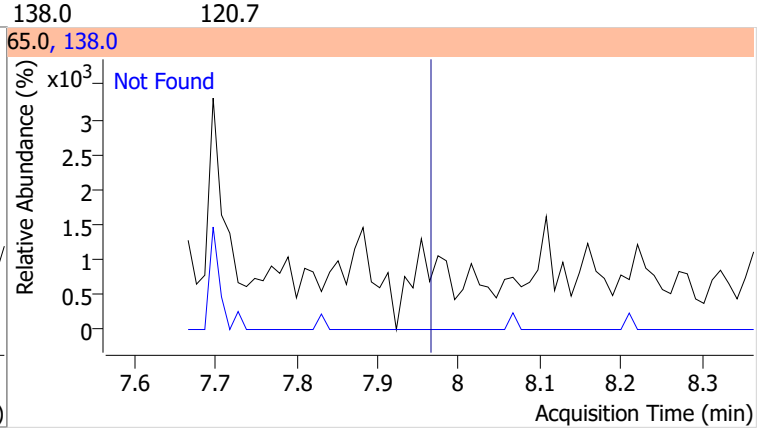

Quantitation Results Report (QT Reviewed)

Compound	Conc.	RT	Dev(Min)	Resp.	QIon	QRatio	Lower	Upper
Dimethyl Phthalate		0		0	77.0		13.0	24.2

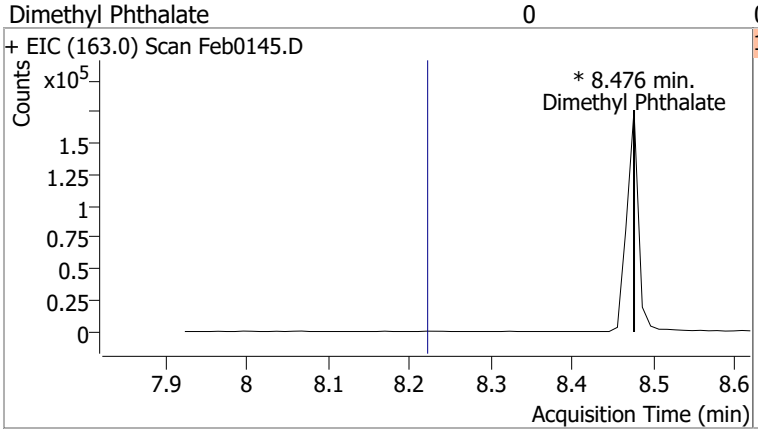

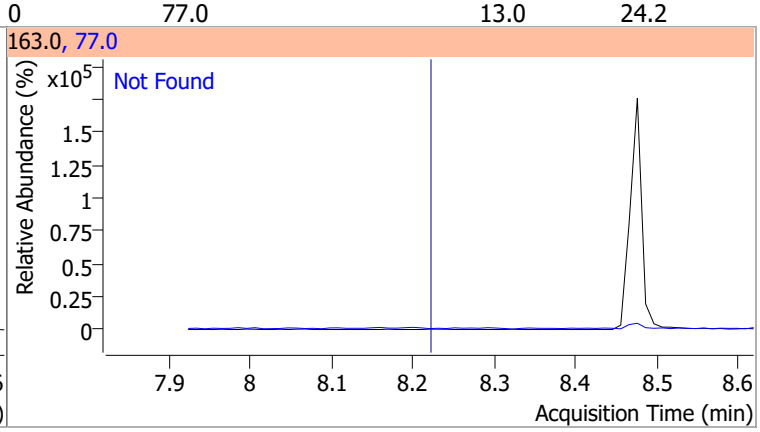

Compound	Conc.	RT	Dev(Min)	Resp.	QIon	QRatio	Lower	Upper
2,6-Dinitrotoluene		0		0	63.0		82.2	152.7
					89.0		40.8	75.8

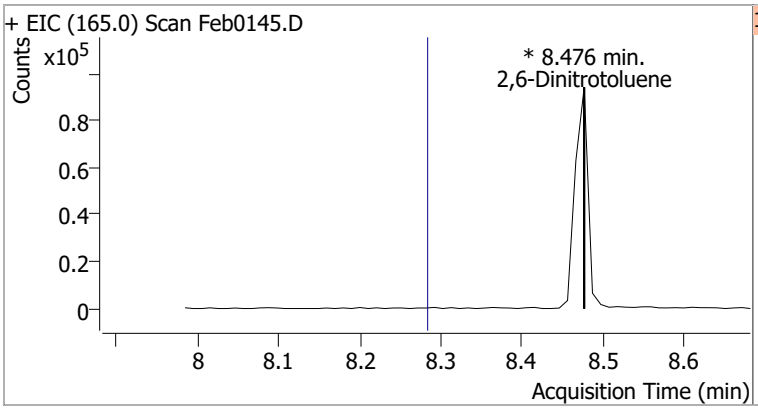

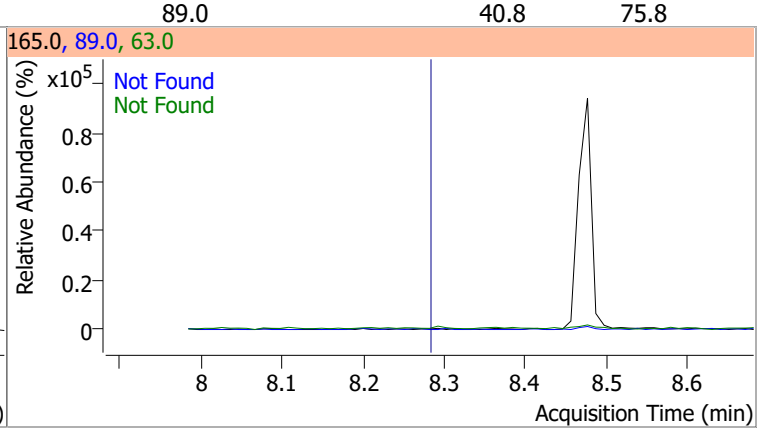

Compound	Conc.	Exp RT	QIon	Exp Ratio
Acenaphthylene	N.D.	8.30	153.1	14.0

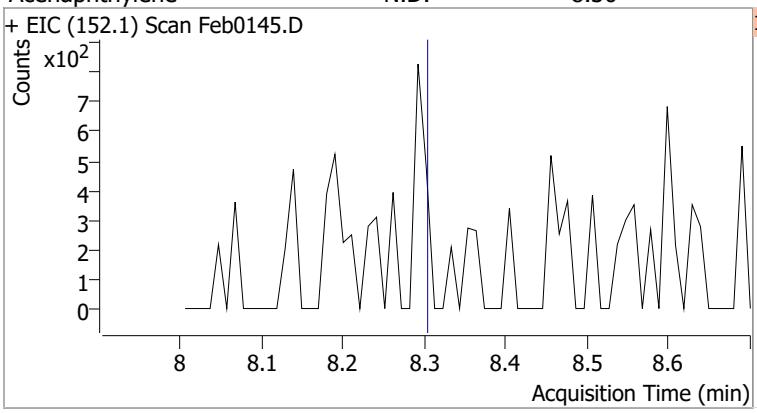

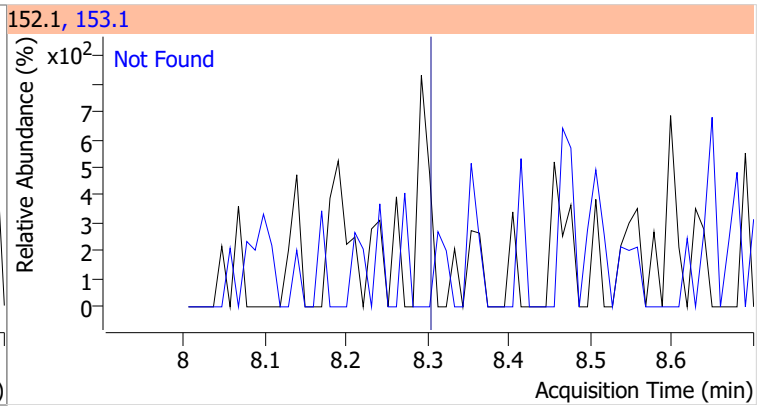

Compound	Conc.	Exp RT	QIon	Exp Ratio	QIon	Exp Ratio
3-Nitroaniline	N.D.	8.48	65.0	121.0	92.0	102.4

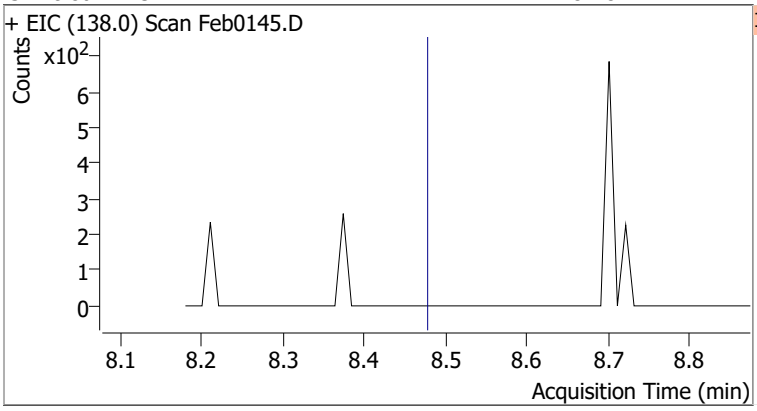

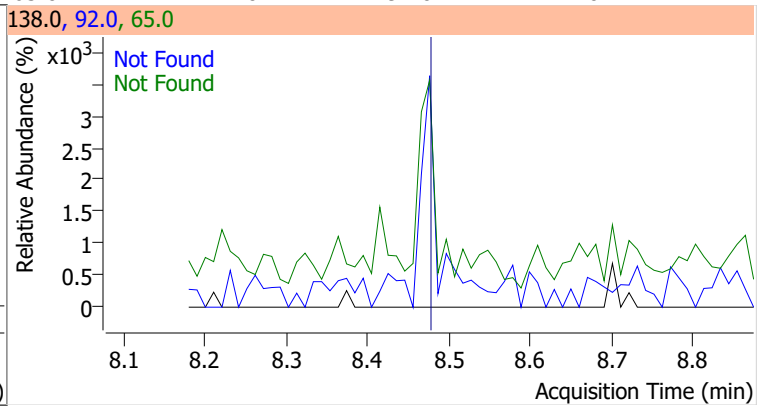

Compound	Conc.	Exp RT	QIon	Exp Ratio	QIon	Exp Ratio
Acenaphthene	N.D.	8.52	153.0	109.2	152.0	51.1

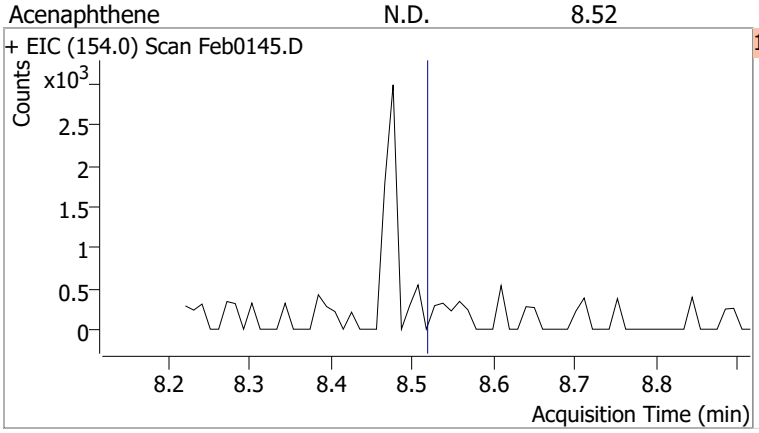

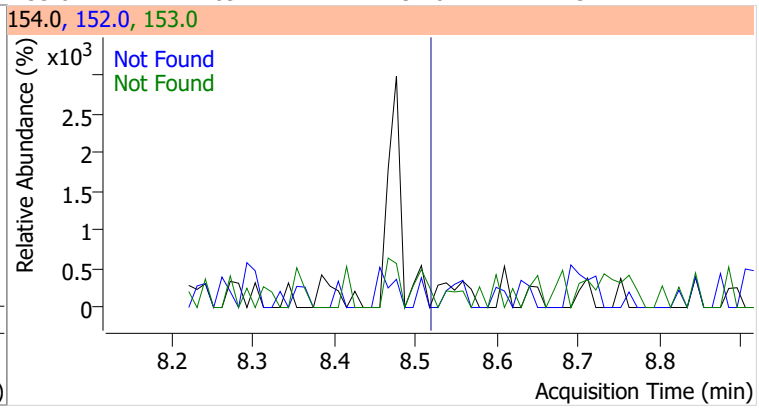

Compound	Conc.	Exp RT	QIon	Exp Ratio
2,4-Dinitrophenol	N.D.	8.60	154.0	63.4

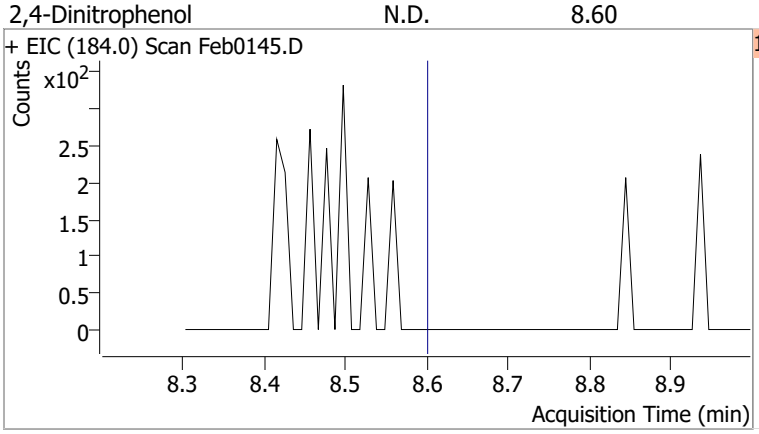

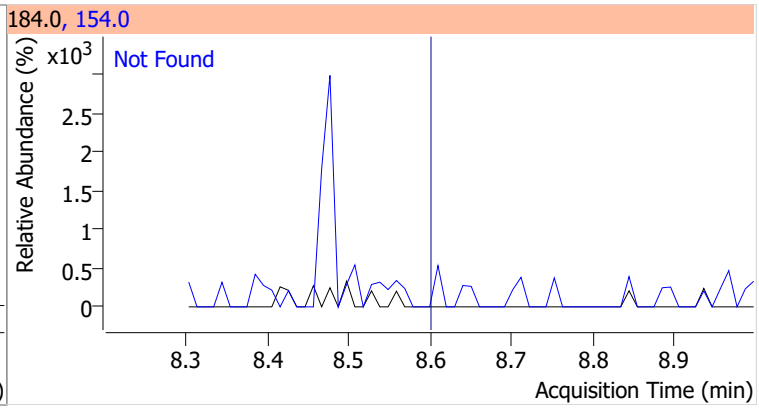

Compound	Conc.	Exp RT	QIon	Exp Ratio
Dibenzofuran	N.D.	8.72	139.0	43.1

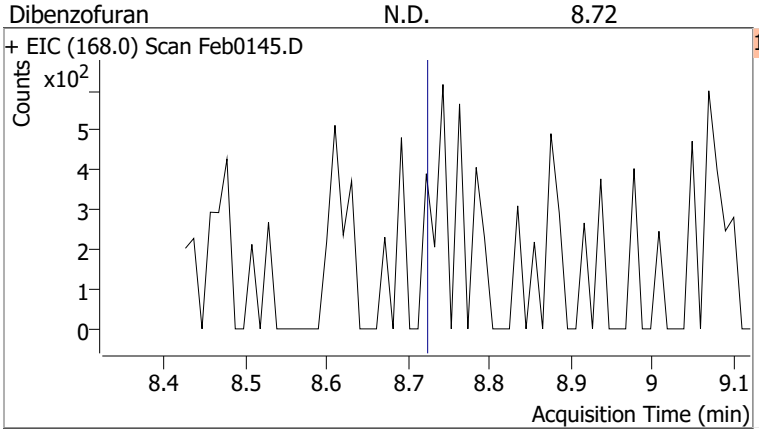

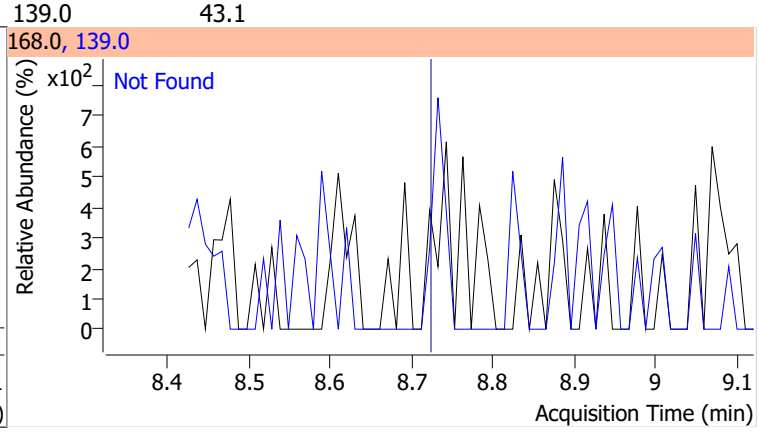

Compound	Conc.	Exp RT	QIon	Exp Ratio	QIon	Exp Ratio
4-Nitrophenol	N.D.	8.74	139.0	380.6	65.0	81.2

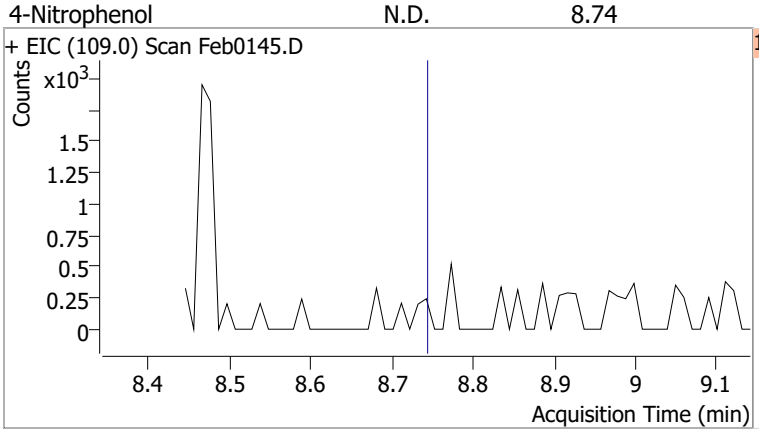

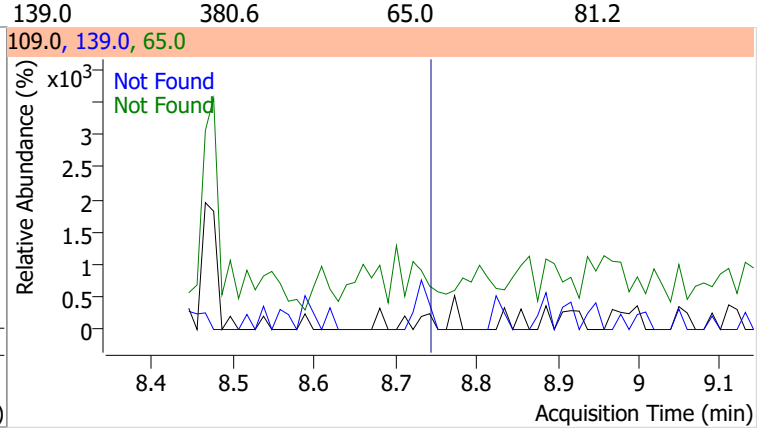

Compound	Conc.	Exp RT	QIon	Exp Ratio	QIon	Exp Ratio
2,4-Dinitrotoluene	N.D.	8.75	63.0	67.8	89.0	65.4

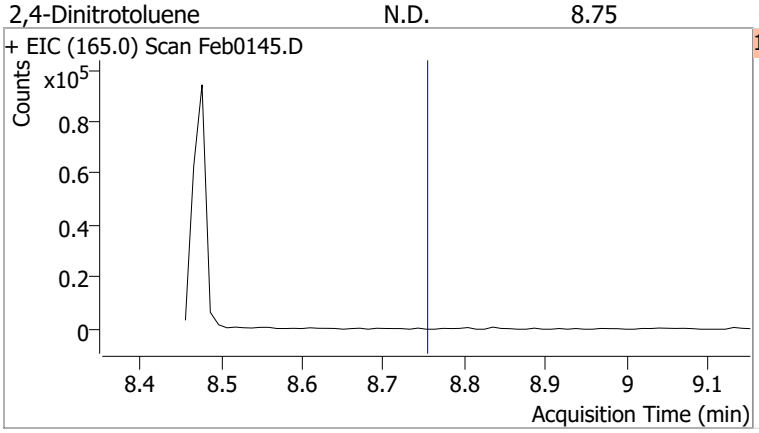

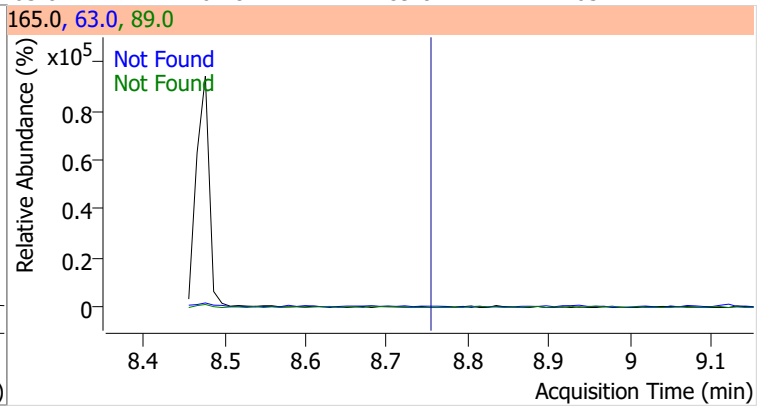

Compound	Conc.	Exp RT	QIon	Exp Ratio	QIon	Exp Ratio
Diethylphthalate	N.D.	9.09	177.0	21.1	150.0	12.6

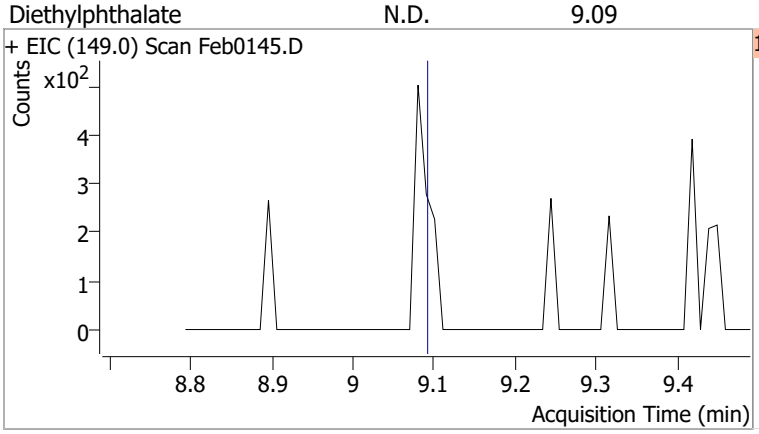

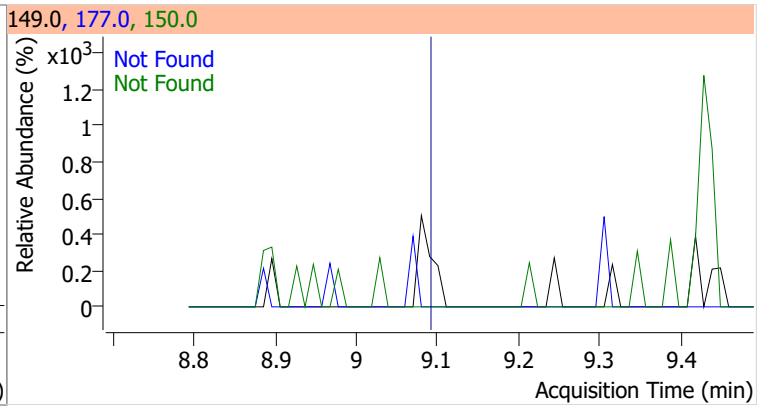

Compound	Conc.	Exp RT	QIon	Exp Ratio	QIon	Exp Ratio
Fluorene	N.D.	9.14	165.0	92.6	167.0	13.0

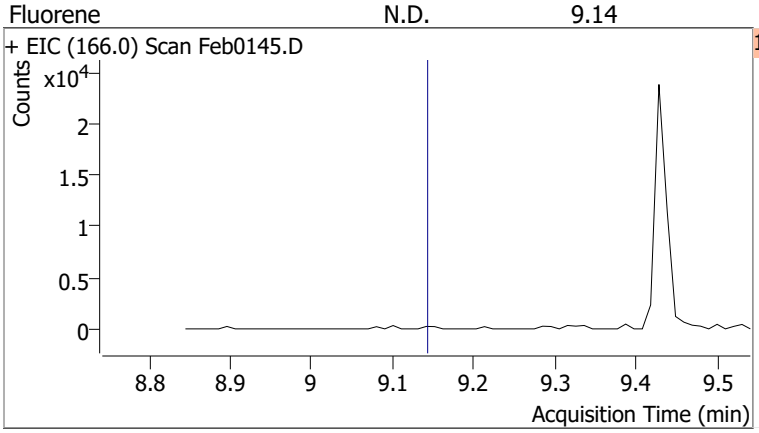

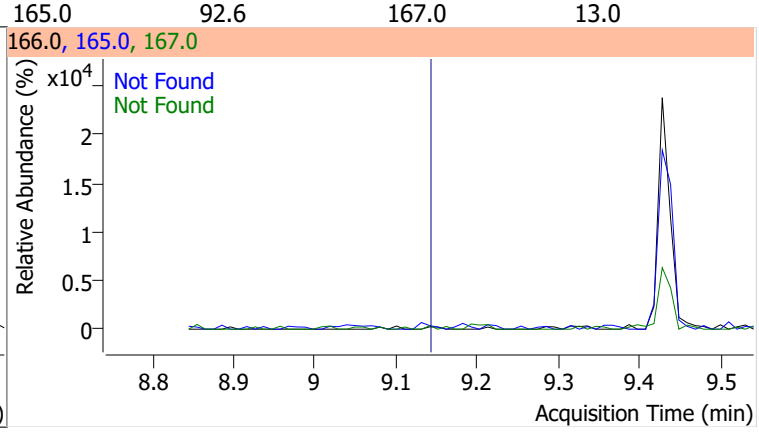

Compound	Conc.	Exp RT	QIon	Exp Ratio	QIon	Exp Ratio
4-Chlorophenyl-phenylether	N.D.	9.17	141.0	62.7	206.0	33.2

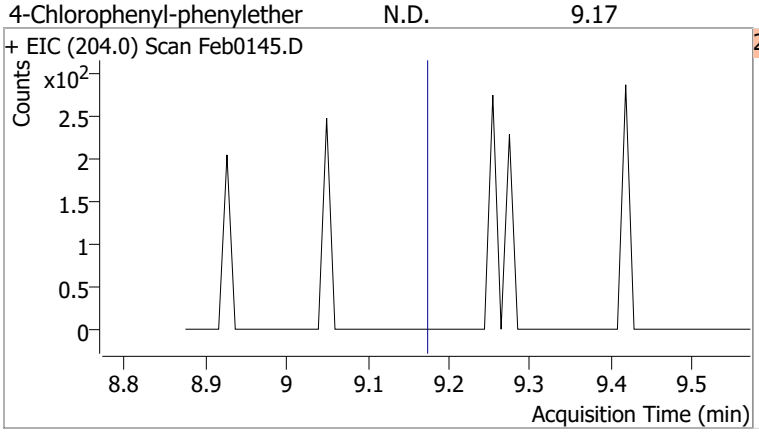

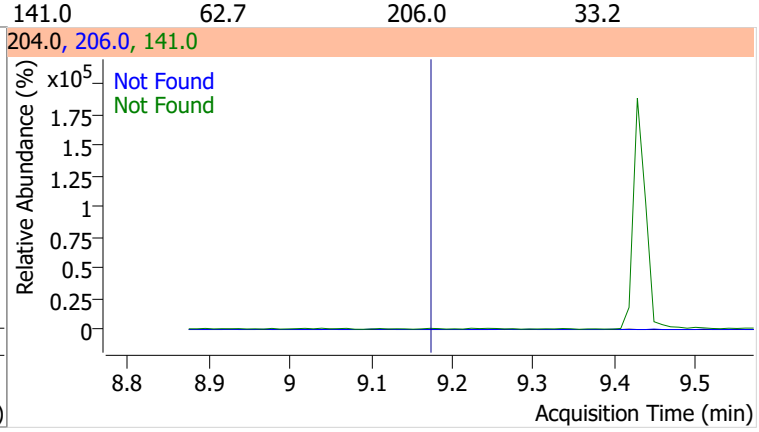

Compound	Conc.	Exp RT	QIon	Exp Ratio	QIon	Exp Ratio
4-Nitroaniline	N.D.	9.21	65.0	101.3	92.0	51.2

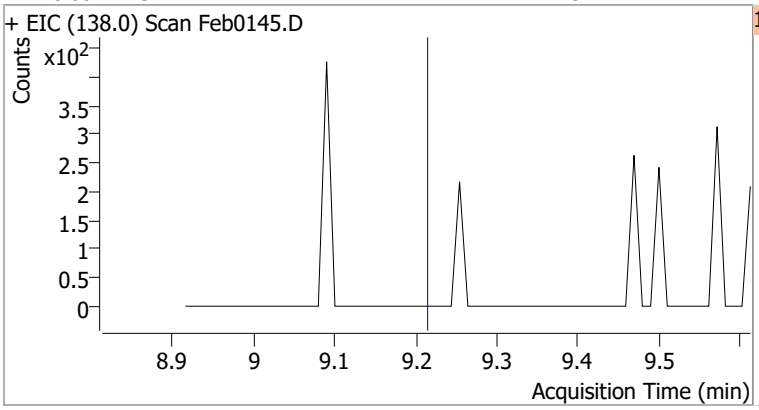

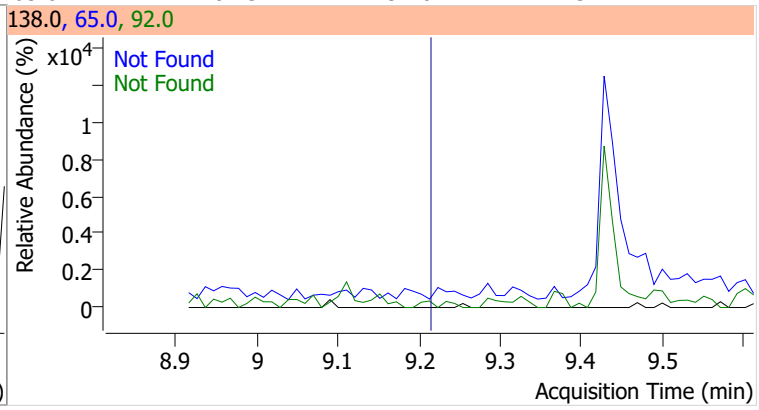

Compound	Conc.	RT	Dev(Min)	Resp.	QIon	QRatio	Lower	Upper
4,6-Dinitro-2-methylphenol		0		0	121.0		32.5	60.3

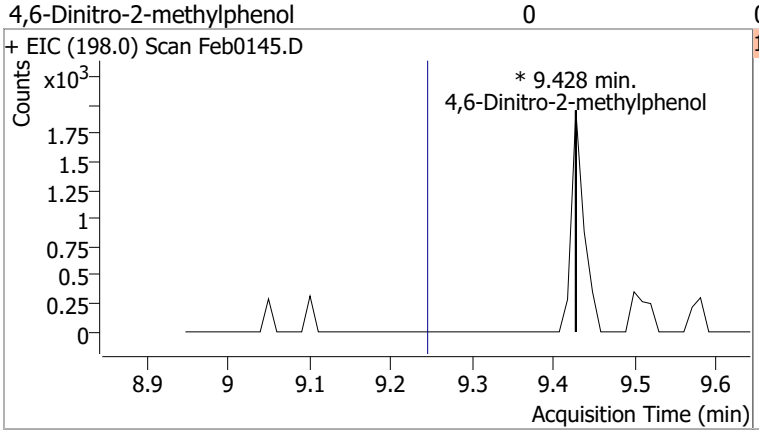

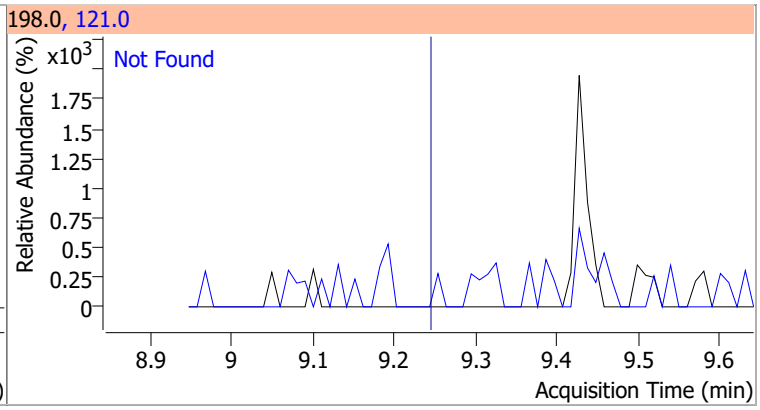

Compound	Conc.	Exp RT	QIon	Exp Ratio	QIon	Exp Ratio
N-nitrosodiphenylamine	N.D.	9.33	168.0	63.3	167.0	34.3

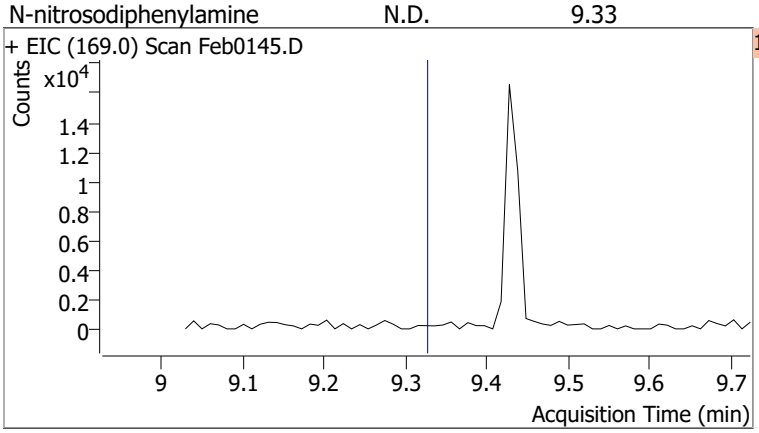

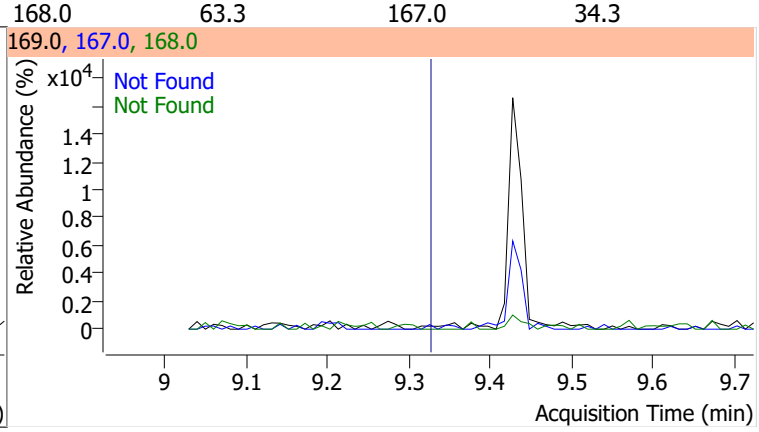

Compound	Conc.	Exp RT	QIon	Exp Ratio	QIon	Exp Ratio
Azobenzene	N.D.	9.36	51.0	37.7	182.0	27.4

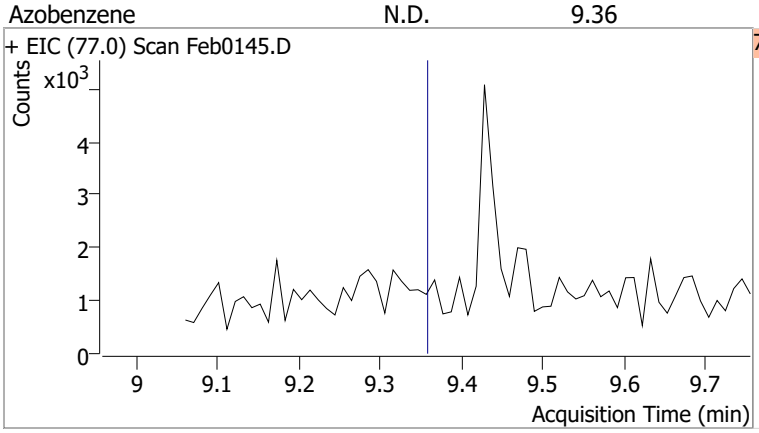

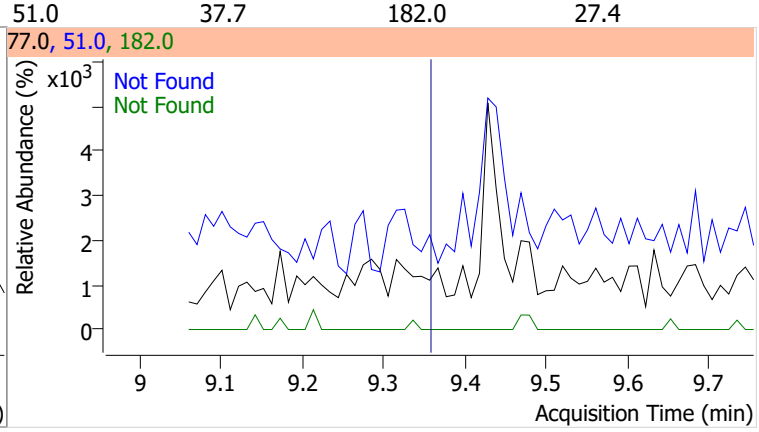

Quantitation Results Report (QT Reviewed)

Compound	Conc.	RT	Dev(Min)	Resp.	QIon	QRatio	Lower	Upper
2,4,6-Tribromophenol	183.3629	9.43	0.00	347674	331.8	89.3	65.5	121.6

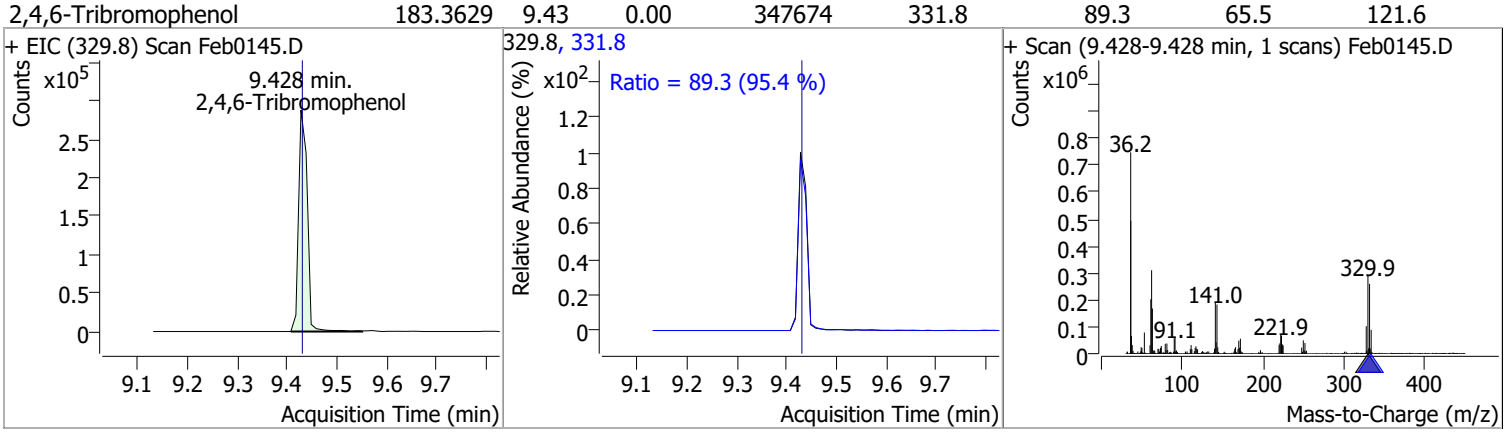

Compound	Conc.	Exp RT	QIon	Exp Ratio	QIon	Exp Ratio
4-Bromophenyl-phenylether	N.D.	9.76	141.0	103.5	250.0	100.5

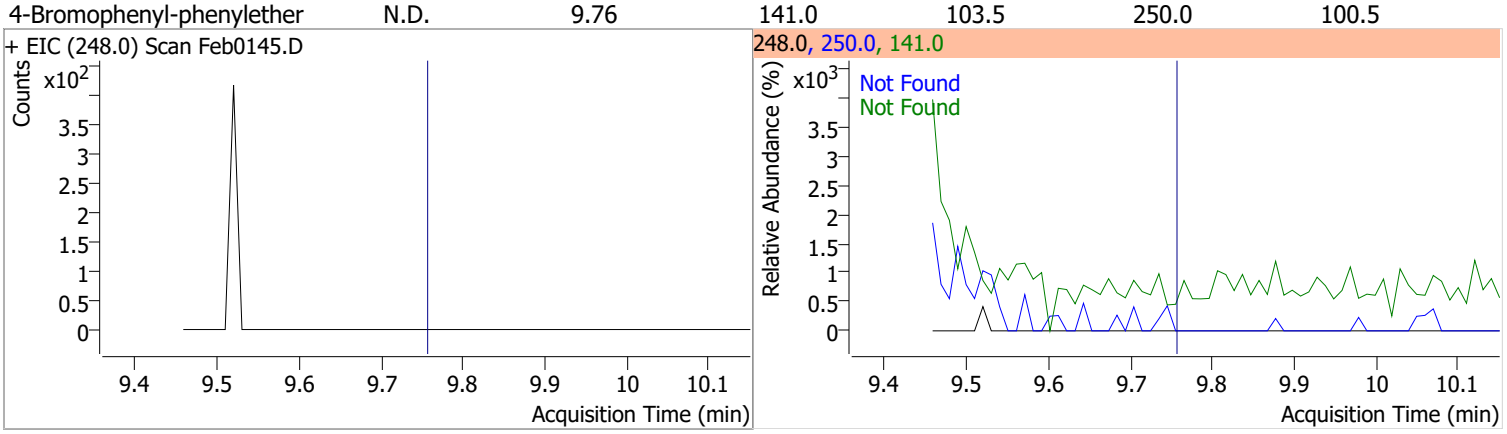

Compound	Conc.	Exp RT	QIon	Exp Ratio
Hexachlorobenzene	N.D.	9.80	142.0	47.3

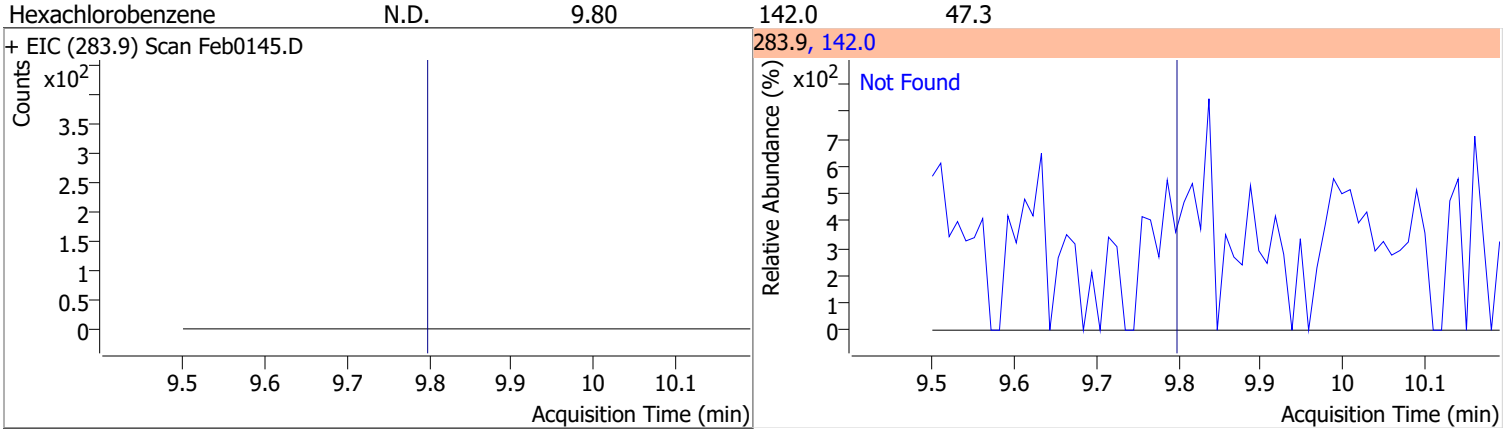

Compound	Conc.	Exp RT	QIon	Exp Ratio	QIon	Exp Ratio
Pentachlorophenol	N.D.	10.05	267.9	65.3	263.9	62.6

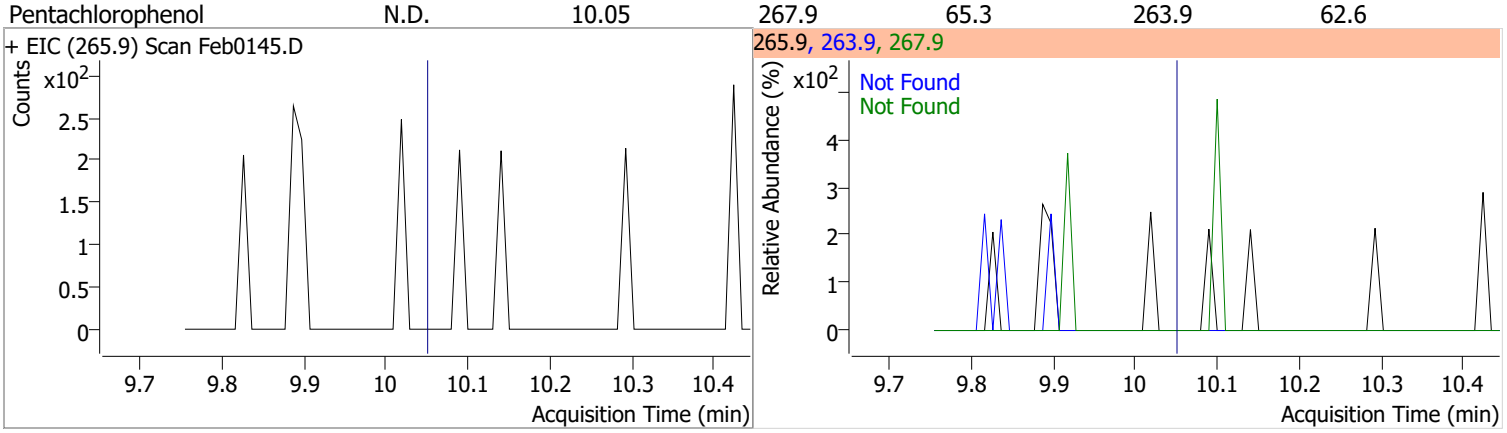

Compound	Conc.	Exp RT	QIon	Exp Ratio
Phenanthrene	N.D.	10.29	176.0	18.9

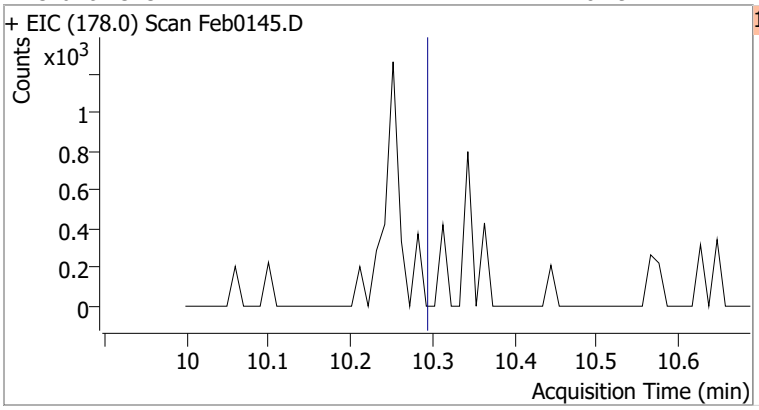

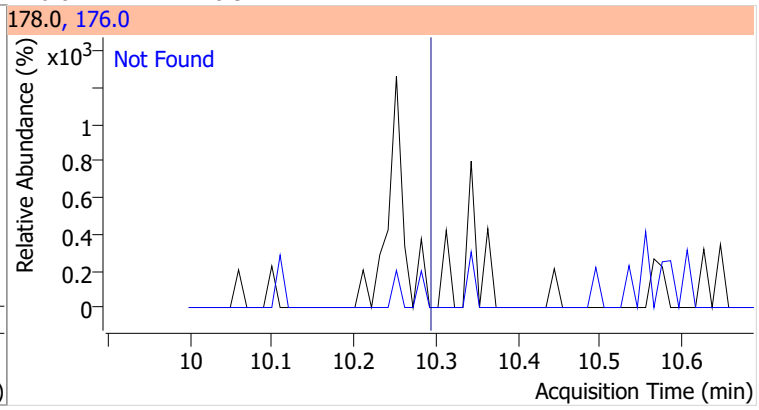

Compound	Conc.	Exp RT	QIon	Exp Ratio
Anthracene	N.D.	10.35	176.0	18.1

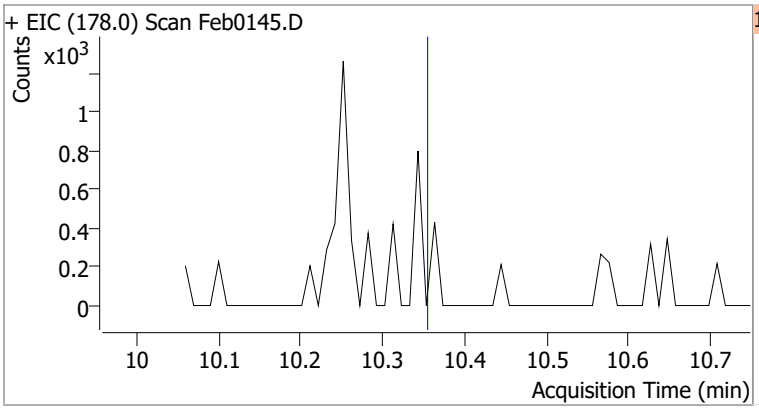

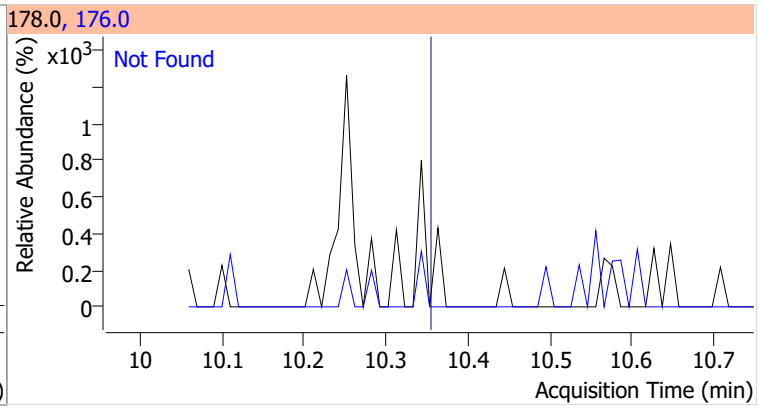

Compound	Conc.	RT	Dev(Min)	Resp.	QIon	QRatio	Lower	Upper
Triallate		0		0	268.0		19.1	35.4
					143.0		16.1	30.0

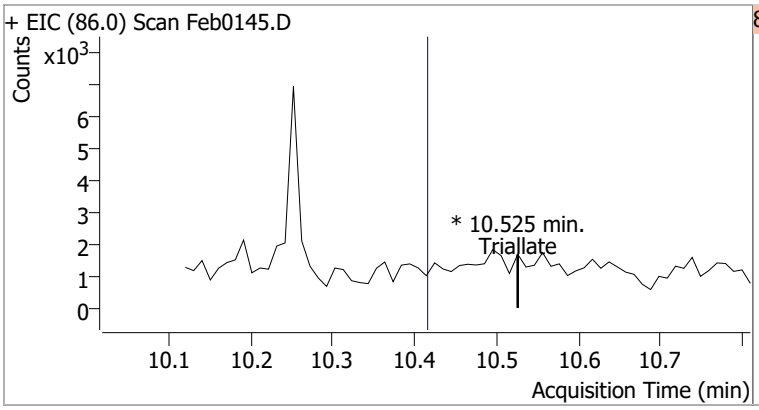

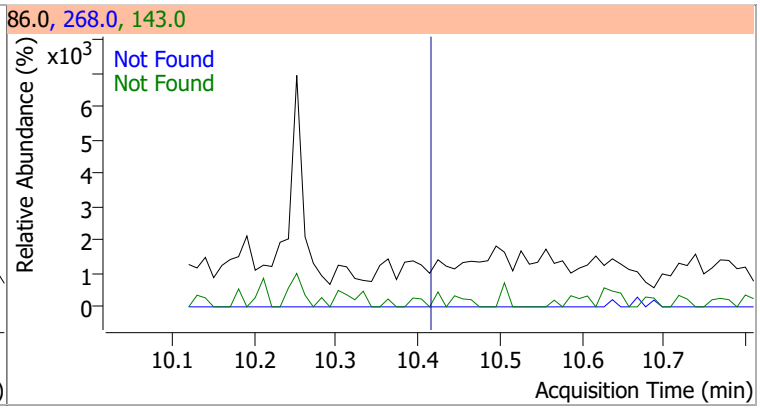

Compound	Conc.	Exp RT	QIon	Exp Ratio
Carbazole	N.D.	10.60	139.0	13.0

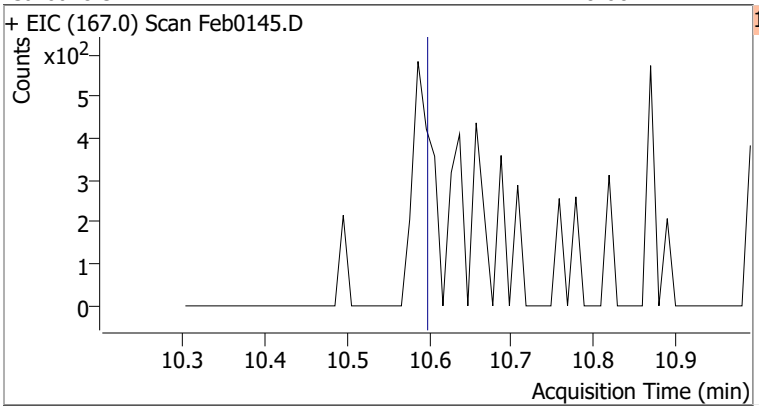

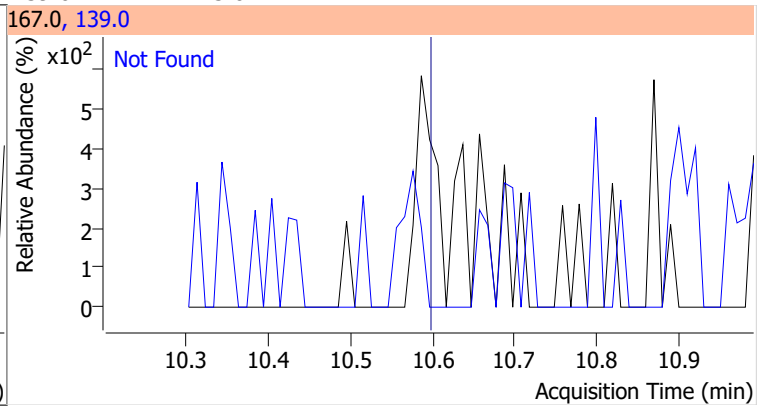

Compound	Conc.	Exp RT	QIon	Exp Ratio	QIon	Exp Ratio
o-Terphenyl	N.D.	10.82	229.0	63.0	215.0	37.7

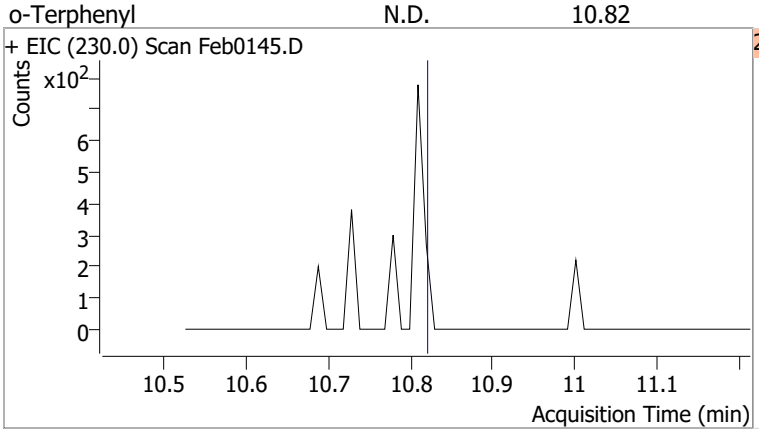

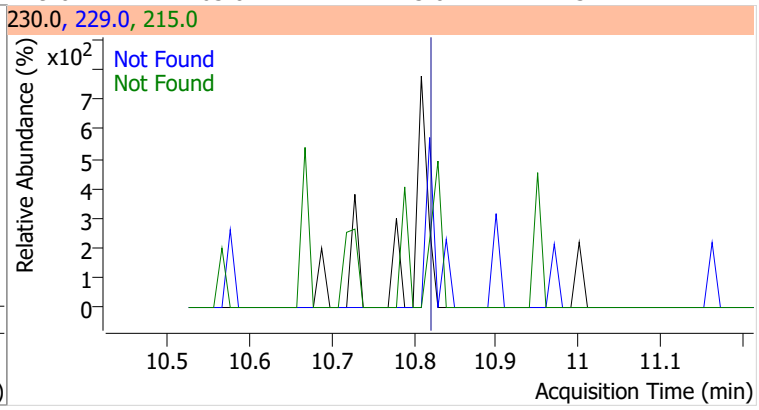

Compound	Conc.	Exp RT	QIon	Exp Ratio	QIon	Exp Ratio
Di-n-Butylphthalate	N.D.	11.20	150.0	9.0	104.0	5.8

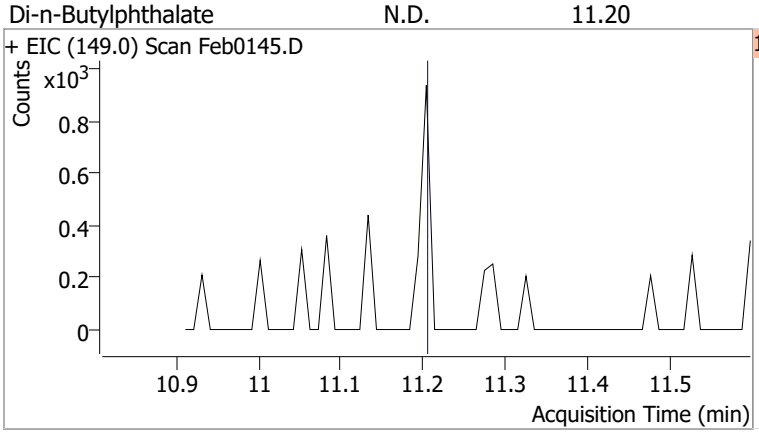

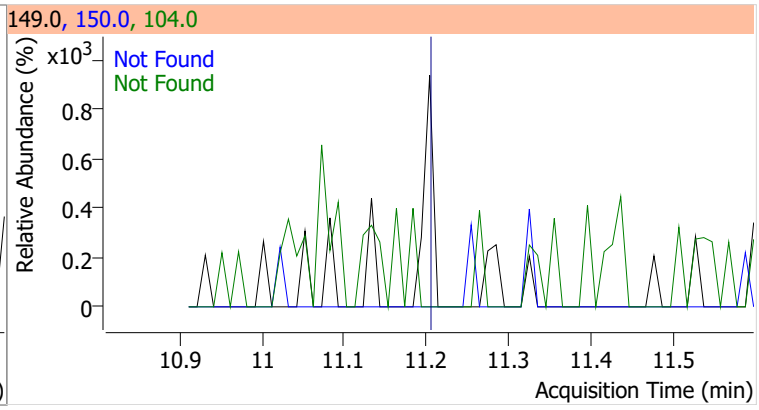

Compound	Conc.	Exp RT	QIon	Exp Ratio
Fluoranthene	N.D.	12.12	101.0	12.3

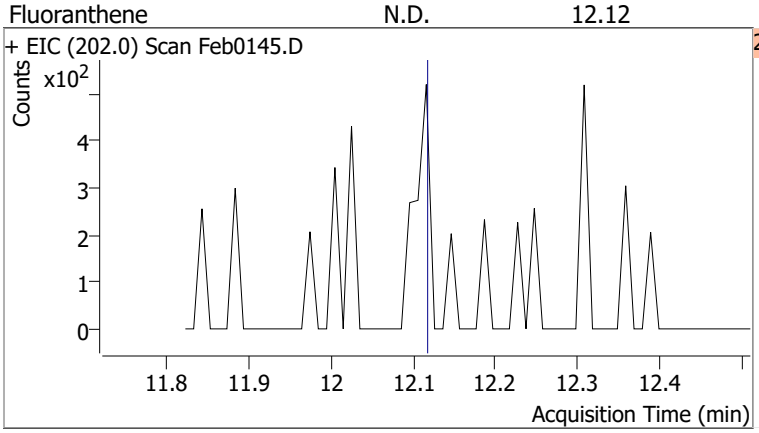

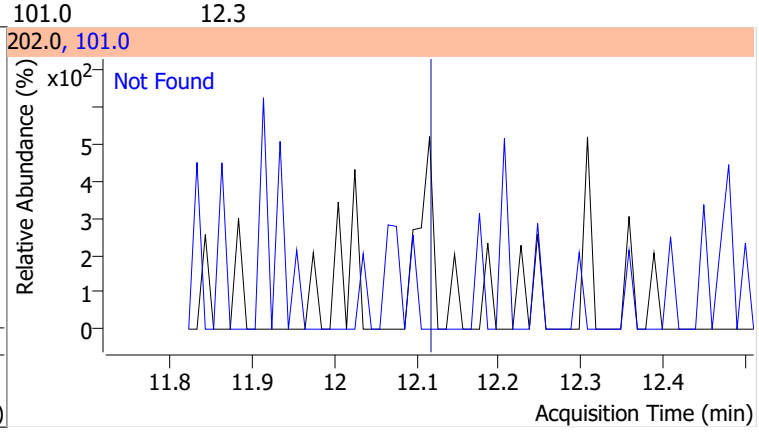

Compound	Conc.	Exp RT	QIon	Exp Ratio	QIon	Exp Ratio
Benzidine	N.D.	12.50	183.0	12.2	92.0	7.5

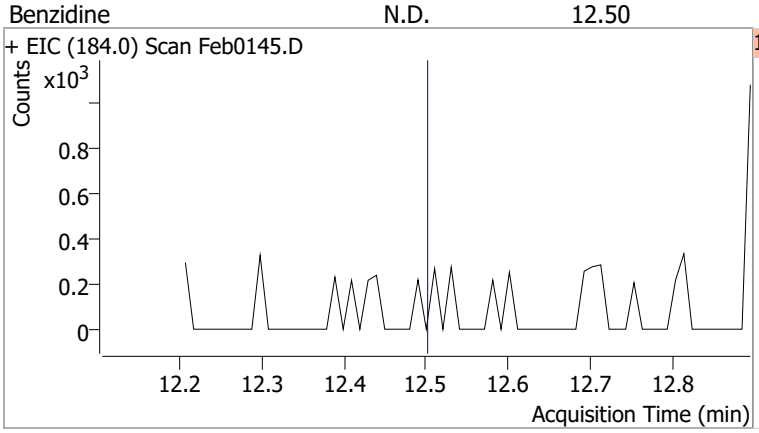

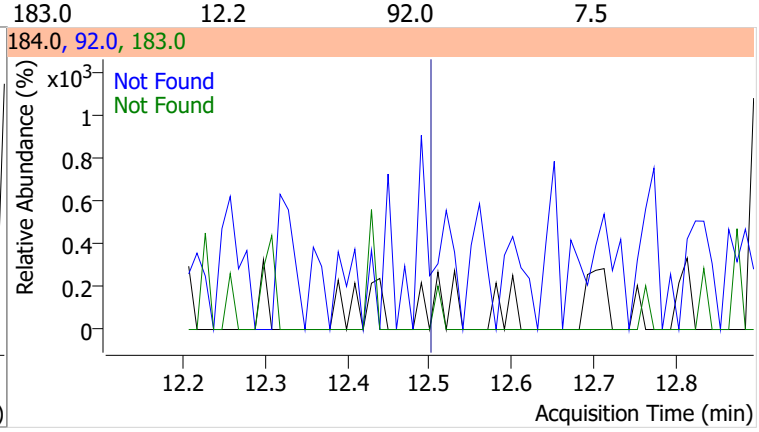

Compound	Conc.	Exp RT	QIon	Exp Ratio
Pyrene	N.D.	12.55	101.0	14.0

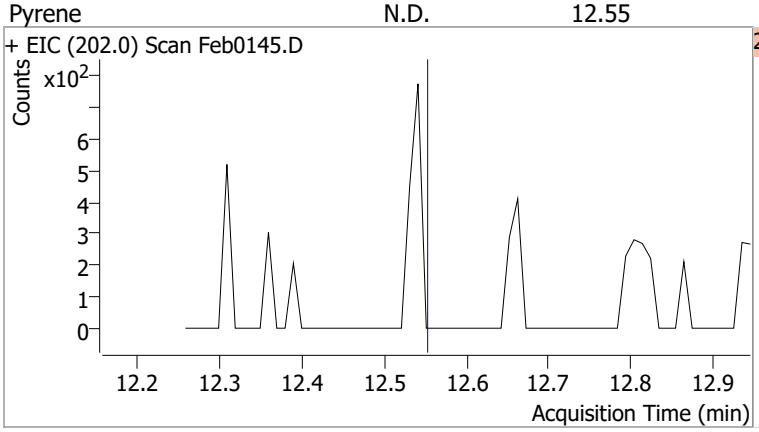

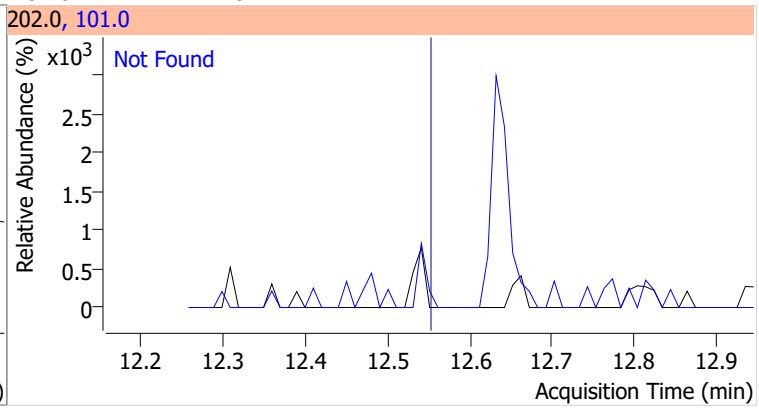

Compound	Conc.	RT	Dev(Min)	Resp.	QIon	QRatio	Lower	Upper
Terphenyl-d14	96.1641	13.06	0.00	2244063	122.0	14.1	8.8	16.4

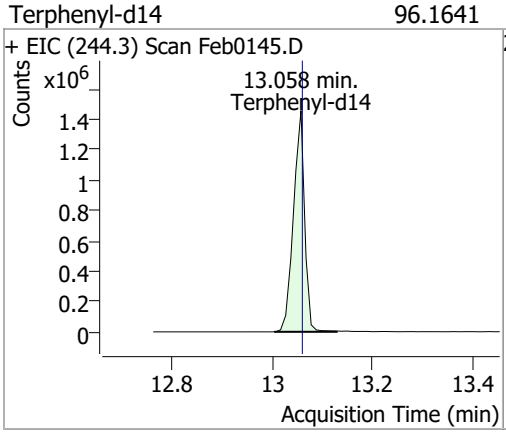

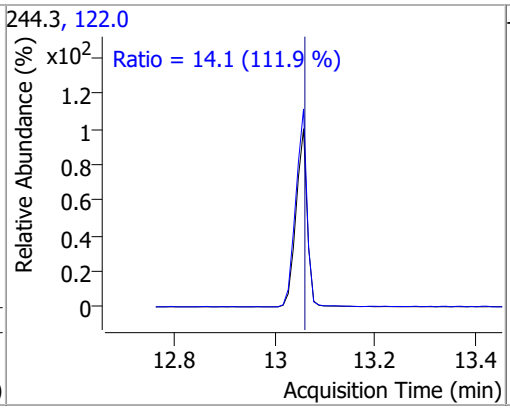

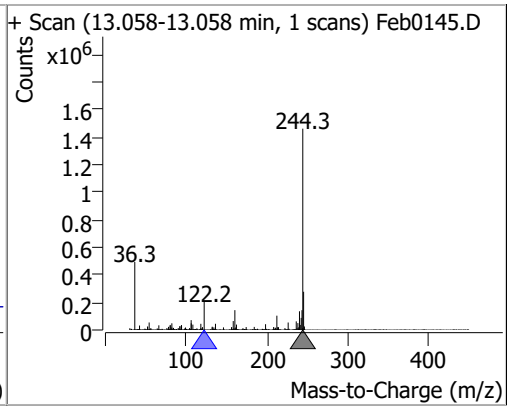

Compound	Conc.	Exp RT	QIon	Exp Ratio	QIon	Exp Ratio
Butylbenzylphthalate	N.D.	14.53	91.0	80.1	206.0	18.4

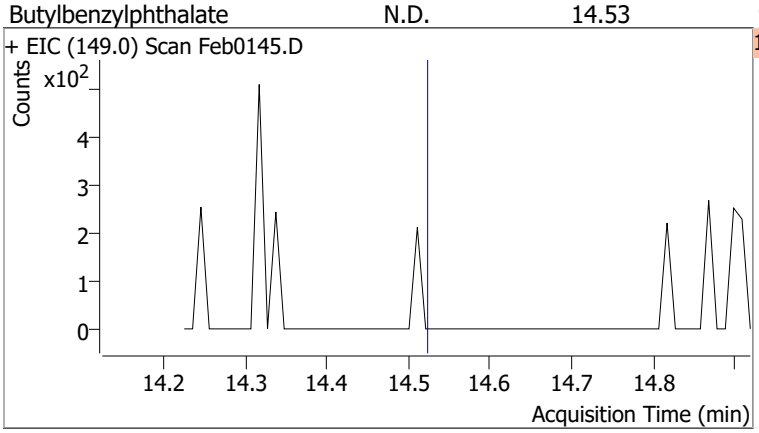

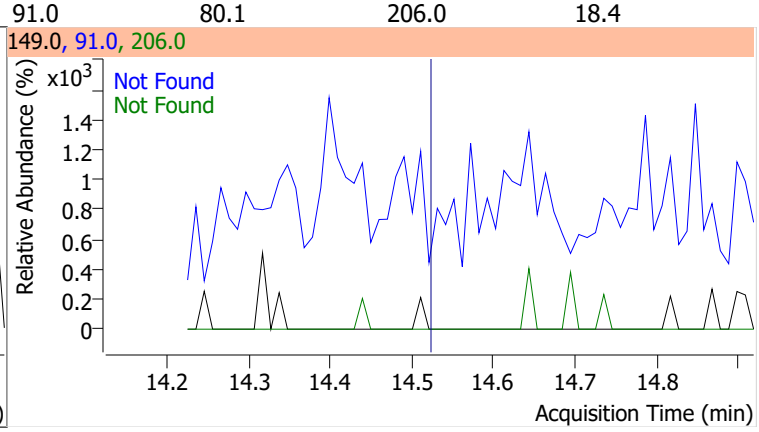

Compound	Conc.	Exp RT	QIon	Exp Ratio	QIon	Exp Ratio
Benzo(a)Anthracene	N.D.	15.76	226.0	25.8	229.0	20.9

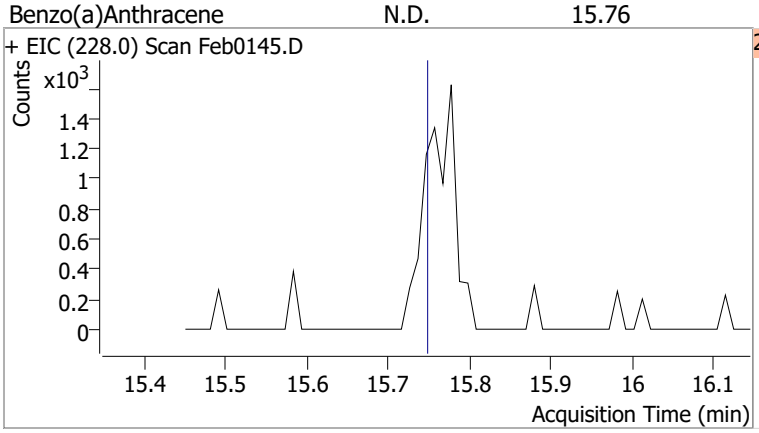

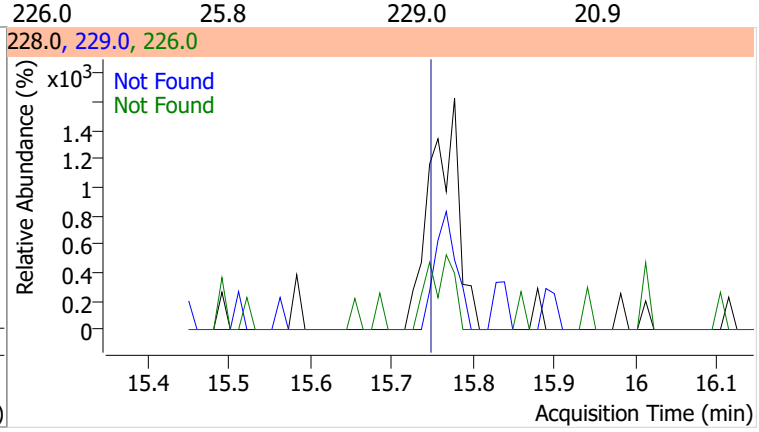

Compound	Conc.	Exp RT	QIon	Exp Ratio	QIon	Exp Ratio
Chrysene	N.D.	15.87	226.0	29.3	229.0	20.2

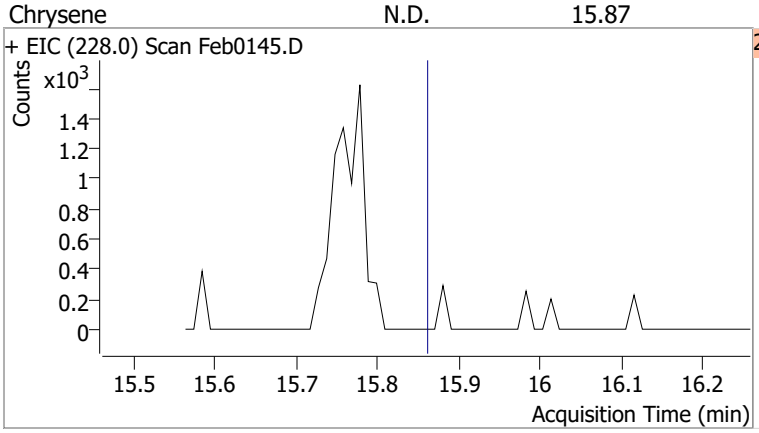

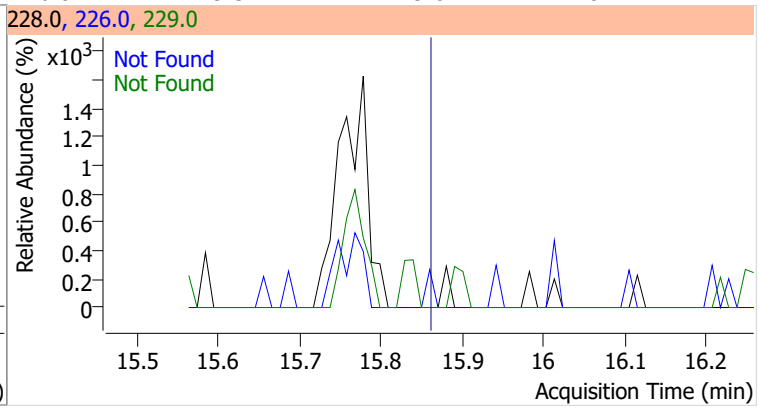

Compound	Conc.	Exp RT	QIon	Exp Ratio
3,3-Dichlorobenzidine	N.D.	15.90	254.0	64.5

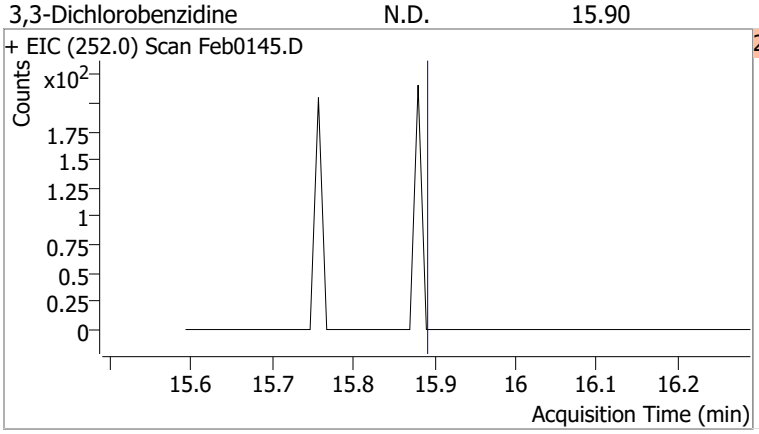

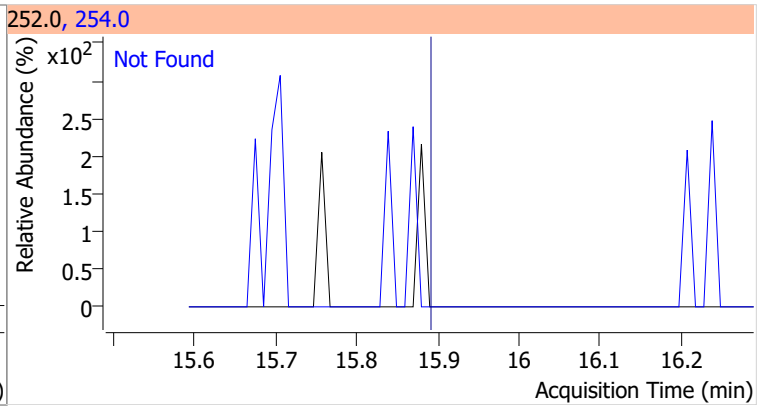

Compound	Conc.	Exp RT	QIon	Exp Ratio	QIon	Exp Ratio
bis(2-ethylhexyl)Phthalate	N.D.	16.60	149.0	385.7	279.0	15.3

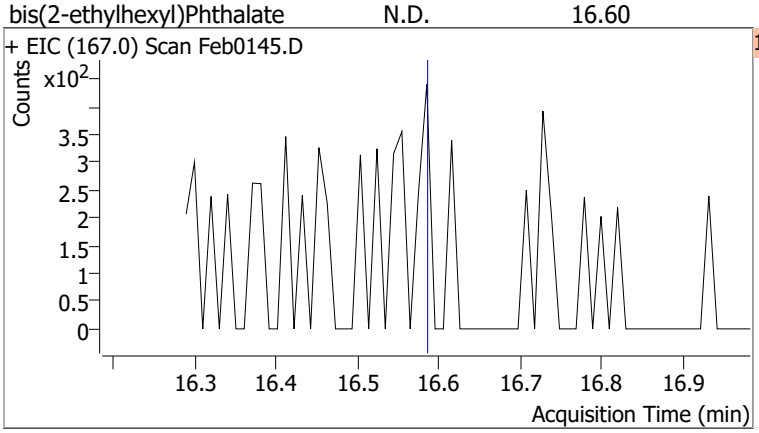

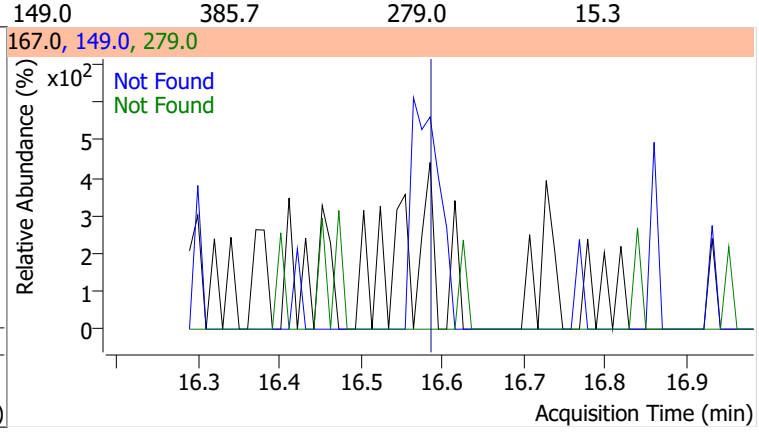

Compound	Conc.	Exp RT	QIon	Exp Ratio
Di-n-octyl Phthalate	N.D.	18.29	150.0	9.5

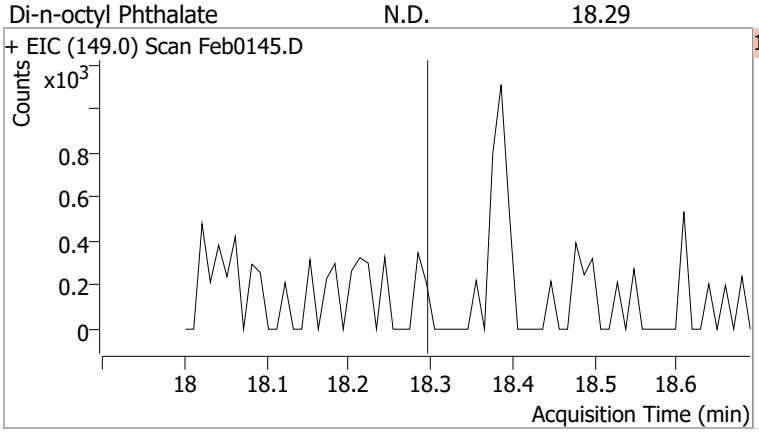

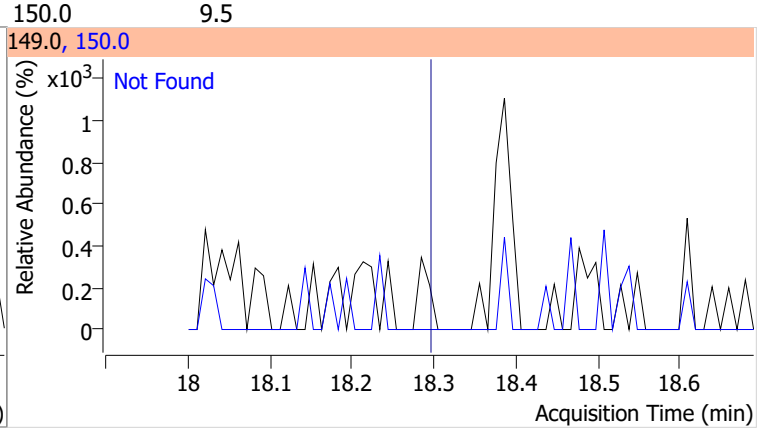

Compound	Conc.	Exp RT	QIon	Exp Ratio
Benzo(b)fluoranthene	N.D.	18.55	253.0	22.5

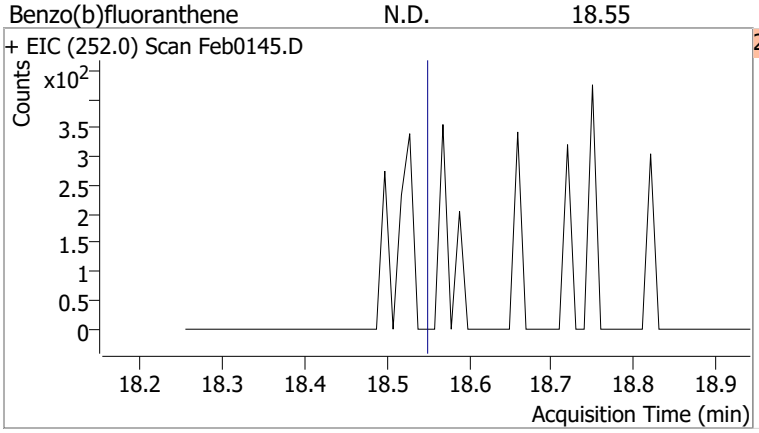

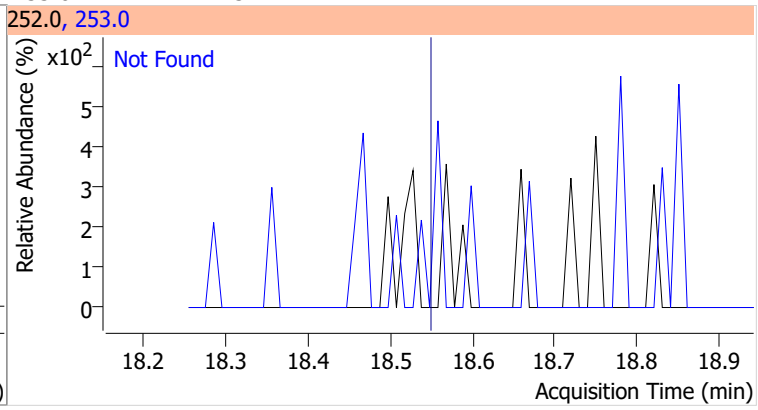

Compound	Conc.	Exp RT	QIon	Exp Ratio
Benzo(k)fluoranthene	N.D.	18.61	253.0	22.7

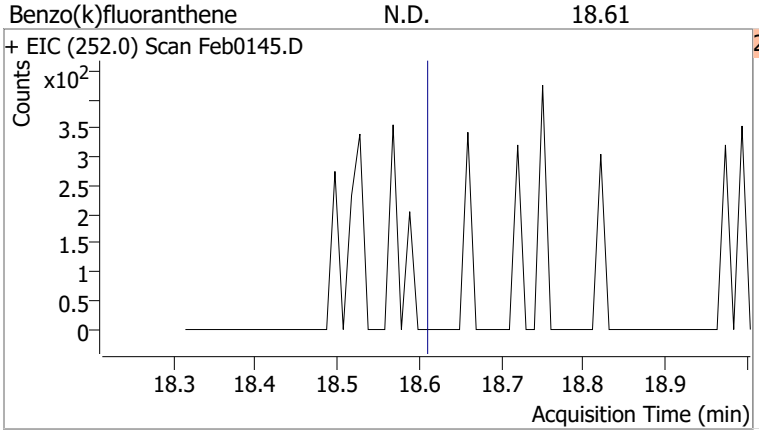

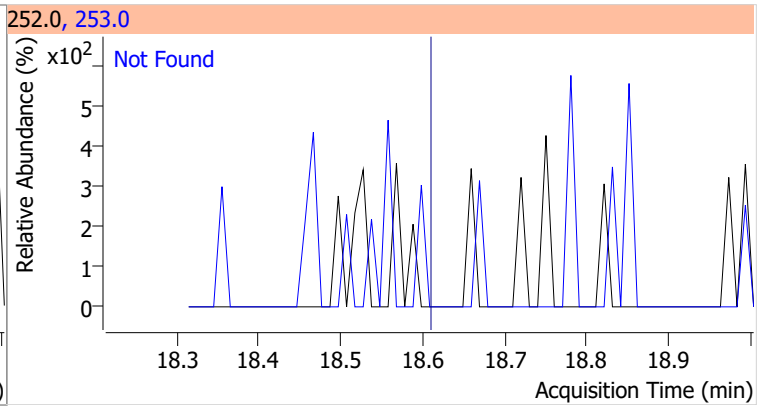

Compound	Conc.	Exp RT	QIon	Exp Ratio
Benzo(a)pyrene	N.D.	19.15	253.0	22.6

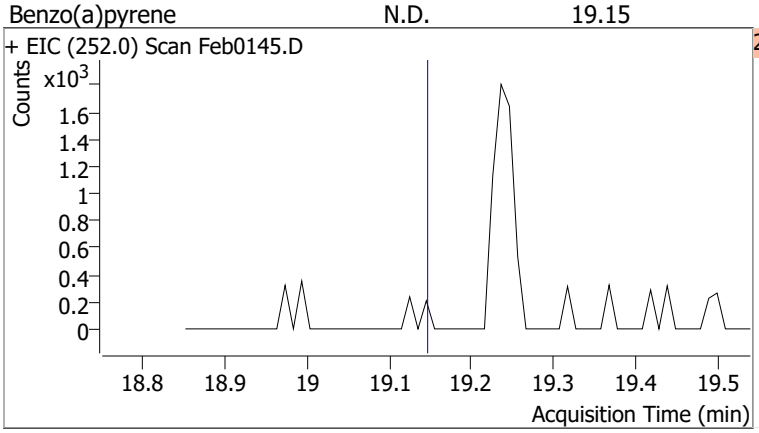

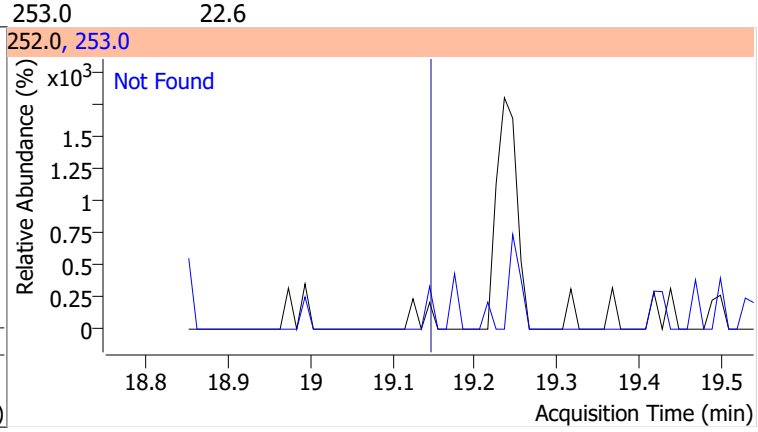

Compound	Conc.	Exp RT	QIon	Exp Ratio
Indeno(1,2,3-c,d)pyrene	N.D.	20.91	138.0	28.9

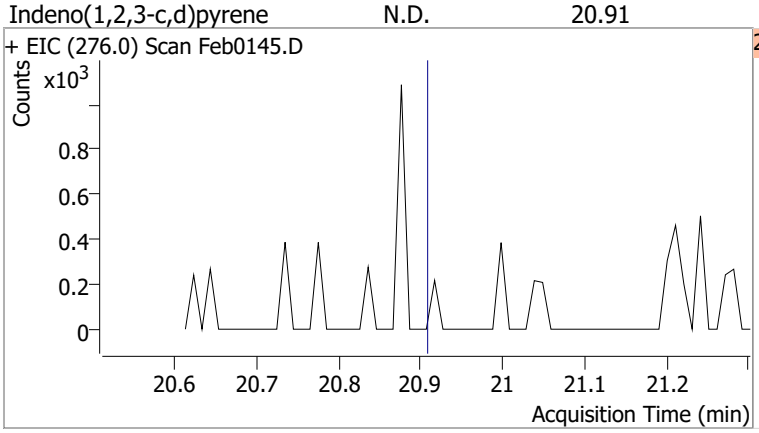

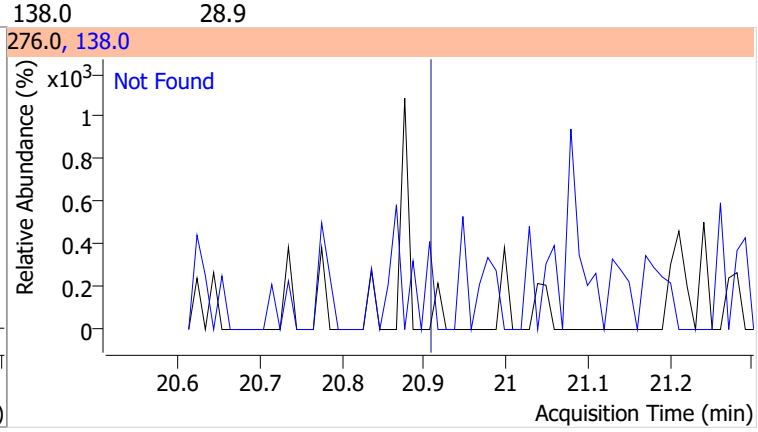

Compound	Conc.	Exp RT	QIon	Exp Ratio	QIon	Exp Ratio
Dibenzo(a,h)anthracene	N.D.	20.97	139.0	24.4	279.0	23.7

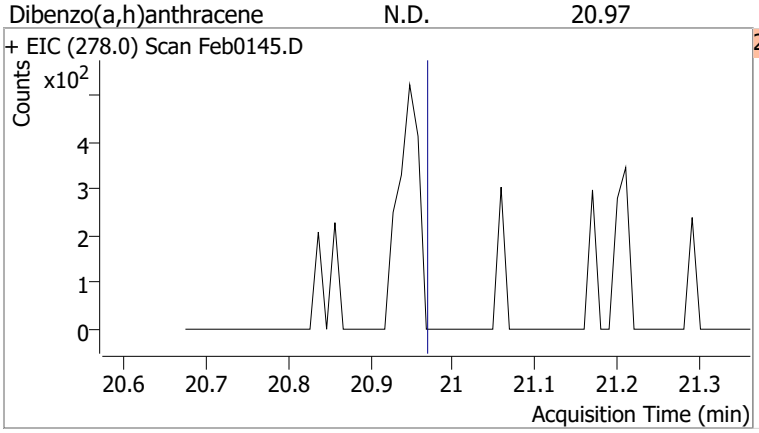

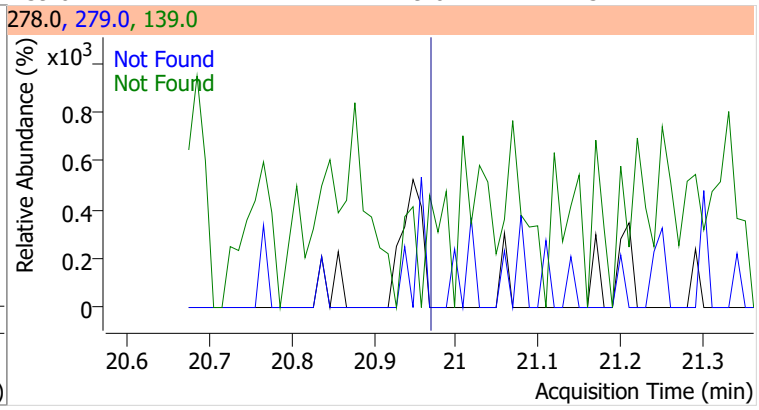

Compound	Conc.	Exp RT	QIon	Exp Ratio	QIon	Exp Ratio
Benzo(g,h,i)perylene	N.D.	21.24	138.0	32.5	277.0	24.1

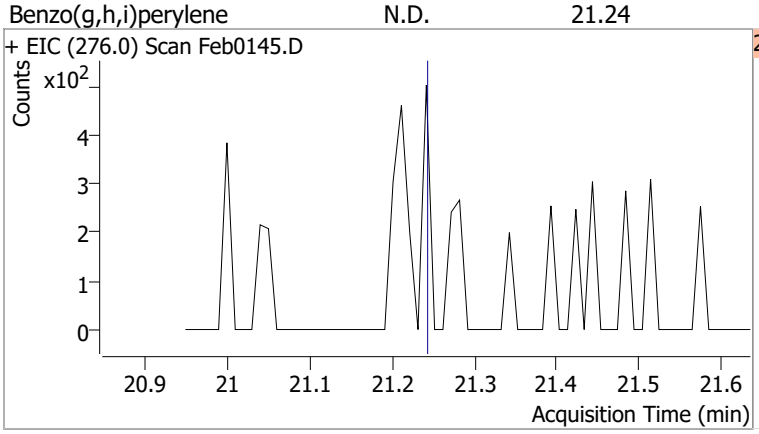

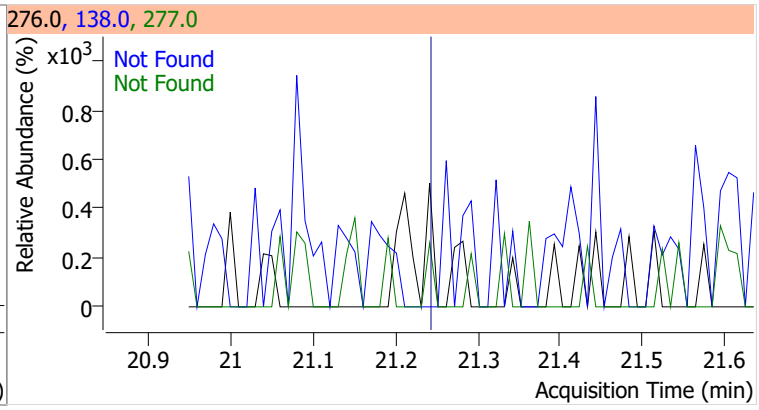

Quantitation Results Report (QT Reviewed)

Data File	Feb0146.D	Operator	LIMS import
Acq. Method	BNA+SIM.M	Acq. Date-Time	2/2/2022 4:45:38 PM
Sample Name	B22011446-006CMS	Instrument	Instrument #1
Vial	46	Multiplier	1.00
DA Method File	020122 DoD BNA cal.batch.bin	Comment	SVOC-8270-W-LARGO
Tune File	dftppdsm.u	Tune Date	1/25/2022 7:52:00 PM
Batch Name	020122 DoD BNA.batch.bin	Last Calib Update	2/16/2022 11:05:20 AM
Ref Library	D:\Org\Library\NIST129K.l		

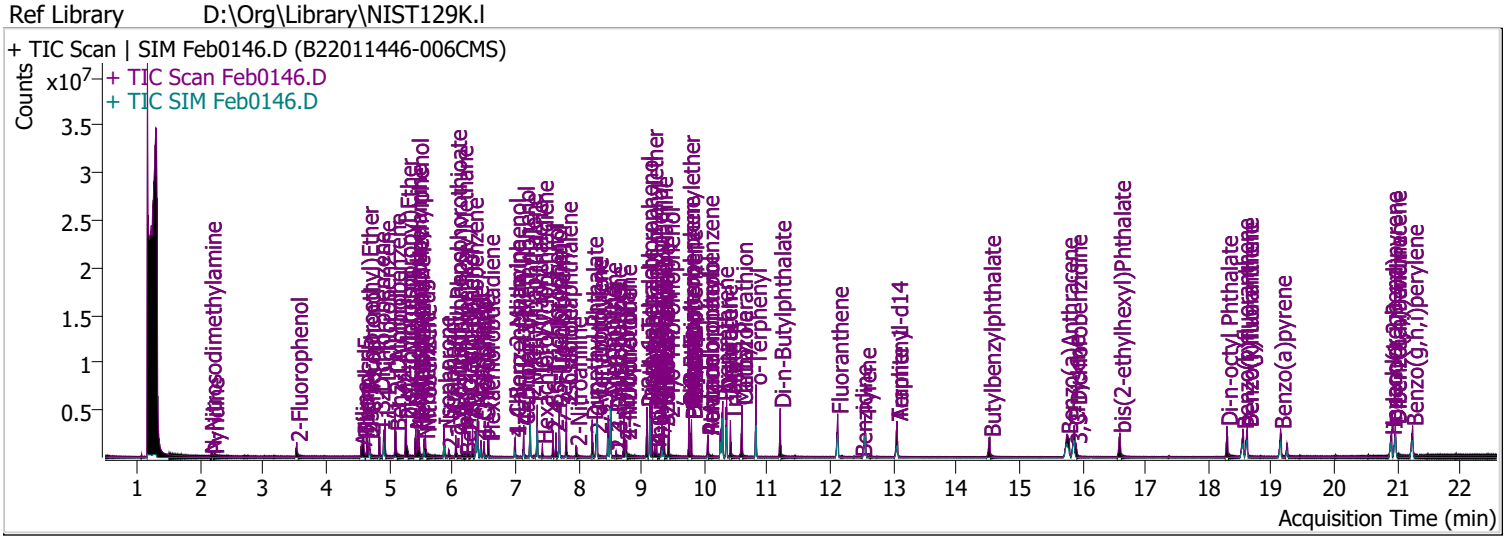

Compound	RT	QIon	Resp.	Conc.	Units		Dev(Min)
Internal Standards							
System Monitoring Compounds							
S 2-Fluorophenol	3.531	112.0	609777	62.8415	µg/L		0.010
Spiked Amount: 200.000	Range: 10.0 - 75.0%			Recovery = 31.42%			
S Phenol-d5	4.582	99.0	849619	66.5949	µg/L		0.010
Spiked Amount: 200.000	Range: 10.0 - 65.0%			Recovery = 33.30%			
S Nitrobenzene-d5	5.553	82.0	443048	66.7570	µg/L		0.000
Spiked Amount: 100.000	Range: 32.0 - 94.0%			Recovery = 66.76%			
S 2-Fluorobiphenyl	7.697	172.0	1483540	64.2145	µg/L		0.000
Spiked Amount: 100.000	Range: 28.0 - 107.0%			Recovery = 64.21%			
S 2,4,6-Tribromophenol	9.438	329.8	368853	184.0069	µg/L		0.010
Spiked Amount: 200.000	Range: 25.0 - 140.0%			Recovery = 92.00%			
S Terphenyl-d14	13.057	244.3	2041117	82.7583	µg/L		0.000
Spiked Amount: 100.000	Range: 32.0 - 122.0%			Recovery = 82.76%			
Target Compounds							**QValue**
T N-Nitrosodimethylamine	2.162	74.0	94735	33.3436	µg/L		93
T Pyridine	2.203	79.0	179318	24.4362	µg/L		82
T Aniline	4.552	93.0	548096	28.0447	µg/L		95
T Phenol	4.593	94.0	509848	34.1487	µg/L		86
T bis(-2-Chloroethyl)Ether	4.654	63.0	537455	68.8699	µg/L	m	99
T 2-Chlorophenol	4.685	128.0	626099	53.3905	µg/L		100
T 1,3-Dichlorobenzene	4.838	146.0	829379	57.0801	µg/L		98
T 1,4-Dichlorobenzene	4.930	146.0	854153	55.5714	µg/L		99
T 1,2-Dichlorobenzene	5.093	146.0	881656	59.1593	µg/L		99
T Benzyl Alcohol	5.103	108.0	348627	53.7918	µg/L		97
T 2-Methylphenol	5.267	107.0	633551	61.1046	µg/L		97
T bis(2-chloroisopropyl)Ether	5.267	121.0	226093	53.7957	µg/L		98
T N-nitroso-Di-n-propylamine	5.420	70.0	582136	78.9074	µg/L		97
T 4Methylphenol/3Methylphenol	5.451	107.0	844999	57.3859	µg/L		100
T Hexachloroethane	5.471	117.0	210320	53.5697	µg/L		91

Compound	RT	QIon	Resp.	Conc.	Units		Dev(Min)
T Nitrobenzene	5.573	123.1	230964	71.6013	µg/L		94
T Isophorone	5.869	82.0	1289452	64.5010	µg/L		99
T 2-Nitrophenol	5.941	139.0	169808	61.7753	µg/L		96
T 2,4-Dimethylphenol	6.054	122.0	458600	50.7936	µg/L		97
T bis(-2-Chloroethoxy)Methane	6.157	93.0	781196	73.5774	µg/L		96
T 2,4-Dichlorophenol	6.249	162.0	491386	57.3192	µg/L		98
T Benzoic Acid	6.208	105.0	113704	22.5360	µg/L		93
T 1,2,4-Trichlorobenzene	6.321	180.0	632154	61.3153	µg/L		99
T Naphthalene	6.403	128.0	2004671	65.9364	µg/L	m	99
T 4-Chlorophenol	6.454	130.0	150081	51.0746	µg/L	m	68
T p-Chloroaniline	6.506	127.0	534648	41.8429	µg/L	m	99
T Hexachlorobutadiene	6.578	224.9	272239	52.1149	µg/L		98
T 4-Chloro-2-Methylphenol	6.999	107.0	497398	66.6947	µg/L		96
T 4-Chloro-3-Methylphenol	7.132	107.0	601945	74.3212	µg/L	m	100
T 2-Methylnaphthalene	7.235	141.0	1297465	72.3732	µg/L		99
T 1-Methylnaphthalene	7.348	141.0	1149034	65.1707	µg/L	m	98
T Hexachlorocyclopentadiene	7.430	236.9	140128	44.0540	µg/L		99
T 2,4,6-Trichlorophenol	7.594	196.0	367098	72.4319	µg/L	m	98
T 2,4,5-Trichlorophenol	7.646	196.0	399677	67.3395	µg/L	m	96
T 2-Chloronaphthalene	7.810	162.0	1444776	76.0117	µg/L		98
T 2-Nitroaniline	7.964	65.0	213317	75.3987	µg/L		98
T Dimethyl Phthalate	8.220	163.0	1616479	82.2926	µg/L		95
T 2,6-Dinitrotoluene	8.282	165.0	199070	80.9413	µg/L		85
T Acenaphthylene	8.302	152.1	2394180	78.3966	µg/L		99
T 3-Nitroaniline	8.476	138.0	177718	63.6888	µg/L		94
T Acenaphthene	8.517	154.0	1554751	89.1692	µg/L		98
T 2,4-Dinitrophenol	8.599	184.0	73313	52.1542	µg/L		95
T Dibenzofuran	8.722	168.0	2257694	82.7707	µg/L		97
T 4-Nitrophenol	8.752	109.0	99023	37.5009	µg/L	#	1
T 2,4-Dinitrotoluene	8.752	165.0	249915	75.4753	µg/L		89
T Diethylphthalate	9.090	149.0	1916742	94.4308	µg/L		99
T Fluorene	9.141	166.0	1953959	80.4391	µg/L		99
T 4-Chlorophenyl-phenylether	9.172	204.0	885287	83.1882	µg/L		99
T 4-Nitroaniline	9.213	138.0	166656	60.3628	µg/L		92
T 4,6-Dinitro-2-methylphenol	9.243	198.0	120297	62.4320	µg/L		96
T N-nitrosodiphenylamine	9.325	169.0	1303841	79.6657	µg/L		99
T Azobenzene	9.356	77.0	1436668	75.4034	µg/L		98
T 4-Bromophenyl-phenylether	9.755	248.0	480710	77.6344	µg/L		98
T Hexachlorobenzene	9.796	283.9	492566	78.1204	µg/L		95
T Pentachlorophenol	10.059	265.9	273013	90.1687	µg/L		97
T Phenanthrene	10.292	178.0	2794788	83.6281	µg/L		100
T Anthracene	10.353	178.0	2628882	83.6714	µg/L	m	100
T Triallate	10.414	86.0	537930	80.6581	µg/L		96
T Carbazole	10.596	167.0	2442214	83.9508	µg/L		99
T o-Terphenyl	10.819	230.0	1397191	79.6610	µg/L		98
T Di-n-Butylphthalate	11.204	149.0	2709646	90.9826	µg/L		99
T Fluoranthene	12.115	202.0	2665665	76.3051	µg/L		96
T Benzidine	12.490	184.0	27490	3.6308	µg/L	#m	91
T Pyrene	12.551	202.0	2814542	79.1370	µg/L		94
T Butylbenzylphthalate	14.531	149.0	848838	80.9656	µg/L		94
T Benzo(a)Anthracene	15.757	228.0	2295622	82.5257	µg/L		99
T Chrysene	15.869	228.0	2414751	80.9268	µg/L		100
T 3,3-Dichlorobenzidine	15.900	252.0	515410	58.5765	µg/L		98
T bis(2-ethylhexyl)Phthalate	16.595	167.0	290345	77.0703	µg/L		97
T Di-n-octyl Phthalate	18.294	149.0	2017142	79.1962	µg/L		100

Compound	RT	QIon	Resp.	Conc.	Units	Dev(Min)
T Benzo(b)fluoranthene	18.548	252.0	2133086	82.3076	µg/L	99
T Benzo(k)fluoranthene	18.618	252.0	2110237	74.1204	µg/L	99
T Benzo(a)pyrene	19.145	252.0	1943353	78.9175	µg/L	99
T Indeno(1,2,3-c,d)pyrene	20.907	276.0	1618532	81.6602	µg/L	94
T Dibenzo(a,h)anthracene	20.968	278.0	1836535	87.6856	µg/L	98
T Benzo(g,h,i)perylene	21.241	276.0	1925336	80.4769	µg/L	98

(#) = Qualifier Out of Range; (m) = Manual Integration; (+) = Area Summed; (*) = Surrogate Percent Recovery Out of Range; (d): Zeroed Peak

Compound	Conc.	RT	Dev(Min)	Resp.	QIon	QRatio	Lower	Upper
N-Nitrosodimethylamine	33.3436	2.16	0.01	94735	42.0	138.3	91.0	169.1

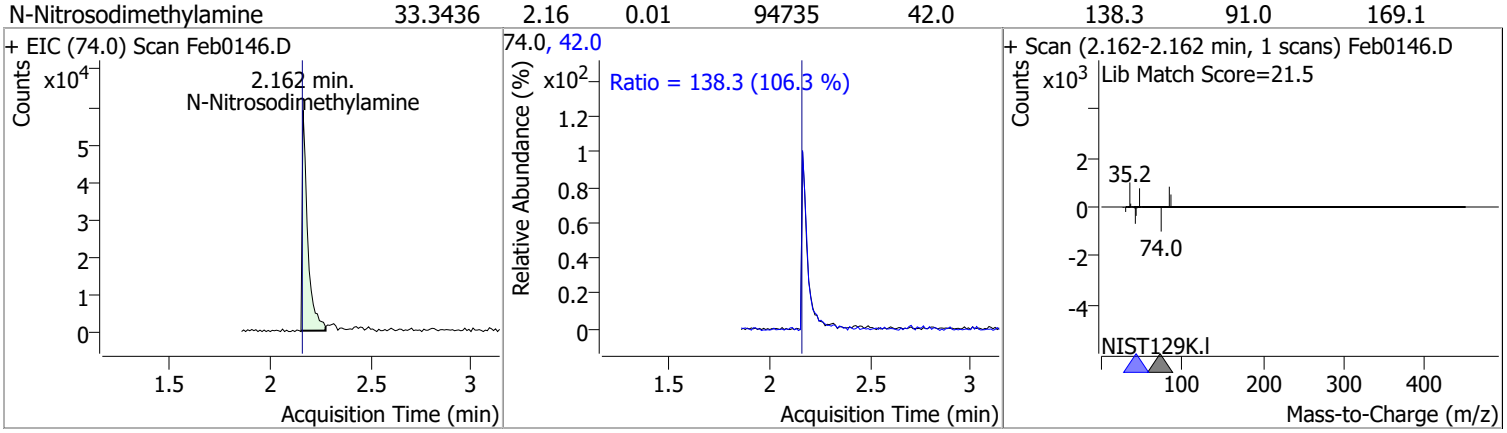

Compound	Conc.	RT	Dev(Min)	Resp.	QIon	QRatio	Lower	Upper
Pyridine	24.4362	2.20	0.02	179318	52.0	83.1	71.2	132.2

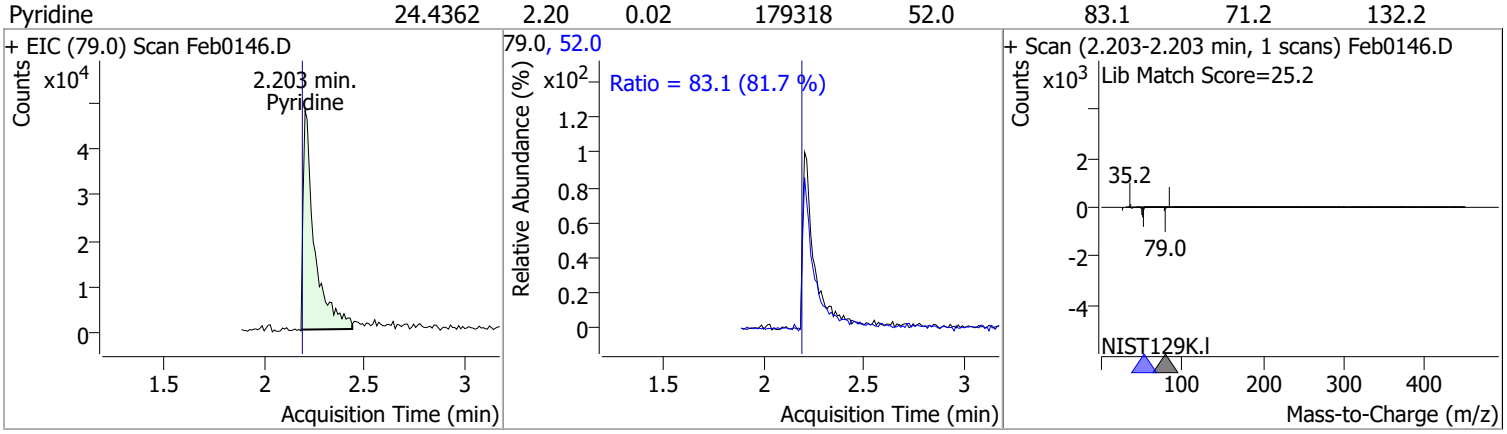

Compound	Conc.	RT	Dev(Min)	Resp.	QIon	QRatio	Lower	Upper
2-Fluorophenol	62.8415	3.53	0.01	609777	64.0	50.5	35.8	66.4
					92.0	19.9	14.3	26.6

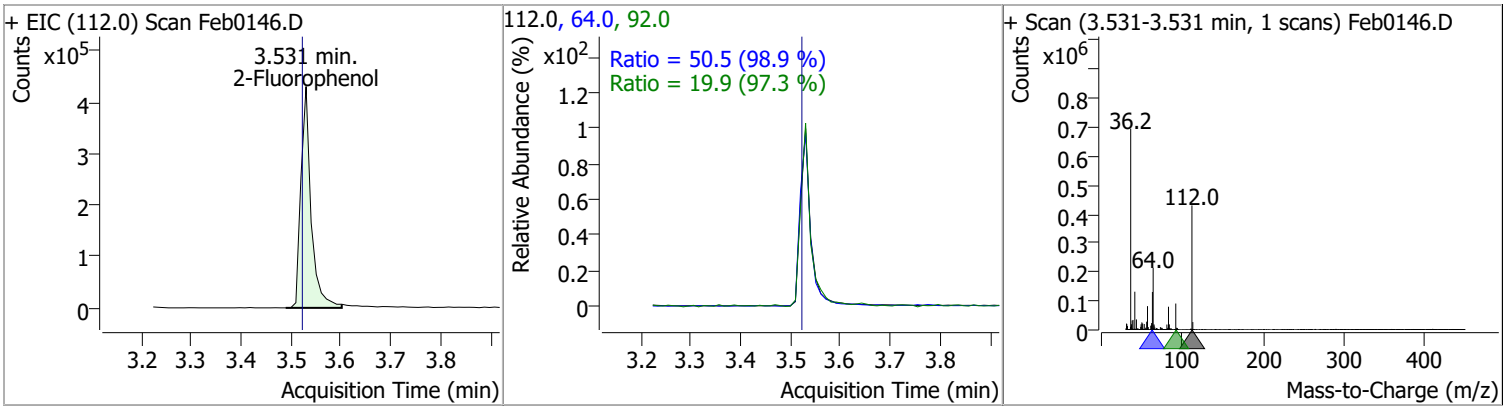

Compound	Conc.	RT	Dev(Min)	Resp.	QIon	QRatio	Lower	Upper
Aniline	28.0447	4.55	0.00	548096	66.0	31.4	24.5	45.6
					65.0	16.9	12.6	23.4

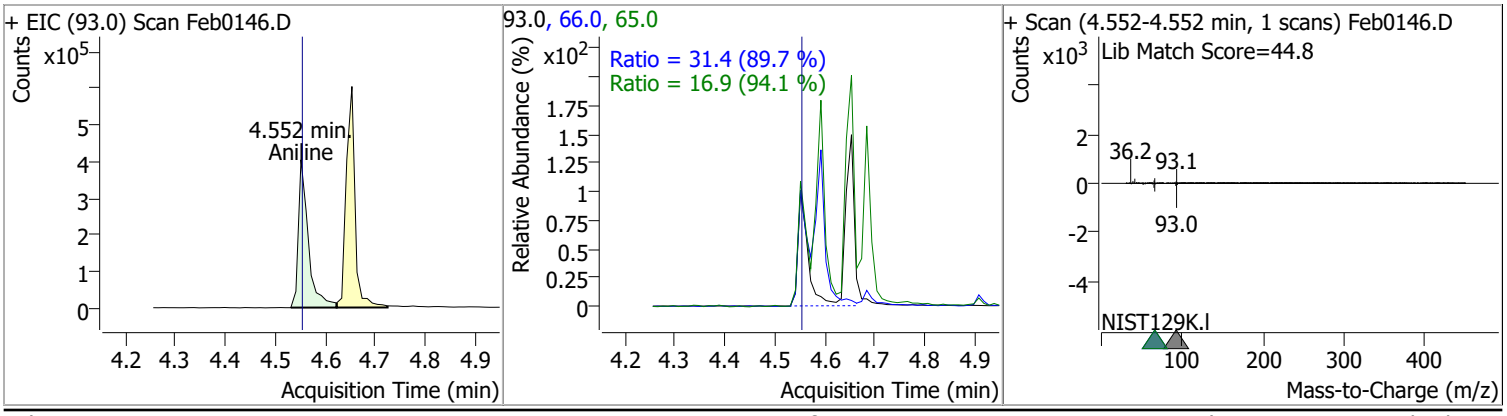

Quantitation Results Report (QT Reviewed)

Compound	Conc.	RT	Dev(Min)	Resp.	QIon	QRatio	Lower	Upper
Phenol-d5	66.5949	4.58	0.01	849619	71.0	35.4	23.8	44.2

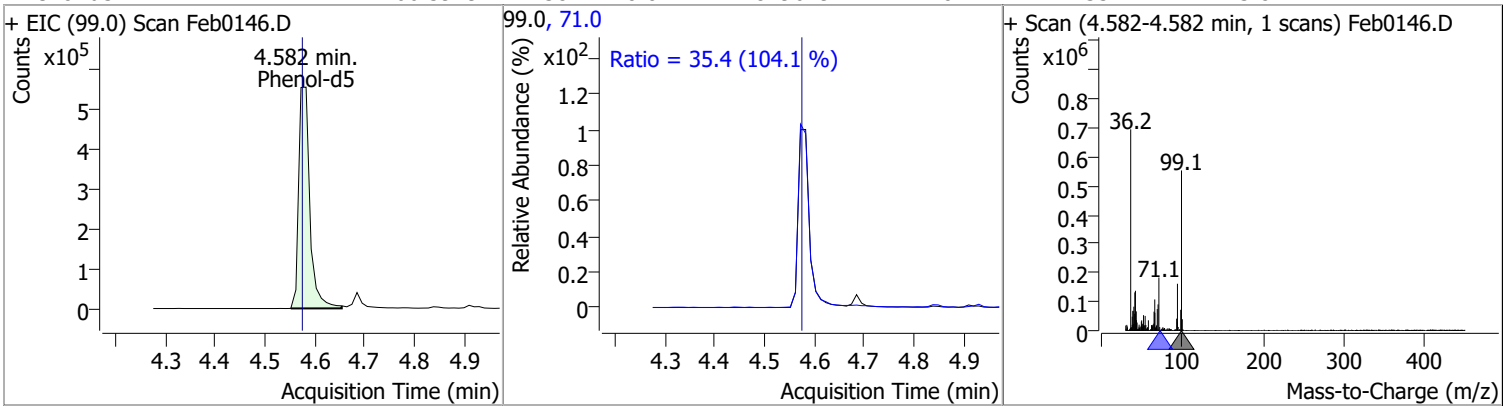

Compound	Conc.	RT	Dev(Min)	Resp.	QIon	QRatio	Lower	Upper
Phenol	34.1487	4.59	0.00	509848	66.0	53.0	30.7	57.0

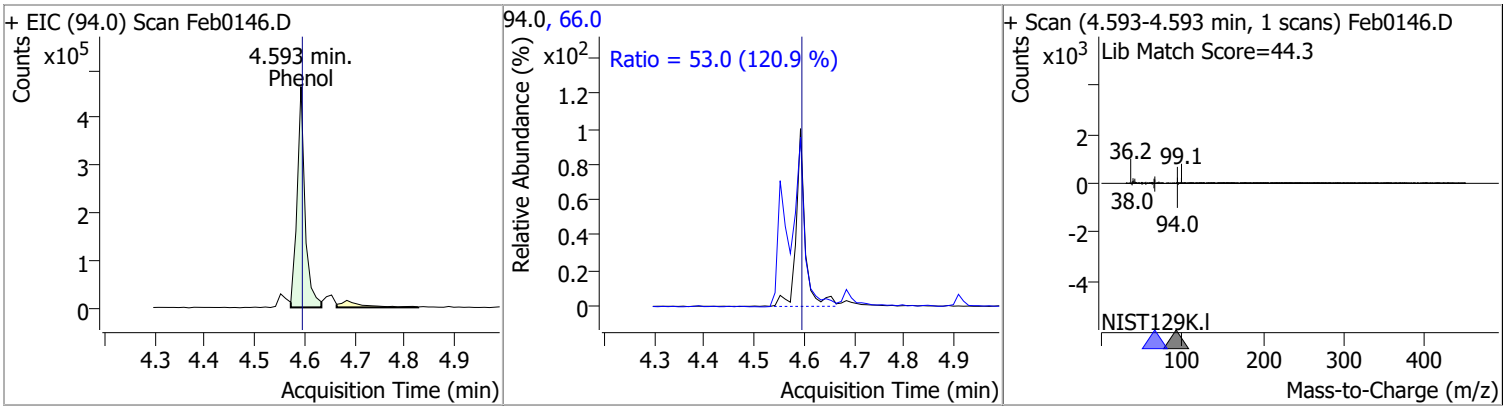

Compound	Conc.	RT	Dev(Min)	Resp.	QIon	QRatio	Lower	Upper
bis(-2-Chloroethyl)Ether	68.8699	4.65	0.00	537455 (m)	64.0	3.3	2.4	4.5

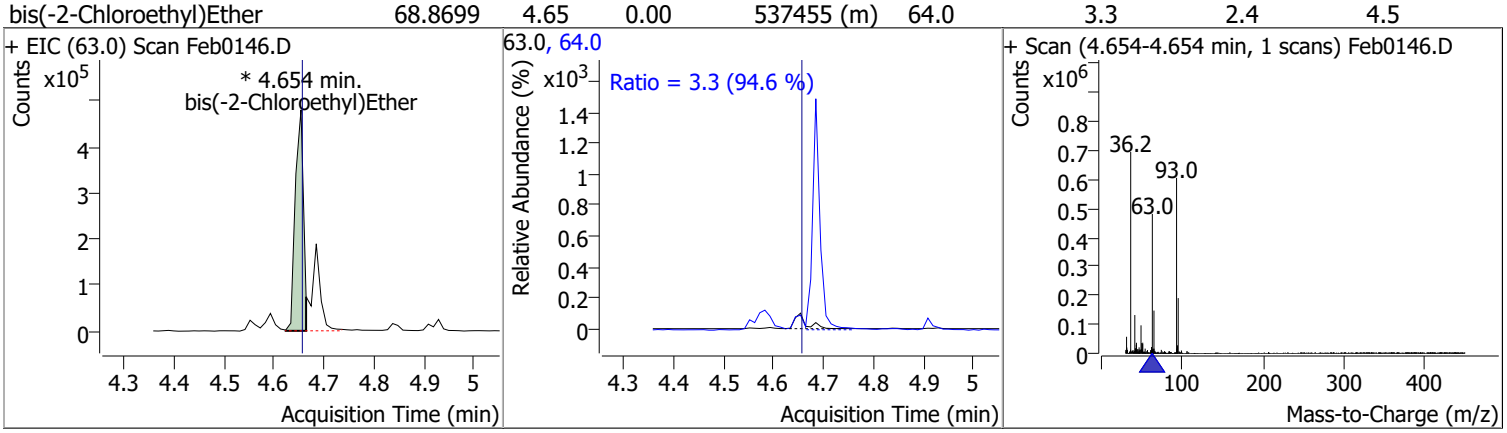

Compound	Conc.	RT	Dev(Min)	Resp.	QIon	QRatio	Lower	Upper
2-Chlorophenol	53.3905	4.68	0.00	626099	130.0	31.7	22.3	41.4

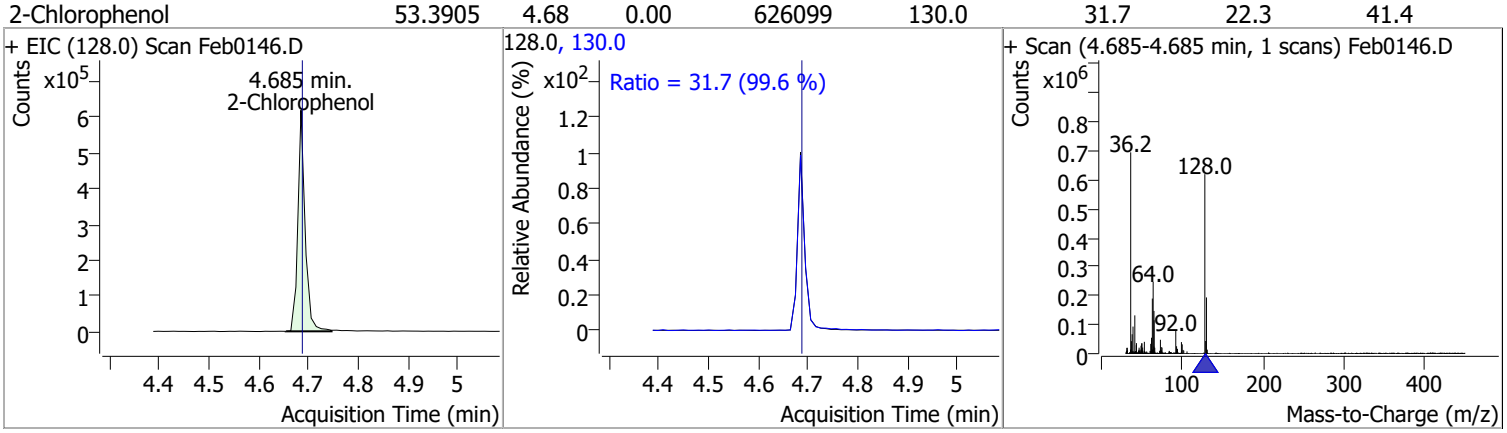

Quantitation Results Report (QT Reviewed)

Compound	Conc.	RT	Dev(Min)	Resp.	QIon	QRatio	Lower	Upper
1,3-Dichlorobenzene	57.0801	4.84	0.00	829379	148.0	64.5	43.6	80.9
					111.0	36.0	25.1	46.7

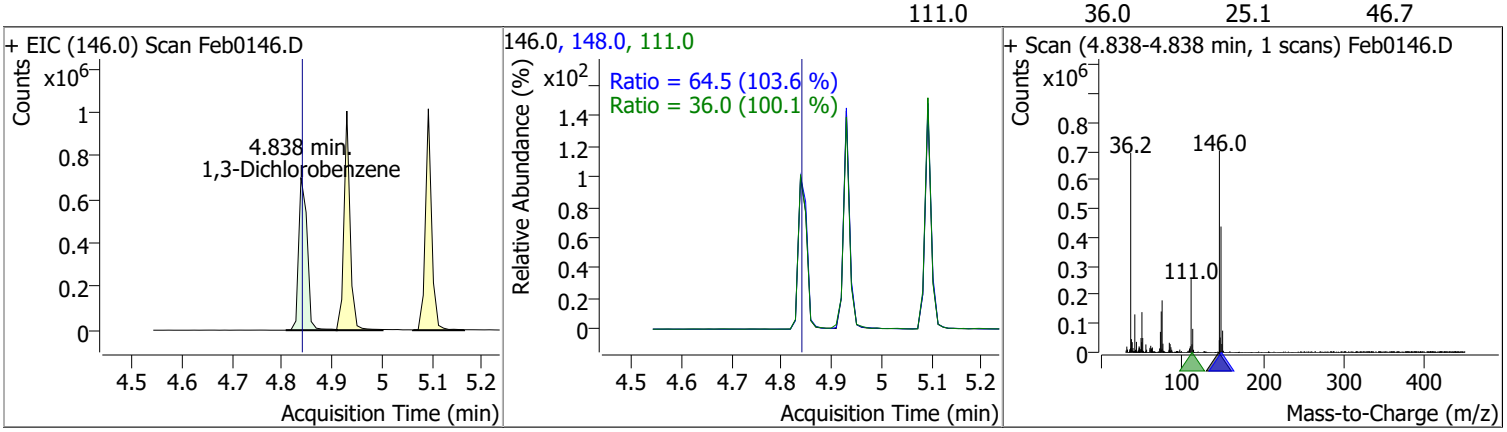

Compound	Conc.	RT	Dev(Min)	Resp.	QIon	QRatio	Lower	Upper
1,4-Dichlorobenzene	55.5714	4.93	0.00	854153	148.0	64.6	44.8	83.3
					111.0	35.8	24.6	45.7

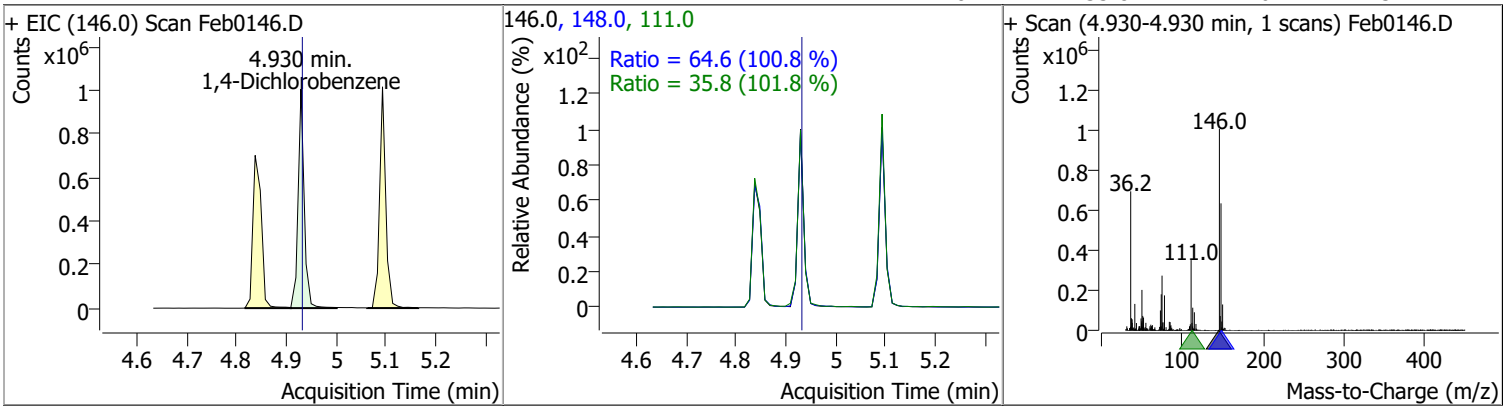

Compound	Conc.	RT	Dev(Min)	Resp.	QIon	QRatio	Lower	Upper
1,2-Dichlorobenzene	59.1593	5.09	0.00	881656	148.0	64.3	44.1	81.8
					111.0	37.2	25.7	47.7

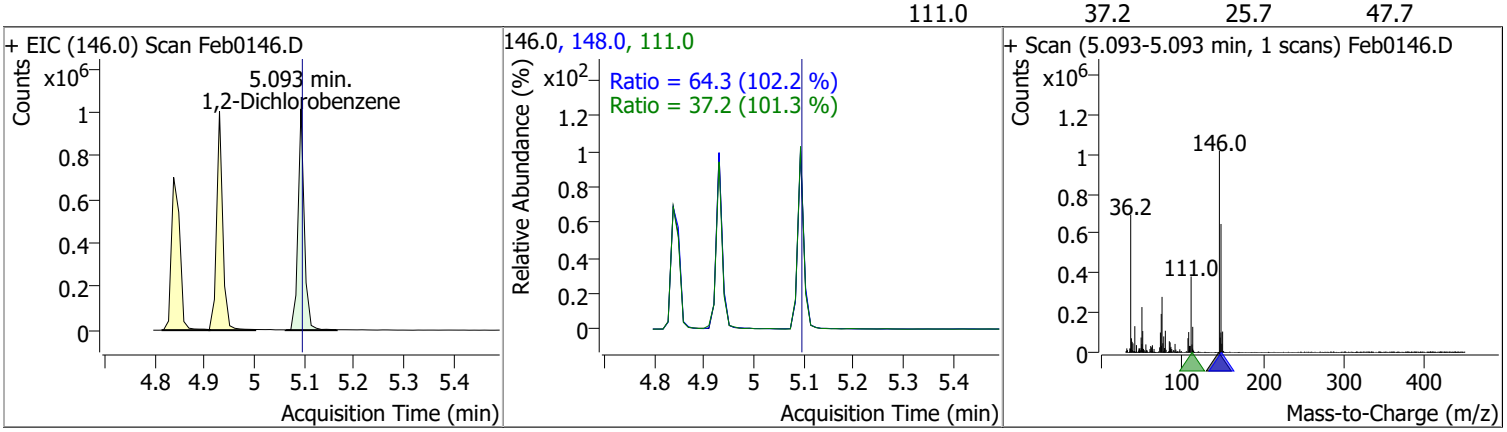

Quantitation Results Report (QT Reviewed)

Compound	Conc.	RT	Dev(Min)	Resp.	QIon	QRatio	Lower	Upper
Benzyl Alcohol	53.7918	5.10	0.00	348627	79.0	116.1	82.9	154.0
					107.0	68.7	45.1	83.8

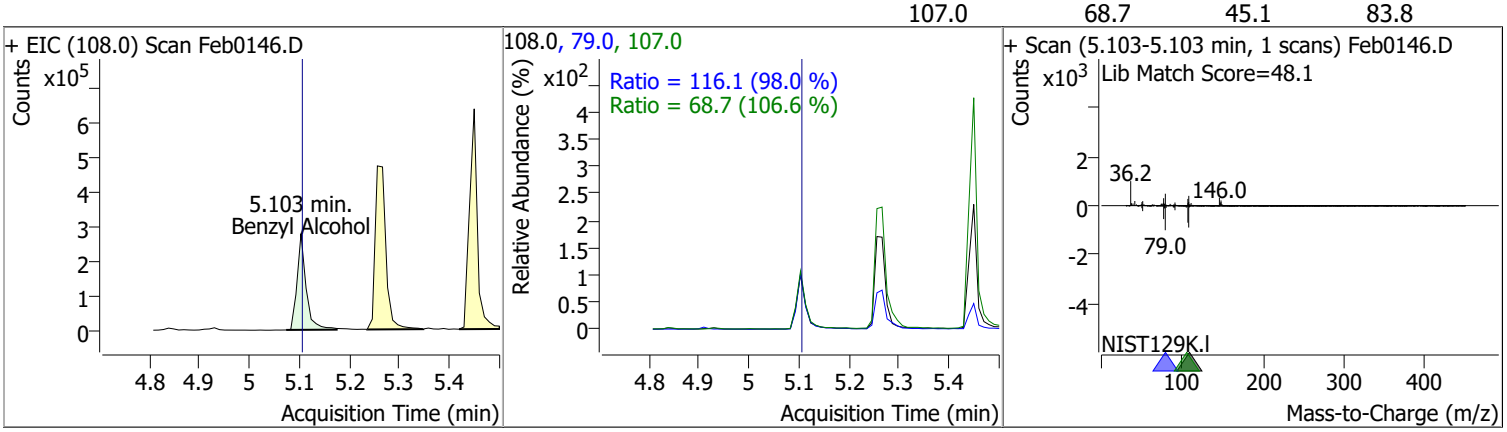

Compound	Conc.	RT	Dev(Min)	Resp.	QIon	QRatio	Lower	Upper
2-Methylphenol	61.1046	5.27	0.01	633551	108.0	113.5	81.4	151.1

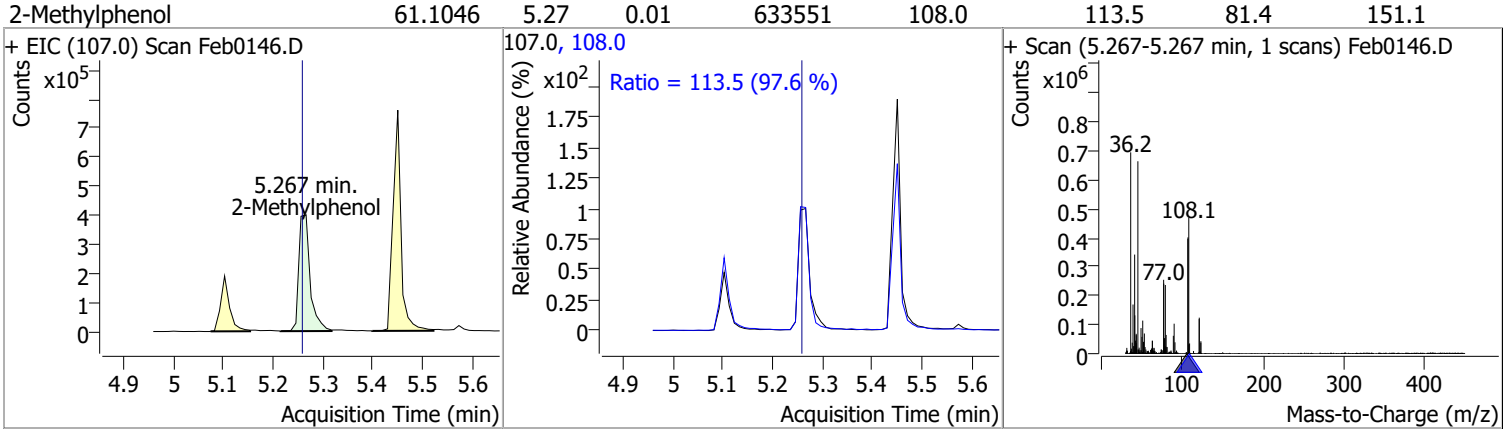

Compound	Conc.	RT	Dev(Min)	Resp.	QIon	QRatio	Lower	Upper
bis(2-chloroisopropyl)Ether	53.7957	5.27	0.00	226093	123.0	34.1	23.0	42.7

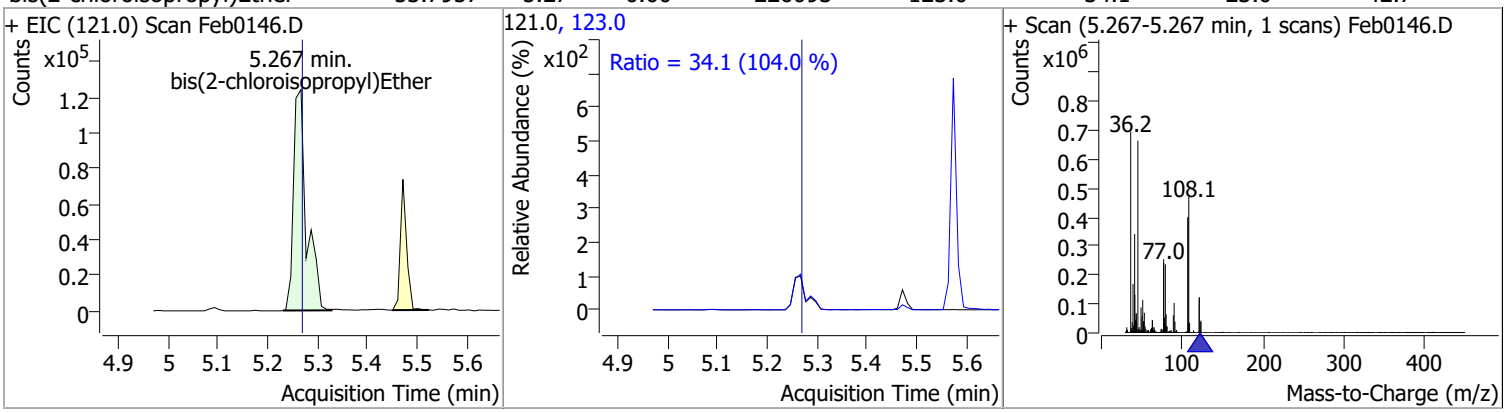

Compound	Conc.	RT	Dev(Min)	Resp.	QIon	QRatio	Lower	Upper
N-nitroso-Di-n-propylamine	78.9074	5.42	0.00	582136	130.0	18.8	0.0	35.1

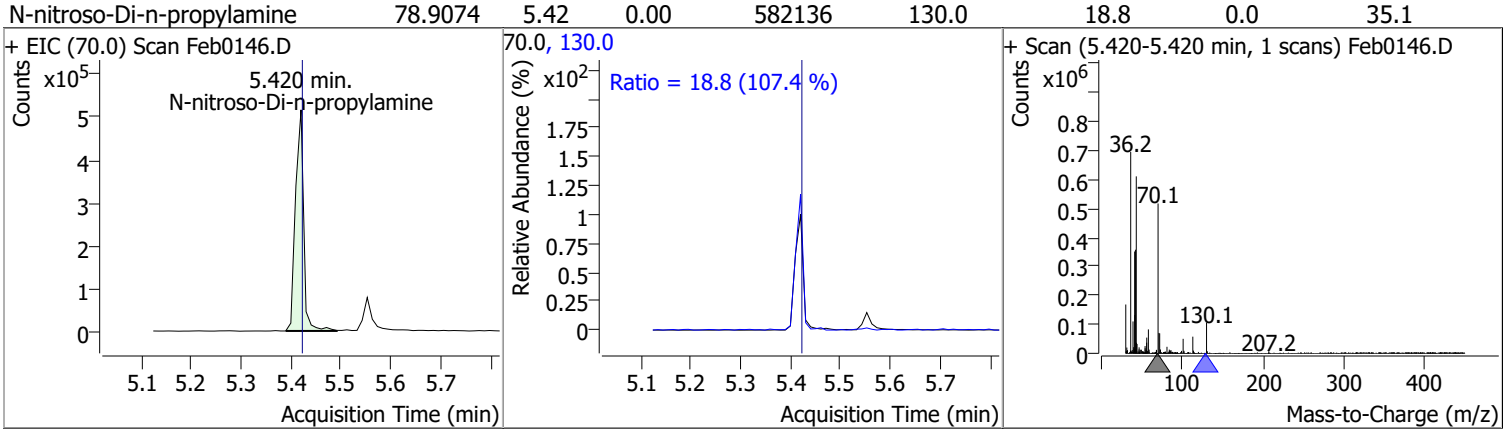

Quantitation Results Report (QT Reviewed)

Compound	Conc.	RT	Dev(Min)	Resp.	QIon	QRatio	Lower	Upper
4Methylphenol/3Methylphenol	57.3859	5.45	0.01	844999	108.0	84.4	58.9	109.3

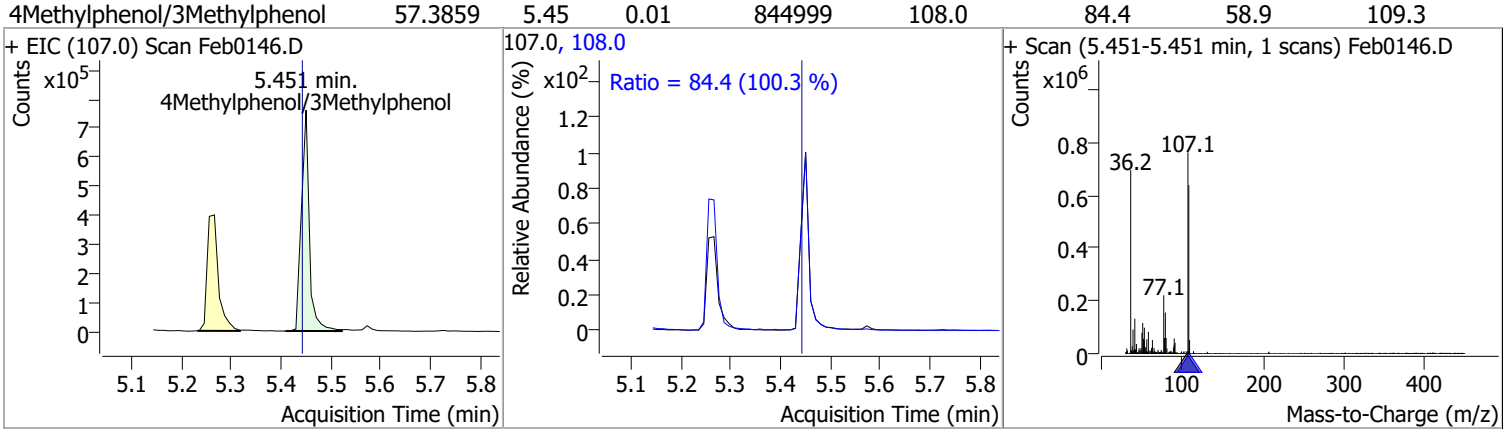

Compound	Conc.	RT	Dev(Min)	Resp.	QIon	QRatio	Lower	Upper
Hexachloroethane	53.5697	5.47	0.00	210320	201.0	85.1	65.5	121.7
					199.0	53.6	41.8	77.7

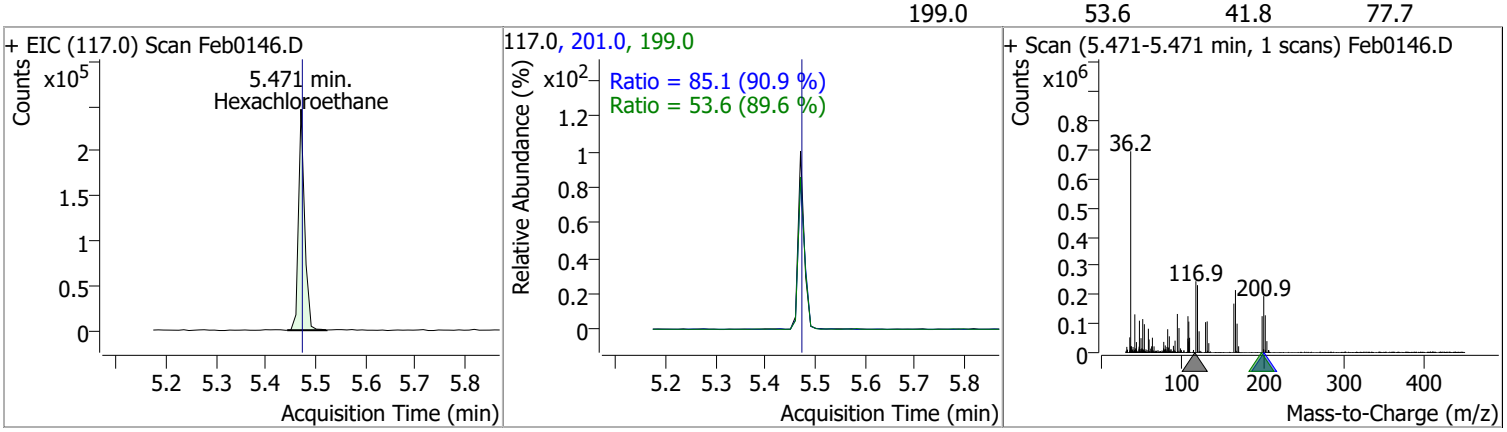

Compound	Conc.	RT	Dev(Min)	Resp.	QIon	QRatio	Lower	Upper
Nitrobenzene-d5	66.7570	5.55	0.00	443048	54.0	63.1	44.8	83.2
					128.0	46.2	32.6	60.6

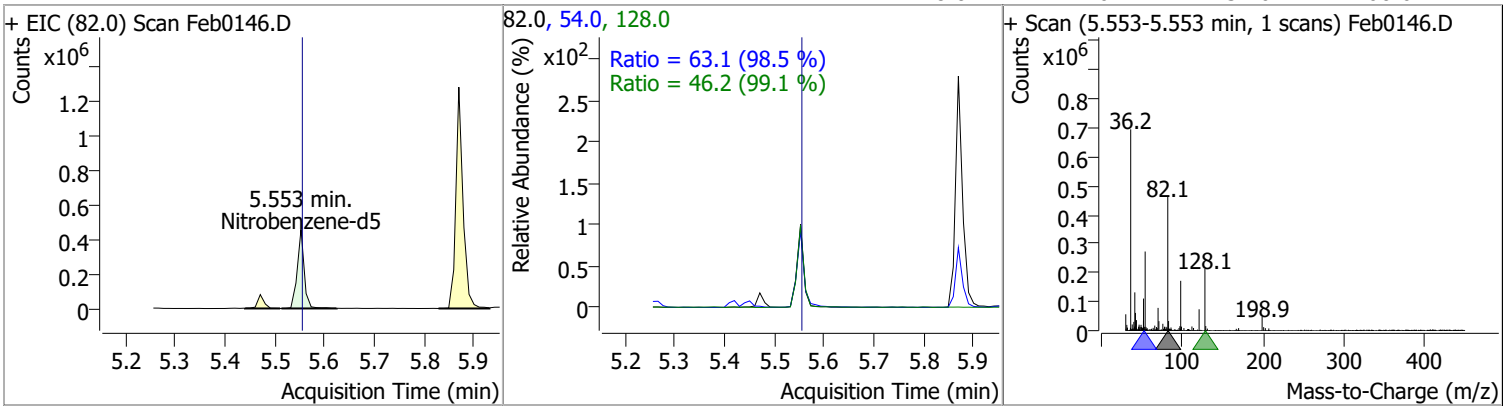

Quantitation Results Report (QT Reviewed)

Compound	Conc.	RT	Dev(Min)	Resp.	QIon	QRatio	Lower	Upper
Nitrobenzene	71.6013	5.57	0.00	230964	77.0	210.5	141.7	263.2
					51.0	132.3	87.8	163.1

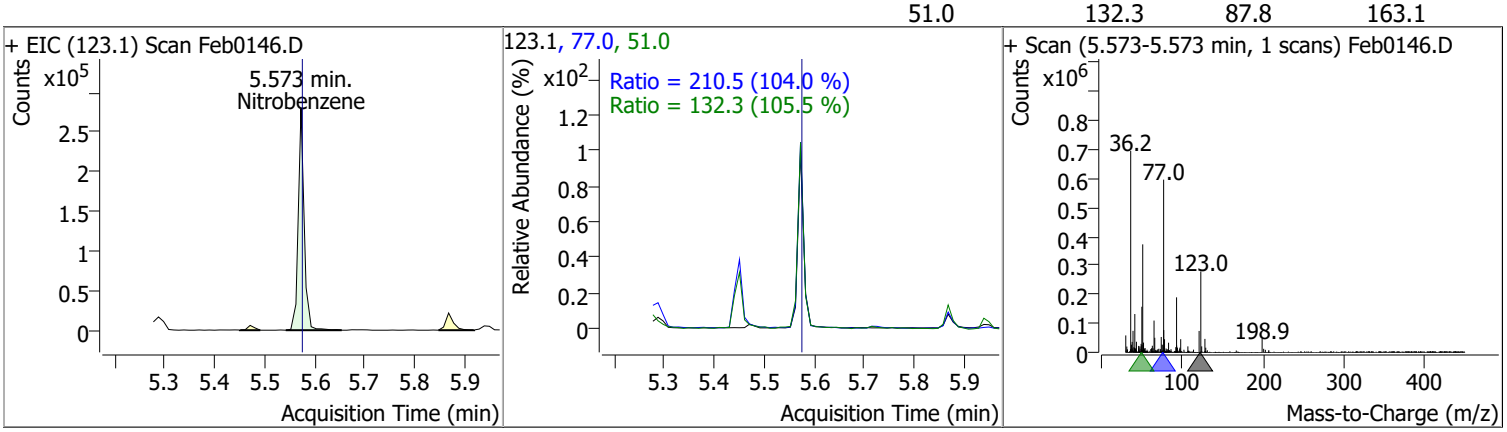

Compound	Conc.	RT	Dev(Min)	Resp.	QIon	QRatio	Lower	Upper
Isophorone	64.5010	5.87	-0.01	1289452	138.0	21.2	15.2	28.3

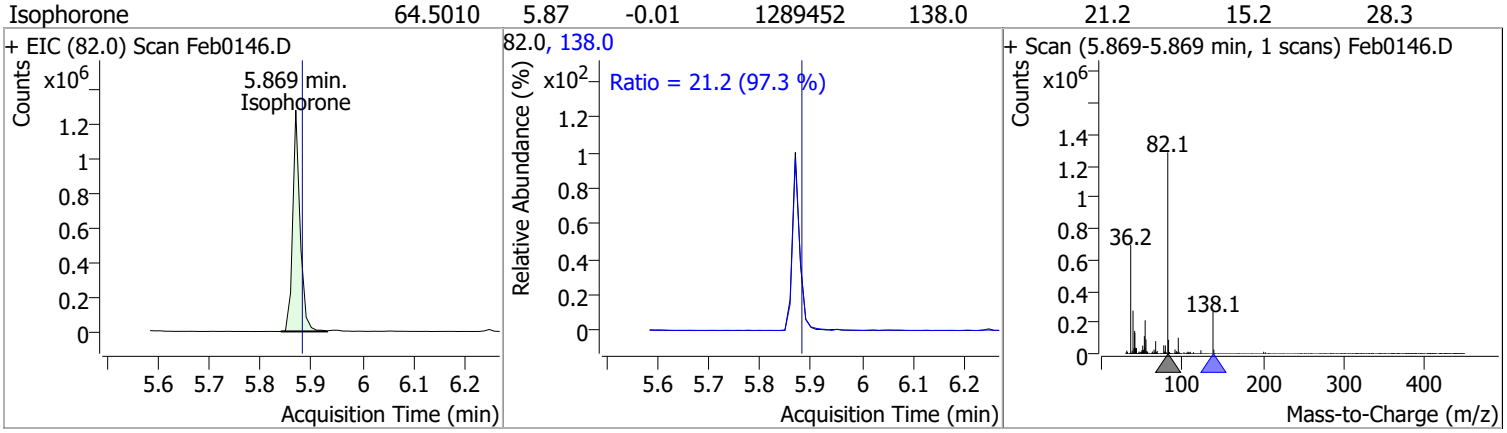

Compound	Conc.	RT	Dev(Min)	Resp.	QIon	QRatio	Lower	Upper
2-Nitrophenol	61.7753	5.94	0.00	169808	65.0	47.6	34.3	63.6
					109.0	42.4	26.8	49.8

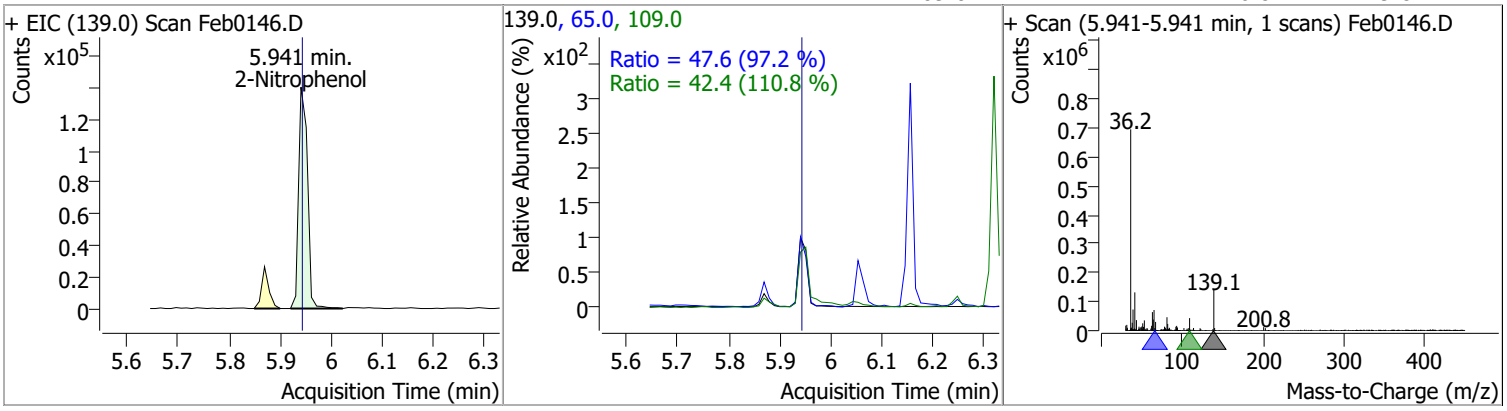

Quantitation Results Report (QT Reviewed)

Compound	Conc.	RT	Dev(Min)	Resp.	QIon	QRatio	Lower	Upper
2,4-Dimethylphenol	50.7936	6.05	0.00	458600	107.0	112.2	76.3	141.6
					77.0	31.1	22.7	42.1

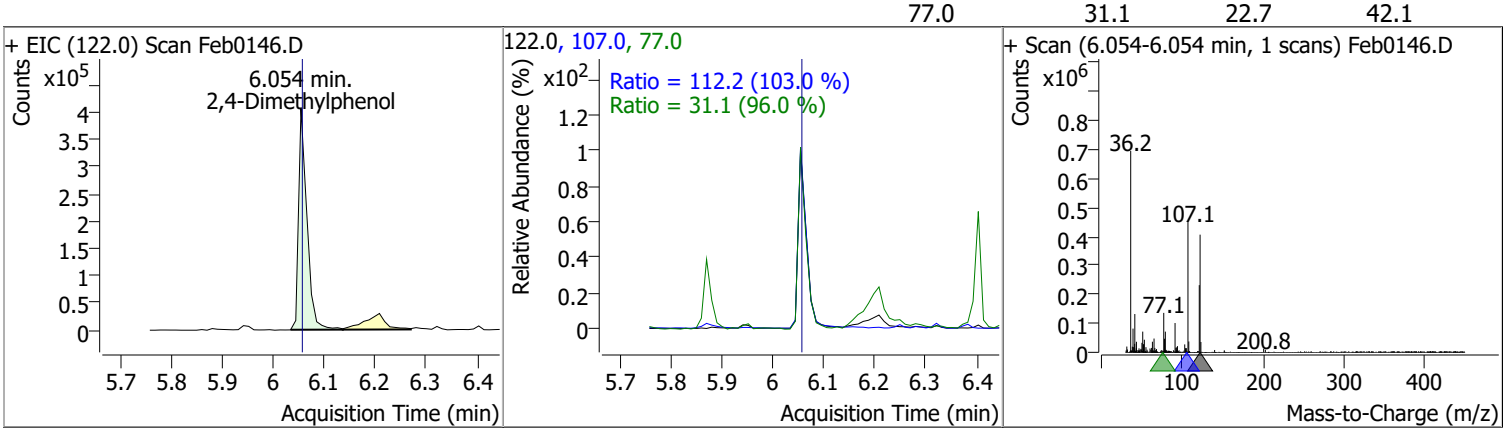

Compound	Conc.	RT	Dev(Min)	Resp.	QIon	QRatio	Lower	Upper
bis(-2-Chloroethoxy)Methane	73.5774	6.16	0.00	781196	63.0	72.8	48.0	89.2
					95.0	32.2	22.7	42.1

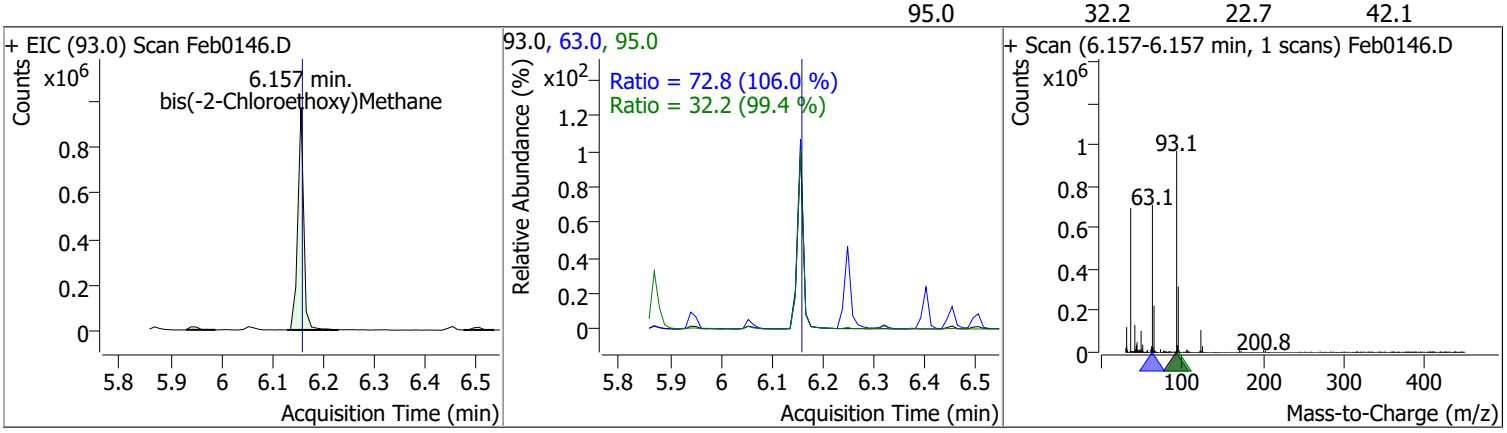

Compound	Conc.	RT	Dev(Min)	Resp.	QIon	QRatio	Lower	Upper
2,4-Dichlorophenol	57.3192	6.25	0.00	491386	164.0	61.7	44.2	82.1
					98.0	31.6	21.5	40.0

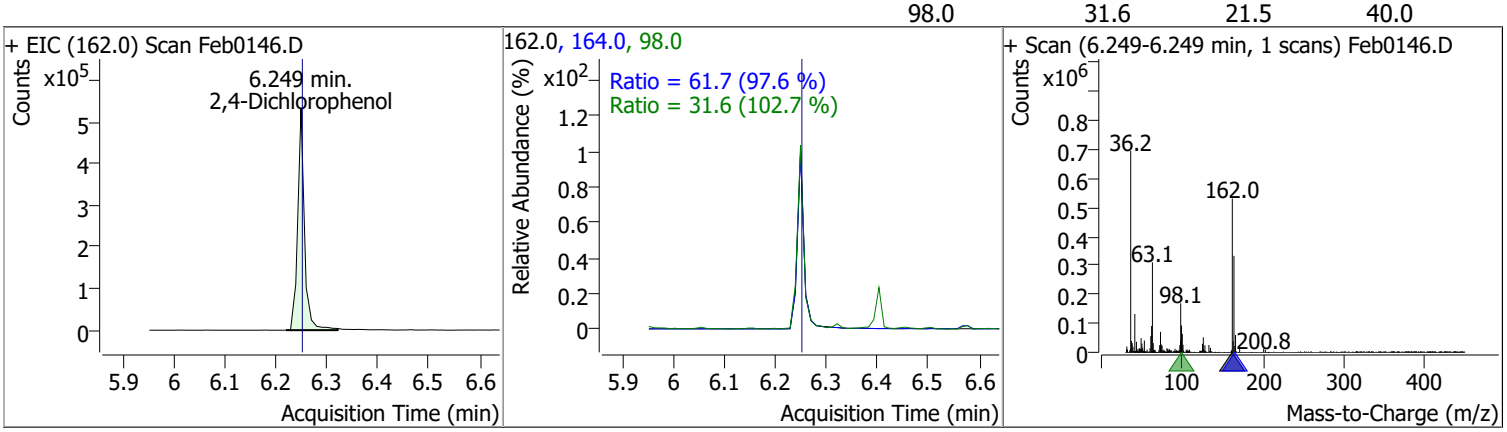

Quantitation Results Report (QT Reviewed)

Compound	Conc.	RT	Dev(Min)	Resp.	QIon	QRatio	Lower	Upper
Benzoic Acid	22.5360	6.21	-0.06	113704	122.0	90.2	62.0	115.2
					77.0	85.6	52.5	97.5

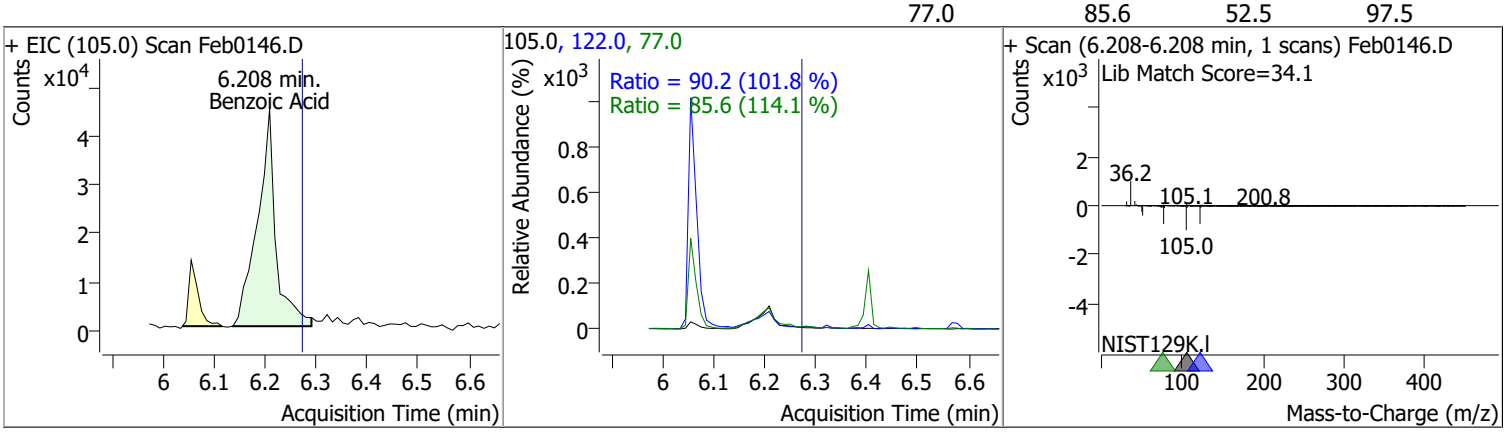

Compound	Conc.	RT	Dev(Min)	Resp.	QIon	QRatio	Lower	Upper
1,2,4-Trichlorobenzene	61.3153	6.32	0.00	632154	182.0	95.9	68.0	126.2
					145.0	28.9	19.9	36.9

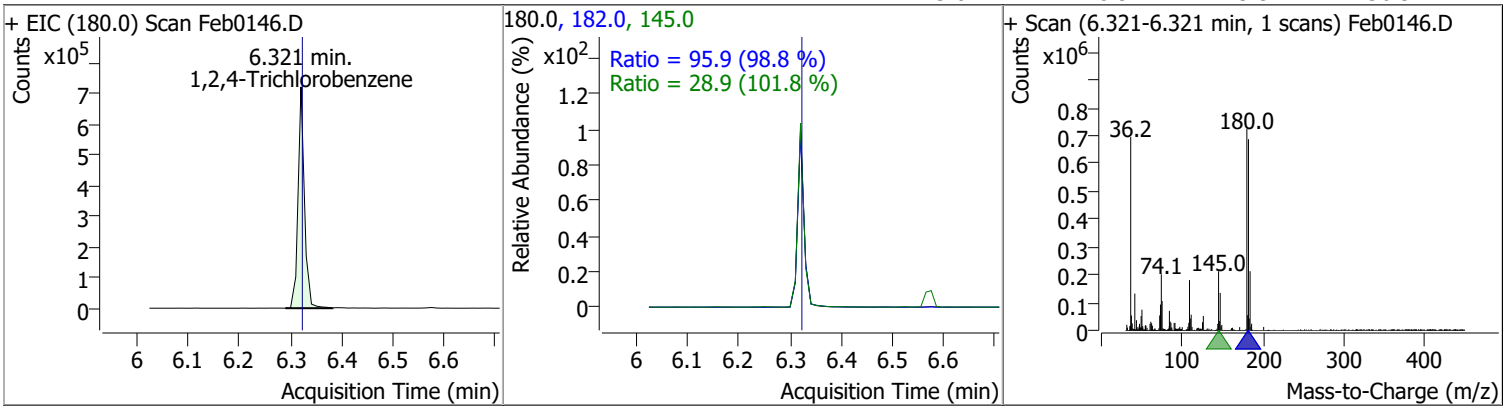

Compound	Conc.	RT	Dev(Min)	Resp.	QIon	QRatio	Lower	Upper
Naphthalene	65.9364	6.40	0.00	2004671 (m)	129.0	11.4	8.0	14.9
					102.0	9.3	6.8	12.6

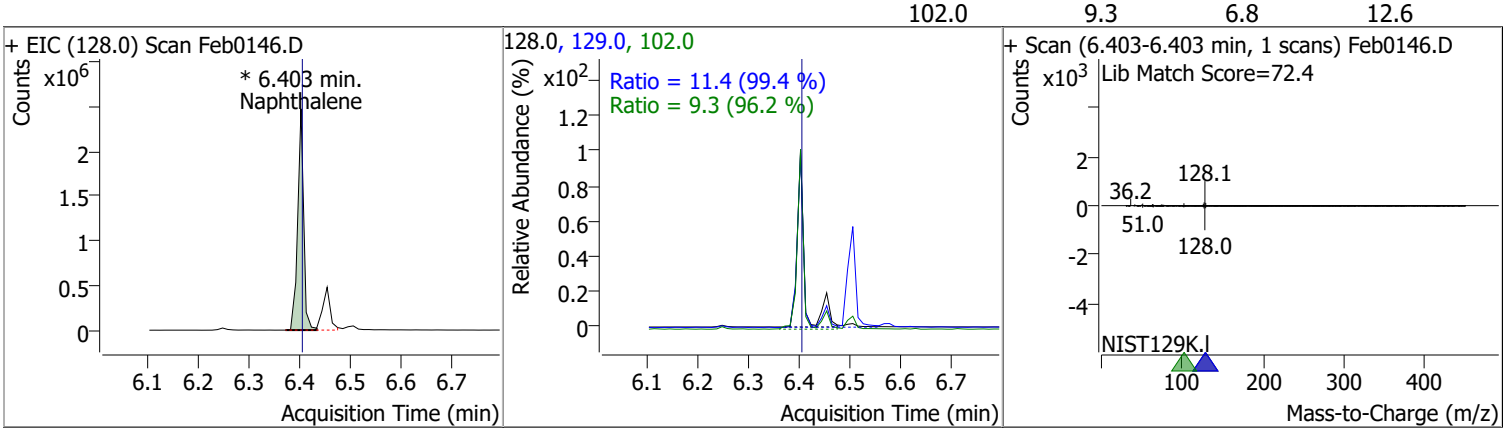

Quantitation Results Report (QT Reviewed)

Compound	Conc.	RT	Dev(Min)	Resp.	QIon	QRatio	Lower	Upper
4-Chlorophenol	51.0746	6.45	0.01	150081 (m)	128.0	279.8	243.7	452.5

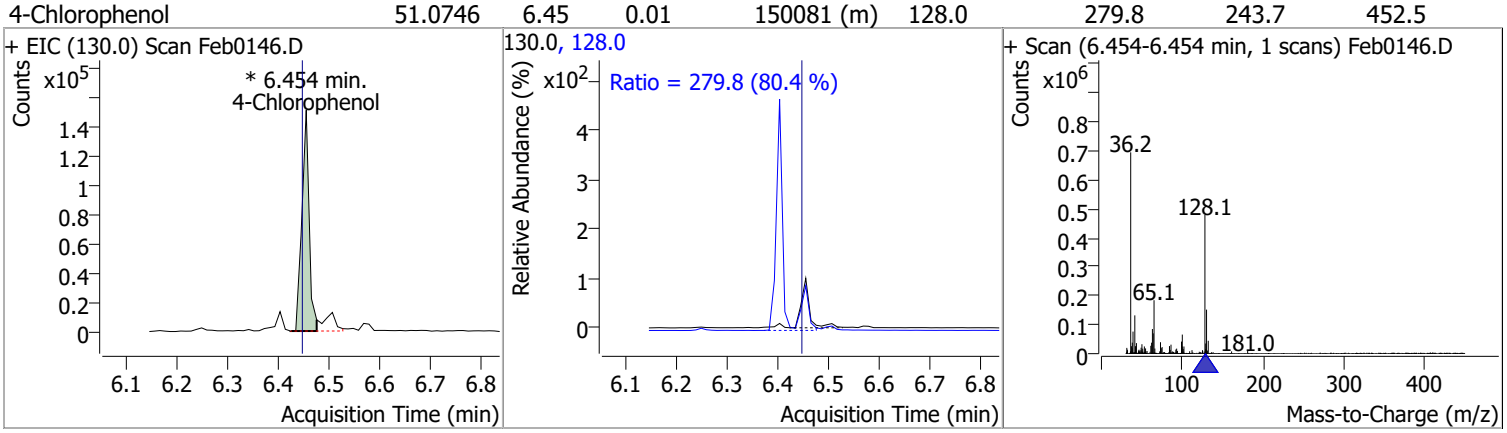

Compound	Conc.	RT	Dev(Min)	Resp.	QIon	QRatio	Lower	Upper
p-Chloroaniline	41.8429	6.51	0.00	534648 (m)	129.0	32.2	23.2	43.0
					65.0	29.6	20.9	38.9

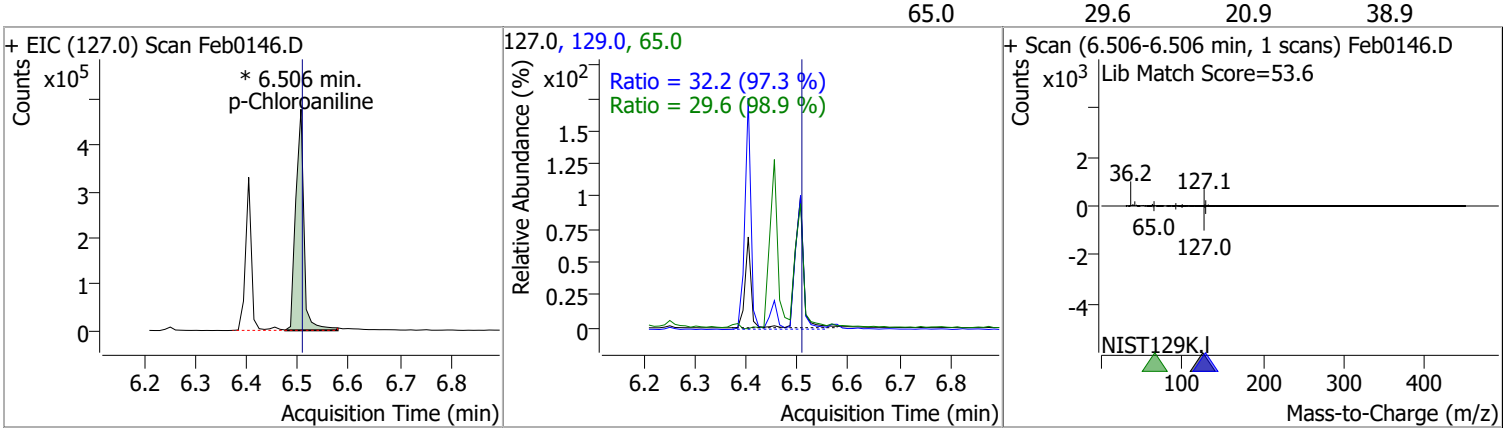

Compound	Conc.	RT	Dev(Min)	Resp.	QIon	QRatio	Lower	Upper
Hexachlorobutadiene	52.1149	6.58	0.00	272239	223.0	63.5	45.6	84.6
					227.0	65.3	44.6	82.8

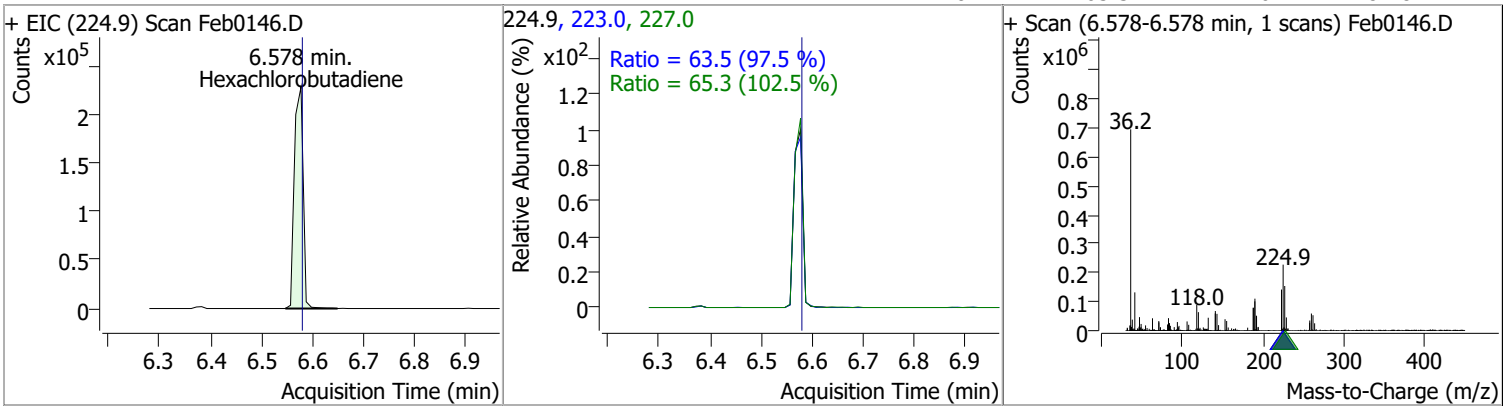

Compound	Conc.	RT	Dev(Min)	Resp.	QIon	QRatio	Lower	Upper
4-Chloro-2-Methylphenol	66.6947	7.00	0.01	497398	144.0	25.7	19.6	36.4

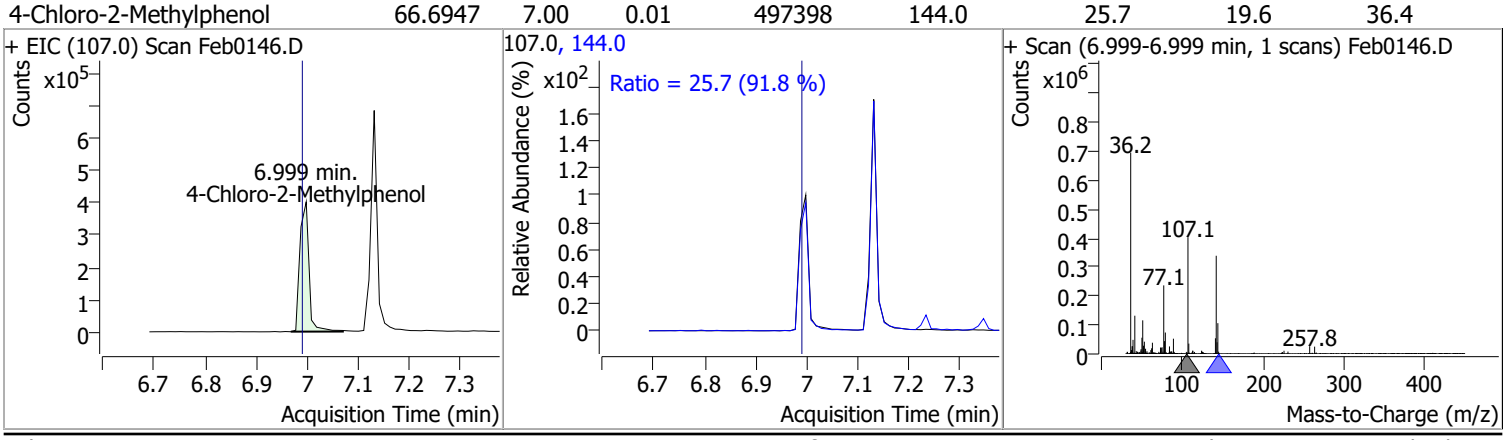

Quantitation Results Report (QT Reviewed)

Compound	Conc.	RT	Dev(Min)	Resp.	QIon	QRatio	Lower	Upper
4-Chloro-3-Methylphenol	74.3212	7.13	0.00	601945 (m)	144.0	28.8	20.0	37.2

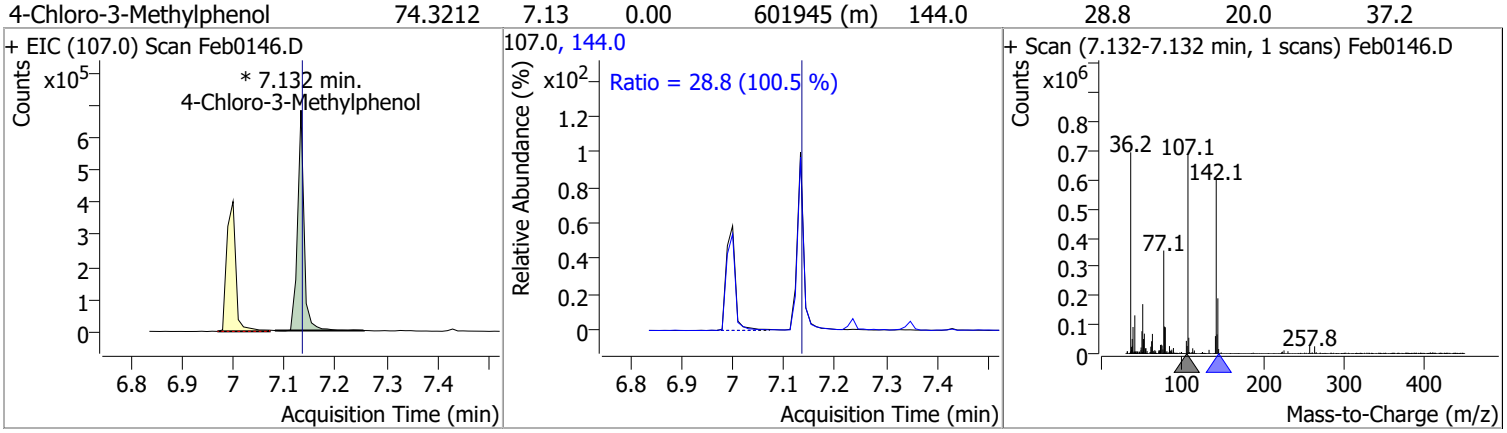

Compound	Conc.	RT	Dev(Min)	Resp.	QIon	QRatio	Lower	Upper
2-Methylnaphthalene	72.3732	7.23	0.00	1297465	142.0	119.4	83.1	154.4
					115.0	42.5	28.8	53.4

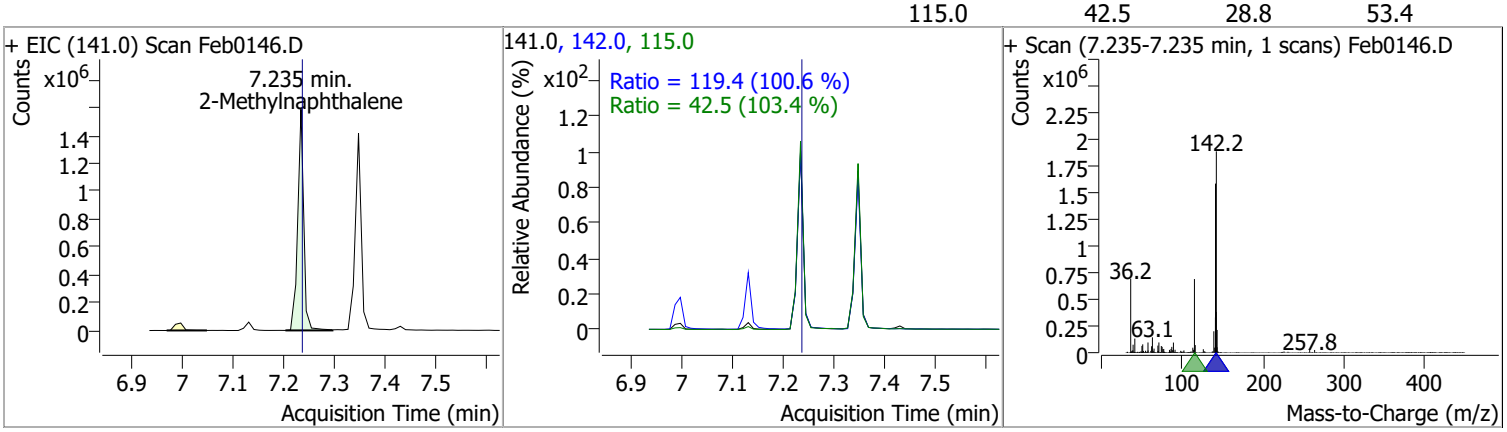

Compound	Conc.	RT	Dev(Min)	Resp.	QIon	QRatio	Lower	Upper
1-Methylnaphthalene	65.1707	7.35	0.00	1149034 (m)	142.0	114.5	77.9	144.7
					115.0	42.6	29.5	54.8

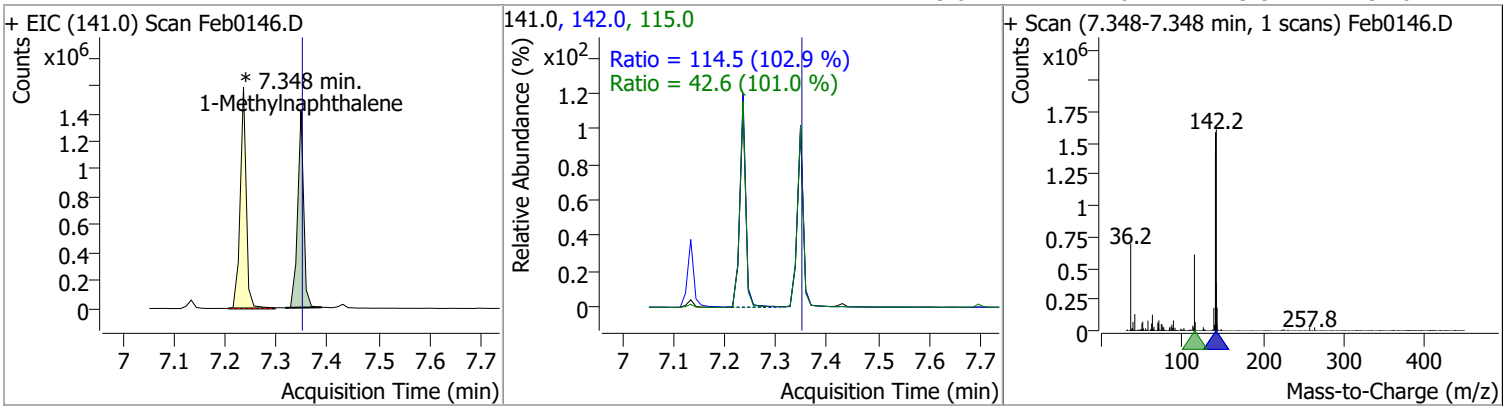

Quantitation Results Report (QT Reviewed)

Compound	Conc.	RT	Dev(Min)	Resp.	QIon	QRatio	Lower	Upper
Hexachlorocyclopentadiene	44.0540	7.43	0.00	140128	238.9	62.7	43.8	81.3
					234.9	63.7	43.7	81.2

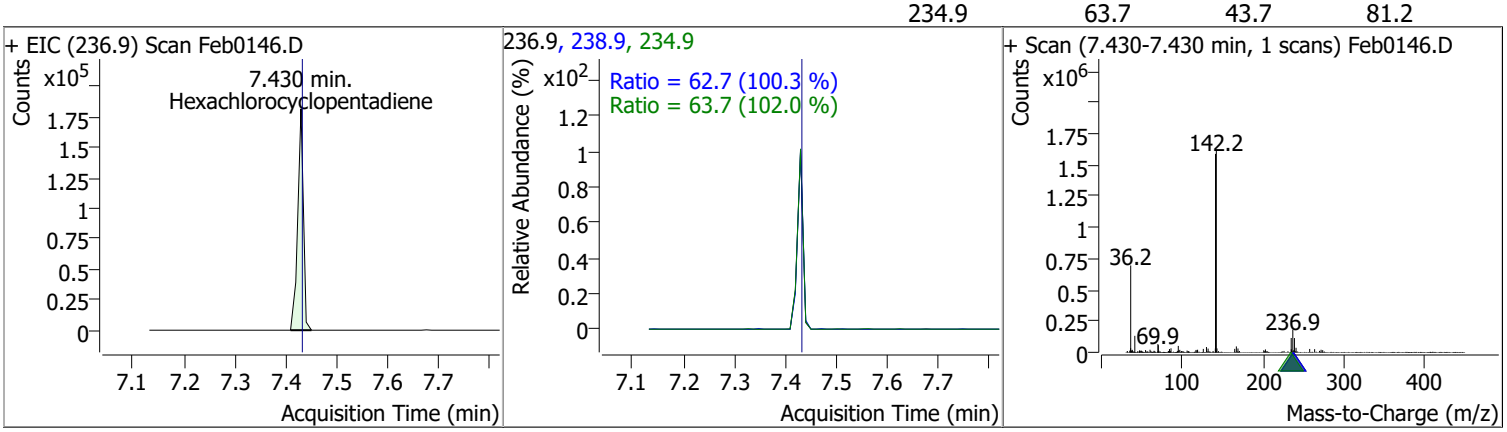

Compound	Conc.	RT	Dev(Min)	Resp.	QIon	QRatio	Lower	Upper
2,4,6-Trichlorophenol	72.4319	7.59	0.00	367098 (m)	198.0	95.9	68.7	127.5

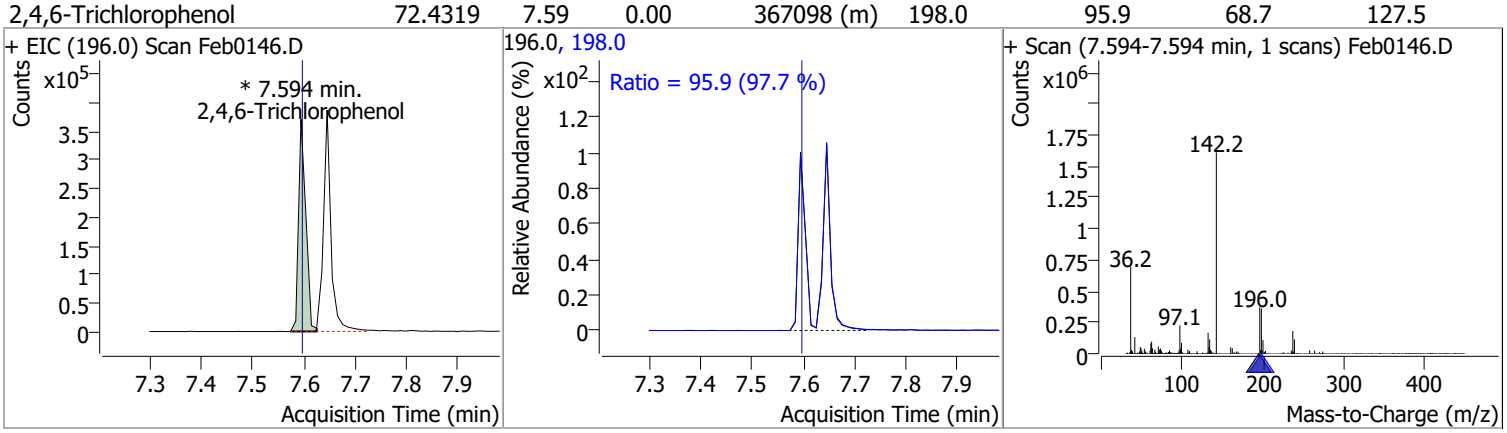

Compound	Conc.	RT	Dev(Min)	Resp.	QIon	QRatio	Lower	Upper
2,4,5-Trichlorophenol	67.3395	7.65	0.01	399677 (m)	198.0	97.2	65.6	121.8

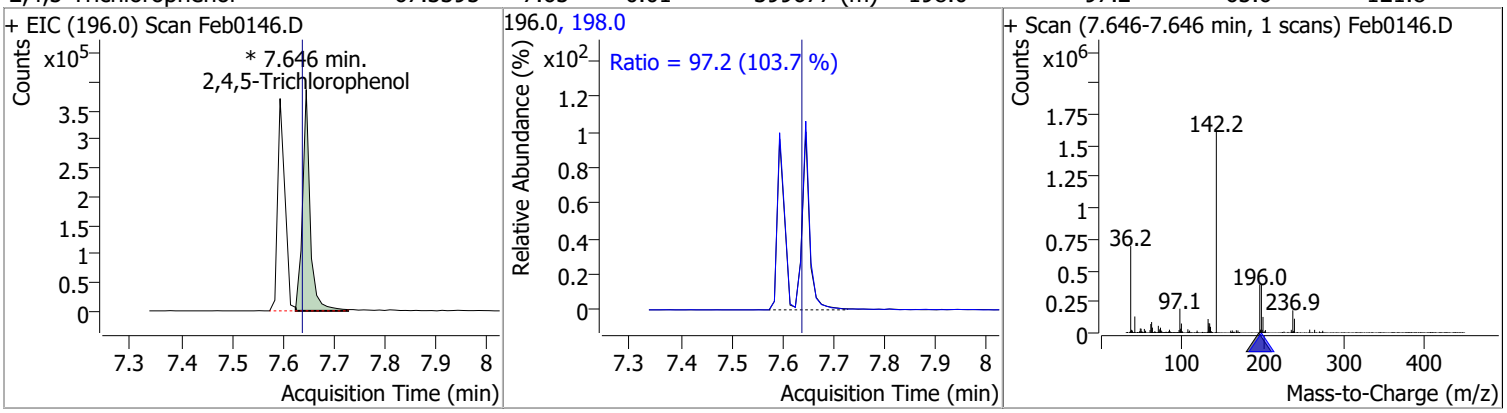

Compound	Conc.	RT	Dev(Min)	Resp.	QIon	QRatio	Lower	Upper
2-Fluorobiphenyl	64.2145	7.70	0.00	1483540	171.0	35.1	23.8	44.1

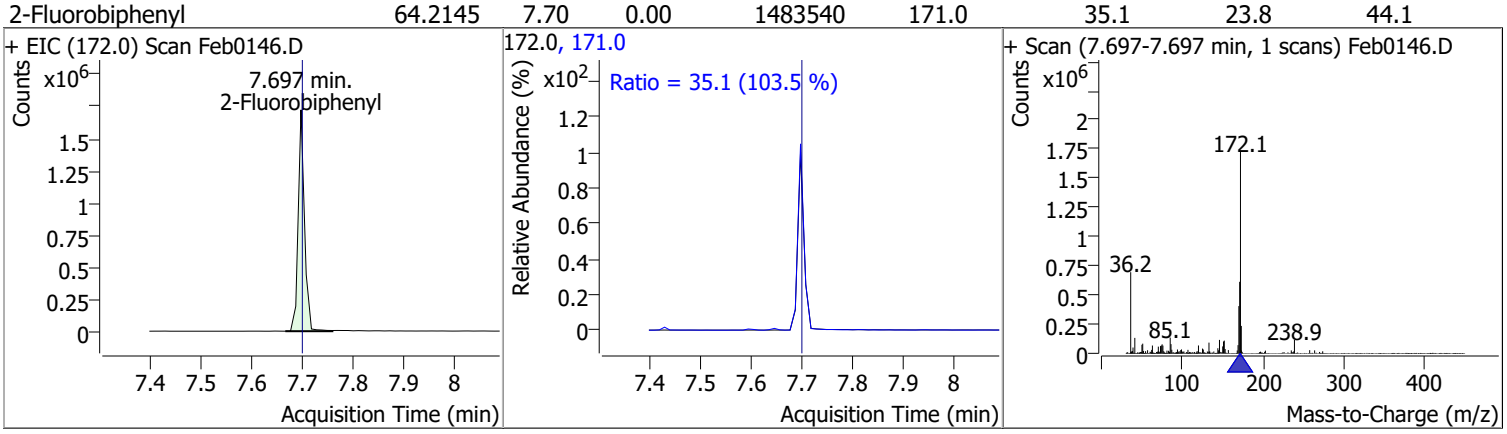

Quantitation Results Report (QT Reviewed)

Compound	Conc.	RT	Dev(Min)	Resp.	QIon	QRatio	Lower	Upper
2-Chloronaphthalene	76.0117	7.81	0.00	1444776	127.0	37.8	25.7	47.7
					164.0	33.0	22.6	41.9

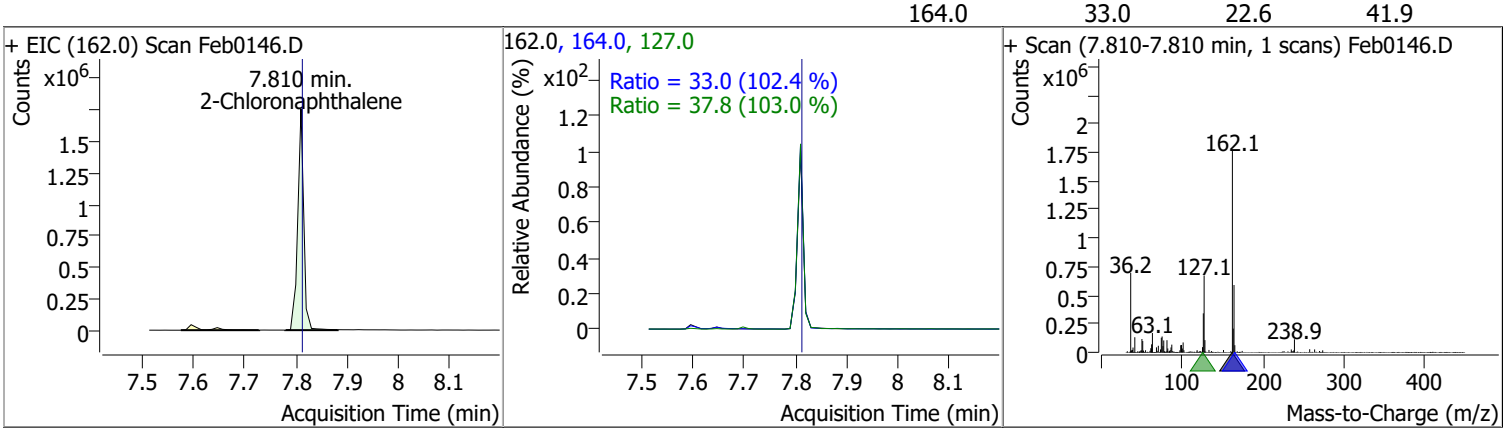

Compound	Conc.	RT	Dev(Min)	Resp.	QIon	QRatio	Lower	Upper
2-Nitroaniline	75.3987	7.96	0.00	213317	138.0	118.2	84.5	156.9

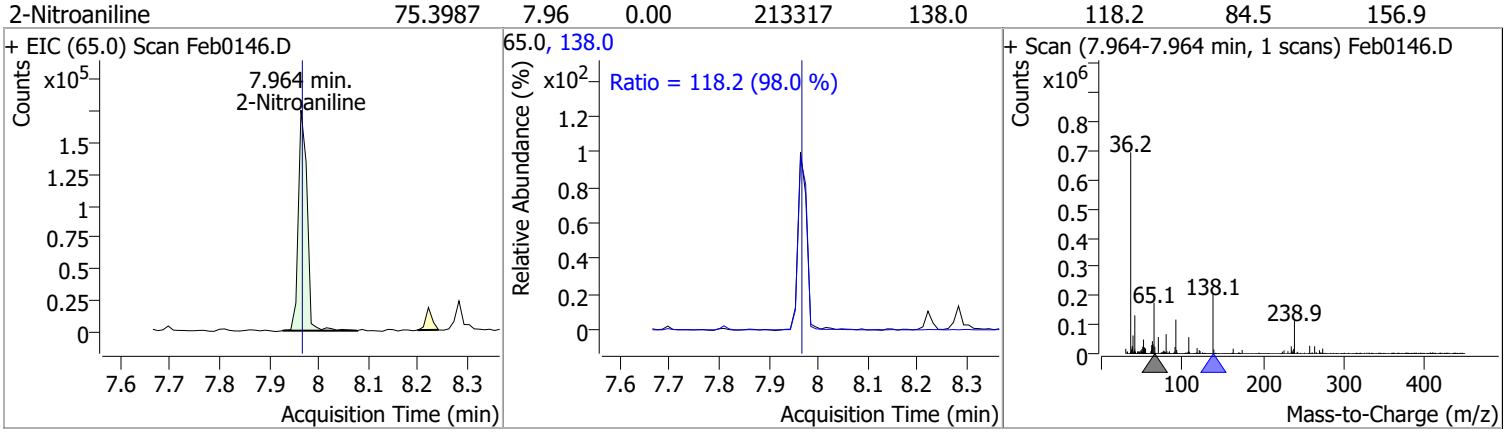

Compound	Conc.	RT	Dev(Min)	Resp.	QIon	QRatio	Lower	Upper
Dimethyl Phthalate	82.2926	8.22	0.00	1616479	77.0	20.8	13.0	24.2

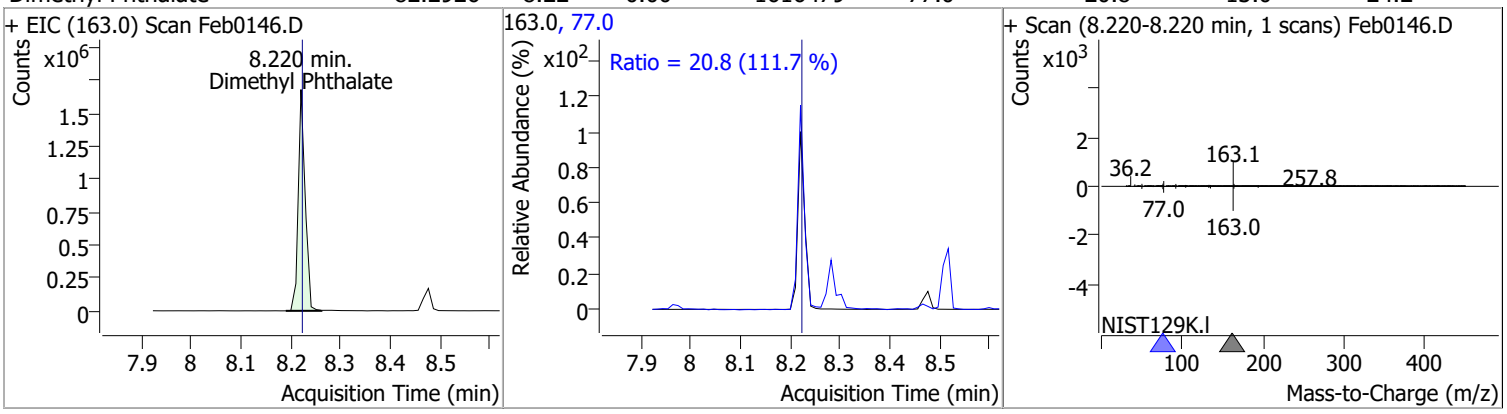

Compound	Conc.	RT	Dev(Min)	Resp.	QIon	QRatio	Lower	Upper
2,6-Dinitrotoluene	80.9413	8.28	0.00	199070	63.0	136.1	82.2	152.7
					89.0	66.0	40.8	75.8

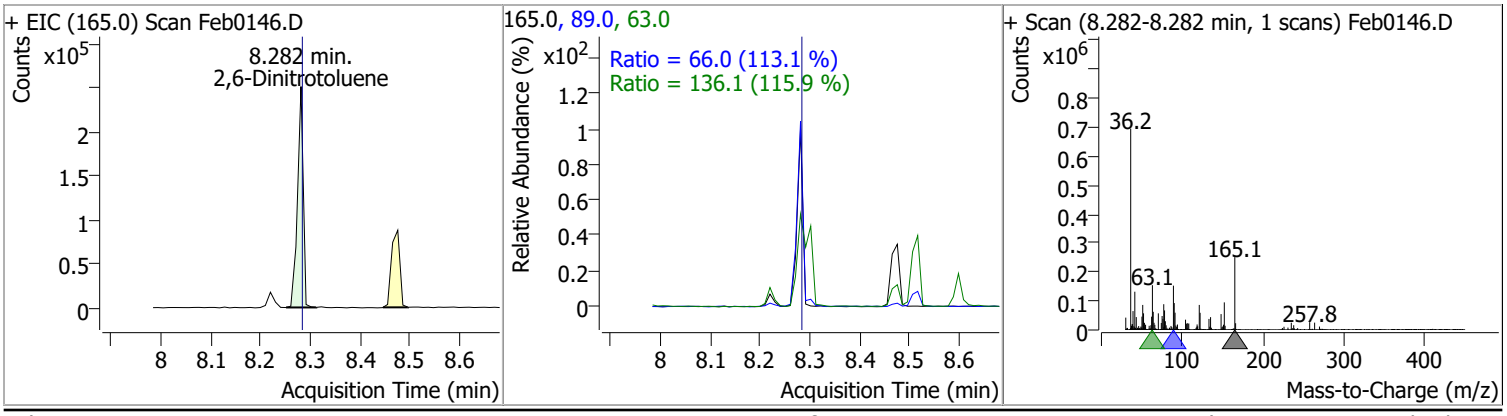

Compound	Conc.	RT	Dev(Min)	Resp.	QIon	QRatio	Lower	Upper
Acenaphthylene	78.3966	8.30	0.00	2394180	153.1	13.6	9.8	18.2

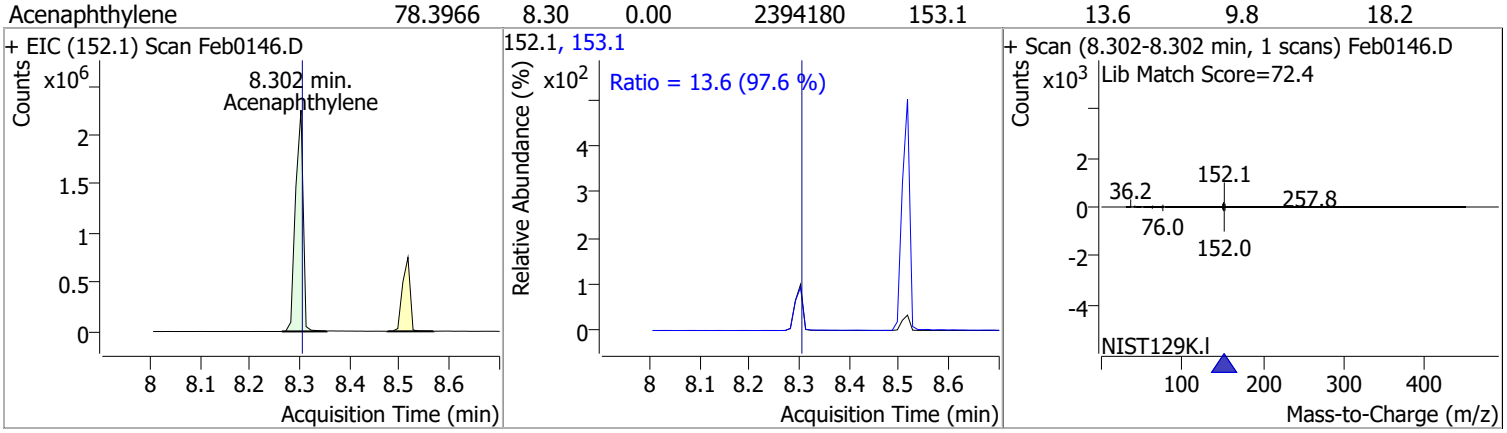

Compound	Conc.	RT	Dev(Min)	Resp.	QIon	QRatio	Lower	Upper
3-Nitroaniline	63.6888	8.48	0.00	177718	65.0	128.3	84.7	157.3
					92.0	108.1	71.7	133.2

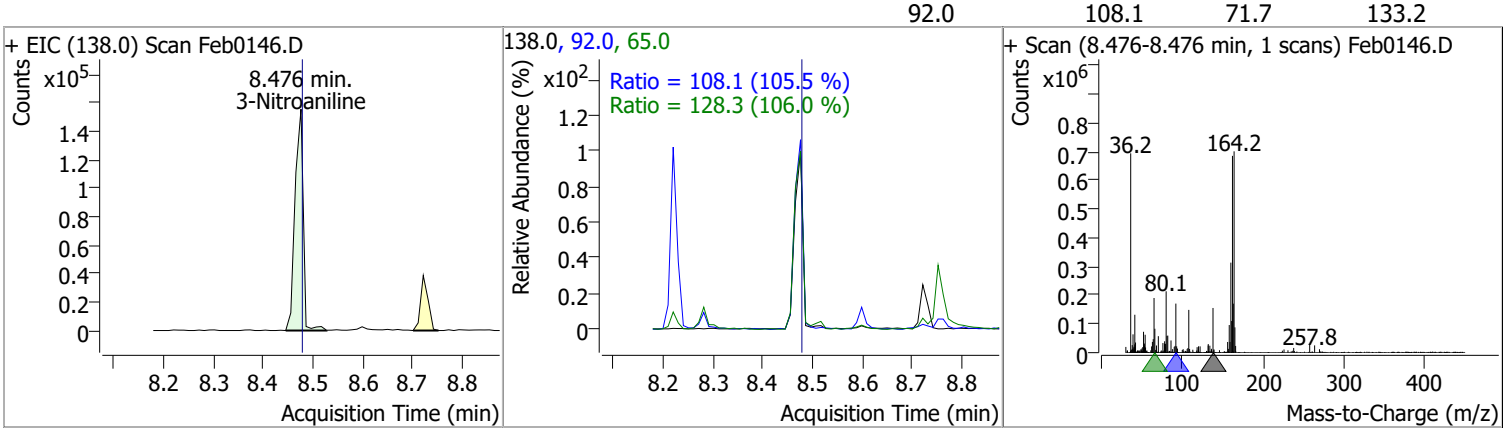

Compound	Conc.	RT	Dev(Min)	Resp.	QIon	QRatio	Lower	Upper
Acenaphthene	89.1692	8.52	0.00	1554751	153.0	106.4	76.5	142.0
					152.0	52.0	35.8	66.4

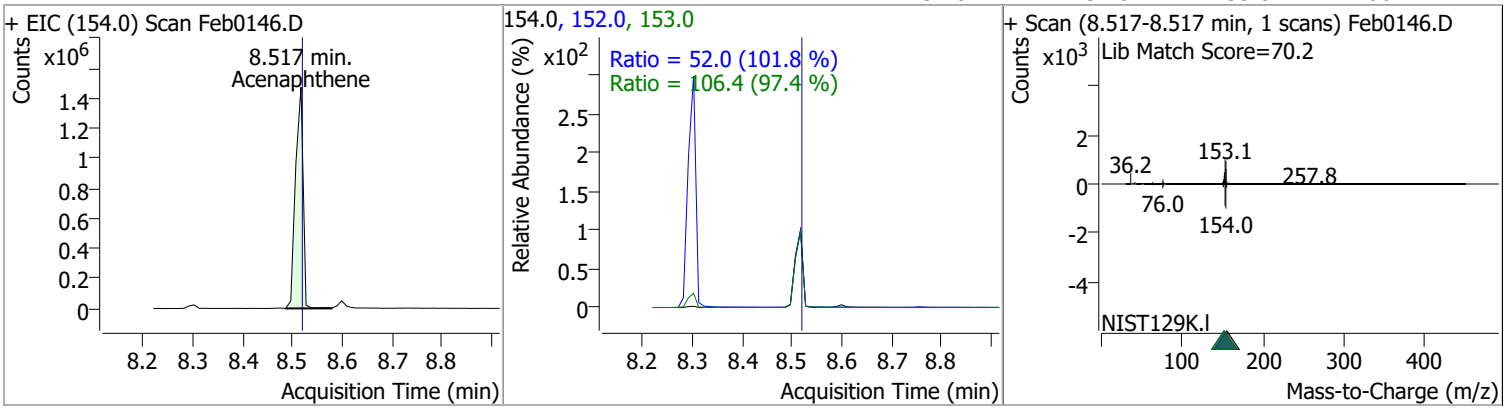

Compound	Conc.	RT	Dev(Min)	Resp.	QIon	QRatio	Lower	Upper
2,4-Dinitrophenol	52.1542	8.60	0.00	73313	154.0	67.5	44.4	82.5

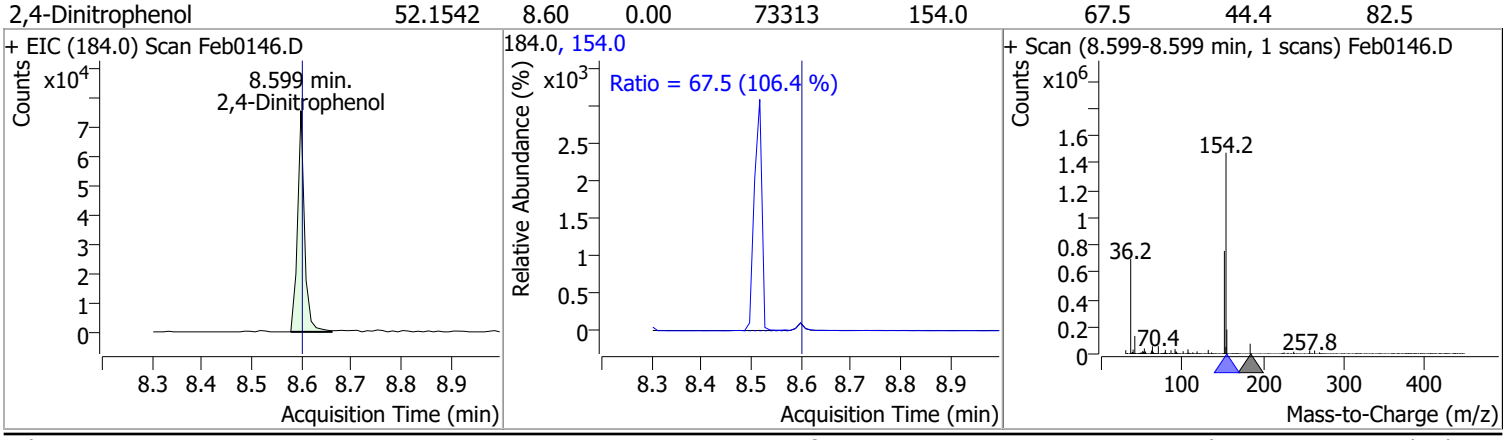

Quantitation Results Report (QT Reviewed)

Compound	Conc.	RT	Dev(Min)	Resp.	QIon	QRatio	Lower	Upper
Dibenzofuran	82.7707	8.72	0.00	2257694	139.0	41.1	30.2	56.0

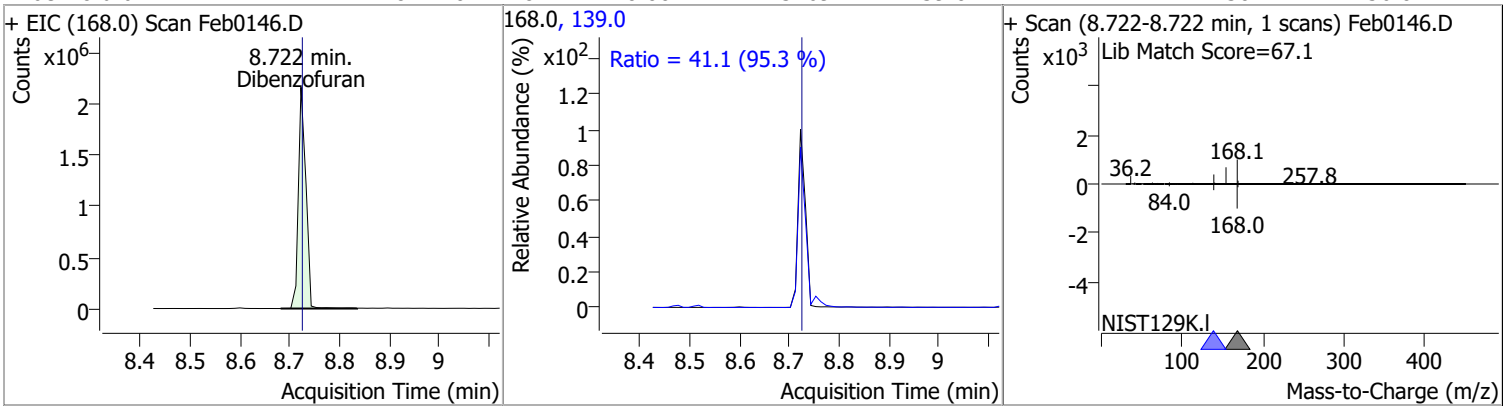

Compound	Conc.	RT	Dev(Min)	Resp.	QIon	QRatio	Lower	Upper
4-Nitrophenol	37.5009	8.75	0.01	99023	139.0	936.2	266.4	494.7
					65.0	92.9	56.8	105.6

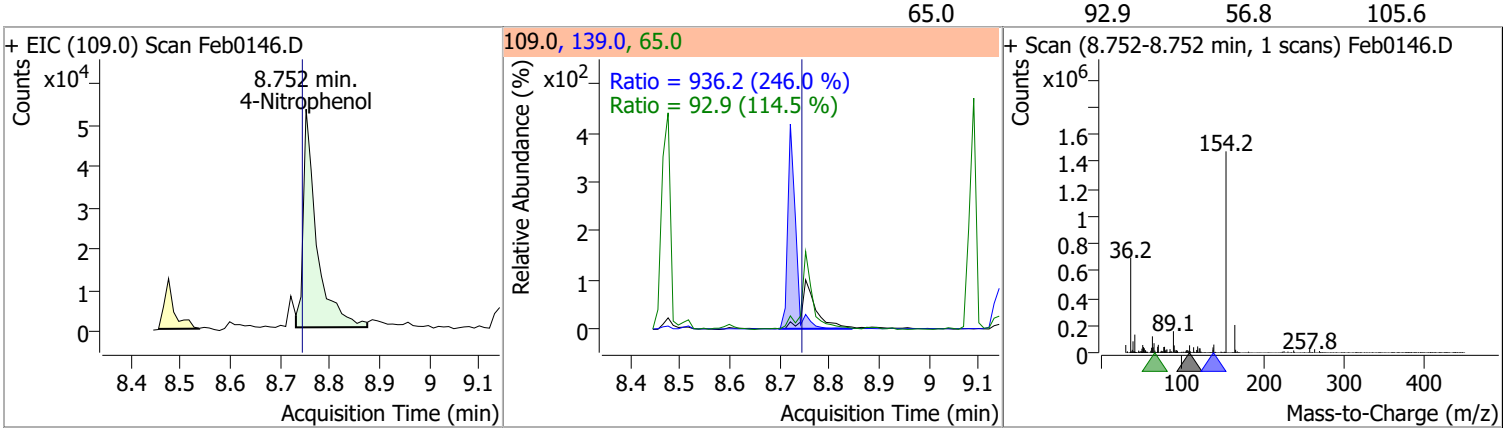

Compound	Conc.	RT	Dev(Min)	Resp.	QIon	QRatio	Lower	Upper
2,4-Dinitrotoluene	75.4753	8.75	0.00	249915	63.0	56.7	47.5	88.1
					89.0	72.2	45.8	85.1

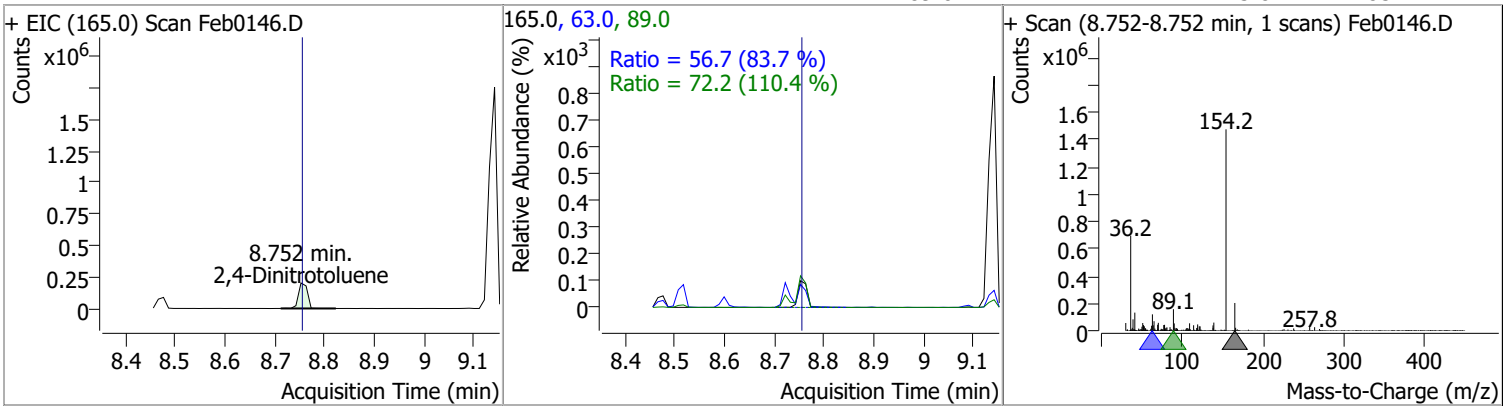

Compound	Conc.	RT	Dev(Min)	Resp.	QIon	QRatio	Lower	Upper
Diethylphthalate	94.4308	9.09	0.00	1916742	177.0	21.5	14.8	27.5
					150.0	12.7	8.8	16.3

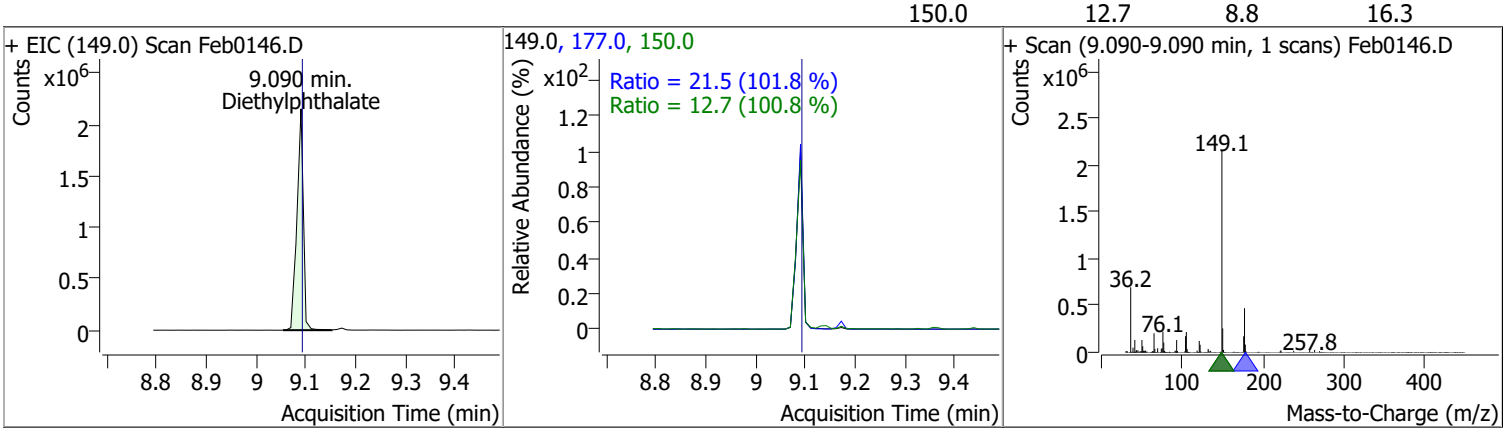

Compound	Conc.	RT	Dev(Min)	Resp.	QIon	QRatio	Lower	Upper
Fluorene	80.4391	9.14	0.00	1953959	165.0	93.3	64.8	120.4
					167.0	13.8	9.1	16.9

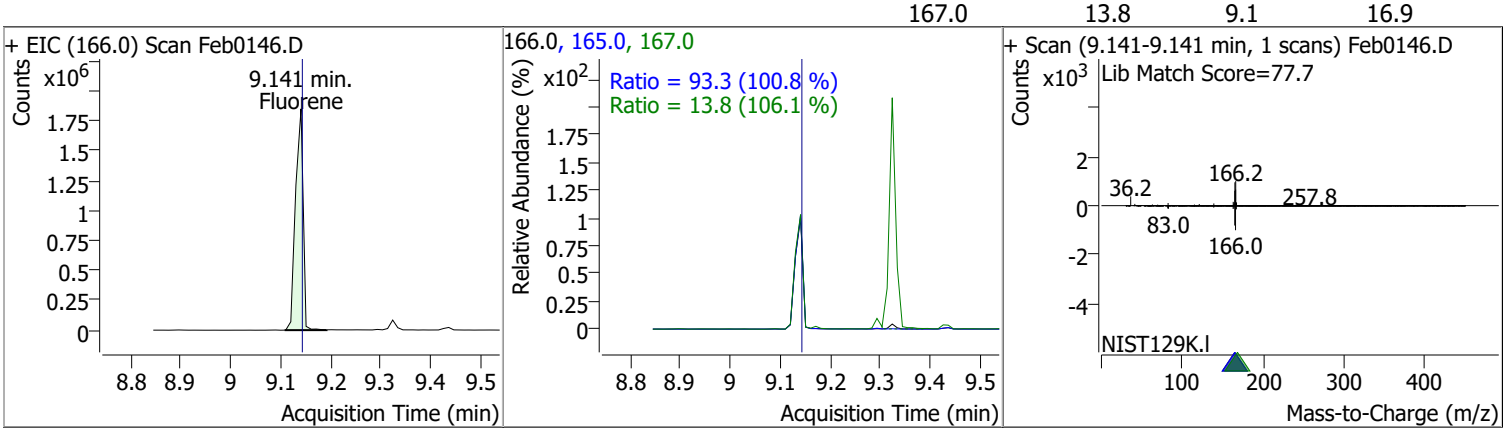

Compound	Conc.	RT	Dev(Min)	Resp.	QIon	QRatio	Lower	Upper
4-Chlorophenyl-phenylether	83.1882	9.17	0.00	885287	141.0	62.1	43.9	81.5
					206.0	33.8	23.2	43.1

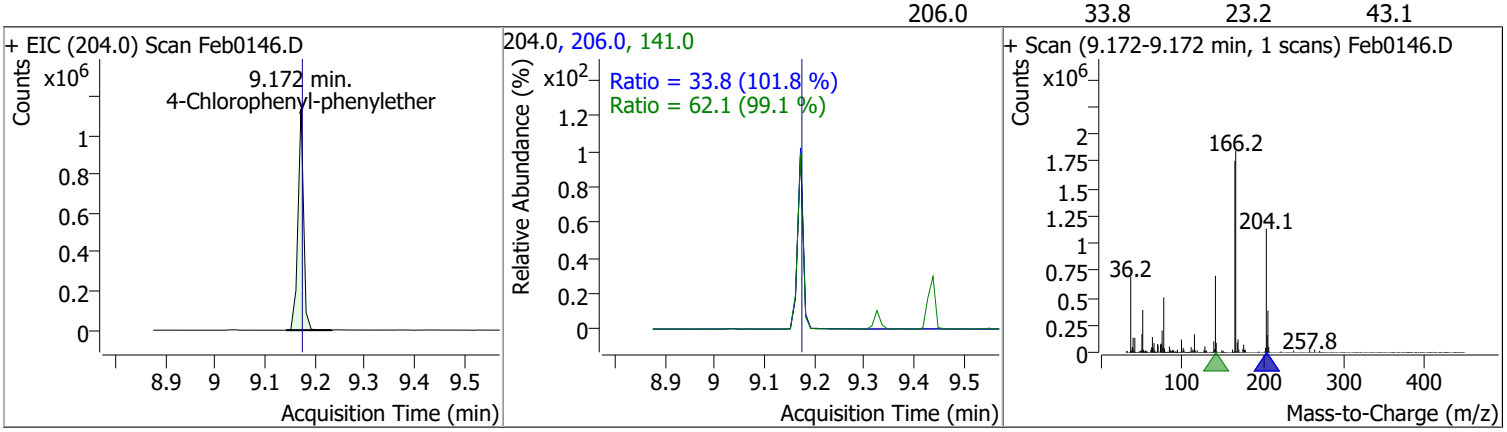

Quantitation Results Report (QT Reviewed)

Compound	Conc.	RT	Dev(Min)	Resp.	QIon	QRatio	Lower	Upper
4-Nitroaniline	60.3628	9.21	0.00	166656	65.0	112.9	70.9	131.7
					92.0	52.0	35.8	66.6

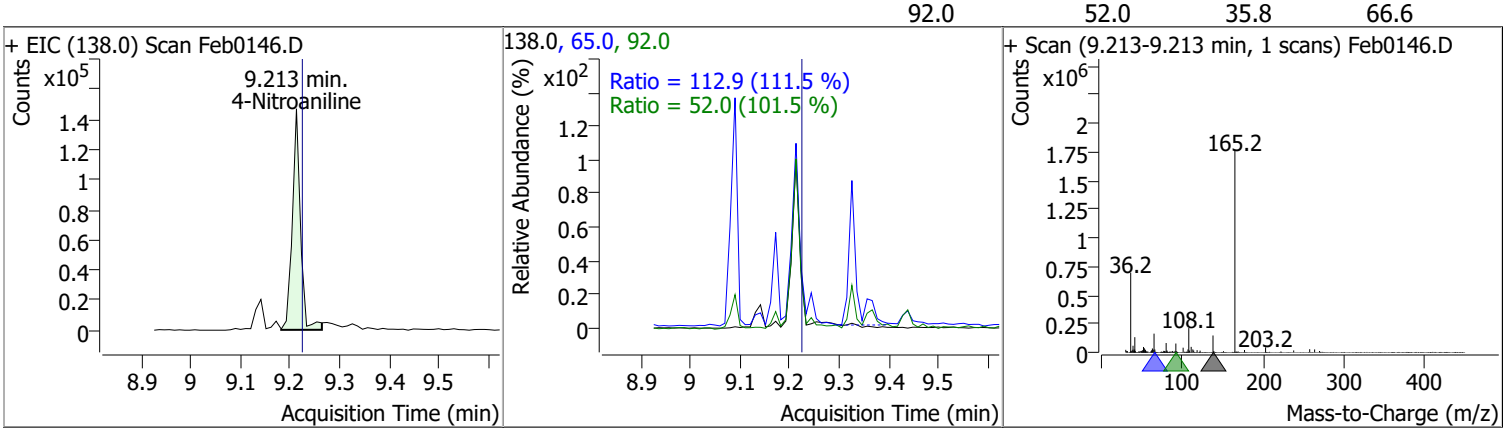

Compound	Conc.	RT	Dev(Min)	Resp.	QIon	QRatio	Lower	Upper
4,6-Dinitro-2-methylphenol	62.4320	9.24	0.00	120297	121.0	48.8	32.5	60.3

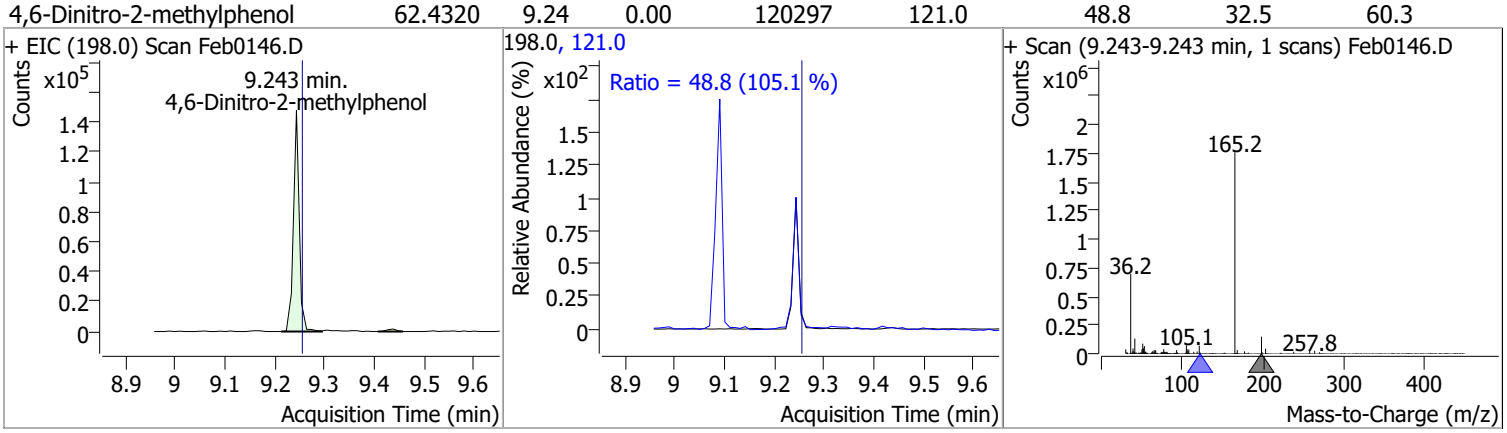

Compound	Conc.	RT	Dev(Min)	Resp.	QIon	QRatio	Lower	Upper
N-nitrosodiphenylamine	79.6657	9.33	0.00	1303841	168.0	62.9	44.3	82.3
					167.0	34.7	24.0	44.6

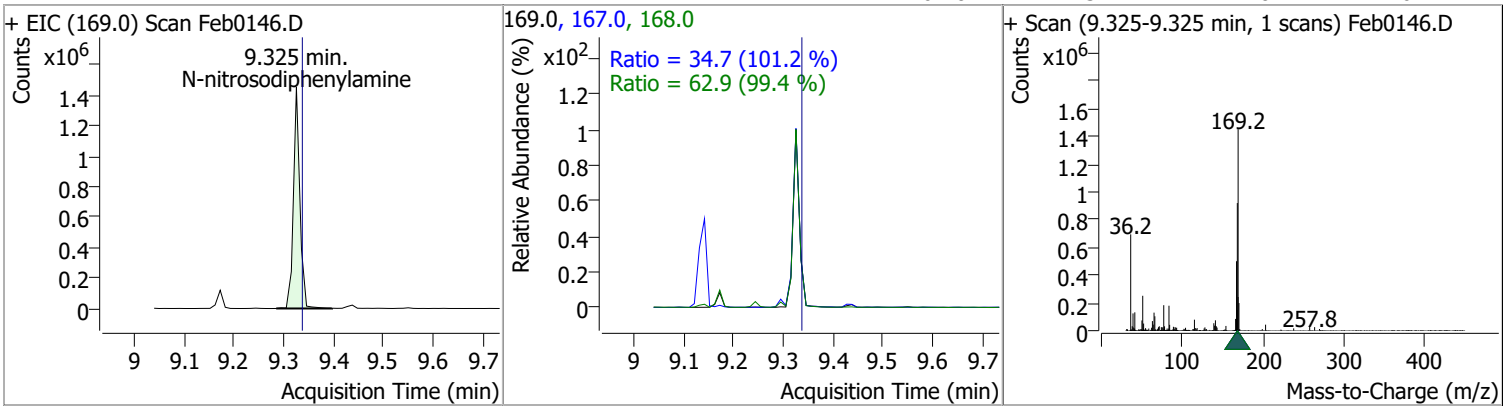

Quantitation Results Report (QT Reviewed)

Compound	Conc.	RT	Dev(Min)	Resp.	QIon	QRatio	Lower	Upper
Azobenzene	75.4034	9.36	0.00	1436668	51.0	36.9	26.4	49.0
					182.0	25.7	19.2	35.7

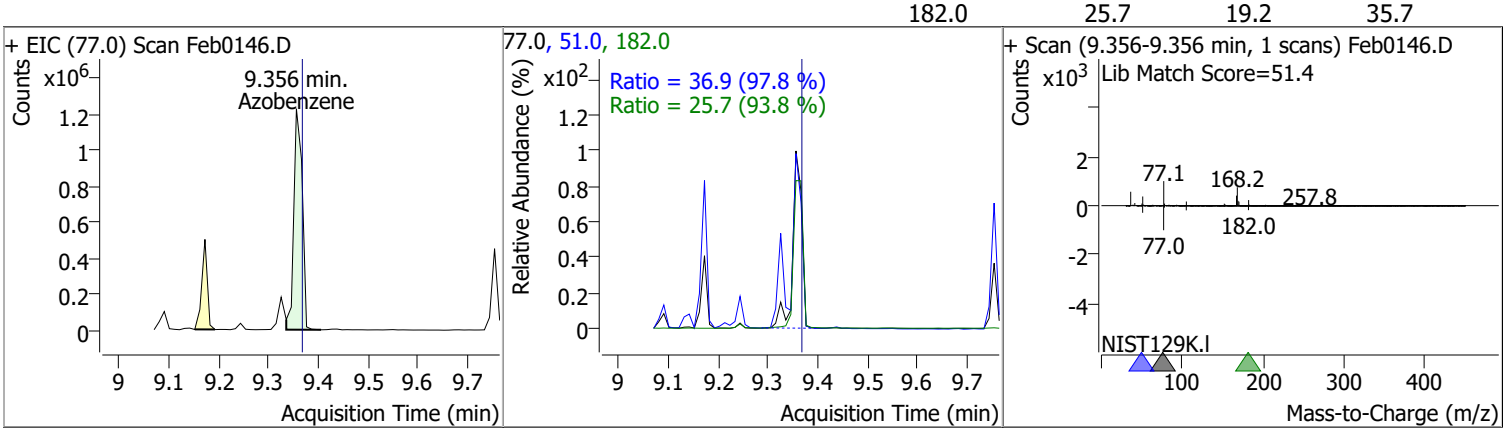

Compound	Conc.	RT	Dev(Min)	Resp.	QIon	QRatio	Lower	Upper
2,4,6-Tribromophenol	184.0069	9.44	0.01	368853	331.8	92.0	65.5	121.6

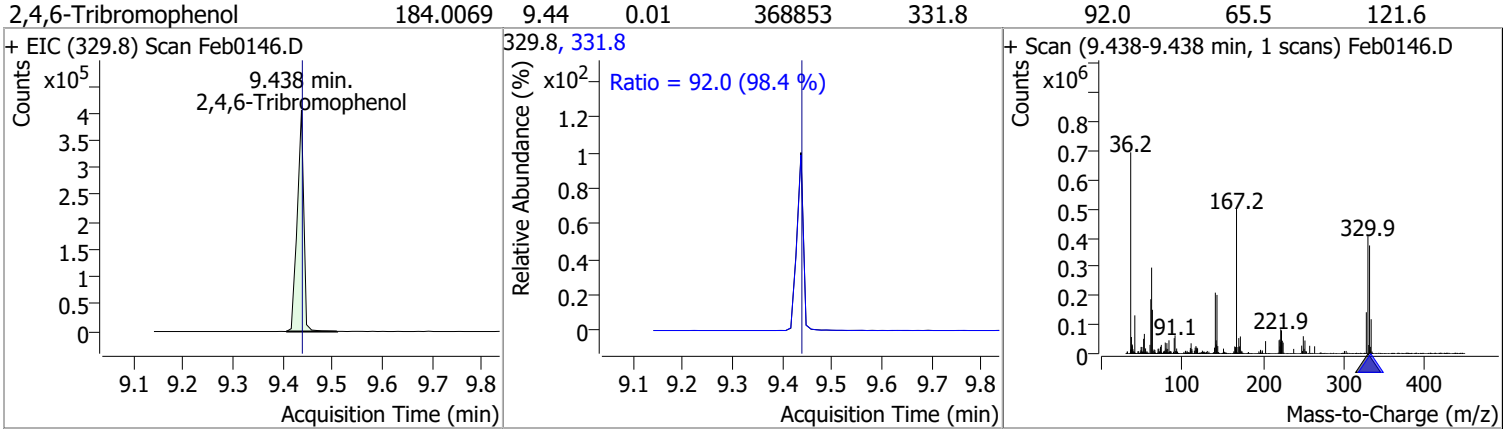

Compound	Conc.	RT	Dev(Min)	Resp.	QIon	QRatio	Lower	Upper
4-Bromophenyl-phenylether	77.6344	9.75	0.00	480710	141.0	105.6	72.5	134.6
					250.0	99.0	70.4	130.7

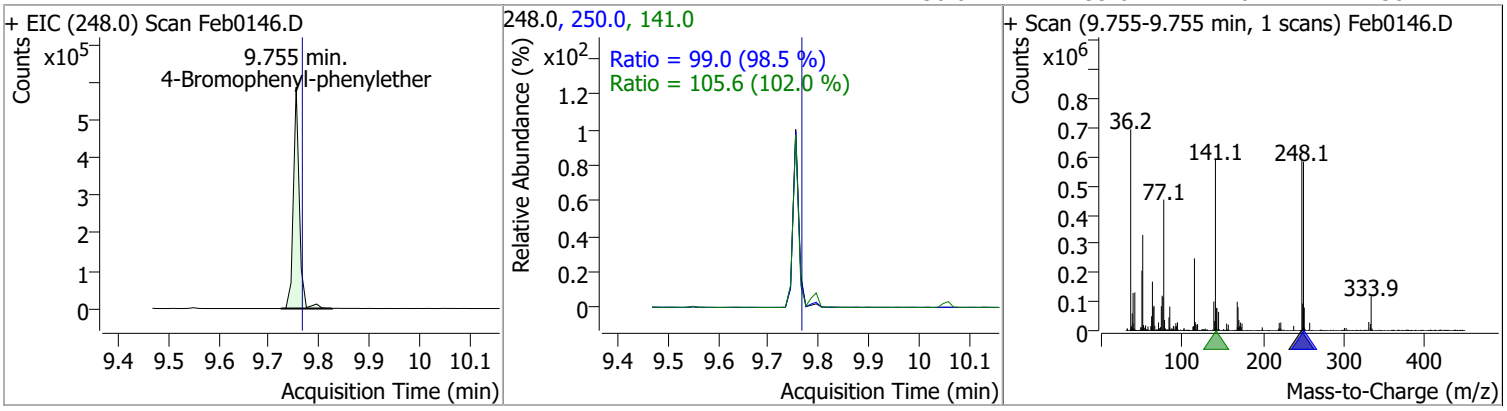

Compound	Conc.	RT	Dev(Min)	Resp.	QIon	QRatio	Lower	Upper
Hexachlorobenzene	78.1204	9.80	0.00	492566	142.0	50.8	33.1	61.5

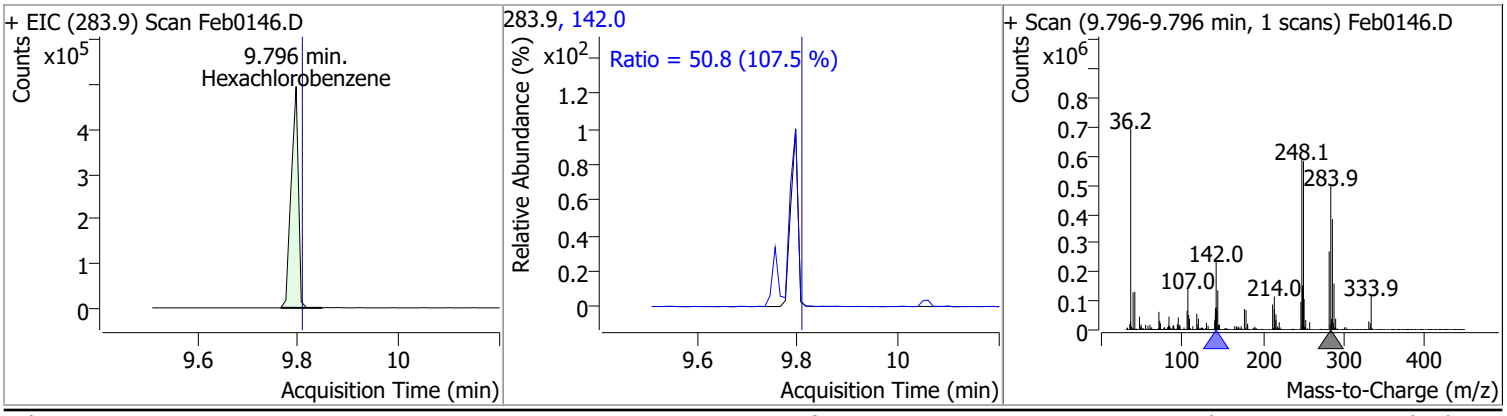

Compound	Conc.	RT	Dev(Min)	Resp.	QIon	QRatio	Lower	Upper
Pentachlorophenol	90.1687	10.06	0.01	273013	267.9	62.0	45.7	84.8
					263.9	61.2	43.8	81.4

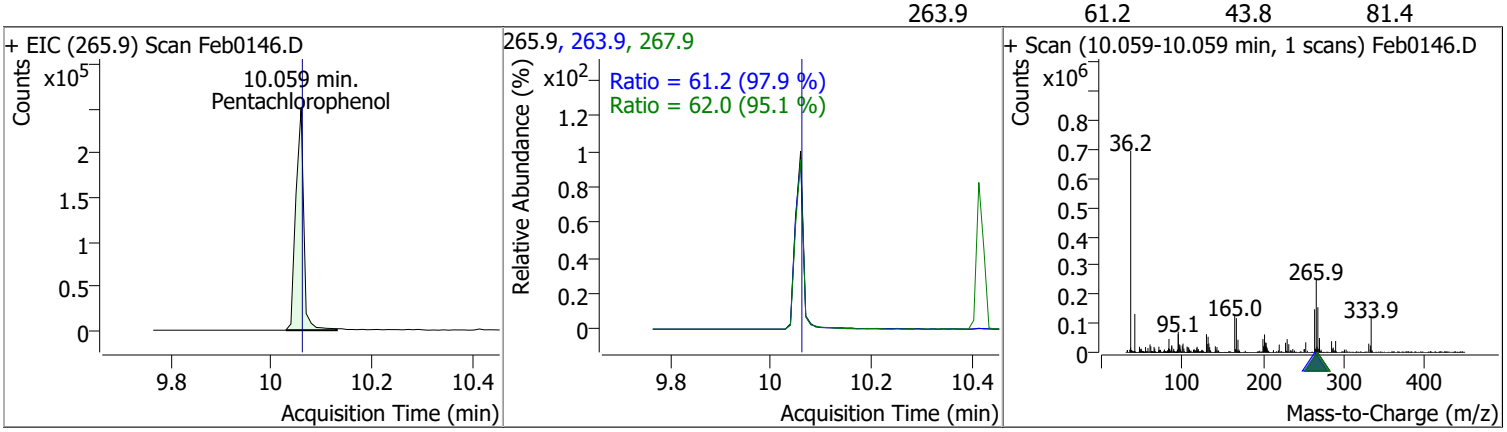

Compound	Conc.	RT	Dev(Min)	Resp.	QIon	QRatio	Lower	Upper
Phenanthrene	83.6281	10.29	0.00	2794788	176.0	18.8	13.2	24.5

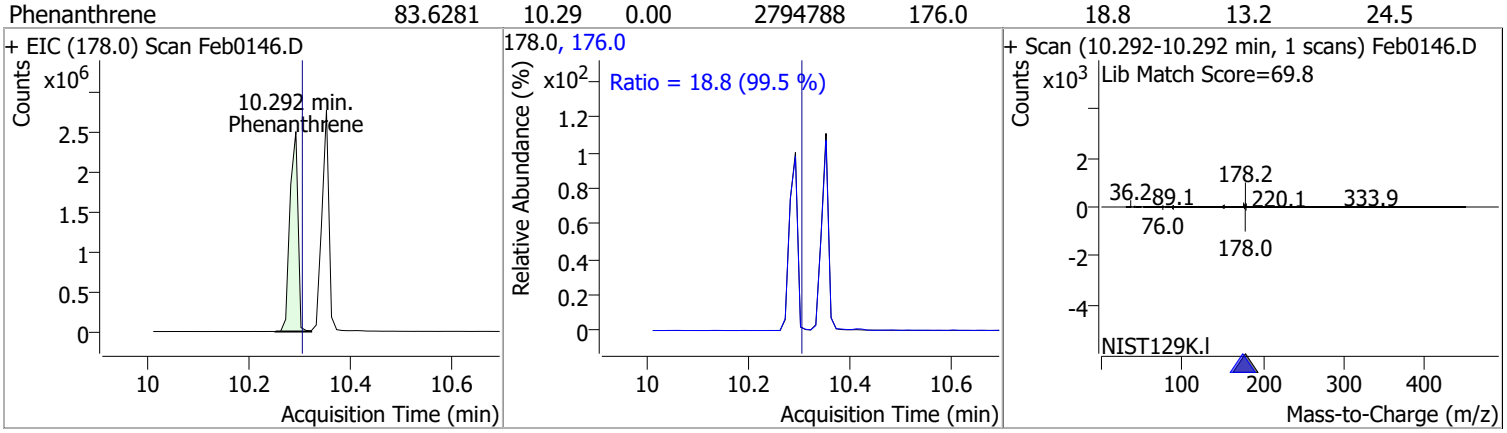

Compound	Conc.	RT	Dev(Min)	Resp.	QIon	QRatio	Lower	Upper
Anthracene	83.6714	10.35	0.00	2628882 (m)	176.0	18.1	12.7	23.5

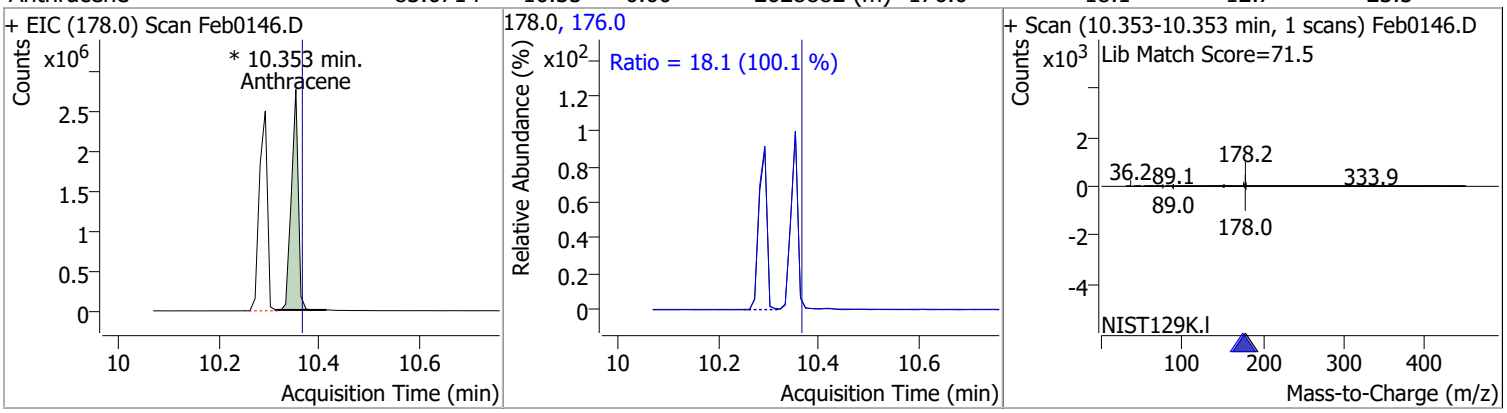

Compound	Conc.	RT	Dev(Min)	Resp.	QIon	QRatio	Lower	Upper
Triallate	80.6581	10.41	0.00	537930	268.0	24.6	19.1	35.4
					143.0	22.1	16.1	30.0

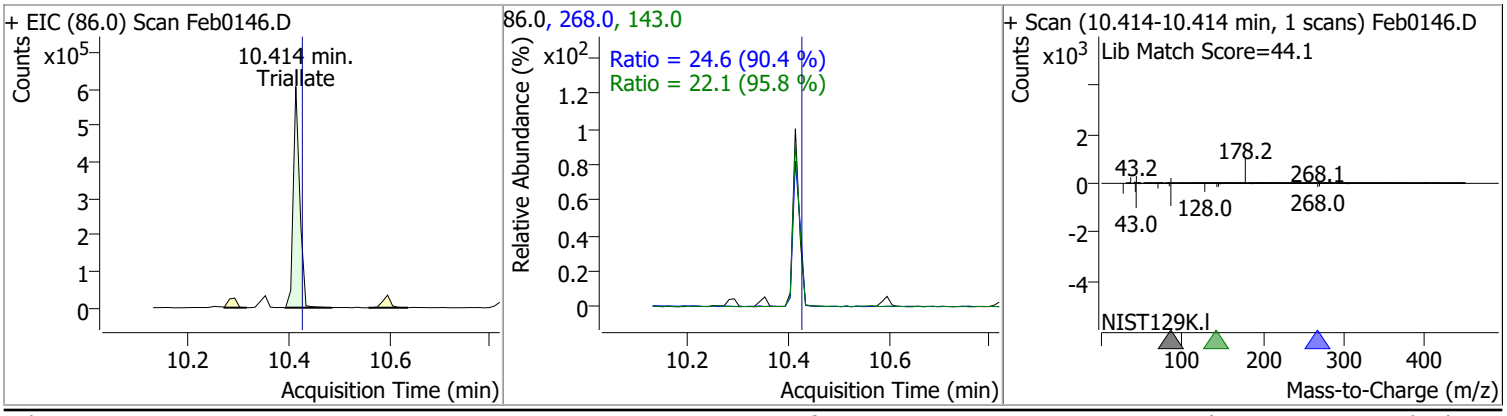

Quantitation Results Report (QT Reviewed)

Compound	Conc.	RT	Dev(Min)	Resp.	QIon	QRatio	Lower	Upper
Carbazole	83.9508	10.60	0.00	2442214	139.0	13.6	9.1	16.9

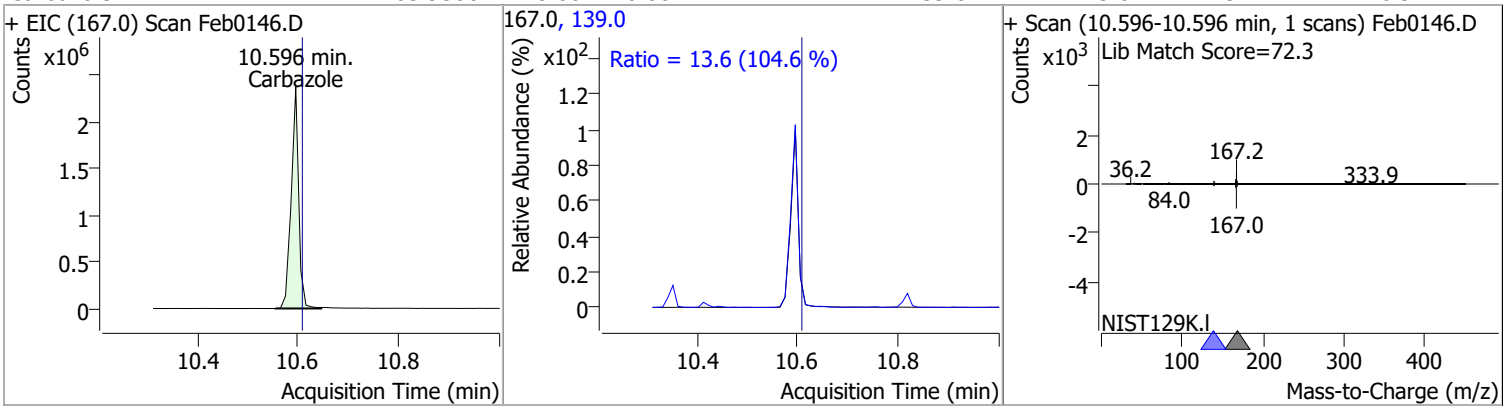

Compound	Conc.	RT	Dev(Min)	Resp.	QIon	QRatio	Lower	Upper
o-Terphenyl	79.6610	10.82	0.00	1397191	229.0	65.3	44.1	81.9
					215.0	37.6	26.4	49.1

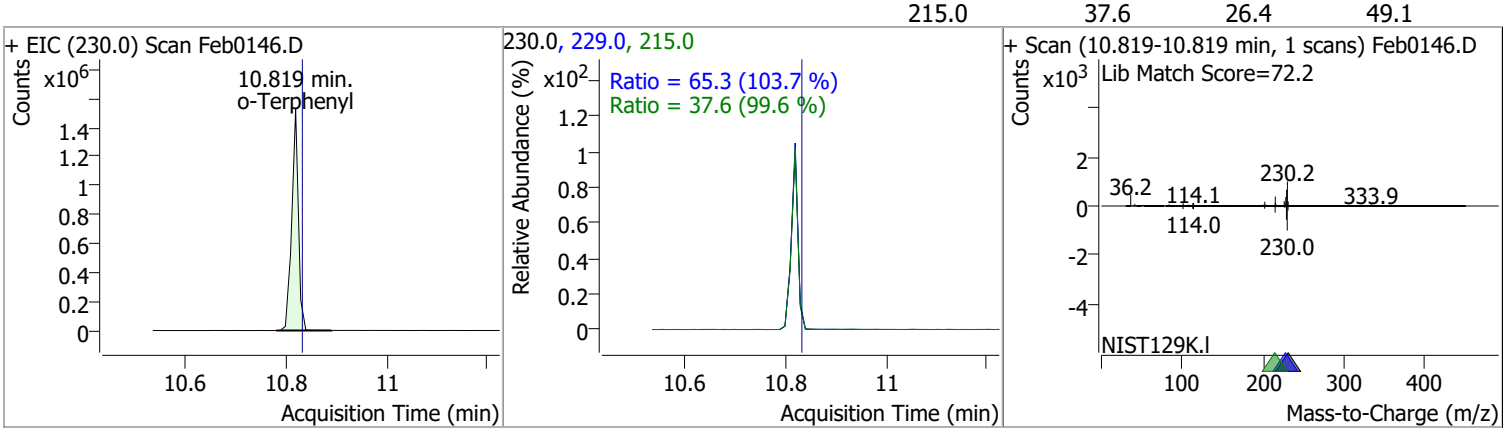

Compound	Conc.	RT	Dev(Min)	Resp.	QIon	QRatio	Lower	Upper
Di-n-Butylphthalate	90.9826	11.20	0.00	2709646	150.0	9.3	6.3	11.6
					104.0	5.9	4.1	7.6

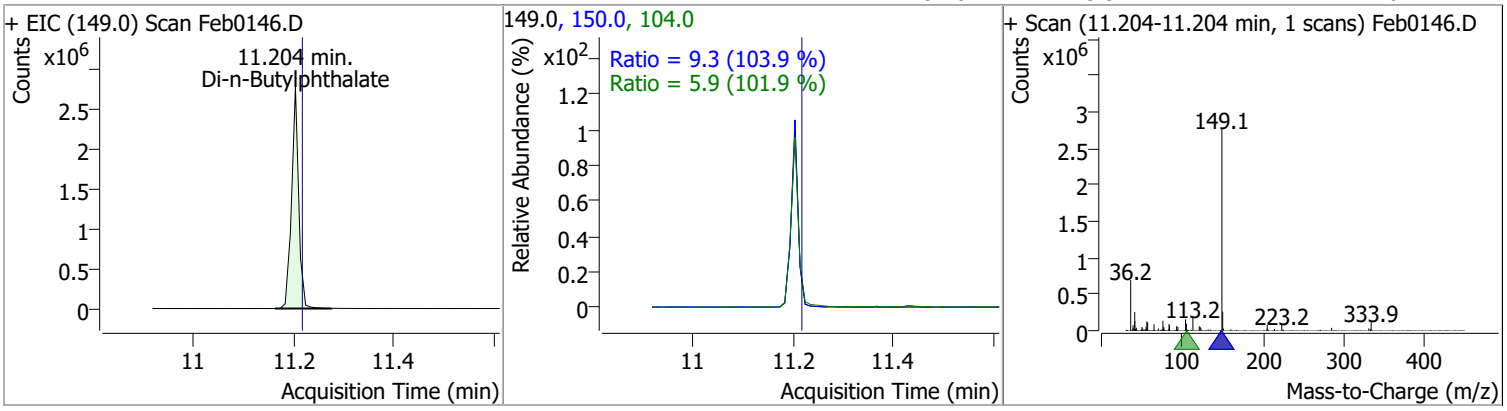

Compound	Conc.	RT	Dev(Min)	Resp.	QIon	QRatio	Lower	Upper
Fluoranthene	76.3051	12.12	0.00	2665665	101.0	14.0	8.6	16.0

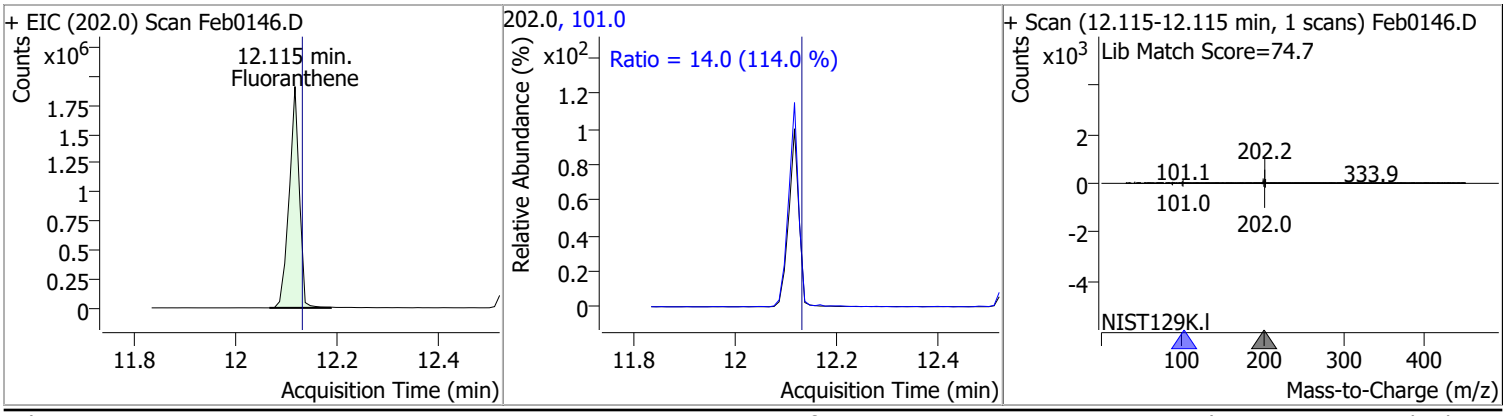

Quantitation Results Report (QT Reviewed)

Compound	Conc.	RT	Dev(Min)	Resp.	QIon	QRatio	Lower	Upper
Benzidine	3.6308	12.49	-0.01	27490 (m)	183.0	13.8	8.5	15.8
					92.0	13.7	5.2	9.7

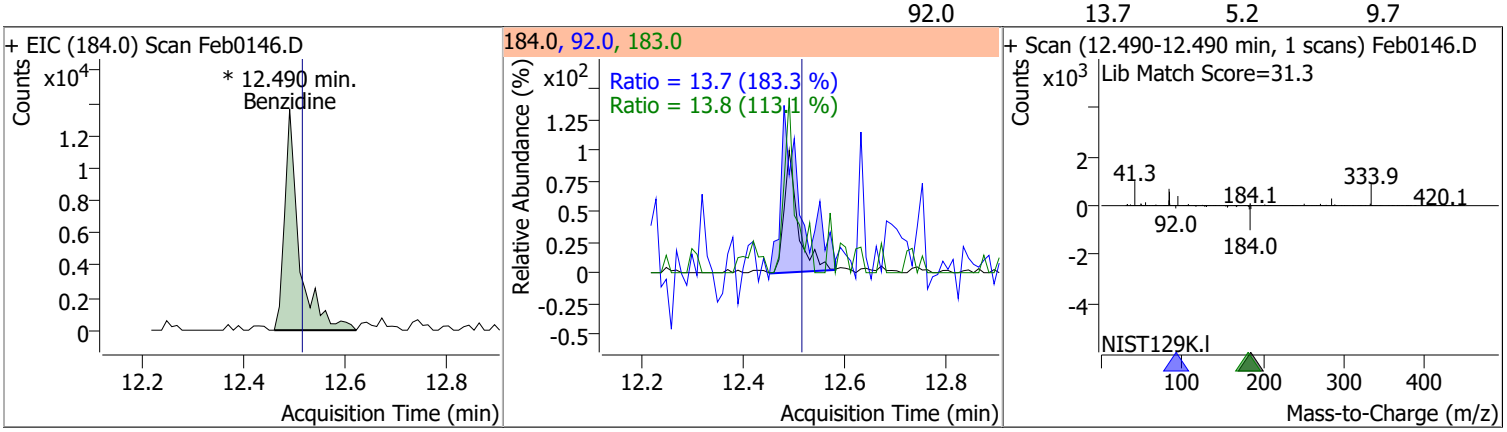

Compound	Conc.	RT	Dev(Min)	Resp.	QIon	QRatio	Lower	Upper
Pyrene	79.1370	12.55	0.00	2814542	101.0	16.3	9.8	18.2

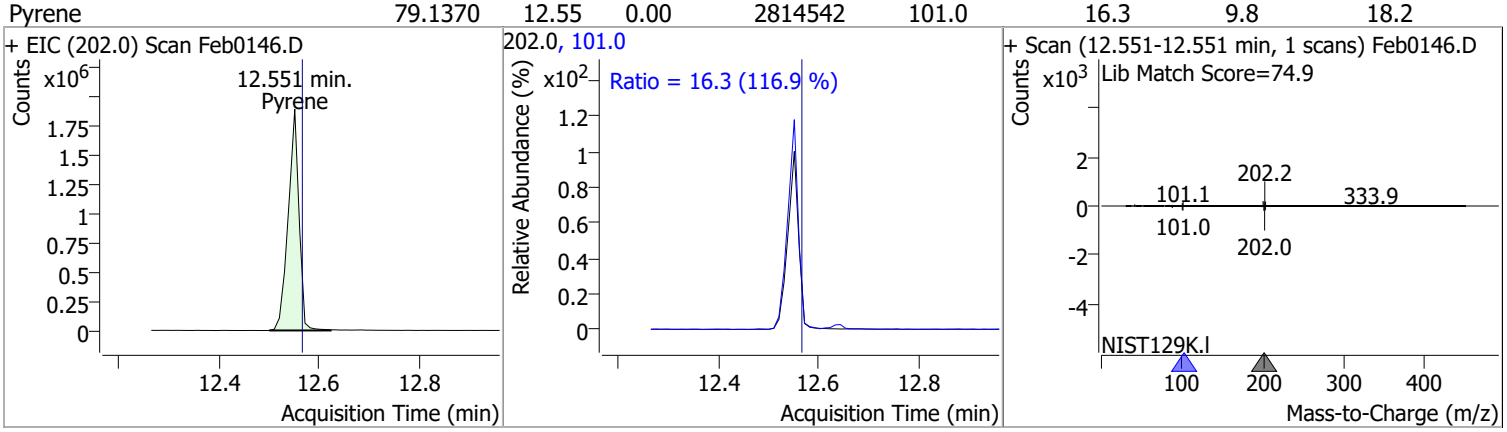

Compound	Conc.	RT	Dev(Min)	Resp.	QIon	QRatio	Lower	Upper
Terphenyl-d14	82.7583	13.06	0.00	2041117	122.0	14.2	8.8	16.4

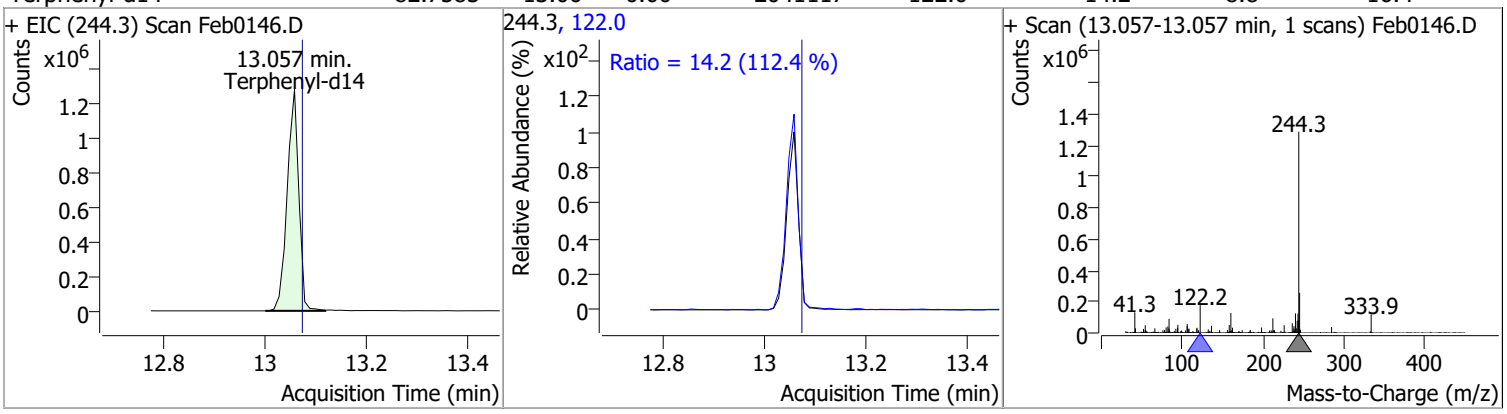

Compound	Conc.	RT	Dev(Min)	Resp.	QIon	QRatio	Lower	Upper
Butylbenzylphthalate	80.9656	14.53	0.00	848838	91.0	86.1	56.1	104.1
					206.0	18.5	12.9	24.0

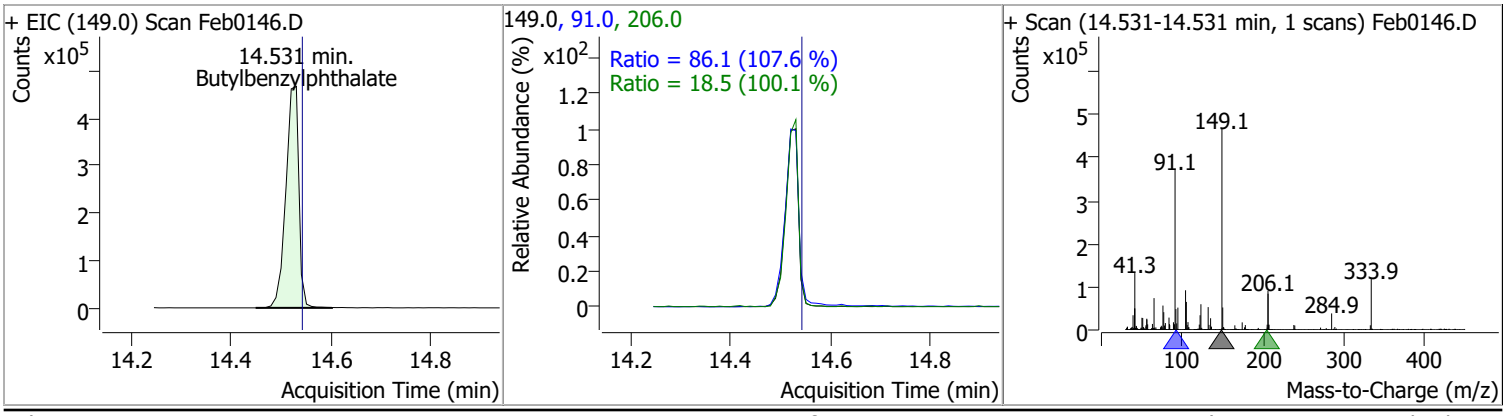

Quantitation Results Report (QT Reviewed)

Compound	Conc.	RT	Dev(Min)	Resp.	QIon	QRatio	Lower	Upper
Benzo(a)Anthracene	82.5257	15.76	0.00	2295622	226.0	26.3	18.0	33.5
					229.0	20.5	14.6	27.2

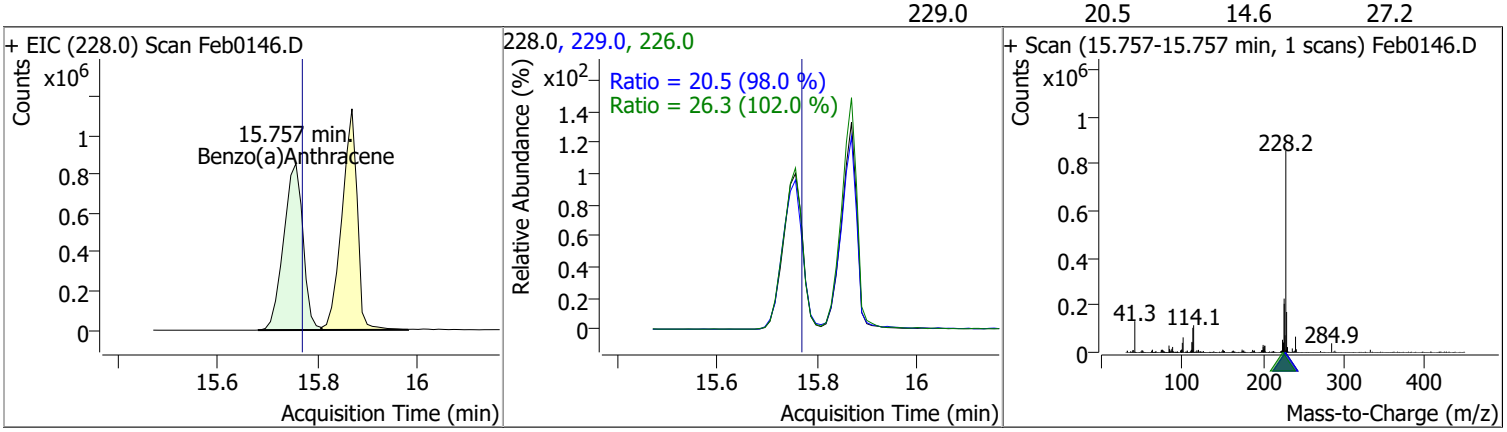

Compound	Conc.	RT	Dev(Min)	Resp.	QIon	QRatio	Lower	Upper
Chrysene	80.9268	15.87	0.00	2414751	226.0	29.3	20.5	38.1
					229.0	20.1	14.2	26.3

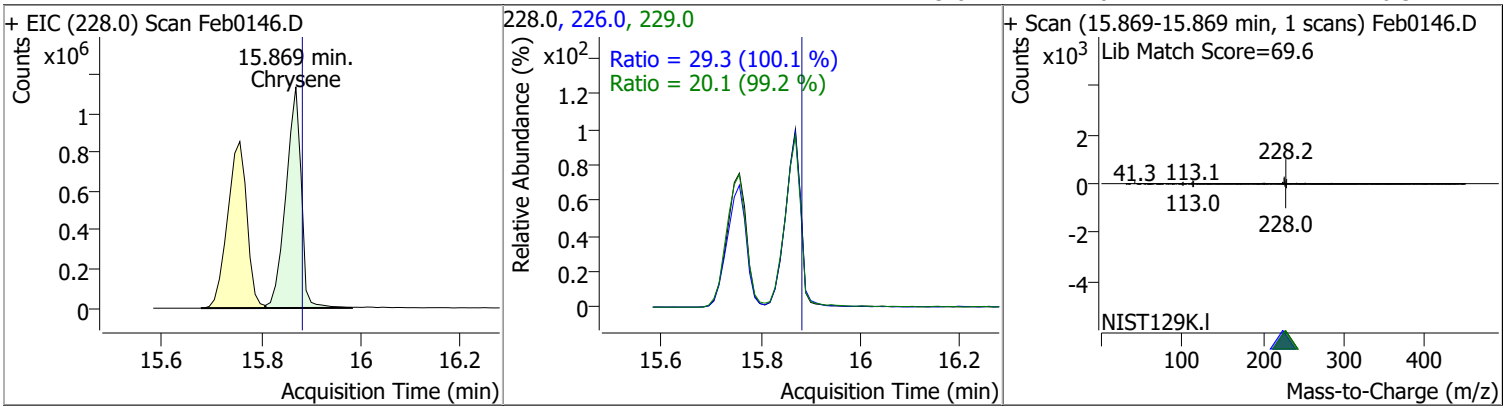

Compound	Conc.	RT	Dev(Min)	Resp.	QIon	QRatio	Lower	Upper
3,3-Dichlorobenzidine	58.5765	15.90	0.00	515410	254.0	63.2	45.2	83.9

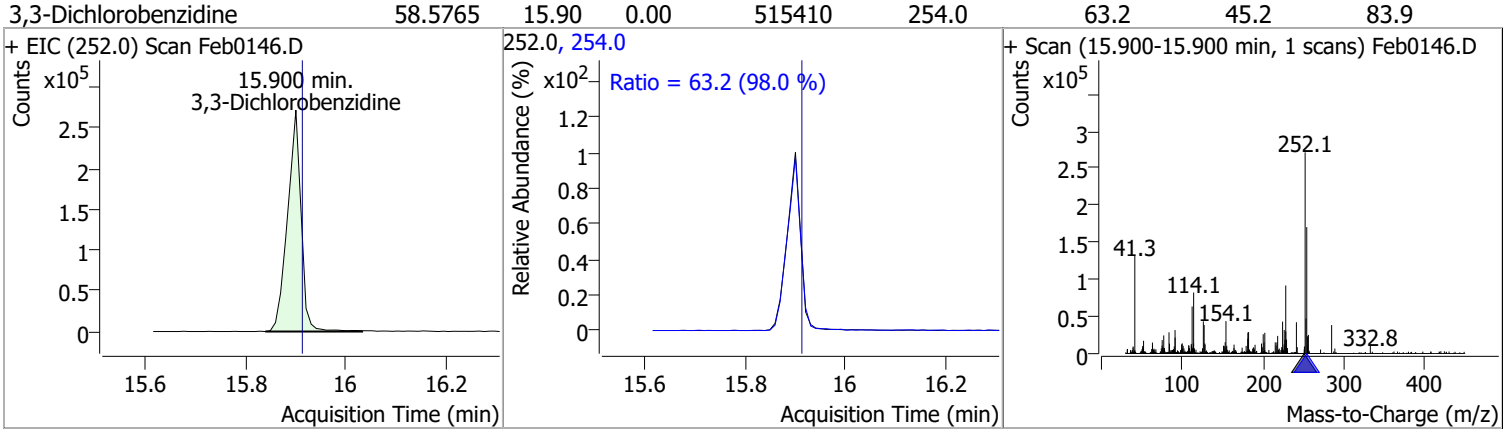

Quantitation Results Report (QT Reviewed)

Compound	Conc.	RT	Dev(Min)	Resp.	QIon	QRatio	Lower	Upper
bis(2-ethylhexyl)Phthalate	77.0703	16.60	0.00	290345	149.0	392.0	270.0	501.5
					279.0	14.2	10.7	19.9

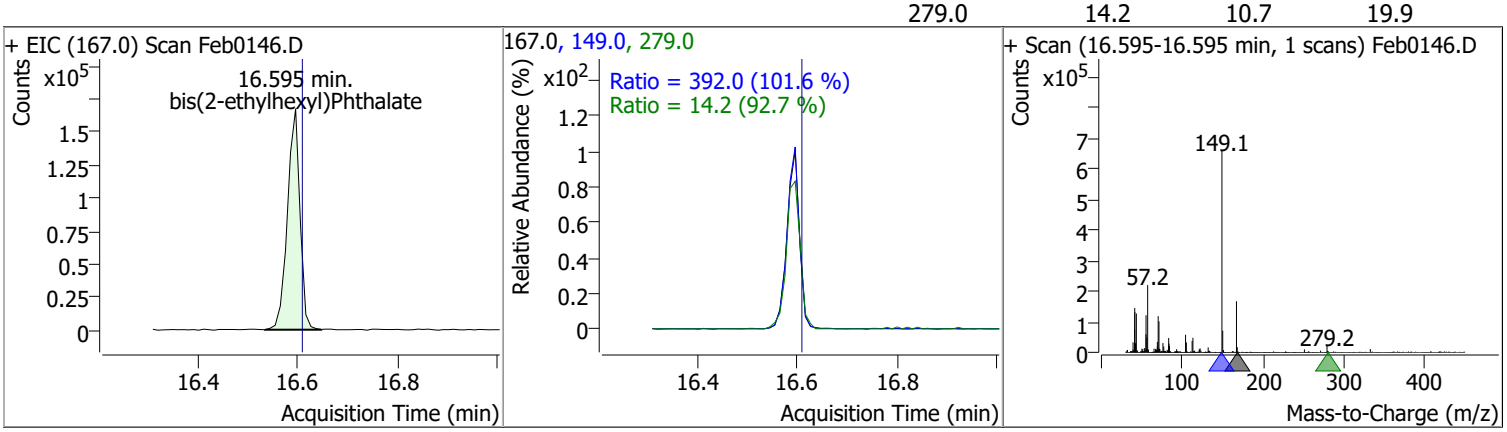

Compound	Conc.	RT	Dev(Min)	Resp.	QIon	QRatio	Lower	Upper
Di-n-octyl Phthalate	79.1962	18.29	0.00	2017142	150.0	9.6	6.7	12.4

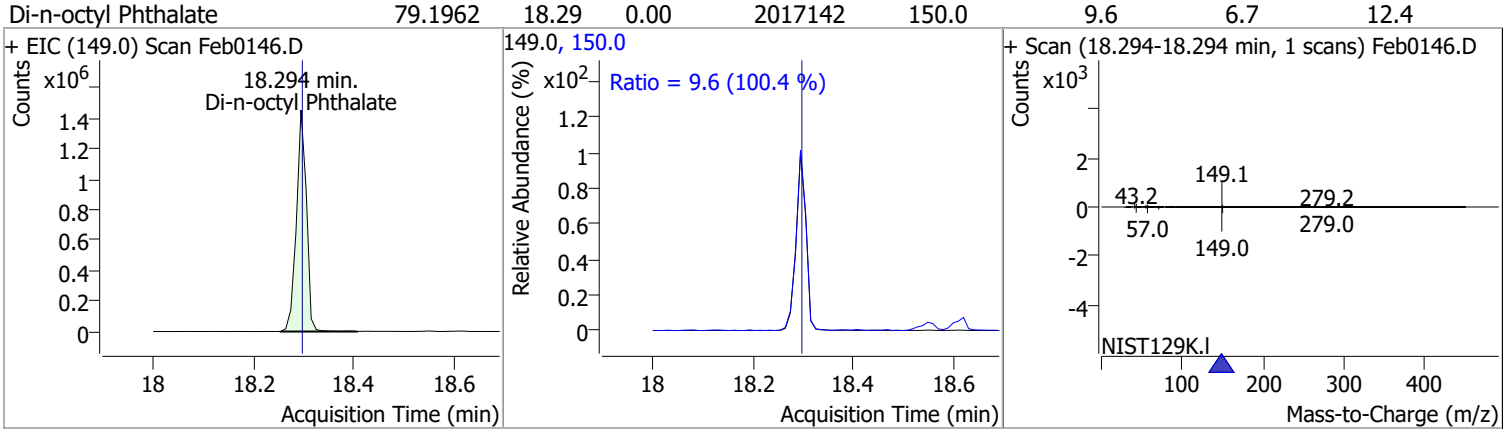

Compound	Conc.	RT	Dev(Min)	Resp.	QIon	QRatio	Lower	Upper
Benzo(b)fluoranthene	82.3076	18.55	0.00	2133086	253.0	22.2	15.7	29.2

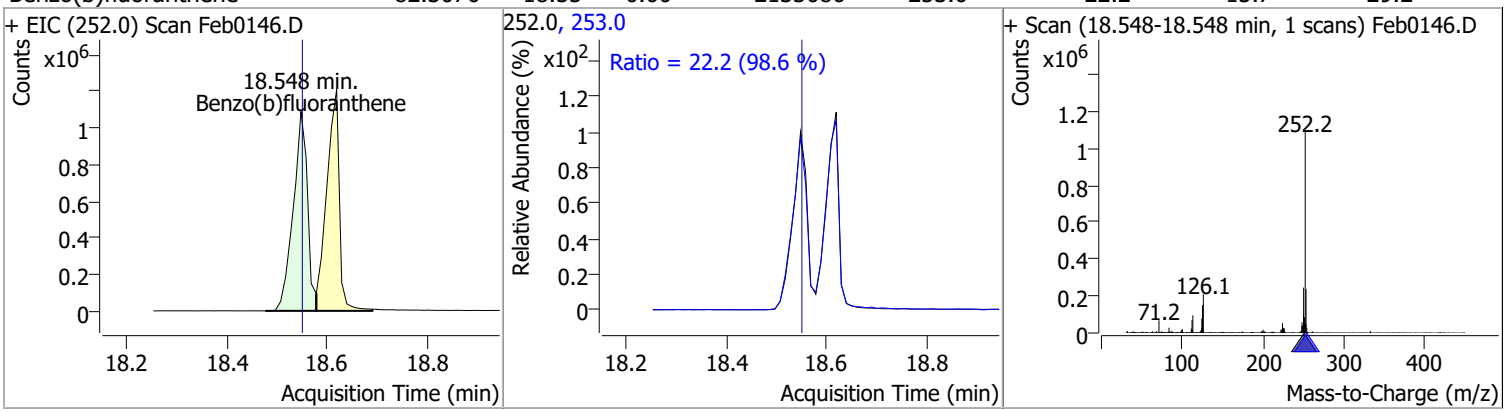

Compound	Conc.	RT	Dev(Min)	Resp.	QIon	QRatio	Lower	Upper
Benzo(k)fluoranthene	74.1204	18.62	0.01	2110237	253.0	22.1	15.9	29.5

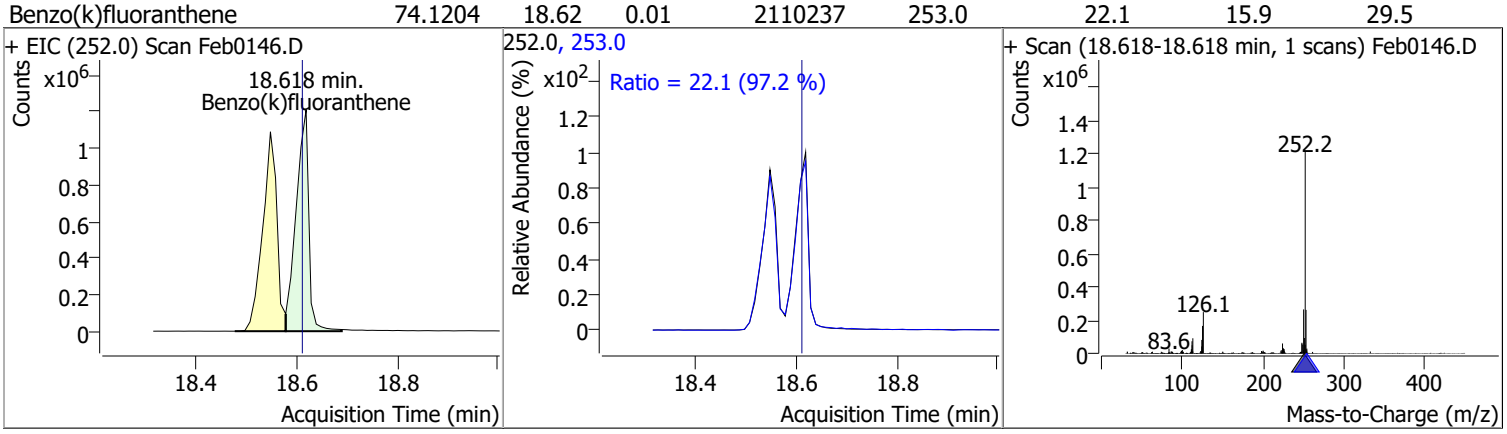

Quantitation Results Report (QT Reviewed)

Compound	Conc.	RT	Dev(Min)	Resp.	QIon	QRatio	Lower	Upper
Benzo(a)pyrene	78.9175	19.15	0.00	1943353	253.0	22.9	15.8	29.4

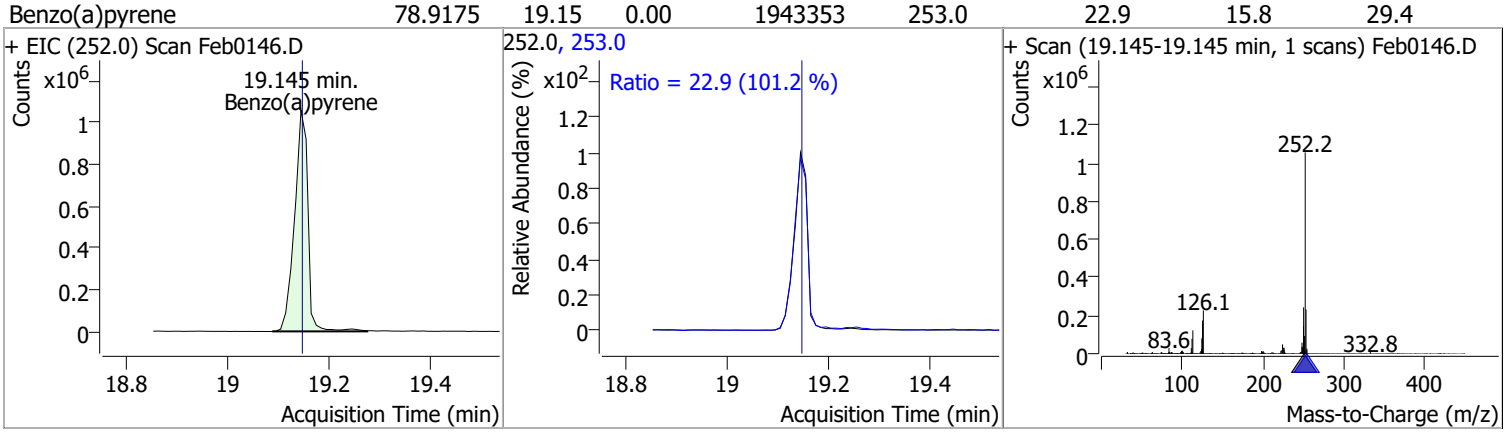

Compound	Conc.	RT	Dev(Min)	Resp.	QIon	QRatio	Lower	Upper
Indeno(1,2,3-c,d)pyrene	81.6602	20.91	0.00	1618532	138.0	31.9	20.2	37.5

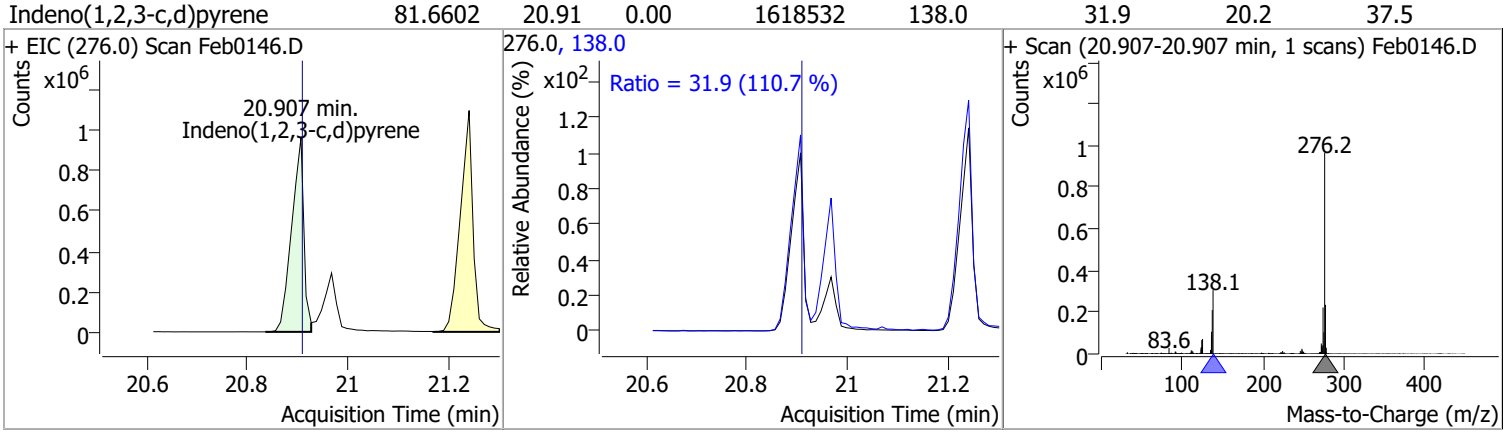

Compound	Conc.	RT	Dev(Min)	Resp.	QIon	QRatio	Lower	Upper
Dibenzo(a,h)anthracene	87.6856	20.97	0.00	1836535	139.0	25.1	17.1	31.7
					279.0	24.6	16.6	30.8

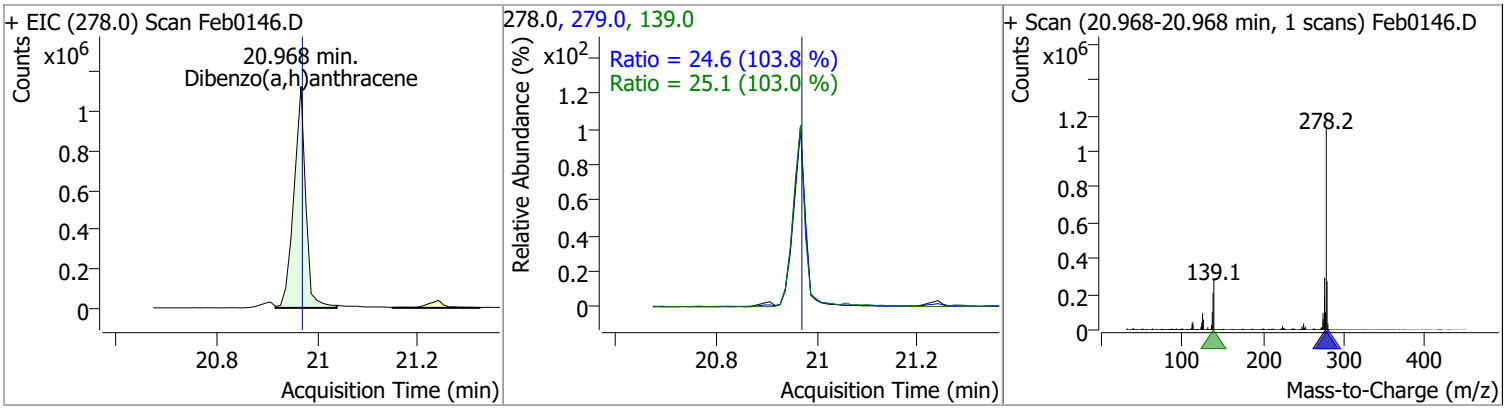

Compound	Conc.	RT	Dev(Min)	Resp.	QIon	QRatio	Lower	Upper
Benzo(g,h,i)perylene	80.4769	21.24	0.00	1925336	138.0	34.0	22.8	42.3
					277.0	23.9	16.9	31.4

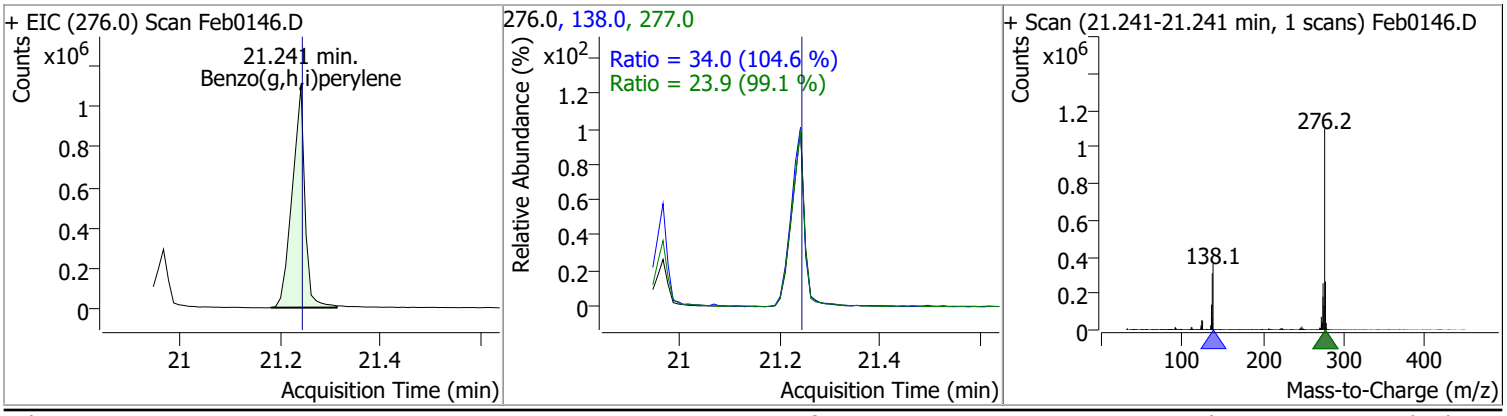

Quantitation Results Report (QT Reviewed)

Data File	Feb0147.D	Operator	LIMS import
Acq. Method	BNA+SIM.M	Acq. Date-Time	2/2/2022 5:17:44 PM
Sample Name	B22011446-011C	Instrument	Instrument #1
Vial	47	Multiplier	1.00
DA Method File	020122 DoD BNA cal.batch.bin	Comment	SVOC-8270-W-LARGO
Tune File	dftppdsm.u	Tune Date	1/25/2022 7:52:00 PM
Batch Name	020122 DoD BNA.batch.bin	Last Calib Update	2/16/2022 11:05:20 AM
Ref Library	D:\Org\Library\NIST129K.l		

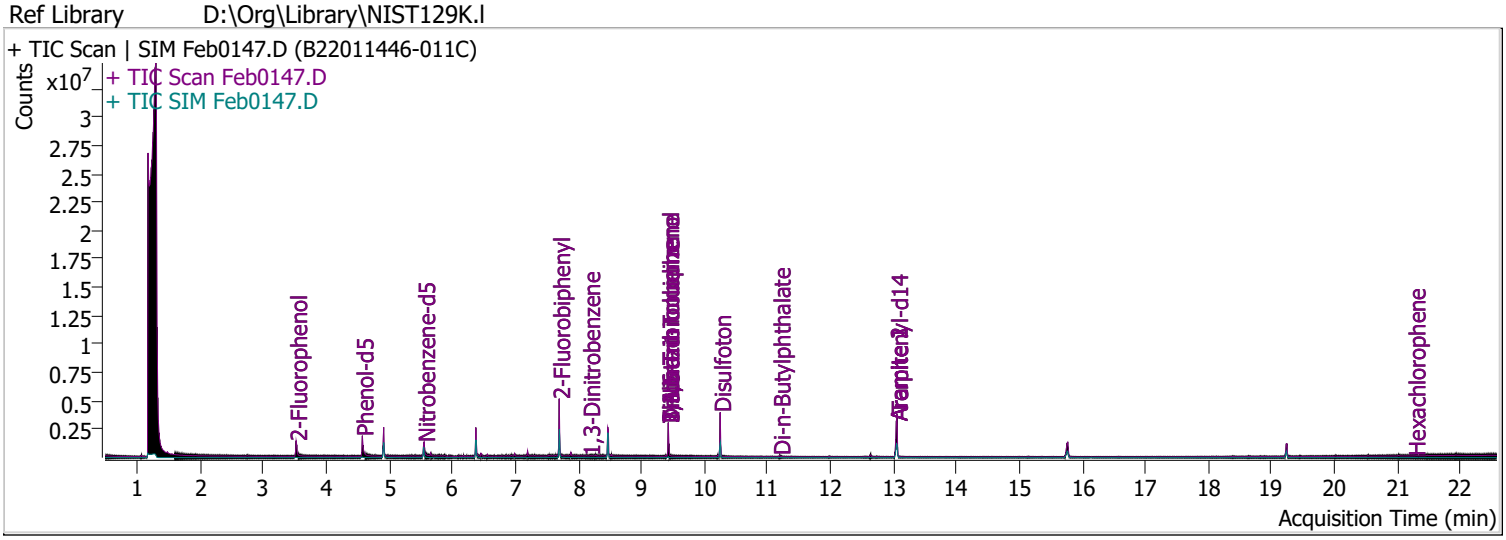

Compound	RT	QIon	Resp.	Conc.	Units		Dev(Min)
Internal Standards							
System Monitoring Compounds							
S 2-Fluorophenol	3.521	112.0	643387	66.1613	µg/L		0.000
Spiked Amount: 200.000	Range: 10.0 - 75.0%			Recovery = 33.08%			
S Phenol-d5	4.572	99.0	915931	71.6366	µg/L		0.000
Spiked Amount: 200.000	Range: 10.0 - 65.0%			Recovery = 35.82%			
S Nitrobenzene-d5	5.553	82.0	396587	59.6267	µg/L		0.000
Spiked Amount: 100.000	Range: 32.0 - 94.0%			Recovery = 59.63%			
S 2-Fluorobiphenyl	7.697	172.0	1387808	61.8789	µg/L		0.000
Spiked Amount: 100.000	Range: 28.0 - 107.0%			Recovery = 61.88%			
S 2,4,6-Tribromophenol	9.428	329.8	246765	129.5935	µg/L		0.000
Spiked Amount: 200.000	Range: 25.0 - 140.0%			Recovery = 64.80%			
S Terphenyl-d14	13.058	244.3	2080960	88.4942	µg/L		0.000
Spiked Amount: 100.000	Range: 32.0 - 122.0%			Recovery = 88.49%			
Target Compounds							**QValue**
T N-Nitrosodimethylamine	0.000		0	N.D.			
T Pyridine	0.000		0	N.D.			
T Aniline	0.000		0	N.D.			
T Phenol	0.000		0	N.D.			
T bis(-2-Chloroethyl)Ether	4.910	63.0	0		µg/L	md	1
T 2-Chlorophenol	0.000		0	N.D.			
T 1,3-Dichlorobenzene	0.000		0	N.D.			
T 1,4-Dichlorobenzene	0.000		0	N.D.			
T 1,2-Dichlorobenzene	0.000		0	N.D.			
T Benzyl Alcohol	0.000		0	N.D.			
T 2-Methylphenol	0.000		0	N.D.			
T bis(2-chloroisopropyl)Ether	0.000		0	N.D.			
T N-nitroso-Di-n-propylamine	5.553	70.0	0		µg/L	md	1
T 4Methylphenol/3Methylphenol	0.000		0	N.D.			
T Hexachloroethane	0.000		0	N.D.			

Compound	RT	QIon	Resp.	Conc.	Units		Dev(Min)
T Nitrobenzene	0.000		0	N.D.			
T Isophorone	0.000		0	N.D.			
T 2-Nitrophenol	0.000		0	N.D.			
T 2,4-Dimethylphenol	0.000		0	N.D.			
T bis(-2-Chloroethoxy)Methane	0.000		0	N.D.			
T 2,4-Dichlorophenol	0.000		0	N.D.			
T Benzoic Acid	0.000		0	N.D.			
T 1,2,4-Trichlorobenzene	0.000		0	N.D.			
T Naphthalene	0.000		0	N.D.			
T 4-Chlorophenol	6.372	130.0	0		µg/L	md	1
T p-Chloroaniline	0.000		0	N.D.			
T Hexachlorobutadiene	0.000		0	N.D.			
T 4-Chloro-2-Methylphenol	0.000		0	N.D.			
T 4-Chloro-3-Methylphenol	0.000		0	N.D.			
T 2-Methylnaphthalene	0.000		0	N.D.			
T 1-Methylnaphthalene	0.000		0	N.D.			
T Hexachlorocyclopentadiene	0.000		0	N.D.			
T 2,4,6-Trichlorophenol	0.000		0	N.D.			
T 2,4,5-Trichlorophenol	0.000		0	N.D.			
T 2-Chloronaphthalene	0.000		0	N.D.			
T 2-Nitroaniline	0.000		0	N.D.			
T Dimethyl Phthalate	8.476	163.0	0		µg/L	md	1
T 2,6-Dinitrotoluene	8.466	165.0	0		µg/L	md	1
T Acenaphthylene	0.000		0	N.D.			
T 3-Nitroaniline	0.000		0	N.D.			
T Acenaphthene	0.000		0	N.D.			
T 2,4-Dinitrophenol	8.937	184.0	0		µg/L	md	1
T Dibenzofuran	0.000		0	N.D.			
T 4-Nitrophenol	0.000		0	N.D.			
T 2,4-Dinitrotoluene	8.466	165.0	0		µg/L	md	1
T Diethylphthalate	0.000		0	N.D.			
T Fluorene	0.000		0	N.D.			
T 4-Chlorophenyl-phenylether	0.000		0	N.D.			
T 4-Nitroaniline	0.000		0	N.D.			
T 4,6-Dinitro-2-methylphenol	9.428	198.0	0		µg/L	md	1
T N-nitrosodiphenylamine	0.000		0	N.D.			
T Azobenzene	0.000		0	N.D.			
T 4-Bromophenyl-phenylether	0.000		0	N.D.			
T Hexachlorobenzene	0.000		0	N.D.			
T Pentachlorophenol	0.000		0	N.D.			
T Phenanthrene	0.000		0	N.D.			
T Anthracene	0.000		0	N.D.			
T Triallate	0.000		0	N.D.			
T Carbazole	0.000		0	N.D.			
T o-Terphenyl	0.000		0	N.D.			
T Di-n-Butylphthalate	11.194	149.0	39874	2.9393	µg/L	#	94
T Fluoranthene	0.000		0	N.D.			
T Benzidine	0.000		0	N.D.			
T Pyrene	0.000		0	N.D.			
T Butylbenzylphthalate	0.000		0	N.D.			
T Benzo(a)Anthracene	0.000		0	N.D.			
T Chrysene	0.000		0	N.D.			
T 3,3-Dichlorobenzidine	0.000		0	N.D.			
T bis(2-ethylhexyl)Phthalate	0.000		0	N.D.			
T Di-n-octyl Phthalate	0.000		0	N.D.			

Compound	RT	QIon	Resp.	Conc.	Units	Dev(Min)
T Benzo(b)fluoranthene	0.000		0	N.D.		
T Benzo(k)fluoranthene	0.000		0	N.D.		
T Benzo(a)pyrene	0.000		0	N.D.		
T Indeno(1,2,3-c,d)pyrene	0.000		0	N.D.		
T Dibenzo(a,h)anthracene	0.000		0	N.D.		
T Benzo(g,h,i)perylene	0.000		0	N.D.		

(#) = Qualifier Out of Range; (m) = Manual Integration; (+) = Area Summed; (*) = Surrogate Percent Recovery Out of Range; (d): Zeroed Peak

Compound	Conc.	Exp RT	QIon	Exp Ratio
N-Nitrosodimethylamine	N.D.	2.15	42.0	130.1

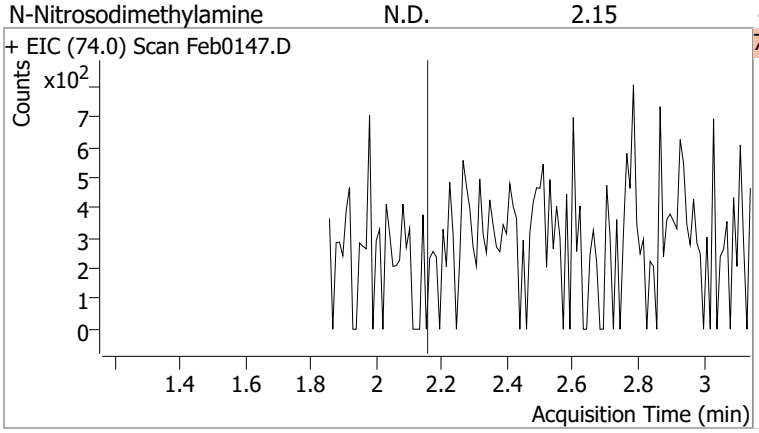

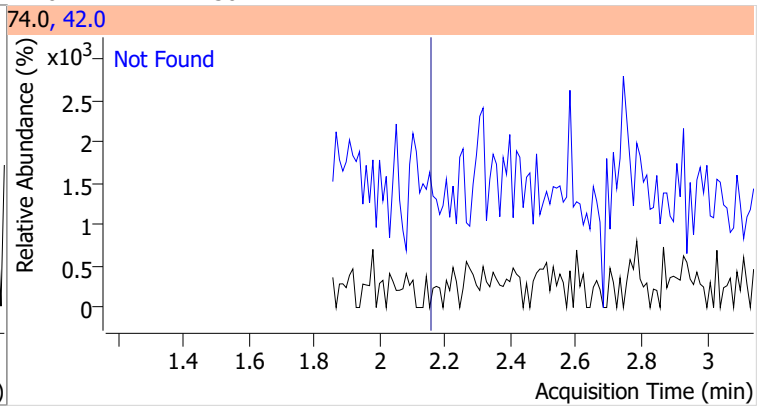

Compound	Conc.	Exp RT	QIon	Exp Ratio
Pyridine	N.D.	2.18	52.0	101.7

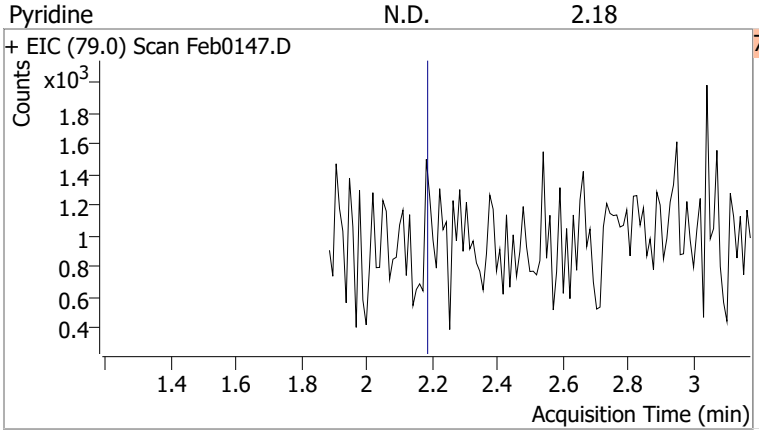

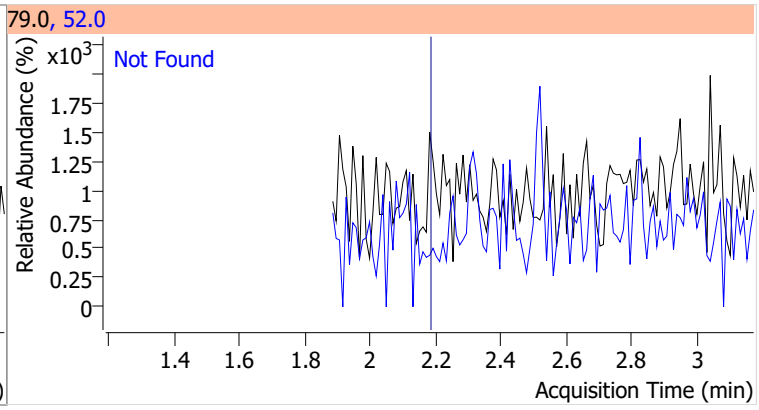

Compound	Conc.	RT	Dev(Min)	Resp.	QIon	QRatio	Lower	Upper
2-Fluorophenol	66.1613	3.52	0.00	643387	64.0	49.3	35.8	66.4
					92.0	20.2	14.3	26.6

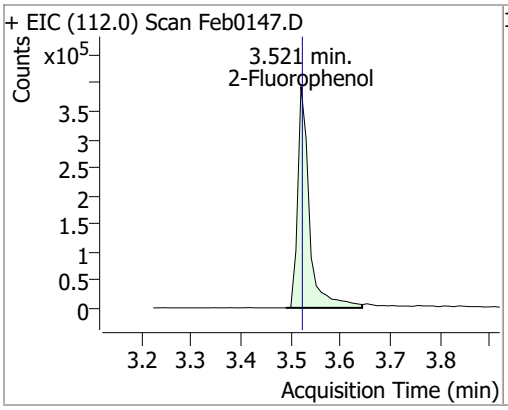

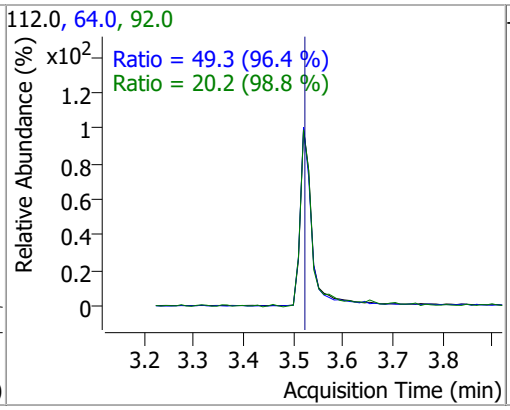

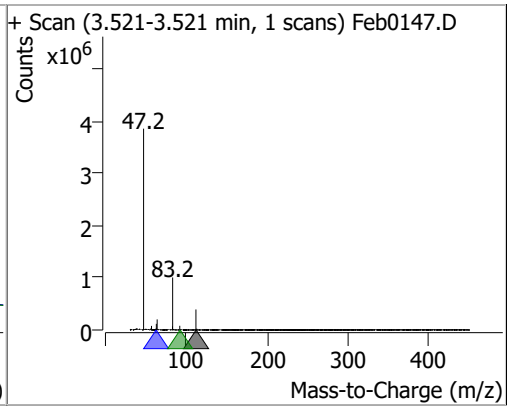

Compound	Conc.	Exp RT	QIon	Exp Ratio	QIon	Exp Ratio
Aniline	N.D.	4.55	66.0	35.1	65.0	18.0

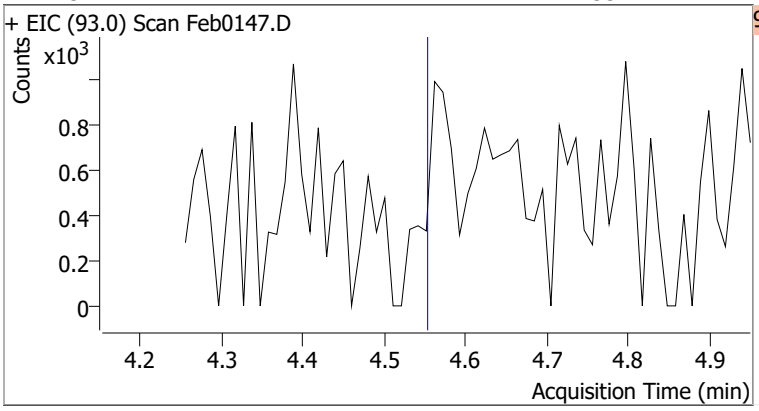

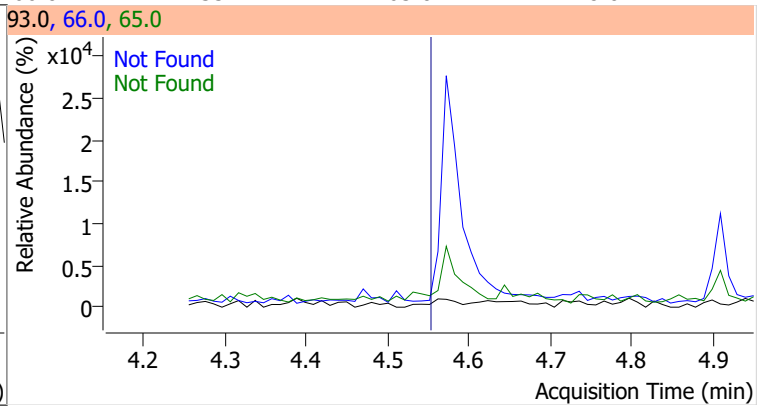

Quantitation Results Report (QT Reviewed)

Compound	Conc.	RT	Dev(Min)	Resp.	QIon	QRatio	Lower	Upper
Phenol-d5	71.6366	4.57	0.00	915931	71.0	33.9	23.8	44.2

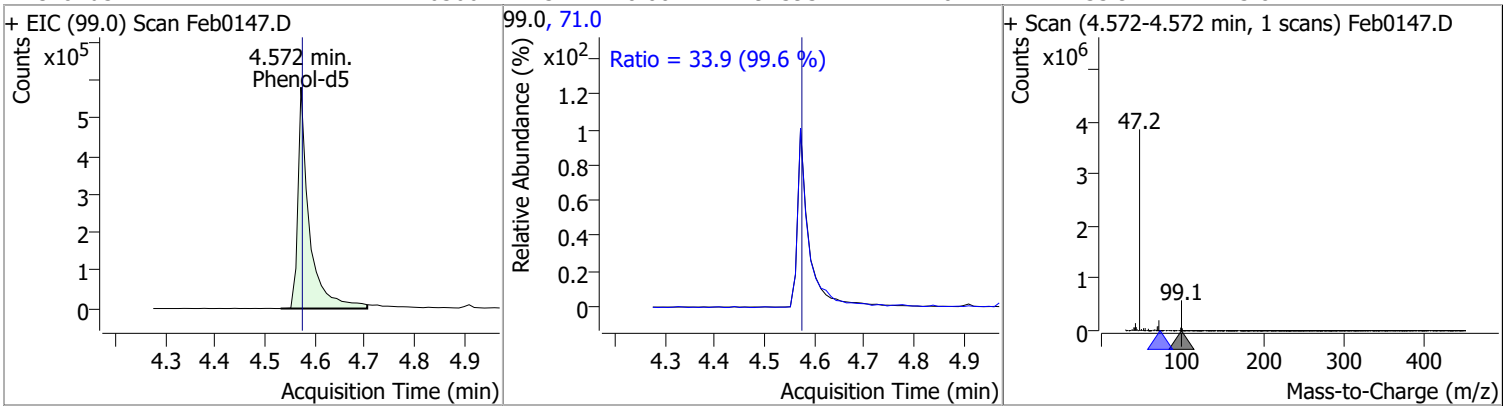

Compound	Conc.	Exp RT	QIon	Exp Ratio
Phenol	N.D.	4.59	66.0	43.8

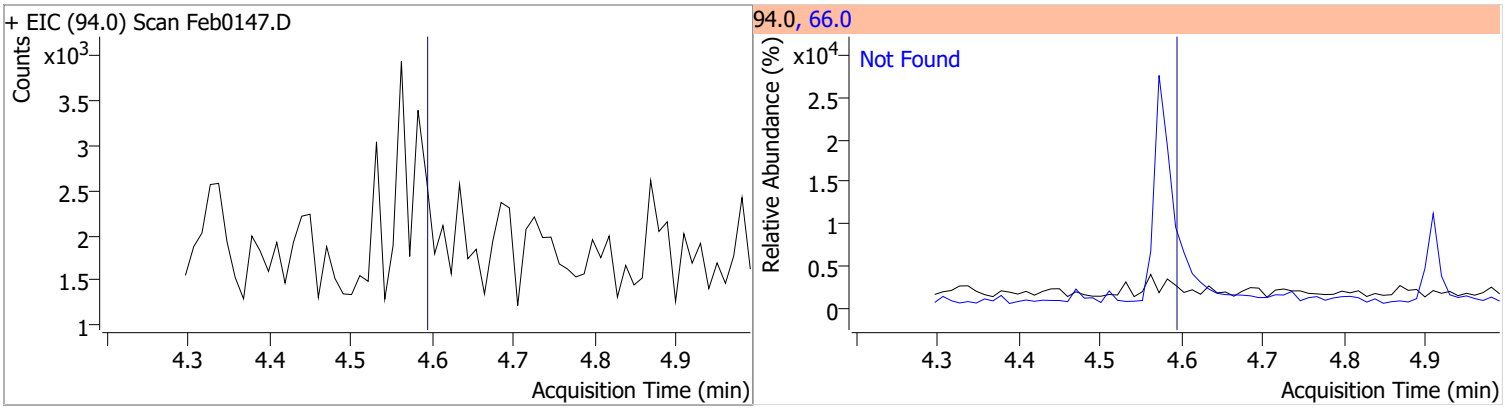

Compound	Conc.	RT	Dev(Min)	Resp.	QIon	QRatio	Lower	Upper
bis(-2-Chloroethyl)Ether		0		0	64.0		2.4	4.5

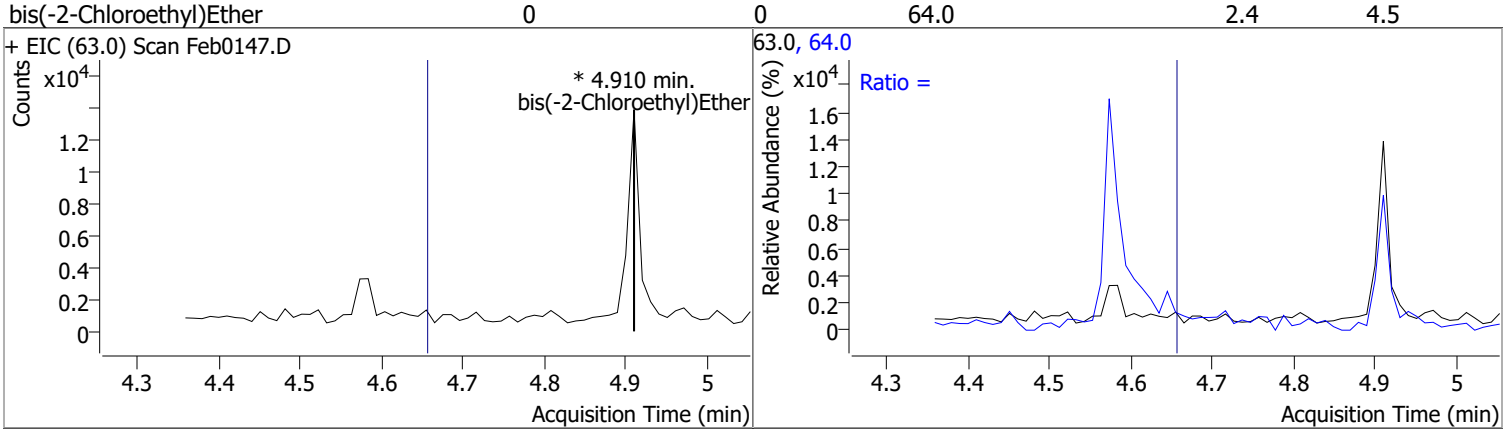

Compound	Conc.	Exp RT	QIon	Exp Ratio
2-Chlorophenol	N.D.	4.68	130.0	31.8

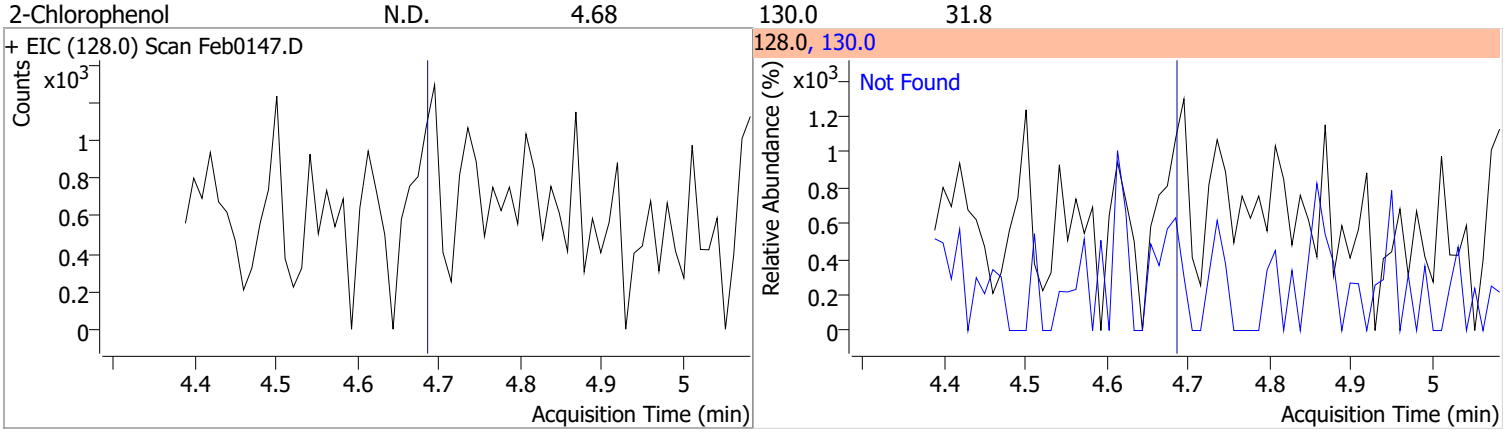

Compound	Conc.	Exp RT	QIon	Exp Ratio	QIon	Exp Ratio
1,3-Dichlorobenzene	N.D.	4.84	148.0	62.2	111.0	35.9

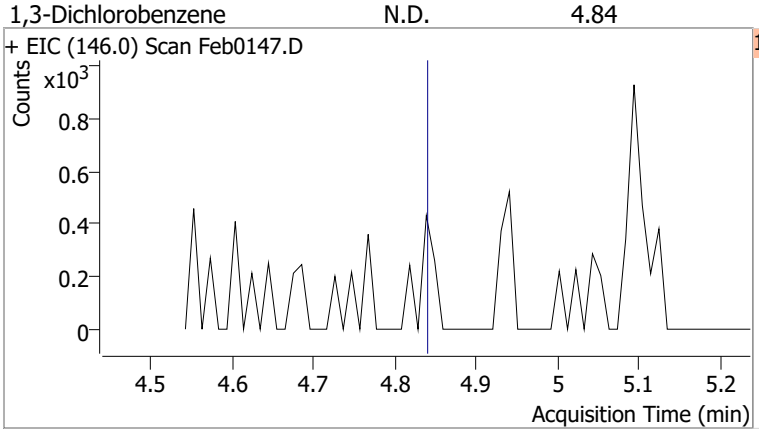

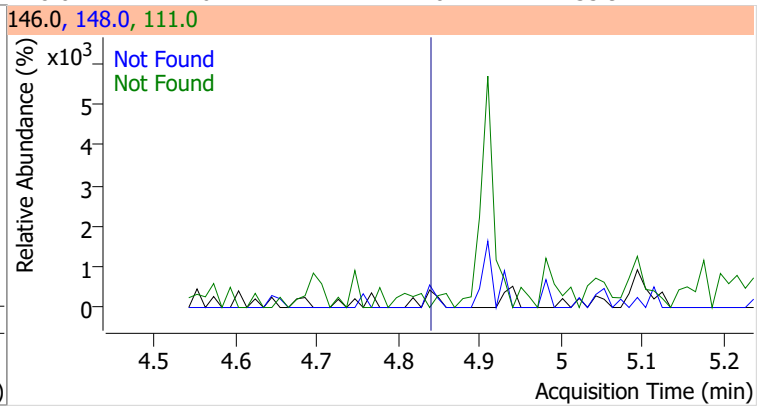

Compound	Conc.	Exp RT	QIon	Exp Ratio	QIon	Exp Ratio
1,4-Dichlorobenzene	N.D.	4.93	148.0	64.1	111.0	35.1

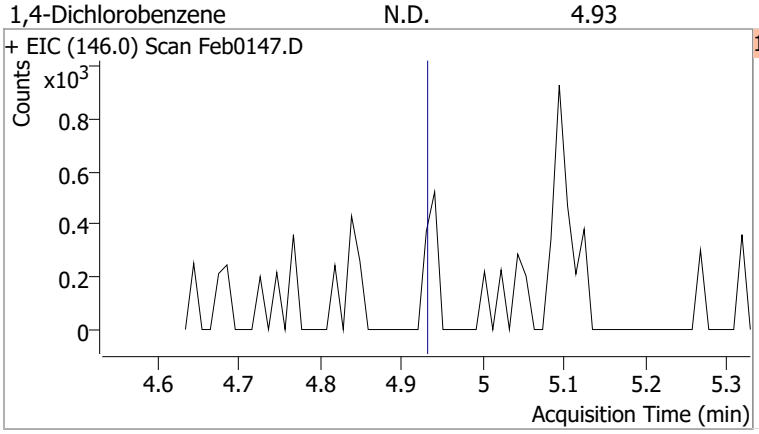

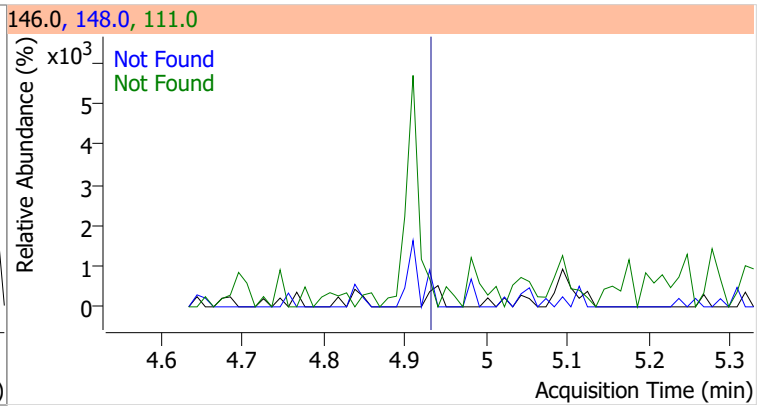

Compound	Conc.	Exp RT	QIon	Exp Ratio	QIon	Exp Ratio
1,2-Dichlorobenzene	N.D.	5.09	148.0	62.9	111.0	36.7

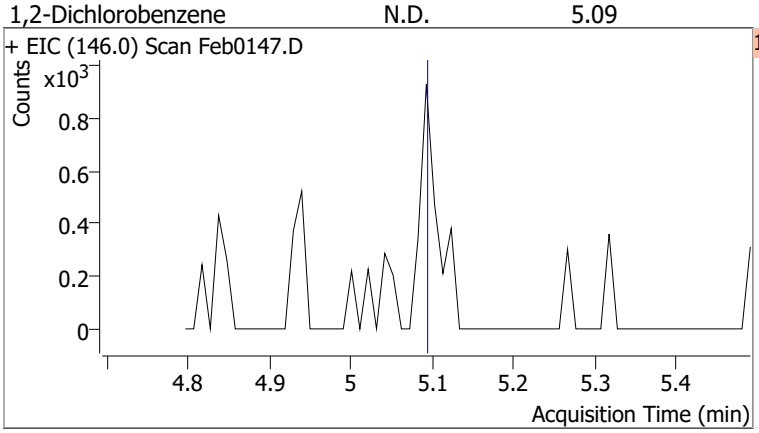

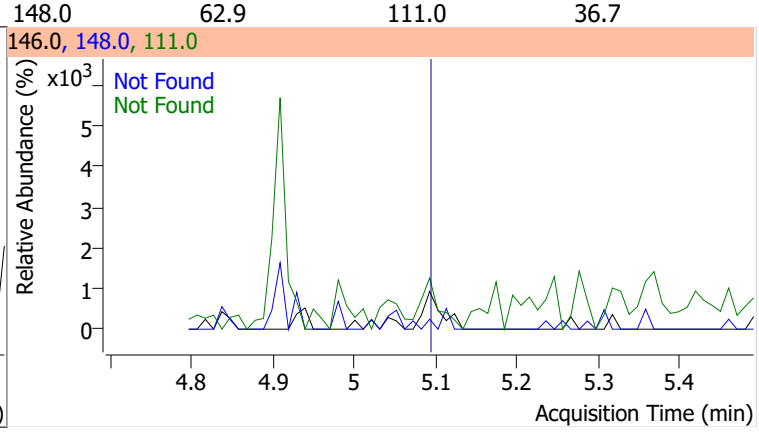

Compound	Conc.	Exp RT	QIon	Exp Ratio	QIon	Exp Ratio
Benzyl Alcohol	N.D.	5.10	79.0	118.4	107.0	64.5

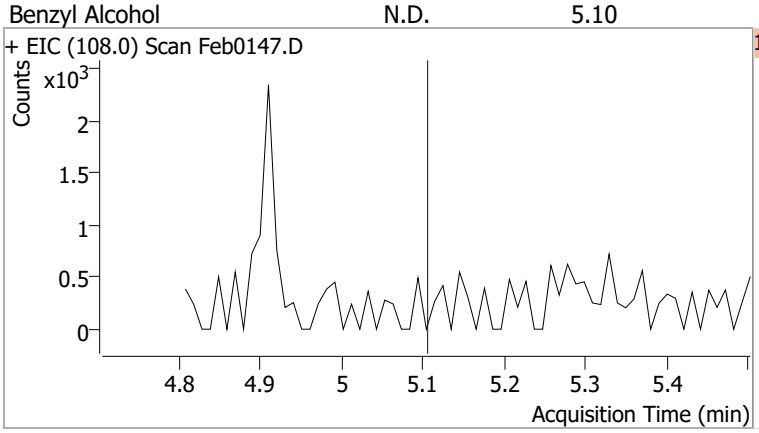

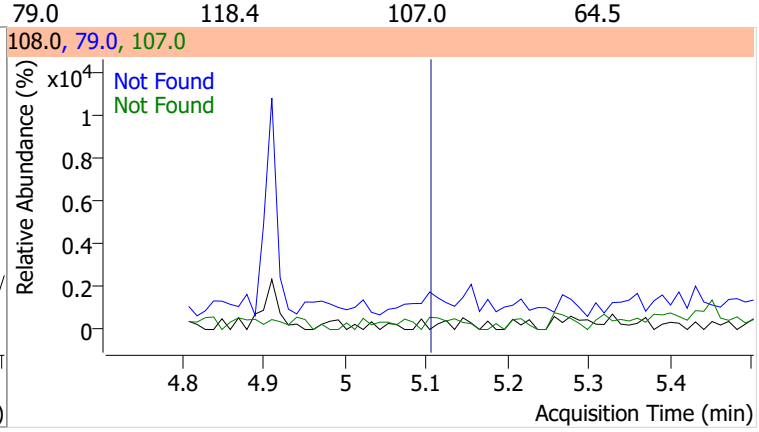

Compound	Conc.	Exp RT	QIon	Exp Ratio
2-Methylphenol	N.D.	5.26	108.0	116.3

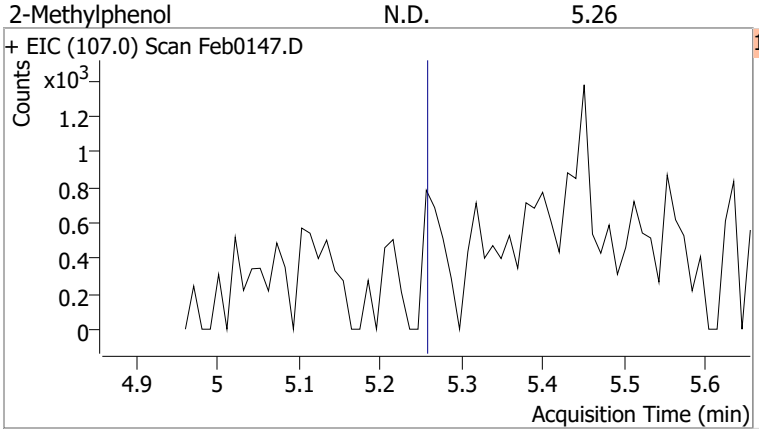

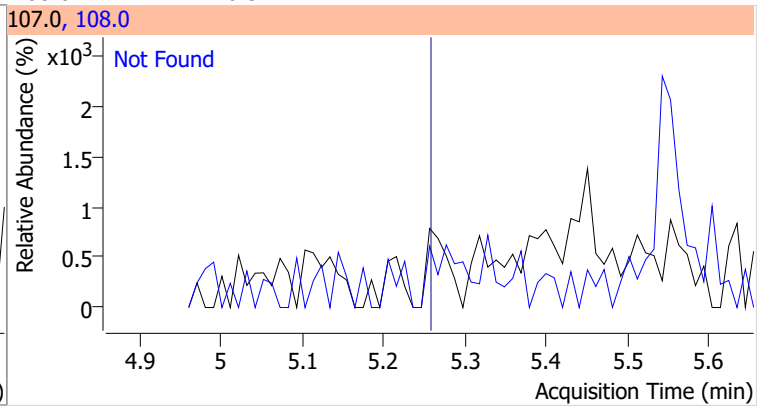

Compound	Conc.	Exp RT	QIon	Exp Ratio
bis(2-chloroisopropyl)Ether	N.D.	5.27	123.0	32.8

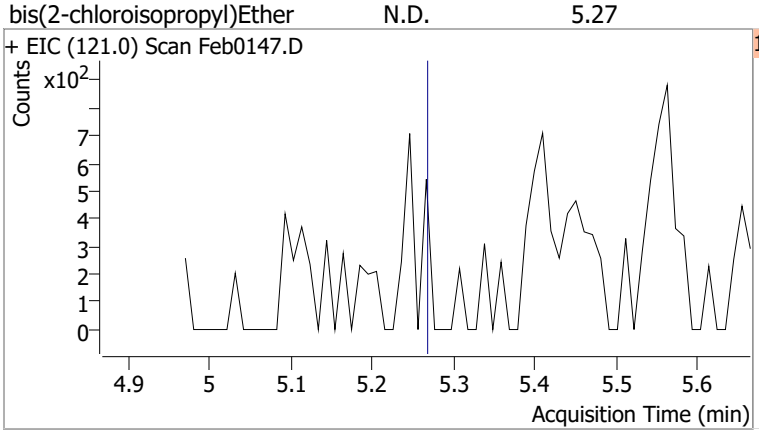

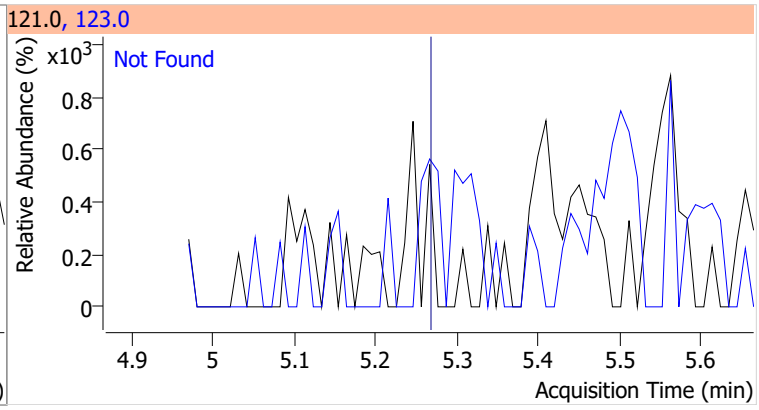

Compound	Conc.	RT	Dev(Min)	Resp.	QIon	QRatio	Lower	Upper
N-nitroso-Di-n-propylamine		0		0	130.0		0.0	35.1

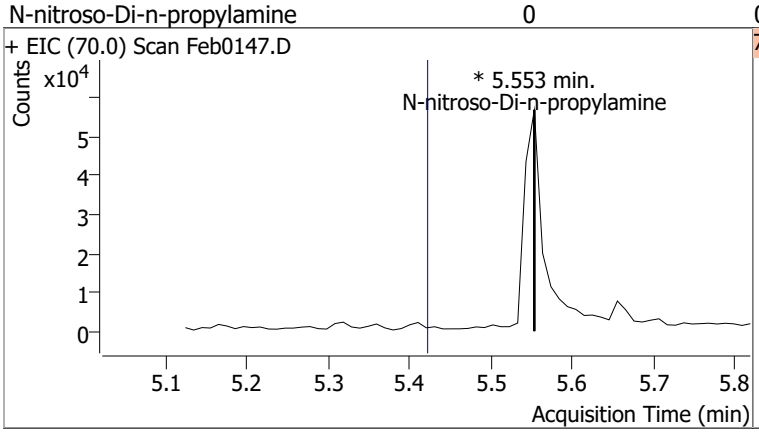

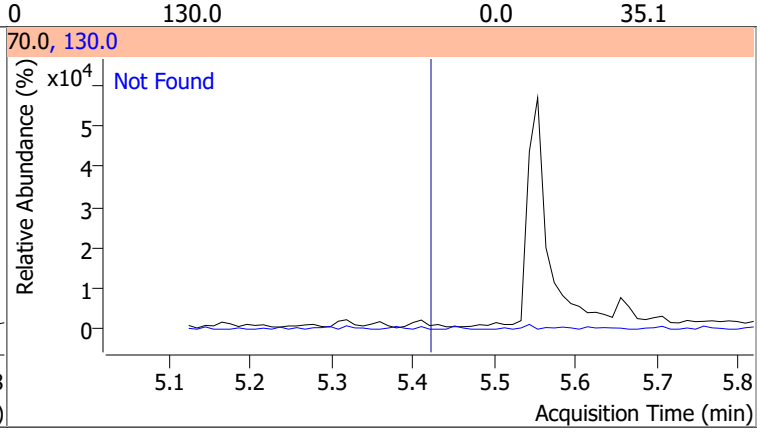

Compound	Conc.	Exp RT	QIon	Exp Ratio
4Methylphenol/3Methylphenol	N.D.	5.44	108.0	84.1

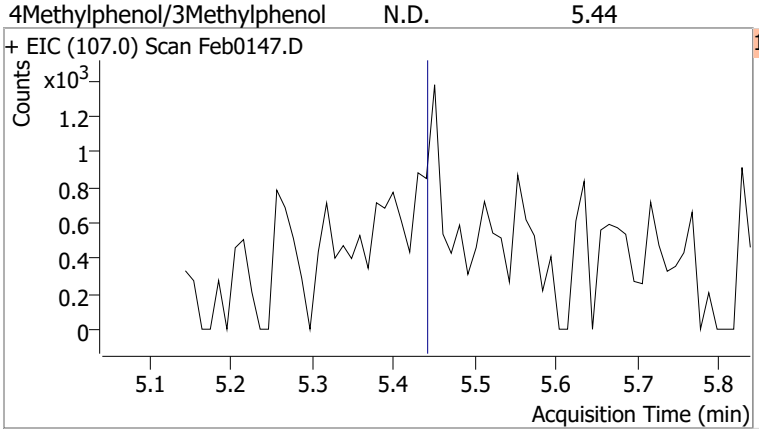

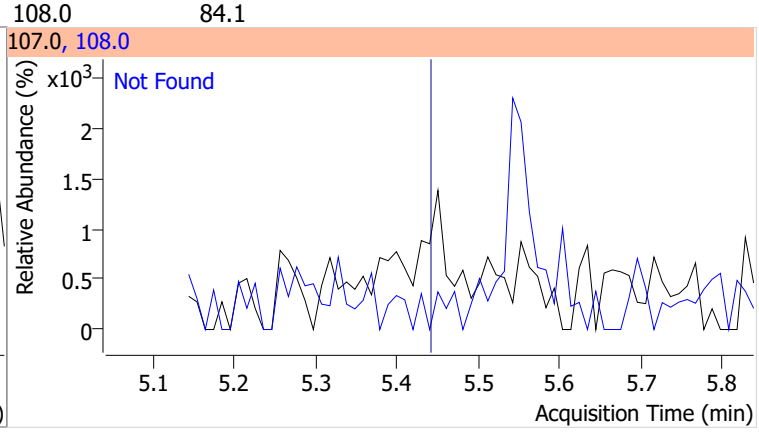

Compound	Conc.	Exp RT	QIon	Exp Ratio	QIon	Exp Ratio
Hexachloroethane	N.D.	5.47	201.0	93.6	199.0	59.8

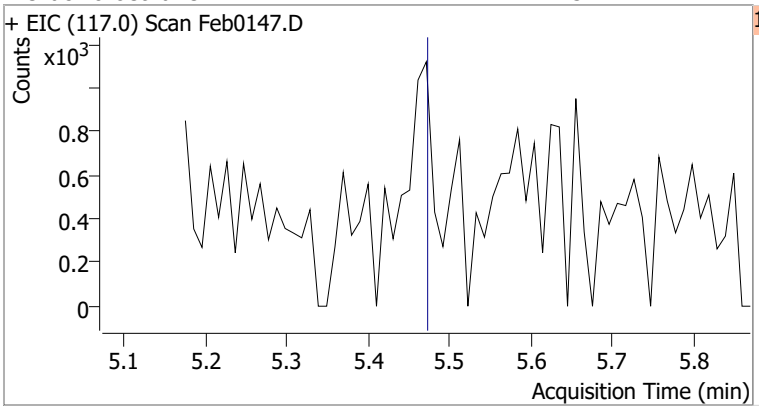

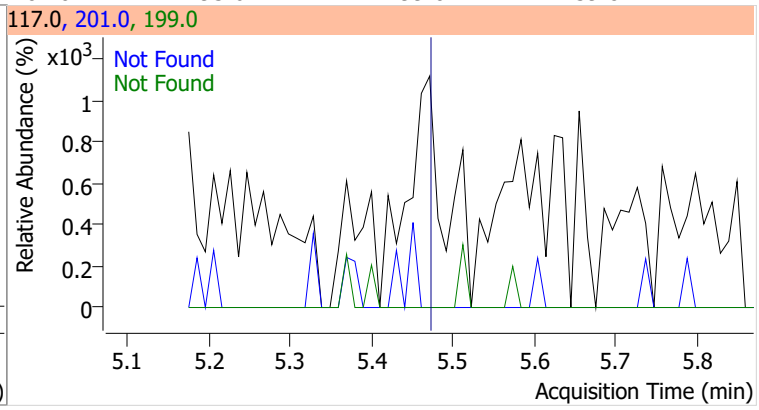

Compound	Conc.	RT	Dev(Min)	Resp.	QIon	QRatio	Lower	Upper
Nitrobenzene-d5	59.6267	5.55	0.00	396587	54.0	61.2	44.8	83.2
					128.0	44.7	32.6	60.6

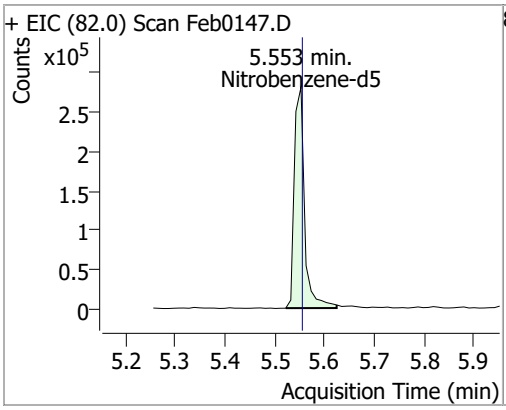

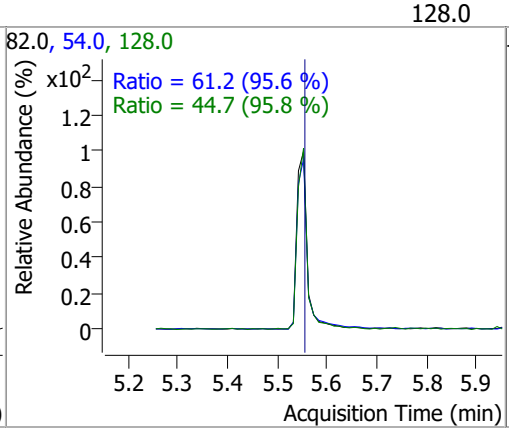

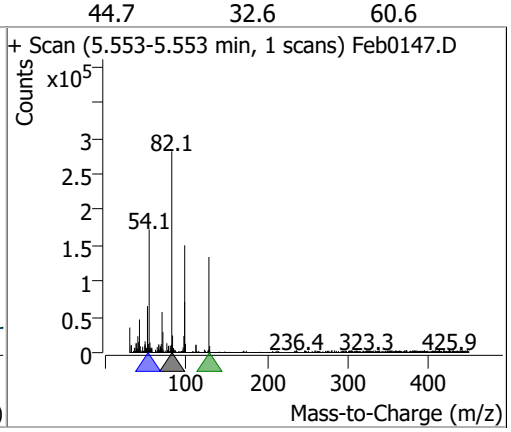

Compound	Conc.	Exp RT	QIon	Exp Ratio	QIon	Exp Ratio
Nitrobenzene	N.D.	5.57	77.0	202.4	51.0	125.5

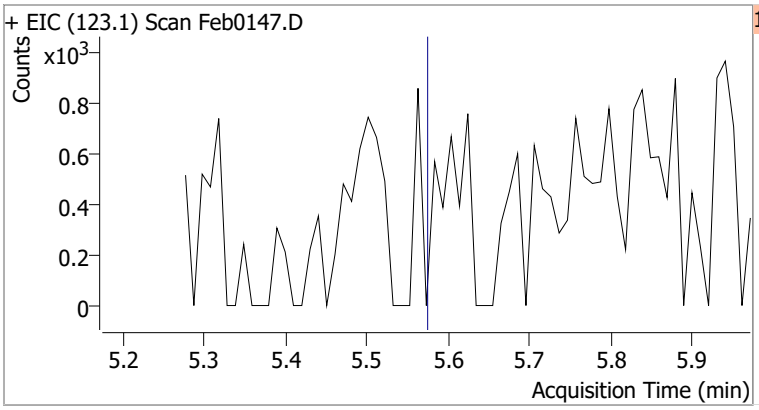

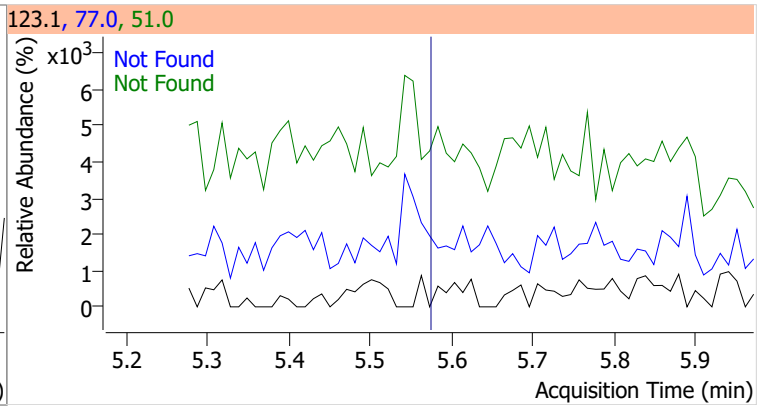

Compound	Conc.	Exp RT	QIon	Exp Ratio
Isophorone	N.D.	5.88	138.0	21.7

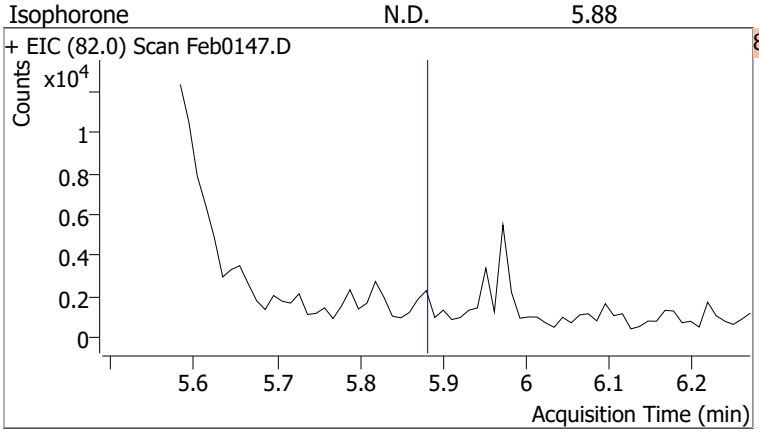

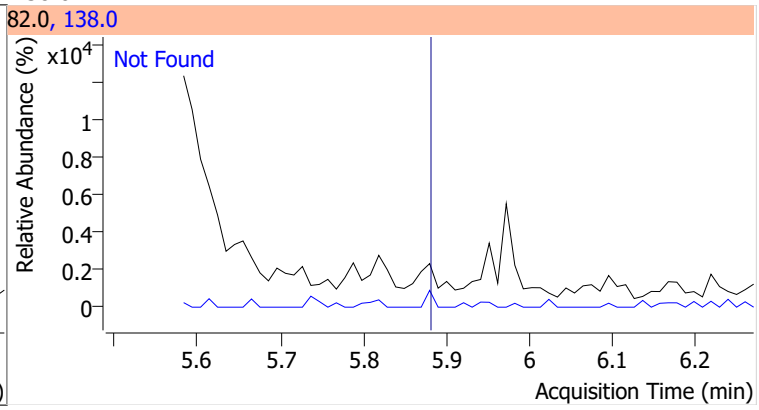

Compound	Conc.	Exp RT	QIon	Exp Ratio	QIon	Exp Ratio
2-Nitrophenol	N.D.	5.94	65.0	48.9	109.0	38.3

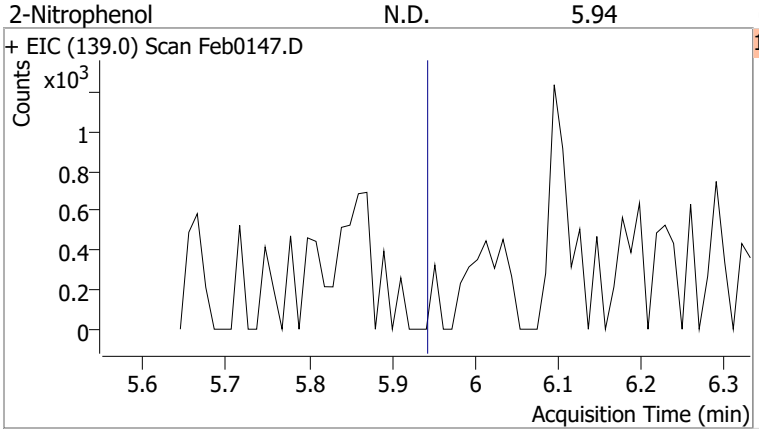

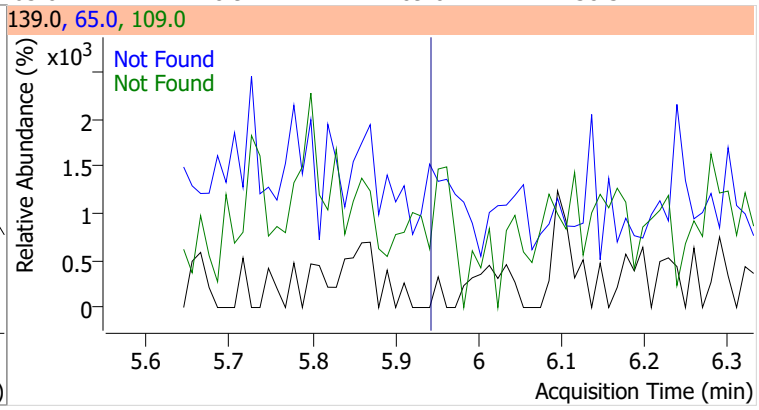

Compound	Conc.	Exp RT	QIon	Exp Ratio	QIon	Exp Ratio
2,4-Dimethylphenol	N.D.	6.05	107.0	109.0	77.0	32.4

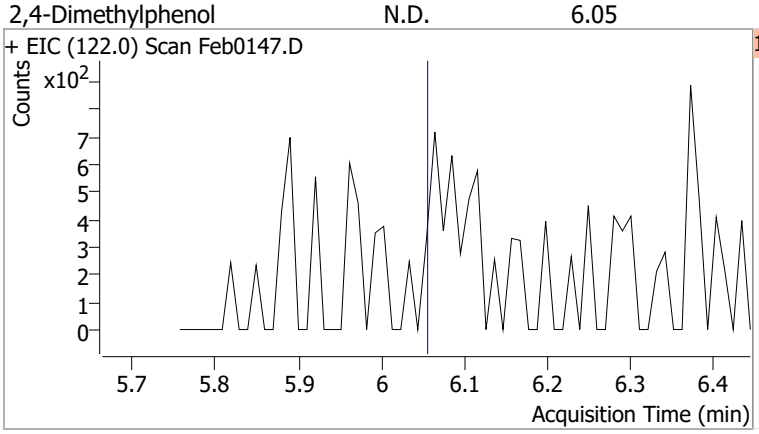

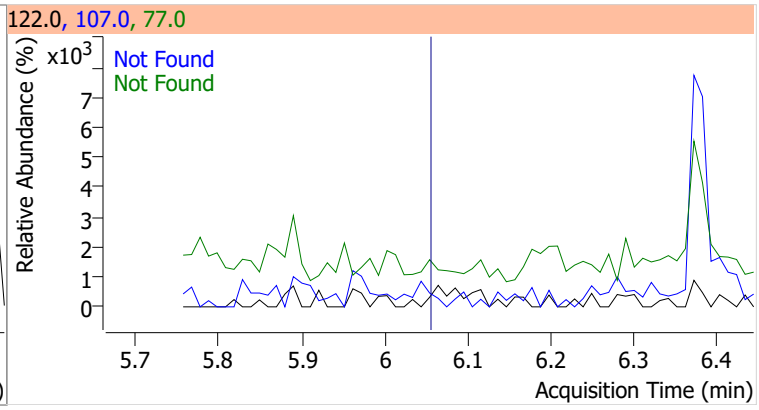

Compound	Conc.	Exp RT	QIon	Exp Ratio	QIon	Exp Ratio
bis(-2-Chloroethoxy)Methane	N.D.	6.16	63.0	68.6	95.0	32.4

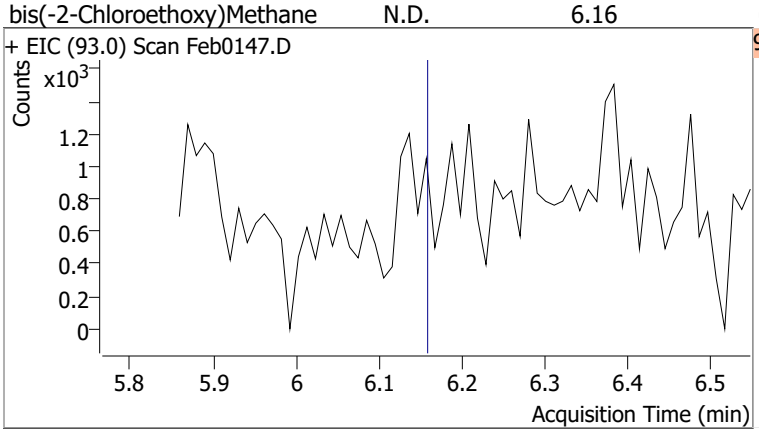

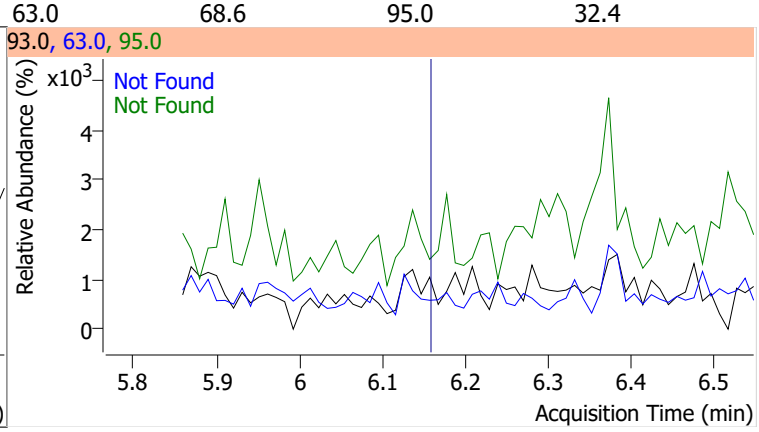

Compound	Conc.	Exp RT	QIon	Exp Ratio	QIon	Exp Ratio
2,4-Dichlorophenol	N.D.	6.25	164.0	63.2	98.0	30.8

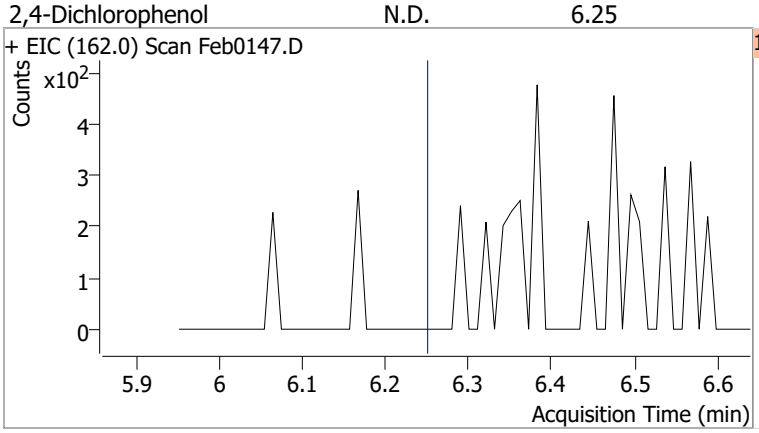

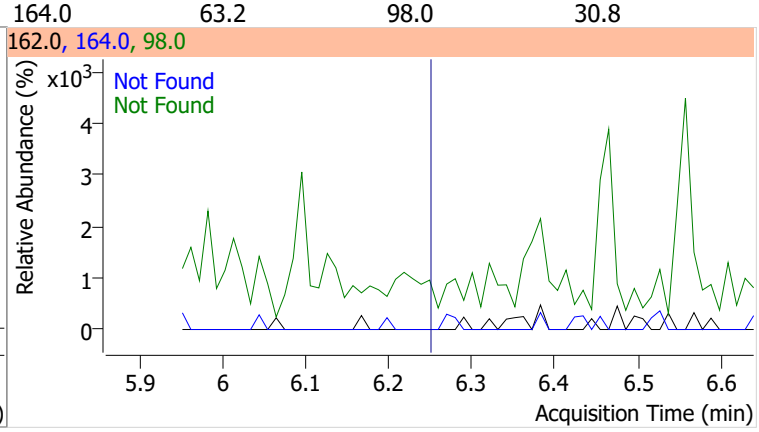

Compound	Conc.	Exp RT	QIon	Exp Ratio	QIon	Exp Ratio
Benzoic Acid	N.D.	6.27	122.0	88.6	77.0	75.0

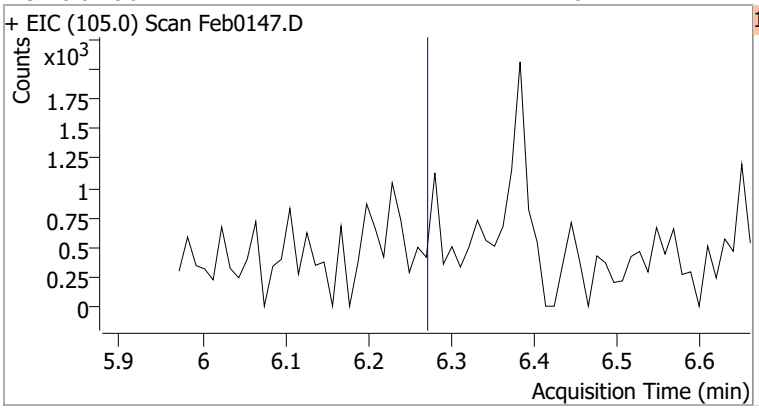

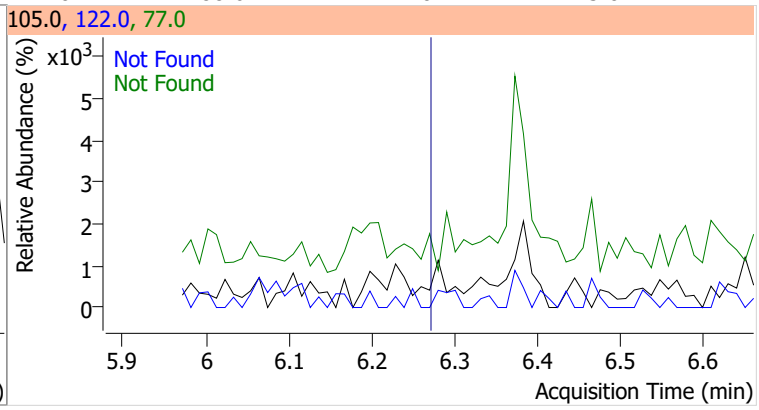

Compound	Conc.	Exp RT	QIon	Exp Ratio	QIon	Exp Ratio
1,2,4-Trichlorobenzene	N.D.	6.32	182.0	97.1	145.0	28.4

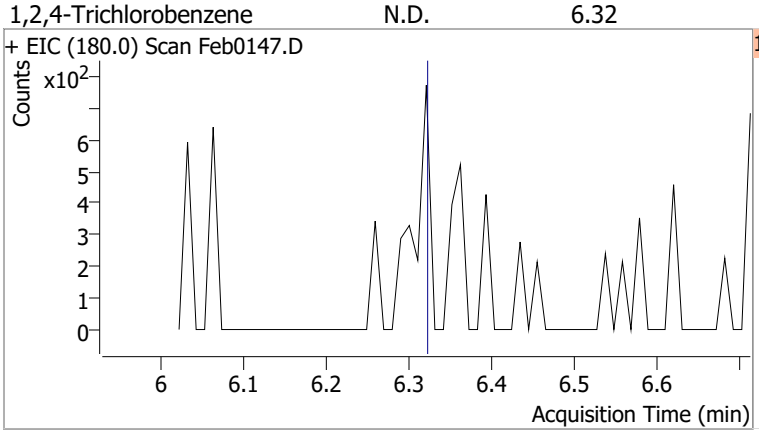

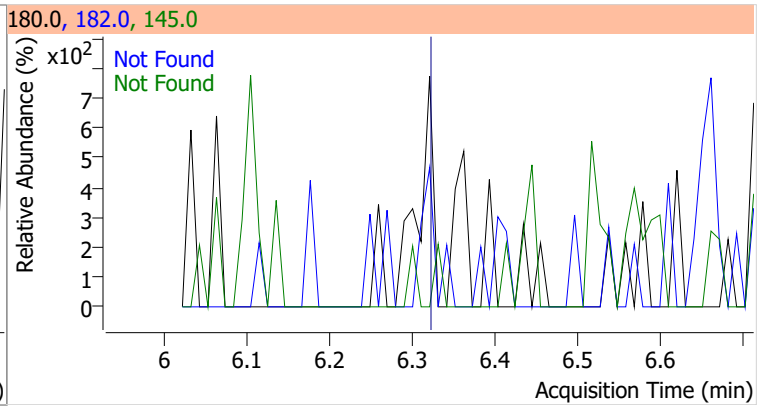

Compound	Conc.	Exp RT	QIon	Exp Ratio	QIon	Exp Ratio
Naphthalene	N.D.	6.40	129.0	11.4	102.0	9.7

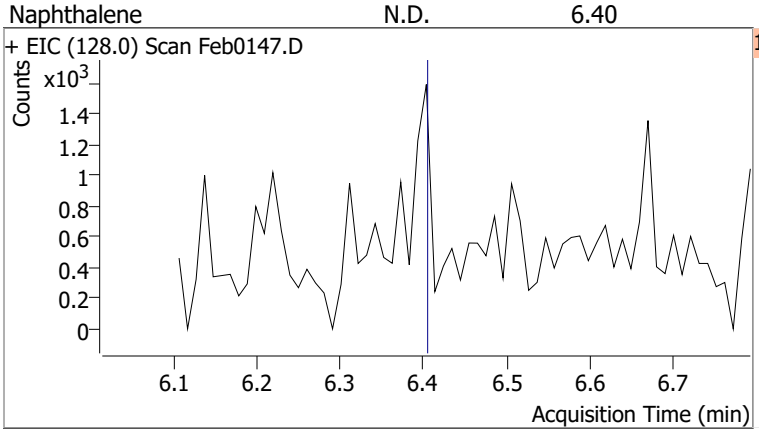

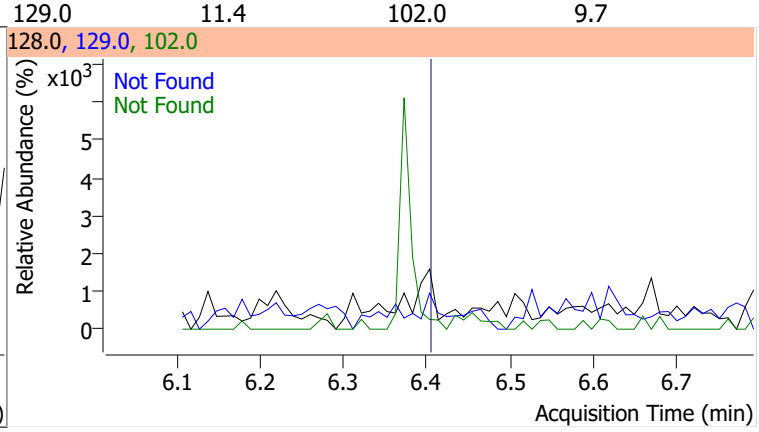

Compound	Conc.	RT	Dev(Min)	Resp.	QIon	QRatio	Lower	Upper
4-Chlorophenol		0		0	128.0		243.7	452.5

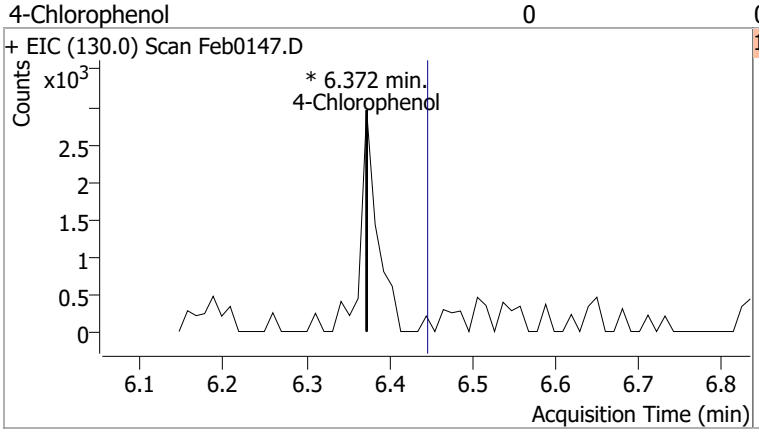

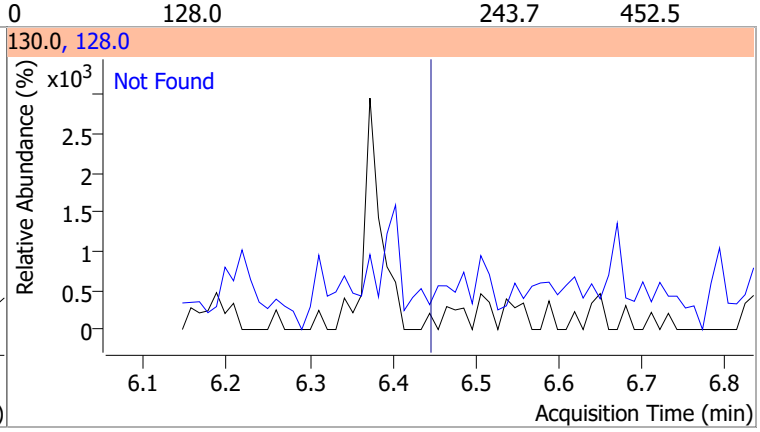

Compound	Conc.	Exp RT	QIon	Exp Ratio	QIon	Exp Ratio
p-Chloroaniline	N.D.	6.51	129.0	33.1	65.0	29.9

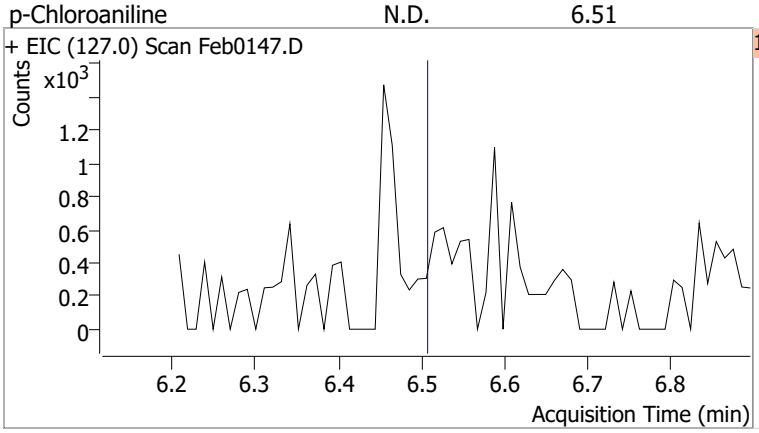

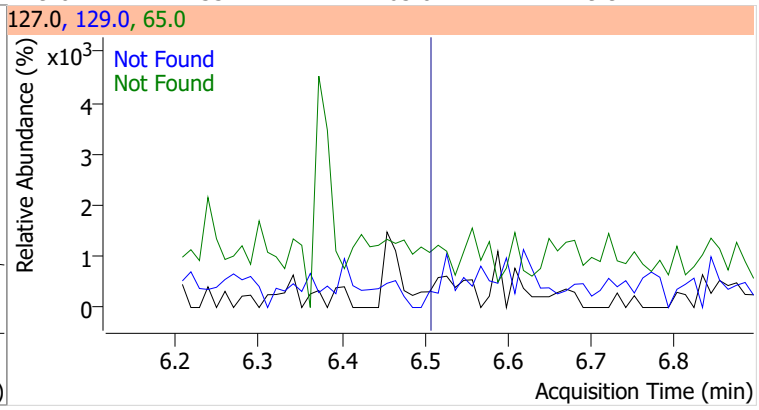

Compound	Conc.	Exp RT	QIon	Exp Ratio	QIon	Exp Ratio
Hexachlorobutadiene	N.D.	6.58	223.0	65.1	227.0	63.7

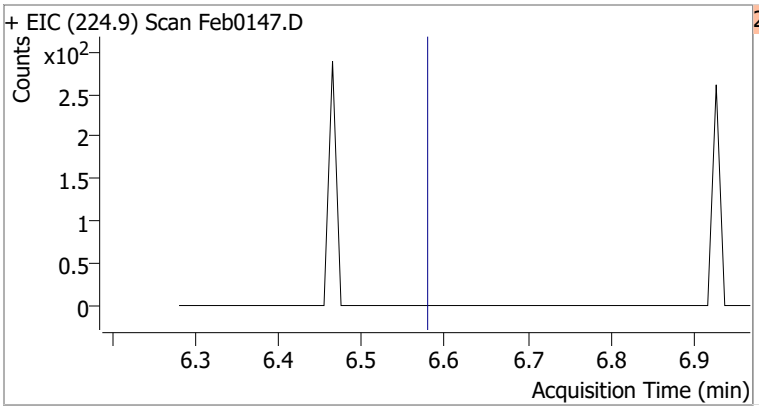

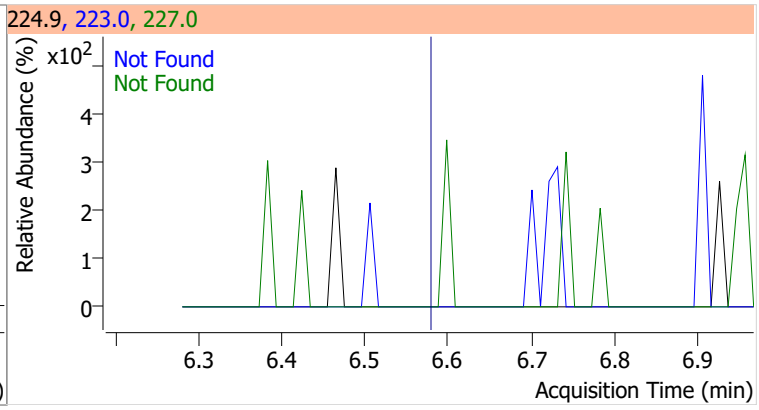

Compound	Conc.	Exp RT	QIon	Exp Ratio
4-Chloro-2-Methylphenol	N.D.	6.99	144.0	28.0

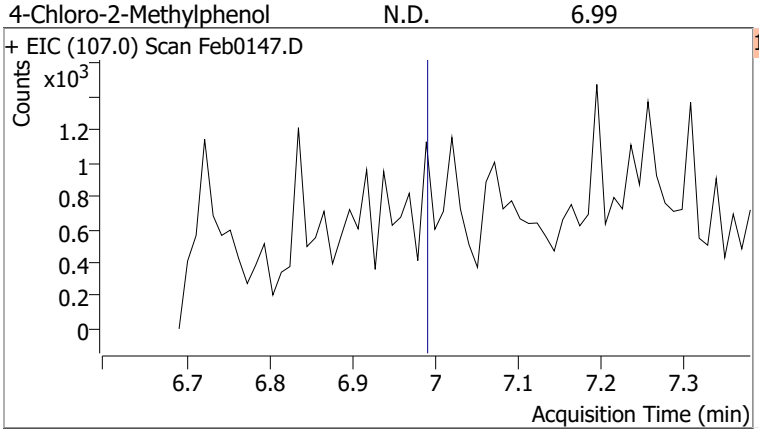

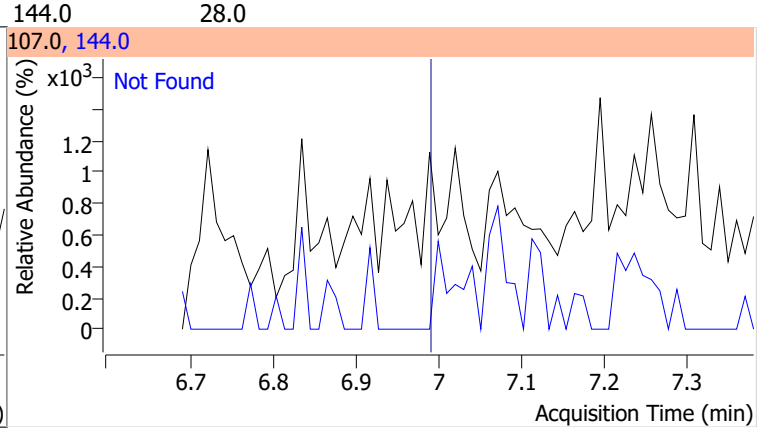

Compound	Conc.	Exp RT	QIon	Exp Ratio
4-Chloro-3-Methylphenol	N.D.	7.13	144.0	28.6

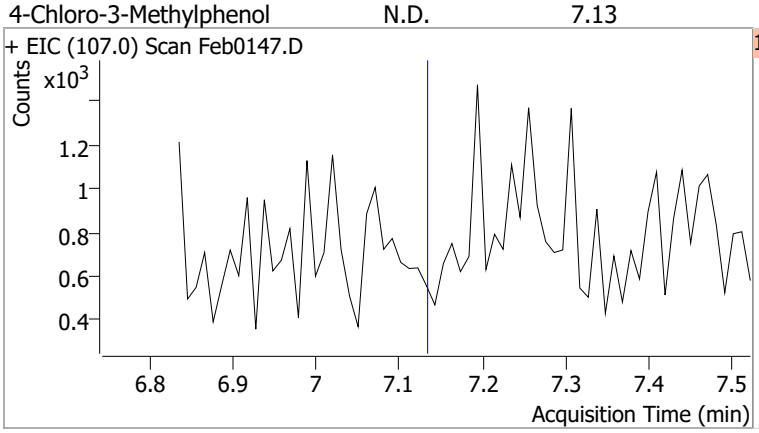

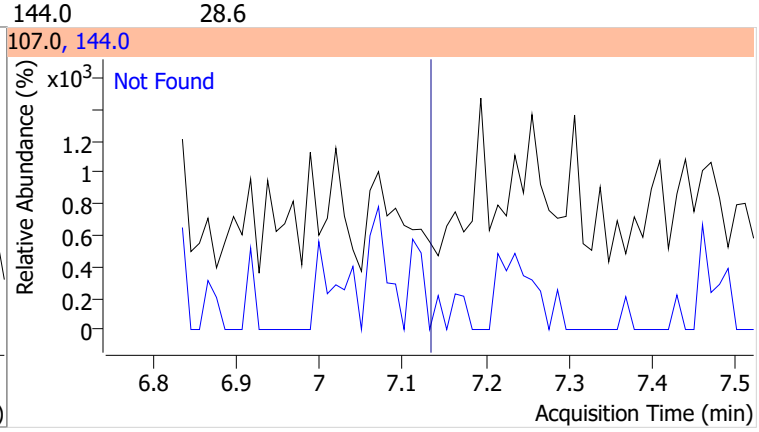

Compound	Conc.	Exp RT	QIon	Exp Ratio	QIon	Exp Ratio
2-Methylnaphthalene	N.D.	7.24	142.0	118.8	115.0	41.1

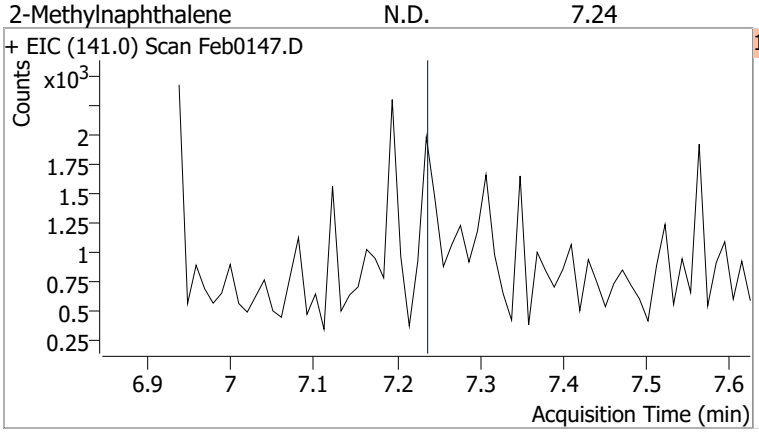

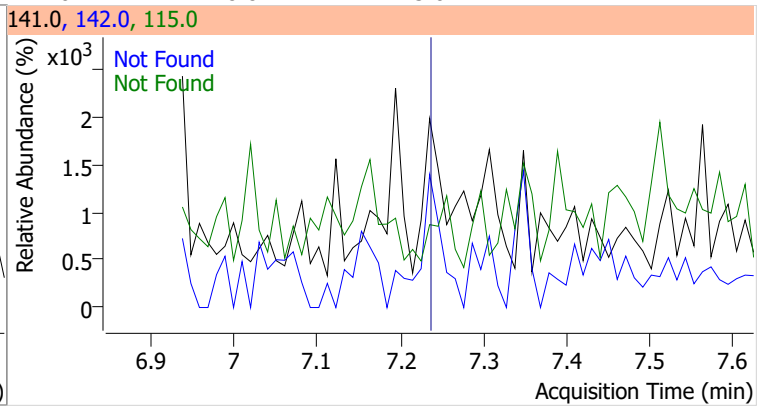

Compound	Conc.	Exp RT	QIon	Exp Ratio	QIon	Exp Ratio
1-Methylnaphthalene	N.D.	7.35	142.0	111.3	115.0	42.1

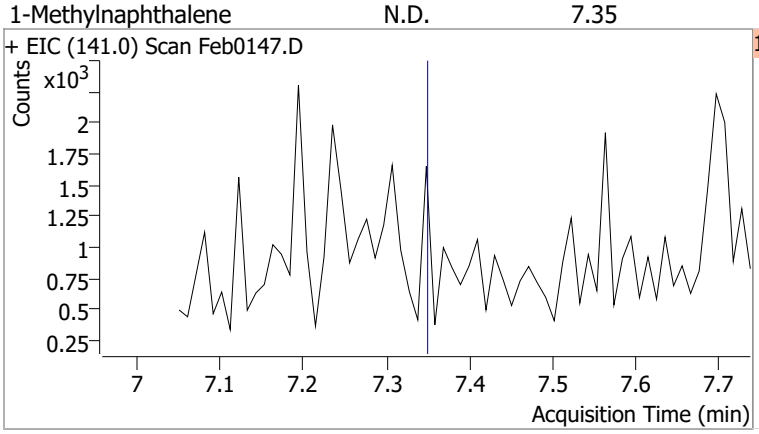

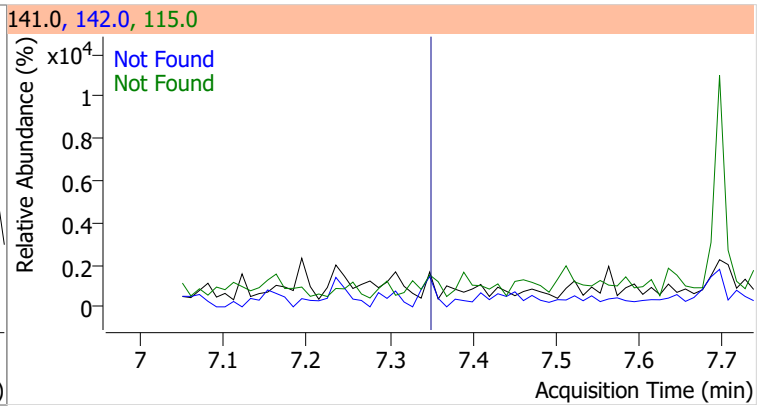

Compound	Conc.	Exp RT	QIon	Exp Ratio	QIon	Exp Ratio
Hexachlorocyclopentadiene	N.D.	7.43	238.9	62.5	234.9	62.4

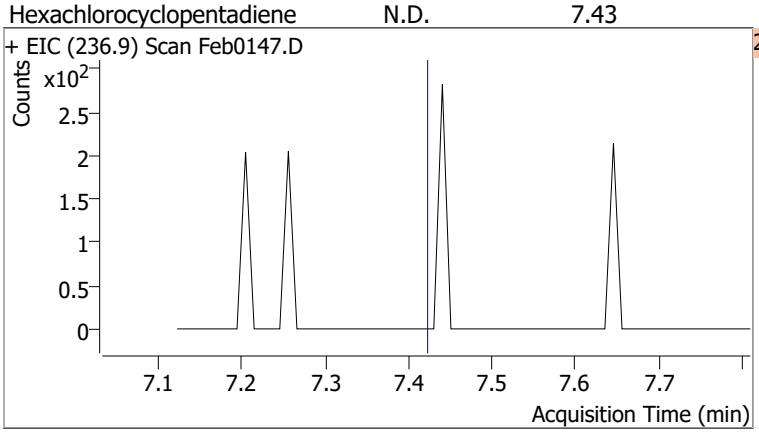

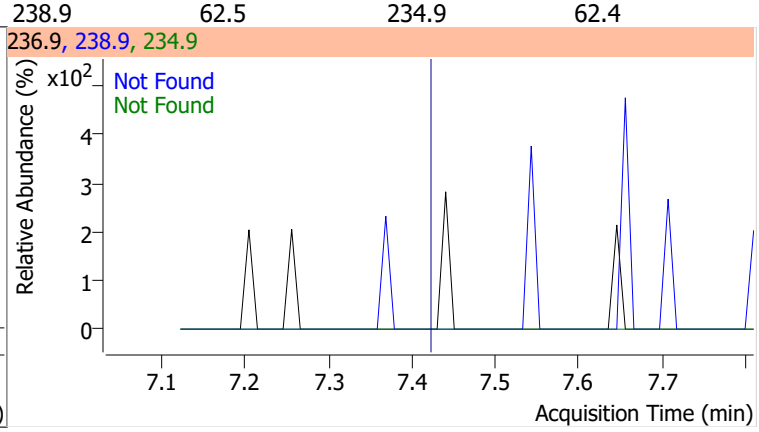

Compound	Conc.	Exp RT	QIon	Exp Ratio
2,4,6-Trichlorophenol	N.D.	7.59	198.0	98.1

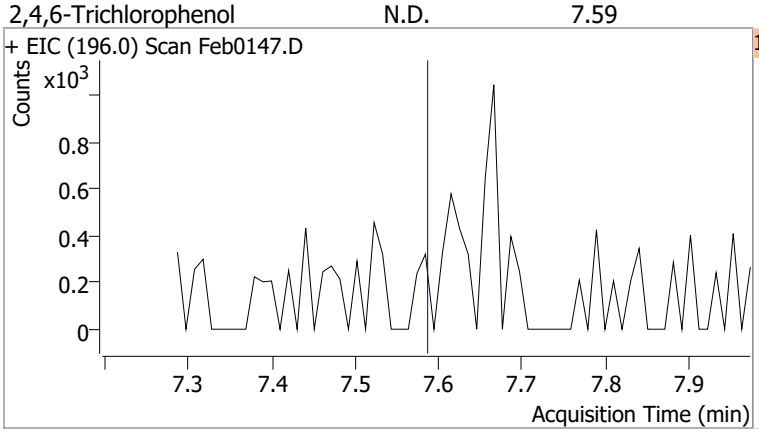

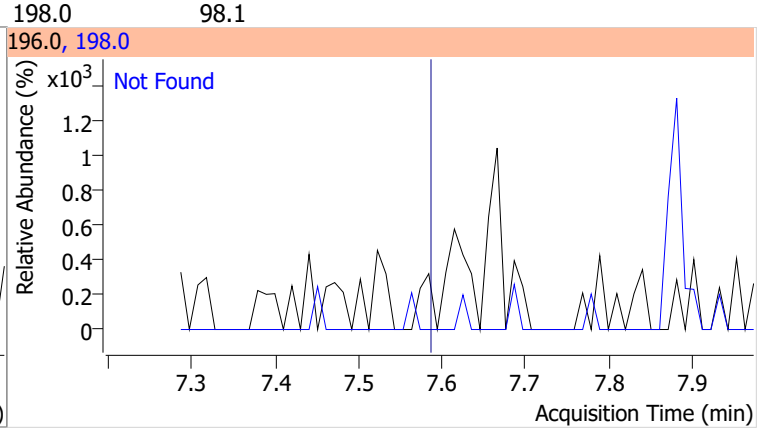

Compound	Conc.	Exp RT	QIon	Exp Ratio
2,4,5-Trichlorophenol	N.D.	7.64	198.0	93.7

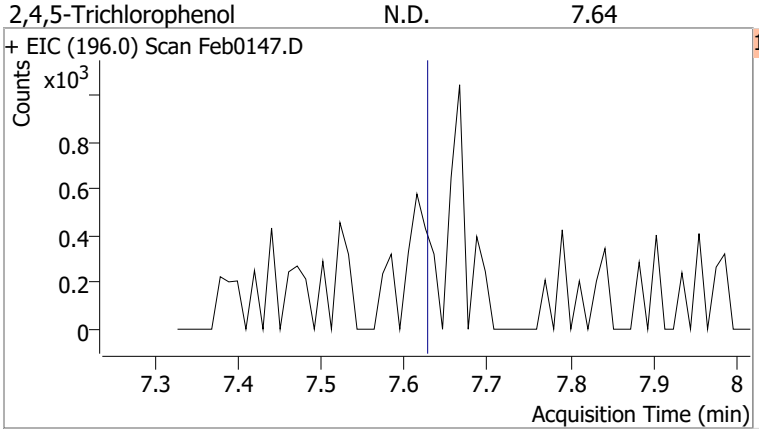

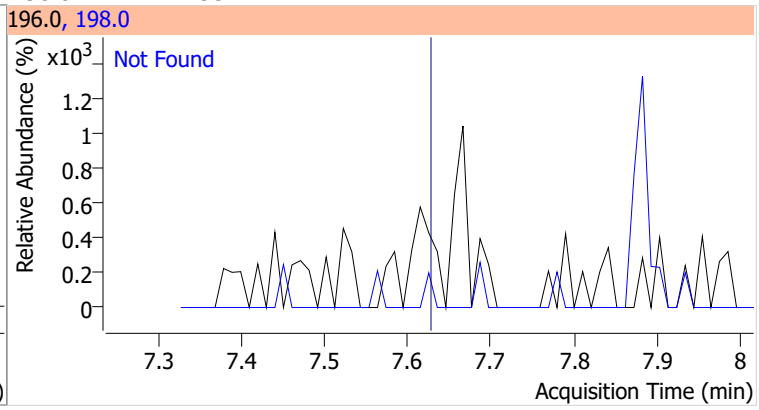

Compound	Conc.	RT	Dev(Min)	Resp.	QIon	QRatio	Lower	Upper
2-Fluorobiphenyl	61.8789	7.70	0.00	1387808	171.0	34.0	23.8	44.1

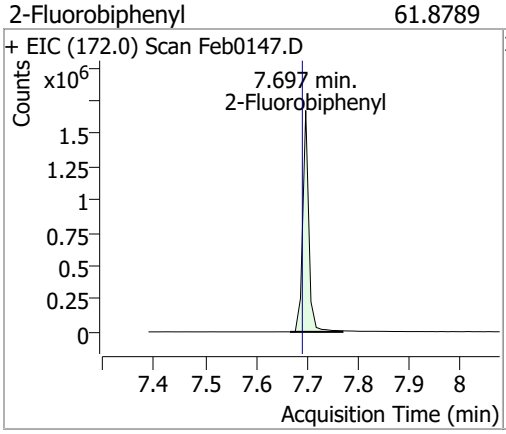

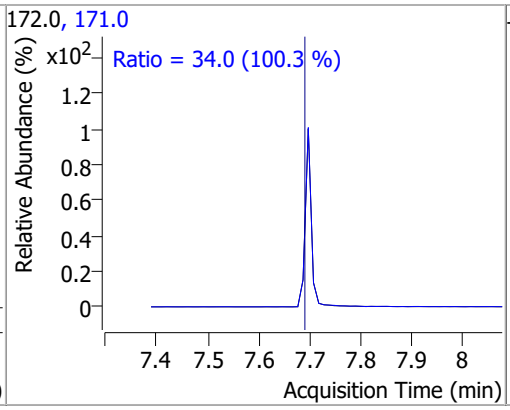

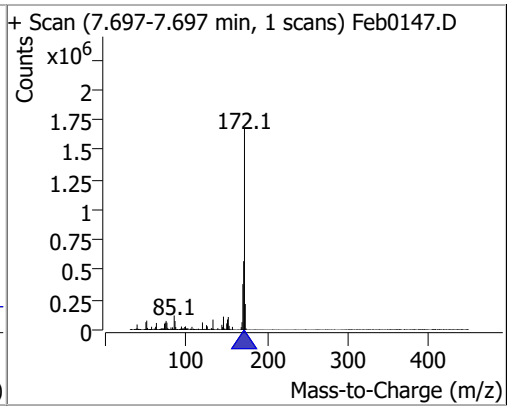

Compound	Conc.	Exp RT	QIon	Exp Ratio	QIon	Exp Ratio
2-Chloronaphthalene	N.D.	7.81	127.0	36.7	164.0	32.2

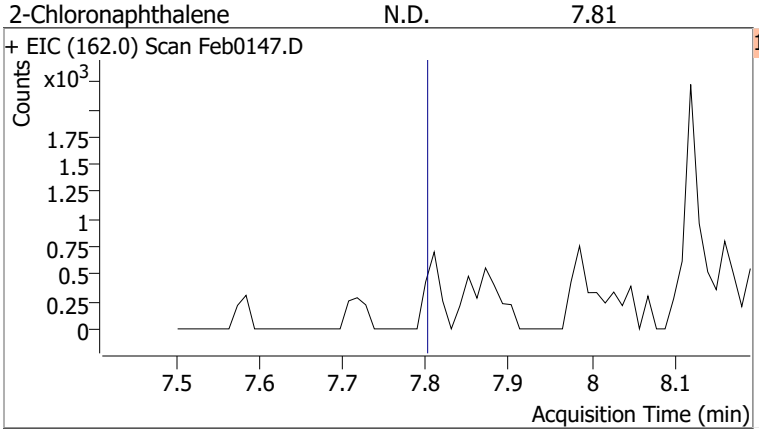

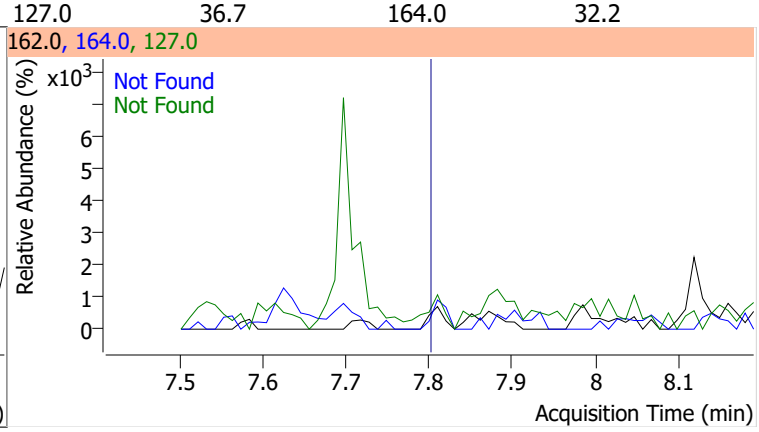

Compound	Conc.	Exp RT	QIon	Exp Ratio
2-Nitroaniline	N.D.	7.96	138.0	120.7

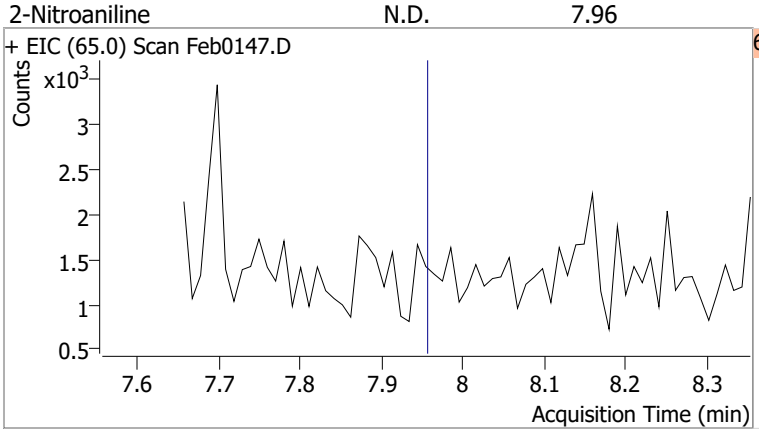

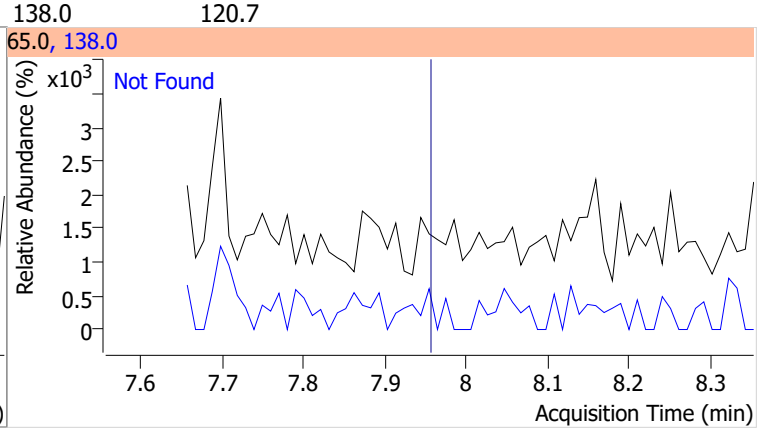

Compound	Conc.	RT	Dev(Min)	Resp.	QIon	QRatio	Lower	Upper
Dimethyl Phthalate		0		0	77.0		13.0	24.2

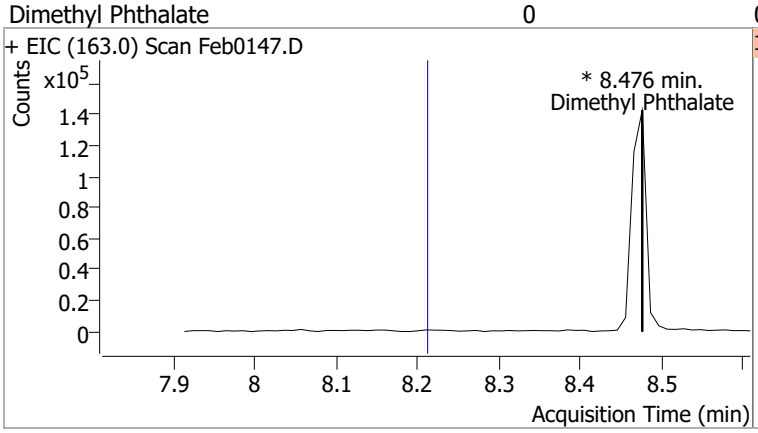

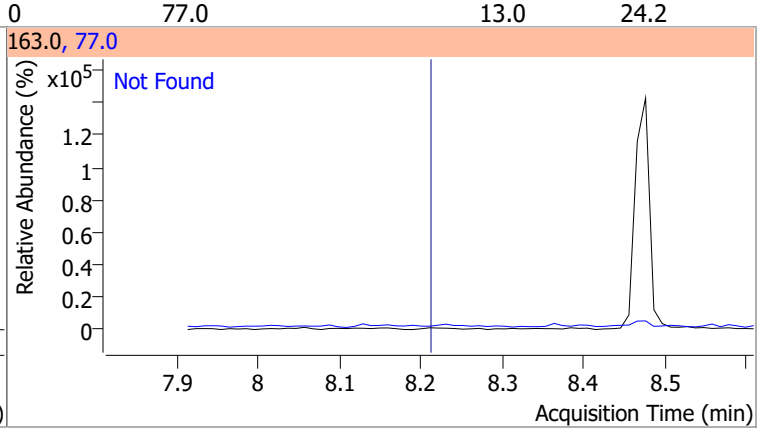

Compound	Conc.	RT	Dev(Min)	Resp.	QIon	QRatio	Lower	Upper
2,6-Dinitrotoluene		0		0	63.0		82.2	152.7
					89.0		40.8	75.8

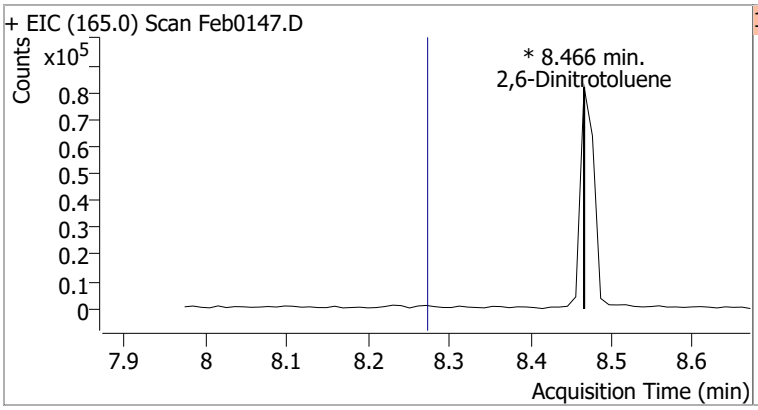

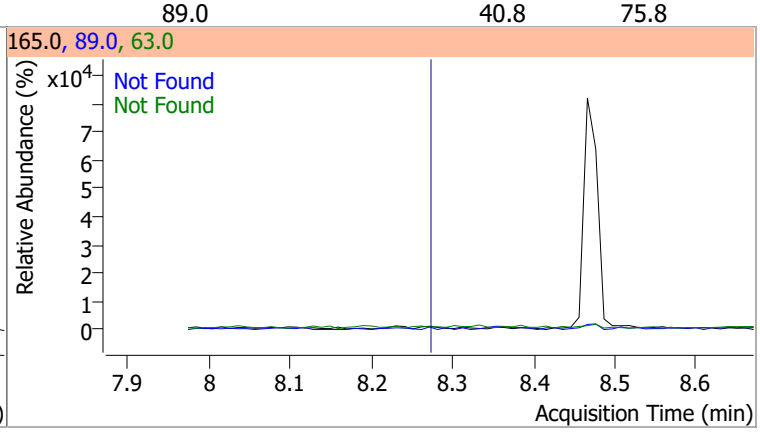

Compound	Conc.	Exp RT	QIon	Exp Ratio
Acenaphthylene	N.D.	8.30	153.1	14.0

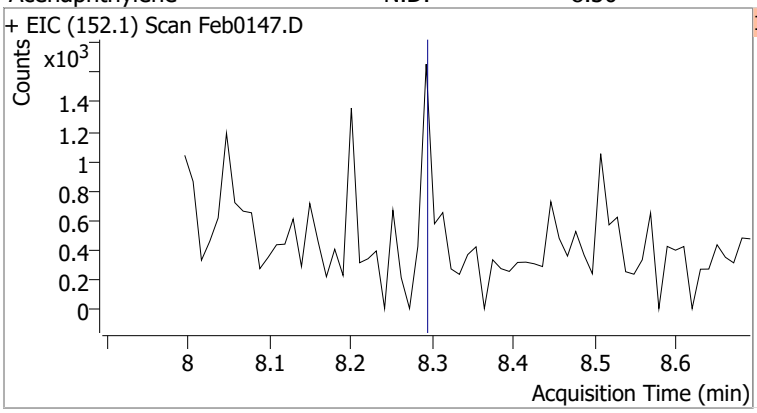

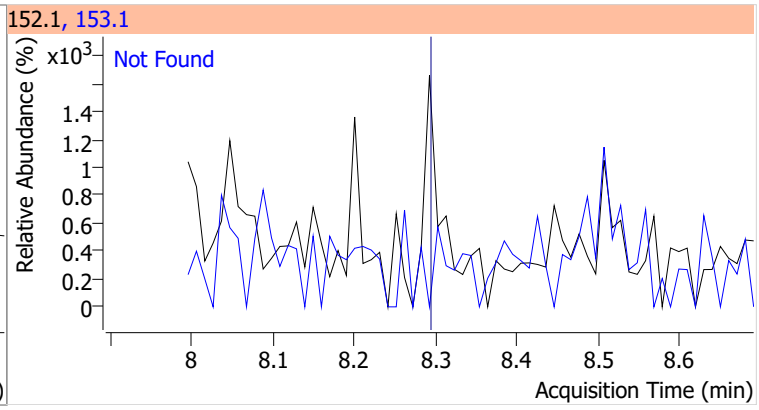

Compound	Conc.	Exp RT	QIon	Exp Ratio	QIon	Exp Ratio
3-Nitroaniline	N.D.	8.48	65.0	121.0	92.0	102.4

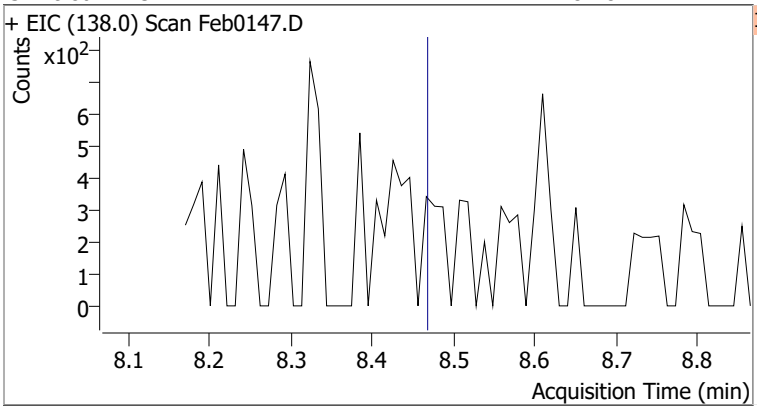

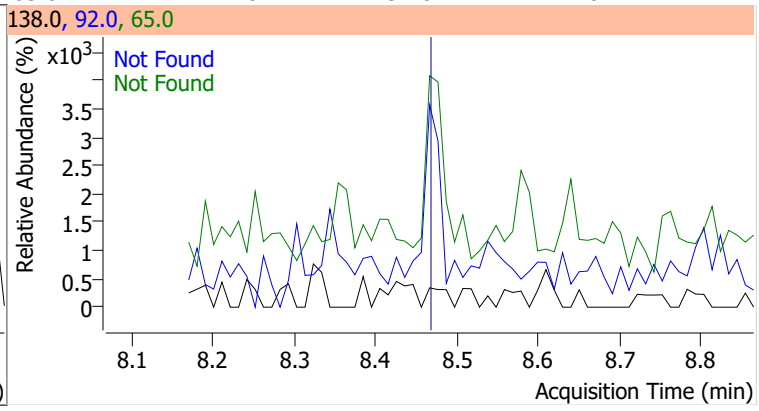

Quantitation Results Report (QT Reviewed)

Compound	Conc.	Exp RT	QIon	Exp Ratio	QIon	Exp Ratio
Acenaphthene	N.D.	8.52	153.0	109.2	152.0	51.1

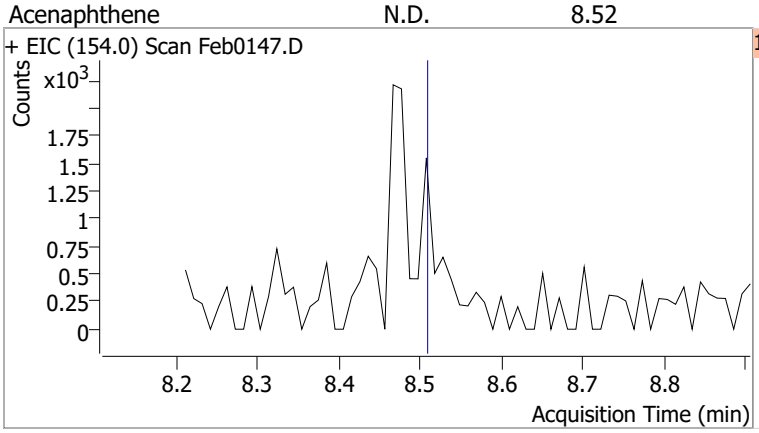

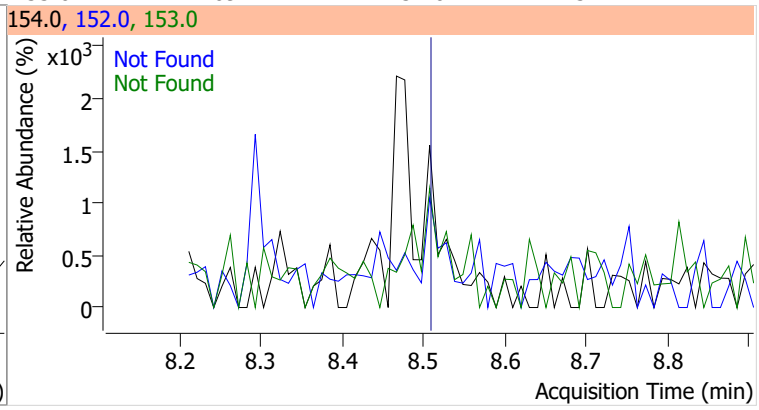

Compound	Conc.	RT	Dev(Min)	Resp.	QIon	QRatio	Lower	Upper
2,4-Dinitrophenol		0		0	154.0		44.4	82.5

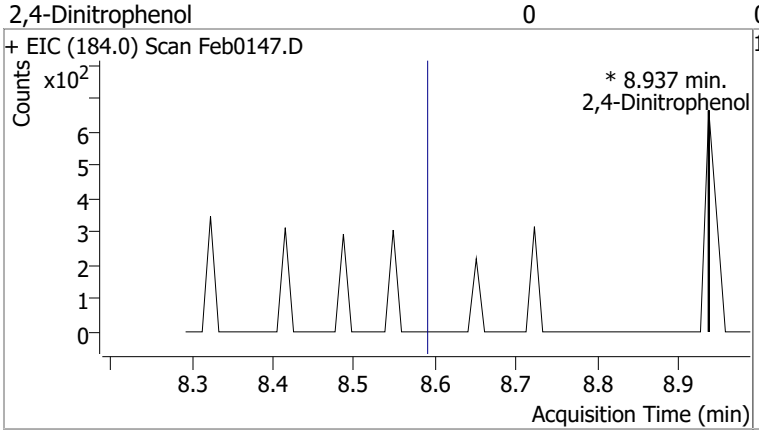

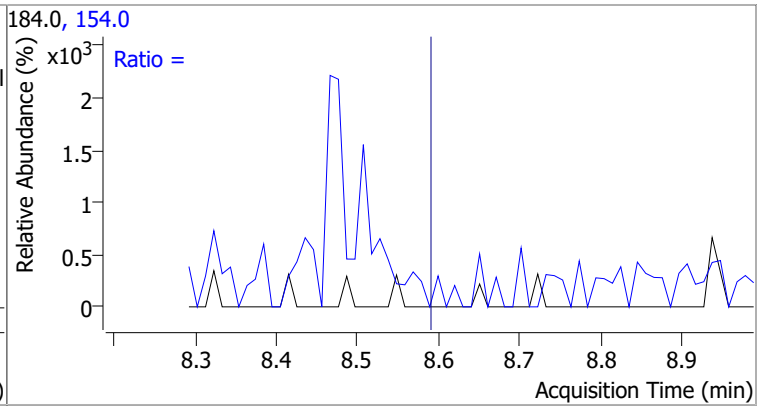

Compound	Conc.	Exp RT	QIon	Exp Ratio
Dibenzofuran	N.D.	8.72	139.0	43.1

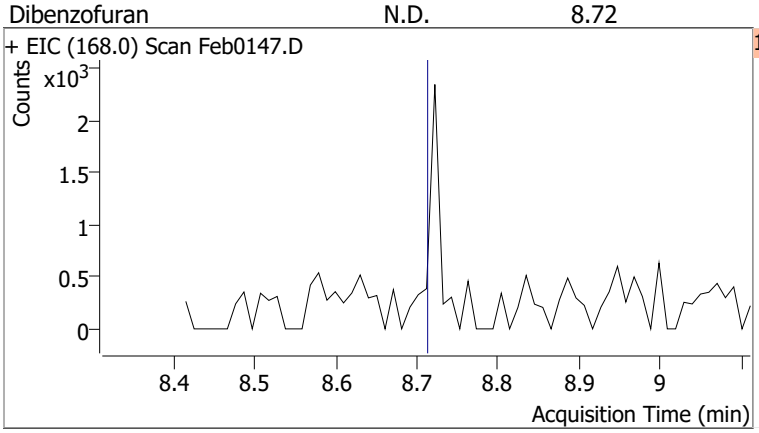

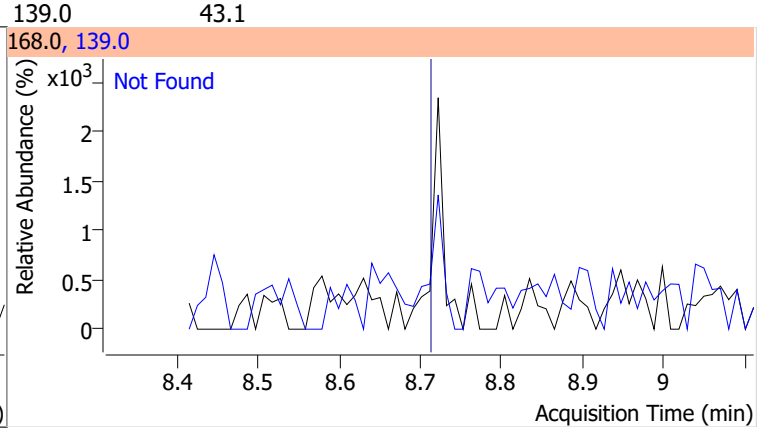

Compound	Conc.	Exp RT	QIon	Exp Ratio	QIon	Exp Ratio
4-Nitrophenol	N.D.	8.74	139.0	380.6	65.0	81.2

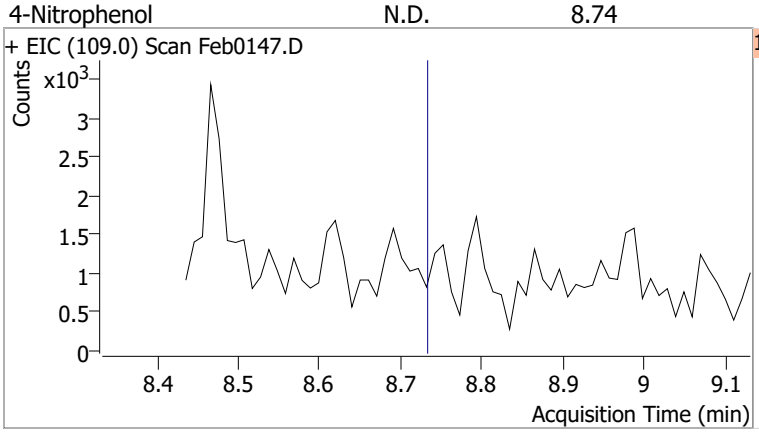

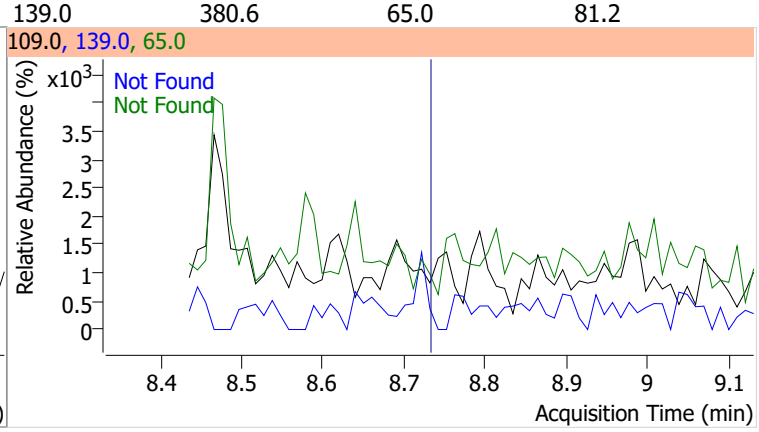

Quantitation Results Report (QT Reviewed)

Compound	Conc.	RT	Dev(Min)	Resp.	QIon	QRatio	Lower	Upper
2,4-Dinitrotoluene		0		0	63.0		47.5	88.1
					89.0		45.8	85.1

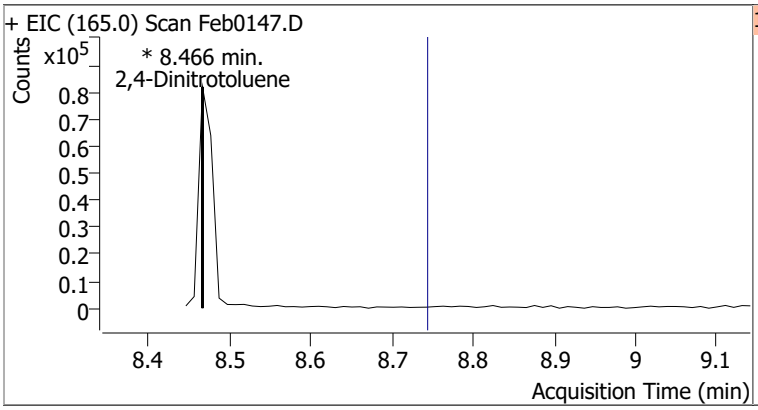

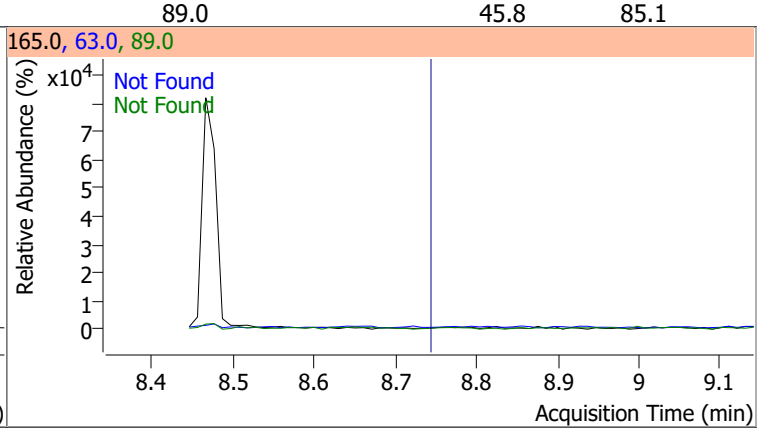

Compound	Conc.	Exp RT	QIon	Exp Ratio	QIon	Exp Ratio
Diethylphthalate	N.D.	9.09	177.0	21.1	150.0	12.6

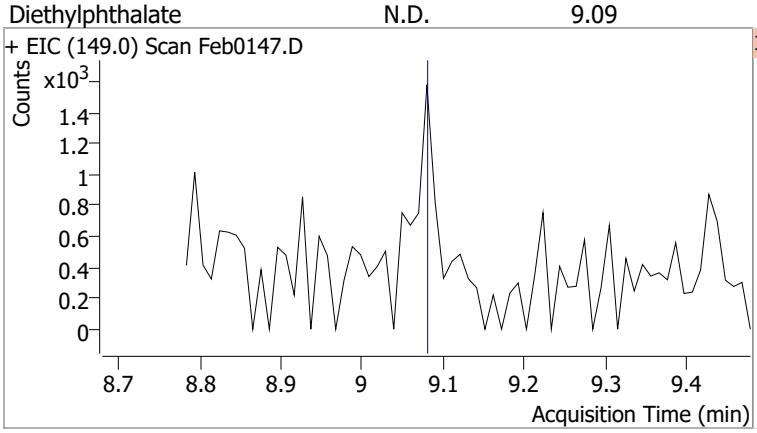

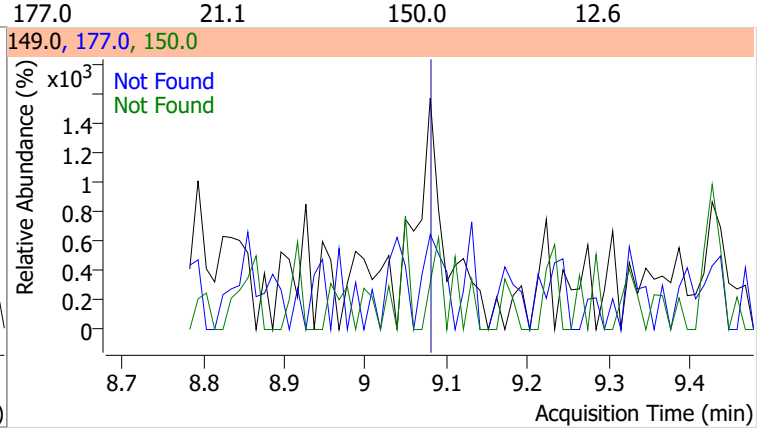

Compound	Conc.	Exp RT	QIon	Exp Ratio	QIon	Exp Ratio
Fluorene	N.D.	9.14	165.0	92.6	167.0	13.0

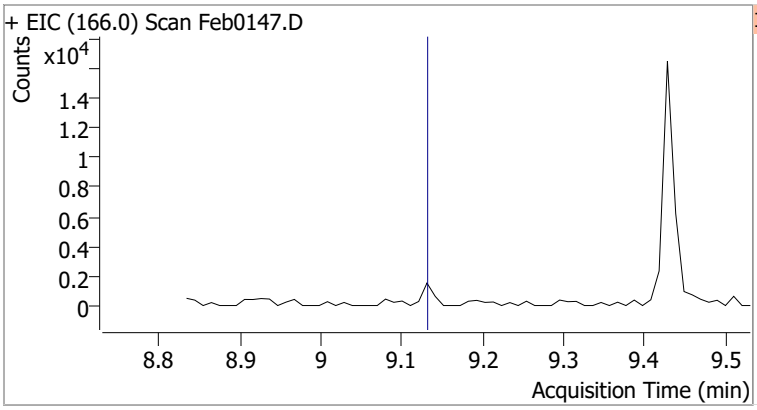

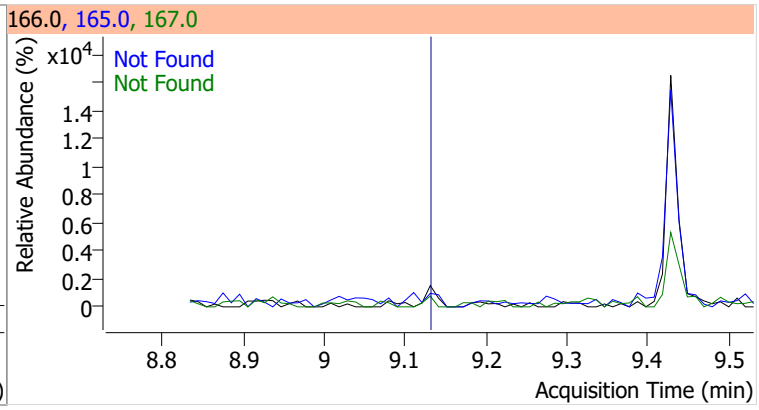

Compound	Conc.	Exp RT	QIon	Exp Ratio	QIon	Exp Ratio
4-Chlorophenyl-phenylether	N.D.	9.17	141.0	62.7	206.0	33.2

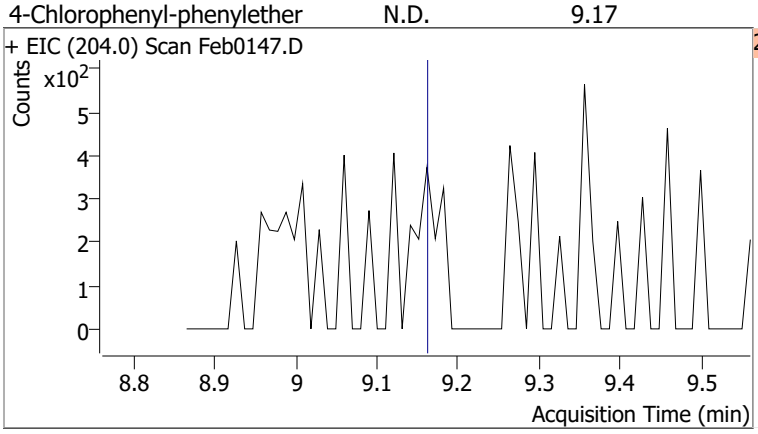

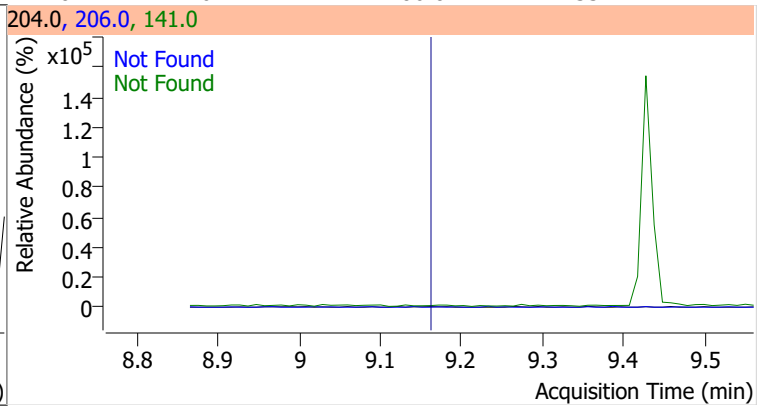

Compound	Conc.	Exp RT	QIon	Exp Ratio	QIon	Exp Ratio
4-Nitroaniline	N.D.	9.21	65.0	101.3	92.0	51.2

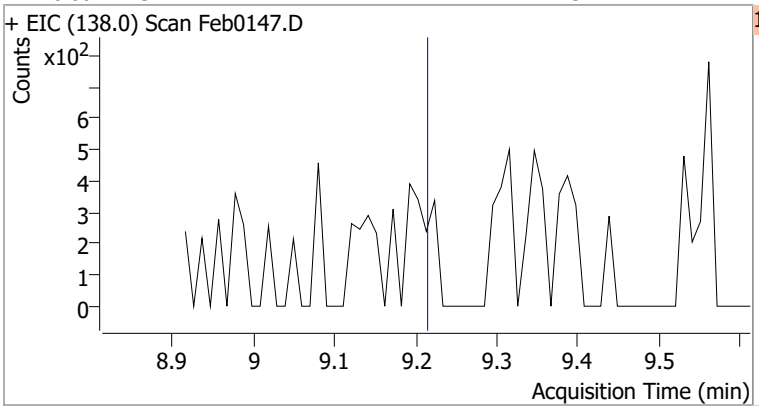

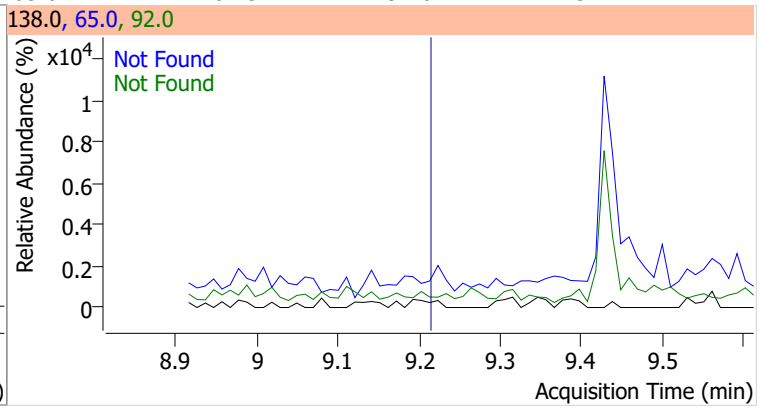

Compound	Conc.	RT	Dev(Min)	Resp.	QIon	QRatio	Lower	Upper
4,6-Dinitro-2-methylphenol		0		0	121.0		32.5	60.3

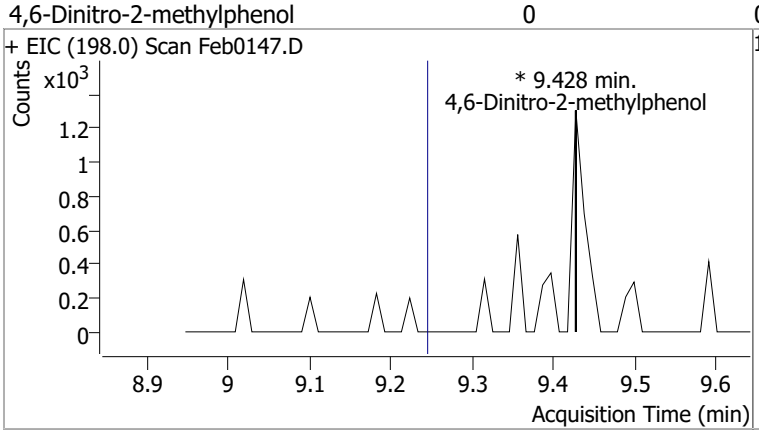

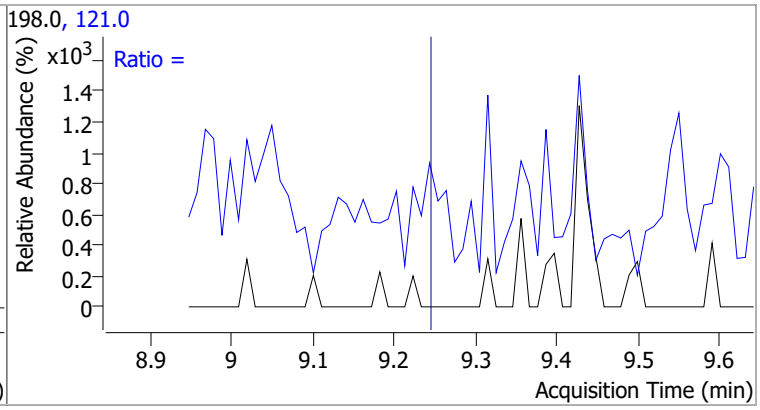

Compound	Conc.	Exp RT	QIon	Exp Ratio	QIon	Exp Ratio
N-nitrosodiphenylamine	N.D.	9.33	168.0	63.3	167.0	34.3

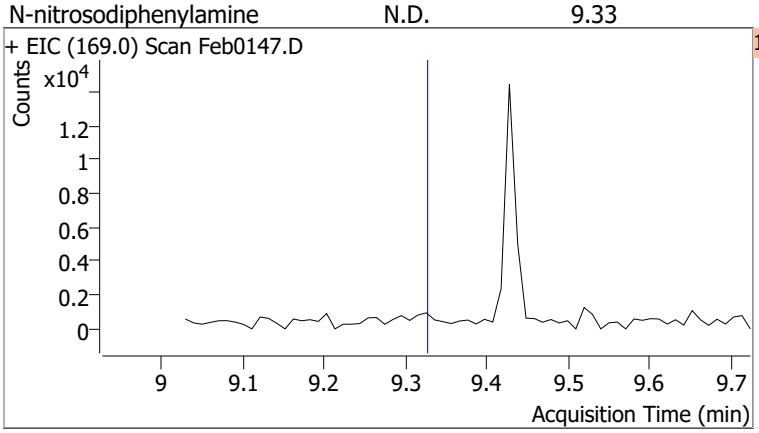

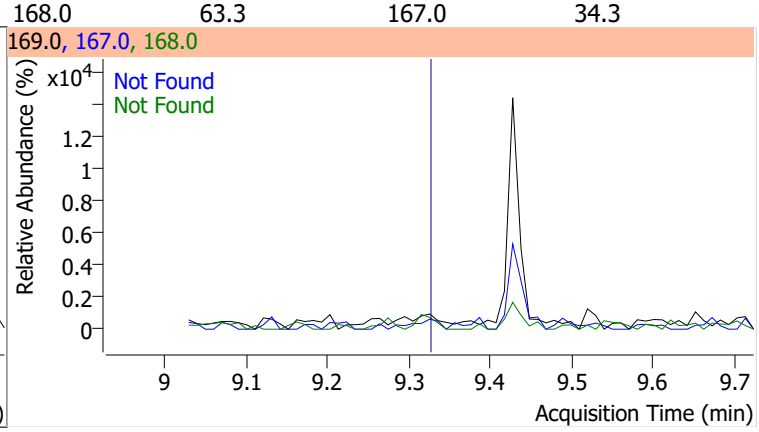

Compound	Conc.	Exp RT	QIon	Exp Ratio	QIon	Exp Ratio
Azobenzene	N.D.	9.36	51.0	37.7	182.0	27.4

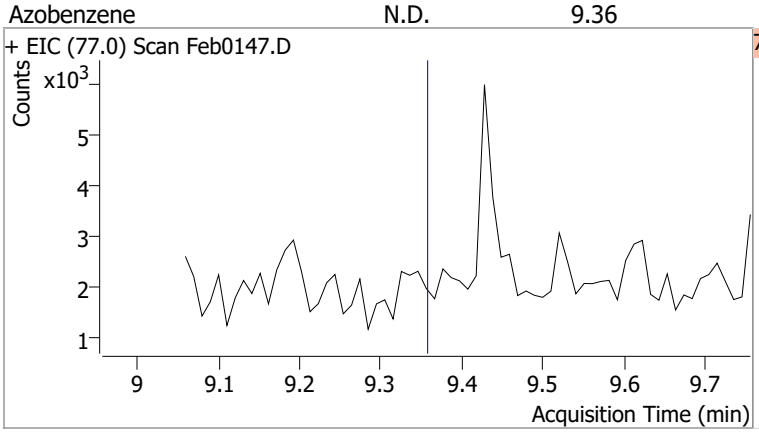

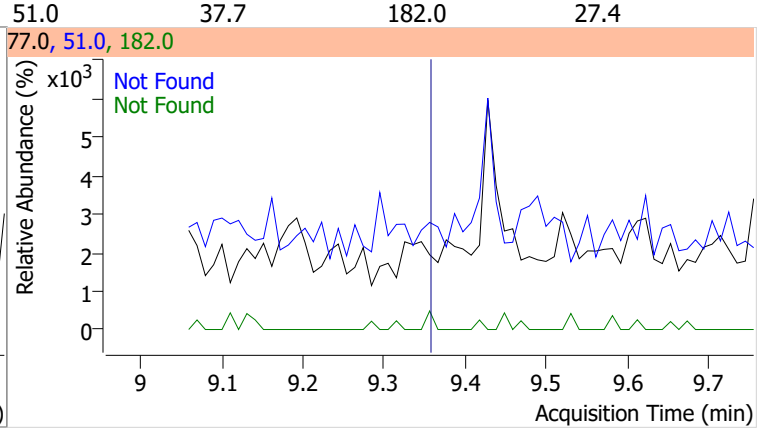

Quantitation Results Report (QT Reviewed)

Compound	Conc.	RT	Dev(Min)	Resp.	QIon	QRatio	Lower	Upper
2,4,6-Tribromophenol	129.5935	9.43	0.00	246765	331.8	90.2	65.5	121.6

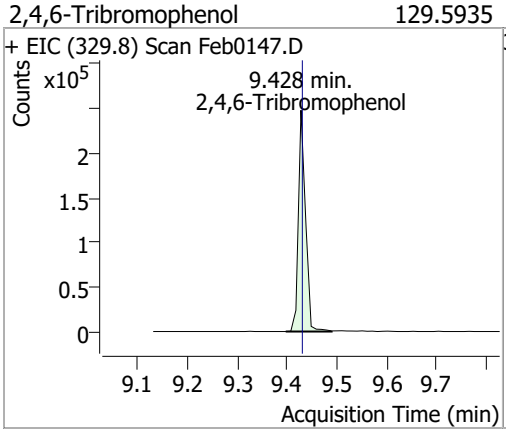

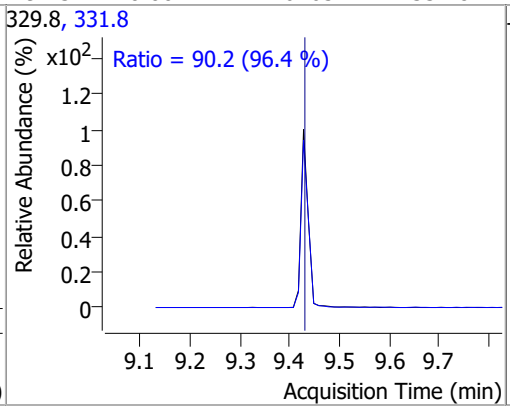

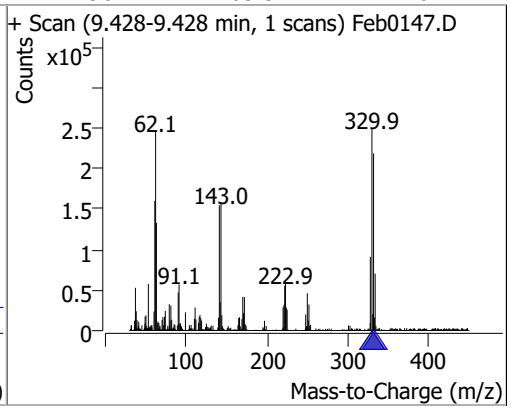

Compound	Conc.	Exp RT	QIon	Exp Ratio	QIon	Exp Ratio
4-Bromophenyl-phenylether	N.D.	9.76	141.0	103.5	250.0	100.5

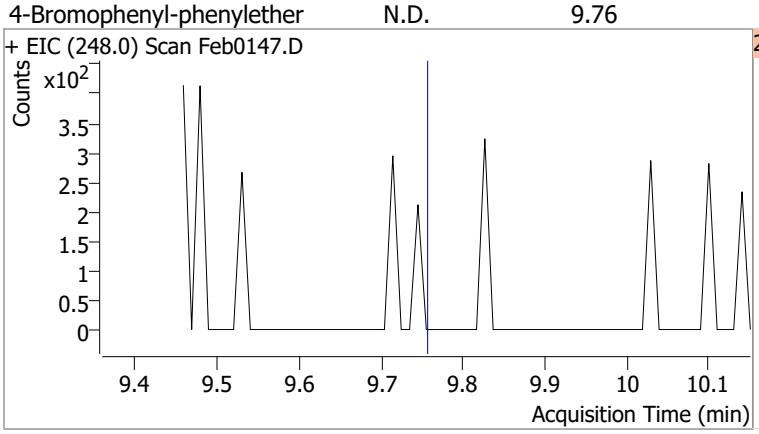

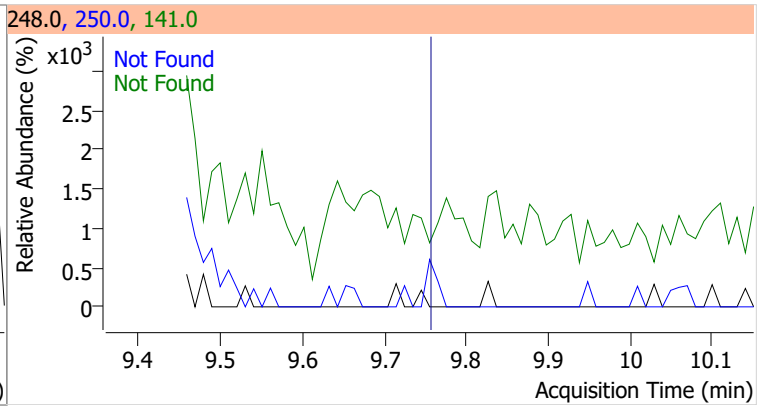

Compound	Conc.	Exp RT	QIon	Exp Ratio
Hexachlorobenzene	N.D.	9.80	142.0	47.3

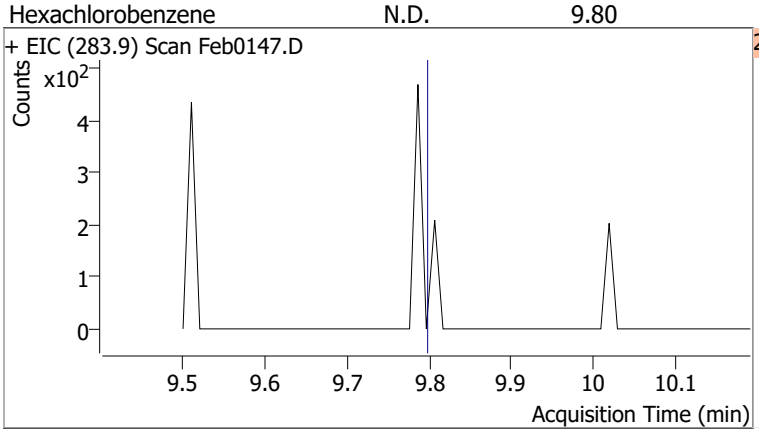

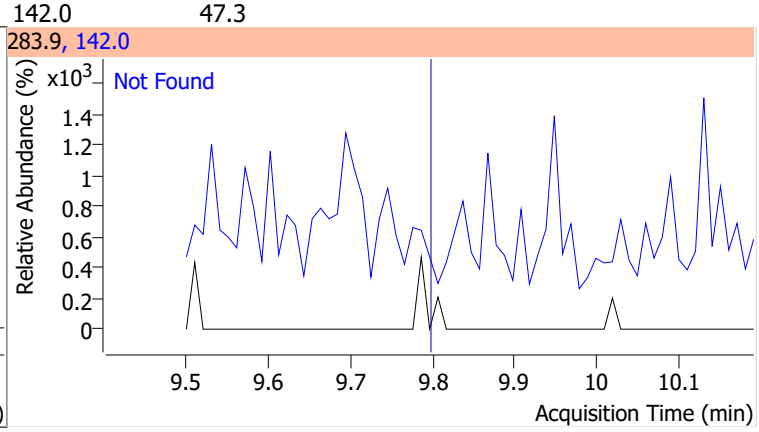

Compound	Conc.	Exp RT	QIon	Exp Ratio	QIon	Exp Ratio
Pentachlorophenol	N.D.	10.05	267.9	65.3	263.9	62.6

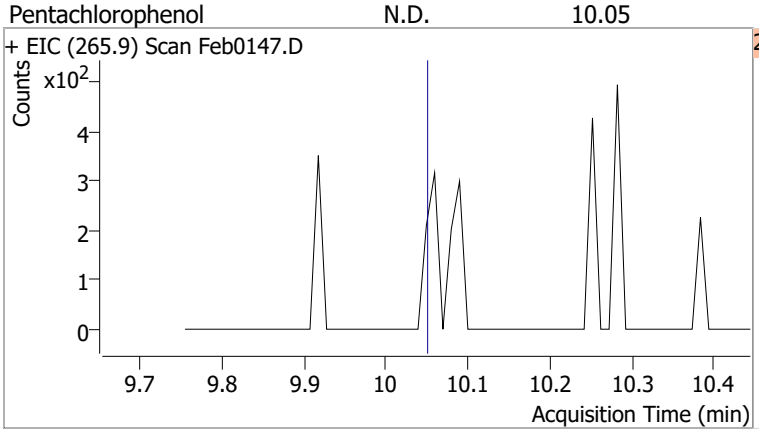

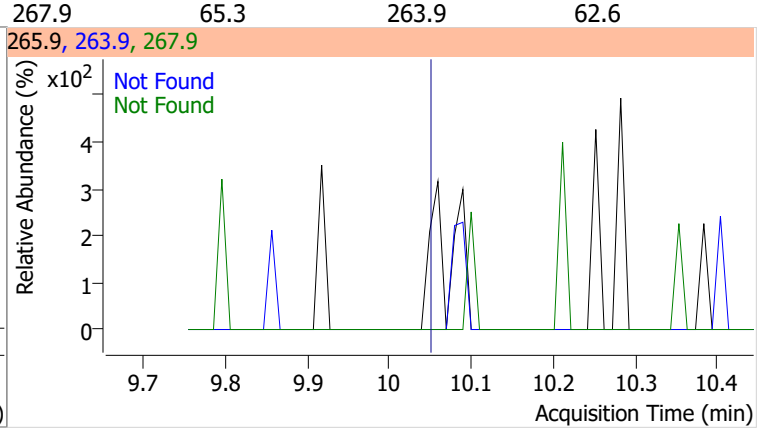

Compound	Conc.	Exp RT	QIon	Exp Ratio
Phenanthrene	N.D.	10.29	176.0	18.9

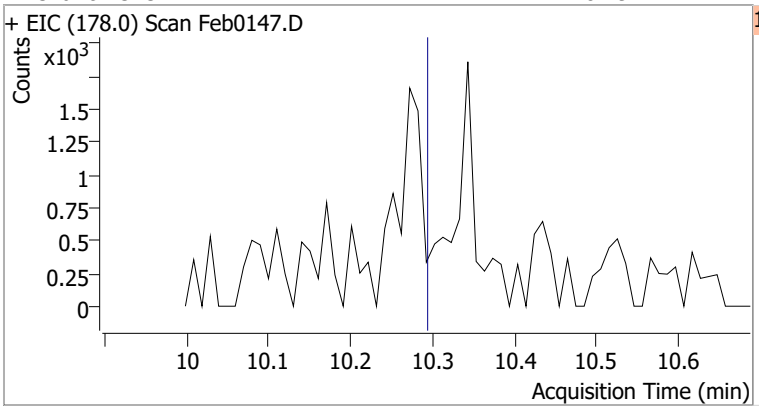

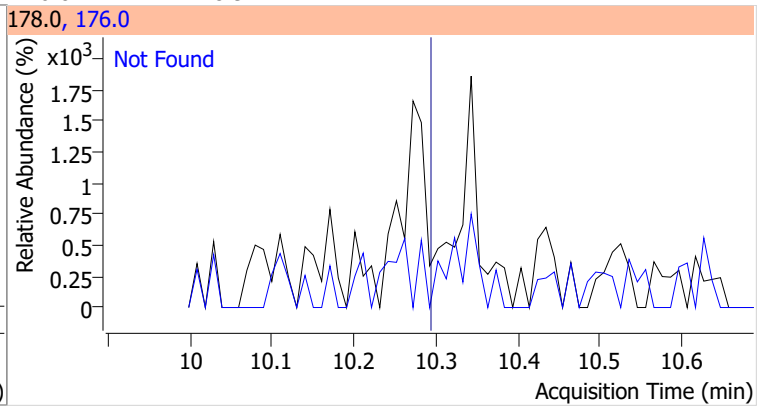

Compound	Conc.	Exp RT	QIon	Exp Ratio
Anthracene	N.D.	10.35	176.0	18.1

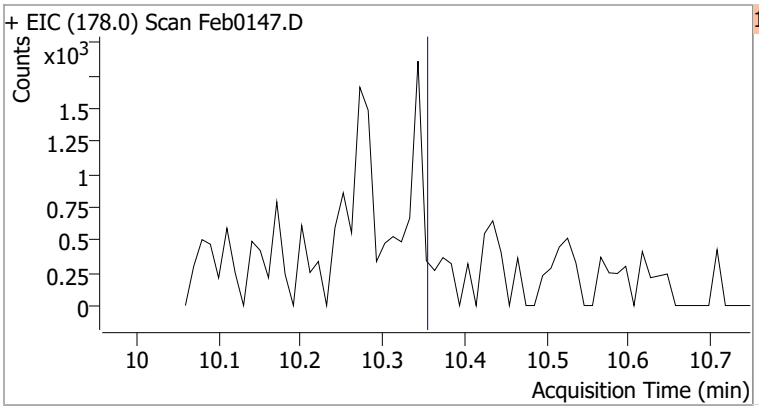

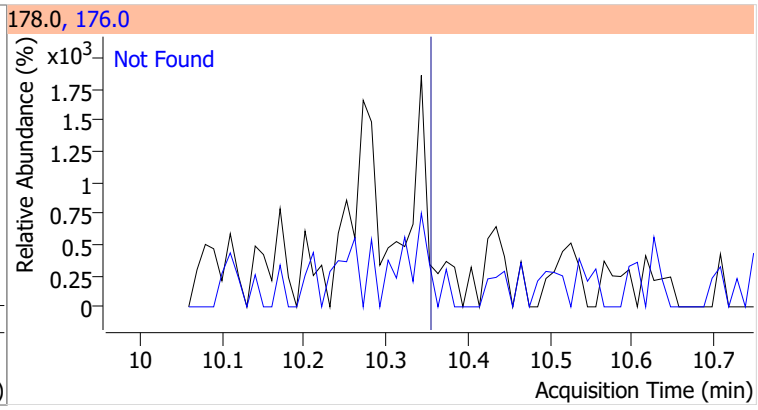

Compound	Conc.	Exp RT	QIon	Exp Ratio	QIon	Exp Ratio
Triallate	N.D.	10.41	268.0	27.2	143.0	23.0

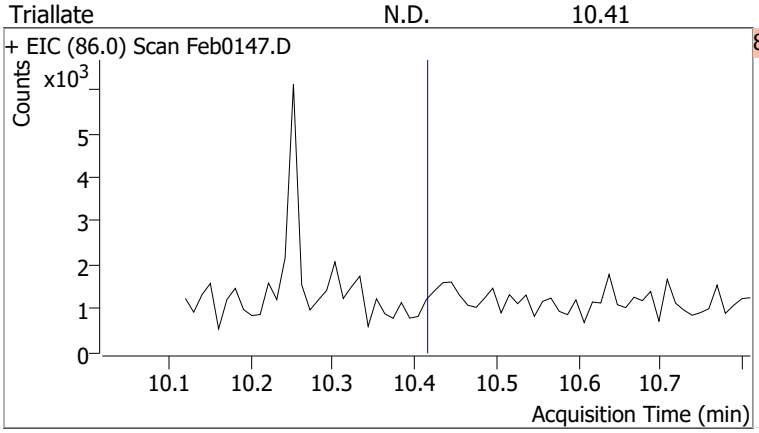

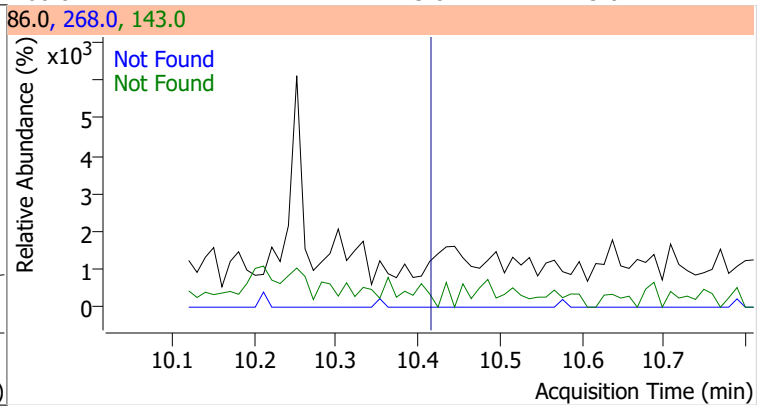

Compound	Conc.	Exp RT	QIon	Exp Ratio
Carbazole	N.D.	10.60	139.0	13.0

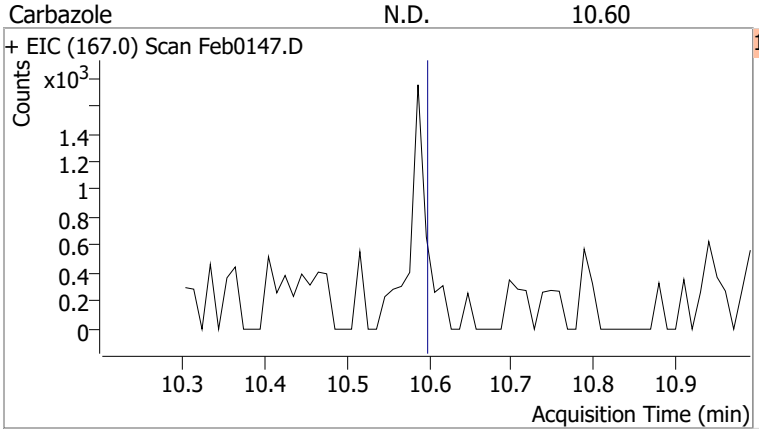

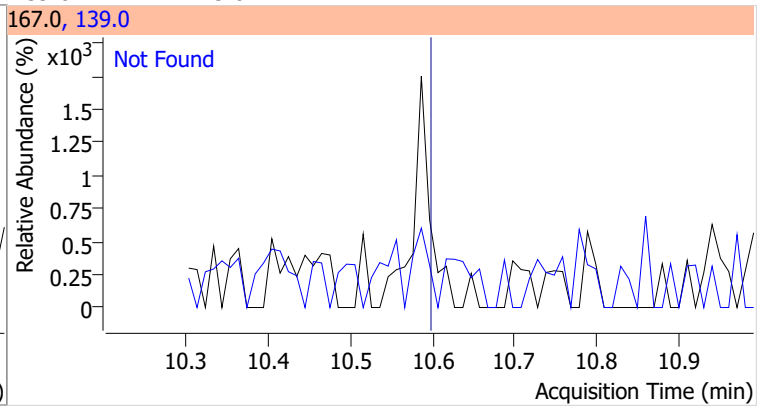

Compound	Conc.	Exp RT	QIon	Exp Ratio	QIon	Exp Ratio
o-Terphenyl	N.D.	10.82	229.0	63.0	215.0	37.7

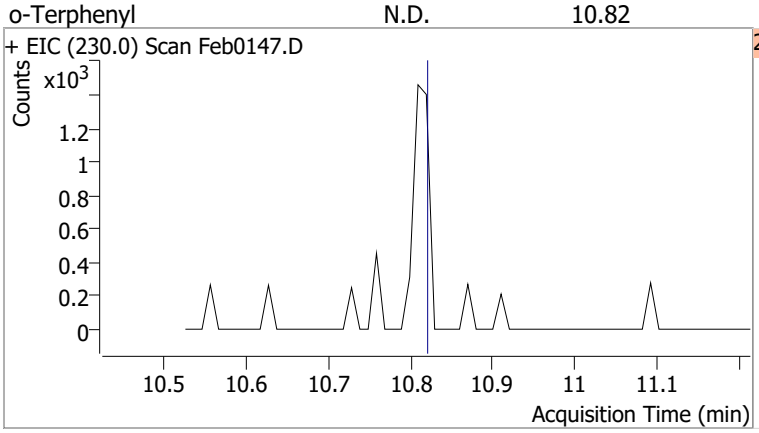

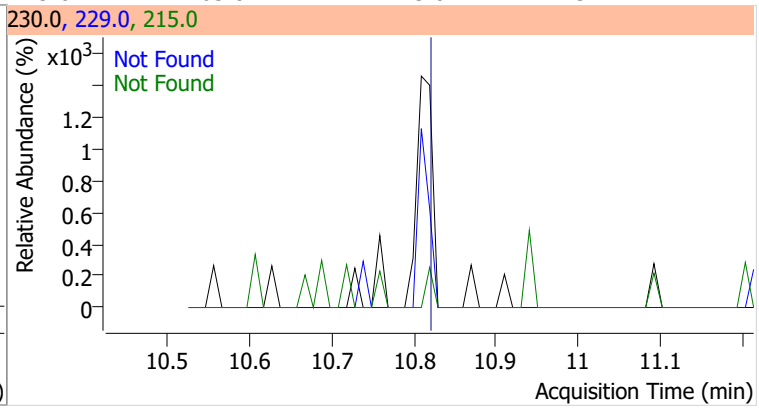

Compound	Conc.	RT	Dev(Min)	Resp.	QIon	QRatio	Lower	Upper
Di-n-Butylphthalate	2.9393	11.19	-0.01	39874	150.0	10.0	6.3	11.6
					104.0	9.3	4.1	7.6

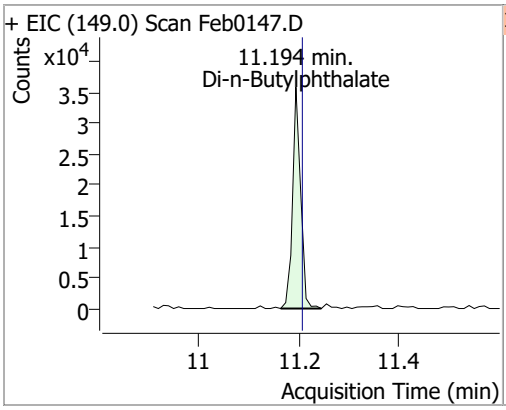

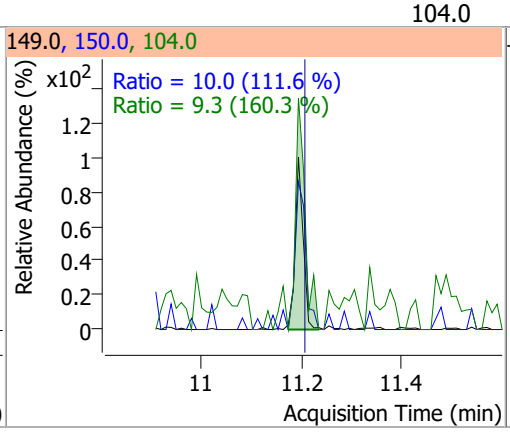

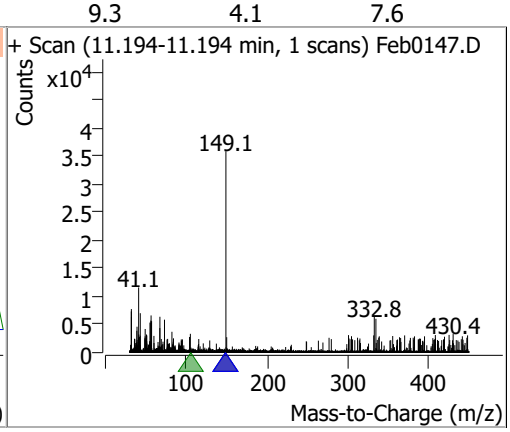

Compound	Conc.	Exp RT	QIon	Exp Ratio
Fluoranthene	N.D.	12.12	101.0	12.3

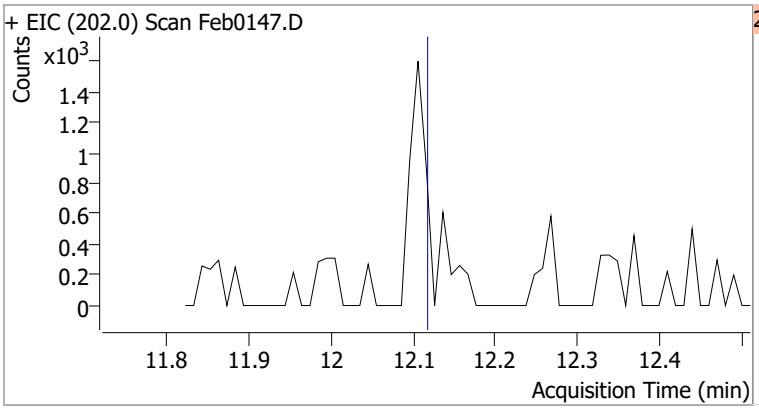

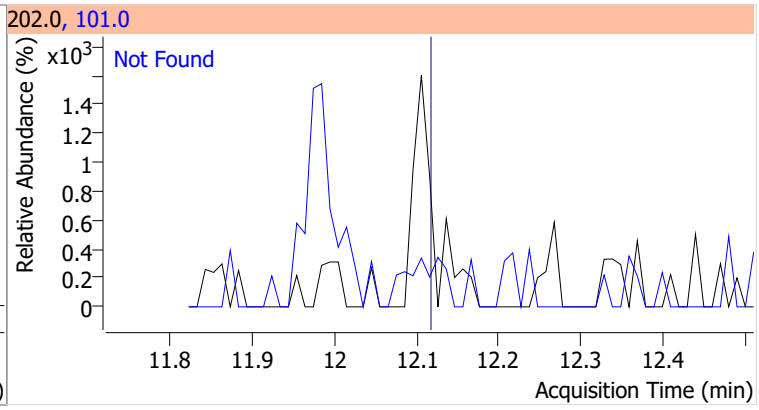

Compound	Conc.	Exp RT	QIon	Exp Ratio	QIon	Exp Ratio
Benzidine	N.D.	12.50	183.0	12.2	92.0	7.5

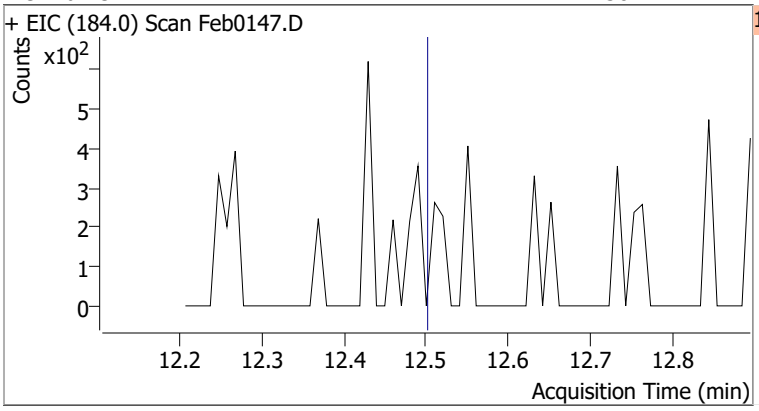

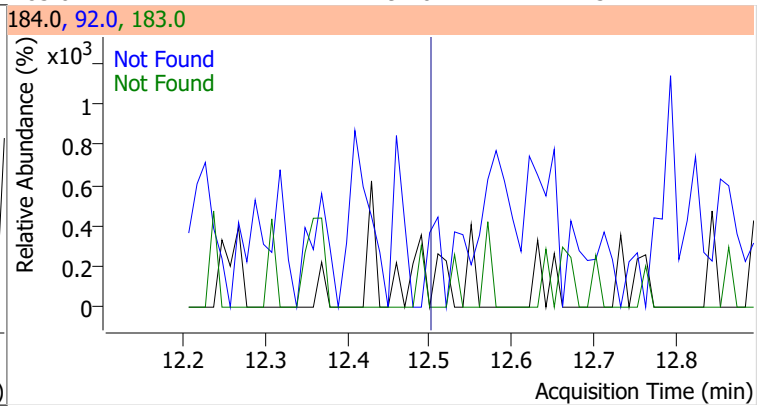

Compound	Conc.	Exp RT	QIon	Exp Ratio
Pyrene	N.D.	12.55	101.0	14.0

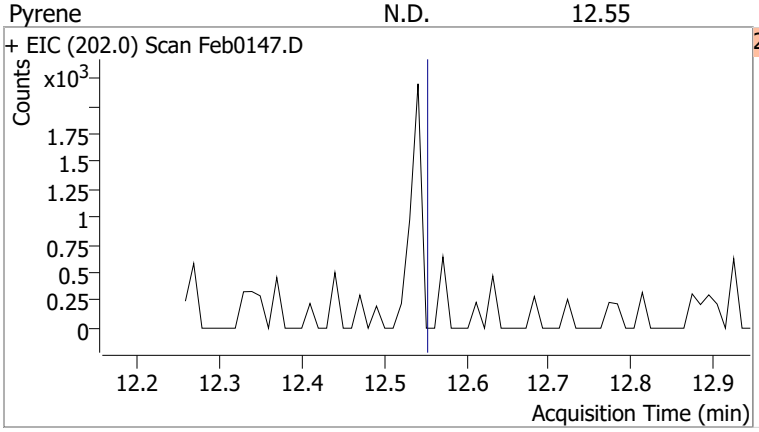

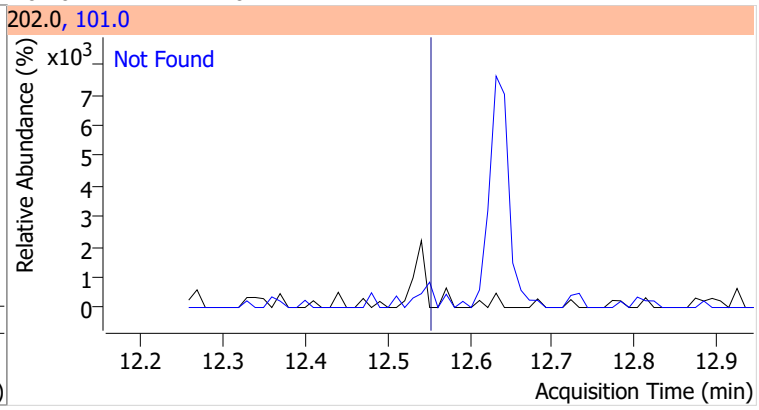

Compound	Conc.	RT	Dev(Min)	Resp.	QIon	QRatio	Lower	Upper
Terphenyl-d14	88.4942	13.06	0.00	2080960	122.0	14.2	8.8	16.4

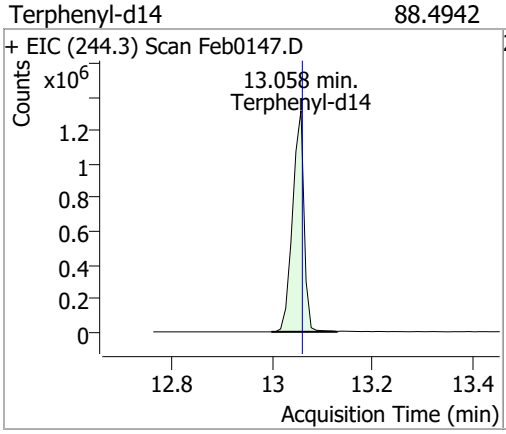

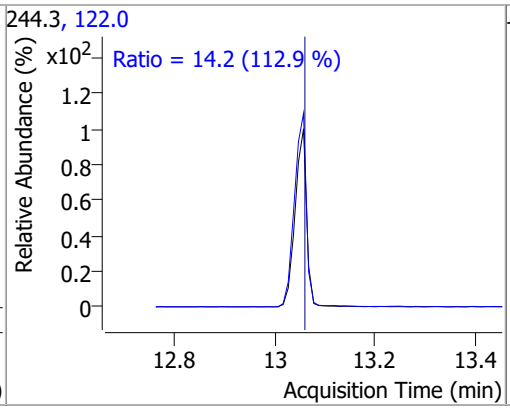

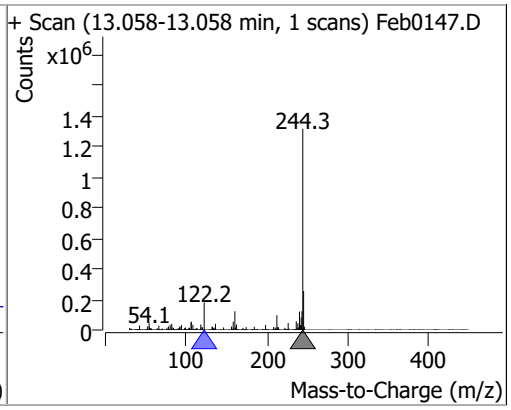

Compound	Conc.	Exp RT	QIon	Exp Ratio	QIon	Exp Ratio
Butylbenzylphthalate	N.D.	14.53	91.0	80.1	206.0	18.4

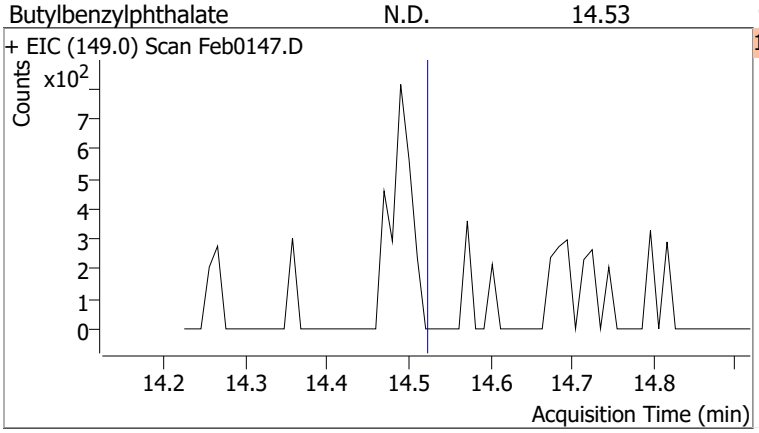

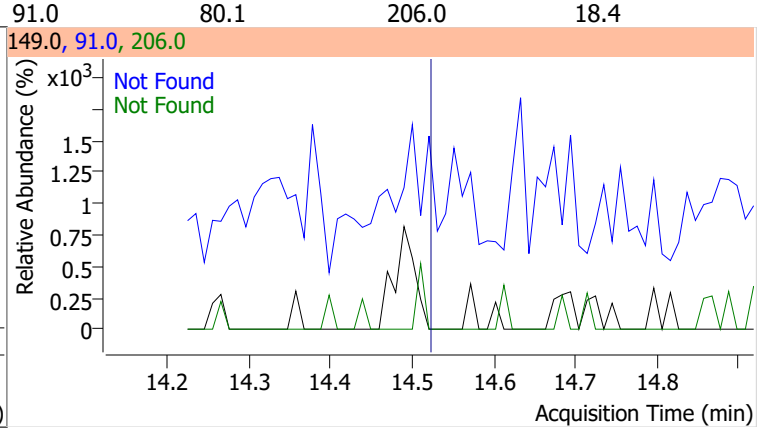

Compound	Conc.	Exp RT	QIon	Exp Ratio	QIon	Exp Ratio
Benzo(a)Anthracene	N.D.	15.76	226.0	25.8	229.0	20.9

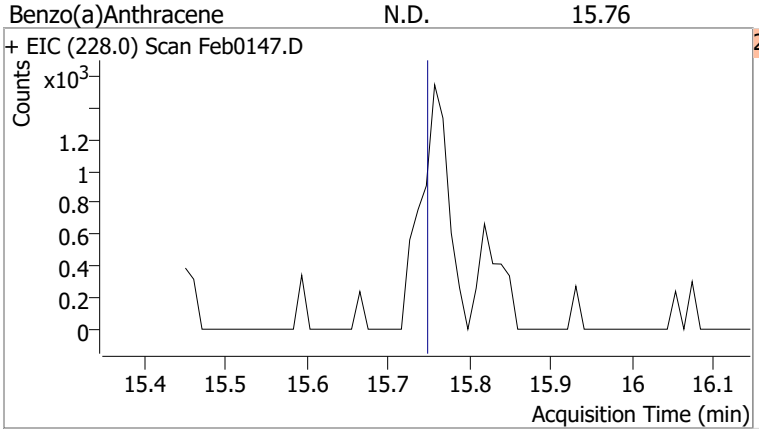

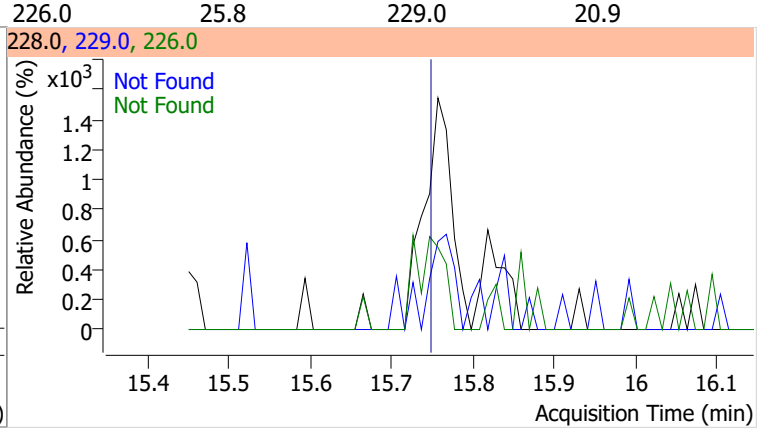

Compound	Conc.	Exp RT	QIon	Exp Ratio	QIon	Exp Ratio
Chrysene	N.D.	15.87	226.0	29.3	229.0	20.2

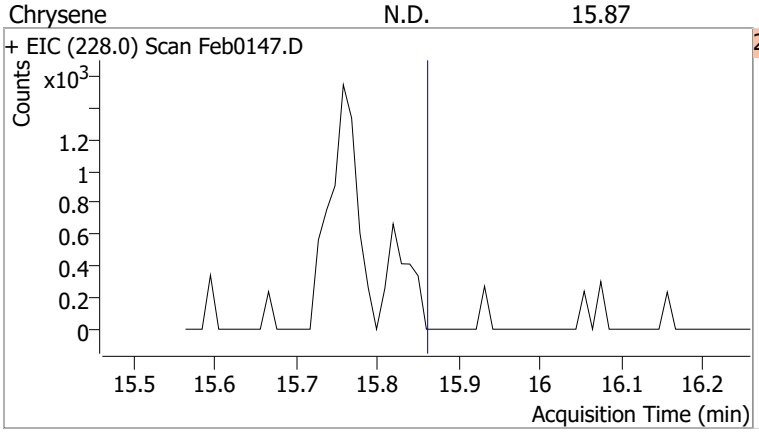

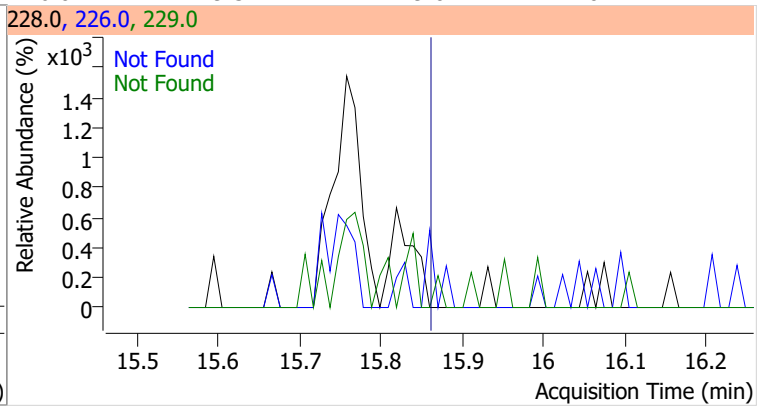

Compound	Conc.	Exp RT	QIon	Exp Ratio
3,3-Dichlorobenzidine	N.D.	15.90	254.0	64.5

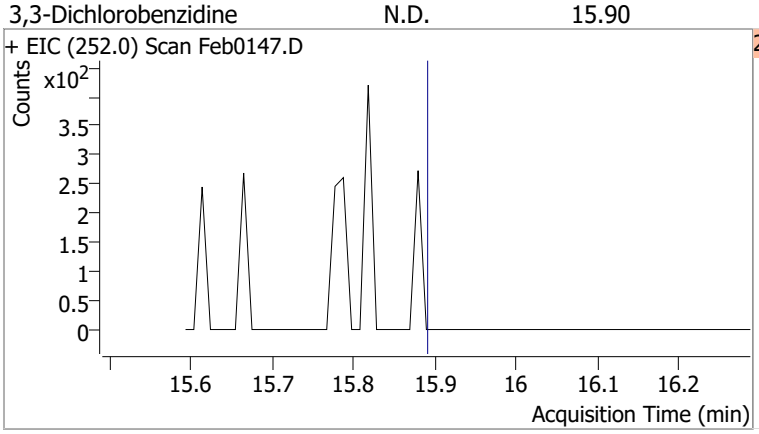

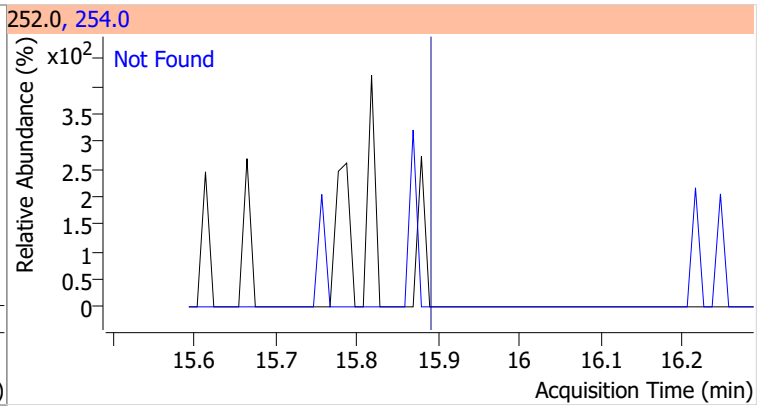

Compound	Conc.	Exp RT	QIon	Exp Ratio	QIon	Exp Ratio
bis(2-ethylhexyl)Phthalate	N.D.	16.60	149.0	385.7	279.0	15.3

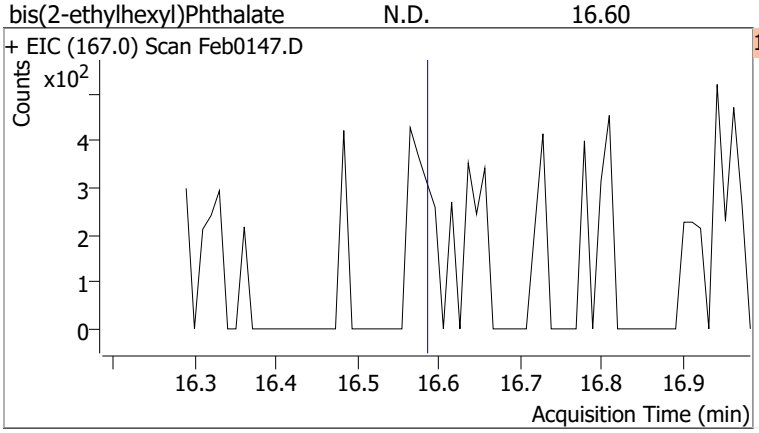

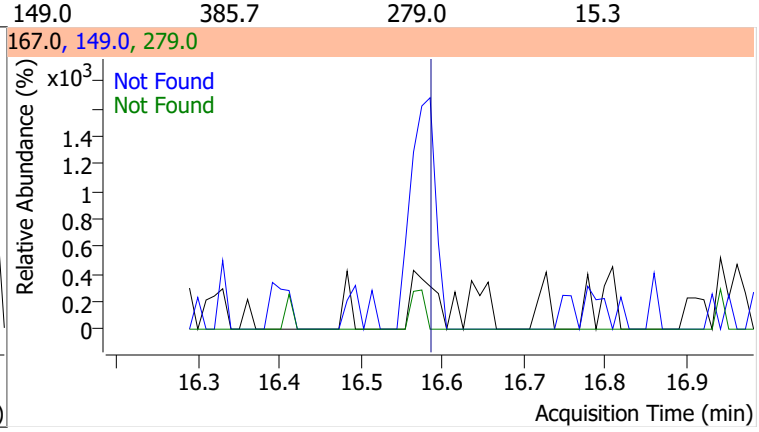

Compound	Conc.	Exp RT	QIon	Exp Ratio
Di-n-octyl Phthalate	N.D.	18.29	150.0	9.5

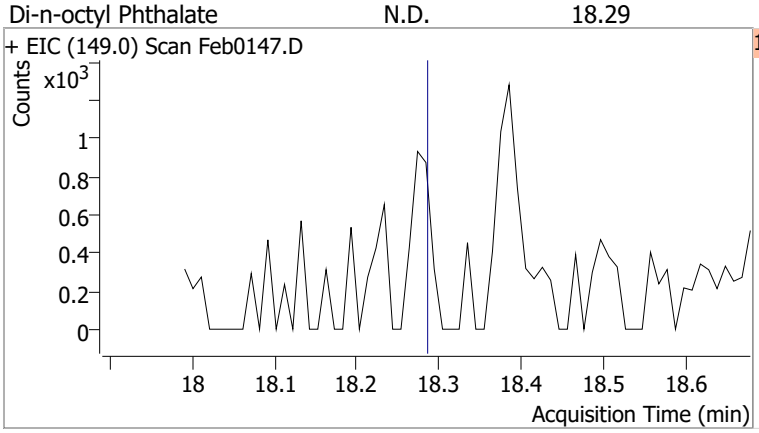

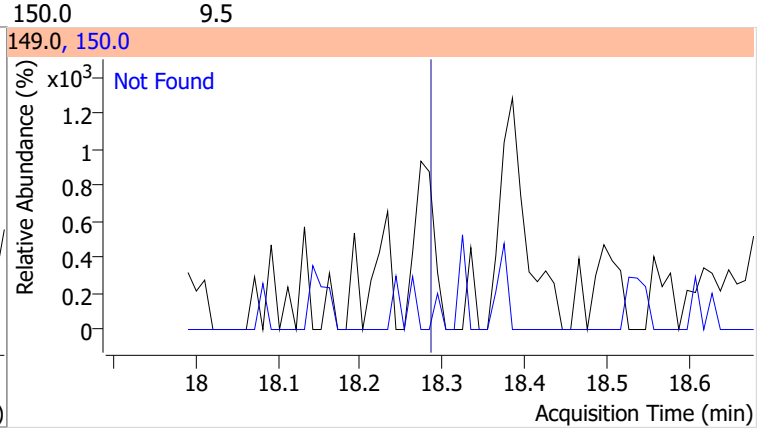

Compound	Conc.	Exp RT	QIon	Exp Ratio
Benzo(b)fluoranthene	N.D.	18.55	253.0	22.5

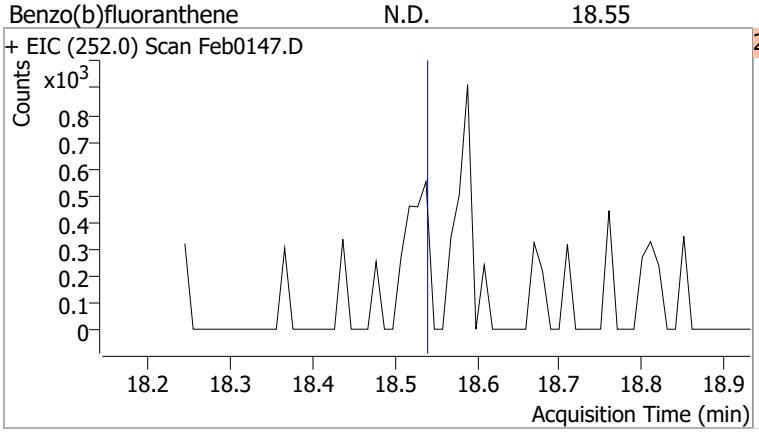

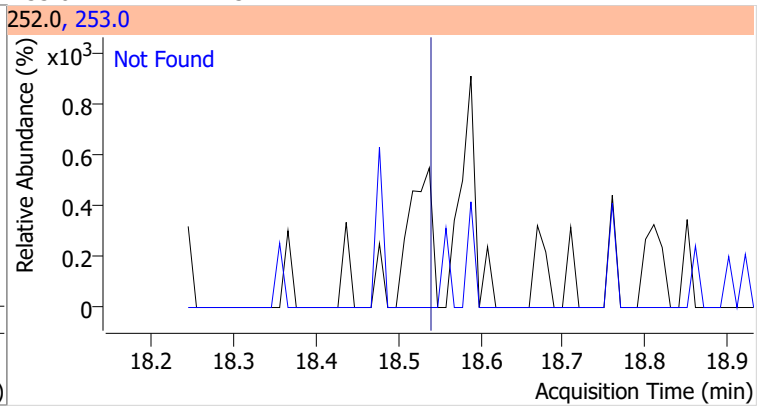

Compound	Conc.	Exp RT	QIon	Exp Ratio
Benzo(k)fluoranthene	N.D.	18.61	253.0	22.7

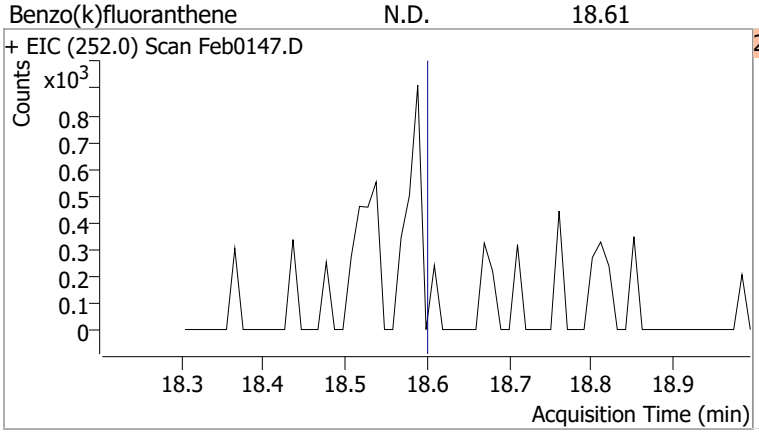

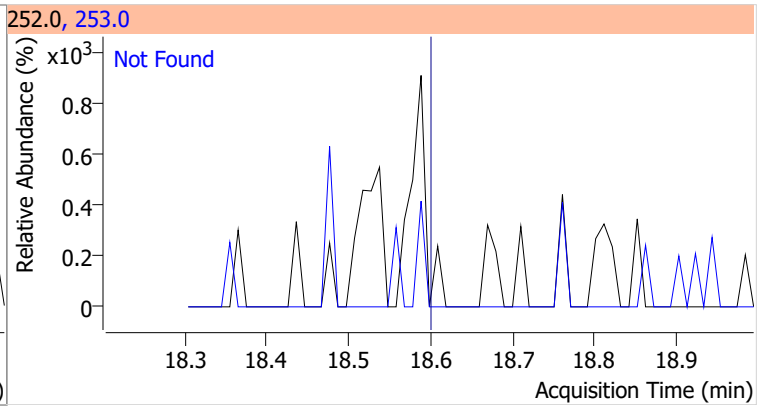

Compound	Conc.	Exp RT	QIon	Exp Ratio
Benzo(a)pyrene	N.D.	19.15	253.0	22.6

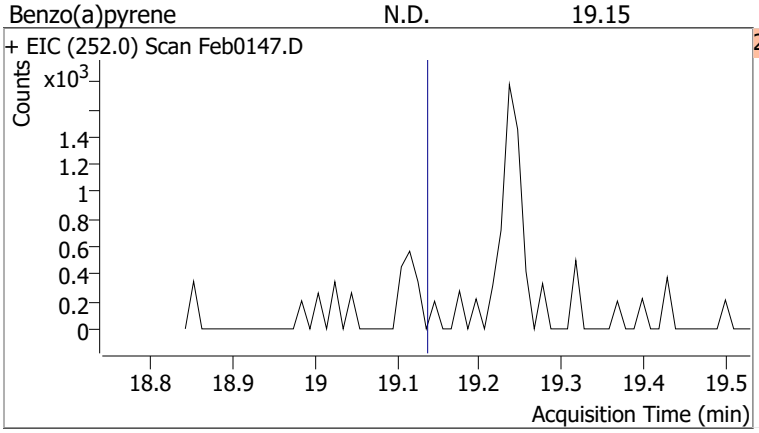

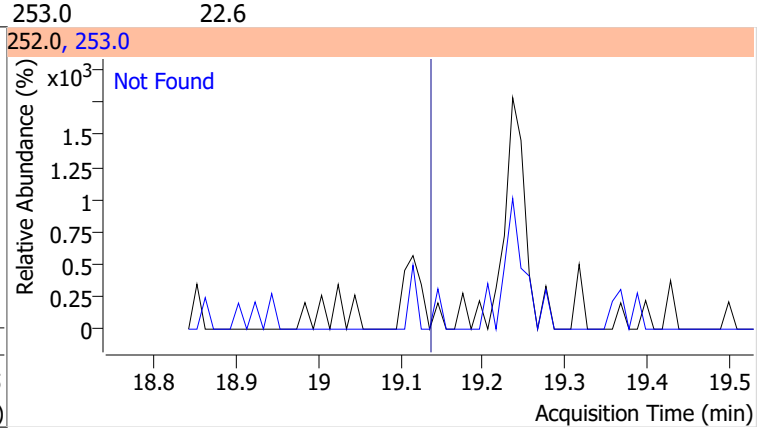

Compound	Conc.	Exp RT	QIon	Exp Ratio
Indeno(1,2,3-c,d)pyrene	N.D.	20.91	138.0	28.9

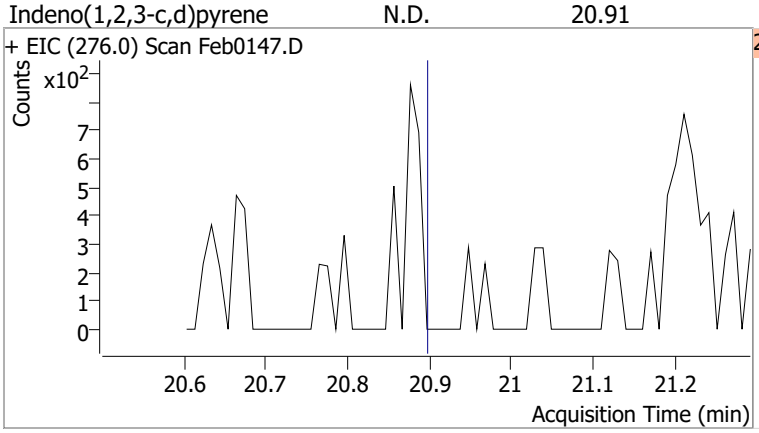

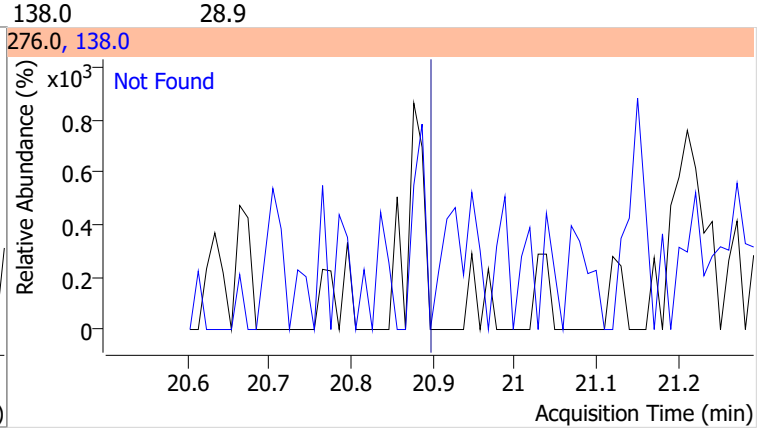

Compound	Conc.	Exp RT	QIon	Exp Ratio	QIon	Exp Ratio
Dibenzo(a,h)anthracene	N.D.	20.97	139.0	24.4	279.0	23.7

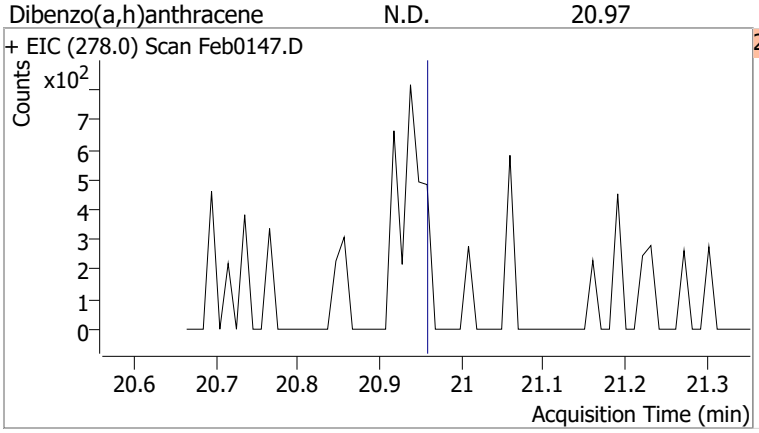

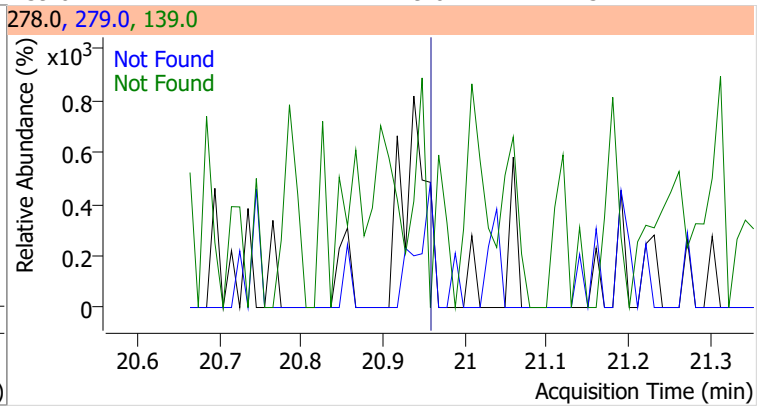

Compound	Conc.	Exp RT	QIon	Exp Ratio	QIon	Exp Ratio
Benzo(g,h,i)perylene	N.D.	21.24	138.0	32.5	277.0	24.1

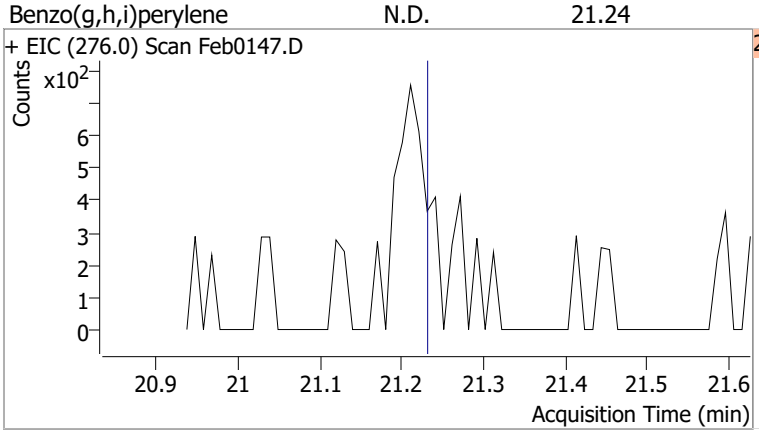

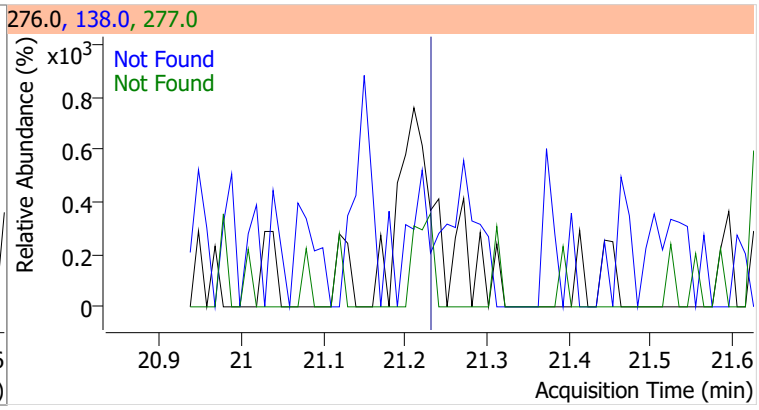

Quantitation Results Report (QT Reviewed)

Data File	Feb0148.D	Operator	LIMS import
Acq. Method	BNA+SIM.M	Acq. Date-Time	2/2/2022 5:49:54 PM
Sample Name	B22011446-012A	Instrument	Instrument #1
Vial	48	Multiplier	1.00
DA Method File	020122 DoD BNA cal.batch.bin	Comment	SVOC-8270-W-LARGO
Tune File	dftppdsm.u	Tune Date	1/25/2022 7:52:00 PM
Batch Name	020122 DoD BNA.batch.bin	Last Calib Update	2/16/2022 11:05:20 AM
Ref Library	D:\Org\Library\NIST129K.l		

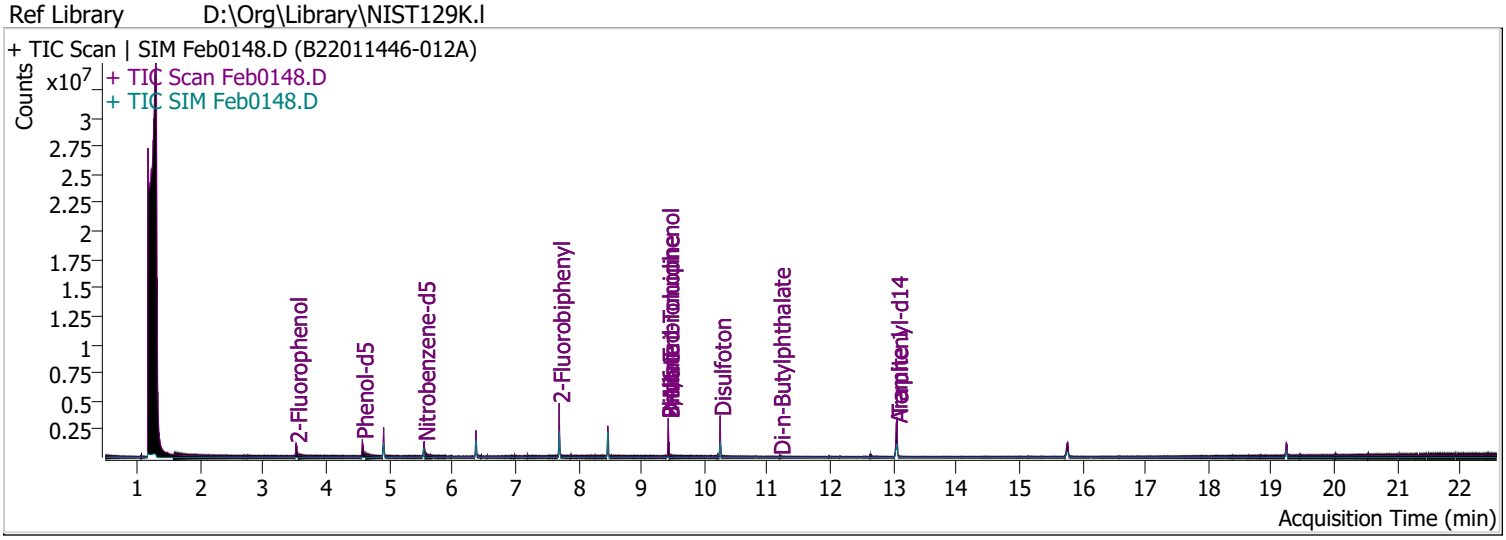

Compound	RT	QIon	Resp.	Conc.	Units		Dev(Min)
Internal Standards							
System Monitoring Compounds							
S 2-Fluorophenol	3.521	112.0	603241	62.7826	µg/L		0.000
Spiked Amount: 200.000	Range: 10.0 - 75.0%			Recovery = 31.39%			
S Phenol-d5	4.573	99.0	834265	66.0379	µg/L		0.000
Spiked Amount: 200.000	Range: 10.0 - 65.0%			Recovery = 33.02%			
S Nitrobenzene-d5	5.553	82.0	397473	60.4821	µg/L		0.000
Spiked Amount: 100.000	Range: 32.0 - 94.0%			Recovery = 60.48%			
S 2-Fluorobiphenyl	7.697	172.0	1312689	60.8510	µg/L		0.000
Spiked Amount: 100.000	Range: 28.0 - 107.0%			Recovery = 60.85%			
S 2,4,6-Tribromophenol	9.428	329.8	281238	157.1771	µg/L		0.000
Spiked Amount: 200.000	Range: 25.0 - 140.0%			Recovery = 78.59%			
S Terphenyl-d14	13.058	244.3	1973346	89.4899	µg/L		0.000
Spiked Amount: 100.000	Range: 32.0 - 122.0%			Recovery = 89.49%			
Target Compounds							**QValue**
T N-Nitrosodimethylamine	0.000		0	N.D.			
T Pyridine	0.000		0	N.D.			
T Aniline	0.000		0	N.D.			
T Phenol	0.000		0	N.D.			
T bis(-2-Chloroethyl)Ether	4.910	63.0	0		µg/L	md	1
T 2-Chlorophenol	0.000		0	N.D.			
T 1,3-Dichlorobenzene	0.000		0	N.D.			
T 1,4-Dichlorobenzene	0.000		0	N.D.			
T 1,2-Dichlorobenzene	0.000		0	N.D.			
T Benzyl Alcohol	0.000		0	N.D.			
T 2-Methylphenol	0.000		0	N.D.			
T bis(2-chloroisopropyl)Ether	0.000		0	N.D.			
T N-nitroso-Di-n-propylamine	5.553	70.0	0		µg/L	md	1
T 4Methylphenol/3Methylphenol	0.000		0	N.D.			
T Hexachloroethane	0.000		0	N.D.			

Compound	RT	QIon	Resp.	Conc.	Units		Dev(Min)
T Nitrobenzene	0.000		0	N.D.			
T Isophorone	0.000		0	N.D.			
T 2-Nitrophenol	0.000		0	N.D.			
T 2,4-Dimethylphenol	0.000		0	N.D.			
T bis(-2-Chloroethoxy)Methane	0.000		0	N.D.			
T 2,4-Dichlorophenol	0.000		0	N.D.			
T Benzoic Acid	0.000		0	N.D.			
T 1,2,4-Trichlorobenzene	0.000		0	N.D.			
T Naphthalene	0.000		0	N.D.			
T 4-Chlorophenol	6.372	130.0	0		µg/L	md	1
T p-Chloroaniline	0.000		0	N.D.			
T Hexachlorobutadiene	0.000		0	N.D.			
T 4-Chloro-2-Methylphenol	0.000		0	N.D.			
T 4-Chloro-3-Methylphenol	0.000		0	N.D.			
T 2-Methylnaphthalene	0.000		0	N.D.			
T 1-Methylnaphthalene	0.000		0	N.D.			
T Hexachlorocyclopentadiene	0.000		0	N.D.			
T 2,4,6-Trichlorophenol	0.000		0	N.D.			
T 2,4,5-Trichlorophenol	0.000		0	N.D.			
T 2-Chloronaphthalene	0.000		0	N.D.			
T 2-Nitroaniline	0.000		0	N.D.			
T Dimethyl Phthalate	8.476	163.0	0		µg/L	md	1
T 2,6-Dinitrotoluene	8.466	165.0	0		µg/L	md	1
T Acenaphthylene	0.000		0	N.D.			
T 3-Nitroaniline	0.000		0	N.D.			
T Acenaphthene	0.000		0	N.D.			
T 2,4-Dinitrophenol	0.000		0	N.D.			
T Dibenzofuran	0.000		0	N.D.			
T 4-Nitrophenol	8.466	109.0	0		µg/L	md	1
T 2,4-Dinitrotoluene	8.466	165.0	0		µg/L	md	1
T Diethylphthalate	0.000		0	N.D.			
T Fluorene	0.000		0	N.D.			
T 4-Chlorophenyl-phenylether	0.000		0	N.D.			
T 4-Nitroaniline	0.000		0	N.D.			
T 4,6-Dinitro-2-methylphenol	9.428	198.0	0		µg/L	md	1
T N-nitrosodiphenylamine	0.000		0	N.D.			
T Azobenzene	0.000		0	N.D.			
T 4-Bromophenyl-phenylether	0.000		0	N.D.			
T Hexachlorobenzene	0.000		0	N.D.			
T Pentachlorophenol	0.000		0	N.D.			
T Phenanthrene	0.000		0	N.D.			
T Anthracene	0.000		0	N.D.			
T Triallate	0.000		0	N.D.			
T Carbazole	0.000		0	N.D.			
T o-Terphenyl	0.000		0	N.D.			
T Di-n-Butylphthalate	11.194	149.0	41043	3.0793	µg/L	#	94
T Fluoranthene	0.000		0	N.D.			
T Benzidine	0.000		0	N.D.			
T Pyrene	0.000		0	N.D.			
T Butylbenzylphthalate	0.000		0	N.D.			
T Benzo(a)Anthracene	0.000		0	N.D.			
T Chrysene	0.000		0	N.D.			
T 3,3-Dichlorobenzidine	0.000		0	N.D.			
T bis(2-ethylhexyl)Phthalate	0.000		0	N.D.			
T Di-n-octyl Phthalate	0.000		0	N.D.			

Compound	RT	QIon	Resp.	Conc.	Units	Dev(Min)
T Benzo(b)fluoranthene	0.000		0	N.D.		
T Benzo(k)fluoranthene	0.000		0	N.D.		
T Benzo(a)pyrene	0.000		0	N.D.		
T Indeno(1,2,3-c,d)pyrene	0.000		0	N.D.		
T Dibenzo(a,h)anthracene	0.000		0	N.D.		
T Benzo(g,h,i)perylene	0.000		0	N.D.		

(#) = Qualifier Out of Range; (m) = Manual Integration; (+) = Area Summed; (*) = Surrogate Percent Recovery Out of Range; (d): Zeroed Peak

Compound	Conc.	Exp RT	QIon	Exp Ratio
N-Nitrosodimethylamine	N.D.	2.15	42.0	130.1

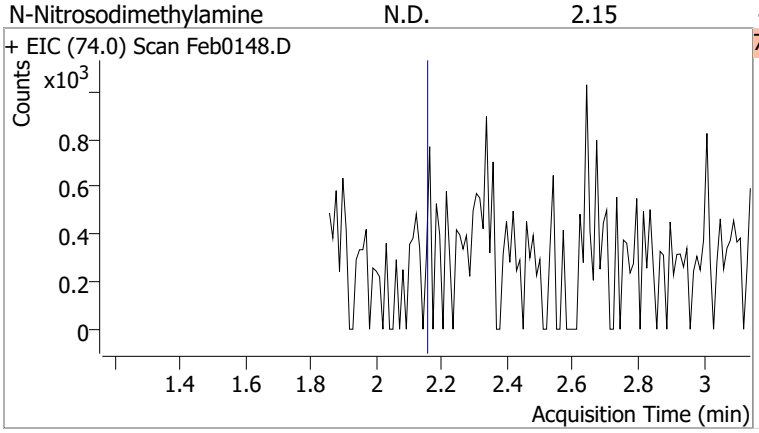

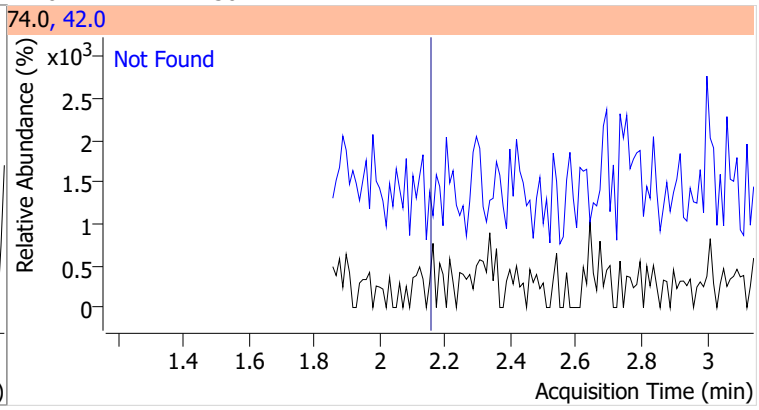

Compound	Conc.	Exp RT	QIon	Exp Ratio
Pyridine	N.D.	2.18	52.0	101.7

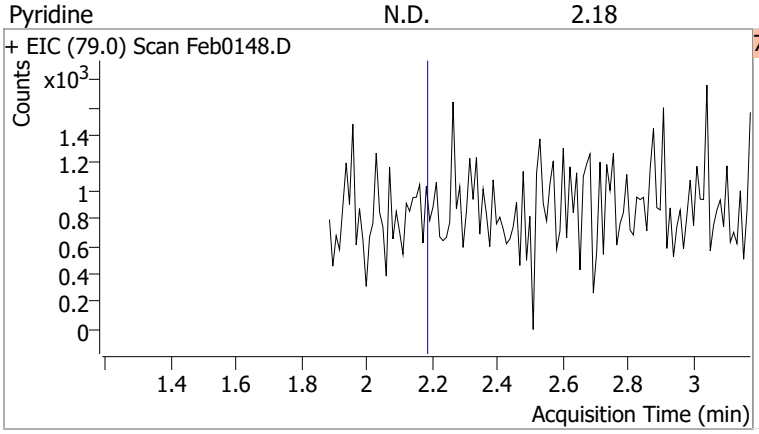

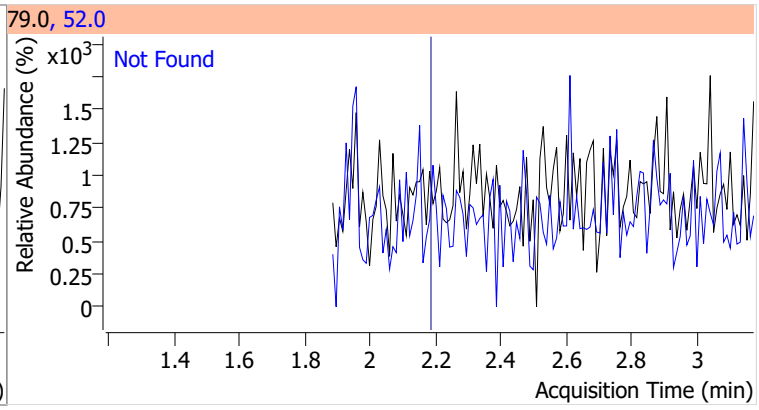

Compound	Conc.	RT	Dev(Min)	Resp.	QIon	QRatio	Lower	Upper
2-Fluorophenol	62.7826	3.52	0.00	603241	64.0	48.0	35.8	66.4
					92.0	20.1	14.3	26.6

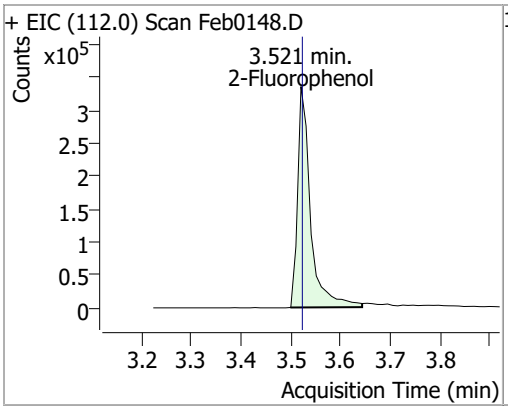

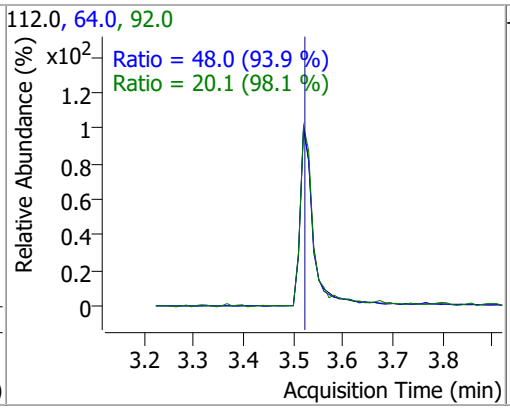

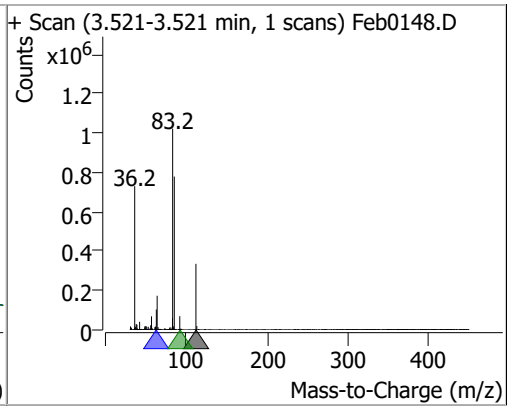

Compound	Conc.	Exp RT	QIon	Exp Ratio	QIon	Exp Ratio
Aniline	N.D.	4.55	66.0	35.1	65.0	18.0

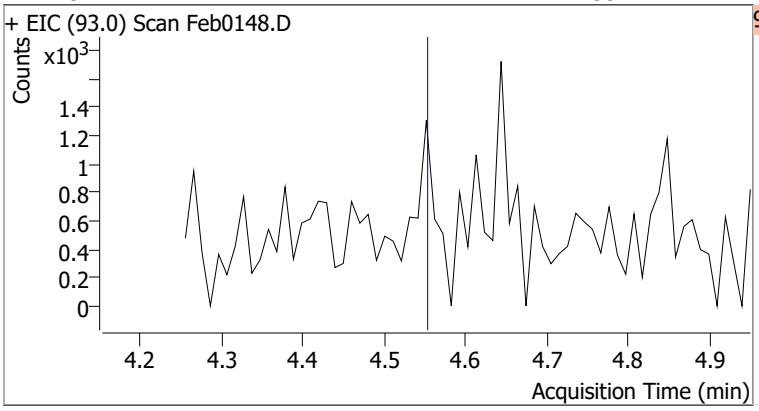

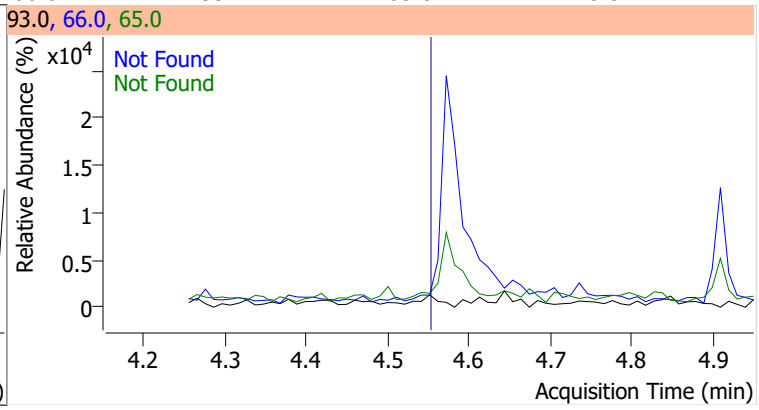

Quantitation Results Report (QT Reviewed)

Compound	Conc.	RT	Dev(Min)	Resp.	QIon	QRatio	Lower	Upper
Phenol-d5	66.0379	4.57	0.00	834265	71.0	34.1	23.8	44.2

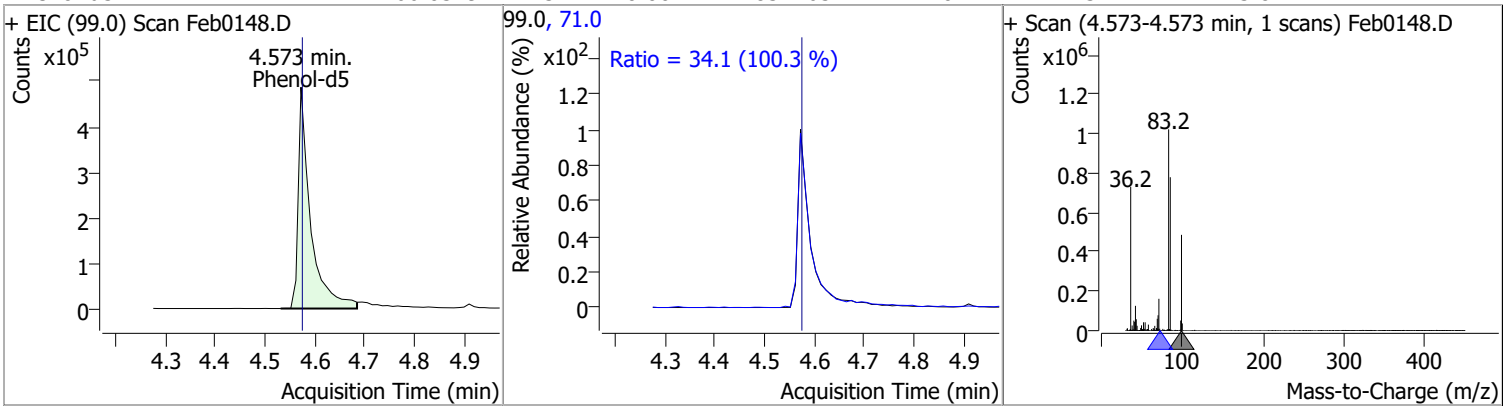

Compound	Conc.	Exp RT	QIon	Exp Ratio
Phenol	N.D.	4.59	66.0	43.8

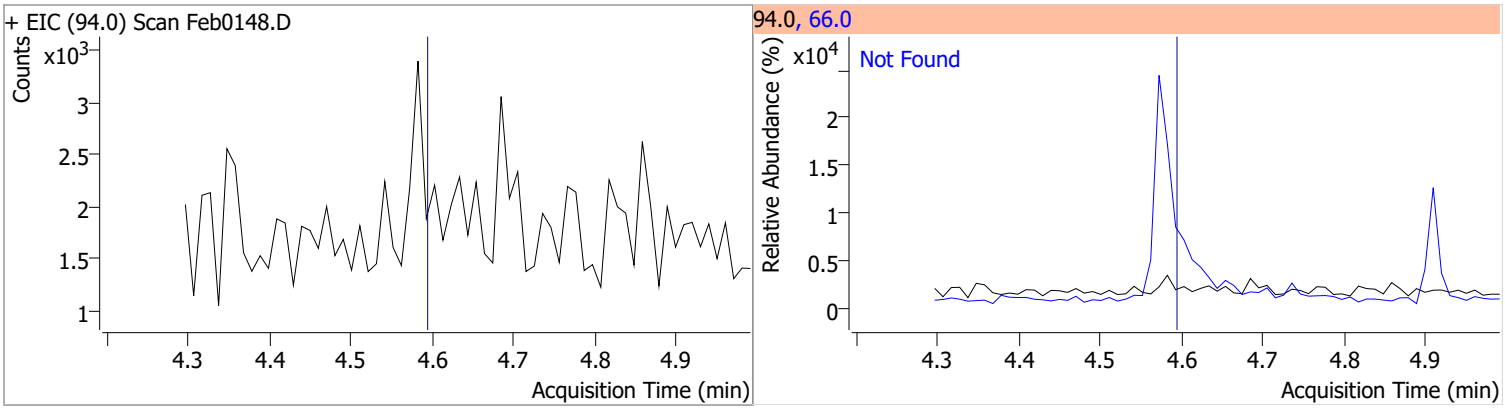

Compound	Conc.	RT	Dev(Min)	Resp.	QIon	QRatio	Lower	Upper
bis(-2-Chloroethyl)Ether		0		0	64.0		2.4	4.5

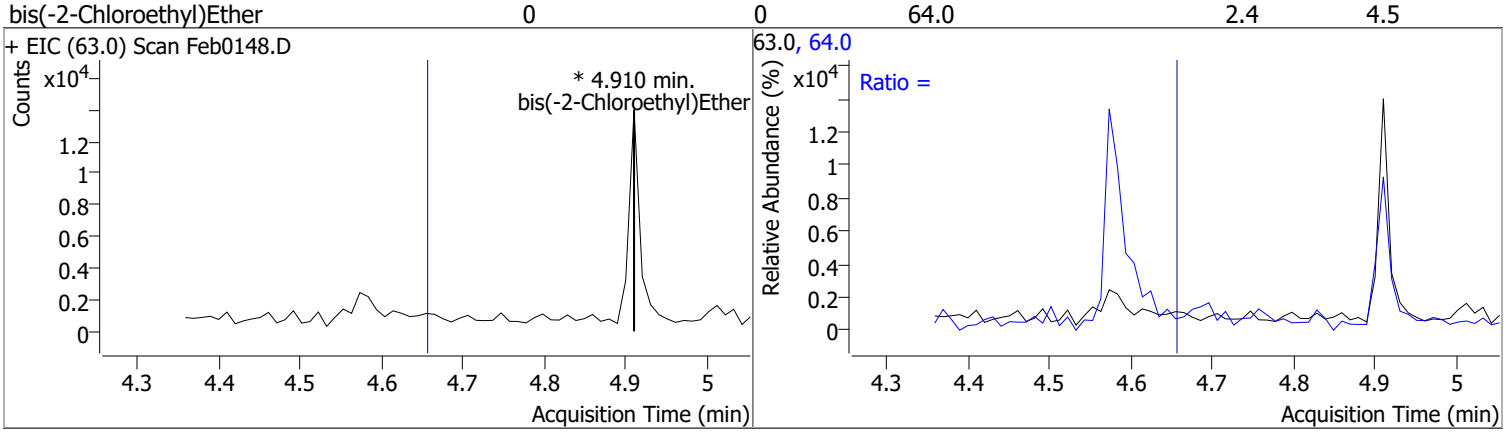

Compound	Conc.	Exp RT	QIon	Exp Ratio
2-Chlorophenol	N.D.	4.68	130.0	31.8

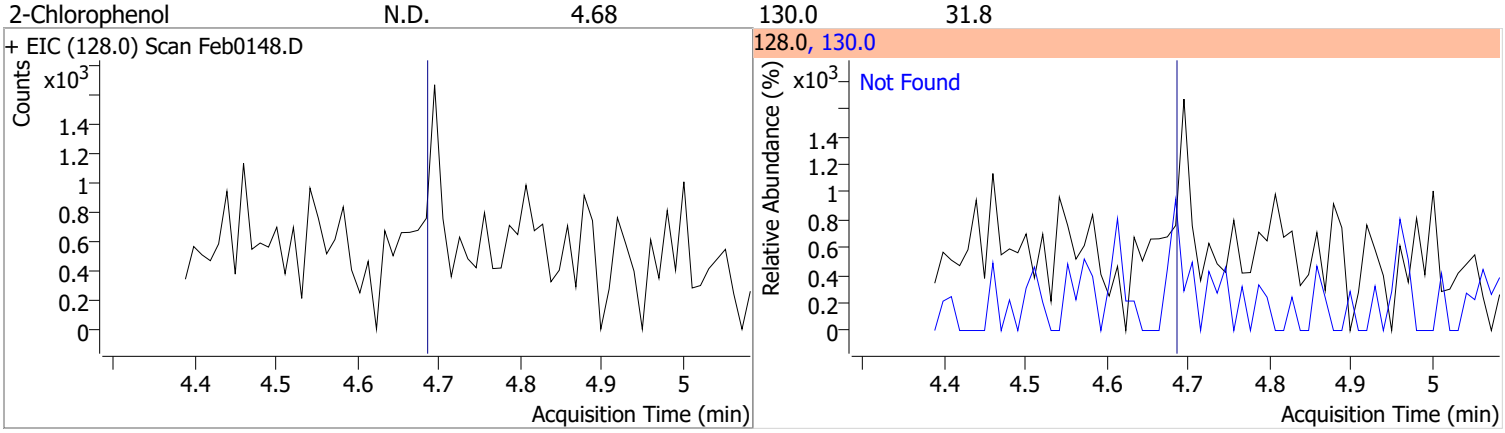

Quantitation Results Report (QT Reviewed)

Compound	Conc.	Exp RT	QIon	Exp Ratio	QIon	Exp Ratio
1,3-Dichlorobenzene	N.D.	4.84	148.0	62.2	111.0	35.9

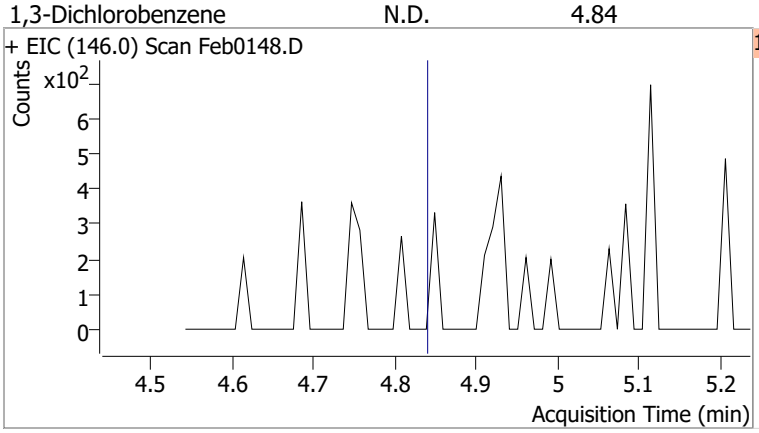

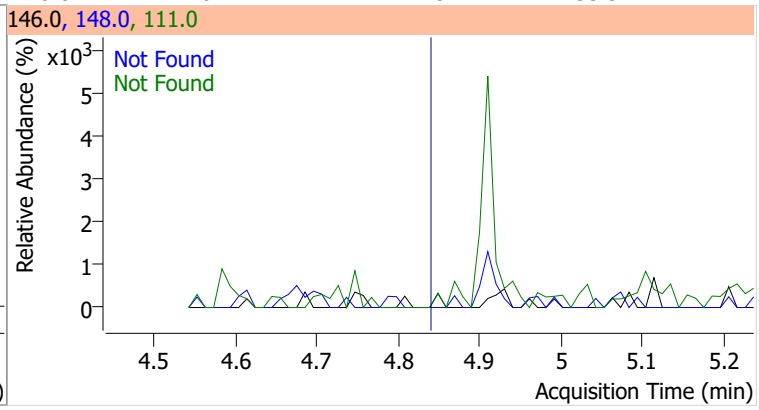

Compound	Conc.	Exp RT	QIon	Exp Ratio	QIon	Exp Ratio
1,4-Dichlorobenzene	N.D.	4.93	148.0	64.1	111.0	35.1

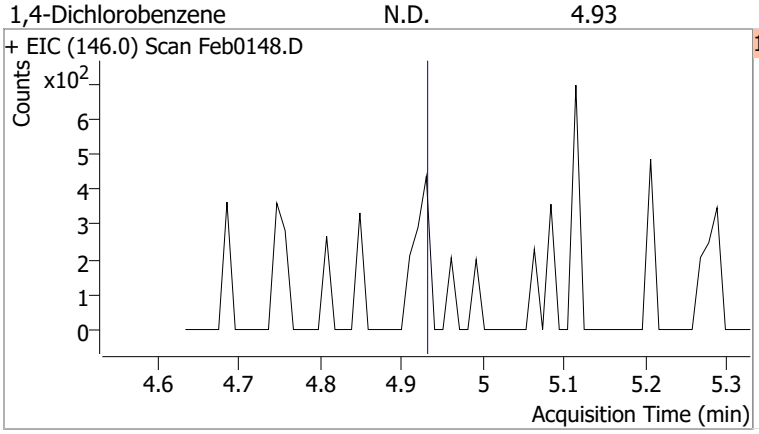

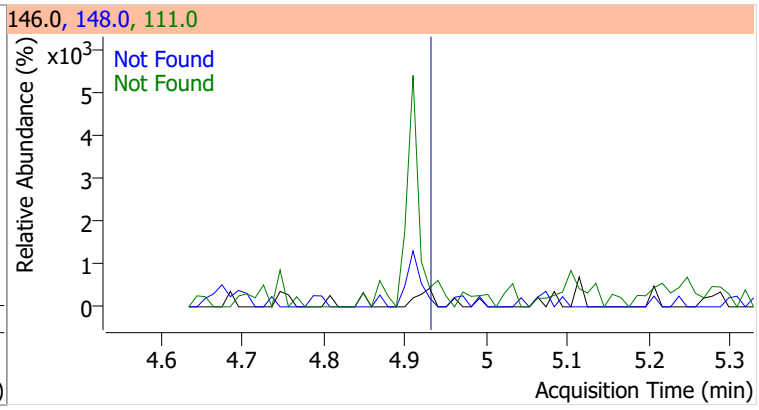

Compound	Conc.	Exp RT	QIon	Exp Ratio	QIon	Exp Ratio
1,2-Dichlorobenzene	N.D.	5.09	148.0	62.9	111.0	36.7

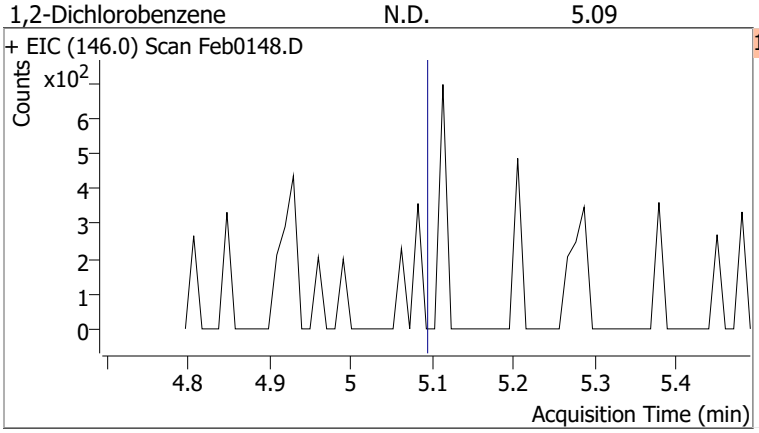

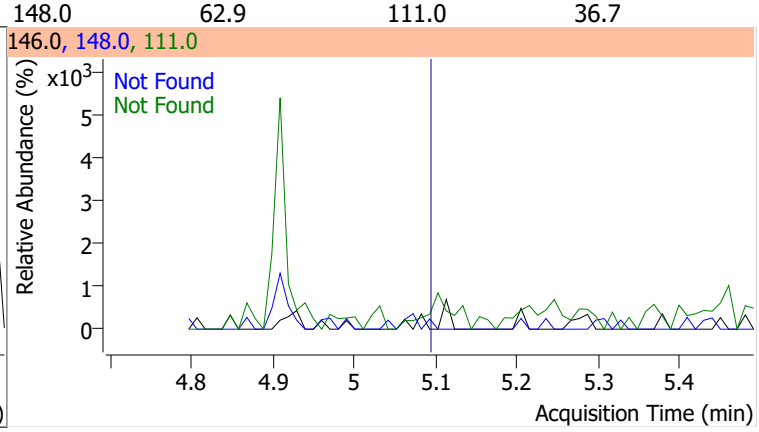

Compound	Conc.	Exp RT	QIon	Exp Ratio	QIon	Exp Ratio
Benzyl Alcohol	N.D.	5.10	79.0	118.4	107.0	64.5

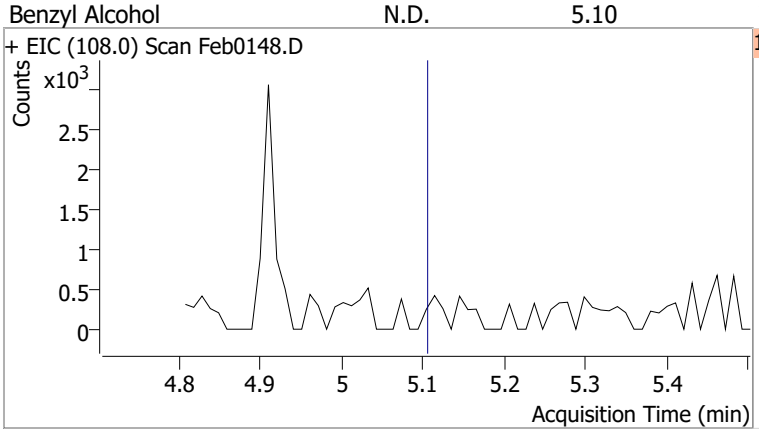

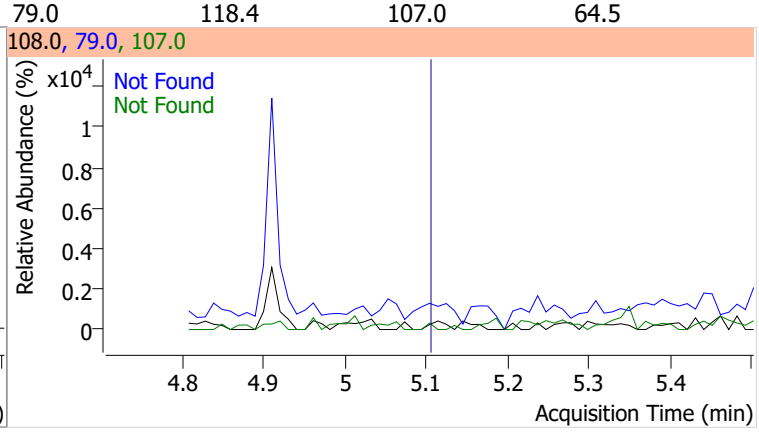

Compound	Conc.	Exp RT	QIon	Exp Ratio
2-Methylphenol	N.D.	5.26	108.0	116.3

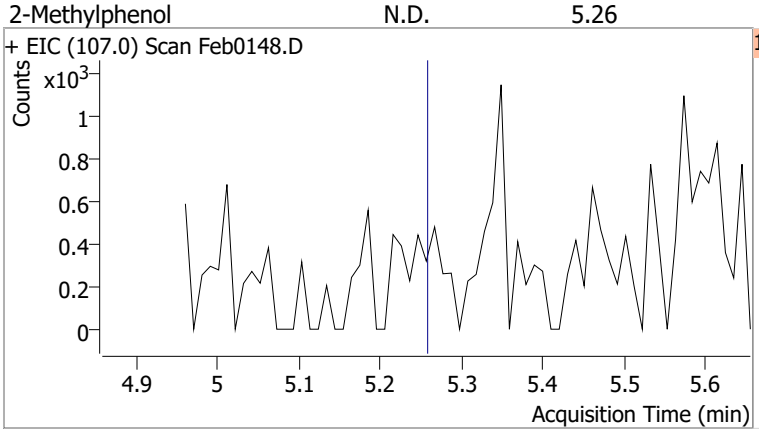

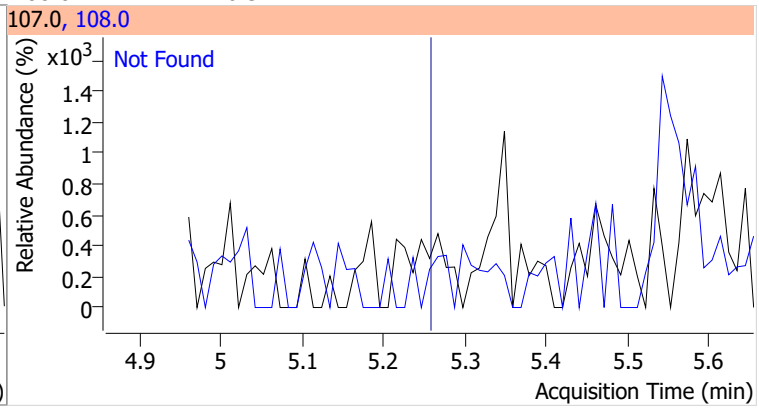

Compound	Conc.	Exp RT	QIon	Exp Ratio
bis(2-chloroisopropyl)Ether	N.D.	5.27	123.0	32.8

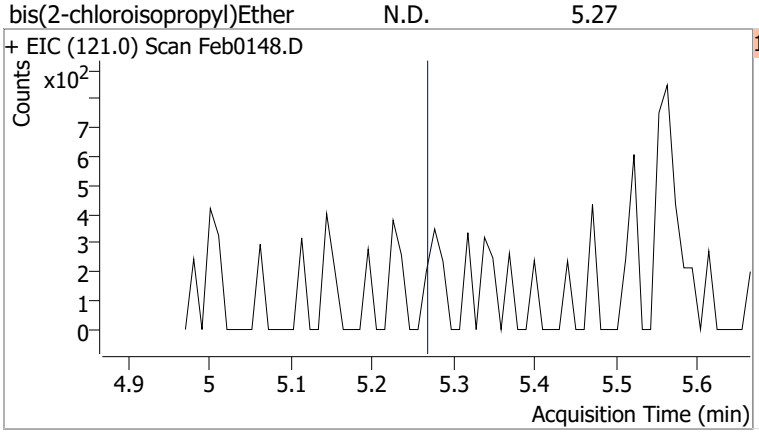

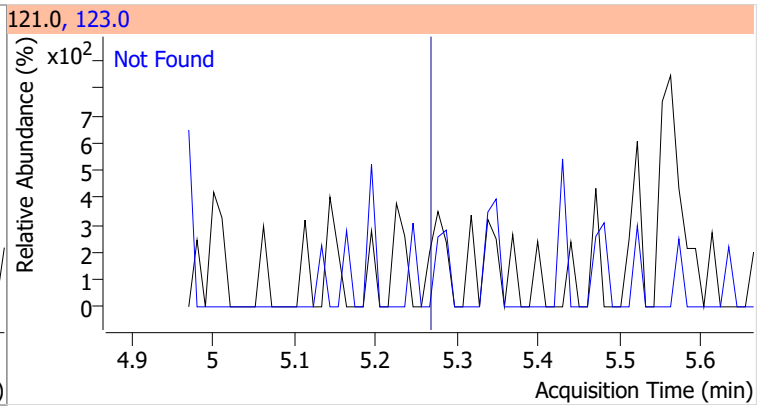

Compound	Conc.	RT	Dev(Min)	Resp.	QIon	QRatio	Lower	Upper
N-nitroso-Di-n-propylamine		0		0	130.0		0.0	35.1

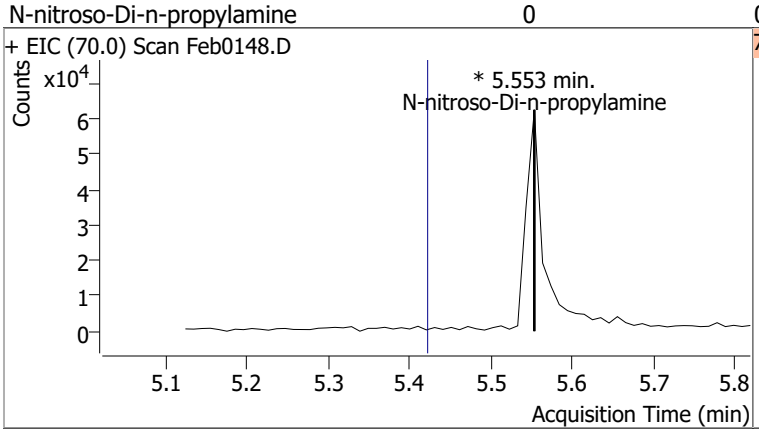

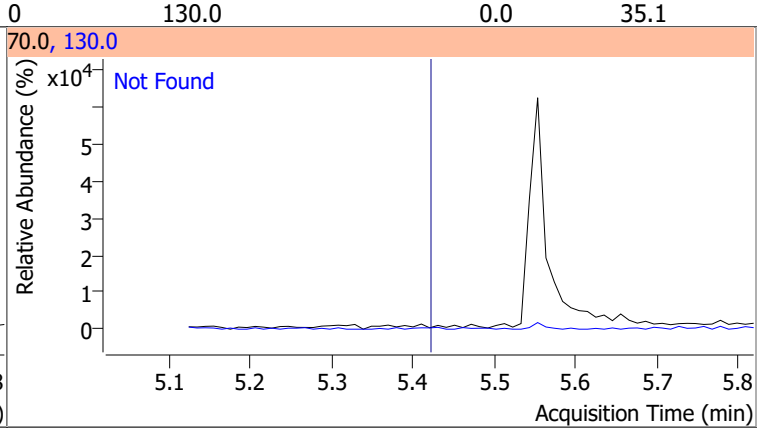

Compound	Conc.	Exp RT	QIon	Exp Ratio
4Methylphenol/3Methylphenol	N.D.	5.44	108.0	84.1

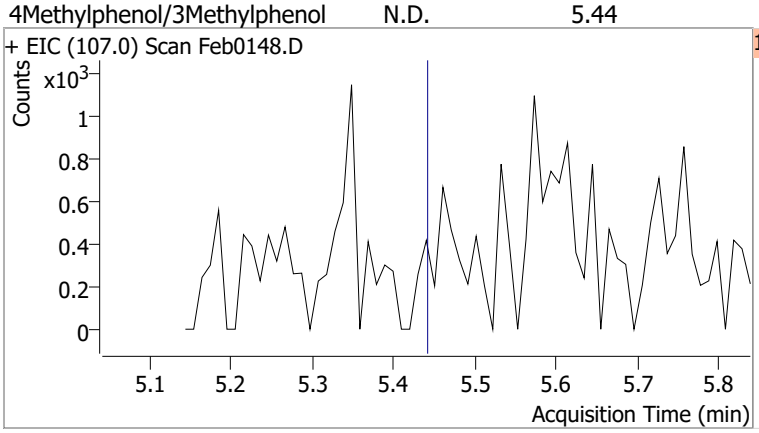

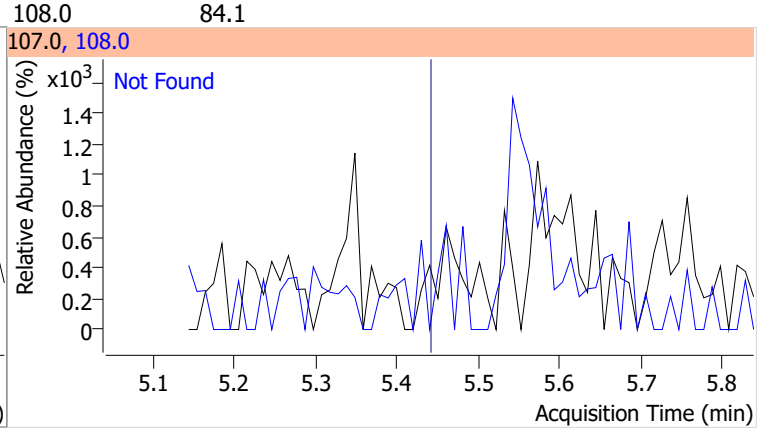

Quantitation Results Report (QT Reviewed)

Compound	Conc.	Exp RT	QIon	Exp Ratio	QIon	Exp Ratio
Hexachloroethane	N.D.	5.47	201.0	93.6	199.0	59.8

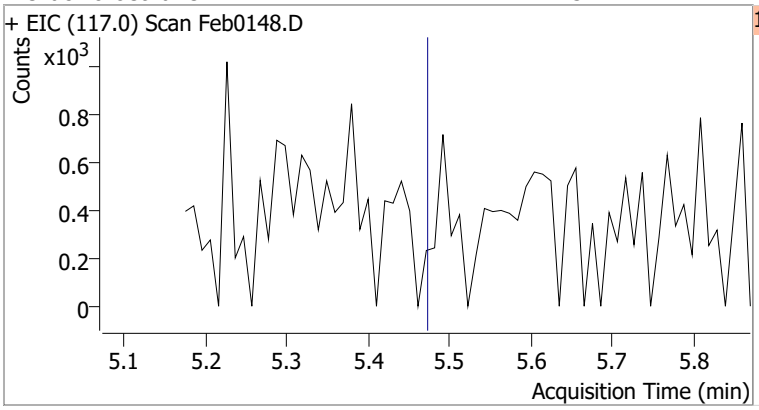

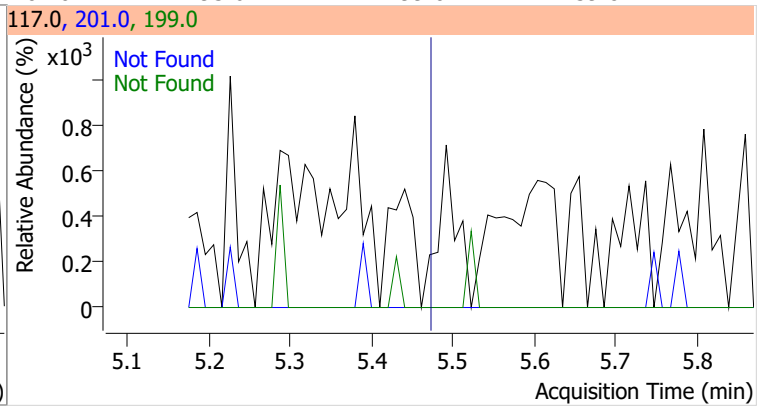

Compound	Conc.	RT	Dev(Min)	Resp.	QIon	QRatio	Lower	Upper
Nitrobenzene-d5	60.4821	5.55	0.00	397473	54.0	59.4	44.8	83.2
					128.0	46.9	32.6	60.6

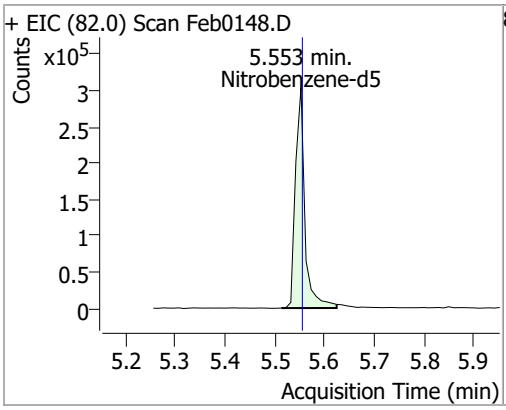

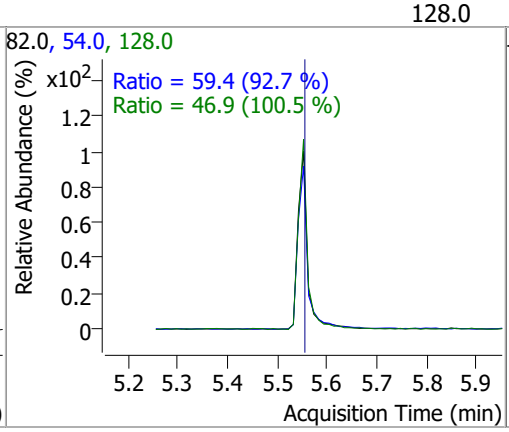

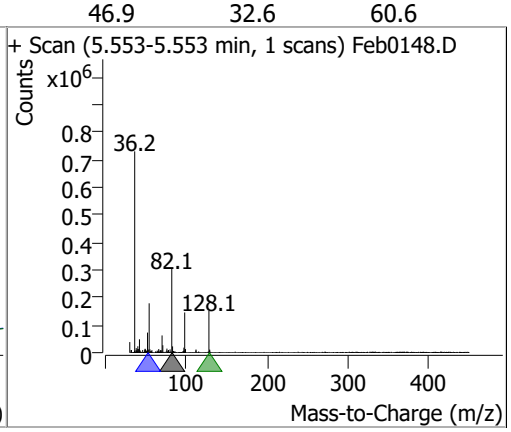

Compound	Conc.	Exp RT	QIon	Exp Ratio	QIon	Exp Ratio
Nitrobenzene	N.D.	5.57	77.0	202.4	51.0	125.5

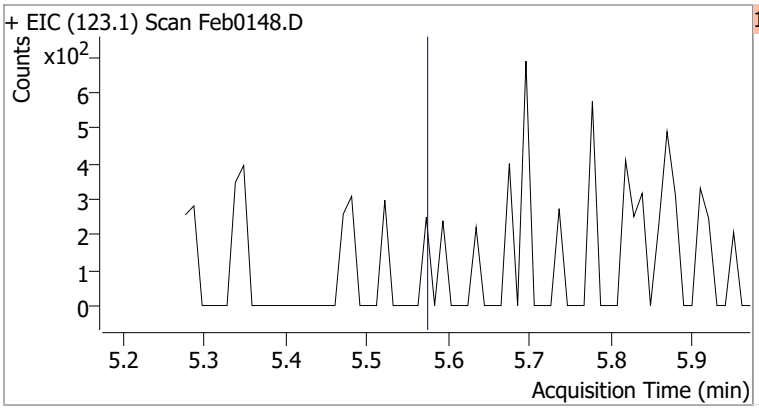

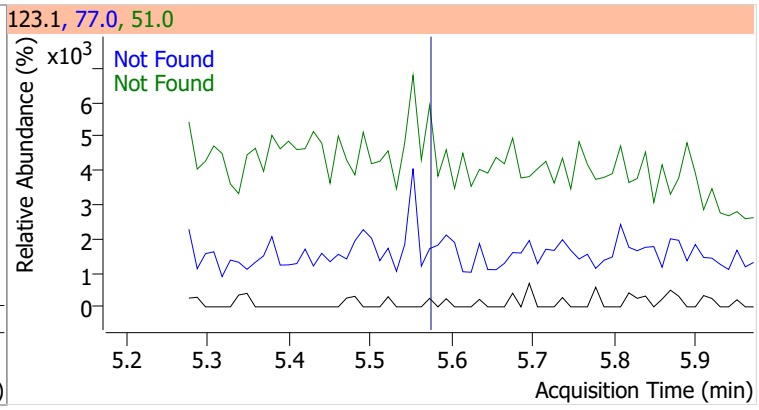

Compound	Conc.	Exp RT	QIon	Exp Ratio
Isophorone	N.D.	5.88	138.0	21.7

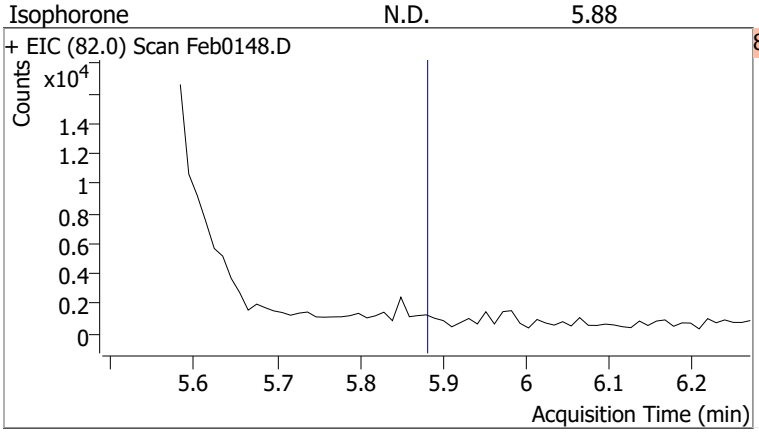

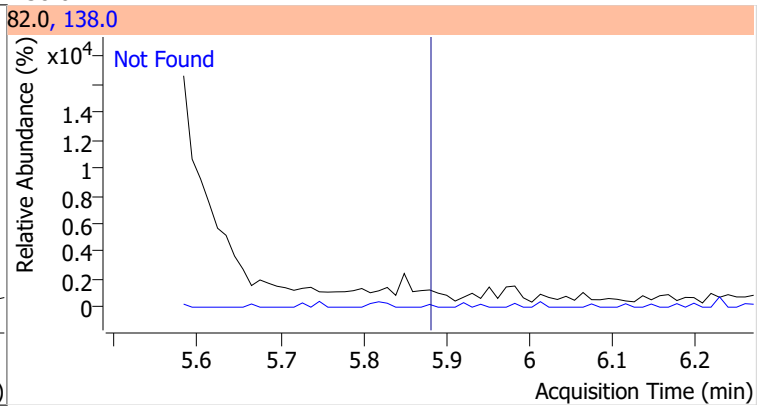

Compound	Conc.	Exp RT	QIon	Exp Ratio	QIon	Exp Ratio
2-Nitrophenol	N.D.	5.94	65.0	48.9	109.0	38.3

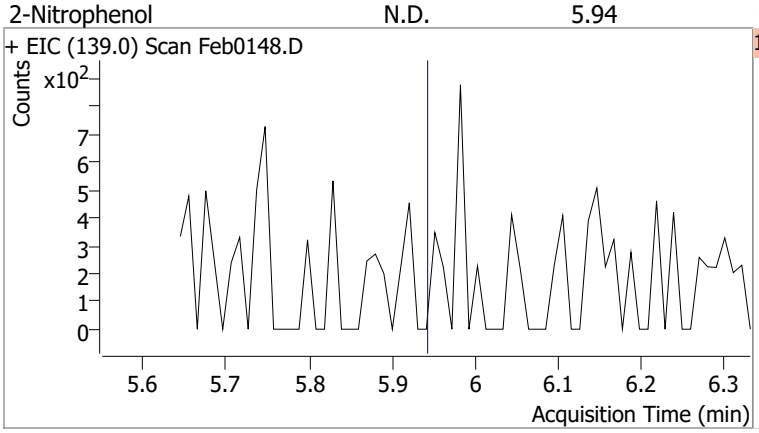

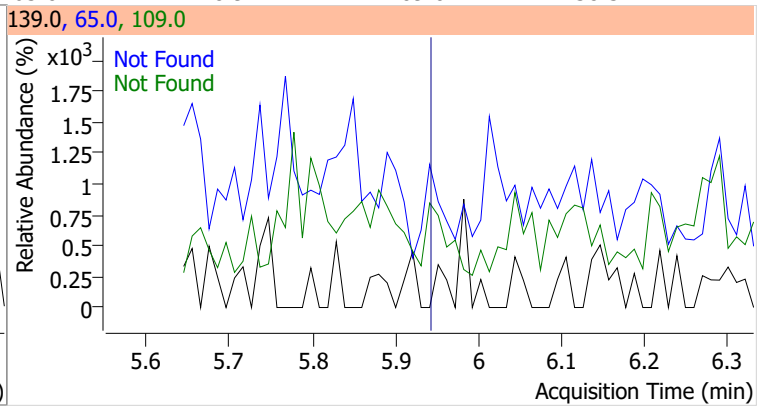

Compound	Conc.	Exp RT	QIon	Exp Ratio	QIon	Exp Ratio
2,4-Dimethylphenol	N.D.	6.05	107.0	109.0	77.0	32.4

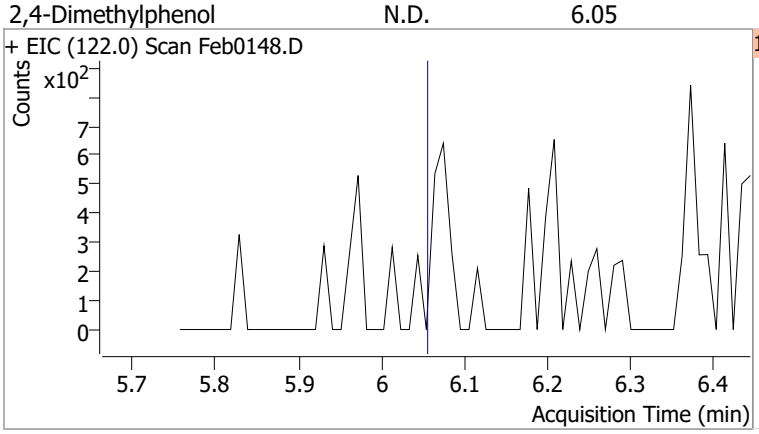

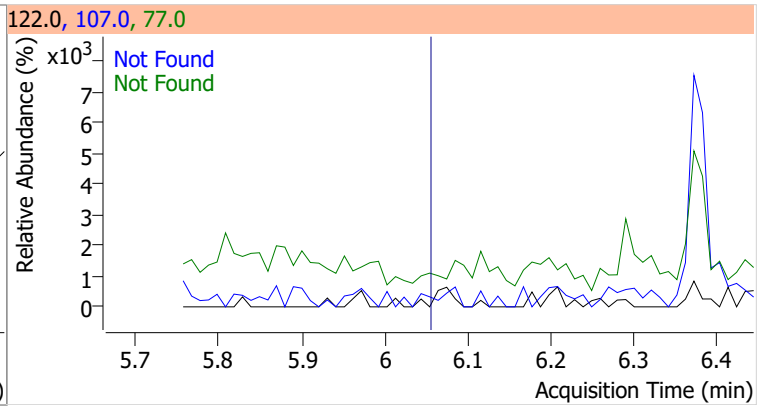

Compound	Conc.	Exp RT	QIon	Exp Ratio	QIon	Exp Ratio
bis(-2-Chloroethoxy)Methane	N.D.	6.16	63.0	68.6	95.0	32.4

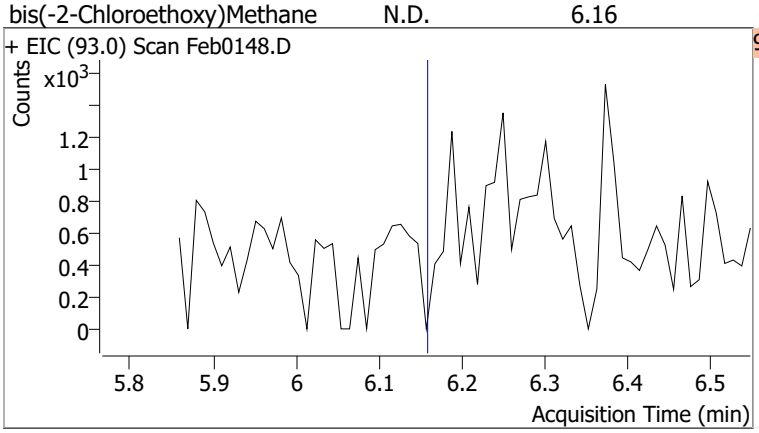

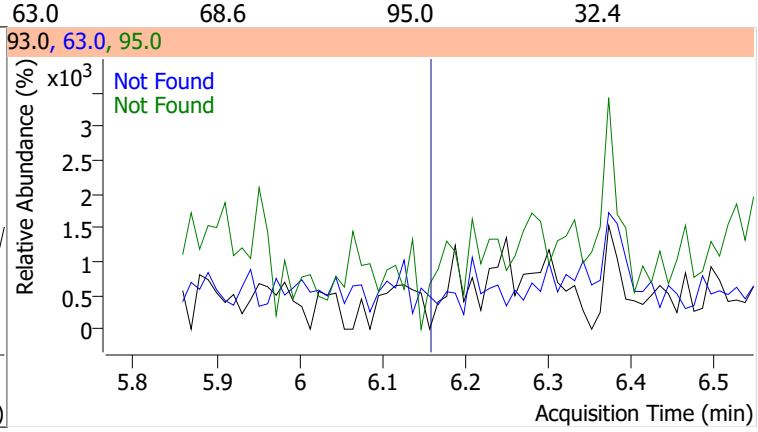

Compound	Conc.	Exp RT	QIon	Exp Ratio	QIon	Exp Ratio
2,4-Dichlorophenol	N.D.	6.25	164.0	63.2	98.0	30.8

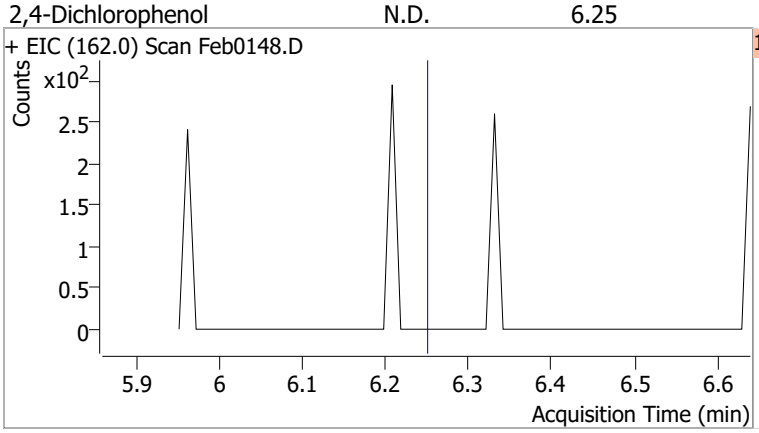

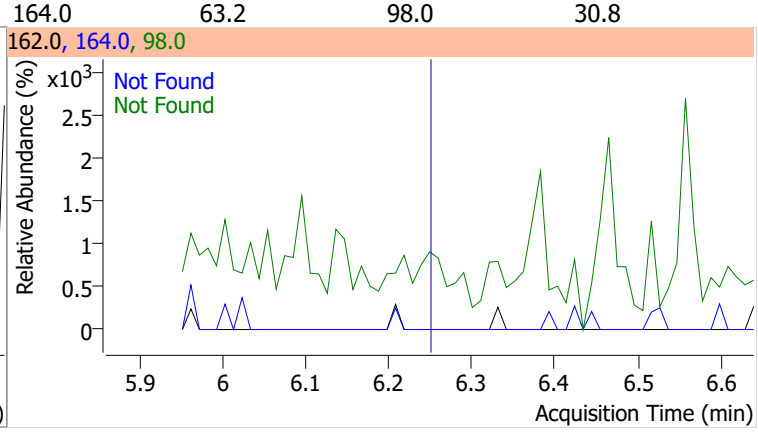

Quantitation Results Report (QT Reviewed)

Compound	Conc.	Exp RT	QIon	Exp Ratio	QIon	Exp Ratio
Benzoic Acid	N.D.	6.27	122.0	88.6	77.0	75.0

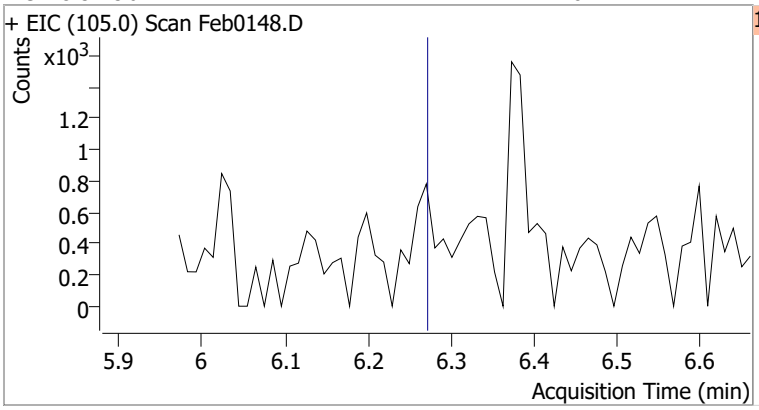

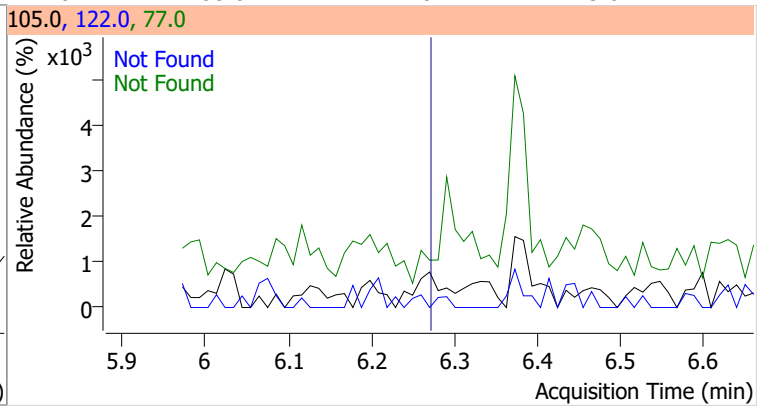

Compound	Conc.	Exp RT	QIon	Exp Ratio	QIon	Exp Ratio
1,2,4-Trichlorobenzene	N.D.	6.32	182.0	97.1	145.0	28.4

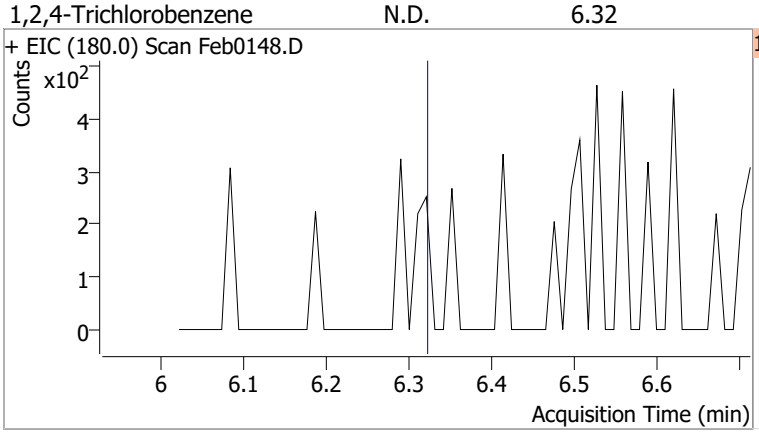

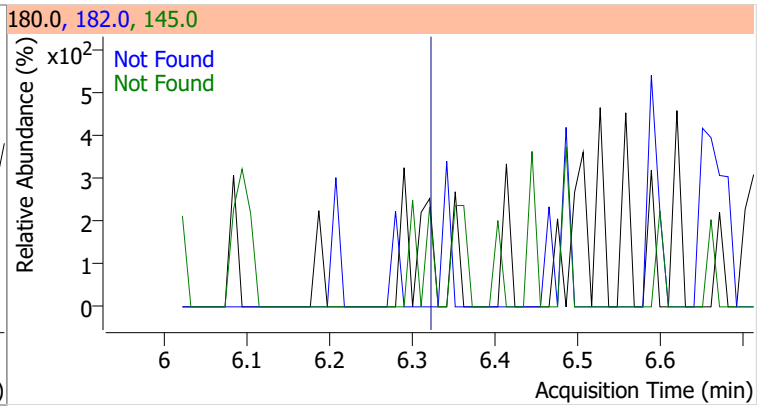

Compound	Conc.	Exp RT	QIon	Exp Ratio	QIon	Exp Ratio
Naphthalene	N.D.	6.40	129.0	11.4	102.0	9.7

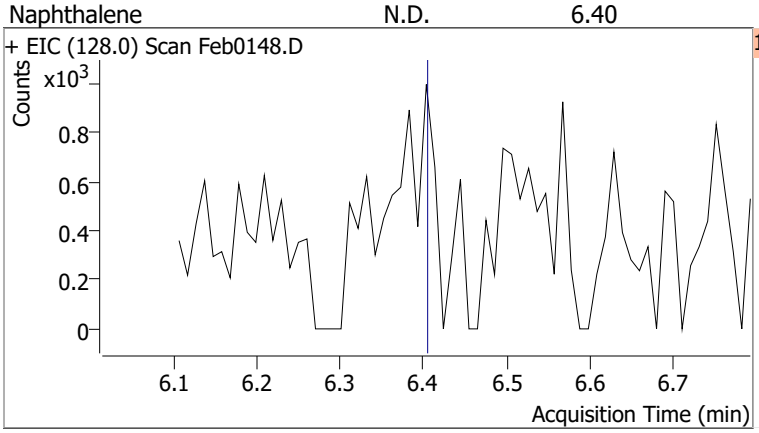

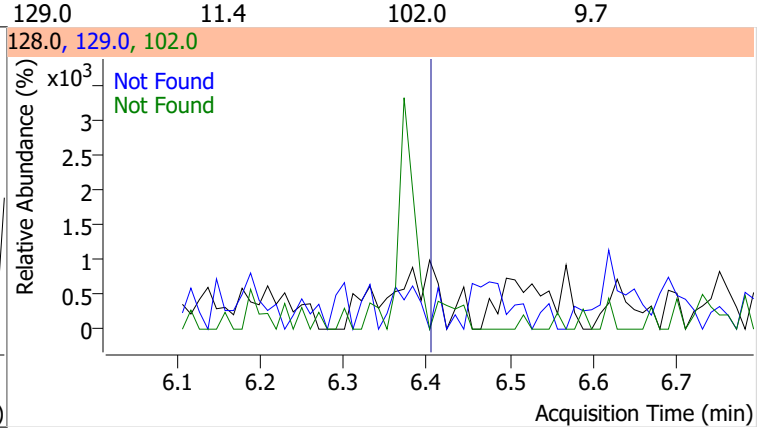

Compound	Conc.	RT	Dev(Min)	Resp.	QIon	QRatio	Lower	Upper
4-Chlorophenol		0		0	128.0		243.7	452.5

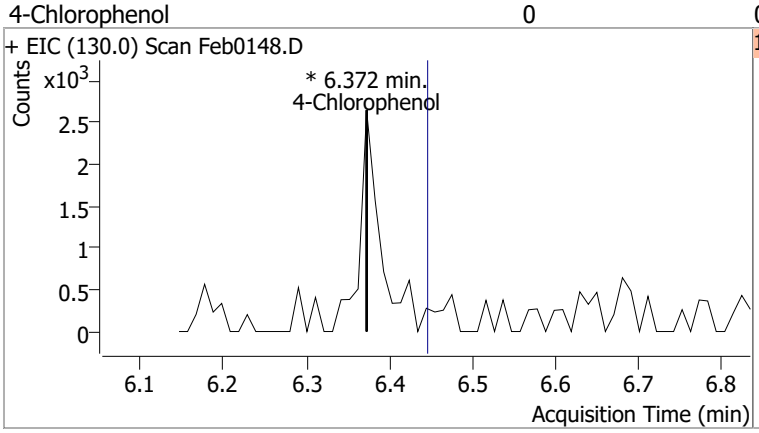

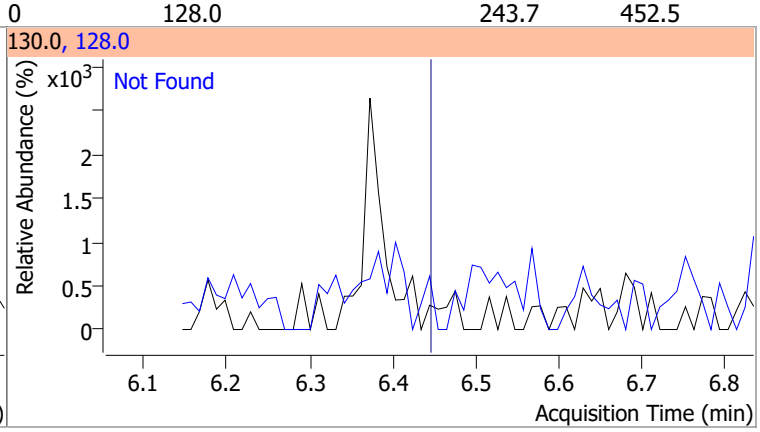

Compound	Conc.	Exp RT	QIon	Exp Ratio	QIon	Exp Ratio
p-Chloroaniline	N.D.	6.51	129.0	33.1	65.0	29.9

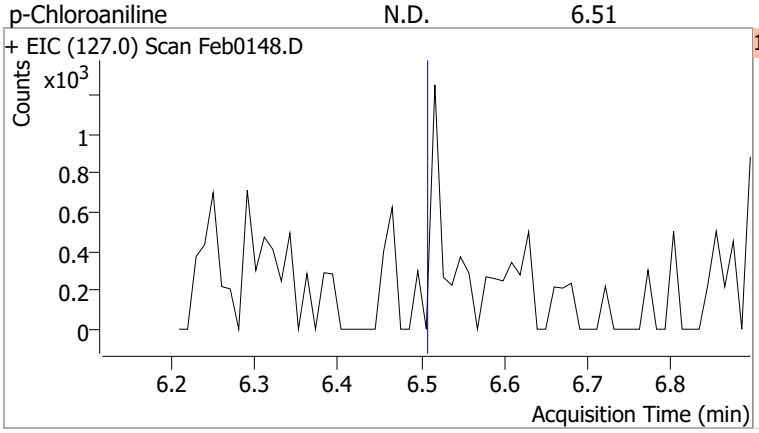

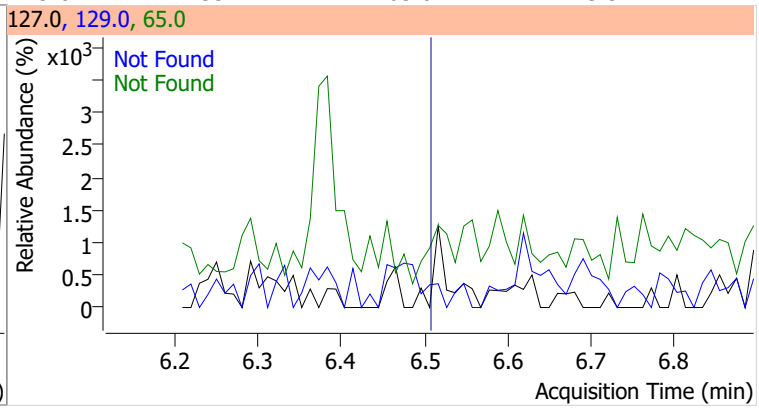

Compound	Conc.	Exp RT	QIon	Exp Ratio	QIon	Exp Ratio
Hexachlorobutadiene	N.D.	6.58	223.0	65.1	227.0	63.7

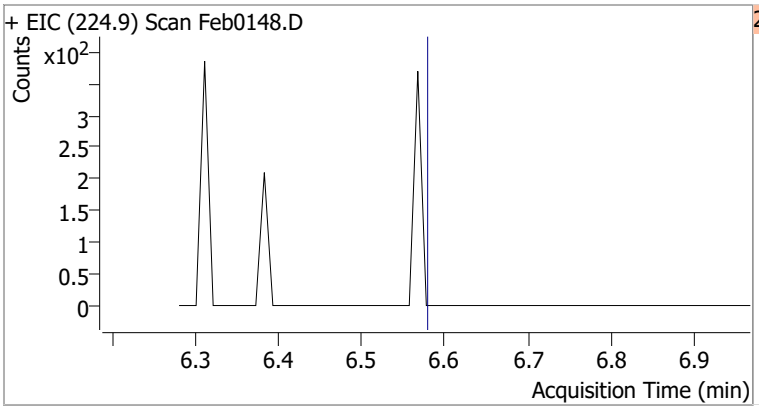

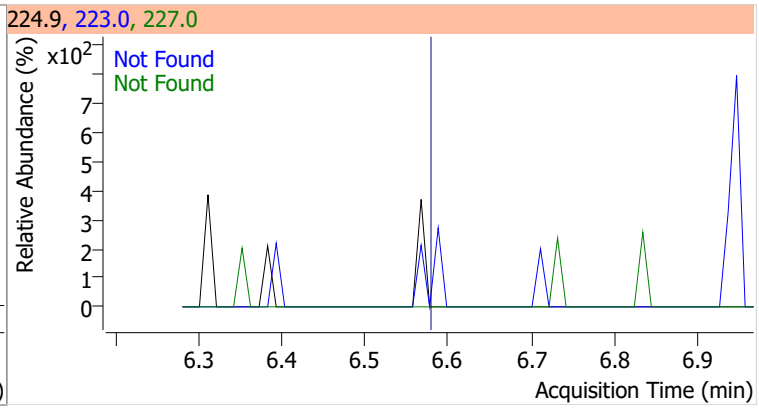

Compound	Conc.	Exp RT	QIon	Exp Ratio
4-Chloro-2-Methylphenol	N.D.	6.99	144.0	28.0

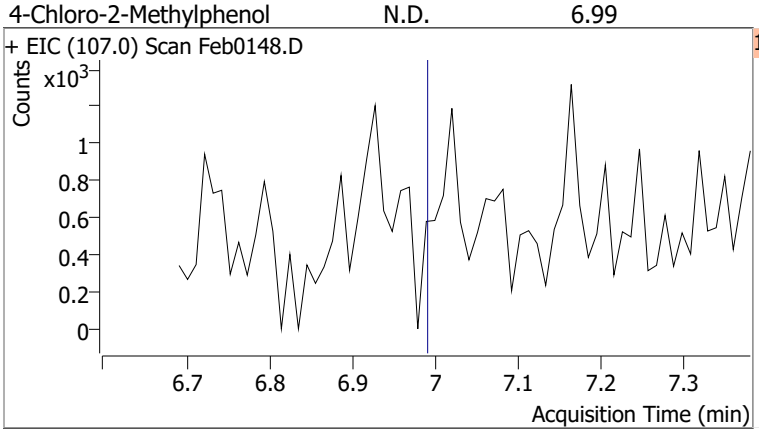

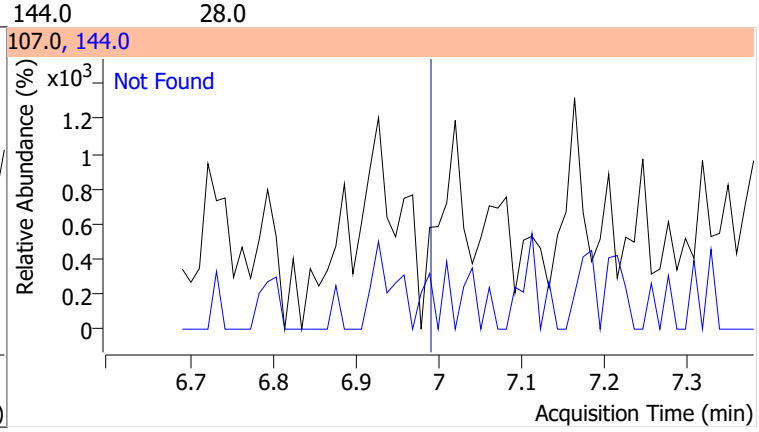

Compound	Conc.	Exp RT	QIon	Exp Ratio
4-Chloro-3-Methylphenol	N.D.	7.13	144.0	28.6

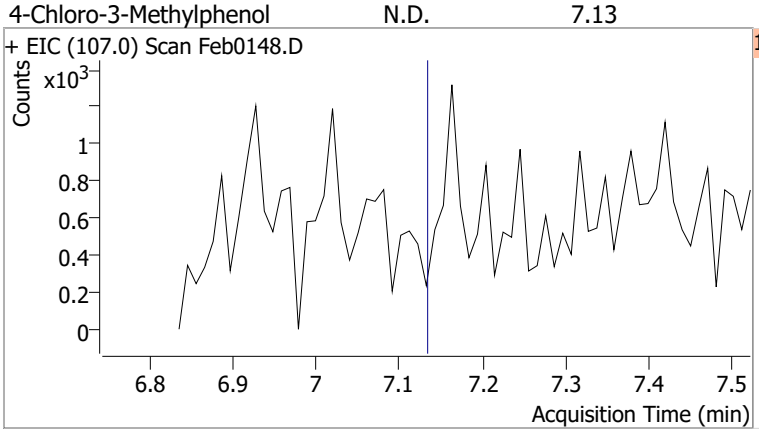

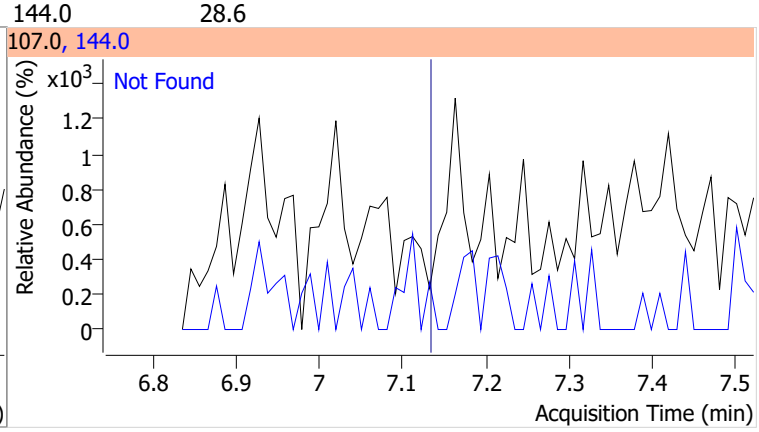

Compound	Conc.	Exp RT	QIon	Exp Ratio	QIon	Exp Ratio
2-Methylnaphthalene	N.D.	7.24	142.0	118.8	115.0	41.1

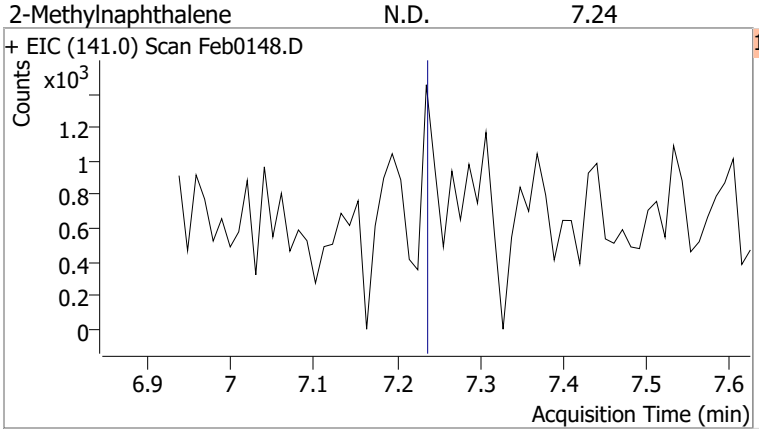

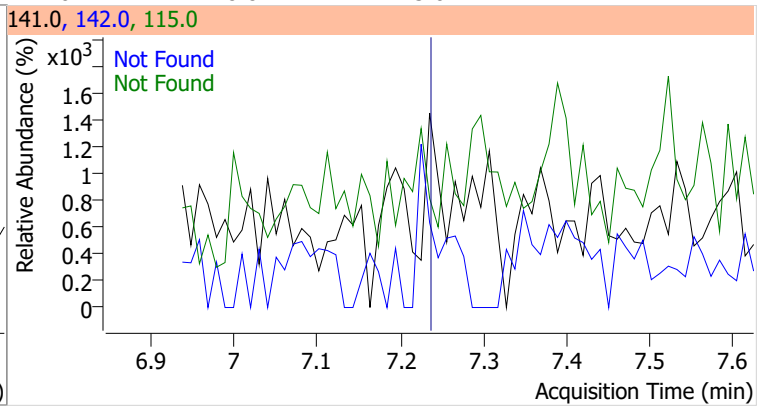

Compound	Conc.	Exp RT	QIon	Exp Ratio	QIon	Exp Ratio
1-Methylnaphthalene	N.D.	7.35	142.0	111.3	115.0	42.1

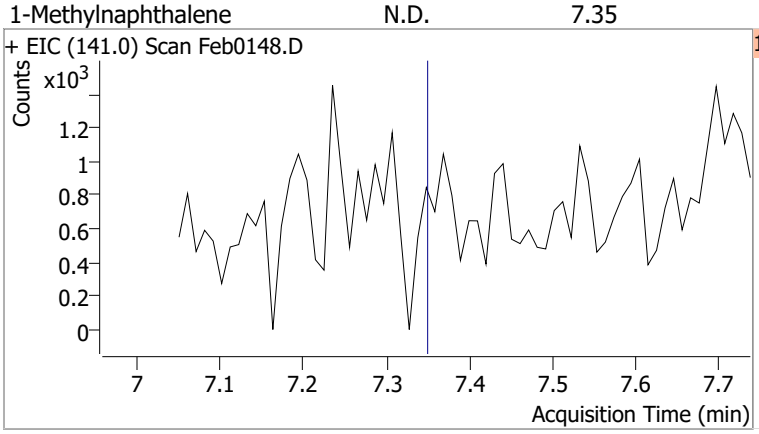

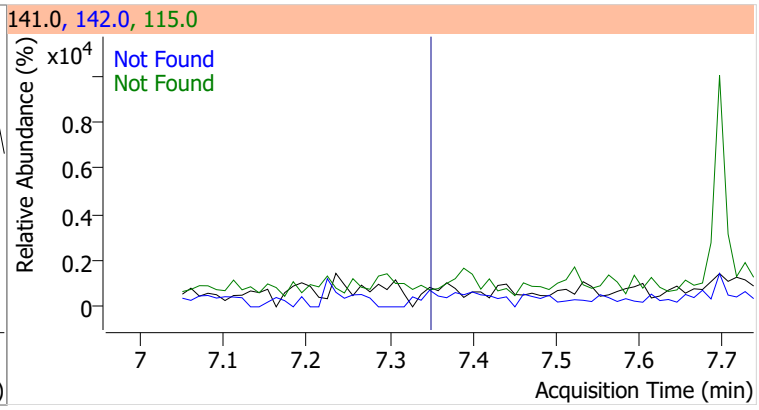

Compound	Conc.	Exp RT	QIon	Exp Ratio	QIon	Exp Ratio
Hexachlorocyclopentadiene	N.D.	7.43	238.9	62.5	234.9	62.4

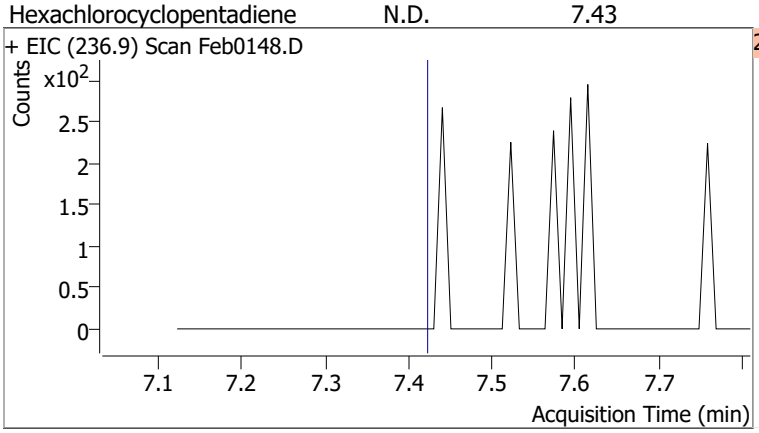

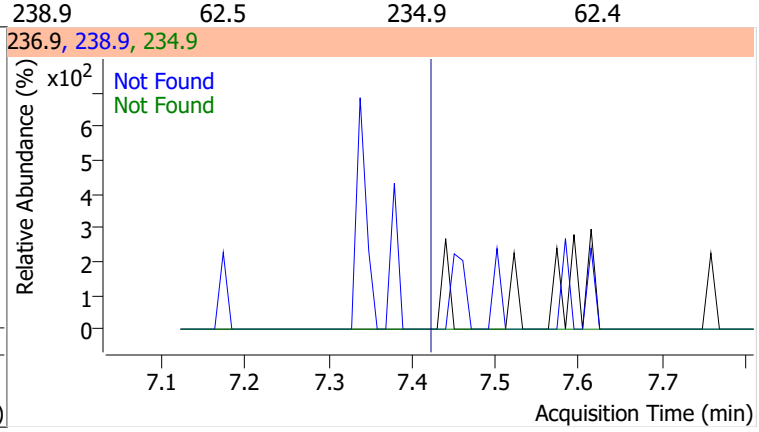

Compound	Conc.	Exp RT	QIon	Exp Ratio
2,4,6-Trichlorophenol	N.D.	7.59	198.0	98.1

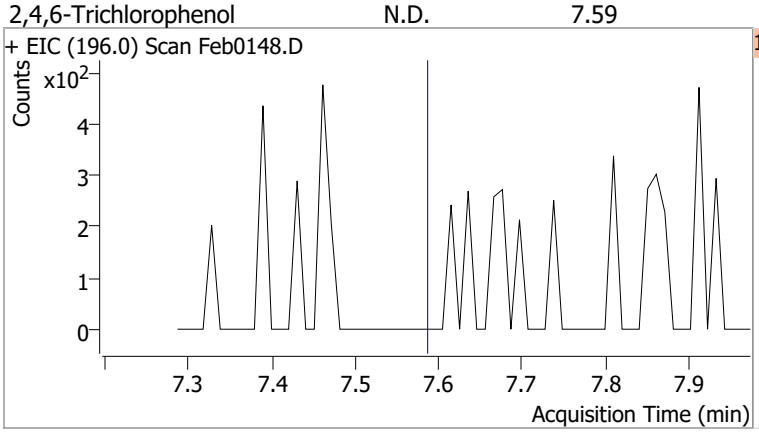

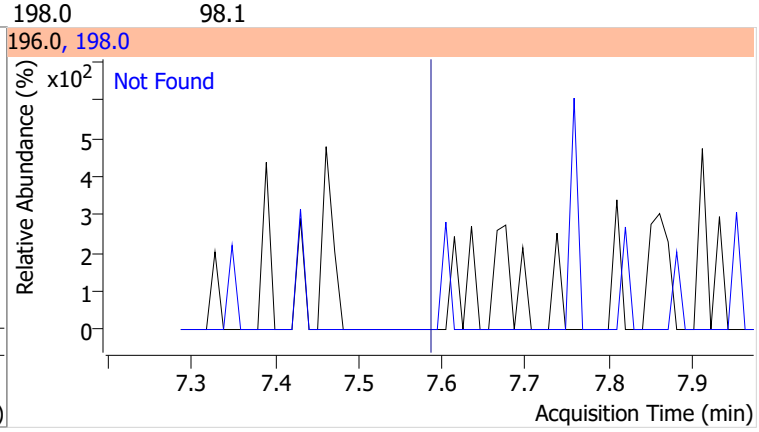

Compound	Conc.	Exp RT	QIon	Exp Ratio
2,4,5-Trichlorophenol	N.D.	7.64	198.0	93.7

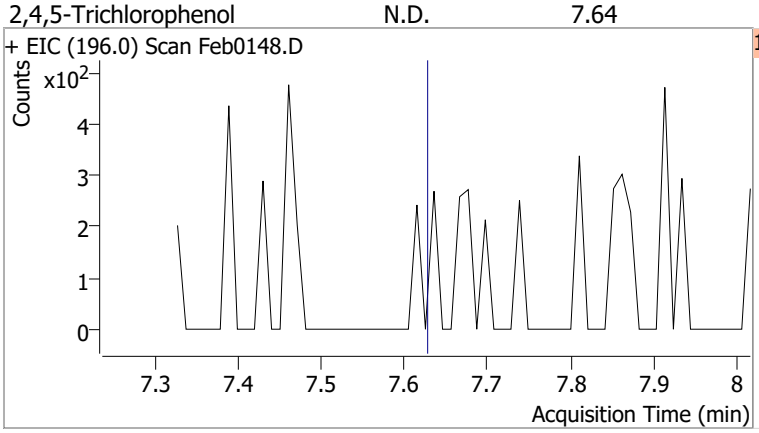

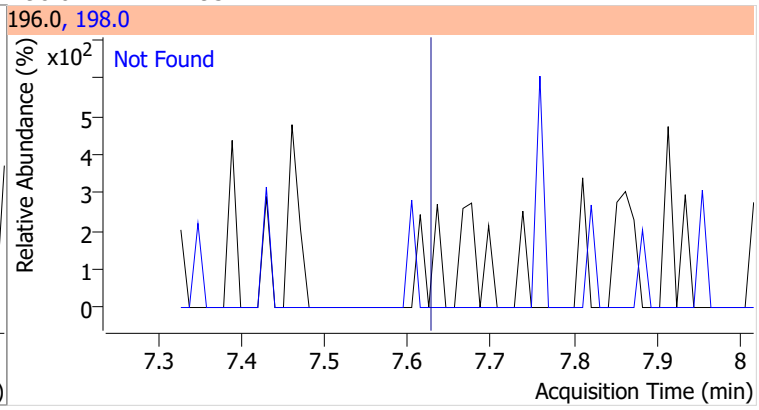

Compound	Conc.	RT	Dev(Min)	Resp.	QIon	QRatio	Lower	Upper
2-Fluorobiphenyl	60.8510	7.70	0.00	1312689	171.0	34.2	23.8	44.1

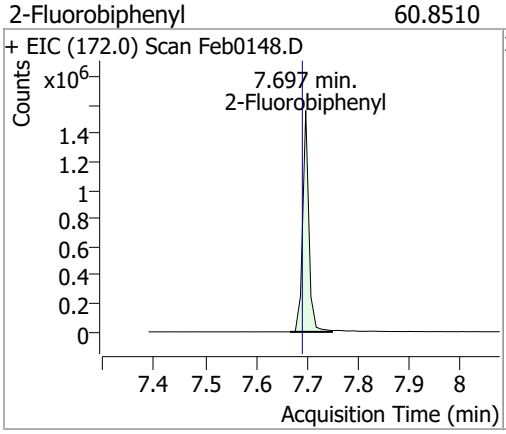

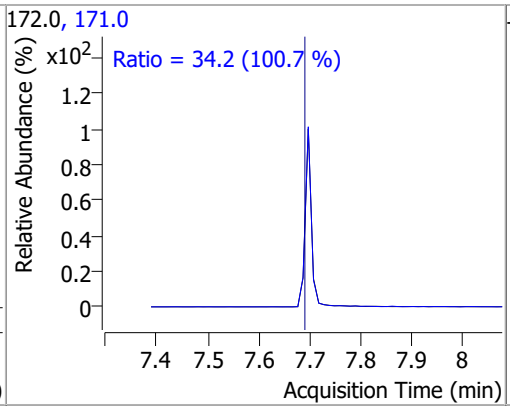

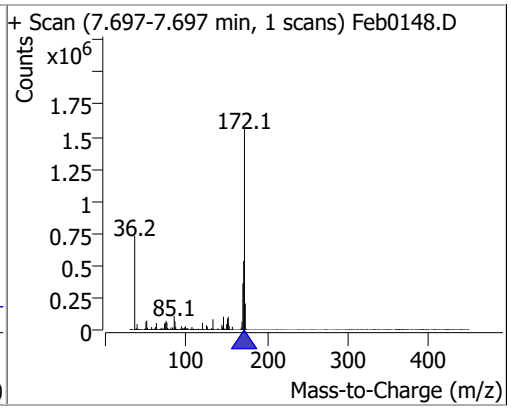

Compound	Conc.	Exp RT	QIon	Exp Ratio	QIon	Exp Ratio
2-Chloronaphthalene	N.D.	7.81	127.0	36.7	164.0	32.2

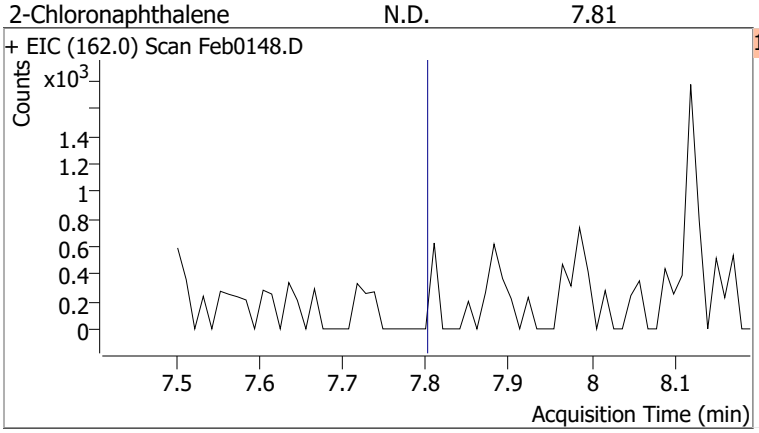

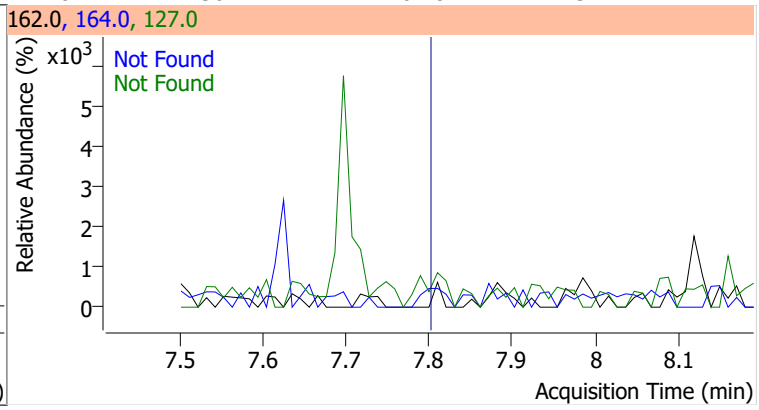

Compound	Conc.	Exp RT	QIon	Exp Ratio
2-Nitroaniline	N.D.	7.96	138.0	120.7

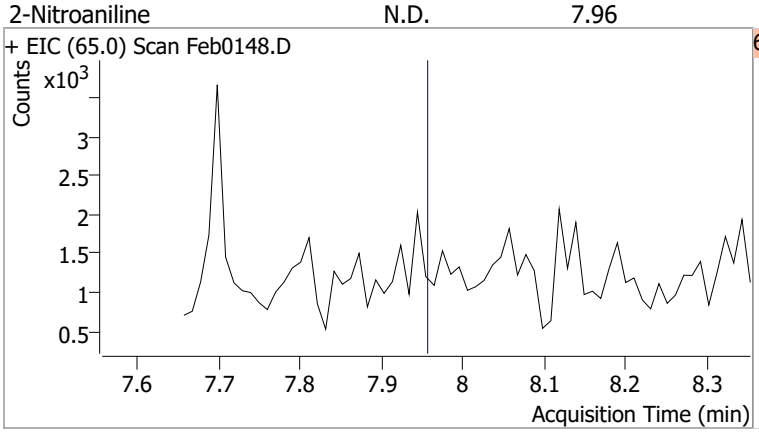

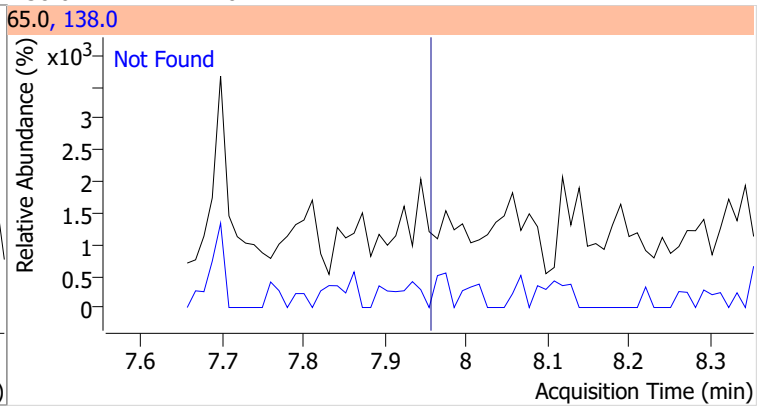

Quantitation Results Report (QT Reviewed)

Compound	Conc.	RT	Dev(Min)	Resp.	QIon	QRatio	Lower	Upper
Dimethyl Phthalate		0		0	77.0		13.0	24.2

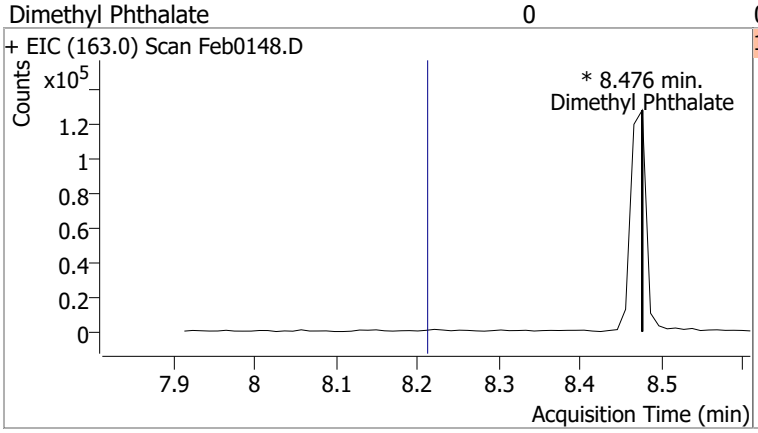

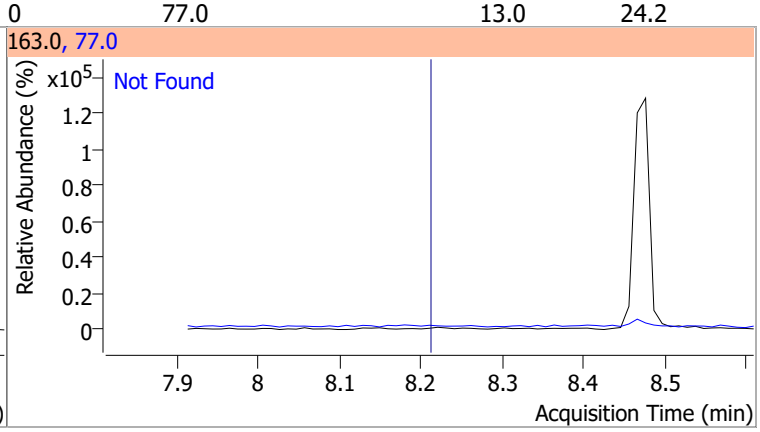

Compound	Conc.	RT	Dev(Min)	Resp.	QIon	QRatio	Lower	Upper
2,6-Dinitrotoluene		0		0	63.0		82.2	152.7
					89.0		40.8	75.8

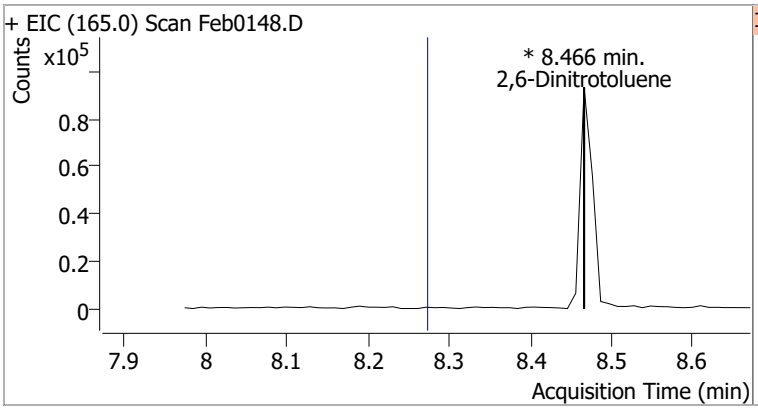

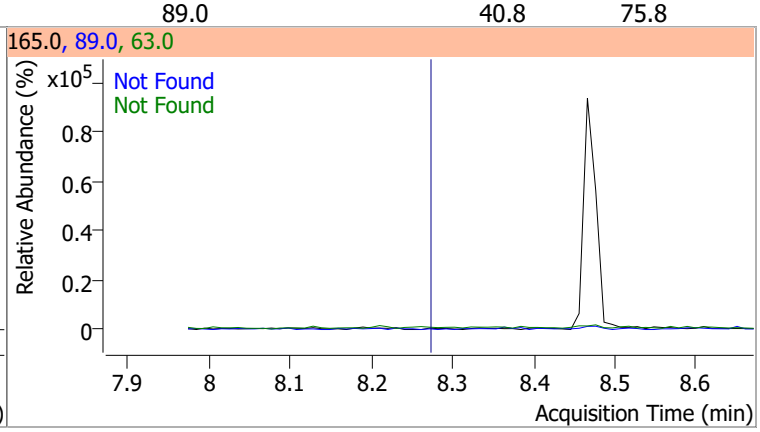

Compound	Conc.	Exp RT	QIon	Exp Ratio
Acenaphthylene	N.D.	8.30	153.1	14.0

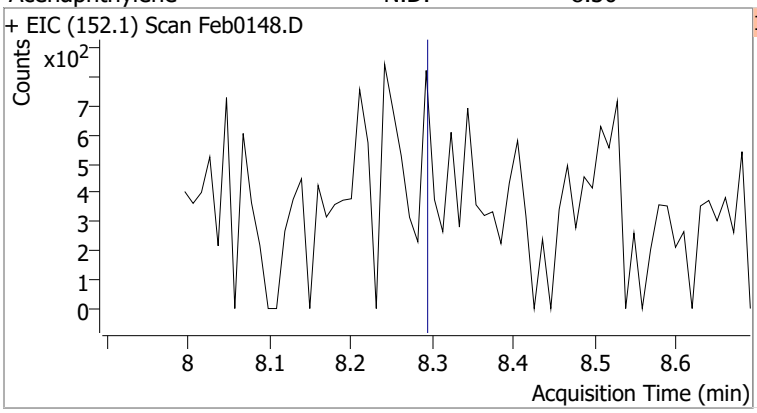

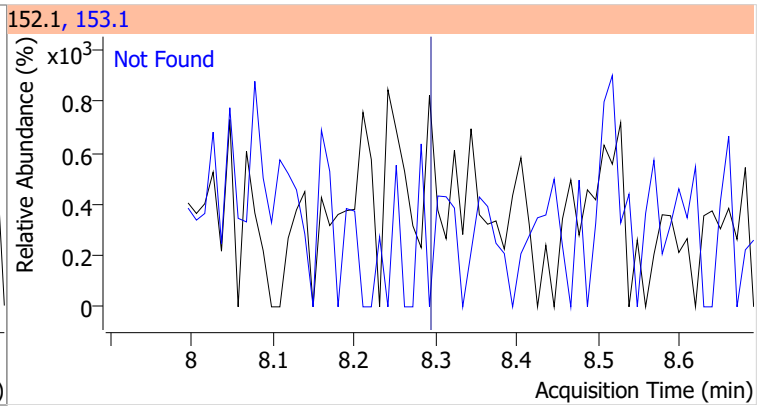

Compound	Conc.	Exp RT	QIon	Exp Ratio	QIon	Exp Ratio
3-Nitroaniline	N.D.	8.48	65.0	121.0	92.0	102.4

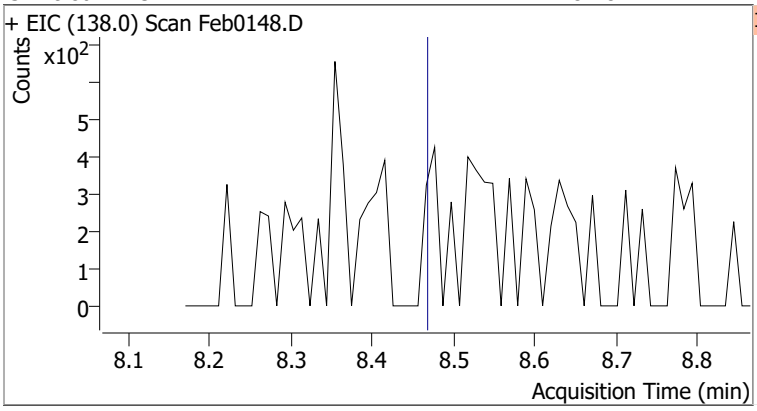

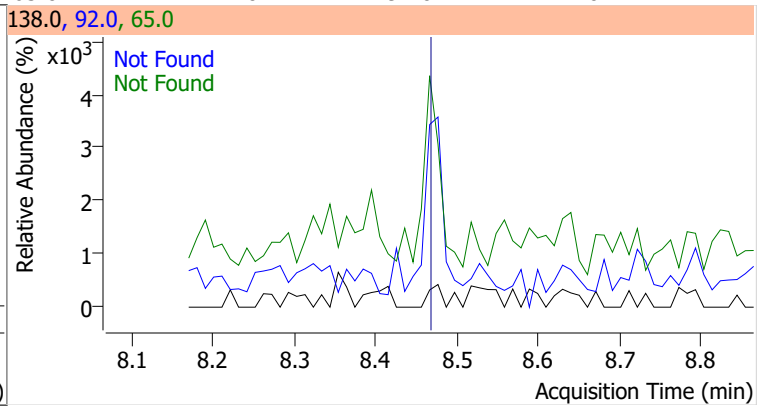

Quantitation Results Report (QT Reviewed)

Compound	Conc.	Exp RT	QIon	Exp Ratio	QIon	Exp Ratio
Acenaphthene	N.D.	8.52	153.0	109.2	152.0	51.1

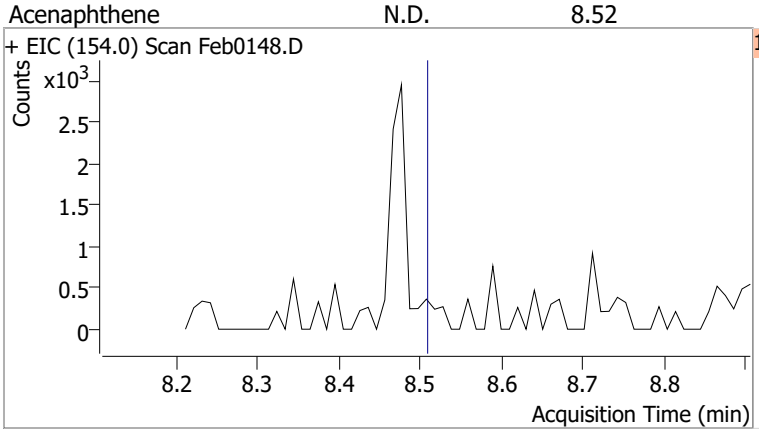

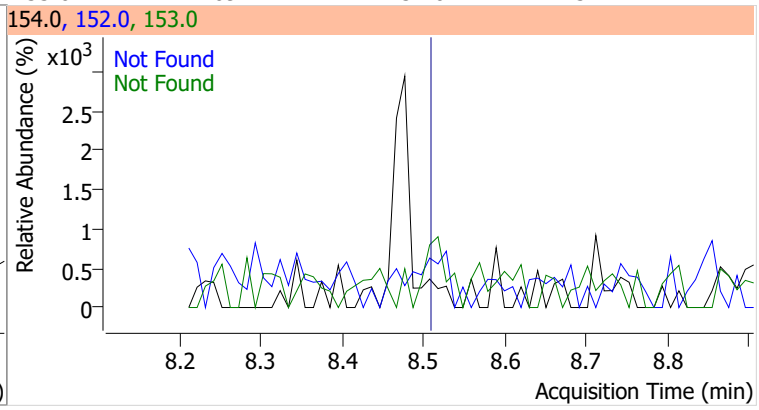

Compound	Conc.	Exp RT	QIon	Exp Ratio
2,4-Dinitrophenol	N.D.	8.60	154.0	63.4

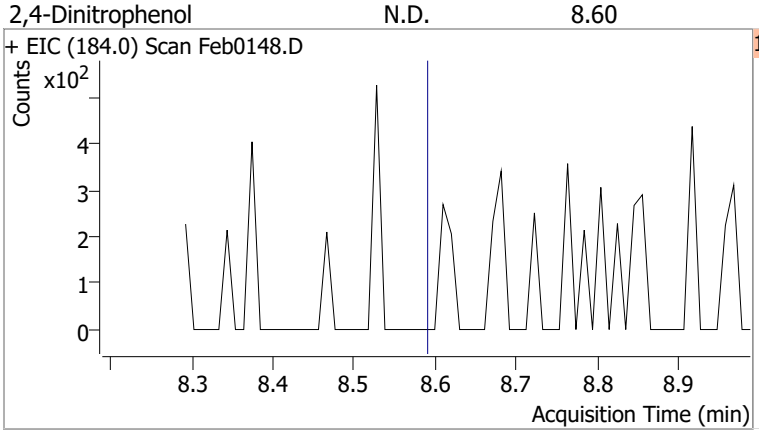

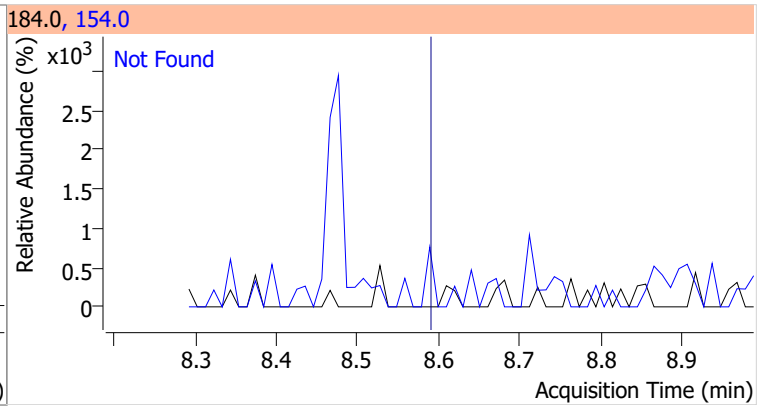

Compound	Conc.	Exp RT	QIon	Exp Ratio
Dibenzofuran	N.D.	8.72	139.0	43.1

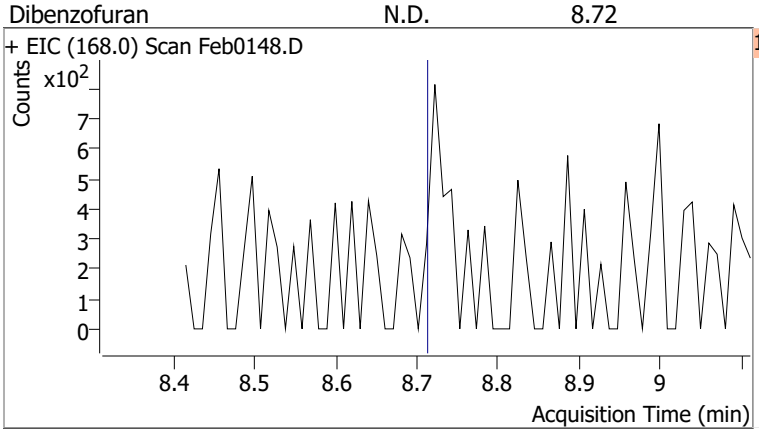

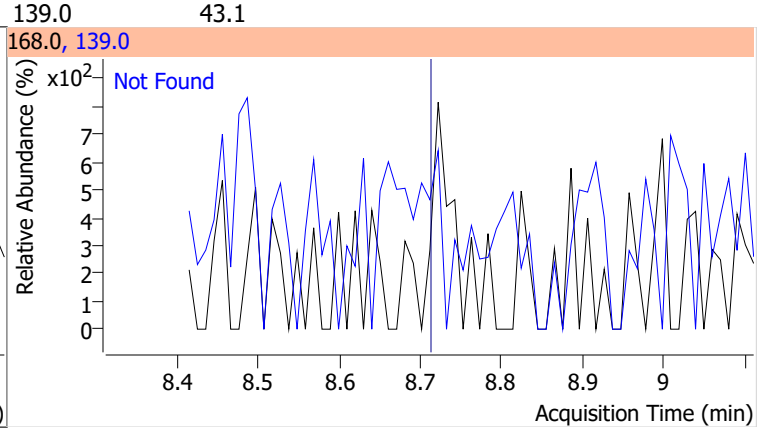

Compound	Conc.	RT	Dev(Min)	Resp.	QIon	QRatio	Lower	Upper
4-Nitrophenol		0		0	139.0		266.4	494.7
					65.0		56.8	105.6

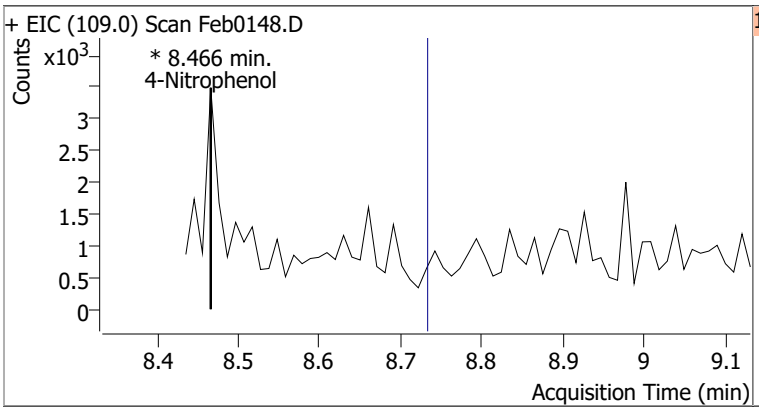

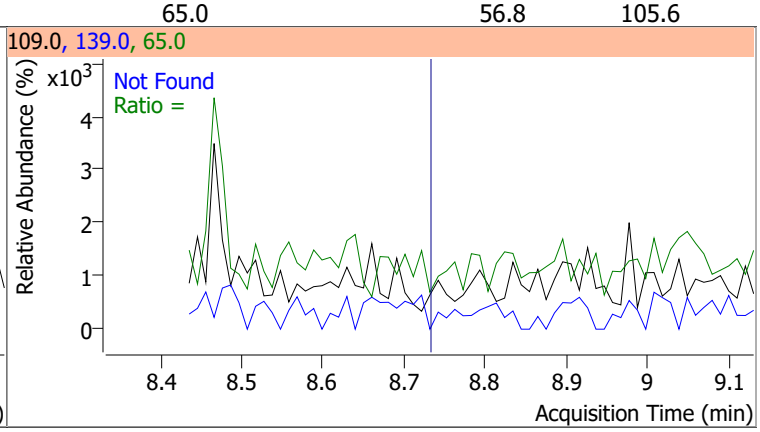

Quantitation Results Report (QT Reviewed)

Compound	Conc.	RT	Dev(Min)	Resp.	QIon	QRatio	Lower	Upper
2,4-Dinitrotoluene		0		0	63.0		47.5	88.1
					89.0		45.8	85.1

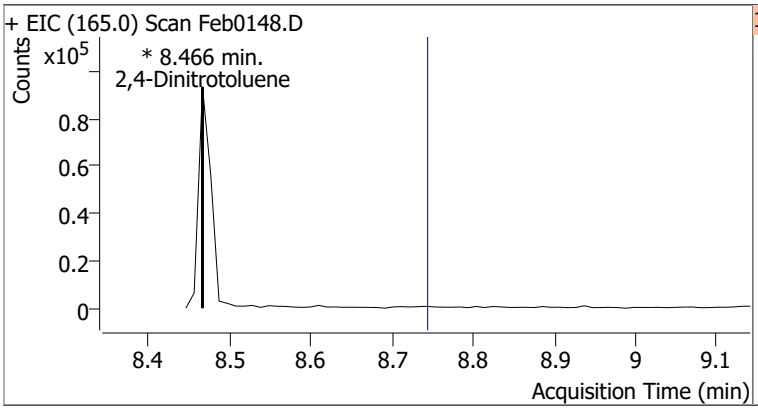

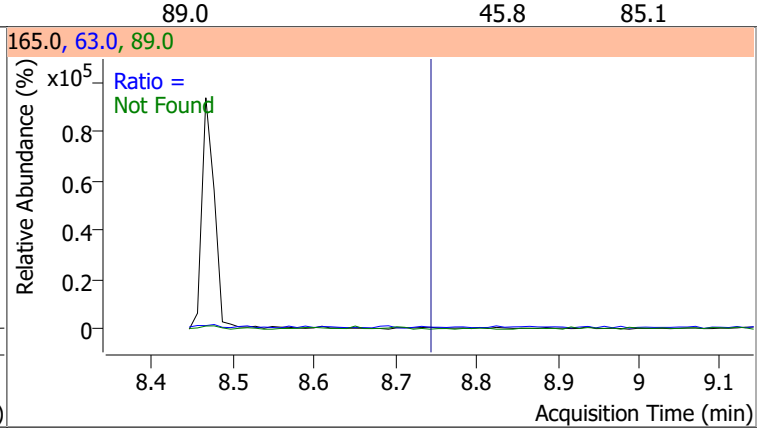

Compound	Conc.	Exp RT	QIon	Exp Ratio	QIon	Exp Ratio
Diethylphthalate	N.D.	9.09	177.0	21.1	150.0	12.6

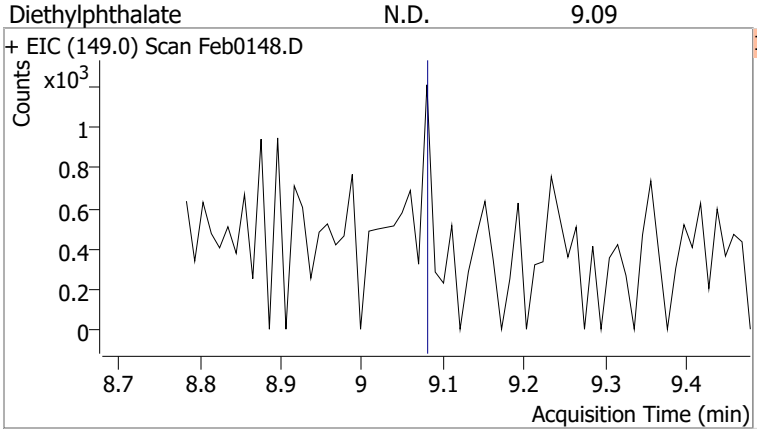

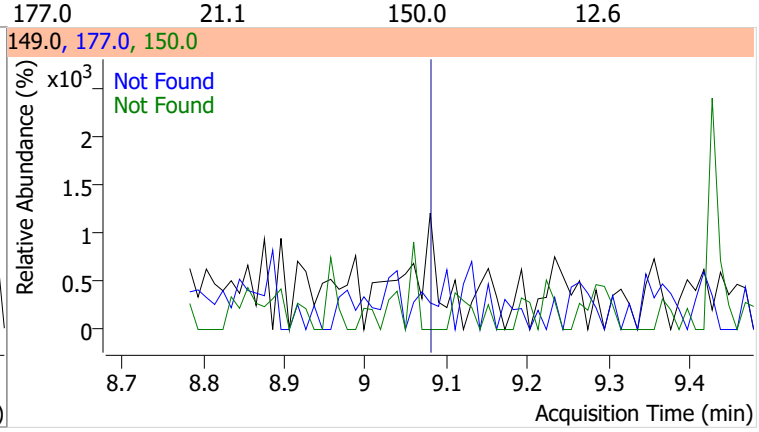

Compound	Conc.	Exp RT	QIon	Exp Ratio	QIon	Exp Ratio
Fluorene	N.D.	9.14	165.0	92.6	167.0	13.0

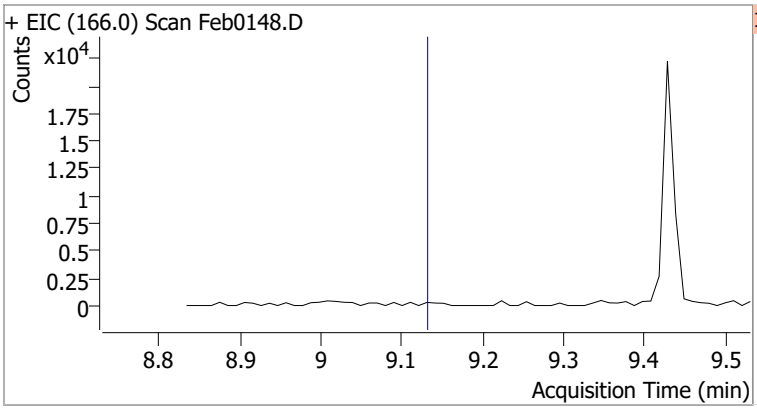

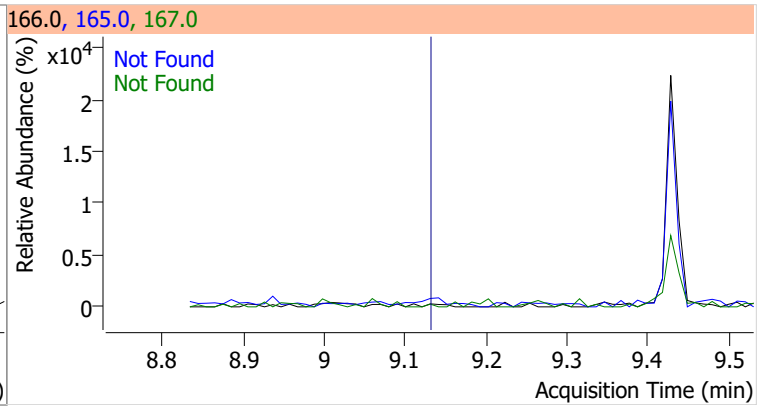

Compound	Conc.	Exp RT	QIon	Exp Ratio	QIon	Exp Ratio
4-Chlorophenyl-phenylether	N.D.	9.17	141.0	62.7	206.0	33.2

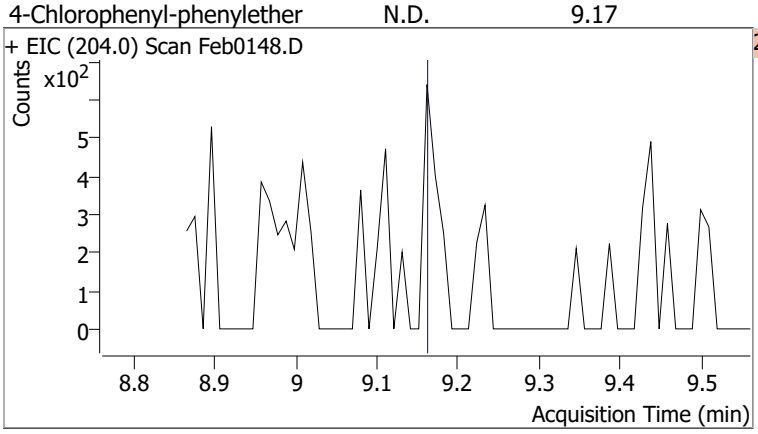

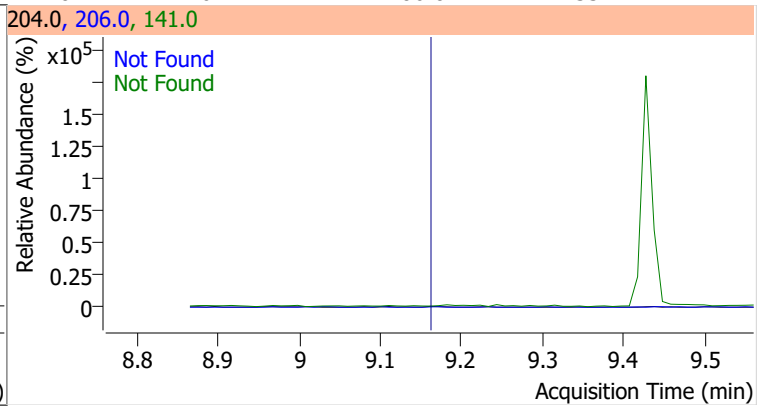

Compound	Conc.	Exp RT	QIon	Exp Ratio	QIon	Exp Ratio
4-Nitroaniline	N.D.	9.21	65.0	101.3	92.0	51.2

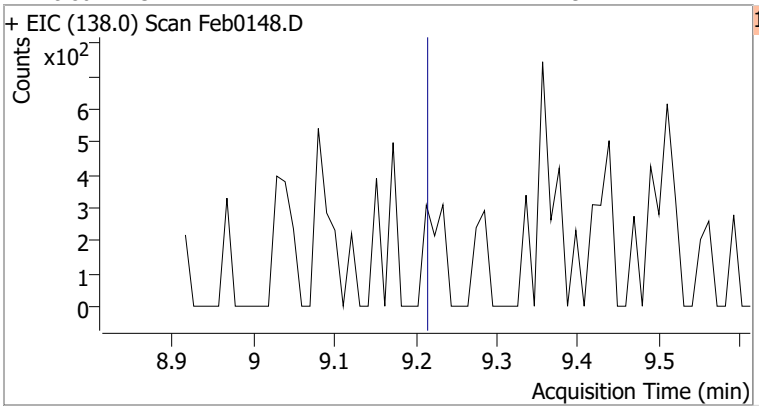

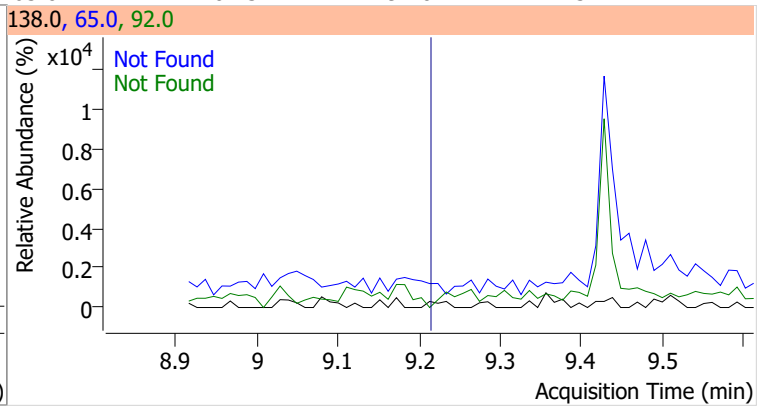

Compound	Conc.	RT	Dev(Min)	Resp.	QIon	QRatio	Lower	Upper
4,6-Dinitro-2-methylphenol		0		0	121.0		32.5	60.3

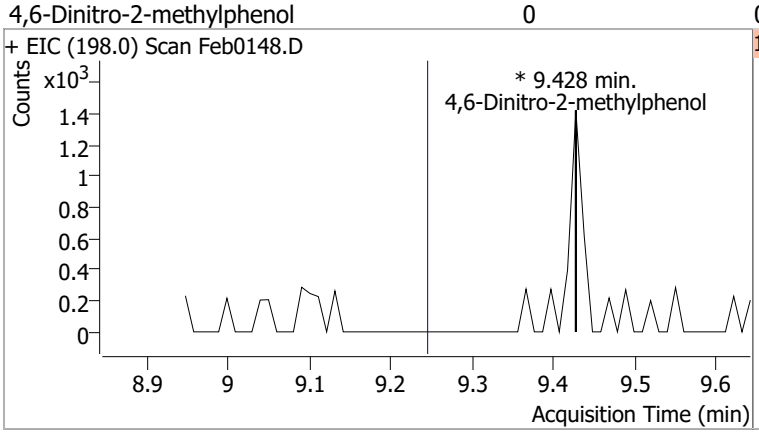

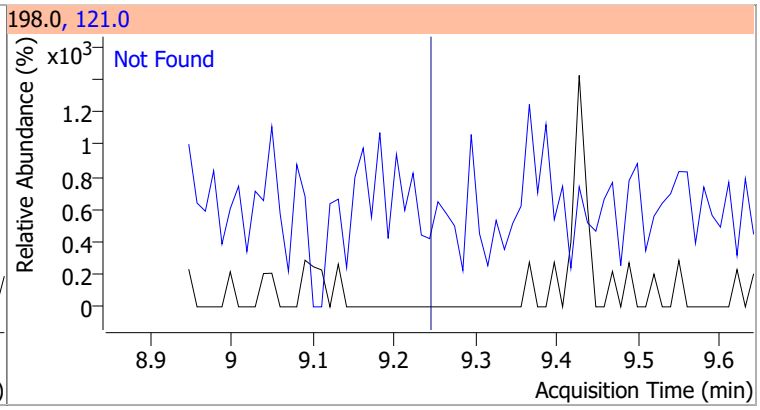

Compound	Conc.	Exp RT	QIon	Exp Ratio	QIon	Exp Ratio
N-nitrosodiphenylamine	N.D.	9.33	168.0	63.3	167.0	34.3

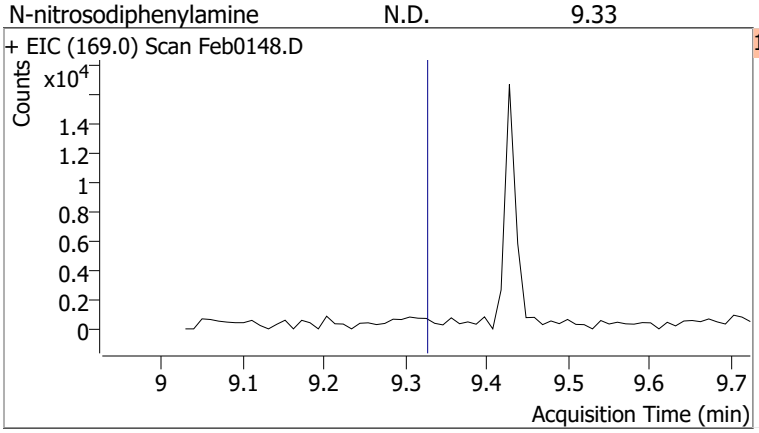

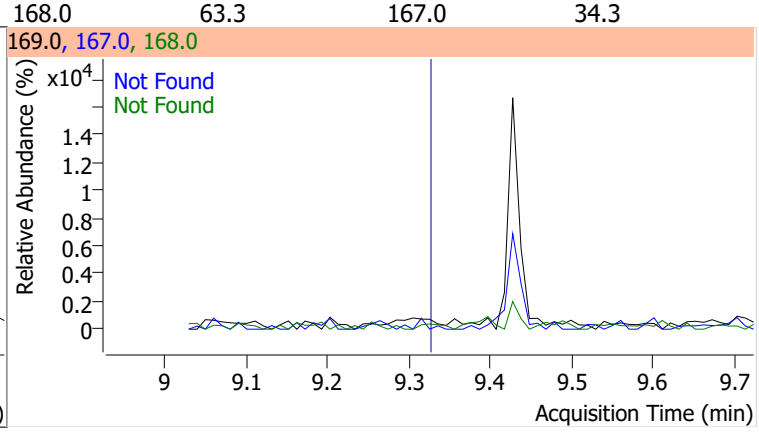

Compound	Conc.	Exp RT	QIon	Exp Ratio	QIon	Exp Ratio
Azobenzene	N.D.	9.36	51.0	37.7	182.0	27.4

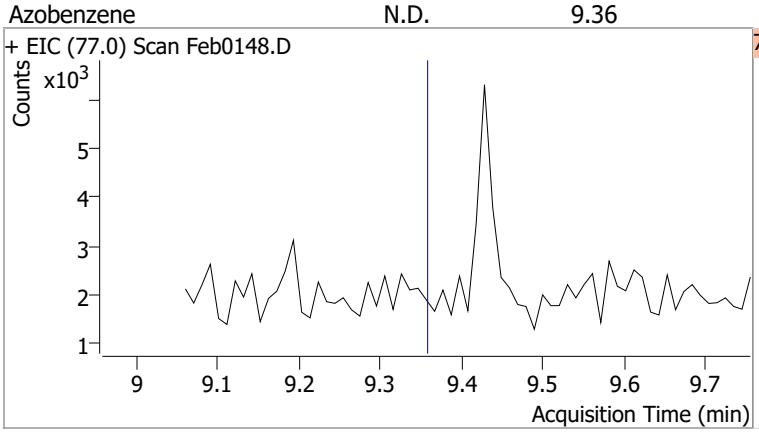

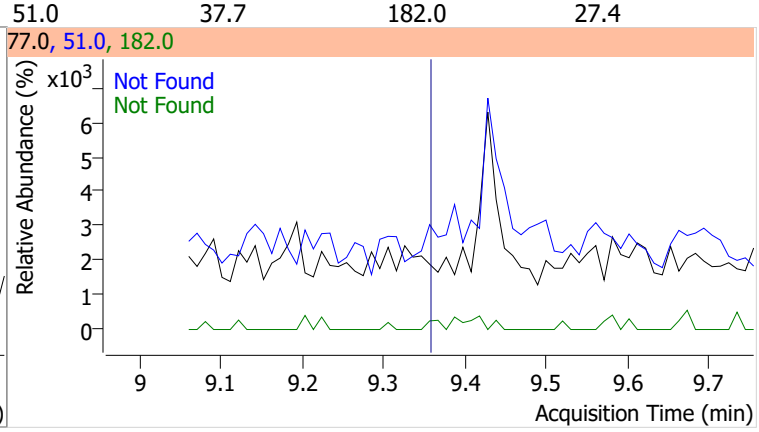

Quantitation Results Report (QT Reviewed)

Compound	Conc.	RT	Dev(Min)	Resp.	QIon	QRatio	Lower	Upper
2,4,6-Tribromophenol	157.1771	9.43	0.00	281238	331.8	88.9	65.5	121.6

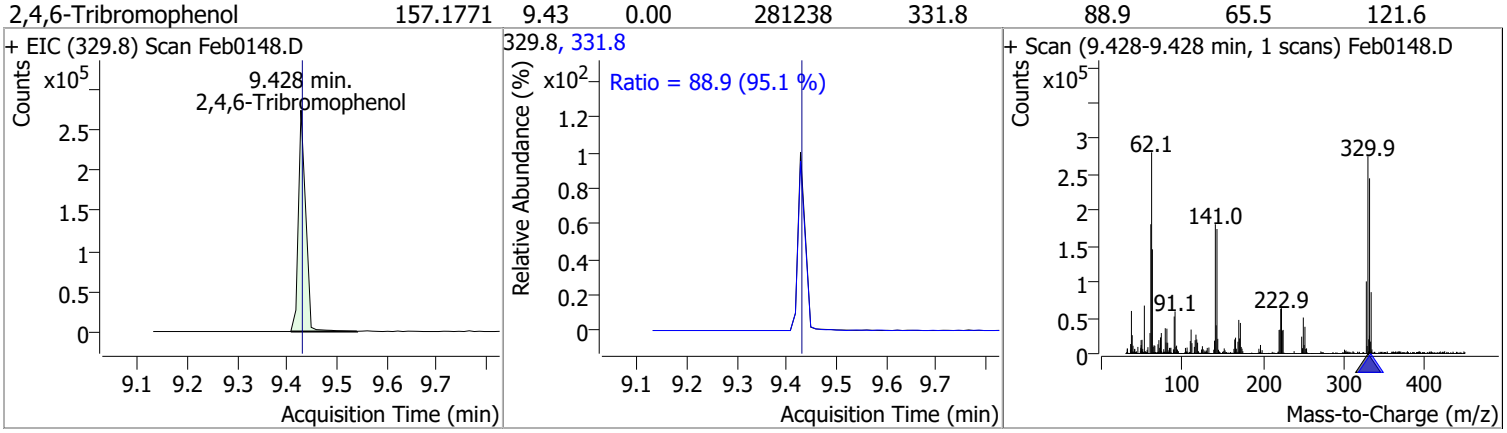

Compound	Conc.	Exp RT	QIon	Exp Ratio	QIon	Exp Ratio
4-Bromophenyl-phenylether	N.D.	9.76	141.0	103.5	250.0	100.5

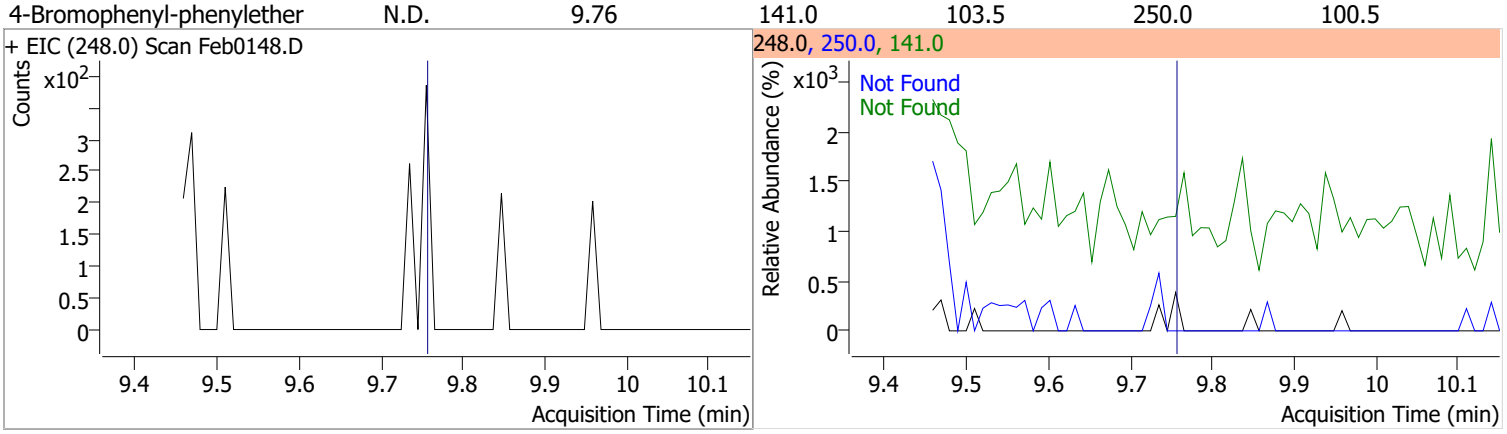

Compound	Conc.	Exp RT	QIon	Exp Ratio
Hexachlorobenzene	N.D.	9.80	142.0	47.3

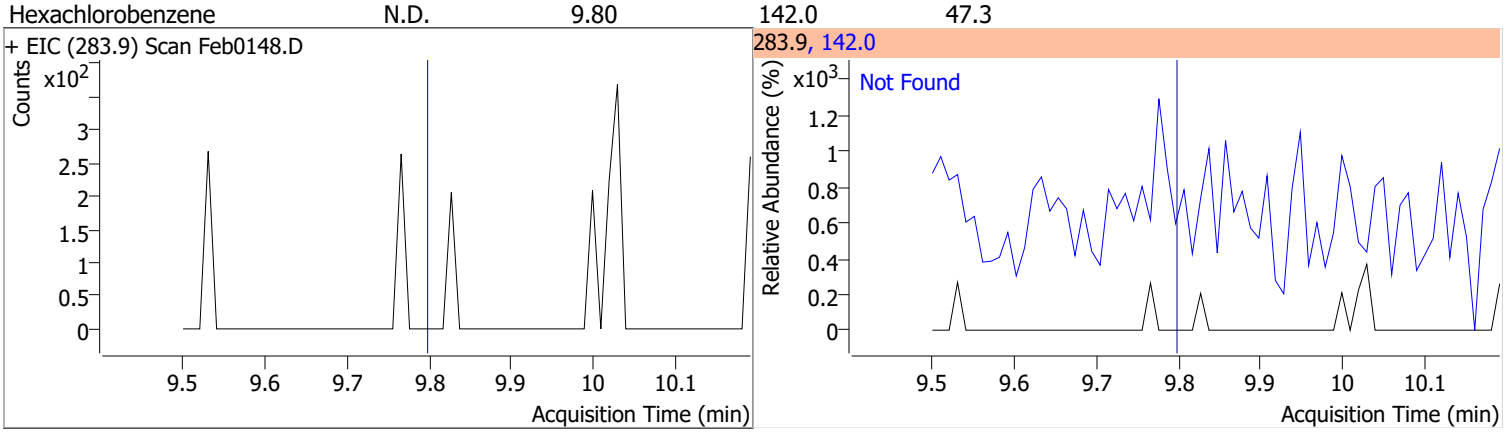

Compound	Conc.	Exp RT	QIon	Exp Ratio	QIon	Exp Ratio
Pentachlorophenol	N.D.	10.05	267.9	65.3	263.9	62.6

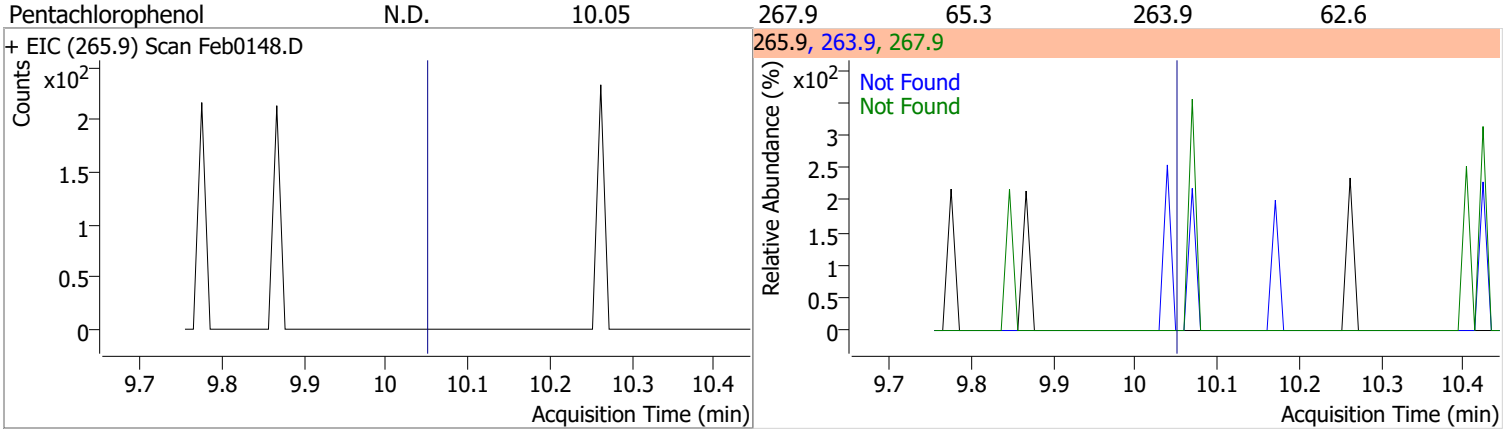

Compound	Conc.	Exp RT	QIon	Exp Ratio
Phenanthrene	N.D.	10.29	176.0	18.9

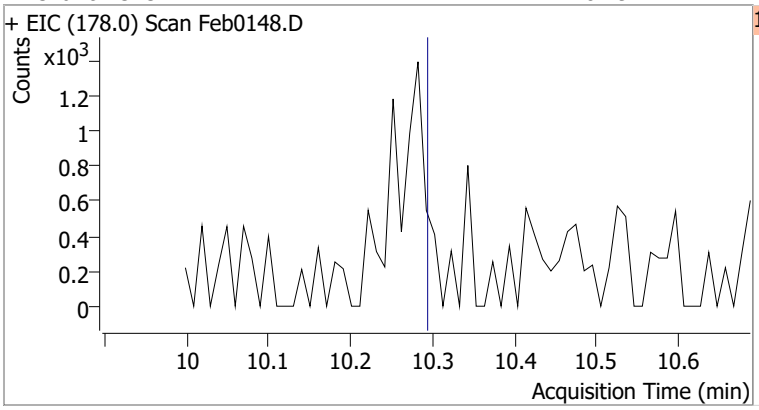

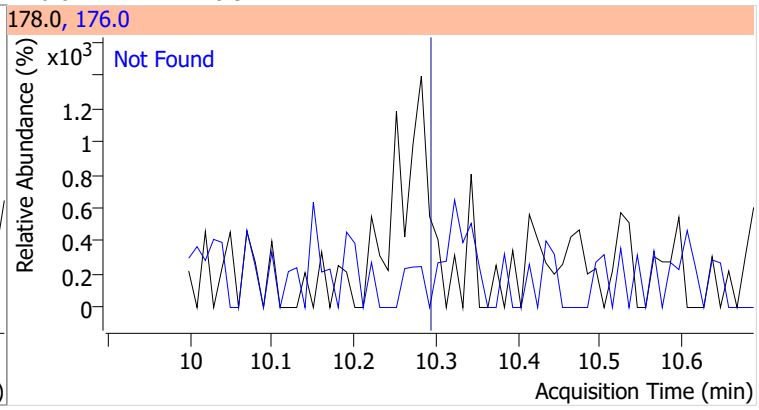

Compound	Conc.	Exp RT	QIon	Exp Ratio
Anthracene	N.D.	10.35	176.0	18.1

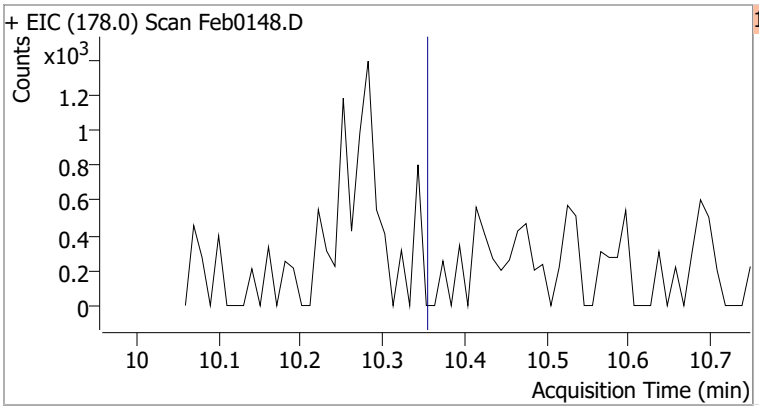

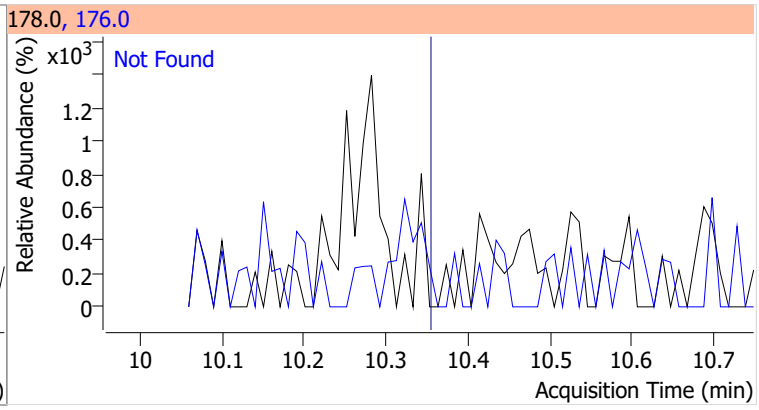

Compound	Conc.	Exp RT	QIon	Exp Ratio	QIon	Exp Ratio
Triallate	N.D.	10.41	268.0	27.2	143.0	23.0

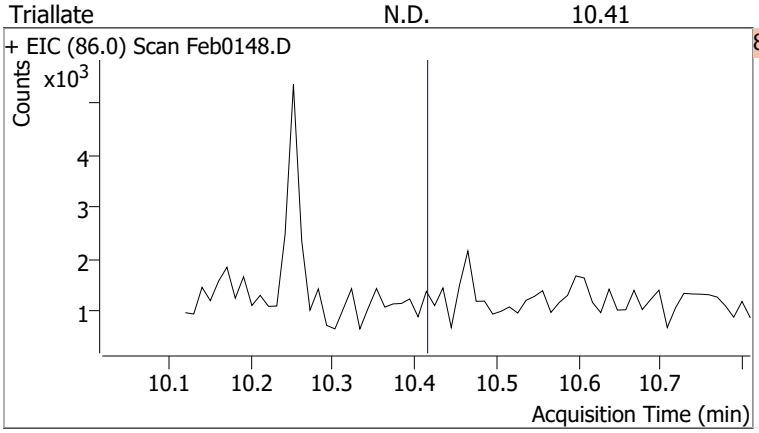

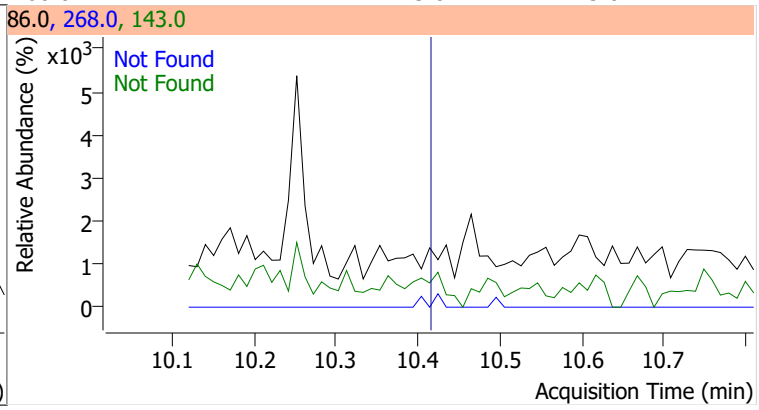

Compound	Conc.	Exp RT	QIon	Exp Ratio
Carbazole	N.D.	10.60	139.0	13.0

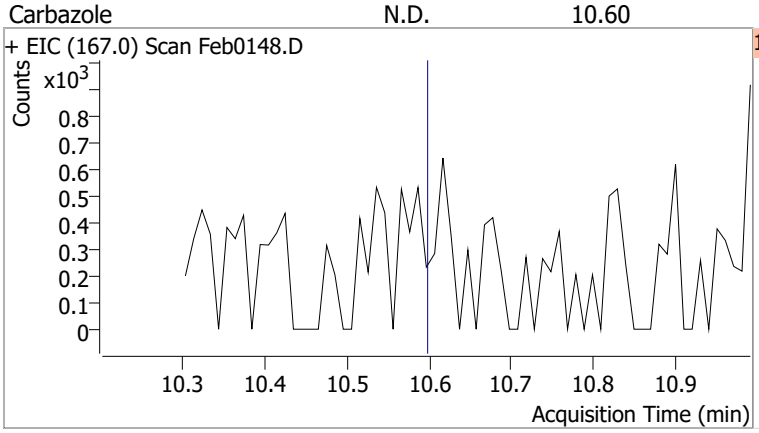

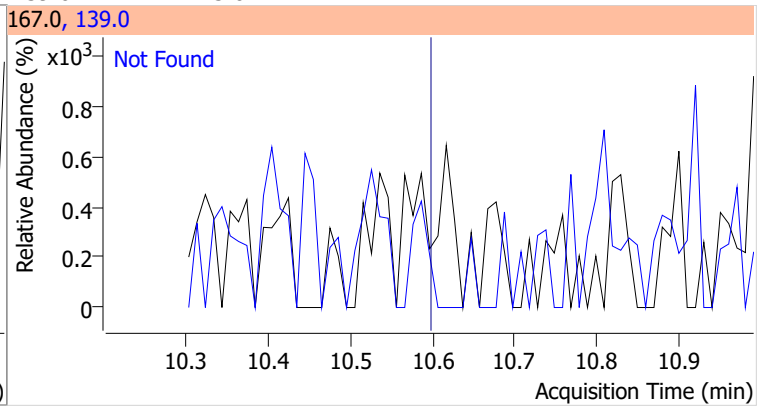

Compound	Conc.	Exp RT	QIon	Exp Ratio	QIon	Exp Ratio
o-Terphenyl	N.D.	10.82	229.0	63.0	215.0	37.7

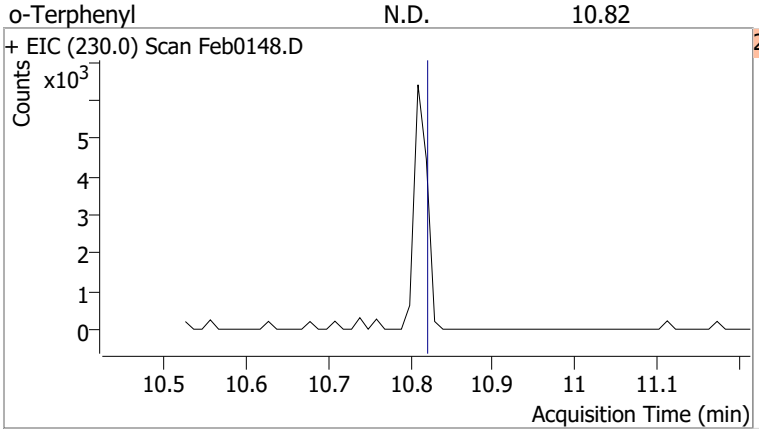

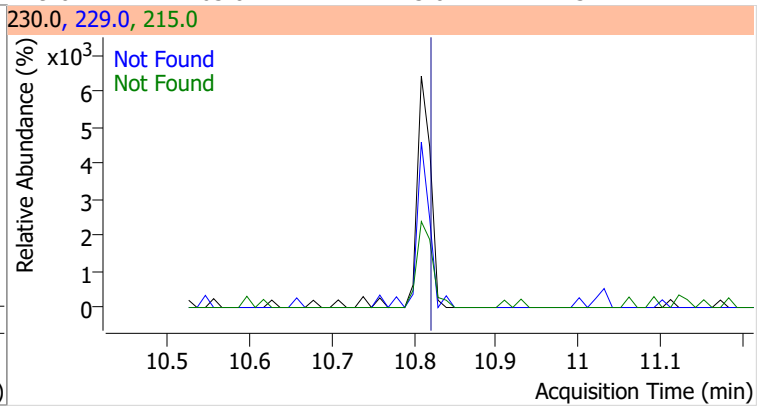

Compound	Conc.	RT	Dev(Min)	Resp.	QIon	QRatio	Lower	Upper
Di-n-Butylphthalate	3.0793	11.19	-0.01	41043	150.0	9.8	6.3	11.6
					104.0	9.9	4.1	7.6

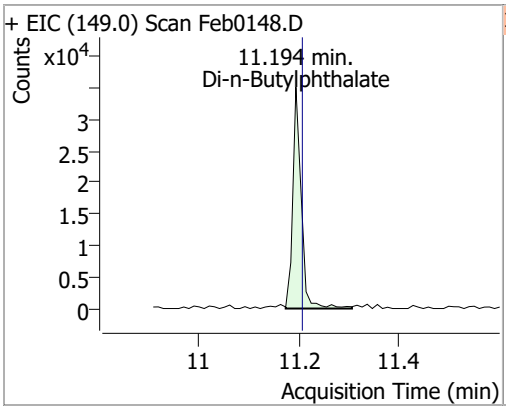

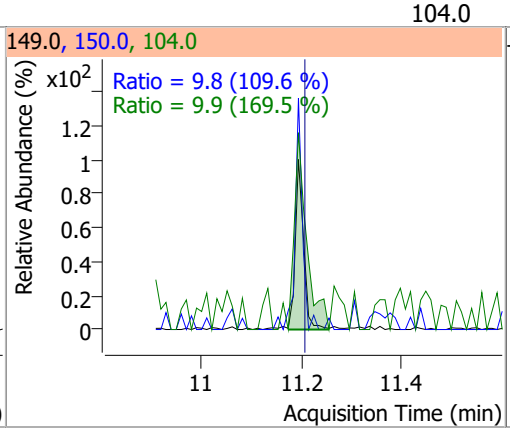

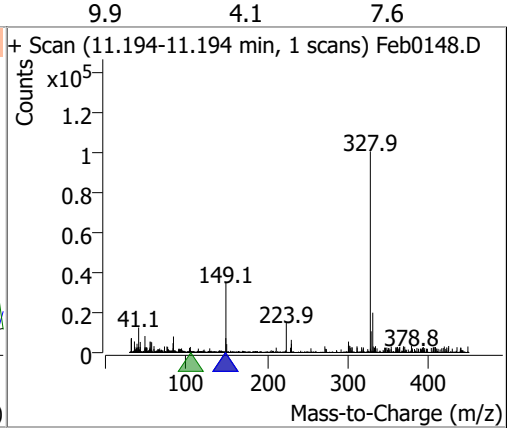

Compound	Conc.	Exp RT	QIon	Exp Ratio
Fluoranthene	N.D.	12.12	101.0	12.3

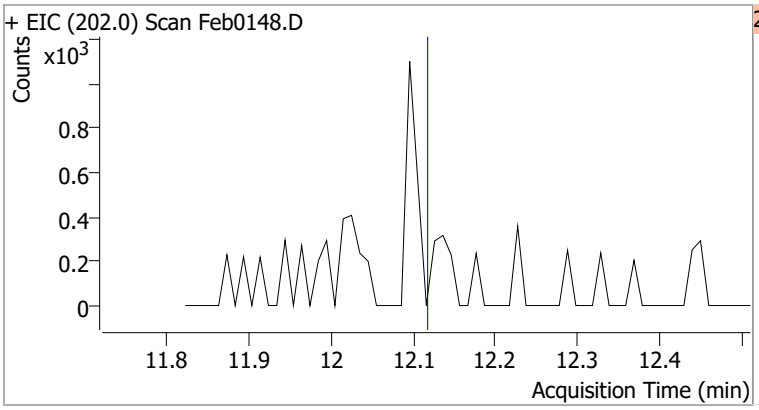

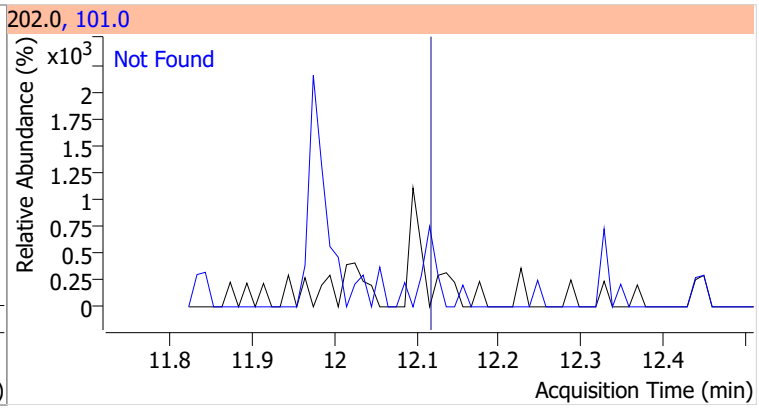

Compound	Conc.	Exp RT	QIon	Exp Ratio	QIon	Exp Ratio
Benzidine	N.D.	12.50	183.0	12.2	92.0	7.5

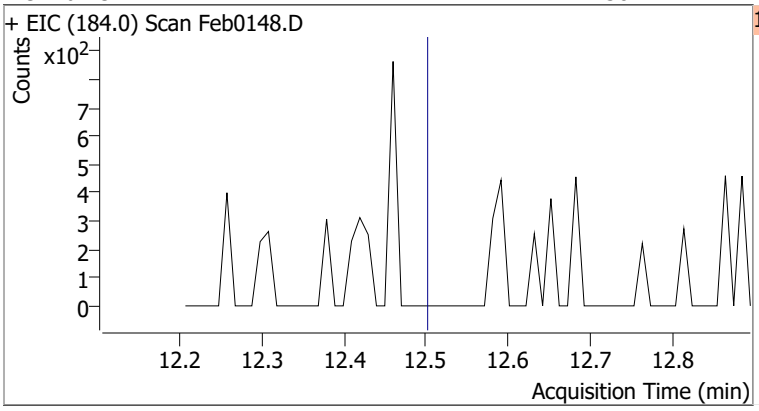

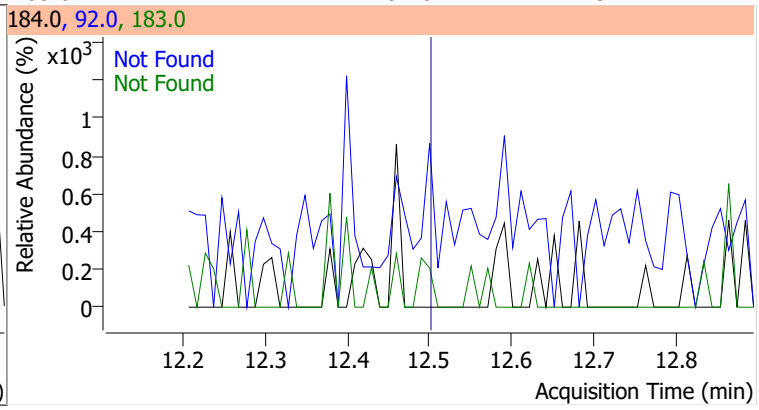

Quantitation Results Report (QT Reviewed)

Compound	Conc.	Exp RT	QIon	Exp Ratio
Pyrene	N.D.	12.55	101.0	14.0

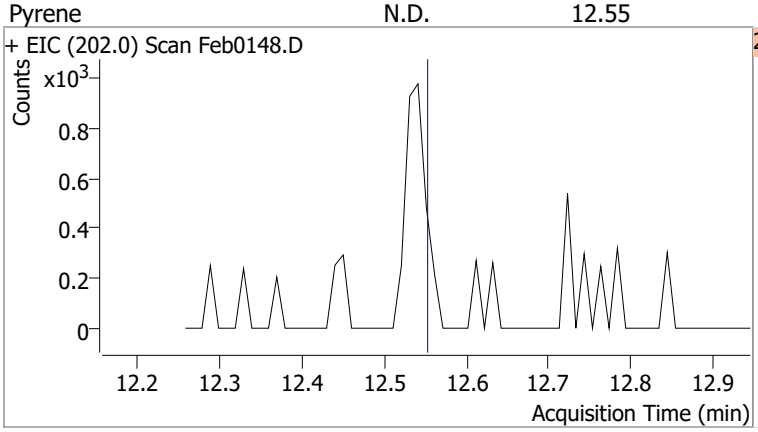

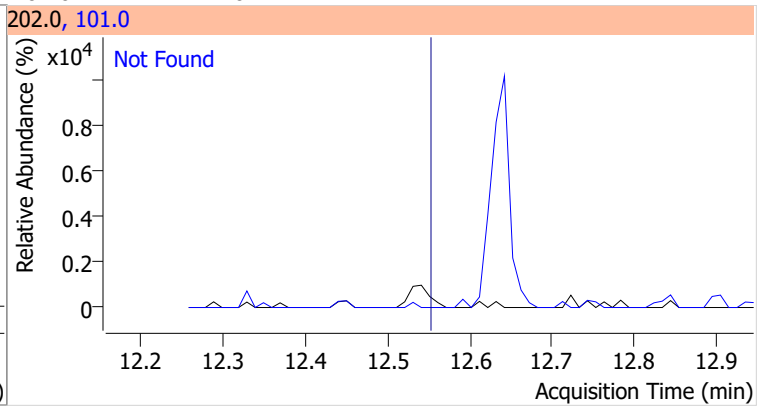

Compound	Conc.	RT	Dev(Min)	Resp.	QIon	QRatio	Lower	Upper
Terphenyl-d14	89.4899	13.06	0.00	1973346	122.0	14.5	8.8	16.4

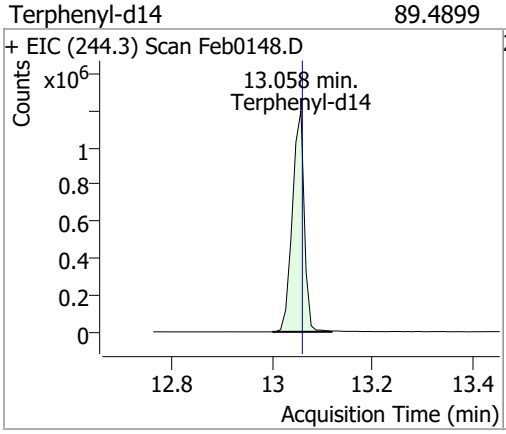

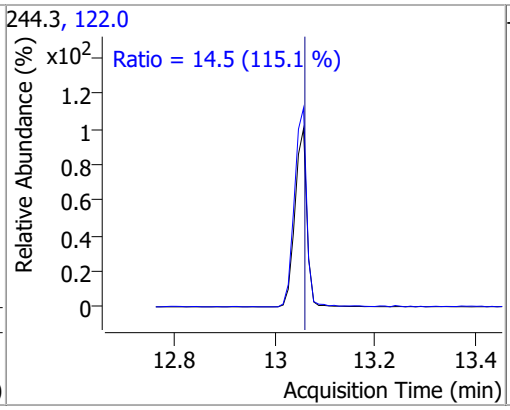

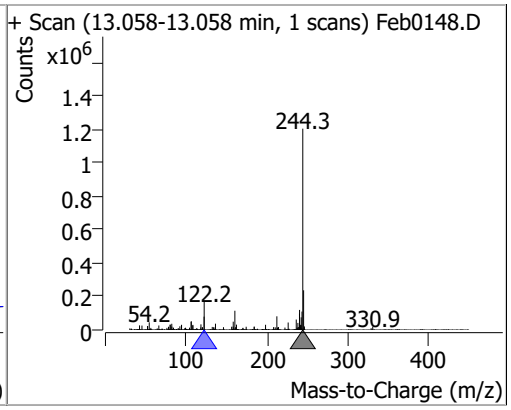

Compound	Conc.	Exp RT	QIon	Exp Ratio	QIon	Exp Ratio
Butylbenzylphthalate	N.D.	14.53	91.0	80.1	206.0	18.4

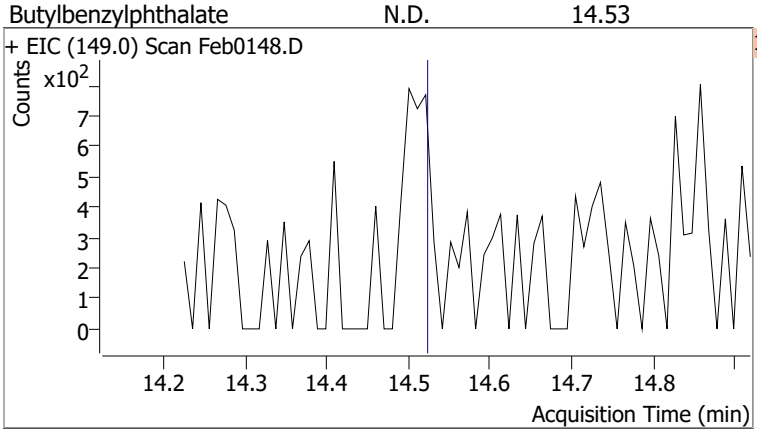

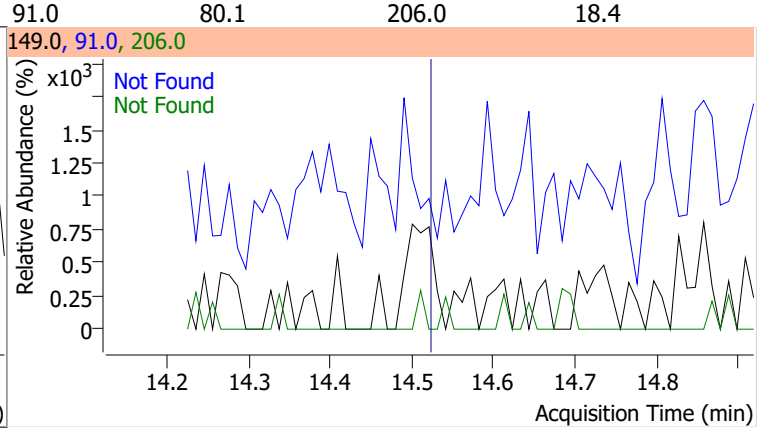

Compound	Conc.	Exp RT	QIon	Exp Ratio	QIon	Exp Ratio
Benzo(a)Anthracene	N.D.	15.76	226.0	25.8	229.0	20.9

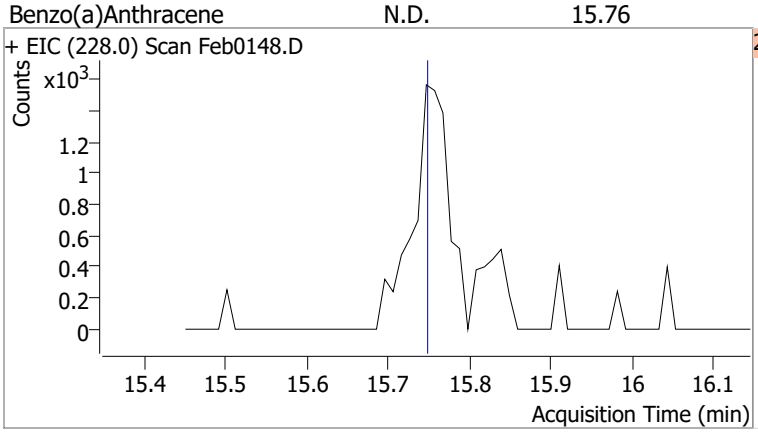

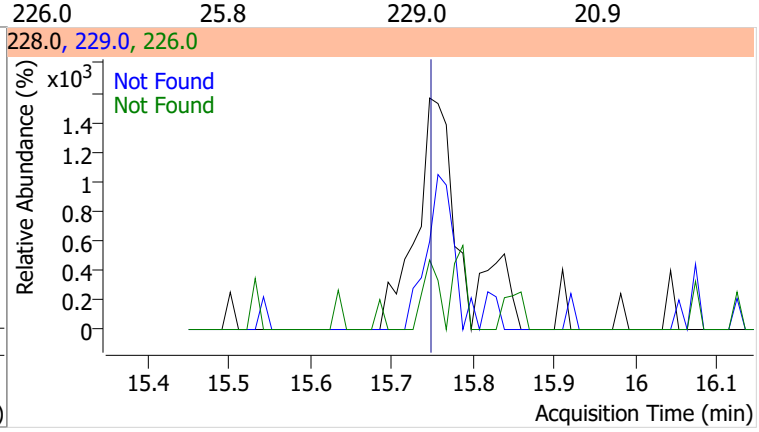

Quantitation Results Report (QT Reviewed)

Compound	Conc.	Exp RT	QIon	Exp Ratio	QIon	Exp Ratio
Chrysene	N.D.	15.87	226.0	29.3	229.0	20.2

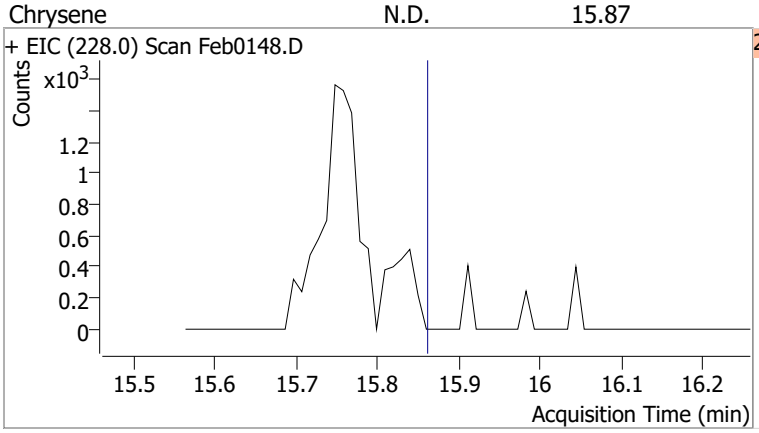

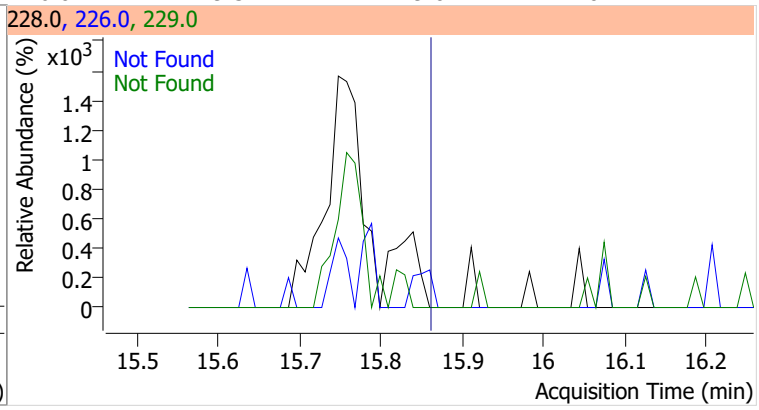

Compound	Conc.	Exp RT	QIon	Exp Ratio
3,3-Dichlorobenzidine	N.D.	15.90	254.0	64.5

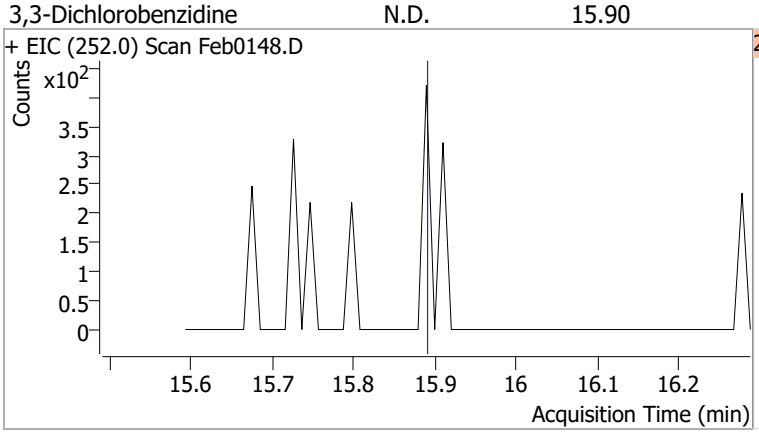

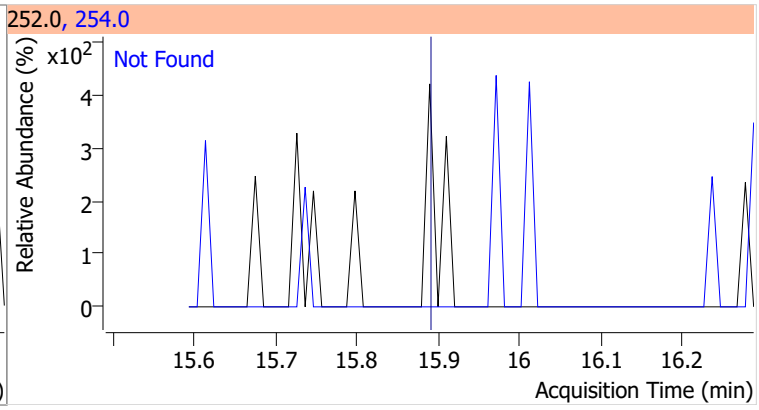

Compound	Conc.	Exp RT	QIon	Exp Ratio	QIon	Exp Ratio
bis(2-ethylhexyl)Phthalate	N.D.	16.60	149.0	385.7	279.0	15.3

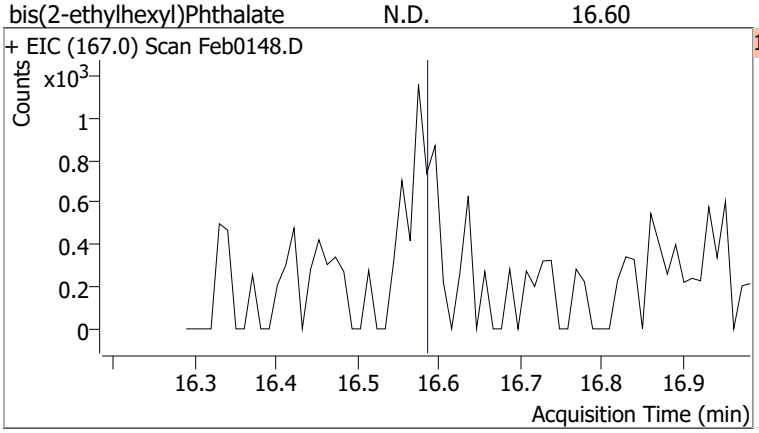

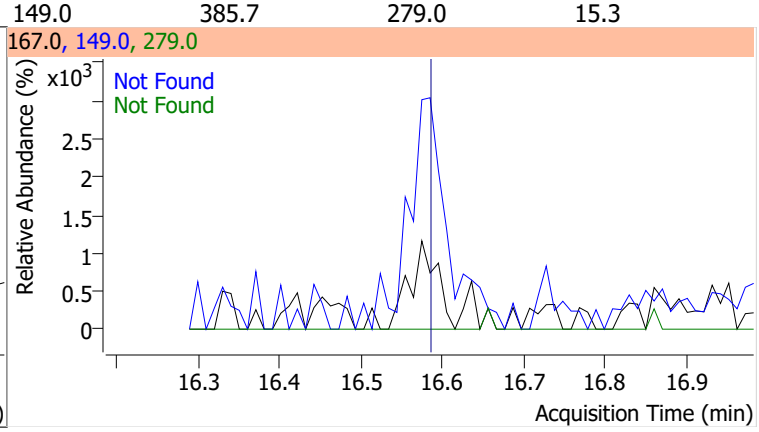

Compound	Conc.	Exp RT	QIon	Exp Ratio
Di-n-octyl Phthalate	N.D.	18.29	150.0	9.5

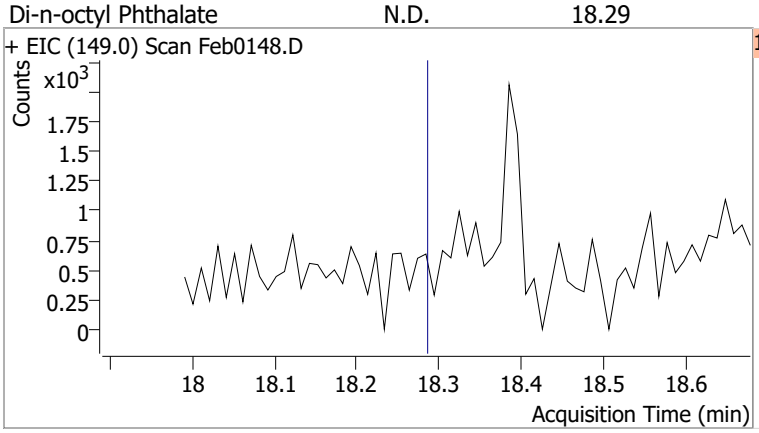

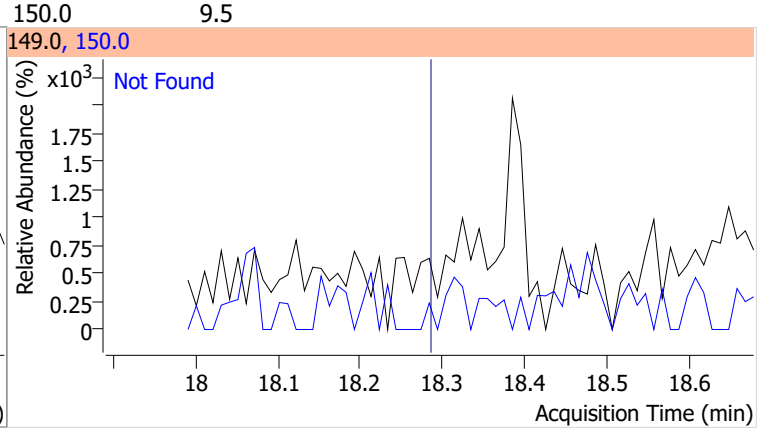

Compound	Conc.	Exp RT	QIon	Exp Ratio
Benzo(b)fluoranthene	N.D.	18.55	253.0	22.5

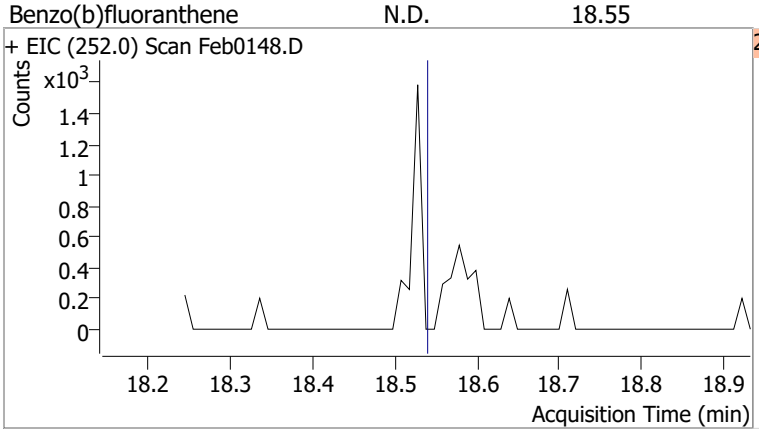

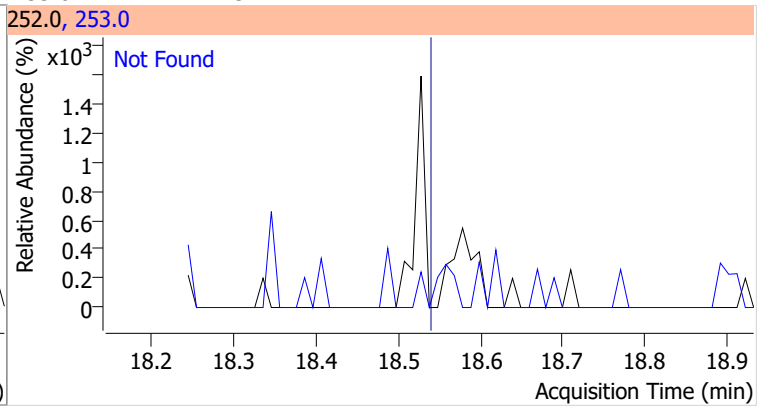

Compound	Conc.	Exp RT	QIon	Exp Ratio
Benzo(k)fluoranthene	N.D.	18.61	253.0	22.7

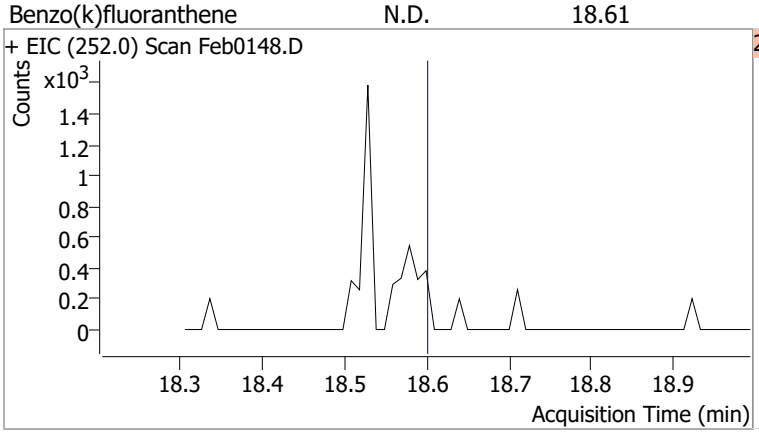

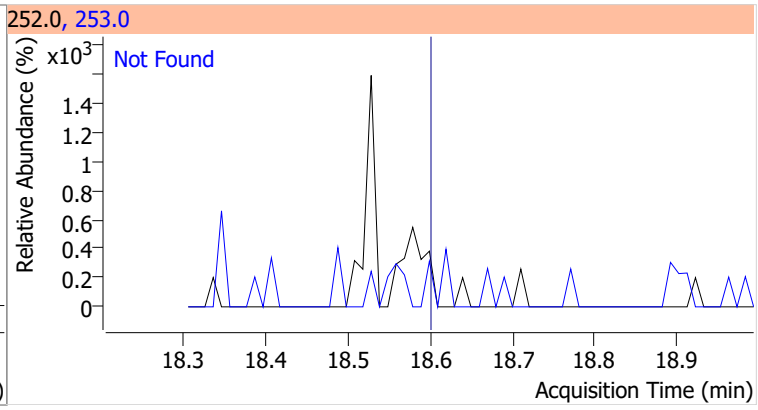

Compound	Conc.	Exp RT	QIon	Exp Ratio
Benzo(a)pyrene	N.D.	19.15	253.0	22.6

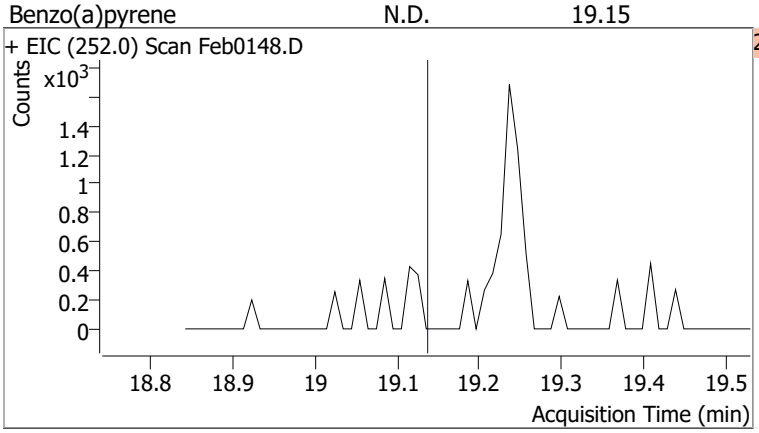

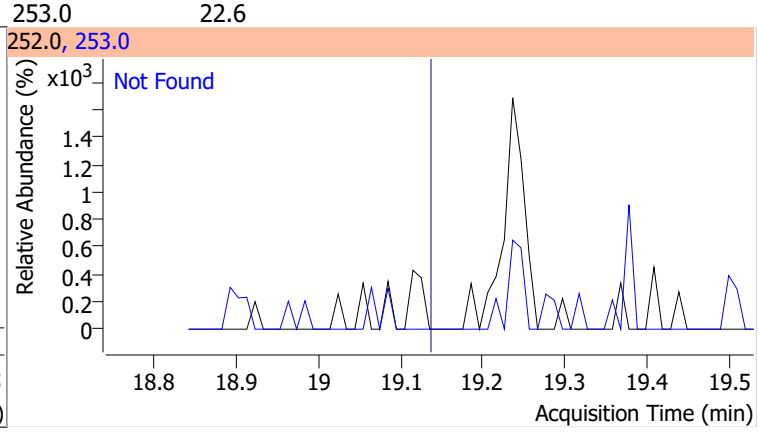

Compound	Conc.	Exp RT	QIon	Exp Ratio
Indeno(1,2,3-c,d)pyrene	N.D.	20.91	138.0	28.9

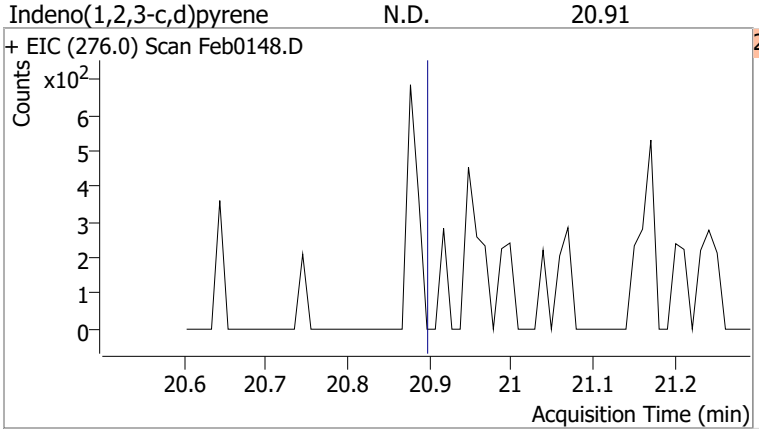

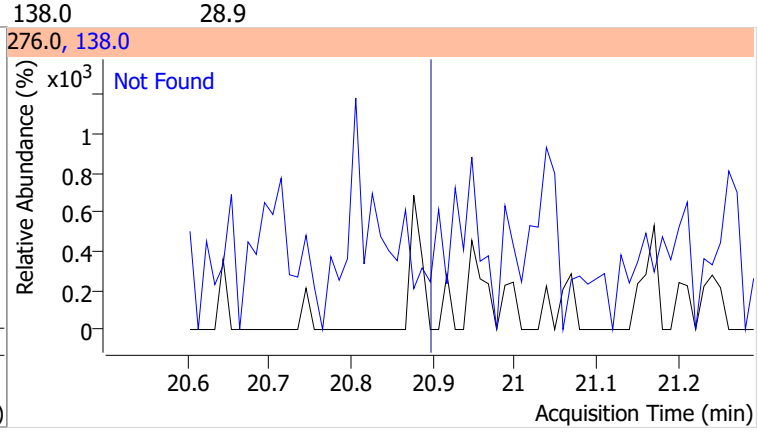

Compound	Conc.	Exp RT	QIon	Exp Ratio	QIon	Exp Ratio
Dibenzo(a,h)anthracene	N.D.	20.97	139.0	24.4	279.0	23.7

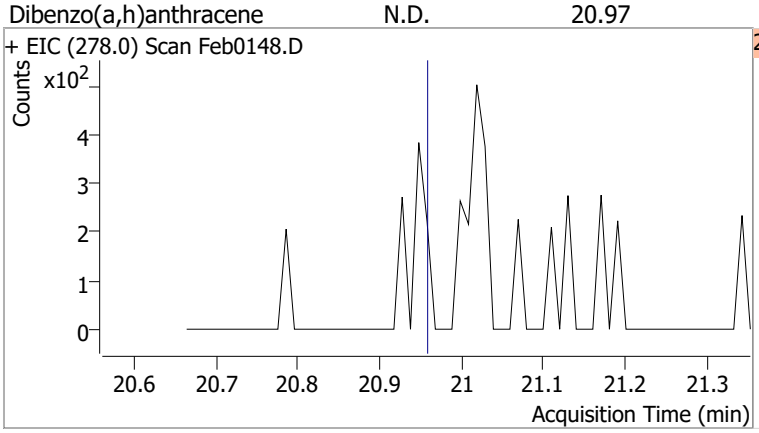

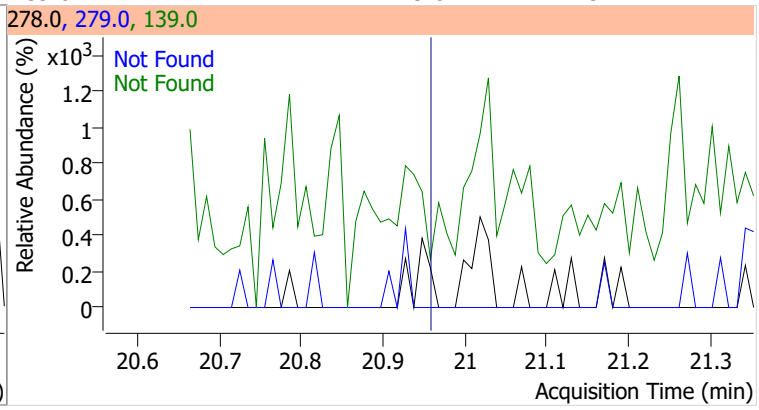

Compound	Conc.	Exp RT	QIon	Exp Ratio	QIon	Exp Ratio
Benzo(g,h,i)perylene	N.D.	21.24	138.0	32.5	277.0	24.1

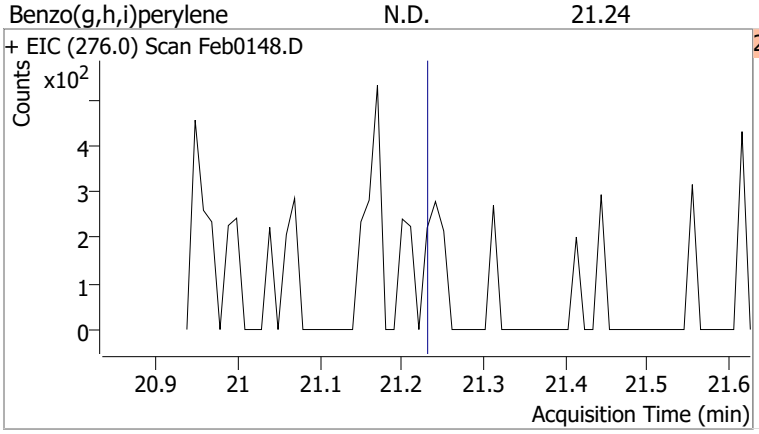

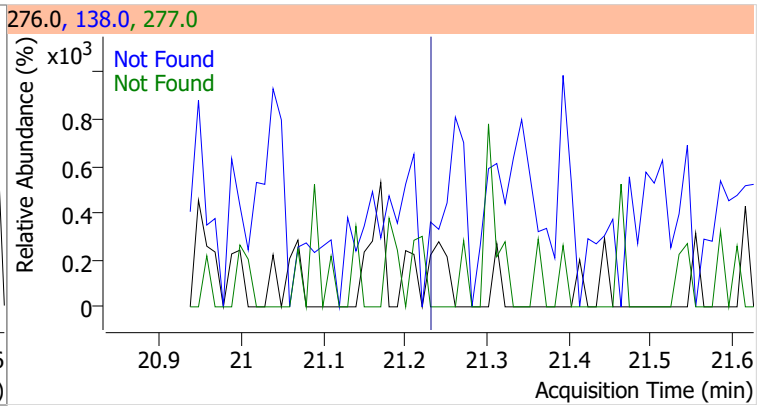

Quantitation Results Report (QT Reviewed)

Data File	Feb0149.D	Operator	LIMS import
Acq. Method	BNA+SIM.M	Acq. Date-Time	2/2/2022 6:21:58 PM
Sample Name	B22011446-012AMS	Instrument	Instrument #1
Vial	49	Multiplier	1.00
DA Method File	020122 DoD BNA cal.batch.bin	Comment	SVOC-8270-W-LARGO
Tune File	dftppdsm.u	Tune Date	1/25/2022 7:52:00 PM
Batch Name	020122 DoD BNA.batch.bin	Last Calib Update	2/16/2022 11:05:20 AM
Ref Library	D:\Org\Library\NIST129K.l		

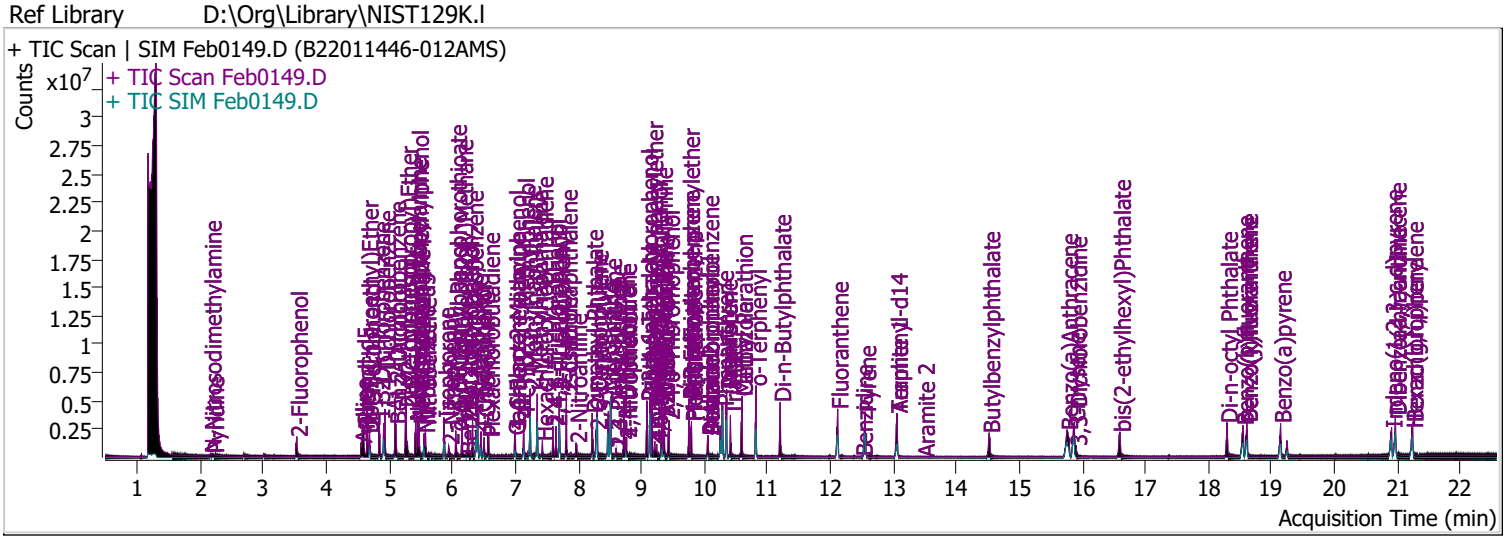

Compound	RT	QIon	Resp.	Conc.	Units		Dev(Min)
Internal Standards							
System Monitoring Compounds							
S 2-Fluorophenol	3.531	112.0	722180	73.1339	µg/L		0.010
Spiked Amount: 200.000	Range: 10.0 - 75.0%			Recovery = 36.57%			
S Phenol-d5	4.583	99.0	1022355	78.7438	µg/L		0.010
Spiked Amount: 200.000	Range: 10.0 - 65.0%			Recovery = 39.37%			
S Nitrobenzene-d5	5.553	82.0	465418	68.9108	µg/L		0.000
Spiked Amount: 100.000	Range: 32.0 - 94.0%			Recovery = 68.91%			
S 2-Fluorobiphenyl	7.697	172.0	1522006	69.2746	µg/L		0.000
Spiked Amount: 100.000	Range: 28.0 - 107.0%			Recovery = 69.27%			
S 2,4,6-Tribromophenol	9.438	329.8	303561	163.4408	µg/L		0.010
Spiked Amount: 200.000	Range: 25.0 - 140.0%			Recovery = 81.72%			
S Terphenyl-d14	13.058	244.3	2014561	88.0504	µg/L		0.000
Spiked Amount: 100.000	Range: 32.0 - 122.0%			Recovery = 88.05%			
Target Compounds							**QValue**
T N-Nitrosodimethylamine	2.162	74.0	143654	49.4953	µg/L		91
T Pyridine	2.203	79.0	202611	27.1398	µg/L		88
T Aniline	4.552	93.0	576293	28.9864	µg/L		97
T Phenol	4.593	94.0	674514	44.6122	µg/L		95
T bis(-2-Chloroethyl)Ether	4.654	63.0	582624	73.1911	µg/L	m	99
T 2-Chlorophenol	4.685	128.0	715148	60.5468	µg/L		98
T 1,3-Dichlorobenzene	4.838	146.0	881194	59.7475	µg/L		99
T 1,4-Dichlorobenzene	4.930	146.0	907696	58.1390	µg/L		99
T 1,2-Dichlorobenzene	5.093	146.0	899233	59.2989	µg/L	m	97
T Benzyl Alcohol	5.104	108.0	373692	56.6382	µg/L		97
T 2-Methylphenol	5.267	107.0	681453	64.7692	µg/L		96
T bis(2-chloroisopropyl)Ether	5.267	121.0	247759	58.1275	µg/L		100
T N-nitroso-Di-n-propylamine	5.420	70.0	604486	80.5542	µg/L		95
T 4Methylphenol/3Methylphenol	5.451	107.0	920083	61.7416	µg/L		100
T Hexachloroethane	5.471	117.0	209261	52.3732	µg/L		94

Compound	RT	QIon	Resp.	Conc.	Units		Dev(Min)
T Nitrobenzene	5.573	123.1	253522	76.9925	µg/L		99
T Isophorone	5.870	82.0	1282839	66.9149	µg/L		99
T 2-Nitrophenol	5.941	139.0	187441	70.1767	µg/L		96
T 2,4-Dimethylphenol	6.054	122.0	458292	52.7393	µg/L		98
T bis(-2-Chloroethoxy)Methane	6.157	93.0	815037	79.8570	µg/L		96
T 2,4-Dichlorophenol	6.249	162.0	558760	68.8749	µg/L		99
T Benzoic Acid	6.218	105.0	128373	26.2939	µg/L		95
T 1,2,4-Trichlorobenzene	6.321	180.0	635044	64.1391	µg/L		97
T Naphthalene	6.403	128.0	2089876	72.0776	µg/L	m	99
T 4-Chlorophenol	6.455	130.0	176773	62.6712	µg/L	m	96
T p-Chloroaniline	6.506	127.0	546738	44.5259	µg/L	m	97
T Hexachlorobutadiene	6.578	224.9	258750	51.4399	µg/L		98
T 4-Chloro-2-Methylphenol	6.999	107.0	521590	72.6459	µg/L		98
T 4-Chloro-3-Methylphenol	7.132	107.0	599199	77.0591	µg/L	m	97
T 2-Methylnaphthalene	7.235	141.0	1280526	74.5033	µg/L		99
T 1-Methylnaphthalene	7.348	141.0	1153399	68.3363	µg/L	m	99
T Hexachlorocyclopentadiene	7.430	236.9	135062	44.5382	µg/L		96
T 2,4,6-Trichlorophenol	7.595	196.0	343116	71.0507	µg/L		96
T 2,4,5-Trichlorophenol	7.646	196.0	404338	71.7032	µg/L		99
T 2-Chloronaphthalene	7.810	162.0	1479690	82.2387	µg/L		99
T 2-Nitroaniline	7.964	65.0	212273	78.7706	µg/L		94
T Dimethyl Phthalate	8.221	163.0	1583047	84.6977	µg/L		99
T 2,6-Dinitrotoluene	8.282	165.0	201691	85.8290	µg/L		89
T Acenaphthylene	8.302	152.1	2334917	80.3712	µg/L		98
T 3-Nitroaniline	8.476	138.0	168083	63.2261	µg/L		88
T Acenaphthene	8.517	154.0	1424146	85.4360	µg/L		99
T 2,4-Dinitrophenol	8.599	184.0	75034	55.6020	µg/L		96
T Dibenzofuran	8.722	168.0	2168825	83.4278	µg/L		94
T 4-Nitrophenol	8.763	109.0	101786	40.2167	µg/L	#	1
T 2,4-Dinitrotoluene	8.753	165.0	244617	77.4295	µg/L		88
T Diethylphthalate	9.090	149.0	1864739	96.4604	µg/L		99
T Fluorene	9.141	166.0	1881351	81.4186	µg/L		99
T 4-Chlorophenyl-phenylether	9.172	204.0	825164	81.2161	µg/L		99
T 4-Nitroaniline	9.213	138.0	167156	65.1989	µg/L		94
T 4,6-Dinitro-2-methylphenol	9.244	198.0	102475	57.9493	µg/L		98
T N-nitrosodiphenylamine	9.325	169.0	1238847	81.7953	µg/L		99
T Azobenzene	9.356	77.0	1363652	76.7817	µg/L		98
T 4-Bromophenyl-phenylether	9.755	248.0	463911	80.6454	µg/L		96
T Hexachlorobenzene	9.796	283.9	417769	70.9220	µg/L		92
T Pentachlorophenol	10.059	265.9	224636	80.0863	µg/L		98
T Phenanthrene	10.292	178.0	2497326	80.2072	µg/L		100
T Anthracene	10.353	178.0	2499412	85.7606	µg/L		99
T Triallate	10.414	86.0	497561	80.4680	µg/L		93
T Carbazole	10.596	167.0	2491241	91.6680	µg/L		100
T o-Terphenyl	10.819	230.0	1244174	76.4656	µg/L		98
T Di-n-Butylphthalate	11.204	149.0	2595257	93.7875	µg/L		100
T Fluoranthene	12.116	202.0	2415474	74.4361	µg/L		95
T Benzidine	12.500	184.0	11592	2.3593	µg/L	m	93
T Pyrene	12.551	202.0	2547666	77.2013	µg/L		95
T Butylbenzylphthalate	14.521	149.0	815222	87.8926	µg/L		98
T Benzo(a)Anthracene	15.757	228.0	2055409	83.7203	µg/L		100
T Chrysene	15.870	228.0	2205541	83.8408	µg/L		100
T 3,3-Dichlorobenzidine	15.900	252.0	380269	49.3294	µg/L		97
T bis(2-ethylhexyl)Phthalate	16.595	167.0	255624	76.8453	µg/L		99
T Di-n-octyl Phthalate	18.295	149.0	1746842	77.6570	µg/L		99

Compound	RT	QIon	Resp.	Conc.	Units	Dev(Min)
T Benzo(b)fluoranthene	18.548	252.0	1952520	84.9805	µg/L	100
T Benzo(k)fluoranthene	18.609	252.0	1954434	77.3831	µg/L	100
T Benzo(a)pyrene	19.145	252.0	1668174	76.6488	µg/L	98
T Indeno(1,2,3-c,d)pyrene	20.907	276.0	1486647	84.6948	µg/L	95
T Dibenzo(a,h)anthracene	20.968	278.0	1697616	91.2676	µg/L	98
T Benzo(g,h,i)perylene	21.241	276.0	1740702	82.1727	µg/L	99

(#) = Qualifier Out of Range; (m) = Manual Integration; (+) = Area Summed; (*) = Surrogate Percent Recovery Out of Range; (d): Zeroed Peak

Quantitation Results Report (QT Reviewed)

Compound	Conc.	RT	Dev(Min)	Resp.	QIon	QRatio	Lower	Upper
N-Nitrosodimethylamine	49.4953	2.16	0.01	143654	42.0	119.2	91.0	169.1

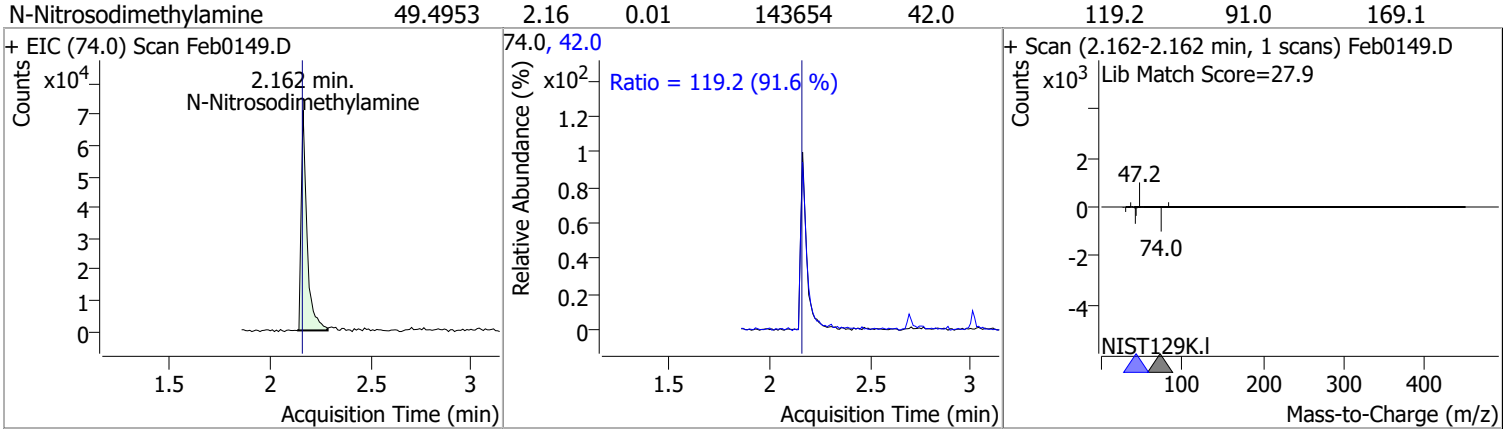

Compound	Conc.	RT	Dev(Min)	Resp.	QIon	QRatio	Lower	Upper
Pyridine	27.1398	2.20	0.02	202611	52.0	90.0	71.2	132.2

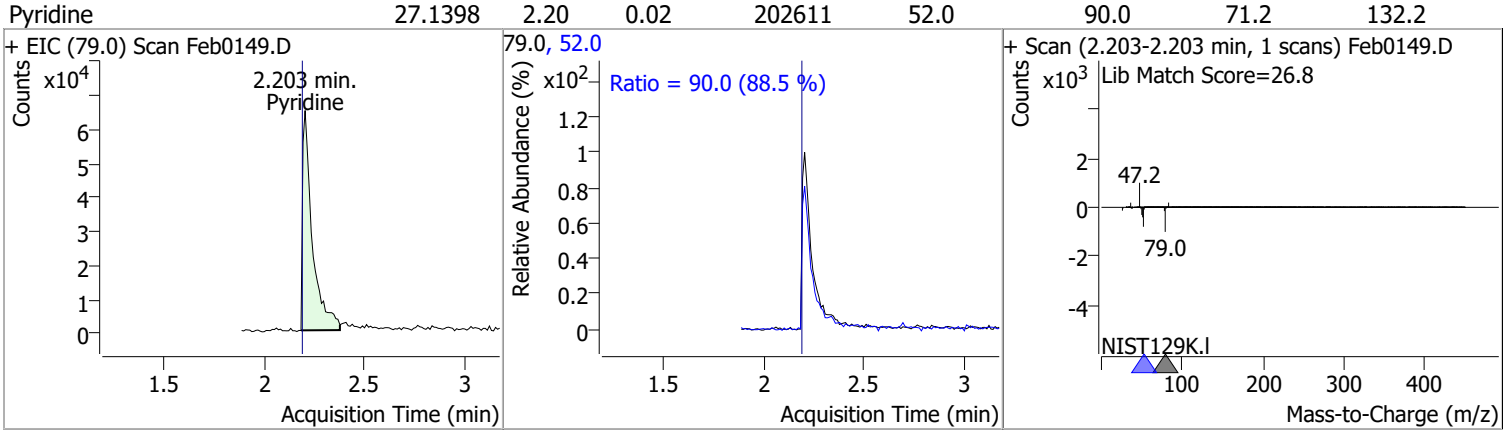

Compound	Conc.	RT	Dev(Min)	Resp.	QIon	QRatio	Lower	Upper
2-Fluorophenol	73.1339	3.53	0.01	722180	64.0	49.9	35.8	66.4
					92.0	20.3	14.3	26.6

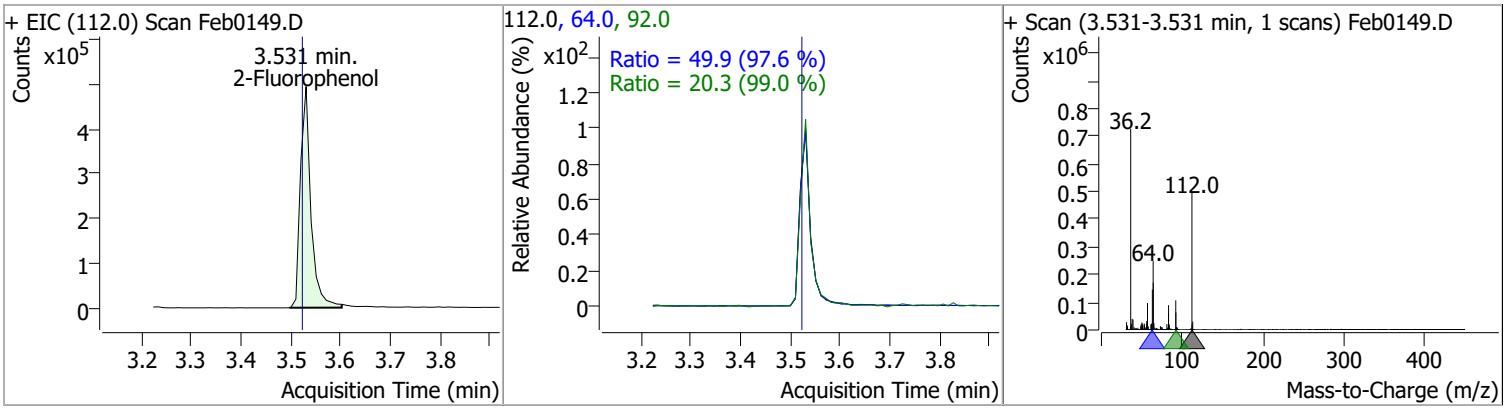

Compound	Conc.	RT	Dev(Min)	Resp.	QIon	QRatio	Lower	Upper
Aniline	28.9864	4.55	0.00	576293	66.0	33.0	24.5	45.6
					65.0	16.7	12.6	23.4

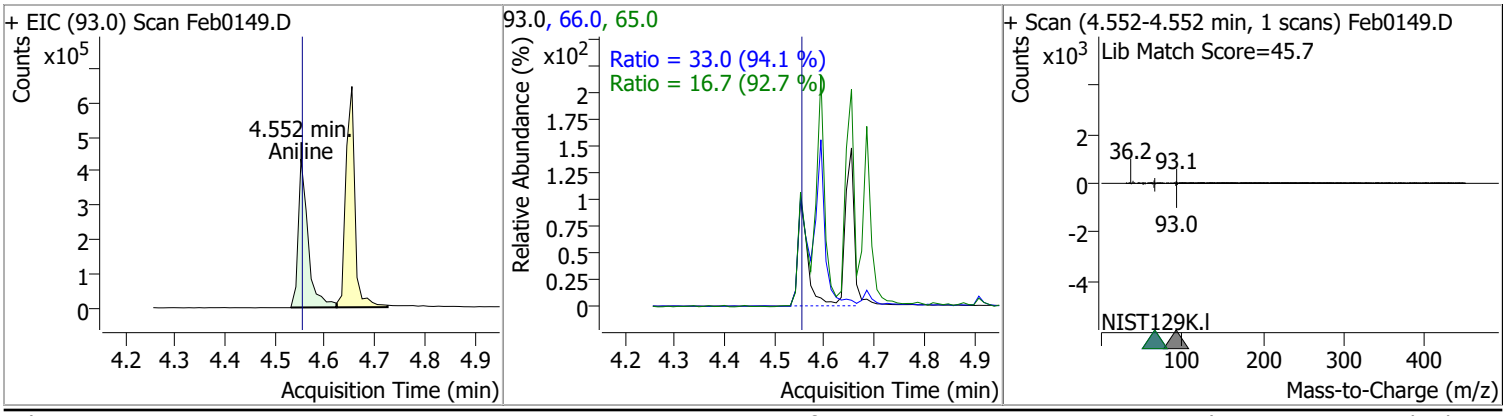

Quantitation Results Report (QT Reviewed)

Compound	Conc.	RT	Dev(Min)	Resp.	QIon	QRatio	Lower	Upper
Phenol-d5	78.7438	4.58	0.01	1022355	71.0	35.1	23.8	44.2

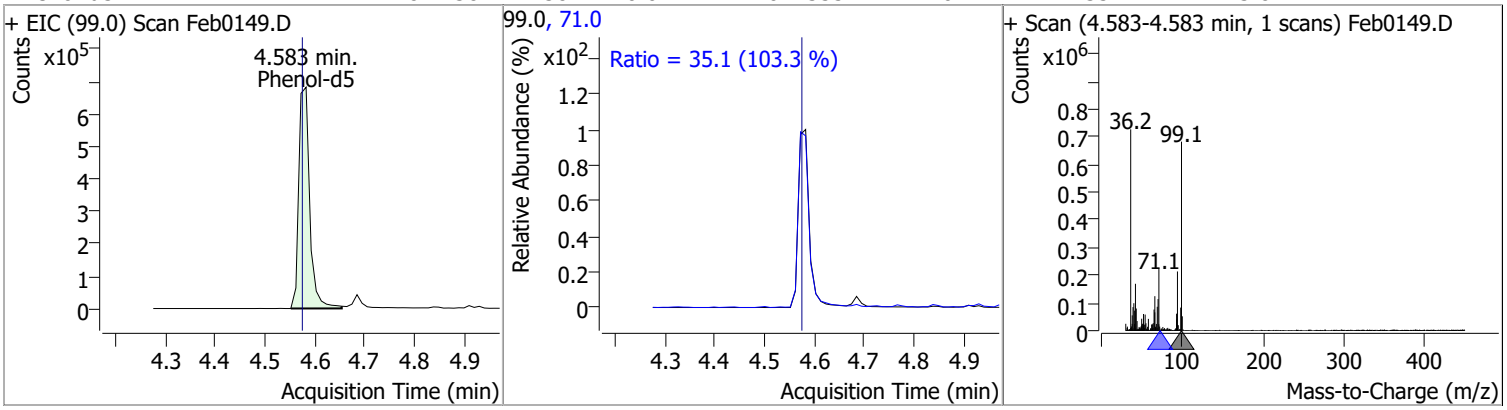

Compound	Conc.	RT	Dev(Min)	Resp.	QIon	QRatio	Lower	Upper
Phenol	44.6122	4.59	0.00	674514	66.0	47.2	30.7	57.0

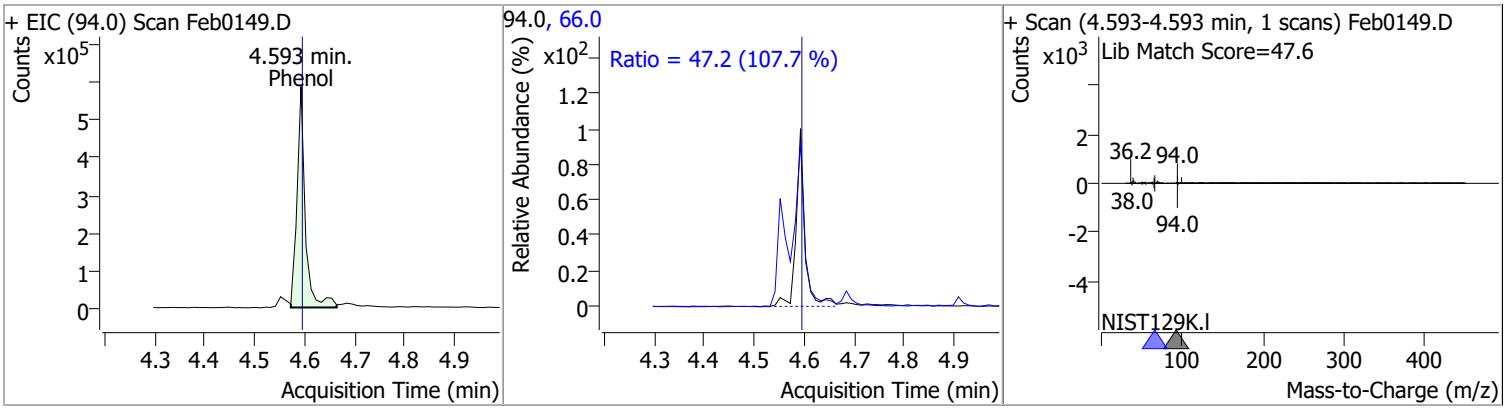

Compound	Conc.	RT	Dev(Min)	Resp.	QIon	QRatio	Lower	Upper
bis(-2-Chloroethyl)Ether	73.1911	4.65	0.00	582624 (m)	64.0	3.1	2.4	4.5

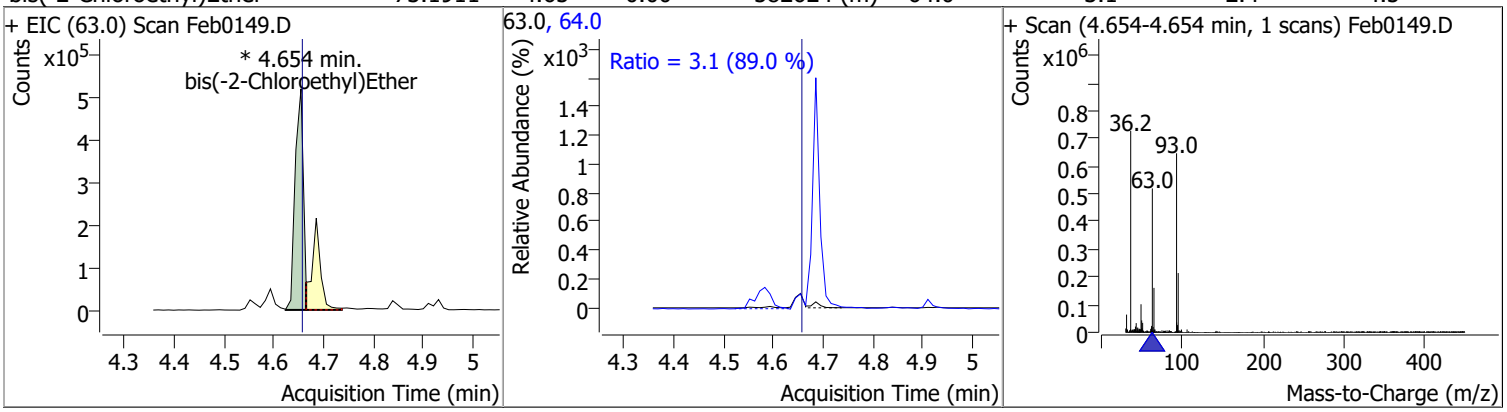

Compound	Conc.	RT	Dev(Min)	Resp.	QIon	QRatio	Lower	Upper
2-Chlorophenol	60.5468	4.68	0.00	715148	130.0	33.0	22.3	41.4

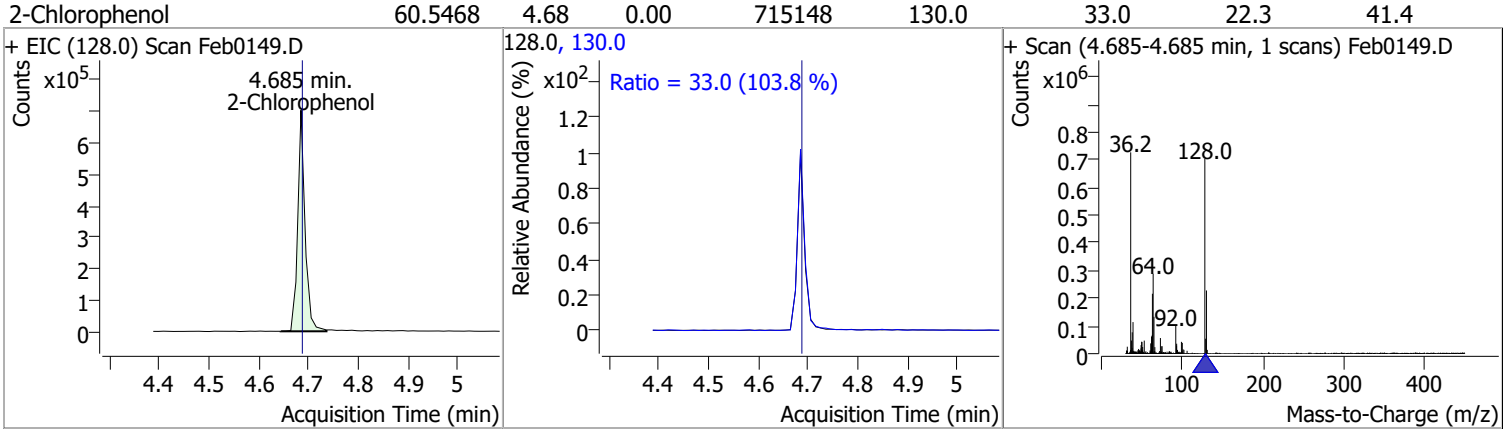

Compound	Conc.	RT	Dev(Min)	Resp.	QIon	QRatio	Lower	Upper
1,3-Dichlorobenzene	59.7475	4.84	0.00	881194	148.0	63.6	43.6	80.9
					111.0	35.6	25.1	46.7

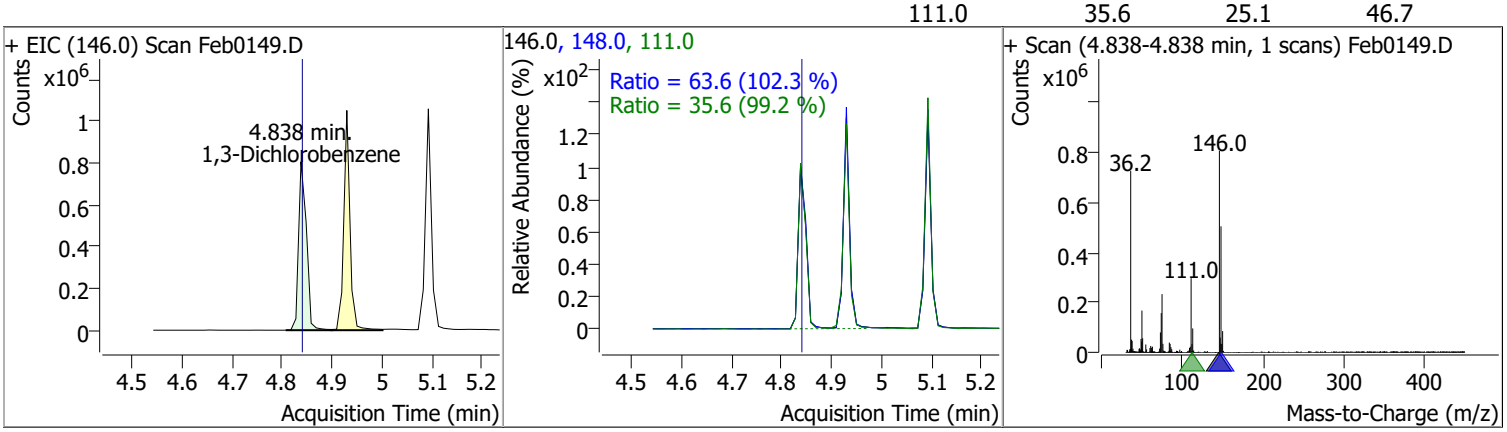

Compound	Conc.	RT	Dev(Min)	Resp.	QIon	QRatio	Lower	Upper
1,4-Dichlorobenzene	58.1390	4.93	0.00	907696	148.0	64.5	44.8	83.3
					111.0	34.2	24.6	45.7

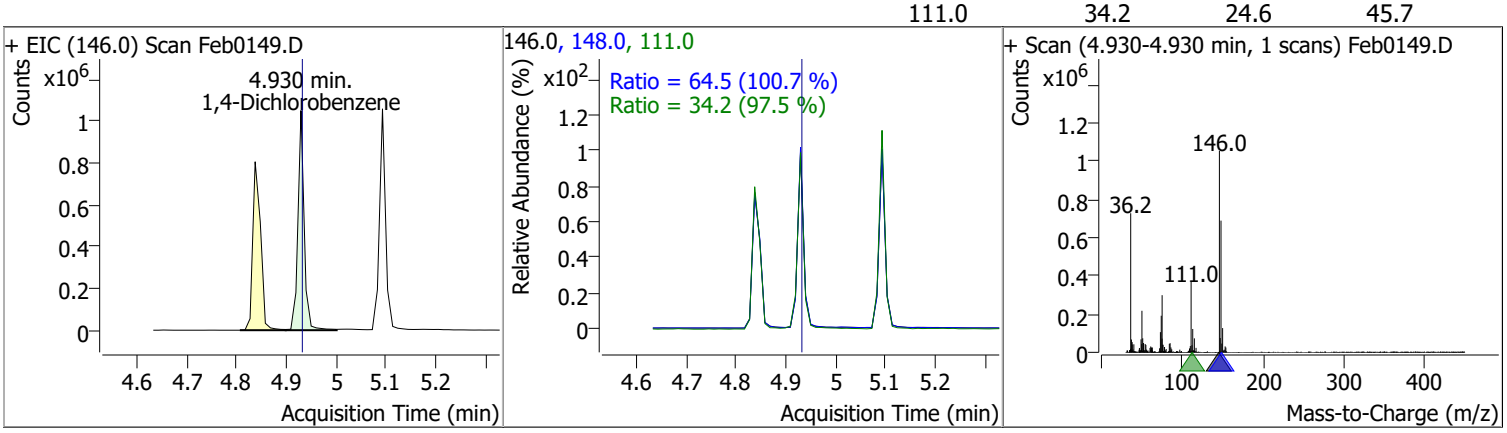

Compound	Conc.	RT	Dev(Min)	Resp.	QIon	QRatio	Lower	Upper
1,2-Dichlorobenzene	59.2989	5.09	0.00	899233 (m)	148.0	64.6	44.1	81.8
					111.0	38.7	25.7	47.7

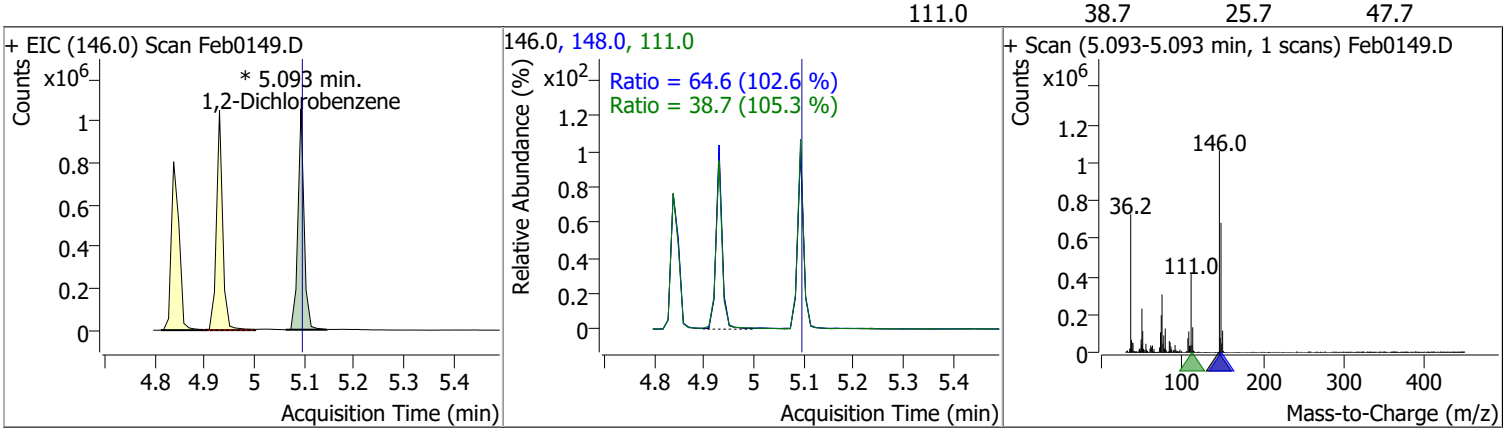

Quantitation Results Report (QT Reviewed)

Compound	Conc.	RT	Dev(Min)	Resp.	QIon	QRatio	Lower	Upper
Benzyl Alcohol	56.6382	5.10	0.00	373692	79.0	120.5	82.9	154.0
					107.0	68.3	45.1	83.8

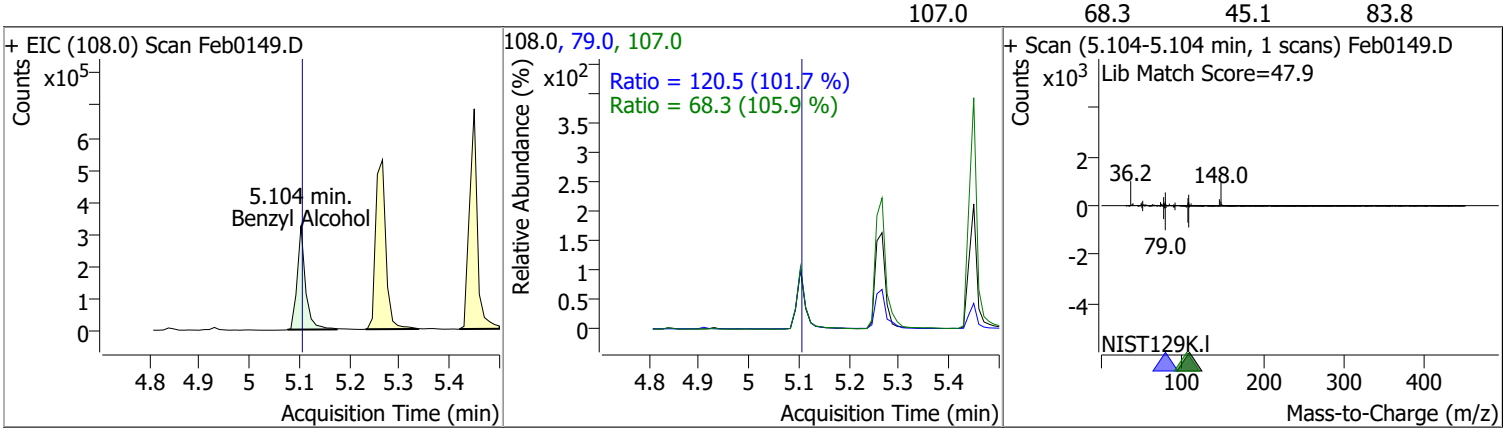

Compound	Conc.	RT	Dev(Min)	Resp.	QIon	QRatio	Lower	Upper
2-Methylphenol	64.7692	5.27	0.01	681453	108.0	112.4	81.4	151.1

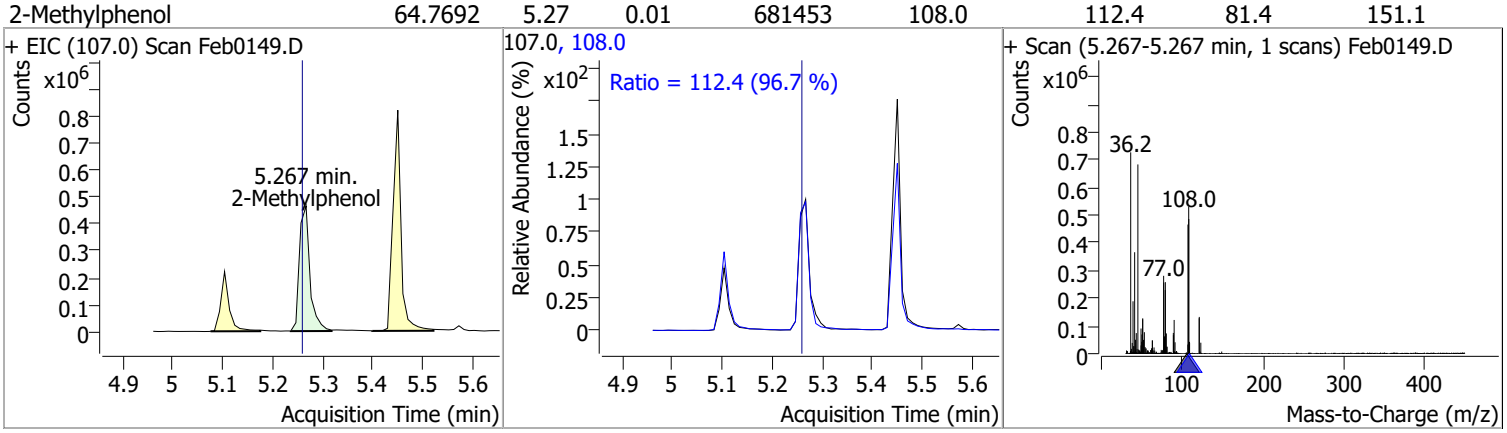

Compound	Conc.	RT	Dev(Min)	Resp.	QIon	QRatio	Lower	Upper
bis(2-chloroisopropyl)Ether	58.1275	5.27	0.00	247759	123.0	32.8	23.0	42.7

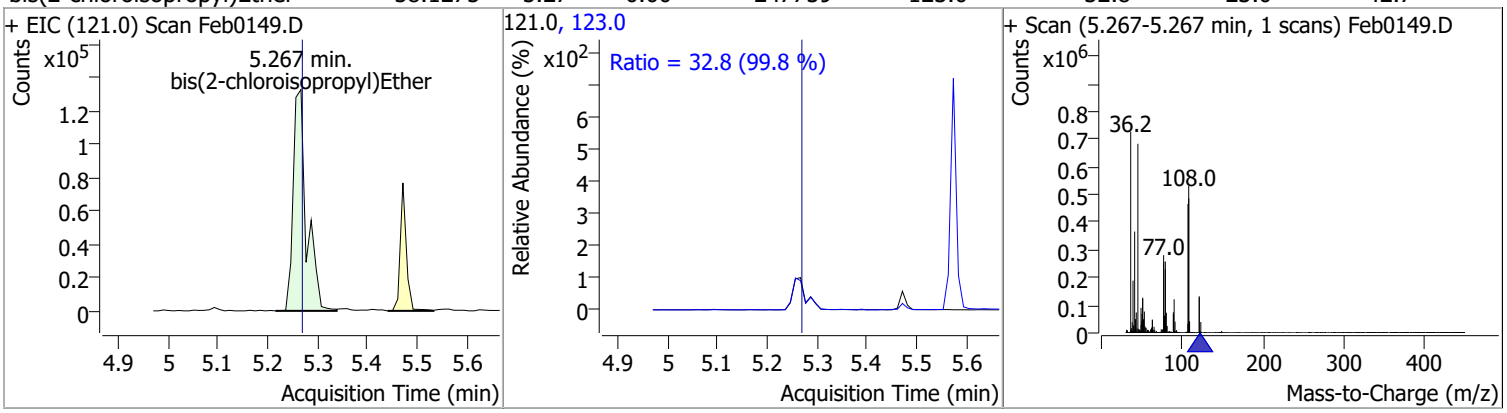

Compound	Conc.	RT	Dev(Min)	Resp.	QIon	QRatio	Lower	Upper
N-nitroso-Di-n-propylamine	80.5542	5.42	0.00	604486	130.0	19.7	0.0	35.1

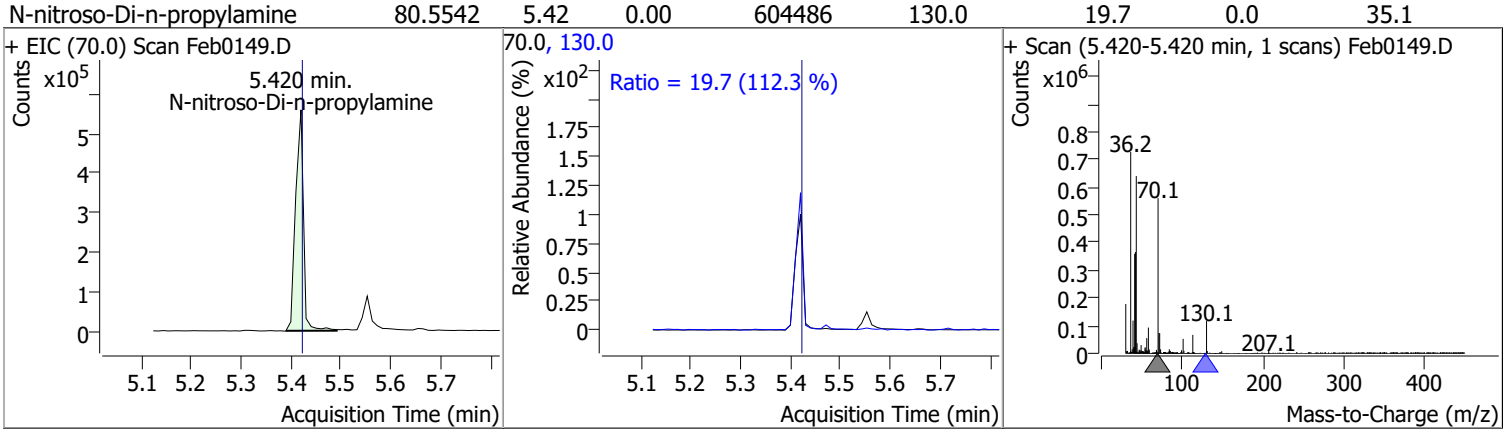

Compound	Conc.	RT	Dev(Min)	Resp.	QIon	QRatio	Lower	Upper
4Methylphenol/3Methylphenol	61.7416	5.45	0.01	920083	108.0	84.2	58.9	109.3

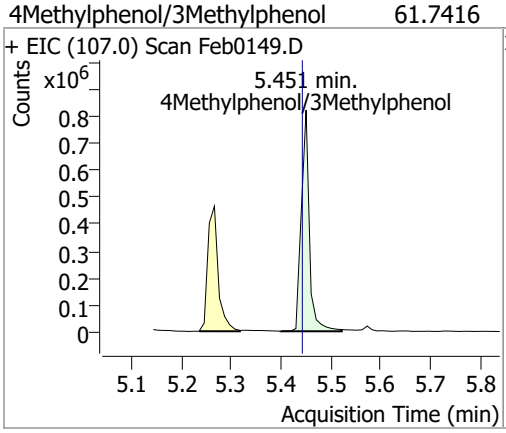

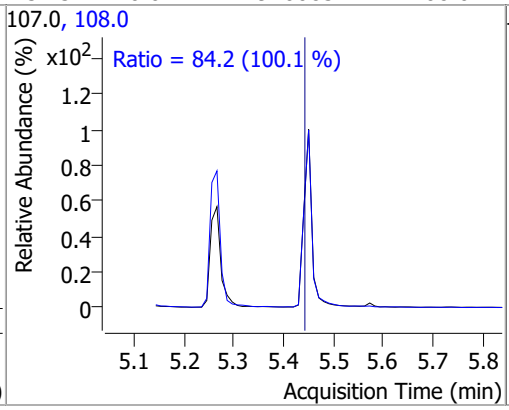

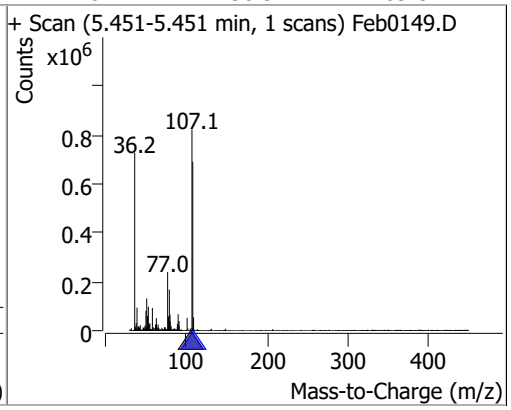

Compound	Conc.	RT	Dev(Min)	Resp.	QIon	QRatio	Lower	Upper
Hexachloroethane	52.3732	5.47	0.00	209261	201.0	87.3	65.5	121.7
					199.0	55.8	41.8	77.7

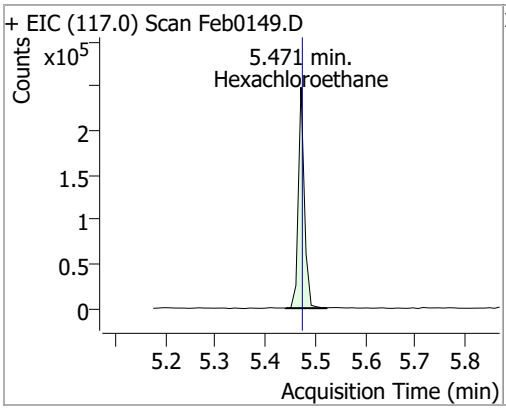

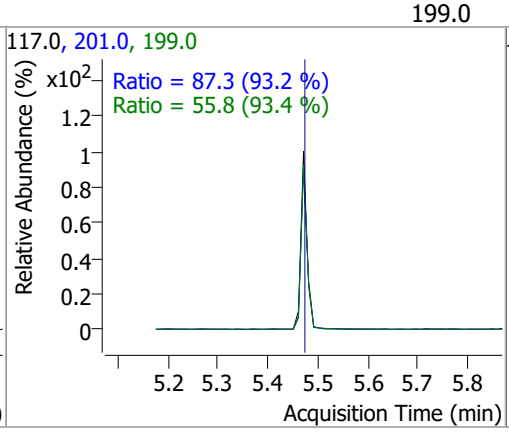

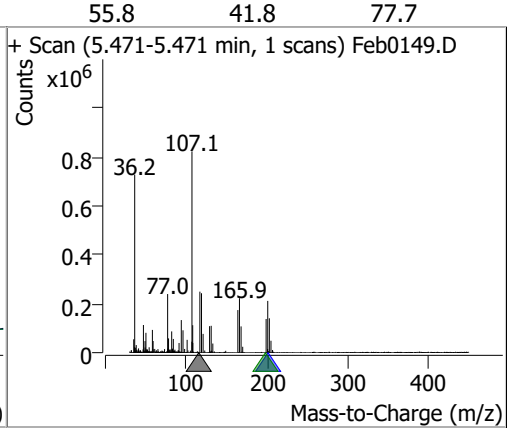

Compound	Conc.	RT	Dev(Min)	Resp.	QIon	QRatio	Lower	Upper
Nitrobenzene-d5	68.9108	5.55	0.00	465418	54.0	62.5	44.8	83.2
					128.0	47.4	32.6	60.6

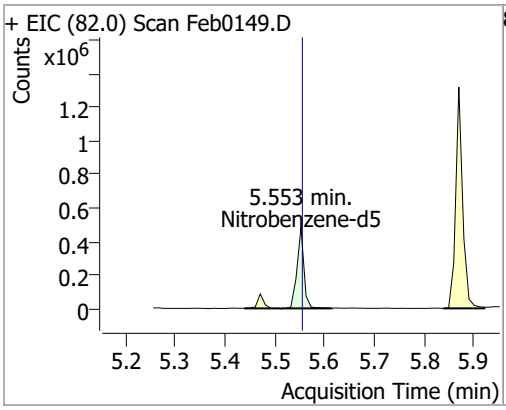

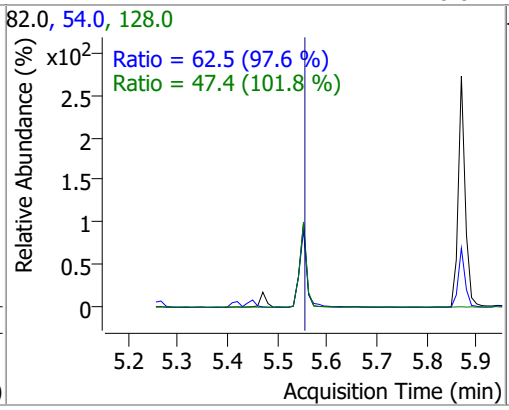

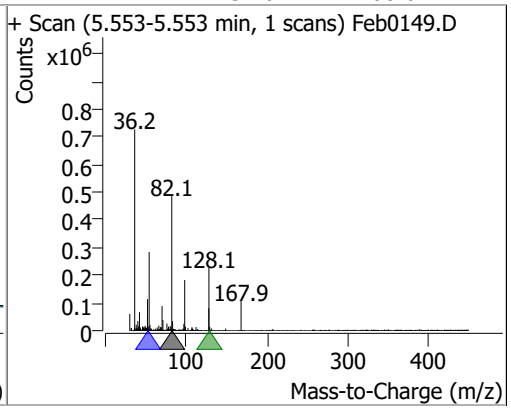

Quantitation Results Report (QT Reviewed)

Compound	Conc.	RT	Dev(Min)	Resp.	QIon	QRatio	Lower	Upper
Nitrobenzene	76.9925	5.57	0.00	253522	77.0	203.2	141.7	263.2
					51.0	124.3	87.8	163.1

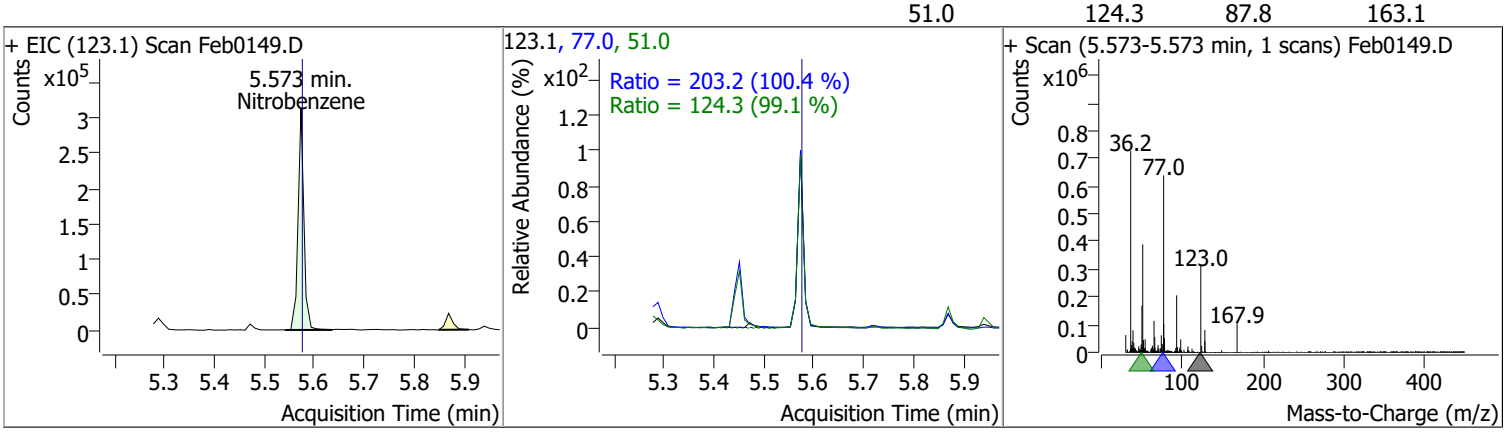

Compound	Conc.	RT	Dev(Min)	Resp.	QIon	QRatio	Lower	Upper
Isophorone	66.9149	5.87	-0.01	1282839	138.0	21.3	15.2	28.3

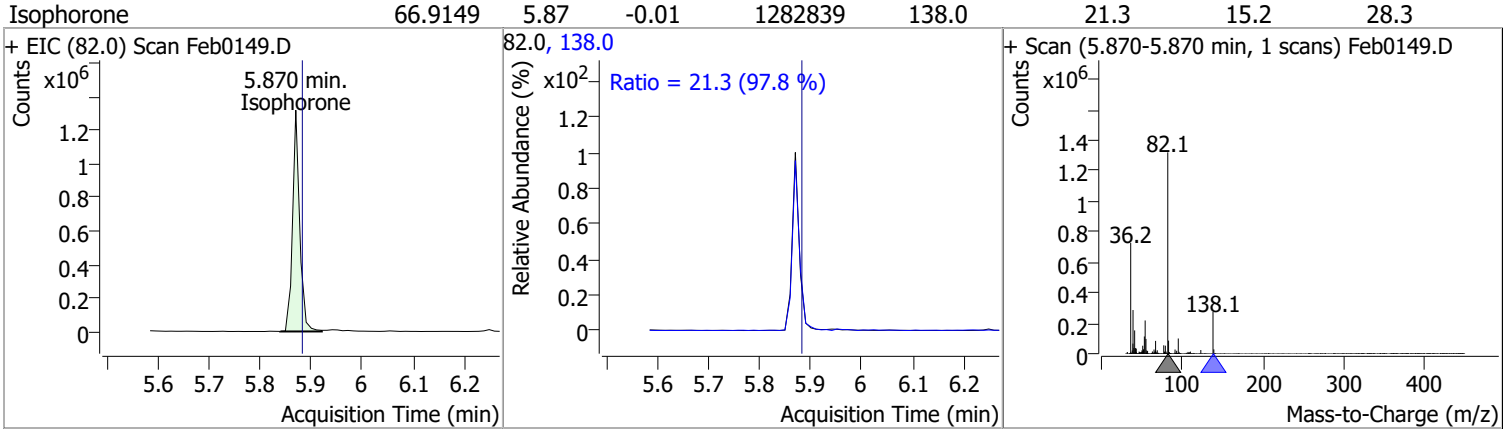

Compound	Conc.	RT	Dev(Min)	Resp.	QIon	QRatio	Lower	Upper
2-Nitrophenol	70.1767	5.94	0.00	187441	65.0	48.2	34.3	63.6
					109.0	42.5	26.8	49.8

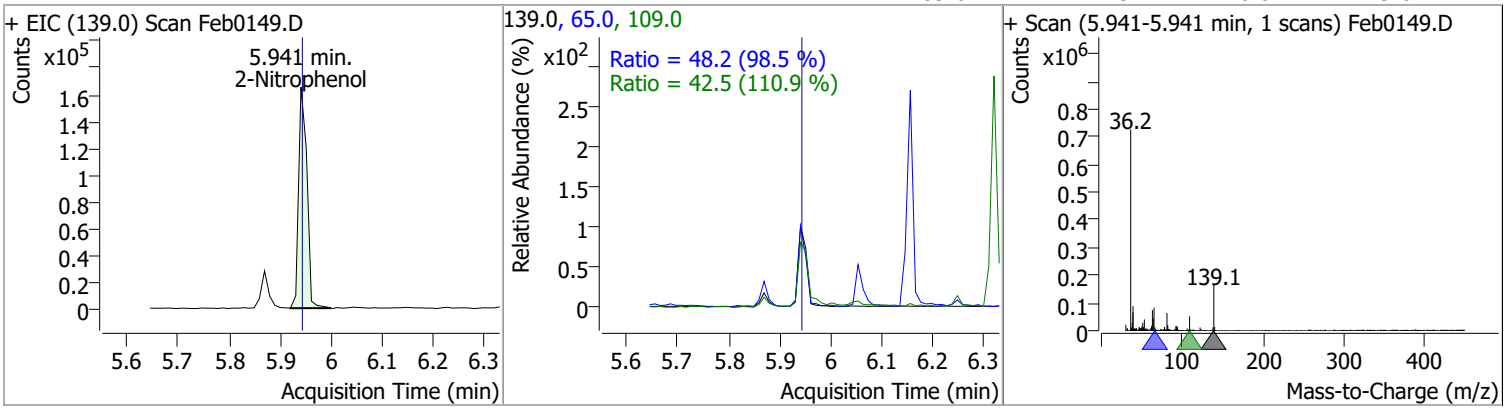

Quantitation Results Report (QT Reviewed)

Compound	Conc.	RT	Dev(Min)	Resp.	QIon	QRatio	Lower	Upper
2,4-Dimethylphenol	52.7393	6.05	0.00	458292	107.0	111.0	76.3	141.6
					77.0	31.3	22.7	42.1

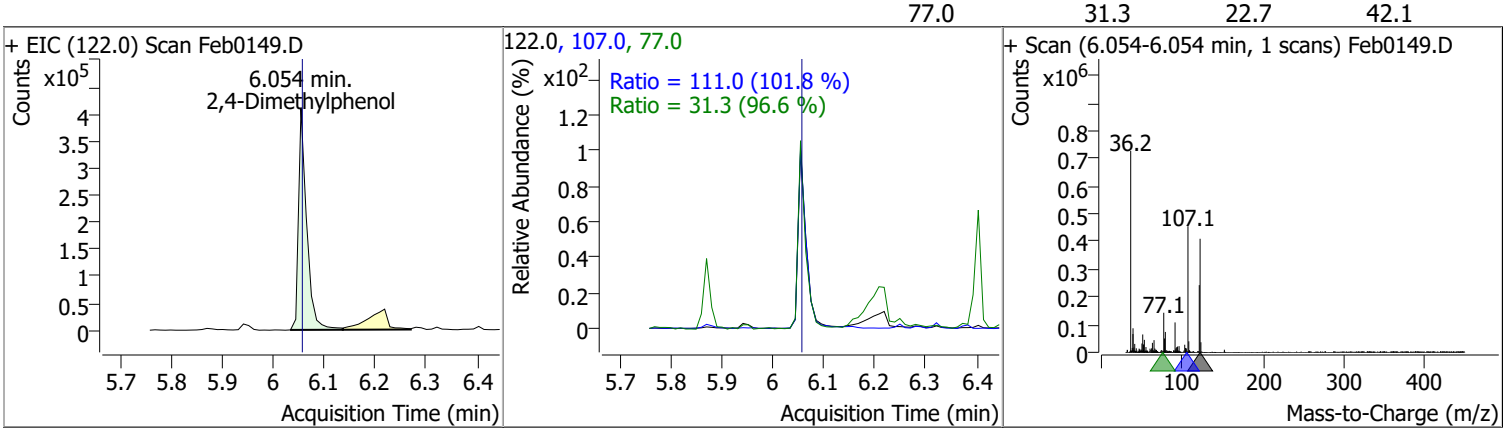

Compound	Conc.	RT	Dev(Min)	Resp.	QIon	QRatio	Lower	Upper
bis(-2-Chloroethoxy)Methane	79.8570	6.16	0.00	815037	63.0	73.7	48.0	89.2
					95.0	32.4	22.7	42.1

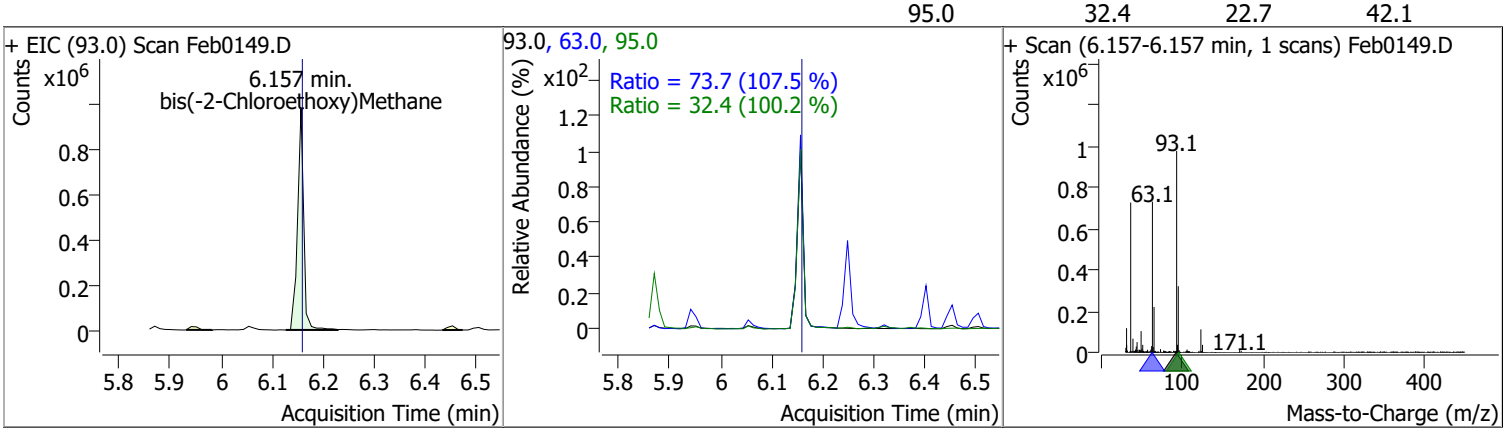

Compound	Conc.	RT	Dev(Min)	Resp.	QIon	QRatio	Lower	Upper
2,4-Dichlorophenol	68.8749	6.25	0.00	558760	164.0	62.4	44.2	82.1
					98.0	30.9	21.5	40.0

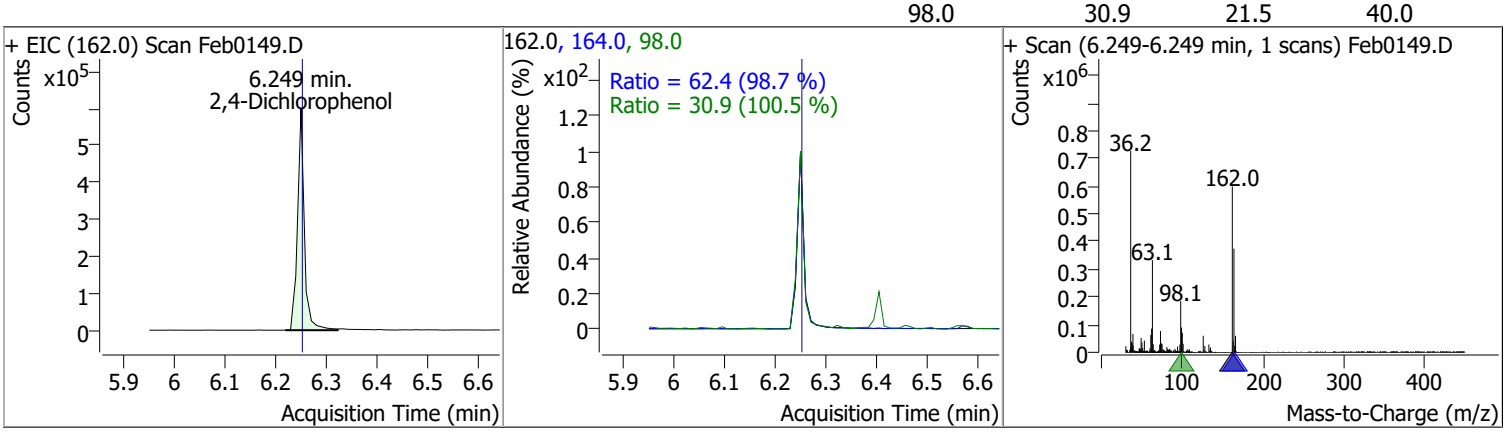

Quantitation Results Report (QT Reviewed)

Compound	Conc.	RT	Dev(Min)	Resp.	QIon	QRatio	Lower	Upper
Benzoic Acid	26.2939	6.22	-0.05	128373	122.0	86.0	62.0	115.2
					77.0	82.2	52.5	97.5

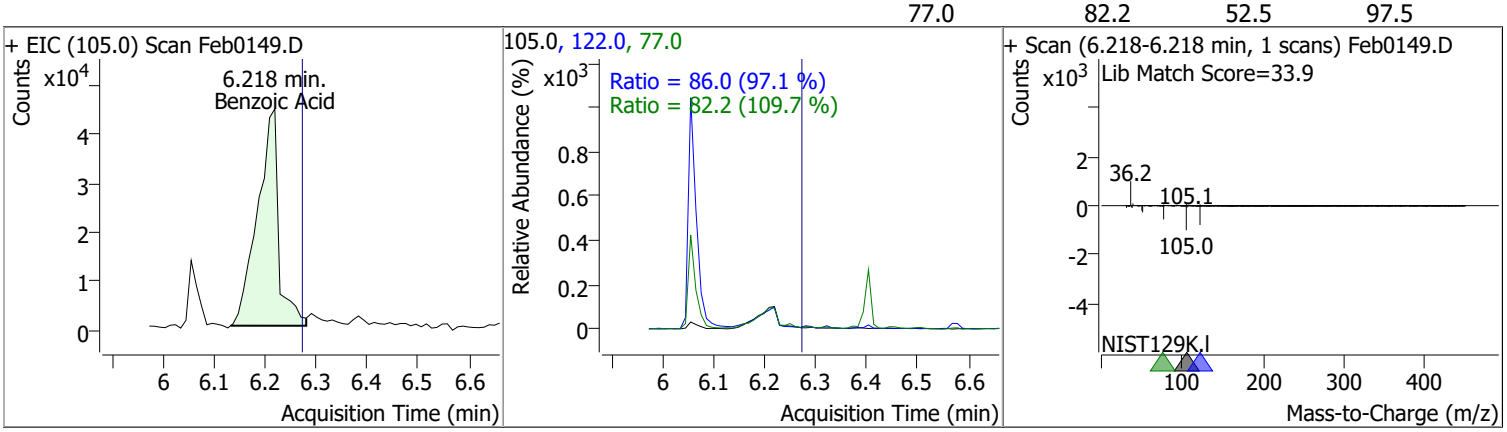

Compound	Conc.	RT	Dev(Min)	Resp.	QIon	QRatio	Lower	Upper
1,2,4-Trichlorobenzene	64.1391	6.32	0.00	635044	182.0	94.3	68.0	126.2
					145.0	29.8	19.9	36.9

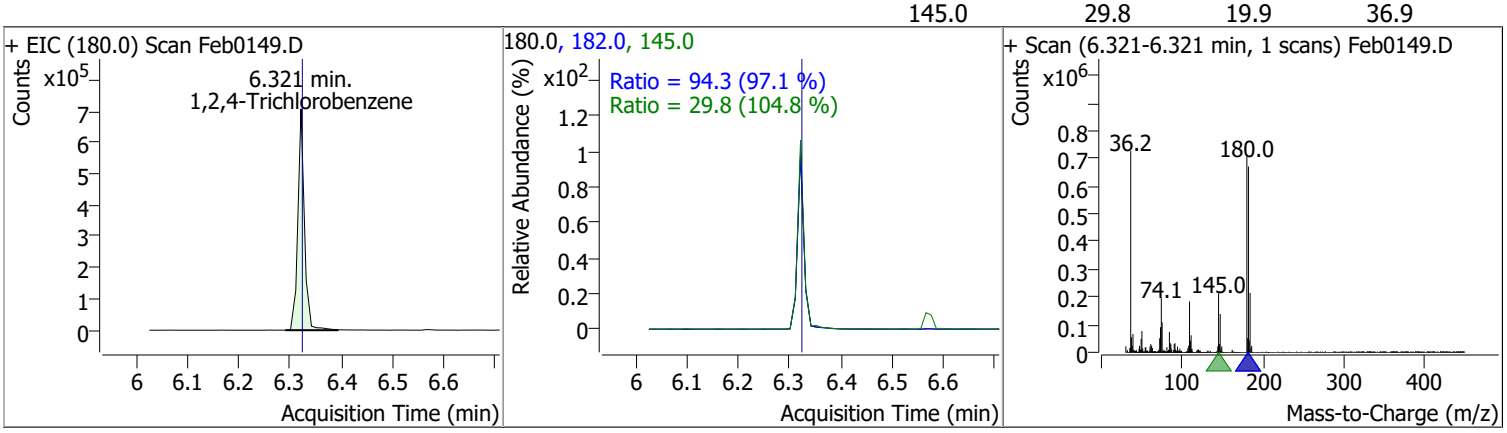

Compound	Conc.	RT	Dev(Min)	Resp.	QIon	QRatio	Lower	Upper
Naphthalene	72.0776	6.40	0.00	2089876 (m)	129.0	10.8	8.0	14.9
					102.0	9.3	6.8	12.6

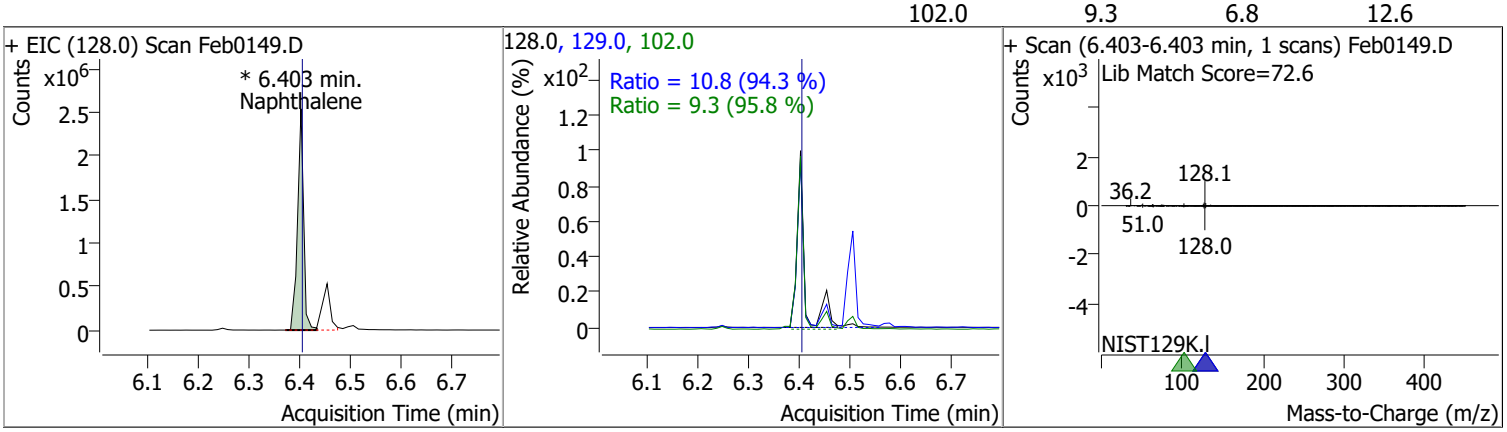

Compound	Conc.	RT	Dev(Min)	Resp.	QIon	QRatio	Lower	Upper
4-Chlorophenol	62.6712	6.45	0.01	176773 (m)	128.0	339.7	243.7	452.5

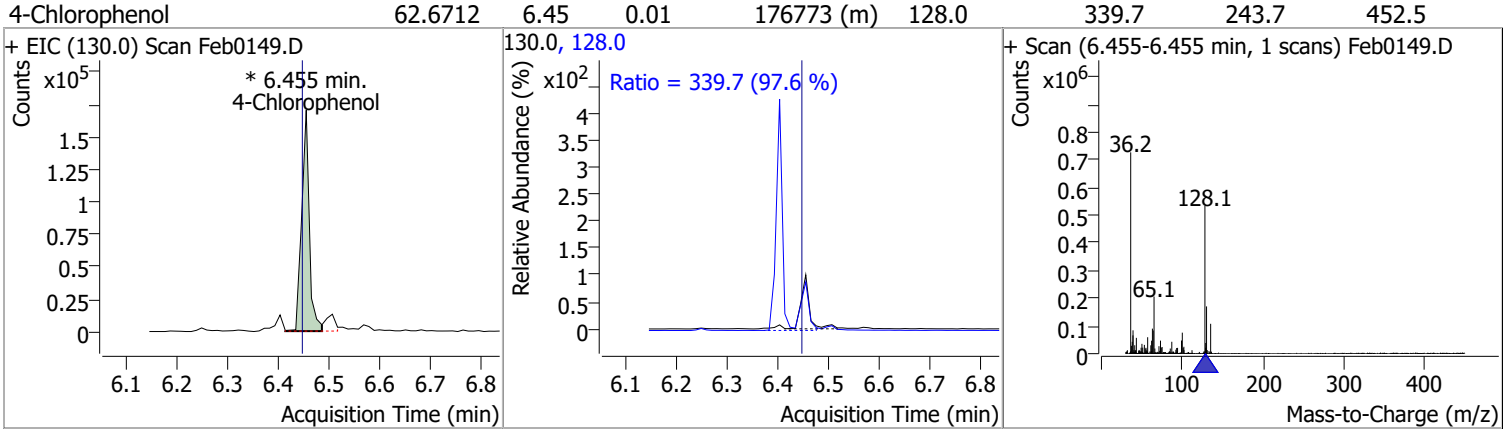

Compound	Conc.	RT	Dev(Min)	Resp.	QIon	QRatio	Lower	Upper
p-Chloroaniline	44.5259	6.51	0.00	546738 (m)	129.0	30.1	23.2	43.0
					65.0	30.4	20.9	38.9

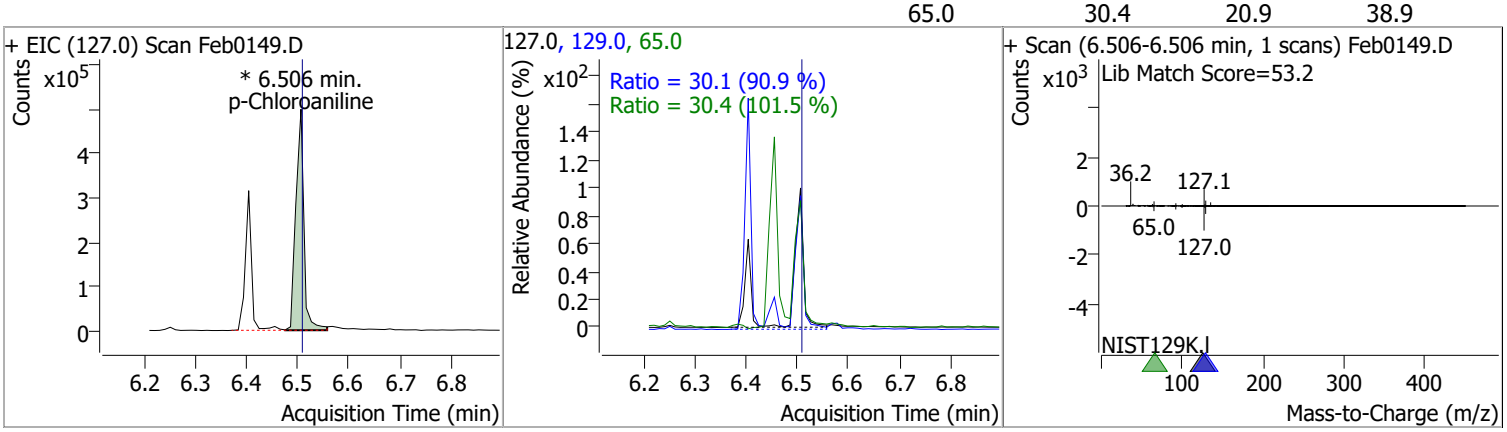

Compound	Conc.	RT	Dev(Min)	Resp.	QIon	QRatio	Lower	Upper
Hexachlorobutadiene	51.4399	6.58	0.00	258750	223.0	63.1	45.6	84.6
					227.0	65.4	44.6	82.8

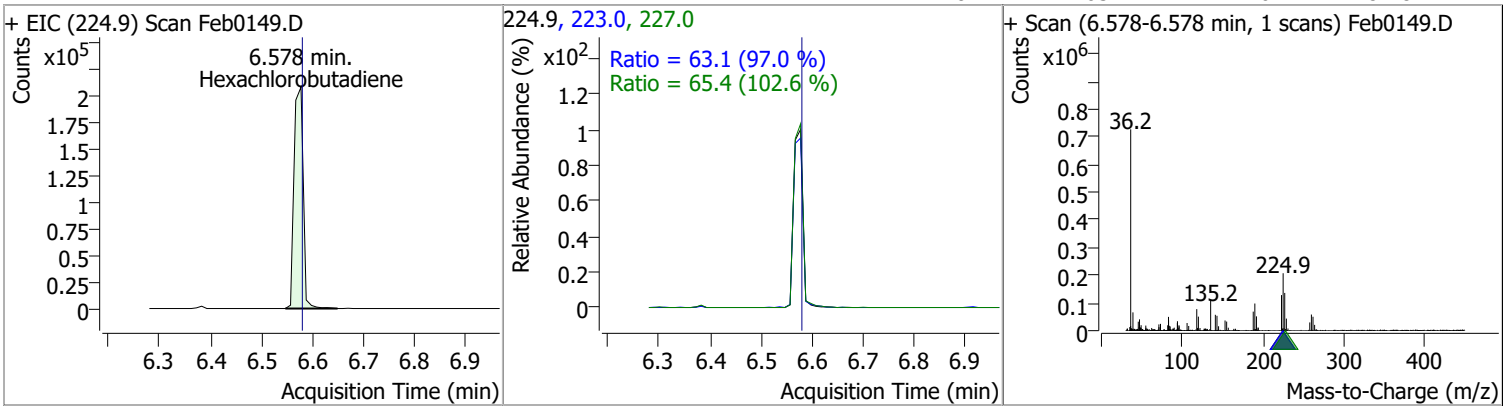

Compound	Conc.	RT	Dev(Min)	Resp.	QIon	QRatio	Lower	Upper
4-Chloro-2-Methylphenol	72.6459	7.00	0.01	521590	144.0	27.0	19.6	36.4

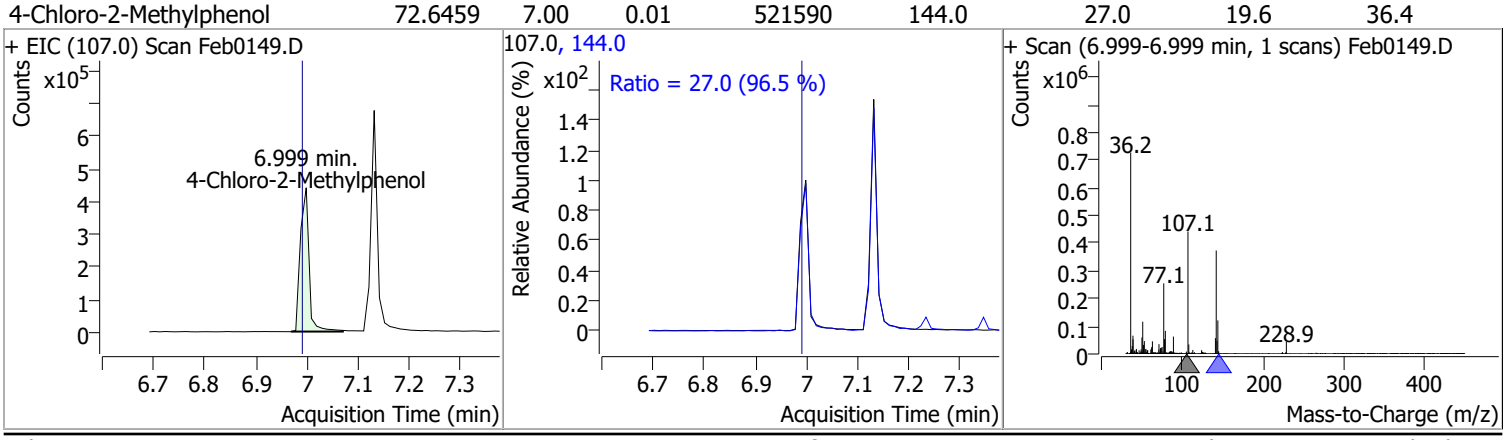

Quantitation Results Report (QT Reviewed)

Compound	Conc.	RT	Dev(Min)	Resp.	QIon	QRatio	Lower	Upper
4-Chloro-3-Methylphenol	77.0591	7.13	0.00	599199 (m)	144.0	27.1	20.0	37.2

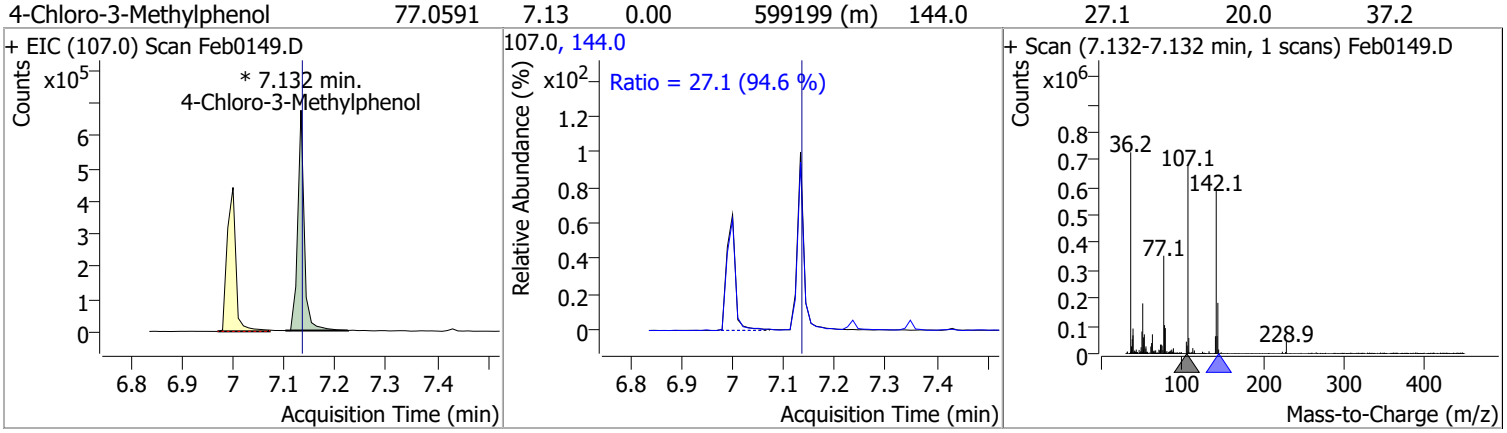

Compound	Conc.	RT	Dev(Min)	Resp.	QIon	QRatio	Lower	Upper
2-Methylnaphthalene	74.5033	7.24	0.00	1280526	142.0	117.5	83.1	154.4
					115.0	41.7	28.8	53.4

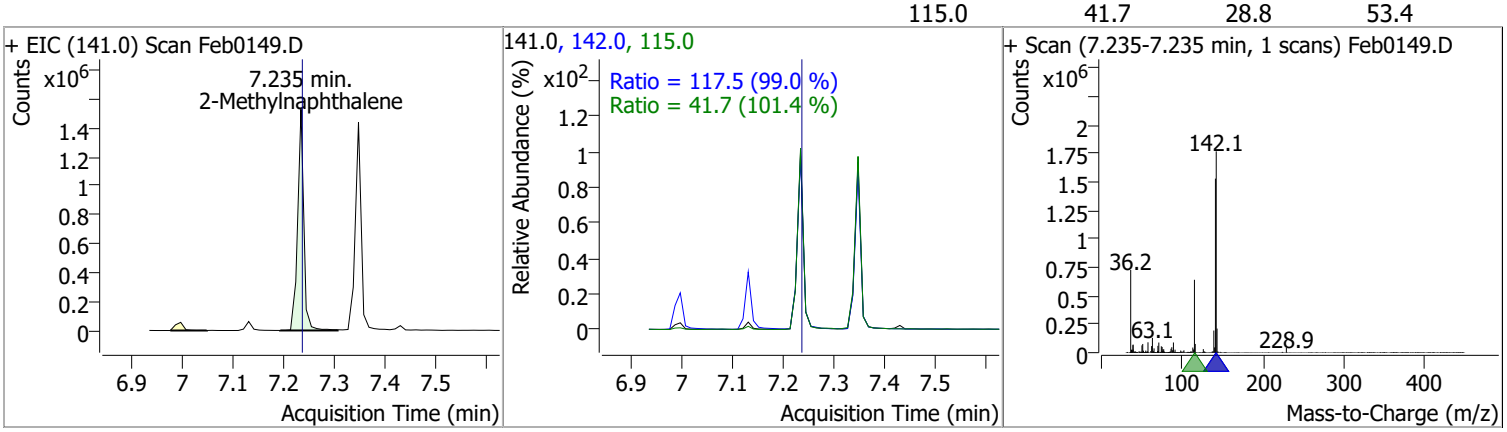

Compound	Conc.	RT	Dev(Min)	Resp.	QIon	QRatio	Lower	Upper
1-Methylnaphthalene	68.3363	7.35	0.00	1153399 (m)	142.0	112.6	77.9	144.7
					115.0	42.2	29.5	54.8

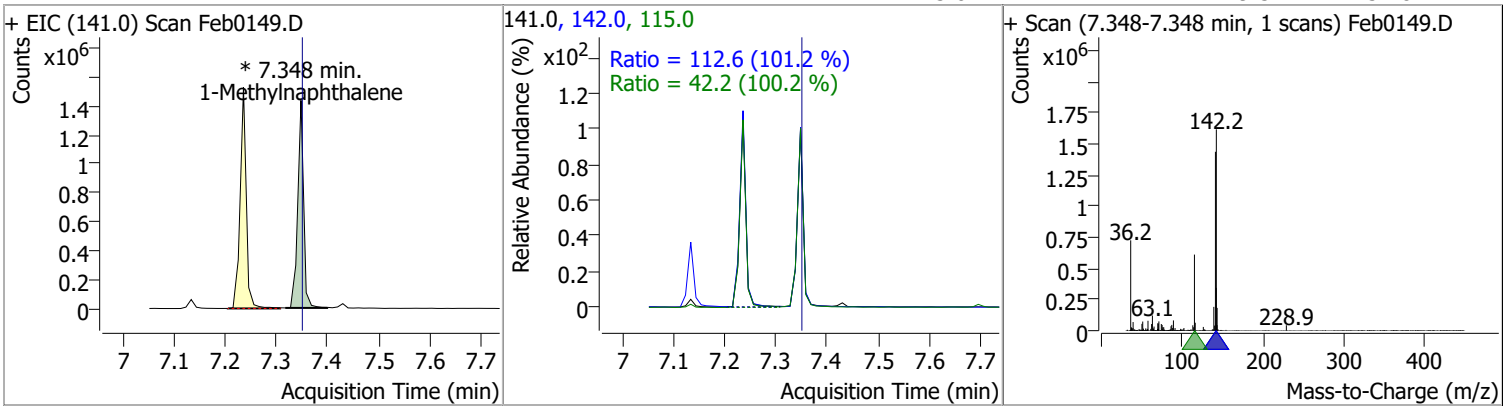

Quantitation Results Report (QT Reviewed)

Compound	Conc.	RT	Dev(Min)	Resp.	QIon	QRatio	Lower	Upper
Hexachlorocyclopentadiene	44.5382	7.43	0.00	135062	238.9	66.2	43.8	81.3
					234.9	64.2	43.7	81.2

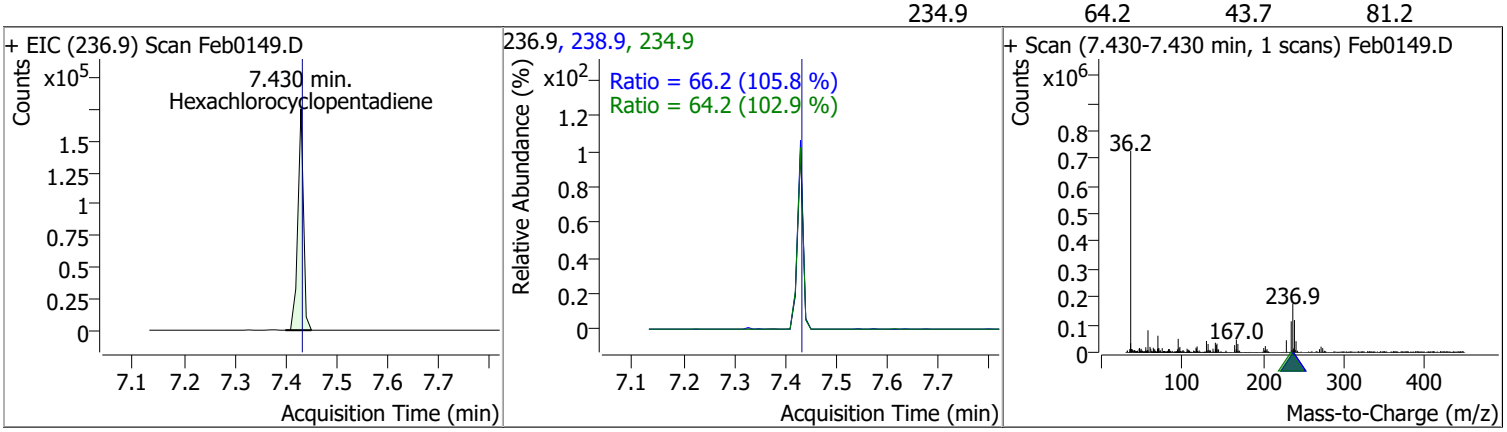

Compound	Conc.	RT	Dev(Min)	Resp.	QIon	QRatio	Lower	Upper
2,4,6-Trichlorophenol	71.0507	7.59	0.00	343116	198.0	93.7	68.7	127.5

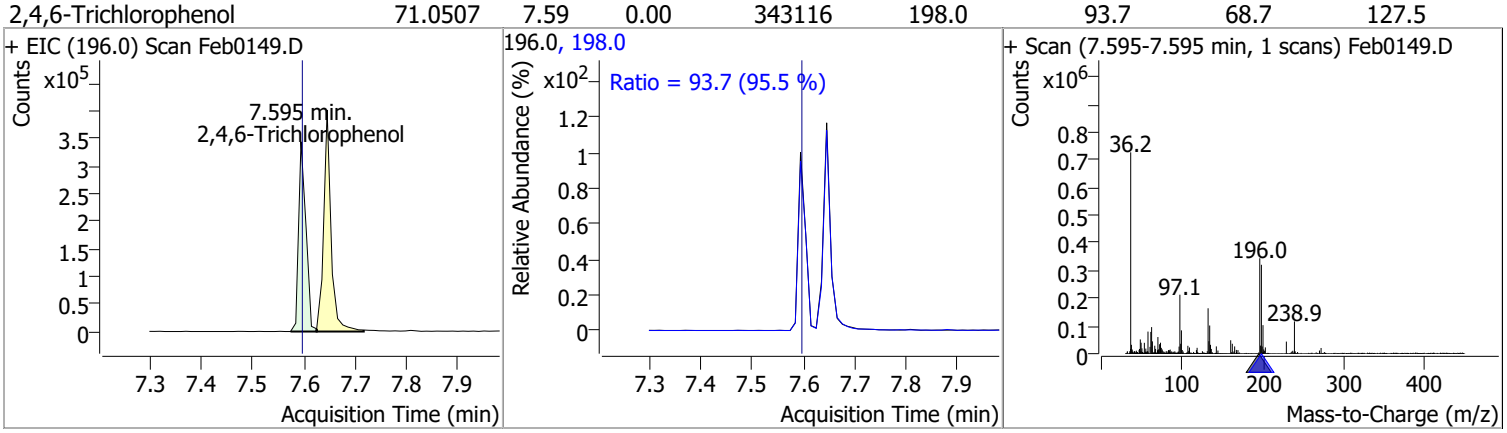

Compound	Conc.	RT	Dev(Min)	Resp.	QIon	QRatio	Lower	Upper
2,4,5-Trichlorophenol	71.7032	7.65	0.01	404338	198.0	94.5	65.6	121.8

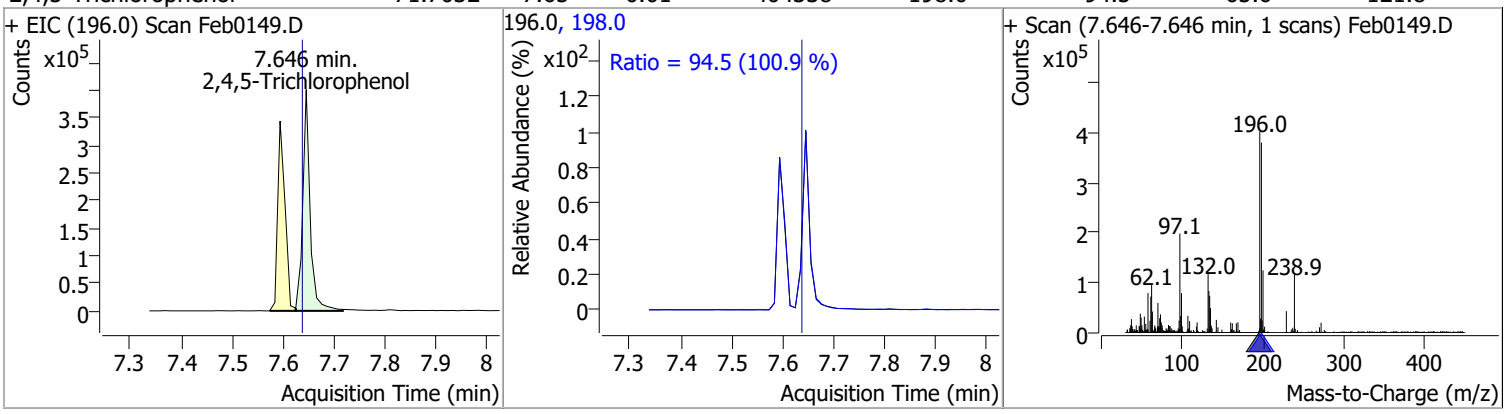

Compound	Conc.	RT	Dev(Min)	Resp.	QIon	QRatio	Lower	Upper
2-Fluorobiphenyl	69.2746	7.70	0.00	1522006	171.0	34.0	23.8	44.1

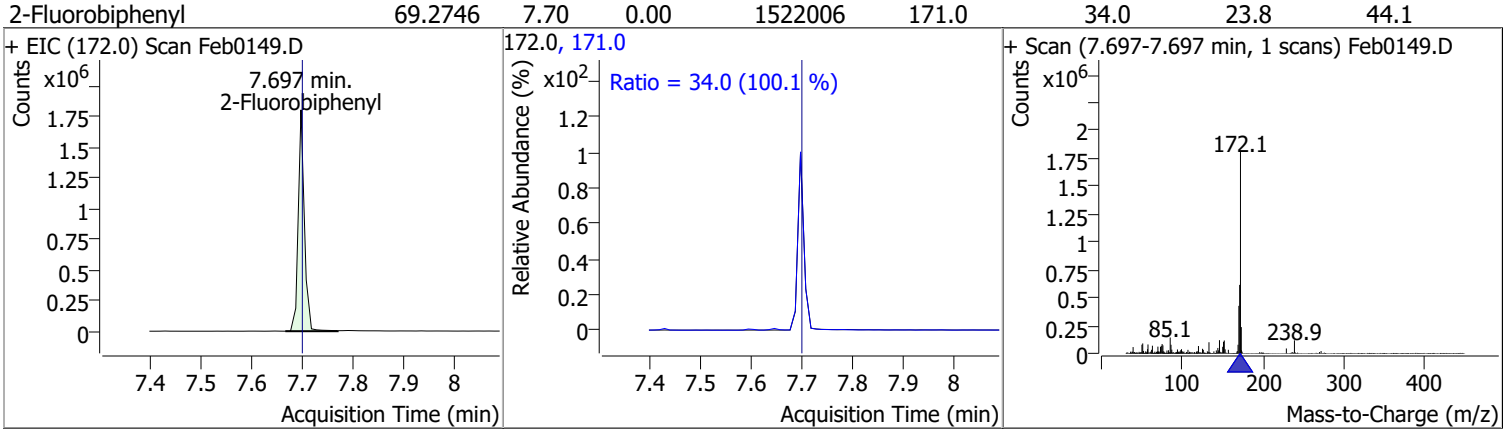

Quantitation Results Report (QT Reviewed)

Compound	Conc.	RT	Dev(Min)	Resp.	QIon	QRatio	Lower	Upper
2-Chloronaphthalene	82.2387	7.81	0.00	1479690	127.0	37.2	25.7	47.7
					164.0	32.6	22.6	41.9

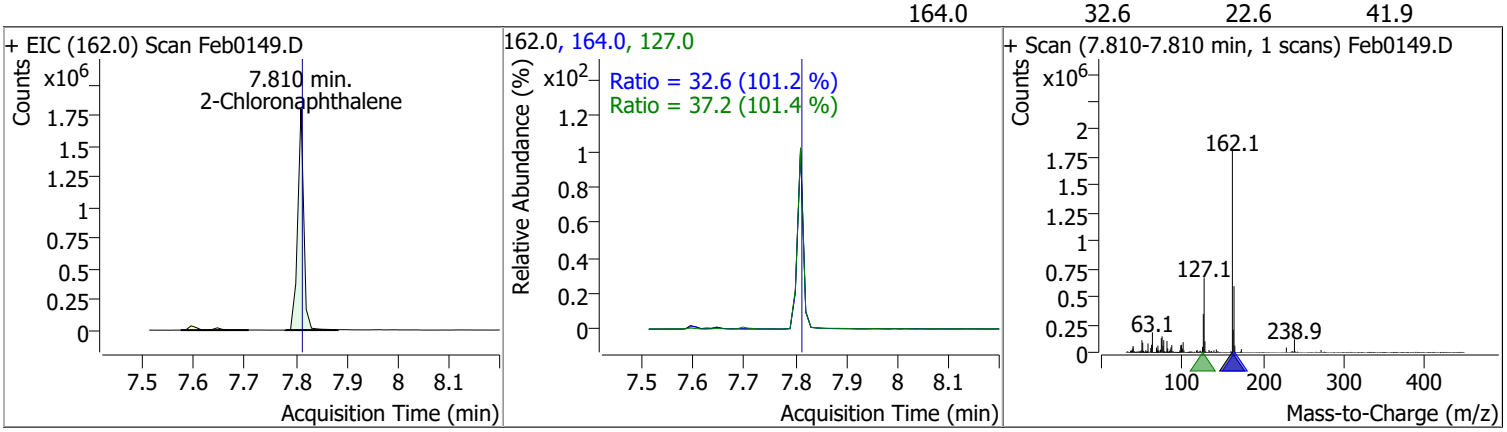

Compound	Conc.	RT	Dev(Min)	Resp.	QIon	QRatio	Lower	Upper
2-Nitroaniline	78.7706	7.96	0.00	212273	138.0	114.2	84.5	156.9

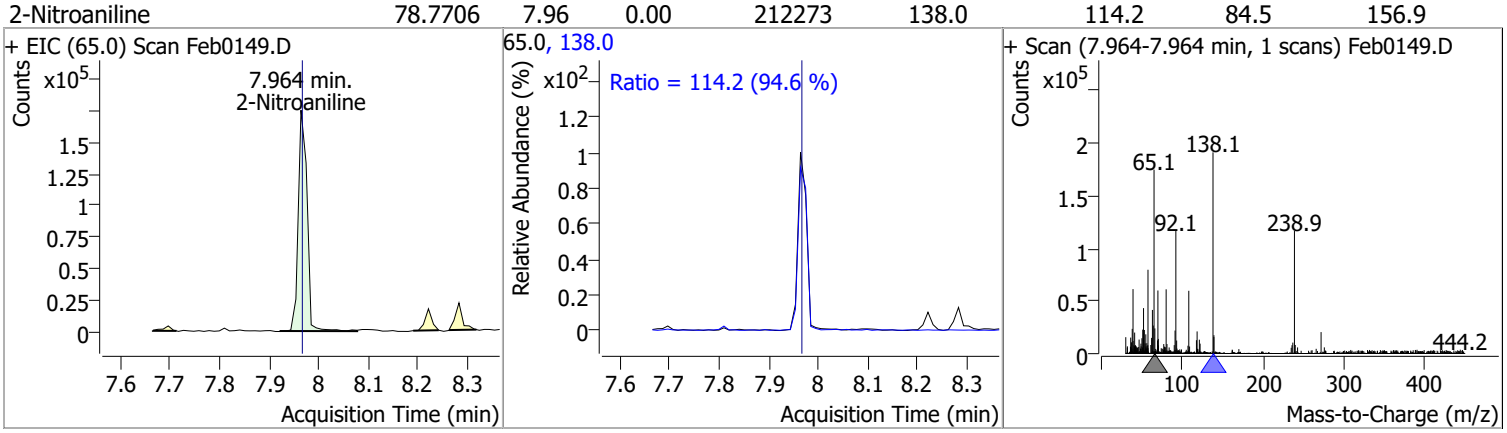

Compound	Conc.	RT	Dev(Min)	Resp.	QIon	QRatio	Lower	Upper
Dimethyl Phthalate	84.6977	8.22	0.00	1583047	77.0	19.2	13.0	24.2

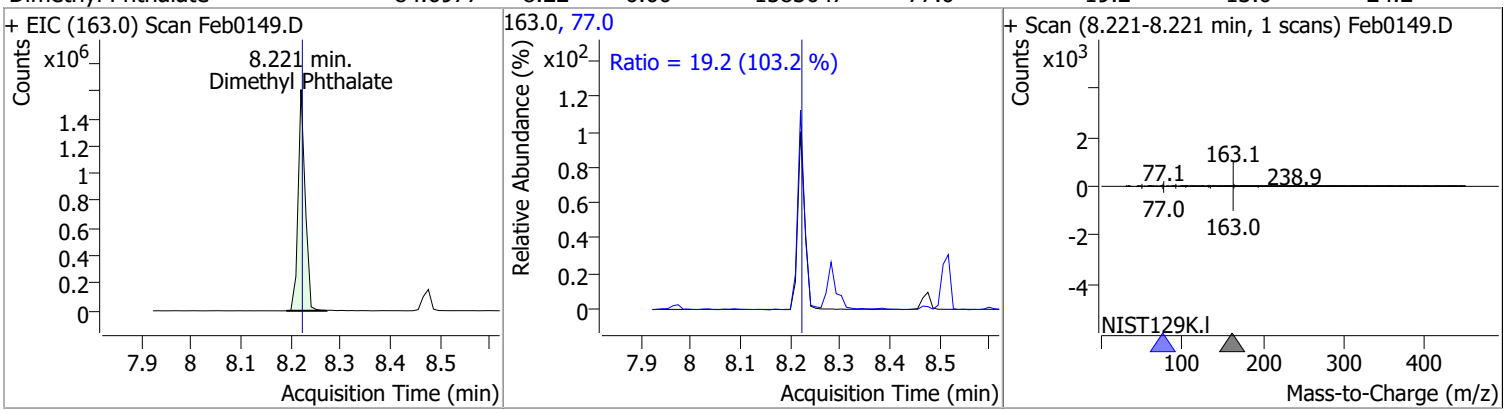

Compound	Conc.	RT	Dev(Min)	Resp.	QIon	QRatio	Lower	Upper
2,6-Dinitrotoluene	85.8290	8.28	0.00	201691	63.0	134.7	82.2	152.7
					89.0	58.7	40.8	75.8

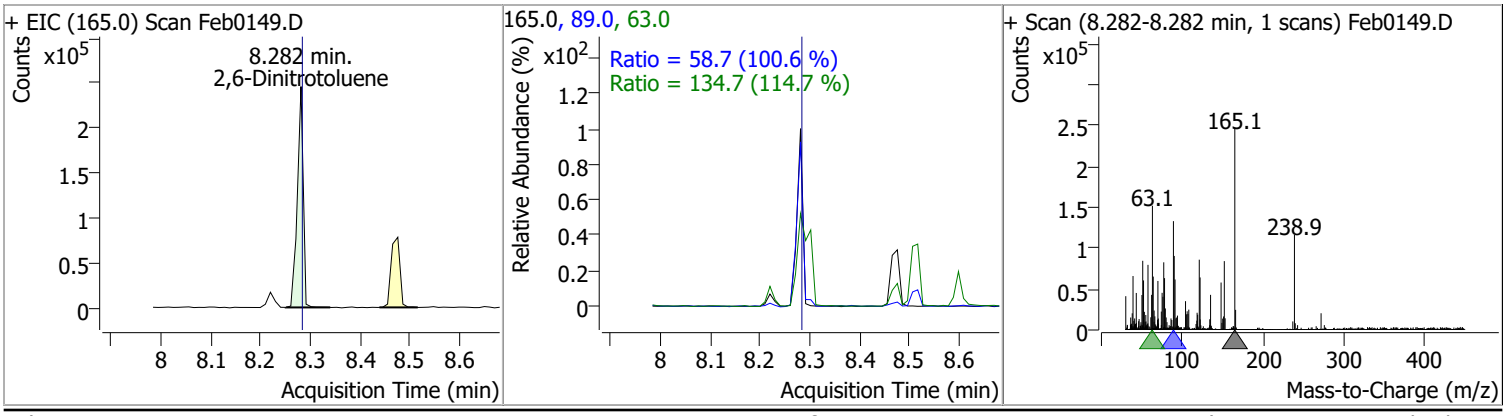

Compound	Conc.	RT	Dev(Min)	Resp.	QIon	QRatio	Lower	Upper
Acenaphthylene	80.3712	8.30	0.00	2334917	153.1	13.3	9.8	18.2

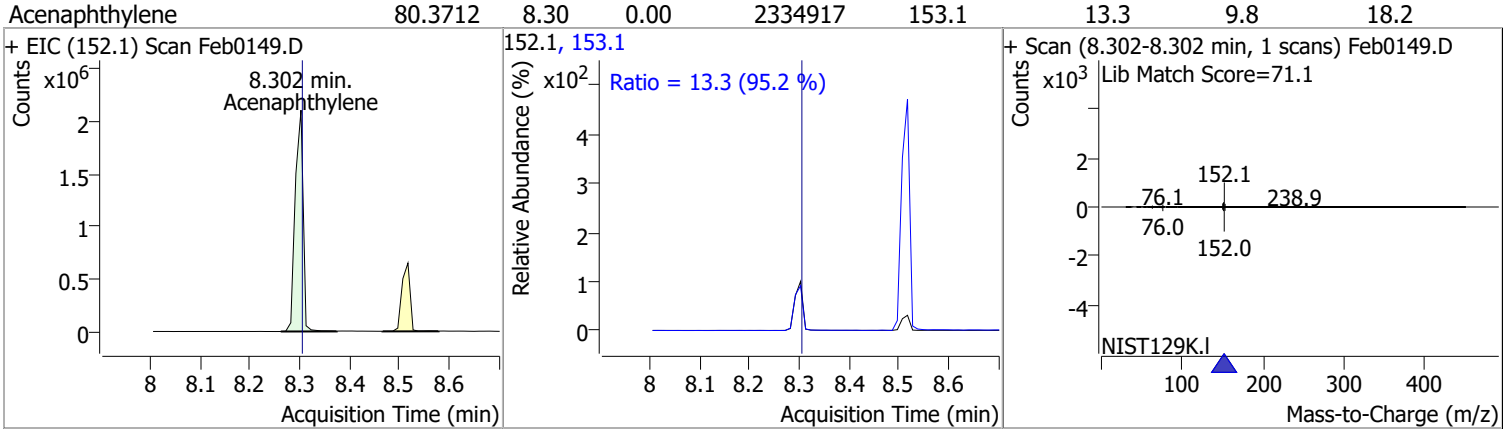

Compound	Conc.	RT	Dev(Min)	Resp.	QIon	QRatio	Lower	Upper
3-Nitroaniline	63.2261	8.48	0.00	168083	65.0	133.3	84.7	157.3
					92.0	115.0	71.7	133.2

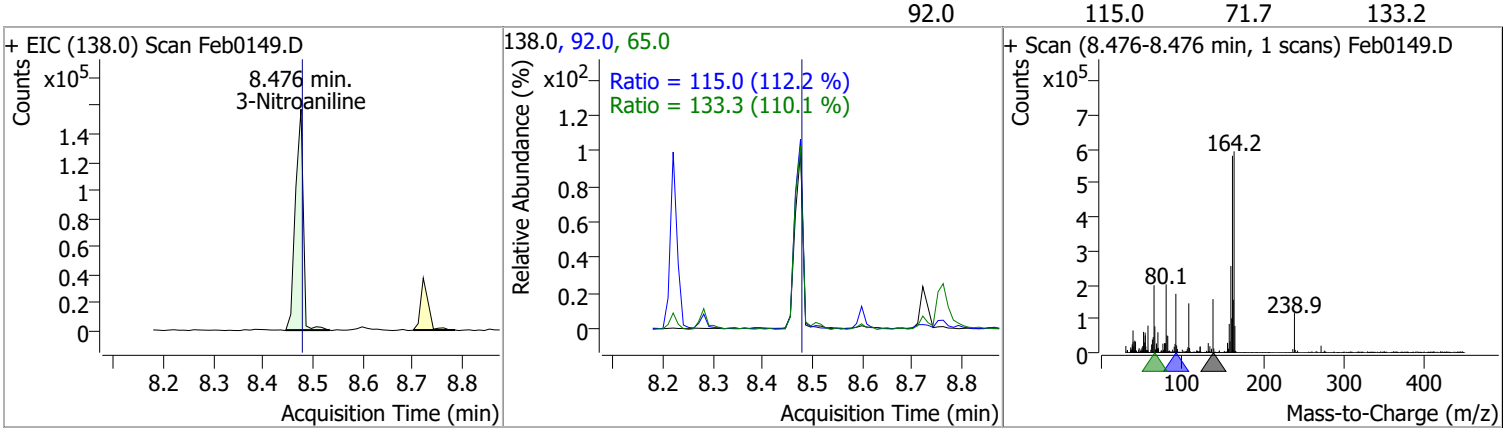

Compound	Conc.	RT	Dev(Min)	Resp.	QIon	QRatio	Lower	Upper
Acenaphthene	85.4360	8.52	0.00	1424146	153.0	108.4	76.5	142.0
					152.0	52.9	35.8	66.4

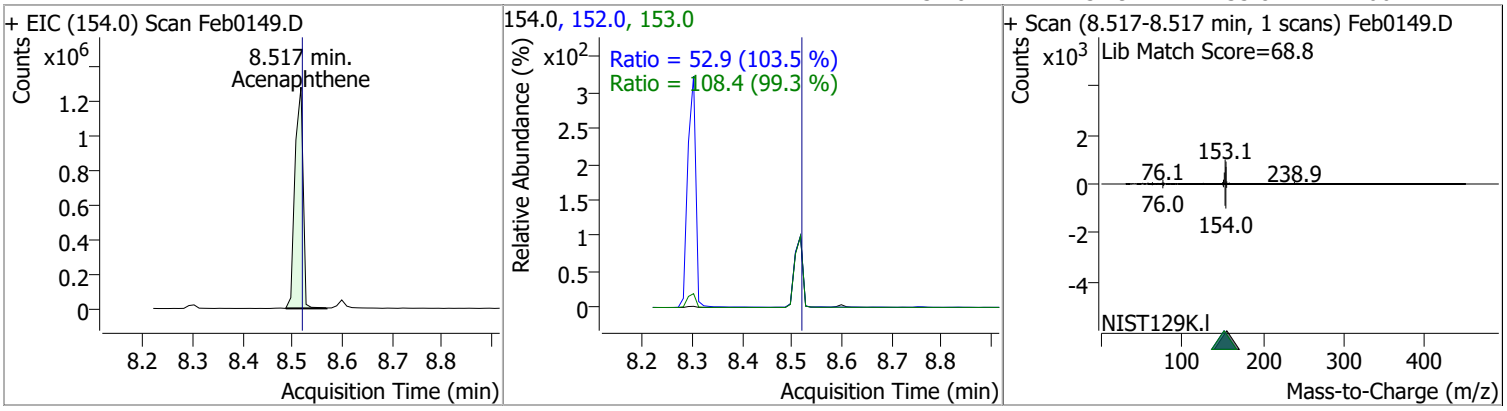

Compound	Conc.	RT	Dev(Min)	Resp.	QIon	QRatio	Lower	Upper
2,4-Dinitrophenol	55.6020	8.60	0.00	75034	154.0	66.5	44.4	82.5

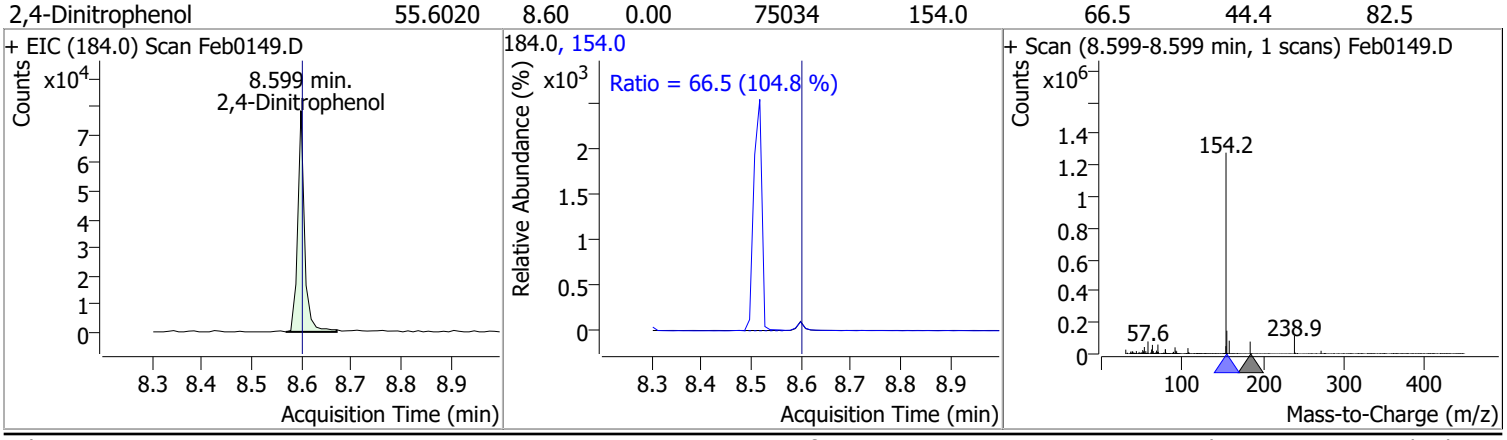

Quantitation Results Report (QT Reviewed)

Compound	Conc.	RT	Dev(Min)	Resp.	QIon	QRatio	Lower	Upper
Dibenzofuran	83.4278	8.72	0.00	2168825	139.0	39.0	30.2	56.0

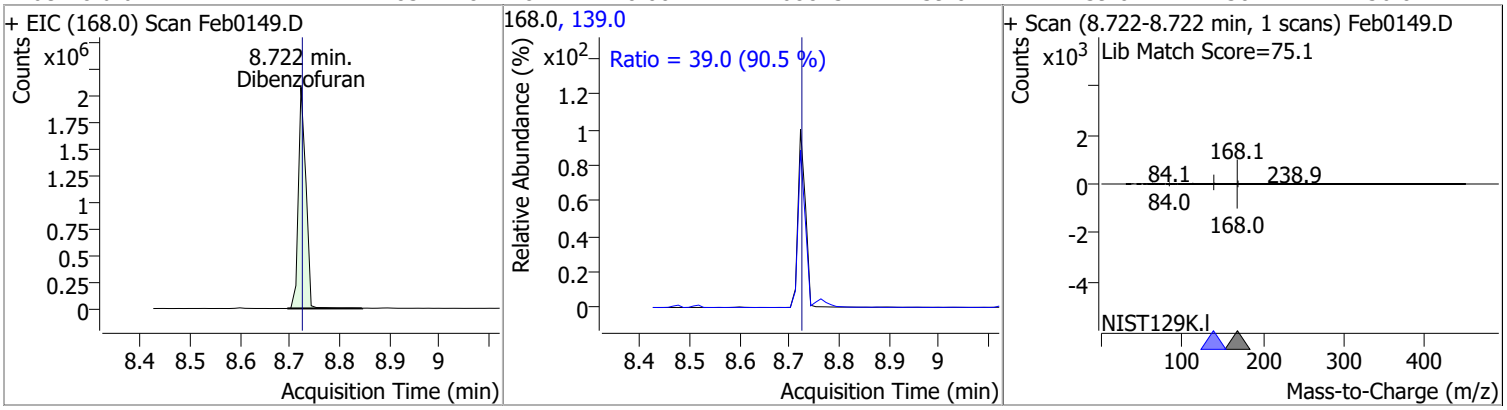

Compound	Conc.	RT	Dev(Min)	Resp.	QIon	QRatio	Lower	Upper
4-Nitrophenol	40.2167	8.76	0.02	101786	139.0	856.7	266.4	494.7
					65.0	80.1	56.8	105.6

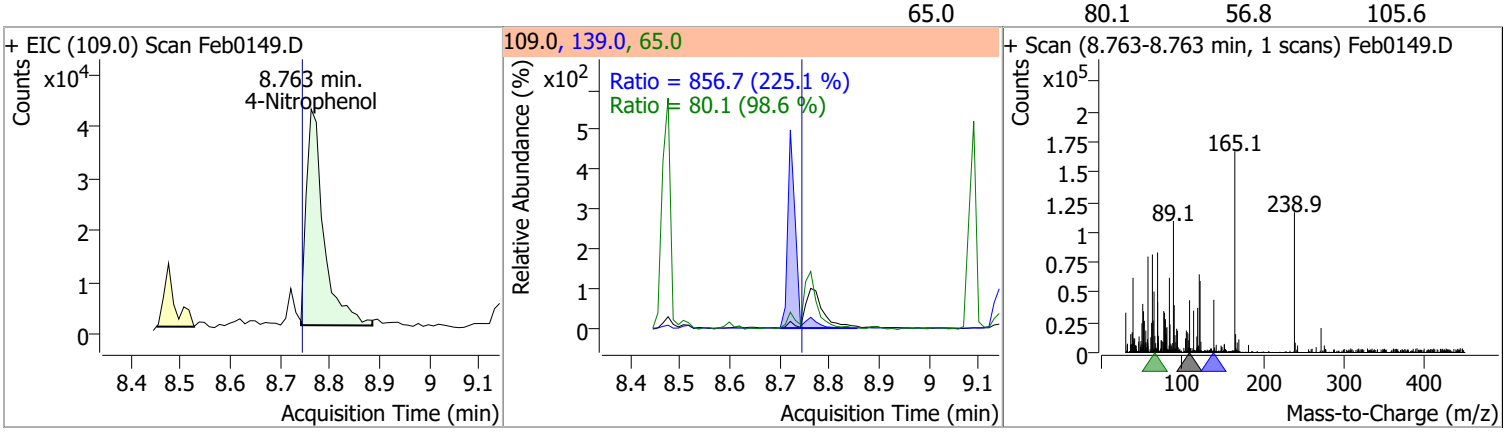

Compound	Conc.	RT	Dev(Min)	Resp.	QIon	QRatio	Lower	Upper
2,4-Dinitrotoluene	77.4295	8.75	0.00	244617	63.0	56.4	47.5	88.1
					89.0	73.0	45.8	85.1

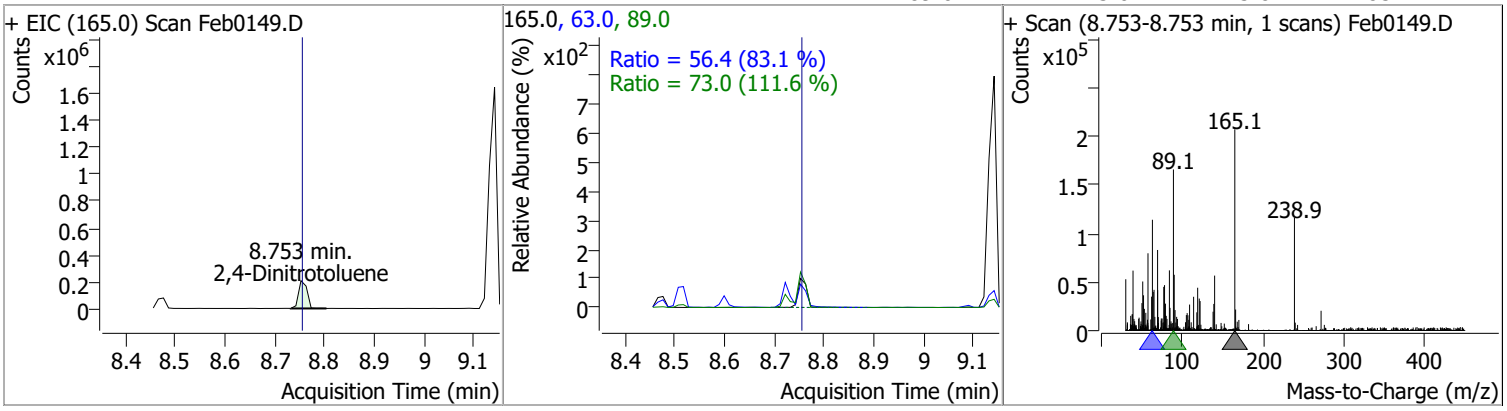

Compound	Conc.	RT	Dev(Min)	Resp.	QIon	QRatio	Lower	Upper
Diethylphthalate	96.4604	9.09	0.00	1864739	177.0	21.5	14.8	27.5
					150.0	12.3	8.8	16.3

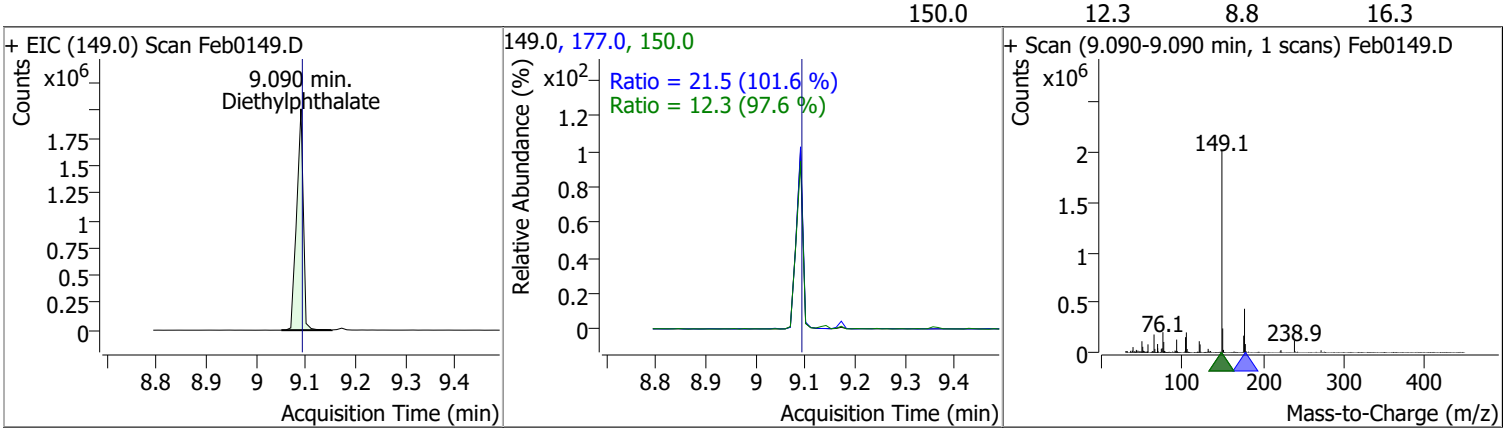

Compound	Conc.	RT	Dev(Min)	Resp.	QIon	QRatio	Lower	Upper
Fluorene	81.4186	9.14	0.00	1881351	165.0	91.4	64.8	120.4
					167.0	13.6	9.1	16.9

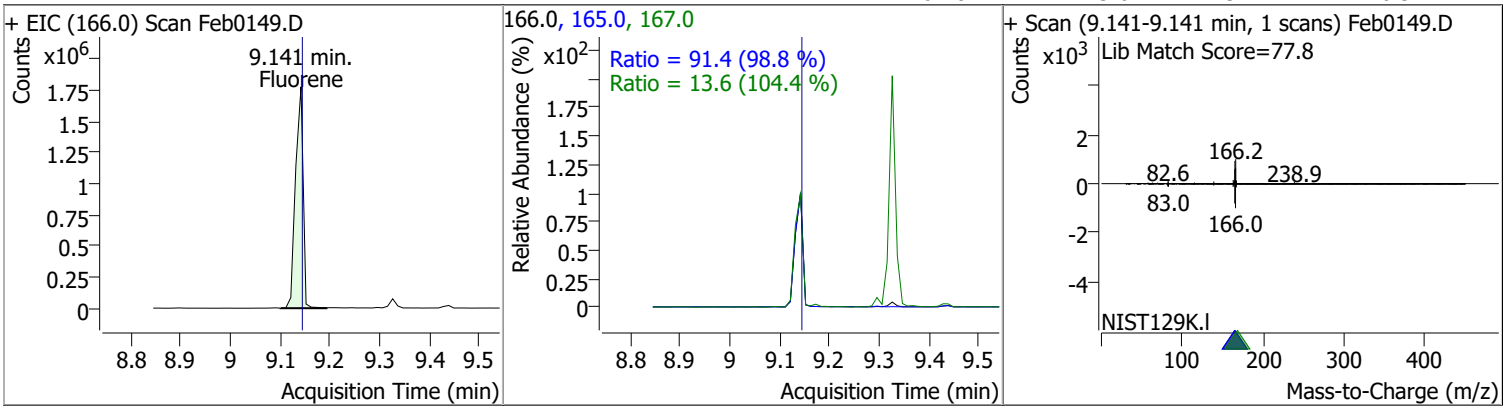

Compound	Conc.	RT	Dev(Min)	Resp.	QIon	QRatio	Lower	Upper
4-Chlorophenyl-phenylether	81.2161	9.17	0.00	825164	141.0	63.3	43.9	81.5
					206.0	34.0	23.2	43.1

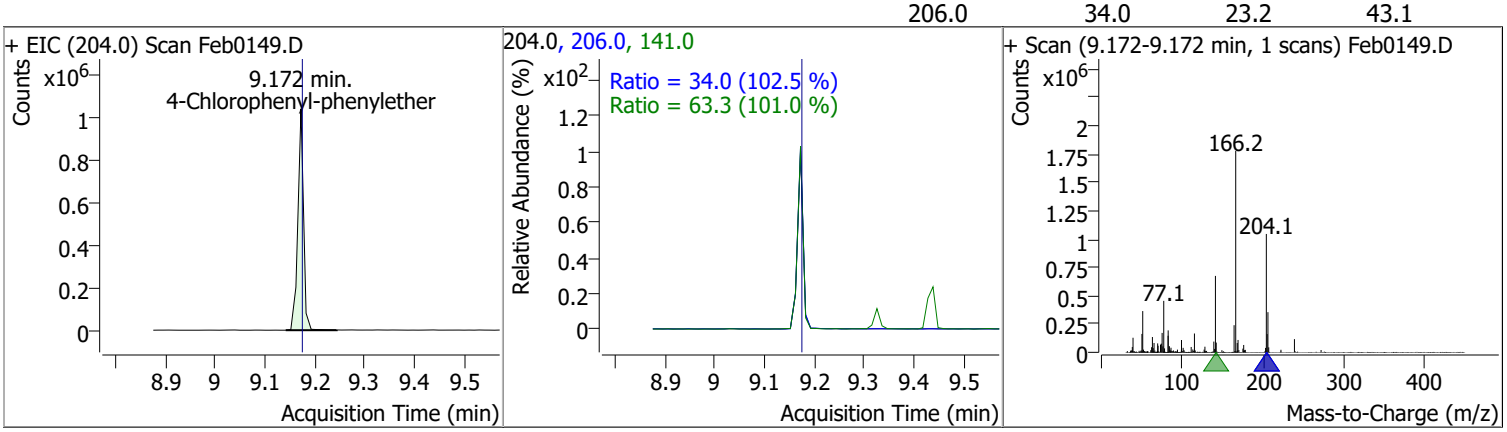

Quantitation Results Report (QT Reviewed)

Compound	Conc.	RT	Dev(Min)	Resp.	QIon	QRatio	Lower	Upper
4-Nitroaniline	65.1989	9.21	0.00	167156	65.0	94.0	70.9	131.7
					92.0	53.1	35.8	66.6

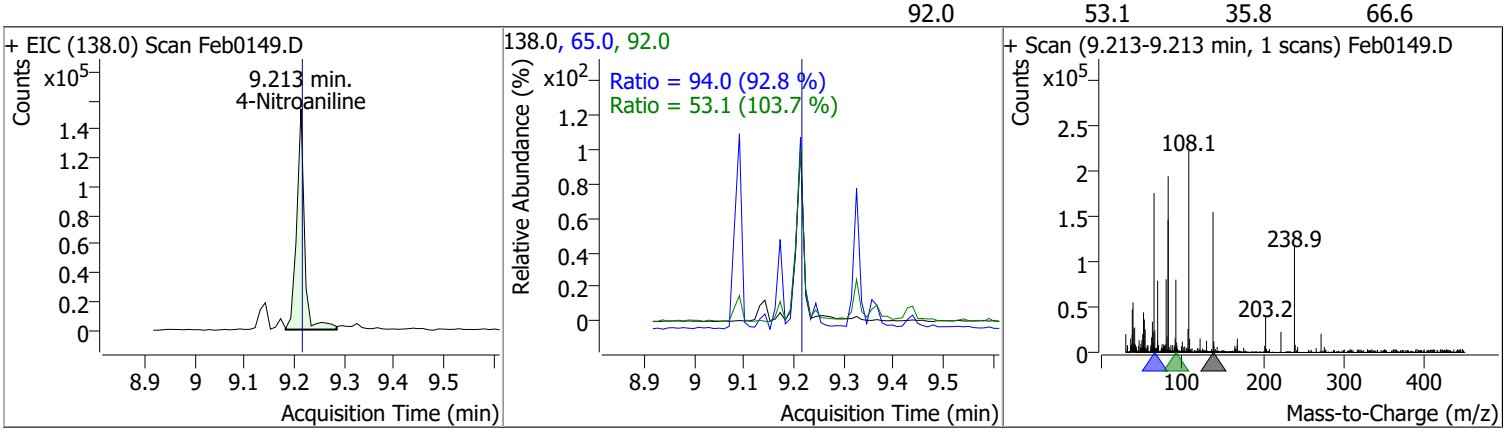

Compound	Conc.	RT	Dev(Min)	Resp.	QIon	QRatio	Lower	Upper
4,6-Dinitro-2-methylphenol	57.9493	9.24	0.00	102475	121.0	47.9	32.5	60.3

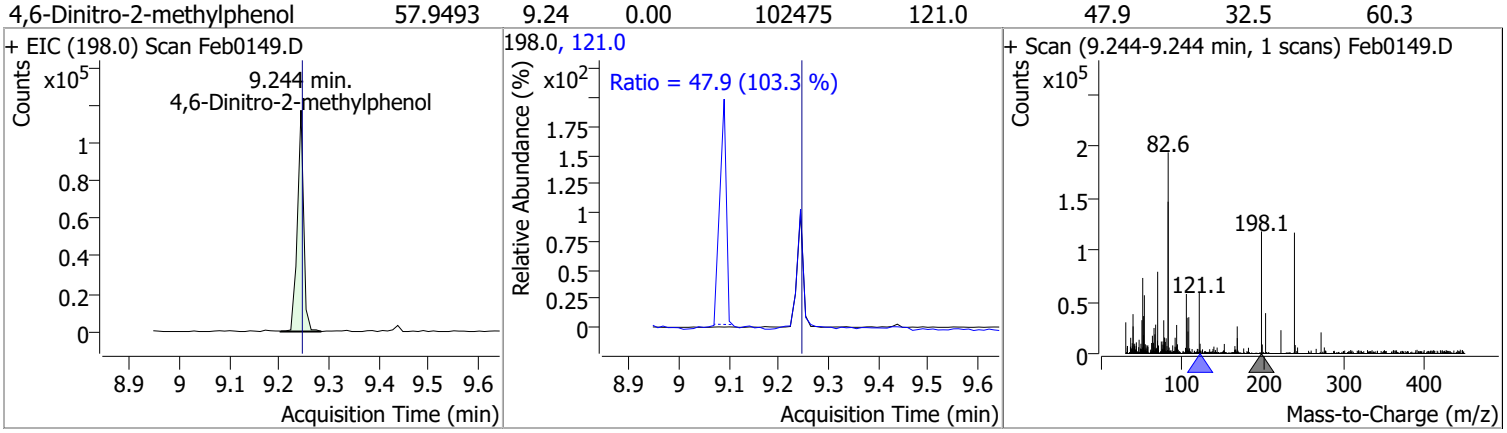

Compound	Conc.	RT	Dev(Min)	Resp.	QIon	QRatio	Lower	Upper
N-nitrosodiphenylamine	81.7953	9.33	0.00	1238847	168.0	62.7	44.3	82.3
					167.0	33.8	24.0	44.6

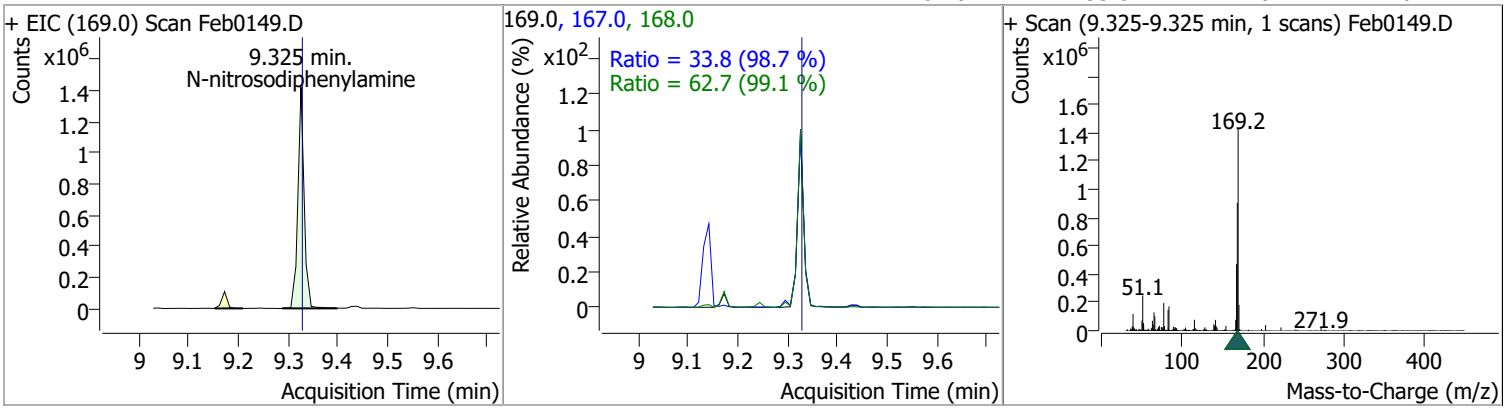

Quantitation Results Report (QT Reviewed)

Compound	Conc.	RT	Dev(Min)	Resp.	QIon	QRatio	Lower	Upper
Azobenzene	76.7817	9.36	0.00	1363652	51.0	37.0	26.4	49.0
					182.0	25.3	19.2	35.7

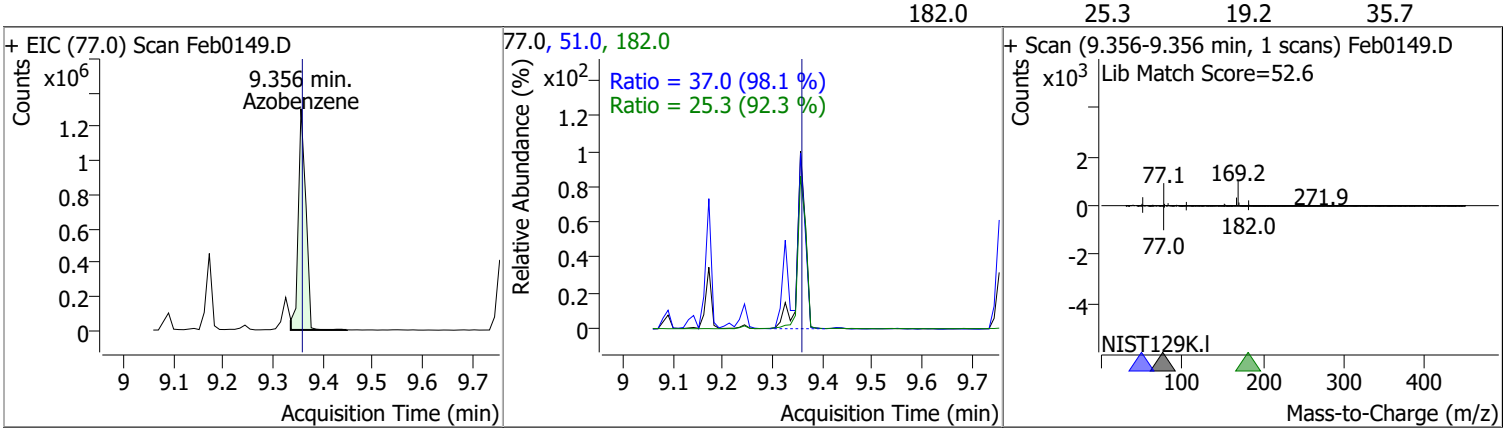

Compound	Conc.	RT	Dev(Min)	Resp.	QIon	QRatio	Lower	Upper
2,4,6-Tribromophenol	163.4408	9.44	0.01	303561	331.8	91.5	65.5	121.6

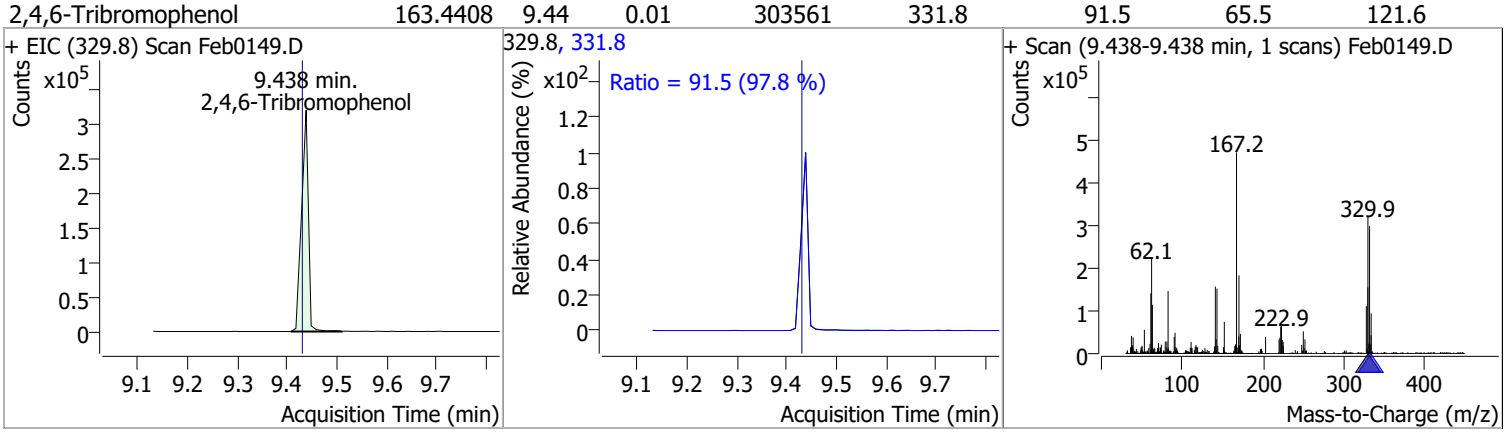

Compound	Conc.	RT	Dev(Min)	Resp.	QIon	QRatio	Lower	Upper
4-Bromophenyl-phenylether	80.6454	9.76	0.00	463911	141.0	97.5	72.5	134.6
					250.0	98.7	70.4	130.7

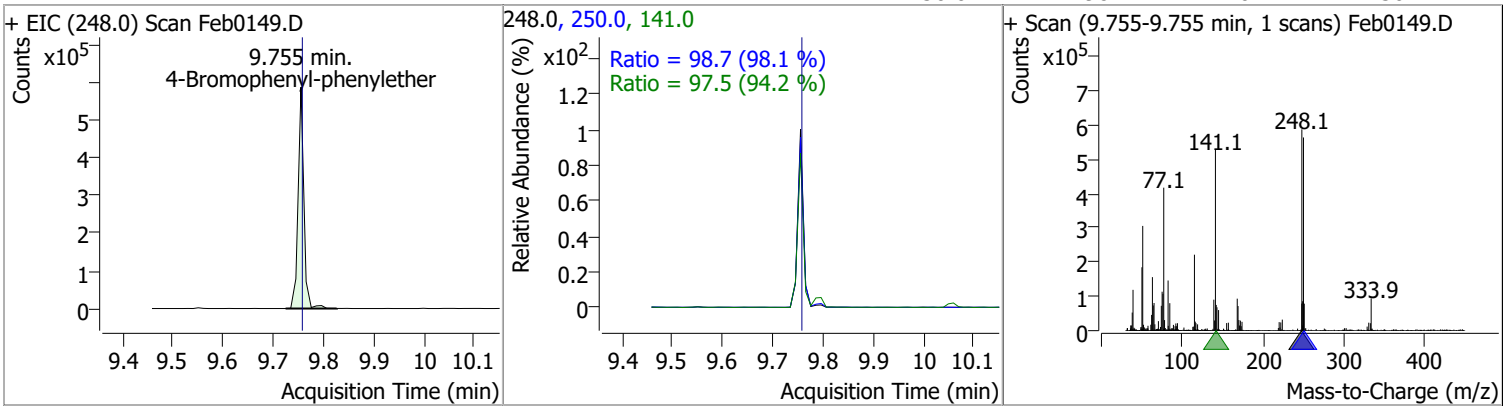

Compound	Conc.	RT	Dev(Min)	Resp.	QIon	QRatio	Lower	Upper
Hexachlorobenzene	70.9220	9.80	0.00	417769	142.0	52.8	33.1	61.5

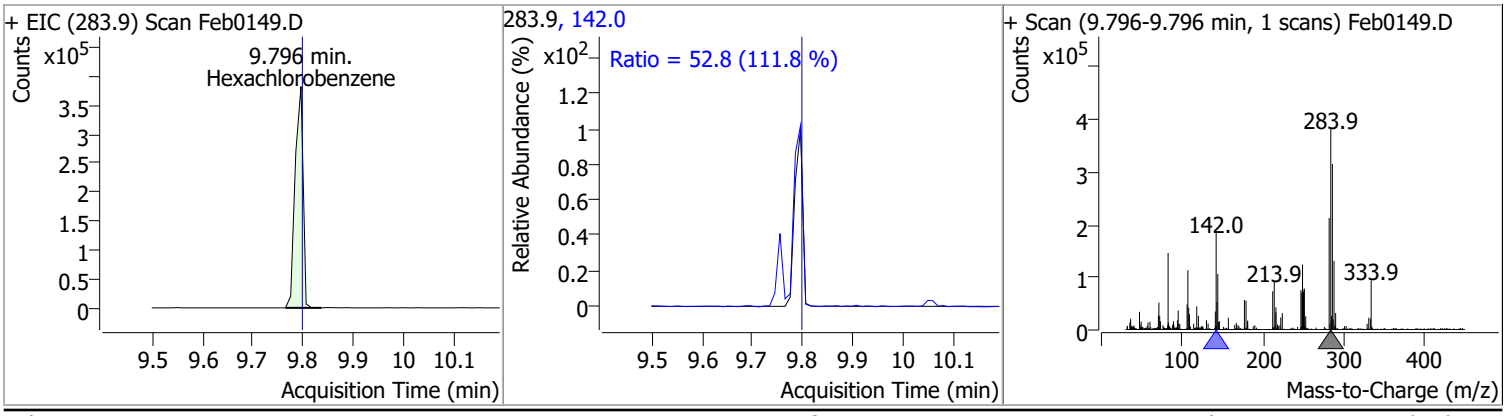

Quantitation Results Report (QT Reviewed)

Compound	Conc.	RT	Dev(Min)	Resp.	QIon	QRatio	Lower	Upper
Pentachlorophenol	80.0863	10.06	0.01	224636	267.9	63.6	45.7	84.8
					263.9	60.5	43.8	81.4

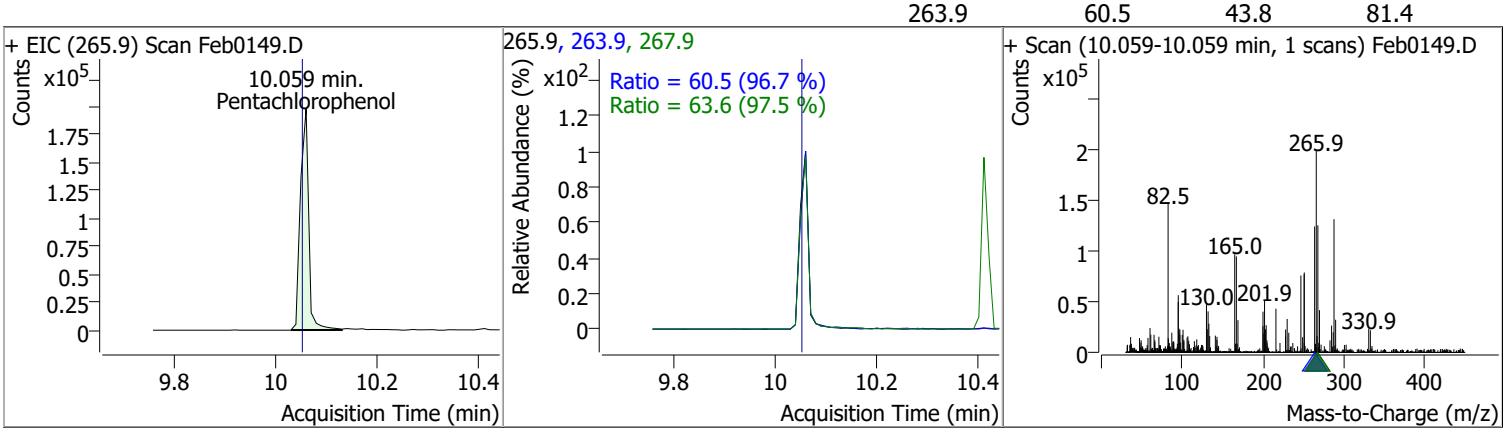

Compound	Conc.	RT	Dev(Min)	Resp.	QIon	QRatio	Lower	Upper
Phenanthrene	80.2072	10.29	0.00	2497326	176.0	18.8	13.2	24.5

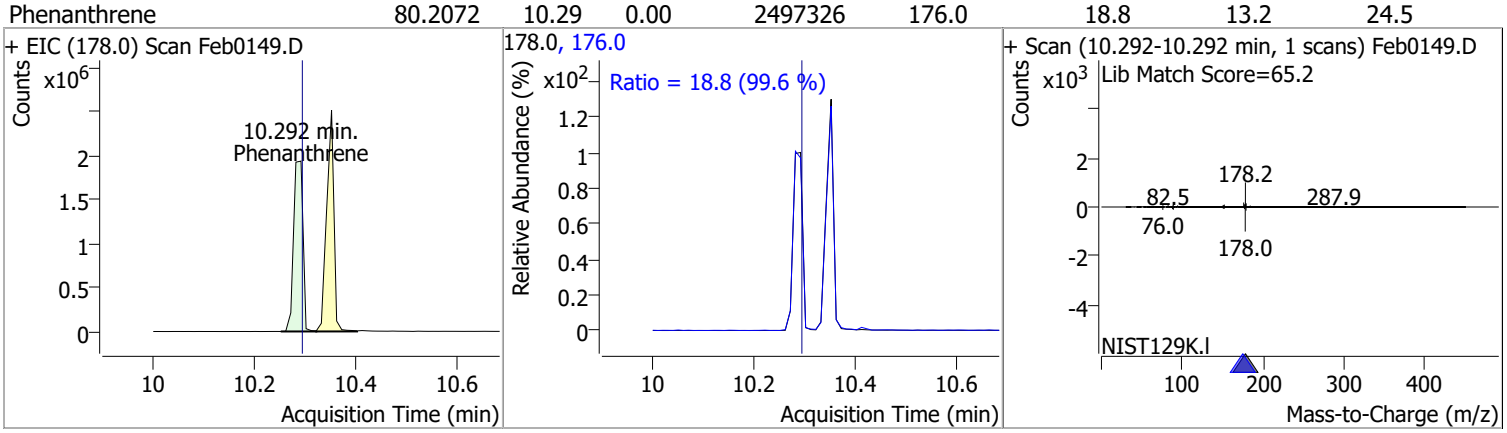

Compound	Conc.	RT	Dev(Min)	Resp.	QIon	QRatio	Lower	Upper
Anthracene	85.7606	10.35	0.00	2499412	176.0	18.4	12.7	23.5

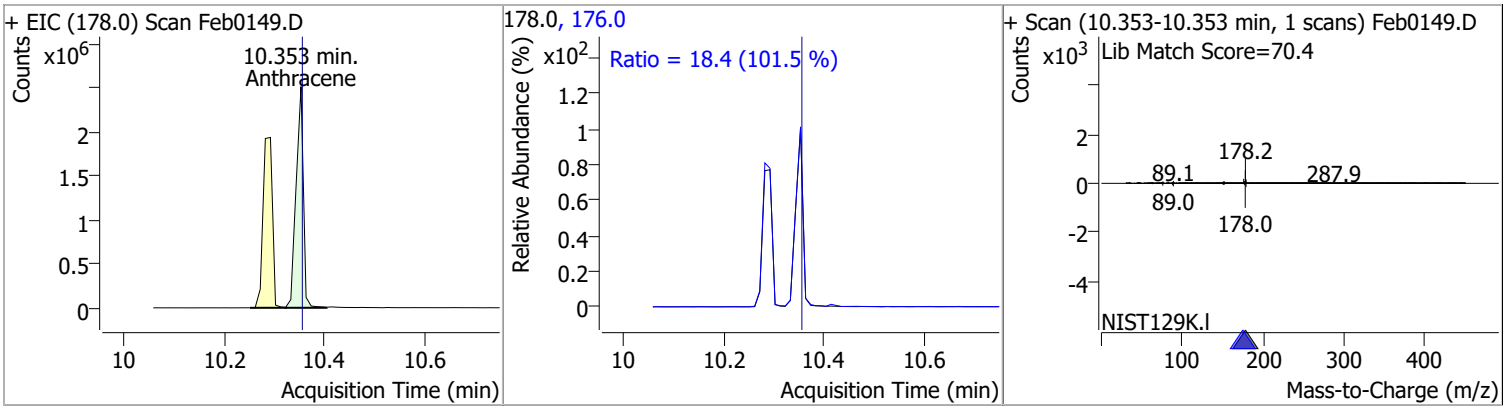

Compound	Conc.	RT	Dev(Min)	Resp.	QIon	QRatio	Lower	Upper
Triallate	80.4680	10.41	0.00	497561	268.0	23.0	19.1	35.4
					143.0	20.5	16.1	30.0

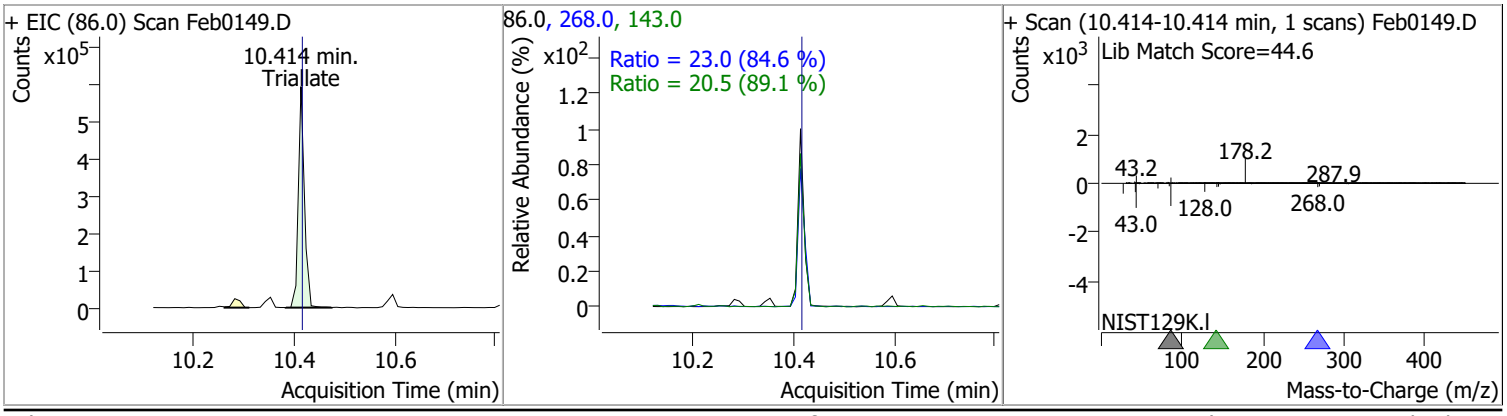

Quantitation Results Report (QT Reviewed)

Compound	Conc.	RT	Dev(Min)	Resp.	QIon	QRatio	Lower	Upper
Carbazole	91.6680	10.60	0.00	2491241	139.0	13.0	9.1	16.9

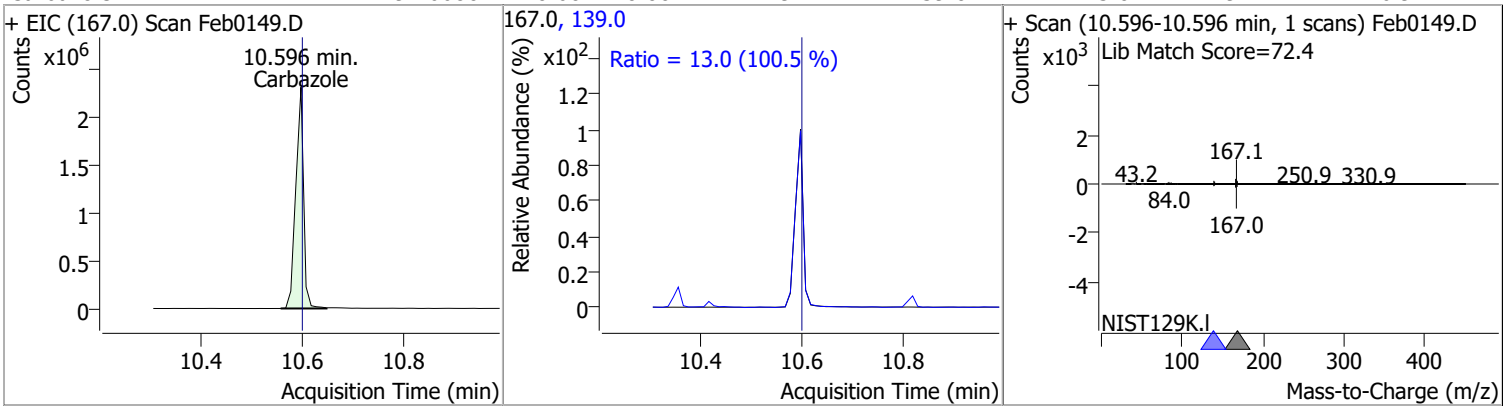

Compound	Conc.	RT	Dev(Min)	Resp.	QIon	QRatio	Lower	Upper
o-Terphenyl	76.4656	10.82	0.00	1244174	229.0	65.3	44.1	81.9
					215.0	37.2	26.4	49.1

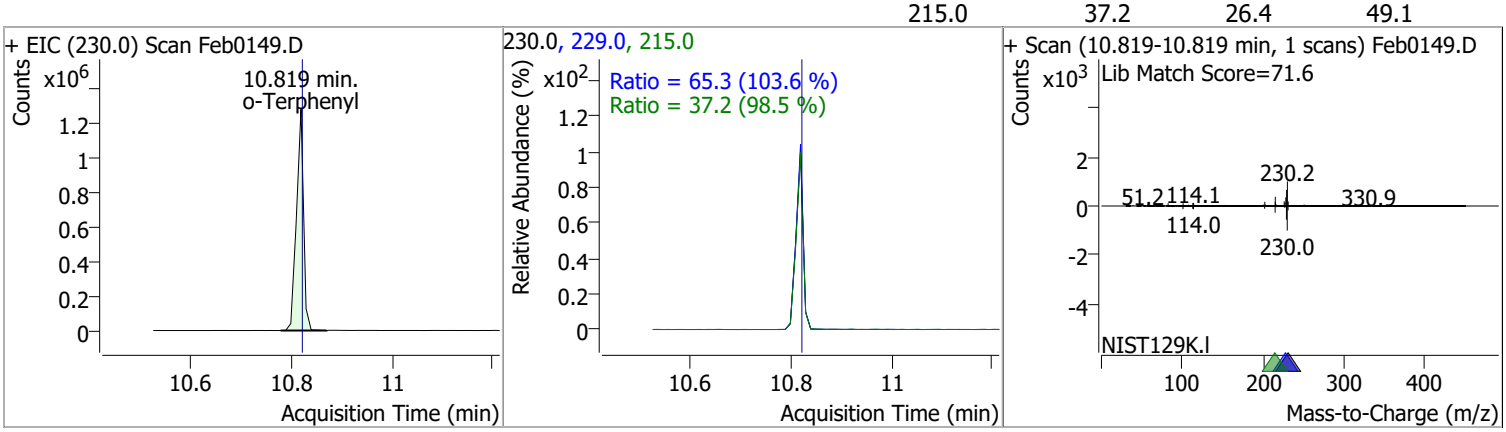

Compound	Conc.	RT	Dev(Min)	Resp.	QIon	QRatio	Lower	Upper
Di-n-Butylphthalate	93.7875	11.20	0.00	2595257	150.0	9.1	6.3	11.6
					104.0	5.8	4.1	7.6

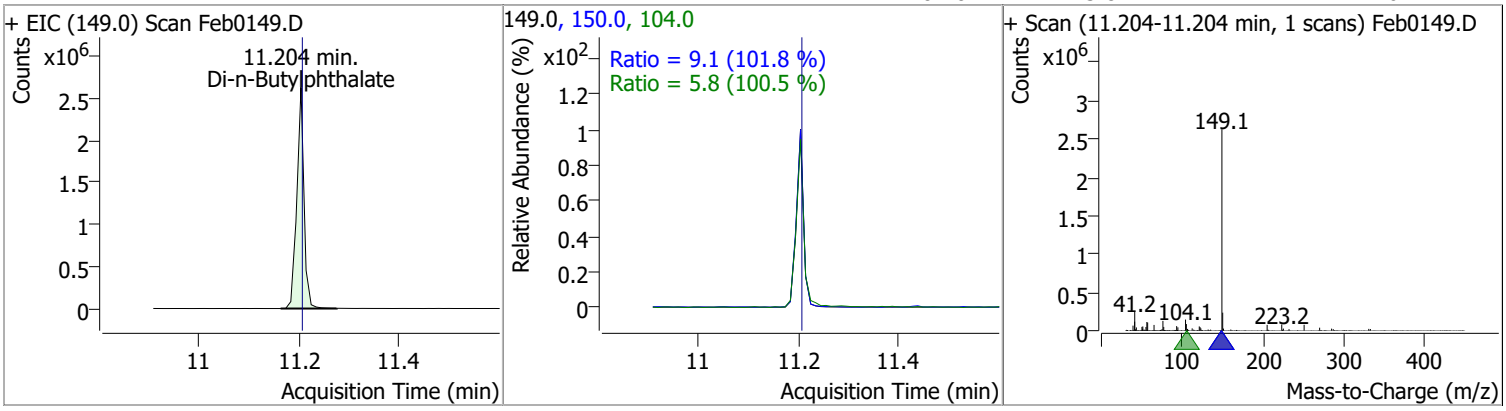

Compound	Conc.	RT	Dev(Min)	Resp.	QIon	QRatio	Lower	Upper
Fluoranthene	74.4361	12.12	0.00	2415474	101.0	14.2	8.6	16.0

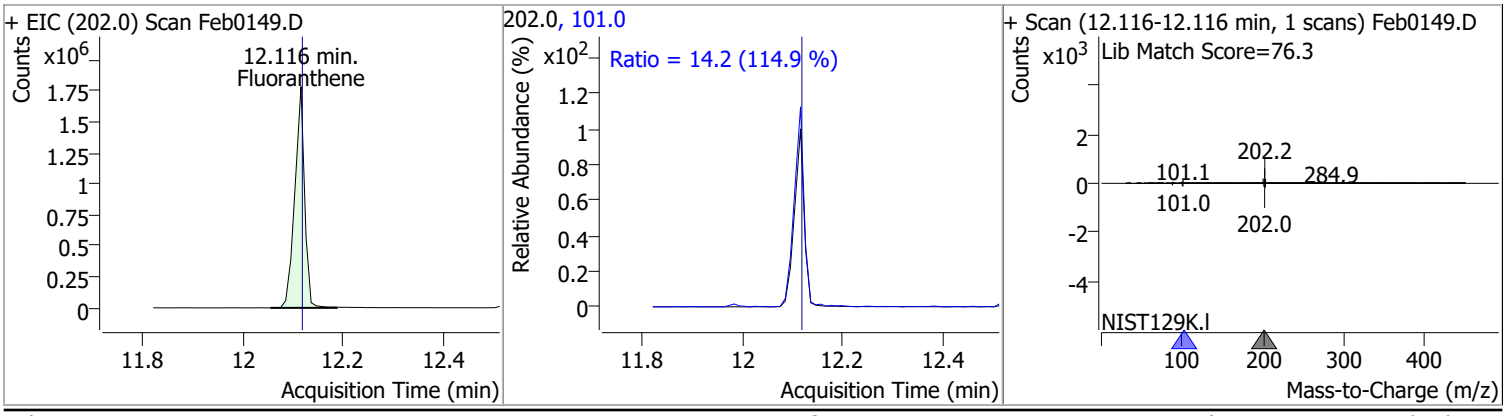

Quantitation Results Report (QT Reviewed)

Compound	Conc.	RT	Dev(Min)	Resp.	QIon	QRatio	Lower	Upper
Benzidine	2.3593	12.50	0.00	11592 (m)	183.0	9.2	8.5	15.8
					92.0	9.0	5.2	9.7

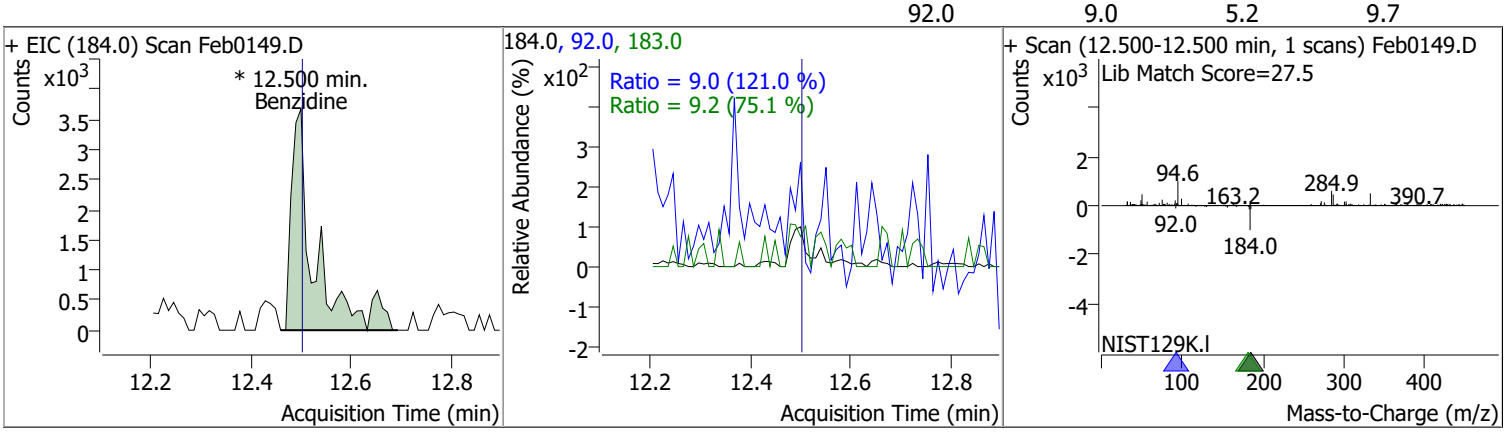

Compound	Conc.	RT	Dev(Min)	Resp.	QIon	QRatio	Lower	Upper
Pyrene	77.2013	12.55	0.00	2547666	101.0	16.1	9.8	18.2

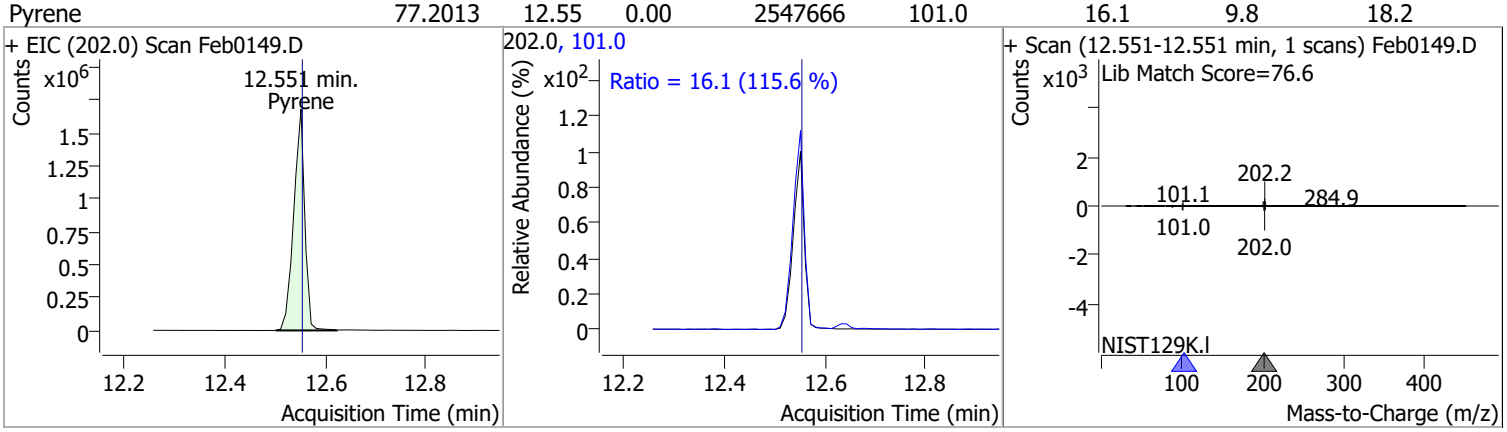

Compound	Conc.	RT	Dev(Min)	Resp.	QIon	QRatio	Lower	Upper
Terphenyl-d14	88.0504	13.06	0.00	2014561	122.0	14.9	8.8	16.4

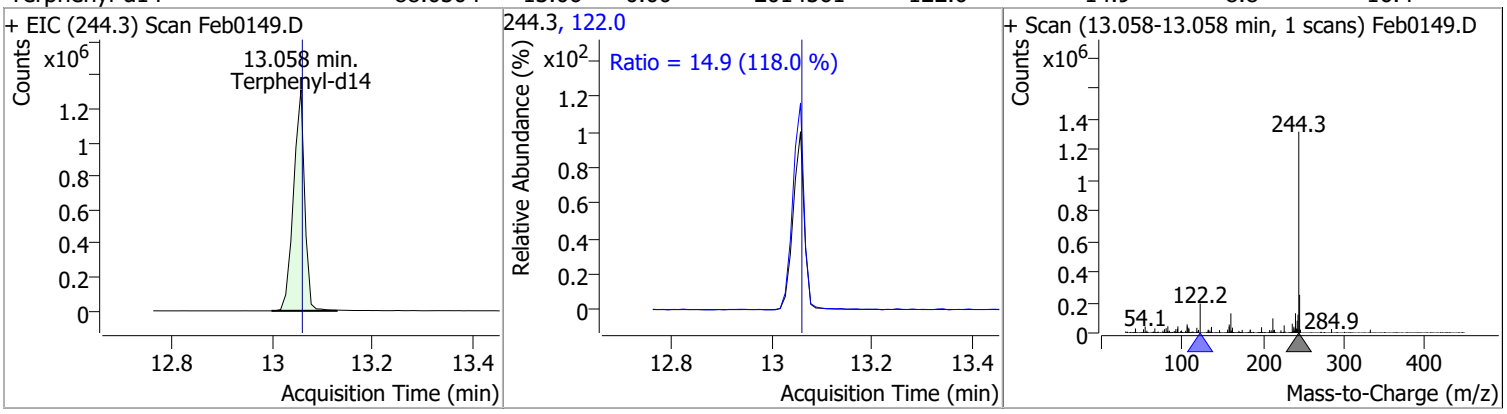

Compound	Conc.	RT	Dev(Min)	Resp.	QIon	QRatio	Lower	Upper
Butylbenzylphthalate	87.8926	14.52	-0.01	815222	91.0	82.2	56.1	104.1
					206.0	18.0	12.9	24.0

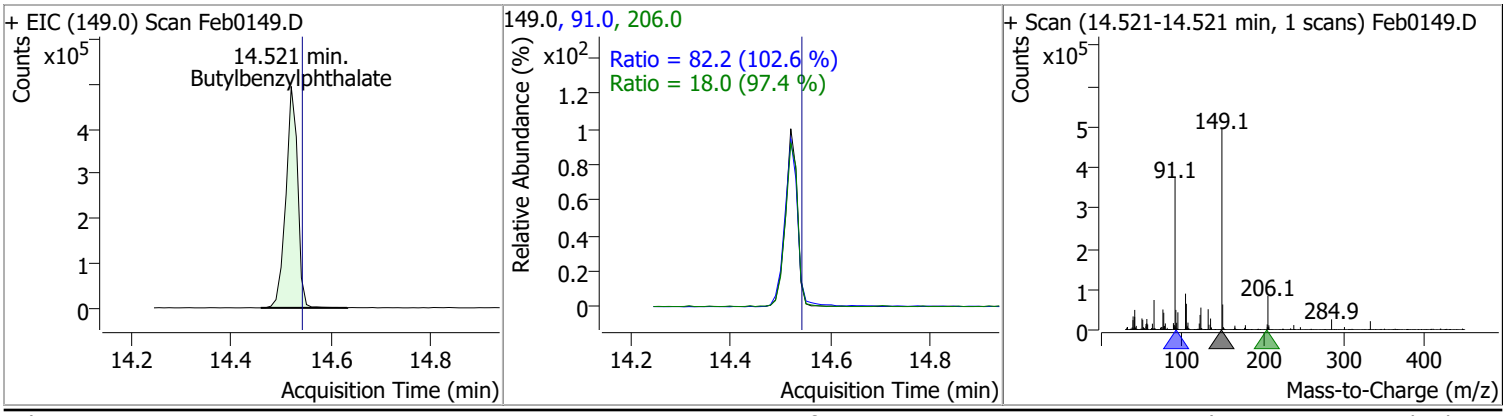

Quantitation Results Report (QT Reviewed)

Compound	Conc.	RT	Dev(Min)	Resp.	QIon	QRatio	Lower	Upper
Benzo(a)Anthracene	83.7203	15.76	0.00	2055409	226.0	25.8	18.0	33.5
					229.0	20.5	14.6	27.2

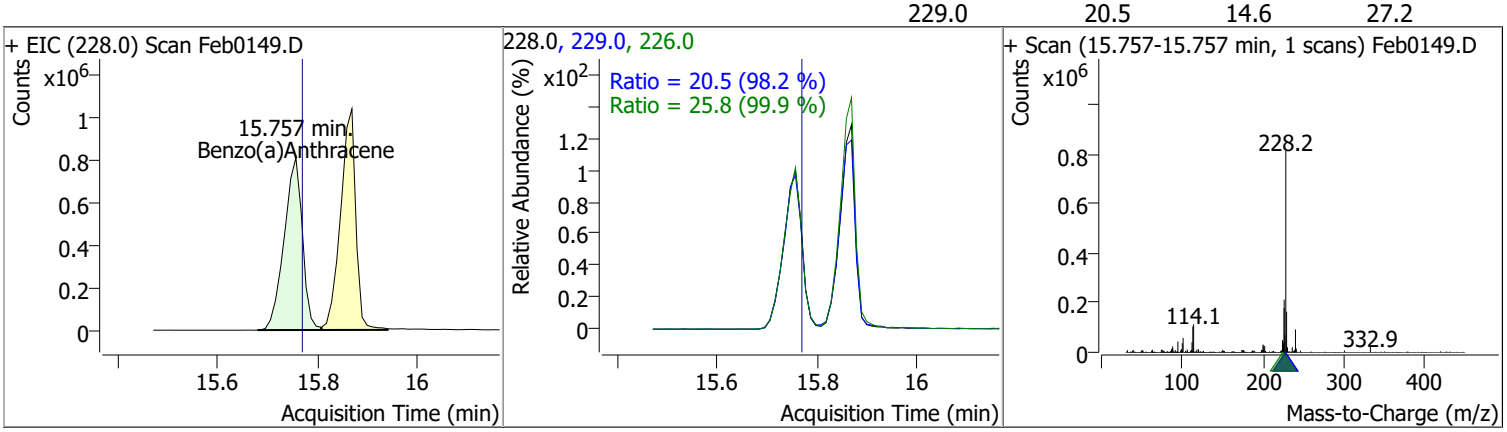

Compound	Conc.	RT	Dev(Min)	Resp.	QIon	QRatio	Lower	Upper
Chrysene	83.8408	15.87	0.00	2205541	226.0	29.2	20.5	38.1
					229.0	20.5	14.2	26.3

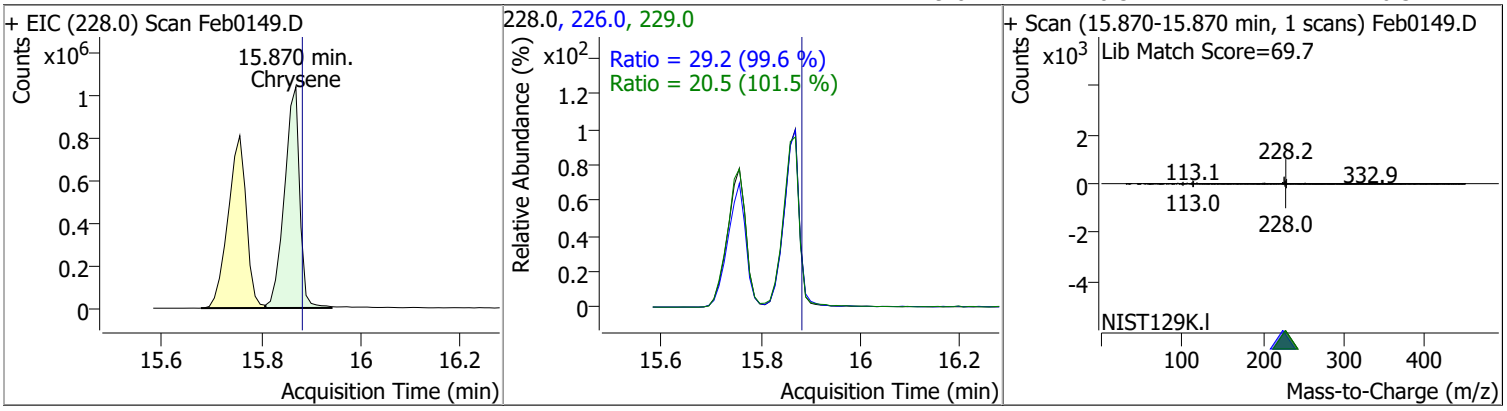

Compound	Conc.	RT	Dev(Min)	Resp.	QIon	QRatio	Lower	Upper
3,3-Dichlorobenzidine	49.3294	15.90	0.00	380269	254.0	62.5	45.2	83.9

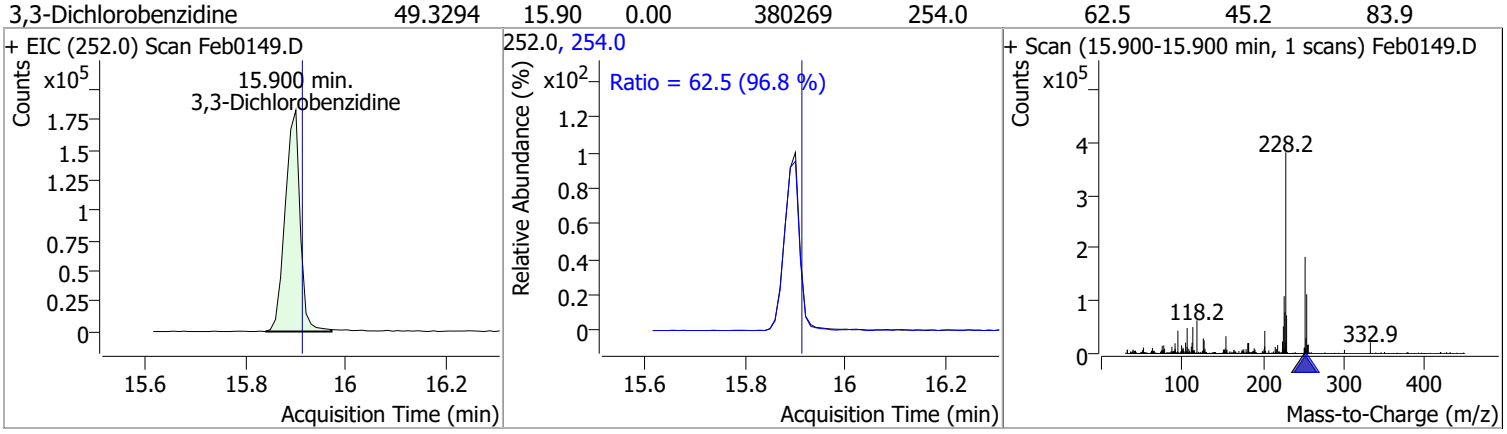

Quantitation Results Report (QT Reviewed)

Compound	Conc.	RT	Dev(Min)	Resp.	QIon	QRatio	Lower	Upper
bis(2-ethylhexyl)Phthalate	76.8453	16.60	0.00	255624	149.0	388.4	270.0	501.5
					279.0	15.0	10.7	19.9

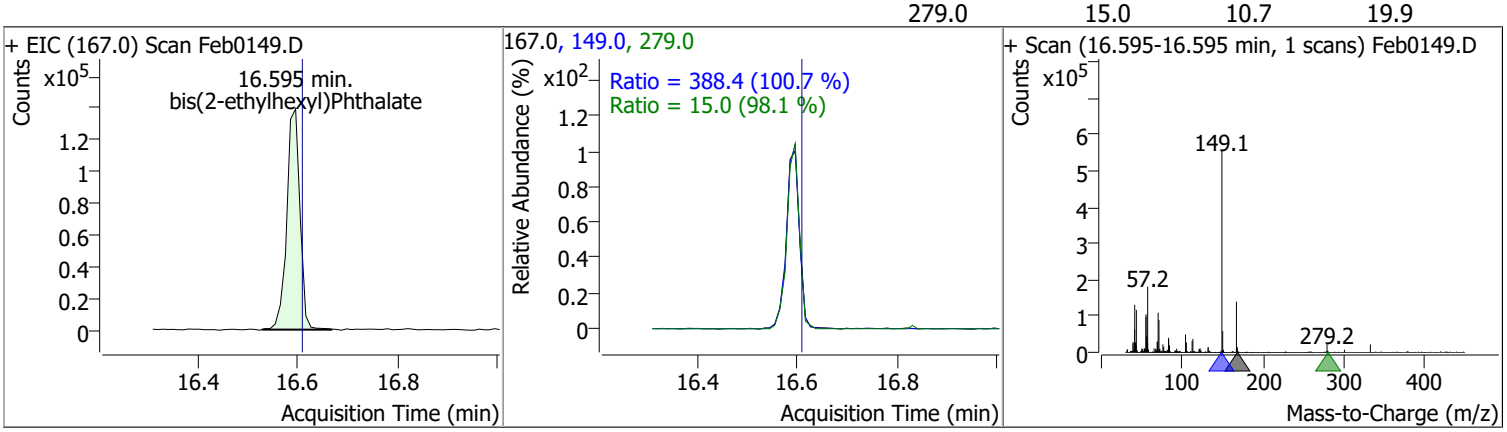

Compound	Conc.	RT	Dev(Min)	Resp.	QIon	QRatio	Lower	Upper
Di-n-octyl Phthalate	77.6570	18.29	0.00	1746842	150.0	9.7	6.7	12.4

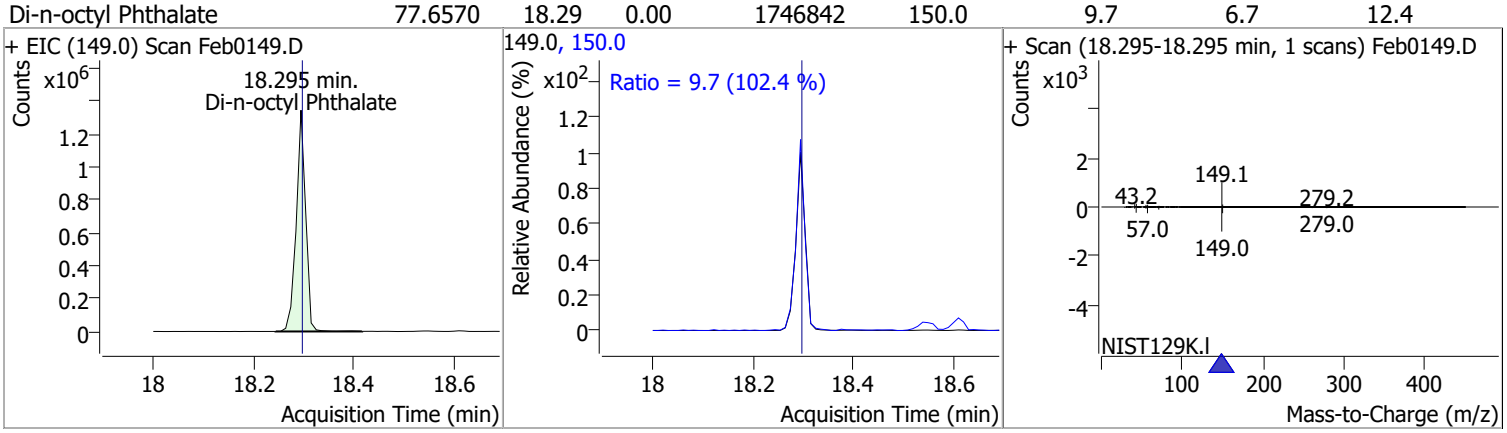

Compound	Conc.	RT	Dev(Min)	Resp.	QIon	QRatio	Lower	Upper
Benzo(b)fluoranthene	84.9805	18.55	0.00	1952520	253.0	22.5	15.7	29.2

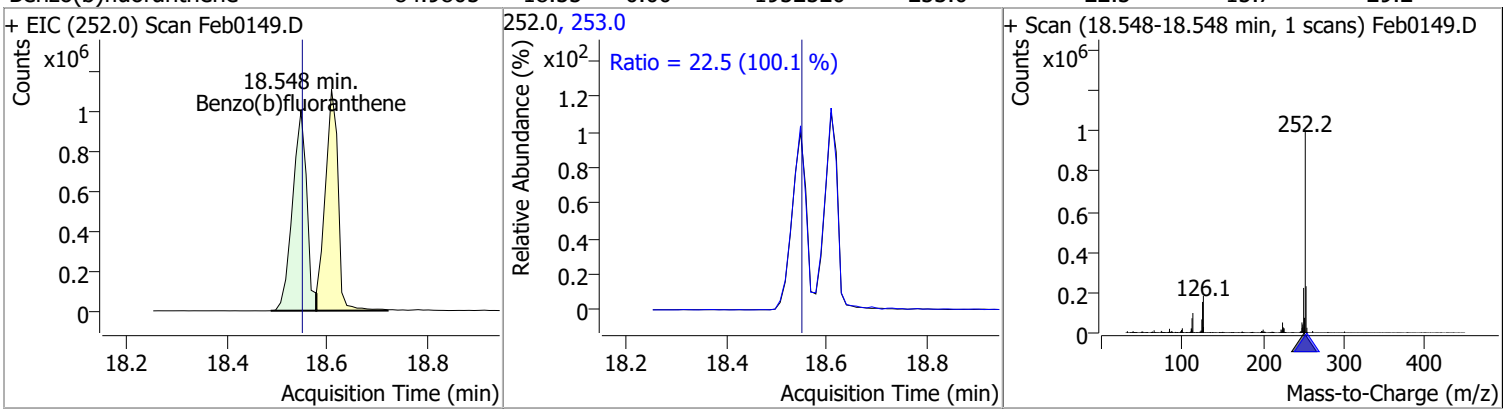

Compound	Conc.	RT	Dev(Min)	Resp.	QIon	QRatio	Lower	Upper
Benzo(k)fluoranthene	77.3831	18.61	0.00	1954434	253.0	22.8	15.9	29.5

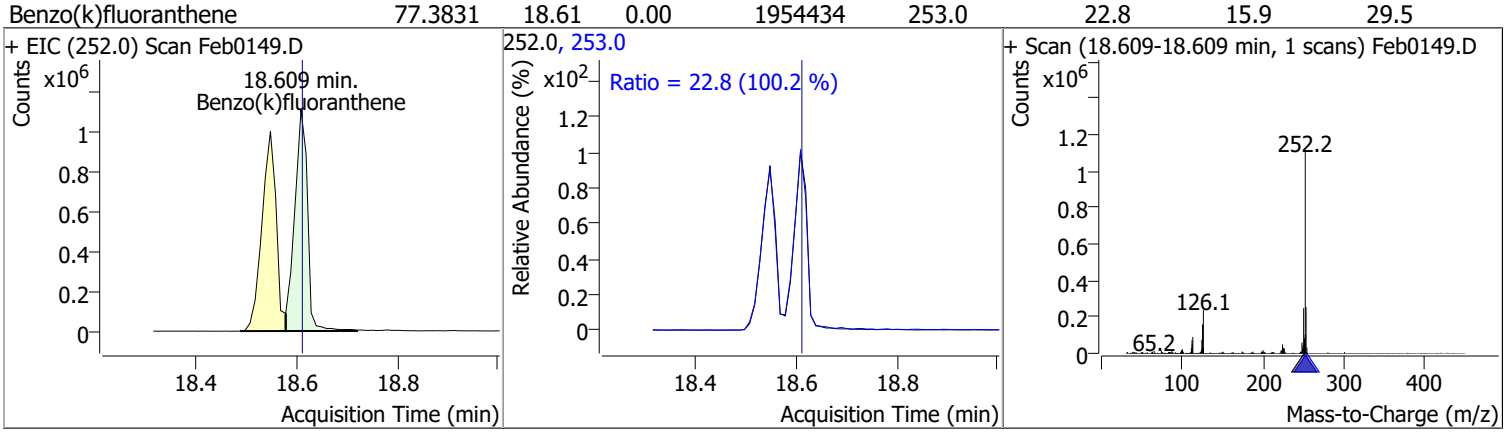

Quantitation Results Report (QT Reviewed)

Compound	Conc.	RT	Dev(Min)	Resp.	QIon	QRatio	Lower	Upper
Benzo(a)pyrene	76.6488	19.15	0.00	1668174	253.0	21.7	15.8	29.4

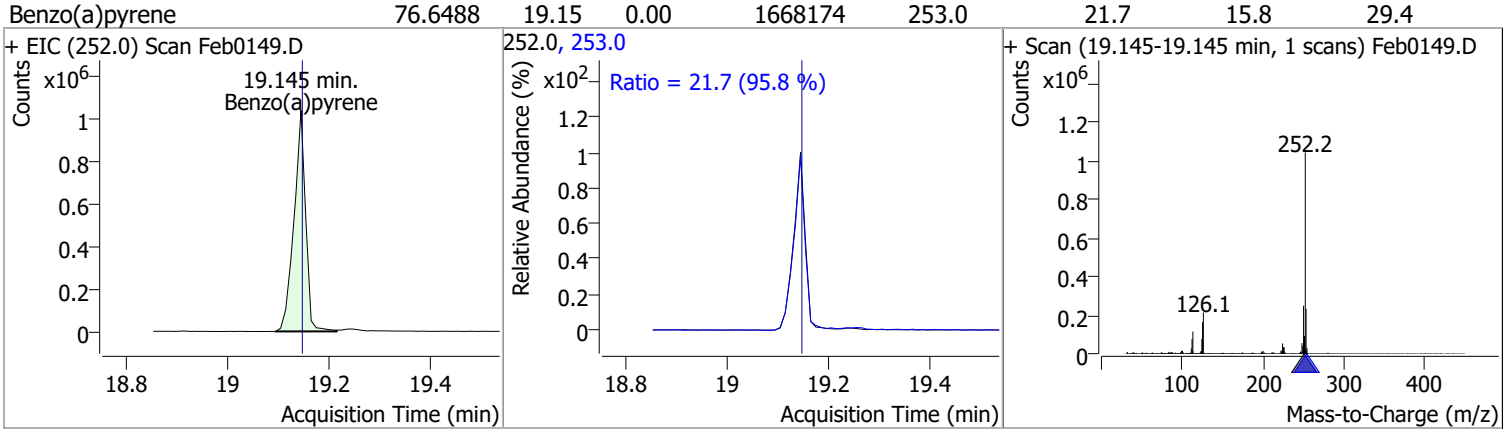

Compound	Conc.	RT	Dev(Min)	Resp.	QIon	QRatio	Lower	Upper
Indeno(1,2,3-c,d)pyrene	84.6948	20.91	0.00	1486647	138.0	31.4	20.2	37.5

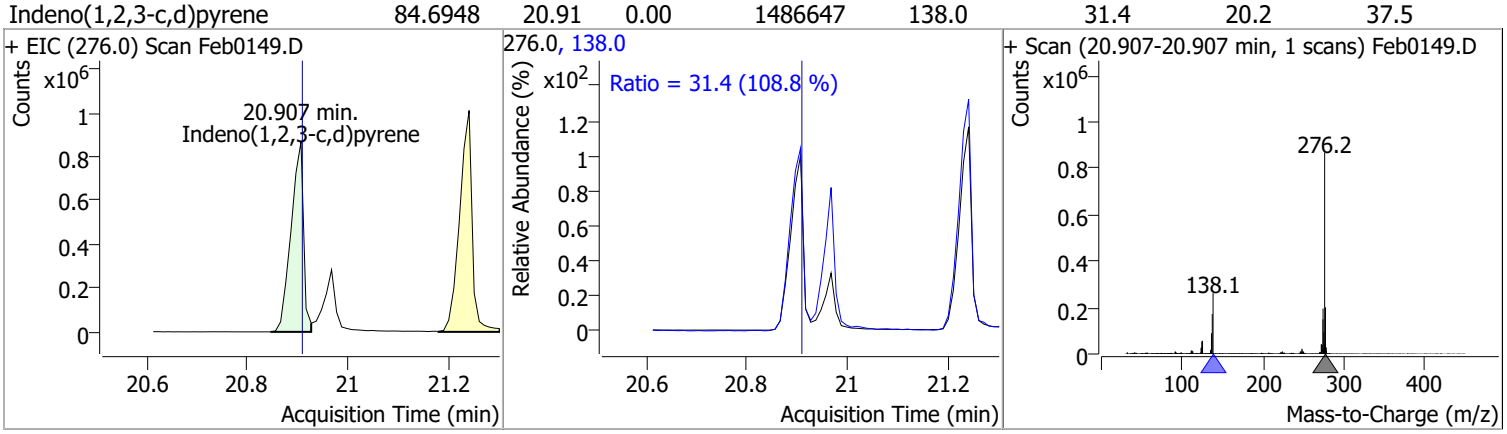

Compound	Conc.	RT	Dev(Min)	Resp.	QIon	QRatio	Lower	Upper
Dibenzo(a,h)anthracene	91.2676	20.97	0.00	1697616	139.0	24.8	17.1	31.7
					279.0	24.9	16.6	30.8

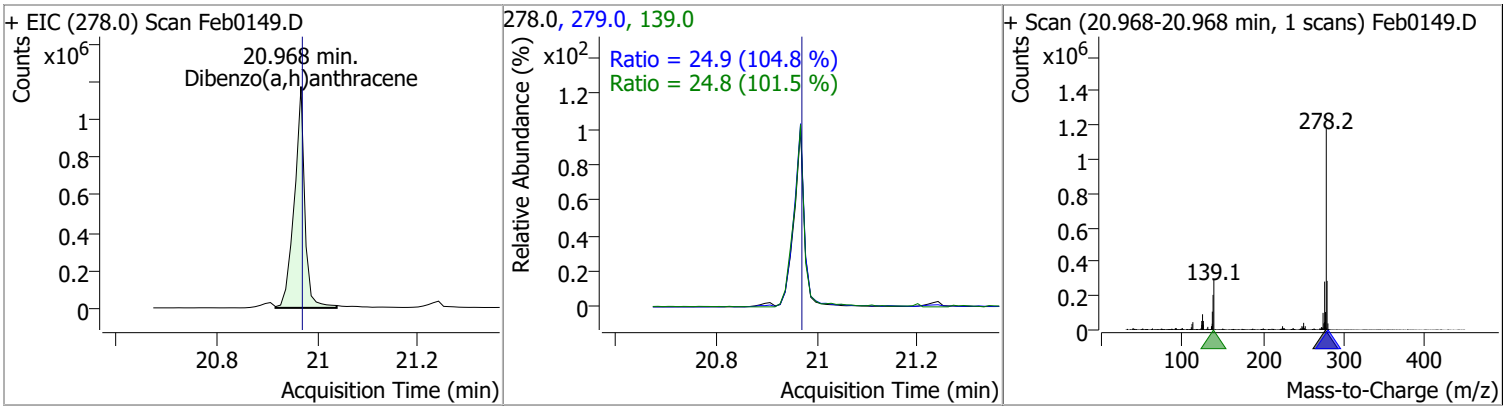

Compound	Conc.	RT	Dev(Min)	Resp.	QIon	QRatio	Lower	Upper
Benzo(g,h,i)perylene	82.1727	21.24	0.00	1740702	138.0	33.5	22.8	42.3
					277.0	24.5	16.9	31.4

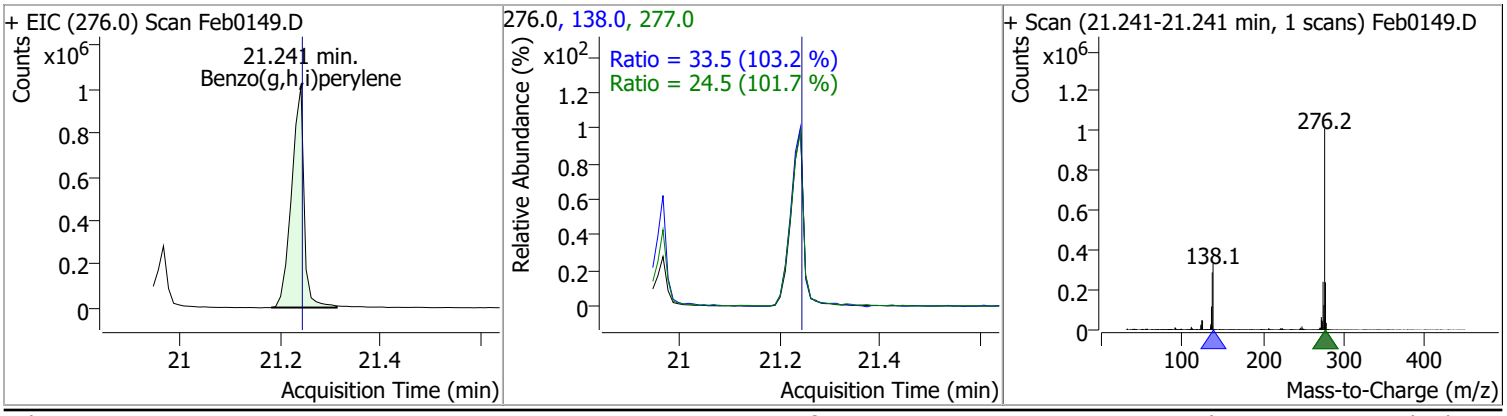

Quantitation Results Report (QT Reviewed)

Data File	Feb0150.D	Operator	LIMS import
Acq. Method	BNA+SIM.M	Acq. Date-Time	2/2/2022 6:54:16 PM
Sample Name	01-Feb-22_CCV_50	Instrument	Instrument #1
Vial	50	Multiplier	1.00
DA Method File	020122 DoD BNA cal.batch.bin	Comment	SVOC-8270-W-LARGO
Tune File	dftppdsm.u	Tune Date	1/25/2022 7:52:00 PM
Batch Name	020122 DoD BNA.batch.bin	Last Calib Update	2/16/2022 11:05:20 AM
Ref Library	D:\Org\Library\NIST129K.l		

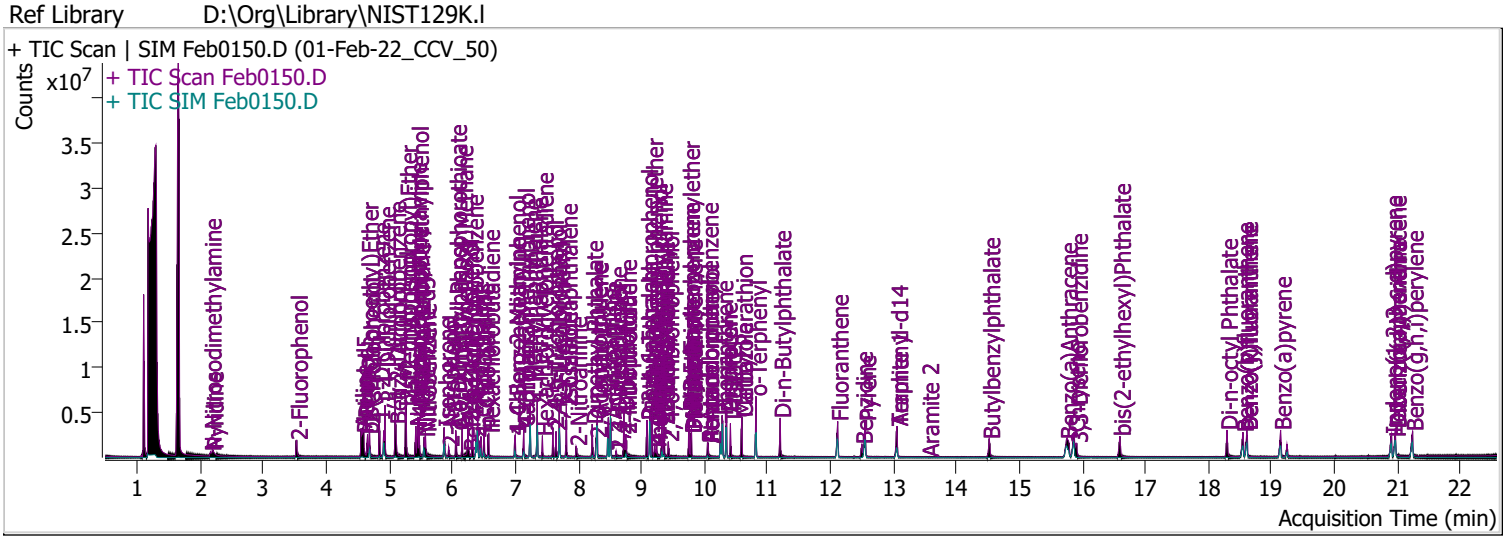

Compound	RT	QIon	Resp.	Conc.	Units		Dev(Min)
Internal Standards							
System Monitoring Compounds							
S 2-Fluorophenol	3.531	112.0	826166	83.7903	µg/L		0.010
Spiked Amount: 200.000	Range: 10.0 - 75.0%			Recovery = 41.90%			
S Phenol-d5	4.572	99.0	1146491	88.4378	µg/L		0.000
Spiked Amount: 200.000	Range: 10.0 - 65.0%			Recovery = 44.22%			
S Nitrobenzene-d5	5.553	82.0	524403	77.7610	µg/L		0.000
Spiked Amount: 100.000	Range: 32.0 - 94.0%			Recovery = 77.76%			
S 2-Fluorobiphenyl	7.697	172.0	1623575	71.7454	µg/L		0.000
Spiked Amount: 100.000	Range: 28.0 - 107.0%			Recovery = 71.75%			
S 2,4,6-Tribromophenol	9.428	329.8	137489	72.3080	µg/L		0.000
Spiked Amount: 200.000	Range: 25.0 - 140.0%			Recovery = 36.15%			
S Terphenyl-d14	13.058	244.3	1754884	74.0878	µg/L		0.000
Spiked Amount: 100.000	Range: 32.0 - 122.0%			Recovery = 74.09%			
Target Compounds							**QValue**
T N-Nitrosodimethylamine	2.162	74.0	225784	76.5123	µg/L		98
T Pyridine	2.193	79.0	604222	75.5489	µg/L		83
T Aniline	4.552	93.0	1498492	78.2638	µg/L		96
T Phenol	4.593	94.0	1166299	80.5974	µg/L		96
T bis(-2-Chloroethyl)Ether	4.654	63.0	648130	81.1947	µg/L	m	99
T 2-Chlorophenol	4.685	128.0	950376	83.5941	µg/L		100
T 1,3-Dichlorobenzene	4.838	146.0	1183121	82.0144	µg/L	m	99
T 1,4-Dichlorobenzene	4.930	146.0	1216913	79.2449	µg/L	m	98
T 1,2-Dichlorobenzene	5.093	146.0	1161743	77.8954	µg/L	m	98
T Benzyl Alcohol	5.104	108.0	556628	84.3851	µg/L		98
T 2-Methylphenol	5.257	107.0	819445	78.9494	µg/L		100
T bis(2-chloroisopropyl)Ether	5.267	121.0	325087	77.5287	µg/L		99
T N-nitroso-Di-n-propylamine	5.420	70.0	595644	79.4699	µg/L		97
T 4Methylphenol/3Methylphenol	5.451	107.0	1198261	82.7732	µg/L		100
T Hexachloroethane	5.471	117.0	329178	82.5341	µg/L		96

Compound	RT	QIon	Resp.	Conc.	Units		Dev(Min)
T Nitrobenzene	5.573	123.1	250248	76.1494	µg/L		94
T Isophorone	5.870	82.0	1440364	73.3090	µg/L		98
T 2-Nitrophenol	5.941	139.0	206665	74.3280	µg/L		92
T 2,4-Dimethylphenol	6.054	122.0	644762	71.9732	µg/L		98
T bis(-2-Chloroethoxy)Methane	6.157	93.0	834464	78.8636	µg/L		95
T 2,4-Dichlorophenol	6.249	162.0	651023	78.7196	µg/L		99
T Benzoic Acid	6.270	105.0	417527	82.4024	µg/L		85
T 1,2,4-Trichlorobenzene	6.321	180.0	744218	73.1505	µg/L		99
T Naphthalene	6.403	128.0	2309706	77.5396	µg/L	m	99
T 4-Chlorophenol	6.455	130.0	212217	72.9401	µg/L	m	72
T p-Chloroaniline	6.506	127.0	927322	75.2969	µg/L		99
T Hexachlorobutadiene	6.578	224.9	369723	70.9202	µg/L		99
T 4-Chloro-2-Methylphenol	6.999	107.0	583971	78.4826	µg/L		97
T 4-Chloro-3-Methylphenol	7.132	107.0	627086	77.8789	µg/L	m	98
T 2-Methylnaphthalene	7.235	141.0	1280836	71.4573	µg/L		99
T 1-Methylnaphthalene	7.348	141.0	1262987	72.7966	µg/L	m	97
T Hexachlorocyclopentadiene	7.430	236.9	223531	70.3413	µg/L		98
T 2,4,6-Trichlorophenol	7.595	196.0	414759	83.3101	µg/L	m	94
T 2,4,5-Trichlorophenol	7.646	196.0	483961	83.9714	µg/L	m	99
T 2-Chloronaphthalene	7.810	162.0	1452785	77.9699	µg/L		100
T 2-Nitroaniline	7.964	65.0	200452	72.1092	µg/L		99
T Dimethyl Phthalate	8.221	163.0	1465705	75.6809	µg/L		96
T 2,6-Dinitrotoluene	8.282	165.0	185882	77.1091	µg/L		84
T Acenaphthylene	8.302	152.1	2362867	78.7906	µg/L		99
T 3-Nitroaniline	8.476	138.0	215824	78.4901	µg/L		96
T Acenaphthene	8.517	154.0	1287925	74.2021	µg/L		99
T 2,4-Dinitrophenol	8.599	184.0	74747	53.9201	µg/L		99
T Dibenzofuran	8.722	168.0	2014874	75.3944	µg/L		96
T 4-Nitrophenol	8.753	109.0	221416	79.6091	µg/L		86
T 2,4-Dinitrotoluene	8.753	165.0	226330	69.8664	µg/L		93
T Diethylphthalate	9.090	149.0	1630050	81.5496	µg/L		100
T Fluorene	9.141	166.0	1735326	71.6631	µg/L		98
T 4-Chlorophenyl-phenylether	9.172	204.0	800999	76.0861	µg/L		99
T 4-Nitroaniline	9.213	138.0	185179	69.7131	µg/L		94
T 4,6-Dinitro-2-methylphenol	9.244	198.0	121067	65.0342	µg/L		99
T N-nitrosodiphenylamine	9.325	169.0	1150004	72.5998	µg/L		98
T Azobenzene	9.356	77.0	1397527	76.1629	µg/L		97
T 4-Bromophenyl-phenylether	9.755	248.0	439322	74.0098	µg/L		99
T Hexachlorobenzene	9.796	283.9	441645	72.5230	µg/L		95
T Pentachlorophenol	10.059	265.9	210866	72.7151	µg/L		98
T Phenanthrene	10.282	178.0	2345191	71.9910	µg/L		100
T Anthracene	10.353	178.0	2294250	76.0269	µg/L		99
T Triallate	10.414	86.0	480785	75.9673	µg/L		96
T Carbazole	10.596	167.0	2244840	80.5913	µg/L		100
T o-Terphenyl	10.819	230.0	1272265	75.5132	µg/L		99
T Di-n-Butylphthalate	11.204	149.0	2267756	79.8369	µg/L		100
T Fluoranthene	12.116	202.0	2309902	68.4399	µg/L		96
T Benzidine	12.500	184.0	847048	71.9196	µg/L		98
T Pyrene	12.551	202.0	2540483	74.3130	µg/L		94
T Butylbenzylphthalate	14.521	149.0	731490	76.0864	µg/L		95
T Benzo(a)Anthracene	15.747	228.0	1927282	75.1717	µg/L		100
T Chrysene	15.870	228.0	2055040	74.7254	µg/L		100
T 3,3-Dichlorobenzidine	15.910	252.0	645995	78.9934	µg/L		98
T bis(2-ethylhexyl)Phthalate	16.595	167.0	260244	75.3025	µg/L		98
T Di-n-octyl Phthalate	18.295	149.0	1748229	74.3512	µg/L		99

Compound	RT	QIon	Resp.	Conc.	Units	Dev(Min)
T Benzo(b)fluoranthene	18.548	252.0	1822337	75.9234	µg/L	99
T Benzo(k)fluoranthene	18.609	252.0	2001531	75.5411	µg/L	99
T Benzo(a)pyrene	19.145	252.0	1757464	76.8666	µg/L	99
T Indeno(1,2,3-c,d)pyrene	20.907	276.0	1503512	81.5903	µg/L	95
T Dibenzo(a,h)anthracene	20.968	278.0	1556828	80.4849	µg/L	98
T Benzo(g,h,i)perylene	21.241	276.0	1710532	76.9570	µg/L	98

(#) = Qualifier Out of Range; (m) = Manual Integration; (+) = Area Summed; (*) = Surrogate Percent Recovery Out of Range; (d): Zeroed Peak

Quantitation Results Report (QT Reviewed)

Compound	Conc.	RT	Dev(Min)	Resp.	QIon	QRatio	Lower	Upper
N-Nitrosodimethylamine	76.5123	2.16	0.01	225784	42.0	127.9	91.0	169.1

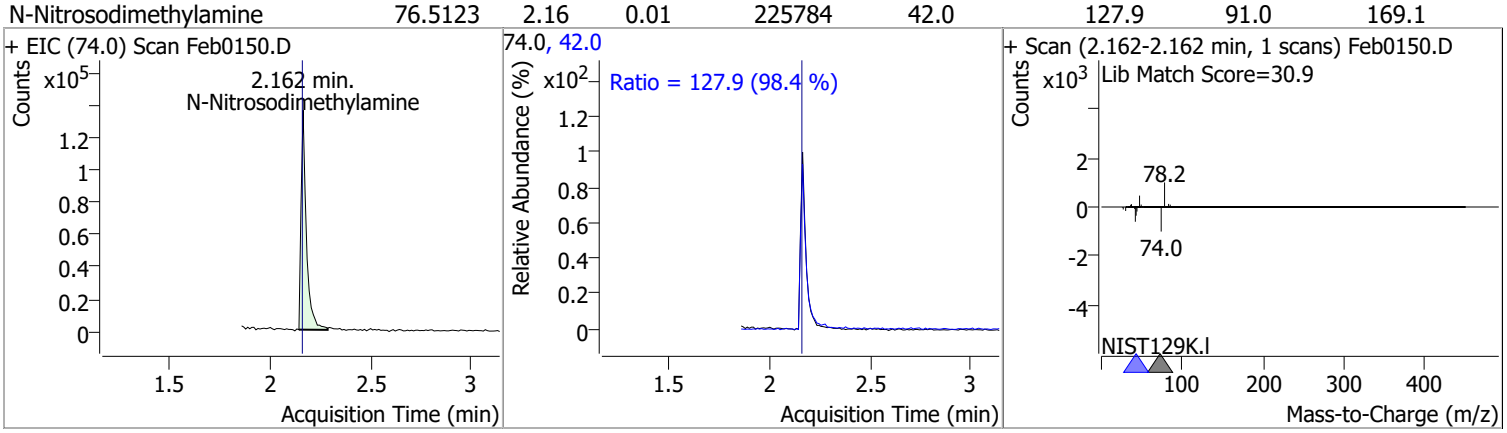

Compound	Conc.	RT	Dev(Min)	Resp.	QIon	QRatio	Lower	Upper
Pyridine	75.5489	2.19	0.01	604222	52.0	84.2	71.2	132.2

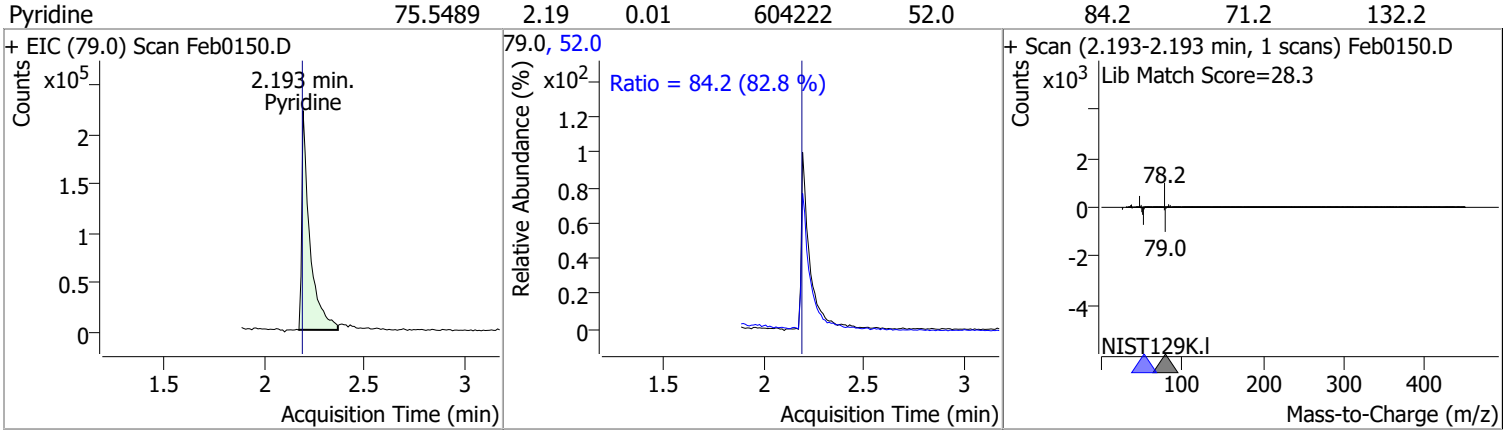

Compound	Conc.	RT	Dev(Min)	Resp.	QIon	QRatio	Lower	Upper
2-Fluorophenol	83.7903	3.53	0.01	826166	64.0	51.0	35.8	66.4
					92.0	19.7	14.3	26.6

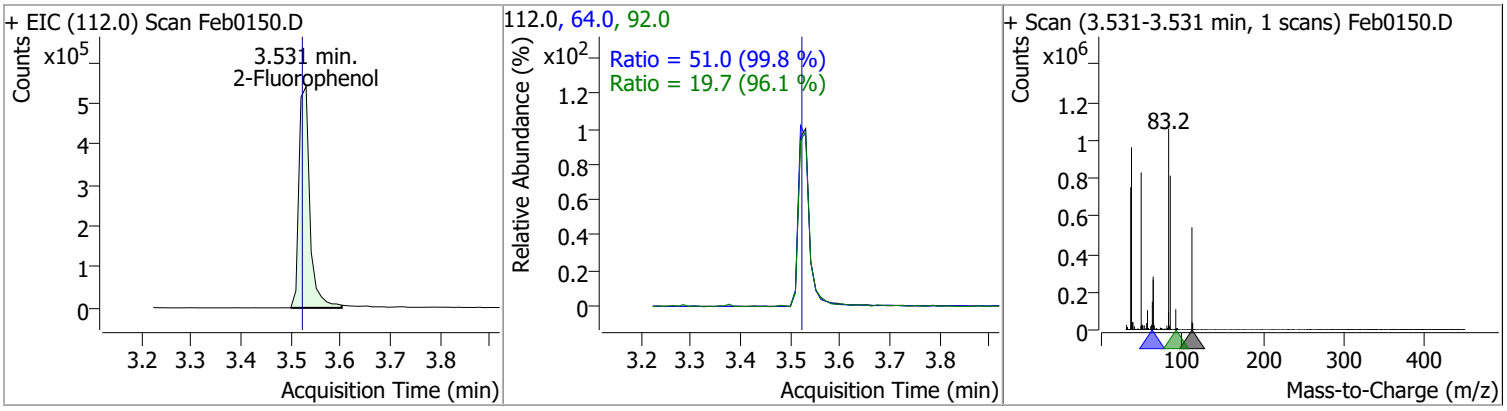

Compound	Conc.	RT	Dev(Min)	Resp.	QIon	QRatio	Lower	Upper
Aniline	78.2638	4.55	0.00	1498492	66.0	32.6	24.5	45.6
					65.0	16.8	12.6	23.4

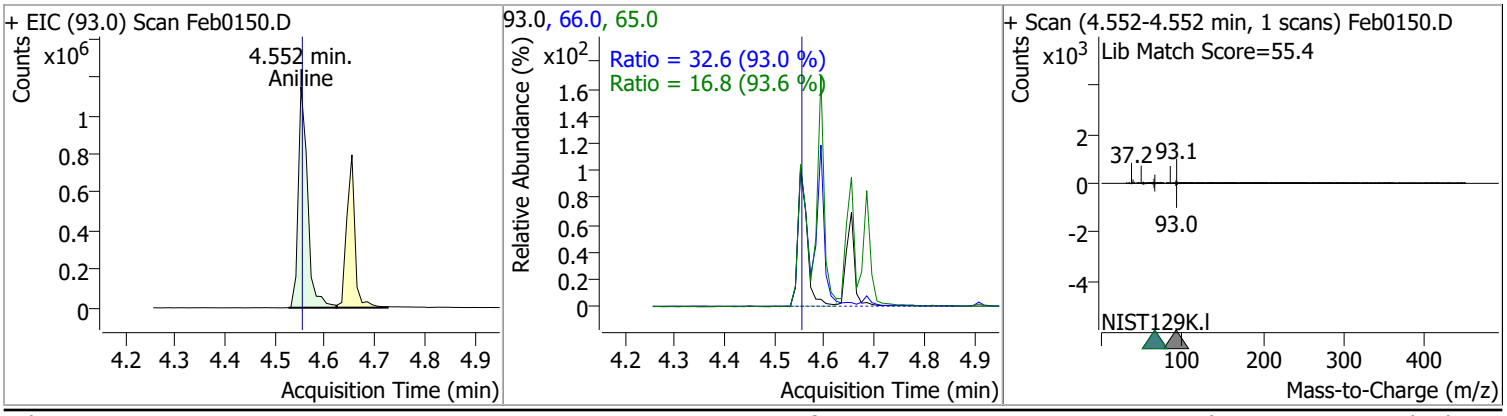

Quantitation Results Report (QT Reviewed)

Compound	Conc.	RT	Dev(Min)	Resp.	QIon	QRatio	Lower	Upper
Phenol-d5	88.4378	4.57	0.00	1146491	71.0	32.0	23.8	44.2

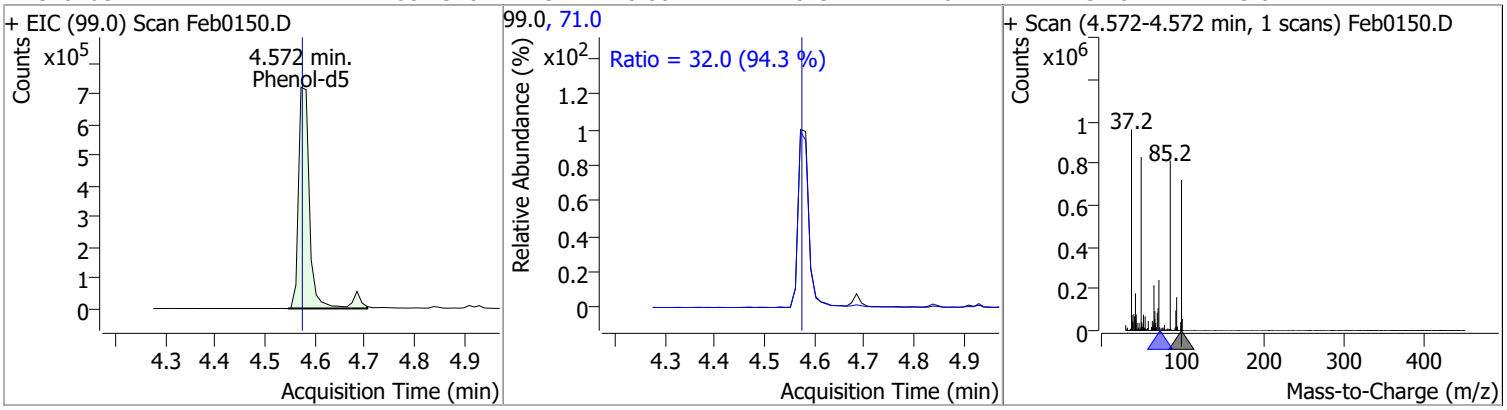

Compound	Conc.	RT	Dev(Min)	Resp.	QIon	QRatio	Lower	Upper
Phenol	80.5974	4.59	0.00	1166299	66.0	41.4	30.7	57.0

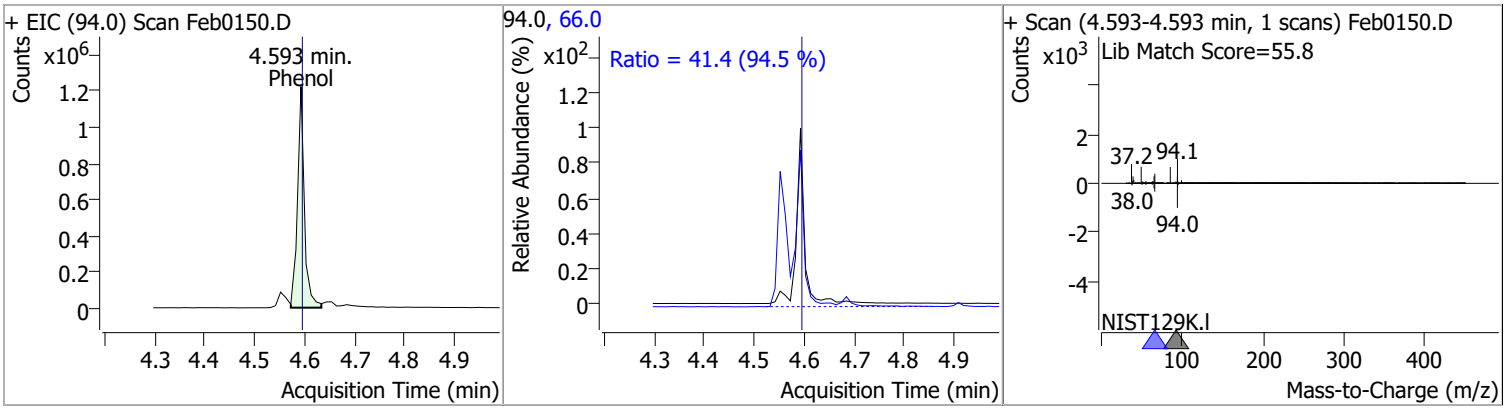

Compound	Conc.	RT	Dev(Min)	Resp.	QIon	QRatio	Lower	Upper
bis(-2-Chloroethyl)Ether	81.1947	4.65	0.00	648130 (m)	64.0	3.1	2.4	4.5

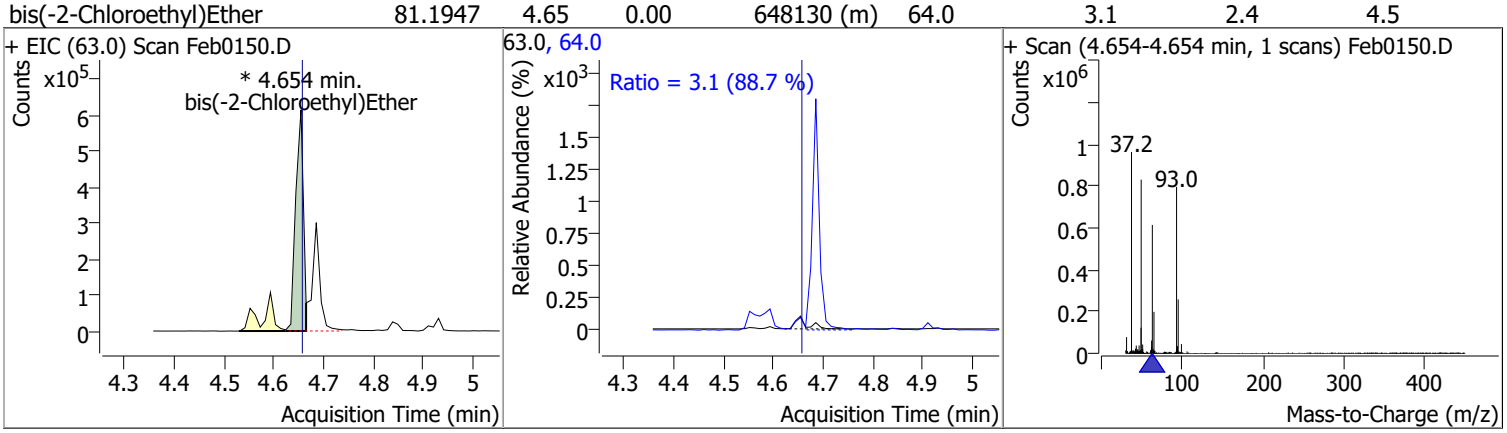

Compound	Conc.	RT	Dev(Min)	Resp.	QIon	QRatio	Lower	Upper
2-Chlorophenol	83.5941	4.68	0.00	950376	130.0	31.6	22.3	41.4

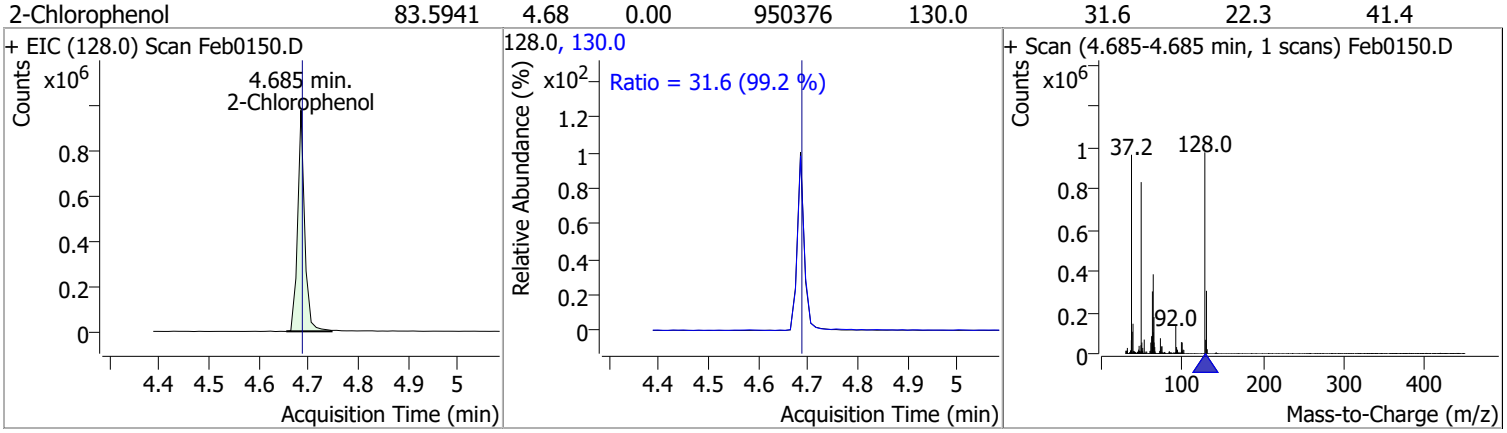

Compound	Conc.	RT	Dev(Min)	Resp.	QIon	QRatio	Lower	Upper
1,3-Dichlorobenzene	82.0144	4.84	0.00	1183121 (m)	148.0	62.9	43.6	80.9
					111.0	36.4	25.1	46.7

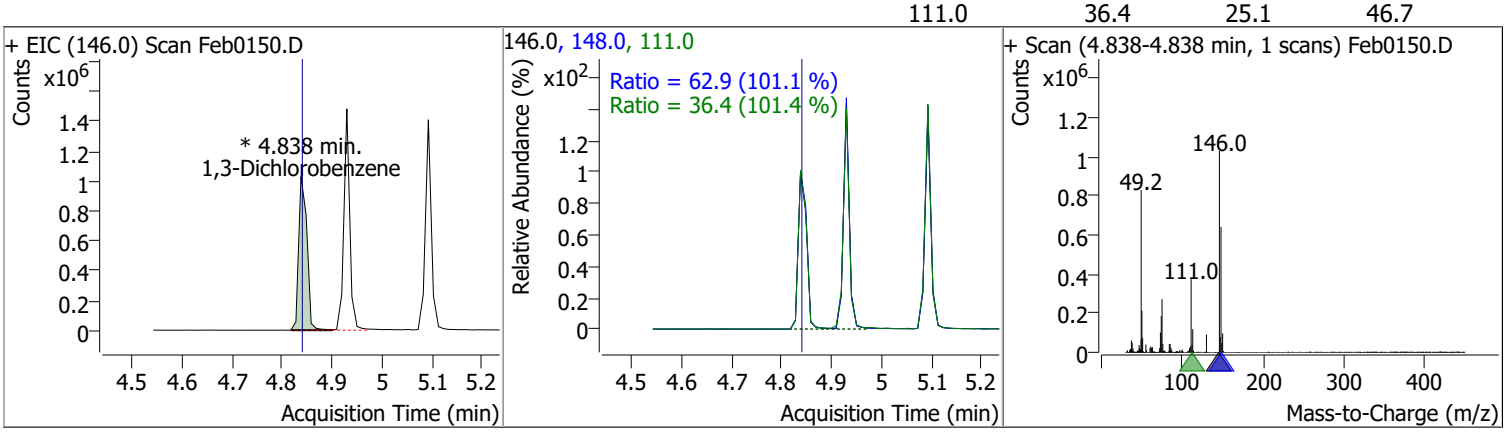

Compound	Conc.	RT	Dev(Min)	Resp.	QIon	QRatio	Lower	Upper
1,4-Dichlorobenzene	79.2449	4.93	0.00	1216913 (m)	148.0	61.4	44.8	83.3
					111.0	34.7	24.6	45.7

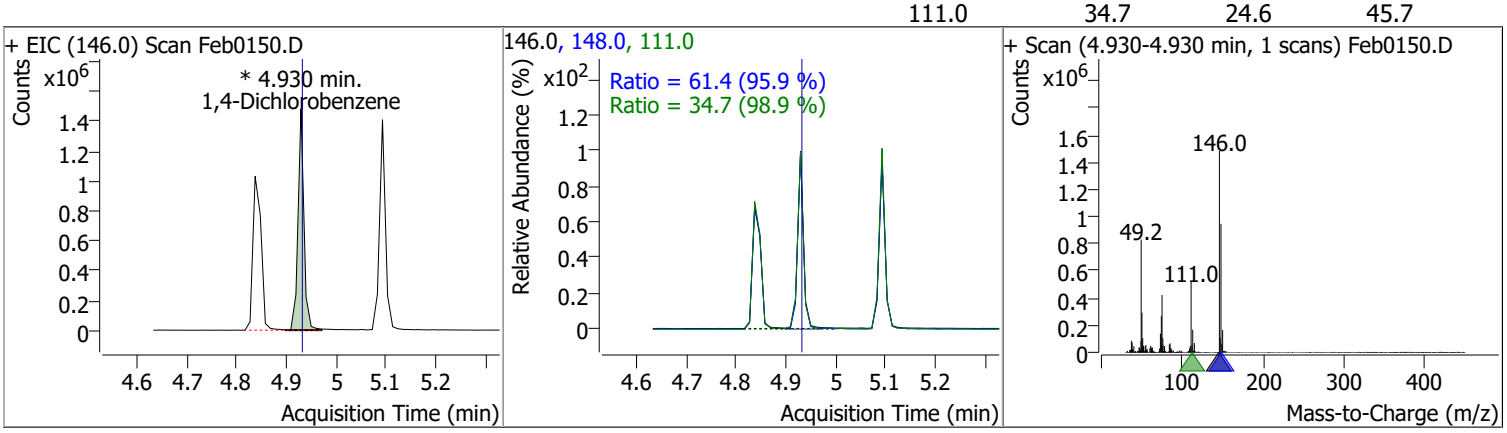

Compound	Conc.	RT	Dev(Min)	Resp.	QIon	QRatio	Lower	Upper
1,2-Dichlorobenzene	77.8954	5.09	0.00	1161743 (m)	148.0	64.9	44.1	81.8
					111.0	37.6	25.7	47.7

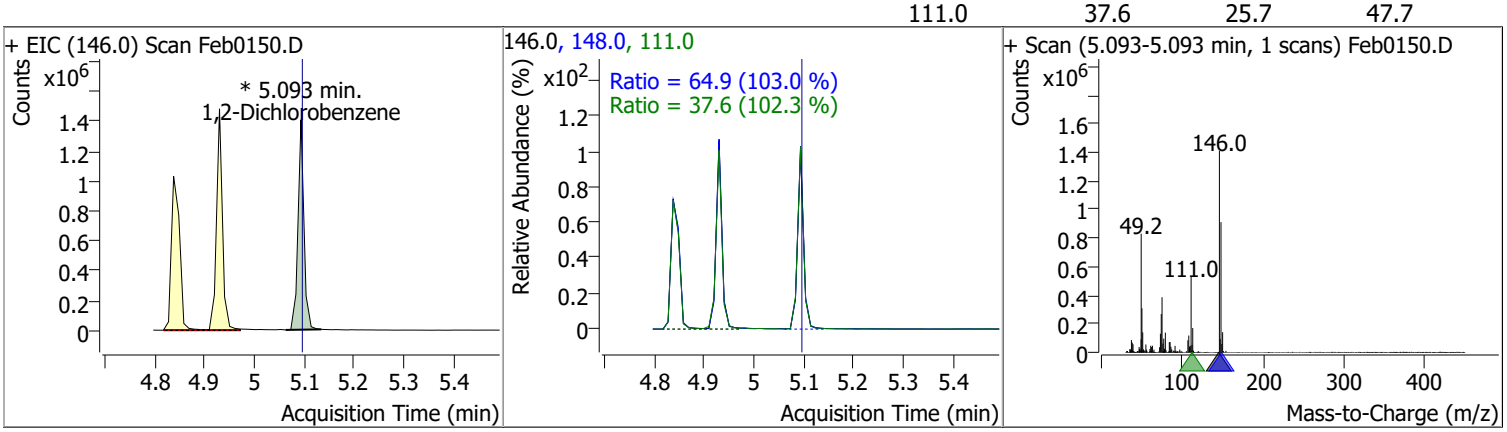

Quantitation Results Report (QT Reviewed)

Compound	Conc.	RT	Dev(Min)	Resp.	QIon	QRatio	Lower	Upper
Benzyl Alcohol	84.3851	5.10	0.00	556628	79.0	116.4	82.9	154.0
					107.0	66.9	45.1	83.8

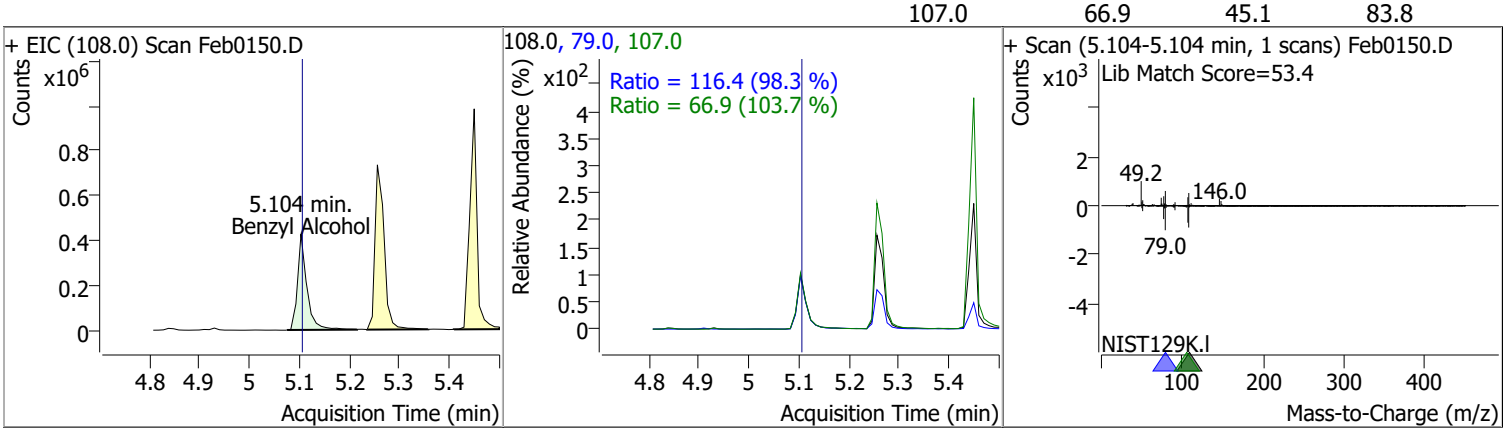

Compound	Conc.	RT	Dev(Min)	Resp.	QIon	QRatio	Lower	Upper
2-Methylphenol	78.9494	5.26	0.00	819445	108.0	116.3	81.4	151.1

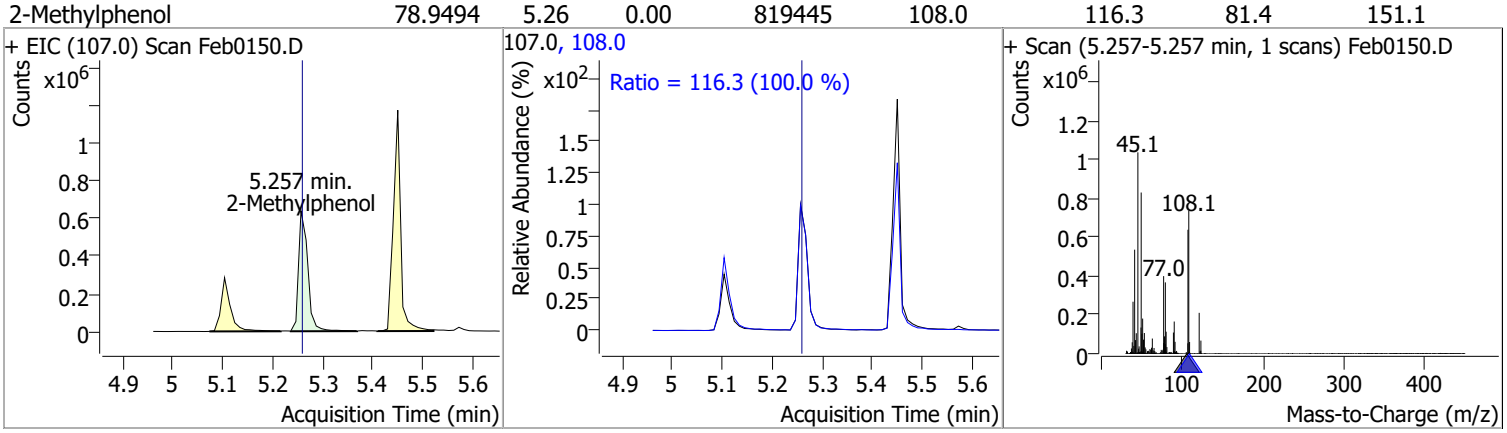

Compound	Conc.	RT	Dev(Min)	Resp.	QIon	QRatio	Lower	Upper
bis(2-chloroisopropyl)Ether	77.5287	5.27	0.00	325087	123.0	33.3	23.0	42.7

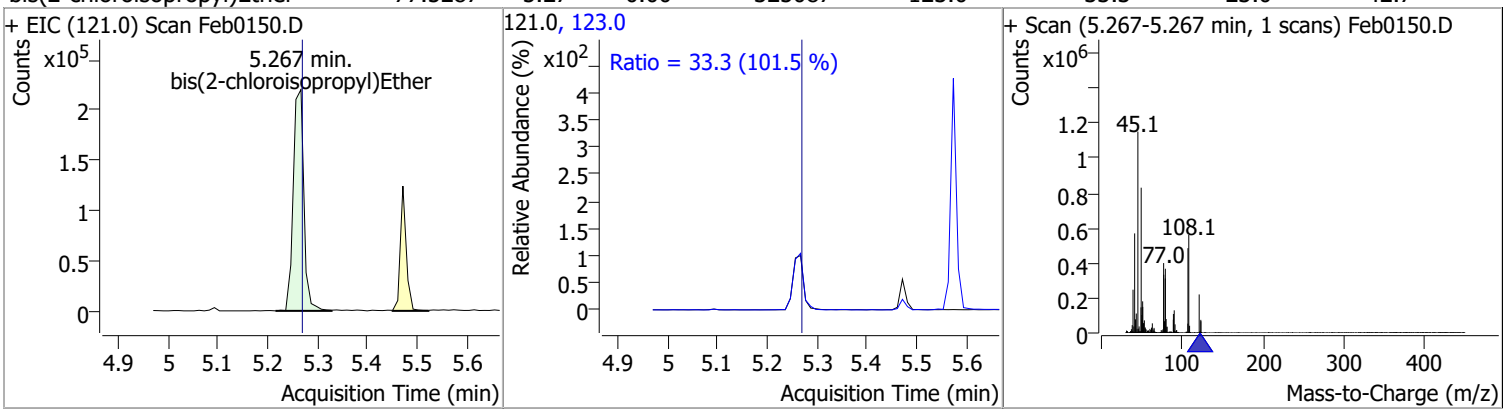

Compound	Conc.	RT	Dev(Min)	Resp.	QIon	QRatio	Lower	Upper
N-nitroso-Di-n-propylamine	79.4699	5.42	0.00	595644	130.0	18.9	0.0	35.1

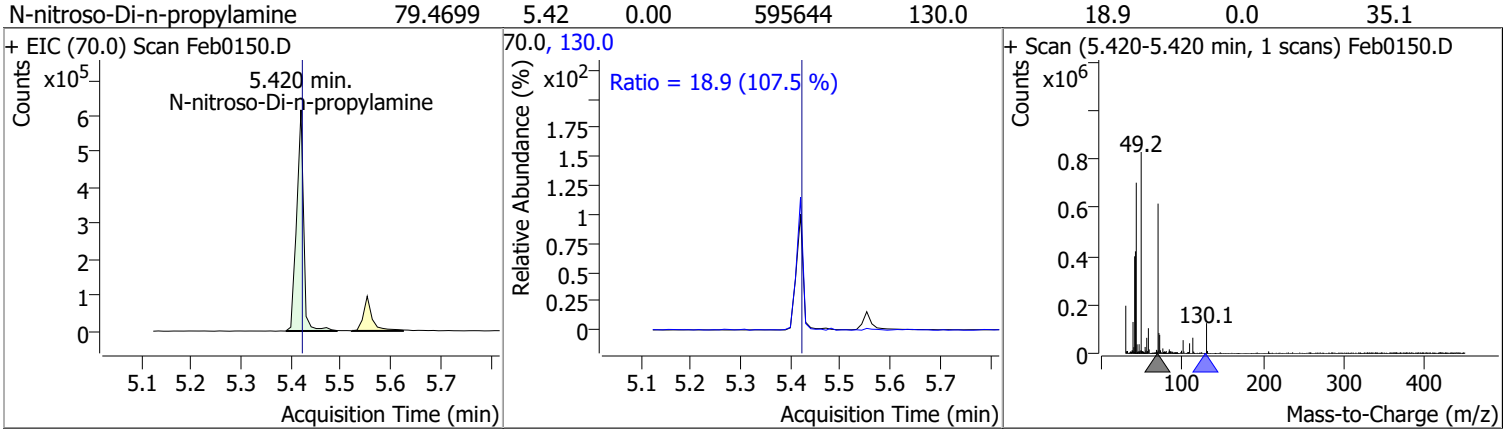

Compound	Conc.	RT	Dev(Min)	Resp.	QIon	QRatio	Lower	Upper
4Methylphenol/3Methylphenol	82.7732	5.45	0.01	1198261	108.0	84.3	58.9	109.3

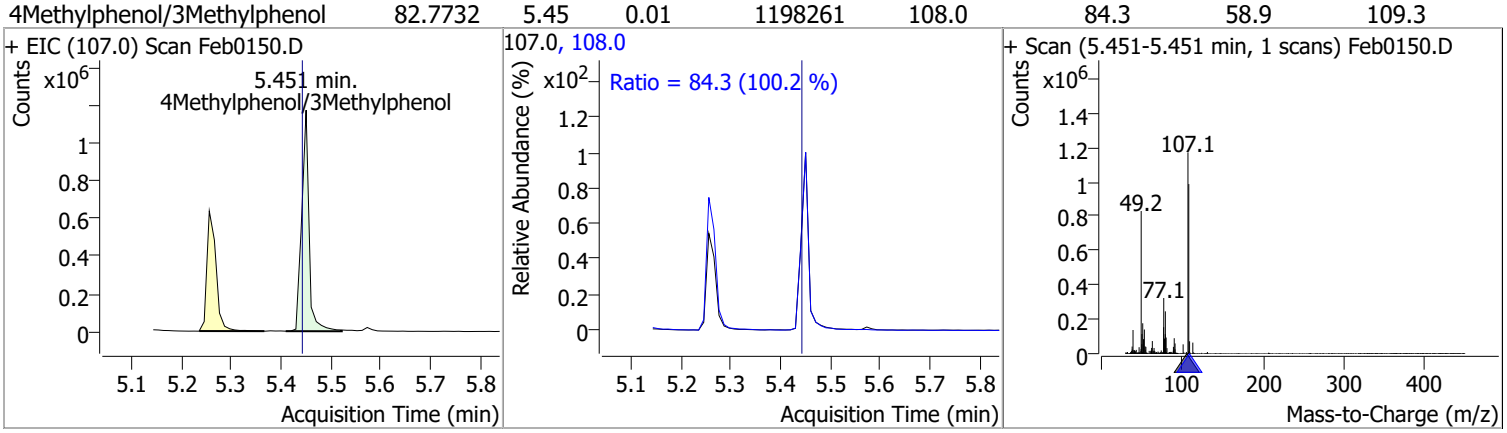

Compound	Conc.	RT	Dev(Min)	Resp.	QIon	QRatio	Lower	Upper
Hexachloroethane	82.5341	5.47	0.00	329178	201.0	89.8	65.5	121.7
					199.0	56.1	41.8	77.7

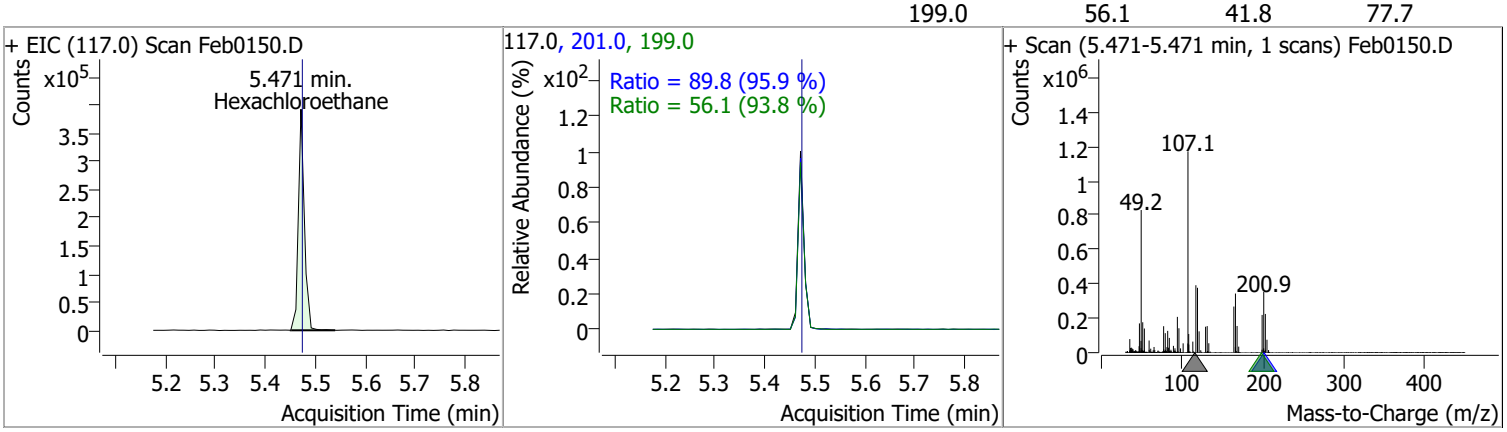

Compound	Conc.	RT	Dev(Min)	Resp.	QIon	QRatio	Lower	Upper
Nitrobenzene-d5	77.7610	5.55	0.00	524403	54.0	63.0	44.8	83.2
					128.0	46.1	32.6	60.6

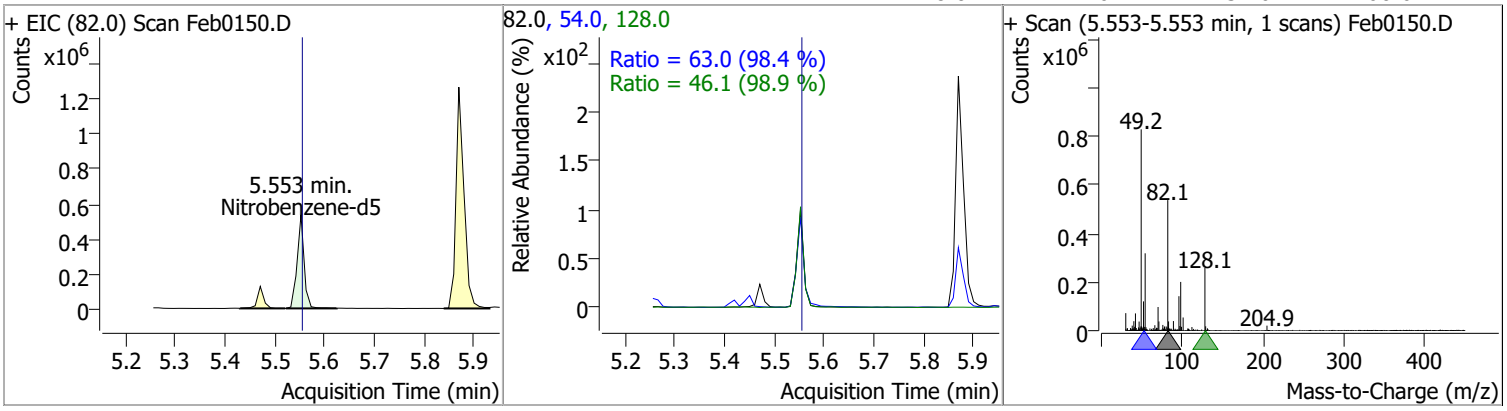

Quantitation Results Report (QT Reviewed)

Compound	Conc.	RT	Dev(Min)	Resp.	QIon	QRatio	Lower	Upper
Nitrobenzene	76.1494	5.57	0.00	250248	77.0	212.3	141.7	263.2
					51.0	132.7	87.8	163.1

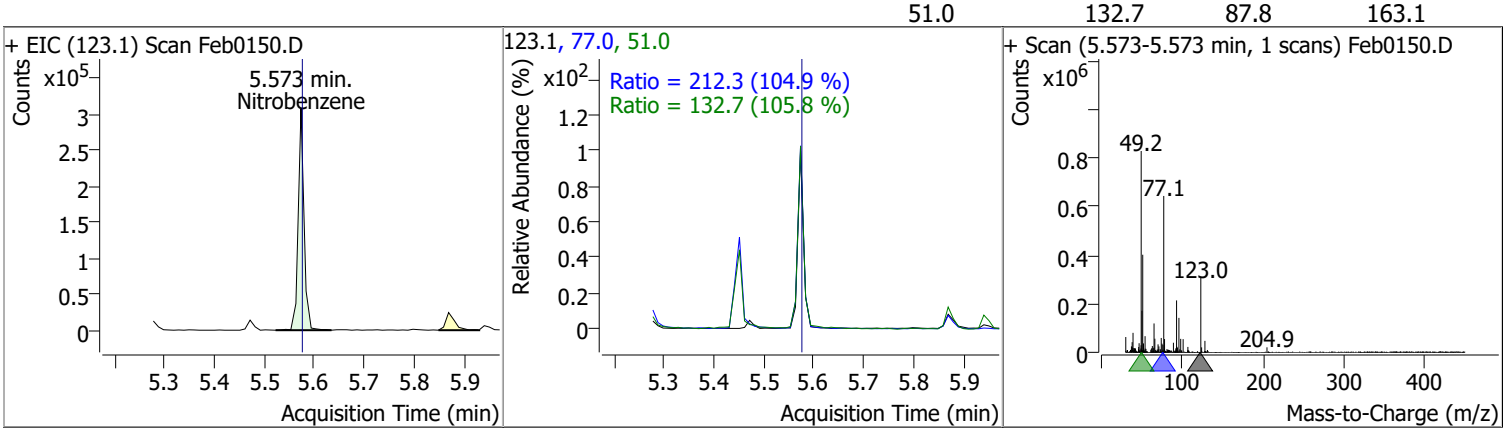

Compound	Conc.	RT	Dev(Min)	Resp.	QIon	QRatio	Lower	Upper
Isophorone	73.3090	5.87	-0.01	1440364	138.0	20.9	15.2	28.3

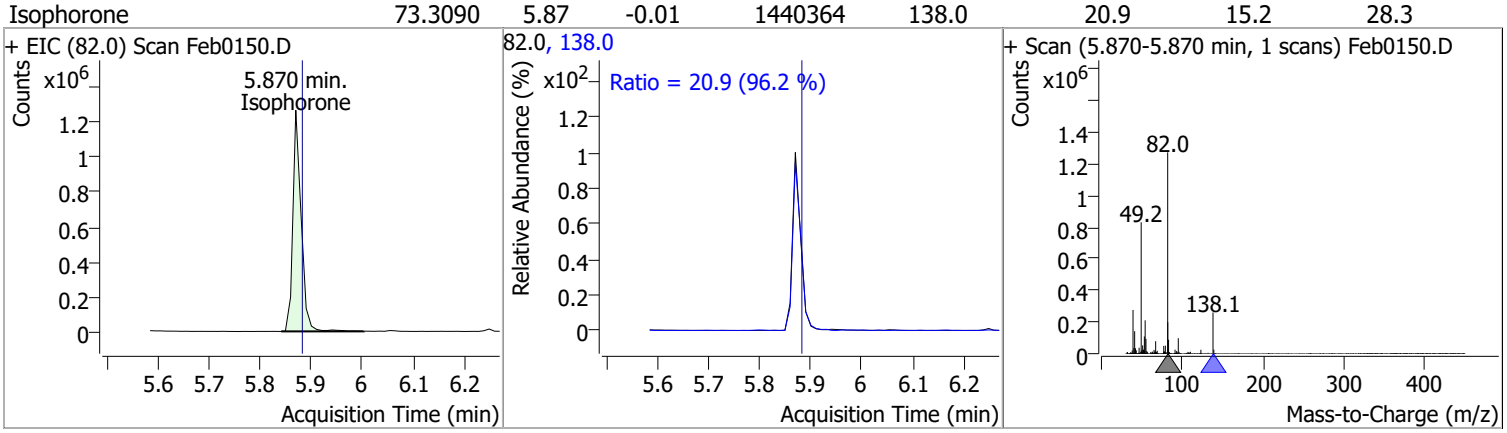

Compound	Conc.	RT	Dev(Min)	Resp.	QIon	QRatio	Lower	Upper
2-Nitrophenol	74.3280	5.94	0.00	206665	65.0	47.3	34.3	63.6
					109.0	47.2	26.8	49.8

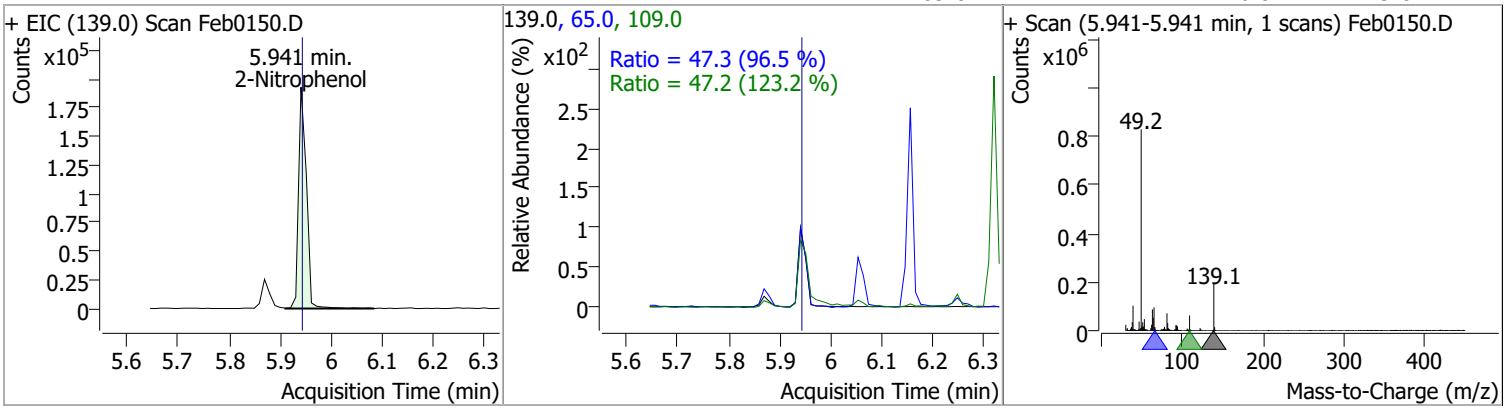

Compound	Conc.	RT	Dev(Min)	Resp.	QIon	QRatio	Lower	Upper
2,4-Dimethylphenol	71.9732	6.05	0.00	644762	107.0	111.1	76.3	141.6
					77.0	30.4	22.7	42.1

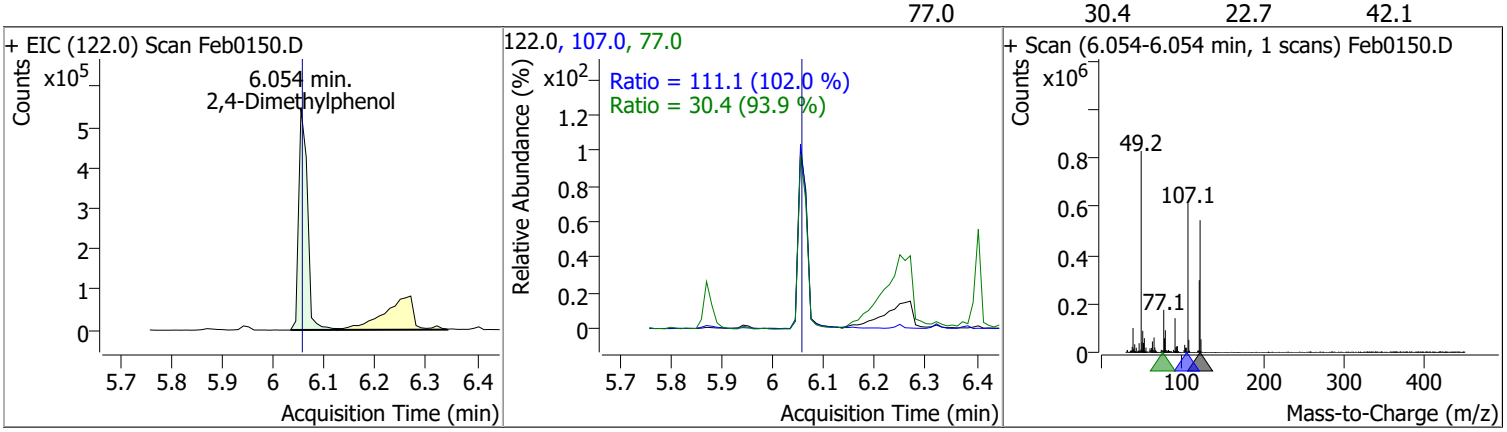

Compound	Conc.	RT	Dev(Min)	Resp.	QIon	QRatio	Lower	Upper
bis(-2-Chloroethoxy)Methane	78.8636	6.16	0.00	834464	63.0	73.9	48.0	89.2
					95.0	33.0	22.7	42.1

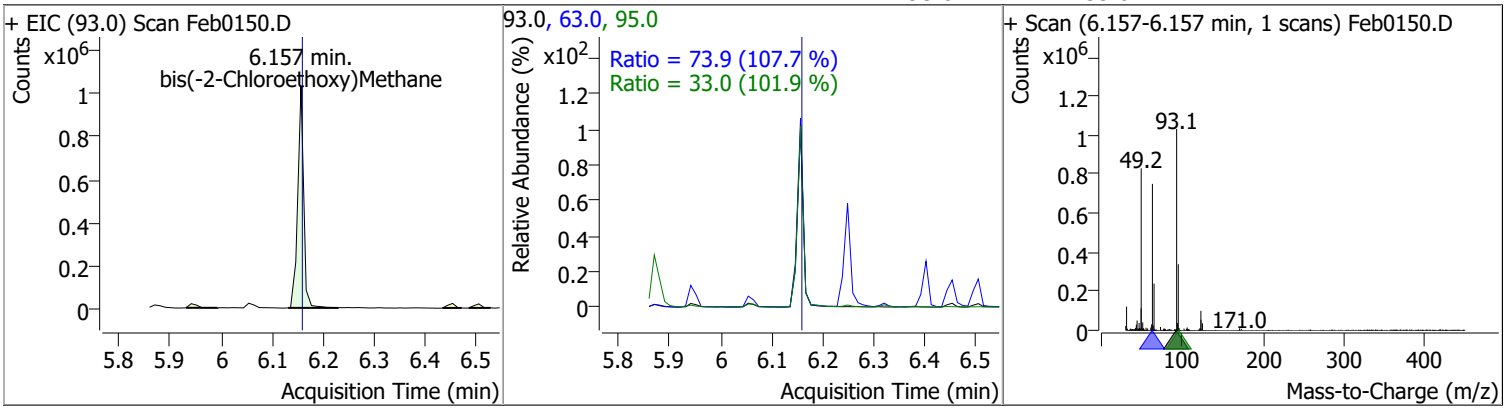

Compound	Conc.	RT	Dev(Min)	Resp.	QIon	QRatio	Lower	Upper
2,4-Dichlorophenol	78.7196	6.25	0.00	651023	164.0	64.3	44.2	82.1
					98.0	31.6	21.5	40.0

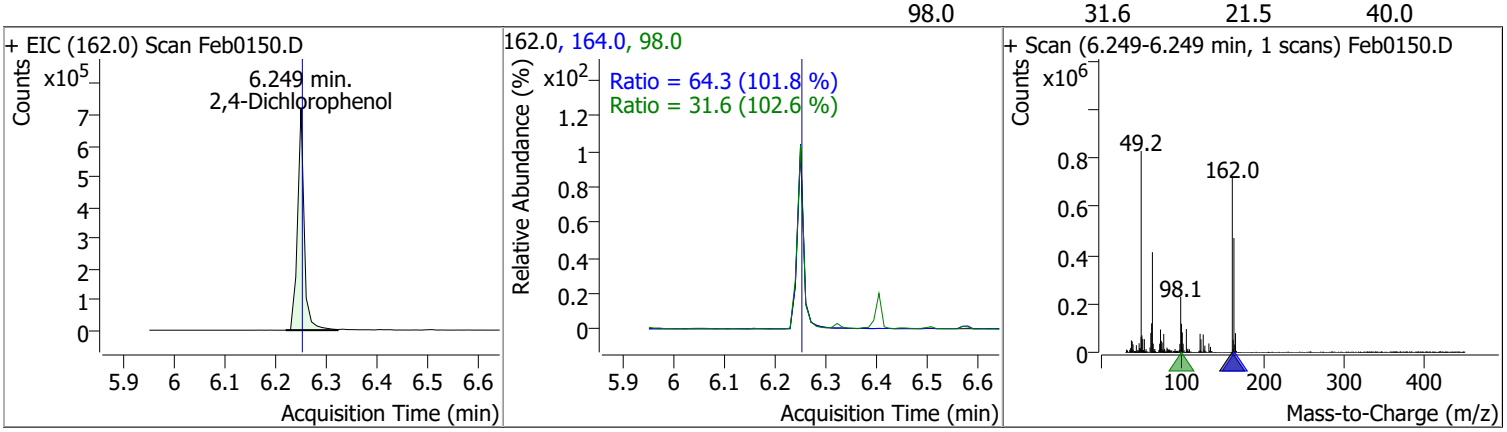

Quantitation Results Report (QT Reviewed)

Compound	Conc.	RT	Dev(Min)	Resp.	QIon	QRatio	Lower	Upper
Benzoic Acid	82.4024	6.27	0.00	417527	122.0	83.1	62.0	115.2
					77.0	96.4	52.5	97.5

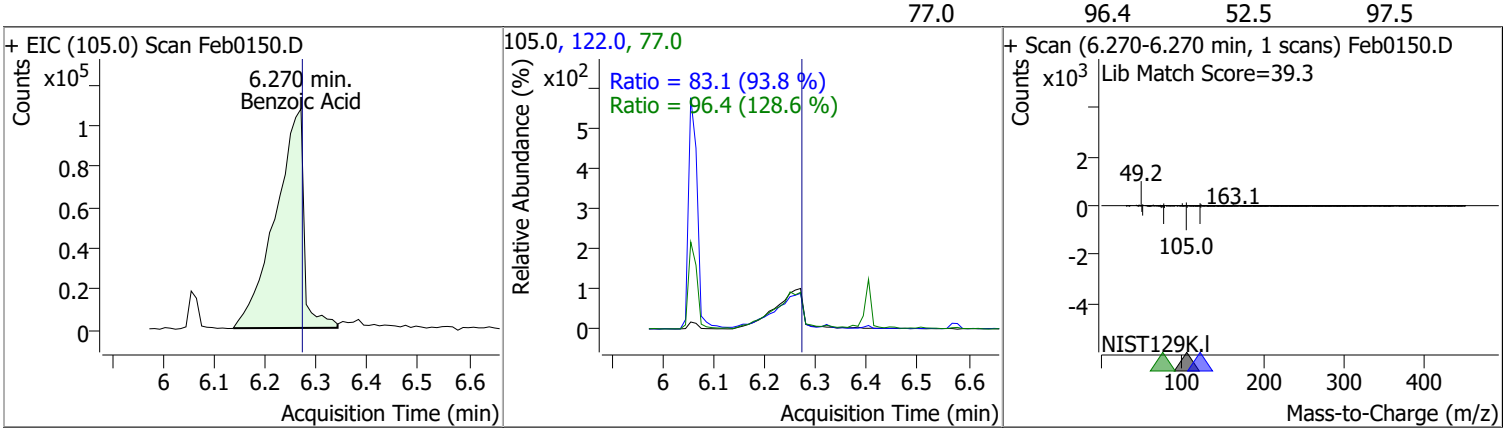

Compound	Conc.	RT	Dev(Min)	Resp.	QIon	QRatio	Lower	Upper
1,2,4-Trichlorobenzene	73.1505	6.32	0.00	744218	182.0	96.3	68.0	126.2
					145.0	28.6	19.9	36.9

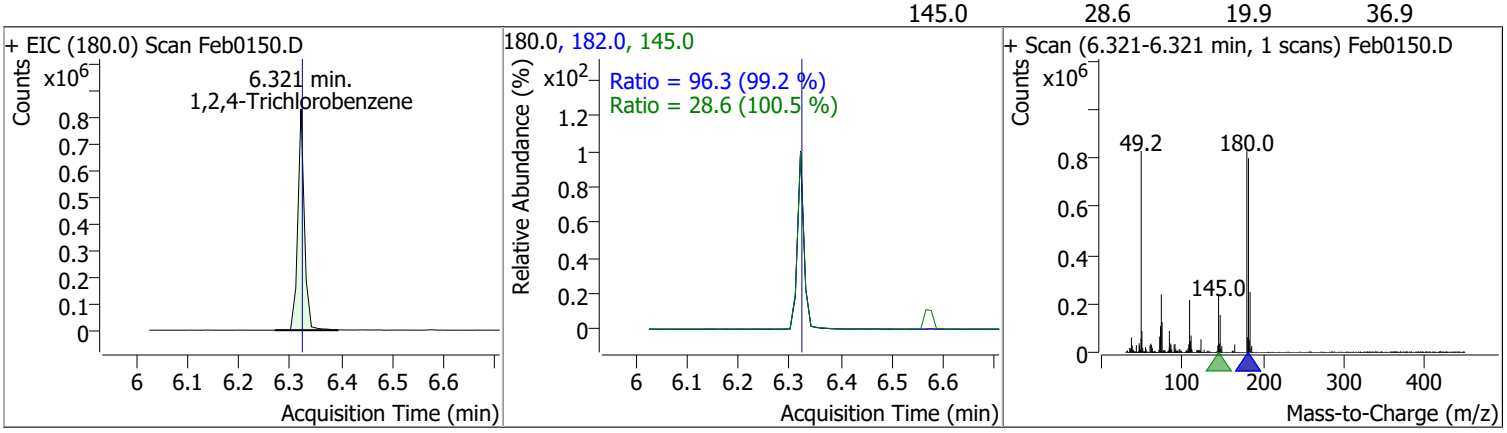

Compound	Conc.	RT	Dev(Min)	Resp.	QIon	QRatio	Lower	Upper
Naphthalene	77.5396	6.40	0.00	2309706 (m)	129.0	10.9	8.0	14.9
					102.0	9.7	6.8	12.6

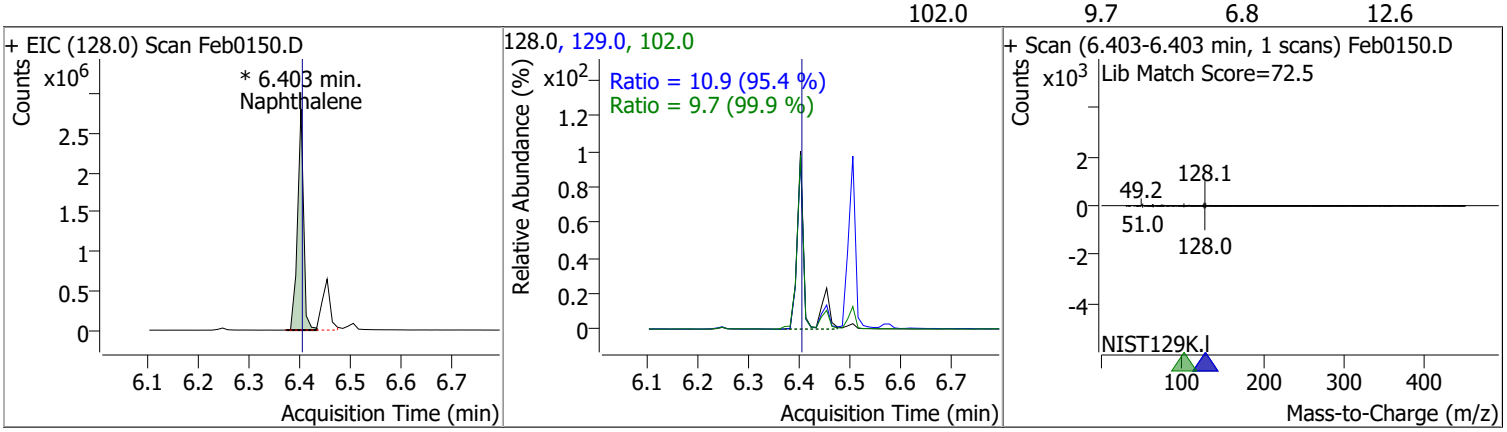

Compound	Conc.	RT	Dev(Min)	Resp.	QIon	QRatio	Lower	Upper
4-Chlorophenol	72.9401	6.45	0.01	212217 (m)	128.0	288.0	243.7	452.5

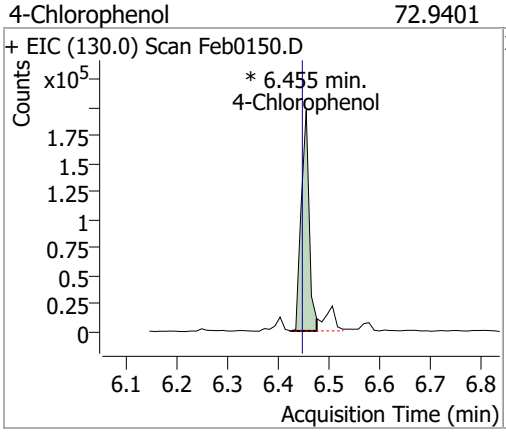

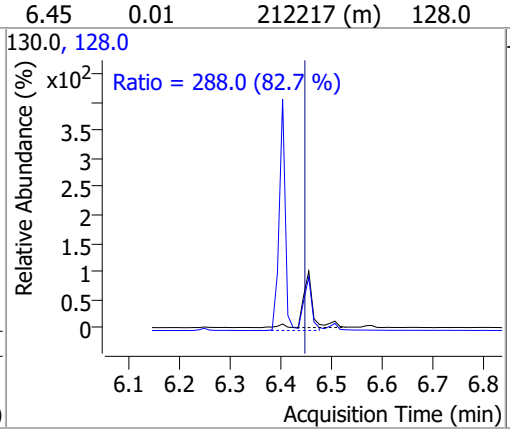

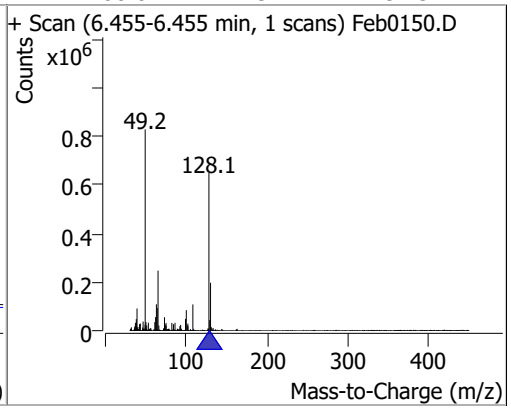

Compound	Conc.	RT	Dev(Min)	Resp.	QIon	QRatio	Lower	Upper
p-Chloroaniline	75.2969	6.51	0.00	927322	129.0	32.4	23.2	43.0
					65.0	29.6	20.9	38.9

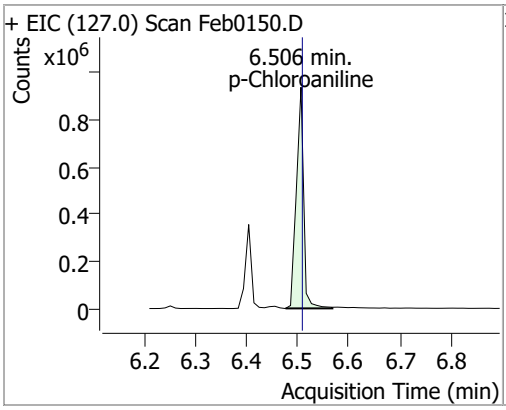

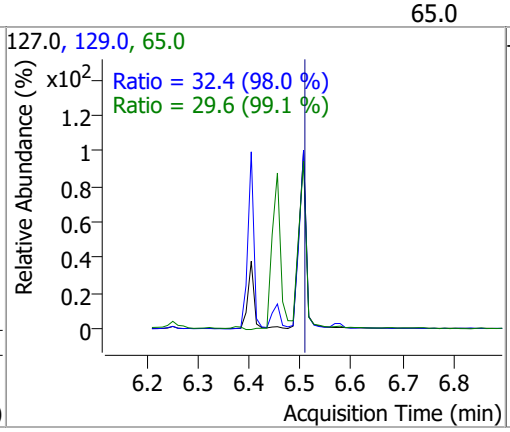

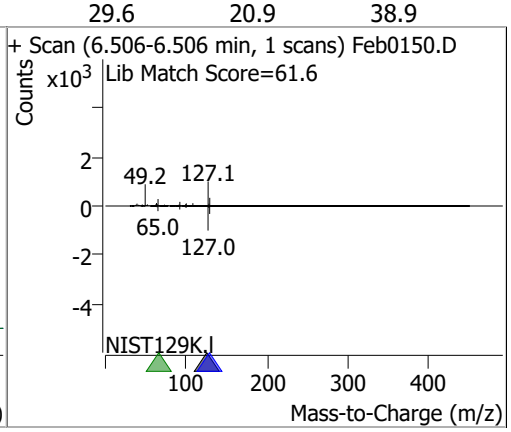

Compound	Conc.	RT	Dev(Min)	Resp.	QIon	QRatio	Lower	Upper
Hexachlorobutadiene	70.9202	6.58	0.00	369723	223.0	63.6	45.6	84.6
					227.0	63.8	44.6	82.8

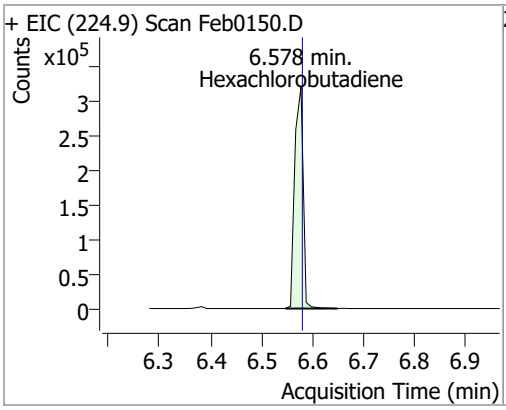

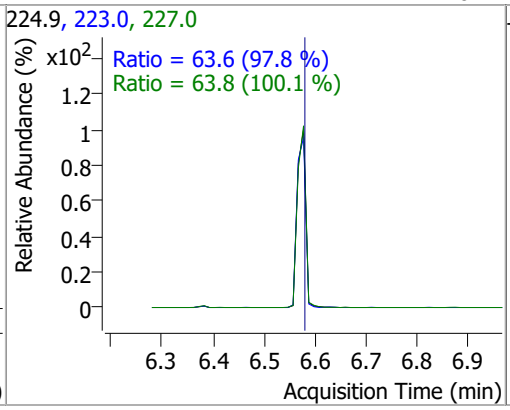

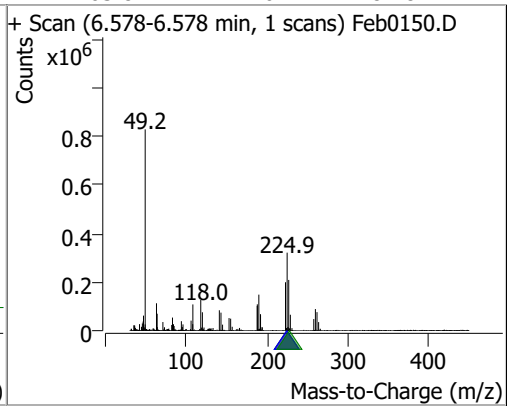

Compound	Conc.	RT	Dev(Min)	Resp.	QIon	QRatio	Lower	Upper
4-Chloro-2-Methylphenol	78.4826	7.00	0.01	583971	144.0	26.6	19.6	36.4

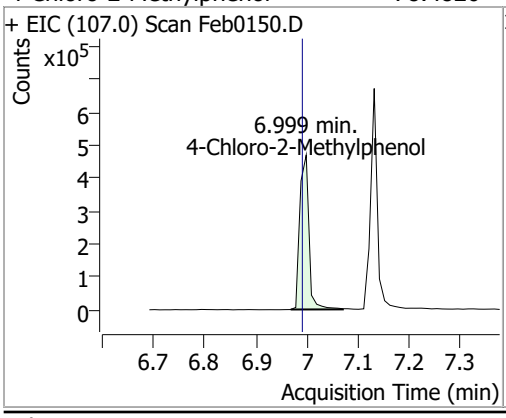

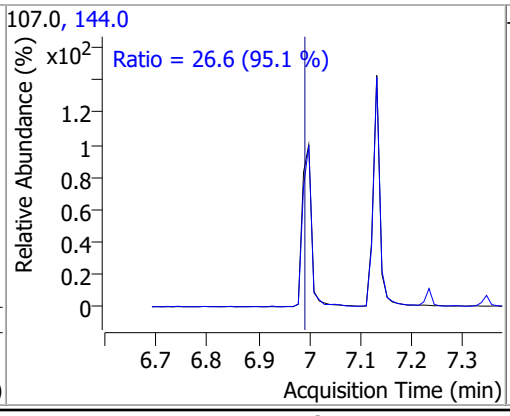

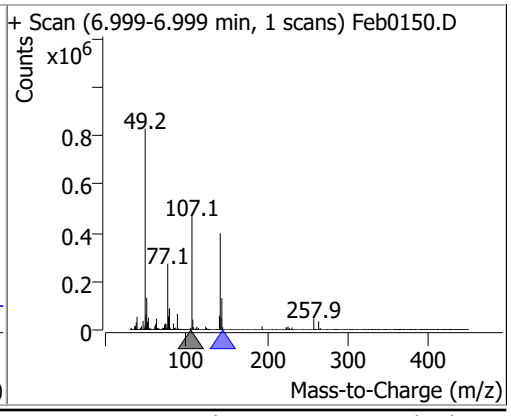

Compound	Conc.	RT	Dev(Min)	Resp.	QIon	QRatio	Lower	Upper
4-Chloro-3-Methylphenol	77.8789	7.13	0.00	627086 (m)	144.0	27.6	20.0	37.2

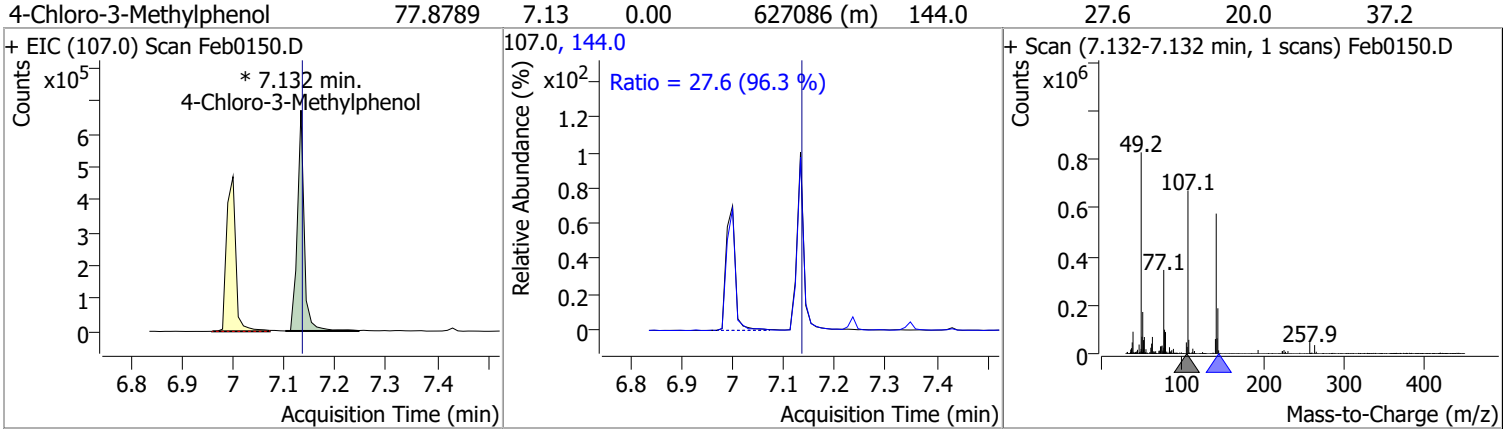

Compound	Conc.	RT	Dev(Min)	Resp.	QIon	QRatio	Lower	Upper
2-Methylnaphthalene	71.4573	7.24	0.00	1280836	142.0	119.8	83.1	154.4
					115.0	42.8	28.8	53.4

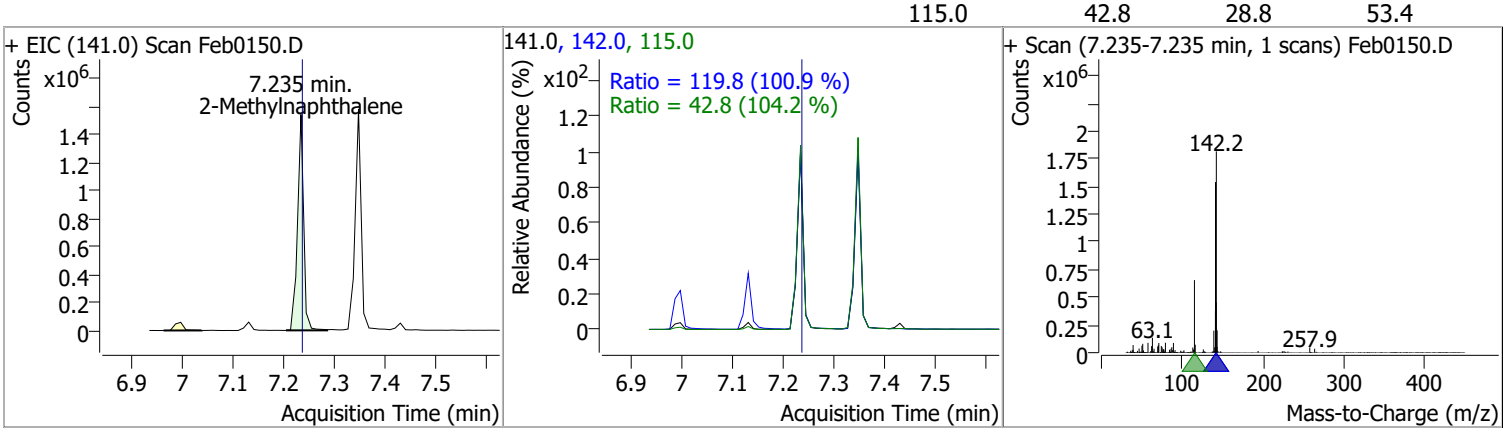

Compound	Conc.	RT	Dev(Min)	Resp.	QIon	QRatio	Lower	Upper
1-Methylnaphthalene	72.7966	7.35	0.00	1262987 (m)	142.0	114.9	77.9	144.7
					115.0	43.3	29.5	54.8

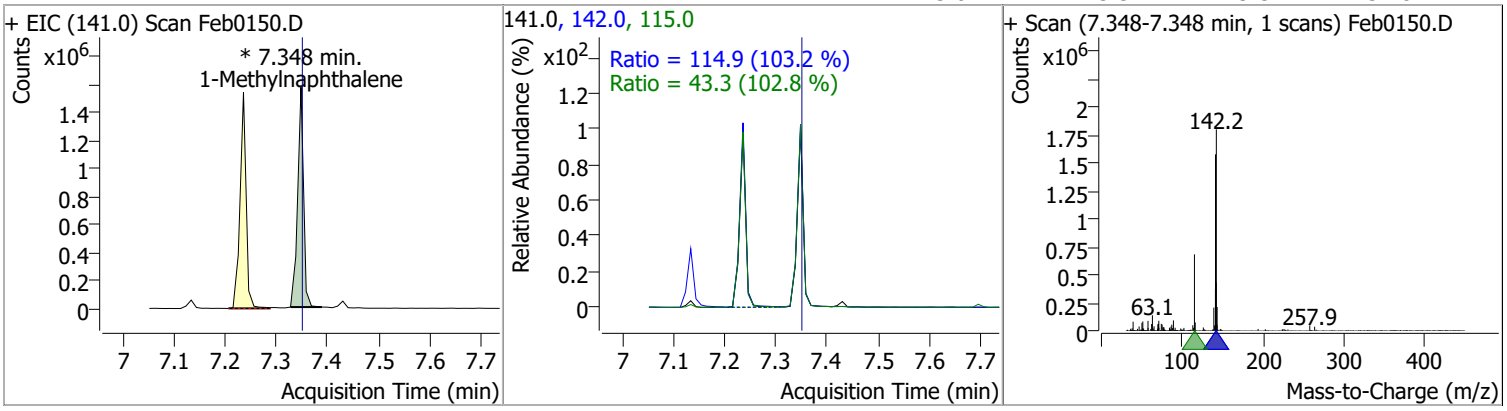

Quantitation Results Report (QT Reviewed)

Compound	Conc.	RT	Dev(Min)	Resp.	QIon	QRatio	Lower	Upper
Hexachlorocyclopentadiene	70.3413	7.43	0.00	223531	238.9	62.8	43.8	81.3
					234.9	64.5	43.7	81.2

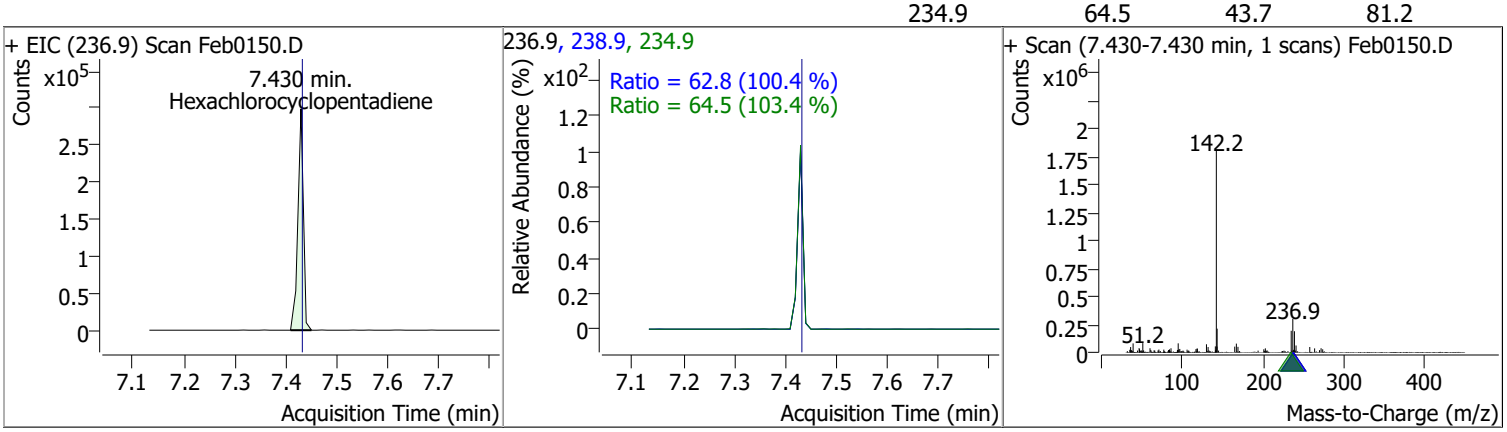

Compound	Conc.	RT	Dev(Min)	Resp.	QIon	QRatio	Lower	Upper
2,4,6-Trichlorophenol	83.3101	7.59	0.00	414759 (m)	198.0	92.1	68.7	127.5

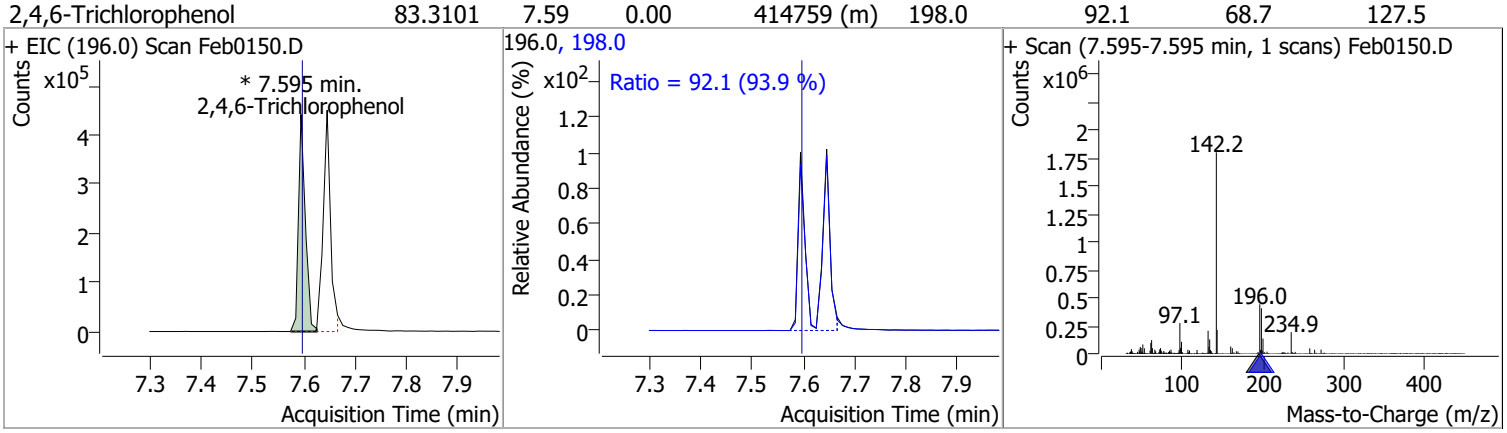

Compound	Conc.	RT	Dev(Min)	Resp.	QIon	QRatio	Lower	Upper
2,4,5-Trichlorophenol	83.9714	7.65	0.01	483961 (m)	198.0	92.7	65.6	121.8

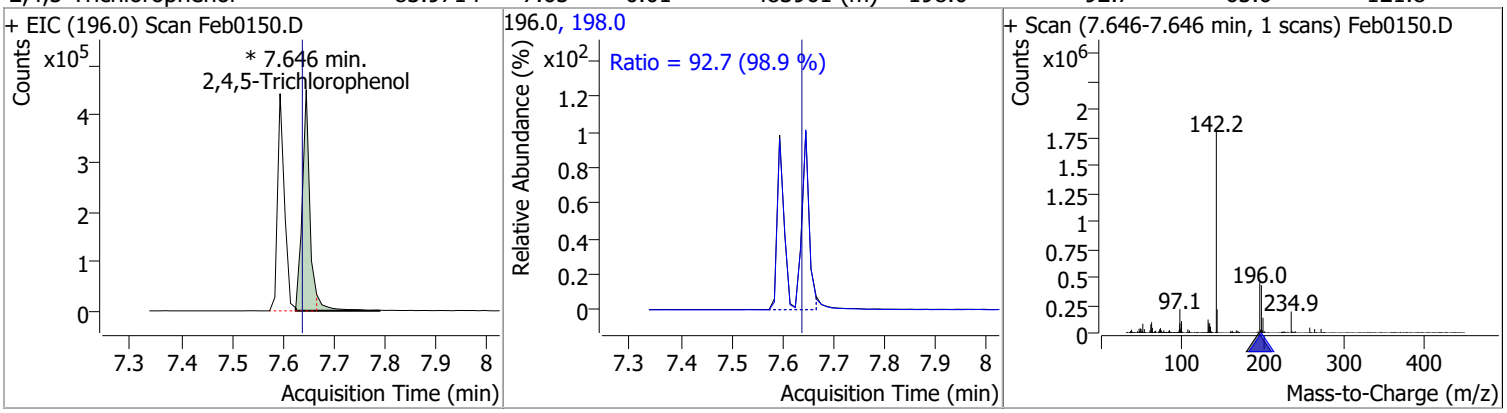

Compound	Conc.	RT	Dev(Min)	Resp.	QIon	QRatio	Lower	Upper
2-Fluorobiphenyl	71.7454	7.70	0.00	1623575	171.0	34.3	23.8	44.1

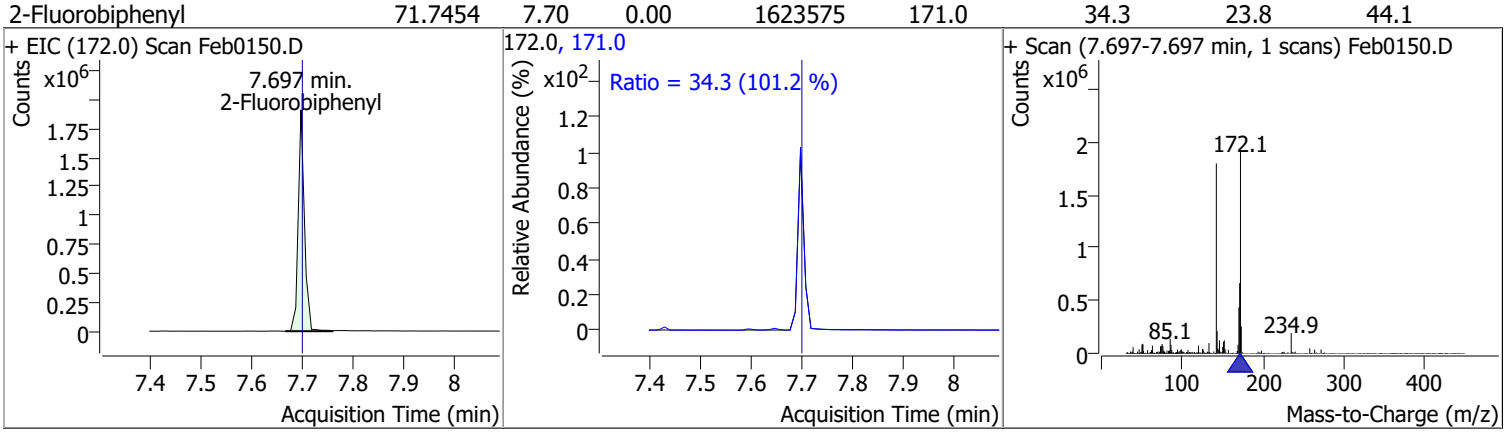

Quantitation Results Report (QT Reviewed)

Compound	Conc.	RT	Dev(Min)	Resp.	QIon	QRatio	Lower	Upper
2-Chloronaphthalene	77.9699	7.81	0.00	1452785	127.0	36.8	25.7	47.7
					164.0	31.9	22.6	41.9

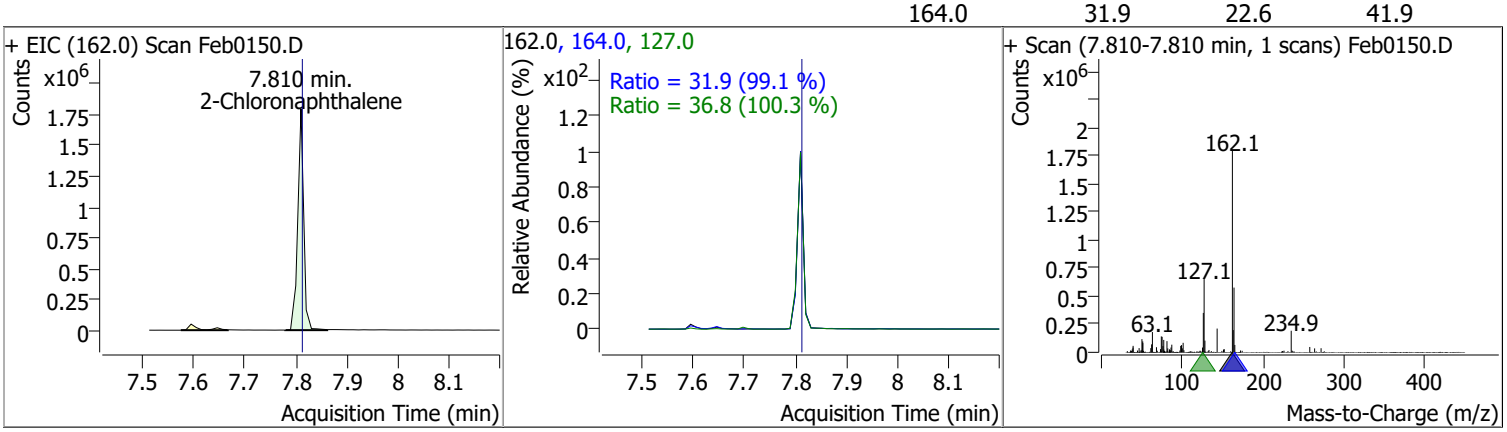

Compound	Conc.	RT	Dev(Min)	Resp.	QIon	QRatio	Lower	Upper
2-Nitroaniline	72.1092	7.96	0.00	200452	138.0	121.5	84.5	156.9

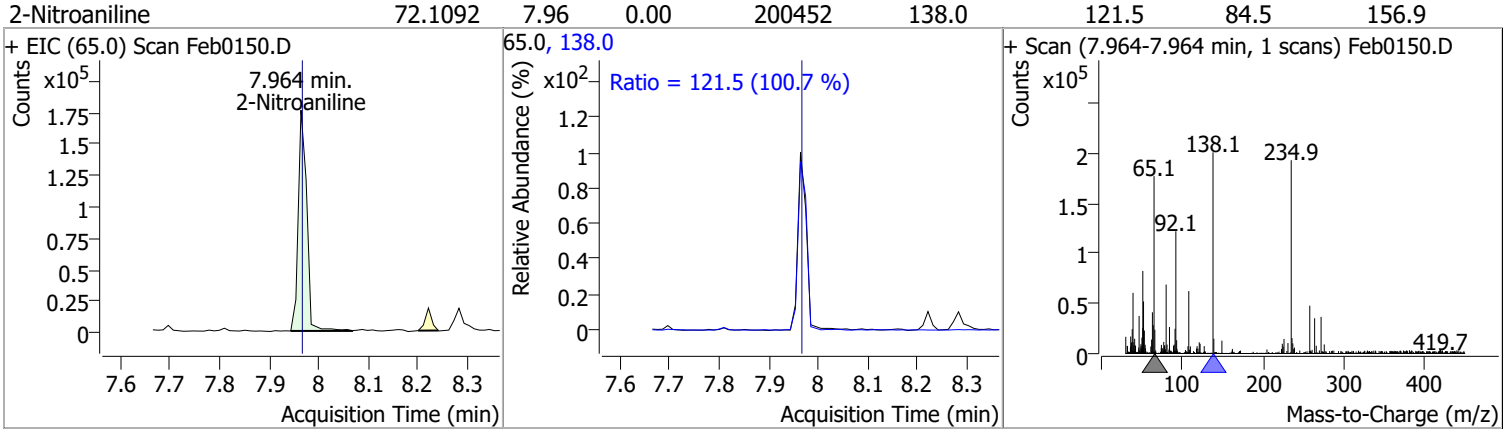

Compound	Conc.	RT	Dev(Min)	Resp.	QIon	QRatio	Lower	Upper
Dimethyl Phthalate	75.6809	8.22	0.00	1465705	77.0	20.3	13.0	24.2

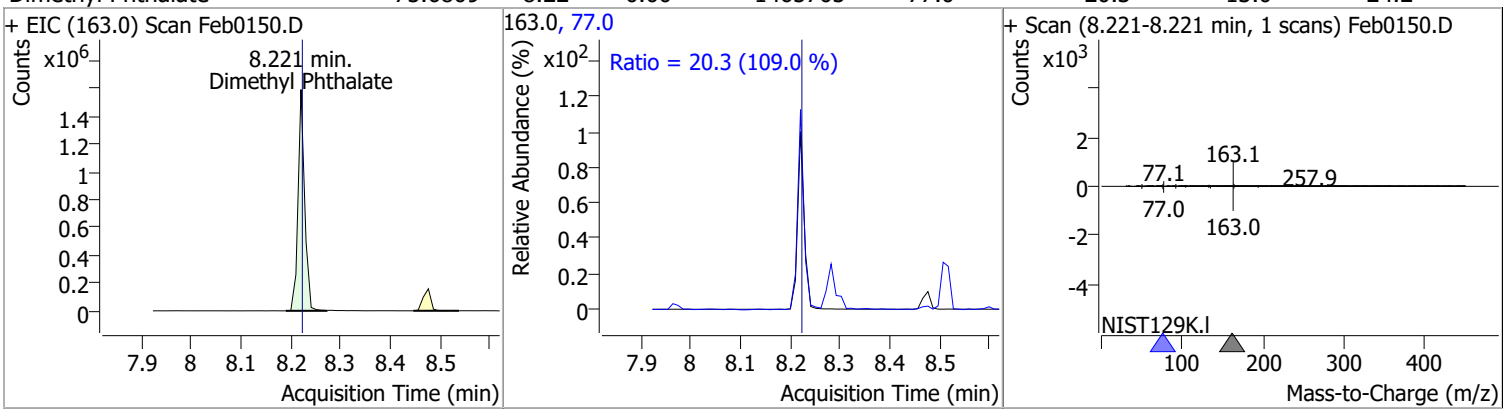

Compound	Conc.	RT	Dev(Min)	Resp.	QIon	QRatio	Lower	Upper
2,6-Dinitrotoluene	77.1091	8.28	0.00	185882	63.0	139.8	82.2	152.7
					89.0	62.6	40.8	75.8

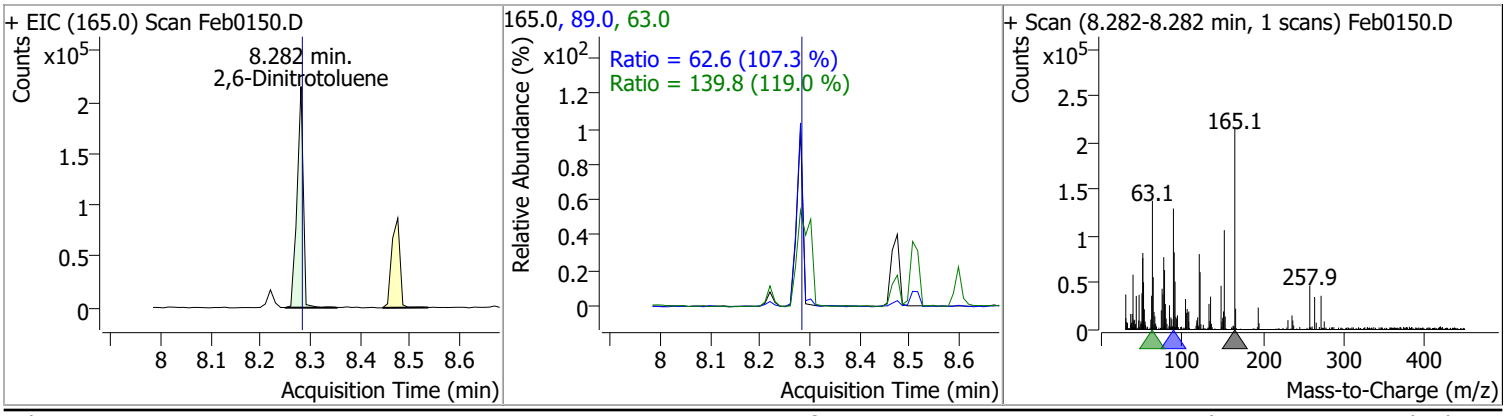

Compound	Conc.	RT	Dev(Min)	Resp.	QIon	QRatio	Lower	Upper
Acenaphthylene	78.7906	8.30	0.00	2362867	153.1	13.5	9.8	18.2

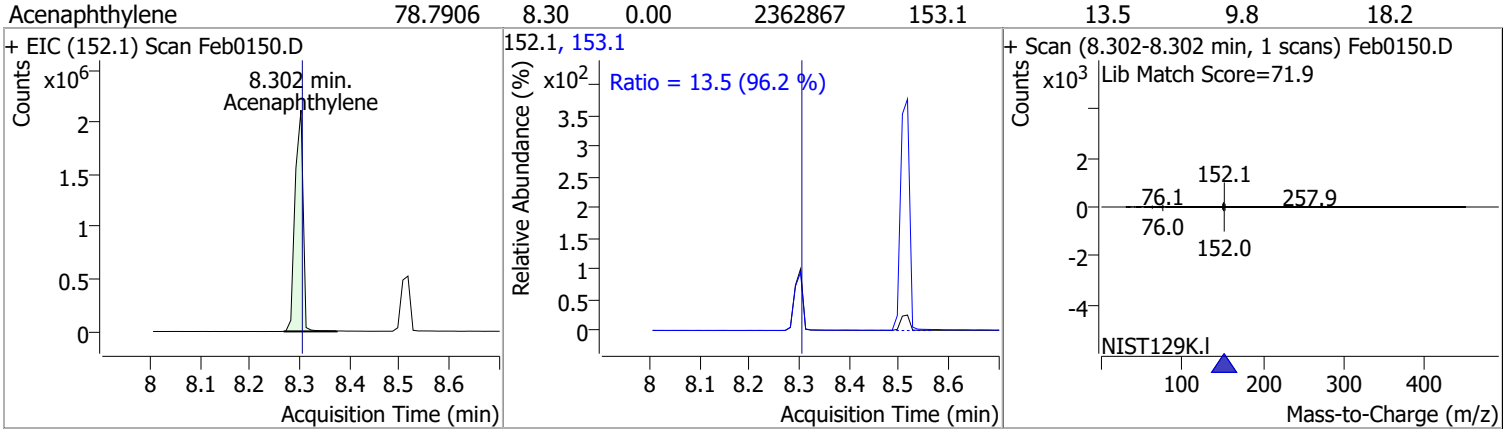

Compound	Conc.	RT	Dev(Min)	Resp.	QIon	QRatio	Lower	Upper
3-Nitroaniline	78.4901	8.48	0.00	215824	65.0	126.7	84.7	157.3
					92.0	105.1	71.7	133.2

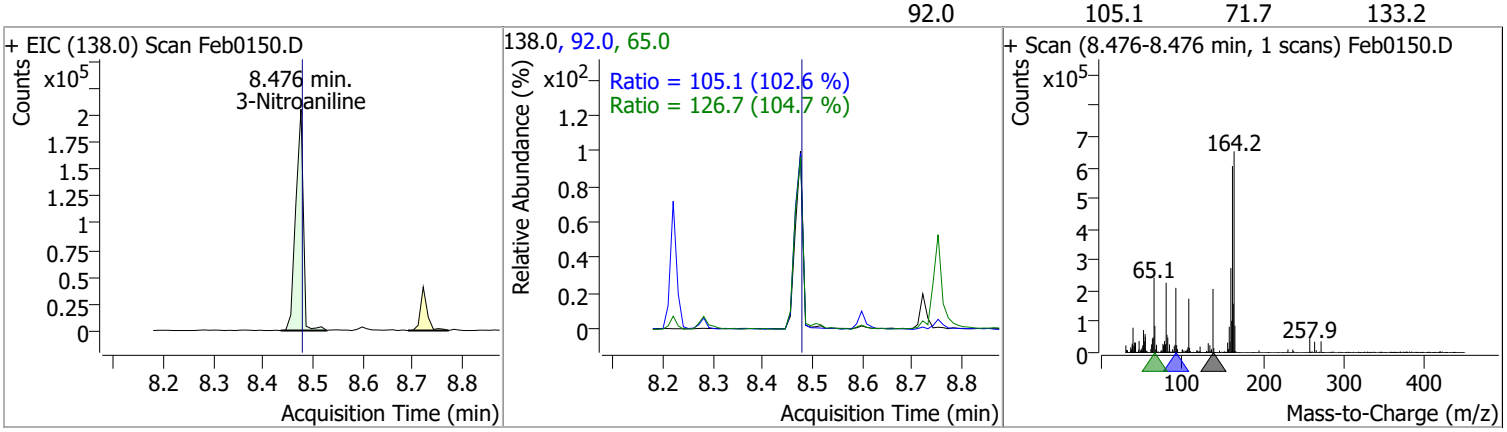

Compound	Conc.	RT	Dev(Min)	Resp.	QIon	QRatio	Lower	Upper
Acenaphthene	74.2021	8.52	0.00	1287925	153.0	107.7	76.5	142.0
					152.0	50.8	35.8	66.4

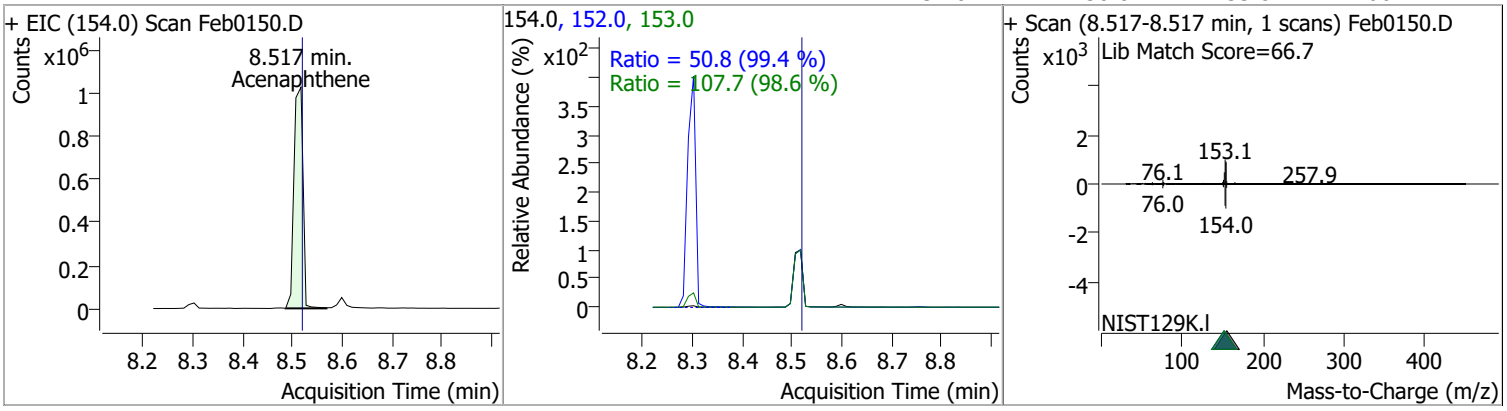

Compound	Conc.	RT	Dev(Min)	Resp.	QIon	QRatio	Lower	Upper
2,4-Dinitrophenol	53.9201	8.60	0.00	74747	154.0	63.8	44.4	82.5

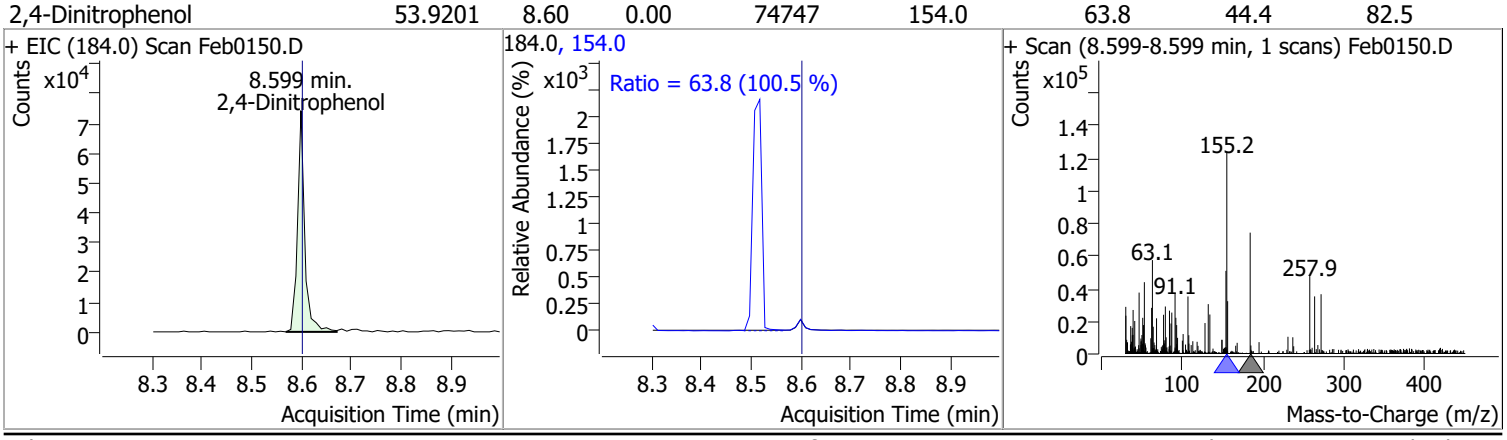

Compound	Conc.	RT	Dev(Min)	Resp.	QIon	QRatio	Lower	Upper
Dibenzofuran	75.3944	8.72	0.00	2014874	139.0	45.6	30.2	56.0

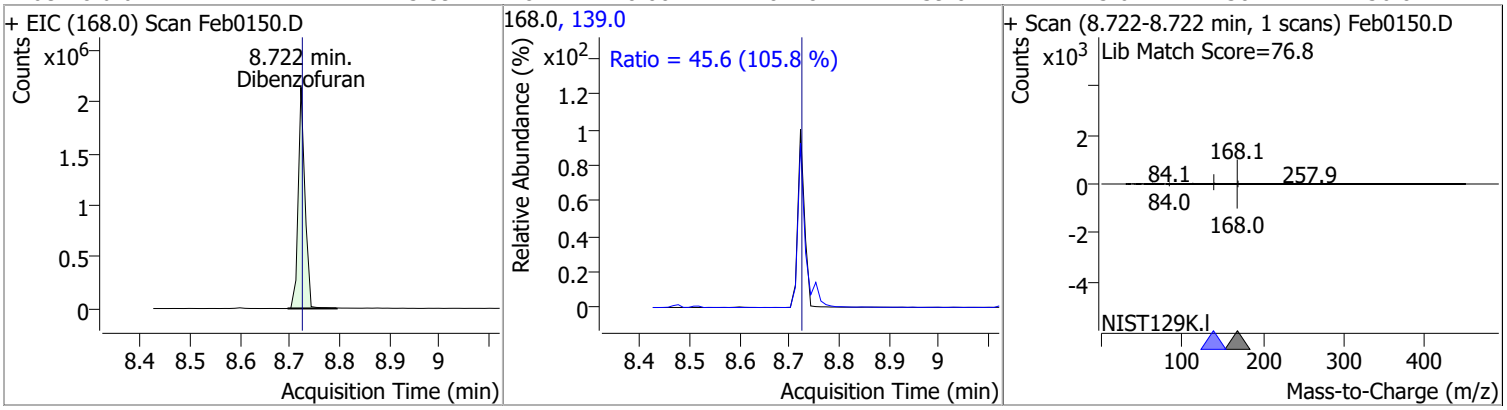

Compound	Conc.	RT	Dev(Min)	Resp.	QIon	QRatio	Lower	Upper
4-Nitrophenol	79.6091	8.75	0.01	221416	139.0	415.2	266.4	494.7
					65.0	74.0	56.8	105.6

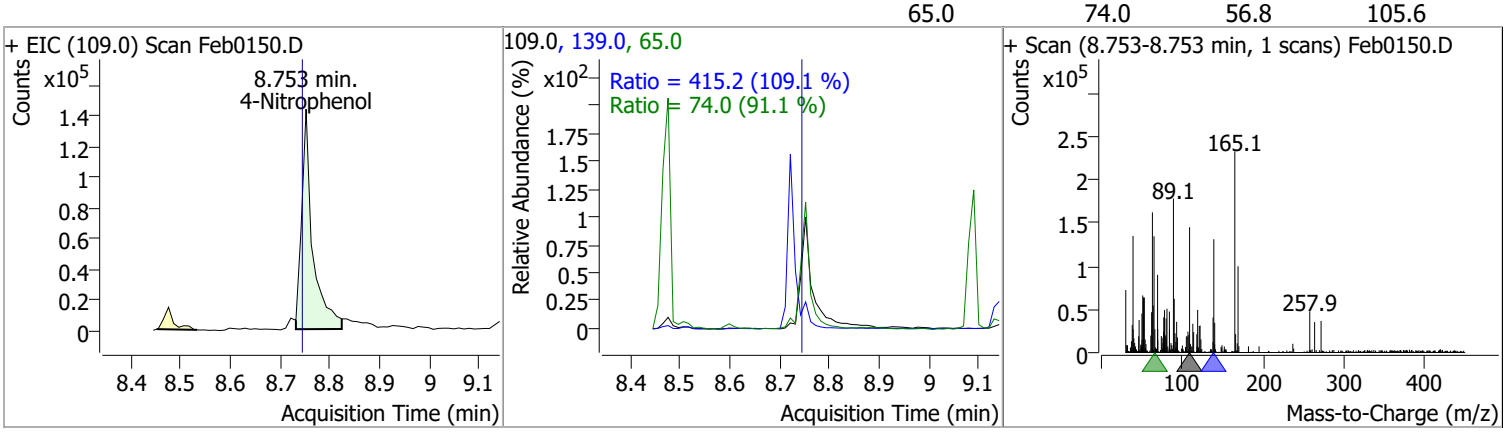

Compound	Conc.	RT	Dev(Min)	Resp.	QIon	QRatio	Lower	Upper
2,4-Dinitrotoluene	69.8664	8.75	0.00	226330	63.0	74.2	47.5	88.1
					89.0	70.6	45.8	85.1

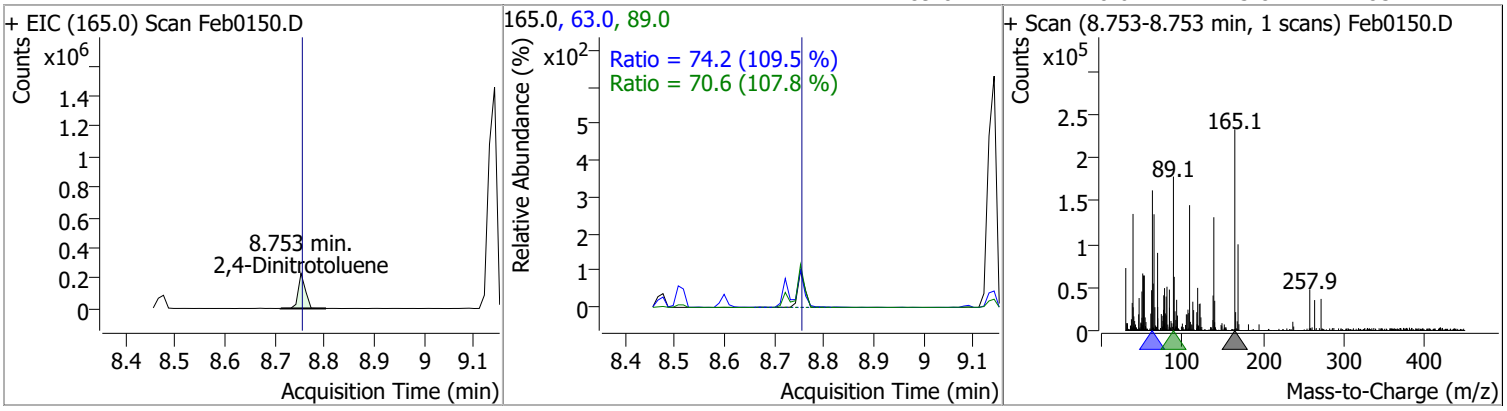

Compound	Conc.	RT	Dev(Min)	Resp.	QIon	QRatio	Lower	Upper
Diethylphthalate	81.5496	9.09	0.00	1630050	177.0	21.3	14.8	27.5
					150.0	12.6	8.8	16.3

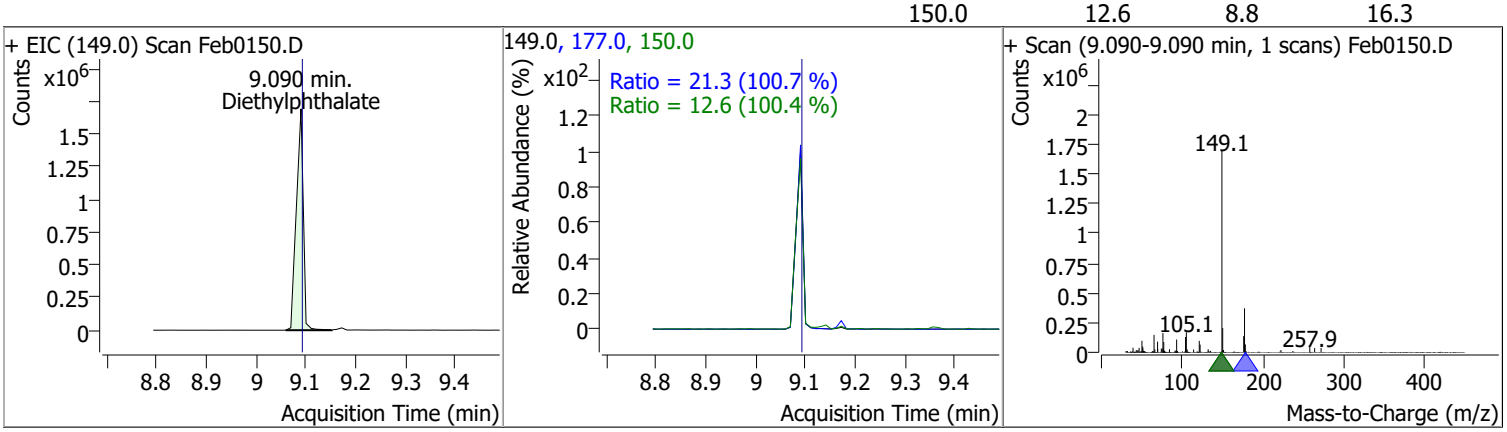

Compound	Conc.	RT	Dev(Min)	Resp.	QIon	QRatio	Lower	Upper
Fluorene	71.6631	9.14	0.00	1735326	165.0	94.5	64.8	120.4
					167.0	13.2	9.1	16.9

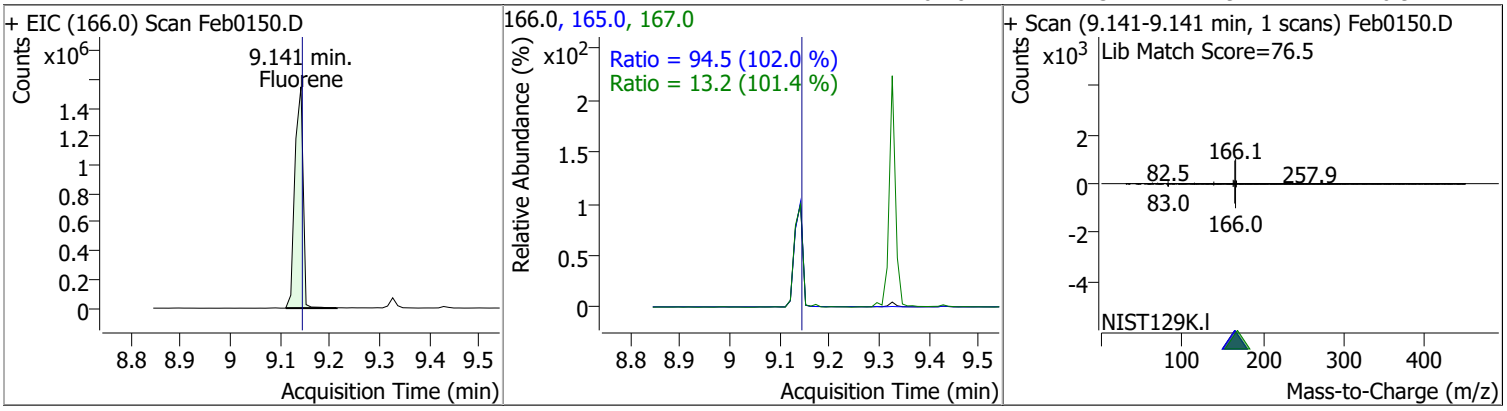

Compound	Conc.	RT	Dev(Min)	Resp.	QIon	QRatio	Lower	Upper
4-Chlorophenyl-phenylether	76.0861	9.17	0.00	800999	141.0	63.7	43.9	81.5
					206.0	33.5	23.2	43.1

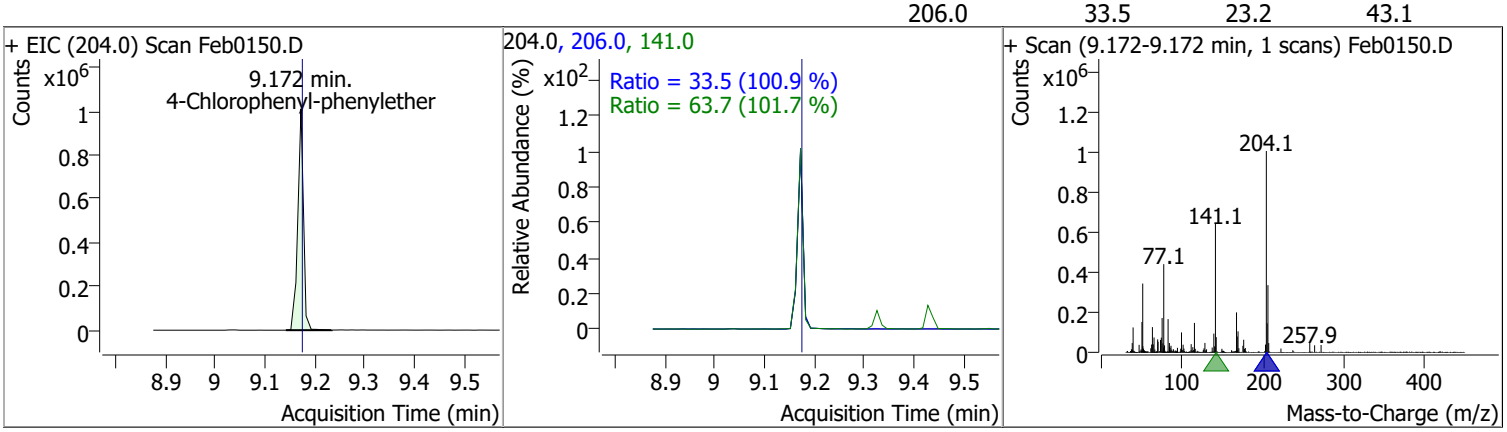

Quantitation Results Report (QT Reviewed)

Compound	Conc.	RT	Dev(Min)	Resp.	QIon	QRatio	Lower	Upper
4-Nitroaniline	69.7131	9.21	0.00	185179	65.0	94.5	70.9	131.7
					92.0	48.9	35.8	66.6

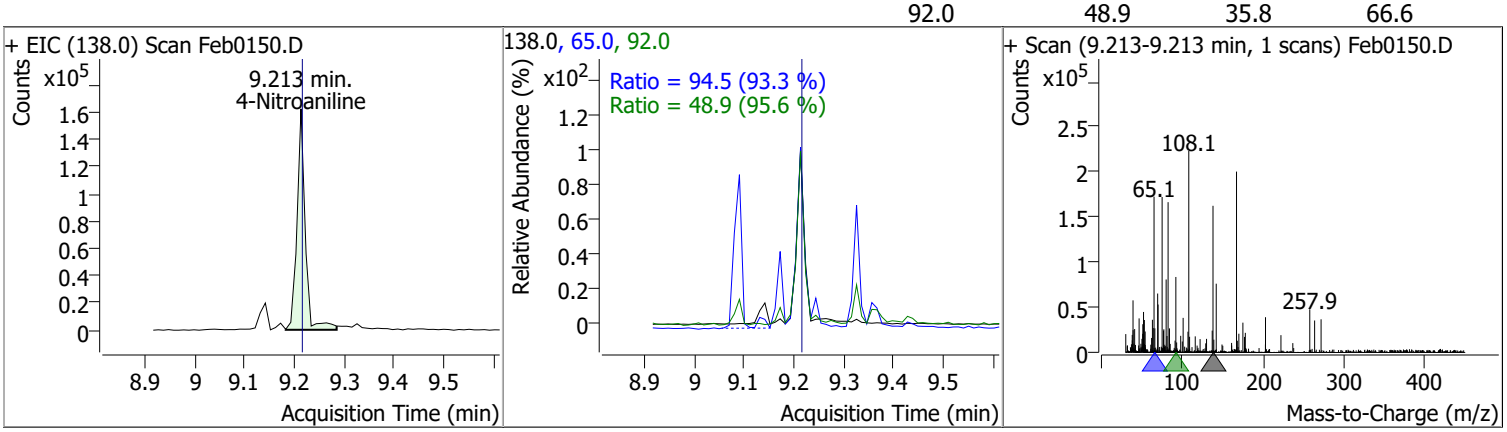

Compound	Conc.	RT	Dev(Min)	Resp.	QIon	QRatio	Lower	Upper
4,6-Dinitro-2-methylphenol	65.0342	9.24	0.00	121067	121.0	47.0	32.5	60.3

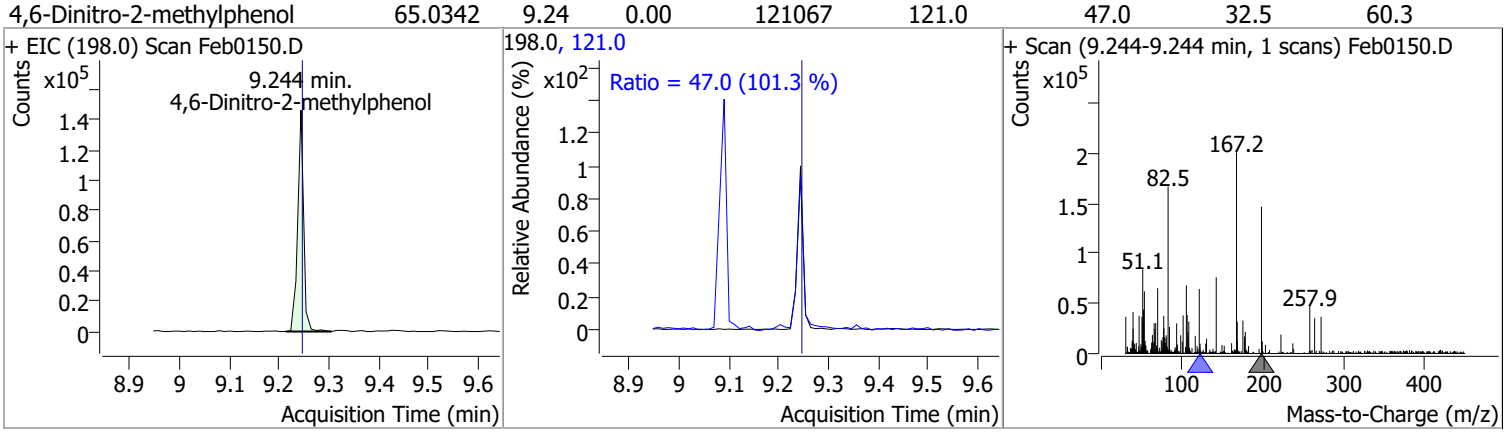

Compound	Conc.	RT	Dev(Min)	Resp.	QIon	QRatio	Lower	Upper
N-nitrosodiphenylamine	72.5998	9.33	0.00	1150004	168.0	65.6	44.3	82.3
					167.0	34.0	24.0	44.6

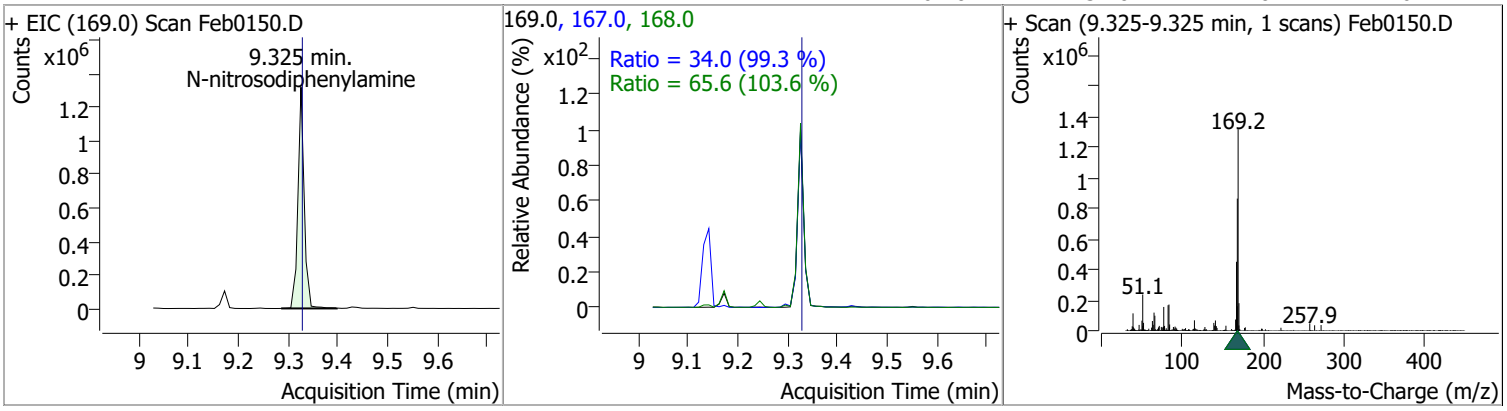

Quantitation Results Report (QT Reviewed)

Compound	Conc.	RT	Dev(Min)	Resp.	QIon	QRatio	Lower	Upper
Azobenzene	76.1629	9.36	0.00	1397527	51.0	35.2	26.4	49.0
					182.0	26.3	19.2	35.7

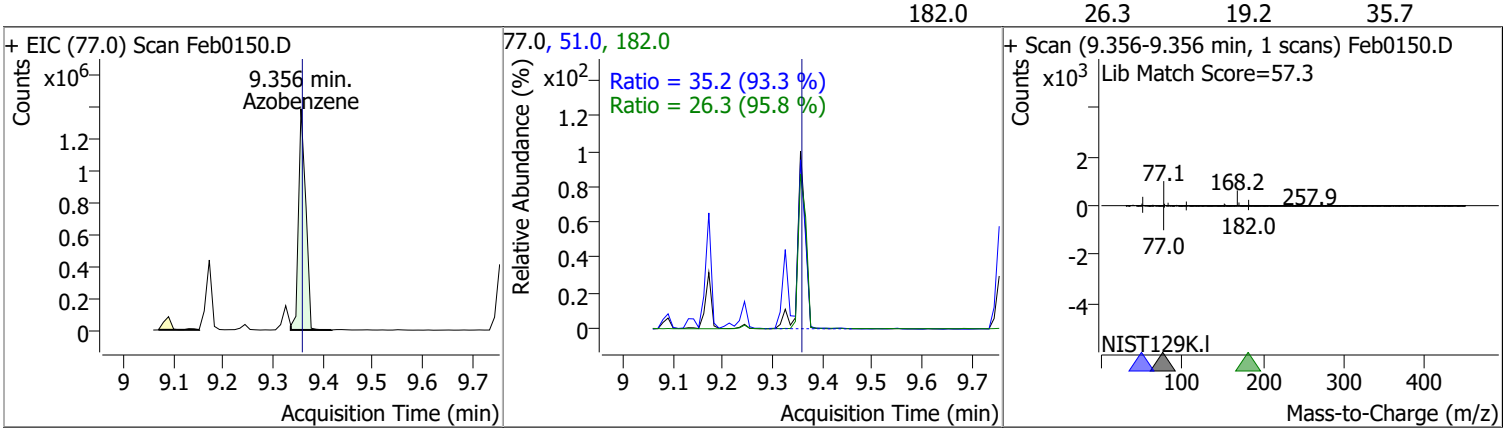

Compound	Conc.	RT	Dev(Min)	Resp.	QIon	QRatio	Lower	Upper
2,4,6-Tribromophenol	72.3080	9.43	0.00	137489	331.8	95.4	65.5	121.6

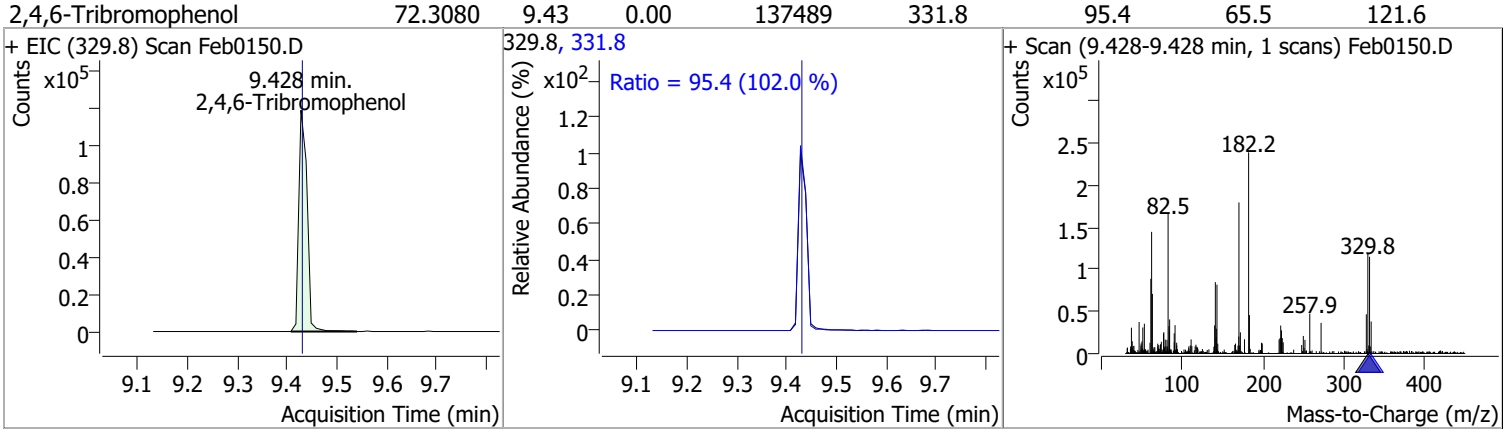

Compound	Conc.	RT	Dev(Min)	Resp.	QIon	QRatio	Lower	Upper
4-Bromophenyl-phenylether	74.0098	9.76	0.00	439322	141.0	104.7	72.5	134.6
					250.0	102.0	70.4	130.7

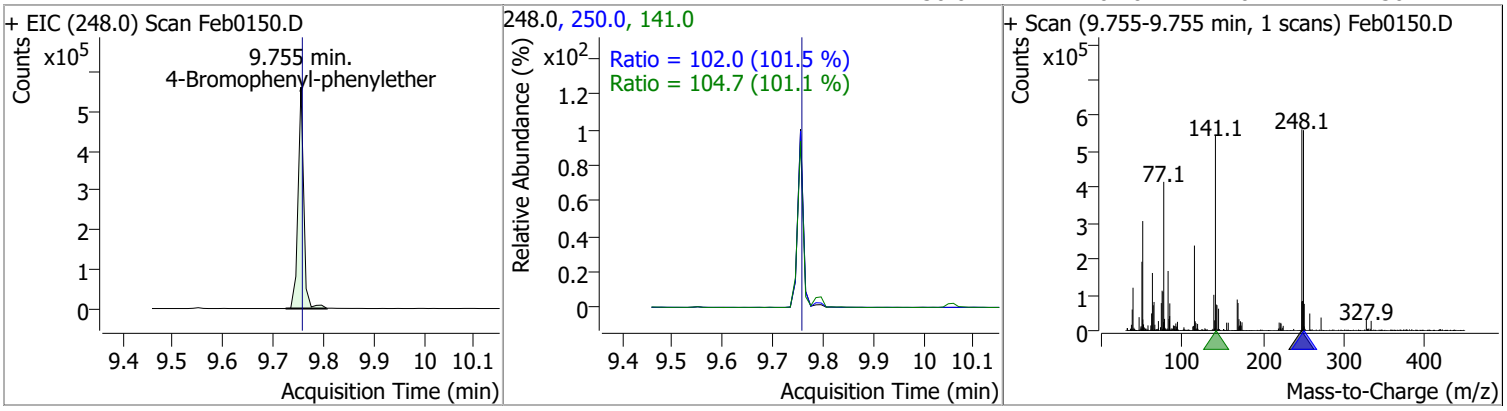

Compound	Conc.	RT	Dev(Min)	Resp.	QIon	QRatio	Lower	Upper
Hexachlorobenzene	72.5230	9.80	0.00	441645	142.0	50.8	33.1	61.5

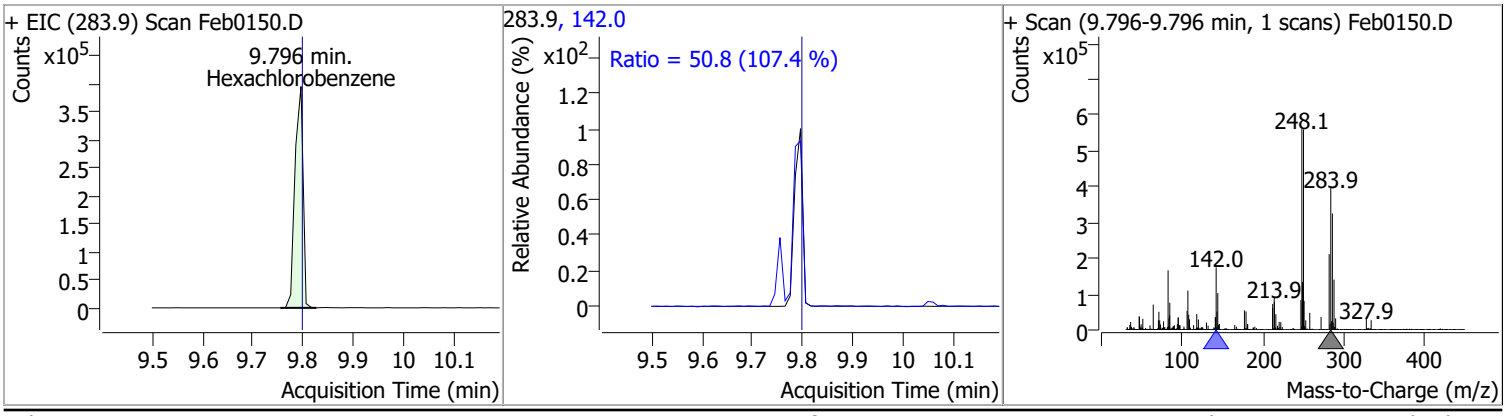

Quantitation Results Report (QT Reviewed)

Compound	Conc.	RT	Dev(Min)	Resp.	QIon	QRatio	Lower	Upper
Pentachlorophenol	72.7151	10.06	0.01	210866	267.9	66.3	45.7	84.8
					263.9	65.2	43.8	81.4

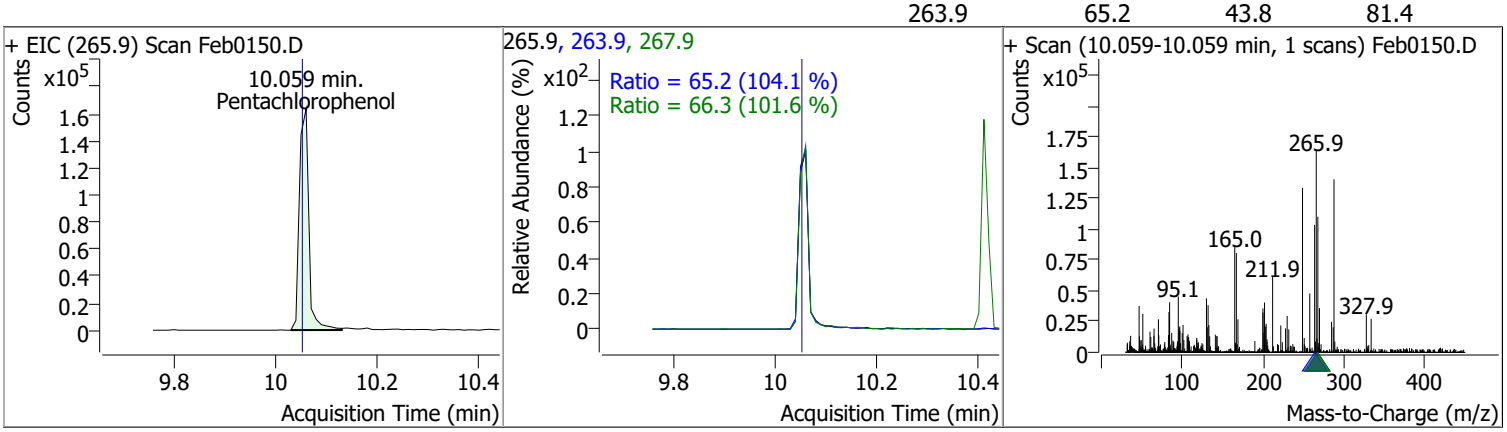

Compound	Conc.	RT	Dev(Min)	Resp.	QIon	QRatio	Lower	Upper
Phenanthrene	71.9910	10.28	-0.01	2345191	176.0	19.0	13.2	24.5

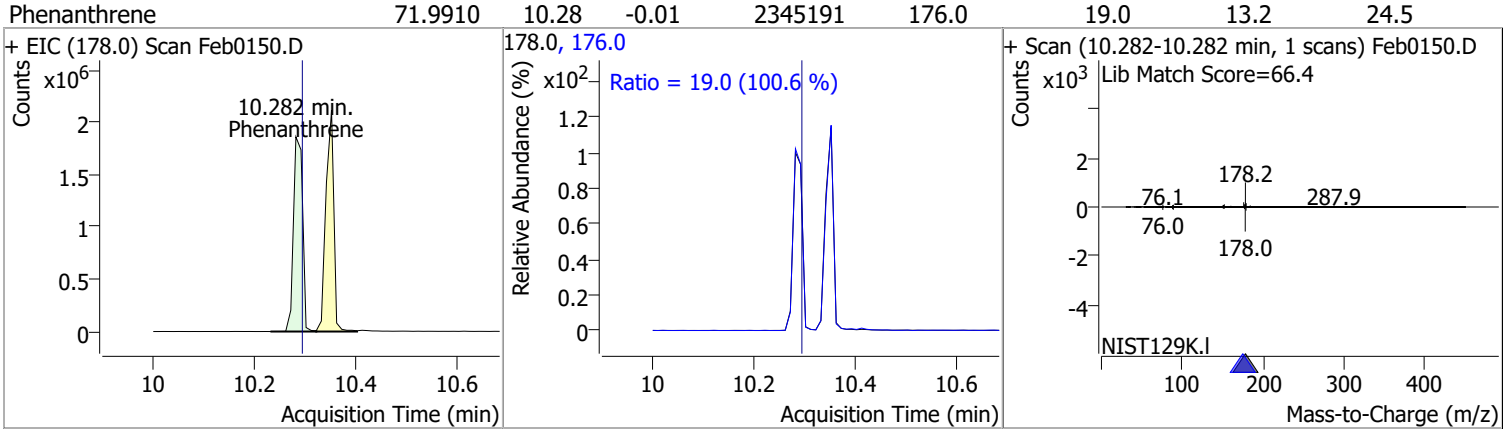

Compound	Conc.	RT	Dev(Min)	Resp.	QIon	QRatio	Lower	Upper
Anthracene	76.0269	10.35	0.00	2294250	176.0	18.7	12.7	23.5

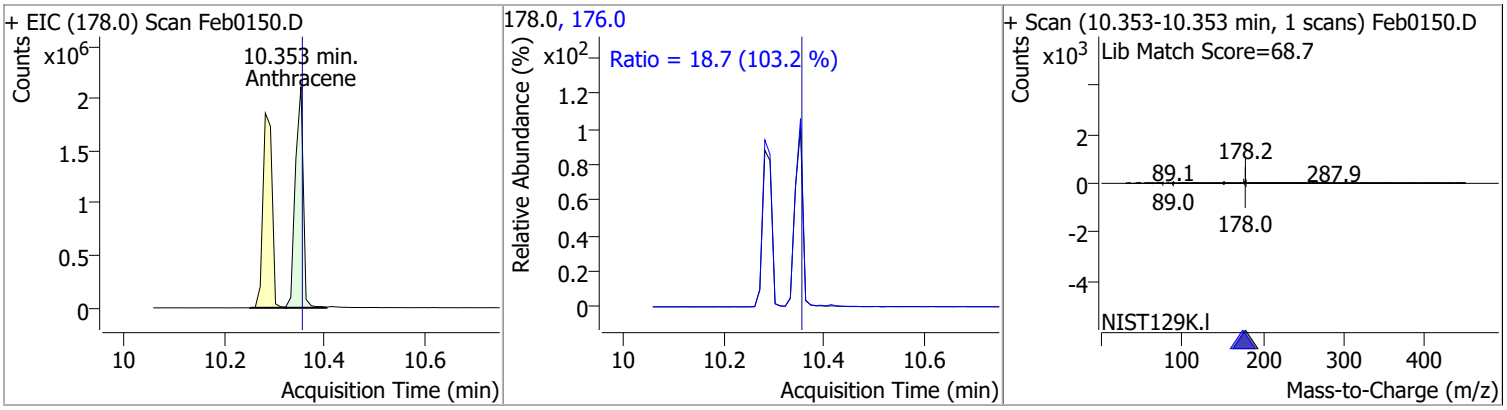

Compound	Conc.	RT	Dev(Min)	Resp.	QIon	QRatio	Lower	Upper
Triallate	75.9673	10.41	0.00	480785	268.0	23.9	19.1	35.4
					143.0	22.7	16.1	30.0

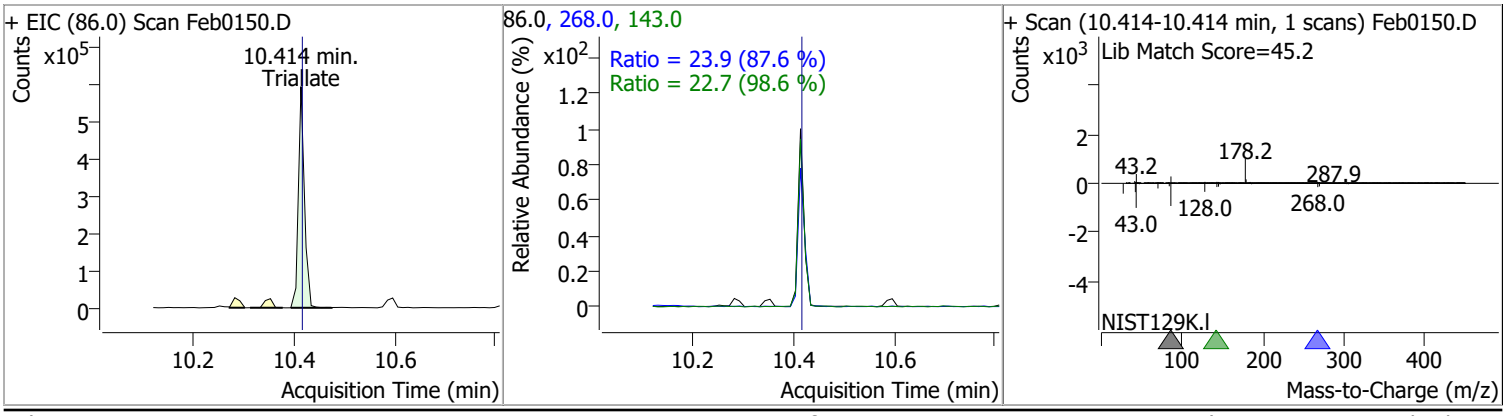

Quantitation Results Report (QT Reviewed)

Compound	Conc.	RT	Dev(Min)	Resp.	QIon	QRatio	Lower	Upper
Carbazole	80.5913	10.60	0.00	2244840	139.0	13.1	9.1	16.9

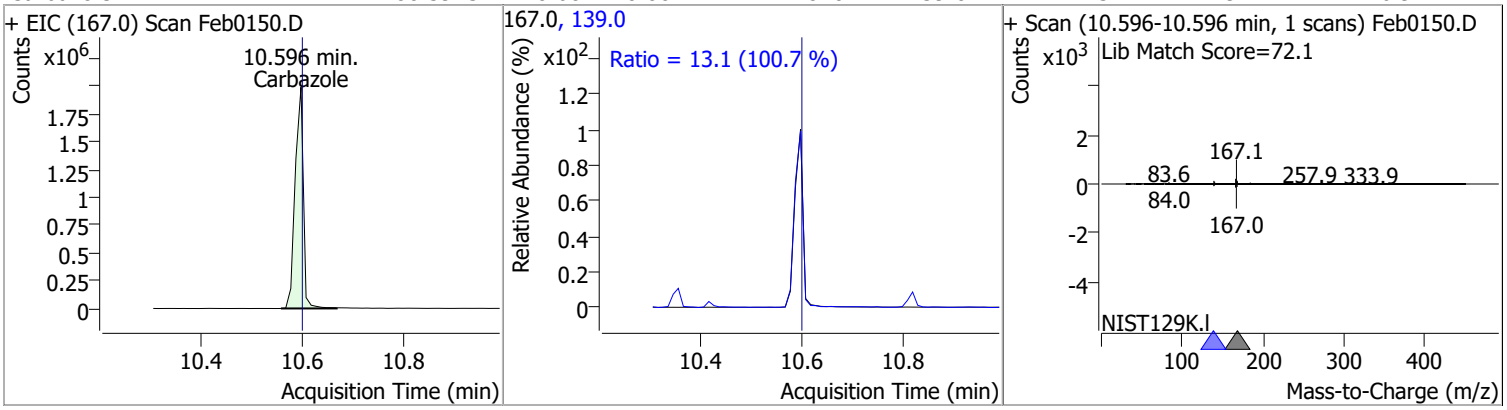

Compound	Conc.	RT	Dev(Min)	Resp.	QIon	QRatio	Lower	Upper
o-Terphenyl	75.5132	10.82	0.00	1272265	229.0	63.3	44.1	81.9
					215.0	37.2	26.4	49.1

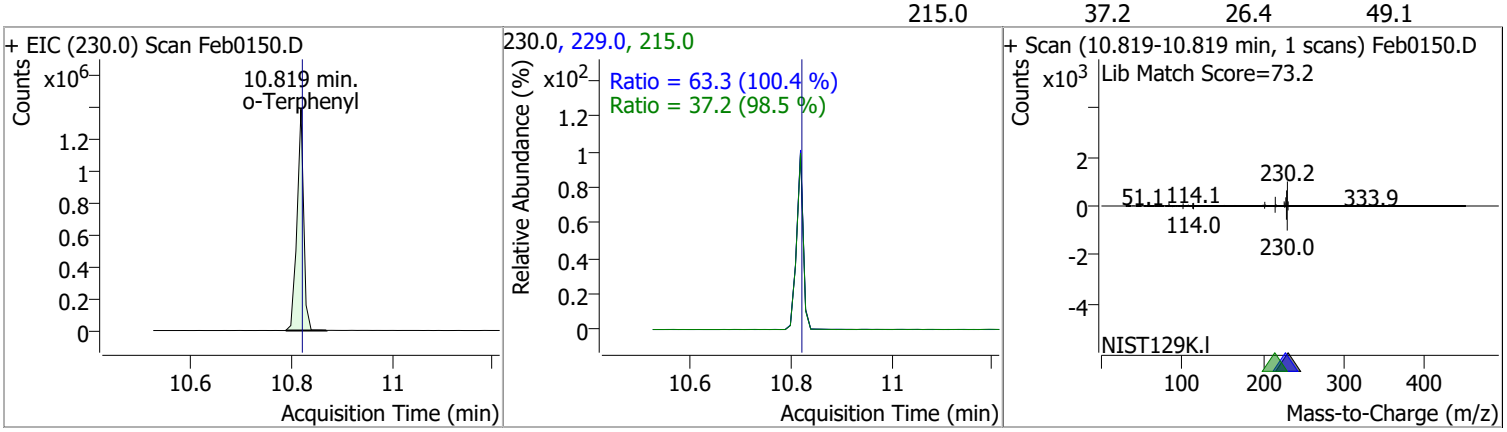

Compound	Conc.	RT	Dev(Min)	Resp.	QIon	QRatio	Lower	Upper
Di-n-Butylphthalate	79.8369	11.20	0.00	2267756	150.0	8.9	6.3	11.6
					104.0	5.9	4.1	7.6

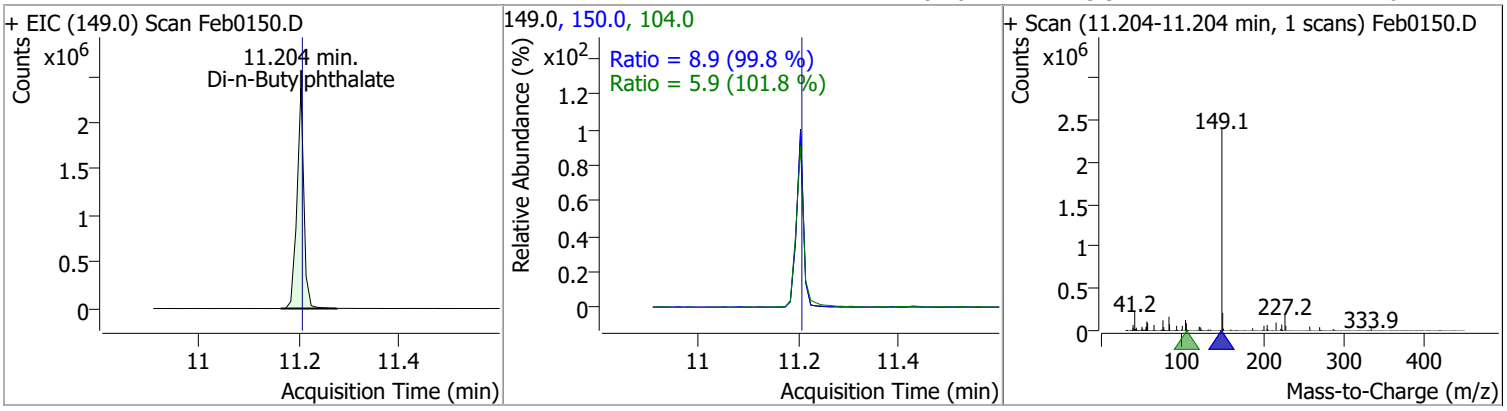

Compound	Conc.	RT	Dev(Min)	Resp.	QIon	QRatio	Lower	Upper
Fluoranthene	68.4399	12.12	0.00	2309902	101.0	14.0	8.6	16.0

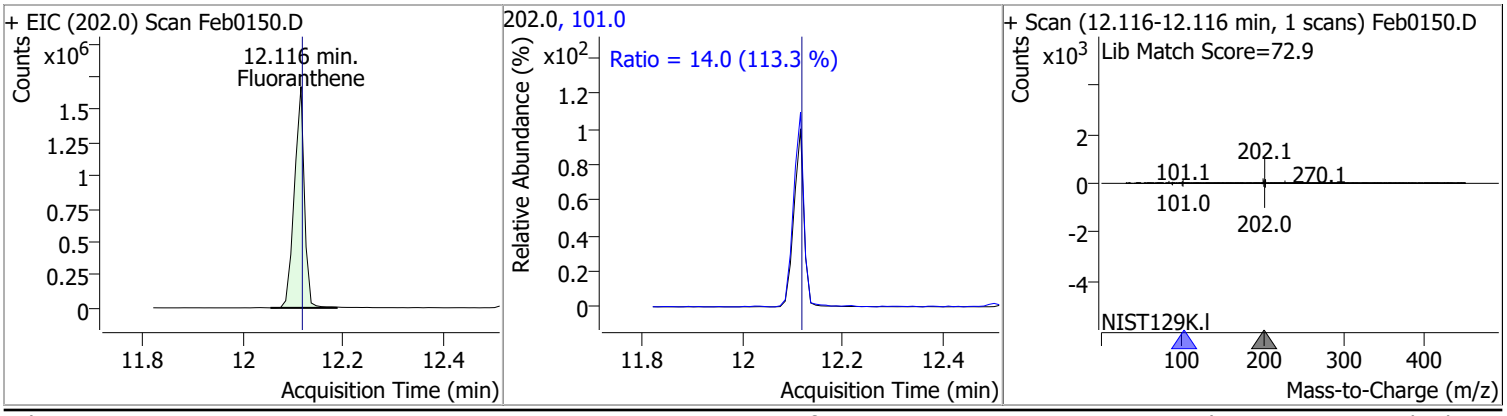

Quantitation Results Report (QT Reviewed)

Compound	Conc.	RT	Dev(Min)	Resp.	QIon	QRatio	Lower	Upper
Benzidine	71.9196	12.50	0.00	847048	183.0	11.4	8.5	15.8
					92.0	8.5	5.2	9.7

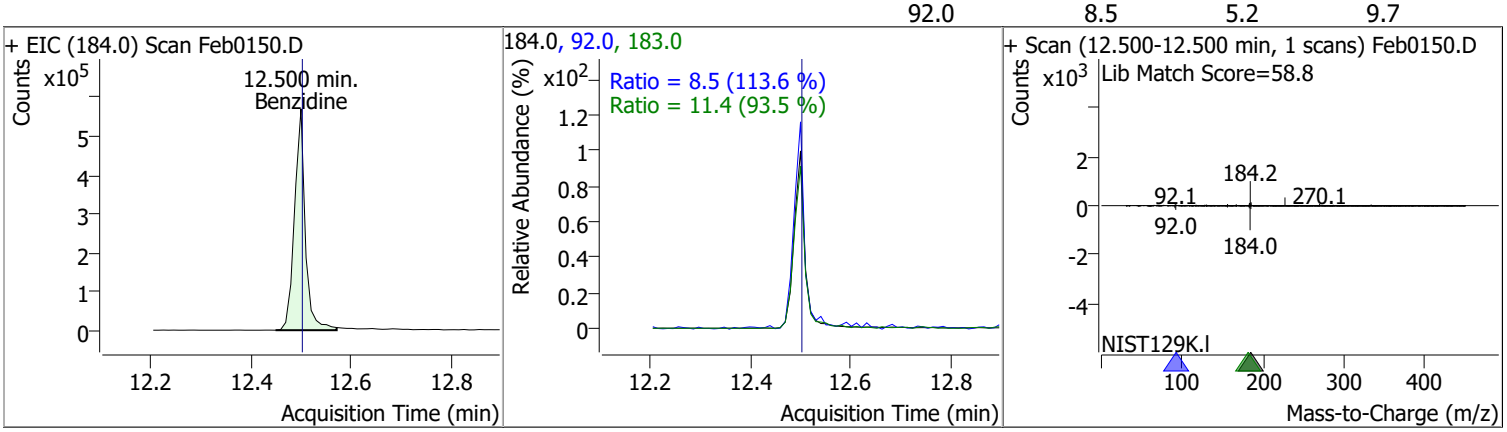

Compound	Conc.	RT	Dev(Min)	Resp.	QIon	QRatio	Lower	Upper
Pyrene	74.3130	12.55	0.00	2540483	101.0	16.4	9.8	18.2

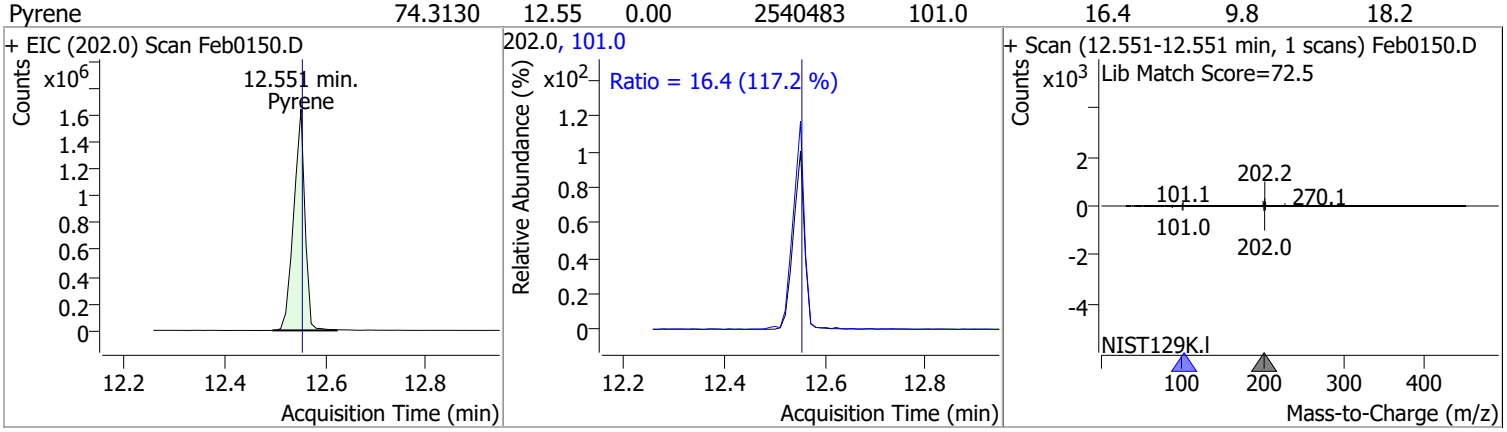

Compound	Conc.	RT	Dev(Min)	Resp.	QIon	QRatio	Lower	Upper
Terphenyl-d14	74.0878	13.06	0.00	1754884	122.0	14.5	8.8	16.4

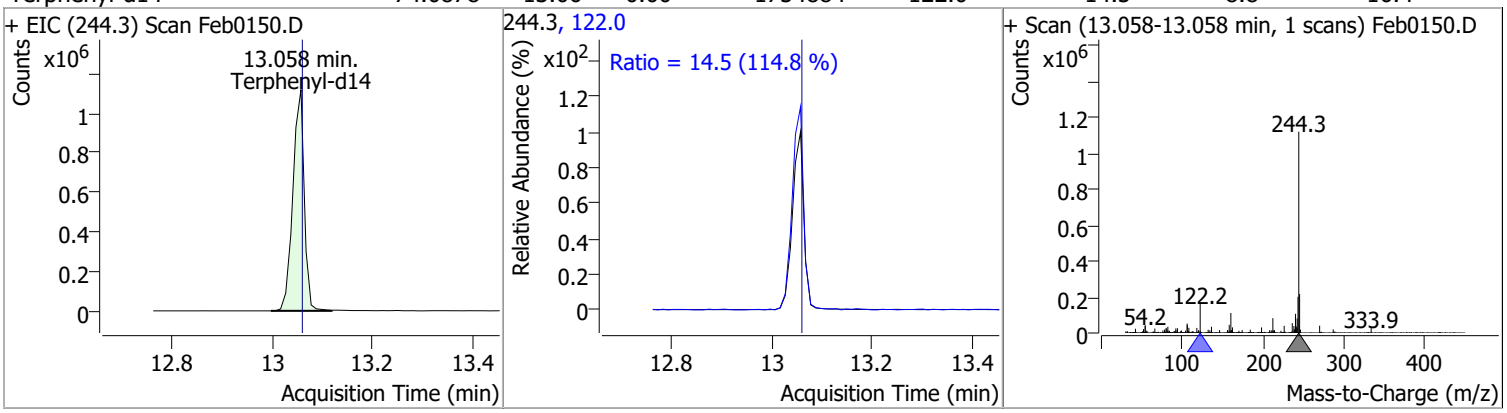

Compound	Conc.	RT	Dev(Min)	Resp.	QIon	QRatio	Lower	Upper
Butylbenzylphthalate	76.0864	14.52	-0.01	731490	91.0	85.1	56.1	104.1
					206.0	17.8	12.9	24.0

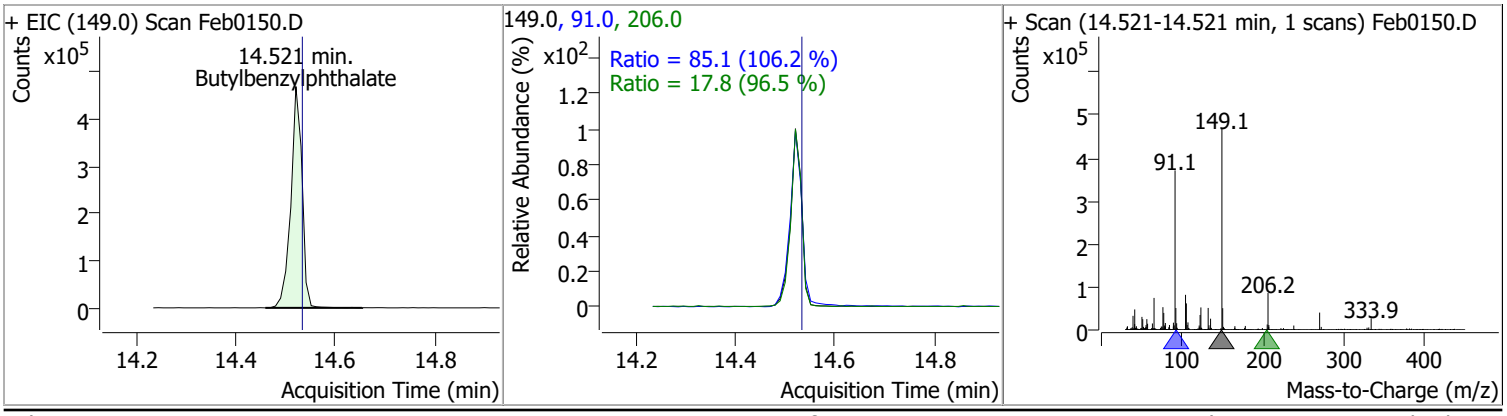

Quantitation Results Report (QT Reviewed)

Compound	Conc.	RT	Dev(Min)	Resp.	QIon	QRatio	Lower	Upper
Benzo(a)Anthracene	75.1717	15.75	-0.01	1927282	226.0	25.9	18.0	33.5
					229.0	20.9	14.6	27.2

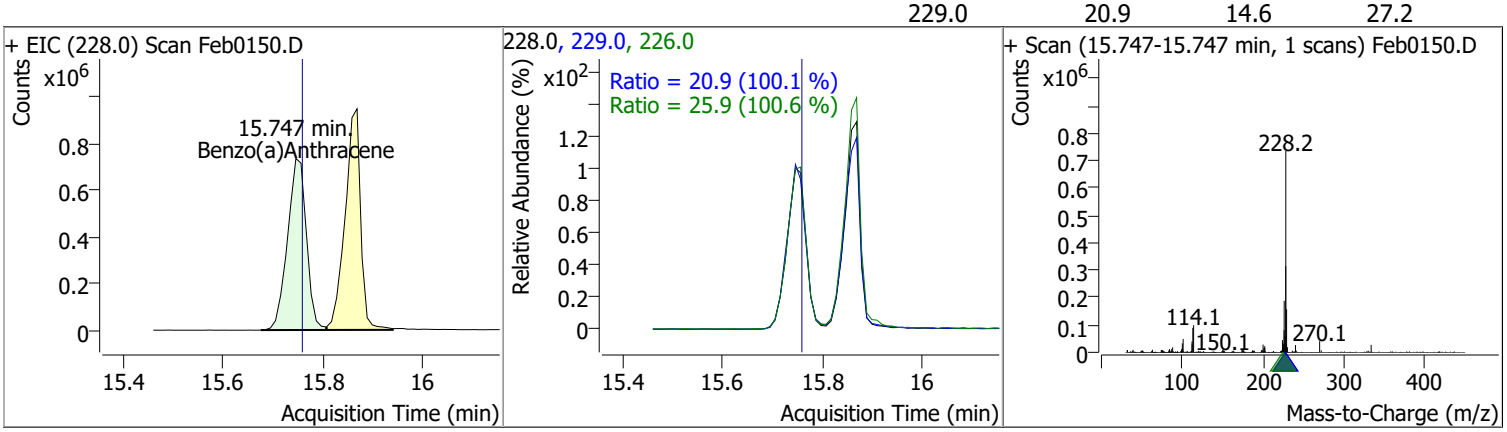

Compound	Conc.	RT	Dev(Min)	Resp.	QIon	QRatio	Lower	Upper
Chrysene	74.7254	15.87	0.00	2055040	226.0	29.4	20.5	38.1
					229.0	20.0	14.2	26.3

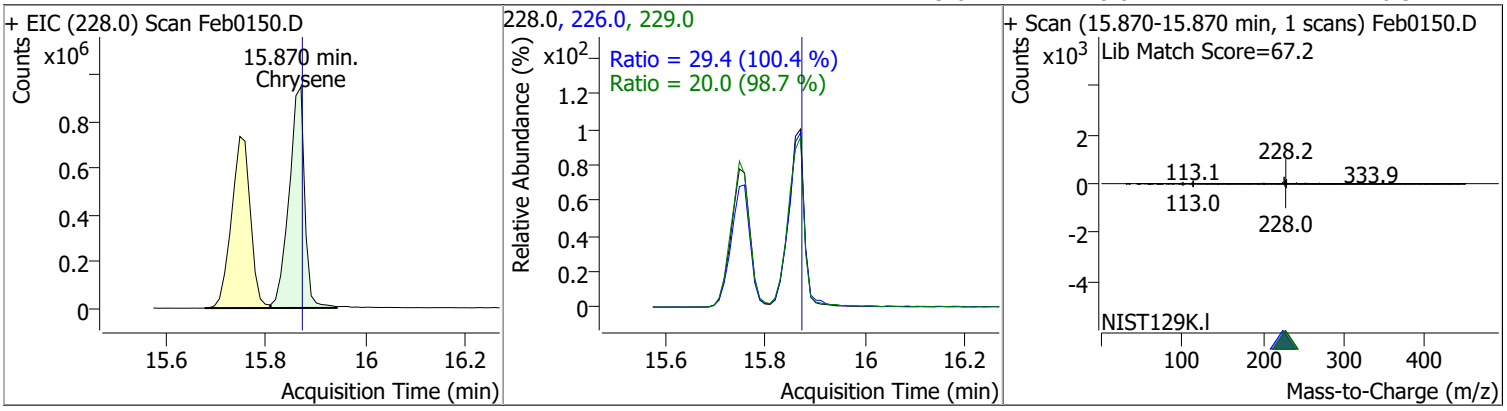

Compound	Conc.	RT	Dev(Min)	Resp.	QIon	QRatio	Lower	Upper
3,3-Dichlorobenzidine	78.9934	15.91	0.01	645995	254.0	62.7	45.2	83.9

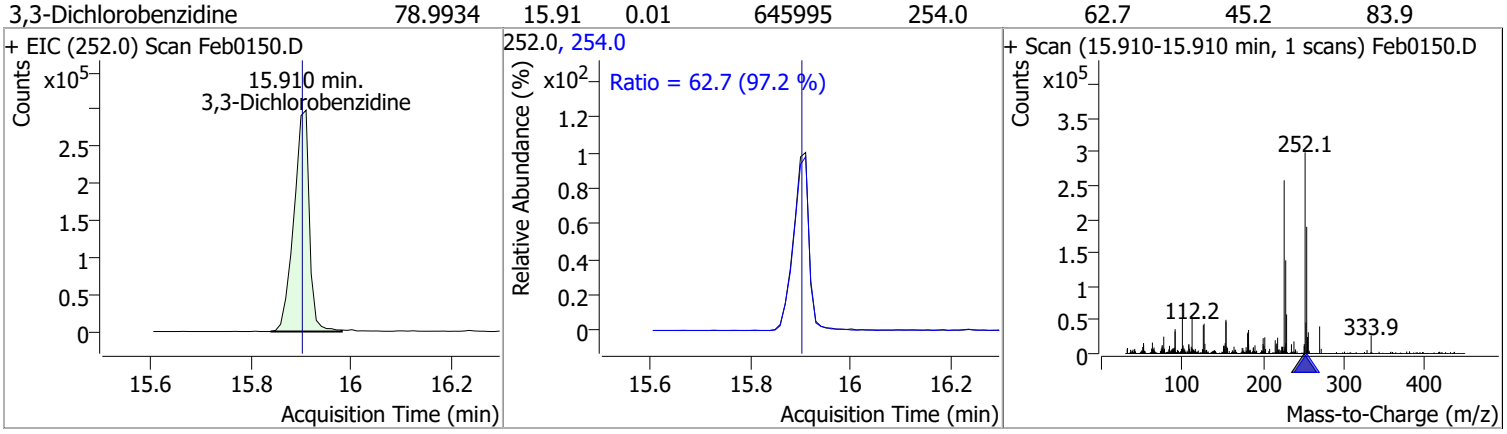

Quantitation Results Report (QT Reviewed)

Compound	Conc.	RT	Dev(Min)	Resp.	QIon	QRatio	Lower	Upper
bis(2-ethylhexyl)Phthalate	75.3025	16.60	0.00	260244	149.0	380.6	270.0	501.5
					279.0	14.8	10.7	19.9

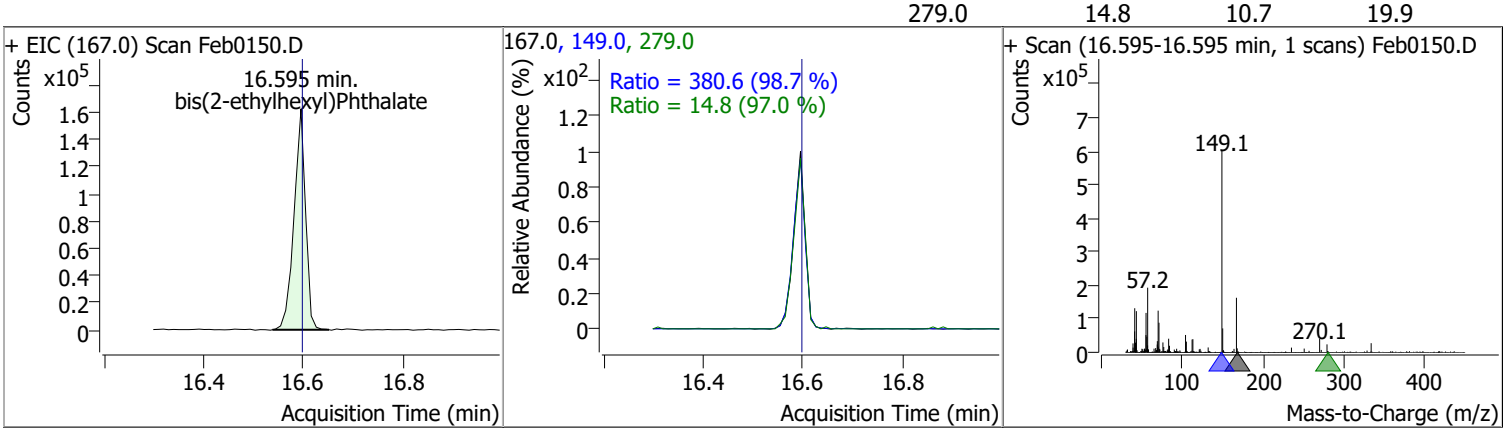

Compound	Conc.	RT	Dev(Min)	Resp.	QIon	QRatio	Lower	Upper
Di-n-octyl Phthalate	74.3512	18.29	0.00	1748229	150.0	9.7	6.7	12.4

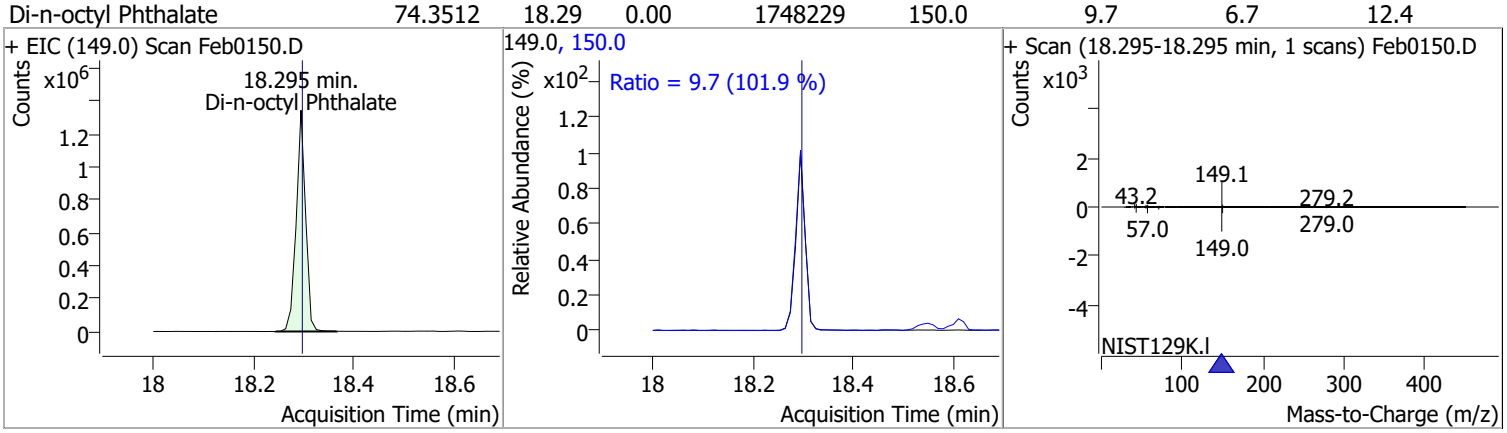

Compound	Conc.	RT	Dev(Min)	Resp.	QIon	QRatio	Lower	Upper
Benzo(b)fluoranthene	75.9234	18.55	0.00	1822337	253.0	21.9	15.7	29.2

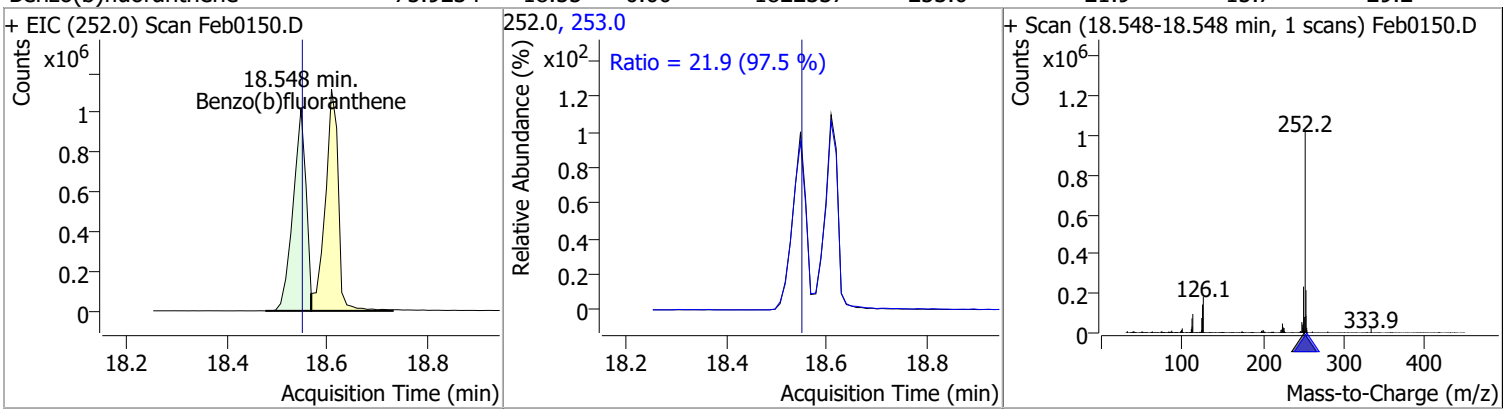

Compound	Conc.	RT	Dev(Min)	Resp.	QIon	QRatio	Lower	Upper
Benzo(k)fluoranthene	75.5411	18.61	0.00	2001531	253.0	22.1	15.9	29.5

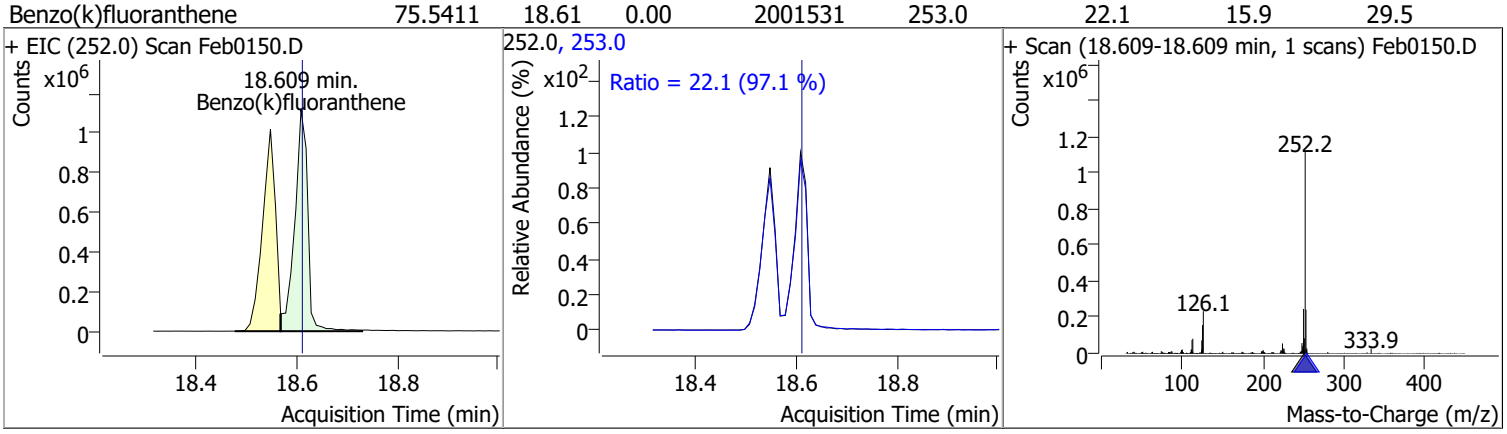

Quantitation Results Report (QT Reviewed)

Compound	Conc.	RT	Dev(Min)	Resp.	QIon	QRatio	Lower	Upper
Benzo(a)pyrene	76.8666	19.15	0.00	1757464	253.0	22.2	15.8	29.4

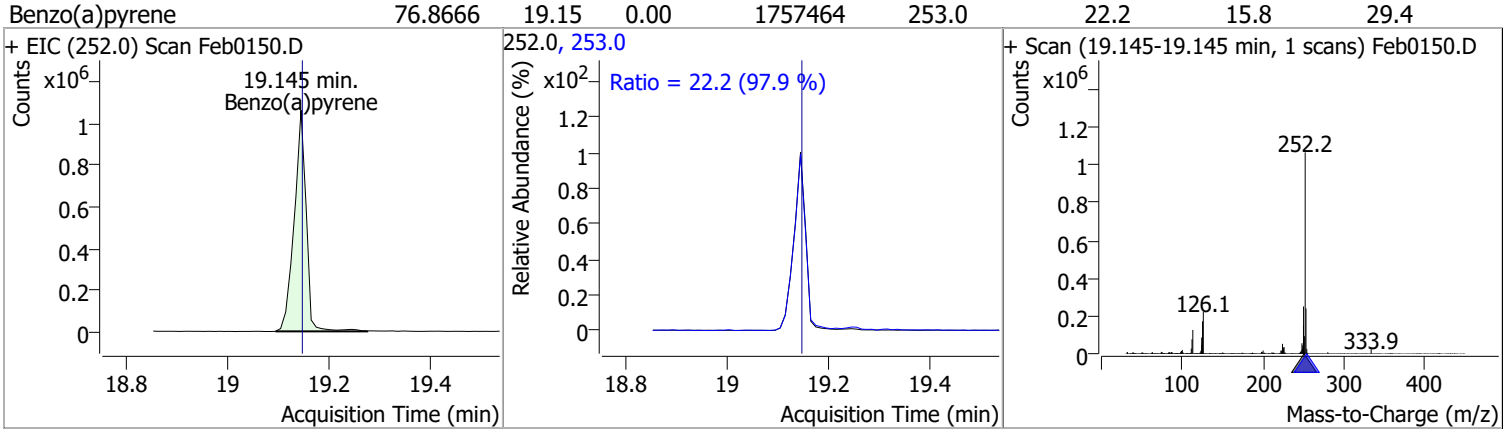

Compound	Conc.	RT	Dev(Min)	Resp.	QIon	QRatio	Lower	Upper
Indeno(1,2,3-c,d)pyrene	81.5903	20.91	0.00	1503512	138.0	31.7	20.2	37.5

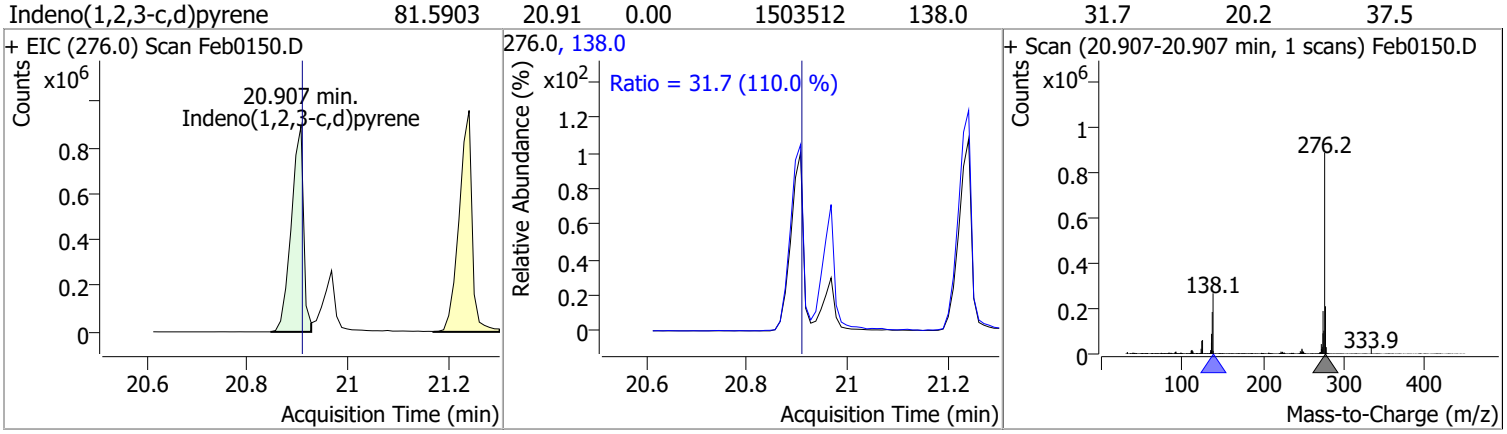

Compound	Conc.	RT	Dev(Min)	Resp.	QIon	QRatio	Lower	Upper
Dibenzo(a,h)anthracene	80.4849	20.97	0.00	1556828	139.0	25.3	17.1	31.7
					279.0	25.2	16.6	30.8

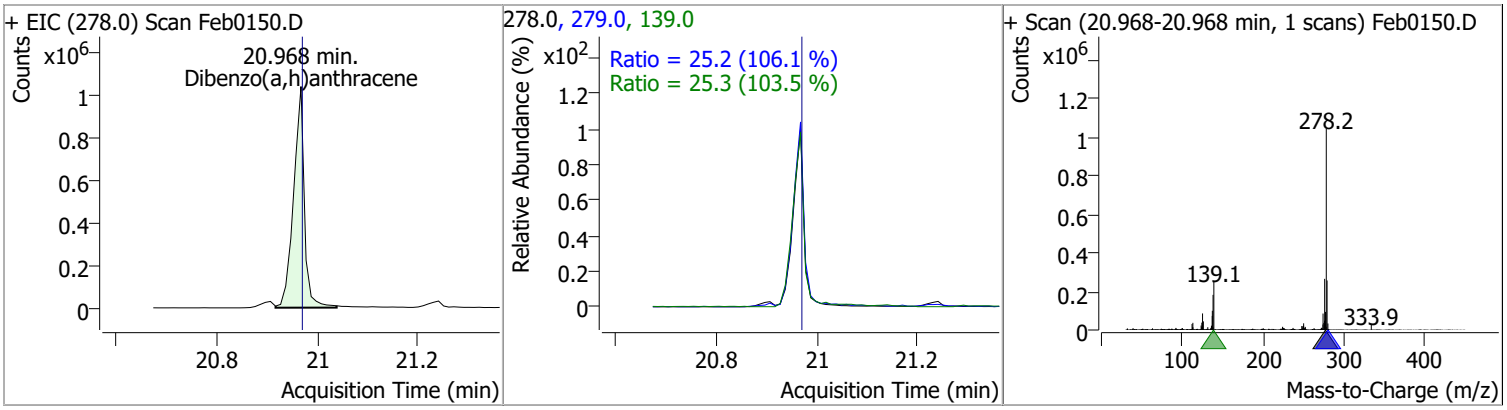

Compound	Conc.	RT	Dev(Min)	Resp.	QIon	QRatio	Lower	Upper
Benzo(g,h,i)perylene	76.9570	21.24	0.00	1710532	138.0	34.2	22.8	42.3
					277.0	24.1	16.9	31.4

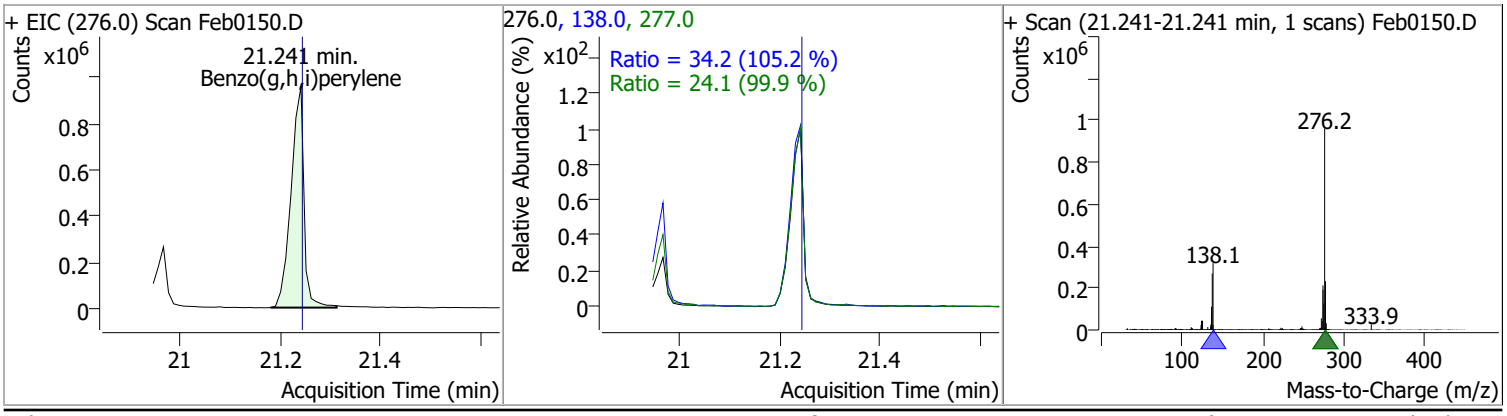

Audit Trail report

Batch name and path: D:\Org\Data\SV5973N.I\sd020122\DoD BNA 2\QuantResults\020122 DoD BNA.batch.bin
Quant batch version: 10.0
Quant reporting version: 10.0

Name	User	Time	Action	Reason	Comment	Succeed	Exception
CmdNewBatchTable	BL2000\sean	2/3/2022 8:16:46 AM	Create new batch \\MASSHUNTER\Org\Data\SV5973N.I\sd020122\DoD BNA 2\020122 DoD BNA.batch.bin			✓	

Name	User	Time	Action	Reason	Comment	Succeed	Exception
CmdImportSamplesFromWorklist	BL2000\sean	2/3/2022 8:16:53 AM	Add samples from worklist: \\MASSHUNTER\Org\Data\SV5973N.I\sd020122\DoD BNA 2\Feb0150.D, \\MASSHUNTER\Org\Data\SV5973N.I\sd020122\DoD BNA 2\Feb0149.D, \\MASSHUNTER\Org\Data\SV5973N.I\sd020122\DoD BNA 2\Feb0148.D, \\MASSHUNTER\Org\Data\SV5973N.I\sd020122\DoD BNA 2\Feb0147.D, \\MASSHUNTER\Org\Data\SV5973N.I\sd020122\DoD BNA 2\Feb0146.D, \\MASSHUNTER\Org\Data\SV5973N.I\sd020122\DoD BNA 2\Feb0145.D, \\MASSHUNTER\Org\Data\SV5973N.I\sd020122\DoD BNA 2\Feb0144.D, \\MASSHUNTER\Org\Data\SV5973N.I\sd020122\DoD BNA 2\Feb0143.D, \\MASSHUNTER\Org\Data\SV5973N.I\sd020122\DoD BNA 2\Feb0142.D, \\MASSHUNTER\Org\Data\SV5973N.I\sd020122\DoD BNA 2\Feb0141.D, \\MASSHUNTER\Org\Data\SV5973N.I\sd020122\DoD BNA 2\Feb0140.D, \\MASSHUNTER\Org\Data\SV5973N.I\sd020122\DoD BNA 2\Feb0139.D, \\MASSHUNTER\Org\Data\SV5973N.I\sd020122\DoD BNA 2\Feb0138.D, \\MASSHUNTER\Org\Data\SV5973N.I\sd020122\DoD BNA 2\Feb0137.D, \\MASSHUNTER\Org\Data\SV5973N.I\sd020122\DoD BNA 2\Feb0136.D, \\MASSHUNTER\Org\Data\SV5973N.I\sd020122\DoD BNA 2\Feb0135.D, \\MASSHUNTER\Org\Data\SV5973N.I\sd020122\DoD BNA 2\Feb0134.D, \\MASSHUNTER\Org\Data\SV5973N.I\sd020122\DoD BNA 2\Feb0133.D, \\MASSHUNTER\Org\Data\SV5973N.I\sd020122\DoD BNA 2\Feb0132.D, \\MASSHUNTER\Org\Data\SV5973N.I\sd020122\DoD BNA 2\Feb0131.D, \\MASSHUNTER\Org\Data\SV5973N.I\sd020122\DoD BNA 2\Feb0130.D, \\MASSHUNTER\Org\Data\SV5973N.I\sd020122\DoD BNA 2\Feb0129.D, \\MASSHUNTER\Org\Data\SV5973N.I\sd020122\DoD BNA 2\Feb0128.D, \\MASSHUNTER\Org\Data\SV5973N.I\sd020122\DoD BNA 2\Feb0127.D, \\MASSHUNTER\Org\Data\SV5973N.I\sd020122\DoD BNA 2\Feb0126.D			✓	
CmdSetSampleAttribute	BL2000\sean	2/3/2022 8:25:18 AM	Set SampleType = TuneCheck for sample Feb0126.D; previous value = Sample			✓	

Audit Trail report

Name	User	Time	Action	Reason	Comment	Succeed	Exception
CmdSaveBatchTable	BL2000\sean	2/3/2022 8:26:33 AM	Save batch \\MASSHUNTER\Org\Data\SV5973N.I\sd020122\DoD BNA 2\QuantResults\020122 DoD BNA.batch.bin			✓	
CmdSetSampleAttribute	BL2000\sean	2/3/2022 8:26:59 AM	Set SampleType = CC for sample Feb0150.D; previous value = Sample			✓	
CmdSetSampleAttribute	BL2000\sean	2/3/2022 8:27:02 AM	Set SampleType = Matrix for sample Feb0149.D; previous value = Sample			✓	
CmdSetSampleAttribute	BL2000\sean	2/3/2022 8:27:05 AM	Set SampleType = Matrix for sample Feb0146.D; previous value = Sample			✓	
CmdSetSampleAttribute	BL2000\sean	2/3/2022 8:27:09 AM	Set SampleType = MatrixDup for sample Feb0139.D; previous value = Sample			✓	
CmdSetSampleAttribute	BL2000\sean	2/3/2022 8:27:12 AM	Set SampleType = Matrix for sample Feb0138.D; previous value = Sample			✓	
CmdSetSampleAttribute	BL2000\sean	2/3/2022 8:27:14 AM	Set SampleType = Blank for sample Feb0137.D; previous value = Sample			✓	
CmdSetSampleAttribute	BL2000\sean	2/3/2022 8:27:18 AM	Set SampleType = MatrixDup for sample Feb0134.D; previous value = Sample			✓	
CmdSetSampleAttribute	BL2000\sean	2/3/2022 8:27:21 AM	Set SampleType = Matrix for sample Feb0133.D; previous value = Sample			✓	
CmdSetSampleAttribute	BL2000\sean	2/3/2022 8:27:25 AM	Set SampleType = CC for sample Feb0127.D; previous value = Sample			✓	
CmdSetSampleAttribute	BL2000\sean	2/3/2022 8:27:31 AM	Set SampleInformation = MatrixA for sample Feb0133.D; previous value =			✓	
CmdSetSampleAttribute	BL2000\sean	2/3/2022 8:27:35 AM	Set SampleInformation = MatrixA for sample Feb0134.D; previous value =			✓	
CmdSetSampleAttribute	BL2000\sean	2/3/2022 8:27:36 AM	Set SampleInformation = MatrixA for sample Feb0138.D; previous value =			✓	
CmdSetSampleAttribute	BL2000\sean	2/3/2022 8:27:37 AM	Set SampleInformation = MatrixA for sample Feb0139.D; previous value =			✓	
CmdSetSampleAttribute	BL2000\sean	2/3/2022 8:27:38 AM	Set SampleInformation = MatrixA for sample Feb0146.D; previous value =			✓	
CmdSetSampleAttribute	BL2000\sean	2/3/2022 8:27:40 AM	Set SampleInformation = MatrixA for sample Feb0149.D; previous value =			✓	
CmdSetSampleAttribute	BL2000\sean	2/3/2022 8:27:44 AM	Set MatrixSpikeGroup = B22011446-012A for sample Feb0148.D; previous value =			✓	
CmdSetSampleAttribute	BL2000\sean	2/3/2022 8:27:45 AM	Set MatrixSpikeGroup = B22011446-012A for sample Feb0149.D; previous value =			✓	
CmdSetSampleAttribute	BL2000\sean	2/3/2022 8:27:48 AM	Set MatrixSpikeGroup = B22011446-006C for sample Feb0145.D; previous value =			✓	
CmdSetSampleAttribute	BL2000\sean	2/3/2022 8:27:49 AM	Set MatrixSpikeGroup = B22011446-006C for sample Feb0146.D; previous value =			✓	

Name	User	Time	Action	Reason	Comment	Succeed	Exception
CmdSetSampleAttribute	BL2000\sean	2/3/2022 8:27:51 AM	Set MatrixSpikeGroup = MB-163174 for sample Feb0137.D; previous value =			✓	
CmdSetSampleAttribute	BL2000\sean	2/3/2022 8:27:51 AM	Set MatrixSpikeGroup = MB-163174 for sample Feb0138.D; previous value =			✓	
CmdSetSampleAttribute	BL2000\sean	2/3/2022 8:27:52 AM	Set MatrixSpikeGroup = MB-163174 for sample Feb0139.D; previous value =			✓	
CmdSetSampleAttribute	BL2000\sean	2/3/2022 8:27:54 AM	Set MatrixSpikeGroup = B22011136-001C for sample Feb0132.D; previous value =			✓	
CmdSetSampleAttribute	BL2000\sean	2/3/2022 8:27:55 AM	Set MatrixSpikeGroup = B22011136-001C for sample Feb0133.D; previous value =			✓	
CmdSetSampleAttribute	BL2000\sean	2/3/2022 8:27:55 AM	Set MatrixSpikeGroup = B22011136-001C for sample Feb0134.D; previous value =			✓	
CmdQuantitate	BL2000\sean	2/3/2022 8:28:05 AM	Quantitate all compounds in all samples			✓	
CmdSaveBatchTable	BL2000\sean	2/3/2022 8:29:57 AM	Save batch \\MASSHUNTER\Org\Data\SV5973N.I\sd020122\DoD BNA 2\QuantResults\020122 DoD BNA.batch.bin			✓	
CmdOpenBatchTable	BL2000\sean	2/3/2022 8:49:46 AM	Open batch \\MASSHUNTER\Org\Data\SV5973N.I\sd020122\DoD BNA 2\020122 DoD BNA.batch.bin			✓	
CmdOpenAndApplyMethodFromBatch	BL2000\sean	2/3/2022 8:50:28 AM	Open and apply method from batch: \\MASSHUNTER\Org\Data\SV5973N.I\sd020122\DoD BNA cal 1\020122 DoD BNA cal.batch.bin			✓	
CmdSetSampleAttribute	BL2000\sean	2/3/2022 8:51:35 AM	Set LevelName = CCV for sample Feb0127.D; previous value =			✓	
CmdQuantitate	BL2000\sean	2/3/2022 10:33:11 AM	Quantitate all compounds in all samples			✓	
CmdManuallyIntegrateSplit	BL2000\sean	2/3/2022 11:53:48 AM	Split peak for compound Benzyl Alcohol in sample Feb0127.D and keep left peak, new integration is from x, y = 5.074, 1294.77011084052 to 5.216, 3196.05412439573 and new response = 598631, previous integration is from x, y = 5.074, 1295 to 5.308, 4426 and previous response = 1604184.			✓	
CmdSetTargetCompoundAttribute	BL2000\sean	2/3/2022 11:53:50 AM	Set UserAnnotation = CO for compound Benzyl Alcohol in sample Feb0127.D; previous value =			✓	

Name	User	Time	Action	Reason	Comment	Succeed	Exception
CmdManuallyIntegrateApplyTargetRtToQualifier	BL2000\sean	2/3/2022 11:53:52 AM	Apply target integration range 5.074-5.216 to qualifier 107.0 for compound Benzyl Alcohol in sample Feb0127.D, new integration is from x, y = 5.074, 646 to 5.216, 3038 and new response = 405562; previous integration is from x, y = 4.807, 0 to 4.879, 0 and previous response = 6985.			✓	
CmdManuallyIntegrateDropBaseline	BL2000\sean	2/3/2022 11:53:53 AM	Drop baseline for qualifier 107.0 of compound Benzyl Alcohol in sample Feb0127.D to y = 646, new integration is from x, y = 5.074, 646 to 5.216, 646 and new response = 415756; previous integration is from x, y = 5.074, 646 to 5.216, 3038 and previous response = 405562.			✓	
CmdManuallyIntegrateSplit	BL2000\sean	2/3/2022 11:54:16 AM	Split peak for compound bis(-2-Chloroethyl)Ether in sample Feb0127.D and keep left peak, new integration is from x, y = 4.624, 1197.55569009848 to 4.664, 1248.87459302267 and new response = 705227, previous integration is from x, y = 4.624, 1198 to 4.767, 1377 and previous response = 1033767.			✓	
CmdSetTargetCompoundAttribute	BL2000\sean	2/3/2022 11:54:17 AM	Set UserAnnotation = CO for compound bis(-2-Chloroethyl)Ether in sample Feb0127.D; previous value =			✓	
CmdManuallyIntegrateApplyTargetRtToQualifier	BL2000\sean	2/3/2022 11:54:19 AM	Apply target integration range 4.624-4.664 to qualifier 64.0 for compound bis(-2-Chloroethyl)Ether in sample Feb0127.D, new integration is from x, y = 4.624, 1630 to 4.664, 10298 and new response = 14929; previous integration is from x, y = 4.664, 685 to 4.746, 762 and previous response = 412849.			✓	
CmdManuallyIntegrateDropBaseline	BL2000\sean	2/3/2022 11:54:20 AM	Drop baseline for qualifier 64.0 of compound bis(-2-Chloroethyl)Ether in sample Feb0127.D to y = 1630, new integration is from x, y = 4.624, 1630 to 4.664, 1630 and new response = 25556; previous integration is from x, y = 4.624, 1630 to 4.664, 10298 and previous response = 14929.			✓	
CmdManuallyIntegrateSplit	BL2000\sean	2/3/2022 11:54:27 AM	Split peak for compound 4-Chlorophenol in sample Feb0127.D and keep left peak, new integration is from x, y = 6.414, 480.798693654973 to 6.485, 533.687283600648 and new response = 231662, previous integration is from x, y = 6.414, 481 to 6.527, 564 and previous response = 260609.			✓	

Name	User	Time	Action	Reason	Comment	Succeed	Exception
CmdSetTargetCompoundAttribute	BL2000\sean	2/3/2022 11:54:28 AM	Set UserAnnotation = CO for compound 4-Chlorophenol in sample Feb0127.D; previous value =			✓	
CmdManuallyIntegrateSplit	BL2000\sean	2/3/2022 11:54:31 AM	Split qualifier 128.0 of compound 4-Chlorophenol in sample Feb0127.D and keep left peak, new integration is from x, y = 6.434, 1050.19364915479 to 6.485, 1140.77738576991 and new response = 758673, previous integration is from x, y = 6.434, 1050 to 6.527, 1213 and previous response = 862944.			✓	
CmdManuallyIntegrateSplit	BL2000\sean	2/3/2022 11:54:41 AM	Split peak for compound Phenol-d5 in sample Feb0127.D and keep left peak, new integration is from x, y = 4.542, 0 to 4.664, 0 and new response = 1156733, previous integration is from x, y = 4.542, 0 to 4.705, 0 and previous response = 1219744.			✓	
CmdManuallyIntegratePeak	BL2000\sean	2/3/2022 11:54:49 AM	Manually integrate compound 1-Methylnaphthalene in sample Feb0127.D, from x, y = 7.297, 971192 to 7.389, 971192, result = -3946957; previous integration is from x, y = 7.204, 1385 to 7.307, 1430 and previous response = 1441370.			✓	
CmdManuallyIntegrateSnapBaseline	BL2000\sean	2/3/2022 11:54:50 AM	Snap baseline for compound 1-Methylnaphthalene in sample Feb0127.D, from x = 7.297 to x = 7.389, new integration is from x, y = 7.297, 7656 to 7.389, 8989 and new response = 1392156; previous integration is from x, y = 7.297, 971192 to 7.389, 971192 and previous response = -3946957.			✓	
CmdManuallyIntegrateDropBaseline	BL2000\sean	2/3/2022 11:54:52 AM	Drop baseline for compound 1-Methylnaphthalene in sample Feb0127.D to y = 7656, new integration is from x, y = 7.297, 7656 to 7.389, 7656 and new response = 1395852; previous integration is from x, y = 7.297, 7656 to 7.389, 8989 and previous response = 1392156.			✓	
CmdManuallyIntegrateApplyTargetRtToQualifier	BL2000\sean	2/3/2022 11:54:54 AM	Apply target integration range 7.297-7.389 to qualifier 142.0 for compound 1-Methylnaphthalene in sample Feb0127.D, new integration is from x, y = 7.297, 10950 to 7.389, 11482 and new response = 1561060; previous integration is from x, y = 7.204, 3336 to 7.307, 3099 and previous response = 1698372.			✓	

Name	User	Time	Action	Reason	Comment	Succeed	Exception
CmdManuallyIntegrateApplyTargetRtToQualifier	BL2000\sean	2/3/2022 11:54:55 AM	Apply target integration range 7.297-7.389 to qualifier 115.0 for compound 1-Methylnaphthalene in sample Feb0127.D, new integration is from x, y = 7.297, 3729 to 7.389, 3756 and new response = 607033; previous integration is from x, y = 7.205, 841 to 7.307, 948 and previous response = 602701.			✓	
CmdManuallyIntegrateApplyTargetRtToQualifier	BL2000\sean	2/3/2022 11:55:06 AM	Apply target integration range 6.373-6.434 to qualifier 129.0 for compound Naphthalene in sample Feb0127.D, new integration is from x, y = 6.373, 519 to 6.434, 3507 and new response = 264981; previously no peak.			✓	
CmdManuallyIntegrateDropBaseline	BL2000\sean	2/3/2022 11:55:07 AM	Drop baseline for qualifier 129.0 of compound Naphthalene in sample Feb0127.D to y = 519, new integration is from x, y = 6.373, 519 to 6.434, 519 and new response = 270504; previous integration is from x, y = 6.373, 519 to 6.434, 3507 and previous response = 264981.			✓	
CmdManuallyIntegrateSplit	BL2000\sean	2/3/2022 11:55:09 AM	Split qualifier 102.0 of compound Naphthalene in sample Feb0127.D and keep left peak, new integration is from x, y = 6.352, 0 to 6.434, 0 and new response = 233898, previous integration is from x, y = 6.352, 0 to 6.475, 0 and previous response = 268575.			✓	
CmdManuallyIntegrateSplit	BL2000\sean	2/3/2022 11:55:16 AM	Split qualifier 66.0 of compound Phenol in sample Feb0127.D and keep right peak, new integration is from x, y = 4.573, 1241.47127311269 to 4.664, 1403.77265044039 and new response = 532460, previous integration is from x, y = 4.522, 1152 to 4.664, 1404 and previous response = 1095047.			✓	
CmdManuallyIntegrateSplit	BL2000\sean	2/3/2022 11:55:19 AM	Split peak for compound Phenol in sample Feb0127.D and keep left peak, new integration is from x, y = 4.562, 2193.77364310389 to 4.664, 2464.73947480861 and new response = 1305975, previous integration is from x, y = 4.562, 2194 to 4.664, 2465 and previous response = 1305975.			✓	

Name	User	Time	Action	Reason	Comment	Succeed	Exception
CmdManuallyIntegrateSplit	BL2000\sean	2/3/2022 11:55:26 AM	Split peak for compound Phenol in sample Feb0127.D and keep left peak, new integration is from x, y = 4.562, 2193.77364310389 to 4.664, 2464.73947480861 and new response = 1305975, previous integration is from x, y = 4.562, 2194 to 4.664, 2465 and previous response = 1305975.			✓	
CmdManuallyIntegrateApplyTargetRtToQualifier	BL2000\sean	2/3/2022 11:55:39 AM	Apply target integration range 8.568-8.650 to qualifier 154.0 for compound 2,4-Dinitrophenol in sample Feb0127.D, new integration is from x, y = 8.568, 4269 to 8.650, 2368 and new response = 51715; previous integration is from x, y = 8.487, 881 to 8.579, 1003 and previous response = 1298495.			✓	
CmdManuallyIntegrateDropBaseline	BL2000\sean	2/3/2022 11:55:40 AM	Drop baseline for qualifier 154.0 of compound 2,4-Dinitrophenol in sample Feb0127.D to y = 2368, new integration is from x, y = 8.568, 2368 to 8.650, 2368 and new response = 56382; previous integration is from x, y = 8.568, 4269 to 8.650, 2368 and previous response = 51715.			✓	
CmdManuallyIntegrateApplyTargetRtToQualifier	BL2000\sean	2/3/2022 11:55:46 AM	Apply target integration range 9.213-9.305 to qualifier 121.0 for compound 4,6-Dinitro-2-methylphenol in sample Feb0127.D, new integration is from x, y = 9.213, 1983 to 9.305, 1531 and new response = 60142; previous integration is from x, y = 9.061, 1093 to 9.152, 1048 and previous response = 92388.			✓	
CmdManuallyIntegrateDropBaseline	BL2000\sean	2/3/2022 11:55:47 AM	Drop baseline for qualifier 121.0 of compound 4,6-Dinitro-2-methylphenol in sample Feb0127.D to y = 1531, new integration is from x, y = 9.213, 1531 to 9.305, 1531 and new response = 61391; previous integration is from x, y = 9.213, 1983 to 9.305, 1531 and previous response = 60142.			✓	
CmdManuallyIntegrateSplit	BL2000\sean	2/3/2022 11:55:55 AM	Split qualifier 108.0 of compound 2-Methylphenol in sample Feb0127.D and keep right peak, new integration is from x, y = 5.216, 1393.51459966809 to 5.308, 1905.32482730117 and new response = 1020313, previous integration is from x, y = 5.073, 599 to 5.308, 1905 and previous response = 1626332.			✓	

Name	User	Time	Action	Reason	Comment	Succeed	Exception
CmdManuallyIntegrateSplit	BL2000\sean	2/3/2022 11:56:00 AM	Split qualifier 129.0 of compound p-Chloroaniline in sample Feb0127.D and keep right peak, new integration is from x, y = 6.434, 487.203583985333 to 6.547, 575.516249962021 and new response = 363936, previous integration is from x, y = 6.345, 417 to 6.547, 576 and previous response = 634781.			✓	
CmdManuallyIntegrateSplit	BL2000\sean	2/3/2022 11:56:02 AM	Split qualifier 129.0 of compound p-Chloroaniline in sample Feb0127.D and keep right peak, new integration is from x, y = 6.475, 519.320834152423 to 6.547, 575.516249962021 and new response = 310497, previous integration is from x, y = 6.434, 487 to 6.547, 576 and previous response = 363936.			✓	
CmdManuallyIntegrateSplit	BL2000\sean	2/3/2022 11:56:08 AM	Split qualifier 63.0 of compound 2,4-Dinitrotoluene in sample Feb0127.D and keep right peak, new integration is from x, y = 8.701, 2164.6483759669 to 8.824, 2029.59378823592 and new response = 289592, previous integration is from x, y = 8.701, 2165 to 8.824, 2030 and previous response = 289592.			✓	
CmdManuallyIntegrateQualifierPeak	BL2000\sean	2/3/2022 11:56:13 AM	Manually integrate qualifier 63.0 of compound 2,4-Dinitrotoluene in sample Feb0127.D, from x, y = 8.732, 4964 to 8.824, 2030, result = 173610; previous integration is from x, y = 8.701, 2165 to 8.824, 2030 and previous response = 289592.			✓	
CmdManuallyIntegrateDropBaseline	BL2000\sean	2/3/2022 11:56:14 AM	Drop baseline for qualifier 63.0 of compound 2,4-Dinitrotoluene in sample Feb0127.D to y = 2030, new integration is from x, y = 8.732, 2030 to 8.824, 2030 and new response = 181715; previous integration is from x, y = 8.732, 4964 to 8.824, 2030 and previous response = 173610.			✓	
CmdManuallyIntegrateSplit	BL2000\sean	2/3/2022 11:56:20 AM	Split qualifier 66.0 of compound Aniline in sample Feb0127.D and keep left peak, new integration is from x, y = 4.523, 1471.54454692608 to 4.573, 1610.76324388358 and new response = 562326, previous integration is from x, y = 4.523, 1472 to 4.664, 1869 and previous response = 1091892.			✓	

Name	User	Time	Action	Reason	Comment	Succeed	Exception
CmdManuallyIntegrateSplit	BL2000\sean	2/3/2022 11:56:23 AM	Split qualifier 65.0 of compound Aniline in sample Feb0127.D and keep left peak, new integration is from x, y = 4.522, 1006.47115612006 to 4.573, 1127.08198727957 and new response = 293700, previous integration is from x, y = 4.522, 1006 to 4.624, 1248 and previous response = 642741.			✓	
CmdManuallyIntegrateApplyTargetRtToQualifier	BL2000\sean	2/3/2022 11:56:28 AM	Apply target integration range 8.263-8.425 to qualifier 153.1 for compound Acenaphthylene in sample Feb0127.D, new integration is from x, y = 8.263, 210 to 8.425, 1317 and new response = 329594; previously no peak.			✓	
CmdManuallyIntegrateApplyTargetRtToQualifier	BL2000\sean	2/3/2022 11:56:33 AM	Apply target integration range 9.285-9.397 to qualifier 167.0 for compound N-nitrosodiphenylamine in sample Feb0127.D, new integration is from x, y = 9.285, 2764 to 9.397, 1341 and new response = 420539; previously no peak.			✓	
CmdManuallyIntegrateDropBaseline	BL2000\sean	2/3/2022 11:56:34 AM	Drop baseline for qualifier 167.0 of compound N-nitrosodiphenylamine in sample Feb0127.D to y = 1341, new integration is from x, y = 9.285, 1341 to 9.397, 1341 and new response = 425343; previous integration is from x, y = 9.285, 2764 to 9.397, 1341 and previous response = 420539.			✓	
CmdManuallyIntegratePeak	BL2000\sean	2/3/2022 11:56:41 AM	Manually integrate compound 1,2-Dichlorobenzene in sample Feb0127.D, from x, y = 5.042, 1116443 to 5.134, 1116443, result = -4861392; previous integration is from x, y = 4.808, 87 to 4.899, 155 and previous response = 1302743.			✓	
CmdManuallyIntegrateSnapBaseline	BL2000\sean	2/3/2022 11:56:43 AM	Snap baseline for compound 1,2-Dichlorobenzene in sample Feb0127.D, from x = 5.042 to x = 5.134, new integration is from x, y = 5.042, 4517 to 5.134, 6633 and new response = 1265048; previous integration is from x, y = 5.042, 1116443 to 5.134, 1116443 and previous response = -4861392.			✓	
CmdManuallyIntegrateDropBaseline	BL2000\sean	2/3/2022 11:56:44 AM	Drop baseline for compound 1,2-Dichlorobenzene in sample Feb0127.D to y = 4517, new integration is from x, y = 5.042, 4517 to 5.134, 4517 and new response = 1270883; previous integration is from x, y = 5.042, 4517 to 5.134, 6633 and previous response = 1265048.			✓	

Name	User	Time	Action	Reason	Comment	Succeed	Exception
CmdManuallyIntegrateApplyTargetRtToQualifier	BL2000\sean	2/3/2022 11:56:47 AM	Apply target integration range 5.042-5.134 to qualifier 148.0 for compound 1,2-Dichlorobenzene in sample Feb0127.D, new integration is from x, y = 5.042, 2952 to 5.134, 3811 and new response = 824560; previously no peak.			✓	
CmdManuallyIntegrateQualifierPeak	BL2000\sean	2/3/2022 11:56:48 AM	Manually integrate qualifier111.0 of compound 1,2-Dichlorobenzene in sample Feb0127.D from x, y = 4.797, 467933 to 4.797, 477839; result = 0			✓	
CmdManuallyIntegrateApplyTargetRtToQualifier	BL2000\sean	2/3/2022 11:56:49 AM	Apply target integration range 5.042-5.134 to qualifier 111.0 for compound 1,2-Dichlorobenzene in sample Feb0127.D, new integration is from x, y = 5.042, 1470 to 5.134, 2131 and new response = 478846; previously no peak.			✓	
CmdManuallyIntegratePeak	BL2000\sean	2/3/2022 11:57:09 AM	Manually integrate compound 1,4-Dichlorobenzene in sample Feb0127.D, from x, y = 4.889, 972491 to 4.971, 1050004, result = -3658511; previous integration is from x, y = 4.810, 412 to 4.899, 658 and previous response = 1300679.			✓	
CmdManuallyIntegrateSnapBaseline	BL2000\sean	2/3/2022 11:57:10 AM	Snap baseline for compound 1,4-Dichlorobenzene in sample Feb0127.D, from x = 4.889 to x = 4.971, new integration is from x, y = 4.889, 5788 to 4.971, 9822 and new response = 1260365; previous integration is from x, y = 4.889, 972491 to 4.971, 1050004 and previous response = -3658511.			✓	
CmdManuallyIntegrateDropBaseline	BL2000\sean	2/3/2022 11:57:11 AM	Drop baseline for compound 1,4-Dichlorobenzene in sample Feb0127.D to y = 5788, new integration is from x, y = 4.889, 5788 to 4.971, 5788 and new response = 1270253; previous integration is from x, y = 4.889, 5788 to 4.971, 9822 and previous response = 1260365.			✓	
CmdManuallyIntegrateApplyTargetRtToQualifier	BL2000\sean	2/3/2022 11:57:14 AM	Apply target integration range 4.889-4.971 to qualifier 111.0 for compound 1,4-Dichlorobenzene in sample Feb0127.D, new integration is from x, y = 4.889, 1665 to 4.971, 2667 and new response = 444814; previous integration is from x, y = 4.807, 0 to 4.889, 0 and previous response = 468982.			✓	

Name	User	Time	Action	Reason	Comment	Succeed	Exception
CmdManuallyIntegrateApplyTargetRtToQualifier	BL2000\sean	2/3/2022 11:57:17 AM	Apply target integration range 4.889-4.971 to qualifier 148.0 for compound 1,4-Dichlorobenzene in sample Feb0127.D, new integration is from x, y = 4.889, 4127 to 4.971, 5239 and new response = 803065; previously no peak.			✓	
CmdSaveBatchTable	BL2000\sean	2/3/2022 11:58:53 AM	Save batch \\MASSHUNTER\Org\Data\SV5973N.I\sd020122\DoD BNA 2\QuantResults\020122 DoD BNA.batch.bin			✓	

Name	User	Time	Action	Reason	Comment	Succeed	Exception
CmdCalibrate	BL2000\sean	2/3/2022 11:59:16 AM	Replace level CCV with CC sample Feb0127.D for compounds {Terphenyl-d14, 2,4,6-Tribromophenol, 2-Fluorobiphenyl, Nitrobenzene-d5, Phenol-d5, 2-Fluorophenol, Benzo(g,h,i)perylene, Dibenzo(a,h)anthracene, Indeno(1,2,3-c,d)pyrene, Benzo(a)pyrene, Benzo(k)fluoranthene, Benzo(b)fluoranthene, Di-n-octyl Phthalate, bis(2-ethylhexyl)Phthalate, 3,3-Dichlorobenzidine, Chrysene, Benzo(a)Anthracene, Butylbenzylphthalate, Pyrene, Benzidine, Fluoranthene, Di-n-Butylphthalate, Triallate, Anthracene, Phenanthrene, Pentachlorophenol, Hexachlorobenzene, 4-Bromophenyl-phenylether, Azobenzene, N-nitrosodiphenylamine, 4,6-Dinitro-2-methylphenol, 4-Nitroaniline, Diethylphthalate, 4-Chlorophenyl-phenylether, Fluorene, 2,4-Dinitrotoluene, 4-Nitrophenol, Dibenzofuran, 2,4-Dinitrophenol, 3-Nitroaniline, Acenaphthene, 2,6-Dinitrotoluene, Acenaphthylene, Dimethyl Phthalate, 2-Nitroaniline, 2-Chloronaphthalene, 2,4,5-Trichlorophenol, 2,4,6-Trichlorophenol, Hexachlorocyclopentadiene, 4-Chloro-2-Methylphenol, 1-Methylnaphthalene, 2-Methylnaphthalene, 4-Chloro-3-Methylphenol, Hexachlorobutadiene, p-Chloroaniline, 4-Chlorophenol, Naphthalene, 1,2,4-Trichlorobenzene, 2,4-Dichlorophenol, bis(-2-Chloroethoxy)Methane, 2,4-Dimethylphenol, 2-Nitrophenol, Isophorone, Nitrobenzene, N-nitroso-Di-n-propylamine, Hexachloroethane, 4Methylphenol/3Methylphenol, 2-Methylphenol, bis(2-chloroisopropyl)Ether, Benzyl Alcohol, 1,2-Dichlorobenzene, 1,4-Dichlorobenzene, 1,3-Dichlorobenzene, 2-Chlorophenol, bis(-2-Chloroethyl)Ether, Phenol, Aniline, Pyridine, Carbazole, Benzoic Acid, o-Terphenyl, N-Nitrosodimethylamine};			✓	
CmdQuantitate	BL2000\sean	2/3/2022 12:02:56 PM	Quantitate all compounds in all samples			✓	
CmdQuantitate	BL2000\sean	2/3/2022 12:12:58 PM	Quantitate all compounds in all samples			✓	
CmdZeroOutPeak	BL2000\sean	2/3/2022 12:13:22 PM	Zero out primary peak of compound 2,6-Dinitrotoluene in sample Feb0128.D			✓	

Name	User	Time	Action	Reason	Comment	Succeed	Exception
CmdZeroOutPeak	BL2000\sean	2/3/2022 12:13:24 PM	Zero out primary peak of compound 2,4-Dinitrotoluene in sample Feb0128.D			✓	
CmdZeroOutPeak	BL2000\sean	2/3/2022 12:13:24 PM	Zero out primary peak of compound 2,4-Dinitrotoluene in sample Feb0128.D			✓	
CmdZeroOutPeak	BL2000\sean	2/3/2022 12:13:24 PM	Zero out primary peak of compound Dimethyl Phthalate in sample Feb0128.D			✓	
CmdZeroOutPeak	BL2000\sean	2/3/2022 12:13:27 PM	Zero out primary peak of compound 4-Chlorophenol in sample Feb0128.D			✓	
CmdSetTargetCompoundAttribute	BL2000\sean	2/3/2022 12:13:28 PM	Set UserAnnotation = INT for compound 4-Chlorophenol in sample Feb0128.D; previous value =			✓	
CmdSetTargetCompoundAttribute	BL2000\sean	2/3/2022 12:13:30 PM	Set UserAnnotation = INT for compound Dimethyl Phthalate in sample Feb0128.D; previous value =			✓	
CmdSetTargetCompoundAttribute	BL2000\sean	2/3/2022 12:13:32 PM	Set UserAnnotation = INT for compound 2,4-Dinitrotoluene in sample Feb0128.D; previous value =			✓	
CmdSetTargetCompoundAttribute	BL2000\sean	2/3/2022 12:13:35 PM	Set UserAnnotation = INT for compound Dimethyl Phthalate in sample Feb0128.D; previous value = INT			✓	
CmdZeroOutPeak	BL2000\sean	2/3/2022 12:13:45 PM	Zero out primary peak of compound 2,6-Dinitrotoluene in sample Feb0129.D			✓	
CmdSetTargetCompoundAttribute	BL2000\sean	2/3/2022 12:13:45 PM	Set UserAnnotation = INT for compound 2,6-Dinitrotoluene in sample Feb0129.D; previous value =			✓	
CmdZeroOutPeak	BL2000\sean	2/3/2022 12:13:49 PM	Zero out primary peak of compound 2,4-Dinitrotoluene in sample Feb0129.D			✓	
CmdSetTargetCompoundAttribute	BL2000\sean	2/3/2022 12:13:50 PM	Set UserAnnotation = INT for compound 2,4-Dinitrotoluene in sample Feb0129.D; previous value =			✓	
CmdZeroOutPeak	BL2000\sean	2/3/2022 12:13:52 PM	Zero out primary peak of compound N-nitroso-Di-n-propylamine in sample Feb0129.D			✓	
CmdSetTargetCompoundAttribute	BL2000\sean	2/3/2022 12:13:53 PM	Set UserAnnotation = INT for compound N-nitroso-Di-n-propylamine in sample Feb0129.D; previous value =			✓	
CmdZeroOutPeak	BL2000\sean	2/3/2022 12:13:55 PM	Zero out primary peak of compound Dimethyl Phthalate in sample Feb0129.D			✓	
CmdSetTargetCompoundAttribute	BL2000\sean	2/3/2022 12:13:56 PM	Set UserAnnotation = INT for compound Dimethyl Phthalate in sample Feb0129.D; previous value =			✓	
CmdZeroOutPeak	BL2000\sean	2/3/2022 12:13:58 PM	Zero out primary peak of compound 4,6-Dinitro-2-methylphenol in sample Feb0129.D			✓	

Name	User	Time	Action	Reason	Comment	Succeed	Exception
CmdSetTargetCompoundAttribute	BL2000\sean	2/3/2022 12:13:59 PM	Set UserAnnotation = INT for compound 4,6-Dinitro-2-methylphenol in sample Feb0129.D; previous value =			✓	
CmdZeroOutPeak	BL2000\sean	2/3/2022 12:14:01 PM	Zero out primary peak of compound 4-Chlorophenol in sample Feb0129.D			✓	
CmdSetTargetCompoundAttribute	BL2000\sean	2/3/2022 12:14:02 PM	Set UserAnnotation = INT for compound 4-Chlorophenol in sample Feb0129.D; previous value =			✓	
CmdZeroOutPeak	BL2000\sean	2/3/2022 12:14:03 PM	Zero out primary peak of compound bis(-2-Chloroethyl)Ether in sample Feb0129.D			✓	
CmdSetTargetCompoundAttribute	BL2000\sean	2/3/2022 12:14:05 PM	Set UserAnnotation = INT for compound bis(-2-Chloroethyl)Ether in sample Feb0129.D; previous value =			✓	
CmdZeroOutPeak	BL2000\sean	2/3/2022 12:14:16 PM	Zero out primary peak of compound 2,6-Dinitrotoluene in sample Feb0130.D			✓	
CmdSetTargetCompoundAttribute	BL2000\sean	2/3/2022 12:14:17 PM	Set UserAnnotation = INT for compound 2,6-Dinitrotoluene in sample Feb0130.D; previous value =			✓	
CmdZeroOutPeak	BL2000\sean	2/3/2022 12:14:19 PM	Zero out primary peak of compound 2,4-Dinitrotoluene in sample Feb0130.D			✓	
CmdSetTargetCompoundAttribute	BL2000\sean	2/3/2022 12:14:20 PM	Set UserAnnotation = INT for compound 2,4-Dinitrotoluene in sample Feb0130.D; previous value =			✓	
CmdZeroOutPeak	BL2000\sean	2/3/2022 12:14:22 PM	Zero out primary peak of compound N-nitroso-Di-n-propylamine in sample Feb0130.D			✓	
CmdSetTargetCompoundAttribute	BL2000\sean	2/3/2022 12:14:23 PM	Set UserAnnotation = INT for compound N-nitroso-Di-n-propylamine in sample Feb0130.D; previous value =			✓	
CmdZeroOutPeak	BL2000\sean	2/3/2022 12:14:26 PM	Zero out primary peak of compound Dimethyl Phthalate in sample Feb0130.D			✓	
CmdSetTargetCompoundAttribute	BL2000\sean	2/3/2022 12:14:26 PM	Set UserAnnotation = INT for compound Dimethyl Phthalate in sample Feb0130.D; previous value =			✓	
CmdZeroOutPeak	BL2000\sean	2/3/2022 12:14:28 PM	Zero out primary peak of compound 4-Chlorophenol in sample Feb0130.D			✓	
CmdSetTargetCompoundAttribute	BL2000\sean	2/3/2022 12:14:29 PM	Set UserAnnotation = INT for compound 4-Chlorophenol in sample Feb0130.D; previous value =			✓	
CmdZeroOutPeak	BL2000\sean	2/3/2022 12:14:31 PM	Zero out primary peak of compound 4-Nitrophenol in sample Feb0130.D			✓	
CmdSetTargetCompoundAttribute	BL2000\sean	2/3/2022 12:14:32 PM	Set UserAnnotation = INT for compound 4-Nitrophenol in sample Feb0130.D; previous value =			✓	

Name	User	Time	Action	Reason	Comment	Succeed	Exception
CmdZeroOutPeak	BL2000\sean	2/3/2022 12:14:34 PM	Zero out primary peak of compound bis(-2-Chloroethyl)Ether in sample Feb0130.D			✓	
CmdSetTargetCompoundAttribute	BL2000\sean	2/3/2022 12:14:36 PM	Set UserAnnotation = INT for compound bis(-2-Chloroethyl)Ether in sample Feb0130.D; previous value =			✓	
CmdZeroOutPeak	BL2000\sean	2/3/2022 12:14:46 PM	Zero out primary peak of compound 2,6-Dinitrotoluene in sample Feb0131.D			✓	
CmdSetTargetCompoundAttribute	BL2000\sean	2/3/2022 12:14:46 PM	Set UserAnnotation = INT for compound 2,6-Dinitrotoluene in sample Feb0131.D; previous value =			✓	
CmdZeroOutPeak	BL2000\sean	2/3/2022 12:14:48 PM	Zero out primary peak of compound 2,4-Dinitrotoluene in sample Feb0131.D			✓	
CmdSetTargetCompoundAttribute	BL2000\sean	2/3/2022 12:14:50 PM	Set UserAnnotation = INT for compound 2,4-Dinitrotoluene in sample Feb0131.D; previous value =			✓	
CmdZeroOutPeak	BL2000\sean	2/3/2022 12:14:51 PM	Zero out primary peak of compound N-nitroso-Di-n-propylamine in sample Feb0131.D			✓	
CmdSetTargetCompoundAttribute	BL2000\sean	2/3/2022 12:14:52 PM	Set UserAnnotation = INT for compound N-nitroso-Di-n-propylamine in sample Feb0131.D; previous value =			✓	
CmdZeroOutPeak	BL2000\sean	2/3/2022 12:14:54 PM	Zero out primary peak of compound Dimethyl Phthalate in sample Feb0131.D			✓	
CmdSetTargetCompoundAttribute	BL2000\sean	2/3/2022 12:14:55 PM	Set UserAnnotation = INT for compound Dimethyl Phthalate in sample Feb0131.D; previous value =			✓	
CmdZeroOutPeak	BL2000\sean	2/3/2022 12:14:56 PM	Zero out primary peak of compound 4,6-Dinitro-2-methylphenol in sample Feb0131.D			✓	
CmdSetTargetCompoundAttribute	BL2000\sean	2/3/2022 12:14:57 PM	Set UserAnnotation = INT for compound 4,6-Dinitro-2-methylphenol in sample Feb0131.D; previous value =			✓	
CmdZeroOutPeak	BL2000\sean	2/3/2022 12:15:00 PM	Zero out primary peak of compound 4-Chlorophenol in sample Feb0131.D			✓	
CmdSetTargetCompoundAttribute	BL2000\sean	2/3/2022 12:15:01 PM	Set UserAnnotation = INT for compound 4-Chlorophenol in sample Feb0131.D; previous value =			✓	
CmdZeroOutPeak	BL2000\sean	2/3/2022 12:15:04 PM	Zero out primary peak of compound bis(-2-Chloroethyl)Ether in sample Feb0131.D			✓	
CmdSetTargetCompoundAttribute	BL2000\sean	2/3/2022 12:15:05 PM	Set UserAnnotation = INT for compound bis(-2-Chloroethyl)Ether in sample Feb0131.D; previous value =			✓	
CmdZeroOutPeak	BL2000\sean	2/3/2022 12:15:21 PM	Zero out primary peak of compound 2,6-Dinitrotoluene in sample Feb0132.D			✓	

Name	User	Time	Action	Reason	Comment	Succeed	Exception
CmdSetTargetCompoundAttribute	BL2000\sean	2/3/2022 12:15:22 PM	Set UserAnnotation = INT for compound 2,6-Dinitrotoluene in sample Feb0132.D; previous value =			✓	
CmdZeroOutPeak	BL2000\sean	2/3/2022 12:15:24 PM	Zero out primary peak of compound 2,4-Dinitrotoluene in sample Feb0132.D			✓	
CmdSetTargetCompoundAttribute	BL2000\sean	2/3/2022 12:15:26 PM	Set UserAnnotation = INT for compound 2,4-Dinitrotoluene in sample Feb0132.D; previous value =			✓	
CmdZeroOutPeak	BL2000\sean	2/3/2022 12:15:28 PM	Zero out primary peak of compound N-nitroso-Di-n-propylamine in sample Feb0132.D			✓	
CmdSetTargetCompoundAttribute	BL2000\sean	2/3/2022 12:15:29 PM	Set UserAnnotation = INT for compound N-nitroso-Di-n-propylamine in sample Feb0132.D; previous value =			✓	
CmdZeroOutPeak	BL2000\sean	2/3/2022 12:15:31 PM	Zero out primary peak of compound Dimethyl Phthalate in sample Feb0132.D			✓	
CmdSetTargetCompoundAttribute	BL2000\sean	2/3/2022 12:15:32 PM	Set UserAnnotation = INT for compound Dimethyl Phthalate in sample Feb0132.D; previous value =			✓	
CmdZeroOutPeak	BL2000\sean	2/3/2022 12:15:34 PM	Zero out primary peak of compound 4,6-Dinitro-2-methylphenol in sample Feb0132.D			✓	
CmdSetTargetCompoundAttribute	BL2000\sean	2/3/2022 12:15:36 PM	Set UserAnnotation = INT for compound 4,6-Dinitro-2-methylphenol in sample Feb0132.D; previous value =			✓	
CmdZeroOutPeak	BL2000\sean	2/3/2022 12:15:38 PM	Zero out primary peak of compound 4-Chlorophenol in sample Feb0132.D			✓	
CmdSetTargetCompoundAttribute	BL2000\sean	2/3/2022 12:15:39 PM	Set UserAnnotation = INT for compound 4-Chlorophenol in sample Feb0132.D; previous value =			✓	
CmdZeroOutPeak	BL2000\sean	2/3/2022 12:15:41 PM	Zero out primary peak of compound bis(-2-Chloroethyl)Ether in sample Feb0132.D			✓	
CmdSetTargetCompoundAttribute	BL2000\sean	2/3/2022 12:15:45 PM	Set UserAnnotation = INT for compound bis(-2-Chloroethyl)Ether in sample Feb0132.D; previous value =			✓	
CmdZeroOutPeak	BL2000\sean	2/3/2022 12:16:03 PM	Zero out primary peak of compound 2,6-Dinitrotoluene in sample Feb0135.D			✓	
CmdSetTargetCompoundAttribute	BL2000\sean	2/3/2022 12:16:04 PM	Set UserAnnotation = INT for compound 2,6-Dinitrotoluene in sample Feb0135.D; previous value =			✓	
CmdZeroOutPeak	BL2000\sean	2/3/2022 12:16:06 PM	Zero out primary peak of compound Hexachloroethane in sample Feb0135.D			✓	
CmdSetTargetCompoundAttribute	BL2000\sean	2/3/2022 12:16:07 PM	Set UserAnnotation = INT for compound Hexachloroethane in sample Feb0135.D; previous value =			✓	

Name	User	Time	Action	Reason	Comment	Succeed	Exception
CmdZeroOutPeak	BL2000\sean	2/3/2022 12:16:09 PM	Zero out primary peak of compound 1-Methylnaphthalene in sample Feb0135.D			✓	
CmdClearManualIntegration	BL2000\sean	2/3/2022 12:16:11 PM	Clear manual integration of target signal for compound 1-Methylnaphthalene in sample Feb0135.D			✓	
CmdManuallyIntegrateSplit	BL2000\sean	2/3/2022 12:16:16 PM	Split qualifier 129.0 of compound Naphthalene in sample Feb0135.D and keep left peak, new integration is from x, y = 6.372, 1021.82335943631 to 6.434, 1186.85990452214 and new response = 108314, previous integration is from x, y = 6.372, 1022 to 6.526, 1434 and previous response = 137536.			✓	
CmdManuallyIntegrateSplit	BL2000\sean	2/3/2022 12:16:18 PM	Split qualifier 129.0 of compound Naphthalene in sample Feb0135.D and keep left peak, new integration is from x, y = 6.372, 1021.82335943631 to 6.434, 1186.85990452214 and new response = 108314, previous integration is from x, y = 6.372, 1022 to 6.434, 1187 and previous response = 108314.			✓	
CmdManuallyIntegrateQualifierPeak	BL2000\sean	2/3/2022 12:16:28 PM	Manually integrate qualifier 129.0 of compound Naphthalene in sample Feb0135.D, from x, y = 6.372, 1022 to 6.413, 3102, result = 92256; previous integration is from x, y = 6.372, 1022 to 6.434, 1187 and previous response = 108314.			✓	
CmdManuallyIntegrateDropBaseline	BL2000\sean	2/3/2022 12:16:29 PM	Drop baseline for qualifier 129.0 of compound Naphthalene in sample Feb0135.D to y = 1022, new integration is from x, y = 6.372, 1022 to 6.413, 1022 and new response = 94819; previous integration is from x, y = 6.372, 1022 to 6.413, 3102 and previous response = 92256.			✓	
CmdZeroOutPeak	BL2000\sean	2/3/2022 12:16:34 PM	Zero out primary peak of compound 4-Chlorophenol in sample Feb0135.D			✓	
CmdZeroOutPeak	BL2000\sean	2/3/2022 12:16:35 PM	Zero out primary peak of compound 4-Chlorophenol in sample Feb0135.D			✓	
CmdZeroOutPeak	BL2000\sean	2/3/2022 12:16:37 PM	Zero out primary peak of compound N-nitroso-Di-n-propylamine in sample Feb0135.D			✓	
CmdSetTargetCompoundAttribute	BL2000\sean	2/3/2022 12:16:38 PM	Set UserAnnotation = INT for compound N-nitroso-Di-n-propylamine in sample Feb0135.D; previous value =			✓	
CmdSetTargetCompoundAttribute	BL2000\sean	2/3/2022 12:16:41 PM	Set UserAnnotation = INT for compound 4-Chlorophenol in sample Feb0135.D; previous value =			✓	

Name	User	Time	Action	Reason	Comment	Succeed	Exception
CmdZeroOutPeak	BL2000\sean	2/3/2022 12:16:43 PM	Zero out primary peak of compound Dimethyl Phthalate in sample Feb0135.D			✓	
CmdSetTargetCompoundAttribute	BL2000\sean	2/3/2022 12:16:44 PM	Set UserAnnotation = INT for compound Dimethyl Phthalate in sample Feb0135.D; previous value =			✓	
CmdZeroOutPeak	BL2000\sean	2/3/2022 12:16:49 PM	Zero out primary peak of compound p-Chloroaniline in sample Feb0135.D			✓	
CmdSetTargetCompoundAttribute	BL2000\sean	2/3/2022 12:16:50 PM	Set UserAnnotation = INT for compound p-Chloroaniline in sample Feb0135.D; previous value =			✓	
CmdZeroOutPeak	BL2000\sean	2/3/2022 12:16:52 PM	Zero out primary peak of compound 4,6-Dinitro-2-methylphenol in sample Feb0135.D			✓	
CmdSetTargetCompoundAttribute	BL2000\sean	2/3/2022 12:16:53 PM	Set UserAnnotation = INT for compound 4,6-Dinitro-2-methylphenol in sample Feb0135.D; previous value =			✓	
CmdZeroOutPeak	BL2000\sean	2/3/2022 12:16:55 PM	Zero out primary peak of compound 2,4-Dinitrotoluene in sample Feb0135.D			✓	
CmdSetTargetCompoundAttribute	BL2000\sean	2/3/2022 12:16:57 PM	Set UserAnnotation = INT for compound 2,4-Dinitrotoluene in sample Feb0135.D; previous value =			✓	
CmdZeroOutPeak	BL2000\sean	2/3/2022 12:16:59 PM	Zero out primary peak of compound Benzoic Acid in sample Feb0135.D			✓	
CmdSetTargetCompoundAttribute	BL2000\sean	2/3/2022 12:17:00 PM	Set UserAnnotation = INT for compound Benzoic Acid in sample Feb0135.D; previous value =			✓	
CmdZeroOutPeak	BL2000\sean	2/3/2022 12:17:02 PM	Zero out primary peak of compound Diethylphthalate in sample Feb0135.D			✓	
CmdSetTargetCompoundAttribute	BL2000\sean	2/3/2022 12:17:03 PM	Set UserAnnotation = INT for compound Diethylphthalate in sample Feb0135.D; previous value =			✓	
CmdZeroOutPeak	BL2000\sean	2/3/2022 12:17:05 PM	Zero out primary peak of compound Azobenzene in sample Feb0135.D			✓	
CmdSetTargetCompoundAttribute	BL2000\sean	2/3/2022 12:17:07 PM	Set UserAnnotation = INT for compound Azobenzene in sample Feb0135.D; previous value =			✓	
CmdZeroOutPeak	BL2000\sean	2/3/2022 12:17:10 PM	Zero out primary peak of compound bis(2-chloroisopropyl)Ether in sample Feb0135.D			✓	
CmdSetTargetCompoundAttribute	BL2000\sean	2/3/2022 12:17:11 PM	Set UserAnnotation = INT for compound bis(2-chloroisopropyl)Ether in sample Feb0135.D; previous value =			✓	
CmdZeroOutPeak	BL2000\sean	2/3/2022 12:17:15 PM	Zero out primary peak of compound bis(-2-Chloroethyl)Ether in sample Feb0135.D			✓	

Name	User	Time	Action	Reason	Comment	Succeed	Exception
CmdSetTargetCompoundAttribute	BL2000\sean	2/3/2022 12:17:16 PM	Set UserAnnotation = INT for compound bis(-2-Chloroethyl)Ether in sample Feb0135.D; previous value =			✓	
CmdZeroOutPeak	BL2000\sean	2/3/2022 12:17:25 PM	Zero out primary peak of compound Hexachloroethane in sample Feb0136.D			✓	
CmdSetTargetCompoundAttribute	BL2000\sean	2/3/2022 12:17:26 PM	Set UserAnnotation = INT for compound Hexachloroethane in sample Feb0136.D; previous value =			✓	
CmdZeroOutPeak	BL2000\sean	2/3/2022 12:17:34 PM	Zero out primary peak of compound Benzoic Acid in sample Feb0136.D			✓	
CmdSetTargetCompoundAttribute	BL2000\sean	2/3/2022 12:17:35 PM	Set UserAnnotation = INT for compound Benzoic Acid in sample Feb0136.D; previous value =			✓	
CmdZeroOutPeak	BL2000\sean	2/3/2022 12:17:37 PM	Zero out primary peak of compound 4-Nitrophenol in sample Feb0136.D			✓	
CmdSetTargetCompoundAttribute	BL2000\sean	2/3/2022 12:17:38 PM	Set UserAnnotation = INT for compound 4-Nitrophenol in sample Feb0136.D; previous value =			✓	
CmdZeroOutPeak	BL2000\sean	2/3/2022 12:17:41 PM	Zero out primary peak of compound 2-Nitroaniline in sample Feb0136.D			✓	
CmdSetTargetCompoundAttribute	BL2000\sean	2/3/2022 12:17:42 PM	Set UserAnnotation = INT for compound 2-Nitroaniline in sample Feb0136.D; previous value =			✓	
CmdManuallyIntegratePeak	BL2000\sean	2/3/2022 12:17:57 PM	Manually integrate compound 2-Methylnaphthalene in sample Feb0136.D, from x, y = 7.225, 21433 to 7.275, 11035, result = 276515; previous integration is from x, y = 7.157, 9439 to 7.275, 11035 and previous response = 432392.			✓	
CmdManuallyIntegrateDropBaseline	BL2000\sean	2/3/2022 12:17:59 PM	Drop baseline for compound 2-Methylnaphthalene in sample Feb0136.D to y = 11035, new integration is from x, y = 7.225, 11035 to 7.275, 11035 and new response = 292009; previous integration is from x, y = 7.225, 21433 to 7.275, 11035 and previous response = 276515.			✓	
CmdSetTargetCompoundAttribute	BL2000\sean	2/3/2022 12:18:04 PM	Set UserAnnotation = GT for compound 2-Methylnaphthalene in sample Feb0136.D; previous value =			✓	
CmdManuallyIntegrateSplit	BL2000\sean	2/3/2022 12:18:17 PM	Split qualifier 68.0 of compound Naphthalene-d8 in sample Feb0136.D and keep left peak, new integration is from x, y = 6.357, 19384.4174156815 to 6.414, 20824.3167799888 and new response = 125981, previous integration is from x, y = 6.357, 19384 to 6.414, 20824 and previous response = 125981.			✓	

Name	User	Time	Action	Reason	Comment	Succeed	Exception
CmdManuallyIntegrate QualifierPeak	BL2000\sean	2/3/2022 12:18:23 PM	Manually integrate qualifier 68.0 of compound Naphthalene-d8 in sample Feb0136.D, from x, y = 6.362, 25952 to 6.393, 25114, result = 102351; previous integration is from x, y = 6.357, 19384 to 6.414, 20824 and previous response = 125981.			✓	
CmdManuallyIntegrateSnapBaseline	BL2000\sean	2/3/2022 12:18:32 PM	Snap baseline for qualifier 68.0 of compound Naphthalene-d8 in sample Feb0136.D from x = 6.362 to x = 6.393, new integration is from x, y = 6.362, 25952 to 6.393, 37616 and new response = 90793; previous integration is from x, y = 6.362, 25952 to 6.393, 25114 and previous response = 102351.			✓	
CmdZeroOutPeak	BL2000\sean	2/3/2022 12:18:37 PM	Zero out primary peak of compound N-nitrosodiphenylamine in sample Feb0136.D			✓	
CmdSetTargetCompoundAttribute	BL2000\sean	2/3/2022 12:18:39 PM	Set UserAnnotation = INT for compound N-nitrosodiphenylamine in sample Feb0136.D; previous value =			✓	
CmdZeroOutPeak	BL2000\sean	2/3/2022 12:18:41 PM	Zero out primary peak of compound 2,4-Dinitrophenol in sample Feb0136.D			✓	
CmdSetTargetCompoundAttribute	BL2000\sean	2/3/2022 12:18:42 PM	Set UserAnnotation = INT for compound 2,4-Dinitrophenol in sample Feb0136.D; previous value =			✓	
CmdZeroOutPeak	BL2000\sean	2/3/2022 12:18:44 PM	Zero out primary peak of compound 4-Chlorophenol in sample Feb0136.D			✓	
CmdSetTargetCompoundAttribute	BL2000\sean	2/3/2022 12:18:45 PM	Set UserAnnotation = INT for compound 4-Chlorophenol in sample Feb0136.D; previous value =			✓	
CmdZeroOutPeak	BL2000\sean	2/3/2022 12:18:48 PM	Zero out primary peak of compound Triallate in sample Feb0136.D			✓	
CmdSetTargetCompoundAttribute	BL2000\sean	2/3/2022 12:18:49 PM	Set UserAnnotation = INT for compound Triallate in sample Feb0136.D; previous value =			✓	
CmdZeroOutPeak	BL2000\sean	2/3/2022 12:18:52 PM	Zero out primary peak of compound Nitrobenzene in sample Feb0136.D			✓	
CmdSetTargetCompoundAttribute	BL2000\sean	2/3/2022 12:18:53 PM	Set UserAnnotation = INT for compound Nitrobenzene in sample Feb0136.D; previous value =			✓	
CmdZeroOutPeak	BL2000\sean	2/3/2022 12:18:55 PM	Zero out primary peak of compound 2,6-Dinitrotoluene in sample Feb0136.D			✓	
CmdSetTargetCompoundAttribute	BL2000\sean	2/3/2022 12:18:55 PM	Set UserAnnotation = INT for compound 2,6-Dinitrotoluene in sample Feb0136.D; previous value =			✓	
CmdZeroOutPeak	BL2000\sean	2/3/2022 12:19:00 PM	Zero out primary peak of compound p-Chloroaniline in sample Feb0136.D			✓	

Name	User	Time	Action	Reason	Comment	Succeed	Exception
CmdSetTargetCompoundAttribute	BL2000\sean	2/3/2022 12:19:01 PM	Set UserAnnotation = INT for compound p-Chloroaniline in sample Feb0136.D; previous value =			✓	
CmdZeroOutPeak	BL2000\sean	2/3/2022 12:19:03 PM	Zero out primary peak of compound N-nitroso-Di-n-propylamine in sample Feb0136.D			✓	
CmdSetTargetCompoundAttribute	BL2000\sean	2/3/2022 12:19:04 PM	Set UserAnnotation = INT for compound N-nitroso-Di-n-propylamine in sample Feb0136.D; previous value =			✓	
CmdZeroOutPeak	BL2000\sean	2/3/2022 12:19:05 PM	Zero out primary peak of compound Dimethyl Phthalate in sample Feb0136.D			✓	
CmdSetTargetCompoundAttribute	BL2000\sean	2/3/2022 12:19:07 PM	Set UserAnnotation = INT for compound Dimethyl Phthalate in sample Feb0136.D; previous value =			✓	
CmdZeroOutPeak	BL2000\sean	2/3/2022 12:19:08 PM	Zero out primary peak of compound 4-Chlorophenyl-phenylether in sample Feb0136.D			✓	
CmdSetTargetCompoundAttribute	BL2000\sean	2/3/2022 12:19:09 PM	Set UserAnnotation = INT for compound 4-Chlorophenyl-phenylether in sample Feb0136.D; previous value =			✓	
CmdZeroOutPeak	BL2000\sean	2/3/2022 12:19:11 PM	Zero out primary peak of compound 4,6-Dinitro-2-methylphenol in sample Feb0136.D			✓	
CmdSetTargetCompoundAttribute	BL2000\sean	2/3/2022 12:19:13 PM	Set UserAnnotation = INT for compound 4,6-Dinitro-2-methylphenol in sample Feb0136.D; previous value =			✓	
CmdZeroOutPeak	BL2000\sean	2/3/2022 12:19:14 PM	Zero out primary peak of compound 2,4-Dichlorophenol in sample Feb0136.D			✓	
CmdSetTargetCompoundAttribute	BL2000\sean	2/3/2022 12:19:16 PM	Set UserAnnotation = INT for compound 2,4-Dichlorophenol in sample Feb0136.D; previous value =			✓	
CmdZeroOutPeak	BL2000\sean	2/3/2022 12:19:18 PM	Zero out primary peak of compound Isophorone in sample Feb0136.D			✓	
CmdSetTargetCompoundAttribute	BL2000\sean	2/3/2022 12:19:19 PM	Set UserAnnotation = INT for compound Isophorone in sample Feb0136.D; previous value =			✓	
CmdZeroOutPeak	BL2000\sean	2/3/2022 12:19:22 PM	Zero out primary peak of compound Dibenzofuran in sample Feb0136.D			✓	
CmdSetTargetCompoundAttribute	BL2000\sean	2/3/2022 12:19:23 PM	Set UserAnnotation = INT for compound Dibenzofuran in sample Feb0136.D; previous value =			✓	
CmdZeroOutPeak	BL2000\sean	2/3/2022 12:19:28 PM	Zero out primary peak of compound Acenaphthene in sample Feb0136.D			✓	
CmdSetTargetCompoundAttribute	BL2000\sean	2/3/2022 12:19:29 PM	Set UserAnnotation = INT for compound Acenaphthene in sample Feb0136.D; previous value =			✓	

Name	User	Time	Action	Reason	Comment	Succeed	Exception
CmdZeroOutPeak	BL2000\sean	2/3/2022 12:19:31 PM	Zero out primary peak of compound Naphthalene in sample Feb0136.D			✓	
CmdClearManualIntegration	BL2000\sean	2/3/2022 12:19:33 PM	Clear manual integration of target signal for compound Naphthalene in sample Feb0136.D			✓	
CmdManuallyIntegratePeak	BL2000\sean	2/3/2022 12:19:38 PM	Manually integrate compound Naphthalene in sample Feb0136.D, from x, y = 6.383, 1949 to 6.414, 1949, result = 127799; previous integration is from x, y = 6.352, 2155 to 6.444, 2155 and previous response = 176312.			✓	
CmdSetTargetCompoundAttribute	BL2000\sean	2/3/2022 12:19:39 PM	Set UserAnnotation = GT for compound Naphthalene in sample Feb0136.D; previous value =			✓	
CmdManuallyIntegrateQualifierPeak	BL2000\sean	2/3/2022 12:19:42 PM	Manually integrate qualifier 129.0 of compound Naphthalene in sample Feb0136.D, from x, y = 6.393, 2720 to 6.403, 2720, result = 44133; previous integration is from x, y = 6.354, 2187 to 6.506, 4520 and previous response = 211011.			✓	
CmdManuallyIntegrateApplyTargetRtToQualifier	BL2000\sean	2/3/2022 12:19:45 PM	Apply target integration range 6.383-6.414 to qualifier 129.0 for compound Naphthalene in sample Feb0136.D, new integration is from x, y = 6.383, 17960 to 6.414, 12601 and new response = 72791; previous integration is from x, y = 6.393, 2720 to 6.403, 2720 and previous response = 44133.			✓	
CmdManuallyIntegrateDropBaseline	BL2000\sean	2/3/2022 12:19:46 PM	Drop baseline for qualifier 129.0 of compound Naphthalene in sample Feb0136.D to y = 12601, new integration is from x, y = 6.383, 12601 to 6.414, 12601 and new response = 77743; previous integration is from x, y = 6.383, 17960 to 6.414, 12601 and previous response = 72791.			✓	
CmdManuallyIntegrateApplyTargetRtToQualifier	BL2000\sean	2/3/2022 12:19:48 PM	Apply target integration range 6.383-6.414 to qualifier 102.0 for compound Naphthalene in sample Feb0136.D, new integration is from x, y = 6.383, 9773 to 6.414, 4023 and new response = 15762; previous integration is from x, y = 6.353, 1402 to 6.444, 1633 and previous response = 39123.			✓	

Name	User	Time	Action	Reason	Comment	Succeed	Exception
CmdManuallyIntegrateDropBaseline	BL2000\sean	2/3/2022 12:19:49 PM	Drop baseline for qualifier 102.0 of compound Naphthalene in sample Feb0136.D to y = 4023, new integration is from x, y = 6.383, 4023 to 6.414, 4023 and new response = 21075; previous integration is from x, y = 6.383, 9773 to 6.414, 4023 and previous response = 15762.			✓	
CmdZeroOutPeak	BL2000\sean	2/3/2022 12:20:00 PM	Zero out primary peak of compound Naphthalene in sample Feb0136.D			✓	
CmdZeroOutPeak	BL2000\sean	2/3/2022 12:20:03 PM	Zero out primary peak of compound Pentachlorophenol in sample Feb0136.D			✓	
CmdSetTargetCompoundAttribute	BL2000\sean	2/3/2022 12:20:05 PM	Set UserAnnotation = INT for compound Pentachlorophenol in sample Feb0136.D; previous value =			✓	
CmdManuallyIntegrateSplit	BL2000\sean	2/3/2022 12:20:08 PM	Split qualifier 142.0 of compound 1-Methylnaphthalene in sample Feb0136.D and keep left peak, new integration is from x, y = 7.328, 5087.06536902746 to 7.420, 5803.92839113376 and new response = 187762, previous integration is from x, y = 7.328, 5087 to 7.420, 5804 and previous response = 187762.			✓	
CmdZeroOutPeak	BL2000\sean	2/3/2022 12:20:14 PM	Zero out primary peak of compound 1-Methylnaphthalene in sample Feb0136.D			✓	
CmdZeroOutPeak	BL2000\sean	2/3/2022 12:20:16 PM	Zero out primary peak of compound 4-Chloro-3-Methylphenol in sample Feb0136.D			✓	
CmdZeroOutPeak	BL2000\sean	2/3/2022 12:20:17 PM	Zero out primary peak of compound 3-Nitroaniline in sample Feb0136.D			✓	
CmdZeroOutPeak	BL2000\sean	2/3/2022 12:20:20 PM	Zero out primary peak of compound 2,4-Dinitrotoluene in sample Feb0136.D			✓	
CmdSetTargetCompoundAttribute	BL2000\sean	2/3/2022 12:20:22 PM	Set UserAnnotation = INT for compound 4-Chloro-3-Methylphenol in sample Feb0136.D; previous value =			✓	
CmdSetTargetCompoundAttribute	BL2000\sean	2/3/2022 12:20:24 PM	Set UserAnnotation = INT for compound 3-Nitroaniline in sample Feb0136.D; previous value =			✓	
CmdSetTargetCompoundAttribute	BL2000\sean	2/3/2022 12:20:26 PM	Set UserAnnotation = INT for compound 2,4-Dinitrotoluene in sample Feb0136.D; previous value =			✓	
CmdZeroOutPeak	BL2000\sean	2/3/2022 12:20:31 PM	Zero out primary peak of compound 4-Nitroaniline in sample Feb0136.D			✓	
CmdSetTargetCompoundAttribute	BL2000\sean	2/3/2022 12:20:32 PM	Set UserAnnotation = INT for compound 4-Nitroaniline in sample Feb0136.D; previous value =			✓	
CmdZeroOutPeak	BL2000\sean	2/3/2022 12:20:36 PM	Zero out primary peak of compound 4-Chloro-2-Methylphenol in sample Feb0136.D			✓	

Name	User	Time	Action	Reason	Comment	Succeed	Exception
CmdSetTargetCompoundAttribute	BL2000\sean	2/3/2022 12:20:37 PM	Set UserAnnotation = INT for compound 4-Chloro-2-Methylphenol in sample Feb0136.D; previous value =			✓	
CmdZeroOutPeak	BL2000\sean	2/3/2022 12:20:42 PM	Zero out primary peak of compound bis(-2-Chloroethoxy)Methane in sample Feb0136.D			✓	
CmdSetTargetCompoundAttribute	BL2000\sean	2/3/2022 12:20:44 PM	Set UserAnnotation = INT for compound bis(-2-Chloroethoxy)Methane in sample Feb0136.D; previous value =			✓	
CmdZeroOutPeak	BL2000\sean	2/3/2022 12:20:46 PM	Zero out primary peak of compound 2,4,5-Trichlorophenol in sample Feb0136.D			✓	
CmdSetTargetCompoundAttribute	BL2000\sean	2/3/2022 12:20:47 PM	Set UserAnnotation = INT for compound 2,4,5-Trichlorophenol in sample Feb0136.D; previous value =			✓	
CmdZeroOutPeak	BL2000\sean	2/3/2022 12:20:49 PM	Zero out primary peak of compound Butylbenzylphthalate in sample Feb0136.D			✓	
CmdSetTargetCompoundAttribute	BL2000\sean	2/3/2022 12:20:50 PM	Set UserAnnotation = INT for compound Butylbenzylphthalate in sample Feb0136.D; previous value =			✓	
CmdZeroOutPeak	BL2000\sean	2/3/2022 12:20:52 PM	Zero out primary peak of compound 2,4,6-Trichlorophenol in sample Feb0136.D			✓	
CmdSetTargetCompoundAttribute	BL2000\sean	2/3/2022 12:20:53 PM	Set UserAnnotation = INT for compound 2,4,6-Trichlorophenol in sample Feb0136.D; previous value =			✓	
CmdZeroOutPeak	BL2000\sean	2/3/2022 12:20:56 PM	Zero out primary peak of compound Diethylphthalate in sample Feb0136.D			✓	
CmdSetTargetCompoundAttribute	BL2000\sean	2/3/2022 12:20:56 PM	Set UserAnnotation = INT for compound Diethylphthalate in sample Feb0136.D; previous value =			✓	
CmdZeroOutPeak	BL2000\sean	2/3/2022 12:21:00 PM	Zero out primary peak of compound bis(2-chloroisopropyl)Ether in sample Feb0136.D			✓	
CmdSetTargetCompoundAttribute	BL2000\sean	2/3/2022 12:21:01 PM	Set UserAnnotation = INT for compound bis(2-chloroisopropyl)Ether in sample Feb0136.D; previous value =			✓	
CmdZeroOutPeak	BL2000\sean	2/3/2022 12:21:03 PM	Zero out primary peak of compound Azobenzene in sample Feb0136.D			✓	
CmdZeroOutPeak	BL2000\sean	2/3/2022 12:21:06 PM	Zero out primary peak of compound 2-Nitrophenol in sample Feb0136.D			✓	
CmdSetTargetCompoundAttribute	BL2000\sean	2/3/2022 12:21:06 PM	Set UserAnnotation = INT for compound 2-Nitrophenol in sample Feb0136.D; previous value =			✓	

Name	User	Time	Action	Reason	Comment	Succeed	Exception
CmdManuallyIntegratePeak	BL2000\sean	2/3/2022 12:21:12 PM	Manually integrate compound Fluorene in sample Feb0136.D, from x, y = 9.131, 11488 to 9.182, 10588, result = 70752; previous integration is from x, y = 9.177, 14936 to 9.264, 15348 and previous response = 55410.			✓	
CmdManuallyIntegrateApplyTargetRtToQualifier	BL2000\sean	2/3/2022 12:21:14 PM	Apply target integration range 9.131-9.182 to qualifier 165.0 for compound Fluorene in sample Feb0136.D, new integration is from x, y = 9.131, 41824 to 9.182, 46384 and new response = 59794; previous integration is from x, y = 9.175, 36585 to 9.325, 40397 and previous response = 213715.			✓	
CmdManuallyIntegrateDropBaseline	BL2000\sean	2/3/2022 12:21:15 PM	Drop baseline for qualifier 165.0 of compound Fluorene in sample Feb0136.D to y = 41824, new integration is from x, y = 9.131, 41824 to 9.182, 41824 and new response = 66793; previous integration is from x, y = 9.131, 41824 to 9.182, 46384 and previous response = 59794.			✓	
CmdManuallyIntegrateApplyTargetRtToQualifier	BL2000\sean	2/3/2022 12:21:16 PM	Apply target integration range 9.131-9.182 to qualifier 167.0 for compound Fluorene in sample Feb0136.D, new integration is from x, y = 9.131, 17112 to 9.182, 40320 and new response = 9996; previous integration is from x, y = 9.203, 19263 to 9.264, 20123 and previous response = 144039.			✓	
CmdManuallyIntegrateApplyTargetRtToQualifier	BL2000\sean	2/3/2022 12:21:17 PM	Apply target integration range 9.131-9.182 to qualifier 167.0 for compound Fluorene in sample Feb0136.D, new integration is from x, y = 9.131, 17112 to 9.182, 40320 and new response = 9996; previous integration is from x, y = 9.131, 17112 to 9.182, 40320 and previous response = 9996.			✓	
CmdManuallyIntegrateDropBaseline	BL2000\sean	2/3/2022 12:21:18 PM	Drop baseline for qualifier 167.0 of compound Fluorene in sample Feb0136.D to y = 17112, new integration is from x, y = 9.131, 17112 to 9.182, 17112 and new response = 45620; previous integration is from x, y = 9.131, 17112 to 9.182, 40320 and previous response = 9996.			✓	
CmdZeroOutPeak	BL2000\sean	2/3/2022 12:23:10 PM	Zero out primary peak of compound Fluorene in sample Feb0136.D			✓	
CmdSetTargetCompoundAttribute	BL2000\sean	2/3/2022 12:23:12 PM	Set UserAnnotation = INT for compound Fluorene in sample Feb0136.D; previous value =			✓	
CmdZeroOutPeak	BL2000\sean	2/3/2022 12:23:16 PM	Zero out primary peak of compound Anthracene in sample Feb0136.D			✓	

Name	User	Time	Action	Reason	Comment	Succeed	Exception
CmdSetTargetCompoundAttribute	BL2000\sean	2/3/2022 12:23:17 PM	Set UserAnnotation = INT for compound Anthracene in sample Feb0136.D; previous value =			✓	
CmdZeroOutPeak	BL2000\sean	2/3/2022 12:23:20 PM	Zero out primary peak of compound Acenaphthylene in sample Feb0136.D			✓	
CmdSetTargetCompoundAttribute	BL2000\sean	2/3/2022 12:23:21 PM	Set UserAnnotation = INT for compound Acenaphthylene in sample Feb0136.D; previous value =			✓	
CmdZeroOutPeak	BL2000\sean	2/3/2022 12:23:24 PM	Zero out primary peak of compound Benzo(b)fluoranthene in sample Feb0136.D			✓	
CmdClearManualIntegration	BL2000\sean	2/3/2022 12:23:27 PM	Clear manual integration of target signal for compound Benzo(b)fluoranthene in sample Feb0136.D			✓	
CmdManuallyIntegrateSplit	BL2000\sean	2/3/2022 12:23:30 PM	Split peak for compound Benzo(b)fluoranthene in sample Feb0136.D and keep left peak, new integration is from x, y = 18.514, 1050.75617724608 to 18.588, 1181.45891943661 and new response = 34871, previous integration is from x, y = 18.514, 1051 to 18.636, 1266 and previous response = 42314.			✓	
CmdManuallyIntegrateSplit	BL2000\sean	2/3/2022 12:23:34 PM	Split qualifier 253.0 of compound Benzo(b)fluoranthene in sample Feb0136.D and keep left peak, new integration is from x, y = 18.520, 1846.69562728252 to 18.649, 1747.69233276402 and new response = 19318, previous integration is from x, y = 18.520, 1847 to 18.649, 1748 and previous response = 19318.			✓	
CmdManuallyIntegrateQualifierPeak	BL2000\sean	2/3/2022 12:23:38 PM	Manually integrate qualifier 253.0 of compound Benzo(b)fluoranthene in sample Feb0136.D, from x, y = 18.520, 1847 to 18.588, 2070, result = 13504; previous integration is from x, y = 18.520, 1847 to 18.649, 1748 and previous response = 19318.			✓	
CmdManuallyIntegrateDropBaseline	BL2000\sean	2/3/2022 12:23:39 PM	Drop baseline for qualifier 253.0 of compound Benzo(b)fluoranthene in sample Feb0136.D to y = 1847, new integration is from x, y = 18.520, 1847 to 18.588, 1847 and new response = 13961; previous integration is from x, y = 18.520, 1847 to 18.588, 2070 and previous response = 13504.			✓	
CmdZeroOutPeak	BL2000\sean	2/3/2022 12:23:41 PM	Zero out primary peak of compound Benzo(b)fluoranthene in sample Feb0136.D			✓	
CmdSetTargetCompoundAttribute	BL2000\sean	2/3/2022 12:23:43 PM	Set UserAnnotation = INT for compound Benzo(b)fluoranthene in sample Feb0136.D; previous value =			✓	

Name	User	Time	Action	Reason	Comment	Succeed	Exception
CmdZeroOutPeak	BL2000\sean	2/3/2022 12:23:59 PM	Zero out primary peak of compound 2,6-Dinitrotoluene in sample Feb0137.D			✓	
CmdSetTargetCompoundAttribute	BL2000\sean	2/3/2022 12:24:01 PM	Set UserAnnotation = INT for compound 2,6-Dinitrotoluene in sample Feb0137.D; previous value =			✓	
CmdZeroOutPeak	BL2000\sean	2/3/2022 12:24:03 PM	Zero out primary peak of compound 2,4-Dinitrotoluene in sample Feb0137.D			✓	
CmdSetTargetCompoundAttribute	BL2000\sean	2/3/2022 12:24:04 PM	Set UserAnnotation = INT for compound 2,4-Dinitrotoluene in sample Feb0137.D; previous value =			✓	
CmdZeroOutPeak	BL2000\sean	2/3/2022 12:24:06 PM	Zero out primary peak of compound N-nitroso-Di-n-propylamine in sample Feb0137.D			✓	
CmdSetTargetCompoundAttribute	BL2000\sean	2/3/2022 12:24:07 PM	Set UserAnnotation = INT for compound N-nitroso-Di-n-propylamine in sample Feb0137.D; previous value =			✓	
CmdZeroOutPeak	BL2000\sean	2/3/2022 12:24:09 PM	Zero out primary peak of compound Dimethyl Phthalate in sample Feb0137.D			✓	
CmdSetTargetCompoundAttribute	BL2000\sean	2/3/2022 12:24:10 PM	Set UserAnnotation = INT for compound Dimethyl Phthalate in sample Feb0137.D; previous value =			✓	
CmdZeroOutPeak	BL2000\sean	2/3/2022 12:24:12 PM	Zero out primary peak of compound 2,4-Dinitrophenol in sample Feb0137.D			✓	
CmdSetTargetCompoundAttribute	BL2000\sean	2/3/2022 12:24:13 PM	Set UserAnnotation = INT for compound 2,4-Dinitrophenol in sample Feb0137.D; previous value =			✓	
CmdZeroOutPeak	BL2000\sean	2/3/2022 12:24:16 PM	Zero out primary peak of compound 4,6-Dinitro-2-methylphenol in sample Feb0137.D			✓	
CmdSetTargetCompoundAttribute	BL2000\sean	2/3/2022 12:24:17 PM	Set UserAnnotation = INT for compound 4,6-Dinitro-2-methylphenol in sample Feb0137.D; previous value =			✓	
CmdZeroOutPeak	BL2000\sean	2/3/2022 12:24:19 PM	Zero out primary peak of compound 4-Chlorophenol in sample Feb0137.D			✓	
CmdSetTargetCompoundAttribute	BL2000\sean	2/3/2022 12:24:20 PM	Set UserAnnotation = INT for compound 4-Chlorophenol in sample Feb0137.D; previous value =			✓	
CmdZeroOutPeak	BL2000\sean	2/3/2022 12:24:22 PM	Zero out primary peak of compound bis(-2-Chloroethyl)Ether in sample Feb0137.D			✓	
CmdSetTargetCompoundAttribute	BL2000\sean	2/3/2022 12:24:23 PM	Set UserAnnotation = INT for compound bis(-2-Chloroethyl)Ether in sample Feb0137.D; previous value =			✓	
CmdZeroOutPeak	BL2000\sean	2/3/2022 12:24:37 PM	Zero out primary peak of compound Hexachloroethane in sample Feb0140.D			✓	

Name	User	Time	Action	Reason	Comment	Succeed	Exception
CmdSetTargetCompoundAttribute	BL2000\sean	2/3/2022 12:24:38 PM	Set UserAnnotation = INT for compound Hexachloroethane in sample Feb0140.D; previous value =			✓	
CmdZeroOutPeak	BL2000\sean	2/3/2022 12:24:40 PM	Zero out primary peak of compound 4-Chlorophenol in sample Feb0140.D			✓	
CmdSetTargetCompoundAttribute	BL2000\sean	2/3/2022 12:24:41 PM	Set UserAnnotation = INT for compound 4-Chlorophenol in sample Feb0140.D; previous value =			✓	
CmdZeroOutPeak	BL2000\sean	2/3/2022 12:24:43 PM	Zero out primary peak of compound 4,6-Dinitro-2-methylphenol in sample Feb0140.D			✓	
CmdSetTargetCompoundAttribute	BL2000\sean	2/3/2022 12:24:44 PM	Set UserAnnotation = INT for compound 4,6-Dinitro-2-methylphenol in sample Feb0140.D; previous value =			✓	
CmdZeroOutPeak	BL2000\sean	2/3/2022 12:24:47 PM	Zero out primary peak of compound Dimethyl Phthalate in sample Feb0140.D			✓	
CmdSetTargetCompoundAttribute	BL2000\sean	2/3/2022 12:24:48 PM	Set UserAnnotation = INT for compound Dimethyl Phthalate in sample Feb0140.D; previous value =			✓	
CmdZeroOutPeak	BL2000\sean	2/3/2022 12:24:50 PM	Zero out primary peak of compound N-nitroso-Di-n-propylamine in sample Feb0140.D			✓	
CmdSetTargetCompoundAttribute	BL2000\sean	2/3/2022 12:24:51 PM	Set UserAnnotation = INT for compound N-nitroso-Di-n-propylamine in sample Feb0140.D; previous value =			✓	
CmdZeroOutPeak	BL2000\sean	2/3/2022 12:24:53 PM	Zero out primary peak of compound 2,4-Dinitrotoluene in sample Feb0140.D			✓	
CmdSetTargetCompoundAttribute	BL2000\sean	2/3/2022 12:24:54 PM	Set UserAnnotation = INT for compound 2,4-Dinitrotoluene in sample Feb0140.D; previous value =			✓	
CmdZeroOutPeak	BL2000\sean	2/3/2022 12:24:57 PM	Zero out primary peak of compound 2,6-Dinitrotoluene in sample Feb0140.D			✓	
CmdSetTargetCompoundAttribute	BL2000\sean	2/3/2022 12:24:59 PM	Set UserAnnotation = INT for compound 2,6-Dinitrotoluene in sample Feb0140.D; previous value =			✓	
CmdZeroOutPeak	BL2000\sean	2/3/2022 12:25:54 PM	Zero out primary peak of compound 2,6-Dinitrotoluene in sample Feb0141.D			✓	
CmdSetTargetCompoundAttribute	BL2000\sean	2/3/2022 12:25:55 PM	Set UserAnnotation = INT for compound 2,6-Dinitrotoluene in sample Feb0141.D; previous value =			✓	
CmdZeroOutPeak	BL2000\sean	2/3/2022 12:25:59 PM	Zero out primary peak of compound 2,4-Dinitrotoluene in sample Feb0141.D			✓	
CmdSetTargetCompoundAttribute	BL2000\sean	2/3/2022 12:26:00 PM	Set UserAnnotation = INT for compound 2,4-Dinitrotoluene in sample Feb0141.D; previous value =			✓	

Name	User	Time	Action	Reason	Comment	Succeed	Exception
CmdZeroOutPeak	BL2000\sean	2/3/2022 12:26:02 PM	Zero out primary peak of compound N-nitroso-Di-n-propylamine in sample Feb0141.D			✓	
CmdSetTargetCompoundAttribute	BL2000\sean	2/3/2022 12:26:03 PM	Set UserAnnotation = INT for compound N-nitroso-Di-n-propylamine in sample Feb0141.D; previous value =			✓	
CmdZeroOutPeak	BL2000\sean	2/3/2022 12:26:05 PM	Zero out primary peak of compound Dimethyl Phthalate in sample Feb0141.D			✓	
CmdZeroOutPeak	BL2000\sean	2/3/2022 12:26:07 PM	Zero out primary peak of compound 4,6-Dinitro-2-methylphenol in sample Feb0141.D			✓	
CmdSetTargetCompoundAttribute	BL2000\sean	2/3/2022 12:26:08 PM	Set UserAnnotation = INT for compound 4,6-Dinitro-2-methylphenol in sample Feb0141.D; previous value =			✓	
CmdZeroOutPeak	BL2000\sean	2/3/2022 12:26:10 PM	Zero out primary peak of compound 4-Chlorophenol in sample Feb0141.D			✓	
CmdSetTargetCompoundAttribute	BL2000\sean	2/3/2022 12:26:10 PM	Set UserAnnotation = INT for compound 4-Chlorophenol in sample Feb0141.D; previous value =			✓	
CmdZeroOutPeak	BL2000\sean	2/3/2022 12:26:12 PM	Zero out primary peak of compound bis(-2-Chloroethyl)Ether in sample Feb0141.D			✓	
CmdSetTargetCompoundAttribute	BL2000\sean	2/3/2022 12:26:13 PM	Set UserAnnotation = INT for compound bis(-2-Chloroethyl)Ether in sample Feb0141.D; previous value =			✓	
CmdZeroOutPeak	BL2000\sean	2/3/2022 12:26:29 PM	Zero out primary peak of compound 2,6-Dinitrotoluene in sample Feb0142.D			✓	
CmdSetTargetCompoundAttribute	BL2000\sean	2/3/2022 12:26:30 PM	Set UserAnnotation = INT for compound 2,6-Dinitrotoluene in sample Feb0142.D; previous value =			✓	
CmdZeroOutPeak	BL2000\sean	2/3/2022 12:26:36 PM	Zero out primary peak of compound 2,4-Dinitrotoluene in sample Feb0142.D			✓	
CmdSetTargetCompoundAttribute	BL2000\sean	2/3/2022 12:26:38 PM	Set UserAnnotation = INT for compound 2,4-Dinitrotoluene in sample Feb0142.D; previous value =			✓	
CmdZeroOutPeak	BL2000\sean	2/3/2022 12:26:40 PM	Zero out primary peak of compound Dimethyl Phthalate in sample Feb0142.D			✓	
CmdSetTargetCompoundAttribute	BL2000\sean	2/3/2022 12:26:40 PM	Set UserAnnotation = INT for compound Dimethyl Phthalate in sample Feb0142.D; previous value =			✓	
CmdZeroOutPeak	BL2000\sean	2/3/2022 12:26:42 PM	Zero out primary peak of compound N-nitroso-Di-n-propylamine in sample Feb0142.D			✓	

Name	User	Time	Action	Reason	Comment	Succeed	Exception
CmdSetTargetCompoundAttribute	BL2000\sean	2/3/2022 12:26:43 PM	Set UserAnnotation = INT for compound N-nitroso-Di-n-propylamine in sample Feb0142.D; previous value =			✓	
CmdZeroOutPeak	BL2000\sean	2/3/2022 12:26:45 PM	Zero out primary peak of compound 4,6-Dinitro-2-methylphenol in sample Feb0142.D			✓	
CmdSetTargetCompoundAttribute	BL2000\sean	2/3/2022 12:26:47 PM	Set UserAnnotation = INT for compound 4,6-Dinitro-2-methylphenol in sample Feb0142.D; previous value =			✓	
CmdZeroOutPeak	BL2000\sean	2/3/2022 12:26:49 PM	Zero out primary peak of compound 4-Chlorophenol in sample Feb0142.D			✓	
CmdSetTargetCompoundAttribute	BL2000\sean	2/3/2022 12:26:50 PM	Set UserAnnotation = INT for compound 4-Chlorophenol in sample Feb0142.D; previous value =			✓	
CmdZeroOutPeak	BL2000\sean	2/3/2022 12:27:02 PM	Zero out primary peak of compound Hexachloroethane in sample Feb0143.D			✓	
CmdSetTargetCompoundAttribute	BL2000\sean	2/3/2022 12:27:03 PM	Set UserAnnotation = INT for compound Hexachloroethane in sample Feb0143.D; previous value =			✓	
CmdZeroOutPeak	BL2000\sean	2/3/2022 12:27:05 PM	Zero out primary peak of compound N-nitroso-Di-n-propylamine in sample Feb0143.D			✓	
CmdSetTargetCompoundAttribute	BL2000\sean	2/3/2022 12:27:06 PM	Set UserAnnotation = INT for compound N-nitroso-Di-n-propylamine in sample Feb0143.D; previous value =			✓	
CmdZeroOutPeak	BL2000\sean	2/3/2022 12:27:08 PM	Zero out primary peak of compound 2,4-Dimethylphenol in sample Feb0143.D			✓	
CmdClearManualIntegration	BL2000\sean	2/3/2022 12:27:11 PM	Clear manual integration of target signal for compound 2,4-Dimethylphenol in sample Feb0143.D			✓	
CmdZeroOutPeak	BL2000\sean	2/3/2022 12:27:14 PM	Zero out primary peak of compound Dimethyl Phthalate in sample Feb0143.D			✓	
CmdSetTargetCompoundAttribute	BL2000\sean	2/3/2022 12:27:15 PM	Set UserAnnotation = INT for compound Dimethyl Phthalate in sample Feb0143.D; previous value =			✓	
CmdZeroOutPeak	BL2000\sean	2/3/2022 12:27:16 PM	Zero out primary peak of compound 2-Nitroaniline in sample Feb0143.D			✓	
CmdSetTargetCompoundAttribute	BL2000\sean	2/3/2022 12:27:17 PM	Set UserAnnotation = INT for compound 2-Nitroaniline in sample Feb0143.D; previous value =			✓	
CmdZeroOutPeak	BL2000\sean	2/3/2022 12:27:19 PM	Zero out primary peak of compound 4-Chlorophenol in sample Feb0143.D			✓	
CmdSetTargetCompoundAttribute	BL2000\sean	2/3/2022 12:27:21 PM	Set UserAnnotation = INT for compound 4-Chlorophenol in sample Feb0143.D; previous value =			✓	

Name	User	Time	Action	Reason	Comment	Succeed	Exception
CmdZeroOutPeak	BL2000\sean	2/3/2022 12:27:22 PM	Zero out primary peak of compound 2,4-Dinitrophenol in sample Feb0143.D			✓	
CmdSetTargetCompoundAttribute	BL2000\sean	2/3/2022 12:27:24 PM	Set UserAnnotation = INT for compound 2,4-Dinitrophenol in sample Feb0143.D; previous value =			✓	
CmdZeroOutPeak	BL2000\sean	2/3/2022 12:27:26 PM	Zero out primary peak of compound 2,4-Dinitrotoluene in sample Feb0143.D			✓	
CmdSetTargetCompoundAttribute	BL2000\sean	2/3/2022 12:27:27 PM	Set UserAnnotation = INT for compound 2,4-Dinitrotoluene in sample Feb0143.D; previous value =			✓	
CmdZeroOutPeak	BL2000\sean	2/3/2022 12:27:30 PM	Zero out primary peak of compound 4,6-Dinitro-2-methylphenol in sample Feb0143.D			✓	
CmdSetTargetCompoundAttribute	BL2000\sean	2/3/2022 12:27:31 PM	Set UserAnnotation = INT for compound 4,6-Dinitro-2-methylphenol in sample Feb0143.D; previous value =			✓	
CmdZeroOutPeak	BL2000\sean	2/3/2022 12:27:33 PM	Zero out primary peak of compound 4-Chloro-3-Methylphenol in sample Feb0143.D			✓	
CmdSetTargetCompoundAttribute	BL2000\sean	2/3/2022 12:27:34 PM	Set UserAnnotation = INT for compound 4-Chloro-3-Methylphenol in sample Feb0143.D; previous value =			✓	
CmdZeroOutPeak	BL2000\sean	2/3/2022 12:27:36 PM	Zero out primary peak of compound Benzoic Acid in sample Feb0143.D			✓	
CmdSetTargetCompoundAttribute	BL2000\sean	2/3/2022 12:27:37 PM	Set UserAnnotation = INT for compound Benzoic Acid in sample Feb0143.D; previous value =			✓	
CmdZeroOutPeak	BL2000\sean	2/3/2022 12:27:40 PM	Zero out primary peak of compound 4-Chloro-2-Methylphenol in sample Feb0143.D			✓	
CmdSetTargetCompoundAttribute	BL2000\sean	2/3/2022 12:27:41 PM	Set UserAnnotation = INT for compound 4-Chloro-2-Methylphenol in sample Feb0143.D; previous value =			✓	
CmdZeroOutPeak	BL2000\sean	2/3/2022 12:27:43 PM	Zero out primary peak of compound 2-Chloronaphthalene in sample Feb0143.D			✓	
CmdSetTargetCompoundAttribute	BL2000\sean	2/3/2022 12:27:44 PM	Set UserAnnotation = INT for compound 2-Chloronaphthalene in sample Feb0143.D; previous value =			✓	
CmdZeroOutPeak	BL2000\sean	2/3/2022 12:27:47 PM	Zero out primary peak of compound 4-Nitroaniline in sample Feb0143.D			✓	
CmdZeroOutPeak	BL2000\sean	2/3/2022 12:27:50 PM	Zero out primary peak of compound 2,4-Dichlorophenol in sample Feb0143.D			✓	
CmdSetTargetCompoundAttribute	BL2000\sean	2/3/2022 12:27:51 PM	Set UserAnnotation = INT for compound 2,4-Dichlorophenol in sample Feb0143.D; previous value =			✓	

Name	User	Time	Action	Reason	Comment	Succeed	Exception
CmdZeroOutPeak	BL2000\sean	2/3/2022 12:27:54 PM	Zero out primary peak of compound 2,6-Dinitrotoluene in sample Feb0143.D			✓	
CmdSetTargetCompoundAttribute	BL2000\sean	2/3/2022 12:27:55 PM	Set UserAnnotation = INT for compound 2,6-Dinitrotoluene in sample Feb0143.D; previous value =			✓	
CmdZeroOutPeak	BL2000\sean	2/3/2022 12:27:58 PM	Zero out primary peak of compound Triallate in sample Feb0143.D			✓	
CmdSetTargetCompoundAttribute	BL2000\sean	2/3/2022 12:27:58 PM	Set UserAnnotation = INT for compound Triallate in sample Feb0143.D; previous value =			✓	
CmdZeroOutPeak	BL2000\sean	2/3/2022 12:28:00 PM	Zero out primary peak of compound N-nitrosodiphenylamine in sample Feb0143.D			✓	
CmdSetTargetCompoundAttribute	BL2000\sean	2/3/2022 12:28:01 PM	Set UserAnnotation = INT for compound N-nitrosodiphenylamine in sample Feb0143.D; previous value =			✓	
CmdZeroOutPeak	BL2000\sean	2/3/2022 12:28:03 PM	Zero out primary peak of compound Benzo(a)Anthracene in sample Feb0143.D			✓	
CmdSetTargetCompoundAttribute	BL2000\sean	2/3/2022 12:28:04 PM	Set UserAnnotation = INT for compound Benzo(a)Anthracene in sample Feb0143.D; previous value =			✓	
CmdZeroOutPeak	BL2000\sean	2/3/2022 12:28:19 PM	Zero out primary peak of compound 4Methylphenol/3Methylphenol in sample Feb0143.D			✓	
CmdSetTargetCompoundAttribute	BL2000\sean	2/3/2022 12:28:20 PM	Set UserAnnotation = INT for compound 4Methylphenol/3Methylphenol in sample Feb0143.D; previous value =			✓	
CmdZeroOutPeak	BL2000\sean	2/3/2022 12:28:22 PM	Zero out primary peak of compound Azobenzene in sample Feb0143.D			✓	
CmdSetTargetCompoundAttribute	BL2000\sean	2/3/2022 12:28:22 PM	Set UserAnnotation = INT for compound Azobenzene in sample Feb0143.D; previous value =			✓	
CmdZeroOutPeak	BL2000\sean	2/3/2022 12:28:25 PM	Zero out primary peak of compound bis(-2-Chloroethyl)Ether in sample Feb0143.D			✓	
CmdSetTargetCompoundAttribute	BL2000\sean	2/3/2022 12:28:25 PM	Set UserAnnotation = INT for compound bis(-2-Chloroethyl)Ether in sample Feb0143.D; previous value =			✓	
CmdZeroOutPeak	BL2000\sean	2/3/2022 12:28:28 PM	Zero out primary peak of compound Nitrobenzene in sample Feb0143.D			✓	
CmdSetTargetCompoundAttribute	BL2000\sean	2/3/2022 12:28:30 PM	Set UserAnnotation = INT for compound Nitrobenzene in sample Feb0143.D; previous value =			✓	
CmdSaveBatchTable	BL2000\sean	2/3/2022 12:28:35 PM	Save batch \\MASSHUNTER\Org\Data\SV5973N.I\sd020122\DoD BNA 2\QuantResults\020122 DoD BNA.batch.bin			✓	

Name	User	Time	Action	Reason	Comment	Succeed	Exception
CmdZeroOutPeak	BL2000\sean	2/3/2022 12:29:12 PM	Zero out primary peak of compound 2,6-Dinitrotoluene in sample Feb0144.D			✓	
CmdSetTargetCompoundAttribute	BL2000\sean	2/3/2022 12:29:14 PM	Set UserAnnotation = INT for compound 2,6-Dinitrotoluene in sample Feb0144.D; previous value =			✓	
CmdZeroOutPeak	BL2000\sean	2/3/2022 12:29:17 PM	Zero out primary peak of compound N-nitroso-Di-n-propylamine in sample Feb0144.D			✓	
CmdSetTargetCompoundAttribute	BL2000\sean	2/3/2022 12:29:17 PM	Set UserAnnotation = INT for compound N-nitroso-Di-n-propylamine in sample Feb0144.D; previous value =			✓	
CmdZeroOutPeak	BL2000\sean	2/3/2022 12:29:19 PM	Zero out primary peak of compound Dimethyl Phthalate in sample Feb0144.D			✓	
CmdSetTargetCompoundAttribute	BL2000\sean	2/3/2022 12:29:20 PM	Set UserAnnotation = INT for compound Dimethyl Phthalate in sample Feb0144.D; previous value =			✓	
CmdZeroOutPeak	BL2000\sean	2/3/2022 12:29:23 PM	Zero out primary peak of compound 4,6-Dinitro-2-methylphenol in sample Feb0144.D			✓	
CmdSetTargetCompoundAttribute	BL2000\sean	2/3/2022 12:29:23 PM	Set UserAnnotation = INT for compound 4,6-Dinitro-2-methylphenol in sample Feb0144.D; previous value =			✓	
CmdZeroOutPeak	BL2000\sean	2/3/2022 12:29:25 PM	Zero out primary peak of compound 4-Chlorophenol in sample Feb0144.D			✓	
CmdSetTargetCompoundAttribute	BL2000\sean	2/3/2022 12:29:26 PM	Set UserAnnotation = INT for compound 4-Chlorophenol in sample Feb0144.D; previous value =			✓	
CmdZeroOutPeak	BL2000\sean	2/3/2022 12:29:36 PM	Zero out primary peak of compound 2,6-Dinitrotoluene in sample Feb0145.D			✓	
CmdSetTargetCompoundAttribute	BL2000\sean	2/3/2022 12:29:37 PM	Set UserAnnotation = INT for compound 2,6-Dinitrotoluene in sample Feb0145.D; previous value =			✓	
CmdZeroOutPeak	BL2000\sean	2/3/2022 12:29:39 PM	Zero out primary peak of compound N-nitroso-Di-n-propylamine in sample Feb0145.D			✓	
CmdSetTargetCompoundAttribute	BL2000\sean	2/3/2022 12:29:40 PM	Set UserAnnotation = INT for compound N-nitroso-Di-n-propylamine in sample Feb0145.D; previous value =			✓	
CmdZeroOutPeak	BL2000\sean	2/3/2022 12:29:42 PM	Zero out primary peak of compound Dimethyl Phthalate in sample Feb0145.D			✓	
CmdZeroOutPeak	BL2000\sean	2/3/2022 12:29:44 PM	Zero out primary peak of compound 4,6-Dinitro-2-methylphenol in sample Feb0145.D			✓	
CmdZeroOutPeak	BL2000\sean	2/3/2022 12:29:46 PM	Zero out primary peak of compound 4-Chlorophenol in sample Feb0145.D			✓	

Name	User	Time	Action	Reason	Comment	Succeed	Exception
CmdSetTargetCompoundAttribute	BL2000\sean	2/3/2022 12:29:47 PM	Set UserAnnotation = INT for compound 4-Chlorophenol in sample Feb0145.D; previous value =			✓	
CmdZeroOutPeak	BL2000\sean	2/3/2022 12:29:50 PM	Zero out primary peak of compound Triallate in sample Feb0145.D			✓	
CmdZeroOutPeak	BL2000\sean	2/3/2022 12:29:53 PM	Zero out primary peak of compound bis(-2-Chloroethyl)Ether in sample Feb0145.D			✓	
CmdSetTargetCompoundAttribute	BL2000\sean	2/3/2022 12:29:53 PM	Set UserAnnotation = INT for compound bis(-2-Chloroethyl)Ether in sample Feb0145.D; previous value =			✓	
CmdSaveBatchTable	BL2000\sean	2/3/2022 12:30:02 PM	Save batch \\MASSHUNTER\Org\Data\SV5973N.I\sd020122\DoD BNA 2\QuantResults\020122 DoD BNA.batch.bin			✓	
CmdZeroOutPeak	BL2000\sean	2/3/2022 12:30:15 PM	Zero out primary peak of compound 2,6-Dinitrotoluene in sample Feb0147.D			✓	
CmdSetTargetCompoundAttribute	BL2000\sean	2/3/2022 12:30:16 PM	Set UserAnnotation = INT for compound 2,6-Dinitrotoluene in sample Feb0147.D; previous value =			✓	
CmdZeroOutPeak	BL2000\sean	2/3/2022 12:30:19 PM	Zero out primary peak of compound 2,4-Dinitrotoluene in sample Feb0147.D			✓	
CmdSetTargetCompoundAttribute	BL2000\sean	2/3/2022 12:30:20 PM	Set UserAnnotation = INT for compound 2,4-Dinitrotoluene in sample Feb0147.D; previous value =			✓	
CmdZeroOutPeak	BL2000\sean	2/3/2022 12:30:22 PM	Zero out primary peak of compound N-nitroso-Di-n-propylamine in sample Feb0147.D			✓	
CmdSetTargetCompoundAttribute	BL2000\sean	2/3/2022 12:30:23 PM	Set UserAnnotation = INT for compound N-nitroso-Di-n-propylamine in sample Feb0147.D; previous value =			✓	
CmdZeroOutPeak	BL2000\sean	2/3/2022 12:30:26 PM	Zero out primary peak of compound Dimethyl Phthalate in sample Feb0147.D			✓	
CmdSetTargetCompoundAttribute	BL2000\sean	2/3/2022 12:30:27 PM	Set UserAnnotation = INT for compound Dimethyl Phthalate in sample Feb0147.D; previous value =			✓	
CmdZeroOutPeak	BL2000\sean	2/3/2022 12:30:30 PM	Zero out primary peak of compound 2,4-Dinitrophenol in sample Feb0147.D			✓	
CmdSetTargetCompoundAttribute	BL2000\sean	2/3/2022 12:30:31 PM	Set UserAnnotation = INT for compound 2,4-Dinitrophenol in sample Feb0147.D; previous value =			✓	
CmdZeroOutPeak	BL2000\sean	2/3/2022 12:30:33 PM	Zero out primary peak of compound 4,6-Dinitro-2-methylphenol in sample Feb0147.D			✓	

Name	User	Time	Action	Reason	Comment	Succeed	Exception
CmdSetTargetCompoundAttribute	BL2000\sean	2/3/2022 12:30:34 PM	Set UserAnnotation = INT for compound 4,6-Dinitro-2-methylphenol in sample Feb0147.D; previous value =			✓	
CmdZeroOutPeak	BL2000\sean	2/3/2022 12:30:36 PM	Zero out primary peak of compound 4-Chlorophenol in sample Feb0147.D			✓	
CmdSetTargetCompoundAttribute	BL2000\sean	2/3/2022 12:30:37 PM	Set UserAnnotation = INT for compound 4-Chlorophenol in sample Feb0147.D; previous value =			✓	
CmdZeroOutPeak	BL2000\sean	2/3/2022 12:30:47 PM	Zero out primary peak of compound bis(-2-Chloroethyl)Ether in sample Feb0147.D			✓	
CmdSetTargetCompoundAttribute	BL2000\sean	2/3/2022 12:30:48 PM	Set UserAnnotation = INT for compound bis(-2-Chloroethyl)Ether in sample Feb0147.D; previous value =			✓	
CmdZeroOutPeak	BL2000\sean	2/3/2022 12:31:05 PM	Zero out primary peak of compound 2,6-Dinitrotoluene in sample Feb0148.D			✓	
CmdSetTargetCompoundAttribute	BL2000\sean	2/3/2022 12:31:06 PM	Set UserAnnotation = INT for compound 2,6-Dinitrotoluene in sample Feb0148.D; previous value =			✓	
CmdZeroOutPeak	BL2000\sean	2/3/2022 12:31:08 PM	Zero out primary peak of compound 2,4-Dinitrotoluene in sample Feb0148.D			✓	
CmdZeroOutPeak	BL2000\sean	2/3/2022 12:31:11 PM	Zero out primary peak of compound N-nitroso-Di-n-propylamine in sample Feb0148.D			✓	
CmdSetTargetCompoundAttribute	BL2000\sean	2/3/2022 12:31:12 PM	Set UserAnnotation = INT for compound N-nitroso-Di-n-propylamine in sample Feb0148.D; previous value =			✓	
CmdZeroOutPeak	BL2000\sean	2/3/2022 12:31:14 PM	Zero out primary peak of compound Dimethyl Phthalate in sample Feb0148.D			✓	
CmdZeroOutPeak	BL2000\sean	2/3/2022 12:31:17 PM	Zero out primary peak of compound 4,6-Dinitro-2-methylphenol in sample Feb0148.D			✓	
CmdSetTargetCompoundAttribute	BL2000\sean	2/3/2022 12:31:18 PM	Set UserAnnotation = INT for compound 4,6-Dinitro-2-methylphenol in sample Feb0148.D; previous value =			✓	
CmdZeroOutPeak	BL2000\sean	2/3/2022 12:31:20 PM	Zero out primary peak of compound 4-Chlorophenol in sample Feb0148.D			✓	
CmdSetTargetCompoundAttribute	BL2000\sean	2/3/2022 12:31:20 PM	Set UserAnnotation = INT for compound 4-Chlorophenol in sample Feb0148.D; previous value =			✓	
CmdZeroOutPeak	BL2000\sean	2/3/2022 12:31:26 PM	Zero out primary peak of compound 4-Nitrophenol in sample Feb0148.D			✓	
CmdZeroOutPeak	BL2000\sean	2/3/2022 12:31:29 PM	Zero out primary peak of compound bis(-2-Chloroethyl)Ether in sample Feb0148.D			✓	

Name	User	Time	Action	Reason	Comment	Succeed	Exception
CmdSetTargetCompoundAttribute	BL2000\sean	2/3/2022 12:31:29 PM	Set UserAnnotation = INT for compound bis(-2-Chloroethyl)Ether in sample Feb0148.D; previous value =			✓	
CmdSaveBatchTable	BL2000\sean	2/3/2022 12:33:05 PM	Save batch \\MASSHUNTER\Org\Data\SV5973N.I\sd020122\DoD BNA 2\QuantResults\020122 DoD BNA.batch.bin			✓	
CmdManuallyIntegrateSplit	BL2000\sean	2/3/2022 12:33:13 PM	Split qualifier 66.0 of compound Aniline in sample Feb0133.D and keep left peak, new integration is from x, y = 4.532, 1268.22585165437 to 4.664, 1665.56879475247 and new response = 559154, previous integration is from x, y = 4.532, 1268 to 4.664, 1666 and previous response = 559154.			✓	
CmdManuallyIntegrateSplit	BL2000\sean	2/3/2022 12:33:15 PM	Split qualifier 65.0 of compound Aniline in sample Feb0133.D and keep left peak, new integration is from x, y = 4.526, 1254.2985416324 to 4.623, 1354.83289516314 and new response = 324919, previous integration is from x, y = 4.526, 1254 to 4.623, 1355 and previous response = 324919.			✓	
CmdManuallyIntegrateQualifierPeak	BL2000\sean	2/3/2022 12:33:21 PM	Manually integrate qualifier 66.0 of compound Aniline in sample Feb0133.D, from x, y = 4.532, 1268 to 4.572, 15787, result = 229765; previous integration is from x, y = 4.532, 1268 to 4.664, 1666 and previous response = 559154.			✓	
CmdManuallyIntegrateDropBaseline	BL2000\sean	2/3/2022 12:33:22 PM	Drop baseline for qualifier 66.0 of compound Aniline in sample Feb0133.D to y = 1268, new integration is from x, y = 4.532, 1268 to 4.572, 1268 and new response = 247558; previous integration is from x, y = 4.532, 1268 to 4.572, 15787 and previous response = 229765.			✓	
CmdManuallyIntegrateQualifierPeak	BL2000\sean	2/3/2022 12:33:26 PM	Manually integrate qualifier 65.0 of compound Aniline in sample Feb0133.D, from x, y = 4.526, 1254 to 4.572, 12851, result = 106261; previous integration is from x, y = 4.526, 1254 to 4.623, 1355 and previous response = 324919.			✓	
CmdManuallyIntegrateDropBaseline	BL2000\sean	2/3/2022 12:33:27 PM	Drop baseline for qualifier 65.0 of compound Aniline in sample Feb0133.D to y = 1254, new integration is from x, y = 4.526, 1254 to 4.572, 1254 and new response = 122275; previous integration is from x, y = 4.526, 1254 to 4.572, 12851 and previous response = 106261.			✓	

Name	User	Time	Action	Reason	Comment	Succeed	Exception
CmdManuallyIntegrateQualifierPeak	BL2000\sean	2/3/2022 12:33:34 PM	Manually integrate qualifier 66.0 of compound Phenol in sample Feb0133.D, from x, y = 4.572, 11555 to 4.664, 1225, result = 284934; previous integration is from x, y = 4.512, 961 to 4.664, 1225 and previous response = 562247.			✓	
CmdManuallyIntegrateDropBaseline	BL2000\sean	2/3/2022 12:33:36 PM	Drop baseline for qualifier 66.0 of compound Phenol in sample Feb0133.D to y = 1225, new integration is from x, y = 4.572, 1225 to 4.664, 1225 and new response = 313419; previous integration is from x, y = 4.572, 11555 to 4.664, 1225 and previous response = 284934.			✓	
CmdManuallyIntegrateSplit	BL2000\sean	2/3/2022 12:33:41 PM	Split peak for compound bis(-2-Chloroethyl)Ether in sample Feb0133.D and keep left peak, new integration is from x, y = 4.623, 1091.48386110018 to 4.664, 1137.95915368612 and new response = 672926, previous integration is from x, y = 4.623, 1091 to 4.756, 1243 and previous response = 946462.			✓	
CmdSetTargetCompoundAttribute	BL2000\sean	2/3/2022 12:33:42 PM	Set UserAnnotation = CO for compound bis(-2-Chloroethyl)Ether in sample Feb0133.D; previous value =			✓	
CmdManuallyIntegrateApplyTargetRtToQualifier	BL2000\sean	2/3/2022 12:33:44 PM	Apply target integration range 4.623-4.664 to qualifier 64.0 for compound bis(-2-Chloroethyl)Ether in sample Feb0133.D, new integration is from x, y = 4.623, 1596 to 4.664, 6074 and new response = 16909; previous integration is from x, y = 4.664, 648 to 4.756, 703 and previous response = 329875.			✓	
CmdManuallyIntegrateDropBaseline	BL2000\sean	2/3/2022 12:33:45 PM	Drop baseline for qualifier 64.0 of compound bis(-2-Chloroethyl)Ether in sample Feb0133.D to y = 1596, new integration is from x, y = 4.623, 1596 to 4.664, 1596 and new response = 22397; previous integration is from x, y = 4.623, 1596 to 4.664, 6074 and previous response = 16909.			✓	
CmdManuallyIntegratePeak	BL2000\sean	2/3/2022 12:33:54 PM	Manually integrate compound 1,4-Dichlorobenzene in sample Feb0133.D, from x, y = 4.889, 236411 to 4.991, 334835, result = -756166; previous integration is from x, y = 4.813, 252 to 4.889, 359 and previous response = 972306.			✓	

Name	User	Time	Action	Reason	Comment	Succeed	Exception
CmdManuallyIntegrateSnapBaseline	BL2000\sean	2/3/2022 12:33:56 PM	Snap baseline for compound 1,4-Dichlorobenzene in sample Feb0133.D, from x = 4.889 to x = 4.991, new integration is from x, y = 4.889, 3042 to 4.991, 3173 and new response = 975088; previous integration is from x, y = 4.889, 236411 to 4.991, 334835 and previous response = -756166.			✓	
CmdManuallyIntegrateDropBaseline	BL2000\sean	2/3/2022 12:33:57 PM	Drop baseline for compound 1,4-Dichlorobenzene in sample Feb0133.D to y = 3042, new integration is from x, y = 4.889, 3042 to 4.991, 3042 and new response = 975489; previous integration is from x, y = 4.889, 3042 to 4.991, 3173 and previous response = 975088.			✓	
CmdManuallyIntegrateApplyTargetRtToQualifier	BL2000\sean	2/3/2022 12:34:00 PM	Apply target integration range 4.889-4.991 to qualifier 111.0 for compound 1,4-Dichlorobenzene in sample Feb0133.D, new integration is from x, y = 4.889, 1489 to 4.991, 1567 and new response = 330568; previously no peak.			✓	
CmdManuallyIntegrateApplyTargetRtToQualifier	BL2000\sean	2/3/2022 12:34:04 PM	Apply target integration range 4.889-4.991 to qualifier 148.0 for compound 1,4-Dichlorobenzene in sample Feb0133.D, new integration is from x, y = 4.889, 2709 to 4.991, 2514 and new response = 619054; previously no peak.			✓	
CmdManuallyIntegratePeak	BL2000\sean	2/3/2022 12:34:09 PM	Manually integrate compound 1,2-Dichlorobenzene in sample Feb0133.D, from x, y = 5.052, 597299 to 5.165, 646511, result = -3158643; previous integration is from x, y = 4.813, 260 to 4.889, 299 and previous response = 972427.			✓	
CmdManuallyIntegrateSnapBaseline	BL2000\sean	2/3/2022 12:34:10 PM	Snap baseline for compound 1,2-Dichlorobenzene in sample Feb0133.D, from x = 5.052 to x = 5.165, new integration is from x, y = 5.052, 2657 to 5.165, 3095 and new response = 1013611; previous integration is from x, y = 5.052, 597299 to 5.165, 646511 and previous response = -3158643.			✓	
CmdManuallyIntegrateDropBaseline	BL2000\sean	2/3/2022 12:34:11 PM	Drop baseline for compound 1,2-Dichlorobenzene in sample Feb0133.D to y = 2657, new integration is from x, y = 5.052, 2657 to 5.165, 2657 and new response = 1015087; previous integration is from x, y = 5.052, 2657 to 5.165, 3095 and previous response = 1013611.			✓	

Name	User	Time	Action	Reason	Comment	Succeed	Exception
CmdManuallyIntegrateApplyTargetRtToQualifier	BL2000\sean	2/3/2022 12:34:14 PM	Apply target integration range 5.052-5.165 to qualifier 111.0 for compound 1,2-Dichlorobenzene in sample Feb0133.D, new integration is from x, y = 5.052, 1347 to 5.165, 434 and new response = 380634; previously no peak.			✓	
CmdManuallyIntegrateApplyTargetRtToQualifier	BL2000\sean	2/3/2022 12:34:16 PM	Apply target integration range 5.052-5.165 to qualifier 148.0 for compound 1,2-Dichlorobenzene in sample Feb0133.D, new integration is from x, y = 5.052, 1232 to 5.165, 1345 and new response = 649512; previously no peak.			✓	
CmdManuallyIntegratePeak	BL2000\sean	2/3/2022 12:34:22 PM	Manually integrate compound Benzyl Alcohol in sample Feb0133.D, from x, y = 5.042, 411862 to 5.226, 437660, result = -4241180; previous integration is from x, y = 5.236, 0 to 5.379, 0 and previous response = 898925.			✓	
CmdManuallyIntegrateSnapBaseline	BL2000\sean	2/3/2022 12:34:24 PM	Snap baseline for compound Benzyl Alcohol in sample Feb0133.D, from x = 5.042 to x = 5.226, new integration is from x, y = 5.042, 0 to 5.226, 3673 and new response = 423680; previous integration is from x, y = 5.042, 411862 to 5.226, 437660 and previous response = -4241180.			✓	
CmdManuallyIntegrateDropBaseline	BL2000\sean	2/3/2022 12:34:25 PM	Drop baseline for compound Benzyl Alcohol in sample Feb0133.D to y = 0, new integration is from x, y = 5.042, 0 to 5.226, 0 and new response = 443937; previous integration is from x, y = 5.042, 0 to 5.226, 3673 and previous response = 423680.			✓	
CmdSetTargetCompoundAttribute	BL2000\sean	2/3/2022 12:34:26 PM	Set UserAnnotation = CO for compound Benzyl Alcohol in sample Feb0133.D; previous value =			✓	
CmdManuallyIntegrateApplyTargetRtToQualifier	BL2000\sean	2/3/2022 12:34:29 PM	Apply target integration range 5.042-5.226 to qualifier 107.0 for compound Benzyl Alcohol in sample Feb0133.D, new integration is from x, y = 5.042, 226 to 5.226, 1690 and new response = 308511; previous integration is from x, y = 4.818, 0 to 4.889, 0 and previous response = 7432.			✓	
CmdManuallyIntegrateDropBaseline	BL2000\sean	2/3/2022 12:34:31 PM	Drop baseline for qualifier 107.0 of compound Benzyl Alcohol in sample Feb0133.D to y = 226, new integration is from x, y = 5.042, 226 to 5.226, 226 and new response = 316585; previous integration is from x, y = 5.042, 226 to 5.226, 1690 and previous response = 308511.			✓	

Name	User	Time	Action	Reason	Comment	Succeed	Exception
CmdManuallyIntegrateSplit	BL2000\sean	2/3/2022 12:36:01 PM	Split peak for compound Naphthalene in sample Feb0133.D and keep left peak, new integration is from x, y = 6.373, 1037.45420546426 to 6.434, 1221.46085029934 and new response = 2412463, previous integration is from x, y = 6.373, 1037 to 6.475, 1344 and previous response = 2998923.			✓	
CmdSetTargetCompoundAttribute	BL2000\sean	2/3/2022 12:36:02 PM	Set UserAnnotation = CO for compound Naphthalene in sample Feb0133.D; previous value =			✓	
CmdManuallyIntegrateSplit	BL2000\sean	2/3/2022 12:36:05 PM	Split qualifier 129.0 of compound Naphthalene in sample Feb0133.D and keep left peak, new integration is from x, y = 6.365, 586.68308959895 to 6.434, 663.484402565453 and new response = 267059, previous integration is from x, y = 6.365, 587 to 6.475, 709 and previous response = 308399.			✓	
CmdManuallyIntegrateSplit	BL2000\sean	2/3/2022 12:36:06 PM	Split qualifier 102.0 of compound Naphthalene in sample Feb0133.D and keep left peak, new integration is from x, y = 6.352, 0 to 6.434, 0 and new response = 237405, previous integration is from x, y = 6.352, 0 to 6.475, 0 and previous response = 264752.			✓	
CmdManuallyIntegrateSplit	BL2000\sean	2/3/2022 12:36:12 PM	Split peak for compound 4-Chlorophenol in sample Feb0133.D and keep left peak, new integration is from x, y = 6.424, 449.017891716607 to 6.485, 491.177464134355 and new response = 180500, previous integration is from x, y = 6.424, 449 to 6.516, 512 and previous response = 200160.			✓	
CmdSetTargetCompoundAttribute	BL2000\sean	2/3/2022 12:36:14 PM	Set UserAnnotation = CO for compound 4-Chlorophenol in sample Feb0133.D; previous value =			✓	
CmdManuallyIntegrateApplyTargetRtToQualifier	BL2000\sean	2/3/2022 12:36:17 PM	Apply target integration range 6.424-6.485 to qualifier 128.0 for compound 4-Chlorophenol in sample Feb0133.D, new integration is from x, y = 6.424, 30096 to 6.485, 23712 and new response = 531020; previous integration is from x, y = 6.372, 890 to 6.475, 1116 and previous response = 2999988.			✓	

Name	User	Time	Action	Reason	Comment	Succeed	Exception
CmdManuallyIntegrateDropBaseline	BL2000\sean	2/3/2022 12:36:18 PM	Drop baseline for qualifier 128.0 of compound 4-Chlorophenol in sample Feb0133.D to y = 23712, new integration is from x, y = 6.424, 23712 to 6.485, 23712 and new response = 542888; previous integration is from x, y = 6.424, 30096 to 6.485, 23712 and previous response = 531020.			✓	
CmdManuallyIntegrateSplit	BL2000\sean	2/3/2022 12:36:25 PM	Split peak for compound p-Chloroaniline in sample Feb0133.D and keep right peak, new integration is from x, y = 6.475, 490.705003554657 to 6.629, 775.703054732294 and new response = 634702, previous integration is from x, y = 6.373, 301 to 6.629, 776 and previous response = 942286.			✓	
CmdSetTargetCompoundAttribute	BL2000\sean	2/3/2022 12:36:26 PM	Set UserAnnotation = CO for compound p-Chloroaniline in sample Feb0133.D; previous value =			✓	
CmdManuallyIntegratePeak	BL2000\sean	2/3/2022 12:36:35 PM	Manually integrate compound 4-Chloro-3-Methylphenol in sample Feb0133.D, from x, y = 7.091, 384512 to 7.266, 379861, result = -3285693; previous integration is from x, y = 6.968, 736 to 7.081, 930 and previous response = 573949.			✓	
CmdManuallyIntegrateSnapBaseline	BL2000\sean	2/3/2022 12:36:36 PM	Snap baseline for compound 4-Chloro-3-Methylphenol in sample Feb0133.D, from x = 7.091 to x = 7.266, new integration is from x, y = 7.091, 3760 to 7.266, 3071 and new response = 681933; previous integration is from x, y = 7.091, 384512 to 7.266, 379861 and previous response = -3285693.			✓	
CmdManuallyIntegrateDropBaseline	BL2000\sean	2/3/2022 12:36:37 PM	Drop baseline for compound 4-Chloro-3-Methylphenol in sample Feb0133.D to y = 3071, new integration is from x, y = 7.091, 3071 to 7.266, 3071 and new response = 685542; previous integration is from x, y = 7.091, 3760 to 7.266, 3071 and previous response = 681933.			✓	
CmdManuallyIntegrateSplit	BL2000\sean	2/3/2022 12:36:39 PM	Split qualifier 0 of compound 70 in sample 7, keep left peak.			✓	
CmdManuallyIntegrateApplyTargetRtToQualifier	BL2000\sean	2/3/2022 12:36:44 PM	Apply target integration range 7.091-7.266 to qualifier 144.0 for compound 4-Chloro-3-Methylphenol in sample Feb0133.D, new integration is from x, y = 7.091, 1503 to 7.266, 1335 and new response = 194783; previously no peak.			✓	

Name	User	Time	Action	Reason	Comment	Succeed	Exception
CmdManuallyIntegrateDropBaseline	BL2000\sean	2/3/2022 12:36:47 PM	Drop baseline for qualifier 144.0 of compound 4-Chloro-3-Methylphenol in sample Feb0133.D to y = 1335, new integration is from x, y = 7.091, 1335 to 7.266, 1335 and new response = 195663; previous integration is from x, y = 7.091, 1503 to 7.266, 1335 and previous response = 194783.			✓	
CmdManuallyIntegrateSplit	BL2000\sean	2/3/2022 12:36:48 PM	Split qualifier 144.0 of compound 4-Chloro-3-Methylphenol in sample Feb0133.D and keep left peak, new integration is from x, y = 7.091, 1335 to 7.215, 1335 and new response = 182931, previous integration is from x, y = 7.091, 1335 to 7.266, 1335 and previous response = 195663.			✓	
CmdManuallyIntegrateApplyTargetRtToQualifier	BL2000\sean	2/3/2022 12:36:55 PM	Apply target integration range 7.194-7.297 to qualifier 142.0 for compound 2-Methylnaphthalene in sample Feb0133.D, new integration is from x, y = 7.194, 4203 to 7.297, 9126 and new response = 1715587; previous integration is from x, y = 7.102, 967 to 7.399, 1750 and previous response = 3882472.			✓	
CmdManuallyIntegrateDropBaseline	BL2000\sean	2/3/2022 12:36:57 PM	Drop baseline for qualifier 142.0 of compound 2-Methylnaphthalene in sample Feb0133.D to y = 4203, new integration is from x, y = 7.194, 4203 to 7.297, 4203 and new response = 1730755; previous integration is from x, y = 7.194, 4203 to 7.297, 9126 and previous response = 1715587.			✓	
CmdManuallyIntegratePeak	BL2000\sean	2/3/2022 12:37:02 PM	Manually integrate compound 1-Methylnaphthalene in sample Feb0133.D, from x, y = 7.307, 705347 to 7.399, 728908, result = -2606748; previous integration is from x, y = 7.204, 1257 to 7.297, 1425 and previous response = 1489538.			✓	
CmdManuallyIntegrateSnapBaseline	BL2000\sean	2/3/2022 12:37:03 PM	Snap baseline for compound 1-Methylnaphthalene in sample Feb0133.D, from x = 7.307 to x = 7.399, new integration is from x, y = 7.307, 4989 to 7.399, 6976 and new response = 1337263; previous integration is from x, y = 7.307, 705347 to 7.399, 728908 and previous response = -2606748.			✓	

Name	User	Time	Action	Reason	Comment	Succeed	Exception
CmdManuallyIntegrateDropBaseline	BL2000\sean	2/3/2022 12:37:04 PM	Drop baseline for compound 1-Methylnaphthalene in sample Feb0133.D to y = 4989, new integration is from x, y = 7.307, 4989 to 7.399, 4989 and new response = 1342773; previous integration is from x, y = 7.307, 4989 to 7.399, 6976 and previous response = 1337263.			✓	
CmdManuallyIntegrateQualifierPeak	BL2000\sean	2/3/2022 12:37:06 PM	Manually integrate qualifier115.0 of compound 1-Methylnaphthalene in sample Feb0133.D from x, y = 7.143, 492059 to 7.153, 496102; result = 0			✓	
CmdManuallyIntegrateApplyTargetRtToQualifier	BL2000\sean	2/3/2022 12:37:10 PM	Apply target integration range 7.307-7.399 to qualifier 142.0 for compound 1-Methylnaphthalene in sample Feb0133.D, new integration is from x, y = 7.307, 7650 to 7.399, 8498 and new response = 1507315; previous integration is from x, y = 7.103, 3052 to 7.399, 2675 and previous response = 3855162.			✓	
CmdManuallyIntegrateApplyTargetRtToQualifier	BL2000\sean	2/3/2022 12:37:13 PM	Apply target integration range 7.307-7.399 to qualifier 115.0 for compound 1-Methylnaphthalene in sample Feb0133.D, new integration is from x, y = 7.307, 2948 to 7.399, 3318 and new response = 549748; previously no peak.			✓	
CmdManuallyIntegrateSplit	BL2000\sean	2/3/2022 12:37:21 PM	Split qualifier 198.0 of compound 2,4,6-Trichlorophenol in sample Feb0133.D and keep left peak, new integration is from x, y = 7.569, 142.315099738594 to 7.625, 193.213137310381 and new response = 382644, previous integration is from x, y = 7.569, 142 to 7.666, 231 and previous response = 775806.			✓	
CmdManuallyIntegrateApplyTargetRtToQualifier	BL2000\sean	2/3/2022 12:37:27 PM	Apply target integration range 7.625-7.718 to qualifier 198.0 for compound 2,4,5-Trichlorophenol in sample Feb0133.D, new integration is from x, y = 7.625, 7550 to 7.718, 3070 and new response = 392066; previously no peak.			✓	
CmdManuallyIntegrateDropBaseline	BL2000\sean	2/3/2022 12:37:28 PM	Drop baseline for qualifier 198.0 of compound 2,4,5-Trichlorophenol in sample Feb0133.D to y = 3070, new integration is from x, y = 7.625, 3070 to 7.718, 3070 and new response = 404487; previous integration is from x, y = 7.625, 7550 to 7.718, 3070 and previous response = 392066.			✓	

Name	User	Time	Action	Reason	Comment	Succeed	Exception
CmdManuallyIntegrateApplyTargetRtToQualifier	BL2000\sean	2/3/2022 12:37:37 PM	Apply target integration range 8.261-8.415 to qualifier 153.1 for compound Acenaphthylene in sample Feb0133.D, new integration is from x, y = 8.261, 0 to 8.415, 1158 and new response = 338229; previous integration is from x, y = 8.481, 1874 to 8.640, 2616 and previous response = 1625626.			✓	
CmdManuallyIntegrateDropBaseline	BL2000\sean	2/3/2022 12:37:38 PM	Drop baseline for qualifier 153.1 of compound Acenaphthylene in sample Feb0133.D to y = 0, new integration is from x, y = 8.261, 0 to 8.415, 0 and new response = 343560; previous integration is from x, y = 8.261, 0 to 8.415, 1158 and previous response = 338229.			✓	
CmdManuallyIntegrateSplit	BL2000\sean	2/3/2022 12:37:45 PM	Split peak for compound Acenaphthene in sample Feb0133.D and keep left peak, new integration is from x, y = 8.486, 829.905489390221 to 8.568, 1020.31267203208 and new response = 1476101, previous integration is from x, y = 8.486, 830 to 8.640, 1187 and previous response = 1538496.			✓	
CmdSetTargetCompoundAttribute	BL2000\sean	2/3/2022 12:37:46 PM	Set UserAnnotation = CO for compound Acenaphthene in sample Feb0133.D; previous value =			✓	
CmdManuallyIntegrateApplyTargetRtToQualifier	BL2000\sean	2/3/2022 12:37:48 PM	Apply target integration range 8.486-8.568 to qualifier 152.0 for compound Acenaphthene in sample Feb0133.D, new integration is from x, y = 8.486, 4615 to 8.568, 4429 and new response = 766457; previous integration is from x, y = 8.263, 269 to 8.415, 548 and previous response = 2388098.			✓	
CmdManuallyIntegrateSplit	BL2000\sean	2/3/2022 12:37:55 PM	Split qualifier 154.0 of compound 2,4-Dinitrophenol in sample Feb0133.D and keep right peak, new integration is from x, y = 8.568, 1167.4213146247 to 8.640, 1238.43654099227 and new response = 61968, previous integration is from x, y = 8.486, 1086 to 8.640, 1238 and previous response = 1492280.			✓	
CmdManuallyIntegrateSplit	BL2000\sean	2/3/2022 12:38:04 PM	Split qualifier 63.0 of compound 2,4-Dinitrotoluene in sample Feb0133.D and keep right peak, new integration is from x, y = 8.702, 5891.56562752208 to 8.789, 4626.20663785043 and new response = 256599, previous integration is from x, y = 8.702, 5892 to 8.789, 4626 and previous response = 256599.			✓	

Name	User	Time	Action	Reason	Comment	Succeed	Exception
CmdManuallyIntegrate QualifierPeak	BL2000\sean	2/3/2022 12:38:08 PM	Manually integrate qualifier 63.0 of compound 2,4-Dinitrotoluene in sample Feb0133.D, from x, y = 8.732, 11356 to 8.789, 4626, result = 133828; previous integration is from x, y = 8.702, 5892 to 8.789, 4626 and previous response = 256599.			✓	
CmdManuallyIntegrate DropBaseline	BL2000\sean	2/3/2022 12:38:09 PM	Drop baseline for qualifier 63.0 of compound 2,4-Dinitrotoluene in sample Feb0133.D to y = 4626, new integration is from x, y = 8.732, 4626 to 8.789, 4626 and new response = 145330; previous integration is from x, y = 8.732, 11356 to 8.789, 4626 and previous response = 133828.			✓	
CmdManuallyIntegrateApplyTargetRtToQualifier	BL2000\sean	2/3/2022 12:38:29 PM	Apply target integration range 9.203-9.305 to qualifier 121.0 for compound 4,6-Dinitro-2-methylphenol in sample Feb0133.D, new integration is from x, y = 9.203, 1581 to 9.305, 1501 and new response = 60014; previous integration is from x, y = 9.053, 1259 to 9.148, 1189 and previous response = 112884.			✓	
CmdManuallyIntegrate DropBaseline	BL2000\sean	2/3/2022 12:38:30 PM	Drop baseline for qualifier 121.0 of compound 4,6-Dinitro-2-methylphenol in sample Feb0133.D to y = 1501, new integration is from x, y = 9.203, 1501 to 9.305, 1501 and new response = 60259; previous integration is from x, y = 9.203, 1581 to 9.305, 1501 and previous response = 60014.			✓	
CmdManuallyIntegrateSplit	BL2000\sean	2/3/2022 12:38:37 PM	Split qualifier 51.0 of compound Azobenzene in sample Feb0133.D and keep right peak, new integration is from x, y = 9.336, 5158.5731580409 to 9.397, 4867.55192298673 and new response = 539107, previous integration is from x, y = 9.287, 5390 to 9.397, 4868 and previous response = 780875.			✓	
CmdManuallyIntegratePeak	BL2000\sean	2/3/2022 12:38:55 PM	Manually integrate compound Benzidine in sample Feb0133.D from x, y = 12.389, 0 to 12.592, 0; result = 21197			✓	
CmdManuallyIntegrate QualifierPeak	BL2000\sean	2/3/2022 12:39:00 PM	Manually integrate qualifier92.0 of compound Benzidine in sample Feb0133.D from x, y = 12.450, 239 to 12.521, 275; result = 3053			✓	
CmdManuallyIntegrate QualifierPeak	BL2000\sean	2/3/2022 12:39:02 PM	Manually integrate qualifier183.0 of compound Benzidine in sample Feb0133.D from x, y = 12.460, 0 to 12.561, 0; result = 2817			✓	

Name	User	Time	Action	Reason	Comment	Succeed	Exception
CmdSetTargetCompoundAttribute	BL2000\sean	2/3/2022 12:39:04 PM	Set UserAnnotation = NI for compound Benzidine in sample Feb0133.D; previous value =			✓	
CmdManuallyIntegrateSplit	BL2000\sean	2/3/2022 12:40:21 PM	Split peak for compound Aniline in sample Feb0134.D and keep left peak, new integration is from x, y = 4.523, 796.828467818283 to 4.623, 1156.50945533761 and new response = 816419, previous integration is from x, y = 4.523, 797 to 4.715, 1484 and previous response = 1633753.			✓	
CmdSetTargetCompoundAttribute	BL2000\sean	2/3/2022 12:40:23 PM	Set UserAnnotation = CO for compound Aniline in sample Feb0134.D; previous value =			✓	
CmdManuallyIntegrateSplit	BL2000\sean	2/3/2022 12:40:29 PM	Split qualifier 66.0 of compound Aniline in sample Feb0134.D and keep left peak, new integration is from x, y = 4.524, 1336.98806476857 to 4.572, 1436.68564954747 and new response = 287973, previous integration is from x, y = 4.524, 1337 to 4.715, 1731 and previous response = 575949.			✓	
CmdManuallyIntegrateSplit	BL2000\sean	2/3/2022 12:40:33 PM	Split qualifier 65.0 of compound Aniline in sample Feb0134.D and keep left peak, new integration is from x, y = 4.522, 1159.98082655373 to 4.572, 1229.94460047572 and new response = 143997, previous integration is from x, y = 4.522, 1160 to 4.623, 1302 and previous response = 315717.			✓	
CmdManuallyIntegrateSplit	BL2000\sean	2/3/2022 12:40:39 PM	Split peak for compound Phenol in sample Feb0134.D and keep left peak, new integration is from x, y = 4.562, 2069.69966204914 to 4.623, 2172.52255017983 and new response = 544161, previous integration is from x, y = 4.562, 2070 to 4.715, 2327 and previous response = 611134.			✓	
CmdSetTargetCompoundAttribute	BL2000\sean	2/3/2022 12:40:42 PM	Set UserAnnotation = CO for compound Phenol in sample Feb0134.D; previous value =			✓	
CmdManuallyIntegrateApplyTargetRtToQualifier	BL2000\sean	2/3/2022 12:40:44 PM	Apply target integration range 4.562-4.623 to qualifier 66.0 for compound Phenol in sample Feb0134.D, new integration is from x, y = 4.562, 76888 to 4.623, 8773 and new response = 135045; previous integration is from x, y = 4.523, 1146 to 4.715, 1556 and previous response = 577947.			✓	

Name	User	Time	Action	Reason	Comment	Succeed	Exception
CmdManuallyIntegrateDropBaseline	BL2000\sean	2/3/2022 12:40:46 PM	Drop baseline for qualifier 66.0 of compound Phenol in sample Feb0134.D to y = 8773, new integration is from x, y = 4.562, 8773 to 4.623, 8773 and new response = 260275; previous integration is from x, y = 4.562, 76888 to 4.623, 8773 and previous response = 135045.			✓	
CmdClearManualIntegration	BL2000\sean	2/3/2022 12:40:55 PM	Clear manual integration of qualifier 66.0 for compound Phenol in sample Feb0134.D			✓	
CmdClearManualIntegration	BL2000\sean	2/3/2022 12:41:03 PM	Clear manual integration of target signal for compound Phenol in sample Feb0134.D			✓	
CmdSetTargetCompoundAttribute	BL2000\sean	2/3/2022 12:41:03 PM	Set UserAnnotation = for compound Phenol in sample Feb0134.D; previous value = CO			✓	
CmdManuallyIntegrateApplyTargetRtToQualifier	BL2000\sean	2/3/2022 12:41:08 PM	Apply target integration range 4.562-4.715 to qualifier 66.0 for compound Phenol in sample Feb0134.D, new integration is from x, y = 4.562, 76888 to 4.715, 4008 and new response = -24512; previous integration is from x, y = 4.523, 1146 to 4.715, 1556 and previous response = 577947.			✓	
CmdManuallyIntegrateDropBaseline	BL2000\sean	2/3/2022 12:41:09 PM	Drop baseline for qualifier 66.0 of compound Phenol in sample Feb0134.D to y = 4008, new integration is from x, y = 4.562, 4008 to 4.715, 4008 and new response = 310445; previous integration is from x, y = 4.562, 76888 to 4.715, 4008 and previous response = -24512.			✓	
CmdManuallyIntegrateSplit	BL2000\sean	2/3/2022 12:41:18 PM	Split peak for compound bis(-2-Chloroethyl)Ether in sample Feb0134.D and keep left peak, new integration is from x, y = 4.623, 1118.49450104246 to 4.664, 1167.88211630739 and new response = 612551, previous integration is from x, y = 4.623, 1118 to 4.715, 1230 and previous response = 833581.			✓	
CmdSetTargetCompoundAttribute	BL2000\sean	2/3/2022 12:41:20 PM	Set UserAnnotation = CO for compound bis(-2-Chloroethyl)Ether in sample Feb0134.D; previous value =			✓	
CmdManuallyIntegrateApplyTargetRtToQualifier	BL2000\sean	2/3/2022 12:41:22 PM	Apply target integration range 4.623-4.664 to qualifier 64.0 for compound bis(-2-Chloroethyl)Ether in sample Feb0134.D, new integration is from x, y = 4.623, 1281 to 4.664, 7756 and new response = 12070; previous integration is from x, y = 4.664, 533 to 4.746, 590 and previous response = 279100.			✓	

Name	User	Time	Action	Reason	Comment	Succeed	Exception
CmdManuallyIntegrateDropBaseline	BL2000\sean	2/3/2022 12:41:24 PM	Drop baseline for qualifier 64.0 of compound bis(-2-Chloroethyl)Ether in sample Feb0134.D to y = 1281, new integration is from x, y = 4.623, 1281 to 4.664, 1281 and new response = 20005; previous integration is from x, y = 4.623, 1281 to 4.664, 7756 and previous response = 12070.			✓	
CmdManuallyIntegratePeak	BL2000\sean	2/3/2022 12:41:34 PM	Manually integrate compound 1,4-Dichlorobenzene in sample Feb0134.D, from x, y = 4.899, 586201 to 5.012, 675577, result = -3481720; previous integration is from x, y = 4.807, 0 to 4.899, 0 and previous response = 768423.			✓	
CmdManuallyIntegrateSnapBaseline	BL2000\sean	2/3/2022 12:41:36 PM	Snap baseline for compound 1,4-Dichlorobenzene in sample Feb0134.D, from x = 4.899 to x = 5.012, new integration is from x, y = 4.899, 3318 to 5.012, 3018 and new response = 749750; previous integration is from x, y = 4.899, 586201 to 5.012, 675577 and previous response = -3481720.			✓	
CmdManuallyIntegrateDropBaseline	BL2000\sean	2/3/2022 12:41:37 PM	Drop baseline for compound 1,4-Dichlorobenzene in sample Feb0134.D to y = 3018, new integration is from x, y = 4.899, 3018 to 5.012, 3018 and new response = 750761; previous integration is from x, y = 4.899, 3318 to 5.012, 3018 and previous response = 749750.			✓	
CmdSetTargetCompoundAttribute	BL2000\sean	2/3/2022 12:41:38 PM	Set UserAnnotation = CO for compound 1,4-Dichlorobenzene in sample Feb0134.D; previous value =			✓	
CmdManuallyIntegrateApplyTargetRtToQualifier	BL2000\sean	2/3/2022 12:41:41 PM	Apply target integration range 4.899-5.012 to qualifier 148.0 for compound 1,4-Dichlorobenzene in sample Feb0134.D, new integration is from x, y = 4.899, 1775 to 5.012, 1877 and new response = 465301; previously no peak.			✓	
CmdManuallyIntegrateApplyTargetRtToQualifier	BL2000\sean	2/3/2022 12:41:42 PM	Apply target integration range 4.899-5.012 to qualifier 111.0 for compound 1,4-Dichlorobenzene in sample Feb0134.D, new integration is from x, y = 4.899, 3600 to 5.012, 1193 and new response = 254256; previous integration is from x, y = 5.042, 519 to 5.144, 613 and previous response = 298811.			✓	

Name	User	Time	Action	Reason	Comment	Succeed	Exception
CmdManuallyIntegratePeak	BL2000\sean	2/3/2022 12:41:46 PM	Manually integrate compound 1,2-Dichlorobenzene in sample Feb0134.D, from x, y = 5.063, 420217 to 5.175, 458521, result = -2154480; previous integration is from x, y = 4.808, 44 to 4.899, 98 and previous response = 767702.			✓	
CmdManuallyIntegrateSnapBaseline	BL2000\sean	2/3/2022 12:41:48 PM	Snap baseline for compound 1,2-Dichlorobenzene in sample Feb0134.D, from x = 5.063 to x = 5.175, new integration is from x, y = 5.063, 2055 to 5.175, 2854 and new response = 790326; previous integration is from x, y = 5.063, 420217 to 5.175, 458521 and previous response = -2154480.			✓	
CmdManuallyIntegrateDropBaseline	BL2000\sean	2/3/2022 12:41:49 PM	Drop baseline for compound 1,2-Dichlorobenzene in sample Feb0134.D to y = 2055, new integration is from x, y = 5.063, 2055 to 5.175, 2055 and new response = 793019; previous integration is from x, y = 5.063, 2055 to 5.175, 2854 and previous response = 790326.			✓	
CmdManuallyIntegrateApplyTargetRtToQualifier	BL2000\sean	2/3/2022 12:41:50 PM	Apply target integration range 5.063-5.175 to qualifier 148.0 for compound 1,2-Dichlorobenzene in sample Feb0134.D, new integration is from x, y = 5.063, 1230 to 5.175, 1623 and new response = 512841; previously no peak.			✓	
CmdManuallyIntegrateApplyTargetRtToQualifier	BL2000\sean	2/3/2022 12:41:56 PM	Apply target integration range 5.073-5.175 to qualifier 107.0 for compound Benzyl Alcohol in sample Feb0134.D, new integration is from x, y = 5.073, 327 to 5.175, 3022 and new response = 263011; previously no peak.			✓	
CmdManuallyIntegrateDropBaseline	BL2000\sean	2/3/2022 12:41:58 PM	Drop baseline for qualifier 107.0 of compound Benzyl Alcohol in sample Feb0134.D to y = 327, new integration is from x, y = 5.073, 327 to 5.175, 327 and new response = 271223; previous integration is from x, y = 5.073, 327 to 5.175, 3022 and previous response = 263011.			✓	
CmdManuallyIntegrateSplit	BL2000\sean	2/3/2022 12:42:15 PM	Split peak for compound 4-Chlorophenol in sample Feb0134.D and keep left peak, new integration is from x, y = 6.413, 404.412019882397 to 6.485, 443.586471254924 and new response = 165848, previous integration is from x, y = 6.413, 404 to 6.526, 466 and previous response = 185955.			✓	
CmdSetTargetCompoundAttribute	BL2000\sean	2/3/2022 12:42:16 PM	Set UserAnnotation = CO for compound 4-Chlorophenol in sample Feb0134.D; previous value =			✓	

Name	User	Time	Action	Reason	Comment	Succeed	Exception
CmdManuallyIntegrateApplyTargetRtToQualifier	BL2000\sean	2/3/2022 12:42:18 PM	Apply target integration range 6.413-6.485 to qualifier 128.0 for compound 4-Chlorophenol in sample Feb0134.D, new integration is from x, y = 6.413, 79512 to 6.485, 24024 and new response = 383260; previous integration is from x, y = 6.362, 612 to 6.475, 753 and previous response = 2631953.			✓	
CmdManuallyIntegrateDropBaseline	BL2000\sean	2/3/2022 12:42:20 PM	Drop baseline for qualifier 128.0 of compound 4-Chlorophenol in sample Feb0134.D to y = 24024, new integration is from x, y = 6.413, 24024 to 6.485, 24024 and new response = 502919; previous integration is from x, y = 6.413, 79512 to 6.485, 24024 and previous response = 383260.			✓	
CmdManuallyIntegrateSplit	BL2000\sean	2/3/2022 12:42:26 PM	Split peak for compound p-Chloroaniline in sample Feb0134.D and keep right peak, new integration is from x, y = 6.475, 570.940583959971 to 6.609, 759.763241737921 and new response = 671872, previous integration is from x, y = 6.368, 420 to 6.609, 760 and previous response = 947624.			✓	
CmdSetTargetCompoundAttribute	BL2000\sean	2/3/2022 12:42:30 PM	Set UserAnnotation = CO for compound p-Chloroaniline in sample Feb0134.D; previous value =			✓	
CmdManuallyIntegrateApplyTargetRtToQualifier	BL2000\sean	2/3/2022 12:42:37 PM	Apply target integration range 7.102-7.204 to qualifier 144.0 for compound 4-Chloro-3-Methylphenol in sample Feb0134.D, new integration is from x, y = 7.102, 731 to 7.204, 2172 and new response = 164917; previously no peak.			✓	
CmdManuallyIntegrateDropBaseline	BL2000\sean	2/3/2022 12:42:38 PM	Drop baseline for qualifier 144.0 of compound 4-Chloro-3-Methylphenol in sample Feb0134.D to y = 731, new integration is from x, y = 7.102, 731 to 7.204, 731 and new response = 169357; previous integration is from x, y = 7.102, 731 to 7.204, 2172 and previous response = 164917.			✓	
CmdManuallyIntegratePeak	BL2000\sean	2/3/2022 12:42:46 PM	Manually integrate compound 1-Methylnaphthalene in sample Feb0134.D, from x, y = 7.307, 705603 to 7.399, 809530, result = -2943748; previous integration is from x, y = 7.205, 1285 to 7.307, 1391 and previous response = 1382971.			✓	

Name	User	Time	Action	Reason	Comment	Succeed	Exception
CmdManuallyIntegrateSnapBaseline	BL2000\sean	2/3/2022 12:42:48 PM	Snap baseline for compound 1-Methylnaphthalene in sample Feb0134.D, from x = 7.307 to x = 7.399, new integration is from x, y = 7.307, 4937 to 7.399, 8868 and new response = 1219432; previous integration is from x, y = 7.307, 705603 to 7.399, 809530 and previous response = -2943748.			✓	
CmdManuallyIntegrateDropBaseline	BL2000\sean	2/3/2022 12:42:49 PM	Drop baseline for compound 1-Methylnaphthalene in sample Feb0134.D to y = 4937, new integration is from x, y = 7.307, 4937 to 7.399, 4937 and new response = 1230333; previous integration is from x, y = 7.307, 4937 to 7.399, 8868 and previous response = 1219432.			✓	
CmdSetTargetCompoundAttribute	BL2000\sean	2/3/2022 12:42:52 PM	Set UserAnnotation = CO for compound 1-Methylnaphthalene in sample Feb0134.D; previous value =			✓	
CmdManuallyIntegrateApplyTargetRtToQualifier	BL2000\sean	2/3/2022 12:42:54 PM	Apply target integration range 7.307-7.399 to qualifier 142.0 for compound 1-Methylnaphthalene in sample Feb0134.D, new integration is from x, y = 7.307, 6397 to 7.399, 9143 and new response = 1393121; previously no peak.			✓	
CmdManuallyIntegrateApplyTargetRtToQualifier	BL2000\sean	2/3/2022 12:42:56 PM	Apply target integration range 7.307-7.399 to qualifier 115.0 for compound 1-Methylnaphthalene in sample Feb0134.D, new integration is from x, y = 7.307, 3124 to 7.399, 4297 and new response = 509737; previously no peak.			✓	
CmdManuallyIntegrateSplit	BL2000\sean	2/3/2022 12:43:03 PM	Split peak for compound 2,4,6-Trichlorophenol in sample Feb0134.D and keep left peak, new integration is from x, y = 7.553, 121.23116181038 to 7.625, 177.651567562491 and new response = 397888, previous integration is from x, y = 7.553, 121 to 7.666, 210 and previous response = 795482.			✓	
CmdSetTargetCompoundAttribute	BL2000\sean	2/3/2022 12:43:04 PM	Set UserAnnotation = CO for compound 2,4,6-Trichlorophenol in sample Feb0134.D; previous value =			✓	
CmdManuallyIntegrateSplit	BL2000\sean	2/3/2022 12:43:07 PM	Split qualifier 198.0 of compound 2,4,6-Trichlorophenol in sample Feb0134.D and keep left peak, new integration is from x, y = 7.567, 136.6703025716 to 7.625, 186.7810497278 and new response = 379676, previous integration is from x, y = 7.567, 137 to 7.666, 222 and previous response = 750348.			✓	

Name	User	Time	Action	Reason	Comment	Succeed	Exception
CmdManuallyIntegratePeak	BL2000\sean	2/3/2022 12:43:11 PM	Manually integrate compound 2,4,5-Trichlorophenol in sample Feb0134.D, from x, y = 7.820, 426435 to 7.831, 439296, result = -266073; previous integration is from x, y = 7.553, 144 to 7.666, 258 and previous response = 795242.			✓	
CmdManuallyIntegratePeak	BL2000\sean	2/3/2022 12:43:12 PM	Manually integrate compound 2,4,5-Trichlorophenol in sample Feb0134.D, from x, y = 7.512, 257753 to 7.820, 303556, result = -4354190; previous integration is from x, y = 7.820, 426435 to 7.831, 439296 and previous response = -266073.			✓	
CmdManuallyIntegrateSnapBaseline	BL2000\sean	2/3/2022 12:43:13 PM	Snap baseline for compound 2,4,5-Trichlorophenol in sample Feb0134.D, from x = 7.512 to x = 7.820, new integration is from x, y = 7.512, 0 to 7.820, 907 and new response = 825326; previous integration is from x, y = 7.512, 257753 to 7.820, 303556 and previous response = -4354190.			✓	
CmdManuallyIntegrateDropBaseline	BL2000\sean	2/3/2022 12:43:14 PM	Drop baseline for compound 2,4,5-Trichlorophenol in sample Feb0134.D to y = 0, new integration is from x, y = 7.512, 0 to 7.820, 0 and new response = 833709; previous integration is from x, y = 7.512, 0 to 7.820, 907 and previous response = 825326.			✓	
CmdManuallyIntegrateSplit	BL2000\sean	2/3/2022 12:43:16 PM	Split peak for compound 2,4,5-Trichlorophenol in sample Feb0134.D and keep right peak, new integration is from x, y = 7.625, 0 to 7.820, 0 and new response = 435177, previous integration is from x, y = 7.512, 0 to 7.820, 0 and previous response = 833709.			✓	
CmdSetTargetCompoundAttribute	BL2000\sean	2/3/2022 12:43:19 PM	Set UserAnnotation = CO for compound 2,4,5-Trichlorophenol in sample Feb0134.D; previous value =			✓	
CmdManuallyIntegrateApplyTargetRtToQualifier	BL2000\sean	2/3/2022 12:43:22 PM	Apply target integration range 7.625-7.820 to qualifier 198.0 for compound 2,4,5-Trichlorophenol in sample Feb0134.D, new integration is from x, y = 7.625, 5822 to 7.820, 982 and new response = 369727; previous integration is from x, y = 7.566, 107 to 7.666, 180 and previous response = 750549.			✓	

Name	User	Time	Action	Reason	Comment	Succeed	Exception
CmdManuallyIntegrateDropBaseline	BL2000\sean	2/3/2022 12:43:23 PM	Drop baseline for qualifier 198.0 of compound 2,4,5-Trichlorophenol in sample Feb0134.D to y = 982, new integration is from x, y = 7.625, 982 to 7.820, 982 and new response = 398058; previous integration is from x, y = 7.625, 5822 to 7.820, 982 and previous response = 369727.			✓	
CmdManuallyIntegrateDropBaseline	BL2000\sean	2/3/2022 12:43:24 PM	Drop baseline for qualifier 198.0 of compound 2,4,5-Trichlorophenol in sample Feb0134.D to y = 982, new integration is from x, y = 7.625, 982 to 7.820, 982 and new response = 398058; previous integration is from x, y = 7.625, 982 to 7.820, 982 and previous response = 398058.			✓	
CmdManuallyIntegrateApplyTargetRtToQualifier	BL2000\sean	2/3/2022 12:43:39 PM	Apply target integration range 8.261-8.425 to qualifier 153.1 for compound Acenaphthylene in sample Feb0134.D, new integration is from x, y = 8.261, 214 to 8.425, 962 and new response = 325478; previous integration is from x, y = 8.486, 0 to 8.630, 0 and previous response = 1592153.			✓	
CmdManuallyIntegrateSplit	BL2000\sean	2/3/2022 12:43:46 PM	Split peak for compound Acenaphthene in sample Feb0134.D and keep left peak, new integration is from x, y = 8.486, 842.409256246043 to 8.568, 1015.01941453907 and new response = 1471161, previous integration is from x, y = 8.486, 842 to 8.640, 1166 and previous response = 1531047.			✓	
CmdSetTargetCompoundAttribute	BL2000\sean	2/3/2022 12:43:47 PM	Set UserAnnotation = CO for compound Acenaphthene in sample Feb0134.D; previous value =			✓	
CmdManuallyIntegrateApplyTargetRtToQualifier	BL2000\sean	2/3/2022 12:43:50 PM	Apply target integration range 8.486-8.568 to qualifier 152.0 for compound Acenaphthene in sample Feb0134.D, new integration is from x, y = 8.486, 2950 to 8.568, 4740 and new response = 766049; previous integration is from x, y = 8.262, 346 to 8.425, 741 and previous response = 2334375.			✓	
CmdManuallyIntegrateSplit	BL2000\sean	2/3/2022 12:43:56 PM	Split qualifier 154.0 of compound 2,4-Dinitrophenol in sample Feb0134.D and keep right peak, new integration is from x, y = 8.568, 727.928169890496 to 8.640, 762.638395593788 and new response = 61370, previous integration is from x, y = 8.486, 688 to 8.640, 763 and previous response = 1533614.			✓	

Name	User	Time	Action	Reason	Comment	Succeed	Exception
CmdManuallyIntegrateApplyTargetRtToQualifier	BL2000\sean	2/3/2022 12:44:05 PM	Apply target integration range 8.732-8.875 to qualifier 65.0 for compound 4-Nitrophenol in sample Feb0134.D, new integration is from x, y = 8.732, 3536 to 8.875, 2397 and new response = 80120; previous integration is from x, y = 9.049, 1494 to 9.111, 1497 and previous response = 179370.			✓	
CmdManuallyIntegrateDropBaseline	BL2000\sean	2/3/2022 12:44:06 PM	Drop baseline for qualifier 65.0 of compound 4-Nitrophenol in sample Feb0134.D to y = 2397, new integration is from x, y = 8.732, 2397 to 8.875, 2397 and new response = 85014; previous integration is from x, y = 8.732, 3536 to 8.875, 2397 and previous response = 80120.			✓	
CmdManuallyIntegrateSplit	BL2000\sean	2/3/2022 12:44:12 PM	Split qualifier 63.0 of compound 2,4-Dinitrotoluene in sample Feb0134.D and keep right peak, new integration is from x, y = 8.732, 1649.26162110636 to 8.824, 1530.6088328719 and new response = 155086, previous integration is from x, y = 8.691, 1702 to 8.824, 1531 and previous response = 279785.			✓	
CmdManuallyIntegrateQualifierPeak	BL2000\sean	2/3/2022 12:44:25 PM	Manually integrate qualifier 65.0 of compound 4-Nitroaniline in sample Feb0134.D, from x, y = 9.182, 4571 to 9.233, 16118, result = 185002; previous integration is from x, y = 9.060, 2042 to 9.151, 2266 and previous response = 190416.			✓	
CmdManuallyIntegrateDropBaseline	BL2000\sean	2/3/2022 12:44:26 PM	Drop baseline for qualifier 65.0 of compound 4-Nitroaniline in sample Feb0134.D to y = 4571, new integration is from x, y = 9.182, 4571 to 9.233, 4571 and new response = 202721; previous integration is from x, y = 9.182, 4571 to 9.233, 16118 and previous response = 185002.			✓	
CmdManuallyIntegrateApplyTargetRtToQualifier	BL2000\sean	2/3/2022 12:44:30 PM	Apply target integration range 9.203-9.295 to qualifier 121.0 for compound 4,6-Dinitro-2-methylphenol in sample Feb0134.D, new integration is from x, y = 9.203, 2073 to 9.295, 1578 and new response = 63451; previous integration is from x, y = 9.062, 1307 to 9.121, 1298 and previous response = 107094.			✓	

Name	User	Time	Action	Reason	Comment	Succeed	Exception
CmdManuallyIntegrateDropBaseline	BL2000\sean	2/3/2022 12:44:31 PM	Drop baseline for qualifier 121.0 of compound 4,6-Dinitro-2-methylphenol in sample Feb0134.D to y = 1578, new integration is from x, y = 9.203, 1578 to 9.295, 1578 and new response = 64818; previous integration is from x, y = 9.203, 2073 to 9.295, 1578 and previous response = 63451.			✓	
CmdManuallyIntegrateSplit	BL2000\sean	2/3/2022 12:45:04 PM	Split peak for compound Indeno(1,2,3-c,d)pyrene in sample Feb0134.D and keep left peak, new integration is from x, y = 20.843, 997.137636137166 to 20.927, 1595.2641076747 and new response = 1785395, previous integration is from x, y = 20.843, 997 to 21.029, 2310 and previous response = 2340046.			✓	
CmdSetTargetCompoundAttribute	BL2000\sean	2/3/2022 12:45:05 PM	Set UserAnnotation = CO for compound Indeno(1,2,3-c,d)pyrene in sample Feb0134.D; previous value =			✓	
CmdSaveBatchTable	BL2000\sean	2/3/2022 12:45:20 PM	Save batch \\MASSHUNTER\Org\Data\SV5973N.I\sd020122\DoD BNA 2\QuantResults\020122 DoD BNA.batch.bin			✓	
CmdManuallyIntegrateSplit	BL2000\sean	2/3/2022 12:45:37 PM	Split qualifier 66.0 of compound Aniline in sample Feb0138.D and keep left peak, new integration is from x, y = 4.531, 1150.07730713499 to 4.664, 1506.92312203489 and new response = 615544, previous integration is from x, y = 4.531, 1150 to 4.664, 1507 and previous response = 615544.			✓	
CmdManuallyIntegrateApplyTargetRtToQualifier	BL2000\sean	2/3/2022 12:45:40 PM	Apply target integration range 4.528-4.623 to qualifier 65.0 for compound Aniline in sample Feb0138.D, new integration is from x, y = 4.528, 1310 to 4.623, 11626 and new response = 323053; previously no peak.			✓	
CmdManuallyIntegrateSplit	BL2000\sean	2/3/2022 12:45:43 PM	Split qualifier 66.0 of compound Aniline in sample Feb0138.D and keep left peak, new integration is from x, y = 4.531, 1150.07730713499 to 4.664, 1506.92312203489 and new response = 615544, previous integration is from x, y = 4.531, 1150 to 4.664, 1507 and previous response = 615544.			✓	
CmdManuallyIntegrateQualifierPeak	BL2000\sean	2/3/2022 12:45:47 PM	Manually integrate qualifier 65.0 of compound Aniline in sample Feb0138.D, from x, y = 4.528, 1310 to 4.572, 17639, result = 118557; previous integration is from x, y = 4.528, 1310 to 4.623, 11626 and previous response = 323053.			✓	

Name	User	Time	Action	Reason	Comment	Succeed	Exception
CmdManuallyIntegrateDropBaseline	BL2000\sean	2/3/2022 12:45:49 PM	Drop baseline for qualifier 65.0 of compound Aniline in sample Feb0138.D to y = 1310, new integration is from x, y = 4.528, 1310 to 4.572, 1310 and new response = 140181; previous integration is from x, y = 4.528, 1310 to 4.572, 17639 and previous response = 118557.			✓	
CmdManuallyIntegrateQualifierPeak	BL2000\sean	2/3/2022 12:45:53 PM	Manually integrate qualifier 66.0 of compound Aniline in sample Feb0138.D, from x, y = 4.531, 1150 to 4.572, 17158, result = 251631; previous integration is from x, y = 4.531, 1150 to 4.664, 1507 and previous response = 615544.			✓	
CmdManuallyIntegrateDropBaseline	BL2000\sean	2/3/2022 12:45:54 PM	Drop baseline for qualifier 66.0 of compound Aniline in sample Feb0138.D to y = 1150, new integration is from x, y = 4.531, 1150 to 4.572, 1150 and new response = 271249; previous integration is from x, y = 4.531, 1150 to 4.572, 17158 and previous response = 251631.			✓	
CmdManuallyIntegrateQualifierPeak	BL2000\sean	2/3/2022 12:46:02 PM	Manually integrate qualifier 66.0 of compound Phenol in sample Feb0138.D, from x, y = 4.572, 10839 to 4.664, 1346, result = 331039; previous integration is from x, y = 4.531, 1111 to 4.664, 1346 and previous response = 628766.			✓	
CmdManuallyIntegrateDropBaseline	BL2000\sean	2/3/2022 12:46:03 PM	Drop baseline for qualifier 66.0 of compound Phenol in sample Feb0138.D to y = 1346, new integration is from x, y = 4.572, 1346 to 4.664, 1346 and new response = 357218; previous integration is from x, y = 4.572, 10839 to 4.664, 1346 and previous response = 331039.			✓	
CmdManuallyIntegrateSplit	BL2000\sean	2/3/2022 12:46:09 PM	Split peak for compound bis(-2-Chloroethyl)Ether in sample Feb0138.D and keep left peak, new integration is from x, y = 4.623, 1001.82790071829 to 4.664, 1020.3906439729 and new response = 615306, previous integration is from x, y = 4.623, 1002 to 4.736, 1053 and previous response = 889777.			✓	
CmdManuallyIntegrateApplyTargetRtToQualifier	BL2000\sean	2/3/2022 12:46:12 PM	Apply target integration range 4.623-4.664 to qualifier 64.0 for compound bis(-2-Chloroethyl)Ether in sample Feb0138.D, new integration is from x, y = 4.623, 1261 to 4.664, 0 and new response = 19615; previous integration is from x, y = 4.664, 538 to 4.746, 564 and previous response = 293697.			✓	

Name	User	Time	Action	Reason	Comment	Succeed	Exception
CmdManuallyIntegrateDropBaseline	BL2000\sean	2/3/2022 12:46:13 PM	Drop baseline for qualifier 64.0 of compound bis(-2-Chloroethyl)Ether in sample Feb0138.D to y = 0, new integration is from x, y = 4.623, 0 to 4.664, 0 and new response = 21160; previous integration is from x, y = 4.623, 1261 to 4.664, 0 and previous response = 19615.			✓	
CmdManuallyIntegrateSplit	BL2000\sean	2/3/2022 12:46:21 PM	Split peak for compound 1,3-Dichlorobenzene in sample Feb0138.D and keep left peak, new integration is from x, y = 4.817, 748.330853516578 to 4.899, 1026.57725227263 and new response = 909758, previous integration is from x, y = 4.817, 748 to 4.971, 1270 and previous response = 1830287.			✓	
CmdSetTargetCompoundAttribute	BL2000\sean	2/3/2022 12:46:22 PM	Set UserAnnotation = CO for compound 1,3-Dichlorobenzene in sample Feb0138.D; previous value =			✓	
CmdManuallyIntegrateApplyTargetRtToQualifier	BL2000\sean	2/3/2022 12:46:25 PM	Apply target integration range 4.817-4.899 to qualifier 148.0 for compound 1,3-Dichlorobenzene in sample Feb0138.D, new integration is from x, y = 4.817, 254 to 4.899, 2588 and new response = 569970; previous integration is from x, y = 4.817, 0 to 4.971, 0 and previous response = 1182771.			✓	
CmdManuallyIntegrateApplyTargetRtToQualifier	BL2000\sean	2/3/2022 12:46:26 PM	Apply target integration range 4.817-4.899 to qualifier 111.0 for compound 1,3-Dichlorobenzene in sample Feb0138.D, new integration is from x, y = 4.817, 794 to 4.899, 1642 and new response = 313204; previous integration is from x, y = 4.807, 0 to 4.971, 0 and previous response = 656762.			✓	
CmdManuallyIntegrateSplit	BL2000\sean	2/3/2022 12:46:31 PM	Split peak for compound 1,4-Dichlorobenzene in sample Feb0138.D and keep right peak, new integration is from x, y = 4.899, 534.186846723439 to 4.971, 630.087300041761 and new response = 944229, previous integration is from x, y = 4.813, 419 to 4.971, 630 and previous response = 1855977.			✓	
CmdSetTargetCompoundAttribute	BL2000\sean	2/3/2022 12:46:32 PM	Set UserAnnotation = CO for compound 1,4-Dichlorobenzene in sample Feb0138.D; previous value =			✓	

Name	User	Time	Action	Reason	Comment	Succeed	Exception
CmdManuallyIntegrateSplit	BL2000\sean	2/3/2022 12:46:35 PM	Split qualifier 148.0 of compound 1,4-Dichlorobenzene in sample Feb0138.D and keep right peak, new integration is from x, y = 4.879, 0 to 4.971, 0 and new response = 609155, previous integration is from x, y = 4.817, 0 to 4.971, 0 and previous response = 1182771.			✓	
CmdManuallyIntegrateQualifierPeak	BL2000\sean	2/3/2022 12:46:35 PM	Manually integrate qualifier 111.0 of compound 1,4-Dichlorobenzene in sample Feb0138.D, from x, y = 4.664, 361441 to 4.695, 356580, result = 653847; previous integration is from x, y = 4.810, 199 to 4.971, 374 and previous response = 653847.			✓	
CmdManuallyIntegrateSplit	BL2000\sean	2/3/2022 12:46:36 PM	Split qualifier 111.0 of compound 1,4-Dichlorobenzene in sample Feb0138.D and keep right peak, new integration is from x, y = 4.889, 285.027624642785 to 4.971, 374.299288591635 and new response = 336478, previous integration is from x, y = 4.810, 199 to 4.971, 374 and previous response = 653847.			✓	
CmdManuallyIntegratePeak	BL2000\sean	2/3/2022 12:46:41 PM	Manually integrate compound 1,2-Dichlorobenzene in sample Feb0138.D, from x, y = 5.063, 911082 to 5.154, 934680, result = -4121188; previous integration is from x, y = 4.812, 384 to 4.971, 275 and previous response = 1857820.			✓	
CmdManuallyIntegrateSnapBaseline	BL2000\sean	2/3/2022 12:46:42 PM	Snap baseline for compound 1,2-Dichlorobenzene in sample Feb0138.D, from x = 5.063 to x = 5.154, new integration is from x, y = 5.063, 1788 to 5.154, 2799 and new response = 955852; previous integration is from x, y = 5.063, 911082 to 5.154, 934680 and previous response = -4121188.			✓	
CmdManuallyIntegrateDropBaseline	BL2000\sean	2/3/2022 12:46:43 PM	Drop baseline for compound 1,2-Dichlorobenzene in sample Feb0138.D to y = 1788, new integration is from x, y = 5.063, 1788 to 5.154, 1788 and new response = 958640; previous integration is from x, y = 5.063, 1788 to 5.154, 2799 and previous response = 955852.			✓	
CmdManuallyIntegrateApplyTargetRtToQualifier	BL2000\sean	2/3/2022 12:46:46 PM	Apply target integration range 5.063-5.154 to qualifier 148.0 for compound 1,2-Dichlorobenzene in sample Feb0138.D, new integration is from x, y = 5.063, 1300 to 5.154, 1766 and new response = 614339; previously no peak.			✓	

Name	User	Time	Action	Reason	Comment	Succeed	Exception
CmdManuallyIntegrateApplyTargetRtToQualifier	BL2000\sean	2/3/2022 12:46:47 PM	Apply target integration range 5.063-5.154 to qualifier 111.0 for compound 1,2-Dichlorobenzene in sample Feb0138.D, new integration is from x, y = 5.063, 566 to 5.154, 1855 and new response = 361978; previously no peak.			✓	
CmdManuallyIntegrateApplyTargetRtToQualifier	BL2000\sean	2/3/2022 12:47:00 PM	Apply target integration range 5.532-5.624 to qualifier 77.0 for compound Nitrobenzene in sample Feb0138.D, new integration is from x, y = 5.532, 3910 to 5.624, 3834 and new response = 528227; previously no peak.			✓	
CmdManuallyIntegrateDropBaseline	BL2000\sean	2/3/2022 12:47:02 PM	Drop baseline for qualifier 77.0 of compound Nitrobenzene in sample Feb0138.D to y = 3834, new integration is from x, y = 5.532, 3834 to 5.624, 3834 and new response = 528436; previous integration is from x, y = 5.532, 3910 to 5.624, 3834 and previous response = 528227.			✓	
CmdManuallyIntegrateApplyTargetRtToQualifier	BL2000\sean	2/3/2022 12:47:03 PM	Apply target integration range 5.532-5.624 to qualifier 51.0 for compound Nitrobenzene in sample Feb0138.D, new integration is from x, y = 5.532, 6179 to 5.624, 7563 and new response = 337775; previously no peak.			✓	
CmdManuallyIntegrateDropBaseline	BL2000\sean	2/3/2022 12:47:04 PM	Drop baseline for qualifier 51.0 of compound Nitrobenzene in sample Feb0138.D to y = 6179, new integration is from x, y = 5.532, 6179 to 5.624, 6179 and new response = 341591; previous integration is from x, y = 5.532, 6179 to 5.624, 7563 and previous response = 337775.			✓	
CmdManuallyIntegrateSplit	BL2000\sean	2/3/2022 12:47:17 PM	Split peak for compound Naphthalene in sample Feb0138.D and keep left peak, new integration is from x, y = 6.372, 929.195333641253 to 6.434, 1038.2354982316 and new response = 2236568, previous integration is from x, y = 6.372, 929 to 6.475, 1111 and previous response = 2840478.			✓	
CmdSetTargetCompoundAttribute	BL2000\sean	2/3/2022 12:47:18 PM	Set UserAnnotation = CO for compound Naphthalene in sample Feb0138.D; previous value =			✓	

Name	User	Time	Action	Reason	Comment	Succeed	Exception
CmdManuallyIntegrateSplit	BL2000\sean	2/3/2022 12:47:21 PM	Split qualifier 129.0 of compound Naphthalene in sample Feb0138.D and keep left peak, new integration is from x, y = 6.362, 547.610092358781 to 6.475, 604.963545552754 and new response = 291165, previous integration is from x, y = 6.362, 548 to 6.557, 647 and previous response = 559732.			✓	
CmdManuallyIntegrateSplit	BL2000\sean	2/3/2022 12:47:24 PM	Split qualifier 129.0 of compound Naphthalene in sample Feb0138.D and keep left peak, new integration is from x, y = 6.362, 547.610092358781 to 6.434, 584.10543665291 and new response = 245967, previous integration is from x, y = 6.362, 548 to 6.475, 605 and previous response = 291165.			✓	
CmdManuallyIntegrateSplit	BL2000\sean	2/3/2022 12:47:27 PM	Split qualifier 102.0 of compound Naphthalene in sample Feb0138.D and keep left peak, new integration is from x, y = 6.383, 0 to 6.434, 0 and new response = 211401, previous integration is from x, y = 6.383, 0 to 6.475, 0 and previous response = 242750.			✓	
CmdManuallyIntegrateSplit	BL2000\sean	2/3/2022 12:47:33 PM	Split peak for compound 4-Chlorophenol in sample Feb0138.D and keep left peak, new integration is from x, y = 6.434, 696.434430796263 to 6.475, 706.633152104038 and new response = 186388, previous integration is from x, y = 6.434, 696 to 6.526, 719 and previous response = 214707.			✓	
CmdSetTargetCompoundAttribute	BL2000\sean	2/3/2022 12:47:34 PM	Set UserAnnotation = CO for compound 4-Chlorophenol in sample Feb0138.D; previous value =			✓	
CmdManuallyIntegrateSplit	BL2000\sean	2/3/2022 12:47:37 PM	Split qualifier 128.0 of compound 4-Chlorophenol in sample Feb0138.D and keep right peak, new integration is from x, y = 6.434, 1251.14587845974 to 6.475, 1341.77145557261 and new response = 603363, previous integration is from x, y = 6.372, 1115 to 6.475, 1342 and previous response = 2839194.			✓	
CmdManuallyIntegrateSplit	BL2000\sean	2/3/2022 12:47:42 PM	Split qualifier 129.0 of compound p-Chloroaniline in sample Feb0138.D and keep right peak, new integration is from x, y = 6.475, 590.922029387373 to 6.557, 633.684401208725 and new response = 268634, previous integration is from x, y = 6.362, 532 to 6.557, 634 and previous response = 559899.			✓	

Name	User	Time	Action	Reason	Comment	Succeed	Exception
CmdManuallyIntegratePeak	BL2000\sean	2/3/2022 12:47:52 PM	Manually integrate compound 4-Chloro-3-Methylphenol in sample Feb0138.D, from x, y = 7.101, 242685 to 7.225, 291491, result = -1275938; previous integration is from x, y = 6.968, 705 to 7.071, 891 and previous response = 556416.			✓	
CmdManuallyIntegrateSnapBaseline	BL2000\sean	2/3/2022 12:47:54 PM	Snap baseline for compound 4-Chloro-3-Methylphenol in sample Feb0138.D, from x = 7.101 to x = 7.225, new integration is from x, y = 7.101, 2278 to 7.225, 5063 and new response = 671770; previous integration is from x, y = 7.101, 242685 to 7.225, 291491 and previous response = -1275938.			✓	
CmdManuallyIntegrateDropBaseline	BL2000\sean	2/3/2022 12:47:55 PM	Drop baseline for compound 4-Chloro-3-Methylphenol in sample Feb0138.D to y = 2278, new integration is from x, y = 7.101, 2278 to 7.225, 2278 and new response = 682066; previous integration is from x, y = 7.101, 2278 to 7.225, 5063 and previous response = 671770.			✓	
CmdManuallyIntegrateApplyTargetRtToQualifier	BL2000\sean	2/3/2022 12:47:57 PM	Apply target integration range 7.101-7.225 to qualifier 144.0 for compound 4-Chloro-3-Methylphenol in sample Feb0138.D, new integration is from x, y = 7.101, 723 to 7.225, 5721 and new response = 167100; previously no peak.			✓	
CmdManuallyIntegrateDropBaseline	BL2000\sean	2/3/2022 12:47:59 PM	Drop baseline for qualifier 144.0 of compound 4-Chloro-3-Methylphenol in sample Feb0138.D to y = 723, new integration is from x, y = 7.101, 723 to 7.225, 723 and new response = 185578; previous integration is from x, y = 7.101, 723 to 7.225, 5721 and previous response = 167100.			✓	
CmdManuallyIntegrateSplit	BL2000\sean	2/3/2022 12:48:00 PM	Split qualifier 144.0 of compound 4-Chloro-3-Methylphenol in sample Feb0138.D and keep left peak, new integration is from x, y = 7.101, 723 to 7.225, 723 and new response = 185578, previous integration is from x, y = 7.101, 723 to 7.225, 723 and previous response = 185578.			✓	
CmdManuallyIntegratePeak	BL2000\sean	2/3/2022 12:48:06 PM	Manually integrate compound 1-Methylnaphthalene in sample Feb0138.D, from x, y = 7.317, 494516 to 7.389, 603400, result = -1067613; previous integration is from x, y = 7.205, 1399 to 7.286, 1462 and previous response = 1428211.			✓	

Name	User	Time	Action	Reason	Comment	Succeed	Exception
CmdManuallyIntegrateSnapBaseline	BL2000\sean	2/3/2022 12:48:08 PM	Snap baseline for compound 1-Methylnaphthalene in sample Feb0138.D, from x = 7.317 to x = 7.389, new integration is from x, y = 7.317, 5144 to 7.389, 8134 and new response = 1271950; previous integration is from x, y = 7.317, 494516 to 7.389, 603400 and previous response = -1067613.			✓	
CmdManuallyIntegrateDropBaseline	BL2000\sean	2/3/2022 12:48:09 PM	Drop baseline for compound 1-Methylnaphthalene in sample Feb0138.D to y = 5144, new integration is from x, y = 7.317, 5144 to 7.389, 5144 and new response = 1278400; previous integration is from x, y = 7.317, 5144 to 7.389, 8134 and previous response = 1271950.			✓	
CmdManuallyIntegrateQualifierPeak	BL2000\sean	2/3/2022 12:48:10 PM	Manually integrate qualifier115.0 of compound 1-Methylnaphthalene in sample Feb0138.D from x, y = 7.050, 657715 to 7.071, 657715; result = 0			✓	
CmdManuallyIntegrateApplyTargetRtToQualifier	BL2000\sean	2/3/2022 12:48:15 PM	Apply target integration range 7.317-7.389 to qualifier 142.0 for compound 1-Methylnaphthalene in sample Feb0138.D, new integration is from x, y = 7.317, 6025 to 7.389, 11561 and new response = 1447515; previously no peak.			✓	
CmdManuallyIntegrateApplyTargetRtToQualifier	BL2000\sean	2/3/2022 12:48:17 PM	Apply target integration range 7.317-7.389 to qualifier 115.0 for compound 1-Methylnaphthalene in sample Feb0138.D, new integration is from x, y = 7.317, 3424 to 7.389, 4774 and new response = 528742; previously no peak.			✓	
CmdManuallyIntegrateSplit	BL2000\sean	2/3/2022 12:48:25 PM	Split peak for compound 2,4,6-Trichlorophenol in sample Feb0138.D and keep left peak, new integration is from x, y = 7.574, 0 to 7.625, 0 and new response = 439380, previous integration is from x, y = 7.574, 0 to 7.666, 0 and previous response = 895456.			✓	
CmdSetTargetCompoundAttribute	BL2000\sean	2/3/2022 12:48:27 PM	Set UserAnnotation = CO for compound 2,4,6-Trichlorophenol in sample Feb0138.D; previous value =			✓	
CmdManuallyIntegrateSplit	BL2000\sean	2/3/2022 12:48:29 PM	Split qualifier 198.0 of compound 2,4,6-Trichlorophenol in sample Feb0138.D and keep left peak, new integration is from x, y = 7.574, 74.3981818994907 to 7.625, 108.979267190738 and new response = 424418, previous integration is from x, y = 7.574, 74 to 7.666, 137 and previous response = 845245.			✓	

Name	User	Time	Action	Reason	Comment	Succeed	Exception
CmdManuallyIntegratePeak	BL2000\sean	2/3/2022 12:48:34 PM	Manually integrate compound 2,4,5-Trichlorophenol in sample Feb0138.D, from x, y = 7.543, 281466 to 7.779, 297167, result = -3167848; previous integration is from x, y = 7.574, 0 to 7.666, 0 and previous response = 895456.			✓	
CmdManuallyIntegrateSnapBaseline	BL2000\sean	2/3/2022 12:48:35 PM	Snap baseline for compound 2,4,5-Trichlorophenol in sample Feb0138.D, from x = 7.543 to x = 7.779, new integration is from x, y = 7.543, 0 to 7.779, 837 and new response = 926414; previous integration is from x, y = 7.543, 281466 to 7.779, 297167 and previous response = -3167848.			✓	
CmdManuallyIntegrateDropBaseline	BL2000\sean	2/3/2022 12:48:36 PM	Drop baseline for compound 2,4,5-Trichlorophenol in sample Feb0138.D to y = 0, new integration is from x, y = 7.543, 0 to 7.779, 0 and new response = 932345; previous integration is from x, y = 7.543, 0 to 7.779, 837 and previous response = 926414.			✓	
CmdManuallyIntegrateSplit	BL2000\sean	2/3/2022 12:48:39 PM	Split peak for compound 2,4,5-Trichlorophenol in sample Feb0138.D and keep right peak, new integration is from x, y = 7.625, 0 to 7.779, 0 and new response = 492965, previous integration is from x, y = 7.543, 0 to 7.779, 0 and previous response = 932345.			✓	
CmdSetTargetCompoundAttribute	BL2000\sean	2/3/2022 12:48:40 PM	Set UserAnnotation = CO for compound 2,4,5-Trichlorophenol in sample Feb0138.D; previous value =			✓	
CmdManuallyIntegrateApplyTargetRtToQualifier	BL2000\sean	2/3/2022 12:48:42 PM	Apply target integration range 7.625-7.779 to qualifier 198.0 for compound 2,4,5-Trichlorophenol in sample Feb0138.D, new integration is from x, y = 7.625, 7709 to 7.779, 771 and new response = 426512; previous integration is from x, y = 7.574, 109 to 7.666, 190 and previous response = 845022.			✓	
CmdManuallyIntegrateDropBaseline	BL2000\sean	2/3/2022 12:48:43 PM	Drop baseline for qualifier 198.0 of compound 2,4,5-Trichlorophenol in sample Feb0138.D to y = 771, new integration is from x, y = 7.625, 771 to 7.779, 771 and new response = 458573; previous integration is from x, y = 7.625, 7709 to 7.779, 771 and previous response = 426512.			✓	

Name	User	Time	Action	Reason	Comment	Succeed	Exception
CmdManuallyIntegrateApplyTargetRtToQualifier	BL2000\sean	2/3/2022 12:48:54 PM	Apply target integration range 8.265-8.364 to qualifier 153.1 for compound Acenaphthylene in sample Feb0138.D, new integration is from x, y = 8.265, 0 to 8.364, 1612 and new response = 333064; previous integration is from x, y = 8.486, 0 to 8.568, 0 and previous response = 1686721.			✓	
CmdManuallyIntegrateDropBaseline	BL2000\sean	2/3/2022 12:48:55 PM	Drop baseline for qualifier 153.1 of compound Acenaphthylene in sample Feb0138.D to y = 0, new integration is from x, y = 8.265, 0 to 8.364, 0 and new response = 337840; previous integration is from x, y = 8.265, 0 to 8.364, 1612 and previous response = 333064.			✓	
CmdManuallyIntegrateApplyTargetRtToQualifier	BL2000\sean	2/3/2022 12:49:03 PM	Apply target integration range 8.486-8.568 to qualifier 152.0 for compound Acenaphthene in sample Feb0138.D, new integration is from x, y = 8.486, 3694 to 8.568, 4653 and new response = 801777; previous integration is from x, y = 8.251, 304 to 8.364, 488 and previous response = 2445105.			✓	
CmdManuallyIntegrateDropBaseline	BL2000\sean	2/3/2022 12:49:05 PM	Drop baseline for qualifier 152.0 of compound Acenaphthene in sample Feb0138.D to y = 3694, new integration is from x, y = 8.486, 3694 to 8.568, 3694 and new response = 804130; previous integration is from x, y = 8.486, 3694 to 8.568, 4653 and previous response = 801777.			✓	
CmdManuallyIntegrateApplyTargetRtToQualifier	BL2000\sean	2/3/2022 12:49:11 PM	Apply target integration range 8.568-8.660 to qualifier 154.0 for compound 2,4-Dinitrophenol in sample Feb0138.D, new integration is from x, y = 8.568, 3649 to 8.660, 2867 and new response = 52502; previous integration is from x, y = 8.486, 764 to 8.568, 892 and previous response = 1522483.			✓	
CmdManuallyIntegrateDropBaseline	BL2000\sean	2/3/2022 12:49:12 PM	Drop baseline for qualifier 154.0 of compound 2,4-Dinitrophenol in sample Feb0138.D to y = 2867, new integration is from x, y = 8.568, 2867 to 8.660, 2867 and new response = 54662; previous integration is from x, y = 8.568, 3649 to 8.660, 2867 and previous response = 52502.			✓	

Name	User	Time	Action	Reason	Comment	Succeed	Exception
CmdManuallyIntegrateSplit	BL2000\sean	2/3/2022 12:49:22 PM	Split qualifier 63.0 of compound 2,4-Dinitrotoluene in sample Feb0138.D and keep right peak, new integration is from x, y = 8.814, 1906.72121946875 to 8.855, 1817.22103518848 and new response = 1259, previous integration is from x, y = 8.695, 2167 to 8.855, 1817 and previous response = 270035.			✓	
CmdManuallyIntegrateQualifierPeak	BL2000\sean	2/3/2022 12:49:29 PM	Manually integrate qualifier 63.0 of compound 2,4-Dinitrotoluene in sample Feb0138.D, from x, y = 8.742, 8438 to 8.855, 1817, result = 121571; previous integration is from x, y = 8.814, 1907 to 8.855, 1817 and previous response = 1259.			✓	
CmdManuallyIntegrateDropBaseline	BL2000\sean	2/3/2022 12:49:31 PM	Drop baseline for qualifier 63.0 of compound 2,4-Dinitrotoluene in sample Feb0138.D to y = 1817, new integration is from x, y = 8.742, 1817 to 8.855, 1817 and new response = 143923; previous integration is from x, y = 8.742, 8438 to 8.855, 1817 and previous response = 121571.			✓	
CmdManuallyIntegrateQualifierPeak	BL2000\sean	2/3/2022 12:49:35 PM	Manually integrate qualifier 89.0 of compound 2,4-Dinitrotoluene in sample Feb0138.D, from x, y = 8.691, 5953 to 8.732, 6994, result = 41681; previous integration is from x, y = 8.694, 492 to 8.797, 475 and previous response = 261065.			✓	
CmdManuallyIntegrateQualifierPeak	BL2000\sean	2/3/2022 12:49:41 PM	Manually integrate qualifier 89.0 of compound 2,4-Dinitrotoluene in sample Feb0138.D, from x, y = 8.742, 339 to 8.804, 672, result = 189243; previous integration is from x, y = 8.691, 5953 to 8.732, 6994 and previous response = 41681.			✓	
CmdManuallyIntegrateQualifierPeak	BL2000\sean	2/3/2022 12:49:55 PM	Manually integrate qualifier 65.0 of compound 4-Nitroaniline in sample Feb0138.D, from x, y = 9.182, 6568 to 9.233, 13389, result = 185436; previous integration is from x, y = 9.059, 1958 to 9.151, 2103 and previous response = 195312.			✓	
CmdManuallyIntegrateDropBaseline	BL2000\sean	2/3/2022 12:49:57 PM	Drop baseline for qualifier 65.0 of compound 4-Nitroaniline in sample Feb0138.D to y = 6568, new integration is from x, y = 9.182, 6568 to 9.233, 6568 and new response = 195903; previous integration is from x, y = 9.182, 6568 to 9.233, 13389 and previous response = 185436.			✓	

Name	User	Time	Action	Reason	Comment	Succeed	Exception
CmdManuallyIntegrateSplit	BL2000\sean	2/3/2022 12:50:22 PM	Split qualifier 92.0 of compound Benzidine in sample Feb0138.D and keep left peak, new integration is from x, y = 12.440, 493.117298154714 to 12.521, 470.751275478484 and new response = 19674, previous integration is from x, y = 12.440, 493 to 12.622, 443 and previous response = 23188.			✓	
CmdSaveBatchTable	BL2000\sean	2/3/2022 12:50:53 PM	Save batch \\MASSHUNTER\Org\Data\SV5973N.I\sd020122\DoD BNA 2\QuantResults\020122 DoD BNA.batch.bin			✓	
CmdManuallyIntegrateQualifierPeak	BL2000\sean	2/3/2022 12:52:32 PM	Manually integrate qualifier 66.0 of compound Aniline in sample Feb0139.D, from x, y = 4.524, 1185 to 4.573, 10701, result = 283026; previous integration is from x, y = 4.524, 1185 to 4.857, 1733 and previous response = 803973.			✓	
CmdManuallyIntegrateDropBaseline	BL2000\sean	2/3/2022 12:52:33 PM	Drop baseline for qualifier 66.0 of compound Aniline in sample Feb0139.D to y = 1185, new integration is from x, y = 4.524, 1185 to 4.573, 1185 and new response = 296832; previous integration is from x, y = 4.524, 1185 to 4.573, 10701 and previous response = 283026.			✓	
CmdManuallyIntegrateSplit	BL2000\sean	2/3/2022 12:52:35 PM	Split qualifier 65.0 of compound Aniline in sample Feb0139.D and keep left peak, new integration is from x, y = 4.529, 1175.02384290952 to 4.573, 1218.91459697582 and new response = 155536, previous integration is from x, y = 4.529, 1175 to 4.624, 1271 and previous response = 416530.			✓	
CmdManuallyIntegrateSplit	BL2000\sean	2/3/2022 12:52:35 PM	Split qualifier 65.0 of compound Aniline in sample Feb0139.D and keep left peak, new integration is from x, y = 4.529, 1175.02384290952 to 4.573, 1218.91459697582 and new response = 155536, previous integration is from x, y = 4.529, 1175 to 4.573, 1219 and previous response = 155536.			✓	
CmdManuallyIntegrateApplyTargetRtToQualifier	BL2000\sean	2/3/2022 12:52:44 PM	Apply target integration range 4.573-4.634 to qualifier 66.0 for compound Phenol in sample Feb0139.D, new integration is from x, y = 4.573, 92360 to 4.634, 16496 and new response = 220696; previous integration is from x, y = 4.521, 1056 to 4.858, 1584 and previous response = 807043.			✓	

Name	User	Time	Action	Reason	Comment	Succeed	Exception
CmdManuallyIntegrateDropBaseline	BL2000\sean	2/3/2022 12:52:46 PM	Drop baseline for qualifier 66.0 of compound Phenol in sample Feb0139.D to y = 16496, new integration is from x, y = 4.573, 16496 to 4.634, 16496 and new response = 360134; previous integration is from x, y = 4.573, 92360 to 4.634, 16496 and previous response = 220696.			✓	
CmdManuallyIntegrateSplit	BL2000\sean	2/3/2022 12:52:51 PM	Split peak for compound bis(-2-Chloroethyl)Ether in sample Feb0139.D and keep left peak, new integration is from x, y = 4.624, 1133.77052502229 to 4.664, 1172.78669626923 and new response = 741102, previous integration is from x, y = 4.624, 1134 to 4.726, 1231 and previous response = 1075378.			✓	
CmdSetTargetCompoundAttribute	BL2000\sean	2/3/2022 12:52:52 PM	Set UserAnnotation = CO for compound bis(-2-Chloroethyl)Ether in sample Feb0139.D; previous value =			✓	
CmdManuallyIntegrateApplyTargetRtToQualifier	BL2000\sean	2/3/2022 12:52:54 PM	Apply target integration range 4.624-4.664 to qualifier 64.0 for compound bis(-2-Chloroethyl)Ether in sample Feb0139.D, new integration is from x, y = 4.624, 2615 to 4.664, 4708 and new response = 20183; previous integration is from x, y = 4.664, 651 to 4.756, 723 and previous response = 385468.			✓	
CmdManuallyIntegrateDropBaseline	BL2000\sean	2/3/2022 12:52:55 PM	Drop baseline for qualifier 64.0 of compound bis(-2-Chloroethyl)Ether in sample Feb0139.D to y = 2615, new integration is from x, y = 4.624, 2615 to 4.664, 2615 and new response = 22748; previous integration is from x, y = 4.624, 2615 to 4.664, 4708 and previous response = 20183.			✓	
CmdManuallyIntegrateSplit	BL2000\sean	2/3/2022 12:53:13 PM	Split qualifier 77.0 of compound Nitrobenzene in sample Feb0139.D and keep right peak, new integration is from x, y = 5.533, 3656.44855011668 to 5.624, 3251.61103949226 and new response = 602540, previous integration is from x, y = 5.421, 4146 to 5.624, 3252 and previous response = 960095.			✓	
CmdManuallyIntegrateSplit	BL2000\sean	2/3/2022 12:53:25 PM	Split peak for compound 4-Chlorophenol in sample Feb0139.D and keep left peak, new integration is from x, y = 6.424, 424.935209318702 to 6.485, 427.723802549564 and new response = 236399, previous integration is from x, y = 6.424, 425 to 6.527, 430 and previous response = 261760.			✓	

Name	User	Time	Action	Reason	Comment	Succeed	Exception
CmdSetTargetCompoundAttribute	BL2000\sean	2/3/2022 12:53:26 PM	Set UserAnnotation = CO for compound 4-Chlorophenol in sample Feb0139.D; previous value =			✓	
CmdManuallyIntegrateSplit	BL2000\sean	2/3/2022 12:53:28 PM	Split qualifier 128.0 of compound 4-Chlorophenol in sample Feb0139.D and keep left peak, new integration is from x, y = 6.434, 1267.53661767561 to 6.485, 1392.35439885711 and new response = 742425, previous integration is from x, y = 6.434, 1268 to 6.527, 1492 and previous response = 843655.			✓	
CmdManuallyIntegrateSplit	BL2000\sean	2/3/2022 12:53:33 PM	Split qualifier 129.0 of compound Naphthalene in sample Feb0139.D and keep left peak, new integration is from x, y = 6.362, 706.606574630601 to 6.434, 762.854385269556 and new response = 292633, previous integration is from x, y = 6.362, 707 to 6.475, 795 and previous response = 345482.			✓	
CmdManuallyIntegrateSplit	BL2000\sean	2/3/2022 12:53:34 PM	Split qualifier 102.0 of compound Naphthalene in sample Feb0139.D and keep left peak, new integration is from x, y = 6.352, 194.980913384512 to 6.434, 199.444536880993 and new response = 254543, previous integration is from x, y = 6.352, 195 to 6.475, 202 and previous response = 290022.			✓	
CmdManuallyIntegratePeak	BL2000\sean	2/3/2022 12:53:51 PM	Manually integrate compound 4-Chloro-3-Methylphenol in sample Feb0139.D, from x, y = 7.091, 428210 to 7.215, 465084, result = -2458458; previous integration is from x, y = 6.969, 739 to 7.071, 965 and previous response = 652373.			✓	
CmdManuallyIntegrateSnapBaseline	BL2000\sean	2/3/2022 12:53:53 PM	Snap baseline for compound 4-Chloro-3-Methylphenol in sample Feb0139.D, from x = 7.091 to x = 7.215, new integration is from x, y = 7.091, 4056 to 7.215, 5161 and new response = 810415; previous integration is from x, y = 7.091, 428210 to 7.215, 465084 and previous response = -2458458.			✓	
CmdManuallyIntegrateDropBaseline	BL2000\sean	2/3/2022 12:53:54 PM	Drop baseline for compound 4-Chloro-3-Methylphenol in sample Feb0139.D to y = 4056, new integration is from x, y = 7.091, 4056 to 7.215, 4056 and new response = 814501; previous integration is from x, y = 7.091, 4056 to 7.215, 5161 and previous response = 810415.			✓	

Name	User	Time	Action	Reason	Comment	Succeed	Exception
CmdManuallyIntegrateQualifierPeak	BL2000\sean	2/3/2022 12:54:09 PM	Manually integrate qualifier144.0 of compound 4-Chloro-3-Methylphenol in sample Feb0139.D from x, y = 7.235, 248967 to 7.256, 247631; result = -299582			✓	
CmdManuallyIntegrateApplyTargetRtToQualifier	BL2000\sean	2/3/2022 12:54:10 PM	Apply target integration range 7.091-7.215 to qualifier 144.0 for compound 4-Chloro-3-Methylphenol in sample Feb0139.D, new integration is from x, y = 7.091, 1141 to 7.215, 1112 and new response = 214352; previous integration is from x, y = 7.235, 248967 to 7.256, 247631 and previous response = -299582.			✓	
CmdManuallyIntegratePeak	BL2000\sean	2/3/2022 12:54:22 PM	Manually integrate compound 1-Methylnaphthalene in sample Feb0139.D, from x, y = 7.317, 1102857 to 7.399, 1210619, result = -4249777; previous integration is from x, y = 7.194, 1171 to 7.307, 1338 and previous response = 1615244.			✓	
CmdManuallyIntegrateSnapBaseline	BL2000\sean	2/3/2022 12:54:24 PM	Snap baseline for compound 1-Methylnaphthalene in sample Feb0139.D, from x = 7.317 to x = 7.399, new integration is from x, y = 7.317, 6972 to 7.399, 7912 and new response = 1416252; previous integration is from x, y = 7.317, 1102857 to 7.399, 1210619 and previous response = -4249777.			✓	
CmdManuallyIntegrateDropBaseline	BL2000\sean	2/3/2022 12:54:25 PM	Drop baseline for compound 1-Methylnaphthalene in sample Feb0139.D to y = 6972, new integration is from x, y = 7.317, 6972 to 7.399, 6972 and new response = 1418569; previous integration is from x, y = 7.317, 6972 to 7.399, 7912 and previous response = 1416252.			✓	
CmdManuallyIntegrateApplyTargetRtToQualifier	BL2000\sean	2/3/2022 12:54:27 PM	Apply target integration range 7.317-7.399 to qualifier 115.0 for compound 1-Methylnaphthalene in sample Feb0139.D, new integration is from x, y = 7.317, 3675 to 7.399, 5133 and new response = 614425; previously no peak.			✓	
CmdManuallyIntegrateApplyTargetRtToQualifier	BL2000\sean	2/3/2022 12:54:33 PM	Apply target integration range 7.317-7.399 to qualifier 142.0 for compound 1-Methylnaphthalene in sample Feb0139.D, new integration is from x, y = 7.317, 7702 to 7.399, 11342 and new response = 1647816; previously no peak.			✓	

Name	User	Time	Action	Reason	Comment	Succeed	Exception
CmdManuallyIntegrateSplit	BL2000\sean	2/3/2022 12:54:41 PM	Split peak for compound 2,4,6-Trichlorophenol in sample Feb0139.D and keep left peak, new integration is from x, y = 7.574, 0 to 7.625, 0 and new response = 517323, previous integration is from x, y = 7.574, 0 to 7.666, 0 and previous response = 1051352.			✓	
CmdSetTargetCompoundAttribute	BL2000\sean	2/3/2022 12:54:42 PM	Set UserAnnotation = CO for compound 2,4,6-Trichlorophenol in sample Feb0139.D; previous value =			✓	
CmdManuallyIntegrateSplit	BL2000\sean	2/3/2022 12:54:44 PM	Split qualifier 198.0 of compound 2,4,6-Trichlorophenol in sample Feb0139.D and keep left peak, new integration is from x, y = 7.571, 134.136263895626 to 7.625, 183.201075971906 and new response = 491964, previous integration is from x, y = 7.571, 134 to 7.666, 220 and previous response = 1011440.			✓	
CmdManuallyIntegratePeak	BL2000\sean	2/3/2022 12:54:49 PM	Manually integrate compound 2,4,5-Trichlorophenol in sample Feb0139.D, from x, y = 7.543, 252906 to 7.800, 291741, result = -3099858; previous integration is from x, y = 7.574, 0 to 7.666, 0 and previous response = 1051352.			✓	
CmdManuallyIntegrateSnapBaseline	BL2000\sean	2/3/2022 12:54:50 PM	Snap baseline for compound 2,4,5-Trichlorophenol in sample Feb0139.D, from x = 7.543 to x = 7.800, new integration is from x, y = 7.543, 0 to 7.800, 1262 and new response = 1085562; previous integration is from x, y = 7.543, 252906 to 7.800, 291741 and previous response = -3099858.			✓	
CmdManuallyIntegrateDropBaseline	BL2000\sean	2/3/2022 12:54:51 PM	Drop baseline for compound 2,4,5-Trichlorophenol in sample Feb0139.D to y = 0, new integration is from x, y = 7.543, 0 to 7.800, 0 and new response = 1095282; previous integration is from x, y = 7.543, 0 to 7.800, 1262 and previous response = 1085562.			✓	
CmdManuallyIntegrateSplit	BL2000\sean	2/3/2022 12:54:53 PM	Split peak for compound 2,4,5-Trichlorophenol in sample Feb0139.D and keep right peak, new integration is from x, y = 7.625, 0 to 7.800, 0 and new response = 577959, previous integration is from x, y = 7.543, 0 to 7.800, 0 and previous response = 1095282.			✓	
CmdSetTargetCompoundAttribute	BL2000\sean	2/3/2022 12:54:54 PM	Set UserAnnotation = CO for compound 2,4,5-Trichlorophenol in sample Feb0139.D; previous value =			✓	

Name	User	Time	Action	Reason	Comment	Succeed	Exception
CmdManuallyIntegrateSplit	BL2000\sean	2/3/2022 12:54:57 PM	Split qualifier 198.0 of compound 2,4,5-Trichlorophenol in sample Feb0139.D and keep right peak, new integration is from x, y = 7.625, 177.016576766601 to 7.666, 216.5031010289 and new response = 519507, previous integration is from x, y = 7.570, 124 to 7.666, 217 and previous response = 1011483.			✓	
CmdManuallyIntegrateApplyTargetRtToQualifier	BL2000\sean	2/3/2022 12:54:59 PM	Apply target integration range 7.625-7.800 to qualifier 198.0 for compound 2,4,5-Trichlorophenol in sample Feb0139.D, new integration is from x, y = 7.625, 6837 to 7.800, 1386 and new response = 519624; previous integration is from x, y = 7.625, 177 to 7.666, 217 and previous response = 519507.			✓	
CmdManuallyIntegrateDropBaseline	BL2000\sean	2/3/2022 12:55:04 PM	Drop baseline for qualifier 198.0 of compound 2,4,5-Trichlorophenol in sample Feb0139.D to y = 1386, new integration is from x, y = 7.625, 1386 to 7.800, 1386 and new response = 548174; previous integration is from x, y = 7.625, 6837 to 7.800, 1386 and previous response = 519624.			✓	
CmdManuallyIntegrateSplit	BL2000\sean	2/3/2022 12:55:12 PM	Split qualifier 77.0 of compound Dimethyl Phthalate in sample Feb0139.D and keep left peak, new integration is from x, y = 8.190, 2146.57132861831 to 8.262, 2162.0857357168 and new response = 393799, previous integration is from x, y = 8.190, 2147 to 8.354, 2182 and previous response = 528431.			✓	
CmdManuallyIntegrateApplyTargetRtToQualifier	BL2000\sean	2/3/2022 12:55:19 PM	Apply target integration range 8.487-8.579 to qualifier 152.0 for compound Acenaphthene in sample Feb0139.D, new integration is from x, y = 8.487, 2996 to 8.579, 4418 and new response = 961151; previous integration is from x, y = 8.262, 534 to 8.364, 725 and previous response = 2951593.			✓	
CmdManuallyIntegrateDropBaseline	BL2000\sean	2/3/2022 12:55:20 PM	Drop baseline for qualifier 152.0 of compound Acenaphthene in sample Feb0139.D to y = 2996, new integration is from x, y = 8.487, 2996 to 8.579, 2996 and new response = 965079; previous integration is from x, y = 8.487, 2996 to 8.579, 4418 and previous response = 961151.			✓	

Name	User	Time	Action	Reason	Comment	Succeed	Exception
CmdManuallyIntegrateApplyTargetRtToQualifier	BL2000\sean	2/3/2022 12:55:39 PM	Apply target integration range 8.568-8.671 to qualifier 154.0 for compound 2,4-Dinitrophenol in sample Feb0139.D, new integration is from x, y = 8.568, 5706 to 8.671, 3449 and new response = 62440; previous integration is from x, y = 8.487, 1070 to 8.579, 1155 and previous response = 1840957.			✓	
CmdManuallyIntegrateDropBaseline	BL2000\sean	2/3/2022 12:55:40 PM	Drop baseline for qualifier 154.0 of compound 2,4-Dinitrophenol in sample Feb0139.D to y = 3449, new integration is from x, y = 8.568, 3449 to 8.671, 3449 and new response = 69367; previous integration is from x, y = 8.568, 5706 to 8.671, 3449 and previous response = 62440.			✓	
CmdManuallyIntegrateSplit	BL2000\sean	2/3/2022 12:55:53 PM	Split qualifier 63.0 of compound 2,4-Dinitrotoluene in sample Feb0139.D and keep right peak, new integration is from x, y = 8.824, 1372.33957777566 to 8.886, 1233.56054235863 and new response = 4330, previous integration is from x, y = 8.692, 1671 to 8.886, 1234 and previous response = 334538.			✓	
CmdManuallyIntegrateQualifierPeak	BL2000\sean	2/3/2022 12:55:54 PM	Manually integrate qualifier 89.0 of compound 2,4-Dinitrotoluene in sample Feb0139.D, from x, y = 8.548, 174384 to 8.579, 176606, result = 324105; previous integration is from x, y = 8.685, 392 to 8.824, 451 and previous response = 324105.			✓	
CmdManuallyIntegrateSplit	BL2000\sean	2/3/2022 12:55:54 PM	Split qualifier 89.0 of compound 2,4-Dinitrotoluene in sample Feb0139.D and keep right peak, new integration is from x, y = 8.685, 391.687771533388 to 8.824, 451.038579341805 and new response = 324105, previous integration is from x, y = 8.685, 392 to 8.824, 451 and previous response = 324105.			✓	
CmdManuallyIntegrateQualifierPeak	BL2000\sean	2/3/2022 12:55:59 PM	Manually integrate qualifier 63.0 of compound 2,4-Dinitrotoluene in sample Feb0139.D, from x, y = 8.742, 12114 to 8.886, 1234, result = 136698; previous integration is from x, y = 8.824, 1372 to 8.886, 1234 and previous response = 4330.			✓	

Name	User	Time	Action	Reason	Comment	Succeed	Exception
CmdManuallyIntegrateDropBaseline	BL2000\sean	2/3/2022 12:56:00 PM	Drop baseline for qualifier 63.0 of compound 2,4-Dinitrotoluene in sample Feb0139.D to y = 1234, new integration is from x, y = 8.742, 1234 to 8.886, 1234 and new response = 183444; previous integration is from x, y = 8.742, 12114 to 8.886, 1234 and previous response = 136698.			✓	
CmdManuallyIntegrateQualifierPeak	BL2000\sean	2/3/2022 12:56:04 PM	Manually integrate qualifier 89.0 of compound 2,4-Dinitrotoluene in sample Feb0139.D, from x, y = 8.742, 8795 to 8.824, 451, result = 221293; previous integration is from x, y = 8.685, 392 to 8.824, 451 and previous response = 324105.			✓	
CmdManuallyIntegrateDropBaseline	BL2000\sean	2/3/2022 12:56:05 PM	Drop baseline for qualifier 89.0 of compound 2,4-Dinitrotoluene in sample Feb0139.D to y = 451, new integration is from x, y = 8.742, 451 to 8.824, 451 and new response = 241778; previous integration is from x, y = 8.742, 8795 to 8.824, 451 and previous response = 221293.			✓	
CmdManuallyIntegrateQualifierPeak	BL2000\sean	2/3/2022 12:56:19 PM	Manually integrate qualifier 65.0 of compound 4-Nitroaniline in sample Feb0139.D, from x, y = 9.192, 9530 to 9.233, 14620, result = 251672; previous integration is from x, y = 9.152, 2244 to 9.295, 2596 and previous response = 396349.			✓	
CmdManuallyIntegrateDropBaseline	BL2000\sean	2/3/2022 12:56:21 PM	Drop baseline for qualifier 65.0 of compound 4-Nitroaniline in sample Feb0139.D to y = 9530, new integration is from x, y = 9.192, 9530 to 9.233, 9530 and new response = 257920; previous integration is from x, y = 9.192, 9530 to 9.233, 14620 and previous response = 251672.			✓	
CmdManuallyIntegratePeak	BL2000\sean	2/3/2022 12:56:44 PM	Manually integrate compound Anthracene in sample Feb0139.D, from x, y = 10.323, 338239 to 10.404, 489660, result = 1146464; previous integration is from x, y = 10.252, 603 to 10.323, 785 and previous response = 3327712.			✓	
CmdManuallyIntegrateSnapBaseline	BL2000\sean	2/3/2022 12:56:46 PM	Snap baseline for compound Anthracene in sample Feb0139.D, from x = 10.323 to x = 10.404, new integration is from x, y = 10.323, 8583 to 10.404, 11562 and new response = 3109708; previous integration is from x, y = 10.323, 338239 to 10.404, 489660 and previous response = 1146464.			✓	

Name	User	Time	Action	Reason	Comment	Succeed	Exception
CmdManuallyIntegrateDropBaseline	BL2000\sean	2/3/2022 12:56:47 PM	Drop baseline for compound Anthracene in sample Feb0139.D to y = 8583, new integration is from x, y = 10.323, 8583 to 10.404, 8583 and new response = 3116949; previous integration is from x, y = 10.323, 8583 to 10.404, 11562 and previous response = 3109708.			✓	
CmdManuallyIntegrateApplyTargetRtToQualifier	BL2000\sean	2/3/2022 12:56:51 PM	Apply target integration range 10.323-10.404 to qualifier 176.0 for compound Anthracene in sample Feb0139.D, new integration is from x, y = 10.323, 1413 to 10.404, 1885 and new response = 568520; previously no peak.			✓	
CmdManuallyIntegrateDropBaseline	BL2000\sean	2/3/2022 12:56:53 PM	Drop baseline for qualifier 176.0 of compound Anthracene in sample Feb0139.D to y = 1413, new integration is from x, y = 10.323, 1413 to 10.404, 1413 and new response = 569667; previous integration is from x, y = 10.323, 1413 to 10.404, 1885 and previous response = 568520.			✓	
CmdSaveBatchTable	BL2000\sean	2/3/2022 12:58:15 PM	Save batch \\MASSHUNTER\Org\Data\SV5973N.I\sd020122\DoD BNA 2\QuantResults\020122 DoD BNA.batch.bin			✓	
CmdManuallyIntegrateQualifierPeak	BL2000\sean	2/3/2022 12:58:43 PM	Manually integrate qualifier 66.0 of compound Aniline in sample Feb0146.D, from x, y = 4.532, 1177 to 4.572, 19876, result = 149450; previous integration is from x, y = 4.532, 1177 to 4.664, 1499 and previous response = 436695.			✓	
CmdManuallyIntegrateDropBaseline	BL2000\sean	2/3/2022 12:58:44 PM	Drop baseline for qualifier 66.0 of compound Aniline in sample Feb0146.D to y = 1177, new integration is from x, y = 4.532, 1177 to 4.572, 1177 and new response = 172271; previous integration is from x, y = 4.532, 1177 to 4.572, 19876 and previous response = 149450.			✓	
CmdManuallyIntegrateQualifierPeak	BL2000\sean	2/3/2022 12:58:49 PM	Manually integrate qualifier65.0 of compound Aniline in sample Feb0146.D from x, y = 4.532, 1179 to 4.572, 9719; result = 82280			✓	
CmdManuallyIntegrateDropBaseline	BL2000\sean	2/3/2022 12:58:50 PM	Drop baseline for qualifier 65.0 of compound Aniline in sample Feb0146.D to y = 1179, new integration is from x, y = 4.532, 1179 to 4.572, 1179 and new response = 92728; previous integration is from x, y = 4.532, 1179 to 4.572, 9719 and previous response = 82280.			✓	

Name	User	Time	Action	Reason	Comment	Succeed	Exception
CmdManuallyIntegrateQualifierPeak	BL2000\sean	2/3/2022 12:58:59 PM	Manually integrate qualifier 66.0 of compound Phenol in sample Feb0146.D, from x, y = 4.572, 14204 to 4.664, 1237, result = 234302; previous integration is from x, y = 4.532, 1036 to 4.664, 1237 and previous response = 438211.			✓	
CmdManuallyIntegrateDropBaseline	BL2000\sean	2/3/2022 12:59:00 PM	Drop baseline for qualifier 66.0 of compound Phenol in sample Feb0146.D to y = 1237, new integration is from x, y = 4.572, 1237 to 4.664, 1237 and new response = 270061; previous integration is from x, y = 4.572, 14204 to 4.664, 1237 and previous response = 234302.			✓	
CmdManuallyIntegrateSplit	BL2000\sean	2/3/2022 12:59:14 PM	Split peak for compound bis(-2-Chloroethyl)Ether in sample Feb0146.D and keep left peak, new integration is from x, y = 4.623, 1098.29023467 to 4.664, 1129.51138533875 and new response = 537455, previous integration is from x, y = 4.623, 1098 to 4.736, 1184 and previous response = 763066.			✓	
CmdSetTargetCompoundAttribute	BL2000\sean	2/3/2022 12:59:18 PM	Set UserAnnotation = CO for compound bis(-2-Chloroethyl)Ether in sample Feb0146.D; previous value =			✓	
CmdManuallyIntegrateApplyTargetRtToQualifier	BL2000\sean	2/3/2022 12:59:21 PM	Apply target integration range 4.623-4.664 to qualifier 64.0 for compound bis(-2-Chloroethyl)Ether in sample Feb0146.D, new integration is from x, y = 4.623, 1623 to 4.664, 3977 and new response = 14664; previous integration is from x, y = 4.664, 456 to 4.756, 472 and previous response = 257101.			✓	
CmdManuallyIntegrateDropBaseline	BL2000\sean	2/3/2022 12:59:22 PM	Drop baseline for qualifier 64.0 of compound bis(-2-Chloroethyl)Ether in sample Feb0146.D to y = 1623, new integration is from x, y = 4.623, 1623 to 4.664, 1623 and new response = 17550; previous integration is from x, y = 4.623, 1623 to 4.664, 3977 and previous response = 14664.			✓	
CmdManuallyIntegrateSplit	BL2000\sean	2/3/2022 1:00:18 PM	Split peak for compound Naphthalene in sample Feb0146.D and keep left peak, new integration is from x, y = 6.373, 999.493879229154 to 6.434, 1160.26851803288 and new response = 2004671, previous integration is from x, y = 6.373, 999 to 6.475, 1268 and previous response = 2492853.			✓	
CmdSetTargetCompoundAttribute	BL2000\sean	2/3/2022 1:00:19 PM	Set UserAnnotation = CO for compound Naphthalene in sample Feb0146.D; previous value =			✓	

Name	User	Time	Action	Reason	Comment	Succeed	Exception
CmdManuallyIntegrateApplyTargetRtToQualifier	BL2000\sean	2/3/2022 1:00:22 PM	Apply target integration range 6.373-6.434 to qualifier 129.0 for compound Naphthalene in sample Feb0146.D, new integration is from x, y = 6.373, 460 to 6.434, 1856 and new response = 227863; previous integration is from x, y = 6.373, 644 to 6.557, 835 and previous response = 439646.			✓	
CmdManuallyIntegrateApplyTargetRtToQualifier	BL2000\sean	2/3/2022 1:00:26 PM	Apply target integration range 6.373-6.434 to qualifier 102.0 for compound Naphthalene in sample Feb0146.D, new integration is from x, y = 6.373, 4248 to 6.434, 1866 and new response = 187129; previous integration is from x, y = 6.362, 0 to 6.475, 0 and previous response = 225457.			✓	
CmdManuallyIntegrateSplit	BL2000\sean	2/3/2022 1:00:31 PM	Split peak for compound 4-Chlorophenol in sample Feb0146.D and keep left peak, new integration is from x, y = 6.424, 321.445587746652 to 6.475, 343.480005949633 and new response = 150081, previous integration is from x, y = 6.424, 321 to 6.526, 366 and previous response = 171434.			✓	
CmdSetTargetCompoundAttribute	BL2000\sean	2/3/2022 1:00:32 PM	Set UserAnnotation = CO for compound 4-Chlorophenol in sample Feb0146.D; previous value =			✓	
CmdManuallyIntegrateApplyTargetRtToQualifier	BL2000\sean	2/3/2022 1:00:34 PM	Apply target integration range 6.424-6.475 to qualifier 128.0 for compound 4-Chlorophenol in sample Feb0146.D, new integration is from x, y = 6.424, 34344 to 6.475, 29248 and new response = 412096; previous integration is from x, y = 6.373, 998 to 6.475, 1225 and previous response = 2492986.			✓	
CmdManuallyIntegrateDropBaseline	BL2000\sean	2/3/2022 1:00:36 PM	Drop baseline for qualifier 128.0 of compound 4-Chlorophenol in sample Feb0146.D to y = 29248, new integration is from x, y = 6.424, 29248 to 6.475, 29248 and new response = 419946; previous integration is from x, y = 6.424, 34344 to 6.475, 29248 and previous response = 412096.			✓	
CmdManuallyIntegrateSplit	BL2000\sean	2/3/2022 1:00:43 PM	Split peak for compound p-Chloroaniline in sample Feb0146.D and keep right peak, new integration is from x, y = 6.475, 404.55763658074 to 6.578, 505.391936934688 and new response = 534648, previous integration is from x, y = 6.371, 303 to 6.578, 505 and previous response = 804359.			✓	

Name	User	Time	Action	Reason	Comment	Succeed	Exception
CmdSetTargetCompoundAttribute	BL2000\sean	2/3/2022 1:00:46 PM	Set UserAnnotation = CO for compound p-Chloroaniline in sample Feb0146.D; previous value =			✓	
CmdManuallyIntegrateApplyTargetRtToQualifier	BL2000\sean	2/3/2022 1:00:49 PM	Apply target integration range 6.475-6.578 to qualifier 129.0 for compound p-Chloroaniline in sample Feb0146.D, new integration is from x, y = 6.475, 2439 to 6.578, 6593 and new response = 159271; previous integration is from x, y = 6.373, 606 to 6.557, 685 and previous response = 440658.			✓	
CmdManuallyIntegrateDropBaseline	BL2000\sean	2/3/2022 1:00:52 PM	Drop baseline for qualifier 129.0 of compound p-Chloroaniline in sample Feb0146.D to y = 2439, new integration is from x, y = 6.475, 2439 to 6.578, 2439 and new response = 172068; previous integration is from x, y = 6.475, 2439 to 6.578, 6593 and previous response = 159271.			✓	
CmdManuallyIntegratePeak	BL2000\sean	2/3/2022 1:01:01 PM	Manually integrate compound 4-Chloro-3-Methylphenol in sample Feb0146.D, from x, y = 7.081, 499559 to 7.255, 548761, result = -4853227; previous integration is from x, y = 6.968, 674 to 7.071, 827 and previous response = 498854.			✓	
CmdManuallyIntegrateSnapBaseline	BL2000\sean	2/3/2022 1:01:02 PM	Snap baseline for compound 4-Chloro-3-Methylphenol in sample Feb0146.D, from x = 7.081 to x = 7.255, new integration is from x, y = 7.081, 3380 to 7.255, 3384 and new response = 601924; previous integration is from x, y = 7.081, 499559 to 7.255, 548761 and previous response = -4853227.			✓	
CmdManuallyIntegrateDropBaseline	BL2000\sean	2/3/2022 1:01:03 PM	Drop baseline for compound 4-Chloro-3-Methylphenol in sample Feb0146.D to y = 3380, new integration is from x, y = 7.081, 3380 to 7.255, 3380 and new response = 601945; previous integration is from x, y = 7.081, 3380 to 7.255, 3384 and previous response = 601924.			✓	
CmdManuallyIntegrateApplyTargetRtToQualifier	BL2000\sean	2/3/2022 1:01:17 PM	Apply target integration range 7.081-7.255 to qualifier 144.0 for compound 4-Chloro-3-Methylphenol in sample Feb0146.D, new integration is from x, y = 7.081, 842 to 7.255, 1595 and new response = 169307; previously no peak.			✓	

Name	User	Time	Action	Reason	Comment	Succeed	Exception
CmdManuallyIntegrateDropBaseline	BL2000\sean	2/3/2022 1:01:18 PM	Drop baseline for qualifier 144.0 of compound 4-Chloro-3-Methylphenol in sample Feb0146.D to y = 842, new integration is from x, y = 7.081, 842 to 7.255, 842 and new response = 173251; previous integration is from x, y = 7.081, 842 to 7.255, 1595 and previous response = 169307.			✓	
CmdManuallyIntegratePeak	BL2000\sean	2/3/2022 1:01:26 PM	Manually integrate compound 1-Methylnaphthalene in sample Feb0146.D, from x, y = 7.317, 267364 to 7.389, 334586, result = -117454; previous integration is from x, y = 7.204, 900 to 7.297, 1010 and previous response = 1299257.			✓	
CmdManuallyIntegrateSnapBaseline	BL2000\sean	2/3/2022 1:01:27 PM	Snap baseline for compound 1-Methylnaphthalene in sample Feb0146.D, from x = 7.317 to x = 7.389, new integration is from x, y = 7.317, 5405 to 7.389, 9257 and new response = 1149034; previous integration is from x, y = 7.317, 267364 to 7.389, 334586 and previous response = -117454.			✓	
CmdManuallyIntegrateApplyTargetRtToQualifier	BL2000\sean	2/3/2022 1:01:29 PM	Apply target integration range 7.317-7.389 to qualifier 142.0 for compound 1-Methylnaphthalene in sample Feb0146.D, new integration is from x, y = 7.317, 5067 to 7.389, 12472 and new response = 1315859; previously no peak.			✓	
CmdManuallyIntegrateApplyTargetRtToQualifier	BL2000\sean	2/3/2022 1:01:31 PM	Apply target integration range 7.317-7.389 to qualifier 115.0 for compound 1-Methylnaphthalene in sample Feb0146.D, new integration is from x, y = 7.317, 2358 to 7.389, 5309 and new response = 489169; previously no peak.			✓	
CmdManuallyIntegrateSplit	BL2000\sean	2/3/2022 1:01:38 PM	Split peak for compound 2,4,6-Trichlorophenol in sample Feb0146.D and keep left peak, new integration is from x, y = 7.574, 92.8105276064198 to 7.625, 124.825562899924 and new response = 367098, previous integration is from x, y = 7.574, 93 to 7.728, 189 and previous response = 760117.			✓	
CmdSetTargetCompoundAttribute	BL2000\sean	2/3/2022 1:01:39 PM	Set UserAnnotation = CO for compound 2,4,6-Trichlorophenol in sample Feb0146.D; previous value =			✓	

Name	User	Time	Action	Reason	Comment	Succeed	Exception
CmdManuallyIntegrateSplit	BL2000\sean	2/3/2022 1:01:44 PM	Split peak for compound 2,4,5-Trichlorophenol in sample Feb0146.D and keep right peak, new integration is from x, y = 7.625, 0 to 7.728, 0 and new response = 399677, previous integration is from x, y = 7.574, 0 to 7.728, 0 and previous response = 767110.			✓	
CmdSetTargetCompoundAttribute	BL2000\sean	2/3/2022 1:01:45 PM	Set UserAnnotation = CO for compound 2,4,5-Trichlorophenol in sample Feb0146.D; previous value =			✓	
CmdManuallyIntegrateApplyTargetRtToQualifier	BL2000\sean	2/3/2022 1:01:54 PM	Apply target integration range 8.264-8.353 to qualifier 153.1 for compound Acenaphthylene in sample Feb0146.D, new integration is from x, y = 8.264, 0 to 8.353, 2352 and new response = 320468; previously no peak.			✓	
CmdManuallyIntegrateDropBaseline	BL2000\sean	2/3/2022 1:01:55 PM	Drop baseline for qualifier 153.1 of compound Acenaphthylene in sample Feb0146.D to y = 0, new integration is from x, y = 8.264, 0 to 8.353, 0 and new response = 326790; previous integration is from x, y = 8.264, 0 to 8.353, 2352 and previous response = 320468.			✓	
CmdManuallyIntegrateApplyTargetRtToQualifier	BL2000\sean	2/3/2022 1:03:15 PM	Apply target integration range 8.578-8.660 to qualifier 154.0 for compound 2,4-Dinitrophenol in sample Feb0146.D, new integration is from x, y = 8.578, 3765 to 8.660, 2763 and new response = 47021; previous integration is from x, y = 8.486, 922 to 8.578, 966 and previous response = 1538158.			✓	
CmdManuallyIntegrateDropBaseline	BL2000\sean	2/3/2022 1:03:16 PM	Drop baseline for qualifier 154.0 of compound 2,4-Dinitrophenol in sample Feb0146.D to y = 2763, new integration is from x, y = 8.578, 2763 to 8.660, 2763 and new response = 49481; previous integration is from x, y = 8.578, 3765 to 8.660, 2763 and previous response = 47021.			✓	
CmdManuallyIntegrateQualifierPeak	BL2000\sean	2/3/2022 1:03:26 PM	Manually integrate qualifier 63.0 of compound 2,4-Dinitrotoluene in sample Feb0146.D, from x, y = 8.742, 9909 to 8.844, 1669, result = 116516; previous integration is from x, y = 8.701, 1827 to 8.844, 1669 and previous response = 264849.			✓	

Name	User	Time	Action	Reason	Comment	Succeed	Exception
CmdManuallyIntegrateDropBaseline	BL2000\sean	2/3/2022 1:03:27 PM	Drop baseline for qualifier 63.0 of compound 2,4-Dinitrotoluene in sample Feb0146.D to y = 1669, new integration is from x, y = 8.742, 1669 to 8.844, 1669 and new response = 141804; previous integration is from x, y = 8.742, 9909 to 8.844, 1669 and previous response = 116516.			✓	
CmdManuallyIntegrateQualifierPeak	BL2000\sean	2/3/2022 1:03:35 PM	Manually integrate qualifier 89.0 of compound 2,4-Dinitrotoluene in sample Feb0146.D, from x, y = 8.742, 4295 to 8.829, 429, result = 170487; previous integration is from x, y = 8.695, 425 to 8.829, 429 and previous response = 245878.			✓	
CmdManuallyIntegrateDropBaseline	BL2000\sean	2/3/2022 1:03:36 PM	Drop baseline for qualifier 89.0 of compound 2,4-Dinitrotoluene in sample Feb0146.D to y = 429, new integration is from x, y = 8.742, 429 to 8.829, 429 and new response = 180548; previous integration is from x, y = 8.742, 4295 to 8.829, 429 and previous response = 170487.			✓	
CmdManuallyIntegrateApplyTargetRtToQualifier	BL2000\sean	2/3/2022 1:03:42 PM	Apply target integration range 9.108-9.192 to qualifier 167.0 for compound Fluorene in sample Feb0146.D, new integration is from x, y = 9.108, 244 to 9.192, 1099 and new response = 267796; previous integration is from x, y = 9.305, 597 to 9.387, 665 and previous response = 451339.			✓	
CmdManuallyIntegrateDropBaseline	BL2000\sean	2/3/2022 1:03:43 PM	Drop baseline for qualifier 167.0 of compound Fluorene in sample Feb0146.D to y = 244, new integration is from x, y = 9.108, 244 to 9.192, 244 and new response = 269949; previous integration is from x, y = 9.108, 244 to 9.192, 1099 and previous response = 267796.			✓	
CmdManuallyIntegrateQualifierPeak	BL2000\sean	2/3/2022 1:03:56 PM	Manually integrate qualifier 65.0 of compound 4-Nitroaniline in sample Feb0146.D, from x, y = 9.182, -288 to 9.233, -288, result = 188191; previous integration is from x, y = 9.295, 2143 to 9.397, 2276 and previous response = 147667.			✓	
CmdManuallyIntegrateSplit	BL2000\sean	2/3/2022 1:04:03 PM	Split qualifier 51.0 of compound Azobenzene in sample Feb0146.D and keep right peak, new integration is from x, y = 9.287, 5637.86867786448 to 9.396, 4899.78887812864 and new response = 728368, previous integration is from x, y = 9.287, 5638 to 9.396, 4900 and previous response = 728368.			✓	

Name	User	Time	Action	Reason	Comment	Succeed	Exception
CmdManuallyIntegrateQualifierPeak	BL2000\sean	2/3/2022 1:04:07 PM	Manually integrate qualifier 51.0 of compound Azobenzene in sample Feb0146.D, from x, y = 9.335, 35992 to 9.396, 4900, result = 473436; previous integration is from x, y = 9.287, 5638 to 9.396, 4900 and previous response = 728368.			✓	
CmdManuallyIntegrateDropBaseline	BL2000\sean	2/3/2022 1:04:08 PM	Drop baseline for qualifier 51.0 of compound Azobenzene in sample Feb0146.D to y = 4900, new integration is from x, y = 9.335, 4900 to 9.396, 4900 and new response = 529937; previous integration is from x, y = 9.335, 35992 to 9.396, 4900 and previous response = 473436.			✓	
CmdManuallyIntegratePeak	BL2000\sean	2/3/2022 1:04:19 PM	Manually integrate compound Anthracene in sample Feb0146.D, from x, y = 10.313, 283941 to 10.414, 265782, result = 1029466; previous integration is from x, y = 10.252, 0 to 10.323, 0 and previous response = 2794788.			✓	
CmdManuallyIntegrateSnapBaseline	BL2000\sean	2/3/2022 1:04:20 PM	Snap baseline for compound Anthracene in sample Feb0146.D, from x = 10.313 to x = 10.414, new integration is from x, y = 10.313, 13330 to 10.414, 11670 and new response = 2623839; previous integration is from x, y = 10.313, 283941 to 10.414, 265782 and previous response = 1029466.			✓	
CmdManuallyIntegrateDropBaseline	BL2000\sean	2/3/2022 1:04:21 PM	Drop baseline for compound Anthracene in sample Feb0146.D to y = 11670, new integration is from x, y = 10.313, 11670 to 10.414, 11670 and new response = 2628882; previous integration is from x, y = 10.313, 13330 to 10.414, 11670 and previous response = 2623839.			✓	
CmdSetTargetCompoundAttribute	BL2000\sean	2/3/2022 1:04:22 PM	Set UserAnnotation = CO for compound Anthracene in sample Feb0146.D; previous value =			✓	
CmdManuallyIntegrateApplyTargetRtToQualifier	BL2000\sean	2/3/2022 1:04:24 PM	Apply target integration range 10.313-10.414 to qualifier 176.0 for compound Anthracene in sample Feb0146.D, new integration is from x, y = 10.313, 3369 to 10.414, 4637 and new response = 472644; previous integration is from x, y = 10.252, 0 to 10.323, 0 and previous response = 525103.			✓	

Name	User	Time	Action	Reason	Comment	Succeed	Exception
CmdManuallyIntegrateDropBaseline	BL2000\sean	2/3/2022 1:04:25 PM	Drop baseline for qualifier 176.0 of compound Anthracene in sample Feb0146.D to y = 3369, new integration is from x, y = 10.313, 3369 to 10.414, 3369 and new response = 476497; previous integration is from x, y = 10.313, 3369 to 10.414, 4637 and previous response = 472644.			✓	
CmdManuallyIntegratePeak	BL2000\sean	2/3/2022 1:04:35 PM	Manually integrate compound Benzidine in sample Feb0146.D from x, y = 12.460, 0 to 12.622, 0; result = 27490			✓	
CmdSetTargetCompoundAttribute	BL2000\sean	2/3/2022 1:04:36 PM	Set UserAnnotation = NI for compound Benzidine in sample Feb0146.D; previous value =			✓	
CmdManuallyIntegrateQualifierPeak	BL2000\sean	2/3/2022 1:04:39 PM	Manually integrate qualifier183.0 of compound Benzidine in sample Feb0146.D from x, y = 12.460, 0 to 12.551, 0; result = 3789			✓	
CmdManuallyIntegrateSplit	BL2000\sean	2/3/2022 1:05:15 PM	Split qualifier 66.0 of compound Aniline in sample Feb0149.D and keep left peak, new integration is from x, y = 4.532, 1096.19278347713 to 4.664, 1275.99870851027 and new response = 502357, previous integration is from x, y = 4.532, 1096 to 4.664, 1276 and previous response = 502357.			✓	
CmdManuallyIntegrateQualifierPeak	BL2000\sean	2/3/2022 1:05:19 PM	Manually integrate qualifier 66.0 of compound Aniline in sample Feb0149.D, from x, y = 4.532, 1096 to 4.572, 13879, result = 174492; previous integration is from x, y = 4.532, 1096 to 4.664, 1276 and previous response = 502357.			✓	
CmdManuallyIntegrateDropBaseline	BL2000\sean	2/3/2022 1:05:20 PM	Drop baseline for qualifier 66.0 of compound Aniline in sample Feb0149.D to y = 1096, new integration is from x, y = 4.532, 1096 to 4.572, 1096 and new response = 190080; previous integration is from x, y = 4.532, 1096 to 4.572, 13879 and previous response = 174492.			✓	
CmdManuallyIntegrateQualifierPeak	BL2000\sean	2/3/2022 1:05:24 PM	Manually integrate qualifier65.0 of compound Aniline in sample Feb0149.D from x, y = 4.532, 1425 to 4.572, 3393; result = 93646			✓	
CmdManuallyIntegrateDropBaseline	BL2000\sean	2/3/2022 1:05:25 PM	Drop baseline for qualifier 65.0 of compound Aniline in sample Feb0149.D to y = 1425, new integration is from x, y = 4.532, 1425 to 4.572, 1425 and new response = 96058; previous integration is from x, y = 4.532, 1425 to 4.572, 3393 and previous response = 93646.			✓	

Name	User	Time	Action	Reason	Comment	Succeed	Exception
CmdManuallyIntegrateQualifierPeak	BL2000\sean	2/3/2022 1:05:31 PM	Manually integrate qualifier 66.0 of compound Phenol in sample Feb0149.D, from x, y = 4.572, 15543 to 4.664, 1341, result = 279014; previous integration is from x, y = 4.532, 1053 to 4.664, 1341 and previous response = 502249.			✓	
CmdManuallyIntegrateDropBaseline	BL2000\sean	2/3/2022 1:05:33 PM	Drop baseline for qualifier 66.0 of compound Phenol in sample Feb0149.D to y = 1341, new integration is from x, y = 4.572, 1341 to 4.664, 1341 and new response = 318179; previous integration is from x, y = 4.572, 15543 to 4.664, 1341 and previous response = 279014.			✓	
CmdSelectPeak	BL2000\sean	2/3/2022 1:05:36 PM	Select peak for compound bis(-2-Chloroethyl)Ether in sample Feb0149.D			✓	
CmdManuallyIntegrateApplyTargetRtToQualifier	BL2000\sean	2/3/2022 1:05:39 PM	Apply target integration range 4.624-4.664 to qualifier 64.0 for compound bis(-2-Chloroethyl)Ether in sample Feb0149.D, new integration is from x, y = 4.624, 1708 to 4.664, 4257 and new response = 14774; previous integration is from x, y = 4.522, 580 to 4.630, 643 and previous response = 59220.			✓	
CmdManuallyIntegrateDropBaseline	BL2000\sean	2/3/2022 1:05:40 PM	Drop baseline for qualifier 64.0 of compound bis(-2-Chloroethyl)Ether in sample Feb0149.D to y = 1708, new integration is from x, y = 4.624, 1708 to 4.664, 1708 and new response = 17897; previous integration is from x, y = 4.624, 1708 to 4.664, 4257 and previous response = 14774.			✓	
CmdManuallyIntegrateSplit	BL2000\sean	2/3/2022 1:05:49 PM	Split qualifier 111.0 of compound 1,3-Dichlorobenzene in sample Feb0149.D and keep left peak, new integration is from x, y = 4.818, 702.76953037165 to 4.889, 900.582268408438 and new response = 313989, previous integration is from x, y = 4.818, 703 to 4.971, 1127 and previous response = 624701.			✓	
CmdManuallyIntegrateApplyTargetRtToQualifier	BL2000\sean	2/3/2022 1:05:54 PM	Apply target integration range 4.899-5.001 to qualifier 111.0 for compound 1,4-Dichlorobenzene in sample Feb0149.D, new integration is from x, y = 4.899, 2480 to 5.001, 2364 and new response = 310372; previously no peak.			✓	

Name	User	Time	Action	Reason	Comment	Succeed	Exception
CmdManuallyIntegrateDropBaseline	BL2000\sean	2/3/2022 1:05:55 PM	Drop baseline for qualifier 111.0 of compound 1,4-Dichlorobenzene in sample Feb0149.D to y = 2364, new integration is from x, y = 4.899, 2364 to 5.001, 2364 and new response = 310727; previous integration is from x, y = 4.899, 2480 to 5.001, 2364 and previous response = 310372.			✓	
CmdManuallyIntegratePeak	BL2000\sean	2/3/2022 1:06:04 PM	Manually integrate compound 1,2-Dichlorobenzene in sample Feb0149.D, from x, y = 5.063, 320306 to 5.144, 357705, result = -751356; previous integration is from x, y = 4.899, 261 to 5.001, 316 and previous response = 905929.			✓	
CmdManuallyIntegrateSnapBaseline	BL2000\sean	2/3/2022 1:06:05 PM	Snap baseline for compound 1,2-Dichlorobenzene in sample Feb0149.D, from x = 5.063 to x = 5.144, new integration is from x, y = 5.063, 2288 to 5.144, 3899 and new response = 895285; previous integration is from x, y = 5.063, 320306 to 5.144, 357705 and previous response = -751356.			✓	
CmdManuallyIntegrateDropBaseline	BL2000\sean	2/3/2022 1:06:07 PM	Drop baseline for compound 1,2-Dichlorobenzene in sample Feb0149.D to y = 2288, new integration is from x, y = 5.063, 2288 to 5.144, 2288 and new response = 899233; previous integration is from x, y = 5.063, 2288 to 5.144, 3899 and previous response = 895285.			✓	
CmdManuallyIntegrateApplyTargetRtToQualifier	BL2000\sean	2/3/2022 1:06:11 PM	Apply target integration range 5.063-5.144 to qualifier 111.0 for compound 1,2-Dichlorobenzene in sample Feb0149.D, new integration is from x, y = 5.063, 708 to 5.144, 2005 and new response = 344699; previously no peak.			✓	
CmdManuallyIntegrateDropBaseline	BL2000\sean	2/3/2022 1:06:12 PM	Drop baseline for qualifier 111.0 of compound 1,2-Dichlorobenzene in sample Feb0149.D to y = 708, new integration is from x, y = 5.063, 708 to 5.144, 708 and new response = 347878; previous integration is from x, y = 5.063, 708 to 5.144, 2005 and previous response = 344699.			✓	
CmdManuallyIntegrateApplyTargetRtToQualifier	BL2000\sean	2/3/2022 1:06:27 PM	Apply target integration range 5.543-5.635 to qualifier 77.0 for compound Nitrobenzene in sample Feb0149.D, new integration is from x, y = 5.543, 5218 to 5.635, 4575 and new response = 513316; previous integration is from x, y = 5.421, 4498 to 5.522, 4135 and previous response = 262275.			✓	

Name	User	Time	Action	Reason	Comment	Succeed	Exception
CmdManuallyIntegrateDropBaseline	BL2000\sean	2/3/2022 1:06:28 PM	Drop baseline for qualifier 77.0 of compound Nitrobenzene in sample Feb0149.D to y = 4575, new integration is from x, y = 5.543, 4575 to 5.635, 4575 and new response = 515089; previous integration is from x, y = 5.543, 5218 to 5.635, 4575 and previous response = 513316.			✓	
CmdManuallyIntegrateApplyTargetRtToQualifier	BL2000\sean	2/3/2022 1:06:31 PM	Apply target integration range 5.543-5.635 to qualifier 51.0 for compound Nitrobenzene in sample Feb0149.D, new integration is from x, y = 5.543, 6897 to 5.635, 8344 and new response = 311151; previously no peak.			✓	
CmdManuallyIntegrateDropBaseline	BL2000\sean	2/3/2022 1:06:32 PM	Drop baseline for qualifier 51.0 of compound Nitrobenzene in sample Feb0149.D to y = 6897, new integration is from x, y = 5.543, 6897 to 5.635, 6897 and new response = 315141; previous integration is from x, y = 5.543, 6897 to 5.635, 8344 and previous response = 311151.			✓	
CmdManuallyIntegrateSplit	BL2000\sean	2/3/2022 1:06:48 PM	Split peak for compound Naphthalene in sample Feb0149.D and keep left peak, new integration is from x, y = 6.372, 1066.09739046675 to 6.434, 1239.56335101045 and new response = 2089876, previous integration is from x, y = 6.372, 1066 to 6.475, 1355 and previous response = 2664778.			✓	
CmdSetTargetCompoundAttribute	BL2000\sean	2/3/2022 1:06:49 PM	Set UserAnnotation = CO for compound Naphthalene in sample Feb0149.D; previous value =			✓	
CmdManuallyIntegrateApplyTargetRtToQualifier	BL2000\sean	2/3/2022 1:06:53 PM	Apply target integration range 6.372-6.434 to qualifier 129.0 for compound Naphthalene in sample Feb0149.D, new integration is from x, y = 6.372, 687 to 6.434, 3692 and new response = 219869; previous integration is from x, y = 6.366, 468 to 6.557, 631 and previous response = 443475.			✓	
CmdManuallyIntegrateDropBaseline	BL2000\sean	2/3/2022 1:06:54 PM	Drop baseline for qualifier 129.0 of compound Naphthalene in sample Feb0149.D to y = 687, new integration is from x, y = 6.372, 687 to 6.434, 687 and new response = 225424; previous integration is from x, y = 6.372, 687 to 6.434, 3692 and previous response = 219869.			✓	

Name	User	Time	Action	Reason	Comment	Succeed	Exception
CmdManuallyIntegrateApplyTargetRtToQualifier	BL2000\sean	2/3/2022 1:06:56 PM	Apply target integration range 6.372-6.434 to qualifier 102.0 for compound Naphthalene in sample Feb0149.D, new integration is from x, y = 6.372, 4011 to 6.434, 2516 and new response = 191523; previous integration is from x, y = 6.383, 0 to 6.475, 0 and previous response = 228420.			✓	
CmdManuallyIntegrateDropBaseline	BL2000\sean	2/3/2022 1:06:57 PM	Drop baseline for qualifier 102.0 of compound Naphthalene in sample Feb0149.D to y = 2516, new integration is from x, y = 6.372, 2516 to 6.434, 2516 and new response = 194286; previous integration is from x, y = 6.372, 4011 to 6.434, 2516 and previous response = 191523.			✓	
CmdManuallyIntegrateSplit	BL2000\sean	2/3/2022 1:07:03 PM	Split peak for compound 4-Chlorophenol in sample Feb0149.D and keep left peak, new integration is from x, y = 6.414, 307.090389762512 to 6.516, 365.418194096682 and new response = 193175, previous integration is from x, y = 6.414, 307 to 6.516, 365 and previous response = 193175.			✓	
CmdManuallyIntegratePeak	BL2000\sean	2/3/2022 1:07:10 PM	Manually integrate compound 4-Chlorophenol in sample Feb0149.D, from x, y = 6.414, 307 to 6.485, 5198, result = 166223; previous integration is from x, y = 6.414, 307 to 6.516, 365 and previous response = 193175.			✓	
CmdManuallyIntegrateDropBaseline	BL2000\sean	2/3/2022 1:07:11 PM	Drop baseline for compound 4-Chlorophenol in sample Feb0149.D to y = 307, new integration is from x, y = 6.414, 307 to 6.485, 307 and new response = 176773; previous integration is from x, y = 6.414, 307 to 6.485, 5198 and previous response = 166223.			✓	
CmdSetTargetCompoundAttribute	BL2000\sean	2/3/2022 1:07:12 PM	Set UserAnnotation = CO for compound 4-Chlorophenol in sample Feb0149.D; previous value =			✓	
CmdManuallyIntegrateApplyTargetRtToQualifier	BL2000\sean	2/3/2022 1:07:15 PM	Apply target integration range 6.414-6.485 to qualifier 128.0 for compound 4-Chlorophenol in sample Feb0149.D, new integration is from x, y = 6.414, 184512 to 6.485, 18712 and new response = 242848; previous integration is from x, y = 6.372, 861 to 6.475, 1067 and previous response = 2666298.			✓	

Name	User	Time	Action	Reason	Comment	Succeed	Exception
CmdManuallyIntegrateDropBaseline	BL2000\sean	2/3/2022 1:07:16 PM	Drop baseline for qualifier 128.0 of compound 4-Chlorophenol in sample Feb0149.D to y = 18712, new integration is from x, y = 6.414, 18712 to 6.485, 18712 and new response = 600479; previous integration is from x, y = 6.414, 184512 to 6.485, 18712 and previous response = 242848.			✓	
CmdManuallyIntegrateSplit	BL2000\sean	2/3/2022 1:07:22 PM	Split peak for compound p-Chloroaniline in sample Feb0149.D and keep right peak, new integration is from x, y = 6.475, 604.958545781565 to 6.557, 725.109461125074 and new response = 546738, previous integration is from x, y = 6.370, 451 to 6.557, 725 and previous response = 817331.			✓	
CmdSetTargetCompoundAttribute	BL2000\sean	2/3/2022 1:07:25 PM	Set UserAnnotation = CO for compound p-Chloroaniline in sample Feb0149.D; previous value =			✓	
CmdManuallyIntegrateApplyTargetRtToQualifier	BL2000\sean	2/3/2022 1:07:28 PM	Apply target integration range 6.475-6.557 to qualifier 129.0 for compound p-Chloroaniline in sample Feb0149.D, new integration is from x, y = 6.475, 3179 to 6.557, 2964 and new response = 163916; previous integration is from x, y = 6.369, 552 to 6.557, 600 and previous response = 443206.			✓	
CmdManuallyIntegrateDropBaseline	BL2000\sean	2/3/2022 1:07:29 PM	Drop baseline for qualifier 129.0 of compound p-Chloroaniline in sample Feb0149.D to y = 2964, new integration is from x, y = 6.475, 2964 to 6.557, 2964 and new response = 164446; previous integration is from x, y = 6.475, 3179 to 6.557, 2964 and previous response = 163916.			✓	
CmdManuallyIntegratePeak	BL2000\sean	2/3/2022 1:07:36 PM	Manually integrate compound 4-Chloro-3-Methylphenol in sample Feb0149.D, from x, y = 7.102, 339253 to 7.225, 387849, result = -2061852; previous integration is from x, y = 6.968, 1170 to 7.071, 1277 and previous response = 522674.			✓	
CmdManuallyIntegrateSnapBaseline	BL2000\sean	2/3/2022 1:07:37 PM	Snap baseline for compound 4-Chloro-3-Methylphenol in sample Feb0149.D, from x = 7.102 to x = 7.225, new integration is from x, y = 7.102, 3658 to 7.225, 4136 and new response = 597431; previous integration is from x, y = 7.102, 339253 to 7.225, 387849 and previous response = -2061852.			✓	

Name	User	Time	Action	Reason	Comment	Succeed	Exception
CmdManuallyIntegrateDropBaseline	BL2000\sean	2/3/2022 1:07:39 PM	Drop baseline for compound 4-Chloro-3-Methylphenol in sample Feb0149.D to y = 3658, new integration is from x, y = 7.102, 3658 to 7.225, 3658 and new response = 599199; previous integration is from x, y = 7.102, 3658 to 7.225, 4136 and previous response = 597431.			✓	
CmdManuallyIntegrateDropBaseline	BL2000\sean	2/3/2022 1:07:40 PM	Drop baseline for compound 4-Chloro-3-Methylphenol in sample Feb0149.D to y = 3658, new integration is from x, y = 7.102, 3658 to 7.225, 3658 and new response = 599199; previous integration is from x, y = 7.102, 3658 to 7.225, 3658 and previous response = 599199.			✓	
CmdManuallyIntegrateApplyTargetRtToQualifier	BL2000\sean	2/3/2022 1:07:43 PM	Apply target integration range 7.102-7.225 to qualifier 144.0 for compound 4-Chloro-3-Methylphenol in sample Feb0149.D, new integration is from x, y = 7.102, 836 to 7.225, 4003 and new response = 150650; previously no peak.			✓	
CmdManuallyIntegrateDropBaseline	BL2000\sean	2/3/2022 1:07:45 PM	Drop baseline for qualifier 144.0 of compound 4-Chloro-3-Methylphenol in sample Feb0149.D to y = 836, new integration is from x, y = 7.102, 836 to 7.225, 836 and new response = 162358; previous integration is from x, y = 7.102, 836 to 7.225, 4003 and previous response = 150650.			✓	
CmdManuallyIntegrateSplit	BL2000\sean	2/3/2022 1:07:46 PM	Split qualifier 144.0 of compound 4-Chloro-3-Methylphenol in sample Feb0149.D and keep left peak, new integration is from x, y = 7.102, 836 to 7.225, 836 and new response = 162358, previous integration is from x, y = 7.102, 836 to 7.225, 836 and previous response = 162358.			✓	
CmdManuallyIntegratePeak	BL2000\sean	2/3/2022 1:07:54 PM	Manually integrate compound 1-Methylnaphthalene in sample Feb0149.D, from x, y = 7.317, 862399 to 7.399, 1035075, result = -3497546; previous integration is from x, y = 7.204, 1425 to 7.307, 1605 and previous response = 1278160.			✓	
CmdManuallyIntegrateSnapBaseline	BL2000\sean	2/3/2022 1:07:56 PM	Snap baseline for compound 1-Methylnaphthalene in sample Feb0149.D, from x = 7.317 to x = 7.399, new integration is from x, y = 7.317, 5149 to 7.399, 9114 and new response = 1143627; previous integration is from x, y = 7.317, 862399 to 7.399, 1035075 and previous response = -3497546.			✓	

Name	User	Time	Action	Reason	Comment	Succeed	Exception
CmdManuallyIntegrateDropBaseline	BL2000\sean	2/3/2022 1:07:57 PM	Drop baseline for compound 1-Methylnaphthalene in sample Feb0149.D to y = 5149, new integration is from x, y = 7.317, 5149 to 7.399, 5149 and new response = 1153399; previous integration is from x, y = 7.317, 5149 to 7.399, 9114 and previous response = 1143627.			✓	
CmdManuallyIntegrateApplyTargetRtToQualifier	BL2000\sean	2/3/2022 1:08:01 PM	Apply target integration range 7.317-7.399 to qualifier 142.0 for compound 1-Methylnaphthalene in sample Feb0149.D, new integration is from x, y = 7.317, 6024 to 7.399, 9715 and new response = 1298661; previously no peak.			✓	
CmdManuallyIntegrateApplyTargetRtToQualifier	BL2000\sean	2/3/2022 1:08:03 PM	Apply target integration range 7.317-7.399 to qualifier 115.0 for compound 1-Methylnaphthalene in sample Feb0149.D, new integration is from x, y = 7.317, 3999 to 7.399, 4251 and new response = 486989; previously no peak.			✓	
CmdManuallyIntegrateApplyTargetRtToQualifier	BL2000\sean	2/3/2022 1:08:25 PM	Apply target integration range 8.568-8.671 to qualifier 154.0 for compound 2,4-Dinitrophenol in sample Feb0149.D, new integration is from x, y = 8.568, 3373 to 8.671, 2477 and new response = 47121; previous integration is from x, y = 8.487, 1034 to 8.568, 1092 and previous response = 1424336.			✓	
CmdManuallyIntegrateDropBaseline	BL2000\sean	2/3/2022 1:08:26 PM	Drop baseline for qualifier 154.0 of compound 2,4-Dinitrophenol in sample Feb0149.D to y = 2477, new integration is from x, y = 8.568, 2477 to 8.671, 2477 and new response = 49871; previous integration is from x, y = 8.568, 3373 to 8.671, 2477 and previous response = 47121.			✓	
CmdManuallyIntegrateSplit	BL2000\sean	2/3/2022 1:08:35 PM	Split qualifier 63.0 of compound 2,4-Dinitrotoluene in sample Feb0149.D and keep right peak, new integration is from x, y = 8.693, 1795.65255823977 to 8.886, 1659.76715557015 and new response = 259742, previous integration is from x, y = 8.693, 1796 to 8.886, 1660 and previous response = 259742.			✓	
CmdManuallyIntegrateQualifierPeak	BL2000\sean	2/3/2022 1:08:39 PM	Manually integrate qualifier 63.0 of compound 2,4-Dinitrotoluene in sample Feb0149.D, from x, y = 8.742, 8803 to 8.886, 1660, result = 107189; previous integration is from x, y = 8.693, 1796 to 8.886, 1660 and previous response = 259742.			✓	

Name	User	Time	Action	Reason	Comment	Succeed	Exception
CmdManuallyIntegrateDropBaseline	BL2000\sean	2/3/2022 1:08:40 PM	Drop baseline for qualifier 63.0 of compound 2,4-Dinitrotoluene in sample Feb0149.D to y = 1660, new integration is from x, y = 8.742, 1660 to 8.886, 1660 and new response = 137886; previous integration is from x, y = 8.742, 8803 to 8.886, 1660 and previous response = 107189.			✓	
CmdManuallyIntegrateQualifierPeak	BL2000\sean	2/3/2022 1:08:44 PM	Manually integrate qualifier 89.0 of compound 2,4-Dinitrotoluene in sample Feb0149.D, from x, y = 8.742, 5820 to 8.824, 652, result = 165977; previous integration is from x, y = 8.694, 699 to 8.824, 652 and previous response = 243625.			✓	
CmdManuallyIntegrateDropBaseline	BL2000\sean	2/3/2022 1:08:46 PM	Drop baseline for qualifier 89.0 of compound 2,4-Dinitrotoluene in sample Feb0149.D to y = 652, new integration is from x, y = 8.742, 652 to 8.824, 652 and new response = 178668; previous integration is from x, y = 8.742, 5820 to 8.824, 652 and previous response = 165977.			✓	
CmdManuallyIntegrateQualifierPeak	BL2000\sean	2/3/2022 1:08:57 PM	Manually integrate qualifier65.0 of compound 4-Nitroaniline in sample Feb0149.D from x, y = 9.182, 6071 to 9.233, 10237; result = 157073			✓	
CmdManuallyIntegrateApplyTargetRtToQualifier	BL2000\sean	2/3/2022 1:09:01 PM	Apply target integration range 9.203-9.285 to qualifier 121.0 for compound 4,6-Dinitro-2-methylphenol in sample Feb0149.D, new integration is from x, y = 9.203, 2308 to 9.285, 2630 and new response = 48322; previous integration is from x, y = 9.070, 3786 to 9.107, 3602 and previous response = 82661.			✓	
CmdManuallyIntegrateDropBaseline	BL2000\sean	2/3/2022 1:09:03 PM	Drop baseline for qualifier 121.0 of compound 4,6-Dinitro-2-methylphenol in sample Feb0149.D to y = 2308, new integration is from x, y = 9.203, 2308 to 9.285, 2308 and new response = 49113; previous integration is from x, y = 9.203, 2308 to 9.285, 2630 and previous response = 48322.			✓	
CmdManuallyIntegrateSplit	BL2000\sean	2/3/2022 1:09:09 PM	Split qualifier 51.0 of compound Azobenzene in sample Feb0149.D and keep right peak, new integration is from x, y = 9.336, 4499.63527270831 to 9.407, 4401.91366686474 and new response = 504378, previous integration is from x, y = 9.295, 4555 to 9.407, 4402 and previous response = 705768.			✓	

Name	User	Time	Action	Reason	Comment	Succeed	Exception
CmdSaveBatchTable	BL2000\sean	2/3/2022 1:09:43 PM	Save batch \\MASSHUNTER\Org\Data\SV5973N.I\sd020122\DoD BNA 2\QuantResults\020122 DoD BNA.batch.bin			✓	
CmdManuallyIntegratePeak	BL2000\sean	2/3/2022 1:09:53 PM	Manually integrate compound Benzidine in sample Feb0149.D from x, y = 12.460, 0 to 12.693, 0; result = 11592			✓	
CmdSetTargetCompoundAttribute	BL2000\sean	2/3/2022 1:09:55 PM	Set UserAnnotation = NI for compound Benzidine in sample Feb0149.D; previous value =			✓	
CmdManuallyIntegrateQualifierPeak	BL2000\sean	2/3/2022 1:09:58 PM	Manually integrate qualifier92.0 of compound Benzidine in sample Feb0149.D from x, y = 12.490, 404 to 12.521, 450; result = 570			✓	
CmdManuallyIntegrateQualifierPeak	BL2000\sean	2/3/2022 1:10:00 PM	Manually integrate qualifier183.0 of compound Benzidine in sample Feb0149.D from x, y = 12.470, 0 to 12.622, 0; result = 2254			✓	
CmdManuallyIntegrateQualifierPeak	BL2000\sean	2/3/2022 1:10:07 PM	Manually integrate qualifier 183.0 of compound Benzidine in sample Feb0149.D, from x, y = 12.470, 0 to 12.521, 0, result = 1061; previous integration is from x, y = 12.470, 0 to 12.622, 0 and previous response = 2254.			✓	
CmdManuallyIntegrateQualifierPeak	BL2000\sean	2/3/2022 1:10:13 PM	Manually integrate qualifier 92.0 of compound Benzidine in sample Feb0149.D, from x, y = 12.470, 404 to 12.521, 450, result = 1047; previous integration is from x, y = 12.490, 404 to 12.521, 450 and previous response = 570.			✓	
CmdSaveBatchTable	BL2000\sean	2/3/2022 1:10:44 PM	Save batch \\MASSHUNTER\Org\Data\SV5973N.I\sd020122\DoD BNA 2\QuantResults\020122 DoD BNA.batch.bin			✓	
CmdSetSampleAttribute	BL2000\sean	2/3/2022 1:12:43 PM	Set LevelName = CCV for sample Feb0150.D; previous value =			✓	
CmdManuallyIntegrateSplit	BL2000\sean	2/3/2022 1:26:25 PM	Split qualifier 66.0 of compound Aniline in sample Feb0150.D and keep left peak, new integration is from x, y = 4.525, 1086.49510243117 to 4.572, 1167.18620917982 and new response = 488221, previous integration is from x, y = 4.525, 1086 to 4.858, 1649 and previous response = 1075530.			✓	

Name	User	Time	Action	Reason	Comment	Succeed	Exception
CmdManuallyIntegrateSplit	BL2000\sean	2/3/2022 1:26:29 PM	Split qualifier 65.0 of compound Aniline in sample Feb0150.D and keep left peak, new integration is from x, y = 4.532, 1639.41549672443 to 4.572, 1713.53808105391 and new response = 252024, previous integration is from x, y = 4.532, 1639 to 4.624, 1807 and previous response = 591357.			✓	
CmdManuallyIntegrateApplyTargetRtToQualifier	BL2000\sean	2/3/2022 1:26:34 PM	Apply target integration range 4.572-4.634 to qualifier 66.0 for compound Phenol in sample Feb0150.D, new integration is from x, y = 4.572, 93624 to 4.634, 10970 and new response = 331048; previous integration is from x, y = 4.524, 1063 to 4.858, 1555 and previous response = 1076701.			✓	
CmdManuallyIntegrateDropBaseline	BL2000\sean	2/3/2022 1:26:35 PM	Drop baseline for qualifier 66.0 of compound Phenol in sample Feb0150.D to y = 10970, new integration is from x, y = 4.572, 10970 to 4.634, 10970 and new response = 483007; previous integration is from x, y = 4.572, 93624 to 4.634, 10970 and previous response = 331048.			✓	
CmdManuallyIntegrateSplit	BL2000\sean	2/3/2022 1:26:42 PM	Split peak for compound bis(-2-Chloroethyl)Ether in sample Feb0150.D and keep left peak, new integration is from x, y = 4.624, 964.667921651406 to 4.664, 996.988686283736 and new response = 648130, previous integration is from x, y = 4.624, 965 to 4.736, 1054 and previous response = 975061.			✓	
CmdManuallyIntegrateApplyTargetRtToQualifier	BL2000\sean	2/3/2022 1:26:45 PM	Apply target integration range 4.624-4.664 to qualifier 64.0 for compound bis(-2-Chloroethyl)Ether in sample Feb0150.D, new integration is from x, y = 4.624, 2204 to 4.664, 5361 and new response = 15980; previous integration is from x, y = 4.664, 454 to 4.756, 436 and previous response = 376662.			✓	
CmdManuallyIntegrateDropBaseline	BL2000\sean	2/3/2022 1:26:46 PM	Drop baseline for qualifier 64.0 of compound bis(-2-Chloroethyl)Ether in sample Feb0150.D to y = 2204, new integration is from x, y = 4.624, 2204 to 4.664, 2204 and new response = 19849; previous integration is from x, y = 4.624, 2204 to 4.664, 5361 and previous response = 15980.			✓	

Name	User	Time	Action	Reason	Comment	Succeed	Exception
CmdManuallyIntegrateSplit	BL2000\sean	2/3/2022 1:27:20 PM	Split peak for compound 1,3-Dichlorobenzene in sample Feb0150.D and keep left peak, new integration is from x, y = 4.818, 0 to 4.899, 0 and new response = 1183121, previous integration is from x, y = 4.818, 0 to 4.971, 0 and previous response = 2401888.			✓	
CmdSetTargetCompoundAttribute	BL2000\sean	2/3/2022 1:27:22 PM	Set UserAnnotation = CO for compound 1,3-Dichlorobenzene in sample Feb0150.D; previous value =			✓	
CmdManuallyIntegrateApplyTargetRtToQualifier	BL2000\sean	2/3/2022 1:27:25 PM	Apply target integration range 4.818-4.899 to qualifier 111.0 for compound 1,3-Dichlorobenzene in sample Feb0150.D, new integration is from x, y = 4.818, 0 to 4.899, 2183 and new response = 425670; previous integration is from x, y = 4.818, 0 to 4.971, 0 and previous response = 863074.			✓	
CmdManuallyIntegrateDropBaseline	BL2000\sean	2/3/2022 1:27:26 PM	Drop baseline for qualifier 111.0 of compound 1,3-Dichlorobenzene in sample Feb0150.D to y = 0, new integration is from x, y = 4.818, 0 to 4.899, 0 and new response = 431021; previous integration is from x, y = 4.818, 0 to 4.899, 2183 and previous response = 425670.			✓	
CmdManuallyIntegrateSplit	BL2000\sean	2/3/2022 1:27:33 PM	Split peak for compound 1,4-Dichlorobenzene in sample Feb0150.D and keep right peak, new integration is from x, y = 4.899, 375.417119862325 to 4.971, 489.238763908217 and new response = 1216913, previous integration is from x, y = 4.818, 245 to 4.971, 489 and previous response = 2381338.			✓	
CmdManuallyIntegrateApplyTargetRtToQualifier	BL2000\sean	2/3/2022 1:27:35 PM	Apply target integration range 4.899-4.971 to qualifier 148.0 for compound 1,4-Dichlorobenzene in sample Feb0150.D, new integration is from x, y = 4.899, 2999 to 4.971, 5004 and new response = 747598; previous integration is from x, y = 4.899, 316 to 5.001, 470 and previous response = 769084.			✓	
CmdManuallyIntegrateApplyTargetRtToQualifier	BL2000\sean	2/3/2022 1:27:37 PM	Apply target integration range 4.899-4.971 to qualifier 111.0 for compound 1,4-Dichlorobenzene in sample Feb0150.D, new integration is from x, y = 4.899, 2183 to 4.971, 2547 and new response = 421910; previously no peak.			✓	

Name	User	Time	Action	Reason	Comment	Succeed	Exception
CmdManuallyIntegrateDropBaseline	BL2000\sean	2/3/2022 1:27:38 PM	Drop baseline for qualifier 111.0 of compound 1,4-Dichlorobenzene in sample Feb0150.D to y = 2183, new integration is from x, y = 4.899, 2183 to 4.971, 2183 and new response = 422691; previous integration is from x, y = 4.899, 2183 to 4.971, 2547 and previous response = 421910.			✓	
CmdManuallyIntegratePeak	BL2000\sean	2/3/2022 1:27:43 PM	Manually integrate compound 1,2-Dichlorobenzene in sample Feb0150.D, from x, y = 5.063, 447903 to 5.134, 562955, result = -990395; previous integration is from x, y = 4.818, 10 to 4.971, 121 and previous response = 2383966.			✓	
CmdManuallyIntegrateSnapBaseline	BL2000\sean	2/3/2022 1:27:44 PM	Snap baseline for compound 1,2-Dichlorobenzene in sample Feb0150.D, from x = 5.063 to x = 5.134, new integration is from x, y = 5.063, 1793 to 5.134, 5503 and new response = 1161743; previous integration is from x, y = 5.063, 447903 to 5.134, 562955 and previous response = -990395.			✓	
CmdManuallyIntegrateApplyTargetRtToQualifier	BL2000\sean	2/3/2022 1:27:48 PM	Apply target integration range 5.063-5.134 to qualifier 148.0 for compound 1,2-Dichlorobenzene in sample Feb0150.D, new integration is from x, y = 5.063, 1295 to 5.134, 4097 and new response = 753456; previous integration is from x, y = 5.063, 121 to 5.144, 152 and previous response = 766324.			✓	
CmdManuallyIntegrateApplyTargetRtToQualifier	BL2000\sean	2/3/2022 1:27:49 PM	Apply target integration range 5.063-5.134 to qualifier 111.0 for compound 1,2-Dichlorobenzene in sample Feb0150.D, new integration is from x, y = 5.063, 734 to 5.134, 2845 and new response = 436681; previously no peak.			✓	
CmdSetTargetCompoundAttribute	BL2000\sean	2/3/2022 1:27:50 PM	Set UserAnnotation = CO for compound 1,2-Dichlorobenzene in sample Feb0150.D; previous value =			✓	
CmdManuallyIntegrateSplit	BL2000\sean	2/3/2022 1:28:12 PM	Split peak for compound Naphthalene in sample Feb0150.D and keep left peak, new integration is from x, y = 6.373, 1175.11760916936 to 6.434, 1363.15016438918 and new response = 2309706, previous integration is from x, y = 6.373, 1175 to 6.475, 1490 and previous response = 3008305.			✓	

Name	User	Time	Action	Reason	Comment	Succeed	Exception
CmdManuallyIntegrateSplit	BL2000\sean	2/3/2022 1:28:14 PM	Split qualifier 102.0 of compound Naphthalene in sample Feb0150.D and keep left peak, new integration is from x, y = 6.352, 0 to 6.434, 0 and new response = 223889, previous integration is from x, y = 6.352, 0 to 6.475, 0 and previous response = 257184.			✓	
CmdSetTargetCompoundAttribute	BL2000\sean	2/3/2022 1:28:16 PM	Set UserAnnotation = CO for compound Naphthalene in sample Feb0150.D; previous value =			✓	
CmdManuallyIntegrateSplit	BL2000\sean	2/3/2022 1:28:21 PM	Split peak for compound 4-Chlorophenol in sample Feb0150.D and keep left peak, new integration is from x, y = 6.424, 520.701638714741 to 6.475, 569.607997080861 and new response = 212217, previous integration is from x, y = 6.424, 521 to 6.526, 619 and previous response = 245830.			✓	
CmdSetTargetCompoundAttribute	BL2000\sean	2/3/2022 1:28:23 PM	Set UserAnnotation = CO for compound 4-Chlorophenol in sample Feb0150.D; previous value =			✓	
CmdManuallyIntegrateApplyTargetRtToQualifier	BL2000\sean	2/3/2022 1:28:25 PM	Apply target integration range 6.424-6.475 to qualifier 128.0 for compound 4-Chlorophenol in sample Feb0150.D, new integration is from x, y = 6.424, 38168 to 6.475, 36640 and new response = 608886; previous integration is from x, y = 6.373, 874 to 6.475, 1040 and previous response = 3010424.			✓	
CmdManuallyIntegrateDropBaseline	BL2000\sean	2/3/2022 1:28:26 PM	Drop baseline for qualifier 128.0 of compound 4-Chlorophenol in sample Feb0150.D to y = 36640, new integration is from x, y = 6.424, 36640 to 6.475, 36640 and new response = 611240; previous integration is from x, y = 6.424, 38168 to 6.475, 36640 and previous response = 608886.			✓	
CmdManuallyIntegratePeak	BL2000\sean	2/3/2022 1:28:35 PM	Manually integrate compound 4-Chloro-3-Methylphenol in sample Feb0150.D, from x, y = 7.102, 248444 to 7.245, 296643, result = -1706680; previous integration is from x, y = 6.958, 800 to 7.071, 881 and previous response = 589864.			✓	
CmdManuallyIntegrateSnapBaseline	BL2000\sean	2/3/2022 1:28:37 PM	Snap baseline for compound 4-Chloro-3-Methylphenol in sample Feb0150.D, from x = 7.102 to x = 7.245, new integration is from x, y = 7.102, 1993 to 7.245, 3223 and new response = 621781; previous integration is from x, y = 7.102, 248444 to 7.245, 296643 and previous response = -1706680.			✓	

Name	User	Time	Action	Reason	Comment	Succeed	Exception
CmdManuallyIntegrateDropBaseline	BL2000\sean	2/3/2022 1:28:38 PM	Drop baseline for compound 4-Chloro-3-Methylphenol in sample Feb0150.D to y = 1993, new integration is from x, y = 7.102, 1993 to 7.245, 1993 and new response = 627086; previous integration is from x, y = 7.102, 1993 to 7.245, 3223 and previous response = 621781.			✓	
CmdManuallyIntegrateApplyTargetRtToQualifier	BL2000\sean	2/3/2022 1:28:41 PM	Apply target integration range 7.102-7.245 to qualifier 144.0 for compound 4-Chloro-3-Methylphenol in sample Feb0150.D, new integration is from x, y = 7.102, 459 to 7.245, 1960 and new response = 178108; previously no peak.			✓	
CmdManuallyIntegrateDropBaseline	BL2000\sean	2/3/2022 1:28:42 PM	Drop baseline for qualifier 144.0 of compound 4-Chloro-3-Methylphenol in sample Feb0150.D to y = 459, new integration is from x, y = 7.102, 459 to 7.245, 459 and new response = 184582; previous integration is from x, y = 7.102, 459 to 7.245, 1960 and previous response = 178108.			✓	
CmdManuallyIntegrateSplit	BL2000\sean	2/3/2022 1:28:47 PM	Split qualifier 144.0 of compound 4-Chloro-3-Methylphenol in sample Feb0150.D and keep left peak, new integration is from x, y = 7.102, 459 to 7.215, 459 and new response = 172973, previous integration is from x, y = 7.102, 459 to 7.245, 459 and previous response = 184582.			✓	
CmdManuallyIntegratePeak	BL2000\sean	2/3/2022 1:28:53 PM	Manually integrate compound 1-Methylnaphthalene in sample Feb0150.D, from x, y = 7.328, 699487 to 7.389, 744001, result = -1365634; previous integration is from x, y = 7.205, 1346 to 7.286, 1513 and previous response = 1281187.			✓	
CmdManuallyIntegrateSnapBaseline	BL2000\sean	2/3/2022 1:28:54 PM	Snap baseline for compound 1-Methylnaphthalene in sample Feb0150.D, from x = 7.328 to x = 7.389, new integration is from x, y = 7.328, 10760 to 7.389, 10729 and new response = 1262930; previous integration is from x, y = 7.328, 699487 to 7.389, 744001 and previous response = -1365634.			✓	
CmdManuallyIntegrateDropBaseline	BL2000\sean	2/3/2022 1:28:55 PM	Drop baseline for compound 1-Methylnaphthalene in sample Feb0150.D to y = 10729, new integration is from x, y = 7.328, 10729 to 7.389, 10729 and new response = 1262987; previous integration is from x, y = 7.328, 10760 to 7.389, 10729 and previous response = 1262930.			✓	

Name	User	Time	Action	Reason	Comment	Succeed	Exception
CmdSetTargetCompoundAttribute	BL2000\sean	2/3/2022 1:28:57 PM	Set UserAnnotation = CO for compound 1-Methylnaphthalene in sample Feb0150.D; previous value =			✓	
CmdManuallyIntegrateApplyTargetRtToQualifier	BL2000\sean	2/3/2022 1:29:00 PM	Apply target integration range 7.328-7.389 to qualifier 142.0 for compound 1-Methylnaphthalene in sample Feb0150.D, new integration is from x, y = 7.328, 10284 to 7.389, 10280 and new response = 1450911; previously no peak.			✓	
CmdManuallyIntegrateDropBaseline	BL2000\sean	2/3/2022 1:29:02 PM	Drop baseline for qualifier 142.0 of compound 1-Methylnaphthalene in sample Feb0150.D to y = 10280, new integration is from x, y = 7.328, 10280 to 7.389, 10280 and new response = 1450918; previous integration is from x, y = 7.328, 10284 to 7.389, 10280 and previous response = 1450911.			✓	
CmdManuallyIntegrateApplyTargetRtToQualifier	BL2000\sean	2/3/2022 1:29:05 PM	Apply target integration range 7.328-7.389 to qualifier 115.0 for compound 1-Methylnaphthalene in sample Feb0150.D, new integration is from x, y = 7.328, 7579 to 7.389, 4349 and new response = 541476; previously no peak.			✓	
CmdManuallyIntegrateDropBaseline	BL2000\sean	2/3/2022 1:29:06 PM	Drop baseline for qualifier 115.0 of compound 1-Methylnaphthalene in sample Feb0150.D to y = 4349, new integration is from x, y = 7.328, 4349 to 7.389, 4349 and new response = 547447; previous integration is from x, y = 7.328, 7579 to 7.389, 4349 and previous response = 541476.			✓	
CmdManuallyIntegrateSplit	BL2000\sean	2/3/2022 1:29:15 PM	Split peak for compound 2,4,6-Trichlorophenol in sample Feb0150.D and keep left peak, new integration is from x, y = 7.574, 0 to 7.625, 0 and new response = 414759, previous integration is from x, y = 7.574, 0 to 7.666, 0 and previous response = 862772.			✓	
CmdSetTargetCompoundAttribute	BL2000\sean	2/3/2022 1:29:17 PM	Set UserAnnotation = CO for compound 2,4,6-Trichlorophenol in sample Feb0150.D; previous value =			✓	
CmdManuallyIntegrateApplyTargetRtToQualifier	BL2000\sean	2/3/2022 1:29:19 PM	Apply target integration range 7.574-7.625 to qualifier 198.0 for compound 2,4,6-Trichlorophenol in sample Feb0150.D, new integration is from x, y = 7.574, 0 to 7.625, 5545 and new response = 373621; previous integration is from x, y = 7.574, 125 to 7.666, 233 and previous response = 797715.			✓	

Name	User	Time	Action	Reason	Comment	Succeed	Exception
CmdManuallyIntegrateDropBaseline	BL2000\sean	2/3/2022 1:29:20 PM	Drop baseline for qualifier 198.0 of compound 2,4,6-Trichlorophenol in sample Feb0150.D to y = 0, new integration is from x, y = 7.574, 0 to 7.625, 0 and new response = 382163; previous integration is from x, y = 7.574, 0 to 7.625, 5545 and previous response = 373621.			✓	
CmdManuallyIntegratePeak	BL2000\sean	2/3/2022 1:29:24 PM	Manually integrate compound 2,4,5-Trichlorophenol in sample Feb0150.D, from x, y = 7.533, 380393 to 7.790, 377458, result = -4936343; previous integration is from x, y = 7.574, 0 to 7.666, 0 and previous response = 862772.			✓	
CmdManuallyIntegrateSnapBaseline	BL2000\sean	2/3/2022 1:29:26 PM	Snap baseline for compound 2,4,5-Trichlorophenol in sample Feb0150.D, from x = 7.533 to x = 7.790, new integration is from x, y = 7.533, 211 to 7.790, 1482 and new response = 887964; previous integration is from x, y = 7.533, 380393 to 7.790, 377458 and previous response = -4936343.			✓	
CmdManuallyIntegrateDropBaseline	BL2000\sean	2/3/2022 1:29:27 PM	Drop baseline for compound 2,4,5-Trichlorophenol in sample Feb0150.D to y = 211, new integration is from x, y = 7.533, 211 to 7.790, 211 and new response = 897754; previous integration is from x, y = 7.533, 211 to 7.790, 1482 and previous response = 887964.			✓	
CmdManuallyIntegrateSplit	BL2000\sean	2/3/2022 1:29:29 PM	Split peak for compound 2,4,5-Trichlorophenol in sample Feb0150.D and keep right peak, new integration is from x, y = 7.625, 211 to 7.790, 211 and new response = 483961, previous integration is from x, y = 7.533, 211 to 7.790, 211 and previous response = 897754.			✓	
CmdSetTargetCompoundAttribute	BL2000\sean	2/3/2022 1:29:30 PM	Set UserAnnotation = CO for compound 2,4,5-Trichlorophenol in sample Feb0150.D; previous value =			✓	
CmdManuallyIntegrateApplyTargetRtToQualifier	BL2000\sean	2/3/2022 1:29:33 PM	Apply target integration range 7.625-7.790 to qualifier 198.0 for compound 2,4,5-Trichlorophenol in sample Feb0150.D, new integration is from x, y = 7.625, 5545 to 7.790, 893 and new response = 425772; previous integration is from x, y = 7.574, 101 to 7.666, 175 and previous response = 797927.			✓	

Name	User	Time	Action	Reason	Comment	Succeed	Exception
CmdManuallyIntegrateDropBaseline	BL2000\sean	2/3/2022 1:29:34 PM	Drop baseline for qualifier 198.0 of compound 2,4,5-Trichlorophenol in sample Feb0150.D to y = 893, new integration is from x, y = 7.625, 893 to 7.790, 893 and new response = 448704; previous integration is from x, y = 7.625, 5545 to 7.790, 893 and previous response = 425772.			✓	
CmdManuallyIntegrateApplyTargetRtToQualifier	BL2000\sean	2/3/2022 1:29:43 PM	Apply target integration range 8.268-8.374 to qualifier 153.1 for compound Acenaphthylene in sample Feb0150.D, new integration is from x, y = 8.268, 341 to 8.374, 1355 and new response = 317884; previous integration is from x, y = 8.476, 0 to 8.568, 0 and previous response = 1392152.			✓	
CmdManuallyIntegrateApplyTargetRtToQualifier	BL2000\sean	2/3/2022 1:29:49 PM	Apply target integration range 8.487-8.568 to qualifier 152.0 for compound Acenaphthene in sample Feb0150.D, new integration is from x, y = 8.487, 3027 to 8.568, 4865 and new response = 649717; previous integration is from x, y = 8.256, 154 to 8.374, 422 and previous response = 2369533.			✓	
CmdManuallyIntegrateDropBaseline	BL2000\sean	2/3/2022 1:29:50 PM	Drop baseline for qualifier 152.0 of compound Acenaphthene in sample Feb0150.D to y = 3027, new integration is from x, y = 8.487, 3027 to 8.568, 3027 and new response = 654230; previous integration is from x, y = 8.487, 3027 to 8.568, 4865 and previous response = 649717.			✓	
CmdManuallyIntegrateApplyTargetRtToQualifier	BL2000\sean	2/3/2022 1:29:56 PM	Apply target integration range 8.568-8.671 to qualifier 154.0 for compound 2,4-Dinitrophenol in sample Feb0150.D, new integration is from x, y = 8.568, 3541 to 8.671, 3025 and new response = 46097; previous integration is from x, y = 8.487, 788 to 8.568, 837 and previous response = 1287441.			✓	
CmdManuallyIntegrateDropBaseline	BL2000\sean	2/3/2022 1:29:57 PM	Drop baseline for qualifier 154.0 of compound 2,4-Dinitrophenol in sample Feb0150.D to y = 3025, new integration is from x, y = 8.568, 3025 to 8.671, 3025 and new response = 47681; previous integration is from x, y = 8.568, 3541 to 8.671, 3025 and previous response = 46097.			✓	

Name	User	Time	Action	Reason	Comment	Succeed	Exception
CmdManuallyIntegrateSplit	BL2000\sean	2/3/2022 1:30:14 PM	Split qualifier 63.0 of compound 2,4-Dinitrotoluene in sample Feb0150.D and keep right peak, new integration is from x, y = 8.660, 1849.87148153057 to 8.814, 1698.16825541592 and new response = 265502, previous integration is from x, y = 8.660, 1850 to 8.814, 1698 and previous response = 265502.			✓	
CmdManuallyIntegrateQualifierPeak	BL2000\sean	2/3/2022 1:30:19 PM	Manually integrate qualifier 63.0 of compound 2,4-Dinitrotoluene in sample Feb0150.D, from x, y = 8.732, 11114 to 8.814, 1698, result = 144886; previous integration is from x, y = 8.660, 1850 to 8.814, 1698 and previous response = 265502.			✓	
CmdManuallyIntegrateDropBaseline	BL2000\sean	2/3/2022 1:30:20 PM	Drop baseline for qualifier 63.0 of compound 2,4-Dinitrotoluene in sample Feb0150.D to y = 1698, new integration is from x, y = 8.732, 1698 to 8.814, 1698 and new response = 168007; previous integration is from x, y = 8.732, 11114 to 8.814, 1698 and previous response = 144886.			✓	
CmdManuallyIntegrateQualifierPeak	BL2000\sean	2/3/2022 1:30:23 PM	Manually integrate qualifier 89.0 of compound 2,4-Dinitrotoluene in sample Feb0150.D, from x, y = 8.742, 6916 to 8.824, 411, result = 143727; previous integration is from x, y = 8.701, 405 to 8.824, 411 and previous response = 221896.			✓	
CmdManuallyIntegrateDropBaseline	BL2000\sean	2/3/2022 1:30:25 PM	Drop baseline for qualifier 89.0 of compound 2,4-Dinitrotoluene in sample Feb0150.D to y = 411, new integration is from x, y = 8.742, 411 to 8.824, 411 and new response = 159692; previous integration is from x, y = 8.742, 6916 to 8.824, 411 and previous response = 143727.			✓	
CmdManuallyIntegrateQualifierPeak	BL2000\sean	2/3/2022 1:32:22 PM	Manually integrate qualifier 65.0 of compound 4-Nitroaniline in sample Feb0150.D, from x, y = 9.182, 5903 to 9.233, 11507, result = 166364; previous integration is from x, y = 9.054, 1933 to 9.152, 2079 and previous response = 160730.			✓	
CmdManuallyIntegrateDropBaseline	BL2000\sean	2/3/2022 1:32:24 PM	Drop baseline for qualifier 65.0 of compound 4-Nitroaniline in sample Feb0150.D to y = 5903, new integration is from x, y = 9.182, 5903 to 9.233, 5903 and new response = 174964; previous integration is from x, y = 9.182, 5903 to 9.233, 11507 and previous response = 166364.			✓	

Name	User	Time	Action	Reason	Comment	Succeed	Exception
CmdManuallyIntegrateSplit	BL2000\sean	2/3/2022 1:32:31 PM	Split qualifier 51.0 of compound Azobenzene in sample Feb0150.D and keep right peak, new integration is from x, y = 9.346, 3957.87525123674 to 9.458, 3621.84784725967 and new response = 491727, previous integration is from x, y = 9.285, 4140 to 9.458, 3622 and previous response = 700733.			✓	
CmdSaveBatchTable	BL2000\sean	2/3/2022 1:33:13 PM	Save batch \\MASSHUNTER\Org\Data\SV5973N.I\sd020122\DoD BNA 2\QuantResults\020122 DoD BNA.batch.bin			✓	
CmdSaveBatchTable	BL2000\sean	2/3/2022 1:34:08 PM	Save batch \\MASSHUNTER\Org\Data\SV5973N.I\sd020122\DoD BNA 2\QuantResults\020122 DoD BNA.batch.bin			✓	
CmdOpenBatchTable	BL2000\sean	2/3/2022 1:52:20 PM	Open batch \\MASSHUNTER\Org\Data\SV5973N.I\sd020122\DoD BNA 2\020122 DoD BNA.batch.bin			✓	
CmdManuallyIntegratePeak	BL2000\sean	2/3/2022 1:53:12 PM	Manually integrate compound Nitrobenzene-d5 in sample Feb0142.D, from x, y = 5.512, 215 to 5.788, 368, result = 312612; previous integration is from x, y = 5.523, 507 to 5.625, 570 and previous response = 298654.			✓	
CmdManuallyIntegrateSnapBaseline	BL2000\sean	2/3/2022 1:53:13 PM	Snap baseline for compound Nitrobenzene-d5 in sample Feb0142.D, from x = 5.512 to x = 5.788, new integration is from x, y = 5.512, 215 to 5.788, 500 and new response = 311520; previous integration is from x, y = 5.512, 215 to 5.788, 368 and previous response = 312612.			✓	
CmdManuallyIntegrateDropBaseline	BL2000\sean	2/3/2022 1:53:14 PM	Drop baseline for compound Nitrobenzene-d5 in sample Feb0142.D to y = 215, new integration is from x, y = 5.512, 215 to 5.788, 215 and new response = 313878; previous integration is from x, y = 5.512, 215 to 5.788, 500 and previous response = 311520.			✓	
CmdSetTargetCompoundAttribute	BL2000\sean	2/3/2022 1:53:15 PM	Set UserAnnotation = BA for compound Nitrobenzene-d5 in sample Feb0142.D; previous value =			✓	
CmdSaveBatchTable	BL2000\sean	2/3/2022 1:55:58 PM	Save batch \\MASSHUNTER\Org\Data\SV5973N.I\sd020122\DoD BNA 2\QuantResults\020122 DoD BNA.batch.bin			✓	

Name	User	Time	Action	Reason	Comment	Succeed	Exception
CmdOpenBatchTable	BL2000\sean	2/16/2022 11:03:09 AM	Open batch D:\Org\Data\SV5973N.I\sd020122\DoD BNA 2\020122 DoD BNA.batch.bin			✓	
CmdCalibrate	BL2000\sean	2/16/2022 11:05:23 AM	Replace level CCV with CC sample Feb0127.D for compounds {Terphenyl-d14, 2,4,6-Tribromophenol, 2-Fluorobiphenyl, Nitrobenzene-d5, Phenol-d5, 2-Fluorophenol, Benzo(g,h,i)perylene, Dibenzo(a,h)anthracene, Indeno(1,2,3-c,d)pyrene, Benzo(a)pyrene, Benzo(k)fluoranthene, Benzo(b)fluoranthene, Di-n-octyl Phthalate, bis(2-ethylhexyl)Phthalate, 3,3-Dichlorobenzidine, Chrysene, Benzo(a)Anthracene, Butylbenzylphthalate, Pyrene, Benzidine, Fluoranthene, Di-n-Butylphthalate, Triallate, Anthracene, Phenanthrene, Pentachlorophenol, Hexachlorobenzene, 4-Bromophenyl-phenylether, Azobenzene, N-nitrosodiphenylamine, 4,6-Dinitro-2-methylphenol, 4-Nitroaniline, Diethylphthalate, 4-Chlorophenyl-phenylether, Fluorene, 2,4-Dinitrotoluene, 4-Nitrophenol, Dibenzofuran, 2,4-Dinitrophenol, 3-Nitroaniline, Acenaphthene, 2,6-Dinitrotoluene, Acenaphthylene, Dimethyl Phthalate, 2-Nitroaniline, 2-Chloronaphthalene, 2,4,5-Trichlorophenol, 2,4,6-Trichlorophenol, Hexachlorocyclopentadiene, 4-Chloro-2-Methylphenol, 1-Methylnaphthalene, 2-Methylnaphthalene, 4-Chloro-3-Methylphenol, Hexachlorobutadiene, p-Chloroaniline, 4-Chlorophenol, Naphthalene, 1,2,4-Trichlorobenzene, 2,4-Dichlorophenol, bis(-2-Chloroethoxy)Methane, 2,4-Dimethylphenol, 2-Nitrophenol, Isophorone, Nitrobenzene, N-nitroso-Di-n-propylamine, Hexachloroethane, 4Methylphenol/3Methylphenol, 2-Methylphenol, bis(2-chloroisopropyl)Ether, Benzyl Alcohol, 1,2-Dichlorobenzene, 1,4-Dichlorobenzene, 1,3-Dichlorobenzene, 2-Chlorophenol, bis(-2-Chloroethyl)Ether, Phenol, Aniline, Pyridine, Carbazole, Benzoic Acid, o-Terphenyl, N-Nitrosodimethylamine};			✓	
CmdQuantitate	BL2000\sean	2/16/2022 11:09:42 AM	Quantitate all compounds in all samples			✓	

Name	User	Time	Action	Reason	Comment	Succeed	Exception
CmdSaveBatchTable	BL2000\sean	2/16/2022 11:09:52 AM	Save batch D:\Org\Data\SV5973N.I\sd020122\DoD BNA 2\QuantResults\020122 DoD BNA.batch.bin			✓	
GenerateReport	BL2000\sean	2/16/2022 11:10:59 AM	Generates report - Method: D:\Org\reports\LevelIV_Reports\Tests_for_LevelIV\02_Env_QntRslts_wGrphcs+Chrmtgrm+AuditTrail.m, Output Path: D:\Org\Data\SV5973N.I\sd020122\DoD BNA 2\QuantReports\020122 DoD BNA				Agilent.MassSpectrometry.DataAnalysis.Quantitative.ApplicationCommandCancelledException: Generating report(s) was canceled by user. at Agilent.MassSpectrometry.DataAnalysis.Quantitative.GenerateReport.RunReportMethod(ICompliance compliance, String user, String batchFolder, String batchFile, String method, String outputPath, String applicationType, String cancelEventName, Int16[] samples, Int16[] compounds, String logonXml, Action`1 progress) at Agilent.MassSpectrometry.DataAnalysis.Quantitative.GenerateReport.Do() at Agilent.MassSpectrometry.CommandModel.CommandHistory.Invoke(ICommand cmd) at Agilent.MassSpectrometry.DataAnalysis.Quantitative.AppCommandContext._Invoke(ICommand cmd)
CmdSetSampleAttribute	BL2000\sean	2/16/2022 11:11:05 AM	Set SampleApproved = True for sample Feb0126.D; previous value = False			✓	
CmdSetSampleAttribute	BL2000\sean	2/16/2022 11:11:07 AM	Set SampleApproved = True for sample Feb0127.D; previous value = False			✓	
CmdSetSampleAttribute	BL2000\sean	2/16/2022 11:11:08 AM	Set SampleApproved = True for sample Feb0128.D; previous value = False			✓	
CmdSetSampleAttribute	BL2000\sean	2/16/2022 11:11:09 AM	Set SampleApproved = True for sample Feb0129.D; previous value = False			✓	
CmdSetSampleAttribute	BL2000\sean	2/16/2022 11:11:10 AM	Set SampleApproved = True for sample Feb0130.D; previous value = False			✓	
CmdSetSampleAttribute	BL2000\sean	2/16/2022 11:11:11 AM	Set SampleApproved = True for sample Feb0131.D; previous value = False			✓	
CmdSetSampleAttribute	BL2000\sean	2/16/2022 11:11:12 AM	Set SampleApproved = True for sample Feb0132.D; previous value = False			✓	
CmdSetSampleAttribute	BL2000\sean	2/16/2022 11:11:13 AM	Set SampleApproved = True for sample Feb0133.D; previous value = False			✓	

Name	User	Time	Action	Reason	Comment	Succeed	Exception
CmdSetSampleAttribute	BL2000\sean	2/16/2022 11:11:14 AM	Set SampleApproved = True for sample Feb0134.D; previous value = False			✓	
CmdSetSampleAttribute	BL2000\sean	2/16/2022 11:11:15 AM	Set SampleApproved = True for sample Feb0135.D; previous value = False			✓	
CmdSetSampleAttribute	BL2000\sean	2/16/2022 11:11:15 AM	Set SampleApproved = True for sample Feb0136.D; previous value = False			✓	
CmdSetSampleAttribute	BL2000\sean	2/16/2022 11:11:16 AM	Set SampleApproved = True for sample Feb0137.D; previous value = False			✓	
CmdSetSampleAttribute	BL2000\sean	2/16/2022 11:11:17 AM	Set SampleApproved = True for sample Feb0138.D; previous value = False			✓	
CmdSetSampleAttribute	BL2000\sean	2/16/2022 11:11:18 AM	Set SampleApproved = True for sample Feb0139.D; previous value = False			✓	
CmdSetSampleAttribute	BL2000\sean	2/16/2022 11:11:19 AM	Set SampleApproved = True for sample Feb0140.D; previous value = False			✓	
CmdSetSampleAttribute	BL2000\sean	2/16/2022 11:11:19 AM	Set SampleApproved = True for sample Feb0141.D; previous value = False			✓	
CmdSetSampleAttribute	BL2000\sean	2/16/2022 11:11:20 AM	Set SampleApproved = True for sample Feb0142.D; previous value = False			✓	
CmdSetSampleAttribute	BL2000\sean	2/16/2022 11:11:21 AM	Set SampleApproved = True for sample Feb0143.D; previous value = False			✓	
CmdSetSampleAttribute	BL2000\sean	2/16/2022 11:11:22 AM	Set SampleApproved = True for sample Feb0144.D; previous value = False			✓	
CmdSetSampleAttribute	BL2000\sean	2/16/2022 11:11:23 AM	Set SampleApproved = True for sample Feb0145.D; previous value = False			✓	
CmdSetSampleAttribute	BL2000\sean	2/16/2022 11:11:24 AM	Set SampleApproved = True for sample Feb0146.D; previous value = False			✓	
CmdSetSampleAttribute	BL2000\sean	2/16/2022 11:11:25 AM	Set SampleApproved = True for sample Feb0147.D; previous value = False			✓	
CmdSetSampleAttribute	BL2000\sean	2/16/2022 11:11:26 AM	Set SampleApproved = True for sample Feb0149.D; previous value = False			✓	
CmdSetSampleAttribute	BL2000\sean	2/16/2022 11:11:27 AM	Set SampleApproved = True for sample Feb0150.D; previous value = False			✓	
CmdSetSampleAttribute	BL2000\sean	2/16/2022 11:11:46 AM	Set SampleApproved = True for sample Feb0148.D; previous value = False			✓	

Audit Trail report

Name	User	Time	Action	Reason	Comment	Succeed	Exception
CmdQuantitate	BL2000\sean	2/16/2022 11:15:57 AM	Quantitate all compounds in all samples			✓	
CmdSaveBatchTable	BL2000\sean	2/16/2022 11:16:48 AM	Save batch D:\Org\Data\SV5973N.I\sd020122\DoD BNA 2\QuantResults\020122 DoD BNA.batch.bin			✓	

Continuing Calibration Report

Batch Name	D:\Org\Data\SV5973N.I\sd020122\DoD BNA 2\QuantResults\020122 DoD BNA.batch.bin
Method File	\\MASSHUNTER\Org\Data\SV5973N.I\sd020122\DoD BNA cal 1\020122 DoD BNA cal.batch.bin
Daily CC	\\MASSHUNTER\Org\Data\SV5973N.I\sd020122\DoD BNA 2Feb0127.D

Level name	Injection Time	Calibration Files
1	2/1/2022 8:37:43 PM	\\MASSHUNTER\Org\Data\SV5973N.I\sd020122\DoD BNA cal 1\Feb0108.D
2	2/1/2022 8:05:35 PM	\\MASSHUNTER\Org\Data\SV5973N.I\sd020122\DoD BNA cal 1\Feb0107.D
3	2/1/2022 7:33:25 PM	\\MASSHUNTER\Org\Data\SV5973N.I\sd020122\DoD BNA cal 1\Feb0106.D
4	2/1/2022 7:01:18 PM	\\MASSHUNTER\Org\Data\SV5973N.I\sd020122\DoD BNA cal 1\Feb0105.D
5	2/1/2022 6:29:01 PM	\\MASSHUNTER\Org\Data\SV5973N.I\sd020122\DoD BNA cal 1\Feb0104.D
6	2/1/2022 5:56:51 PM	\\MASSHUNTER\Org\Data\SV5973N.I\sd020122\DoD BNA cal 1\Feb0103.D
7	2/1/2022 5:24:36 PM	\\MASSHUNTER\Org\Data\SV5973N.I\sd020122\DoD BNA cal 1\Feb0102.D
CCV	2/2/2022 6:35:42 AM	D:\Org\Data\SV5973N.I\sd020122\DoD BNA 2\Feb0127.D <======

ISTD Compound:	Avg Resp	Mid Resp	CC Resp	Area%	A/M
1,4-Dichlorobenzene-d4	437427	441162	487859	110.59	M
Naphthalene-d8	1275017	1240005	1359602	109.64	M
Acenaphthene-d10	746429	723199	783796	108.38	M
Phenanthrene-d10	1272773	1236376	1376902	111.37	M
Chrysene-d12	970435	924350	995482	107.70	M
Perylene-d12	616520	595968	658087	110.42	M

Target Compound	AvgRF/R2	CC RF	Exp. Conc	Calc. Conc	%Dev	Area%	Curve Fit
1,4-Dichlorobenzene-d4	----------ISTD----------						
N-Nitrosodimethylamine	0.9979	0.2921	75.00	80.82	-7.76	169.39	Quadratic
Pyridine	0.9947	0.6149	75.00	64.30	14.27	158.66	Quadratic
2-Fluorophenol	0.9028	0.9455	75.00	78.55	-4.73	175.73	Avg RF
Aniline	0.9982	1.7869	75.00	76.32	-1.76	161.94	Quadratic
Phenol-d5	1.1870	1.2646	75.00	79.90	-6.54	174.21	Avg RF
Phenol	0.9964	1.4277	75.00	80.85	-7.80	178.18	Quadratic
bis(-2-Chloroethyl)Ether	0.9915	0.7710	75.00	79.20	-5.60	166.05	Quadratic
2-Chlorophenol	0.9981	1.1074	75.00	79.21	-5.61	174.70	Quadratic
1,3-Dichlorobenzene	0.9964	1.4254	75.00	80.85	-7.80	169.13	Quadratic
1,4-Dichlorobenzene	0.9983	1.3887	75.00	73.79	1.61	163.91	Quadratic
1,2-Dichlorobenzene	0.9970	1.3893	75.00	76.21	-1.61	162.62	Quadratic
Benzyl Alcohol	0.9957	0.6544	75.00	81.27	-8.36	178.03	Quadratic
2-Methylphenol	0.9995	0.9566	75.00	75.25	-0.33	168.23	Quadratic
bis(2-chloroisopropyl)Ether	0.9992	0.3895	75.00	76.00	-1.33	168.91	Quadratic
N-nitroso-Di-n-propylamine	0.9967	0.6973	75.00	76.13	-1.50	184.81	Quadratic
4Methylphenol/3Methylphenol	0.9948	1.3564	75.00	76.08	-1.43	167.72	Quadratic
Hexachloroethane	0.9978	0.3895	75.00	79.99	-6.65	178.87	Quadratic
Nitrobenzene-d5	0.6175	0.6364	75.00	77.30	-3.07	175.42	Avg RF
Nitrobenzene	0.9985	0.3229	75.00	80.29	-7.06	170.03	Quadratic
Naphthalene-d8	----------ISTD----------						
Isophorone	0.9974	0.6197	75.00	78.79	-5.05	175.40	Quadratic
2-Nitrophenol	0.9996	0.0849	75.00	75.41	-0.55	176.43	Quadratic
2,4-Dimethylphenol	0.9979	0.2564	75.00	70.74	5.68	155.35	Quadratic
bis(-2-Chloroethoxy)Methane	0.9993	0.3633	75.00	85.06	-13.42	179.89	Quadratic
2,4-Dichlorophenol	0.9974	0.2661	75.00	79.71	-6.27	180.02	Quadratic
Benzoic Acid	0.9981	0.1517	75.00	73.88	1.49	169.12	Quadratic
1,2,4-Trichlorobenzene	0.9998	0.3242	75.00	79.27	-5.69	170.22	Quadratic
Naphthalene	0.9995	0.9692	75.00	80.91	-7.88	174.16	Quadratic
4-Chlorophenol	0.9997	0.0909	75.00	77.44	-3.25	167.74	Quadratic
p-Chloroaniline	0.9977	0.3753	75.00	75.37	-0.50	173.63	Quadratic
Hexachlorobutadiene	0.9997	0.1565	75.00	74.22	1.03	162.85	Quadratic
4-Chloro-2-Methylphenol	0.9997	0.2341	75.00	77.79	-3.72	165.75	Quadratic

Target Compound	AvgRF/R2	CC RF	Exp. Conc	Calc. Conc	%Dev	Area%	Curve Fit
4-Chloro-3-Methylphenol	0.9982	0.2637	75.00	81.28	-8.38	178.60	Quadratic
2-Methylnaphthalene	0.9990	0.5653	75.00	79.25	-5.67	170.04	Quadratic
1-Methylnaphthalene	0.9987	0.5476	75.00	78.95	-5.27	166.95	Quadratic
Acenaphthene-d10	----------ISTD----------						
Hexachlorocyclopentadiene	0.9965	0.1602	75.00	71.35	4.87	168.11	Quadratic
2,4,6-Trichlorophenol	0.2638	0.3025	75.00	85.99	-14.65	177.95	Avg RF
2,4,5-Trichlorophenol	0.9993	0.3291	75.00	80.63	-7.51	173.50	Quadratic
2-Fluorobiphenyl	0.9963	1.2643	75.00	79.28	-5.70	156.20	Quadratic
2-Chloronaphthalene	0.9989	1.1286	75.00	86.51	-15.34	180.18	Quadratic
2-Nitroaniline	0.9956	0.1457	75.00	74.19	1.08	161.99	Quadratic
Dimethyl Phthalate	0.9995	1.0756	75.00	78.74	-4.99	174.74	Quadratic
2,6-Dinitrotoluene	0.9915	0.1305	75.00	76.67	-2.22	189.06	Quadratic
Acenaphthylene	0.9969	1.6236	75.00	76.48	-1.98	169.94	Quadratic
3-Nitroaniline	0.9962	0.1497	75.00	77.08	-2.77	177.30	Quadratic
Acenaphthene	0.9973	0.9182	75.00	74.92	0.10	171.23	Quadratic
2,4-Dinitrophenol	0.9956	0.0596	75.00	60.07	19.90	148.59	Quadratic
Dibenzofuran	0.9941	1.5090	75.00	79.80	-6.39	163.41	Quadratic
4-Nitrophenol	0.9945	0.1570	75.00	79.86	-6.48	180.29	Quadratic
2,4-Dinitrotoluene	0.9982	0.1750	75.00	76.13	-1.50	174.81	Quadratic
Diethylphthalate	0.9986	1.0872	75.00	76.93	-2.57	178.17	Quadratic
Fluorene	0.9932	1.2180	75.00	71.13	5.16	169.82	Quadratic
4-Chlorophenyl-phenylether	0.9981	0.5769	75.00	77.69	-3.58	167.26	Quadratic
Phenanthrene-d10	----------ISTD----------						
4-Nitroaniline	0.9936	0.0740	75.00	68.96	8.06	166.48	Quadratic
4,6-Dinitro-2-methylphenol	0.9939	0.0541	75.00	71.01	5.32	179.43	Quadratic
N-nitrosodiphenylamine	0.9974	0.4953	75.00	77.79	-3.72	166.66	Quadratic
Azobenzene	0.9988	0.5442	75.00	73.95	1.40	174.96	Quadratic
2,4,6-Tribromophenol	0.9977	0.0589	75.00	76.53	-2.04	171.98	Quadratic
4-Bromophenyl-phenylether	0.9989	0.1941	75.00	80.61	-7.47	180.44	Quadratic
Hexachlorobenzene	0.9947	0.1740	75.00	70.55	5.93	168.47	Quadratic
Pentachlorophenol	0.9955	0.0864	75.00	73.72	1.71	174.73	Quadratic
Phenanthrene	0.9957	0.9276	75.00	70.29	6.28	157.75	Quadratic
Anthracene	0.9148	0.9266	75.00	75.96	-1.28	167.12	Avg RF
Triallate	0.9968	0.2131	75.00	82.00	-9.34	183.16	Quadratic
Carbazole	0.9991	0.9238	75.00	81.95	-9.26	177.29	Quadratic
o-Terphenyl	0.9956	0.5424	75.00	79.66	-6.21	167.61	Quadratic
Di-n-Butylphthalate	0.9985	0.9307	75.00	81.00	-8.00	181.06	Quadratic
Fluoranthene	0.9966	0.9989	75.00	73.50	2.00	164.72	Quadratic
Benzidine	0.9966	0.4134	75.00	85.62	-14.16	214.27	Quadratic
Pyrene	0.9984	1.0779	75.00	78.05	-4.07	163.14	Quadratic
Terphenyl-d14	0.9989	0.7411	75.00	77.40	-3.20	169.56	Quadratic
Chrysene-d12	----------ISTD----------						
Butylbenzylphthalate	0.9975	0.4172	75.00	77.34	-3.12	179.65	Quadratic
Benzo(a)Anthracene	0.9997	1.0840	75.00	75.40	-0.54	163.21	Quadratic
Chrysene	0.9995	1.1990	75.00	77.88	-3.84	166.25	Quadratic
3,3-Dichlorobenzidine	0.9981	0.3760	75.00	81.87	-9.16	192.43	Quadratic
bis(2-ethylhexyl)Phthalate	0.9971	0.1476	75.00	76.14	-1.51	179.15	Quadratic
Perylene-d12	----------ISTD----------						
Di-n-octyl Phthalate	0.9995	1.4990	75.00	75.13	-0.17	175.93	Quadratic
Benzo(b)fluoranthene	0.9991	1.6214	75.00	79.52	-6.03	176.02	Quadratic
Benzo(k)fluoranthene	0.9993	1.6817	75.00	74.92	0.11	163.79	Quadratic
Benzo(a)pyrene	0.9999	1.5357	75.00	79.13	-5.50	177.12	Quadratic
Indeno(1,2,3-c,d)pyrene	0.9992	1.2301	75.00	78.80	-5.06	178.06	Quadratic
Dibenzo(a,h)anthracene	0.9973	1.3945	75.00	84.72	-12.97	193.15	Quadratic
Benzo(g,h,i)perylene	0.9996	1.5104	75.00	80.12	-6.82	176.59	Quadratic

A -- against Average; M -- against Mid Point; P -- against Previous CC in the Method;

Continuing Calibration Report

Batch Name	D:\Org\Data\SV5973N.I\sd020122\DoD BNA 2\QuantResults\020122 DoD BNA.batch.bin
Method File	\\MASSHUNTER\Org\Data\SV5973N.I\sd020122\DoD BNA cal 1\020122 DoD BNA cal.batch.bin
Daily CC	\\MASSHUNTER\Org\Data\SV5973N.I\sd020122\DoD BNA 2Feb0150.D

Level name	Injection Time	Calibration Files
1	2/1/2022 8:37:43 PM	\\MASSHUNTER\Org\Data\SV5973N.I\sd020122\DoD BNA cal 1\Feb0108.D
2	2/1/2022 8:05:35 PM	\\MASSHUNTER\Org\Data\SV5973N.I\sd020122\DoD BNA cal 1\Feb0107.D
3	2/1/2022 7:33:25 PM	\\MASSHUNTER\Org\Data\SV5973N.I\sd020122\DoD BNA cal 1\Feb0106.D
4	2/1/2022 7:01:18 PM	\\MASSHUNTER\Org\Data\SV5973N.I\sd020122\DoD BNA cal 1\Feb0105.D
5	2/1/2022 6:29:01 PM	\\MASSHUNTER\Org\Data\SV5973N.I\sd020122\DoD BNA cal 1\Feb0104.D
6	2/1/2022 5:56:51 PM	\\MASSHUNTER\Org\Data\SV5973N.I\sd020122\DoD BNA cal 1\Feb0103.D
7	2/1/2022 5:24:36 PM	\\MASSHUNTER\Org\Data\SV5973N.I\sd020122\DoD BNA cal 1\Feb0102.D
CCV	2/2/2022 6:35:42 AM	D:\Org\Data\SV5973N.I\sd020122\DoD BNA 2\Feb0127.D <======

ISTD Compound:	Avg Resp	Mid Resp	CC Resp	Area%	A/M
1,4-Dichlorobenzene-d4	437427	441162	436878	99.03	M
Naphthalene-d8	1275017	1240005	1318935	106.37	M
Acenaphthene-d10	746429	723199	754855	104.38	M
Phenanthrene-d10	1272773	1236376	1319454	106.72	M
Chrysene-d12	970435	924350	951003	102.88	M
Perylene-d12	616520	595968	629239	105.58	M

Target Compound	AvgRF/R2	CC RF	Exp. Conc	Calc. Conc	%Dev	Area%	Curve Fit
1,4-Dichlorobenzene-d4	----------ISTD----------						
N-Nitrosodimethylamine	0.9979	0.2756	75.00	76.51	-2.02	143.11	Quadratic
Pyridine	0.9947	0.7376	75.00	75.55	-0.73	170.44	Quadratic
2-Fluorophenol	0.9028	1.0086	75.00	83.79	-11.72	167.87	Avg RF
Aniline	0.9982	1.8293	75.00	78.26	-4.35	148.46	Quadratic
Phenol-d5	1.1870	1.3996	75.00	88.44	-17.92	172.67	Avg RF
Phenol	0.9964	1.4238	75.00	80.60	-7.46	159.12	Quadratic
bis(-2-Chloroethyl)Ether	0.9915	0.7912	75.00	81.19	-8.26	152.61	Quadratic
2-Chlorophenol	0.9981	1.1602	75.00	83.59	-11.46	163.90	Quadratic
1,3-Dichlorobenzene	0.9964	1.4443	75.00	82.01	-9.35	153.47	Quadratic
1,4-Dichlorobenzene	0.9983	1.4856	75.00	79.24	-5.66	157.02	Quadratic
1,2-Dichlorobenzene	0.9970	1.4182	75.00	77.90	-3.86	148.66	Quadratic
Benzyl Alcohol	0.9957	0.6795	75.00	84.39	-12.51	165.54	Quadratic
2-Methylphenol	0.9995	1.0004	75.00	78.95	-5.27	157.55	Quadratic
bis(2-chloroisopropyl)Ether	0.9992	0.3969	75.00	77.53	-3.37	154.13	Quadratic
N-nitroso-Di-n-propylamine	0.9967	0.7272	75.00	79.47	-5.96	172.59	Quadratic
4Methylphenol/3Methylphenol	0.9948	1.4628	75.00	82.77	-10.36	161.97	Quadratic
Hexachloroethane	0.9978	0.4019	75.00	82.53	-10.05	165.27	Quadratic
Nitrobenzene-d5	0.6175	0.6402	75.00	77.76	-3.68	158.02	Avg RF
Nitrobenzene	0.9985	0.3055	75.00	76.15	-1.53	144.06	Quadratic
Naphthalene-d8	----------ISTD----------						
Isophorone	0.9974	0.5824	75.00	73.31	2.25	159.93	Quadratic
2-Nitrophenol	0.9996	0.0836	75.00	74.33	0.90	168.50	Quadratic
2,4-Dimethylphenol	0.9979	0.2607	75.00	71.97	4.04	153.27	Quadratic
bis(-2-Chloroethoxy)Methane	0.9993	0.3374	75.00	78.86	-5.15	162.09	Quadratic
2,4-Dichlorophenol	0.9974	0.2633	75.00	78.72	-4.96	172.78	Quadratic
Benzoic Acid	0.9981	0.1688	75.00	82.40	-9.87	182.53	Quadratic
1,2,4-Trichlorobenzene	0.9998	0.3009	75.00	73.15	2.47	153.30	Quadratic
Naphthalene	0.9995	0.9340	75.00	77.54	-3.39	162.81	Quadratic
4-Chlorophenol	0.9997	0.0858	75.00	72.94	2.75	153.66	Quadratic
p-Chloroaniline	0.9977	0.3750	75.00	75.30	-0.40	168.28	Quadratic
Hexachlorobutadiene	0.9997	0.1495	75.00	70.92	5.44	150.93	Quadratic
4-Chloro-2-Methylphenol	0.9997	0.2361	75.00	78.48	-4.64	162.23	Quadratic

Target Compound	AvgRF/R2	CC RF	Exp. Conc	Calc. Conc	%Dev	Area%	Curve Fit
4-Chloro-3-Methylphenol	0.9982	0.2536	75.00	77.88	-3.84	166.62	Quadratic
2-Methylnaphthalene	0.9990	0.5179	75.00	71.46	4.72	151.13	Quadratic
1-Methylnaphthalene	0.9987	0.5107	75.00	72.80	2.94	151.06	Quadratic
Acenaphthene-d10	----------ISTD----------						
Hexachlorocyclopentadiene	0.9965	0.1579	75.00	70.34	6.21	159.56	Quadratic
2,4,6-Trichlorophenol	0.2638	0.2930	75.00	83.31	-11.08	166.03	Avg RF
2,4,5-Trichlorophenol	0.9993	0.3419	75.00	83.97	-11.96	173.60	Quadratic
2-Fluorobiphenyl	0.9963	1.1471	75.00	71.75	4.34	136.49	Quadratic
2-Chloronaphthalene	0.9989	1.0264	75.00	77.97	-3.96	157.82	Quadratic
2-Nitroaniline	0.9956	0.1416	75.00	72.11	3.85	151.66	Quadratic
Dimethyl Phthalate	0.9995	1.0356	75.00	75.68	-0.91	162.02	Quadratic
2,6-Dinitrotoluene	0.9915	0.1313	75.00	77.11	-2.81	183.17	Quadratic
Acenaphthylene	0.9969	1.6695	75.00	78.79	-5.05	168.29	Quadratic
3-Nitroaniline	0.9962	0.1525	75.00	78.49	-4.65	173.91	Quadratic
Acenaphthene	0.9973	0.9100	75.00	74.20	1.06	163.42	Quadratic
2,4-Dinitrophenol	0.9956	0.0528	75.00	53.92	28.11	126.87	Quadratic
Dibenzofuran	0.9941	1.4236	75.00	75.39	-0.53	148.47	Quadratic
4-Nitrophenol	0.9945	0.1564	75.00	79.61	-6.15	173.04	Quadratic
2,4-Dinitrotoluene	0.9982	0.1599	75.00	69.87	6.84	153.82	Quadratic
Diethylphthalate	0.9986	1.1517	75.00	81.55	-8.73	181.78	Quadratic
Fluorene	0.9932	1.2261	75.00	71.66	4.45	164.63	Quadratic
4-Chlorophenyl-phenylether	0.9981	0.5659	75.00	76.09	-1.45	158.01	Quadratic
Phenanthrene-d10	----------ISTD----------						
4-Nitroaniline	0.9936	0.0749	75.00	69.71	7.05	161.30	Quadratic
4,6-Dinitro-2-methylphenol	0.9939	0.0489	75.00	65.03	13.29	155.46	Quadratic
N-nitrosodiphenylamine	0.9974	0.4648	75.00	72.60	3.20	149.89	Quadratic
Azobenzene	0.9988	0.5649	75.00	76.16	-1.55	174.03	Quadratic
2,4,6-Tribromophenol	0.9977	0.0556	75.00	72.31	3.59	155.54	Quadratic
4-Bromophenyl-phenylether	0.9989	0.1776	75.00	74.01	1.32	158.22	Quadratic
Hexachlorobenzene	0.9947	0.1785	75.00	72.52	3.30	165.63	Quadratic
Pentachlorophenol	0.9955	0.0852	75.00	72.72	3.05	165.13	Quadratic
Phenanthrene	0.9957	0.9479	75.00	71.99	4.01	154.49	Quadratic
Anthracene	0.9148	0.9274	75.00	76.03	-1.37	160.28	Avg RF
Triallate	0.9968	0.1943	75.00	75.97	-1.29	160.10	Quadratic
Carbazole	0.9991	0.9074	75.00	80.59	-7.46	166.88	Quadratic
o-Terphenyl	0.9956	0.5143	75.00	75.51	-0.68	152.28	Quadratic
Di-n-Butylphthalate	0.9985	0.9166	75.00	79.84	-6.45	170.88	Quadratic
Fluoranthene	0.9966	0.9337	75.00	68.44	8.75	147.54	Quadratic
Benzidine	0.9966	0.3424	75.00	71.92	4.11	170.04	Quadratic
Pyrene	0.9984	1.0269	75.00	74.31	0.92	148.93	Quadratic
Terphenyl-d14	0.9989	0.7093	75.00	74.09	1.22	155.53	Quadratic
Chrysene-d12	----------ISTD----------						
Butylbenzylphthalate	0.9975	0.4102	75.00	76.09	-1.45	168.77	Quadratic
Benzo(a)Anthracene	0.9997	1.0808	75.00	75.17	-0.23	155.46	Quadratic
Chrysene	0.9995	1.1525	75.00	74.73	0.37	152.66	Quadratic
3,3-Dichlorobenzidine	0.9981	0.3623	75.00	78.99	-5.32	177.14	Quadratic
bis(2-ethylhexyl)Phthalate	0.9971	0.1459	75.00	75.30	-0.40	169.19	Quadratic
Perylene-d12	----------ISTD----------						
Di-n-octyl Phthalate	0.9995	1.4818	75.00	74.35	0.87	166.28	Quadratic
Benzo(b)fluoranthene	0.9991	1.5446	75.00	75.92	-1.23	160.34	Quadratic
Benzo(k)fluoranthene	0.9993	1.6965	75.00	75.54	-0.72	157.98	Quadratic
Benzo(a)pyrene	0.9999	1.4896	75.00	76.87	-2.49	164.27	Quadratic
Indeno(1,2,3-c,d)pyrene	0.9992	1.2744	75.00	81.59	-8.79	176.37	Quadratic
Dibenzo(a,h)anthracene	0.9973	1.3195	75.00	80.48	-7.31	174.75	Quadratic
Benzo(g,h,i)perylene	0.9996	1.4498	75.00	76.96	-2.61	162.08	Quadratic

A -- against Average; M -- against Mid Point; P -- against Previous CC in the Method;

Prep Batch 163072 Standards Traceability Report

Spike ID: sv83514
Spike Name: Additionals
Prep Date: 9/22/2021
Exp Date: 10/1/2022
Department: GCMSPR
Vendor: AccuStandard
Lot Number: 22002155-02
Balance ID:
Comments: 12x1mL ampules

Type: Primary
Prep By: Ryan F. Benge
Status: Open
Final Volume: 1 mL

Chemical/Solvent Used	Bottle No	Amt	Units	Expires
Custom Semi-Volatile Standard	14279	1	mL	10/1/2022

Stock Source	Base Units	Amount Added

Prep Batch 163072 Standards Traceability Report

Spike ID: sv83604
Spike Name: BN Surr
Prep Date: 10/25/2021
Exp Date: 7/31/2027
Department: GCMSPR
Vendor: Restek
Lot Number: A0175748
Balance ID:
Comments: 6 ampules

Type: Primary
Prep By: Ryan F. Benge
Status: New
Final Volume: 5 mL

Chemical/Solvent Used	Bottle No	Amt	Units	Expires
B/N Surrogate Mix (4/89 SOW)	14431	5	mL	7/31/2027

Stock Source	Base Units	Amount Added

Prep Batch 163072 Standards Traceability Report

Spike ID: sv83608
Spike Name: 625 LCS
Prep Date: 11/29/2021
Exp Date: 9/15/2026
Department: GCMSPR
Vendor:
Lot Number:
Balance ID:
Comments: 20x1 mL ampule

Type: Secondary
Prep By: Ryan F. Benge
Status: New
Final Volume: mL

Chemical/Solvent Used	Bottle No	Amt	Units	Expires
CLP Semi-volatile calibration standard	14546		mL	9/15/2026

Stock Source	Base Units	Amount Added

Prep Batch 163072 Standards Traceability Report

Spike ID: sv83609
Spike Name: AE Surrogate
Prep Date: 11/29/2021
Exp Date: 3/6/2023
Department: GCMSPR
Vendor:
Lot Number:
Balance ID:
Comments: 5x1 mL ampule

Type: Secondary
Prep By: Ryan F. Benge
Status: New
Final Volume: mL

Chemical/Solvent Used	Bottle No	Amt	Units	Expires
Acid Surrogate	14527		mL	3/6/2023

Stock Source	Base Units	Amount Added

Prep Batch 163072 Standards Traceability Report

Spike ID: sv92706
Spike Name: BNA Surr
Prep Date: 12/22/2021
Exp Date: 3/31/2022
Department: GCMSPR
Vendor:
Lot Number:
Balance ID:
Comments: 2000/1000ug/mL

Type: Tertiary
Prep By: Zachary B. Zaccardi
Status: New
Final Volume: 25 mL

Chemical/Solvent Used	Bottle No	Amt	Units	Expires
Acetone DZ963	13755	17.5	mL	3/31/2022

Stock Source	Base Units	Amount Added
sv83609	ug/mL	2.5 mL
sv83604	ug/mL	5 mL

Prep Batch 163072 Standards Traceability Report

Spike ID: sv92715
Spike Name: LCS/Add Extractions
Prep Date: 1/12/2022
Exp Date: 9/24/2022
Department: GCMSPR
Vendor:
Lot Number:
Balance ID:
Comments: 100ug/mL. Spike 1mL into water.

Type: Secondary
Prep By: Zachary B. Zaccardi
Status: New
Final Volume: 25 mL

Chemical/Solvent Used	Bottle No	Amt	Units	Expires
Acetone DZ963	13755	21.25	mL	9/24/2022

Stock Source	Base Units	Amount Added
sv83514	ug/mL	1.25 mL
sv83608	ug/mL	2.5 mL

Prep Batch 163072 Standards Traceability Report

Spike ID: sv92717
Spike Name: LL BNA Surr
Prep Date: 1/14/2022
Exp Date: 3/31/2022
Department: GCMSPR
Vendor:
Lot Number:
Balance ID:
Comments: 100/50 ug/mL

Type: Tertiary
Prep By: Zachary B. Zaccardi
Status: New
Final Volume: 4 mL

Chemical/Solvent Used	Bottle No	Amt	Units	Expires
Acetone DZ963	13755	3.8	mL	3/31/2022

Stock Source	Base Units	Amount Added
sv92706	ug/mL	0.2 mL

ID #: 13755
Opened:
Acetone DZ963
Expires: 9/24/2022
Rec'd: 4/13/2021
Energy Laboratories Inc 1120 So. 27th Street
Billings MT 59107

Honeywell

CERTIFICATE OF ANALYSIS

Honeywell Burdick & Jackson®
1953 South Harvey Street
Muskegon, MI 49442
Phone: (800) 368-0050
Fax: (231) 728-8226
lab.honeywell.com

Brand:	Research Chemicals - B&J
Product:	010
Lot No.:	DZ963
Production Date:	24-Sep-2020
Best Before:	24-Sep-2022

Acetone, B&J Brand™, >99.9%
for HPLC, GC, pesticide residue analysis and spectrophotometry

Parameter	Specification Min.	Max.	Result	Units
Water by Karl Fischer Titration		0.50	0.45	%
UV Cutoff		330	328	nm
Refractive Index (20°C)	1.3583	1.3589	1.3585	
Residue		1	<0.5	mg/L
GC Analysis (excluding water)	99.9		99.98	%
Electron Capture GC		10	<10	ng/L
UV Absorbance @ 340 nm		0.060	0.0482	AU
UV Absorbance @ 350 nm		0.010	0.0047	AU
UV Absorbance @ 375 nm		0.005	<0.0001	AU
UV Absorbance @ 400 nm		0.005	<0.0001	AU

Honeywell
Quality Control Approval

Janna Dickinson

Muskegon 9/24/2020 LIMS Sample No.: AL03008

125 Market Street
New Haven, CT 06513
USA

AccuStandard®

Tel (203)786-5290
Fax (203)786-5287
www.AccuStandard.com

CERTIFICATE OF ANALYSIS

Catalog No: S-14500-R2
Description: Custom Semi-Volatile Standard
Lot: 220021255-02
Solvent: Dichloromethane
Hazards: *Refer to SDS for complete safety information*

Signal Word: Warning

Date Certified: Aug 31, 2021
Expiration: Oct 1, 2022
Sample Size: 1 mL
Components: 10
Storage Condition: Freeze (<-10 °C)/Sonicate

Certified Reference Material

ANAB AR-1463 ilac-MRA

Component	CAS #	Purity % (GC/MS)	Prepared Concentration[2] (µg/mL)	Certified Analyte Concentration[1] (µg/mL)
Pyridine	110-86-1	98.7	2026	2000
4-Chlorophenol	106-48-9	100.0	2019	2019
1-Methylnaphthalene	90-12-0	98.5	2003	1973
N-Nitrosodiphenylamine	86-30-6	100.0	2022	2022
4-Chloro-2-methylphenol	1570-64-5	97.0	2069*	2007
Benzoic acid	65-85-0	99.5	2010	2000
Aniline	62-53-3	98.0	2002	1962
Benzyl alcohol	100-51-6	99.9	2011	2009
Triallate	2303-17-5	99.9	2013	2011
o-Terphenyl	84-15-1	99.9	2019	2017

ID #: 14279
Opened:
Custom Semi-Volatile Standard
Expires: 10/1/2022
Rec'd: 9/16/2021
Energy Laboratories Inc 1120 So. 27th Street
Billings MT 59107

This Certified Reference Material was verified in accordance with ISO/IEC 17025

* Weight compensated to 100% purity.

A product with a suffix (-1A, -2B, etc. or -01, -02, etc.) on its lot number has had its expiration date extended and is identical to the same lot number without the suffix.

[2] All weights are traceable through NIST, Test No. 684/289871-17

[1] Certified Analyte Concentration = Purity x Prepared Concentration.

The Uncertainty associated with the certified concentration reported on this certificate is ±2.4%. This value is the combined expanded uncertainty and represents an estimated standard deviation equal to the positive square root of the total variation of the uncertainty of components. A normal distribution is assumed and a coverage factor of K=2 is chosen using approximately a 95% confidence level.

Labels and certificates follow U.S. Conventions in reporting numerical values: A comma (,) is used to separate units of one-thousand or greater. A period (.) is used as a decimal place marker.

The information on this certificate may not be reproduced without the express permission of the manufacturer. See reverse side for additional information

Hazard Information: Please refer to the SDS for information regarding the hazards associated with using this material.

This product was prepared according to in-house procedures and is guaranteed to be homogeneous.

Certified By: Larry Decker, Organic QC Manager

Page 1 of 1

For use in routine laboratory analysis.

AccuStandard is accredited to ISO 17034, ISO/IEC 17025 and certified to ISO 9001:2015

QR-ORG/INO-001
Rev. 7/20

RESTEK® CERTIFIED REFERENCE MATERIAL

110 Benner Circle
Bellefonte, PA 16823-8812
Tel: (800)356-1688
Fax: (814)353-1309

www.restek.com

Certificate of Analysis

ACCREDITED
ISO 17034 Accredited
Reference Material Producer
Certificate #3222.01

ilac-MRA

ACCREDITED
ISO/IEC 17025 Accredited
Testing Laboratory
Certificate #3222.02

FOR LABORATORY USE ONLY-READ SDS PRIOR TO USE.

This Reference Material is intended for Laboratory Use Only as a standard for the qualitative and/or quantitative determination of the analyte(s) listed.

Catalog No. : 31086 **Lot No.:** A0175748

Description : B/N Surrogate Mix (4/89 SOW)

Base Neutral Surrogate 5000µg/mL, Methylene Chloride, 5mL/ampul

Container Size : 5 mL **Pkg Amt:** > 5 mL

Expiration Date : July 31, 2027 **Storage:** 10°C or colder

Handling: Sonicate prior to use. **Ship:** Ambient

ID #: 14431
Opened:
B/N Surrogate Mix (4/89 SOW)
Expires: 7/31/2027
Rec'd: 10/25/2021
Energy Laboratories Inc 1120 So. 27th Street
Billings MT 59107

CERTIFIED VALUES

Elution Order	Compound		Grav. Conc. (weight/volume)	Expanded Uncertainty (95% C.L.; K=2)	
1	Nitrobenzene-d5 **CAS #** 4165-60-0 **Purity** 99%	(Lot PR-29940A)	5,027.3 µg/mL	+/- 29.2293 µg/mL +/- 226.4341 µg/mL +/- 251.2566 µg/mL	Gravimetric Unstressed Stressed
2	2-Fluorobiphenyl **CAS #** 321-60-8 **Purity** 99%	(Lot 00019169)	5,001.1 µg/mL	+/- 29.0767 µg/mL +/- 225.2518 µg/mL +/- 249.9447 µg/mL	Gravimetric Unstressed Stressed
3	p-Terphenyl-d14 **CAS #** 1718-51-0 **Purity** 99%	(Lot PR-30504)	5,001.4 µg/mL	+/- 29.0787 µg/mL +/- 225.2668 µg/mL +/- 249.9613 µg/mL	Gravimetric Unstressed Stressed

Solvent: Methylene chloride
CAS # 75-09-2
Purity 99%

Tech Tips:
Due to the limited solubility of p-terphenyl-d14 in methanol, we do not recommend that this mixture be diluted in methanol.

Column:
30m x 0.25mm x 0.25µm
Rtx-5 (cat.#10223)

Carrier Gas:
hydrogen-constant pressure 10 psi.

Temp. Program:
40°C (hold 2 min.) to 330°C
@ 10°C/min. (hold 10 min.)

Inj. Temp:
250°C

Det. Temp:
330°C

Det. Type:
FID

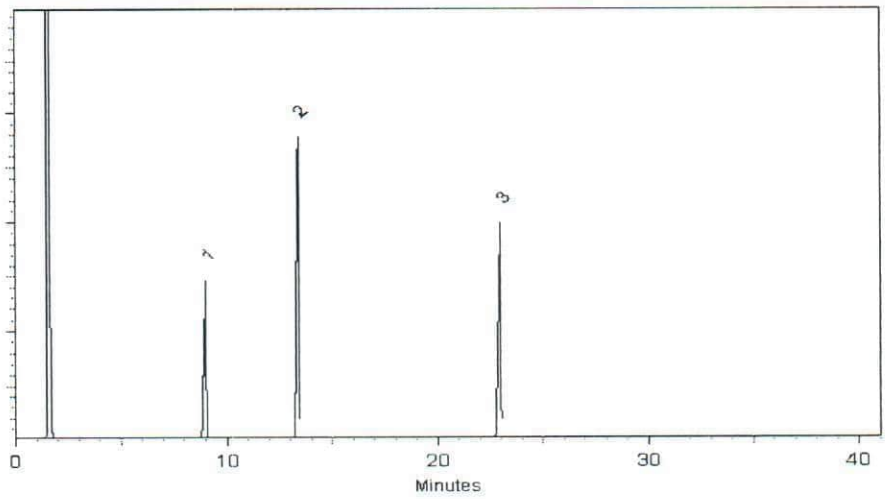

This chromatogram represents a general set of testing conditions chosen for product acceptance. For optimal results in your lab, conditions should be adjusted for your specific instrument, method, and application.

Sam Moodler - Operations Tech I

Date Mixed: 25-Aug-2021 **Balance:** B345965662

Marlina Cowan - Operations Tech I

Date Passed: 27-Aug-2021

Manufactured under Restek's ISO 9001:2015
Registered Quality System
Certificate #FM 80397

General Certified Reference Material Notes

Expiration Notes:

- Expiration date valid for unopened ampul stored in compliance with the recommended conditions.
- Uncertainty, concentration, and expiration of the CRM are based on the unopened product being stored according to the recommended condition found in the storage field.

Purity Notes:

- Purity and/or chemical identity are determined by one or more of the following techniques: GC/FID, HPLC, GC/µECD, GC/MS, LC/MS, RI, and/or melting point.
- Compounds with a listed purity of less than 99% have been weight corrected to compensate for impurities and/or salts. A correction factor is used to calculate the amount of compound necessary to achieve the desired concentration of the parent compound in solution.
- Purity of isomeric compounds is reported as the sum of the isomers.
- Purity values are rounded to the nearest whole number.

Certified Uncertainty Value Notes:

- The uncertainties are determined in accordance with ISO 17034 and Guide 35. The certified combined stressed uncertainty value (includes gravimetric uncertainty, homogeneity between-ampul uncertainty, storage stability uncertainty and shipping stability uncertainty and were combined using the following formula:

$$U_{combined\ stressed} = k\sqrt{U^2_{gravimetric} + U^2_{homogeneity} + U^2_{storage\ stability} + U^2_{shipping\ stability}}$$

  k is a coverage factor of 2, which gives a level of confidence of approximately 95%.
- It is important to note that the shipping stability uncertainty was obtained under temperature extremes for specific time intervals; therefore, the certified combined stressed uncertainty value should only be applied to the product if it was stored at non-standard temperature conditions up to and including 7 days. Contact Restek Technical Service at www.restek.com/Contact-Us for use recommendations if your shipment was in-transit for more than 7 days at non-standard temperature conditions.
- Apply the certified combined unstressed uncertainty value if the product was received under standard shipping conditions. Apply the certified combined stressed uncertainty value if the product was received under non-standard conditions as specified below.

Label Conditions	Standard Conditions	Non-Standard Conditions
25°C Nominal (Room Temperature)	< 60°C	≥ 60°C up to 7 days
10°C or colder (Refrigerate)	< 40°C	≥ 40°C up to 7 days
0°C or colder (Freezer) -20°C or colder (Deep Freezer)	< 25°C	≥ 25°C up to 7 days

- Separate (not combined) uncertainty values for gravimetric uncertainty are also displayed on the certificate, if needed, separate homogeneity between-ampul uncertainty, storage stability uncertainty and shipping stability uncertainty values are available by contacting Restek Technical Service at www.restek.com/Contact-Us.
- The packaged amount is the minimum sample size for which uncertainty is valid. The ampules are over-filled to ensure that the minimum packaged amount can be sufficiently transferred.

Manufacturing Notes:

- Concentration is based upon gravimetric preparation using either a balance whose calibration has been verified daily using NIST traceable weights, and/or dilutions with Class A glassware.

Handling Notes:

- Stability of the unopened product, when stored in compliance with the recommended conditions, is guaranteed through the expiration displayed on the product label and certificate. Contact Restek for additional opened product stability information, with the knowledge/understanding that open product stability is subject to the specific handling and environmental conditions to which the product is exposed. For your convenience Restek supplies deactivated vials with most standards packed in 2mL ampules. Larger volume deactivated vials are available through Restek as a custom ordered item. Additionally, Restek sells DMDCS for the purpose of glassware deactivation as catalog number 31861, which includes complete instructions.

125 Market Street
New Haven, CT 06513
USA

AccuStandard®

Tel (203)786-5290
Fax (203)786-5287
www.AccuStandard.com

CERTIFICATE OF ANALYSIS

Catalog No: CLP-AS-10X
Description: Acid Surrogate
Lot: 220031065
Solvent: Methanol
Hazards: *Refer to SDS for complete safety information*

Signal Word: Danger

Date Certified: Mar 6, 2020
Expiration: Mar 6, 2023
Sample Size: 1 mL
Components: 3
Storage Condition: Ambient (>5 °C)

Certified Reference Material

ANAB AR-1463 ANAB AT-1339 ilac-MRA

Component	CAS #	Purity % (GC/MS)	Prepared Concentration[2] (mg/mL)	Certified Analyte Concentration[1] (mg/mL)
2-Fluorophenol	367-12-4	99.8	20.20	20.16
Phenol-d5	4165-62-2	99.9	20.05	20.03
2,4,6-Tribromophenol	118-79-6	99.9	20.19	20.17

ID #: 14527
Opened:
Acid Surrogate
Expires: 3/6/2023
Rec'd: 11/17/2021
Energy Laboratories Inc 1120 So. 27th Street
Billings MT 59107

A product with a suffix (-1A, -2B, etc. or -01, -02, etc.) on its lot number has had its expiration date extended and is identical to the same lot number without the suffix.

[2] All weights are traceable through NIST, Test No. 684/289871-17

[1] Certified Analyte Concentration = Purity x Prepared Concentration.

The Uncertainty associated with the certified concentration reported on this certificate is ±2.4%. This value is the combined expanded uncertainty and represents an estimated standard deviation equal to the positive square root of the total variation of the uncertainty of components. A normal distribution is assumed and a coverage factor of K=2 is chosen using approximately a 95% confidence level.

Labels and certificates follow U.S. Conventions in reporting numerical values: A comma (,) is used to separate units of one-thousand or greater. A period (.) is used as a decimal place marker.

The information on this certificate may not be reproduced without the express permission of the manufacturer. See reverse side for additional information

Hazard Information: Please refer to the SDS for information regarding the hazards associated with using this material.

This product was prepared according to in-house procedures and is guaranteed to be homogeneous.

Certified By: Larry Decker, Organic QC Manager

Page 1 of 1

For use in routine laboratory analysis.

AccuStandard is accredited to ISO 17034, ISO/IEC 17025 and certified to ISO 9001:2015

QR-ORG/INO-001
Rev. 7/20

Absolute Standards, Inc.

800-368-1131
www.absolutestandards.com

Certified Reference Material CRM

ANAB ISO 17034 Accredited
AR-1539 Certificate Number
https://Absolutestandards.com

CERTIFIED WEIGHT REPORT

Part Number: 92180
Lot Number: 091521
Description: CLP Semi-Volatile Calibration Standard
64 components
Expiration Date: 091526
Recommended Storage: Freezer (0 °C)
Nominal Concentration (µg/mL): 1000
NIST Test ID#: 6UTB

Solvent: Methylene chloride **Lot#** 104929

Formulated By: Prashant Chauhan 091521 DATE

Reviewed By: Pedro L. Rentas 091521 DATE

Weight(s) shown below were combined and diluted to (mL): 100.0 5E-05 Balance Uncertainty 0.003 Flask Uncertainty

Compound	(RM#) Part Number	Lot Number	Dil. Factor	Initial Vol. (mL)	Initial Conc (ug/mL)	Nominal Conc (µg/mL)	Purity (%)	Uncertainty Purity (%)	Uncertainty Pipette (mL)	Target Weight(g)	Actual Weight(g)	Actual Conc (µg/mL)	Expanded Uncertainty (+/-) (µg/mL)	SDS Information (Solvent Safety Info. On Attached pg.) CAS#	OSHA PEL (TWA)	LD50
1. 2,2'-Oxybis(1-chloropropane)	(0078)	012016AR	NA	NA	NA	1000	98.9	0.2	NA	0.10112	0.10129	1001.7	4.2	108-60-1	N/A	orl-rat 240mg/kg
2. Hexachlorobenzene	(0195)	051697	NA	NA	NA	1000	99	0.2	NA	0.10102	0.10128	1002.6	4.2	118-74-1	N/A	orl-rat 10g/kg
3. bis(2-Chloroethoxy) methane	10111	011214	0.05	5.00	20018.4	1000	NA	NA	0.017	NA	NA	1000.8	8.0	111-91-1	N/A	N/A
4. bis(2-Chloroethyl) ether	10111	011214	0.05	5.00	20012.4	1000	NA	NA	0.017	NA	NA	1000.5	8.0	111-44-4	15 ppm (90mg/m3/8H)(skin)	orl-rat 75mg/kg
5. bis(2-Ethylhexyl) phthalate	10111	011214	0.05	5.00	20014.3	1000	NA	NA	0.017	NA	NA	1000.6	8.0	117-81-7	5mg/m3/8H	orl-rat 30600mg/kg
6. 4-Bromophenyl phenyl ether	10111	011214	0.05	5.00	20008.8	1000	NA	NA	0.017	NA	NA	1000.3	8.0	101-55-3	N/A	N/A
7. Benzyl butyl phthalate	10111	011214	0.05	5.00	20011.3	1000	NA	NA	0.017	NA	NA	1000.5	8.0	85-68-7	N/A	orl-rat 2330mg/kg
8. 4-Chlorophenyl phenyl ether	10111	011214	0.05	5.00	20009.5	1000	NA	NA	0.017	NA	NA	1000.4	8.0	7005-72-3	N/A	N/A
9. Diethyl phthalate	10111	011214	0.05	5.00	20013.6	1000	NA	NA	0.017	NA	NA	1000.6	8.0	84-66-2	5mg/m3/8H	orl-rat 8600mg/kg
10. Dimethyl phthalate	10111	011214	0.05	5.00	20015.7	1000	NA	NA	0.017	NA	NA	1000.7	8.0	131-11-3	5mg/m3/8H	orl-rat 6800mg/kg
11. Di-n-butyl phthalate	10111	011214	0.05	5.00	20011.6	1000	NA	NA	0.017	NA	NA	1000.5	8.0	84-74-2	5mg/m3/8H	orl-rat 8000mg/kg
12. Di-n-octyl phthalate	10111	011214	0.05	5.00	20012.2	1000	NA	NA	0.017	NA	NA	1000.5	8.0	117-84-0	N/A	orl-rat 47000mg/kg
13. N-Nitrosodimethylamine	10111	011214	0.05	5.00	20010.0	1000	NA	NA	0.017	NA	NA	1000.4	8.0	62-75-9	N/A	orl-rat 58mg/kg
14. N-Nitrosodi-n-propylamine	10111	011214	0.05	5.00	20010.5	1000	NA	NA	0.017	NA	NA	1000.4	8.0	621-64-7	N/A	orl-rat 480mg/kg
15. 1,2-Diphenylhydrazine (as Azobenzene)	10112	042820	0.05	5.00	20003.9	1000	NA	NA	0.017	NA	NA	1000.1	8.1	103-33-3	N/A	orl-rat 1000mg/kg
16. 2-Chloronaphthalene	10112	042820	0.05	5.00	20002.3	1000	NA	NA	0.017	NA	NA	1000.0	8.0	91-58-7	N/A	orl-rat 2078mg/kg
17. 1,2-Dichlorobenzene	10112	042820	0.05	5.00	20005.4	1000	NA	NA	0.017	NA	NA	1000.2	8.0	95-50-1	50 ppm (300mg/m3) (CL)	orl-rat 500mg/kg
18. 1,3-Dichlorobenzene	10112	042820	0.05	5.00	20003.7	1000	NA	NA	0.017	NA	NA	1000.1	8.0	541-73-1	N/A	ipr-mus 1062mg/kg
19. 1,4-Dichlorobenzene	10112	042820	0.05	5.00	20005.4	1000	NA	NA	0.017	NA	NA	1000.2	8.0	106-46-7	75 ppm (450mg/m3/8H)	orl-rat 500mg/kg
20. 2,4-Dinitrotoluene	10112	042820	0.05	5.00	20003.3	1000	NA	NA	0.017	NA	NA	1000.1	8.1	121-14-2	1.5mg/m3/8H (skin)	orl-rat 268mg/kg
21. 2,6-Dinitrotoluene	10112	042820	0.05	5.00	20002.4	1000	NA	NA	0.017	NA	NA	1000.0	8.0	606-20-2	1.5mg/m3/8H (skin)	orl-rat 177mg/kg
22. Hexachloro-1,3-butadiene	10112	042820	0.05	5.00	20009.4	1000	NA	NA	0.017	NA	NA	1000.4	12.4	87-68-3	0.02 ppm (0.24mg/m3/8H)	orl-rat 82mg/kg
23. Hexachlorocyclopentadiene	10112	042820	0.05	5.00	20001.8	1000	NA	NA	0.017	NA	NA	1000.0	8.0	77-47-4	0.01 ppm (0.1mg/m3/8H)	orl-rat 1300mg/kg
24. Hexachloroethane	10112	042820	0.05	5.00	20002.4	1000	NA	NA	0.017	NA	NA	1000.0	8.0	67-72-1	1 ppm (10mg/m3/8H)(skin)	orl-gpg 4970mg/kg
25. Isophorone	10112	042820	0.05	5.00	20003.8	1000	NA	NA	0.017	NA	NA	1000.1	8.1	78-59-1	25 ppm	orl-rat 2330mg/kg
26. Nitrobenzene	10112	042820	0.05	5.00	20004.9	1000	NA	NA	0.017	NA	NA	1000.1	8.0	98-95-3	1 ppm (5mg/m3/8H)(skin)	orl-rat 780mg/kg
27. 1,2,4-Trichlorobenzene	10112	042820	0.05	5.00	20002.0	1000	NA	NA	0.017	NA	NA	1000.0	8.0	120-82-1	5 ppm (CL) (40mg/m3)	orl-rat 756mg/kg
28. o-Cresol (2-Methylphenol)	10114	081919	0.05	5.00	20010.2	1000	NA	NA	0.017	NA	NA	1000.4	8.0	95-48-7	5 ppm (22mg/m3/8H)(skin)	orl-rat 121mg/kg
29. p-Cresol (4-Methylphenol)	10114	081919	0.05	5.00	20061.2	1000	NA	NA	0.017	NA	NA	1003.0	8.0	106-44-5	5 ppm (22mg/m3/8H)(skin)	orl-rat 207mg/kg
30. 2,4,5-Trichlorophenol	10114	081919	0.05	5.00	20023.2	1000	NA	NA	0.017	NA	NA	1001.1	8.0	95-95-4	N/A	orl-rat 820mg/kg
31. 4-Chloroaniline	10115	060512	0.05	5.00	20009.6	1000	NA	NA	0.017	NA	NA	1000.4	8.0	106-47-8	N/A	orl-rat 310mg/kg
32. Dibenzofuran	10115	060512	0.05	5.00	20020.2	1000	NA	NA	0.017	NA	NA	1000.9	8.0	132-64-9	N/A	N/A
33. 2-Methylnaphthalene	10115	060512	0.05	5.00	20012.9	1000	NA	NA	0.017	NA	NA	1000.5	8.1	91-57-6	N/A	orl-rat 1630mg/kg
34. 2-Nitroaniline	10115	060512	0.05	5.00	20011.8	1000	NA	NA	0.017	NA	NA	1000.5	8.0	88-74-4	N/A	orl-rat 1600mg/kg
35. 3-Nitroaniline	10115	060512	0.05	5.00	20018.6	1000	NA	NA	0.017	NA	NA	1000.8	8.0	99-09-2	N/A	orl-rat 535mg/kg
36. 4-Nitroaniline	10115	060512	0.05	5.00	20014.9	1000	NA	NA	0.017	NA	NA	1000.6	8.0	100-01-6	1 ppm (6mg/m3/8H)(skin)	orl-rat 750mg/kg
37. 4-Chloro-3-methylphenol	10118	072120	0.05	5.00	20003.9	1000	NA	NA	0.017	NA	NA	1000.1	8.0	59-50-7	N/A	orl-rat 1830mg/kg
38. 2-Chlorophenol	10118	072120	0.05	5.00	20002.9	1000	NA	NA	0.017	NA	NA	1000.0	8.0	95-57-8	N/A	orl-rat 670mg/kg
39. 2,4-Dichlorophenol	10118	072120	0.05	5.00	20003.1	1000	NA	NA	0.017	NA	NA	1000.1	8.0	120-83-2	N/A	orl-rat 580mg/kg
40. 2,4-Dimethylphenol	10118	072120	0.05	5.00	20003.3	1000	NA	NA	0.017	NA	NA	1000.1	8.1	105-67-9	N/A	orl-rat 3200mg/kg
41. 2,4-Dinitrophenol	10118	072120	0.05	5.00	20001.8	1000	NA	NA	0.017	NA	NA	1000.0	8.0	51-28-5	N/A	orl-rat 30mg/kg
42. 4,6-Dinitro-2-methylphenol	10118	072120	0.05	5.00	20002.5	1000	NA	NA	0.017	NA	NA	1000.0	8.0	534-52-1	N/A	N/A
43. 2-Nitrophenol	10118	072120	0.05	5.00	20003.7	1000	NA	NA	0.017	NA	NA	1000.1	8.0	88-75-5	N/A	orl-rat 334mg/kg
44. 4-Nitrophenol	10118	072120	0.05	5.00	20002.0	1000	NA	NA	0.017	NA	NA	1000.0	8.0	100-02-7	N/A	orl-rat 250mg/kg
45. Pentachlorophenol	10118	072120	0.05	5.00	20002.8	1000	NA	NA	0.017	NA	NA	1000.0	8.0	87-86-5	0.5mg/m3/8H (skin)	orl-rat 27mg/kg
46. Phenol	10118	072120	0.05	5.00	20003.9	1000	NA	NA	0.017	NA	NA	1000.1	8.0	108-95-2	5 ppm (19mg/m3/8H)(skin)	orl-rat 317mg/kg
47. 2,4,6-Trichlorophenol	10118	072120	0.05	5.00	20004.2	1000	NA	NA	0.017	NA	NA	1000.1	8.0	88-06-2	N/A	orl-rat 820mg/kg
48. Acenaphthene	10007	042420	0.50	50.00	2001.2	1000	NA	NA	0.018	NA	NA	1000.5	4.1	83-32-9	N/A	ipr-rat 600mg/kg
49. Acenaphthylene	10007	042420	0.50	50.00	2000.2	1000	NA	NA	0.018	NA	NA	1000.0	4.2	208-96-8	N/A	N/A
50. Anthracene	10007	042420	0.50	50.00	2000.3	1000	NA	NA	0.018	NA	NA	1000.1	4.1	120-12-7	0.2mg/m3 (8H)	ipr-mus 430mg/kg
51. Benzo(a)anthracene	10007	042420	0.50	50.00	2001.3	1000	NA	NA	0.018	NA	NA	1000.6	4.2	56-55-3	N/A	N/A
52. Benzo(a)pyrene	10007	042420	0.50	50.00	2000.0	1000	NA	NA	0.018	NA	NA	999.9	4.1	50-32-8	0.2mg/m3 (8H)	scu-rat 50mg/kg
53. Benzo(b)fluoranthene	10007	042420	0.50	50.00	2000.9	1000	NA	NA	0.018	NA	NA	1000.4	4.1	205-99-2	N/A	N/A
54. Benzo(k)fluoranthene	10007	042420	0.50	50.00	2001.2	1000	NA	NA	0.018	NA	NA	1000.5	4.1	207-08-9	N/A	N/A
55. Benzo(g,h,i)perylene	10007	042420	0.50	50.00	2000.0	1000	NA	NA	0.018	NA	NA	999.9	4.1	191-24-2	N/A	N/A
56. Carbazole	10007	042420	0.50	50.00	2000.3	1000	NA	NA	0.018	NA	NA	1000.0	4.2	86-74-8	N/A	ipr-mus 200mg/kg
57. Chrysene	10007	042420	0.50	50.00	2000.8	1000	NA	NA	0.018	NA	NA	1000.3	4.2	218-01-9	0.2mg/m3	N/A
58. Dibenzo(a,h)anthracene	10007	042420	0.50	50.00	2000.8	1000	NA	NA	0.018	NA	NA	1000.3	4.2	53-70-3	0.2mg/m3	N/A
59. Fluoranthene	10007	042420	0.50	50.00	2000.3	1000	NA	NA	0.018	NA	NA	1000.1	4.2	206-44-0	N/A	orl-rat 2000mg/kg
60. Fluorene	10007	042420	0.50	50.00	2000.9	1000	NA	NA	0.018	NA	NA	1000.3	4.2	86-73-7	N/A	ipr-mus 2 g/kg
61. Indeno(1,2,3-cd)pyrene	10007	042420	0.50	50.00	2000.1	1000	NA	NA	0.018	NA	NA	1000.0	4.1	193-39-5	N/A	N/A
62. Naphthalene	10007	042420	0.50	50.00	2000.9	1000	NA	NA	0.018	NA	NA	1000.4	4.1	91-20-3	10 ppm (50mg/m3/8H)	orl-rat 490mg/kg
63. Phenanthrene	10007	042420	0.50	50.00	2000.9	1000	NA	NA	0.018	NA	NA	1000.4	4.1	85-01-8	0.2mg/m3/8H	orl-mus 700mg/kg
64. Pyrene	10007	042420	0.50	50.00	2001.0	1000	NA	NA	0.018	NA	NA	1000.4	4.2	129-00-0	0.2mg/m3/8H	orl-rat 2700mg/kg

- The certified value is the concentration calculated from gravimetric and volumetric measurements unless otherwise stated.
- Standards are prepared gravimetrically using balances that are calibrated with weights traceable to NIST (see above).
- Standards are certified (+/-) 0.5% of the stated value, unless otherwise stated.
- All Standards, after opening ampule, should be stored with caps tight and under appropriate laboratory conditions.
- Uncertainty Reference: Taylor, B.N. and Kuyat, C.E., "Guidelines for Evaluating and Expressing the Uncertainty of NIST Measurement Result," NIST Technical Note 1297, U.S. Government Printing Office, Washington, DC, (1994).

ID #: 14546
Opened:
CLP Semi-volatile calibration standard
Expires: 9/15/2026
Rec'd: 11/23/2021
Energy Laboratories Inc 1120 So. 27th Street
Billings MT 59107

Method GC8MSD-2.M: Column:SBB-5 (30m X 0.25mm ID X 0.25µm film thickness) Temp 1 = 50°C (1min.), Temp 2 = 300°C (14 min.), Rate = 10°C/min., Injector B= 250°C, Detector B = 290°C, Split Ratio = 100:1, Scan Rate = 2. Analysis performed by Melissa Stonier.

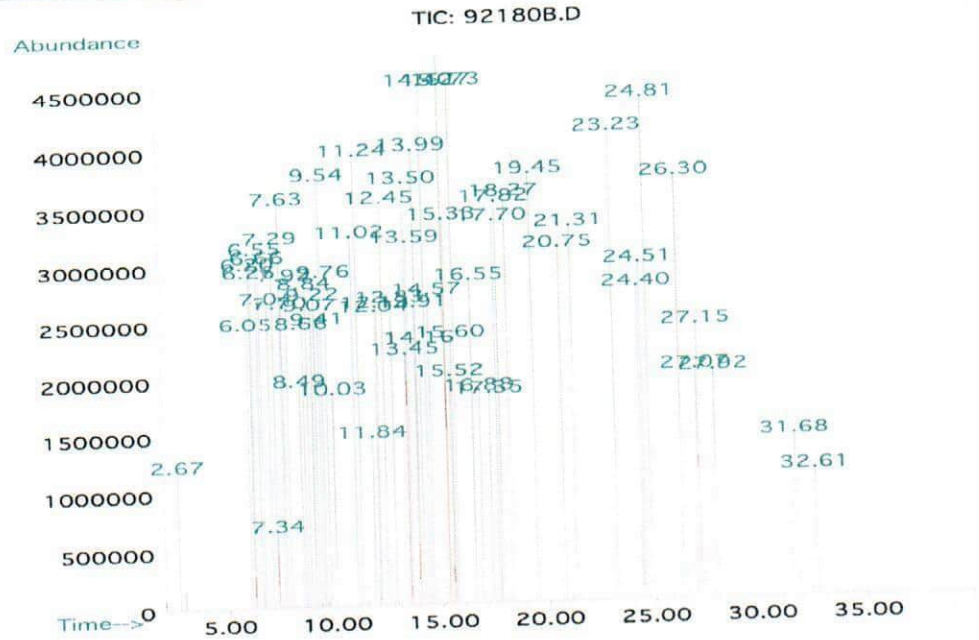

Peak No	Name	MSD RT (min.)
1	N-nitrosodimethylamine	2.67
2	Phenol	6.05
3	bis(2-Chloroethyl)ether	6.20
4	2-Chlorophenol	6.26
5	1,3-Dichlorobenzene	6.55
6	1,4-Dichlorobenzene	6.63
7	1,2-Dichlorobenzene	7.04
8	o-Cresol (2-methylphenol)	7.29
9	bis(2-Chloroisopropyl)ether	7.34
10	p-Cresol (4-methylphenol)/N-nitrosodi-n-propylamine	7.63
11	Hexachloroethane	7.70
12	Nitrobenzene	7.92
13	Isophorone	8.49
14	2-Nitrophenol	8.66
15	2,4-Dimethylphenol	8.84
16	bis(2-Chloroethoxy)methane	9.07
17	2,4-Dichlorophenol	9.22
18	1,2,4-Trichlorobenzene	9.41
19	Naphthalene	9.54
20	4-Chloroaniline	9.76
21	Hexachloro-1,3-butadiene	10.03
22	4-Chloro-3-methylphenol	11.02
23	2-Methylnaphthalene	11.24
24	Hexachlorocyclopentadiene	11.84
25	2,4,6-Trichlorophenol	12.04
26	2,4,5-Trichlorophenol	12.13
27	2-Chloronaphthalene	12.45
28	2-Nitroaniline	12.84
29	Dimethyl phthalate	13.45
30	Acenaphthylene	13.50
31	2,6-Dinitrotoluene	13.59
32	3-Nitroaniline	13.91
33	Acenaphthene	13.99
34	2,4-Dinitrophenol	14.16
35	Dibenzofuran/4-Nitrophenol	14.40
36	2,4-Dinitrotoluene	14.57
37	Diethyl phthalate/Fluorene	15.22
38	4-Chlorophenyl phenyl ether	15.33
39	4-Nitroaniline	15.52
40	4,6-Dinitro-2-methylphenol	15.60
41	Azobenzene	15.73
42	4-Bromophenyl phenyl ether	16.56
43	Hexachlorobenzene	16.89
44	Pentachlorophenol	13.35
45	Phenanthrene	17.70
46	Anthracene	17.82
47	Carbazole	18.27
48	Di-n-butyl phthalate	19.45
49	Fluoranthene	20.75
50	Pyrene	21.31
51	Benzyl butyl phthalate	23.23
52	Benzo(a)anthracene	24.40
53	Chrysene	24.51
54	bis(2-Ehtylhexyl)phthalate	24.82
55	Di-n-octyl phthalate	26.30
56	Benzo(b)fluoranthene	27.07
57	Benzo(k)fluoranthene	27.15
58	Benzo(a)pyrene	27.92
59	Indeno(1,2,3-cd)pyrene/Dibenzo(a,h)anthracene	31.68
60	Benzo(g,h,i)perylene	32.61

Prep Batch 163174 Standards Traceability Report

Spike ID: sv83514
Spike Name: Additionals
Prep Date: 9/22/2021
Exp Date: 10/1/2022
Department: GCMSPR
Vendor: AccuStandard
Lot Number: 22002155-02
Balance ID:
Comments: 12x1mL ampules

Type: Primary
Prep By: Ryan F. Benge
Status: Open
Final Volume: 1 mL

Chemical/Solvent Used	Bottle No	Amt	Units	Expires
Custom Semi-Volatile Standard	14279	1	mL	10/1/2022

Stock Source	Base Units	Amount Added

Prep Batch 163174 Standards Traceability Report

Spike ID: sv83604
Spike Name: BN Surr
Prep Date: 10/25/2021
Exp Date: 7/31/2027
Department: GCMSPR
Vendor: Restek
Lot Number: A0175748
Balance ID:
Comments: 6 ampules

Type: Primary
Prep By: Ryan F. Benge
Status: New
Final Volume: 5 mL

Chemical/Solvent Used	Bottle No	Amt	Units	Expires
B/N Surrogate Mix (4/89 SOW)	14431	5	mL	7/31/2027

Stock Source	Base Units	Amount Added

Prep Batch 163174 Standards Traceability Report

Spike ID: sv83608
Spike Name: 625 LCS
Prep Date: 11/29/2021
Exp Date: 9/15/2026
Department: GCMSPR
Vendor:
Lot Number:
Balance ID:
Comments: 20x1 mL ampule

Type: Secondary
Prep By: Ryan F. Benge
Status: New
Final Volume: mL

Chemical/Solvent Used	Bottle No	Amt	Units	Expires
CLP Semi-volatile calibration standard	14546		mL	9/15/2026

Stock Source	Base Units	Amount Added

Prep Batch 163174 Standards Traceability Report

Spike ID: sv83609
Spike Name: AE Surrogate
Prep Date: 11/29/2021
Exp Date: 3/6/2023
Department: GCMSPR
Vendor:
Lot Number:
Balance ID:
Comments: 5x1 mL ampule

Type: Secondary
Prep By: Ryan F. Benge
Status: New
Final Volume: mL

Chemical/Solvent Used	Bottle No	Amt	Units	Expires
Acid Surrogate	14527		mL	3/6/2023

Stock Source	Base Units	Amount Added

Prep Batch 163174 Standards Traceability Report

Spike ID: sv92706
Spike Name: BNA Surr
Prep Date: 12/22/2021
Exp Date: 3/31/2022
Department: GCMSPR
Vendor:
Lot Number:
Balance ID:
Comments: 2000/1000ug/mL

Type: Tertiary
Prep By: Zachary B. Zaccardi
Status: New
Final Volume: 25 mL

Chemical/Solvent Used	Bottle No	Amt	Units	Expires
Acetone DZ963	13755	17.5	mL	3/31/2022

Stock Source	Base Units	Amount Added
sv83609	ug/mL	2.5 mL
sv83604	ug/mL	5 mL

Prep Batch 163174 Standards Traceability Report

Spike ID: sv92717
Spike Name: LL BNA Surr
Prep Date: 1/14/2022
Exp Date: 3/31/2022
Department: GCMSPR
Vendor:
Lot Number:
Balance ID:
Comments: 100/50 ug/mL

Type: Tertiary
Prep By: Zachary B. Zaccardi
Status: New
Final Volume: 4 mL

Chemical/Solvent Used	Bottle No	Amt	Units	Expires
Acetone DZ963	13755	3.8	mL	3/31/2022

Stock Source	Base Units	Amount Added
sv92706	ug/mL	0.2 mL

Prep Batch 163174 Standards Traceability Report

Spike ID: sv92718
Spike Name: BNA Surr
Prep Date: 1/17/2022
Exp Date: 3/31/2022
Department: GCMSPR
Vendor:
Lot Number:
Balance ID:
Comments: 2000/1000ug/mL

Type: Tertiary
Prep By: Zachary B. Zaccardi
Status: New
Final Volume: 25 mL

Chemical/Solvent Used	Bottle No	Amt	Units	Expires
Acetone DZ963	13755	17.5	mL	3/31/2022

Stock Source	Base Units	Amount Added
sv83609	ug/mL	2.5 mL
sv83604	ug/mL	5 mL

Prep Batch 163174 Standards Traceability Report

Spike ID: sv92801
Spike Name: LCS/Add Extractions
Prep Date: 1/12/2022
Exp Date: 7/22/2022
Department: GCMSPR
Vendor:
Lot Number:
Balance ID:
Comments: 100ug/mL. Spike 1mL into water.

Type: Secondary
Prep By: Zachary B. Zaccardi
Status: New
Final Volume: 25 mL

Chemical/Solvent Used	Bottle No	Amt	Units	Expires
Acetone DZ509	13553	21.25	mL	7/22/2022

Stock Source	Base Units	Amount Added
sv83514	ug/mL	1.25 mL
sv83608	ug/mL	2.5 mL

ID #: 13755
Opened:
Acetone DZ963
Expires: 9/24/2022
Rec'd: 4/13/2021
Energy Laboratories Inc 1120 So. 27th Street
Billings MT 59107

Honeywell

CERTIFICATE OF ANALYSIS

Honeywell Burdick & Jackson®
1953 South Harvey Street
Muskegon, MI 49442
Phone: (800) 368-0050
Fax: (231) 728-8226
lab.honeywell.com

Brand:	Research Chemicals - B&J
Product:	010
Lot No.:	DZ963
Production Date:	24-Sep-2020
Best Before:	24-Sep-2022

Acetone, B&J Brand™, >99.9%
for HPLC, GC, pesticide residue analysis and spectrophotometry

Parameter	Specification Min.	Max.	Result	Units
Water by Karl Fischer Titration		0.50	0.45	%
UV Cutoff		330	328	nm
Refractive Index (20°C)	1.3583	1.3589	1.3585	
Residue		1	<0.5	mg/L
GC Analysis (excluding water)	99.9		99.98	%
Electron Capture GC		10	<10	ng/L
UV Absorbance @ 340 nm		0.060	0.0482	AU
UV Absorbance @ 350 nm		0.010	0.0047	AU
UV Absorbance @ 375 nm		0.005	<0.0001	AU
UV Absorbance @ 400 nm		0.005	<0.0001	AU

Honeywell
Quality Control Approval

Janna Dickinson

Muskegon 9/24/2020 LIMS Sample No.: AL03008

125 Market Street
New Haven, CT 06513
USA

AccuStandard®

Tel (203)786-5290
Fax (203)786-5287
www.AccuStandard.com

CERTIFICATE OF ANALYSIS

Catalog No: S-14500-R2
Description: Custom Semi-Volatile Standard
Lot: 220021255-02
Solvent: Dichloromethane
Hazards: *Refer to SDS for complete safety information*

Signal Word: Warning

Date Certified: Aug 31, 2021
Expiration: Oct 1, 2022
Sample Size: 1 mL
Components: 10
Storage Condition: Freeze (<-10 °C)/Sonicate

Certified Reference Material

ANAB AR-1463 ilac-MRA

Component	CAS #	Purity % (GC/MS)	Prepared Concentration[2] (µg/mL)	Certified Analyte Concentration[1] (µg/mL)
Pyridine	110-86-1	98.7	2026	2000
4-Chlorophenol	106-48-9	100.0	2019	2019
1-Methylnaphthalene	90-12-0	98.5	2003	1973
N-Nitrosodiphenylamine	86-30-6	100.0	2022	2022
4-Chloro-2-methylphenol	1570-64-5	97.0	2069*	2007
Benzoic acid	65-85-0	99.5	2010	2000
Aniline	62-53-3	98.0	2002	1962
Benzyl alcohol	100-51-6	99.9	2011	2009
Triallate	2303-17-5	99.9	2013	2011
o-Terphenyl	84-15-1	99.9	2019	2017

ID #: 14279
Opened:
Custom Semi-Volatile Standard
Expires: 10/1/2022
Rec'd: 9/16/2021
Energy Laboratories Inc 1120 So. 27th Street
Billings MT 59107

This Certified Reference Material was verified in accordance with ISO/IEC 17025

* Weight compensated to 100% purity.

A product with a suffix (-1A, -2B, etc. or -01, -02, etc.) on its lot number has had its expiration date extended and is identical to the same lot number without the suffix.

[2] All weights are traceable through NIST, Test No. 684/289871-17

[1] Certified Analyte Concentration = Purity x Prepared Concentration.

The Uncertainty associated with the certified concentration reported on this certificate is ±2.4%. This value is the combined expanded uncertainty and represents an estimated standard deviation equal to the positive square root of the total variation of the uncertainty of components. A normal distribution is assumed and a coverage factor of K=2 is chosen using approximately a 95% confidence level.

Labels and certificates follow U.S. Conventions in reporting numerical values: A comma (,) is used to separate units of one-thousand or greater. A period (.) is used as a decimal place marker.

The information on this certificate may not be reproduced without the express permission of the manufacturer. See reverse side for additional information

Hazard Information: Please refer to the SDS for information regarding the hazards associated with using this material.

This product was prepared according to in-house procedures and is guaranteed to be homogeneous.

Certified By: Larry Decker, Organic QC Manager

Page 1 of 1

For use in routine laboratory analysis.

AccuStandard is accredited to ISO 17034, ISO/IEC 17025 and certified to ISO 9001:2015

QR-ORG/INO-001
Rev. 7/20

RESTEK® CERTIFIED REFERENCE MATERIAL

110 Benner Circle
Bellefonte, PA 16823-8812
Tel: (800)356-1688
Fax: (814)353-1309

www.restek.com

Certificate of Analysis

ACCREDITED
ISO 17034 Accredited
Reference Material Producer
Certificate #3222.01

ilac-MRA

ACCREDITED
ISO/IEC 17025 Accredited
Testing Laboratory
Certificate #3222.02

FOR LABORATORY USE ONLY-READ SDS PRIOR TO USE.

This Reference Material is intended for Laboratory Use Only as a standard for the qualitative and/or quantitative determination of the analyte(s) listed.

Catalog No. : 31086 **Lot No.:** A0175748

Description : B/N Surrogate Mix (4/89 SOW)

Base Neutral Surrogate 5000µg/mL, Methylene Chloride, 5mL/ampul

Container Size : 5 mL **Pkg Amt:** > 5 mL

Expiration Date : July 31, 2027 **Storage:** 10°C or colder

Handling: Sonicate prior to use. **Ship:** Ambient

ID #: 14431
Opened:
B/N Surrogate Mix (4/89 SOW)
Expires: 7/31/2027
Rec'd: 10/25/2021
Energy Laboratories Inc 1120 So. 27th Street
Billings MT 59107

CERTIFIED VALUES

Elution Order	Compound		Grav. Conc. (weight/volume)	Expanded Uncertainty (95% C.L.; K=2)	
1	Nitrobenzene-d5 **CAS #** 4165-60-0 **Purity** 99%	(Lot PR-29940A)	5,027.3 µg/mL	+/- 29.2293 µg/mL +/- 226.4341 µg/mL +/- 251.2566 µg/mL	Gravimetric Unstressed Stressed
2	2-Fluorobiphenyl **CAS #** 321-60-8 **Purity** 99%	(Lot 00019169)	5,001.1 µg/mL	+/- 29.0767 µg/mL +/- 225.2518 µg/mL +/- 249.9447 µg/mL	Gravimetric Unstressed Stressed
3	p-Terphenyl-d14 **CAS #** 1718-51-0 **Purity** 99%	(Lot PR-30504)	5,001.4 µg/mL	+/- 29.0787 µg/mL +/- 225.2668 µg/mL +/- 249.9613 µg/mL	Gravimetric Unstressed Stressed

Solvent: Methylene chloride
CAS # 75-09-2
Purity 99%

Tech Tips:
Due to the limited solubility of p-terphenyl-d14 in methanol, we do not recommend that this mixture be diluted in methanol.

Column:
30m x 0.25mm x 0.25µm
Rtx-5 (cat.#10223)

Carrier Gas:
hydrogen-constant pressure 10 psi.

Temp. Program:
40°C (hold 2 min.) to 330°C
@ 10°C/min. (hold 10 min.)

Inj. Temp:
250°C

Det. Temp:
330°C

Det. Type:
FID

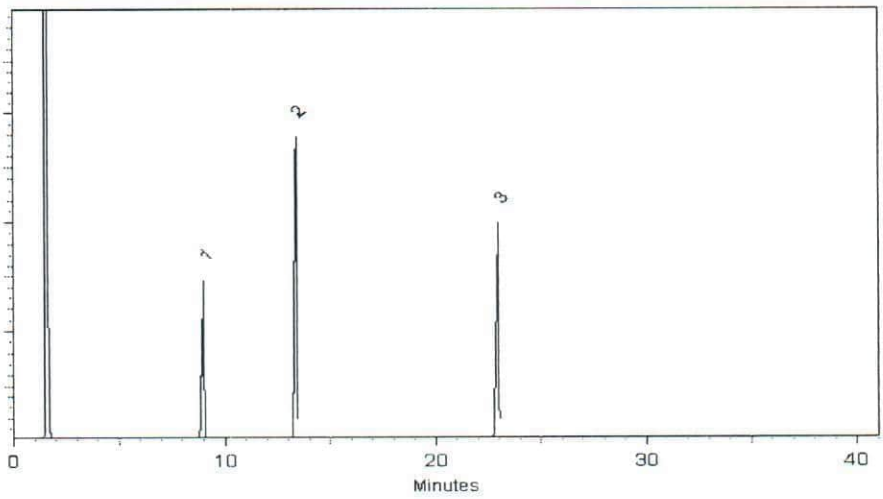

This chromatogram represents a general set of testing conditions chosen for product acceptance. For optimal results in your lab, conditions should be adjusted for your specific instrument, method, and application.

Sam Moodler - Operations Tech I

Date Mixed: 25-Aug-2021 **Balance:** B345965662

Marlina Cowan - Operations Tech I

Date Passed: 27-Aug-2021

Manufactured under Restek's ISO 9001:2015
Registered Quality System
Certificate #FM 80397

General Certified Reference Material Notes

Expiration Notes:

- Expiration date valid for unopened ampul stored in compliance with the recommended conditions.
- Uncertainty, concentration, and expiration of the CRM are based on the unopened product being stored according to the recommended condition found in the storage field.

Purity Notes:

- Purity and/or chemical identity are determined by one or more of the following techniques: GC/FID, HPLC, GC/µECD, GC/MS, LC/MS, RI, and/or melting point.
- Compounds with a listed purity of less than 99% have been weight corrected to compensate for impurities and/or salts. A correction factor is used to calculate the amount of compound necessary to achieve the desired concentration of the parent compound in solution.
- Purity of isomeric compounds is reported as the sum of the isomers.
- Purity values are rounded to the nearest whole number.

Certified Uncertainty Value Notes:

- The uncertainties are determined in accordance with ISO 17034 and Guide 35. The certified combined stressed uncertainty value (includes gravimetric uncertainty, homogeneity between-ampul uncertainty, storage stability uncertainty and shipping stability uncertainty and were combined using the following formula:

$$U_{combined\ stressed} = k\sqrt{U^2_{gravimetric} + U^2_{homogeneity} + U^2_{storage\ stability} + U^2_{shipping\ stability}}$$

  k is a coverage factor of 2, which gives a level of confidence of approximately 95%.
- It is important to note that the shipping stability uncertainty was obtained under temperature extremes for specific time intervals; therefore, the certified combined stressed uncertainty value should only be applied to the product if it was stored at non-standard temperature conditions up to and including 7 days. Contact Restek Technical Service at www.restek.com/Contact-Us for use recommendations if your shipment was in-transit for more than 7 days at non-standard temperature conditions.
- Apply the certified combined unstressed uncertainty value if the product was received under standard shipping conditions. Apply the certified combined stressed uncertainty value if the product was received under non-standard conditions as specified below.

Label Conditions	Standard Conditions	Non-Standard Conditions
25°C Nominal (Room Temperature)	< 60°C	≥ 60°C up to 7 days
10°C or colder (Refrigerate)	< 40°C	≥ 40°C up to 7 days
0°C or colder (Freezer) -20°C or colder (Deep Freezer)	< 25°C	≥ 25°C up to 7 days

- Separate (not combined) uncertainty values for gravimetric uncertainty are also displayed on the certificate, if needed, separate homogeneity between-ampul uncertainty, storage stability uncertainty and shipping stability uncertainty values are available by contacting Restek Technical Service at www.restek.com/Contact-Us.
- The packaged amount is the minimum sample size for which uncertainty is valid. The ampules are over-filled to ensure that the minimum packaged amount can be sufficiently transferred.

Manufacturing Notes:

- Concentration is based upon gravimetric preparation using either a balance whose calibration has been verified daily using NIST traceable weights, and/or dilutions with Class A glassware.

Handling Notes:

- Stability of the unopened product, when stored in compliance with the recommended conditions, is guaranteed through the expiration displayed on the product label and certificate. Contact Restek for additional opened product stability information, with the knowledge/understanding that open product stability is subject to the specific handling and environmental conditions to which the product is exposed. For your convenience Restek supplies deactivated vials with most standards packed in 2mL ampules. Larger volume deactivated vials are available through Restek as a custom ordered item. Additionally, Restek sells DMDCS for the purpose of glassware deactivation as catalog number 31861, which includes complete instructions.

125 Market Street
New Haven, CT 06513
USA

AccuStandard®

Tel (203)786-5290
Fax (203)786-5287
www.AccuStandard.com

CERTIFICATE OF ANALYSIS

Catalog No: CLP-AS-10X
Description: Acid Surrogate
Lot: 220031065
Solvent: Methanol
Hazards: *Refer to SDS for complete safety information*

Signal Word: Danger

Date Certified: Mar 6, 2020
Expiration: Mar 6, 2023
Sample Size: 1 mL
Components: 3
Storage Condition: Ambient (>5 °C)

Certified Reference Material

ANAB AR-1463 ANAB AT-1339 ilac-MRA

Component	CAS #	Purity % (GC/MS)	Prepared Concentration[2] (mg/mL)	Certified Analyte Concentration[1] (mg/mL)
2-Fluorophenol	367-12-4	99.8	20.20	20.16
Phenol-d5	4165-62-2	99.9	20.05	20.03
2,4,6-Tribromophenol	118-79-6	99.9	20.19	20.17

ID #: 14527
Opened:
Acid Surrogate
Expires: 3/6/2023
Rec'd: 11/17/2021
Energy Laboratories Inc 1120 So. 27th Street
Billings MT 59107

A product with a suffix (-1A, -2B, etc. or -01, -02, etc.) on its lot number has had its expiration date extended and is identical to the same lot number without the suffix.

[2] All weights are traceable through NIST, Test No. 684/289871-17

[1] Certified Analyte Concentration = Purity x Prepared Concentration.

The Uncertainty associated with the certified concentration reported on this certificate is ±2.4%. This value is the combined expanded uncertainty and represents an estimated standard deviation equal to the positive square root of the total variation of the uncertainty of components. A normal distribution is assumed and a coverage factor of K=2 is chosen using approximately a 95% confidence level.

Labels and certificates follow U.S. Conventions in reporting numerical values: A comma (,) is used to separate units of one-thousand or greater. A period (.) is used as a decimal place marker.

The information on this certificate may not be reproduced without the express permission of the manufacturer. See reverse side for additional information

Hazard Information: Please refer to the SDS for information regarding the hazards associated with using this material.

This product was prepared according to in-house procedures and is guaranteed to be homogeneous.

Certified By: Larry Decker, Organic QC Manager

Page 1 of 1

For use in routine laboratory analysis.

AccuStandard is accredited to ISO 17034, ISO/IEC 17025 and certified to ISO 9001:2015

QR-ORG/INO-001
Rev. 7/20

Absolute Standards, Inc.

800-368-1131
www.absolutestandards.com

Certified Reference Material CRM

ANAB ISO 17034 Accredited
AR-1539 Certificate Number
https://Absolutestandards.com

CERTIFIED WEIGHT REPORT

Part Number: 92180
Lot Number: 091521
Description: CLP Semi-Volatile Calibration Standard
64 components
Expiration Date: 091526
Recommended Storage: Freezer (0 °C)
Nominal Concentration (µg/mL): 1000
NIST Test ID#: 6UTB

Solvent: Methylene chloride **Lot#** 104929

Formulated By: Prashant Chauhan 091521 DATE

Reviewed By: Pedro L. Rentas 091521 DATE

Weight(s) shown below were combined and diluted to (mL): 100.0 5E-05 Balance Uncertainty 0.003 Flask Uncertainty

Compound	(RM#) Part Number	Lot Number	Dil. Factor	Initial Vol. (mL)	Initial Conc (ug/mL)	Nominal Conc (µg/mL)	Purity (%)	Uncertainty Purity (%)	Uncertainty Pipette (mL)	Target Weight(g)	Actual Weight(g)	Actual Conc (µg/mL)	Expanded Uncertainty (+/-) (µg/mL)	SDS Information (Solvent Safety Info. On Attached pg.) CAS#	OSHA PEL (TWA)	LD50
1. 2,2'-Oxybis(1-chloropropane)	(0078)	012016AR	NA	NA	NA	1000	98.9	0.2	NA	0.10112	0.10129	1001.7	4.2	108-60-1	N/A	orl-rat 240mg/kg
2. Hexachlorobenzene	(0195)	051697	NA	NA	NA	1000	99	0.2	NA	0.10102	0.10128	1002.6	4.2	118-74-1	N/A	orl-rat 10g/kg
3. bis(2-Chloroethoxy) methane	10111	011214	0.05	5.00	20018.4	1000	NA	NA	0.017	NA	NA	1000.8	8.0	111-91-1	N/A	N/A
4. bis(2-Chloroethyl) ether	10111	011214	0.05	5.00	20012.4	1000	NA	NA	0.017	NA	NA	1000.5	8.0	111-44-4	15 ppm (90mg/m3/8H)(skin)	orl-rat 75mg/kg
5. bis(2-Ethylhexyl) phthalate	10111	011214	0.05	5.00	20014.3	1000	NA	NA	0.017	NA	NA	1000.6	8.0	117-81-7	5mg/m3/8H	orl-rat 30600mg/kg
6. 4-Bromophenyl phenyl ether	10111	011214	0.05	5.00	20008.8	1000	NA	NA	0.017	NA	NA	1000.3	8.0	101-55-3	N/A	N/A
7. Benzyl butyl phthalate	10111	011214	0.05	5.00	20011.3	1000	NA	NA	0.017	NA	NA	1000.5	8.0	85-68-7	N/A	orl-rat 2330mg/kg
8. 4-Chlorophenyl phenyl ether	10111	011214	0.05	5.00	20009.5	1000	NA	NA	0.017	NA	NA	1000.4	8.0	7005-72-3	N/A	N/A
9. Diethyl phthalate	10111	011214	0.05	5.00	20013.6	1000	NA	NA	0.017	NA	NA	1000.6	8.0	84-66-2	5mg/m3/8H	orl-rat 8600mg/kg
10. Dimethyl phthalate	10111	011214	0.05	5.00	20015.7	1000	NA	NA	0.017	NA	NA	1000.7	8.0	131-11-3	5mg/m3/8H	orl-rat 6800mg/kg
11. Di-n-butyl phthalate	10111	011214	0.05	5.00	20011.6	1000	NA	NA	0.017	NA	NA	1000.5	8.0	84-74-2	5mg/m3/8H	orl-rat 8000mg/kg
12. Di-n-octyl phthalate	10111	011214	0.05	5.00	20012.2	1000	NA	NA	0.017	NA	NA	1000.5	8.0	117-84-0	N/A	orl-rat 47000mg/kg
13. N-Nitrosodimethylamine	10111	011214	0.05	5.00	20010.0	1000	NA	NA	0.017	NA	NA	1000.4	8.0	62-75-9	N/A	orl-rat 58mg/kg
14. N-Nitrosodi-n-propylamine	10111	011214	0.05	5.00	20010.5	1000	NA	NA	0.017	NA	NA	1000.4	8.0	621-64-7	N/A	orl-rat 480mg/kg
15. 1,2-Diphenylhydrazine (as Azobenzene)	10112	042820	0.05	5.00	20003.9	1000	NA	NA	0.017	NA	NA	1000.1	8.1	103-33-3	N/A	orl-rat 1000mg/kg
16. 2-Chloronaphthalene	10112	042820	0.05	5.00	20002.3	1000	NA	NA	0.017	NA	NA	1000.0	8.0	91-58-7	N/A	orl-rat 2078mg/kg
17. 1,2-Dichlorobenzene	10112	042820	0.05	5.00	20005.4	1000	NA	NA	0.017	NA	NA	1000.2	8.0	95-50-1	50 ppm (300mg/m3) (CL)	orl-rat 500mg/kg
18. 1,3-Dichlorobenzene	10112	042820	0.05	5.00	20003.7	1000	NA	NA	0.017	NA	NA	1000.1	8.0	541-73-1	N/A	ipr-mus 1062mg/kg
19. 1,4-Dichlorobenzene	10112	042820	0.05	5.00	20005.4	1000	NA	NA	0.017	NA	NA	1000.2	8.0	106-46-7	75 ppm (450mg/m3/8H)	orl-rat 500mg/kg
20. 2,4-Dinitrotoluene	10112	042820	0.05	5.00	20003.3	1000	NA	NA	0.017	NA	NA	1000.1	8.1	121-14-2	1.5mg/m3/8H (skin)	orl-rat 268mg/kg
21. 2,6-Dinitrotoluene	10112	042820	0.05	5.00	20002.4	1000	NA	NA	0.017	NA	NA	1000.0	8.0	606-20-2	1.5mg/m3/8H (skin)	orl-rat 177mg/kg
22. Hexachloro-1,3-butadiene	10112	042820	0.05	5.00	20009.4	1000	NA	NA	0.017	NA	NA	1000.4	12.4	87-68-3	0.02 ppm (0.24mg/m3/8H)	orl-rat 82mg/kg
23. Hexachlorocyclopentadiene	10112	042820	0.05	5.00	20001.8	1000	NA	NA	0.017	NA	NA	1000.0	8.0	77-47-4	0.01 ppm (0.1mg/m3/8H)	orl-rat 1300mg/kg
24. Hexachloroethane	10112	042820	0.05	5.00	20002.4	1000	NA	NA	0.017	NA	NA	1000.0	8.0	67-72-1	1 ppm (10mg/m3/8H)(skin)	orl-gpg 4970mg/kg
25. Isophorone	10112	042820	0.05	5.00	20003.8	1000	NA	NA	0.017	NA	NA	1000.1	8.1	78-59-1	25 ppm	orl-rat 2330mg/kg
26. Nitrobenzene	10112	042820	0.05	5.00	20004.9	1000	NA	NA	0.017	NA	NA	1000.1	8.0	98-95-3	1 ppm (5mg/m3/8H)(skin)	orl-rat 780mg/kg
27. 1,2,4-Trichlorobenzene	10112	042820	0.05	5.00	20002.0	1000	NA	NA	0.017	NA	NA	1000.0	8.0	120-82-1	5 ppm (CL) (40mg/m3)	orl-rat 756mg/kg
28. o-Cresol (2-Methylphenol)	10114	081919	0.05	5.00	20010.2	1000	NA	NA	0.017	NA	NA	1000.4	8.0	95-48-7	5 ppm (22mg/m3/8H)(skin)	orl-rat 121mg/kg
29. p-Cresol (4-Methylphenol)	10114	081919	0.05	5.00	20061.2	1000	NA	NA	0.017	NA	NA	1003.0	8.0	106-44-5	5 ppm (22mg/m3/8H)(skin)	orl-rat 207mg/kg
30. 2,4,5-Trichlorophenol	10114	081919	0.05	5.00	20023.2	1000	NA	NA	0.017	NA	NA	1001.1	8.0	95-95-4	N/A	orl-rat 820mg/kg
31. 4-Chloroaniline	10115	060512	0.05	5.00	20009.6	1000	NA	NA	0.017	NA	NA	1000.4	8.0	106-47-8	N/A	orl-rat 310mg/kg
32. Dibenzofuran	10115	060512	0.05	5.00	20020.2	1000	NA	NA	0.017	NA	NA	1000.9	8.0	132-64-9	N/A	N/A
33. 2-Methylnaphthalene	10115	060512	0.05	5.00	20012.9	1000	NA	NA	0.017	NA	NA	1000.5	8.1	91-57-6	N/A	orl-rat 1630mg/kg
34. 2-Nitroaniline	10115	060512	0.05	5.00	20011.8	1000	NA	NA	0.017	NA	NA	1000.5	8.0	88-74-4	N/A	orl-rat 1600mg/kg
35. 3-Nitroaniline	10115	060512	0.05	5.00	20018.6	1000	NA	NA	0.017	NA	NA	1000.8	8.0	99-09-2	N/A	orl-rat 535mg/kg
36. 4-Nitroaniline	10115	060512	0.05	5.00	20014.9	1000	NA	NA	0.017	NA	NA	1000.6	8.0	100-01-6	1 ppm (6mg/m3/8H)(skin)	orl-rat 750mg/kg
37. 4-Chloro-3-methylphenol	10118	072120	0.05	5.00	20003.9	1000	NA	NA	0.017	NA	NA	1000.1	8.0	59-50-7	N/A	orl-rat 1830mg/kg
38. 2-Chlorophenol	10118	072120	0.05	5.00	20002.9	1000	NA	NA	0.017	NA	NA	1000.0	8.0	95-57-8	N/A	orl-rat 670mg/kg
39. 2,4-Dichlorophenol	10118	072120	0.05	5.00	20003.1	1000	NA	NA	0.017	NA	NA	1000.1	8.0	120-83-2	N/A	orl-rat 580mg/kg
40. 2,4-Dimethylphenol	10118	072120	0.05	5.00	20003.3	1000	NA	NA	0.017	NA	NA	1000.1	8.1	105-67-9	N/A	orl-rat 3200mg/kg
41. 2,4-Dinitrophenol	10118	072120	0.05	5.00	20001.8	1000	NA	NA	0.017	NA	NA	1000.0	8.0	51-28-5	N/A	orl-rat 30mg/kg
42. 4,6-Dinitro-2-methylphenol	10118	072120	0.05	5.00	20002.5	1000	NA	NA	0.017	NA	NA	1000.0	8.0	534-52-1	N/A	N/A
43. 2-Nitrophenol	10118	072120	0.05	5.00	20003.7	1000	NA	NA	0.017	NA	NA	1000.1	8.0	88-75-5	N/A	orl-rat 334mg/kg
44. 4-Nitrophenol	10118	072120	0.05	5.00	20002.0	1000	NA	NA	0.017	NA	NA	1000.0	8.0	100-02-7	N/A	orl-rat 250mg/kg
45. Pentachlorophenol	10118	072120	0.05	5.00	20002.8	1000	NA	NA	0.017	NA	NA	1000.0	8.0	87-86-5	0.5mg/m3/8H (skin)	orl-rat 27mg/kg
46. Phenol	10118	072120	0.05	5.00	20003.9	1000	NA	NA	0.017	NA	NA	1000.1	8.0	108-95-2	5 ppm (19mg/m3/8H)(skin)	orl-rat 317mg/kg
47. 2,4,6-Trichlorophenol	10118	072120	0.05	5.00	20004.2	1000	NA	NA	0.017	NA	NA	1000.1	8.0	88-06-2	N/A	orl-rat 820mg/kg
48. Acenaphthene	10007	042420	0.50	50.00	2001.2	1000	NA	NA	0.018	NA	NA	1000.5	4.1	83-32-9	N/A	ipr-rat 600mg/kg
49. Acenaphthylene	10007	042420	0.50	50.00	2000.2	1000	NA	NA	0.018	NA	NA	1000.0	4.2	208-96-8	N/A	N/A
50. Anthracene	10007	042420	0.50	50.00	2000.3	1000	NA	NA	0.018	NA	NA	1000.1	4.1	120-12-7	0.2mg/m3 (8H)	ipr-mus 430mg/kg
51. Benzo(a)anthracene	10007	042420	0.50	50.00	2001.3	1000	NA	NA	0.018	NA	NA	1000.6	4.2	56-55-3	N/A	N/A
52. Benzo(a)pyrene	10007	042420	0.50	50.00	2000.0	1000	NA	NA	0.018	NA	NA	999.9	4.1	50-32-8	0.2mg/m3 (8H)	scu-rat 50mg/kg
53. Benzo(b)fluoranthene	10007	042420	0.50	50.00	2000.9	1000	NA	NA	0.018	NA	NA	1000.4	4.1	205-99-2	N/A	N/A
54. Benzo(k)fluoranthene	10007	042420	0.50	50.00	2001.2	1000	NA	NA	0.018	NA	NA	1000.5	4.1	207-08-9	N/A	N/A
55. Benzo(g,h,i)perylene	10007	042420	0.50	50.00	2000.0	1000	NA	NA	0.018	NA	NA	999.9	4.1	191-24-2	N/A	N/A
56. Carbazole	10007	042420	0.50	50.00	2000.3	1000	NA	NA	0.018	NA	NA	1000.0	4.2	86-74-8	N/A	ipr-mus 200mg/kg
57. Chrysene	10007	042420	0.50	50.00	2000.8	1000	NA	NA	0.018	NA	NA	1000.3	4.2	218-01-9	0.2mg/m3	N/A
58. Dibenzo(a,h)anthracene	10007	042420	0.50	50.00	2000.8	1000	NA	NA	0.018	NA	NA	1000.3	4.2	53-70-3	0.2mg/m3	N/A
59. Fluoranthene	10007	042420	0.50	50.00	2000.3	1000	NA	NA	0.018	NA	NA	1000.1	4.2	206-44-0	N/A	orl-rat 2000mg/kg
60. Fluorene	10007	042420	0.50	50.00	2000.9	1000	NA	NA	0.018	NA	NA	1000.3	4.2	86-73-7	N/A	ipr-mus 2 g/kg
61. Indeno(1,2,3-cd)pyrene	10007	042420	0.50	50.00	2000.1	1000	NA	NA	0.018	NA	NA	1000.0	4.1	193-39-5	N/A	N/A
62. Naphthalene	10007	042420	0.50	50.00	2000.9	1000	NA	NA	0.018	NA	NA	1000.4	4.1	91-20-3	10 ppm (50mg/m3/8H)	orl-rat 490mg/kg
63. Phenanthrene	10007	042420	0.50	50.00	2000.9	1000	NA	NA	0.018	NA	NA	1000.4	4.1	85-01-8	0.2mg/m3/8H	orl-mus 700mg/kg
64. Pyrene	10007	042420	0.50	50.00	2001.0	1000	NA	NA	0.018	NA	NA	1000.4	4.2	129-00-0	0.2mg/m3/8H	orl-rat 2700mg/kg

- The certified value is the concentration calculated from gravimetric and volumetric measurements unless otherwise stated.
- Standards are prepared gravimetrically using balances that are calibrated with weights traceable to NIST (see above).
- Standards are certifed (+/-) 0.5% of the stated value, unless otherwise stated.
- All Standards, after opening ampule, should be stored with caps tight and under appropriate laboratory conditions.
- Uncertainty Reference: Taylor, B.N. and Kuyat, C.E., "Guidelines for Evaluating and Expressing the Uncertainty of NIST Measurement Result," NIST Technical Note 1297, U.S. Government Printing Office, Washington, DC, (1994).

ID #: 14546
Opened:
CLP Semi-volatile calibration standard
Expires: 9/15/2026
Rec'd: 11/23/2021
Energy Laboratories Inc 1120 So. 27th Street
Billings MT 59107

Method GC8MSD-2.M: Column:SBB-5 (30m X 0.25mm ID X 0.25µm film thickness) Temp 1 = 50°C (1min.), Temp 2 = 300°C (14 min.), Rate = 10°C/min., Injector B= 250°C, Detector B = 290°C, Split Ratio = 100:1, Scan Rate = 2. Analysis performed by Melissa Stonier.

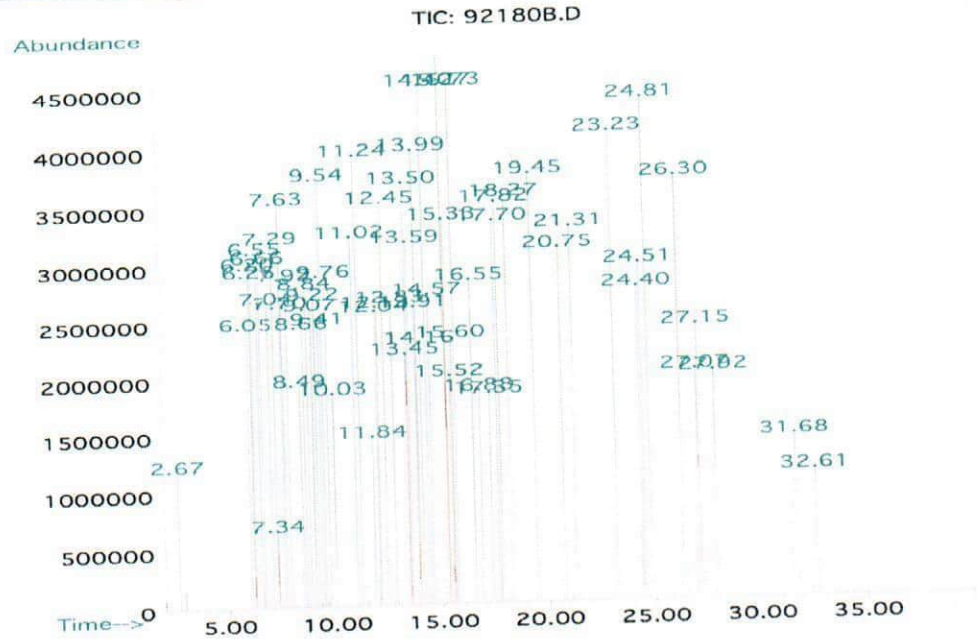

Peak No	Name	MSD RT (min.)
1	N-nitrosodimethylamine	2.67
2	Phenol	6.05
3	bis(2-Chloroethyl)ether	6.20
4	2-Chlorophenol	6.26
5	1,3-Dichlorobenzene	6.55
6	1,4-Dichlorobenzene	6.63
7	1,2-Dichlorobenzene	7.04
8	o-Cresol (2-methylphenol)	7.29
9	bis(2-Chloroisopropyl)ether	7.34
10	p-Cresol (4-methylphenol)/N-nitrosodi-n-propylamine	7.63
11	Hexachloroethane	7.70
12	Nitrobenzene	7.92
13	Isophorone	8.49
14	2-Nitrophenol	8.66
15	2,4-Dimethylphenol	8.84
16	bis(2-Chloroethoxy)methane	9.07
17	2,4-Dichlorophenol	9.22
18	1,2,4-Trichlorobenzene	9.41
19	Naphthalene	9.54
20	4-Chloroaniline	9.76
21	Hexachloro-1,3-butadiene	10.03
22	4-Chloro-3-methylphenol	11.02
23	2-Methylnaphthalene	11.24
24	Hexachlorocyclopentadiene	11.84
25	2,4,6-Trichlorophenol	12.04
26	2,4,5-Trichlorophenol	12.13
27	2-Chloronaphthalene	12.45
28	2-Nitroaniline	12.84
29	Dimethyl phthalate	13.45
30	Acenaphthylene	13.50
31	2,6-Dinitrotoluene	13.59
32	3-Nitroaniline	13.91
33	Acenaphthene	13.99
34	2,4-Dinitrophenol	14.16
35	Dibenzofuran/4-Nitrophenol	14.40
36	2,4-Dinitrotoluene	14.57
37	Diethyl phthalate/Fluorene	15.22
38	4-Chlorophenyl phenyl ether	15.33
39	4-Nitroaniline	15.52
40	4,6-Dinitro-2-methylphenol	15.60
41	Azobenzene	15.73
42	4-Bromophenyl phenyl ether	16.56
43	Hexachlorobenzene	16.89
44	Pentachlorophenol	13.35
45	Phenanthrene	17.70
46	Anthracene	17.82
47	Carbazole	18.27
48	Di-n-butyl phthalate	19.45
49	Fluoranthene	20.75
50	Pyrene	21.31
51	Benzyl butyl phthalate	23.23
52	Benzo(a)anthracene	24.40
53	Chrysene	24.51
54	bis(2-Ehtylhexyl)phthalate	24.82
55	Di-n-octyl phthalate	26.30
56	Benzo(b)fluoranthene	27.07
57	Benzo(k)fluoranthene	27.15
58	Benzo(a)pyrene	27.92
59	Indeno(1,2,3-cd)pyrene/Dibenzo(a,h)anthracene	31.68
60	Benzo(g,h,i)perylene	32.61

Analytical RunID SV5973N.I_220201A Standards Traceability Report

Spike ID: sv100507
Spike Name: BNA mix
Prep Date: 6/9/2021
Exp Date: 3/31/2022
Department: GCMSSEMI
Vendor:
Lot Number:
Balance ID:
Comments: 200 ug/mL

Type: Secondary
Prep By: Sean McGrew
Status: New
Final Volume: 1.5 mL

Chemical/Solvent Used	Bottle No	Amt	Units	Expires
Dichloromethane EA342	13510	0.51	mL	3/31/2022

Stock Source	Base Units	Amount Added
sv82908	ug/mL	0.03 mL
sv83301	ug/mL	0.15 mL
sv83406	ug/mL	0.15 mL
sv83419	ug/mL	0.15 mL
sv82913	ug/mL	0.15 mL
sv83410	ug/mL	0.15 mL
sv83407	ug/mL	0.06 mL
sv83201	ug/mL	0.15 mL

Analytical RunID SV5973N.I_220201A Standards Traceability Report

Spike ID: sv100516
Spike Name: BNA Internals 2000 ug/mL
Prep Date: 7/25/2021
Exp Date: 6/30/2023
Department: GCMSSEMI
Vendor: Chemservice
Lot Number: 8443500
Balance ID:
Comments:

Type: Secondary
Prep By: John P. Heine
Status: New
Final Volume: 2.12 mL

Chemical/Solvent Used	Bottle No	Amt	Units	Expires
Dichloromethane EA342	13510	1.06	mL	6/30/2023

Stock Source	Base Units	Amount Added
sv83506	ug/mL	1.06 mL

Analytical RunID SV5973N.I_220201A Standards Traceability Report

Spike ID: sv100714
Spike Name: BNA 2nd source
Prep Date: 12/20/2021
Exp Date: 10/1/2022
Department: GCMSSEMI
Vendor:
Lot Number:
Balance ID:
Comments: 200 ug/mL

Type: Secondary
Prep By: Sean McGrew
Status: New
Final Volume: 1 mL

Chemical/Solvent Used	Bottle No	Amt	Units	Expires
Dichloromethane EA342	13510	0.54	mL	10/1/2022

Stock Source	Base Units	Amount Added
sv83514	ug/mL	0.1 mL
sv82702	ug/mL	0.02 mL
sv83218	ug/mL	0.1 mL
sv83408	ug/mL	0.2 mL
sv83411	ug/mL	0.04 mL

Analytical RunID SV5973N.I_220201A Standards Traceability Report

Standard ID: sv82702
Standard Name: AE Surr
Prep Date: 8/28/2018
Exp Date: 4/30/2023
Department: GCMSPR
Vendor: Restek
Lot Number: A0137474
Balance ID:
Comments:

Type: Primary
Prep By: Craig A. Bardelli
Status: New
Final Volume: mL

Chemical/Solvent Used	Bottle No	Amt	Units	Expires
Acid Surrogate Standard Mix (4/89)	10707	1	mL	4/30/2023

Stock Source	Base Units	Amount Added

Analytical RunID SV5973N.I_220201A Standards Traceability Report

Spike ID: sv82908
Spike Name: AE surr
Prep Date: 4/10/2019
Exp Date: 3/31/2022
Department: GCMSSEMI
Vendor: Sigma-Aldrich
Lot Number: LRAC2239
Balance ID:
Comments:

Type: Primary
Prep By: Sean McGrew
Status: New
Final Volume: mL

Chemical/Solvent Used	Bottle No	Amt	Units	Expires
EPA 8270 Acids Surrogate Spike Mix HC	11383		mL	3/31/2022

Stock Source	Base Units	Amount Added

Analytical RunID SV5973N.I_220201A Standards Traceability Report

Spike ID: sv82913
Spike Name: BNA Custom for cal
Prep Date: 5/2/2019
Exp Date: 5/28/2023
Department: GCMSSEMI
Vendor: AccuStandard
Lot Number: 219041483
Balance ID:
Comments:

Type: Primary
Prep By: Sean McGrew
Status: New
Final Volume: 1 mL

Chemical/Solvent Used	Bottle No	Amt	Units	Expires
Custom BNA Mix	11451		mL	5/28/2023

Stock Source	Base Units	Amount Added

Analytical RunID SV5973N.I_220201A Standards Traceability Report

Spike ID: sv83201
Spike Name: Phenols mix
Prep Date: 3/17/2020
Exp Date: 1/31/2028
Department: GCMSSEMI
Vendor: Restek
Lot Number: A0157111
Balance ID:
Comments:

Type: Primary
Prep By: Sean McGrew
Status: New
Final Volume: 1 mL

Chemical/Solvent Used	Bottle No	Amt	Units	Expires
604 Phenols Calibration Mix	12512		mL	1/31/2028

Stock Source	Base Units	Amount Added

Analytical RunID SV5973N.I_220201A Standards Traceability Report

Spike ID: SV83202
Spike Name: BNA 2nd source short
Prep Date: 3/24/2020
Exp Date: 3/16/2023
Department: GCMSSEMI
Vendor: Absolute Standards
Lot Number: 031620
Balance ID:
Comments:

Type: Primary
Prep By: Sean McGrew
Status: New
Final Volume: 1 mL

Chemical/Solvent Used	Bottle No	Amt	Units	Expires
BNA 2nd Source Standard Rev 1	12532		mL	3/16/2023

Stock Source	Base Units	Amount Added

Analytical RunID SV5973N.I_220201A Standards Traceability Report

Spike ID: sv83218
Spike Name: Benzidines
Prep Date: 7/7/2020
Exp Date: 5/1/2024
Department: GCMSSEMI
Vendor: AccuStandard
Lot Number: 220041353
Balance ID:
Comments: 2000 ug/mL 12839

Type: Primary
Prep By: John P. Heine
Status: New
Final Volume: 1 mL

Chemical/Solvent Used	Bottle No	Amt	Units	Expires
Benzidine & 3,3'-Dichlorobenzidine	12839	1	mL	5/1/2024

Stock Source	Base Units	Amount Added

Analytical RunID SV5973N.I_220201A Standards Traceability Report

Spike ID: sv83301
Spike Name: PAH Mix
Prep Date: 7/13/2020
Exp Date: 9/30/2022
Department: GCMSSEMI
Vendor: Sigma-Aldrich
Lot Number: LRAC3877
Balance ID:
Comments: 4 x 1mlL

Type: Primary
Prep By: John P. Heine
Status: New
Final Volume: 6 mL

Chemical/Solvent Used	Bottle No	Amt	Units	Expires
TCL PAH Mix	12846	6	mL	9/30/2022

Stock Source	Base Units	Amount Added

Analytical RunID SV5973N.I_220201A Standards Traceability Report

Spike ID: sv83406
Spike Name: BN mix 2000ug/mL
Prep Date: 1/20/2021
Exp Date: 1/31/2023
Department: GCMSSEMI
Vendor: Sigma-Aldrich
Lot Number: LRAC4915
Balance ID:
Comments:

Type: Primary
Prep By: Sean McGrew
Status: New
Final Volume: 1 mL

Chemical/Solvent Used	Bottle No	Amt	Units	Expires
TCL Base-Neutrals Mix	13494	1	mL	1/31/2023

Stock Source	Base Units	Amount Added

Analytical RunID SV5973N.I_220201A Standards Traceability Report

Standard ID: sv83407
Standard Name: BN Surr 5000 ug/mL
Prep Date: 12/14/2020
Exp Date: 10/31/2026
Department: GCMSSEMI
Vendor: Restek
Lot Number: A0166081
Balance ID:
Comments:

Type: Primary
Prep By: John P. Heine
Status: New
Final Volume: 5 mL

Chemical/Solvent Used	Bottle No	Amt	Units	Expires
B/N Surrogate Mix (4/89 SOW)	13328	1	mL	10/31/2026

Stock Source	Base Units	Amount Added

Analytical RunID SV5973N.I_220201A Standards Traceability Report

Spike ID: sv83408
Spike Name: 625 LCS Spk
Prep Date: 2/9/2021
Exp Date: 2/2/2026
Department: GCMSPR
Vendor: Absolute Standards
Lot Number: 050120
Balance ID:
Comments: 12x1mL ampules

Type: Primary
Prep By: Ryan F. Benge
Status: Open
Final Volume: 1 mL

Chemical/Solvent Used	Bottle No	Amt	Units	Expires
CLP Semi-Volatiel Calibration Standard	13539	1	mL	2/2/2026

Stock Source	Base Units	Amount Added

Analytical RunID SV5973N.I_220201A Standards Traceability Report

Spike ID: sv83410
Spike Name: H.S. Mix
Prep Date: 4/7/2021
Exp Date: 2/28/2024
Department: GCMSSEMI
Vendor: Sigma-Aldrich
Lot Number: LRAC9004
Balance ID:
Comments: 2000 ug/mL

Type: Primary
Prep By: Sean McGrew
Status: New
Final Volume: mL

Chemical/Solvent Used	Bottle No	Amt	Units	Expires
EPA TCL Hazardous Substances Mix (12 cmpds)	13691		mL	2/28/2024

Stock Source	Base Units	Amount Added

Analytical RunID SV5973N.I_220201A Standards Traceability Report

Spike ID: sv83411
Spike Name: BN surr
Prep Date: 4/7/2021
Exp Date: 11/20/2026
Department: GCMSSEMI
Vendor: Restek
Lot Number: A6167670
Balance ID:
Comments: 5000 ug/mL

Type: Primary
Prep By: Sean McGrew
Status: New
Final Volume: mL

Chemical/Solvent Used	Bottle No	Amt	Units	Expires
B/N Surrogate Mix (4/89 SOW)	13666		mL	11/20/2026

Stock Source	Base Units	Amount Added

Analytical RunID SV5973N.I_220201A Standards Traceability Report

Spike ID: sv83419
Spike Name: Benzidines CAL 2000ug/mL
Prep Date: 5/18/2021
Exp Date: 4/30/2023
Department: GCMSSEMI
Vendor: Agilent
Lot Number: 0006592783
Balance ID:
Comments: 2000 ug/mL

Type: Primary
Prep By: John P. Heine
Status: New
Final Volume: 1 mL

Chemical/Solvent Used	Bottle No	Amt	Units	Expires
Benzidines Standard	13854	1	mL	4/30/2023

Stock Source	Base Units	Amount Added

Analytical RunID SV5973N.I_220201A Standards Traceability Report

Standard ID: sv83506
Standard Name: BNA Internals 4000 ug/mL
Prep Date: 6/18/2021
Exp Date: 6/30/2023
Department: GCMSSEMI
Vendor: Chemservice
Lot Number: 8443500
Balance ID:
Comments:

Type: Secondary
Prep By: John P. Heine
Status: New
Final Volume: 8 mL

Chemical/Solvent Used	Bottle No	Amt	Units	Expires
Mixture #8-Internal Standards	13968	8	mL	6/30/2023

Stock Source	Base Units	Amount Added

Analytical RunID SV5973N.I_220201A Standards Traceability Report

Spike ID: sv83514
Spike Name: Additionals
Prep Date: 9/22/2021
Exp Date: 10/1/2022
Department: GCMSPR
Vendor: AccuStandard
Lot Number: 22002155-02
Balance ID:
Comments: 12x1mL ampules

Type: Primary
Prep By: Ryan F. Benge
Status: Open
Final Volume: 1 mL

Chemical/Solvent Used	Bottle No	Amt	Units	Expires
Custom Semi-Volatile Standard	14279	1	mL	10/1/2022

Stock Source	Base Units	Amount Added

Analytical RunID SV5973N.I_220201A Standards Traceability Report

Spike ID: sv90820
Spike Name: BNA 2nd source short (new)
Prep Date: 3/24/2020
Exp Date: 3/16/2023
Department: GCMSSEMI
Vendor:
Lot Number:
Balance ID:
Comments: 200 ug/mL

Type: Secondary
Prep By: Sean McGrew
Status: New
Final Volume: 1.5 mL

Chemical/Solvent Used	Bottle No	Amt	Units	Expires
Dichloromethane DX975	12485	1.35	mL	3/16/2023

Stock Source	Base Units	Amount Added
sv83202	ug/mL	0.15 mL

RESTEK®
110 Benner Circle
Bellefonte, PA 16823-8812
Tel: (800)356-1688
Fax: (814)353-1309

www.restek.com

CERTIFIED REFERENCE MATERIAL

Certificate of Analysis

ACCREDITED ISO 17034 Accredited Reference Material Producer Certificate #3222.01

ACCREDITED ISO/IEC 17025 Accredited Testing Laboratory Certificate #3222.02

FOR LABORATORY USE ONLY-READ SDS PRIOR TO USE.

This Reference Material is intended for Laboratory Use Only as a standard for the qualitative and/or quantitative determination of the analyte(s) listed.

Catalog No. : 31063 **Lot No.:** A0137474

Description : Acid Surrogate Standard Mix (4/89)

Acid Surrogate Standard Mix (4/89) 10,000 µg/mL, Methanol, 1mL/ampul

Container Size : 2 mL **Pkg Amt:** > 1 mL

Expiration Date : April 30, 2023 **Storage:** 10°C or colder

CERTIFIED VALUES

Elution Order	Compound		Grav. Conc. (weight/volume)	Expanded Uncertainty (95 % C.L.; K=2)	
1	2-Fluorophenol		10,046.4 µg/mL	+/- 58.8239 µg/mL	Gravimetric
	CAS # 367-12-4	(Lot STBD7945V)		+/- 293.2702 µg/mL	Unstressed
	Purity 99%			+/- 355.8400 µg/mL	Stressed
2	Phenol-d6		10,023.6 µg/mL	+/- 58.6904 µg/mL	Gravimetric
	CAS # 13127-88-3	(Lot PR-27801)		+/- 292.6047 µg/mL	Unstressed
	Purity 99%			+/- 355.0324 µg/mL	Stressed
3	2,4,6-Tribromophenol		10,057.2 µg/mL	+/- 58.8871 µg/mL	Gravimetric
	CAS # 118-79-6	(Lot 29699MJV)		+/- 293.5855 µg/mL	Unstressed
	Purity 99%			+/- 356.2225 µg/mL	Stressed

Solvent: Methanol
CAS # 67-56-1
Purity 99%

ID #: 10707
Opened:
Acid Surrogate Standard Mix (4/89)
Expires: 4/30/2023
Rec'd: 8/24/2018
Energy Laboratories Inc 1120 So 27th Street
Billings MT 59107

Certificate of Analysis

EPA 8270 ACIDS SURROGATE SPIKE MIX HC,1X1ML,10MG/ML,METHANOL

Certified Reference Material

Description

Product ID 47260-U
Lot LRAC2239
Expiration Date March 2022
Manufacturing Date March 2019
Storage Conditions Room Temperature
Solvent/Matrix METHANOL

Certified Values

Analyte	*Units*	*Certified Value* [1,4]	*Raw Material Purity,%*	*Analytical Value*	*Elution order*	*Raw Material Lot*	*CAS*
2-FLUOROPHENOL	µg/mL	9930 ± 288	99.9	10037	1	LB92543	367-12-4
PHENOL-D6	µg/mL	9930 ± 290	99.4	9900	2	LB91168	13127-88-3
2,4,6-TRIBROMOPHENOL	µg/mL	9930 ± 318	99.7	9900	3	LB81262	118-79-6

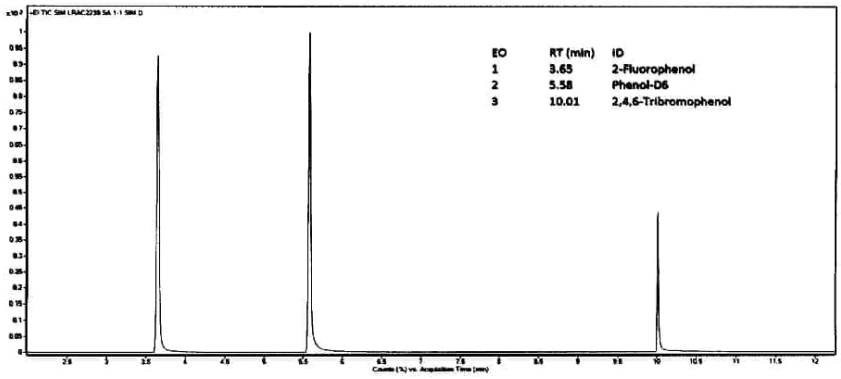

Additional Information:

Analytical Method Parameters:

Column: SLB-5MS, 30 m x 0.25 mm x 0.25 µm df , Flow: 1.0 ml/min
Inlet: 200 °C, Injection Mode: Split, 60:1
80 °C (5 min) to 250 °C (3 min) at 40 °C /min
Detector: MSD, SIM, Transfer line: 250 °C
Injection Volume: 0.5 µL

ID #: 11383
Opened:
EPA 8270 Acids Surrogate Spike Mix HC
Expires: 3/31/2022
Rec'd: 4/10/2019
Energy Laboratories Inc 1120 So. 27th Street
Billings MT 59107

ANAB ACCREDITED REFERENCE MATERIAL PRODUCER
ANAB ACCREDITED TESTING LABORATORY

SIGMA-ALDRICH®
2931 Soldier Springs Rd. Laramie, Wyoming 82070 USA
307-742-5452
ritzeohgroup@sial.com www.sigma-aldrich.com

125 Market Street
New Haven, CT 06513
USA

AccuStandard®

Tel (203)786-5290
Fax (203)786-5287
www.AccuStandard.com

CERTIFICATE OF ANALYSIS

Catalog No: S-6237A-R1
Description: Custom BNA Mix
Lot: 219041483
Solvent: Dichloromethane
Hazards: *Refer to SDS for complete safety information*

Signal Word: Warning

Date Certified: Apr 24, 2019
Expiration: May 24, 2021
Sample Size: 1 mL
Components: 6
Storage Condition: Ambient (>5 °C)

Certified Reference Material

ANAB AR-1483 ANAB AT-1339 ilac-MRA

Component	CAS #	Purity % (GC/MS)	Prepared Concentration[2] (µg/mL)	Certified Analyte Concentration[3] (µg/mL)
4-Chloro-2-methylphenol	1570-64-5	97.0	2068*	2006
4-Chlorophenol	106-48-9	98.6	2000	1972
1-Methylnaphthalene	90-12-0	98.4	2000	1968
Pyridine	110-86-1	98.7	2008	1982
o-Terphenyl	84-15-1	99.9	2000	1998
Triallate	2303-17-5	99.9	2004	2002

ID #: 11451
Opened:
Custom BNA Mix
Expires: 5/24/2021
Rec'd: 5/2/2019
Energy Laboratories Inc 1120 So. 27th Street
Billings MT 59107

* Weight compensated to 100% purity.

A product with a suffix (-1A, -2B, etc. or -01, -02, etc.) on its lot number has had its expiration date extended and is identical to the same lot number without the suffix.

[2] All weights are traceable through NIST, Test No. 684/289871-17

[3] Certified Analyte Concentration = Purity x Prepared Concentration.

The Uncertainty associated with the certified concentration reported on this certificate is ±2.4%. This value is the combined expanded uncertainty and represents an estimated standard deviation equal to the positive square root of the total variation of the uncertainty of components. A normal distribution is assumed and a coverage factor of K=2 is chosen using approximately a 95% confidence level.

Labels and certificates follow U.S. Conventions in reporting numerical values: A comma (,) is used to separate units of one-thousand or greater. A period (.) is used as a decimal place marker.

The information on this certificate may not be reproduced without the express permission of the manufacturer. See reverse side for additional information

Certified By: Larry Decker, Organic QC Manager

For use in routine laboratory analysis.

AccuStandard is accredited to ISO 17034, ISO/IEC 17025 and certified to ISO 9001:2015

QR-ORG/NO-001
Rev. 5/18

2

Honeywell

CERTIFICATE OF ANALYSIS

Honeywell Burdick & Jackson®
1953 South Harvey Street
Muskegon, MI 49442
Phone: (800) 368-0050
Fax: (231) 728-8226
www.lab-honeywell.com

Brand:	Research Chemicals - B&J
Product:	CS299AA-200
Lot No.:	DX975
Production Date:	16-Dec-2019
Best Before:	15-Dec-2021

Dichloromethane, Custom, Contains Amylene Preservative, >99.9%
for pesticide residue analysis

Parameter	Specification Min.	Max.	Result	Units
Water by Karl Fischer Titration		0.010	0.0014	%
UV Cutoff		233	230	nm
Refractive Index (20°C)	1.4236	1.4246	1.4243	
Residue		1	<0.5	mg/L
GC Analysis	99.9		>99.99	%
Acidity (as HCl)		1	<1	mg/L
Chloride		10	<10	mg/L
Electron Capture GC		10	<10	ng/L
Flame Ionization GC		5	<5	ppb
UV Absorbance @ 240 nm		0.100	0.0898	AU
UV Absorbance @ 250 nm		0.010	0.0097	AU
UV Absorbance @ 300 nm		0.005	0.0004	AU
UV Absorbance @ 400 nm		0.005	0.0020	AU

ID #: 12485
Opened:
Dichloromethane DX975
Expires: 12/15/2021
Rec'd: 3/10/2020
Energy Laboratories Inc 1120 So. 27th Street
Billings MT 59107

Honeywell
Quality Control Approval

Janna Dickinson

Muskegon 12/16/2019 LIMS Sample No.: AK03676

RESTEK® CERTIFIED REFERENCE MATERIAL

110 Benner Circle
Bellefonte, PA 16823-8812
Tel: (800)356-1688
Fax: (814)353-1309

www.restek.com

Certificate of Analysis

ACCREDITED ISO 17034 Accredited Reference Material Producer Certificate #3222.01

ACCREDITED ISO/IEC 17025 Accredited Testing Laboratory Certificate #3222.02

FOR LABORATORY USE ONLY-READ SDS PRIOR TO USE.

This Reference Material is intended for Laboratory Use Only as a standard for the qualitative and/or quantitative determination of the analyte(s) listed.

Catalog No. : 31029 **Lot No.:** A0157111

Description : 604 Phenols Calibration Mix

604 Calibration Std Phenols 2000µg/mL, Methanol, 1mL/ampul

Container Size : 2 mL **Pkg Amt:** > 1 mL

Expiration Date : January 31, 2028 **Storage:** 10°C or colder

ID #: 12512
Opened:
604 Phenols Calibration Mix
Expires: 1/31/2028
Rec'd: 3/17/2020
Energy Laboratories Inc 1120 So. 27th Street Billings MT 59107

CERTIFIED VALUES

Elution Order	Compound		Grav. Conc. (weight/volume)	Expanded Uncertainty (95% C.I., K=2)		
1	Phenol		2,004.0 µg/mL	+/- 11.9032	µg/mL	Gravimetric
	CAS # 108-95-2	(Lot SHBF9719V)		+/- 58.5341	µg/mL	Unstressed
	Purity 99%			+/- 71.0092	µg/mL	Stressed
2	2-Chlorophenol		2,000.0 µg/mL	+/- 11.8794	µg/mL	Gravimetric
	CAS # 95-57-8	(Lot STBH7290)		+/- 58.4173	µg/mL	Unstressed
	Purity 99%			+/- 70.8674	µg/mL	Stressed
3	2-Nitrophenol		2,000.0 µg/mL	+/- 11.8794	µg/mL	Gravimetric
	CAS # 88-75-5	(Lot BCBH7602V)		+/- 58.4173	µg/mL	Unstressed
	Purity 99%			+/- 70.8674	µg/mL	Stressed
4	2,4-Dimethylphenol		2,000.0 µg/mL	+/- 11.8794	µg/mL	Gravimetric
	CAS # 105-67-9	(Lot 10165155)		+/- 58.4173	µg/mL	Unstressed
	Purity 99%			+/- 70.8674	µg/mL	Stressed
5	2,4-Dichlorophenol		2,004.0 µg/mL	+/- 11.9032	µg/mL	Gravimetric
	CAS # 120-83-2	(Lot BCBJ8113V)		+/- 58.5341	µg/mL	Unstressed
	Purity 99%			+/- 71.0092	µg/mL	Stressed
6	4-Chloro-3-methylphenol		2,004.0 µg/mL	+/- 11.9032	µg/mL	Gravimetric
	CAS # 59-50-7	(Lot STBC7309V)		+/- 58.5341	µg/mL	Unstressed
	Purity 99%			+/- 71.0092	µg/mL	Stressed
7	2,4,6-Trichlorophenol		2,002.0 µg/mL	+/- 11.8913	µg/mL	Gravimetric
	CAS # 88-06-2	(Lot STBH7520)		+/- 58.4757	µg/mL	Unstressed
	Purity 99%			+/- 70.9383	µg/mL	Stressed

Absolute Standards, Inc.
800-368-1131
www.absolutestandards.com

Certified Reference Material CRM

ANAB ISO 17034 Accredited
AR-1539 Certificate Number
https://Absolutestandards.com

CERTIFIED WEIGHT REPORT

Part Number: 64480
Lot Number: 031620
Description: BNA 2nd Source Standard Rev 1
5 components
Expiration Date: 031623
Recommended Storage: Refrigerate (4 °C)
Nominal Concentration (µg/mL): 2000
NIST Test ID#: 6UTB 5E-05 Balance Uncertainty
Weight(s) shown below were combined and diluted to (mL): 20.0 0.003 Flask Uncertainty

Solvent: Methylene chloride **Lot#** 104929

Gabriel Helland		031620
Formulated By:	Gabriel Helland	DATE
Pedro Rentas		031620
Reviewed By:	Pedro L. Rentas	DATE

	Compound	RM#	Lot Number	Nominal Conc (µg/mL)	Purity (%)	Uncertainty Purity	Target Weight(g)	Actual Weight(g)	Actual Conc (µg/mL)	Expanded Uncertainty (+/-) (µg/mL)	SDS Information (Solvent Safety Info. On Attached pg.) CAS#	OSHA PEL (TWA)	LD50
1.	Aniline	11	03929TV	2000	99	0.2	0.04043	0.04075	2015.9	9.6	62-53-3	5 ppm (8H)	orl-rat 250mg/kg
2.	Benzidine	27	SLBH5327V	2000	98	0.2	0.04084	0.04088	2001.9	9.5	92-87-5	N/A	orl-rat 309mg/kg
3.	4-Chloroaniline	67	052597	2000	98	0.2	0.04084	0.04094	2004.9	9.6	106-47-8	N/A	orl-rat 310mg/kg
4.	3,3'-Dichlorobenzidine	130	040919	2000	98	0.2	0.04084	0.04087	2001.5	9.5	91-94-1	Cancer Suspect Agent	orl-rat 3.82g/kg
5.	Pyridine	260	SHBG3194V	2000	99.8	0.2	0.04010	0.04030	2009.8	9.5	110-86-1	5 ppm (15mg/m3/8H)	orl-rat 891mg/kg

ID #: 12532
Opened:_____
BNA 2nd Source Standard Rev 1
Expires: 3/16/2023
Rec'd: 3/23/2020
Energy Laboratories Inc 1120 So. 27th Street
Billings MT 59107

- **The certified value is the concentration calculated from gravimetric and volumetric measurements unless otherwise stated.**
- **Standards are prepared gravimetrically using balances that are calibrated with weights traceable to NIST (see above).**
- **Standards are certifed (+/-) 0.5% of the stated value, unless otherwise stated.**
- **All Standards, after opening ampule, should be stored with caps tight and under appropriate laboratory conditions.**
- **Uncertainty Reference: Taylor, B.N. and Kuyat, C.E., "Guidelines for Evaluating and Expressing the Uncertainty of NIST Measurement Result," NIST Technical Note 1297, U.S. Government Printing Office, Washington, DC, (1994).**

125 Market Street
New Haven, CT 06513
USA

AccuStandard®

Tel (203)786-5290
Fax (203)786-5287
www.AccuStandard.com

CERTIFICATE OF ANALYSIS

Catalog No: Z-014F
Description: Benzidine & 3,3'-Dichlorobenzidine
Lot: 220041353
Solvent: Methanol
Hazards: *Refer to SDS for complete safety information*

Signal Word: Danger

Date Certified: May 1, 2020
Expiration: May 1, 2024
Sample Size: 1 mL
Components: 2
Storage Condition: Ambient (>5 °C)

Certified Reference Material

ANAB ACCREDITED REFERENCE MATERIAL PRODUCER AR-1463
ANAB ACCREDITED TESTING LABORATORY AT-1339
ilac-MRA

Component	CAS #	Purity % (GC/MS)	Prepared Concentration[2] (µg/mL)	Certified Analyte Concentration[1] (µg/mL)
Benzidine **	92-87-5	99.9	2004	2002
3,3'-Dichlorobenzidine **	91-94-1	100.0	2001	2001

ID #: 12839
Opened:_____
Benzidine & 3,3'-Dichlorobenzidine
Expires: 5/1/2024
Rec'd: 7/7/2020
Energy Laboratories Inc 1120 So. 27th Street
Billings MT 59107

**Benzidine and 3,3'-Dichlorobenzidine are subject to oxidative degradation

**Benzidine and 3,3'-Dichlorobenzidine are subject to oxidative degredation

A product with a suffix (-1A, -2B, etc. or -01, -02, etc.) on its lot number has had its expiration date extended and is identical to the same lot number without the suffix.

[2] All weights are traceable through NIST, Test No. 684/289871-17

[1] Certified Analyte Concentration = Purity x Prepared Concentration.

The Uncertainty associated with the certified concentration reported on this certificate is ±2.4%. This value is the combined expanded uncertainty and represents an estimated standard deviation equal to the positive square root of the total variation of the uncertainty of components. A normal distribution is assumed and a coverage factor of K=2 is chosen using approximately a 95% confidence level.

Labels and certificates follow U.S. Conventions in reporting numerical values: A comma (,) is used to separate units of one-thousand or greater. A period (.) is used as a decimal place marker.

The information on this certificate may not be reproduced without the express permission of the manufacturer. See reverse side for additional information

Certified By: _____
Larry Decker, Organic QC Manager

For use in routine laboratory analysis.

AccuStandard is accredited to ISO 17034, ISO/IEC 17025 and certified to ISO 9001:2015

QR-ORG/INO-001
Rev. 5/18

125 Market Street
New Haven, CT 06513
USA

AccuStandard®

Tel (203)786-5290
Fax (203)786-5287
www.AccuStandard.com

CERTIFICATE OF ANALYSIS

Catalog No: Z-014F
Description: Benzidine & 3,3'-Dichlorobenzidine
Lot: 220041353
Solvent: Methanol

Date Certified: May 1, 2020
Expiration: May 1, 2024
Sample Size: 1 mL
Components: 2

T-TEST

AccuStandard, Inc.
Statistical Report for CLP (SOW 1991)
1-May-2020

QR-QCO-003 rev. 1/16

	Z-014F 220041353							Z-014F 220031213							NOTES:					
Peak # Component	Run #1	Run #2	Run #3	Run #4	Mean	Std Dev	% RSD	Run #1	Run #2	Run #3	Run #4	Mean	Std Dev	% RSD	L-025 test	CI 220041353	Component	CI 220031213	# of Runs	Conc.	10 % error check of means
1 Benzidine (92-87-5)	90	83	79	78	83	5.45	6.60%	84	84	80	76	81	3.83	4.73%	0.45	23.7	Benzidine (92-87-5)	21.3	4	2000	2 %
2 3,3' Dichlorobenzidine (91-94-1)	104	96	93	91	96	5.72	5.95%	98	99	94	89	95	4.27	4.51%	0.55	20.9	3,3' Dichlorobenzidine (91-9	15.8	4	2000	1 %

For use in routine laboratory analysis.

AccuStandard is accredited to ISO 17034, ISO/IEC 17025 and certified to ISO 9001:2015

QR-ORG/INO-001
Rev. 5/18

125 Market Street
New Haven, CT 06513
USA

AccuStandard®

Tel (203)786-5290
Fax (203)786-5287
www.AccuStandard.com

CERTIFICATE OF ANALYSIS

Catalog No: Z-014F
Description: Benzidine & 3,3'-Dichlorobenzidine
Lot: 220041353
Solvent: Methanol

Date Certified: May 1, 2020
Expiration: May 1, 2024
Sample Size: 1 mL
Components: 2

Chromatogram

```
File        :D:\MassHunter\GCMS\1\DATA\043020\14-  220041353.D
Operator    : Organic QC Lab
Acquired    : 30 Apr 2020  17:16     using AcqMethod CHICK_2019_S100.M
Instrument :   GCMS 6
Sample Name: Z-014F  (220041353)
Misc Info  : Z-014F @2000ug/mL in Methanol
Vial Number: 138
```

AccuStandard®
Leader in Analytical Reference Standards

Column: DB-5MS, 30m, 0.25 ID, 0.25 um
Oven Program: 80c 17c/min to 340c, 8min
GC Parameters: Cons. Split, 12psi constant flow
Split 100:1, 1uL inj.; GC/MS; INJ 270c

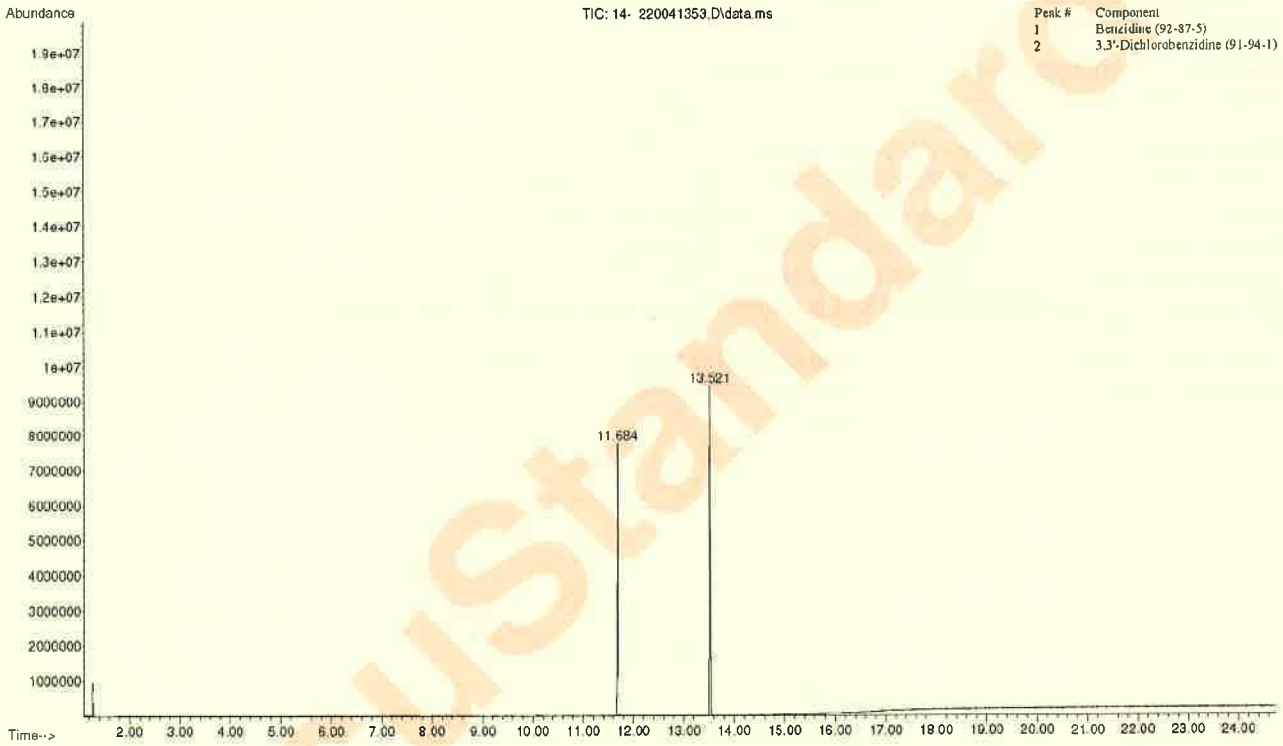

Peak #	Component
1	Benzidine (92-87-5)
2	3,3'-Dichlorobenzidine (91-94-1)

For use in routine laboratory analysis.

AccuStandard is accredited to ISO 17034, ISO/IEC 17025 and certified to ISO 9001:2015

QR-ORG/INO-001
Rev. 5/18

125 Market Street
New Haven, CT 06513
USA

AccuStandard®

Tel (203)786-5290
Fax (203)786-5287
www.AccuStandard.com

CERTIFICATE OF ANALYSIS

Catalog No: Z-014F
Description: Benzidine & 3,3'-Dichlorobenzidine
Lot: 220041353
Solvent: Methanol

Date Certified: May 1, 2020
Expiration: May 1, 2024
Sample Size: 1 mL
Components: 2

RAW DATA

```
Data Path  : D:\MassHunter\GCMS\1\DATA\043020\
Data File  : 14-  220041353.D
Acq On     : 30 Apr 20  05:16 pm
Operator   : Organic QC Lab
Sample     : Z-014F  (220041353)
Misc       : Z-014F @2000ug/mL in Methanol
ALS Vial   : 138   Sample Multiplier: 1

Integration Parameters: events.e
Integrator: ChemStation

Method     : D:\MassHunter\GCMS\1\methods\CHICK_2019.M
Title      :

Signal      : TIC: 14-  220041353.D\data.ms
```

peak #	R.T. min	first scan	max scan	last scan	PK TY	peak height	corr. area	corr. % max.	% of total
1	11.684	2371	2386	2399	PV	7555441	90932217	86.94%	46.506%
2	13.521	2790	2799	2825	BB	9071921	104594086	100.00%	53.494%

For use in routine laboratory analysis.

AccuStandard is accredited to ISO 17034, ISO/IEC 17025 and certified to ISO 9001:2015

QR-ORG/INC-001
Rev. 5/18

Certificate of Analysis

Certified Reference Material

TCL PAH
MIX,1X1ML,2000UG/ML,BENZENE:DICHLOROMETHANE

Description

Product ID CRM48905
Lot **LRAC3877**
Expiration Date September 2022
Manufacturing Date September 2019
Storage Conditions Refrigerate
Solvent/Matrix methylene chloride: benzene (1:1)

Certified Values

Analyte	*Certified Value* [1,4]	*Units*	*Raw Material Purity,%*	*Analytical Value* [6]	*Elution order*	*Raw Material Lot*	*CAS*
NAPHTHALENE	2000 ± 32	µg/mL	100.0	2022	01	01112017-5	91-20-
ACENAPHTHYLENE	2000 ± 66	µg/mL	99.8	2005	02	LC21494	208-96-
ACENAPHTHENE	2000 ± 63	µg/mL	99.9	2031	03	MKCC8329	83-32-
FLUORENE	2000 ± 90	µg/mL	99.4	2009	04	LC19126	86-73-
PHENANTHRENE	2000 ± 56	µg/mL	99.6	2043	05	MKCD3760	85-01-
ANTHRACENE	2000 ± 39	µg/mL	99.9	2005	06	LC14310	120-12-
FLUORANTHENE	2000 ± 69	µg/mL	98.5	2031	07	LB99099	206-44-
PYRENE	2000 ± 68	µg/mL	91.6	2078	08	LB70761	129-00-
BENZO (A) ANTHRACENE	2000 ± 63	µg/mL	99.9	2002	09	LC19271	56-55-
CHRYSENE	2000 ± 59	µg/mL	99.0	2026	10	21L74	218-01-
BENZO (B) FLUORANTHENE	2000 ± 62	µg/mL	99.5	1998	11	LB95773	205-99-
BENZO (K) FLUORANTHENE	2000 ± 62	µg/mL	99.9	2043	12	0000029501	207-08-
BENZO(A)PYRENE	2002 ± 64	µg/mL	99.6	2037	13	LB73826	50-32-
DIBENZ (A,H) ANTHRACENE	2000 ± 64	µg/mL	99.0	2050	14	0012014	53-70-
BENZO (G,H,I) PERYLENE	2000 ± 67	µg/mL	98.5	2059	15	LC19498	191-24-
INDENO (1,2,3-CD) PYRENE	2000 ± 64	µg/mL	99.5	1995	16	ER082107-02	193-39-

ID #: 12846
Opened:
TCL PAH
Expires: 9/30/2022
Rec'd: 7/13/2020
Energy Laboratories Inc 1120 So. 27th Street
Billings MT 59107

ANAB ACCREDITED ISO 17034 REFERENCE MATERIAL PRODUCER
ANAB ACCREDITED ISO/IEC 17025 TESTING LABORATORY

SIGMA-ALDRICH
2931 Soldier Springs Rd. Laramie, Wyoming 82070 USA
307-742-5452
rtctechgroup@sial.com
www.sigma-aldrich.com

Description

Lot	**LRAC3877**
Expiration Date	September 2022
Manufacturing Date	September 2019
Storage Conditions	Refrigerate
Solvent/Matrix	methylene chloride: benzene (1:1)

Informational Values

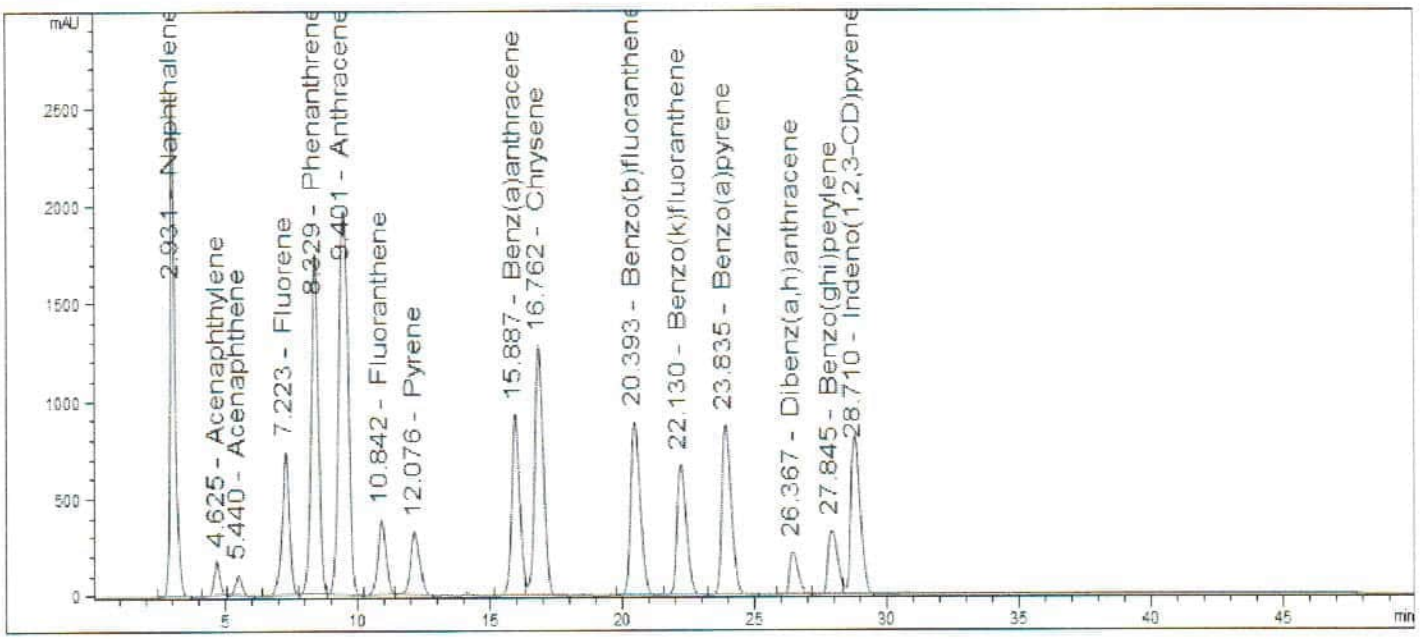

Additional Information:

Analytical Method Parameters:
Column: Supelco LC-PAH, 250 mm x 4.6mm, 5µm particle size
Mobile Phase A: Water
Mobile Phase B: Acetonitrile
Detector: UV/DAD/VWD, Wavelength: 254 nm
Flow Rate: 1.7 mL/min
Column Temperature: 30 °C
Injection Volume: 2 µL

Gradient

TIME (min)	A%	B%
0	40	60
5	40	60
30	0	100
45	0	100
50	40	60

Certificate of Analysis

TCL PAH
MIX,1X1ML,2000UG/ML,BENZENE:DICHLOROMETHANE

Certified Reference Material

Description

Product ID CRM48905
Lot **LRAC3877**
Expiration Date September 2022
Manufacturing Date September 2019
Storage Conditions Refrigerate
Solvent/Matrix methylene chloride: benzene (1:1)

1 **Metrological traceability:** Traceable to the SI and higher order standards from NIST through an unbroken chain of comparisons. The balance used to weigh raw materials is accurate to +/-0.0001 g and calibrated regularly using mass standards traceable to NIST. All dilutions were performed gravimetrically. Additionally, individual analytes are traceable to NIST SRMs where available and specified above.
4 Ucrm - Uncertainty values in this document are expressed as Expanded Uncertainty (Ucrm) corresponding to the 95% confidence interval. Ucrm is derived from the combined standard uncertainty multiplied by the coverage factor k, which is obtained from a *t*-distribution and degrees of freedom. The components of combined standard uncertainty include the uncertainties due to characterization, homogeneity, long term stability, and short term stability (transport). The components due to stability are generally considered to be negligible unless otherwise indicated by stability studies. The mathematical representation of the Ucrm calculation is as follows:

$$u_{CRM} = \sqrt{u_{char}^2 + u_{homogeneity}^2 + u_{stability}^2}$$

k: Coverage factor derived from a t-distribution table, based on the degrees of freedom of the data set. Assume 2.0 for a **Confidence Interval = 95%**

6 Analytical Value- For QC verification of the certified value only- not to be used in calculations. Represents the analytical data obtained by comparison to a standard as analyzed by the method described in the CoA or another acceptable method. The result may differ from the certified value and UCRM based on method uncertainty as well as the uncertainty associated with the standard used for comparison.

Traceability: The standard was manufactured under an ISO/IEC 17025:2017 certified quality system. The balance used to weigh raw materials is accurate to +/- 0.0001g and calibrated regularly using mass standards traceable to NIST. All dilutions were preformed gravimetrically. Additionally, individual analytes are traceable to NIST SRMs where available and specified above.

Homogeneity: Homogeneity was assessed in accordance with ISO 17034:2016. Completed units were sampled using a random stratified sampling protocol. The results of chemical analysis were then compared using a one-way analysis of variance approach as described by TNI EL-V3-2009 Appendix A.2. See Instructions for minimum sub-sample size.

Expiration is at end of month given on certificate and label.

THIS PRODUCT WAS DESIGNED, PRODUCED AND VERIFIED FOR ACCURACY AND STABILITY IN ACCORDANCE WITH **ISO/IEC 17025:2017 (ANAB Cert AT-1467)** and **ISO 17034:2016 (ANAB Cert AR-1470).**

MSDS reports for components comprising greater than 1.0% of the solution or 0.1% for components known to be carcinogens are available upon request.

Andy Ommen - QC Manager

Mark Pooler - QA Supervisor

Certification Date October 17, 2019
Version 0-10172019

ANAB ACCREDITED ISO 17034 REFERENCE MATERIAL PRODUCER

ANAB ACCREDITED ISO 17025 TESTING LABORATORY

SIGMA-ALDRICH
2931 Soldier Springs Rd. Laramie, Wyoming 82070 USA
307-742-5452
rtctechgroup@sial.com www.sigma-aldrich.com

RESTEK® CERTIFIED REFERENCE MATERIAL

110 Benner Circle
Bellefonte, PA 16823-8812
Tel: (800)356-1688
Fax: (814)353-1309

www.restek.com

Certificate of Analysis

ACCREDITED
ISO 17034 Accredited
Reference Material Producer
Certificate #3222.01

ACCREDITED
ISO/IEC 17025 Accredited
Testing Laboratory
Certificate #3222.02

FOR LABORATORY USE ONLY-READ SDS PRIOR TO USE.

This Reference Material is intended for Laboratory Use Only as a standard for the qualitative and/or quantitative determination of the analyte(s) listed.

Catalog No. : 31086 **Lot No.:** A0166081

Description : B/N Surrogate Mix (4/89 SOW)
Base Neutral Surrogate 5000µg/mL, Methylene Chloride, 5mL/ampul

Container Size : 5 mL **Pkg Amt:** > 5 mL

Expiration Date : October 31, 2026 **Storage:** 10°C or colder

Handling: Sonicate prior to use. **Ship:** Ambient

ID #: 13328
Opened:
B/N Surrogate Mix (4/89 SOW)
Expires: 10/31/2026
Rec'd: 12/14/2020
Energy Laboratories Inc 1120 So. 27th Street
Billings MT 59107

CERTIFIED VALUES

Elution Order	Compound		Grav. Conc. (weight/volume)	Expanded Uncertainty (95% C.L.; K=2)	
1	Nitrobenzene-d5 **CAS #** 4165-60-0 **Purity** 99%	(Lot PR-29940B)	5,017.7 µg/mL	+/- 29.1731 µg/mL +/- 225.9987 µg/mL +/- 250.7735 µg/mL	Gravimetric Unstressed Stressed
2	2-Fluorobiphenyl **CAS #** 321-60-8 **Purity** 99%	(Lot 00019169)	5,049.7 µg/mL	+/- 29.3592 µg/mL +/- 227.4400 µg/mL +/- 252.3728 µg/mL	Gravimetric Unstressed Stressed
3	p-Terphenyl-d14 **CAS #** 1718-51-0 **Purity** 99%	(Lot PR-27278)	5,029.9 µg/mL	+/- 29.2444 µg/mL +/- 226.5505 µg/mL +/- 251.3857 µg/mL	Gravimetric Unstressed Stressed

Solvent: Methylene chloride
CAS # 75-09-2
Purity 99%

Tech Tips:
Due to the limited solubility of p-terphenyl-d14 in methanol, we do not recommend that this mixture be diluted in methanol.

Column:
30m x 0.25mm x 0.25µm
Rtx-5 (cat.#10223)

Carrier Gas:
hydrogen-constant pressure 10 psi.

Temp. Program:
40°C (hold 2 min.) to 330°C
@ 10°C/min. (hold 10 min.)

Inj. Temp:
250°C

Det. Temp:
330°C

Det. Type:
FID

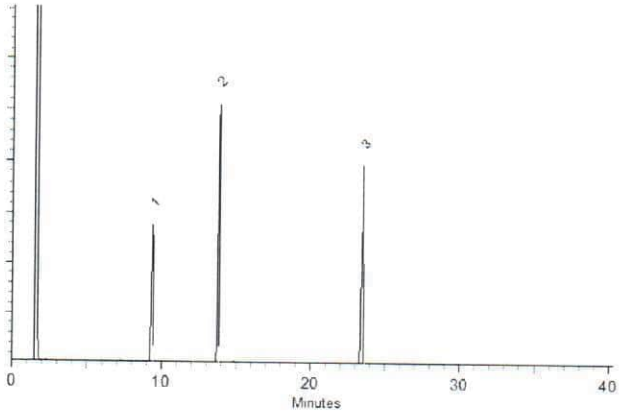

This chromatogram represents a general set of testing conditions chosen for product acceptance. For optimal results in your lab, conditions should be adjusted for your specific instrument, method, and application.

Dalton Stover - Operations Technician I

Date Mixed: 04-Nov-2020 **Balance:** 1128353505

Justine Albertson - Operations Tech-ARM QC

Date Passed: 06-Nov-2020

Manufactured under Restek's ISO 9001:2015
Registered Quality System
Certificate #FM 80397

General Certified Reference Material Notes

Expiration Notes:

- Expiration date valid for unopened ampul stored in compliance with the recommended conditions.
- Uncertainty, concentration, and expiration of the CRM are based on the unopened product being stored according to the recommended condition found in the storage field.

Purity Notes:

- Purity and/or chemical identity are determined by one or more of the following techniques: GC/FID, HPLC, GC/µECD, GC/MS, LC/MS, RI, and/or melting point.
- Compounds with a listed purity of less than 99% have been weight corrected to compensate for impurities and/or salts. A correction factor is used to calculate the amount of compound necessary to achieve the desired concentration of the parent compound in solution.
- Purity of isomeric compounds is reported as the sum of the isomers.
- Purity values are rounded to the nearest whole number.

Certified Uncertainty Value Notes:

- The uncertainties are determined in accordance with ISO 17034 and Guide 35. The certified combined stressed uncertainty value (includes gravimetric uncertainty, homogeneity between-ampul uncertainty, storage stability uncertainty and shipping stability uncertainty and were combined using the following formula:

$$U_{combined\ stressed} = k\sqrt{U^2_{gravimetric} + U^2_{homogeneity} + U^2_{storage\ stability} + U^2_{shipping\ stability}}$$

  k is a coverage factor of 2, which gives a level of confidence of approximately 95%.
- It is important to note that the shipping stability uncertainty was obtained under temperature extremes for specific time intervals; therefore, the certified combined stressed uncertainty value should only be applied to the product if it was stored at non-standard temperature conditions up to and including 7 days. Contact Restek Technical Service at www.restek.com/Contact-Us for use recommendations if your shipment was in-transit for more than 7 days at non-standard temperature conditions.
- Apply the certified combined unstressed uncertainty value if the product was received under standard shipping conditions. Apply the certified combined stressed uncertainty value if the product was received under non-standard conditions as specified below.

Label Conditions	Standard Conditions	Non-Standard Conditions
25°C Nominal (Room Temperature)	< 60°C	≥ 60°C up to 7 days
10°C or colder (Refrigerate)	< 40°C	≥ 40°C up to 7 days
0°C or colder (Freezer) -20°C or colder (Deep Freezer)	< 25°C	≥ 25°C up to 7 days

- Separate (not combined) uncertainty values for gravimetric uncertainty are also displayed on the certificate, if needed, separate homogeneity between-ampul uncertainty, storage stability uncertainty and shipping stability uncertainty values are available by contacting Restek Technical Service at www.restek.com/Contact-Us.
- The packaged amount is the minimum sample size for which uncertainty is valid. The ampules are over-filled to ensure that the minimum packaged amount can be sufficiently transferred.

Manufacturing Notes:

- Concentration is based upon gravimetric preparation using either a balance whose calibration has been verified daily using NIST traceable weights, and/or dilutions with Class A glassware.

Handling Notes:

- Stability of the unopened product, when stored in compliance with the recommended conditions, is guaranteed through the expiration displayed on the product label and certificate. Contact Restek for additional opened product stability information, with the knowledge/understanding that open product stability is subject to the specific handling and environmental conditions to which the product is exposed. For your convenience Restek supplies deactivated vials with most standards packed in 2mL ampules. Larger volume deactivated vials are available through Restek as a custom ordered item. Additionally, Restek sells DMDCS for the purpose of glassware deactivation as catalog number 31861, which includes complete instructions.

125 Market Street
New Haven, CT 06513
USA

AccuStandard®

Tel (203)786-5290
Fax (203)786-5287
www.AccuStandard.com

Rya

CERTIFICATE OF ANALYSIS

Catalog No: S-14500-R2
Description: Custom Semi-Volatile Standard
Lot: 220021255-01
Solvent: Dichloromethane
Hazards: *Refer to SDS for complete safety information*

Signal Word: Warning

Date Certified: Dec 15, 2020
Expiration: Jan 15, 2022
Sample Size: 1 mL
Components: 10
Storage Condition: Freeze (<-10 °C)/Sonicate

Certified Reference Material

ANAB ACCREDITED REFERENCE MATERIAL PRODUCER AR-1463 ANAB ACCREDITED TESTING LABORATORY AT-1339 ilac-MRA

Component	CAS #	Purity % (GC/MS)	Prepared Concentration[2] (µg/mL)	Certified Analyte Concentration[1] (µg/mL)
Pyridine	110-86-1	98.7	2026	2000
4-Chlorophenol	106-48-9	100.0	2019	2019
1-Methylnaphthalene	90-12-0	98.5	2003	1973
N-Nitrosodiphenylamine	86-30-6	100.0	2022	2022
4-Chloro-2-methylphenol	1570-64-5	97.0	2069*	2007
Benzoic acid	65-85-0	99.5	2010	2000
Aniline	62-53-3	98.0	2002	1962
Benzyl alcohol	100-51-6	99.9	2011	2009
Triallate	2303-17-5	99.9	2013	2011
o-Terphenyl	84-15-1	99.9	2019	2017

ID #: 13342
Opened:
Custom Semi-Volatile Standard
Expires: 1/15/2022
Rec'd: 12/17/2020
Energy Laboratories Inc 1120 So. 27th Street
Billings MT 59107

* Weight compensated to 100% purity.

A product with a suffix (-1A, -2B, etc. or -01, -02, etc.) on its lot number has had its expiration date extended and is identical to the same lot number without the suffix.

[2] All weights are traceable through NIST, Test No. 684/289871-17

[1] Certified Analyte Concentration = Purity x Prepared Concentration.

The Uncertainty associated with the certified concentration reported on this certificate is ±2.4%. This value is the combined expanded uncertainty and represents an estimated standard deviation equal to the positive square root of the total variation of the uncertainty of components. A normal distribution is assumed and a coverage factor of K=2 is chosen using approximately a 95% confidence level.

Labels and certificates follow U.S. Conventions in reporting numerical values: A comma (,) is used to separate units of one-thousand or greater. A period (.) is used as a decimal place marker.

The information on this certificate may not be reproduced without the express permission of the manufacturer. See reverse side for additional information

Hazard Information: Please refer to the SDS for information regarding the hazards associated with using this material.

This product was prepared according to in-house procedures and is guaranteed to be homogeneous.

Certified By: Larry Decker, Organic QC Manager

For use in routine laboratory analysis.

AccuStandard is accredited to ISO 17034, ISO/IEC 17025 and certified to ISO 9001:2015

QR-ORG/INO-001
Rev. 7/20

Certificate of Analysis

TCL BASE-NEUTRALS MIX,1X1ML,2000UG/ML,DICHLOROMETHANE

Certified Reference Material

Description

Product ID 47991-U
Lot **LRAC4915**
Expiration Date January 2023
Manufacturing Date January 2020
Storage Conditions Refrigerate
Solvent/Matrix DICHLOROMETHANE

ID #: 13494
Opened:_____
TCL Base-Neutrals Mix
Expires: 1/31/2023
Rec'd: 1/20/2021
Energy Laboratories Inc 1120 So. 27th Street
Billings MT 59107

Certified Values

Analyte	Certified Value [1,4]	Units	Raw Material Purity,%	Elution order	Raw Material Lot	CAS
N-NITROSODIMETHYLAMINE	1999 ± 39	µg/mL	98.1	1	11-RFS-142-1	62-75-9
BIS (2-CHLOROETHYL) ETHER	2003 ± 42	µg/mL	99.4	2	06413MS	111-44-4
1,3-DICHLOROBENZENE	2001 ± 47	µg/mL	99.6	3	11221HC	541-73-1
1,4-DICHLOROBENZENE	2000 ± 66	µg/mL	99.9	4	MKBG7690V	106-46-7
1,2-DICHLOROBENZENE	2005 ± 65	µg/mL	99.4	5	LB58923	95-50-1
BIS (2-CHLOROISOPROPYL) ETHER	2000 ± 45	µg/mL	96.7	6	LC19632	108-60-1
N-NITROSODI-N-PROPYLAMINE	2001 ± 36	µg/mL	100.0	7	2D5VJ-PB	621-64-7
HEXACHLOROETHANE	2000 ± 125	µg/mL	99.9	8	12719AO	67-72-1
NITROBENZENE	2000 ± 53	µg/mL	99.9	9	LB47070	98-95-3
ISOPHORONE	1999 ± 34	µg/mL	99.5	10	LC14006	78-59-1
BIS (2-CHLOROETHOXY) METHANE	2000 ± 33	µg/mL	98.7	11	LB46081	111-91-1
1,2,4-TRICHLOROBENZENE	2003 ± 91	µg/mL	99.9	12	447	120-82-1
HEXACHLOROBUTADIENE	1999 ± 97	µg/mL	97.2	13	MKCG6212	87-68-3
HEXACHLOROCYCLOPENTADIENE	2001 ± 111	µg/mL	96.0	14	LB95525	77-47-4
2-CHLORONAPHTHALENE	2000 ± 120	µg/mL	99.9	15	LC11403	91-58-7
DIMETHYL PHTHALATE	2006 ± 44	µg/mL	99.9	16	LB30494	131-11-3
2,6-DINITROTOLUENE	2000 ± 91	µg/mL	99.2	17	11231AN	606-20-2
2,4-DINITROTOLUENE	2000 ± 71	µg/mL	98.9	18	12316HF	121-14-2
DIETHYL PHTHALATE	1998 ± 51	µg/mL	99.9	19	207	84-66-2
4-CHLOROPHENYLPHENYL ETHER	2006 ± 52	µg/mL	99.3	20	JS00081	7005-72-3
N-NITROSODIPHENYLAMINE	2000 ± 72	µg/mL	95.5	21	LC07185	86-30-6
AZOBENZENE	2000 ± 48	µg/mL	98.2	22	BCBS6535V	103-33-3
4-BROMOPHENYLPHENYL ETHER	2006 ± 48	µg/mL	99.0	23	05916LS	101-55-3

ANAB ACCREDITED ISO 17034 REFERENCE MATERIAL PRODUCER
ANAB ACCREDITED ISO/IEC 17025 TESTING LABORATORY

SIGMA-ALDRICH
2931 Soldier Springs Rd. Laramie, Wyoming 82070 USA
800-325-5832
TechService@milliporesigma.com www.sigma-aldrich.com

Description

Lot LRAC4915
Expiration Date January 2023
Manufacturing Date January 2020
Storage Conditions Refrigerate
Solvent/Matrix DICHLOROMETHANE

HEXACHLOROBENZENE	2000 ± 116	µg/mL	98.0	24	1-AWT-44-1	118-74-1
CARBAZOLE	2000 ± 117	µg/mL	98.1	25	LC13236	86-74-8
DI-N-BUTYL PHTHALATE	1999 ± 81	µg/mL	99.9	26	10202KN	84-74-2
BENZYL BUTYL PHTHALATE	2001 ± 40	µg/mL	99.0	27	1628	85-68-7
BIS (2-ETHYLHEXYL) PHTHALATE	1999 ± 51	µg/mL	99.7	28	LB39572	117-81-7
DI-N-OCTYL PHTHALATE	2004 ± 51	µg/mL	98.3	29	BCBR9722V	117-84-0

Informational Values

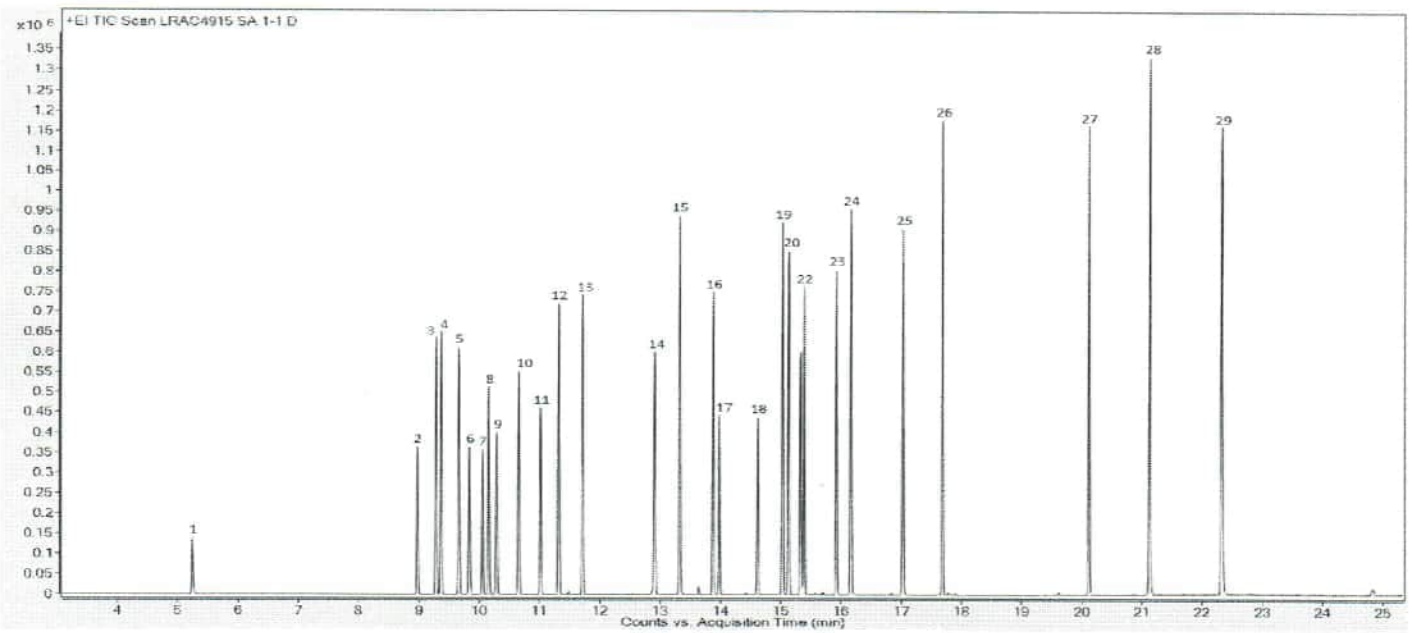

Certificate of Analysis

Certified Reference Material

TCL BASE-NEUTRALS MIX,1X1ML,2000UG/ML,DICHLOROMETHANE

Description

Product ID 47991-U
Lot **LRAC4915**
Expiration Date January 2023
Manufacturing Date January 2020
Storage Conditions Refrigerate
Solvent/Matrix DICHLOROMETHANE

ELUTION DETAILS

EO	RT(MIN)	ANALYTE
1	5.25	N-nitrosodimethylamine
2	8.98	Bis-(2-chloroethyl) ether
3	9.29	1,3-dichlorobenzene
4	9.37	1,4-dichlorobenzene
5	9.67	1,2-dichlorobenzene
6	9.84	Bis-(2-chloroisopropyl) ether
7	10.06	N-nitrosodipropylamine
8	10.16	Hexachloroethane
9	10.29	Nitrobenzene
10	10.66	Isophorone
11	11.02	Bis-(2-chloroethoxy) methane
12	11.32	1,2,4-trichlorobenzene
13	11.72	Hexachlorobutadiene
14	12.91	Hexachlorocyclopentadiene
15	13.33	2-chloronaphthalene
16	13.88	Dimethyl phthalate
17	13.99	2,6-dinitrotoluene
18	14.62	2,4-dinitrotoluene
19	15.03	Diethyl Phthalate
20	15.13	4-chlorodiphenylether
21	15.33	N-nitrosodiphenylamine
22	15.39	Azobenzene
23	15.93	4-bromodiphenylether
24	16.17	Hexachlorobenzene
25	17.04	Carbazole
26	17.69	Dibutyl phthalate
27	20.12	Benzyl butyl phthalate
28	21.13	Bis-(2-ethylhexyl) phthalate
29	22.33	Di-n-octyl phthalate

Additional Information:

Analytical Method Parameters:
Column: SPB-5, 30 m × 0.25 mm I.D., 0.25 µm film thickness (Column #230)
Carrier Gas: He, Flow: 0.8 mL/min
Inlet Temperature: 240 °C, Injection Volume: 0.5 µL
Injection Mode: Split with Split Ratio 70:1
Temperature Program: 40 °C (Hold 3 min) @ 15 °C/min to 300 °C (Hold 5 min)
Detector: MSD, Mode: FS, Mass Range: 40-400 m/z, Scan Rate: 4 scans/sec Solvent delay: 3.0 min
Detector Temperature: Transfer line: 300 °C, Ion Source: 230 °C, and Quadrupole: 150 °C

ANAB ACCREDITED ISO 17034 REFERENCE MATERIAL PRODUCER
ANAB ACCREDITED ISO/IEC 17025 TESTING LABORATORY

SIGMA-ALDRICH
2931 Soldier Springs Rd. Laramie, Wyoming 82070 USA
800-325-5832
TechService@milliporesigma.com www.sigma-aldrich.com

Description

Lot	**LRAC4915**
Expiration Date	January 2023
Manufacturing Date	January 2020
Storage Conditions	Refrigerate
Solvent/Matrix	DICHLOROMETHANE

1 **Metrological traceability:** Traceable to the SI and higher order standards from NIST through an unbroken chain of comparisons. The balance used to weigh raw materials is accurate to +/-0.0001 g and calibrated regularly using mass standards traceable to NIST. All dilutions were performed gravimetrically. Additionally, individual analytes are traceable to NIST SRMs where available and specified above.
4 Ucrm - Uncertainty values in this document are expressed as Expanded Uncertainty (Ucrm) corresponding to the 95% confidence interval. Ucrm is derived from the combined standard uncertainty multiplied by the coverage factor k, which is obtained from a *t*-distribution and degrees of freedom. The components of combined standard uncertainty include the uncertainties due to characterization, homogeneity, long term stability, and short term stability (transport). The components due to stability are generally considered to be negligible unless otherwise indicated by stability studies. The mathematical representation of the Ucrm calculation is as follows:

$$u_{CRM} = \sqrt{u^2_{char} + u^2_{hom.\ eeeneity} + u^2_{stability}}$$

k: Coverage factor derived from a t-distribution table, based on the degrees of freedom of the data set. Assume 2.0 for a **Confidence Interval = 95%**

6 Analytical Value- For QC verification of the certified value only- not to be used in calculations. Represents the analytical data obtained by comparison to a standard as analyzed by the method described in the CoA or another acceptable method. The result may differ from the certified value and UCRM based on method uncertainty as well as the uncertainty associated with the standard used for comparison.

Traceability: The standard was manufactured under an ISO/IEC 17025:2017 certified quality system. The balance used to weigh raw materials is accurate to +/- 0.0001g and calibrated regularly using mass standards traceable to NIST. All dilutions were preformed gravimetrically. Additionally, individual analytes are traceable to NIST SRMs where available and specified above.

Homogeneity: Homogeneity was assessed in accordance with ISO 17034:2016. Completed units were sampled using a random stratified sampling protocol. The results of chemical analysis were then compared using a one-way analysis of variance approach as described by TNI EL-V3-2009 Appendix A.2. See Instructions for minimum sub-sample size.

Expiration is at end of month given on certificate and label.

MSDS reports for components comprising greater than 1.0% of the solution or 0.1% for components known to be carcinogens are available upon request.

THIS PRODUCT WAS DESIGNED, PRODUCED AND VERIFIED FOR ACCURACY AND STABILITY IN ACCORDANCE WITH **ISO/IEC 17025:2017 (ANAB Cert AT-1467)** and **ISO 17034:2016 (ANAB Cert AR-1470).**

Andy Ommen - QC Manager

Mark Pooler - QA Supervisor

Certification Date	February 28, 2020
Version	0-2282020

ID #: 13510
Opened:
Dichloromethane EA342
Expires: 11/17/2022
Rec'd: 1/26/2021
Energy Laboratories Inc 1120 So. 27th Street
Billings MT 59107

Honeywell

CERTIFICATE OF ANALYSIS

Honeywell Burdick & Jackson®
1953 South Harvey Street
Muskegon, MI 49442
Phone: (800) 368-0050
Fax: (231) 728-8226
lab.honeywell.com

Brand:	Research Chemicals - B&J
Product:	CS299AA-200
Lot No.:	EA342
Production Date:	17-Nov-2020
Best Before:	17-Nov-2022

Dichloromethane, Custom, Contains Amylene Preservative, >99.9%
for pesticide residue analysis

Parameter	Specification Min.	Max.	Result	Units
Water by Karl Fischer Titration		0.010	0.0016	%
UV Cutoff		233	230	nm
Refractive Index (20°C)	1.4236	1.4246	1.4241	
Residue		1	<0.5	mg/L
GC Analysis	99.9		>99.99	%
Acidity (as HCl)		1	<1	mg/L
Chloride		10	<10	mg/L
Electron Capture GC		10	<10	ng/L
Flame Ionization GC		5	<5	ppb
UV Absorbance @ 240 nm		0.100	0.0920	AU
UV Absorbance @ 250 nm		0.010	0.0099	AU
UV Absorbance @ 300 nm		0.005	0.0008	AU
UV Absorbance @ 400 nm		0.005	0.0028	AU

Honeywell
Quality Control Approval

Janna Dickinson

Muskegon 11/17/2020 LIMS Sample No.: AL03611

CERTIFIED WEIGHT REPORT

Part Number: 92180
Lot Number: 020221
Description: CLP Semi-Volatile Calibration Standard
64 components
Expiration Date: 020226
Recommended Storage: Freezer (0 °C)
Nominal Concentration (µg/mL): 1000
NIST Test ID#: 23060 5E-05 Balance Uncertainty
Weight(s) shown below were combined and diluted to (mL): 100.0 0.003 Flask Uncertainty

Solvent: Methylene chloride **Lot#** 104929

Formulated By: Eli Aliaga 020221 DATE
Reviewed By: Pedro L. Rentas 020221 DATE

Compound	(RM#) Part Number	Lot Number	Dil. Factor	Initial Vol. (mL)	Initial Conc.(ug/mL)	Nominal Conc (µg/mL)	Purity (%)	Uncertainty Purity (%)	Uncertainty Pipette (mL)	Target Weight(g)	Actual Weight(g)	Actual Conc (µg/mL)	Expanded Uncertainty (+/-) (µg/mL)	SDS Information (Solvent Safety Info. On Attached pg.) CAS#	OSHA PEL (TWA)	LD50
1. 2,2'-Oxybis(1-chloropropane)	(0078)	012016AR	NA	NA	NA	1000	98.9	0.2	NA	0.10112	0.10135	1002.3	4.2	108-60-1	N/A	orl-rat 240mg/kg
2. Hexachlorobenzene	(0195)	051697	NA	NA	NA	1000	99	0.2	NA	0.10102	0.10121	1001.9	4.2	118-74-1	N/A	orl-rat 10g/kg
3. bis(2-Chloroethoxy) methane	10111	011214	0.05	5.00	20018.4	1000	NA	NA	0.017	NA	NA	1000.8	8.0	111-91-1	N/A	N/A
4. bis(2-Chloroethyl) ether	10111	011214	0.05	5.00	20012.4	1000	NA	NA	0.017	NA	NA	1000.5	8.0	111-44-4	15 ppm (90mg/m3/8H)(skin)	orl-rat 75mg/kg
5. bis(2-Ethylhexyl) phthalate	10111	011214	0.05	5.00	20014.3	1000	NA	NA	0.017	NA	NA	1000.6	8.0	117-81-7	5mg/m3/8H	orl-rat 30600mg/kg
6. 4-Bromophenyl phenyl ether	10111	011214	0.05	5.00	20008.8	1000	NA	NA	0.017	NA	NA	1000.3	8.0	101-55-3	N/A	N/A
7. Benzyl butyl phthalate	10111	011214	0.05	5.00	20011.3	1000	NA	NA	0.017	NA	NA	1000.5	8.0	85-68-7	N/A	orl-rat 2330mg/kg
8. 4-Chlorophenyl phenyl ether	10111	011214	0.05	5.00	20009.5	1000	NA	NA	0.017	NA	NA	1000.4	8.0	7005-72-3	N/A	N/A
9. Diethyl phthalate	10111	011214	0.05	5.00	20013.6	1000	NA	NA	0.017	NA	NA	1000.6	8.0	84-66-2	5mg/m3/8H	orl-rat 8600mg/kg
10. Dimethyl phthalate	10111	011214	0.05	5.00	20015.7	1000	NA	NA	0.017	NA	NA	1000.7	8.0	131-11-3	5mg/m3/8H	orl-rat 6900mg/kg
11. Di-n-butyl phthalate	10111	011214	0.05	5.00	20011.6	1000	NA	NA	0.017	NA	NA	1000.5	8.0	84-74-2	5mg/m3/8H	orl-rat 8000mg/kg
12. Di-n-octyl phthalate	10111	011214	0.05	5.00	20012.2	1000	NA	NA	0.017	NA	NA	1000.5	8.0	117-84-0	N/A	orl-rat 47000mg/kg
13. N-Nitrosodimethylamine	10111	011214	0.05	5.00	20010.0	1000	NA	NA	0.017	NA	NA	1000.4	8.0	62-75-9	N/A	orl-rat 58mg/kg
14. N-Nitrosodi-n-propylamine	10111	011214	0.05	5.00	20010.5	1000	NA	NA	0.017	NA	NA	1000.4	8.0	621-64-7	N/A	orl-rat 480mg/kg
15. 1,2-Diphenylhydrazine (as Azobenzene)	10112	042820	0.05	5.00	20003.9	1000	NA	NA	0.017	NA	NA	1000.1	8.1	103-33-3	N/A	orl-rat 1000mg/kg
16. 2-Chloronaphthalene	10112	042820	0.05	5.00	20002.3	1000	NA	NA	0.017	NA	NA	1000.0	8.0	91-58-7	N/A	orl-rat 2078mg/kg
17. 1,2-Dichlorobenzene	10112	042820	0.05	5.00	20005.4	1000	NA	NA	0.017	NA	NA	1000.2	8.0	95-50-1	50 ppm (300mg/m3) (CL)	orl-rat 500mg/kg
18. 1,3-Dichlorobenzene	10112	042820	0.05	5.00	20003.7	1000	NA	NA	0.017	NA	NA	1000.1	8.0	541-73-1	N/A	ipr-mus 1062mg/kg
19. 1,4-Dichlorobenzene	10112	042820	0.05	5.00	20005.4	1000	NA	NA	0.017	NA	NA	1000.2	8.0	106-46-7	75 ppm (450mg/m3/8H)	orl-rat 500mg/kg
20. 2,4-Dinitrotoluene	10112	042820	0.05	5.00	20003.3	1000	NA	NA	0.017	NA	NA	1000.1	8.1	121-14-2	1.5mg/m3/8H (skin)	orl-rat 268mg/kg
21. 2,6-Dinitrotoluene	10112	042820	0.05	5.00	20002.4	1000	NA	NA	0.017	NA	NA	1000.0	8.0	606-20-2	1.5mg/m3/8H (skin)	orl-rat 177mg/kg
22. Hexachloro-1,3-butadiene	10112	042820	0.05	5.00	20009.4	1000	NA	NA	0.017	NA	NA	1000.4	12.4	87-68-3	0.02 ppm (0.24mg/m3/8H)	orl-rat 82mg/kg
23. Hexachlorocyclopentadiene	10112	042820	0.05	5.00	20001.8	1000	NA	NA	0.017	NA	NA	1000.0	8.0	77-47-4	0.01 ppm (0.1mg/m3/8H)	orl-rat 1300mg/kg
24. Hexachloroethane	10112	042820	0.05	5.00	20002.4	1000	NA	NA	0.017	NA	NA	1000.0	8.0	67-72-1	1 ppm (10mg/m3/8H)(skin)	orl-gpg 4070mg/kg
25. Isophorone	10112	042820	0.05	5.00	20003.8	1000	NA	NA	0.017	NA	NA	1000.1	8.1	78-59-1	25 ppm	orl-rat 2330mg/kg
26. Nitrobenzene	10112	042820	0.05	5.00	20004.9	1000	NA	NA	0.017	NA	NA	1000.1	8.0	98-95-3	1 ppm (5mg/m3/8H)(skin)	orl-rat 780mg/kg
27. 1,2,4-Trichlorobenzene	10112	042820	0.05	5.00	20002.0	1000	NA	NA	0.017	NA	NA	1000.0	8.0	120-82-1	5 ppm (CL) (40mg/m3)	orl-rat 756mg/kg
28. o-Cresol (2-Methylphenol)	10114	081919	0.05	5.00	20010.2	1000	NA	NA	0.017	NA	NA	1000.4	8.0	95-48-7	5 ppm (22mg/m3/8H)(skin)	orl-rat 121mg/kg
29. p-Cresol (4-Methylphenol)	10114	081919	0.05	5.00	20061.2	1000	NA	NA	0.017	NA	NA	1003.0	8.0	106-44-5	5 ppm (22mg/m3/8H)(skin)	orl-rat 207mg/kg
30. 2,4,5-Trichlorophenol	10114	081919	0.05	5.00	20023.2	1000	NA	NA	0.017	NA	NA	1001.1	8.0	95-95-4	N/A	orl-rat 820mg/kg
31. 4-Chloroaniline	10115	060512	0.05	5.00	20009.6	1000	NA	NA	0.017	NA	NA	1000.4	8.0	106-47-8	N/A	orl-rat 310mg/kg
32. Dibenzofuran	10115	060512	0.05	5.00	20020.2	1000	NA	NA	0.017	NA	NA	1000.9	8.0	132-64-9	N/A	N/A
33. 2-Methylnaphthalene	10115	060512	0.05	5.00	20012.9	1000	NA	NA	0.017	NA	NA	1000.5	8.1	91-57-6	N/A	orl-rat 1630mg/kg
34. 2-Nitroaniline	10115	060512	0.05	5.00	20011.8	1000	NA	NA	0.017	NA	NA	1000.5	8.0	88-74-4	N/A	orl-rat 1600mg/kg
35. 3-Nitroaniline	10115	060512	0.05	5.00	20018.6	1000	NA	NA	0.017	NA	NA	1000.8	8.0	99-09-2	N/A	orl-rat 535mg/kg
36. 4-Nitroaniline	10115	060512	0.05	5.00	20014.9	1000	NA	NA	0.017	NA	NA	1000.6	8.0	100-01-6	1 ppm (6mg/m3/8H)(skin)	orl-rat 750mg/kg
37. 4-Chloro-3-methylphenol	10118	072120	0.05	5.00	20003.9	1000	NA	NA	0.017	NA	NA	1000.1	8.0	59-50-7	N/A	orl-rat 1830mg/kg
38. 2-Chlorophenol	10118	072120	0.05	5.00	20002.9	1000	NA	NA	0.017	NA	NA	1000.0	8.0	95-57-8	N/A	orl-rat 670mg/kg
39. 2,4-Dichlorophenol	10118	072120	0.05	5.00	20003.1	1000	NA	NA	0.017	NA	NA	1000.1	8.0	120-83-2	N/A	orl-rat 580mg/kg
40. 2,4-Dimethylphenol	10118	072120	0.05	5.00	20003.3	1000	NA	NA	0.017	NA	NA	1000.1	8.1	105-67-9	N/A	orl-rat 3200mg/kg
41. 2,4-Dinitrophenol	10118	072120	0.05	5.00	20001.8	1000	NA	NA	0.017	NA	NA	1000.0	8.0	51-28-5	N/A	orl-rat 30mg/kg
42. 4,6-Dinitro-2-methylphenol	10118	072120	0.05	5.00	20002.5	1000	NA	NA	0.017	NA	NA	1000.0	8.0	534-52-1	N/A	N/A
43. 2-Nitrophenol	10118	072120	0.05	5.00	20003.7	1000	NA	NA	0.017	NA	NA	1000.1	8.0	88-75-5	N/A	orl-rat 334mg/kg
44. 4-Nitrophenol	10118	072120	0.05	5.00	20002.0	1000	NA	NA	0.017	NA	NA	1000.0	8.0	100-02-7	N/A	orl-rat 250mg/kg
45. Pentachlorophenol	10118	072120	0.05	5.00	20002.8	1000	NA	NA	0.017	NA	NA	1000.0	8.0	87-86-5	0.5mg/m3/8H (skin)	orl-rat 27mg/kg
46. Phenol	10118	072120	0.05	5.00	20003.9	1000	NA	NA	0.017	NA	NA	1000.1	8.0	108-95-2	5 ppm (19mg/m3/8H)(skin)	orl-rat 317mg/kg
47. 2,4,6-Trichlorophenol	10118	072120	0.05	5.00	20004.2	1000	NA	NA	0.017	NA	NA	1000.1	8.0	88-06-2	N/A	orl-rat 820mg/kg
48. Acenaphthene	10007	042420	0.50	50.00	2001.2	1000	NA	NA	0.018	NA	NA	1000.5	4.1	83-32-9	N/A	ipr-rat 600mg/kg
49. Acenaphthylene	10007	042420	0.50	50.00	2000.2	1000	NA	NA	0.018	NA	NA	1000.0	4.2	208-96-8	N/A	N/A
50. Anthracene	10007	042420	0.50	50.00	2000.3	1000	NA	NA	0.018	NA	NA	1000.1	4.1	120-12-7	0.2mg/m3 (8H)	ipr-mus 430mg/kg
51. Benzo(a)anthracene	10007	042420	0.50	50.00	2001.3	1000	NA	NA	0.018	NA	NA	1000.6	4.2	56-55-3	N/A	N/A
52. Benzo(a)pyrene	10007	042420	0.50	50.00	2000.0	1000	NA	NA	0.018	NA	NA	999.9	4.1	50-32-8	0.2mg/m3 (8H)	scu-rat 50mg/kg
53. Benzo(b)fluoranthene	10007	042420	0.50	50.00	2000.9	1000	NA	NA	0.018	NA	NA	1000.4	4.1	205-99-2	N/A	N/A
54. Benzo(k)fluoranthene	10007	042420	0.50	50.00	2001.2	1000	NA	NA	0.018	NA	NA	1000.5	4.1	207-08-9	N/A	N/A
55. Benzo(g,h,i)perylene	10007	042420	0.50	50.00	2000.0	1000	NA	NA	0.018	NA	NA	999.9	4.1	191-24-2	N/A	N/A
56. Carbazole	10007	042420	0.50	50.00	2000.3	1000	NA	NA	0.018	NA	NA	1000.0	4.2	86-74-8	N/A	ipr-mus 200mg/kg
57. Chrysene	10007	042420	0.50	50.00	2000.8	1000	NA	NA	0.018	NA	NA	1000.3	4.2	218-01-9	0.2mg/m3	N/A
58. Dibenzo(a,h)anthracene	10007	042420	0.50	50.00	2000.8	1000	NA	NA	0.018	NA	NA	1000.3	4.2	53-70-3	0.2mg/m3	N/A
59. Fluoranthene	10007	042420	0.50	50.00	2000.3	1000	NA	NA	0.018	NA	NA	1000.1	4.2	206-44-0	N/A	orl-rat 2000mg/kg
60. Fluorene	10007	042420	0.50	50.00	2000.9	1000	NA	NA	0.018	NA	NA	1000.3	4.2	86-73-7	N/A	ipr-mus 2 g/kg
61. Indeno(1,2,3-cd)pyrene	10007	042420	0.50	50.00	2000.1	1000	NA	NA	0.018	NA	NA	1000.0	4.1	193-39-5	N/A	N/A
62. Naphthalene	10007	042420	0.50	50.00	2000.9	1000	NA	NA	0.018	NA	NA	1000.4	4.1	91-20-3	10 ppm (50mg/m3/8H)	orl-rat 490mg/kg
63. Phenanthrene	10007	042420	0.50	50.00	2000.9	1000	NA	NA	0.018	NA	NA	1000.4	4.1	85-01-8	0.2mg/m3/8H	orl-mus 700mg/kg
64. Pyrene	10007	042420	0.50	50.00	2001.0	1000	NA	NA	0.018	NA	NA	1000.4	4.2	129-00-0	0.2mg/m3/8H	orl-rat 2700mg/kg

- The certified value is the concentration calculated from gravimetric and volumetric measurements unless otherwise stated.
- Standards are prepared gravimetrically using balances that are calibrated with weights traceable to NIST (see above).
- Standards are certified (+/-) 0.5% of the stated value, unless otherwise stated.
- All Standards, after opening ampule, should be stored with caps tight and under appropriate laboratory conditions.
- Uncertainty Reference: Taylor, B.N. and Kuyat, C.E., "Guidelines for Evaluating and Expressing the Uncertainty of NIST Measurement Result," NIST Technical Note 1297, U.S. Government Printing Office, Washington, DC, (1994).

ID #: 13539
Opened:
CLP Semi-Volatiel Calibration Standard
Expires: 2/2/2026
Rec'd: 2/5/2021
Energy Laboratories Inc 1120 So. 27th Street
Billings MT 59107

Method GC8MSD-2.M: Column:SBB-5 (30m X 0.25mm ID X 0.25μm film thickness) Temp 1 = 50°C (1min.), Temp 2 = 300°C (14 min.), Rate = 10°C/min., Injector B= 250°C, Detector B = 290°C, Split Ratio = 100:1, Scan Rate = 2. Analysis performed by Melissa Stonier.

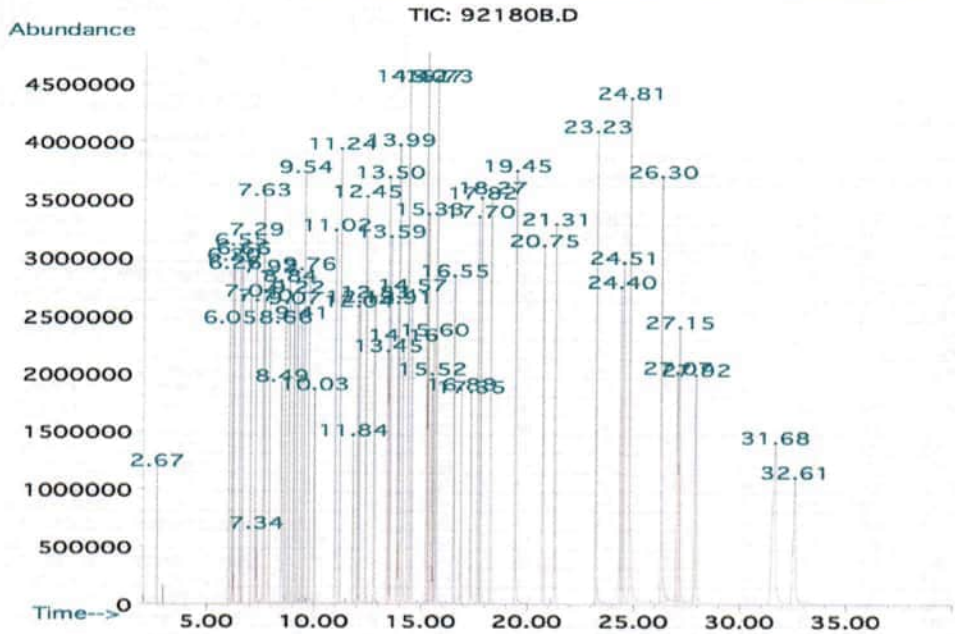

Peak No	Name	MSD RT (min.)
1	N-nitrosodimethylamine	2.67
2	Phenol	6.05
3	bis(2-Chloroethyl)ether	6.20
4	2-Chlorophenol	6.26
5	1,3-Dichlorobenzene	6.55
6	1,4-Dichlorobenzene	6.63
7	1,2-Dichlorobenzene	7.04
8	o-Cresol (2-methylphenol)	7.29
9	bis(2-Chloroisopropyl)ether	7.34
10	p-Cresol (4-methylphenol)/N-nitrosodi-n-propylamine	7.63
11	Hexachloroethane	7.70
12	Nitrobenzene	7.92
13	Isophorone	8.49
14	2-Nitrophenol	8.66
15	2,4-Dimethylphenol	8.84
16	bis(2-Chloroethoxy)methane	9.07
17	2,4-Dichlorophenol	9.22
18	1,2,4-Trichlorobenzene	9.41
19	Naphthalene	9.54
20	4-Chloroaniline	9.76
21	Hexachloro-1,3-butadiene	10.03
22	4-Chloro-3-methylphenol	11.02
23	2-Methylnaphthalene	11.24
24	Hexachlorocyclopentadiene	11.84
25	2,4,6-Trichlorophenol	12.04
26	2,4,5-Trichlorophenol	12.13
27	2-Chloronaphthalene	12.45
28	2-Nitroaniline	12.84
29	Dimethyl phthalate	13.45
30	Acenaphthylene	13.50
31	2,6-Dinitrotoluene	13.59
32	3-Nitroaniline	13.91
33	Acenaphthene	13.99
34	2,4-Dinitrophenol	14.16
35	Dibenzofuran/4-Nitrophenol	14.40
36	2,4-Dinitrotoluene	14.57
37	Diethyl phthalate/Fluorene	15.27
38	4-Chlorophenyl phenyl ether	15.33
39	4-Nitroaniline	15.52
40	4,6-Dinitro-2-methylphenol	15.60
41	Azobenzene	15.73
42	4-Bromophenyl phenyl ether	16.56
43	Hexachlorobenzene	16.89
44	Pentachlorophenol	13.35
45	Phenanthrene	17.70
46	Anthracene	17.82
47	Carbazole	18.27
48	Di-n-butyl phthalate	19.45
49	Fluoranthene	20.75
50	Pyrene	21.31
51	Benzyl butyl phthalate	23.23
52	Benzo(a)anthracene	24.40
53	Chrysene	24.51
54	bis(2-Ehtylhexyl)phthalate	24.82
55	Di-n-octyl phthalate	26.30
56	Benzo(b)fluoranthene	27.07
57	Benzo(k)fluoranthene	27.15
58	Benzo(a)pyrene	27.92
59	Indeno(1,2,3-cd)pyrene/Dibenzo(a,h)anthracene	31.68
60	Benzo(g,h,i)perylene	32.61

RESTEK® CERTIFIED REFERENCE MATERIAL

110 Benner Circle
Bellefonte, PA 16823-8812
Tel: (800)356-1688
Fax: (814)353-1309

www.restek.com

Certificate of Analysis

ACCREDITED
ISO 17034 Accredited
Reference Material Producer
Certificate #3222.01

ilac-MRA

ACCREDITED
ISO/IEC 17025 Accredited
Testing Laboratory
Certificate #3222.02

FOR LABORATORY USE ONLY-READ SDS PRIOR TO USE.

This Reference Material is intended for Laboratory Use Only as a standard for the qualitative and/or quantitative determination of the analyte(s) listed.

Catalog No. : 31062 **Lot No.:** A0167670

Description : B/N Surrogate Mix (4/89 SOW)

Base Neutral Surrogate 4/89(SOW) 5000µg/mL, Methylene Chloride, 1mL/ampul

Container Size : 2 mL **Pkg Amt:** > 1 mL

Expiration Date : November 30, 2026 **Storage:** 10°C or colder

Handling: Sonicate prior to use. **Ship:** Ambient

CERTIFIED VALUES

Elution Order	Compound		Grav. Conc. (weight/volume)	Expanded Uncertainty (95% C.L.; K=2)	
1	Nitrobenzene-d5 **CAS #** 4165-60-0 **Purity** 99%	(Lot PR-29940B)	5,014.0 µg/mL	+/- 29.3583 µg/mL +/- 225.8621 µg/mL +/- 250.6163 µg/mL	Gravimetric Unstressed Stressed
2	2-Fluorobiphenyl **CAS #** 321-60-8 **Purity** 99%	(Lot 00019169)	5,019.6 µg/mL	+/- 29.3911 µg/mL +/- 226.1143 µg/mL +/- 250.8962 µg/mL	Gravimetric Unstressed Stressed
3	p-Terphenyl-d14 **CAS #** 1718-51-0 **Purity** 99%	(Lot PR-27278)	5,020.6 µg/mL	+/- 29.3967 µg/mL +/- 226.1576 µg/mL +/- 250.9442 µg/mL	Gravimetric Unstressed Stressed

Solvent: Methylene chloride
CAS # 75-09-2
Purity 99%

ID #: 13666
Opened:
B/N Surrogate Mix (4/89 SOW)
Expires: 11/30/2026
Rec'd: 3/19/2021
Energy Laboratories Inc 1120 So. 27th Street
Billings MT 59107

Tech Tips:
Due to the limited solubility of p-terphenyl-d14 in methanol, we do not recommend that this mixture be diluted in methanol.

Column:
30m x 0.25mm x 0.25µm
Rtx-5 (cat.#10223)

Carrier Gas:
hydrogen-constant pressure 10 psi.

Temp. Program:
75°C (hold 1 min.) to 330°C
@ 20°C/min. (hold 10 min.)

Inj. Temp:
250°C

Det. Temp:
330°C

Det. Type:
FID

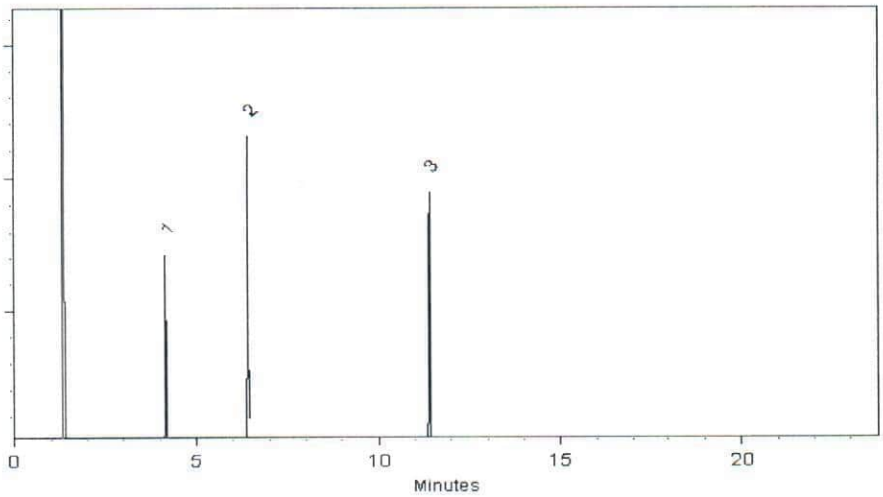

This chromatogram represents a general set of testing conditions chosen for product acceptance. For optimal results in your lab, conditions should be adjusted for your specific instrument, method, and application.

Katelyn McGinnl - Operations Tech I

Date Mixed: 30-Dec-2020 **Balance:** 1128353505

Alexis Shelow - Operations Tech I

Date Passed: 06-Jan-2021

Manufactured under Restek's ISO 9001:2015
Registered Quality System
Certificate #FM 80397

General Certified Reference Material Notes

Expiration Notes:

- Expiration date valid for unopened ampul stored in compliance with the recommended conditions.
- Uncertainty, concentration, and expiration of the CRM are based on the unopened product being stored according to the recommended condition found in the storage field.

Purity Notes:

- Purity and/or chemical identity are determined by one or more of the following techniques: GC/FID, HPLC, GC/µECD, GC/MS, LC/MS, RI, and/or melting point.
- Compounds with a listed purity of less than 99% have been weight corrected to compensate for impurities and/or salts. A correction factor is used to calculate the amount of compound necessary to achieve the desired concentration of the parent compound in solution.
- Purity of isomeric compounds is reported as the sum of the isomers.
- Purity values are rounded to the nearest whole number.

Certified Uncertainty Value Notes:

- The uncertainties are determined in accordance with ISO 17034 and Guide 35. The certified combined stressed uncertainty value (includes gravimetric uncertainty, homogeneity between-ampul uncertainty, storage stability uncertainty and shipping stability uncertainty and were combined using the following formula:

$$U_{combined\ stressed} = k\sqrt{U^2_{gravimetric} + U^2_{homogeneity} + U^2_{storage\ stability} + U^2_{shipping\ stability}}$$

  k is a coverage factor of 2, which gives a level of confidence of approximately 95%.
- It is important to note that the shipping stability uncertainty was obtained under temperature extremes for specific time intervals; therefore, the certified combined stressed uncertainty value should only be applied to the product if it was stored at non-standard temperature conditions up to and including 7 days. Contact Restek Technical Service at www.restek.com/Contact-Us for use recommendations if your shipment was in-transit for more than 7 days at non-standard temperature conditions.
- Apply the certified combined unstressed uncertainty value if the product was received under standard shipping conditions. Apply the certified combined stressed uncertainty value if the product was received under non-standard conditions as specified below.

Label Conditions	Standard Conditions	Non-Standard Conditions
25°C Nominal (Room Temperature)	< 60°C	≥ 60°C up to 7 days
10°C or colder (Refrigerate)	< 40°C	≥ 40°C up to 7 days
0°C or colder (Freezer) -20°C or colder (Deep Freezer)	< 25°C	≥ 25°C up to 7 days

- Separate (not combined) uncertainty values for gravimetric uncertainty are also displayed on the certificate, if needed, separate homogeneity between-ampul uncertainty, storage stability uncertainty and shipping stability uncertainty values are available by contacting Restek Technical Service at www.restek.com/Contact-Us.
- The packaged amount is the minimum sample size for which uncertainty is valid. The ampules are over-filled to ensure that the minimum packaged amount can be sufficiently transferred.

Manufacturing Notes:

- Concentration is based upon gravimetric preparation using either a balance whose calibration has been verified daily using NIST traceable weights, and/or dilutions with Class A glassware.

Handling Notes:

- Stability of the unopened product, when stored in compliance with the recommended conditions, is guaranteed through the expiration displayed on the product label and certificate. Contact Restek for additional opened product stability information, with the knowledge/understanding that open product stability is subject to the specific handling and environmental conditions to which the product is exposed. For your convenience Restek supplies deactivated vials with most standards packed in 2mL ampules. Larger volume deactivated vials are available through Restek as a custom ordered item. Additionally, Restek sells DMDCS for the purpose of glassware deactivation as catalog number 31861, which includes complete instructions.

Supelco®

www.sigmaaldrich.com

Certificate of Analysis - Certified Reference Material

EPA TCL Hazardous Substances Mix (12 cmpds)

Product no.: 47990-U
Lot no.: LRAC9004
Expiry Date: February 2024
Manufacturing Date: February 2021
Storage: Refrigerate
Solvent/Matrix: Dichloromethane
Certificate version: LRAC9004.01 *(Note: Certificates may be updated due to the availability of new data. Check our website at: www.sigma-aldrich.com for the most current version.)*

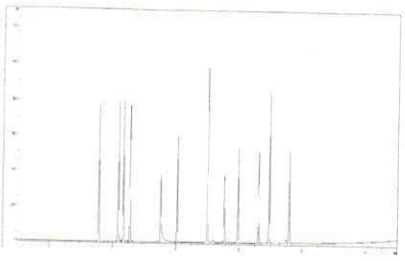

Certified Values:

Analyte	*Certified Value*	*Units*	*Raw Material Purity,%*	*Elution order*	*Raw Material Lot*
ANILINE CAS# 62-53-3	2022 ± 25	µg/mL	99.9	01	LA41596
BENZYL ALCOHOL CAS# 100-51-6	2022 ± 15	µg/mL	99.7	02	LB99705
2-METHYLPHENOL CAS# 95-48-7	2022 ± 14	µg/mL	99.9	03	LB91878
4-METHYLPHENOL CAS# 106-44-5	2022 ± 17	µg/mL	99.9	04	LB32518
BENZOIC ACID CAS# 65-85-0	2021 ± 27	µg/mL	98.8	05	442-137B
4-CHLOROANILINE CAS# 106-47-8	2022 ± 32	µg/mL	100.0	06	MKBZ6909V
2,4,5-TRICHLOROPHENOL CAS# 95-95-4	2022 ± 18	µg/mL	99.9	07	JS00008
2-METHYLNAPHTHALENE CAS# 91-57-6	2021 ± 11	µg/mL	98.2	08	LB97828
2-NITROANILINE CAS# 88-74-4	2022 ± 12	µg/mL	99.9	09	07411KN
3-NITROANILINE CAS# 99-09-2	2022 ± 15	µg/mL	99.9	10	LC09264
DIBENZOFURAN CAS# 132-64-9	2021 ± 10	µg/mL	98.8	11	LB78814
4-NITROANILINE CAS# 100-01-6	2022 ± 23	µg/mL	99.9	12	15609AA

ID #: 13691
Opened:
EPA TCL Hazardous Substances Mix (12 cmp
Expires: 2/28/2024
Rec'd: 3/26/2021
Energy Laboratories Inc 1120 So. 27th Street
Billings MT 59107

Sigma-Aldrich RTC, 2931 Soldier Springs Rd. Laramie, WY 82070, USA;
Tel. 1 307-742-5452; Fax 1 307-855-831-9211; www.sigmaaldrich.com
Sigma-Aldrich RTC is a subsidiary of Merck KGaA, Darmstadt, Germany.

Informational Values:

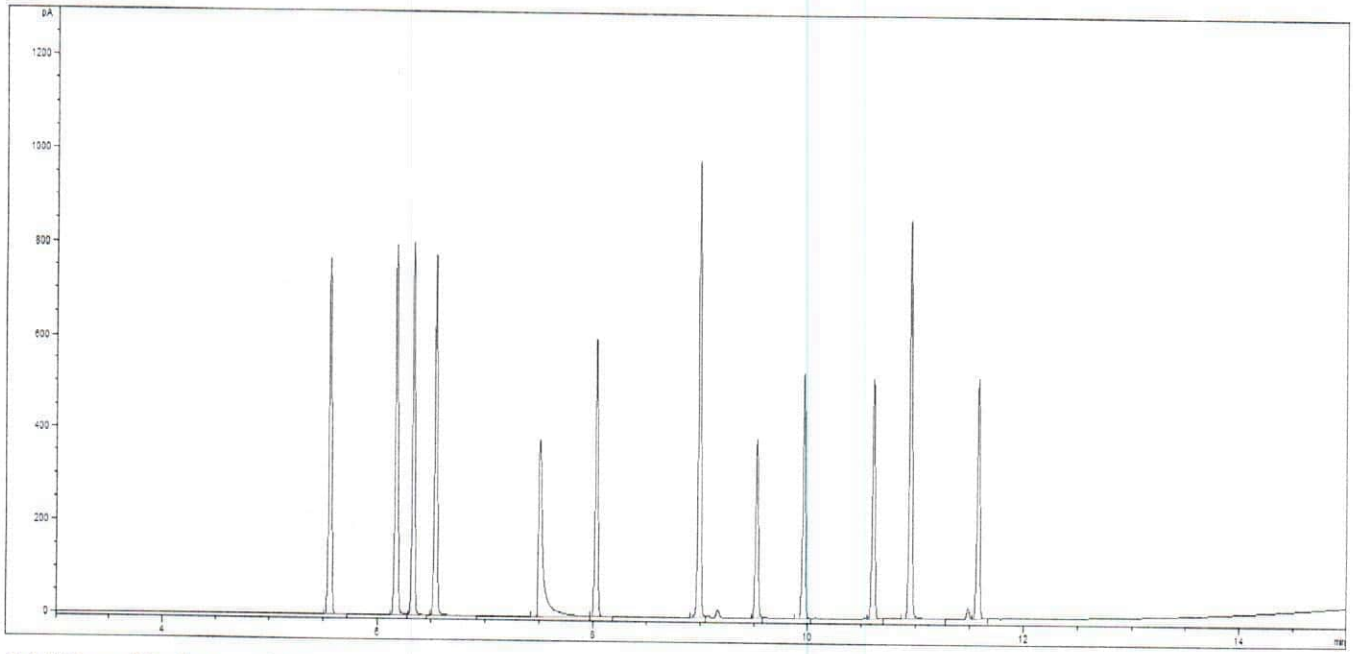

Additional Information:

Analytical Method Parameters:
Column: SPB-5, 30 m × 0.53 mm I.D., 1.5 µm film thickness (Column #214)
Carrier Gas: H2, Flow: 4.5 mL/min
Inlet Temperature: 240 °C, Injection Volume: 1 µL
Injection Mode: Split, Split Ratio: 25:1
Temperature Program: 80 °C (Hold 2 min) @ 15 °C/min to 280 °C (Hold 2 min)
Detector: FID
Detector Temperature: 310 °C

Metrological traceability:	Traceable to the SI and higher order standards from NIST through an unbroken chain of comparisons. The balance used to weigh raw materials is accurate to +/-0.0001 g and calibrated regularly using mass standards traceable to NIST. All dilutions were performed gravimetrically. Additionally, individual analytes are traceable to NIST SRMs where available and specified above.
Measurement method:	Where applicable, the assigned value is based on a purity determination by mass balance and gravimetrically prepared value.
Intended use:	Intended for R&D and Analytical Use only. Not for drug, household or other uses.
Minimum sample size:	1 µL
Packaging:	1 ML IN AMBER AMPULE
Instructions for handling and correct use:	Use on the as is basis. The internal pressure of the container may be slightly different from the atmospheric pressure at the user`s location. Open slowly and carefully to avoid dispersion of the material.
Health and safety information:	All chemical reference materials should be considered potentially hazardous and should be used only by qualified laboratory personnel. Please refer to the Safety Data Sheet for detailed information about the nature of any hazard and appropriate precautions to be taken.
Accreditation:	Sigma-Aldrich RTC is accredited by the US accreditation authority ANAB as a registered reference material producer AR-1470 in accordance with ISO 17034.
Certificate issue date:	26-Feb-2021

ANAB ACCREDITED ISO 17034 REFERENCE MATERIAL PRODUCER

Andy Ommen - QC Manager

Mark Pooler - QA Supervisor

Details on metrological traceability:

This standard has been gravimetrically prepared using balances that have been fully qualified and calibrated to ISO 17025 requirements. All calibrations utilize NIST traceable weights which are calibrated externally by a qualified ISO 17025 accredited calibration laboratory to NIST standards. Qualification of each balance includes the assignment of a minimum weighing by a qualified and ISO 17025 accredited calibration vendor taking into consideration the balance and installed environmental conditions to ensure compliance with USP tolerances of NMT 0.10% relative error. Fill volume to predetermined specifications is gravimetrically verified throughout the dispensing process using qualified and calibrated balances. Further traceability to a corresponding Primary Standard may be achieved through a direct comparison assay. Where a Primary Standard is available, the assay value will be included in the specified section of the COA.

Details on metrological traceability:

Ucrm - Uncertainty values in this document are expressed as Expanded Uncertainty (Ucrm) corresponding to the 95% confidence interval. Ucrm is derived from the combined standard uncertainty multiplied by the coverage factor k, which is obtained from a *t*-distribution and degrees of freedom. The components of combined standard uncertainty include the uncertainties due to characterization, homogeneity, long term stability, and short term stability (transport). The components due to stability are generally considered to be negligible unless otherwise indicated by stability studies. The mathematical

$$u_{CRM} = \sqrt{u_{char}^2 + u_{homogeneity}^2 + u_{stability}^2}$$

Homogeneity assessment:

Homogeneity was assessed in accordance with ISO Guide 35. Completed units were sampled using a random stratified sampling protocol. The results of chemical analysis were then compared by Single Factor Analysis of Variance (ANOVA). The uncertainty due to homogeneity was derived from the ANOVA. Heterogeneity was not detected under the conditions of the ANOVA.

Stability assessment:

Significance of the stability assessment will be demonstrated if the analytical result of the study and the range of values represented by the Expanded Uncertainty do not overlap the result of the original assay and the range of its values represented by the Expanded Uncertainty. The method employed will usually be the same method used to characterize the assay value in the initial

Certificate of analysis revision history:

Certificate version	Date	Reason for version
LRAC9004.01	26-Feb-2021	Original Release Date

Disclaimer: The purchaser is required to determine the suitability of this product for any particular application. Sigma-Aldrich RTC makes no warranty of any kind, express or implied, other than its products meet all quality control standards set by Sigma-Aldrich RTC. We do not guarantee that the product can be used for any particular application.

The vibrant M, Supelco, TraceCERT and Sigma-Aldrich are trademarks of Merck KGaA, Darmstadt, Germany or its affiliates. All other trademarks are the property of their respective owners. Detailed information on trademarks is available via publicly accessible resources. © 2018 Merck KGaA, Darmstadt, Germany and/or its affiliates. All Rights Reserved.

The life science business of Merck KGaA, Darmstadt, Germany operates as MilliporeSigma in the US and Canada.

Agilent

ID #: 13854
Opened:
Benzidines Standard
Expires: 4/30/2023
Rec'd: 5/14/2021
Energy Laboratories Inc 1120 So. 27th Street
Billings MT 59107

Certificate of Analysis

Product Name: Benzidines Standard

Product Number: US-290-1

Lot Number: 0006592783

Lot Issue Date: 03-Mar-2021

Expiration Date: 30-Apr-2023

Description:

This analytical reference material (RM) was manufactured and verified in accordance with an ISO 9001 registered quality system and analyte concentrations were verified by an ISO 17025 accredited laboratory. The concentration and uncertainty value at the 95% confidence level for each analyte, determined gravimetrically, is listed below.

Analyte	CAS#	Analyte Lot	Concentration ± Uncertainty
benzidine	000092-87-5	RM10200	2004 ± 10 µg/mL
3,3'-dichlorobenzidine	000091-94-1	RM12559	2001 ± 10 µg/mL

Matrix: methylene chloride (dichloromethane)

Storage Conditions: Store at Room Temperature (15° to 30°C).

Traceability:

The balances used for these measurements are calibrated with weights traceable to NIST in compliance with ANSI/NCSL Z540.3, ISO 9001, ISO 17025, and ISO 17034. Calibrated Class A glassware is used for volumetric measurements. Thermometers are calibrated against a NIST traceable thermometer in accordance with NIST Special Publication 1088.

Homogeneity:

This RM was unitized according to an in-house procedure and is guaranteed to be homogeneous. There is no minimum sub-sample size required.

Intended Use:

This RM is intended for the preparation of working reference samples for use in routine laboratory analyses, calibration of instruments, validation of analytical methods, assessments of measurement methods, and continuing calibration verification.

Instructions for Use:

Sample aliquots for analysis should be withdrawn at 20°C to 25°C immediately after opening the container and should be processed without delay for the certified values to be valid within the stated uncertainties.

Hazards:

Refer to the Safety Data Sheet on www.agilent.com for information regarding this RM.

Expiration of Certification:

The certification of this RM is valid until the expiration date specified above, provided the RM is handled and stored in accordance with the instructions given in this certificate. This certification is nullified if the RM is damaged, contaminated, or otherwise modified.

Maintenance of Certification:

If substantive changes are noted that affect the certification before the expiration of this certificate, Agilent will notify the purchaser.

Sample lot approver:

Monica Bourgeois
QMS Representative

ANAB ACCREDITED ISO17034 REFERENCE MATERIAL PRODUCER

ISO 17034 Cert No. AR-1936

RM was produced in accordance with the LRQA registered ISO 9001:2015 Quality Management System. Cert # 10303760

Page: 1 of 1

www.agilent.com/quality/
CSD-QA-015.1

ANAB ACCREDITED ISO/IEC 17025 TESTING LABORATORY

ISO 17025 Cert No. AT-1937

250 Smith Street North Kingstown, Rhode Island 02852 www.agilent.com/quality

John

CHEM SERVICE INC

660 Tower Lane • P.O. Box 599 • West Chester, PA 19381-0599
1-800-452-9994 • 1-610-692-3026 • Fax 1-610-692-8729
info@chemservice.com • www.chemservice.com

CERTIFICATE OF ANALYSIS

Mixture #8-Internal Standards

CONCENTRATION	4000ug/ml in Methylene chloride
CATALOG NUMBER	M-PPHC8X12-1ML
LOT NUMBER	11925100
DATE CERTIFIED	06/09/21
EXPIRATION DATE	06/30/23
STORAGE	Store at room temperature (20 - 25 °C).
HANDLING	See Safety Data Sheet
INTENDED USE	For laboratoy use only.
ISO 17034:2016 CERTIFIED	[X]

ID	Analyte	CAS	Weight Analyte (mg)	Lot	Purity	Certified Concentration (ug/mL)
N-11000	Acenaphthene-d10	15067-26-2	804.000	00026778	99.5	3999.9
N-11467	Chrysene-d12	1719-03-5	809.700	00025144	99.5	4028.3
N-10217	1,4-Dichlorobenzene-d4	3855-82-1	804.000	00027328	99.5	3999.9
N-12645	Naphthalene-d8	1146-65-2	807.500	00029881	99.3	4009.2
N-12851	Perylene-d12	1520-96-3	805.100	00024295	99.5	4005.4
N-12856	Phenanthrene-d10	1517-22-2	808.700	00027331	99.0	4003.1

Analytical Test	Value
CONCENTRATION (GC/FID)	VERIFIED

ID #: 13968
Opened:
Mixture #8-Internal Standards
Expires: 6/30/2023
Rec'd: 6/18/2021
Energy Laboratories Inc 1120 So. 27th Street
Billings MT 59107

COA Form
Revision 3 (3/2015)

PJLA Testing
Accreditation #63320

Print Date: 06/14/21

CHEM SERVICE INC

660 Tower Lane • P.O. Box 599 • West Chester, PA 19381-0599
1-800-452-9994 • 1-610-692-3026 • Fax 1-610-692-8729
info@chemservice.com • www.chemservice.com

Instructions for Use:
Shake mixture prior to use. If particles are present, sonicate for homogeneity. If sample is diluted to lower concentrations, Class A volumetric glassware must be used.
Minimum Sample Size- 0.2 uL for Direct Injection.
Chem Service Inc. guarantees the expanded uncertainty of the above analytes to be +/- 2.0% of the certified concentrations based on gravimetric preparation. The test results published in this report were obtained using equipment capable of producing results that are traceable to NIST and through NIST to the International System of Units (SI). The reported expanded uncertainty of measurement is stated as the combined standard uncertainty of measurement multiplied by the coverage factor k (k=2) such that the coverage probability corresponds to approximately 95%. For certified reference materials, homogeneity and thermal stability testing are available upon request.

Certified By:

Mary Beth O'Donnell

Mary Beth O'Donnell
CSM/TC

PJLA
Testing
Accreditation #63520

660 Tower Lane • P.O. Box 599 • West Chester, PA 19381-0599
1-800-452-9994 • 1-610-692-3026 • Fax 1-610-692-8729
info@chemservice.com • www.chemservice.com

CERTIFICATE OF ANALYSIS

Gas Chromatography / Flame Ionization Detector (GC/FID)

Data file:	C:\CHEM32\1\DATA\2021 DATA\0621\M-PPHC8X12.D		
Sample name:	M-PPHC8X12		
Acq. method:	SCREEN-BACK.M		
Instrument:	GC3	Location:	201
Injection date:	6/9/2021 11:56:12 AM	Injection Vol:	1.000
Column name:	RTx-5MS (30m x 0.25mm x 0.5µm)	# Of Injections:	1

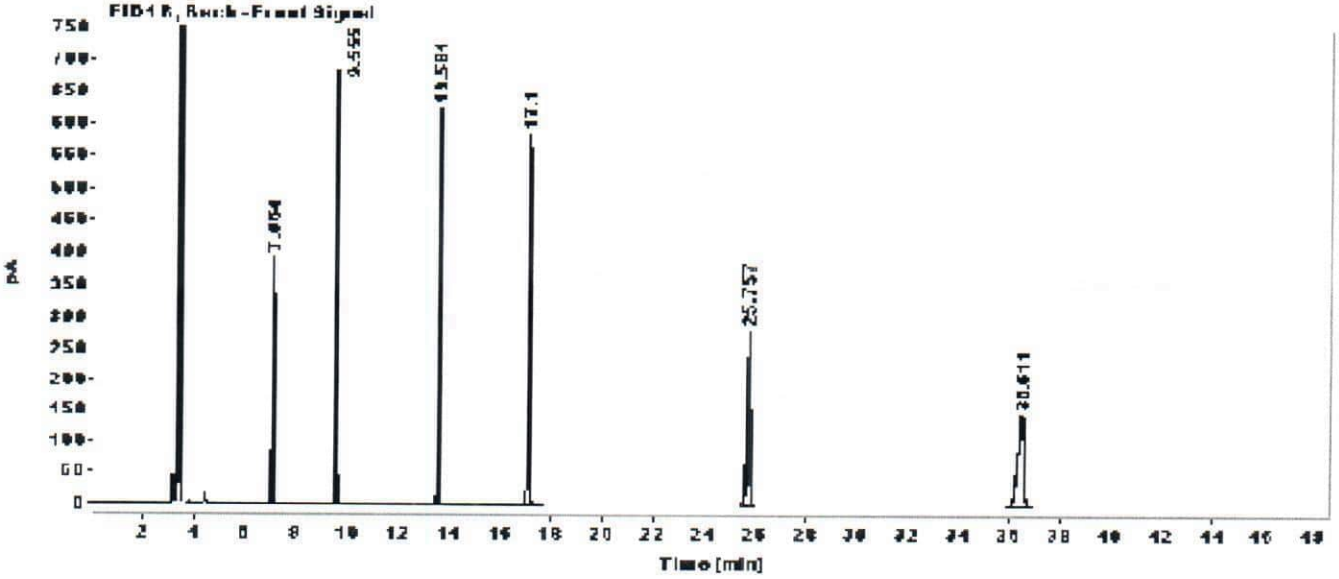

Signal: FID1 B, Back - Front Signal

RT [min]	Type	Width [min]	Area	Height	Area%
7.064	BB	0.0442	1119.2875	393.3396	8.4245
9.555	BV R	0.0512	2239.5649	684.7053	16.8565
13.581	BB	0.0598	2394.9761	624.3607	18.0262
17.100	BB	0.0685	2531.9221	584.9907	19.0569
25.757	BB	0.1314	2450.2429	284.7773	18.4422
36.511	BB	0.2375	2550.0964	149.1623	19.1937
		Sum	13286.0900		

PJLA Testing

125 Market Street
New Haven, CT 06513
USA

AccuStandard®

Tel (203)786-5290
Fax (203)786-5287
www.AccuStandard.com

CERTIFICATE OF ANALYSIS

Catalog No: S-14500-R2
Description: Custom Semi-Volatile Standard
Lot: 220021255-02
Solvent: Dichloromethane
Hazards: *Refer to SDS for complete safety information*

Signal Word: Warning

Date Certified: Aug 31, 2021
Expiration: Oct 1, 2022
Sample Size: 1 mL
Components: 10
Storage Condition: Freeze (<-10 °C)/Sonicate

Certified Reference Material

ANAB AR-1463 ilac-MRA

Component	CAS #	Purity % (GC/MS)	Prepared Concentration[2] (µg/mL)	Certified Analyte Concentration[1] (µg/mL)
Pyridine	110-86-1	98.7	2026	2000
4-Chlorophenol	106-48-9	100.0	2019	2019
1-Methylnaphthalene	90-12-0	98.5	2003	1973
N-Nitrosodiphenylamine	86-30-6	100.0	2022	2022
4-Chloro-2-methylphenol	1570-64-5	97.0	2069*	2007
Benzoic acid	65-85-0	99.5	2010	2000
Aniline	62-53-3	98.0	2002	1962
Benzyl alcohol	100-51-6	99.9	2011	2009
Triallate	2303-17-5	99.9	2013	2011
o-Terphenyl	84-15-1	99.9	2019	2017

ID #: 14279
Opened:
Custom Semi-Volatile Standard
Expires: 10/1/2022
Rec'd: 9/16/2021
Energy Laboratories Inc 1120 So. 27th Street
Billings MT 59107

This Certified Reference Material was verified in accordance with ISO/IEC 17025

* Weight compensated to 100% purity.

A product with a suffix (-1A, -2B, etc. or -01, -02, etc.) on its lot number has had its expiration date extended and is identical to the same lot number without the suffix.

[2] All weights are traceable through NIST, Test No. 684/289871-17

[1] Certified Analyte Concentration = Purity x Prepared Concentration.

The Uncertainty associated with the certified concentration reported on this certificate is ±2.4%. This value is the combined expanded uncertainty and represents an estimated standard deviation equal to the positive square root of the total variation of the uncertainty of components. A normal distribution is assumed and a coverage factor of K=2 is chosen using approximately a 95% confidence level.

Labels and certificates follow U.S. Conventions in reporting numerical values: A comma (,) is used to separate units of one-thousand or greater. A period (.) is used as a decimal place marker.

The information on this certificate may not be reproduced without the express permission of the manufacturer. See reverse side for additional information

Hazard Information: Please refer to the SDS for information regarding the hazards associated with using this material.

This product was prepared according to in-house procedures and is guaranteed to be homogeneous.

Certified By: Larry Decker, Organic QC Manager

Page 1 of 1

For use in routine laboratory analysis.

AccuStandard is accredited to ISO 17034, ISO/IEC 17025 and certified to ISO 9001:2015

QR-ORG/INO-001
Rev. 7/20

	Type	Analysis	Sample Name	Sample ID	Origin	Manual Diluti	Result
1	Standard	NPOC	0-20 NPOC_2109	0-20 NPOC_210921	0-20 NPOC_210921.20	1.000	

	Notes	Status	Date / Time	Vial
1		Completed	9/21/2021 12:44:07 PM	1, 2, 3, 4, 5,

Instr.Information

System	TOC4-C
Instrument Options	TOC/ASI/

Cal. Curve

Sample Name:	0-20 NPOC_210921
Sample ID:	0-20 NPOC_210921
Cal. Curve:	0-20 NPOC_210921.2021_09_21_10_52_02.cal
Status	Completed

Type	Anal.
Standard	NPOC

Conc: 0.000mg/L

No.	Area	Inj. Vol.	Aut. Dil.	Rem.	Ex.	Date / Time
1	8.414	1250uL	1	*******		9/21/2021 11:00:22 AM
2	8.856	1250uL	1	*******		9/21/2021 11:04:37 AM

Acid Add.	3.000%
Sp. Time	180.0sec
Mean Area	8.635

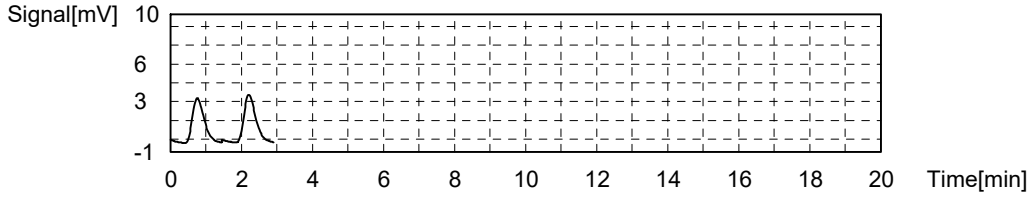

Conc: 0.5000mg/L

No.	Area	Inj. Vol.	Aut. Dil.	Rem.	Ex.	Date / Time
1	47.98	1250uL	1	*******		9/21/2021 11:15:06 AM
2	49.12	1250uL	1	*******		9/21/2021 11:19:28 AM

Acid Add.	3.000%
Sp. Time	180.0sec
Mean Area	48.55

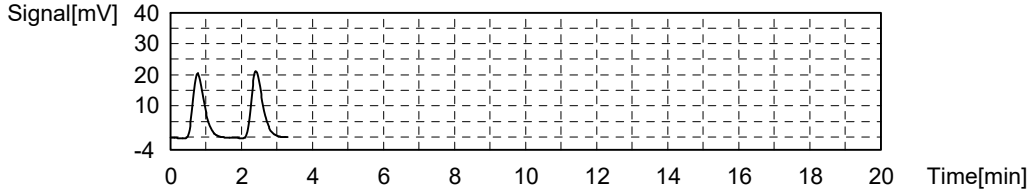

Conc: 1.000mg/L

No.	Area	Inj. Vol.	Aut. Dil.	Rem.	Ex.	Date / Time
1	92.41	1250uL	1	*******		9/21/2021 11:30:02 AM
2	93.64	1250uL	1	*******		9/21/2021 11:34:31 AM

Acid Add.	3.000%
Sp. Time	180.0sec
Mean Area	93.03

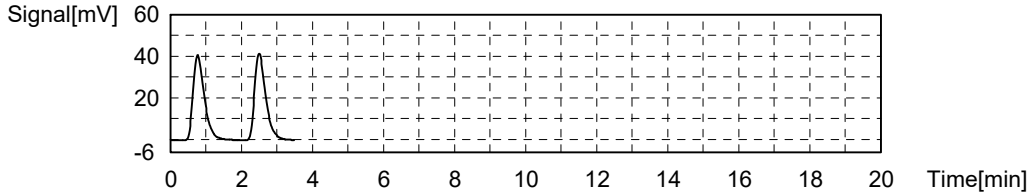

Conc: 5.000mg/L

No.	Area	Inj. Vol.	Aut. Dil.	Rem.	Ex.	Date / Time
1	470.7	1250uL	1	*******		9/21/2021 11:45:24 AM
2	472.5	1250uL	1	*******		9/21/2021 11:49:35 AM

Acid Add. 3.000%
Sp. Time 180.0sec
Mean Area 471.6

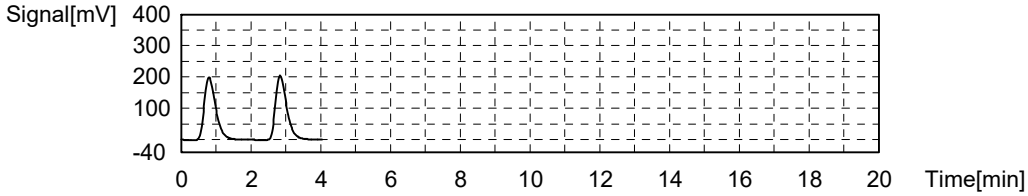

Conc: 10.00mg/L

No.	Area	Inj. Vol.	Aut. Dil.	Rem.	Ex.	Date / Time
1	952.8	1250uL	1	*******		9/21/2021 12:01:13 PM
2	952.9	1250uL	1	*******		9/21/2021 12:06:03 PM

Acid Add. 3.000%
Sp. Time 180.0sec
Mean Area 952.9

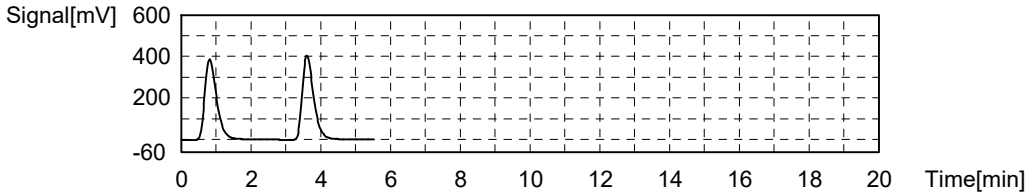

Conc: 15.00mg/L

No.	Area	Inj. Vol.	Aut. Dil.	Rem.	Ex.	Date / Time
1	1395	1250uL	1	*******	E	9/21/2021 12:17:17 PM
2	1442	1250uL	1	*******		9/21/2021 12:22:58 PM
3	1428	1250uL	1	*******		9/21/2021 12:27:30 PM

Acid Add. 3.000%
Sp. Time 180.0sec
Mean Area 1435

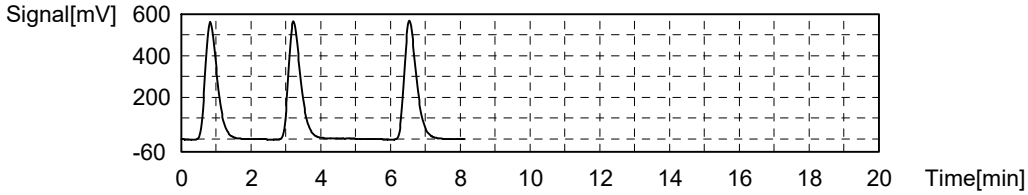

Conc: 20.00mg/L

No.	Area	Inj. Vol.	Aut. Dil.	Rem.	Ex.	Date / Time
1	1893	1250uL	1	*******		9/21/2021 12:38:45 PM
2	1932	1250uL	1	*******		9/21/2021 12:44:07 PM

Acid Add. 3.000%
Sp. Time 180.0sec
Mean Area 1913

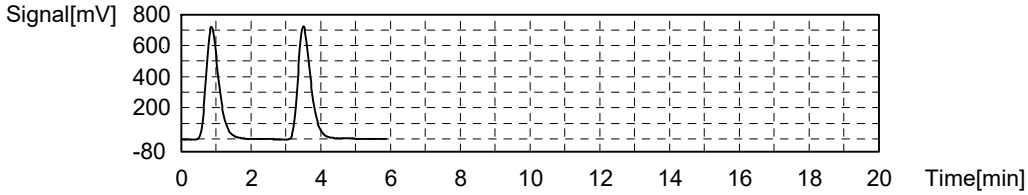

Slope: 95.52
Intercept 0.000
r^2 1.0000
r 1.0000
Zero Shift Yes

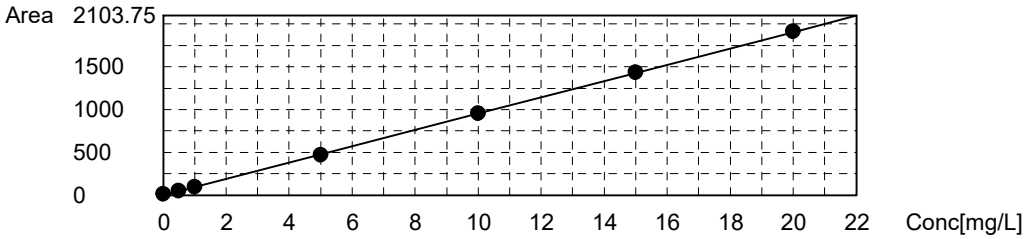

Energy Laboratories, Inc.

ANALYTICAL RUN Summary

21-Jan-22

Run ID TOC4-C_220120A

Run Start Date: 1/20/2022
Analyst: Nils T. Schenck
Ical:
Column ID:
Comments: Ready for David Brunner

Instrument ID	Description
PIP-128	
PIP-133	10 mL Dispenser/H2O for TOC/DOC-Wet Lab
TOC4-C	Total organic carbon analyzer

Std ID	Std Name	Std Amount	Std Units	Samp Amount	Samp Units	SampType	Expiration Date
Na Persulfate 12% 211108	Sodium Persulfate 12%						11/8/2022
NTS AQ DOC A5310C DOC 09	NTS AQ DOC A5310C DOC 092221						8/22/2022
NTS AQ TOC A5310C DOC 09	NTS AQ TOC A5310C DOC 092321						8/23/2022
Phosphoric Acid 201124	Phosphoric Acid 20%						1/8/2023
Phosphoric Water 211108	Phosphoric Water						1/8/2023
TOC4_ICAL_210921	TOC4 Calibration					ICAL	7/22/2022

Seq No	Lab ID	Test Code	Sample Typ	File ID	Analysis Date	DF	Batch ID	Prep Date	SPKref	RPDref	pmoist
8418453	LCS	C-TOC-9060-W	LCS		1/20/2022 3:46:0	1	R278921		0	0	

Analyte	T	Units	RAW	Final	Text	Spike	SPKref	RPDref	MDL	PQL	UQL	%REC	LOW	HIGH	%RPD	Q
Organic Carbon, Total (TOC)	C	mg/L	5.1995	5.1995		5	0	0	0.17	0.5	20	104%	91	111	0%	
Nonpurgeable Organic Carbon	X	mg/L	5.1995	5.1995		5	0	0	0.17	0.5	20	104%	91	111	0%	

Seq No	Lab ID	Test Code	Sample Typ	File ID	Analysis Date	DF	Batch ID	Prep Date	SPKref	RPDref	pmoist
8418454	MBLK	C-TOC-9060-W	MBLK		1/20/2022 4:27:0	1	R278921		0	0	

Analyte	T	Units	RAW	Final	Text	Spike	SPKref	RPDref	MDL	PQL	UQL	%REC	LOW	HIGH	%RPD	Q
Organic Carbon, Total (TOC)	C	mg/L	0.0582075	0		0	0	0	0.17	0.5	20	0%	0	0	0%	
Nonpurgeable Organic Carbon	X	mg/L	0.0582075	0		0	0	0	0.17	0.5	20	0%	0	0	0%	

Seq No	Lab ID	Test Code	Sample Typ	File ID	Analysis Date	DF	Batch ID	Prep Date	SPKref	RPDref	pmoist
8418455	CCV	C-TOC-9060-W	CCV		1/20/2022 5:05:0	1	R278921		0	0	

Analyte	T	Units	RAW	Final	Text	Spike	SPKref	RPDref	MDL	PQL	UQL	%REC	LOW	HIGH	%RPD	Q

Seq No	Lab ID	Test Code	Sample Typ	File ID	Analysis Date	DF	Batch ID	Prep Date	SPKref	RPDref	pmoist
8418455	CCV	C-TOC-9060-W	CCV		1/20/2022 5:05:0	1	R278921		0	0	

Analyte	T	Units	RAW	Final	Text	Spike	SPKref	RPDref	MDL	PQL	UQL	%REC	LOW	HIGH	%RPD	Q
Organic Carbon, Total (TOC)	C	mg/L	5.022	5.022		5	0	0	0.17	0.5	20	100%	90	110	0%	
Nonpurgeable Organic Carbon	X	mg/L	5.022	5.022		5	0	0	0.17	0.5	20	100%	90	110	0%	

Seq No	Lab ID	Test Code	Sample Typ	File ID	Analysis Date	DF	Batch ID	Prep Date	SPKref	RPDref	pmoist
8418456	C22010614-001	C-TOC-9060-W	SAMP		1/20/2022 5:46:0	1	R278921		0	0	

Analyte	T	Units	RAW	Final	Text	Spike	SPKref	RPDref	MDL	PQL	UQL	%REC	LOW	HIGH	%RPD	Q
Organic Carbon, Total (TOC)	C	mg/L	0.285325	0.285325		0	0	0	0.17	0.5	20	0%	0	0	0%	J
Nonpurgeable Organic Carbon	X	mg/L	0.285325	0.285325		0	0	0	0.17	0.5	20	0%	0	0	0%	J

Seq No	Lab ID	Test Code	Sample Typ	File ID	Analysis Date	DF	Batch ID	Prep Date	SPKref	RPDref	pmoist
8418457	C22010614-001	C-TOC-9060-W	MS		1/20/2022 6:26:0	1.005	R278921		8E+06	0	

Analyte	T	Units	RAW	Final	Text	Spike	SPKref	RPDref	MDL	PQL	UQL	%REC	LOW	HIGH	%RPD	Q
Organic Carbon, Total (TOC)	C	mg/L	5.47175	5.49910875		5	0.285325	0	0.17085	0.5025	20	104%	91	111	0%	
Nonpurgeable Organic Carbon	X	mg/L	5.47175	5.49910875		5	0.285325	0	0.17085	0.5025	20	104%	91	111	0%	

Seq No	Lab ID	Test Code	Sample Typ	File ID	Analysis Date	DF	Batch ID	Prep Date	SPKref	RPDref	pmoist
8418458	C22010614-001	C-TOC-9060-W	MSD		1/20/2022 7:08:0	1.005	R278921		8E+06	8E+06	

Analyte	T	Units	RAW	Final	Text	Spike	SPKref	RPDref	MDL	PQL	UQL	%REC	LOW	HIGH	%RPD	Q
Organic Carbon, Total (TOC)	C	mg/L	5.515	5.542575		5	0.285325	5.4991088	0.17085	0.5025	20	105%	91	111	1%	
Nonpurgeable Organic Carbon	X	mg/L	5.515	5.542575		5	0.285325	5.4991088	0.17085	0.5025	20	105%	91	111	1%	

Seq No	Lab ID	Test Code	Sample Typ	File ID	Analysis Date	DF	Batch ID	Prep Date	SPKref	RPDref	pmoist
8418459	C22010615-001	C-TOC-9060-W	SAMP		1/20/2022 7:49:0	1	R278921		0	0	

Analyte	T	Units	RAW	Final	Text	Spike	SPKref	RPDref	MDL	PQL	UQL	%REC	LOW	HIGH	%RPD	Q
Organic Carbon, Total (TOC)	C	mg/L	0.690375	0.690375		0	0	0	0.17	0.5	20	0%	0	0	0%	
Nonpurgeable Organic Carbon	X	mg/L	0.690375	0.690375		0	0	0	0.17	0.5	20	0%	0	0	0%	

Seq No	Lab ID	Test Code	Sample Typ	File ID	Analysis Date	DF	Batch ID	Prep Date	SPKref	RPDref	pmoist
8418460	C22010616-001	C-TOC-9060-W	SAMP		1/20/2022 8:30:0	1	R278921		0	0	

Analyte	T	Units	RAW	Final	Text	Spike	SPKref	RPDref	MDL	PQL	UQL	%REC	LOW	HIGH	%RPD	Q
Organic Carbon, Total (TOC)	C	mg/L	0.526425	0.526425		0	0	0	0.17	0.5	20	0%	0	0	0%	
Nonpurgeable Organic Carbon	X	mg/L	0.526425	0.526425		0	0	0	0.17	0.5	20	0%	0	0	0%	

Seq No	Lab ID	Test Code	Sample Typ	File ID	Analysis Date	DF	Batch ID	Prep Date	SPKref	RPDref	pmoist
8418461	C22010617-001	C-TOC-9060-W	SAMP		1/20/2022 9:12:0	1	R278921		0	0	

Analyte	T	Units	RAW	Final	Text	Spike	SPKref	RPDref	MDL	PQL	UQL	%REC	LOW	HIGH	%RPD	Q
Organic Carbon, Total (TOC)	C	mg/L	0.516225	0.516225		0	0	0	0.17	0.5	20	0%	0	0	0%	
Nonpurgeable Organic Carbon	X	mg/L	0.516225	0.516225		0	0	0	0.17	0.5	20	0%	0	0	0%	

Seq No	Lab ID	Test Code	Sample Typ	File ID	Analysis Date	DF	Batch ID	Prep Date	SPKref	RPDref	pmoist
8418462	C22010618-001	C-TOC-9060-W	SAMP		1/20/2022 9:56:0	1	R278921		0	0	

Analyte	T	Units	RAW	Final	Text	Spike	SPKref	RPDref	MDL	PQL	UQL	%REC	LOW	HIGH	%RPD	Q
Organic Carbon, Total (TOC)	C	mg/L	0.873425	0.873425		0	0	0	0.17	0.5	20	0%	0	0	0%	
Nonpurgeable Organic Carbon	X	mg/L	0.873425	0.873425		0	0	0	0.17	0.5	20	0%	0	0	0%	

Seq No	Lab ID	Test Code	Sample Typ	File ID	Analysis Date	DF	Batch ID	Prep Date	SPKref	RPDref	pmoist
8418463	C22010619-001	C-TOC-9060-W	SAMP		1/20/2022 10:40:	1	R278921		0	0	

Analyte	T	Units	RAW	Final	Text	Spike	SPKref	RPDref	MDL	PQL	UQL	%REC	LOW	HIGH	%RPD	Q
Organic Carbon, Total (TOC)	C	mg/L	3.0605	3.0605		0	0	0	0.17	0.5	20	0%	0	0	0%	
Nonpurgeable Organic Carbon	X	mg/L	3.0605	3.0605		0	0	0	0.17	0.5	20	0%	0	0	0%	

Seq No	Lab ID	Test Code	Sample Typ	File ID	Analysis Date	DF	Batch ID	Prep Date	SPKref	RPDref	pmoist
8418464	C22010620-001	C-TOC-9060-W	SAMP		1/20/2022 11:25:	1	R278921		0	0	

Analyte	T	Units	RAW	Final	Text	Spike	SPKref	RPDref	MDL	PQL	UQL	%REC	LOW	HIGH	%RPD	Q
Organic Carbon, Total (TOC)	C	mg/L	0.224325	0.224325		0	0	0	0.17	0.5	20	0%	0	0	0%	J
Nonpurgeable Organic Carbon	X	mg/L	0.224325	0.224325		0	0	0	0.17	0.5	20	0%	0	0	0%	J

Seq No	Lab ID	Test Code	Sample Typ	File ID	Analysis Date	DF	Batch ID	Prep Date	SPKref	RPDref	pmoist
8418465	C22010621-001	C-TOC-9060-W	SAMP		1/21/2022 12:05:	1	R278921		0	0	

Analyte	T	Units	RAW	Final	Text	Spike	SPKref	RPDref	MDL	PQL	UQL	%REC	LOW	HIGH	%RPD	Q
Organic Carbon, Total (TOC)	C	mg/L	0.30285	0.30285		0	0	0	0.17	0.5	20	0%	0	0	0%	J
Nonpurgeable Organic Carbon	X	mg/L	0.30285	0.30285		0	0	0	0.17	0.5	20	0%	0	0	0%	J

Seq No	Lab ID	Test Code	Sample Typ	File ID	Analysis Date	DF	Batch ID	Prep Date	SPKref	RPDref	pmoist
8418466	C22010622-001	C-TOC-9060-W	SAMP		1/21/2022 12:45:	1	R278921		0	0	

Analyte	T	Units	RAW	Final	Text	Spike	SPKref	RPDref	MDL	PQL	UQL	%REC	LOW	HIGH	%RPD	Q
Organic Carbon, Total (TOC)	C	mg/L	0.259725	0.259725		0	0	0	0.17	0.5	20	0%	0	0	0%	J
Nonpurgeable Organic Carbon	X	mg/L	0.259725	0.259725		0	0	0	0.17	0.5	20	0%	0	0	0%	J

Seq No	Lab ID	Test Code	Sample Typ	File ID	Analysis Date	DF	Batch ID	Prep Date	SPKref	RPDref	pmoist
8418467	C22010623-001	C-TOC-9060-W	SAMP		1/21/2022 1:26:0	1	R278921		0	0	

Analyte	T	Units	RAW	Final	Text	Spike	SPKref	RPDref	MDL	PQL	UQL	%REC	LOW	HIGH	%RPD	Q
Organic Carbon, Total (TOC)	C	mg/L	0.320875	0.320875		0	0	0	0.17	0.5	20	0%	0	0	0%	J
Nonpurgeable Organic Carbon	X	mg/L	0.320875	0.320875		0	0	0	0.17	0.5	20	0%	0	0	0%	J

Seq No	Lab ID	Test Code	Sample Typ	File ID	Analysis Date	DF	Batch ID	Prep Date	SPKref	RPDref	pmoist
8418468	CCV	C-TOC-9060-W	CCV		1/21/2022 2:10:0	1	R278921		0	0	

Analyte	T	Units	RAW	Final	Text	Spike	SPKref	RPDref	MDL	PQL	UQL	%REC	LOW	HIGH	%RPD	Q
Organic Carbon, Total (TOC)	C	mg/L	5.12975	5.12975		5	0	0	0.17	0.5	20	103%	90	110	0%	
Nonpurgeable Organic Carbon	X	mg/L	5.12975	5.12975		5	0	0	0.17	0.5	20	103%	90	110	0%	

Seq No	Lab ID	Test Code	Sample Typ	File ID	Analysis Date	DF	Batch ID	Prep Date	SPKref	RPDref	pmoist
8418469	CCB	C-TOC-9060-W	CCB		1/21/2022 2:52:0	1	R278921		0	0	

Analyte	T	Units	RAW	Final	Text	Spike	SPKref	RPDref	MDL	PQL	UQL	%REC	LOW	HIGH	%RPD	Q
Organic Carbon, Total (TOC)	C	mg/L	0.0805375	0.0805375		0	0	0	0.17	0.5	20	0%	0	0	0%	
Nonpurgeable Organic Carbon	X	mg/L	0.0805375	0.0805375		0	0	0	0.17	0.5	20	0%	0	0	0%	

Seq No	Lab ID	Test Code	Sample Typ	File ID	Analysis Date	DF	Batch ID	Prep Date	SPKref	RPDref	pmoist
8418470	C22010624-001	C-TOC-9060-W	SAMP		1/21/2022 3:30:0	1	R278921		0	0	

Analyte	T	Units	RAW	Final	Text	Spike	SPKref	RPDref	MDL	PQL	UQL	%REC	LOW	HIGH	%RPD	Q
Organic Carbon, Total (TOC)	C	mg/L	0.677775	0.677775		0	0	0	0.17	0.5	20	0%	0	0	0%	
Nonpurgeable Organic Carbon	X	mg/L	0.677775	0.677775		0	0	0	0.17	0.5	20	0%	0	0	0%	

Seq No	Lab ID	Test Code	Sample Typ	File ID	Analysis Date	DF	Batch ID	Prep Date	SPKref	RPDref	pmoist
8418471	C22010624-001	C-TOC-9060-W	MS		1/21/2022 4:10:0	1.005	R278921		8E+06	0	

Analyte	T	Units	RAW	Final	Text	Spike	SPKref	RPDref	MDL	PQL	UQL	%REC	LOW	HIGH	%RPD	Q
Organic Carbon, Total (TOC)	C	mg/L	5.9035	5.9330175		5	0.677775	0	0.17085	0.5025	20	105%	91	111	0%	
Nonpurgeable Organic Carbon	X	mg/L	5.9035	5.9330175		5	0.677775	0	0.17085	0.5025	20	105%	91	111	0%	

Seq No	Lab ID	Test Code	Sample Typ	File ID	Analysis Date	DF	Batch ID	Prep Date	SPKref	RPDref	pmoist
8418472	C22010624-001	C-TOC-9060-W	MSD		1/21/2022 4:51:0	1.005	R278921		8E+06	8E+06	

Analyte	T	Units	RAW	Final	Text	Spike	SPKref	RPDref	MDL	PQL	UQL	%REC	LOW	HIGH	%RPD	Q
Organic Carbon, Total (TOC)	C	mg/L	6.0845	6.1149225		5	0.677775	5.9330175	0.17085	0.5025	20	109%	91	111	3%	
Nonpurgeable Organic Carbon	X	mg/L	6.0845	6.1149225		5	0.677775	5.9330175	0.17085	0.5025	20	109%	91	111	3%	

Seq No	Lab ID	Test Code	Sample Typ	File ID	Analysis Date	DF	Batch ID	Prep Date	SPKref	RPDref	pmoist
8418473	C22010625-001	C-TOC-9060-W	SAMP		1/21/2022 5:33:0	1	R278921		0	0	

Analyte	T	Units	RAW	Final	Text	Spike	SPKref	RPDref	MDL	PQL	UQL	%REC	LOW	HIGH	%RPD	Q
Organic Carbon, Total (TOC)	C	mg/L	1.7655	1.7655		0	0	0	0.17	0.5	20	0%	0	0	0%	
Nonpurgeable Organic Carbon	X	mg/L	1.7655	1.7655		0	0	0	0.17	0.5	20	0%	0	0	0%	

Seq No	Lab ID	Test Code	Sample Typ	File ID	Analysis Date	DF	Batch ID	Prep Date	SPKref	RPDref	pmoist
8418474	C22010626-001	C-TOC-9060-W	SAMP		1/21/2022 6:15:0	1	R278921		0	0	

Analyte	T	Units	RAW	Final	Text	Spike	SPKref	RPDref	MDL	PQL	UQL	%REC	LOW	HIGH	%RPD	Q
Organic Carbon, Total (TOC)	C	mg/L	11.2225	11.2225		0	0	0	0.17	0.5	20	0%	0	0	0%	
Nonpurgeable Organic Carbon	X	mg/L	11.2225	11.2225		0	0	0	0.17	0.5	20	0%	0	0	0%	

Seq No	Lab ID	Test Code	Sample Typ	File ID	Analysis Date	DF	Batch ID	Prep Date	SPKref	RPDref	pmoist
8418475	C22010627-001	C-TOC-9060-W	SAMP		1/21/2022 6:59:0	1	R278921		0	0	

Analyte	T	Units	RAW	Final	Text	Spike	SPKref	RPDref	MDL	PQL	UQL	%REC	LOW	HIGH	%RPD	Q
Organic Carbon, Total (TOC)	C	mg/L	0.557425	0.557425		0	0	0	0.17	0.5	20	0%	0	0	0%	
Nonpurgeable Organic Carbon	X	mg/L	0.557425	0.557425		0	0	0	0.17	0.5	20	0%	0	0	0%	

Seq No	Lab ID	Test Code	Sample Typ	File ID	Analysis Date	DF	Batch ID	Prep Date	SPKref	RPDref	pmoist
8418476	CCV	C-TOC-9060-W	CCV		1/21/2022 7:41:0	1	R278921		0	0	

Analyte	T	Units	RAW	Final	Text	Spike	SPKref	RPDref	MDL	PQL	UQL	%REC	LOW	HIGH	%RPD	Q
Organic Carbon, Total (TOC)	C	mg/L	4.9275	4.9275		5	0	0	0.17	0.5	20	99%	90	110	0%	
Nonpurgeable Organic Carbon	X	mg/L	4.9275	4.9275		5	0	0	0.17	0.5	20	99%	90	110	0%	

Seq No	Lab ID	Test Code	Sample Typ	File ID	Analysis Date	DF	Batch ID	Prep Date	SPKref	RPDref	pmoist
8418477	CCB	C-TOC-9060-W	CCB		1/21/2022 8:21:0	1	R278921		0	0	

Analyte	T	Units	RAW	Final	Text	Spike	SPKref	RPDref	MDL	PQL	UQL	%REC	LOW	HIGH	%RPD	Q
Organic Carbon, Total (TOC)	C	mg/L	0.1070325	0.1070325		0	0	0	0.17	0.5	20	0%	0	0	0%	
Nonpurgeable Organic Carbon	X	mg/L	0.1070325	0.1070325		0	0	0	0.17	0.5	20	0%	0	0	0%	

	Type	Analysis	Sample Name	Sample ID	Origin	Manual Diluti	Result
1	Unknown	NPOC	C-TOC-9060-W	LCS	C-TOC-9060-W.met	1.000	NPOC:5.186m
2	Unknown	NPOC	C-TOC-9060-W	LCS	C-TOC-9060-W.met	1.000	NPOC:5.252m
3	Unknown	NPOC	C-TOC-9060-W	LCS	C-TOC-9060-W.met	1.000	NPOC:5.170m
4	Unknown	NPOC	C-TOC-9060-W	LCS	C-TOC-9060-W.met	1.000	NPOC:5.190m
5	Unknown	NPOC	C-TOC-9060-W	MBLK	C-TOC-9060-W.met	1.000	NPOC:0.0721
6	Unknown	NPOC	C-TOC-9060-W	MBLK	C-TOC-9060-W.met	1.000	NPOC:0.0718
7	Unknown	NPOC	C-TOC-9060-W	MBLK	C-TOC-9060-W.met	1.000	NPOC:0.0446
8	Unknown	NPOC	C-TOC-9060-W	MBLK	C-TOC-9060-W.met	1.000	NPOC:0.0442
9	Unknown	NPOC	C-TOC-9060-W	CCV	C-TOC-9060-W.met	1.000	NPOC:5.025m
10	Unknown	NPOC	C-TOC-9060-W	CCV	C-TOC-9060-W.met	1.000	NPOC:5.020m
11	Unknown	NPOC	C-TOC-9060-W	CCV	C-TOC-9060-W.met	1.000	NPOC:5.072m
12	Unknown	NPOC	C-TOC-9060-W	CCV	C-TOC-9060-W.met	1.000	NPOC:4.971m
13	Unknown	NPOC	C-TOC-9060-W	C22010614-001E	C-TOC-9060-W.met	1.000	NPOC:0.2912
14	Unknown	NPOC	C-TOC-9060-W	C22010614-001E	C-TOC-9060-W.met	1.000	NPOC:0.2913
15	Unknown	NPOC	C-TOC-9060-W	C22010614-001E	C-TOC-9060-W.met	1.000	NPOC:0.2778
16	Unknown	NPOC	C-TOC-9060-W	C22010614-001E	C-TOC-9060-W.met	1.000	NPOC:0.2810
17	Unknown	NPOC	C-TOC-9060-W	C22010614-001EMS	C-TOC-9060-W.met	1.000	NPOC:5.424m
18	Unknown	NPOC	C-TOC-9060-W	C22010614-001EMS	C-TOC-9060-W.met	1.000	NPOC:5.531m
19	Unknown	NPOC	C-TOC-9060-W	C22010614-001EMS	C-TOC-9060-W.met	1.000	NPOC:5.411m
20	Unknown	NPOC	C-TOC-9060-W	C22010614-001EMS	C-TOC-9060-W.met	1.000	NPOC:5.521m
21	Unknown	NPOC	C-TOC-9060-W	C22010614-001EMSD	C-TOC-9060-W.met	1.000	NPOC:5.636m
22	Unknown	NPOC	C-TOC-9060-W	C22010614-001EMSD	C-TOC-9060-W.met	1.000	NPOC:5.400m
23	Unknown	NPOC	C-TOC-9060-W	C22010614-001EMSD	C-TOC-9060-W.met	1.000	NPOC:5.491m
24	Unknown	NPOC	C-TOC-9060-W	C22010614-001EMSD	C-TOC-9060-W.met	1.000	NPOC:5.533m
25	Unknown	NPOC	C-TOC-9060-W	C22010615-001E	C-TOC-9060-W.met	1.000	NPOC:0.6840
26	Unknown	NPOC	C-TOC-9060-W	C22010615-001E	C-TOC-9060-W.met	1.000	NPOC:0.6835
27	Unknown	NPOC	C-TOC-9060-W	C22010615-001E	C-TOC-9060-W.met	1.000	NPOC:0.6983
28	Unknown	NPOC	C-TOC-9060-W	C22010615-001E	C-TOC-9060-W.met	1.000	NPOC:0.6957
29	Unknown	NPOC	C-TOC-9060-W	C22010616-001E	C-TOC-9060-W.met	1.000	NPOC:0.5550
30	Unknown	NPOC	C-TOC-9060-W	C22010616-001E	C-TOC-9060-W.met	1.000	NPOC:0.5392
31	Unknown	NPOC	C-TOC-9060-W	C22010616-001E	C-TOC-9060-W.met	1.000	NPOC:0.5088
32	Unknown	NPOC	C-TOC-9060-W	C22010616-001E	C-TOC-9060-W.met	1.000	NPOC:0.5027
33	Unknown	NPOC	C-TOC-9060-W	C22010617-001E	C-TOC-9060-W.met	1.000	NPOC:0.5142
34	Unknown	NPOC	C-TOC-9060-W	C22010617-001E	C-TOC-9060-W.met	1.000	NPOC:0.5211
35	Unknown	NPOC	C-TOC-9060-W	C22010617-001E	C-TOC-9060-W.met	1.000	NPOC:0.5120
36	Unknown	NPOC	C-TOC-9060-W	C22010617-001E	C-TOC-9060-W.met	1.000	NPOC:0.5176
37	Unknown	NPOC	C-TOC-9060-W	C22010618-001E	C-TOC-9060-W.met	1.000	NPOC:0.8688
38	Unknown	NPOC	C-TOC-9060-W	C22010618-001E	C-TOC-9060-W.met	1.000	NPOC:0.8725
39	Unknown	NPOC	C-TOC-9060-W	C22010618-001E	C-TOC-9060-W.met	1.000	NPOC:0.8760
40	Unknown	NPOC	C-TOC-9060-W	C22010618-001E	C-TOC-9060-W.met	1.000	NPOC:0.8764
41	Unknown	NPOC	C-TOC-9060-W	C22010619-001E	C-TOC-9060-W.met	1.000	NPOC:2.615m
42	Unknown	NPOC	C-TOC-9060-W	C22010619-001E	C-TOC-9060-W.met	1.000	NPOC:3.011m
43	Unknown	NPOC	C-TOC-9060-W	C22010619-001E	C-TOC-9060-W.met	1.000	NPOC:3.242m
44	Unknown	NPOC	C-TOC-9060-W	C22010619-001E	C-TOC-9060-W.met	1.000	NPOC:3.374m
45	Unknown	NPOC	C-TOC-9060-W	C22010620-001E	C-TOC-9060-W.met	1.000	NPOC:0.2795
46	Unknown	NPOC	C-TOC-9060-W	C22010620-001E	C-TOC-9060-W.met	1.000	NPOC:0.2271
47	Unknown	NPOC	C-TOC-9060-W	C22010620-001E	C-TOC-9060-W.met	1.000	NPOC:0.1952
48	Unknown	NPOC	C-TOC-9060-W	C22010620-001E	C-TOC-9060-W.met	1.000	NPOC:0.1955
49	Unknown	NPOC	C-TOC-9060-W	C22010621-001E	C-TOC-9060-W.met	1.000	NPOC:0.3027
50	Unknown	NPOC	C-TOC-9060-W	C22010621-001E	C-TOC-9060-W.met	1.000	NPOC:0.2997
51	Unknown	NPOC	C-TOC-9060-W	C22010621-001E	C-TOC-9060-W.met	1.000	NPOC:0.3016
52	Unknown	NPOC	C-TOC-9060-W	C22010621-001E	C-TOC-9060-W.met	1.000	NPOC:0.3074
53	Unknown	NPOC	C-TOC-9060-W	C22010622-001E	C-TOC-9060-W.met	1.000	NPOC:0.2630
54	Unknown	NPOC	C-TOC-9060-W	C22010622-001E	C-TOC-9060-W.met	1.000	NPOC:0.2590
55	Unknown	NPOC	C-TOC-9060-W	C22010622-001E	C-TOC-9060-W.met	1.000	NPOC:0.2578
56	Unknown	NPOC	C-TOC-9060-W	C22010622-001E	C-TOC-9060-W.met	1.000	NPOC:0.2591
57	Unknown	NPOC	C-TOC-9060-W	C22010623-001E	C-TOC-9060-W.met	1.000	NPOC:0.3284
58	Unknown	NPOC	C-TOC-9060-W	C22010623-001E	C-TOC-9060-W.met	1.000	NPOC:0.3079
59	Unknown	NPOC	C-TOC-9060-W	C22010623-001E	C-TOC-9060-W.met	1.000	NPOC:0.3259
60	Unknown	NPOC	C-TOC-9060-W	C22010623-001E	C-TOC-9060-W.met	1.000	NPOC:0.3213

	Notes	Status	Date / Time	Vial
1		Completed	1/20/2022 3:46:31 PM	1
2		Completed	1/20/2022 3:56:33 PM	1
3		Completed	1/20/2022 4:07:27 PM	2
4		Completed	1/20/2022 4:16:58 PM	2
5		Completed	1/20/2022 4:27:16 PM	3
6		Completed	1/20/2022 4:36:04 PM	3
7		Completed	1/20/2022 4:46:16 PM	4
8		Completed	1/20/2022 4:55:01 PM	4
9		Completed	1/20/2022 5:05:56 PM	5
10		Completed	1/20/2022 5:15:28 PM	5
11		Completed	1/20/2022 5:26:29 PM	6
12		Completed	1/20/2022 5:35:55 PM	6
13		Completed	1/20/2022 5:46:34 PM	7
14		Completed	1/20/2022 5:55:42 PM	7
15		Completed	1/20/2022 6:06:17 PM	8
16		Completed	1/20/2022 6:15:22 PM	8
17		Completed	1/20/2022 6:26:19 PM	9
18		Completed	1/20/2022 6:36:16 PM	9
19		Completed	1/20/2022 6:47:14 PM	10
20		Completed	1/20/2022 6:56:42 PM	10
21		Completed	1/20/2022 7:08:12 PM	11
22		Completed	1/20/2022 7:17:39 PM	11
23		Completed	1/20/2022 7:28:42 PM	12
24		Completed	1/20/2022 7:38:21 PM	12
25		Completed	1/20/2022 7:49:13 PM	13
26		Completed	1/20/2022 7:58:32 PM	13
27		Completed	1/20/2022 8:09:25 PM	14
28		Completed	1/20/2022 8:18:46 PM	14
29		Completed	1/20/2022 8:30:07 PM	15
30		Completed	1/20/2022 8:40:02 PM	15
31		Completed	1/20/2022 8:51:21 PM	16
32		Completed	1/20/2022 9:01:12 PM	16
33		Completed	1/20/2022 9:12:47 PM	17
34		Completed	1/20/2022 9:22:56 PM	17
35		Completed	1/20/2022 9:34:33 PM	18
36		Completed	1/20/2022 9:44:42 PM	18
37		Completed	1/20/2022 9:56:18 PM	19
38		Completed	1/20/2022 10:06:28 PM	19
39		Completed	1/20/2022 10:18:04 PM	20
40		Completed	1/20/2022 10:28:14 PM	20
41		Completed	1/20/2022 10:40:31 PM	21
42		Completed	1/20/2022 10:51:19 PM	21
43		Completed	1/20/2022 11:03:39 PM	22
44		Completed	1/20/2022 11:14:57 PM	22
45		Completed	1/20/2022 11:25:48 PM	23
46		Completed	1/20/2022 11:35:09 PM	23
47		Completed	1/20/2022 11:45:52 PM	24
48		Completed	1/20/2022 11:55:07 PM	24
49		Completed	1/21/2022 12:05:43 AM	25
50		Completed	1/21/2022 12:14:50 AM	25
51		Completed	1/21/2022 12:25:26 AM	26
52		Completed	1/21/2022 12:34:36 AM	26
53		Completed	1/21/2022 12:45:10 AM	27
54		Completed	1/21/2022 12:54:13 AM	27
55		Completed	1/21/2022 1:04:48 AM	28
56		Completed	1/21/2022 1:13:52 AM	28
57		Completed	1/21/2022 1:26:06 AM	29
58		Completed	1/21/2022 1:36:48 AM	29
59		Completed	1/21/2022 1:48:57 AM	30
60		Completed	1/21/2022 1:59:35 AM	30

	Type	Analysis	Sample Name	Sample ID	Origin	Manual Diluti	Result
61	Unknown	NPOC	C-TOC-9060-W	CCV	C-TOC-9060-W.met	1.000	NPOC:5.096m
62	Unknown	NPOC	C-TOC-9060-W	CCV	C-TOC-9060-W.met	1.000	NPOC:5.122m
63	Unknown	NPOC	C-TOC-9060-W	CCV	C-TOC-9060-W.met	1.000	NPOC:5.111m
64	Unknown	NPOC	C-TOC-9060-W	CCV	C-TOC-9060-W.met	1.000	NPOC:5.190m
65	Unknown	NPOC	C-TOC-9060-W	CCB	C-TOC-9060-W.met	1.000	NPOC:0.0696
66	Unknown	NPOC	C-TOC-9060-W	CCB	C-TOC-9060-W.met	1.000	NPOC:0.0721
67	Unknown	NPOC	C-TOC-9060-W	CCB	C-TOC-9060-W.met	1.000	NPOC:0.0933
68	Unknown	NPOC	C-TOC-9060-W	CCB	C-TOC-9060-W.met	1.000	NPOC:0.0870
69	Unknown	NPOC	C-TOC-9060-W	C22010624-001E	C-TOC-9060-W.met	1.000	NPOC:0.6795
70	Unknown	NPOC	C-TOC-9060-W	C22010624-001E	C-TOC-9060-W.met	1.000	NPOC:0.6822
71	Unknown	NPOC	C-TOC-9060-W	C22010624-001E	C-TOC-9060-W.met	1.000	NPOC:0.6757
72	Unknown	NPOC	C-TOC-9060-W	C22010624-001E	C-TOC-9060-W.met	1.000	NPOC:0.6737
73	Unknown	NPOC	C-TOC-9060-W	C22010624-001EMS	C-TOC-9060-W.met	1.000	NPOC:5.903m
74	Unknown	NPOC	C-TOC-9060-W	C22010624-001EMS	C-TOC-9060-W.met	1.000	NPOC:5.862m
75	Unknown	NPOC	C-TOC-9060-W	C22010624-001EMS	C-TOC-9060-W.met	1.000	NPOC:5.874m
76	Unknown	NPOC	C-TOC-9060-W	C22010624-001EMS	C-TOC-9060-W.met	1.000	NPOC:5.975m
77	Unknown	NPOC	C-TOC-9060-W	C22010624-001EMSD	C-TOC-9060-W.met	1.000	NPOC:5.959m
78	Unknown	NPOC	C-TOC-9060-W	C22010624-001EMSD	C-TOC-9060-W.met	1.000	NPOC:6.015m
79	Unknown	NPOC	C-TOC-9060-W	C22010624-001EMSD	C-TOC-9060-W.met	1.000	NPOC:6.190m
80	Unknown	NPOC	C-TOC-9060-W	C22010624-001EMSD	C-TOC-9060-W.met	1.000	NPOC:6.174m
81	Unknown	NPOC	C-TOC-9060-W	C22010625-001E	C-TOC-9060-W.met	1.000	NPOC:1.771m
82	Unknown	NPOC	C-TOC-9060-W	C22010625-001E	C-TOC-9060-W.met	1.000	NPOC:1.794m
83	Unknown	NPOC	C-TOC-9060-W	C22010625-001E	C-TOC-9060-W.met	1.000	NPOC:1.743m
84	Unknown	NPOC	C-TOC-9060-W	C22010625-001E	C-TOC-9060-W.met	1.000	NPOC:1.754m
85	Unknown	NPOC	C-TOC-9060-W	C22010626-001E	C-TOC-9060-W.met	1.000	NPOC:11.15m
86	Unknown	NPOC	C-TOC-9060-W	C22010626-001E	C-TOC-9060-W.met	1.000	NPOC:11.11m
87	Unknown	NPOC	C-TOC-9060-W	C22010626-001E	C-TOC-9060-W.met	1.000	NPOC:11.33m
88	Unknown	NPOC	C-TOC-9060-W	C22010626-001E	C-TOC-9060-W.met	1.000	NPOC:11.30m
89	Unknown	NPOC	C-TOC-9060-W	C22010627-001E	C-TOC-9060-W.met	1.000	NPOC:0.6014
90	Unknown	NPOC	C-TOC-9060-W	C22010627-001E	C-TOC-9060-W.met	1.000	NPOC:0.5599
91	Unknown	NPOC	C-TOC-9060-W	C22010627-001E	C-TOC-9060-W.met	1.000	NPOC:0.5365
92	Unknown	NPOC	C-TOC-9060-W	C22010627-001E	C-TOC-9060-W.met	1.000	NPOC:0.5319
93	Unknown	NPOC	C-TOC-9060-W	CCV	C-TOC-9060-W.met	1.000	NPOC:5.030m
94	Unknown	NPOC	C-TOC-9060-W	CCV	C-TOC-9060-W.met	1.000	NPOC:4.946m
95	Unknown	NPOC	C-TOC-9060-W	CCV	C-TOC-9060-W.met	1.000	NPOC:4.822m
96	Unknown	NPOC	C-TOC-9060-W	CCV	C-TOC-9060-W.met	1.000	NPOC:4.912m
97	Unknown	NPOC	C-TOC-9060-W	CCB	C-TOC-9060-W.met	1.000	NPOC:0.0892
98	Unknown	NPOC	C-TOC-9060-W	CCB	C-TOC-9060-W.met	1.000	NPOC:0.0832
99	Unknown	NPOC	C-TOC-9060-W	CCB	C-TOC-9060-W.met	1.000	NPOC:0.1316
100	Unknown	NPOC	C-TOC-9060-W	CCB	C-TOC-9060-W.met	1.000	NPOC:0.1240

	Notes	Status	Date / Time	Vial
61		Completed	1/21/2022 2:10:58 AM	31
62		Completed	1/21/2022 2:20:36 AM	31
63		Completed	1/21/2022 2:31:39 AM	32
64		Completed	1/21/2022 2:41:43 AM	32
65		Completed	1/21/2022 2:52:00 AM	33
66		Completed	1/21/2022 3:00:47 AM	33
67		Completed	1/21/2022 3:11:07 AM	34
68		Completed	1/21/2022 3:19:56 AM	34
69		Completed	1/21/2022 3:30:37 AM	35
70		Completed	1/21/2022 3:39:49 AM	35
71		Completed	1/21/2022 3:50:30 AM	36
72		Completed	1/21/2022 3:59:41 AM	36
73		Completed	1/21/2022 4:10:40 AM	37
74		Completed	1/21/2022 4:20:08 AM	37
75		Completed	1/21/2022 4:31:06 AM	38
76		Completed	1/21/2022 4:40:46 AM	38
77		Completed	1/21/2022 4:51:49 AM	39
78		Completed	1/21/2022 5:01:52 AM	39
79		Completed	1/21/2022 5:13:24 AM	40
80		Completed	1/21/2022 5:23:06 AM	40
81		Completed	1/21/2022 5:33:57 AM	41
82		Completed	1/21/2022 5:43:28 AM	41
83		Completed	1/21/2022 5:54:30 AM	42
84		Completed	1/21/2022 6:03:54 AM	42
85		Completed	1/21/2022 6:15:55 AM	43
86		Completed	1/21/2022 6:25:39 AM	43
87		Completed	1/21/2022 6:37:26 AM	44
88		Completed	1/21/2022 6:47:41 AM	44
89		Completed	1/21/2022 6:59:03 AM	45
90		Completed	1/21/2022 7:08:52 AM	45
91		Completed	1/21/2022 7:20:13 AM	46
92		Completed	1/21/2022 7:30:04 AM	46
93		Completed	1/21/2022 7:41:05 AM	47
94		Completed	1/21/2022 7:50:27 AM	47
95		Completed	1/21/2022 8:01:36 AM	48
96		Completed	1/21/2022 8:11:33 AM	48
97		Completed	1/21/2022 8:21:55 AM	49
98		Completed	1/21/2022 8:30:45 AM	49
99		Completed	1/21/2022 8:41:07 AM	50
100		Completed	1/21/2022 8:49:59 AM	50

Instr.Information

System TOC4-C
Instrument Options TOC/ASI/

Sample

Sample Name: C-TOC-9060-W
Sample ID: LCS
Origin: C-TOC-9060-W.met
Status Completed
Chk. Result

Type	Anal.	Manual Dilution	Result
Unknown	NPOC	1.000	NPOC:5.186mg/L

1. Det

Anal.: NPOC

No.	Area	Conc.	Inj. Vol.	Aut. Dil.	Ex.	Cal. Curve	Date / Time
1	495.3	5.186mg/L	1250uL	1		0-20 NPOC_210921.2021_09_21_10_52_02.cal	1/20/2022 3:46:31 PM

Mean Area 495.3
Mean Conc. 5.186mg/L

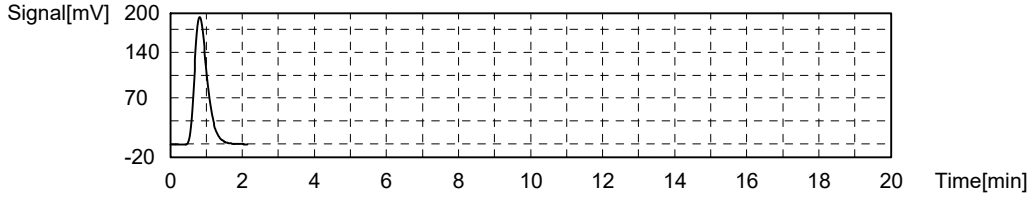

Sample

Sample Name: C-TOC-9060-W
Sample ID: LCS
Origin: C-TOC-9060-W.met
Status Completed
Chk. Result

Type	Anal.	Manual Dilution	Result
Unknown	NPOC	1.000	NPOC:5.252mg/L

1. Det

Anal.: NPOC

No.	Area	Conc.	Inj. Vol.	Aut. Dil.	Ex.	Cal. Curve	Date / Time
1	501.6	5.252mg/L	1250uL	1		0-20 NPOC_210921.2021_09_21_10_52_02.cal	1/20/2022 3:56:33 PM

Mean Area 501.6
Mean Conc. 5.252mg/L

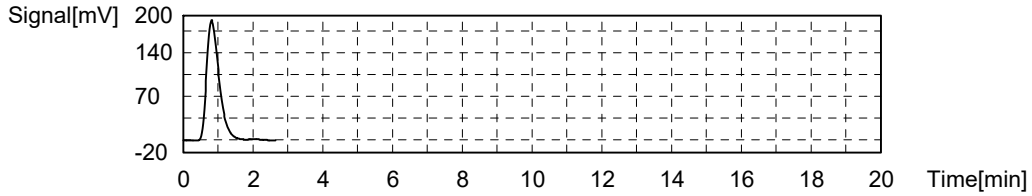

Sample

Sample Name: C-TOC-9060-W
Sample ID: LCS
Origin: C-TOC-9060-W.met
Status Completed
Chk. Result

Type	Anal.	Manual Dilution	Result
Unknown	NPOC	1.000	NPOC:5.170mg/L

1. Det

Anal.: NPOC

No.	Area	Conc.	Inj. Vol.	Aut. Dil.	Ex.	Cal. Curve	Date / Time
1	493.8	5.170mg/L	1250uL	1		0-20 NPOC_210921.2021_09_21_10_52_02.cal	1/20/2022 4:07:27 PM

Mean Area 493.8
Mean Conc. 5.170mg/L

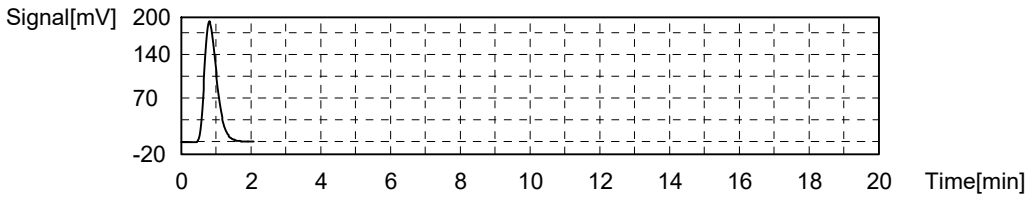

Sample

Sample Name: C-TOC-9060-W
Sample ID: LCS
Origin: C-TOC-9060-W.met
Status Completed
Chk. Result

Type	Anal.	Manual Dilution	Result
Unknown	NPOC	1.000	NPOC:5.190mg/L

1. Det

Anal.: NPOC

No.	Area	Conc.	Inj. Vol.	Aut. Dil.	Ex.	Cal. Curve	Date / Time
1	495.7	5.190mg/L	1250uL	1		0-20 NPOC_210921.2021_09_21_10_52_02.cal	1/20/2022 4:16:58 PM

Mean Area 495.7
Mean Conc. 5.190mg/L

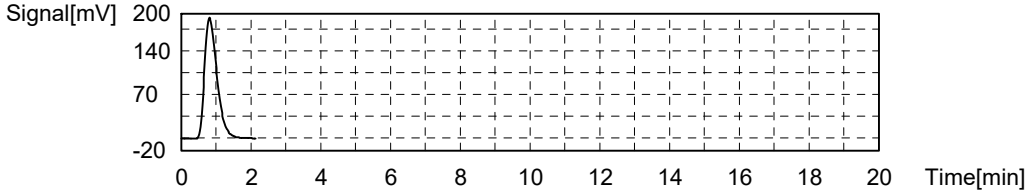

Sample

Sample Name: C-TOC-9060-W
Sample ID: MBLK
Origin: C-TOC-9060-W.met
Status Completed
Chk. Result

Type	Anal.	Manual Dilution	Result
Unknown	NPOC	1.000	NPOC:0.07215mg/L

1. Det

Anal.: NPOC

No.	Area	Conc.	Inj. Vol.	Aut. Dil.	Ex.	Cal. Curve	Date / Time
1	6.891	0.07215mg/L	1250uL	1		0-20 NPOC_210921.2021_09_21_10_52_02.cal	1/20/2022 4:27:16 PM

Mean Area 6.891
Mean Conc. 0.07215mg/L

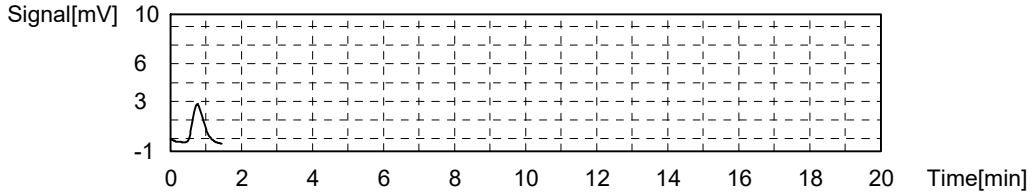

Sample

Sample Name: C-TOC-9060-W
Sample ID: MBLK
Origin: C-TOC-9060-W.met
Status Completed
Chk. Result

Type	Anal.	Manual Dilution	Result
Unknown	NPOC	1.000	NPOC:0.07186mg/L

1. Det

Anal.: NPOC

No.	Area	Conc.	Inj. Vol.	Aut. Dil.	Ex.	Cal. Curve	Date / Time
1	6.864	0.07186mg/L	1250uL	1		0-20 NPOC_210921.2021_09_21_10_52_02.cal	1/20/2022 4:36:04 PM

Mean Area 6.864
Mean Conc. 0.07186mg/L

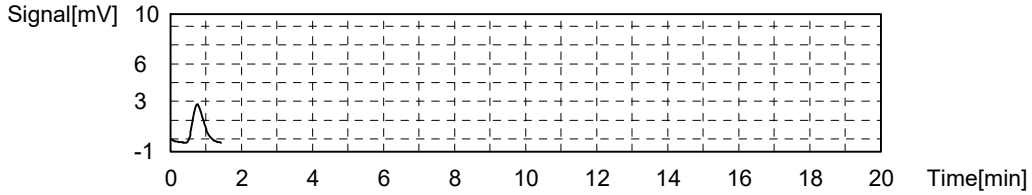

Sample

Sample Name: C-TOC-9060-W
Sample ID: MBLK
Origin: C-TOC-9060-W.met
Status Completed
Chk. Result

Type	Anal.	Manual Dilution	Result
Unknown	NPOC	1.000	NPOC:0.04460mg/L

1. Det

Anal.: NPOC

No.	Area	Conc.	Inj. Vol.	Aut. Dil.	Ex.	Cal. Curve	Date / Time
1	4.260	0.04460mg/L	1250uL	1		0-20 NPOC_210921.2021_09_21_10_52_02.cal	1/20/2022 4:46:16 PM

Mean Area 4.260
Mean Conc. 0.04460mg/L

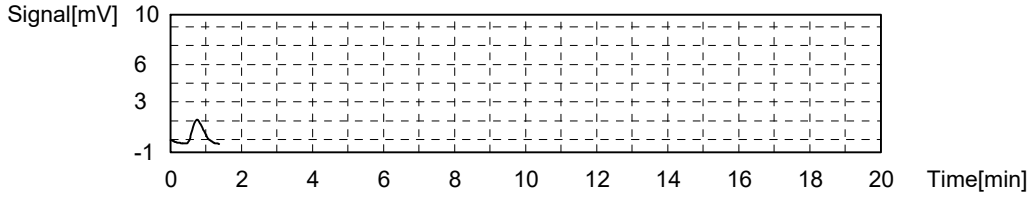

Sample

Sample Name: C-TOC-9060-W
Sample ID: MBLK
Origin: C-TOC-9060-W.met
Status Completed
Chk. Result

Type	Anal.	Manual Dilution	Result
Unknown	NPOC	1.000	NPOC:0.04422mg/L

1. Det

Anal.: NPOC

No.	Area	Conc.	Inj. Vol.	Aut. Dil.	Ex.	Cal. Curve	Date / Time
1	4.224	0.04422mg/L	1250uL	1		0-20 NPOC_210921.2021_09_21_10_52_02.cal	1/20/2022 4:55:01 PM

Mean Area 4.224
Mean Conc. 0.04422mg/L

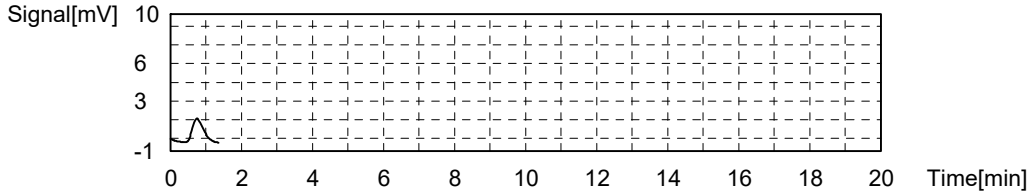

Sample

Sample Name: C-TOC-9060-W
Sample ID: CCV
Origin: C-TOC-9060-W.met
Status Completed
Chk. Result

Type	Anal.	Manual Dilution	Result
Unknown	NPOC	1.000	NPOC:5.025mg/L

1. Det

Anal.: NPOC

No.	Area	Conc.	Inj. Vol.	Aut. Dil.	Ex.	Cal. Curve	Date / Time
1	480.0	5.025mg/L	1250uL	1		0-20 NPOC_210921.2021_09_21_10_52_02.cal	1/20/2022 5:05:56 PM

Mean Area 480.0
Mean Conc. 5.025mg/L

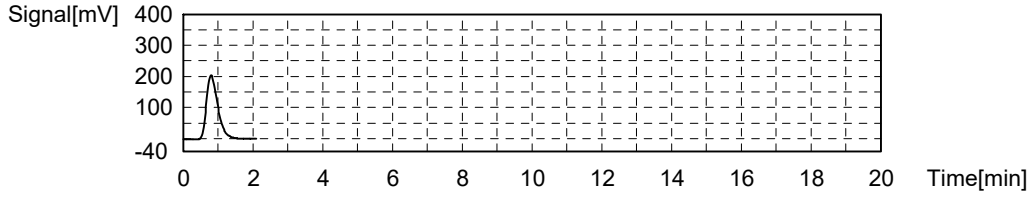

Sample

Sample Name: C-TOC-9060-W
Sample ID: CCV
Origin: C-TOC-9060-W.met
Status Completed
Chk. Result

Type	Anal.	Manual Dilution	Result
Unknown	NPOC	1.000	NPOC:5.020mg/L

1. Det

Anal.: NPOC

No.	Area	Conc.	Inj. Vol.	Aut. Dil.	Ex.	Cal. Curve	Date / Time
1	479.5	5.020mg/L	1250uL	1		0-20 NPOC_210921.2021_09_21_10_52_02.cal	1/20/2022 5:15:28 PM

Mean Area 479.5
Mean Conc. 5.020mg/L

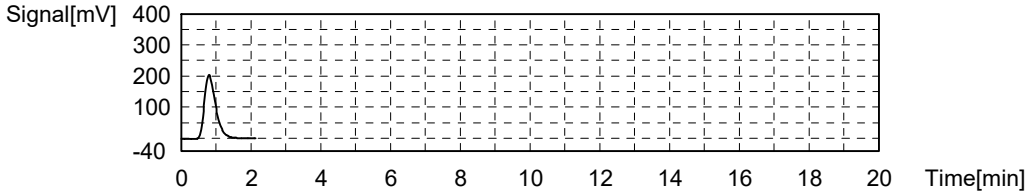

Sample

Sample Name: C-TOC-9060-W
Sample ID: CCV
Origin: C-TOC-9060-W.met
Status Completed
Chk. Result

Type	Anal.	Manual Dilution	Result
Unknown	NPOC	1.000	NPOC:5.072mg/L

1. Det

Anal.: NPOC

No.	Area	Conc.	Inj. Vol.	Aut. Dil.	Ex.	Cal. Curve	Date / Time
1	484.5	5.072mg/L	1250uL	1		0-20 NPOC_210921.2021_09_21_10_52_02.cal	1/20/2022 5:26:29 PM

Mean Area 484.5
Mean Conc. 5.072mg/L

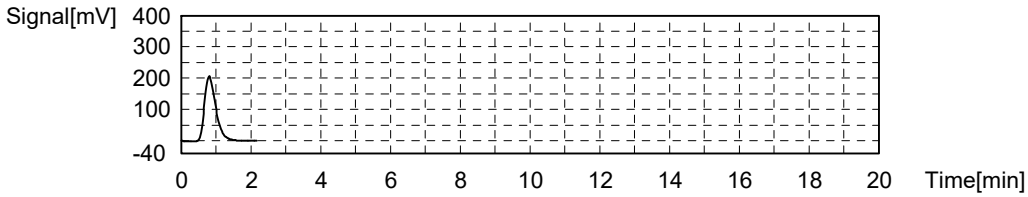

Sample

Sample Name: C-TOC-9060-W
Sample ID: CCV
Origin: C-TOC-9060-W.met
Status Completed
Chk. Result

Type	Anal.	Manual Dilution	Result
Unknown	NPOC	1.000	NPOC:4.971mg/L

1. Det

Anal.: NPOC

No.	Area	Conc.	Inj. Vol.	Aut. Dil.	Ex.	Cal. Curve	Date / Time
1	474.8	4.971mg/L	1250uL	1		0-20 NPOC_210921.2021_09_21_10_52_02.cal	1/20/2022 5:35:55 PM

Mean Area 474.8
Mean Conc. 4.971mg/L

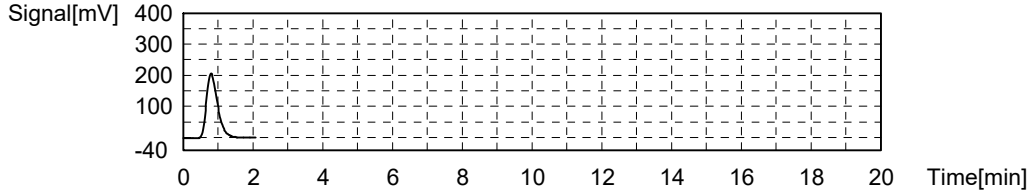

Sample

Sample Name: C-TOC-9060-W
Sample ID: C22010614-001E
Origin: C-TOC-9060-W.met
Status Completed
Chk. Result

Type	Anal.	Manual Dilution	Result
Unknown	NPOC	1.000	NPOC:0.2912mg/L

1. Det

Anal.: NPOC

No.	Area	Conc.	Inj. Vol.	Aut. Dil.	Ex.	Cal. Curve	Date / Time
1	27.81	0.2912mg/L	1250uL	1		0-20 NPOC_210921.2021_09_21_10_52_02.cal	1/20/2022 5:46:34 PM

Mean Area 27.81
Mean Conc. 0.2912mg/L

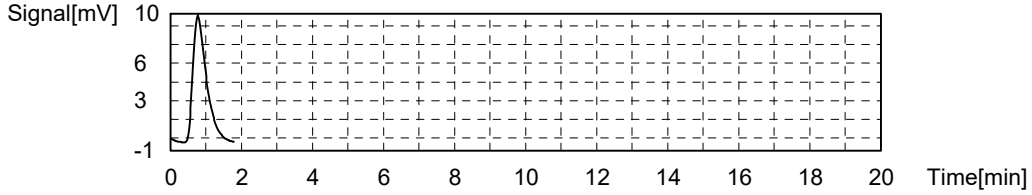

Sample

Sample Name: C-TOC-9060-W
Sample ID: C22010614-001E
Origin: C-TOC-9060-W.met
Status Completed
Chk. Result

Type	Anal.	Manual Dilution	Result
Unknown	NPOC	1.000	NPOC:0.2913mg/L

1. Det

Anal.: NPOC

No.	Area	Conc.	Inj. Vol.	Aut. Dil.	Ex.	Cal. Curve	Date / Time
1	27.82	0.2913mg/L	1250uL	1		0-20 NPOC_210921.2021_09_21_10_52_02.cal	1/20/2022 5:55:42 PM

Mean Area 27.82
Mean Conc. 0.2913mg/L

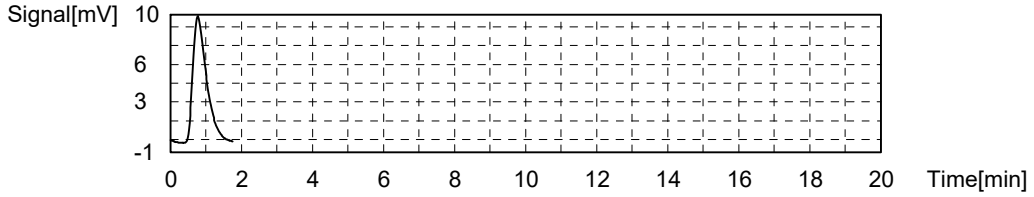

Sample

Sample Name: C-TOC-9060-W
Sample ID: C22010614-001E
Origin: C-TOC-9060-W.met
Status Completed
Chk. Result

Type	Anal.	Manual Dilution	Result
Unknown	NPOC	1.000	NPOC:0.2778mg/L

1. Det

Anal.: NPOC

No.	Area	Conc.	Inj. Vol.	Aut. Dil.	Ex.	Cal. Curve	Date / Time
1	26.53	0.2778mg/L	1250uL	1		0-20 NPOC_210921.2021_09_21_10_52_02.cal	1/20/2022 6:06:17 PM

Mean Area 26.53
Mean Conc. 0.2778mg/L

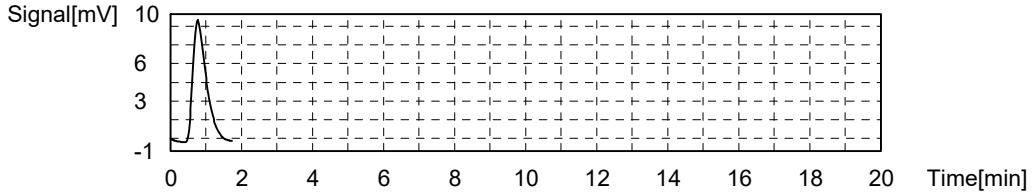

Sample

Sample Name: C-TOC-9060-W
Sample ID: C22010614-001E
Origin: C-TOC-9060-W.met
Status Completed
Chk. Result

Type	Anal.	Manual Dilution	Result
Unknown	NPOC	1.000	NPOC:0.2810mg/L

1. Det

Anal.: NPOC

No.	Area	Conc.	Inj. Vol.	Aut. Dil.	Ex.	Cal. Curve	Date / Time
1	26.84	0.2810mg/L	1250uL	1		0-20 NPOC_210921.2021_09_21_10_52_02.cal	1/20/2022 6:15:22 PM

Mean Area 26.84
Mean Conc. 0.2810mg/L

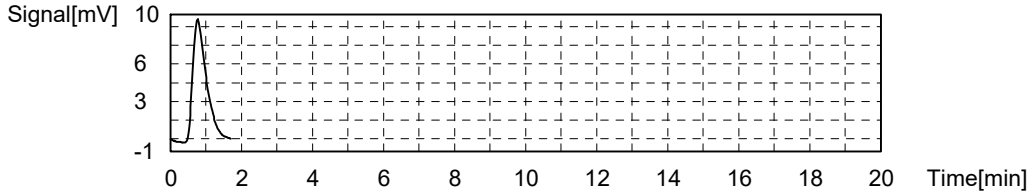

Sample

Sample Name: C-TOC-9060-W
Sample ID: C22010614-001EMS
Origin: C-TOC-9060-W.met
Status Completed
Chk. Result

Type	Anal.	Manual Dilution	Result
Unknown	NPOC	1.000	NPOC:5.424mg/L

1. Det

Anal.: NPOC

No.	Area	Conc.	Inj. Vol.	Aut. Dil.	Ex.	Cal. Curve	Date / Time
1	518.1	5.424mg/L	1250uL	1		0-20 NPOC_210921.2021_09_21_10_52_02.cal	1/20/2022 6:26:19 PM

Mean Area 518.1
Mean Conc. 5.424mg/L

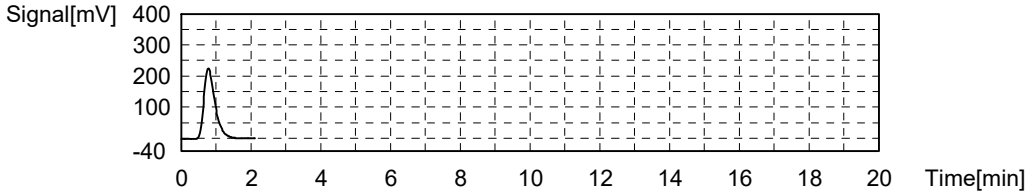

Sample

Sample Name: C-TOC-9060-W
Sample ID: C22010614-001EMS
Origin: C-TOC-9060-W.met
Status Completed
Chk. Result

Type	Anal.	Manual Dilution	Result
Unknown	NPOC	1.000	NPOC:5.531mg/L

1. Det

Anal.: NPOC

No.	Area	Conc.	Inj. Vol.	Aut. Dil.	Ex.	Cal. Curve	Date / Time
1	528.3	5.531mg/L	1250uL	1		0-20 NPOC_210921.2021_09_21_10_52_02.cal	1/20/2022 6:36:16 PM

Mean Area 528.3
Mean Conc. 5.531mg/L

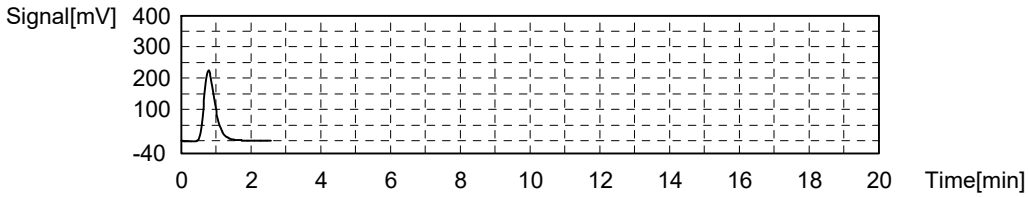

Sample

Sample Name: C-TOC-9060-W
Sample ID: C22010614-001EMS
Origin: C-TOC-9060-W.met
Status Completed
Chk. Result

Type	Anal.	Manual Dilution	Result
Unknown	NPOC	1.000	NPOC:5.411mg/L

1. Det

Anal.: NPOC

No.	Area	Conc.	Inj. Vol.	Aut. Dil.	Ex.	Cal. Curve	Date / Time
1	516.8	5.411mg/L	1250uL	1		0-20 NPOC_210921.2021_09_21_10_52_02.cal	1/20/2022 6:47:14 PM

Mean Area 516.8
Mean Conc. 5.411mg/L

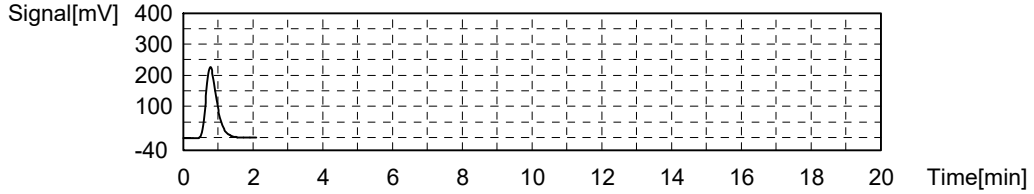

Sample

Sample Name: C-TOC-9060-W
Sample ID: C22010614-001EMS
Origin: C-TOC-9060-W.met
Status Completed
Chk. Result

Type	Anal.	Manual Dilution	Result
Unknown	NPOC	1.000	NPOC:5.521mg/L

1. Det

Anal.: NPOC

No.	Area	Conc.	Inj. Vol.	Aut. Dil.	Ex.	Cal. Curve	Date / Time
1	527.3	5.521mg/L	1250uL	1		0-20 NPOC_210921.2021_09_21_10_52_02.cal	1/20/2022 6:56:42 PM

Mean Area 527.3
Mean Conc. 5.521mg/L

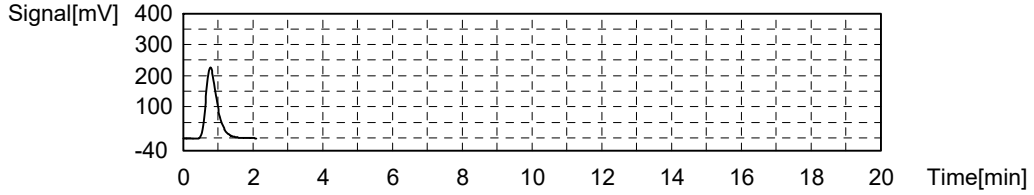

Sample

Sample Name: C-TOC-9060-W
Sample ID: C22010614-001EMSD
Origin: C-TOC-9060-W.met
Status Completed
Chk. Result

Type	Anal.	Manual Dilution	Result
Unknown	NPOC	1.000	NPOC:5.636mg/L

1. Det

Anal.: NPOC

No.	Area	Conc.	Inj. Vol.	Aut. Dil.	Ex.	Cal. Curve	Date / Time
1	538.3	5.636mg/L	1250uL	1		0-20 NPOC_210921.2021_09_21_10_52_02.cal	1/20/2022 7:08:12 PM

Mean Area 538.3
Mean Conc. 5.636mg/L

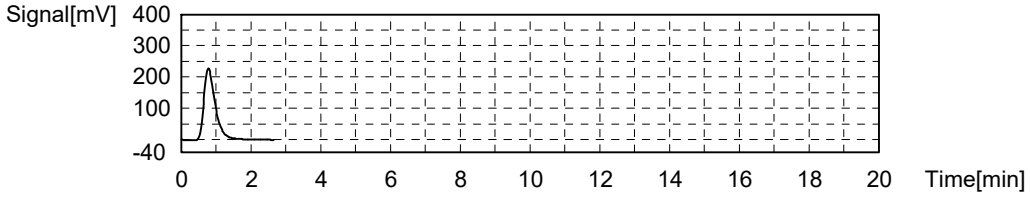

Sample

Sample Name: C-TOC-9060-W
Sample ID: C22010614-001EMSD
Origin: C-TOC-9060-W.met
Status Completed
Chk. Result

Type	Anal.	Manual Dilution	Result
Unknown	NPOC	1.000	NPOC:5.400mg/L

1. Det

Anal.: NPOC

No.	Area	Conc.	Inj. Vol.	Aut. Dil.	Ex.	Cal. Curve	Date / Time
1	515.8	5.400mg/L	1250uL	1		0-20 NPOC_210921.2021_09_21_10_52_02.cal	1/20/2022 7:17:39 PM

Mean Area 515.8
Mean Conc. 5.400mg/L

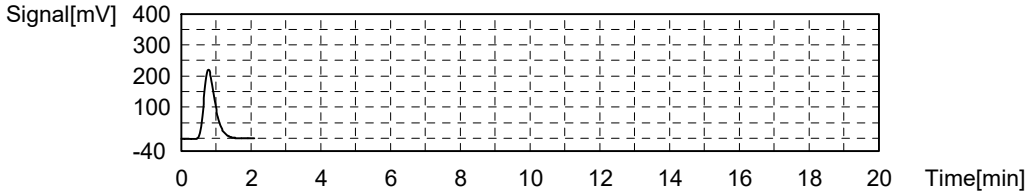

Sample

Sample Name: C-TOC-9060-W
Sample ID: C22010614-001EMSD
Origin: C-TOC-9060-W.met
Status Completed
Chk. Result

Type	Anal.	Manual Dilution	Result
Unknown	NPOC	1.000	NPOC:5.491mg/L

1. Det

Anal.: NPOC

No.	Area	Conc.	Inj. Vol.	Aut. Dil.	Ex.	Cal. Curve	Date / Time
1	524.5	5.491mg/L	1250uL	1		0-20 NPOC_210921.2021_09_21_10_52_02.cal	1/20/2022 7:28:42 PM

Mean Area 524.5
Mean Conc. 5.491mg/L

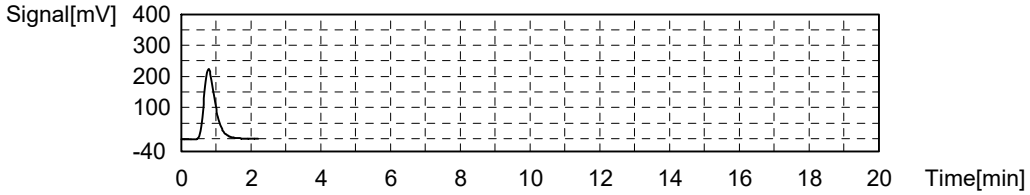

Sample

Sample Name: C-TOC-9060-W
Sample ID: C22010614-001EMSD
Origin: C-TOC-9060-W.met
Status Completed
Chk. Result

Type	Anal.	Manual Dilution	Result
Unknown	NPOC	1.000	NPOC:5.533mg/L

1. Det

Anal.: NPOC

No.	Area	Conc.	Inj. Vol.	Aut. Dil.	Ex.	Cal. Curve	Date / Time
1	528.5	5.533mg/L	1250uL	1		0-20 NPOC_210921.2021_09_21_10_52_02.cal	1/20/2022 7:38:21 PM

Mean Area 528.5
Mean Conc. 5.533mg/L

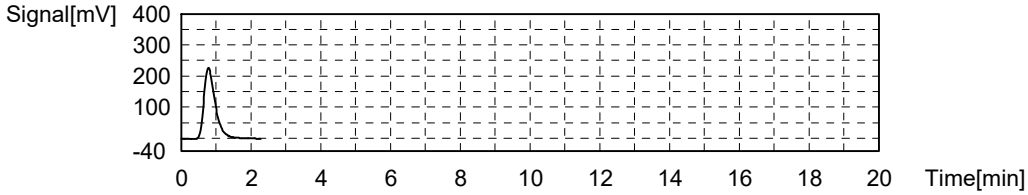

Sample

Sample Name: C-TOC-9060-W
Sample ID: C22010615-001E
Origin: C-TOC-9060-W.met
Status Completed
Chk. Result

Type	Anal.	Manual Dilution	Result
Unknown	NPOC	1.000	NPOC:0.6840mg/L

1. Det

Anal.: NPOC

No.	Area	Conc.	Inj. Vol.	Aut. Dil.	Ex.	Cal. Curve	Date / Time
1	65.33	0.6840mg/L	1250uL	1		0-20 NPOC_210921.2021_09_21_10_52_02.cal	1/20/2022 7:49:13 PM

Mean Area 65.33
Mean Conc. 0.6840mg/L

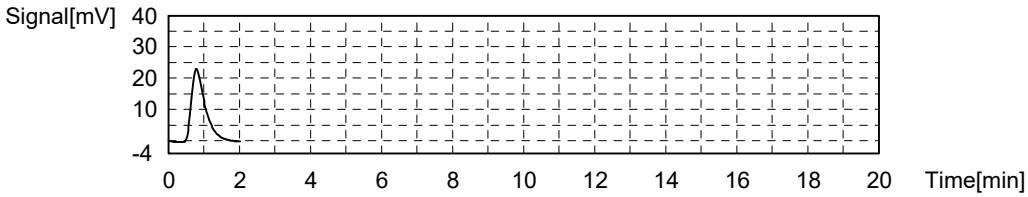

Sample

Sample Name: C-TOC-9060-W
Sample ID: C22010615-001E
Origin: C-TOC-9060-W.met
Status Completed
Chk. Result

Type	Anal.	Manual Dilution	Result
Unknown	NPOC	1.000	NPOC:0.6835mg/L

1. Det

Anal.: NPOC

No.	Area	Conc.	Inj. Vol.	Aut. Dil.	Ex.	Cal. Curve	Date / Time
1	65.28	0.6835mg/L	1250uL	1		0-20 NPOC_210921.2021_09_21_10_52_02.cal	1/20/2022 7:58:32 PM

Mean Area 65.28
Mean Conc. 0.6835mg/L

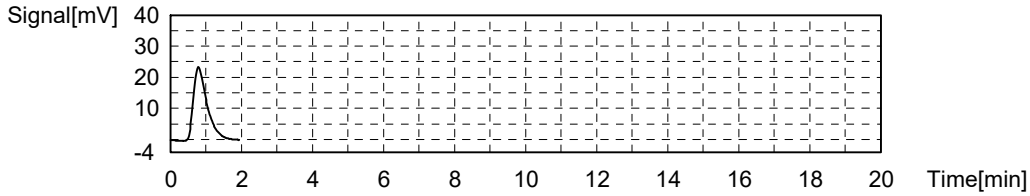

Sample

Sample Name: C-TOC-9060-W
Sample ID: C22010615-001E
Origin: C-TOC-9060-W.met
Status Completed
Chk. Result

Type	Anal.	Manual Dilution	Result
Unknown	NPOC	1.000	NPOC:0.6983mg/L

1. Det

Anal.: NPOC

No.	Area	Conc.	Inj. Vol.	Aut. Dil.	Ex.	Cal. Curve	Date / Time
1	66.70	0.6983mg/L	1250uL	1		0-20 NPOC_210921.2021_09_21_10_52_02.cal	1/20/2022 8:09:25 PM

Mean Area 66.70
Mean Conc. 0.6983mg/L

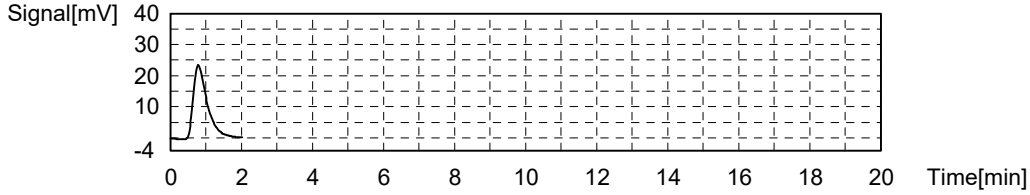

Sample

Sample Name: C-TOC-9060-W
Sample ID: C22010615-001E
Origin: C-TOC-9060-W.met
Status Completed
Chk. Result

Type	Anal.	Manual Dilution	Result
Unknown	NPOC	1.000	NPOC:0.6957mg/L

1. Det

Anal.: NPOC

No.	Area	Conc.	Inj. Vol.	Aut. Dil.	Ex.	Cal. Curve	Date / Time
1	66.45	0.6957mg/L	1250uL	1		0-20 NPOC_210921.2021_09_21_10_52_02.cal	1/20/2022 8:18:46 PM

Mean Area 66.45
Mean Conc. 0.6957mg/L

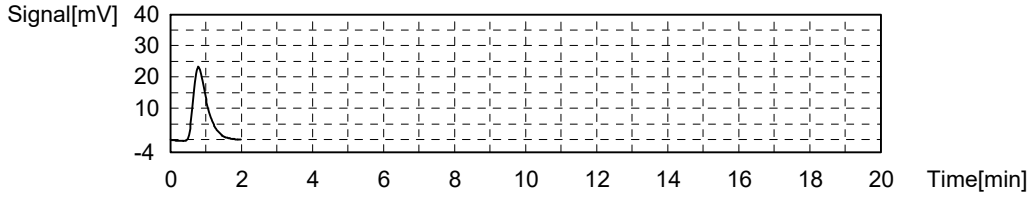

Sample

Sample Name: C-TOC-9060-W
Sample ID: C22010616-001E
Origin: C-TOC-9060-W.met
Status Completed
Chk. Result

Type	Anal.	Manual Dilution	Result
Unknown	NPOC	1.000	NPOC:0.5550mg/L

1. Det

Anal.: NPOC

No.	Area	Conc.	Inj. Vol.	Aut. Dil.	Ex.	Cal. Curve	Date / Time
1	53.01	0.5550mg/L	1250uL	1		0-20 NPOC_210921.2021_09_21_10_52_02.cal	1/20/2022 8:30:07 PM

Mean Area 53.01
Mean Conc. 0.5550mg/L

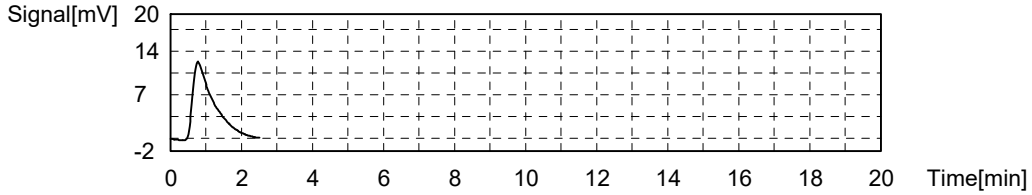

Sample

Sample Name: C-TOC-9060-W
Sample ID: C22010616-001E
Origin: C-TOC-9060-W.met
Status Completed
Chk. Result

Type	Anal.	Manual Dilution	Result
Unknown	NPOC	1.000	NPOC:0.5392mg/L

1. Det

Anal.: NPOC

No.	Area	Conc.	Inj. Vol.	Aut. Dil.	Ex.	Cal. Curve	Date / Time
1	51.50	0.5392mg/L	1250uL	1		0-20 NPOC_210921.2021_09_21_10_52_02.cal	1/20/2022 8:40:02 PM

Mean Area 51.50
Mean Conc. 0.5392mg/L

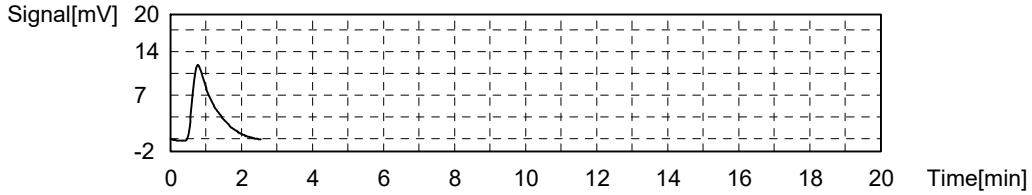

Sample

Sample Name: C-TOC-9060-W
Sample ID: C22010616-001E
Origin: C-TOC-9060-W.met
Status Completed
Chk. Result

Type	Anal.	Manual Dilution	Result
Unknown	NPOC	1.000	NPOC:0.5088mg/L

1. Det

Anal.: NPOC

No.	Area	Conc.	Inj. Vol.	Aut. Dil.	Ex.	Cal. Curve	Date / Time
1	48.60	0.5088mg/L	1250uL	1		0-20 NPOC_210921.2021_09_21_10_52_02.cal	1/20/2022 8:51:21 PM

Mean Area 48.60
Mean Conc. 0.5088mg/L

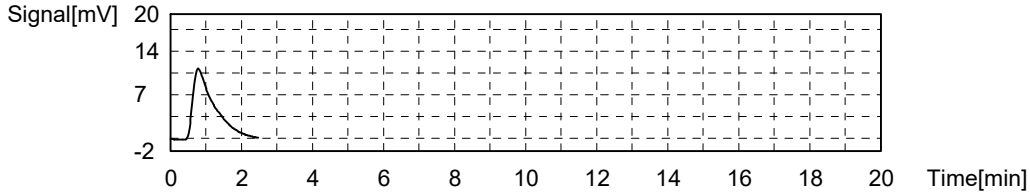

Sample

Sample Name: C-TOC-9060-W
Sample ID: C22010616-001E
Origin: C-TOC-9060-W.met
Status Completed
Chk. Result

Type	Anal.	Manual Dilution	Result
Unknown	NPOC	1.000	NPOC:0.5027mg/L

1. Det

Anal.: NPOC

No.	Area	Conc.	Inj. Vol.	Aut. Dil.	Ex.	Cal. Curve	Date / Time
1	48.02	0.5027mg/L	1250uL	1		0-20 NPOC_210921.2021_09_21_10_52_02.cal	1/20/2022 9:01:12 PM

Mean Area 48.02
Mean Conc. 0.5027mg/L

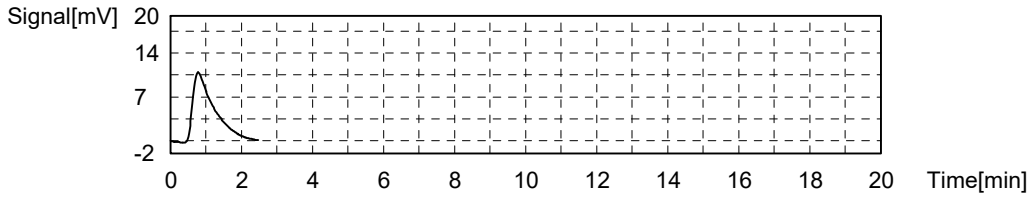

Sample

Sample Name: C-TOC-9060-W
Sample ID: C22010617-001E
Origin: C-TOC-9060-W.met
Status Completed
Chk. Result

Type	Anal.	Manual Dilution	Result
Unknown	NPOC	1.000	NPOC:0.5142mg/L

1. Det

Anal.: NPOC

No.	Area	Conc.	Inj. Vol.	Aut. Dil.	Ex.	Cal. Curve	Date / Time
1	49.11	0.5142mg/L	1250uL	1		0-20 NPOC_210921.2021_09_21_10_52_02.cal	1/20/2022 9:12:47 PM

Mean Area 49.11
Mean Conc. 0.5142mg/L

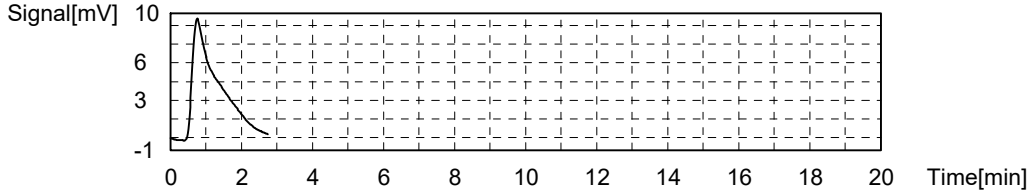

Sample

Sample Name: C-TOC-9060-W
Sample ID: C22010617-001E
Origin: C-TOC-9060-W.met
Status Completed
Chk. Result

Type	Anal.	Manual Dilution	Result
Unknown	NPOC	1.000	NPOC:0.5211mg/L

1. Det

Anal.: NPOC

No.	Area	Conc.	Inj. Vol.	Aut. Dil.	Ex.	Cal. Curve	Date / Time
1	49.77	0.5211mg/L	1250uL	1		0-20 NPOC_210921.2021_09_21_10_52_02.cal	1/20/2022 9:22:56 PM

Mean Area 49.77
Mean Conc. 0.5211mg/L

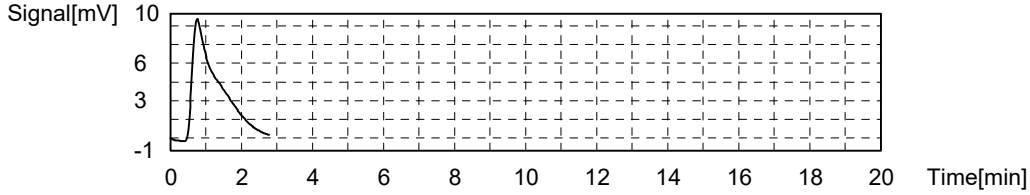

Sample

Sample Name: C-TOC-9060-W
Sample ID: C22010617-001E
Origin: C-TOC-9060-W.met
Status Completed
Chk. Result

Type	Anal.	Manual Dilution	Result
Unknown	NPOC	1.000	NPOC:0.5120mg/L

1. Det

Anal.: NPOC

No.	Area	Conc.	Inj. Vol.	Aut. Dil.	Ex.	Cal. Curve	Date / Time
1	48.90	0.5120mg/L	1250uL	1		0-20 NPOC_210921.2021_09_21_10_52_02.cal	1/20/2022 9:34:33 PM

Mean Area 48.90
Mean Conc. 0.5120mg/L

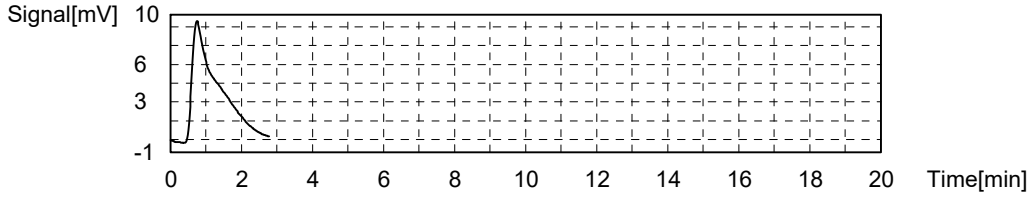

Sample

Sample Name: C-TOC-9060-W
Sample ID: C22010617-001E
Origin: C-TOC-9060-W.met
Status Completed
Chk. Result

Type	Anal.	Manual Dilution	Result
Unknown	NPOC	1.000	NPOC:0.5176mg/L

1. Det

Anal.: NPOC

No.	Area	Conc.	Inj. Vol.	Aut. Dil.	Ex.	Cal. Curve	Date / Time
1	49.44	0.5176mg/L	1250uL	1		0-20 NPOC_210921.2021_09_21_10_52_02.cal	1/20/2022 9:44:42 PM

Mean Area 49.44
Mean Conc. 0.5176mg/L

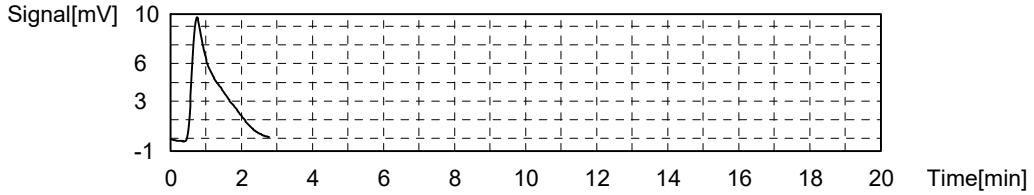

Sample

Sample Name: C-TOC-9060-W
Sample ID: C22010618-001E
Origin: C-TOC-9060-W.met
Status Completed
Chk. Result

Type	Anal.	Manual Dilution	Result
Unknown	NPOC	1.000	NPOC:0.8688mg/L

1. Det

Anal.: NPOC

No.	Area	Conc.	Inj. Vol.	Aut. Dil.	Ex.	Cal. Curve	Date / Time
1	82.98	0.8688mg/L	1250uL	1		0-20 NPOC_210921.2021_09_21_10_52_02.cal	1/20/2022 9:56:18 PM

Mean Area 82.98
Mean Conc. 0.8688mg/L

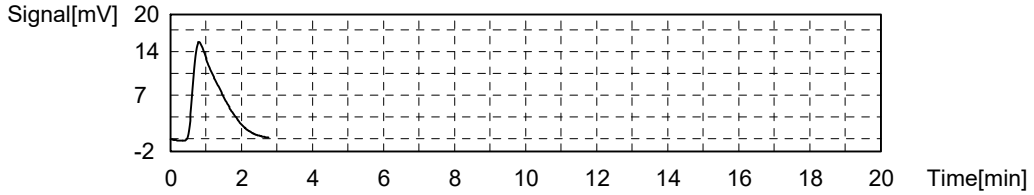

Sample

Sample Name: C-TOC-9060-W
Sample ID: C22010618-001E
Origin: C-TOC-9060-W.met
Status Completed
Chk. Result

Type	Anal.	Manual Dilution	Result
Unknown	NPOC	1.000	NPOC:0.8725mg/L

1. Det

Anal.: NPOC

No.	Area	Conc.	Inj. Vol.	Aut. Dil.	Ex.	Cal. Curve	Date / Time
1	83.34	0.8725mg/L	1250uL	1		0-20 NPOC_210921.2021_09_21_10_52_02.cal	1/20/2022 10:06:28 PM

Mean Area 83.34
Mean Conc. 0.8725mg/L

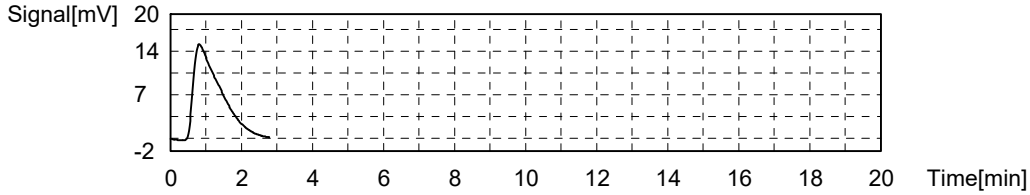

Sample

Sample Name: C-TOC-9060-W
Sample ID: C22010618-001E
Origin: C-TOC-9060-W.met
Status Completed
Chk. Result

Type	Anal.	Manual Dilution	Result
Unknown	NPOC	1.000	NPOC:0.8760mg/L

1. Det

Anal.: NPOC

No.	Area	Conc.	Inj. Vol.	Aut. Dil.	Ex.	Cal. Curve	Date / Time
1	83.67	0.8760mg/L	1250uL	1		0-20 NPOC_210921.2021_09_21_10_52_02.cal	1/20/2022 10:18:04 PM

Mean Area 83.67
Mean Conc. 0.8760mg/L

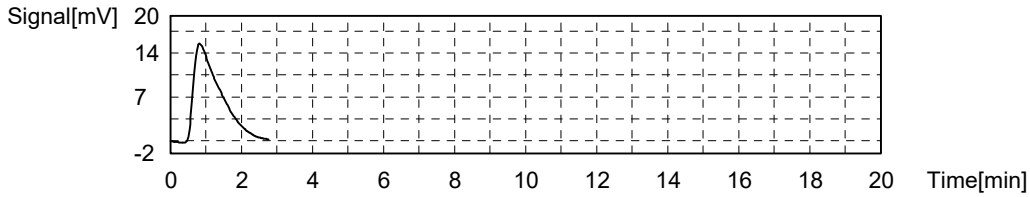

Sample

Sample Name: C-TOC-9060-W
Sample ID: C22010618-001E
Origin: C-TOC-9060-W.met
Status Completed
Chk. Result

Type	Anal.	Manual Dilution	Result
Unknown	NPOC	1.000	NPOC:0.8764mg/L

1. Det

Anal.: NPOC

No.	Area	Conc.	Inj. Vol.	Aut. Dil.	Ex.	Cal. Curve	Date / Time
1	83.71	0.8764mg/L	1250uL	1		0-20 NPOC_210921.2021_09_21_10_52_02.cal	1/20/2022 10:28:14 PM

Mean Area 83.71
Mean Conc. 0.8764mg/L

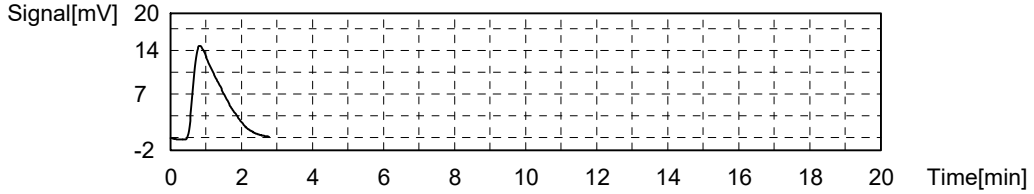

Sample

Sample Name: C-TOC-9060-W
Sample ID: C22010619-001E
Origin: C-TOC-9060-W.met
Status Completed
Chk. Result

Type	Anal.	Manual Dilution	Result
Unknown	NPOC	1.000	NPOC:2.615mg/L

1. Det

Anal.: NPOC

No.	Area	Conc.	Inj. Vol.	Aut. Dil.	Ex.	Cal. Curve	Date / Time
1	249.8	2.615mg/L	1250uL	1		0-20 NPOC_210921.2021_09_21_10_52_02.cal	1/20/2022 10:40:31 PM

Mean Area 249.8
Mean Conc. 2.615mg/L

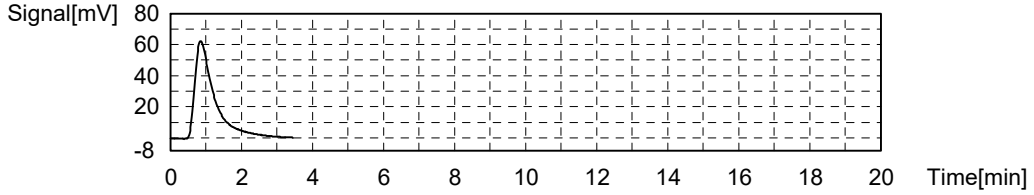

Sample

Sample Name: C-TOC-9060-W
Sample ID: C22010619-001E
Origin: C-TOC-9060-W.met
Status Completed
Chk. Result

Type	Anal.	Manual Dilution	Result
Unknown	NPOC	1.000	NPOC:3.011mg/L

1. Det

Anal.: NPOC

No.	Area	Conc.	Inj. Vol.	Aut. Dil.	Ex.	Cal. Curve	Date / Time
1	287.6	3.011mg/L	1250uL	1		0-20 NPOC_210921.2021_09_21_10_52_02.cal	1/20/2022 10:51:19 PM

Mean Area 287.6
Mean Conc. 3.011mg/L

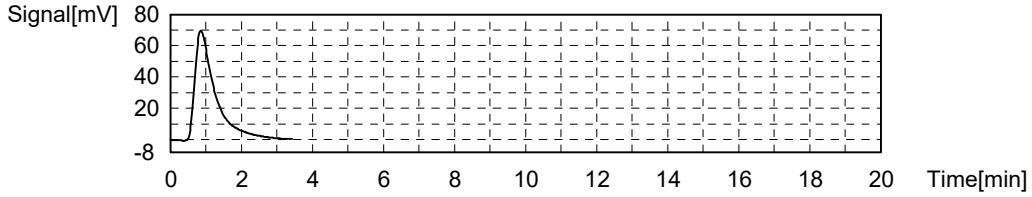

Sample

Sample Name: C-TOC-9060-W
Sample ID: C22010619-001E
Origin: C-TOC-9060-W.met
Status Completed
Chk. Result

Type	Anal.	Manual Dilution	Result
Unknown	NPOC	1.000	NPOC:3.242mg/L

1. Det

Anal.: NPOC

No.	Area	Conc.	Inj. Vol.	Aut. Dil.	Ex.	Cal. Curve	Date / Time
1	309.7	3.242mg/L	1250uL	1		0-20 NPOC_210921.2021_09_21_10_52_02.cal	1/20/2022 11:03:39 PM

Mean Area 309.7
Mean Conc. 3.242mg/L

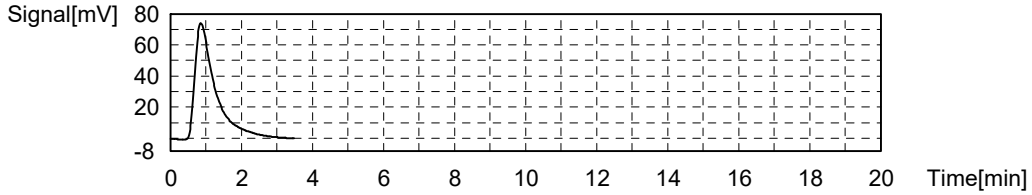

Sample

Sample Name: C-TOC-9060-W
Sample ID: C22010619-001E
Origin: C-TOC-9060-W.met
Status Completed
Chk. Result

Type	Anal.	Manual Dilution	Result
Unknown	NPOC	1.000	NPOC:3.374mg/L

1. Det

Anal.: NPOC

No.	Area	Conc.	Inj. Vol.	Aut. Dil.	Ex.	Cal. Curve	Date / Time
1	322.3	3.374mg/L	1250uL	1		0-20 NPOC_210921.2021_09_21_10_52_02.cal	1/20/2022 11:14:57 PM

Mean Area 322.3
Mean Conc. 3.374mg/L

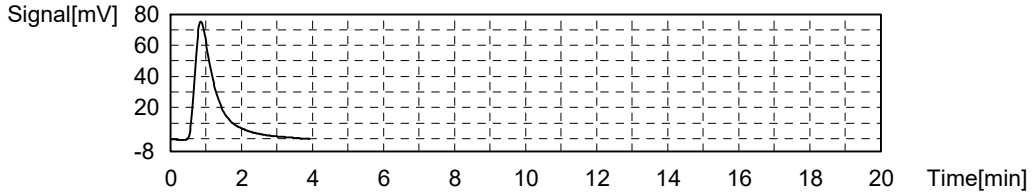

Sample

Sample Name: C-TOC-9060-W
Sample ID: C22010620-001E
Origin: C-TOC-9060-W.met
Status Completed
Chk. Result

Type	Anal.	Manual Dilution	Result
Unknown	NPOC	1.000	NPOC:0.2795mg/L

1. Det

Anal.: NPOC

No.	Area	Conc.	Inj. Vol.	Aut. Dil.	Ex.	Cal. Curve	Date / Time
1	26.70	0.2795mg/L	1250uL	1		0-20 NPOC_210921.2021_09_21_10_52_02.cal	1/20/2022 11:25:48 PM

Mean Area 26.70
Mean Conc. 0.2795mg/L

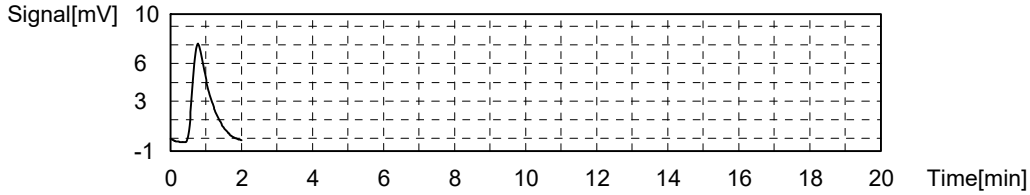

Sample

Sample Name: C-TOC-9060-W
Sample ID: C22010620-001E
Origin: C-TOC-9060-W.met
Status Completed
Chk. Result

Type	Anal.	Manual Dilution	Result
Unknown	NPOC	1.000	NPOC:0.2271mg/L

1. Det

Anal.: NPOC

No.	Area	Conc.	Inj. Vol.	Aut. Dil.	Ex.	Cal. Curve	Date / Time
1	21.69	0.2271mg/L	1250uL	1		0-20 NPOC_210921.2021_09_21_10_52_02.cal	1/20/2022 11:35:09 PM

Mean Area 21.69
Mean Conc. 0.2271mg/L

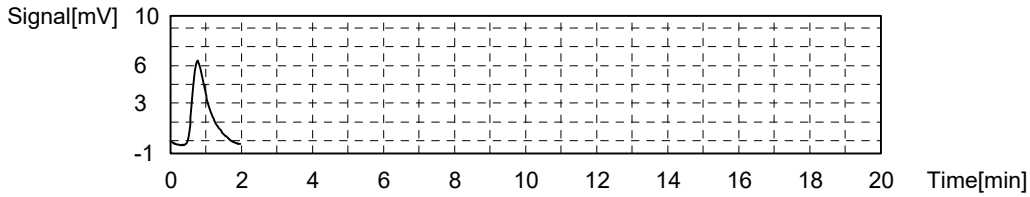

Sample

Sample Name: C-TOC-9060-W
Sample ID: C22010620-001E
Origin: C-TOC-9060-W.met
Status Completed
Chk. Result

Type	Anal.	Manual Dilution	Result
Unknown	NPOC	1.000	NPOC:0.1952mg/L

1. Det

Anal.: NPOC

No.	Area	Conc.	Inj. Vol.	Aut. Dil.	Ex.	Cal. Curve	Date / Time
1	18.64	0.1952mg/L	1250uL	1		0-20 NPOC_210921.2021_09_21_10_52_02.cal	1/20/2022 11:45:52 PM

Mean Area 18.64
Mean Conc. 0.1952mg/L

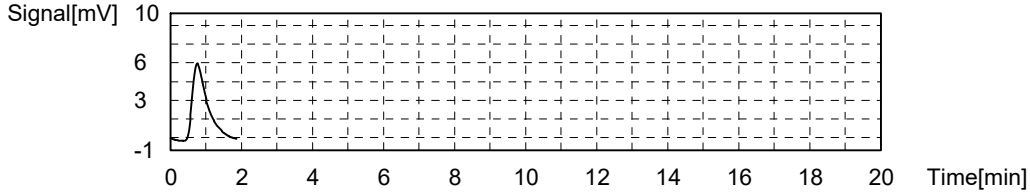

Sample

Sample Name: C-TOC-9060-W
Sample ID: C22010620-001E
Origin: C-TOC-9060-W.met
Status Completed
Chk. Result

Type	Anal.	Manual Dilution	Result
Unknown	NPOC	1.000	NPOC:0.1955mg/L

1. Det

Anal.: NPOC

No.	Area	Conc.	Inj. Vol.	Aut. Dil.	Ex.	Cal. Curve	Date / Time
1	18.67	0.1955mg/L	1250uL	1		0-20 NPOC_210921.2021_09_21_10_52_02.cal	1/20/2022 11:55:07 PM

Mean Area 18.67
Mean Conc. 0.1955mg/L

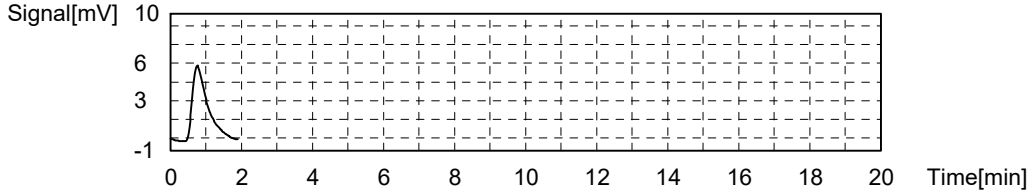

Sample

Sample Name: C-TOC-9060-W
Sample ID: C22010621-001E
Origin: C-TOC-9060-W.met
Status Completed
Chk. Result

Type	Anal.	Manual Dilution	Result
Unknown	NPOC	1.000	NPOC:0.3027mg/L

1. Det

Anal.: NPOC

No.	Area	Conc.	Inj. Vol.	Aut. Dil.	Ex.	Cal. Curve	Date / Time
1	28.91	0.3027mg/L	1250uL	1		0-20 NPOC_210921.2021_09_21_10_52_02.cal	1/21/2022 12:05:43 AM

Mean Area 28.91
Mean Conc. 0.3027mg/L

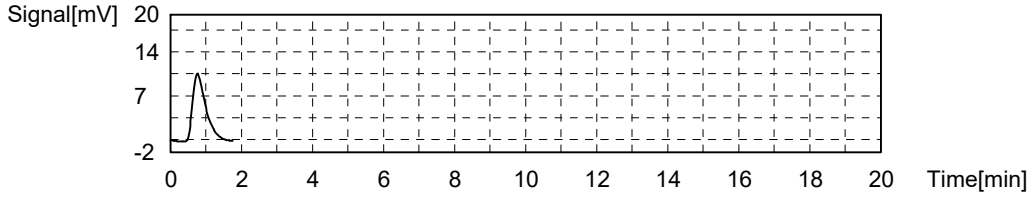

Sample

Sample Name: C-TOC-9060-W
Sample ID: C22010621-001E
Origin: C-TOC-9060-W.met
Status Completed
Chk. Result

Type	Anal.	Manual Dilution	Result
Unknown	NPOC	1.000	NPOC:0.2997mg/L

1. Det

Anal.: NPOC

No.	Area	Conc.	Inj. Vol.	Aut. Dil.	Ex.	Cal. Curve	Date / Time
1	28.63	0.2997mg/L	1250uL	1		0-20 NPOC_210921.2021_09_21_10_52_02.cal	1/21/2022 12:14:50 AM

Mean Area 28.63
Mean Conc. 0.2997mg/L

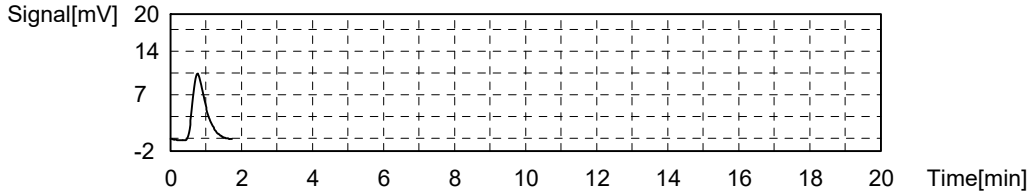

Sample

Sample Name: C-TOC-9060-W
Sample ID: C22010621-001E
Origin: C-TOC-9060-W.met
Status Completed
Chk. Result

Type	Anal.	Manual Dilution	Result
Unknown	NPOC	1.000	NPOC:0.3016mg/L

1. Det

Anal.: NPOC

No.	Area	Conc.	Inj. Vol.	Aut. Dil.	Ex.	Cal. Curve	Date / Time
1	28.81	0.3016mg/L	1250uL	1		0-20 NPOC_210921.2021_09_21_10_52_02.cal	1/21/2022 12:25:26 AM

Mean Area 28.81
Mean Conc. 0.3016mg/L

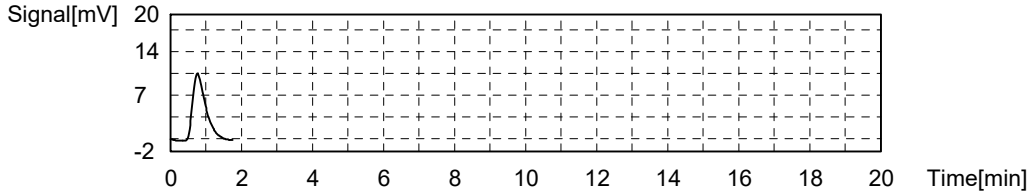

Sample

Sample Name: C-TOC-9060-W
Sample ID: C22010621-001E
Origin: C-TOC-9060-W.met
Status Completed
Chk. Result

Type	Anal.	Manual Dilution	Result
Unknown	NPOC	1.000	NPOC:0.3074mg/L

1. Det

Anal.: NPOC

No.	Area	Conc.	Inj. Vol.	Aut. Dil.	Ex.	Cal. Curve	Date / Time
1	29.36	0.3074mg/L	1250uL	1		0-20 NPOC_210921.2021_09_21_10_52_02.cal	1/21/2022 12:34:36 AM

Mean Area 29.36
Mean Conc. 0.3074mg/L

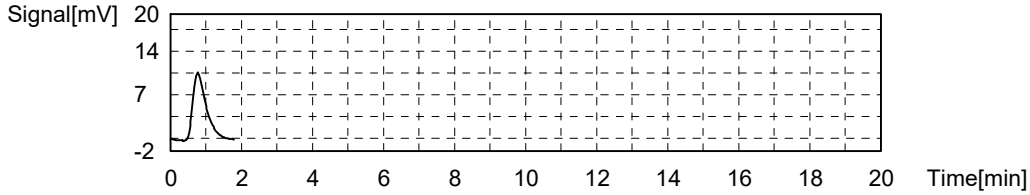

Sample

Sample Name: C-TOC-9060-W
Sample ID: C22010622-001E
Origin: C-TOC-9060-W.met
Status Completed
Chk. Result

Type	Anal.	Manual Dilution	Result
Unknown	NPOC	1.000	NPOC:0.2630mg/L

1. Det

Anal.: NPOC

No.	Area	Conc.	Inj. Vol.	Aut. Dil.	Ex.	Cal. Curve	Date / Time
1	25.12	0.2630mg/L	1250uL	1		0-20 NPOC_210921.2021_09_21_10_52_02.cal	1/21/2022 12:45:10 AM

Mean Area 25.12
Mean Conc. 0.2630mg/L

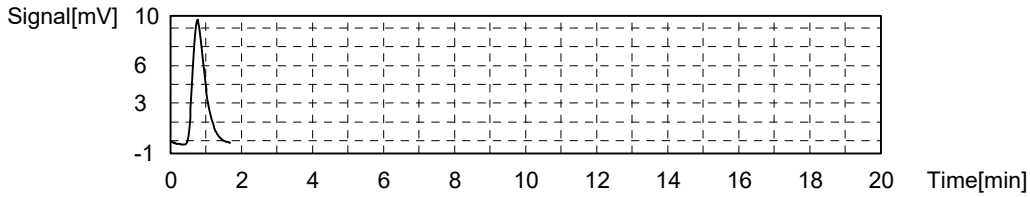

Sample

Sample Name: C-TOC-9060-W
Sample ID: C22010622-001E
Origin: C-TOC-9060-W.met
Status Completed
Chk. Result

Type	Anal.	Manual Dilution	Result
Unknown	NPOC	1.000	NPOC:0.2590mg/L

1. Det

Anal.: NPOC

No.	Area	Conc.	Inj. Vol.	Aut. Dil.	Ex.	Cal. Curve	Date / Time
1	24.74	0.2590mg/L	1250uL	1		0-20 NPOC_210921.2021_09_21_10_52_02.cal	1/21/2022 12:54:13 AM

Mean Area 24.74
Mean Conc. 0.2590mg/L

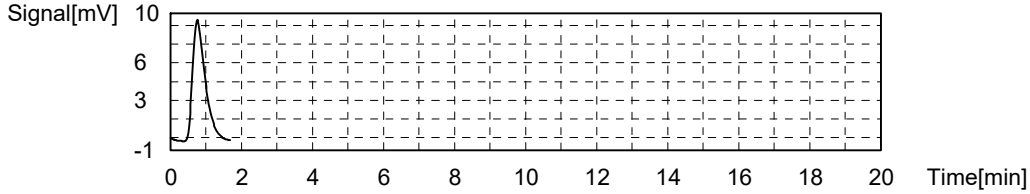

Sample

Sample Name: C-TOC-9060-W
Sample ID: C22010622-001E
Origin: C-TOC-9060-W.met
Status Completed
Chk. Result

Type	Anal.	Manual Dilution	Result
Unknown	NPOC	1.000	NPOC:0.2578mg/L

1. Det

Anal.: NPOC

No.	Area	Conc.	Inj. Vol.	Aut. Dil.	Ex.	Cal. Curve	Date / Time
1	24.62	0.2578mg/L	1250uL	1		0-20 NPOC_210921.2021_09_21_10_52_02.cal	1/21/2022 1:04:48 AM

Mean Area 24.62
Mean Conc. 0.2578mg/L

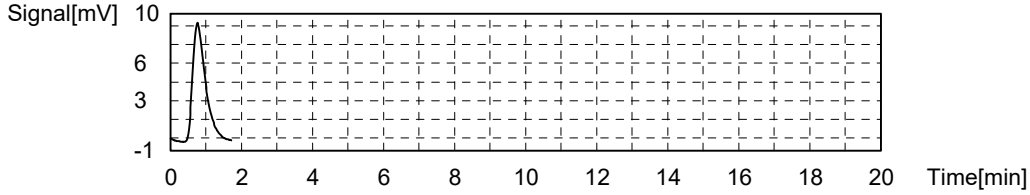

Sample

Sample Name: C-TOC-9060-W
Sample ID: C22010622-001E
Origin: C-TOC-9060-W.met
Status Completed
Chk. Result

Type	Anal.	Manual Dilution	Result
Unknown	NPOC	1.000	NPOC:0.2591mg/L

1. Det

Anal.: NPOC

No.	Area	Conc.	Inj. Vol.	Aut. Dil.	Ex.	Cal. Curve	Date / Time
1	24.75	0.2591mg/L	1250uL	1		0-20 NPOC_210921.2021_09_21_10_52_02.cal	1/21/2022 1:13:52 AM

Mean Area 24.75
Mean Conc. 0.2591mg/L

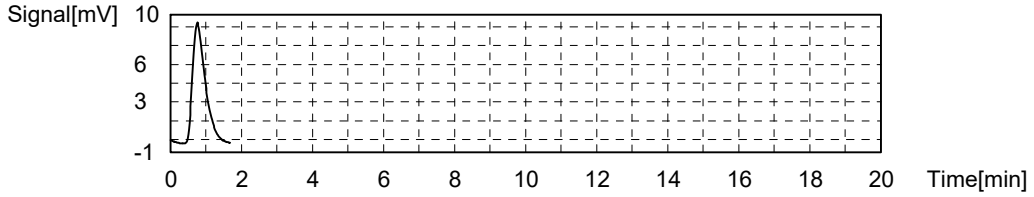

Sample

Sample Name: C-TOC-9060-W
Sample ID: C22010623-001E
Origin: C-TOC-9060-W.met
Status Completed
Chk. Result

Type	Anal.	Manual Dilution	Result
Unknown	NPOC	1.000	NPOC:0.3284mg/L

1. Det

Anal.: NPOC

No.	Area	Conc.	Inj. Vol.	Aut. Dil.	Ex.	Cal. Curve	Date / Time
1	31.37	0.3284mg/L	1250uL	1		0-20 NPOC_210921.2021_09_21_10_52_02.cal	1/21/2022 1:26:06 AM

Mean Area 31.37
Mean Conc. 0.3284mg/L

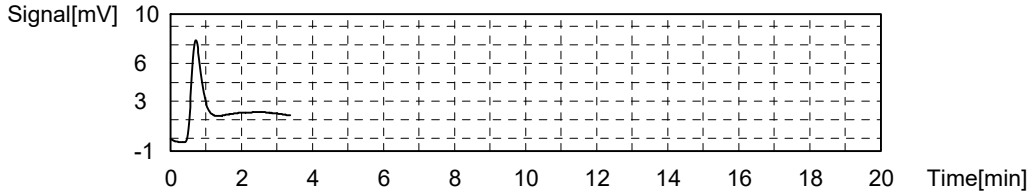

Sample

Sample Name: C-TOC-9060-W
Sample ID: C22010623-001E
Origin: C-TOC-9060-W.met
Status Completed
Chk. Result

Type	Anal.	Manual Dilution	Result
Unknown	NPOC	1.000	NPOC:0.3079mg/L

1. Det

Anal.: NPOC

No.	Area	Conc.	Inj. Vol.	Aut. Dil.	Ex.	Cal. Curve	Date / Time
1	29.41	0.3079mg/L	1250uL	1		0-20 NPOC_210921.2021_09_21_10_52_02.cal	1/21/2022 1:36:48 AM

Mean Area 29.41
Mean Conc. 0.3079mg/L

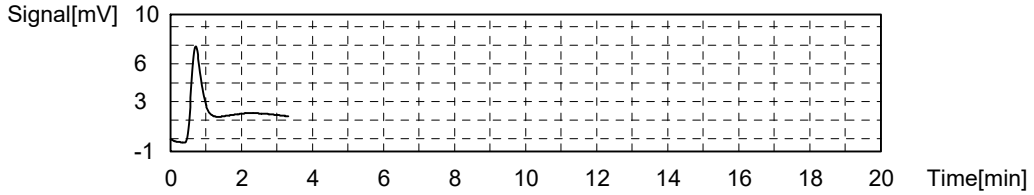

Sample

Sample Name: C-TOC-9060-W
Sample ID: C22010623-001E
Origin: C-TOC-9060-W.met
Status Completed
Chk. Result

Type	Anal.	Manual Dilution	Result
Unknown	NPOC	1.000	NPOC:0.3259mg/L

1. Det

Anal.: NPOC

No.	Area	Conc.	Inj. Vol.	Aut. Dil.	Ex.	Cal. Curve	Date / Time
1	31.13	0.3259mg/L	1250uL	1		0-20 NPOC_210921.2021_09_21_10_52_02.cal	1/21/2022 1:48:57 AM

Mean Area 31.13
Mean Conc. 0.3259mg/L

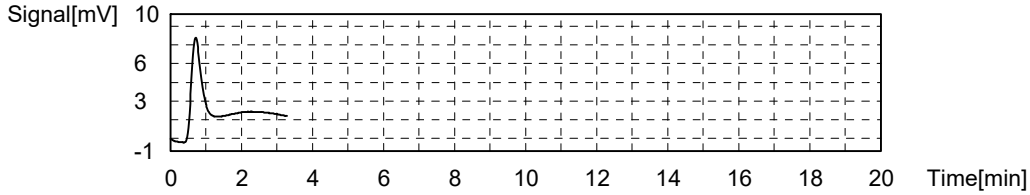

Sample

Sample Name: C-TOC-9060-W
Sample ID: C22010623-001E
Origin: C-TOC-9060-W.met
Status Completed
Chk. Result

Type	Anal.	Manual Dilution	Result
Unknown	NPOC	1.000	NPOC:0.3213mg/L

1. Det

Anal.: NPOC

No.	Area	Conc.	Inj. Vol.	Aut. Dil.	Ex.	Cal. Curve	Date / Time
1	30.69	0.3213mg/L	1250uL	1		0-20 NPOC_210921.2021_09_21_10_52_02.cal	1/21/2022 1:59:35 AM

Mean Area 30.69
Mean Conc. 0.3213mg/L

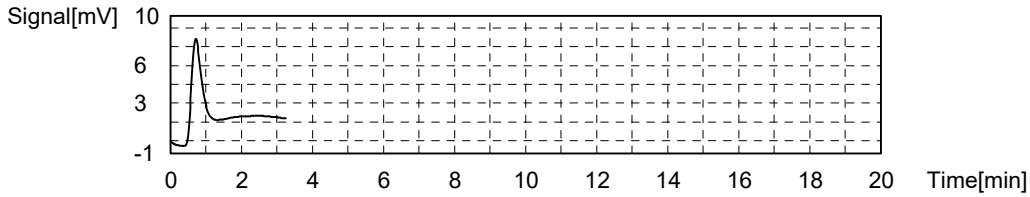

Sample

Sample Name: C-TOC-9060-W
Sample ID: CCV
Origin: C-TOC-9060-W.met
Status Completed
Chk. Result

Type	Anal.	Manual Dilution	Result
Unknown	NPOC	1.000	NPOC:5.096mg/L

1. Det

Anal.: NPOC

No.	Area	Conc.	Inj. Vol.	Aut. Dil.	Ex.	Cal. Curve	Date / Time
1	486.7	5.096mg/L	1250uL	1		0-20 NPOC_210921.2021_09_21_10_52_02.cal	1/21/2022 2:10:58 AM

Mean Area 486.7
Mean Conc. 5.096mg/L

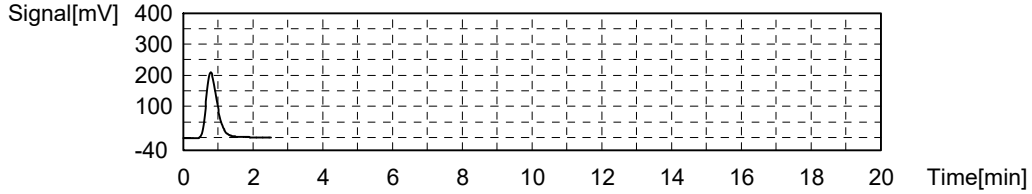

Sample

Sample Name: C-TOC-9060-W
Sample ID: CCV
Origin: C-TOC-9060-W.met
Status Completed
Chk. Result

Type	Anal.	Manual Dilution	Result
Unknown	NPOC	1.000	NPOC:5.122mg/L

1. Det

Anal.: NPOC

No.	Area	Conc.	Inj. Vol.	Aut. Dil.	Ex.	Cal. Curve	Date / Time
1	489.2	5.122mg/L	1250uL	1		0-20 NPOC_210921.2021_09_21_10_52_02.cal	1/21/2022 2:20:36 AM

Mean Area 489.2
Mean Conc. 5.122mg/L

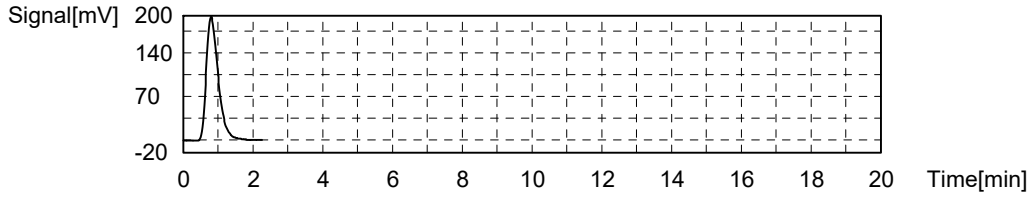

Sample

Sample Name: C-TOC-9060-W
Sample ID: CCV
Origin: C-TOC-9060-W.met
Status Completed
Chk. Result

Type	Anal.	Manual Dilution	Result
Unknown	NPOC	1.000	NPOC:5.111mg/L

1. Det

Anal.: NPOC

No.	Area	Conc.	Inj. Vol.	Aut. Dil.	Ex.	Cal. Curve	Date / Time
1	488.2	5.111mg/L	1250uL	1		0-20 NPOC_210921.2021_09_21_10_52_02.cal	1/21/2022 2:31:39 AM

Mean Area 488.2
Mean Conc. 5.111mg/L

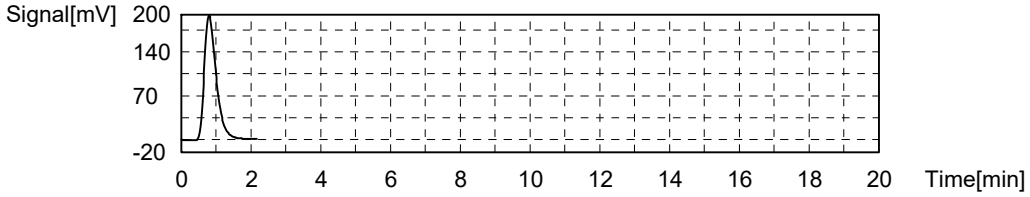

Sample

Sample Name: C-TOC-9060-W
Sample ID: CCV
Origin: C-TOC-9060-W.met
Status Completed
Chk. Result

Type	Anal.	Manual Dilution	Result
Unknown	NPOC	1.000	NPOC:5.190mg/L

1. Det

Anal.: NPOC

No.	Area	Conc.	Inj. Vol.	Aut. Dil.	Ex.	Cal. Curve	Date / Time
1	495.7	5.190mg/L	1250uL	1		0-20 NPOC_210921.2021_09_21_10_52_02.cal	1/21/2022 2:41:43 AM

Mean Area 495.7
Mean Conc. 5.190mg/L

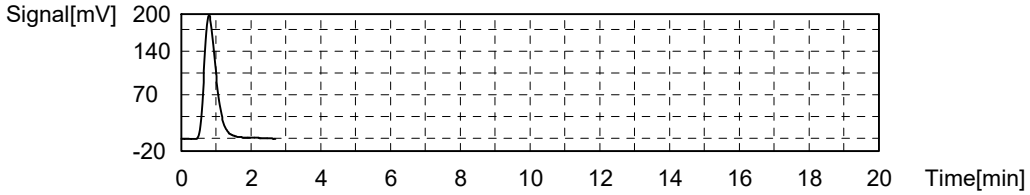

Sample

Sample Name: C-TOC-9060-W
Sample ID: CCB
Origin: C-TOC-9060-W.met
Status Completed
Chk. Result

Type	Anal.	Manual Dilution	Result
Unknown	NPOC	1.000	NPOC:0.06964mg/L

1. Det

Anal.: NPOC

No.	Area	Conc.	Inj. Vol.	Aut. Dil.	Ex.	Cal. Curve	Date / Time
1	6.652	0.06964mg/L	1250uL	1		0-20 NPOC_210921.2021_09_21_10_52_02.cal	1/21/2022 2:52:00 AM

Mean Area 6.652
Mean Conc. 0.06964mg/L

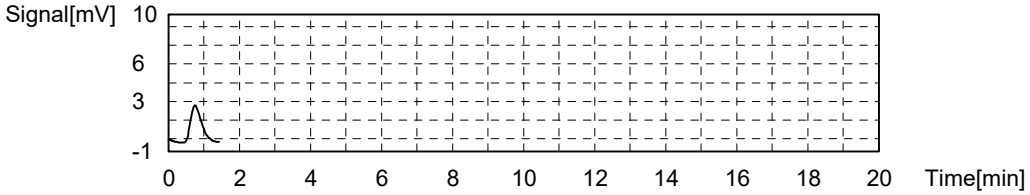

Sample

Sample Name: C-TOC-9060-W
Sample ID: CCB
Origin: C-TOC-9060-W.met
Status Completed
Chk. Result

Type	Anal.	Manual Dilution	Result
Unknown	NPOC	1.000	NPOC:0.07210mg/L

1. Det

Anal.: NPOC

No.	Area	Conc.	Inj. Vol.	Aut. Dil.	Ex.	Cal. Curve	Date / Time
1	6.887	0.07210mg/L	1250uL	1		0-20 NPOC_210921.2021_09_21_10_52_02.cal	1/21/2022 3:00:47 AM

Mean Area 6.887
Mean Conc. 0.07210mg/L

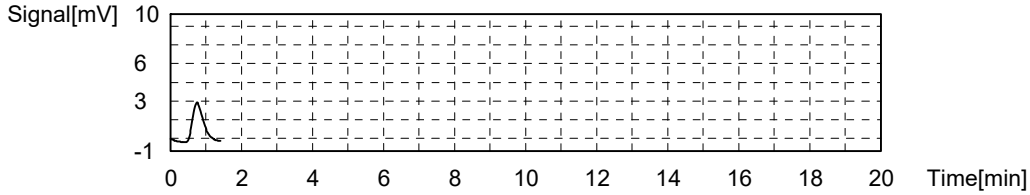

Sample

Sample Name: C-TOC-9060-W
Sample ID: CCB
Origin: C-TOC-9060-W.met
Status Completed
Chk. Result

Type	Anal.	Manual Dilution	Result
Unknown	NPOC	1.000	NPOC:0.09333mg/L

1. Det

Anal.: NPOC

No.	Area	Conc.	Inj. Vol.	Aut. Dil.	Ex.	Cal. Curve	Date / Time
1	8.914	0.09333mg/L	1250uL	1		0-20 NPOC_210921.2021_09_21_10_52_02.cal	1/21/2022 3:11:07 AM

Mean Area 8.914
Mean Conc. 0.09333mg/L

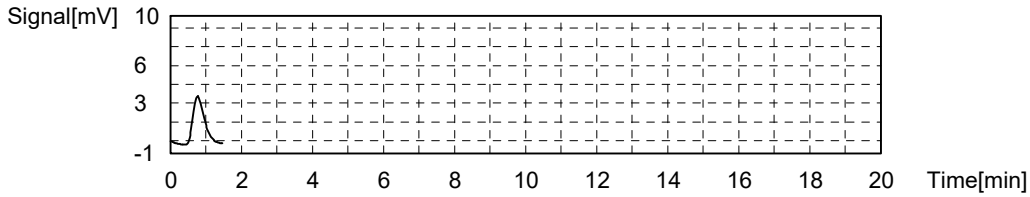

Sample

Sample Name: C-TOC-9060-W
Sample ID: CCB
Origin: C-TOC-9060-W.met
Status Completed
Chk. Result

Type	Anal.	Manual Dilution	Result
Unknown	NPOC	1.000	NPOC:0.08708mg/L

1. Det

Anal.: NPOC

No.	Area	Conc.	Inj. Vol.	Aut. Dil.	Ex.	Cal. Curve	Date / Time
1	8.317	0.08708mg/L	1250uL	1		0-20 NPOC_210921.2021_09_21_10_52_02.cal	1/21/2022 3:19:56 AM

Mean Area 8.317
Mean Conc. 0.08708mg/L

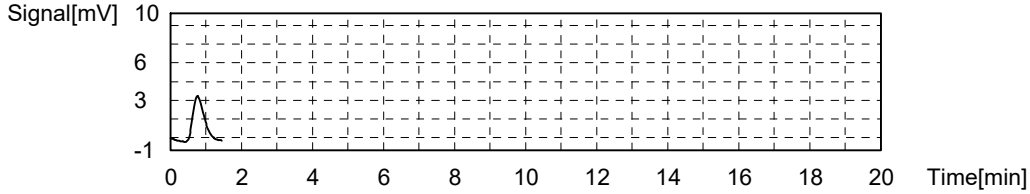

Sample

Sample Name: C-TOC-9060-W
Sample ID: C22010624-001E
Origin: C-TOC-9060-W.met
Status Completed
Chk. Result

Type	Anal.	Manual Dilution	Result
Unknown	NPOC	1.000	NPOC:0.6795mg/L

1. Det

Anal.: NPOC

No.	Area	Conc.	Inj. Vol.	Aut. Dil.	Ex.	Cal. Curve	Date / Time
1	64.90	0.6795mg/L	1250uL	1		0-20 NPOC_210921.2021_09_21_10_52_02.cal	1/21/2022 3:30:37 AM

Mean Area 64.90
Mean Conc. 0.6795mg/L

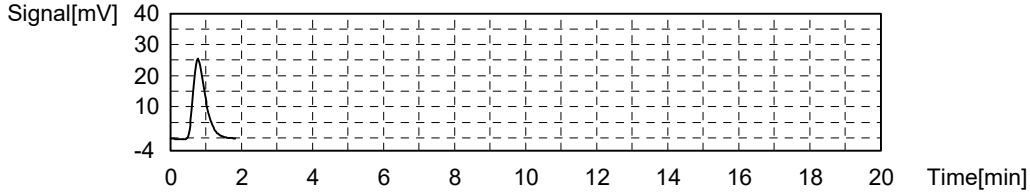

Sample

Sample Name: C-TOC-9060-W
Sample ID: C22010624-001E
Origin: C-TOC-9060-W.met
Status Completed
Chk. Result

Type	Anal.	Manual Dilution	Result
Unknown	NPOC	1.000	NPOC:0.6822mg/L

1. Det

Anal.: NPOC

No.	Area	Conc.	Inj. Vol.	Aut. Dil.	Ex.	Cal. Curve	Date / Time
1	65.16	0.6822mg/L	1250uL	1		0-20 NPOC_210921.2021_09_21_10_52_02.cal	1/21/2022 3:39:49 AM

Mean Area 65.16
Mean Conc. 0.6822mg/L

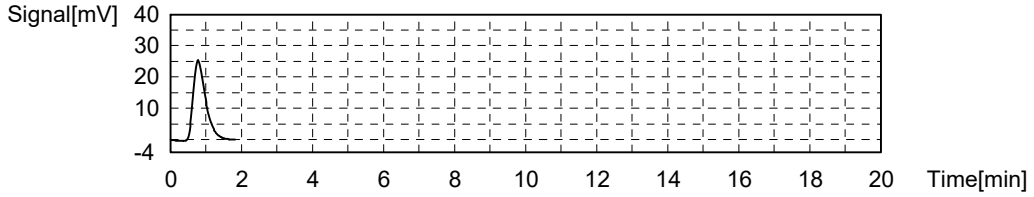

Sample

Sample Name: C-TOC-9060-W
Sample ID: C22010624-001E
Origin: C-TOC-9060-W.met
Status Completed
Chk. Result

Type	Anal.	Manual Dilution	Result
Unknown	NPOC	1.000	NPOC:0.6757mg/L

1. Det

Anal.: NPOC

No.	Area	Conc.	Inj. Vol.	Aut. Dil.	Ex.	Cal. Curve	Date / Time
1	64.54	0.6757mg/L	1250uL	1		0-20 NPOC_210921.2021_09_21_10_52_02.cal	1/21/2022 3:50:30 AM

Mean Area 64.54
Mean Conc. 0.6757mg/L

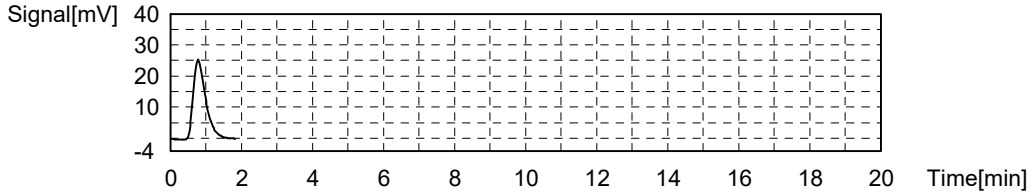

Sample

Sample Name: C-TOC-9060-W
Sample ID: C22010624-001E
Origin: C-TOC-9060-W.met
Status Completed
Chk. Result

Type	Anal.	Manual Dilution	Result
Unknown	NPOC	1.000	NPOC:0.6737mg/L

1. Det

Anal.: NPOC

No.	Area	Conc.	Inj. Vol.	Aut. Dil.	Ex.	Cal. Curve	Date / Time
1	64.35	0.6737mg/L	1250uL	1		0-20 NPOC_210921.2021_09_21_10_52_02.cal	1/21/2022 3:59:41 AM

Mean Area 64.35
Mean Conc. 0.6737mg/L

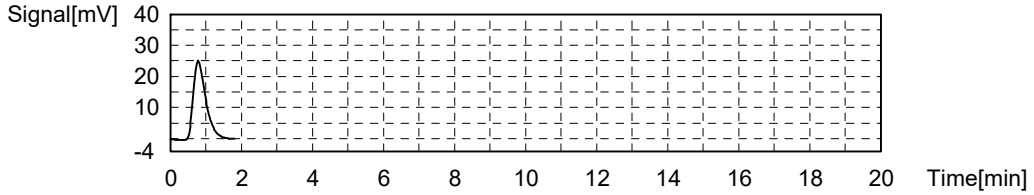

Sample

Sample Name: C-TOC-9060-W
Sample ID: C22010624-001EMS
Origin: C-TOC-9060-W.met
Status Completed
Chk. Result

Type	Anal.	Manual Dilution	Result
Unknown	NPOC	1.000	NPOC:5.903mg/L

1. Det

Anal.: NPOC

No.	Area	Conc.	Inj. Vol.	Aut. Dil.	Ex.	Cal. Curve	Date / Time
1	563.8	5.903mg/L	1250uL	1		0-20 NPOC_210921.2021_09_21_10_52_02.cal	1/21/2022 4:10:40 AM

Mean Area 563.8
Mean Conc. 5.903mg/L

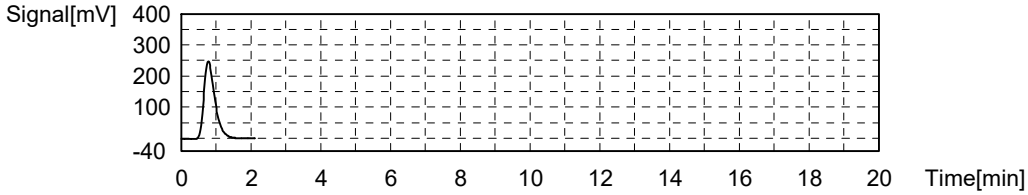

Sample

Sample Name: C-TOC-9060-W
Sample ID: C22010624-001EMS
Origin: C-TOC-9060-W.met
Status Completed
Chk. Result

Type	Anal.	Manual Dilution	Result
Unknown	NPOC	1.000	NPOC:5.862mg/L

1. Det

Anal.: NPOC

No.	Area	Conc.	Inj. Vol.	Aut. Dil.	Ex.	Cal. Curve	Date / Time
1	559.9	5.862mg/L	1250uL	1		0-20 NPOC_210921.2021_09_21_10_52_02.cal	1/21/2022 4:20:08 AM

Mean Area 559.9
Mean Conc. 5.862mg/L

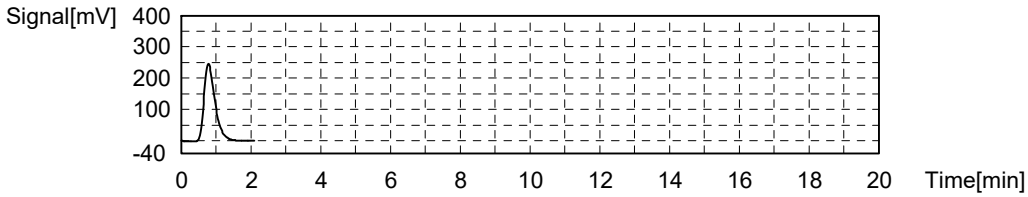

Sample

Sample Name: C-TOC-9060-W
Sample ID: C22010624-001EMS
Origin: C-TOC-9060-W.met
Status Completed
Chk. Result

Type	Anal.	Manual Dilution	Result
Unknown	NPOC	1.000	NPOC:5.874mg/L

1. Det

Anal.: NPOC

No.	Area	Conc.	Inj. Vol.	Aut. Dil.	Ex.	Cal. Curve	Date / Time
1	561.1	5.874mg/L	1250uL	1		0-20 NPOC_210921.2021_09_21_10_52_02.cal	1/21/2022 4:31:06 AM

Mean Area 561.1
Mean Conc. 5.874mg/L

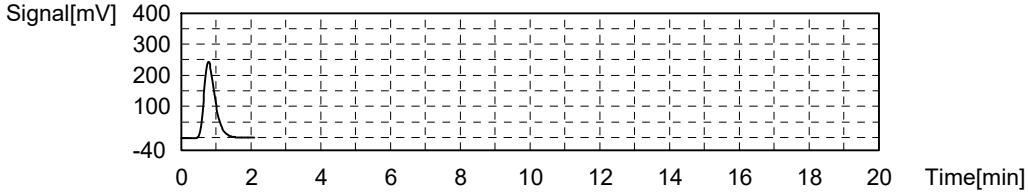

Sample

Sample Name: C-TOC-9060-W
Sample ID: C22010624-001EMS
Origin: C-TOC-9060-W.met
Status Completed
Chk. Result

Type	Anal.	Manual Dilution	Result
Unknown	NPOC	1.000	NPOC:5.975mg/L

1. Det

Anal.: NPOC

No.	Area	Conc.	Inj. Vol.	Aut. Dil.	Ex.	Cal. Curve	Date / Time
1	570.7	5.975mg/L	1250uL	1		0-20 NPOC_210921.2021_09_21_10_52_02.cal	1/21/2022 4:40:46 AM

Mean Area 570.7
Mean Conc. 5.975mg/L

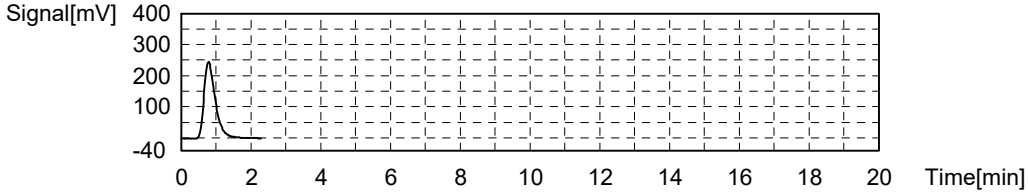

Sample

Sample Name: C-TOC-9060-W
Sample ID: C22010624-001EMSD
Origin: C-TOC-9060-W.met
Status Completed
Chk. Result

Type	Anal.	Manual Dilution	Result
Unknown	NPOC	1.000	NPOC:5.959mg/L

1. Det

Anal.: NPOC

No.	Area	Conc.	Inj. Vol.	Aut. Dil.	Ex.	Cal. Curve	Date / Time
1	569.2	5.959mg/L	1250uL	1		0-20 NPOC_210921.2021_09_21_10_52_02.cal	1/21/2022 4:51:49 AM

Mean Area 569.2
Mean Conc. 5.959mg/L

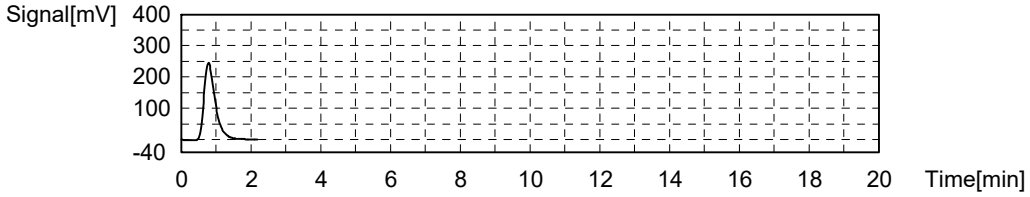

Sample

Sample Name: C-TOC-9060-W
Sample ID: C22010624-001EMSD
Origin: C-TOC-9060-W.met
Status Completed
Chk. Result

Type	Anal.	Manual Dilution	Result
Unknown	NPOC	1.000	NPOC:6.015mg/L

1. Det

Anal.: NPOC

No.	Area	Conc.	Inj. Vol.	Aut. Dil.	Ex.	Cal. Curve	Date / Time
1	574.5	6.015mg/L	1250uL	1		0-20 NPOC_210921.2021_09_21_10_52_02.cal	1/21/2022 5:01:52 AM

Mean Area 574.5
Mean Conc. 6.015mg/L

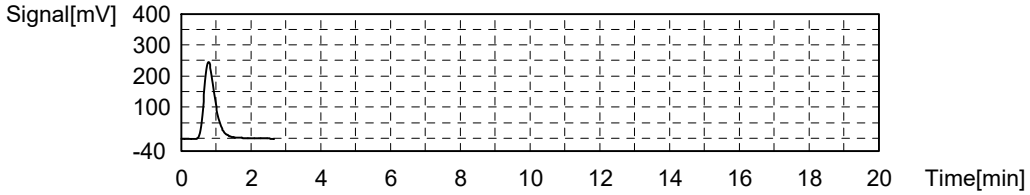

Sample

Sample Name: C-TOC-9060-W
Sample ID: C22010624-001EMSD
Origin: C-TOC-9060-W.met
Status Completed
Chk. Result

Type	Anal.	Manual Dilution	Result
Unknown	NPOC	1.000	NPOC:6.190mg/L

1. Det

Anal.: NPOC

No.	Area	Conc.	Inj. Vol.	Aut. Dil.	Ex.	Cal. Curve	Date / Time
1	591.2	6.190mg/L	1250uL	1		0-20 NPOC_210921.2021_09_21_10_52_02.cal	1/21/2022 5:13:24 AM

Mean Area 591.2
Mean Conc. 6.190mg/L

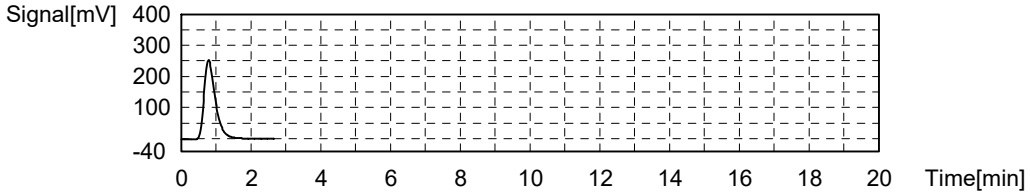

Sample

Sample Name: C-TOC-9060-W
Sample ID: C22010624-001EMSD
Origin: C-TOC-9060-W.met
Status Completed
Chk. Result

Type	Anal.	Manual Dilution	Result
Unknown	NPOC	1.000	NPOC:6.174mg/L

1. Det

Anal.: NPOC

No.	Area	Conc.	Inj. Vol.	Aut. Dil.	Ex.	Cal. Curve	Date / Time
1	589.7	6.174mg/L	1250uL	1		0-20 NPOC_210921.2021_09_21_10_52_02.cal	1/21/2022 5:23:06 AM

Mean Area 589.7
Mean Conc. 6.174mg/L

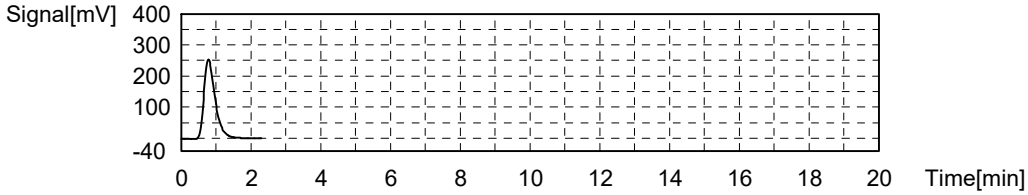

Sample

Sample Name: C-TOC-9060-W
Sample ID: C22010625-001E
Origin: C-TOC-9060-W.met
Status Completed
Chk. Result

Type	Anal.	Manual Dilution	Result
Unknown	NPOC	1.000	NPOC:1.771mg/L

1. Det

Anal.: NPOC

No.	Area	Conc.	Inj. Vol.	Aut. Dil.	Ex.	Cal. Curve	Date / Time
1	169.2	1.771mg/L	1250uL	1		0-20 NPOC_210921.2021_09_21_10_52_02.cal	1/21/2022 5:33:57 AM

Mean Area 169.2
Mean Conc. 1.771mg/L

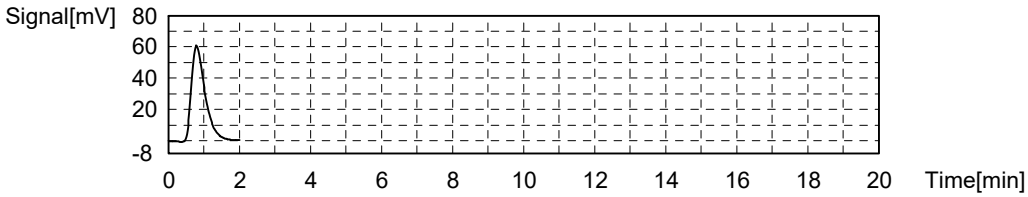

Sample

Sample Name: C-TOC-9060-W
Sample ID: C22010625-001E
Origin: C-TOC-9060-W.met
Status Completed
Chk. Result

Type	Anal.	Manual Dilution	Result
Unknown	NPOC	1.000	NPOC:1.794mg/L

1. Det

Anal.: NPOC

No.	Area	Conc.	Inj. Vol.	Aut. Dil.	Ex.	Cal. Curve	Date / Time
1	171.4	1.794mg/L	1250uL	1		0-20 NPOC_210921.2021_09_21_10_52_02.cal	1/21/2022 5:43:28 AM

Mean Area 171.4
Mean Conc. 1.794mg/L

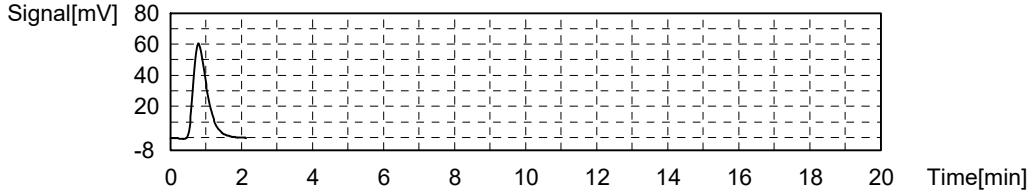

Sample

Sample Name: C-TOC-9060-W
Sample ID: C22010625-001E
Origin: C-TOC-9060-W.met
Status Completed
Chk. Result

Type	Anal.	Manual Dilution	Result
Unknown	NPOC	1.000	NPOC:1.743mg/L

1. Det

Anal.: NPOC

No.	Area	Conc.	Inj. Vol.	Aut. Dil.	Ex.	Cal. Curve	Date / Time
1	166.5	1.743mg/L	1250uL	1		0-20 NPOC_210921.2021_09_21_10_52_02.cal	1/21/2022 5:54:30 AM

Mean Area 166.5
Mean Conc. 1.743mg/L

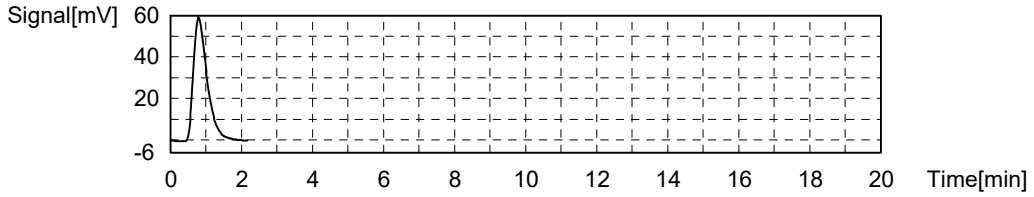

Sample

Sample Name: C-TOC-9060-W
Sample ID: C22010625-001E
Origin: C-TOC-9060-W.met
Status Completed
Chk. Result

Type	Anal.	Manual Dilution	Result
Unknown	NPOC	1.000	NPOC:1.754mg/L

1. Det

Anal.: NPOC

No.	Area	Conc.	Inj. Vol.	Aut. Dil.	Ex.	Cal. Curve	Date / Time
1	167.5	1.754mg/L	1250uL	1		0-20 NPOC_210921.2021_09_21_10_52_02.cal	1/21/2022 6:03:54 AM

Mean Area 167.5
Mean Conc. 1.754mg/L

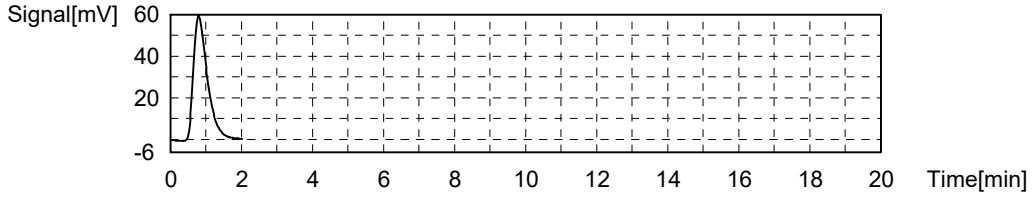

Sample

Sample Name: C-TOC-9060-W
Sample ID: C22010626-001E
Origin: C-TOC-9060-W.met
Status Completed
Chk. Result

Type	Anal.	Manual Dilution	Result
Unknown	NPOC	1.000	NPOC:11.15mg/L

1. Det

Anal.: NPOC

No.	Area	Conc.	Inj. Vol.	Aut. Dil.	Ex.	Cal. Curve	Date / Time
1	1065	11.15mg/L	1250uL	1		0-20 NPOC_210921.2021_09_21_10_52_02.cal	1/21/2022 6:15:55 AM

Mean Area 1065
Mean Conc. 11.15mg/L

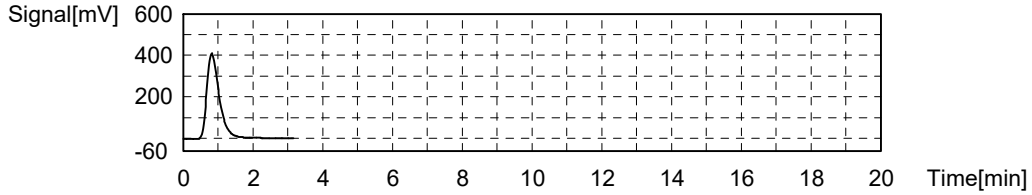

Sample

Sample Name: C-TOC-9060-W
Sample ID: C22010626-001E
Origin: C-TOC-9060-W.met
Status Completed
Chk. Result

Type	Anal.	Manual Dilution	Result
Unknown	NPOC	1.000	NPOC:11.11mg/L

1. Det

Anal.: NPOC

No.	Area	Conc.	Inj. Vol.	Aut. Dil.	Ex.	Cal. Curve	Date / Time
1	1061	11.11mg/L	1250uL	1		0-20 NPOC_210921.2021_09_21_10_52_02.cal	1/21/2022 6:25:39 AM

Mean Area 1061
Mean Conc. 11.11mg/L

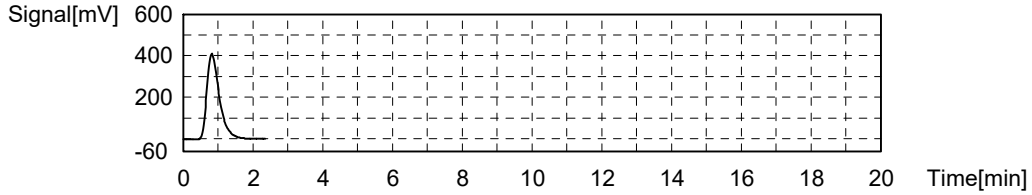

Sample

Sample Name: C-TOC-9060-W
Sample ID: C22010626-001E
Origin: C-TOC-9060-W.met
Status Completed
Chk. Result

Type	Anal.	Manual Dilution	Result
Unknown	NPOC	1.000	NPOC:11.33mg/L

1. Det

Anal.: NPOC

No.	Area	Conc.	Inj. Vol.	Aut. Dil.	Ex.	Cal. Curve	Date / Time
1	1082	11.33mg/L	1250uL	1		0-20 NPOC_210921.2021_09_21_10_52_02.cal	1/21/2022 6:37:26 AM

Mean Area 1082
Mean Conc. 11.33mg/L

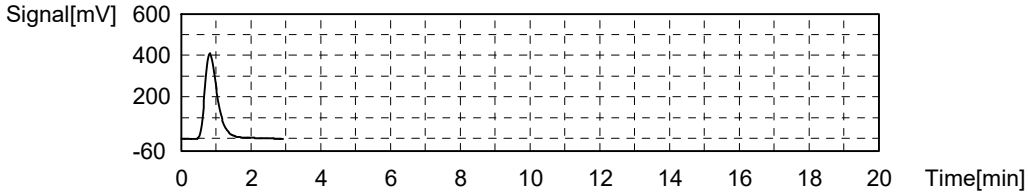

Sample

Sample Name: C-TOC-9060-W
Sample ID: C22010626-001E
Origin: C-TOC-9060-W.met
Status Completed
Chk. Result

Type	Anal.	Manual Dilution	Result
Unknown	NPOC	1.000	NPOC:11.30mg/L

1. Det

Anal.: NPOC

No.	Area	Conc.	Inj. Vol.	Aut. Dil.	Ex.	Cal. Curve	Date / Time
1	1079	11.30mg/L	1250uL	1		0-20 NPOC_210921.2021_09_21_10_52_02.cal	1/21/2022 6:47:41 AM

Mean Area 1079
Mean Conc. 11.30mg/L

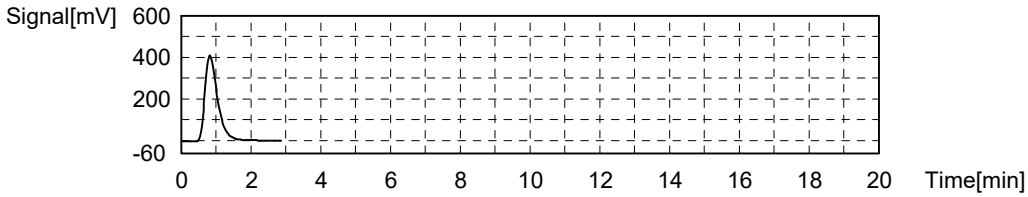

Sample

Sample Name: C-TOC-9060-W
Sample ID: C22010627-001E
Origin: C-TOC-9060-W.met
Status Completed
Chk. Result

Type	Anal.	Manual Dilution	Result
Unknown	NPOC	1.000	NPOC:0.6014mg/L

1. Det

Anal.: NPOC

No.	Area	Conc.	Inj. Vol.	Aut. Dil.	Ex.	Cal. Curve	Date / Time
1	57.44	0.6014mg/L	1250uL	1		0-20 NPOC_210921.2021_09_21_10_52_02.cal	1/21/2022 6:59:03 AM

Mean Area 57.44
Mean Conc. 0.6014mg/L

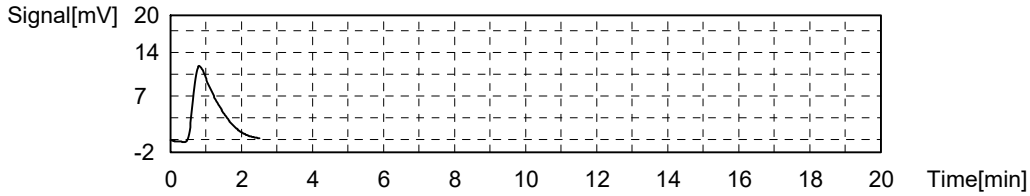

Sample

Sample Name: C-TOC-9060-W
Sample ID: C22010627-001E
Origin: C-TOC-9060-W.met
Status Completed
Chk. Result

Type	Anal.	Manual Dilution	Result
Unknown	NPOC	1.000	NPOC:0.5599mg/L

1. Det

Anal.: NPOC

No.	Area	Conc.	Inj. Vol.	Aut. Dil.	Ex.	Cal. Curve	Date / Time
1	53.48	0.5599mg/L	1250uL	1		0-20 NPOC_210921.2021_09_21_10_52_02.cal	1/21/2022 7:08:52 AM

Mean Area 53.48
Mean Conc. 0.5599mg/L

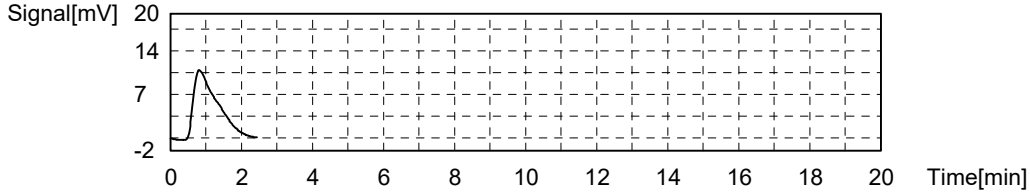

Sample

Sample Name: C-TOC-9060-W
Sample ID: C22010627-001E
Origin: C-TOC-9060-W.met
Status Completed
Chk. Result

Type	Anal.	Manual Dilution	Result
Unknown	NPOC	1.000	NPOC:0.5365mg/L

1. Det

Anal.: NPOC

No.	Area	Conc.	Inj. Vol.	Aut. Dil.	Ex.	Cal. Curve	Date / Time
1	51.24	0.5365mg/L	1250uL	1		0-20 NPOC_210921.2021_09_21_10_52_02.cal	1/21/2022 7:20:13 AM

Mean Area 51.24
Mean Conc. 0.5365mg/L

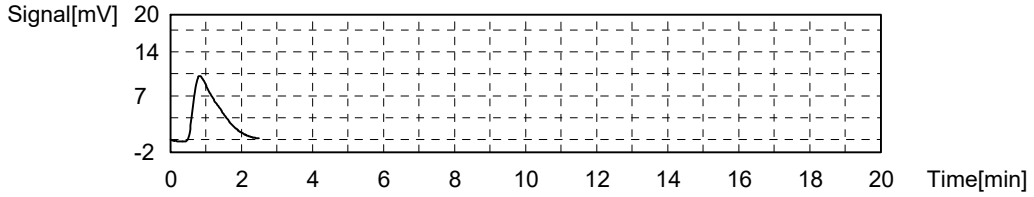

Sample

Sample Name: C-TOC-9060-W
Sample ID: C22010627-001E
Origin: C-TOC-9060-W.met
Status Completed
Chk. Result

Type	Anal.	Manual Dilution	Result
Unknown	NPOC	1.000	NPOC:0.5319mg/L

1. Det

Anal.: NPOC

No.	Area	Conc.	Inj. Vol.	Aut. Dil.	Ex.	Cal. Curve	Date / Time
1	50.80	0.5319mg/L	1250uL	1		0-20 NPOC_210921.2021_09_21_10_52_02.cal	1/21/2022 7:30:04 AM

Mean Area 50.80
Mean Conc. 0.5319mg/L

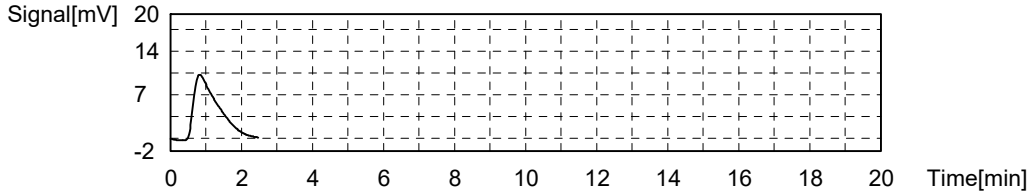

Sample

Sample Name: C-TOC-9060-W
Sample ID: CCV
Origin: C-TOC-9060-W.met
Status Completed
Chk. Result

Type	Anal.	Manual Dilution	Result
Unknown	NPOC	1.000	NPOC:5.030mg/L

1. Det

Anal.: NPOC

No.	Area	Conc.	Inj. Vol.	Aut. Dil.	Ex.	Cal. Curve	Date / Time
1	480.4	5.030mg/L	1250uL	1		0-20 NPOC_210921.2021_09_21_10_52_02.cal	1/21/2022 7:41:05 AM

Mean Area 480.4
Mean Conc. 5.030mg/L

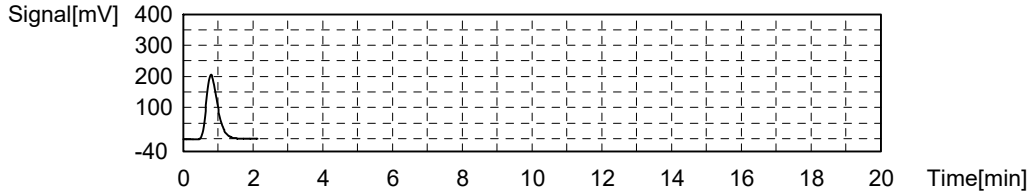

Sample

Sample Name: C-TOC-9060-W
Sample ID: CCV
Origin: C-TOC-9060-W.met
Status Completed
Chk. Result

Type	Anal.	Manual Dilution	Result
Unknown	NPOC	1.000	NPOC:4.946mg/L

1. Det

Anal.: NPOC

No.	Area	Conc.	Inj. Vol.	Aut. Dil.	Ex.	Cal. Curve	Date / Time
1	472.4	4.946mg/L	1250uL	1		0-20 NPOC_210921.2021_09_21_10_52_02.cal	1/21/2022 7:50:27 AM

Mean Area 472.4
Mean Conc. 4.946mg/L

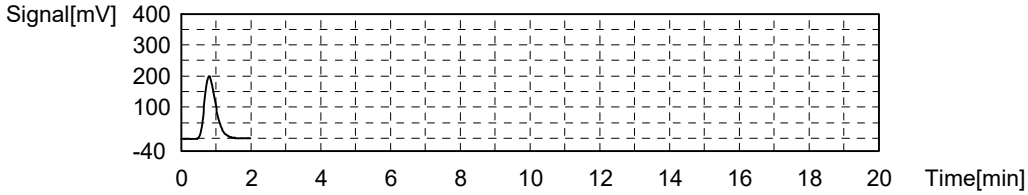

Sample

Sample Name: C-TOC-9060-W
Sample ID: CCV
Origin: C-TOC-9060-W.met
Status Completed
Chk. Result

Type	Anal.	Manual Dilution	Result
Unknown	NPOC	1.000	NPOC:4.822mg/L

1. Det

Anal.: NPOC

No.	Area	Conc.	Inj. Vol.	Aut. Dil.	Ex.	Cal. Curve	Date / Time
1	460.6	4.822mg/L	1250uL	1		0-20 NPOC_210921.2021_09_21_10_52_02.cal	1/21/2022 8:01:36 AM

Mean Area 460.6
Mean Conc. 4.822mg/L

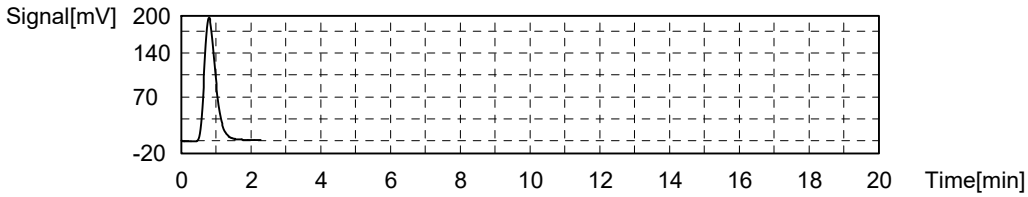

Sample

Sample Name: C-TOC-9060-W
Sample ID: CCV
Origin: C-TOC-9060-W.met
Status Completed
Chk. Result

Type	Anal.	Manual Dilution	Result
Unknown	NPOC	1.000	NPOC:4.912mg/L

1. Det

Anal.: NPOC

No.	Area	Conc.	Inj. Vol.	Aut. Dil.	Ex.	Cal. Curve	Date / Time
1	469.2	4.912mg/L	1250uL	1		0-20 NPOC_210921.2021_09_21_10_52_02.cal	1/21/2022 8:11:33 AM

Mean Area 469.2
Mean Conc. 4.912mg/L

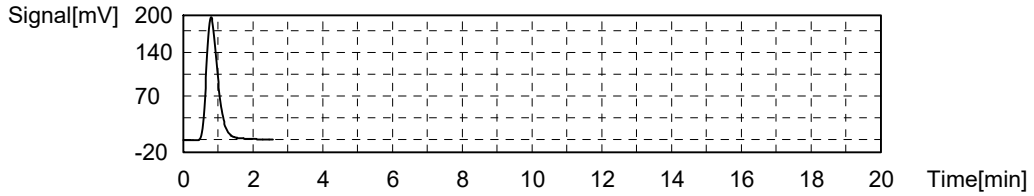

Sample

Sample Name: C-TOC-9060-W
Sample ID: CCB
Origin: C-TOC-9060-W.met
Status Completed
Chk. Result

Type	Anal.	Manual Dilution	Result
Unknown	NPOC	1.000	NPOC:0.08928mg/L

1. Det

Anal.: NPOC

No.	Area	Conc.	Inj. Vol.	Aut. Dil.	Ex.	Cal. Curve	Date / Time
1	8.528	0.08928mg/L	1250uL	1		0-20 NPOC_210921.2021_09_21_10_52_02.cal	1/21/2022 8:21:55 AM

Mean Area 8.528
Mean Conc. 0.08928mg/L

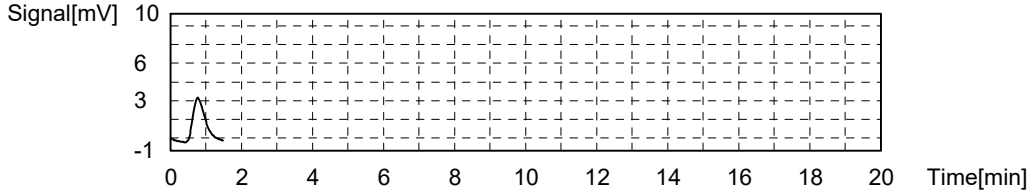

Sample

Sample Name: C-TOC-9060-W
Sample ID: CCB
Origin: C-TOC-9060-W.met
Status Completed
Chk. Result

Type	Anal.	Manual Dilution	Result
Unknown	NPOC	1.000	NPOC:0.08325mg/L

1. Det

Anal.: NPOC

No.	Area	Conc.	Inj. Vol.	Aut. Dil.	Ex.	Cal. Curve	Date / Time
1	7.952	0.08325mg/L	1250uL	1		0-20 NPOC_210921.2021_09_21_10_52_02.cal	1/21/2022 8:30:45 AM

Mean Area 7.952
Mean Conc. 0.08325mg/L

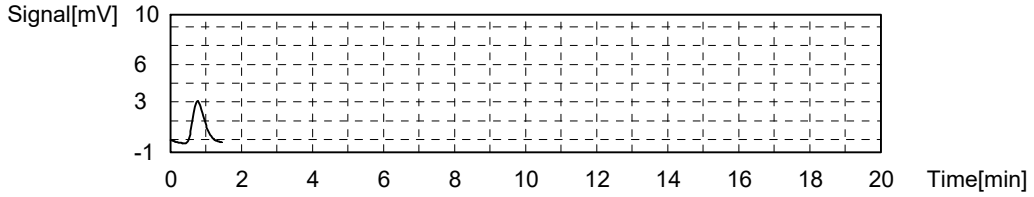

Sample

Sample Name: C-TOC-9060-W
Sample ID: CCB
Origin: C-TOC-9060-W.met
Status Completed
Chk. Result

Type	Anal.	Manual Dilution	Result
Unknown	NPOC	1.000	NPOC:0.1316mg/L

1. Det

Anal.: NPOC

No.	Area	Conc.	Inj. Vol.	Aut. Dil.	Ex.	Cal. Curve	Date / Time
1	12.57	0.1316mg/L	1250uL	1		0-20 NPOC_210921.2021_09_21_10_52_02.cal	1/21/2022 8:41:07 AM

Mean Area 12.57
Mean Conc. 0.1316mg/L

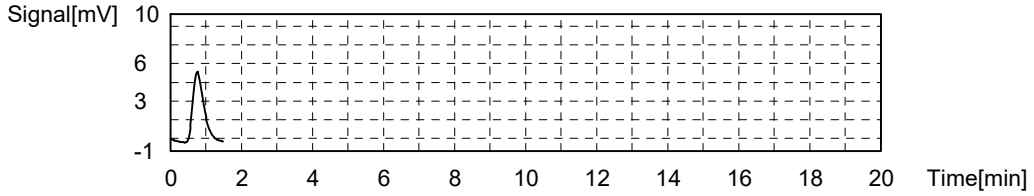

Sample

Sample Name: C-TOC-9060-W
Sample ID: CCB
Origin: C-TOC-9060-W.met
Status Completed
Chk. Result

Type	Anal.	Manual Dilution	Result
Unknown	NPOC	1.000	NPOC:0.1240mg/L

1. Det

Anal.: NPOC

No.	Area	Conc.	Inj. Vol.	Aut. Dil.	Ex.	Cal. Curve	Date / Time
1	11.84	0.1240mg/L	1250uL	1		0-20 NPOC_210921.2021_09_21_10_52_02.cal	1/21/2022 8:49:59 AM

Mean Area 11.84
Mean Conc. 0.1240mg/L

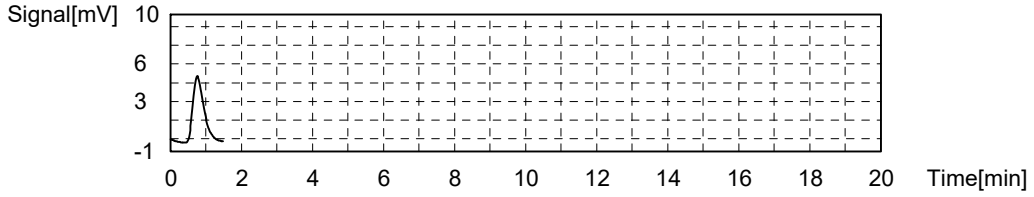

Standards

Std ID
Na Persulfate 12% 211108
NTS AQ DOC A5310C DOC 092221
NTS AQ TOC A5310C DOC 092321
Phosphoric Acid 201124
Phosphoric Water 211108
TOC4_ICAL_210921

Reagents

Reagent Name	Number	SampType
Puradisc 25 Syringe Filter-16950886	11023	
Organic Carbon Standard- 1102654	11923	LCS,MS,MSD
Organic Carbon Standard-710920m	11940	CCV,ICAL
Nitrogen UHP - 1-182-304	12104	

Energy Laboratories, Inc.

Standard LOG

Standard ID:	NA PERSULFATE 12% 211108		
Standard Name	Sodium Persulfate 12%	Type:	Secondary
Date Prepared	11/8/2021	BY:	Nils T. Schenck
Date Expires:	11/8/2022		
Department	INORG	Status:	Open
Vendor:			
Lot Number:			
Balance ID:	BAL-109		

Comments:

Chemical / Solvent Used	BottleNo	Amt	Units	Exp
Phosphoric Acid - 60151	11571	30	mL	6/25/
Solution-2000-D	9959	970	mL	2/8/2
Sodium peroxydisulfate, 98% - Z30G0	11981	120	g	12/14

Final Volume: 1000 mL

Stock Source	Base Units	Amount Added

Analytes	CAS	Conc:	ug/mL

Page: *1 of 1*

Energy Laboratories, Inc.

Standard LOG

Standard ID:	PHOSPHORIC ACID 201124		
Standard Name	Phosphoric Acid 20%	Type:	Secondary
Date Prepared	11/24/2020	BY:	Heather Townsend
Date Expires:	1/8/2023		
Department	INORG	Status:	Open
Vendor:			
Lot Number:			
Balance ID:			

Comments:

Chemical / Solvent Used	BottleNo	Amt	Units	Exp
Phosphoric Acid - 60151	11571	200	mL	6/25/
Solution-2000-D	9959	800	mL	2/8/2

Final Volume: 1000 mL

Stock Source	**Base Units**	**Amount Added**
Analytes	**CAS**	Conc: **ug/mL**

Page: *1 of 1*

Energy Laboratories, Inc.

Standard LOG

Standard ID:	PHOSPHORIC WATER 211108		
Standard Name	Phosphoric Water	Type:	Secondary
Date Prepared	11/8/2021	BY:	Nils T. Schenck
Date Expires:	1/8/2023		
Department	INORG	Status:	Open
Vendor:			
Lot Number:			
Balance ID:			

Comments:

Chemical / Solvent Used	BottleNo	Amt	Units	Exp
Solution-2000-D	9959	2496	mL	2/8/2
Phosphoric Acid - 60151	11571	4	mL	6/25/

Final Volume: 2500 mL

Stock Source	**Base Units**	**Amount Added**
Analytes	**CAS**	Conc: **ug/mL**

Page: *1 of 1*

Certificate of Analysis

MilliporeSigma

Date of Release: 6/17/2020

Name: Phosphoric Acid (Orthophosphoric Acid)
85% w/w, GR ACS
Meets ACS Specifications

Item No: PX0995 all size codes

Lot / Batch No: 60151

Country of Origin: Switzerland

Characteristic	Requirement		Results	Units
	Min.	Max.		
Antimony (Sb)		0.002	< 0.0002	%
Arsenic (As)		1	<1	ppm
Assay	85.0		85.9	%
Calcium (Ca)		0.002	< 0.0001	%
Chloride (Cl)		3	<3	ppm
Color (APHA)		10	<10	
Form			Clear liquid	
Heavy metals (as Pb)		0.001	< 0.0001	%
Insoluble matter		0.001	<0.001	%
Iron (Fe)		0.003	< 0.0003	%
Magnesium (Mg)		0.002	< 0.0001	%
Manganese (Mn)		0.5	< 0.05	ppm
Nitrate (NO3)		5	<5	ppm
Potassium (K)		0.005	< 0.0001	%
Reducing substances			Passes test	
Sodium (Na)		0.025	< 0.0001	%
Sulfate (SO4)		0.003	< 0.0003	%
Volatile acids (as acetic acid)		0.001	<0.001	%

Heather Sinn,

Quality Control Manager
This document has been produced electronically and is valid without a signature.

EMD Millipore is a division of Merck KGaA,Darmstadt, Germany
EMD Millipore Corporation
400 Summit Drive,
Burlington, MA 01803
U.S.A

ID #: 11571
Opened:
Phosphoric Acid - 60151
Expires: 6/25/2025
Rec'd: 6/25/2020
Energy Laboratories, Inc. 2393 Salt Creek Hwy
Casper WY 82601-9601

1/1

Type I Ultra-Low TOC Analytical Grade DI Systems General Description & Specifications

Model Number	General Description - Type I DI Systems
2121AL	Type I *Ultra-Low TOC Analytical Grade* DI System for operation on *pretreated water* (water that has been pretreated via reverse osmosis, distillation or deionization by a central or point-of-use pretreatment system, and contains less than 20 ppm of total dissolved solids).
	Requires Purification Kit Number 2613M1L (not included in system price). Kit includes activated carbon prefilter capsule, high purity TOC reduction DI module, and final filter capsule.
2122AL	Type I *Ultra-Low TOC Analytical Grade* DI System for operation on *ordinary tap water* containing up to 170 ppm of TDS (total dissolved solids).
	Requires Purification Kit Number 2613M2L (not included in system price). Kit includes activated carbon prefilter capsule, two high purity TOC reduction DI modules, and final filter capsule.
Upgradeability	Any of these systems can be field upgraded or modified to become any other Type I system.

Model Number	General Description - Combination Reverse Osmosis plus Type I DI Systems
RODI-C-12AL	Combination Reverse Osmosis plus Type I *Ultra-low TOC Analytical Grade* DI System.
	Requires Purification Kit Number 2613M1L-A (not included in system price). Kit includes high purity TOC reduction DI module, and a final filter capsule. See brochure RODI-C for details.
More information	For *Basic Analytical Grade Systems,* request brochure #: T1-A. For *Biological Grade Systems,* request brochure #: T1-B. For *Ultra-Low TOC Biological Grade Systems,* request brochure #: T1-BL. For *Combination Reverse Osmosis plus Type I DI Systems,* request brochure #: RODI-C. For *Reverse Osmosis and/or Type II DI Systems,* request brochure #: T2-RO. For *High Flow (8-12 Liters/minute) Systems,* contact your sales person.

ID #: 9960
Opened:_____
Solution-2000-I
Expires: 4/14/2018
Rec'd: 9/21/2017
Energy Laboratories, Inc. 2393 Salt Creek Hwy • Casper WY 82602-0247

ID #: 9959
Opened:_____
Solution-2000-D
Expires: 4/14/2018
Rec'd: 9/21/2017
Energy Laboratories, Inc. 2393 Salt Creek Hwy • Casper WY 82602-0247

System and Purified Water Specifications

DI capacity 2121AL and RODI-C 12AL	*2,000
DI capacity 2122AL	*4,000
*(grains of ion exchange capacity as $CaCO_3$)	
Resistivity	18.2 Megohm-cm
TOC	<5 PPB
Bacteria	<1 cfu/ml
Continuous flow rate	2-Liters/minute
Cabinet depth	12" (305 mm)
Cabinet width	20" (508 mm)
Cabinet height	20" (508 mm)
External power supply input	100-240 VAC, 50/60 Hz
Internal power	12 VDC @ 2.5 Amps from external supply
Minimum inlet pressure	35 PSIG (2.3 Bar)
Maximum inlet pressure	100 PSIG (6.7 Bar)
Shipping weight	40-55 lbs (18-25 kg)
Operating weight	55-70 lbs (25-32 kg)
Inlet connection	1/4" or 3/8" NPT

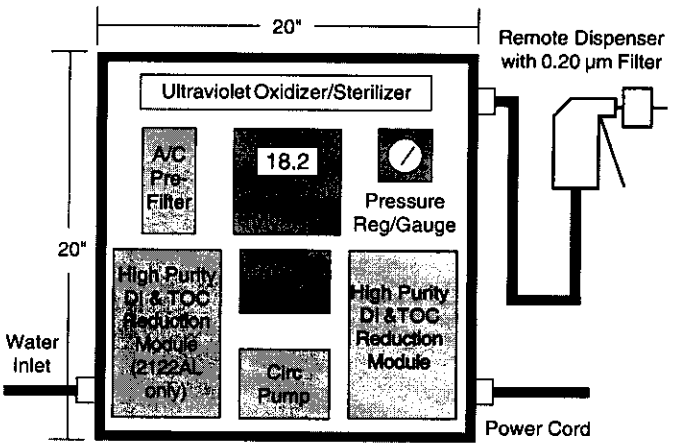

© Copyright 1990 - 2012 AQUA SOLUTIONS, Inc.

AQUA SOLUTIONS

Type I Ultra-Low TOC Analytical Grade DI Systems

Features and Benefits

- *Produces 18 Megohm-cm Type I water*
- *Ultra-Low trace organics - (TOC <5 PPB)*
- *Exceeds ASTM, CAP, CLSI & USP Specs*
- *Accepts 100-240 VAC, 50/60 Hz power*
- *System runs on 12 VDC internal power*
- *Certified by CSA for the US & Canada*
- *Can be bench, shelf or wall-mounted*
- *CE marked for export to Europe, Etc*
- *Remote dispenser included in price*
- *2-Year warranty - (Most Countries)*
- *Meets current USP specifications*
- *User installable and serviceable*
- *0.2 micron final filter capsule*
- *DI modules can be recycled*
- *Complete instrumentation*
- *Fully automatic operation*
- *Continuous recirculation*
- *Made in the USA*

AQUA SOLUTIONS, INC.
8 Old Burnt Mountain Road
Jasper, GA 30143 USA
Phones: 706-692-9200
800-458-2021
Fax: 706-692-9203
E-mail: mail@AquaA.com
Internet: www.AquaA.com

Product Availability



AQUA SOLUTIONS Type I Ultra-Low TOC Analytical Grade DI Systems produce Type I reagent grade water that meets or exceeds ASTM, CAP, CLSI, and USP specifications.

These systems include a built-in, dual-wavelength ultraviolet (UV) oxidizer/sterilizer to reduce TOC to <5 PPB. The UV includes an LED display and audible alarms to monitor UV lamp performance.

They are recommended for laboratory applications requiring Type I water that contains little, if any, TOC (trace organic carbon).

Chemical Applications include AA, GC, HPLC, IC, ICP, IR, MS, heavy or trace metals, environmental testing, TOC, TOX, TCLP, VOC, electrochemistry, and toxicity testing, where ultra-low TOC Type I water is required.

Biological Applications include those that are sensitive to TOC, (where endotoxin/pyrogen levels are NOT critical).

AQUA SOLUTIONS Type I DI systems dispense purified water at the rate of 2-Liters/minute. Higher flow rate systems (8-12 Liters/minute) are available.

AQUA SOLUTIONS Ultra-Low TOC analytical grade systems are designed to operate on ***ordinary tap water,*** or water that has been pretreated via reverse osmosis, distillation, or deionization by a central or point-of-use system.

For those installations where the incoming tap water feed contains more than 170 ppm of TDS (total dissolved solids), and/or the average daily purified water usage exceeds 20 Liters/day, reverse osmosis (RO) pretreatment should be considered (see next paragraph).

AQUA SOLUTIONS Type I Ultra-Low TOC DI Systems can also be purchased with a *built-in 10 or 20 Liter/hour RO pretreatment system,* all in a single cabinet measuring just 20" (508 mm) wide by 20" (508 mm) high by 12" (305 mm) deep - see page 2 for details!

And, if more RO capacity is required to feed multiple systems, or other applications, individual **AQUA SOLUTIONS** RO systems are available in 10, 20, 30, and 60 Liter/hour and higher configurations.

AQUA SOLUTIONS Type I Ultra-Low TOC Systems offer many features and benefits, and higher capacities that are not found on many other systems. **And, they are *very competitively priced!***

ThermoFisher SCIENTIFIC

Certificate of Analysis

Product No.: 54100

Product: Sodium peroxydisulfate, 98%

Lot No.: Z30G002

Appearance	White crystals
Assay	99.2 %
Active oxygen	6.67 %
Ammonium persulfate	0.003 %
Sodium sulfate	0.75 %
Insolubles, aqueous	52 ppm
Iron	3 ppm
Moisture at 60°C	0.01 %

Retest date: December 14, 2030

ID #: 11981
Opened:
Sodium peroxydisulfate, 98% - Z30G002
Expires: 12/14/2030
Rec'd: 4/16/2021
Energy Laboratories Inc. 2393 Salt Creek Hwy
Casper WY 82601-9601

Order our products online **alfa.com**

This document has been electronically generated and does not require a signature.

This is to certify that units of the lot number above were tested and found to comply with the specifications of the grade listed. Certain data have been supplied by third parties. Thermo Fisher Scientific expressly disclaims all warranties, expressed or implied, including the implied warranties of merchantability and fitness for a particular purpose. Products are for research use or further manufacturing. Not for direct administration to humans or animals. It is the responsibility of the purchaser, formulator or those performing further manufacturing to determine suitability based upon the intended use of the end product. Products are tested to meet the analytical requirements of the noted grade. The above information is the actual analytical results obtained.

Energy Laboratories, Inc.

Standard LOG

Standard ID:	TOC4_ICAL_210921		
Standard Name	TOC4 Calibration	Type:	Secondary
Date Prepared	9/21/2021	BY:	Nils T. Schenck
Date Expires:	7/22/2022		
Department	INORG	Status:	Open
Vendor:			
Lot Number:			
Balance ID:			

Comments: Calibration levels and concentrations per SOP 50-227-05

Chemical / Solvent Used	BottleNo	Amt	Units	Exp
Organic Carbon Standard-710920m	11940		mL	9/28/
Solution-2000-D	9959		mL	2/8/2

Final Volume: 1000 mL

Stock Source	**Base Units**	**Amount Added**
Analytes	**CAS**	Conc: **ug/mL**

Page: *1 of 1*

ERA

A Waters Company

Certified Reference Material

▪ Certificate of Analysis ▪

Product:	1000 mg/L Total Organic Carbon (TOC)
Catalog Number:	978
Lot No.	710920m
Starting Material:	Glucose ($C_6H_{12}O_6$)
Matrix:	18 megohm deionized water and 0.5% (v/v) H_2SO_4
Density:	1.0037 ± 0.0006 g/ml at 20.1 °C and 762 mm Hg
Verification Method:	UV Persulfate/Conductometric TOC
Certificate Issue Date:	November 2, 2020
Expiration Date:	September 28, 2022
Revision Number:	Original

CERTIFICATION

Parameter	Certified Value[1]	Uncertainty[2]	NIST Traceability	
	mg/L	%	SRM Number[3]	Recovery %
Total Organic Carbon (TOC)	1000	2.49	84l	101

ID #: 11940
Opened:_____
Organic Carbon Standard-710920m
Expires: 9/28/2022
Rec'd: 3/17/2021
Energy Laboratories, Inc. 2393 Salt Creek Hwy
Casper WY 82601-9601

16341 Table Mountain Pkwy • Golden, CO 80403 • 800.372.0122 • 303.431.8454 • fax 303.421.0159 • www.eraqc.com

GE Healthcare
Life Sciences

Certificate of Conformity

Whatman™

Product Information

Product Number: 6753-2504

Product Name: Puradisc 25 Syringe Filter, 0.45 µm, nylon, 1000/pk

Lot Number/Serial Number: 16950886

Conformance & Quality systems statement

This is to certify that this product conforms to GE Healthcare Life Sciences specifications.

All products are manufactured via a Quality System certified to **BS EN ISO9001:2008** and tested in accordance with documented quality procedures and approved as a result of meeting the required specification

Electronic signature

This document has been electronically produced and is valid without a signature.

ID #: 11023
Opened:_____
Puradisc 25 Syringe Filter-16950886
Expires: 8/6/2024
Rec'd: 8/6/2019
Energy Laboratories, Inc. 2393 Salt Creek Hwy
Casper WY 82601-9601

Version AA

imagination at work

www.gelifesciences.com

GE Healthcare UK Limited
Amersham Place Little Chalfont
Buckinghamshire HP7 9NA UK

RICCA CHEMICAL COMPANY®

448 West Fork Dr
Arlington, TX 76012
http://www.riccachemical.com
1-888-GO-RICCA
customerservice@riccachemical.com

Certificate of Analysis

Organic Carbon Standard, 1000 ppm C

Lot Number: 1102654 **Product Number:** 1847

Manufacture Date: FEB 02, 2021
Expiration Date: JAN 2022

The certified value reported is the prepared value based upon the method of preparation of the material. The uncertainty in the prepared value is based upon the volumetric method of preparation.

Name	CAS#	Grade
Water	7732-18-5	ACS/ASTM/USP/EP
Phosphoric Acid	7664-38-2	ACS
Potassium Acid Phthalate	877-24-7	ACS Acidimetric

Test	Specification	Result
Appearance	Colorless liquid	Passed
Carbon (C)	995-1005 ppm	1000 ppm

Specification	Reference
Organic Carbon Stock Solution	APHA (5310 B)
Potassium Hydrogen Phthalate, Stock Solution	EPA (SW-846) (9060)
Potassium Hydrogen Phthalate, Stock Solution, 1000 mg Carbon/liter	EPA (415.1)
Organic Carbon Solution, Standard (1 mL = 1 mg C)	ASTM (D 2579)

Volumetric glassware complies with Class A tolerance requirements of ASTM E 288 and NIST Circular 434; it is calibrated before first use and recalibrated regularly in accordance with ASTM E 542 and NIST Procedure NBSIR 74-461. Balances are calibrated regularly with weights certified traceable to the NIST national mass standard. Thermometers and temperature probes are calibrated before first use and recalibrated regularly with a thermometer traceable to NIST standards. All products are prepared according to master documents that assure manufacture according to validated methods. Batch records document raw material traceability and production and testing history for each lot manufactured.

Part Number	Size / Package Type	Shelf Life (Unopened Container)
1847-16	500 mL amber glass	12 months
1847-32	1 L amber glass	12 months
1847-4	120 mL amber glass	12 months
1847-8	250 mL amber glass	12 months

Recommended Storage: 15°C - 30°C (59°F - 86°F)

Israel Alamudun (02/02/2021)
Quality Control Supervisor
This Certificate of Analysis is designed to comply with ISO Guide 31 "Reference Materials -- Contents of Certificates and Labels."

ID #: 11923
Opened:
Organic Carbon Standard- 1102654
Expires: 1/1/2022
Rec'd: 2/24/2021
Energy Laboratories, Inc. 2393 Salt Creek Hwy
Casper WY 82601-9601

This test report shall not be reproduced, except in full, without the written approval of Ricca Chemical Company.

NorLAB®
A DIVISION OF NORCO, INC.

Calibration Gases & Equipment

CERTIFICATE OF ANALYSIS

Norco, Inc
Casper Warehouse
3333 West Yellowstone Hwy
Mills, WY 82644

Cust Number WH084
Order Number 67085950
P.O. Number N/A

Lot Number 1-182-304
Part Number SPG TUHPNI
Product Nitrogen, UHP
Cylinder Size T
Pressure 2640 psig @ 70°F

Date Analyzed 7/1/2021
Expires 7-2024

Cylinder Number(s)
TW04-730235
T-1260
061665
TWC-759451
300-4710337Y
072367

Component	Reported Concentration	Requested Concentration	Analytical Method
Nitrogen	≥ 99.999%	≥ 99.999%	
THC (as Methane)	< 0.5 ppm	< 0.5 ppm	FTIR
Oxygen	< 2 0 ppm	< 2.0 ppm	Zirconium Oxide Cell
Water	< 3.0 ppm	< 3.0 ppm	Electrocapacitance Cell

Storage: Keep away from heat, flames, and sparks. Store and use with adequate ventilation. Close valve when not in use and when empty. Never allow cylinder temperature to exceed 125 degrees F.

Minor constituents tested with standards traceable to NIST by mass or comparison to SRM's (Standard Reference Materials). NIST Tracability Numbers are available upon request.

Approved: Jeff Korn
Lab Technician

Date Signed: July 16, 2021

898 W. GOWEN ROAD • BOISE, IDAHO 83705
Phone (208) 336-1643 • Fax (208) 331-3038 • 800-657-6672

ID #: 12104
Opened.
Nitrogen UHP - 182-304
Expires: 7/30/2024
Rec'd: 7/30/2021
Energy Laboratories, Inc. 2393 Salt Creek Hwy
Casper WY 82601-9601

PREP BATCH REPORT

Prep Code: **SVOC-3510C-8270** Technician: **Zachary B. Zaccardi** Prep Start Date: **1/19/2022 3:57:55 PM**

Prep Batch **163072** Prep Temp **NA °C** Batch Units: **ML** Prep End Date: **1/21/2022 2:15:00 PM**

Sample ID	Matrix	pH	Initial Samp Amt	Sol Added	Sol Recovered	Final Vol (mL)	Factor	Balance	Prep Start Date	Prep End Date
MB-163072			1000	0	0	1.00	0.001		1/19/2022	1/21/2022
Supervised by RJB										
LCS-163072			1000	0	0	1.00	0.001		1/19/2022	1/21/2022
LCSD-163072			1000	0	0	1.00	0.001		1/19/2022	1/21/2022
LLCS-163072			1000	0	0	1.00	0.001		1/19/2022	1/21/2022
LLCSD-163072			1000	0	0	1.00	0.001		1/19/2022	1/21/2022
B22011125-001C	Ground Water	6	1030	0	0	1.00	0.000971		1/19/2022	1/21/2022
Sample was clear (1/2)										
B22011128-001C	Ground Water	6	1020	0	0	1.00	0.00098		1/19/2022	1/21/2022
Sample was clear (1/2)										
B22011129-001C	Ground Water	6	1040	0	0	1.00	0.000962		1/19/2022	1/21/2022
Sample was clear (1/2)										
B22011131-001C	Ground Water	6	1040	0	0	1.00	0.000962		1/19/2022	1/21/2022
Sample was clear (1/2)										
B22011124-001C	Ground Water	6	980	0	0	1.00	0.00102		1/20/2022	1/21/2022
Sample was clear (1/2)										
B22011126-001C	Ground Water	6	1040	0	0	1.00	0.000962		1/20/2022	1/21/2022
Sample was clear (1/2)										
B22011127-001C	Ground Water	6	1040	0	0	1.00	0.000962		1/20/2022	1/21/2022
Sample was clear (1/2)										
B22011130-001C	Ground Water	6	1040	0	0	1.00	0.000962		1/20/2022	1/21/2022
Sample was clear (1/2)										
B22011132-001C	Ground Water	6	1010	0	0	1.00	0.00099		1/20/2022	1/21/2022
Sample was clear (1/2)										
B22011133-001C	Ground Water	6	960	0	0	1.00	0.00104		1/20/2022	1/21/2022
Sample was clear (1/2)										

Number	Reagent Name	Exp Date	A
13124	Sulfuric Acid 2020070739	7/2/2022	2mL
13273	pH-indicator Strips 0-14 HC025486	9/30/2024	
14196	Dichloromethane EB867	6/18/2023	100,50
14747	Dichloromethane EC849	11/1/2023	

Spk ID	Spike Name	SampType	AmtAdd	Exp Date
FP220118 14244	DCM RINSED FILTER PAPER	ALL		4/6/2026
Sulfate 01/18/22 (	Baked Sodium Sulfate	ALL	varies	11/29/2026
sv83418	Benzidines	LCS, MS	50 uL	3/17/2024
sv92715	LCS/Add Extractions	LCS, MS; LLCS/D	1.0 mL; 5	9/24/2022
SVOC NaOH 122	10 N NaOH	MB, LCS, SAMP,	5 drops	7/31/2023
sv92717	LL BNA Surr	SAMP, LMS, LLC	100 uL	3/31/2022
sv92706	BNA Surr	SAMP, MB, LCS,	100 uL	3/31/2022

PREP BATCH REPORT

Prep Code: **SVOC-3510C-8270** Technician: **Zachary B. Zaccardi** Prep Start Date: **1/19/2022 3:57:55 PM**

Prep Batch **163072** Prep Temp **NA °C** Batch Units: **ML** Prep End Date: **1/21/2022 2:15:00 PM**

Sample ID	Matrix	pH	Initial Samp Amt	Sol Added	Sol Recovered	Final Vol (mL)	Factor	Balance	Prep Start Date	Prep End Date
B22011134-001C	Ground Water	6	980	0	0	1.00	0.00102		1/20/2022	1/21/2022
Sample had a yellow tint (1/2)										
B22011134-002A	Ground Water	6	990	0	0	1.00	0.00101		1/20/2022	1/21/2022
Sample was clear (1/2)										
B22011135-001C	Ground Water	6	1000	0	0	1.00	0.001		1/20/2022	1/21/2022
Sample was clear (1/2)										
B22011136-001C	Ground Water	6	980	0	0	1.00	0.00102		1/20/2022	1/21/2022
Sample had a yellow tint (1/6)										
B22011136-001CMS	Ground Water	6	1010	0	0	1.00	0.00099		1/20/2022	1/21/2022
Sample had a yellow tint (2/6)										
B22011136-001CMSD	Ground Water	6	1010	0	0	1.00	0.00099		1/20/2022	1/21/2022
Sample had a yellow tint (3/6)										
B22011137-001C	Ground Water	6	1020	0	0	1.00	0.00098		1/20/2022	1/21/2022
Sample had a yellow tint (1/2)										
B22011200-001A	Aqueous	7	1050	0	0	1.00	0.000952		1/20/2022	1/21/2022
Sample was a cloudy yellow										
B22011136-001CLMS	Ground Water	6	980	0	0	1.00	0.00102		1/20/2022	1/21/2022
Sample had a yellow tint (4/6)										
B22011136-001CLMSD	Ground Water	6	990	0	0	1.00	0.00101		1/20/2022	1/21/2022
Sample had a yellow tint (5/6)										

Number	Reagent Name	Exp Date	A
13124	Sulfuric Acid 2020070739	7/2/2022	2mL
13273	pH-indicator Strips 0-14 HC025486	9/30/2024	
14196	Dichloromethane EB867	6/18/2023	100,50
14747	Dichloromethane EC849	11/1/2023	

Spk ID	Spike Name	SampType	AmtAdd	Exp Date
FP220118 14244	DCM RINSED FILTER PAPER	ALL		4/6/2026
Sulfate 01/18/22 (	Baked Sodium Sulfate	ALL	varies	11/29/2026
sv83418	Benzidines	LCS, MS	50 uL	3/17/2024
sv92715	LCS/Add Extractions	LCS, MS; LLCS/D	1.0 mL; 5	9/24/2022
SVOC NaOH 122	10 N NaOH	MB, LCS, SAMP,	5 drops	7/31/2023
sv92717	LL BNA Surr	SAMP, LMS, LLC	100 uL	3/31/2022
sv92706	BNA Surr	SAMP, MB, LCS,	100 uL	3/31/2022

Energy Laboratories Inc

ANALYTICAL RUN Summary

24-Feb-22

Run ID SV5975.I_220126A

Run Start Date:	1/26/2022
Analyst:	John P. Heine
Ical:	
Column ID:	ZB-SemiVolatiles
Comments:	

Std ID	Std Name	Std Amount	Std Units	Samp Amount	Samp Units	SampType	Expiration Date
dcmsvoc13	DCM						11/17/2022
sv100506	BNA low 50 ug/mL	8	ul	192	ul	CCV	3/31/2022
sv100703	BNA Internals 2000 ug/mL	2	ul	100	ul	SAMP	5/31/2022
sv100801	BNA 2nd source 200ug/mL	2	ul	198	ul	ICV	10/1/2022
sv83311	DFTPP 1000 ug/mL	50	ul	50	ul	TUNE	10/31/2022

Seq No	Lab ID	Test Code	Sample Typ	File ID	Analysis Date	DF	Batch ID	Prep Date	SPKref	RPDref	pmoist
15003992	Jan2601_D_TU	SVOC-8270-DF	TUNE	5975.I\sh012622\	11/26/2022 4:53:0	1	R373840		0	0	

Analyte	T	Units	RAW	Final	Text	Spike	SPKref	RPDref	MDL	PQL	UQL	%REC	LOW	HIGH	%RPD	Q
127, % of mass 198	A	%	47.4	47.4		100	0	0	0	0.01	0	47%	40	60	0%	
197, % of mass 198	A	%	0	0		100	0	0	0	0.01	0	0%	0	0.99	0%	
198, Base Peak	A	%	100	100		100	0	0	0	0.01	0	100%	100	100	0%	
199, % of mass 198	A	%	7	7		100	0	0	0	0.01	0	7%	5	9	0%	
275, % of mass 198	A	%	26.1	26.1		100	0	0	0	0.01	0	26%	10	30	0%	
365, % of mass 198	A	%	3.2	3.2		100	0	0	0	0.01	0	3%	1	99.99	0%	
441, % of mass 443	A	%	110.5	110.5		100	0	0	0	0.01	0	111%	0.01	150	0%	
442, % of mass 198	A	%	41.4	41.4		100	0	0	0	0.01	0	41%	40	100	0%	
443, % of mass 442	A	%	19.3	19.3		100	0	0	0	0.01	0	19%	17	23	0%	
51, % of mass 198	A	%	50.5	50.5		100	0	0	0	0.01	0	51%	30	60	0%	
68, % of mass 69	A	%	0	0		100	0	0	0	0.01	0	0%	0	1.99	0%	
70, % of mass 69	A	%	0.5	0.5		100	0	0	0	0.01	0	1%	0	1.99	0%	

Seq No	Lab ID	Test Code	Sample Typ	File ID	Analysis Date	DF	Batch ID	Prep Date	SPKref	RPDref	pmoist
15003993	26-Jan-22_CAL_	SVOC-8270-W-	ICAL	5975.I\sh012622\	11/26/2022 5:17:4	1	R373840		0	0	

Analyte	T	Units	RAW	Final	Text	Spike	SPKref	RPDref	MDL	PQL	UQL	%REC	LOW	HIGH	%RPD	Q
1-Methylnaphthalene	A	ug/L	10.07823	10.07823		10	0	0	0.0206	0.1	10	101%	20	120	0%	
2-Methylnaphthalene	A	ug/L	10.05916	10.05916		10	0	0	0.0176	0.1	10	101%	20	120	0%	
Acenaphthene	A	ug/L	10.37477	10.37477		10	0	0	0.0317	0.1	10	104%	20	120	0%	
Acenaphthylene	A	ug/L	10.07457	10.07457		10	0	0	0.025	0.1	10	101%	20	120	0%	
Anthracene	A	ug/L	9.9226	9.9226		10	0	0	0.0283	0.1	10	99%	20	120	0%	
Benzo(a)anthracene	A	ug/L	10.03609	10.03609		10	0	0	0.0272	0.1	10	100%	20	120	0%	
Benzo(a)pyrene	A	ug/L	10.03458	10.03458		10	0	0	0.0347	0.1	10	100%	20	120	0%	
Benzo(b)fluoranthene	A	ug/L	9.97493	9.97493		10	0	0	0.0226	0.1	10	100%	20	120	0%	
Benzo(g,h,i)perylene	A	ug/L	10.01537	10.01537		10	0	0	0.0267	0.1	10	100%	20	120	0%	
Benzo(k)fluoranthene	A	ug/L	10.03433	10.03433		10	0	0	0.0295	0.1	10	100%	20	120	0%	
Chrysene	A	ug/L	10.04445	10.04445		10	0	0	0.0458	0.1	10	100%	20	120	0%	
Dibenzo(a,h)anthracene	A	ug/L	10.0075	10.0075		10	0	0	0.0367	0.1	10	100%	20	120	0%	
Fluoranthene	A	ug/L	10.0275	10.0275		10	0	0	0.0233	0.1	10	100%	20	120	0%	
Fluorene	A	ug/L	10.03334	10.03334		10	0	0	0.0225	0.1	10	100%	20	120	0%	
Indeno(1,2,3-cd)pyrene	A	ug/L	9.99662	9.99662		10	0	0	0.0491	0.1	10	100%	20	120	0%	
Naphthalene	A	ug/L	10.10067	10.10067		10	0	0	0.029	0.1	10	101%	20	120	0%	
Phenanthrene	A	ug/L	10.04362	10.04362		10	0	0	0.0295	0.1	10	100%	20	120	0%	
Pyrene	A	ug/L	10.05992	10.05992		10	0	0	0.0239	0.1	10	101%	20	120	0%	
1,4-Dichlorobenzene-d4	I	ug/L	40	40		0	0	0	0.1	0.1		0%			0%	
Acenaphthene-d10	I	ug/L	40	40		0	0	0	0.1	0.1		0%			0%	
Chrysene-d12	I	ug/L	40	40		0	0	0	0.1	0.1		0%			0%	
Naphthalene-d8	I	ug/L	40	40		0	0	0	0.1	0.1		0%			0%	
Perylene-d12	I	ug/L	40	40		0	0	0	0.1	0.1		0%			0%	
Phenanthrene-d10	I	ug/L	40	40		0	0	0	0.1	0.1		0%			0%	
2-Fluorobiphenyl	S	ug/L	10.0306	10.0306		10	0	0	0.0444	0.1	10	100%	20	120	0%	
Nitrobenzene-d5	S	ug/L	9.88418	9.88418		10	0	0	0.0523	0.1	10	99%	20	120	0%	
Terphenyl-d14	S	ug/L	10.05641	10.05641		10	0	0	0.0563	0.1	10	101%	20	120	0%	
o-Terphenyl	X	ug/L	10.04805	10.04805		10	0	0	0.0654	0.1	10	100%	20	120	0%	

Seq No	Lab ID	Test Code	Sample Typ	File ID	Analysis Date	DF	Batch ID	Prep Date	SPKref	RPDref	pmoist
15003994	26-Jan-22_CAL_	SVOC-8270-W-	ICAL	5975.I\sh012622\	11/26/2022 5:50:1	1	R373840		0	0	

Analyte	T	Units	RAW	Final	Text	Spike	SPKref	RPDref	MDL	PQL	UQL	%REC	LOW	HIGH	%RPD	Q

2

Seq No	Lab ID	Test Code	Sample Typ	File ID	Analysis Date	DF	Batch ID	Prep Date	SPKref	RPDref	pmoist
15003994	26-Jan-22_CAL_	SVOC-8270-W-	ICAL	5975.I\sh012622\	11/26/2022 5:50:1	1	R373840		0	0	

Analyte	T	Units	RAW	Final	Text	Spike	SPKref	RPDref	MDL	PQL	UQL	%REC	LOW	HIGH	%RPD	Q
1-Methylnaphthalene	A	ug/L	4.80486	4.80486		5	0	0	0.0206	0.1	10	96%	20	120	0%	
2-Methylnaphthalene	A	ug/L	4.83933	4.83933		5	0	0	0.0176	0.1	10	97%	20	120	0%	
Acenaphthene	A	ug/L	4.73205	4.73205		5	0	0	0.0317	0.1	10	95%	20	120	0%	
Acenaphthylene	A	ug/L	4.80644	4.80644		5	0	0	0.025	0.1	10	96%	20	120	0%	
Anthracene	A	ug/L	5.15786	5.15786		5	0	0	0.0283	0.1	10	103%	20	120	0%	
Benzo(a)anthracene	A	ug/L	4.90798	4.90798		5	0	0	0.0272	0.1	10	98%	20	120	0%	
Benzo(a)pyrene	A	ug/L	4.90885	4.90885		5	0	0	0.0347	0.1	10	98%	20	120	0%	
Benzo(b)fluoranthene	A	ug/L	5.07665	5.07665		5	0	0	0.0226	0.1	10	102%	20	120	0%	
Benzo(g,h,i)perylene	A	ug/L	4.96874	4.96874		5	0	0	0.0267	0.1	10	99%	20	120	0%	
Benzo(k)fluoranthene	A	ug/L	4.9027	4.9027		5	0	0	0.0295	0.1	10	98%	20	120	0%	
Chrysene	A	ug/L	4.90211	4.90211		5	0	0	0.0458	0.1	10	98%	20	120	0%	
Dibenzo(a,h)anthracene	A	ug/L	4.98395	4.98395		5	0	0	0.0367	0.1	10	100%	20	120	0%	
Fluoranthene	A	ug/L	4.94217	4.94217		5	0	0	0.0233	0.1	10	99%	20	120	0%	
Fluorene	A	ug/L	4.93947	4.93947		5	0	0	0.0225	0.1	10	99%	20	120	0%	
Indeno(1,2,3-cd)pyrene	A	ug/L	5.01872	5.01872		5	0	0	0.0491	0.1	10	100%	20	120	0%	
Naphthalene	A	ug/L	4.7592	4.7592		5	0	0	0.029	0.1	10	95%	20	120	0%	
Phenanthrene	A	ug/L	4.89592	4.89592		5	0	0	0.0295	0.1	10	98%	20	120	0%	
Pyrene	A	ug/L	4.85513	4.85513		5	0	0	0.0239	0.1	10	97%	20	120	0%	
1,4-Dichlorobenzene-d4	I	ug/L	40	40		0	0	0	0.1	0.1		0%			0%	
Acenaphthene-d10	I	ug/L	40	40		0	0	0	0.1	0.1		0%			0%	
Chrysene-d12	I	ug/L	40	40		0	0	0	0.1	0.1		0%			0%	
Naphthalene-d8	I	ug/L	40	40		0	0	0	0.1	0.1		0%			0%	
Perylene-d12	I	ug/L	40	40		0	0	0	0.1	0.1		0%			0%	
Phenanthrene-d10	I	ug/L	40	40		0	0	0	0.1	0.1		0%			0%	
2-Fluorobiphenyl	S	ug/L	4.9433	4.9433		5	0	0	0.0444	0.1	10	99%	20	120	0%	
Nitrobenzene-d5	S	ug/L	5.38068	5.38068		5	0	0	0.0523	0.1	10	108%	20	120	0%	
Terphenyl-d14	S	ug/L	4.85575	4.85575		5	0	0	0.0563	0.1	10	97%	20	120	0%	
o-Terphenyl	X	ug/L	4.88418	4.88418		5	0	0	0.0654	0.1	10	98%	20	120	0%	

Seq No	Lab ID	Test Code	Sample Typ	File ID	Analysis Date	DF	Batch ID	Prep Date	SPKref	RPDref	pmoist
15003995	26-Jan-22_CAL_	SVOC-8270-W-	ICAL	5975.I\sh012622\	11/26/2022 6:22:3	1	R373840		0	0	

Analyte	T	Units	RAW	Final	Text	Spike	SPKref	RPDref	MDL	PQL	UQL	%REC	LOW	HIGH	%RPD	Q

3

Seq No	Lab ID	Test Code	Sample Typ	File ID	Analysis Date	DF	Batch ID	Prep Date	SPKref	RPDref	pmoist
15003995	26-Jan-22_CAL_	SVOC-8270-W-	ICAL	5975.I\sh012622\	11/26/2022 6:22:3	1	R373840		0	0	

Analyte	T	Units	RAW	Final	Text	Spike	SPKref	RPDref	MDL	PQL	UQL	%REC	LOW	HIGH	%RPD	Q
1-Methylnaphthalene	A	ug/L	2.06394	2.06394		2	0	0	0.0206	0.1	10	103%	20	120	0%	
2-Methylnaphthalene	A	ug/L	2.10883	2.10883		2	0	0	0.0176	0.1	10	105%	20	120	0%	
Acenaphthene	A	ug/L	1.87747	1.87747		2	0	0	0.0317	0.1	10	94%	20	120	0%	
Acenaphthylene	A	ug/L	2.03042	2.03042		2	0	0	0.025	0.1	10	102%	20	120	0%	
Anthracene	A	ug/L	1.94076	1.94076		2	0	0	0.0283	0.1	10	97%	20	120	0%	
Benzo(a)anthracene	A	ug/L	1.99705	1.99705		2	0	0	0.0272	0.1	10	100%	20	120	0%	
Benzo(a)pyrene	A	ug/L	1.99348	1.99348		2	0	0	0.0347	0.1	10	100%	20	120	0%	
Benzo(b)fluoranthene	A	ug/L	1.95142	1.95142		2	0	0	0.0226	0.1	10	98%	20	120	0%	
Benzo(g,h,i)perylene	A	ug/L	1.97182	1.97182		2	0	0	0.0267	0.1	10	99%	20	120	0%	
Benzo(k)fluoranthene	A	ug/L	2.03863	2.03863		2	0	0	0.0295	0.1	10	102%	20	120	0%	
Chrysene	A	ug/L	2.00958	2.00958		2	0	0	0.0458	0.1	10	100%	20	120	0%	
Dibenzo(a,h)anthracene	A	ug/L	1.9839	1.9839		2	0	0	0.0367	0.1	10	99%	20	120	0%	
Fluoranthene	A	ug/L	1.98535	1.98535		2	0	0	0.0233	0.1	10	99%	20	120	0%	
Fluorene	A	ug/L	1.95047	1.95047		2	0	0	0.0225	0.1	10	98%	20	120	0%	
Indeno(1,2,3-cd)pyrene	A	ug/L	1.95856	1.95856		2	0	0	0.0491	0.1	10	98%	20	120	0%	
Naphthalene	A	ug/L	2.06847	2.06847		2	0	0	0.029	0.1	10	103%	20	120	0%	
Phenanthrene	A	ug/L	2.00333	2.00333		2	0	0	0.0295	0.1	10	100%	20	120	0%	
Pyrene	A	ug/L	1.99234	1.99234		2	0	0	0.0239	0.1	10	100%	20	120	0%	
1,4-Dichlorobenzene-d4	I	ug/L	40	40		0	0	0	0.1	0.1		0%			0%	
Acenaphthene-d10	I	ug/L	40	40		0	0	0	0.1	0.1		0%			0%	
Chrysene-d12	I	ug/L	40	40		0	0	0	0.1	0.1		0%			0%	
Naphthalene-d8	I	ug/L	40	40		0	0	0	0.1	0.1		0%			0%	
Perylene-d12	I	ug/L	40	40		0	0	0	0.1	0.1		0%			0%	
Phenanthrene-d10	I	ug/L	40	40		0	0	0	0.1	0.1		0%			0%	
2-Fluorobiphenyl	S	ug/L	1.94844	1.94844		2	0	0	0.0444	0.1	10	97%	20	120	0%	
Nitrobenzene-d5	S	ug/L	1.78548	1.78548		2	0	0	0.0523	0.1	10	89%	20	120	0%	
Terphenyl-d14	S	ug/L	2.03502	2.03502		2	0	0	0.0563	0.1	10	102%	20	120	0%	
o-Terphenyl	X	ug/L	2.02832	2.02832		2	0	0	0.0654	0.1	10	101%	20	120	0%	

Seq No	Lab ID	Test Code	Sample Typ	File ID	Analysis Date	DF	Batch ID	Prep Date	SPKref	RPDref	pmoist
15003996	26-Jan-22_CAL_	SVOC-8270-W-	ICAL	5975.I\sh012622\	11/26/2022 6:55:1	1	R373840		0	0	

Analyte	T	Units	RAW	Final	Text	Spike	SPKref	RPDref	MDL	PQL	UQL	%REC	LOW	HIGH	%RPD	Q

4

Seq No	Lab ID	Test Code	Sample Typ	File ID	Analysis Date	DF	Batch ID	Prep Date	SPKref	RPDref	pmoist
15003996	26-Jan-22_CAL_	SVOC-8270-W-	ICAL	5975.I\sh012622\	11/26/2022 6:55:1	1	R373840		0	0	

Analyte	T	Units	RAW	Final	Text	Spike	SPKref	RPDref	MDL	PQL	UQL	%REC	LOW	HIGH	%RPD	Q
1-Methylnaphthalene	A	ug/L	1.03933	1.03933		1	0	0	0.0206	0.1	10	104%	20	120	0%	
2-Methylnaphthalene	A	ug/L	0.9978	0.9978		1	0	0	0.0176	0.1	10	100%	20	120	0%	
Acenaphthene	A	ug/L	1.03568	1.03568		1	0	0	0.0317	0.1	10	104%	20	120	0%	
Acenaphthylene	A	ug/L	1.08951	1.08951		1	0	0	0.025	0.1	10	109%	20	120	0%	
Anthracene	A	ug/L	0.96919	0.96919		1	0	0	0.0283	0.1	10	97%	20	120	0%	
Benzo(a)anthracene	A	ug/L	1.05908	1.05908		1	0	0	0.0272	0.1	10	106%	20	120	0%	
Benzo(a)pyrene	A	ug/L	1.06256	1.06256		1	0	0	0.0347	0.1	10	106%	20	120	0%	
Benzo(b)fluoranthene	A	ug/L	1.01991	1.01991		1	0	0	0.0226	0.1	10	102%	20	120	0%	
Benzo(g,h,i)perylene	A	ug/L	1.03988	1.03988		1	0	0	0.0267	0.1	10	104%	20	120	0%	
Benzo(k)fluoranthene	A	ug/L	1.07251	1.07251		1	0	0	0.0295	0.1	10	107%	20	120	0%	
Chrysene	A	ug/L	1.02318	1.02318		1	0	0	0.0458	0.1	10	102%	20	120	0%	
Dibenzo(a,h)anthracene	A	ug/L	1.02766	1.02766		1	0	0	0.0367	0.1	10	103%	20	120	0%	
Fluoranthene	A	ug/L	1.01999	1.01999		1	0	0	0.0233	0.1	10	102%	20	120	0%	
Fluorene	A	ug/L	1.07247	1.07247		1	0	0	0.0225	0.1	10	107%	20	120	0%	
Indeno(1,2,3-cd)pyrene	A	ug/L	1.02192	1.02192		1	0	0	0.0491	0.1	10	102%	20	120	0%	
Naphthalene	A	ug/L	1.07158	1.07158		1	0	0	0.029	0.1	10	107%	20	120	0%	
Phenanthrene	A	ug/L	1.03745	1.03745		1	0	0	0.0295	0.1	10	104%	20	120	0%	
Pyrene	A	ug/L	1.07737	1.07737		1	0	0	0.0239	0.1	10	108%	20	120	0%	
1,4-Dichlorobenzene-d4	I	ug/L	40	40		0	0	0	0.1	0.1		0%			0%	
Acenaphthene-d10	I	ug/L	40	40		0	0	0	0.1	0.1		0%			0%	
Chrysene-d12	I	ug/L	40	40		0	0	0	0.1	0.1		0%			0%	
Naphthalene-d8	I	ug/L	40	40		0	0	0	0.1	0.1		0%			0%	
Perylene-d12	I	ug/L	40	40		0	0	0	0.1	0.1		0%			0%	
Phenanthrene-d10	I	ug/L	40	40		0	0	0	0.1	0.1		0%			0%	
2-Fluorobiphenyl	S	ug/L	1.05985	1.05985		1	0	0	0.0444	0.1	10	106%	20	120	0%	
Nitrobenzene-d5	S	ug/L	0.90151	0.90151		1	0	0	0.0523	0.1	10	90%	20	120	0%	
Terphenyl-d14	S	ug/L	1.04142	1.04142		1	0	0	0.0563	0.1	10	104%	20	120	0%	
o-Terphenyl	X	ug/L	1.0184	1.0184		1	0	0	0.0654	0.1	10	102%	20	120	0%	

Seq No	Lab ID	Test Code	Sample Typ	File ID	Analysis Date	DF	Batch ID	Prep Date	SPKref	RPDref	pmoist
15003997	26-Jan-22_CAL_	SVOC-8270-W-	ICAL	5975.I\sh012622\	11/26/2022 7:27:4	1	R373840		0	0	

Analyte	T	Units	RAW	Final	Text	Spike	SPKref	RPDref	MDL	PQL	UQL	%REC	LOW	HIGH	%RPD	Q

Seq No	Lab ID	Test Code	Sample Typ	File ID	Analysis Date	DF	Batch ID	Prep Date	SPKref	RPDref	pmoist
15003997	26-Jan-22_CAL_	SVOC-8270-W-	ICAL	5975.I\sh012622\	11/26/2022 7:27:4	1	R373840		0	0	

Analyte	T	Units	RAW	Final	Text	Spike	SPKref	RPDref	MDL	PQL	UQL	%REC	LOW	HIGH	%RPD	Q
1-Methylnaphthalene	A	ug/L	0.51515	0.51515		0.5	0	0	0.0206	0.1	10	103%	20	120	0%	
2-Methylnaphthalene	A	ug/L	0.49543	0.49543		0.5	0	0	0.0176	0.1	10	99%	20	120	0%	
Acenaphthene	A	ug/L	0.51063	0.51063		0.5	0	0	0.0317	0.1	10	102%	20	120	0%	
Acenaphthylene	A	ug/L	0.51104	0.51104		0.5	0	0	0.025	0.1	10	102%	20	120	0%	
Anthracene	A	ug/L	0.49371	0.49371		0.5	0	0	0.0283	0.1	10	99%	20	120	0%	
Benzo(a)anthracene	A	ug/L	0.50478	0.50478		0.5	0	0	0.0272	0.1	10	101%	20	120	0%	
Benzo(a)pyrene	A	ug/L	0.512	0.512		0.5	0	0	0.0347	0.1	10	102%	20	120	0%	
Benzo(b)fluoranthene	A	ug/L	0.46183	0.46183		0.5	0	0	0.0226	0.1	10	92%	20	120	0%	
Benzo(g,h,i)perylene	A	ug/L	0.50804	0.50804		0.5	0	0	0.0267	0.1	10	102%	20	120	0%	
Benzo(k)fluoranthene	A	ug/L	0.44829	0.44829		0.5	0	0	0.0295	0.1	10	90%	20	120	0%	
Chrysene	A	ug/L	0.5307	0.5307		0.5	0	0	0.0458	0.1	10	106%	20	120	0%	
Dibenzo(a,h)anthracene	A	ug/L	0.51284	0.51284		0.5	0	0	0.0367	0.1	10	103%	20	120	0%	
Fluoranthene	A	ug/L	0.53004	0.53004		0.5	0	0	0.0233	0.1	10	106%	20	120	0%	
Fluorene	A	ug/L	0.51188	0.51188		0.5	0	0	0.0225	0.1	10	102%	20	120	0%	
Indeno(1,2,3-cd)pyrene	A	ug/L	0.50136	0.50136		0.5	0	0	0.0491	0.1	10	100%	20	120	0%	
Naphthalene	A	ug/L	0.51408	0.51408		0.5	0	0	0.029	0.1	10	103%	20	120	0%	
Phenanthrene	A	ug/L	0.53088	0.53088		0.5	0	0	0.0295	0.1	10	106%	20	120	0%	
Pyrene	A	ug/L	0.53505	0.53505		0.5	0	0	0.0239	0.1	10	107%	20	120	0%	
1,4-Dichlorobenzene-d4	I	ug/L	40	40		0	0	0	0.1	0.1		0%			0%	
Acenaphthene-d10	I	ug/L	40	40		0	0	0	0.1	0.1		0%			0%	
Chrysene-d12	I	ug/L	40	40		0	0	0	0.1	0.1		0%			0%	
Naphthalene-d8	I	ug/L	40	40		0	0	0	0.1	0.1		0%			0%	
Perylene-d12	I	ug/L	40	40		0	0	0	0.1	0.1		0%			0%	
Phenanthrene-d10	I	ug/L	40	40		0	0	0	0.1	0.1		0%			0%	
2-Fluorobiphenyl	S	ug/L	0.52295	0.52295		0.5	0	0	0.0444	0.1	10	105%	20	120	0%	
Nitrobenzene-d5	S	ug/L	0.50805	0.50805		0.5	0	0	0.0523	0.1	10	102%	20	120	0%	
Terphenyl-d14	S	ug/L	0.52927	0.52927		0.5	0	0	0.0563	0.1	10	106%	20	120	0%	
o-Terphenyl	X	ug/L	0.52319	0.52319		0.5	0	0	0.0654	0.1	10	105%	20	120	0%	

Seq No	Lab ID	Test Code	Sample Typ	File ID	Analysis Date	DF	Batch ID	Prep Date	SPKref	RPDref	pmoist
15003998	26-Jan-22_CAL_	SVOC-8270-W-	ICAL	5975.I\sh012622\	11/26/2022 8:00:1	1	R373840		0	0	

Analyte	T	Units	RAW	Final	Text	Spike	SPKref	RPDref	MDL	PQL	UQL	%REC	LOW	HIGH	%RPD	Q

Seq No	Lab ID	Test Code	Sample Typ	File ID	Analysis Date	DF	Batch ID	Prep Date	SPKref	RPDref	pmoist
15003998	26-Jan-22_CAL_	SVOC-8270-W-	ICAL	5975.I\sh012622\	11/26/2022 8:00:1	1	R373840		0	0	

Analyte	T	Units	RAW	Final	Text	Spike	SPKref	RPDref	MDL	PQL	UQL	%REC	LOW	HIGH	%RPD	Q
1-Methylnaphthalene	A	ug/L	0.21099	0.21099		0.2	0	0	0.0206	0.1	10	105%	20	120	0%	
2-Methylnaphthalene	A	ug/L	0.2023	0.2023		0.2	0	0	0.0176	0.1	10	101%	20	120	0%	
Acenaphthene	A	ug/L	0.21016	0.21016		0.2	0	0	0.0317	0.1	10	105%	20	120	0%	
Acenaphthylene	A	ug/L	0.19711	0.19711		0.2	0	0	0.025	0.1	10	99%	20	120	0%	
Anthracene	A	ug/L	0.214	0.214		0.2	0	0	0.0283	0.1	10	107%	20	120	0%	
Benzo(a)anthracene	A	ug/L	0.20286	0.20286		0.2	0	0	0.0272	0.1	10	101%	20	120	0%	
Benzo(a)pyrene	A	ug/L	0.1952	0.1952		0.2	0	0	0.0347	0.1	10	98%	20	120	0%	
Benzo(b)fluoranthene	A	ug/L	0.21239	0.21239		0.2	0	0	0.0226	0.1	10	106%	20	120	0%	
Benzo(g,h,i)perylene	A	ug/L	0.20034	0.20034		0.2	0	0	0.0267	0.1	10	100%	20	120	0%	
Benzo(k)fluoranthene	A	ug/L	0.20185	0.20185		0.2	0	0	0.0295	0.1	10	101%	20	120	0%	
Chrysene	A	ug/L	0.19499	0.19499		0.2	0	0	0.0458	0.1	10	97%	20	120	0%	
Dibenzo(a,h)anthracene	A	ug/L	0.17714	0.17714		0.2	0	0	0.0367	0.1	10	89%	20	120	0%	
Fluoranthene	A	ug/L	0.20277	0.20277		0.2	0	0	0.0233	0.1	10	101%	20	120	0%	
Fluorene	A	ug/L	0.19744	0.19744		0.2	0	0	0.0225	0.1	10	99%	20	120	0%	
Indeno(1,2,3-cd)pyrene	A	ug/L	0.20692	0.20692		0.2	0	0	0.0491	0.1	10	103%	20	120	0%	
Naphthalene	A	ug/L	0.19154	0.19154		0.2	0	0	0.029	0.1	10	96%	20	120	0%	
Phenanthrene	A	ug/L	0.19502	0.19502		0.2	0	0	0.0295	0.1	10	98%	20	120	0%	
Pyrene	A	ug/L	0.18584	0.18584		0.2	0	0	0.0239	0.1	10	93%	20	120	0%	
1,4-Dichlorobenzene-d4	I	ug/L	40	40		0	0	0	0.1	0.1		0%			0%	
Acenaphthene-d10	I	ug/L	40	40		0	0	0	0.1	0.1		0%			0%	
Chrysene-d12	I	ug/L	40	40		0	0	0	0.1	0.1		0%			0%	
Naphthalene-d8	I	ug/L	40	40		0	0	0	0.1	0.1		0%			0%	
Perylene-d12	I	ug/L	40	40		0	0	0	0.1	0.1		0%			0%	
Phenanthrene-d10	I	ug/L	40	40		0	0	0	0.1	0.1		0%			0%	
2-Fluorobiphenyl	S	ug/L	0.20411	0.20411		0.2	0	0	0.0444	0.1	10	102%	20	120	0%	
Nitrobenzene-d5	S	ug/L	0.19749	0.19749		0.2	0	0	0.0523	0.1	10	99%	20	120	0%	
Terphenyl-d14	S	ug/L	0.18373	0.18373		0.2	0	0	0.0563	0.1	10	92%	20	120	0%	
o-Terphenyl	X	ug/L	0.20787	0.20787		0.2	0	0	0.0654	0.1	10	104%	20	120	0%	

Seq No	Lab ID	Test Code	Sample Typ	File ID	Analysis Date	DF	Batch ID	Prep Date	SPKref	RPDref	pmoist
15003999	26-Jan-22_CAL_	SVOC-8270-W-	ICAL	5975.I\sh012622\	11/26/2022 8:32:5	1	R373840		0	0	

Analyte	T	Units	RAW	Final	Text	Spike	SPKref	RPDref	MDL	PQL	UQL	%REC	LOW	HIGH	%RPD	Q

Seq No	Lab ID	Test Code	Sample Typ	File ID	Analysis Date	DF	Batch ID	Prep Date	SPKref	RPDref	pmoist
15003999	26-Jan-22_CAL_	SVOC-8270-W-	ICAL	5975.I\sh012622\	11/26/2022 8:32:5	1	R373840		0	0	

Analyte	T	Units	RAW	Final	Text	Spike	SPKref	RPDref	MDL	PQL	UQL	%REC	LOW	HIGH	%RPD	Q
1-Methylnaphthalene	A	ug/L	0.08746	0.08746		0.1	0	0	0.0206	0.1	10	87%	20	120	0%	
2-Methylnaphthalene	A	ug/L	0.09716	0.09716		0.1	0	0	0.0176	0.1	10	97%	20	120	0%	
Acenaphthene	A	ug/L	0.09705	0.09705		0.1	0	0	0.0317	0.1	10	97%	20	120	0%	
Acenaphthylene	A	ug/L	0.09187	0.09187		0.1	0	0	0.025	0.1	10	92%	20	120	0%	
Anthracene	A	ug/L	0.09792	0.09792		0.1	0	0	0.0283	0.1	10	98%	20	120	0%	
Benzo(a)anthracene	A	ug/L	0.09332	0.09332		0.1	0	0	0.0272	0.1	10	93%	20	120	0%	
Benzo(a)pyrene	A	ug/L	0.09552	0.09552		0.1	0	0	0.0347	0.1	10	96%	20	120	0%	
Benzo(b)fluoranthene	A	ug/L	0.10059	0.10059		0.1	0	0	0.0226	0.1	10	101%	20	120	0%	
Benzo(g,h,i)perylene	A	ug/L	0.09611	0.09611		0.1	0	0	0.0267	0.1	10	96%	20	120	0%	
Benzo(k)fluoranthene	A	ug/L	0.10183	0.10183		0.1	0	0	0.0295	0.1	10	102%	20	120	0%	
Chrysene	A	ug/L	0.09508	0.09508		0.1	0	0	0.0458	0.1	10	95%	20	120	0%	
Dibenzo(a,h)anthracene	A	ug/L	0.10714	0.10714		0.1	0	0	0.0367	0.1	10	107%	20	120	0%	
Fluoranthene	A	ug/L	0.09222	0.09222		0.1	0	0	0.0233	0.1	10	92%	20	120	0%	
Fluorene	A	ug/L	0.09501	0.09501		0.1	0	0	0.0225	0.1	10	95%	20	120	0%	
Indeno(1,2,3-cd)pyrene	A	ug/L	0.0958	0.0958		0.1	0	0	0.0491	0.1	10	96%	20	120	0%	
Naphthalene	A	ug/L	0.09464	0.09464		0.1	0	0	0.029	0.1	10	95%	20	120	0%	
Phenanthrene	A	ug/L	0.09404	0.09404		0.1	0	0	0.0295	0.1	10	94%	20	120	0%	
Pyrene	A	ug/L	0.095	0.095		0.1	0	0	0.0239	0.1	10	95%	20	120	0%	
1,4-Dichlorobenzene-d4	I	ug/L	40	40		0	0	0	0.1	0.1		0%			0%	
Acenaphthene-d10	I	ug/L	40	40		0	0	0	0.1	0.1		0%			0%	
Chrysene-d12	I	ug/L	40	40		0	0	0	0.1	0.1		0%			0%	
Naphthalene-d8	I	ug/L	40	40		0	0	0	0.1	0.1		0%			0%	
Perylene-d12	I	ug/L	40	40		0	0	0	0.1	0.1		0%			0%	
Phenanthrene-d10	I	ug/L	40	40		0	0	0	0.1	0.1		0%			0%	
2-Fluorobiphenyl	S	ug/L	0.09077	0.09077		0.1	0	0	0.0444	0.1	10	91%	20	120	0%	
Nitrobenzene-d5	S	ug/L	0.11373	0.11373		0.1	0	0	0.0523	0.1	10	114%	20	120	0%	
Terphenyl-d14	S	ug/L	0.0987	0.0987		0.1	0	0	0.0563	0.1	10	99%	20	120	0%	
o-Terphenyl	X	ug/L	0.09	0.09		0.1	0	0	0.0654	0.1	10	90%	20	120	0%	

Seq No	Lab ID	Test Code	Sample Typ	File ID	Analysis Date	DF	Batch ID	Prep Date	SPKref	RPDref	pmoist
15004000	26-Jan-22_CCV	SVOC-8270-W-	ICV	5975.I\sh012622\	11/26/2022 9:05:2	1	R373840		0	0	

Analyte	T	Units	RAW	Final	Text	Spike	SPKref	RPDref	MDL	PQL	UQL	%REC	LOW	HIGH	%RPD	Q

Seq No	Lab ID	Test Code	Sample Typ	File ID	Analysis Date	DF	Batch ID	Prep Date	SPKref	RPDref	pmoist
15004000	26-Jan-22_CCV	SVOC-8270-W-	ICV	5975.I\sh012622\	11/26/2022 9:05:2	1	R373840		0	0	

Analyte	T	Units	RAW	Final	Text	Spike	SPKref	RPDref	MDL	PQL	UQL	%REC	LOW	HIGH	%RPD	Q
1-Methylnaphthalene	A	ug/L	2.21265	2.21265		2	0	0	0.0206	0.1	10	111%	80	120	0%	
2-Methylnaphthalene	A	ug/L	2.33456	2.33456		2	0	0	0.0176	0.1	10	117%	80	120	0%	
Acenaphthene	A	ug/L	2.29804	2.29804		2	0	0	0.0317	0.1	10	115%	80	120	0%	
Acenaphthylene	A	ug/L	2.15764	2.15764		2	0	0	0.025	0.1	10	108%	80	120	0%	
Anthracene	A	ug/L	2.32964	2.32964		2	0	0	0.0283	0.1	10	116%	80	120	0%	
Benzo(a)anthracene	A	ug/L	2.38462	2.38462		2	0	0	0.0272	0.1	10	119%	80	120	0%	
Benzo(a)pyrene	A	ug/L	2.18496	2.18496		2	0	0	0.0347	0.1	10	109%	80	120	0%	
Benzo(b)fluoranthene	A	ug/L	2.36483	2.36483		2	0	0	0.0226	0.1	10	118%	80	120	0%	
Benzo(g,h,i)perylene	A	ug/L	2.28569	2.28569		2	0	0	0.0267	0.1	10	114%	80	120	0%	
Benzo(k)fluoranthene	A	ug/L	2.16565	2.16565		2	0	0	0.0295	0.1	10	108%	80	120	0%	
Chrysene	A	ug/L	2.27118	2.27118		2	0	0	0.0458	0.1	10	114%	80	120	0%	
Dibenzo(a,h)anthracene	A	ug/L	2.33442	2.33442		2	0	0	0.0367	0.1	10	117%	80	120	0%	
Fluoranthene	A	ug/L	2.23834	2.23834		2	0	0	0.0233	0.1	10	112%	80	120	0%	
Fluorene	A	ug/L	2.16324	2.16324		2	0	0	0.0225	0.1	10	108%	80	120	0%	
Indeno(1,2,3-cd)pyrene	A	ug/L	2.16975	2.16975		2	0	0	0.0491	0.1	10	108%	80	120	0%	
Naphthalene	A	ug/L	2.1673	2.1673		2	0	0	0.029	0.1	10	108%	80	120	0%	
Phenanthrene	A	ug/L	2.29047	2.29047		2	0	0	0.0295	0.1	10	115%	80	120	0%	
Pyrene	A	ug/L	2.18961	2.18961		2	0	0	0.0239	0.1	10	109%	80	120	0%	
1,4-Dichlorobenzene-d4	I	ug/L	40	40		0	0	0	0.1	0.1		0%			0%	
Acenaphthene-d10	I	ug/L	40	40		0	0	0	0.1	0.1		0%			0%	
Chrysene-d12	I	ug/L	40	40		0	0	0	0.1	0.1		0%			0%	
Naphthalene-d8	I	ug/L	40	40		0	0	0	0.1	0.1		0%			0%	
Perylene-d12	I	ug/L	40	40		0	0	0	0.1	0.1		0%			0%	
Phenanthrene-d10	I	ug/L	40	40		0	0	0	0.1	0.1		0%			0%	
2-Fluorobiphenyl	S	ug/L	2.09101	2.09101		2	0	0	0.0444	0.1	10	105%	80	120	0%	
Nitrobenzene-d5	S	ug/L	2.28544	2.28544		2	0	0	0.0523	0.1	10	114%	80	120	0%	
Terphenyl-d14	S	ug/L	2.15995	2.15995		2	0	0	0.0563	0.1	10	108%	80	120	0%	
o-Terphenyl	X	ug/L	2.30888	2.30888		2	0	0	0.0654	0.1	10	115%	80	120	0%	

Seq No	Lab ID	Test Code	Sample Typ	File ID	Analysis Date	DF	Batch ID	Prep Date	SPKref	RPDref	pmoist
15004001	26-Jan-22_CCV	SVOC-8270C-SI	ICV	5975.I\sh012622\	11/26/2022 9:05:2	1	R373840		0	0	

Analyte	T	Units	RAW	Final	Text	Spike	SPKref	RPDref	MDL	PQL	UQL	%REC	LOW	HIGH	%RPD	Q

Seq No	Lab ID	Test Code	Sample Typ	File ID	Analysis Date	DF	Batch ID	Prep Date	SPKref	RPDref	pmoist
15004001	26-Jan-22_CCV	SVOC-8270C-SI	ICV	5975.I\sh012622\	11/26/2022 9:05:2	1	R373840		0	0	

Analyte	T	Units	RAW	Final	Text	Spike	SPKref	RPDref	MDL	PQL	UQL	%REC	LOW	HIGH	%RPD	Q
1-Methylnaphthalene	A	ug/L	2.21265	2.21265		2	0	0	0.0206	0.1	10	111%	80	120	0%	
2-Methylnaphthalene	A	ug/L	2.33456	2.33456		2	0	0	0.0176	0.1	10	117%	80	120	0%	
Acenaphthene	A	ug/L	2.29804	2.29804		2	0	0	0.0317	0.1	10	115%	80	120	0%	
Acenaphthylene	A	ug/L	2.15764	2.15764		2	0	0	0.025	0.1	10	108%	80	120	0%	
Anthracene	A	ug/L	2.32964	2.32964		2	0	0	0.0283	0.1	10	116%	80	120	0%	
Benzo(a)anthracene	A	ug/L	2.38462	2.38462		2	0	0	0.0272	0.1	10	119%	80	120	0%	
Benzo(a)pyrene	A	ug/L	2.18496	2.18496		2	0	0	0.0347	0.1	10	109%	80	120	0%	
Benzo(b)fluoranthene	A	ug/L	2.36483	2.36483		2	0	0	0.0226	0.1	10	118%	80	120	0%	
Benzo(g,h,i)perylene	A	ug/L	2.28569	2.28569		2	0	0	0.0267	0.1	10	114%	80	120	0%	
Benzo(k)fluoranthene	A	ug/L	2.16565	2.16565		2	0	0	0.0295	0.1	10	108%	80	120	0%	
Chrysene	A	ug/L	2.27118	2.27118		2	0	0	0.0458	0.1	10	114%	80	120	0%	
Dibenzo(a,h)anthracene	A	ug/L	2.33442	2.33442		2	0	0	0.0367	0.1	10	117%	80	120	0%	
Fluoranthene	A	ug/L	2.23834	2.23834		2	0	0	0.0233	0.1	10	112%	80	120	0%	
Fluorene	A	ug/L	2.16324	2.16324		2	0	0	0.0225	0.1	10	108%	80	120	0%	
Indeno(1,2,3-cd)pyrene	A	ug/L	2.16975	2.16975		2	0	0	0.0491	0.1	10	108%	80	120	0%	
Naphthalene	A	ug/L	2.1673	2.1673		2	0	0	0.029	0.1	10	108%	80	120	0%	
Phenanthrene	A	ug/L	2.29047	2.29047		2	0	0	0.0295	0.1	10	115%	80	120	0%	
Pyrene	A	ug/L	2.18961	2.18961		2	0	0	0.0239	0.1	10	109%	80	120	0%	
1,4-Dichlorobenzene-d4	I	ug/L	40	40		0	0	0	0.1	0.1		0%			0%	
Acenaphthene-d10	I	ug/L	40	40		0	0	0	0.1	0.1		0%			0%	
Chrysene-d12	I	ug/L	40	40		0	0	0	0.1	0.1		0%			0%	
Naphthalene-d8	I	ug/L	40	40		0	0	0	0.1	0.1		0%			0%	
Perylene-d12	I	ug/L	40	40		0	0	0	0.1	0.1		0%			0%	
Phenanthrene-d10	I	ug/L	40	40		0	0	0	0.1	0.1	10	0%			0%	
2-Fluorobiphenyl	S	ug/L	2.09101	2.09101		2	0	0	0.0444	0.1	10	105%	80	120	0%	
Nitrobenzene-d5	S	ug/L	2.28544	2.28544		2	0	0	0.0523	0.1	10	114%	80	120	0%	
Terphenyl-d14	S	ug/L	2.15995	2.15995		2	0	0	0.0563	0.1	10	108%	80	120	0%	
o-Terphenyl	X	ug/L	2.30888	2.30888		2	0	0	0.0654	0	0	115%	80	120	0%	

Seq No	Lab ID	Test Code	Sample Typ	File ID	Analysis Date	DF	Batch ID	Prep Date	SPKref	RPDref	pmoist
15004002	26-Jan-22_ISTB	SVOC-8270C-SI	SAMP	5975.I\sh012622\	11/26/2022 9:37:5	1	R373840		0	0	

Analyte	T	Units	RAW	Final	Text	Spike	SPKref	RPDref	MDL	PQL	UQL	%REC	LOW	HIGH	%RPD	Q

Seq No	Lab ID	Test Code	Sample Typ	File ID	Analysis Date	DF	Batch ID	Prep Date	SPKref	RPDref	pmoist
15004002	26-Jan-22_ISTB	SVOC-8270C-SI	SAMP	5975.I\sh012622\	11/26/2022 9:37:5	1	R373840		0	0	

Analyte	T	Units	RAW	Final	Text	Spike	SPKref	RPDref	MDL	PQL	UQL	%REC	LOW	HIGH	%RPD	Q
1-Methylnaphthalene	A	ug/L	0	0		0	0	0	0.0206	0.1	10	0%	0	0	0%	
2-Methylnaphthalene	A	ug/L	0	0		0	0	0	0.0176	0.1	10	0%	0	0	0%	
Acenaphthene	A	ug/L	0	0		0	0	0	0.0317	0.1	10	0%	0	0	0%	
Acenaphthylene	A	ug/L	0	0		0	0	0	0.025	0.1	10	0%	0	0	0%	
Anthracene	A	ug/L	0	0		0	0	0	0.0283	0.1	10	0%	0	0	0%	
Benzo(a)anthracene	A	ug/L	0	0		0	0	0	0.0272	0.1	10	0%	0	0	0%	
Benzo(a)pyrene	A	ug/L	0	0		0	0	0	0.0347	0.1	10	0%	0	0	0%	
Benzo(b)fluoranthene	A	ug/L	0	0		0	0	0	0.0226	0.1	10	0%	0	0	0%	
Benzo(g,h,i)perylene	A	ug/L	0	0		0	0	0	0.0267	0.1	10	0%	0	0	0%	
Benzo(k)fluoranthene	A	ug/L	0	0		0	0	0	0.0295	0.1	10	0%	0	0	0%	
Chrysene	A	ug/L	0	0		0	0	0	0.0458	0.1	10	0%	0	0	0%	
Dibenzo(a,h)anthracene	A	ug/L	0	0		0	0	0	0.0367	0.1	10	0%	0	0	0%	
Fluoranthene	A	ug/L	0	0		0	0	0	0.0233	0.1	10	0%	0	0	0%	
Fluorene	A	ug/L	0	0		0	0	0	0.0225	0.1	10	0%	0	0	0%	
Indeno(1,2,3-cd)pyrene	A	ug/L	0	0		0	0	0	0.0491	0.1	10	0%	0	0	0%	
Naphthalene	A	ug/L	0	0		0	0	0	0.029	0.1	10	0%	0	0	0%	
Phenanthrene	A	ug/L	0	0		0	0	0	0.0295	0.1	10	0%	0	0	0%	
Pyrene	A	ug/L	0	0		0	0	0	0.0239	0.1	10	0%	0	0	0%	
1,4-Dichlorobenzene-d4	I	ug/L	40	40		0	0	0	0.1	0.1		0%	0	0	0%	
Acenaphthene-d10	I	ug/L	40	40		0	0	0	0.1	0.1		0%	0	0	0%	
Chrysene-d12	I	ug/L	40	40		0	0	0	0.1	0.1		0%	0	0	0%	
Naphthalene-d8	I	ug/L	40	40		0	0	0	0.1	0.1		0%	0	0	0%	
Perylene-d12	I	ug/L	40	40		0	0	0	0.1	0.1		0%	0	0	0%	
Phenanthrene-d10	I	ug/L	40	40		0	0	0	0.1	0.1	10	0%	0	0	0%	E
2-Fluorobiphenyl	S	ug/L	0	0		5	0	0	0.0444	0.1	10	0%	25	94	0%	S
Nitrobenzene-d5	S	ug/L	0	0		5	0	0	0.0523	0.1	10	0%	19	102	0%	S
Terphenyl-d14	S	ug/L	0	0		5	0	0	0.0563	0.1	10	0%	39	106	0%	S
o-Terphenyl	X	ug/L	0	0		200	0	0	0.0654	0	0	0%	40	140	0%	S

Seq No	Lab ID	Test Code	Sample Typ	File ID	Analysis Date	DF	Batch ID	Prep Date	SPKref	RPDref	pmoist
15004049	B22010759-001	SVOC-8270C-SI	MS-DOD	5975.I\sh012622\	11/26/2022 10:10:	20	162956	1/14/2022 2:	0	0	

Analyte	T	Units	RAW	Final	Text	Spike	SPKref	RPDref	MDL	PQL	UQL	%REC	LOW	HIGH	%RPD	Q

Seq No	Lab ID	Test Code	Sample Typ	File ID	Analysis Date	DF	Batch ID	Prep Date	SPKref	RPDref	pmoist
15004049	B22010759-001	SVOC-8270C-SI	MS-DOD	5975.I\sh012622\	11/26/2022 10:10:	20	162956	1/14/2022 2:	0	0	

Analyte	T	Units	RAW	Final	Text	Spike	SPKref	RPDref	MDL	PQL	UQL	%REC	LOW	HIGH	%RPD	Q
2-Fluorobiphenyl	S	ug/L	3.32472	65.164512		98	0	0	0.87024	1.96	10	66%	53	106	0%	
Nitrobenzene-d5	S	ug/L	3.22095	63.13062		98	0	0	1.02508	1.96	10	64%	55	111	0%	
Terphenyl-d14	S	ug/L	5.13423	100.630908		98	0	0	1.10348	1.96	10	103%	58	132	0%	

Seq No	Lab ID	Test Code	Sample Typ	File ID	Analysis Date	DF	Batch ID	Prep Date	SPKref	RPDref	pmoist
15004050	B22010759-001	SVOC-8270C-SI	MS-DOD	5975.I\sh012622\	11/26/2022 10:42:	20	162956	1/14/2022 2:	0	2E+07	

Analyte	T	Units	RAW	Final	Text	Spike	SPKref	RPDref	MDL	PQL	UQL	%REC	LOW	HIGH	%RPD	Q
2-Fluorobiphenyl	S	ug/L	3.30784	64.2382528		97.1	0	0	0.862248	1.942	10	66%	53	106	0%	
Nitrobenzene-d5	S	ug/L	3.90871	75.9071482		97.1	0	0	1.015666	1.942	10	78%	55	111	0%	
Terphenyl-d14	S	ug/L	4.63861	90.0818062		97.1	0	0	1.093346	1.942	10	93%	58	132	0%	

Seq No	Lab ID	Test Code	Sample Typ	File ID	Analysis Date	DF	Batch ID	Prep Date	SPKref	RPDref	pmoist
15004053	MB-163072	SVOC-8270C-SI	MBLK	5975.I\sh012622\	11/27/2022 12:20:	1	163072	1/19/2022 3:	0	0	

Analyte	T	Units	RAW	Final	Text	Spike	SPKref	RPDref	MDL	PQL	UQL	%REC	LOW	HIGH	%RPD	Q
1-Methylnaphthalene	A	ug/L	0	0		0	0	0	0.0206	0.1	10	0%			0%	
2-Methylnaphthalene	A	ug/L	0	0		0	0	0	0.0176	0.1	10	0%			0%	
Acenaphthene	A	ug/L	0	0		0	0	0	0.0317	0.1	10	0%			0%	
Acenaphthylene	A	ug/L	0	0		0	0	0	0.025	0.1	10	0%			0%	
Anthracene	A	ug/L	0	0		0	0	0	0.0283	0.1	10	0%			0%	
Benzo(a)anthracene	A	ug/L	0	0		0	0	0	0.0272	0.1	10	0%			0%	
Benzo(a)pyrene	A	ug/L	0	0		0	0	0	0.0347	0.1	10	0%			0%	
Benzo(b)fluoranthene	A	ug/L	0	0		0	0	0	0.0226	0.1	10	0%			0%	
Benzo(g,h,i)perylene	A	ug/L	0	0		0	0	0	0.0267	0.1	10	0%			0%	
Benzo(k)fluoranthene	A	ug/L	0	0		0	0	0	0.0295	0.1	10	0%			0%	
Chrysene	A	ug/L	0	0		0	0	0	0.0458	0.1	10	0%			0%	
Dibenzo(a,h)anthracene	A	ug/L	0	0		0	0	0	0.0367	0.1	10	0%			0%	
Fluoranthene	A	ug/L	0	0		0	0	0	0.0233	0.1	10	0%			0%	
Fluorene	A	ug/L	0	0		0	0	0	0.0225	0.1	10	0%			0%	
Indeno(1,2,3-cd)pyrene	A	ug/L	0	0		0	0	0	0.0491	0.1	10	0%			0%	
Naphthalene	A	ug/L	0	0		0	0	0	0.029	0.1	10	0%			0%	
Phenanthrene	A	ug/L	0	0		0	0	0	0.0295	0.1	10	0%			0%	
Pyrene	A	ug/L	0	0		0	0	0	0.0239	0.1	10	0%			0%	

Seq No	Lab ID	Test Code	Sample Typ	File ID	Analysis Date	DF	Batch ID	Prep Date	SPKref	RPDref	pmoist
15004053	MB-163072	SVOC-8270C-SI	MBLK	5975.I\sh012622\	11/27/2022 12:20:	1	163072	1/19/2022 3:	0	0	

Analyte	T	Units	RAW	Final	Text	Spike	SPKref	RPDref	MDL	PQL	UQL	%REC	LOW	HIGH	%RPD	Q
1,4-Dichlorobenzene-d4	I	ug/L	40	40		0	0	0	0.1	0.1		0%			0%	
Acenaphthene-d10	I	ug/L	40	40		0	0	0	0.1	0.1		0%			0%	
Chrysene-d12	I	ug/L	40	40		0	0	0	0.1	0.1		0%			0%	
Naphthalene-d8	I	ug/L	40	40		0	0	0	0.1	0.1		0%			0%	
Perylene-d12	I	ug/L	40	40		0	0	0	0.1	0.1		0%			0%	
Phenanthrene-d10	I	ug/L	40	40		0	0	0	0.1	0.1	10	0%			0%	
2-Fluorobiphenyl	S	ug/L	58.16177	58.16177		100	0	0	0.0444	0.1	10	58%	25	94	0%	
Nitrobenzene-d5	S	ug/L	47.05015	47.05015		100	0	0	0.0523	0.1	10	47%	19	102	0%	
Terphenyl-d14	S	ug/L	79.27763	79.27763		100	0	0	0.0563	0.1	10	79%	39	106	0%	
o-Terphenyl	X	ug/L	0	0		200	0	0	0.0654	0	0	0%	40	140	0%	S

Seq No	Lab ID	Test Code	Sample Typ	File ID	Analysis Date	DF	Batch ID	Prep Date	SPKref	RPDref	pmoist
15004054	LLCS-163072	SVOC-8270C-SI	LCS-DOD	5975.I\sh012622\	11/27/2022 12:52:	1	163072	1/19/2022 3:	0	0	

Analyte	T	Units	RAW	Final	Text	Spike	SPKref	RPDref	MDL	PQL	UQL	%REC	LOW	HIGH	%RPD	Q
1-Methylnaphthalene	A	ug/L	2.57435	2.57435		5	0	0	0.0206	0.1	10	51%	41	115	0%	
2-Methylnaphthalene	A	ug/L	2.56925	2.56925		5	0	0	0.0176	0.1	10	51%	39	114	0%	
Acenaphthene	A	ug/L	3.37448	3.37448		5	0	0	0.0317	0.1	10	67%	48	114	0%	
Acenaphthylene	A	ug/L	3.48608	3.48608		5	0	0	0.025	0.1	10	70%	35	121	0%	
Anthracene	A	ug/L	5.10755	5.10755		5	0	0	0.0283	0.1	10	102%	53	119	0%	
Benzo(a)anthracene	A	ug/L	5.78572	5.78572		5	0	0	0.0272	0.1	10	116%	59	120	0%	
Benzo(a)pyrene	A	ug/L	5.28032	5.28032		5	0	0	0.0347	0.1	10	106%	53	120	0%	
Benzo(b)fluoranthene	A	ug/L	5.31632	5.31632		5	0	0	0.0226	0.1	10	106%	53	126	0%	
Benzo(g,h,i)perylene	A	ug/L	5.29839	5.29839		5	0	0	0.0267	0.1	10	106%	44	128	0%	
Benzo(k)fluoranthene	A	ug/L	4.86223	4.86223		5	0	0	0.0295	0.1	10	97%	54	125	0%	
Chrysene	A	ug/L	5.4542	5.4542		5	0	0	0.0458	0.1	10	109%	57	120	0%	
Dibenzo(a,h)anthracene	A	ug/L	5.6959	5.6959		5	0	0	0.0367	0.1	10	114%	44	141	0%	
Fluoranthene	A	ug/L	5.20065	5.20065		5	0	0	0.0233	0.1	10	104%	58	120	0%	
Fluorene	A	ug/L	3.46548	3.46548		5	0	0	0.0225	0.1	10	69%	50	118	0%	
Indeno(1,2,3-cd)pyrene	A	ug/L	5.42612	5.42612		5	0	0	0.0491	0.1	10	109%	48	130	0%	
Naphthalene	A	ug/L	2.53756	2.53756		5	0	0	0.029	0.1	10	51%	43	114	0%	
Phenanthrene	A	ug/L	4.5253	4.5253		5	0	0	0.0295	0.1	10	91%	53	115	0%	
Pyrene	A	ug/L	5.15299	5.15299		5	0	0	0.0239	0.1	10	103%	53	121	0%	
1,4-Dichlorobenzene-d4	I	ug/L	40	40		0	0	0	0.1	0.1		0%			0%	
Acenaphthene-d10	I	ug/L	40	40		0	0	0	0.1	0.1		0%			0%	

Seq No	Lab ID	Test Code	Sample Typ	File ID	Analysis Date	DF	Batch ID	Prep Date	SPKref	RPDref	pmoist
15004054	LLCS-163072	SVOC-8270C-SI	LCS-DOD	5975.I\sh012622\	11/27/2022 12:52:	1	163072	1/19/2022 3:	0	0	

Analyte	T	Units	RAW	Final	Text	Spike	SPKref	RPDref	MDL	PQL	UQL	%REC	LOW	HIGH	%RPD	Q
Chrysene-d12	I	ug/L	40	40		0	0	0	0.1	0.1		0%			0%	
Naphthalene-d8	I	ug/L	40	40		0	0	0	0.1	0.1		0%			0%	
Perylene-d12	I	ug/L	40	40		0	0	0	0.1	0.1		0%			0%	
Phenanthrene-d10	I	ug/L	40	40		0	0	0	0.1	0.1	10	0%			0%	
2-Fluorobiphenyl	S	ug/L	3.79523	3.79523		5	0	0	0.0444	0.1	10	76%	53	106	0%	
Nitrobenzene-d5	S	ug/L	4.64249	4.64249		5	0	0	0.0523	0.1	10	93%	55	111	0%	
Terphenyl-d14	S	ug/L	5.64143	5.64143		5	0	0	0.0563	0.1	10	113%	58	132	0%	
o-Terphenyl	X	ug/L	4.65436	4.65436		5	0	0	0.0654	0	0	93%	40	140	0%	

Seq No	Lab ID	Test Code	Sample Typ	File ID	Analysis Date	DF	Batch ID	Prep Date	SPKref	RPDref	pmoist
15004055	LLCSD-163072	SVOC-8270C-SI	LCSD-DOD	5975.I\sh012622\	11/27/2022 1:25:1	1	163072	1/19/2022 3:	0	2E+07	

Analyte	T	Units	RAW	Final	Text	Spike	SPKref	RPDref	MDL	PQL	UQL	%REC	LOW	HIGH	%RPD	Q
1-Methylnaphthalene	A	ug/L	2.74459	2.74459		5	0	2.57435	0.0206	0.1	10	55%	41	115	6%	
2-Methylnaphthalene	A	ug/L	2.82642	2.82642		5	0	2.56925	0.0176	0.1	10	57%	39	114	10%	
Acenaphthene	A	ug/L	3.55217	3.55217		5	0	3.37448	0.0317	0.1	10	71%	48	114	5%	
Acenaphthylene	A	ug/L	3.72266	3.72266		5	0	3.48608	0.025	0.1	10	74%	35	121	7%	
Anthracene	A	ug/L	5.33776	5.33776		5	0	5.10755	0.0283	0.1	10	107%	53	119	4%	
Benzo(a)anthracene	A	ug/L	5.76361	5.76361		5	0	5.78572	0.0272	0.1	10	115%	59	120	0%	
Benzo(a)pyrene	A	ug/L	4.98876	4.98876		5	0	5.28032	0.0347	0.1	10	100%	53	120	6%	
Benzo(b)fluoranthene	A	ug/L	5.12426	5.12426		5	0	5.31632	0.0226	0.1	10	102%	53	126	4%	
Benzo(g,h,i)perylene	A	ug/L	5.26089	5.26089		5	0	5.29839	0.0267	0.1	10	105%	44	128	1%	
Benzo(k)fluoranthene	A	ug/L	4.67392	4.67392		5	0	4.86223	0.0295	0.1	10	93%	54	125	4%	
Chrysene	A	ug/L	5.42792	5.42792		5	0	5.4542	0.0458	0.1	10	109%	57	120	0%	
Dibenzo(a,h)anthracene	A	ug/L	5.49969	5.49969		5	0	5.6959	0.0367	0.1	10	110%	44	141	4%	
Fluoranthene	A	ug/L	5.36486	5.36486		5	0	5.20065	0.0233	0.1	10	107%	58	120	3%	
Fluorene	A	ug/L	3.81396	3.81396		5	0	3.46548	0.0225	0.1	10	76%	50	118	10%	
Indeno(1,2,3-cd)pyrene	A	ug/L	5.18867	5.18867		5	0	5.42612	0.0491	0.1	10	104%	48	130	4%	
Naphthalene	A	ug/L	2.52861	2.52861		5	0	2.53756	0.029	0.1	10	51%	43	114	0%	
Phenanthrene	A	ug/L	4.78764	4.78764		5	0	4.5253	0.0295	0.1	10	96%	53	115	6%	
Pyrene	A	ug/L	5.21631	5.21631		5	0	5.15299	0.0239	0.1	10	104%	53	121	1%	
1,4-Dichlorobenzene-d4	I	ug/L	40	40		0	0	0	0.1	0.1		0%			0%	
Acenaphthene-d10	I	ug/L	40	40		0	0	0	0.1	0.1		0%			0%	
Chrysene-d12	I	ug/L	40	40		0	0	0	0.1	0.1		0%			0%	
Naphthalene-d8	I	ug/L	40	40		0	0	0	0.1	0.1		0%			0%	

Seq No	Lab ID	Test Code	Sample Typ	File ID	Analysis Date	DF	Batch ID	Prep Date	SPKref	RPDref	pmoist
15004055	LLCSD-163072	SVOC-8270C-SI	LCSD-DOD	5975.I\sh012622\	11/27/2022 1:25:1	1	163072	1/19/2022 3:	0	2E+07	

Analyte	T	Units	RAW	Final	Text	Spike	SPKref	RPDref	MDL	PQL	UQL	%REC	LOW	HIGH	%RPD	Q
Perylene-d12	I	ug/L	40	40		0	0	0	0.1	0.1		0%			0%	
Phenanthrene-d10	I	ug/L	40	40		0	0	0	0.1	0.1	10	0%			0%	
2-Fluorobiphenyl	S	ug/L	3.67805	3.67805		5	0	0	0.0444	0.1	10	74%	53	106	0%	
Nitrobenzene-d5	S	ug/L	4.64422	4.64422		5	0	0	0.0523	0.1	10	93%	55	111	0%	
Terphenyl-d14	S	ug/L	5.53041	5.53041		5	0	0	0.0563	0.1	10	111%	58	132	0%	
o-Terphenyl	X	ug/L	4.84082	4.84082		5	0	4.65436	0.0654	0	0	97%	40	140	4%	

Seq No	Lab ID	Test Code	Sample Typ	File ID	Analysis Date	DF	Batch ID	Prep Date	SPKref	RPDref	pmoist
15004056	B22011124-001	SVOC-8270C-SI	SAMP	5975.I\sh012622\	11/27/2022 1:57:2	1	163072	1/20/2022 7:	0	0	

Analyte	T	Units	RAW	Final	Text	Spike	SPKref	RPDref	MDL	PQL	UQL	%REC	LOW	HIGH	%RPD	Q
1-Methylnaphthalene	A	ug/L	0	0		0	0	0	0.021012	0.102	10	0%	0	0	0%	U
2-Methylnaphthalene	A	ug/L	0	0		0	0	0	0.017952	0.102	10	0%	0	0	0%	U
Acenaphthene	A	ug/L	0	0		0	0	0	0.032334	0.102	10	0%	0	0	0%	U
Acenaphthylene	A	ug/L	0	0		0	0	0	0.0255	0.102	10	0%	0	0	0%	U
Anthracene	A	ug/L	0	0		0	0	0	0.028866	0.102	10	0%	0	0	0%	U
Benzo(a)anthracene	A	ug/L	0	0		0	0	0	0.027744	0.102	10	0%	0	0	0%	U
Benzo(a)pyrene	A	ug/L	0	0		0	0	0	0.035394	0.102	10	0%	0	0	0%	U
Benzo(b)fluoranthene	A	ug/L	0	0		0	0	0	0.023052	0.102	10	0%	0	0	0%	U
Benzo(g,h,i)perylene	A	ug/L	0	0		0	0	0	0.027234	0.102	10	0%	0	0	0%	U
Benzo(k)fluoranthene	A	ug/L	0	0		0	0	0	0.03009	0.102	10	0%	0	0	0%	U
Chrysene	A	ug/L	0	0		0	0	0	0.046716	0.102	10	0%	0	0	0%	U
Dibenzo(a,h)anthracene	A	ug/L	0	0		0	0	0	0.037434	0.102	10	0%	0	0	0%	U
Fluoranthene	A	ug/L	0	0		0	0	0	0.023766	0.102	10	0%	0	0	0%	U
Fluorene	A	ug/L	0	0		0	0	0	0.02295	0.102	10	0%	0	0	0%	U
Indeno(1,2,3-cd)pyrene	A	ug/L	0	0		0	0	0	0.050082	0.102	10	0%	0	0	0%	U
Naphthalene	A	ug/L	0	0		0	0	0	0.02958	0.102	10	0%	0	0	0%	U
Phenanthrene	A	ug/L	0	0		0	0	0	0.03009	0.102	10	0%	0	0	0%	U
Pyrene	A	ug/L	0	0		0	0	0	0.024378	0.102	10	0%	0	0	0%	U
1,4-Dichlorobenzene-d4	I	ug/L	40	40.8		0	0	0	0.102	0.102		0%	0	0	0%	
Acenaphthene-d10	I	ug/L	40	40.8		0	0	0	0.102	0.102		0%	0	0	0%	
Chrysene-d12	I	ug/L	40	40.8		0	0	0	0.102	0.102		0%	0	0	0%	
Naphthalene-d8	I	ug/L	40	40.8		0	0	0	0.102	0.102		0%	0	0	0%	
Perylene-d12	I	ug/L	40	40.8		0	0	0	0.102	0.102		0%	0	0	0%	
Phenanthrene-d10	I	ug/L	40	40.8		0	0	0	0.102	0.102	10	0%	0	0	0%	E

Seq No	Lab ID	Test Code	Sample Typ	File ID	Analysis Date	DF	Batch ID	Prep Date	SPKref	RPDref	pmoist
15004056	B22011124-001	SVOC-8270C-SI	SAMP	5975.I\sh012622\	11/27/2022 1:57:2	1	163072	1/20/2022 7:	0	0	

Analyte	T	Units	RAW	Final	Text	Spike	SPKref	RPDref	MDL	PQL	UQL	%REC	LOW	HIGH	%RPD	Q
o-Terphenyl	X	ug/L	0	0		0	0	0	0.066708	0	0	0%	40	140	0%	U

Seq No	Lab ID	Test Code	Sample Typ	File ID	Analysis Date	DF	Batch ID	Prep Date	SPKref	RPDref	pmoist
15004057	B22011125-001	SVOC-8270C-SI	SAMP	5975.I\sh012622\	11/27/2022 2:29:5	1	163072	1/19/2022 3:	0	0	

Analyte	T	Units	RAW	Final	Text	Spike	SPKref	RPDref	MDL	PQL	UQL	%REC	LOW	HIGH	%RPD	Q
1-Methylnaphthalene	A	ug/L	0	0		0	0	0	0.0200026	0.1	10	0%	0	0	0%	U
2-Methylnaphthalene	A	ug/L	0	0		0	0	0	0.0170896	0.1	10	0%	0	0	0%	U
Acenaphthene	A	ug/L	0	0		0	0	0	0.0307807	0.1	10	0%	0	0	0%	U
Acenaphthylene	A	ug/L	0	0		0	0	0	0.024275	0.1	10	0%	0	0	0%	U
Anthracene	A	ug/L	0	0		0	0	0	0.0274793	0.1	10	0%	0	0	0%	U
Benzo(a)anthracene	A	ug/L	0	0		0	0	0	0.0264112	0.1	10	0%	0	0	0%	U
Benzo(a)pyrene	A	ug/L	0	0		0	0	0	0.0336937	0.1	10	0%	0	0	0%	U
Benzo(b)fluoranthene	A	ug/L	0	0		0	0	0	0.0219446	0.1	10	0%	0	0	0%	U
Benzo(g,h,i)perylene	A	ug/L	0	0		0	0	0	0.0259257	0.1	10	0%	0	0	0%	U
Benzo(k)fluoranthene	A	ug/L	0	0		0	0	0	0.0286445	0.1	10	0%	0	0	0%	U
Chrysene	A	ug/L	0	0		0	0	0	0.0444718	0.1	10	0%	0	0	0%	U
Dibenzo(a,h)anthracene	A	ug/L	0	0		0	0	0	0.0356357	0.1	10	0%	0	0	0%	U
Fluoranthene	A	ug/L	0	0		0	0	0	0.0226243	0.1	10	0%	0	0	0%	U
Fluorene	A	ug/L	0	0		0	0	0	0.0218475	0.1	10	0%	0	0	0%	U
Indeno(1,2,3-cd)pyrene	A	ug/L	0	0		0	0	0	0.0476761	0.1	10	0%	0	0	0%	U
Naphthalene	A	ug/L	0	0		0	0	0	0.028159	0.1	10	0%	0	0	0%	U
Phenanthrene	A	ug/L	0	0		0	0	0	0.0286445	0.1	10	0%	0	0	0%	U
Pyrene	A	ug/L	0	0		0	0	0	0.0232069	0.1	10	0%	0	0	0%	U
1,4-Dichlorobenzene-d4	I	ug/L	40	38.84		0	0	0	0.0971	0.1		0%	0	0	0%	
Acenaphthene-d10	I	ug/L	40	38.84		0	0	0	0.0971	0.1		0%	0	0	0%	
Chrysene-d12	I	ug/L	40	38.84		0	0	0	0.0971	0.1		0%	0	0	0%	
Naphthalene-d8	I	ug/L	40	38.84		0	0	0	0.0971	0.1		0%	0	0	0%	
Perylene-d12	I	ug/L	40	38.84		0	0	0	0.0971	0.1		0%	0	0	0%	
Phenanthrene-d10	I	ug/L	40	38.84		0	0	0	0.0971	0.1	10	0%	0	0	0%	E
o-Terphenyl	X	ug/L	0	0		0	0	0	0.0635034	0	0	0%	40	140	0%	U

Seq No	Lab ID	Test Code	Sample Typ	File ID	Analysis Date	DF	Batch ID	Prep Date	SPKref	RPDref	pmoist
15004058	B22011126-001	SVOC-8270C-SI	SAMP	5975.I\sh012622\	11/27/2022 3:02:1	1	163072	1/20/2022 7:	0	0	

Analyte	T	Units	RAW	Final	Text	Spike	SPKref	RPDref	MDL	PQL	UQL	%REC	LOW	HIGH	%RPD	Q
1-Methylnaphthalene	A	ug/L	0	0		0	0	0	0.0198172	0.1	10	0%	0	0	0%	U
2-Methylnaphthalene	A	ug/L	0	0		0	0	0	0.0169312	0.1	10	0%	0	0	0%	U
Acenaphthene	A	ug/L	0	0		0	0	0	0.0304954	0.1	10	0%	0	0	0%	U
Acenaphthylene	A	ug/L	0	0		0	0	0	0.02405	0.1	10	0%	0	0	0%	U
Anthracene	A	ug/L	0	0		0	0	0	0.0272246	0.1	10	0%	0	0	0%	U
Benzo(a)anthracene	A	ug/L	0	0		0	0	0	0.0261664	0.1	10	0%	0	0	0%	U
Benzo(a)pyrene	A	ug/L	0	0		0	0	0	0.0333814	0.1	10	0%	0	0	0%	U
Benzo(b)fluoranthene	A	ug/L	0	0		0	0	0	0.0217412	0.1	10	0%	0	0	0%	U
Benzo(g,h,i)perylene	A	ug/L	0	0		0	0	0	0.0256854	0.1	10	0%	0	0	0%	U
Benzo(k)fluoranthene	A	ug/L	0	0		0	0	0	0.028379	0.1	10	0%	0	0	0%	U
Chrysene	A	ug/L	0	0		0	0	0	0.0440596	0.1	10	0%	0	0	0%	U
Dibenzo(a,h)anthracene	A	ug/L	0	0		0	0	0	0.0353054	0.1	10	0%	0	0	0%	U
Fluoranthene	A	ug/L	0	0		0	0	0	0.0224146	0.1	10	0%	0	0	0%	U
Fluorene	A	ug/L	0	0		0	0	0	0.021645	0.1	10	0%	0	0	0%	U
Indeno(1,2,3-cd)pyrene	A	ug/L	0	0		0	0	0	0.0472342	0.1	10	0%	0	0	0%	U
Naphthalene	A	ug/L	0	0		0	0	0	0.027898	0.1	10	0%	0	0	0%	U
Phenanthrene	A	ug/L	0	0		0	0	0	0.028379	0.1	10	0%	0	0	0%	U
Pyrene	A	ug/L	0	0		0	0	0	0.0229918	0.1	10	0%	0	0	0%	U
1,4-Dichlorobenzene-d4	I	ug/L	40	38.48		0	0	0	0.0962	0.1		0%	0	0	0%	
Acenaphthene-d10	I	ug/L	40	38.48		0	0	0	0.0962	0.1		0%	0	0	0%	
Chrysene-d12	I	ug/L	40	38.48		0	0	0	0.0962	0.1		0%	0	0	0%	
Naphthalene-d8	I	ug/L	40	38.48		0	0	0	0.0962	0.1		0%	0	0	0%	
Perylene-d12	I	ug/L	40	38.48		0	0	0	0.0962	0.1		0%	0	0	0%	
Phenanthrene-d10	I	ug/L	40	38.48		0	0	0	0.0962	0.1	10	0%	0	0	0%	E
o-Terphenyl	X	ug/L	0	0		0	0	0	0.0629148	0	0	0%	40	140	0%	U

Seq No	Lab ID	Test Code	Sample Typ	File ID	Analysis Date	DF	Batch ID	Prep Date	SPKref	RPDref	pmoist
15004059	B22011127-001	SVOC-8270C-SI	SAMP	5975.I\sh012622\	11/27/2022 3:34:5	1	163072	1/20/2022 7:	0	0	

Analyte	T	Units	RAW	Final	Text	Spike	SPKref	RPDref	MDL	PQL	UQL	%REC	LOW	HIGH	%RPD	Q
1-Methylnaphthalene	A	ug/L	0	0		0	0	0	0.0198172	0.1	10	0%	0	0	0%	U
2-Methylnaphthalene	A	ug/L	0	0		0	0	0	0.0169312	0.1	10	0%	0	0	0%	U
Acenaphthene	A	ug/L	0	0		0	0	0	0.0304954	0.1	10	0%	0	0	0%	U
Acenaphthylene	A	ug/L	0	0		0	0	0	0.02405	0.1	10	0%	0	0	0%	U
Anthracene	A	ug/L	0	0		0	0	0	0.0272246	0.1	10	0%	0	0	0%	U

Seq No	Lab ID	Test Code	Sample Typ	File ID	Analysis Date	DF	Batch ID	Prep Date	SPKref	RPDref	pmoist
15004059	B22011127-001	SVOC-8270C-SI	SAMP	5975.I\sh012622\	11/27/2022 3:34:5	1	163072	1/20/2022 7:	0	0	

Analyte	T	Units	RAW	Final	Text	Spike	SPKref	RPDref	MDL	PQL	UQL	%REC	LOW	HIGH	%RPD	Q
Benzo(a)anthracene	A	ug/L	0	0		0	0	0	0.0261664	0.1	10	0%	0	0	0%	U
Benzo(a)pyrene	A	ug/L	0	0		0	0	0	0.0333814	0.1	10	0%	0	0	0%	U
Benzo(b)fluoranthene	A	ug/L	0	0		0	0	0	0.0217412	0.1	10	0%	0	0	0%	U
Benzo(g,h,i)perylene	A	ug/L	0	0		0	0	0	0.0256854	0.1	10	0%	0	0	0%	U
Benzo(k)fluoranthene	A	ug/L	0	0		0	0	0	0.028379	0.1	10	0%	0	0	0%	U
Chrysene	A	ug/L	0	0		0	0	0	0.0440596	0.1	10	0%	0	0	0%	U
Dibenzo(a,h)anthracene	A	ug/L	0	0		0	0	0	0.0353054	0.1	10	0%	0	0	0%	U
Fluoranthene	A	ug/L	0	0		0	0	0	0.0224146	0.1	10	0%	0	0	0%	U
Fluorene	A	ug/L	0	0		0	0	0	0.021645	0.1	10	0%	0	0	0%	U
Indeno(1,2,3-cd)pyrene	A	ug/L	0	0		0	0	0	0.0472342	0.1	10	0%	0	0	0%	U
Naphthalene	A	ug/L	0	0		0	0	0	0.027898	0.1	10	0%	0	0	0%	U
Phenanthrene	A	ug/L	0	0		0	0	0	0.028379	0.1	10	0%	0	0	0%	U
Pyrene	A	ug/L	0	0		0	0	0	0.0229918	0.1	10	0%	0	0	0%	U
1,4-Dichlorobenzene-d4	I	ug/L	40	38.48		0	0	0	0.0962	0.1		0%	0	0	0%	
Acenaphthene-d10	I	ug/L	40	38.48		0	0	0	0.0962	0.1		0%	0	0	0%	
Chrysene-d12	I	ug/L	40	38.48		0	0	0	0.0962	0.1		0%	0	0	0%	
Naphthalene-d8	I	ug/L	40	38.48		0	0	0	0.0962	0.1		0%	0	0	0%	
Perylene-d12	I	ug/L	40	38.48		0	0	0	0.0962	0.1		0%	0	0	0%	
Phenanthrene-d10	I	ug/L	40	38.48		0	0	0	0.0962	0.1	10	0%	0	0	0%	E
o-Terphenyl	X	ug/L	0	0		0	0	0	0.0629148	0	0	0%	40	140	0%	U

Seq No	Lab ID	Test Code	Sample Typ	File ID	Analysis Date	DF	Batch ID	Prep Date	SPKref	RPDref	pmoist
15004060	B22011128-001	SVOC-8270C-SI	SAMP	5975.I\sh012622\	11/27/2022 4:07:1	1	163072	1/19/2022 3:	0	0	

Analyte	T	Units	RAW	Final	Text	Spike	SPKref	RPDref	MDL	PQL	UQL	%REC	LOW	HIGH	%RPD	Q
1-Methylnaphthalene	A	ug/L	0	0		0	0	0	0.020188	0.1	10	0%	0	0	0%	U
2-Methylnaphthalene	A	ug/L	0	0		0	0	0	0.017248	0.1	10	0%	0	0	0%	U
Acenaphthene	A	ug/L	0	0		0	0	0	0.031066	0.1	10	0%	0	0	0%	U
Acenaphthylene	A	ug/L	0	0		0	0	0	0.0245	0.1	10	0%	0	0	0%	U
Anthracene	A	ug/L	0	0		0	0	0	0.027734	0.1	10	0%	0	0	0%	U
Benzo(a)anthracene	A	ug/L	0	0		0	0	0	0.026656	0.1	10	0%	0	0	0%	U
Benzo(a)pyrene	A	ug/L	0	0		0	0	0	0.034006	0.1	10	0%	0	0	0%	U
Benzo(b)fluoranthene	A	ug/L	0	0		0	0	0	0.022148	0.1	10	0%	0	0	0%	U
Benzo(g,h,i)perylene	A	ug/L	0	0		0	0	0	0.026166	0.1	10	0%	0	0	0%	U
Benzo(k)fluoranthene	A	ug/L	0	0		0	0	0	0.02891	0.1	10	0%	0	0	0%	U

Seq No	Lab ID	Test Code	Sample Typ	File ID	Analysis Date	DF	Batch ID	Prep Date	SPKref	RPDref	pmoist
15004060	B22011128-001	SVOC-8270C-SI	SAMP	5975.I\sh012622\	11/27/2022 4:07:1	1	163072	1/19/2022 3:	0	0	

Analyte	T	Units	RAW	Final	Text	Spike	SPKref	RPDref	MDL	PQL	UQL	%REC	LOW	HIGH	%RPD	Q
Chrysene	A	ug/L	0	0		0	0	0	0.044884	0.1	10	0%	0	0	0%	U
Dibenzo(a,h)anthracene	A	ug/L	0	0		0	0	0	0.035966	0.1	10	0%	0	0	0%	U
Fluoranthene	A	ug/L	0	0		0	0	0	0.022834	0.1	10	0%	0	0	0%	U
Fluorene	A	ug/L	0	0		0	0	0	0.02205	0.1	10	0%	0	0	0%	U
Indeno(1,2,3-cd)pyrene	A	ug/L	0	0		0	0	0	0.048118	0.1	10	0%	0	0	0%	U
Naphthalene	A	ug/L	0	0		0	0	0	0.02842	0.1	10	0%	0	0	0%	U
Phenanthrene	A	ug/L	0	0		0	0	0	0.02891	0.1	10	0%	0	0	0%	U
Pyrene	A	ug/L	0	0		0	0	0	0.023422	0.1	10	0%	0	0	0%	U
1,4-Dichlorobenzene-d4	I	ug/L	40	39.2		0	0	0	0.098	0.1		0%	0	0	0%	
Acenaphthene-d10	I	ug/L	40	39.2		0	0	0	0.098	0.1		0%	0	0	0%	
Chrysene-d12	I	ug/L	40	39.2		0	0	0	0.098	0.1		0%	0	0	0%	
Naphthalene-d8	I	ug/L	40	39.2		0	0	0	0.098	0.1		0%	0	0	0%	
Perylene-d12	I	ug/L	40	39.2		0	0	0	0.098	0.1		0%	0	0	0%	
Phenanthrene-d10	I	ug/L	40	39.2		0	0	0	0.098	0.1	10	0%	0	0	0%	E
o-Terphenyl	X	ug/L	0	0		0	0	0	0.064092	0	0	0%	40	140	0%	U

Seq No	Lab ID	Test Code	Sample Typ	File ID	Analysis Date	DF	Batch ID	Prep Date	SPKref	RPDref	pmoist
15004061	B22011129-001	SVOC-8270C-SI	SAMP	5975.I\sh012622\	11/27/2022 4:39:3	1	163072	1/19/2022 3:	0	0	

Analyte	T	Units	RAW	Final	Text	Spike	SPKref	RPDref	MDL	PQL	UQL	%REC	LOW	HIGH	%RPD	Q
1-Methylnaphthalene	A	ug/L	0	0		0	0	0	0.0198172	0.1	10	0%	0	0	0%	U
2-Methylnaphthalene	A	ug/L	0	0		0	0	0	0.0169312	0.1	10	0%	0	0	0%	U
Acenaphthene	A	ug/L	0	0		0	0	0	0.0304954	0.1	10	0%	0	0	0%	U
Acenaphthylene	A	ug/L	0	0		0	0	0	0.02405	0.1	10	0%	0	0	0%	U
Anthracene	A	ug/L	0	0		0	0	0	0.0272246	0.1	10	0%	0	0	0%	U
Benzo(a)anthracene	A	ug/L	0	0		0	0	0	0.0261664	0.1	10	0%	0	0	0%	U
Benzo(a)pyrene	A	ug/L	0	0		0	0	0	0.0333814	0.1	10	0%	0	0	0%	U
Benzo(b)fluoranthene	A	ug/L	0	0		0	0	0	0.0217412	0.1	10	0%	0	0	0%	U
Benzo(g,h,i)perylene	A	ug/L	0	0		0	0	0	0.0256854	0.1	10	0%	0	0	0%	U
Benzo(k)fluoranthene	A	ug/L	0	0		0	0	0	0.028379	0.1	10	0%	0	0	0%	U
Chrysene	A	ug/L	0	0		0	0	0	0.0440596	0.1	10	0%	0	0	0%	U
Dibenzo(a,h)anthracene	A	ug/L	0	0		0	0	0	0.0353054	0.1	10	0%	0	0	0%	U
Fluoranthene	A	ug/L	0	0		0	0	0	0.0224146	0.1	10	0%	0	0	0%	U
Fluorene	A	ug/L	0	0		0	0	0	0.021645	0.1	10	0%	0	0	0%	U
Indeno(1,2,3-cd)pyrene	A	ug/L	0	0		0	0	0	0.0472342	0.1	10	0%	0	0	0%	U

Seq No	Lab ID	Test Code	Sample Typ	File ID	Analysis Date	DF	Batch ID	Prep Date	SPKref	RPDref	pmoist
15004061	B22011129-001	SVOC-8270C-SI	SAMP	5975.I\sh012622\	11/27/2022 4:39:3	1	163072	1/19/2022 3:	0	0	

Analyte	T	Units	RAW	Final	Text	Spike	SPKref	RPDref	MDL	PQL	UQL	%REC	LOW	HIGH	%RPD	Q
Naphthalene	A	ug/L	0	0		0	0	0	0.027898	0.1	10	0%	0	0	0%	U
Phenanthrene	A	ug/L	0	0		0	0	0	0.028379	0.1	10	0%	0	0	0%	U
Pyrene	A	ug/L	0	0		0	0	0	0.0229918	0.1	10	0%	0	0	0%	U
1,4-Dichlorobenzene-d4	I	ug/L	40	38.48		0	0	0	0.0962	0.1		0%	0	0	0%	
Acenaphthene-d10	I	ug/L	40	38.48		0	0	0	0.0962	0.1		0%	0	0	0%	
Chrysene-d12	I	ug/L	40	38.48		0	0	0	0.0962	0.1		0%	0	0	0%	
Naphthalene-d8	I	ug/L	40	38.48		0	0	0	0.0962	0.1		0%	0	0	0%	
Perylene-d12	I	ug/L	40	38.48		0	0	0	0.0962	0.1		0%	0	0	0%	
Phenanthrene-d10	I	ug/L	40	38.48		0	0	0	0.0962	0.1	10	0%	0	0	0%	E
o-Terphenyl	X	ug/L	0	0		0	0	0	0.0629148	0	0	0%	40	140	0%	U

Seq No	Lab ID	Test Code	Sample Typ	File ID	Analysis Date	DF	Batch ID	Prep Date	SPKref	RPDref	pmoist
15004062	26-Jan-22_CCV	SVOC-8270C-SI	CCV	5975.I\sh012622\	11/27/2022 5:11:5	1	R373840		0	0	

Analyte	T	Units	RAW	Final	Text	Spike	SPKref	RPDref	MDL	PQL	UQL	%REC	LOW	HIGH	%RPD	Q
1-Methylnaphthalene	A	ug/L	2.21958	2.21958		2	0	0	0.0206	0.1	10	111%	50	150	0%	
2-Methylnaphthalene	A	ug/L	2.26757	2.26757		2	0	0	0.0176	0.1	10	113%	50	150	0%	
Acenaphthene	A	ug/L	1.98007	1.98007		2	0	0	0.0317	0.1	10	99%	50	150	0%	
Acenaphthylene	A	ug/L	2.11187	2.11187		2	0	0	0.025	0.1	10	106%	50	150	0%	
Anthracene	A	ug/L	2.15933	2.15933		2	0	0	0.0283	0.1	10	108%	50	150	0%	
Benzo(a)anthracene	A	ug/L	2.33071	2.33071		2	0	0	0.0272	0.1	10	117%	50	150	0%	
Benzo(a)pyrene	A	ug/L	2.18907	2.18907		2	0	0	0.0347	0.1	10	109%	50	150	0%	
Benzo(b)fluoranthene	A	ug/L	2.31793	2.31793		2	0	0	0.0226	0.1	10	116%	50	150	0%	
Benzo(g,h,i)perylene	A	ug/L	2.18932	2.18932		2	0	0	0.0267	0.1	10	109%	50	150	0%	
Benzo(k)fluoranthene	A	ug/L	2.10424	2.10424		2	0	0	0.0295	0.1	10	105%	50	150	0%	
Chrysene	A	ug/L	2.15761	2.15761		2	0	0	0.0458	0.1	10	108%	50	150	0%	
Dibenzo(a,h)anthracene	A	ug/L	2.26361	2.26361		2	0	0	0.0367	0.1	10	113%	50	150	0%	
Fluoranthene	A	ug/L	2.20669	2.20669		2	0	0	0.0233	0.1	10	110%	50	150	0%	
Fluorene	A	ug/L	2.08433	2.08433		2	0	0	0.0225	0.1	10	104%	50	150	0%	
Indeno(1,2,3-cd)pyrene	A	ug/L	2.43373	2.43373		2	0	0	0.0491	0.1	10	122%	50	150	0%	
Naphthalene	A	ug/L	2.2855	2.2855		2	0	0	0.029	0.1	10	114%	50	150	0%	
Phenanthrene	A	ug/L	2.18103	2.18103		2	0	0	0.0295	0.1	10	109%	50	150	0%	
Pyrene	A	ug/L	2.23724	2.23724		2	0	0	0.0239	0.1	10	112%	50	150	0%	
1,4-Dichlorobenzene-d4	I	ug/L	40	40		0	0	0	0.1	0.1		0%	50	150	0%	
Acenaphthene-d10	I	ug/L	40	40		0	0	0	0.1	0.1		0%	50	150	0%	

Seq No	Lab ID	Test Code	Sample Typ	File ID	Analysis Date	DF	Batch ID	Prep Date	SPKref	RPDref	pmoist
15004062	26-Jan-22_CCV	SVOC-8270C-SI	CCV	5975.I\sh012622\	11/27/2022 5:11:5	1	R373840		0	0	

Analyte	T	Units	RAW	Final	Text	Spike	SPKref	RPDref	MDL	PQL	UQL	%REC	LOW	HIGH	%RPD	Q
Chrysene-d12	I	ug/L	40	40		0	0	0	0.1	0.1		0%	50	150	0%	
Naphthalene-d8	I	ug/L	40	40		0	0	0	0.1	0.1		0%	50	150	0%	
Perylene-d12	I	ug/L	40	40		0	0	0	0.1	0.1		0%	50	150	0%	
Phenanthrene-d10	I	ug/L	40	40		0	0	0	0.1	0.1	10	0%	50	150	0%	
2-Fluorobiphenyl	S	ug/L	2.06597	2.06597		2	0	0	0.0444	0.1	10	103%	50	150	0%	
Nitrobenzene-d5	S	ug/L	2.78024	2.78024		2	0	0	0.0523	0.1	10	139%	50	150	0%	
Terphenyl-d14	S	ug/L	2.2168	2.2168		2	0	0	0.0563	0.1	10	111%	50	150	0%	
o-Terphenyl	X	ug/L	2.12932	2.12932		2	0	0	0.0654	0	0	106%	50	150	0%	

Seq No	Lab ID	Test Code	Sample Typ	File ID	Analysis Date	DF	Batch ID	Prep Date	SPKref	RPDref	pmoist
15017141	26-Jan-22_CCV	SVOC-8270-W-	CCV	5975.I\sh012622\	11/26/2022 9:05:2	1	R373840		0	0	

Analyte	T	Units	RAW	Final	Text	Spike	SPKref	RPDref	MDL	PQL	UQL	%REC	LOW	HIGH	%RPD	Q
1-Methylnaphthalene	A	ug/L	2.21265	2.21265		2	0	0	0.0206	0.1	10	111%	80	120	0%	
2-Methylnaphthalene	A	ug/L	2.33456	2.33456		2	0	0	0.0176	0.1	10	117%	80	120	0%	
Acenaphthene	A	ug/L	2.29804	2.29804		2	0	0	0.0317	0.1	10	115%	80	120	0%	
Acenaphthylene	A	ug/L	2.15764	2.15764		2	0	0	0.025	0.1	10	108%	80	120	0%	
Anthracene	A	ug/L	2.32964	2.32964		2	0	0	0.0283	0.1	10	116%	80	120	0%	
Benzo(a)anthracene	A	ug/L	2.38462	2.38462		2	0	0	0.0272	0.1	10	119%	80	120	0%	
Benzo(a)pyrene	A	ug/L	2.18496	2.18496		2	0	0	0.0347	0.1	10	109%	80	120	0%	
Benzo(b)fluoranthene	A	ug/L	2.36483	2.36483		2	0	0	0.0226	0.1	10	118%	80	120	0%	
Benzo(g,h,i)perylene	A	ug/L	2.28569	2.28569		2	0	0	0.0267	0.1	10	114%	80	120	0%	
Benzo(k)fluoranthene	A	ug/L	2.16565	2.16565		2	0	0	0.0295	0.1	10	108%	80	120	0%	
Chrysene	A	ug/L	2.27118	2.27118		2	0	0	0.0458	0.1	10	114%	80	120	0%	
Dibenzo(a,h)anthracene	A	ug/L	2.33442	2.33442		2	0	0	0.0367	0.1	10	117%	80	120	0%	
Fluoranthene	A	ug/L	2.23834	2.23834		2	0	0	0.0233	0.1	10	112%	80	120	0%	
Fluorene	A	ug/L	2.16324	2.16324		2	0	0	0.0225	0.1	10	108%	80	120	0%	
Indeno(1,2,3-cd)pyrene	A	ug/L	2.16975	2.16975		2	0	0	0.0491	0.1	10	108%	80	120	0%	
Naphthalene	A	ug/L	2.1673	2.1673		2	0	0	0.029	0.1	10	108%	80	120	0%	
Phenanthrene	A	ug/L	2.29047	2.29047		2	0	0	0.0295	0.1	10	115%	80	120	0%	
Pyrene	A	ug/L	2.18961	2.18961		2	0	0	0.0239	0.1	10	109%	80	120	0%	
1,4-Dichlorobenzene-d4	I	ug/L	40	40		0	0	0	0.1	0.1		0%	80	120	0%	
Acenaphthene-d10	I	ug/L	40	40		0	0	0	0.1	0.1		0%	80	120	0%	
Chrysene-d12	I	ug/L	40	40		0	0	0	0.1	0.1		0%	80	120	0%	
Naphthalene-d8	I	ug/L	40	40		0	0	0	0.1	0.1		0%	80	120	0%	

Seq No	Lab ID	Test Code	Sample Typ	File ID	Analysis Date	DF	Batch ID	Prep Date	SPKref	RPDref	pmoist
15017141	26-Jan-22_CCV	SVOC-8270-W-	CCV	5975.I\sh012622\	11/26/2022 9:05:2	1	R373840		0	0	

Analyte	T	Units	RAW	Final	Text	Spike	SPKref	RPDref	MDL	PQL	UQL	%REC	LOW	HIGH	%RPD	Q
Perylene-d12	I	ug/L	40	40		0	0	0	0.1	0.1		0%	80	120	0%	
Phenanthrene-d10	I	ug/L	40	40		0	0	0	0.1	0.1		0%	80	120	0%	
2-Fluorobiphenyl	S	ug/L	2.09101	2.09101		2	0	0	0.0444	0.1	10	105%	80	120	0%	
Nitrobenzene-d5	S	ug/L	2.28544	2.28544		2	0	0	0.0523	0.1	10	114%	80	120	0%	
Terphenyl-d14	S	ug/L	2.15995	2.15995		2	0	0	0.0563	0.1	10	108%	80	120	0%	
o-Terphenyl	X	ug/L	2.30888	2.30888		2	0	0	0.0654	0.1	10	115%	80	120	0%	

Seq No	Lab ID	Test Code	Sample Typ	File ID	Analysis Date	DF	Batch ID	Prep Date	SPKref	RPDref	pmoist
15017142	MB-163072	SVOC-8270-W-	MBLK	5975.I\sh012622\	11/27/2022 12:20:	1	163072	1/19/2022 3:	0	0	

Analyte	T	Units	RAW	Final	Text	Spike	SPKref	RPDref	MDL	PQL	UQL	%REC	LOW	HIGH	%RPD	Q
1-Methylnaphthalene	A	ug/L	0	0		0	0	0	0.0206	0.1	10	0%			0%	
2-Methylnaphthalene	A	ug/L	0	0		0	0	0	0.0176	0.1	10	0%			0%	
Acenaphthene	A	ug/L	0	0		0	0	0	0.0317	0.1	10	0%			0%	
Acenaphthylene	A	ug/L	0	0		0	0	0	0.025	0.1	10	0%			0%	
Anthracene	A	ug/L	0	0		0	0	0	0.0283	0.1	10	0%			0%	
Benzo(a)anthracene	A	ug/L	0	0		0	0	0	0.0272	0.1	10	0%			0%	
Benzo(a)pyrene	A	ug/L	0	0		0	0	0	0.0347	0.1	10	0%			0%	
Benzo(b)fluoranthene	A	ug/L	0	0		0	0	0	0.0226	0.1	10	0%			0%	
Benzo(g,h,i)perylene	A	ug/L	0	0		0	0	0	0.0267	0.1	10	0%			0%	
Benzo(k)fluoranthene	A	ug/L	0	0		0	0	0	0.0295	0.1	10	0%			0%	
Chrysene	A	ug/L	0	0		0	0	0	0.0458	0.1	10	0%			0%	
Dibenzo(a,h)anthracene	A	ug/L	0	0		0	0	0	0.0367	0.1	10	0%			0%	
Fluoranthene	A	ug/L	0	0		0	0	0	0.0233	0.1	10	0%			0%	
Fluorene	A	ug/L	0	0		0	0	0	0.0225	0.1	10	0%			0%	
Indeno(1,2,3-cd)pyrene	A	ug/L	0	0		0	0	0	0.0491	0.1	10	0%			0%	
Naphthalene	A	ug/L	0	0		0	0	0	0.029	0.1	10	0%			0%	
Phenanthrene	A	ug/L	0	0		0	0	0	0.0295	0.1	10	0%			0%	
Pyrene	A	ug/L	0	0		0	0	0	0.0239	0.1	10	0%			0%	
1,4-Dichlorobenzene-d4	I	ug/L	40	40		0	0	0	0.1	0.1		0%			0%	
Acenaphthene-d10	I	ug/L	40	40		0	0	0	0.1	0.1		0%			0%	
Chrysene-d12	I	ug/L	40	40		0	0	0	0.1	0.1		0%			0%	
Naphthalene-d8	I	ug/L	40	40		0	0	0	0.1	0.1		0%			0%	
Perylene-d12	I	ug/L	40	40		0	0	0	0.1	0.1		0%			0%	
Phenanthrene-d10	I	ug/L	40	40		0	0	0	0.1	0.1		0%			0%	

Seq No	Lab ID	Test Code	Sample Typ	File ID	Analysis Date	DF	Batch ID	Prep Date	SPKref	RPDref	pmoist
15017142	MB-163072	SVOC-8270-W-	MBLK	5975.I\sh012622\	11/27/2022 12:20:	1	163072	1/19/2022 3:	0	0	

Analyte	T	Units	RAW	Final	Text	Spike	SPKref	RPDref	MDL	PQL	UQL	%REC	LOW	HIGH	%RPD	Q

Seq No	Lab ID	Test Code	Sample Typ	File ID	Analysis Date	DF	Batch ID	Prep Date	SPKref	RPDref	pmoist
15017143	LLCS-163072	SVOC-8270-W-	LCS	5975.I\sh012622\	11/27/2022 12:52:	1	163072	1/19/2022 3:	0	0	

Analyte	T	Units	RAW	Final	Text	Spike	SPKref	RPDref	MDL	PQL	UQL	%REC	LOW	HIGH	%RPD	Q
1-Methylnaphthalene	A	ug/L	2.57435	2.57435		5	0	0	0.0206	0.1	10	51%	18	117	0%	
2-Methylnaphthalene	A	ug/L	2.56925	2.56925		5	0	0	0.0176	0.1	10	51%	18	117	0%	
Acenaphthene	A	ug/L	3.37448	3.37448		5	0	0	0.0317	0.1	10	67%	40	92	0%	
Acenaphthylene	A	ug/L	3.48608	3.48608		5	0	0	0.025	0.1	10	70%	37	96	0%	
Anthracene	A	ug/L	5.10755	5.10755		5	0	0	0.0283	0.1	10	102%	46	108	0%	
Benzo(a)anthracene	A	ug/L	5.78572	5.78572		5	0	0	0.0272	0.1	10	116%	41	105	0%	S
Benzo(a)pyrene	A	ug/L	5.28032	5.28032		5	0	0	0.0347	0.1	10	106%	42	110	0%	
Benzo(b)fluoranthene	A	ug/L	5.31632	5.31632		5	0	0	0.0226	0.1	10	106%	27	121	0%	
Benzo(g,h,i)perylene	A	ug/L	5.29839	5.29839		5	0	0	0.0267	0.1	10	106%	44	108	0%	
Benzo(k)fluoranthene	A	ug/L	4.86223	4.86223		5	0	0	0.0295	0.1	10	97%	44	111	0%	
Chrysene	A	ug/L	5.4542	5.4542		5	0	0	0.0458	0.1	10	109%	50	106	0%	S
Dibenzo(a,h)anthracene	A	ug/L	5.6959	5.6959		5	0	0	0.0367	0.1	10	114%	47	111	0%	S
Fluoranthene	A	ug/L	5.20065	5.20065		5	0	0	0.0233	0.1	10	104%	44	111	0%	
Fluorene	A	ug/L	3.46548	3.46548		5	0	0	0.0225	0.1	10	69%	42	99	0%	
Indeno(1,2,3-cd)pyrene	A	ug/L	5.42612	5.42612		5	0	0	0.0491	0.1	10	109%	33	112	0%	
Naphthalene	A	ug/L	2.53756	2.53756		5	0	0	0.029	0.1	10	51%	22	108	0%	
Phenanthrene	A	ug/L	4.5253	4.5253		5	0	0	0.0295	0.1	10	91%	43	106	0%	
Pyrene	A	ug/L	5.15299	5.15299		5	0	0	0.0239	0.1	10	103%	41	106	0%	
1,4-Dichlorobenzene-d4	I	ug/L	40	40		0	0	0	0.1	0.1		0%			0%	
Acenaphthene-d10	I	ug/L	40	40		0	0	0	0.1	0.1		0%			0%	
Chrysene-d12	I	ug/L	40	40		0	0	0	0.1	0.1		0%			0%	
Naphthalene-d8	I	ug/L	40	40		0	0	0	0.1	0.1		0%			0%	
Perylene-d12	I	ug/L	40	40		0	0	0	0.1	0.1		0%			0%	
Phenanthrene-d10	I	ug/L	40	40		0	0	0	0.1	0.1		0%			0%	
2-Fluorobiphenyl	S	ug/L	3.79523	3.79523		5	0	0	0.0444	0.1	10	76%	25	94	0%	
Nitrobenzene-d5	S	ug/L	4.64249	4.64249		5	0	0	0.0523	0.1	10	93%	19	102	0%	
Terphenyl-d14	S	ug/L	5.64143	5.64143		5	0	0	0.0563	0.1	10	113%	39	106	0%	S
o-Terphenyl	X	ug/L	4.65436	4.65436		5	0	0	0.0654	0.1	10	93%	40	140	0%	

Seq No	Lab ID	Test Code	Sample Typ	File ID	Analysis Date	DF	Batch ID	Prep Date	SPKref	RPDref	pmoist
15017144	LLCSD-163072	SVOC-8270-W-	LCSD	5975.I\sh012622\	11/27/2022 1:25:1	1	163072	1/19/2022 3:	0	2E+07	

Analyte	T	Units	RAW	Final	Text	Spike	SPKref	RPDref	MDL	PQL	UQL	%REC	LOW	HIGH	%RPD	Q
1-Methylnaphthalene	A	ug/L	2.74459	2.74459		5	0	2.57435	0.0206	0.1	10	55%	18	117	6%	
2-Methylnaphthalene	A	ug/L	2.82642	2.82642		5	0	2.56925	0.0176	0.1	10	57%	18	117	10%	
Acenaphthene	A	ug/L	3.55217	3.55217		5	0	3.37448	0.0317	0.1	10	71%	40	92	5%	
Acenaphthylene	A	ug/L	3.72266	3.72266		5	0	3.48608	0.025	0.1	10	74%	37	96	7%	
Anthracene	A	ug/L	5.33776	5.33776		5	0	5.10755	0.0283	0.1	10	107%	46	108	4%	
Benzo(a)anthracene	A	ug/L	5.76361	5.76361		5	0	5.78572	0.0272	0.1	10	115%	41	105	0%	S
Benzo(a)pyrene	A	ug/L	4.98876	4.98876		5	0	5.28032	0.0347	0.1	10	100%	42	110	6%	
Benzo(b)fluoranthene	A	ug/L	5.12426	5.12426		5	0	5.31632	0.0226	0.1	10	102%	27	121	4%	
Benzo(g,h,i)perylene	A	ug/L	5.26089	5.26089		5	0	5.29839	0.0267	0.1	10	105%	44	108	1%	
Benzo(k)fluoranthene	A	ug/L	4.67392	4.67392		5	0	4.86223	0.0295	0.1	10	93%	44	111	4%	
Chrysene	A	ug/L	5.42792	5.42792		5	0	5.4542	0.0458	0.1	10	109%	50	106	0%	S
Dibenzo(a,h)anthracene	A	ug/L	5.49969	5.49969		5	0	5.6959	0.0367	0.1	10	110%	47	111	4%	
Fluoranthene	A	ug/L	5.36486	5.36486		5	0	5.20065	0.0233	0.1	10	107%	44	111	3%	
Fluorene	A	ug/L	3.81396	3.81396		5	0	3.46548	0.0225	0.1	10	76%	42	99	10%	
Indeno(1,2,3-cd)pyrene	A	ug/L	5.18867	5.18867		5	0	5.42612	0.0491	0.1	10	104%	33	112	4%	
Naphthalene	A	ug/L	2.52861	2.52861		5	0	2.53756	0.029	0.1	10	51%	22	108	0%	
Phenanthrene	A	ug/L	4.78764	4.78764		5	0	4.5253	0.0295	0.1	10	96%	43	106	6%	
Pyrene	A	ug/L	5.21631	5.21631		5	0	5.15299	0.0239	0.1	10	104%	41	106	1%	
1,4-Dichlorobenzene-d4	I	ug/L	40	40		0	0	0	0.1	0.1		0%			0%	
Acenaphthene-d10	I	ug/L	40	40		0	0	0	0.1	0.1		0%			0%	
Chrysene-d12	I	ug/L	40	40		0	0	0	0.1	0.1		0%			0%	
Naphthalene-d8	I	ug/L	40	40		0	0	0	0.1	0.1		0%			0%	
Perylene-d12	I	ug/L	40	40		0	0	0	0.1	0.1		0%			0%	
Phenanthrene-d10	I	ug/L	40	40		0	0	0	0.1	0.1		0%			0%	
2-Fluorobiphenyl	S	ug/L	3.67805	3.67805		5	0	0	0.0444	0.1	10	74%	25	94	0%	
Nitrobenzene-d5	S	ug/L	4.64422	4.64422		5	0	0	0.0523	0.1	10	93%	19	102	0%	
Terphenyl-d14	S	ug/L	5.53041	5.53041		5	0	0	0.0563	0.1	10	111%	39	106	0%	S
o-Terphenyl	X	ug/L	4.84082	4.84082		5	0	4.65436	0.0654	0.1	10	97%	40	140	4%	

Write Sequence | Insert Entries(Have the first cell for entries selecte

File Name	Sample Name	Line No.	Test Code	Multiplier	Divisor	Method Name
Jan2601.d	26-Jan-22_TUNE_1	1		1	1	5975Tune.M
Jan2602.d	26-Jan-22_CAL_7	2	SVOC-8270-W-LLPAH	1	1	5975BNASIM.M
Jan2603.d	26-Jan-22_CAL_6	3	SVOC-8270-W-LLPAH	1	1	5975BNASIM.M
Jan2604.d	26-Jan-22_CAL_5	4	SVOC-8270-W-LLPAH	1	1	5975BNASIM.M
Jan2605.d	26-Jan-22_CAL_4	5	SVOC-8270-W-LLPAH	1	1	5975BNASIM.M
Jan2606.d	26-Jan-22_CAL_3	6	SVOC-8270-W-LLPAH	1	1	5975BNASIM.M
Jan2607.d	26-Jan-22_CAL_2	7	SVOC-8270-W-LLPAH	1	1	5975BNASIM.M
Jan2608.d	26-Jan-22_CAL_1	8	SVOC-8270-W-LLPAH	1	1	5975BNASIM.M
Jan2609.d	26-Jan-22_CCV_9	9	SVOC-8270-W-LLPAH	1	1	5975BNASIM.M
Jan2610.d	26-Jan-22_ISTBLK_10	10	SVOC-8270-W-LLPAH	1	1	5975BNASIM.M
Jan2611.d	B22010759-001CLMS	11	SVOC-8270C-SIM-W-LLPA	20	1	5975BNASIM.M
Jan2612.d	B22010759-001CLMSD	12	SVOC-8270C-SIM-W-LLPA	20	1	5975BNASIM.M
Jan2613.d	LLCS-162956	13	SVOC-8270C-SIM-W-LLPA	1	1	5975BNASIM.M
Jan2614.d	LLCSD-162956	14	SVOC-8270C-SIM-W-LLPA	1	1	5975BNASIM.M
Jan2615.d	MB-163072	15	SVOC-8270C-SIM-W-LLPA	1	1	5975BNASIM.M
Jan2616.d	LLCS-163072	16	SVOC-8270C-SIM-W-LLPA	1	1	5975BNASIM.M
Jan2617.d	LLCSD-163072	17	SVOC-8270C-SIM-W-LLPA	1	1	5975BNASIM.M
Jan2618.d	B22011124-001C	18	SVOC-8270C-SIM-W-LLPA	1	1	5975BNASIM.M
Jan2619.d	B22011125-001C	19	SVOC-8270C-SIM-W-LLPA	1	1	5975BNASIM.M
Jan2620.d	B22011126-001C	20	SVOC-8270C-SIM-W-LLPA	1	1	5975BNASIM.M
Jan2621.d	B22011127-001C	21	SVOC-8270C-SIM-W-LLPA	1	1	5975BNASIM.M
Jan2622.d	B22011128-001C	22	SVOC-8270C-SIM-W-LLPA	1	1	5975BNASIM.M
Jan2623.d	B22011129-001C	23	SVOC-8270C-SIM-W-LLPA	1	1	5975BNASIM.M
Jan2624.d	26-Jan-22_CCV_24	24	SVOC-8270C-SIM-W-LLPA	1	1	5975BNASIM.M
Jan2625.d	26-Jan-22_TUNE_25	25		1	1	5975Tune.M
Jan2626.d	26-Jan-22_CCV_26	26	SVOC-8270C-SIM-W-LLPA	1	1	5975BNASIM.M
Jan2627.d	26-Jan-22_ISTBLK_27	27	SVOC-8270C-SIM-W-LLPA	1	1	5975BNASIM.M
Jan2628.d	B22011130-001C	28	SVOC-8270C-SIM-W-LLPA	1	1	5975BNASIM.M
Jan2629.d	B22011131-001C	29	SVOC-8270C-SIM-W-LLPA	1	1	5975BNASIM.M
Jan2630.d	B22011132-001C	30	SVOC-8270C-SIM-W-LLPA	1	1	5975BNASIM.M
Jan2631.d	B22011133-001C	31	SVOC-8270C-SIM-W-LLPA	1	1	5975BNASIM.M
Jan2632.d	B22011134-001C	32	SVOC-8270C-SIM-W-LLPA	1	1	5975BNASIM.M
Jan2633.d	B22011134-002A	33	SVOC-8270C-SIM-W-LLPA	1	1	5975BNASIM.M
Jan2634.d	B22011135-001C	34	SVOC-8270C-SIM-W-LLPA	1	1	5975BNASIM.M
Jan2635.d	B22011136-001C	35	SVOC-8270C-SIM-W-LLPA	1	1	5975BNASIM.M
Jan2636.d	B22011136-001CLMS	36	SVOC-8270C-SIM-W-LLPA	1	1	5975BNASIM.M
Jan2637.d	B22011136-001CLMSD	37	SVOC-8270C-SIM-W-LLPA	1	1	5975BNASIM.M
Jan2638.d	B22011137-001C	38	SVOC-8270C-SIM-W-LLPA	1	1	5975BNASIM.M
Jan2639.d	26-Jan-22_CCV_39	39	SVOC-8270C-SIM-W-LLPA	1	1	5975BNASIM.M

Tune Evaluation Report

Data Path:	\\MASSHUNTER\Org\Data\SV5975.I\sh012622\1 e8270c bna SIM cal\Jan2601.D
Acq on:	1/26/2022 4:53:58 PM
Operator:	LIMS import
Sample:	26-Jan-22_TUNE_1
Inst Name:	GCMS
ALS Vial:	1
Method:	\\MASSHUNTER\Org\Data\SV5975.I\Methods\DFTPP5975625.m

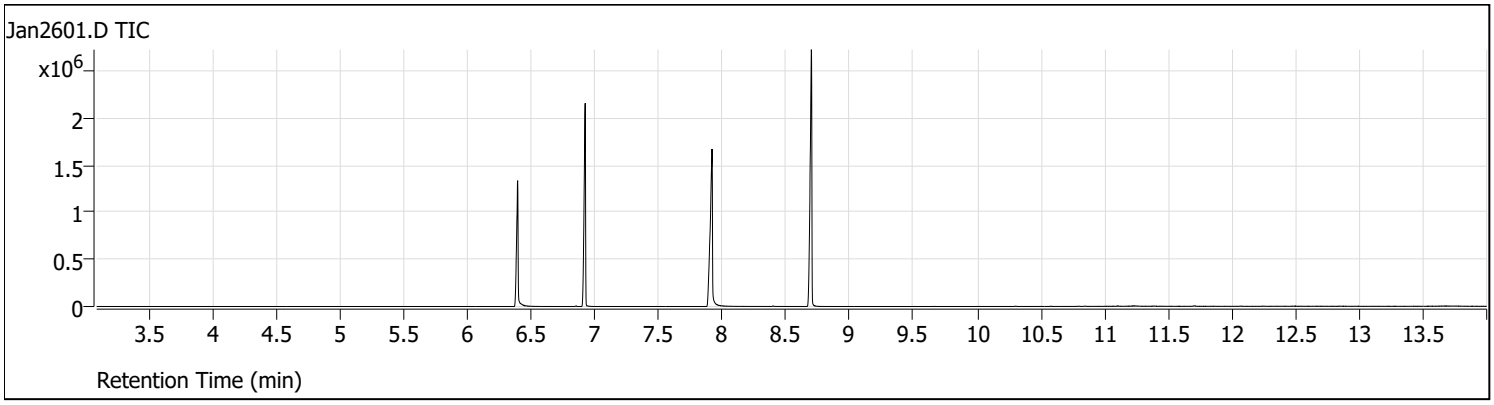

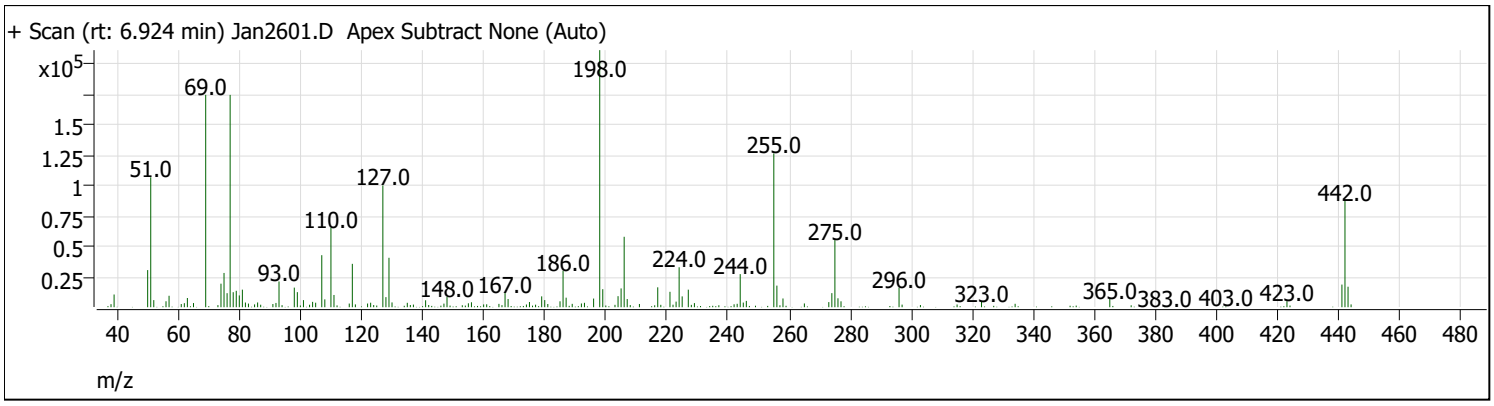

Target Mass	Rel. To Mass	Lower Limit%	Upper Limit%	Rel. Abn%	Raw Abn	Pass/Fail
51	198	30	60	50.5	106664	Pass
68	69	0	2	0.0	0	Pass
70	69	0	2	0.5	895	Pass
127	198	40	60	47.4	99976	Pass
197	198	0	1	0.0	0	Pass
198	198	100	100	100.0	211008	Pass
199	198	5	9	7.0	14815	Pass
275	198	10	30	26.1	55080	Pass
365	198	1	100	3.2	6732	Pass
441	443	1E-10	150	110.5	18592	Pass
442	198	40	100	41.4	87384	Pass
443	442	17	23	19.3	16832	Pass
69	69	100	100	100.0	174336	Pass

Tune Evaluation Report

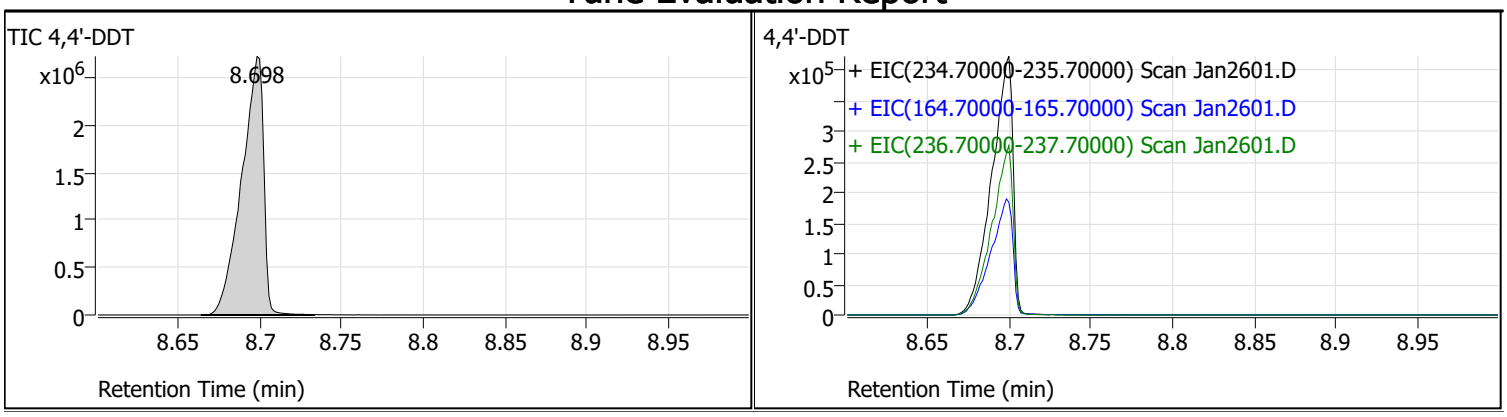

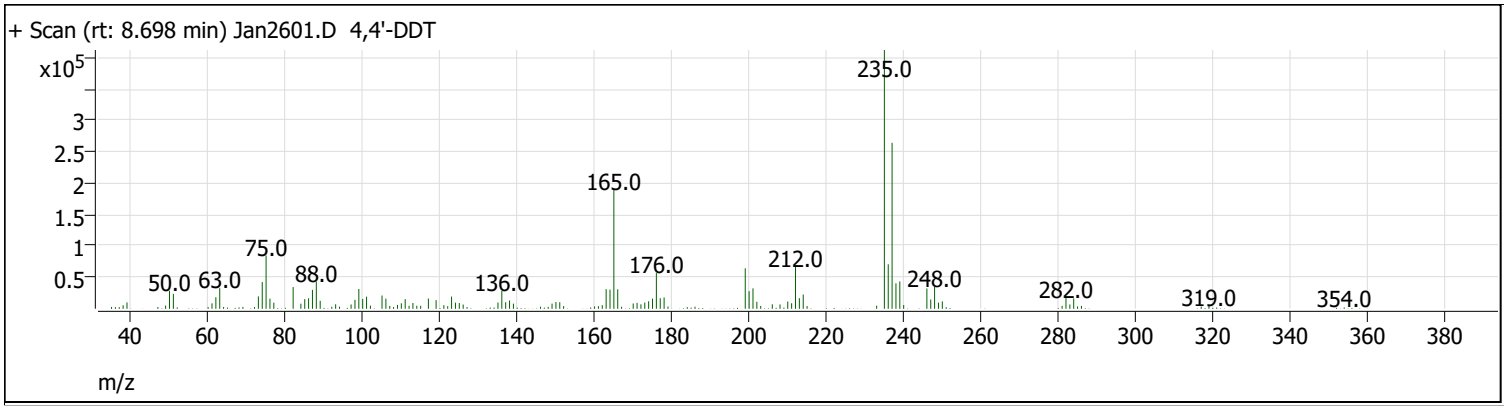

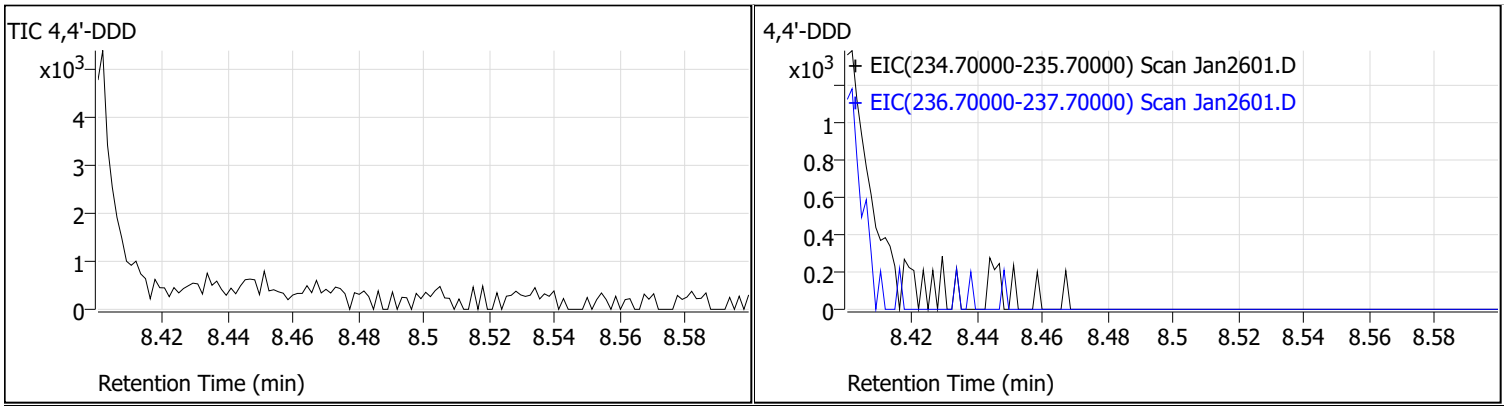

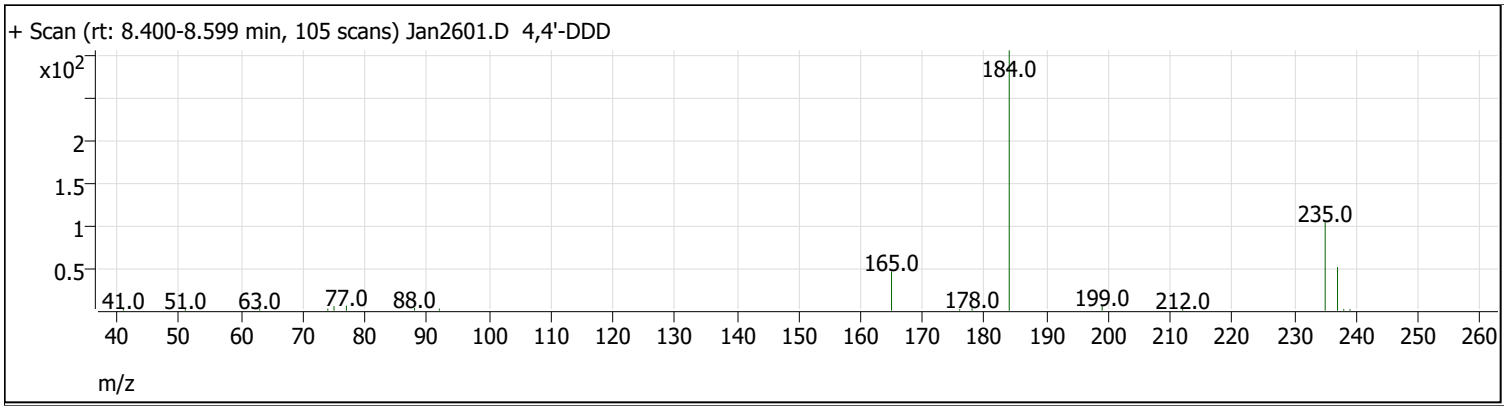



Tune Evaluation Report

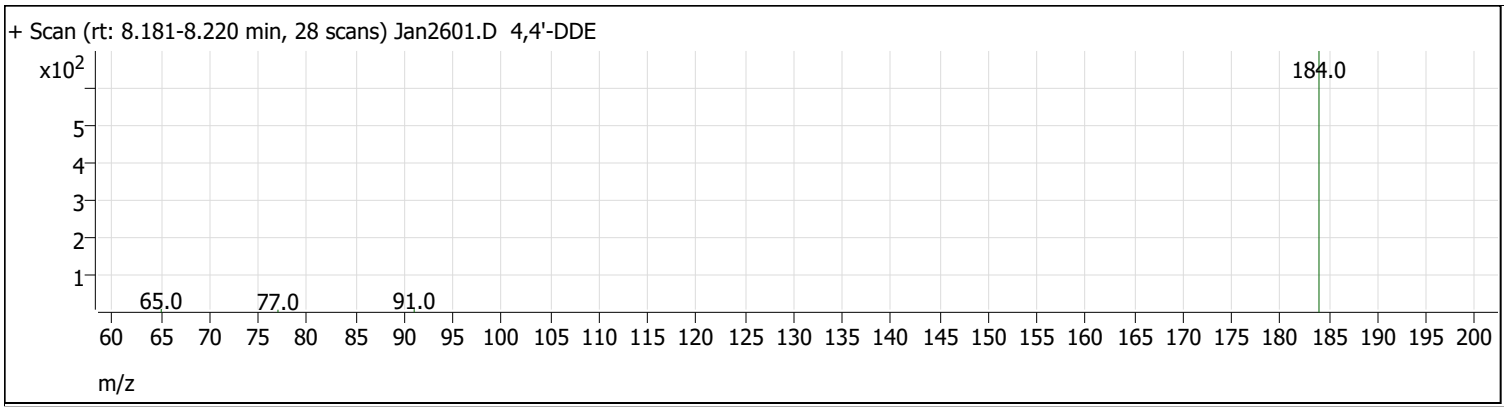

Compound Name	Expected RT	Observed RT	TIC Area	Breakdown %	Pass/Fail
4,4'-DDT	8.800	8.698	2543414	0.0	Pass
4,4'-DDD	8.500	0.000	0		
4,4'-DDE	8.200	0.000	0		

Tune Evaluation Report

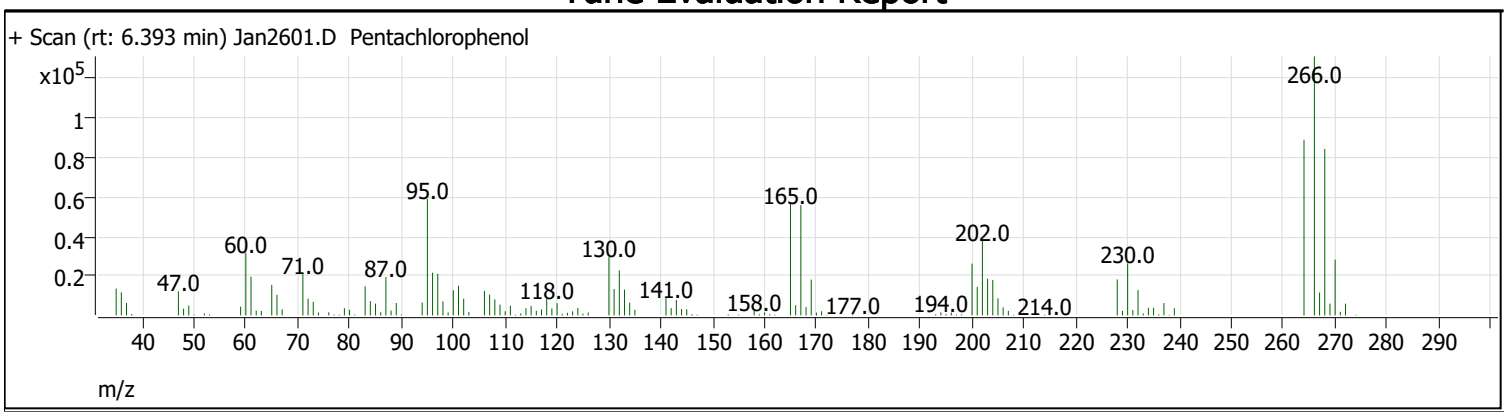

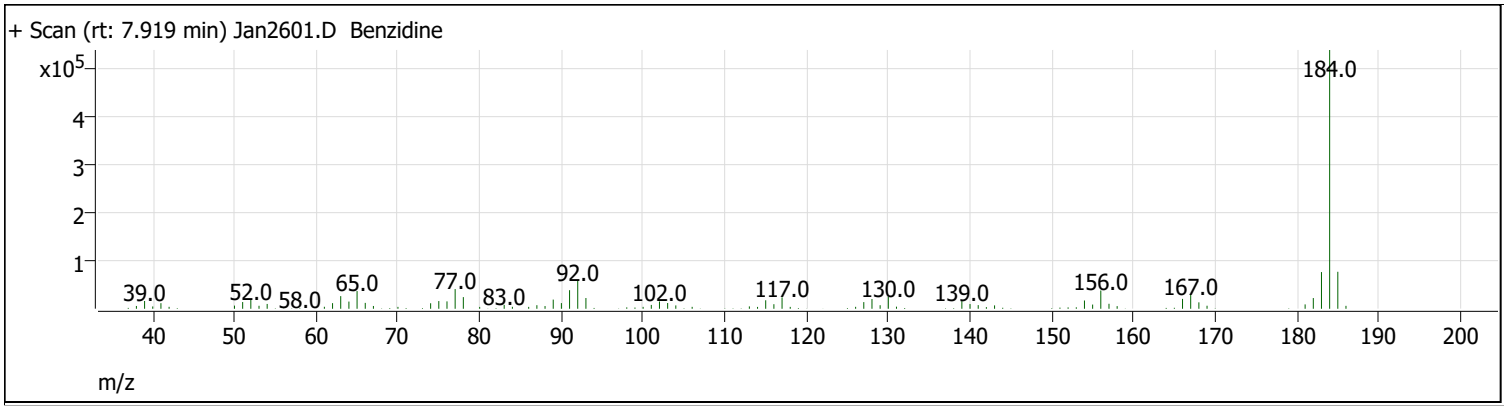

Compound Name	Expected RT	Observed RT	Tailing Factor	PGF	Pass/Fail
Pentachlorophenol	6.800	6.393	0.4	3.5	Pass
Benzidine	8.400	7.919	0.2	2.5	Pass

Calibration Report

Batch Path	\\MASSHUNTER\Org\Data\SV5975.I\sh012622\1 e8270c bna SIM cal\QuantResults\012622 bna SIM 1.batch.bin		
Analysis Time	1/27/2022 9:05 AM	**Analyst Name**	BL2000\jheine
Report Time	2/10/2022 2:09:39 PM	**Reporter Name**	BL2000\jheine
Last Calib Update	1/27/2022 8:37 AM	**Batch State**	Processed
Quant Batch Version	10.0	**Quant Report Version**	10.0

Nitrobenzene-d5 %RSE =

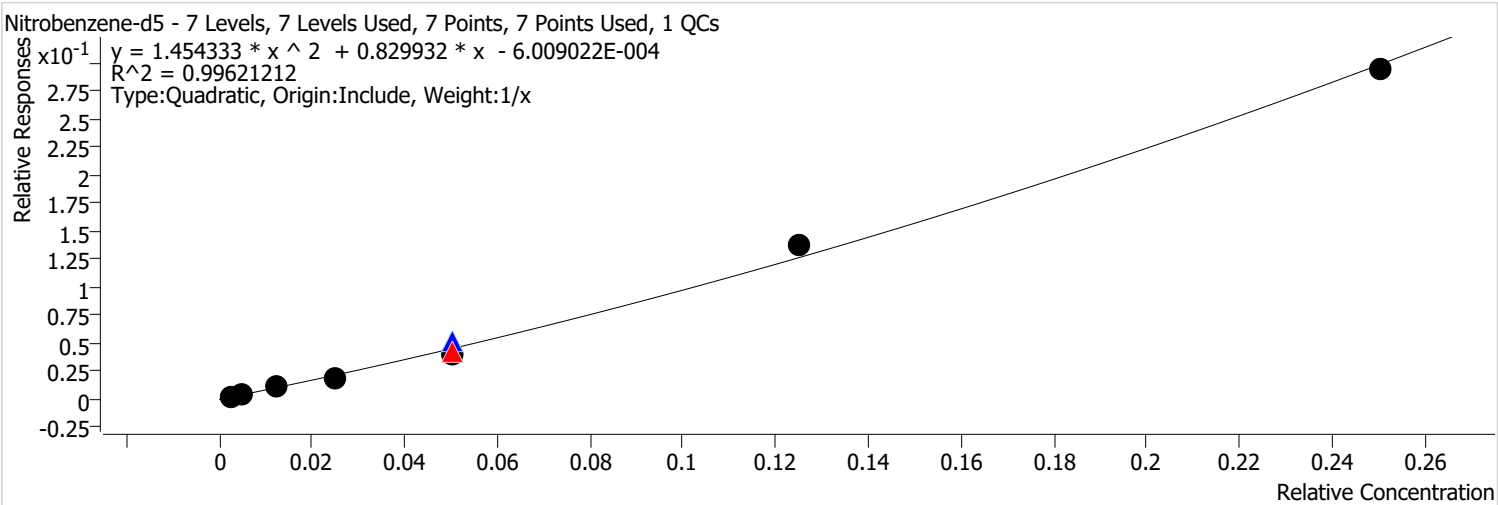

Calibration STD Path	Cal Type	Level	Enabled	Resp.	Exp. Conc	Resp. Factor	Level RSD
\\MASSHUNTER\Org\Data\SV5975.I\sh012622\1 e8270c bna SIM cal\Jan2608.D	Calibration	1	x	184	0.1000	0.7082	
\\MASSHUNTER\Org\Data\SV5975.I\sh012622\1 e8270c bna SIM cal\Jan2607.D	Calibration	2	x	376	0.2000	0.7064	
\\MASSHUNTER\Org\Data\SV5975.I\sh012622\1 e8270c bna SIM cal\Jan2606.D	Calibration	3	x	1090	0.5000	0.8140	
\\MASSHUNTER\Org\Data\SV5975.I\sh012622\1 e8270c bna SIM cal\Jan2605.D	Calibration	4	x	2239	1.0000	0.7537	
\\MASSHUNTER\Org\Data\SV5975.I\sh010421\1 e8270c bna SIM\Jan0402.D	CC	CCV	x	16927	2.0000	0.8426	
\\MASSHUNTER\Org\Data\SV5975.I\sh012622\1 e8270c bna SIM cal\Jan2609.D	QC	ICV	x	5997	2.0000	1.0313	
\\MASSHUNTER\Org\Data\SV5975.I\sh012622\1 e8270c bna SIM cal\Jan2604.D	Calibration	5	x	4752	2.0000	0.7868	
\\MASSHUNTER\Org\Data\SV5975.I\sh012622\1 e8270c bna SIM cal\Jan2603.D	Calibration	6	x	16695	5.0000	1.0988	
\\MASSHUNTER\Org\Data\SV5975.I\sh012622\1 e8270c bna SIM cal\Jan2602.D	Calibration	7	x	36073	10.0000	1.1731	

Calibration Report

Batch Path	\\MASSHUNTER\Org\Data\SV5975.I\sh012622\1 e8270c bna SIM cal\QuantResults\012622 bna SIM 1.batch.bin		
Analysis Time	1/27/2022 9:05 AM	**Analyst Name**	BL2000\jheine
Report Time	2/10/2022 2:09:44 PM	**Reporter Name**	BL2000\jheine
Last Calib Update	1/27/2022 8:37 AM	**Batch State**	Processed
Quant Batch Version	10.0	**Quant Report Version**	10.0

Naphthalene %RSE = 6.0

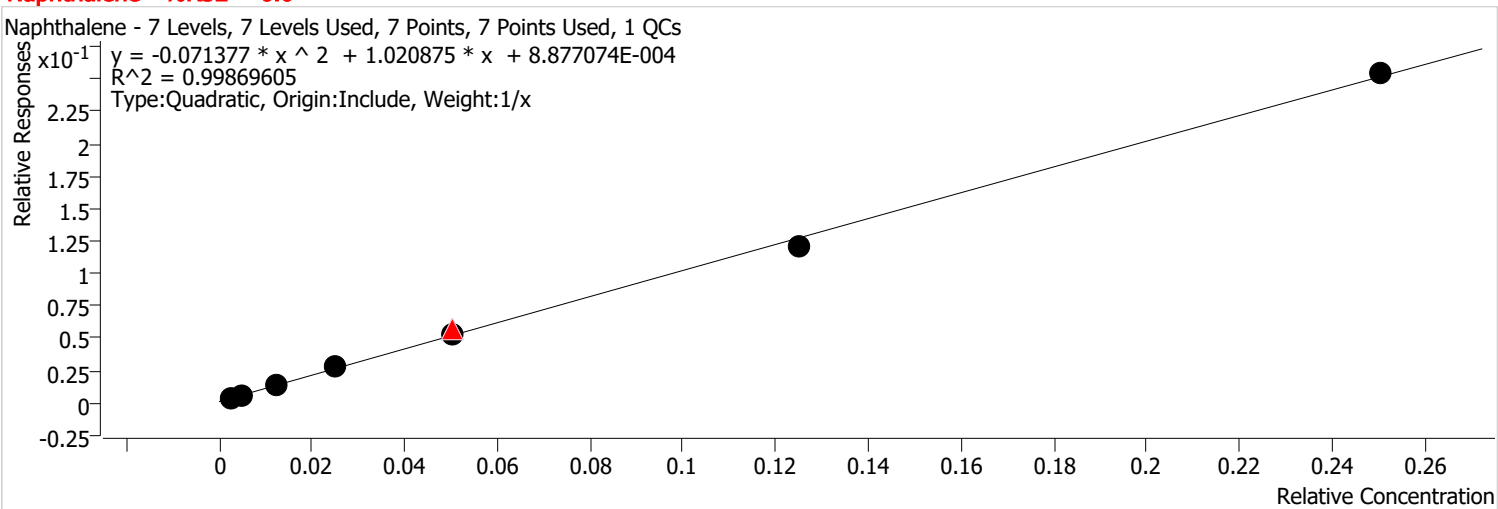

Calibration STD Path	Cal Type	Level	Enabled	Resp.	Exp. Conc	Resp. Factor	Level RSD
\\MASSHUNTER\Org\Data\SV5975.I\sh012622\1 e8270c bna SIM cal\Jan2608.D	Calibration	1	x	649	0.1000	1.3211	
\\MASSHUNTER\Org\Data\SV5975.I\sh012622\1 e8270c bna SIM cal\Jan2607.D	Calibration	2	x	1109	0.2000	1.1549	
\\MASSHUNTER\Org\Data\SV5975.I\sh012622\1 e8270c bna SIM cal\Jan2606.D	Calibration	3	x	2733	0.5000	1.1197	
\\MASSHUNTER\Org\Data\SV5975.I\sh012622\1 e8270c bna SIM cal\Jan2605.D	Calibration	4	x	5832	1.0000	1.1274	
\\MASSHUNTER\Org\Data\SV5975.I\sh010421\1 e8270c bna SIM\Jan0402.D	CC	CCV	x	43467	2.0000	1.1266	
\\MASSHUNTER\Org\Data\SV5975.I\sh012622\1 e8270c bna SIM cal\Jan2609.D	QC	ICV	x	12403	2.0000	1.1198	
\\MASSHUNTER\Org\Data\SV5975.I\sh012622\1 e8270c bna SIM cal\Jan2604.D	Calibration	5	x	11591	2.0000	1.0698	
\\MASSHUNTER\Org\Data\SV5975.I\sh012622\1 e8270c bna SIM cal\Jan2603.D	Calibration	6	x	28378	5.0000	0.9707	
\\MASSHUNTER\Org\Data\SV5975.I\sh012622\1 e8270c bna SIM cal\Jan2602.D	Calibration	7	x	57793	10.0000	1.0165	

Calibration Report

Batch Path	\\MASSHUNTER\Org\Data\SV5975.I\sh012622\1 e8270c bna SIM cal\QuantResults\012622 bna SIM 1.batch.bin		
Analysis Time	1/27/2022 9:05 AM	**Analyst Name**	BL2000\jheine
Report Time	2/10/2022 2:09:44 PM	**Reporter Name**	BL2000\jheine
Last Calib Update	1/27/2022 8:37 AM	**Batch State**	Processed
Quant Batch Version	10.0	**Quant Report Version**	10.0

2-Methylnaphthalene %RSE = 3.6

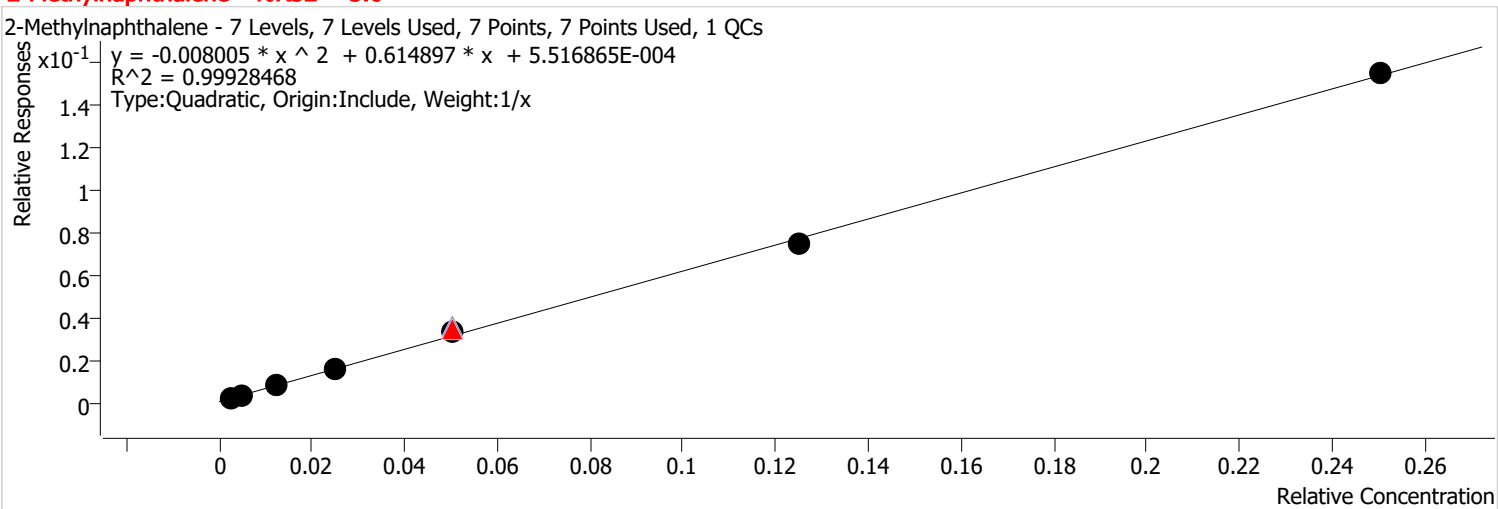

Calibration STD Path	Cal Type	Level	Enabled	Resp.	Exp. Conc	Resp. Factor	Level RSD
\\MASSHUNTER\Org\Data\SV5975.I\sh012622\1 e8270c bna SIM cal\Jan2608.D	Calibration	1	x	402	0.1000	0.8181	
\\MASSHUNTER\Org\Data\SV5975.I\sh012622\1 e8270c bna SIM cal\Jan2607.D	Calibration	2	x	703	0.2000	0.7323	
\\MASSHUNTER\Org\Data\SV5975.I\sh012622\1 e8270c bna SIM cal\Jan2606.D	Calibration	3	x	1595	0.5000	0.6533	
\\MASSHUNTER\Org\Data\SV5975.I\sh012622\1 e8270c bna SIM cal\Jan2605.D	Calibration	4	x	3287	1.0000	0.6354	
\\MASSHUNTER\Org\Data\SV5975.I\sh010421\1 e8270c bna SIM\Jan0402.D	CC	CCV	x	26546	2.0000	0.6880	
\\MASSHUNTER\Org\Data\SV5975.I\sh012622\1 e8270c bna SIM cal\Jan2609.D	QC	ICV	x	8066	2.0000	0.7282	
\\MASSHUNTER\Org\Data\SV5975.I\sh012622\1 e8270c bna SIM cal\Jan2604.D	Calibration	5	x	7140	2.0000	0.6589	
\\MASSHUNTER\Org\Data\SV5975.I\sh012622\1 e8270c bna SIM cal\Jan2603.D	Calibration	6	x	17499	5.0000	0.5986	
\\MASSHUNTER\Org\Data\SV5975.I\sh012622\1 e8270c bna SIM cal\Jan2602.D	Calibration	7	x	35177	10.0000	0.6187	

Calibration Report

Batch Path	\\MASSHUNTER\Org\Data\SV5975.I\sh012622\1 e8270c bna SIM cal\QuantResults\012622 bna SIM 1.batch.bin		
Analysis Time	1/27/2022 9:05 AM	**Analyst Name**	BL2000\jheine
Report Time	2/10/2022 2:09:44 PM	**Reporter Name**	BL2000\jheine
Last Calib Update	1/27/2022 8:37 AM	**Batch State**	Processed
Quant Batch Version	10.0	**Quant Report Version**	10.0

1-Methylnaphthalene %RSE = 7.7

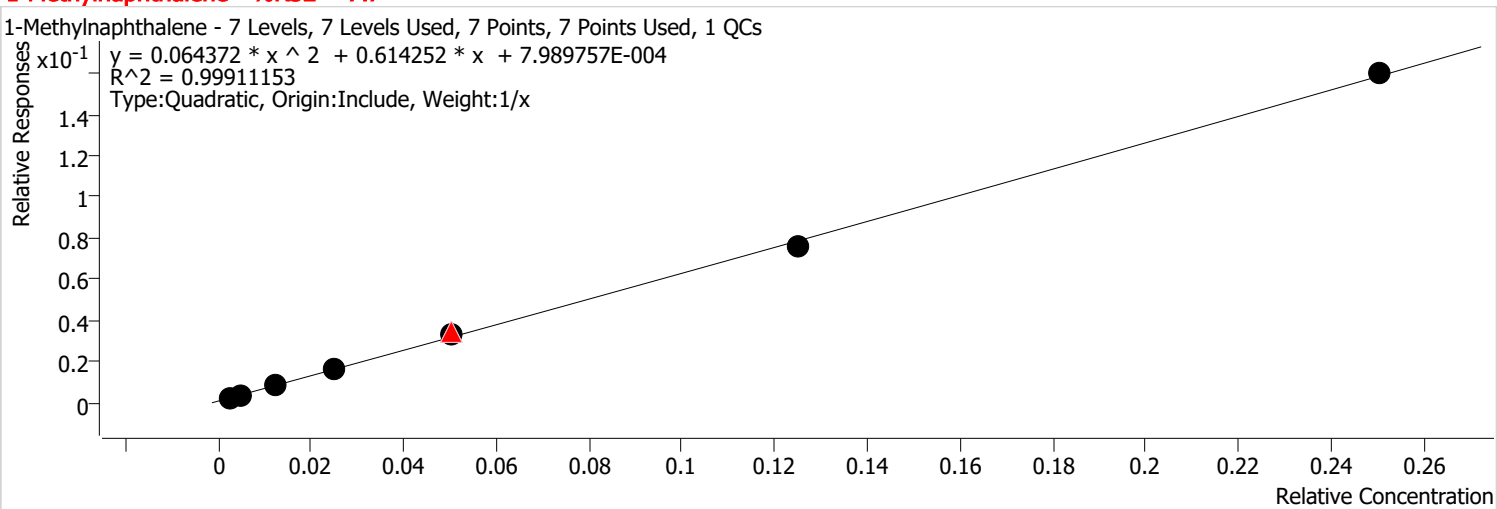

Calibration STD Path	Cal Type	Level	Enabled	Resp.	Exp. Conc	Resp. Factor	Level RSD
\\MASSHUNTER\Org\Data\SV5975.I\sh012622\1 e8270c bna SIM cal\Jan2608.D	Calibration	1	x	421	0.1000	0.8570	
\\MASSHUNTER\Org\Data\SV5975.I\sh012622\1 e8270c bna SIM cal\Jan2607.D	Calibration	2	x	776	0.2000	0.8082	
\\MASSHUNTER\Org\Data\SV5975.I\sh012622\1 e8270c bna SIM cal\Jan2606.D	Calibration	3	x	1703	0.5000	0.6976	
\\MASSHUNTER\Org\Data\SV5975.I\sh012622\1 e8270c bna SIM cal\Jan2605.D	Calibration	4	x	3477	1.0000	0.6721	
\\MASSHUNTER\Org\Data\SV5975.I\sh010421\1 e8270c bna SIM\Jan0402.D	CC	CCV	x	26180	2.0000	0.6786	
\\MASSHUNTER\Org\Data\SV5975.I\sh012622\1 e8270c bna SIM cal\Jan2609.D	QC	ICV	x	7747	2.0000	0.6995	
\\MASSHUNTER\Org\Data\SV5975.I\sh012622\1 e8270c bna SIM cal\Jan2604.D	Calibration	5	x	7079	2.0000	0.6533	
\\MASSHUNTER\Org\Data\SV5975.I\sh012622\1 e8270c bna SIM cal\Jan2603.D	Calibration	6	x	17660	5.0000	0.6041	
\\MASSHUNTER\Org\Data\SV5975.I\sh012622\1 e8270c bna SIM cal\Jan2602.D	Calibration	7	x	36308	10.0000	0.6386	

Calibration Report

Batch Path	\\MASSHUNTER\Org\Data\SV5975.I\sh012622\1 e8270c bna SIM cal\QuantResults\012622 bna SIM 1.batch.bin		
Analysis Time	1/27/2022 9:05 AM	**Analyst Name**	BL2000\jheine
Report Time	2/10/2022 2:09:44 PM	**Reporter Name**	BL2000\jheine
Last Calib Update	1/27/2022 8:37 AM	**Batch State**	Processed
Quant Batch Version	10.0	**Quant Report Version**	10.0

2-Fluorobiphenyl %RSE =

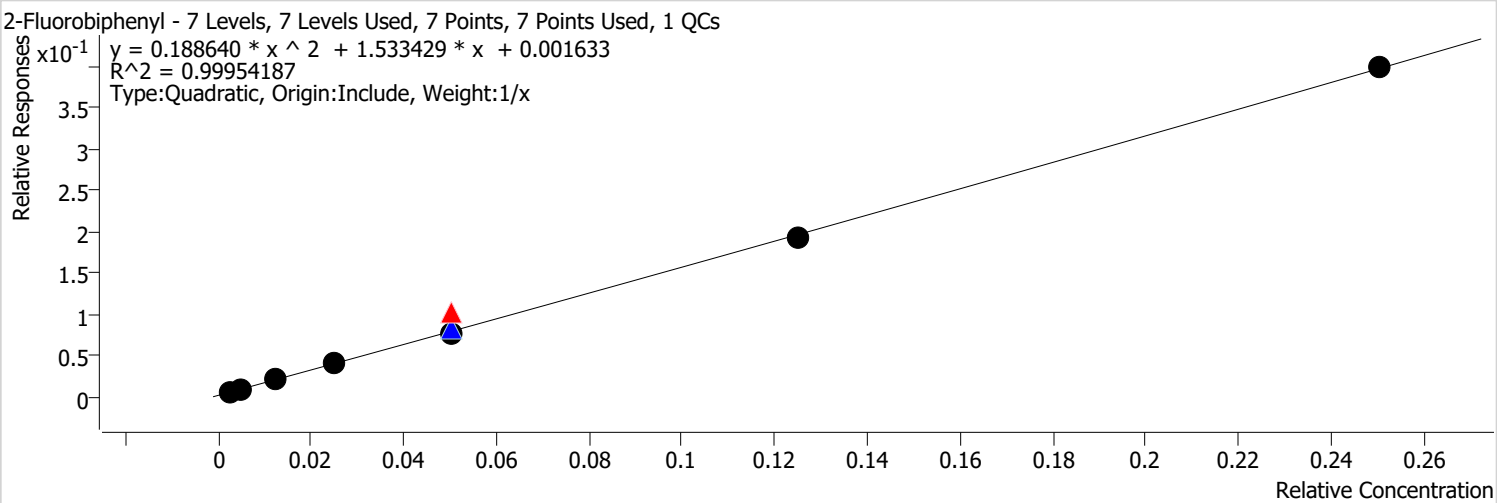

Calibration STD Path	Cal Type	Level	Enabled	Resp.	Exp. Conc	Resp. Factor	Level RSD
\\MASSHUNTER\Org\Data\SV5975.I\sh012622\1 e8270c bna SIM cal\Jan2608.D	Calibration	1	x	650	0.1000	2.0454	
\\MASSHUNTER\Org\Data\SV5975.I\sh012622\1 e8270c bna SIM cal\Jan2607.D	Calibration	2	x	1149	0.2000	1.8925	
\\MASSHUNTER\Org\Data\SV5975.I\sh012622\1 e8270c bna SIM cal\Jan2606.D	Calibration	3	x	2663	0.5000	1.7370	
\\MASSHUNTER\Org\Data\SV5975.I\sh012622\1 e8270c bna SIM cal\Jan2605.D	Calibration	4	x	5663	1.0000	1.6958	
\\MASSHUNTER\Org\Data\SV5975.I\sh010421\1 e8270c bna SIM\Jan0402.D	CC	CCV	x	41814	2.0000	2.0259	
\\MASSHUNTER\Org\Data\SV5975.I\sh012622\1 e8270c bna SIM cal\Jan2609.D	QC	ICV	x	11419	2.0000	1.6462	
\\MASSHUNTER\Org\Data\SV5975.I\sh012622\1 e8270c bna SIM cal\Jan2604.D	Calibration	5	x	10896	2.0000	1.5355	
\\MASSHUNTER\Org\Data\SV5975.I\sh012622\1 e8270c bna SIM cal\Jan2603.D	Calibration	6	x	28336	5.0000	1.5522	
\\MASSHUNTER\Org\Data\SV5975.I\sh012622\1 e8270c bna SIM cal\Jan2602.D	Calibration	7	x	55651	10.0000	1.5921	

Calibration Report

Batch Path	\\MASSHUNTER\Org\Data\SV5975.I\sh012622\1 e8270c bna SIM cal\QuantResults\012622 bna SIM 1.batch.bin		
Analysis Time	1/27/2022 9:05 AM	**Analyst Name**	BL2000\jheine
Report Time	2/10/2022 2:09:44 PM	**Reporter Name**	BL2000\jheine
Last Calib Update	1/27/2022 8:37 AM	**Batch State**	Processed
Quant Batch Version	10.0	**Quant Report Version**	10.0

Acenaphthylene %RSE = 6.5

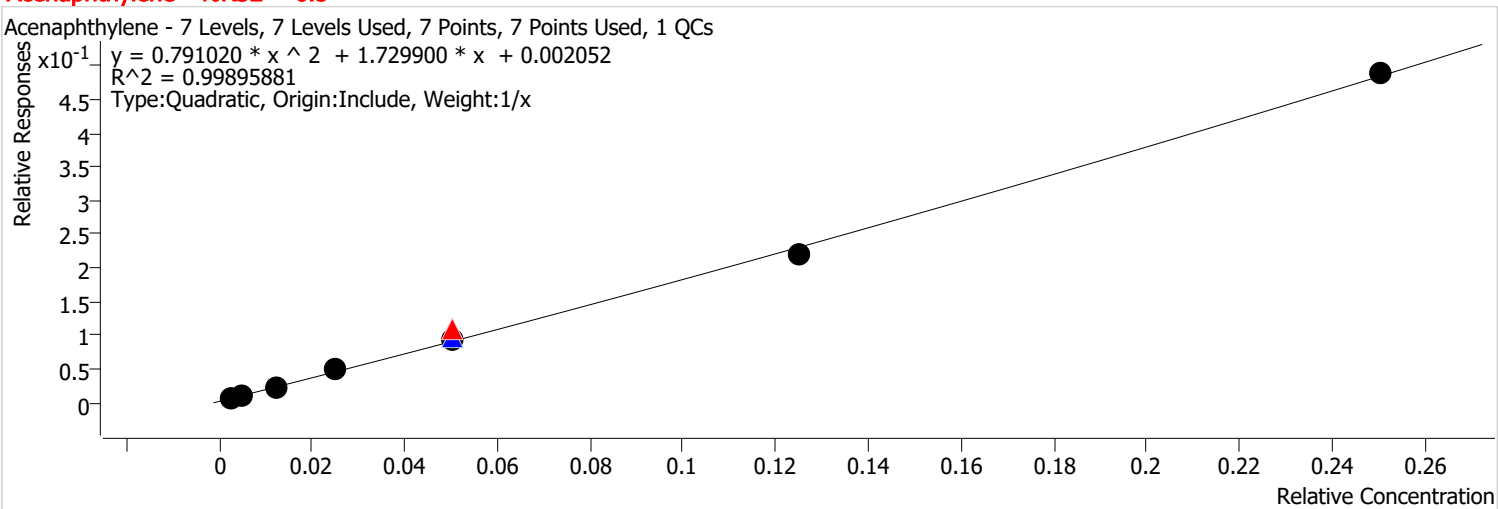

Calibration STD Path	Cal Type	Level	Enabled	Resp.	Exp. Conc	Resp. Factor	Level RSD
\\MASSHUNTER\Org\Data\SV5975.I\sh012622\1 e8270c bna SIM cal\Jan2608.D	Calibration	1	x	767	0.1000	2.4116	
\\MASSHUNTER\Org\Data\SV5975.I\sh012622\1 e8270c bna SIM cal\Jan2607.D	Calibration	2	x	1286	0.2000	2.1191	
\\MASSHUNTER\Org\Data\SV5975.I\sh012622\1 e8270c bna SIM cal\Jan2606.D	Calibration	3	x	2978	0.5000	1.9425	
\\MASSHUNTER\Org\Data\SV5975.I\sh012622\1 e8270c bna SIM cal\Jan2605.D	Calibration	4	x	6647	1.0000	1.9903	
\\MASSHUNTER\Org\Data\SV5975.I\sh010421\1 e8270c bna SIM\Jan0402.D	CC	CCV	x	45154	2.0000	2.1877	
\\MASSHUNTER\Org\Data\SV5975.I\sh012622\1 e8270c bna SIM cal\Jan2609.D	QC	ICV	x	13549	2.0000	1.9533	
\\MASSHUNTER\Org\Data\SV5975.I\sh012622\1 e8270c bna SIM cal\Jan2604.D	Calibration	5	x	13042	2.0000	1.8380	
\\MASSHUNTER\Org\Data\SV5975.I\sh012622\1 e8270c bna SIM cal\Jan2603.D	Calibration	6	x	32326	5.0000	1.7707	
\\MASSHUNTER\Org\Data\SV5975.I\sh012622\1 e8270c bna SIM cal\Jan2602.D	Calibration	7	x	68221	10.0000	1.9517	

Calibration Report

Batch Path	\\MASSHUNTER\Org\Data\SV5975.I\sh012622\1 e8270c bna SIM cal\QuantResults\012622 bna SIM 1.batch.bin		
Analysis Time	1/27/2022 9:05 AM	**Analyst Name**	BL2000\jheine
Report Time	2/10/2022 2:09:44 PM	**Reporter Name**	BL2000\jheine
Last Calib Update	1/27/2022 8:37 AM	**Batch State**	Processed
Quant Batch Version	10.0	**Quant Report Version**	10.0

Acenaphthene %RSE = 5.7

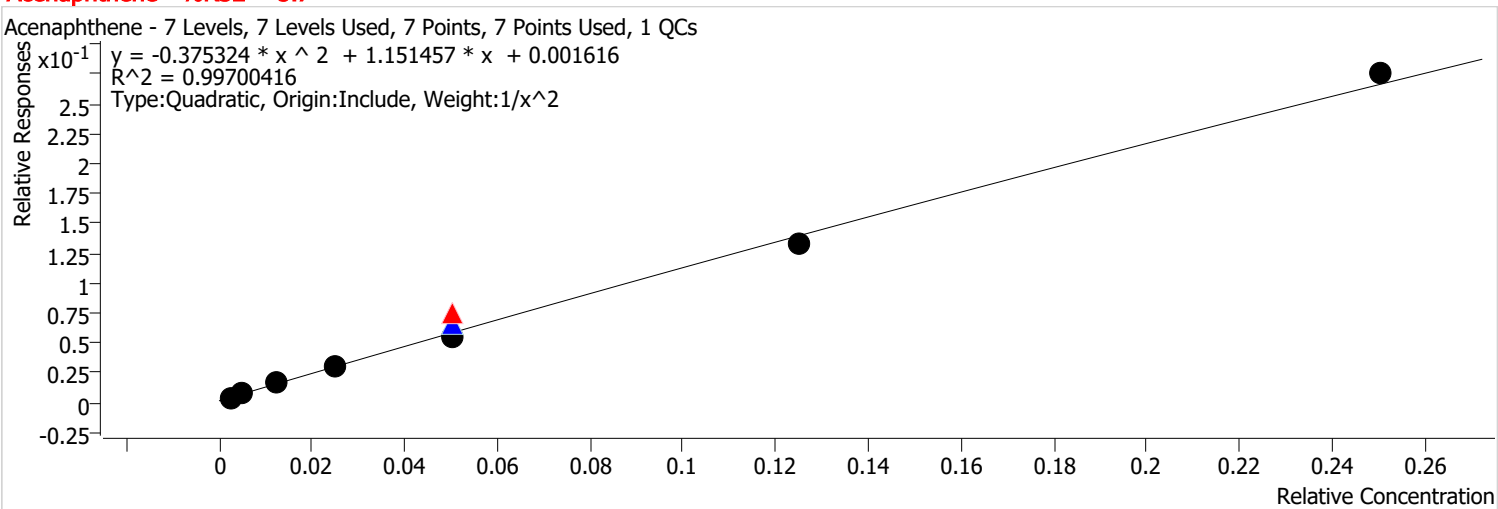

Calibration STD Path	Cal Type	Level	Enabled	Resp.	Exp. Conc	Resp. Factor	Level RSD
\\MASSHUNTER\Org\Data\SV5975.I\sh012622\1 e8270c bna SIM cal\Jan2608.D	Calibration	1	x	560	0.1000	1.7630	
\\MASSHUNTER\Org\Data\SV5975.I\sh012622\1 e8270c bna SIM cal\Jan2607.D	Calibration	2	x	929	0.2000	1.5311	
\\MASSHUNTER\Org\Data\SV5975.I\sh012622\1 e8270c bna SIM cal\Jan2606.D	Calibration	3	x	1993	0.5000	1.3003	
\\MASSHUNTER\Org\Data\SV5975.I\sh012622\1 e8270c bna SIM cal\Jan2605.D	Calibration	4	x	4165	1.0000	1.2471	
\\MASSHUNTER\Org\Data\SV5975.I\sh010421\1 e8270c bna SIM\Jan0402.D	CC	CCV	x	30942	2.0000	1.4992	
\\MASSHUNTER\Org\Data\SV5975.I\sh012622\1 e8270c bna SIM cal\Jan2609.D	QC	ICV	x	9230	2.0000	1.3306	
\\MASSHUNTER\Org\Data\SV5975.I\sh012622\1 e8270c bna SIM cal\Jan2604.D	Calibration	5	x	7782	2.0000	1.0967	
\\MASSHUNTER\Org\Data\SV5975.I\sh012622\1 e8270c bna SIM cal\Jan2603.D	Calibration	6	x	19363	5.0000	1.0607	
\\MASSHUNTER\Org\Data\SV5975.I\sh012622\1 e8270c bna SIM cal\Jan2602.D	Calibration	7	x	38452	10.0000	1.1001	

Calibration Report

Batch Path	\\MASSHUNTER\Org\Data\SV5975.I\sh012622\1 e8270c bna SIM cal\QuantResults\012622 bna SIM 1.batch.bin		
Analysis Time	1/27/2022 9:05 AM	**Analyst Name**	BL2000\jheine
Report Time	2/10/2022 2:09:44 PM	**Reporter Name**	BL2000\jheine
Last Calib Update	1/27/2022 8:37 AM	**Batch State**	Processed
Quant Batch Version	10.0	**Quant Report Version**	10.0

Fluorene %RSE = 4.8

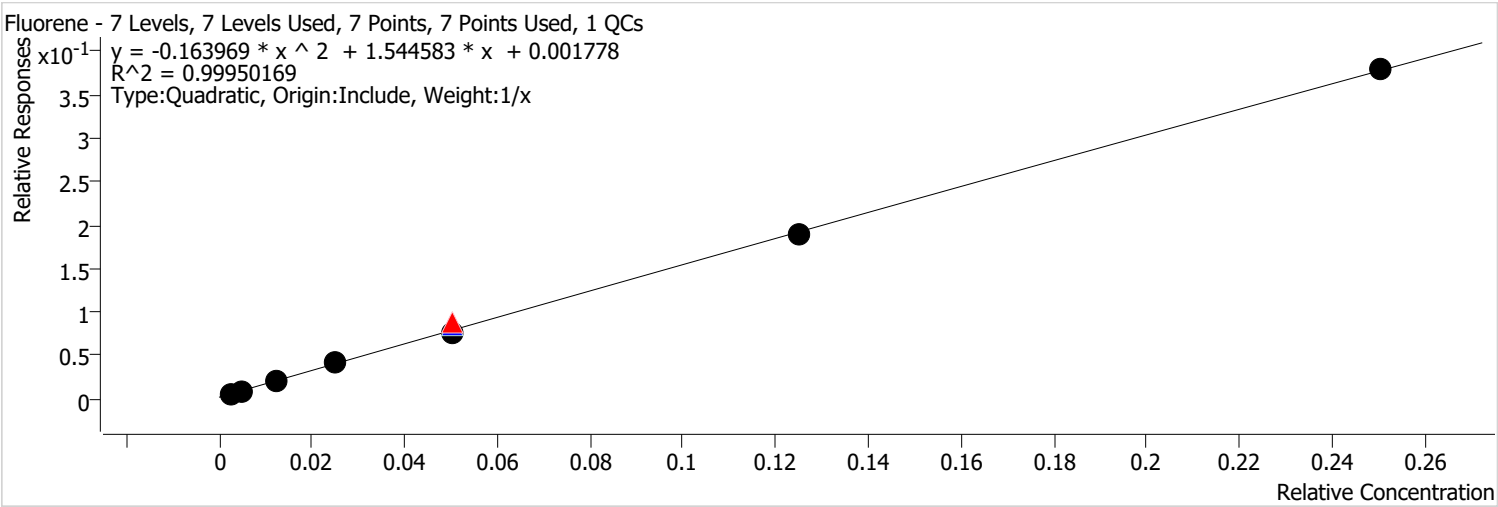

Calibration STD Path	Cal Type	Level	Enabled	Resp.	Exp. Conc	Resp. Factor	Level RSD
\\MASSHUNTER\Org\Data\SV5975.I\sh012622\1 e8270c bna SIM cal\Jan2608.D	Calibration	1	x	693	0.1000	2.1782	
\\MASSHUNTER\Org\Data\SV5975.I\sh012622\1 e8270c bna SIM cal\Jan2607.D	Calibration	2	x	1141	0.2000	1.8795	
\\MASSHUNTER\Org\Data\SV5975.I\sh012622\1 e8270c bna SIM cal\Jan2606.D	Calibration	3	x	2639	0.5000	1.7213	
\\MASSHUNTER\Org\Data\SV5975.I\sh012622\1 e8270c bna SIM cal\Jan2605.D	Calibration	4	x	5754	1.0000	1.7229	
\\MASSHUNTER\Org\Data\SV5975.I\sh010421\1 e8270c bna SIM\Jan0402.D	CC	CCV	x	35790	2.0000	1.7340	
\\MASSHUNTER\Org\Data\SV5975.I\sh012622\1 e8270c bna SIM cal\Jan2609.D	QC	ICV	x	11769	2.0000	1.6966	
\\MASSHUNTER\Org\Data\SV5975.I\sh012622\1 e8270c bna SIM cal\Jan2604.D	Calibration	5	x	10886	2.0000	1.5341	
\\MASSHUNTER\Org\Data\SV5975.I\sh012622\1 e8270c bna SIM cal\Jan2603.D	Calibration	6	x	27751	5.0000	1.5201	
\\MASSHUNTER\Org\Data\SV5975.I\sh012622\1 e8270c bna SIM cal\Jan2602.D	Calibration	7	x	52976	10.0000	1.5156	

Calibration Report

Batch Path	\\MASSHUNTER\Org\Data\SV5975.I\sh012622\1 e8270c bna SIM cal\QuantResults\012622 bna SIM 1.batch.bin		
Analysis Time	1/27/2022 9:05 AM	**Analyst Name**	BL2000\jheine
Report Time	2/10/2022 2:09:44 PM	**Reporter Name**	BL2000\jheine
Last Calib Update	1/27/2022 8:37 AM	**Batch State**	Processed
Quant Batch Version	10.0	**Quant Report Version**	10.0

Phenanthrene %RSE = 5.0

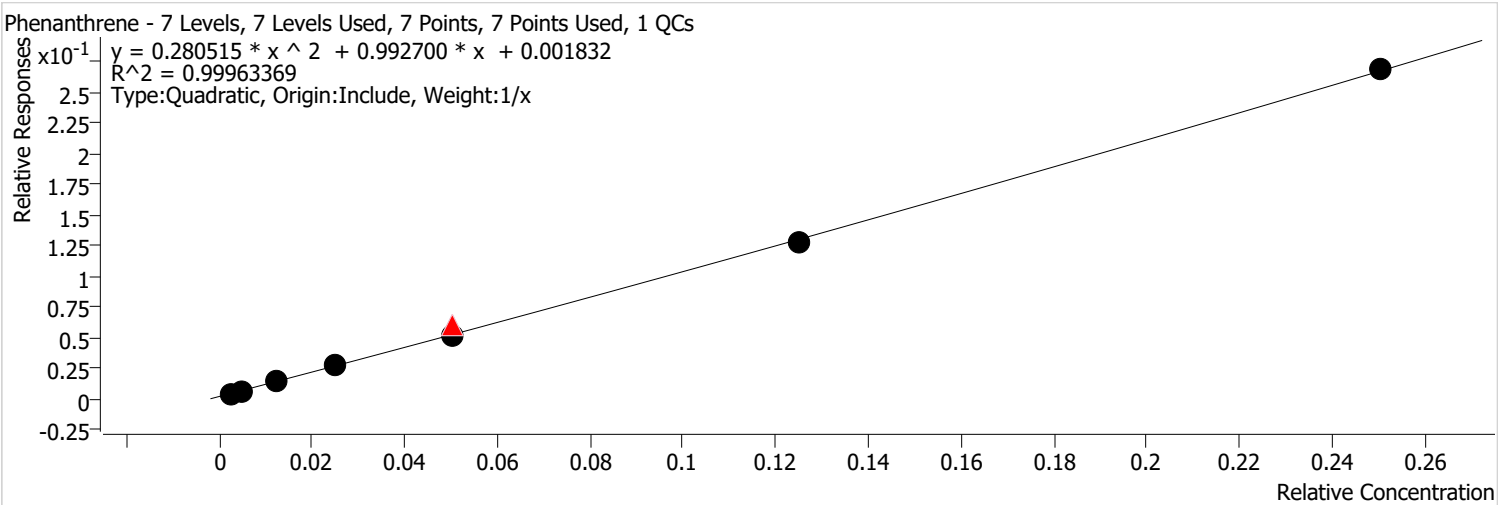

Calibration STD Path	Cal Type	Level	Enabled	Resp.	Exp. Conc	Resp. Factor	Level RSD
\\MASSHUNTER\Org\Data\SV5975.I\sh012622\1 e8270c bna SIM cal\Jan2608.D	Calibration	1	x	1114	0.1000	1.6670	
\\MASSHUNTER\Org\Data\SV5975.I\sh012622\1 e8270c bna SIM cal\Jan2607.D	Calibration	2	x	1762	0.2000	1.3357	
\\MASSHUNTER\Org\Data\SV5975.I\sh012622\1 e8270c bna SIM cal\Jan2606.D	Calibration	3	x	3972	0.5000	1.2045	
\\MASSHUNTER\Org\Data\SV5975.I\sh012622\1 e8270c bna SIM cal\Jan2605.D	Calibration	4	x	8253	1.0000	1.1107	
\\MASSHUNTER\Org\Data\SV5975.I\sh010421\1 e8270c bna SIM\Jan0402.D	CC	CCV	x	54393	2.0000	1.2205	
\\MASSHUNTER\Org\Data\SV5975.I\sh012622\1 e8270c bna SIM cal\Jan2609.D	QC	ICV	x	17438	2.0000	1.1919	
\\MASSHUNTER\Org\Data\SV5975.I\sh012622\1 e8270c bna SIM cal\Jan2604.D	Calibration	5	x	15947	2.0000	1.0451	
\\MASSHUNTER\Org\Data\SV5975.I\sh012622\1 e8270c bna SIM cal\Jan2603.D	Calibration	6	x	39590	5.0000	1.0203	
\\MASSHUNTER\Org\Data\SV5975.I\sh012622\1 e8270c bna SIM cal\Jan2602.D	Calibration	7	x	82275	10.0000	1.0751	

Calibration Report

Batch Path	\\MASSHUNTER\Org\Data\SV5975.I\sh012622\1 e8270c bna SIM cal\QuantResults\012622 bna SIM 1.batch.bin		
Analysis Time	1/27/2022 9:05 AM	**Analyst Name**	BL2000\jheine
Report Time	2/10/2022 2:09:45 PM	**Reporter Name**	BL2000\jheine
Last Calib Update	1/27/2022 8:37 AM	**Batch State**	Processed
Quant Batch Version	10.0	**Quant Report Version**	10.0

Anthracene %RSE = 4.6

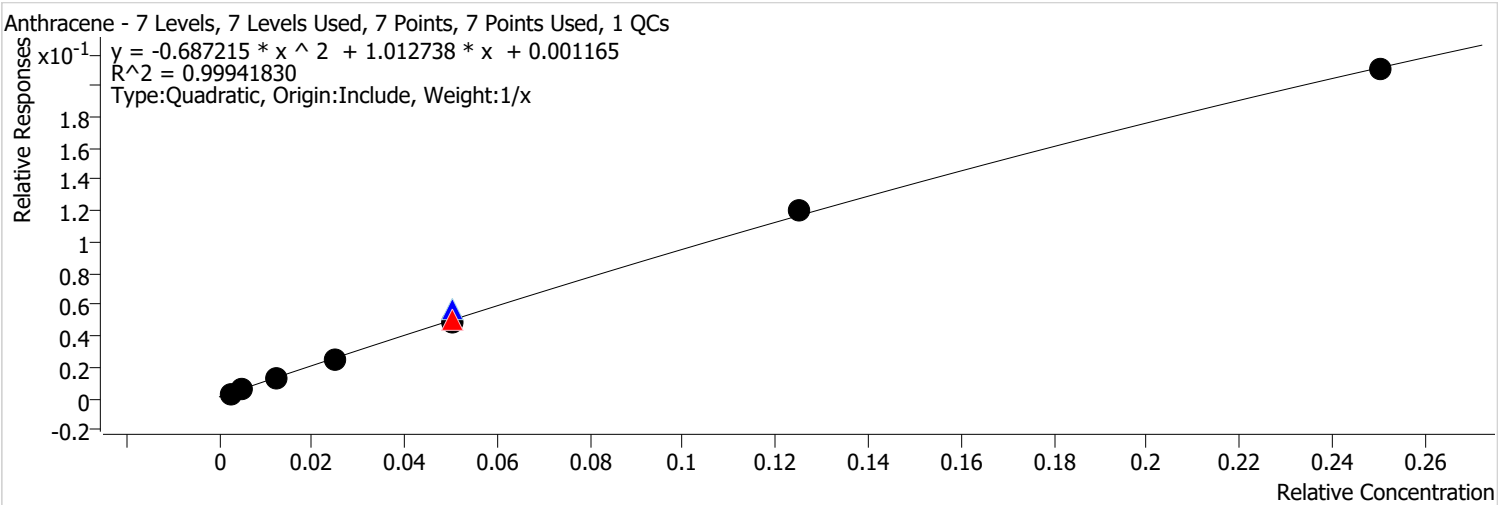

Calibration STD Path	Cal Type	Level	Enabled	Resp.	Exp. Conc	Resp. Factor	Level RSD
\\MASSHUNTER\Org\Data\SV5975.I\sh012622\1 e8270c bna SIM cal\Jan2608.D	Calibration	1	x	973	0.1000	1.4560	
\\MASSHUNTER\Org\Data\SV5975.I\sh012622\1 e8270c bna SIM cal\Jan2607.D	Calibration	2	x	1732	0.2000	1.3127	
\\MASSHUNTER\Org\Data\SV5975.I\sh012622\1 e8270c bna SIM cal\Jan2606.D	Calibration	3	x	3577	0.5000	1.0848	
\\MASSHUNTER\Org\Data\SV5975.I\sh012622\1 e8270c bna SIM cal\Jan2605.D	Calibration	4	x	7520	1.0000	1.0120	
\\MASSHUNTER\Org\Data\SV5975.I\sh010421\1 e8270c bna SIM\Jan0402.D	CC	CCV	x	45714	2.0000	1.0258	
\\MASSHUNTER\Org\Data\SV5975.I\sh012622\1 e8270c bna SIM cal\Jan2609.D	QC	ICV	x	16918	2.0000	1.1563	
\\MASSHUNTER\Org\Data\SV5975.I\sh012622\1 e8270c bna SIM cal\Jan2604.D	Calibration	5	x	14858	2.0000	0.9737	
\\MASSHUNTER\Org\Data\SV5975.I\sh012622\1 e8270c bna SIM cal\Jan2603.D	Calibration	6	x	37352	5.0000	0.9626	
\\MASSHUNTER\Org\Data\SV5975.I\sh012622\1 e8270c bna SIM cal\Jan2602.D	Calibration	7	x	64314	10.0000	0.8404	

Calibration Report

Batch Path	\\MASSHUNTER\Org\Data\SV5975.I\sh012622\1 e8270c bna SIM cal\QuantResults\012622 bna SIM 1.batch.bin		
Analysis Time	1/27/2022 9:05 AM	**Analyst Name**	BL2000\jheine
Report Time	2/10/2022 2:09:45 PM	**Reporter Name**	BL2000\jheine
Last Calib Update	1/27/2022 8:37 AM	**Batch State**	Processed
Quant Batch Version	10.0	**Quant Report Version**	10.0

o-Terphenyl %RSE =

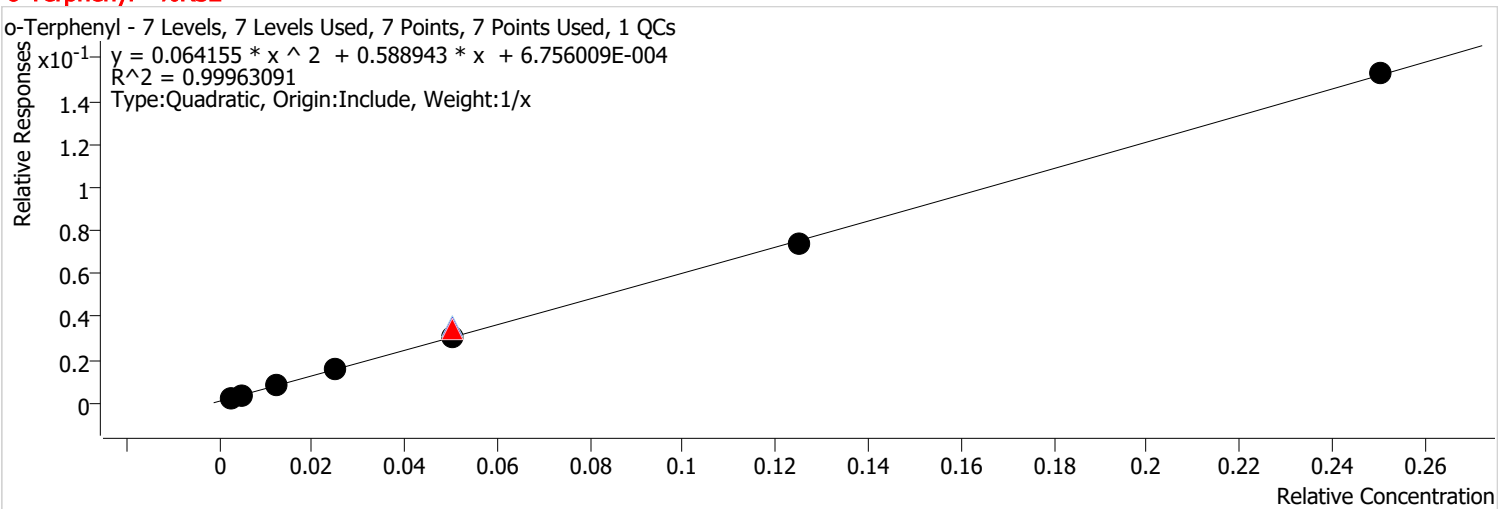

Calibration STD Path	Cal Type	Level	Enabled	Resp.	Exp. Conc	Resp. Factor	Level RSD
\\MASSHUNTER\Org\Data\SV5975.I\sh012622\1 e8270c bna SIM cal\Jan2608.D	Calibration	1	x	535	0.1000	0.8004	
\\MASSHUNTER\Org\Data\SV5975.I\sh012622\1 e8270c bna SIM cal\Jan2607.D	Calibration	2	x	986	0.2000	0.7476	
\\MASSHUNTER\Org\Data\SV5975.I\sh012622\1 e8270c bna SIM cal\Jan2606.D	Calibration	3	x	2213	0.5000	0.6712	
\\MASSHUNTER\Org\Data\SV5975.I\sh012622\1 e8270c bna SIM cal\Jan2605.D	Calibration	4	x	4670	1.0000	0.6285	
\\MASSHUNTER\Org\Data\SV5975.I\sh010421\1 e8270c bna SIM\Jan0402.D	CC	CCV	x	30546	2.0000	0.6854	
\\MASSHUNTER\Org\Data\SV5975.I\sh012622\1 e8270c bna SIM cal\Jan2609.D	QC	ICV	x	10208	2.0000	0.6977	
\\MASSHUNTER\Org\Data\SV5975.I\sh012622\1 e8270c bna SIM cal\Jan2604.D	Calibration	5	x	9371	2.0000	0.6141	
\\MASSHUNTER\Org\Data\SV5975.I\sh012622\1 e8270c bna SIM cal\Jan2603.D	Calibration	6	x	22829	5.0000	0.5884	
\\MASSHUNTER\Org\Data\SV5975.I\sh012622\1 e8270c bna SIM cal\Jan2602.D	Calibration	7	x	46733	10.0000	0.6107	

Calibration Report

Batch Path	\\MASSHUNTER\Org\Data\SV5975.I\sh012622\1 e8270c bna SIM cal\QuantResults\012622 bna SIM 1.batch.bin		
Analysis Time	1/27/2022 9:05 AM	**Analyst Name**	BL2000\jheine
Report Time	2/10/2022 2:09:45 PM	**Reporter Name**	BL2000\jheine
Last Calib Update	1/27/2022 8:37 AM	**Batch State**	Processed
Quant Batch Version	10.0	**Quant Report Version**	10.0

Fluoranthene %RSE = 5.1

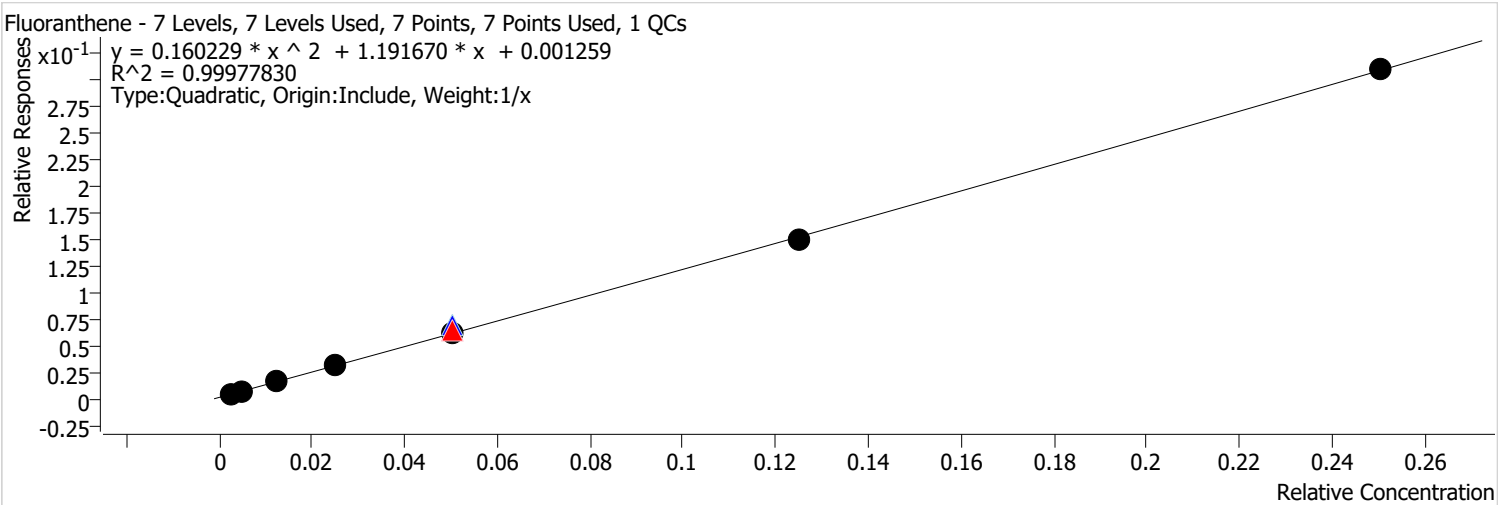

Calibration STD Path	Cal Type	Level	Enabled	Resp.	Exp. Conc	Resp. Factor	Level RSD
\\MASSHUNTER\Org\Data\SV5975.I\sh012622\1 e8270c bna SIM cal\Jan2608.D	Calibration	1	x	1071	0.1000	1.6028	
\\MASSHUNTER\Org\Data\SV5975.I\sh012622\1 e8270c bna SIM cal\Jan2607.D	Calibration	2	x	1927	0.2000	1.4608	
\\MASSHUNTER\Org\Data\SV5975.I\sh012622\1 e8270c bna SIM cal\Jan2606.D	Calibration	3	x	4505	0.5000	1.3662	
\\MASSHUNTER\Org\Data\SV5975.I\sh012622\1 e8270c bna SIM cal\Jan2605.D	Calibration	4	x	9437	1.0000	1.2700	
\\MASSHUNTER\Org\Data\SV5975.I\sh010421\1 e8270c bna SIM\Jan0402.D	CC	CCV	x	57037	2.0000	1.2799	
\\MASSHUNTER\Org\Data\SV5975.I\sh012622\1 e8270c bna SIM cal\Jan2609.D	QC	ICV	x	20028	2.0000	1.3689	
\\MASSHUNTER\Org\Data\SV5975.I\sh012622\1 e8270c bna SIM cal\Jan2604.D	Calibration	5	x	18556	2.0000	1.2160	
\\MASSHUNTER\Org\Data\SV5975.I\sh012622\1 e8270c bna SIM cal\Jan2603.D	Calibration	6	x	46854	5.0000	1.2075	
\\MASSHUNTER\Org\Data\SV5975.I\sh012622\1 e8270c bna SIM cal\Jan2602.D	Calibration	7	x	94914	10.0000	1.2403	

Calibration Report

Batch Path	\\MASSHUNTER\Org\Data\SV5975.I\sh012622\1 e8270c bna SIM cal\QuantResults\012622 bna SIM 1.batch.bin		
Analysis Time	1/27/2022 9:05 AM	**Analyst Name**	BL2000\jheine
Report Time	2/10/2022 2:09:45 PM	**Reporter Name**	BL2000\jheine
Last Calib Update	1/27/2022 8:37 AM	**Batch State**	Processed
Quant Batch Version	10.0	**Quant Report Version**	10.0

Pyrene %RSE = 6.9

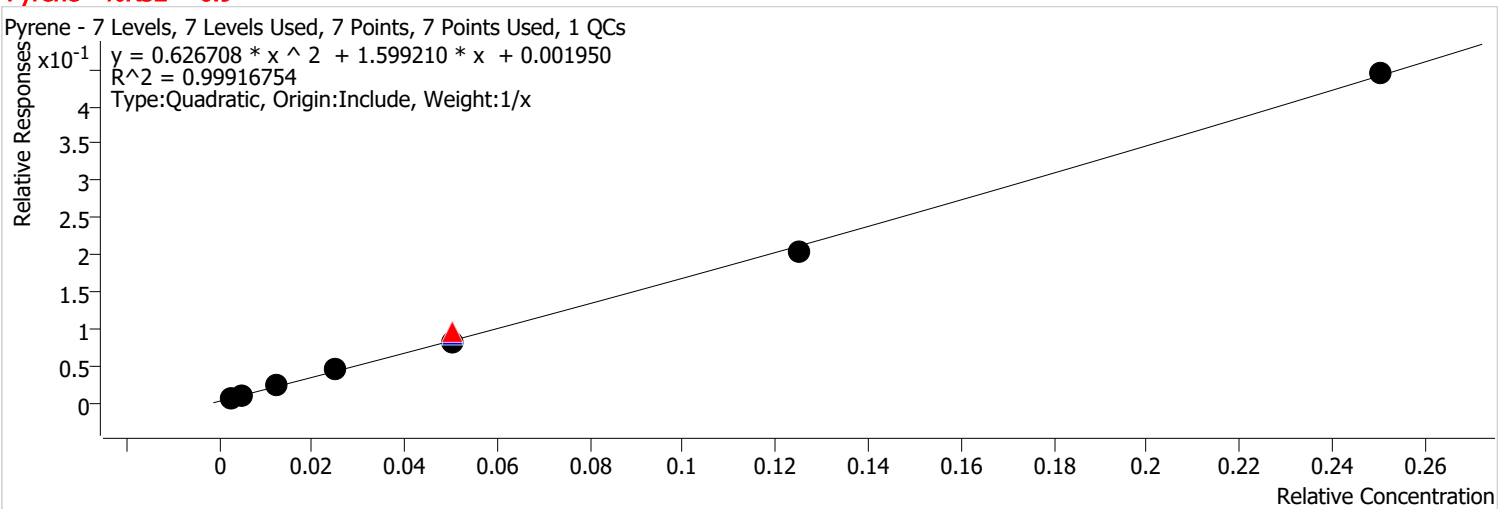

Calibration STD Path	Cal Type	Level	Enabled	Resp.	Exp. Conc	Resp. Factor	Level RSD
\\MASSHUNTER\Org\Data\SV5975.I\sh012622\1 e8270c bna SIM cal\Jan2608.D	Calibration	1	x	1244	0.1000	2.3008	
\\MASSHUNTER\Org\Data\SV5975.I\sh012622\1 e8270c bna SIM cal\Jan2607.D	Calibration	2	x	1996	0.2000	1.8788	
\\MASSHUNTER\Org\Data\SV5975.I\sh012622\1 e8270c bna SIM cal\Jan2606.D	Calibration	3	x	4977	0.5000	1.8763	
\\MASSHUNTER\Org\Data\SV5975.I\sh012622\1 e8270c bna SIM cal\Jan2605.D	Calibration	4	x	10476	1.0000	1.8191	
\\MASSHUNTER\Org\Data\SV5975.I\sh010421\1 e8270c bna SIM\Jan0402.D	CC	CCV	x	62808	2.0000	1.9194	
\\MASSHUNTER\Org\Data\SV5975.I\sh012622\1 e8270c bna SIM cal\Jan2609.D	QC	ICV	x	21819	2.0000	1.8274	
\\MASSHUNTER\Org\Data\SV5975.I\sh012622\1 e8270c bna SIM cal\Jan2604.D	Calibration	5	x	20015	2.0000	1.6632	
\\MASSHUNTER\Org\Data\SV5975.I\sh012622\1 e8270c bna SIM cal\Jan2603.D	Calibration	6	x	50901	5.0000	1.6423	
\\MASSHUNTER\Org\Data\SV5975.I\sh012622\1 e8270c bna SIM cal\Jan2602.D	Calibration	7	x	104545	10.0000	1.7752	

Calibration Report

Batch Path	\\MASSHUNTER\Org\Data\SV5975.I\sh012622\1 e8270c bna SIM cal\QuantResults\012622 bna SIM 1.batch.bin		
Analysis Time	1/27/2022 9:05 AM	**Analyst Name**	BL2000\jheine
Report Time	2/10/2022 2:09:45 PM	**Reporter Name**	BL2000\jheine
Last Calib Update	1/27/2022 8:37 AM	**Batch State**	Processed
Quant Batch Version	10.0	**Quant Report Version**	10.0

Terphenyl-d14 %RSE =

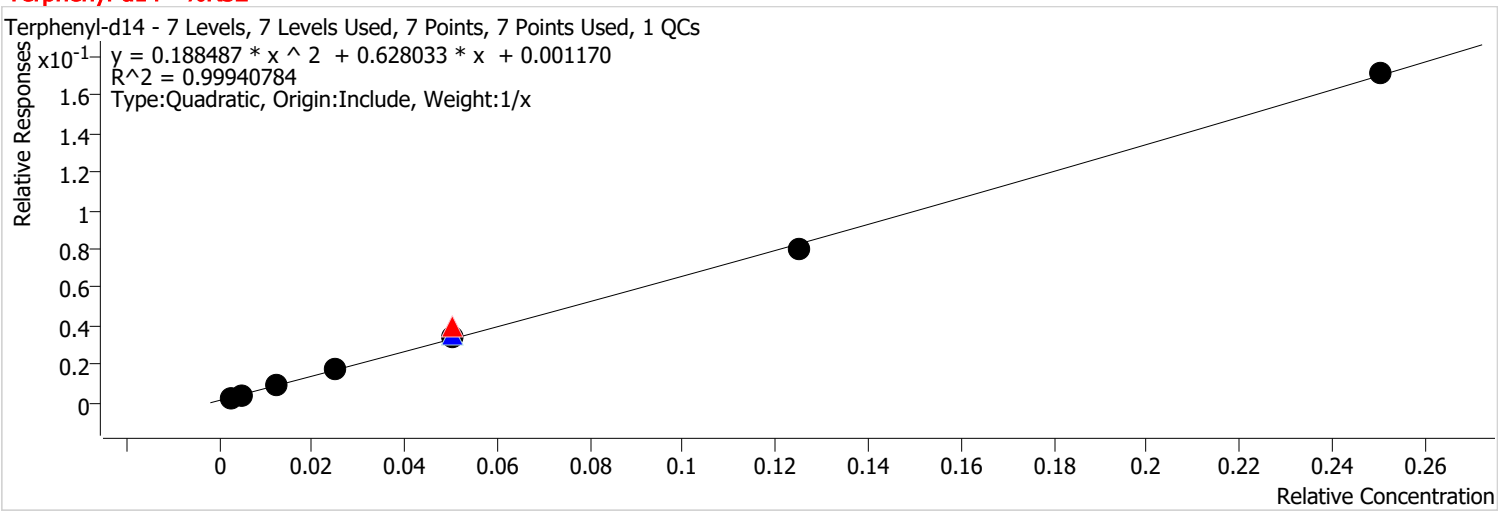

Calibration STD Path	Cal Type	Level	Enabled	Resp.	Exp. Conc	Resp. Factor	Level RSD
\\MASSHUNTER\Org\Data\SV5975.I\sh012622\1 e8270c bna SIM cal\Jan2608.D	Calibration	1	x	589	0.1000	1.0884	
\\MASSHUNTER\Org\Data\SV5975.I\sh012622\1 e8270c bna SIM cal\Jan2607.D	Calibration	2	x	862	0.2000	0.8118	
\\MASSHUNTER\Org\Data\SV5975.I\sh012622\1 e8270c bna SIM cal\Jan2606.D	Calibration	3	x	2019	0.5000	0.7611	
\\MASSHUNTER\Org\Data\SV5975.I\sh012622\1 e8270c bna SIM cal\Jan2605.D	Calibration	4	x	4066	1.0000	0.7060	
\\MASSHUNTER\Org\Data\SV5975.I\sh010421\1 e8270c bna SIM\Jan0402.D	CC	CCV	x	26408	2.0000	0.8070	
\\MASSHUNTER\Org\Data\SV5975.I\sh012622\1 e8270c bna SIM cal\Jan2609.D	QC	ICV	x	8509	2.0000	0.7127	
\\MASSHUNTER\Org\Data\SV5975.I\sh012622\1 e8270c bna SIM cal\Jan2604.D	Calibration	5	x	8089	2.0000	0.6722	
\\MASSHUNTER\Org\Data\SV5975.I\sh012622\1 e8270c bna SIM cal\Jan2603.D	Calibration	6	x	19882	5.0000	0.6415	
\\MASSHUNTER\Org\Data\SV5975.I\sh012622\1 e8270c bna SIM cal\Jan2602.D	Calibration	7	x	40278	10.0000	0.6839	

Calibration Report

Batch Path	\\MASSHUNTER\Org\Data\SV5975.I\sh012622\1 e8270c bna SIM cal\QuantResults\012622 bna SIM 1.batch.bin		
Analysis Time	1/27/2022 9:05 AM	**Analyst Name**	BL2000\jheine
Report Time	2/10/2022 2:09:45 PM	**Reporter Name**	BL2000\jheine
Last Calib Update	1/27/2022 8:37 AM	**Batch State**	Processed
Quant Batch Version	10.0	**Quant Report Version**	10.0

Benzo(a)Anthracene %RSE = 4.6

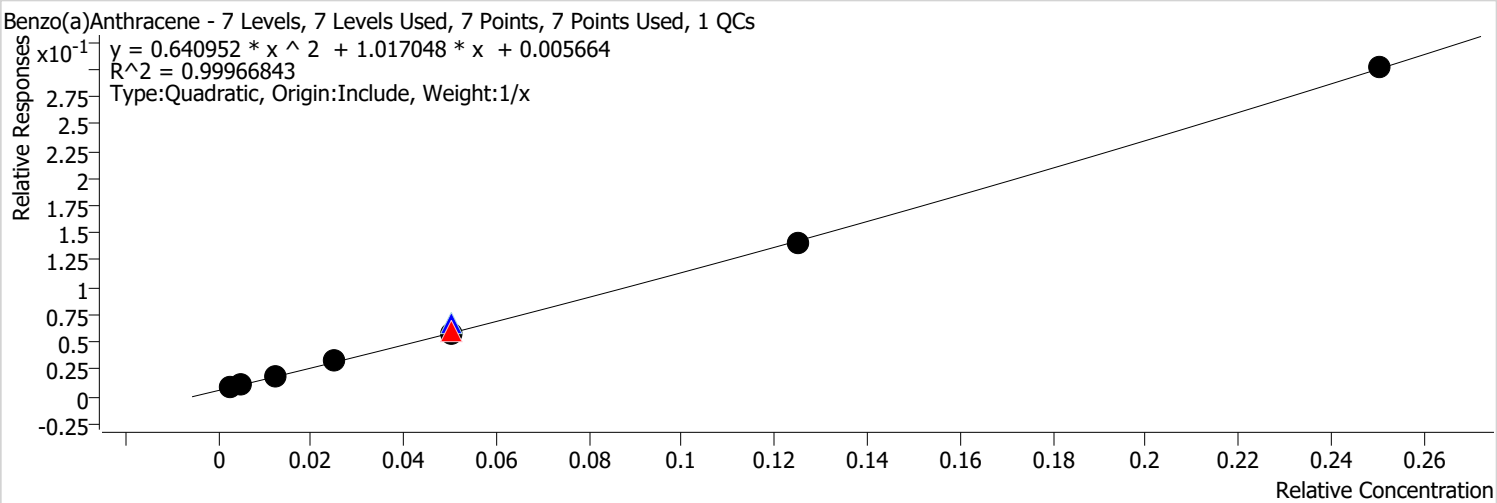

Calibration STD Path	Cal Type	Level	Enabled	Resp.	Exp. Conc	Resp. Factor	Level RSD
\\MASSHUNTER\Org\Data\SV5975.I\sh012622\1 e8270c bna SIM cal\Jan2608.D	Calibration	1	x	1739	0.1000	3.2162	
\\MASSHUNTER\Org\Data\SV5975.I\sh012622\1 e8270c bna SIM cal\Jan2607.D	Calibration	2	x	2303	0.2000	2.1677	
\\MASSHUNTER\Org\Data\SV5975.I\sh012622\1 e8270c bna SIM cal\Jan2606.D	Calibration	3	x	3947	0.5000	1.4881	
\\MASSHUNTER\Org\Data\SV5975.I\sh012622\1 e8270c bna SIM cal\Jan2605.D	Calibration	4	x	7611	1.0000	1.3217	
\\MASSHUNTER\Org\Data\SV5975.I\sh010421\1 e8270c bna SIM\Jan0402.D	CC	CCV	x	40166	2.0000	1.2275	
\\MASSHUNTER\Org\Data\SV5975.I\sh012622\1 e8270c bna SIM cal\Jan2609.D	QC	ICV	x	16376	2.0000	1.3715	
\\MASSHUNTER\Org\Data\SV5975.I\sh012622\1 e8270c bna SIM cal\Jan2604.D	Calibration	5	x	13969	2.0000	1.1608	
\\MASSHUNTER\Org\Data\SV5975.I\sh012622\1 e8270c bna SIM cal\Jan2603.D	Calibration	6	x	34738	5.0000	1.1208	
\\MASSHUNTER\Org\Data\SV5975.I\sh012622\1 e8270c bna SIM cal\Jan2602.D	Calibration	7	x	70953	10.0000	1.2048	

Calibration Report

Batch Path	\\MASSHUNTER\Org\Data\SV5975.I\sh012622\1 e8270c bna SIM cal\QuantResults\012622 bna SIM 1.batch.bin		
Analysis Time	1/27/2022 9:05 AM	**Analyst Name**	BL2000\jheine
Report Time	2/10/2022 2:09:45 PM	**Reporter Name**	BL2000\jheine
Last Calib Update	1/27/2022 8:37 AM	**Batch State**	Processed
Quant Batch Version	10.0	**Quant Report Version**	10.0

Chrysene %RSE = 4.4

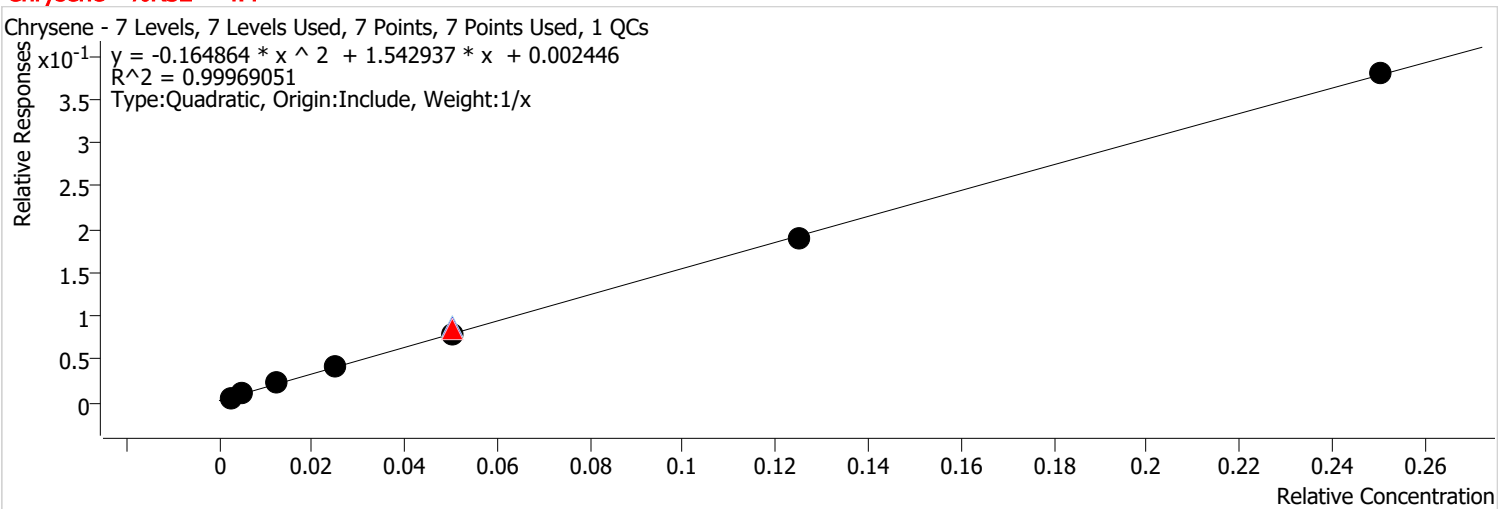

Calibration STD Path	Cal Type	Level	Enabled	Resp.	Exp. Conc	Resp. Factor	Level RSD
\\MASSHUNTER\Org\Data\SV5975.I\sh012622\1 e8270c bna SIM cal\Jan2608.D	Calibration	1	x	1322	0.1000	2.4450	
\\MASSHUNTER\Org\Data\SV5975.I\sh012622\1 e8270c bna SIM cal\Jan2607.D	Calibration	2	x	2117	0.2000	1.9927	
\\MASSHUNTER\Org\Data\SV5975.I\sh012622\1 e8270c bna SIM cal\Jan2606.D	Calibration	3	x	4857	0.5000	1.8310	
\\MASSHUNTER\Org\Data\SV5975.I\sh012622\1 e8270c bna SIM cal\Jan2605.D	Calibration	4	x	9630	1.0000	1.6722	
\\MASSHUNTER\Org\Data\SV5975.I\sh010421\1 e8270c bna SIM\Jan0402.D	CC	CCV	x	56647	2.0000	1.7311	
\\MASSHUNTER\Org\Data\SV5975.I\sh012622\1 e8270c bna SIM cal\Jan2609.D	QC	ICV	x	21378	2.0000	1.7904	
\\MASSHUNTER\Org\Data\SV5975.I\sh012622\1 e8270c bna SIM cal\Jan2604.D	Calibration	5	x	19145	2.0000	1.5909	
\\MASSHUNTER\Org\Data\SV5975.I\sh012622\1 e8270c bna SIM cal\Jan2603.D	Calibration	6	x	46876	5.0000	1.5125	
\\MASSHUNTER\Org\Data\SV5975.I\sh012622\1 e8270c bna SIM cal\Jan2602.D	Calibration	7	x	89400	10.0000	1.5180	

Calibration Report

Batch Path	\\MASSHUNTER\Org\Data\SV5975.I\sh012622\1 e8270c bna SIM cal\QuantResults\012622 bna SIM 1.batch.bin		
Analysis Time	1/27/2022 9:05 AM	**Analyst Name**	BL2000\jheine
Report Time	2/10/2022 2:09:45 PM	**Reporter Name**	BL2000\jheine
Last Calib Update	1/27/2022 8:37 AM	**Batch State**	Processed
Quant Batch Version	10.0	**Quant Report Version**	10.0

Benzo(b)fluoranthene %RSE = 5.2

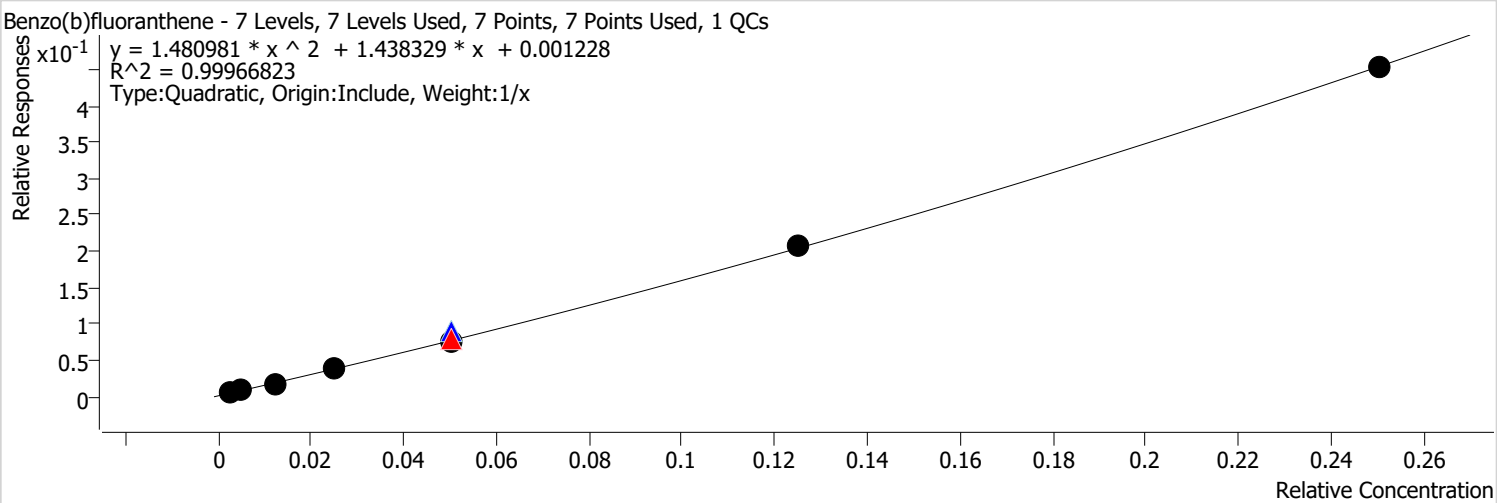

Calibration STD Path	Cal Type	Level	Enabled	Resp.	Exp. Conc	Resp. Factor	Level RSD
\\MASSHUNTER\Org\Data\SV5975.I\sh012622\1 e8270c bna SIM cal\Jan2608.D	Calibration	1	x	673	0.1000	1.9419	
\\MASSHUNTER\Org\Data\SV5975.I\sh012622\1 e8270c bna SIM cal\Jan2607.D	Calibration	2	x	1195	0.2000	1.7815	
\\MASSHUNTER\Org\Data\SV5975.I\sh012622\1 e8270c bna SIM cal\Jan2606.D	Calibration	3	x	2452	0.5000	1.4426	
\\MASSHUNTER\Org\Data\SV5975.I\sh012622\1 e8270c bna SIM cal\Jan2605.D	Calibration	4	x	5811	1.0000	1.5546	
\\MASSHUNTER\Org\Data\SV5975.I\sh010421\1 e8270c bna SIM\Jan0402.D	CC	CCV	x	34226	2.0000	1.6168	
\\MASSHUNTER\Org\Data\SV5975.I\sh012622\1 e8270c bna SIM cal\Jan2609.D	QC	ICV	x	14117	2.0000	1.8288	
\\MASSHUNTER\Org\Data\SV5975.I\sh012622\1 e8270c bna SIM cal\Jan2604.D	Calibration	5	x	11665	2.0000	1.4985	
\\MASSHUNTER\Org\Data\SV5975.I\sh012622\1 e8270c bna SIM cal\Jan2603.D	Calibration	6	x	33353	5.0000	1.6610	
\\MASSHUNTER\Org\Data\SV5975.I\sh012622\1 e8270c bna SIM cal\Jan2602.D	Calibration	7	x	69326	10.0000	1.8080	

Calibration Report

Batch Path	\\MASSHUNTER\Org\Data\SV5975.I\sh012622\1 e8270c bna SIM cal\QuantResults\012622 bna SIM 1.batch.bin		
Analysis Time	1/27/2022 9:05 AM	**Analyst Name**	BL2000\jheine
Report Time	2/10/2022 2:09:45 PM	**Reporter Name**	BL2000\jheine
Last Calib Update	1/27/2022 8:37 AM	**Batch State**	Processed
Quant Batch Version	10.0	**Quant Report Version**	10.0

Benzo(k)fluoranthene %RSE = 6.5

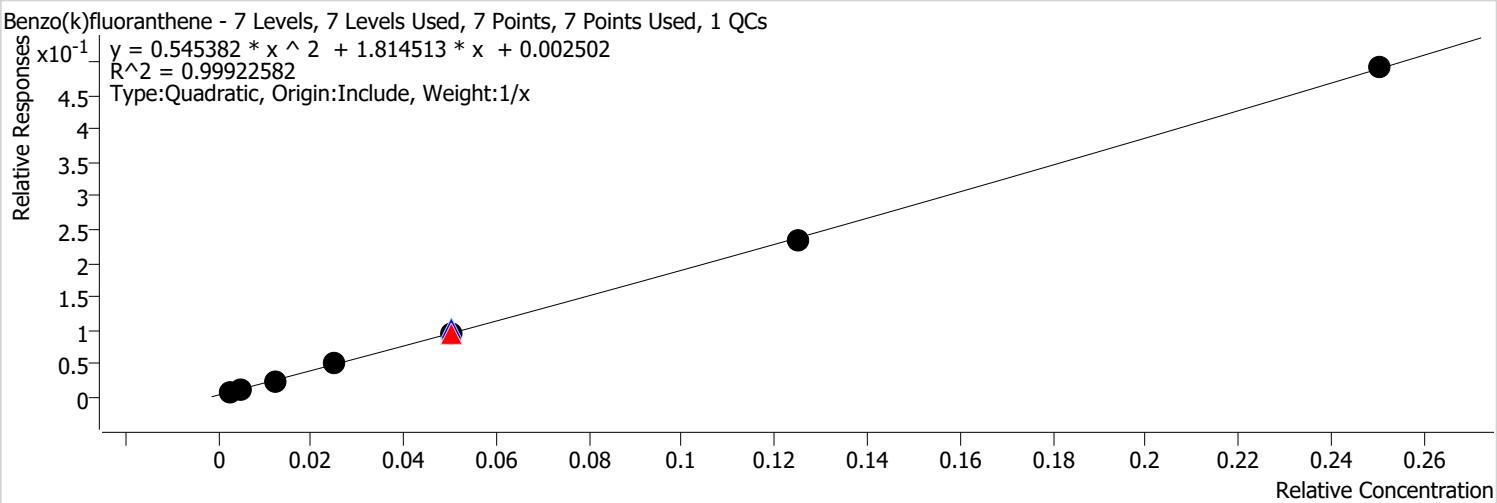

Calibration STD Path	Cal Type	Level	Enabled	Resp.	Exp. Conc	Resp. Factor	Level RSD
\\MASSHUNTER\Org\Data\SV5975.I\sh012622\1 e8270c bna SIM cal\Jan2608.D	Calibration	1	x	988	0.1000	2.8499	
\\MASSHUNTER\Org\Data\SV5975.I\sh012622\1 e8270c bna SIM cal\Jan2607.D	Calibration	2	x	1566	0.2000	2.3345	
\\MASSHUNTER\Org\Data\SV5975.I\sh012622\1 e8270c bna SIM cal\Jan2606.D	Calibration	3	x	3114	0.5000	1.8325	
\\MASSHUNTER\Org\Data\SV5975.I\sh012622\1 e8270c bna SIM cal\Jan2605.D	Calibration	4	x	7708	1.0000	2.0618	
\\MASSHUNTER\Org\Data\SV5975.I\sh010421\1 e8270c bna SIM\Jan0402.D	CC	CCV	x	39503	2.0000	1.8661	
\\MASSHUNTER\Org\Data\SV5975.I\sh012622\1 e8270c bna SIM cal\Jan2609.D	QC	ICV	x	15799	2.0000	2.0468	
\\MASSHUNTER\Org\Data\SV5975.I\sh012622\1 e8270c bna SIM cal\Jan2604.D	Calibration	5	x	15008	2.0000	1.9279	
\\MASSHUNTER\Org\Data\SV5975.I\sh012622\1 e8270c bna SIM cal\Jan2603.D	Calibration	6	x	37444	5.0000	1.8648	
\\MASSHUNTER\Org\Data\SV5975.I\sh012622\1 e8270c bna SIM cal\Jan2602.D	Calibration	7	x	75461	10.0000	1.9680	

Calibration Report

Batch Path	\\MASSHUNTER\Org\Data\SV5975.I\sh012622\1 e8270c bna SIM cal\QuantResults\012622 bna SIM 1.batch.bin		
Analysis Time	1/27/2022 9:05 AM	**Analyst Name**	BL2000\jheine
Report Time	2/10/2022 2:09:46 PM	**Reporter Name**	BL2000\jheine
Last Calib Update	1/27/2022 8:37 AM	**Batch State**	Processed
Quant Batch Version	10.0	**Quant Report Version**	10.0

Benzo(a)pyrene %RSE = 4.3

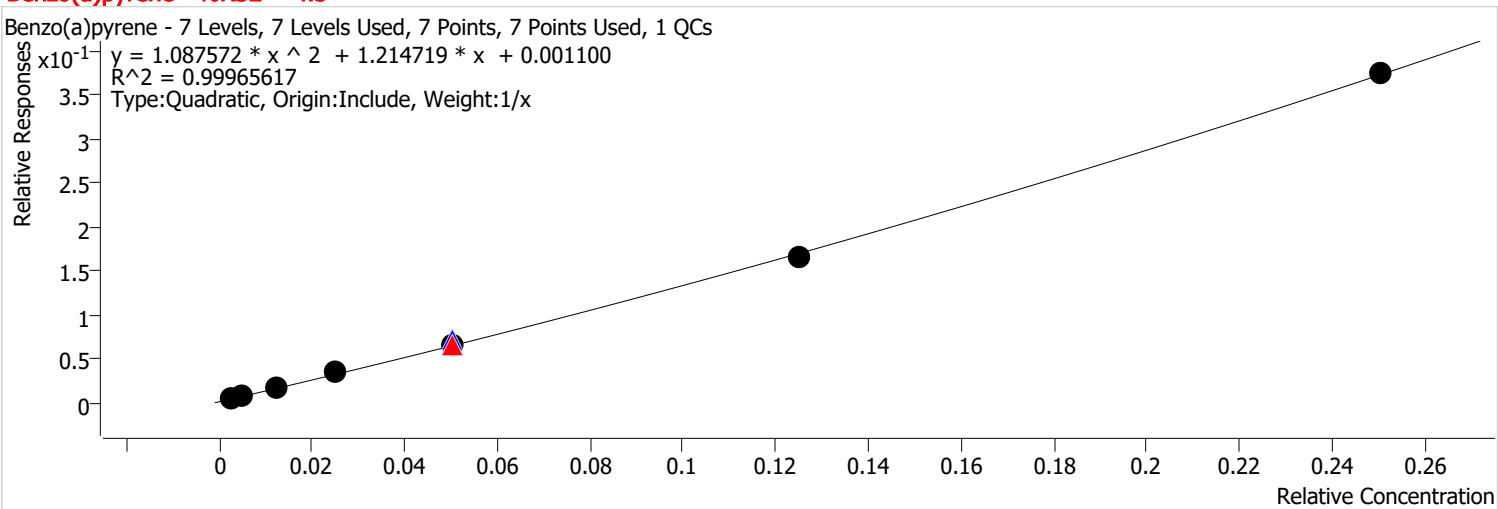

Calibration STD Path	Cal Type	Level	Enabled	Resp.	Exp. Conc	Resp. Factor	Level RSD
\\MASSHUNTER\Org\Data\SV5975.I\sh012622\1 e8270c bna SIM cal\Jan2608.D	Calibration	1	x	556	0.1000	1.6027	
\\MASSHUNTER\Org\Data\SV5975.I\sh012622\1 e8270c bna SIM cal\Jan2607.D	Calibration	2	x	946	0.2000	1.4107	
\\MASSHUNTER\Org\Data\SV5975.I\sh012622\1 e8270c bna SIM cal\Jan2606.D	Calibration	3	x	2288	0.5000	1.3461	
\\MASSHUNTER\Org\Data\SV5975.I\sh012622\1 e8270c bna SIM cal\Jan2605.D	Calibration	4	x	5104	1.0000	1.3654	
\\MASSHUNTER\Org\Data\SV5975.I\sh010421\1 e8270c bna SIM\Jan0402.D	CC	CCV	x	27265	2.0000	1.2880	
\\MASSHUNTER\Org\Data\SV5975.I\sh012622\1 e8270c bna SIM cal\Jan2609.D	QC	ICV	x	10914	2.0000	1.4140	
\\MASSHUNTER\Org\Data\SV5975.I\sh012622\1 e8270c bna SIM cal\Jan2604.D	Calibration	5	x	10017	2.0000	1.2868	
\\MASSHUNTER\Org\Data\SV5975.I\sh012622\1 e8270c bna SIM cal\Jan2603.D	Calibration	6	x	26754	5.0000	1.3324	
\\MASSHUNTER\Org\Data\SV5975.I\sh012622\1 e8270c bna SIM cal\Jan2602.D	Calibration	7	x	57404	10.0000	1.4971	

Calibration Report

Batch Path	\\MASSHUNTER\Org\Data\SV5975.I\sh012622\1 e8270c bna SIM cal\QuantResults\012622 bna SIM 1.batch.bin		
Analysis Time	1/27/2022 9:05 AM	**Analyst Name**	BL2000\jheine
Report Time	2/10/2022 2:09:46 PM	**Reporter Name**	BL2000\jheine
Last Calib Update	1/27/2022 8:37 AM	**Batch State**	Processed
Quant Batch Version	10.0	**Quant Report Version**	10.0

Indeno(1,2,3-cd)pyrene %RSE = 3.1

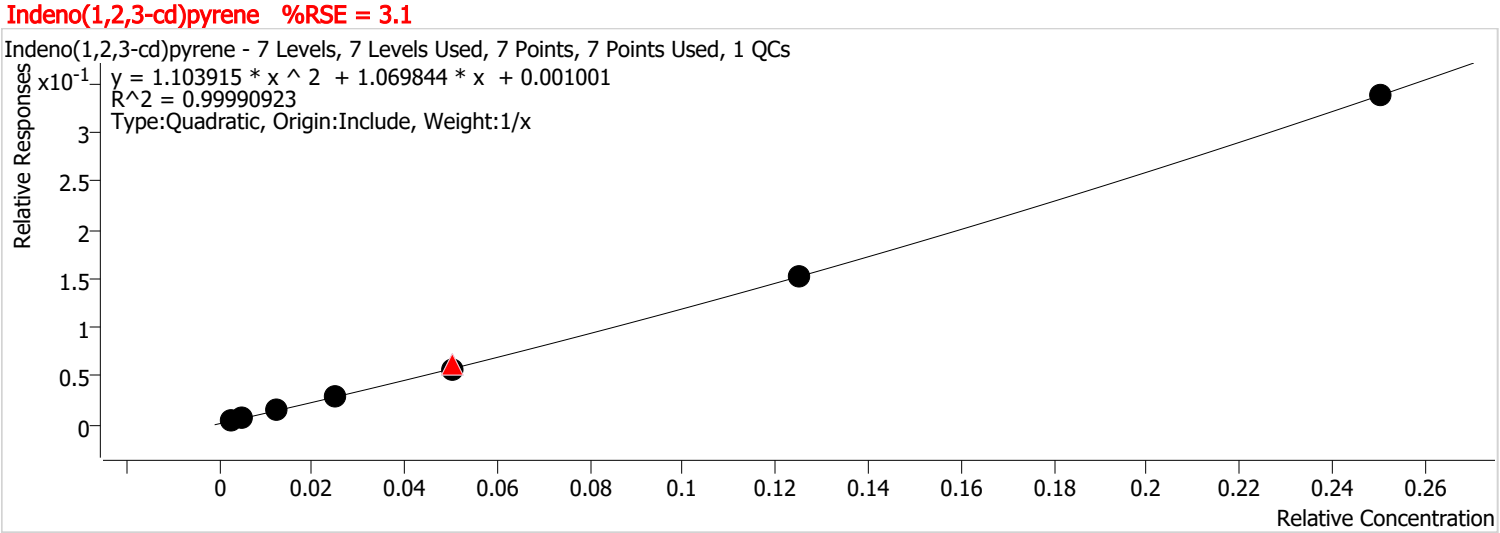

Calibration STD Path	Cal Type	Level	Enabled	Resp.	Exp. Conc	Resp. Factor	Level RSD
\\MASSHUNTER\Org\Data\SV5975.I\sh012622\1 e8270c bna SIM cal\Jan2608.D	Calibration	1	x	495	0.1000	1.4278	
\\MASSHUNTER\Org\Data\SV5975.I\sh012622\1 e8270c bna SIM cal\Jan2607.D	Calibration	2	x	881	0.2000	1.3129	
\\MASSHUNTER\Org\Data\SV5975.I\sh012622\1 e8270c bna SIM cal\Jan2606.D	Calibration	3	x	1983	0.5000	1.1667	
\\MASSHUNTER\Org\Data\SV5975.I\sh012622\1 e8270c bna SIM cal\Jan2605.D	Calibration	4	x	4344	1.0000	1.1621	
\\MASSHUNTER\Org\Data\SV5975.I\sh010421\1 e8270c bna SIM\Jan0402.D	CC	CCV	x	26047	2.0000	1.2305	
\\MASSHUNTER\Org\Data\SV5975.I\sh012622\1 e8270c bna SIM cal\Jan2609.D	QC	ICV	x	9615	2.0000	1.2456	
\\MASSHUNTER\Org\Data\SV5975.I\sh012622\1 e8270c bna SIM cal\Jan2604.D	Calibration	5	x	8723	2.0000	1.1206	
\\MASSHUNTER\Org\Data\SV5975.I\sh012622\1 e8270c bna SIM cal\Jan2603.D	Calibration	6	x	24515	5.0000	1.2209	
\\MASSHUNTER\Org\Data\SV5975.I\sh012622\1 e8270c bna SIM cal\Jan2602.D	Calibration	7	x	51736	10.0000	1.3493	

Calibration Report

Batch Path	\\MASSHUNTER\Org\Data\SV5975.I\sh012622\1 e8270c bna SIM cal\QuantResults\012622 bna SIM 1.batch.bin		
Analysis Time	1/27/2022 9:05 AM	**Analyst Name**	BL2000\jheine
Report Time	2/10/2022 2:09:46 PM	**Reporter Name**	BL2000\jheine
Last Calib Update	1/27/2022 8:37 AM	**Batch State**	Processed
Quant Batch Version	10.0	**Quant Report Version**	10.0

Dibenzo(a,h)anthracene %RSE = 7.0

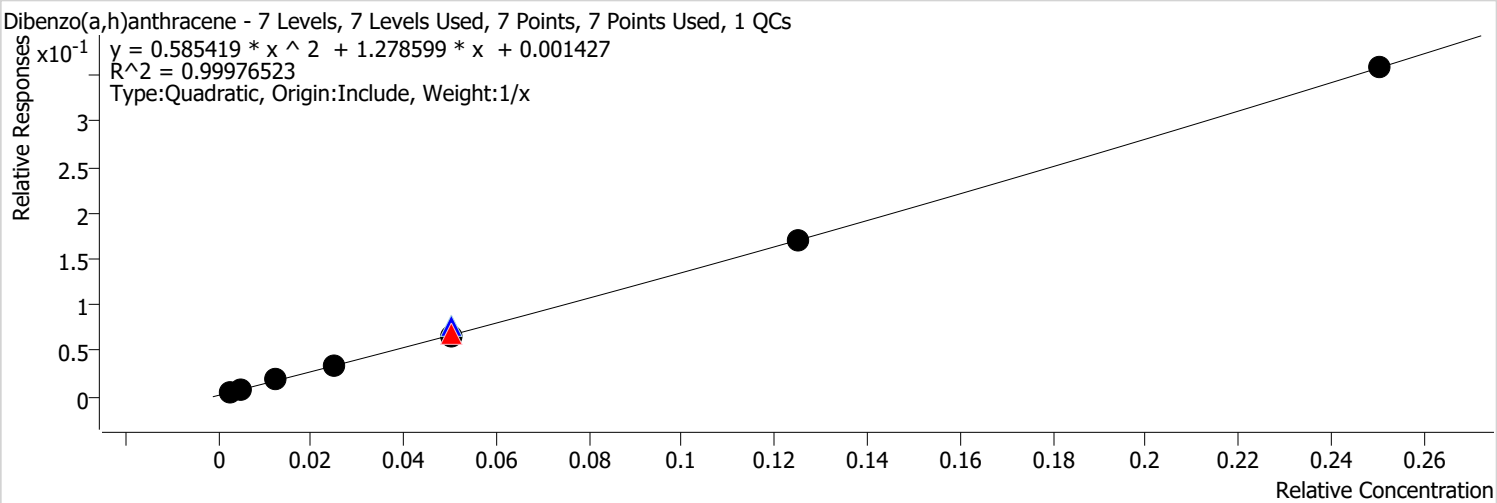

Calibration STD Path	Cal Type	Level	Enabled	Resp.	Exp. Conc	Resp. Factor	Level RSD
\\MASSHUNTER\Org\Data\SV5975.I\sh012622\1 e8270c bna SIM cal\Jan2608.D	Calibration	1	x	673	0.1000	1.9425	
\\MASSHUNTER\Org\Data\SV5975.I\sh012622\1 e8270c bna SIM cal\Jan2607.D	Calibration	2	x	953	0.2000	1.4203	
\\MASSHUNTER\Org\Data\SV5975.I\sh012622\1 e8270c bna SIM cal\Jan2606.D	Calibration	3	x	2436	0.5000	1.4333	
\\MASSHUNTER\Org\Data\SV5975.I\sh012622\1 e8270c bna SIM cal\Jan2605.D	Calibration	4	x	5183	1.0000	1.3865	
\\MASSHUNTER\Org\Data\SV5975.I\sh010421\1 e8270c bna SIM\Jan0402.D	CC	CCV	x	28600	2.0000	1.3510	
\\MASSHUNTER\Org\Data\SV5975.I\sh012622\1 e8270c bna SIM cal\Jan2609.D	QC	ICV	x	12048	2.0000	1.5608	
\\MASSHUNTER\Org\Data\SV5975.I\sh012622\1 e8270c bna SIM cal\Jan2604.D	Calibration	5	x	10320	2.0000	1.3257	
\\MASSHUNTER\Org\Data\SV5975.I\sh012622\1 e8270c bna SIM cal\Jan2603.D	Calibration	6	x	27281	5.0000	1.3586	
\\MASSHUNTER\Org\Data\SV5975.I\sh012622\1 e8270c bna SIM cal\Jan2602.D	Calibration	7	x	54902	10.0000	1.4318	

Calibration Report

Batch Path	\\MASSHUNTER\Org\Data\SV5975.I\sh012622\1 e8270c bna SIM cal\QuantResults\012622 bna SIM 1.batch.bin		
Analysis Time	1/27/2022 9:05 AM	**Analyst Name**	BL2000\jheine
Report Time	2/10/2022 2:09:46 PM	**Reporter Name**	BL2000\jheine
Last Calib Update	1/27/2022 8:37 AM	**Batch State**	Processed
Quant Batch Version	10.0	**Quant Report Version**	10.0

Benzo(g,h,i)perylene %RSE = 3.0

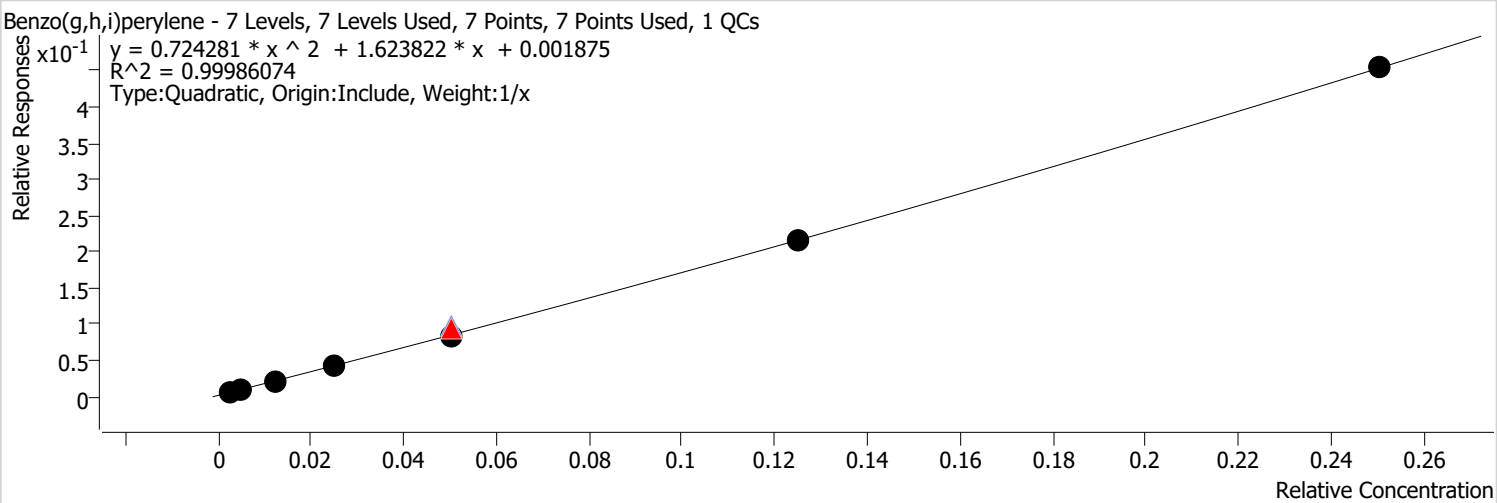

Calibration STD Path	Cal Type	Level	Enabled	Resp.	Exp. Conc	Resp. Factor	Level RSD
\\MASSHUNTER\Org\Data\SV5975.I\sh012622\1 e8270c bna SIM cal\Jan2608.D	Calibration	1	x	801	0.1000	2.3122	
\\MASSHUNTER\Org\Data\SV5975.I\sh012622\1 e8270c bna SIM cal\Jan2607.D	Calibration	2	x	1345	0.2000	2.0051	
\\MASSHUNTER\Org\Data\SV5975.I\sh012622\1 e8270c bna SIM cal\Jan2606.D	Calibration	3	x	3075	0.5000	1.8092	
\\MASSHUNTER\Org\Data\SV5975.I\sh012622\1 e8270c bna SIM cal\Jan2605.D	Calibration	4	x	6666	1.0000	1.7831	
\\MASSHUNTER\Org\Data\SV5975.I\sh010421\1 e8270c bna SIM\Jan0402.D	CC	CCV	x	40497	2.0000	1.9131	
\\MASSHUNTER\Org\Data\SV5975.I\sh012622\1 e8270c bna SIM cal\Jan2609.D	QC	ICV	x	14979	2.0000	1.9406	
\\MASSHUNTER\Org\Data\SV5975.I\sh012622\1 e8270c bna SIM cal\Jan2604.D	Calibration	5	x	13028	2.0000	1.6736	
\\MASSHUNTER\Org\Data\SV5975.I\sh012622\1 e8270c bna SIM cal\Jan2603.D	Calibration	6	x	34498	5.0000	1.7181	
\\MASSHUNTER\Org\Data\SV5975.I\sh012622\1 e8270c bna SIM cal\Jan2602.D	Calibration	7	x	69610	10.0000	1.8154	

Initial Calibration Report - GCMS

Method Path	\\MASSHUNTER\Org\Data\SV5975.I\sh012522\2 e8270c bna SIM
Method File	012522 ban SIM 2.batch.bin
Batch Name	\\MASSHUNTER\Org\Data\SV5975.I\sh012622\1 e8270c bna SIM cal\QuantResults\012622 bna SIM 1.batch.bin
Last Calib Update	1/27/2022 8:37:26 AM

Level Name	Calibration Files	Acq. Date-Time	Level Last Update Time
7	\\MASSHUNTER\Org\Data\SV5975.I\sh012622\1 e8270c bna SIM cal\Jan2602.D	1/26/2022 5:17:42 PM	1/27/2022 8:37:25 AM
6	\\MASSHUNTER\Org\Data\SV5975.I\sh012622\1 e8270c bna SIM cal\Jan2603.D	1/26/2022 5:50:10 PM	1/27/2022 8:37:25 AM
5	\\MASSHUNTER\Org\Data\SV5975.I\sh012622\1 e8270c bna SIM cal\Jan2604.D	1/26/2022 6:22:37 PM	1/27/2022 8:37:25 AM
4	\\MASSHUNTER\Org\Data\SV5975.I\sh012622\1 e8270c bna SIM cal\Jan2605.D	1/26/2022 6:55:13 PM	1/27/2022 8:37:25 AM
3	\\MASSHUNTER\Org\Data\SV5975.I\sh012622\1 e8270c bna SIM cal\Jan2606.D	1/26/2022 7:27:45 PM	1/27/2022 8:37:25 AM
2	\\MASSHUNTER\Org\Data\SV5975.I\sh012622\1 e8270c bna SIM cal\Jan2607.D	1/26/2022 8:00:19 PM	1/27/2022 8:37:25 AM
1	\\MASSHUNTER\Org\Data\SV5975.I\sh012622\1 e8270c bna SIM cal\Jan2608.D	1/26/2022 8:32:51 PM	1/27/2022 8:37:25 AM

Compound	Curve Fit	7	6	5	4	3	2	1	Avg RF	%RSD
I 1,4-Dichlorobenzene-d4				---------- ISTD ----------						
S Nitrobenzene-d5	Quadratic	1.1731	1.0988	0.7868	0.7537	0.8140	0.7064	0.7082	0.8630	22.208
I Naphthalene-d8				---------- ISTD ----------						
T Naphthalene	Quadratic	1.0165	0.9707	1.0698	1.1274	1.1197	1.1549	1.3211	1.1114	10.175
T 2-Methylnaphthalene	Quadratic	0.6187	0.5986	0.6589	0.6354	0.6533	0.7323	0.8181	0.6736	11.345
T 1-Methylnaphthalene	Quadratic	0.6386	0.6041	0.6533	0.6721	0.6976	0.8082	0.8570	0.7044	13.232
I Acenaphthene-d10				---------- ISTD ----------						
S 2-Fluorobiphenyl	Quadratic	1.5921	1.5522	1.5355	1.6958	1.7370	1.8925	2.0454	1.7215	10.998
T Acenaphthylene	Quadratic	1.9517	1.7707	1.8380	1.9903	1.9425	2.1191	2.4116	2.0034	10.550
T Acenaphthene	Quadratic	1.1001	1.0607	1.0967	1.2471	1.3003	1.5311	1.7630	1.2998	20.089
T Fluorene	Quadratic	1.5156	1.5201	1.5341	1.7229	1.7213	1.8795	2.1782	1.7245	14.037
I Phenanthrene-d10				---------- ISTD ----------						
T Phenanthrene	Quadratic	1.0751	1.0203	1.0451	1.1107	1.2045	1.3357	1.6670	1.2083	18.989
T Anthracene	Quadratic	0.8404	0.9626	0.9737	1.0120	1.0848	1.3127	1.4560	1.0918	19.848
S o-Terphenyl	Quadratic	0.6107	0.5884	0.6141	0.6285	0.6712	0.7476	0.8004	0.6658	11.945
T Fluoranthene	Quadratic	1.2403	1.2075	1.2160	1.2700	1.3662	1.4608	1.6028	1.3376	11.091
I Chrysene-d12				---------- ISTD ----------						
T Pyrene	Quadratic	1.7752	1.6423	1.6632	1.8191	1.8763	1.8788	2.3008	1.8508	11.865
S Terphenyl-d14	Quadratic	0.6839	0.6415	0.6722	0.7060	0.7611	0.8118	1.0884	0.7664	19.981
T Benzo(a)Anthracene	Quadratic	1.2048	1.1208	1.1608	1.3217	1.4881	2.1677	3.2162	1.6686	46.229
T Chrysene	Quadratic	1.5180	1.5125	1.5909	1.6722	1.8310	1.9927	2.4450	1.7946	18.705
I Perylene-d12				---------- ISTD ----------						
T Benzo(b)fluoranthene	Quadratic	1.8080	1.6610	1.4985	1.5546	1.4426	1.7815	1.9419	1.6697	10.933
T Benzo(k)fluoranthene	Quadratic	1.9680	1.8648	1.9279	2.0618	1.8325	2.3345	2.8499	2.1199	17.116
T Benzo(a)pyrene	Quadratic	1.4971	1.3324	1.2868	1.3654	1.3461	1.4107	1.6027	1.4059	7.785
T Indeno(1,2,3-cd)pyrene	Quadratic	1.3493	1.2209	1.1206	1.1621	1.1667	1.3129	1.4278	1.2515	9.090
T Dibenzo(a,h)anthracene	Quadratic	1.4318	1.3586	1.3257	1.3865	1.4333	1.4203	1.9425	1.4713	14.385

Compound	Curve Fit	7	6	5	4	3	2	1	Avg RF	%RSD
T Benzo(g,h,i)perylene	Quadratic	1.8154	1.7181	1.6736	1.7831	1.8092	2.0051	2.3122	1.8738	11.724

(RedFont and #) = Outlier Flag; (I) = Internal Standard; (T) = Target; (S) = Surrogate; (M) = Matrix Spike

Compounds with Curve fitting not using Avg Response Factor:

Compound	Curve Fit	Curve Fit Formula	Curve Fit R2
S Nitrobenzene-d5	Quadratic	y = 1.454333 * x ^ 2 + 0.829932 * x - 6.009022E-004	0.996212
T Naphthalene	Quadratic	y = -0.071377 * x ^ 2 + 1.020875 * x + 8.877074E-004	0.998696
T 2-Methylnaphthalene	Quadratic	y = -0.008005 * x ^ 2 + 0.614897 * x + 5.516865E-004	0.999285
T 1-Methylnaphthalene	Quadratic	y = 0.064372 * x ^ 2 + 0.614252 * x + 7.989757E-004	0.999112
S 2-Fluorobiphenyl	Quadratic	y = 0.188640 * x ^ 2 + 1.533429 * x + 0.001633	0.999542
T Acenaphthylene	Quadratic	y = 0.791020 * x ^ 2 + 1.729900 * x + 0.002052	0.998959
T Acenaphthene	Quadratic	y = -0.375324 * x ^ 2 + 1.151457 * x + 0.001616	0.997004
T Fluorene	Quadratic	y = -0.163969 * x ^ 2 + 1.544583 * x + 0.001778	0.999502
T Phenanthrene	Quadratic	y = 0.280515 * x ^ 2 + 0.992700 * x + 0.001832	0.999634
T Anthracene	Quadratic	y = -0.687215 * x ^ 2 + 1.012738 * x + 0.001165	0.999418
S o-Terphenyl	Quadratic	y = 0.064155 * x ^ 2 + 0.588943 * x + 6.756009E-004	0.999631
T Fluoranthene	Quadratic	y = 0.160229 * x ^ 2 + 1.191670 * x + 0.001259	0.999778
T Pyrene	Quadratic	y = 0.626708 * x ^ 2 + 1.599210 * x + 0.001950	0.999168
S Terphenyl-d14	Quadratic	y = 0.188487 * x ^ 2 + 0.628033 * x + 0.001170	0.999408
T Benzo(a)Anthracene	Quadratic	y = 0.640952 * x ^ 2 + 1.017048 * x + 0.005664	0.999668
T Chrysene	Quadratic	y = -0.164864 * x ^ 2 + 1.542937 * x + 0.002446	0.999691
T Benzo(b)fluoranthene	Quadratic	y = 1.480981 * x ^ 2 + 1.438329 * x + 0.001228	0.999668
T Benzo(k)fluoranthene	Quadratic	y = 0.545382 * x ^ 2 + 1.814513 * x + 0.002502	0.999226
T Benzo(a)pyrene	Quadratic	y = 1.087572 * x ^ 2 + 1.214719 * x + 0.001100	0.999656
T Indeno(1,2,3-cd)pyrene	Quadratic	y = 1.103915 * x ^ 2 + 1.069844 * x + 0.001001	0.999909
T Dibenzo(a,h)anthracene	Quadratic	y = 0.585419 * x ^ 2 + 1.278599 * x + 0.001427	0.999765
T Benzo(g,h,i)perylene	Quadratic	y = 0.724281 * x ^ 2 + 1.623822 * x + 0.001875	0.999861

(RedFont and #) = Outlier Flag; (I) = Internal Standard; (T) = Target; (S) = Surrogate; (M) = Matrix Spike

Quantitative Analysis Results Summary Report

Batch Path	\\MASSHUNTER\Org\Data\SV5975.I\sh012622\1 e8270c bna SIM cal\QuantResults\012622 bna SIM 1.batch.bin		
Analysis Time	1/27/2022 9:05 AM	**Analyst Name**	BL2000\jheine
Report Time	2/10/2022 2:13:01 PM	**Reporter Name**	BL2000\jheine
Last Calib Update	1/27/2022 8:37 AM	**Batch State**	Processed
Quant Batch Version	10.0	**Quant Report Version**	10.0

Sequence Table

Data File	sample Name	Sample Type	Vial Position	Inj Vol	Level	Acq Method File
Jan2602.D	26-Jan-22_CAL_7	Cal	2	0.1	7	5975BNASIM
Jan2603.D	26-Jan-22_CAL_6	Cal	3	0.1	6	5975BNASIM
Jan2604.D	26-Jan-22_CAL_5	Cal	4	0.1	5	5975BNASIM
Jan2605.D	26-Jan-22_CAL_4	Cal	5	0.1	4	5975BNASIM
Jan2606.D	26-Jan-22_CAL_3	Cal	6	0.1	3	5975BNASIM
Jan2607.D	26-Jan-22_CAL_2	Cal	7	0.1	2	5975BNASIM
Jan2608.D	26-Jan-22_CAL_1	Cal	8	0.1	1	5975BNASIM
Jan2609.D	26-Jan-22_CCV_9	QC	9	0.1	ICV	5975BNASIM

Quantitation Results

Compound: Nitrobenzene-d5

Data File	Sample Type	ISTD	RT	Resp	ISTD Resp	Resp Ratio	Final Conc	Exp. Conc	Accuracy
Jan2602.D	Calibration	1,4-Dichlorobenzene-d4	5.106	36073	122997	0.2933	9.8842	10.0000	98.8
Jan2603.D	Calibration	1,4-Dichlorobenzene-d4	5.106	16695	121546	0.1374	5.3807	5.0000	107.6
Jan2604.D	Calibration	1,4-Dichlorobenzene-d4	5.118	4752	120793	0.0393	1.7855	2.0000	89.3
Jan2605.D	Calibration	1,4-Dichlorobenzene-d4	5.118	2239	118804	0.0188	0.9015	1.0000	90.2
Jan2606.D	Calibration	1,4-Dichlorobenzene-d4	5.118	1090	107131	0.0102	0.5080	0.5000	101.6
Jan2607.D	Calibration	1,4-Dichlorobenzene-d4	5.131	376	106391	0.0035	0.1975	0.2000	98.7
Jan2608.D	Calibration	1,4-Dichlorobenzene-d4	5.131	184	103972	0.0018	0.1137	0.1000	113.7
Jan2609.D	QC	1,4-Dichlorobenzene-d4	5.118	5997	116299	0.0516	2.2854	2.0000	114.3

Compound: Naphthalene

Data File	Sample Type	ISTD	RT	Resp	ISTD Resp	Resp Ratio	Final Conc	Exp. Conc	Accuracy
Jan2602.D	Calibration	Naphthalene-d8	5.941	57793	227420	0.2541	10.1007	10.0000	101.0
Jan2603.D	Calibration	Naphthalene-d8	5.941	28378	233866	0.1213	4.7592	5.0000	95.2
Jan2604.D	Calibration	Naphthalene-d8	5.941	11591	216708	0.0535	2.0685	2.0000	103.4
Jan2605.D	Calibration	Naphthalene-d8	5.941	5832	206930	0.0282	1.0716	1.0000	107.2
Jan2606.D	Calibration	Naphthalene-d8	5.941	2733	195249	0.0140	0.5141	0.5000	102.8
Jan2607.D	Calibration	Naphthalene-d8	5.941	1109	192032	0.0058	0.1915	0.2000	95.8
Jan2608.D	Calibration	Naphthalene-d8	5.941	649	196590	0.0033	0.0946	0.1000	94.6
Jan2609.D	QC	Naphthalene-d8	5.941	12403	221507	0.0560	2.1673	2.0000	108.4

Compound: 2-Methylnaphthalene

Data File	Sample Type	ISTD	RT	Resp	ISTD Resp	Resp Ratio	Final Conc	Exp. Conc	Accuracy
Jan2602.D	Calibration	Naphthalene-d8	6.777	35177	227420	0.1547	10.0592	10.0000	100.6
Jan2603.D	Calibration	Naphthalene-d8	6.778	17499	233866	0.0748	4.8393	5.0000	96.8
Jan2604.D	Calibration	Naphthalene-d8	6.777	7140	216708	0.0329	2.1088	2.0000	105.4

Compound: 2-Methylnaphthalene

Data File	Sample Type	ISTD	RT	Resp	ISTD Resp	Resp Ratio	Final Conc	Exp. Conc	Accuracy
Jan2605.D	Calibration	Naphthalene-d8	6.777	3287	206930	0.0159	0.9978	1.0000	99.8
Jan2606.D	Calibration	Naphthalene-d8	6.777	1595	195249	0.0082	0.4954	0.5000	99.1
Jan2607.D	Calibration	Naphthalene-d8	6.777	703	192032	0.0037	0.2023	0.2000	101.2
Jan2608.D	Calibration	Naphthalene-d8	6.777	402	196590	0.0020	0.0972	0.1000	97.2
Jan2609.D	QC	Naphthalene-d8	6.777	8066	221507	0.0364	2.3346	2.0000	116.7

Compound: 1-Methylnaphthalene

Data File	Sample Type	ISTD	RT	Resp	ISTD Resp	Resp Ratio	Final Conc	Exp. Conc	Accuracy
Jan2602.D	Calibration	Naphthalene-d8	6.877	36308	227420	0.1596	10.0782	10.0000	100.8
Jan2603.D	Calibration	Naphthalene-d8	6.877	17660	233866	0.0755	4.8049	5.0000	96.1
Jan2604.D	Calibration	Naphthalene-d8	6.877	7079	216708	0.0327	2.0639	2.0000	103.2
Jan2605.D	Calibration	Naphthalene-d8	6.890	3477	206930	0.0168	1.0393	1.0000	103.9
Jan2606.D	Calibration	Naphthalene-d8	6.890	1703	195249	0.0087	0.5151	0.5000	103.0
Jan2607.D	Calibration	Naphthalene-d8	6.890	776	192032	0.0040	0.2110	0.2000	105.5
Jan2608.D	Calibration	Naphthalene-d8	6.890	421	196590	0.0021	0.0875	0.1000	87.5
Jan2609.D	QC	Naphthalene-d8	6.877	7747	221507	0.0350	2.2126	2.0000	110.6

Compound: 2-Fluorobiphenyl

Data File	Sample Type	ISTD	RT	Resp	ISTD Resp	Resp Ratio	Final Conc	Exp. Conc	Accuracy
Jan2602.D	Calibration	Acenaphthene-d10	7.239	55651	139817	0.3980	10.0306	10.0000	100.3
Jan2603.D	Calibration	Acenaphthene-d10	7.252	28336	146048	0.1940	4.9433	5.0000	98.9
Jan2604.D	Calibration	Acenaphthene-d10	7.252	10896	141919	0.0768	1.9484	2.0000	97.4
Jan2605.D	Calibration	Acenaphthene-d10	7.252	5663	133588	0.0424	1.0598	1.0000	106.0
Jan2606.D	Calibration	Acenaphthene-d10	7.252	2663	122643	0.0217	0.5229	0.5000	104.6
Jan2607.D	Calibration	Acenaphthene-d10	7.252	1149	121408	0.0095	0.2041	0.2000	102.1
Jan2608.D	Calibration	Acenaphthene-d10	7.252	650	127169	0.0051	0.0908	0.1000	90.8
Jan2609.D	QC	Acenaphthene-d10	7.252	11419	138731	0.0823	2.0910	2.0000	104.6

Compound: Acenaphthylene

Data File	Sample Type	ISTD	RT	Resp	ISTD Resp	Resp Ratio	Final Conc	Exp. Conc	Accuracy
Jan2602.D	Calibration	Acenaphthene-d10	7.814	68221	139817	0.4879	10.0746	10.0000	100.7
Jan2603.D	Calibration	Acenaphthene-d10	7.814	32326	146048	0.2213	4.8064	5.0000	96.1
Jan2604.D	Calibration	Acenaphthene-d10	7.814	13042	141919	0.0919	2.0304	2.0000	101.5
Jan2605.D	Calibration	Acenaphthene-d10	7.813	6647	133588	0.0498	1.0895	1.0000	109.0
Jan2606.D	Calibration	Acenaphthene-d10	7.826	2978	122643	0.0243	0.5110	0.5000	102.2
Jan2607.D	Calibration	Acenaphthene-d10	7.826	1286	121408	0.0106	0.1971	0.2000	98.6
Jan2608.D	Calibration	Acenaphthene-d10	7.826	767	127169	0.0060	0.0919	0.1000	91.9
Jan2609.D	QC	Acenaphthene-d10	7.814	13549	138731	0.0977	2.1576	2.0000	107.9

Compound: Acenaphthene

Data File	Sample Type	ISTD	RT	Resp	ISTD Resp	Resp Ratio	Final Conc	Exp. Conc	Accuracy
Jan2602.D	Calibration	Acenaphthene-d10	8.025	38452	139817	0.2750	10.3748	10.0000	103.7

Compound: Acenaphthene

Data File	Sample Type	ISTD	RT	Resp	ISTD Resp	Resp Ratio	Final Conc	Exp. Conc	Accuracy
Jan2603.D	Calibration	Acenaphthene-d10	8.026	19363	146048	0.1326	4.7320	5.0000	94.6
Jan2604.D	Calibration	Acenaphthene-d10	8.025	7782	141919	0.0548	1.8775	2.0000	93.9
Jan2605.D	Calibration	Acenaphthene-d10	8.025	4165	133588	0.0312	1.0357	1.0000	103.6
Jan2606.D	Calibration	Acenaphthene-d10	8.025	1993	122643	0.0163	0.5106	0.5000	102.1
Jan2607.D	Calibration	Acenaphthene-d10	8.025	929	121408	0.0077	0.2102	0.2000	105.1
Jan2608.D	Calibration	Acenaphthene-d10	8.025	560	127169	0.0044	0.0971	0.1000	97.1
Jan2609.D	QC	Acenaphthene-d10	8.025	9230	138731	0.0665	2.2980	2.0000	114.9

Compound: Fluorene

Data File	Sample Type	ISTD	RT	Resp	ISTD Resp	Resp Ratio	Final Conc	Exp. Conc	Accuracy
Jan2602.D	Calibration	Acenaphthene-d10	8.661	52976	139817	0.3789	10.0333	10.0000	100.3
Jan2603.D	Calibration	Acenaphthene-d10	8.661	27751	146048	0.1900	4.9395	5.0000	98.8
Jan2604.D	Calibration	Acenaphthene-d10	8.661	10886	141919	0.0767	1.9505	2.0000	97.5
Jan2605.D	Calibration	Acenaphthene-d10	8.661	5754	133588	0.0431	1.0725	1.0000	107.2
Jan2606.D	Calibration	Acenaphthene-d10	8.661	2639	122643	0.0215	0.5119	0.5000	102.4
Jan2607.D	Calibration	Acenaphthene-d10	8.661	1141	121408	0.0094	0.1974	0.2000	98.7
Jan2608.D	Calibration	Acenaphthene-d10	8.661	693	127169	0.0054	0.0950	0.1000	95.0
Jan2609.D	QC	Acenaphthene-d10	8.661	11769	138731	0.0848	2.1632	2.0000	108.2

Compound: Phenanthrene

Data File	Sample Type	ISTD	RT	Resp	ISTD Resp	Resp Ratio	Final Conc	Exp. Conc	Accuracy
Jan2602.D	Calibration	Phenanthrene-d10	9.793	82275	306110	0.2688	10.0436	10.0000	100.4
Jan2603.D	Calibration	Phenanthrene-d10	9.793	39590	310415	0.1275	4.8959	5.0000	97.9
Jan2604.D	Calibration	Phenanthrene-d10	9.793	15947	305194	0.0523	2.0033	2.0000	100.2
Jan2605.D	Calibration	Phenanthrene-d10	9.793	8253	297219	0.0278	1.0374	1.0000	103.7
Jan2606.D	Calibration	Phenanthrene-d10	9.793	3972	263782	0.0151	0.5309	0.5000	106.2
Jan2607.D	Calibration	Phenanthrene-d10	9.793	1762	263871	0.0067	0.1950	0.2000	97.5
Jan2608.D	Calibration	Phenanthrene-d10	9.793	1114	267387	0.0042	0.0940	0.1000	94.0
Jan2609.D	QC	Phenanthrene-d10	9.793	17438	292610	0.0596	2.2905	2.0000	114.5

Compound: Anthracene

Data File	Sample Type	ISTD	RT	Resp	ISTD Resp	Resp Ratio	Final Conc	Exp. Conc	Accuracy
Jan2602.D	Calibration	Phenanthrene-d10	9.854	64314	306110	0.2101	9.9226	10.0000	99.2
Jan2603.D	Calibration	Phenanthrene-d10	9.854	37352	310415	0.1203	5.1579	5.0000	103.2
Jan2604.D	Calibration	Phenanthrene-d10	9.854	14858	305194	0.0487	1.9408	2.0000	97.0
Jan2605.D	Calibration	Phenanthrene-d10	9.854	7520	297219	0.0253	0.9692	1.0000	96.9
Jan2606.D	Calibration	Phenanthrene-d10	9.854	3577	263782	0.0136	0.4937	0.5000	98.7
Jan2607.D	Calibration	Phenanthrene-d10	9.854	1732	263871	0.0066	0.2140	0.2000	107.0
Jan2608.D	Calibration	Phenanthrene-d10	9.854	973	267387	0.0036	0.0979	0.1000	97.9
Jan2609.D	QC	Phenanthrene-d10	9.854	16918	292610	0.0578	2.3296	2.0000	116.5

Compound: o-Terphenyl

Data File	Sample Type	ISTD	RT	Resp	ISTD Resp	Resp Ratio	Final Conc	Exp. Conc	Accuracy
Jan2602.D	Calibration	Phenanthrene-d10	10.299	46733	306110	0.1527	10.0480	10.0000	100.5
Jan2603.D	Calibration	Phenanthrene-d10	10.299	22829	310415	0.0735	4.8842	5.0000	97.7
Jan2604.D	Calibration	Phenanthrene-d10	10.299	9371	305194	0.0307	2.0283	2.0000	101.4
Jan2605.D	Calibration	Phenanthrene-d10	10.299	4670	297219	0.0157	1.0184	1.0000	101.8
Jan2606.D	Calibration	Phenanthrene-d10	10.299	2213	263782	0.0084	0.5232	0.5000	104.6
Jan2607.D	Calibration	Phenanthrene-d10	10.299	986	263871	0.0037	0.2079	0.2000	103.9
Jan2608.D	Calibration	Phenanthrene-d10	10.299	535	267387	0.0020	0.0900	0.1000	90.0
Jan2609.D	QC	Phenanthrene-d10	10.299	10208	292610	0.0349	2.3089	2.0000	115.4

Compound: Fluoranthene

Data File	Sample Type	ISTD	RT	Resp	ISTD Resp	Resp Ratio	Final Conc	Exp. Conc	Accuracy
Jan2602.D	Calibration	Phenanthrene-d10	11.398	94914	306110	0.3101	10.0275	10.0000	100.3
Jan2603.D	Calibration	Phenanthrene-d10	11.398	46854	310415	0.1509	4.9422	5.0000	98.8
Jan2604.D	Calibration	Phenanthrene-d10	11.411	18556	305194	0.0608	1.9853	2.0000	99.3
Jan2605.D	Calibration	Phenanthrene-d10	11.411	9437	297219	0.0318	1.0200	1.0000	102.0
Jan2606.D	Calibration	Phenanthrene-d10	11.423	4505	263782	0.0171	0.5300	0.5000	106.0
Jan2607.D	Calibration	Phenanthrene-d10	11.423	1927	263871	0.0073	0.2028	0.2000	101.4
Jan2608.D	Calibration	Phenanthrene-d10	11.423	1071	267387	0.0040	0.0922	0.1000	92.2
Jan2609.D	QC	Phenanthrene-d10	11.411	20028	292610	0.0684	2.2383	2.0000	111.9

Compound: Pyrene

Data File	Sample Type	ISTD	RT	Resp	ISTD Resp	Resp Ratio	Final Conc	Exp. Conc	Accuracy
Jan2602.D	Calibration	Chrysene-d12	11.769	104545	235573	0.4438	10.0599	10.0000	100.6
Jan2603.D	Calibration	Chrysene-d12	11.781	50901	247943	0.2053	4.8551	5.0000	97.1
Jan2604.D	Calibration	Chrysene-d12	11.781	20015	240679	0.0832	1.9923	2.0000	99.6
Jan2605.D	Calibration	Chrysene-d12	11.781	10476	230359	0.0455	1.0774	1.0000	107.7
Jan2606.D	Calibration	Chrysene-d12	11.794	4977	212195	0.0235	0.5351	0.5000	107.0
Jan2607.D	Calibration	Chrysene-d12	11.794	1996	212491	0.0094	0.1858	0.2000	92.9
Jan2608.D	Calibration	Chrysene-d12	11.794	1244	216320	0.0058	0.0950	0.1000	95.0
Jan2609.D	QC	Chrysene-d12	11.781	21819	238801	0.0914	2.1896	2.0000	109.5

Compound: Terphenyl-d14

Data File	Sample Type	ISTD	RT	Resp	ISTD Resp	Resp Ratio	Final Conc	Exp. Conc	Accuracy
Jan2602.D	Calibration	Chrysene-d12	12.251	40278	235573	0.1710	10.0564	10.0000	100.6
Jan2603.D	Calibration	Chrysene-d12	12.251	19882	247943	0.0802	4.8558	5.0000	97.1
Jan2604.D	Calibration	Chrysene-d12	12.251	8089	240679	0.0336	2.0350	2.0000	101.8
Jan2605.D	Calibration	Chrysene-d12	12.251	4066	230359	0.0176	1.0414	1.0000	104.1
Jan2606.D	Calibration	Chrysene-d12	12.251	2019	212195	0.0095	0.5293	0.5000	105.9
Jan2607.D	Calibration	Chrysene-d12	12.263	862	212491	0.0041	0.1837	0.2000	91.9
Jan2608.D	Calibration	Chrysene-d12	12.263	589	216320	0.0027	0.0987	0.1000	98.7
Jan2609.D	QC	Chrysene-d12	12.251	8509	238801	0.0356	2.1600	2.0000	108.0

Compound: Benzo(a)Anthracene

Data File	Sample Type	ISTD	RT	Resp	ISTD Resp	Resp Ratio	Final Conc	Exp. Conc	Accuracy
Jan2602.D	Calibration	Chrysene-d12	14.677	70953	235573	0.3012	10.0361	10.0000	100.4
Jan2603.D	Calibration	Chrysene-d12	14.677	34738	247943	0.1401	4.9080	5.0000	98.2
Jan2604.D	Calibration	Chrysene-d12	14.677	13969	240679	0.0580	1.9971	2.0000	99.9
Jan2605.D	Calibration	Chrysene-d12	14.677	7611	230359	0.0330	1.0591	1.0000	105.9
Jan2606.D	Calibration	Chrysene-d12	14.677	3947	212195	0.0186	0.5048	0.5000	101.0
Jan2607.D	Calibration	Chrysene-d12	14.689	2303	212491	0.0108	0.2029	0.2000	101.4
Jan2608.D	Calibration	Chrysene-d12	14.689	1739	216320	0.0080	0.0933	0.1000	93.3
Jan2609.D	QC	Chrysene-d12	14.677	16376	238801	0.0686	2.3846	2.0000	119.2

Compound: Chrysene

Data File	Sample Type	ISTD	RT	Resp	ISTD Resp	Resp Ratio	Final Conc	Exp. Conc	Accuracy
Jan2602.D	Calibration	Chrysene-d12	14.776	89400	235573	0.3795	10.0444	10.0000	100.4
Jan2603.D	Calibration	Chrysene-d12	14.764	46876	247943	0.1891	4.9021	5.0000	98.0
Jan2604.D	Calibration	Chrysene-d12	14.764	19145	240679	0.0795	2.0096	2.0000	100.5
Jan2605.D	Calibration	Chrysene-d12	14.764	9630	230359	0.0418	1.0232	1.0000	102.3
Jan2606.D	Calibration	Chrysene-d12	14.764	4857	212195	0.0229	0.5307	0.5000	106.1
Jan2607.D	Calibration	Chrysene-d12	14.764	2117	212491	0.0100	0.1950	0.2000	97.5
Jan2608.D	Calibration	Chrysene-d12	14.764	1322	216320	0.0061	0.0951	0.1000	95.1
Jan2609.D	QC	Chrysene-d12	14.764	21378	238801	0.0895	2.2712	2.0000	113.6

Compound: Benzo(b)fluoranthene

Data File	Sample Type	ISTD	RT	Resp	ISTD Resp	Resp Ratio	Final Conc	Exp. Conc	Accuracy
Jan2602.D	Calibration	Perylene-d12	17.708	69326	153374	0.4520	9.9749	10.0000	99.7
Jan2603.D	Calibration	Perylene-d12	17.709	33353	160637	0.2076	5.0766	5.0000	101.5
Jan2604.D	Calibration	Perylene-d12	17.709	11665	155689	0.0749	1.9514	2.0000	97.6
Jan2605.D	Calibration	Perylene-d12	17.708	5811	149526	0.0389	1.0199	1.0000	102.0
Jan2606.D	Calibration	Perylene-d12	17.721	2452	135956	0.0180	0.4618	0.5000	92.4
Jan2607.D	Calibration	Perylene-d12	17.721	1195	134184	0.0089	0.2124	0.2000	106.2
Jan2608.D	Calibration	Perylene-d12	17.721	673	138644	0.0049	0.1006	0.1000	100.6
Jan2609.D	QC	Perylene-d12	17.709	14117	154381	0.0914	2.3648	2.0000	118.2

Compound: Benzo(k)fluoranthene

Data File	Sample Type	ISTD	RT	Resp	ISTD Resp	Resp Ratio	Final Conc	Exp. Conc	Accuracy
Jan2602.D	Calibration	Perylene-d12	17.770	75461	153374	0.4920	10.0343	10.0000	100.3
Jan2603.D	Calibration	Perylene-d12	17.770	37444	160637	0.2331	4.9027	5.0000	98.1
Jan2604.D	Calibration	Perylene-d12	17.770	15008	155689	0.0964	2.0386	2.0000	101.9
Jan2605.D	Calibration	Perylene-d12	17.770	7708	149526	0.0515	1.0725	1.0000	107.3
Jan2606.D	Calibration	Perylene-d12	17.783	3114	135956	0.0229	0.4483	0.5000	89.7
Jan2607.D	Calibration	Perylene-d12	17.783	1566	134184	0.0117	0.2019	0.2000	100.9
Jan2608.D	Calibration	Perylene-d12	17.783	988	138644	0.0071	0.1018	0.1000	101.8
Jan2609.D	QC	Perylene-d12	17.770	15799	154381	0.1023	2.1657	2.0000	108.3

Compound: Benzo(a)pyrene

Data File	Sample Type	ISTD	RT	Resp	ISTD Resp	Resp Ratio	Final Conc	Exp. Conc	Accuracy
Jan2602.D	Calibration	Perylene-d12	18.351	57404	153374	0.3743	10.0346	10.0000	100.3
Jan2603.D	Calibration	Perylene-d12	18.351	26754	160637	0.1666	4.9089	5.0000	98.2
Jan2604.D	Calibration	Perylene-d12	18.351	10017	155689	0.0643	1.9935	2.0000	99.7
Jan2605.D	Calibration	Perylene-d12	18.363	5104	149526	0.0341	1.0626	1.0000	106.3
Jan2606.D	Calibration	Perylene-d12	18.363	2288	135956	0.0168	0.5120	0.5000	102.4
Jan2607.D	Calibration	Perylene-d12	18.363	946	134184	0.0071	0.1952	0.2000	97.6
Jan2608.D	Calibration	Perylene-d12	18.363	556	138644	0.0040	0.0955	0.1000	95.5
Jan2609.D	QC	Perylene-d12	18.351	10914	154381	0.0707	2.1850	2.0000	109.2

Compound: Indeno(1,2,3-cd)pyrene

Data File	Sample Type	ISTD	RT	Resp	ISTD Resp	Resp Ratio	Final Conc	Exp. Conc	Accuracy
Jan2602.D	Calibration	Perylene-d12	20.204	51736	153374	0.3373	9.9966	10.0000	100.0
Jan2603.D	Calibration	Perylene-d12	20.204	24515	160637	0.1526	5.0187	5.0000	100.4
Jan2604.D	Calibration	Perylene-d12	20.217	8723	155689	0.0560	1.9586	2.0000	97.9
Jan2605.D	Calibration	Perylene-d12	20.217	4344	149526	0.0291	1.0219	1.0000	102.2
Jan2606.D	Calibration	Perylene-d12	20.217	1983	135956	0.0146	0.5014	0.5000	100.3
Jan2607.D	Calibration	Perylene-d12	20.229	881	134184	0.0066	0.2069	0.2000	103.5
Jan2608.D	Calibration	Perylene-d12	20.229	495	138644	0.0036	0.0958	0.1000	95.8
Jan2609.D	QC	Perylene-d12	20.204	9615	154381	0.0623	2.1697	2.0000	108.5

Compound: Dibenzo(a,h)anthracene

Data File	Sample Type	ISTD	RT	Resp	ISTD Resp	Resp Ratio	Final Conc	Exp. Conc	Accuracy
Jan2602.D	Calibration	Perylene-d12	20.278	54902	153374	0.3580	10.0075	10.0000	100.1
Jan2603.D	Calibration	Perylene-d12	20.279	27281	160637	0.1698	4.9840	5.0000	99.7
Jan2604.D	Calibration	Perylene-d12	20.279	10320	155689	0.0663	1.9839	2.0000	99.2
Jan2605.D	Calibration	Perylene-d12	20.278	5183	149526	0.0347	1.0277	1.0000	102.8
Jan2606.D	Calibration	Perylene-d12	20.291	2436	135956	0.0179	0.5128	0.5000	102.6
Jan2607.D	Calibration	Perylene-d12	20.291	953	134184	0.0071	0.1771	0.2000	88.6
Jan2608.D	Calibration	Perylene-d12	20.291	673	138644	0.0049	0.1071	0.1000	107.1
Jan2609.D	QC	Perylene-d12	20.279	12048	154381	0.0780	2.3344	2.0000	116.7

Compound: Benzo(g,h,i)perylene

Data File	Sample Type	ISTD	RT	Resp	ISTD Resp	Resp Ratio	Final Conc	Exp. Conc	Accuracy
Jan2602.D	Calibration	Perylene-d12	20.538	69610	153374	0.4539	10.0154	10.0000	100.2
Jan2603.D	Calibration	Perylene-d12	20.538	34498	160637	0.2148	4.9687	5.0000	99.4
Jan2604.D	Calibration	Perylene-d12	20.538	13028	155689	0.0837	1.9718	2.0000	98.6
Jan2605.D	Calibration	Perylene-d12	20.550	6666	149526	0.0446	1.0399	1.0000	104.0
Jan2606.D	Calibration	Perylene-d12	20.550	3075	135956	0.0226	0.5080	0.5000	101.6
Jan2607.D	Calibration	Perylene-d12	20.550	1345	134184	0.0100	0.2003	0.2000	100.2
Jan2608.D	Calibration	Perylene-d12	20.550	801	138644	0.0058	0.0961	0.1000	96.1
Jan2609.D	QC	Perylene-d12	20.538	14979	154381	0.0970	2.2857	2.0000	114.3

Quantitation Results Report (QT Reviewed)

Data File	Jan2602.D	Operator	LIMS import
Acq. Method	5975BNASIM	Acq. Date-Time	1/26/2022 5:17:42 PM
Sample Name	26-Jan-22_CAL_7	Instrument	GCMS
Vial	2	Multiplier	1.00
DA Method File	012522 ban SIM 2.batch.bin	Comment	SVOC-8270-W-LLPAH
Tune File	dftppjph.u	Tune Date	
Batch Name	012622 bna SIM 1.batch.bin	Last Calib Update	1/27/2022 8:37:26 AM
Ref Library			

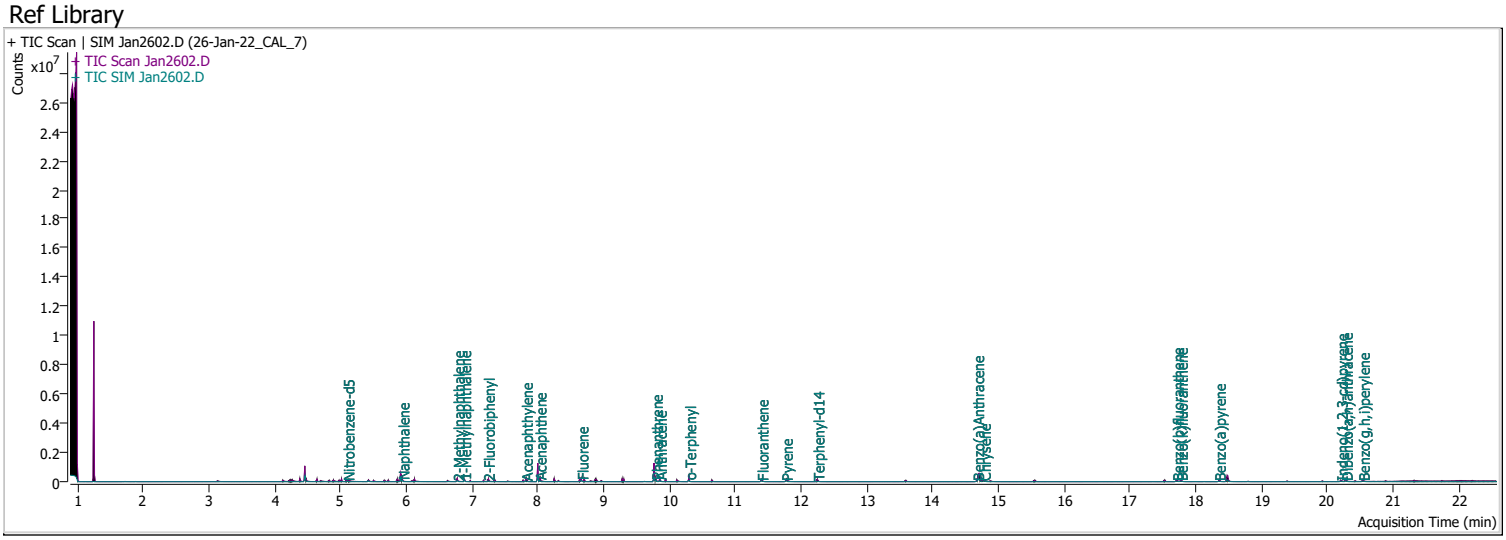

Compound	RT	QIon	Resp.	Conc.	Units		Dev(Min)
Internal Standards							
M 1,4-Dichlorobenzene-d4	4.460	152.0	122997	40.0000	ng/ml		0.000
M Naphthalene-d8	5.916	136.0	227420	40.0000	ng/ml		0.000
M Acenaphthene-d10	8.000	164.0	139817	40.0000	ng/ml		0.000
M Phenanthrene-d10	9.768	188.0	306110	40.0000	ng/ml		0.000
M Chrysene-d12	14.701	240.0	235573	40.0000	ng/ml		0.000
M Perylene-d12	18.475	264.0	153374	40.0000	ng/ml		0.000
System Monitoring Compounds							
S Nitrobenzene-d5	5.106	82.0	36073	9.8842	ng/ml		-0.013
Spiked Amount: 5.000	Range: 19.0 - 102.0%			Recovery = 197.68%		*	
S 2-Fluorobiphenyl	7.239	172.0	55651	10.0306	ng/ml		-0.013
Spiked Amount: 5.000	Range: 25.0 - 94.0%			Recovery = 200.61%		*	
S o-Terphenyl	10.299	230.0	46733	10.0480	ng/ml		0.000
Spiked Amount: 5.000	Range: 40.0 - 140.0%			Recovery = 200.96%		*	
S Terphenyl-d14	12.251	244.0	40278	10.0564	ng/ml		0.000
Spiked Amount: 5.000	Range: 39.0 - 106.0%			Recovery = 201.13%		*	
Target Compounds							**QValue**
T Naphthalene	5.941	128.0	57793	10.1007	ng/ml		93
T 2-Methylnaphthalene	6.777	141.0	35177	10.0592	ng/ml		91
T 1-Methylnaphthalene	6.877	141.0	36308	10.0782	ng/ml		99
T Acenaphthylene	7.814	152.0	68221	10.0746	ng/ml		99
T Acenaphthene	8.025	154.0	38452	10.3748	ng/ml	m	99
T Fluorene	8.661	166.0	52976	10.0333	ng/ml		97
T Phenanthrene	9.793	178.0	82275	10.0436	ng/ml	m	100
T Anthracene	9.854	178.0	64314	9.9226	ng/ml		94
T Fluoranthene	11.398	202.0	94914	10.0275	ng/ml		98
T Pyrene	11.769	202.0	104545	10.0599	ng/ml		98
T Benzo(a)Anthracene	14.677	228.0	70953	10.0361	ng/ml		98
T Chrysene	14.776	228.0	89400	10.0444	ng/ml		98
T Benzo(b)fluoranthene	17.708	252.0	69326	9.9749	ng/ml		98

Compound	RT	QIon	Resp.	Conc.	Units	Dev(Min)
T Benzo(k)fluoranthene	17.770	252.0	75461	10.0343	ng/ml	91
T Benzo(a)pyrene	18.351	252.0	57404	10.0346	ng/ml	99
T Indeno(1,2,3-cd)pyrene	20.204	276.0	51736	9.9966	ng/ml	95
T Dibenzo(a,h)anthracene	20.278	278.0	54902	10.0075	ng/ml	100
T Benzo(g,h,i)perylene	20.538	276.0	69610	10.0154	ng/ml	97

(#) = Qualifier Out of Range; (m) = Manual Integration; (+) = Area Summed; (*) = Surrogate Percent Recovery Out of Range; (d): Zeroed Peak

Quantitation Results Report (QT Reviewed)

Compound	Conc.	RT	Dev(Min)	Resp.	QIon	QRatio	Lower	Upper
Nitrobenzene-d5	9.8842	5.11	-0.01	36073	54.0	35.6	31.6	58.8
					128.0	27.0	19.3	35.9

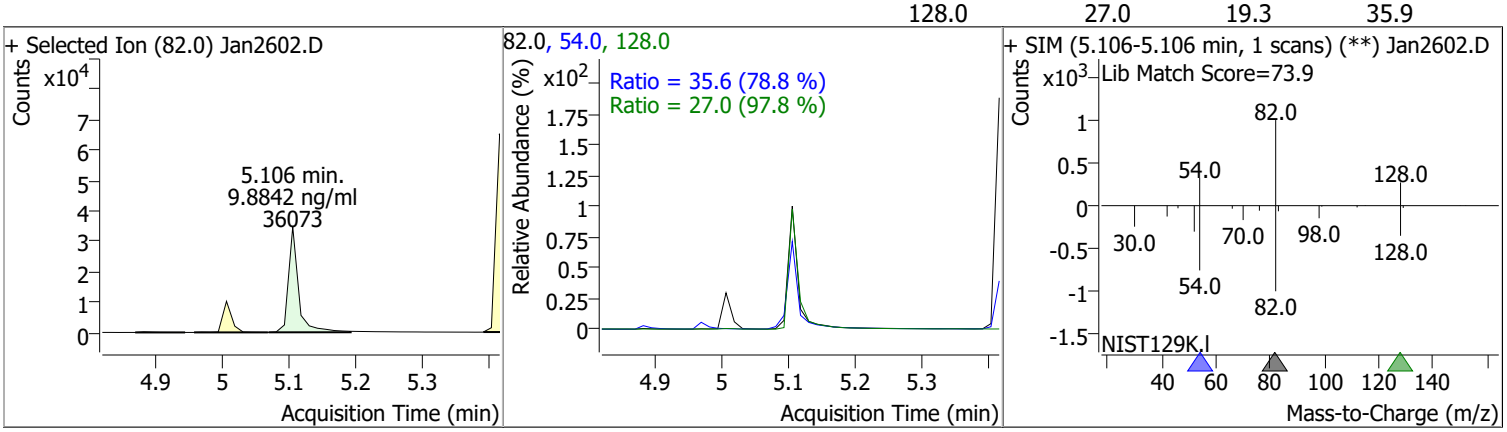

Compound	Conc.	RT	Dev(Min)	Resp.	QIon	QRatio	Lower	Upper
Naphthalene	10.1007	5.94	0.00	57793	102.0	16.1	0.0	61.8
					129.0	11.5	7.7	14.3

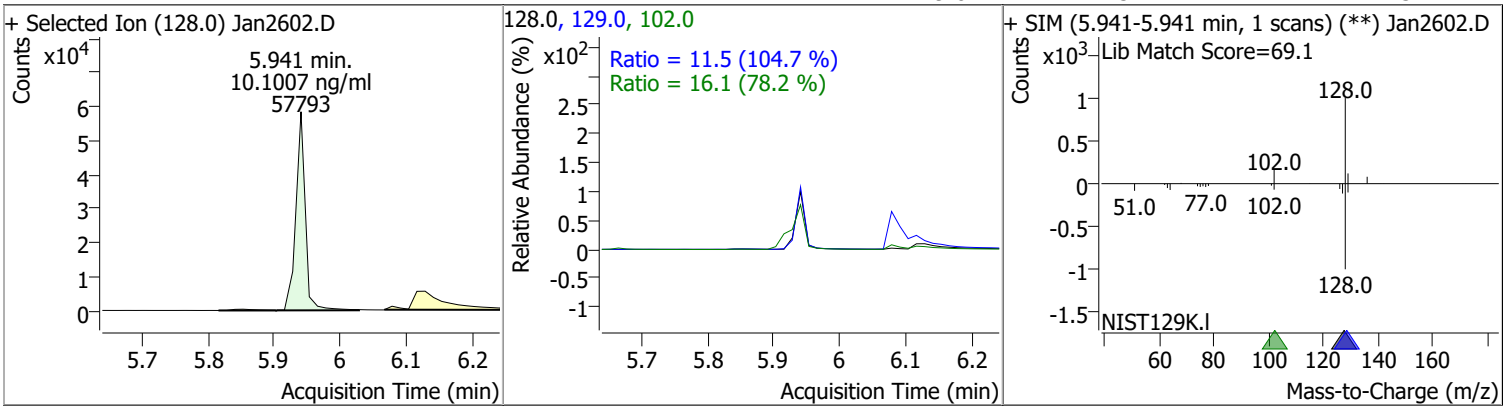

Compound	Conc.	RT	Dev(Min)	Resp.	QIon	QRatio	Lower	Upper
2-Methylnaphthalene	10.0592	6.78	0.00	35177	142.0	151.8	99.1	184.0
					115.0	73.4	46.3	86.0

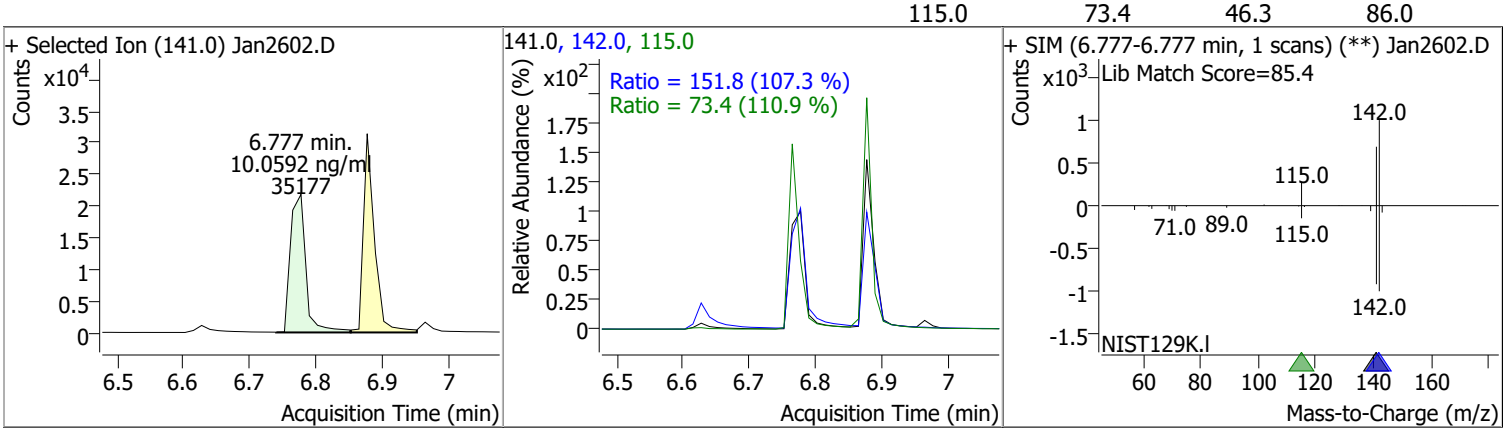

Compound	Conc.	RT	Dev(Min)	Resp.	QIon	QRatio	Lower	Upper
1-Methylnaphthalene	10.0782	6.88	0.00	36308	142.0	112.4	78.3	145.5
					115.0	75.4	53.4	99.2

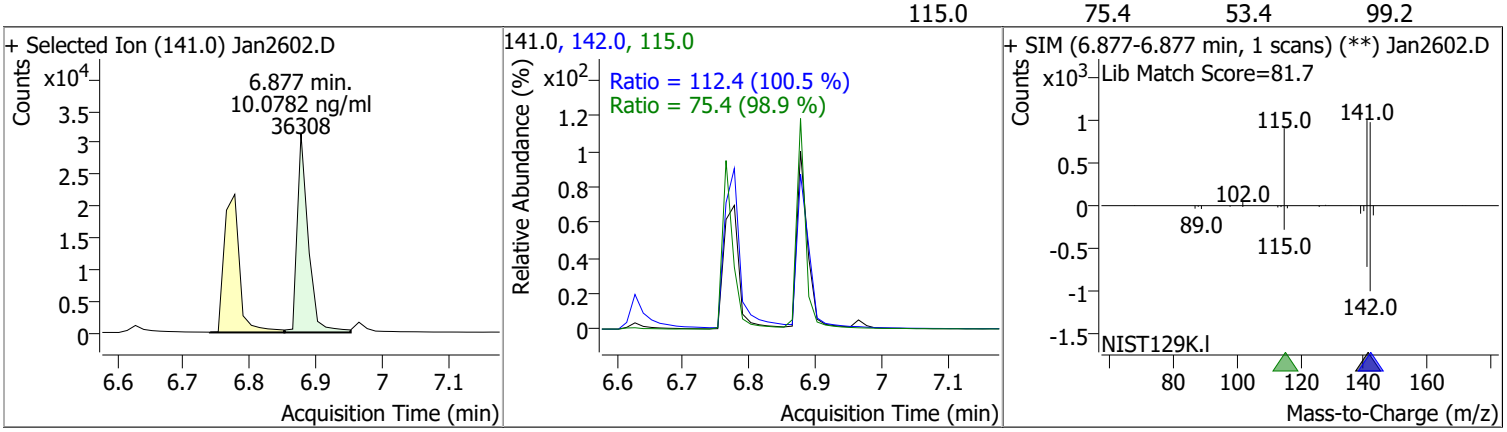

Compound	Conc.	RT	Dev(Min)	Resp.	QIon	QRatio	Lower	Upper
2-Fluorobiphenyl	10.0306	7.24	-0.01	55651	171.0	37.2	25.6	47.6

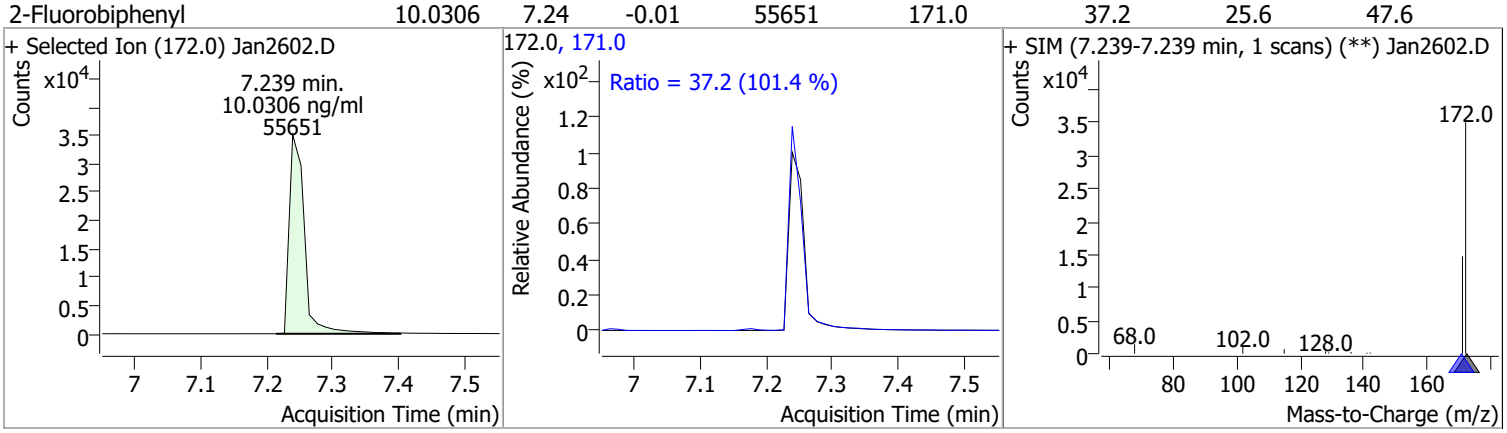

Compound	Conc.	RT	Dev(Min)	Resp.	QIon	QRatio	Lower	Upper
Acenaphthylene	10.0746	7.81	0.00	68221	153.0	13.5	9.1	17.0

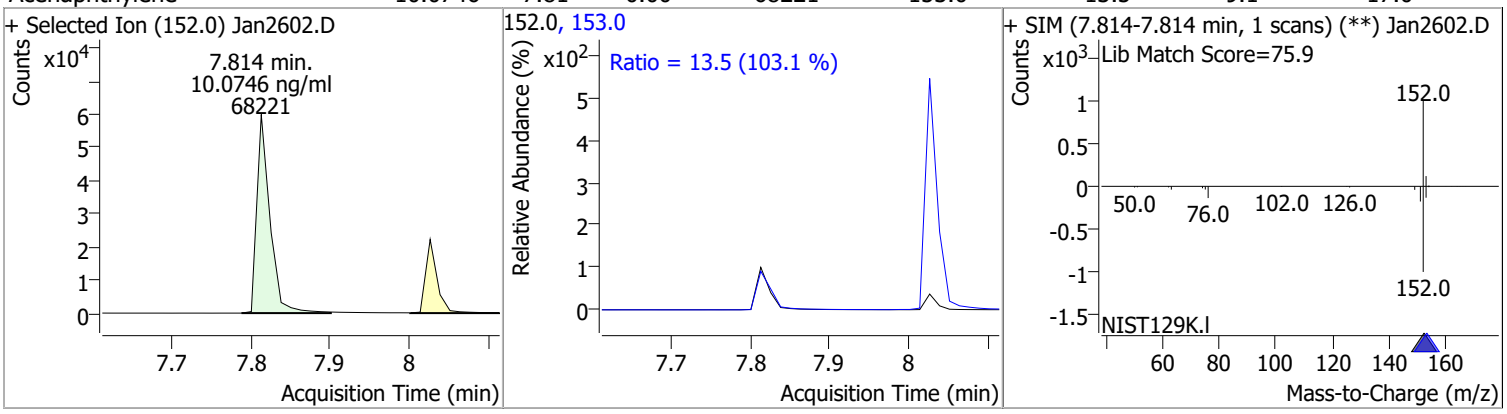

Compound	Conc.	RT	Dev(Min)	Resp.	QIon	QRatio	Lower	Upper
Acenaphthene	10.3748	8.03	0.00	38452 (m)	153.0	117.8	83.9	155.8
					152.0	58.0	40.9	76.0

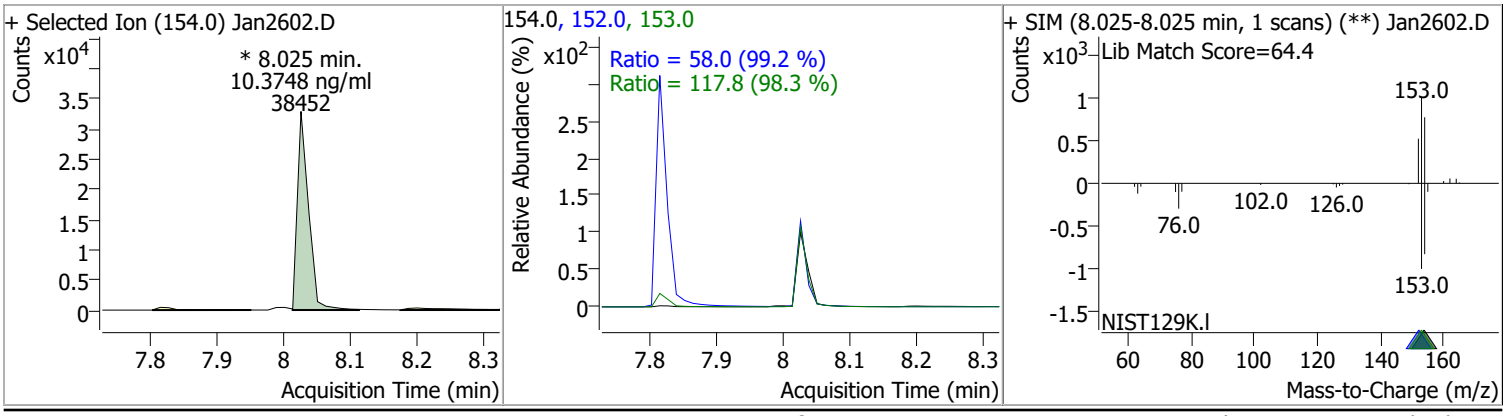

Quantitation Results Report (QT Reviewed)

Compound	Conc.	RT	Dev(Min)	Resp.	QIon	QRatio	Lower	Upper
Fluorene	10.0333	8.66	0.00	52976	165.0	98.7	67.0	124.5
					167.0	13.7	9.2	17.1

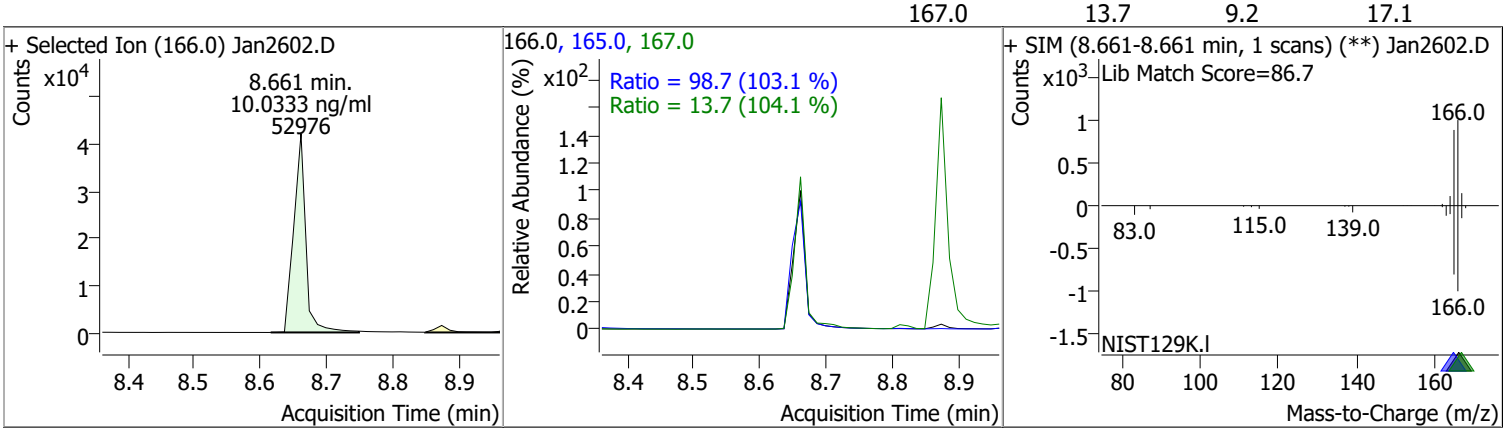

Compound	Conc.	RT	Dev(Min)	Resp.	QIon	QRatio	Lower	Upper
Phenanthrene	10.0436	9.79	0.00	82275 (m)	176.0	18.8	13.2	24.6

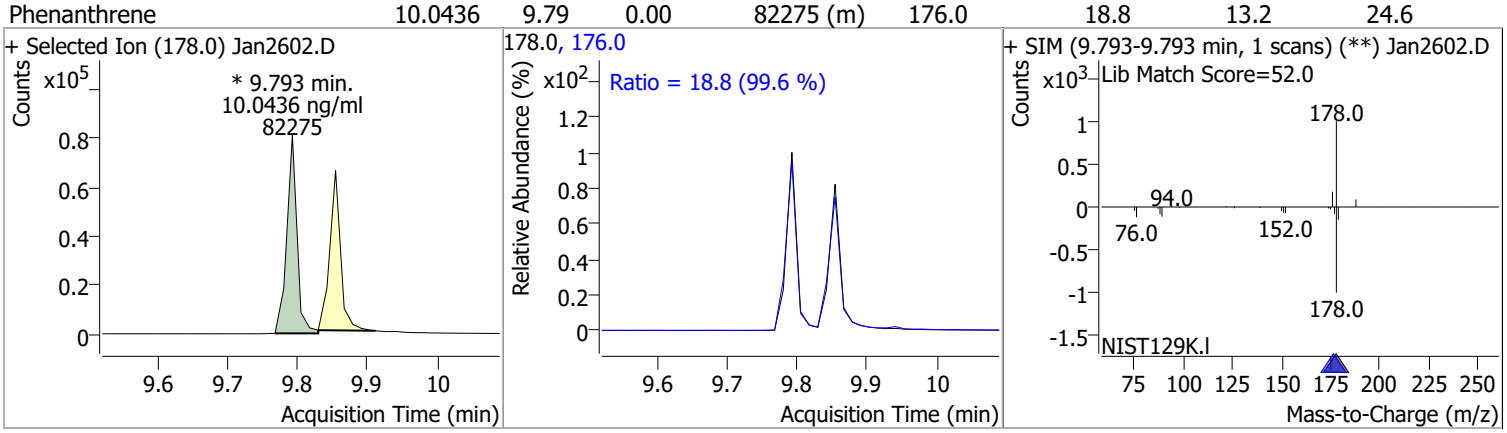

Compound	Conc.	RT	Dev(Min)	Resp.	QIon	QRatio	Lower	Upper
Anthracene	9.9226	9.85	0.00	64314	176.0	21.2	12.8	23.8

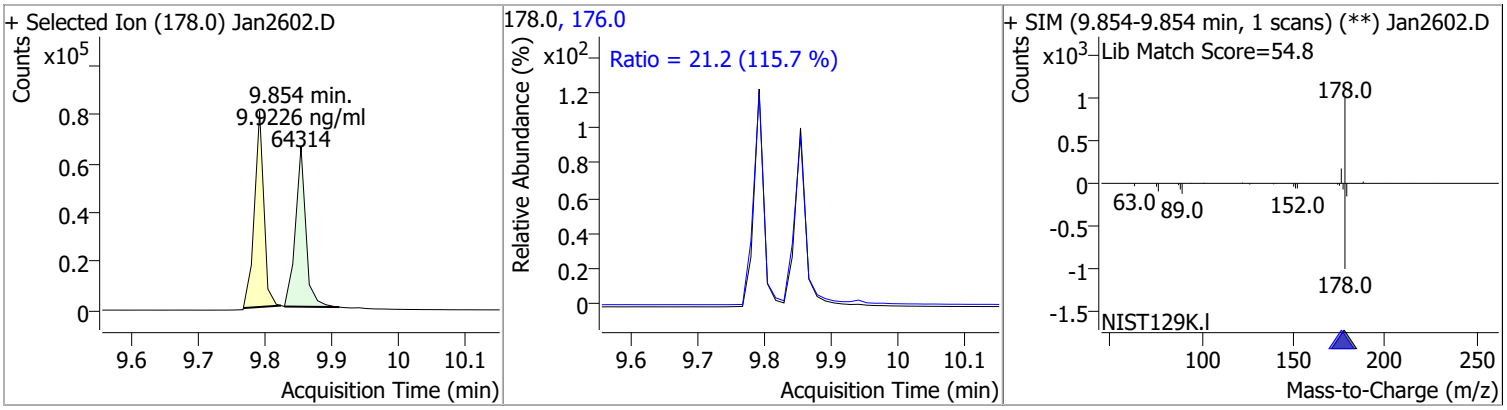

Compound	Conc.	RT	Dev(Min)	Resp.	QIon	QRatio	Lower	Upper
o-Terphenyl	10.0480	10.30	0.00	46733	229.0	67.3	47.1	87.5
					215.0	45.6	31.1	57.7

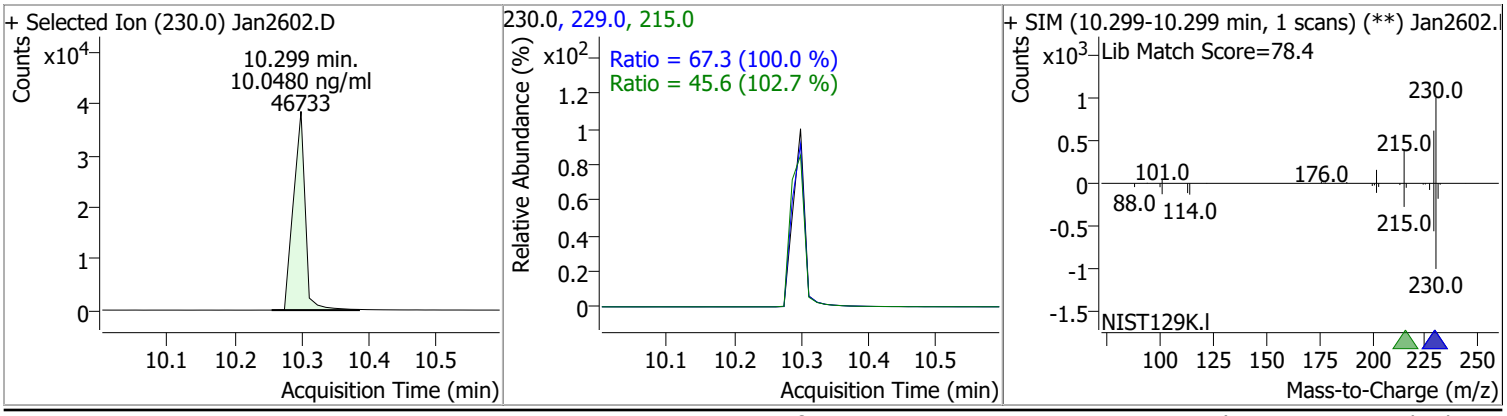

Compound	Conc.	RT	Dev(Min)	Resp.	QIon	QRatio	Lower	Upper
Fluoranthene	10.0275	11.40	-0.01	94914	101.0	11.9	8.8	16.3

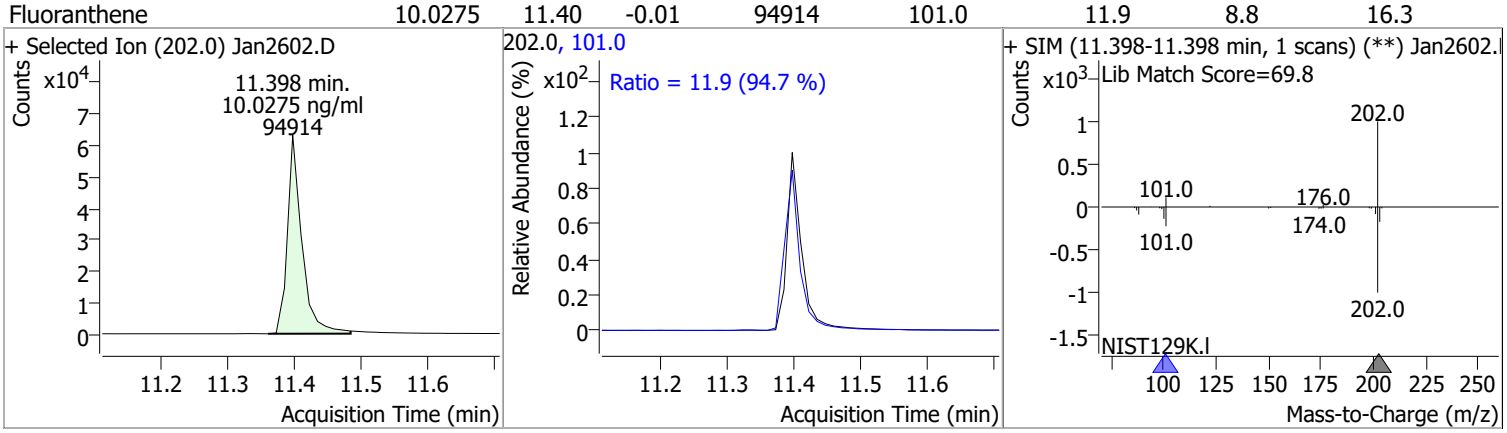

Compound	Conc.	RT	Dev(Min)	Resp.	QIon	QRatio	Lower	Upper
Pyrene	10.0599	11.77	-0.01	104545	101.0	14.5	10.8	20.0

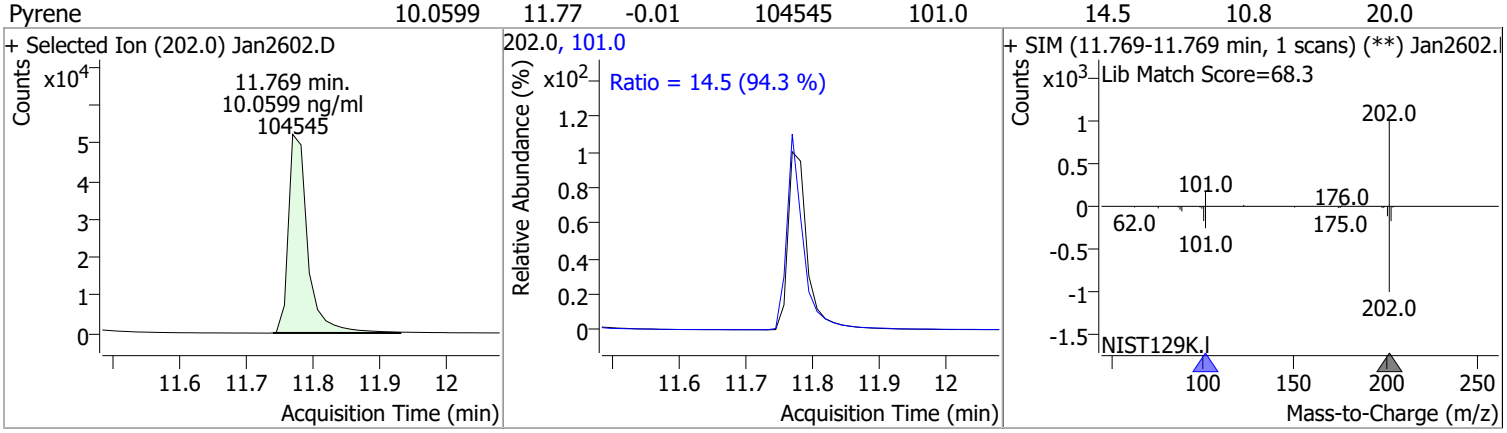

Compound	Conc.	RT	Dev(Min)	Resp.	QIon	QRatio	Lower	Upper
Terphenyl-d14	10.0564	12.25	0.00	40278	122.0	14.9	9.8	18.2

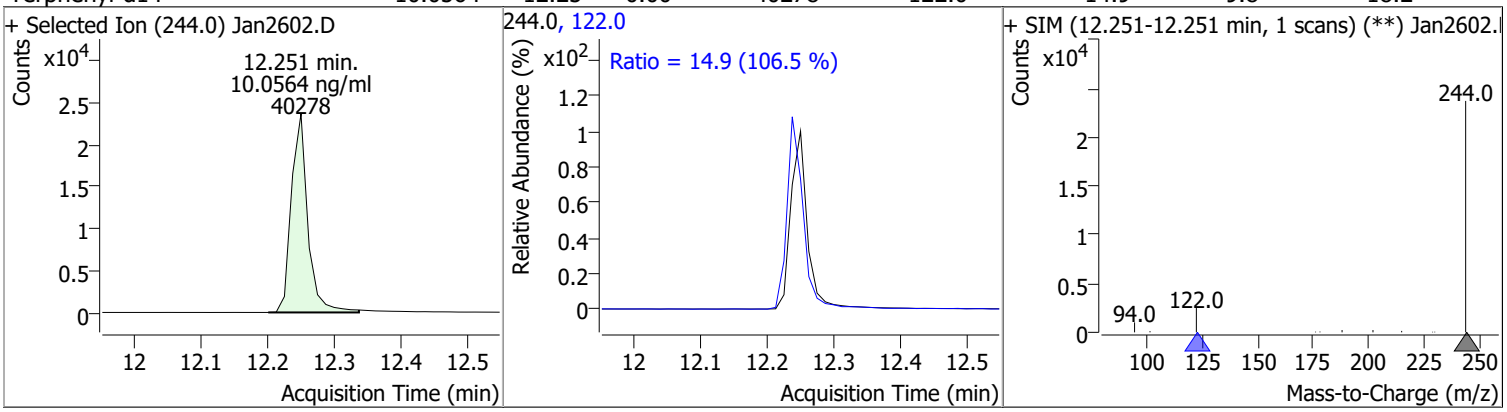

Compound	Conc.	RT	Dev(Min)	Resp.	QIon	QRatio	Lower	Upper
Benzo(a)Anthracene	10.0361	14.68	0.00	70953	226.0	27.6	19.0	35.2
					229.0	21.6	16.0	29.7

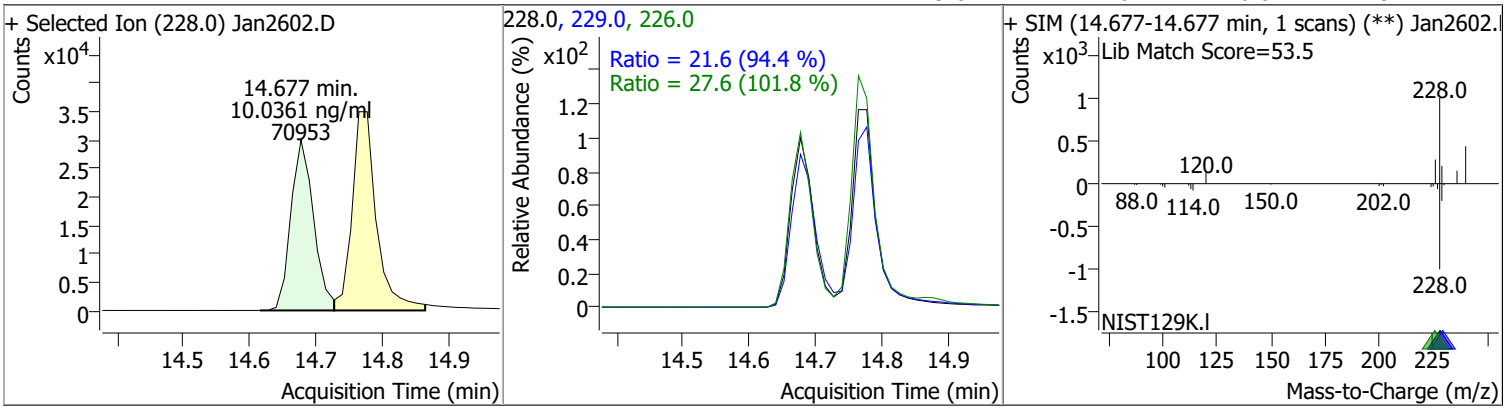

Compound	Conc.	RT	Dev(Min)	Resp.	QIon	QRatio	Lower	Upper
Chrysene	10.0444	14.78	0.01	89400	226.0	31.8	21.0	39.1
					229.0	20.7	14.8	27.6

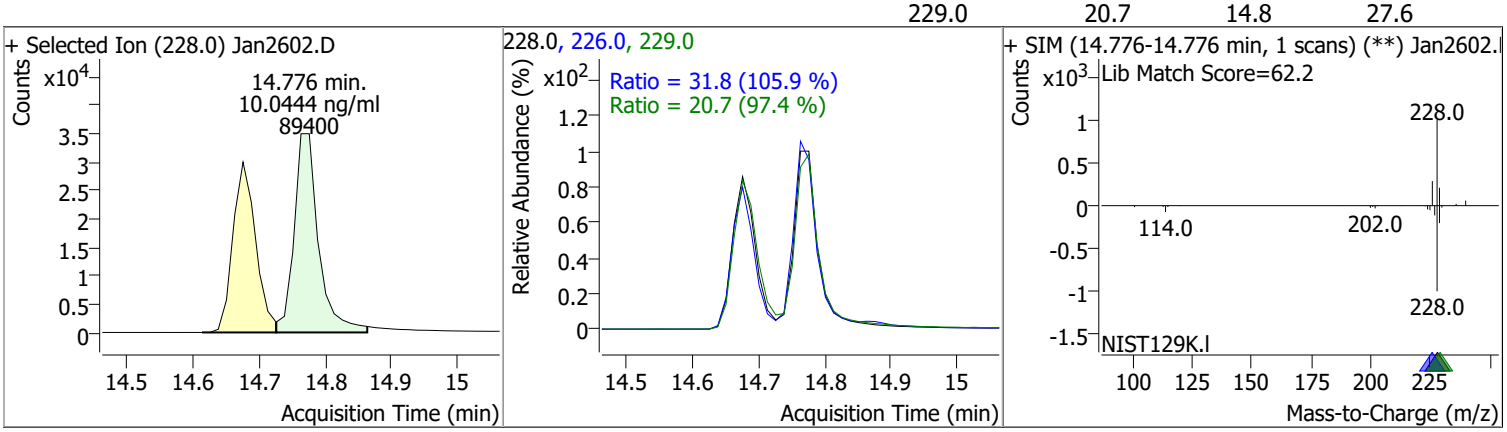

Compound	Conc.	RT	Dev(Min)	Resp.	QIon	QRatio	Lower	Upper
Benzo(b)fluoranthene	9.9749	17.71	0.00	69326	253.0	22.3	14.9	27.7

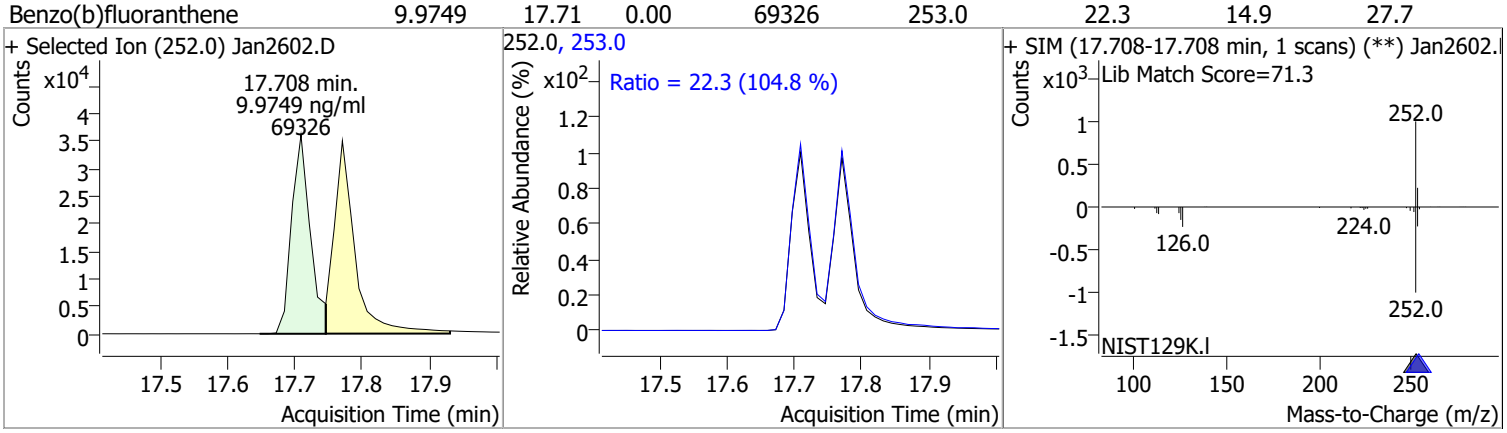

Compound	Conc.	RT	Dev(Min)	Resp.	QIon	QRatio	Lower	Upper
Benzo(k)fluoranthene	10.0343	17.77	0.00	75461	253.0	22.9	13.2	24.6

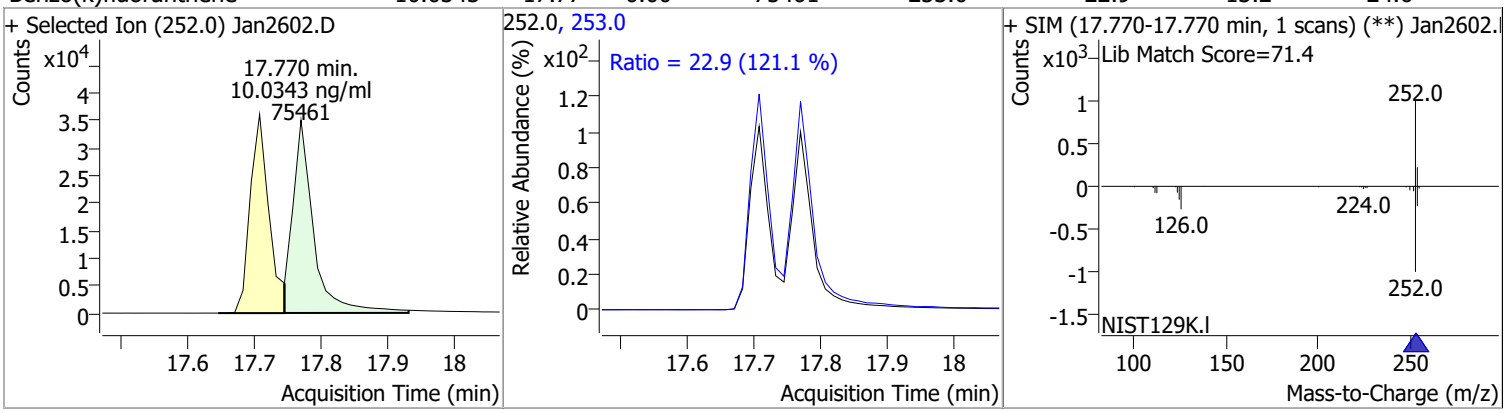

Compound	Conc.	RT	Dev(Min)	Resp.	QIon	QRatio	Lower	Upper
Benzo(a)pyrene	10.0346	18.35	0.00	57404	253.0	23.3	16.1	29.9

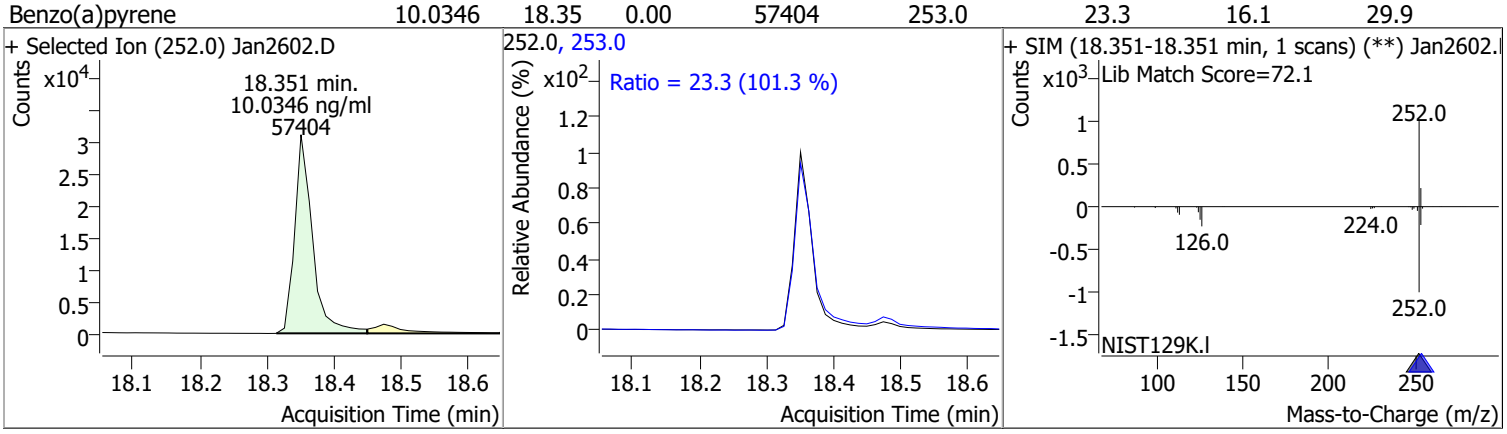

Quantitation Results Report (QT Reviewed)

Compound	Conc.	RT	Dev(Min)	Resp.	QIon	QRatio	Lower	Upper
Indeno(1,2,3-cd)pyrene	9.9966	20.20	-0.01	51736	138.0	19.9	15.7	29.1

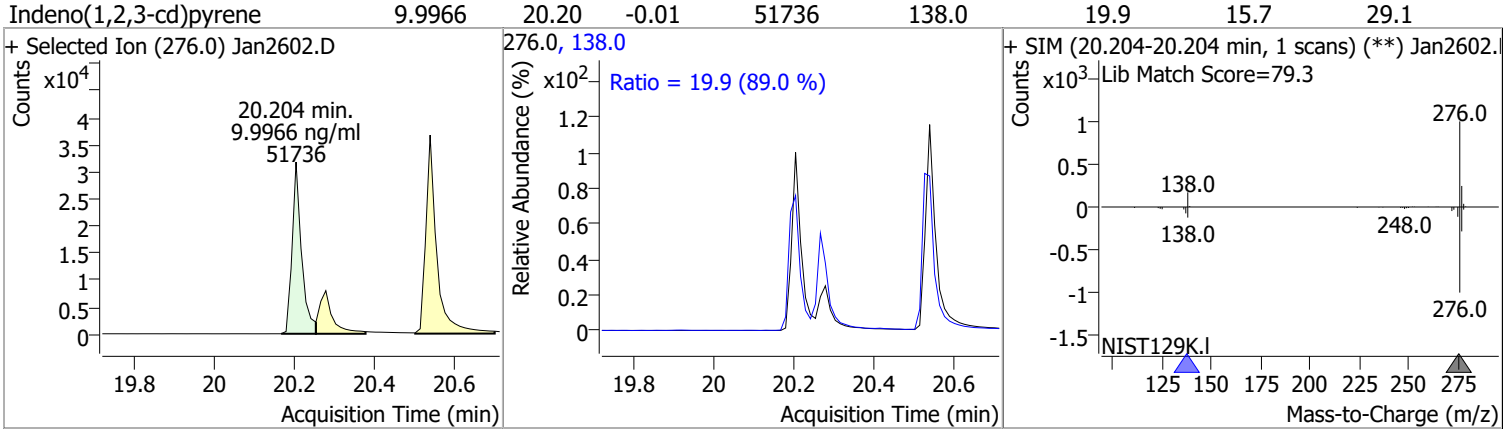

Compound	Conc.	RT	Dev(Min)	Resp.	QIon	QRatio	Lower	Upper
Dibenzo(a,h)anthracene	10.0075	20.28	0.00	54902	279.0	24.8	17.4	32.3
					139.0	17.3	12.3	22.8

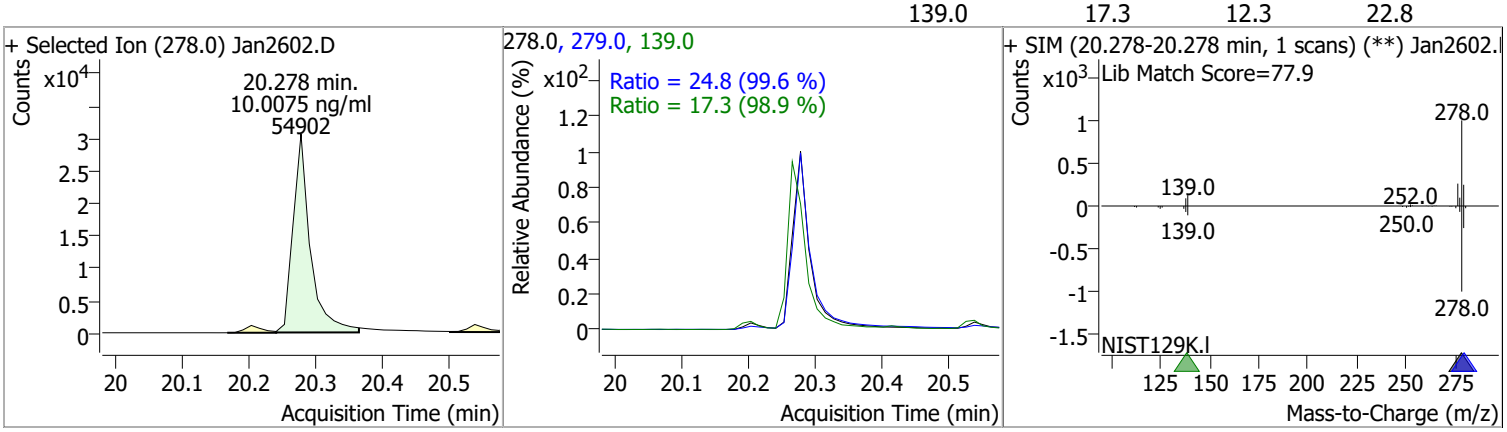

Compound	Conc.	RT	Dev(Min)	Resp.	QIon	QRatio	Lower	Upper
Benzo(g,h,i)perylene	10.0154	20.54	0.00	69610	277.0	23.1	17.3	32.2
					138.0	19.6	14.4	26.7

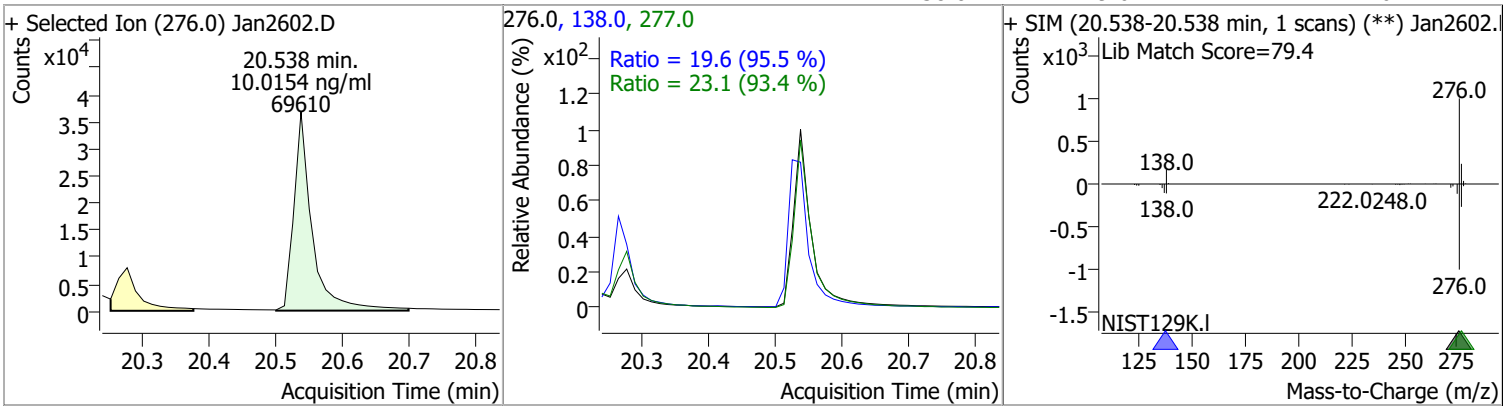

Quantitation Results Report (QT Reviewed)

Data File	Jan2603.D	Operator	LIMS import
Acq. Method	5975BNASIM	Acq. Date-Time	1/26/2022 5:50:10 PM
Sample Name	26-Jan-22_CAL_6	Instrument	GCMS
Vial	3	Multiplier	1.00
DA Method File	012522 ban SIM 2.batch.bin	Comment	SVOC-8270-W-LLPAH
Tune File	dftppjph.u	Tune Date	
Batch Name	012622 bna SIM 1.batch.bin	Last Calib Update	1/27/2022 8:37:26 AM
Ref Library			

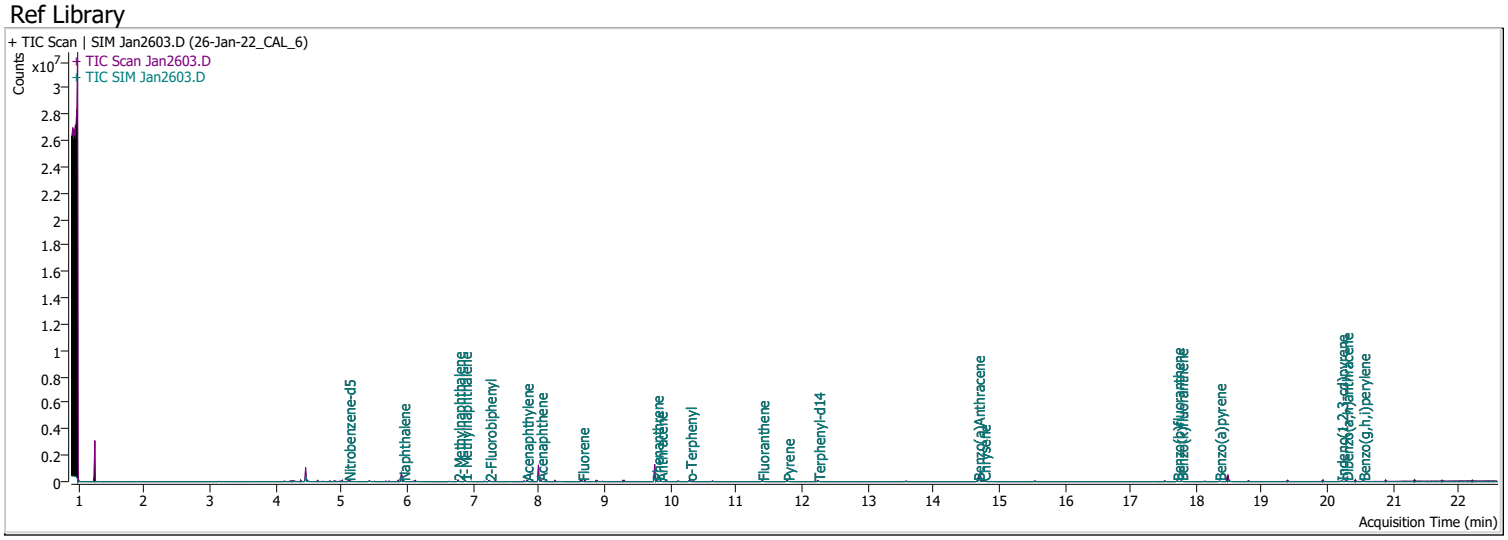

Compound	RT	QIon	Resp.	Conc.	Units		Dev(Min)
Internal Standards							
M 1,4-Dichlorobenzene-d4	4.460	152.0	121546	40.0000	ng/ml		0.000
M Naphthalene-d8	5.916	136.0	233866	40.0000	ng/ml		0.000
M Acenaphthene-d10	8.001	164.0	146048	40.0000	ng/ml		0.000
M Phenanthrene-d10	9.768	188.0	310415	40.0000	ng/ml		0.000
M Chrysene-d12	14.702	240.0	247943	40.0000	ng/ml		0.000
M Perylene-d12	18.475	264.0	160637	40.0000	ng/ml		0.000
System Monitoring Compounds							
S Nitrobenzene-d5	5.106	82.0	16695	5.3807	ng/ml		-0.012
Spiked Amount: 5.000	Range: 19.0 - 102.0%			Recovery = 107.61%		*	
S 2-Fluorobiphenyl	7.252	172.0	28336	4.9433	ng/ml		0.000
Spiked Amount: 5.000	Range: 25.0 - 94.0%			Recovery = 98.87%		*	
S o-Terphenyl	10.299	230.0	22829	4.8842	ng/ml		0.000
Spiked Amount: 5.000	Range: 40.0 - 140.0%			Recovery = 97.68%			
S Terphenyl-d14	12.251	244.0	19882	4.8558	ng/ml		0.000
Spiked Amount: 5.000	Range: 39.0 - 106.0%			Recovery = 97.12%			
Target Compounds							**QValue**
T Naphthalene	5.941	128.0	28378	4.7592	ng/ml		93
T 2-Methylnaphthalene	6.778	141.0	17499	4.8393	ng/ml		94
T 1-Methylnaphthalene	6.877	141.0	17660	4.8049	ng/ml	m	96
T Acenaphthylene	7.814	152.0	32326	4.8064	ng/ml		98
T Acenaphthene	8.026	154.0	19363	4.7320	ng/ml		99
T Fluorene	8.661	166.0	27751	4.9395	ng/ml		99
T Phenanthrene	9.793	178.0	39590	4.8959	ng/ml		99
T Anthracene	9.854	178.0	37352	5.1579	ng/ml		100
T Fluoranthene	11.398	202.0	46854	4.9422	ng/ml		98
T Pyrene	11.781	202.0	50901	4.8551	ng/ml		99
T Benzo(a)Anthracene	14.677	228.0	34738	4.9080	ng/ml		98
T Chrysene	14.764	228.0	46876	4.9021	ng/ml		99
T Benzo(b)fluoranthene	17.709	252.0	33353	5.0766	ng/ml		98

Compound	RT	QIon	Resp.	Conc.	Units	Dev(Min)
T Benzo(k)fluoranthene	17.770	252.0	37444	4.9027	ng/ml	94
T Benzo(a)pyrene	18.351	252.0	26754	4.9089	ng/ml	98
T Indeno(1,2,3-cd)pyrene	20.204	276.0	24515	5.0187	ng/ml	97
T Dibenzo(a,h)anthracene	20.279	278.0	27281	4.9840	ng/ml	99
T Benzo(g,h,i)perylene	20.538	276.0	34498	4.9687	ng/ml	99

(#) = Qualifier Out of Range; (m) = Manual Integration; (+) = Area Summed; (*) = Surrogate Percent Recovery Out of Range; (d): Zeroed Peak

Compound	Conc.	RT	Dev(Min)	Resp.	QIon	QRatio	Lower	Upper
Nitrobenzene-d5	5.3807	5.11	-0.01	16695	54.0	35.1	31.6	58.8
					128.0	26.0	19.3	35.9

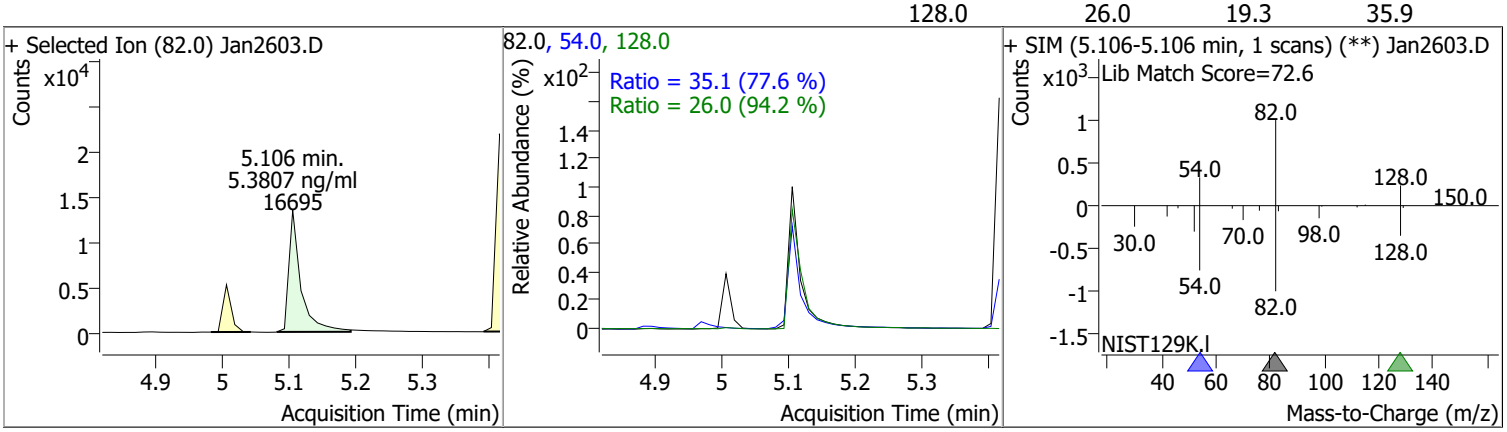

Compound	Conc.	RT	Dev(Min)	Resp.	QIon	QRatio	Lower	Upper
Naphthalene	4.7592	5.94	0.00	28378	102.0	16.0	0.0	61.8
					129.0	11.5	7.7	14.3

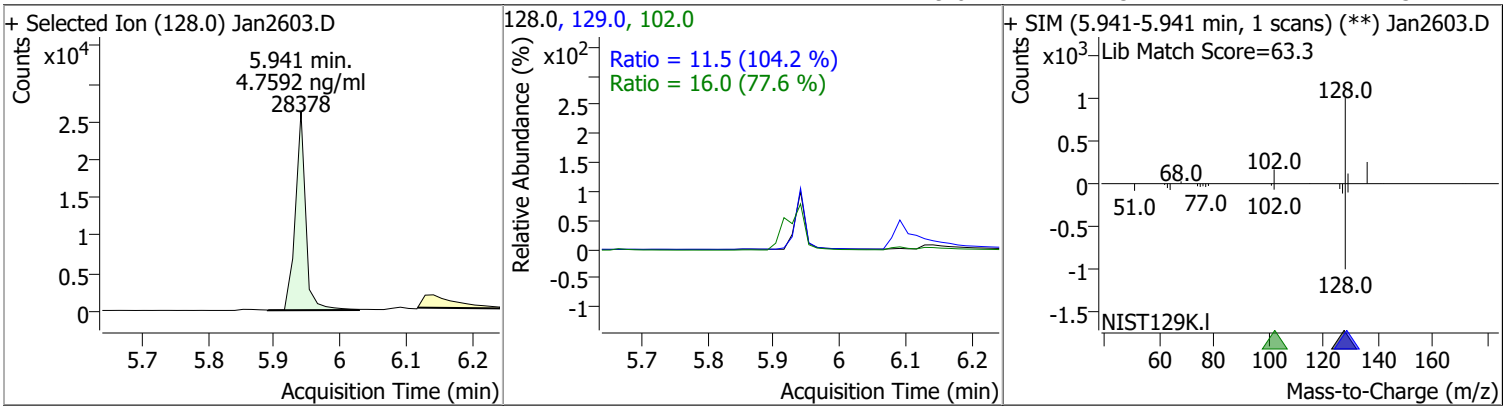

Compound	Conc.	RT	Dev(Min)	Resp.	QIon	QRatio	Lower	Upper
2-Methylnaphthalene	4.8393	6.78	0.00	17499	142.0	149.2	99.1	184.0
					115.0	69.2	46.3	86.0

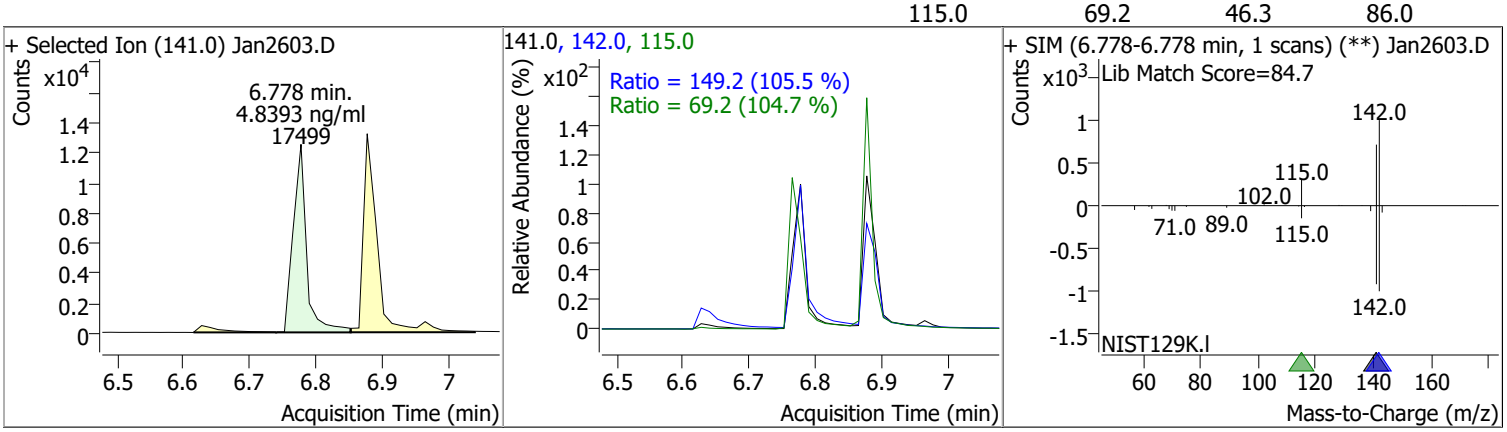

Compound	Conc.	RT	Dev(Min)	Resp.	QIon	QRatio	Lower	Upper
1-Methylnaphthalene	4.8049	6.88	0.00	17660 (m)	142.0	117.8	78.3	145.5
					115.0	77.4	53.4	99.2

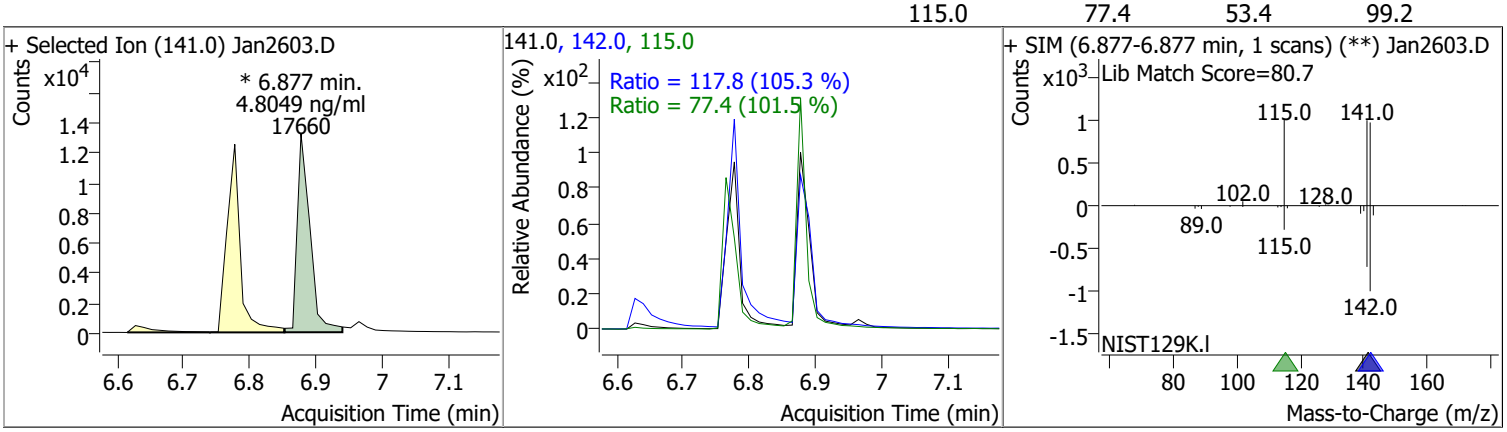

Compound	Conc.	RT	Dev(Min)	Resp.	QIon	QRatio	Lower	Upper
2-Fluorobiphenyl	4.9433	7.25	0.00	28336	171.0	38.1	25.6	47.6

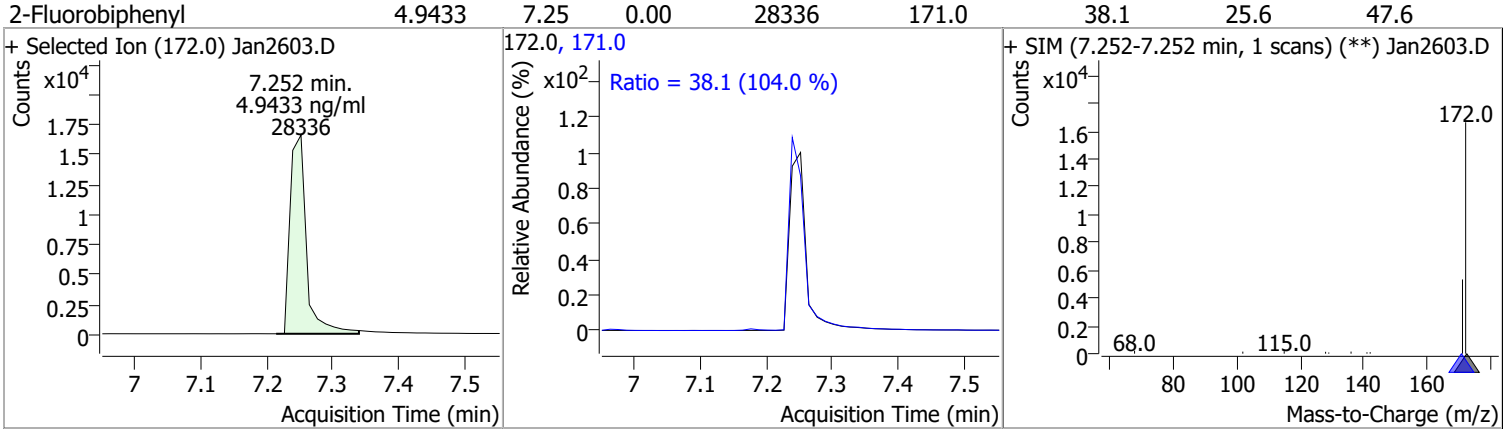

Compound	Conc.	RT	Dev(Min)	Resp.	QIon	QRatio	Lower	Upper
Acenaphthylene	4.8064	7.81	0.00	32326	153.0	13.9	9.1	17.0

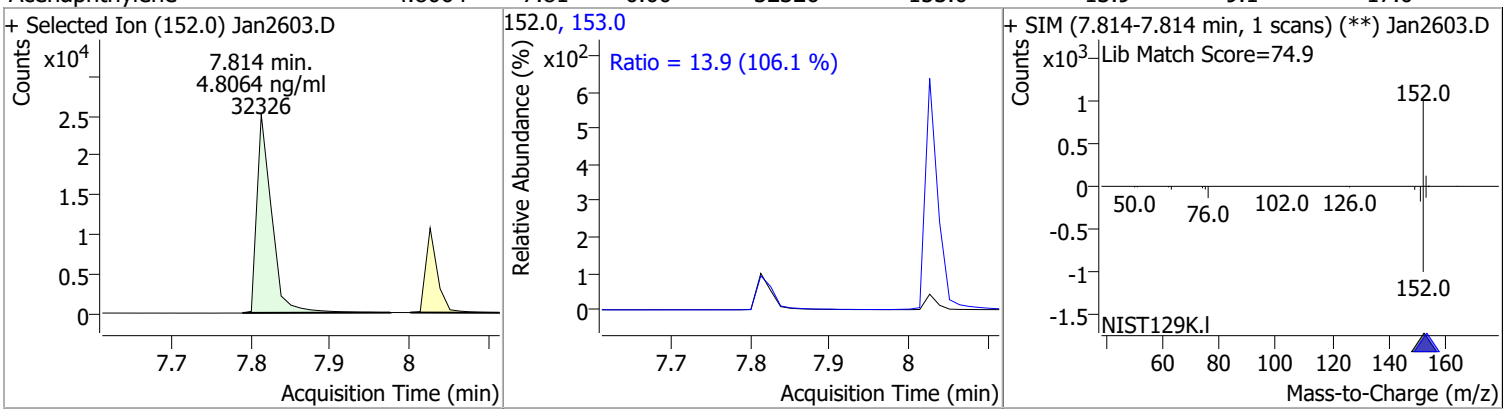

Compound	Conc.	RT	Dev(Min)	Resp.	QIon	QRatio	Lower	Upper
Acenaphthene	4.7320	8.03	0.00	19363	153.0	119.4	83.9	155.8
					152.0	56.6	40.9	76.0

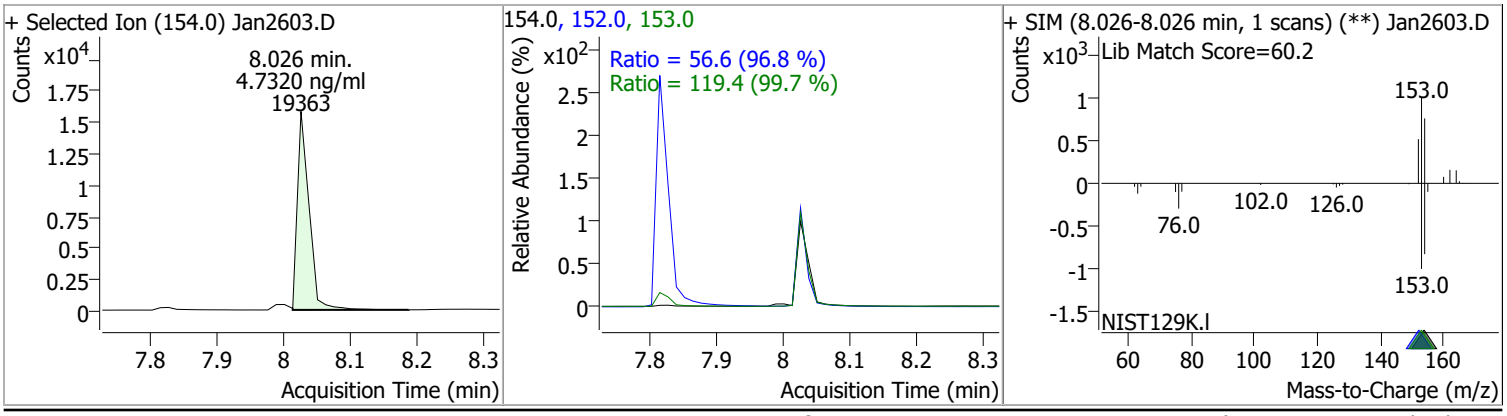

Compound	Conc.	RT	Dev(Min)	Resp.	QIon	QRatio	Lower	Upper
Fluorene	4.9395	8.66	0.00	27751	165.0	94.1	67.0	124.5
					167.0	13.3	9.2	17.1

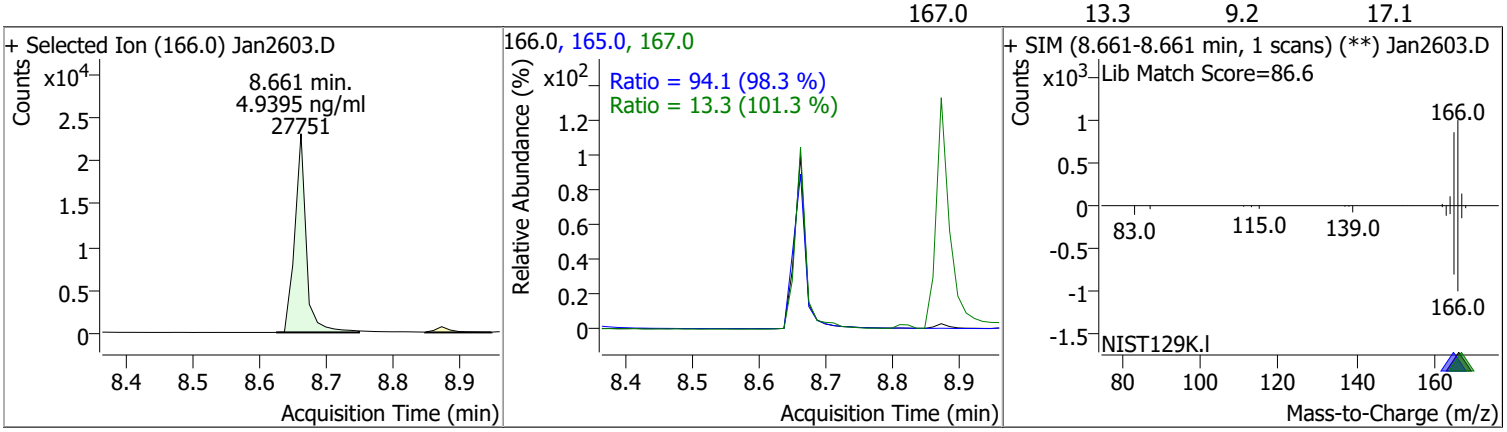

Compound	Conc.	RT	Dev(Min)	Resp.	QIon	QRatio	Lower	Upper
Phenanthrene	4.8959	9.79	0.00	39590	176.0	19.2	13.2	24.6

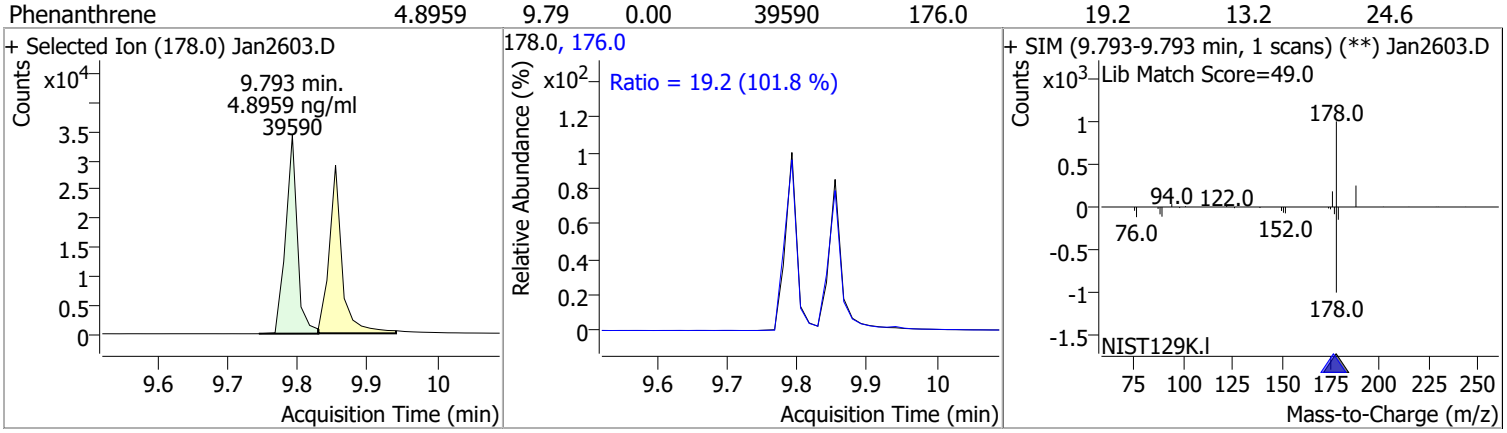

Compound	Conc.	RT	Dev(Min)	Resp.	QIon	QRatio	Lower	Upper
Anthracene	5.1579	9.85	0.00	37352	176.0	18.1	12.8	23.8

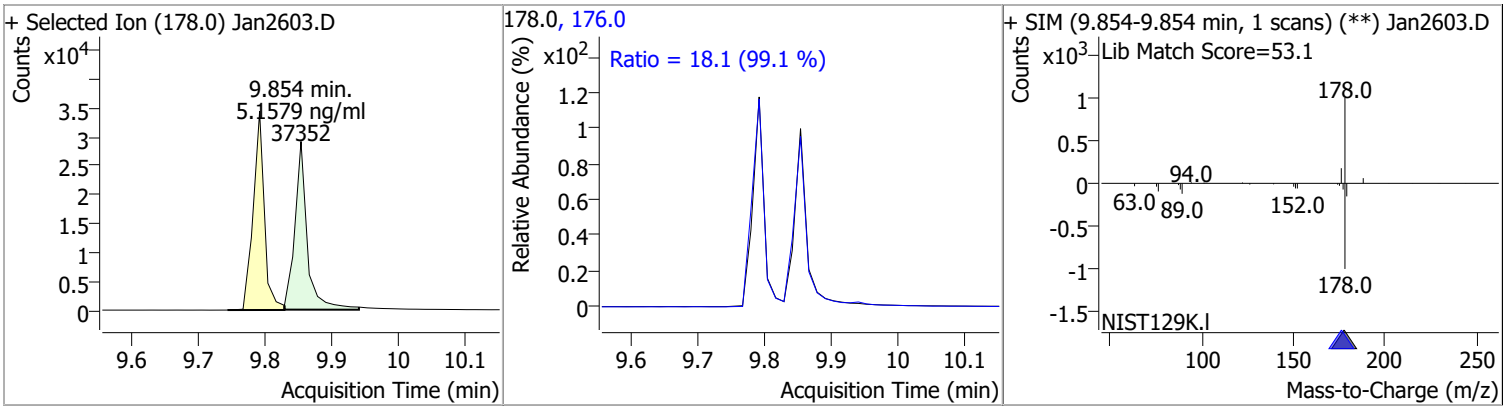

Compound	Conc.	RT	Dev(Min)	Resp.	QIon	QRatio	Lower	Upper
o-Terphenyl	4.8842	10.30	0.00	22829	229.0	69.9	47.1	87.5
					215.0	46.5	31.1	57.7

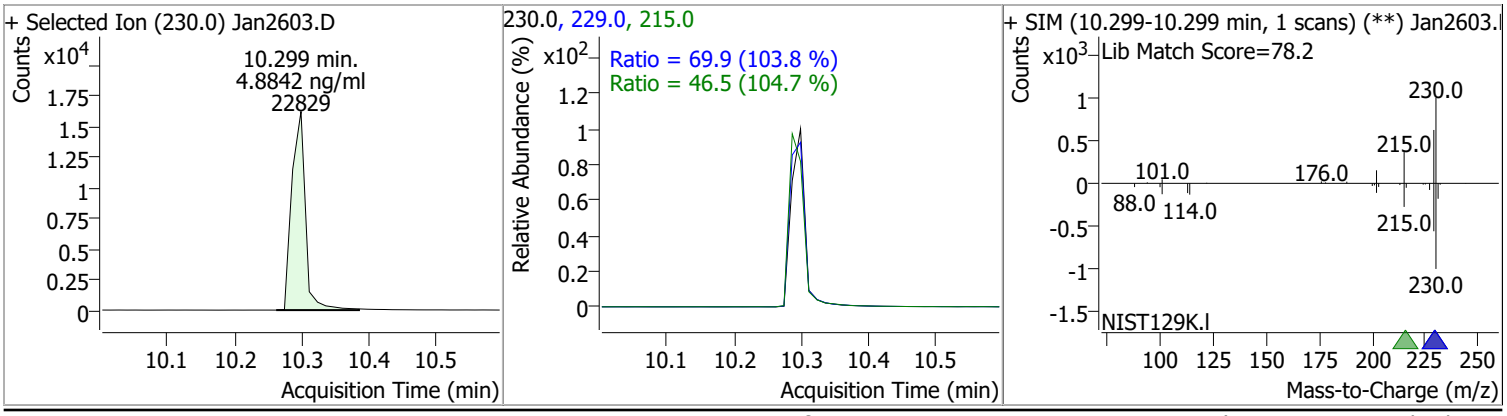

Compound	Conc.	RT	Dev(Min)	Resp.	QIon	QRatio	Lower	Upper
Fluoranthene	4.9422	11.40	-0.01	46854	101.0	11.7	8.8	16.3

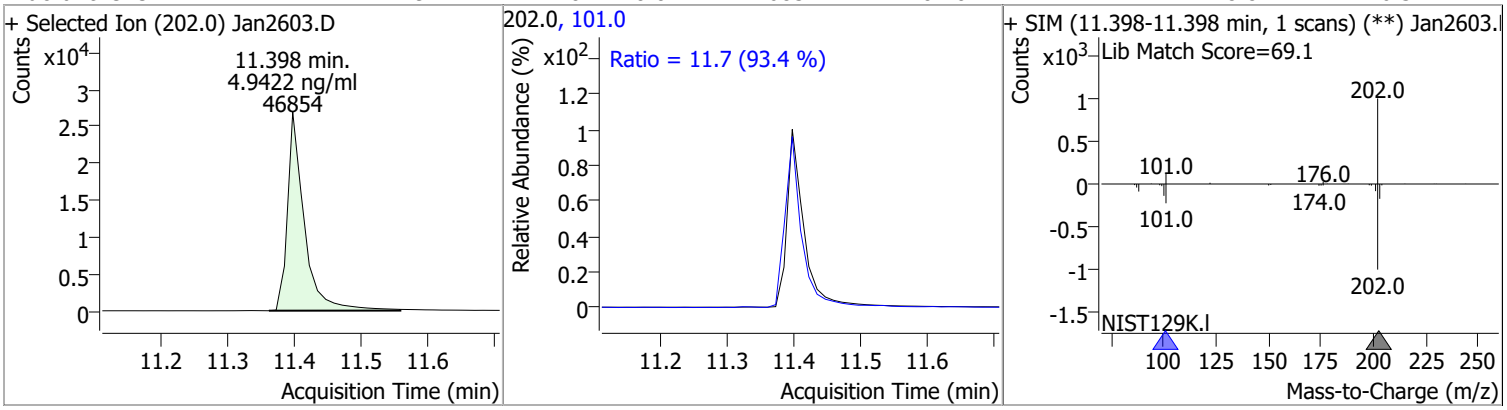

Compound	Conc.	RT	Dev(Min)	Resp.	QIon	QRatio	Lower	Upper
Pyrene	4.8551	11.78	0.00	50901	101.0	15.1	10.8	20.0

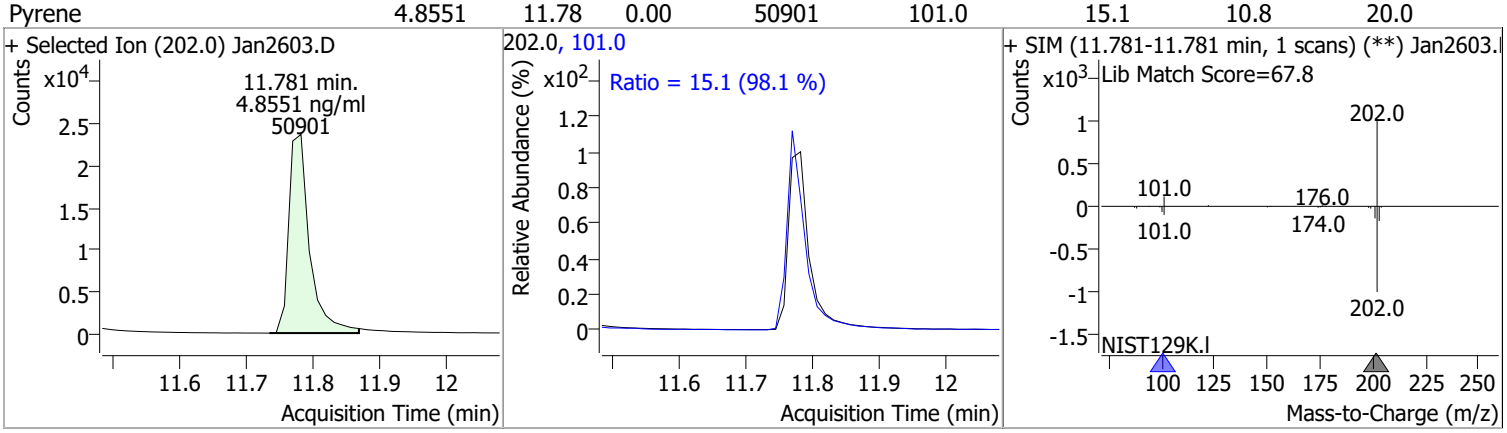

Compound	Conc.	RT	Dev(Min)	Resp.	QIon	QRatio	Lower	Upper
Terphenyl-d14	4.8558	12.25	0.00	19882	122.0	15.1	9.8	18.2

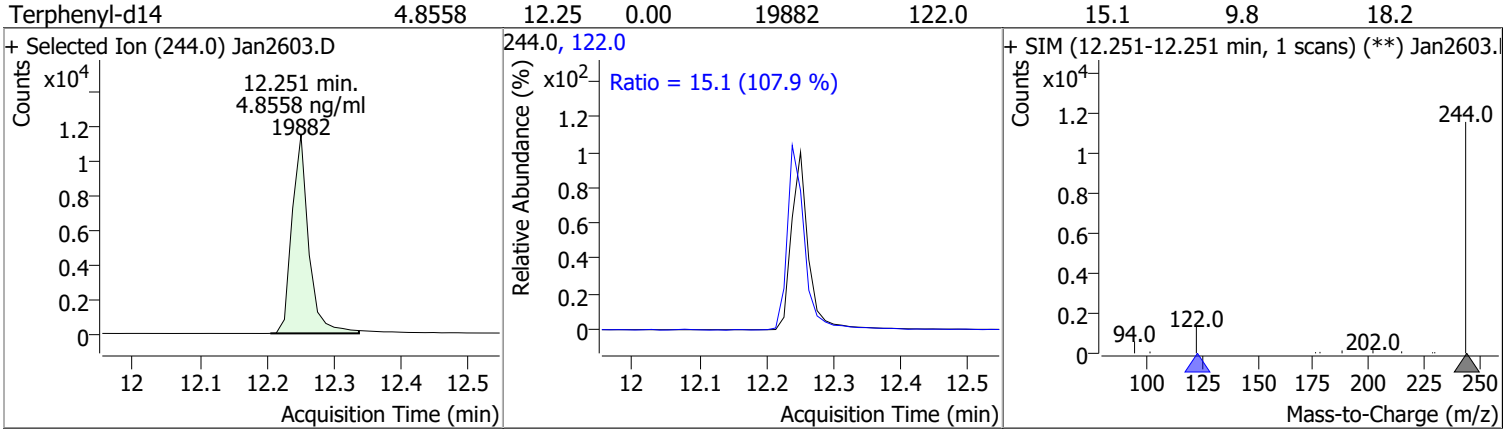

Compound	Conc.	RT	Dev(Min)	Resp.	QIon	QRatio	Lower	Upper
Benzo(a)Anthracene	4.9080	14.68	0.00	34738	226.0	27.7	19.0	35.2
					229.0	21.7	16.0	29.7

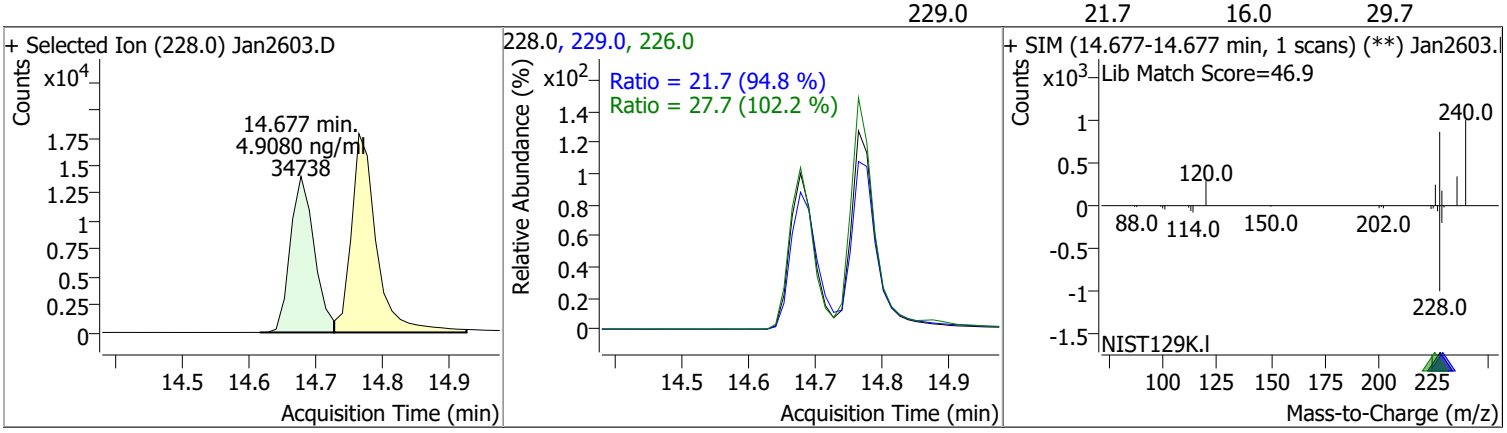

Compound	Conc.	RT	Dev(Min)	Resp.	QIon	QRatio	Lower	Upper
Chrysene	4.9021	14.76	0.00	46876	226.0	31.0	21.0	39.1
					229.0	21.6	14.8	27.6

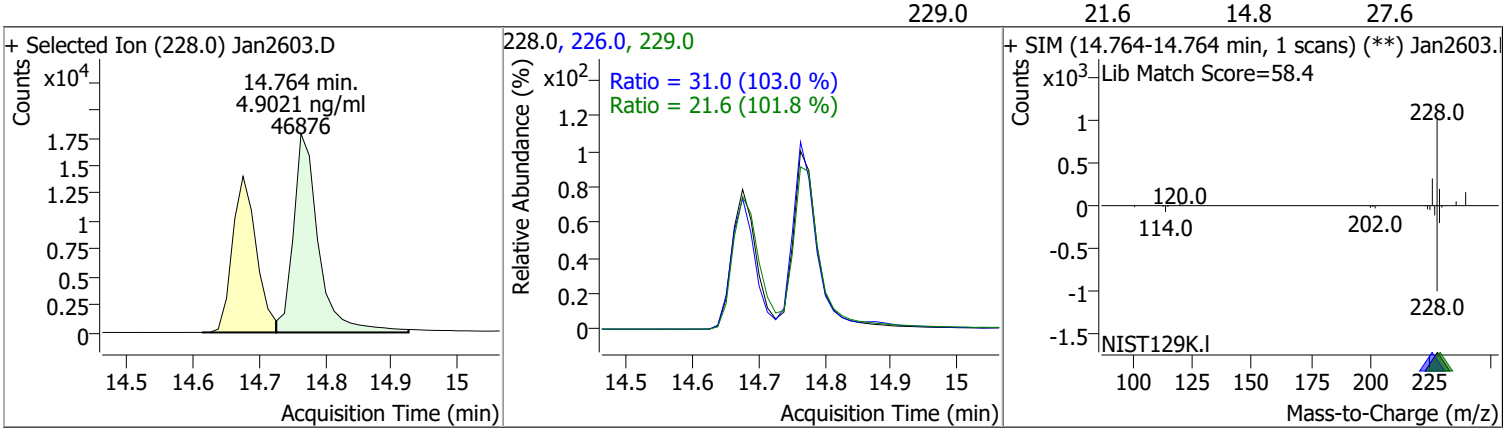

Compound	Conc.	RT	Dev(Min)	Resp.	QIon	QRatio	Lower	Upper
Benzo(b)fluoranthene	5.0766	17.71	0.00	33353	253.0	22.0	14.9	27.7

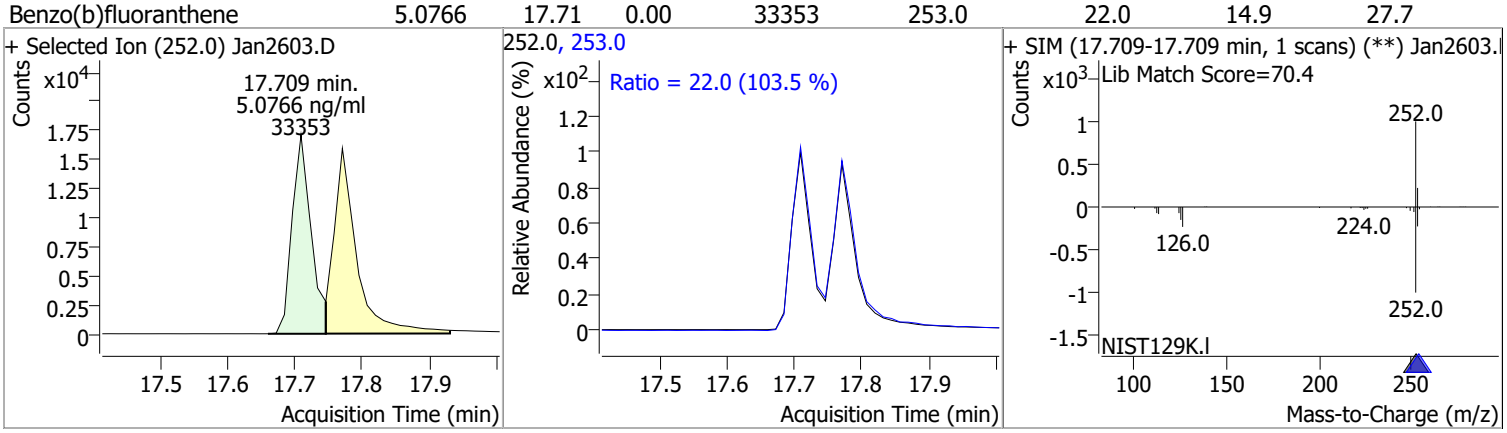

Compound	Conc.	RT	Dev(Min)	Resp.	QIon	QRatio	Lower	Upper
Benzo(k)fluoranthene	4.9027	17.77	0.00	37444	253.0	21.4	13.2	24.6

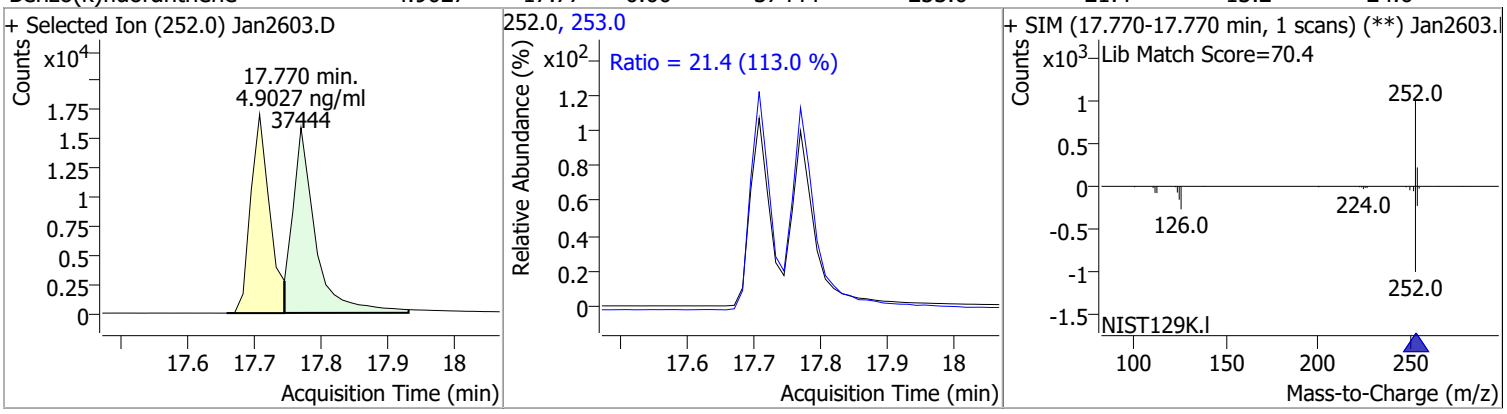

Compound	Conc.	RT	Dev(Min)	Resp.	QIon	QRatio	Lower	Upper
Benzo(a)pyrene	4.9089	18.35	0.00	26754	253.0	23.8	16.1	29.9

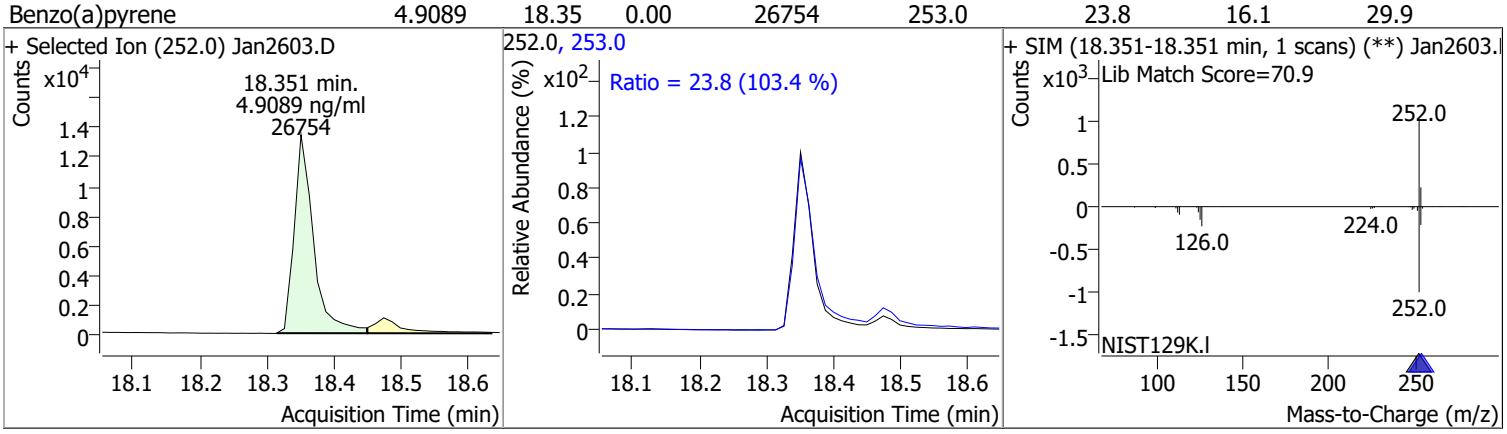

Quantitation Results Report (QT Reviewed)

Compound	Conc.	RT	Dev(Min)	Resp.	QIon	QRatio	Lower	Upper
Indeno(1,2,3-cd)pyrene	5.0187	20.20	-0.01	24515	138.0	20.9	15.7	29.1

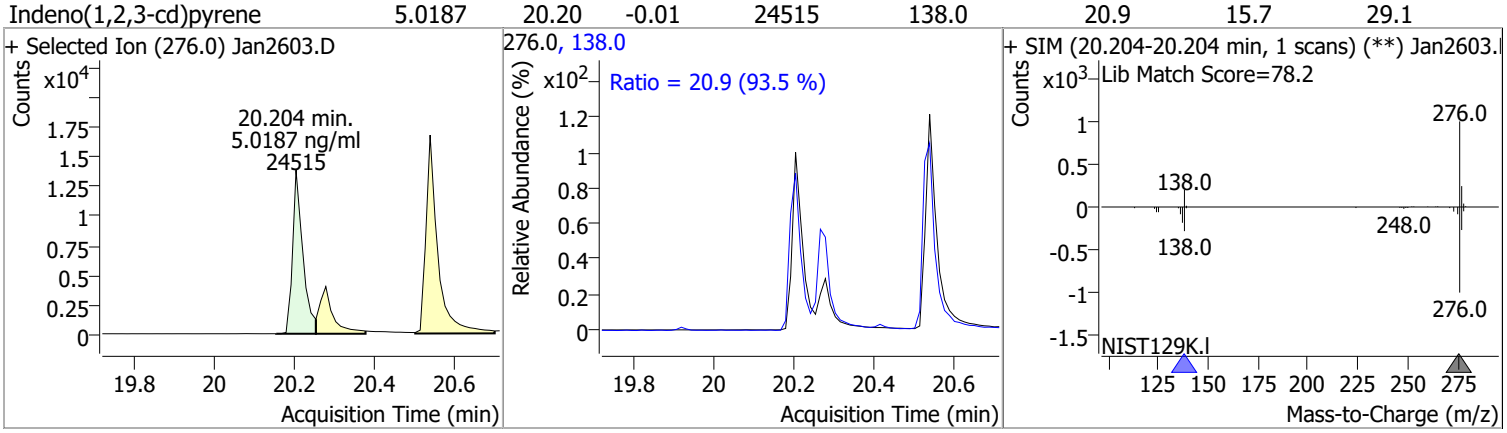

Compound	Conc.	RT	Dev(Min)	Resp.	QIon	QRatio	Lower	Upper
Dibenzo(a,h)anthracene	4.9840	20.28	0.00	27281	279.0	24.7	17.4	32.3
					139.0	17.9	12.3	22.8

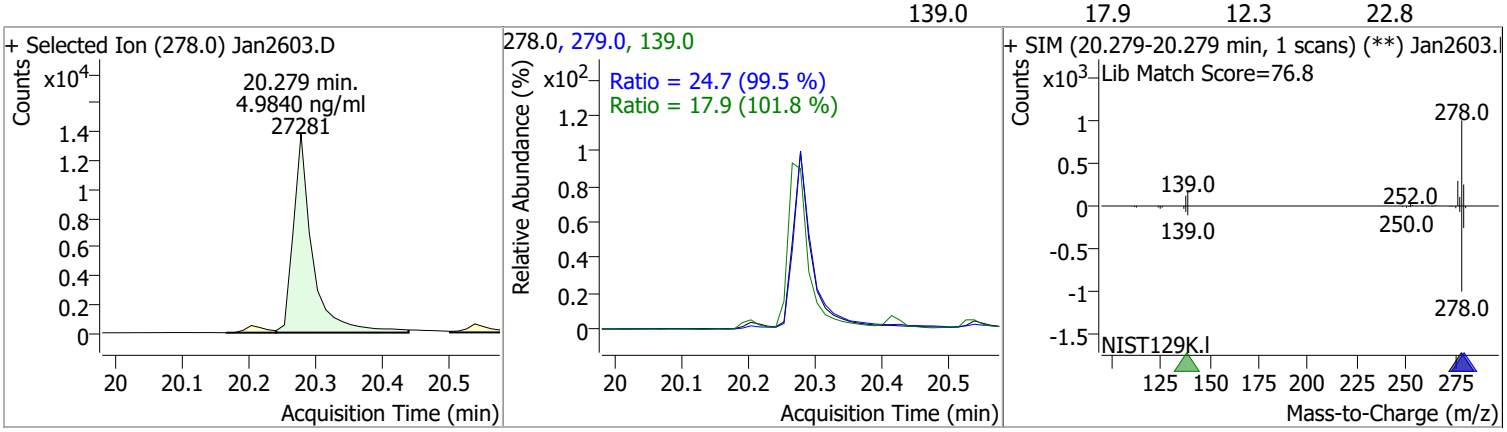

Compound	Conc.	RT	Dev(Min)	Resp.	QIon	QRatio	Lower	Upper
Benzo(g,h,i)perylene	4.9687	20.54	0.00	34498	277.0	24.6	17.3	32.2
					138.0	20.1	14.4	26.7

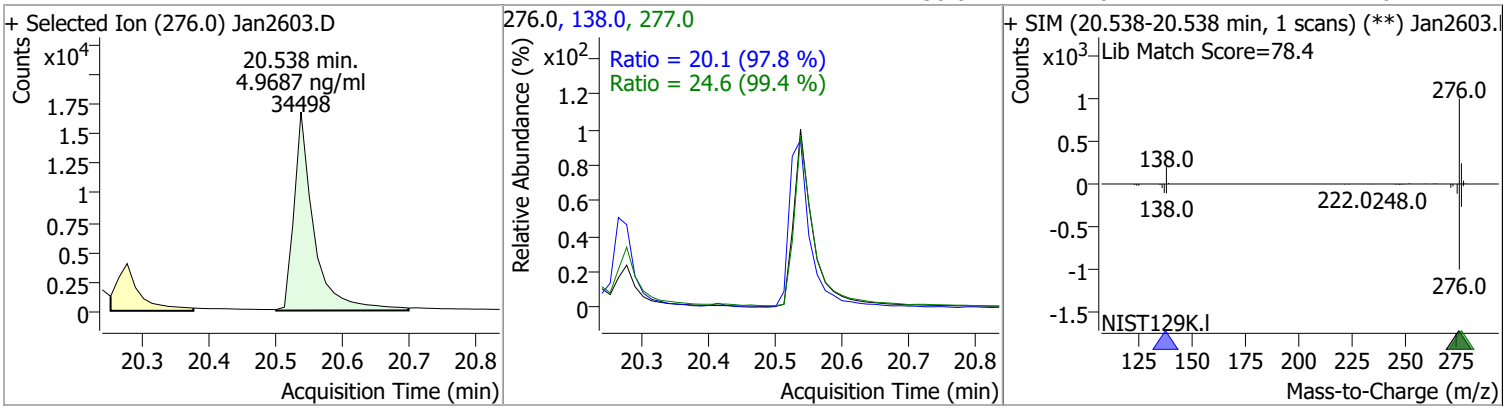

Quantitation Results Report (QT Reviewed)

Data File	Jan2604.D	Operator	LIMS import
Acq. Method	5975BNASIM	Acq. Date-Time	1/26/2022 6:22:37 PM
Sample Name	26-Jan-22_CAL_5	Instrument	GCMS
Vial	4	Multiplier	1.00
DA Method File	012522 ban SIM 2.batch.bin	Comment	SVOC-8270-W-LLPAH
Tune File	dftppjph.u	Tune Date	
Batch Name	012622 bna SIM 1.batch.bin	Last Calib Update	1/27/2022 8:37:26 AM
Ref Library			

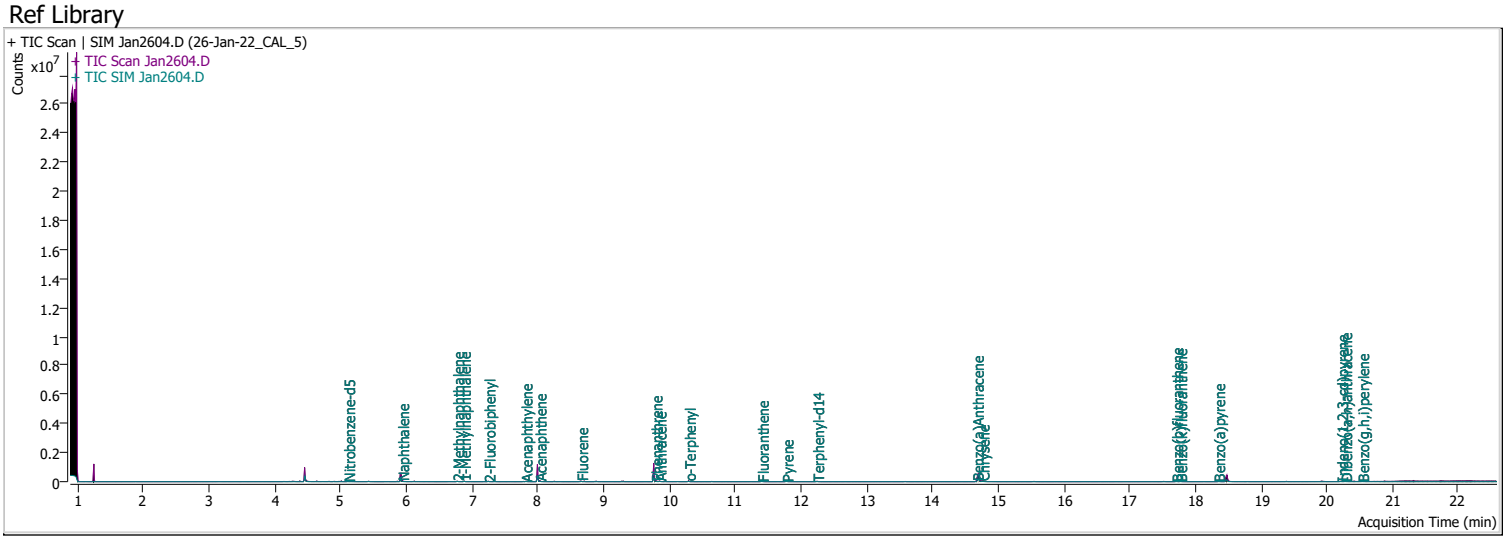

Compound	RT	QIon	Resp.	Conc.	Units		Dev(Min)
Internal Standards							
M 1,4-Dichlorobenzene-d4	4.460	152.0	120793	40.0000	ng/ml		0.000
M Naphthalene-d8	5.916	136.0	216708	40.0000	ng/ml		0.000
M Acenaphthene-d10	8.001	164.0	141919	40.0000	ng/ml		0.000
M Phenanthrene-d10	9.768	188.0	305194	40.0000	ng/ml		0.000
M Chrysene-d12	14.702	240.0	240679	40.0000	ng/ml		0.000
M Perylene-d12	18.475	264.0	155689	40.0000	ng/ml		0.000
System Monitoring Compounds							
S Nitrobenzene-d5	5.118	82.0	4752	1.7855	ng/ml		0.000
Spiked Amount: 5.000	Range: 19.0 - 102.0%			Recovery = 35.71%			
S 2-Fluorobiphenyl	7.252	172.0	10896	1.9484	ng/ml		0.000
Spiked Amount: 5.000	Range: 25.0 - 94.0%			Recovery = 38.97%			
S o-Terphenyl	10.299	230.0	9371	2.0283	ng/ml		0.000
Spiked Amount: 5.000	Range: 40.0 - 140.0%			Recovery = 40.57%			
S Terphenyl-d14	12.251	244.0	8089	2.0350	ng/ml		0.000
Spiked Amount: 5.000	Range: 39.0 - 106.0%			Recovery = 40.70%			
Target Compounds							**QValue**
T Naphthalene	5.941	128.0	11591	2.0685	ng/ml		100
T 2-Methylnaphthalene	6.777	141.0	7140	2.1088	ng/ml		100
T 1-Methylnaphthalene	6.877	141.0	7079	2.0639	ng/ml	m	100
T Acenaphthylene	7.814	152.0	13042	2.0304	ng/ml		100
T Acenaphthene	8.025	154.0	7782	1.8775	ng/ml		100
T Fluorene	8.661	166.0	10886	1.9505	ng/ml		100
T Phenanthrene	9.793	178.0	15947	2.0033	ng/ml		100
T Anthracene	9.854	178.0	14858	1.9408	ng/ml		100
T Fluoranthene	11.411	202.0	18556	1.9853	ng/ml		100
T Pyrene	11.781	202.0	20015	1.9923	ng/ml		100
T Benzo(a)Anthracene	14.677	228.0	13969	1.9971	ng/ml		100
T Chrysene	14.764	228.0	19145	2.0096	ng/ml		100
T Benzo(b)fluoranthene	17.709	252.0	11665	1.9514	ng/ml		100

Compound	RT	QIon	Resp.	Conc.	Units	Dev(Min)
T Benzo(k)fluoranthene	17.770	252.0	15008	2.0386	ng/ml	100
T Benzo(a)pyrene	18.351	252.0	10017	1.9935	ng/ml	100
T Indeno(1,2,3-cd)pyrene	20.217	276.0	8723	1.9586	ng/ml	100
T Dibenzo(a,h)anthracene	20.279	278.0	10320	1.9839	ng/ml	100
T Benzo(g,h,i)perylene	20.538	276.0	13028	1.9718	ng/ml	100

(#) = Qualifier Out of Range; (m) = Manual Integration; (+) = Area Summed; (*) = Surrogate Percent Recovery Out of Range; (d): Zeroed Peak

Compound	Conc.	RT	Dev(Min)	Resp.	QIon	QRatio	Lower	Upper
Nitrobenzene-d5	1.7855	5.12	0.00	4752	54.0	45.2	31.6	58.8
					128.0	27.6	19.3	35.9

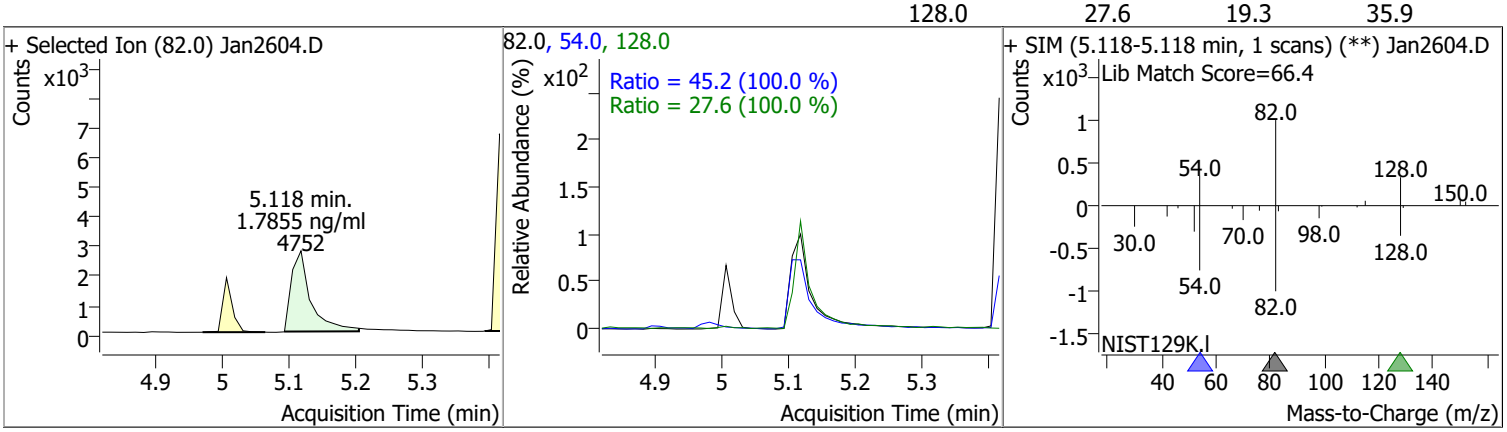

Compound	Conc.	RT	Dev(Min)	Resp.	QIon	QRatio	Lower	Upper
Naphthalene	2.0685	5.94	0.00	11591	102.0	20.6	0.0	61.8
					129.0	11.0	7.7	14.3

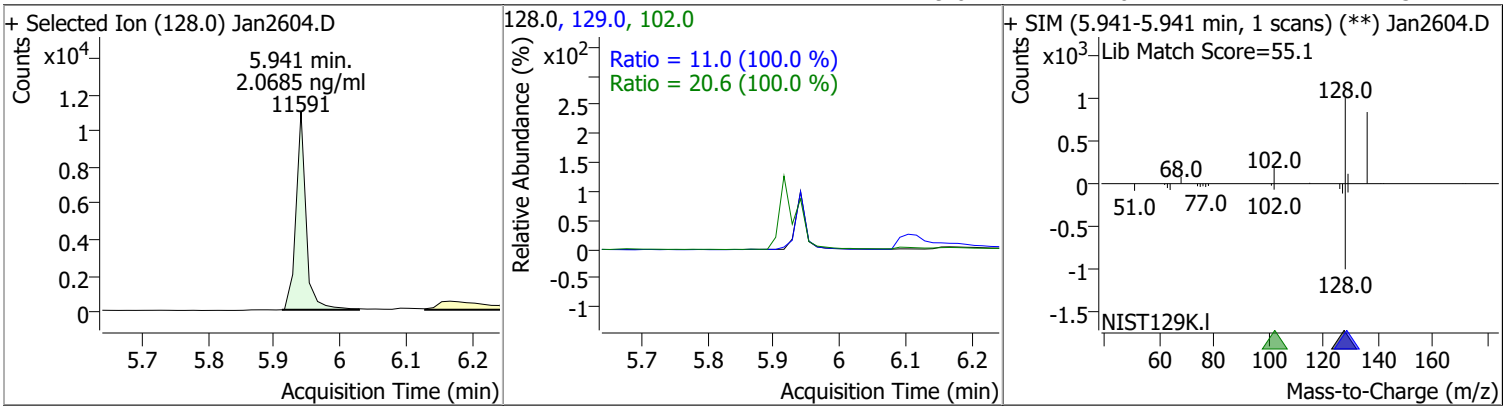

Compound	Conc.	RT	Dev(Min)	Resp.	QIon	QRatio	Lower	Upper
2-Methylnaphthalene	2.1088	6.78	0.00	7140	142.0	141.5	99.1	184.0
					115.0	66.1	46.3	86.0

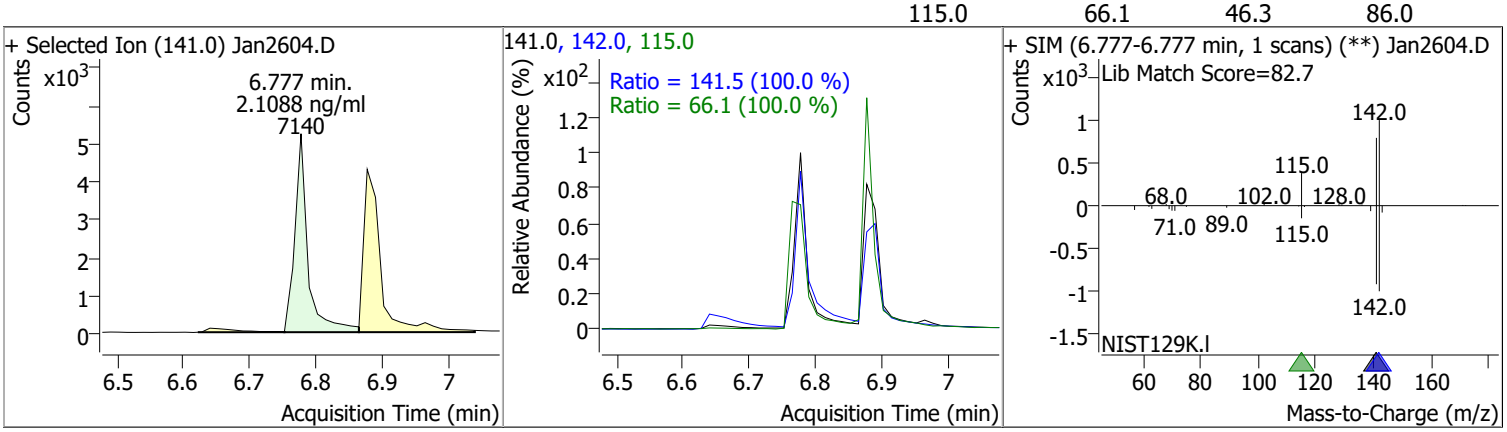

Compound	Conc.	RT	Dev(Min)	Resp.	QIon	QRatio	Lower	Upper
1-Methylnaphthalene	2.0639	6.88	0.00	7079 (m)	142.0	111.9	78.3	145.5
					115.0	76.3	53.4	99.2

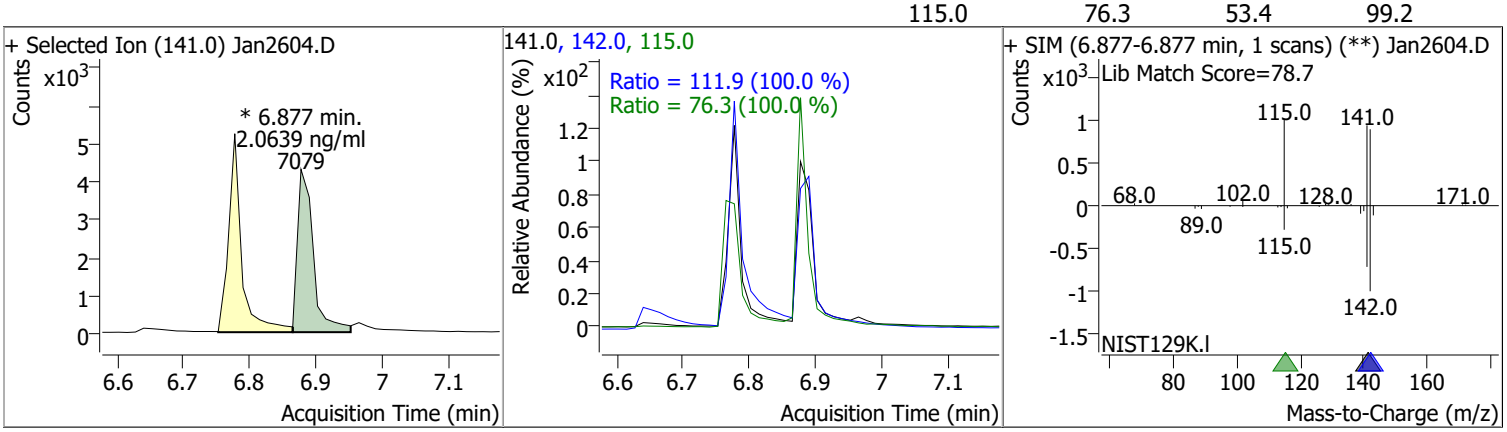

Compound	Conc.	RT	Dev(Min)	Resp.	QIon	QRatio	Lower	Upper
2-Fluorobiphenyl	1.9484	7.25	0.00	10896	171.0	36.6	25.6	47.6

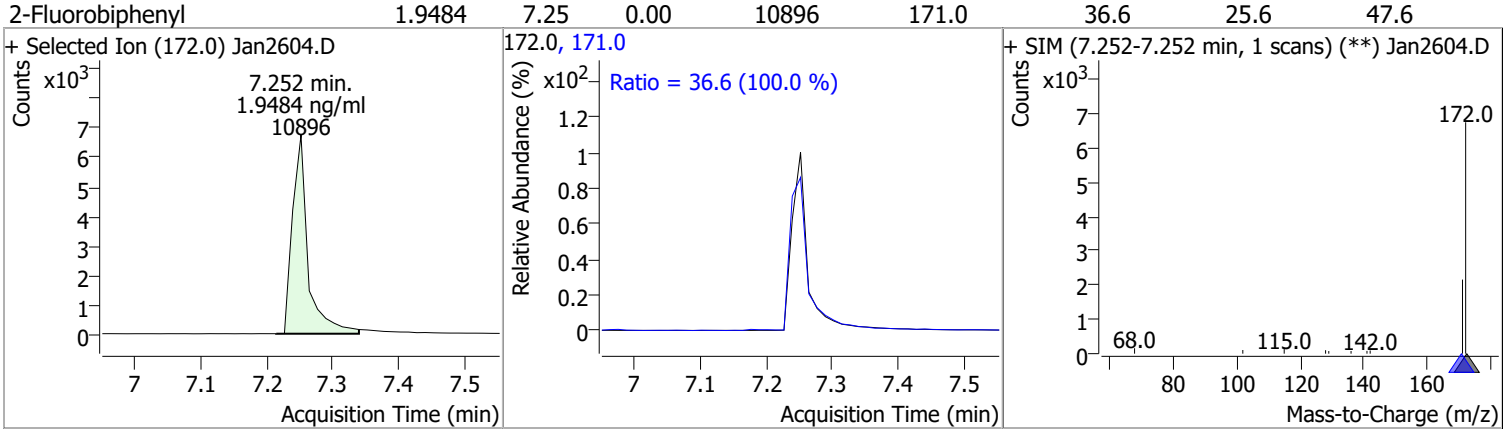

Compound	Conc.	RT	Dev(Min)	Resp.	QIon	QRatio	Lower	Upper
Acenaphthylene	2.0304	7.81	0.00	13042	153.0	13.1	9.1	17.0

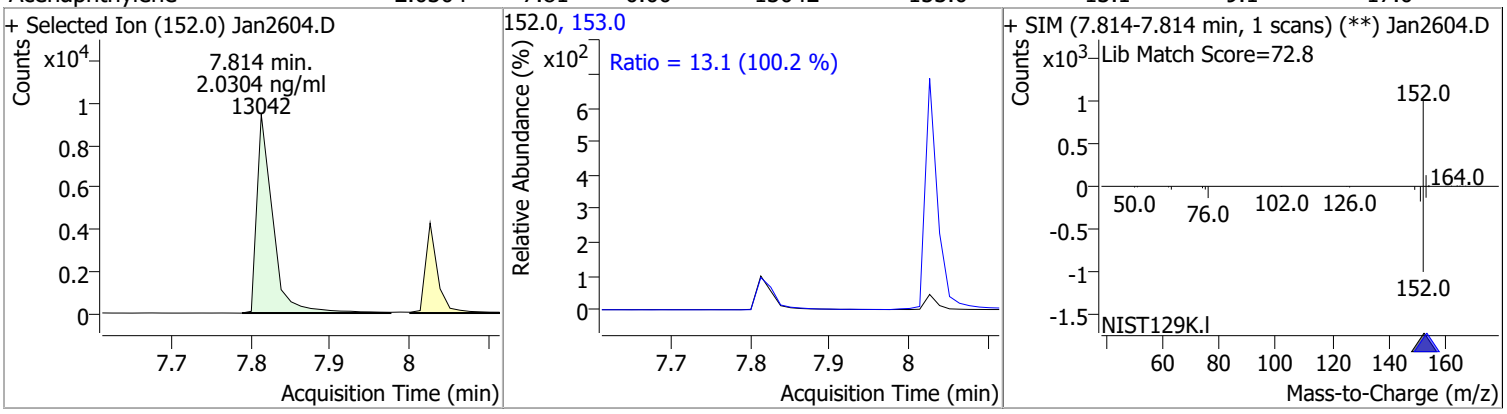

Compound	Conc.	RT	Dev(Min)	Resp.	QIon	QRatio	Lower	Upper
Acenaphthene	1.8775	8.03	0.00	7782	153.0	119.8	83.9	155.8
					152.0	58.4	40.9	76.0

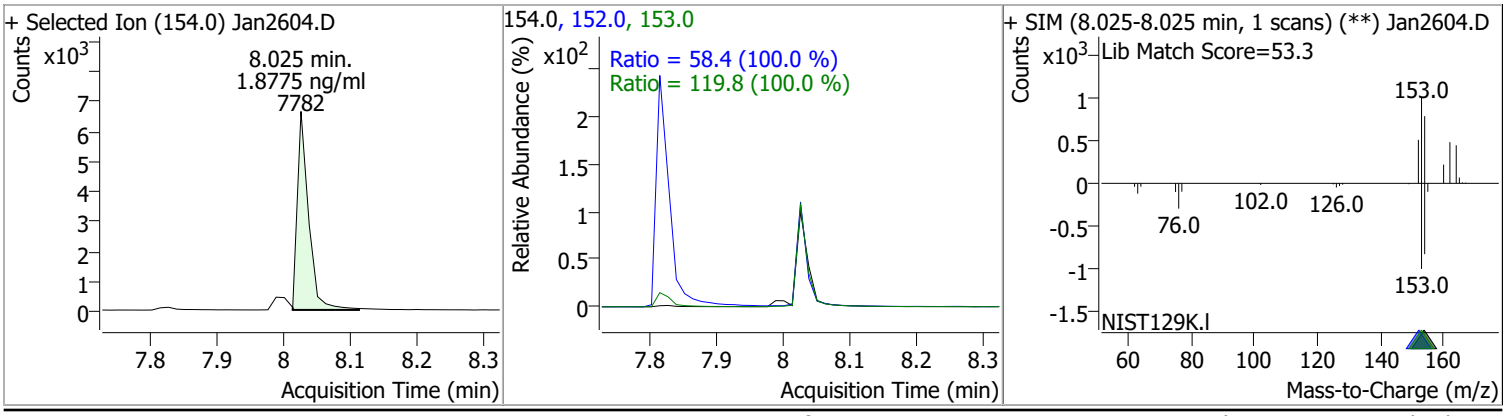

Compound	Conc.	RT	Dev(Min)	Resp.	QIon	QRatio	Lower	Upper
Fluorene	1.9505	8.66	0.00	10886	165.0	95.7	67.0	124.5
					167.0	13.2	9.2	17.1

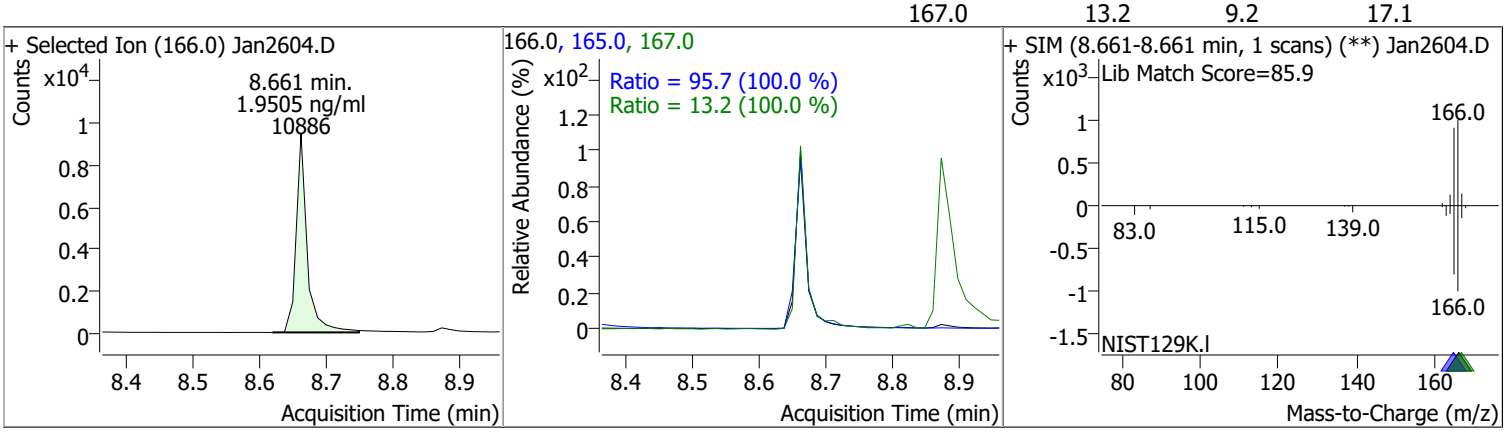

Compound	Conc.	RT	Dev(Min)	Resp.	QIon	QRatio	Lower	Upper
Phenanthrene	2.0033	9.79	0.00	15947	176.0	18.9	13.2	24.6

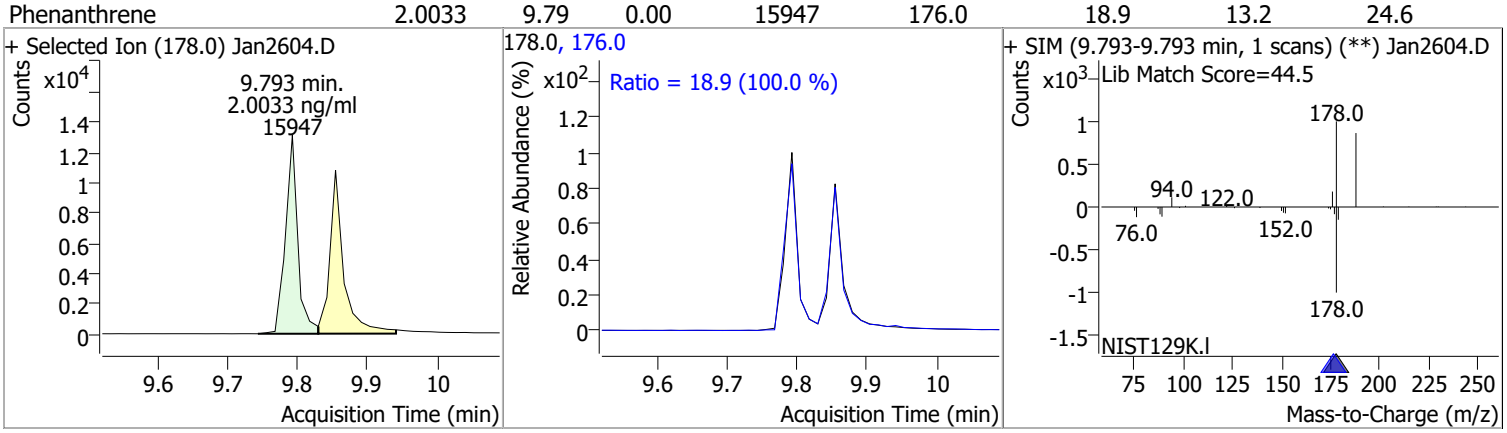

Compound	Conc.	RT	Dev(Min)	Resp.	QIon	QRatio	Lower	Upper
Anthracene	1.9408	9.85	0.00	14858	176.0	18.3	12.8	23.8

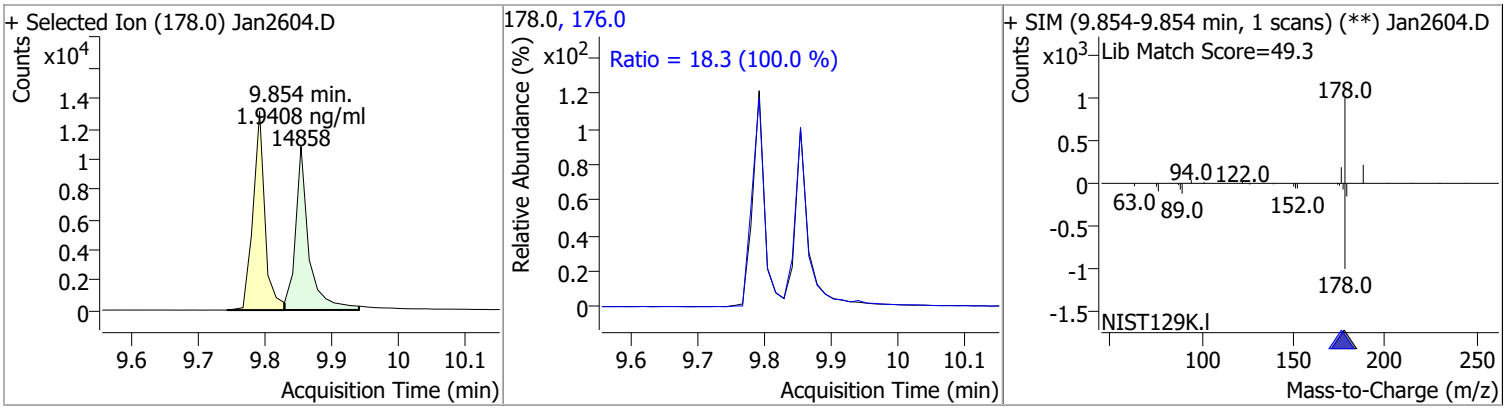

Compound	Conc.	RT	Dev(Min)	Resp.	QIon	QRatio	Lower	Upper
o-Terphenyl	2.0283	10.30	0.00	9371	229.0	67.3	47.1	87.5
					215.0	44.4	31.1	57.7

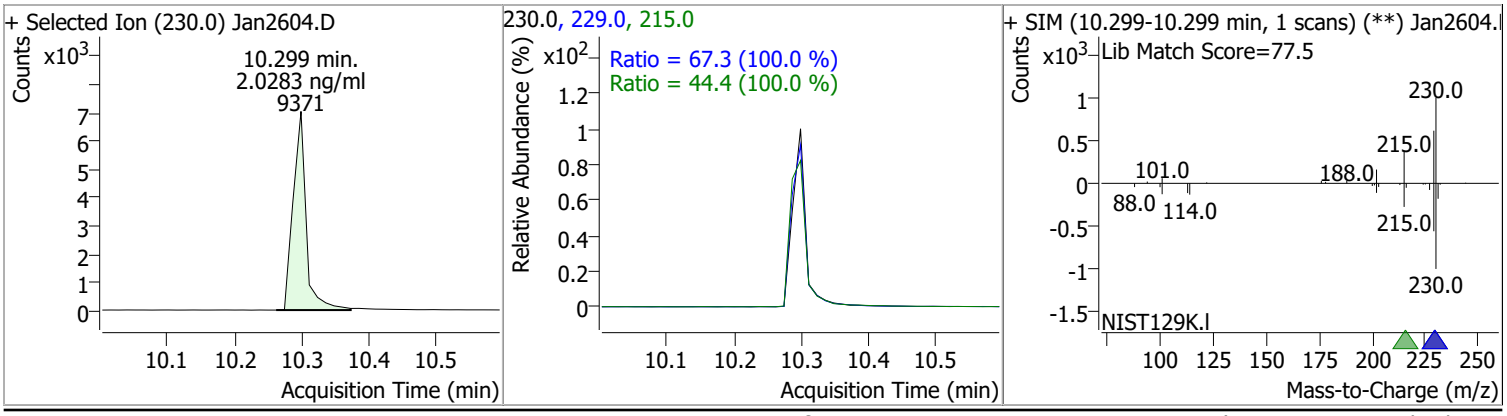

Compound	Conc.	RT	Dev(Min)	Resp.	QIon	QRatio	Lower	Upper
Fluoranthene	1.9853	11.41	0.00	18556	101.0	12.5	8.8	16.3

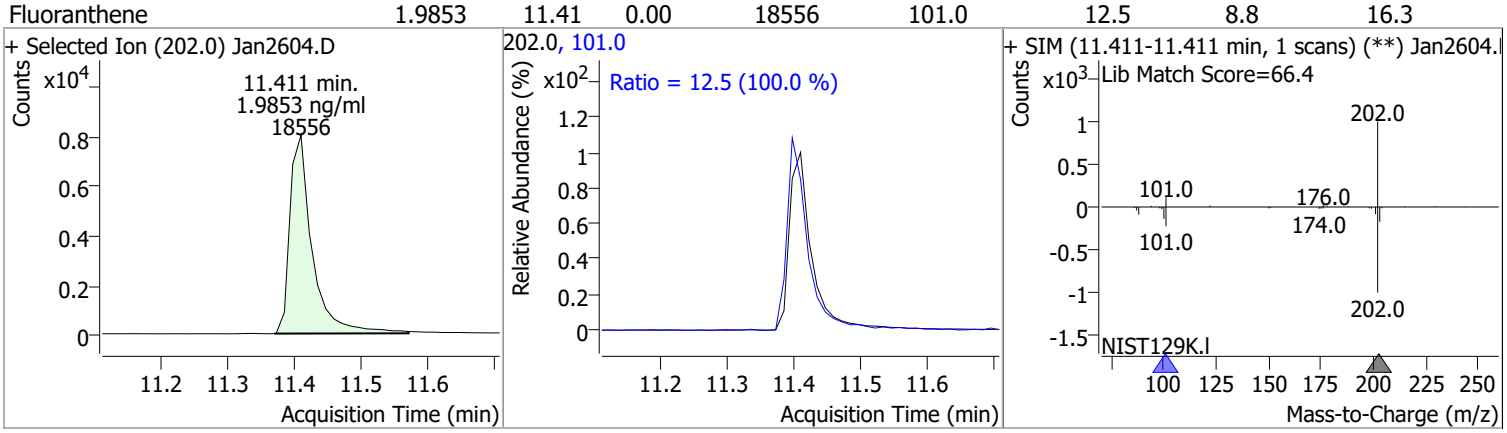

Compound	Conc.	RT	Dev(Min)	Resp.	QIon	QRatio	Lower	Upper
Pyrene	1.9923	11.78	0.00	20015	101.0	15.4	10.8	20.0

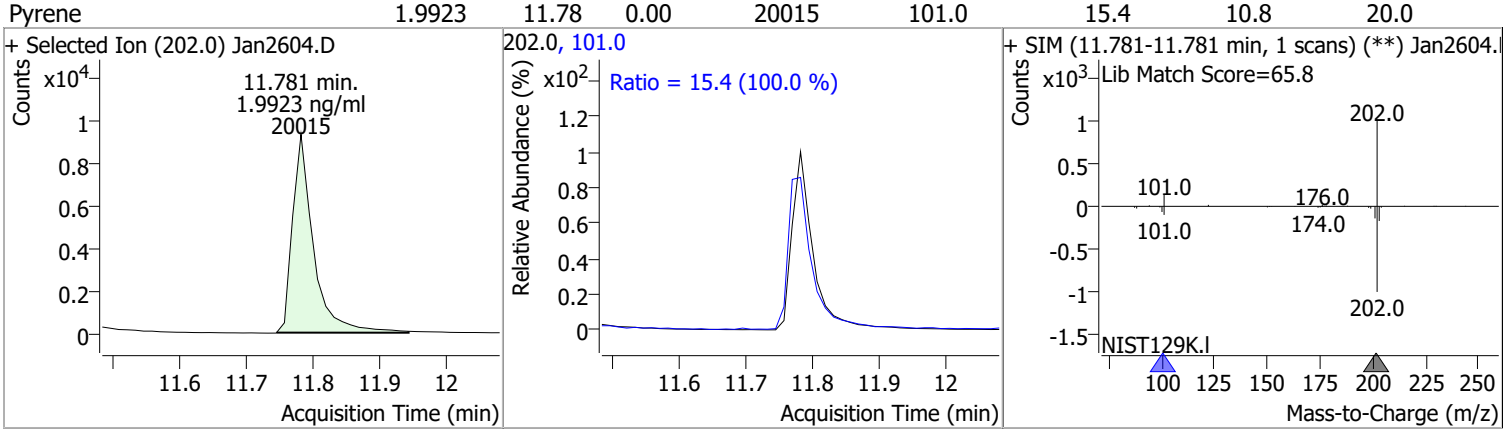

Compound	Conc.	RT	Dev(Min)	Resp.	QIon	QRatio	Lower	Upper
Terphenyl-d14	2.0350	12.25	0.00	8089	122.0	14.0	9.8	18.2

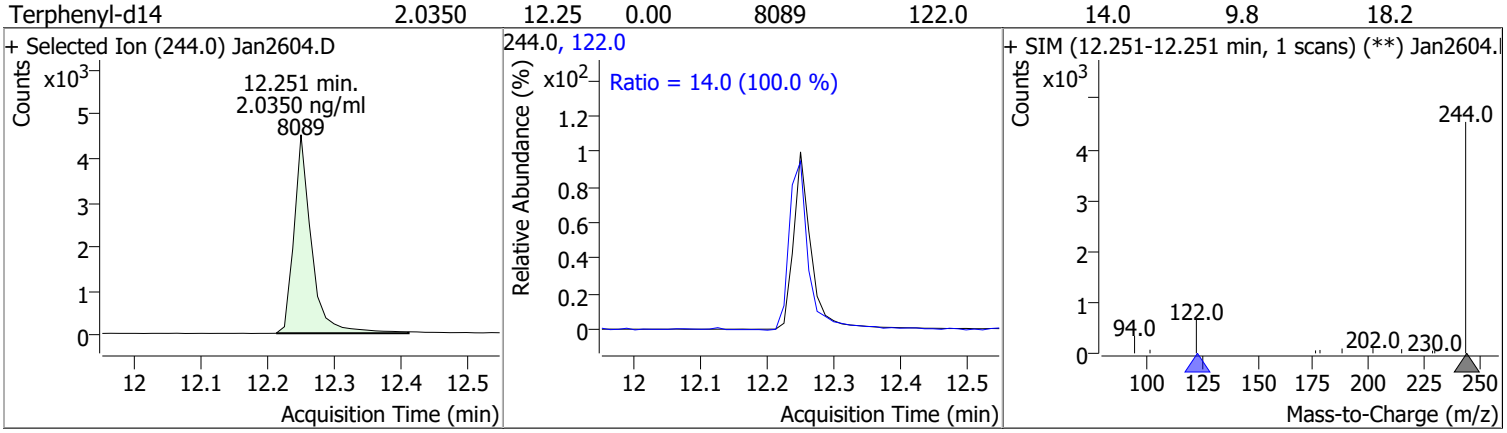

Compound	Conc.	RT	Dev(Min)	Resp.	QIon	QRatio	Lower	Upper
Benzo(a)Anthracene	1.9971	14.68	0.00	13969	226.0	27.1	19.0	35.2
					229.0	22.9	16.0	29.7

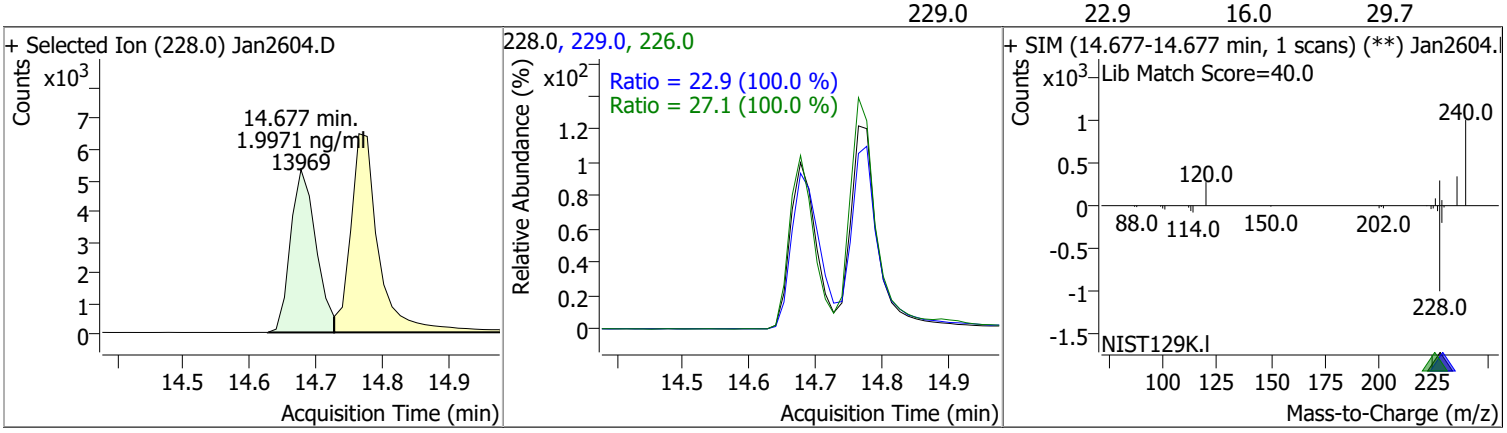

Compound	Conc.	RT	Dev(Min)	Resp.	QIon	QRatio	Lower	Upper
Chrysene	2.0096	14.76	0.00	19145	226.0	30.0	21.0	39.1
					229.0	21.2	14.8	27.6

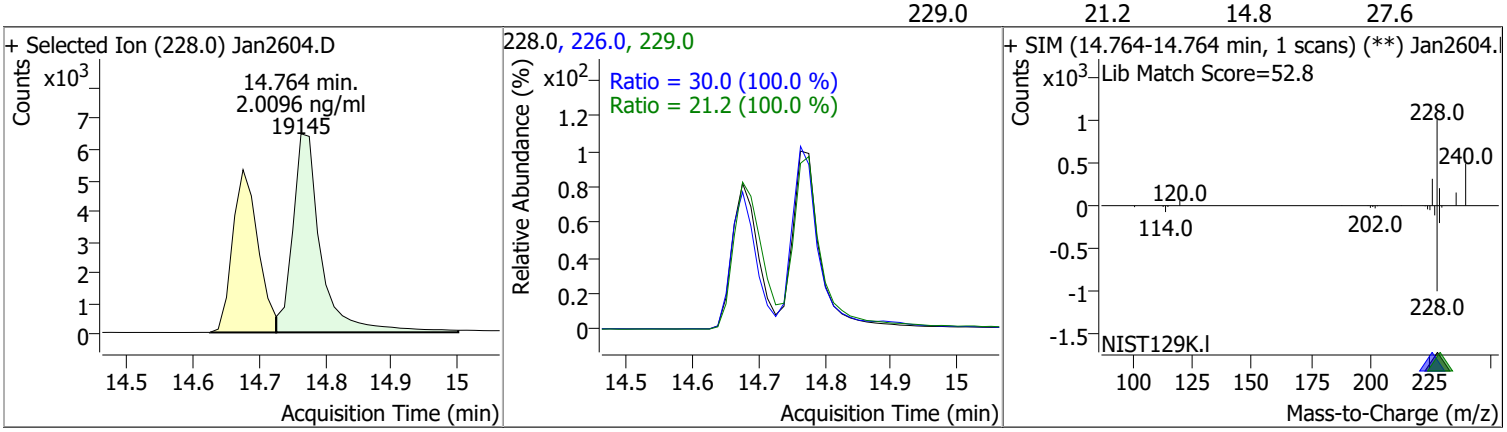

Compound	Conc.	RT	Dev(Min)	Resp.	QIon	QRatio	Lower	Upper
Benzo(b)fluoranthene	1.9514	17.71	0.00	11665	253.0	21.3	14.9	27.7

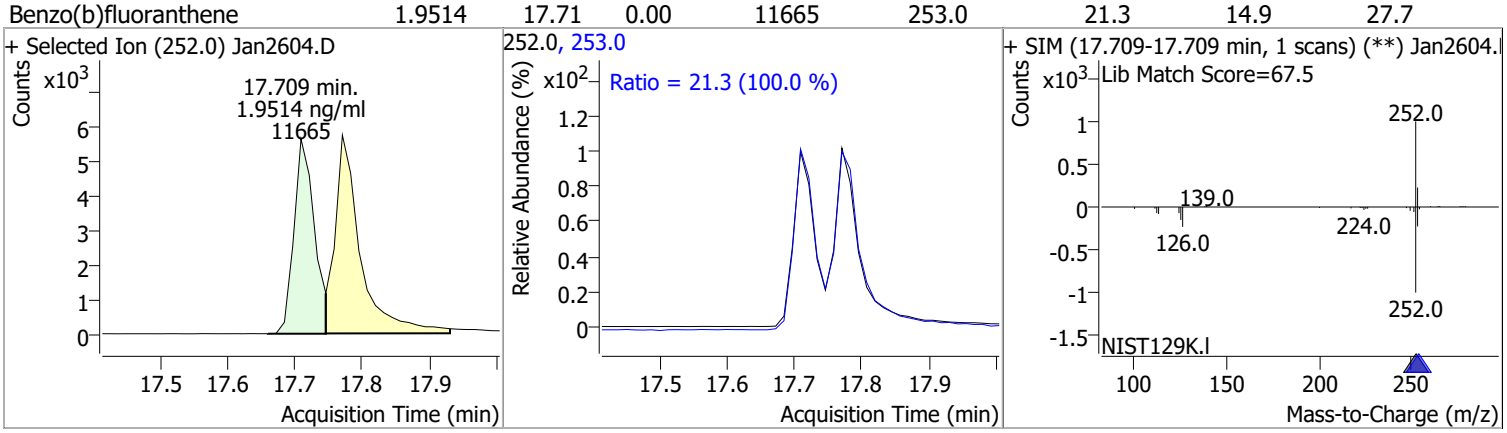

Compound	Conc.	RT	Dev(Min)	Resp.	QIon	QRatio	Lower	Upper
Benzo(k)fluoranthene	2.0386	17.77	0.00	15008	253.0	18.9	13.2	24.6

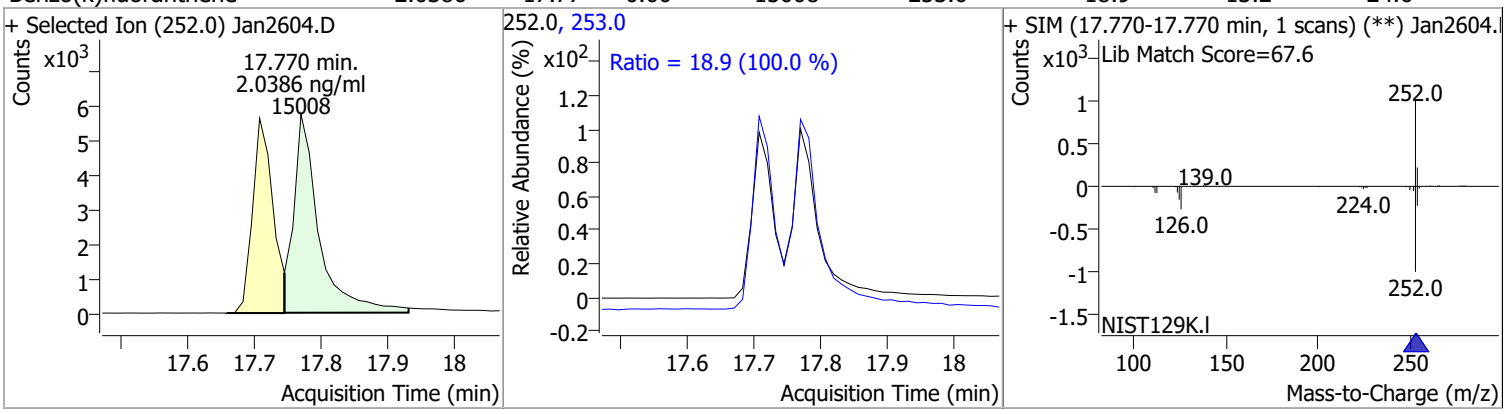

Compound	Conc.	RT	Dev(Min)	Resp.	QIon	QRatio	Lower	Upper
Benzo(a)pyrene	1.9935	18.35	0.00	10017	253.0	23.0	16.1	29.9

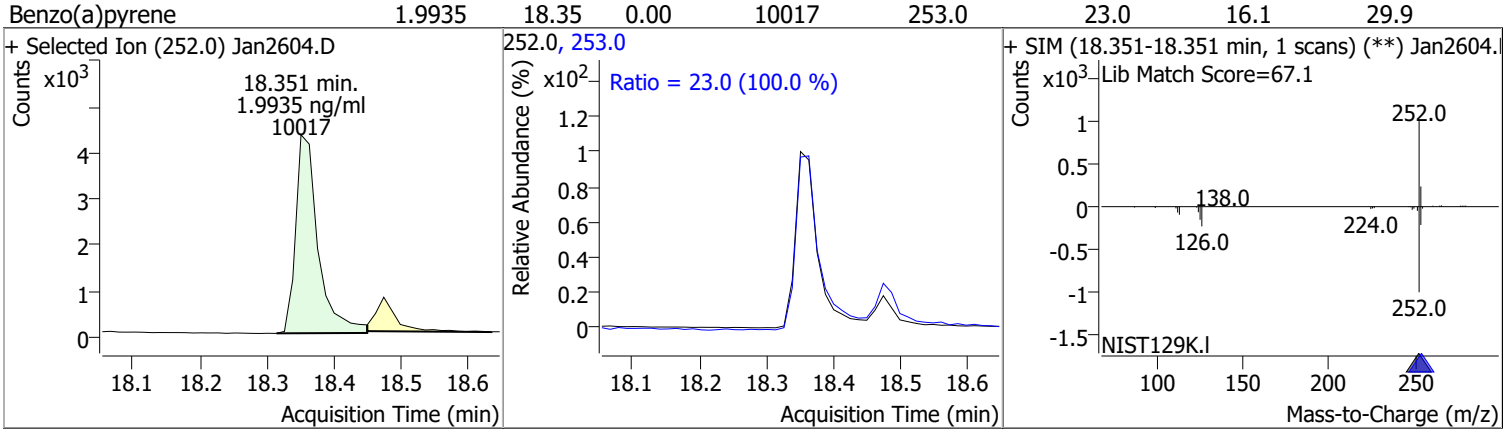

Compound	Conc.	RT	Dev(Min)	Resp.	QIon	QRatio	Lower	Upper
Indeno(1,2,3-cd)pyrene	1.9586	20.22	0.00	8723	138.0	22.4	15.7	29.1

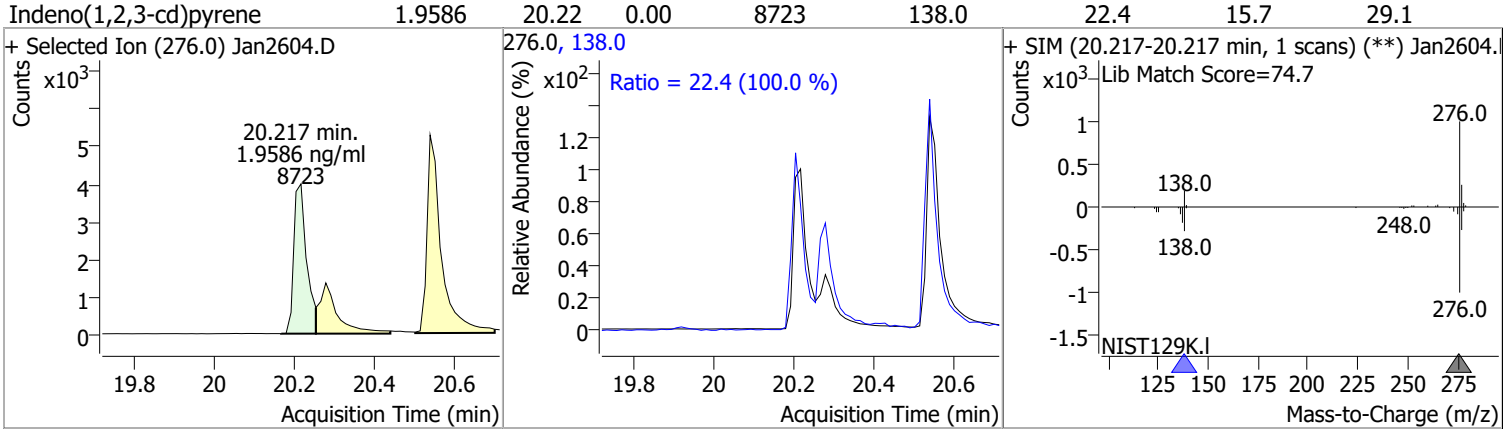

Compound	Conc.	RT	Dev(Min)	Resp.	QIon	QRatio	Lower	Upper
Dibenzo(a,h)anthracene	1.9839	20.28	0.00	10320	279.0	24.9	17.4	32.3
					139.0	17.5	12.3	22.8

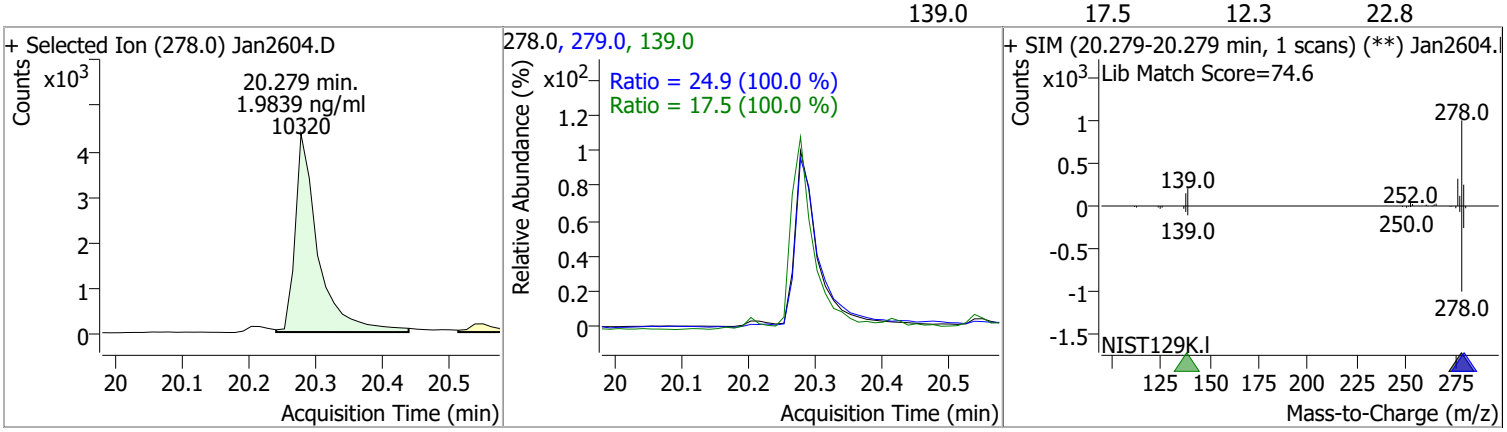

Compound	Conc.	RT	Dev(Min)	Resp.	QIon	QRatio	Lower	Upper
Benzo(g,h,i)perylene	1.9718	20.54	0.00	13028	277.0	24.8	17.3	32.2
					138.0	20.5	14.4	26.7

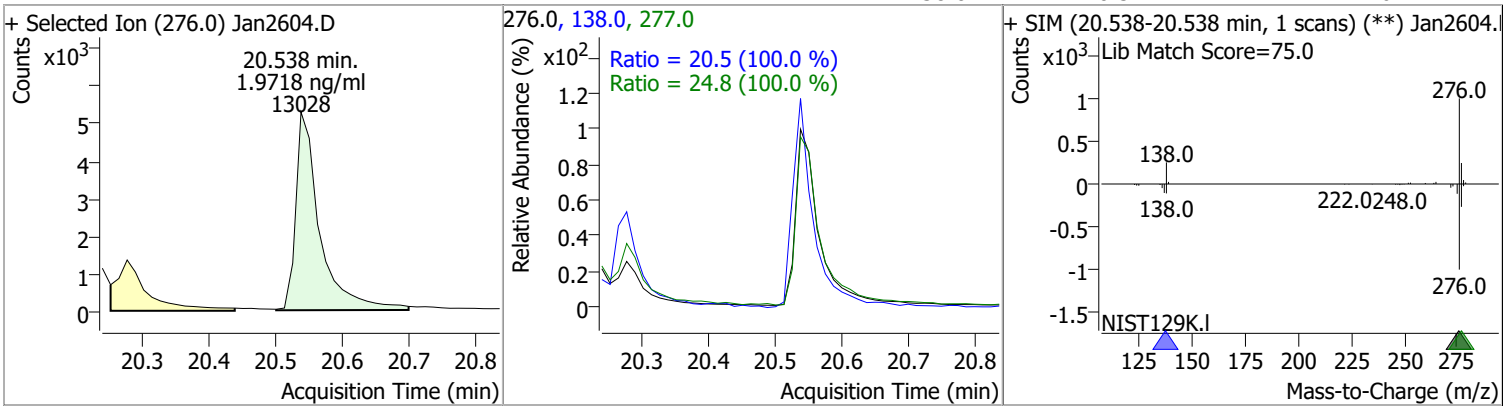

Quantitation Results Report (QT Reviewed)

Data File	Jan2605.D	Operator	LIMS import
Acq. Method	5975BNASIM	Acq. Date-Time	1/26/2022 6:55:13 PM
Sample Name	26-Jan-22_CAL_4	Instrument	GCMS
Vial	5	Multiplier	1.00
DA Method File	012522 ban SIM 2.batch.bin	Comment	SVOC-8270-W-LLPAH
Tune File	dftppjph.u	Tune Date	
Batch Name	012622 bna SIM 1.batch.bin	Last Calib Update	1/27/2022 8:37:26 AM
Ref Library			

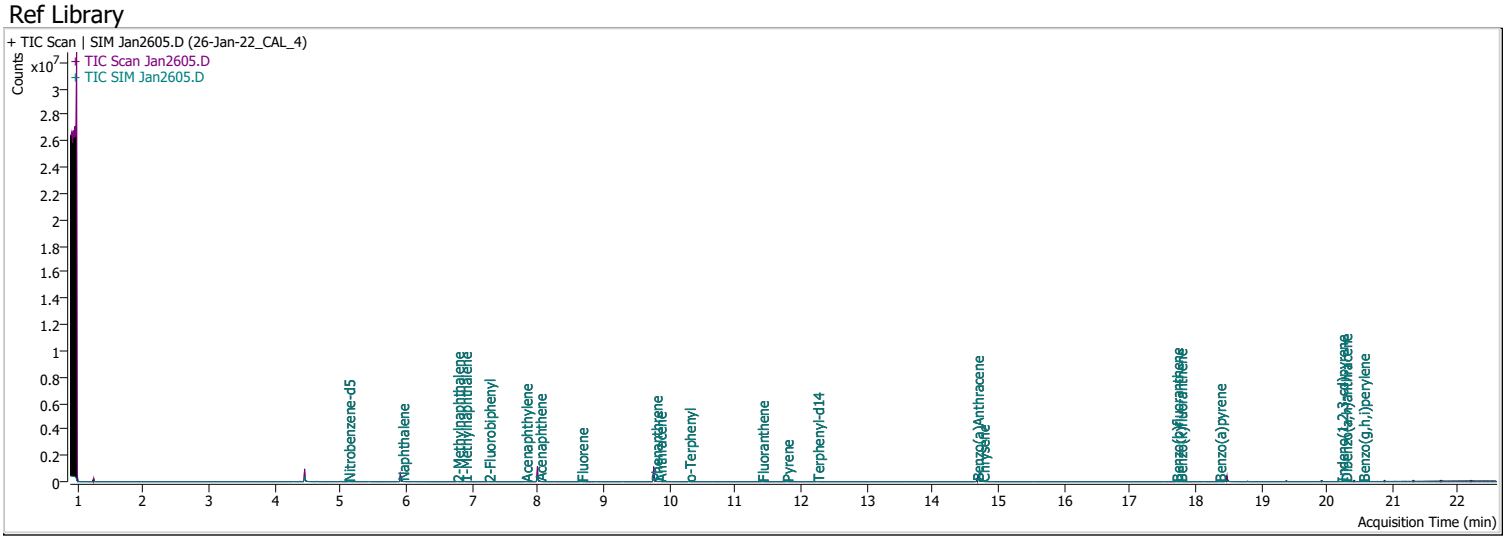

Compound	RT	QIon	Resp.	Conc.	Units		Dev(Min)
Internal Standards							
M 1,4-Dichlorobenzene-d4	4.459	152.0	118804	40.0000	ng/ml		0.000
M Naphthalene-d8	5.916	136.0	206930	40.0000	ng/ml		0.000
M Acenaphthene-d10	8.000	164.0	133588	40.0000	ng/ml		0.000
M Phenanthrene-d10	9.768	188.0	297219	40.0000	ng/ml		0.000
M Chrysene-d12	14.701	240.0	230359	40.0000	ng/ml		0.000
M Perylene-d12	18.474	264.0	149526	40.0000	ng/ml		0.000
System Monitoring Compounds							
S Nitrobenzene-d5	5.118	82.0	2239	0.9015	ng/ml		0.000
Spiked Amount: 5.000	Range: 19.0 - 102.0%			Recovery = 18.03%		*	
S 2-Fluorobiphenyl	7.252	172.0	5663	1.0598	ng/ml		0.000
Spiked Amount: 5.000	Range: 25.0 - 94.0%			Recovery = 21.20%		*	
S o-Terphenyl	10.299	230.0	4670	1.0184	ng/ml		0.000
Spiked Amount: 5.000	Range: 40.0 - 140.0%			Recovery = 20.37%		*	
S Terphenyl-d14	12.251	244.0	4066	1.0414	ng/ml		0.000
Spiked Amount: 5.000	Range: 39.0 - 106.0%			Recovery = 20.83%		*	
Target Compounds							**QValue**
T Naphthalene	5.941	128.0	5832	1.0716	ng/ml		98
T 2-Methylnaphthalene	6.777	141.0	3287	0.9978	ng/ml		94
T 1-Methylnaphthalene	6.890	141.0	3477	1.0393	ng/ml		96
T Acenaphthylene	7.813	152.0	6647	1.0895	ng/ml		99
T Acenaphthene	8.025	154.0	4165	1.0357	ng/ml		100
T Fluorene	8.661	166.0	5754	1.0725	ng/ml		100
T Phenanthrene	9.793	178.0	8253	1.0374	ng/ml		100
T Anthracene	9.854	178.0	7520	0.9692	ng/ml		99
T Fluoranthene	11.411	202.0	9437	1.0200	ng/ml		98
T Pyrene	11.781	202.0	10476	1.0774	ng/ml		98
T Benzo(a)Anthracene	14.677	228.0	7611	1.0591	ng/ml		97
T Chrysene	14.764	228.0	9630	1.0232	ng/ml		98
T Benzo(b)fluoranthene	17.708	252.0	5811	1.0199	ng/ml		100

Compound	RT	QIon	Resp.	Conc.	Units	Dev(Min)
T Benzo(k)fluoranthene	17.770	252.0	7708	1.0725	ng/ml	93
T Benzo(a)pyrene	18.363	252.0	5104	1.0626	ng/ml	98
T Indeno(1,2,3-cd)pyrene	20.217	276.0	4344	1.0219	ng/ml	98
T Dibenzo(a,h)anthracene	20.278	278.0	5183	1.0277	ng/ml	99
T Benzo(g,h,i)perylene	20.550	276.0	6666	1.0399	ng/ml	97

(#) = Qualifier Out of Range; (m) = Manual Integration; (+) = Area Summed; (*) = Surrogate Percent Recovery Out of Range; (d): Zeroed Peak

Compound	Conc.	RT	Dev(Min)	Resp.	QIon	QRatio	Lower	Upper
Nitrobenzene-d5	0.9015	5.12	0.00	2239	54.0	37.6	31.6	58.8
					128.0	27.9	19.3	35.9

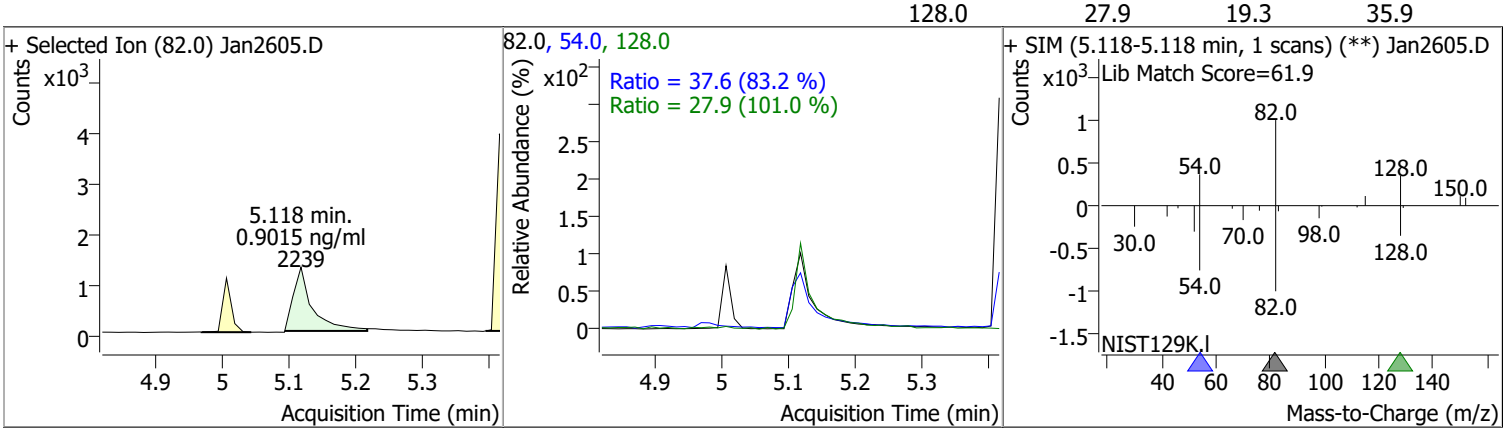

Compound	Conc.	RT	Dev(Min)	Resp.	QIon	QRatio	Lower	Upper
Naphthalene	1.0716	5.94	0.00	5832	102.0	21.3	0.0	61.8
					129.0	11.8	7.7	14.3

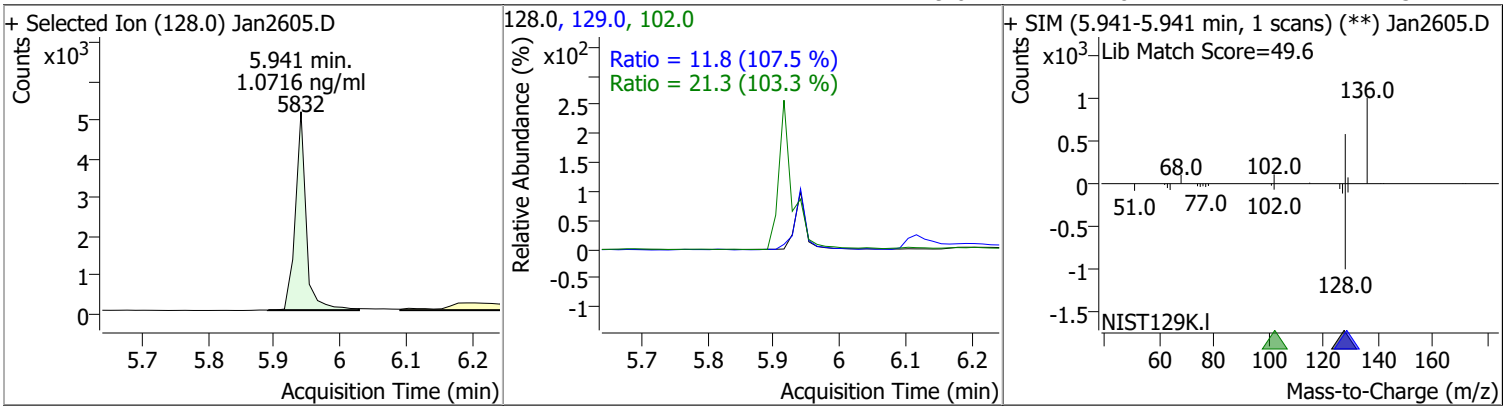

Compound	Conc.	RT	Dev(Min)	Resp.	QIon	QRatio	Lower	Upper
2-Methylnaphthalene	0.9978	6.78	0.00	3287	142.0	148.8	99.1	184.0
					115.0	62.4	46.3	86.0

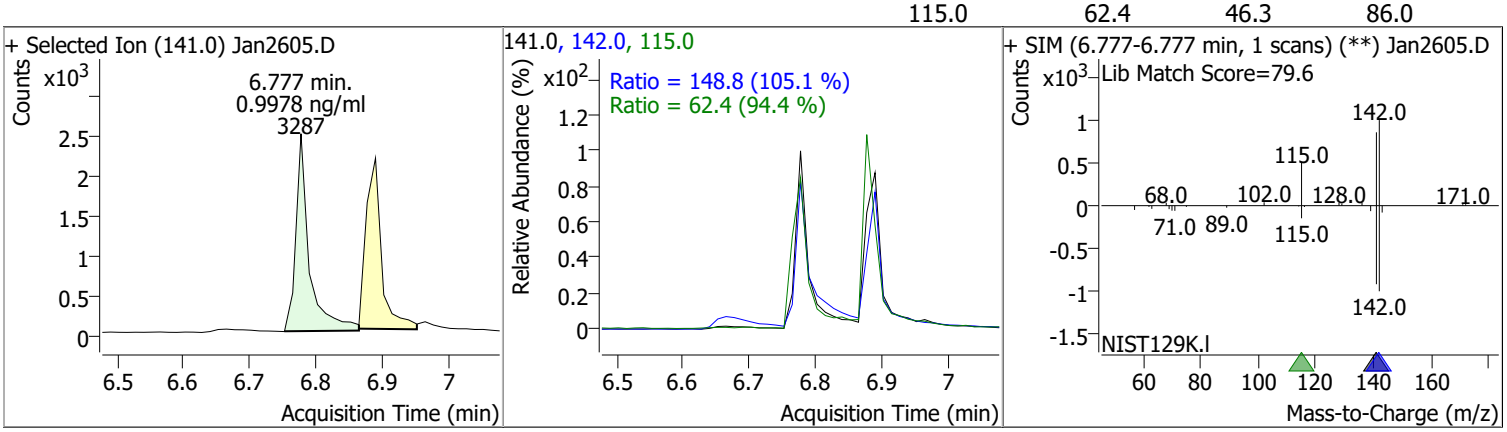

Compound	Conc.	RT	Dev(Min)	Resp.	QIon	QRatio	Lower	Upper
1-Methylnaphthalene	1.0393	6.89	0.01	3477	142.0	117.9	78.3	145.5
					115.0	78.6	53.4	99.2

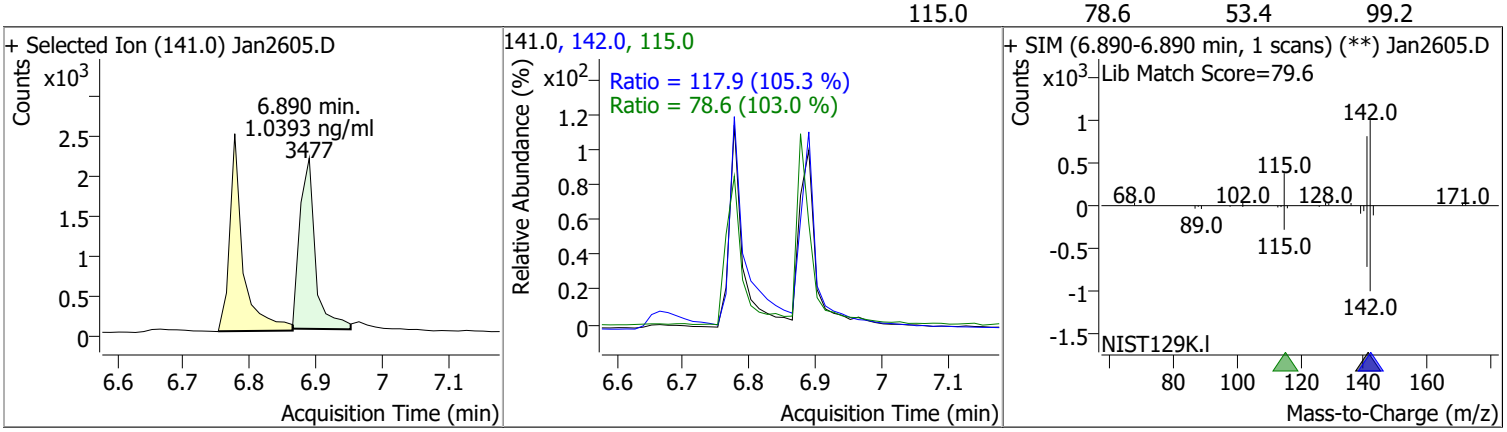

Compound	Conc.	RT	Dev(Min)	Resp.	QIon	QRatio	Lower	Upper
2-Fluorobiphenyl	1.0598	7.25	0.00	5663	171.0	36.6	25.6	47.6

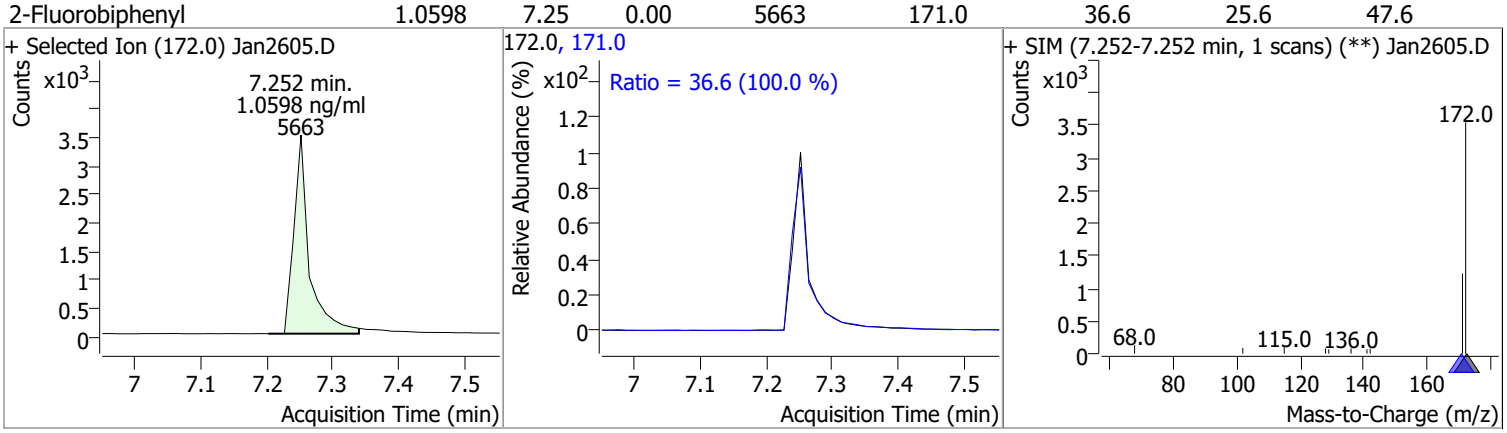

Compound	Conc.	RT	Dev(Min)	Resp.	QIon	QRatio	Lower	Upper
Acenaphthylene	1.0895	7.81	0.00	6647	153.0	12.9	9.1	17.0

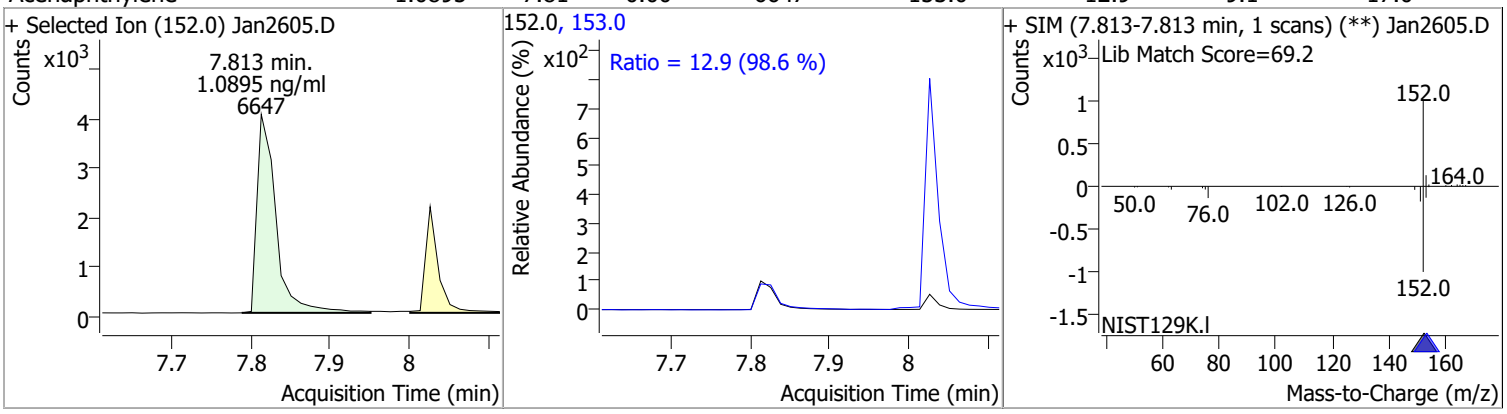

Compound	Conc.	RT	Dev(Min)	Resp.	QIon	QRatio	Lower	Upper
Acenaphthene	1.0357	8.03	0.00	4165	153.0	119.8	83.9	155.8
					152.0	58.3	40.9	76.0

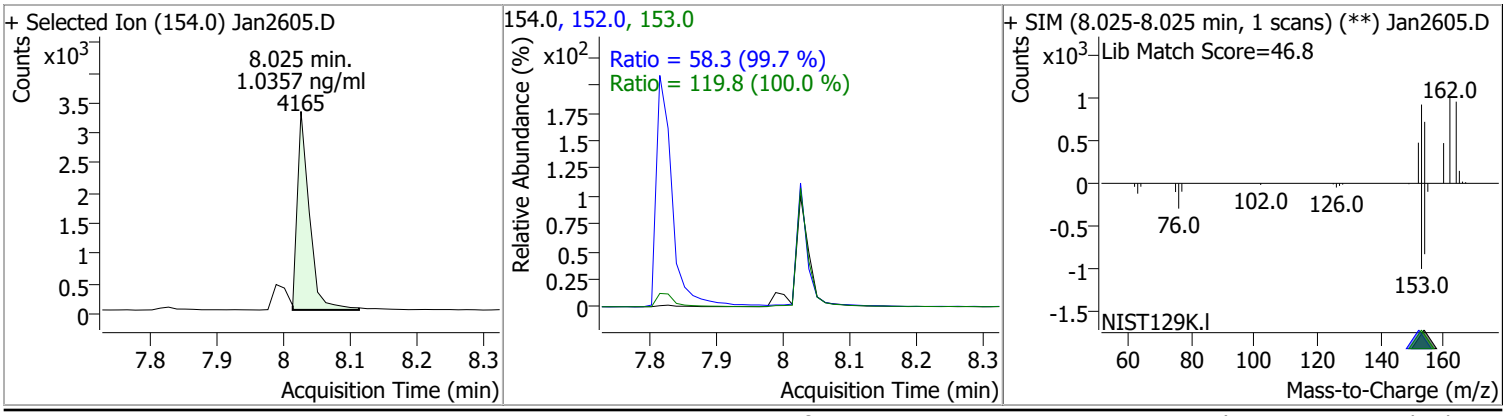

Compound	Conc.	RT	Dev(Min)	Resp.	QIon	QRatio	Lower	Upper
Fluorene	1.0725	8.66	0.00	5754	165.0	95.9	67.0	124.5
					167.0	13.2	9.2	17.1

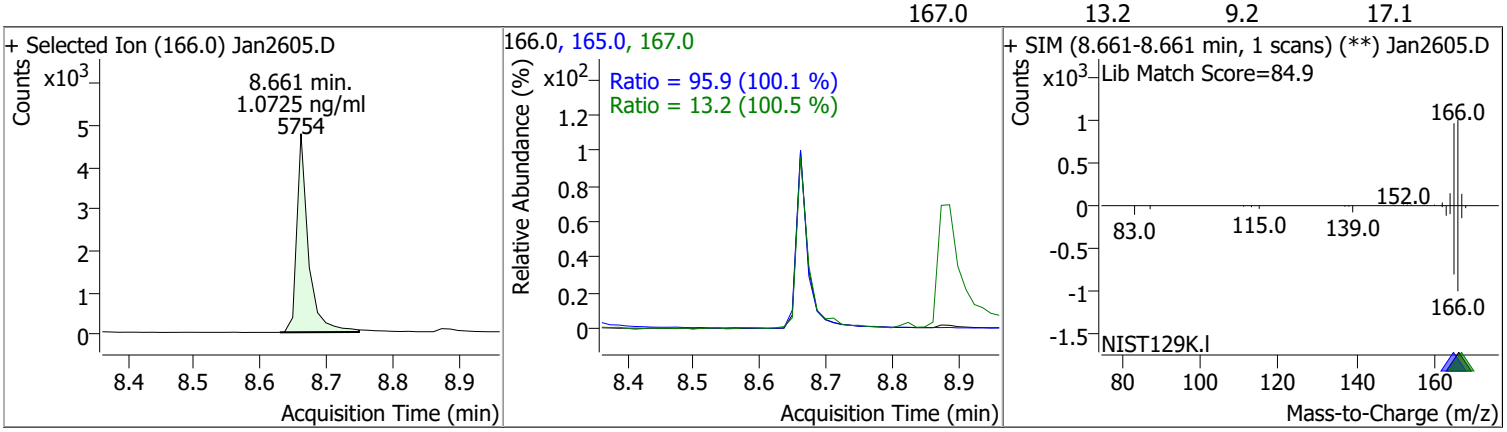

Compound	Conc.	RT	Dev(Min)	Resp.	QIon	QRatio	Lower	Upper
Phenanthrene	1.0374	9.79	0.00	8253	176.0	19.0	13.2	24.6

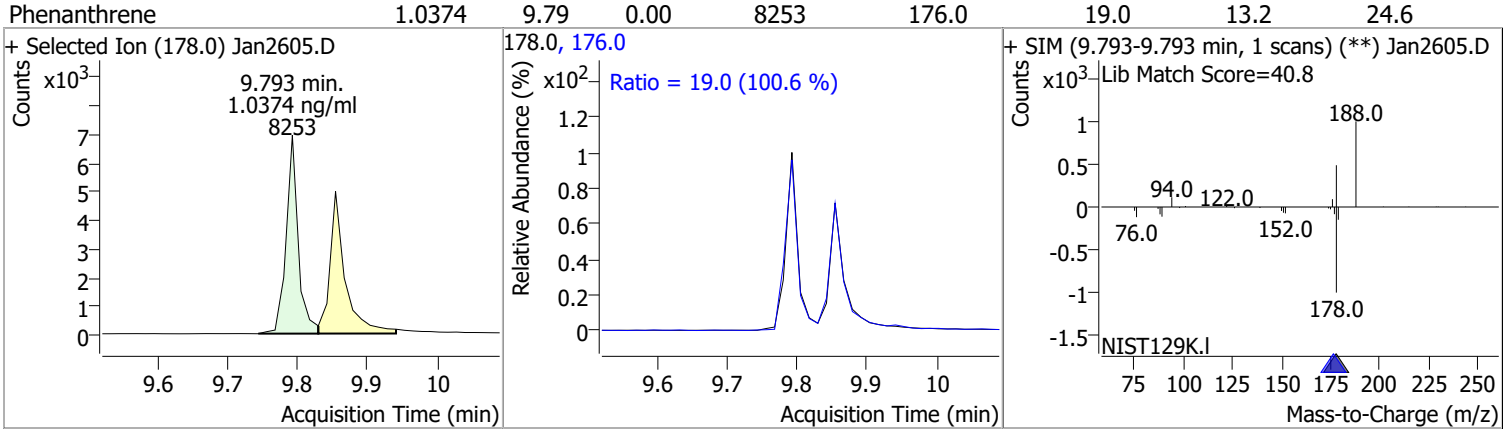

Compound	Conc.	RT	Dev(Min)	Resp.	QIon	QRatio	Lower	Upper
Anthracene	0.9692	9.85	0.00	7520	176.0	18.7	12.8	23.8

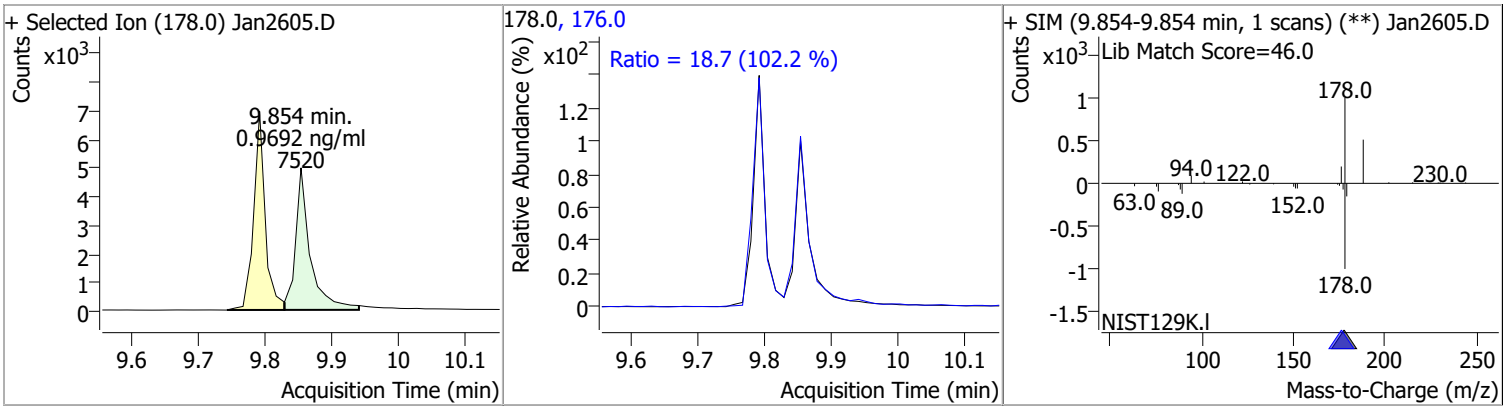

Compound	Conc.	RT	Dev(Min)	Resp.	QIon	QRatio	Lower	Upper
o-Terphenyl	1.0184	10.30	0.00	4670	229.0	68.5	47.1	87.5
					215.0	45.4	31.1	57.7

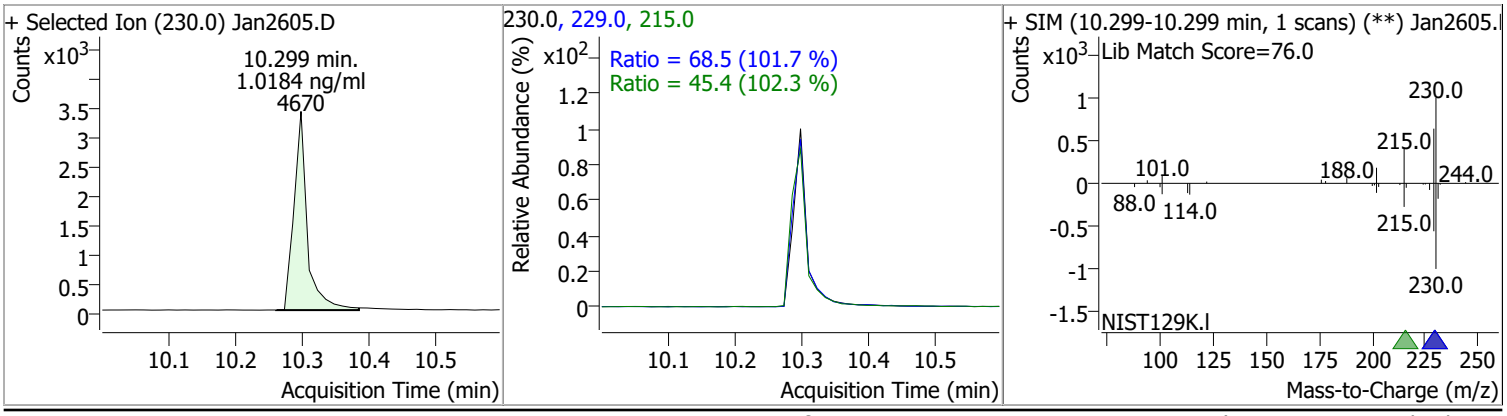

Compound	Conc.	RT	Dev(Min)	Resp.	QIon	QRatio	Lower	Upper
Fluoranthene	1.0200	11.41	0.00	9437	101.0	11.9	8.8	16.3

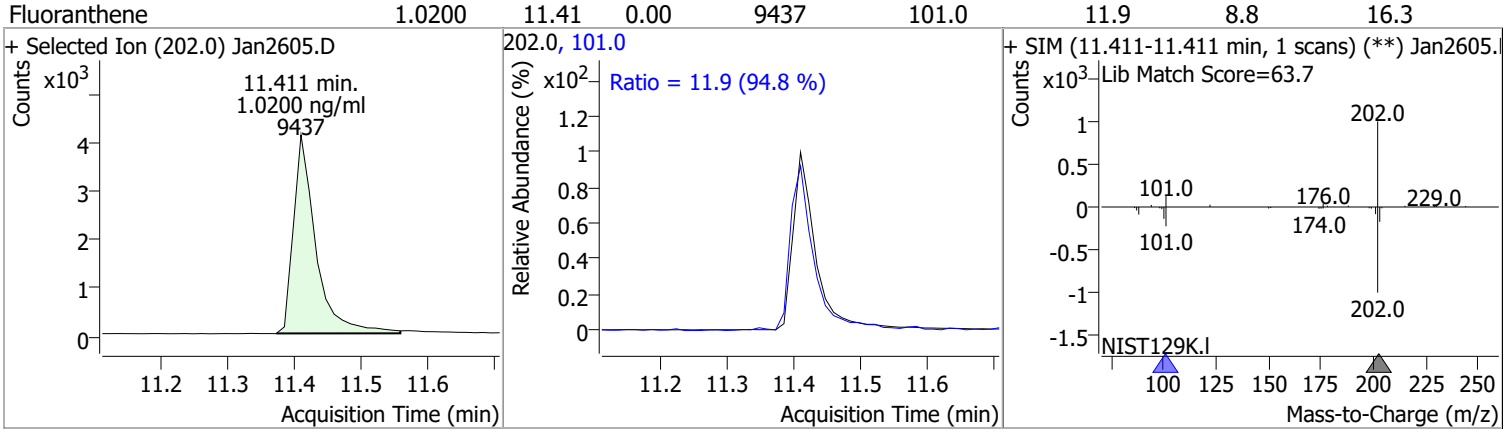

Compound	Conc.	RT	Dev(Min)	Resp.	QIon	QRatio	Lower	Upper
Pyrene	1.0774	11.78	0.00	10476	101.0	14.5	10.8	20.0

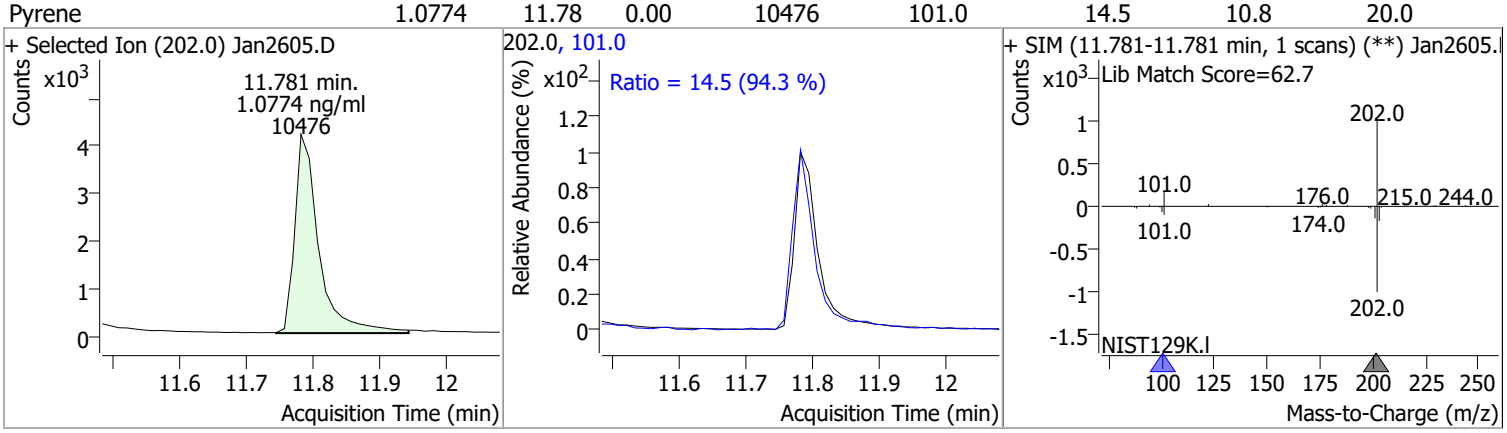

Compound	Conc.	RT	Dev(Min)	Resp.	QIon	QRatio	Lower	Upper
Terphenyl-d14	1.0414	12.25	0.00	4066	122.0	14.9	9.8	18.2

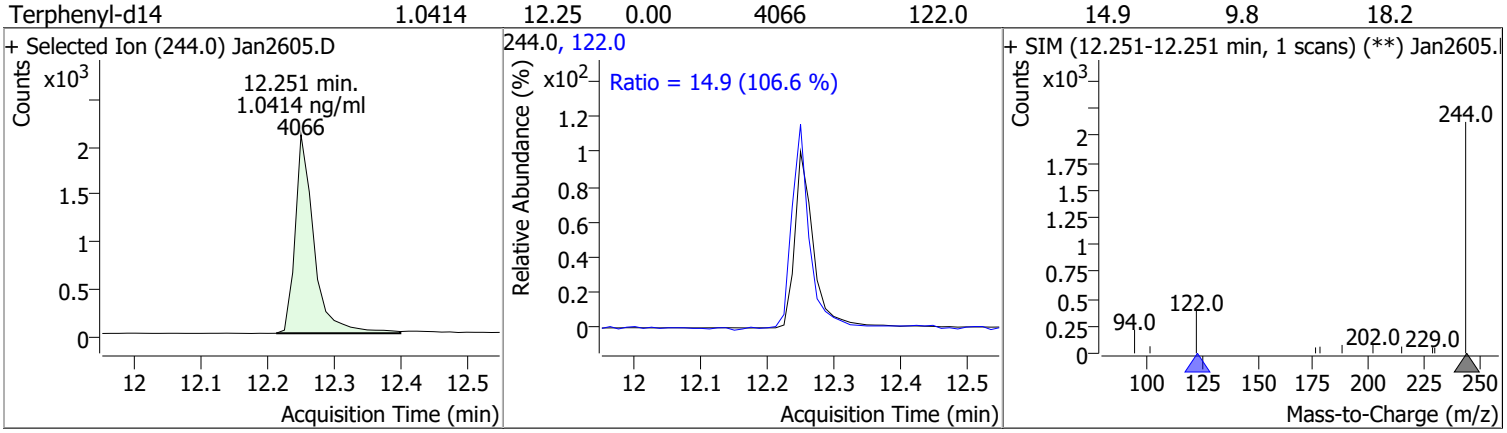

Compound	Conc.	RT	Dev(Min)	Resp.	QIon	QRatio	Lower	Upper
Benzo(a)Anthracene	1.0591	14.68	0.00	7611	226.0	26.4	19.0	35.2
					229.0	25.0	16.0	29.7

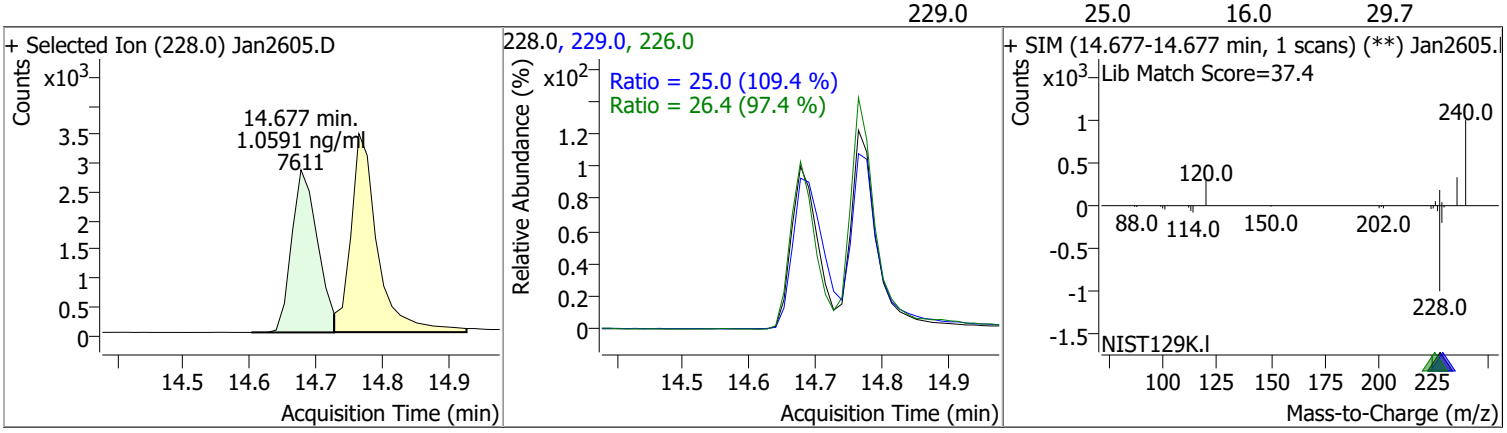

Compound	Conc.	RT	Dev(Min)	Resp.	QIon	QRatio	Lower	Upper
Chrysene	1.0232	14.76	0.00	9630	226.0	31.3	21.0	39.1
					229.0	22.2	14.8	27.6

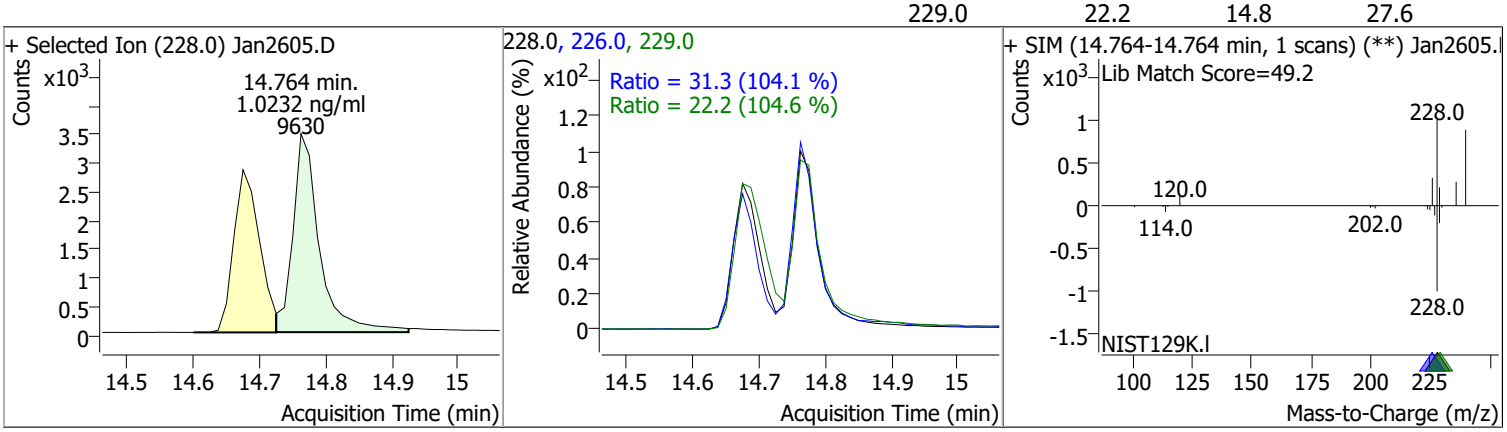

Compound	Conc.	RT	Dev(Min)	Resp.	QIon	QRatio	Lower	Upper
Benzo(b)fluoranthene	1.0199	17.71	0.00	5811	253.0	21.1	14.9	27.7

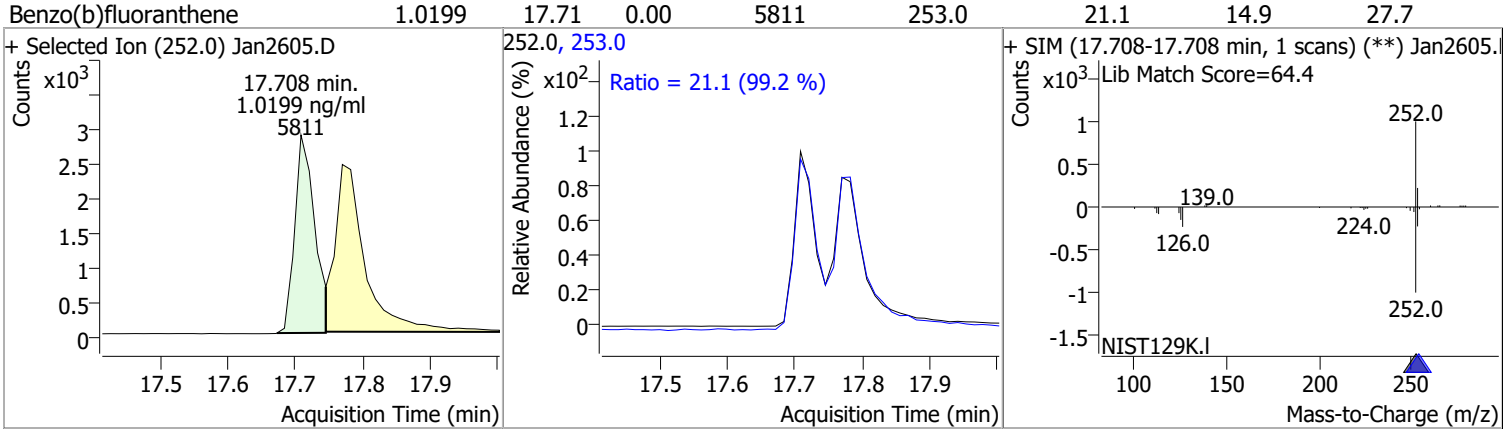

Compound	Conc.	RT	Dev(Min)	Resp.	QIon	QRatio	Lower	Upper
Benzo(k)fluoranthene	1.0725	17.77	0.00	7708	253.0	22.1	13.2	24.6

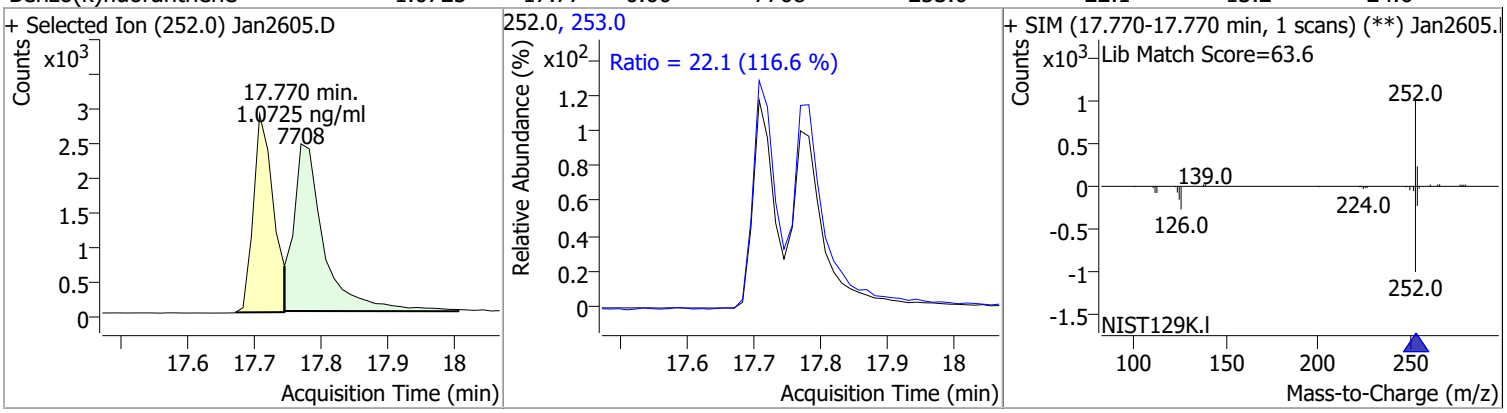

Compound	Conc.	RT	Dev(Min)	Resp.	QIon	QRatio	Lower	Upper
Benzo(a)pyrene	1.0626	18.36	0.01	5104	253.0	22.1	16.1	29.9

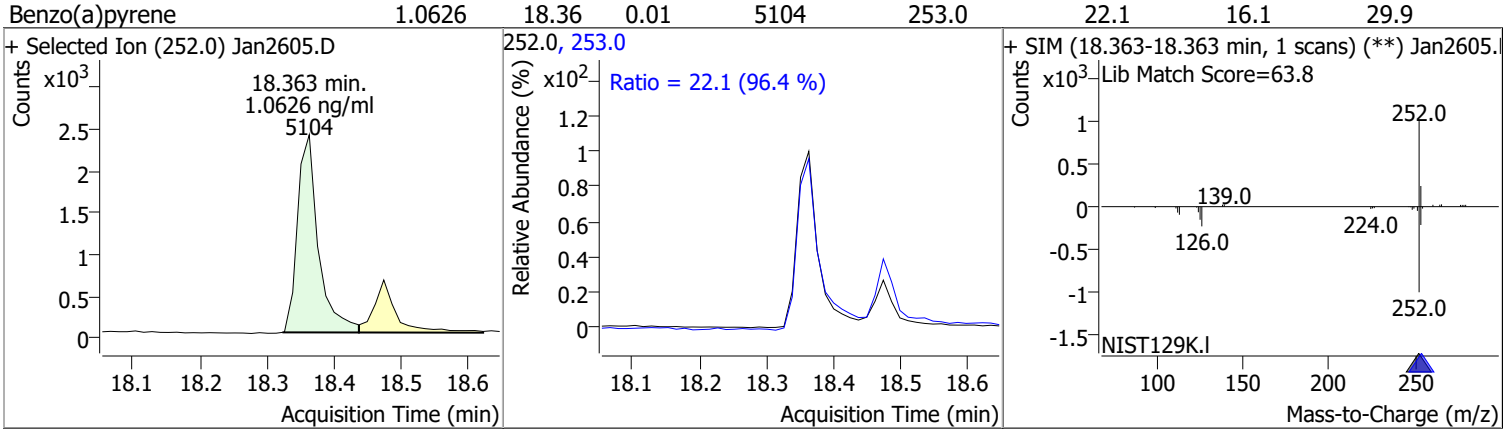

Quantitation Results Report (QT Reviewed)

Compound	Conc.	RT	Dev(Min)	Resp.	QIon	QRatio	Lower	Upper
Indeno(1,2,3-cd)pyrene	1.0219	20.22	0.00	4344	138.0	23.2	15.7	29.1

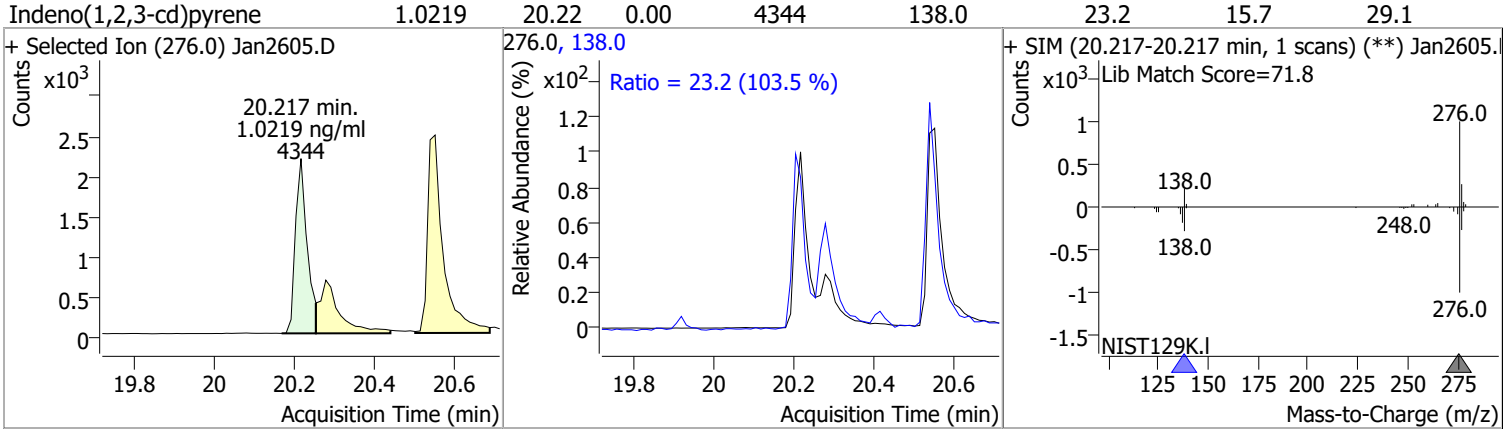

Compound	Conc.	RT	Dev(Min)	Resp.	QIon	QRatio	Lower	Upper
Dibenzo(a,h)anthracene	1.0277	20.28	0.00	5183	279.0	24.5	17.4	32.3
					139.0	17.7	12.3	22.8

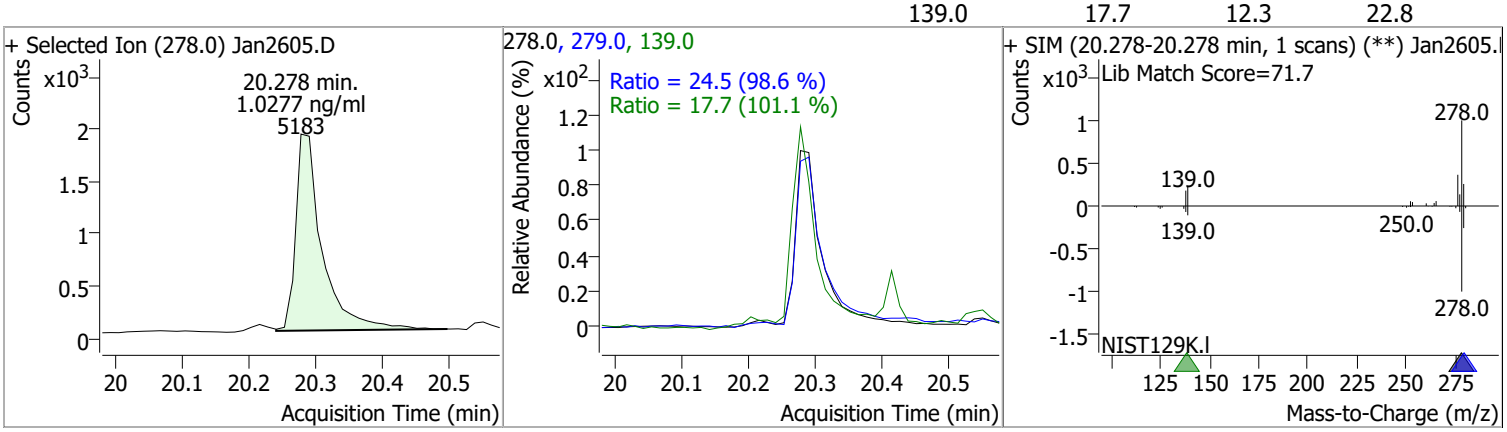

Compound	Conc.	RT	Dev(Min)	Resp.	QIon	QRatio	Lower	Upper
Benzo(g,h,i)perylene	1.0399	20.55	0.01	6666	277.0	22.3	17.3	32.2
					138.0	21.1	14.4	26.7

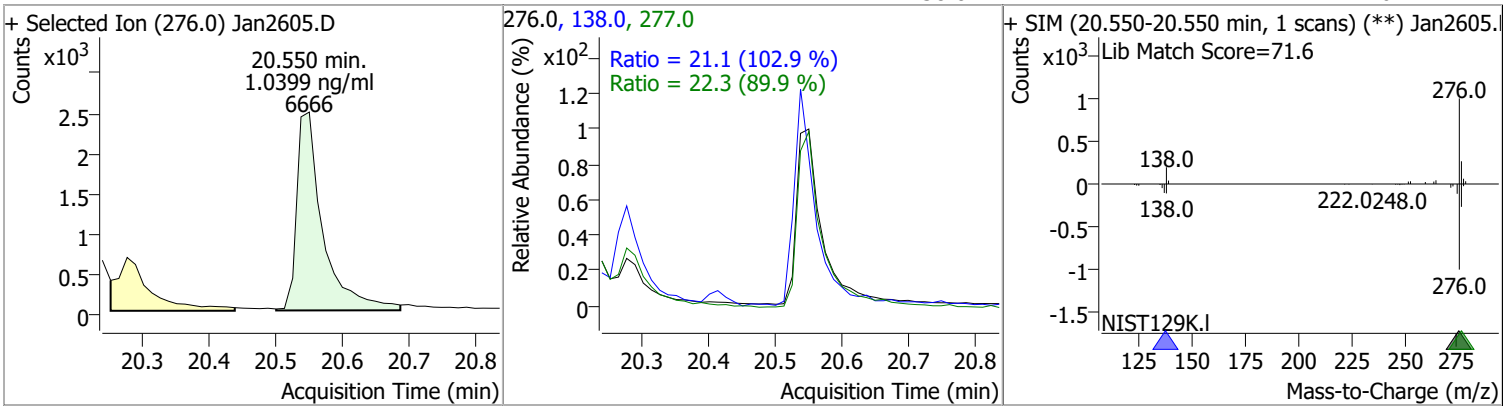

Quantitation Results Report (QT Reviewed)

Data File	Jan2606.D	Operator	LIMS import
Acq. Method	5975BNASIM	Acq. Date-Time	1/26/2022 7:27:45 PM
Sample Name	26-Jan-22_CAL_3	Instrument	GCMS
Vial	6	Multiplier	1.00
DA Method File	012522 ban SIM 2.batch.bin	Comment	SVOC-8270-W-LLPAH
Tune File	dftppjph.u	Tune Date	
Batch Name	012622 bna SIM 1.batch.bin	Last Calib Update	1/27/2022 8:37:26 AM
Ref Library			

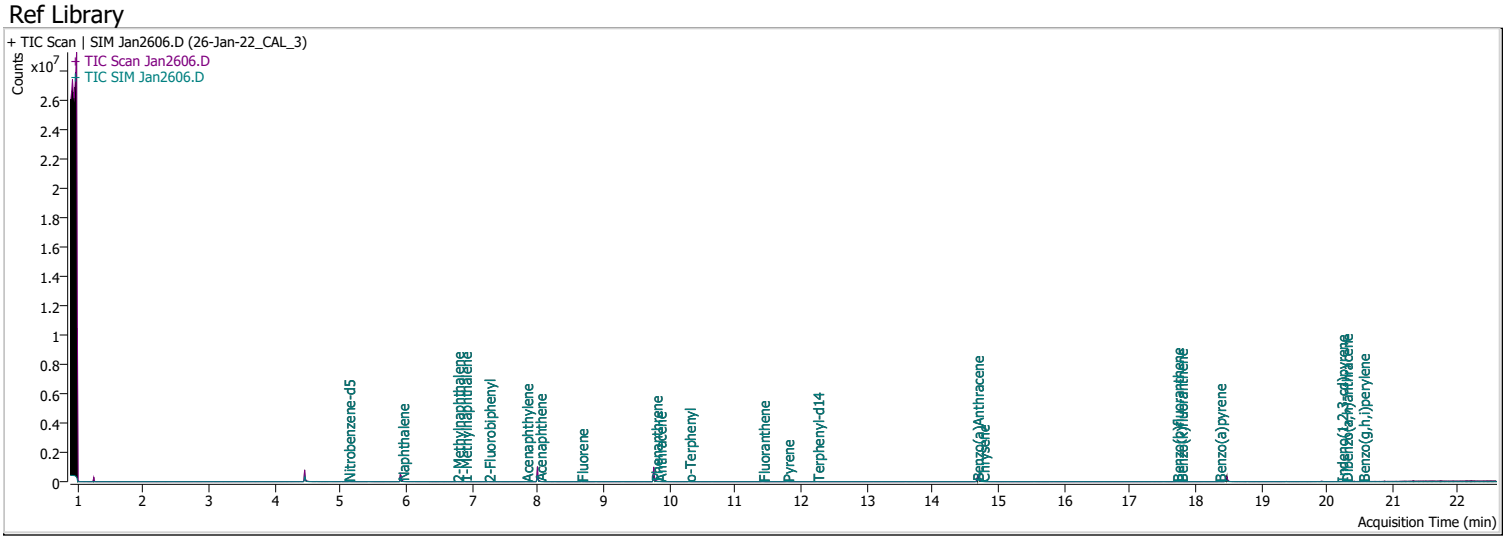

Compound	RT	QIon	Resp.	Conc.	Units		Dev(Min)
Internal Standards							
M 1,4-Dichlorobenzene-d4	4.460	152.0	107131	40.0000	ng/ml		0.000
M Naphthalene-d8	5.916	136.0	195249	40.0000	ng/ml		0.000
M Acenaphthene-d10	8.000	164.0	122643	40.0000	ng/ml		0.000
M Phenanthrene-d10	9.768	188.0	263782	40.0000	ng/ml		0.000
M Chrysene-d12	14.701	240.0	212195	40.0000	ng/ml		0.000
M Perylene-d12	18.475	264.0	135956	40.0000	ng/ml		0.000
System Monitoring Compounds							
S Nitrobenzene-d5	5.118	82.0	1090	0.5080	ng/ml		0.000
Spiked Amount: 5.000	Range: 19.0 - 102.0%			Recovery = 10.16%		*	
S 2-Fluorobiphenyl	7.252	172.0	2663	0.5229	ng/ml		0.000
Spiked Amount: 5.000	Range: 25.0 - 94.0%			Recovery = 10.46%		*	
S o-Terphenyl	10.299	230.0	2213	0.5232	ng/ml		0.000
Spiked Amount: 5.000	Range: 40.0 - 140.0%			Recovery = 10.46%		*	
S Terphenyl-d14	12.251	244.0	2019	0.5293	ng/ml		0.000
Spiked Amount: 5.000	Range: 39.0 - 106.0%			Recovery = 10.59%		*	
Target Compounds							**QValue**
T Naphthalene	5.941	128.0	2733	0.5141	ng/ml		83
T 2-Methylnaphthalene	6.777	141.0	1595	0.4954	ng/ml		99
T 1-Methylnaphthalene	6.890	141.0	1703	0.5151	ng/ml		93
T Acenaphthylene	7.826	152.0	2978	0.5110	ng/ml		98
T Acenaphthene	8.025	154.0	1993	0.5106	ng/ml		94
T Fluorene	8.661	166.0	2639	0.5119	ng/ml		99
T Phenanthrene	9.793	178.0	3972	0.5309	ng/ml		99
T Anthracene	9.854	178.0	3577	0.4937	ng/ml		99
T Fluoranthene	11.423	202.0	4505	0.5300	ng/ml		98
T Pyrene	11.794	202.0	4977	0.5351	ng/ml		100
T Benzo(a)Anthracene	14.677	228.0	3947	0.5048	ng/ml		94
T Chrysene	14.764	228.0	4857	0.5307	ng/ml		98
T Benzo(b)fluoranthene	17.721	252.0	2452	0.4618	ng/ml		96

Compound	RT	QIon	Resp.	Conc.	Units		Dev(Min)
T Benzo(k)fluoranthene	17.783	252.0	3114	0.4483	ng/ml	#	80
T Benzo(a)pyrene	18.363	252.0	2288	0.5120	ng/ml		96
T Indeno(1,2,3-cd)pyrene	20.217	276.0	1983	0.5014	ng/ml		99
T Dibenzo(a,h)anthracene	20.291	278.0	2436	0.5128	ng/ml		95
T Benzo(g,h,i)perylene	20.550	276.0	3075	0.5080	ng/ml		99

(#) = Qualifier Out of Range; (m) = Manual Integration; (+) = Area Summed; (*) = Surrogate Percent Recovery Out of Range; (d): Zeroed Peak

Compound	Conc.	RT	Dev(Min)	Resp.	QIon	QRatio	Lower	Upper
Nitrobenzene-d5	0.5080	5.12	0.00	1090	54.0	32.8	31.6	58.8
					128.0	29.4	19.3	35.9

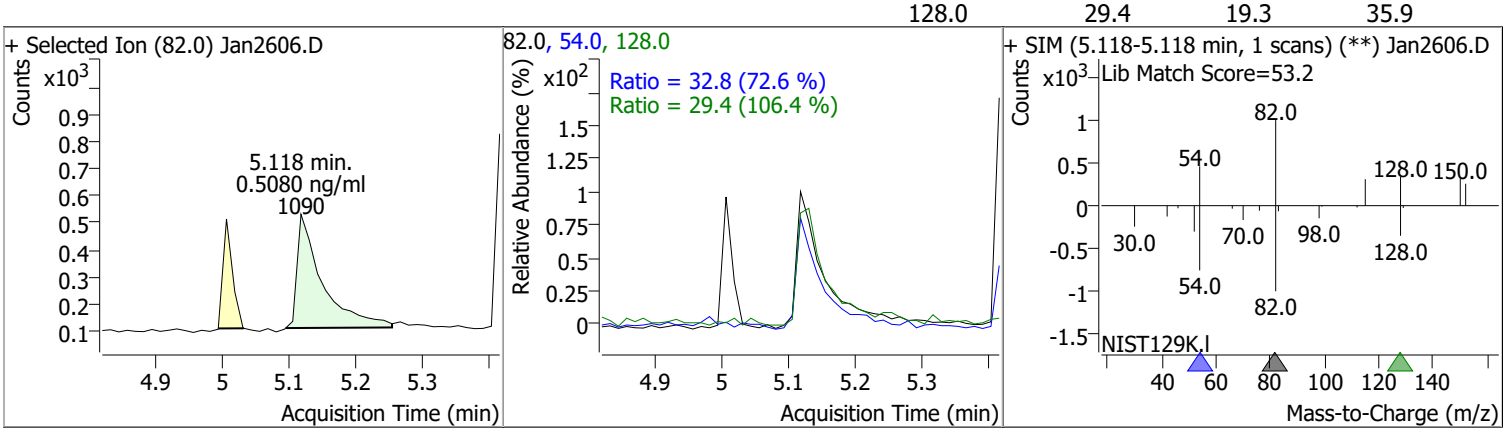

Compound	Conc.	RT	Dev(Min)	Resp.	QIon	QRatio	Lower	Upper
Naphthalene	0.5141	5.94	0.00	2733	102.0	32.2	0.0	61.8
					129.0	11.3	7.7	14.3

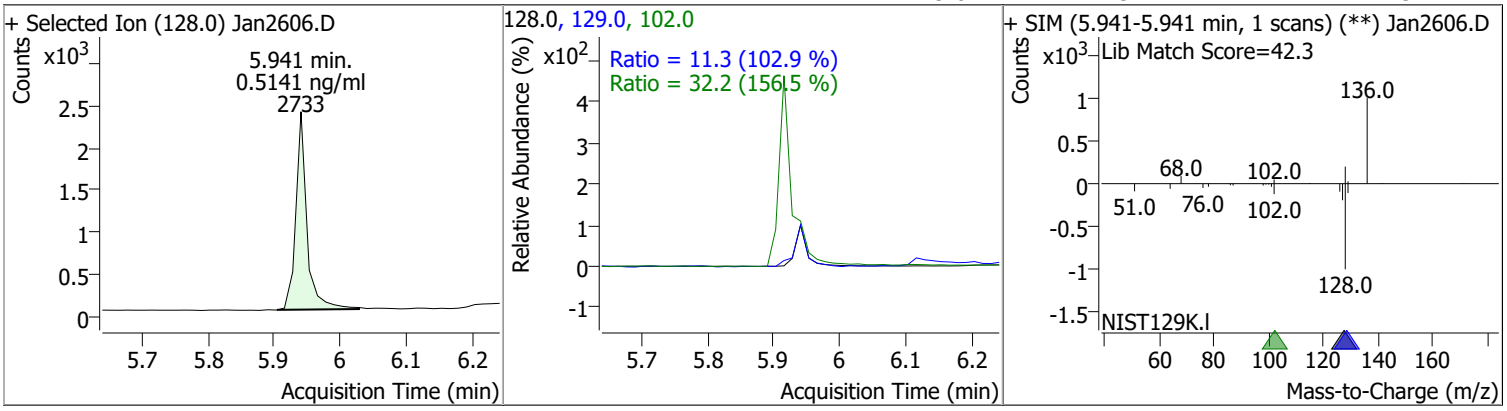

Compound	Conc.	RT	Dev(Min)	Resp.	QIon	QRatio	Lower	Upper
2-Methylnaphthalene	0.4954	6.78	0.00	1595	142.0	140.0	99.1	184.0
					115.0	65.5	46.3	86.0

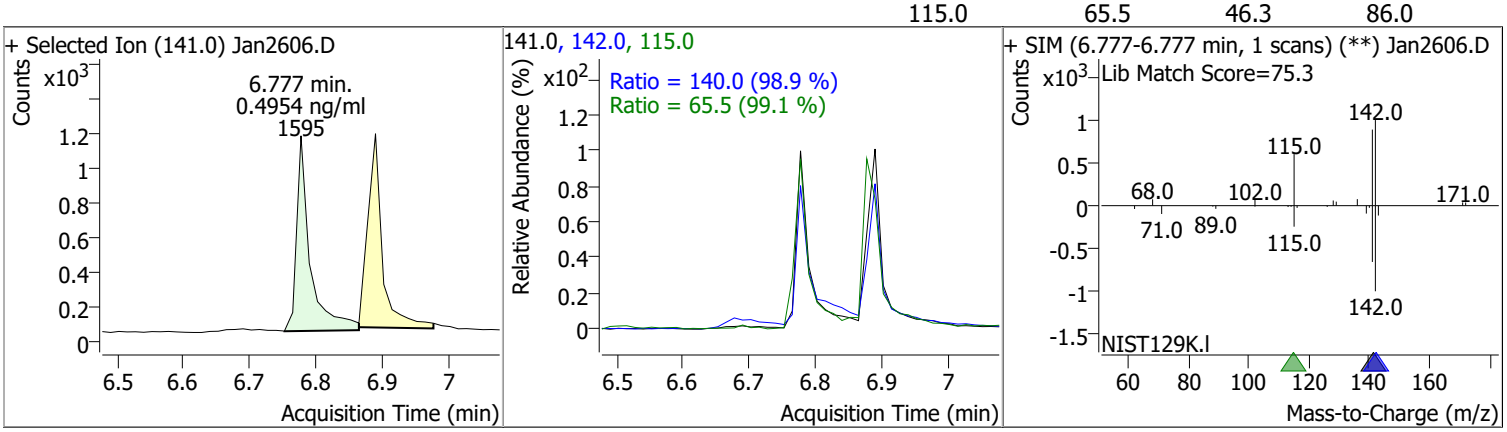

Compound	Conc.	RT	Dev(Min)	Resp.	QIon	QRatio	Lower	Upper
1-Methylnaphthalene	0.5151	6.89	0.01	1703	142.0	120.5	78.3	145.5
					115.0	80.2	53.4	99.2

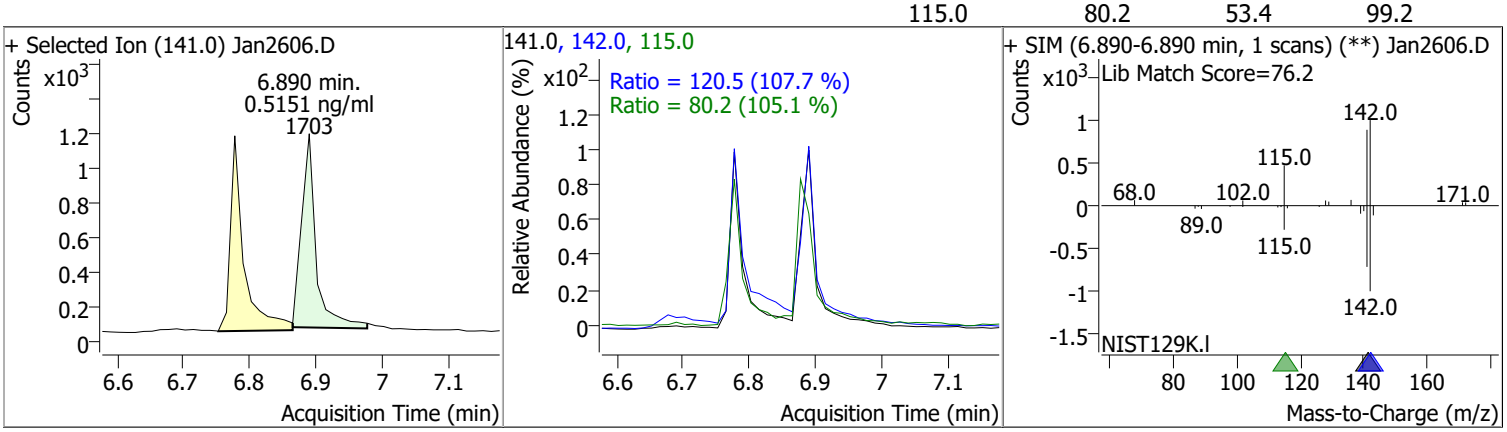

Compound	Conc.	RT	Dev(Min)	Resp.	QIon	QRatio	Lower	Upper
2-Fluorobiphenyl	0.5229	7.25	0.00	2663	171.0	36.5	25.6	47.6

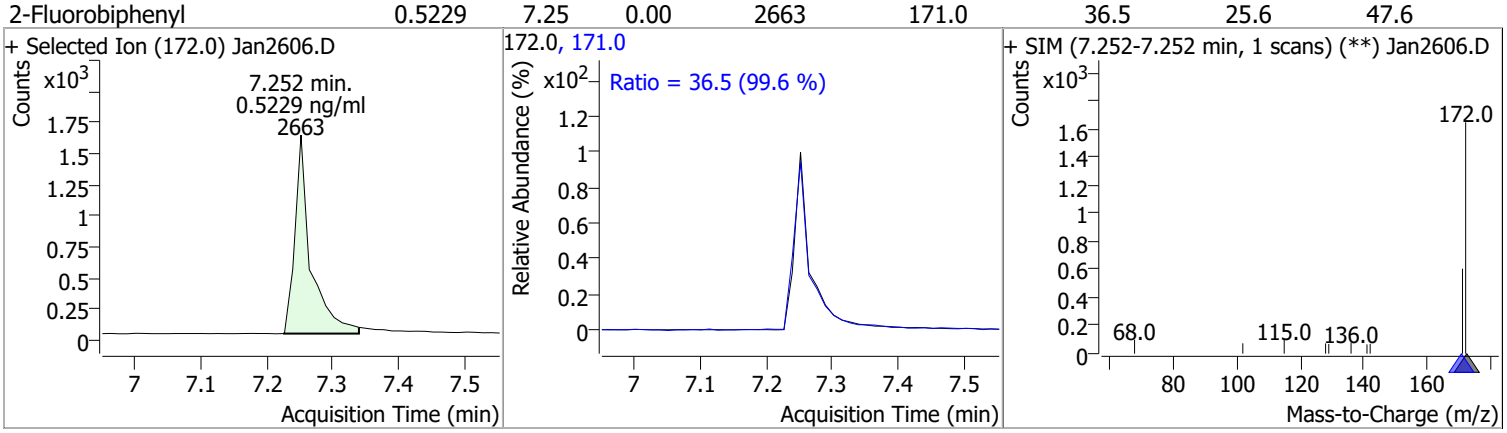

Compound	Conc.	RT	Dev(Min)	Resp.	QIon	QRatio	Lower	Upper
Acenaphthylene	0.5110	7.83	0.01	2978	153.0	13.8	9.1	17.0

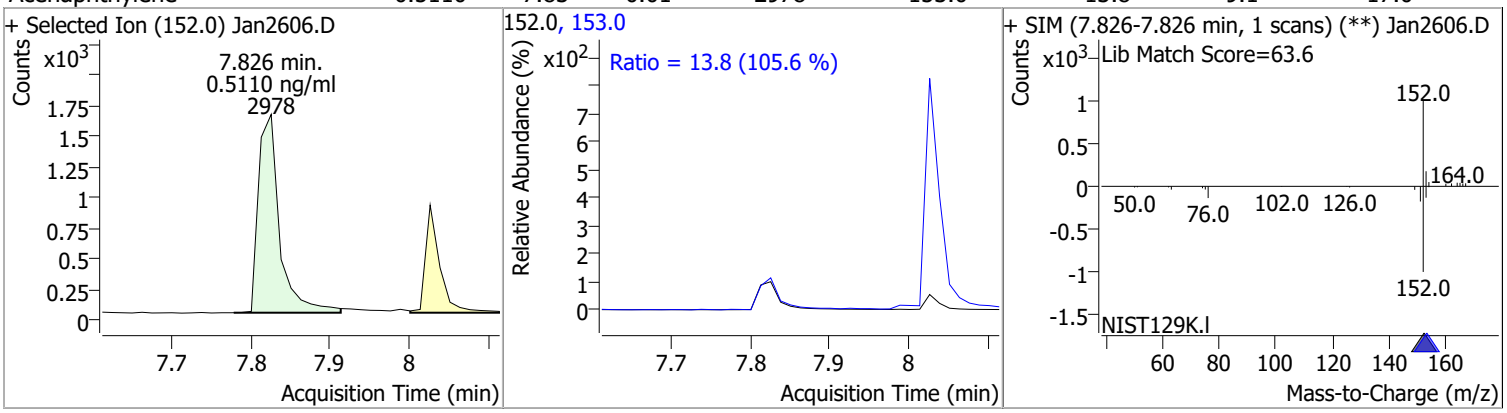

Compound	Conc.	RT	Dev(Min)	Resp.	QIon	QRatio	Lower	Upper
Acenaphthene	0.5106	8.03	0.00	1993	153.0	112.7	83.9	155.8
					152.0	55.1	40.9	76.0

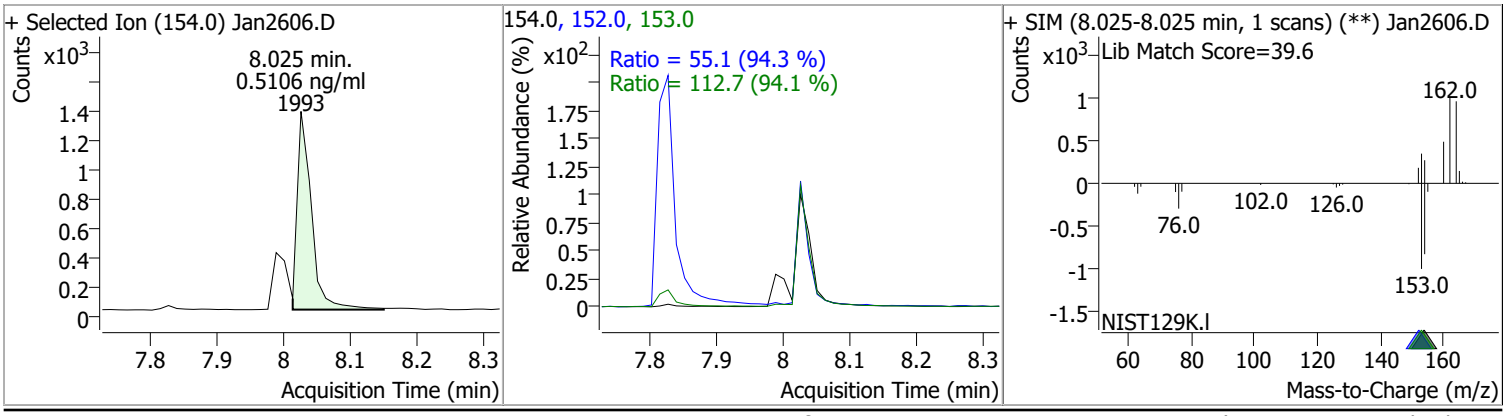

Compound	Conc.	RT	Dev(Min)	Resp.	QIon	QRatio	Lower	Upper
Fluorene	0.5119	8.66	0.00	2639	165.0	96.5	67.0	124.5
					167.0	14.5	9.2	17.1

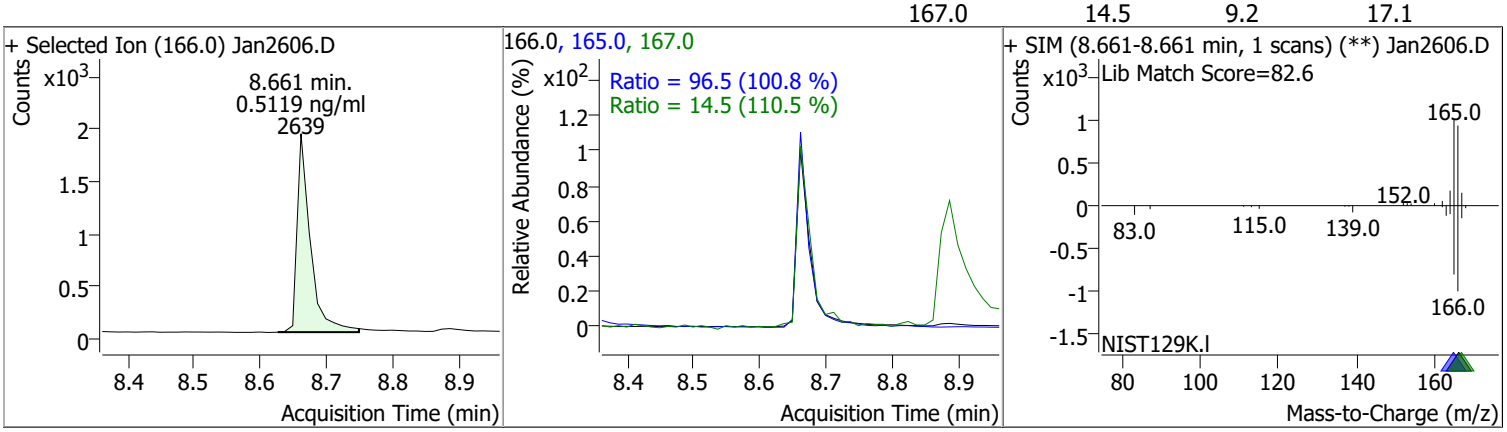

Compound	Conc.	RT	Dev(Min)	Resp.	QIon	QRatio	Lower	Upper
Phenanthrene	0.5309	9.79	0.00	3972	176.0	18.4	13.2	24.6

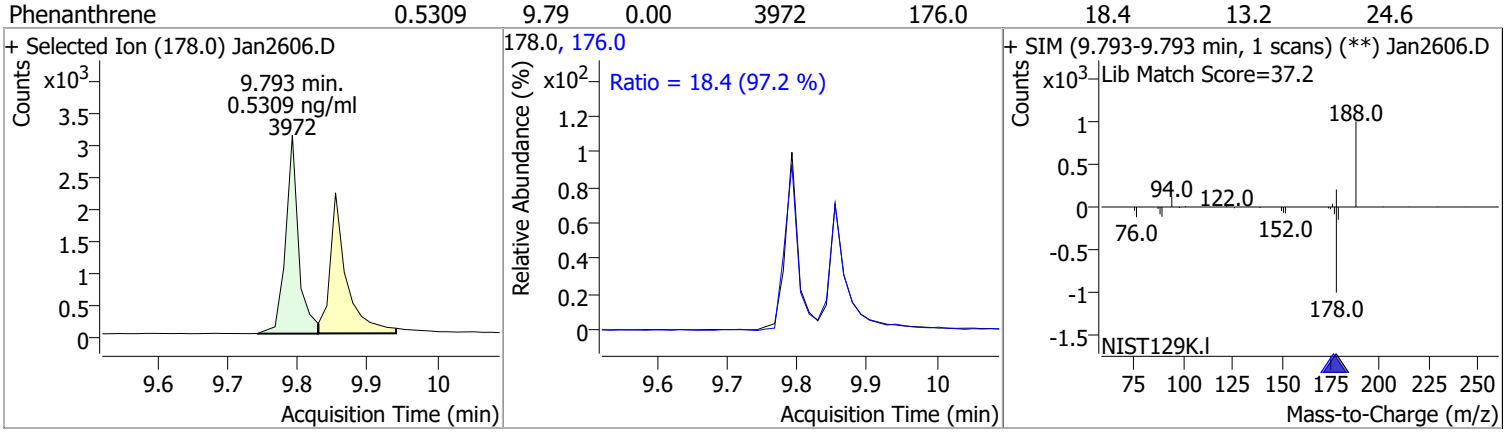

Compound	Conc.	RT	Dev(Min)	Resp.	QIon	QRatio	Lower	Upper
Anthracene	0.4937	9.85	0.00	3577	176.0	18.9	12.8	23.8

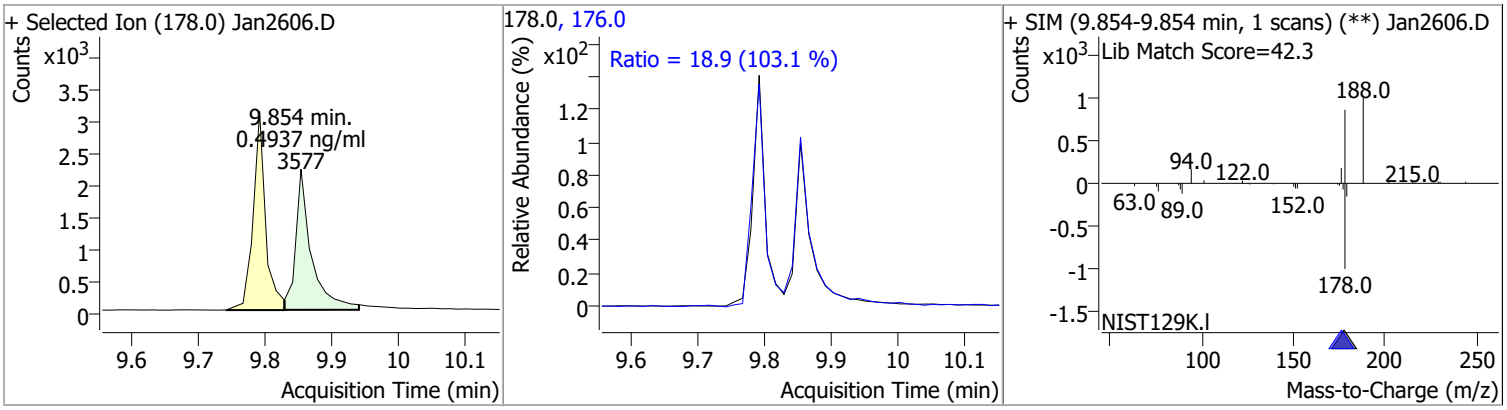

Compound	Conc.	RT	Dev(Min)	Resp.	QIon	QRatio	Lower	Upper
o-Terphenyl	0.5232	10.30	0.00	2213	229.0	70.7	47.1	87.5
					215.0	40.2	31.1	57.7

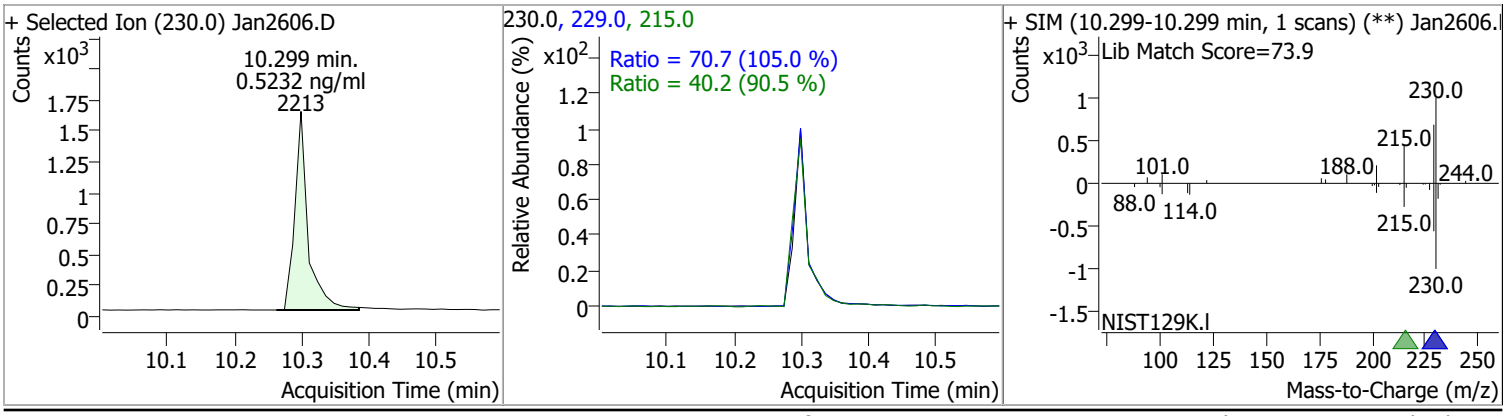

Compound	Conc.	RT	Dev(Min)	Resp.	QIon	QRatio	Lower	Upper
Fluoranthene	0.5300	11.42	0.01	4505	101.0	11.9	8.8	16.3

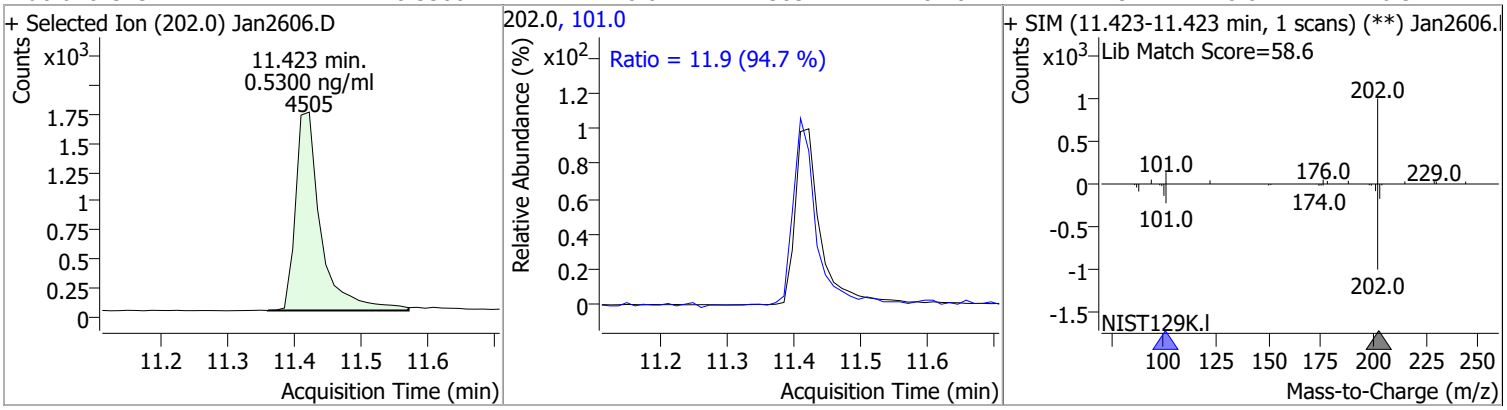

Compound	Conc.	RT	Dev(Min)	Resp.	QIon	QRatio	Lower	Upper
Pyrene	0.5351	11.79	0.01	4977	101.0	15.5	10.8	20.0

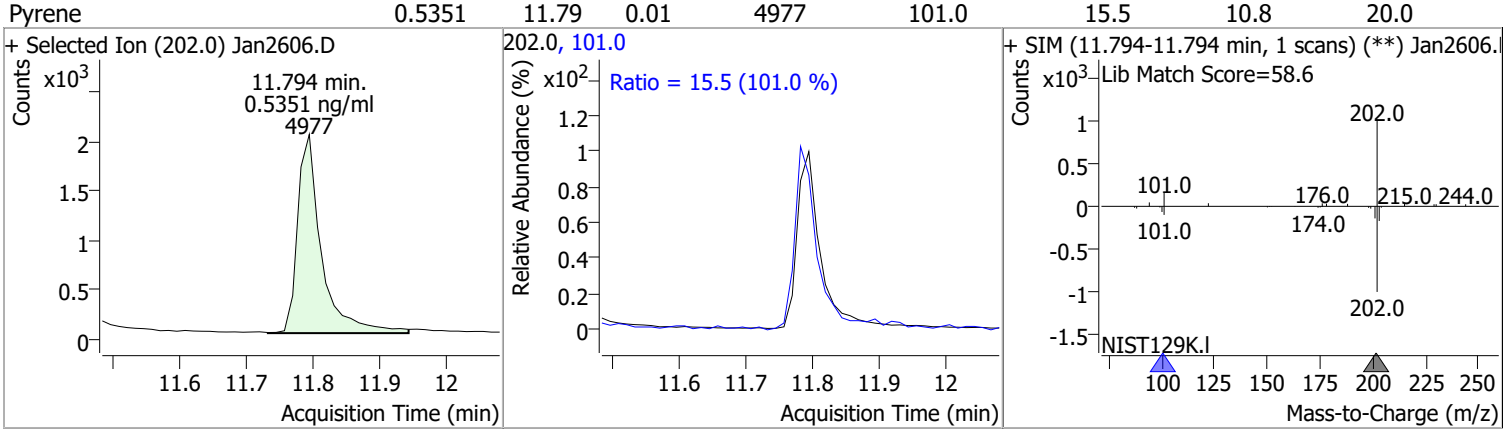

Compound	Conc.	RT	Dev(Min)	Resp.	QIon	QRatio	Lower	Upper
Terphenyl-d14	0.5293	12.25	0.00	2019	122.0	14.5	9.8	18.2

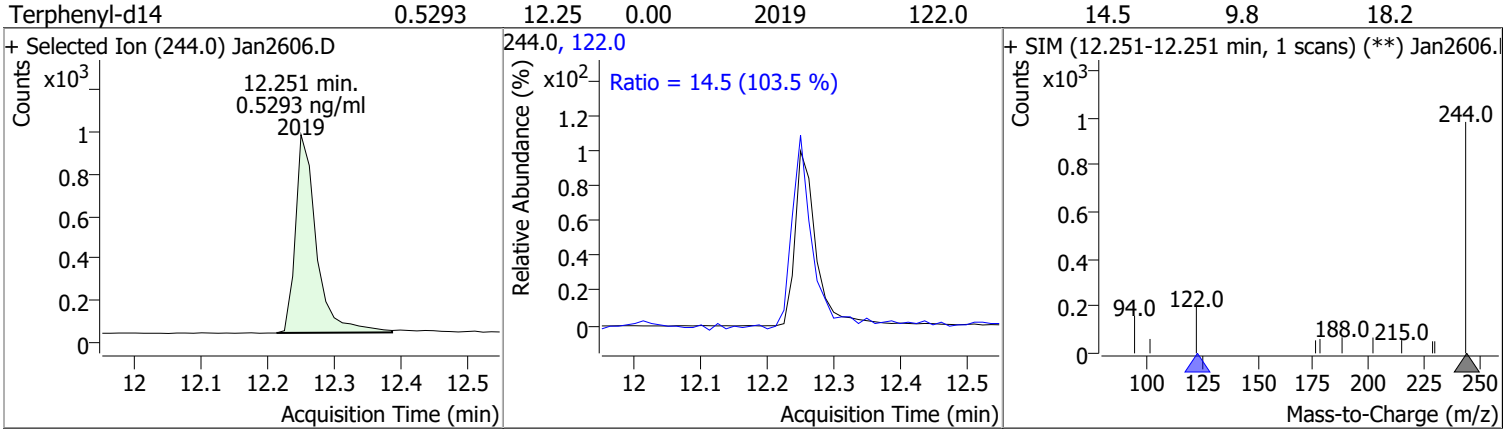

Compound	Conc.	RT	Dev(Min)	Resp.	QIon	QRatio	Lower	Upper
Benzo(a)Anthracene	0.5048	14.68	0.00	3947	226.0	25.5	19.0	35.2
					229.0	27.7	16.0	29.7

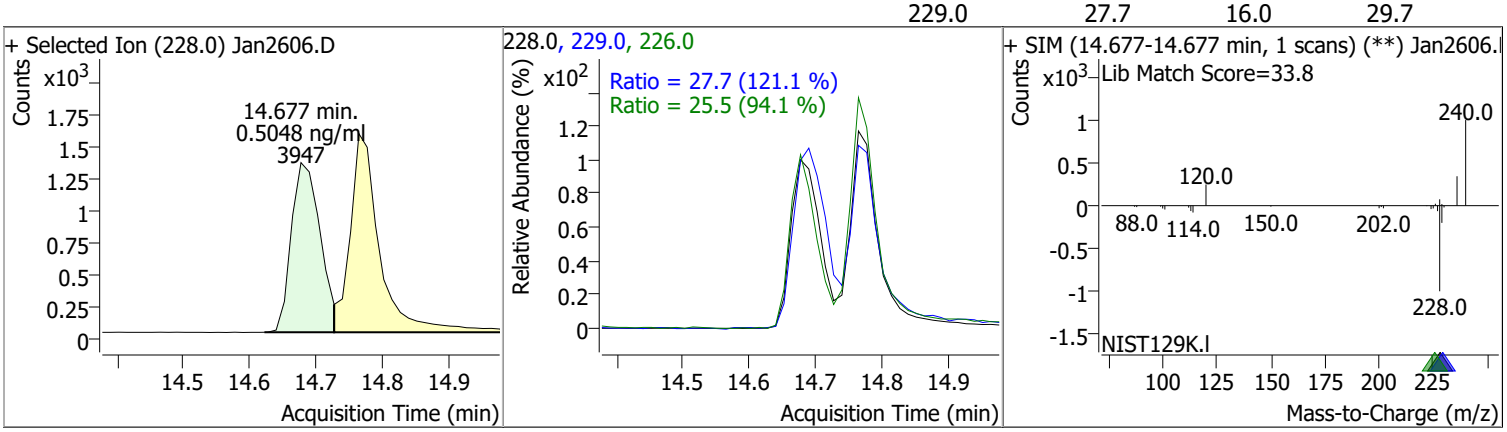

Quantitation Results Report (QT Reviewed)

Compound	Conc.	RT	Dev(Min)	Resp.	QIon	QRatio	Lower	Upper
Chrysene	0.5307	14.76	0.00	4857	226.0	31.0	21.0	39.1
					229.0	22.4	14.8	27.6

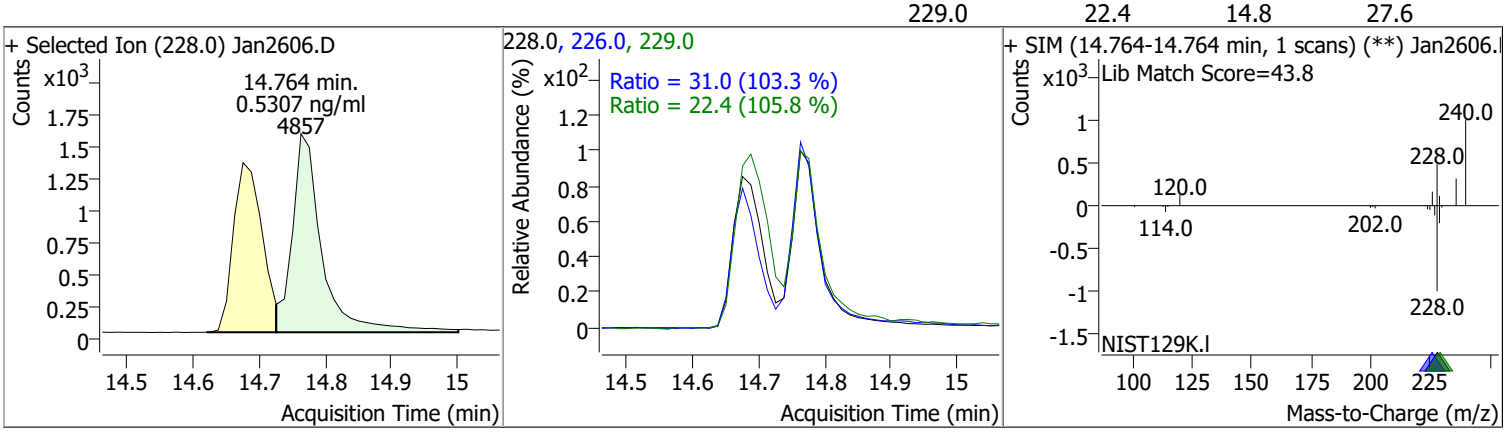

Compound	Conc.	RT	Dev(Min)	Resp.	QIon	QRatio	Lower	Upper
Benzo(b)fluoranthene	0.4618	17.72	0.01	2452	253.0	23.1	14.9	27.7

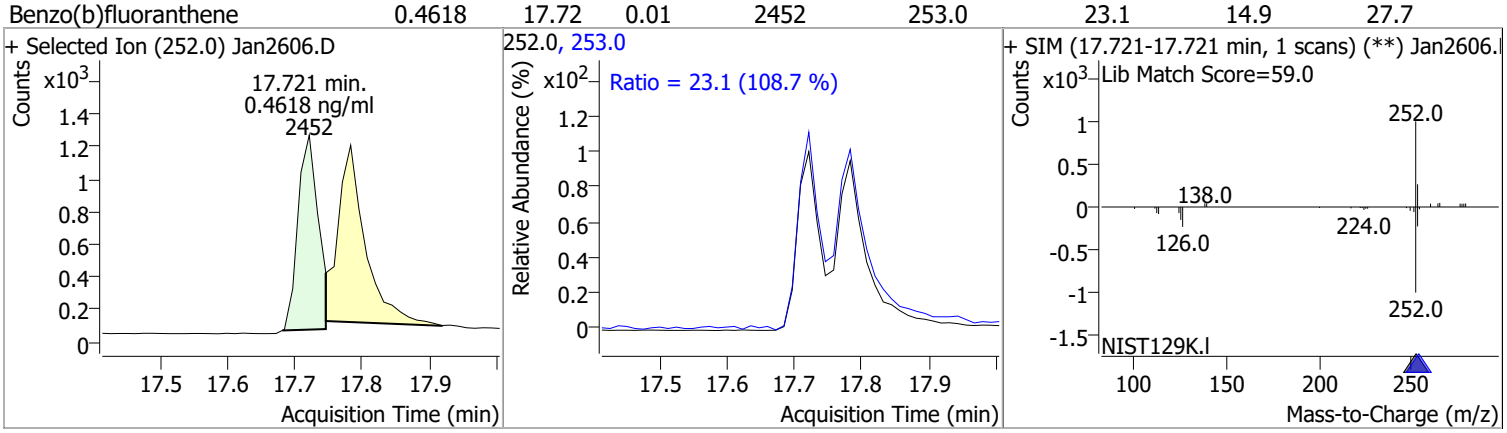

Compound	Conc.	RT	Dev(Min)	Resp.	QIon	QRatio	Lower	Upper
Benzo(k)fluoranthene	0.4483	17.78	0.01	3114	253.0	27.9	13.2	24.6

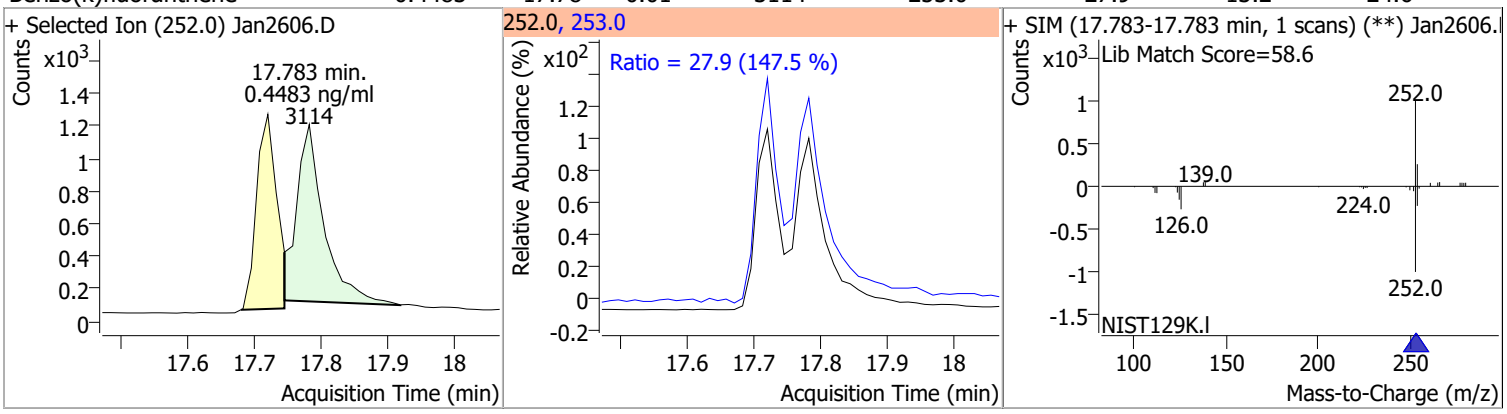

Compound	Conc.	RT	Dev(Min)	Resp.	QIon	QRatio	Lower	Upper
Benzo(a)pyrene	0.5120	18.36	0.01	2288	253.0	21.3	16.1	29.9

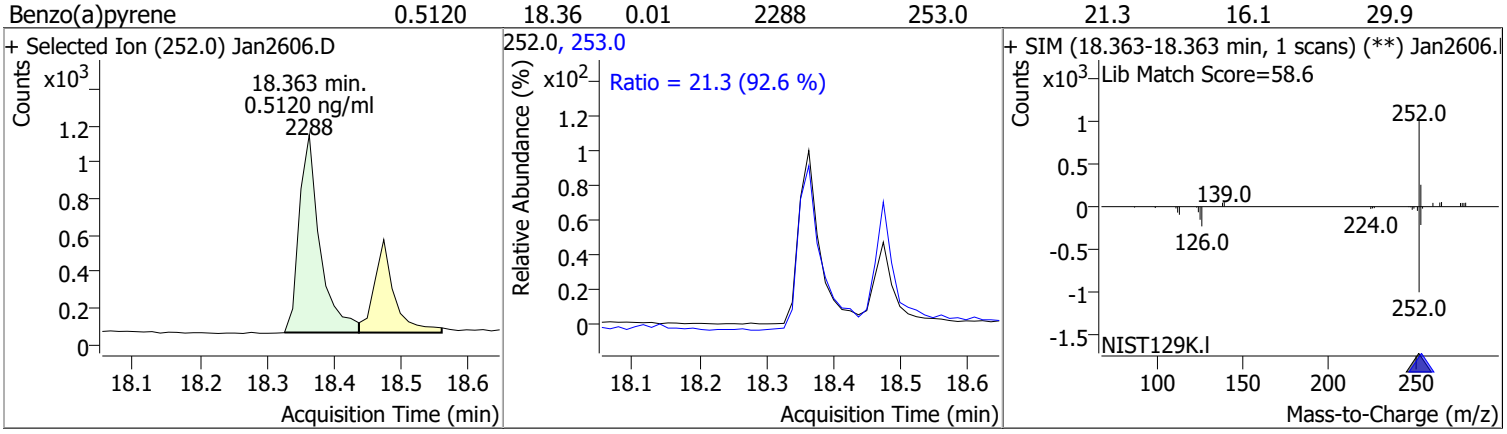

Quantitation Results Report (QT Reviewed)

Compound	Conc.	RT	Dev(Min)	Resp.	QIon	QRatio	Lower	Upper
Indeno(1,2,3-cd)pyrene	0.5014	20.22	0.00	1983	138.0	21.7	15.7	29.1

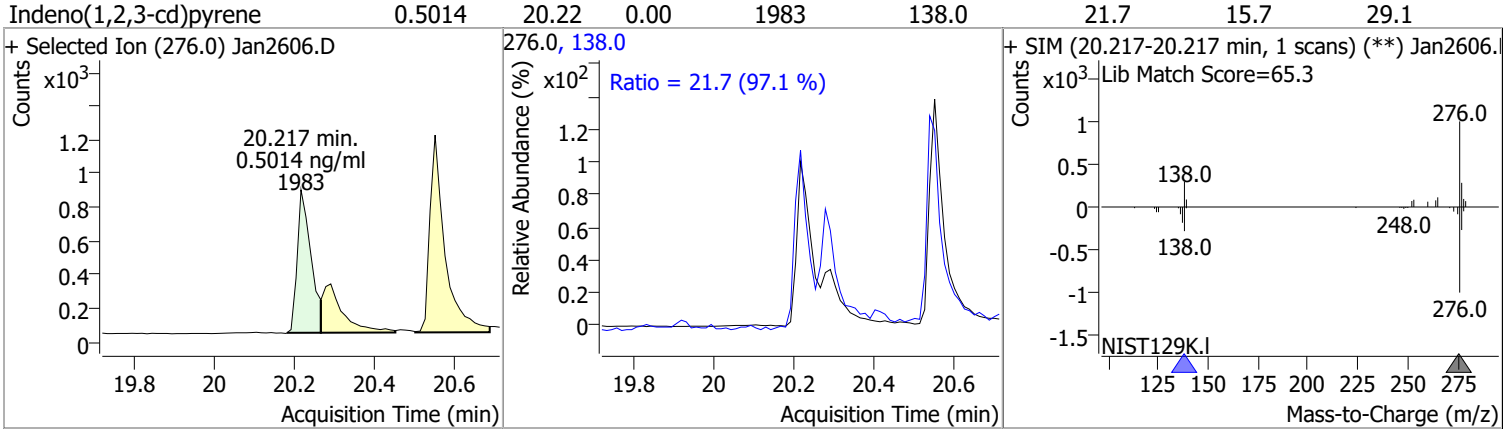

Compound	Conc.	RT	Dev(Min)	Resp.	QIon	QRatio	Lower	Upper
Dibenzo(a,h)anthracene	0.5128	20.29	0.01	2436	279.0	20.8	17.4	32.3
					139.0	17.3	12.3	22.8

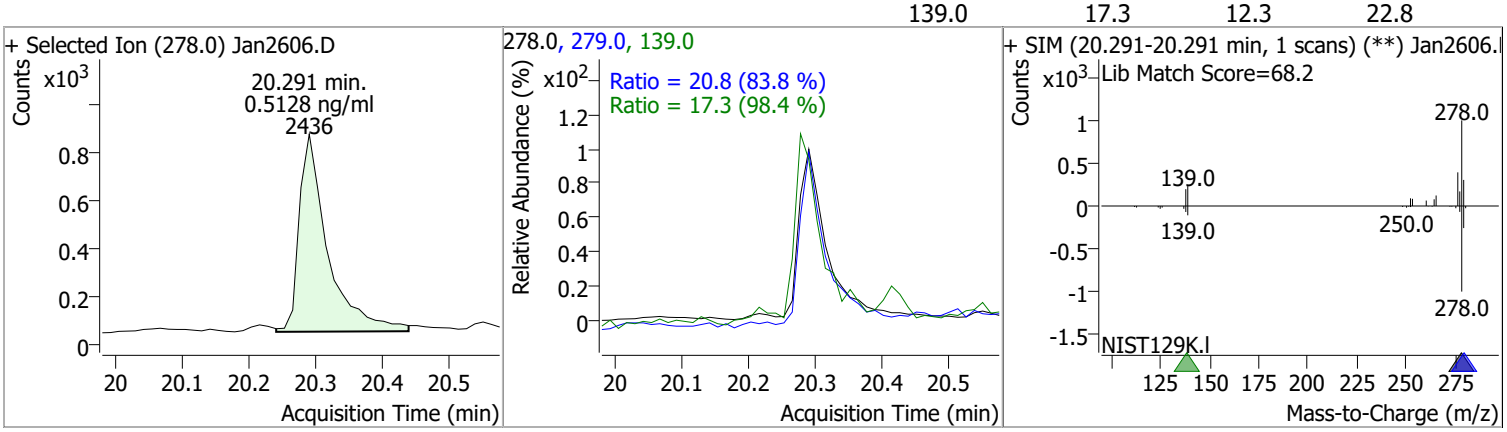

Compound	Conc.	RT	Dev(Min)	Resp.	QIon	QRatio	Lower	Upper
Benzo(g,h,i)perylene	0.5080	20.55	0.01	3075	277.0	24.0	17.3	32.2
					138.0	20.5	14.4	26.7

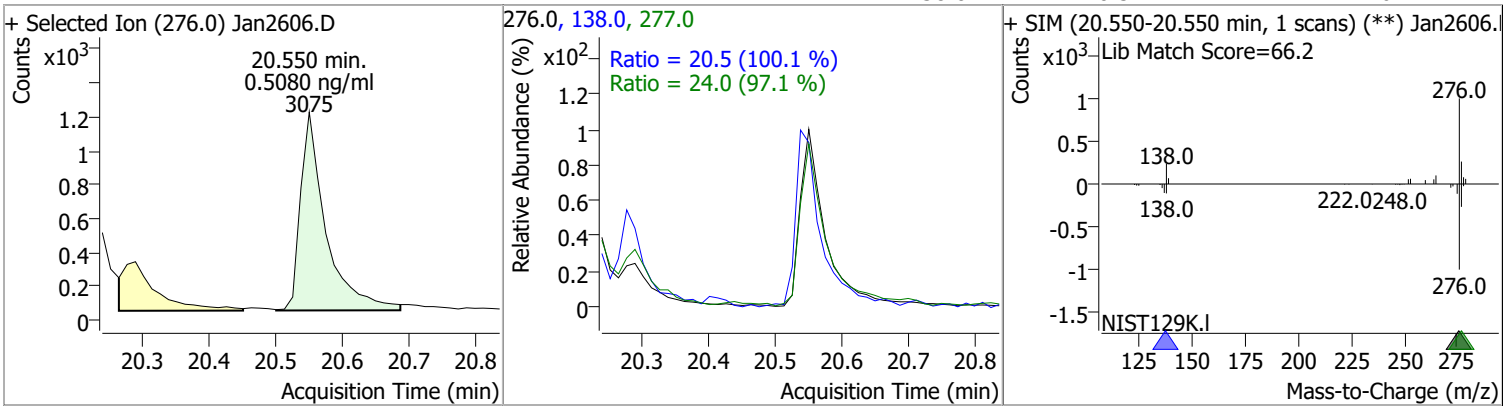

Quantitation Results Report (QT Reviewed)

Data File	Jan2607.D	Operator	LIMS import
Acq. Method	5975BNASIM	Acq. Date-Time	1/26/2022 8:00:19 PM
Sample Name	26-Jan-22_CAL_2	Instrument	GCMS
Vial	7	Multiplier	1.00
DA Method File	012522 ban SIM 2.batch.bin	Comment	SVOC-8270-W-LLPAH
Tune File	dftppjph.u	Tune Date	
Batch Name	012622 bna SIM 1.batch.bin	Last Calib Update	1/27/2022 8:37:26 AM
Ref Library			

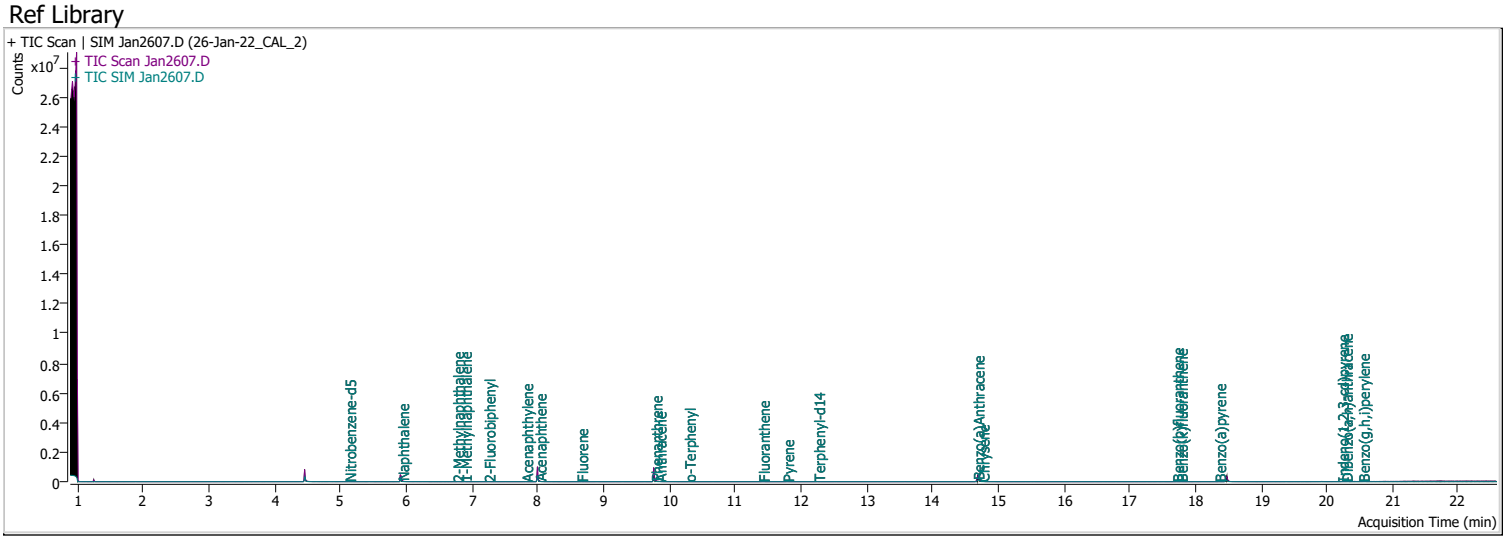

Compound	RT	QIon	Resp.	Conc.	Units		Dev(Min)
Internal Standards							
M 1,4-Dichlorobenzene-d4	4.460	152.0	106391	40.0000	ng/ml		0.000
M Naphthalene-d8	5.916	136.0	192032	40.0000	ng/ml		0.000
M Acenaphthene-d10	8.001	164.0	121408	40.0000	ng/ml		0.000
M Phenanthrene-d10	9.768	188.0	263871	40.0000	ng/ml		0.000
M Chrysene-d12	14.702	240.0	212491	40.0000	ng/ml		0.000
M Perylene-d12	18.475	264.0	134184	40.0000	ng/ml		0.000
System Monitoring Compounds							
S Nitrobenzene-d5	5.131	82.0	376	0.1975	ng/ml		0.012
Spiked Amount: 5.000	Range: 19.0 - 102.0%			Recovery = 3.95%		*	
S 2-Fluorobiphenyl	7.252	172.0	1149	0.2041	ng/ml		0.000
Spiked Amount: 5.000	Range: 25.0 - 94.0%			Recovery = 4.08%		*	
S o-Terphenyl	10.299	230.0	986	0.2079	ng/ml		0.000
Spiked Amount: 5.000	Range: 40.0 - 140.0%			Recovery = 4.16%		*	
S Terphenyl-d14	12.263	244.0	862	0.1837	ng/ml		0.012
Spiked Amount: 5.000	Range: 39.0 - 106.0%			Recovery = 3.67%		*	
Target Compounds							**QValue**
T Naphthalene	5.941	128.0	1109	0.1915	ng/ml		54
T 2-Methylnaphthalene	6.777	141.0	703	0.2023	ng/ml	m	90
T 1-Methylnaphthalene	6.890	141.0	776	0.2110	ng/ml	m	88
T Acenaphthylene	7.826	152.0	1286	0.1971	ng/ml		96
T Acenaphthene	8.025	154.0	929	0.2102	ng/ml	m	90
T Fluorene	8.661	166.0	1141	0.1974	ng/ml		95
T Phenanthrene	9.793	178.0	1762	0.1950	ng/ml	m	99
T Anthracene	9.854	178.0	1732	0.2140	ng/ml	m	100
T Fluoranthene	11.423	202.0	1927	0.2028	ng/ml		97
T Pyrene	11.794	202.0	1996	0.1858	ng/ml		100
T Benzo(a)Anthracene	14.689	228.0	2303	0.2029	ng/ml		89
T Chrysene	14.764	228.0	2117	0.1950	ng/ml		94
T Benzo(b)fluoranthene	17.721	252.0	1195	0.2124	ng/ml		100

Compound	RT	QIon	Resp.	Conc.	Units		Dev(Min)
T Benzo(k)fluoranthene	17.783	252.0	1566	0.2019	ng/ml		92
T Benzo(a)pyrene	18.363	252.0	946	0.1952	ng/ml		99
T Indeno(1,2,3-cd)pyrene	20.229	276.0	881	0.2069	ng/ml	m	99
T Dibenzo(a,h)anthracene	20.291	278.0	953	0.1771	ng/ml		97
T Benzo(g,h,i)perylene	20.550	276.0	1345	0.2003	ng/ml		97

(#) = Qualifier Out of Range; (m) = Manual Integration; (+) = Area Summed; (*) = Surrogate Percent Recovery Out of Range; (d): Zeroed Peak

Compound	Conc.	RT	Dev(Min)	Resp.	QIon	QRatio	Lower	Upper
Nitrobenzene-d5	0.1975	5.13	0.01	376	54.0	38.2	31.6	58.8
					128.0	31.9	19.3	35.9

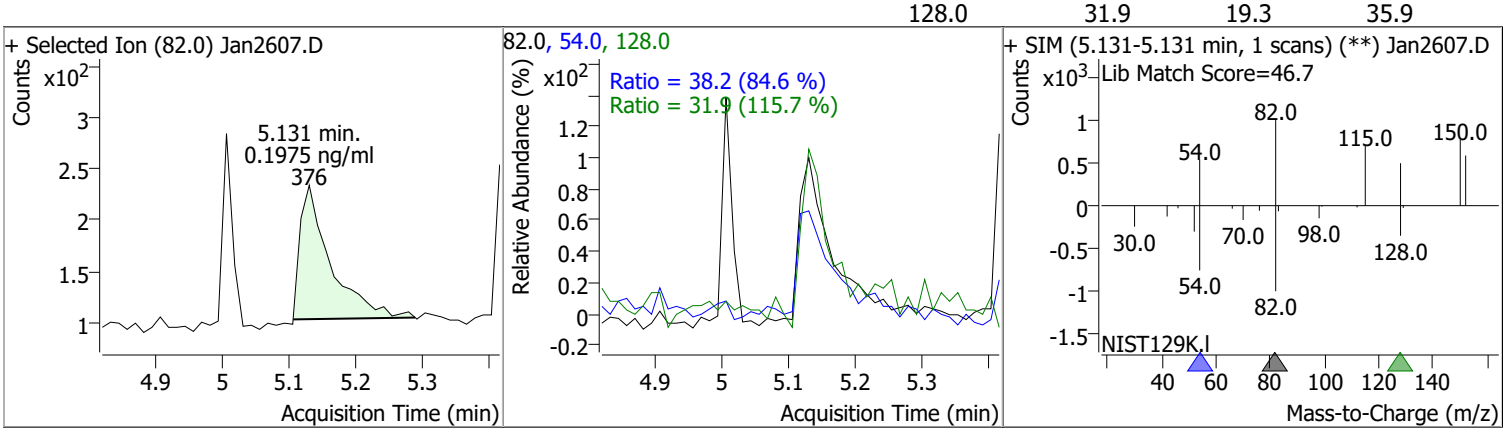

Compound	Conc.	RT	Dev(Min)	Resp.	QIon	QRatio	Lower	Upper
Naphthalene	0.1915	5.94	0.00	1109	102.0	53.0	0.0	61.8
					129.0	11.6	7.7	14.3

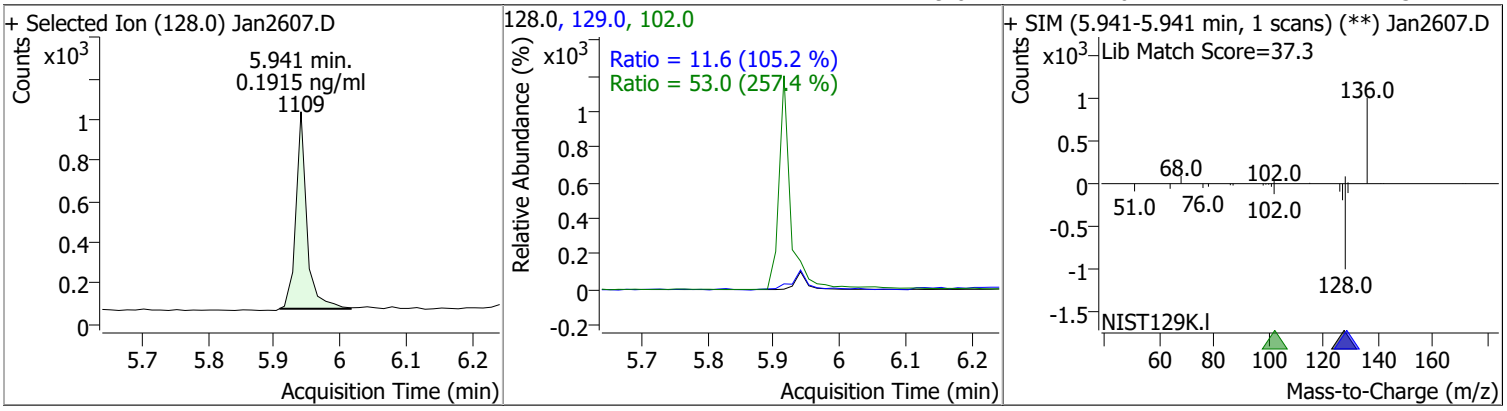

Compound	Conc.	RT	Dev(Min)	Resp.	QIon	QRatio	Lower	Upper
2-Methylnaphthalene	0.2023	6.78	0.00	703 (m)	142.0	128.1	99.1	184.0
					115.0	59.3	46.3	86.0

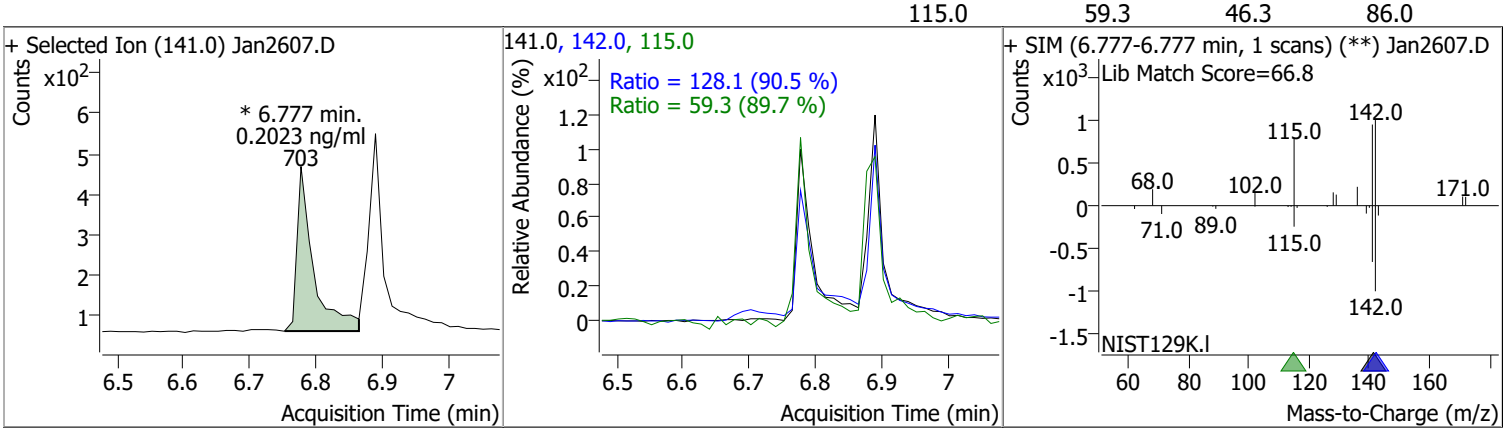

Compound	Conc.	RT	Dev(Min)	Resp.	QIon	QRatio	Lower	Upper
1-Methylnaphthalene	0.2110	6.89	0.01	776 (m)	142.0	124.0	78.3	145.5
					115.0	65.0	53.4	99.2

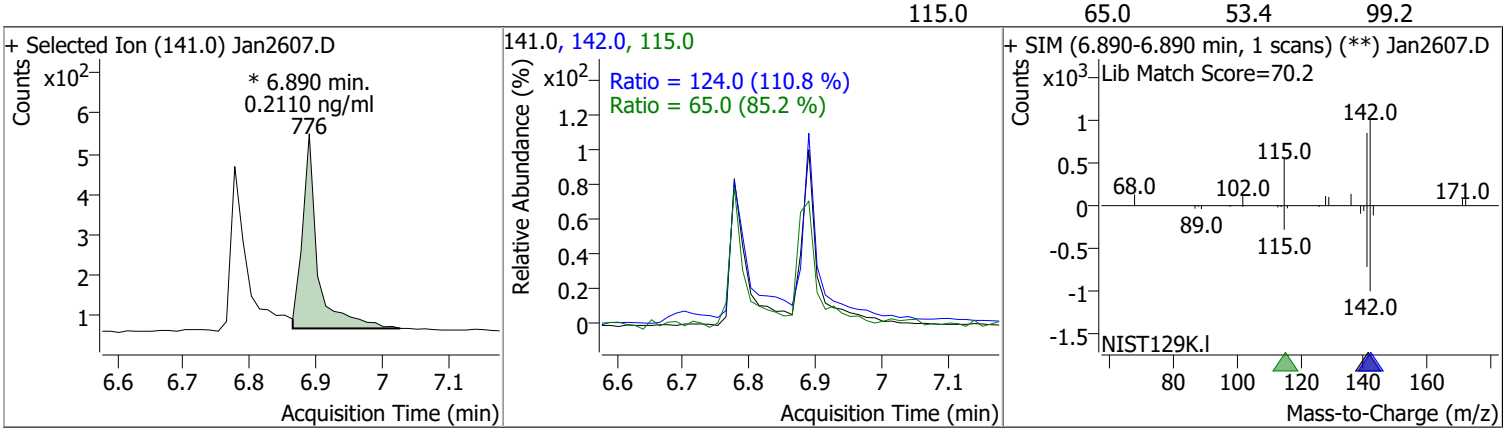

Compound	Conc.	RT	Dev(Min)	Resp.	QIon	QRatio	Lower	Upper
2-Fluorobiphenyl	0.2041	7.25	0.00	1149	171.0	39.3	25.6	47.6

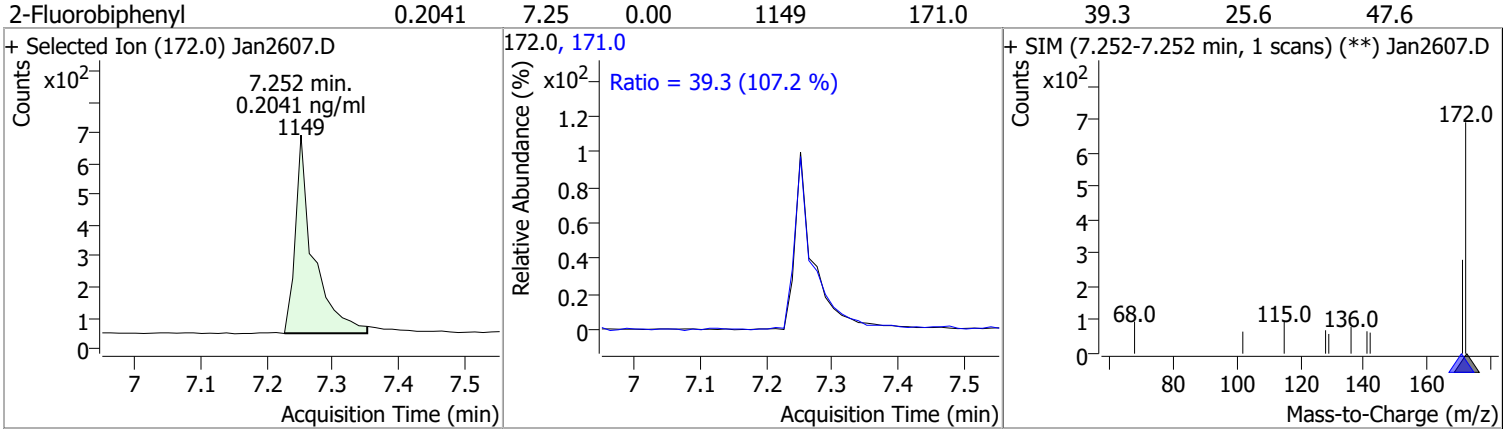

Compound	Conc.	RT	Dev(Min)	Resp.	QIon	QRatio	Lower	Upper
Acenaphthylene	0.1971	7.83	0.01	1286	153.0	11.4	9.1	17.0

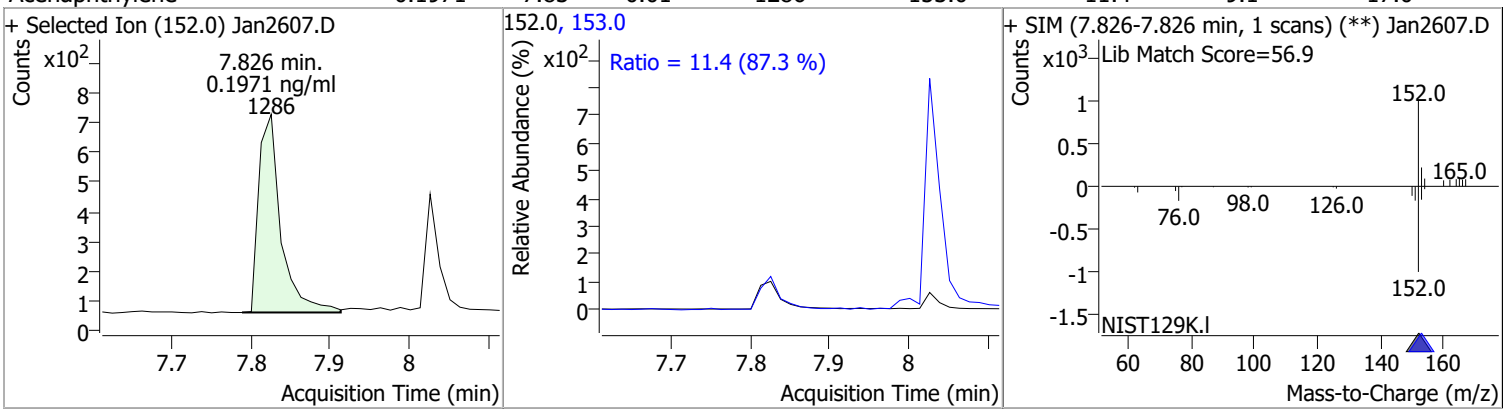

Compound	Conc.	RT	Dev(Min)	Resp.	QIon	QRatio	Lower	Upper
Acenaphthene	0.2102	8.03	0.00	929 (m)	153.0	106.4	83.9	155.8
					152.0	53.5	40.9	76.0

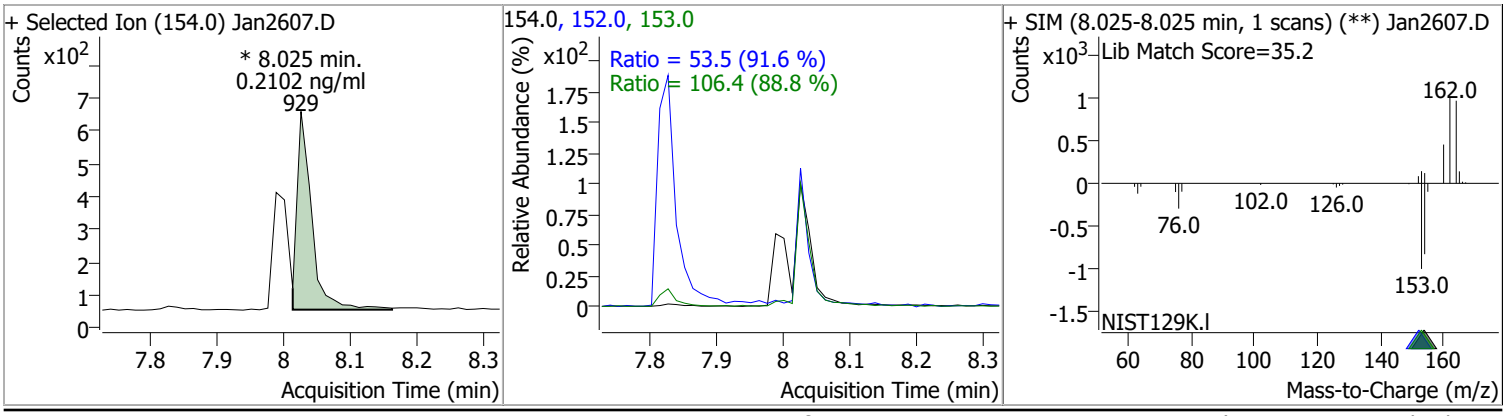

Compound	Conc.	RT	Dev(Min)	Resp.	QIon	QRatio	Lower	Upper
Fluorene	0.1974	8.66	0.00	1141	165.0	100.6	67.0	124.5
					167.0	10.0	9.2	17.1

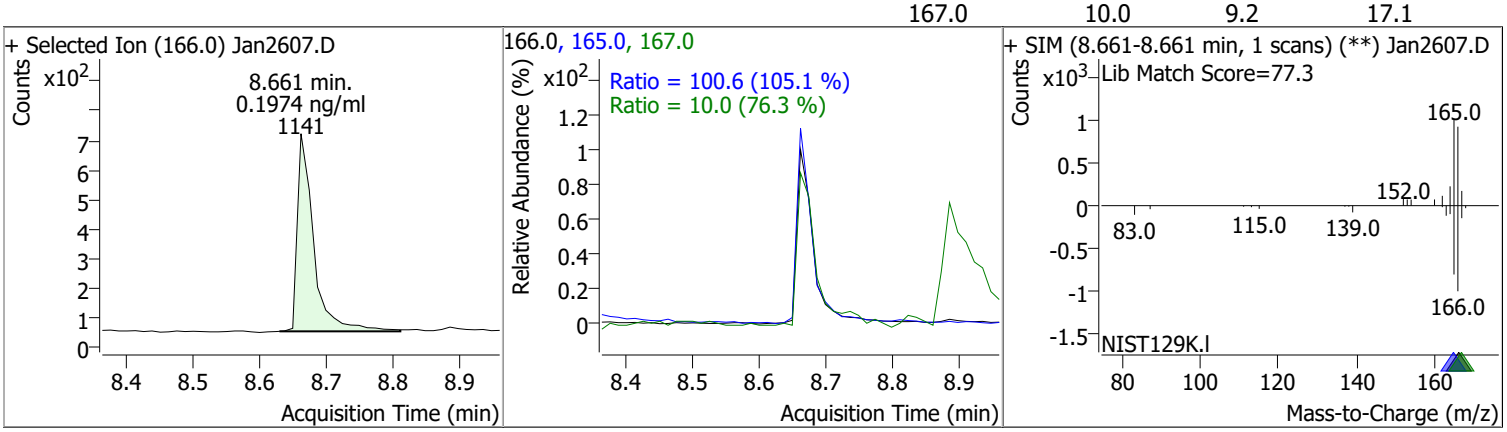

Compound	Conc.	RT	Dev(Min)	Resp.	QIon	QRatio	Lower	Upper
Phenanthrene	0.1950	9.79	0.00	1762 (m)	176.0	18.4	13.2	24.6

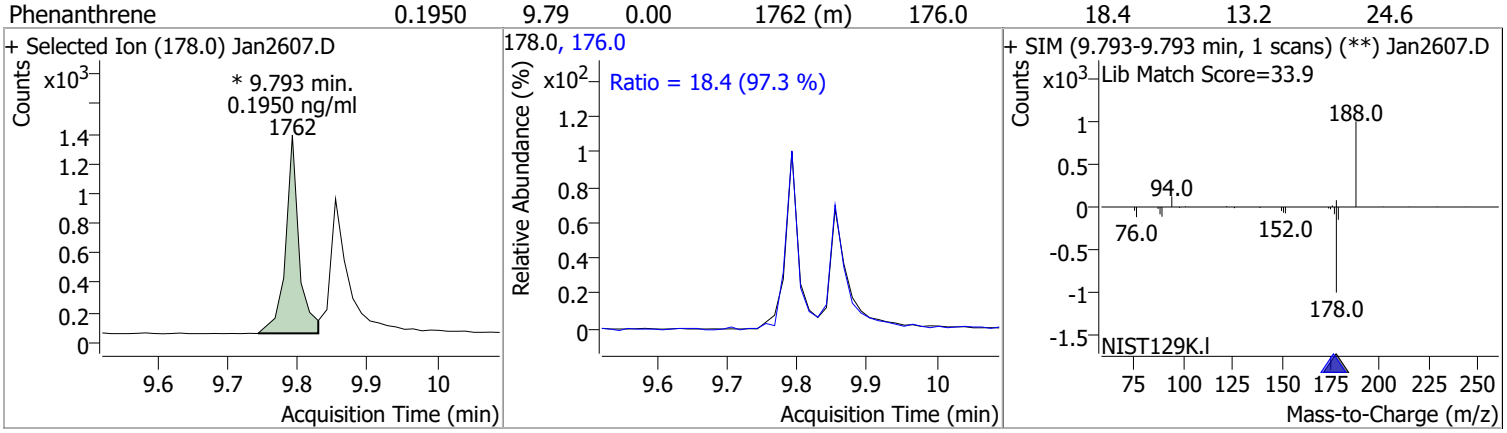

Compound	Conc.	RT	Dev(Min)	Resp.	QIon	QRatio	Lower	Upper
Anthracene	0.2140	9.85	0.00	1732 (m)	176.0	18.1	12.8	23.8

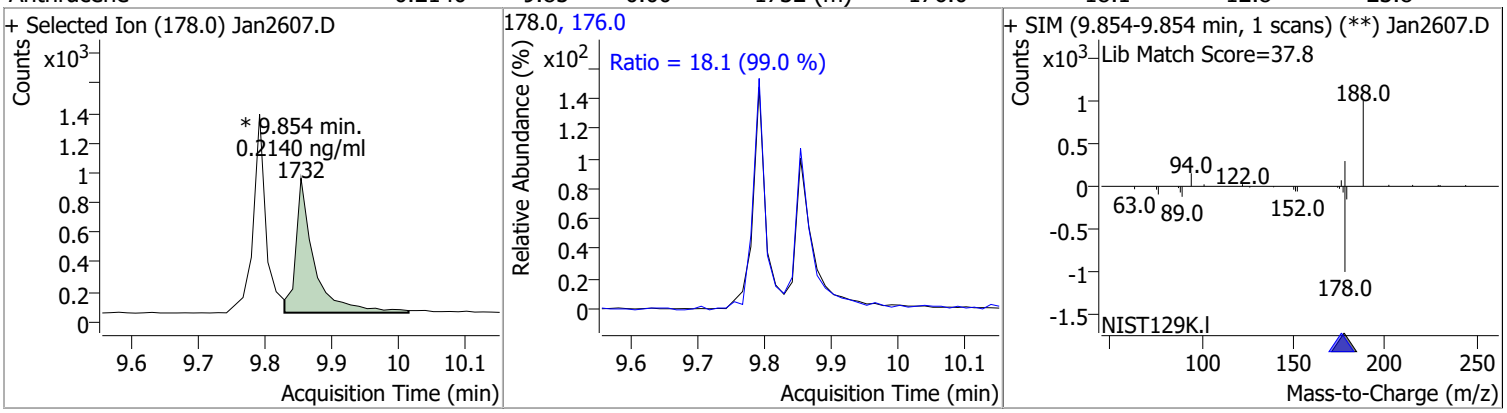

Compound	Conc.	RT	Dev(Min)	Resp.	QIon	QRatio	Lower	Upper
o-Terphenyl	0.2079	10.30	0.00	986	229.0	65.3	47.1	87.5
					215.0	47.6	31.1	57.7

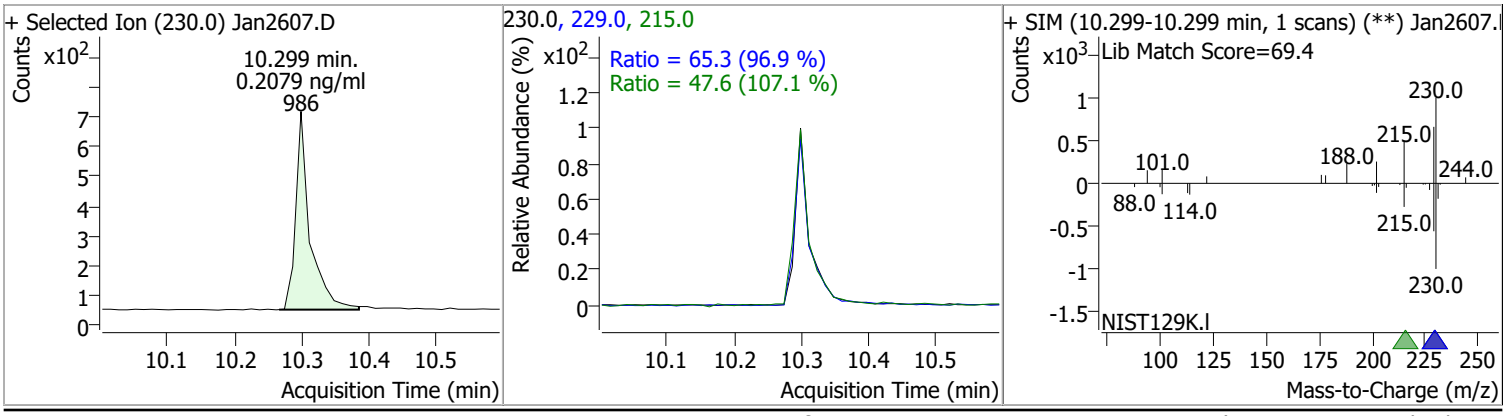

Compound	Conc.	RT	Dev(Min)	Resp.	QIon	QRatio	Lower	Upper
Fluoranthene	0.2028	11.42	0.01	1927	101.0	11.3	8.8	16.3

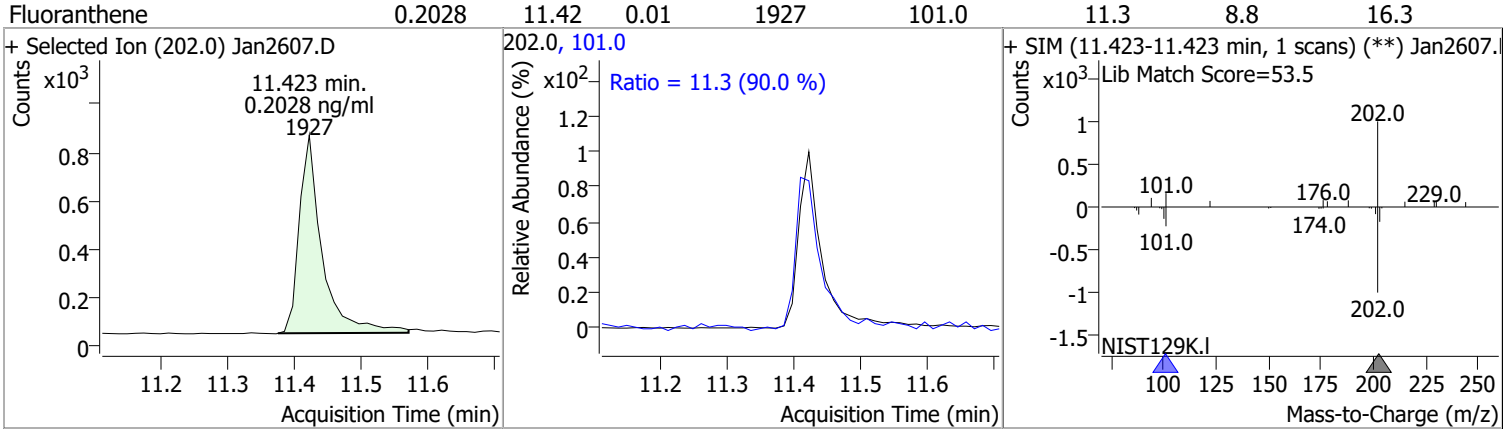

Compound	Conc.	RT	Dev(Min)	Resp.	QIon	QRatio	Lower	Upper
Pyrene	0.1858	11.79	0.01	1996	101.0	15.4	10.8	20.0

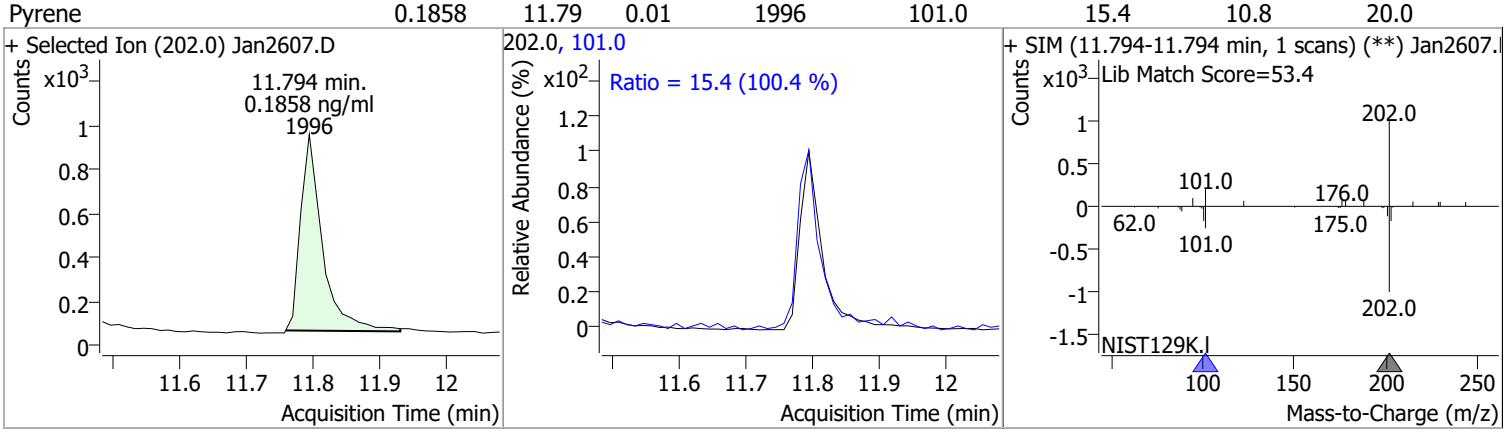

Compound	Conc.	RT	Dev(Min)	Resp.	QIon	QRatio	Lower	Upper
Terphenyl-d14	0.1837	12.26	0.01	862	122.0	14.2	9.8	18.2

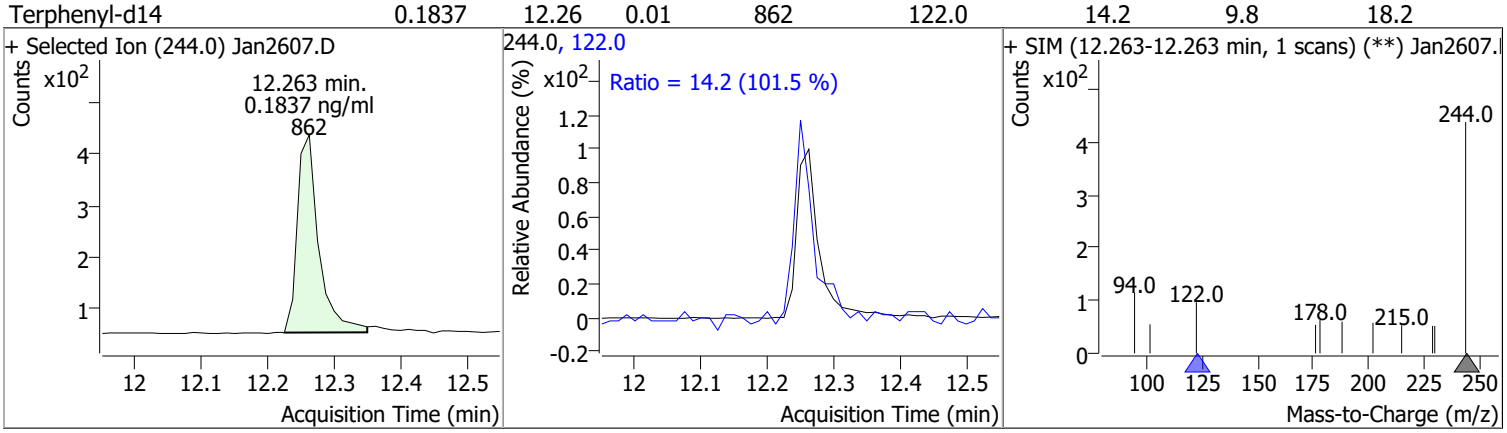

Compound	Conc.	RT	Dev(Min)	Resp.	QIon	QRatio	Lower	Upper
Benzo(a)Anthracene	0.2029	14.69	0.01	2303	226.0	22.0	19.0	35.2
					229.0	28.8	16.0	29.7

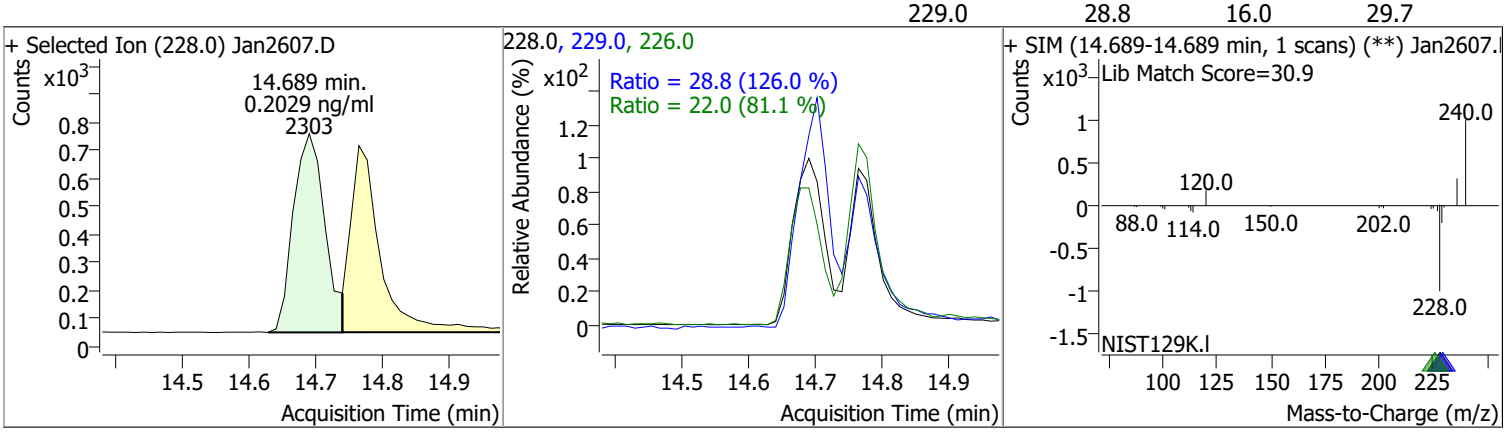

Quantitation Results Report (QT Reviewed)

Compound	Conc.	RT	Dev(Min)	Resp.	QIon	QRatio	Lower	Upper
Chrysene	0.1950	14.76	0.00	2117	226.0	33.5	21.0	39.1
					229.0	18.8	14.8	27.6

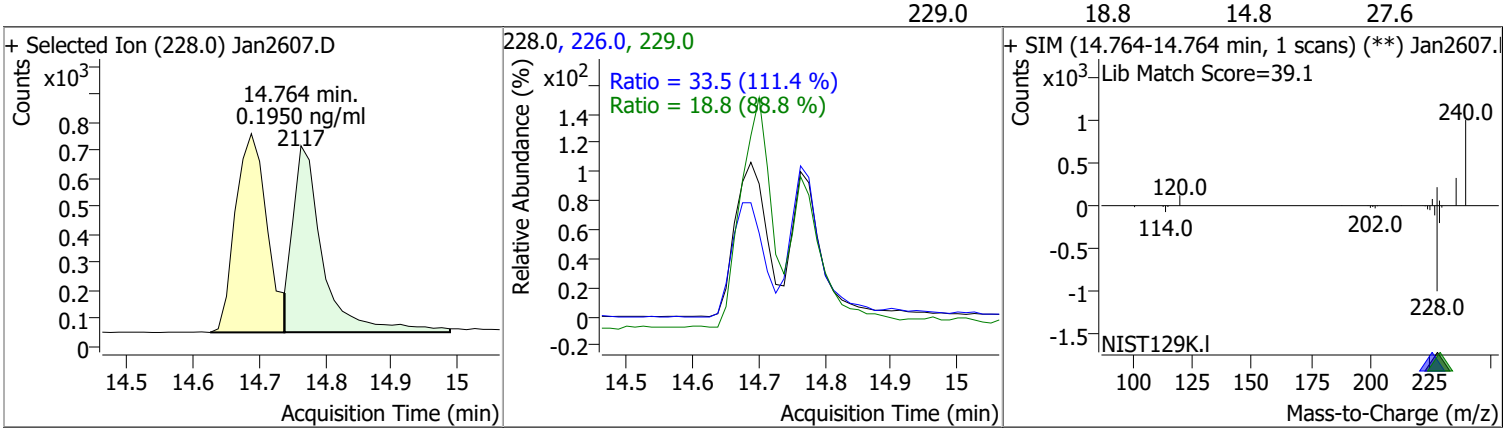

Compound	Conc.	RT	Dev(Min)	Resp.	QIon	QRatio	Lower	Upper
Benzo(b)fluoranthene	0.2124	17.72	0.01	1195	253.0	21.3	14.9	27.7

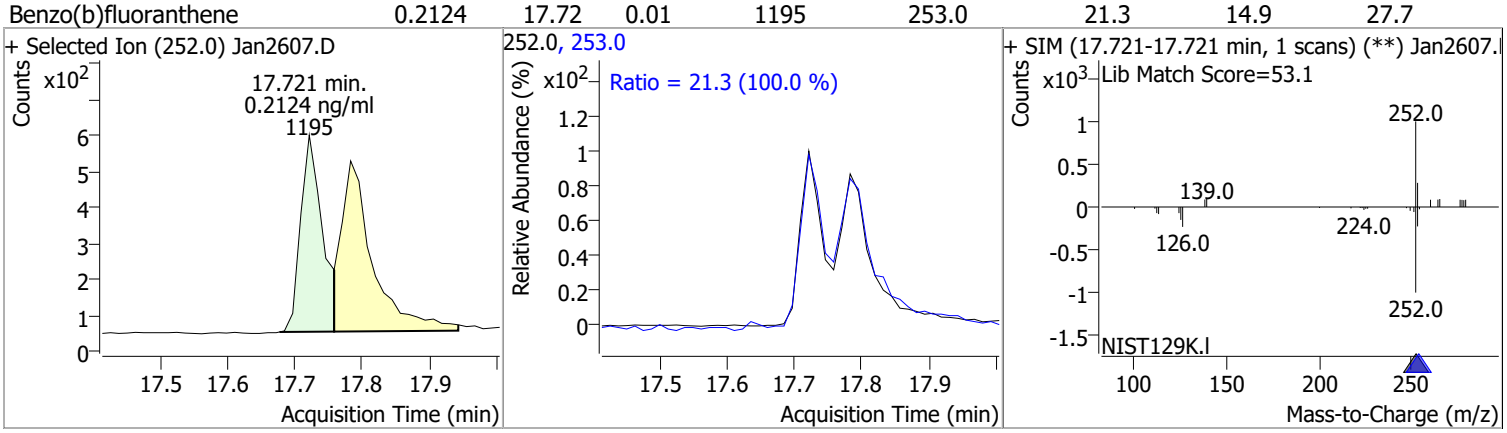

Compound	Conc.	RT	Dev(Min)	Resp.	QIon	QRatio	Lower	Upper
Benzo(k)fluoranthene	0.2019	17.78	0.01	1566	253.0	22.5	13.2	24.6

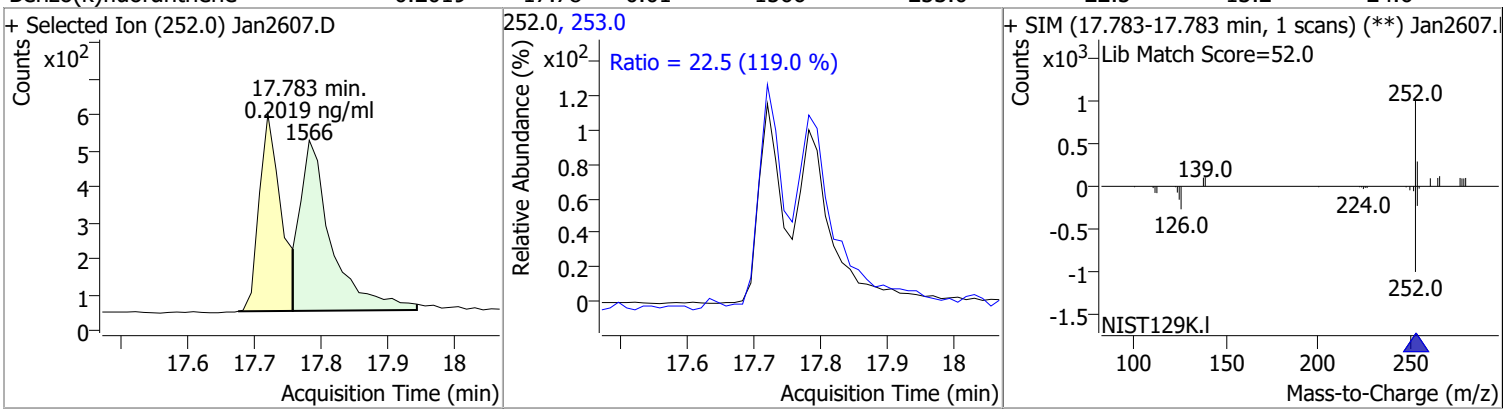

Compound	Conc.	RT	Dev(Min)	Resp.	QIon	QRatio	Lower	Upper
Benzo(a)pyrene	0.1952	18.36	0.01	946	253.0	23.6	16.1	29.9

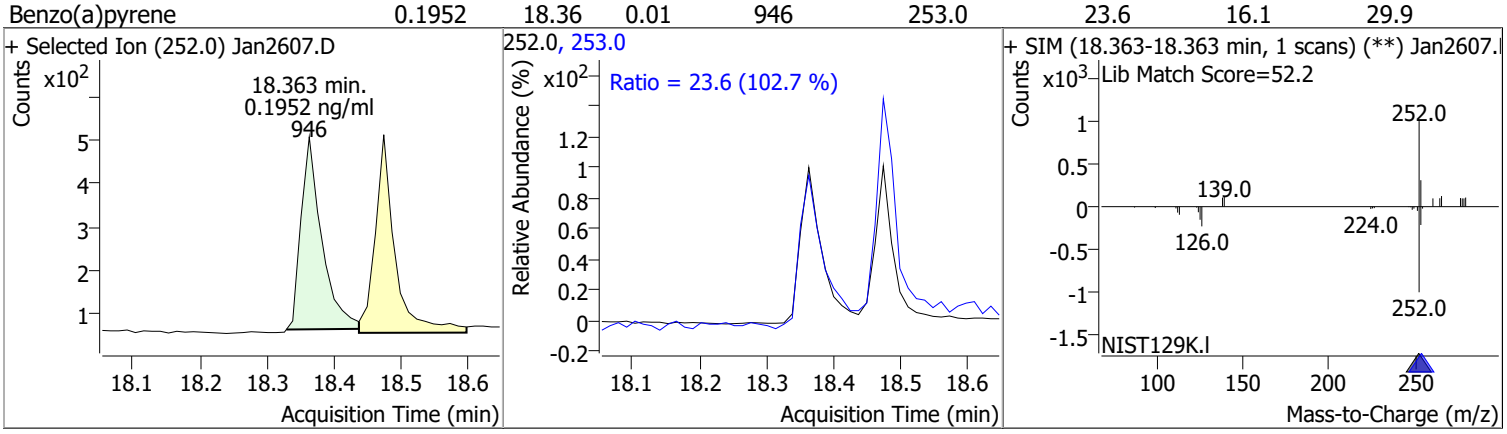

Quantitation Results Report (QT Reviewed)

Compound	Conc.	RT	Dev(Min)	Resp.	QIon	QRatio	Lower	Upper
Indeno(1,2,3-cd)pyrene	0.2069	20.23	0.01	881 (m)	138.0	21.7	15.7	29.1

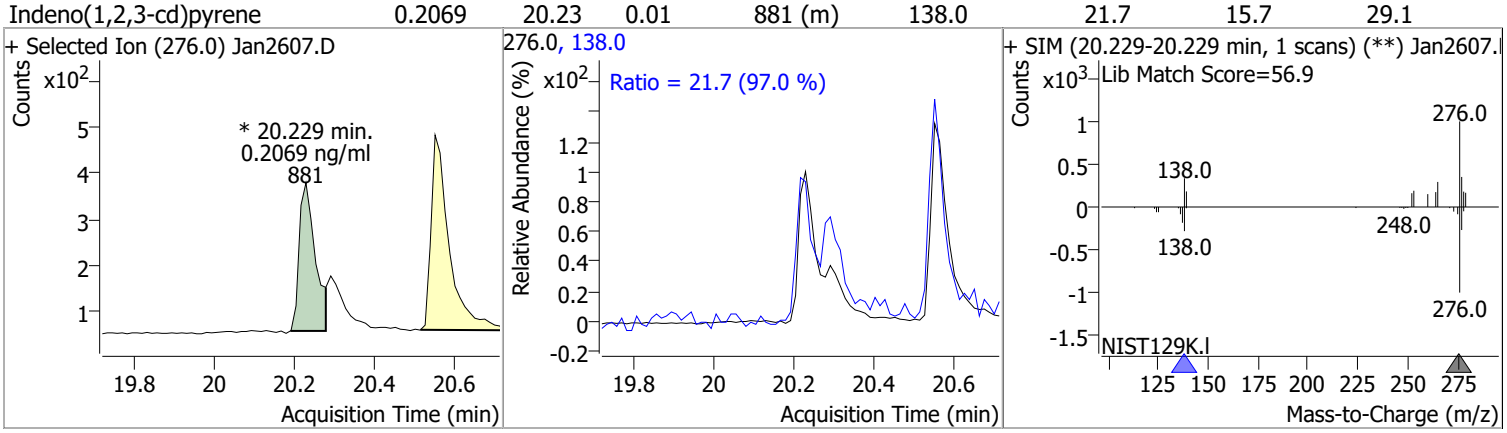

Compound	Conc.	RT	Dev(Min)	Resp.	QIon	QRatio	Lower	Upper
Dibenzo(a,h)anthracene	0.1771	20.29	0.01	953	279.0	25.3	17.4	32.3
					139.0	14.8	12.3	22.8

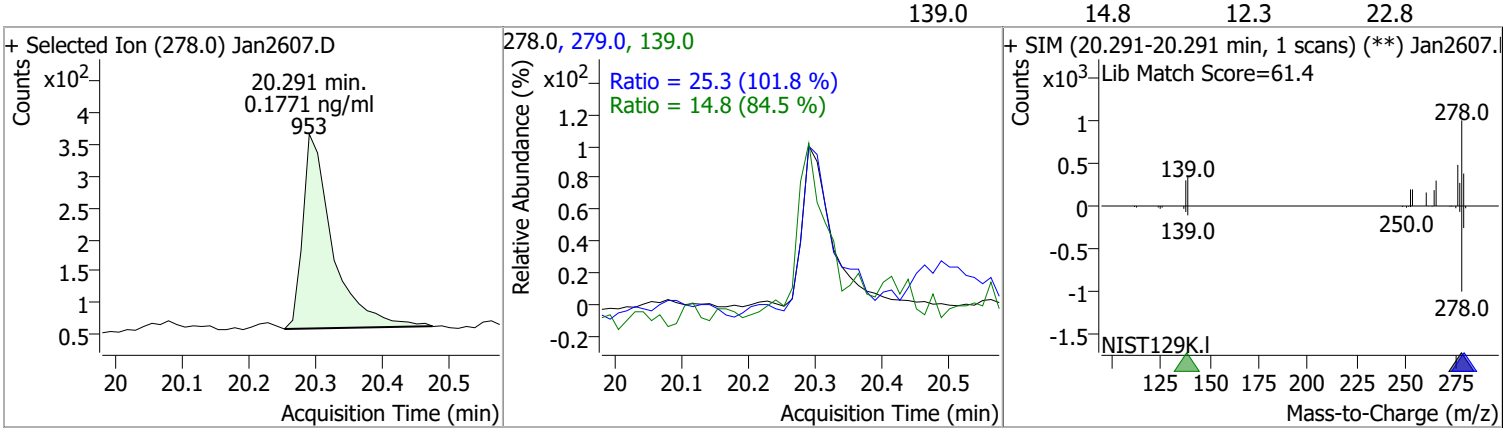

Compound	Conc.	RT	Dev(Min)	Resp.	QIon	QRatio	Lower	Upper
Benzo(g,h,i)perylene	0.2003	20.55	0.01	1345	277.0	22.4	17.3	32.2
					138.0	19.9	14.4	26.7

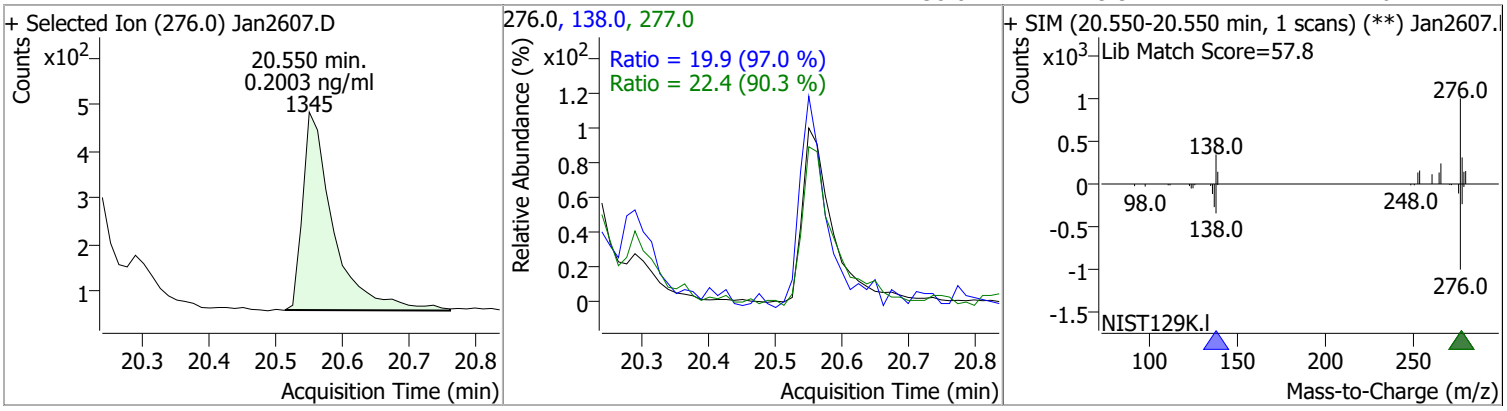

Quantitation Results Report (QT Reviewed)

Data File	Jan2608.D	Operator	LIMS import
Acq. Method	5975BNASIM	Acq. Date-Time	1/26/2022 8:32:51 PM
Sample Name	26-Jan-22_CAL_1	Instrument	GCMS
Vial	8	Multiplier	1.00
DA Method File	012522 ban SIM 2.batch.bin	Comment	SVOC-8270-W-LLPAH
Tune File	dftppjph.u	Tune Date	
Batch Name	012622 bna SIM 1.batch.bin	Last Calib Update	1/27/2022 8:37:26 AM
Ref Library			

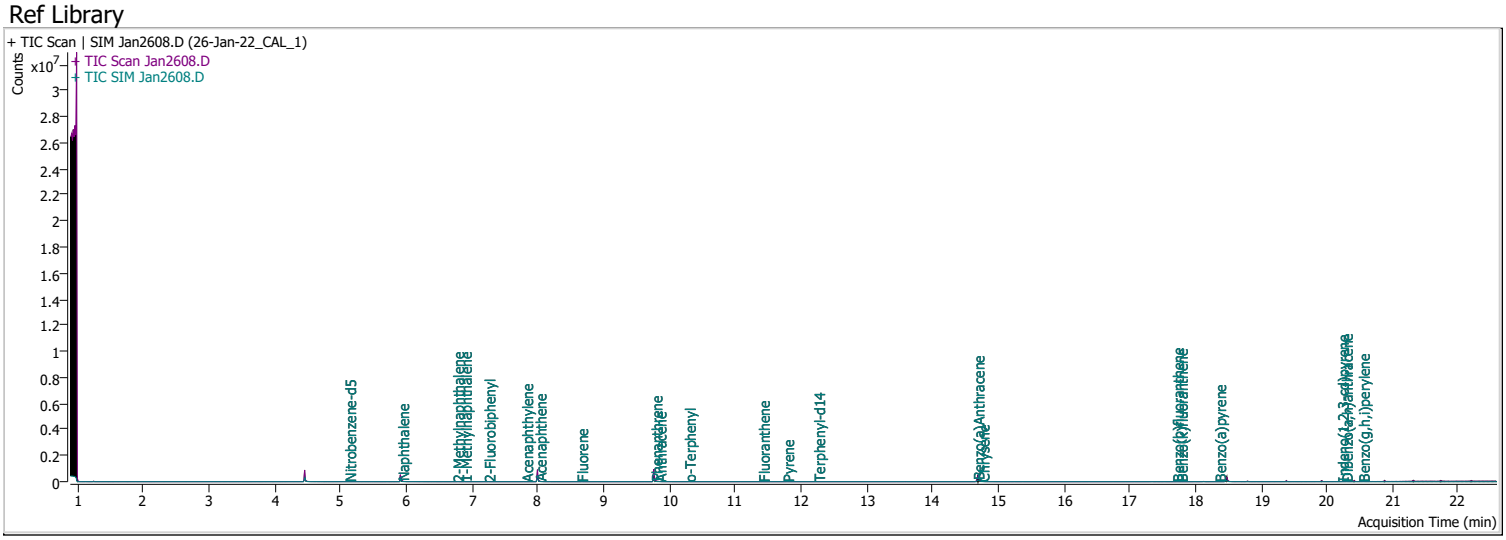

Compound	RT	QIon	Resp.	Conc.	Units		Dev(Min)
Internal Standards							
M 1,4-Dichlorobenzene-d4	4.459	152.0	103972	40.0000	ng/ml		0.000
M Naphthalene-d8	5.916	136.0	196590	40.0000	ng/ml		0.000
M Acenaphthene-d10	8.000	164.0	127169	40.0000	ng/ml		0.000
M Phenanthrene-d10	9.768	188.0	267387	40.0000	ng/ml		0.000
M Chrysene-d12	14.701	240.0	216320	40.0000	ng/ml		0.000
M Perylene-d12	18.474	264.0	138644	40.0000	ng/ml		0.000
System Monitoring Compounds							
S Nitrobenzene-d5	5.131	82.0	184	0.1137	ng/ml	#	0.012
Spiked Amount: 5.000	Range: 19.0 - 102.0%			Recovery = 2.27%		*	
S 2-Fluorobiphenyl	7.252	172.0	650	0.0908	ng/ml		0.000
Spiked Amount: 5.000	Range: 25.0 - 94.0%			Recovery = 1.82%		*	
S o-Terphenyl	10.299	230.0	535	0.0900	ng/ml		0.000
Spiked Amount: 5.000	Range: 40.0 - 140.0%			Recovery = 1.80%		*	
S Terphenyl-d14	12.263	244.0	589	0.0987	ng/ml		0.012
Spiked Amount: 5.000	Range: 39.0 - 106.0%			Recovery = 1.97%		*	
Target Compounds							**QValue**
T Naphthalene	5.941	128.0	649	0.0946	ng/ml	#	25
T 2-Methylnaphthalene	6.777	141.0	402	0.0972	ng/ml	m	87
T 1-Methylnaphthalene	6.890	141.0	421	0.0875	ng/ml	m	90
T Acenaphthylene	7.826	152.0	767	0.0919	ng/ml		96
T Acenaphthene	8.025	154.0	560	0.0971	ng/ml	m	84
T Fluorene	8.661	166.0	693	0.0950	ng/ml	#	98
T Phenanthrene	9.793	178.0	1114	0.0940	ng/ml	m	96
T Anthracene	9.854	178.0	973	0.0979	ng/ml	m	99
T Fluoranthene	11.423	202.0	1071	0.0922	ng/ml		100
T Pyrene	11.794	202.0	1244	0.0950	ng/ml		94
T Benzo(a)Anthracene	14.689	228.0	1739	0.0933	ng/ml	#	83
T Chrysene	14.764	228.0	1322	0.0951	ng/ml		94
T Benzo(b)fluoranthene	17.721	252.0	673	0.1006	ng/ml		96

Compound	RT	QIon	Resp.	Conc.	Units		Dev(Min)
T Benzo(k)fluoranthene	17.783	252.0	988	0.1018	ng/ml		91
T Benzo(a)pyrene	18.363	252.0	556	0.0955	ng/ml		99
T Indeno(1,2,3-cd)pyrene	20.229	276.0	495	0.0958	ng/ml	m	96
T Dibenzo(a,h)anthracene	20.291	278.0	673	0.1071	ng/ml		91
T Benzo(g,h,i)perylene	20.550	276.0	801	0.0961	ng/ml		96

(#) = Qualifier Out of Range; (m) = Manual Integration; (+) = Area Summed; (*) = Surrogate Percent Recovery Out of Range; (d): Zeroed Peak

Compound	Conc.	RT	Dev(Min)	Resp.	QIon	QRatio	Lower	Upper
Nitrobenzene-d5	0.1137	5.13	0.01	184	54.0	35.5	31.6	58.8
					128.0	37.1	19.3	35.9

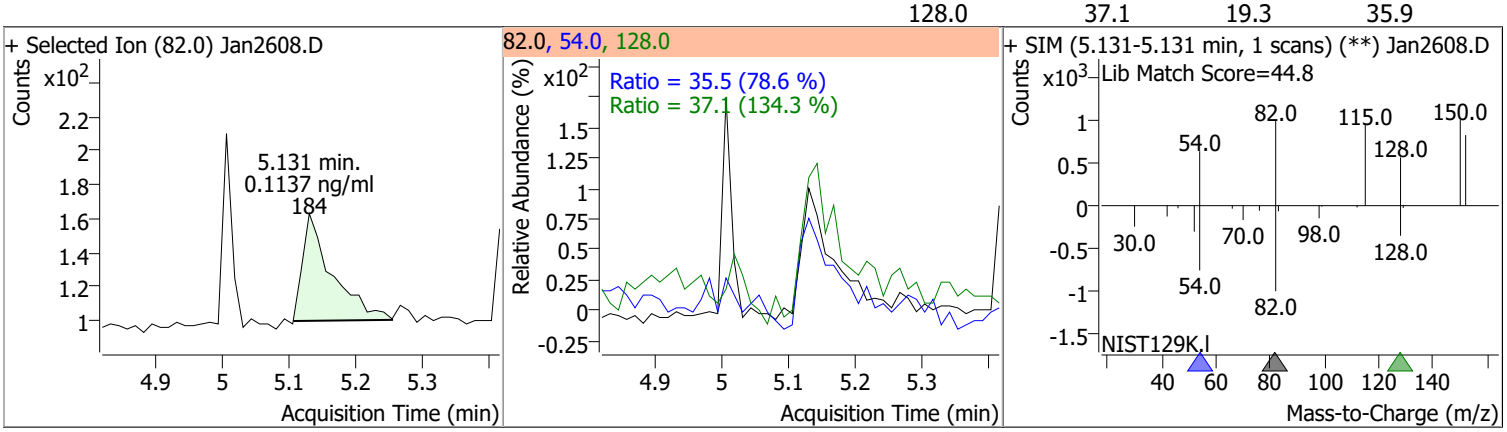

Compound	Conc.	RT	Dev(Min)	Resp.	QIon	QRatio	Lower	Upper
Naphthalene	0.0946	5.94	0.00	649	102.0	73.7	0.0	61.8
					129.0	10.2	7.7	14.3

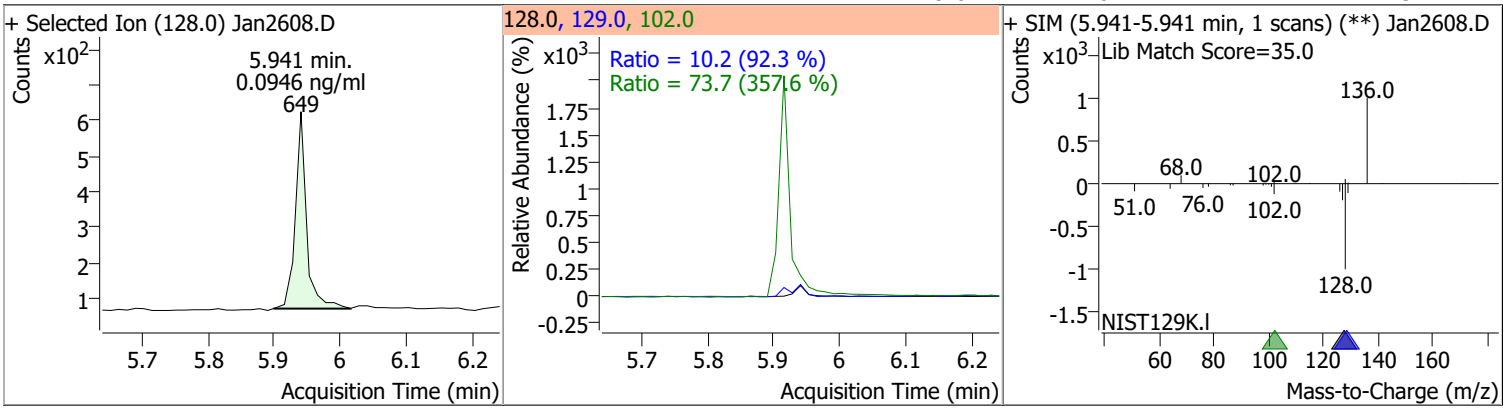

Compound	Conc.	RT	Dev(Min)	Resp.	QIon	QRatio	Lower	Upper
2-Methylnaphthalene	0.0972	6.78	0.00	402 (m)	142.0	124.1	99.1	184.0
					115.0	58.8	46.3	86.0

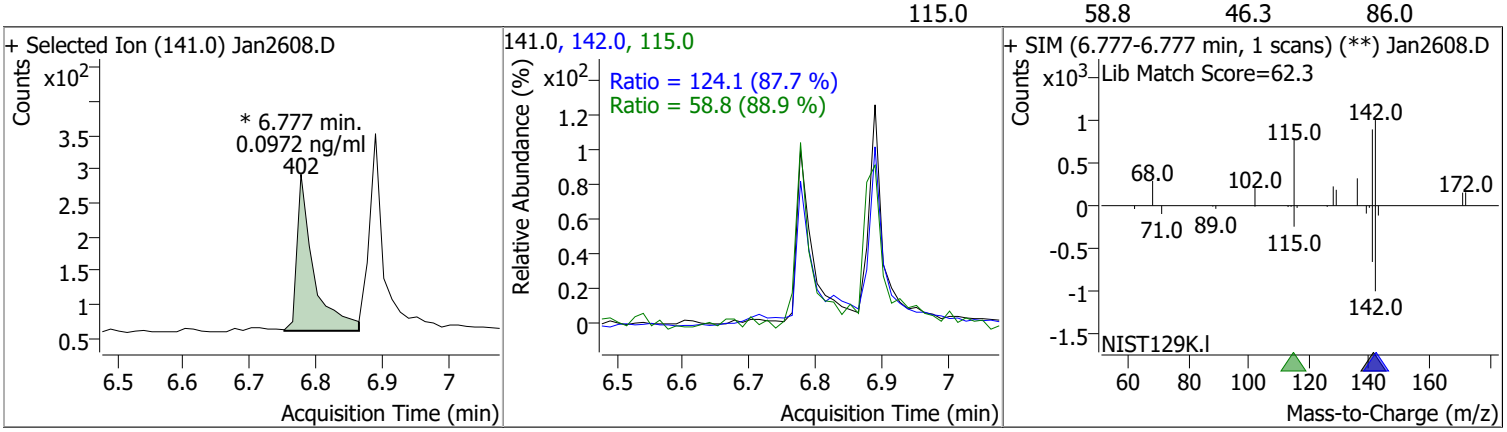

Compound	Conc.	RT	Dev(Min)	Resp.	QIon	QRatio	Lower	Upper
1-Methylnaphthalene	0.0875	6.89	0.01	421 (m)	142.0	126.5	78.3	145.5
					115.0	73.2	53.4	99.2

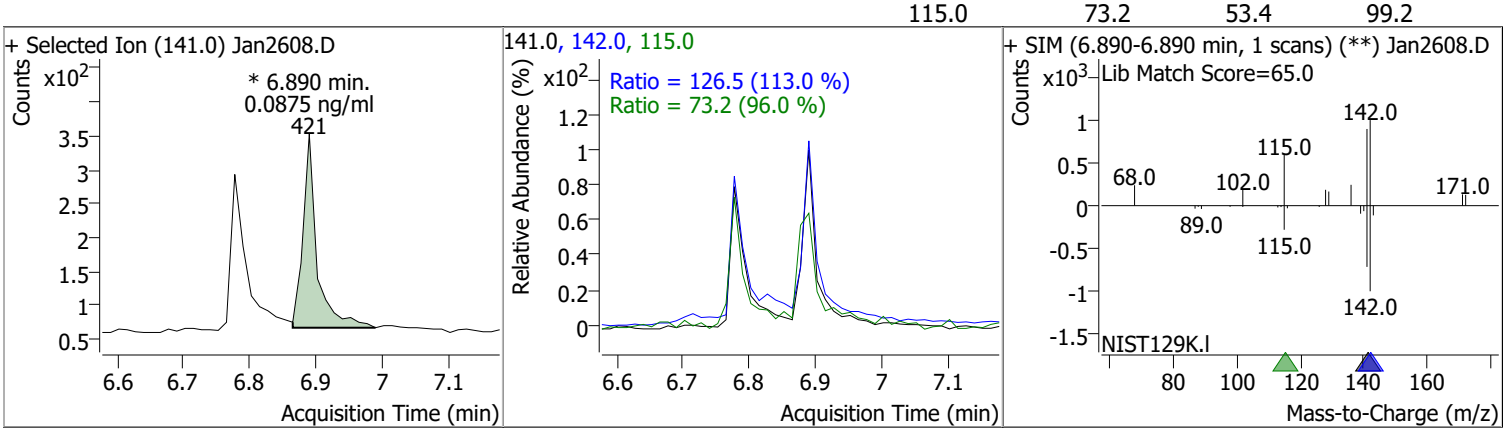

Compound	Conc.	RT	Dev(Min)	Resp.	QIon	QRatio	Lower	Upper
2-Fluorobiphenyl	0.0908	7.25	0.00	650	171.0	39.2	25.6	47.6

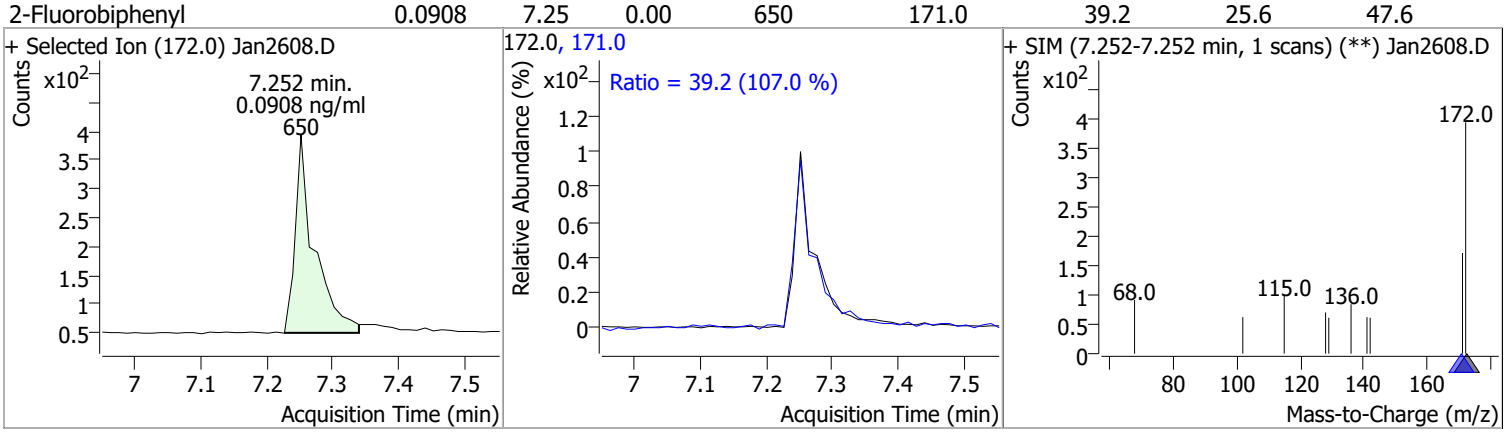

Compound	Conc.	RT	Dev(Min)	Resp.	QIon	QRatio	Lower	Upper
Acenaphthylene	0.0919	7.83	0.01	767	153.0	11.5	9.1	17.0

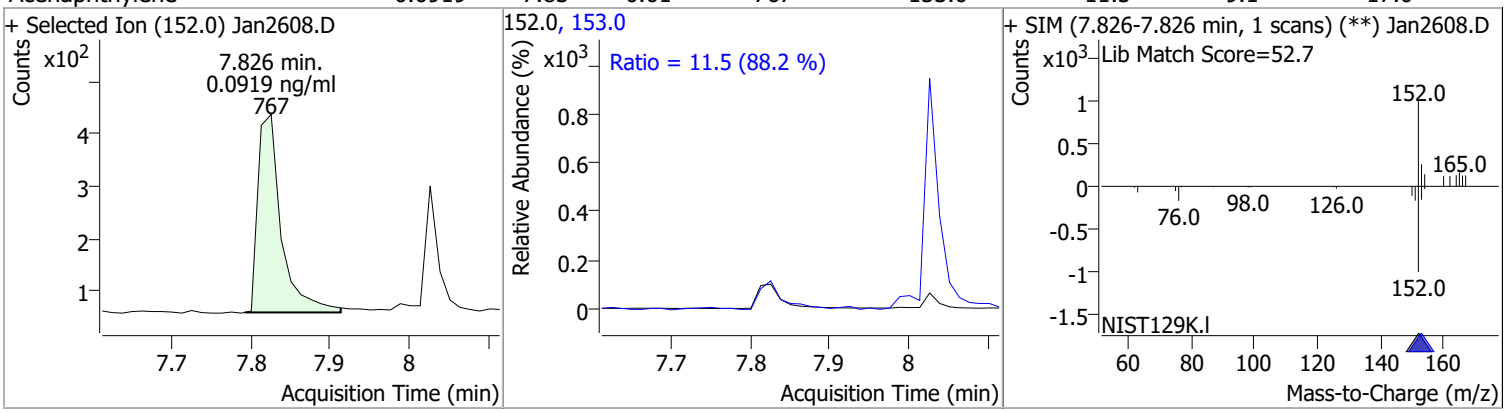

Compound	Conc.	RT	Dev(Min)	Resp.	QIon	QRatio	Lower	Upper
Acenaphthene	0.0971	8.03	0.00	560 (m)	153.0	100.8	83.9	155.8
					152.0	48.7	40.9	76.0

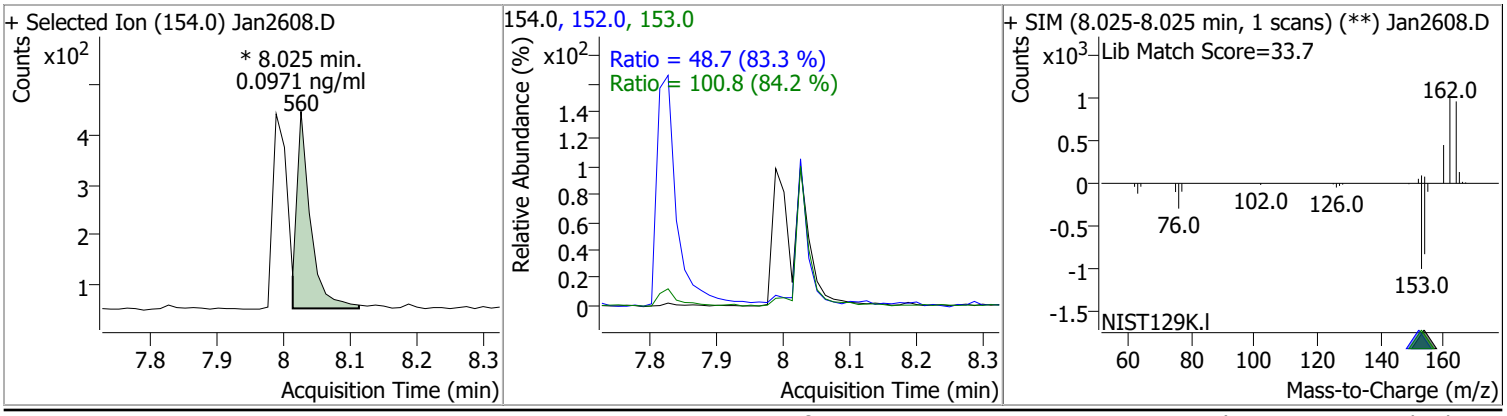

Compound	Conc.	RT	Dev(Min)	Resp.	QIon	QRatio	Lower	Upper
Fluorene	0.0950	8.66	0.00	693	165.0	96.6	67.0	124.5
					167.0	8.6	9.2	17.1

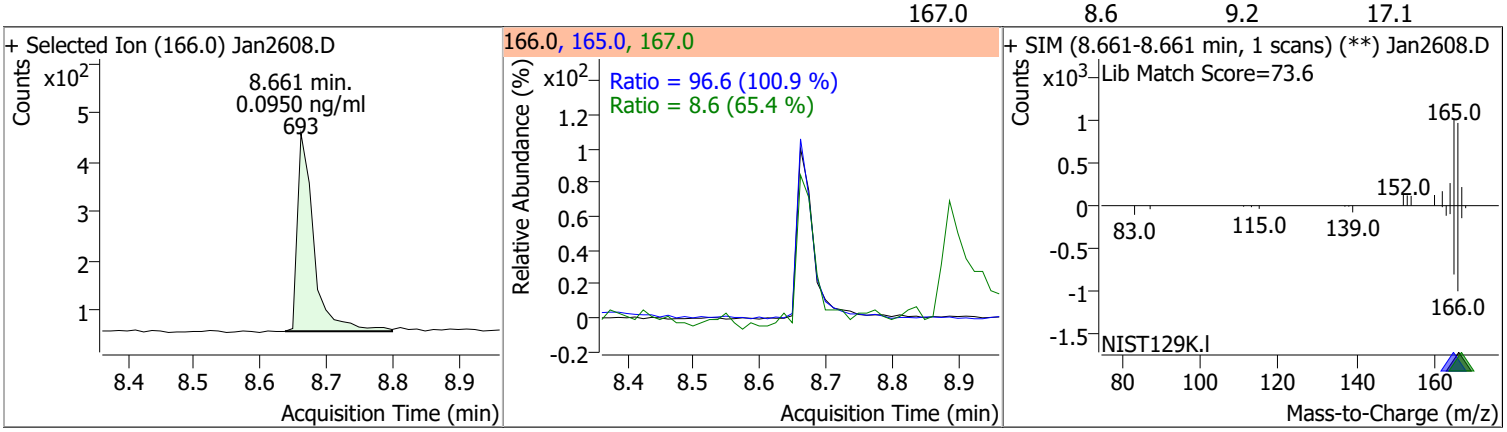

Compound	Conc.	RT	Dev(Min)	Resp.	QIon	QRatio	Lower	Upper
Phenanthrene	0.0940	9.79	0.00	1114 (m)	176.0	17.3	13.2	24.6

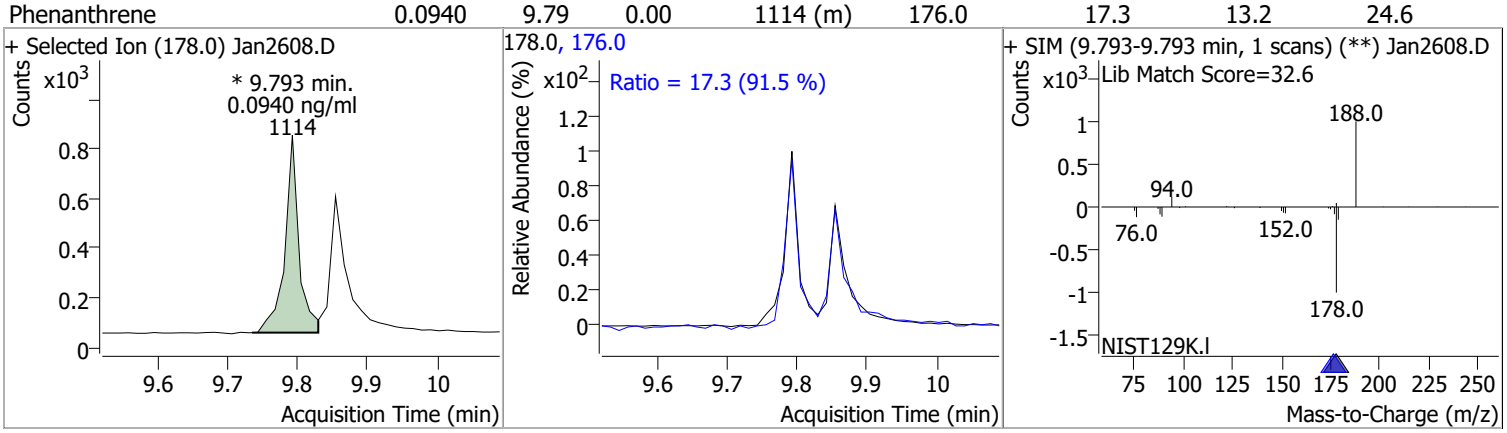

Compound	Conc.	RT	Dev(Min)	Resp.	QIon	QRatio	Lower	Upper
Anthracene	0.0979	9.85	0.00	973 (m)	176.0	18.6	12.8	23.8

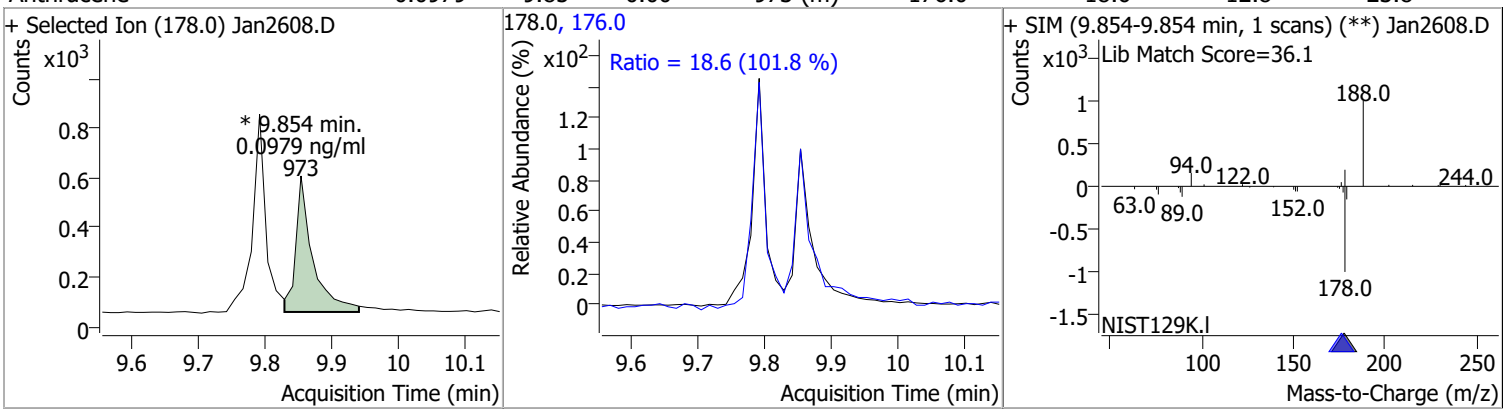

Compound	Conc.	RT	Dev(Min)	Resp.	QIon	QRatio	Lower	Upper
o-Terphenyl	0.0900	10.30	0.00	535	229.0	67.0	47.1	87.5
					215.0	44.3	31.1	57.7

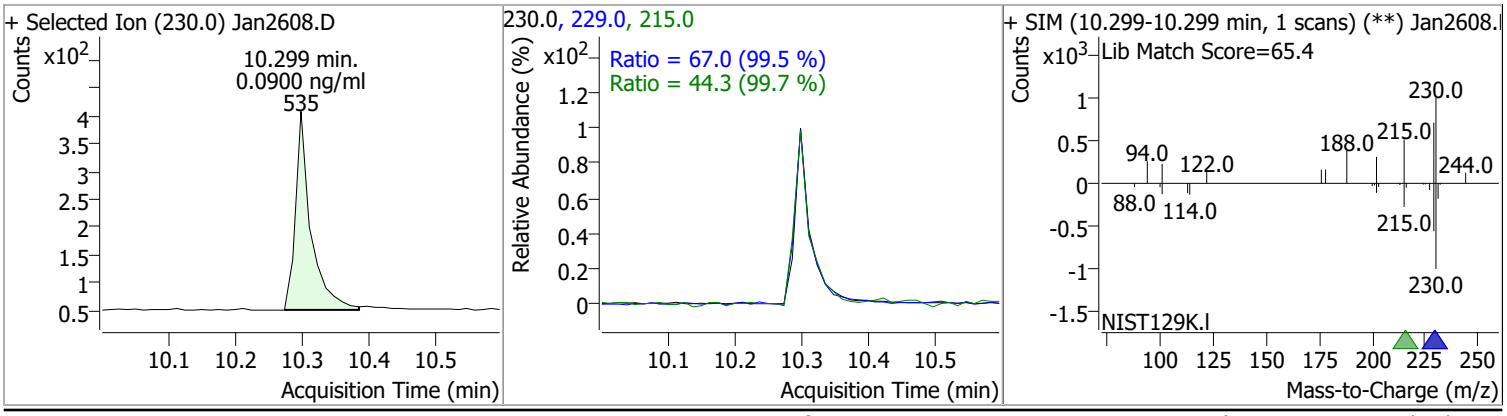

Compound	Conc.	RT	Dev(Min)	Resp.	QIon	QRatio	Lower	Upper
Fluoranthene	0.0922	11.42	0.01	1071	101.0	12.5	8.8	16.3

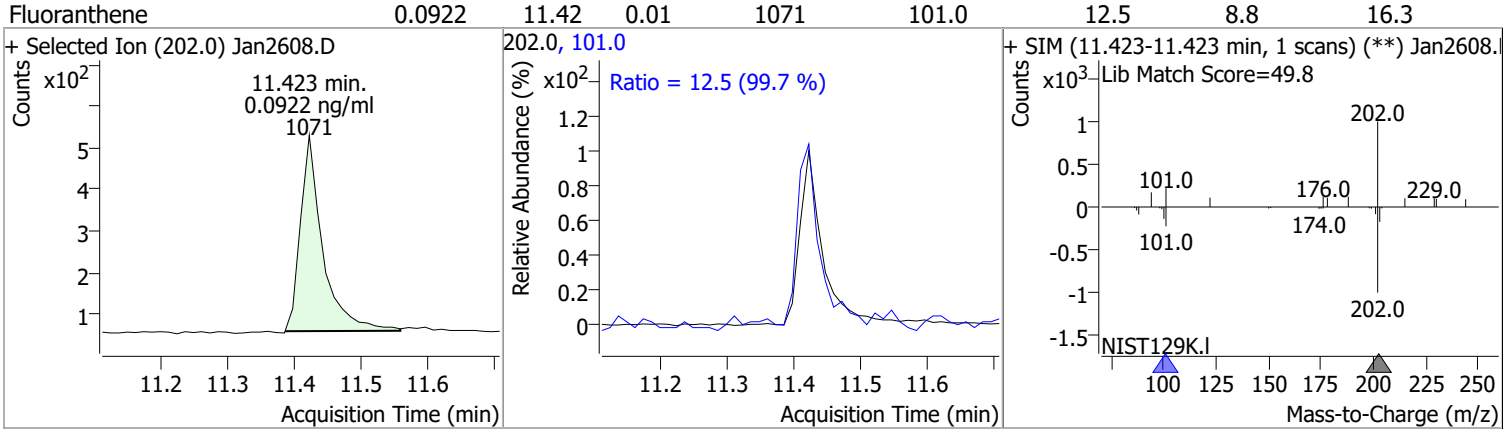

Compound	Conc.	RT	Dev(Min)	Resp.	QIon	QRatio	Lower	Upper
Pyrene	0.0950	11.79	0.01	1244	101.0	13.0	10.8	20.0

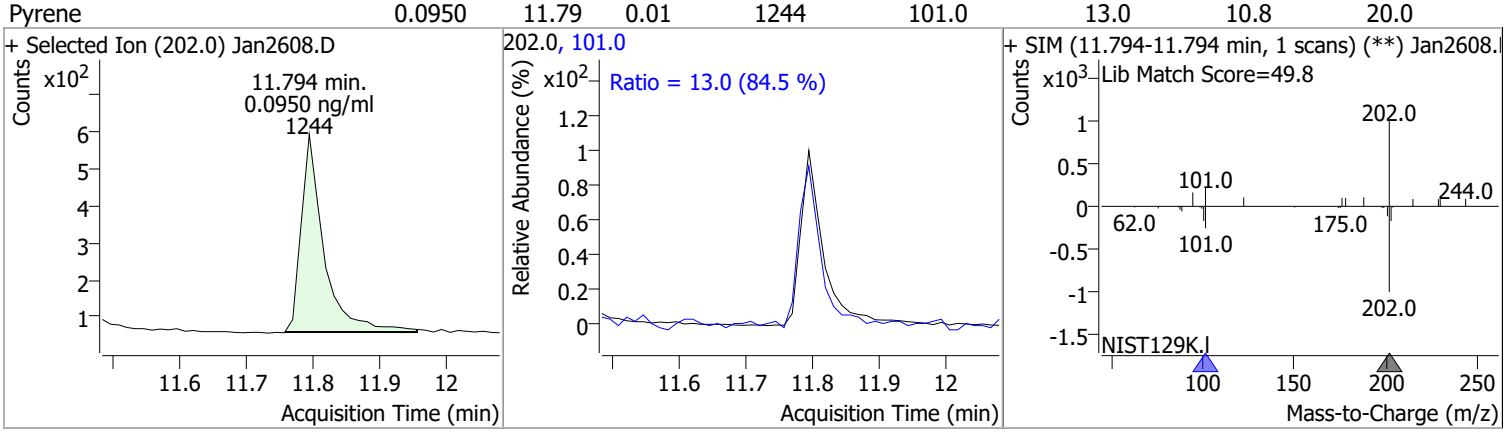

Compound	Conc.	RT	Dev(Min)	Resp.	QIon	QRatio	Lower	Upper
Terphenyl-d14	0.0987	12.26	0.01	589	122.0	15.4	9.8	18.2

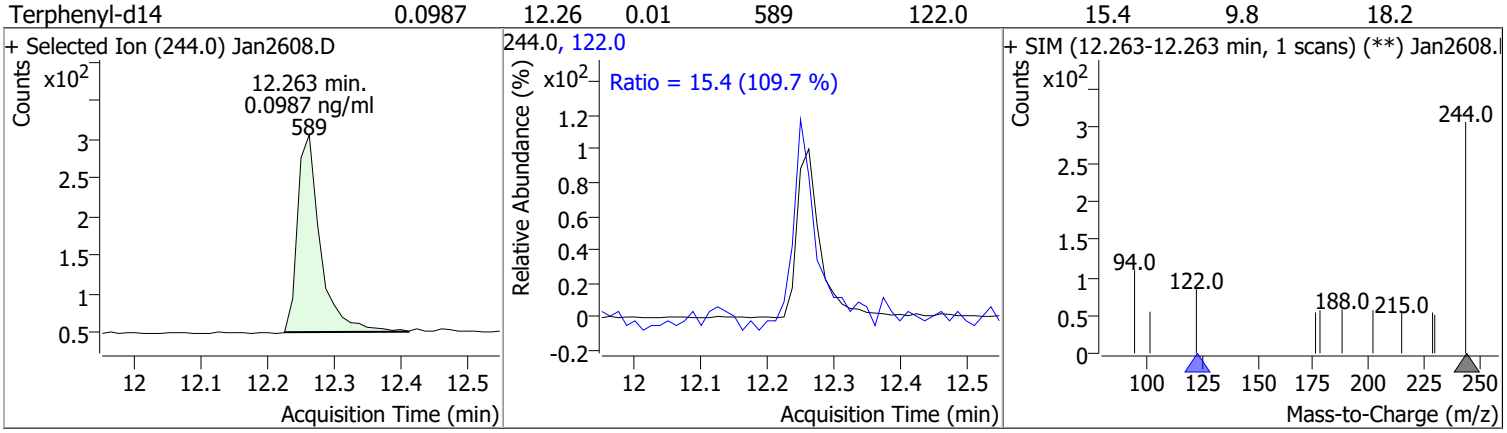

Compound	Conc.	RT	Dev(Min)	Resp.	QIon	QRatio	Lower	Upper
Benzo(a)Anthracene	0.0933	14.69	0.01	1739	226.0	19.6	19.0	35.2
					229.0	32.7	16.0	29.7

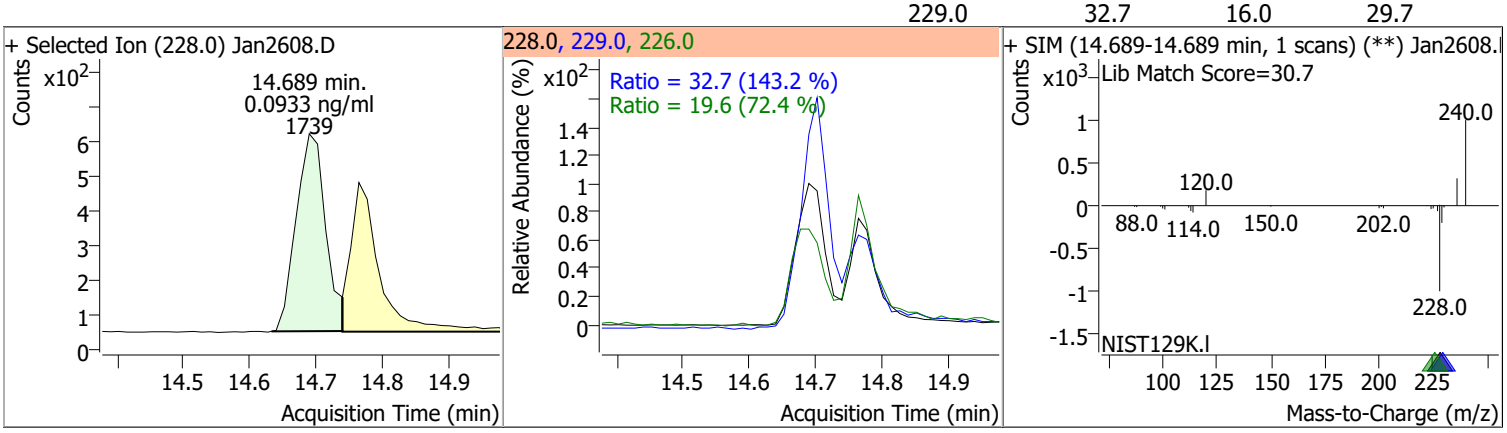

Quantitation Results Report (QT Reviewed)

Compound	Conc.	RT	Dev(Min)	Resp.	QIon	QRatio	Lower	Upper
Chrysene	0.0951	14.76	0.00	1322	226.0	31.6	21.0	39.1
					229.0	25.8	14.8	27.6

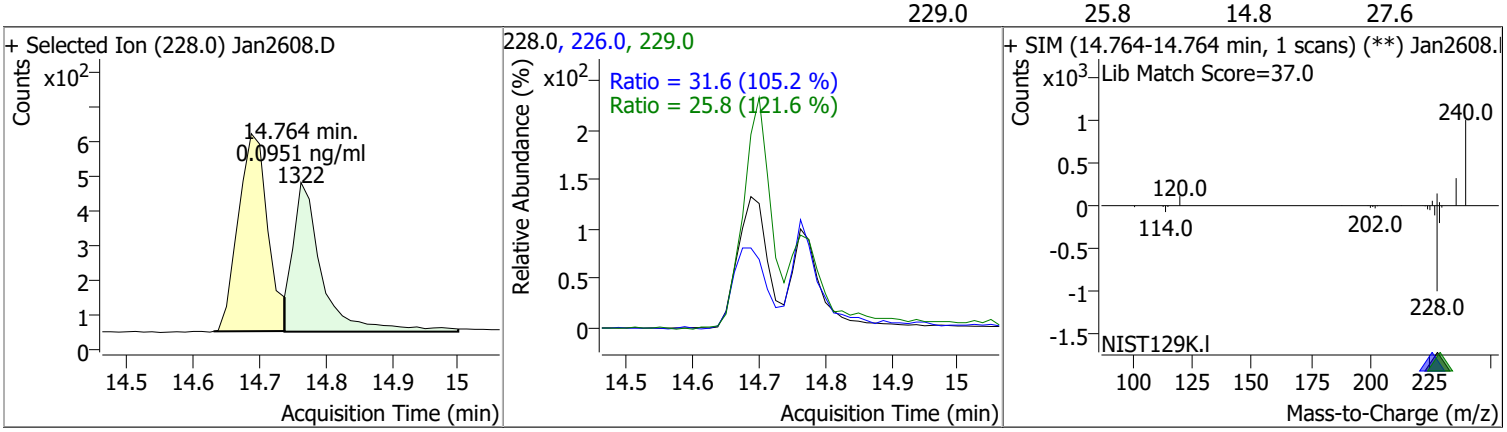

Compound	Conc.	RT	Dev(Min)	Resp.	QIon	QRatio	Lower	Upper
Benzo(b)fluoranthene	0.1006	17.72	0.01	673	253.0	23.0	14.9	27.7

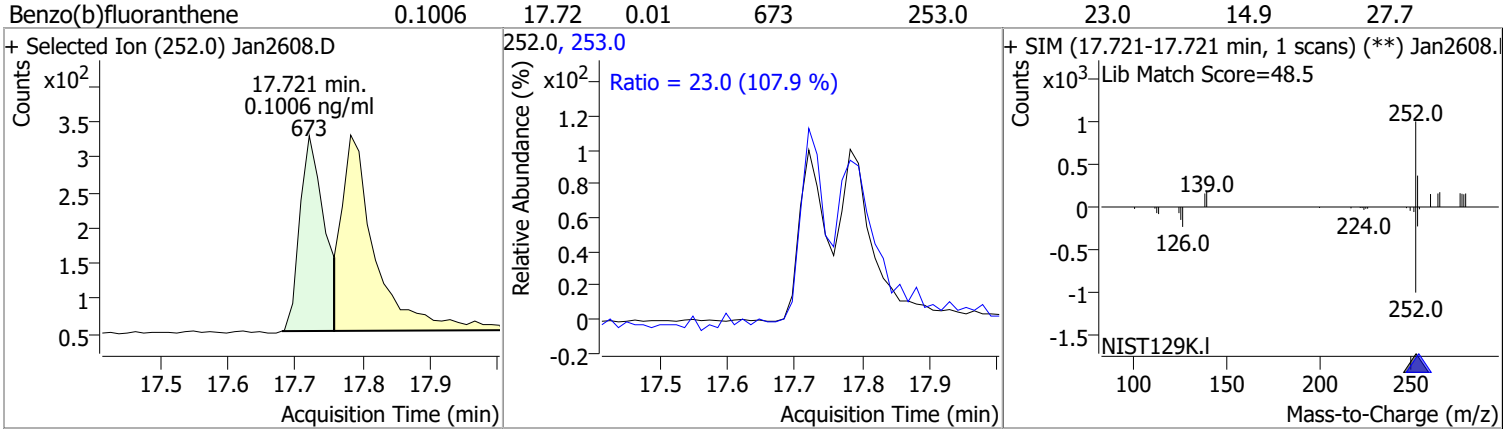

Compound	Conc.	RT	Dev(Min)	Resp.	QIon	QRatio	Lower	Upper
Benzo(k)fluoranthene	0.1018	17.78	0.01	988	253.0	23.0	13.2	24.6

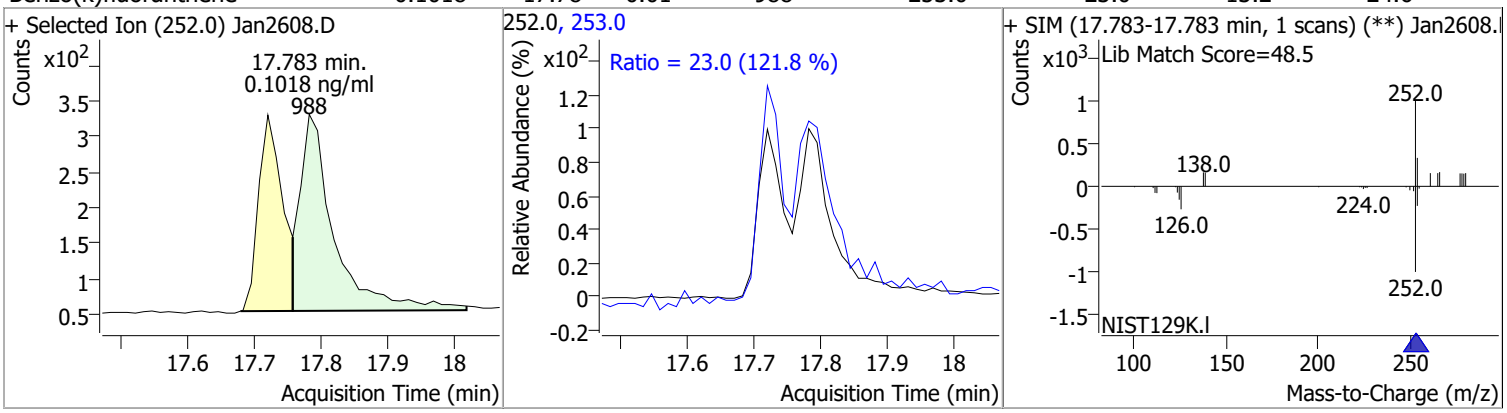

Compound	Conc.	RT	Dev(Min)	Resp.	QIon	QRatio	Lower	Upper
Benzo(a)pyrene	0.0955	18.36	0.01	556	253.0	22.4	16.1	29.9

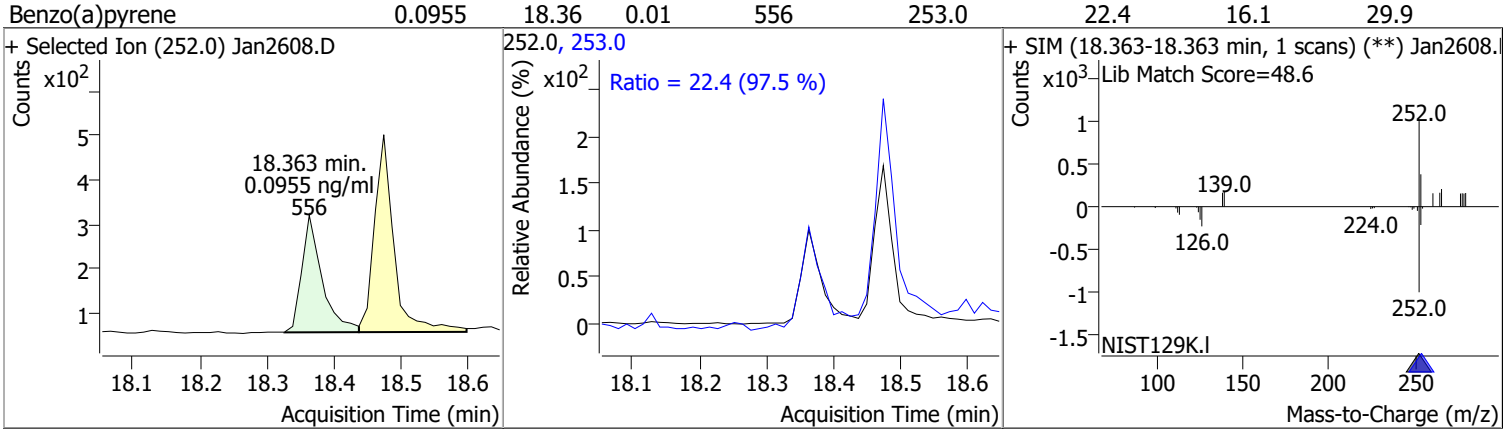

Quantitation Results Report (QT Reviewed)

Compound	Conc.	RT	Dev(Min)	Resp.	QIon	QRatio	Lower	Upper
Indeno(1,2,3-cd)pyrene	0.0958	20.23	0.01	495 (m)	138.0	20.5	15.7	29.1

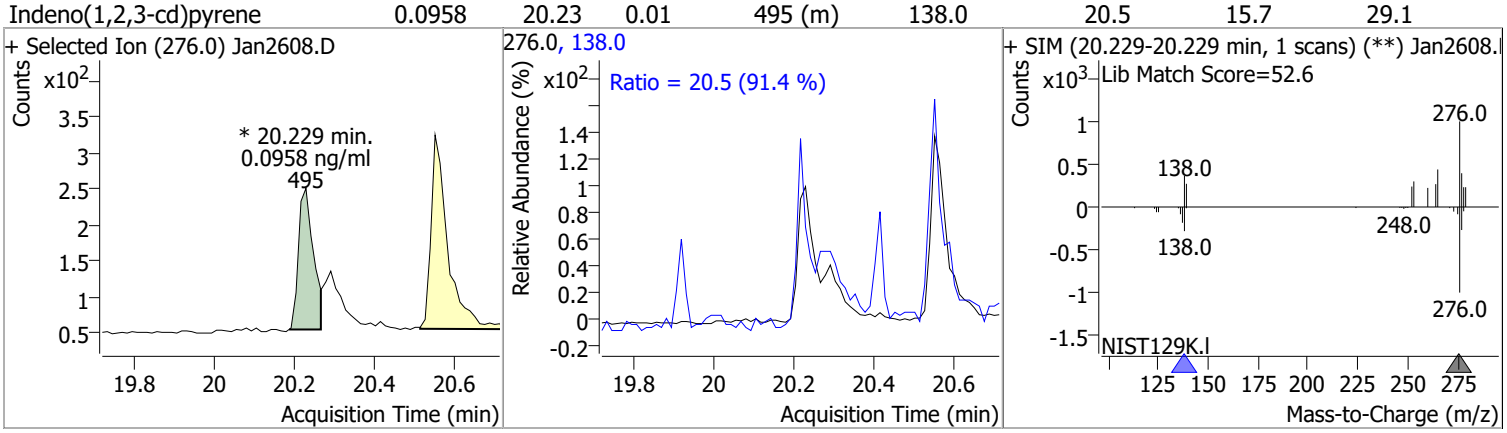

Compound	Conc.	RT	Dev(Min)	Resp.	QIon	QRatio	Lower	Upper
Dibenzo(a,h)anthracene	0.1071	20.29	0.01	673	279.0	20.0	17.4	32.3
					139.0	14.1	12.3	22.8

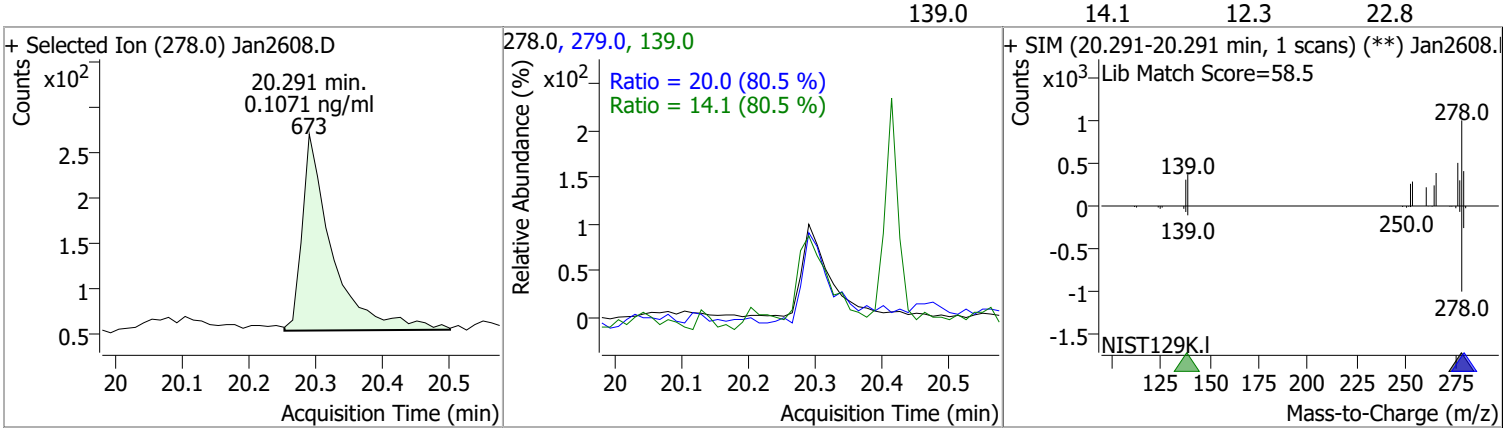

Compound	Conc.	RT	Dev(Min)	Resp.	QIon	QRatio	Lower	Upper
Benzo(g,h,i)perylene	0.0961	20.55	0.01	801	277.0	22.3	17.3	32.2
					138.0	19.7	14.4	26.7

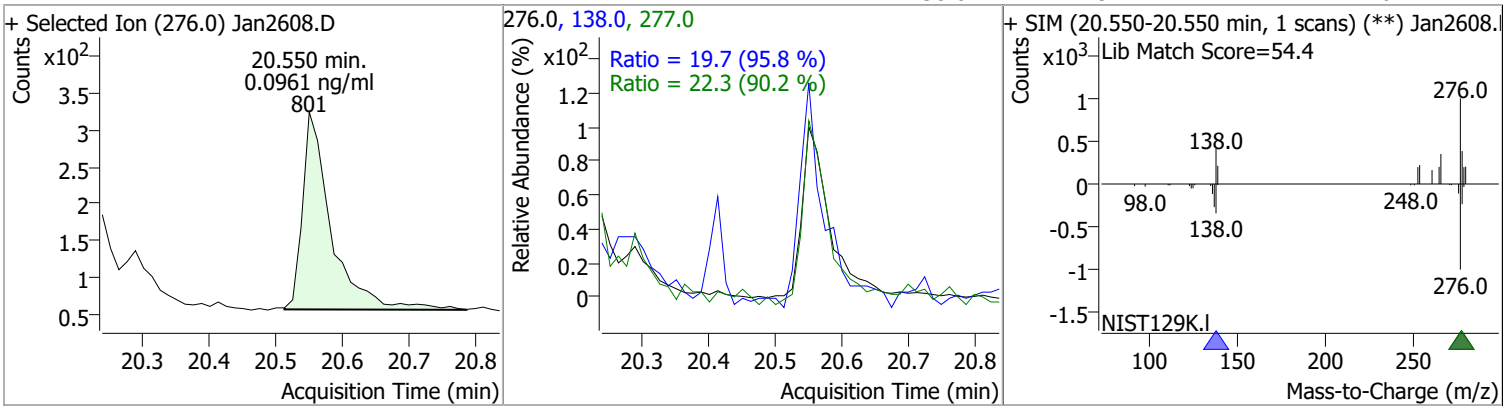

Quantitation Results Report (QT Reviewed)

Data File	Jan2609.D	Operator	LIMS import
Acq. Method	5975BNASIM	Acq. Date-Time	1/26/2022 9:05:23 PM
Sample Name	26-Jan-22_CCV_9	Instrument	GCMS
Vial	9	Multiplier	1.00
DA Method File	012522 ban SIM 2.batch.bin	Comment	SVOC-8270-W-LLPAH
Tune File	dftppjph.u	Tune Date	
Batch Name	012622 bna SIM 1.batch.bin	Last Calib Update	1/27/2022 8:37:26 AM
Ref Library			

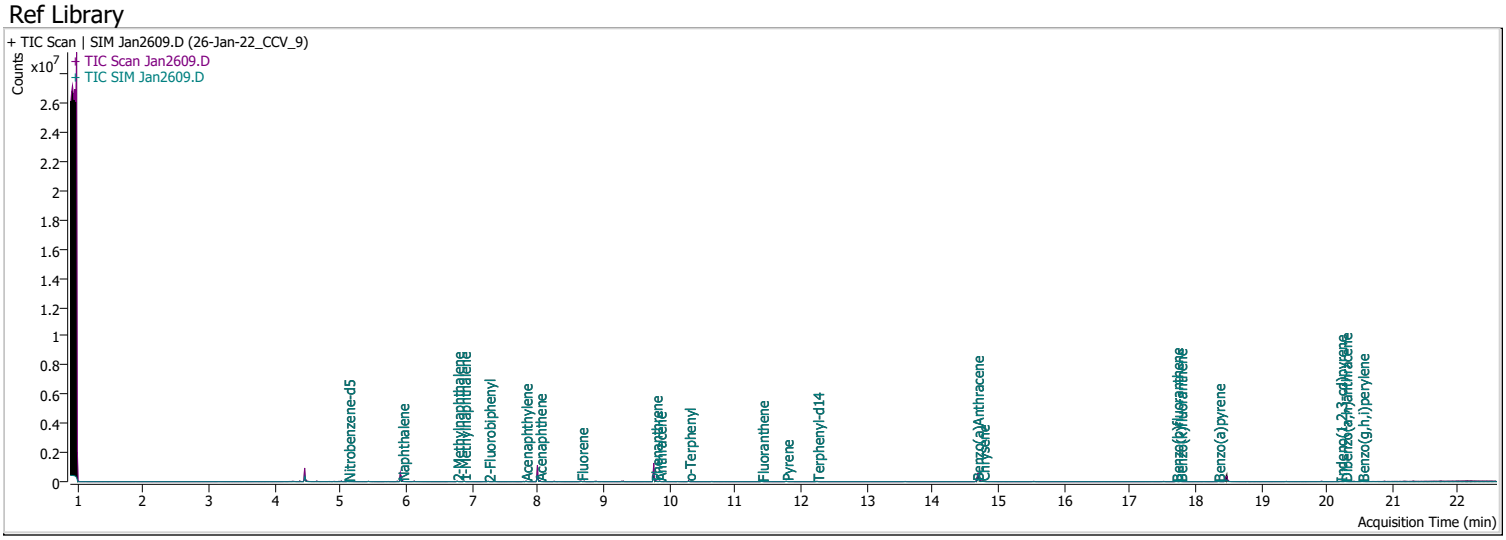

Compound	RT	QIon	Resp.	Conc.	Units		Dev(Min)
Internal Standards							
M 1,4-Dichlorobenzene-d4	4.460	152.0	116299	40.0000	ng/ml		0.000
M Naphthalene-d8	5.916	136.0	221507	40.0000	ng/ml		0.000
M Acenaphthene-d10	8.001	164.0	138731	40.0000	ng/ml		0.000
M Phenanthrene-d10	9.768	188.0	292610	40.0000	ng/ml		0.000
M Chrysene-d12	14.702	240.0	238801	40.0000	ng/ml		0.000
M Perylene-d12	18.475	264.0	154381	40.0000	ng/ml		0.000
System Monitoring Compounds							
S Nitrobenzene-d5	5.118	82.0	5997	2.2854	ng/ml		0.000
Spiked Amount: 5.000	Range: 19.0 - 102.0%			Recovery = 45.71%			
S 2-Fluorobiphenyl	7.252	172.0	11419	2.0910	ng/ml		0.000
Spiked Amount: 5.000	Range: 25.0 - 94.0%			Recovery = 41.82%			
S o-Terphenyl	10.299	230.0	10208	2.3089	ng/ml		0.000
Spiked Amount: 5.000	Range: 40.0 - 140.0%			Recovery = 46.18%			
S Terphenyl-d14	12.251	244.0	8509	2.1600	ng/ml		0.000
Spiked Amount: 5.000	Range: 39.0 - 106.0%			Recovery = 43.20%			
Target Compounds							**QValue**
T Naphthalene	5.941	128.0	12403	2.1673	ng/ml		65
T 2-Methylnaphthalene	6.777	141.0	8066	2.3346	ng/ml	m	98
T 1-Methylnaphthalene	6.877	141.0	7747	2.2126	ng/ml	m	93
T Acenaphthylene	7.814	152.0	13549	2.1576	ng/ml		100
T Acenaphthene	8.025	154.0	9230	2.2980	ng/ml	m	98
T Fluorene	8.661	166.0	11769	2.1632	ng/ml		97
T Phenanthrene	9.793	178.0	17438	2.2905	ng/ml		99
T Anthracene	9.854	178.0	16918	2.3296	ng/ml		100
T Fluoranthene	11.411	202.0	20028	2.2383	ng/ml		99
T Pyrene	11.781	202.0	21819	2.1896	ng/ml		98
T Benzo(a)Anthracene	14.677	228.0	16376	2.3846	ng/ml		100
T Chrysene	14.764	228.0	21378	2.2712	ng/ml		99
T Benzo(b)fluoranthene	17.709	252.0	14117	2.3648	ng/ml		100

Compound	RT	QIon	Resp.	Conc.	Units	Dev(Min)
T Benzo(k)fluoranthene	17.770	252.0	15799	2.1657	ng/ml	97
T Benzo(a)pyrene	18.351	252.0	10914	2.1850	ng/ml	100
T Indeno(1,2,3-cd)pyrene	20.204	276.0	9615	2.1697	ng/ml	99
T Dibenzo(a,h)anthracene	20.279	278.0	12048	2.3344	ng/ml	99
T Benzo(g,h,i)perylene	20.538	276.0	14979	2.2857	ng/ml	98

(#) = Qualifier Out of Range; (m) = Manual Integration; (+) = Area Summed; (*) = Surrogate Percent Recovery Out of Range; (d): Zeroed Peak

Quantitation Results Report (QT Reviewed)

Compound	Conc.	RT	Dev(Min)	Resp.	QIon	QRatio	Lower	Upper
Nitrobenzene-d5	2.2854	5.12	0.00	5997	54.0	36.0	31.6	58.8
					128.0	24.5	19.3	35.9

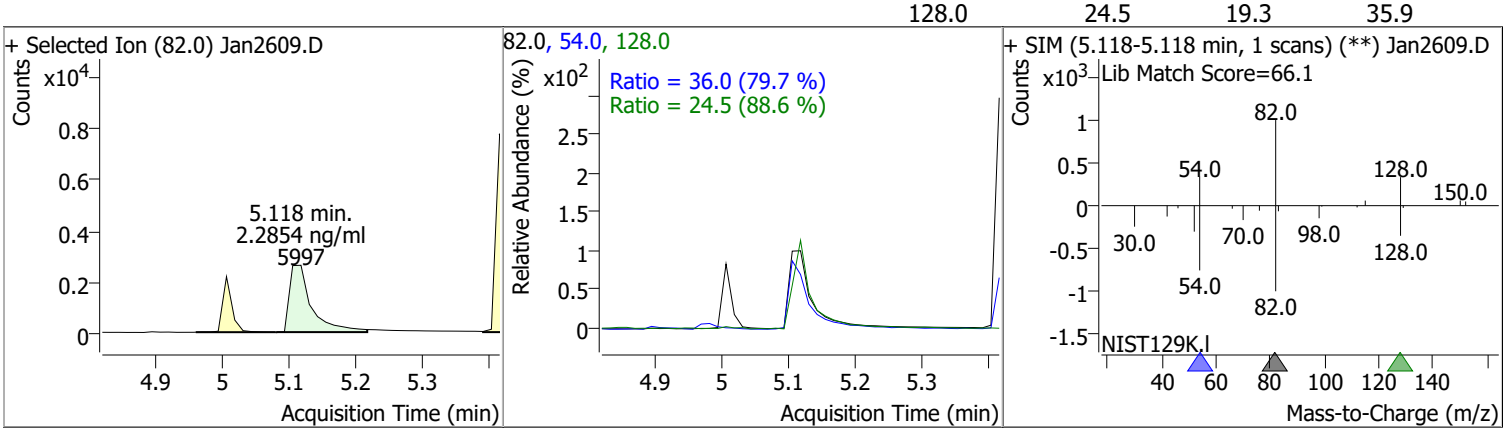

Compound	Conc.	RT	Dev(Min)	Resp.	QIon	QRatio	Lower	Upper
Naphthalene	2.1673	5.94	0.00	12403	102.0	45.6	0.0	61.8
					129.0	11.3	7.7	14.3

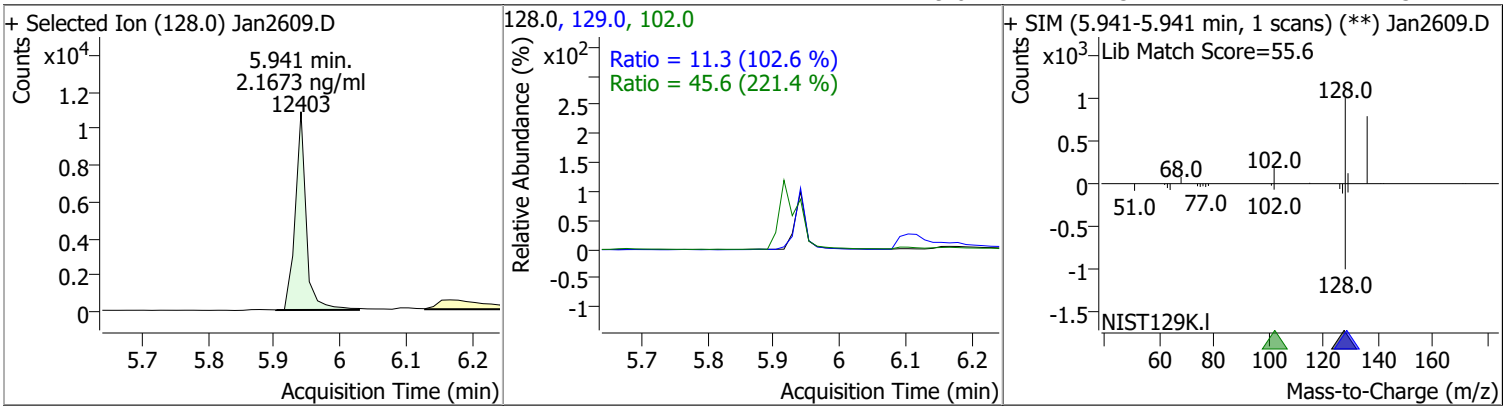

Compound	Conc.	RT	Dev(Min)	Resp.	QIon	QRatio	Lower	Upper
2-Methylnaphthalene	2.3346	6.78	0.00	8066 (m)	142.0	142.4	99.1	184.0
					115.0	69.6	46.3	86.0

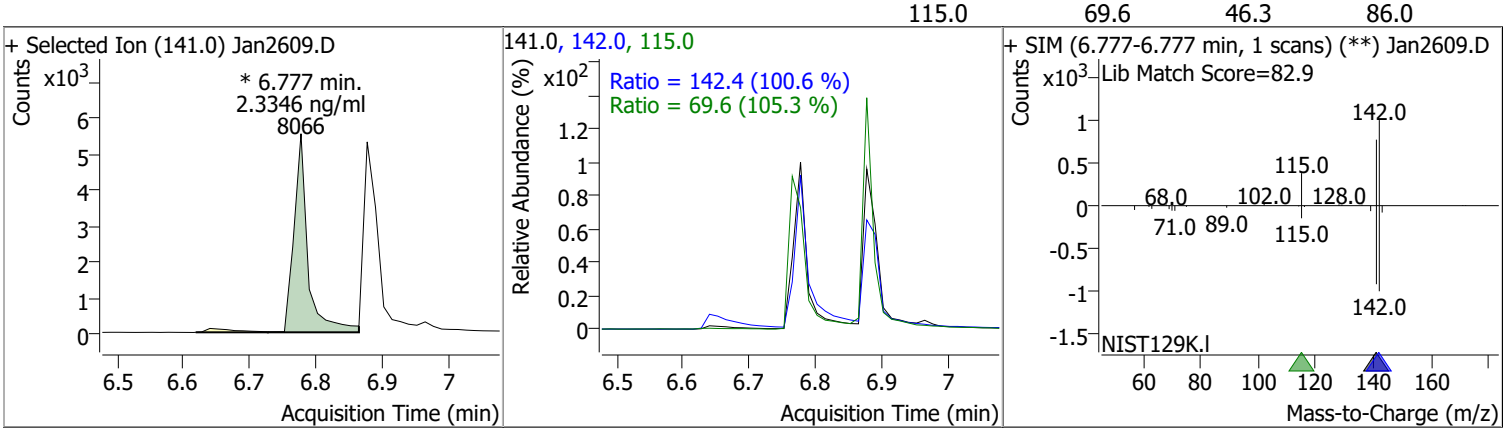

Compound	Conc.	RT	Dev(Min)	Resp.	QIon	QRatio	Lower	Upper
1-Methylnaphthalene	2.2126	6.88	0.00	7747 (m)	142.0	124.7	78.3	145.5
					115.0	75.8	53.4	99.2

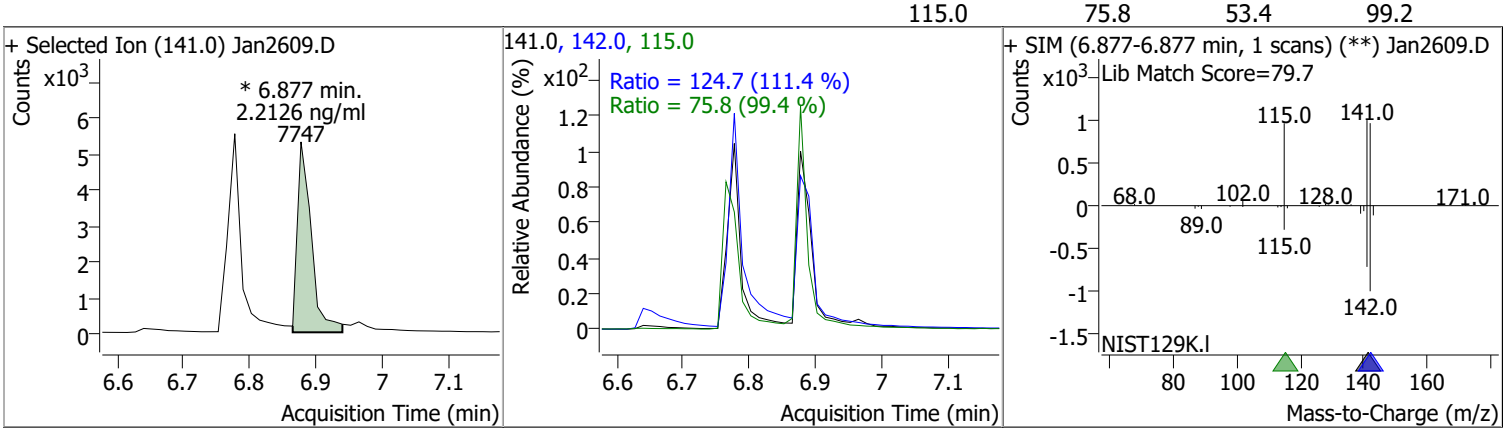

Compound	Conc.	RT	Dev(Min)	Resp.	QIon	QRatio	Lower	Upper
2-Fluorobiphenyl	2.0910	7.25	0.00	11419	171.0	38.1	25.6	47.6

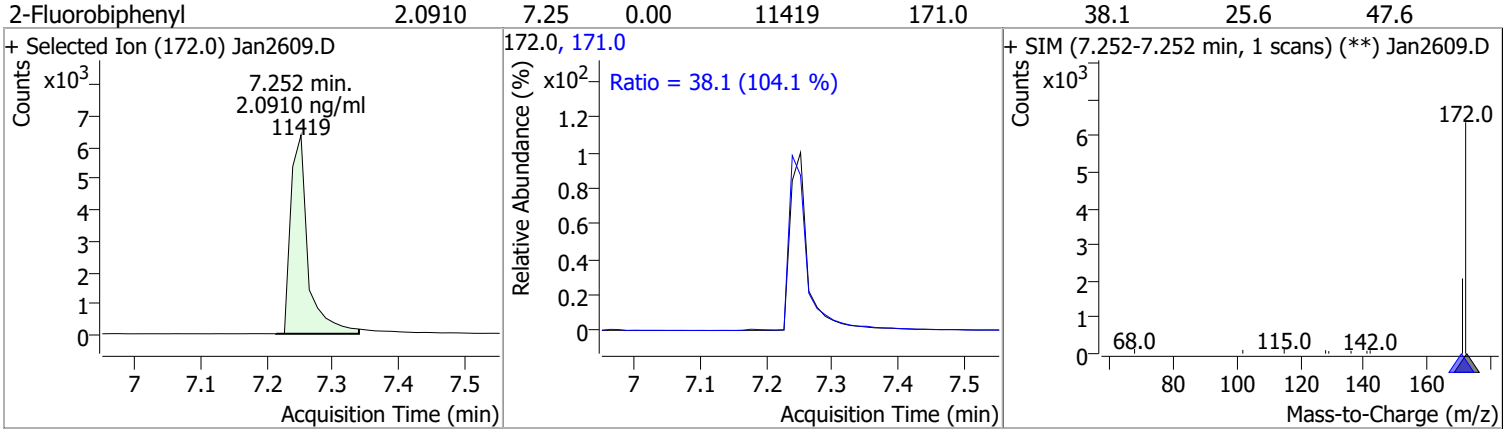

Compound	Conc.	RT	Dev(Min)	Resp.	QIon	QRatio	Lower	Upper
Acenaphthylene	2.1576	7.81	0.00	13549	153.0	13.3	9.1	17.0

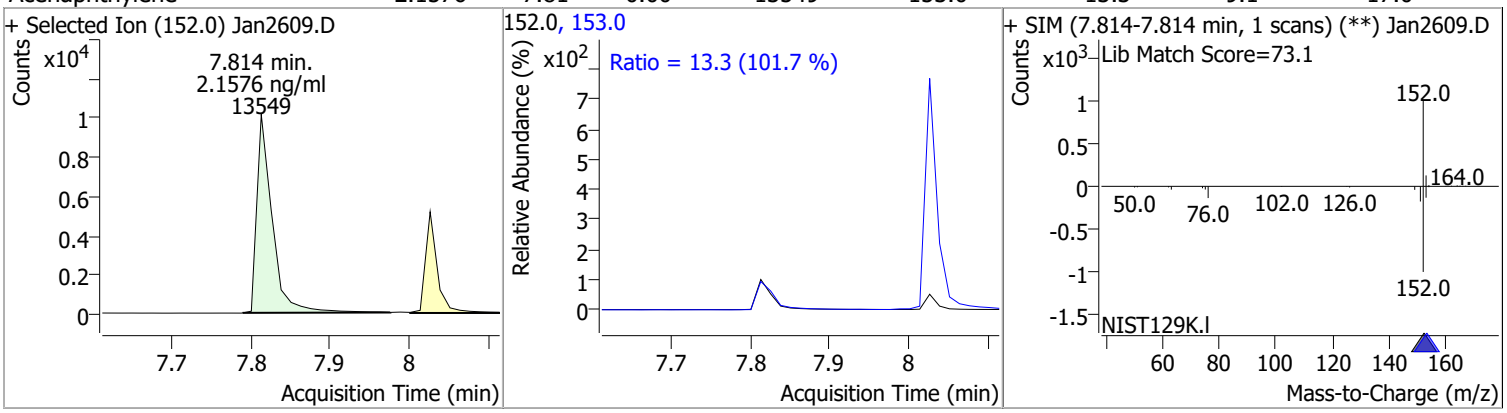

Compound	Conc.	RT	Dev(Min)	Resp.	QIon	QRatio	Lower	Upper
Acenaphthene	2.2980	8.03	0.00	9230 (m)	153.0	117.7	83.9	155.8
					152.0	57.5	40.9	76.0

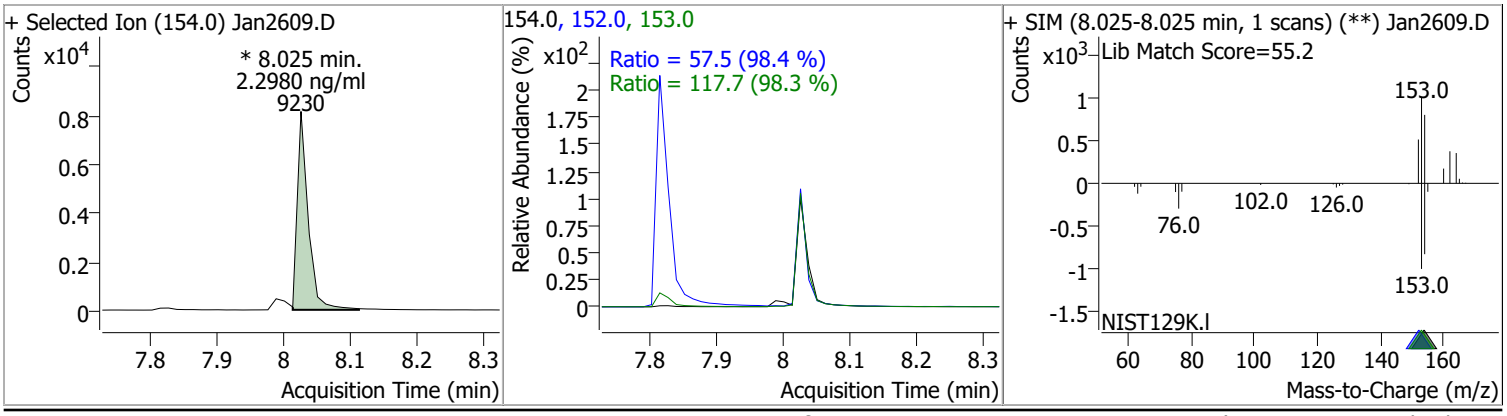

Compound	Conc.	RT	Dev(Min)	Resp.	QIon	QRatio	Lower	Upper
Fluorene	2.1632	8.66	0.00	11769	165.0	98.9	67.0	124.5
					167.0	13.6	9.2	17.1

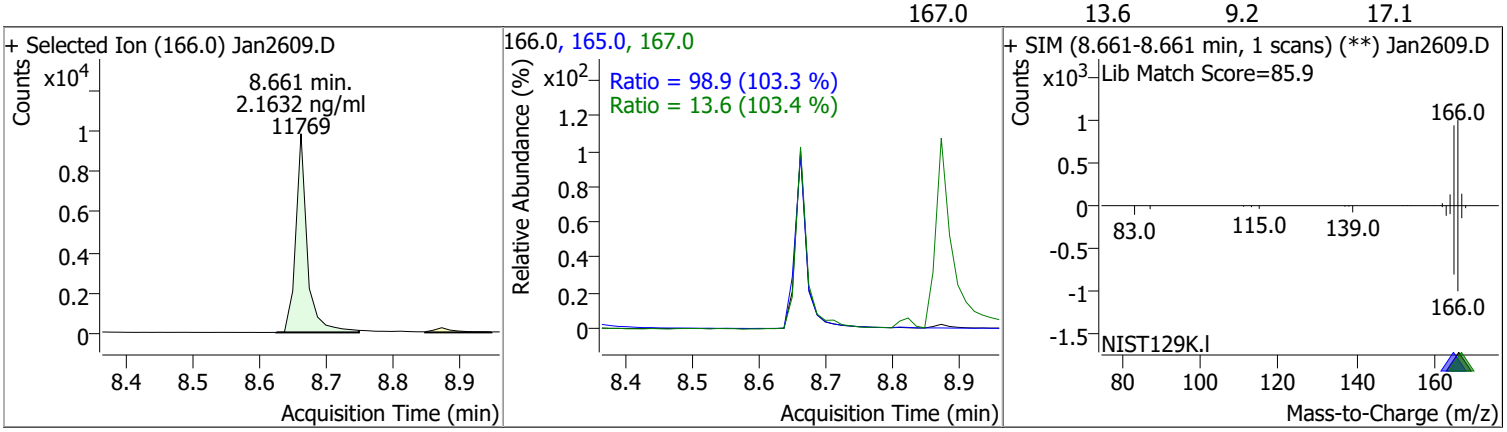

Compound	Conc.	RT	Dev(Min)	Resp.	QIon	QRatio	Lower	Upper
Phenanthrene	2.2905	9.79	0.00	17438	176.0	18.7	13.2	24.6

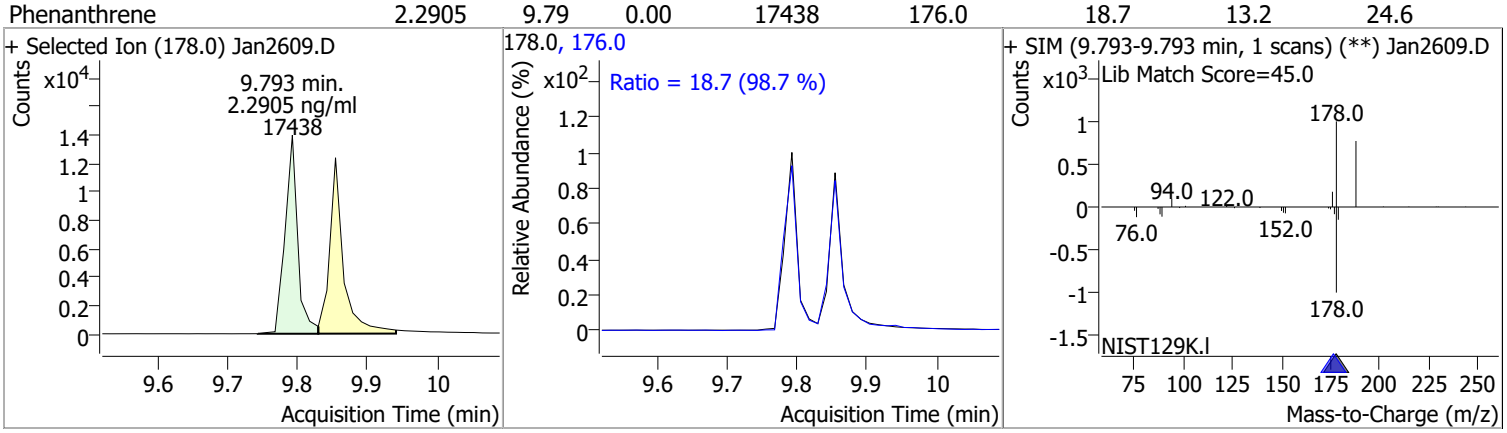

Compound	Conc.	RT	Dev(Min)	Resp.	QIon	QRatio	Lower	Upper
Anthracene	2.3296	9.85	0.00	16918	176.0	18.4	12.8	23.8

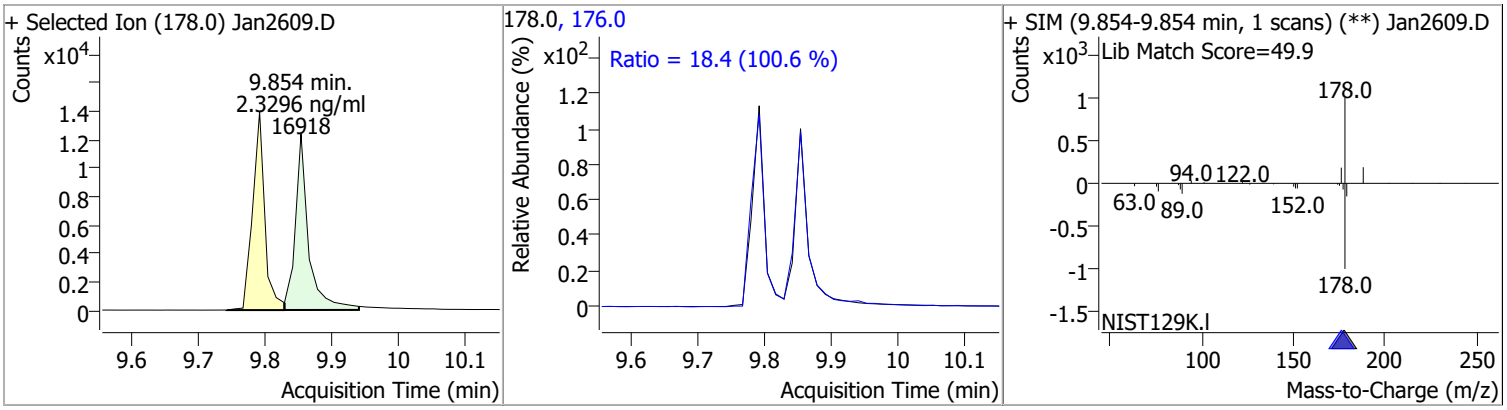

Compound	Conc.	RT	Dev(Min)	Resp.	QIon	QRatio	Lower	Upper
o-Terphenyl	2.3089	10.30	0.00	10208	229.0	69.3	47.1	87.5
					215.0	45.2	31.1	57.7

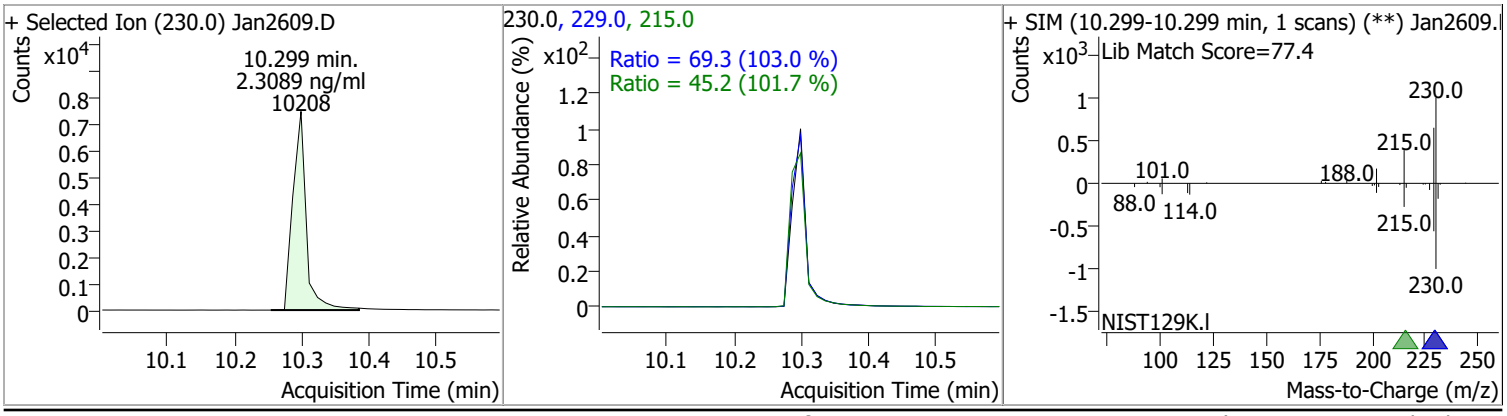

Compound	Conc.	RT	Dev(Min)	Resp.	QIon	QRatio	Lower	Upper
Fluoranthene	2.2383	11.41	0.00	20028	101.0	12.7	8.8	16.3

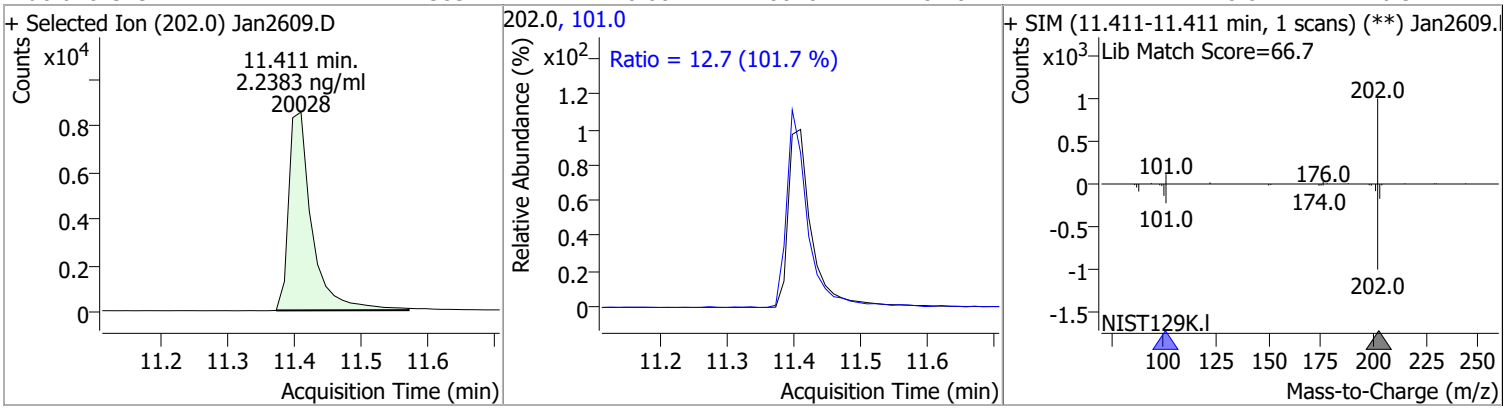

Compound	Conc.	RT	Dev(Min)	Resp.	QIon	QRatio	Lower	Upper
Pyrene	2.1896	11.78	0.00	21819	101.0	14.7	10.8	20.0

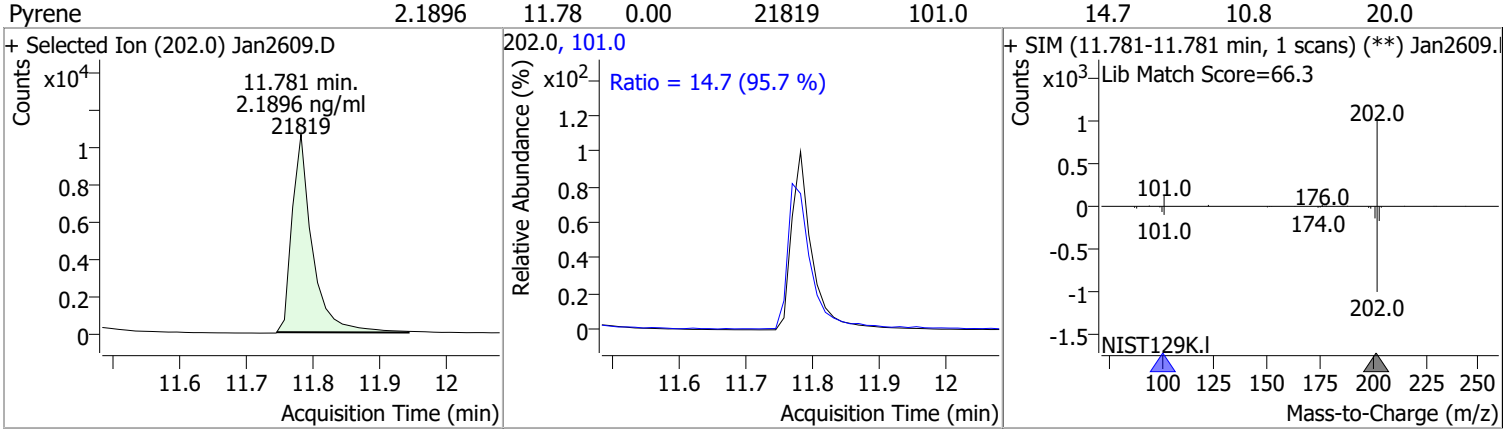

Compound	Conc.	RT	Dev(Min)	Resp.	QIon	QRatio	Lower	Upper
Terphenyl-d14	2.1600	12.25	0.00	8509	122.0	14.1	9.8	18.2

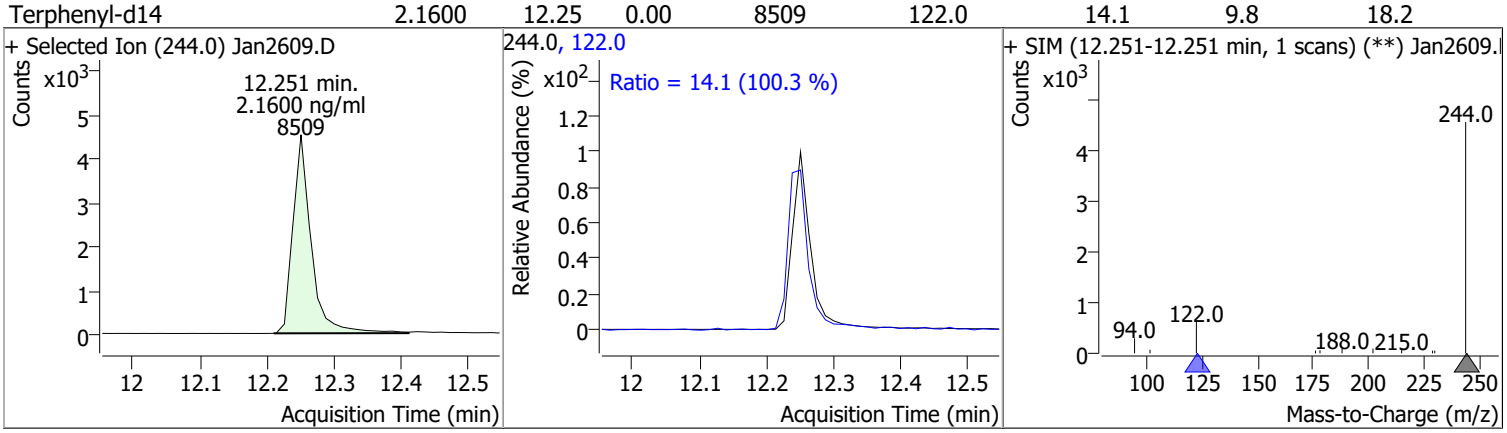

Compound	Conc.	RT	Dev(Min)	Resp.	QIon	QRatio	Lower	Upper
Benzo(a)Anthracene	2.3846	14.68	0.00	16376	226.0	27.3	19.0	35.2
					229.0	22.9	16.0	29.7

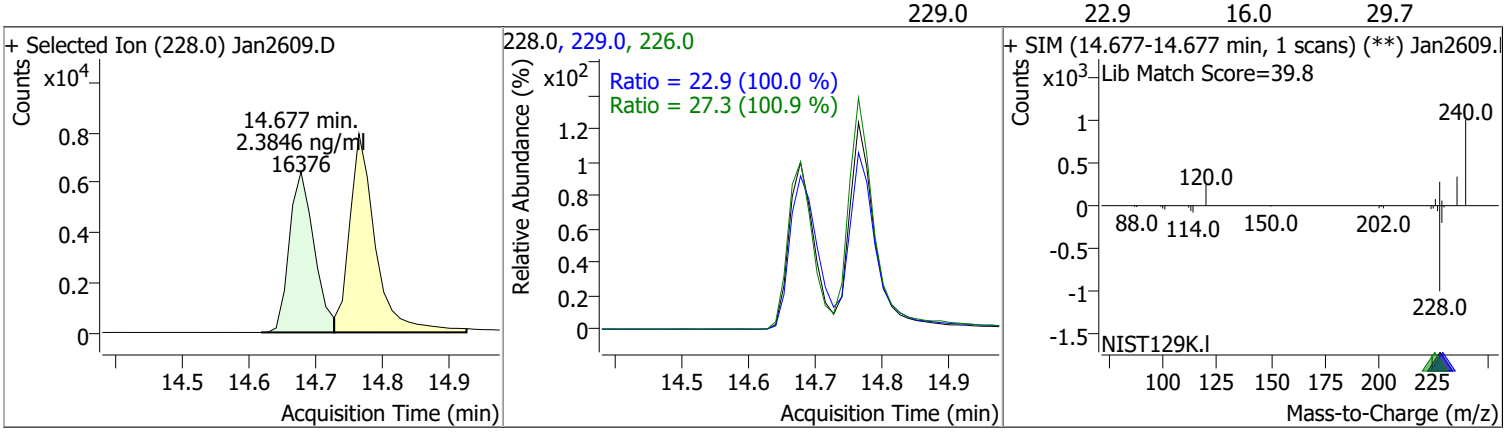

Compound	Conc.	RT	Dev(Min)	Resp.	QIon	QRatio	Lower	Upper
Chrysene	2.2712	14.76	0.00	21378	226.0	30.7	21.0	39.1
					229.0	21.1	14.8	27.6

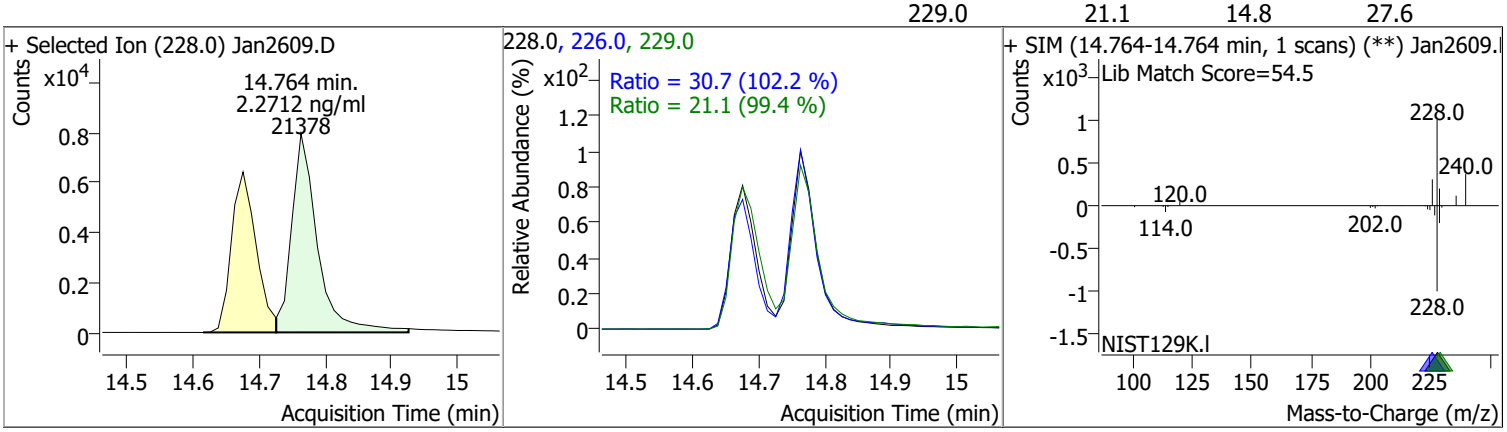

Compound	Conc.	RT	Dev(Min)	Resp.	QIon	QRatio	Lower	Upper
Benzo(b)fluoranthene	2.3648	17.71	0.00	14117	253.0	21.4	14.9	27.7

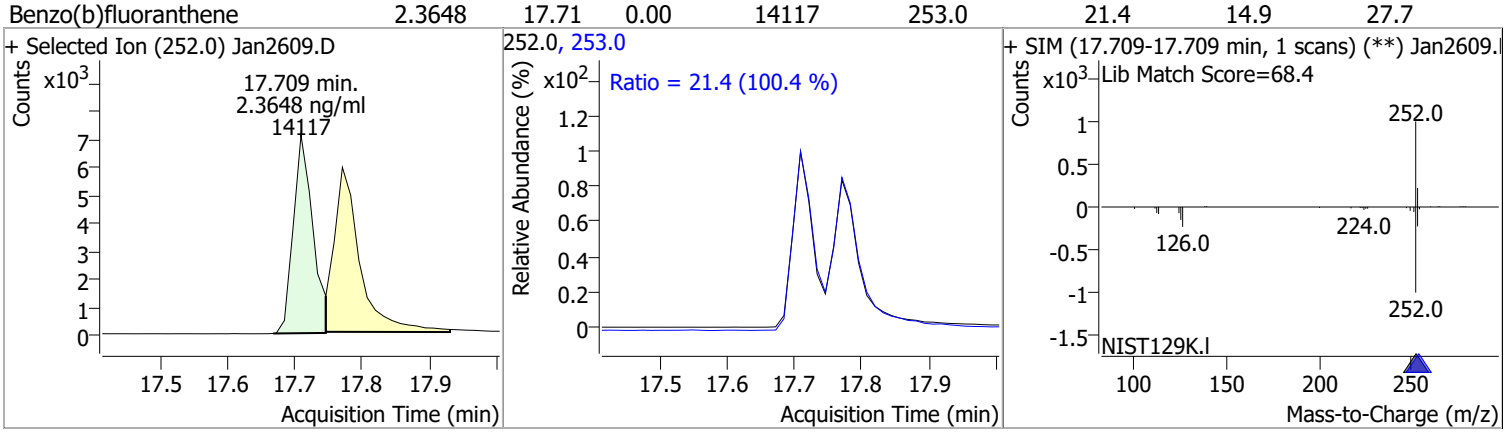

Compound	Conc.	RT	Dev(Min)	Resp.	QIon	QRatio	Lower	Upper
Benzo(k)fluoranthene	2.1657	17.77	0.00	15799	253.0	20.1	13.2	24.6

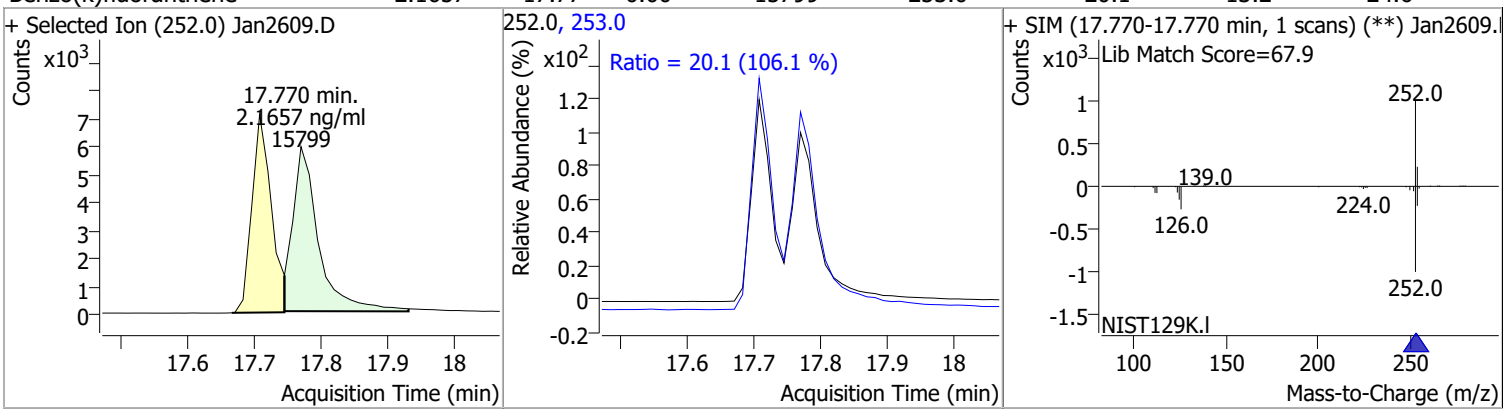

Compound	Conc.	RT	Dev(Min)	Resp.	QIon	QRatio	Lower	Upper
Benzo(a)pyrene	2.1850	18.35	0.00	10914	253.0	23.2	16.1	29.9

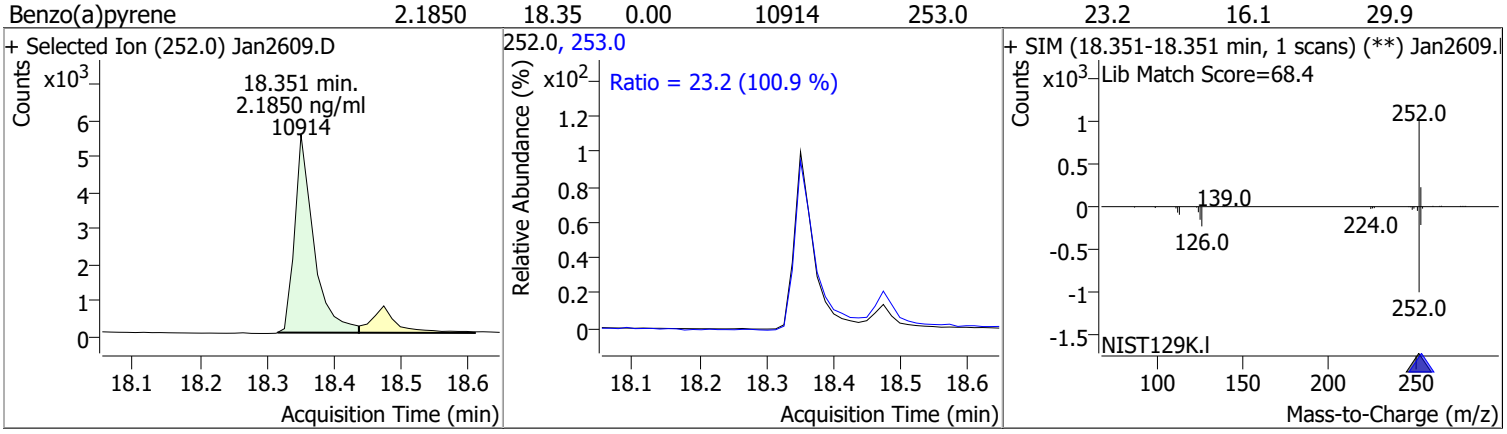

Compound	Conc.	RT	Dev(Min)	Resp.	QIon	QRatio	Lower	Upper
Indeno(1,2,3-cd)pyrene	2.1697	20.20	-0.01	9615	138.0	22.0	15.7	29.1

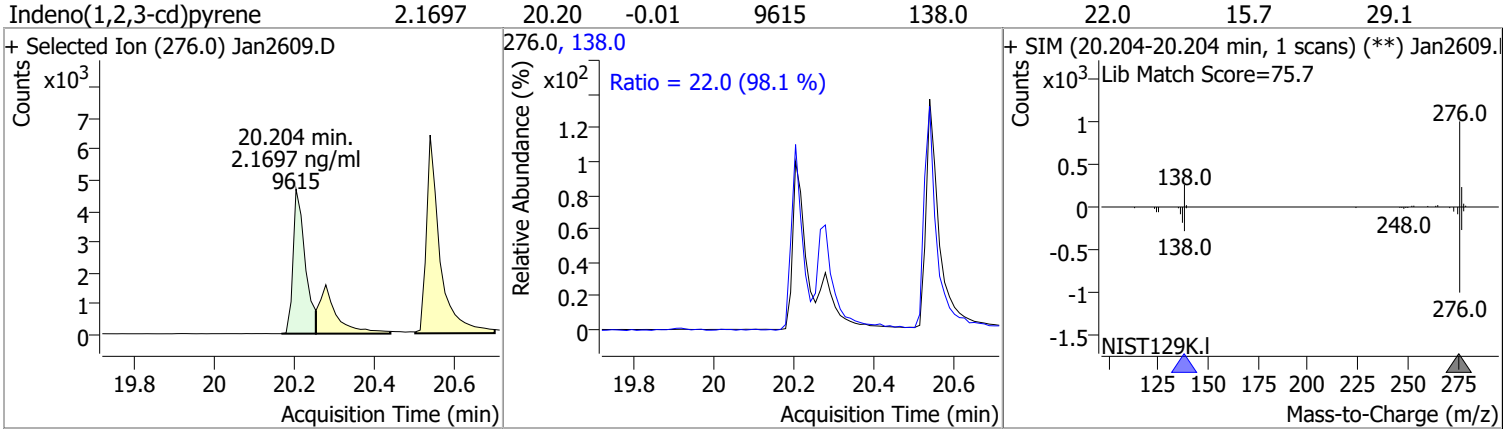

Compound	Conc.	RT	Dev(Min)	Resp.	QIon	QRatio	Lower	Upper
Dibenzo(a,h)anthracene	2.3344	20.28	0.00	12048	279.0	24.8	17.4	32.3
					139.0	18.1	12.3	22.8

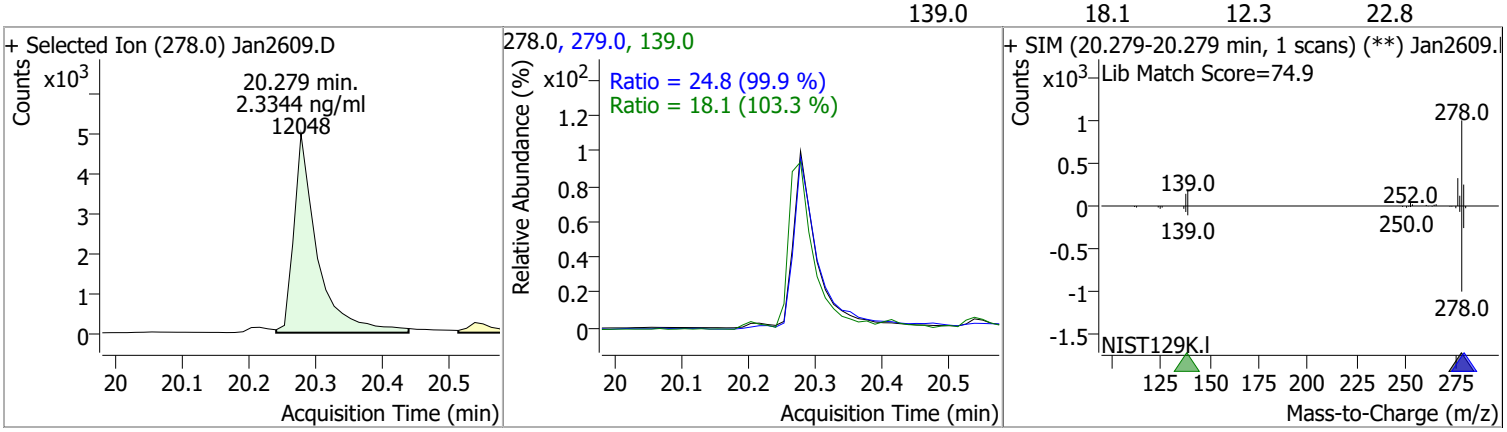

Compound	Conc.	RT	Dev(Min)	Resp.	QIon	QRatio	Lower	Upper
Benzo(g,h,i)perylene	2.2857	20.54	0.00	14979	277.0	23.7	17.3	32.2
					138.0	19.8	14.4	26.7

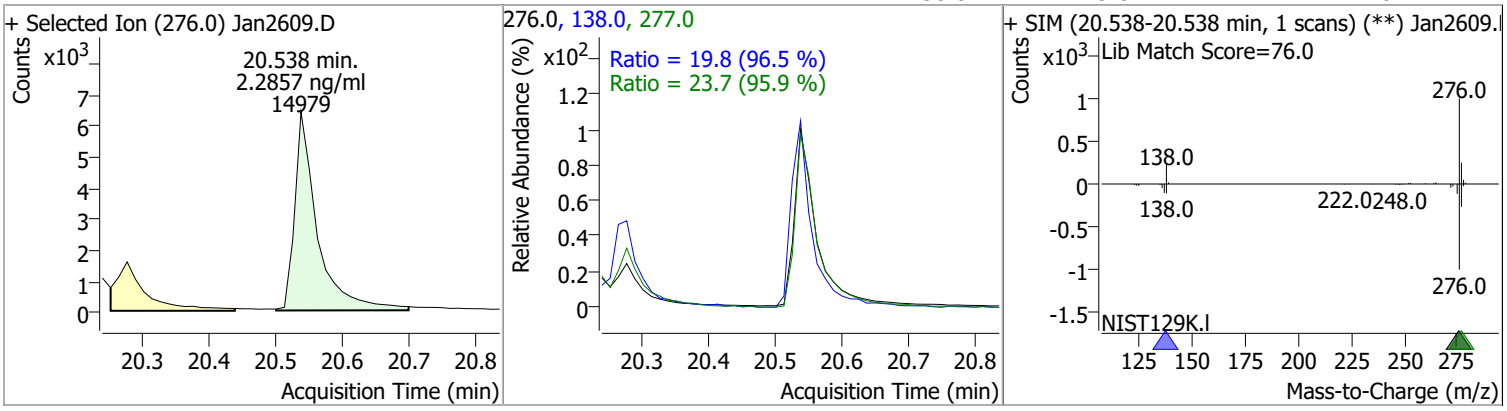

Quantitation Results Report (QT Reviewed)

Data File	Jan2610.D	Operator	LIMS import
Acq. Method	5975BNASIM	Acq. Date-Time	1/26/2022 9:37:53 PM
Sample Name	26-Jan-22_ISTBLK_10	Instrument	GCMS
Vial	10	Multiplier	1.00
DA Method File	012522 ban SIM 2.batch.bin	Comment	SVOC-8270-W-LLPAH
Tune File	dftppjph.u	Tune Date	
Batch Name	012622 bna SIM 1.batch.bin	Last Calib Update	1/27/2022 8:37:26 AM
Ref Library			

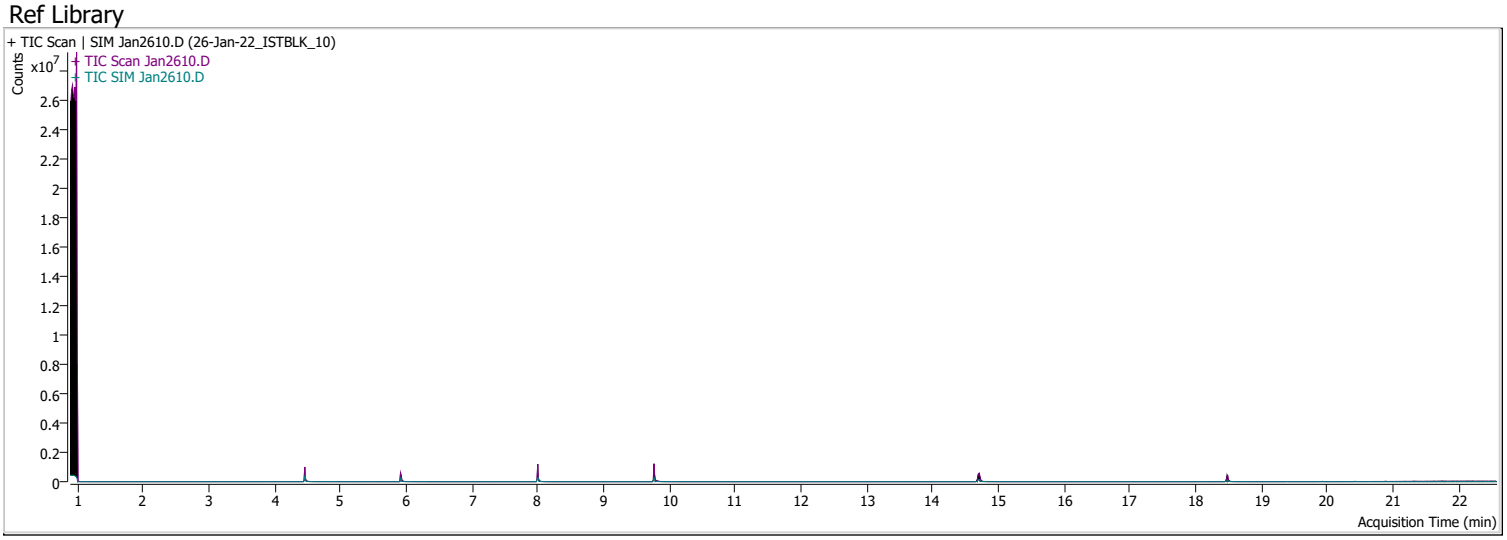

Compound	RT	QIon	Resp.	Conc.	Units		Dev(Min)
Internal Standards							
M 1,4-Dichlorobenzene-d4	4.460	152.0	124882	40.0000	ng/ml		0.000
M Naphthalene-d8	5.916	136.0	227255	40.0000	ng/ml		0.000
M Acenaphthene-d10	8.001	164.0	153582	40.0000	ng/ml		0.000
M Phenanthrene-d10	9.768	188.0	326969	40.0000	ng/ml		0.000
M Chrysene-d12	14.702	240.0	264588	40.0000	ng/ml		0.000
M Perylene-d12	18.475	264.0	168962	40.0000	ng/ml		0.000
System Monitoring Compounds							
S Nitrobenzene-d5	0.000		0	N.D.			
Spiked Amount: 5.000	Range: 19.0 - 102.0%			Recovery = NA%			
S 2-Fluorobiphenyl	0.000		0	N.D.			
Spiked Amount: 5.000	Range: 25.0 - 94.0%			Recovery = NA%			
S o-Terphenyl	0.000		0	N.D.			
Spiked Amount: 5.000	Range: 40.0 - 140.0%			Recovery = NA%			
S Terphenyl-d14	0.000		0	N.D.			
Spiked Amount: 5.000	Range: 39.0 - 106.0%			Recovery = NA%			
Target Compounds							**QValue**
T Naphthalene	0.000		0	N.D.			
T 2-Methylnaphthalene	0.000		0	N.D.			
T 1-Methylnaphthalene	0.000		0	N.D.			
T Acenaphthylene	0.000		0	N.D.			
T Acenaphthene	8.013	154.0	0		ng/ml	md	1
T Fluorene	0.000		0	N.D.			
T Phenanthrene	0.000		0	N.D.			
T Anthracene	0.000		0	N.D.			
T Fluoranthene	0.000		0	N.D.			
T Pyrene	0.000		0	N.D.			
T Benzo(a)Anthracene	14.702	228.0	0		ng/ml	md	1
T Chrysene	14.764	228.0	0		ng/ml	md	1
T Benzo(b)fluoranthene	0.000		0	N.D.			

Compound	RT	QIon	Resp.	Conc.	Units		Dev(Min)
T Benzo(k)fluoranthene	0.000		0	N.D.			
T Benzo(a)pyrene	18.475	252.0	0		ng/ml	md	1
T Indeno(1,2,3-cd)pyrene	0.000		0	N.D.			
T Dibenzo(a,h)anthracene	0.000		0	N.D.			
T Benzo(g,h,i)perylene	0.000		0	N.D.			

(#) = Qualifier Out of Range; (m) = Manual Integration; (+) = Area Summed; (*) = Surrogate Percent Recovery Out of Range; (d): Zeroed Peak

Compound	Conc.	Exp RT	QIon	Exp Ratio	QIon	Exp Ratio
Nitrobenzene-d5	N.D.	5.12	54.0	45.2	128.0	27.6

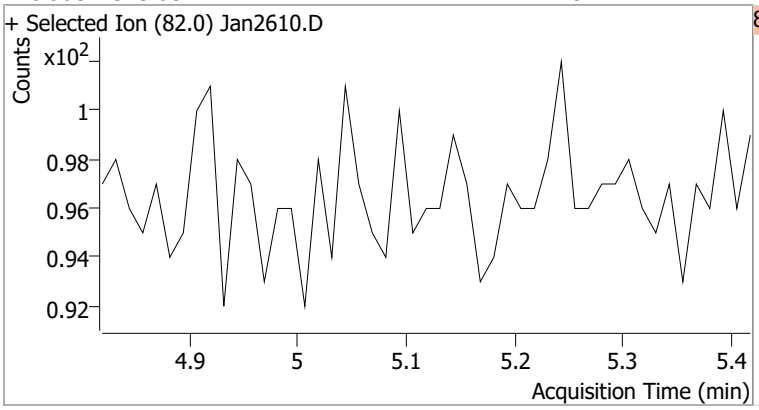

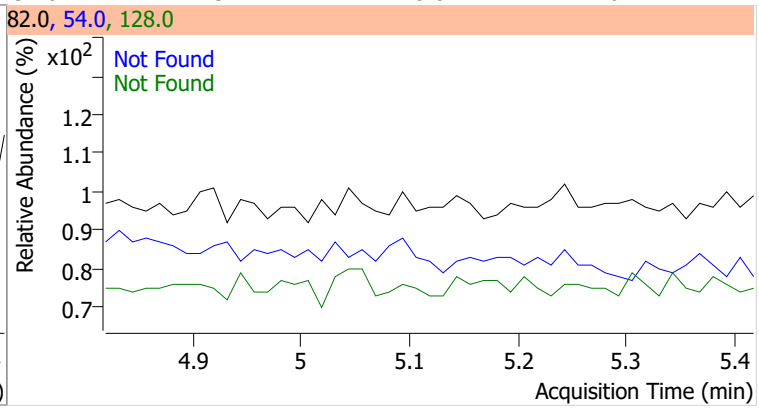

Compound	Conc.	Exp RT	QIon	Exp Ratio	QIon	Exp Ratio
Naphthalene	N.D.	5.94	102.0	20.6	129.0	11.0

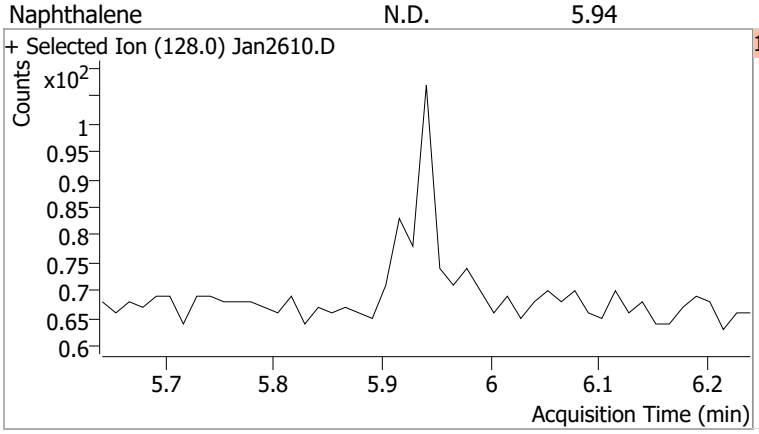

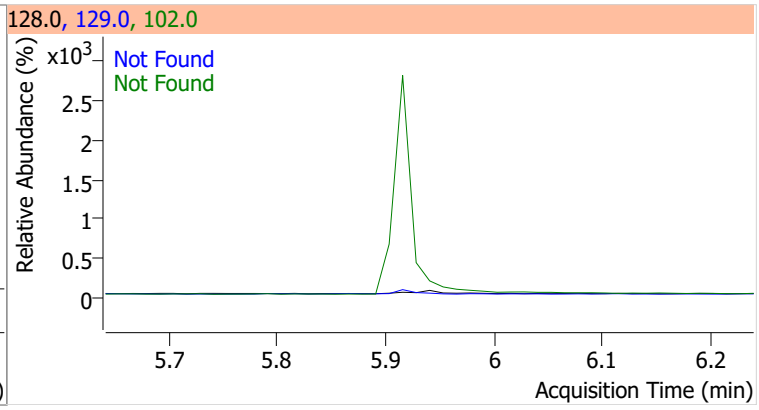

Compound	Conc.	Exp RT	QIon	Exp Ratio	QIon	Exp Ratio
2-Methylnaphthalene	N.D.	6.78	142.0	141.5	115.0	66.1

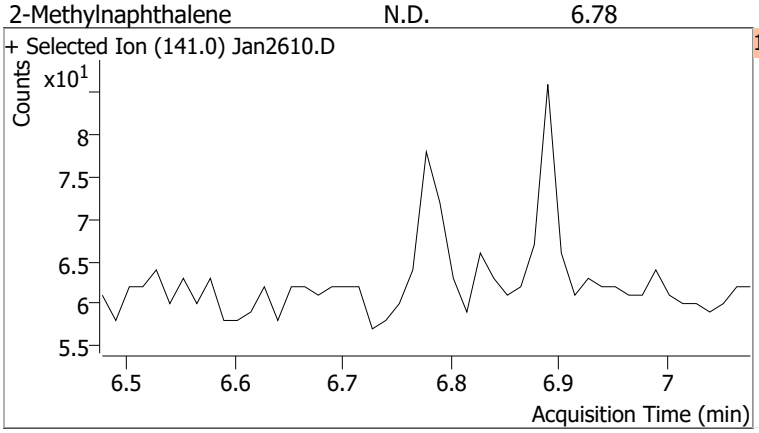

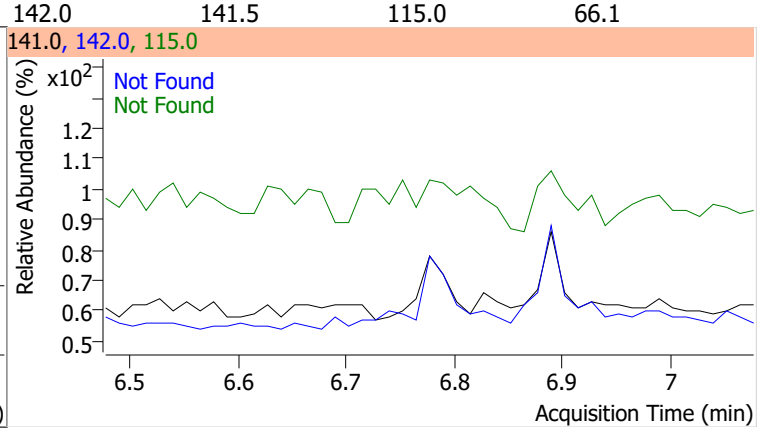

Compound	Conc.	Exp RT	QIon	Exp Ratio	QIon	Exp Ratio
1-Methylnaphthalene	N.D.	6.88	142.0	111.9	115.0	76.3

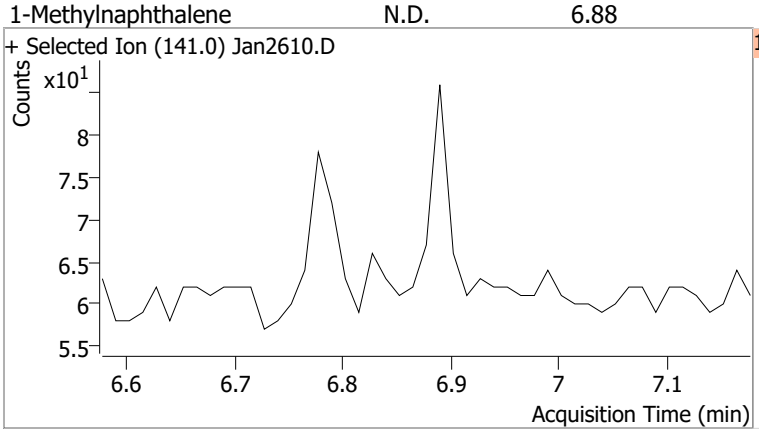

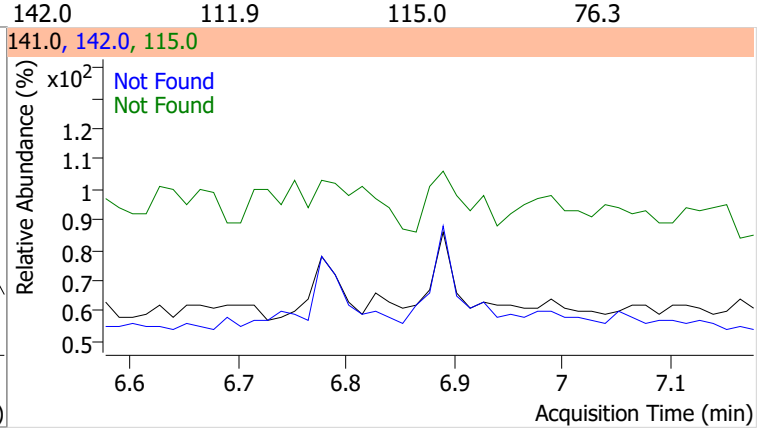

Compound	Conc.	Exp RT	QIon	Exp Ratio
2-Fluorobiphenyl	N.D.	7.25	171.0	36.6

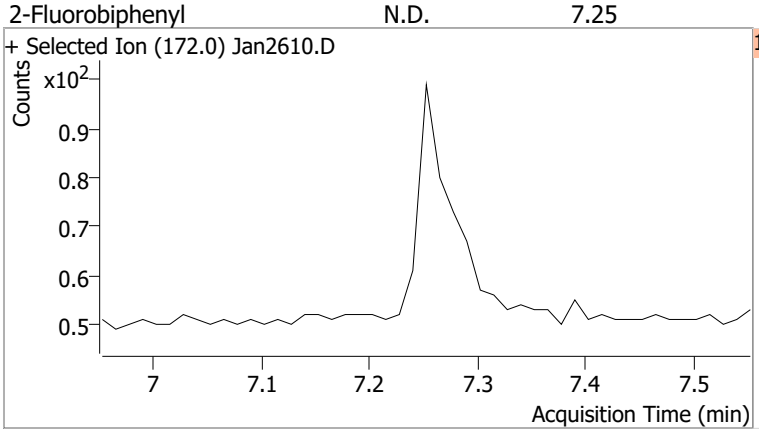

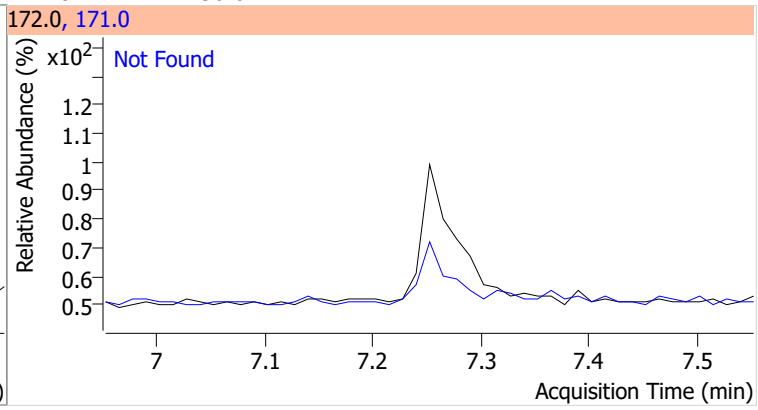

Compound	Conc.	Exp RT	QIon	Exp Ratio
Acenaphthylene	N.D.	7.81	153.0	13.1

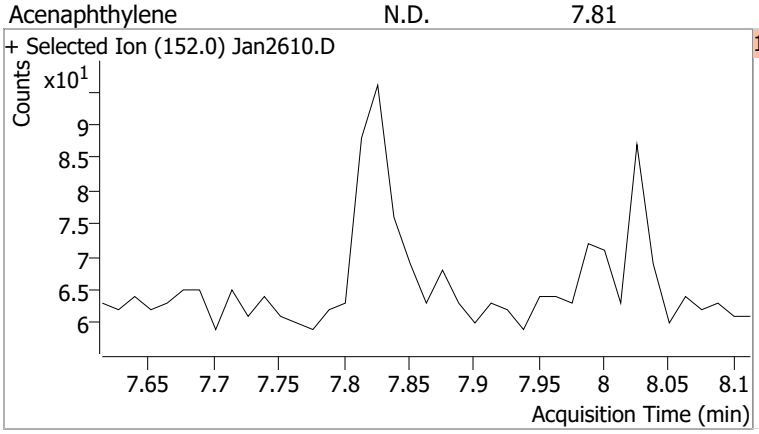

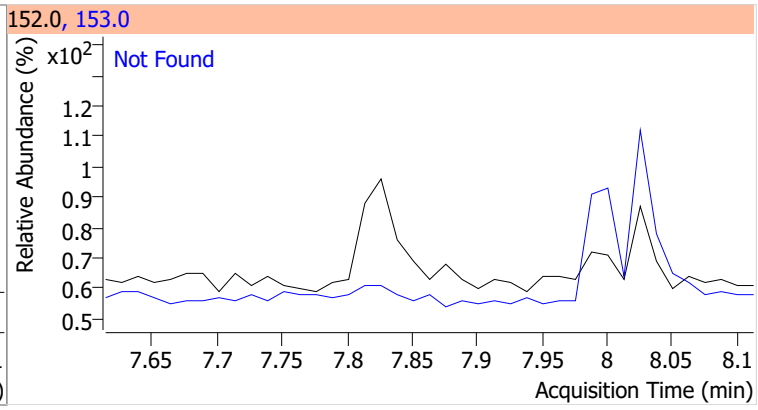

Compound	Conc.	RT	Dev(Min)	Resp.	QIon	QRatio	Lower	Upper
Acenaphthene		0		0	153.0		83.9	155.8
					152.0		40.9	76.0

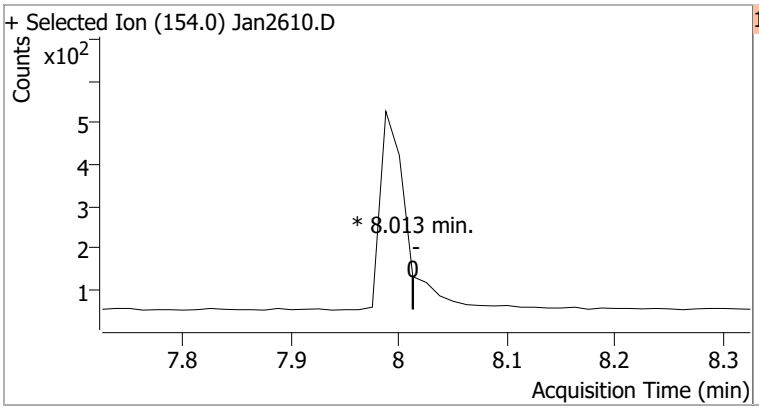

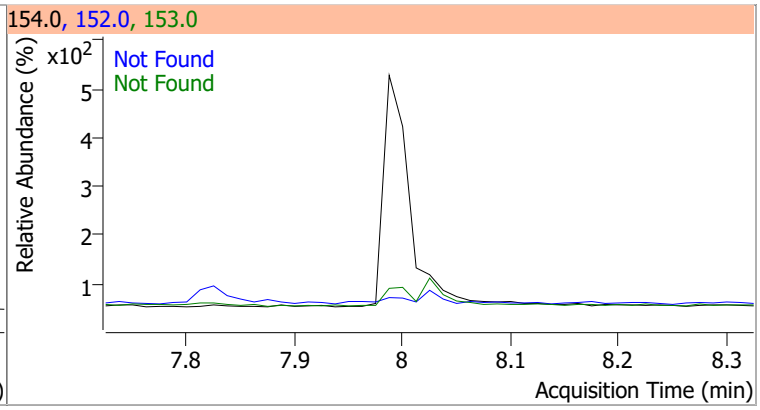

Compound	Conc.	Exp RT	QIon	Exp Ratio	QIon	Exp Ratio
Fluorene	N.D.	8.66	165.0	95.7	167.0	13.2

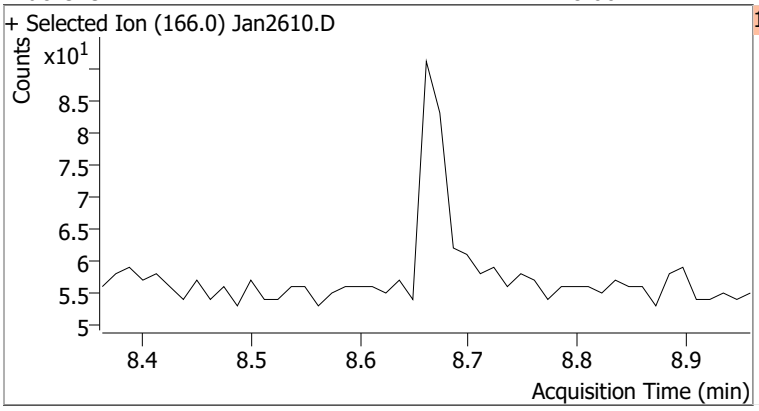

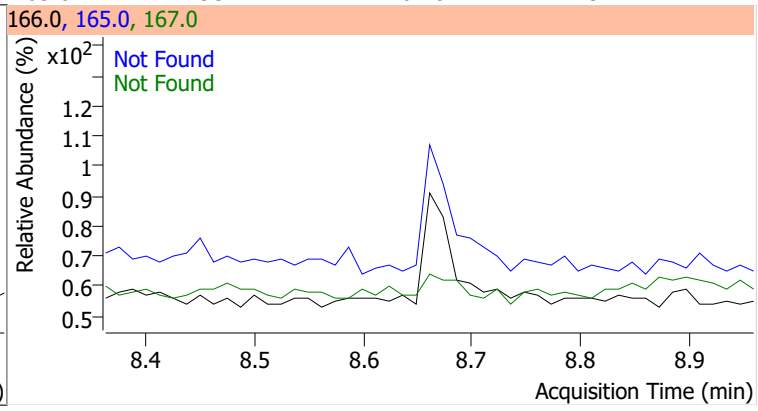

Compound	Conc.	Exp RT	QIon	Exp Ratio
Phenanthrene	N.D.	9.79	176.0	18.9

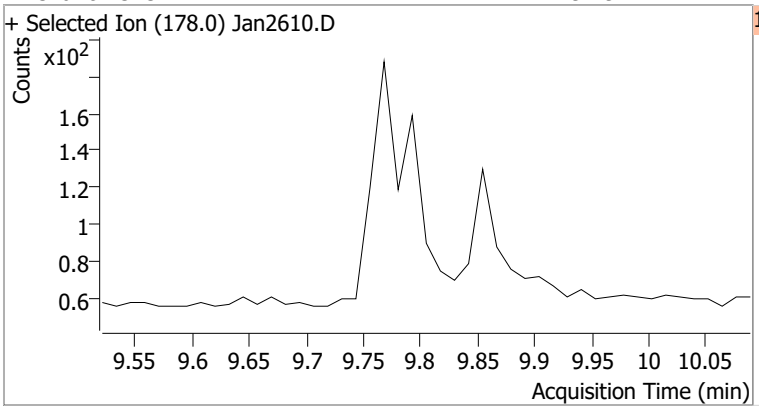

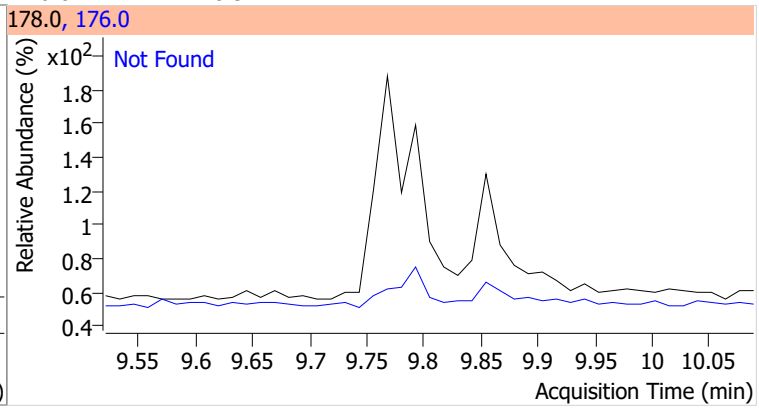

Compound	Conc.	Exp RT	QIon	Exp Ratio
Anthracene	N.D.	9.85	176.0	18.3

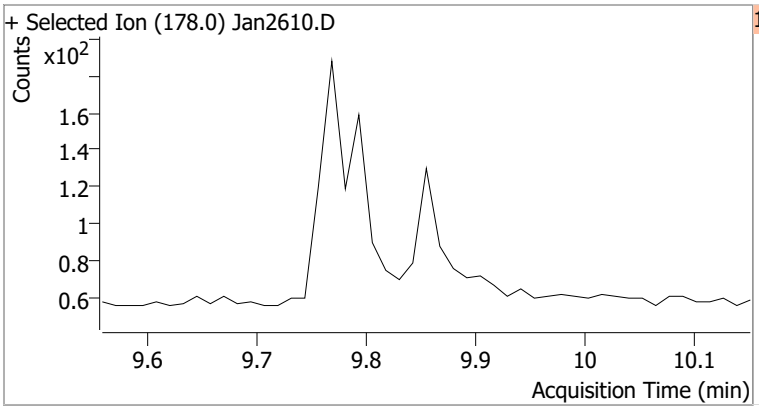

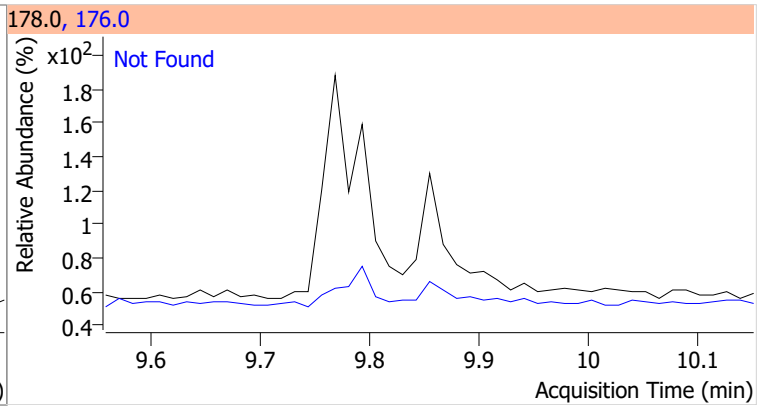

Compound	Conc.	Exp RT	QIon	Exp Ratio	QIon	Exp Ratio
o-Terphenyl	N.D.	10.30	229.0	67.3	215.0	44.4

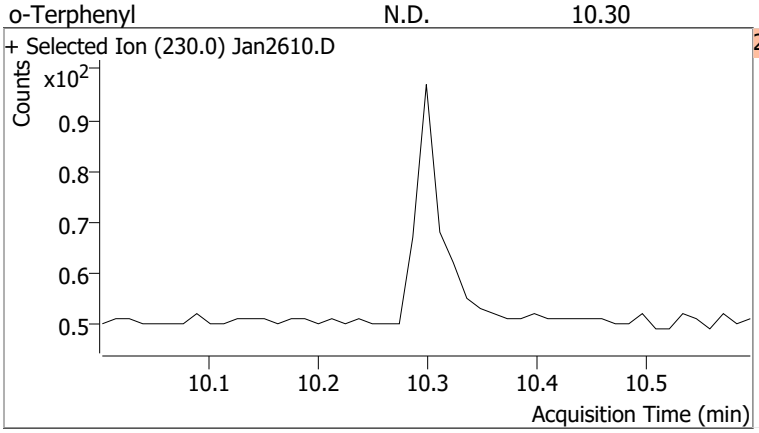

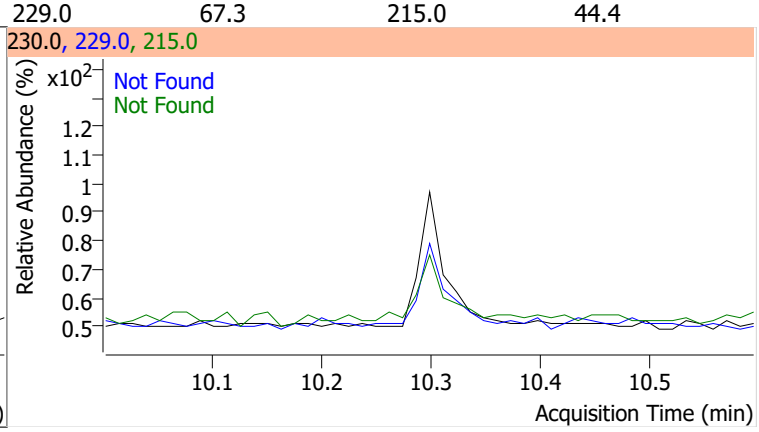

Compound	Conc.	Exp RT	QIon	Exp Ratio
Fluoranthene	N.D.	11.41	101.0	12.5

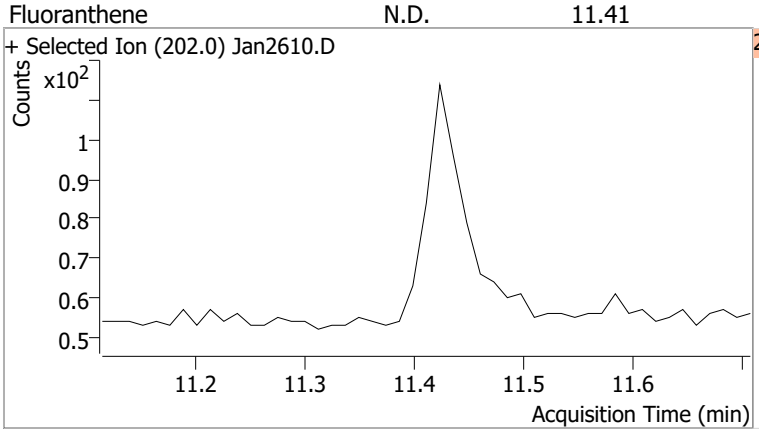

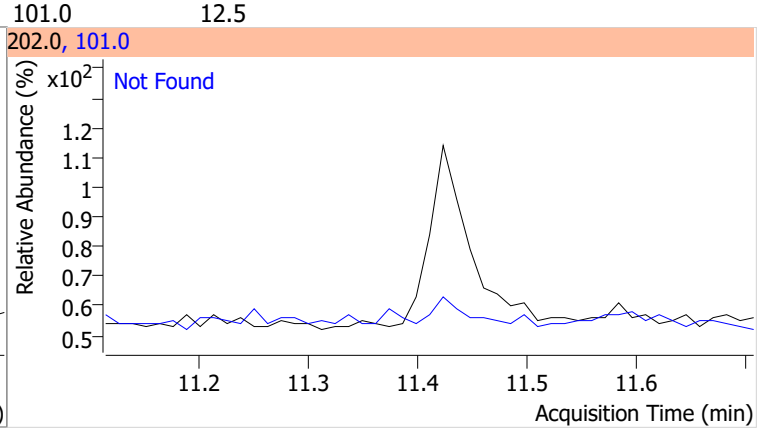

Compound	Conc.	Exp RT	QIon	Exp Ratio
Pyrene	N.D.	11.78	101.0	15.4

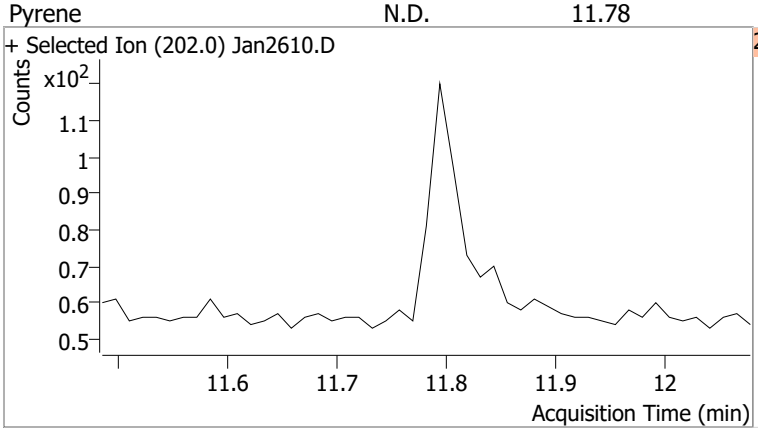

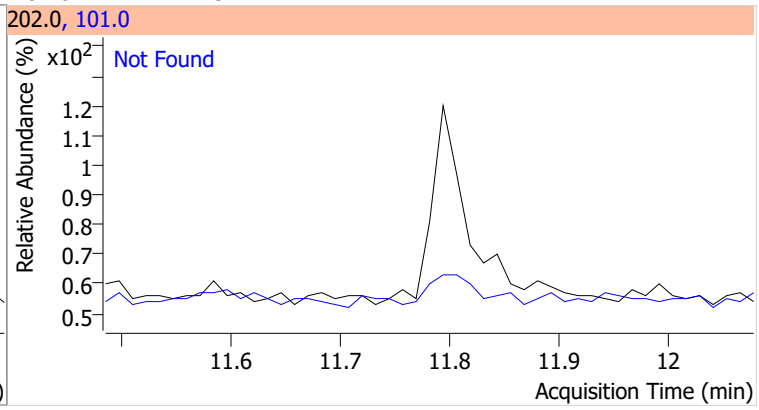

Compound	Conc.	Exp RT	QIon	Exp Ratio
Terphenyl-d14	N.D.	12.25	122.0	14.0

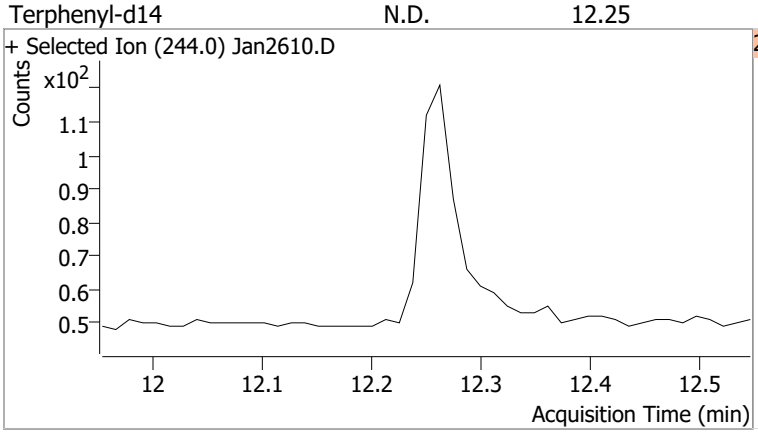

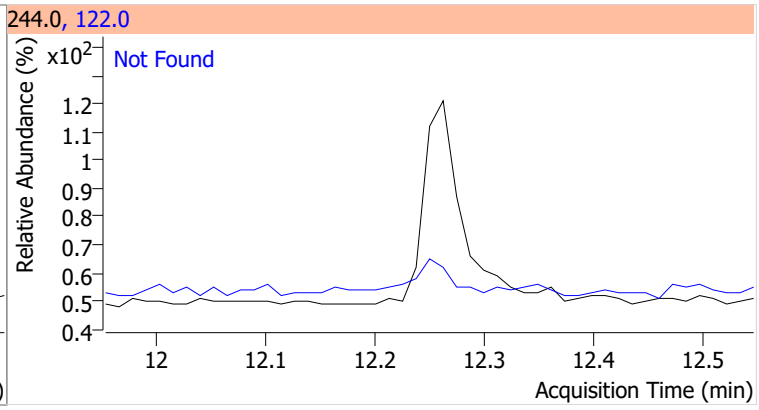

Compound	Conc.	RT	Dev(Min)	Resp.	QIon	QRatio	Lower	Upper
Benzo(a)Anthracene		0		0	226.0		19.0	35.2
					229.0		16.0	29.7

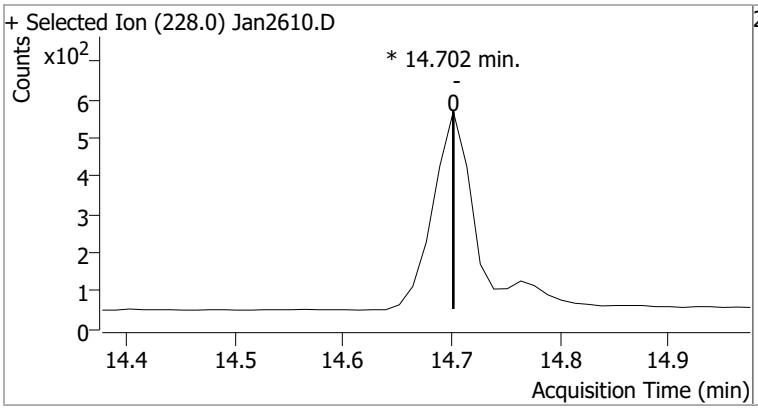

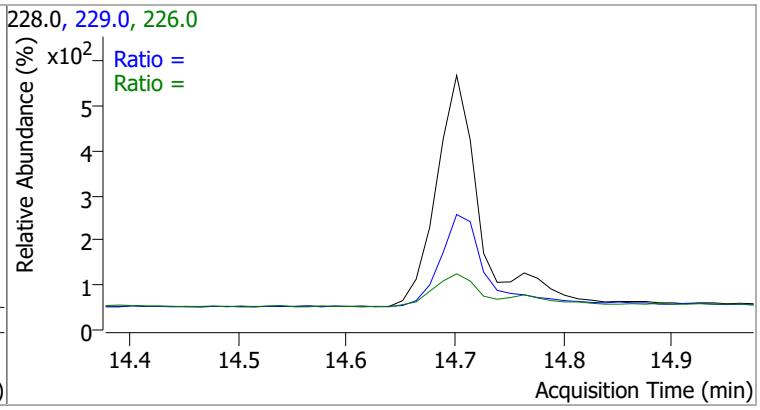

Compound	Conc.	RT	Dev(Min)	Resp.	QIon	QRatio	Lower	Upper
Chrysene		0		0	226.0		21.0	39.1
					229.0		14.8	27.6

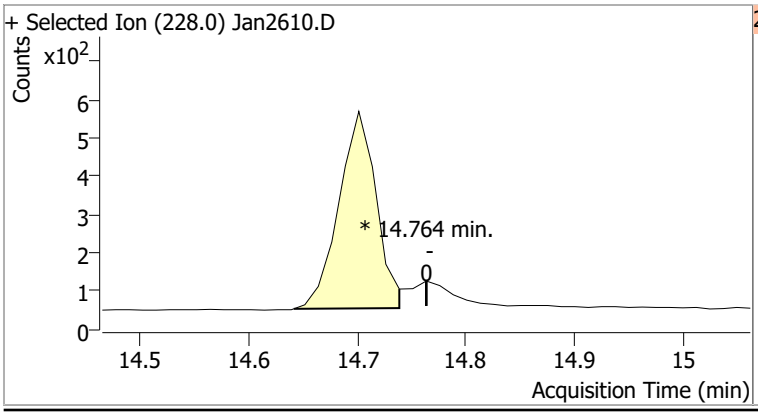

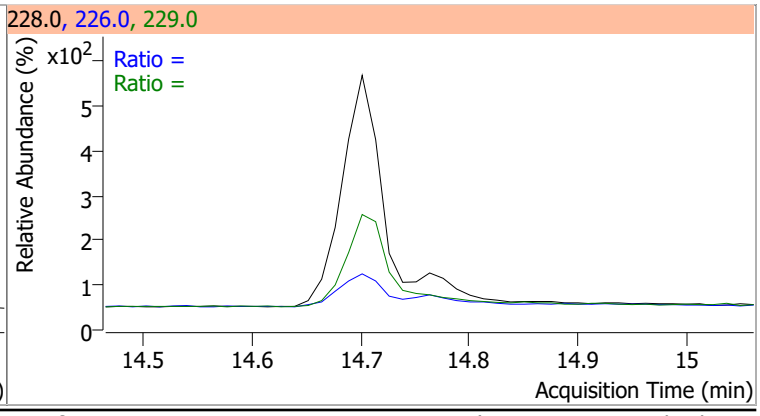

Compound	Conc.	Exp RT	QIon	Exp Ratio
Benzo(b)fluoranthene	N.D.	17.71	253.0	21.3

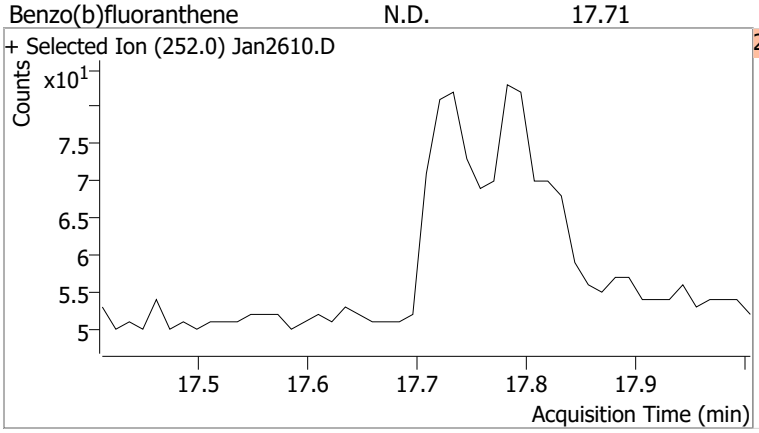

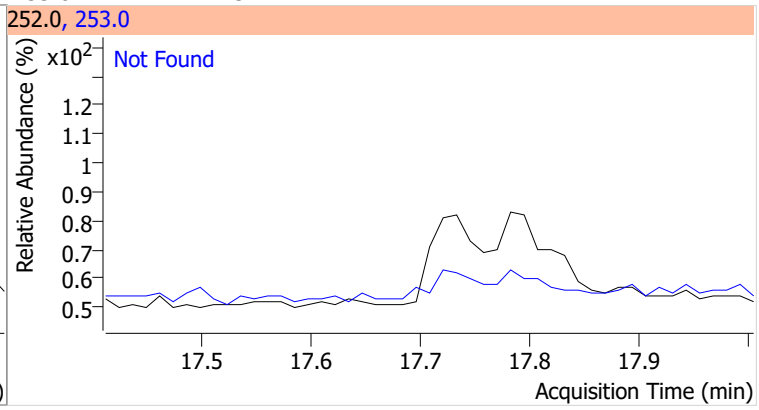

Compound	Conc.	Exp RT	QIon	Exp Ratio
Benzo(k)fluoranthene	N.D.	17.77	253.0	18.9

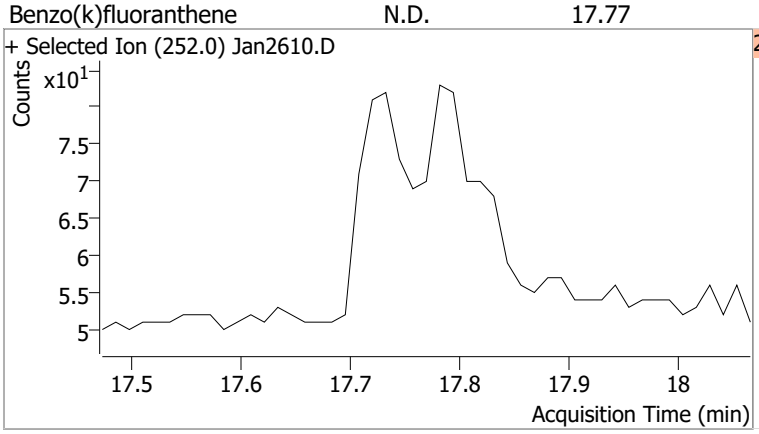

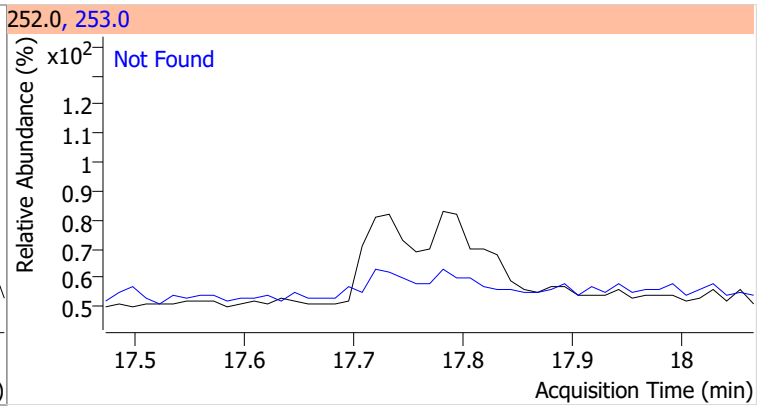

Compound	Conc.	RT	Dev(Min)	Resp.	QIon	QRatio	Lower	Upper
Benzo(a)pyrene		0		0	253.0		16.1	29.9

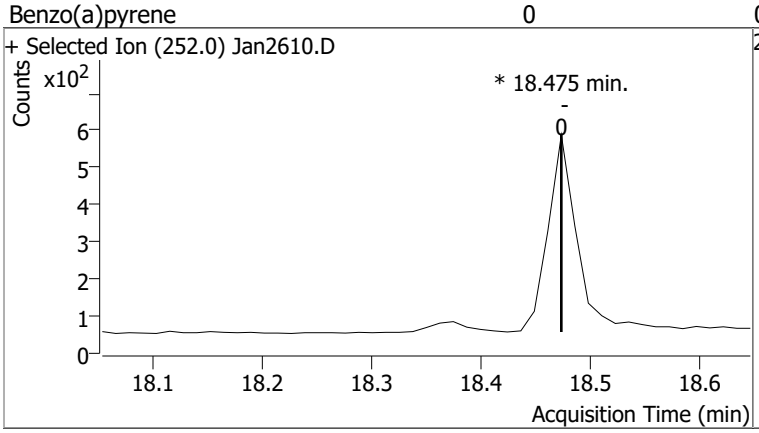

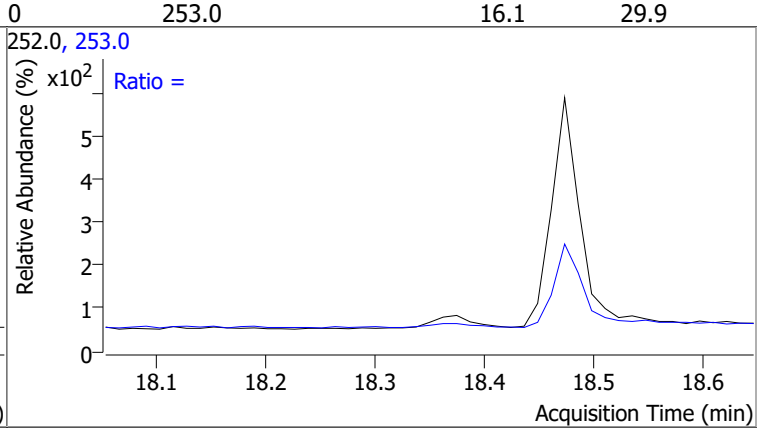

Compound	Conc.	Exp RT	QIon	Exp Ratio
Indeno(1,2,3-cd)pyrene	N.D.	20.22	138.0	22.4

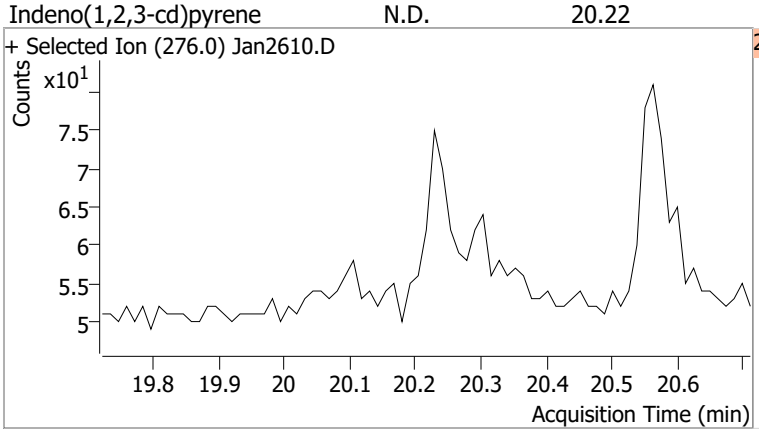

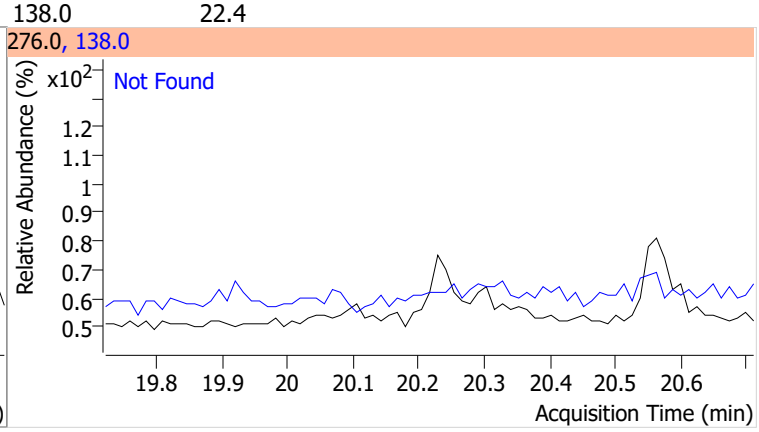

Compound	Conc.	Exp RT	QIon	Exp Ratio	QIon	Exp Ratio
Dibenzo(a,h)anthracene	N.D.	20.28	279.0	24.9	139.0	17.5

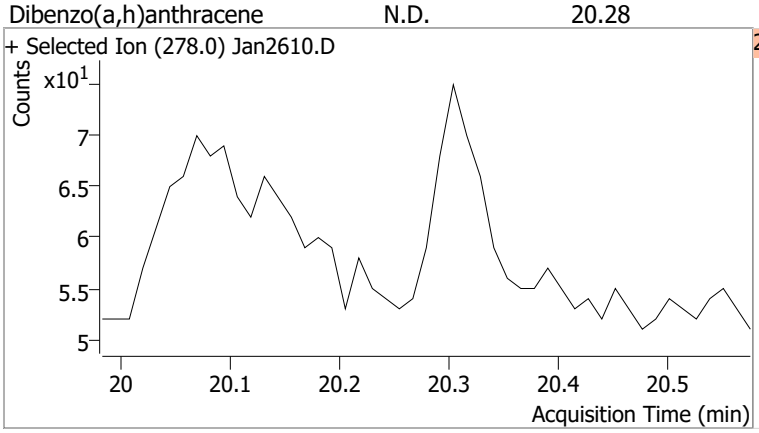

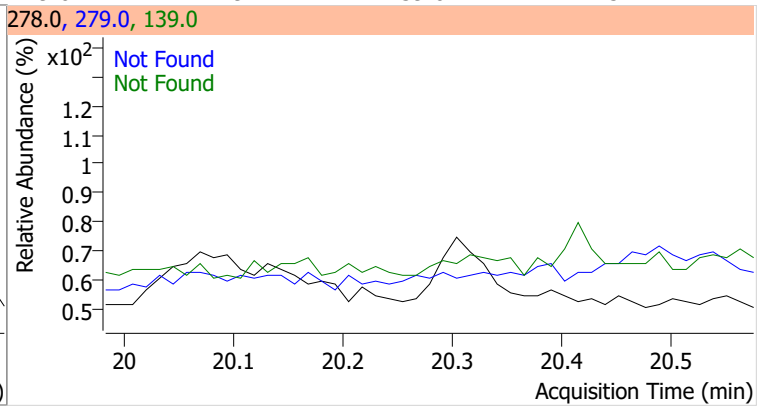

Compound	Conc.	Exp RT	QIon	Exp Ratio	QIon	Exp Ratio
Benzo(g,h,i)perylene	N.D.	20.54	277.0	24.8	138.0	20.5

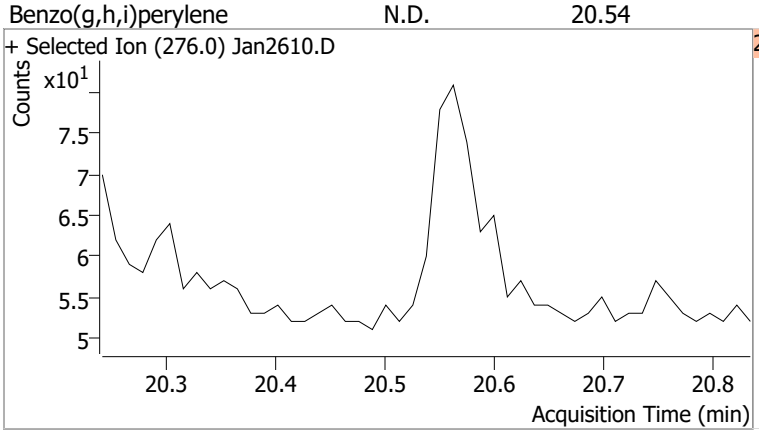

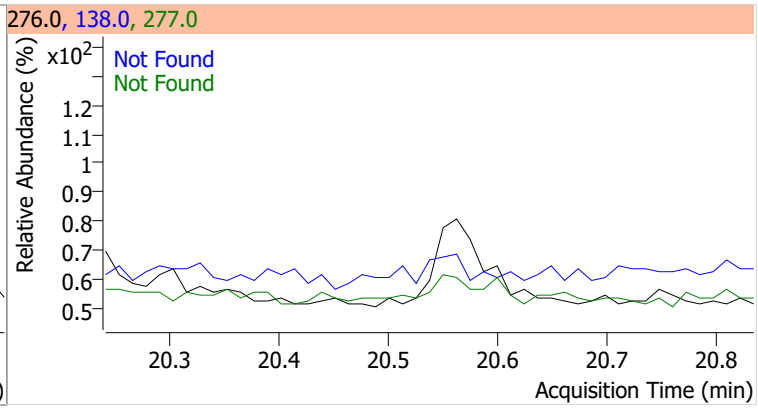

Quantitation Results Report (QT Reviewed)

Data File	Jan2611.D	Operator	LIMS import
Acq. Method	5975BNASIM	Acq. Date-Time	1/26/2022 10:10:29 PM
Sample Name	B22010759-001CLMS	Instrument	GCMS
Vial	11	Multiplier	20.00
DA Method File	012522 ban SIM 2.batch.bin	Comment	SVOC-8270C-SIM-W-LLPAH
Tune File	dftppjph.u	Tune Date	
Batch Name	012622 bna SIM 1.batch.bin	Last Calib Update	1/27/2022 8:37:26 AM
Ref Library			

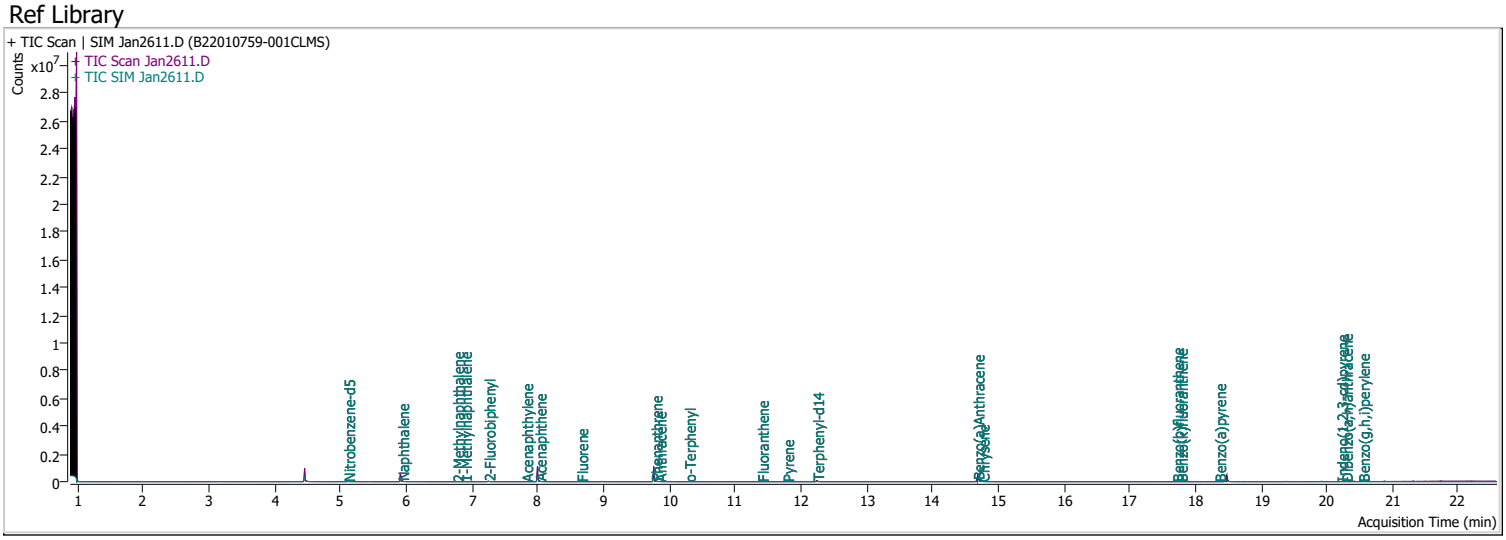

Compound	RT	QIon	Resp.	Conc.	Units		Dev(Min)
Internal Standards							
M 1,4-Dichlorobenzene-d4	4.460	152.0	114677	40.0000	ng/ml		0.000
M Naphthalene-d8	5.916	136.0	221894	40.0000	ng/ml		0.000
M Acenaphthene-d10	8.001	164.0	142840	40.0000	ng/ml		0.000
M Phenanthrene-d10	9.768	188.0	305340	40.0000	ng/ml		0.000
M Chrysene-d12	14.702	240.0	241832	40.0000	ng/ml		0.000
M Perylene-d12	18.475	264.0	153925	40.0000	ng/ml		0.000
System Monitoring Compounds							
S Nitrobenzene-d5	5.118	82.0	8676	64.4190	ng/ml		0.000
Spiked Amount: 5.000	Range: 19.0 - 102.0%			Recovery = 1288.38%		*	
S 2-Fluorobiphenyl	7.252	172.0	18625	66.4944	ng/ml		0.000
Spiked Amount: 5.000	Range: 25.0 - 94.0%			Recovery = 1329.89%		*	
S o-Terphenyl	10.299	230.0	1162	4.2473	ng/ml		0.000
Spiked Amount: 5.000	Range: 40.0 - 140.0%			Recovery = 84.95%			
S Terphenyl-d14	12.251	244.0	20528	102.6846	ng/ml		0.000
Spiked Amount: 5.000	Range: 39.0 - 106.0%			Recovery = 2053.69%		*	
Target Compounds							**QValue**
T Naphthalene	5.941	128.0	1171	3.4419	ng/ml		57
T 2-Methylnaphthalene	6.777	141.0	781	3.8625	ng/ml		84
T 1-Methylnaphthalene	6.890	141.0	779	3.5298	ng/ml	m	97
T Acenaphthylene	7.826	152.0	1446	3.7255	ng/ml		95
T Acenaphthene	8.025	154.0	1122	4.3449	ng/ml	m	90
T Fluorene	8.661	166.0	1396	4.1453	ng/ml		97
T Phenanthrene	9.793	178.0	2295	4.5730	ng/ml		98
T Anthracene	9.854	178.0	2057	4.4172	ng/ml		99
T Fluoranthene	11.411	202.0	2408	4.4461	ng/ml		99
T Pyrene	11.794	202.0	2669	4.5345	ng/ml		99
T Benzo(a)Anthracene	14.689	228.0	2787	4.5932	ng/ml		89
T Chrysene	14.764	228.0	2554	4.2097	ng/ml		95
T Benzo(b)fluoranthene	17.721	252.0	1441	4.4969	ng/ml		96

Compound	RT	QIon	Resp.	Conc.	Units		Dev(Min)
T Benzo(k)fluoranthene	17.783	252.0	1512	3.2229	ng/ml	#	85
T Benzo(a)pyrene	18.363	252.0	1083	3.8911	ng/ml		100
T Indeno(1,2,3-cd)pyrene	20.217	276.0	1013	4.1503	ng/ml		96
T Dibenzo(a,h)anthracene	20.291	278.0	1279	4.2964	ng/ml		92
T Benzo(g,h,i)perylene	20.550	276.0	1609	4.2148	ng/ml		96

(#) = Qualifier Out of Range; (m) = Manual Integration; (+) = Area Summed; (*) = Surrogate Percent Recovery Out of Range; (d): Zeroed Peak

Compound	Conc.	RT	Dev(Min)	Resp.	QIon	QRatio	Lower	Upper
Nitrobenzene-d5	64.4190	5.12	0.00	8676	54.0	35.1	31.6	58.8
					128.0	29.7	19.3	35.9

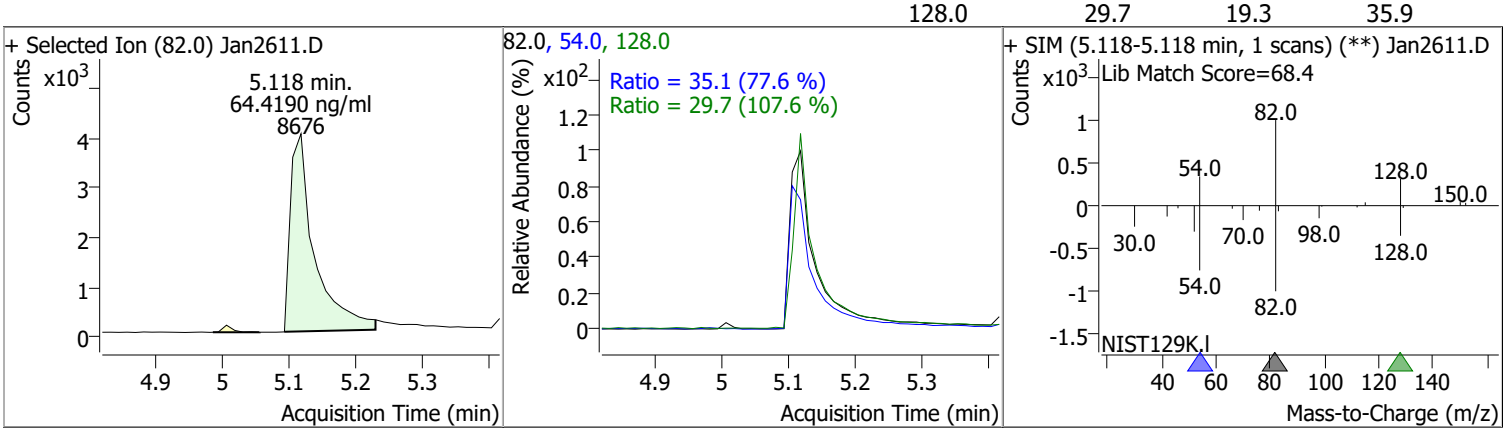

Compound	Conc.	RT	Dev(Min)	Resp.	QIon	QRatio	Lower	Upper
Naphthalene	3.4419	5.94	0.00	1171	102.0	50.6	0.0	61.8
					129.0	11.5	7.7	14.3

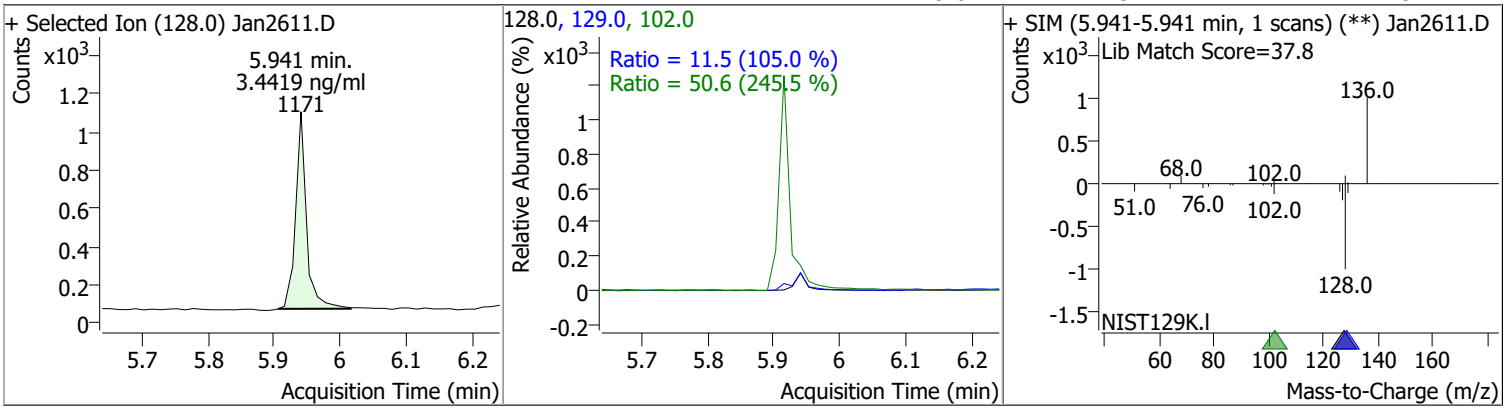

Compound	Conc.	RT	Dev(Min)	Resp.	QIon	QRatio	Lower	Upper
2-Methylnaphthalene	3.8625	6.78	0.00	781	142.0	114.5	99.1	184.0
					115.0	62.9	46.3	86.0

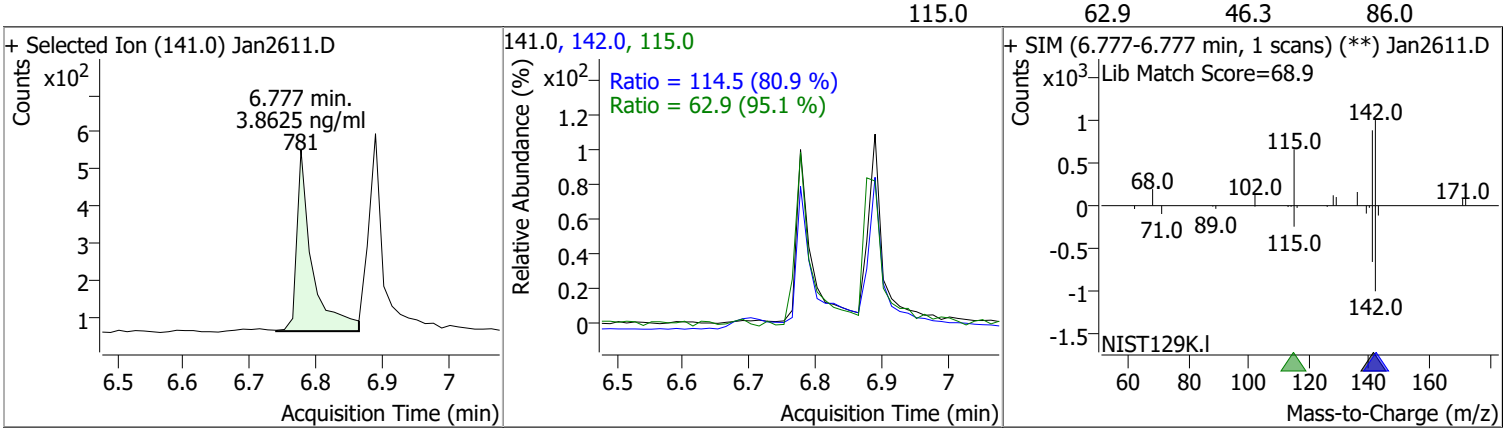

Compound	Conc.	RT	Dev(Min)	Resp.	QIon	QRatio	Lower	Upper
1-Methylnaphthalene	3.5298	6.89	0.01	779 (m)	142.0	113.0	78.3	145.5
					115.0	72.1	53.4	99.2

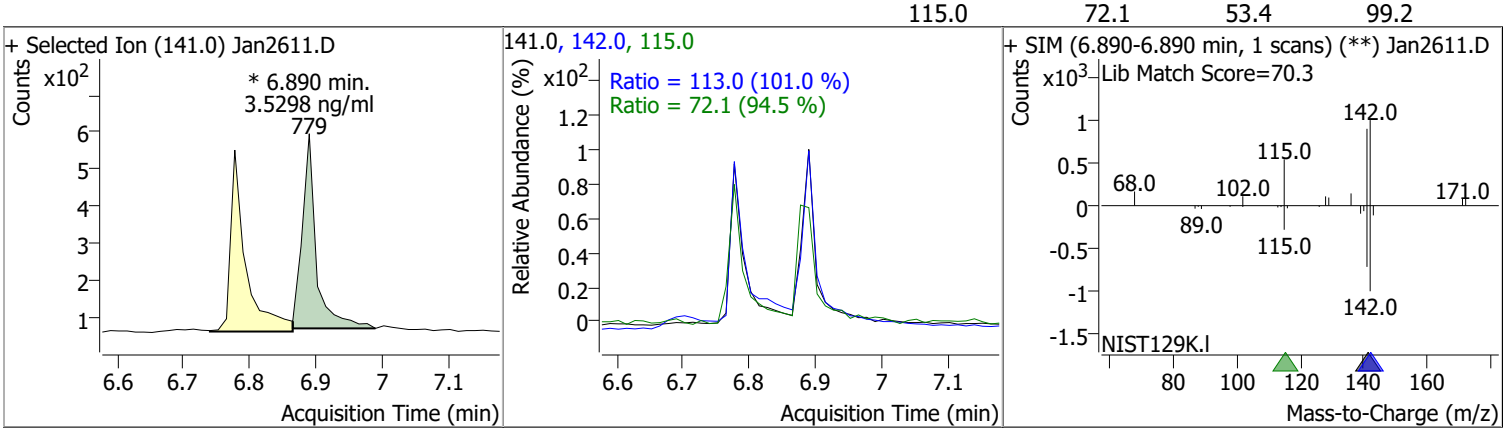

Compound	Conc.	RT	Dev(Min)	Resp.	QIon	QRatio	Lower	Upper
2-Fluorobiphenyl	66.4944	7.25	0.00	18625	171.0	37.1	25.6	47.6

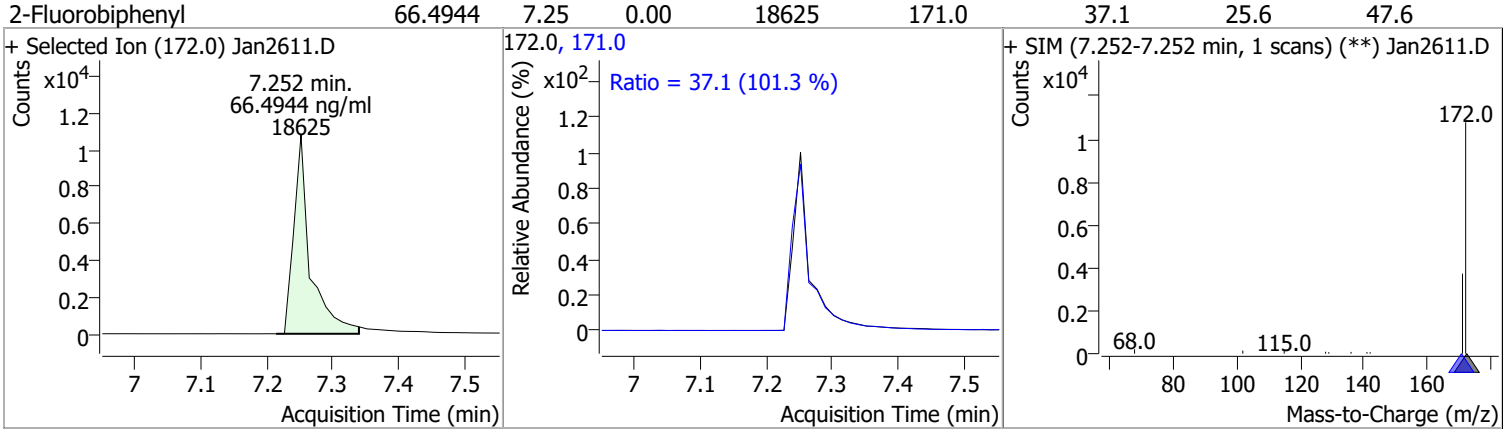

Compound	Conc.	RT	Dev(Min)	Resp.	QIon	QRatio	Lower	Upper
Acenaphthylene	3.7255	7.83	0.01	1446	153.0	11.3	9.1	17.0

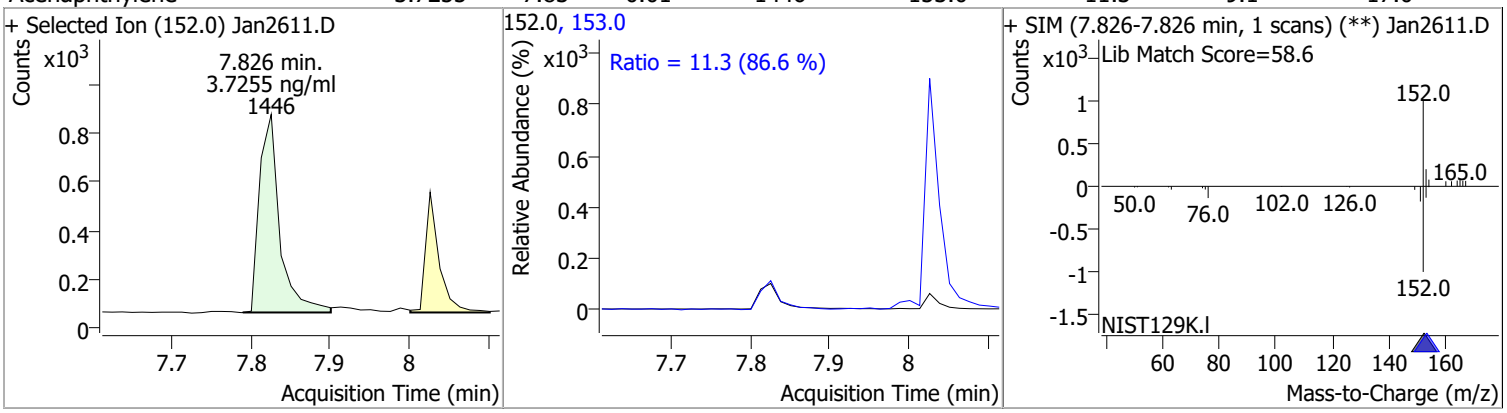

Compound	Conc.	RT	Dev(Min)	Resp.	QIon	QRatio	Lower	Upper
Acenaphthene	4.3449	8.03	0.00	1122 (m)	153.0	108.0	83.9	155.8
					152.0	52.8	40.9	76.0

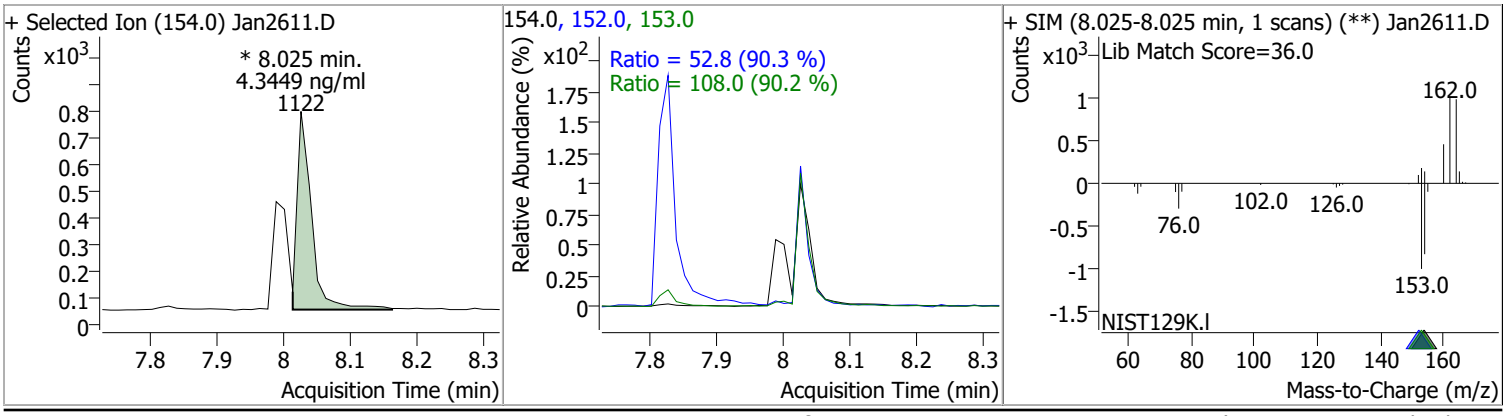

Compound	Conc.	RT	Dev(Min)	Resp.	QIon	QRatio	Lower	Upper
Fluorene	4.1453	8.66	0.00	1396	165.0	99.2	67.0	124.5
					167.0	14.2	9.2	17.1

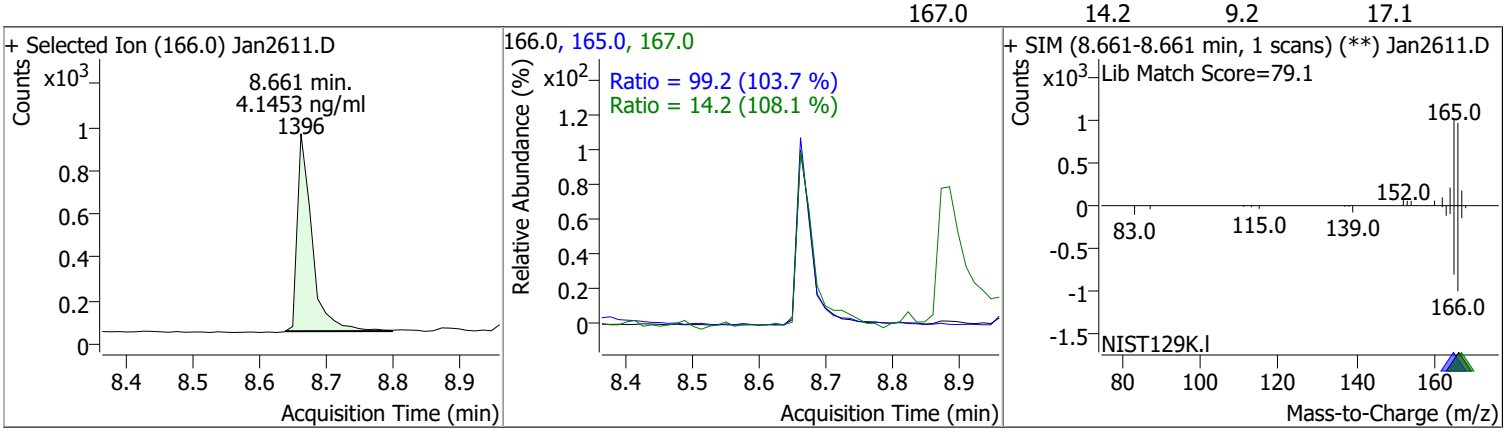

Compound	Conc.	RT	Dev(Min)	Resp.	QIon	QRatio	Lower	Upper
Phenanthrene	4.5730	9.79	0.00	2295	176.0	18.0	13.2	24.6

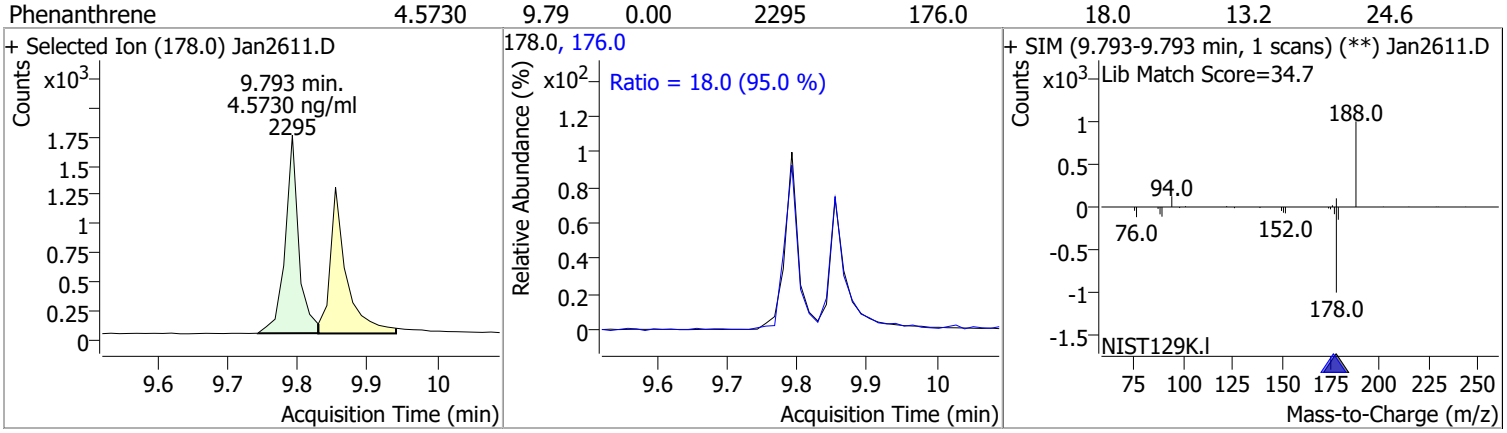

Compound	Conc.	RT	Dev(Min)	Resp.	QIon	QRatio	Lower	Upper
Anthracene	4.4172	9.85	0.00	2057	176.0	18.7	12.8	23.8

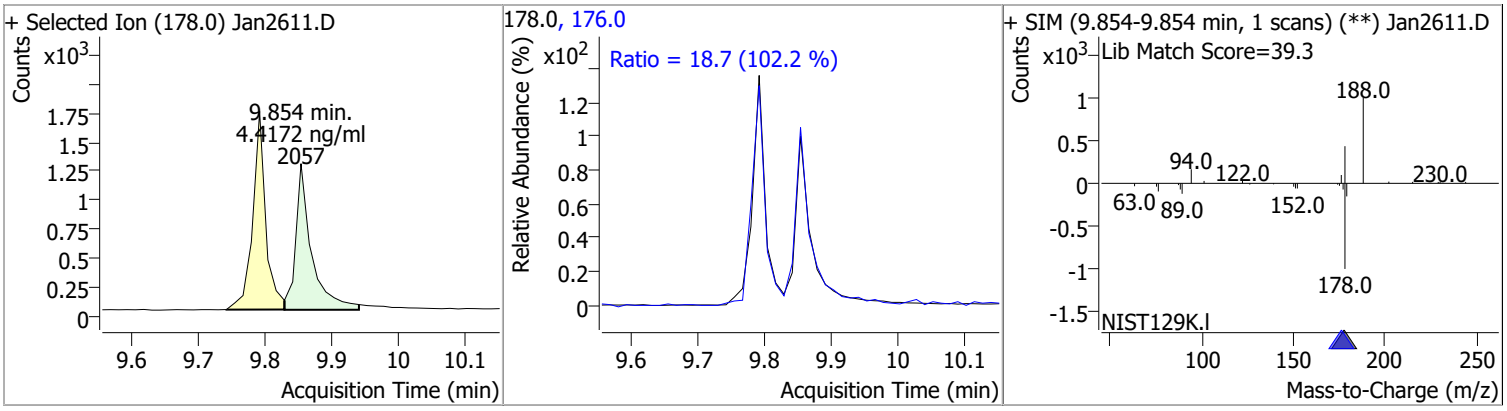

Compound	Conc.	RT	Dev(Min)	Resp.	QIon	QRatio	Lower	Upper
o-Terphenyl	4.2473	10.30	0.00	1162	229.0	65.9	47.1	87.5
					215.0	43.9	31.1	57.7

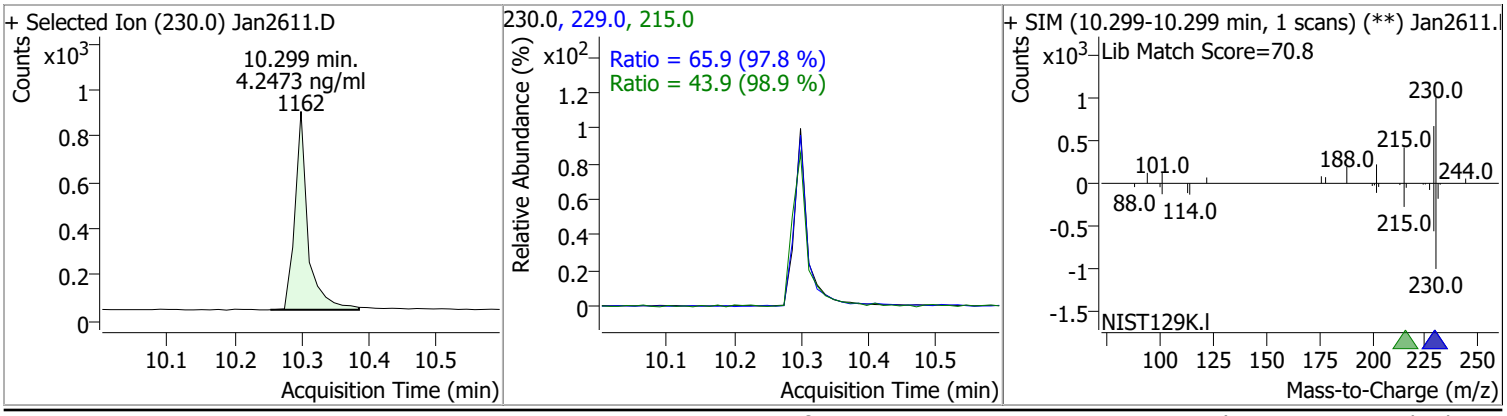

Compound	Conc.	RT	Dev(Min)	Resp.	QIon	QRatio	Lower	Upper
Fluoranthene	4.4461	11.41	0.00	2408	101.0	12.2	8.8	16.3

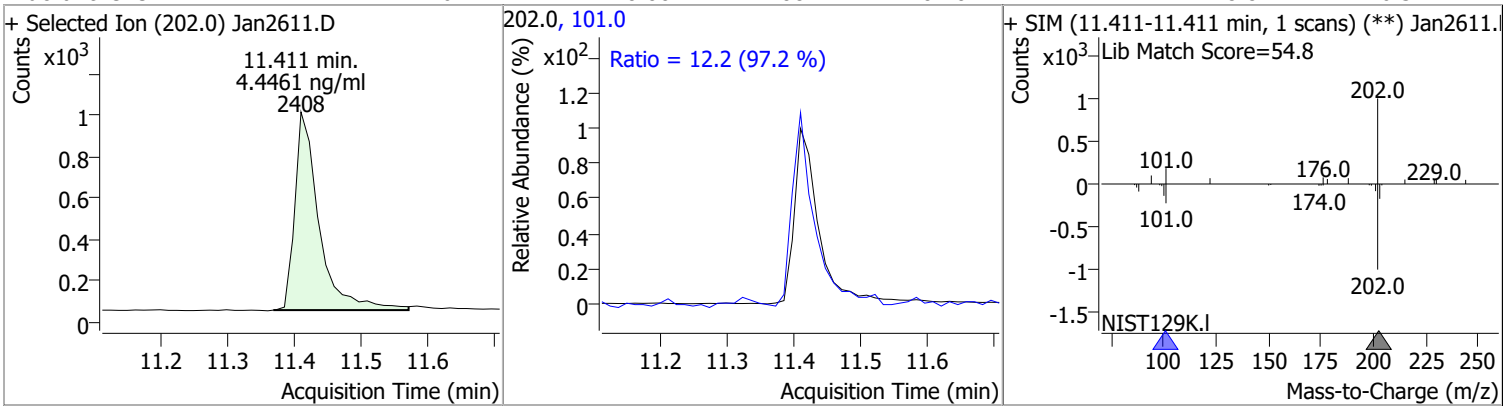

Compound	Conc.	RT	Dev(Min)	Resp.	QIon	QRatio	Lower	Upper
Pyrene	4.5345	11.79	0.01	2669	101.0	14.8	10.8	20.0

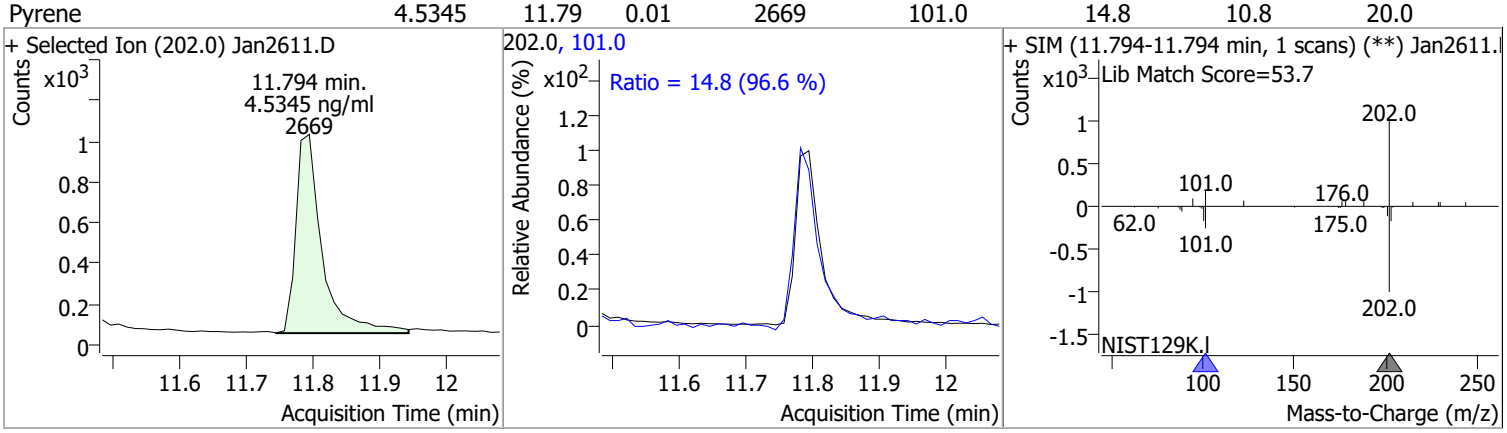

Compound	Conc.	RT	Dev(Min)	Resp.	QIon	QRatio	Lower	Upper
Terphenyl-d14	102.6846	12.25	0.00	20528	122.0	14.2	9.8	18.2

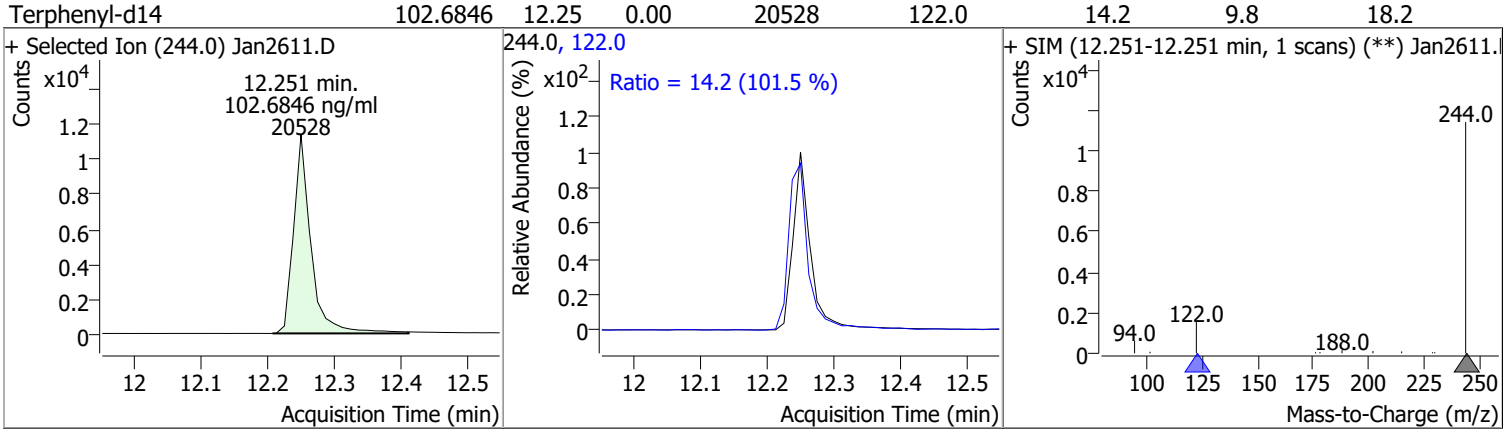

Compound	Conc.	RT	Dev(Min)	Resp.	QIon	QRatio	Lower	Upper
Benzo(a)Anthracene	4.5932	14.69	0.01	2787	226.0	22.0	19.0	35.2
					229.0	29.1	16.0	29.7

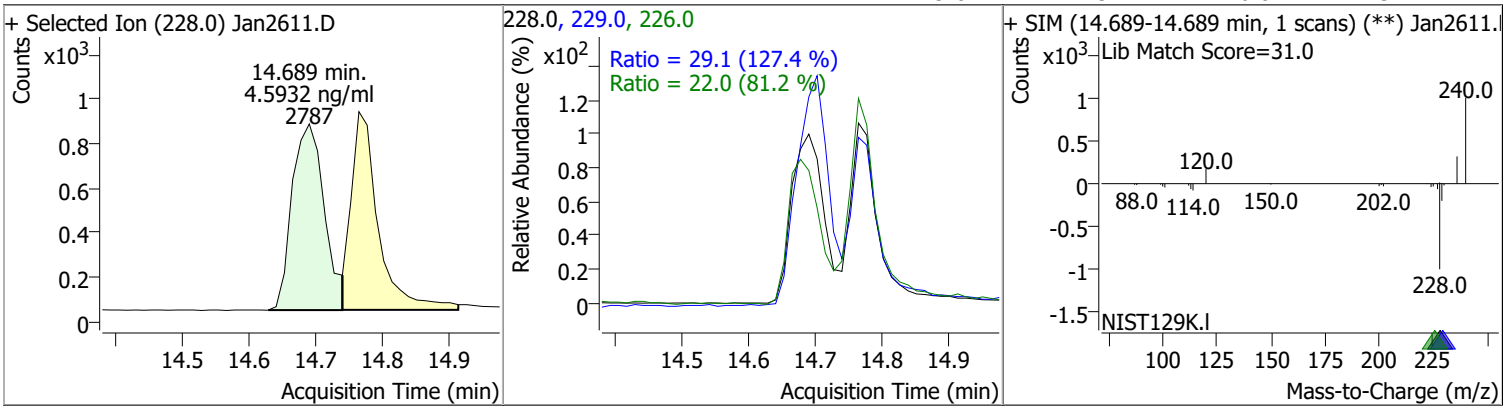

Quantitation Results Report (QT Reviewed)

Compound	Conc.	RT	Dev(Min)	Resp.	QIon	QRatio	Lower	Upper
Chrysene	4.2097	14.76	0.00	2554	226.0	31.8	21.0	39.1
					229.0	24.9	14.8	27.6

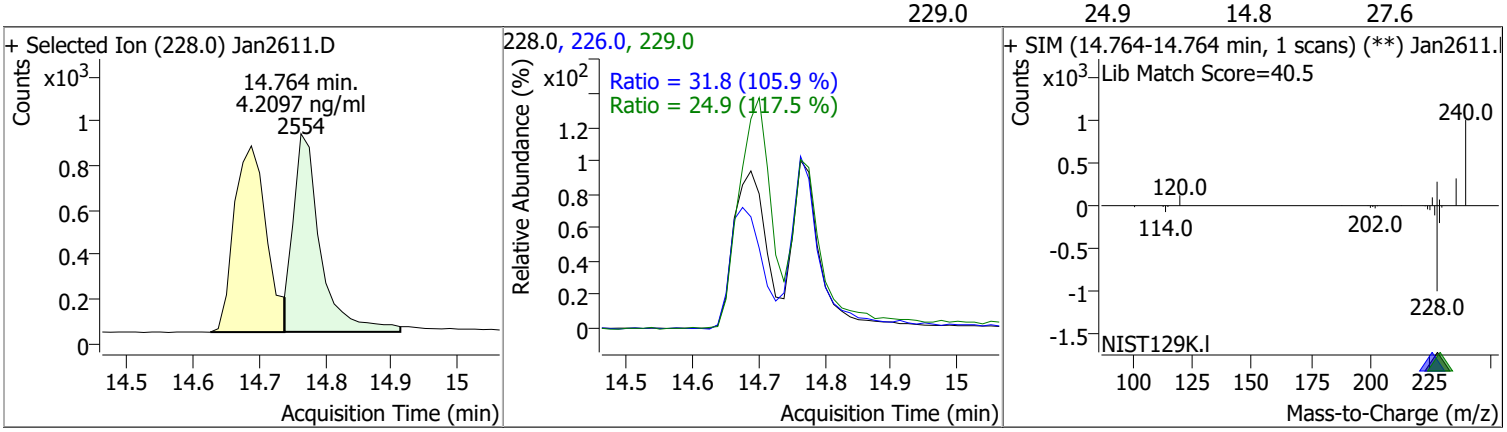

Compound	Conc.	RT	Dev(Min)	Resp.	QIon	QRatio	Lower	Upper
Benzo(b)fluoranthene	4.4969	17.72	0.01	1441	253.0	23.1	14.9	27.7

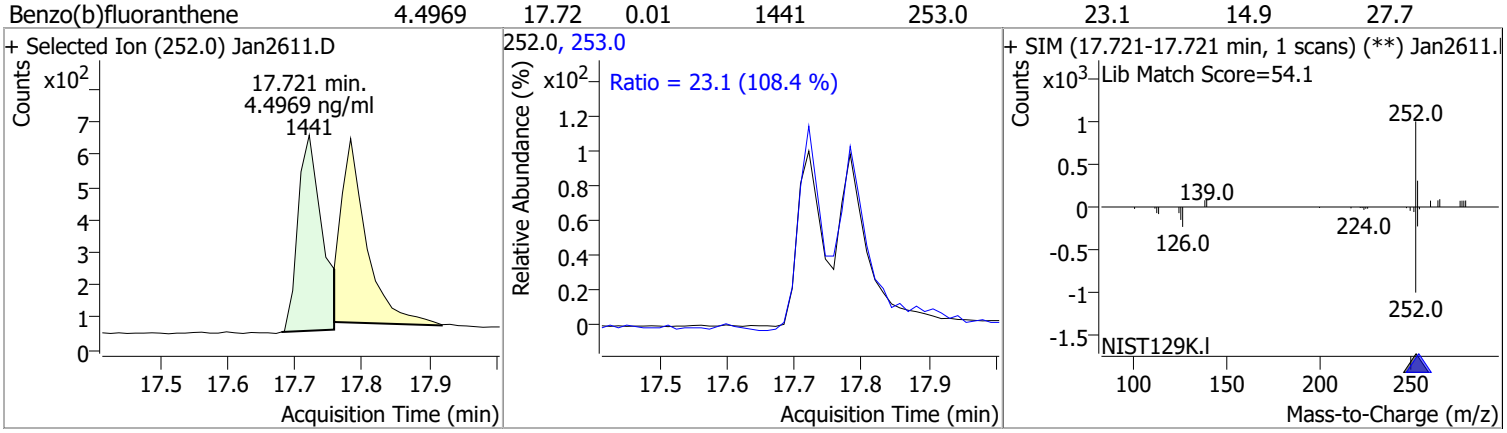

Compound	Conc.	RT	Dev(Min)	Resp.	QIon	QRatio	Lower	Upper
Benzo(k)fluoranthene	3.2229	17.78	0.01	1512	253.0	25.7	13.2	24.6

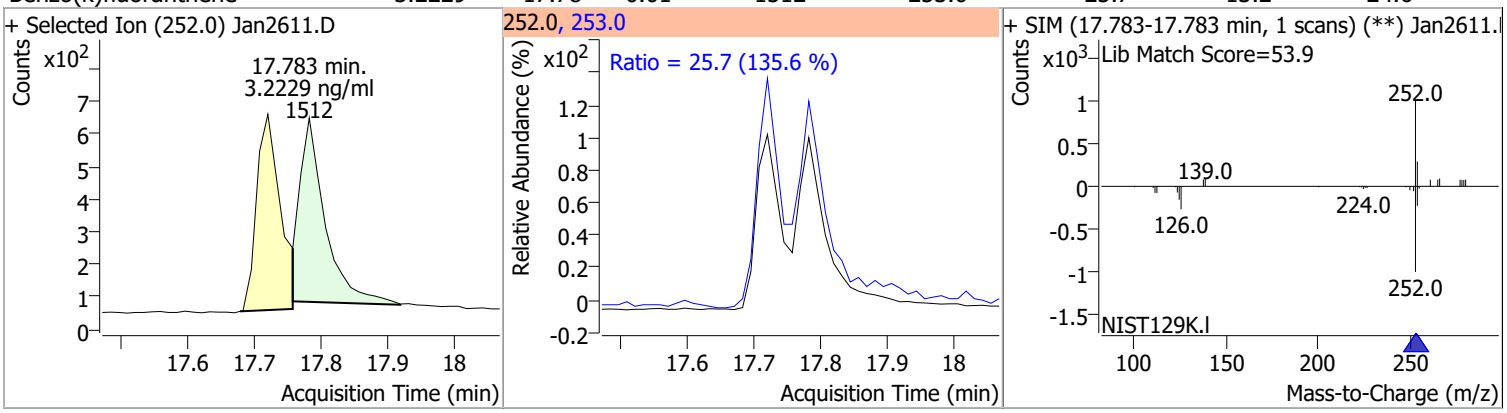

Compound	Conc.	RT	Dev(Min)	Resp.	QIon	QRatio	Lower	Upper
Benzo(a)pyrene	3.8911	18.36	0.01	1083	253.0	23.0	16.1	29.9

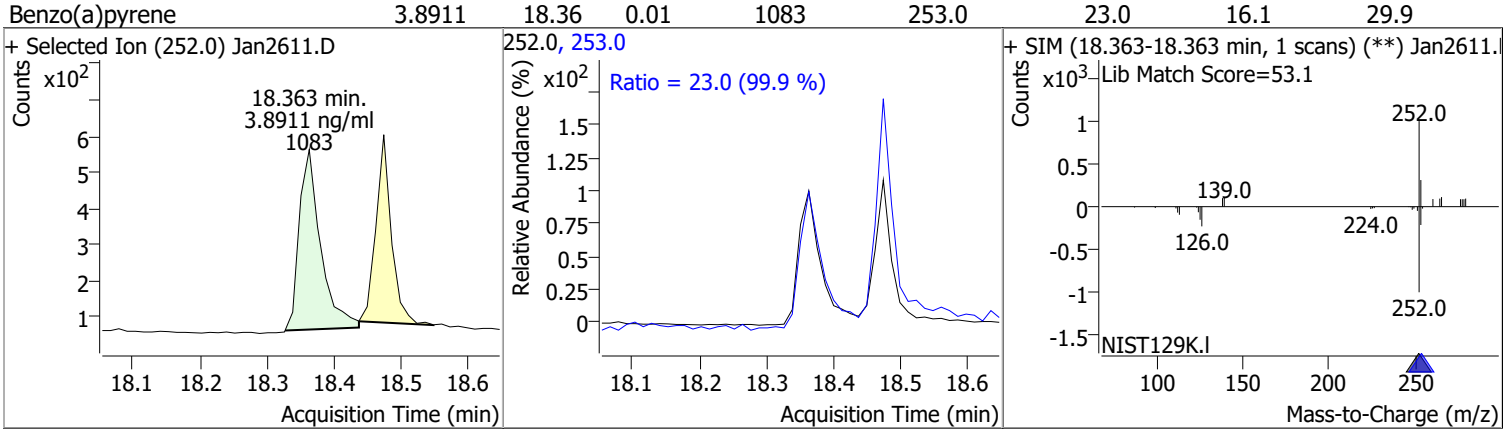

Compound	Conc.	RT	Dev(Min)	Resp.	QIon	QRatio	Lower	Upper
Indeno(1,2,3-cd)pyrene	4.1503	20.22	0.00	1013	138.0	20.3	15.7	29.1

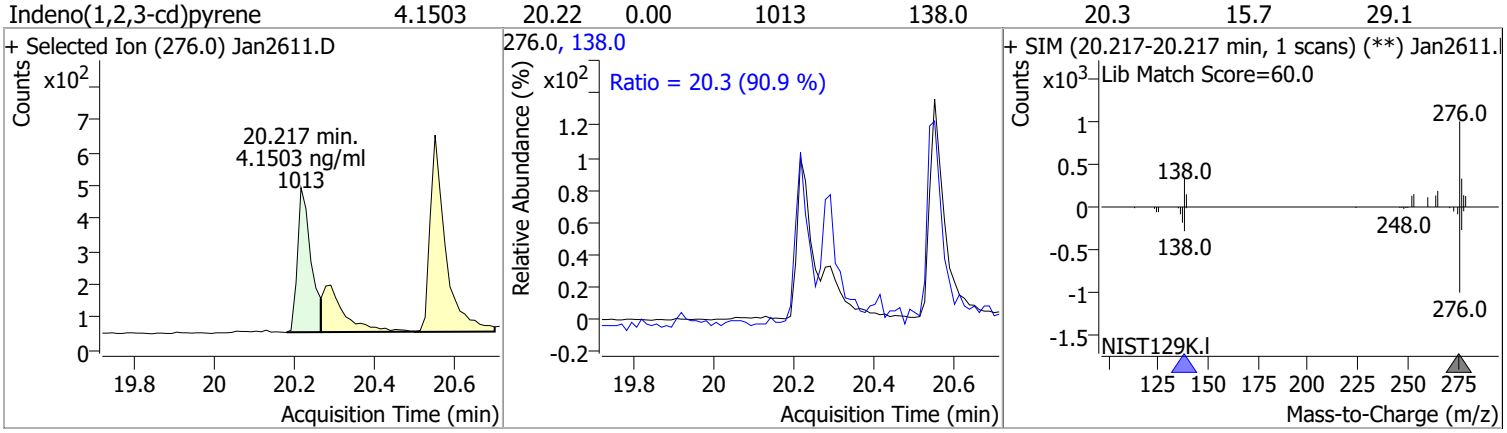

Compound	Conc.	RT	Dev(Min)	Resp.	QIon	QRatio	Lower	Upper
Dibenzo(a,h)anthracene	4.2964	20.29	0.01	1279	279.0	20.2	17.4	32.3
					139.0	15.4	12.3	22.8

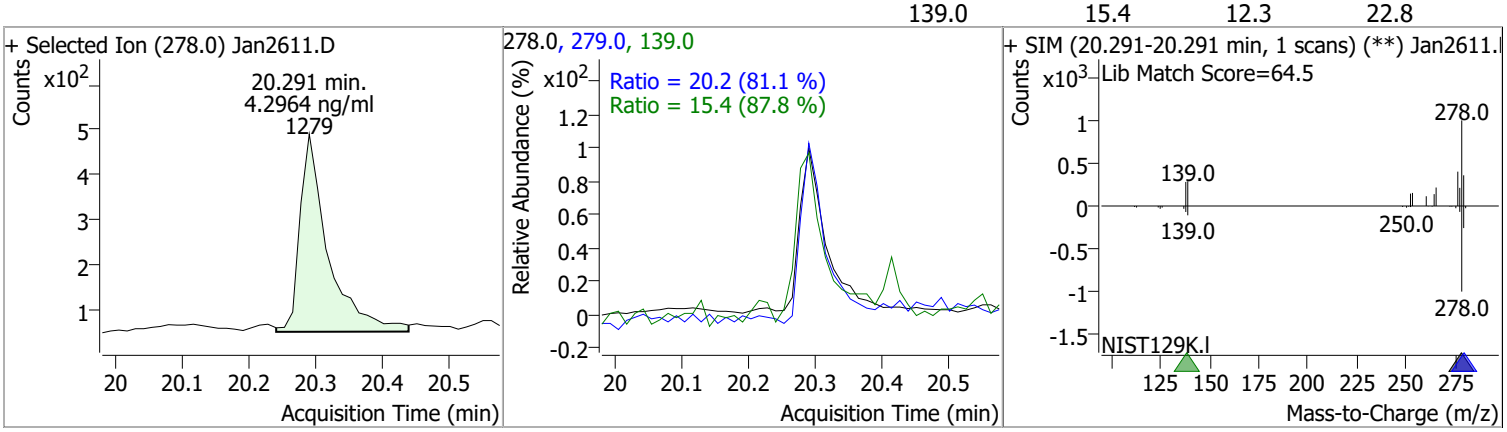

Compound	Conc.	RT	Dev(Min)	Resp.	QIon	QRatio	Lower	Upper
Benzo(g,h,i)perylene	4.2148	20.55	0.01	1609	277.0	23.0	17.3	32.2
					138.0	17.9	14.4	26.7

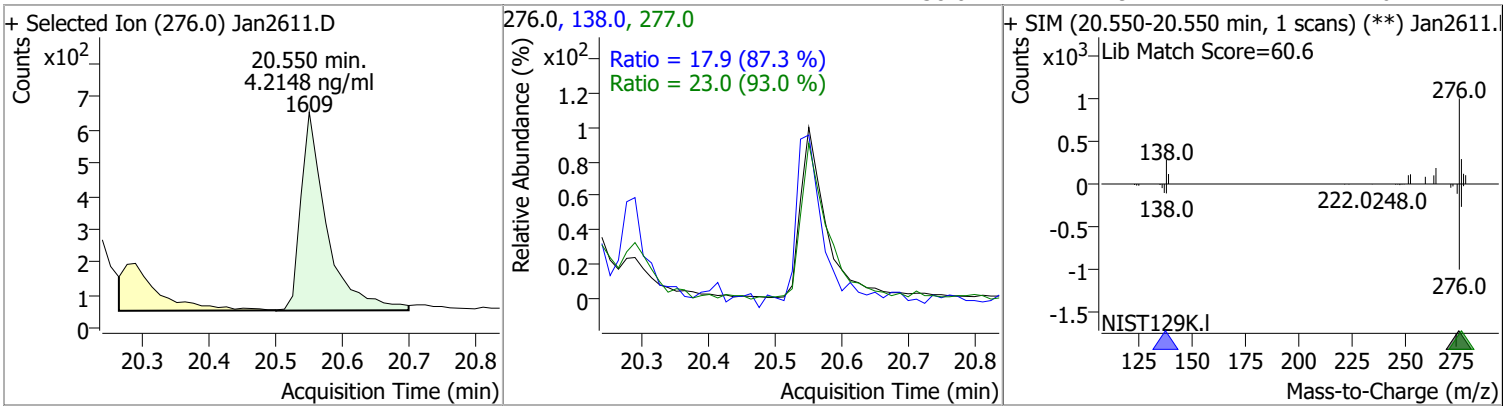

Quantitation Results Report (QT Reviewed)

Data File	Jan2612.D	Operator	LIMS import
Acq. Method	5975BNASIM	Acq. Date-Time	1/26/2022 10:42:54 PM
Sample Name	B22010759-001CLMSD	Instrument	GCMS
Vial	12	Multiplier	20.00
DA Method File	012522 ban SIM 2.batch.bin	Comment	SVOC-8270C-SIM-W-LLPAH
Tune File	dftppjph.u	Tune Date	
Batch Name	012622 bna SIM 1.batch.bin	Last Calib Update	1/27/2022 8:37:26 AM
Ref Library			

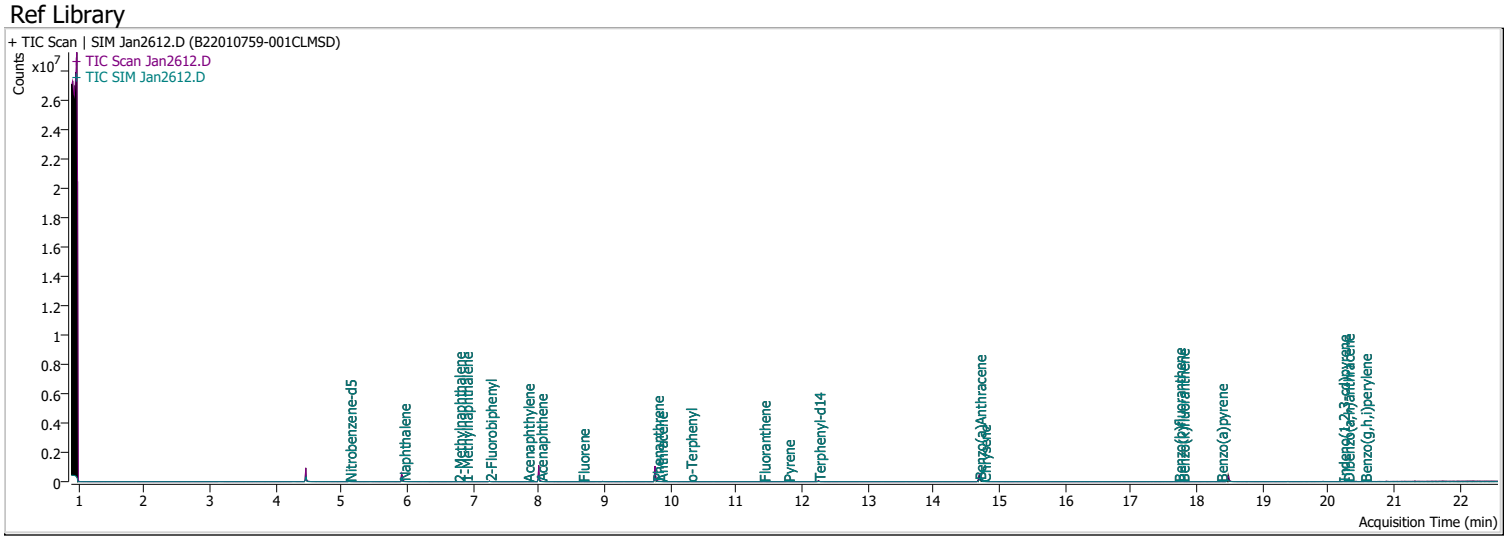

Compound	RT	QIon	Resp.	Conc.	Units		Dev(Min)
Internal Standards							
M 1,4-Dichlorobenzene-d4	4.460	152.0	114717	40.0000	ng/ml		0.000
M Naphthalene-d8	5.916	136.0	208042	40.0000	ng/ml		0.000
M Acenaphthene-d10	8.000	164.0	133847	40.0000	ng/ml		0.000
M Phenanthrene-d10	9.768	188.0	293523	40.0000	ng/ml		0.000
M Chrysene-d12	14.701	240.0	237724	40.0000	ng/ml		0.000
M Perylene-d12	18.475	264.0	149798	40.0000	ng/ml		0.000
System Monitoring Compounds							
S Nitrobenzene-d5	5.118	82.0	10828	78.1741	ng/ml		0.000
Spiked Amount: 5.000	Range: 19.0 - 102.0%			Recovery = 1563.48%		*	
S 2-Fluorobiphenyl	7.252	172.0	17364	66.1567	ng/ml		0.000
Spiked Amount: 5.000	Range: 25.0 - 94.0%			Recovery = 1323.13%		*	
S o-Terphenyl	10.299	230.0	998	3.7006	ng/ml		0.000
Spiked Amount: 5.000	Range: 40.0 - 140.0%			Recovery = 74.01%			
S Terphenyl-d14	12.251	244.0	18194	92.7722	ng/ml		0.000
Spiked Amount: 5.000	Range: 39.0 - 106.0%			Recovery = 1855.44%		*	
Target Compounds							**QValue**
T Naphthalene	5.941	128.0	1111	3.4897	ng/ml		55
T 2-Methylnaphthalene	6.777	141.0	753	3.9901	ng/ml		87
T 1-Methylnaphthalene	6.890	141.0	725	3.4978	ng/ml	m	92
T Acenaphthylene	7.826	152.0	1390	3.8454	ng/ml		96
T Acenaphthene	8.025	154.0	1065	4.4124	ng/ml	m	90
T Fluorene	8.661	166.0	1355	4.3254	ng/ml		95
T Phenanthrene	9.793	178.0	2089	4.2532	ng/ml		98
T Anthracene	9.854	178.0	1878	4.1481	ng/ml		98
T Fluoranthene	11.411	202.0	2161	4.0958	ng/ml		98
T Pyrene	11.781	202.0	2331	3.9216	ng/ml		95
T Benzo(a)Anthracene	14.689	228.0	2595	4.1173	ng/ml		89
T Chrysene	14.764	228.0	2161	3.4456	ng/ml		94
T Benzo(b)fluoranthene	17.721	252.0	1131	3.5010	ng/ml		97

Compound	RT	QIon	Resp.	Conc.	Units		Dev(Min)
T Benzo(k)fluoranthene	17.783	252.0	1489	3.2766	ng/ml		94
T Benzo(a)pyrene	18.363	252.0	943	3.4066	ng/ml		95
T Indeno(1,2,3-cd)pyrene	20.217	276.0	866	3.5577	ng/ml	m	94
T Dibenzo(a,h)anthracene	20.291	278.0	1092	3.6614	ng/ml		95
T Benzo(g,h,i)perylene	20.550	276.0	1351	3.5133	ng/ml		98

(#) = Qualifier Out of Range; (m) = Manual Integration; (+) = Area Summed; (*) = Surrogate Percent Recovery Out of Range; (d): Zeroed Peak

Compound	Conc.	RT	Dev(Min)	Resp.	QIon	QRatio	Lower	Upper
Nitrobenzene-d5	78.1741	5.12	0.00	10828	54.0	35.1	31.6	58.8
					128.0	23.3	19.3	35.9

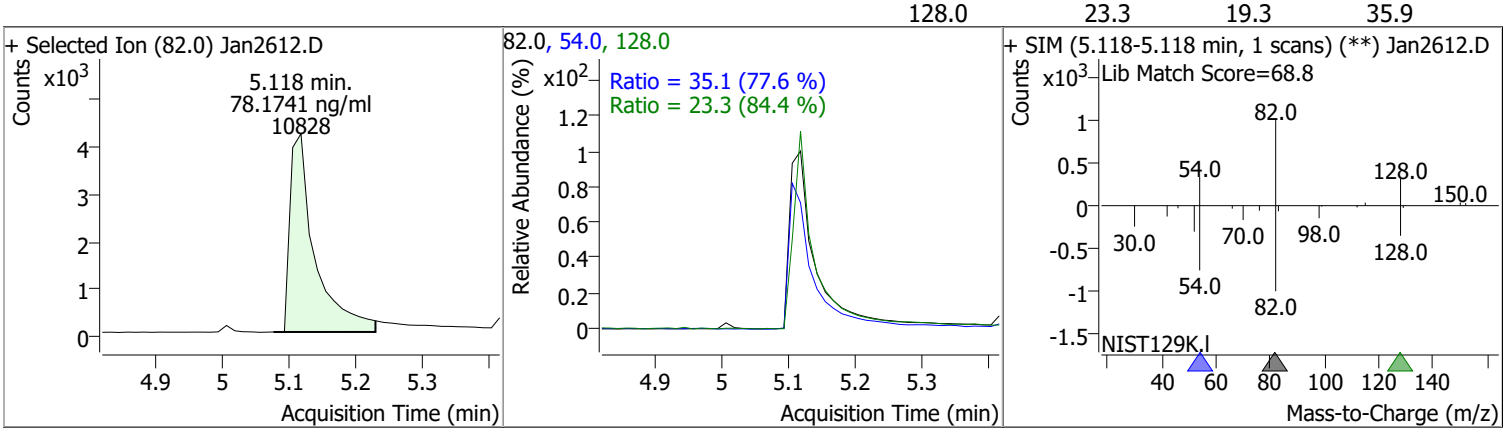

Compound	Conc.	RT	Dev(Min)	Resp.	QIon	QRatio	Lower	Upper
Naphthalene	3.4897	5.94	0.00	1111	102.0	52.6	0.0	61.8
					129.0	10.9	7.7	14.3

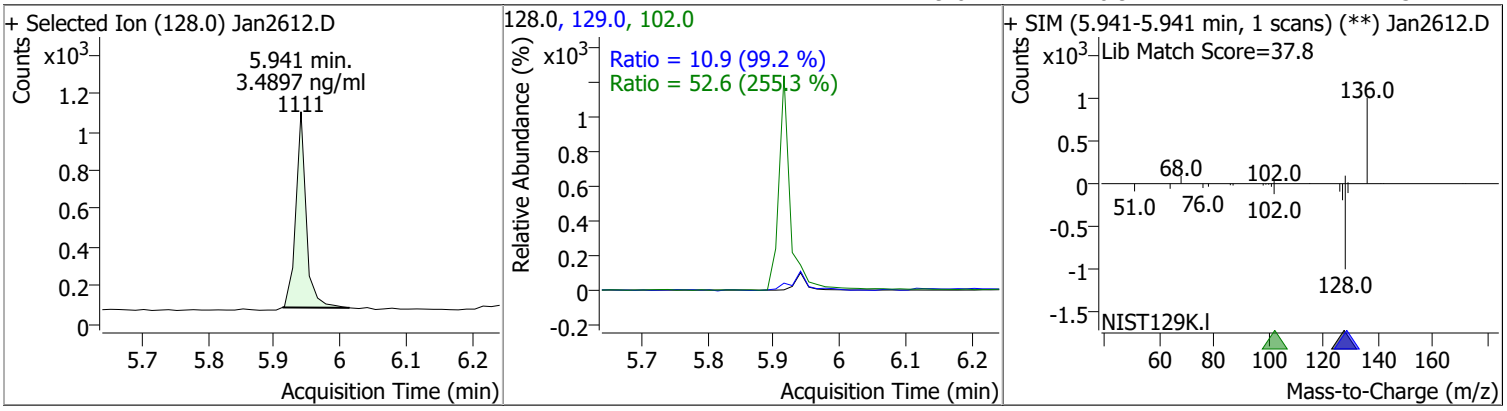

Compound	Conc.	RT	Dev(Min)	Resp.	QIon	QRatio	Lower	Upper
2-Methylnaphthalene	3.9901	6.78	0.00	753	142.0	121.9	99.1	184.0
					115.0	60.1	46.3	86.0

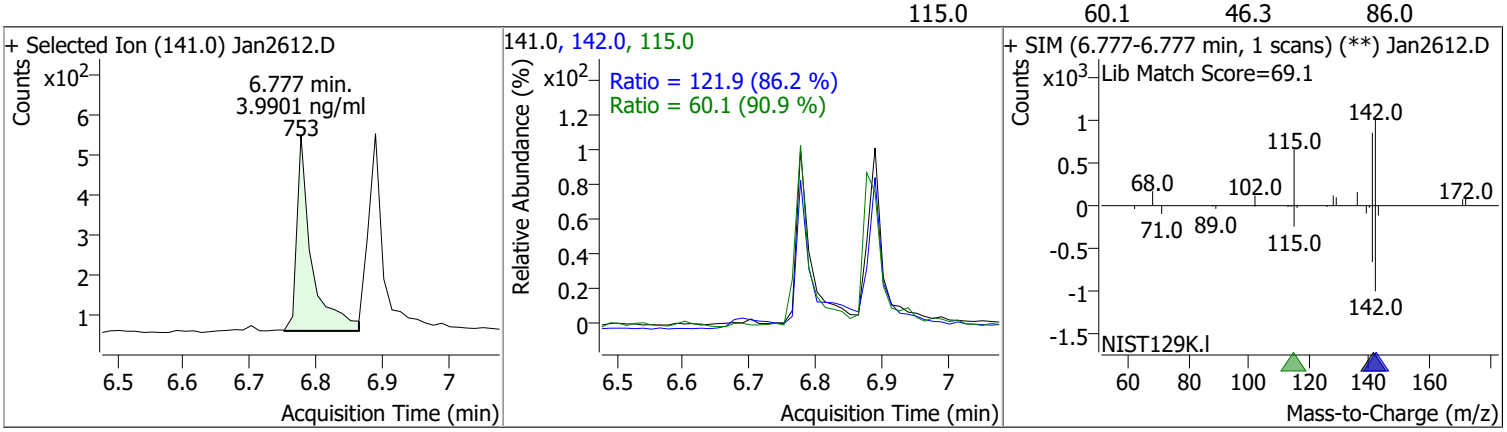

Compound	Conc.	RT	Dev(Min)	Resp.	QIon	QRatio	Lower	Upper
1-Methylnaphthalene	3.4978	6.89	0.01	725 (m)	142.0	125.6	78.3	145.5
					115.0	75.8	53.4	99.2

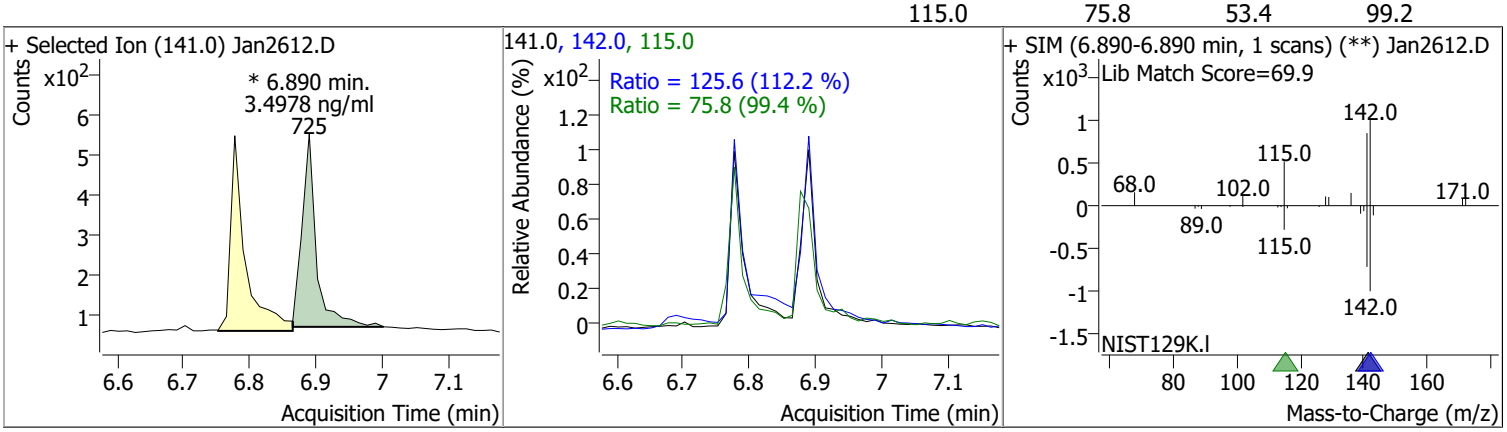

Compound	Conc.	RT	Dev(Min)	Resp.	QIon	QRatio	Lower	Upper
2-Fluorobiphenyl	66.1567	7.25	0.00	17364	171.0	36.3	25.6	47.6

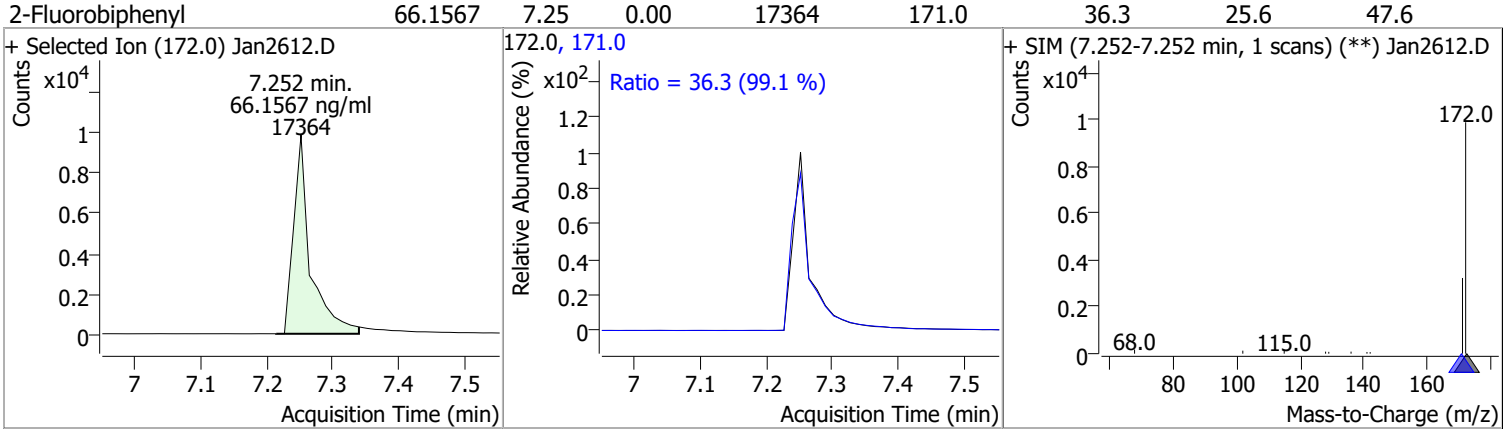

Compound	Conc.	RT	Dev(Min)	Resp.	QIon	QRatio	Lower	Upper
Acenaphthylene	3.8454	7.83	0.01	1390	153.0	11.4	9.1	17.0

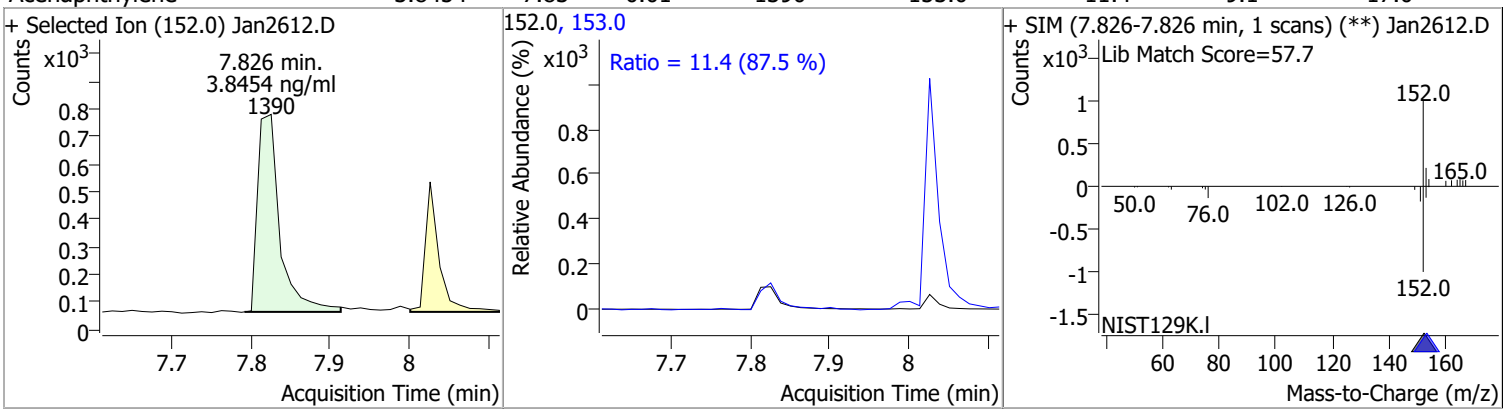

Compound	Conc.	RT	Dev(Min)	Resp.	QIon	QRatio	Lower	Upper
Acenaphthene	4.4124	8.03	0.00	1065 (m)	153.0	106.4	83.9	155.8
					152.0	53.0	40.9	76.0

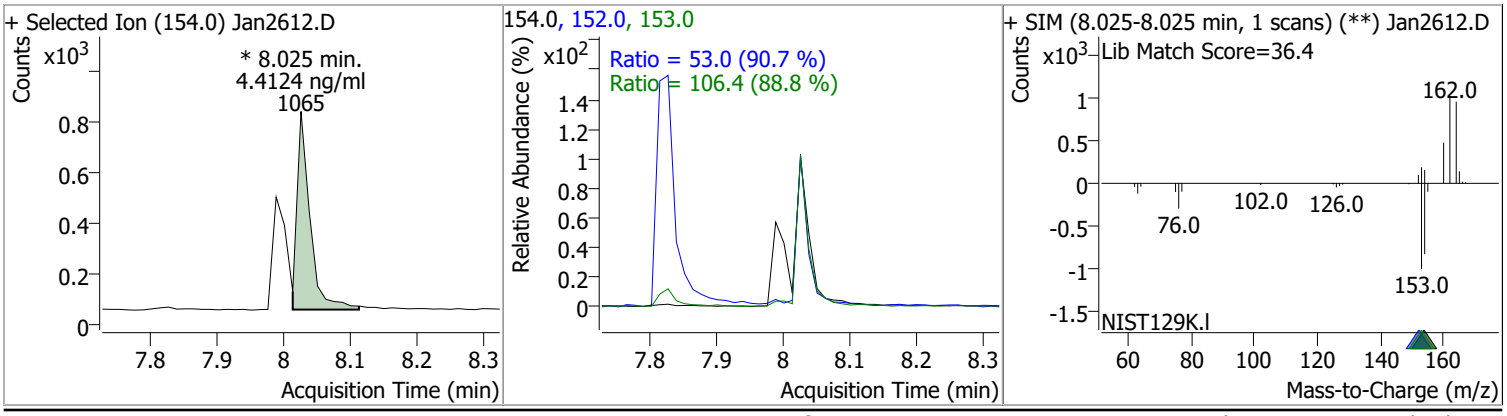

Compound	Conc.	RT	Dev(Min)	Resp.	QIon	QRatio	Lower	Upper
Fluorene	4.3254	8.66	0.00	1355	165.0	89.8	67.0	124.5
					167.0	13.7	9.2	17.1

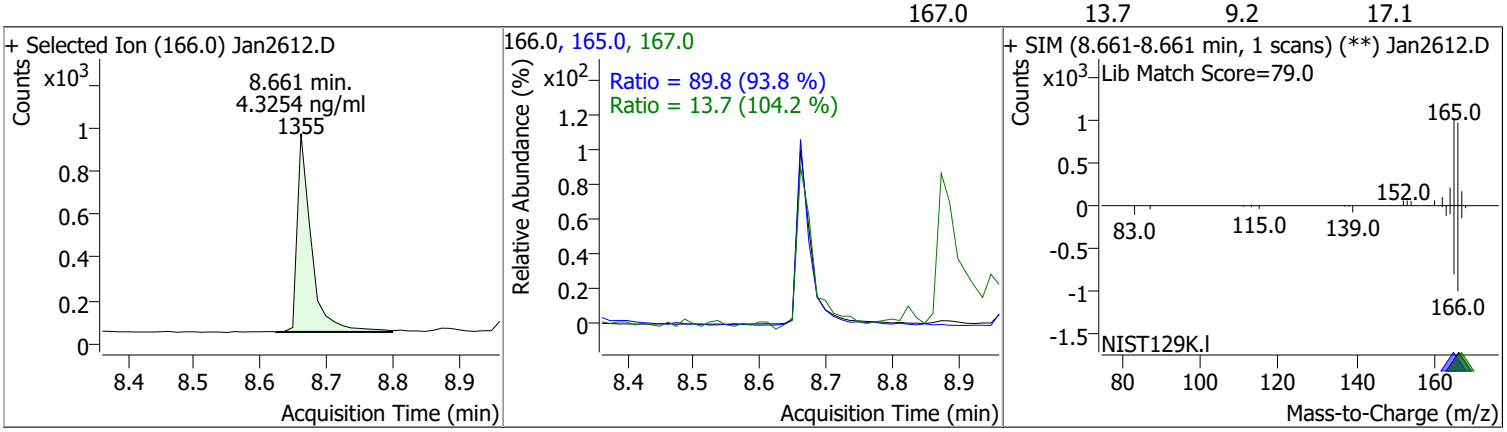

Compound	Conc.	RT	Dev(Min)	Resp.	QIon	QRatio	Lower	Upper
Phenanthrene	4.2532	9.79	0.00	2089	176.0	17.8	13.2	24.6

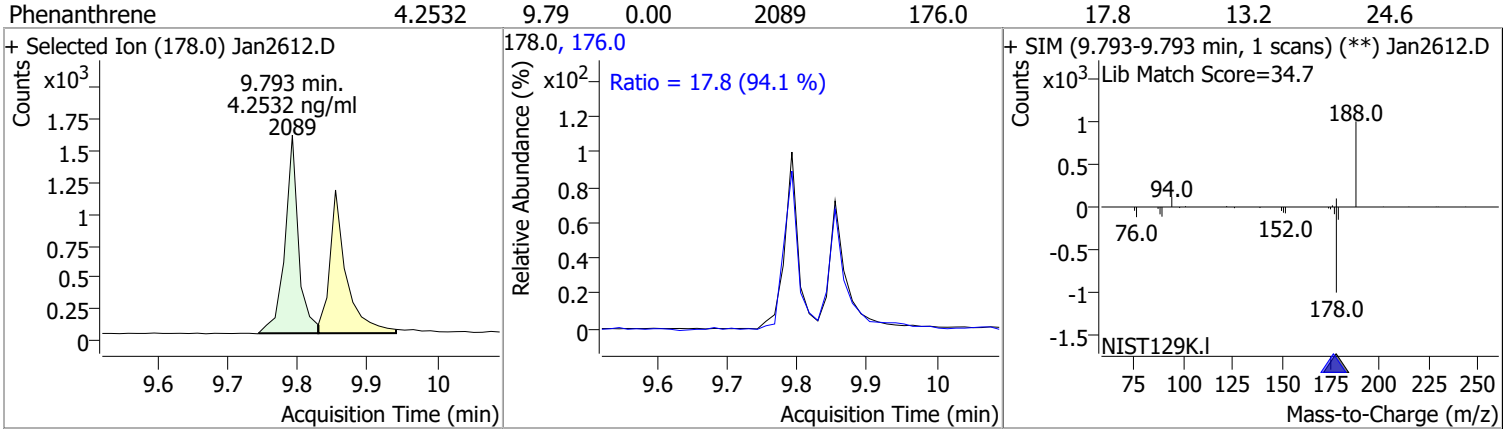

Compound	Conc.	RT	Dev(Min)	Resp.	QIon	QRatio	Lower	Upper
Anthracene	4.1481	9.85	0.00	1878	176.0	17.6	12.8	23.8

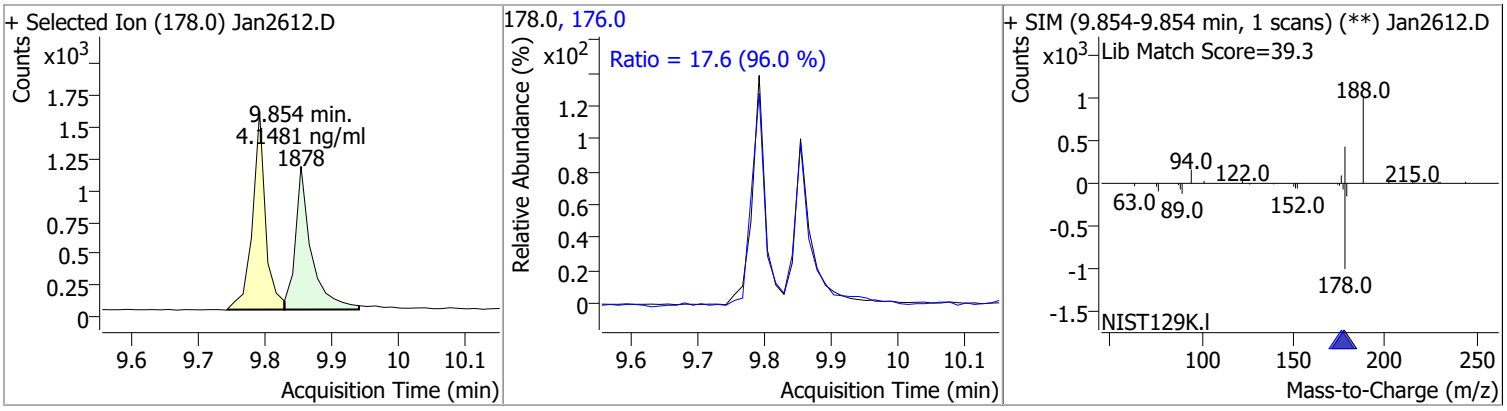

Compound	Conc.	RT	Dev(Min)	Resp.	QIon	QRatio	Lower	Upper
o-Terphenyl	3.7006	10.30	0.00	998	229.0	67.4	47.1	87.5
					215.0	43.9	31.1	57.7

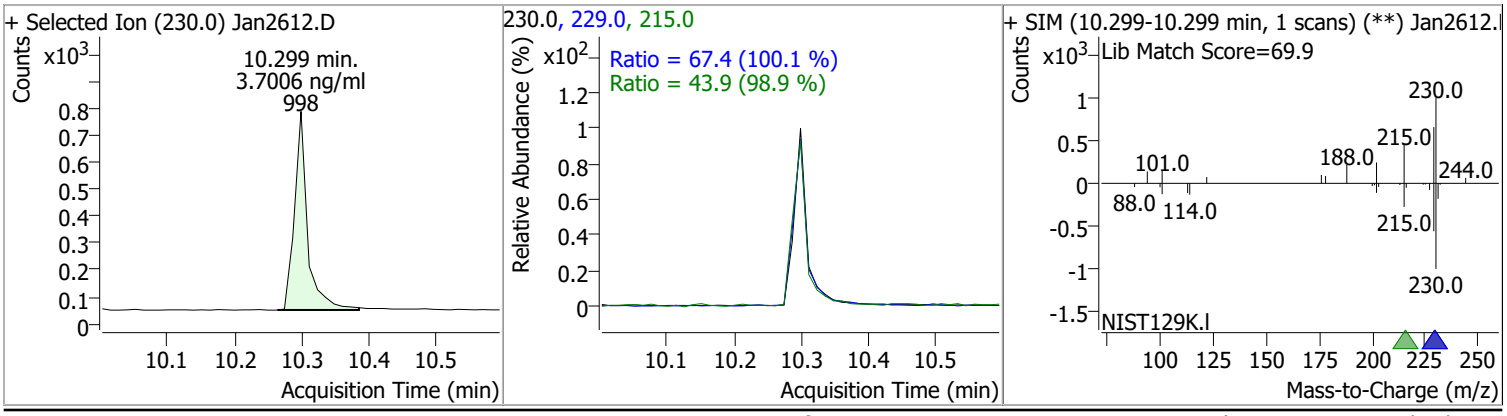

Compound	Conc.	RT	Dev(Min)	Resp.	QIon	QRatio	Lower	Upper
Fluoranthene	4.0958	11.41	0.00	2161	101.0	11.7	8.8	16.3

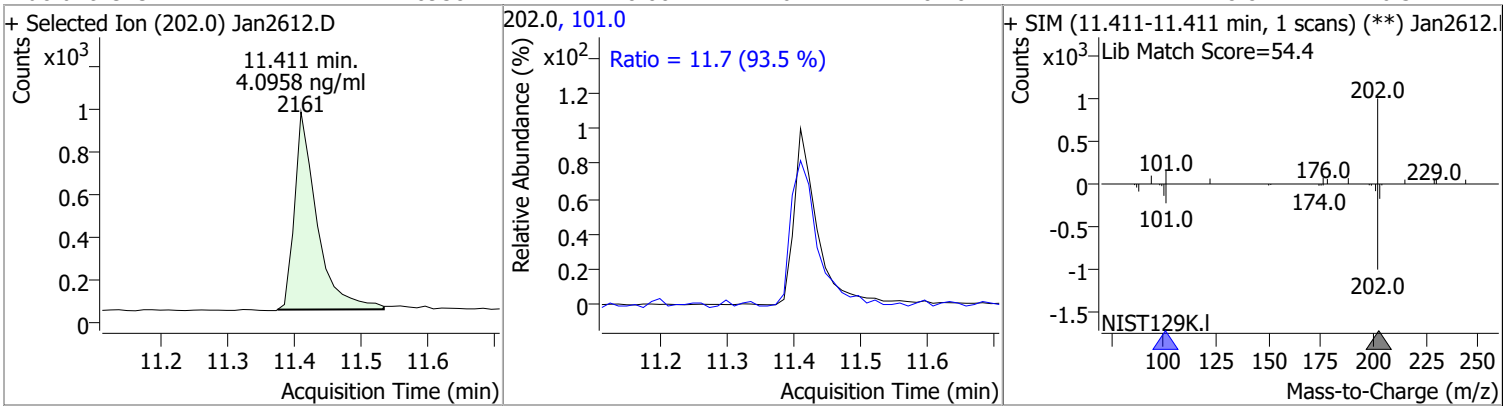

Compound	Conc.	RT	Dev(Min)	Resp.	QIon	QRatio	Lower	Upper
Pyrene	3.9216	11.78	0.00	2331	101.0	13.3	10.8	20.0

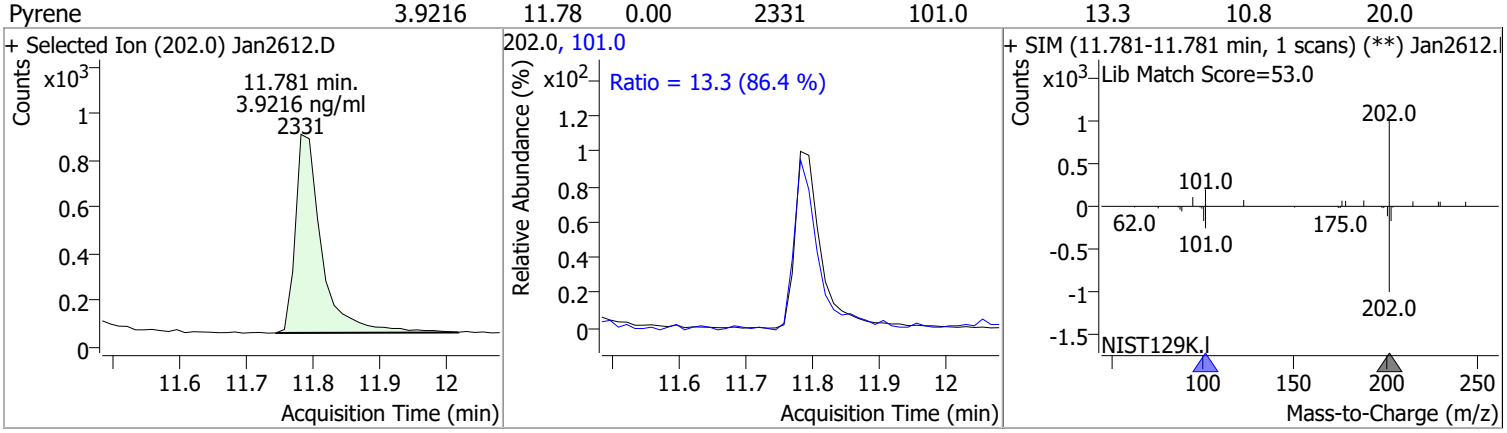

Compound	Conc.	RT	Dev(Min)	Resp.	QIon	QRatio	Lower	Upper
Terphenyl-d14	92.7722	12.25	0.00	18194	122.0	14.1	9.8	18.2

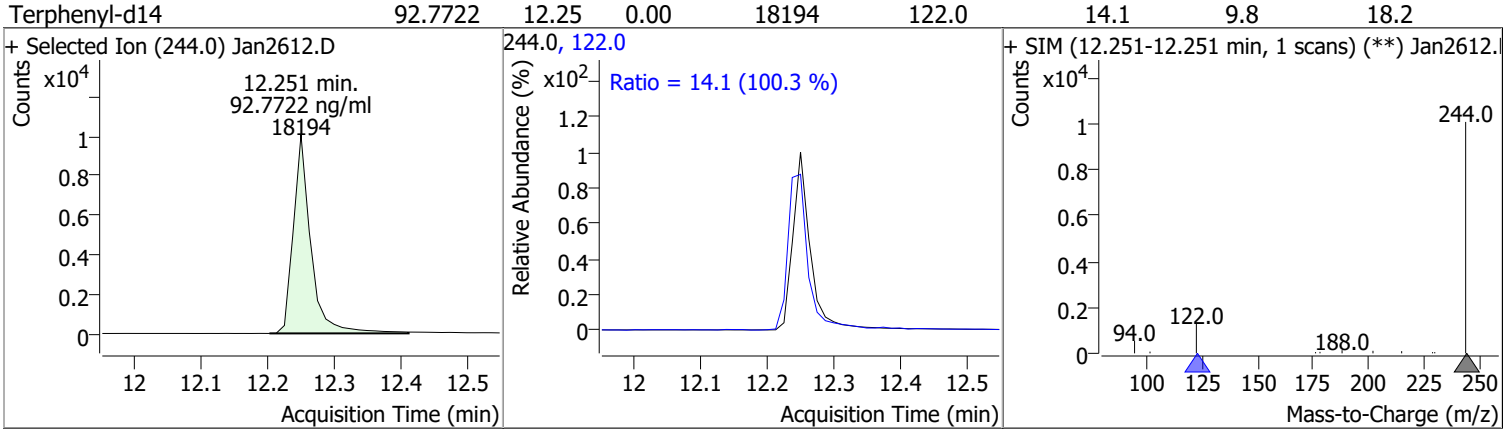

Compound	Conc.	RT	Dev(Min)	Resp.	QIon	QRatio	Lower	Upper
Benzo(a)Anthracene	4.1173	14.69	0.01	2595	226.0	21.3	19.0	35.2
					229.0	27.8	16.0	29.7

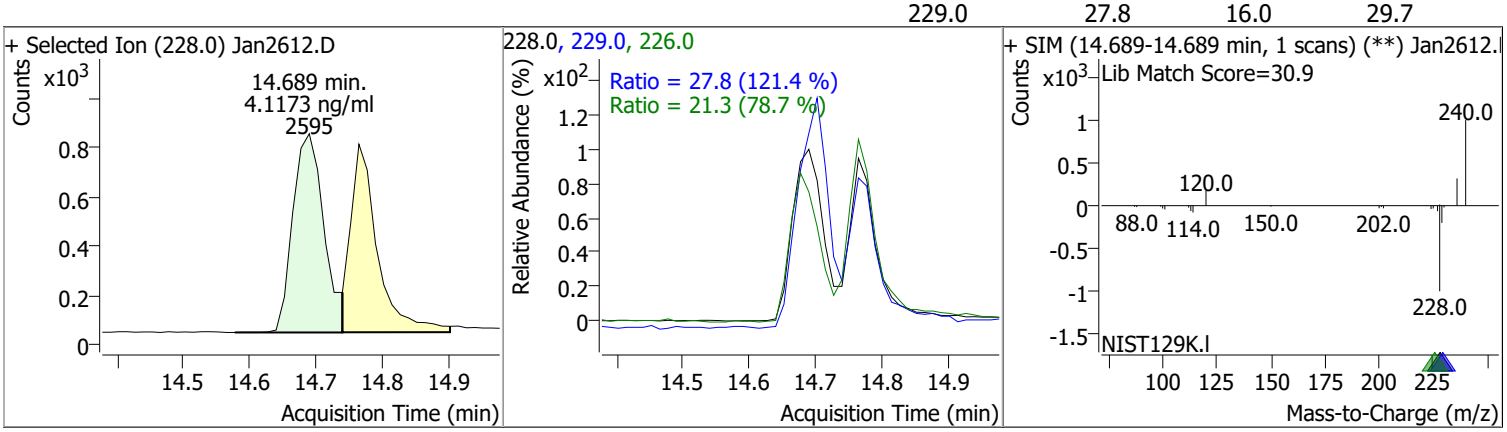

Quantitation Results Report (QT Reviewed)

Compound	Conc.	RT	Dev(Min)	Resp.	QIon	QRatio	Lower	Upper
Chrysene	3.4456	14.76	0.00	2161	226.0	32.6	21.0	39.1
					229.0	17.6	14.8	27.6

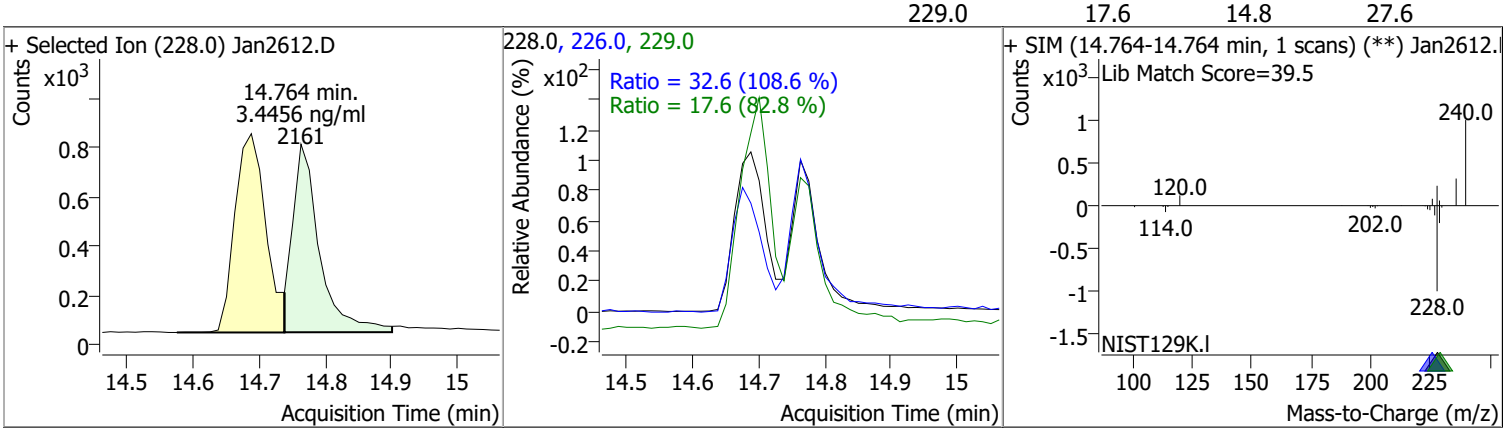

Compound	Conc.	RT	Dev(Min)	Resp.	QIon	QRatio	Lower	Upper
Benzo(b)fluoranthene	3.5010	17.72	0.01	1131	253.0	22.6	14.9	27.7

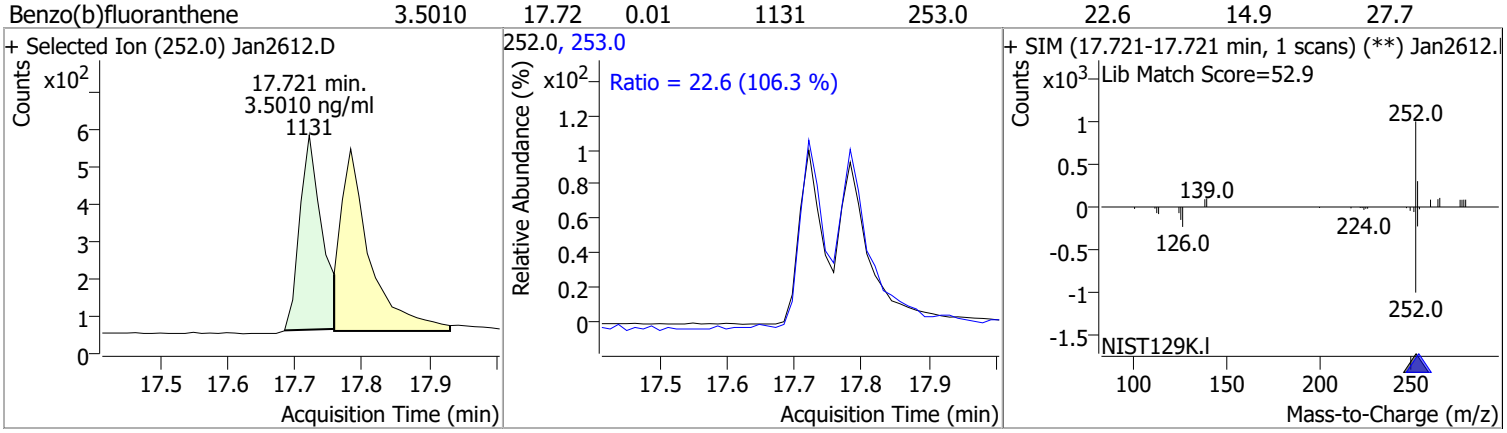

Compound	Conc.	RT	Dev(Min)	Resp.	QIon	QRatio	Lower	Upper
Benzo(k)fluoranthene	3.2766	17.78	0.01	1489	253.0	21.6	13.2	24.6

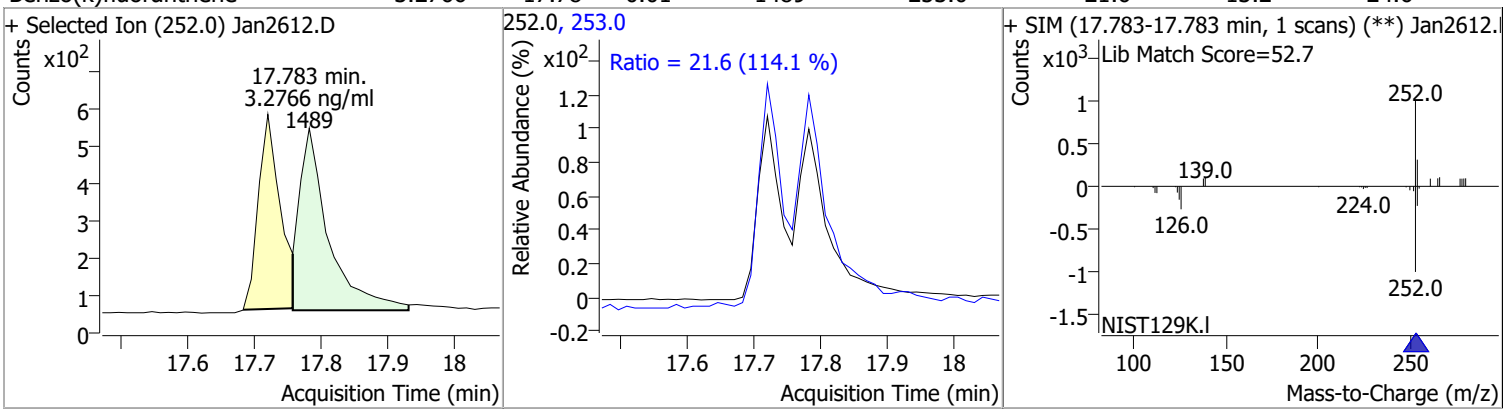

Compound	Conc.	RT	Dev(Min)	Resp.	QIon	QRatio	Lower	Upper
Benzo(a)pyrene	3.4066	18.36	0.01	943	253.0	20.4	16.1	29.9

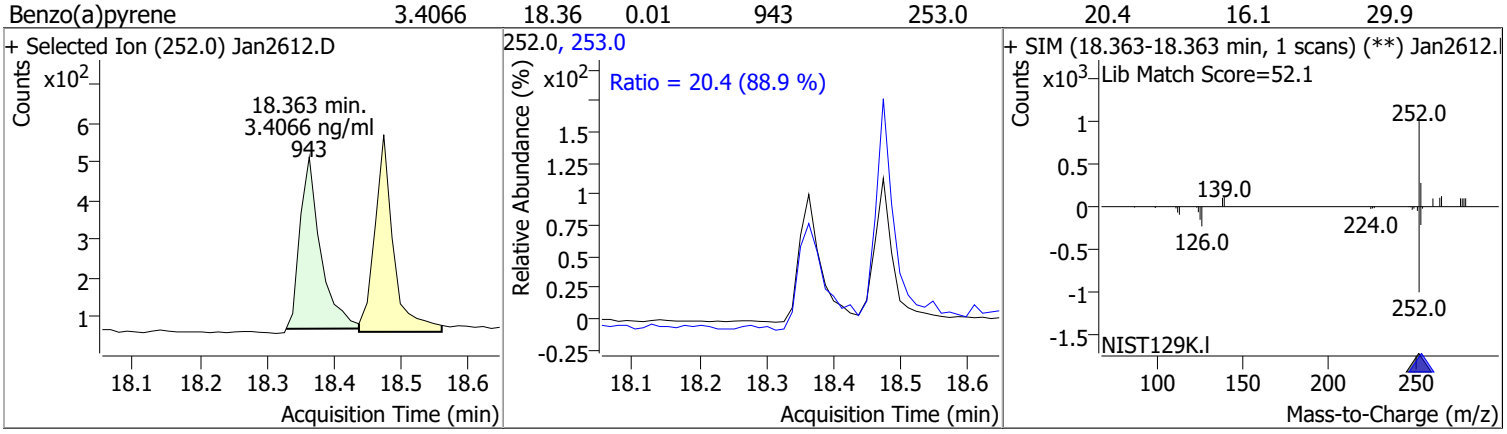

Quantitation Results Report (QT Reviewed)

Compound	Conc.	RT	Dev(Min)	Resp.	QIon	QRatio	Lower	Upper
Indeno(1,2,3-cd)pyrene	3.5577	20.22	0.00	866 (m)	138.0	19.5	15.7	29.1

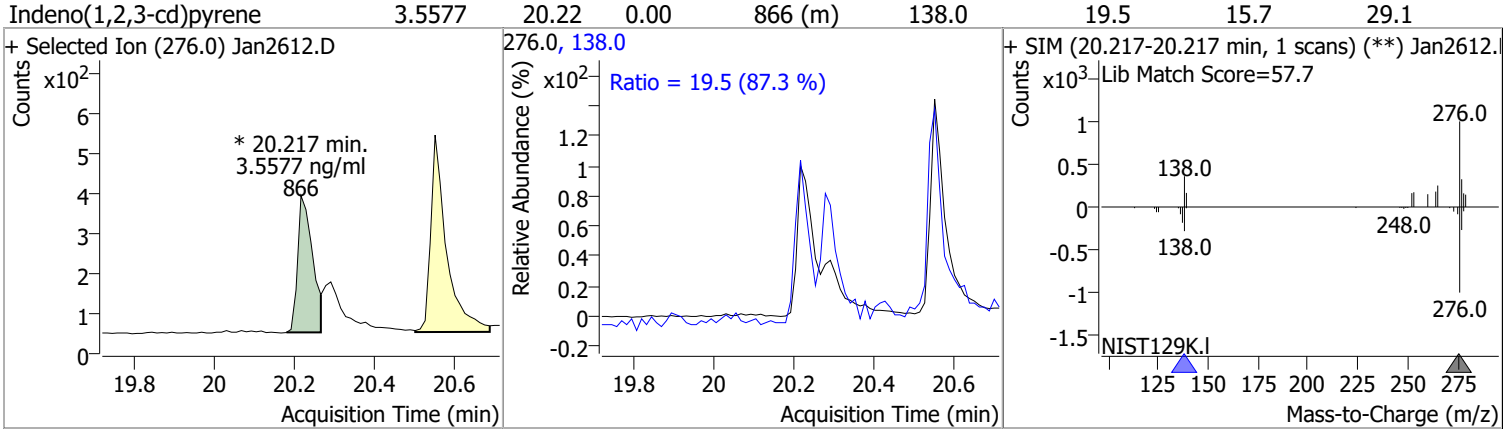

Compound	Conc.	RT	Dev(Min)	Resp.	QIon	QRatio	Lower	Upper
Dibenzo(a,h)anthracene	3.6614	20.29	0.01	1092	279.0	21.4	17.4	32.3
					139.0	16.0	12.3	22.8

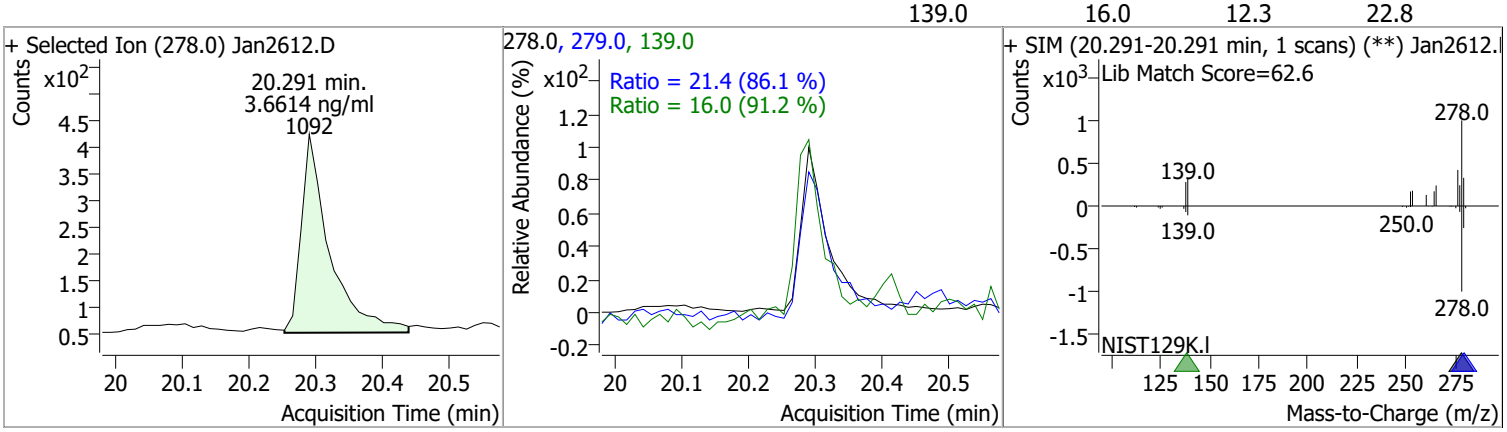

Compound	Conc.	RT	Dev(Min)	Resp.	QIon	QRatio	Lower	Upper
Benzo(g,h,i)perylene	3.5133	20.55	0.01	1351	277.0	23.5	17.3	32.2
					138.0	20.0	14.4	26.7

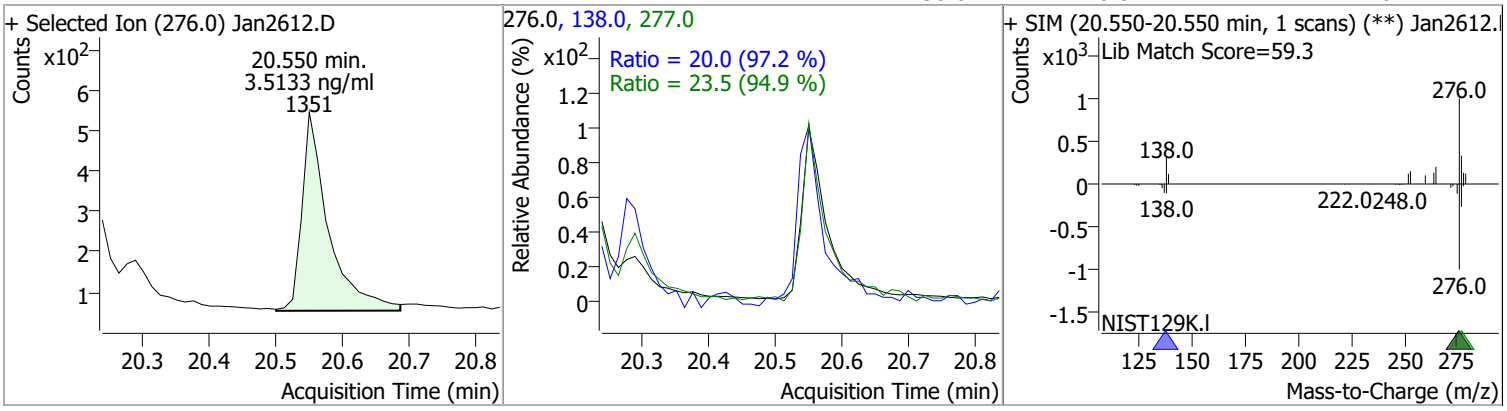

Quantitation Results Report (QT Reviewed)

Data File	Jan2613.D	Operator	LIMS import
Acq. Method	5975BNASIM	Acq. Date-Time	1/26/2022 11:15:28 PM
Sample Name	LLCS-162956	Instrument	GCMS
Vial	13	Multiplier	1.00
DA Method File	012522 ban SIM 2.batch.bin	Comment	SVOC-8270C-SIM-W-LLPAH
Tune File	dftppjph.u	Tune Date	
Batch Name	012622 bna SIM 1.batch.bin	Last Calib Update	1/27/2022 8:37:26 AM
Ref Library			

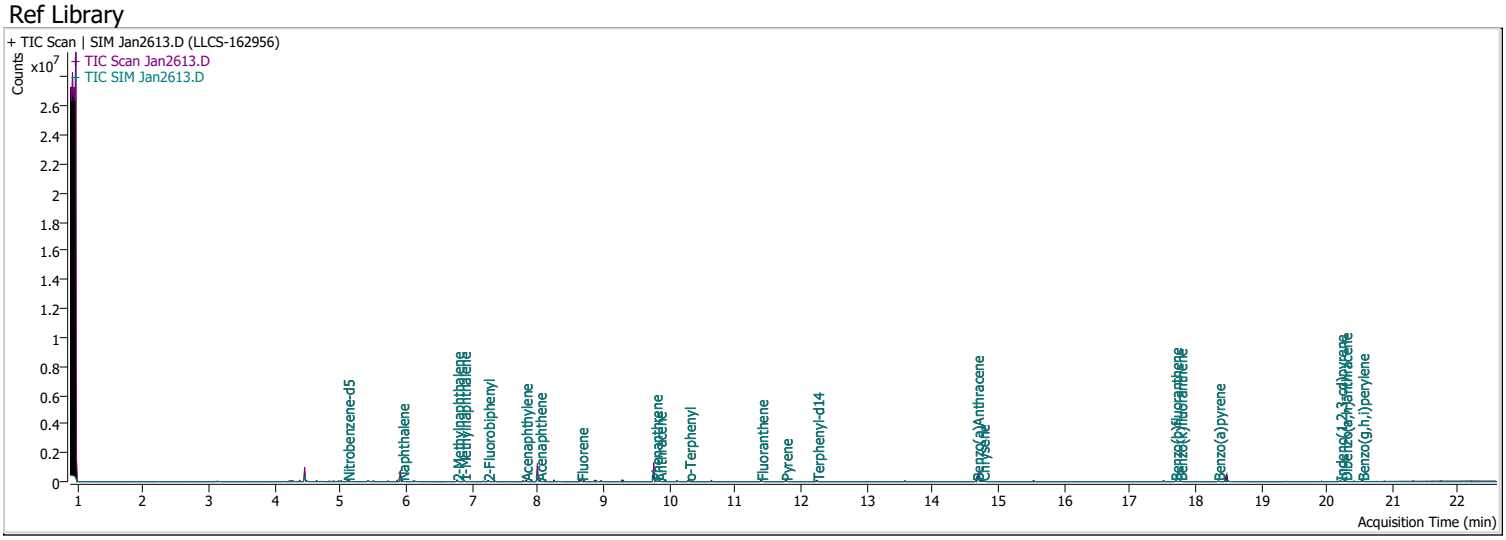

Compound	RT	QIon	Resp.	Conc.	Units		Dev(Min)
Internal Standards							
M 1,4-Dichlorobenzene-d4	4.459	152.0	114263	40.0000	ng/ml		0.000
M Naphthalene-d8	5.916	136.0	222621	40.0000	ng/ml		0.000
M Acenaphthene-d10	8.000	164.0	136815	40.0000	ng/ml		0.000
M Phenanthrene-d10	9.768	188.0	297477	40.0000	ng/ml		0.000
M Chrysene-d12	14.701	240.0	237822	40.0000	ng/ml		0.000
M Perylene-d12	18.474	264.0	152047	40.0000	ng/ml		0.000
System Monitoring Compounds							
S Nitrobenzene-d5	5.106	82.0	13950	4.8730	ng/ml		-0.013
Spiked Amount: 5.000	Range: 19.0 - 102.0%			Recovery = 97.46%			
S 2-Fluorobiphenyl	7.239	172.0	25277	4.7086	ng/ml		-0.013
Spiked Amount: 5.000	Range: 25.0 - 94.0%			Recovery = 94.17%		*	
S o-Terphenyl	10.299	230.0	23682	5.2849	ng/ml		0.000
Spiked Amount: 5.000	Range: 40.0 - 140.0%			Recovery = 105.70%			
S Terphenyl-d14	12.251	244.0	22476	5.7010	ng/ml		0.000
Spiked Amount: 5.000	Range: 39.0 - 106.0%			Recovery = 114.02%		*	
Target Compounds							**QValue**
T Naphthalene	5.941	128.0	23976	4.2162	ng/ml		94
T 2-Methylnaphthalene	6.777	141.0	15625	4.5364	ng/ml		93
T 1-Methylnaphthalene	6.877	141.0	15448	4.4156	ng/ml		96
T Acenaphthylene	7.813	152.0	31362	4.9706	ng/ml		99
T Acenaphthene	8.025	154.0	20403	5.3584	ng/ml		99
T Fluorene	8.661	166.0	26635	5.0636	ng/ml		98
T Phenanthrene	9.793	178.0	41910	5.3972	ng/ml		92
T Anthracene	9.854	178.0	38641	5.6203	ng/ml		99
T Fluoranthene	11.398	202.0	51135	5.6214	ng/ml		99
T Pyrene	11.769	202.0	55242	5.4682	ng/ml		97
T Benzo(a)Anthracene	14.677	228.0	39655	5.8043	ng/ml		98
T Chrysene	14.764	228.0	52007	5.6923	ng/ml		99
T Benzo(b)fluoranthene	17.696	252.0	34888	5.5532	ng/ml		98

Compound	RT	QIon	Resp.	Conc.	Units	Dev(Min)
T Benzo(k)fluoranthene	17.770	252.0	40866	5.6315	ng/ml	94
T Benzo(a)pyrene	18.351	252.0	27417	5.2781	ng/ml	99
T Indeno(1,2,3-cd)pyrene	20.204	276.0	27014	5.7519	ng/ml	94
T Dibenzo(a,h)anthracene	20.278	278.0	29643	5.6847	ng/ml	98
T Benzo(g,h,i)perylene	20.538	276.0	36555	5.5346	ng/ml	98

(#) = Qualifier Out of Range; (m) = Manual Integration; (+) = Area Summed; (*) = Surrogate Percent Recovery Out of Range; (d): Zeroed Peak

Quantitation Results Report (QT Reviewed)

Compound	Conc.	RT	Dev(Min)	Resp.	QIon	QRatio	Lower	Upper
Nitrobenzene-d5	4.8730	5.11	-0.01	13950	54.0	35.3	31.6	58.8
					128.0	27.3	19.3	35.9

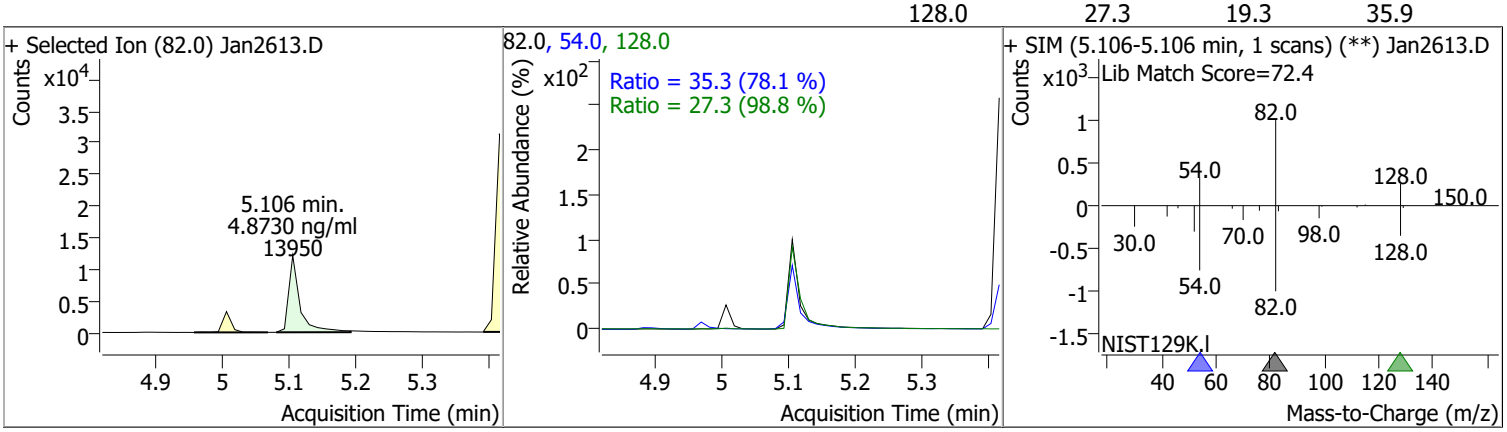

Compound	Conc.	RT	Dev(Min)	Resp.	QIon	QRatio	Lower	Upper
Naphthalene	4.2162	5.94	0.00	23976	102.0	16.6	0.0	61.8
					129.0	11.1	7.7	14.3

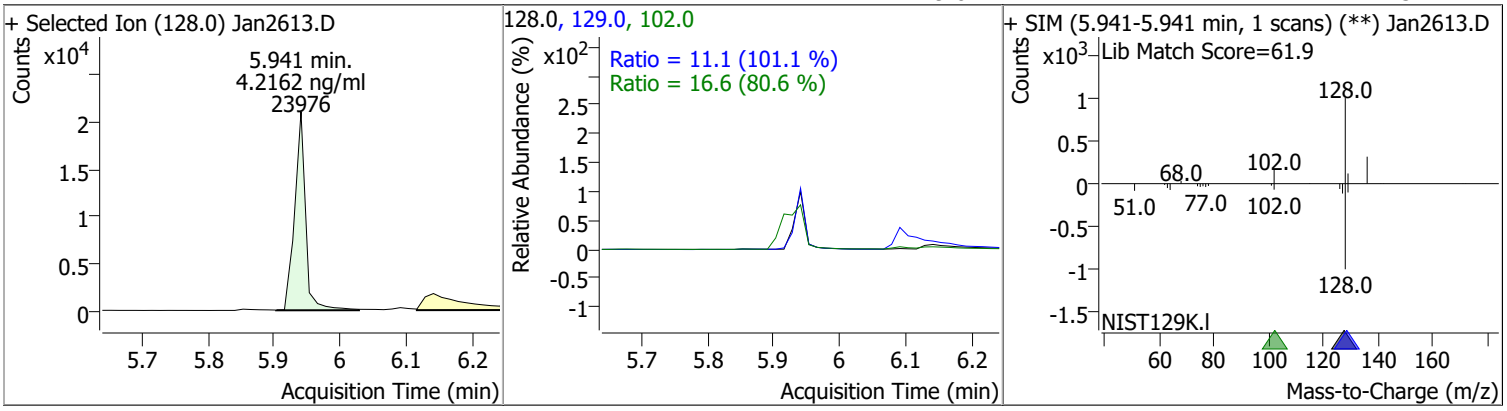

Compound	Conc.	RT	Dev(Min)	Resp.	QIon	QRatio	Lower	Upper
2-Methylnaphthalene	4.5364	6.78	0.00	15625	142.0	151.1	99.1	184.0
					115.0	69.4	46.3	86.0

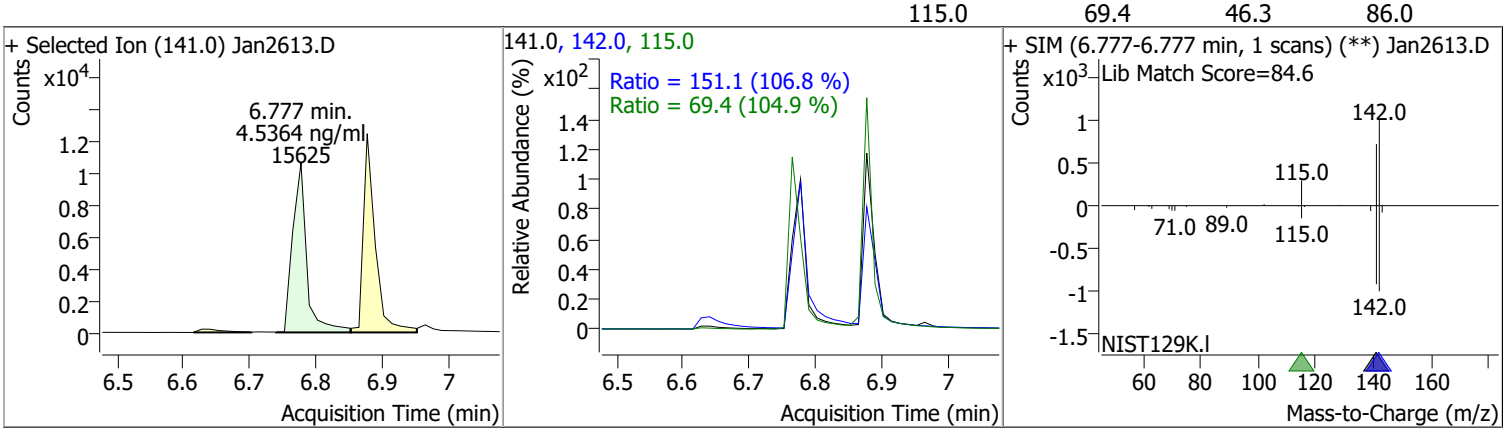

Compound	Conc.	RT	Dev(Min)	Resp.	QIon	QRatio	Lower	Upper
1-Methylnaphthalene	4.4156	6.88	0.00	15448	142.0	116.7	78.3	145.5
					115.0	73.4	53.4	99.2

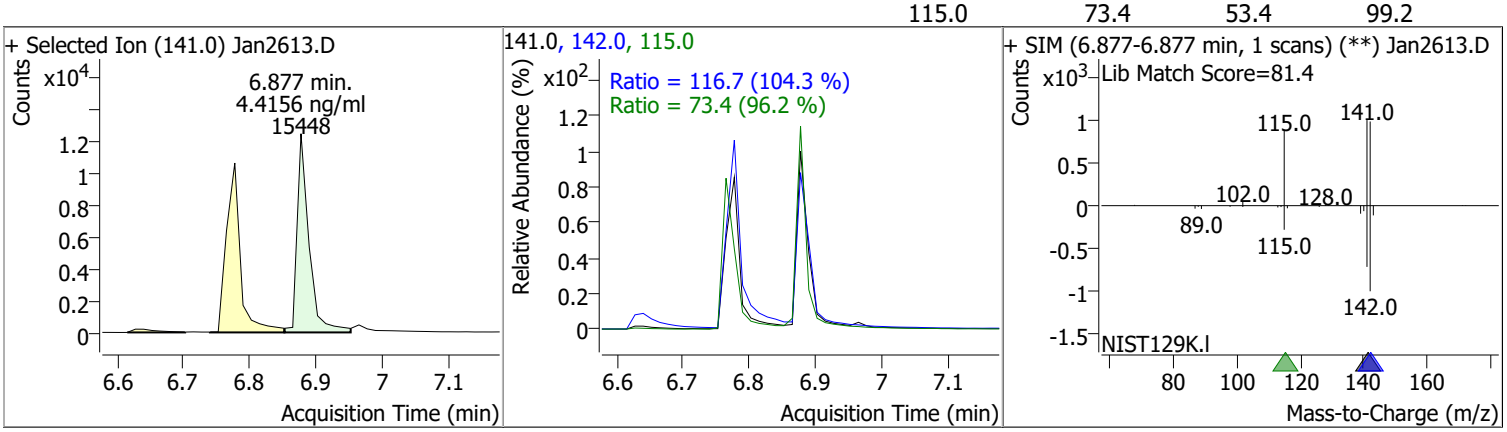

Compound	Conc.	RT	Dev(Min)	Resp.	QIon	QRatio	Lower	Upper
2-Fluorobiphenyl	4.7086	7.24	-0.01	25277	171.0	37.5	25.6	47.6

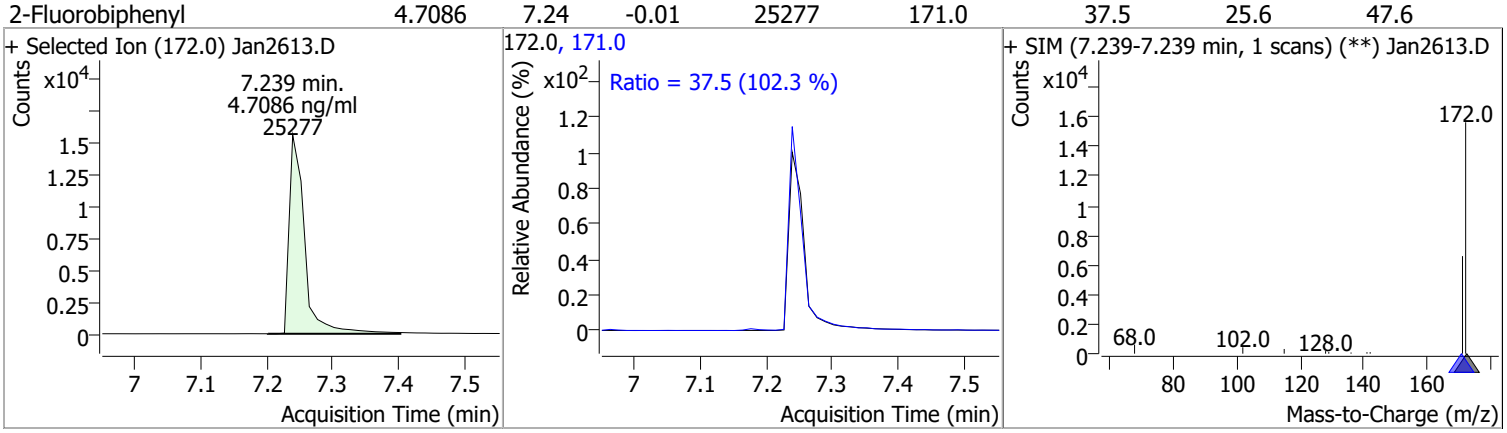

Compound	Conc.	RT	Dev(Min)	Resp.	QIon	QRatio	Lower	Upper
Acenaphthylene	4.9706	7.81	0.00	31362	153.0	13.7	9.1	17.0

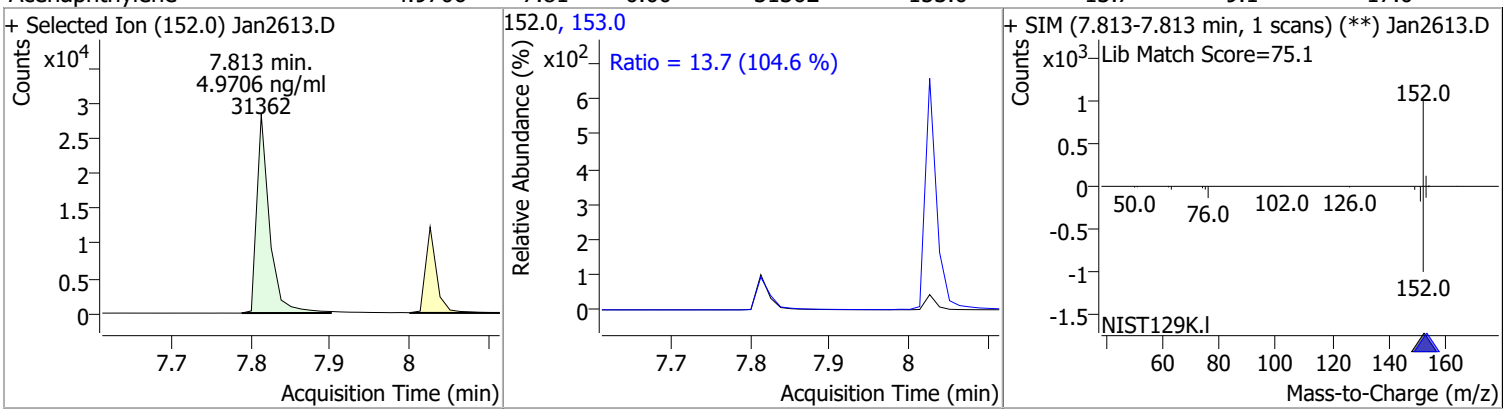

Compound	Conc.	RT	Dev(Min)	Resp.	QIon	QRatio	Lower	Upper
Acenaphthene	5.3584	8.03	0.00	20403	153.0	120.6	83.9	155.8
					152.0	58.0	40.9	76.0

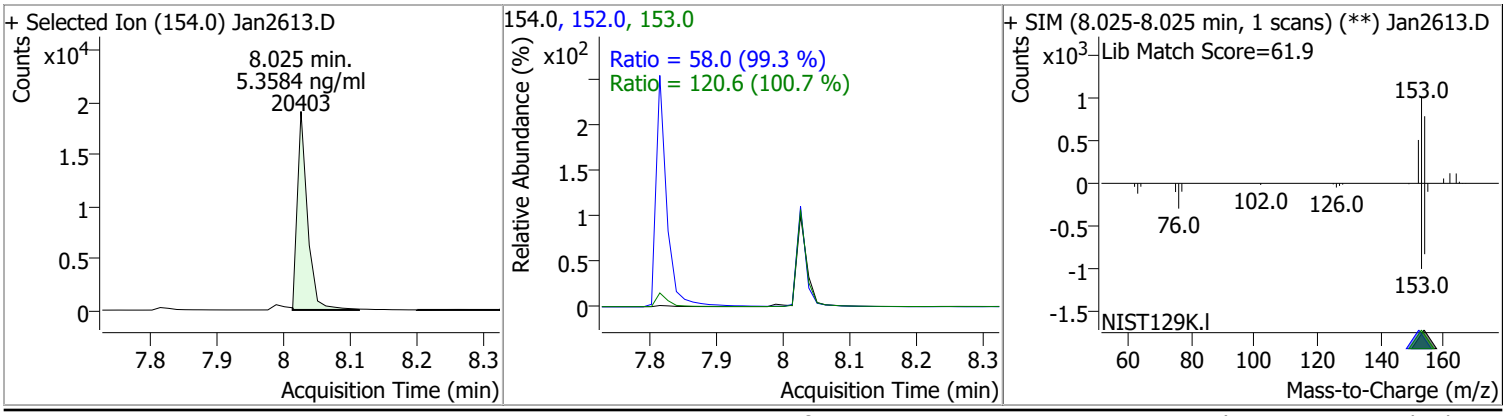

Quantitation Results Report (QT Reviewed)

Compound	Conc.	RT	Dev(Min)	Resp.	QIon	QRatio	Lower	Upper
Fluorene	5.0636	8.66	0.00	26635	165.0	97.9	67.0	124.5
					167.0	13.7	9.2	17.1

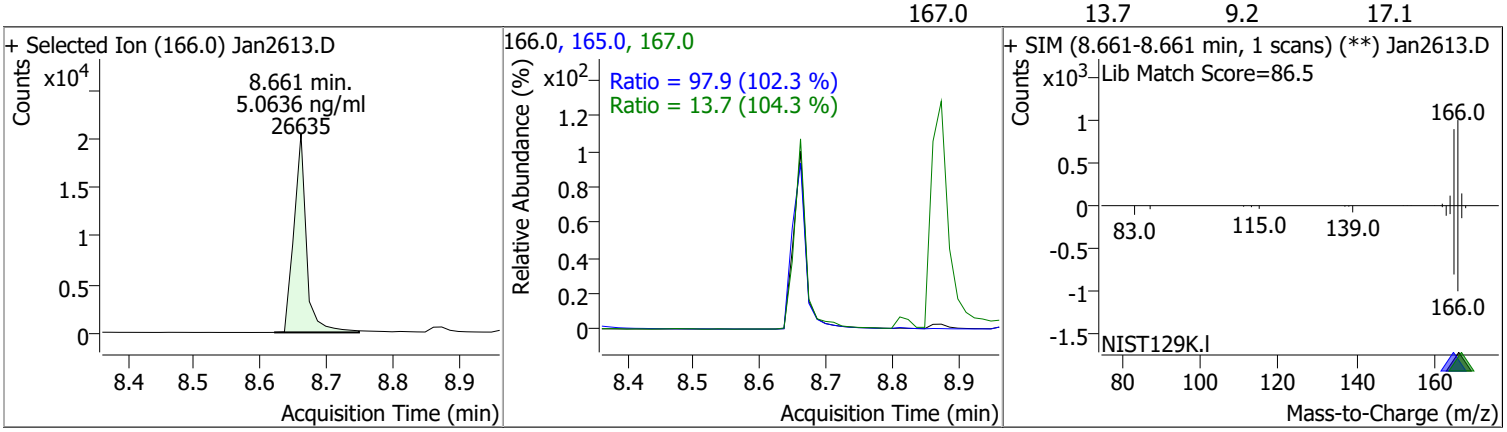

Compound	Conc.	RT	Dev(Min)	Resp.	QIon	QRatio	Lower	Upper
Phenanthrene	5.3972	9.79	0.00	41910	176.0	15.2	13.2	24.6

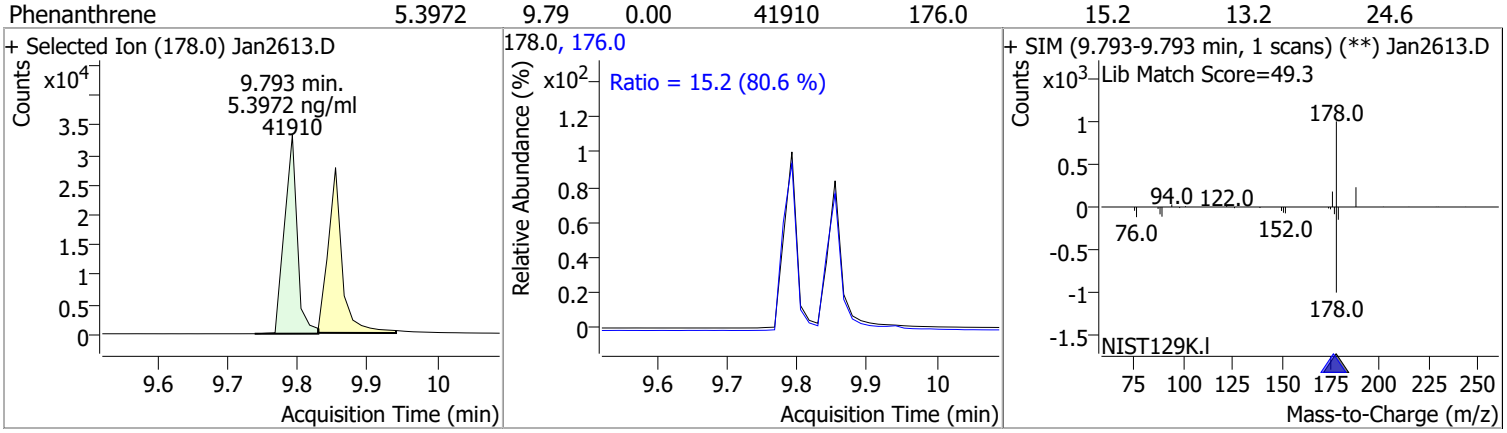

Compound	Conc.	RT	Dev(Min)	Resp.	QIon	QRatio	Lower	Upper
Anthracene	5.6203	9.85	0.00	38641	176.0	18.6	12.8	23.8

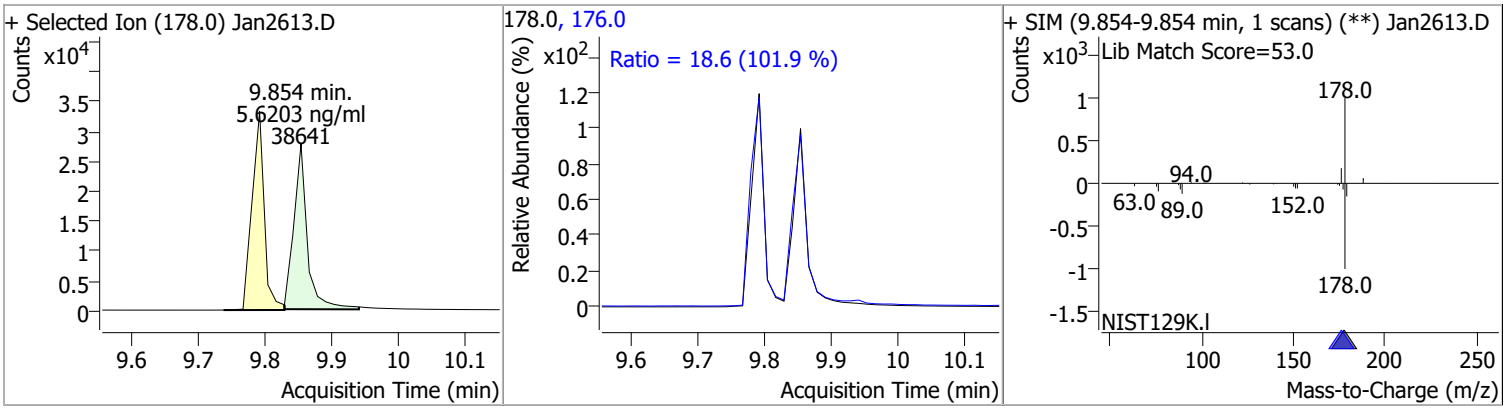

Compound	Conc.	RT	Dev(Min)	Resp.	QIon	QRatio	Lower	Upper
o-Terphenyl	5.2849	10.30	0.00	23682	229.0	70.7	47.1	87.5
					215.0	47.8	31.1	57.7

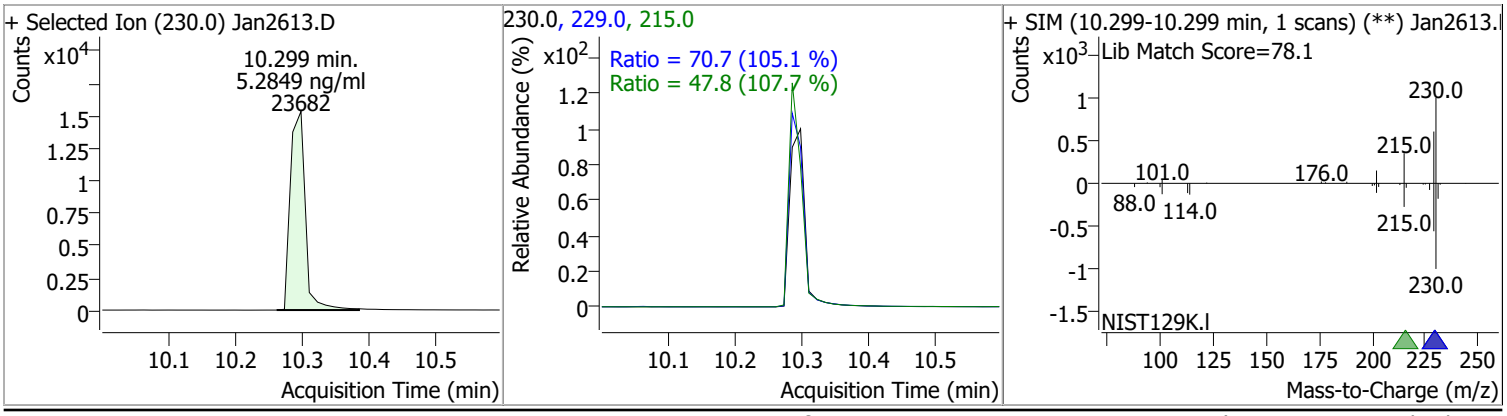

Compound	Conc.	RT	Dev(Min)	Resp.	QIon	QRatio	Lower	Upper
Fluoranthene	5.6214	11.40	-0.01	51135	101.0	12.0	8.8	16.3

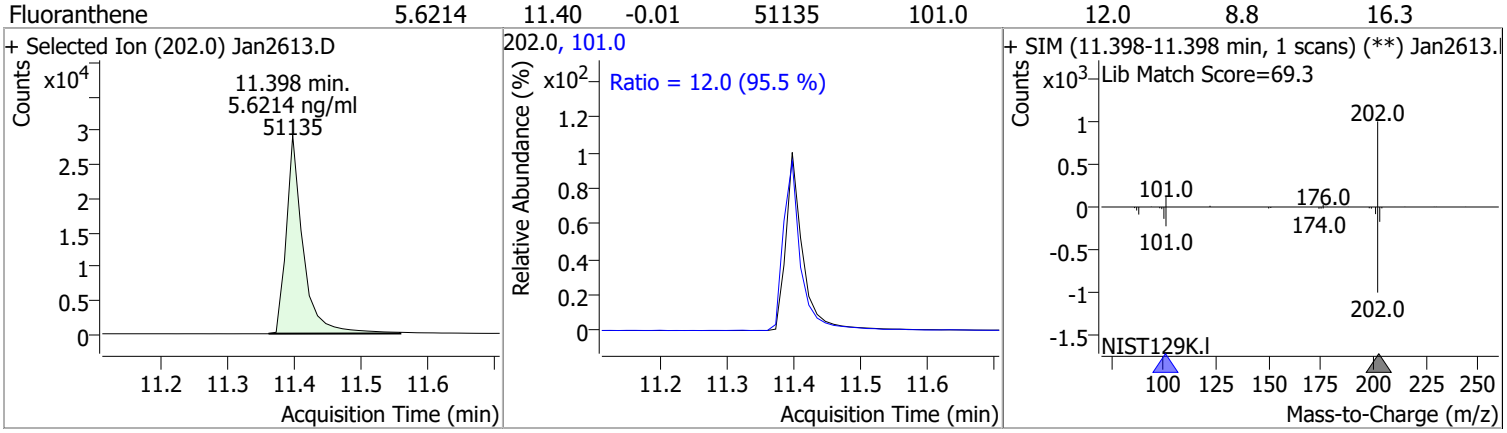

Compound	Conc.	RT	Dev(Min)	Resp.	QIon	QRatio	Lower	Upper
Pyrene	5.4682	11.77	-0.01	55242	101.0	13.9	10.8	20.0

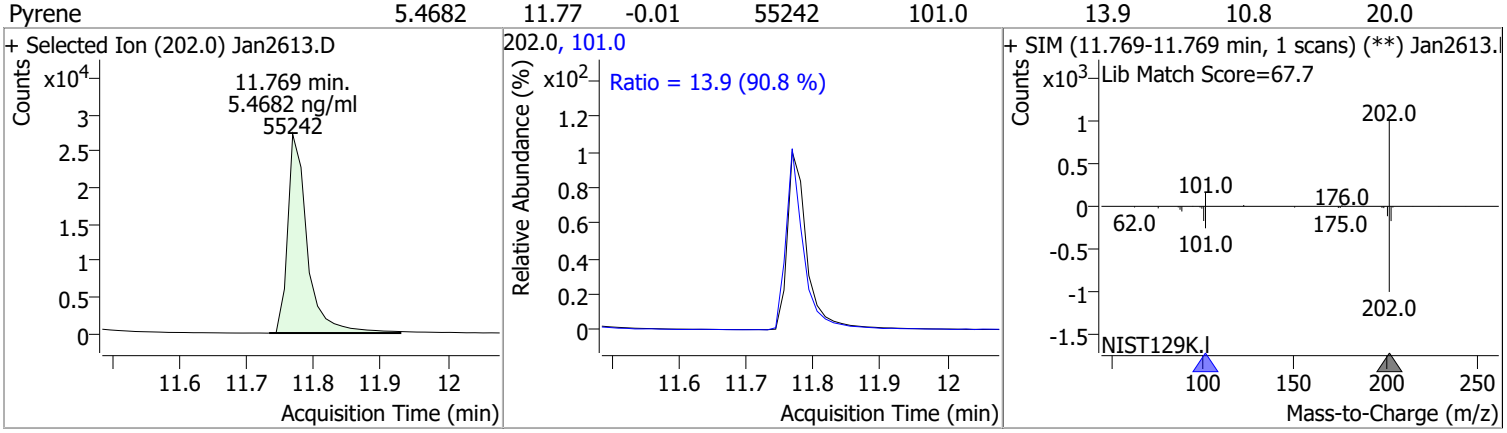

Compound	Conc.	RT	Dev(Min)	Resp.	QIon	QRatio	Lower	Upper
Terphenyl-d14	5.7010	12.25	0.00	22476	122.0	13.9	9.8	18.2

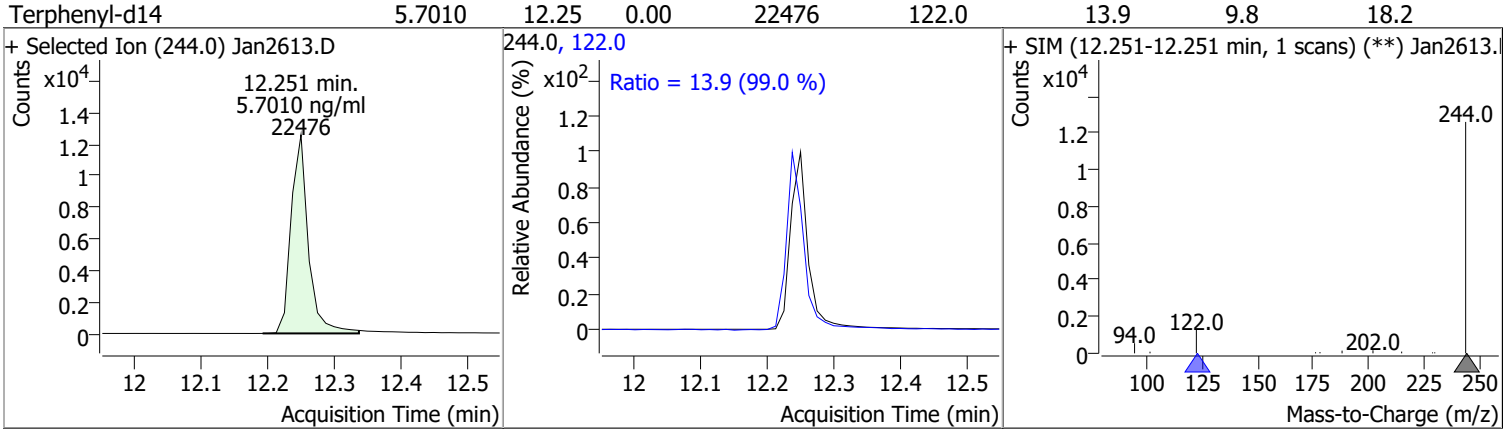

Compound	Conc.	RT	Dev(Min)	Resp.	QIon	QRatio	Lower	Upper
Benzo(a)Anthracene	5.8043	14.68	0.00	39655	226.0	27.7	19.0	35.2
					229.0	21.8	16.0	29.7

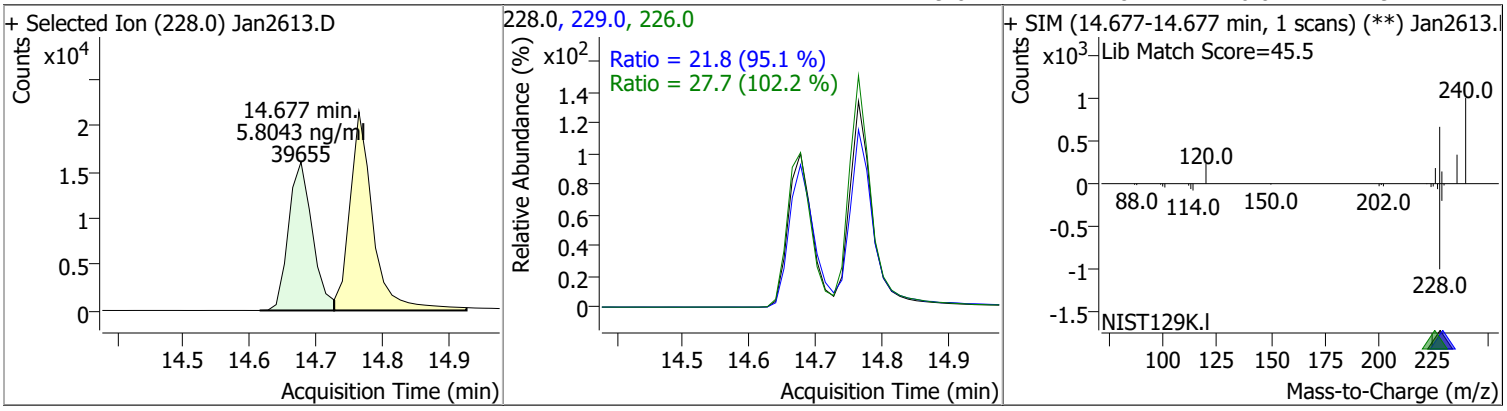

Quantitation Results Report (QT Reviewed)

Compound	Conc.	RT	Dev(Min)	Resp.	QIon	QRatio	Lower	Upper
Chrysene	5.6923	14.76	0.00	52007	226.0	30.4	21.0	39.1
					229.0	20.9	14.8	27.6

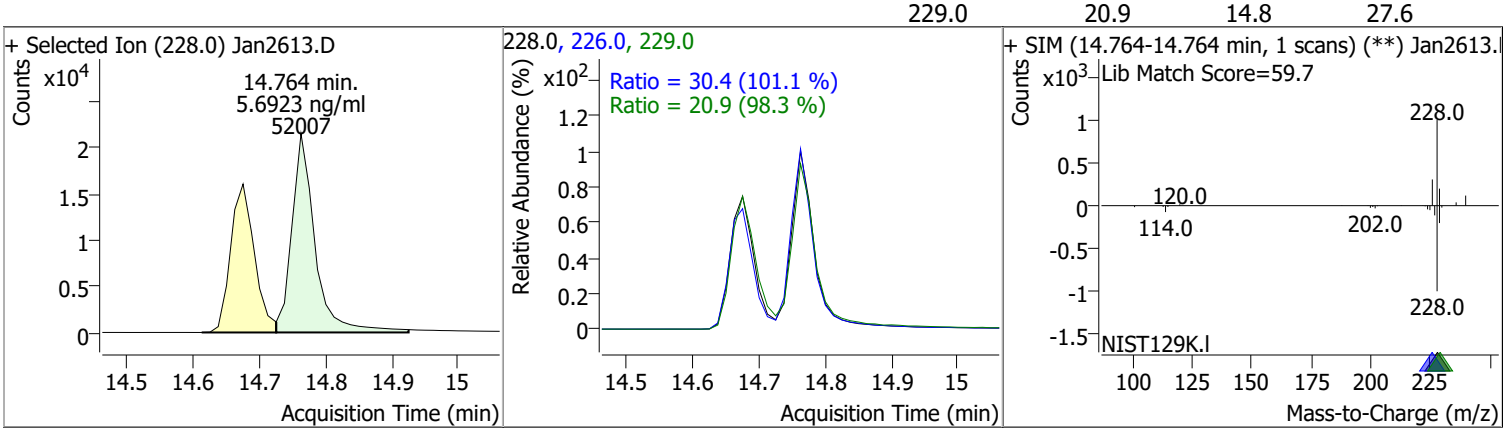

Compound	Conc.	RT	Dev(Min)	Resp.	QIon	QRatio	Lower	Upper
Benzo(b)fluoranthene	5.5532	17.70	-0.01	34888	253.0	22.2	14.9	27.7

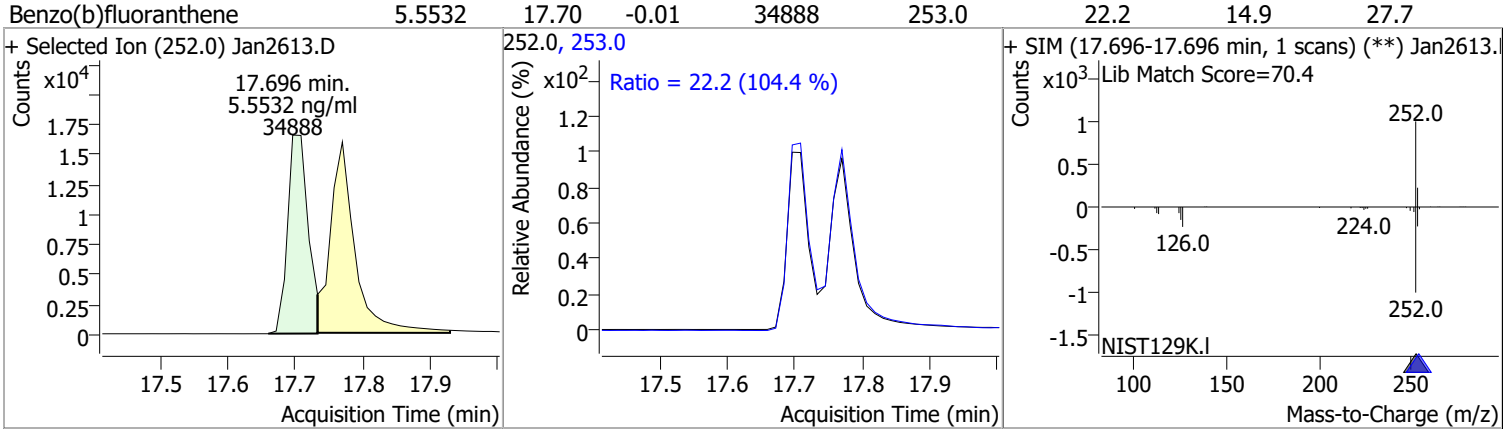

Compound	Conc.	RT	Dev(Min)	Resp.	QIon	QRatio	Lower	Upper
Benzo(k)fluoranthene	5.6315	17.77	0.00	40866	253.0	21.6	13.2	24.6

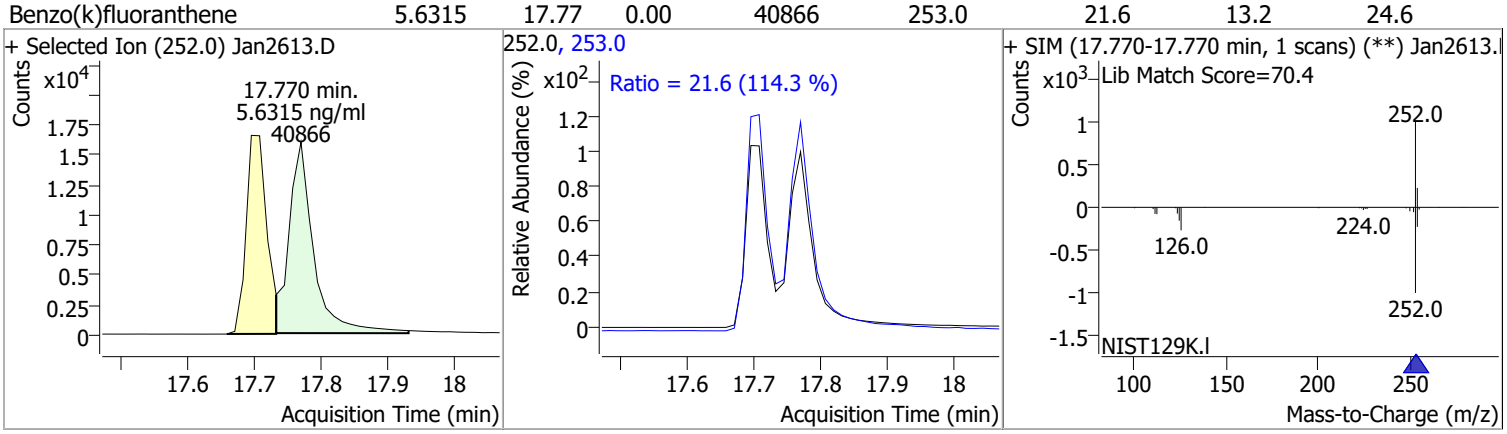

Compound	Conc.	RT	Dev(Min)	Resp.	QIon	QRatio	Lower	Upper
Benzo(a)pyrene	5.2781	18.35	0.00	27417	253.0	23.6	16.1	29.9

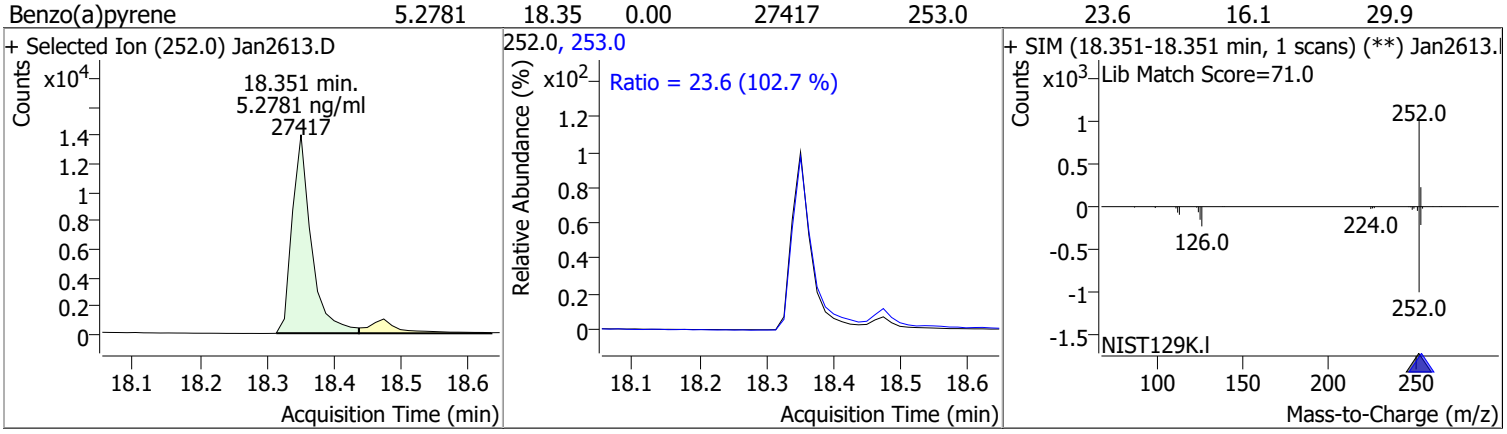

Quantitation Results Report (QT Reviewed)

Compound	Conc.	RT	Dev(Min)	Resp.	QIon	QRatio	Lower	Upper
Indeno(1,2,3-cd)pyrene	5.7519	20.20	-0.01	27014	138.0	19.7	15.7	29.1

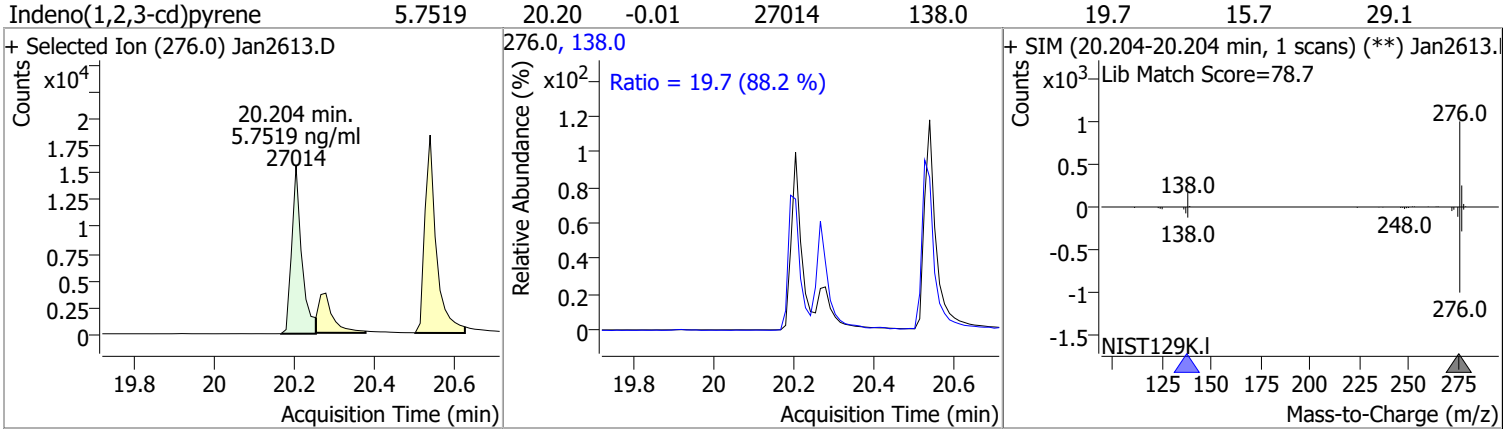

Compound	Conc.	RT	Dev(Min)	Resp.	QIon	QRatio	Lower	Upper
Dibenzo(a,h)anthracene	5.6847	20.28	0.00	29643	279.0	26.6	17.4	32.3
					139.0	17.8	12.3	22.8

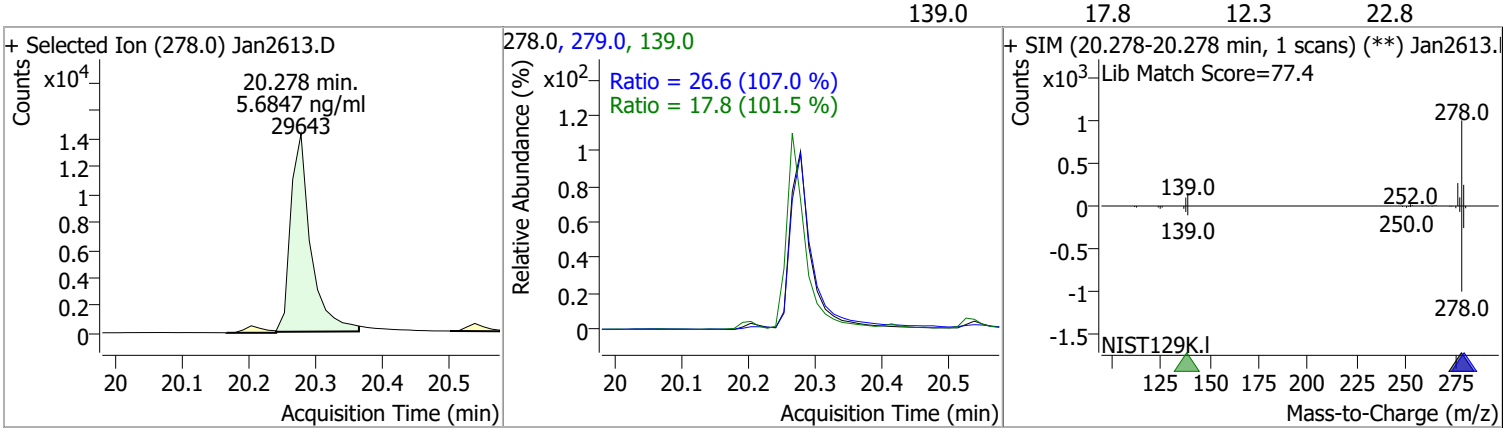

Compound	Conc.	RT	Dev(Min)	Resp.	QIon	QRatio	Lower	Upper
Benzo(g,h,i)perylene	5.5346	20.54	0.00	36555	277.0	25.9	17.3	32.2
					138.0	19.3	14.4	26.7

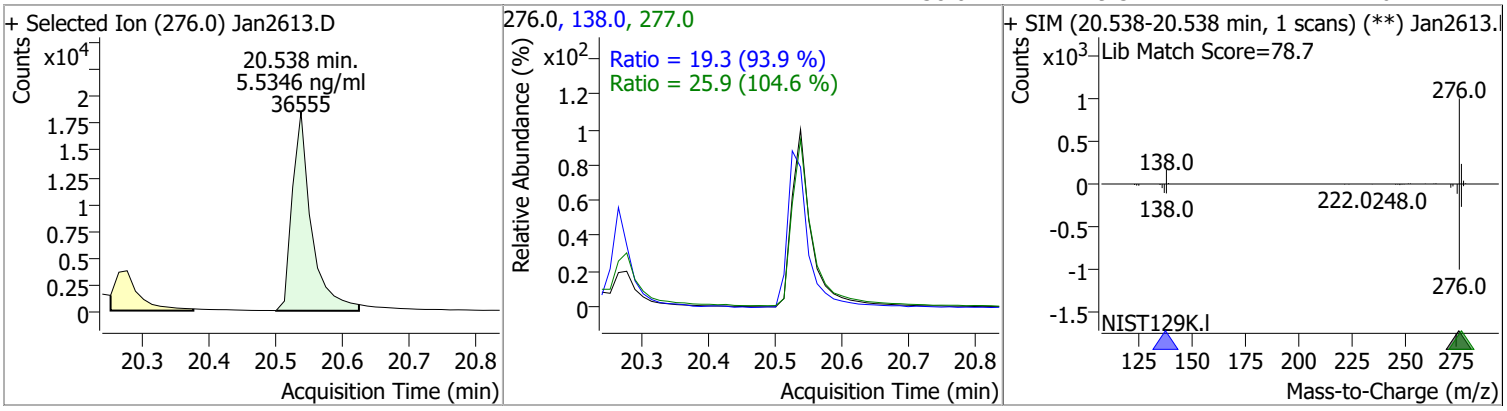

Quantitation Results Report (QT Reviewed)

Data File	Jan2614.D	Operator	LIMS import
Acq. Method	5975BNASIM	Acq. Date-Time	1/26/2022 11:47:52 PM
Sample Name	LLCSD-162956	Instrument	GCMS
Vial	14	Multiplier	1.00
DA Method File	012522 ban SIM 2.batch.bin	Comment	SVOC-8270C-SIM-W-LLPAH
Tune File	dftppjph.u	Tune Date	
Batch Name	012622 bna SIM 1.batch.bin	Last Calib Update	1/27/2022 8:37:26 AM
Ref Library			

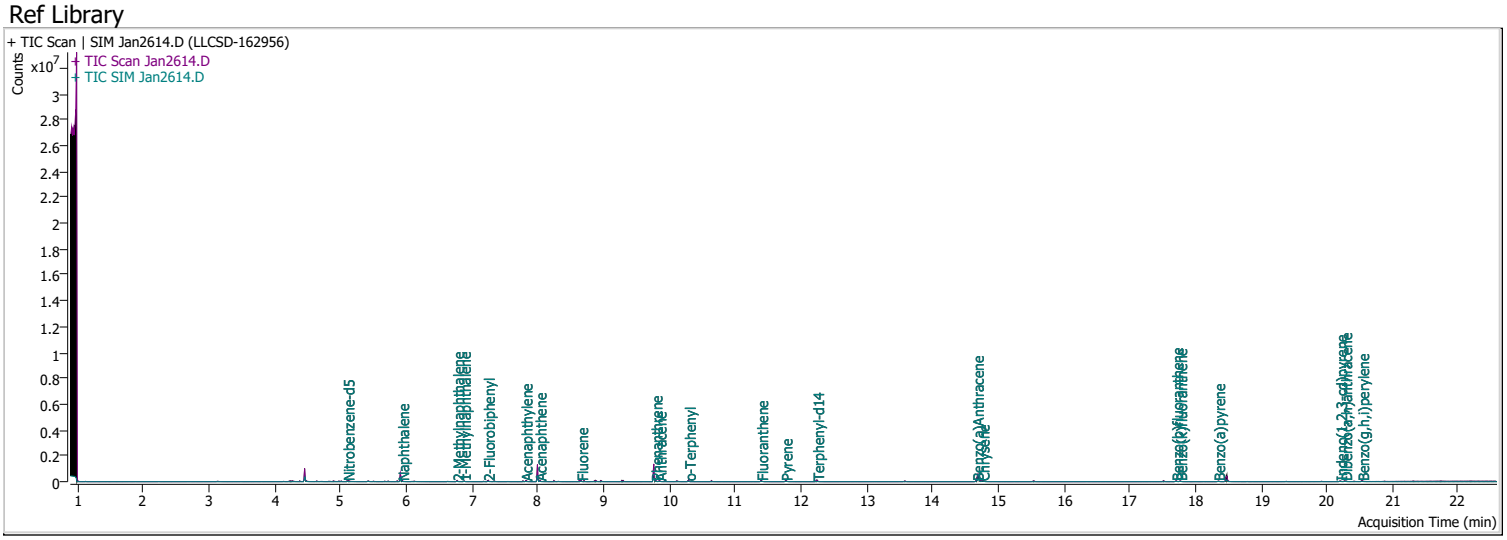

Compound	RT	QIon	Resp.	Conc.	Units		Dev(Min)
Internal Standards							
M 1,4-Dichlorobenzene-d4	4.460	152.0	121098	40.0000	ng/ml		0.000
M Naphthalene-d8	5.916	136.0	230948	40.0000	ng/ml		0.000
M Acenaphthene-d10	8.001	164.0	145899	40.0000	ng/ml		0.000
M Phenanthrene-d10	9.768	188.0	309701	40.0000	ng/ml		0.000
M Chrysene-d12	14.702	240.0	245306	40.0000	ng/ml		0.000
M Perylene-d12	18.475	264.0	156144	40.0000	ng/ml		0.000
System Monitoring Compounds							
S Nitrobenzene-d5	5.106	82.0	22333	6.8573	ng/ml		-0.012
Spiked Amount: 5.000	Range: 19.0 - 102.0%			Recovery = 137.15%		*	
S 2-Fluorobiphenyl	7.240	172.0	38930	6.7765	ng/ml		-0.012
Spiked Amount: 5.000	Range: 25.0 - 94.0%			Recovery = 135.53%		*	
S o-Terphenyl	10.299	230.0	23425	5.0226	ng/ml		0.000
Spiked Amount: 5.000	Range: 40.0 - 140.0%			Recovery = 100.45%			
S Terphenyl-d14	12.251	244.0	34317	8.3166	ng/ml		0.000
Spiked Amount: 5.000	Range: 39.0 - 106.0%			Recovery = 166.33%		*	
Target Compounds							**QValue**
T Naphthalene	5.941	128.0	18393	3.1026	ng/ml		95
T 2-Methylnaphthalene	6.777	141.0	11905	3.3210	ng/ml		85
T 1-Methylnaphthalene	6.877	141.0	11841	3.2589	ng/ml	m	93
T Acenaphthylene	7.814	152.0	27456	4.1108	ng/ml		97
T Acenaphthene	8.025	154.0	17280	4.2022	ng/ml	m	100
T Fluorene	8.661	166.0	24498	4.3526	ng/ml		98
T Phenanthrene	9.793	178.0	35509	4.4088	ng/ml		90
T Anthracene	9.854	178.0	40628	5.6833	ng/ml		100
T Fluoranthene	11.398	202.0	51088	5.3969	ng/ml		99
T Pyrene	11.769	202.0	56330	5.4083	ng/ml		97
T Benzo(a)Anthracene	14.677	228.0	40726	5.7804	ng/ml		99
T Chrysene	14.764	228.0	53401	5.6659	ng/ml		99
T Benzo(b)fluoranthene	17.709	252.0	37816	5.8270	ng/ml		97

Compound	RT	QIon	Resp.	Conc.	Units	Dev(Min)
T Benzo(k)fluoranthene	17.770	252.0	38411	5.1671	ng/ml	90
T Benzo(a)pyrene	18.351	252.0	28498	5.3364	ng/ml	98
T Indeno(1,2,3-cd)pyrene	20.204	276.0	26829	5.5829	ng/ml	95
T Dibenzo(a,h)anthracene	20.279	278.0	30258	5.6521	ng/ml	99
T Benzo(g,h,i)perylene	20.538	276.0	36760	5.4249	ng/ml	99

(#) = Qualifier Out of Range; (m) = Manual Integration; (+) = Area Summed; (*) = Surrogate Percent Recovery Out of Range; (d): Zeroed Peak

Compound	Conc.	RT	Dev(Min)	Resp.	QIon	QRatio	Lower	Upper
Nitrobenzene-d5	6.8573	5.11	-0.01	22333	54.0	33.6	31.6	58.8
					128.0	26.8	19.3	35.9

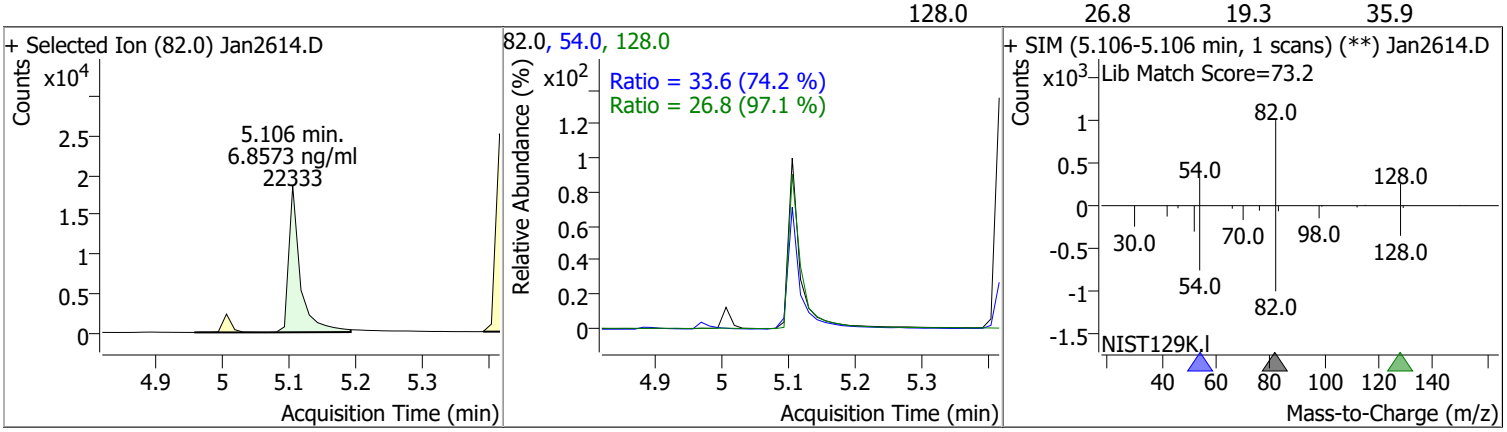

Compound	Conc.	RT	Dev(Min)	Resp.	QIon	QRatio	Lower	Upper
Naphthalene	3.1026	5.94	0.00	18393	102.0	17.4	0.0	61.8
					129.0	10.7	7.7	14.3

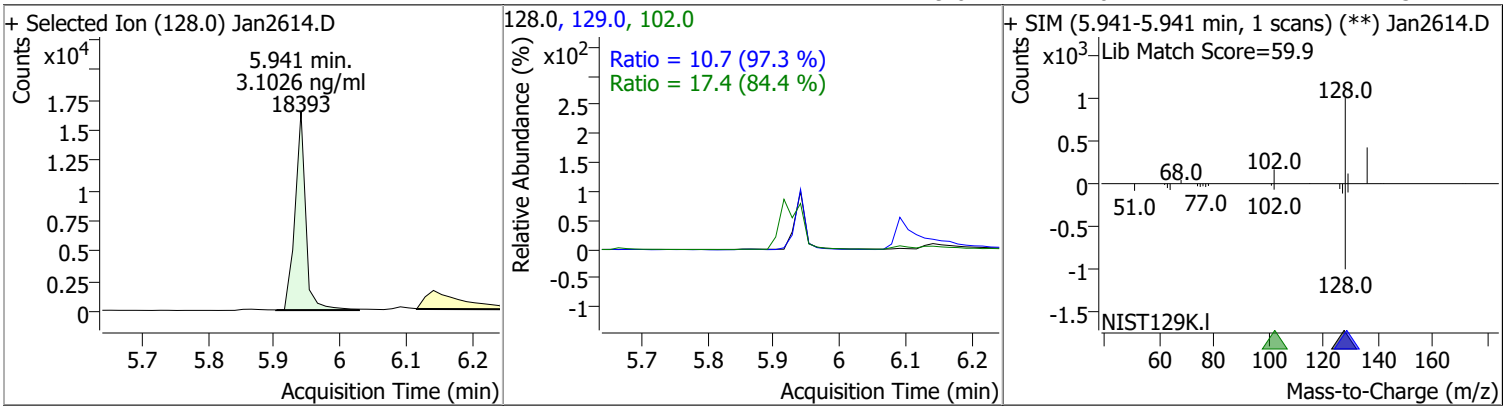

Compound	Conc.	RT	Dev(Min)	Resp.	QIon	QRatio	Lower	Upper
2-Methylnaphthalene	3.3210	6.78	0.00	11905	142.0	165.9	99.1	184.0
					115.0	69.9	46.3	86.0

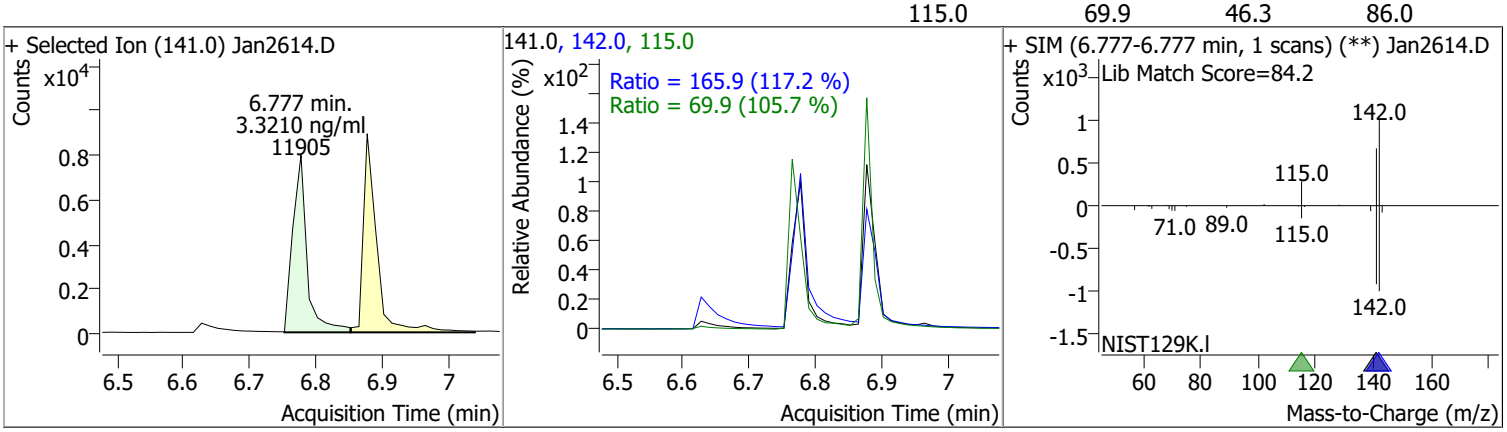

Compound	Conc.	RT	Dev(Min)	Resp.	QIon	QRatio	Lower	Upper
1-Methylnaphthalene	3.2589	6.88	0.00	11841 (m)	142.0	123.0	78.3	145.5
					115.0	73.6	53.4	99.2

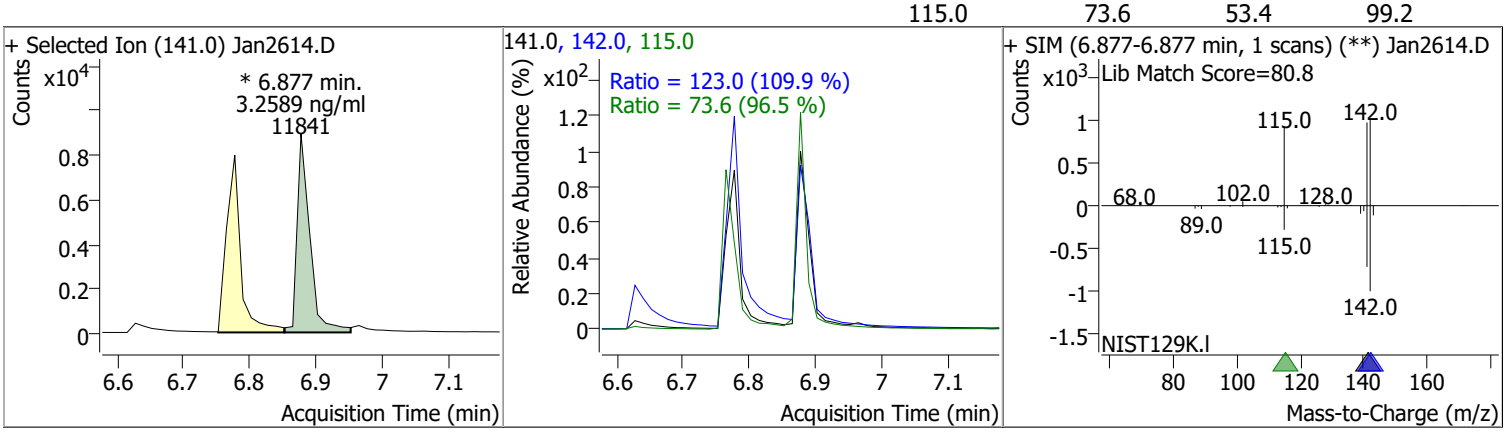

Compound	Conc.	RT	Dev(Min)	Resp.	QIon	QRatio	Lower	Upper
2-Fluorobiphenyl	6.7765	7.24	-0.01	38930	171.0	37.1	25.6	47.6

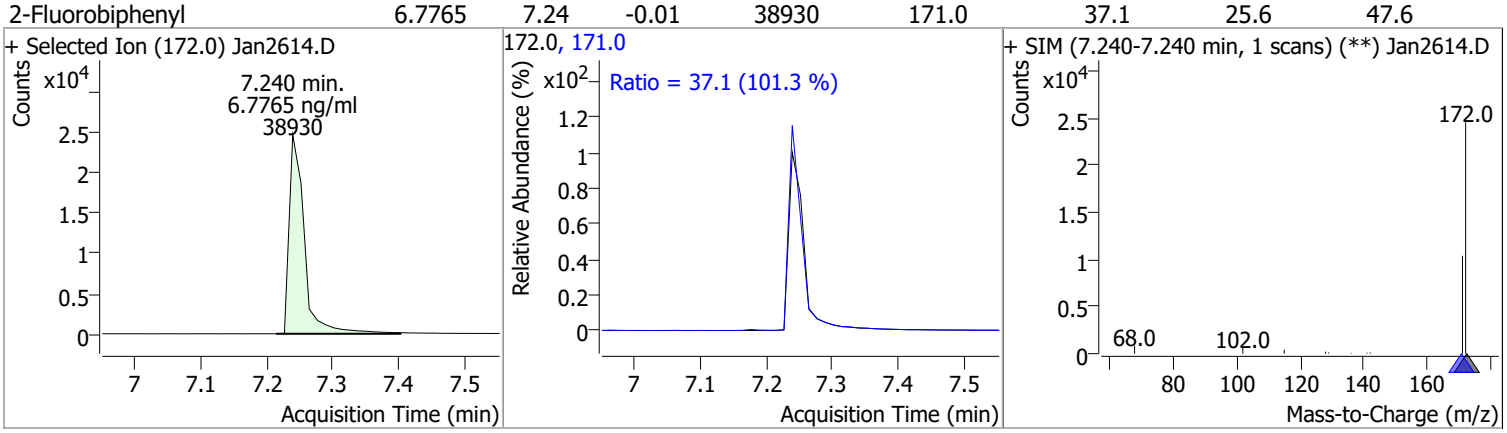

Compound	Conc.	RT	Dev(Min)	Resp.	QIon	QRatio	Lower	Upper
Acenaphthylene	4.1108	7.81	0.00	27456	153.0	14.2	9.1	17.0

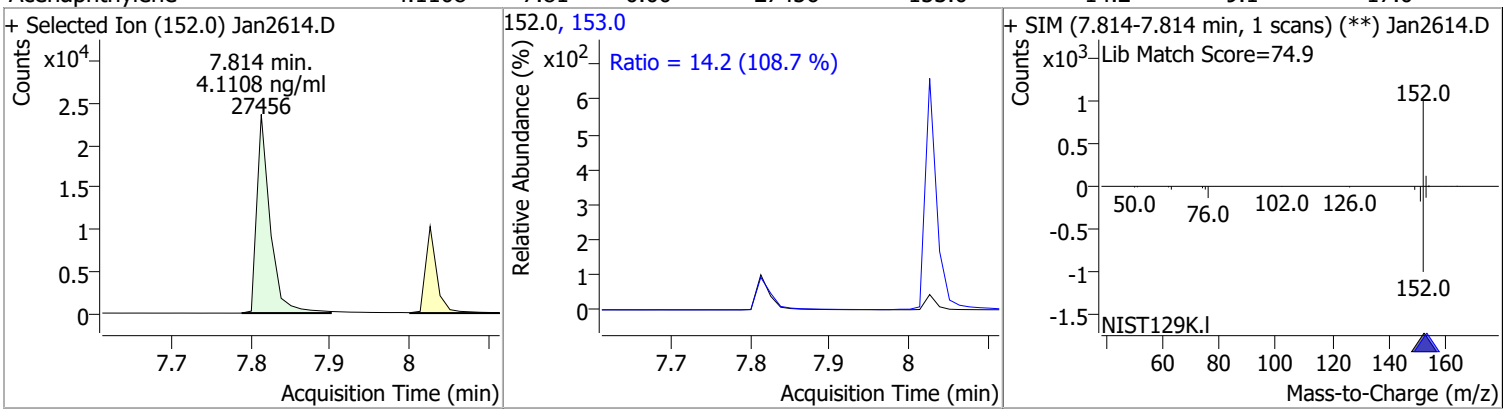

Compound	Conc.	RT	Dev(Min)	Resp.	QIon	QRatio	Lower	Upper
Acenaphthene	4.2022	8.03	0.00	17280 (m)	153.0	119.9	83.9	155.8
					152.0	58.6	40.9	76.0

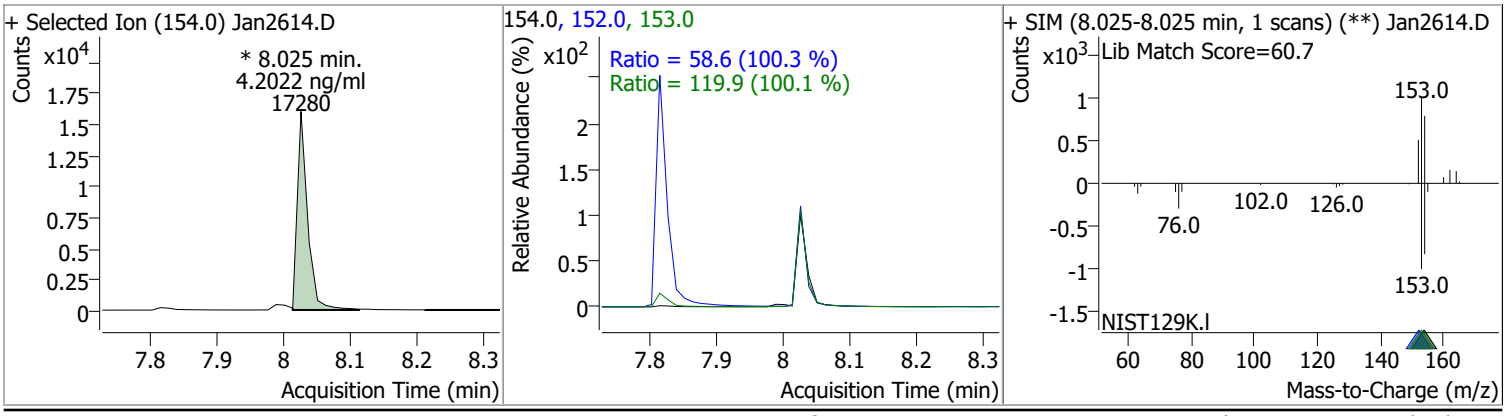

Quantitation Results Report (QT Reviewed)

Compound	Conc.	RT	Dev(Min)	Resp.	QIon	QRatio	Lower	Upper
Fluorene	4.3526	8.66	0.00	24498	165.0	97.8	67.0	124.5
					167.0	13.8	9.2	17.1

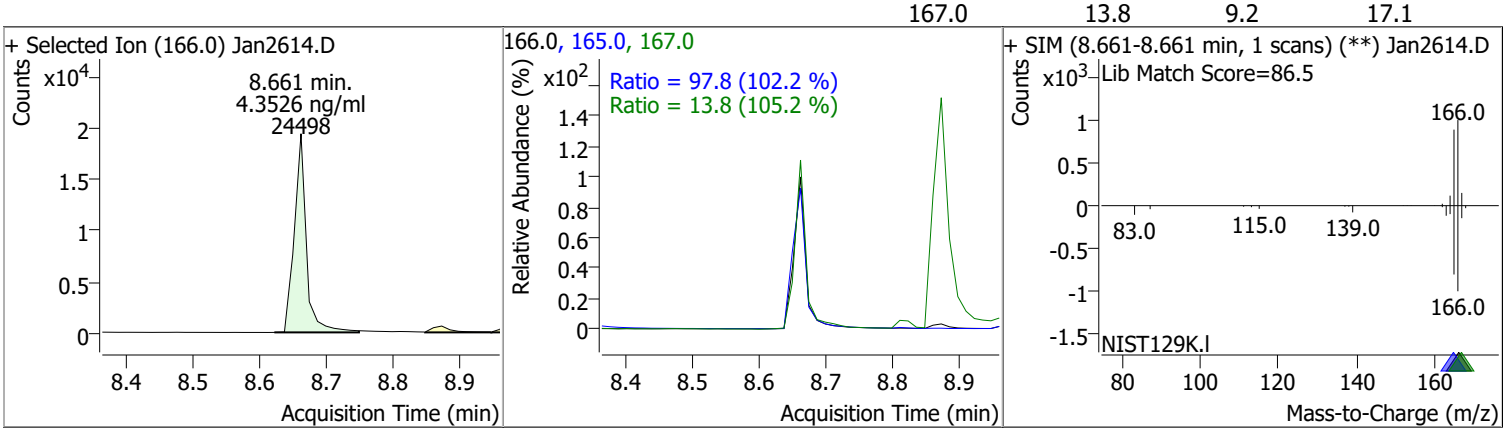

Compound	Conc.	RT	Dev(Min)	Resp.	QIon	QRatio	Lower	Upper
Phenanthrene	4.4088	9.79	0.00	35509	176.0	23.3	13.2	24.6

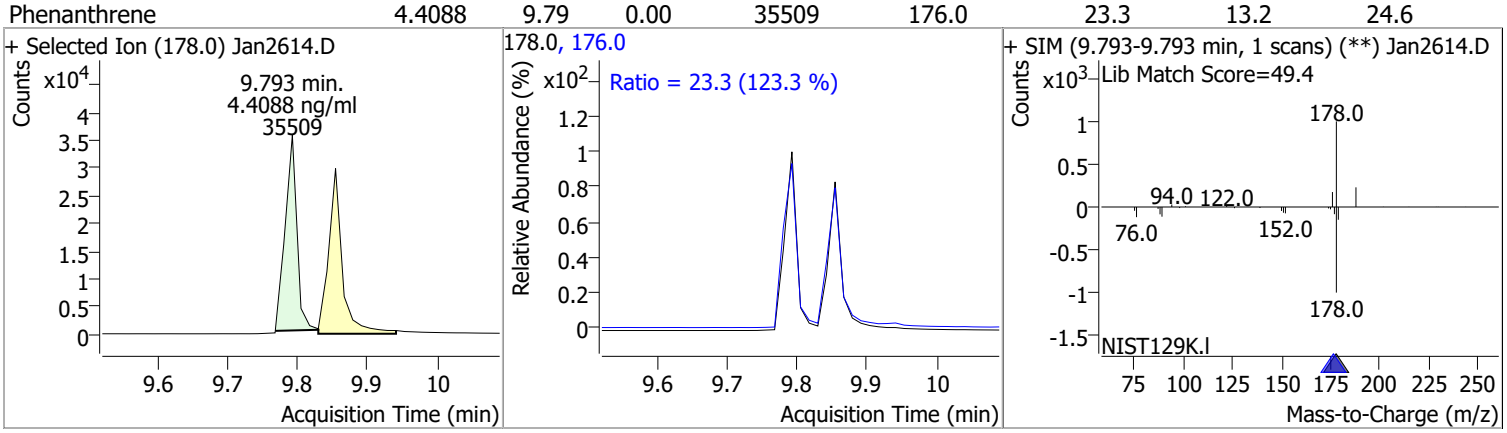

Compound	Conc.	RT	Dev(Min)	Resp.	QIon	QRatio	Lower	Upper
Anthracene	5.6833	9.85	0.00	40628	176.0	18.3	12.8	23.8

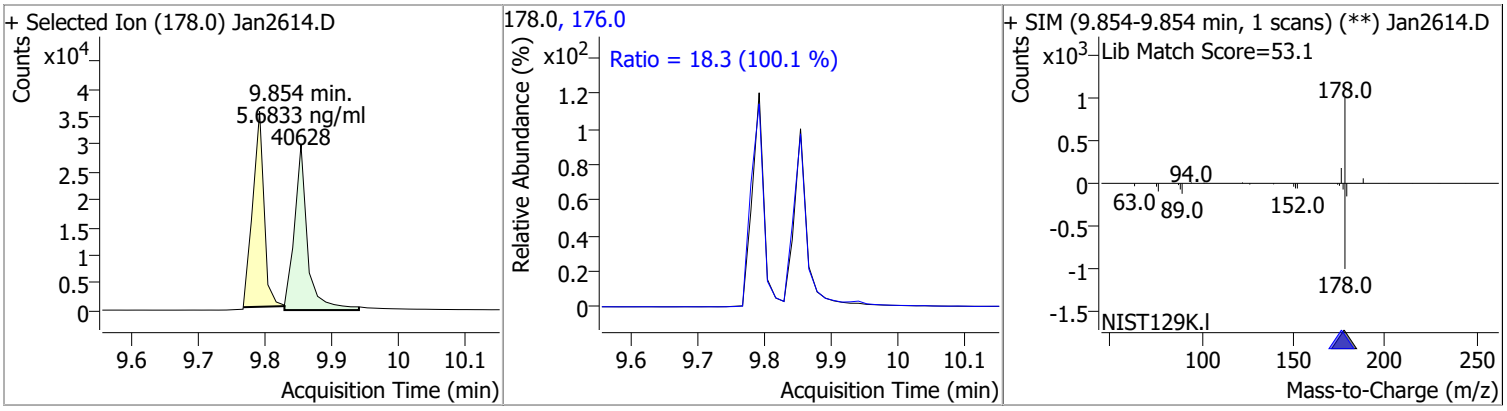

Compound	Conc.	RT	Dev(Min)	Resp.	QIon	QRatio	Lower	Upper
o-Terphenyl	5.0226	10.30	0.00	23425	229.0	70.0	47.1	87.5
					215.0	46.9	31.1	57.7

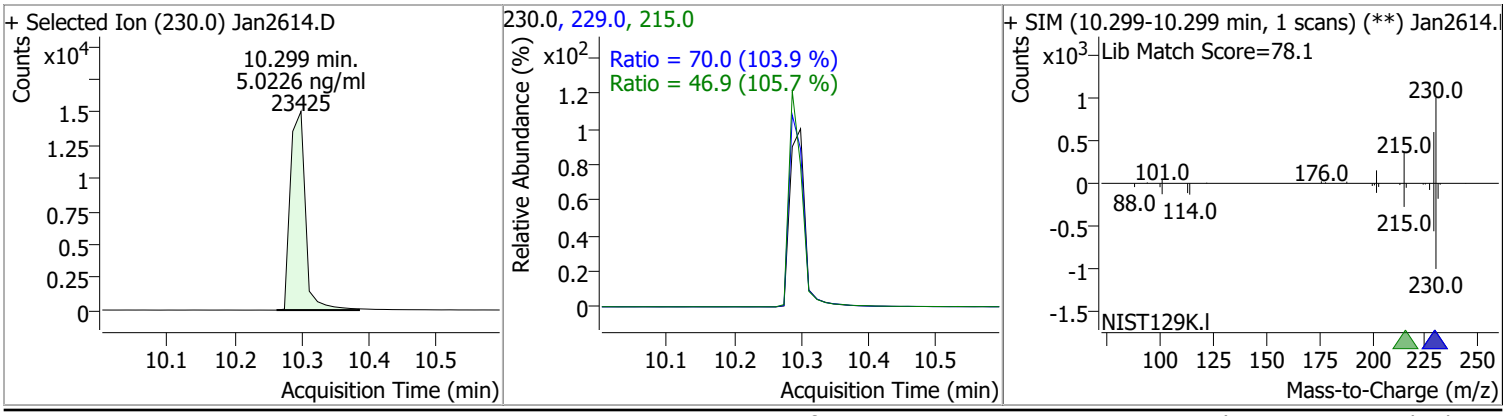

Compound	Conc.	RT	Dev(Min)	Resp.	QIon	QRatio	Lower	Upper
Fluoranthene	5.3969	11.40	-0.01	51088	101.0	12.0	8.8	16.3

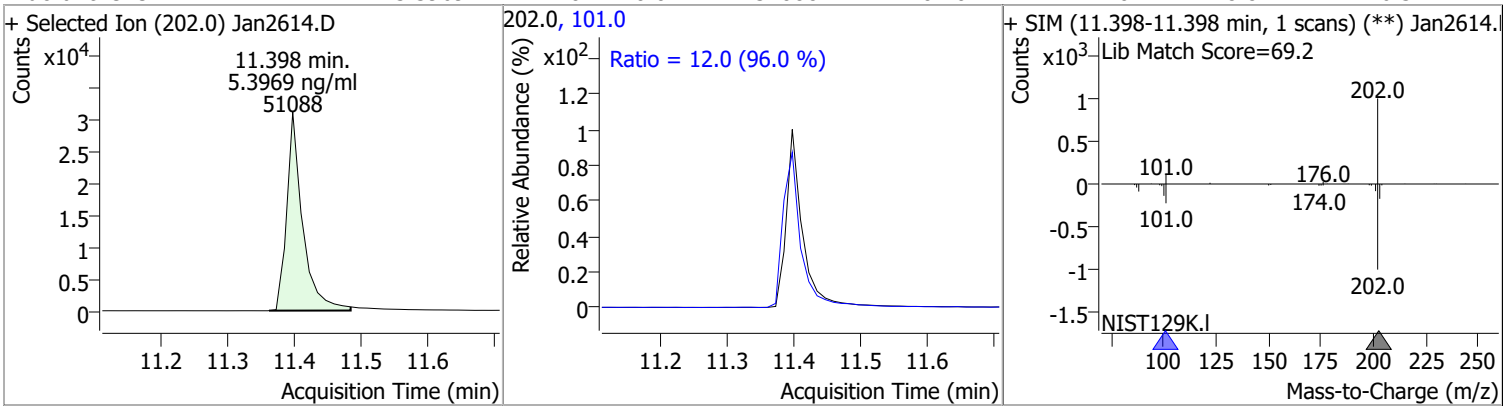

Compound	Conc.	RT	Dev(Min)	Resp.	QIon	QRatio	Lower	Upper
Pyrene	5.4083	11.77	-0.01	56330	101.0	14.1	10.8	20.0

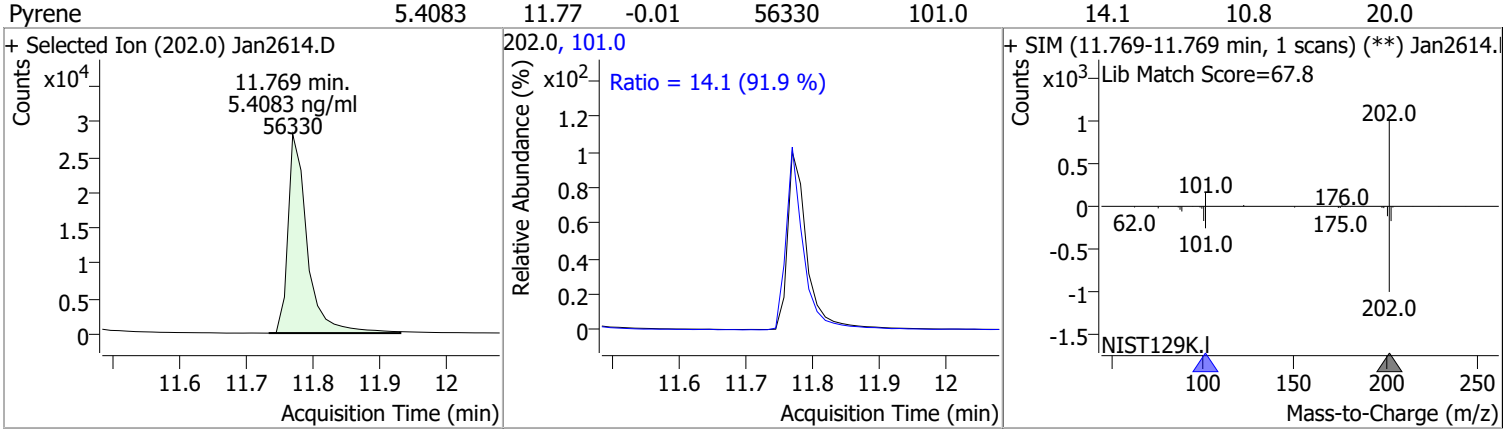

Compound	Conc.	RT	Dev(Min)	Resp.	QIon	QRatio	Lower	Upper
Terphenyl-d14	8.3166	12.25	0.00	34317	122.0	15.0	9.8	18.2

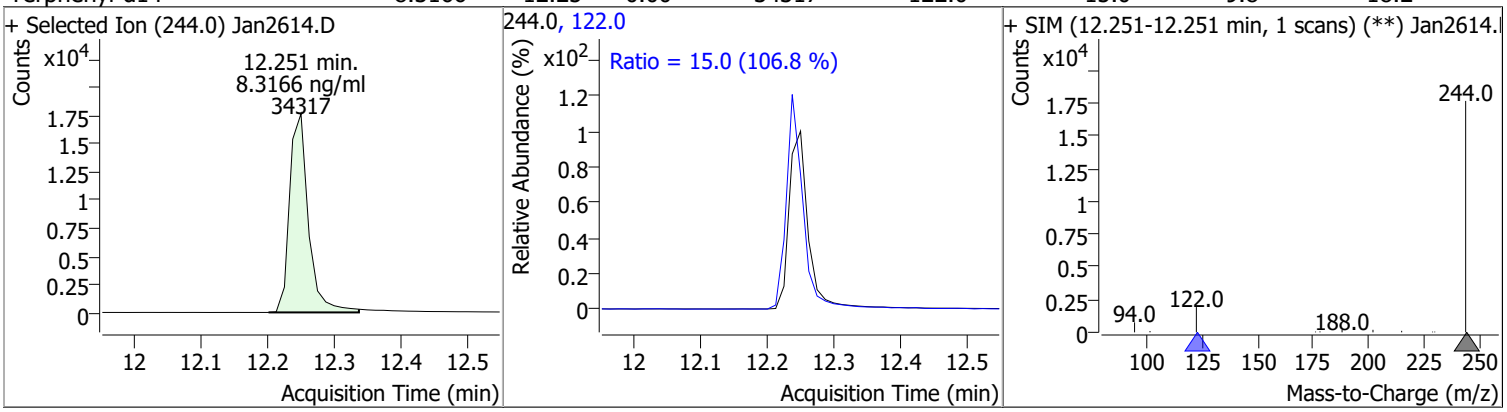

Compound	Conc.	RT	Dev(Min)	Resp.	QIon	QRatio	Lower	Upper
Benzo(a)Anthracene	5.7804	14.68	0.00	40726	226.0	27.4	19.0	35.2
					229.0	21.9	16.0	29.7

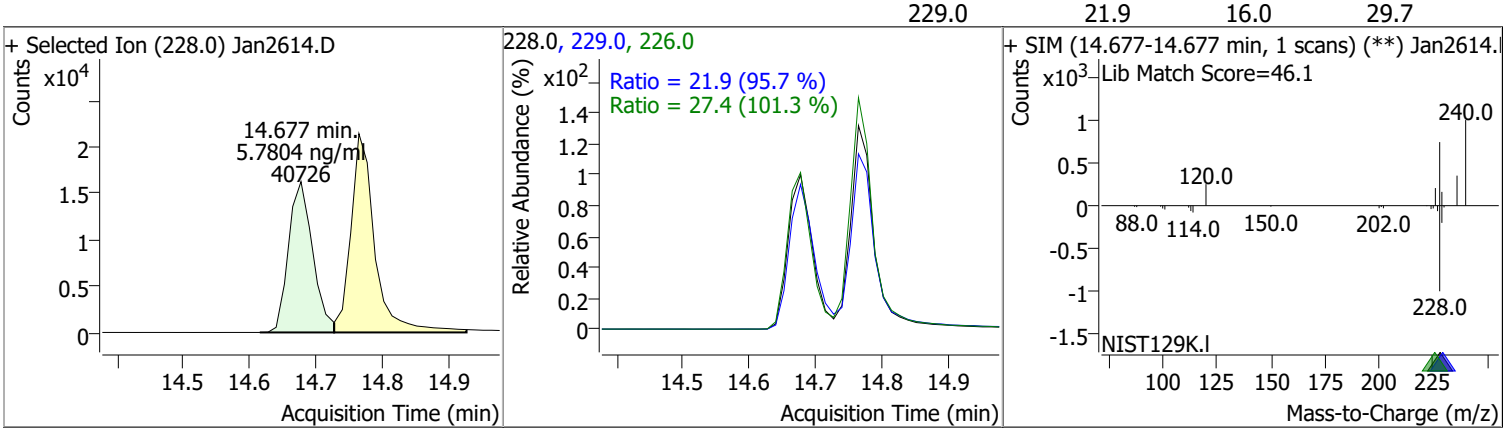

Compound	Conc.	RT	Dev(Min)	Resp.	QIon	QRatio	Lower	Upper
Chrysene	5.6659	14.76	0.00	53401	226.0	30.3	21.0	39.1
					229.0	20.9	14.8	27.6

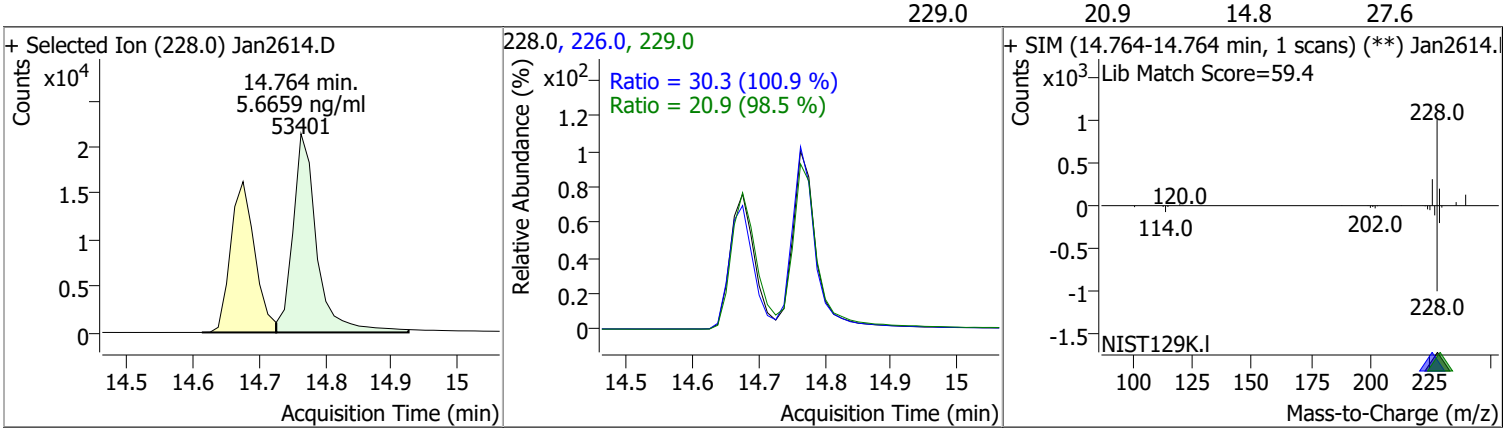

Compound	Conc.	RT	Dev(Min)	Resp.	QIon	QRatio	Lower	Upper
Benzo(b)fluoranthene	5.8270	17.71	0.00	37816	253.0	22.7	14.9	27.7

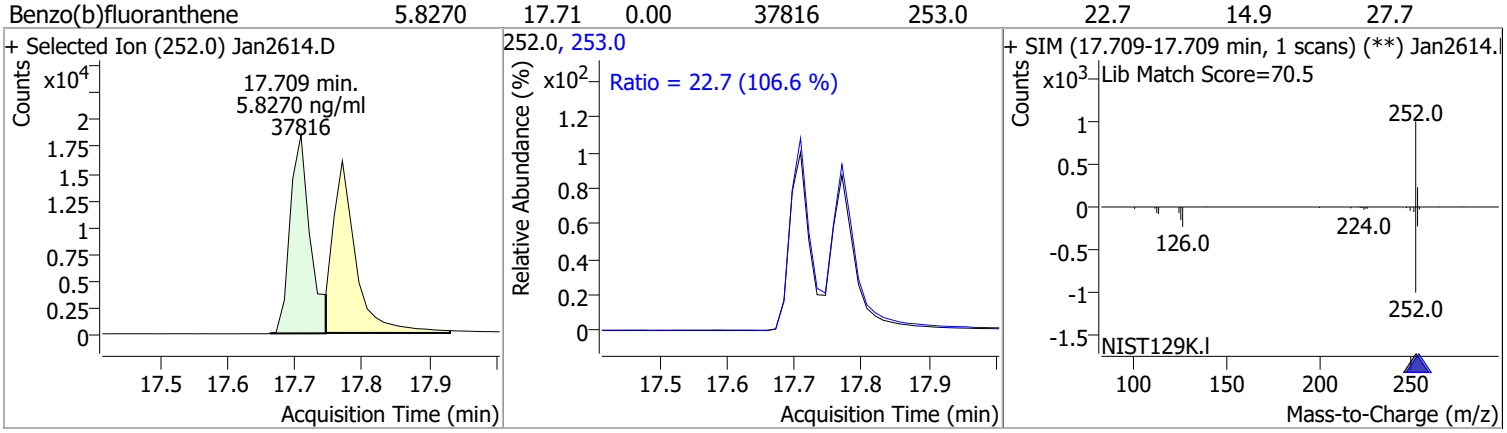

Compound	Conc.	RT	Dev(Min)	Resp.	QIon	QRatio	Lower	Upper
Benzo(k)fluoranthene	5.1671	17.77	0.00	38411	253.0	23.6	13.2	24.6

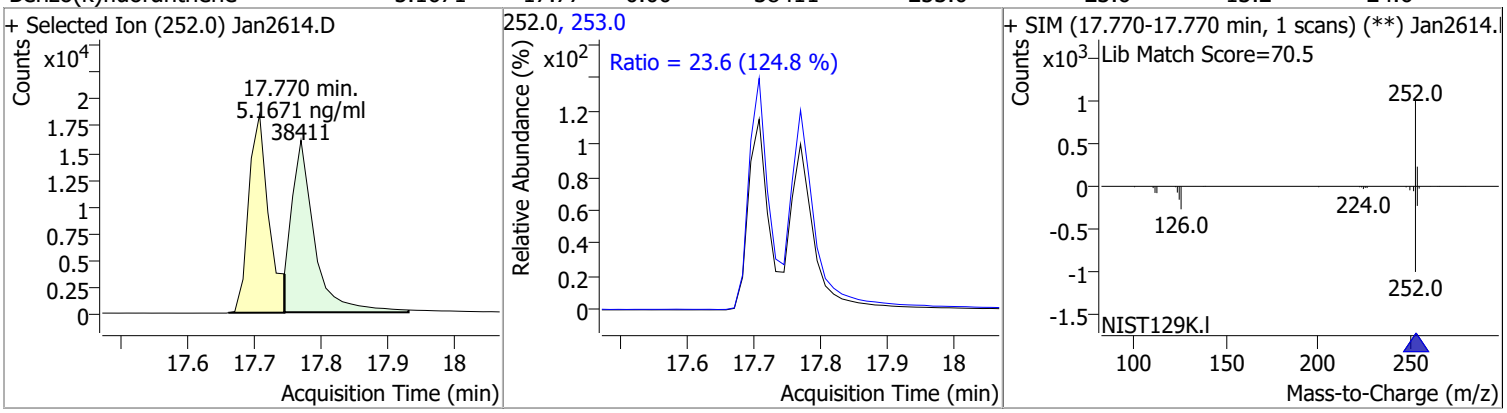

Compound	Conc.	RT	Dev(Min)	Resp.	QIon	QRatio	Lower	Upper
Benzo(a)pyrene	5.3364	18.35	0.00	28498	253.0	23.7	16.1	29.9

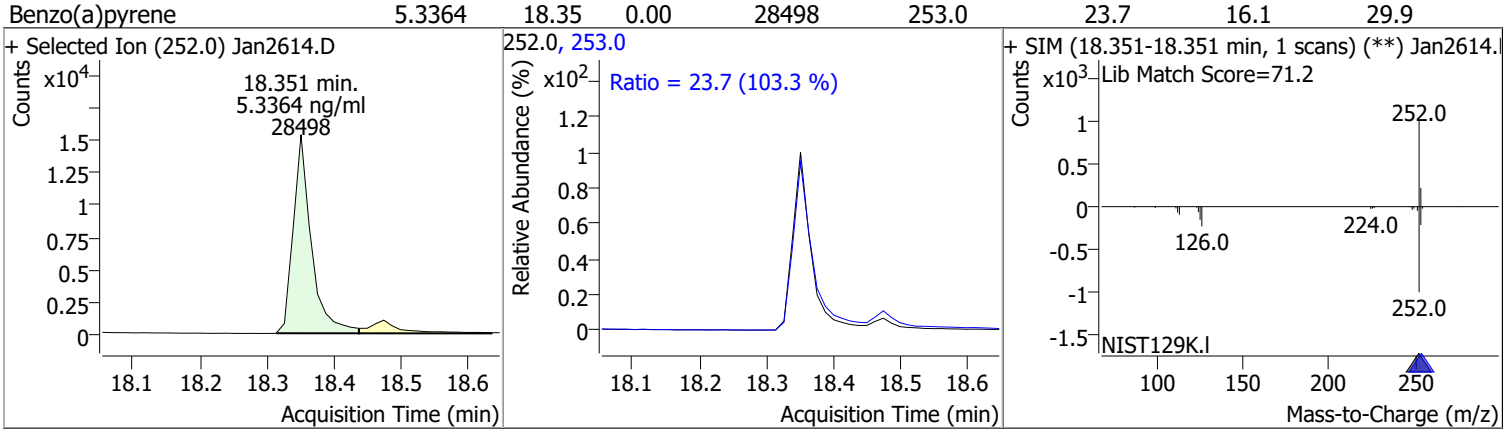

Compound	Conc.	RT	Dev(Min)	Resp.	QIon	QRatio	Lower	Upper
Indeno(1,2,3-cd)pyrene	5.5829	20.20	-0.01	26829	138.0	19.9	15.7	29.1

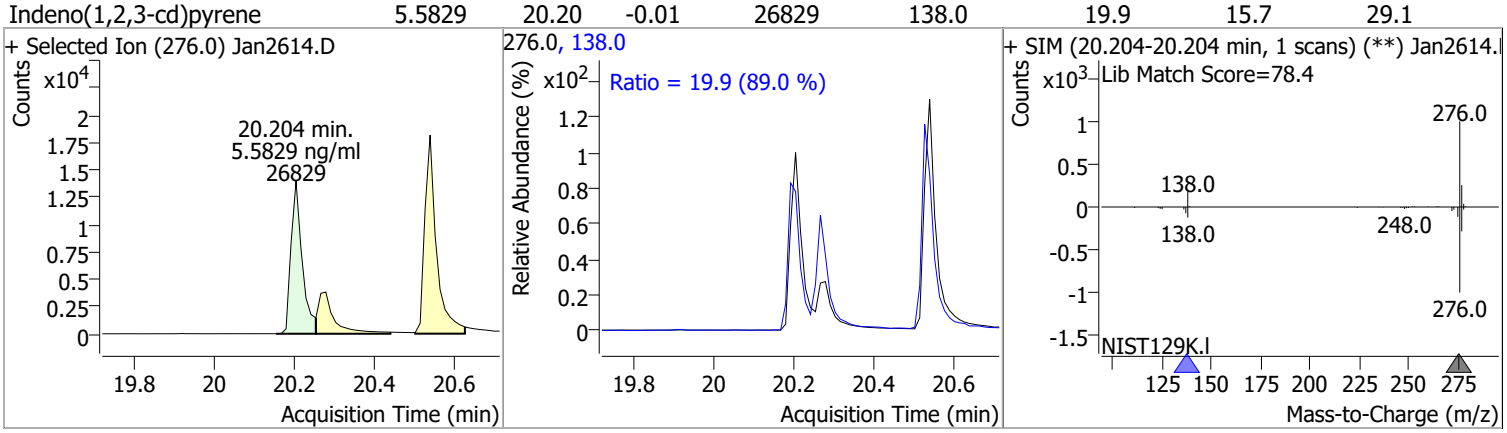

Compound	Conc.	RT	Dev(Min)	Resp.	QIon	QRatio	Lower	Upper
Dibenzo(a,h)anthracene	5.6521	20.28	0.00	30258	279.0	24.5	17.4	32.3
					139.0	17.4	12.3	22.8

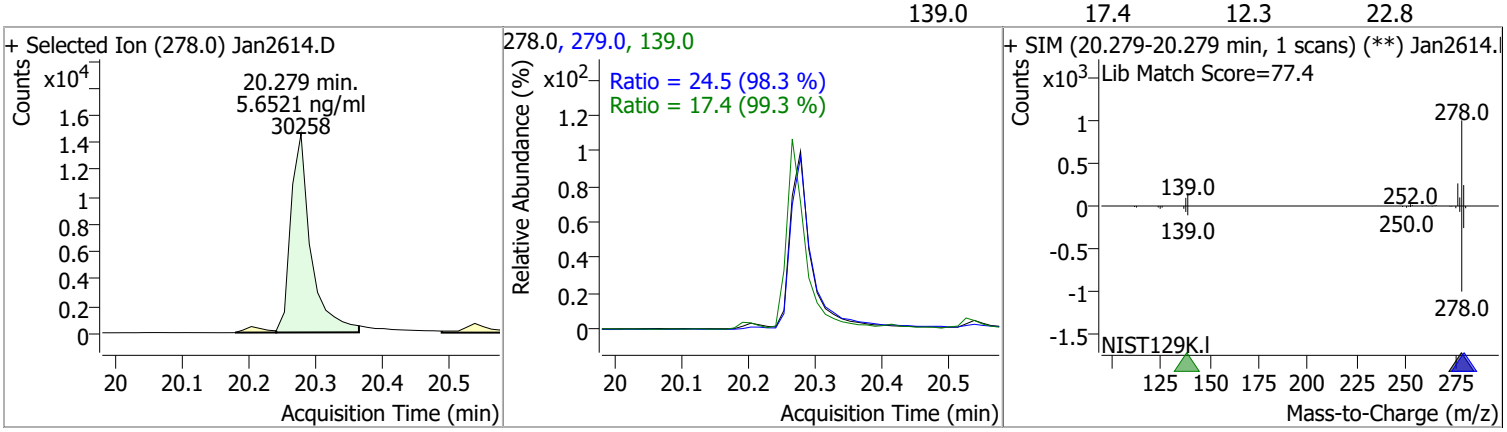

Compound	Conc.	RT	Dev(Min)	Resp.	QIon	QRatio	Lower	Upper
Benzo(g,h,i)perylene	5.4249	20.54	0.00	36760	277.0	24.0	17.3	32.2
					138.0	20.6	14.4	26.7

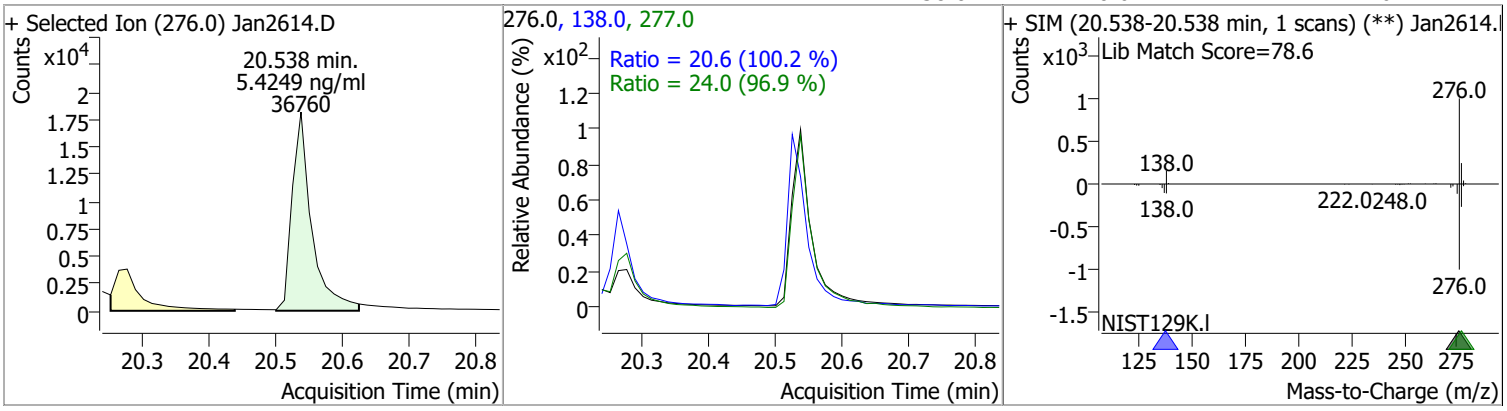

Quantitation Results Report (QT Reviewed)

Data File	Jan2615.D	Operator	LIMS import
Acq. Method	5975BNASIM	Acq. Date-Time	1/27/2022 12:20:23 AM
Sample Name	MB-163072	Instrument	GCMS
Vial	15	Multiplier	1.00
DA Method File	012522 ban SIM 2.batch.bin	Comment	SVOC-8270C-SIM-W-LLPAH
Tune File	dftppjph.u	Tune Date	
Batch Name	012622 bna SIM 1.batch.bin	Last Calib Update	1/27/2022 8:37:26 AM
Ref Library			

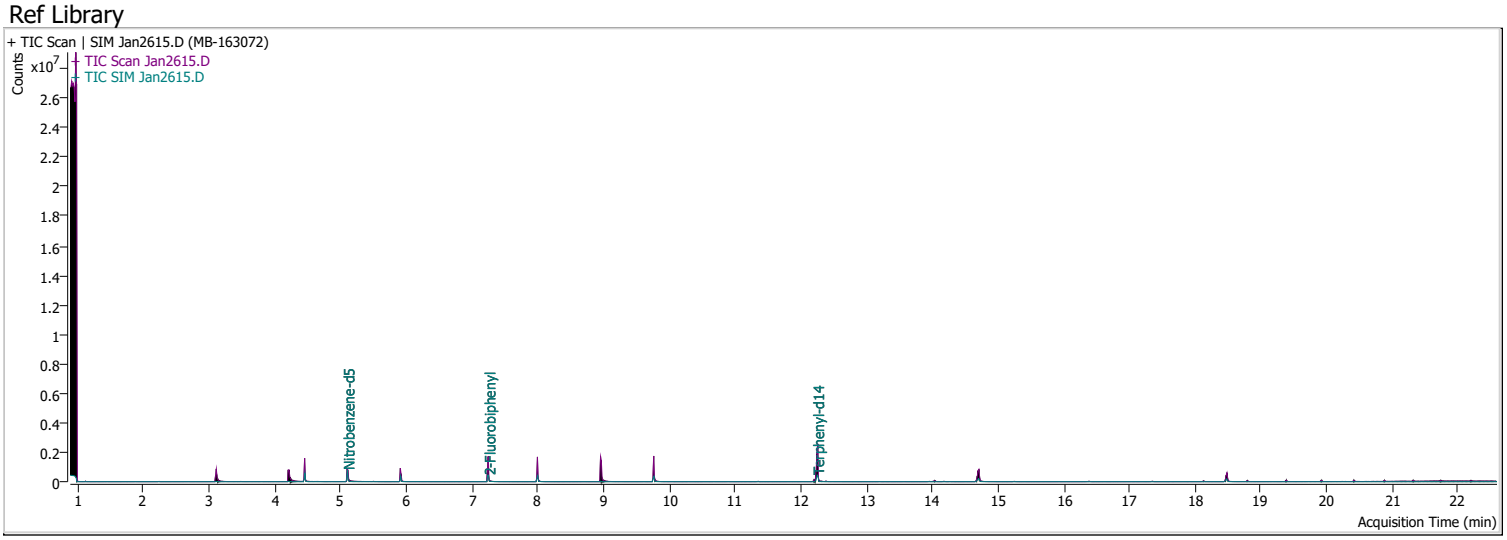

Compound	RT	QIon	Resp.	Conc.	Units		Dev(Min)
Internal Standards							
M 1,4-Dichlorobenzene-d4	4.460	152.0	172173	40.0000	ng/ml		0.000
M Naphthalene-d8	5.916	136.0	317892	40.0000	ng/ml		0.000
M Acenaphthene-d10	8.001	164.0	196988	40.0000	ng/ml		0.000
M Phenanthrene-d10	9.768	188.0	425122	40.0000	ng/ml		0.000
M Chrysene-d12	14.702	240.0	338144	40.0000	ng/ml		0.000
M Perylene-d12	18.475	264.0	225817	40.0000	ng/ml		0.000
System Monitoring Compounds							
S Nitrobenzene-d5	5.106	82.0	514416	47.0502	ng/ml		-0.012
Spiked Amount: 5.000	Range: 19.0 - 102.0%			Recovery = 941.00%		*	
S 2-Fluorobiphenyl	7.252	172.0	518104	58.1618	ng/ml		0.000
Spiked Amount: 5.000	Range: 25.0 - 94.0%			Recovery = 1163.24%		*	
S o-Terphenyl	0.000		0	N.D.			
Spiked Amount: 5.000	Range: 40.0 - 140.0%			Recovery = NA%			
S Terphenyl-d14	12.251	244.0	671652	79.2776	ng/ml		0.000
Spiked Amount: 5.000	Range: 39.0 - 106.0%			Recovery = 1585.55%		*	
Target Compounds							**QValue**
T Naphthalene	0.000		0	N.D.			
T 2-Methylnaphthalene	0.000		0	N.D.			
T 1-Methylnaphthalene	0.000		0	N.D.			
T Acenaphthylene	0.000		0	N.D.			
T Acenaphthene	8.026	154.0	0		ng/ml	md	1
T Fluorene	8.960	166.0	0		ng/ml	md	1
T Phenanthrene	0.000		0	N.D.			
T Anthracene	0.000		0	N.D.			
T Fluoranthene	0.000		0	N.D.			
T Pyrene	0.000		0	N.D.			
T Benzo(a)Anthracene	14.702	228.0	0		ng/ml	md	1
T Chrysene	14.702	228.0	0		ng/ml	md	1
T Benzo(b)fluoranthene	0.000		0	N.D.			

Compound	RT	QIon	Resp.	Conc.	Units		Dev(Min)
T Benzo(k)fluoranthene	0.000		0	N.D.			
T Benzo(a)pyrene	18.475	252.0	0		ng/ml	md	1
T Indeno(1,2,3-cd)pyrene	0.000		0	N.D.			
T Dibenzo(a,h)anthracene	0.000		0	N.D.			
T Benzo(g,h,i)perylene	0.000		0	N.D.			

(#) = Qualifier Out of Range; (m) = Manual Integration; (+) = Area Summed; (*) = Surrogate Percent Recovery Out of Range; (d): Zeroed Peak

Quantitation Results Report (QT Reviewed)

Compound	Conc.	RT	Dev(Min)	Resp.	QIon	QRatio	Lower	Upper
Nitrobenzene-d5	47.0502	5.11	-0.01	514416	54.0	37.0	31.6	58.8
					128.0	21.6	19.3	35.9

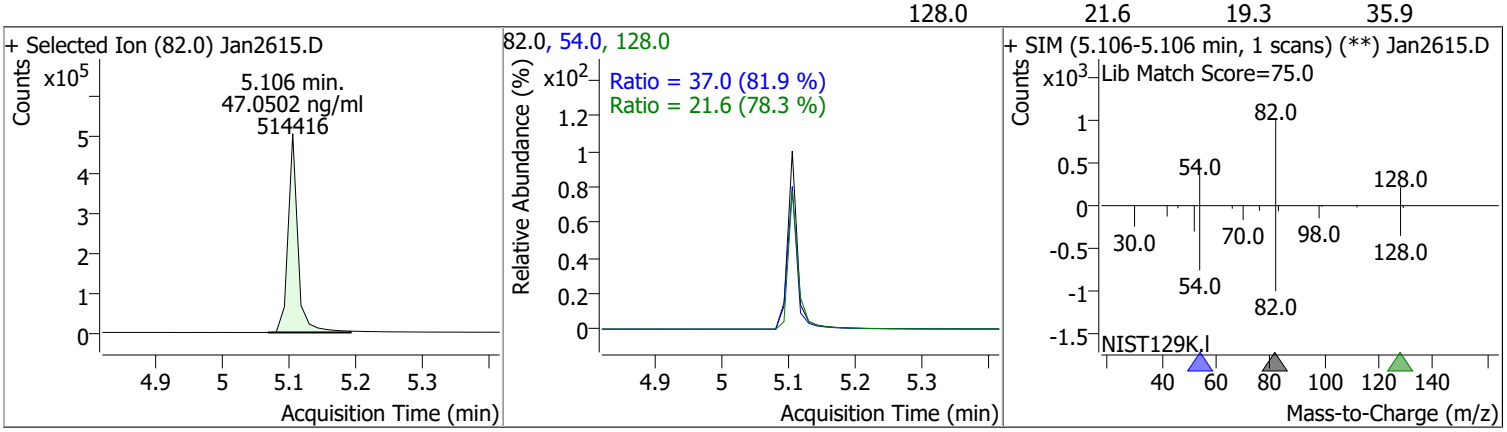

Compound	Conc.	Exp RT	QIon	Exp Ratio	QIon	Exp Ratio
Naphthalene	N.D.	5.94	102.0	20.6	129.0	11.0

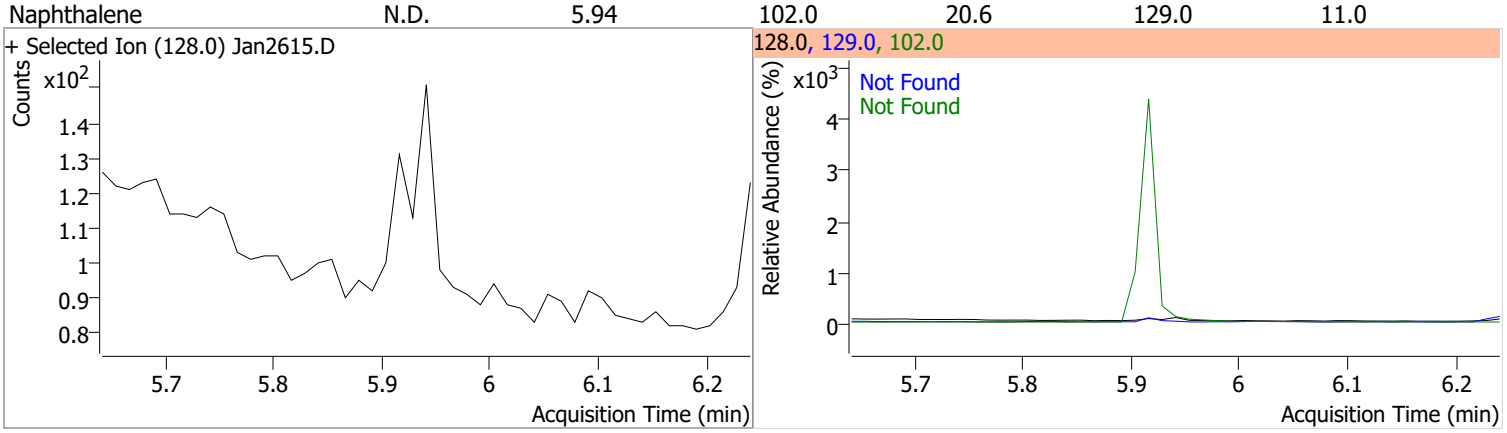

Compound	Conc.	Exp RT	QIon	Exp Ratio	QIon	Exp Ratio
2-Methylnaphthalene	N.D.	6.78	142.0	141.5	115.0	66.1

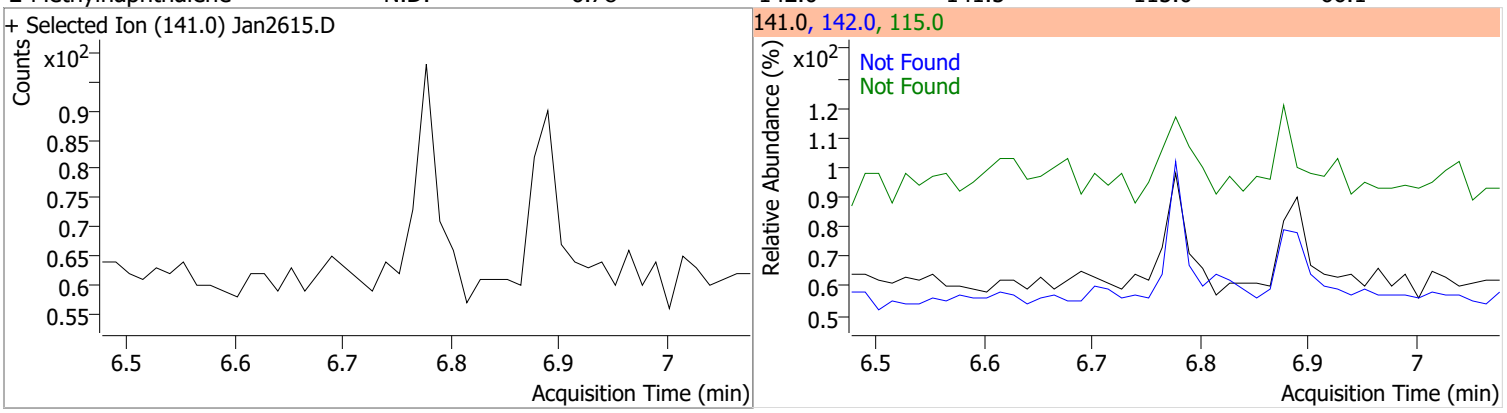

Compound	Conc.	Exp RT	QIon	Exp Ratio	QIon	Exp Ratio
1-Methylnaphthalene	N.D.	6.88	142.0	111.9	115.0	76.3

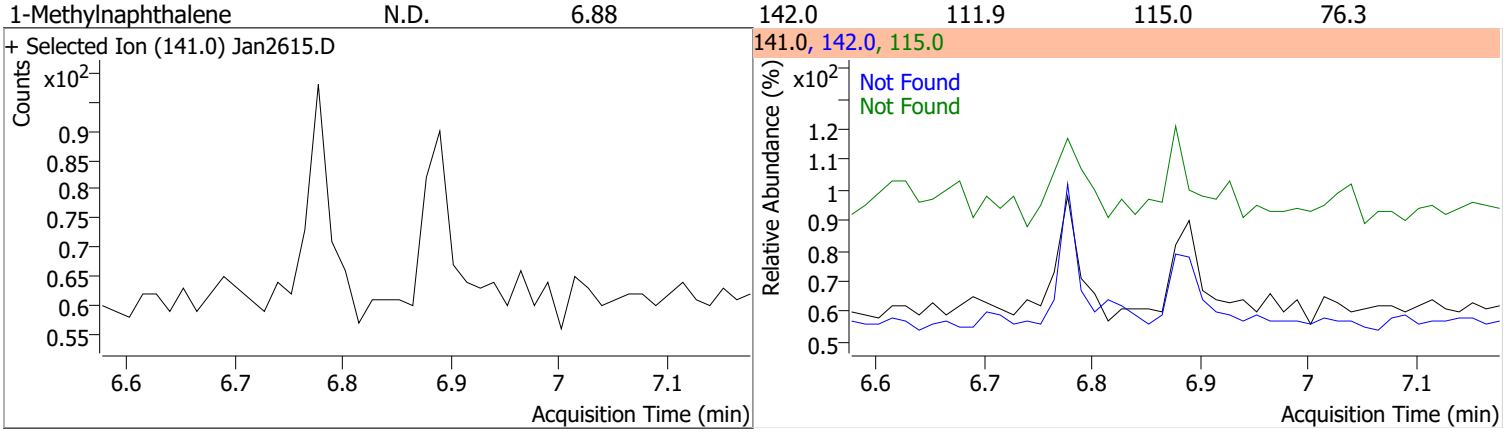

Quantitation Results Report (QT Reviewed)

Compound	Conc.	RT	Dev(Min)	Resp.	QIon	QRatio	Lower	Upper
2-Fluorobiphenyl	58.1618	7.25	0.00	518104	171.0	37.0	25.6	47.6

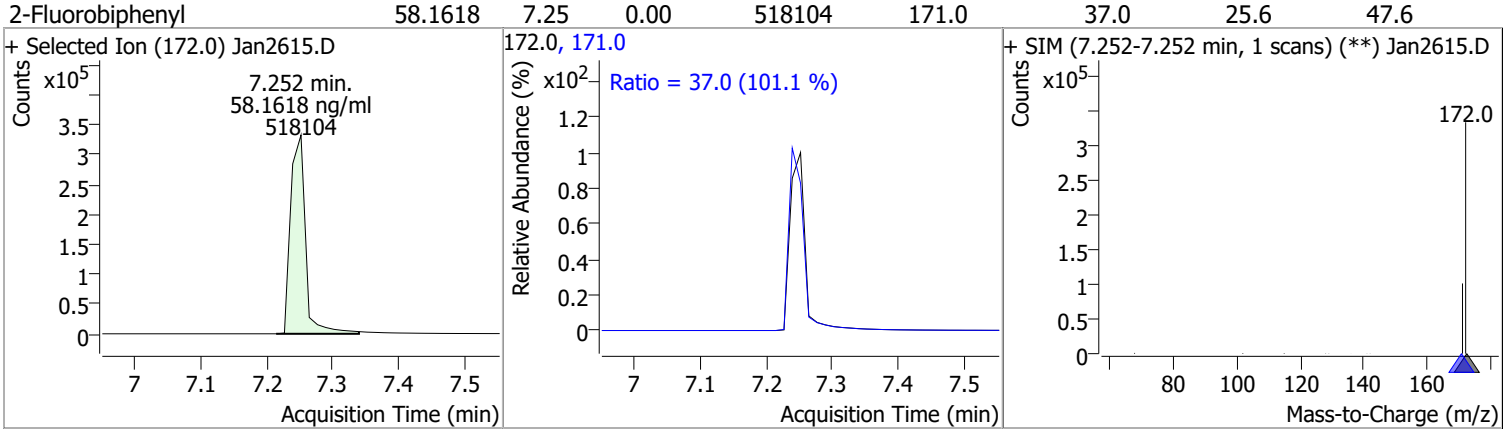

Compound	Conc.	Exp RT	QIon	Exp Ratio
Acenaphthylene	N.D.	7.81	153.0	13.1

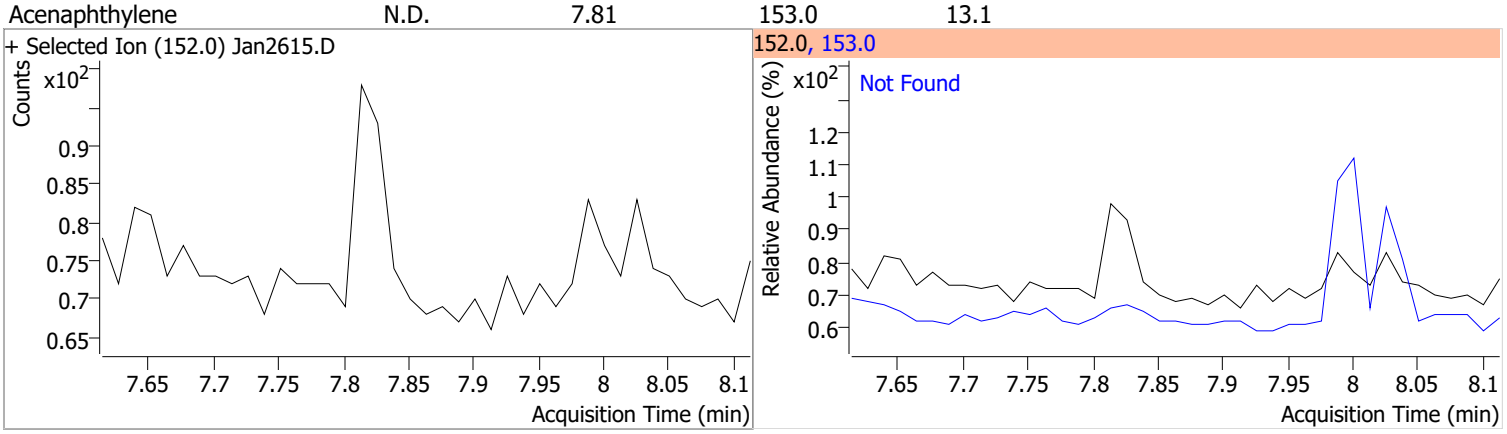

Compound	Conc.	RT	Dev(Min)	Resp.	QIon	QRatio	Lower	Upper
Acenaphthene		0		0	153.0		83.9	155.8
					152.0		40.9	76.0

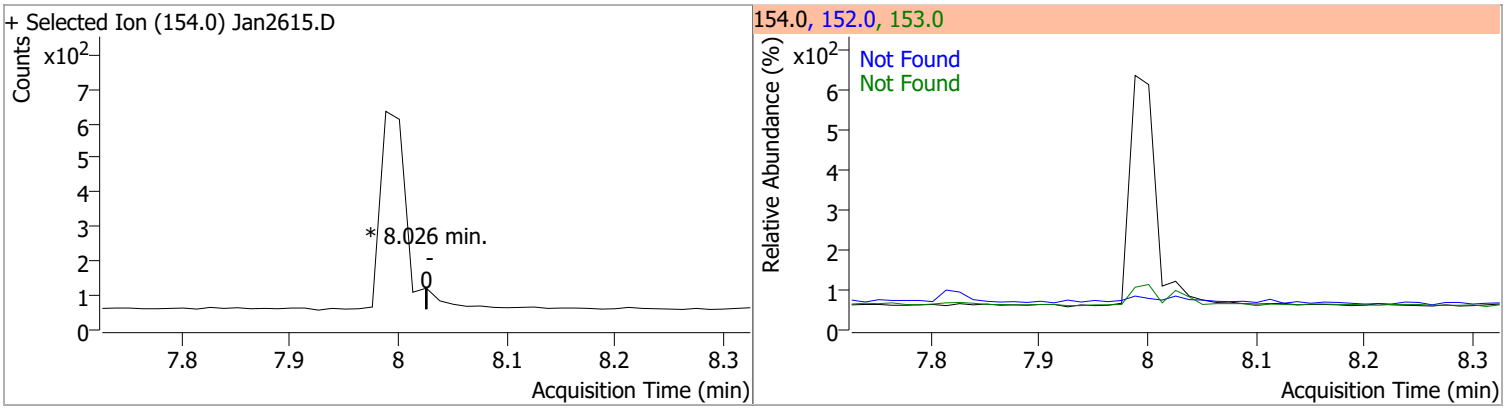

Compound	Conc.	RT	Dev(Min)	Resp.	QIon	QRatio	Lower	Upper
Fluorene		0		0	165.0		67.0	124.5
					167.0		9.2	17.1

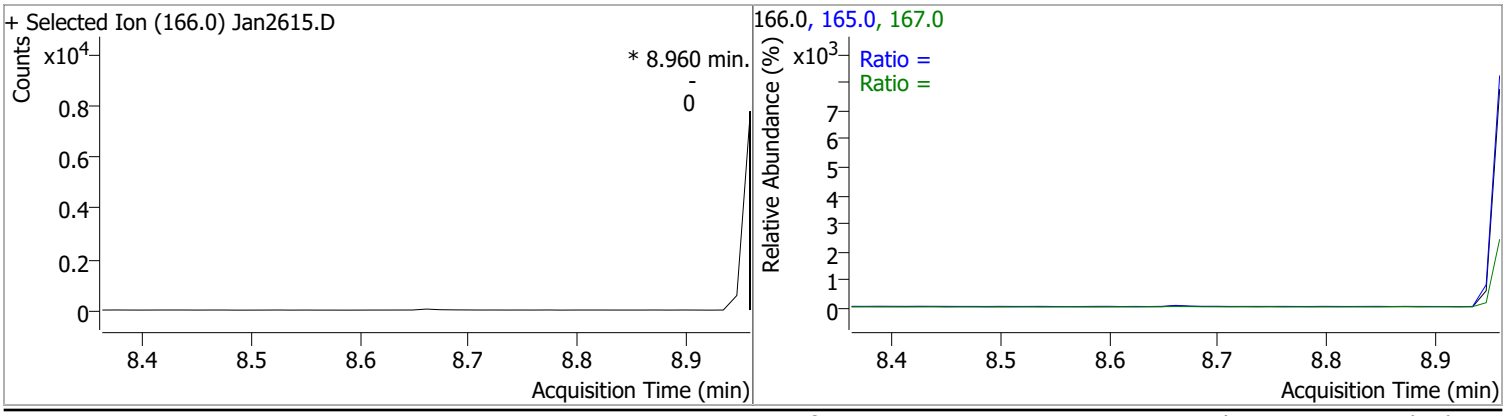

Compound	Conc.	Exp RT	QIon	Exp Ratio
Phenanthrene	N.D.	9.79	176.0	18.9

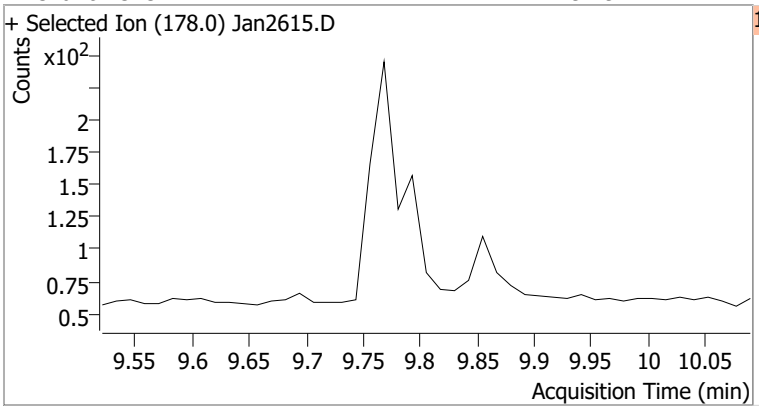

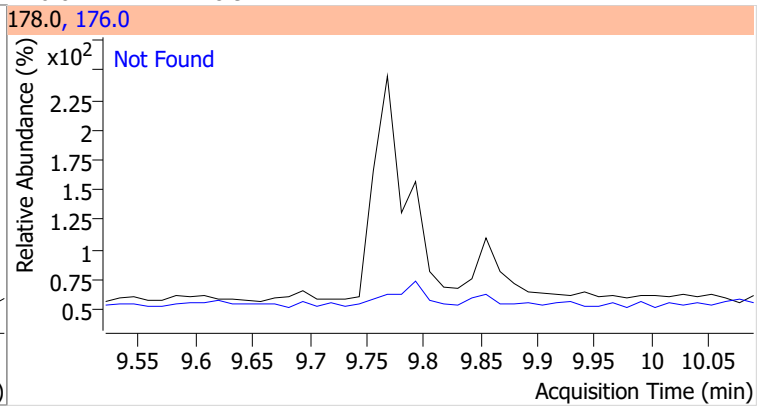

Compound	Conc.	Exp RT	QIon	Exp Ratio
Anthracene	N.D.	9.85	176.0	18.3

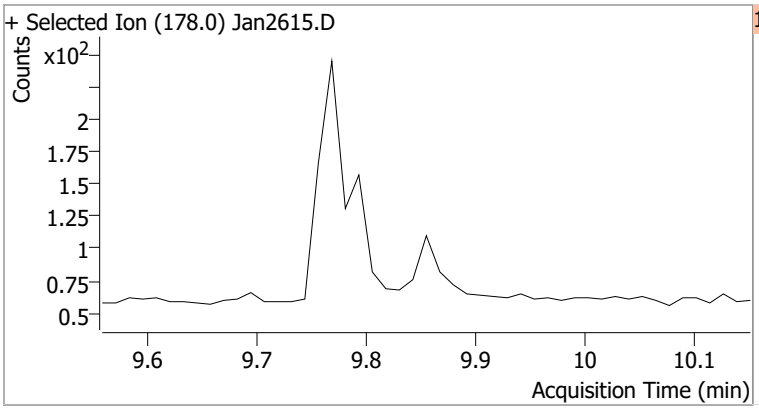

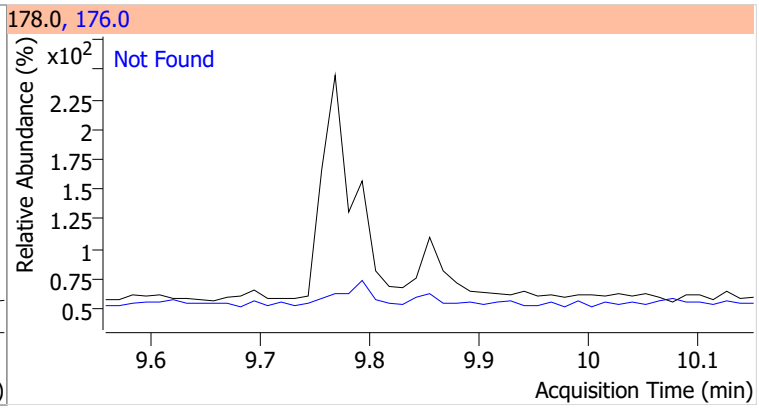

Compound	Conc.	Exp RT	QIon	Exp Ratio	QIon	Exp Ratio
o-Terphenyl	N.D.	10.30	229.0	67.3	215.0	44.4

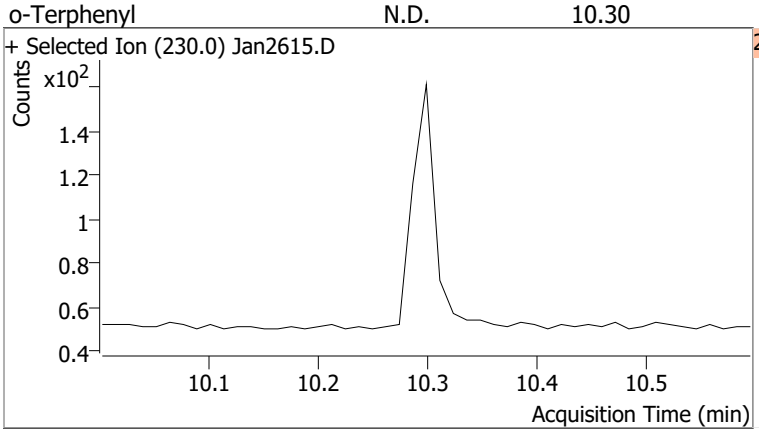

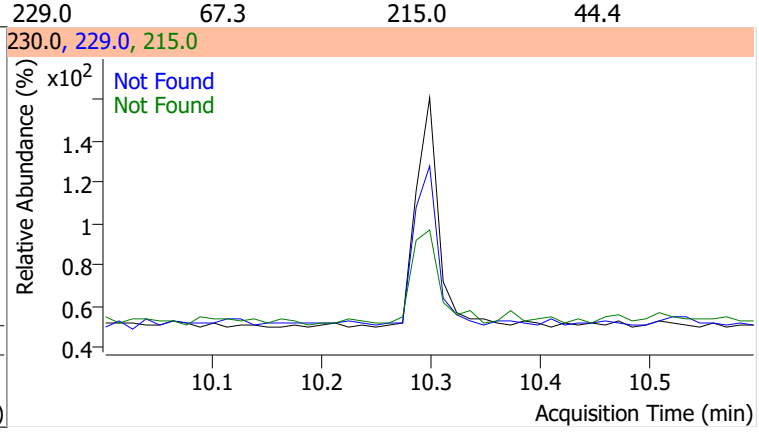

Compound	Conc.	Exp RT	QIon	Exp Ratio
Fluoranthene	N.D.	11.41	101.0	12.5

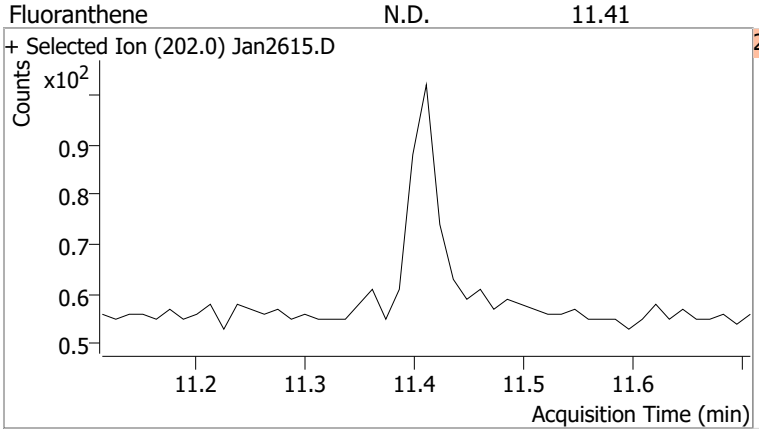

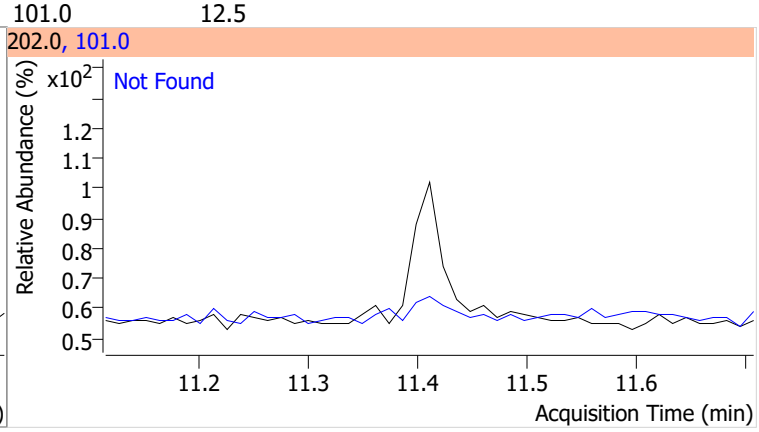

Compound	Conc.	Exp RT	QIon	Exp Ratio
Pyrene	N.D.	11.78	101.0	15.4

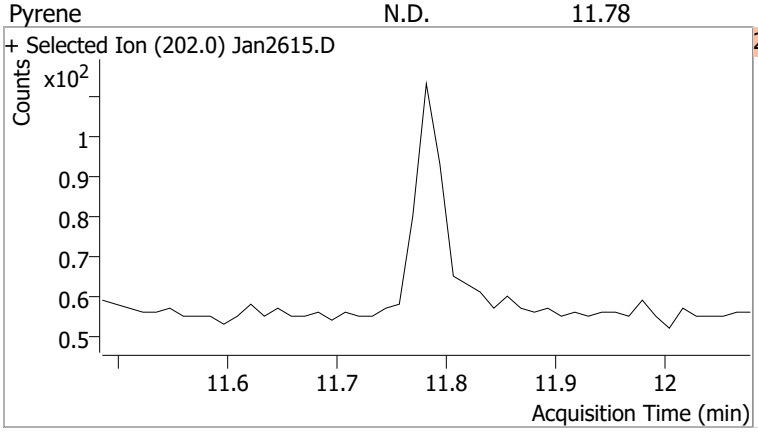

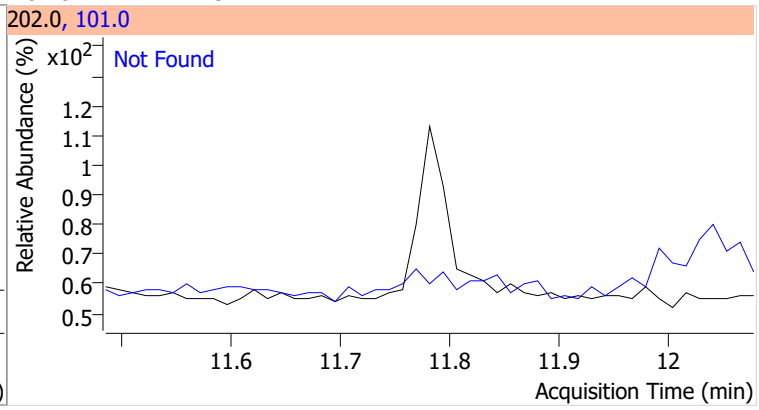

Compound	Conc.	RT	Dev(Min)	Resp.	QIon	QRatio	Lower	Upper
Terphenyl-d14	79.2776	12.25	0.00	671652	122.0	14.3	9.8	18.2

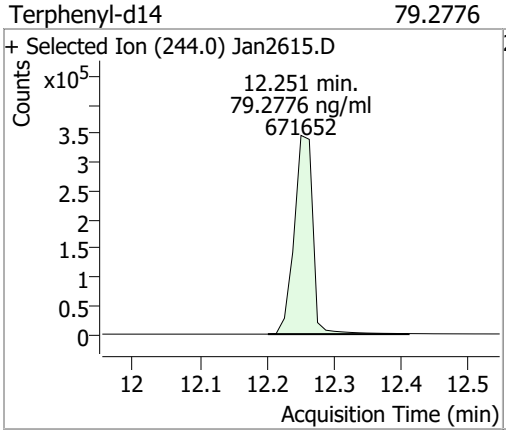

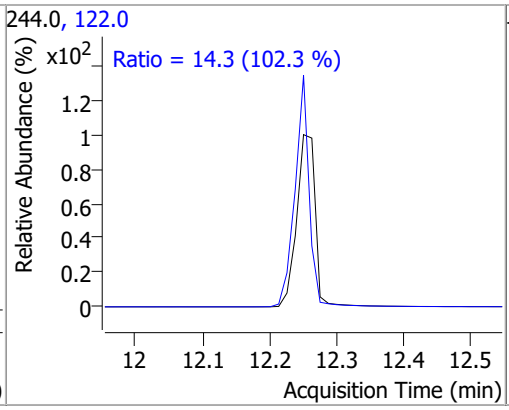

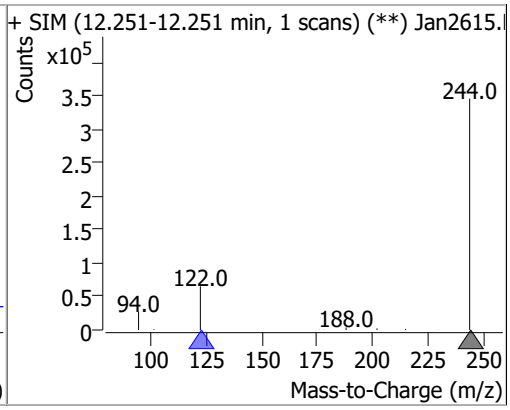

Compound	Conc.	RT	Dev(Min)	Resp.	QIon	QRatio	Lower	Upper
Benzo(a)Anthracene		0		0	226.0		19.0	35.2
					229.0		16.0	29.7

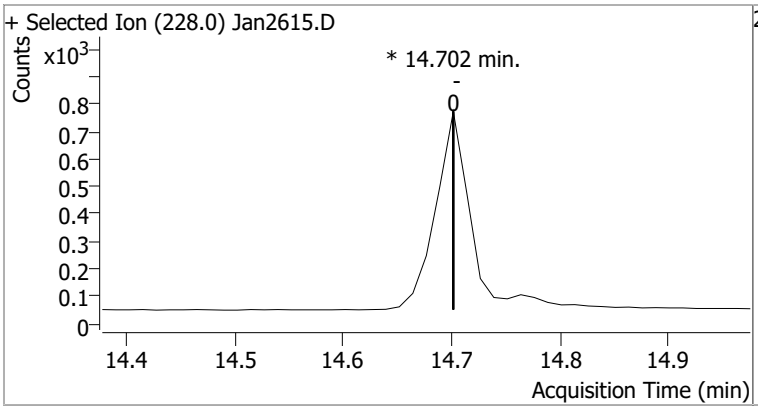

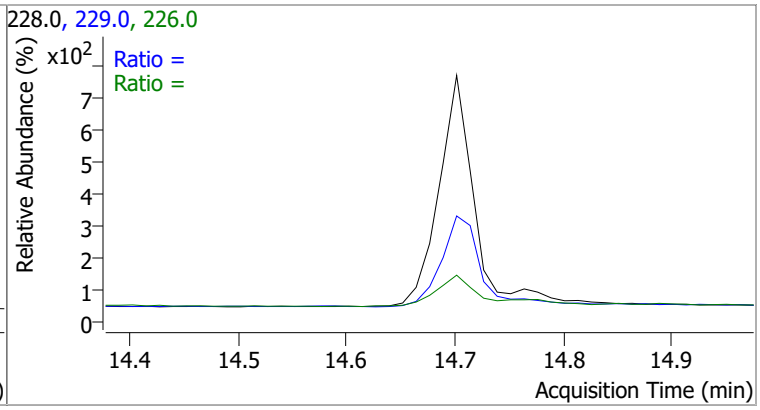

Compound	Conc.	RT	Dev(Min)	Resp.	QIon	QRatio	Lower	Upper
Chrysene		0		0	226.0		21.0	39.1
					229.0		14.8	27.6

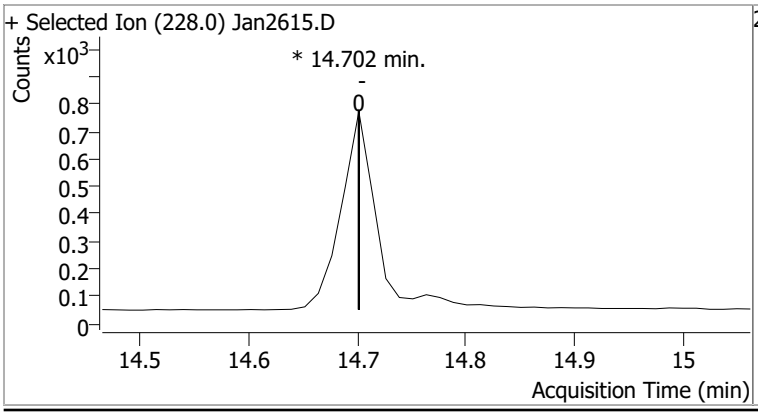

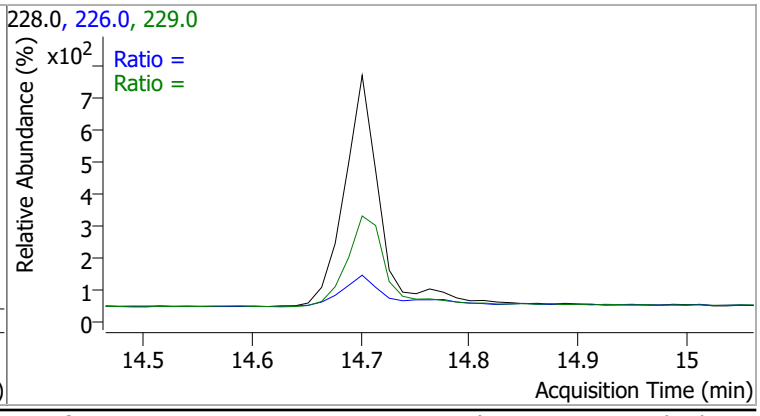

Compound	Conc.	Exp RT	QIon	Exp Ratio
Benzo(b)fluoranthene	N.D.	17.71	253.0	21.3

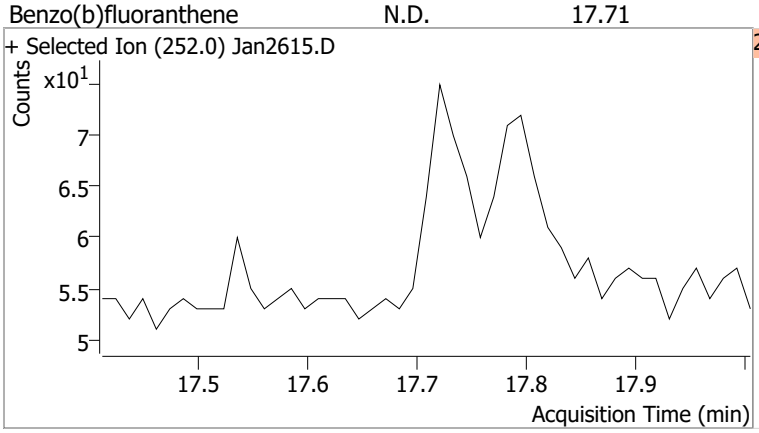

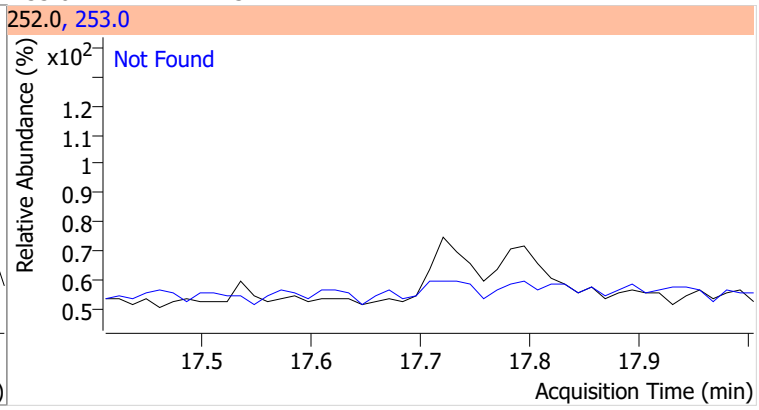

Compound	Conc.	Exp RT	QIon	Exp Ratio
Benzo(k)fluoranthene	N.D.	17.77	253.0	18.9

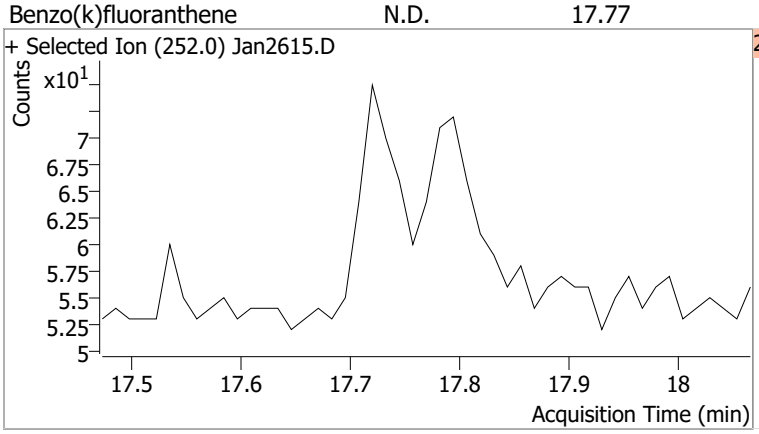

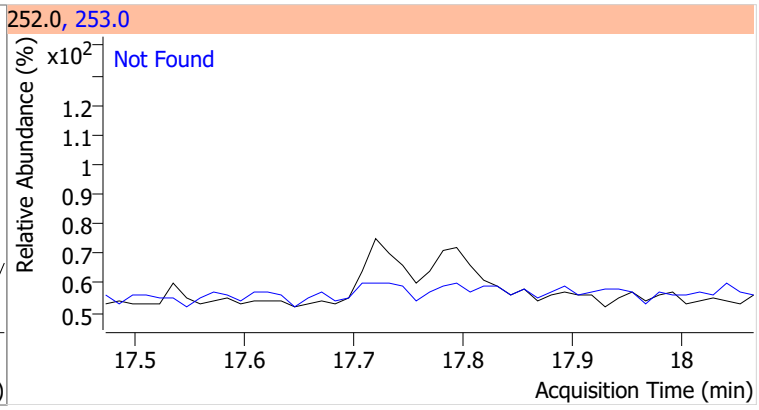

Compound	Conc.	RT	Dev(Min)	Resp.	QIon	QRatio	Lower	Upper
Benzo(a)pyrene		0		0	253.0		16.1	29.9

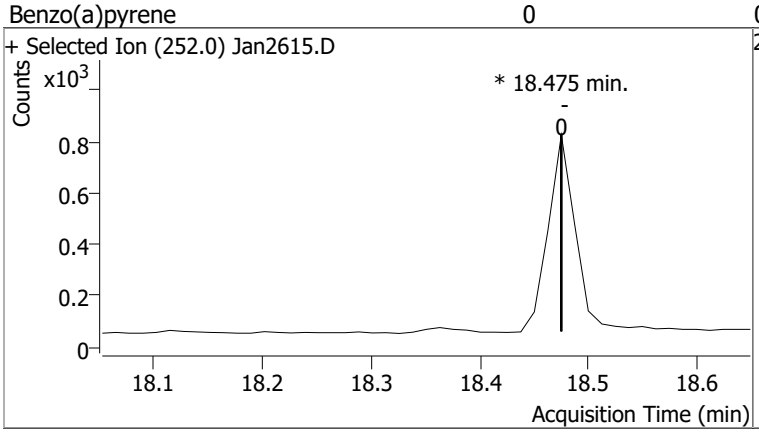

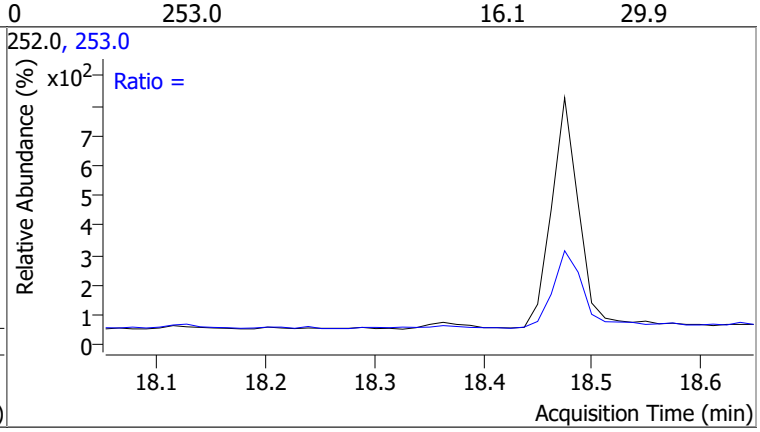

Compound	Conc.	Exp RT	QIon	Exp Ratio
Indeno(1,2,3-cd)pyrene	N.D.	20.22	138.0	22.4

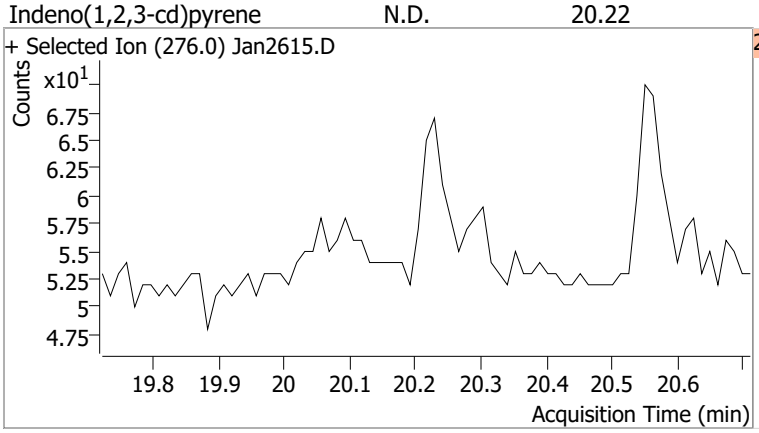

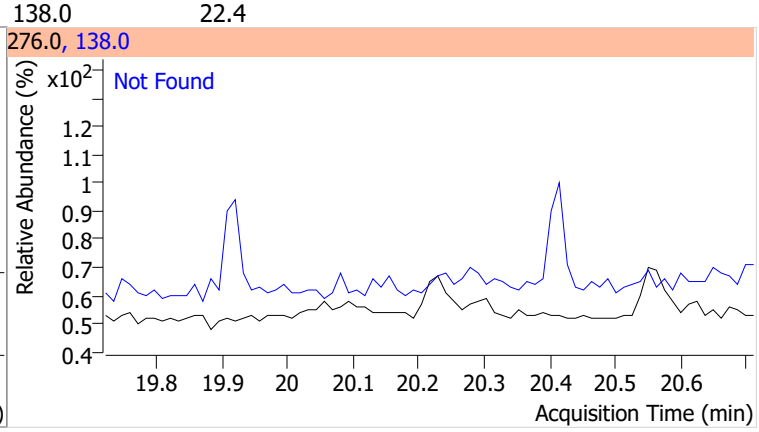

Compound	Conc.	Exp RT	QIon	Exp Ratio	QIon	Exp Ratio
Dibenzo(a,h)anthracene	N.D.	20.28	279.0	24.9	139.0	17.5

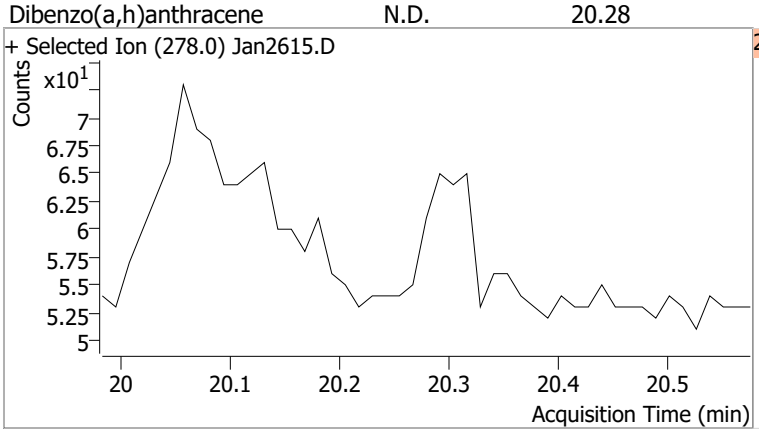

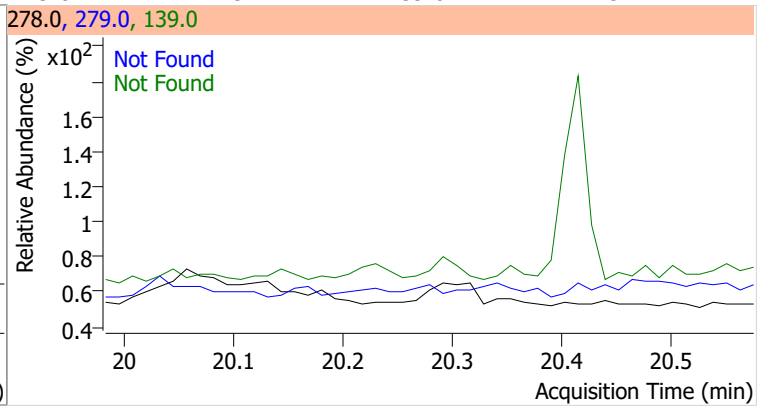

Compound	Conc.	Exp RT	QIon	Exp Ratio	QIon	Exp Ratio
Benzo(g,h,i)perylene	N.D.	20.54	277.0	24.8	138.0	20.5

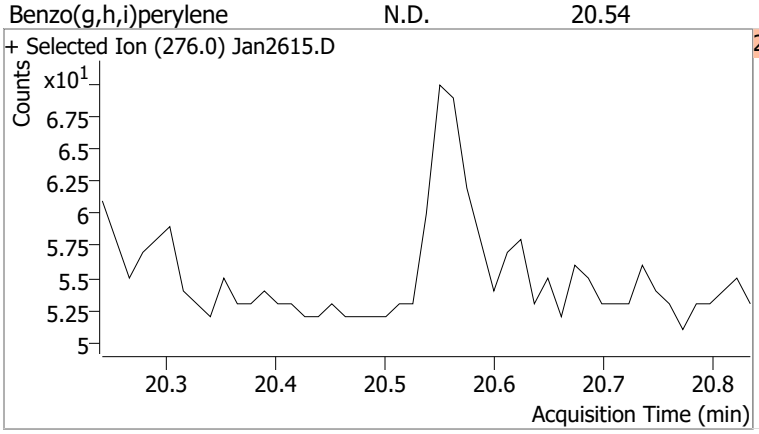

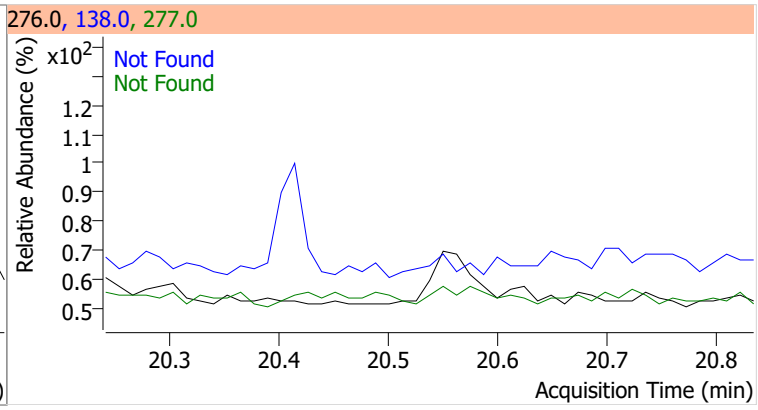

Quantitation Results Report (QT Reviewed)

Data File	Jan2616.D	Operator	LIMS import
Acq. Method	5975BNASIM	Acq. Date-Time	1/27/2022 12:52:44 AM
Sample Name	LLCS-163072	Instrument	GCMS
Vial	16	Multiplier	1.00
DA Method File	012522 ban SIM 2.batch.bin	Comment	SVOC-8270C-SIM-W-LLPAH
Tune File	dftppjph.u	Tune Date	
Batch Name	012622 bna SIM 1.batch.bin	Last Calib Update	1/27/2022 8:37:26 AM
Ref Library			

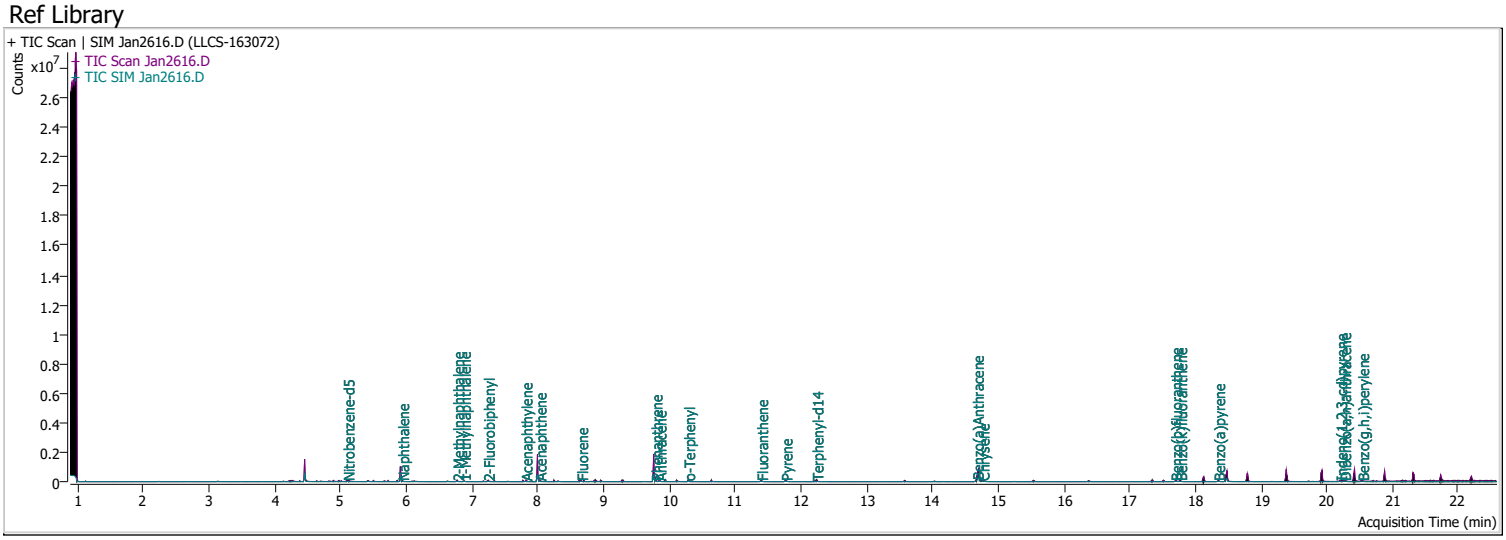

Compound	RT	QIon	Resp.	Conc.	Units	Dev(Min)
Internal Standards						
M 1,4-Dichlorobenzene-d4	4.460	152.0	177996	40.0000	ng/ml	0.000
M Naphthalene-d8	5.916	136.0	332991	40.0000	ng/ml	0.000
M Acenaphthene-d10	8.001	164.0	212076	40.0000	ng/ml	0.000
M Phenanthrene-d10	9.768	188.0	456798	40.0000	ng/ml	0.000
M Chrysene-d12	14.702	240.0	360291	40.0000	ng/ml	0.000
M Perylene-d12	18.475	264.0	248979	40.0000	ng/ml	0.000
System Monitoring Compounds						
S Nitrobenzene-d5	5.106	82.0	20525	4.6425	ng/ml	-0.012
Spiked Amount: 5.000	Range: 19.0 - 102.0%			Recovery = 92.85%		
S 2-Fluorobiphenyl	7.240	172.0	31562	3.7952	ng/ml	-0.012
Spiked Amount: 5.000	Range: 25.0 - 94.0%			Recovery = 75.90%		
S o-Terphenyl	10.287	230.0	32009	4.6544	ng/ml	-0.012
Spiked Amount: 5.000	Range: 40.0 - 140.0%			Recovery = 93.09%		
S Terphenyl-d14	12.238	244.0	33685	5.6414	ng/ml	-0.012
Spiked Amount: 5.000	Range: 39.0 - 106.0%			Recovery = 112.83%	*	
Target Compounds						**QValue**
T Naphthalene	5.941	128.0	21766	2.5376	ng/ml	95
T 2-Methylnaphthalene	6.777	141.0	13324	2.5693	ng/ml	75
T 1-Methylnaphthalene	6.877	141.0	13519	2.5743	ng/ml	96
T Acenaphthylene	7.814	152.0	33683	3.4861	ng/ml	97
T Acenaphthene	8.025	154.0	20377	3.3745	ng/ml	98
T Fluorene	8.661	166.0	28496	3.4655	ng/ml	98
T Phenanthrene	9.793	178.0	53778	4.5253	ng/ml	99
T Anthracene	9.854	178.0	54485	5.1076	ng/ml	100
T Fluoranthene	11.398	202.0	72587	5.2007	ng/ml	98
T Pyrene	11.769	202.0	78676	5.1530	ng/ml	96
T Benzo(a)Anthracene	14.677	228.0	59874	5.7857	ng/ml	99
T Chrysene	14.764	228.0	75577	5.4542	ng/ml	99
T Benzo(b)fluoranthene	17.696	252.0	54415	5.3163	ng/ml	98

Compound	RT	QIon	Resp.	Conc.	Units	Dev(Min)
T Benzo(k)fluoranthene	17.770	252.0	57545	4.8622	ng/ml	92
T Benzo(a)pyrene	18.351	252.0	44917	5.2803	ng/ml	100
T Indeno(1,2,3-cd)pyrene	20.204	276.0	41441	5.4261	ng/ml	96
T Dibenzo(a,h)anthracene	20.266	278.0	48642	5.6959	ng/ml	98
T Benzo(g,h,i)perylene	20.538	276.0	57184	5.2984	ng/ml	98

(#) = Qualifier Out of Range; (m) = Manual Integration; (+) = Area Summed; (*) = Surrogate Percent Recovery Out of Range; (d): Zeroed Peak

Quantitation Results Report (QT Reviewed)

Compound	Conc.	RT	Dev(Min)	Resp.	QIon	QRatio	Lower	Upper
Nitrobenzene-d5	4.6425	5.11	-0.01	20525	54.0	34.6	31.6	58.8
					128.0	26.9	19.3	35.9

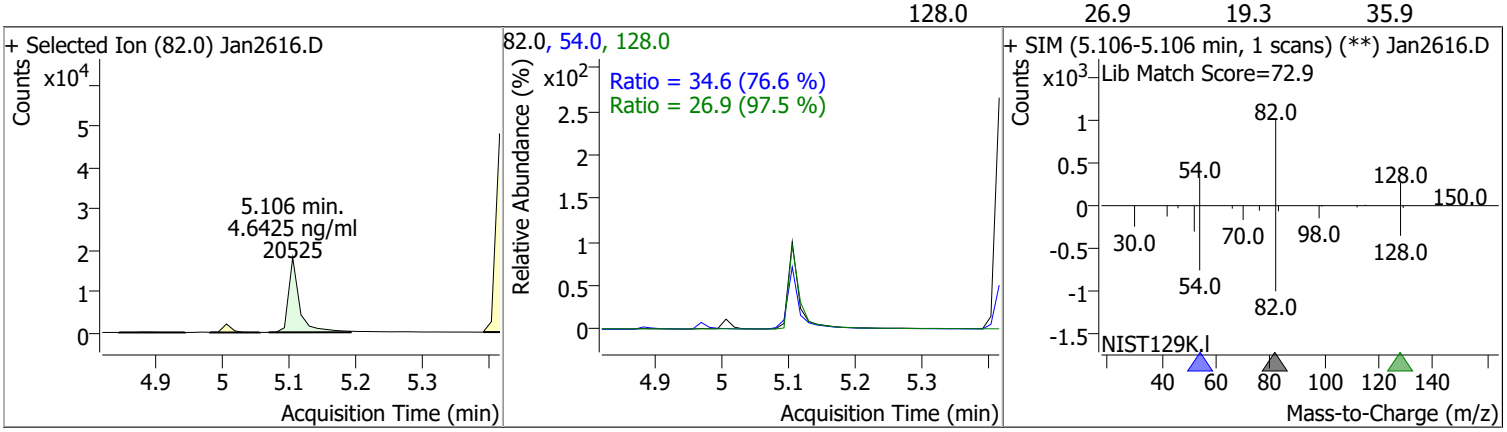

Compound	Conc.	RT	Dev(Min)	Resp.	QIon	QRatio	Lower	Upper
Naphthalene	2.5376	5.94	0.00	21766	102.0	17.0	0.0	61.8
					129.0	11.2	7.7	14.3

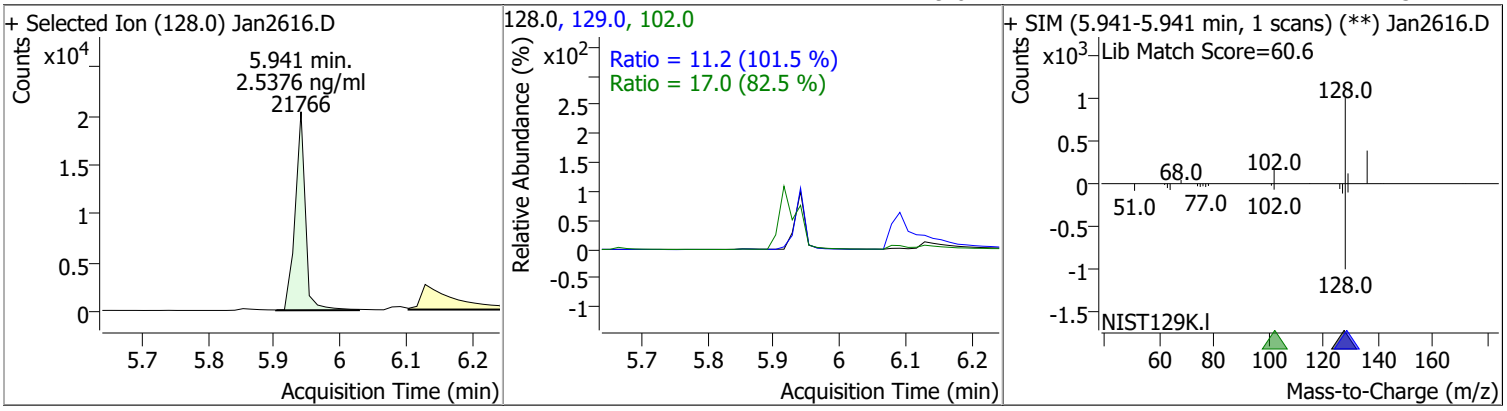

Compound	Conc.	RT	Dev(Min)	Resp.	QIon	QRatio	Lower	Upper
2-Methylnaphthalene	2.5693	6.78	0.00	13324	142.0	180.1	99.1	184.0
					115.0	73.8	46.3	86.0

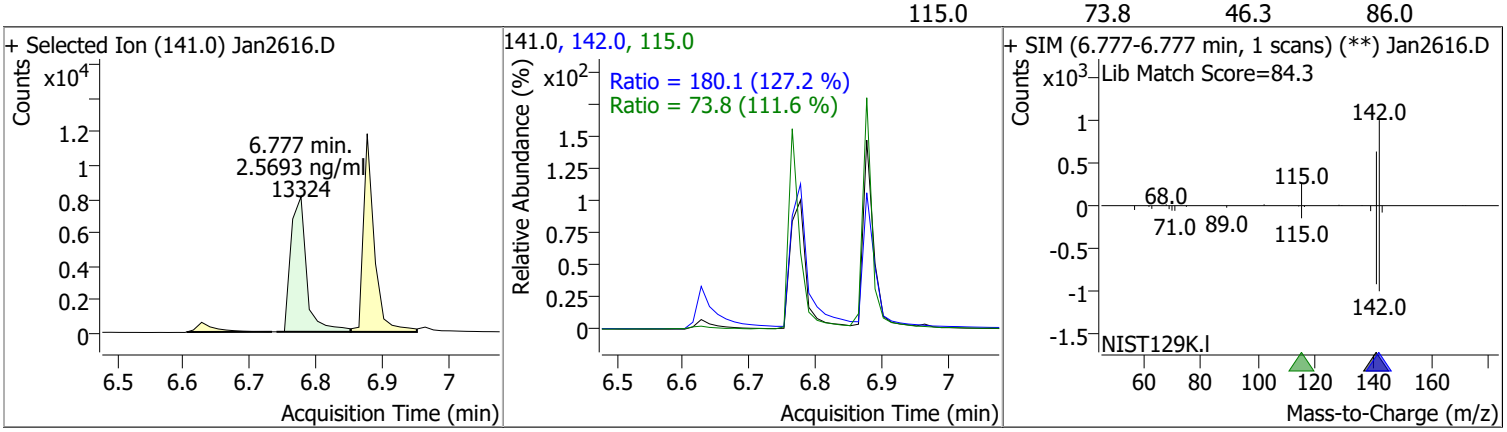

Compound	Conc.	RT	Dev(Min)	Resp.	QIon	QRatio	Lower	Upper
1-Methylnaphthalene	2.5743	6.88	0.00	13519	142.0	116.1	78.3	145.5
					115.0	72.3	53.4	99.2

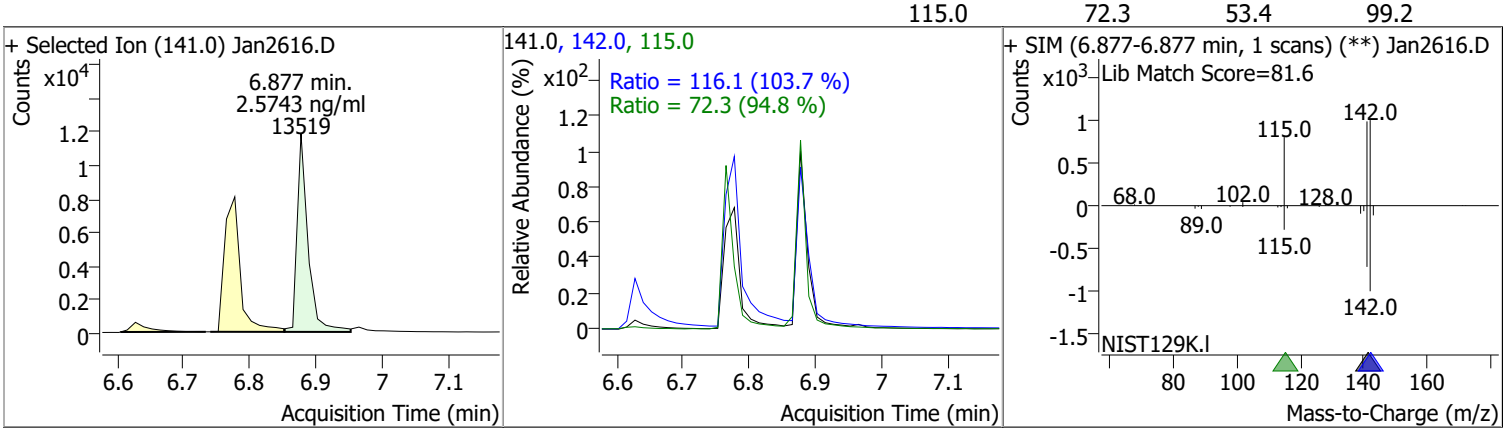

Compound	Conc.	RT	Dev(Min)	Resp.	QIon	QRatio	Lower	Upper
2-Fluorobiphenyl	3.7952	7.24	-0.01	31562	171.0	36.7	25.6	47.6

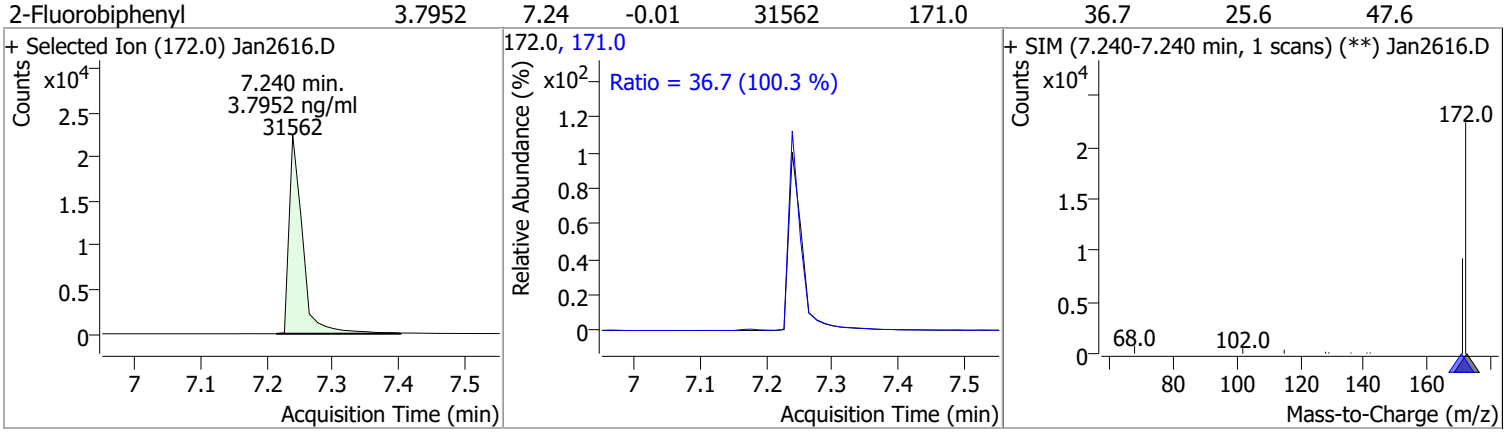

Compound	Conc.	RT	Dev(Min)	Resp.	QIon	QRatio	Lower	Upper
Acenaphthylene	3.4861	7.81	0.00	33683	153.0	14.1	9.1	17.0

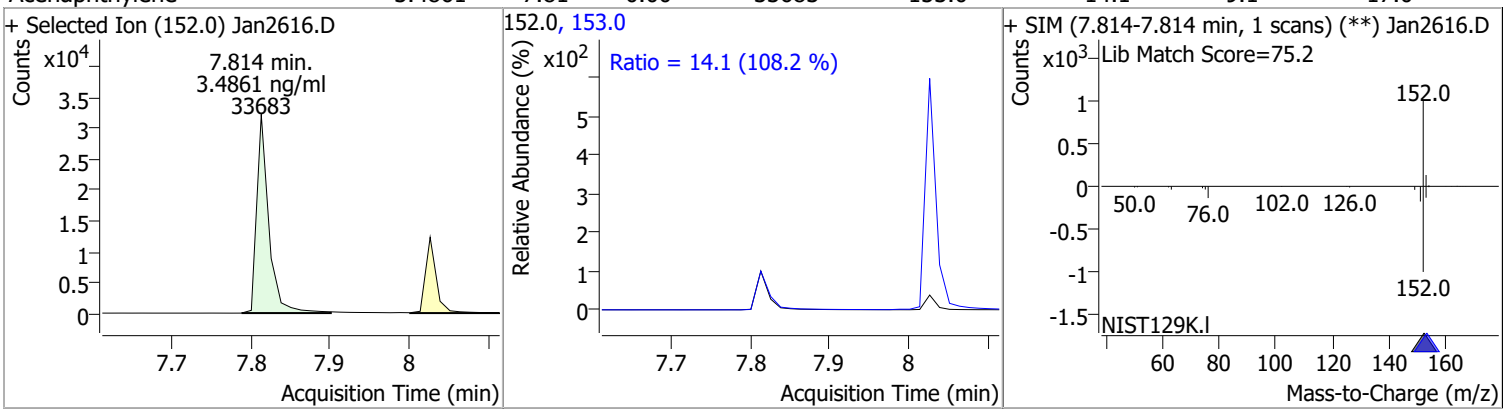

Compound	Conc.	RT	Dev(Min)	Resp.	QIon	QRatio	Lower	Upper
Acenaphthene	3.3745	8.03	0.00	20377	153.0	117.2	83.9	155.8
					152.0	56.6	40.9	76.0

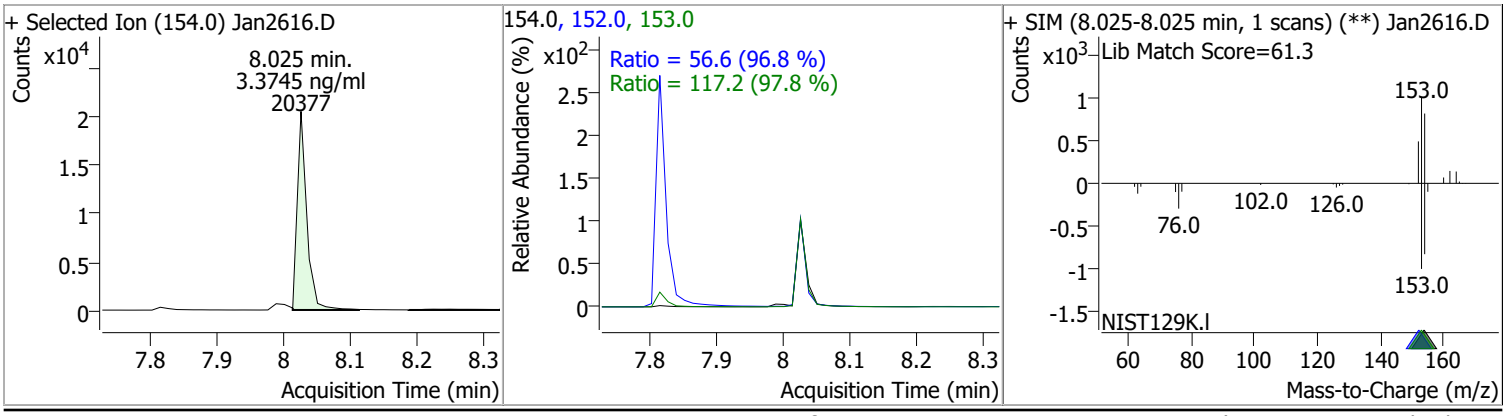

Quantitation Results Report (QT Reviewed)

Compound	Conc.	RT	Dev(Min)	Resp.	QIon	QRatio	Lower	Upper
Fluorene	3.4655	8.66	0.00	28496	165.0	97.4	67.0	124.5
					167.0	13.6	9.2	17.1

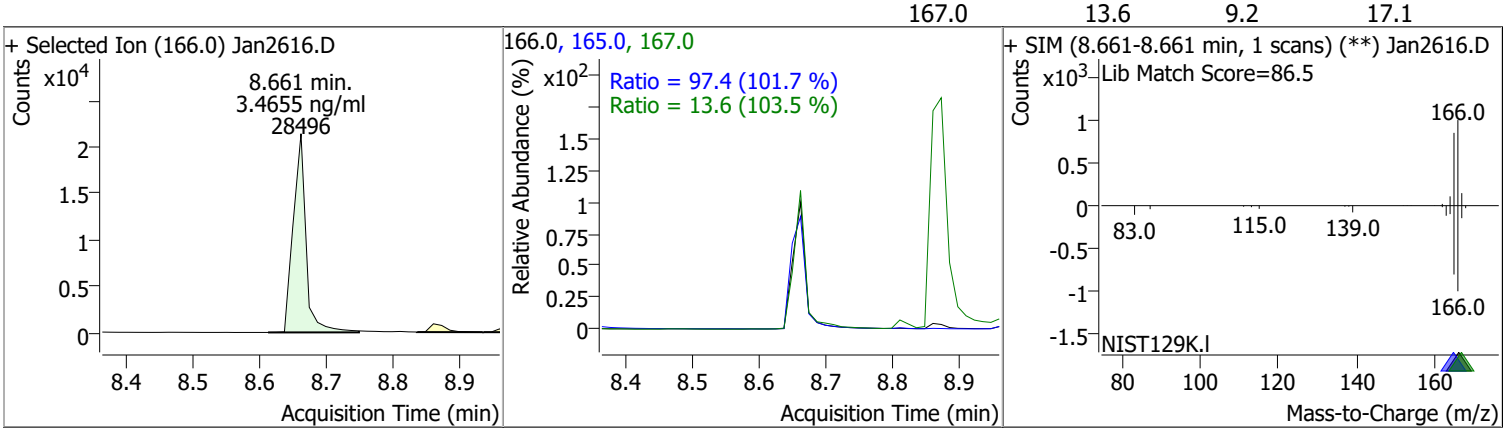

Compound	Conc.	RT	Dev(Min)	Resp.	QIon	QRatio	Lower	Upper
Phenanthrene	4.5253	9.79	0.00	53778	176.0	18.5	13.2	24.6

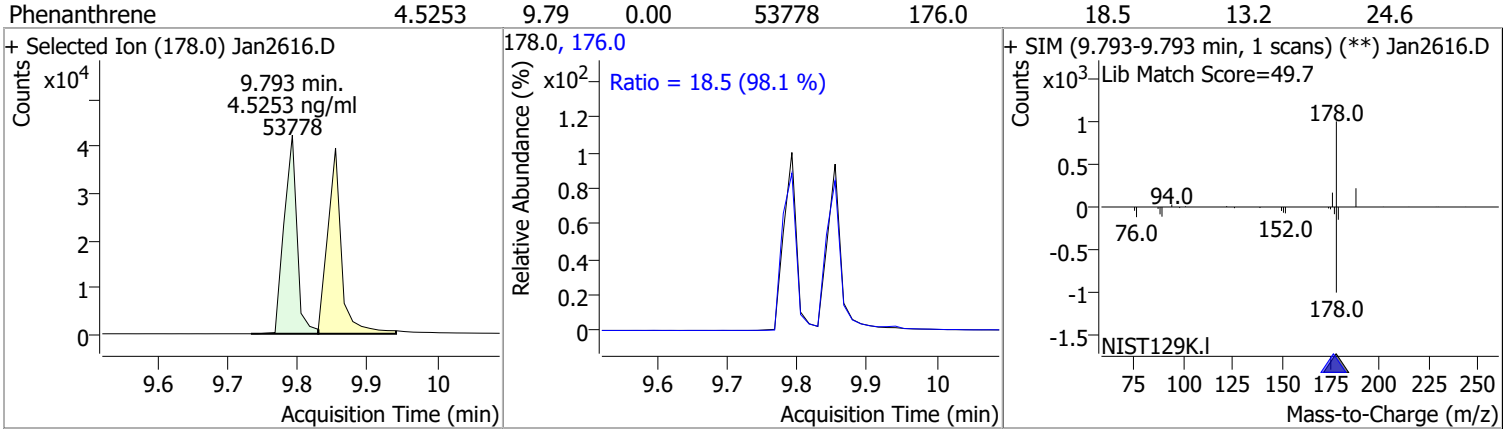

Compound	Conc.	RT	Dev(Min)	Resp.	QIon	QRatio	Lower	Upper
Anthracene	5.1076	9.85	0.00	54485	176.0	18.1	12.8	23.8

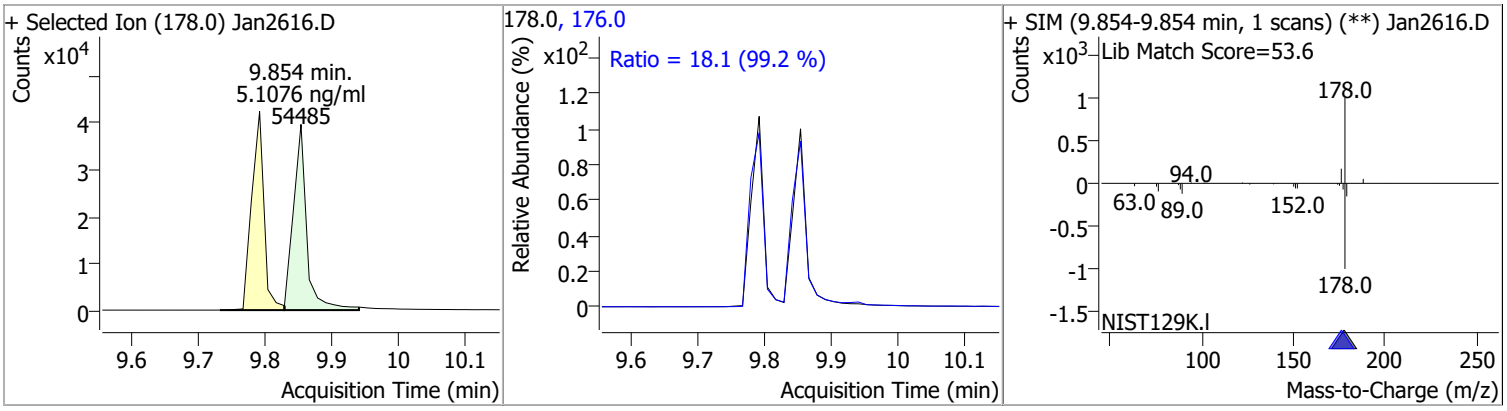

Compound	Conc.	RT	Dev(Min)	Resp.	QIon	QRatio	Lower	Upper
o-Terphenyl	4.6544	10.29	-0.01	32009	229.0	70.3	47.1	87.5
					215.0	46.3	31.1	57.7

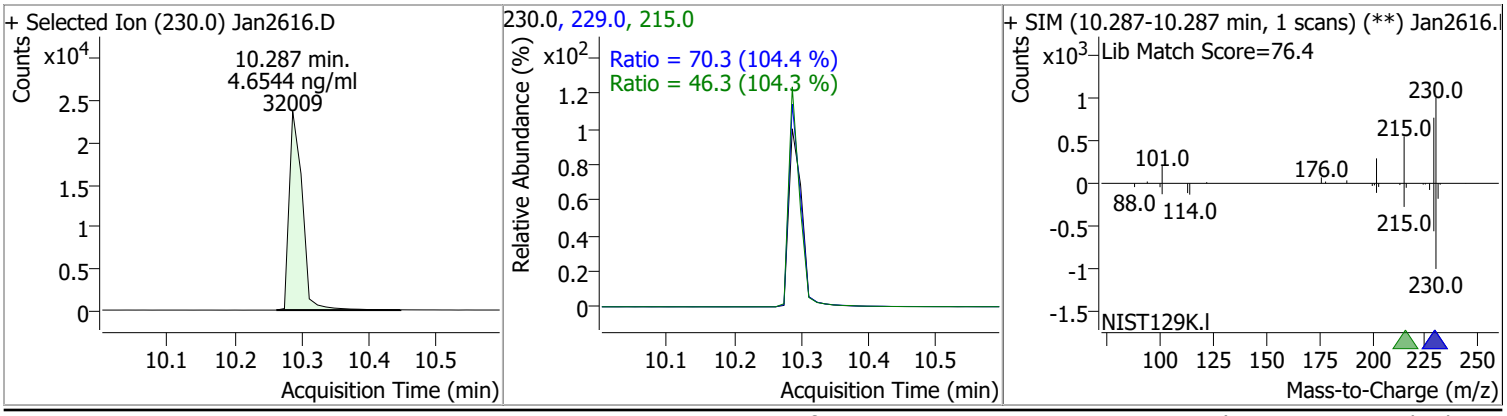

Compound	Conc.	RT	Dev(Min)	Resp.	QIon	QRatio	Lower	Upper
Fluoranthene	5.2007	11.40	-0.01	72587	101.0	11.7	8.8	16.3

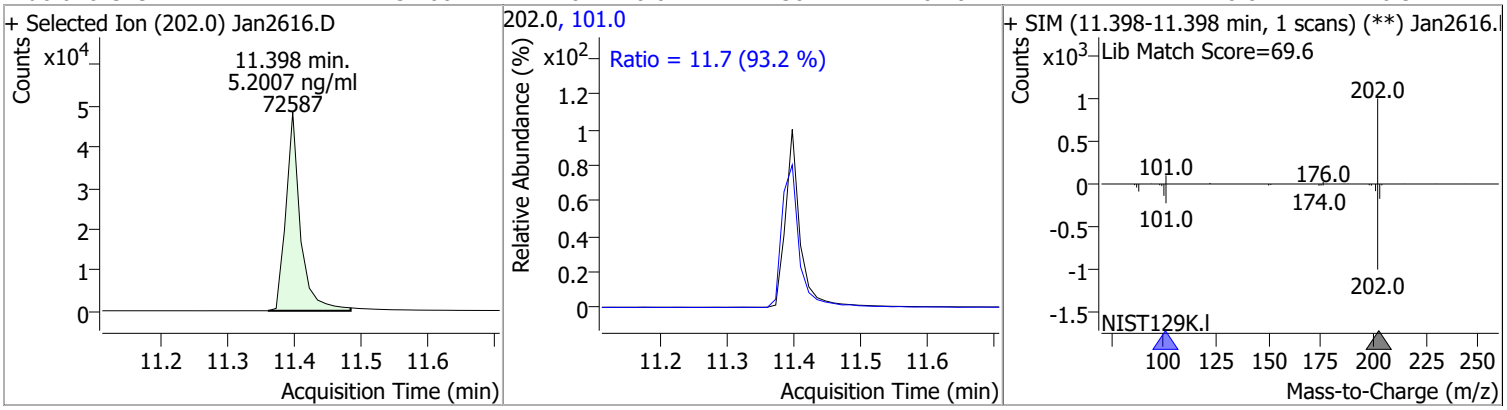

Compound	Conc.	RT	Dev(Min)	Resp.	QIon	QRatio	Lower	Upper
Pyrene	5.1530	11.77	-0.01	78676	101.0	13.9	10.8	20.0

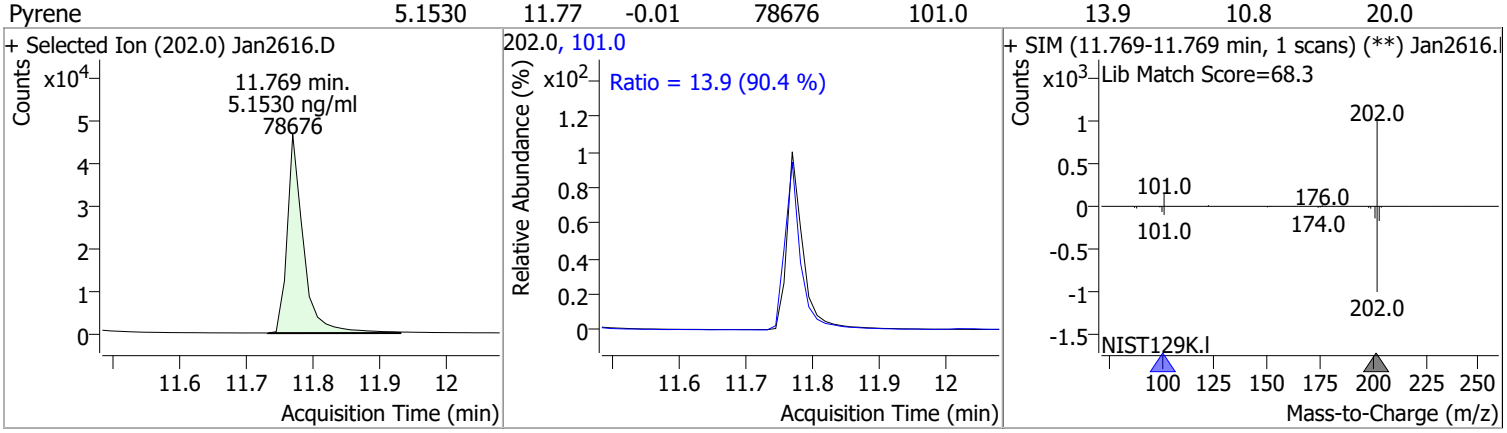

Compound	Conc.	RT	Dev(Min)	Resp.	QIon	QRatio	Lower	Upper
Terphenyl-d14	5.6414	12.24	-0.01	33685	122.0	14.3	9.8	18.2

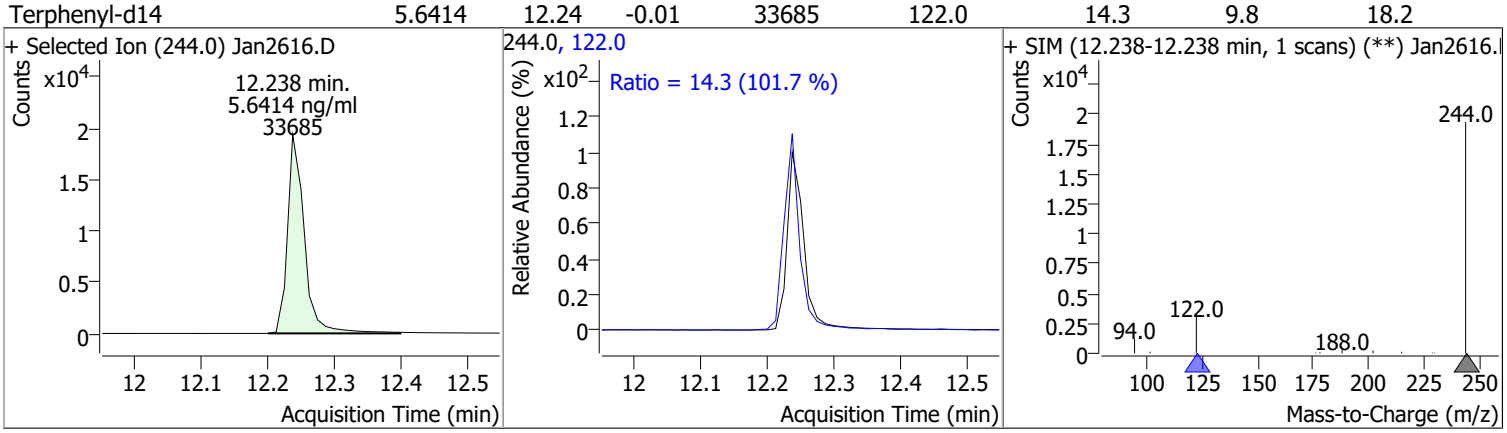

Compound	Conc.	RT	Dev(Min)	Resp.	QIon	QRatio	Lower	Upper
Benzo(a)Anthracene	5.7857	14.68	0.00	59874	226.0	27.5	19.0	35.2
					229.0	21.8	16.0	29.7

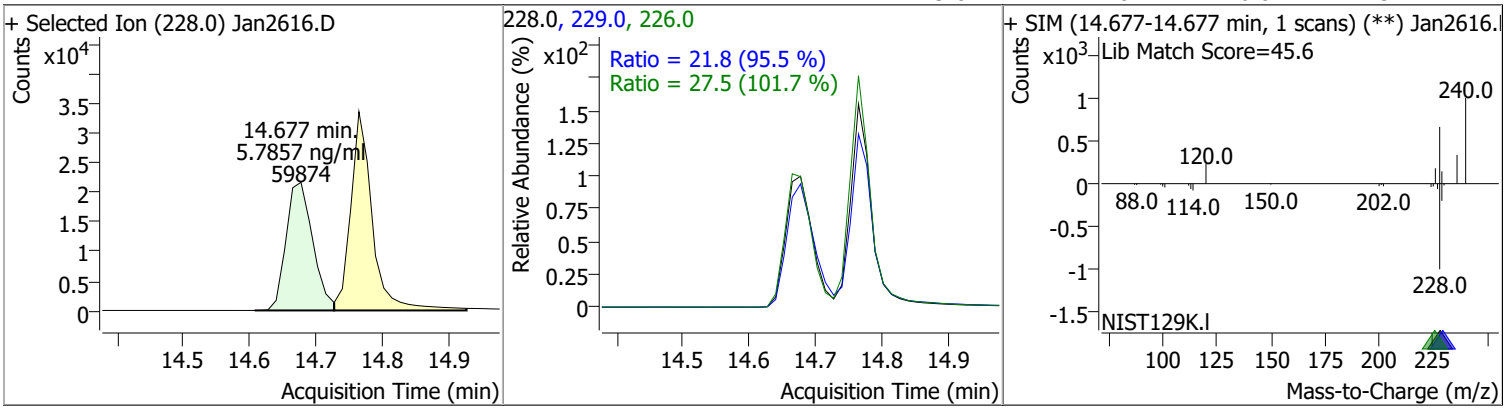

Compound	Conc.	RT	Dev(Min)	Resp.	QIon	QRatio	Lower	Upper
Chrysene	5.4542	14.76	0.00	75577	226.0	30.4	21.0	39.1
					229.0	20.9	14.8	27.6

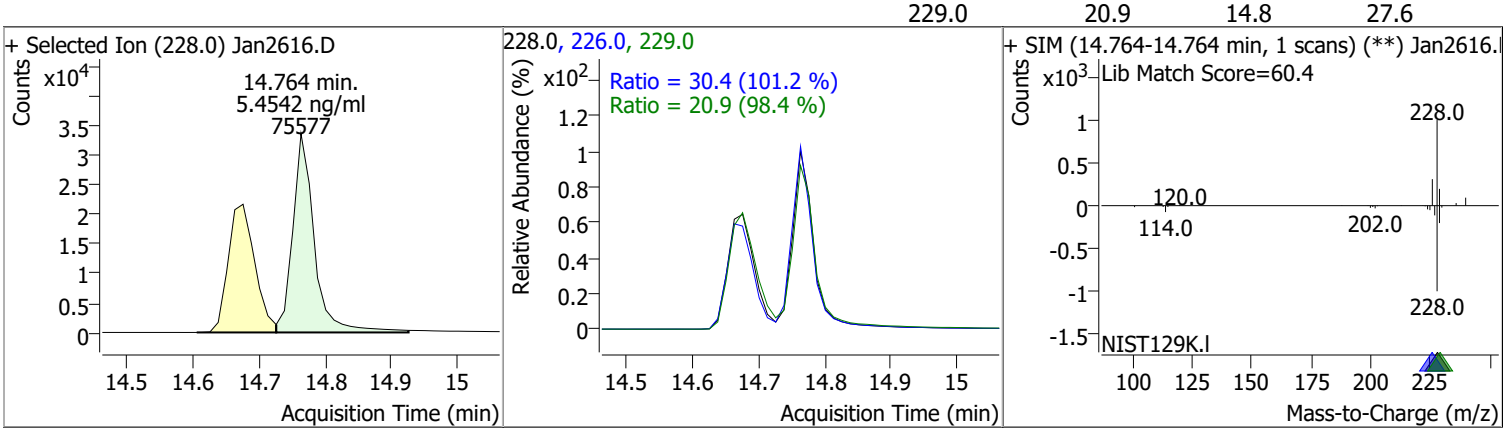

Compound	Conc.	RT	Dev(Min)	Resp.	QIon	QRatio	Lower	Upper
Benzo(b)fluoranthene	5.3163	17.70	-0.01	54415	253.0	22.1	14.9	27.7

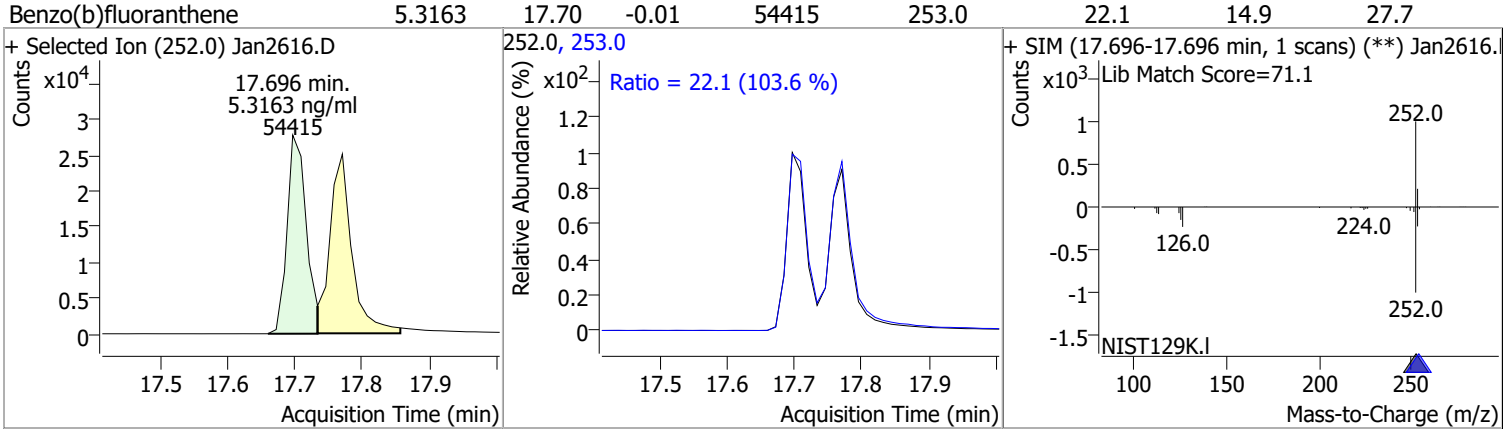

Compound	Conc.	RT	Dev(Min)	Resp.	QIon	QRatio	Lower	Upper
Benzo(k)fluoranthene	4.8622	17.77	0.00	57545	253.0	22.7	13.2	24.6

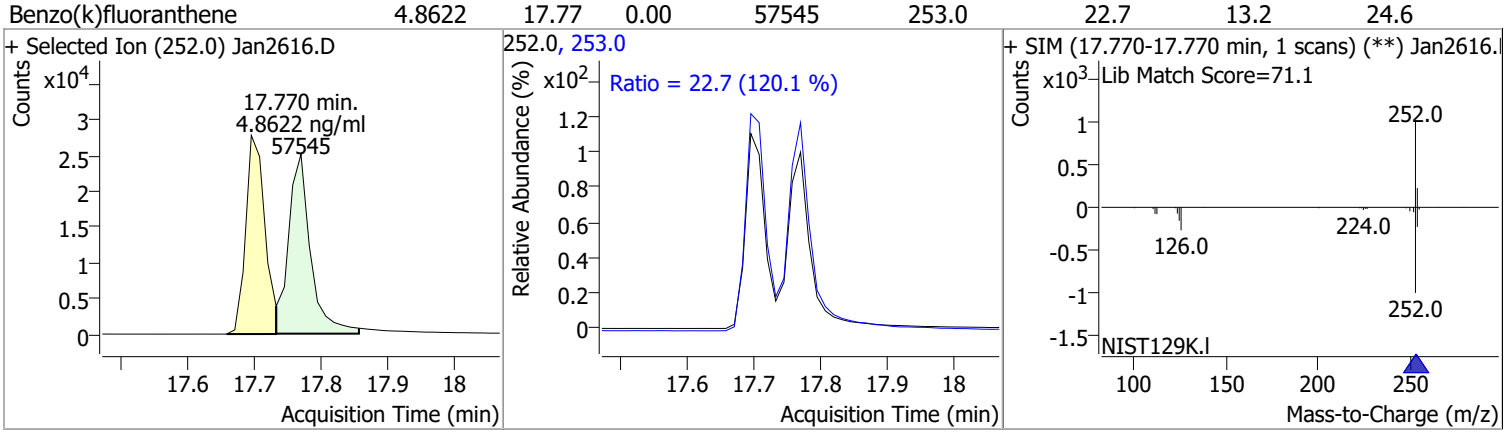

Compound	Conc.	RT	Dev(Min)	Resp.	QIon	QRatio	Lower	Upper
Benzo(a)pyrene	5.2803	18.35	0.00	44917	253.0	23.0	16.1	29.9

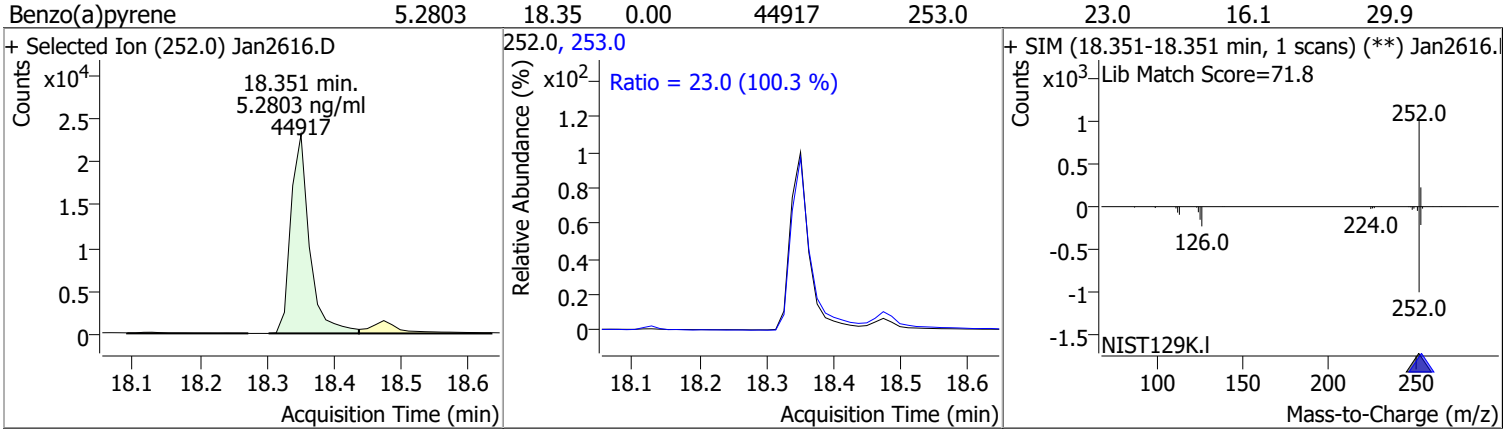

Quantitation Results Report (QT Reviewed)

Compound	Conc.	RT	Dev(Min)	Resp.	QIon	QRatio	Lower	Upper
Indeno(1,2,3-cd)pyrene	5.4261	20.20	-0.01	41441	138.0	20.5	15.7	29.1

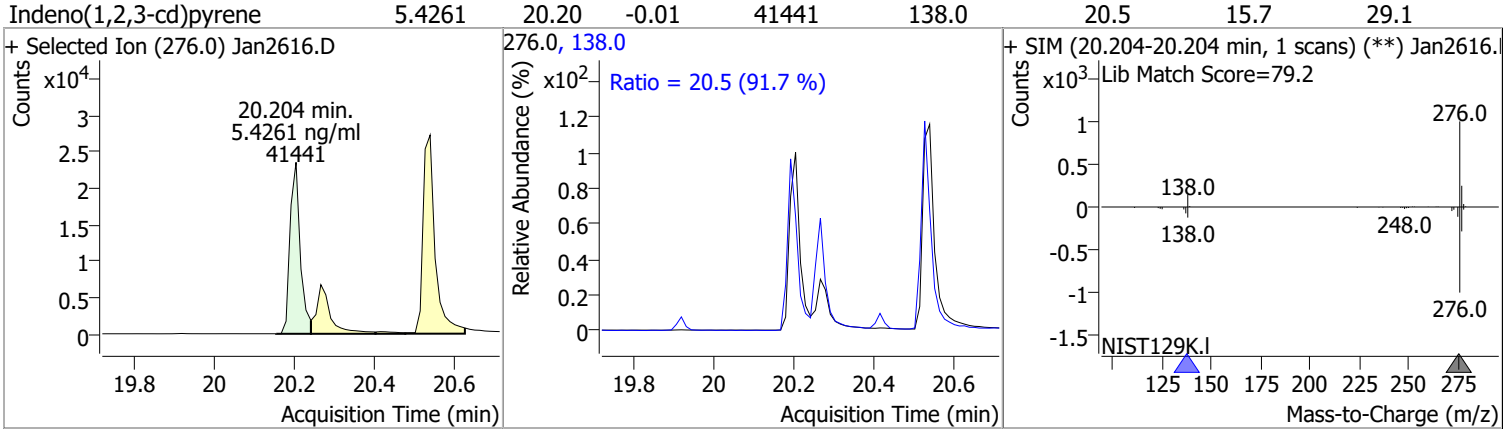

Compound	Conc.	RT	Dev(Min)	Resp.	QIon	QRatio	Lower	Upper
Dibenzo(a,h)anthracene	5.6959	20.27	-0.01	48642	279.0	24.6	17.4	32.3
					139.0	15.7	12.3	22.8

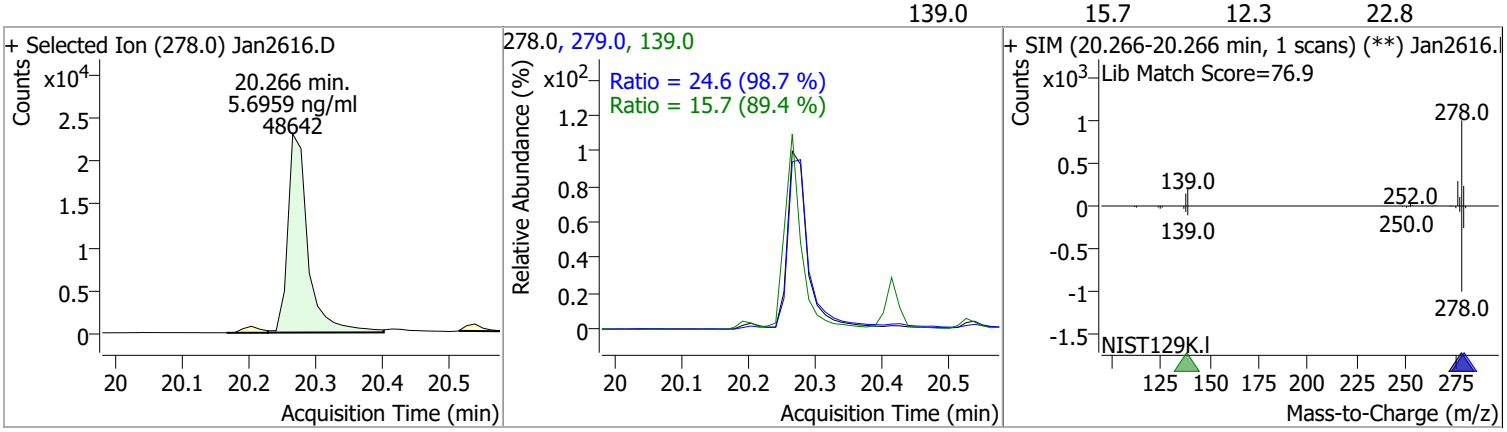

Compound	Conc.	RT	Dev(Min)	Resp.	QIon	QRatio	Lower	Upper
Benzo(g,h,i)perylene	5.2984	20.54	0.00	57184	277.0	24.1	17.3	32.2
					138.0	19.3	14.4	26.7

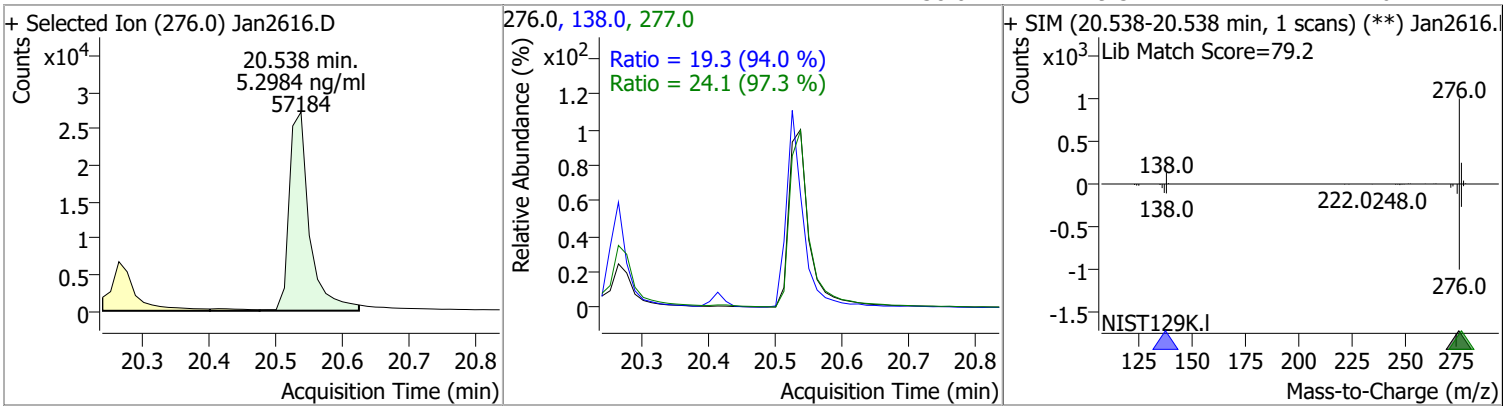

Quantitation Results Report (QT Reviewed)

Data File	Jan2617.D	Operator	LIMS import
Acq. Method	5975BNASIM	Acq. Date-Time	1/27/2022 1:25:11 AM
Sample Name	LLCSD-163072	Instrument	GCMS
Vial	17	Multiplier	1.00
DA Method File	012522 ban SIM 2.batch.bin	Comment	SVOC-8270C-SIM-W-LLPAH
Tune File	dftppjph.u	Tune Date	
Batch Name	012622 bna SIM 1.batch.bin	Last Calib Update	1/27/2022 8:37:26 AM
Ref Library			

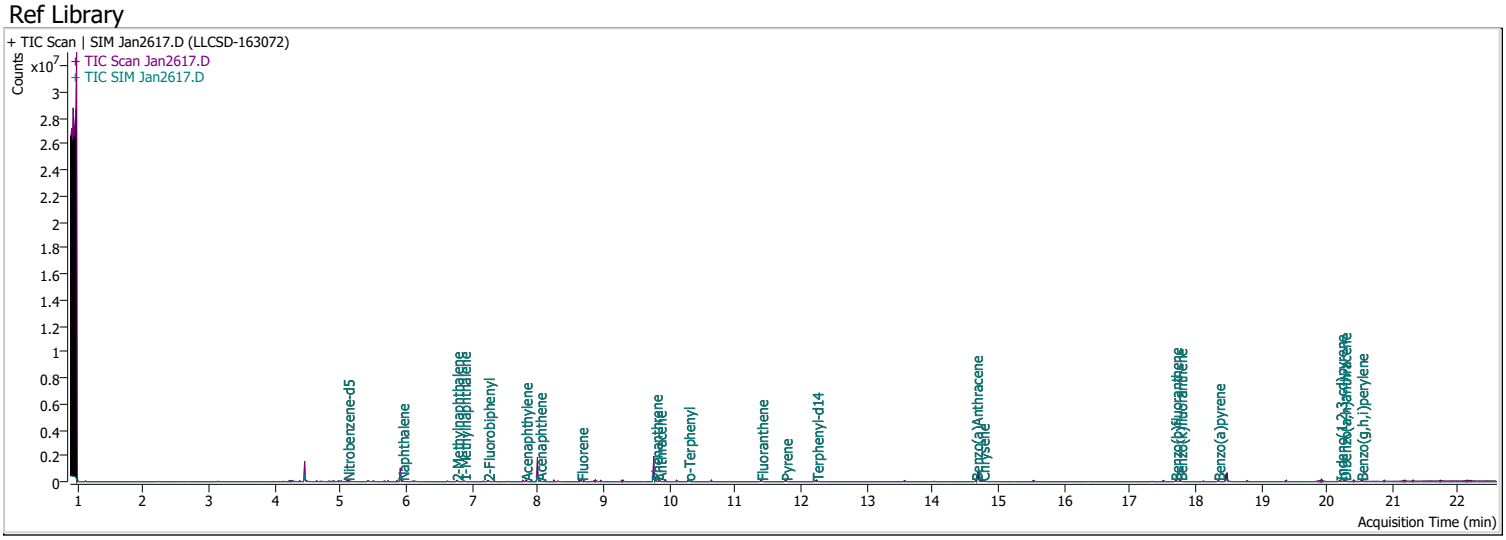

Compound	RT	QIon	Resp.	Conc.	Units	Dev(Min)
Internal Standards						
M 1,4-Dichlorobenzene-d4	4.460	152.0	176087	40.0000	ng/ml	0.000
M Naphthalene-d8	5.916	136.0	333821	40.0000	ng/ml	0.000
M Acenaphthene-d10	8.001	164.0	206976	40.0000	ng/ml	0.000
M Phenanthrene-d10	9.768	188.0	440281	40.0000	ng/ml	0.000
M Chrysene-d12	14.702	240.0	353522	40.0000	ng/ml	0.000
M Perylene-d12	18.475	264.0	245187	40.0000	ng/ml	0.000
System Monitoring Compounds						
S Nitrobenzene-d5	5.106	82.0	20314	4.6442	ng/ml	-0.012
Spiked Amount: 5.000	Range: 19.0 - 102.0%			Recovery = 92.88%		
S 2-Fluorobiphenyl	7.240	172.0	29852	3.6781	ng/ml	-0.012
Spiked Amount: 5.000	Range: 25.0 - 94.0%			Recovery = 73.56%		
S o-Terphenyl	10.287	230.0	32092	4.8408	ng/ml	-0.012
Spiked Amount: 5.000	Range: 40.0 - 140.0%			Recovery = 96.82%		
S Terphenyl-d14	12.238	244.0	32384	5.5304	ng/ml	-0.012
Spiked Amount: 5.000	Range: 39.0 - 106.0%			Recovery = 110.61%	*	
Target Compounds						**QValue**
T Naphthalene	5.941	128.0	21744	2.5286	ng/ml	95
T 2-Methylnaphthalene	6.765	141.0	14675	2.8264	ng/ml	81
T 1-Methylnaphthalene	6.877	141.0	14437	2.7446	ng/ml	97
T Acenaphthylene	7.814	152.0	35165	3.7227	ng/ml	99
T Acenaphthene	8.025	154.0	20886	3.5522	ng/ml	98
T Fluorene	8.661	166.0	30542	3.8140	ng/ml	95
T Phenanthrene	9.793	178.0	54889	4.7876	ng/ml	100
T Anthracene	9.854	178.0	54626	5.3378	ng/ml	98
T Fluoranthene	11.398	202.0	72193	5.3649	ng/ml	99
T Pyrene	11.769	202.0	78184	5.2163	ng/ml	97
T Benzo(a)Anthracene	14.664	228.0	58514	5.7636	ng/ml	98
T Chrysene	14.764	228.0	73810	5.4279	ng/ml	100
T Benzo(b)fluoranthene	17.696	252.0	51438	5.1243	ng/ml	98

Compound	RT	QIon	Resp.	Conc.	Units	Dev(Min)
T Benzo(k)fluoranthene	17.770	252.0	54424	4.6739	ng/ml	93
T Benzo(a)pyrene	18.351	252.0	41563	4.9888	ng/ml	99
T Indeno(1,2,3-cd)pyrene	20.204	276.0	38826	5.1887	ng/ml	94
T Dibenzo(a,h)anthracene	20.266	278.0	46167	5.4997	ng/ml	98
T Benzo(g,h,i)perylene	20.526	276.0	55896	5.2609	ng/ml	96

(#) = Qualifier Out of Range; (m) = Manual Integration; (+) = Area Summed; (*) = Surrogate Percent Recovery Out of Range; (d): Zeroed Peak

Compound	Conc.	RT	Dev(Min)	Resp.	QIon	QRatio	Lower	Upper
Nitrobenzene-d5	4.6442	5.11	-0.01	20314	54.0	34.5	31.6	58.8
					128.0	26.5	19.3	35.9

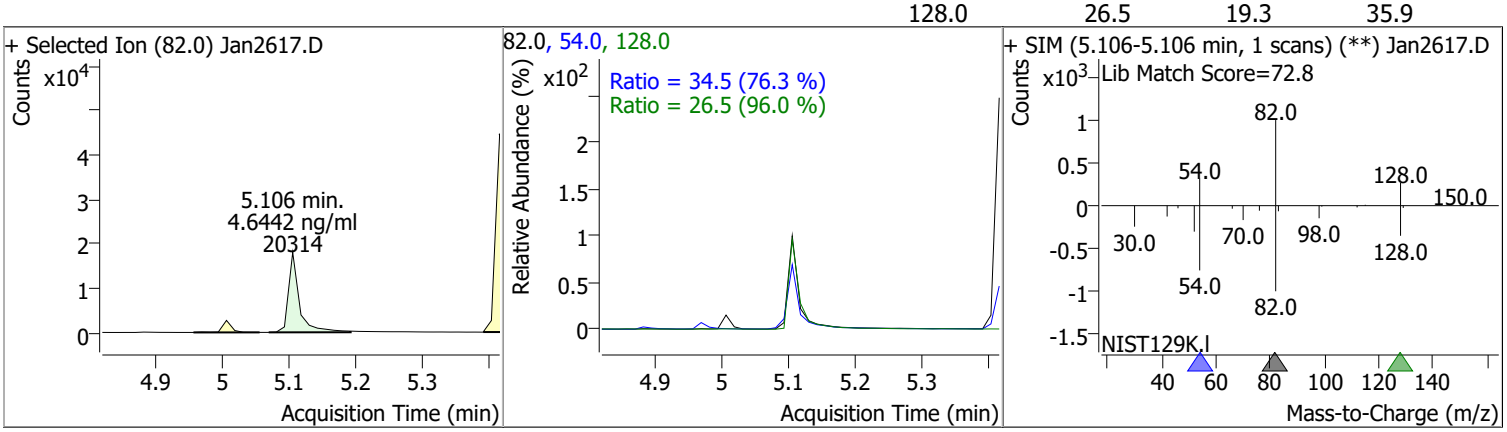

Compound	Conc.	RT	Dev(Min)	Resp.	QIon	QRatio	Lower	Upper
Naphthalene	2.5286	5.94	0.00	21744	102.0	16.9	0.0	61.8
					129.0	11.1	7.7	14.3

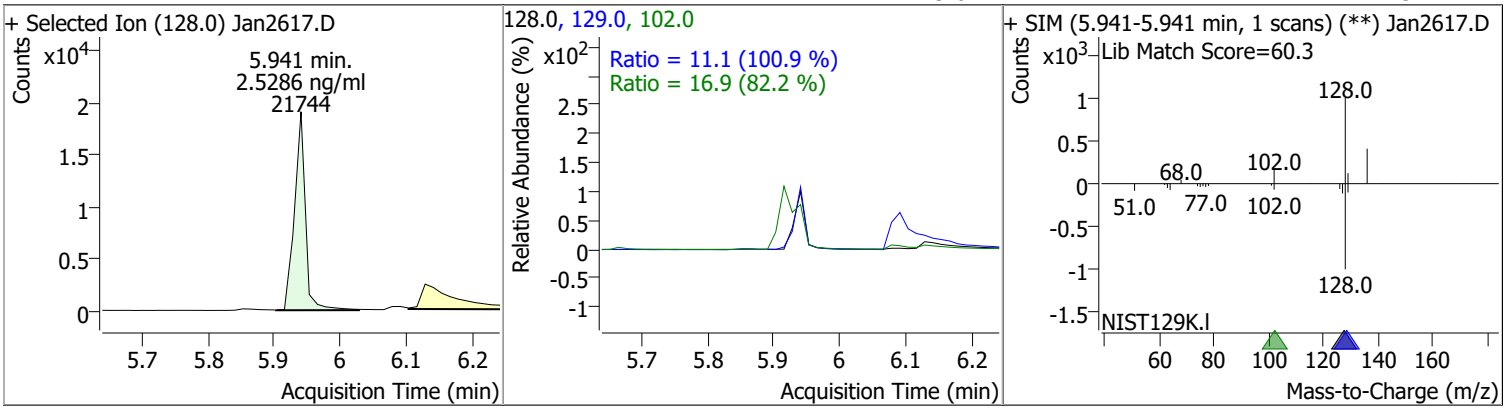

Compound	Conc.	RT	Dev(Min)	Resp.	QIon	QRatio	Lower	Upper
2-Methylnaphthalene	2.8264	6.76	-0.01	14675	142.0	172.1	99.1	184.0
					115.0	70.7	46.3	86.0

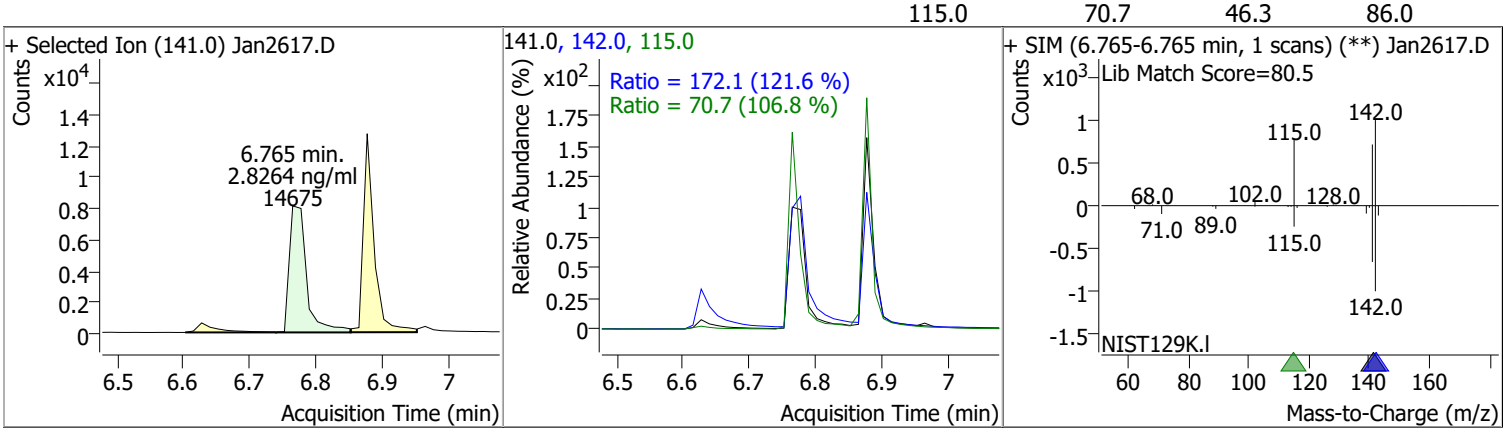

Compound	Conc.	RT	Dev(Min)	Resp.	QIon	QRatio	Lower	Upper
1-Methylnaphthalene	2.7446	6.88	0.00	14437	142.0	113.0	78.3	145.5
					115.0	71.6	53.4	99.2

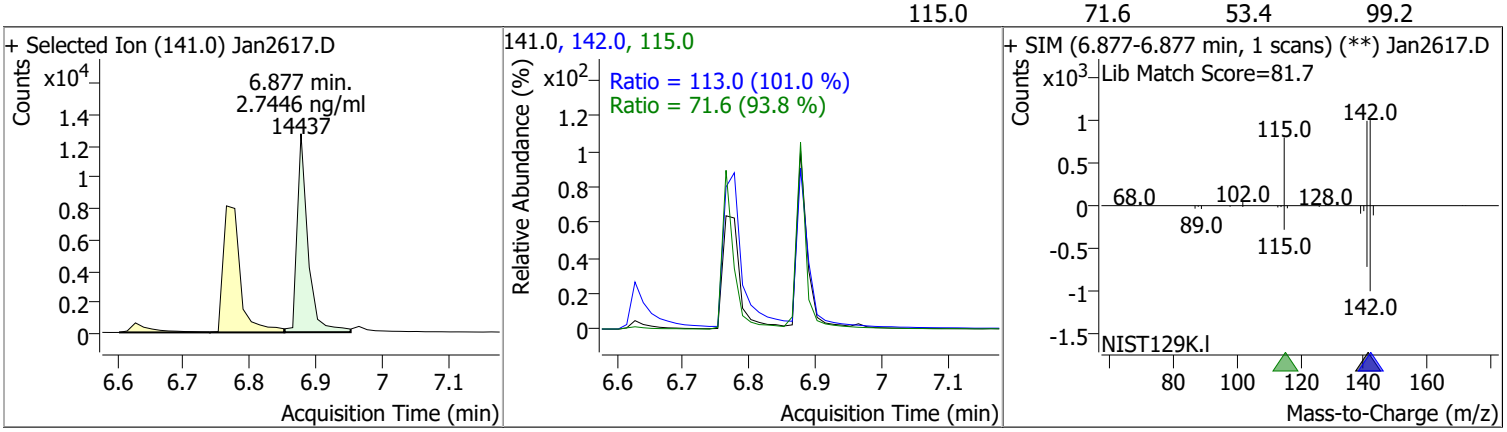

Compound	Conc.	RT	Dev(Min)	Resp.	QIon	QRatio	Lower	Upper
2-Fluorobiphenyl	3.6781	7.24	-0.01	29852	171.0	37.7	25.6	47.6

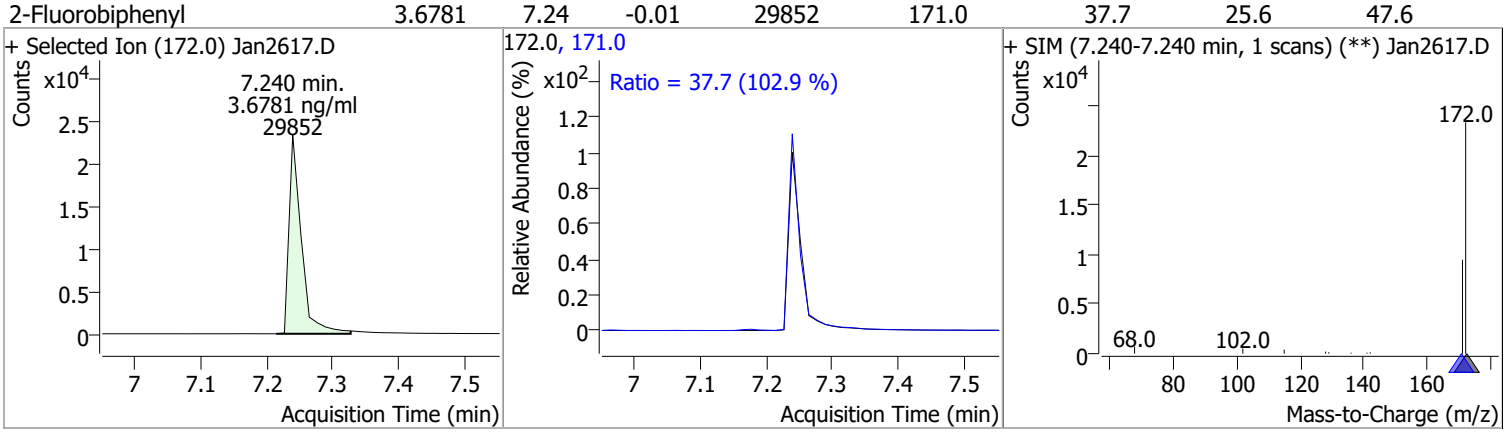

Compound	Conc.	RT	Dev(Min)	Resp.	QIon	QRatio	Lower	Upper
Acenaphthylene	3.7227	7.81	0.00	35165	153.0	13.7	9.1	17.0

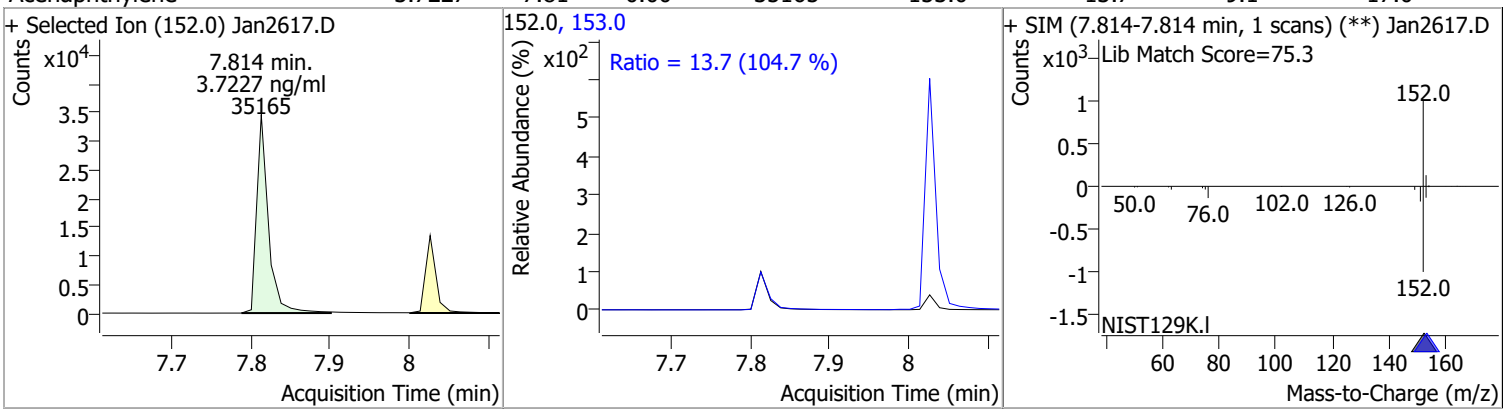

Compound	Conc.	RT	Dev(Min)	Resp.	QIon	QRatio	Lower	Upper
Acenaphthene	3.5522	8.03	0.00	20886	153.0	122.5	83.9	155.8
					152.0	59.3	40.9	76.0

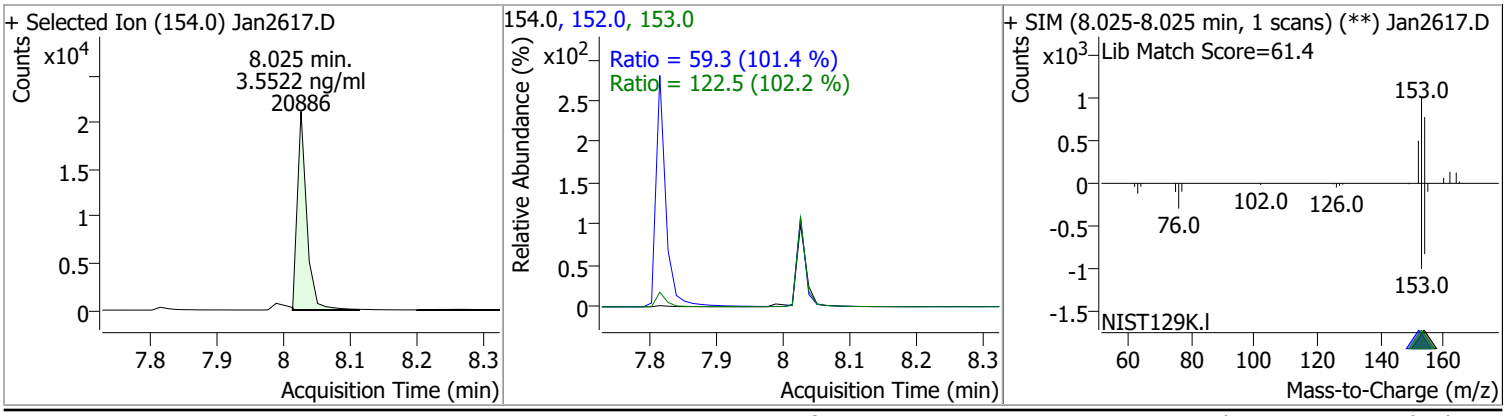

Quantitation Results Report (QT Reviewed)

Compound	Conc.	RT	Dev(Min)	Resp.	QIon	QRatio	Lower	Upper
Fluorene	3.8140	8.66	0.00	30542	165.0	100.7	67.0	124.5
					167.0	13.2	9.2	17.1

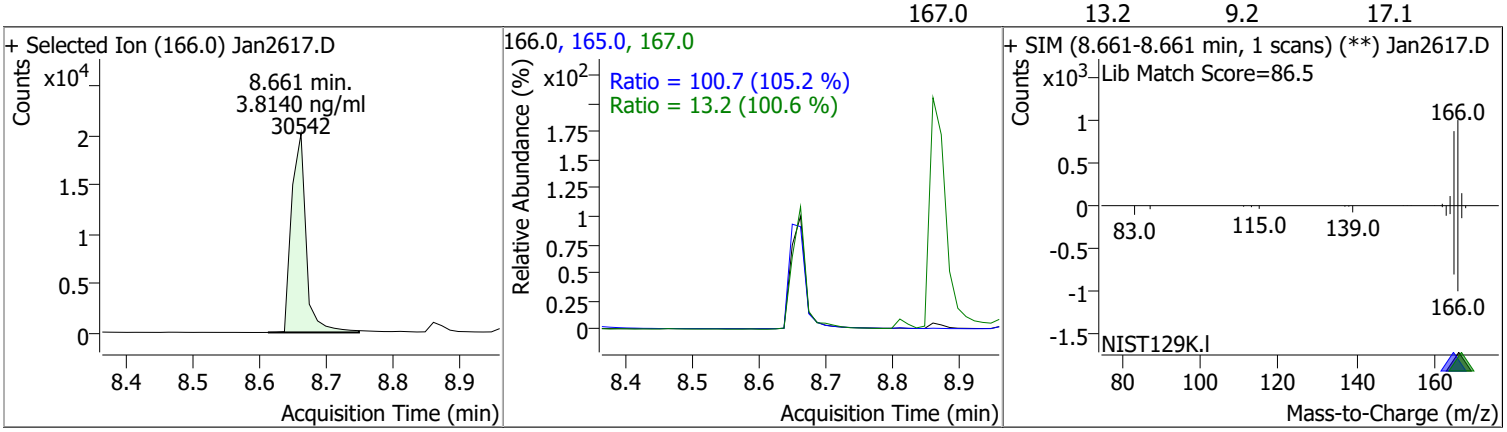

Compound	Conc.	RT	Dev(Min)	Resp.	QIon	QRatio	Lower	Upper
Phenanthrene	4.7876	9.79	0.00	54889	176.0	18.7	13.2	24.6

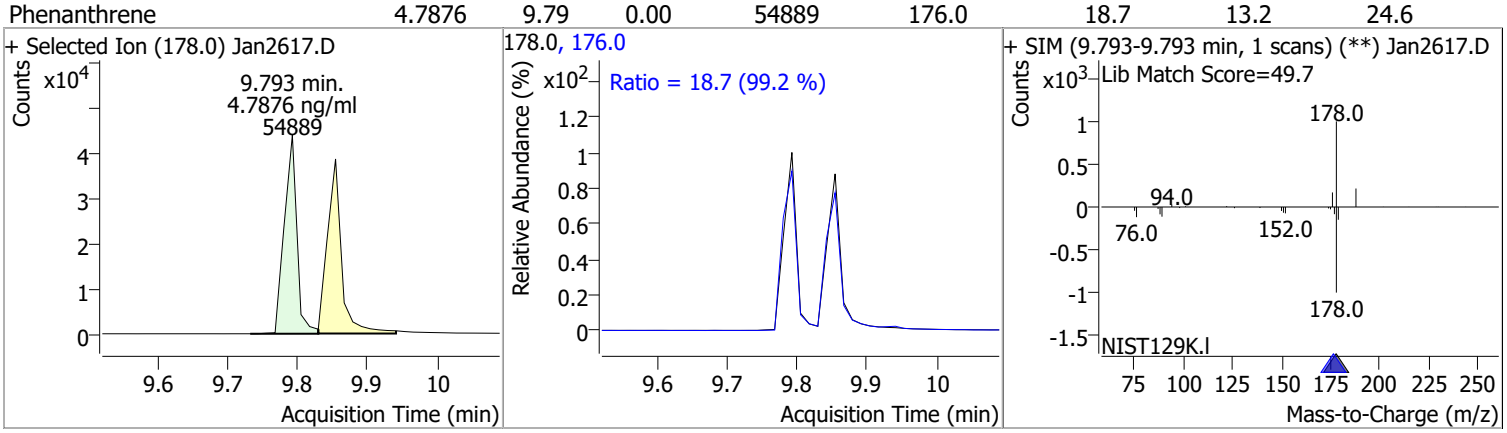

Compound	Conc.	RT	Dev(Min)	Resp.	QIon	QRatio	Lower	Upper
Anthracene	5.3378	9.85	0.00	54626	176.0	17.5	12.8	23.8

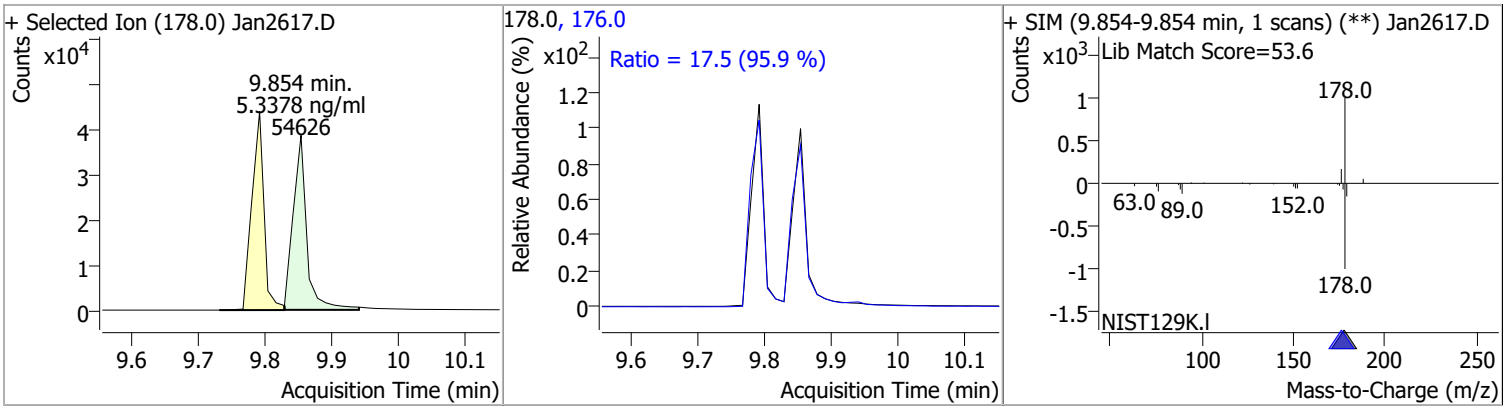

Compound	Conc.	RT	Dev(Min)	Resp.	QIon	QRatio	Lower	Upper
o-Terphenyl	4.8408	10.29	-0.01	32092	229.0	70.6	47.1	87.5
					215.0	47.0	31.1	57.7

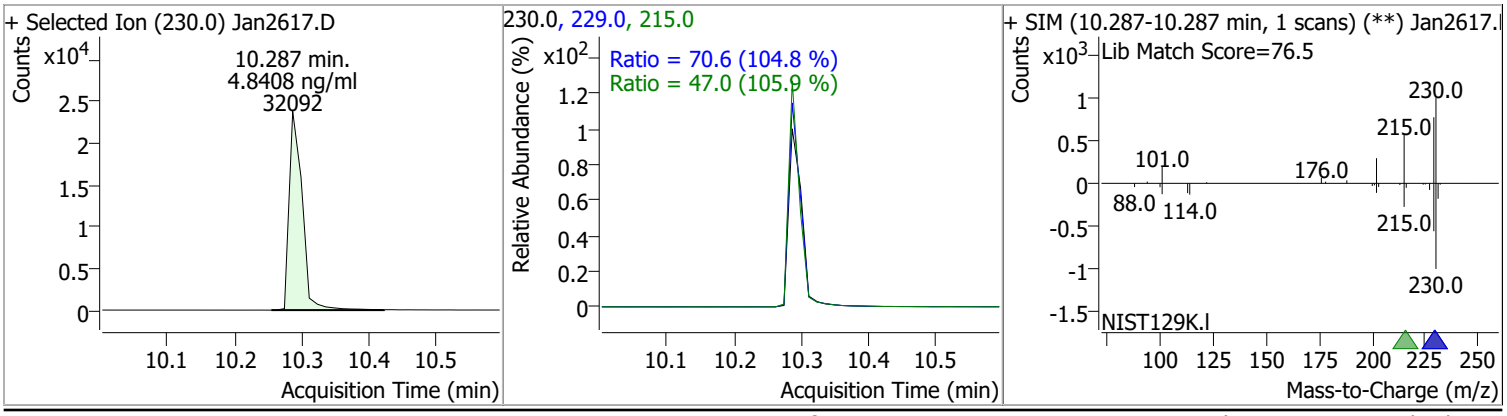

Compound	Conc.	RT	Dev(Min)	Resp.	QIon	QRatio	Lower	Upper
Fluoranthene	5.3649	11.40	-0.01	72193	101.0	12.3	8.8	16.3

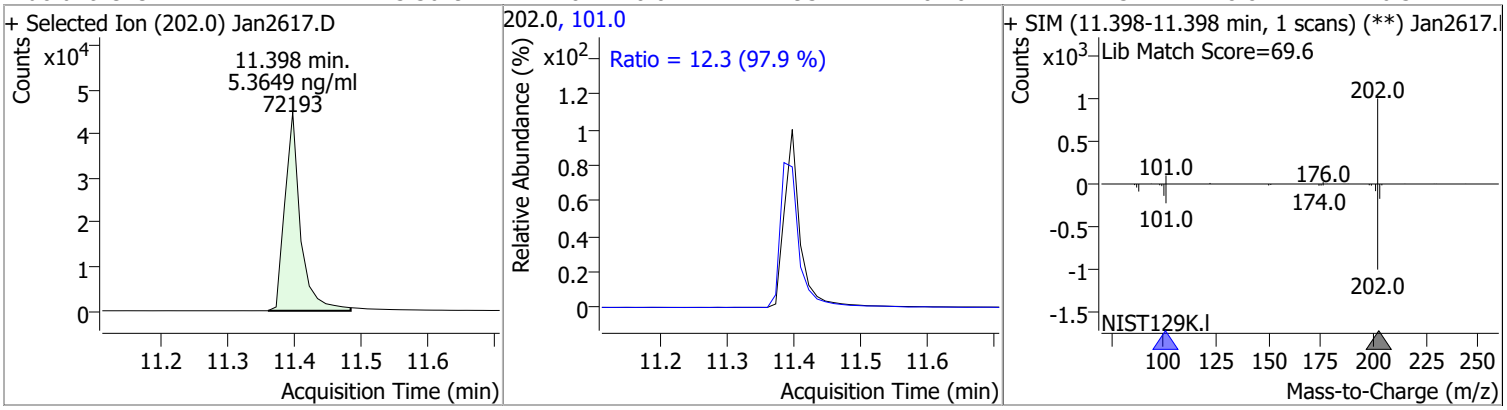

Compound	Conc.	RT	Dev(Min)	Resp.	QIon	QRatio	Lower	Upper
Pyrene	5.2163	11.77	-0.01	78184	101.0	14.3	10.8	20.0

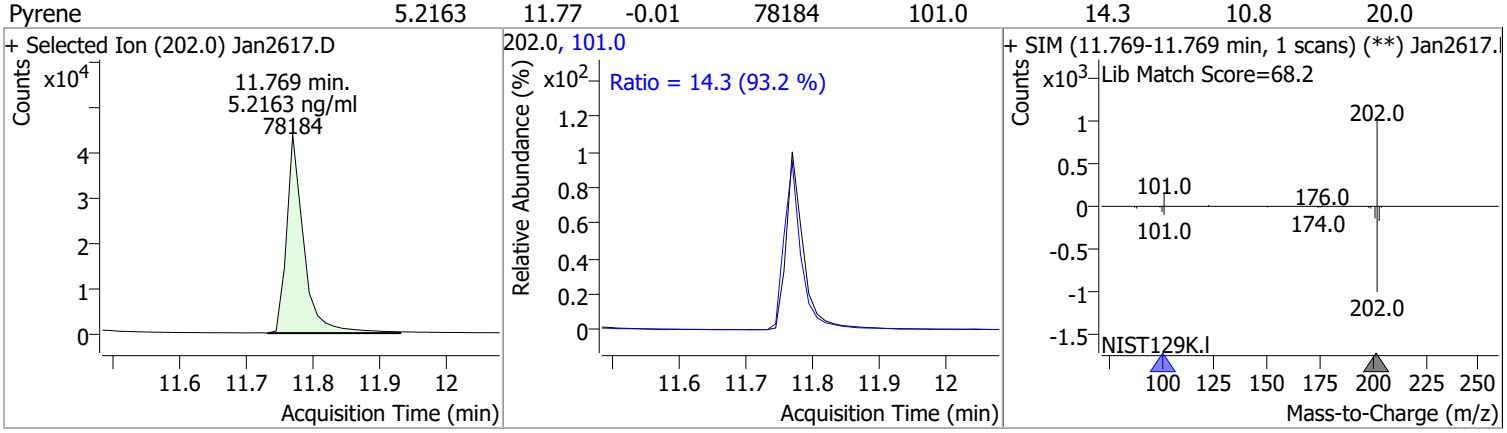

Compound	Conc.	RT	Dev(Min)	Resp.	QIon	QRatio	Lower	Upper
Terphenyl-d14	5.5304	12.24	-0.01	32384	122.0	13.9	9.8	18.2

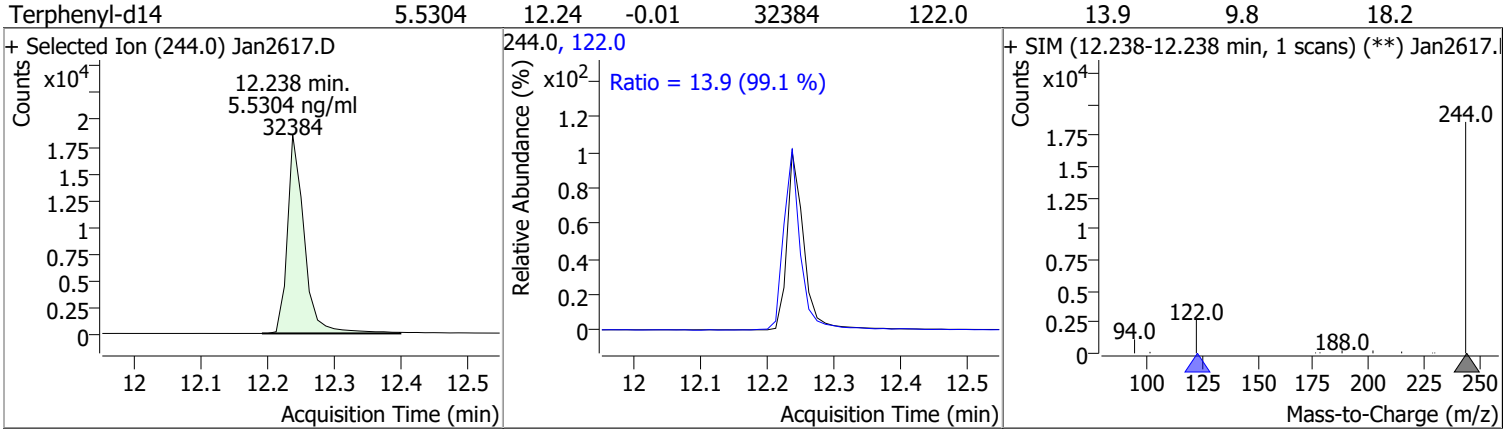

Compound	Conc.	RT	Dev(Min)	Resp.	QIon	QRatio	Lower	Upper
Benzo(a)Anthracene	5.7636	14.66	-0.01	58514	226.0	27.5	19.0	35.2
					229.0	21.6	16.0	29.7

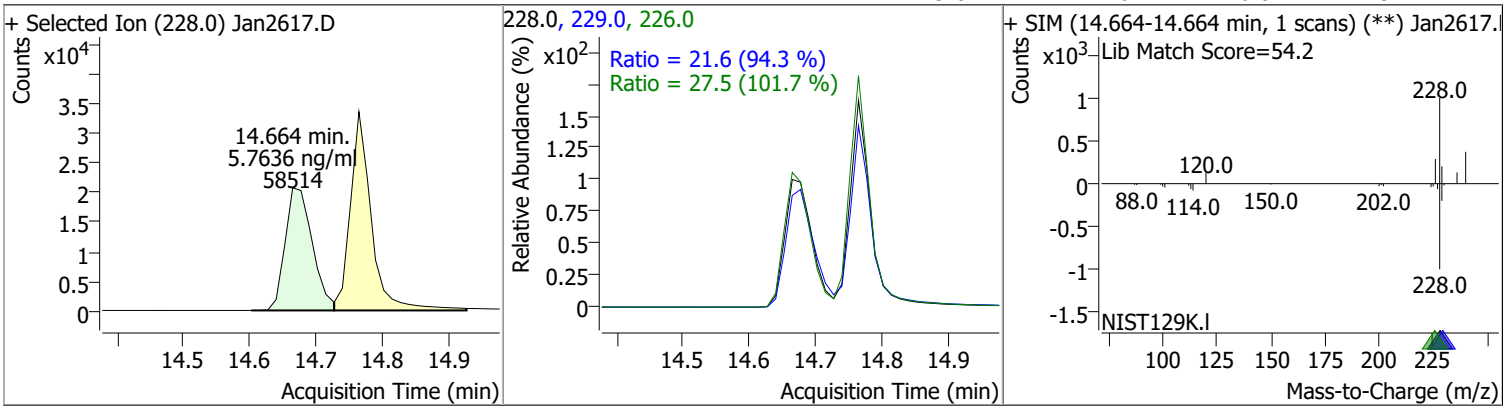

Compound	Conc.	RT	Dev(Min)	Resp.	QIon	QRatio	Lower	Upper
Chrysene	5.4279	14.76	0.00	73810	226.0	30.1	21.0	39.1
					229.0	21.0	14.8	27.6

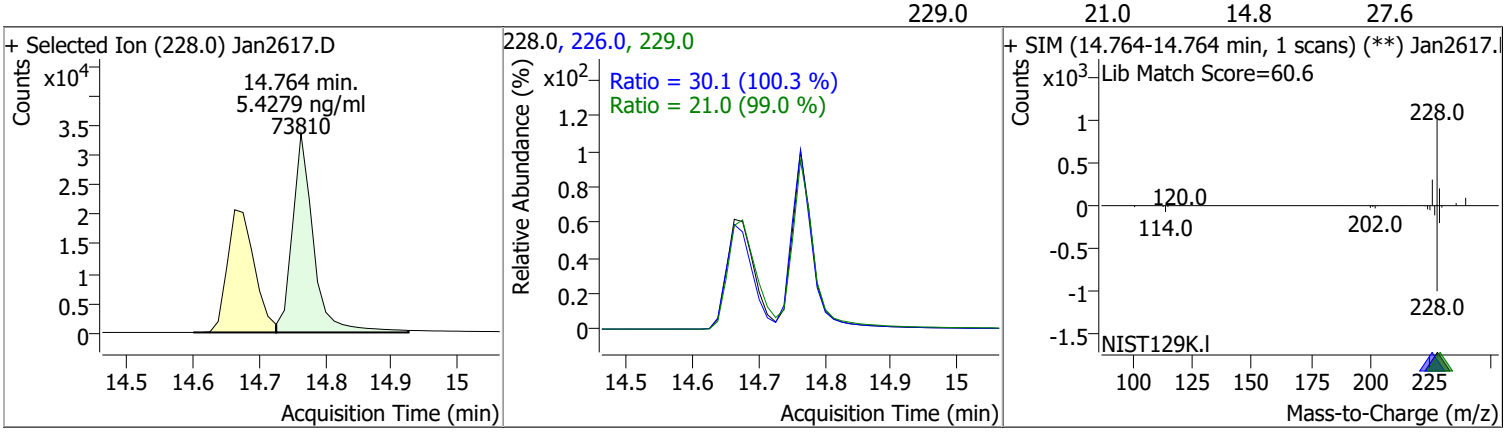

Compound	Conc.	RT	Dev(Min)	Resp.	QIon	QRatio	Lower	Upper
Benzo(b)fluoranthene	5.1243	17.70	-0.01	51438	253.0	22.4	14.9	27.7

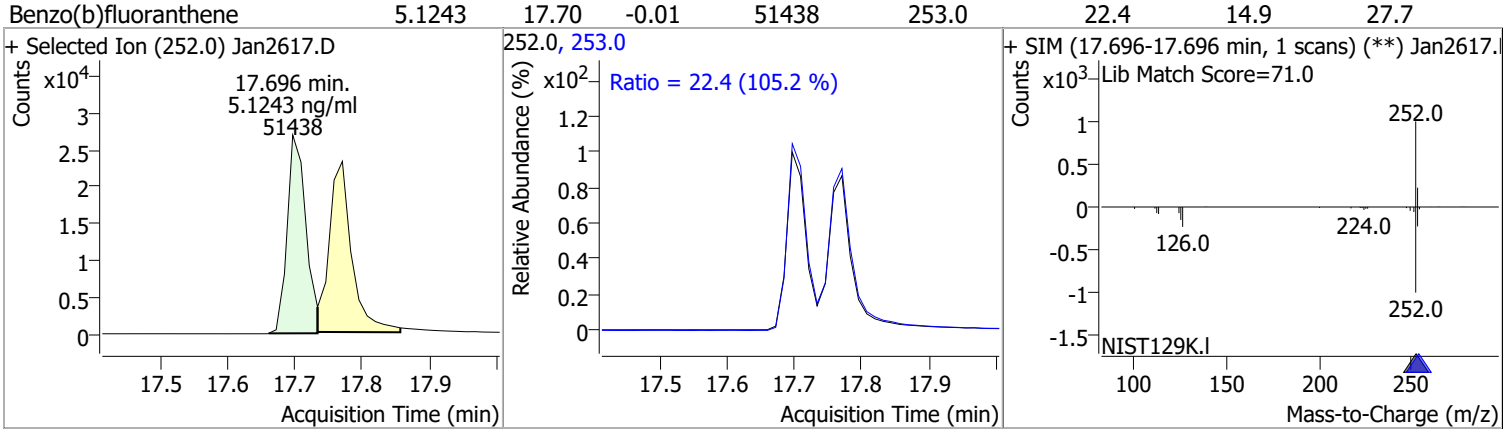

Compound	Conc.	RT	Dev(Min)	Resp.	QIon	QRatio	Lower	Upper
Benzo(k)fluoranthene	4.6739	17.77	0.00	54424	253.0	21.9	13.2	24.6

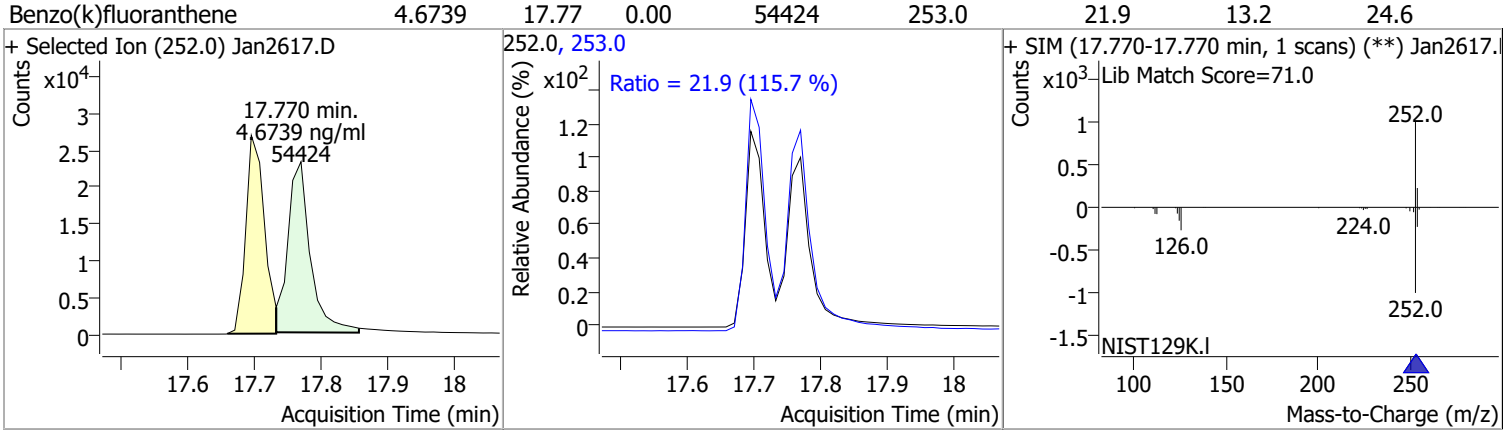

Compound	Conc.	RT	Dev(Min)	Resp.	QIon	QRatio	Lower	Upper
Benzo(a)pyrene	4.9888	18.35	0.00	41563	253.0	23.6	16.1	29.9

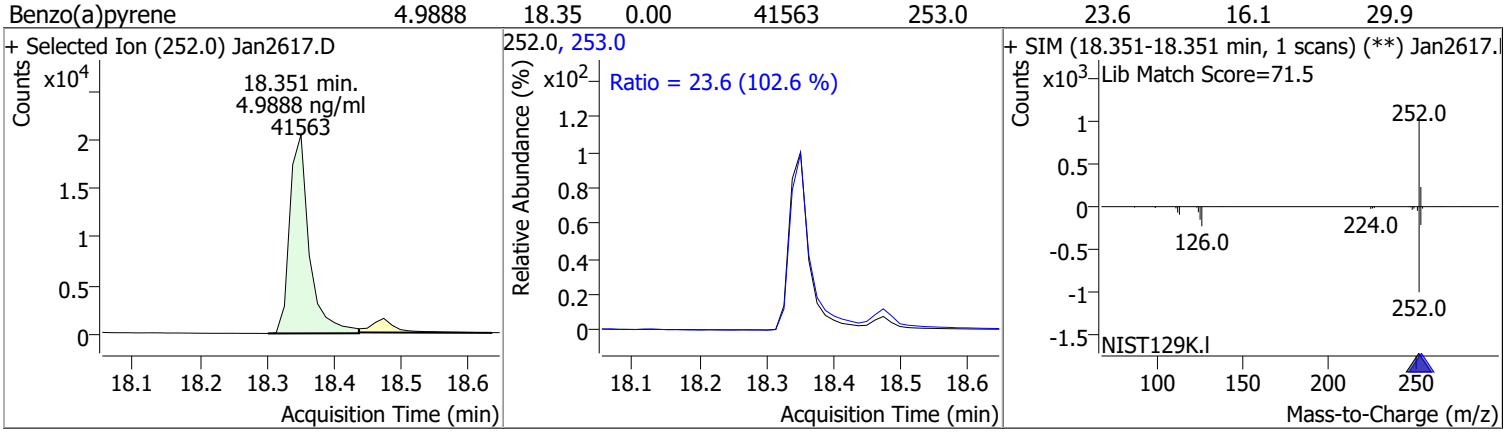

Compound	Conc.	RT	Dev(Min)	Resp.	QIon	QRatio	Lower	Upper
Indeno(1,2,3-cd)pyrene	5.1887	20.20	-0.01	38826	138.0	19.4	15.7	29.1

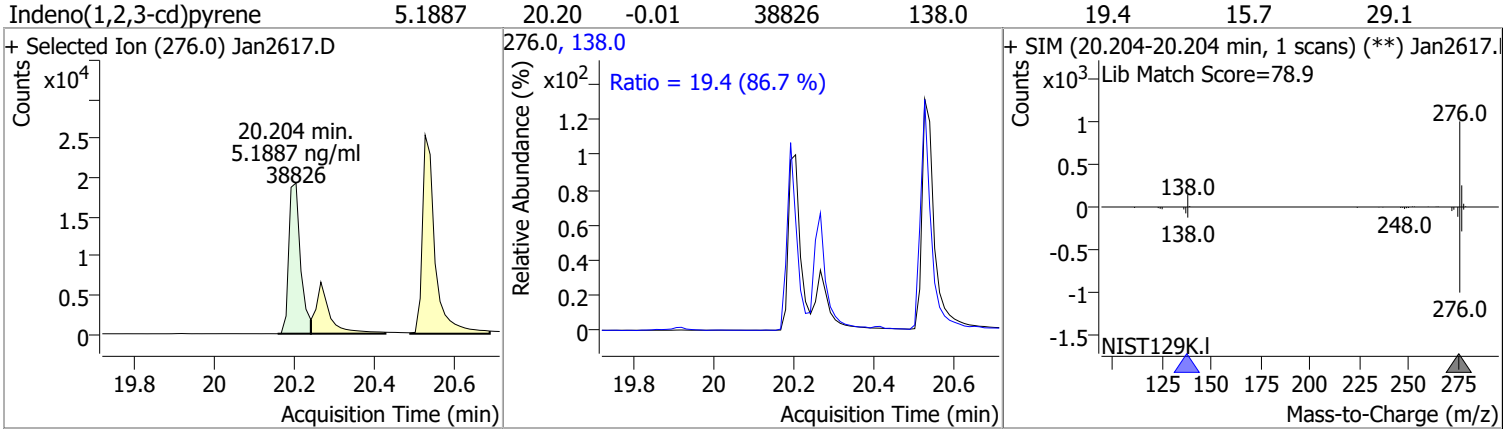

Compound	Conc.	RT	Dev(Min)	Resp.	QIon	QRatio	Lower	Upper
Dibenzo(a,h)anthracene	5.4997	20.27	-0.01	46167	279.0	25.1	17.4	32.3
					139.0	15.9	12.3	22.8

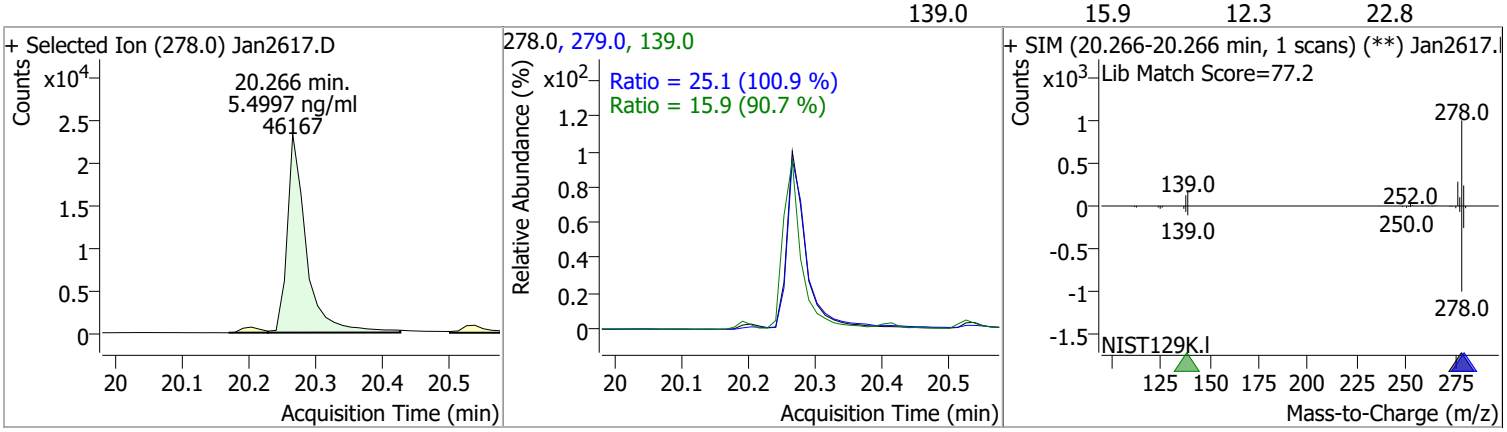

Compound	Conc.	RT	Dev(Min)	Resp.	QIon	QRatio	Lower	Upper
Benzo(g,h,i)perylene	5.2609	20.53	-0.01	55896	277.0	22.7	17.3	32.2
					138.0	18.8	14.4	26.7

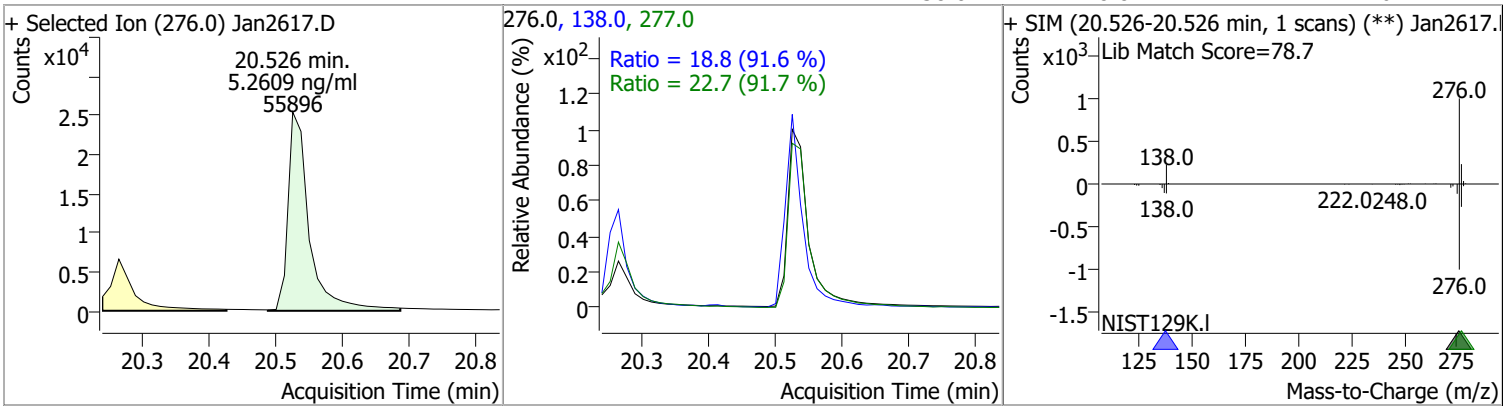

Quantitation Results Report (QT Reviewed)

Data File	Jan2618.D	Operator	LIMS import
Acq. Method	5975BNASIM	Acq. Date-Time	1/27/2022 1:57:29 AM
Sample Name	B22011124-001C	Instrument	GCMS
Vial	18	Multiplier	1.00
DA Method File	012522 ban SIM 2.batch.bin	Comment	SVOC-8270C-SIM-W-LLPAH
Tune File	dftppjph.u	Tune Date	
Batch Name	012622 bna SIM 1.batch.bin	Last Calib Update	1/27/2022 8:37:26 AM
Ref Library			

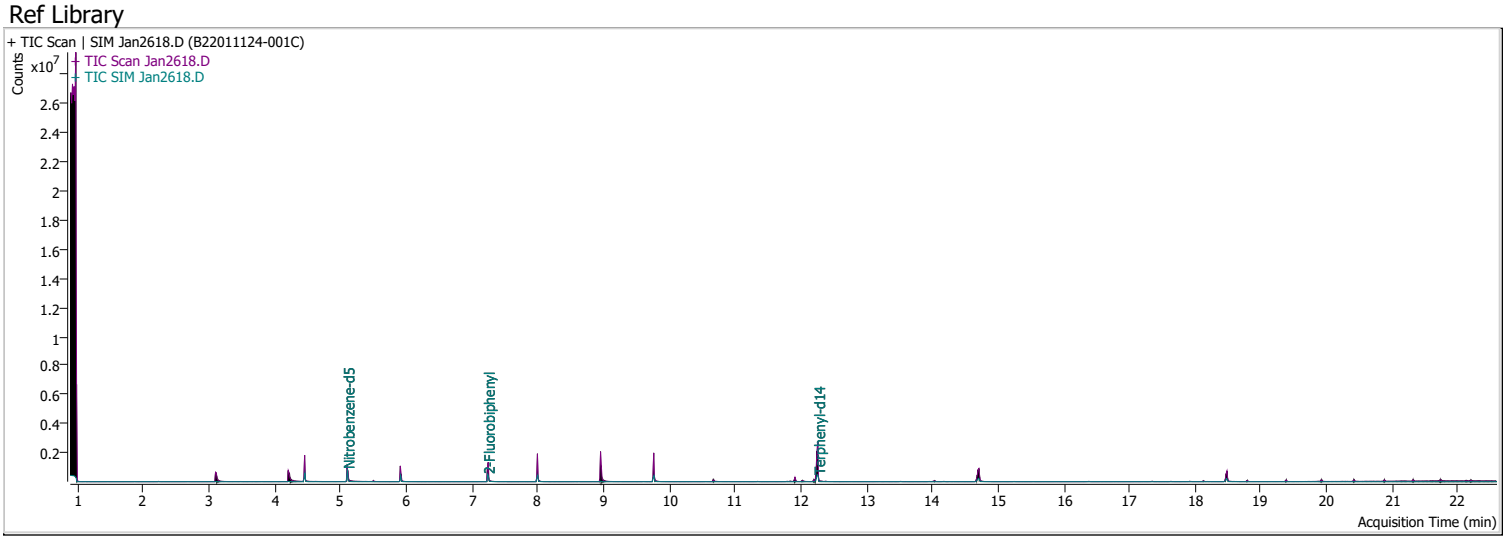

Compound	RT	QIon	Resp.	Conc.	Units		Dev(Min)
Internal Standards							
M 1,4-Dichlorobenzene-d4	4.460	152.0	205508	40.0000	ng/ml		0.000
M Naphthalene-d8	5.916	136.0	359086	40.0000	ng/ml		0.000
M Acenaphthene-d10	8.001	164.0	219453	40.0000	ng/ml		0.000
M Phenanthrene-d10	9.768	188.0	487565	40.0000	ng/ml		0.000
M Chrysene-d12	14.702	240.0	383588	40.0000	ng/ml		0.000
M Perylene-d12	18.475	264.0	268345	40.0000	ng/ml		0.000
System Monitoring Compounds							
S Nitrobenzene-d5	5.106	82.0	522446	42.6956	ng/ml		-0.012
Spiked Amount: 5.000	Range: 19.0 - 102.0%			Recovery = 853.91%		*	
S 2-Fluorobiphenyl	7.240	172.0	494612	50.8097	ng/ml		-0.012
Spiked Amount: 5.000	Range: 25.0 - 94.0%			Recovery = 1016.19%		*	
S o-Terphenyl	0.000		0	N.D.			
Spiked Amount: 5.000	Range: 40.0 - 140.0%			Recovery = NA%			
S Terphenyl-d14	12.263	244.0	743801	77.8975	ng/ml		0.012
Spiked Amount: 5.000	Range: 39.0 - 106.0%			Recovery = 1557.95%		*	
Target Compounds							**QValue**
T Naphthalene	0.000		0	N.D.			
T 2-Methylnaphthalene	0.000		0	N.D.			
T 1-Methylnaphthalene	0.000		0	N.D.			
T Acenaphthylene	0.000		0	N.D.			
T Acenaphthene	8.026	154.0	0		ng/ml	md	1
T Fluorene	8.960	166.0	0		ng/ml	md	1
T Phenanthrene	0.000		0	N.D.			
T Anthracene	0.000		0	N.D.			
T Fluoranthene	0.000		0	N.D.			
T Pyrene	0.000		0	N.D.			
T Benzo(a)Anthracene	14.702	228.0	0		ng/ml	md	1
T Chrysene	14.702	228.0	0		ng/ml	md	1
T Benzo(b)fluoranthene	0.000		0	N.D.			

Compound	RT	QIon	Resp.	Conc.	Units		Dev(Min)
T Benzo(k)fluoranthene	0.000		0	N.D.			
T Benzo(a)pyrene	18.475	252.0	0		ng/ml	md	1
T Indeno(1,2,3-cd)pyrene	0.000		0	N.D.			
T Dibenzo(a,h)anthracene	0.000		0	N.D.			
T Benzo(g,h,i)perylene	0.000		0	N.D.			

(#) = Qualifier Out of Range; (m) = Manual Integration; (+) = Area Summed; (*) = Surrogate Percent Recovery Out of Range; (d): Zeroed Peak

Quantitation Results Report (QT Reviewed)

Compound	Conc.	RT	Dev(Min)	Resp.	QIon	QRatio	Lower	Upper
Nitrobenzene-d5	42.6956	5.11	-0.01	522446	54.0	35.6	31.6	58.8
					128.0	22.2	19.3	35.9

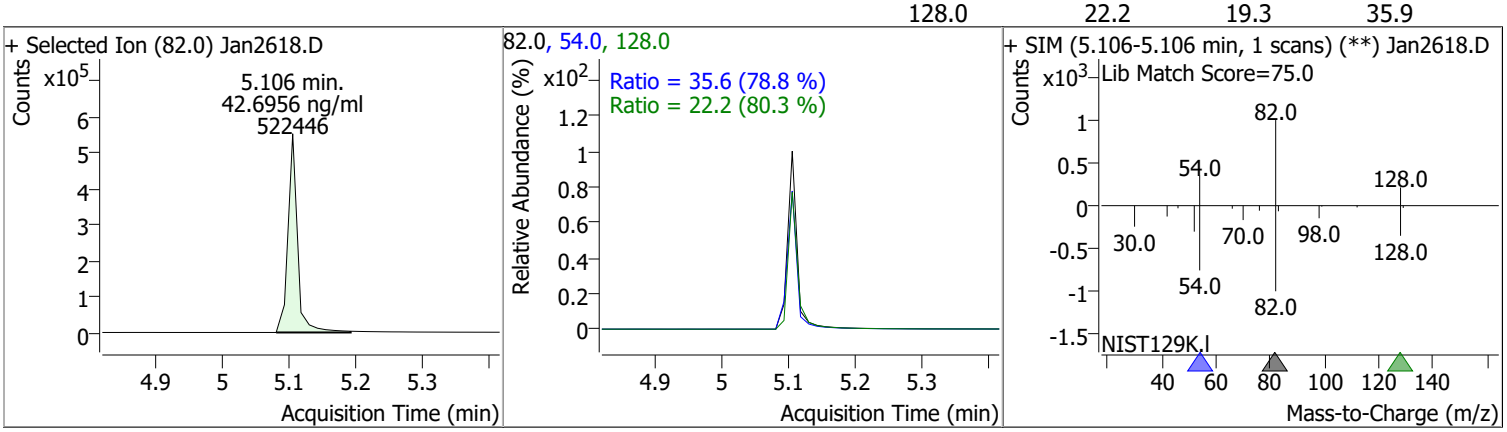

Compound	Conc.	Exp RT	QIon	Exp Ratio	QIon	Exp Ratio
Naphthalene	N.D.	5.94	102.0	20.6	129.0	11.0

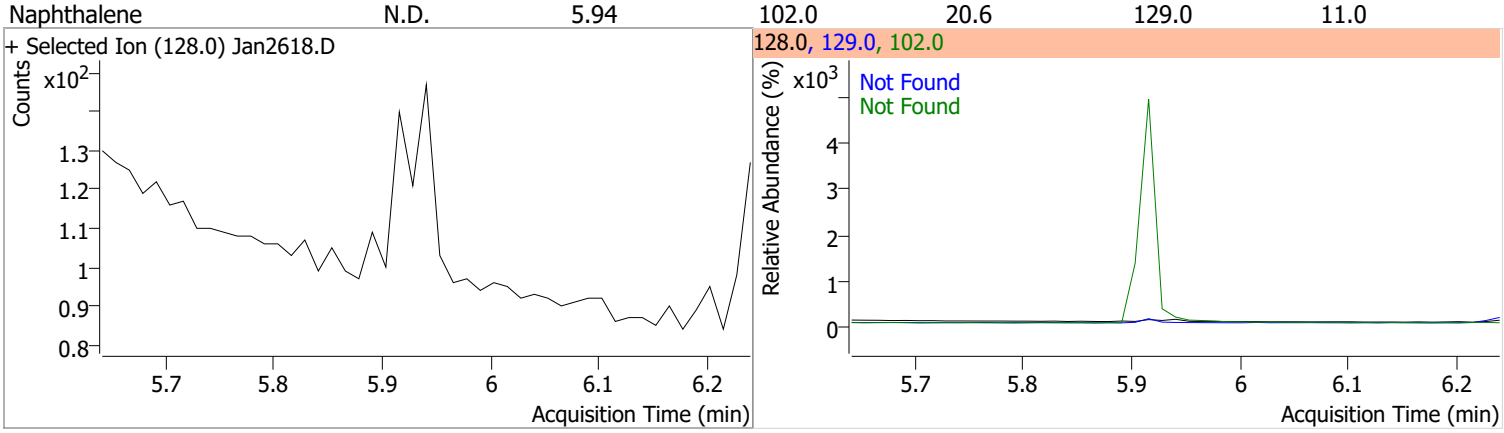

Compound	Conc.	Exp RT	QIon	Exp Ratio	QIon	Exp Ratio
2-Methylnaphthalene	N.D.	6.78	142.0	141.5	115.0	66.1

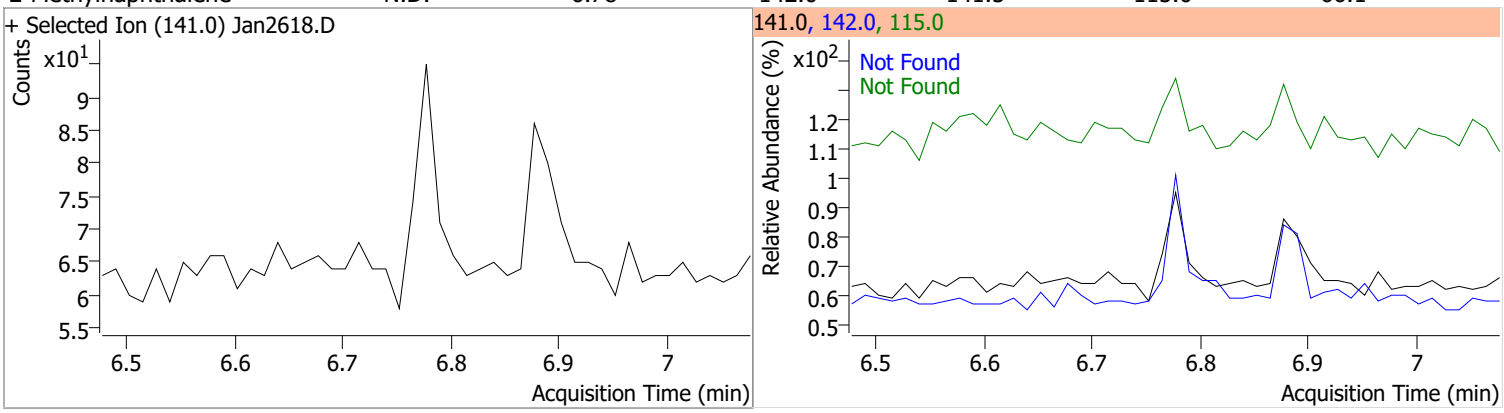

Compound	Conc.	Exp RT	QIon	Exp Ratio	QIon	Exp Ratio
1-Methylnaphthalene	N.D.	6.88	142.0	111.9	115.0	76.3

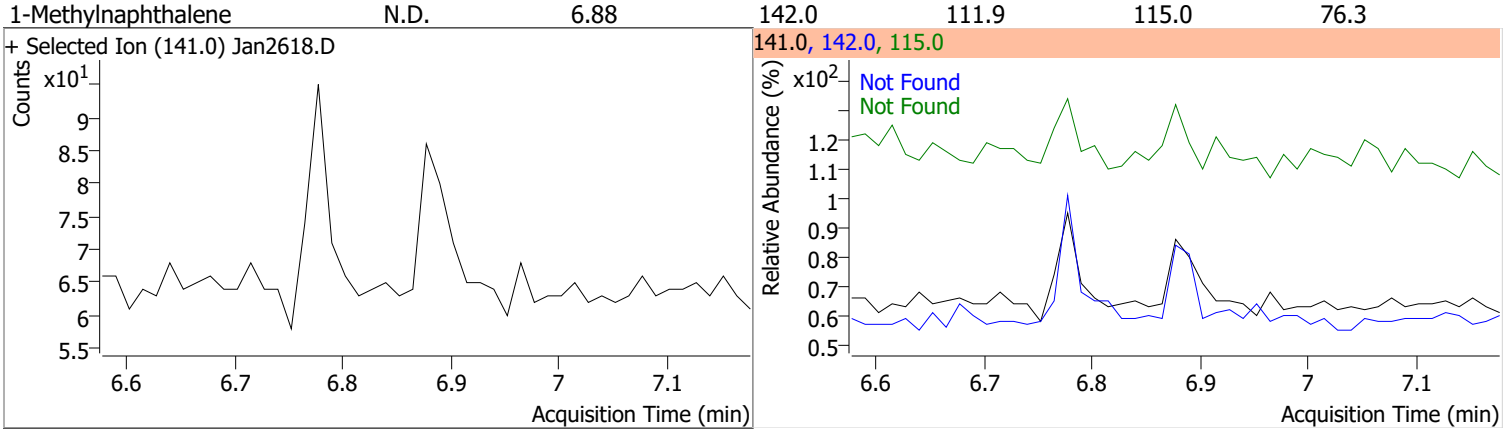

Quantitation Results Report (QT Reviewed)

Compound	Conc.	RT	Dev(Min)	Resp.	QIon	QRatio	Lower	Upper
2-Fluorobiphenyl	50.8097	7.24	-0.01	494612	171.0	37.1	25.6	47.6

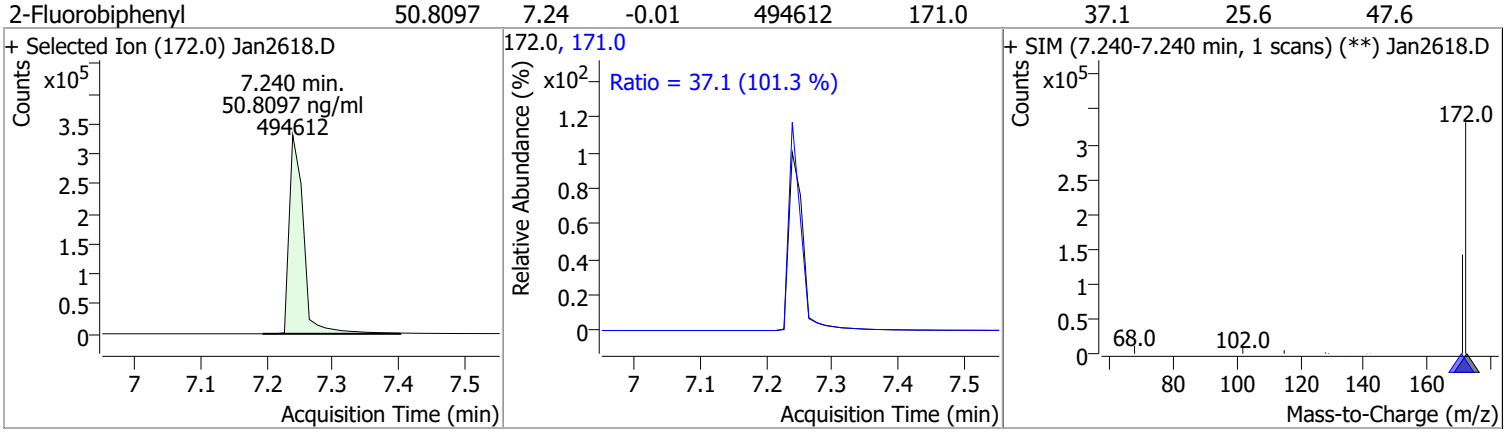

Compound	Conc.	Exp RT	QIon	Exp Ratio
Acenaphthylene	N.D.	7.81	153.0	13.1

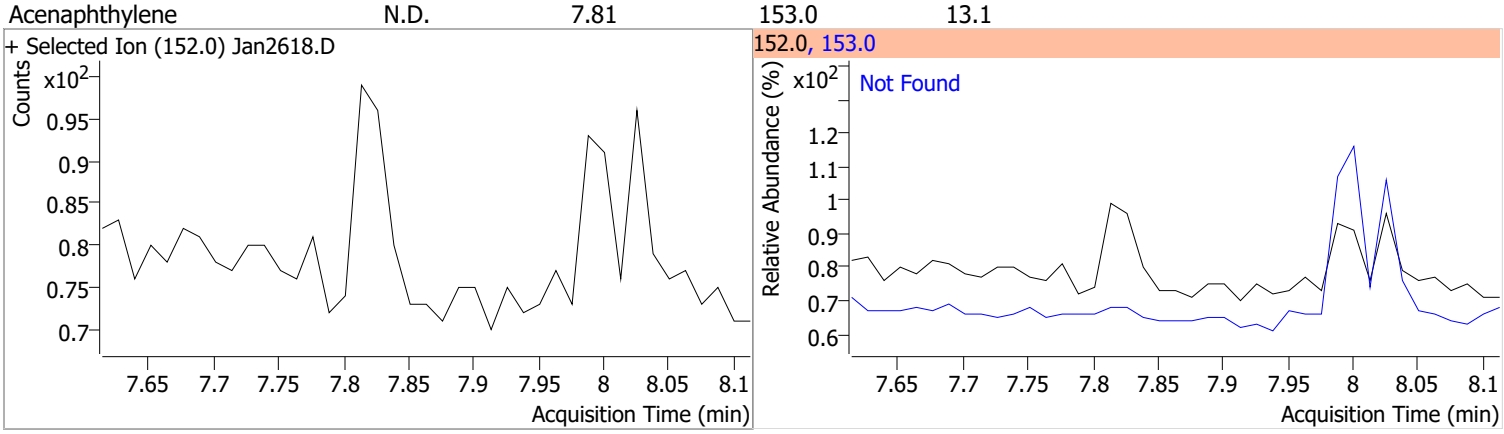

Compound	Conc.	RT	Dev(Min)	Resp.	QIon	QRatio	Lower	Upper
Acenaphthene		0		0	153.0		83.9	155.8
					152.0		40.9	76.0

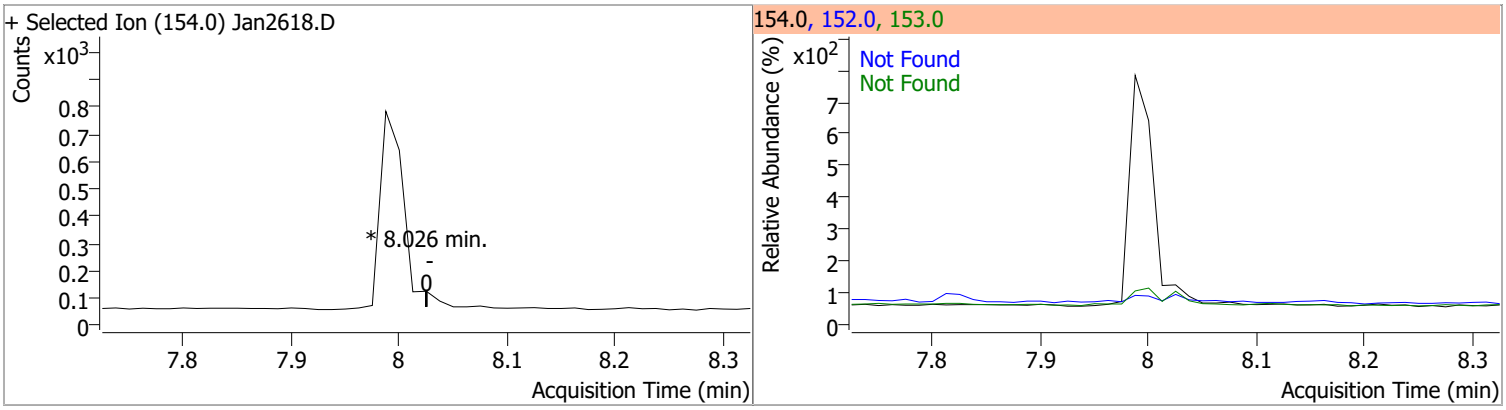

Compound	Conc.	RT	Dev(Min)	Resp.	QIon	QRatio	Lower	Upper
Fluorene		0		0	165.0		67.0	124.5
					167.0		9.2	17.1

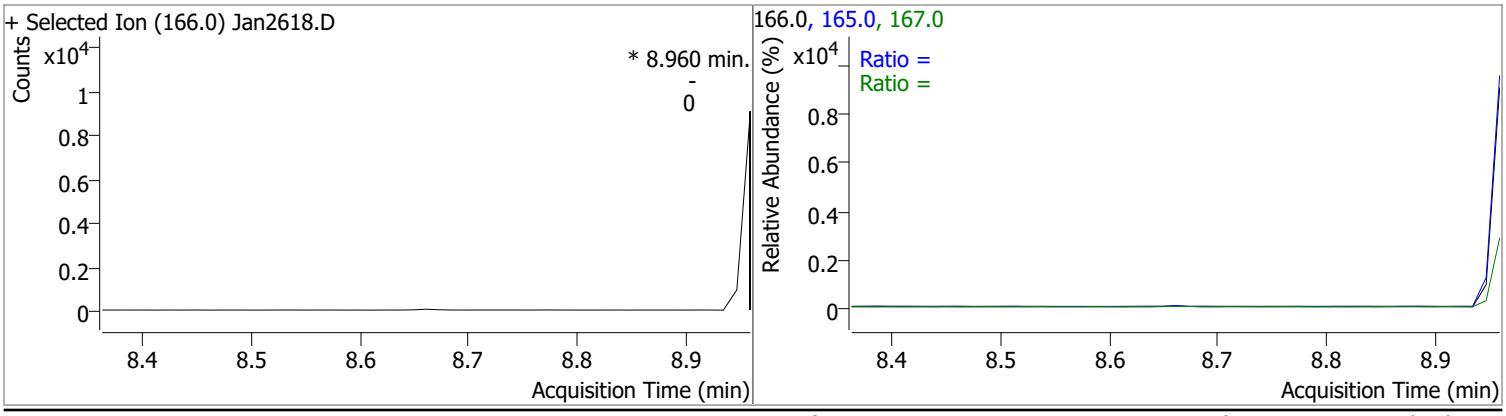

Compound	Conc.	Exp RT	QIon	Exp Ratio
Phenanthrene	N.D.	9.79	176.0	18.9

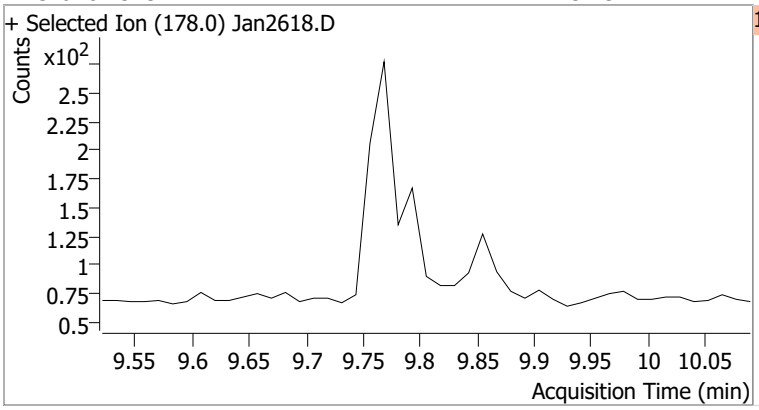

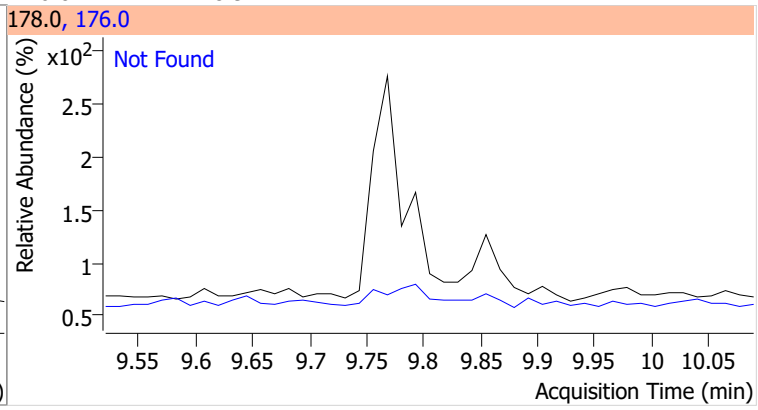

Compound	Conc.	Exp RT	QIon	Exp Ratio
Anthracene	N.D.	9.85	176.0	18.3

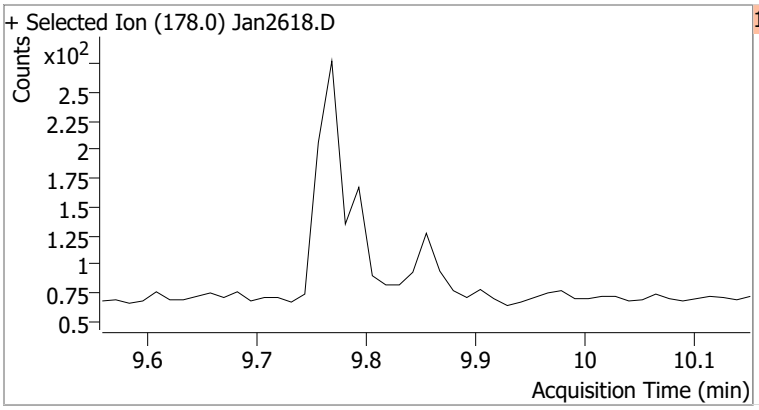

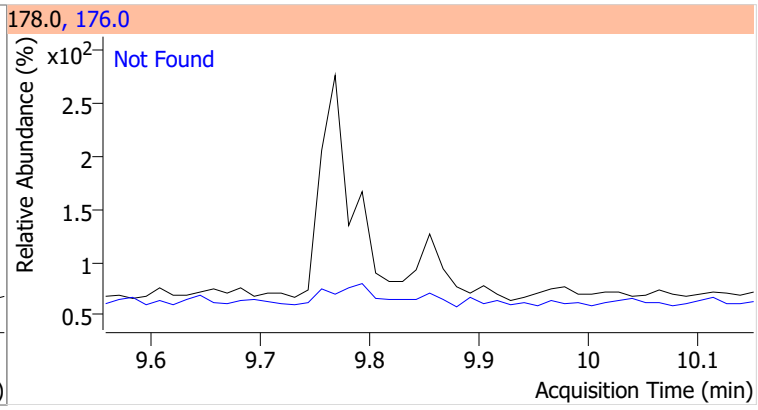

Compound	Conc.	Exp RT	QIon	Exp Ratio	QIon	Exp Ratio
o-Terphenyl	N.D.	10.30	229.0	67.3	215.0	44.4

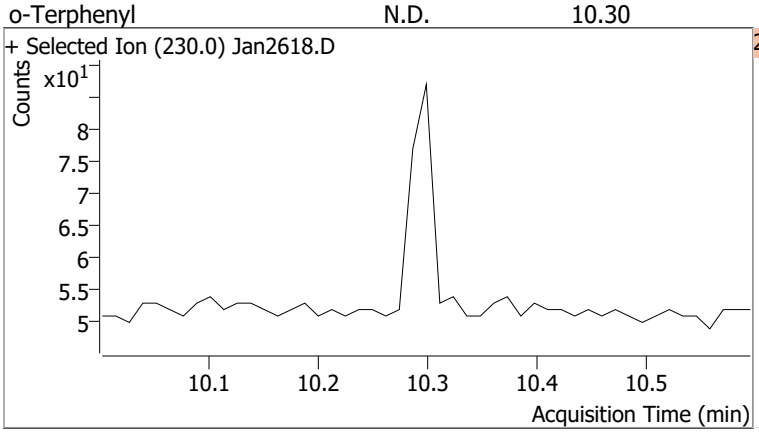

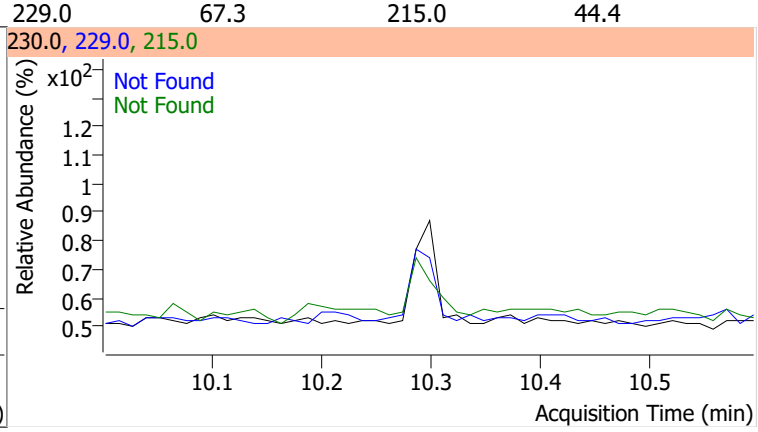

Compound	Conc.	Exp RT	QIon	Exp Ratio
Fluoranthene	N.D.	11.41	101.0	12.5

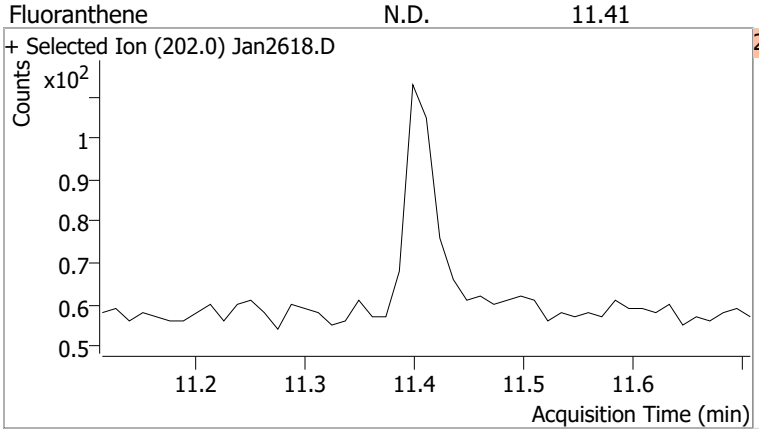

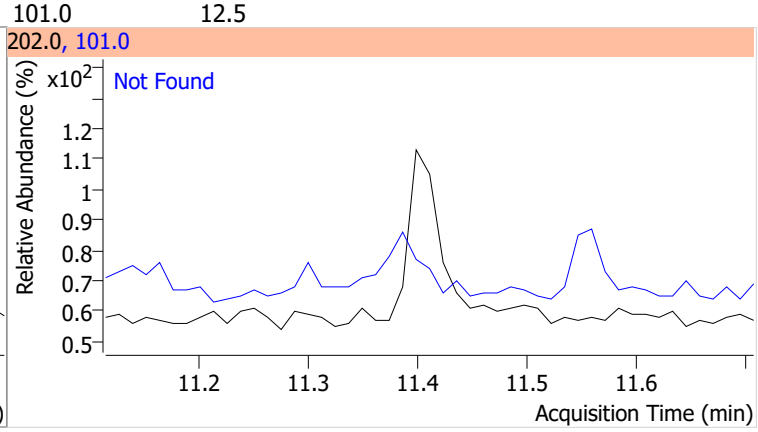

Compound	Conc.	Exp RT	QIon	Exp Ratio
Pyrene	N.D.	11.78	101.0	15.4

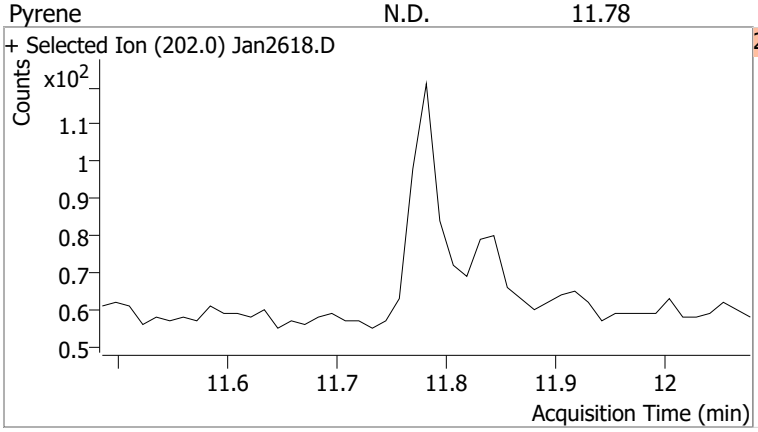

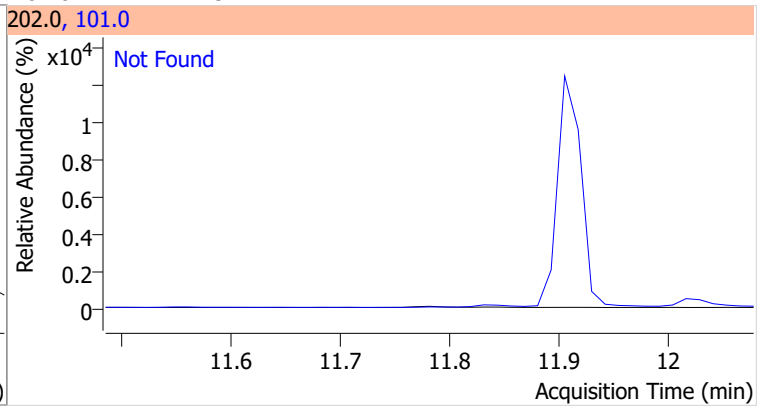

Compound	Conc.	RT	Dev(Min)	Resp.	QIon	QRatio	Lower	Upper
Terphenyl-d14	77.8975	12.26	0.01	743801	122.0	14.5	9.8	18.2

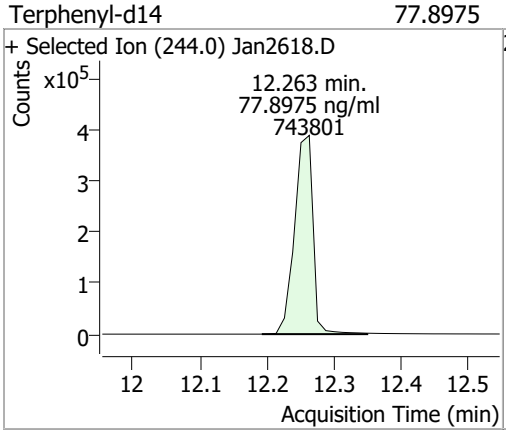

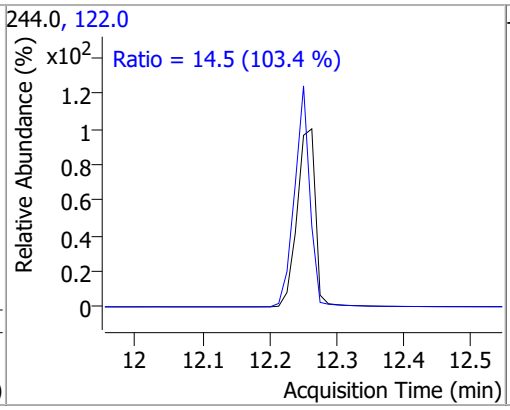

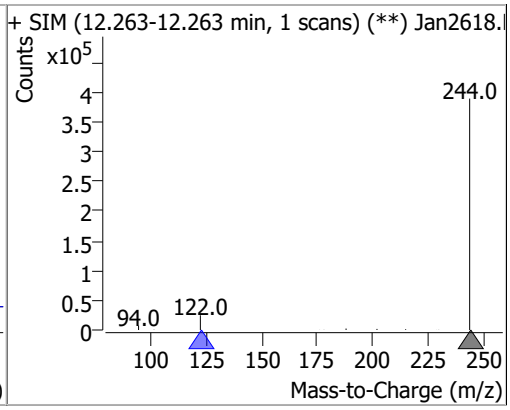

Compound	Conc.	RT	Dev(Min)	Resp.	QIon	QRatio	Lower	Upper
Benzo(a)Anthracene		0		0	226.0		19.0	35.2
					229.0		16.0	29.7

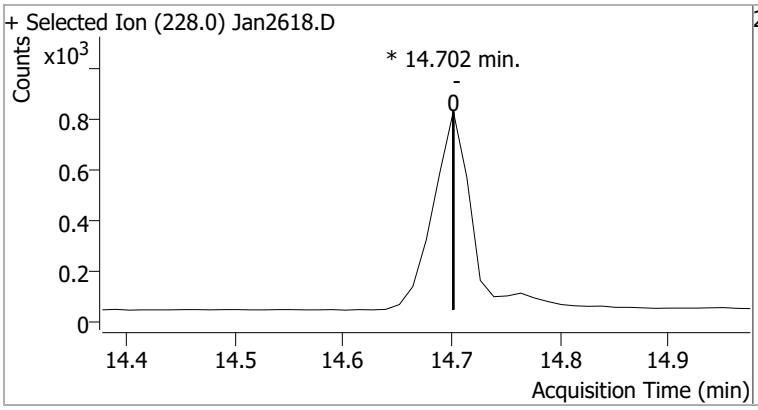

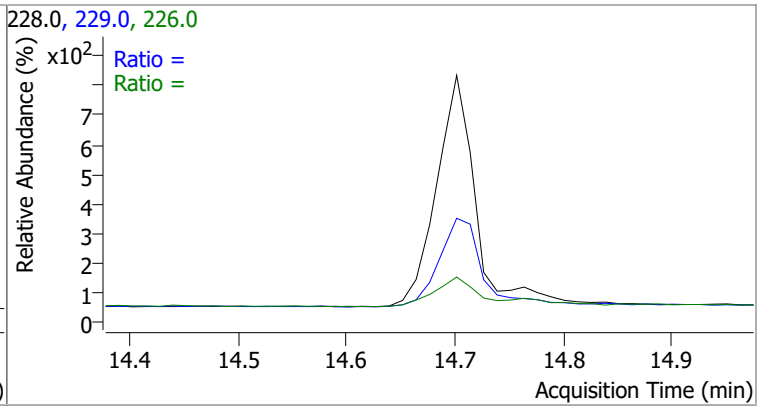

Compound	Conc.	RT	Dev(Min)	Resp.	QIon	QRatio	Lower	Upper
Chrysene		0		0	226.0		21.0	39.1
					229.0		14.8	27.6

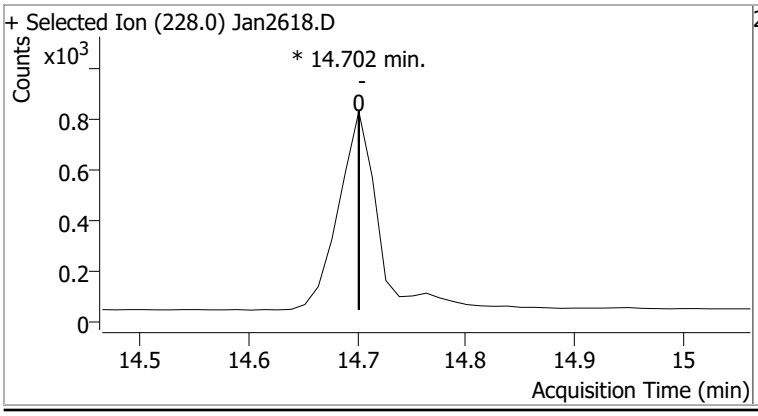

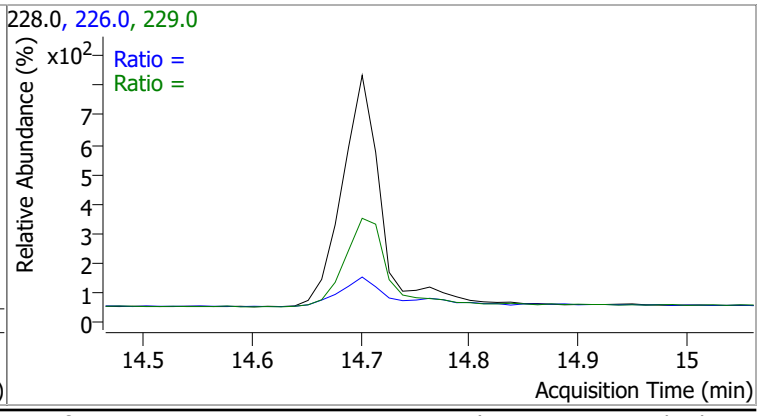

Compound	Conc.	Exp RT	QIon	Exp Ratio
Benzo(b)fluoranthene	N.D.	17.71	253.0	21.3

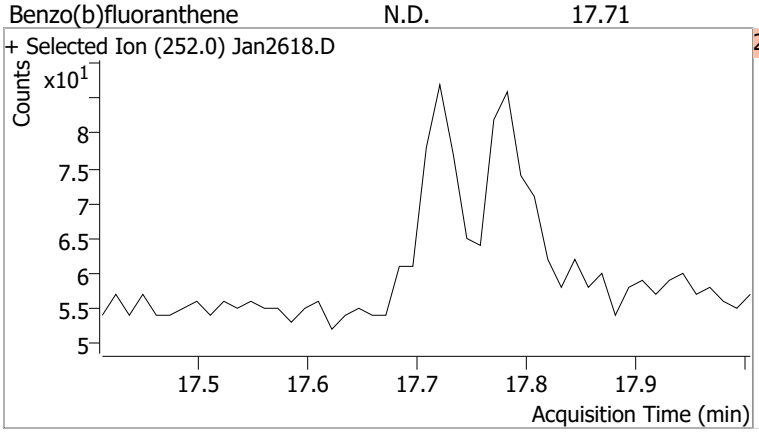

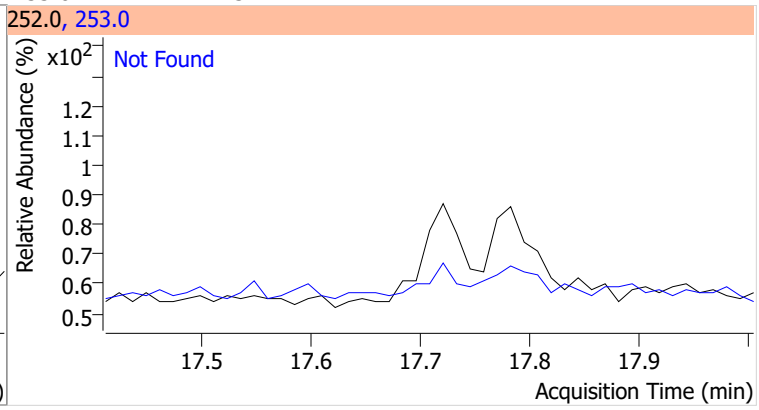

Compound	Conc.	Exp RT	QIon	Exp Ratio
Benzo(k)fluoranthene	N.D.	17.77	253.0	18.9

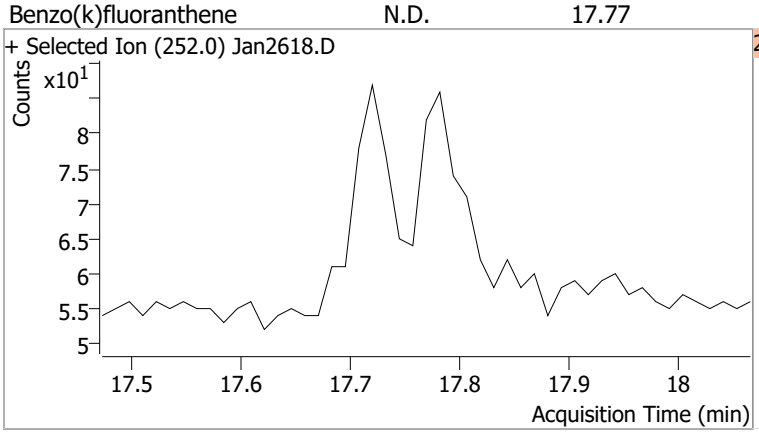

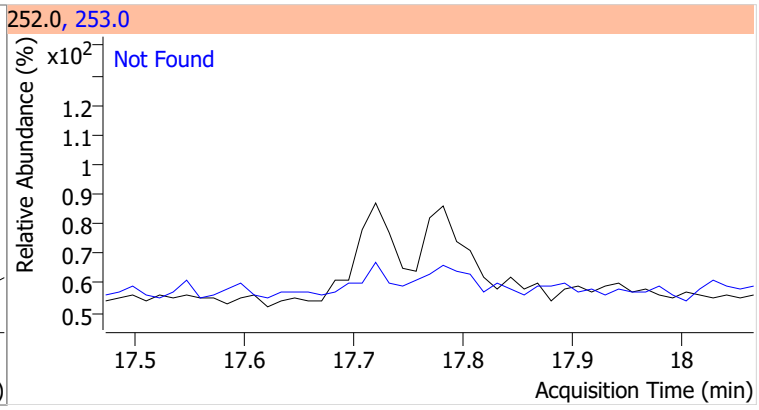

Compound	Conc.	RT	Dev(Min)	Resp.	QIon	QRatio	Lower	Upper
Benzo(a)pyrene		0		0	253.0		16.1	29.9

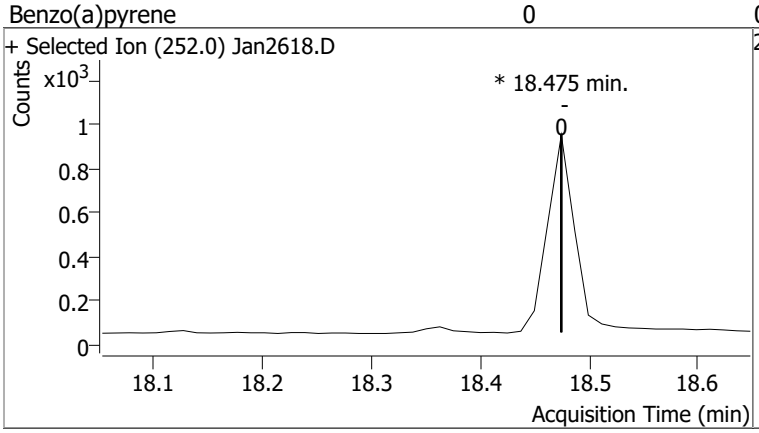

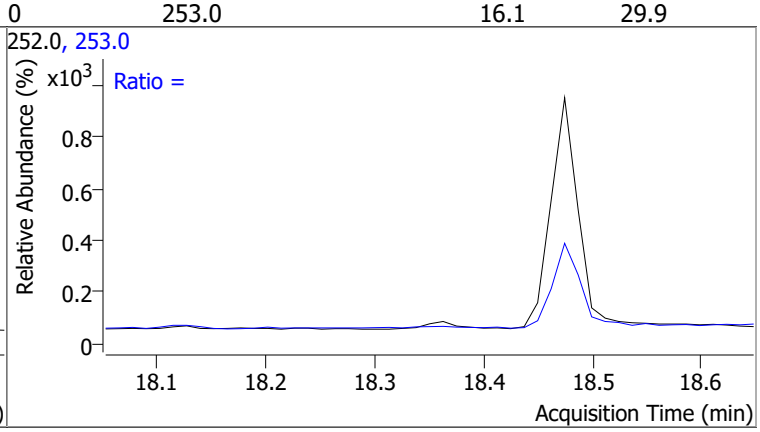

Compound	Conc.	Exp RT	QIon	Exp Ratio
Indeno(1,2,3-cd)pyrene	N.D.	20.22	138.0	22.4

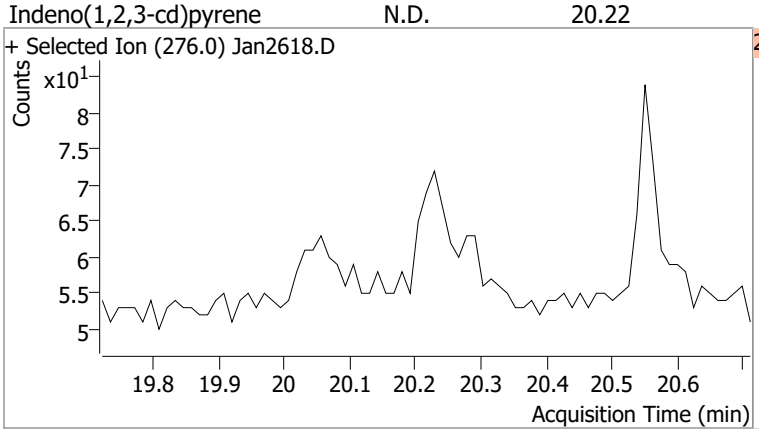

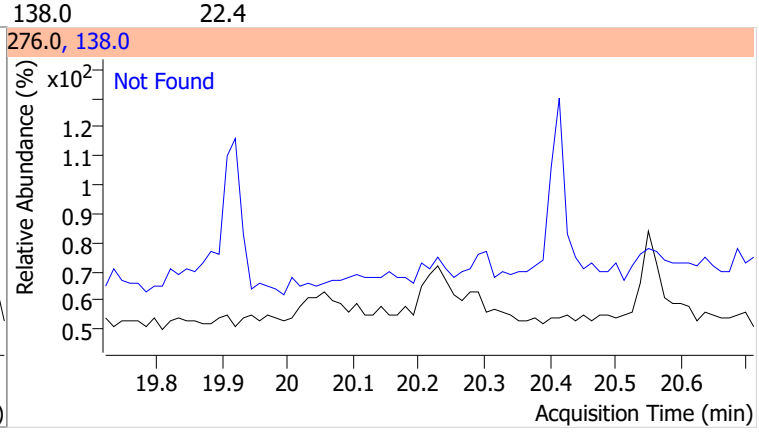

Compound	Conc.	Exp RT	QIon	Exp Ratio	QIon	Exp Ratio
Dibenzo(a,h)anthracene	N.D.	20.28	279.0	24.9	139.0	17.5

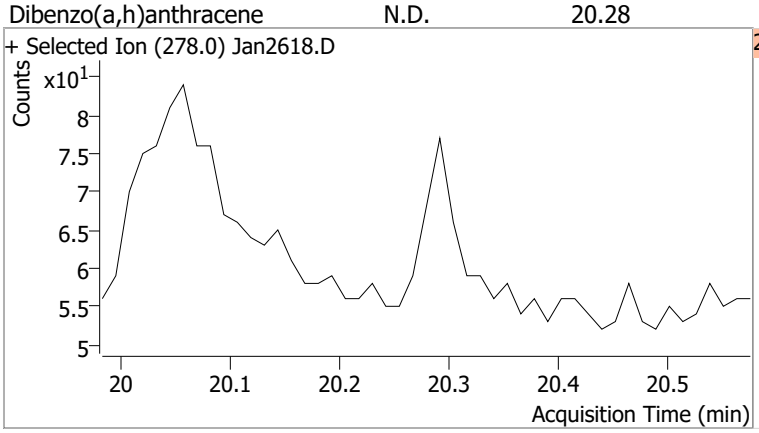

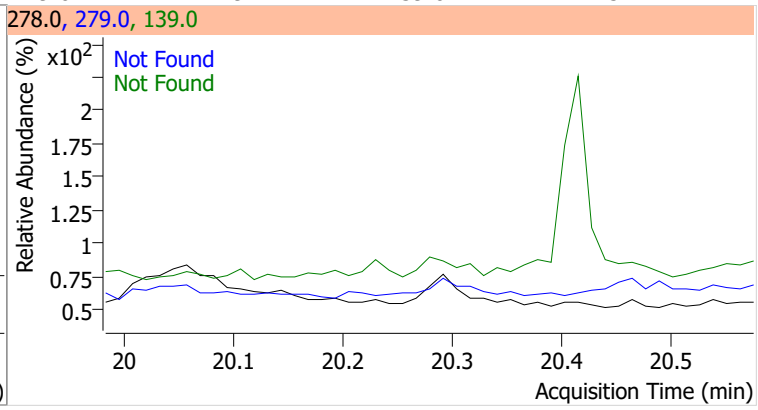

Compound	Conc.	Exp RT	QIon	Exp Ratio	QIon	Exp Ratio
Benzo(g,h,i)perylene	N.D.	20.54	277.0	24.8	138.0	20.5

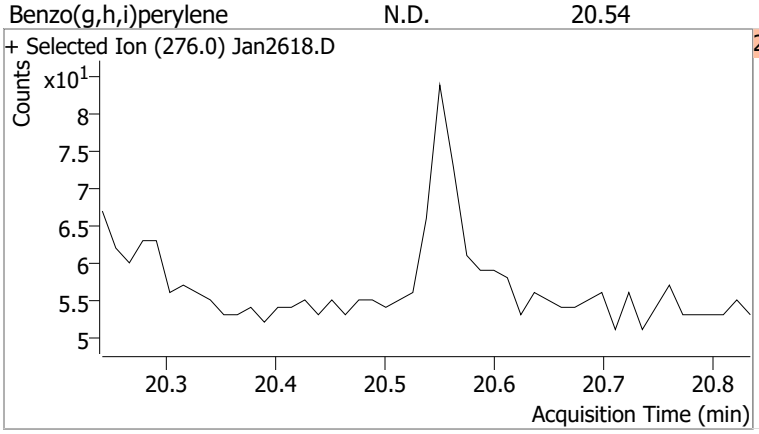

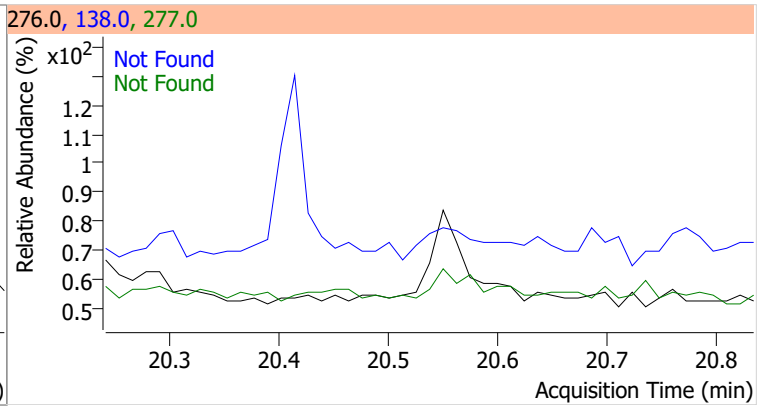

Quantitation Results Report (QT Reviewed)

Data File	Jan2619.D	Operator	LIMS import
Acq. Method	5975BNASIM	Acq. Date-Time	1/27/2022 2:29:57 AM
Sample Name	B22011125-001C	Instrument	GCMS
Vial	19	Multiplier	1.00
DA Method File	012522 ban SIM 2.batch.bin	Comment	SVOC-8270C-SIM-W-LLPAH
Tune File	dftppjph.u	Tune Date	
Batch Name	012622 bna SIM 1.batch.bin	Last Calib Update	1/27/2022 8:37:26 AM
Ref Library			

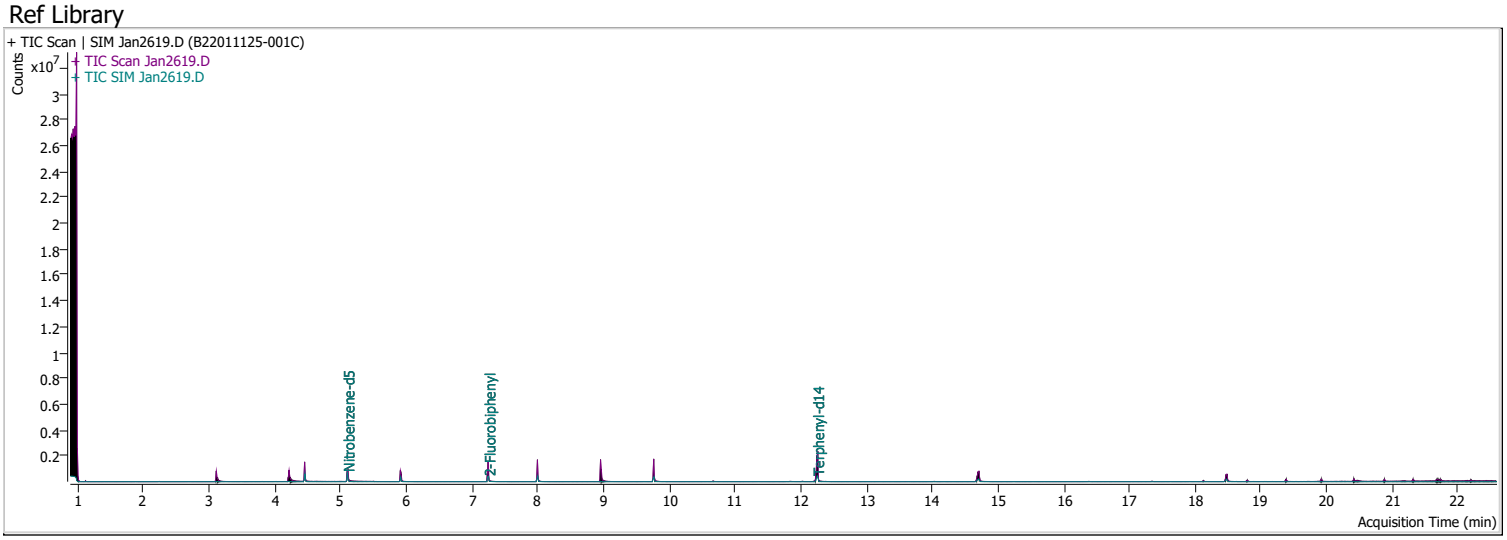

Compound	RT	QIon	Resp.	Conc.	Units		Dev(Min)
Internal Standards							
M 1,4-Dichlorobenzene-d4	4.460	152.0	173505	40.0000	ng/ml		0.000
M Naphthalene-d8	5.916	136.0	306950	40.0000	ng/ml		0.000
M Acenaphthene-d10	8.001	164.0	201259	40.0000	ng/ml		0.000
M Phenanthrene-d10	9.768	188.0	437185	40.0000	ng/ml		0.000
M Chrysene-d12	14.702	240.0	342856	40.0000	ng/ml		0.000
M Perylene-d12	18.475	264.0	222853	40.0000	ng/ml		0.000
System Monitoring Compounds							
S Nitrobenzene-d5	5.106	82.0	476949	44.7576	ng/ml		-0.012
Spiked Amount: 5.000	Range: 19.0 - 102.0%			Recovery = 895.15%		*	
S 2-Fluorobiphenyl	7.252	172.0	477347	53.1416	ng/ml		0.000
Spiked Amount: 5.000	Range: 25.0 - 94.0%			Recovery = 1062.83%		*	
S o-Terphenyl	0.000		0	N.D.			
Spiked Amount: 5.000	Range: 40.0 - 140.0%			Recovery = NA%			
S Terphenyl-d14	12.251	244.0	648582	76.5000	ng/ml		0.000
Spiked Amount: 5.000	Range: 39.0 - 106.0%			Recovery = 1530.00%		*	
Target Compounds							**QValue**
T Naphthalene	0.000		0	N.D.			
T 2-Methylnaphthalene	0.000		0	N.D.			
T 1-Methylnaphthalene	0.000		0	N.D.			
T Acenaphthylene	0.000		0	N.D.			
T Acenaphthene	8.001	154.0	0		ng/ml	md	1
T Fluorene	8.960	166.0	0		ng/ml	md	1
T Phenanthrene	0.000		0	N.D.			
T Anthracene	0.000		0	N.D.			
T Fluoranthene	0.000		0	N.D.			
T Pyrene	0.000		0	N.D.			
T Benzo(a)Anthracene	14.702	228.0	0		ng/ml	md	1
T Chrysene	14.702	228.0	0		ng/ml	md	1
T Benzo(b)fluoranthene	0.000		0	N.D.			

Compound	RT	QIon	Resp.	Conc.	Units		Dev(Min)
T Benzo(k)fluoranthene	0.000		0	N.D.			
T Benzo(a)pyrene	18.475	252.0	0		ng/ml	md	1
T Indeno(1,2,3-cd)pyrene	0.000		0	N.D.			
T Dibenzo(a,h)anthracene	0.000		0	N.D.			
T Benzo(g,h,i)perylene	0.000		0	N.D.			

(#) = Qualifier Out of Range; (m) = Manual Integration; (+) = Area Summed; (*) = Surrogate Percent Recovery Out of Range; (d): Zeroed Peak

Quantitation Results Report (QT Reviewed)

Compound	Conc.	RT	Dev(Min)	Resp.	QIon	QRatio	Lower	Upper
Nitrobenzene-d5	44.7576	5.11	-0.01	476949	54.0	39.1	31.6	58.8
					128.0	22.4	19.3	35.9

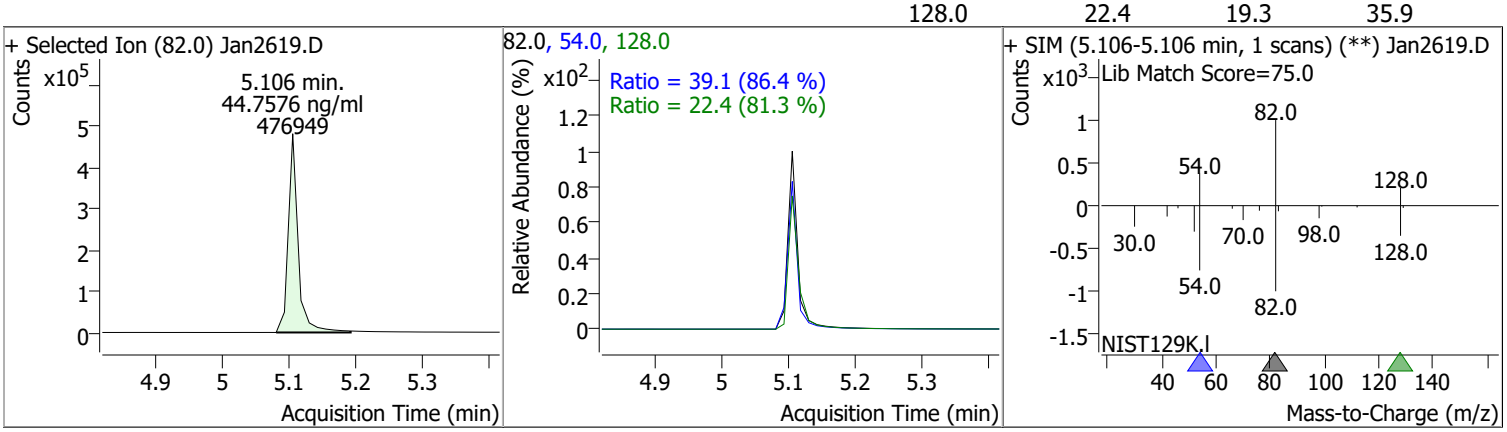

Compound	Conc.	Exp RT	QIon	Exp Ratio	QIon	Exp Ratio
Naphthalene	N.D.	5.94	102.0	20.6	129.0	11.0

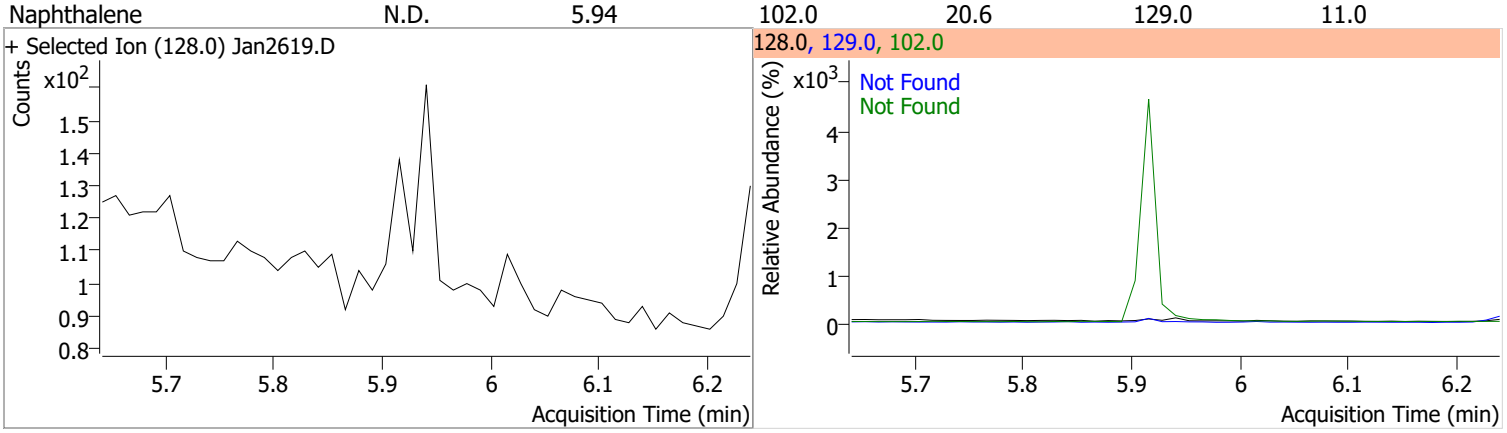

Compound	Conc.	Exp RT	QIon	Exp Ratio	QIon	Exp Ratio
2-Methylnaphthalene	N.D.	6.78	142.0	141.5	115.0	66.1

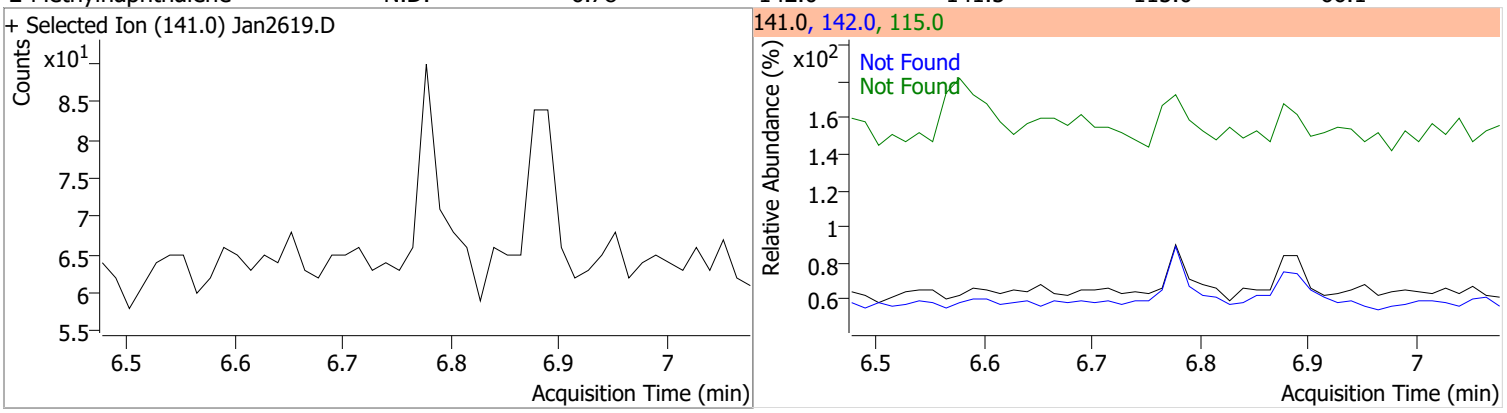

Compound	Conc.	Exp RT	QIon	Exp Ratio	QIon	Exp Ratio
1-Methylnaphthalene	N.D.	6.88	142.0	111.9	115.0	76.3

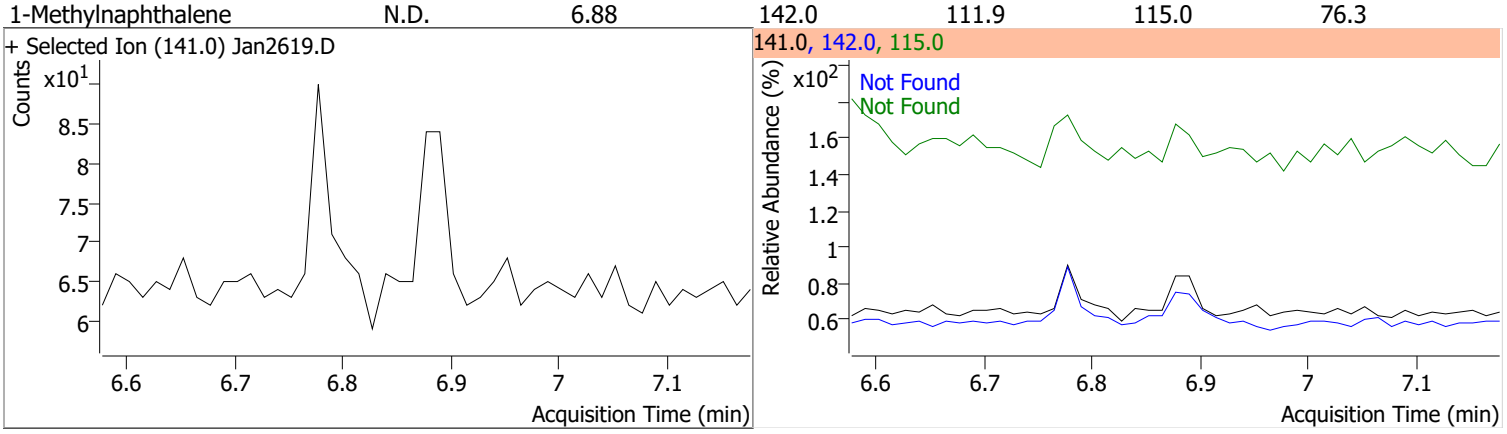

Quantitation Results Report (QT Reviewed)

Compound	Conc.	RT	Dev(Min)	Resp.	QIon	QRatio	Lower	Upper
2-Fluorobiphenyl	53.1416	7.25	0.00	477347	171.0	36.9	25.6	47.6

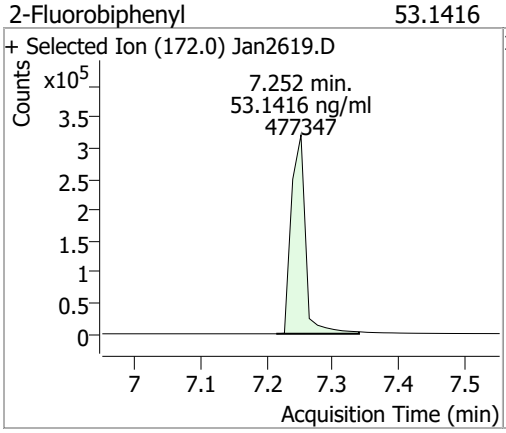

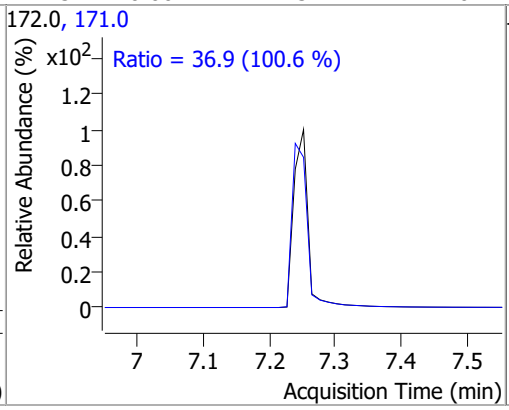

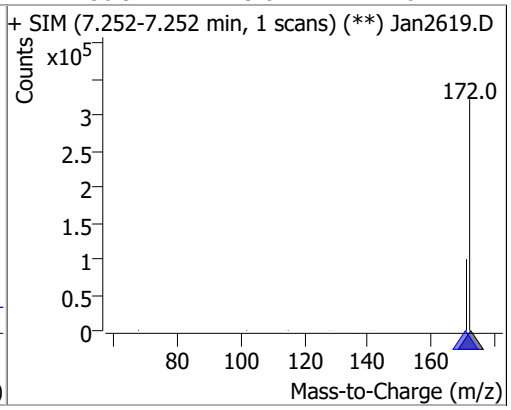

Compound	Conc.	Exp RT	QIon	Exp Ratio
Acenaphthylene	N.D.	7.81	153.0	13.1

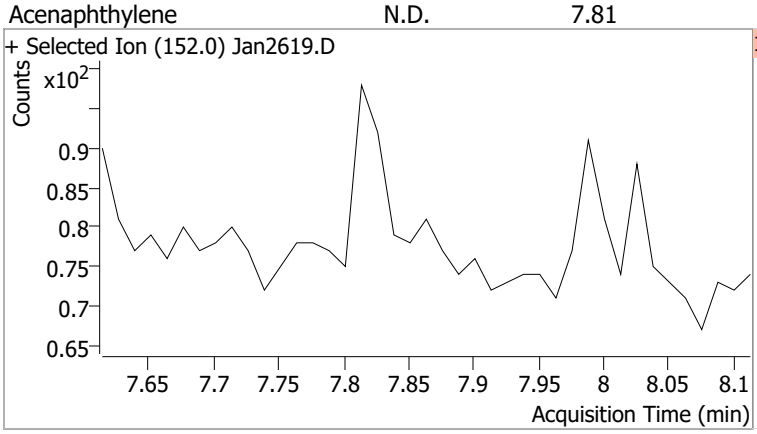

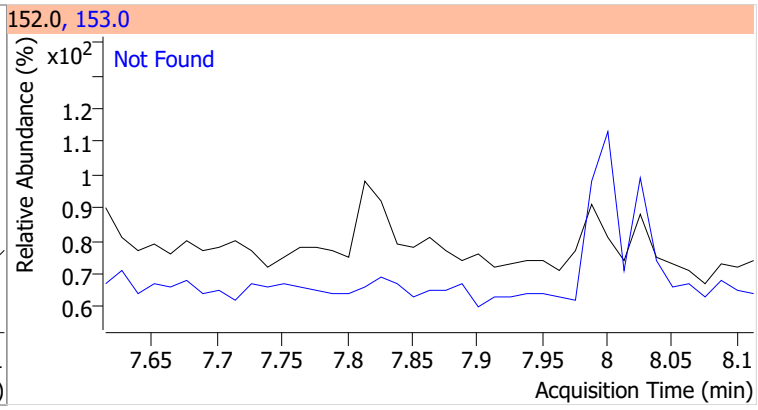

Compound	Conc.	RT	Dev(Min)	Resp.	QIon	QRatio	Lower	Upper
Acenaphthene		0		0	153.0		83.9	155.8
					152.0		40.9	76.0

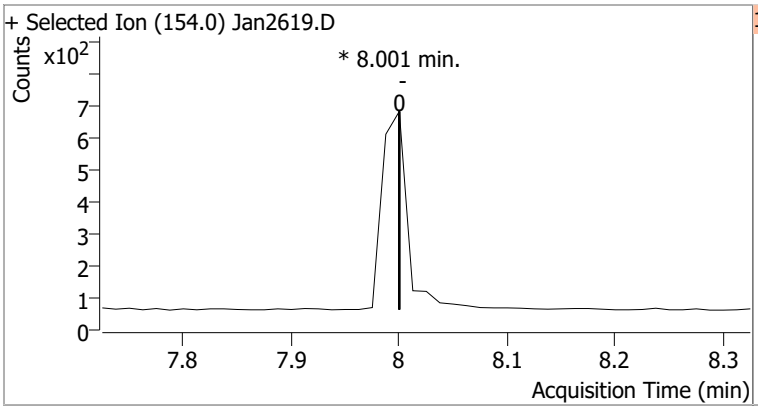

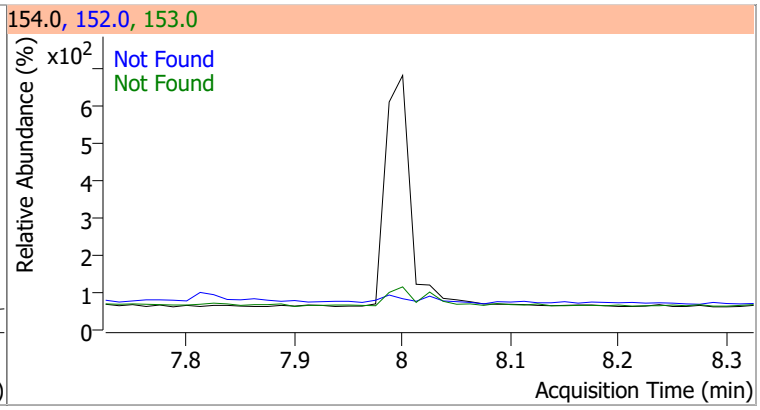

Compound	Conc.	RT	Dev(Min)	Resp.	QIon	QRatio	Lower	Upper
Fluorene		0		0	165.0		67.0	124.5
					167.0		9.2	17.1

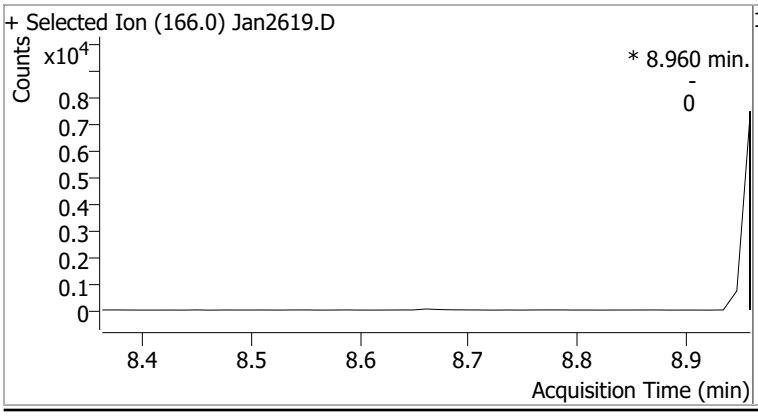

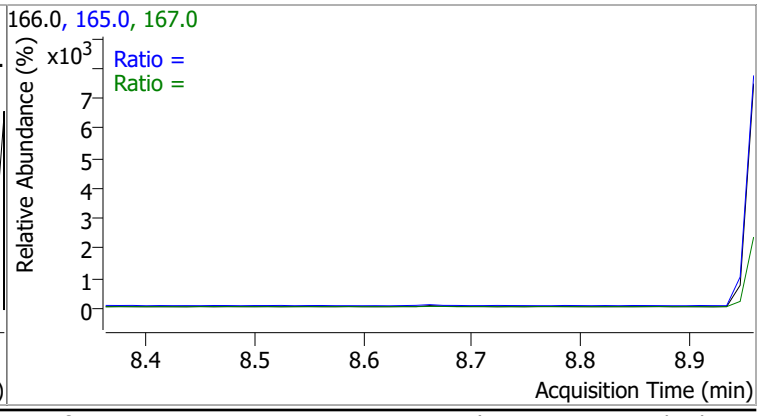

Compound	Conc.	Exp RT	QIon	Exp Ratio
Phenanthrene	N.D.	9.79	176.0	18.9

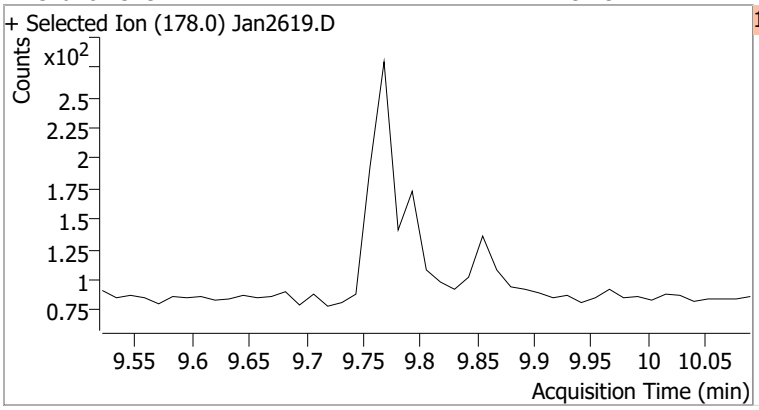

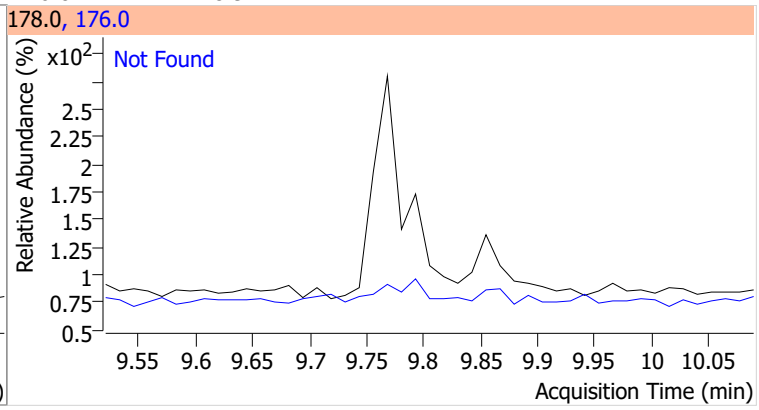

Compound	Conc.	Exp RT	QIon	Exp Ratio
Anthracene	N.D.	9.85	176.0	18.3

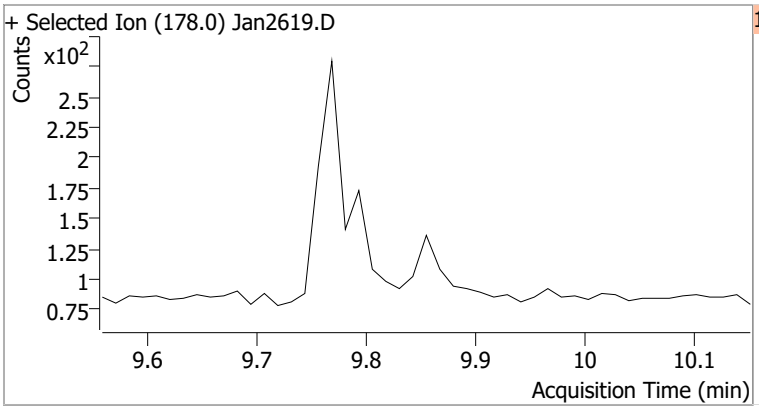

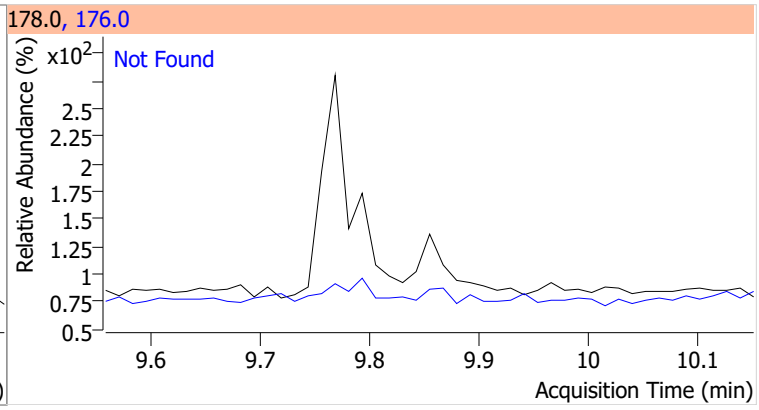

Compound	Conc.	Exp RT	QIon	Exp Ratio	QIon	Exp Ratio
o-Terphenyl	N.D.	10.30	229.0	67.3	215.0	44.4

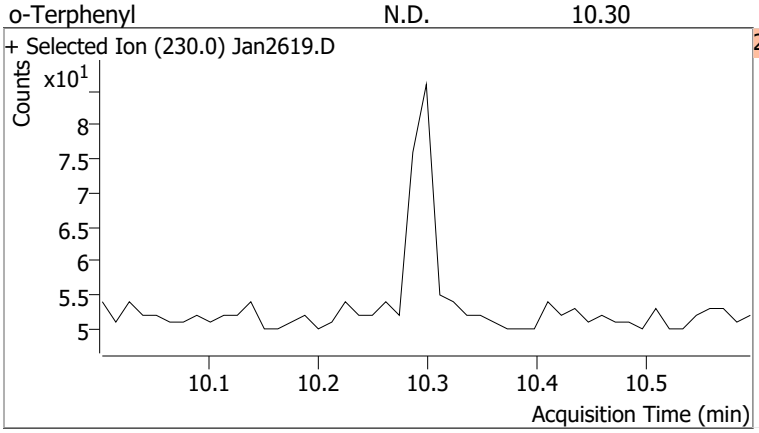

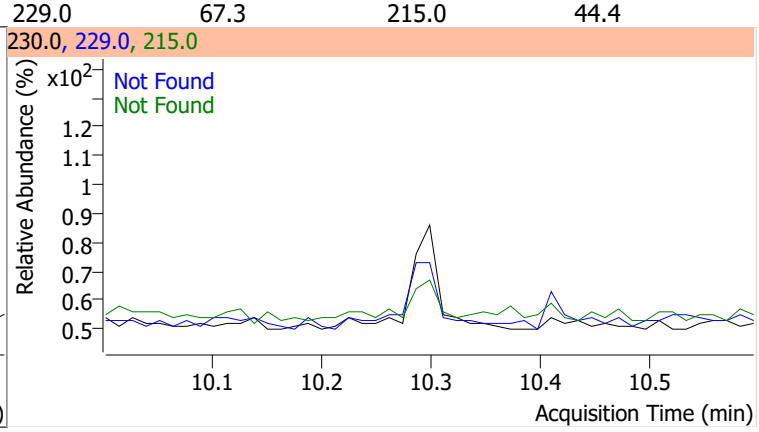

Compound	Conc.	Exp RT	QIon	Exp Ratio
Fluoranthene	N.D.	11.41	101.0	12.5

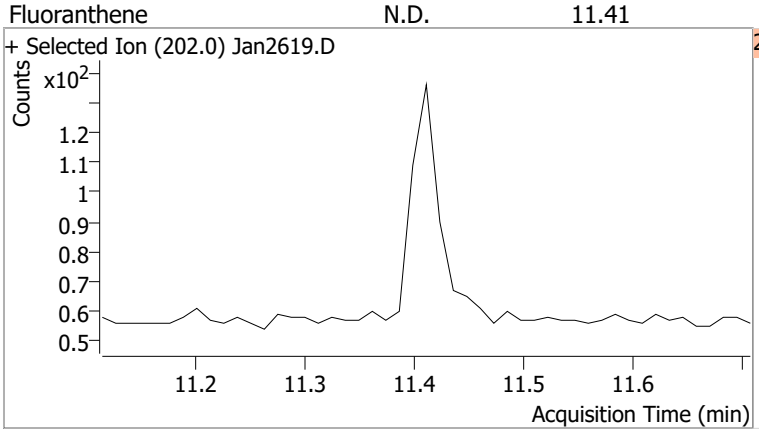

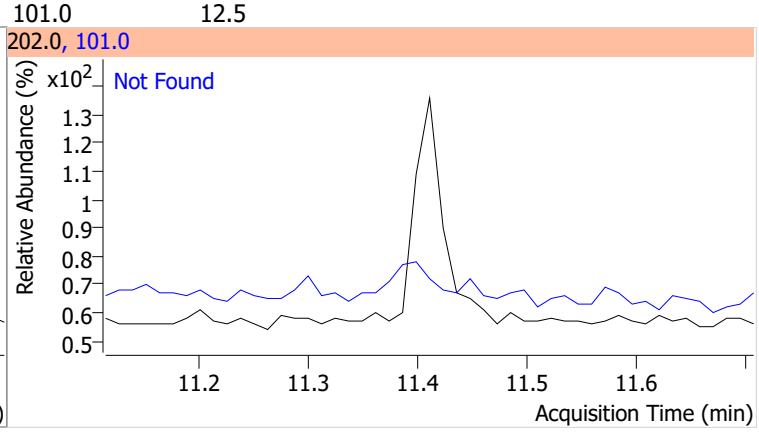

Compound	Conc.	Exp RT	QIon	Exp Ratio
Pyrene	N.D.	11.78	101.0	15.4

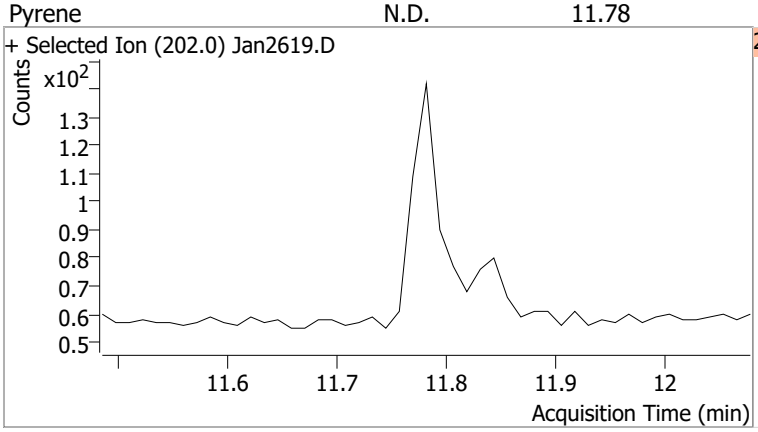

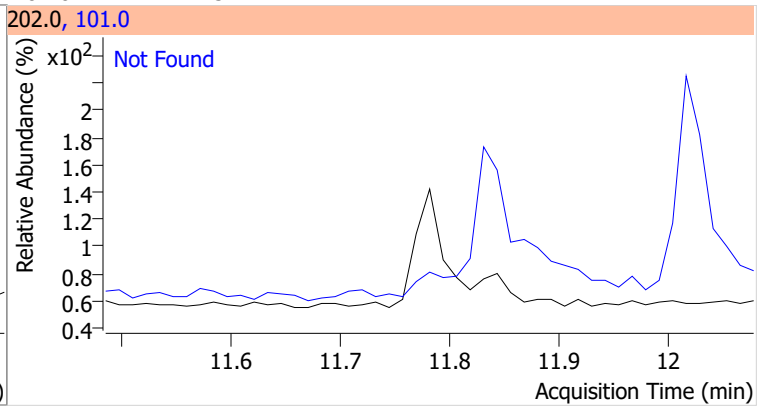

Compound	Conc.	RT	Dev(Min)	Resp.	QIon	QRatio	Lower	Upper
Terphenyl-d14	76.5000	12.25	0.00	648582	122.0	14.4	9.8	18.2

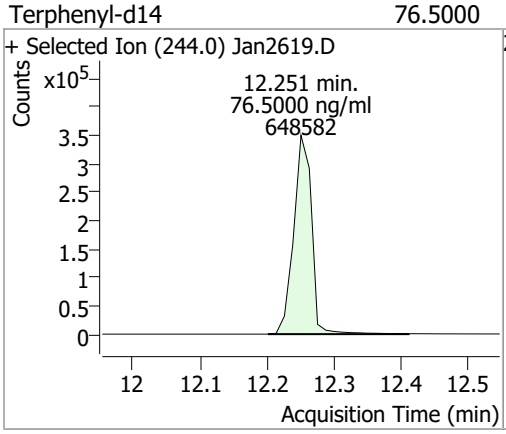

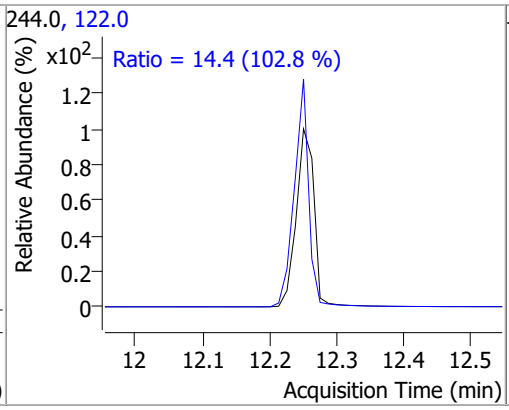

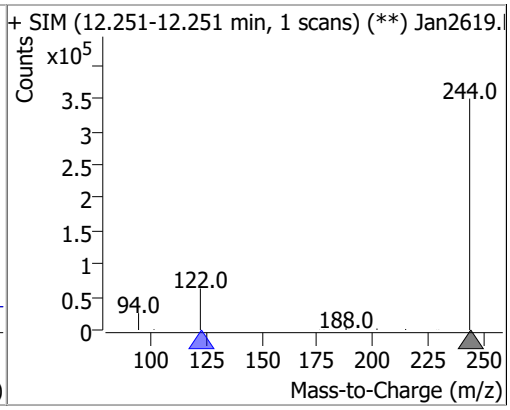

Compound	Conc.	RT	Dev(Min)	Resp.	QIon	QRatio	Lower	Upper
Benzo(a)Anthracene		0		0	226.0		19.0	35.2
					229.0		16.0	29.7

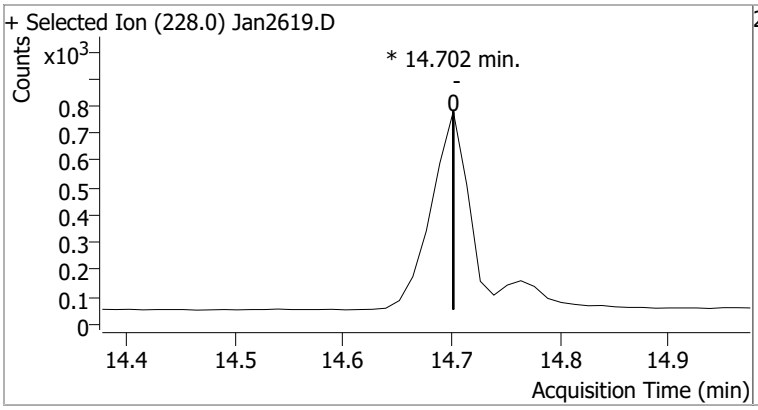

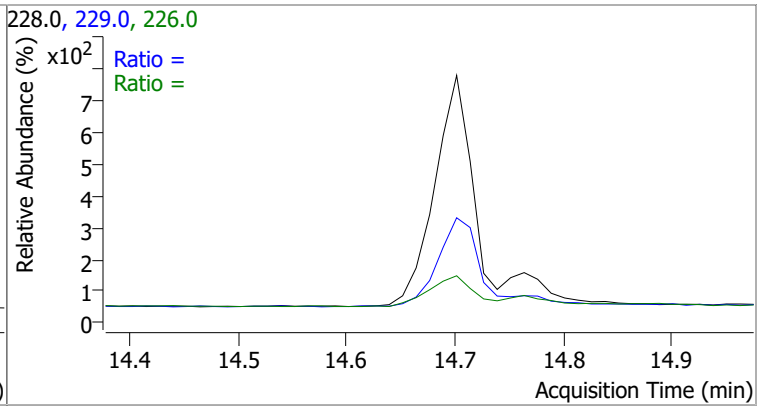

Compound	Conc.	RT	Dev(Min)	Resp.	QIon	QRatio	Lower	Upper
Chrysene		0		0	226.0		21.0	39.1
					229.0		14.8	27.6

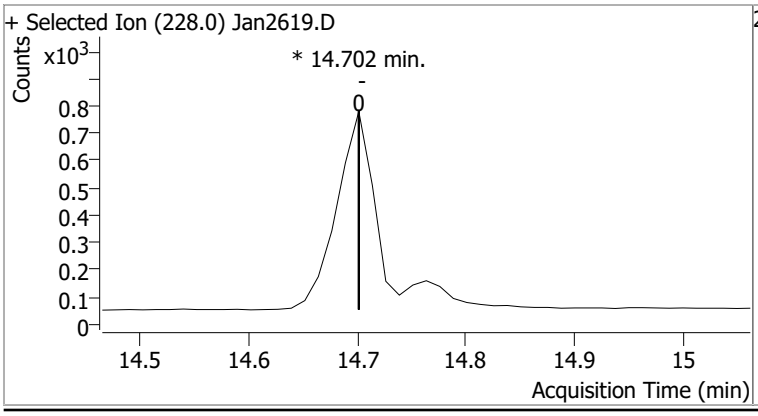

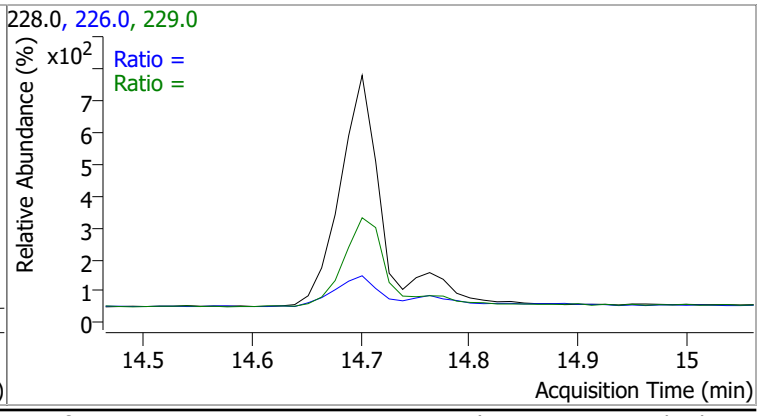

Compound	Conc.	Exp RT	QIon	Exp Ratio
Benzo(b)fluoranthene	N.D.	17.71	253.0	21.3

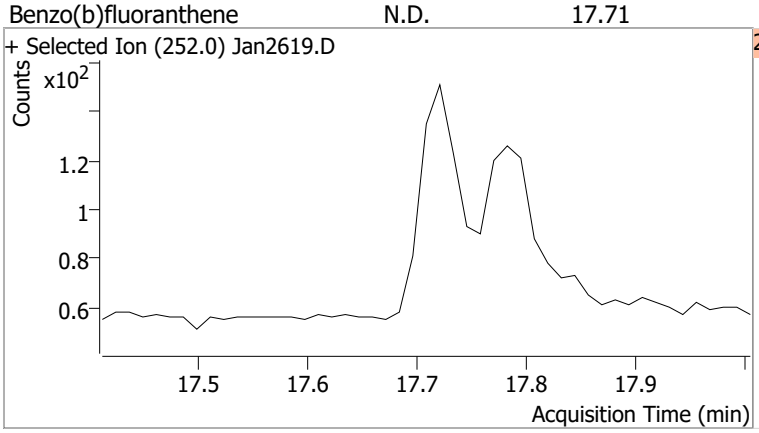

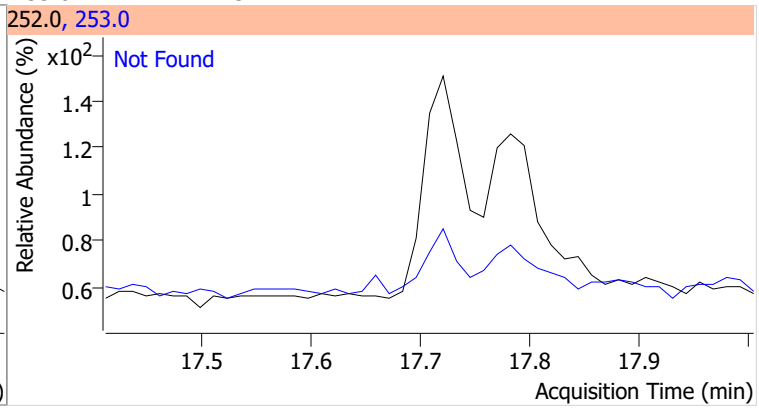

Compound	Conc.	Exp RT	QIon	Exp Ratio
Benzo(k)fluoranthene	N.D.	17.77	253.0	18.9

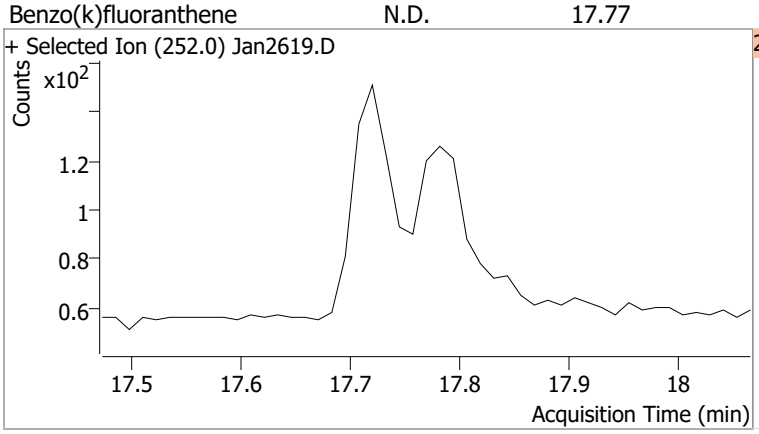

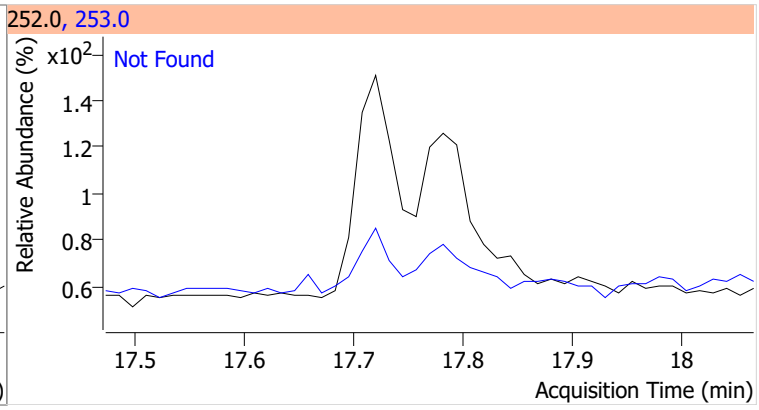

Compound	Conc.	RT	Dev(Min)	Resp.	QIon	QRatio	Lower	Upper
Benzo(a)pyrene		0		0	253.0		16.1	29.9

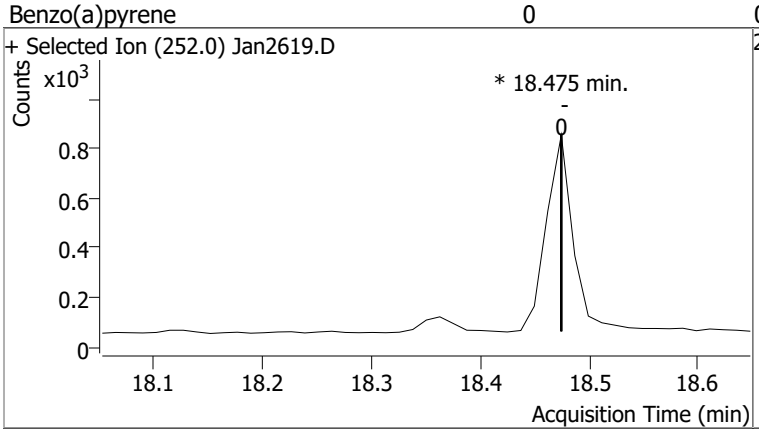

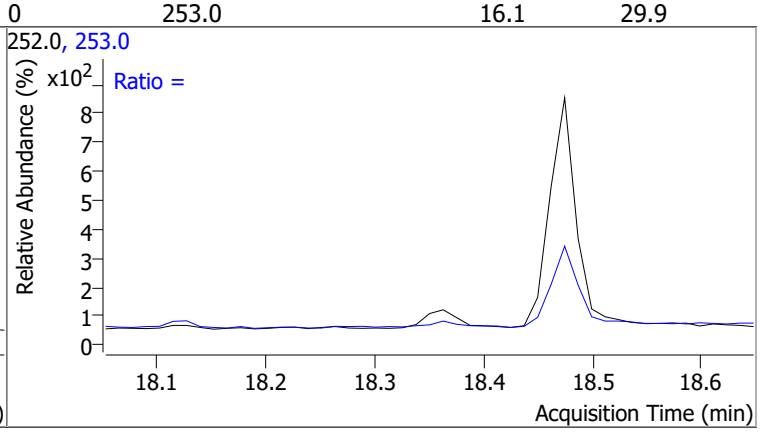

Compound	Conc.	Exp RT	QIon	Exp Ratio
Indeno(1,2,3-cd)pyrene	N.D.	20.22	138.0	22.4

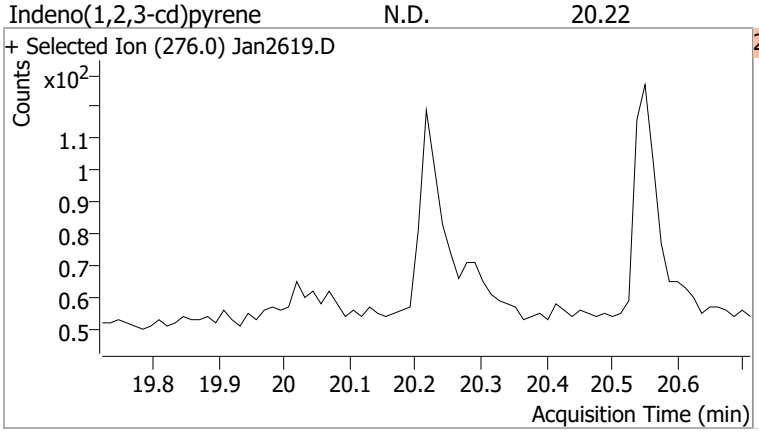

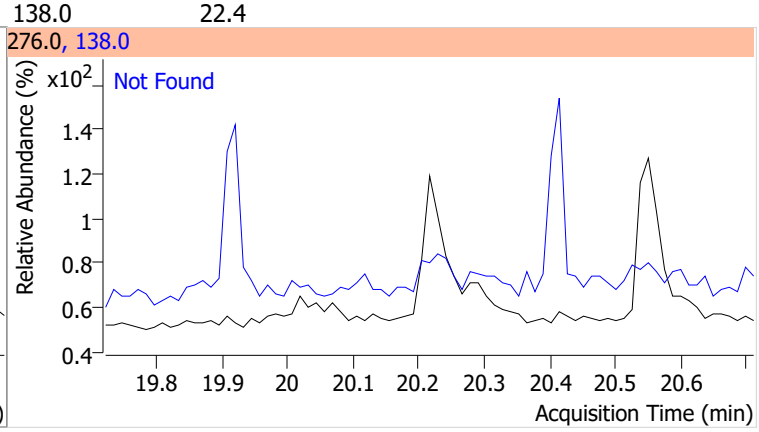

Compound	Conc.	Exp RT	QIon	Exp Ratio	QIon	Exp Ratio
Dibenzo(a,h)anthracene	N.D.	20.28	279.0	24.9	139.0	17.5

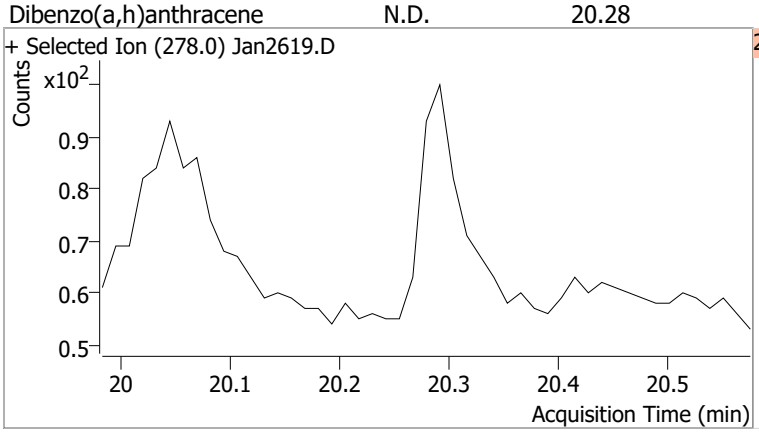

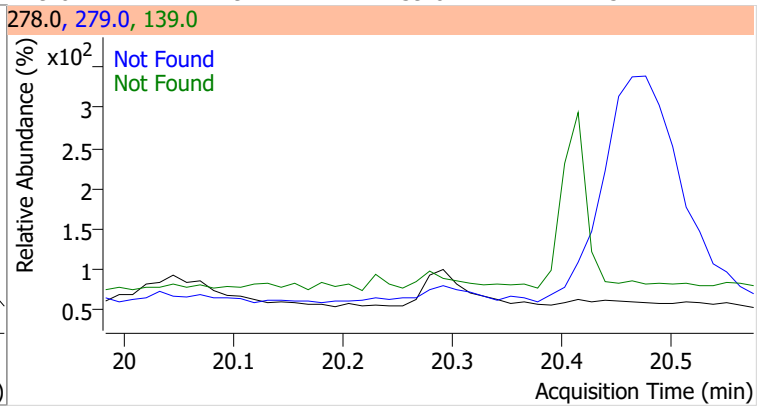

Compound	Conc.	Exp RT	QIon	Exp Ratio	QIon	Exp Ratio
Benzo(g,h,i)perylene	N.D.	20.54	277.0	24.8	138.0	20.5

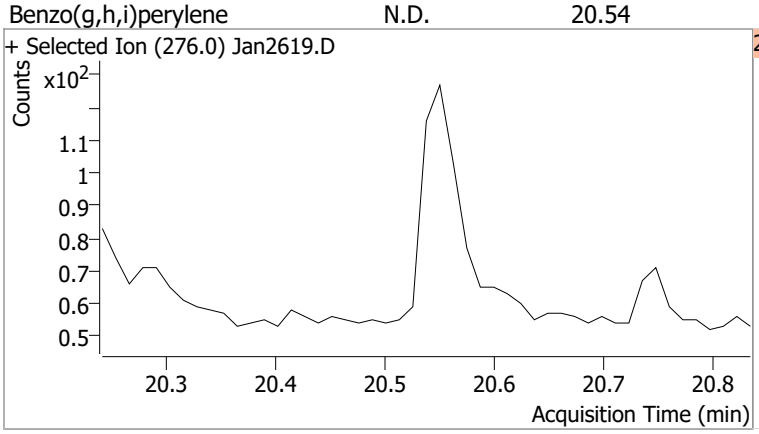

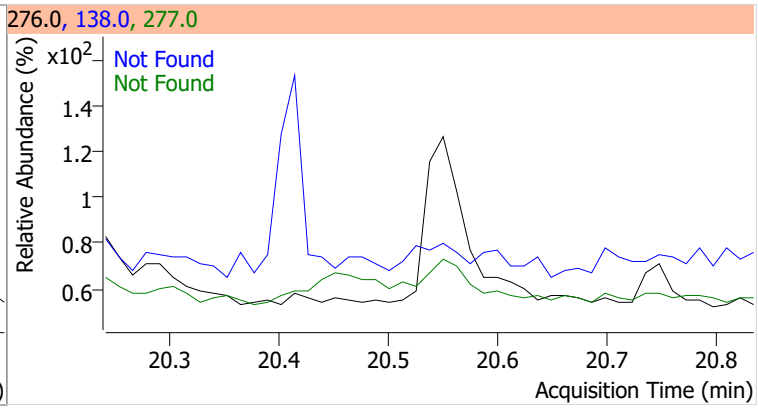

Quantitation Results Report (QT Reviewed)

Data File	Jan2620.D	Operator	LIMS import
Acq. Method	5975BNASIM	Acq. Date-Time	1/27/2022 3:02:14 AM
Sample Name	B22011126-001C	Instrument	GCMS
Vial	20	Multiplier	1.00
DA Method File	012522 ban SIM 2.batch.bin	Comment	SVOC-8270C-SIM-W-LLPAH
Tune File	dftppjph.u	Tune Date	
Batch Name	012622 bna SIM 1.batch.bin	Last Calib Update	1/27/2022 8:37:26 AM
Ref Library			

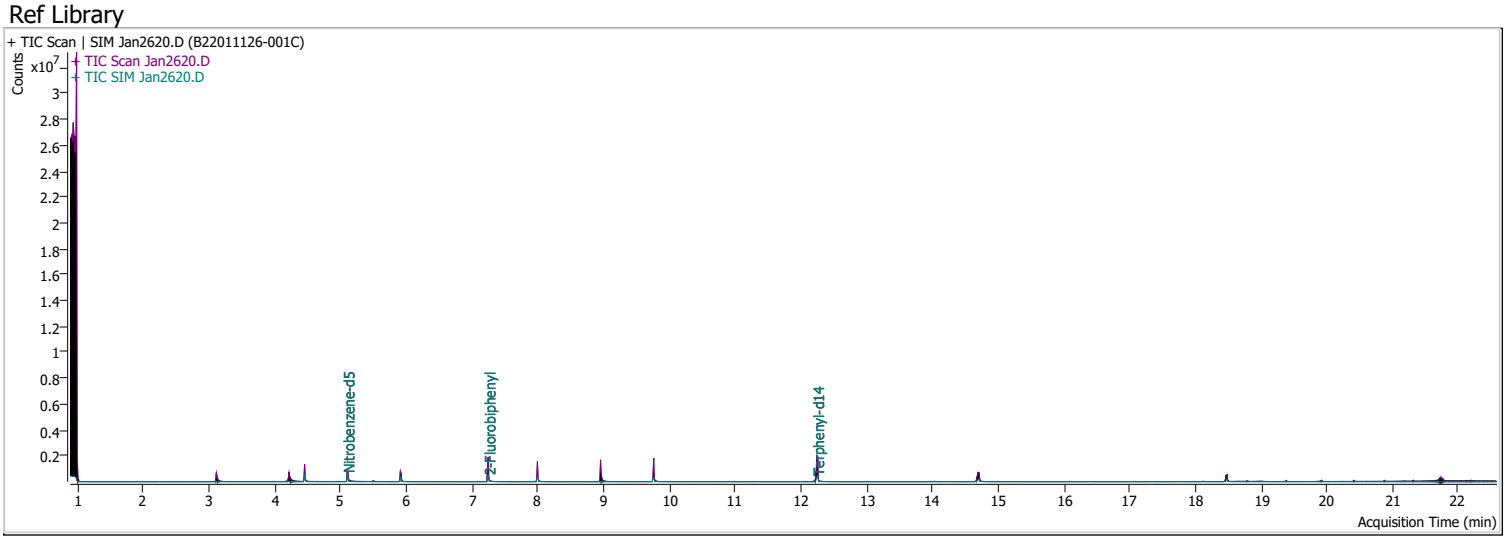

Compound	RT	QIon	Resp.	Conc.	Units		Dev(Min)
Internal Standards							
M 1,4-Dichlorobenzene-d4	4.460	152.0	169199	40.0000	ng/ml		0.000
M Naphthalene-d8	5.916	136.0	292326	40.0000	ng/ml		0.000
M Acenaphthene-d10	8.000	164.0	191507	40.0000	ng/ml		0.000
M Phenanthrene-d10	9.768	188.0	392870	40.0000	ng/ml		0.000
M Chrysene-d12	14.701	240.0	321390	40.0000	ng/ml		0.000
M Perylene-d12	18.475	264.0	207807	40.0000	ng/ml		0.000
System Monitoring Compounds							
S Nitrobenzene-d5	5.106	82.0	458925	44.3983	ng/ml		-0.012
Spiked Amount: 5.000	Range: 19.0 - 102.0%			Recovery = 887.97%		*	
S 2-Fluorobiphenyl	7.252	172.0	572058	64.9172	ng/ml		0.000
Spiked Amount: 5.000	Range: 25.0 - 94.0%			Recovery = 1298.34%		*	
S o-Terphenyl	0.000		0	N.D.			
Spiked Amount: 5.000	Range: 40.0 - 140.0%			Recovery = NA%			
S Terphenyl-d14	12.251	244.0	603783	76.1127	ng/ml		0.000
Spiked Amount: 5.000	Range: 39.0 - 106.0%			Recovery = 1522.25%		*	
Target Compounds							**QValue**
T Naphthalene	0.000		0	N.D.			
T 2-Methylnaphthalene	0.000		0	N.D.			
T 1-Methylnaphthalene	0.000		0	N.D.			
T Acenaphthylene	0.000		0	N.D.			
T Acenaphthene	7.988	154.0	0		ng/ml	md	1
T Fluorene	8.960	166.0	0		ng/ml	md	1
T Phenanthrene	0.000		0	N.D.			
T Anthracene	0.000		0	N.D.			
T Fluoranthene	0.000		0	N.D.			
T Pyrene	0.000		0	N.D.			
T Benzo(a)Anthracene	14.701	228.0	0		ng/ml	md	1
T Chrysene	14.701	228.0	0		ng/ml	md	1
T Benzo(b)fluoranthene	0.000		0	N.D.			

Compound	RT	QIon	Resp.	Conc.	Units		Dev(Min)
T Benzo(k)fluoranthene	0.000		0	N.D.			
T Benzo(a)pyrene	18.475	252.0	0		ng/ml	md	1
T Indeno(1,2,3-cd)pyrene	0.000		0	N.D.			
T Dibenzo(a,h)anthracene	0.000		0	N.D.			
T Benzo(g,h,i)perylene	0.000		0	N.D.			

(#) = Qualifier Out of Range; (m) = Manual Integration; (+) = Area Summed; (*) = Surrogate Percent Recovery Out of Range; (d): Zeroed Peak

Quantitation Results Report (QT Reviewed)

Compound	Conc.	RT	Dev(Min)	Resp.	QIon	QRatio	Lower	Upper
Nitrobenzene-d5	44.3983	5.11	-0.01	458925	54.0	34.2	31.6	58.8
					128.0	22.6	19.3	35.9

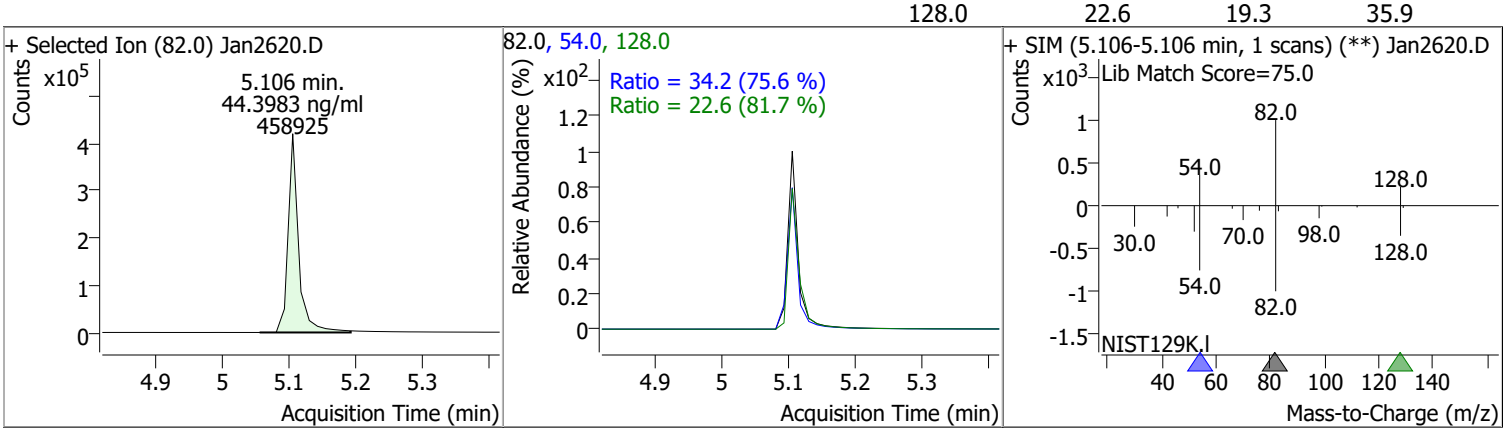

Compound	Conc.	Exp RT	QIon	Exp Ratio	QIon	Exp Ratio
Naphthalene	N.D.	5.94	102.0	20.6	129.0	11.0

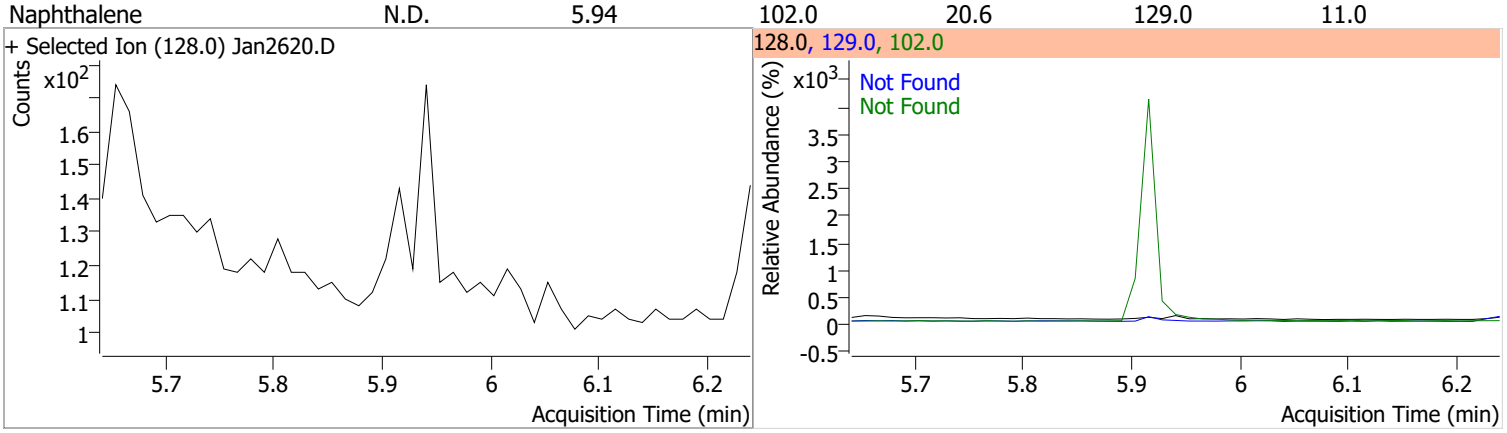

Compound	Conc.	Exp RT	QIon	Exp Ratio	QIon	Exp Ratio
2-Methylnaphthalene	N.D.	6.78	142.0	141.5	115.0	66.1

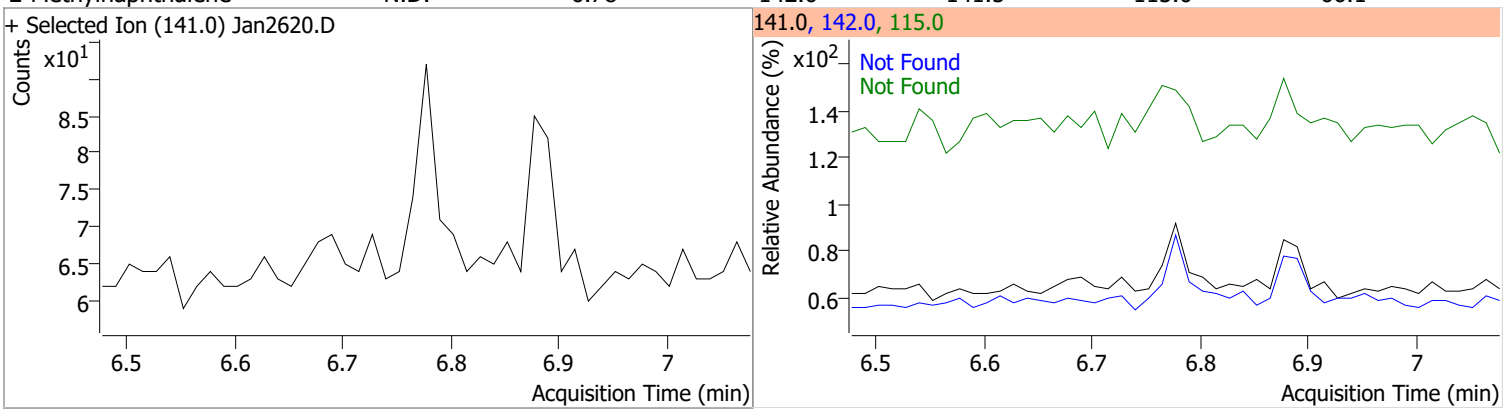

Compound	Conc.	Exp RT	QIon	Exp Ratio	QIon	Exp Ratio
1-Methylnaphthalene	N.D.	6.88	142.0	111.9	115.0	76.3

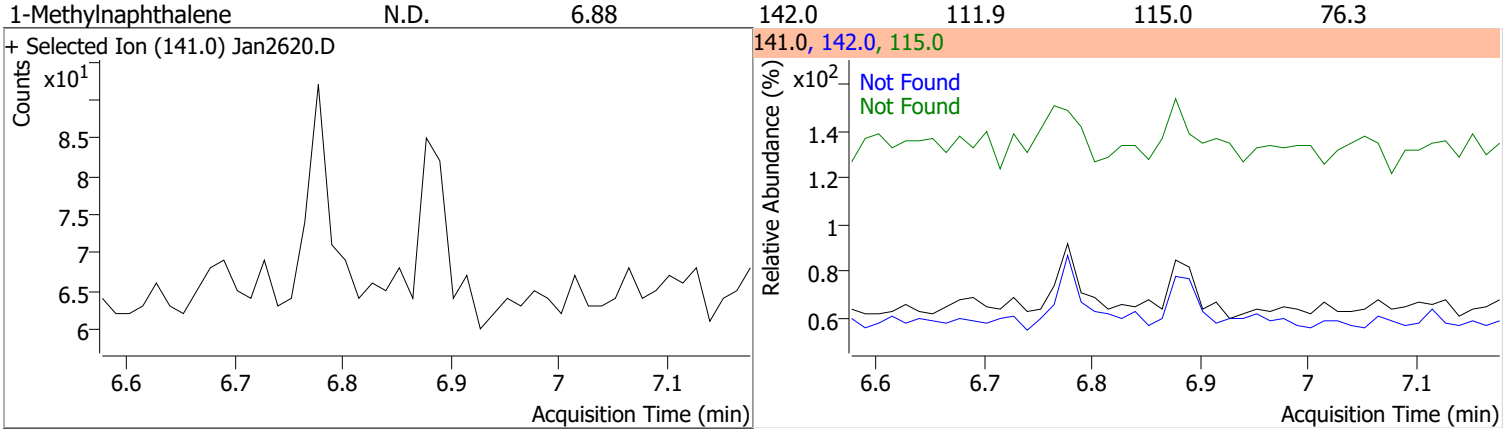

Quantitation Results Report (QT Reviewed)

Compound	Conc.	RT	Dev(Min)	Resp.	QIon	QRatio	Lower	Upper
2-Fluorobiphenyl	64.9172	7.25	0.00	572058	171.0	36.3	25.6	47.6

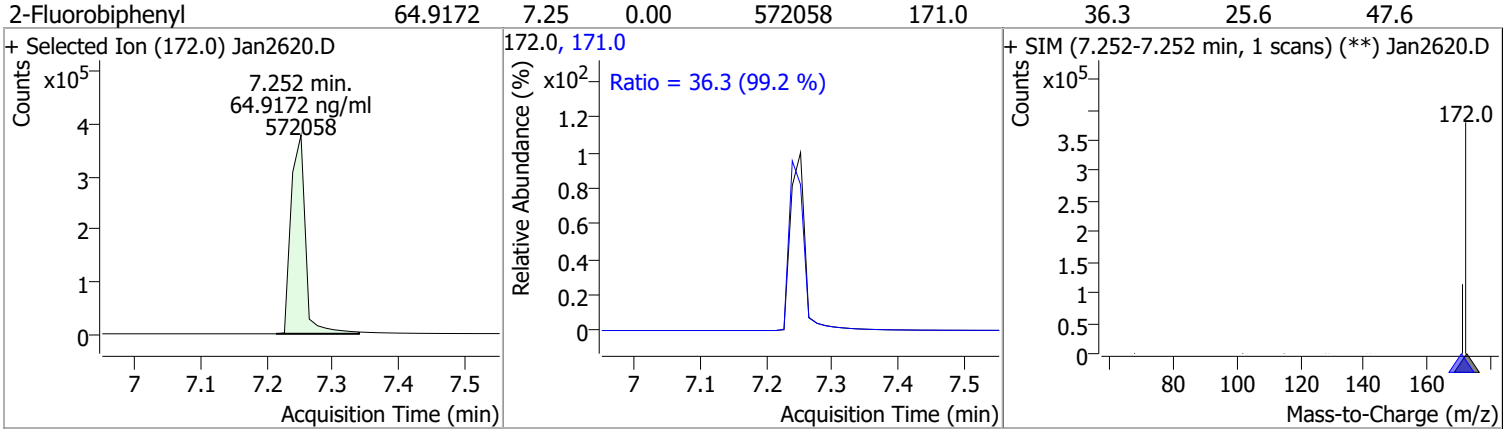

Compound	Conc.	Exp RT	QIon	Exp Ratio
Acenaphthylene	N.D.	7.81	153.0	13.1

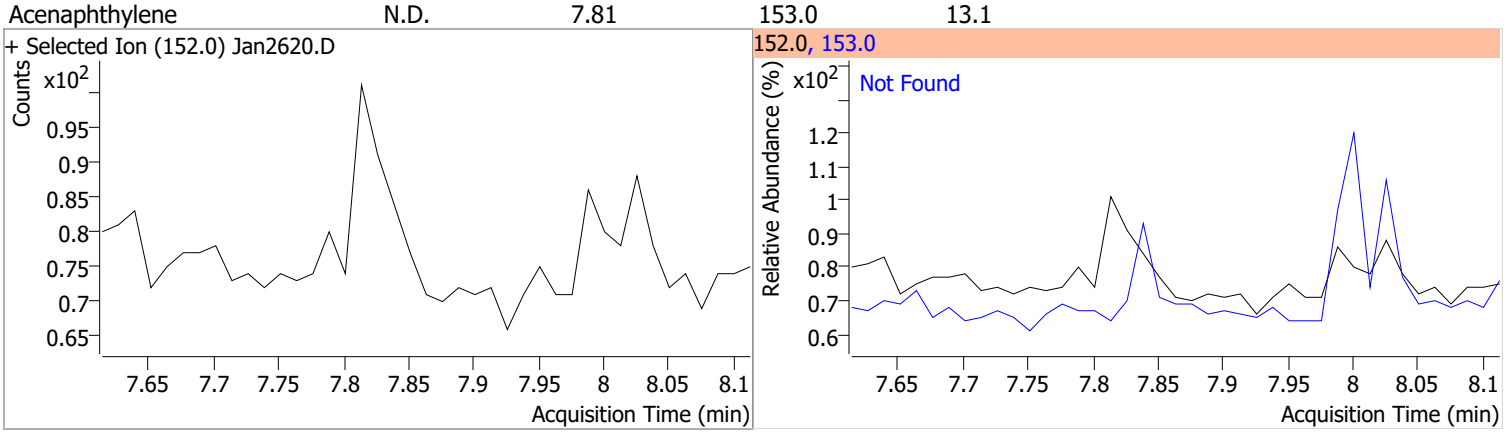

Compound	Conc.	RT	Dev(Min)	Resp.	QIon	QRatio	Lower	Upper
Acenaphthene		0		0	153.0		83.9	155.8
					152.0		40.9	76.0

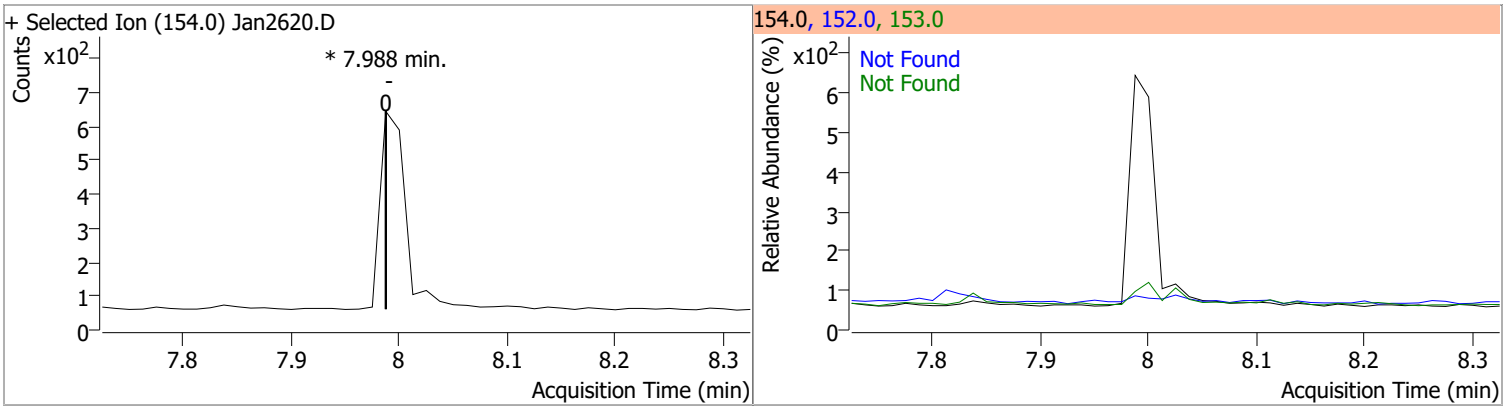

Compound	Conc.	RT	Dev(Min)	Resp.	QIon	QRatio	Lower	Upper
Fluorene		0		0	165.0		67.0	124.5
					167.0		9.2	17.1

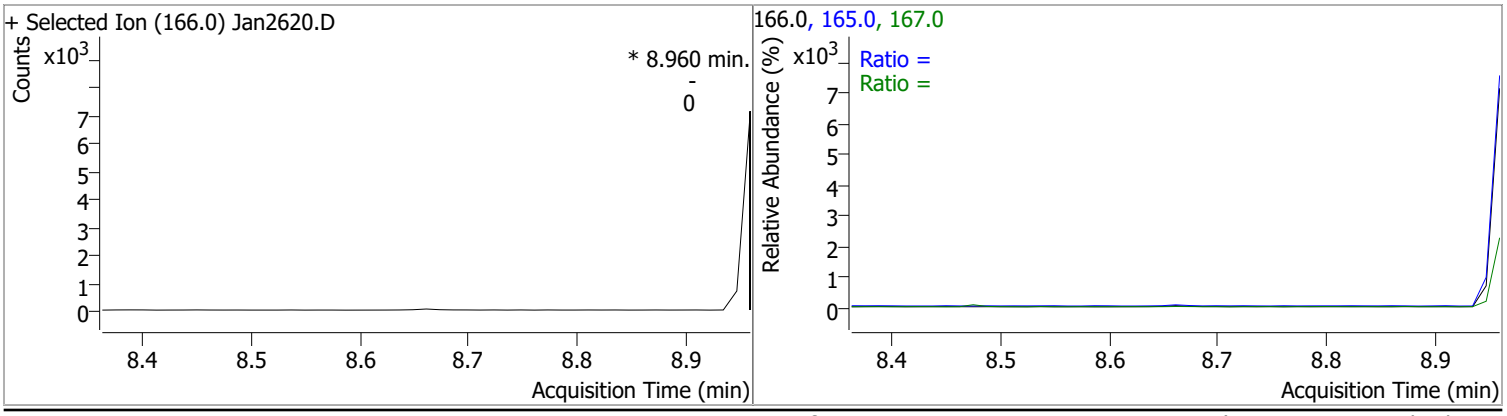

Compound	Conc.	Exp RT	QIon	Exp Ratio
Phenanthrene	N.D.	9.79	176.0	18.9

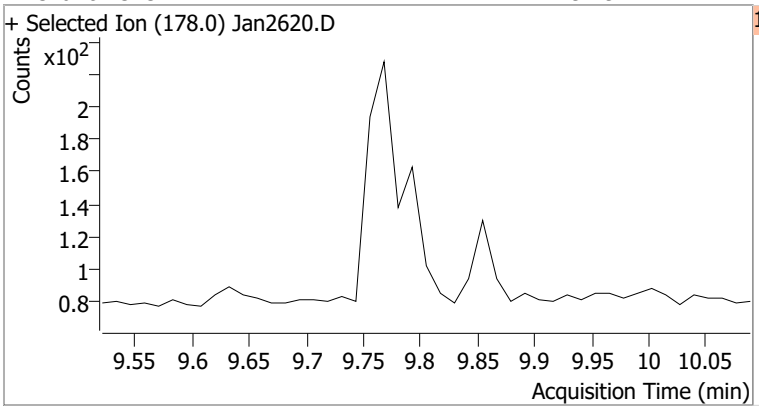

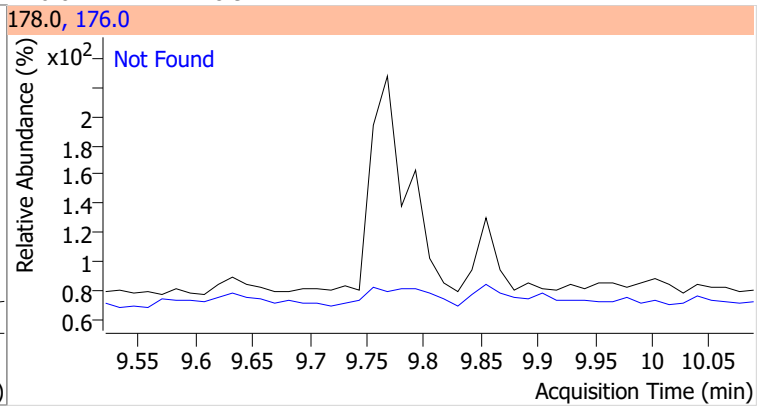

Compound	Conc.	Exp RT	QIon	Exp Ratio
Anthracene	N.D.	9.85	176.0	18.3

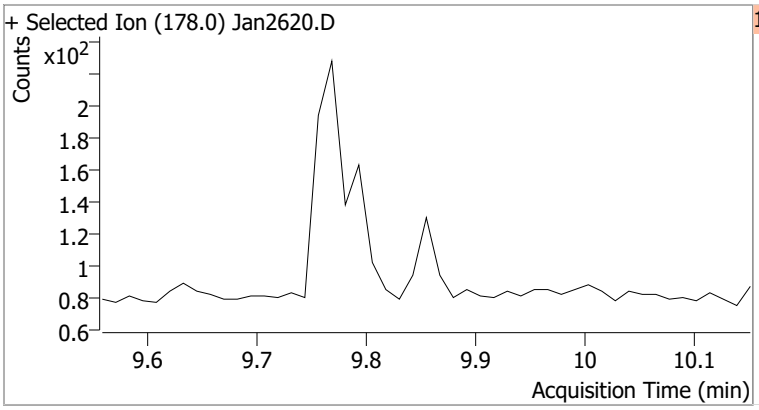

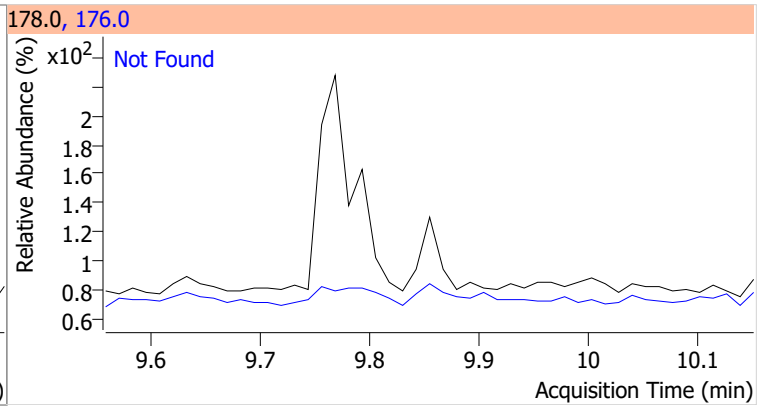

Compound	Conc.	Exp RT	QIon	Exp Ratio	QIon	Exp Ratio
o-Terphenyl	N.D.	10.30	229.0	67.3	215.0	44.4

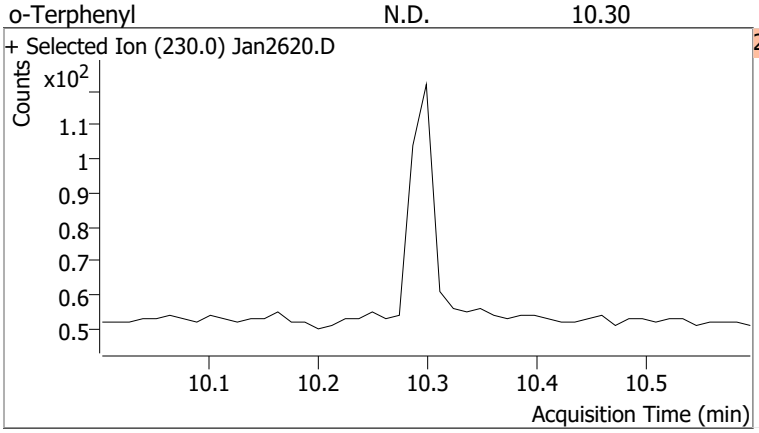

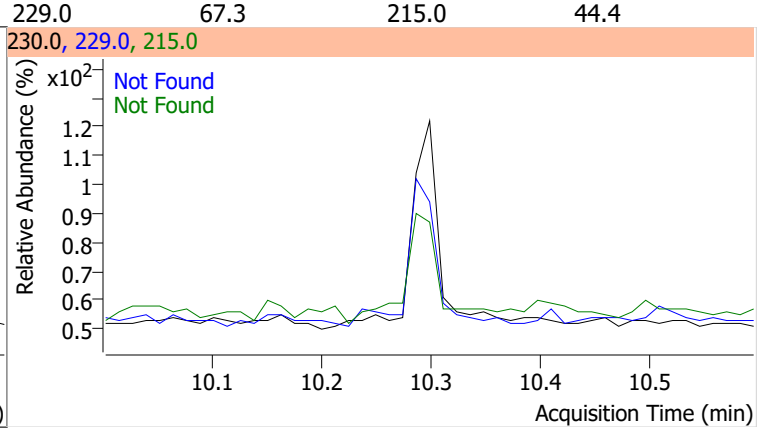

Compound	Conc.	Exp RT	QIon	Exp Ratio
Fluoranthene	N.D.	11.41	101.0	12.5

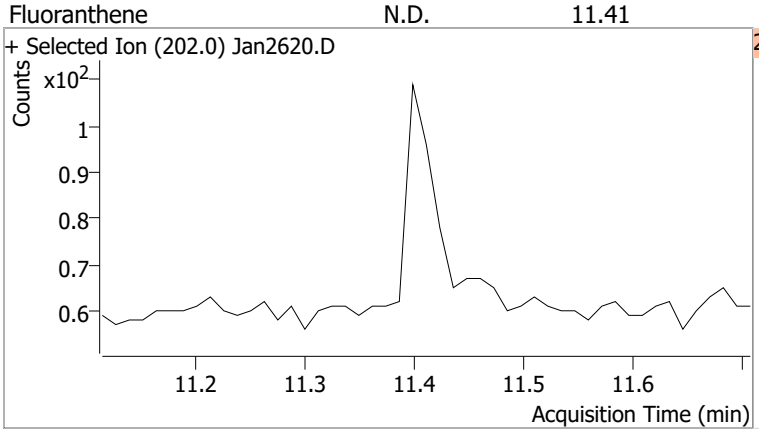

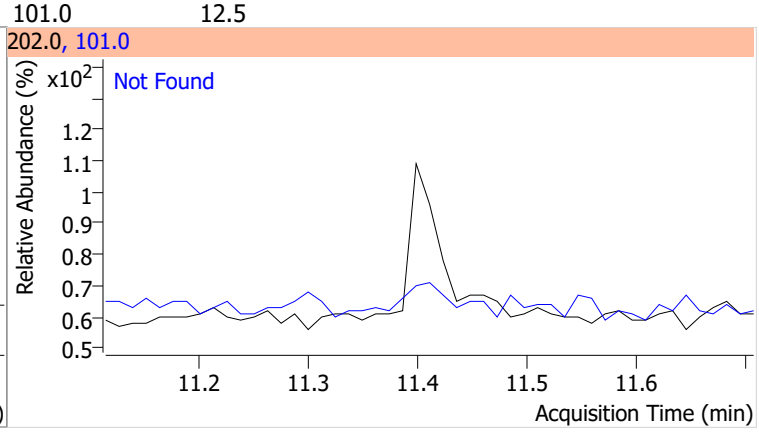

Compound	Conc.	Exp RT	QIon	Exp Ratio
Pyrene	N.D.	11.78	101.0	15.4

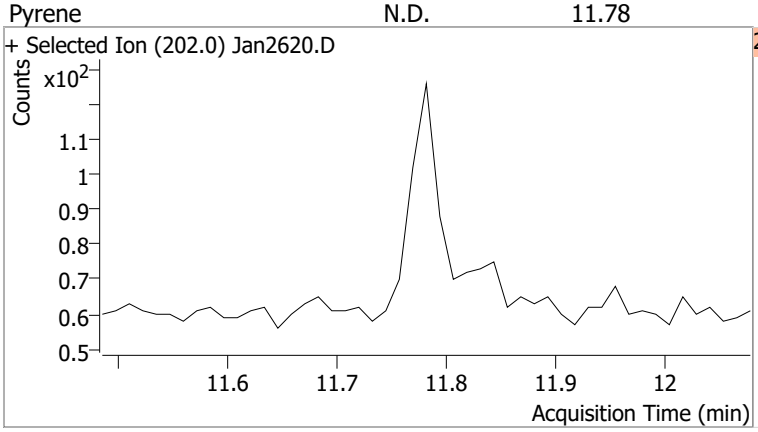

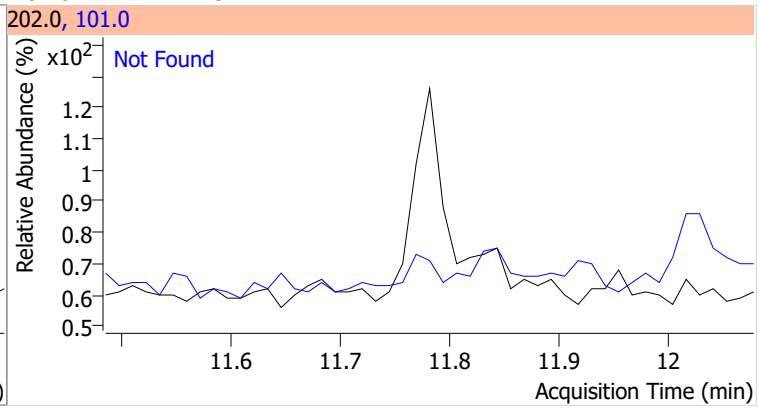

Compound	Conc.	RT	Dev(Min)	Resp.	QIon	QRatio	Lower	Upper
Terphenyl-d14	76.1127	12.25	0.00	603783	122.0	14.9	9.8	18.2

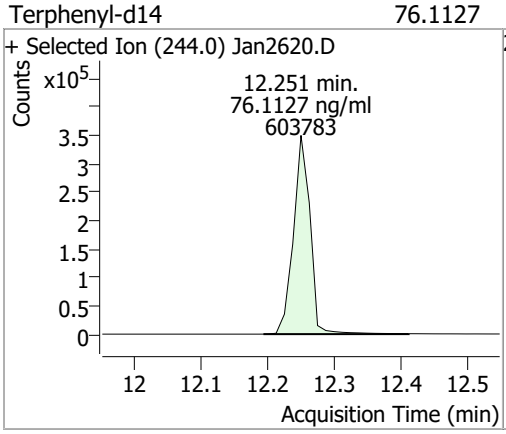

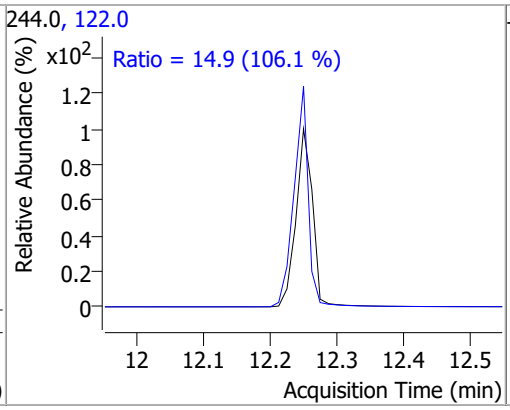

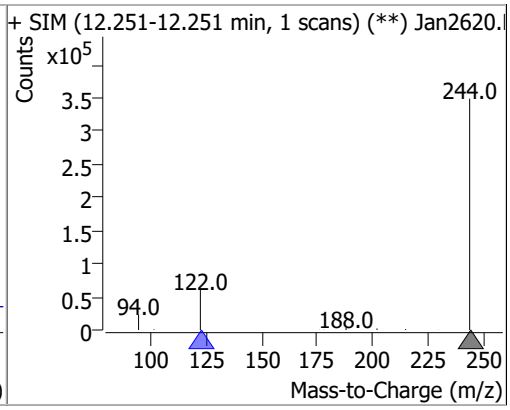

Compound	Conc.	RT	Dev(Min)	Resp.	QIon	QRatio	Lower	Upper
Benzo(a)Anthracene		0		0	226.0		19.0	35.2
					229.0		16.0	29.7

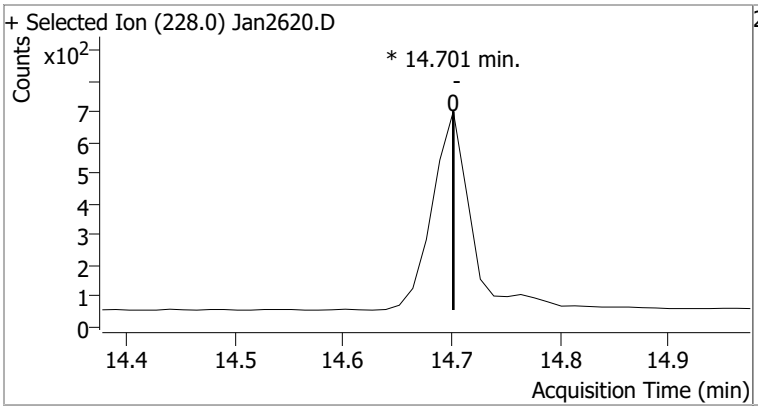

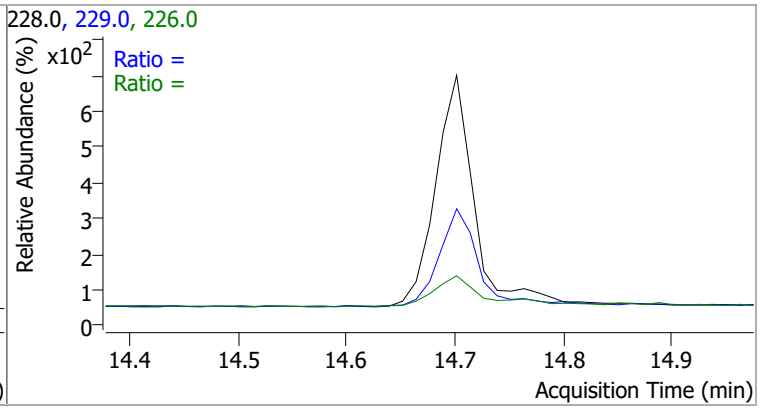

Compound	Conc.	RT	Dev(Min)	Resp.	QIon	QRatio	Lower	Upper
Chrysene		0		0	226.0		21.0	39.1
					229.0		14.8	27.6

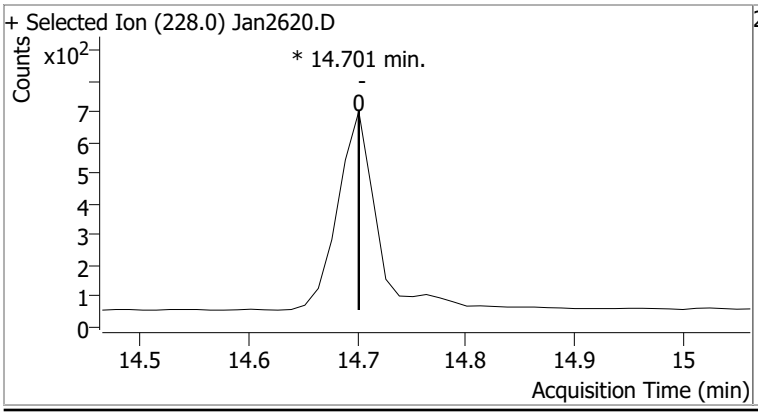

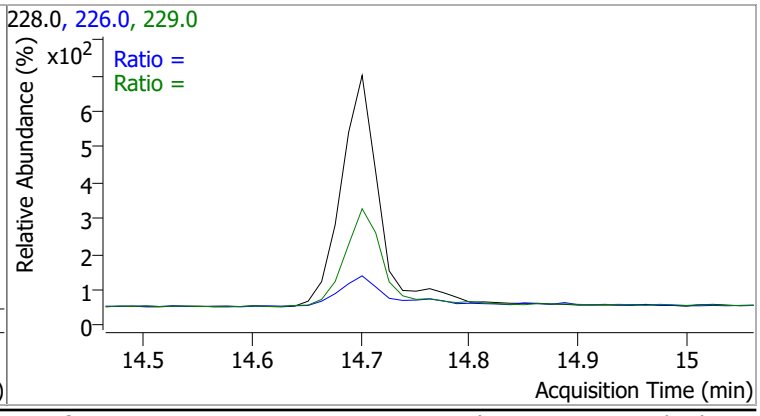

Compound	Conc.	Exp RT	QIon	Exp Ratio
Benzo(b)fluoranthene	N.D.	17.71	253.0	21.3

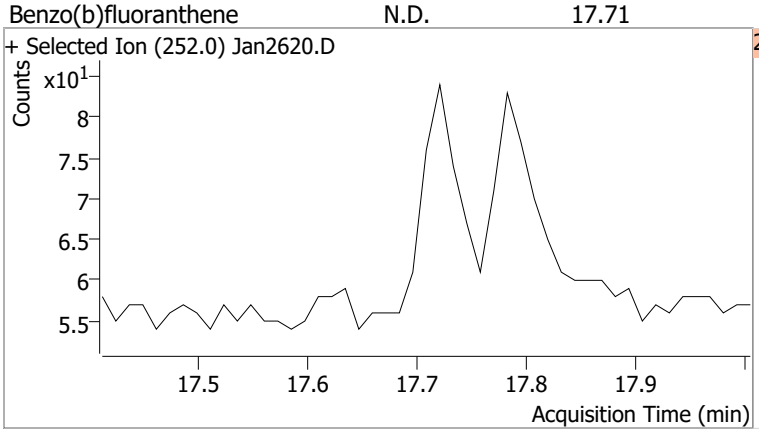

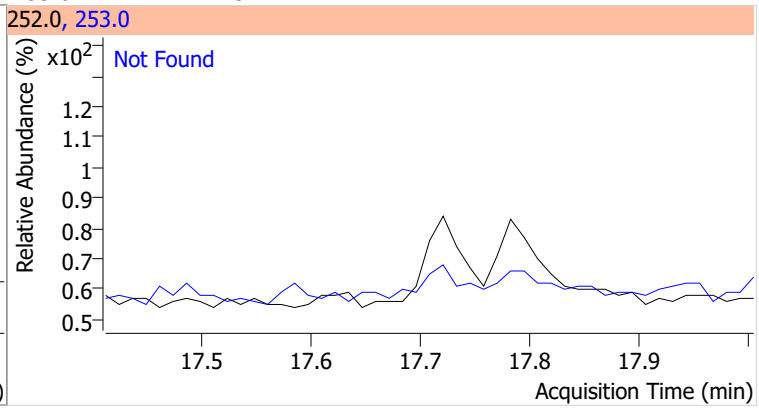

Compound	Conc.	Exp RT	QIon	Exp Ratio
Benzo(k)fluoranthene	N.D.	17.77	253.0	18.9

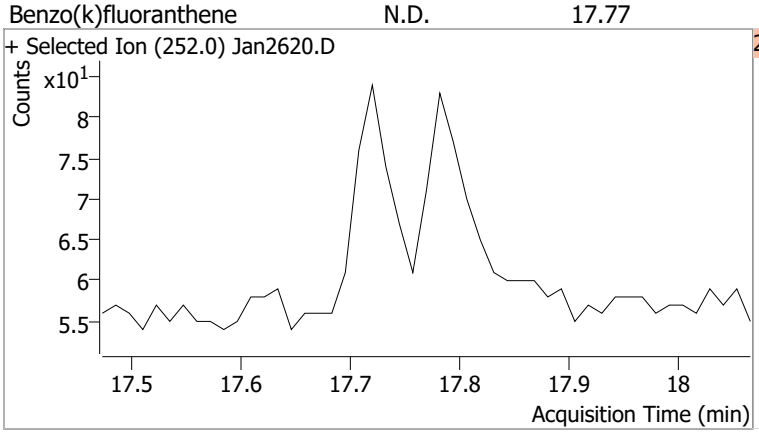

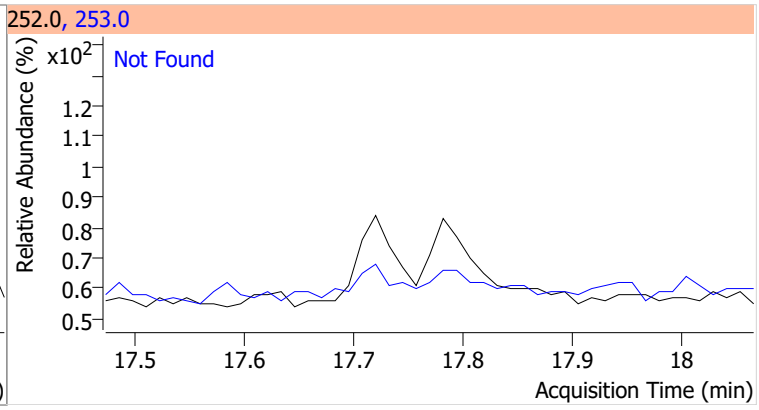

Compound	Conc.	RT	Dev(Min)	Resp.	QIon	QRatio	Lower	Upper
Benzo(a)pyrene		0		0	253.0		16.1	29.9

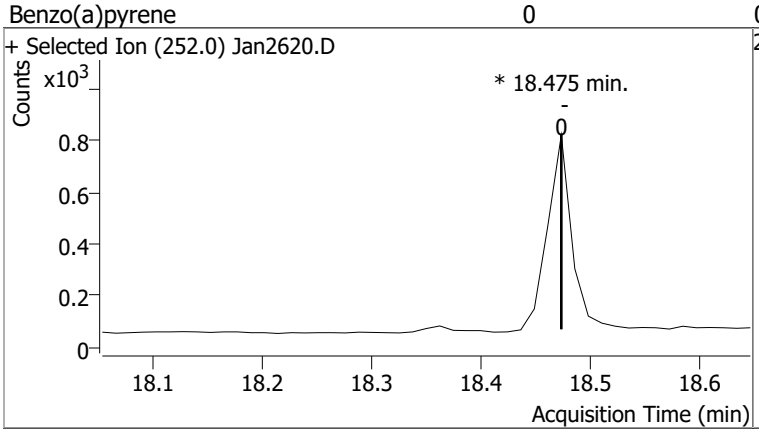

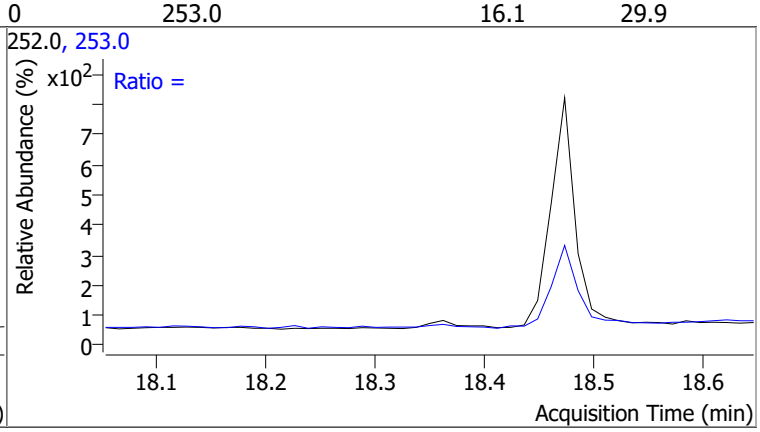

Compound	Conc.	Exp RT	QIon	Exp Ratio
Indeno(1,2,3-cd)pyrene	N.D.	20.22	138.0	22.4

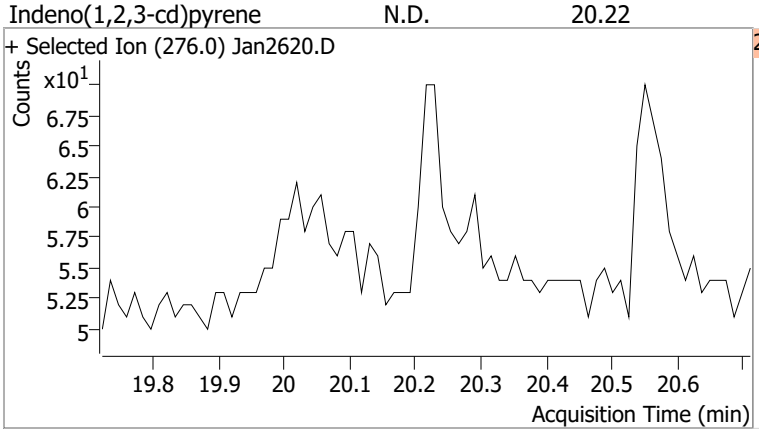

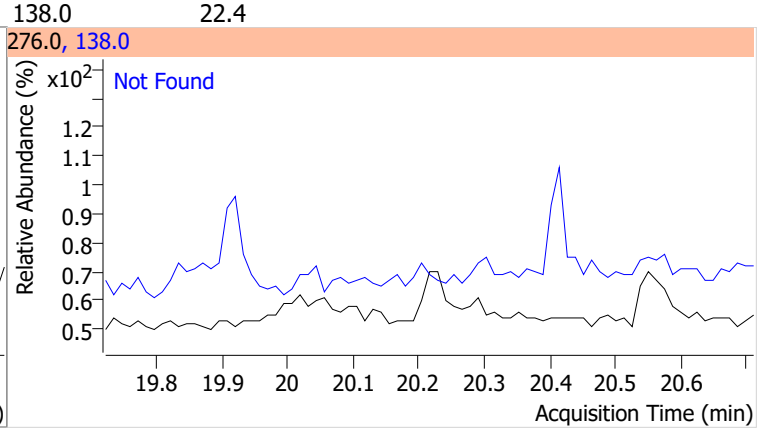

Compound	Conc.	Exp RT	QIon	Exp Ratio	QIon	Exp Ratio
Dibenzo(a,h)anthracene	N.D.	20.28	279.0	24.9	139.0	17.5

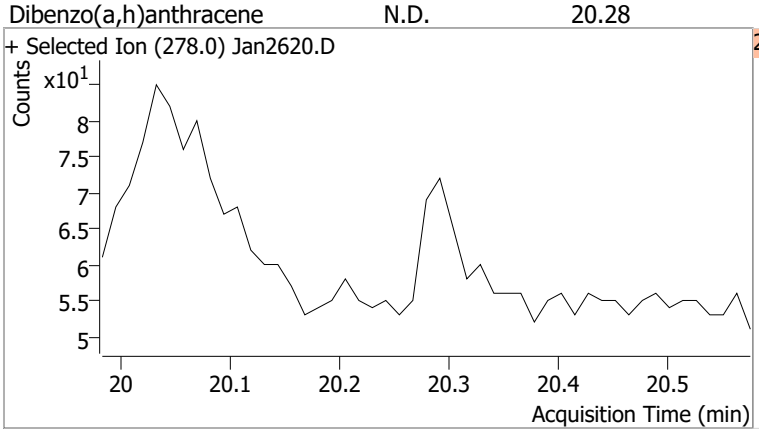

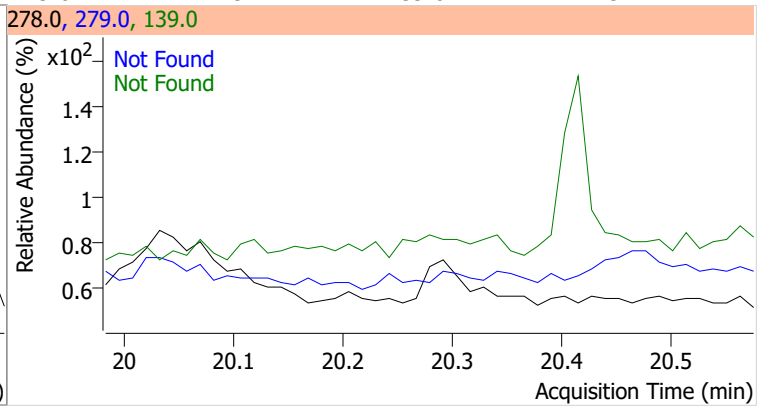

Compound	Conc.	Exp RT	QIon	Exp Ratio	QIon	Exp Ratio
Benzo(g,h,i)perylene	N.D.	20.54	277.0	24.8	138.0	20.5

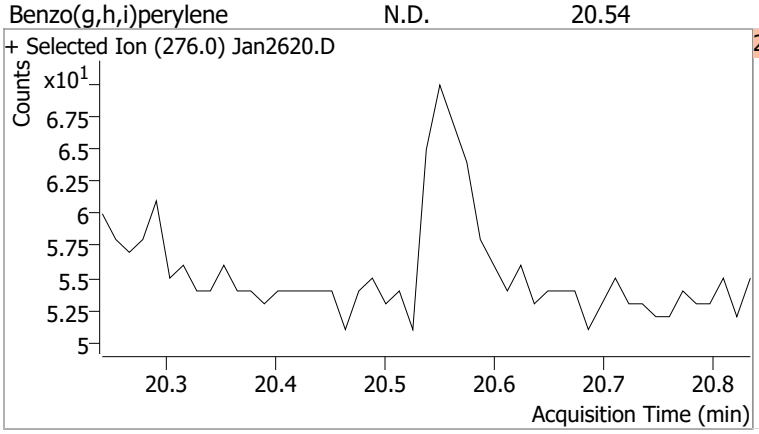

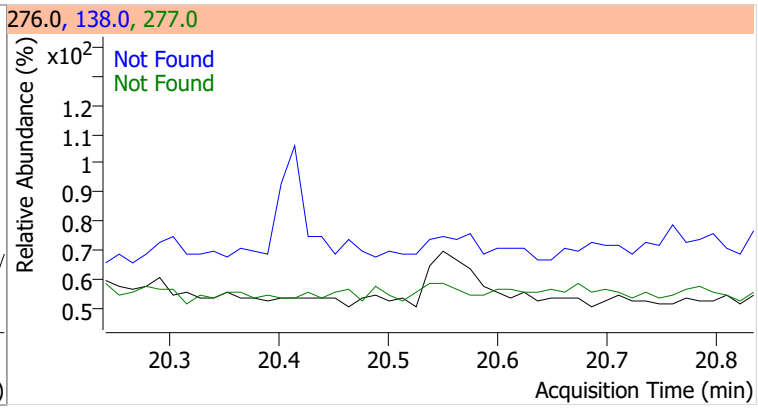

Quantitation Results Report (QT Reviewed)

Data File	Jan2621.D	Operator	LIMS import
Acq. Method	5975BNASIM	Acq. Date-Time	1/27/2022 3:34:52 AM
Sample Name	B22011127-001C	Instrument	GCMS
Vial	21	Multiplier	1.00
DA Method File	012522 ban SIM 2.batch.bin	Comment	SVOC-8270C-SIM-W-LLPAH
Tune File	dftppjph.u	Tune Date	
Batch Name	012622 bna SIM 1.batch.bin	Last Calib Update	1/27/2022 8:37:26 AM
Ref Library			

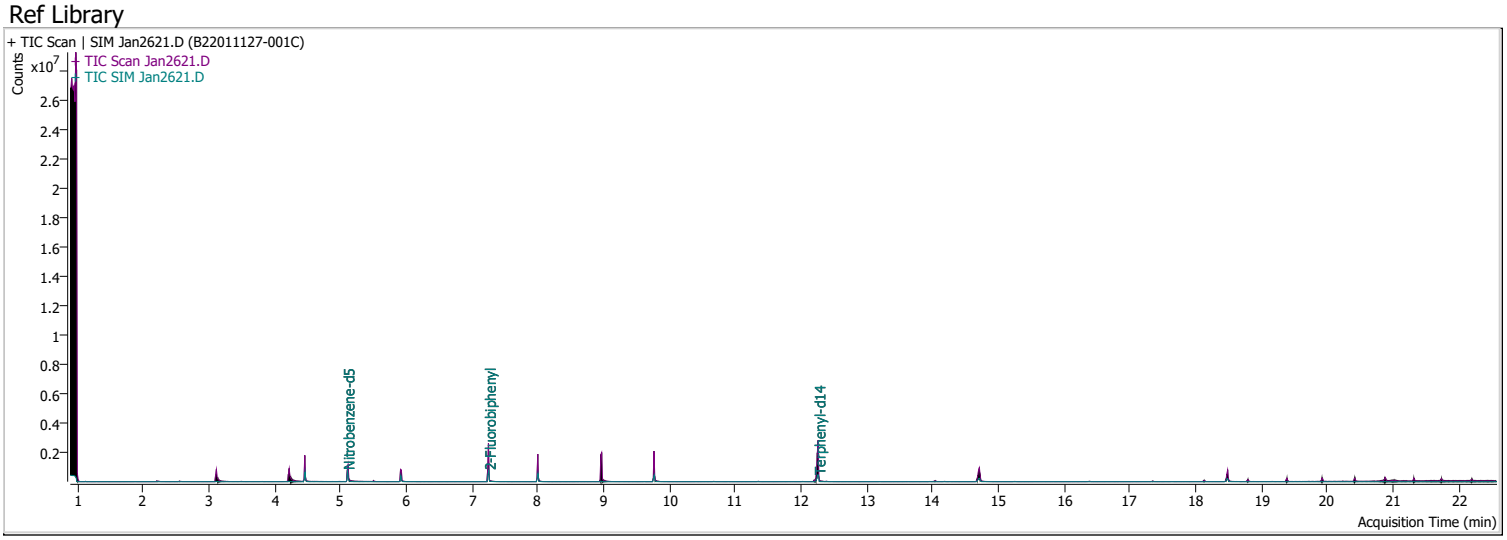

Compound	RT	QIon	Resp.	Conc.	Units		Dev(Min)
Internal Standards							
M 1,4-Dichlorobenzene-d4	4.459	152.0	199841	40.0000	ng/ml		0.000
M Naphthalene-d8	5.916	136.0	346290	40.0000	ng/ml		0.000
M Acenaphthene-d10	8.000	164.0	244309	40.0000	ng/ml		0.000
M Phenanthrene-d10	9.768	188.0	503290	40.0000	ng/ml		0.000
M Chrysene-d12	14.714	240.0	392437	40.0000	ng/ml		0.012
M Perylene-d12	18.475	264.0	269454	40.0000	ng/ml		0.000
System Monitoring Compounds							
S Nitrobenzene-d5	5.106	82.0	547379	44.6612	ng/ml		-0.013
Spiked Amount: 5.000	Range: 19.0 - 102.0%			Recovery = 893.22%		*	
S 2-Fluorobiphenyl	7.252	172.0	723105	64.4069	ng/ml		0.000
Spiked Amount: 5.000	Range: 25.0 - 94.0%			Recovery = 1288.14%		*	
S o-Terphenyl	0.000		0	N.D.			
Spiked Amount: 5.000	Range: 40.0 - 140.0%			Recovery = NA%			
S Terphenyl-d14	12.263	244.0	740300	76.3432	ng/ml		0.012
Spiked Amount: 5.000	Range: 39.0 - 106.0%			Recovery = 1526.86%		*	
Target Compounds							**QValue**
T Naphthalene	0.000		0	N.D.			
T 2-Methylnaphthalene	0.000		0	N.D.			
T 1-Methylnaphthalene	0.000		0	N.D.			
T Acenaphthylene	0.000		0	N.D.			
T Acenaphthene	8.000	154.0	0		ng/ml	md	1
T Fluorene	8.960	166.0	0		ng/ml	md	1
T Phenanthrene	0.000		0	N.D.			
T Anthracene	0.000		0	N.D.			
T Fluoranthene	0.000		0	N.D.			
T Pyrene	0.000		0	N.D.			
T Benzo(a)Anthracene	14.701	228.0	0		ng/ml	md	1
T Chrysene	14.701	228.0	0		ng/ml	md	1
T Benzo(b)fluoranthene	0.000		0	N.D.			

Compound	RT	QIon	Resp.	Conc.	Units		Dev(Min)
T Benzo(k)fluoranthene	0.000		0	N.D.			
T Benzo(a)pyrene	18.475	252.0	0		ng/ml	md	1
T Indeno(1,2,3-cd)pyrene	0.000		0	N.D.			
T Dibenzo(a,h)anthracene	0.000		0	N.D.			
T Benzo(g,h,i)perylene	0.000		0	N.D.			

(#) = Qualifier Out of Range; (m) = Manual Integration; (+) = Area Summed; (*) = Surrogate Percent Recovery Out of Range; (d): Zeroed Peak

Quantitation Results Report (QT Reviewed)

Compound	Conc.	RT	Dev(Min)	Resp.	QIon	QRatio	Lower	Upper
Nitrobenzene-d5	44.6612	5.11	-0.01	547379	54.0	35.9	31.6	58.8
					128.0	22.0	19.3	35.9

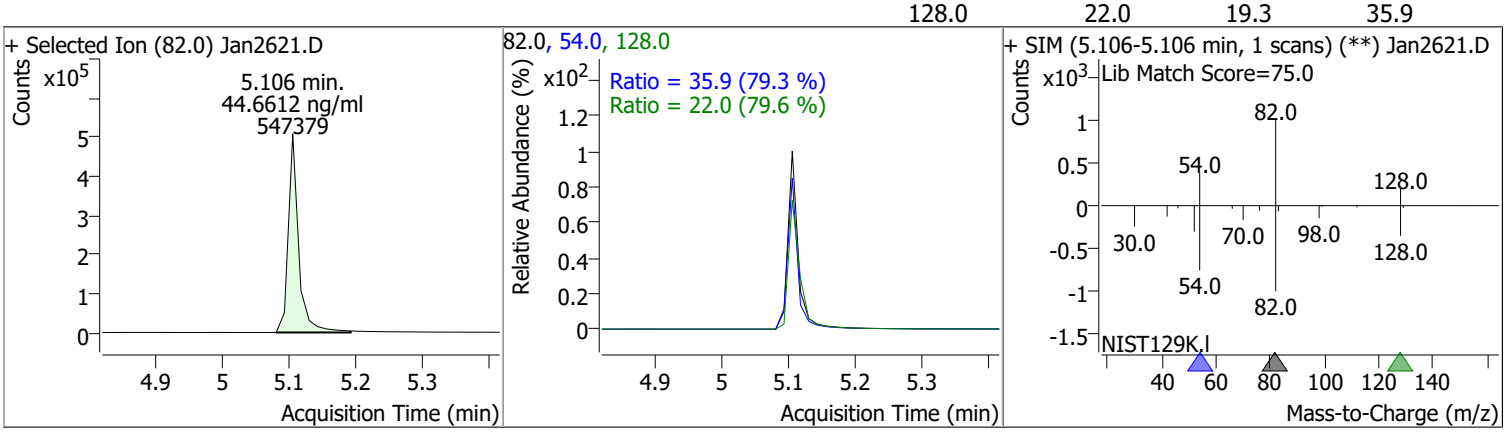

Compound	Conc.	Exp RT	QIon	Exp Ratio	QIon	Exp Ratio
Naphthalene	N.D.	5.94	102.0	20.6	129.0	11.0

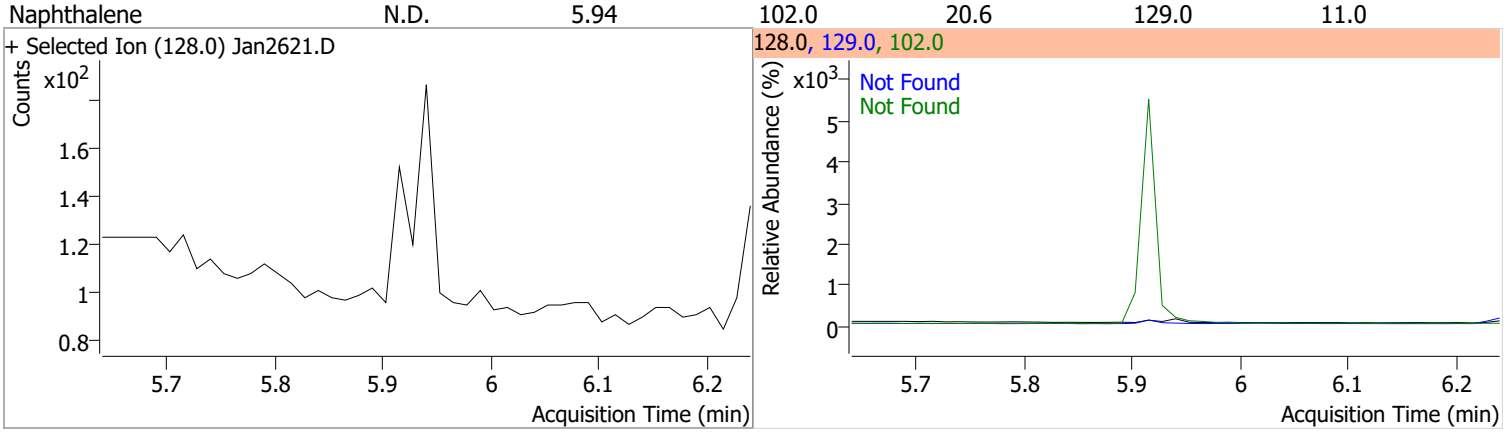

Compound	Conc.	Exp RT	QIon	Exp Ratio	QIon	Exp Ratio
2-Methylnaphthalene	N.D.	6.78	142.0	141.5	115.0	66.1

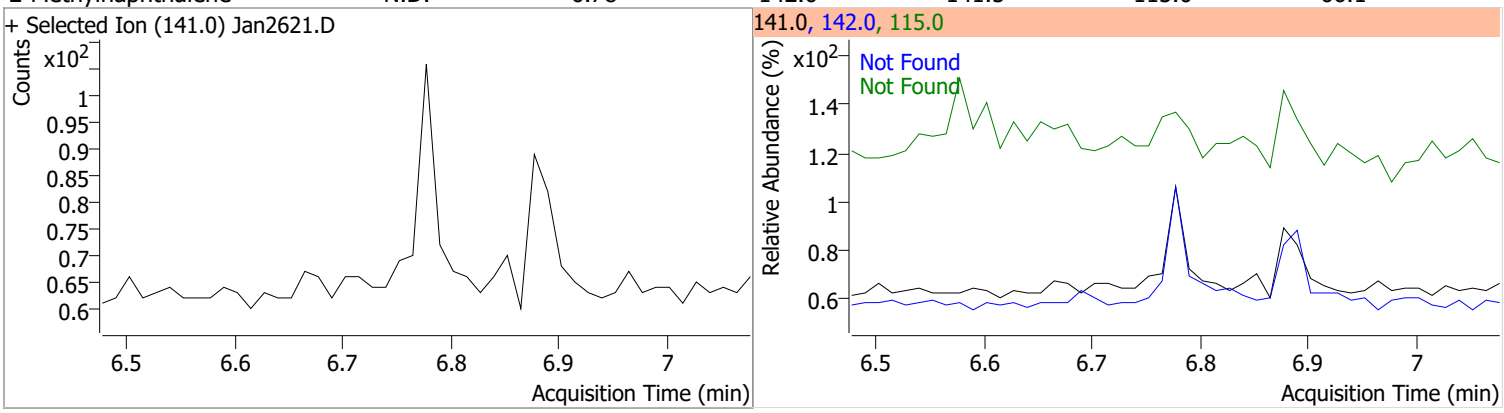

Compound	Conc.	Exp RT	QIon	Exp Ratio	QIon	Exp Ratio
1-Methylnaphthalene	N.D.	6.88	142.0	111.9	115.0	76.3

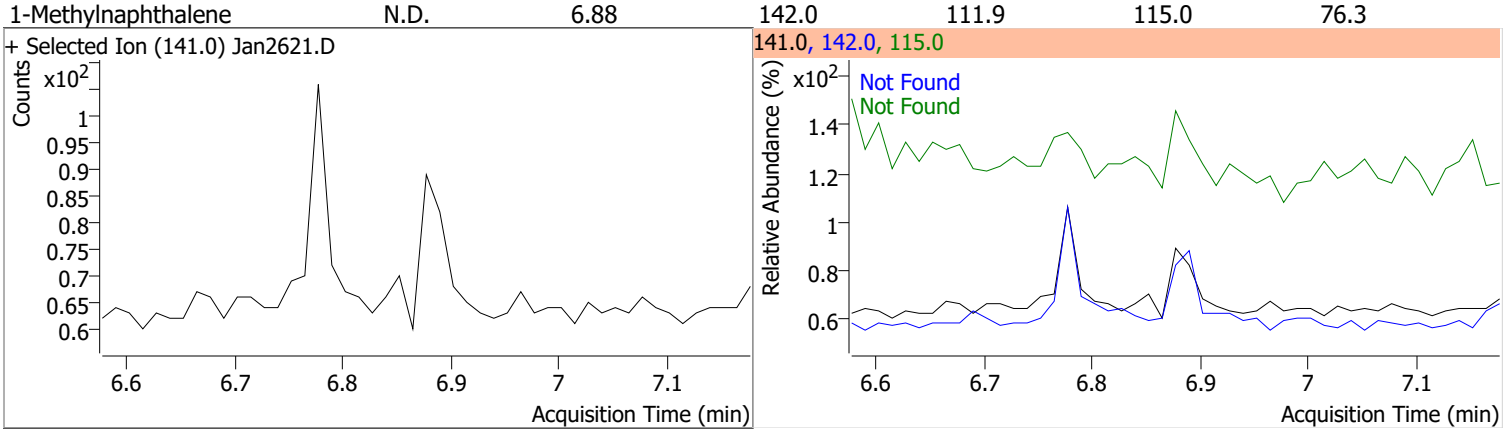

Quantitation Results Report (QT Reviewed)

Compound	Conc.	RT	Dev(Min)	Resp.	QIon	QRatio	Lower	Upper
2-Fluorobiphenyl	64.4069	7.25	0.00	723105	171.0	35.6	25.6	47.6

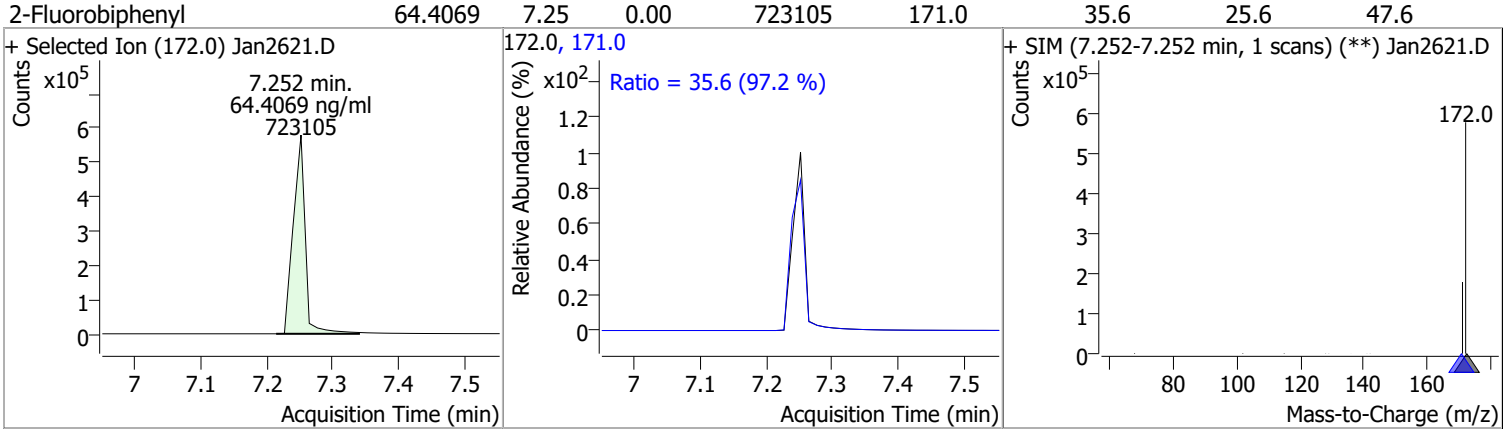

Compound	Conc.	Exp RT	QIon	Exp Ratio
Acenaphthylene	N.D.	7.81	153.0	13.1

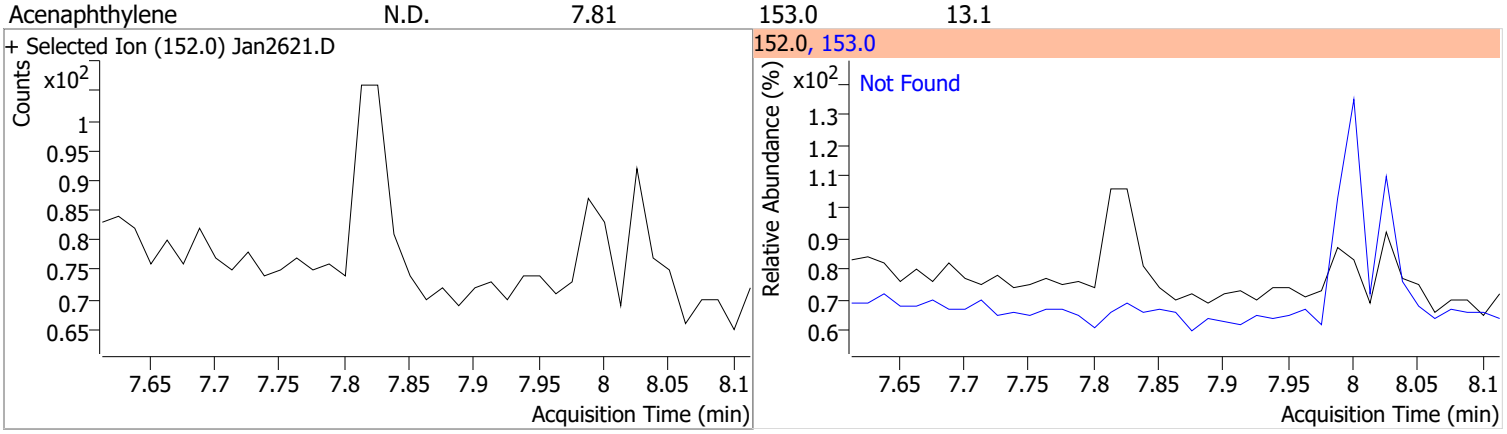

Compound	Conc.	RT	Dev(Min)	Resp.	QIon	QRatio	Lower	Upper
Acenaphthene		0		0	153.0		83.9	155.8
					152.0		40.9	76.0

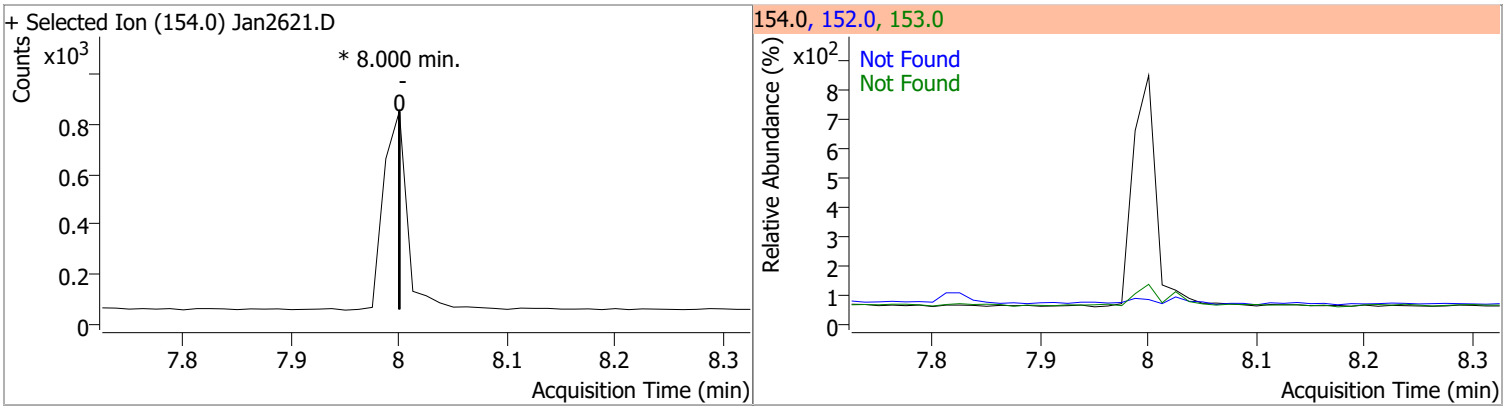

Compound	Conc.	RT	Dev(Min)	Resp.	QIon	QRatio	Lower	Upper
Fluorene		0		0	165.0		67.0	124.5
					167.0		9.2	17.1

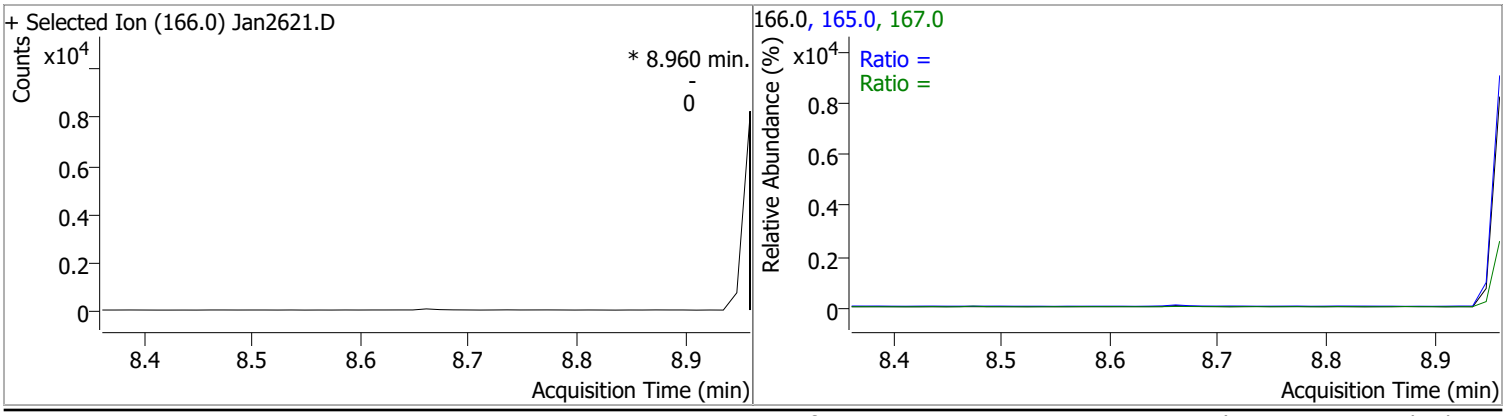

Compound	Conc.	Exp RT	QIon	Exp Ratio
Phenanthrene	N.D.	9.79	176.0	18.9

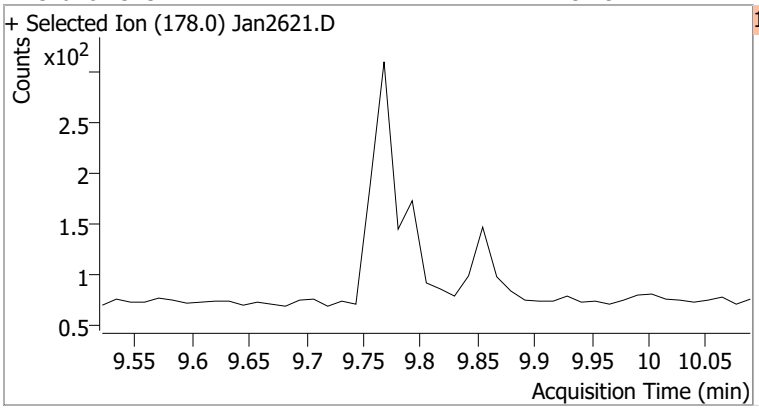

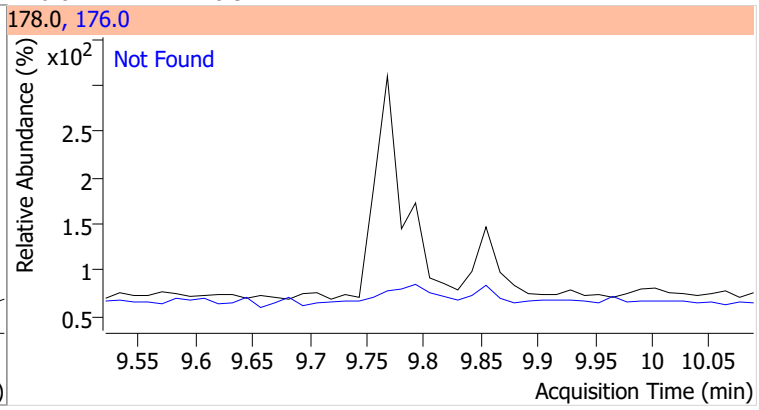

Compound	Conc.	Exp RT	QIon	Exp Ratio
Anthracene	N.D.	9.85	176.0	18.3

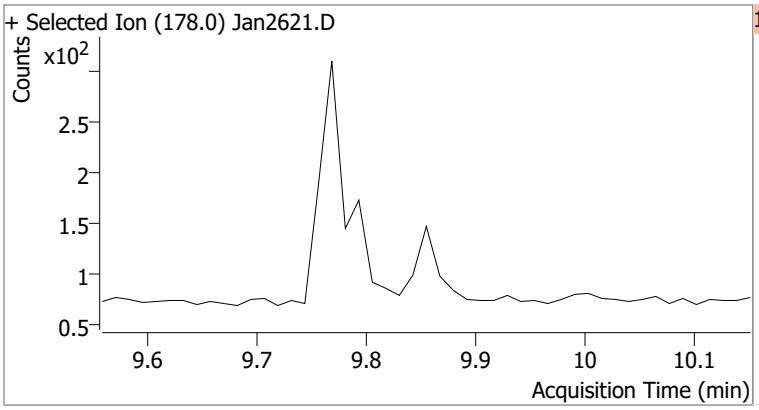

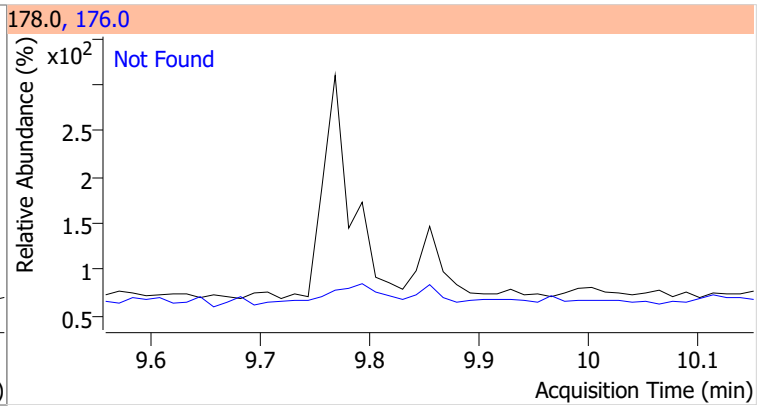

Compound	Conc.	Exp RT	QIon	Exp Ratio	QIon	Exp Ratio
o-Terphenyl	N.D.	10.30	229.0	67.3	215.0	44.4

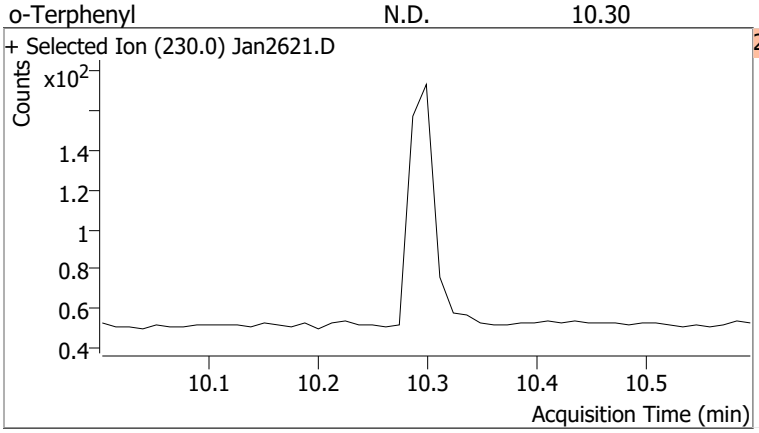

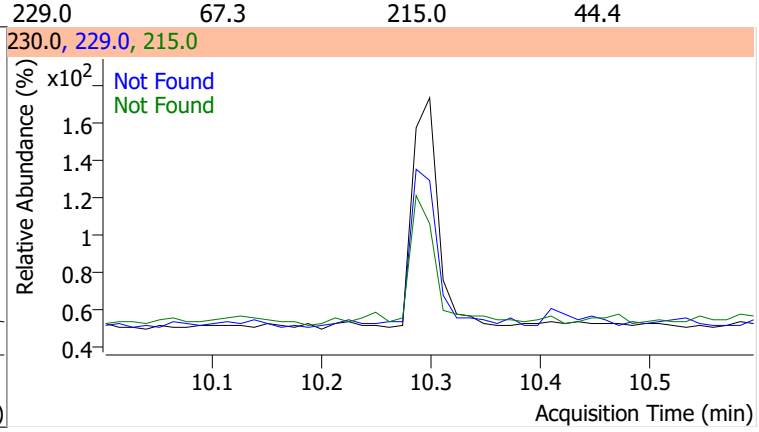

Compound	Conc.	Exp RT	QIon	Exp Ratio
Fluoranthene	N.D.	11.41	101.0	12.5

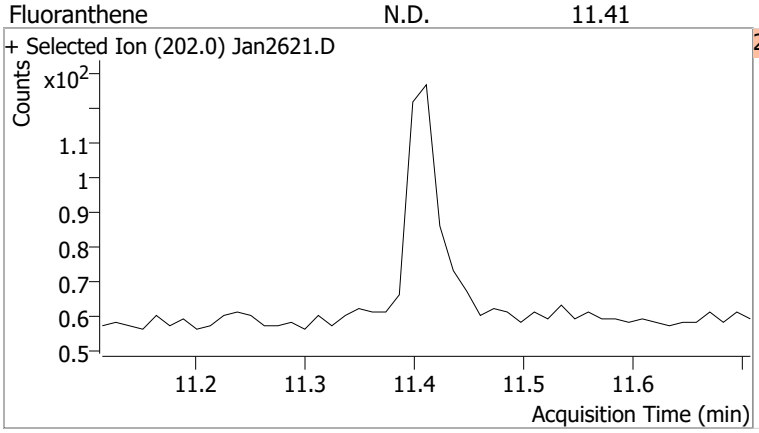

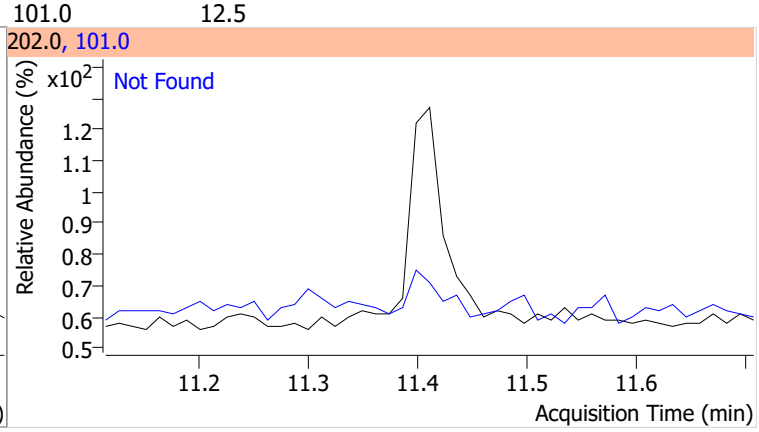

Compound	Conc.	Exp RT	QIon	Exp Ratio
Pyrene	N.D.	11.78	101.0	15.4

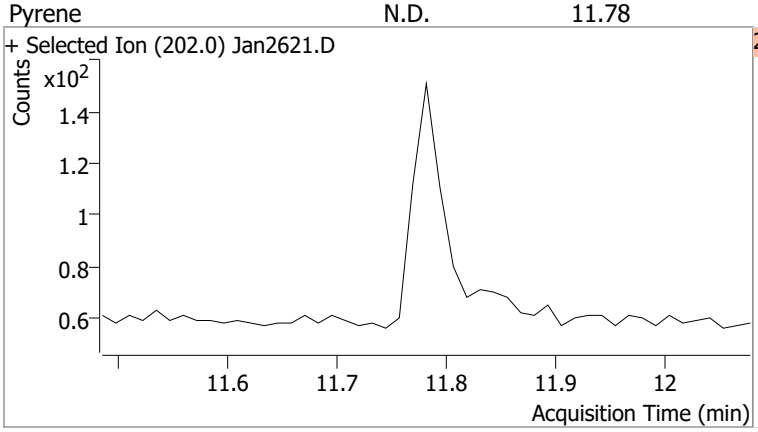

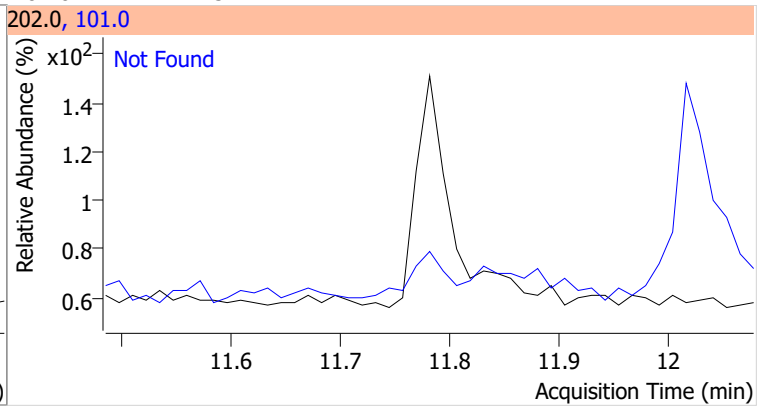

Compound	Conc.	RT	Dev(Min)	Resp.	QIon	QRatio	Lower	Upper
Terphenyl-d14	76.3432	12.26	0.01	740300	122.0	14.5	9.8	18.2

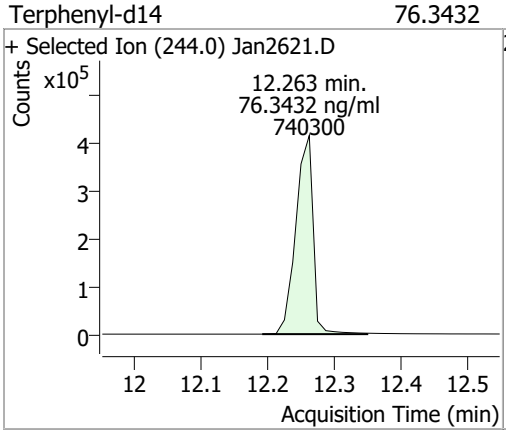

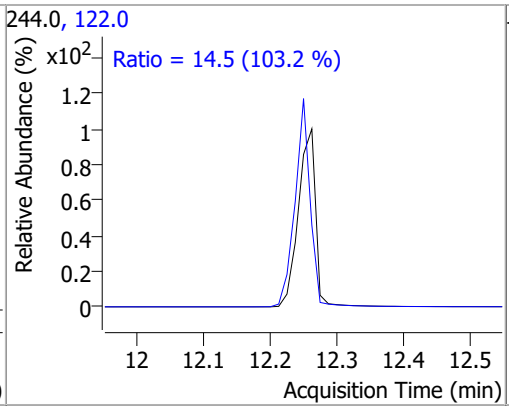

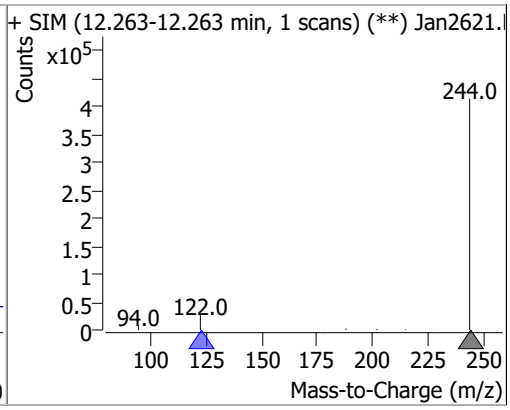

Compound	Conc.	RT	Dev(Min)	Resp.	QIon	QRatio	Lower	Upper
Benzo(a)Anthracene		0		0	226.0		19.0	35.2
					229.0		16.0	29.7

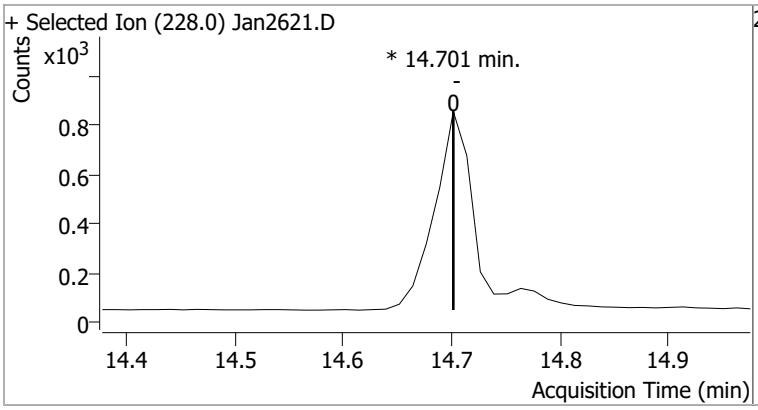

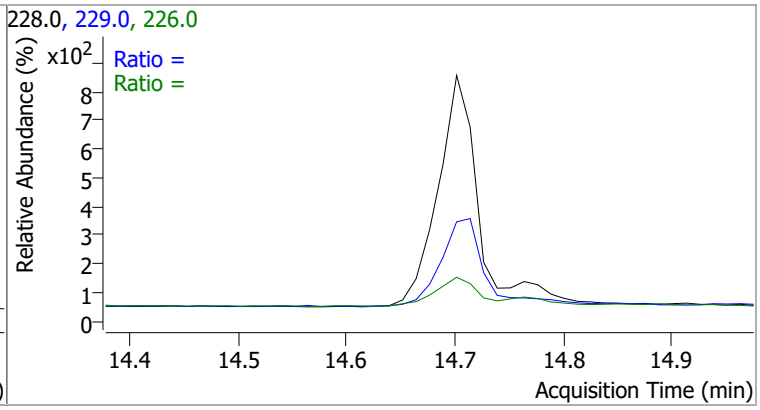

Compound	Conc.	RT	Dev(Min)	Resp.	QIon	QRatio	Lower	Upper
Chrysene		0		0	226.0		21.0	39.1
					229.0		14.8	27.6

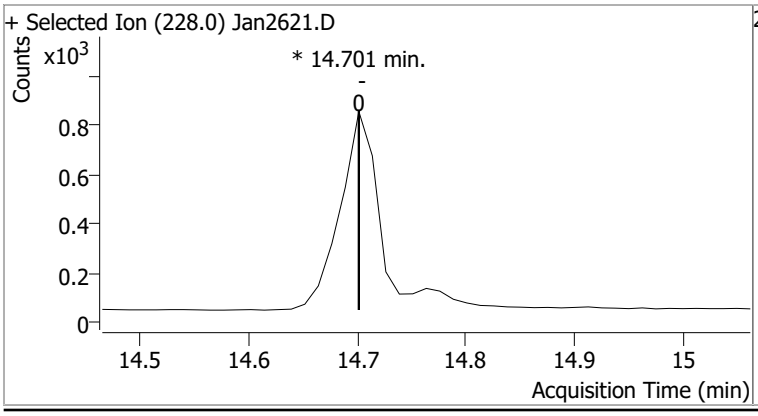

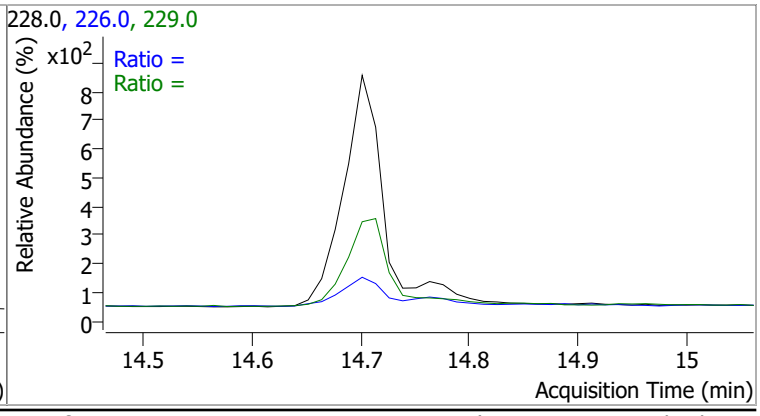

Compound	Conc.	Exp RT	QIon	Exp Ratio
Benzo(b)fluoranthene	N.D.	17.71	253.0	21.3

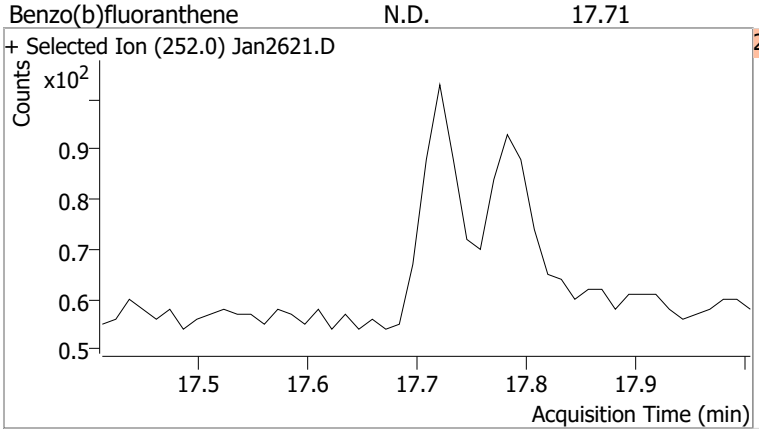

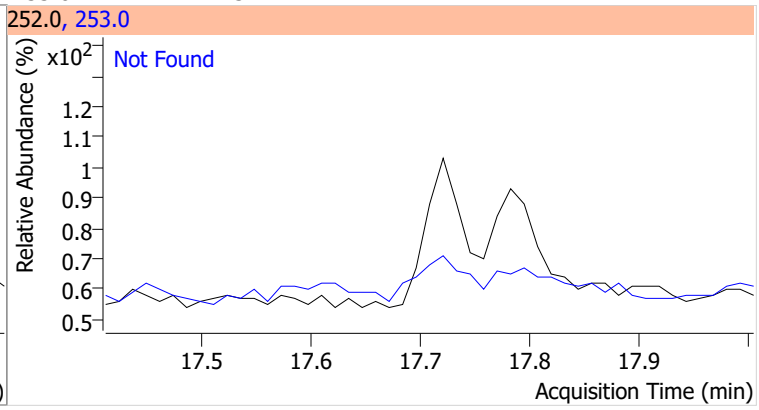

Compound	Conc.	Exp RT	QIon	Exp Ratio
Benzo(k)fluoranthene	N.D.	17.77	253.0	18.9

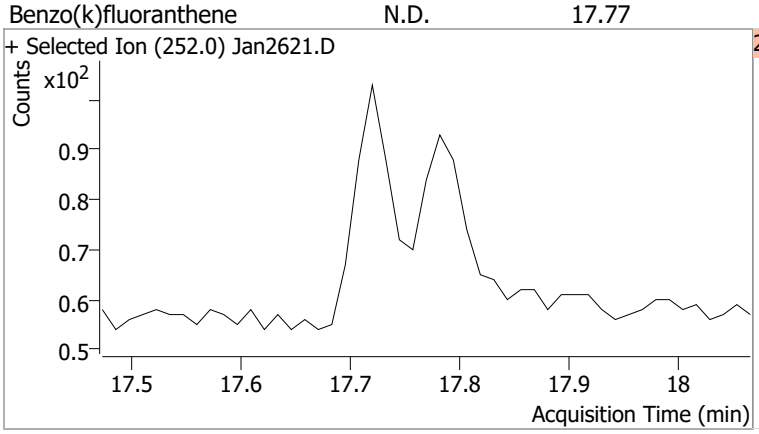

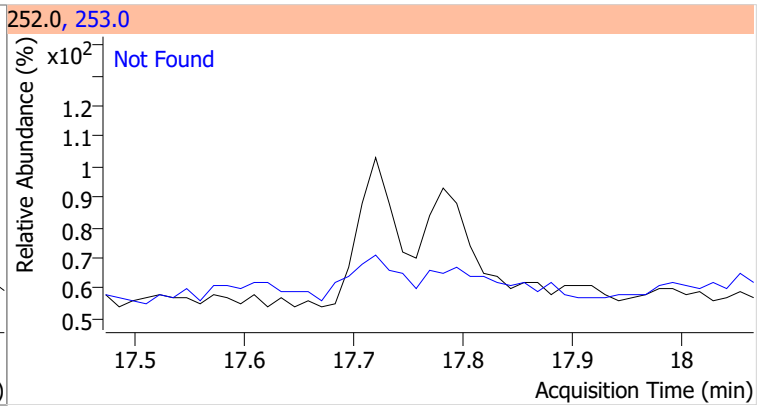

Compound	Conc.	RT	Dev(Min)	Resp.	QIon	QRatio	Lower	Upper
Benzo(a)pyrene		0		0	253.0		16.1	29.9

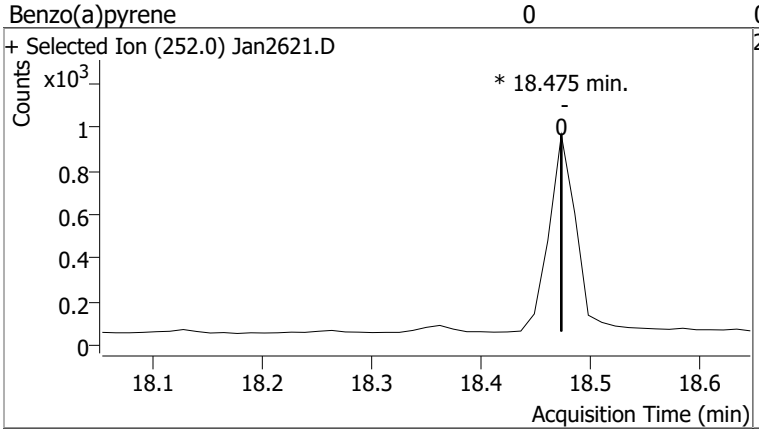

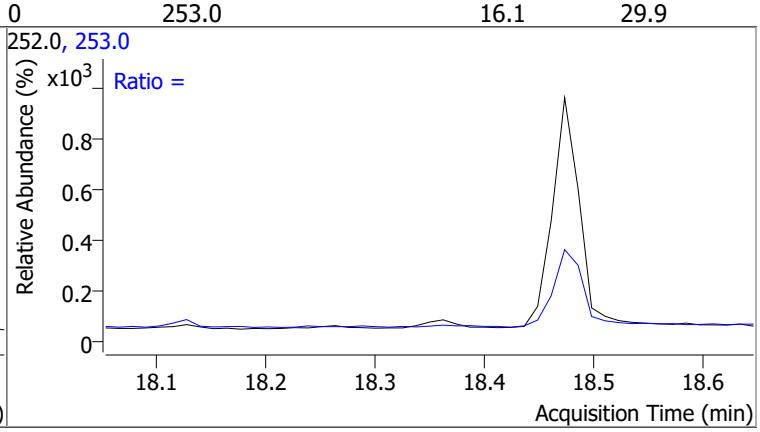

Compound	Conc.	Exp RT	QIon	Exp Ratio
Indeno(1,2,3-cd)pyrene	N.D.	20.22	138.0	22.4

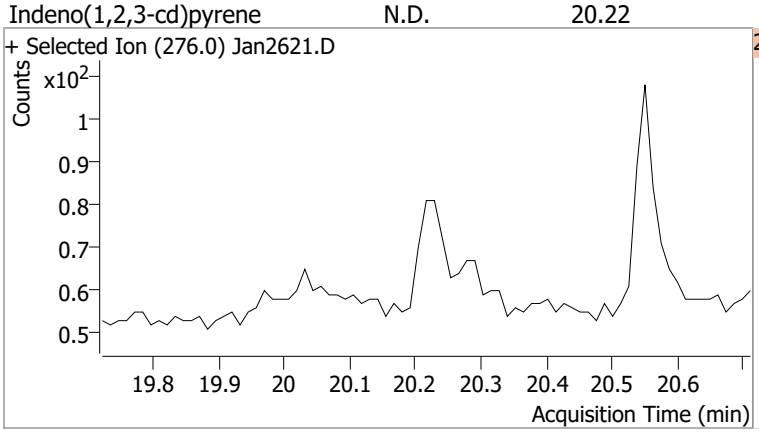

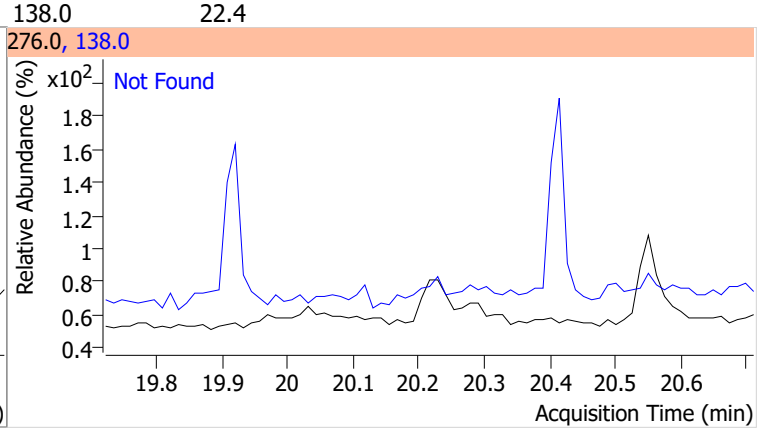

Compound	Conc.	Exp RT	QIon	Exp Ratio	QIon	Exp Ratio
Dibenzo(a,h)anthracene	N.D.	20.28	279.0	24.9	139.0	17.5

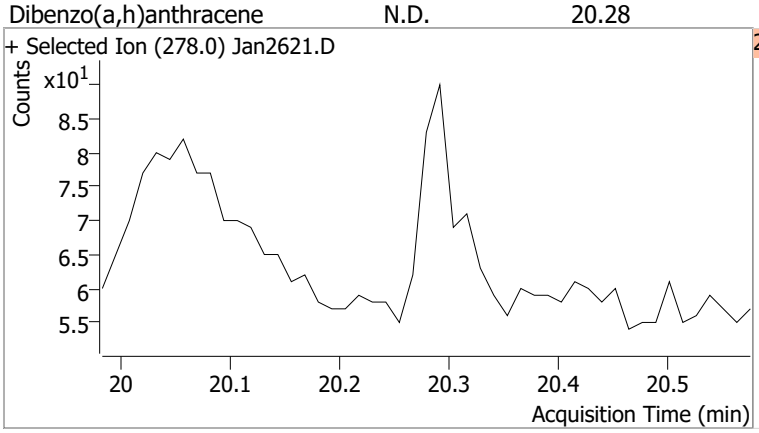

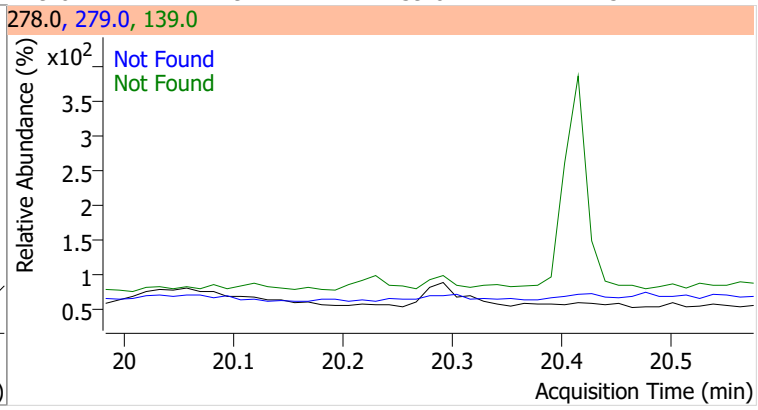

Compound	Conc.	Exp RT	QIon	Exp Ratio	QIon	Exp Ratio
Benzo(g,h,i)perylene	N.D.	20.54	277.0	24.8	138.0	20.5

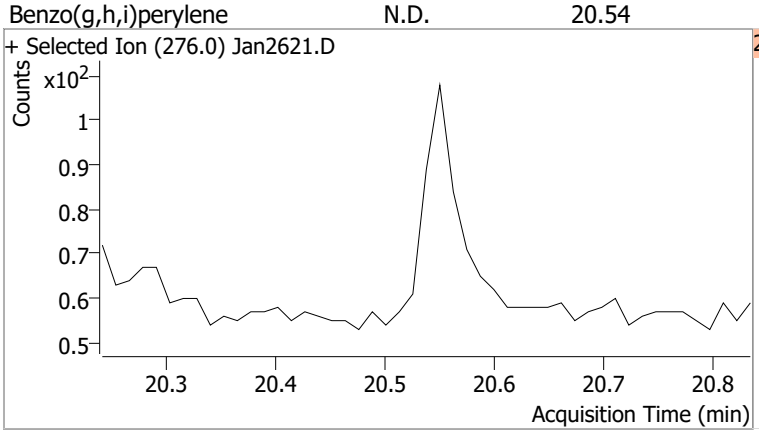

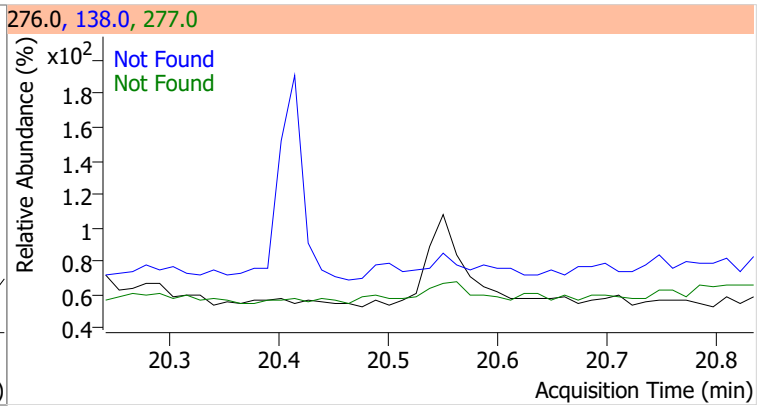

Quantitation Results Report (QT Reviewed)

Data File	Jan2622.D	Operator	LIMS import
Acq. Method	5975BNASIM	Acq. Date-Time	1/27/2022 4:07:13 AM
Sample Name	B22011128-001C	Instrument	GCMS
Vial	22	Multiplier	1.00
DA Method File	012522 ban SIM 2.batch.bin	Comment	SVOC-8270C-SIM-W-LLPAH
Tune File	dftppjph.u	Tune Date	
Batch Name	012622 bna SIM 1.batch.bin	Last Calib Update	1/27/2022 8:37:26 AM
Ref Library			

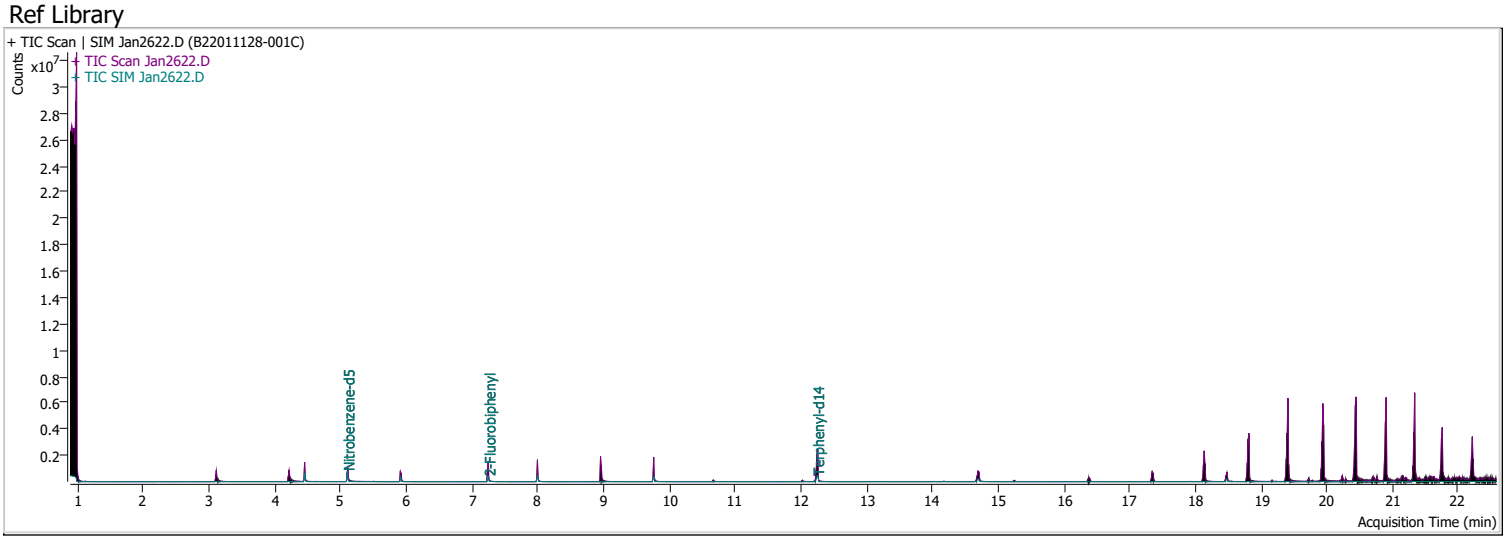

Compound	RT	QIon	Resp.	Conc.	Units		Dev(Min)
Internal Standards							
M 1,4-Dichlorobenzene-d4	4.460	152.0	170491	40.0000	ng/ml		0.000
M Naphthalene-d8	5.916	136.0	297560	40.0000	ng/ml		0.000
M Acenaphthene-d10	8.000	164.0	196782	40.0000	ng/ml		0.000
M Phenanthrene-d10	9.768	188.0	425465	40.0000	ng/ml		0.000
M Chrysene-d12	14.701	240.0	349497	40.0000	ng/ml		0.000
M Perylene-d12	18.475	264.0	243185	40.0000	ng/ml		0.000
System Monitoring Compounds							
S Nitrobenzene-d5	5.106	82.0	503112	46.7027	ng/ml		-0.012
Spiked Amount: 5.000	Range: 19.0 - 102.0%			Recovery = 934.05%		*	
S 2-Fluorobiphenyl	7.252	172.0	496093	56.0555	ng/ml		0.000
Spiked Amount: 5.000	Range: 25.0 - 94.0%			Recovery = 1121.11%		*	
S o-Terphenyl	0.000		0	N.D.			
Spiked Amount: 5.000	Range: 40.0 - 140.0%			Recovery = NA%			
S Terphenyl-d14	12.251	244.0	692894	79.1688	ng/ml		0.000
Spiked Amount: 5.000	Range: 39.0 - 106.0%			Recovery = 1583.38%		*	
Target Compounds							**QValue**
T Naphthalene	0.000		0	N.D.			
T 2-Methylnaphthalene	0.000		0	N.D.			
T 1-Methylnaphthalene	0.000		0	N.D.			
T Acenaphthylene	0.000		0	N.D.			
T Acenaphthene	7.988	154.0	0		ng/ml	md	1
T Fluorene	8.960	166.0	0		ng/ml	md	1
T Phenanthrene	0.000		0	N.D.			
T Anthracene	0.000		0	N.D.			
T Fluoranthene	0.000		0	N.D.			
T Pyrene	0.000		0	N.D.			
T Benzo(a)Anthracene	14.701	228.0	0		ng/ml	md	1
T Chrysene	14.701	228.0	0		ng/ml	md	1
T Benzo(b)fluoranthene	0.000		0	N.D.			

Compound	RT	QIon	Resp.	Conc.	Units		Dev(Min)
T Benzo(k)fluoranthene	0.000		0	N.D.			
T Benzo(a)pyrene	18.363	252.0	0		ng/ml	md	1
T Indeno(1,2,3-cd)pyrene	0.000		0	N.D.			
T Dibenzo(a,h)anthracene	0.000		0	N.D.			
T Benzo(g,h,i)perylene	0.000		0	N.D.			

(#) = Qualifier Out of Range; (m) = Manual Integration; (+) = Area Summed; (*) = Surrogate Percent Recovery Out of Range; (d): Zeroed Peak

Quantitation Results Report (QT Reviewed)

Compound	Conc.	RT	Dev(Min)	Resp.	QIon	QRatio	Lower	Upper
Nitrobenzene-d5	46.7027	5.11	-0.01	503112	54.0	37.2	31.6	58.8
					128.0	22.2	19.3	35.9

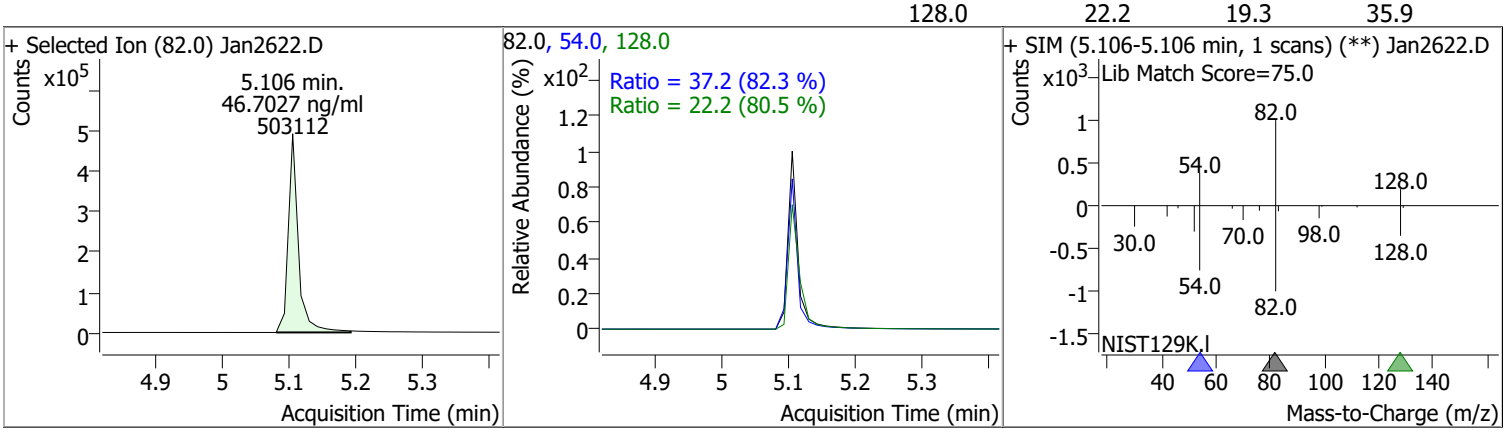

Compound	Conc.	Exp RT	QIon	Exp Ratio	QIon	Exp Ratio
Naphthalene	N.D.	5.94	102.0	20.6	129.0	11.0

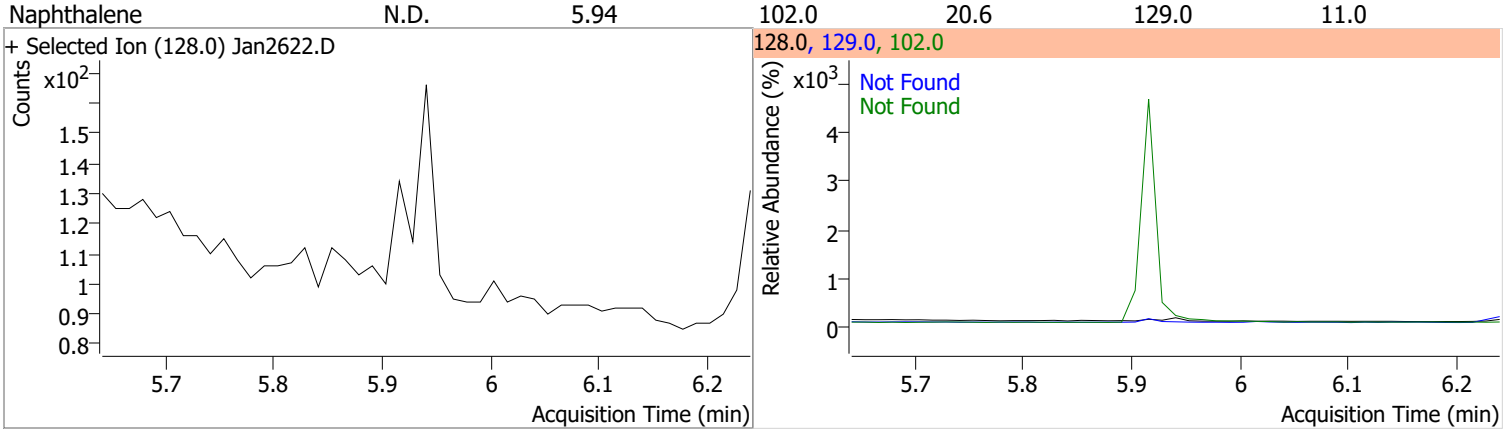

Compound	Conc.	Exp RT	QIon	Exp Ratio	QIon	Exp Ratio
2-Methylnaphthalene	N.D.	6.78	142.0	141.5	115.0	66.1

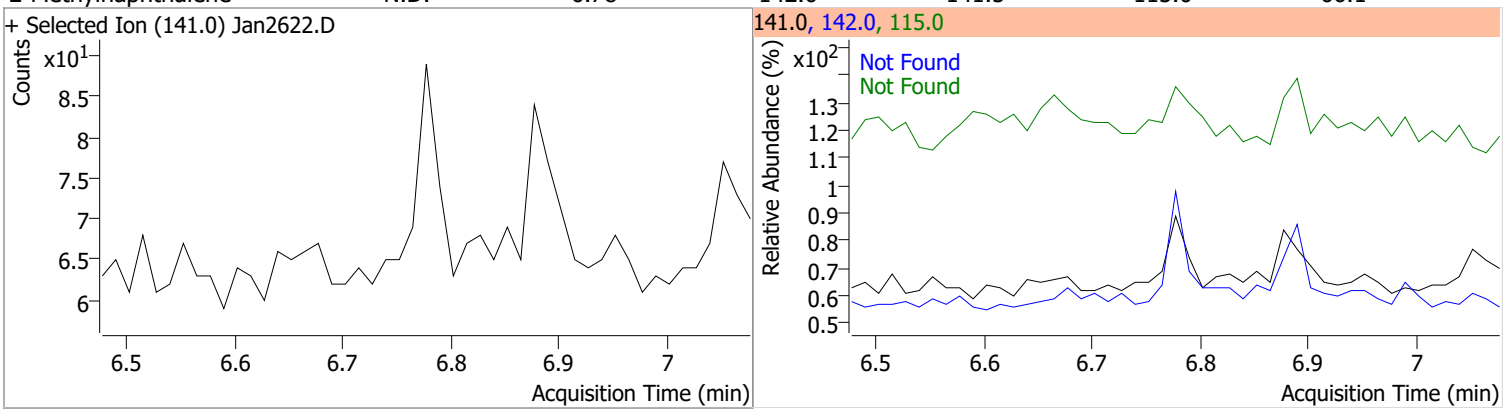

Compound	Conc.	Exp RT	QIon	Exp Ratio	QIon	Exp Ratio
1-Methylnaphthalene	N.D.	6.88	142.0	111.9	115.0	76.3

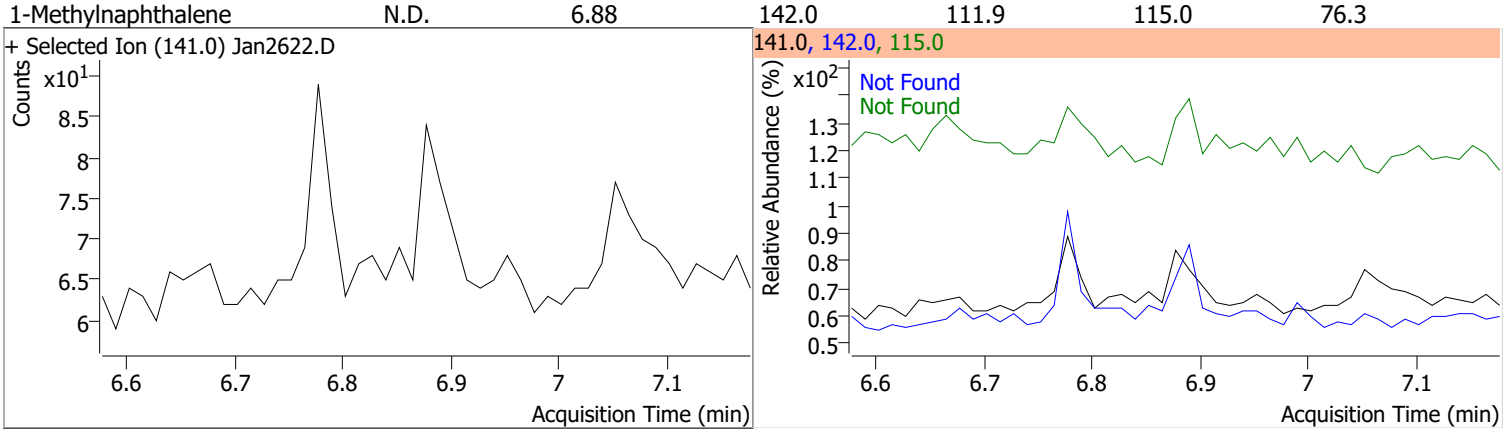

Quantitation Results Report (QT Reviewed)

Compound	Conc.	RT	Dev(Min)	Resp.	QIon	QRatio	Lower	Upper
2-Fluorobiphenyl	56.0555	7.25	0.00	496093	171.0	36.6	25.6	47.6

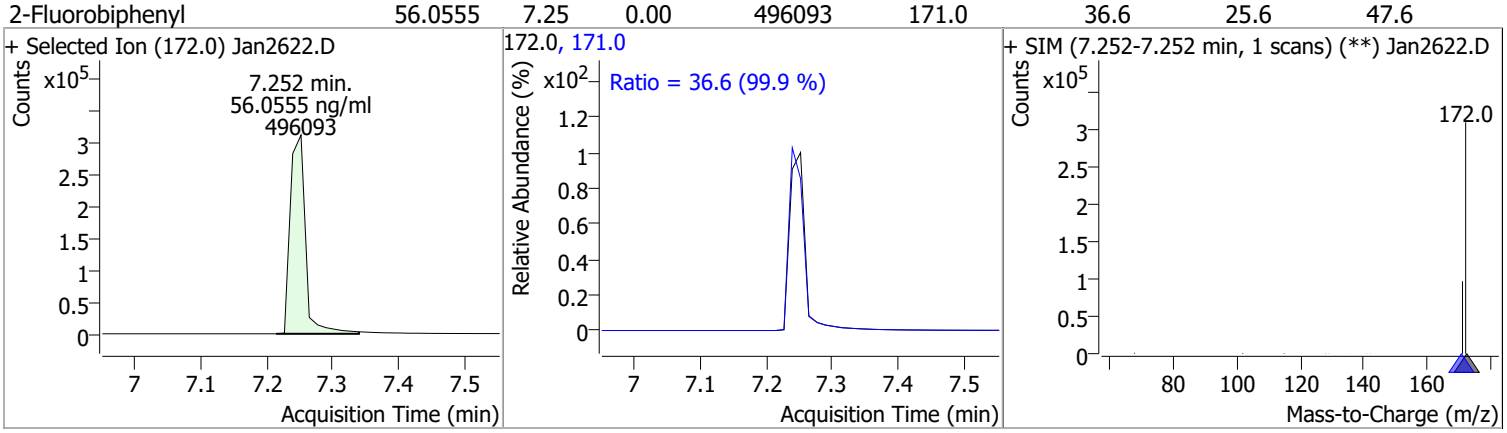

Compound	Conc.	Exp RT	QIon	Exp Ratio
Acenaphthylene	N.D.	7.81	153.0	13.1

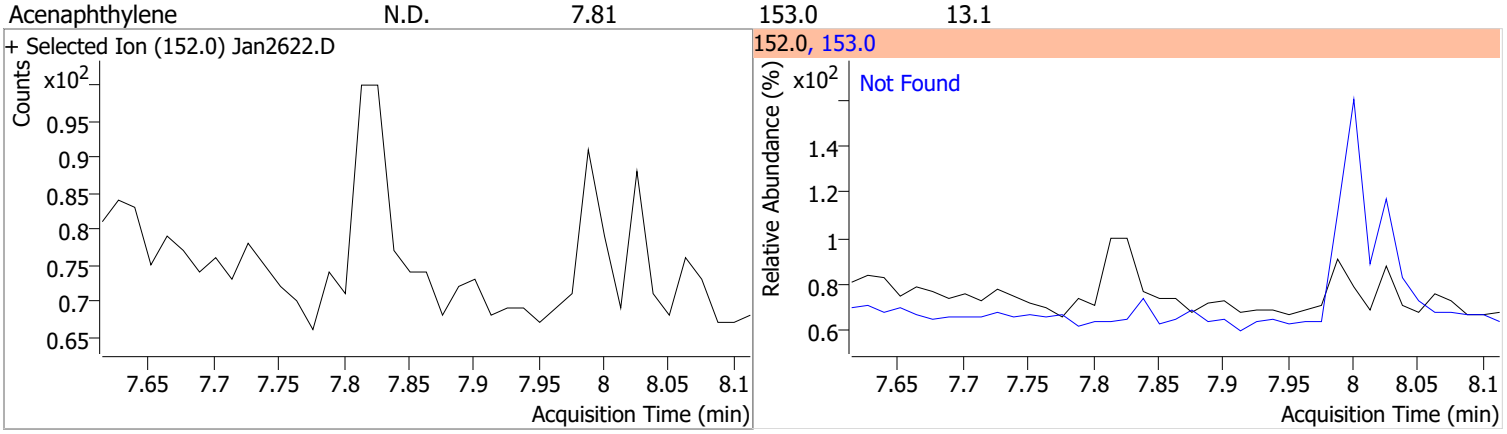

Compound	Conc.	RT	Dev(Min)	Resp.	QIon	QRatio	Lower	Upper
Acenaphthene		0		0	153.0		83.9	155.8
					152.0		40.9	76.0

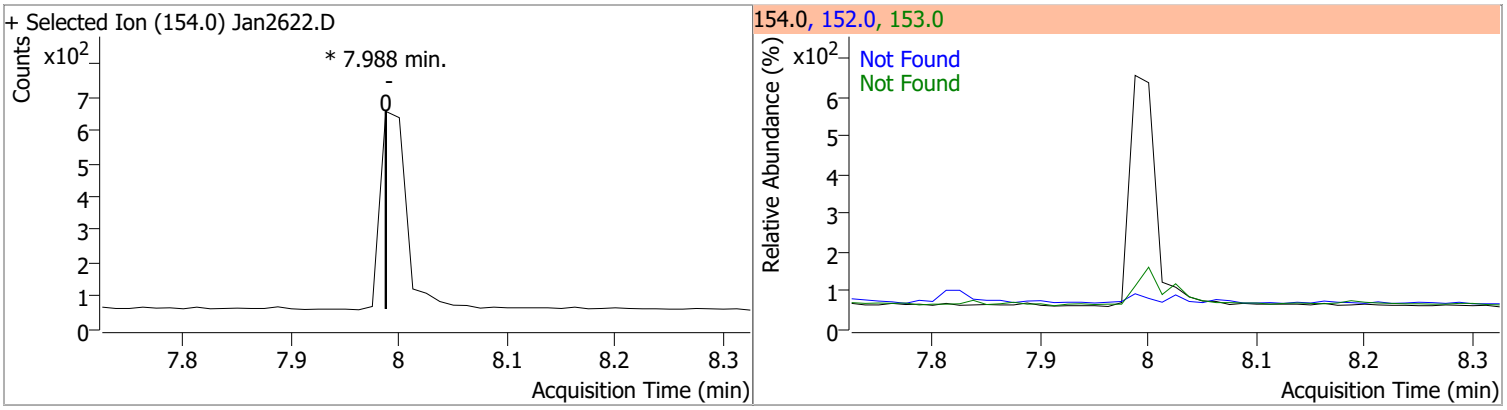

Compound	Conc.	RT	Dev(Min)	Resp.	QIon	QRatio	Lower	Upper
Fluorene		0		0	165.0		67.0	124.5
					167.0		9.2	17.1

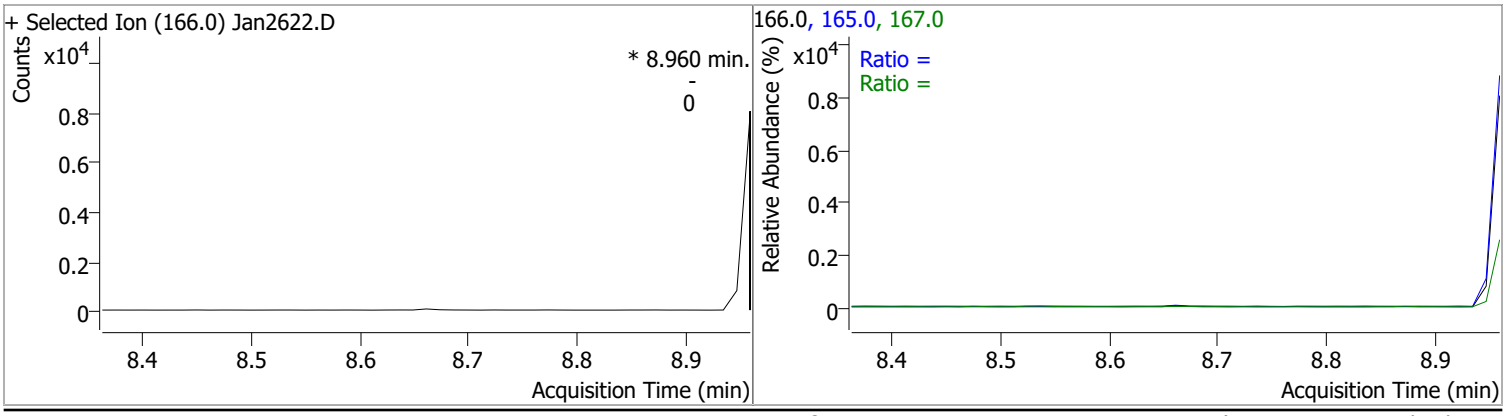

Compound	Conc.	Exp RT	QIon	Exp Ratio
Phenanthrene	N.D.	9.79	176.0	18.9

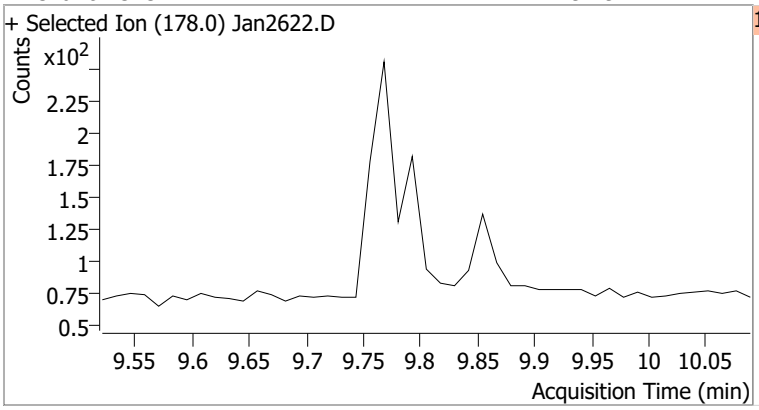

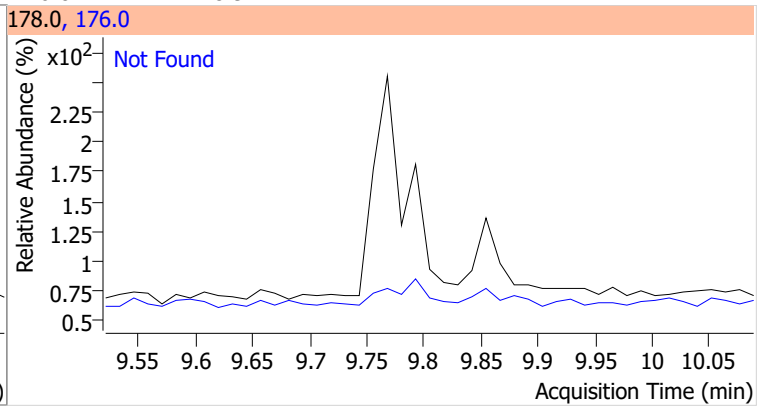

Compound	Conc.	Exp RT	QIon	Exp Ratio
Anthracene	N.D.	9.85	176.0	18.3

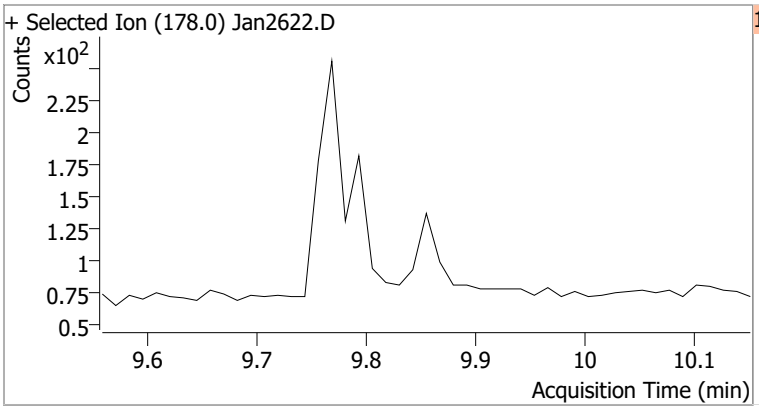

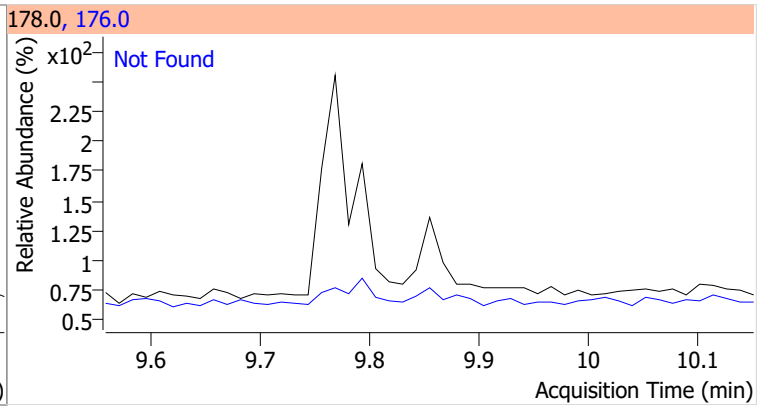

Compound	Conc.	Exp RT	QIon	Exp Ratio	QIon	Exp Ratio
o-Terphenyl	N.D.	10.30	229.0	67.3	215.0	44.4

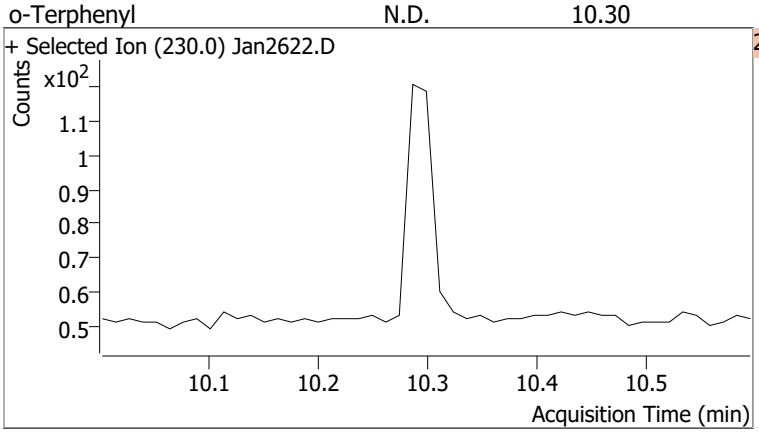

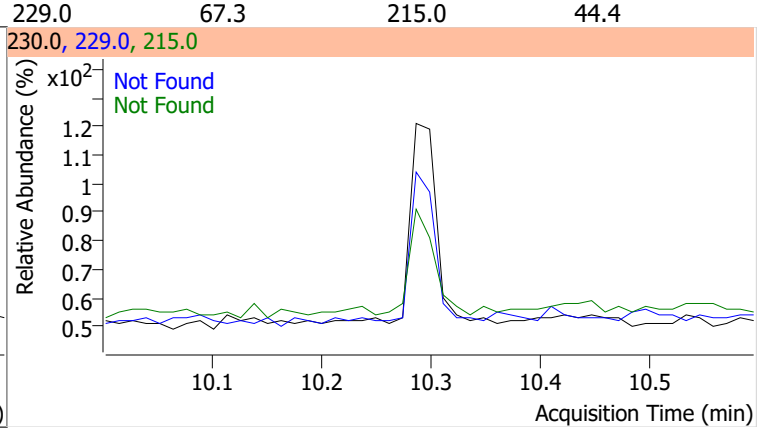

Compound	Conc.	Exp RT	QIon	Exp Ratio
Fluoranthene	N.D.	11.41	101.0	12.5

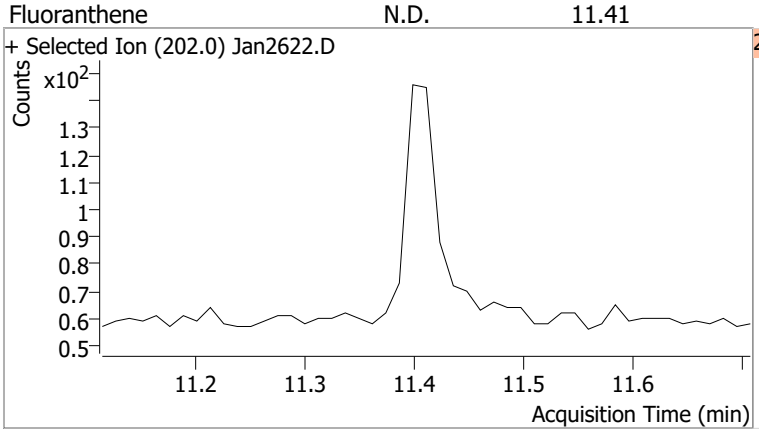

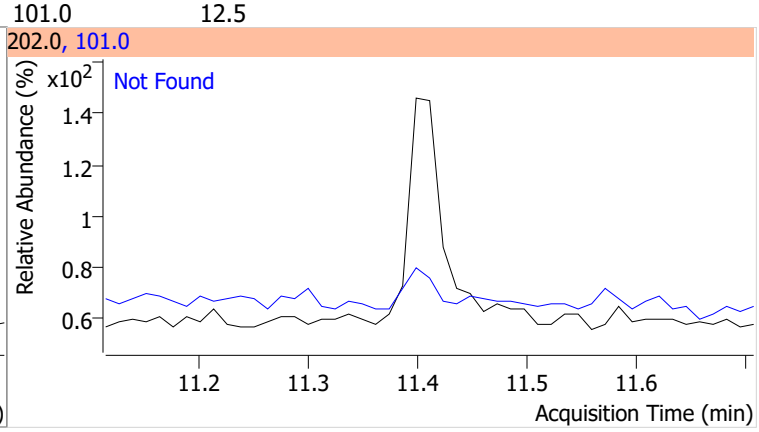

Compound	Conc.	Exp RT	QIon	Exp Ratio
Pyrene	N.D.	11.78	101.0	15.4

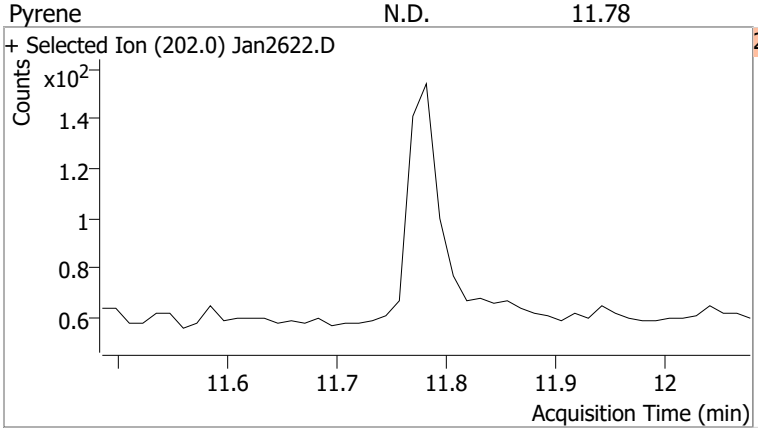

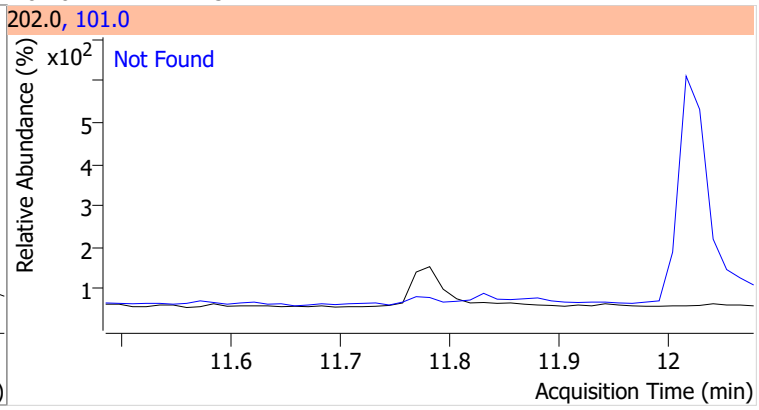

Compound	Conc.	RT	Dev(Min)	Resp.	QIon	QRatio	Lower	Upper
Terphenyl-d14	79.1688	12.25	0.00	692894	122.0	14.2	9.8	18.2

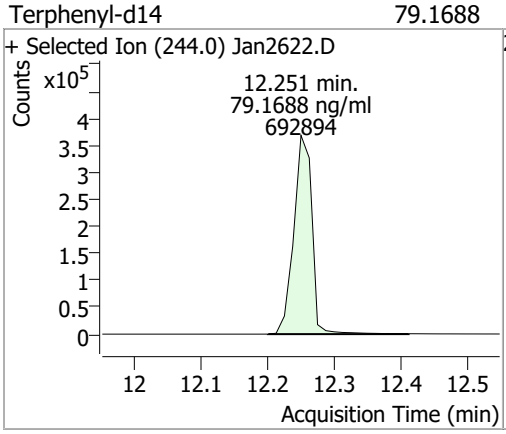

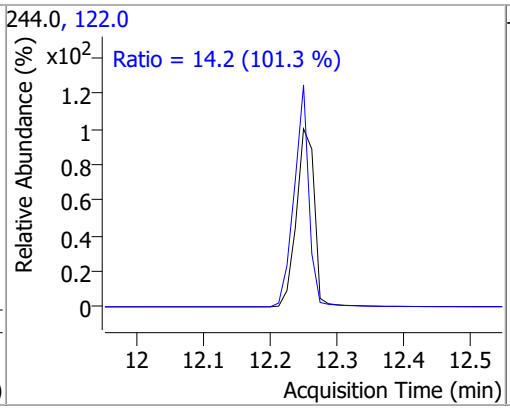

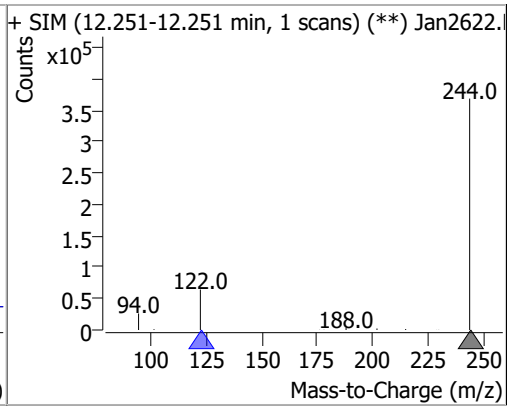

Compound	Conc.	RT	Dev(Min)	Resp.	QIon	QRatio	Lower	Upper
Benzo(a)Anthracene		0		0	226.0		19.0	35.2
					229.0		16.0	29.7

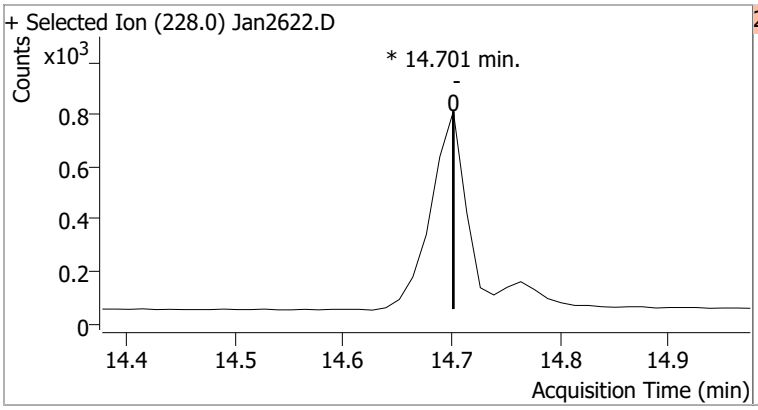

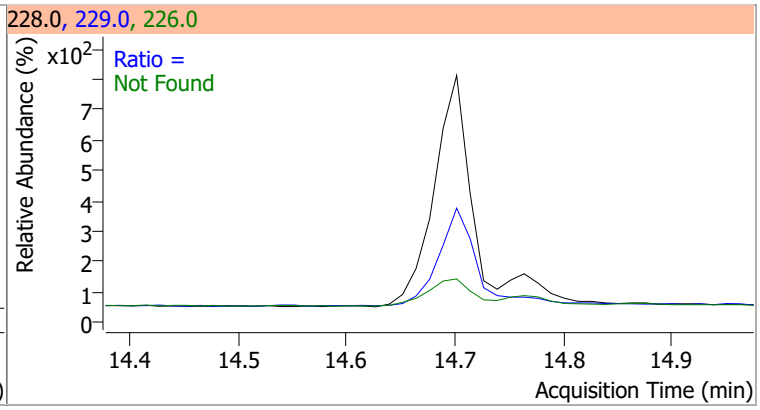

Compound	Conc.	RT	Dev(Min)	Resp.	QIon	QRatio	Lower	Upper
Chrysene		0		0	226.0		21.0	39.1
					229.0		14.8	27.6

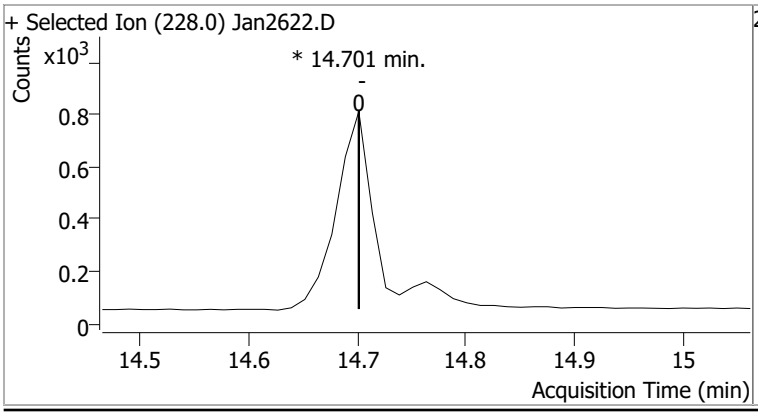

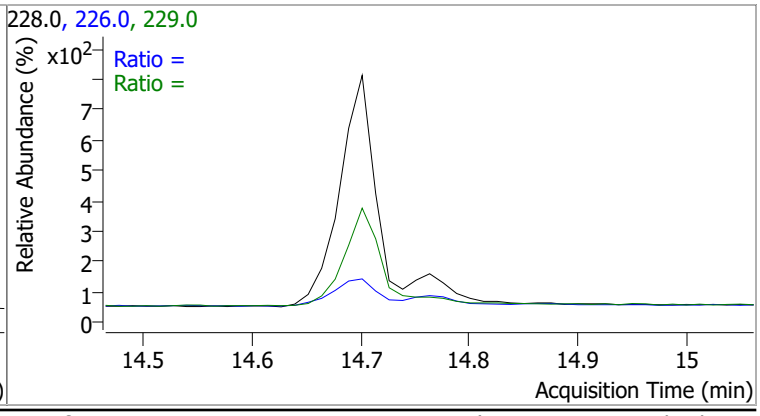

Compound	Conc.	Exp RT	QIon	Exp Ratio
Benzo(b)fluoranthene	N.D.	17.71	253.0	21.3

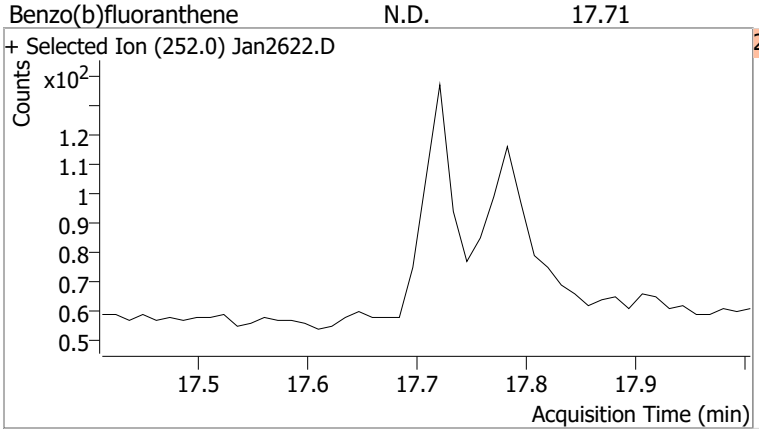

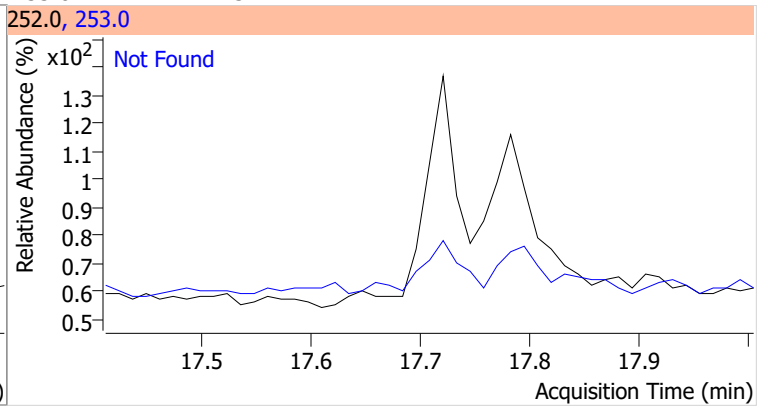

Compound	Conc.	Exp RT	QIon	Exp Ratio
Benzo(k)fluoranthene	N.D.	17.77	253.0	18.9

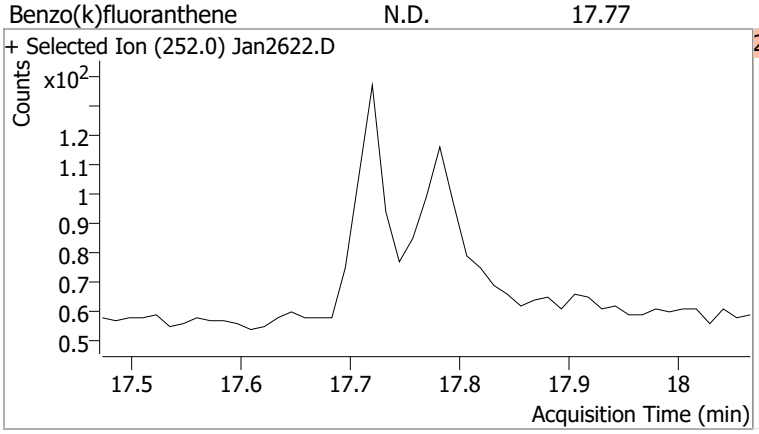

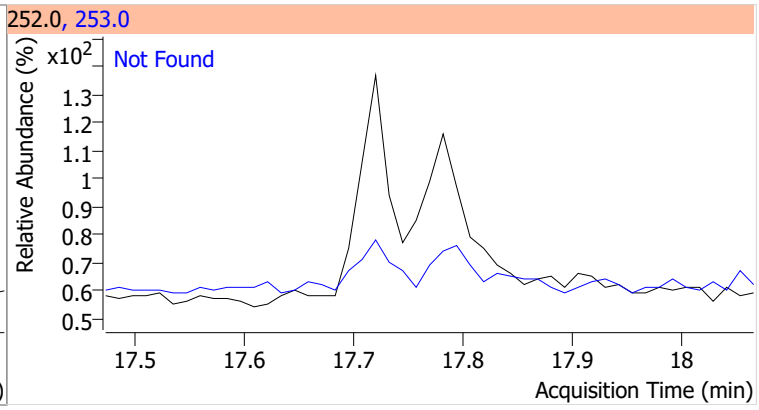

Compound	Conc.	RT	Dev(Min)	Resp.	QIon	QRatio	Lower	Upper
Benzo(a)pyrene		0		0	253.0		16.1	29.9

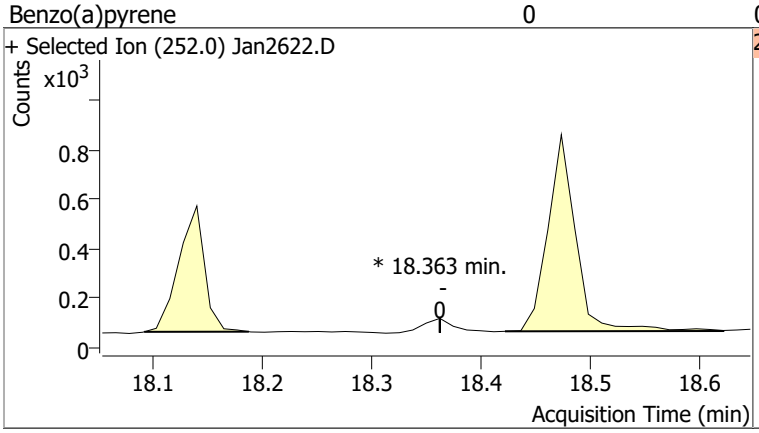

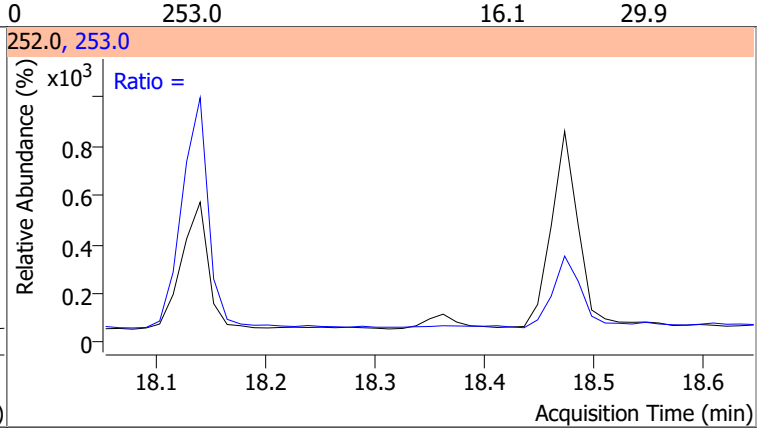

Compound	Conc.	Exp RT	QIon	Exp Ratio
Indeno(1,2,3-cd)pyrene	N.D.	20.22	138.0	22.4

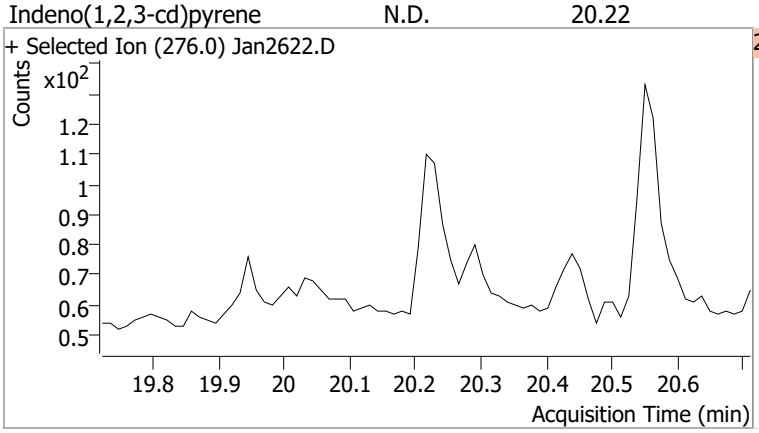

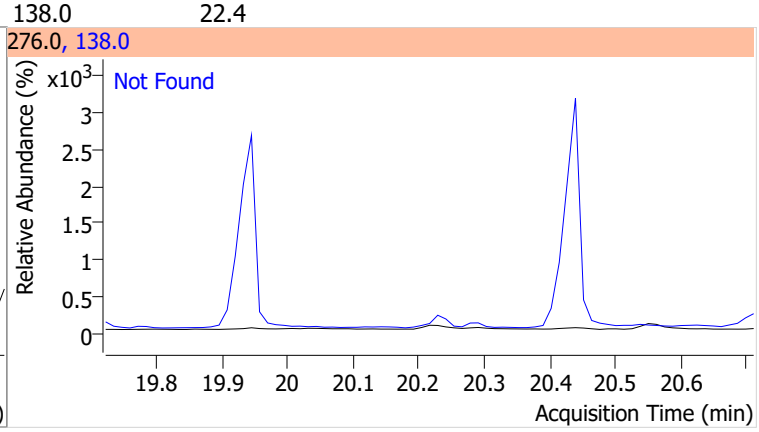

Compound	Conc.	Exp RT	QIon	Exp Ratio	QIon	Exp Ratio
Dibenzo(a,h)anthracene	N.D.	20.28	279.0	24.9	139.0	17.5

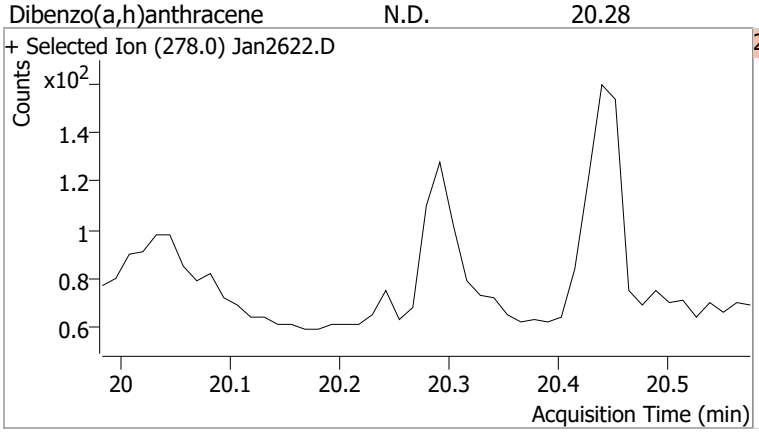

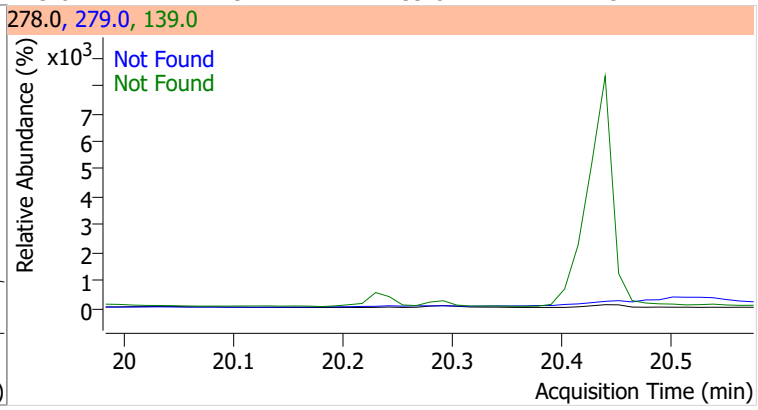

Compound	Conc.	Exp RT	QIon	Exp Ratio	QIon	Exp Ratio
Benzo(g,h,i)perylene	N.D.	20.54	277.0	24.8	138.0	20.5

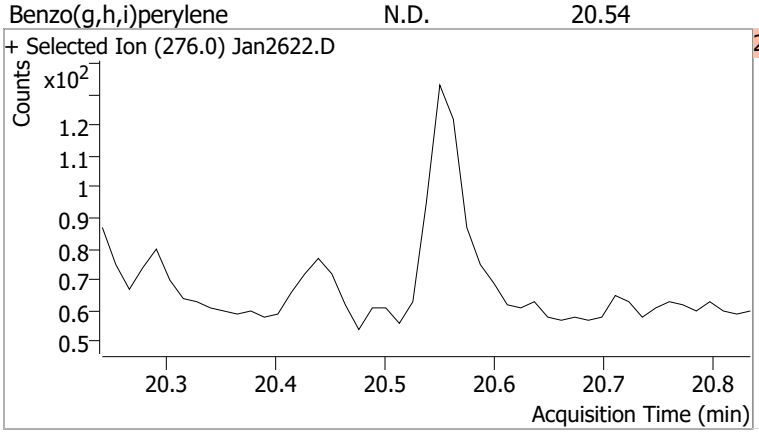

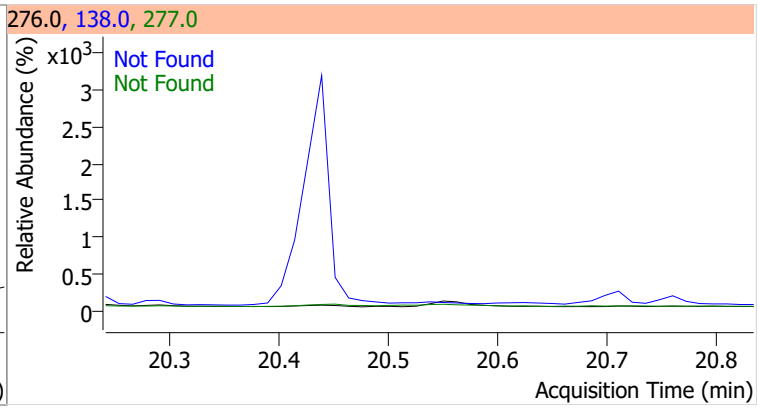

Quantitation Results Report (QT Reviewed)

Data File	Jan2623.D	Operator	LIMS import
Acq. Method	5975BNASIM	Acq. Date-Time	1/27/2022 4:39:37 AM
Sample Name	B22011129-001C	Instrument	GCMS
Vial	23	Multiplier	1.00
DA Method File	012522 ban SIM 2.batch.bin	Comment	SVOC-8270C-SIM-W-LLPAH
Tune File	dftppjph.u	Tune Date	
Batch Name	012622 bna SIM 1.batch.bin	Last Calib Update	1/27/2022 8:37:26 AM
Ref Library			

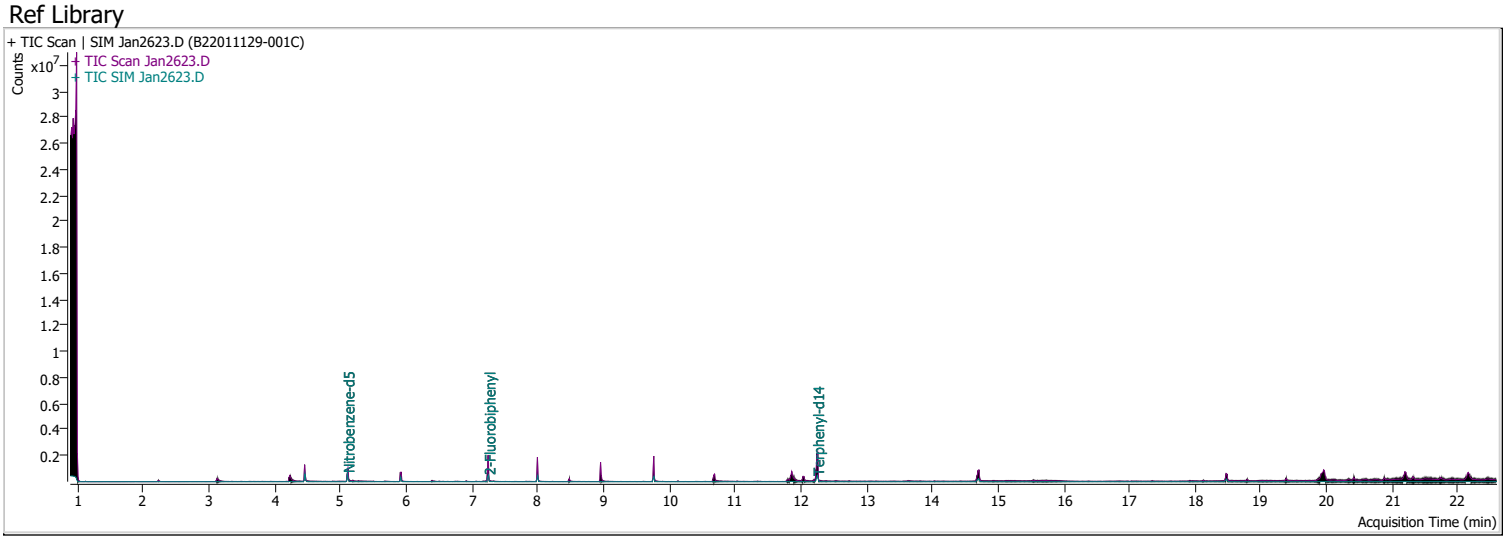

Compound	RT	QIon	Resp.	Conc.	Units		Dev(Min)
Internal Standards							
M 1,4-Dichlorobenzene-d4	4.460	152.0	173084	40.0000	ng/ml		0.000
M Naphthalene-d8	5.916	136.0	305255	40.0000	ng/ml		0.000
M Acenaphthene-d10	8.001	164.0	203453	40.0000	ng/ml		0.000
M Phenanthrene-d10	9.768	188.0	438696	40.0000	ng/ml		0.000
M Chrysene-d12	14.702	240.0	362537	40.0000	ng/ml		0.000
M Perylene-d12	18.475	264.0	216625	40.0000	ng/ml		0.000
System Monitoring Compounds							
S Nitrobenzene-d5	5.106	82.0	431436	42.1892	ng/ml		-0.012
Spiked Amount: 5.000	Range: 19.0 - 102.0%			Recovery = 843.78%		*	
S 2-Fluorobiphenyl	7.252	172.0	522097	56.9295	ng/ml		0.000
Spiked Amount: 5.000	Range: 25.0 - 94.0%			Recovery = 1138.59%		*	
S o-Terphenyl	0.000		0	N.D.			
Spiked Amount: 5.000	Range: 40.0 - 140.0%			Recovery = NA%			
S Terphenyl-d14	12.251	244.0	638327	72.5621	ng/ml		0.000
Spiked Amount: 5.000	Range: 39.0 - 106.0%			Recovery = 1451.24%		*	
Target Compounds							**QValue**
T Naphthalene	0.000		0	N.D.			
T 2-Methylnaphthalene	0.000		0	N.D.			
T 1-Methylnaphthalene	0.000		0	N.D.			
T Acenaphthylene	0.000		0	N.D.			
T Acenaphthene	8.001	154.0	0		ng/ml	md	1
T Fluorene	8.960	166.0	0		ng/ml	md	1
T Phenanthrene	0.000		0	N.D.			
T Anthracene	0.000		0	N.D.			
T Fluoranthene	0.000		0	N.D.			
T Pyrene	11.781	202.0	0		ng/ml	md	1
T Benzo(a)Anthracene	14.702	228.0	0		ng/ml	md	1
T Chrysene	14.764	228.0	0		ng/ml	md	1
T Benzo(b)fluoranthene	0.000		0	N.D.			

Compound	RT	QIon	Resp.	Conc.	Units		Dev(Min)
T Benzo(k)fluoranthene	0.000		0	N.D.			
T Benzo(a)pyrene	18.475	252.0	0		ng/ml	md	1
T Indeno(1,2,3-cd)pyrene	20.217	276.0	0		ng/ml	md	1
T Dibenzo(a,h)anthracene	20.279	278.0	0		ng/ml	md	1
T Benzo(g,h,i)perylene	20.538	276.0	0		ng/ml	md	1

(#) = Qualifier Out of Range; (m) = Manual Integration; (+) = Area Summed; (*) = Surrogate Percent Recovery Out of Range; (d): Zeroed Peak

Quantitation Results Report (QT Reviewed)

Compound	Conc.	RT	Dev(Min)	Resp.	QIon	QRatio	Lower	Upper
Nitrobenzene-d5	42.1892	5.11	-0.01	431436	54.0	36.5	31.6	58.8
					128.0	23.3	19.3	35.9

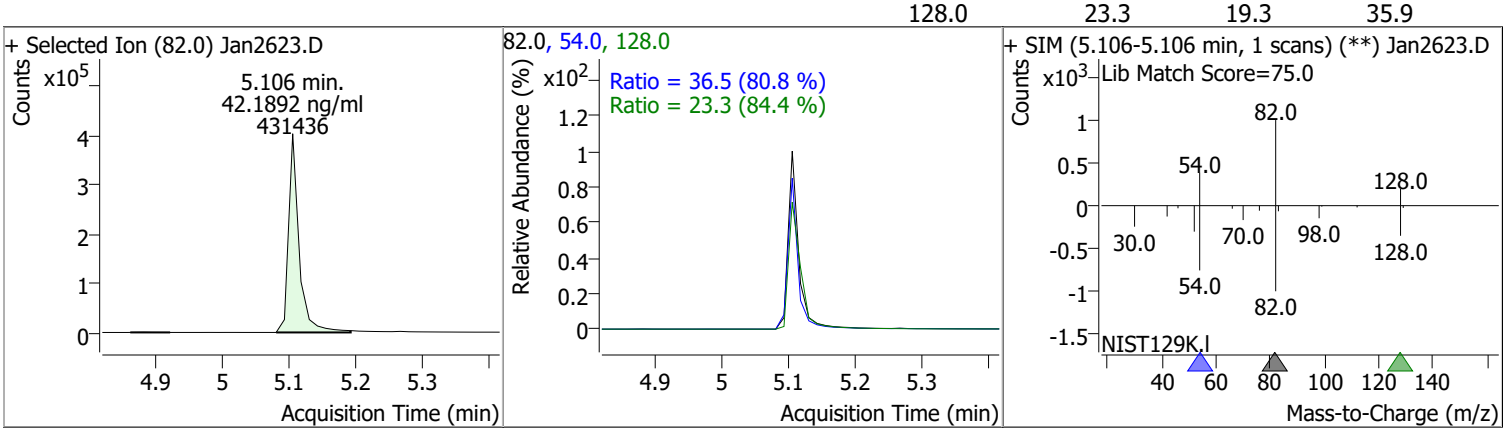

Compound	Conc.	Exp RT	QIon	Exp Ratio	QIon	Exp Ratio
Naphthalene	N.D.	5.94	102.0	20.6	129.0	11.0

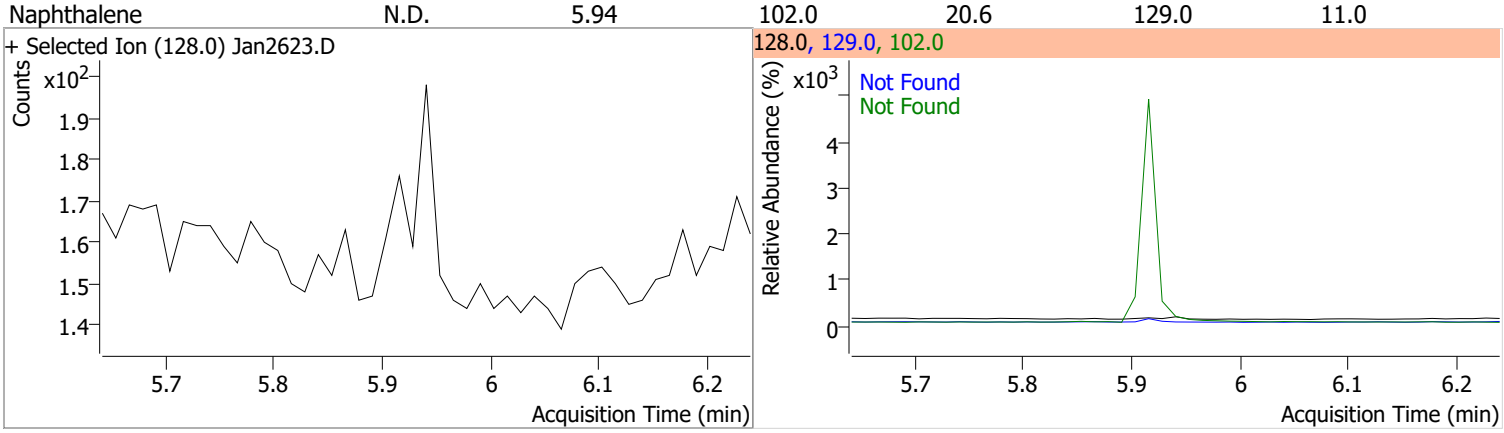

Compound	Conc.	Exp RT	QIon	Exp Ratio	QIon	Exp Ratio
2-Methylnaphthalene	N.D.	6.78	142.0	141.5	115.0	66.1

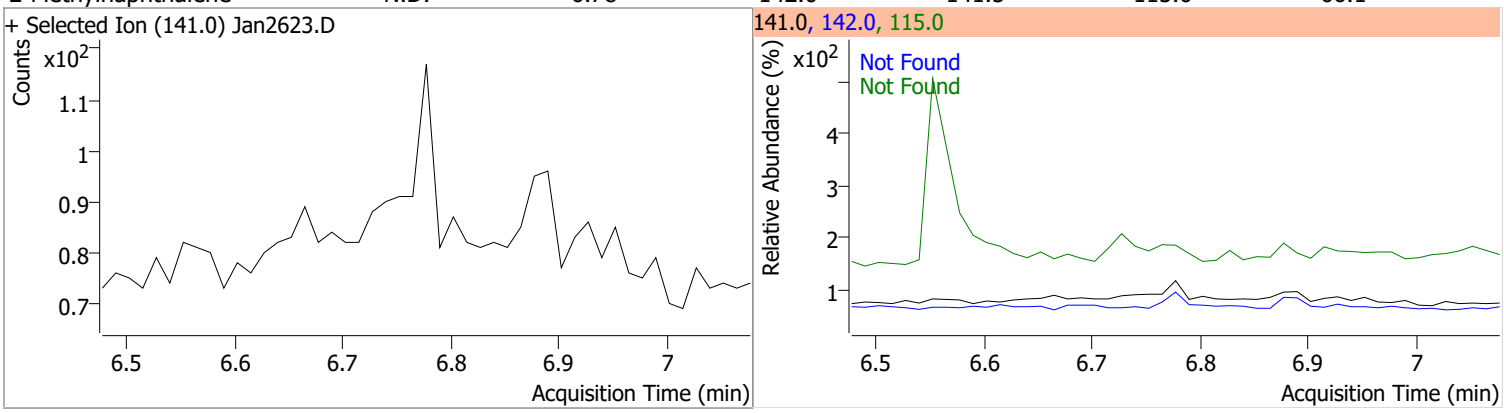

Compound	Conc.	Exp RT	QIon	Exp Ratio	QIon	Exp Ratio
1-Methylnaphthalene	N.D.	6.88	142.0	111.9	115.0	76.3

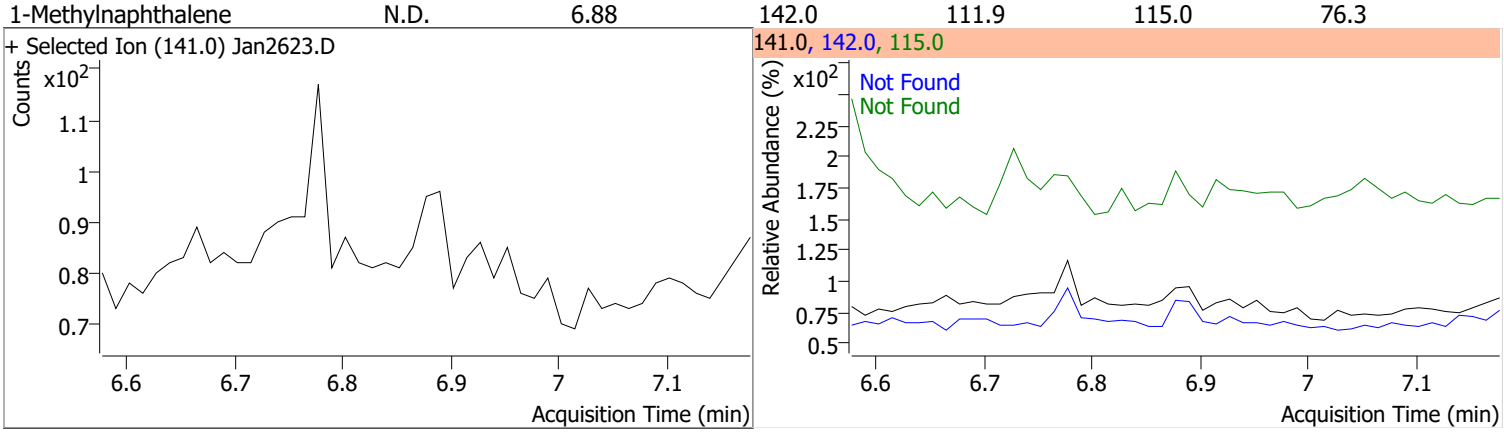

Quantitation Results Report (QT Reviewed)

Compound	Conc.	RT	Dev(Min)	Resp.	QIon	QRatio	Lower	Upper
2-Fluorobiphenyl	56.9295	7.25	0.00	522097	171.0	35.1	25.6	47.6

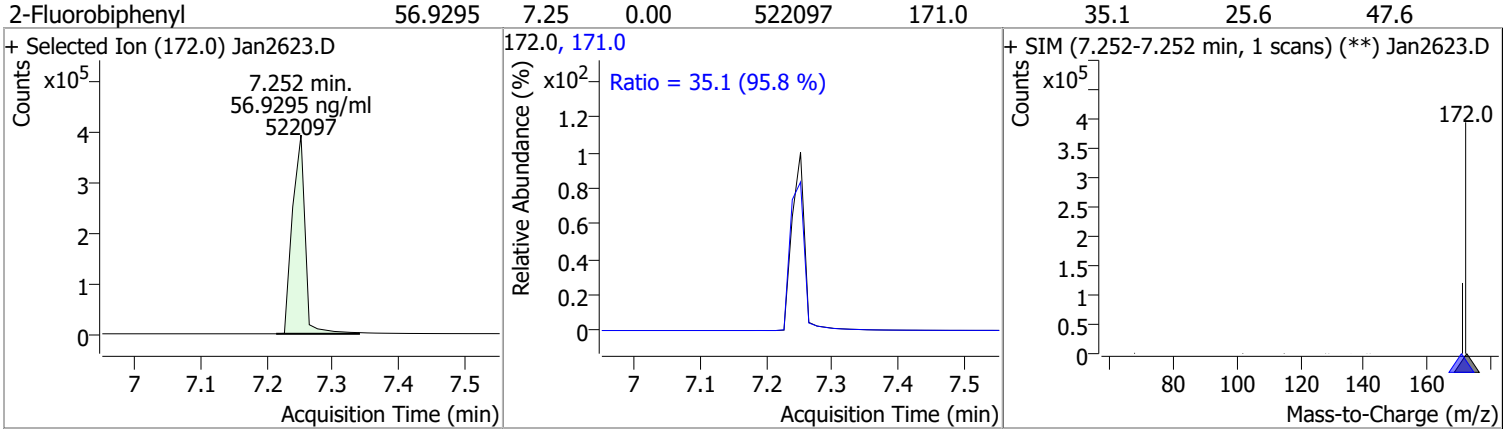

Compound	Conc.	Exp RT	QIon	Exp Ratio
Acenaphthylene	N.D.	7.81	153.0	13.1

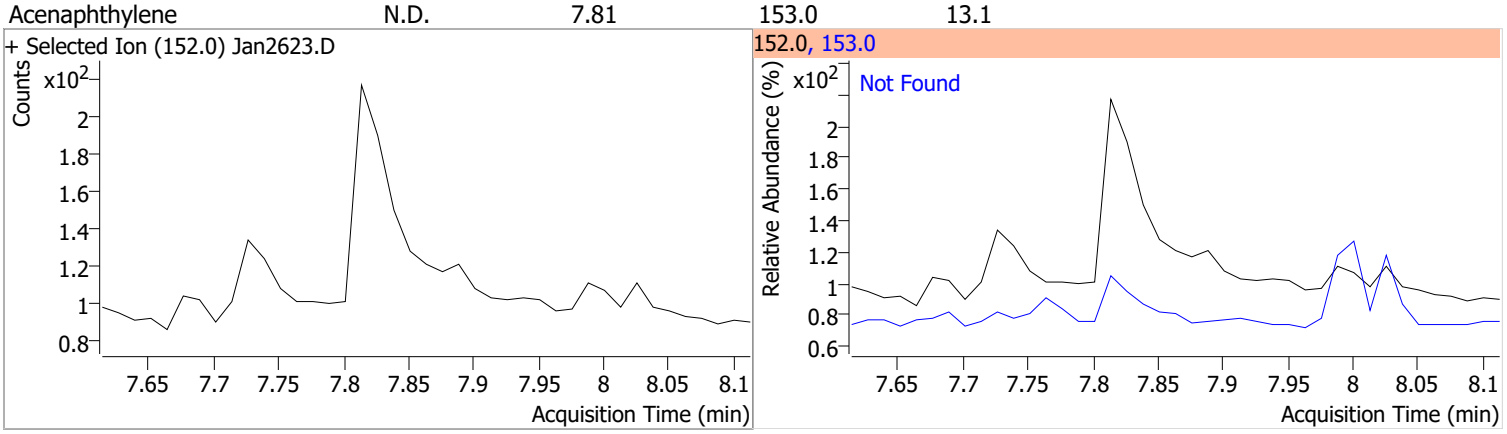

Compound	Conc.	RT	Dev(Min)	Resp.	QIon	QRatio	Lower	Upper
Acenaphthene		0		0	153.0		83.9	155.8
					152.0		40.9	76.0

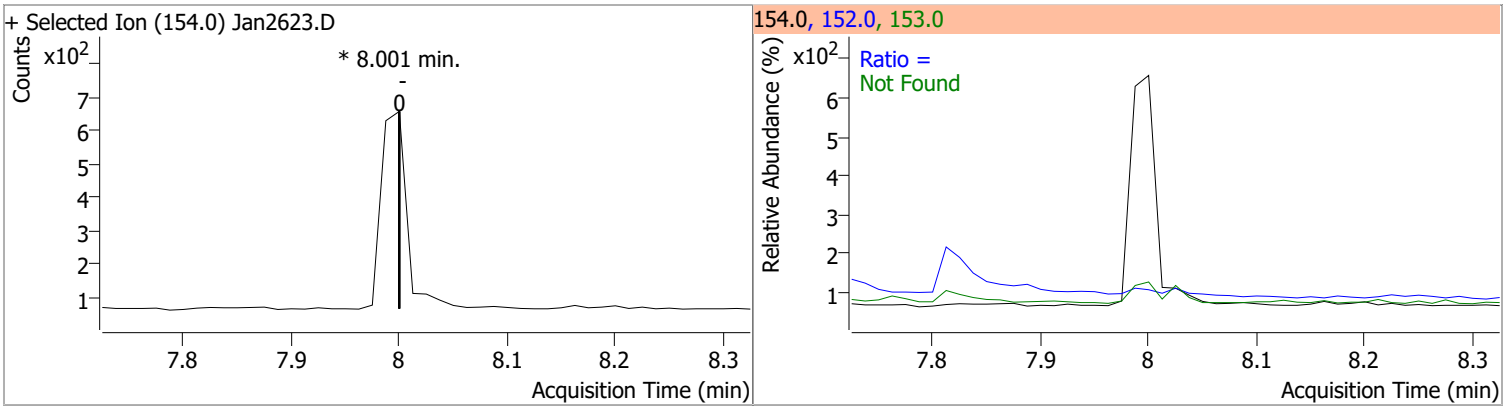

Compound	Conc.	RT	Dev(Min)	Resp.	QIon	QRatio	Lower	Upper
Fluorene		0		0	165.0		67.0	124.5
					167.0		9.2	17.1

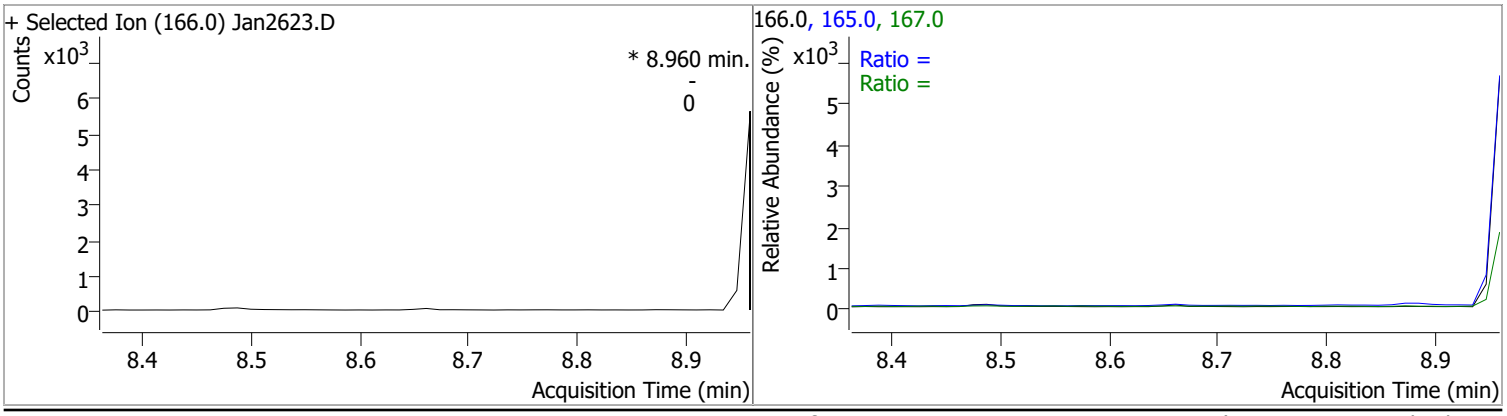

Compound	Conc.	Exp RT	QIon	Exp Ratio
Phenanthrene	N.D.	9.79	176.0	18.9

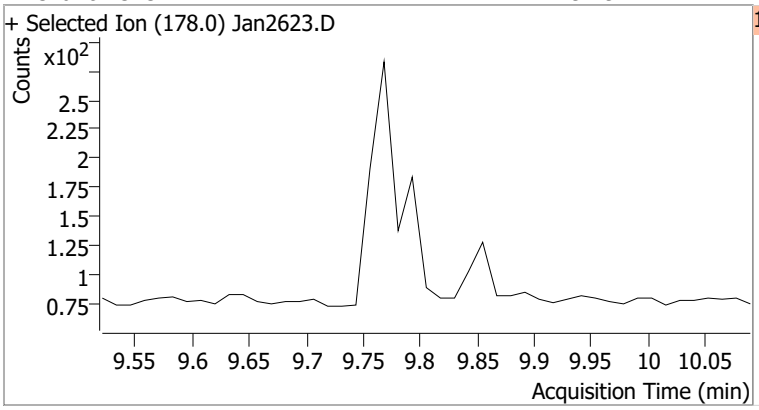

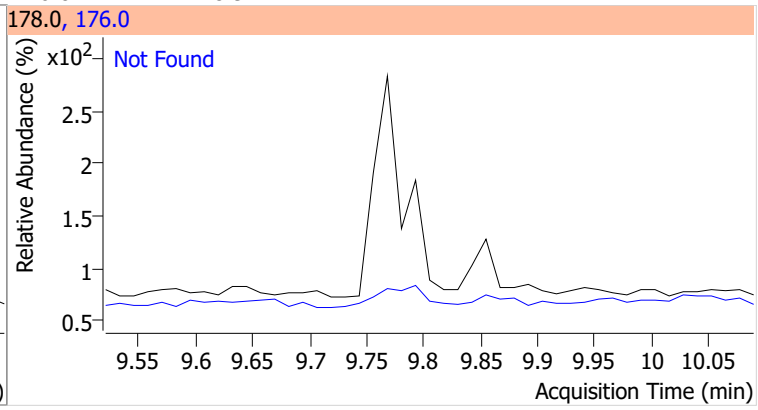

Compound	Conc.	Exp RT	QIon	Exp Ratio
Anthracene	N.D.	9.85	176.0	18.3

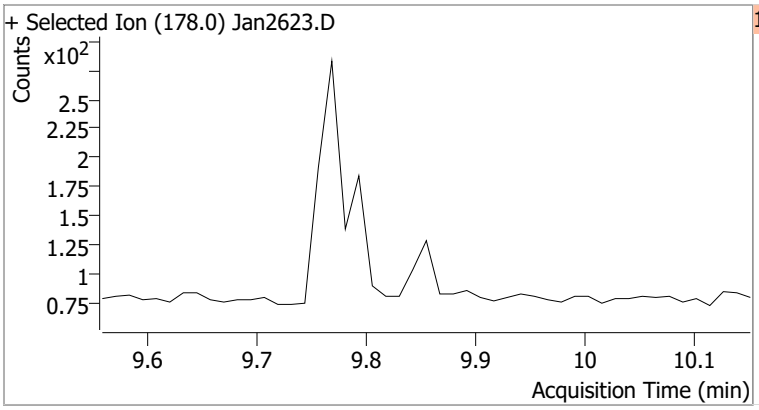

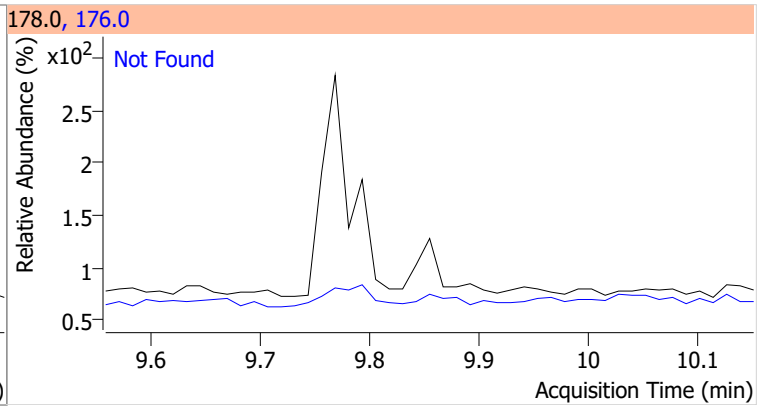

Compound	Conc.	Exp RT	QIon	Exp Ratio	QIon	Exp Ratio
o-Terphenyl	N.D.	10.30	229.0	67.3	215.0	44.4

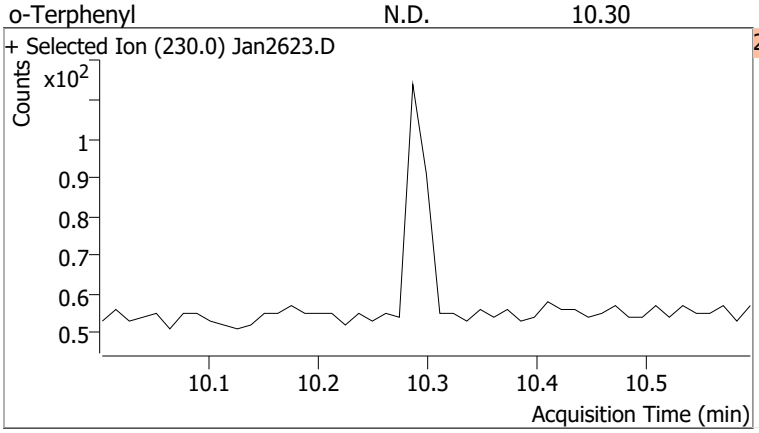

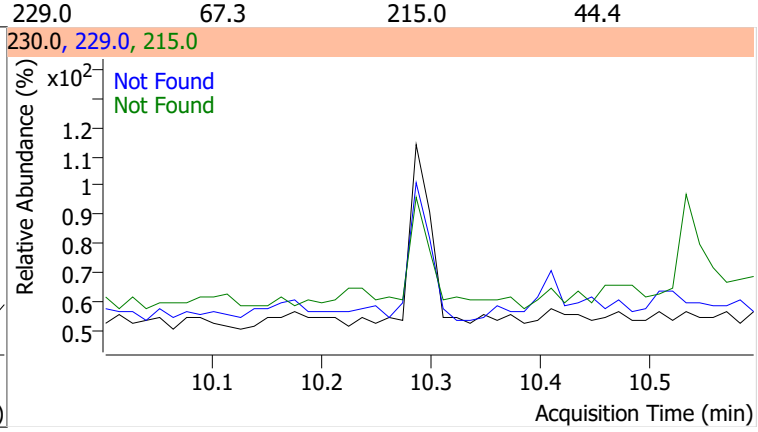

Compound	Conc.	Exp RT	QIon	Exp Ratio
Fluoranthene	N.D.	11.41	101.0	12.5

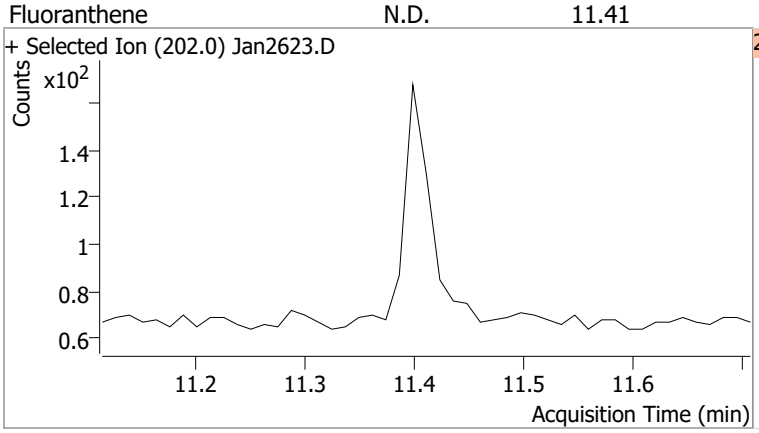

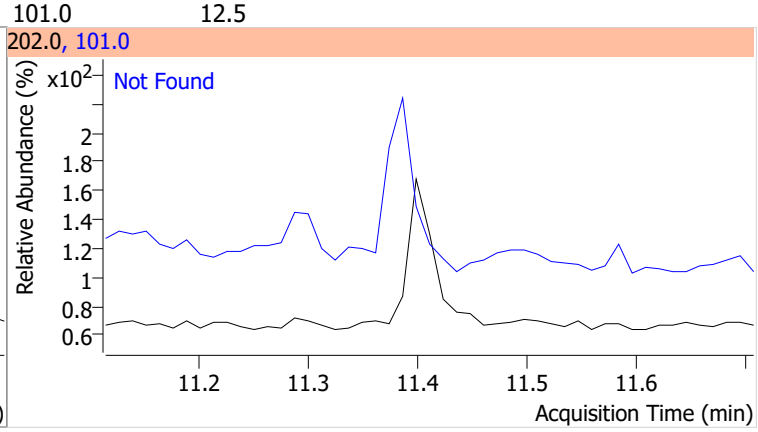

Compound	Conc.	RT	Dev(Min)	Resp.	QIon	QRatio	Lower	Upper
Pyrene		0		0	101.0		10.8	20.0

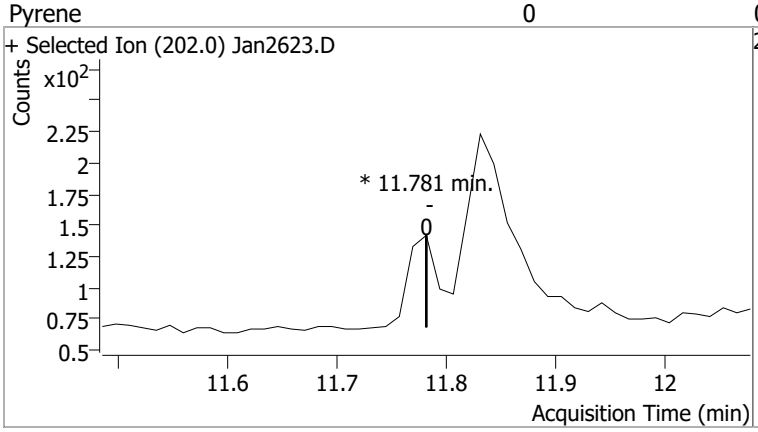

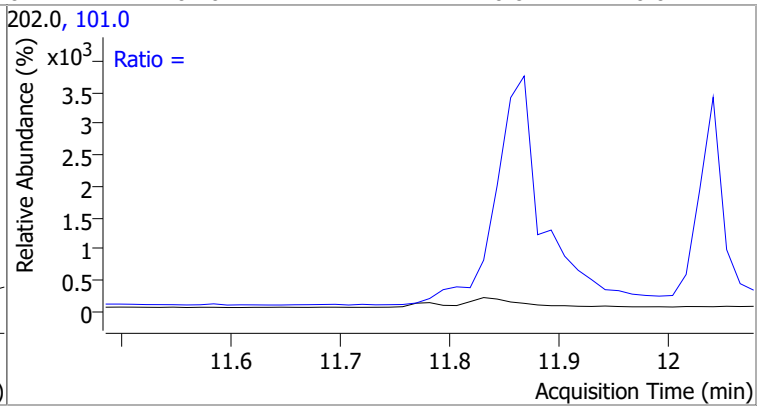

Compound	Conc.	RT	Dev(Min)	Resp.	QIon	QRatio	Lower	Upper
Terphenyl-d14	72.5621	12.25	0.00	638327	122.0	15.1	9.8	18.2

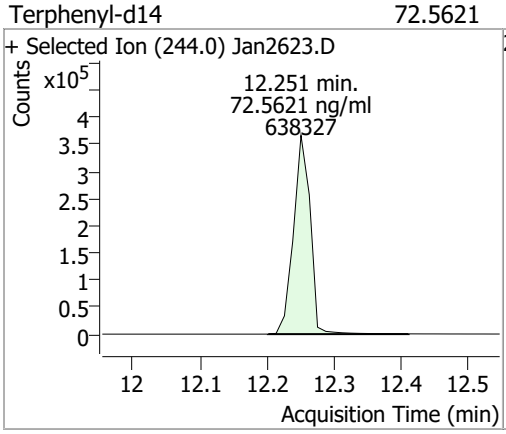

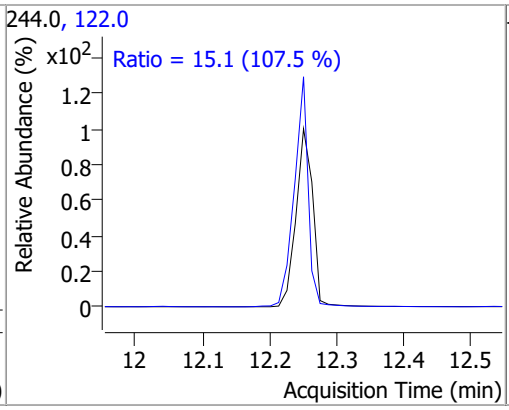

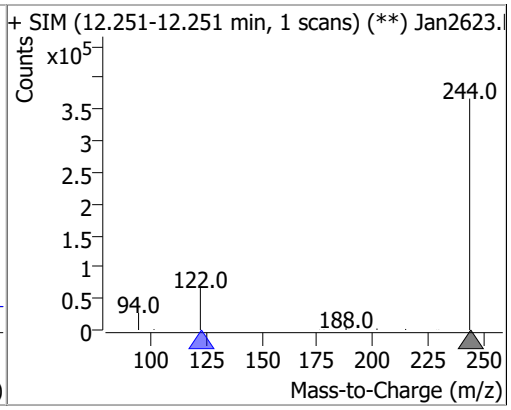

Compound	Conc.	RT	Dev(Min)	Resp.	QIon	QRatio	Lower	Upper
Benzo(a)Anthracene		0		0	226.0		19.0	35.2
					229.0		16.0	29.7

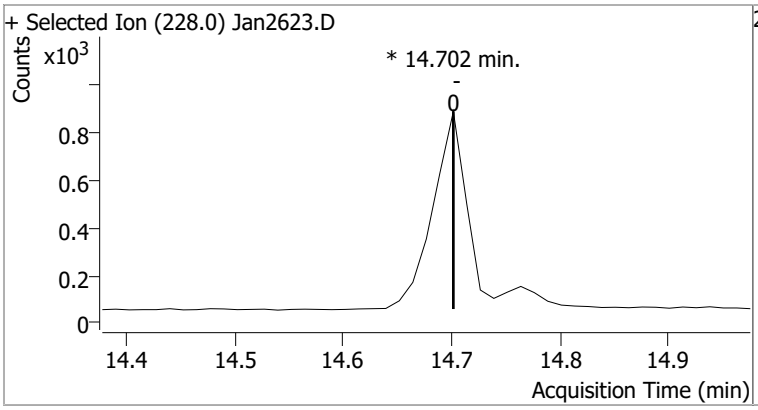

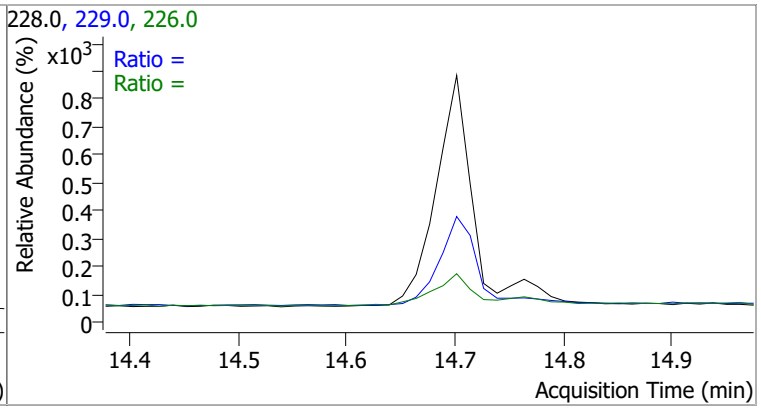

Compound	Conc.	RT	Dev(Min)	Resp.	QIon	QRatio	Lower	Upper
Chrysene		0		0	226.0		21.0	39.1
					229.0		14.8	27.6

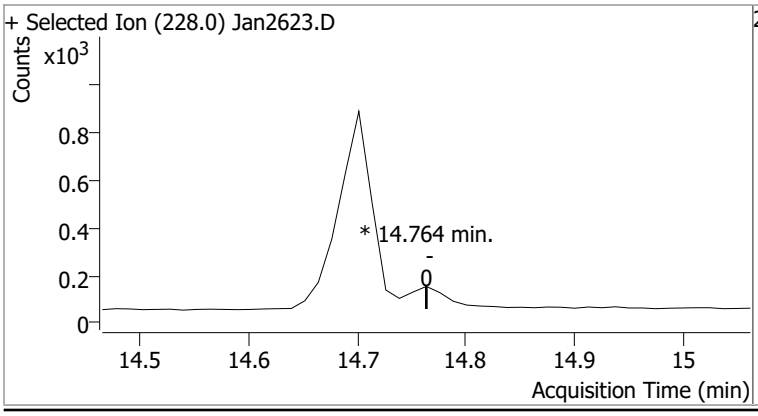

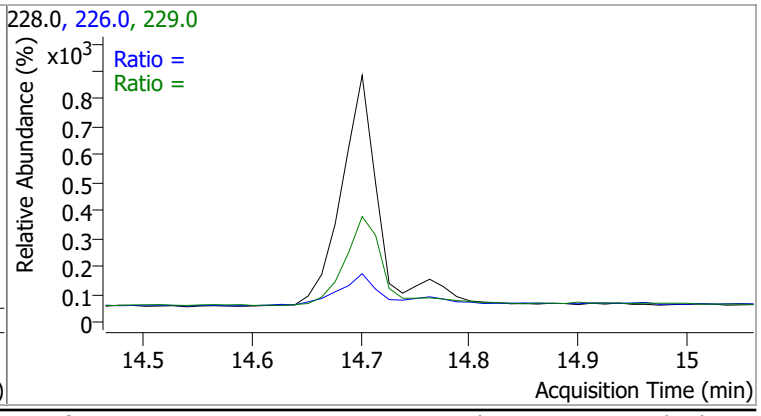

Compound	Conc.	Exp RT	QIon	Exp Ratio
Benzo(b)fluoranthene	N.D.	17.71	253.0	21.3

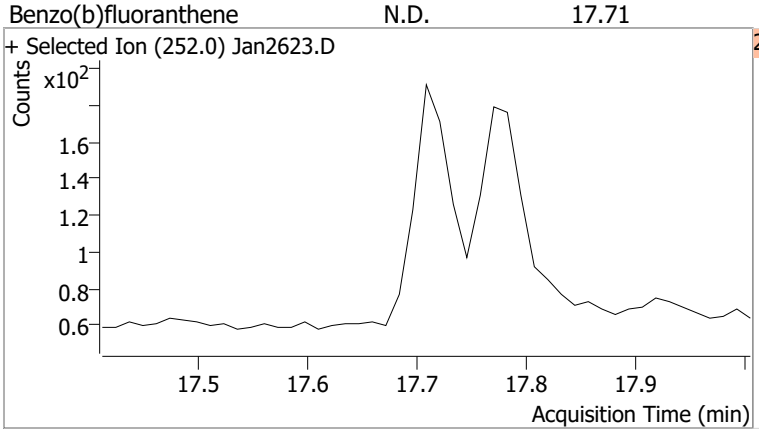

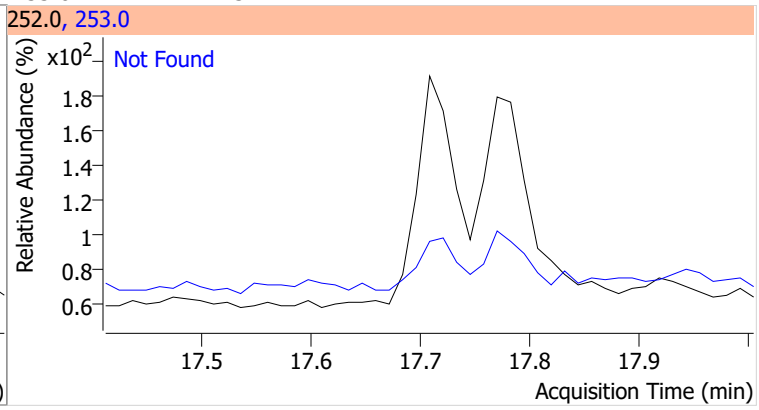

Compound	Conc.	Exp RT	QIon	Exp Ratio
Benzo(k)fluoranthene	N.D.	17.77	253.0	18.9

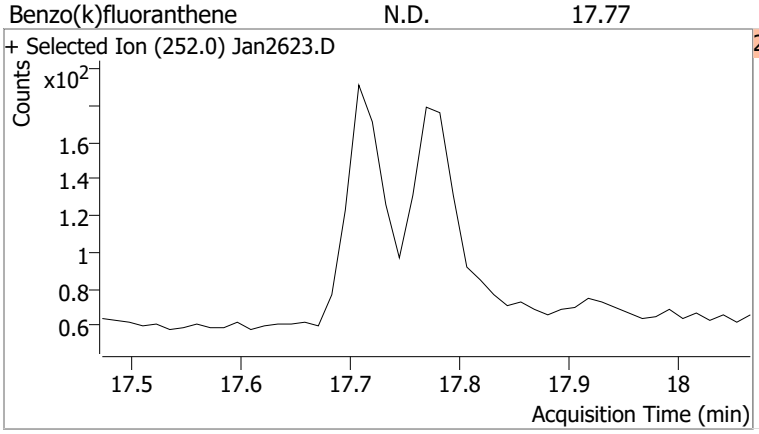

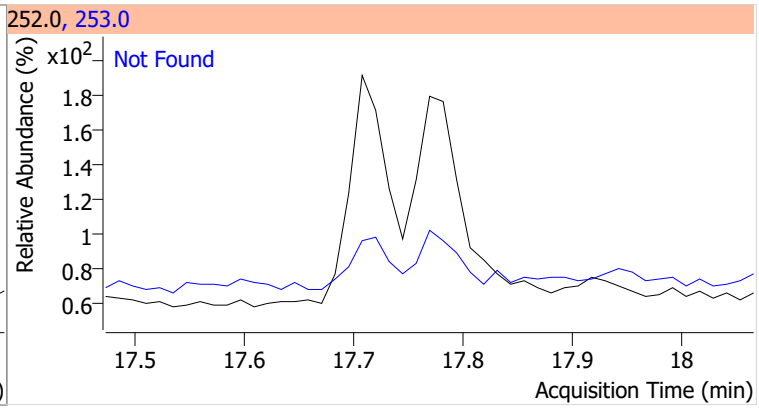

Compound	Conc.	RT	Dev(Min)	Resp.	QIon	QRatio	Lower	Upper
Benzo(a)pyrene		0		0	253.0		16.1	29.9

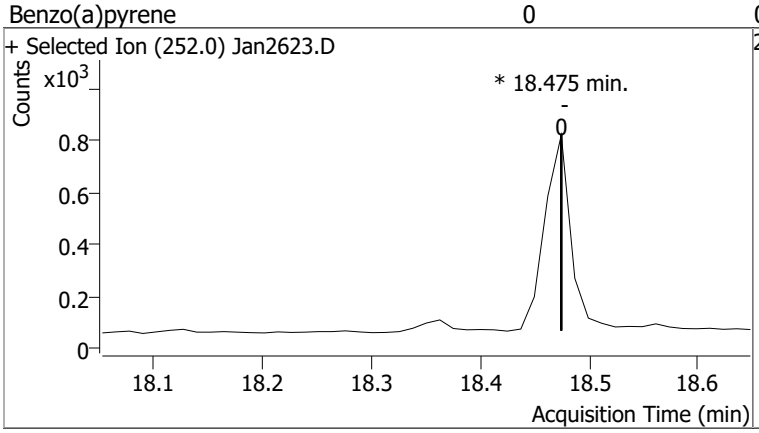

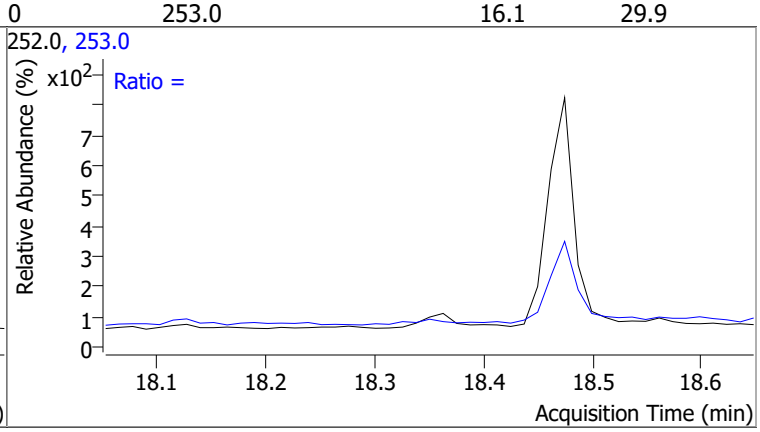

Compound	Conc.	RT	Dev(Min)	Resp.	QIon	QRatio	Lower	Upper
Indeno(1,2,3-cd)pyrene		0		0	138.0		15.7	29.1

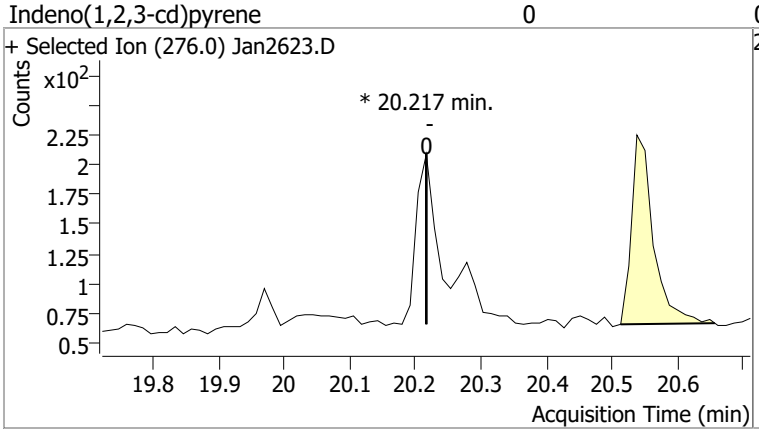

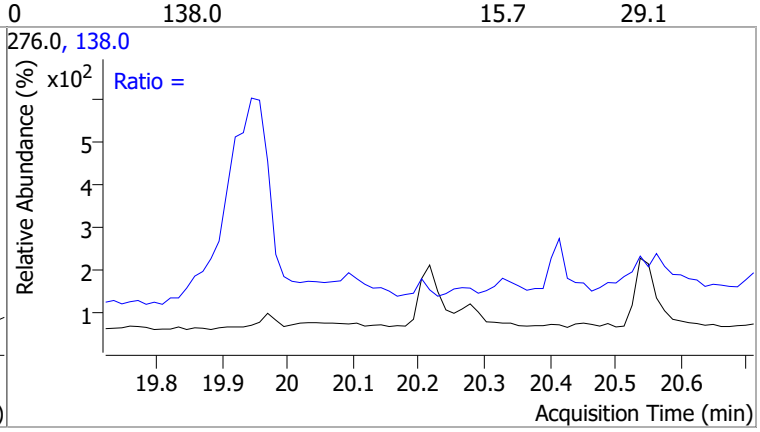

Compound	Conc.	RT	Dev(Min)	Resp.	QIon	QRatio	Lower	Upper
Dibenzo(a,h)anthracene		0		0	279.0		17.4	32.3
					139.0		12.3	22.8

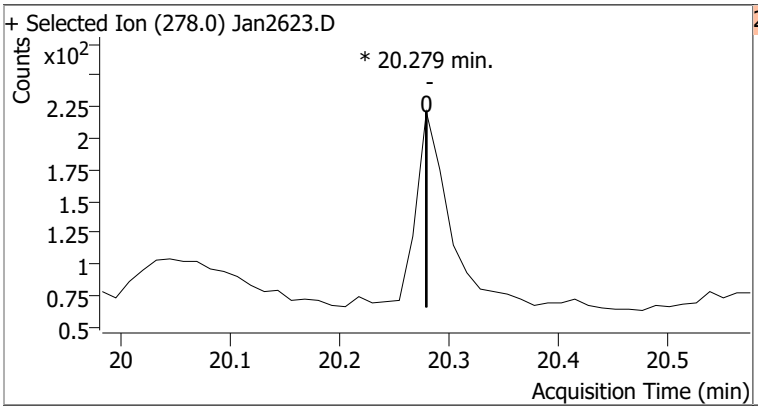

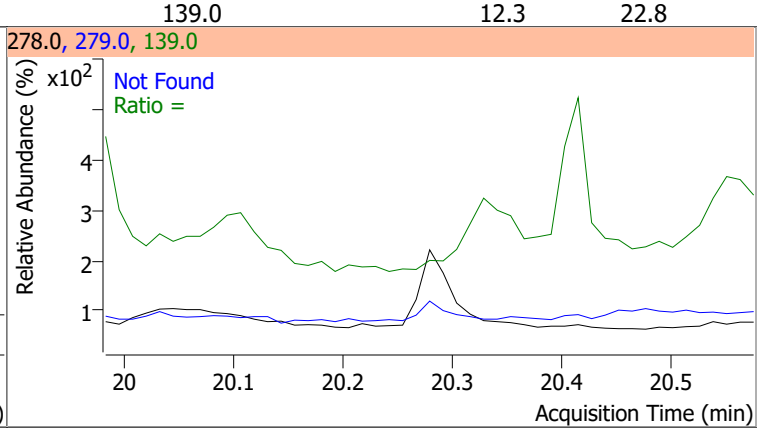

Compound	Conc.	RT	Dev(Min)	Resp.	QIon	QRatio	Lower	Upper
Benzo(g,h,i)perylene		0		0	277.0		17.3	32.2
					138.0		14.4	26.7

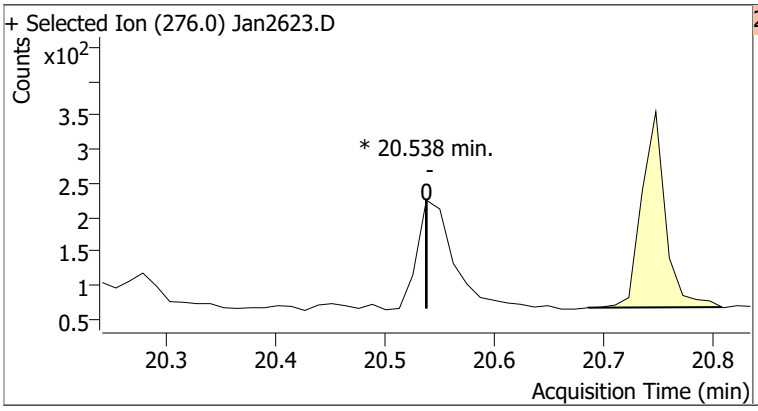

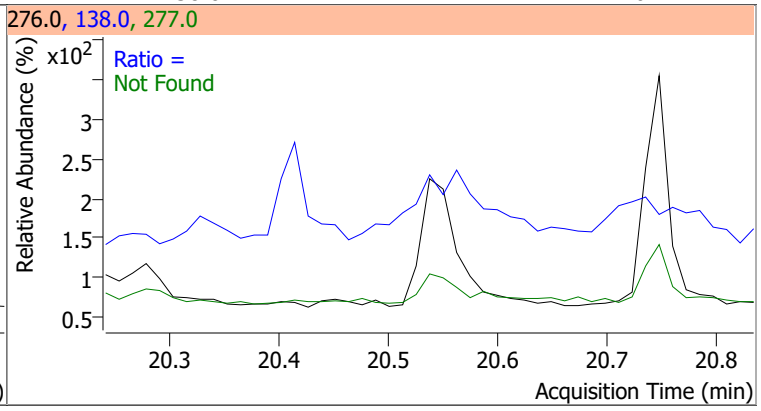

Quantitation Results Report (QT Reviewed)

Data File	Jan2624.D	Operator	LIMS import
Acq. Method	5975BNASIM	Acq. Date-Time	1/27/2022 5:11:52 AM
Sample Name	26-Jan-22_CCV_24	Instrument	GCMS
Vial	24	Multiplier	1.00
DA Method File	012522 ban SIM 2.batch.bin	Comment	SVOC-8270C-SIM-W-LLPAH
Tune File	dftppjph.u	Tune Date	
Batch Name	012622 bna SIM 1.batch.bin	Last Calib Update	1/27/2022 8:37:26 AM
Ref Library			

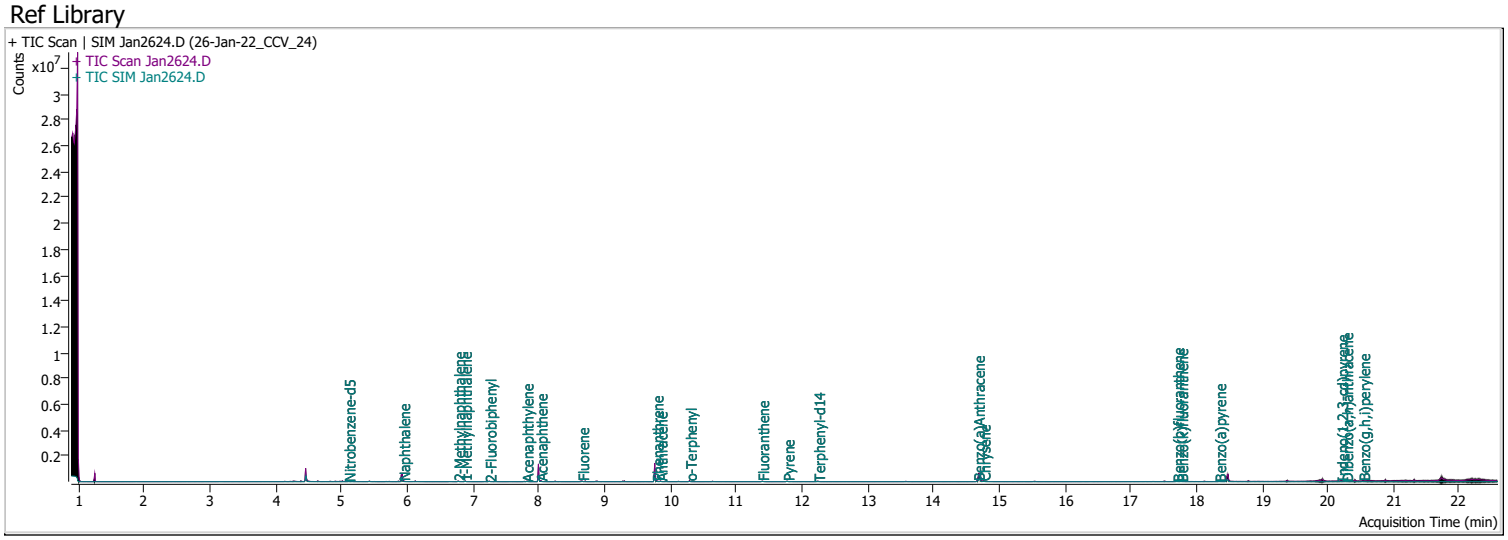

Compound	RT	QIon	Resp.	Conc.	Units		Dev(Min)
Internal Standards							
M 1,4-Dichlorobenzene-d4	4.459	152.0	134966	40.0000	ng/ml		0.000
M Naphthalene-d8	5.916	136.0	246577	40.0000	ng/ml		0.000
M Acenaphthene-d10	8.000	164.0	168378	40.0000	ng/ml		0.000
M Phenanthrene-d10	9.768	188.0	348496	40.0000	ng/ml		0.000
M Chrysene-d12	14.701	240.0	274118	40.0000	ng/ml		0.000
M Perylene-d12	18.475	264.0	187167	40.0000	ng/ml		0.000
System Monitoring Compounds							
S Nitrobenzene-d5	5.106	82.0	8653	2.7802	ng/ml		-0.013
Spiked Amount: 5.000	Range: 19.0 - 102.0%			Recovery = 55.60%			
S 2-Fluorobiphenyl	7.252	172.0	13695	2.0660	ng/ml		0.000
Spiked Amount: 5.000	Range: 25.0 - 94.0%			Recovery = 41.32%			
S o-Terphenyl	10.299	230.0	11225	2.1293	ng/ml		0.000
Spiked Amount: 5.000	Range: 40.0 - 140.0%			Recovery = 42.59%			
S Terphenyl-d14	12.251	244.0	10020	2.2168	ng/ml		0.000
Spiked Amount: 5.000	Range: 39.0 - 106.0%			Recovery = 44.34%			
Target Compounds							**QValue**
T Naphthalene	5.941	128.0	14544	2.2855	ng/ml		98
T 2-Methylnaphthalene	6.777	141.0	8725	2.2676	ng/ml		93
T 1-Methylnaphthalene	6.877	141.0	8650	2.2196	ng/ml	m	99
T Acenaphthylene	7.814	152.0	16095	2.1119	ng/ml		94
T Acenaphthene	8.025	154.0	9715	1.9801	ng/ml		96
T Fluorene	8.661	166.0	13776	2.0843	ng/ml		99
T Phenanthrene	9.793	178.0	19792	2.1810	ng/ml		100
T Anthracene	9.854	178.0	18761	2.1593	ng/ml		99
T Fluoranthene	11.398	202.0	23519	2.2067	ng/ml		98
T Pyrene	11.781	202.0	25591	2.2372	ng/ml		100
T Benzo(a)Anthracene	14.677	228.0	18394	2.3307	ng/ml		99
T Chrysene	14.764	228.0	23353	2.1576	ng/ml		99
T Benzo(b)fluoranthene	17.708	252.0	16761	2.3179	ng/ml		97

Compound	RT	QIon	Resp.	Conc.	Units	Dev(Min)
T Benzo(k)fluoranthene	17.770	252.0	18617	2.1042	ng/ml	91
T Benzo(a)pyrene	18.351	252.0	13258	2.1891	ng/ml	98
T Indeno(1,2,3-cd)pyrene	20.204	276.0	13135	2.4337	ng/ml	98
T Dibenzo(a,h)anthracene	20.278	278.0	14161	2.2636	ng/ml	99
T Benzo(g,h,i)perylene	20.538	276.0	17392	2.1893	ng/ml	99

(#) = Qualifier Out of Range; (m) = Manual Integration; (+) = Area Summed; (*) = Surrogate Percent Recovery Out of Range; (d): Zeroed Peak

Compound	Conc.	RT	Dev(Min)	Resp.	QIon	QRatio	Lower	Upper
Nitrobenzene-d5	2.7802	5.11	-0.01	8653	54.0	36.2	31.6	58.8
					128.0	19.9	19.3	35.9

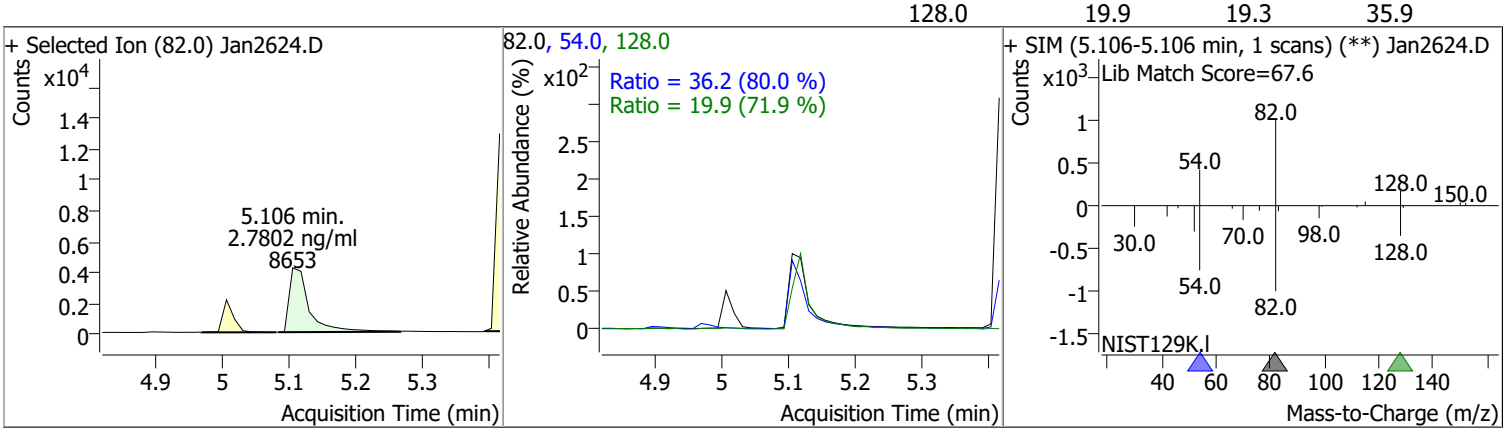

Compound	Conc.	RT	Dev(Min)	Resp.	QIon	QRatio	Lower	Upper
Naphthalene	2.2855	5.94	0.00	14544	102.0	19.3	0.0	61.8
					129.0	11.7	7.7	14.3

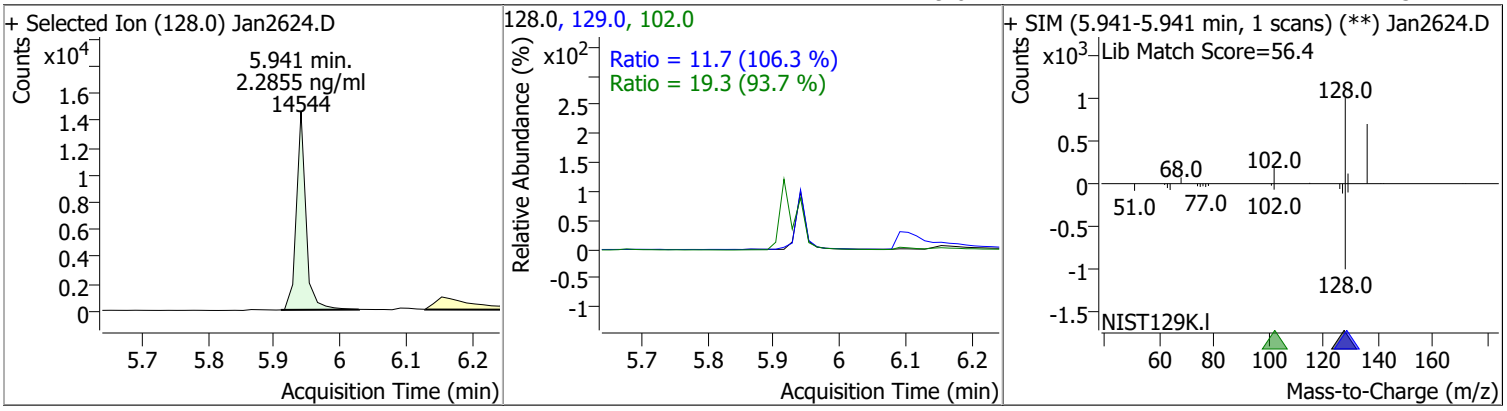

Compound	Conc.	RT	Dev(Min)	Resp.	QIon	QRatio	Lower	Upper
2-Methylnaphthalene	2.2676	6.78	0.00	8725	142.0	146.0	99.1	184.0
					115.0	55.6	46.3	86.0

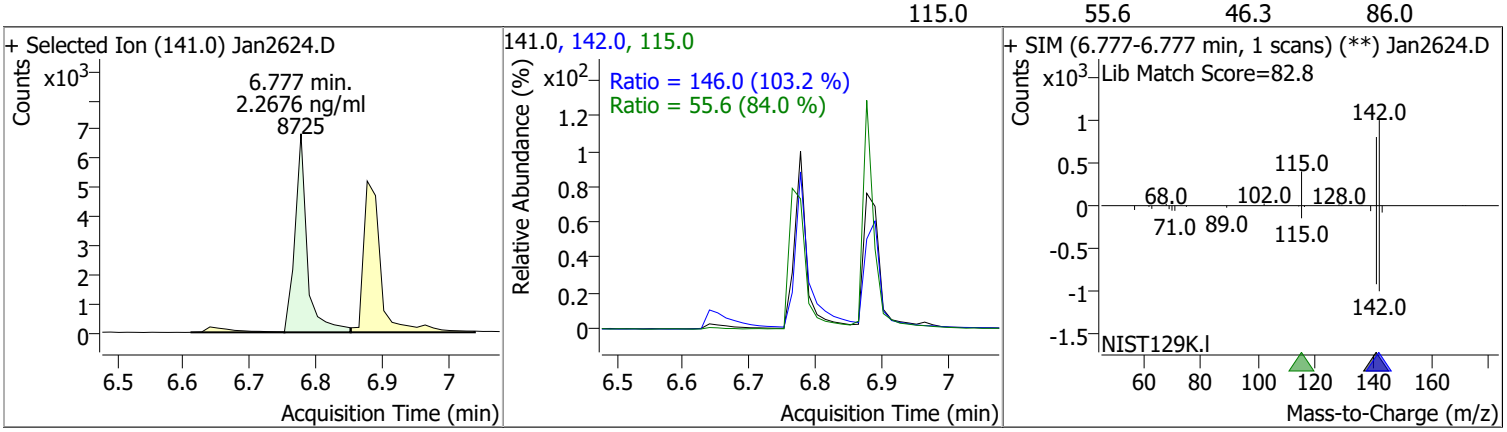

Compound	Conc.	RT	Dev(Min)	Resp.	QIon	QRatio	Lower	Upper
1-Methylnaphthalene	2.2196	6.88	0.00	8650 (m)	142.0	111.5	78.3	145.5
					115.0	77.9	53.4	99.2

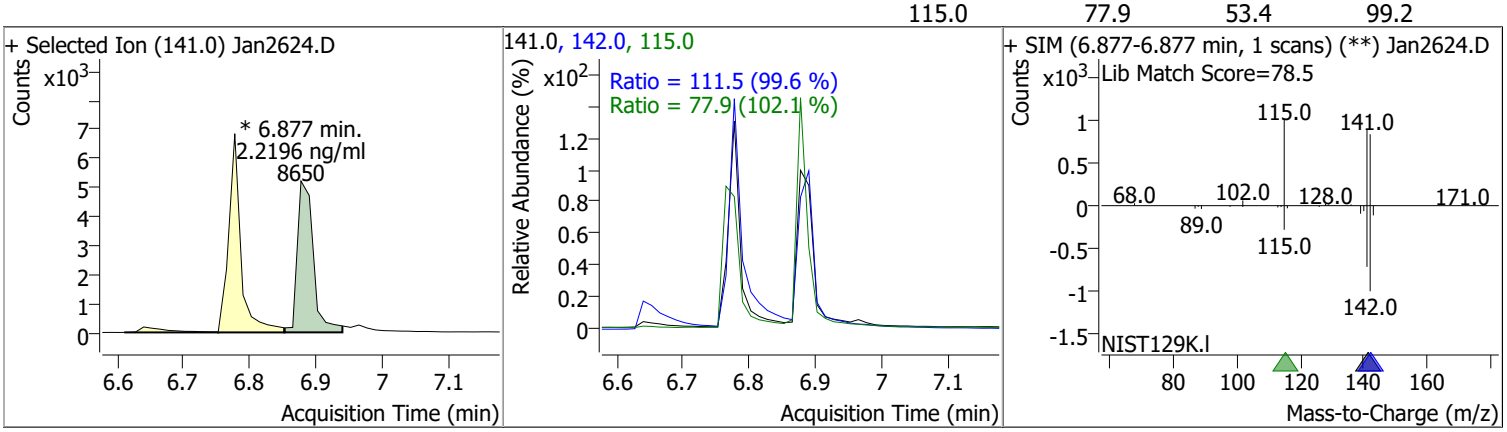

Compound	Conc.	RT	Dev(Min)	Resp.	QIon	QRatio	Lower	Upper
2-Fluorobiphenyl	2.0660	7.25	0.00	13695	171.0	37.7	25.6	47.6

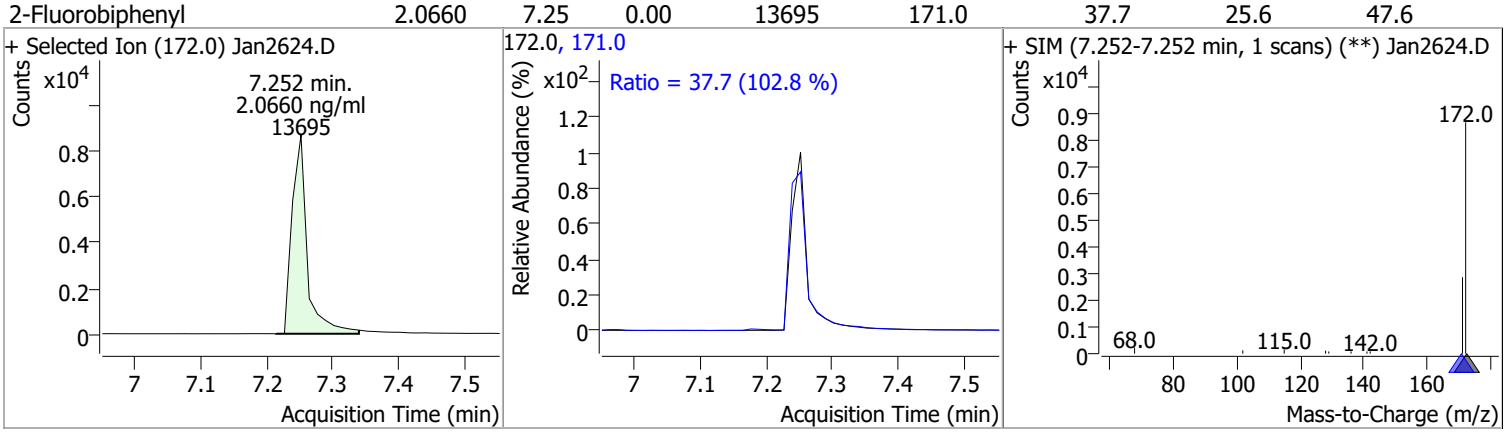

Compound	Conc.	RT	Dev(Min)	Resp.	QIon	QRatio	Lower	Upper
Acenaphthylene	2.1119	7.81	0.00	16095	153.0	10.6	9.1	17.0

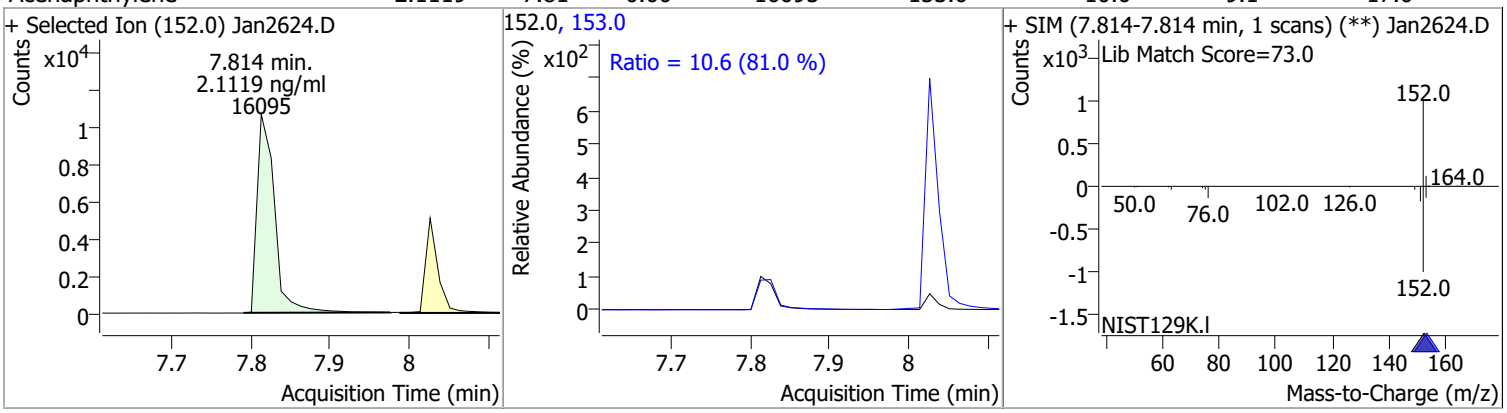

Compound	Conc.	RT	Dev(Min)	Resp.	QIon	QRatio	Lower	Upper
Acenaphthene	1.9801	8.03	0.00	9715	153.0	114.7	83.9	155.8
					152.0	56.7	40.9	76.0

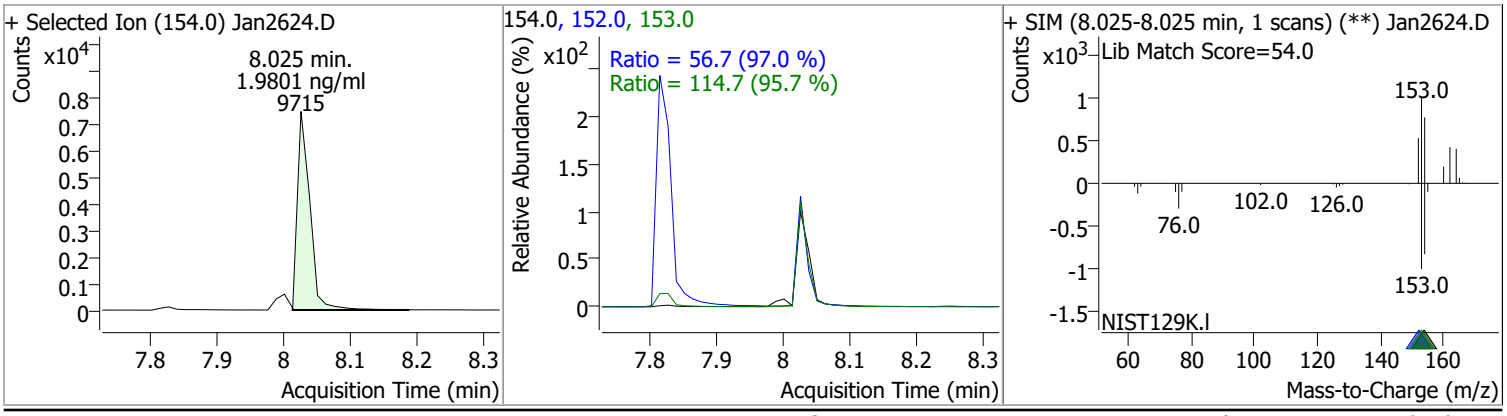

Compound	Conc.	RT	Dev(Min)	Resp.	QIon	QRatio	Lower	Upper
Fluorene	2.0843	8.66	0.00	13776	165.0	96.6	67.0	124.5
					167.0	13.3	9.2	17.1

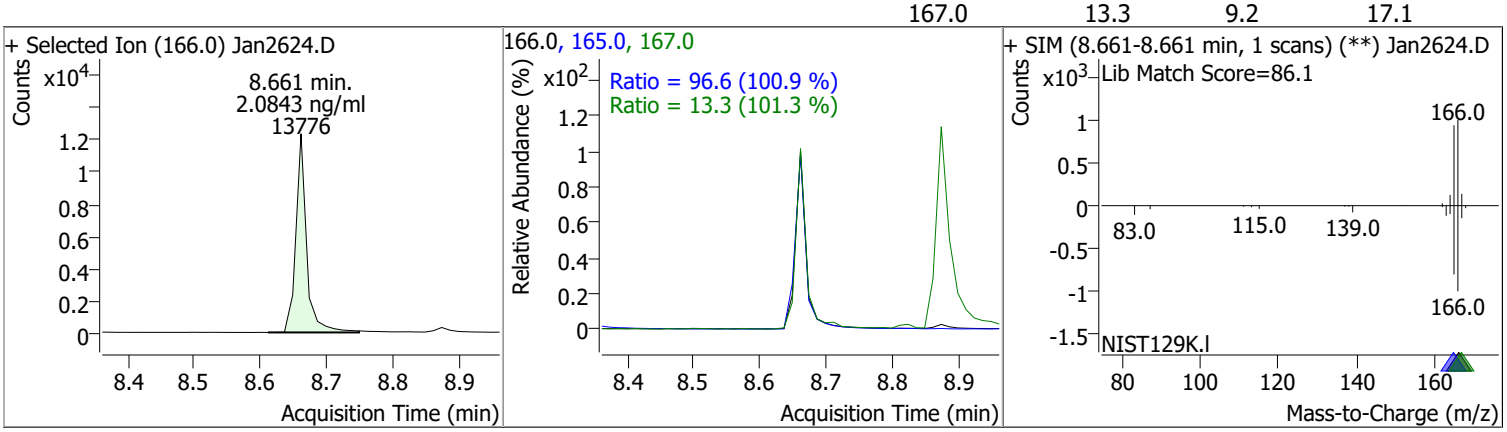

Compound	Conc.	RT	Dev(Min)	Resp.	QIon	QRatio	Lower	Upper
Phenanthrene	2.1810	9.79	0.00	19792	176.0	18.9	13.2	24.6

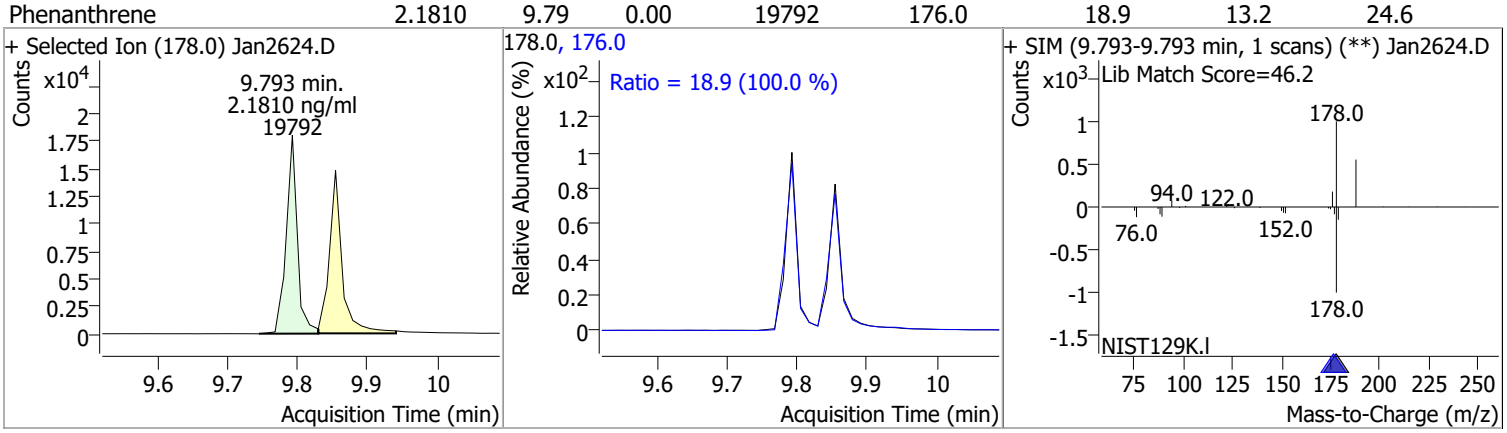

Compound	Conc.	RT	Dev(Min)	Resp.	QIon	QRatio	Lower	Upper
Anthracene	2.1593	9.85	0.00	18761	176.0	18.1	12.8	23.8

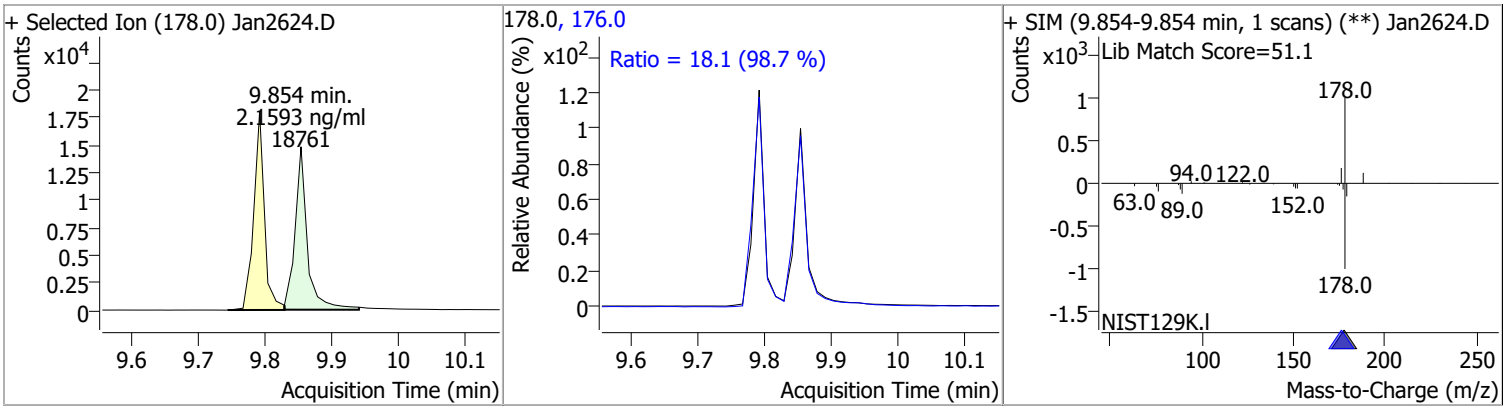

Compound	Conc.	RT	Dev(Min)	Resp.	QIon	QRatio	Lower	Upper
o-Terphenyl	2.1293	10.30	0.00	11225	229.0	67.6	47.1	87.5
					215.0	45.3	31.1	57.7

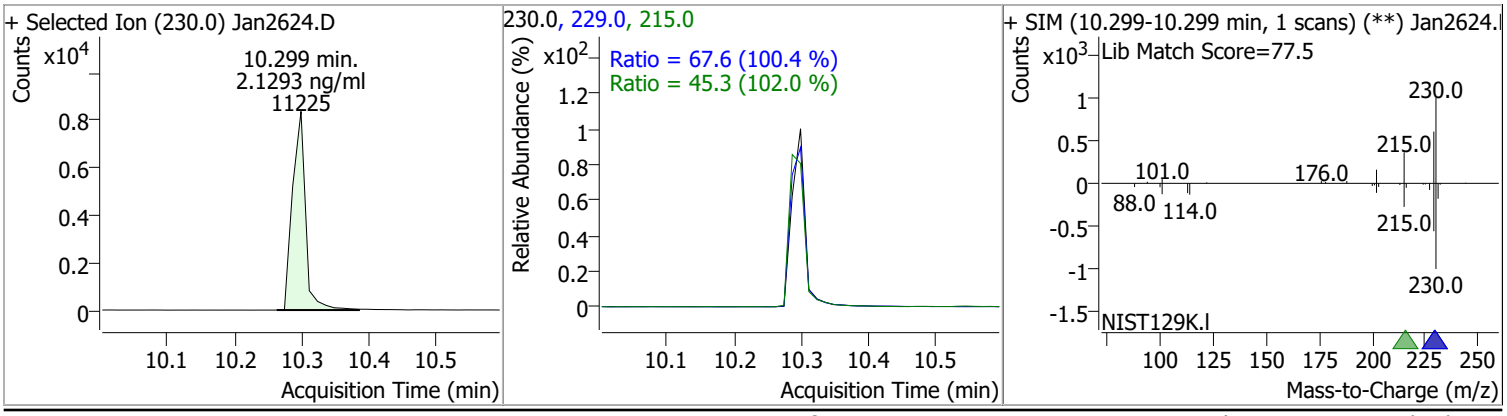

Quantitation Results Report (QT Reviewed)

Compound	Conc.	RT	Dev(Min)	Resp.	QIon	QRatio	Lower	Upper
Fluoranthene	2.2067	11.40	-0.01	23519	101.0	11.9	8.8	16.3

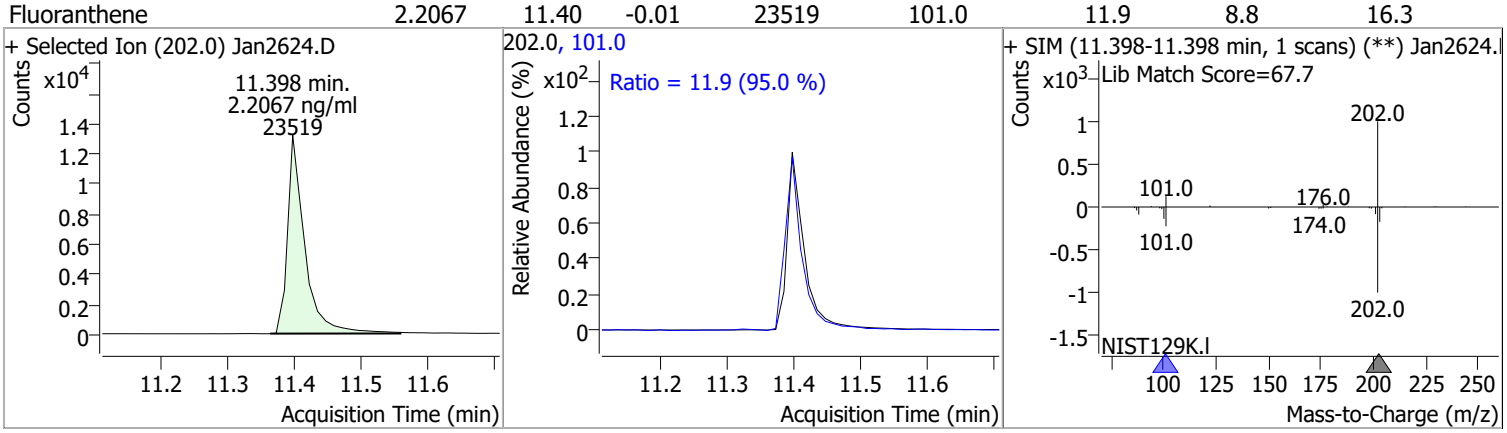

Compound	Conc.	RT	Dev(Min)	Resp.	QIon	QRatio	Lower	Upper
Pyrene	2.2372	11.78	0.00	25591	101.0	15.2	10.8	20.0

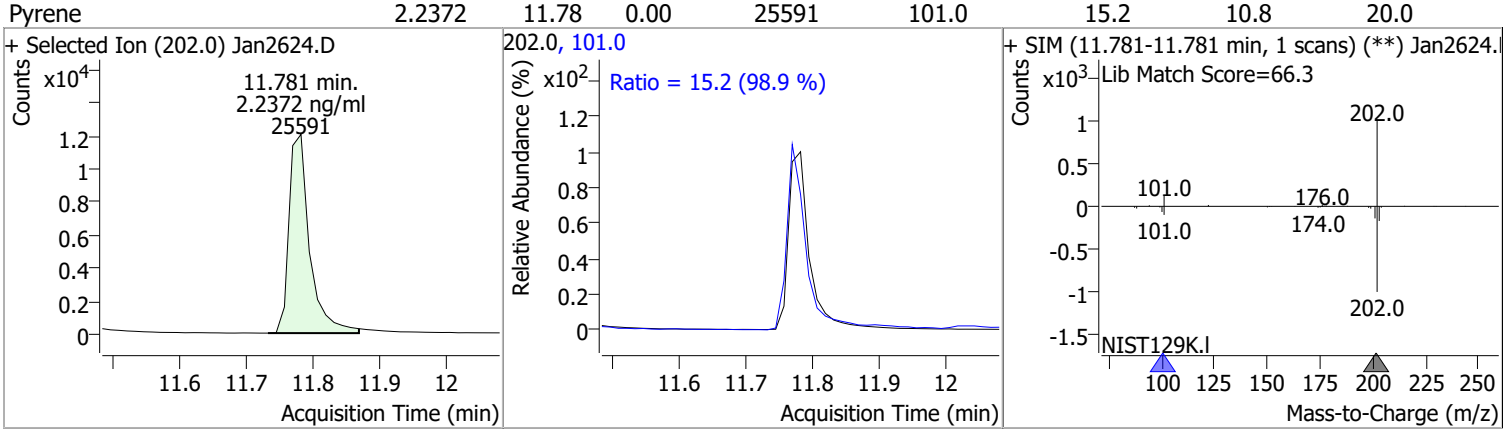

Compound	Conc.	RT	Dev(Min)	Resp.	QIon	QRatio	Lower	Upper
Terphenyl-d14	2.2168	12.25	0.00	10020	122.0	15.3	9.8	18.2

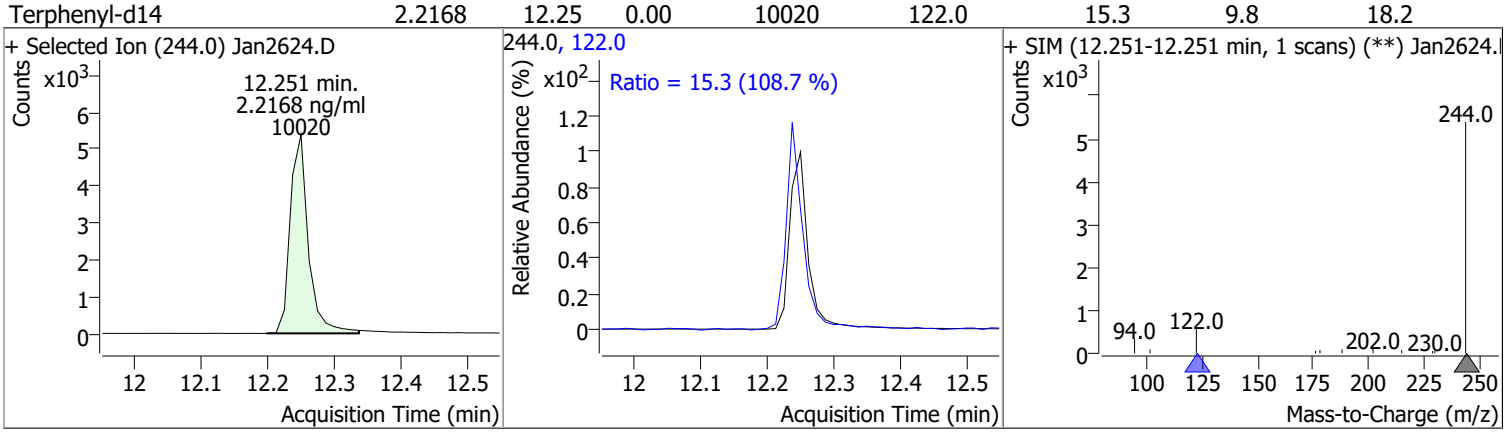

Compound	Conc.	RT	Dev(Min)	Resp.	QIon	QRatio	Lower	Upper
Benzo(a)Anthracene	2.3307	14.68	0.00	18394	226.0	26.6	19.0	35.2
					229.0	22.5	16.0	29.7

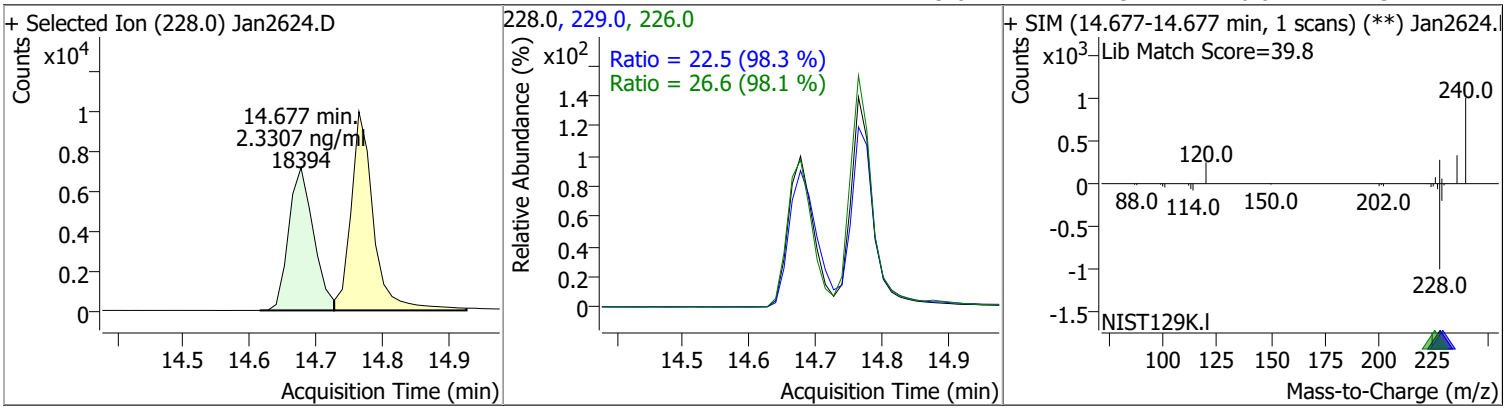

Compound	Conc.	RT	Dev(Min)	Resp.	QIon	QRatio	Lower	Upper
Chrysene	2.1576	14.76	0.00	23353	226.0	30.6	21.0	39.1
					229.0	21.3	14.8	27.6

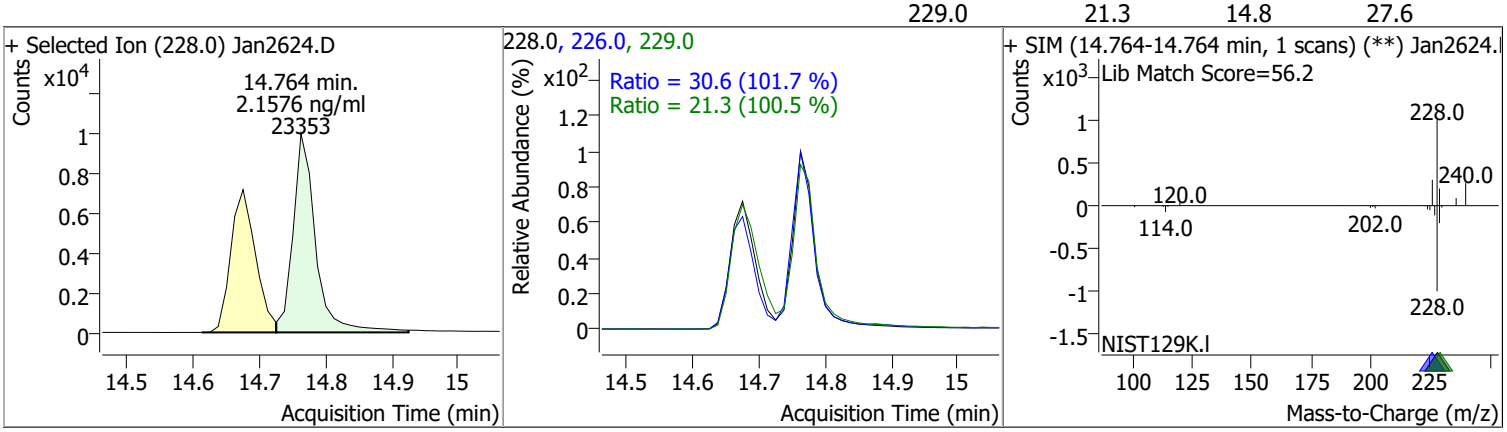

Compound	Conc.	RT	Dev(Min)	Resp.	QIon	QRatio	Lower	Upper
Benzo(b)fluoranthene	2.3179	17.71	0.00	16761	253.0	22.6	14.9	27.7

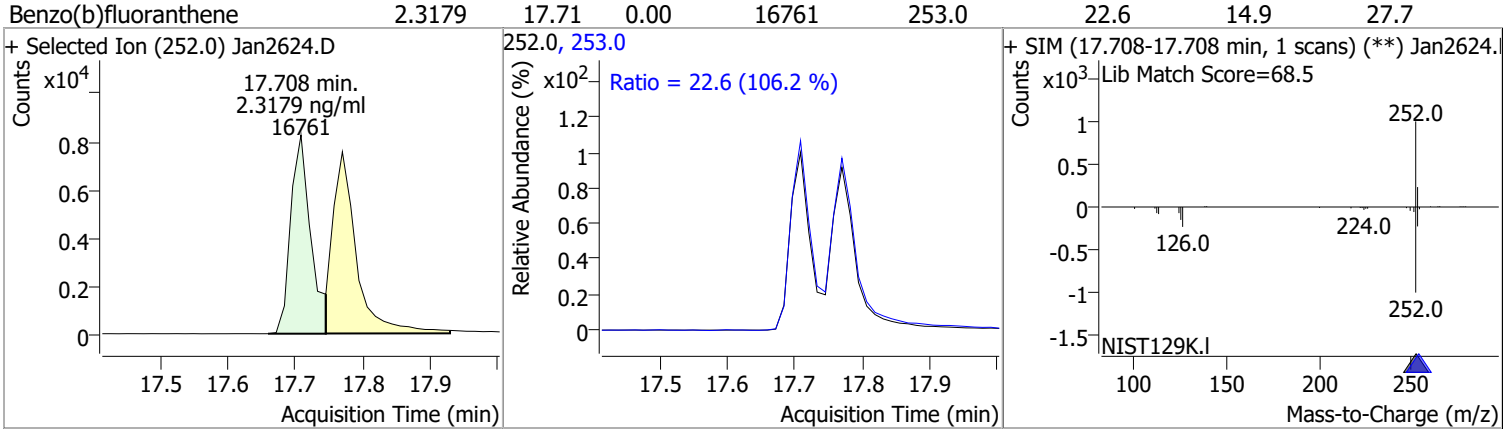

Compound	Conc.	RT	Dev(Min)	Resp.	QIon	QRatio	Lower	Upper
Benzo(k)fluoranthene	2.1042	17.77	0.00	18617	253.0	22.9	13.2	24.6

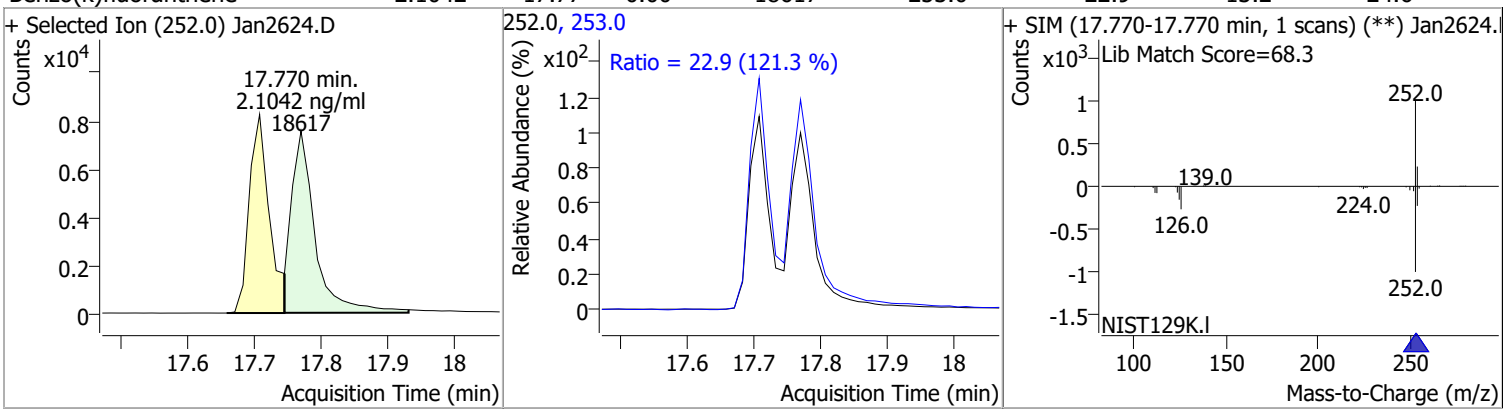

Compound	Conc.	RT	Dev(Min)	Resp.	QIon	QRatio	Lower	Upper
Benzo(a)pyrene	2.1891	18.35	0.00	13258	253.0	23.8	16.1	29.9

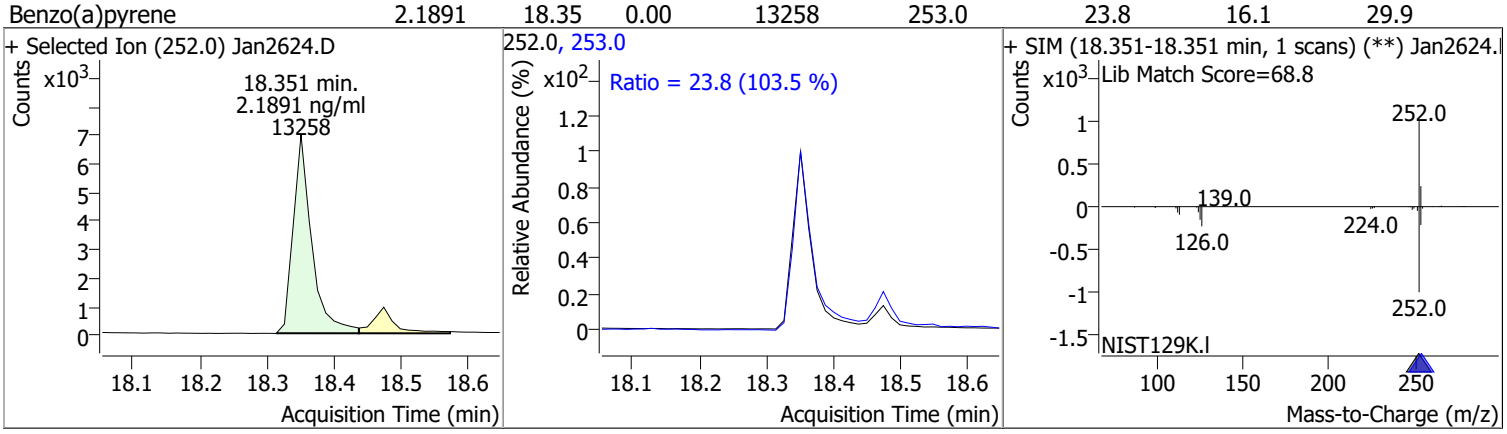

Quantitation Results Report (QT Reviewed)

Compound	Conc.	RT	Dev(Min)	Resp.	QIon	QRatio	Lower	Upper
Indeno(1,2,3-cd)pyrene	2.4337	20.20	-0.01	13135	138.0	21.2	15.7	29.1

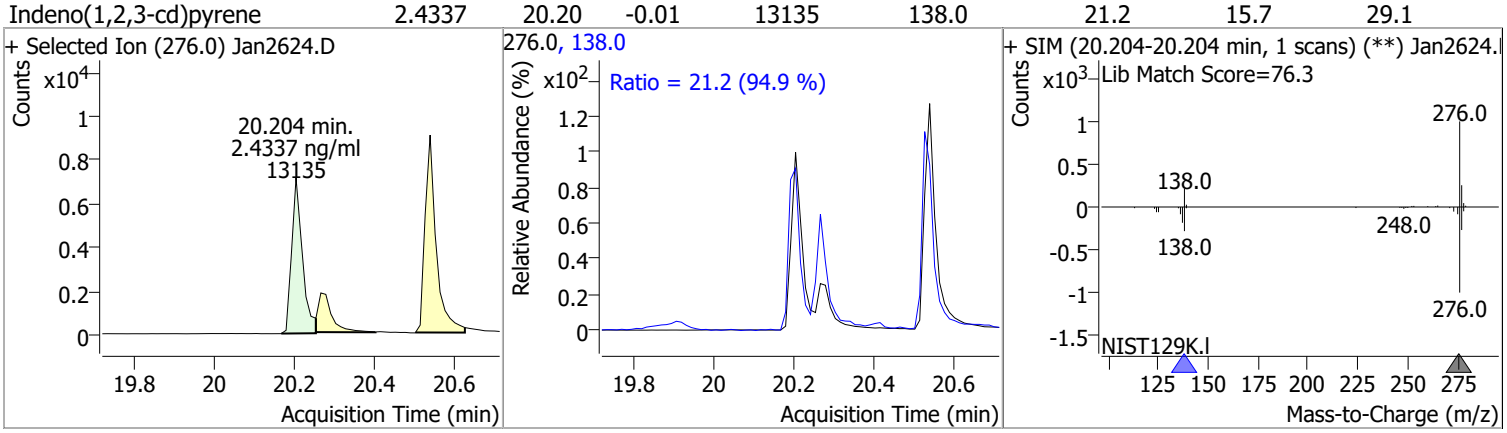

Compound	Conc.	RT	Dev(Min)	Resp.	QIon	QRatio	Lower	Upper
Dibenzo(a,h)anthracene	2.2636	20.28	0.00	14161	279.0	25.5	17.4	32.3
					139.0	17.8	12.3	22.8

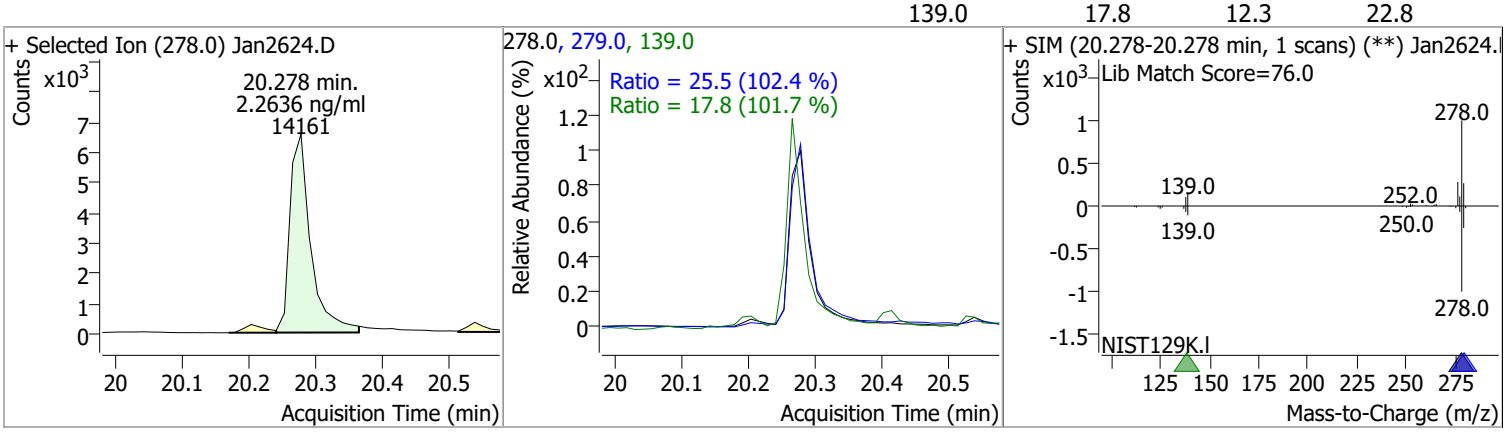

Compound	Conc.	RT	Dev(Min)	Resp.	QIon	QRatio	Lower	Upper
Benzo(g,h,i)perylene	2.1893	20.54	0.00	17392	277.0	24.9	17.3	32.2
					138.0	19.6	14.4	26.7

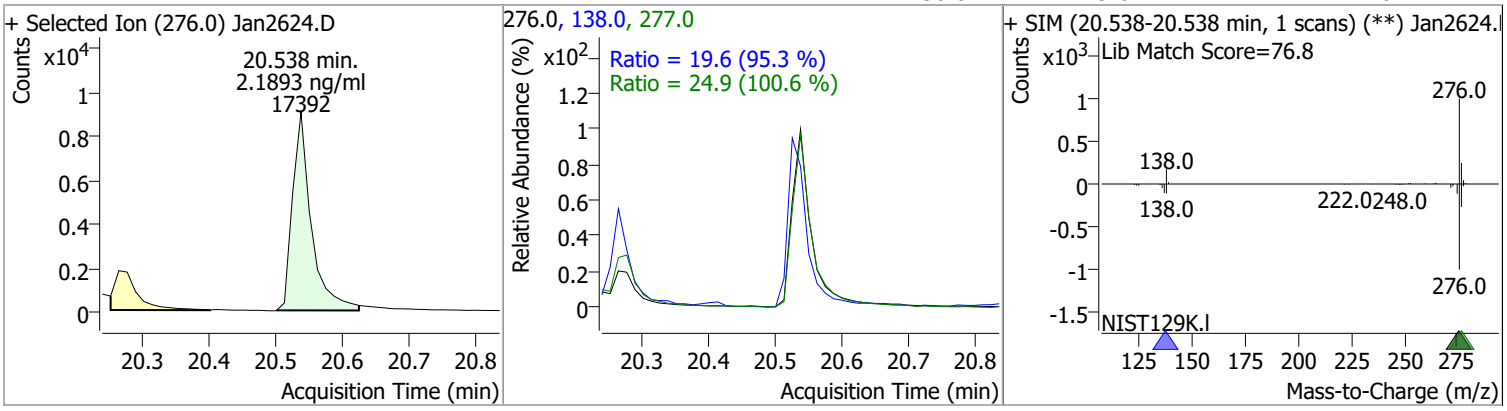

Continuing Calibration Report

Batch Name	\\MASSHUNTER\Org\Data\SV5975.I\sh012622\1 e8270c bna SIM cal\QuantResults\012622 bna SIM 1.batch.bin
Method File	\\MASSHUNTER\Org\Data\SV5975.I\sh012522\2 e8270c bna SIM\012522 ban SIM 2.batch.bin
Daily CC	\\MASSHUNTER\Org\Data\SV5975.I\sh012622\1 e8270c bna SIM calJan2624.D

Level name	Injection Time	Calibration Files
7	1/26/2022 5:17:42 PM	\\MASSHUNTER\Org\Data\SV5975.I\sh012622\1 e8270c bna SIM cal\Jan2602.D
6	1/26/2022 5:50:10 PM	\\MASSHUNTER\Org\Data\SV5975.I\sh012622\1 e8270c bna SIM cal\Jan2603.D
5	1/26/2022 6:22:37 PM	\\MASSHUNTER\Org\Data\SV5975.I\sh012622\1 e8270c bna SIM cal\Jan2604.D
4	1/26/2022 6:55:13 PM	\\MASSHUNTER\Org\Data\SV5975.I\sh012622\1 e8270c bna SIM cal\Jan2605.D
3	1/26/2022 7:27:45 PM	\\MASSHUNTER\Org\Data\SV5975.I\sh012622\1 e8270c bna SIM cal\Jan2606.D
2	1/26/2022 8:00:19 PM	\\MASSHUNTER\Org\Data\SV5975.I\sh012622\1 e8270c bna SIM cal\Jan2607.D
1	1/26/2022 8:32:51 PM	\\MASSHUNTER\Org\Data\SV5975.I\sh012622\1 e8270c bna SIM cal\Jan2608.D
CCV	1/27/2022 5:11:52 AM	\\MASSHUNTER\Org\Data\SV5975.I\sh012622\1 e8270c bna SIM cal\Jan2624.D <======

ISTD Compound:	Avg Resp	Mid Resp	CC Resp	Area%	A/M
1,4-Dichlorobenzene-d4	114519	120793	120793	100.00	M
Naphthalene-d8	209828	216708	216708	100.00	M
Acenaphthene-d10	133227	141919	141919	100.00	M
Phenanthrene-d10	287711	305194	305194	100.00	M
Chrysene-d12	227937	240679	240679	100.00	M
Perylene-d12	146859	155689	155689	100.00	M

Target Compound	AvgRF/R2	CC RF	Exp. Conc	Calc. Conc	%Dev	Area%	Curve Fit
1,4-Dichlorobenzene-d4	----------ISTD----------						
Nitrobenzene-d5	0.9962	0.7868	2.00	1.79	10.73	100.00	Quadratic
Naphthalene-d8	----------ISTD----------						
Naphthalene	0.9987	1.0698	2.00	2.07	-3.42	100.00	Quadratic
2-Methylnaphthalene	0.9993	0.6589	2.00	2.11	-5.44	100.00	Quadratic
1-Methylnaphthalene	0.9991	0.6533	2.00	2.06	-3.20	100.00	Quadratic
Acenaphthene-d10	----------ISTD----------						
2-Fluorobiphenyl	0.9995	1.5355	2.00	1.95	2.58	100.00	Quadratic
Acenaphthylene	0.9990	1.8380	2.00	2.03	-1.52	100.00	Quadratic
Acenaphthene	0.9970	1.0967	2.00	1.88	6.13	100.00	Quadratic
Fluorene	0.9995	1.5341	2.00	1.95	2.48	100.00	Quadratic
Phenanthrene-d10	----------ISTD----------						
Phenanthrene	0.9996	1.0451	2.00	2.00	-0.17	100.00	Quadratic
Anthracene	0.9994	0.9737	2.00	1.94	2.96	100.00	Quadratic
o-Terphenyl	0.9996	0.6141	2.00	2.03	-1.42	100.00	Quadratic
Fluoranthene	0.9998	1.2160	2.00	1.99	0.73	100.00	Quadratic
Chrysene-d12	----------ISTD----------						
Pyrene	0.9992	1.6632	2.00	1.99	0.38	100.00	Quadratic
Terphenyl-d14	0.9994	0.6722	2.00	2.04	-1.75	100.00	Quadratic
Benzo(a)Anthracene	0.9997	1.1608	2.00	2.00	0.15	100.00	Quadratic
Chrysene	0.9997	1.5909	2.00	2.01	-0.48	100.00	Quadratic
Perylene-d12	----------ISTD----------						
Benzo(b)fluoranthene	0.9997	1.4985	2.00	1.95	2.43	100.00	Quadratic
Benzo(k)fluoranthene	0.9992	1.9279	2.00	2.04	-1.93	100.00	Quadratic
Benzo(a)pyrene	0.9997	1.2868	2.00	1.99	0.33	100.00	Quadratic
Indeno(1,2,3-cd)pyrene	0.9999	1.1206	2.00	1.96	2.07	100.00	Quadratic
Dibenzo(a,h)anthracene	0.9998	1.3257	2.00	1.98	0.80	100.00	Quadratic
Benzo(g,h,i)perylene	0.9999	1.6736	2.00	1.97	1.41	100.00	Quadratic

A -- against Average; M -- against Mid Point; P -- against Previous CC in the Method;

Audit Trail report

Batch name and path: \\MASSHUNTER\Org\Data\SV5975.I\sh012622\1 e8270c bna SIM cal\QuantResults\012622 bna SIM 1.batch.bin
Quant batch version: 10.0
Quant reporting version: 10.0

Name	User	Time	Action	Reason	Comment	Succeed	Exception
CmdNewBatchTable	BL2000\jheine	1/27/2022 8:20:32 AM	Create new batch \\MASSHUNTER\Org\Data\SV5975.I\sh012622\1 e8270c bna SIM cal\012622 bna SIM 1.batch.bin			✓	
CmdImportSamplesFromWorklist	BL2000\jheine	1/27/2022 8:21:00 AM	Add samples from worklist: \\MASSHUNTER\Org\Data\SV5975.I\sh012622\1 e8270c bna SIM cal\Jan2610.D, \\MASSHUNTER\Org\Data\SV5975.I\sh012622\1 e8270c bna SIM cal\Jan2609.D, \\MASSHUNTER\Org\Data\SV5975.I\sh012622\1 e8270c bna SIM cal\Jan2608.D, \\MASSHUNTER\Org\Data\SV5975.I\sh012622\1 e8270c bna SIM cal\Jan2607.D, \\MASSHUNTER\Org\Data\SV5975.I\sh012622\1 e8270c bna SIM cal\Jan2606.D, \\MASSHUNTER\Org\Data\SV5975.I\sh012622\1 e8270c bna SIM cal\Jan2605.D, \\MASSHUNTER\Org\Data\SV5975.I\sh012622\1 e8270c bna SIM cal\Jan2604.D, \\MASSHUNTER\Org\Data\SV5975.I\sh012622\1 e8270c bna SIM cal\Jan2603.D, \\MASSHUNTER\Org\Data\SV5975.I\sh012622\1 e8270c bna SIM cal\Jan2602.D, \\MASSHUNTER\Org\Data\SV5975.I\sh012622\1 e8270c bna SIM cal\Jan2601.D			✓	
CmdSetSampleAttribute	BL2000\jheine	1/27/2022 8:21:19 AM	Set SampleType = TuneCheck for sample Jan2601.D; previous value = Sample			✓	
CmdStartMethodEditing	BL2000\jheine	1/27/2022 8:22:30 AM	Start method editing			✓	
CmdImportMethodFromBatch	BL2000\jheine	1/27/2022 8:22:31 AM	Import method from batch \\MASSHUNTER\Org\Data\SV5975.I\sh012522\2 e8270c bna SIM\012522 ban SIM 2.batch.bin			✓	
CmdApplyMethodToAllSamples	BL2000\jheine	1/27/2022 8:22:37 AM	Apply method to all samples			✓	
CmdMethodClear	BL2000\jheine	1/27/2022 8:22:37 AM	Clear method			✓	
CmdEndMethodEditing	BL2000\jheine	1/27/2022 8:22:38 AM	End method editing			✓	
CmdSetSampleAttribute	BL2000\jheine	1/27/2022 8:22:46 AM	Set SampleType = Calibration for sample Jan2602.D; previous value = Sample			✓	

Name	User	Time	Action	Reason	Comment	Succeed	Exception
CmdSetSampleAttribute	BL2000\jheine	1/27/2022 8:22:48 AM	Set SampleType = Calibration for sample Jan2603.D; previous value = Sample			✓	
CmdSetSampleAttribute	BL2000\jheine	1/27/2022 8:22:50 AM	Set SampleType = Calibration for sample Jan2604.D; previous value = Sample			✓	
CmdSetSampleAttribute	BL2000\jheine	1/27/2022 8:22:52 AM	Set SampleType = Calibration for sample Jan2605.D; previous value = Sample			✓	
CmdSetSampleAttribute	BL2000\jheine	1/27/2022 8:22:55 AM	Set SampleType = Calibration for sample Jan2606.D; previous value = Sample			✓	
CmdSetSampleAttribute	BL2000\jheine	1/27/2022 8:22:59 AM	Set SampleType = Calibration for sample Jan2607.D; previous value = Sample			✓	
CmdSetSampleAttribute	BL2000\jheine	1/27/2022 8:23:02 AM	Set SampleType = Calibration for sample Jan2608.D; previous value = Sample			✓	
CmdSetSampleAttribute	BL2000\jheine	1/27/2022 8:23:06 AM	Set SampleType = QC for sample Jan2609.D; previous value = Sample			✓	
CmdSetSampleAttribute	BL2000\jheine	1/27/2022 8:23:09 AM	Set LevelName = ICV for sample Jan2609.D; previous value =			✓	
CmdSetSampleAttribute	BL2000\jheine	1/27/2022 8:23:11 AM	Set LevelName = 1 for sample Jan2608.D; previous value =			✓	
CmdSetSampleAttribute	BL2000\jheine	1/27/2022 8:23:13 AM	Set LevelName = 2 for sample Jan2607.D; previous value =			✓	
CmdSetSampleAttribute	BL2000\jheine	1/27/2022 8:23:15 AM	Set LevelName = 3 for sample Jan2606.D; previous value =			✓	
CmdSetSampleAttribute	BL2000\jheine	1/27/2022 8:23:18 AM	Set LevelName = 4 for sample Jan2605.D; previous value =			✓	
CmdSetSampleAttribute	BL2000\jheine	1/27/2022 8:23:20 AM	Set LevelName = 5 for sample Jan2604.D; previous value =			✓	
CmdSetSampleAttribute	BL2000\jheine	1/27/2022 8:23:23 AM	Set LevelName = 6 for sample Jan2603.D; previous value =			✓	
CmdSetSampleAttribute	BL2000\jheine	1/27/2022 8:23:26 AM	Set LevelName = 7 for sample Jan2602.D; previous value =			✓	
CmdQuantitate	BL2000\jheine	1/27/2022 8:23:34 AM	Quantitate all compounds in all samples			✓	
CmdManuallyIntegrate QualifierPeak	BL2000\jheine	1/27/2022 8:24:31 AM	Manually integrate qualifier 102.0 of compound Naphthalene in sample Jan2604.D, from x, y = 5.928, 256 to 6.066, 68, result = 1612; previous integration is from x, y = 5.879, 68 to 6.066, 68 and previous response = 5255.			✓	

Name	User	Time	Action	Reason	Comment	Succeed	Exception
CmdManuallyIntegrateDropBaseline	BL2000\jheine	1/27/2022 8:24:33 AM	Drop baseline for qualifier 102.0 of compound Naphthalene in sample Jan2604.D to y = 68, new integration is from x, y = 5.928, 68 to 6.066, 68 and new response = 2388; previous integration is from x, y = 5.928, 256 to 6.066, 68 and previous response = 1612.			✓	
CmdManuallyIntegrateSplit	BL2000\jheine	1/27/2022 8:24:41 AM	Split peak for compound 1-Methylnaphthalene in sample Jan2604.D and keep left peak, new integration is from x, y = 6.865, 68.6526683797563 to 6.940, 69.1904061677846 and new response = 6938, previous integration is from x, y = 6.865, 69 to 7.040, 70 and previous response = 7667.			✓	
CmdManuallyIntegratePeak	BL2000\jheine	1/27/2022 8:24:45 AM	Manually integrate compound 1-Methylnaphthalene in sample Jan2604.D, from x, y = 6.865, 69 to 6.952, 122, result = 6938; previous integration is from x, y = 6.865, 69 to 6.940, 69 and previous response = 6938.			✓	
CmdManuallyIntegrateDropBaseline	BL2000\jheine	1/27/2022 8:24:47 AM	Drop baseline for compound 1-Methylnaphthalene in sample Jan2604.D to y = 69, new integration is from x, y = 6.865, 69 to 6.952, 69 and new response = 7079; previous integration is from x, y = 6.865, 69 to 6.952, 122 and previous response = 6938.			✓	
CmdSetTargetCompoundAttribute	BL2000\jheine	1/27/2022 8:24:48 AM	Set UserAnnotation = CO for compound 1-Methylnaphthalene in sample Jan2604.D; previous value =			✓	
CmdManuallyIntegrateQualifierPeak	BL2000\jheine	1/27/2022 8:24:58 AM	Manually integrate qualifier153.0 of compound Acenaphthylene in sample Jan2604.D from x, y = 7.801, 931 to 7.863, 1745; result = -3057			✓	
CmdManuallyIntegrateSnapBaseline	BL2000\jheine	1/27/2022 8:25:00 AM	Snap baseline for qualifier 153.0 of compound Acenaphthylene in sample Jan2604.D from x = 7.801 to x = 7.863, new integration is from x, y = 7.801, 64 to 7.863, 124 and new response = 1594; previous integration is from x, y = 7.801, 931 to 7.863, 1745 and previous response = -3057.			✓	
CmdManuallyIntegrateDropBaseline	BL2000\jheine	1/27/2022 8:25:00 AM	Drop baseline for qualifier 153.0 of compound Acenaphthylene in sample Jan2604.D to y = 64, new integration is from x, y = 7.801, 64 to 7.863, 64 and new response = 1706; previous integration is from x, y = 7.801, 64 to 7.863, 124 and previous response = 1594.			✓	

Name	User	Time	Action	Reason	Comment	Succeed	Exception
CmdManuallyIntegrate QualifierPeak	BL2000\jheine	1/27/2022 8:25:31 AM	Manually integrate qualifier 139.0 of compound Dibenzo(a,h)anthracene in sample Jan2604.D, from x, y = 20.241, 74 to 20.365, 242, result = 1239; previous integration is from x, y = 20.241, 74 to 20.439, 76 and previous response = 1966.			✓	
CmdManuallyIntegrateSnapBaseline	BL2000\jheine	1/27/2022 8:25:33 AM	Snap baseline for qualifier 139.0 of compound Dibenzo(a,h)anthracene in sample Jan2604.D from x = 20.241 to x = 20.365, new integration is from x, y = 20.241, 81 to 20.365, 98 and new response = 1746; previous integration is from x, y = 20.241, 74 to 20.365, 242 and previous response = 1239.			✓	
CmdManuallyIntegrate DropBaseline	BL2000\jheine	1/27/2022 8:25:33 AM	Drop baseline for qualifier 139.0 of compound Dibenzo(a,h)anthracene in sample Jan2604.D to y = 81, new integration is from x, y = 20.241, 81 to 20.365, 81 and new response = 1809; previous integration is from x, y = 20.241, 81 to 20.365, 98 and previous response = 1746.			✓	
CmdUpdateRetentionTimes	BL2000\jheine	1/27/2022 8:25:50 AM	Update retention time for compound Perylene-d12; Chrysene-d12; Phenanthrene-d10; Acenaphthene-d10; Naphthalene-d8; 1,4-Dichlorobenzene-d4; o-Terphenyl; Terphenyl-d14; 2-Fluorobiphenyl; Nitrobenzene-d5; Dibenzo(a,h)anthracene; Indeno(1,2,3-cd)pyrene; Benzo(a)pyrene; Benzo(k)fluoranthene; Benzo(b)fluoranthene; Chrysene; Benzo(a)Anthracene; Pyrene; Fluoranthene; Anthracene; Phenanthrene; Fluorene; Acenaphthene; Acenaphthylene; 1-Methylnaphthalene; 2-Methylnaphthalene; Naphthalene; Benzo(g,h,i)perylene;			✓	
CmdQuantitate	BL2000\jheine	1/27/2022 8:26:11 AM	Quantitate all compounds in all samples			✓	

Name	User	Time	Action	Reason	Comment	Succeed	Exception
CmdUpdateQualifierRatios	BL2000\jheine	1/27/2022 8:27:08 AM	Update qualifier ratios for compound Perylene-d12; Update qualifier ratios for compound Chrysene-d12; Update qualifier ratios for compound Phenanthrene-d10; Update qualifier ratios for compound Acenaphthene-d10; Update qualifier ratios for compound Naphthalene-d8; Update qualifier ratios for compound 1,4-Dichlorobenzene-d4; Update qualifier ratios for compound o-Terphenyl; Update qualifier ratios for compound Terphenyl-d14; Update qualifier ratios for compound 2-Fluorobiphenyl; Update qualifier ratios for compound Nitrobenzene-d5; Update qualifier ratios for compound Dibenzo(a,h)anthracene; Update qualifier ratios for compound Indeno(1,2,3-cd)pyrene; Update qualifier ratios for compound Benzo(a)pyrene; Update qualifier ratios for compound Benzo(k)fluoranthene; Update qualifier ratios for compound Benzo(b)fluoranthene; Update qualifier ratios for compound Chrysene; Update qualifier ratios for compound Benzo(a)Anthracene; Update qualifier ratios for compound Pyrene; Update qualifier ratios for compound Fluoranthene; Update qualifier ratios for compound Anthracene; Update qualifier ratios for compound Phenanthrene; Update qualifier ratios for compound Fluorene; Update qualifier ratios for compound Acenaphthene; Update qualifier ratios for compound Acenaphthylene; Update qualifier ratios for compound 1-Methylnaphthalene; Update qualifier ratios for compound 2-Methylnaphthalene; Update qualifier ratios for compound Naphthalene; Update qualifier ratios for compound Benzo(g,h,i)perylene;			✓	
CmdQuantitate	BL2000\jheine	1/27/2022 8:27:15 AM	Quantitate all compounds in all samples			✓	
CmdManuallyIntegrateQualifierPeak	BL2000\jheine	1/27/2022 8:28:01 AM	Manually integrate qualifier 102.0 of compound Naphthalene in sample Jan2602.D, from x, y = 5.928, 1174 to 6.028, 109, result = 6119; previous integration is from x, y = 5.891, 97 to 6.028, 109 and previous response = 13519.			✓	

Name	User	Time	Action	Reason	Comment	Succeed	Exception
CmdManuallyIntegrateDropBaseline	BL2000\jheine	1/27/2022 8:28:03 AM	Drop baseline for qualifier 102.0 of compound Naphthalene in sample Jan2602.D to y = 109, new integration is from x, y = 5.928, 109 to 6.028, 109 and new response = 9311; previous integration is from x, y = 5.928, 1174 to 6.028, 109 and previous response = 6119.			✓	
CmdManuallyIntegratePeak	BL2000\jheine	1/27/2022 8:28:13 AM	Manually integrate compound Acenaphthene in sample Jan2602.D, from x, y = 8.013, 4846 to 8.113, 79, result = 24193; previous integration is from x, y = 7.976, 78 to 8.113, 79 and previous response = 38999.			✓	
CmdManuallyIntegrateDropBaseline	BL2000\jheine	1/27/2022 8:28:15 AM	Drop baseline for compound Acenaphthene in sample Jan2602.D to y = 79, new integration is from x, y = 8.013, 79 to 8.113, 79 and new response = 38452; previous integration is from x, y = 8.013, 4846 to 8.113, 79 and previous response = 24193.			✓	
CmdSetTargetCompoundAttribute	BL2000\jheine	1/27/2022 8:28:18 AM	Set UserAnnotation = CO for compound Acenaphthene in sample Jan2602.D; previous value =			✓	
CmdManuallyIntegratePeak	BL2000\jheine	1/27/2022 8:28:28 AM	Manually integrate compound Phenanthrene in sample Jan2602.D, from x, y = 9.768, 1553 to 9.830, 5143, result = 70734; previous integration is from x, y = 9.768, 907 to 9.825, 1925 and previous response = 71456.			✓	
CmdManuallyIntegrateSnapBaseline	BL2000\jheine	1/27/2022 8:28:30 AM	Snap baseline for compound Phenanthrene in sample Jan2602.D, from x = 9.768 to x = 9.830, new integration is from x, y = 9.768, 233 to 9.830, 1527 and new response = 79878; previous integration is from x, y = 9.768, 1553 to 9.830, 5143 and previous response = 70734.			✓	
CmdManuallyIntegrateDropBaseline	BL2000\jheine	1/27/2022 8:28:30 AM	Drop baseline for compound Phenanthrene in sample Jan2602.D to y = 233, new integration is from x, y = 9.768, 233 to 9.830, 233 and new response = 82275; previous integration is from x, y = 9.768, 233 to 9.830, 1527 and previous response = 79878.			✓	
CmdSetTargetCompoundAttribute	BL2000\jheine	1/27/2022 8:28:32 AM	Set UserAnnotation = BA for compound Phenanthrene in sample Jan2602.D; previous value =			✓	

Name	User	Time	Action	Reason	Comment	Succeed	Exception
CmdManuallyIntegrateQualifierPeak	BL2000\jheine	1/27/2022 8:29:08 AM	Manually integrate qualifier 102.0 of compound Naphthalene in sample Jan2603.D, from x, y = 5.928, 529 to 5.994, 143, result = 3783; previous integration is from x, y = 5.893, 211 to 5.994, 143 and previous response = 7700.			✓	
CmdManuallyIntegrateDropBaseline	BL2000\jheine	1/27/2022 8:29:10 AM	Drop baseline for qualifier 102.0 of compound Naphthalene in sample Jan2603.D to y = 143, new integration is from x, y = 5.928, 143 to 5.994, 143 and new response = 4538; previous integration is from x, y = 5.928, 529 to 5.994, 143 and previous response = 3783.			✓	
CmdManuallyIntegrateSplit	BL2000\jheine	1/27/2022 8:29:18 AM	Split peak for compound 1-Methylnaphthalene in sample Jan2603.D and keep left peak, new integration is from x, y = 6.852, 74.3985236774611 to 6.940, 76.914006297308 and new response = 17660, previous integration is from x, y = 6.852, 74 to 7.040, 80 and previous response = 19132.			✓	
CmdManuallyIntegrateQualifierPeak	BL2000\jheine	1/27/2022 8:29:58 AM	Manually integrate qualifier 102.0 of compound Naphthalene in sample Jan2605.D, from x, y = 5.928, 279 to 6.003, 65, result = 760; previous integration is from x, y = 5.891, 65 to 6.003, 65 and previous response = 3787.			✓	
CmdManuallyIntegrateDropBaseline	BL2000\jheine	1/27/2022 8:30:00 AM	Drop baseline for qualifier 102.0 of compound Naphthalene in sample Jan2605.D to y = 65, new integration is from x, y = 5.928, 65 to 6.003, 65 and new response = 1241; previous integration is from x, y = 5.928, 279 to 6.003, 65 and previous response = 760.			✓	
CmdManuallyIntegrateQualifierPeak	BL2000\jheine	1/27/2022 8:30:09 AM	Manually integrate qualifier153.0 of compound Acenaphthylene in sample Jan2605.D from x, y = 7.801, 374 to 7.876, 708; result = -1303			✓	
CmdManuallyIntegrateSnapBaseline	BL2000\jheine	1/27/2022 8:30:10 AM	Snap baseline for qualifier 153.0 of compound Acenaphthylene in sample Jan2605.D from x = 7.801 to x = 7.876, new integration is from x, y = 7.801, 60 to 7.876, 85 and new response = 800; previous integration is from x, y = 7.801, 374 to 7.876, 708 and previous response = -1303.			✓	

Name	User	Time	Action	Reason	Comment	Succeed	Exception
CmdManuallyIntegrateDropBaseline	BL2000\jheine	1/27/2022 8:30:11 AM	Drop baseline for qualifier 153.0 of compound Acenaphthylene in sample Jan2605.D to y = 60, new integration is from x, y = 7.801, 60 to 7.876, 60 and new response = 856; previous integration is from x, y = 7.801, 60 to 7.876, 85 and previous response = 800.			✓	
CmdManuallyIntegrateQualifierPeak	BL2000\jheine	1/27/2022 8:30:22 AM	Manually integrate qualifier176.0 of compound Phenanthrene in sample Jan2605.D from x, y = 9.736, 54 to 9.830, 276; result = 947			✓	
CmdManuallyIntegrateDropBaseline	BL2000\jheine	1/27/2022 8:30:23 AM	Drop baseline for qualifier 176.0 of compound Phenanthrene in sample Jan2605.D to y = 54, new integration is from x, y = 9.736, 54 to 9.830, 54 and new response = 1569; previous integration is from x, y = 9.736, 54 to 9.830, 276 and previous response = 947.			✓	
CmdManuallyIntegrateSplit	BL2000\jheine	1/27/2022 8:30:28 AM	Split qualifier 176.0 of compound Anthracene in sample Jan2605.D and keep right peak, new integration is from x, y = 9.830, 54.2766958735709 to 9.928, 54.2766958735709 and new response = 1406, previous integration is from x, y = 9.736, 54 to 9.928, 54 and previous response = 2974.			✓	
CmdManuallyIntegrateQualifierPeak	BL2000\jheine	1/27/2022 8:31:02 AM	Manually integrate qualifier 102.0 of compound Naphthalene in sample Jan2606.D, from x, y = 5.928, 238 to 6.003, 64, result = 490; previous integration is from x, y = 5.891, 64 to 6.003, 64 and previous response = 2955.			✓	
CmdManuallyIntegrateDropBaseline	BL2000\jheine	1/27/2022 8:31:03 AM	Drop baseline for qualifier 102.0 of compound Naphthalene in sample Jan2606.D to y = 64, new integration is from x, y = 5.928, 64 to 6.003, 64 and new response = 881; previous integration is from x, y = 5.928, 238 to 6.003, 64 and previous response = 490.			✓	
CmdManuallyIntegrateQualifierPeak	BL2000\jheine	1/27/2022 8:31:13 AM	Manually integrate qualifier153.0 of compound Acenaphthylene in sample Jan2606.D from x, y = 7.801, 148 to 7.876, 310; result = -367			✓	
CmdManuallyIntegrateSnapBaseline	BL2000\jheine	1/27/2022 8:31:15 AM	Snap baseline for qualifier 153.0 of compound Acenaphthylene in sample Jan2606.D from x = 7.801 to x = 7.876, new integration is from x, y = 7.801, 56 to 7.876, 70 and new response = 379; previous integration is from x, y = 7.801, 148 to 7.876, 310 and previous response = -367.			✓	

Name	User	Time	Action	Reason	Comment	Succeed	Exception
CmdManuallyIntegrateDropBaseline	BL2000\jheine	1/27/2022 8:31:15 AM	Drop baseline for qualifier 153.0 of compound Acenaphthylene in sample Jan2606.D to y = 56, new integration is from x, y = 7.801, 56 to 7.876, 56 and new response = 410; previous integration is from x, y = 7.801, 56 to 7.876, 70 and previous response = 379.			✓	
CmdManuallyIntegrateQualifierPeak	BL2000\jheine	1/27/2022 8:31:55 AM	Manually integrate qualifier 129.0 of compound Naphthalene in sample Jan2607.D, from x, y = 5.928, 64 to 5.978, 66, result = 126; previous integration is from x, y = 5.878, 64 to 6.016, 64 and previous response = 184.			✓	
CmdManuallyIntegrateDropBaseline	BL2000\jheine	1/27/2022 8:31:57 AM	Drop baseline for qualifier 129.0 of compound Naphthalene in sample Jan2607.D to y = 64, new integration is from x, y = 5.928, 64 to 5.978, 64 and new response = 128; previous integration is from x, y = 5.928, 64 to 5.978, 66 and previous response = 126.			✓	
CmdManuallyIntegrateQualifierPeak	BL2000\jheine	1/27/2022 8:31:59 AM	Manually integrate qualifier 102.0 of compound Naphthalene in sample Jan2607.D, from x, y = 5.928, 160 to 5.991, 61, result = 403; previous integration is from x, y = 5.866, 61 to 5.991, 61 and previous response = 2866.			✓	
CmdManuallyIntegrateDropBaseline	BL2000\jheine	1/27/2022 8:32:01 AM	Drop baseline for qualifier 102.0 of compound Naphthalene in sample Jan2607.D to y = 61, new integration is from x, y = 5.928, 61 to 5.991, 61 and new response = 588; previous integration is from x, y = 5.928, 160 to 5.991, 61 and previous response = 403.			✓	
CmdManuallyIntegrateSplit	BL2000\jheine	1/27/2022 8:32:07 AM	Split peak for compound 2-Methylnaphthalene in sample Jan2607.D and keep left peak, new integration is from x, y = 6.753, 62.4248015873016 to 6.865, 62.4248015873016 and new response = 703, previous integration is from x, y = 6.753, 62 to 6.940, 62 and previous response = 1419.			✓	
CmdManuallyIntegratePeak	BL2000\jheine	1/27/2022 8:32:17 AM	Manually integrate compound 1-Methylnaphthalene in sample Jan2607.D, from x, y = 6.865, 123 to 7.027, 121, result = 259; previous integration is from x, y = 6.753, 62 to 6.940, 62 and previous response = 1419.			✓	

Name	User	Time	Action	Reason	Comment	Succeed	Exception
CmdManuallyIntegrateSnapBaseline	BL2000\jheine	1/27/2022 8:32:18 AM	Snap baseline for compound 1-Methylnaphthalene in sample Jan2607.D, from x = 6.865 to x = 7.027, new integration is from x, y = 6.865, 92 to 7.027, 69 and new response = 664; previous integration is from x, y = 6.865, 123 to 7.027, 121 and previous response = 259.			✓	
CmdManuallyIntegrateDropBaseline	BL2000\jheine	1/27/2022 8:32:19 AM	Drop baseline for compound 1-Methylnaphthalene in sample Jan2607.D to y = 69, new integration is from x, y = 6.865, 69 to 7.027, 69 and new response = 776; previous integration is from x, y = 6.865, 92 to 7.027, 69 and previous response = 664.			✓	
CmdManuallyIntegratePeak	BL2000\jheine	1/27/2022 8:32:28 AM	Manually integrate compound Acenaphthene in sample Jan2607.D, from x, y = 8.013, 86 to 8.163, 55, result = 794; previous integration is from x, y = 7.964, 55 to 8.163, 55 and previous response = 1473.			✓	
CmdManuallyIntegrateDropBaseline	BL2000\jheine	1/27/2022 8:32:30 AM	Drop baseline for compound Acenaphthene in sample Jan2607.D to y = 55, new integration is from x, y = 8.013, 55 to 8.163, 55 and new response = 929; previous integration is from x, y = 8.013, 86 to 8.163, 55 and previous response = 794.			✓	
CmdManuallyIntegrateSplit	BL2000\jheine	1/27/2022 8:32:36 AM	Split peak for compound Phenanthrene in sample Jan2607.D and keep left peak, new integration is from x, y = 9.744, 59.0203286856513 to 9.830, 59.0203286856513 and new response = 1762, previous integration is from x, y = 9.744, 59 to 10.015, 59 and previous response = 3476.			✓	
CmdManuallyIntegrateSplit	BL2000\jheine	1/27/2022 8:32:39 AM	Split qualifier 176.0 of compound Phenanthrene in sample Jan2607.D and keep left peak, new integration is from x, y = 9.743, 53.5627307558342 to 9.830, 53.5627307558342 and new response = 324, previous integration is from x, y = 9.743, 54 to 9.990, 54 and previous response = 637.			✓	
CmdManuallyIntegrateSplit	BL2000\jheine	1/27/2022 8:32:44 AM	Split peak for compound Anthracene in sample Jan2607.D and keep right peak, new integration is from x, y = 9.830, 59.0203286856513 to 10.015, 59.0203286856513 and new response = 1732, previous integration is from x, y = 9.744, 59 to 10.015, 59 and previous response = 3476.			✓	

Name	User	Time	Action	Reason	Comment	Succeed	Exception
CmdManuallyIntegrateSplit	BL2000\jheine	1/27/2022 8:32:47 AM	Split qualifier 176.0 of compound Anthracene in sample Jan2607.D and keep right peak, new integration is from x, y = 9.830, 53.5627307558342 to 9.990, 53.5627307558342 and new response = 314, previous integration is from x, y = 9.743, 54 to 9.990, 54 and previous response = 637.			✓	
CmdManuallyIntegrateSplit	BL2000\jheine	1/27/2022 8:32:55 AM	Split qualifier 101.0 of compound Fluoranthene in sample Jan2607.D and keep left peak, new integration is from x, y = 11.378, 55.7200056353903 to 11.485, 55.7200056353903 and new response = 217, previous integration is from x, y = 11.378, 56 to 11.579, 56 and previous response = 231.			✓	
CmdManuallyIntegratePeak	BL2000\jheine	1/27/2022 8:33:13 AM	Manually integrate compound Indeno(1,2,3-cd)pyrene in sample Jan2607.D, from x, y = 20.191, 56 to 20.279, 98, result = 770; previous integration is from x, y = 20.191, 56 to 20.402, 58 and previous response = 1238.			✓	
CmdManuallyIntegrateDropBaseline	BL2000\jheine	1/27/2022 8:33:14 AM	Drop baseline for compound Indeno(1,2,3-cd)pyrene in sample Jan2607.D to y = 56, new integration is from x, y = 20.191, 56 to 20.279, 56 and new response = 881; previous integration is from x, y = 20.191, 56 to 20.279, 98 and previous response = 770.			✓	
CmdManuallyIntegrateQualifierPeak	BL2000\jheine	1/27/2022 8:33:21 AM	Manually integrate qualifier 139.0 of compound Dibenzo(a,h)anthracene in sample Jan2607.D, from x, y = 20.254, 69 to 20.340, 70, result = 139; previous integration is from x, y = 20.217, 67 to 20.451, 68 and previous response = 202.			✓	
CmdManuallyIntegrateDropBaseline	BL2000\jheine	1/27/2022 8:33:22 AM	Drop baseline for qualifier 139.0 of compound Dibenzo(a,h)anthracene in sample Jan2607.D to y = 69, new integration is from x, y = 20.254, 69 to 20.340, 69 and new response = 141; previous integration is from x, y = 20.254, 69 to 20.340, 70 and previous response = 139.			✓	
CmdManuallyIntegrateQualifierPeak	BL2000\jheine	1/27/2022 8:33:47 AM	Manually integrate qualifier 129.0 of compound Naphthalene in sample Jan2608.D, from x, y = 5.928, 95 to 5.966, 81, result = 12; previous integration is from x, y = 5.893, 63 to 6.016, 63 and previous response = 126.			✓	

Name	User	Time	Action	Reason	Comment	Succeed	Exception
CmdManuallyIntegrateSnapBaseline	BL2000\jheine	1/27/2022 8:33:48 AM	Snap baseline for qualifier 129.0 of compound Naphthalene in sample Jan2608.D from x = 5.928 to x = 5.966, new integration is from x, y = 5.928, 84 to 5.966, 64 and new response = 43; previous integration is from x, y = 5.928, 95 to 5.966, 81 and previous response = 12.			✓	
CmdManuallyIntegrateDropBaseline	BL2000\jheine	1/27/2022 8:33:49 AM	Drop baseline for qualifier 129.0 of compound Naphthalene in sample Jan2608.D to y = 64, new integration is from x, y = 5.928, 64 to 5.966, 64 and new response = 66; previous integration is from x, y = 5.928, 84 to 5.966, 64 and previous response = 43.			✓	
CmdManuallyIntegrateQualifierPeak	BL2000\jheine	1/27/2022 8:33:52 AM	Manually integrate qualifier 102.0 of compound Naphthalene in sample Jan2608.D, from x, y = 5.928, 117 to 5.991, 62, result = 375; previous integration is from x, y = 5.891, 62 to 5.991, 62 and previous response = 2544.			✓	
CmdManuallyIntegrateDropBaseline	BL2000\jheine	1/27/2022 8:33:53 AM	Drop baseline for qualifier 102.0 of compound Naphthalene in sample Jan2608.D to y = 62, new integration is from x, y = 5.928, 62 to 5.991, 62 and new response = 478; previous integration is from x, y = 5.928, 117 to 5.991, 62 and previous response = 375.			✓	
CmdManuallyIntegrateSplit	BL2000\jheine	1/27/2022 8:33:57 AM	Split peak for compound 2-Methylnaphthalene in sample Jan2608.D and keep left peak, new integration is from x, y = 6.752, 61.491890847248 to 6.865, 61.491890847248 and new response = 402, previous integration is from x, y = 6.752, 61 to 6.940, 61 and previous response = 821.			✓	
CmdManuallyIntegratePeak	BL2000\jheine	1/27/2022 8:34:05 AM	Manually integrate compound 1-Methylnaphthalene in sample Jan2608.D, from x, y = 6.865, 95 to 6.990, 106, result = 171; previous integration is from x, y = 6.752, 61 to 6.940, 61 and previous response = 821.			✓	
CmdManuallyIntegrateSnapBaseline	BL2000\jheine	1/27/2022 8:34:06 AM	Snap baseline for compound 1-Methylnaphthalene in sample Jan2608.D, from x = 6.865 to x = 6.990, new integration is from x, y = 6.865, 75 to 6.990, 67 and new response = 391; previous integration is from x, y = 6.865, 95 to 6.990, 106 and previous response = 171.			✓	

Name	User	Time	Action	Reason	Comment	Succeed	Exception
CmdManuallyIntegrateDropBaseline	BL2000\jheine	1/27/2022 8:34:07 AM	Drop baseline for compound 1-Methylnaphthalene in sample Jan2608.D to y = 67, new integration is from x, y = 6.865, 67 to 6.990, 67 and new response = 421; previous integration is from x, y = 6.865, 75 to 6.990, 67 and previous response = 391.			✓	
CmdManuallyIntegratePeak	BL2000\jheine	1/27/2022 8:34:16 AM	Manually integrate compound Acenaphthene in sample Jan2608.D, from x, y = 8.013, 86 to 8.113, 55, result = 470; previous integration is from x, y = 7.967, 55 to 8.113, 55 and previous response = 1111.			✓	
CmdManuallyIntegrateDropBaseline	BL2000\jheine	1/27/2022 8:34:18 AM	Drop baseline for compound Acenaphthene in sample Jan2608.D to y = 55, new integration is from x, y = 8.013, 55 to 8.113, 55 and new response = 560; previous integration is from x, y = 8.013, 86 to 8.113, 55 and previous response = 470.			✓	
CmdManuallyIntegrateSplit	BL2000\jheine	1/27/2022 8:34:26 AM	Split peak for compound Phenanthrene in sample Jan2608.D and keep left peak, new integration is from x, y = 9.735, 58.6755494505495 to 9.830, 58.6755494505495 and new response = 1114, previous integration is from x, y = 9.735, 59 to 9.941, 59 and previous response = 2087.			✓	
CmdManuallyIntegrateSplit	BL2000\jheine	1/27/2022 8:34:27 AM	Split qualifier 176.0 of compound Phenanthrene in sample Jan2608.D and keep left peak, new integration is from x, y = 9.747, 53.3215999686588 to 9.830, 53.3215999686588 and new response = 193, previous integration is from x, y = 9.747, 53 to 9.941, 53 and previous response = 374.			✓	
CmdManuallyIntegrateSplit	BL2000\jheine	1/27/2022 8:34:31 AM	Split peak for compound Anthracene in sample Jan2608.D and keep right peak, new integration is from x, y = 9.830, 58.6755494505495 to 9.941, 58.6755494505495 and new response = 973, previous integration is from x, y = 9.735, 59 to 9.941, 59 and previous response = 2087.			✓	
CmdManuallyIntegrateSplit	BL2000\jheine	1/27/2022 8:34:33 AM	Split qualifier 176.0 of compound Anthracene in sample Jan2608.D and keep right peak, new integration is from x, y = 9.830, 53.3215999686588 to 9.941, 53.3215999686588 and new response = 181, previous integration is from x, y = 9.747, 53 to 9.941, 53 and previous response = 374.			✓	

Name	User	Time	Action	Reason	Comment	Succeed	Exception
CmdManuallyIntegratePeak	BL2000\jheine	1/27/2022 8:34:53 AM	Manually integrate compound Indeno(1,2,3-cd)pyrene in sample Jan2608.D, from x, y = 20.187, 55 to 20.266, 94, result = 402; previous integration is from x, y = 20.187, 55 to 20.402, 55 and previous response = 765.			✓	
CmdManuallyIntegrateDropBaseline	BL2000\jheine	1/27/2022 8:34:54 AM	Drop baseline for compound Indeno(1,2,3-cd)pyrene in sample Jan2608.D to y = 55, new integration is from x, y = 20.187, 55 to 20.266, 55 and new response = 495; previous integration is from x, y = 20.187, 55 to 20.266, 94 and previous response = 402.			✓	
CmdSetTargetCompoundAttribute	BL2000\jheine	1/27/2022 8:34:55 AM	Set UserAnnotation = CO for compound Indeno(1,2,3-cd)pyrene in sample Jan2608.D; previous value =			✓	
CmdManuallyIntegrateQualifierPeak	BL2000\jheine	1/27/2022 8:35:00 AM	Manually integrate qualifier 138.0 of compound Indeno(1,2,3-cd)pyrene in sample Jan2608.D, from x, y = 20.188, 60 to 20.254, 70, result = 83; previous integration is from x, y = 20.188, 60 to 20.377, 62 and previous response = 195.			✓	
CmdManuallyIntegrateDropBaseline	BL2000\jheine	1/27/2022 8:35:01 AM	Drop baseline for qualifier 138.0 of compound Indeno(1,2,3-cd)pyrene in sample Jan2608.D to y = 60, new integration is from x, y = 20.188, 60 to 20.254, 60 and new response = 101; previous integration is from x, y = 20.188, 60 to 20.254, 70 and previous response = 83.			✓	
CmdManuallyIntegrateQualifierPeak	BL2000\jheine	1/27/2022 8:35:13 AM	Manually integrate qualifier 128.0 of compound Nitrobenzene-d5 in sample Jan2608.D, from x, y = 5.106, 74 to 5.243, 75, result = 77; previous integration is from x, y = 5.107, 75 to 5.354, 73 and previous response = 101.			✓	
CmdManuallyIntegrateDropBaseline	BL2000\jheine	1/27/2022 8:35:15 AM	Drop baseline for qualifier 128.0 of compound Nitrobenzene-d5 in sample Jan2608.D to y = 74, new integration is from x, y = 5.106, 74 to 5.243, 74 and new response = 81; previous integration is from x, y = 5.106, 74 to 5.243, 75 and previous response = 77.			✓	
CmdManuallyIntegrateQualifierPeak	BL2000\jheine	1/27/2022 8:35:19 AM	Manually integrate qualifier 128.0 of compound Nitrobenzene-d5 in sample Jan2608.D, from x, y = 5.106, 74 to 5.205, 75, result = 65; previous integration is from x, y = 5.106, 74 to 5.243, 74 and previous response = 81.			✓	

Name	User	Time	Action	Reason	Comment	Succeed	Exception
CmdManuallyIntegrateDropBaseline	BL2000\jheine	1/27/2022 8:35:20 AM	Drop baseline for qualifier 128.0 of compound Nitrobenzene-d5 in sample Jan2608.D to y = 74, new integration is from x, y = 5.106, 74 to 5.205, 74 and new response = 68; previous integration is from x, y = 5.106, 74 to 5.205, 75 and previous response = 65.			✓	
CmdSetTargetCompoundAttribute	BL2000\jheine	1/27/2022 8:35:34 AM	Set UserAnnotation = CO for compound Anthracene in sample Jan2608.D; previous value =			✓	
CmdSetTargetCompoundAttribute	BL2000\jheine	1/27/2022 8:35:38 AM	Set UserAnnotation = CO for compound Phenanthrene in sample Jan2608.D; previous value =			✓	
CmdSetTargetCompoundAttribute	BL2000\jheine	1/27/2022 8:35:42 AM	Set UserAnnotation = CO for compound Acenaphthene in sample Jan2608.D; previous value =			✓	
CmdSetTargetCompoundAttribute	BL2000\jheine	1/27/2022 8:35:50 AM	Set UserAnnotation = CO for compound 1-Methylnaphthalene in sample Jan2608.D; previous value =			✓	
CmdSetTargetCompoundAttribute	BL2000\jheine	1/27/2022 8:35:53 AM	Set UserAnnotation = CO for compound 2-Methylnaphthalene in sample Jan2608.D; previous value =			✓	
CmdManuallyIntegrateSplit	BL2000\jheine	1/27/2022 8:36:04 AM	Split peak for compound 2-Methylnaphthalene in sample Jan2609.D and keep left peak, new integration is from x, y = 6.728, 62.8744187910855 to 6.865, 62.8744187910855 and new response = 8066, previous integration is from x, y = 6.728, 63 to 7.040, 63 and previous response = 16637.			✓	
CmdSetTargetCompoundAttribute	BL2000\jheine	1/27/2022 8:36:05 AM	Set UserAnnotation = CO for compound 2-Methylnaphthalene in sample Jan2609.D; previous value =			✓	
CmdManuallyIntegrateSplit	BL2000\jheine	1/27/2022 8:36:11 AM	Split peak for compound 1-Methylnaphthalene in sample Jan2609.D and keep right peak, new integration is from x, y = 6.865, 62.8744187910855 to 7.040, 62.8744187910855 and new response = 8571, previous integration is from x, y = 6.728, 63 to 7.040, 63 and previous response = 16637.			✓	
CmdManuallyIntegrateSplit	BL2000\jheine	1/27/2022 8:36:13 AM	Split peak for compound 1-Methylnaphthalene in sample Jan2609.D and keep left peak, new integration is from x, y = 6.865, 62.8744187910855 to 6.940, 62.8744187910855 and new response = 7747, previous integration is from x, y = 6.865, 63 to 7.040, 63 and previous response = 8571.			✓	
CmdSetTargetCompoundAttribute	BL2000\jheine	1/27/2022 8:36:18 AM	Set UserAnnotation = CO for compound 1-Methylnaphthalene in sample Jan2609.D; previous value =			✓	

Name	User	Time	Action	Reason	Comment	Succeed	Exception
CmdManuallyIntegrate QualifierPeak	BL2000\jheine	1/27/2022 8:36:25 AM	Manually integrate qualifier153.0 of compound Acenaphthylene in sample Jan2609.D from x, y = 7.801, 853 to 7.876, 1796; result = -3846			✓	
CmdManuallyIntegrateSnapBaseline	BL2000\jheine	1/27/2022 8:36:27 AM	Snap baseline for qualifier 153.0 of compound Acenaphthylene in sample Jan2609.D from x = 7.801 to x = 7.876, new integration is from x, y = 7.801, 66 to 7.876, 104 and new response = 1714; previous integration is from x, y = 7.801, 853 to 7.876, 1796 and previous response = -3846.			✓	
CmdManuallyIntegrate DropBaseline	BL2000\jheine	1/27/2022 8:36:27 AM	Drop baseline for qualifier 153.0 of compound Acenaphthylene in sample Jan2609.D to y = 66, new integration is from x, y = 7.801, 66 to 7.876, 66 and new response = 1799; previous integration is from x, y = 7.801, 66 to 7.876, 104 and previous response = 1714.			✓	
CmdManuallyIntegratePeak	BL2000\jheine	1/27/2022 8:36:34 AM	Manually integrate compound Acenaphthene in sample Jan2609.D, from x, y = 8.013, 1323 to 8.113, 67, result = 5472; previous integration is from x, y = 7.976, 68 to 8.113, 67 and previous response = 9704.			✓	
CmdManuallyIntegrate DropBaseline	BL2000\jheine	1/27/2022 8:36:35 AM	Drop baseline for compound Acenaphthene in sample Jan2609.D to y = 67, new integration is from x, y = 8.013, 67 to 8.113, 67 and new response = 9230; previous integration is from x, y = 8.013, 1323 to 8.113, 67 and previous response = 5472.			✓	
CmdSetTargetCompoundAttribute	BL2000\jheine	1/27/2022 8:36:44 AM	Set UserAnnotation = CO for compound Acenaphthene in sample Jan2609.D; previous value =			✓	

Name	User	Time	Action	Reason	Comment	Succeed	Exception
CmdCalibrate	BL2000\jheine	1/27/2022 8:37:26 AM	Replace level ICV with QC sample Jan2609.D for compounds {Benzo(g,h,i)perylene, Dibenzo(a,h)anthracene, Indeno(1,2,3-cd)pyrene, Benzo(a)pyrene, Benzo(k)fluoranthene, Benzo(b)fluoranthene, Chrysene, Benzo(a)Anthracene, Terphenyl-d14, Pyrene, Fluoranthene, Anthracene, Phenanthrene, Fluorene, Acenaphthene, Acenaphthylene, 2-Fluorobiphenyl, 1-Methylnaphthalene, 2-Methylnaphthalene, Naphthalene, Nitrobenzene-d5, o-Terphenyl}; Replace level 1 with Calibration sample Jan2608.D for compounds {Benzo(g,h,i)perylene, Dibenzo(a,h)anthracene, Indeno(1,2,3-cd)pyrene, Benzo(a)pyrene, Benzo(k)fluoranthene, Benzo(b)fluoranthene, Chrysene, Benzo(a)Anthracene, Terphenyl-d14, Pyrene, Fluoranthene, Anthracene, Phenanthrene, Fluorene, Acenaphthene, Acenaphthylene, 2-Fluorobiphenyl, 1-Methylnaphthalene, 2-Methylnaphthalene, Naphthalene, Nitrobenzene-d5, o-Terphenyl}; Replace level 2 with Calibration sample Jan2607.D for compounds {Benzo(g,h,i)perylene, Dibenzo(a,h)anthracene, Indeno(1,2,3-cd)pyrene, Benzo(a)pyrene, Benzo(k)fluoranthene, Benzo(b)fluoranthene, Chrysene, Benzo(a)Anthracene, Terphenyl-d14, Pyrene, Fluoranthene, Anthracene, Phenanthrene, Fluorene, Acenaphthene, Acenaphthylene, 2-Fluorobiphenyl, 1-Methylnaphthalene, 2-Methylnaphthalene, Naphthalene, Nitrobenzene-d5, o-Terphenyl}; Replace level 3 with Calibration sample Jan2606.D for compounds {Benzo(g,h,i)perylene, Dibenzo(a,h)anthracene, Indeno(1,2,3-cd)pyrene, Benzo(a)pyrene, Benzo(k)fluoranthene, Benzo(b)fluoranthene, Chrysene, Benzo(a)Anthracene, Terphenyl-d14, Pyrene, Fluoranthene, Anthracene, Phenanthrene, Fluorene, Acenaphthene, Acenaphthylene, 2-Fluorobiphenyl, 1-Methylnaphthalene, 2-Methylnaphthalene, Naphthalene,			✓	

Name	User	Time	Action	Reason	Comment	Succeed	Exception
			Nitrobenzene-d5, o-Terphenyl}; Replace level 4 with Calibration sample Jan2605.D for compounds {Benzo(g,h,i)perylene, Dibenzo(a,h)anthracene, Indeno(1,2,3-cd)pyrene, Benzo(a)pyrene, Benzo(k)fluoranthene, Benzo(b)fluoranthene, Chrysene, Benzo(a)Anthracene, Terphenyl-d14, Pyrene, Fluoranthene, Anthracene, Phenanthrene, Fluorene, Acenaphthene, Acenaphthylene, 2-Fluorobiphenyl, 1-Methylnaphthalene, 2-Methylnaphthalene, Naphthalene, Nitrobenzene-d5, o-Terphenyl}; Replace level 5 with Calibration sample Jan2604.D for compounds {Benzo(g,h,i)perylene, Dibenzo(a,h)anthracene, Indeno(1,2,3-cd)pyrene, Benzo(a)pyrene, Benzo(k)fluoranthene, Benzo(b)fluoranthene, Chrysene, Benzo(a)Anthracene, Terphenyl-d14, Pyrene, Fluoranthene, Anthracene, Phenanthrene, Fluorene, Acenaphthene, Acenaphthylene, 2-Fluorobiphenyl, 1-Methylnaphthalene, 2-Methylnaphthalene, Naphthalene, Nitrobenzene-d5, o-Terphenyl}; Replace level 6 with Calibration sample Jan2603.D for compounds {Benzo(g,h,i)perylene, Dibenzo(a,h)anthracene, Indeno(1,2,3-cd)pyrene, Benzo(a)pyrene, Benzo(k)fluoranthene, Benzo(b)fluoranthene, Chrysene, Benzo(a)Anthracene, Terphenyl-d14, Pyrene, Fluoranthene, Anthracene, Phenanthrene, Fluorene, Acenaphthene, Acenaphthylene, 2-Fluorobiphenyl, 1-Methylnaphthalene, 2-Methylnaphthalene, Naphthalene, Nitrobenzene-d5, o-Terphenyl}; Replace level 7 with Calibration sample Jan2602.D for compounds {Benzo(g,h,i)perylene, Dibenzo(a,h)anthracene, Indeno(1,2,3-cd)pyrene, Benzo(a)pyrene, Benzo(k)fluoranthene, Benzo(b)fluoranthene, Chrysene, Benzo(a)Anthracene, Terphenyl-d14, Pyrene, Fluoranthene, Anthracene, Phenanthrene, Fluorene, Acenaphthene, Acenaphthylene, 2-Fluorobiphenyl, 1-Methylnaphthalene,				

Name	User	Time	Action	Reason	Comment	Succeed	Exception
			2-Methylnaphthalene, Naphthalene, Nitrobenzene-d5, o-Terphenyl};				
CmdQuantitate	BL2000\jheine	1/27/2022 8:39:18 AM	Quantitate all compounds in all samples			✓	
CmdSetTargetCompoundAttribute	BL2000\jheine	1/27/2022 8:40:52 AM	Set CurveFit = fitAverageOfResponseFactors for compound Nitrobenzene-d5 in all samples; previous value = fitQuadratic			✓	
CmdSetTargetCompoundAttribute	BL2000\jheine	1/27/2022 8:40:55 AM	Set CurveFit = fitQuadratic for compound Nitrobenzene-d5 in all samples; previous value = fitQuadratic			✓	
CmdSetTargetCompoundAttribute	BL2000\jheine	1/27/2022 8:41:02 AM	Set CurveFit = fitQuadratic for compound Naphthalene in all samples; previous value = fitAverageOfResponseFactors			✓	
CmdSetTargetCompoundAttribute	BL2000\jheine	1/27/2022 8:41:04 AM	Set CurveFitOrigin = originInclude for compound Naphthalene in all samples; previous value = originIgnore			✓	
CmdSetTargetCompoundAttribute	BL2000\jheine	1/27/2022 8:41:05 AM	Set CurveFitWeight = weightOneOverX for compound Naphthalene in all samples; previous value = weightEqual			✓	
CmdQuantitate	BL2000\jheine	1/27/2022 8:41:10 AM	Quantitate all compounds in all samples			✓	
CmdSetTargetCompoundAttribute	BL2000\jheine	1/27/2022 8:41:17 AM	Set CurveFit = fitQuadratic for compound 2-Methylnaphthalene in all samples; previous value = fitAverageOfResponseFactors			✓	
CmdSetTargetCompoundAttribute	BL2000\jheine	1/27/2022 8:41:19 AM	Set CurveFitOrigin = originInclude for compound 2-Methylnaphthalene in all samples; previous value = originIgnore			✓	
CmdSetTargetCompoundAttribute	BL2000\jheine	1/27/2022 8:41:22 AM	Set CurveFitWeight = weightOneOverX for compound 2-Methylnaphthalene in all samples; previous value = weightEqual			✓	
CmdQuantitate	BL2000\jheine	1/27/2022 8:41:26 AM	Quantitate all compounds in all samples			✓	
CmdSetTargetCompoundAttribute	BL2000\jheine	1/27/2022 8:41:32 AM	Set CurveFit = fitQuadratic for compound 1-Methylnaphthalene in all samples; previous value = fitAverageOfResponseFactors			✓	
CmdSetTargetCompoundAttribute	BL2000\jheine	1/27/2022 8:41:34 AM	Set CurveFitOrigin = originInclude for compound 1-Methylnaphthalene in all samples; previous value = originIgnore			✓	
CmdSetTargetCompoundAttribute	BL2000\jheine	1/27/2022 8:41:35 AM	Set CurveFitWeight = weightOneOverX for compound 1-Methylnaphthalene in all samples; previous value = weightEqual			✓	
CmdQuantitate	BL2000\jheine	1/27/2022 8:41:40 AM	Quantitate all compounds in all samples			✓	

Name	User	Time	Action	Reason	Comment	Succeed	Exception
CmdSetTargetCompoundAttribute	BL2000\jheine	1/27/2022 8:41:51 AM	Set CurveFit = fitQuadratic for compound Acenaphthylene in all samples; previous value = fitAverageOfResponseFactors			✓	
CmdSetTargetCompoundAttribute	BL2000\jheine	1/27/2022 8:41:52 AM	Set CurveFitOrigin = originInclude for compound Acenaphthylene in all samples; previous value = originIgnore			✓	
CmdSetTargetCompoundAttribute	BL2000\jheine	1/27/2022 8:41:54 AM	Set CurveFitWeight = weightOneOverX for compound Acenaphthylene in all samples; previous value = weightEqual			✓	
CmdQuantitate	BL2000\jheine	1/27/2022 8:41:58 AM	Quantitate all compounds in all samples			✓	
CmdSetTargetCompoundAttribute	BL2000\jheine	1/27/2022 8:42:04 AM	Set CurveFit = fitQuadratic for compound Acenaphthene in all samples; previous value = fitAverageOfResponseFactors			✓	
CmdSetTargetCompoundAttribute	BL2000\jheine	1/27/2022 8:42:06 AM	Set CurveFitOrigin = originInclude for compound Acenaphthene in all samples; previous value = originIgnore			✓	
CmdSetTargetCompoundAttribute	BL2000\jheine	1/27/2022 8:42:08 AM	Set CurveFitWeight = weightOneOverX for compound Acenaphthene in all samples; previous value = weightEqual			✓	
CmdQuantitate	BL2000\jheine	1/27/2022 8:42:13 AM	Quantitate all compounds in all samples			✓	
CmdSetTargetCompoundAttribute	BL2000\jheine	1/27/2022 8:42:37 AM	Set CurveFitWeight = weightOneOverXSquared for compound Acenaphthene in all samples; previous value = weightEqual			✓	
CmdQuantitate	BL2000\jheine	1/27/2022 8:42:42 AM	Quantitate all compounds in all samples			✓	
CmdSetTargetCompoundAttribute	BL2000\jheine	1/27/2022 8:42:50 AM	Set CurveFit = fitQuadratic for compound Fluorene in all samples; previous value = fitAverageOfResponseFactors			✓	
CmdSetTargetCompoundAttribute	BL2000\jheine	1/27/2022 8:42:52 AM	Set CurveFitOrigin = originInclude for compound Fluorene in all samples; previous value = originIgnore			✓	
CmdSetTargetCompoundAttribute	BL2000\jheine	1/27/2022 8:42:53 AM	Set CurveFitWeight = weightOneOverX for compound Fluorene in all samples; previous value = weightEqual			✓	
CmdQuantitate	BL2000\jheine	1/27/2022 8:42:58 AM	Quantitate all compounds in all samples			✓	
CmdSetTargetCompoundAttribute	BL2000\jheine	1/27/2022 8:43:06 AM	Set CurveFit = fitQuadratic for compound 2-Fluorobiphenyl in all samples; previous value = fitAverageOfResponseFactors			✓	

Name	User	Time	Action	Reason	Comment	Succeed	Exception
CmdSetTargetCompoundAttribute	BL2000\jheine	1/27/2022 8:43:07 AM	Set CurveFitOrigin = originInclude for compound 2-Fluorobiphenyl in all samples; previous value = originIgnore			✓	
CmdSetTargetCompoundAttribute	BL2000\jheine	1/27/2022 8:43:11 AM	Set CurveFitWeight = weightOneOverX for compound 2-Fluorobiphenyl in all samples; previous value = weightEqual			✓	
CmdQuantitate	BL2000\jheine	1/27/2022 8:43:15 AM	Quantitate all compounds in all samples			✓	
CmdSetTargetCompoundAttribute	BL2000\jheine	1/27/2022 8:43:30 AM	Set CurveFit = fitQuadratic for compound Fluoranthene in all samples; previous value = fitAverageOfResponseFactors			✓	
CmdSetTargetCompoundAttribute	BL2000\jheine	1/27/2022 8:43:32 AM	Set CurveFitOrigin = originInclude for compound Fluoranthene in all samples; previous value = originIgnore			✓	
CmdSetTargetCompoundAttribute	BL2000\jheine	1/27/2022 8:43:34 AM	Set CurveFitWeight = weightOneOverX for compound Fluoranthene in all samples; previous value = weightEqual			✓	
CmdQuantitate	BL2000\jheine	1/27/2022 8:43:39 AM	Quantitate all compounds in all samples			✓	
CmdSetTargetCompoundAttribute	BL2000\jheine	1/27/2022 8:43:49 AM	Set CurveFit = fitQuadratic for compound o-Terphenyl in all samples; previous value = fitAverageOfResponseFactors			✓	
CmdSetTargetCompoundAttribute	BL2000\jheine	1/27/2022 8:43:51 AM	Set CurveFitOrigin = originInclude for compound o-Terphenyl in all samples; previous value = originIgnore			✓	
CmdSetTargetCompoundAttribute	BL2000\jheine	1/27/2022 8:43:53 AM	Set CurveFitWeight = weightOneOverX for compound o-Terphenyl in all samples; previous value = weightEqual			✓	
CmdQuantitate	BL2000\jheine	1/27/2022 8:43:57 AM	Quantitate all compounds in all samples			✓	
CmdSetTargetCompoundAttribute	BL2000\jheine	1/27/2022 8:44:13 AM	Set CurveFit = fitQuadratic for compound Pyrene in all samples; previous value = fitAverageOfResponseFactors			✓	
CmdSetTargetCompoundAttribute	BL2000\jheine	1/27/2022 8:44:14 AM	Set CurveFitOrigin = originInclude for compound Pyrene in all samples; previous value = originIgnore			✓	
CmdSetTargetCompoundAttribute	BL2000\jheine	1/27/2022 8:44:16 AM	Set CurveFitWeight = weightOneOverX for compound Pyrene in all samples; previous value = weightEqual			✓	
CmdQuantitate	BL2000\jheine	1/27/2022 8:44:21 AM	Quantitate all compounds in all samples			✓	

Name	User	Time	Action	Reason	Comment	Succeed	Exception
CmdSetTargetCompoundAttribute	BL2000\jheine	1/27/2022 8:44:32 AM	Set CurveFit = fitQuadratic for compound Chrysene in all samples; previous value = fitAverageOfResponseFactors			✓	
CmdSetTargetCompoundAttribute	BL2000\jheine	1/27/2022 8:44:34 AM	Set CurveFitOrigin = originInclude for compound Chrysene in all samples; previous value = originIgnore			✓	
CmdSetTargetCompoundAttribute	BL2000\jheine	1/27/2022 8:44:36 AM	Set CurveFitWeight = weightOneOverX for compound Chrysene in all samples; previous value = weightEqual			✓	
CmdQuantitate	BL2000\jheine	1/27/2022 8:44:41 AM	Quantitate all compounds in all samples			✓	
CmdSetTargetCompoundAttribute	BL2000\jheine	1/27/2022 8:44:51 AM	Set CurveFit = fitQuadratic for compound Benzo(b)fluoranthene in all samples; previous value = fitAverageOfResponseFactors			✓	
CmdSetTargetCompoundAttribute	BL2000\jheine	1/27/2022 8:44:52 AM	Set CurveFitOrigin = originInclude for compound Benzo(b)fluoranthene in all samples; previous value = originIgnore			✓	
CmdSetTargetCompoundAttribute	BL2000\jheine	1/27/2022 8:44:54 AM	Set CurveFitWeight = weightOneOverX for compound Benzo(b)fluoranthene in all samples; previous value = weightEqual			✓	
CmdQuantitate	BL2000\jheine	1/27/2022 8:44:59 AM	Quantitate all compounds in all samples			✓	
CmdSetTargetCompoundAttribute	BL2000\jheine	1/27/2022 8:45:11 AM	Set CurveFit = fitQuadratic for compound Dibenzo(a,h)anthracene in all samples; previous value = fitAverageOfResponseFactors			✓	
CmdSetTargetCompoundAttribute	BL2000\jheine	1/27/2022 8:45:15 AM	Set CurveFitWeight = weightOneOverX for compound Dibenzo(a,h)anthracene in all samples; previous value = weightEqual			✓	
CmdQuantitate	BL2000\jheine	1/27/2022 8:45:20 AM	Quantitate all compounds in all samples			✓	

Name	User	Time	Action	Reason	Comment	Succeed	Exception
CmdImportSamplesFromWorklist	BL2000\jheine	1/27/2022 8:47:13 AM	Add samples from worklist: \\MASSHUNTER\Org\Data\SV5975.I\sh012622\1 e8270c bna SIM cal\Jan2624.D, \\MASSHUNTER\Org\Data\SV5975.I\sh012622\1 e8270c bna SIM cal\Jan2623.D, \\MASSHUNTER\Org\Data\SV5975.I\sh012622\1 e8270c bna SIM cal\Jan2622.D, \\MASSHUNTER\Org\Data\SV5975.I\sh012622\1 e8270c bna SIM cal\Jan2621.D, \\MASSHUNTER\Org\Data\SV5975.I\sh012622\1 e8270c bna SIM cal\Jan2620.D, \\MASSHUNTER\Org\Data\SV5975.I\sh012622\1 e8270c bna SIM cal\Jan2619.D, \\MASSHUNTER\Org\Data\SV5975.I\sh012622\1 e8270c bna SIM cal\Jan2618.D, \\MASSHUNTER\Org\Data\SV5975.I\sh012622\1 e8270c bna SIM cal\Jan2617.D, \\MASSHUNTER\Org\Data\SV5975.I\sh012622\1 e8270c bna SIM cal\Jan2616.D, \\MASSHUNTER\Org\Data\SV5975.I\sh012622\1 e8270c bna SIM cal\Jan2615.D, \\MASSHUNTER\Org\Data\SV5975.I\sh012622\1 e8270c bna SIM cal\Jan2614.D, \\MASSHUNTER\Org\Data\SV5975.I\sh012622\1 e8270c bna SIM cal\Jan2613.D, \\MASSHUNTER\Org\Data\SV5975.I\sh012622\1 e8270c bna SIM cal\Jan2612.D, \\MASSHUNTER\Org\Data\SV5975.I\sh012622\1 e8270c bna SIM cal\Jan2611.D			✓	
CmdSetSampleAttribute	BL2000\jheine	1/27/2022 8:47:36 AM	Set SampleType = Matrix for sample Jan2611.D; previous value = Sample			✓	
CmdSetSampleAttribute	BL2000\jheine	1/27/2022 8:47:40 AM	Set SampleType = MatrixDup for sample Jan2612.D; previous value = Sample			✓	
CmdSetSampleAttribute	BL2000\jheine	1/27/2022 8:47:44 AM	Set SampleType = Matrix for sample Jan2613.D; previous value = Sample			✓	
CmdSetSampleAttribute	BL2000\jheine	1/27/2022 8:47:47 AM	Set SampleType = MatrixDup for sample Jan2614.D; previous value = Sample			✓	
CmdSetSampleAttribute	BL2000\jheine	1/27/2022 8:47:50 AM	Set SampleType = Blank for sample Jan2615.D; previous value = Sample			✓	

Name	User	Time	Action	Reason	Comment	Succeed	Exception
CmdSetSampleAttribute	BL2000\jheine	1/27/2022 8:47:54 AM	Set SampleType = Matrix for sample Jan2616.D; previous value = Sample			✓	
CmdSetSampleAttribute	BL2000\jheine	1/27/2022 8:47:57 AM	Set SampleType = MatrixDup for sample Jan2617.D; previous value = Sample			✓	
CmdSetSampleAttribute	BL2000\jheine	1/27/2022 8:48:05 AM	Set SampleType = CC for sample Jan2624.D; previous value = Sample			✓	
CmdSetSampleAttribute	BL2000\jheine	1/27/2022 8:48:09 AM	Set LevelName = CCV for sample Jan2624.D; previous value =			✓	
CmdSetSampleAttribute	BL2000\jheine	1/27/2022 8:48:14 AM	Set MatrixSpikeGroup = MB-163072 for sample Jan2615.D; previous value =			✓	
CmdSetSampleAttribute	BL2000\jheine	1/27/2022 8:48:15 AM	Set MatrixSpikeGroup = MB-163072 for sample Jan2616.D; previous value =			✓	
CmdSetSampleAttribute	BL2000\jheine	1/27/2022 8:48:16 AM	Set MatrixSpikeGroup = MB-163072 for sample Jan2617.D; previous value =			✓	
CmdSetSampleAttribute	BL2000\jheine	1/27/2022 8:48:21 AM	Set MatrixSpikeGroup = 26-Jan-22_ISTBLK_10 for sample Jan2610.D; previous value =			✓	
CmdSetSampleAttribute	BL2000\jheine	1/27/2022 8:48:22 AM	Set MatrixSpikeGroup = 26-Jan-22_ISTBLK_10 for sample Jan2611.D; previous value =			✓	
CmdSetSampleAttribute	BL2000\jheine	1/27/2022 8:48:23 AM	Set MatrixSpikeGroup = 26-Jan-22_ISTBLK_10 for sample Jan2612.D; previous value =			✓	
CmdSetSampleAttribute	BL2000\jheine	1/27/2022 8:48:26 AM	Set MatrixSpikeGroup = 26-Jan-22_ISTBLK_10 for sample Jan2613.D; previous value =			✓	
CmdSetSampleAttribute	BL2000\jheine	1/27/2022 8:48:27 AM	Set MatrixSpikeGroup = 26-Jan-22_ISTBLK_10 for sample Jan2614.D; previous value =			✓	
CmdSetSampleAttribute	BL2000\jheine	1/27/2022 8:48:37 AM	Set SampleInformation = MatrixA for sample Jan2611.D; previous value =			✓	
CmdSetSampleAttribute	BL2000\jheine	1/27/2022 8:48:41 AM	Set SampleInformation = MatrixA for sample Jan2612.D; previous value =			✓	
CmdSetSampleAttribute	BL2000\jheine	1/27/2022 8:48:42 AM	Set SampleInformation = MatrixA for sample Jan2613.D; previous value =			✓	
CmdSetSampleAttribute	BL2000\jheine	1/27/2022 8:48:43 AM	Set SampleInformation = MatrixA for sample Jan2614.D; previous value =			✓	
CmdSetSampleAttribute	BL2000\jheine	1/27/2022 8:48:44 AM	Set SampleInformation = MatrixA for sample Jan2616.D; previous value =			✓	
CmdSetSampleAttribute	BL2000\jheine	1/27/2022 8:48:45 AM	Set SampleInformation = MatrixA for sample Jan2617.D; previous value =			✓	
CmdQuantitate	BL2000\jheine	1/27/2022 8:48:55 AM	Quantitate all compounds in all samples			✓	
CmdZeroOutPeak	BL2000\jheine	1/27/2022 8:49:10 AM	Zero out primary peak of compound Benzo(a)pyrene in sample Jan2610.D			✓	

Name	User	Time	Action	Reason	Comment	Succeed	Exception
CmdManuallyIntegratePeak	BL2000\jheine	1/27/2022 8:49:16 AM	Manually integrate compound Acenaphthene in sample Jan2610.D, from x, y = 8.013, 90 to 8.138, 55, result = 20; previous integration is from x, y = 7.965, 55 to 8.138, 55 and previous response = 811.			✓	
CmdManuallyIntegrateDropBaseline	BL2000\jheine	1/27/2022 8:49:17 AM	Drop baseline for compound Acenaphthene in sample Jan2610.D to y = 55, new integration is from x, y = 8.013, 55 to 8.138, 55 and new response = 151; previous integration is from x, y = 8.013, 90 to 8.138, 55 and previous response = 20.			✓	
CmdZeroOutPeak	BL2000\jheine	1/27/2022 8:49:18 AM	Zero out primary peak of compound Acenaphthene in sample Jan2610.D			✓	
CmdManuallyIntegratePeak	BL2000\jheine	1/27/2022 8:49:24 AM	Manually integrate compound Chrysene in sample Jan2610.D, from x, y = 14.739, 135 to 14.838, 150, result = -309; previous integration is from x, y = 14.642, 53 to 14.739, 55 and previous response = 1220.			✓	
CmdManuallyIntegrateSnapBaseline	BL2000\jheine	1/27/2022 8:49:25 AM	Snap baseline for compound Chrysene in sample Jan2610.D, from x = 14.739 to x = 14.838, new integration is from x, y = 14.739, 105 to 14.838, 61 and new response = 48; previous integration is from x, y = 14.739, 135 to 14.838, 150 and previous response = -309.			✓	
CmdManuallyIntegrateDropBaseline	BL2000\jheine	1/27/2022 8:49:25 AM	Drop baseline for compound Chrysene in sample Jan2610.D to y = 61, new integration is from x, y = 14.739, 61 to 14.838, 61 and new response = 179; previous integration is from x, y = 14.739, 105 to 14.838, 61 and previous response = 48.			✓	
CmdZeroOutPeak	BL2000\jheine	1/27/2022 8:49:26 AM	Zero out primary peak of compound Chrysene in sample Jan2610.D			✓	
CmdZeroOutPeak	BL2000\jheine	1/27/2022 8:49:29 AM	Zero out primary peak of compound Benzo(a)Anthracene in sample Jan2610.D			✓	
CmdManuallyIntegratePeak	BL2000\jheine	1/27/2022 8:49:51 AM	Manually integrate compound Acenaphthene in sample Jan2611.D, from x, y = 8.013, 87 to 8.163, 56, result = 982; previous integration is from x, y = 7.951, 56 to 8.163, 56 and previous response = 1733.			✓	
CmdManuallyIntegrateDropBaseline	BL2000\jheine	1/27/2022 8:49:52 AM	Drop baseline for compound Acenaphthene in sample Jan2611.D to y = 56, new integration is from x, y = 8.013, 56 to 8.163, 56 and new response = 1122; previous integration is from x, y = 8.013, 87 to 8.163, 56 and previous response = 982.			✓	

Name	User	Time	Action	Reason	Comment	Succeed	Exception
CmdManuallyIntegrateQualifierPeak	BL2000\jheine	1/27/2022 8:50:06 AM	Manually integrate qualifier 139.0 of compound Dibenzo(a,h)anthracene in sample Jan2611.D, from x, y = 20.249, 67 to 20.353, 89, result = 127; previous integration is from x, y = 20.249, 67 to 20.447, 68 and previous response = 248.			✓	
CmdManuallyIntegrateDropBaseline	BL2000\jheine	1/27/2022 8:50:07 AM	Drop baseline for qualifier 139.0 of compound Dibenzo(a,h)anthracene in sample Jan2611.D to y = 67, new integration is from x, y = 20.249, 67 to 20.353, 67 and new response = 197; previous integration is from x, y = 20.249, 67 to 20.353, 89 and previous response = 127.			✓	
CmdSetTargetCompoundAttribute	BL2000\jheine	1/27/2022 8:50:13 AM	Set UserAnnotation = CO for compound Acenaphthene in sample Jan2611.D; previous value =			✓	
CmdManuallyIntegrateQualifierPeak	BL2000\jheine	1/27/2022 8:50:37 AM	Manually integrate qualifier 142.0 of compound 2-Methylnaphthalene in sample Jan2611.D, from x, y = 6.753, 98 to 6.865, 198, result = 445; previous integration is from x, y = 6.753, 56 to 7.427, 56 and previous response = 2383.			✓	
CmdManuallyIntegrateSnapBaseline	BL2000\jheine	1/27/2022 8:50:39 AM	Snap baseline for qualifier 142.0 of compound 2-Methylnaphthalene in sample Jan2611.D from x = 6.753 to x = 6.865, new integration is from x, y = 6.753, 81 to 6.865, 120 and new response = 763; previous integration is from x, y = 6.753, 98 to 6.865, 198 and previous response = 445.			✓	
CmdManuallyIntegrateDropBaseline	BL2000\jheine	1/27/2022 8:50:39 AM	Drop baseline for qualifier 142.0 of compound 2-Methylnaphthalene in sample Jan2611.D to y = 81, new integration is from x, y = 6.753, 81 to 6.865, 81 and new response = 894; previous integration is from x, y = 6.753, 81 to 6.865, 120 and previous response = 763.			✓	
CmdManuallyIntegratePeak	BL2000\jheine	1/27/2022 8:50:49 AM	Manually integrate compound 1-Methylnaphthalene in sample Jan2611.D, from x, y = 6.865, 125 to 6.990, 169, result = 202; previous integration is from x, y = 6.740, 62 to 6.865, 62 and previous response = 781.			✓	
CmdManuallyIntegrateSnapBaseline	BL2000\jheine	1/27/2022 8:50:50 AM	Snap baseline for compound 1-Methylnaphthalene in sample Jan2611.D, from x = 6.865 to x = 6.990, new integration is from x, y = 6.865, 89 to 6.990, 70 and new response = 708; previous integration is from x, y = 6.865, 125 to 6.990, 169 and previous response = 202.			✓	

Name	User	Time	Action	Reason	Comment	Succeed	Exception
CmdManuallyIntegrateDropBaseline	BL2000\jheine	1/27/2022 8:50:51 AM	Drop baseline for compound 1-Methylnaphthalene in sample Jan2611.D to y = 70, new integration is from x, y = 6.865, 70 to 6.990, 70 and new response = 779; previous integration is from x, y = 6.865, 89 to 6.990, 70 and previous response = 708.			✓	
CmdManuallyIntegrateQualifierPeak	BL2000\jheine	1/27/2022 8:50:56 AM	Manually integrate qualifier142.0 of compound 1-Methylnaphthalene in sample Jan2611.D from x, y = 6.865, 163 to 7.002, 200; result = 44			✓	
CmdManuallyIntegrateSnapBaseline	BL2000\jheine	1/27/2022 8:50:57 AM	Snap baseline for qualifier 142.0 of compound 1-Methylnaphthalene in sample Jan2611.D from x = 6.865 to x = 7.002, new integration is from x, y = 6.865, 120 to 7.002, 80 and new response = 716; previous integration is from x, y = 6.865, 163 to 7.002, 200 and previous response = 44.			✓	
CmdManuallyIntegrateDropBaseline	BL2000\jheine	1/27/2022 8:50:57 AM	Drop baseline for qualifier 142.0 of compound 1-Methylnaphthalene in sample Jan2611.D to y = 80, new integration is from x, y = 6.865, 80 to 7.002, 80 and new response = 880; previous integration is from x, y = 6.865, 120 to 7.002, 80 and previous response = 716.			✓	
CmdManuallyIntegrateQualifierPeak	BL2000\jheine	1/27/2022 8:51:05 AM	Manually integrate qualifier 129.0 of compound Naphthalene in sample Jan2611.D, from x, y = 5.928, 70 to 6.026, 63, result = 113; previous integration is from x, y = 5.899, 63 to 6.026, 63 and previous response = 179.			✓	
CmdManuallyIntegrateDropBaseline	BL2000\jheine	1/27/2022 8:51:06 AM	Drop baseline for qualifier 129.0 of compound Naphthalene in sample Jan2611.D to y = 63, new integration is from x, y = 5.928, 63 to 6.026, 63 and new response = 135; previous integration is from x, y = 5.928, 70 to 6.026, 63 and previous response = 113.			✓	
CmdManuallyIntegrateQualifierPeak	BL2000\jheine	1/27/2022 8:51:08 AM	Manually integrate qualifier 102.0 of compound Naphthalene in sample Jan2611.D, from x, y = 5.928, 249 to 6.003, 65, result = 179; previous integration is from x, y = 5.891, 63 to 6.003, 65 and previous response = 2950.			✓	

Name	User	Time	Action	Reason	Comment	Succeed	Exception
CmdManuallyIntegrateDropBaseline	BL2000\jheine	1/27/2022 8:51:10 AM	Drop baseline for qualifier 102.0 of compound Naphthalene in sample Jan2611.D to y = 65, new integration is from x, y = 5.928, 65 to 6.003, 65 and new response = 592; previous integration is from x, y = 5.928, 249 to 6.003, 65 and previous response = 179.			✓	
CmdManuallyIntegratePeak	BL2000\jheine	1/27/2022 8:51:38 AM	Manually integrate compound Acenaphthene in sample Jan2612.D, from x, y = 8.013, 95 to 8.113, 56, result = 948; previous integration is from x, y = 7.966, 56 to 8.113, 56 and previous response = 1675.			✓	
CmdManuallyIntegrateDropBaseline	BL2000\jheine	1/27/2022 8:51:39 AM	Drop baseline for compound Acenaphthene in sample Jan2612.D to y = 56, new integration is from x, y = 8.013, 56 to 8.113, 56 and new response = 1065; previous integration is from x, y = 8.013, 95 to 8.113, 56 and previous response = 948.			✓	
CmdManuallyIntegratePeak	BL2000\jheine	1/27/2022 8:51:51 AM	Manually integrate compound Indeno(1,2,3-cd)pyrene in sample Jan2612.D, from x, y = 20.180, 53 to 20.266, 95, result = 756; previous integration is from x, y = 20.180, 53 to 20.451, 53 and previous response = 1352.			✓	
CmdManuallyIntegrateDropBaseline	BL2000\jheine	1/27/2022 8:51:53 AM	Drop baseline for compound Indeno(1,2,3-cd)pyrene in sample Jan2612.D to y = 53, new integration is from x, y = 20.180, 53 to 20.266, 53 and new response = 866; previous integration is from x, y = 20.180, 53 to 20.266, 95 and previous response = 756.			✓	
CmdSetTargetCompoundAttribute	BL2000\jheine	1/27/2022 8:51:54 AM	Set UserAnnotation = CO for compound Indeno(1,2,3-cd)pyrene in sample Jan2612.D; previous value =			✓	
CmdManuallyIntegrateQualifierPeak	BL2000\jheine	1/27/2022 8:52:05 AM	Manually integrate qualifier 142.0 of compound 2-Methylnaphthalene in sample Jan2612.D, from x, y = 6.752, 105 to 6.865, 68, result = 840; previous integration is from x, y = 6.752, 56 to 7.389, 56 and previous response = 2314.			✓	
CmdManuallyIntegrateSnapBaseline	BL2000\jheine	1/27/2022 8:52:06 AM	Snap baseline for qualifier 142.0 of compound 2-Methylnaphthalene in sample Jan2612.D from x = 6.752 to x = 6.865, new integration is from x, y = 6.752, 75 to 6.865, 121 and new response = 763; previous integration is from x, y = 6.752, 105 to 6.865, 68 and previous response = 840.			✓	

Name	User	Time	Action	Reason	Comment	Succeed	Exception
CmdManuallyIntegrateDropBaseline	BL2000\jheine	1/27/2022 8:52:07 AM	Drop baseline for qualifier 142.0 of compound 2-Methylnaphthalene in sample Jan2612.D to y = 75, new integration is from x, y = 6.752, 75 to 6.865, 75 and new response = 918; previous integration is from x, y = 6.752, 75 to 6.865, 121 and previous response = 763.			✓	
CmdManuallyIntegratePeak	BL2000\jheine	1/27/2022 8:52:18 AM	Manually integrate compound 1-Methylnaphthalene in sample Jan2612.D, from x, y = 6.865, 115 to 7.002, 126, result = 325; previous integration is from x, y = 6.752, 62 to 6.865, 62 and previous response = 753.			✓	
CmdManuallyIntegrateSnapBaseline	BL2000\jheine	1/27/2022 8:52:19 AM	Snap baseline for compound 1-Methylnaphthalene in sample Jan2612.D, from x = 6.865 to x = 7.002, new integration is from x, y = 6.865, 86 to 7.002, 72 and new response = 668; previous integration is from x, y = 6.865, 115 to 7.002, 126 and previous response = 325.			✓	
CmdManuallyIntegrateDropBaseline	BL2000\jheine	1/27/2022 8:52:20 AM	Drop baseline for compound 1-Methylnaphthalene in sample Jan2612.D to y = 72, new integration is from x, y = 6.865, 72 to 7.002, 72 and new response = 725; previous integration is from x, y = 6.865, 86 to 7.002, 72 and previous response = 668.			✓	
CmdManuallyIntegrateQualifierPeak	BL2000\jheine	1/27/2022 8:52:24 AM	Manually integrate qualifier142.0 of compound 1-Methylnaphthalene in sample Jan2612.D from x, y = 6.865, 148 to 7.002, 157; result = 258			✓	
CmdManuallyIntegrateSnapBaseline	BL2000\jheine	1/27/2022 8:52:25 AM	Snap baseline for qualifier 142.0 of compound 1-Methylnaphthalene in sample Jan2612.D from x = 6.865 to x = 7.002, new integration is from x, y = 6.865, 121 to 7.002, 73 and new response = 713; previous integration is from x, y = 6.865, 148 to 7.002, 157 and previous response = 258.			✓	
CmdManuallyIntegrateDropBaseline	BL2000\jheine	1/27/2022 8:52:26 AM	Drop baseline for qualifier 142.0 of compound 1-Methylnaphthalene in sample Jan2612.D to y = 73, new integration is from x, y = 6.865, 73 to 7.002, 73 and new response = 911; previous integration is from x, y = 6.865, 121 to 7.002, 73 and previous response = 713.			✓	
CmdSetTargetCompoundAttribute	BL2000\jheine	1/27/2022 8:52:28 AM	Set UserAnnotation = CO for compound 1-Methylnaphthalene in sample Jan2612.D; previous value =			✓	

Name	User	Time	Action	Reason	Comment	Succeed	Exception
CmdManuallyIntegrateQualifierPeak	BL2000\jheine	1/27/2022 8:52:35 AM	Manually integrate qualifier 129.0 of compound Naphthalene in sample Jan2612.D, from x, y = 5.928, 63 to 5.966, 65, result = 118; previous integration is from x, y = 5.891, 63 to 6.009, 63 and previous response = 183.			✓	
CmdManuallyIntegrateDropBaseline	BL2000\jheine	1/27/2022 8:52:36 AM	Drop baseline for qualifier 129.0 of compound Naphthalene in sample Jan2612.D to y = 63, new integration is from x, y = 5.928, 63 to 5.966, 63 and new response = 121; previous integration is from x, y = 5.928, 63 to 5.966, 65 and previous response = 118.			✓	
CmdManuallyIntegrateQualifierPeak	BL2000\jheine	1/27/2022 8:52:39 AM	Manually integrate qualifier 102.0 of compound Naphthalene in sample Jan2612.D, from x, y = 5.928, 171 to 6.003, 64, result = 342; previous integration is from x, y = 5.891, 64 to 6.003, 64 and previous response = 2904.			✓	
CmdManuallyIntegrateDropBaseline	BL2000\jheine	1/27/2022 8:52:40 AM	Drop baseline for qualifier 102.0 of compound Naphthalene in sample Jan2612.D to y = 64, new integration is from x, y = 5.928, 64 to 6.003, 64 and new response = 584; previous integration is from x, y = 5.928, 171 to 6.003, 64 and previous response = 342.			✓	
CmdManuallyIntegrateQualifierPeak	BL2000\jheine	1/27/2022 8:53:15 AM	Manually integrate qualifier 102.0 of compound Naphthalene in sample Jan2613.D, from x, y = 5.928, 610 to 6.015, 68, result = 2560; previous integration is from x, y = 5.841, 68 to 6.015, 68 and previous response = 7577.			✓	
CmdManuallyIntegrateDropBaseline	BL2000\jheine	1/27/2022 8:53:16 AM	Drop baseline for qualifier 102.0 of compound Naphthalene in sample Jan2613.D to y = 68, new integration is from x, y = 5.928, 68 to 6.015, 68 and new response = 3980; previous integration is from x, y = 5.928, 610 to 6.015, 68 and previous response = 2560.			✓	
CmdManuallyIntegrateSplit	BL2000\jheine	1/27/2022 8:53:28 AM	Split qualifier 167.0 of compound Fluorene in sample Jan2613.D and keep left peak, new integration is from x, y = 8.624, 61.6261904761905 to 8.785, 61.6261904761905 and new response = 3654, previous integration is from x, y = 8.624, 62 to 8.948, 62 and previous response = 10359.			✓	

Name	User	Time	Action	Reason	Comment	Succeed	Exception
CmdManuallyIntegrateQualifierPeak	BL2000\jheine	1/27/2022 8:54:08 AM	Manually integrate qualifier 102.0 of compound Naphthalene in sample Jan2614.D, from x, y = 5.928, 413 to 6.066, 79, result = 1821; previous integration is from x, y = 5.891, 77 to 6.066, 79 and previous response = 6361.			✓	
CmdManuallyIntegrateDropBaseline	BL2000\jheine	1/27/2022 8:54:09 AM	Drop baseline for qualifier 102.0 of compound Naphthalene in sample Jan2614.D to y = 79, new integration is from x, y = 5.928, 79 to 6.066, 79 and new response = 3197; previous integration is from x, y = 5.928, 413 to 6.066, 79 and previous response = 1821.			✓	
CmdManuallyIntegrateSplit	BL2000\jheine	1/27/2022 8:54:15 AM	Split peak for compound 1-Methylnaphthalene in sample Jan2614.D and keep left peak, new integration is from x, y = 6.852, 62.2216666666667 to 6.940, 62.2216666666667 and new response = 11671, previous integration is from x, y = 6.852, 62 to 7.040, 62 and previous response = 12556.			✓	
CmdManuallyIntegratePeak	BL2000\jheine	1/27/2022 8:54:25 AM	Manually integrate compound Acenaphthene in sample Jan2614.D, from x, y = 8.013, 2919 to 8.113, 68, result = 8754; previous integration is from x, y = 7.976, 68 to 8.113, 68 and previous response = 17790.			✓	
CmdManuallyIntegrateDropBaseline	BL2000\jheine	1/27/2022 8:54:27 AM	Drop baseline for compound Acenaphthene in sample Jan2614.D to y = 68, new integration is from x, y = 8.013, 68 to 8.113, 68 and new response = 17280; previous integration is from x, y = 8.013, 2919 to 8.113, 68 and previous response = 8754.			✓	
CmdSetTargetCompoundAttribute	BL2000\jheine	1/27/2022 8:54:29 AM	Set UserAnnotation = CO for compound Acenaphthene in sample Jan2614.D; previous value =			✓	
CmdSetTargetCompoundAttribute	BL2000\jheine	1/27/2022 8:54:33 AM	Set UserAnnotation = CO for compound 1-Methylnaphthalene in sample Jan2614.D; previous value =			✓	
CmdZeroOutPeak	BL2000\jheine	1/27/2022 8:55:26 AM	Zero out primary peak of compound Fluorene in sample Jan2615.D			✓	
CmdZeroOutPeak	BL2000\jheine	1/27/2022 8:55:29 AM	Zero out primary peak of compound Benzo(a)pyrene in sample Jan2615.D			✓	
CmdManuallyIntegratePeak	BL2000\jheine	1/27/2022 8:55:34 AM	Manually integrate compound Acenaphthene in sample Jan2615.D, from x, y = 8.013, 80 to 8.138, 59, result = 44; previous integration is from x, y = 7.951, 59 to 8.138, 59 and previous response = 992.			✓	

Name	User	Time	Action	Reason	Comment	Succeed	Exception
CmdManuallyIntegrate DropBaseline	BL2000\jheine	1/27/2022 8:55:35 AM	Drop baseline for compound Acenaphthene in sample Jan2615.D to y = 59, new integration is from x, y = 8.013, 59 to 8.138, 59 and new response = 123; previous integration is from x, y = 8.013, 80 to 8.138, 59 and previous response = 44.			✓	
CmdZeroOutPeak	BL2000\jheine	1/27/2022 8:55:36 AM	Zero out primary peak of compound Acenaphthene in sample Jan2615.D			✓	
CmdZeroOutPeak	BL2000\jheine	1/27/2022 8:55:39 AM	Zero out primary peak of compound Chrysene in sample Jan2615.D			✓	
CmdZeroOutPeak	BL2000\jheine	1/27/2022 8:55:40 AM	Zero out primary peak of compound Benzo(a)Anthracene in sample Jan2615.D			✓	
CmdManuallyIntegrate QualifierPeak	BL2000\jheine	1/27/2022 8:55:54 AM	Manually integrate qualifier129.0 of compound Naphthalene in sample Jan2616.D from x, y = 5.903, 167 to 5.978, 440; result = 1407			✓	
CmdManuallyIntegrateSnapBaseline	BL2000\jheine	1/27/2022 8:55:56 AM	Snap baseline for qualifier 129.0 of compound Naphthalene in sample Jan2616.D from x = 5.903 to x = 5.978, new integration is from x, y = 5.903, 76 to 5.978, 98 and new response = 2380; previous integration is from x, y = 5.903, 167 to 5.978, 440 and previous response = 1407.			✓	
CmdManuallyIntegrate DropBaseline	BL2000\jheine	1/27/2022 8:55:56 AM	Drop baseline for qualifier 129.0 of compound Naphthalene in sample Jan2616.D to y = 76, new integration is from x, y = 5.903, 76 to 5.978, 76 and new response = 2430; previous integration is from x, y = 5.903, 76 to 5.978, 98 and previous response = 2380.			✓	
CmdManuallyIntegrate QualifierPeak	BL2000\jheine	1/27/2022 8:56:00 AM	Manually integrate qualifier 102.0 of compound Naphthalene in sample Jan2616.D, from x, y = 5.928, 523 to 6.066, 79, result = 1870; previous integration is from x, y = 5.891, 78 to 6.066, 79 and previous response = 8713.			✓	
CmdManuallyIntegrate DropBaseline	BL2000\jheine	1/27/2022 8:56:01 AM	Drop baseline for qualifier 102.0 of compound Naphthalene in sample Jan2616.D to y = 79, new integration is from x, y = 5.928, 79 to 6.066, 79 and new response = 3699; previous integration is from x, y = 5.928, 523 to 6.066, 79 and previous response = 1870.			✓	

Name	User	Time	Action	Reason	Comment	Succeed	Exception
CmdManuallyIntegrate QualifierPeak	BL2000\jheine	1/27/2022 8:56:49 AM	Manually integrate qualifier 102.0 of compound Naphthalene in sample Jan2617.D, from x, y = 5.928, 674 to 6.066, 85, result = 1254; previous integration is from x, y = 5.891, 84 to 6.066, 85 and previous response = 8251.			✓	
CmdManuallyIntegrate DropBaseline	BL2000\jheine	1/27/2022 8:56:51 AM	Drop baseline for qualifier 102.0 of compound Naphthalene in sample Jan2617.D to y = 85, new integration is from x, y = 5.928, 85 to 6.066, 85 and new response = 3682; previous integration is from x, y = 5.928, 674 to 6.066, 85 and previous response = 1254.			✓	
CmdManuallyIntegrate QualifierPeak	BL2000\jheine	1/27/2022 8:57:36 AM	Manually integrate qualifier 277.0 of compound Benzo(g,h,i)perylene in sample Jan2617.D, from x, y = 20.501, 900 to 20.625, 1286, result = 5371; previous integration is from x, y = 20.508, 623 to 20.583, 584 and previous response = 9555.			✓	
CmdManuallyIntegrateSnapBaseline	BL2000\jheine	1/27/2022 8:57:38 AM	Snap baseline for qualifier 277.0 of compound Benzo(g,h,i)perylene in sample Jan2617.D from x = 20.501 to x = 20.625, new integration is from x, y = 20.501, 106 to 20.625, 258 and new response = 12124; previous integration is from x, y = 20.501, 900 to 20.625, 1286 and previous response = 5371.			✓	
CmdManuallyIntegrate DropBaseline	BL2000\jheine	1/27/2022 8:57:39 AM	Drop baseline for qualifier 277.0 of compound Benzo(g,h,i)perylene in sample Jan2617.D to y = 106, new integration is from x, y = 20.501, 106 to 20.625, 106 and new response = 12688; previous integration is from x, y = 20.501, 106 to 20.625, 258 and previous response = 12124.			✓	
CmdZeroOutPeak	BL2000\jheine	1/27/2022 8:57:56 AM	Zero out primary peak of compound Fluorene in sample Jan2618.D			✓	
CmdZeroOutPeak	BL2000\jheine	1/27/2022 8:57:59 AM	Zero out primary peak of compound Benzo(a)pyrene in sample Jan2618.D			✓	
CmdManuallyIntegratePeak	BL2000\jheine	1/27/2022 8:58:06 AM	Manually integrate compound Acenaphthene in sample Jan2618.D, from x, y = 8.013, 155 to 8.050, 173, result = -134; previous integration is from x, y = 7.953, 62 to 8.138, 62 and previous response = 1129.			✓	

Name	User	Time	Action	Reason	Comment	Succeed	Exception
CmdManuallyIntegrateSnapBaseline	BL2000\jheine	1/27/2022 8:58:08 AM	Snap baseline for compound Acenaphthene in sample Jan2618.D, from x = 8.013 to x = 8.050, new integration is from x, y = 8.013, 124 to 8.050, 69 and new response = 17; previous integration is from x, y = 8.013, 155 to 8.050, 173 and previous response = -134.			✓	
CmdManuallyIntegrateDropBaseline	BL2000\jheine	1/27/2022 8:58:08 AM	Drop baseline for compound Acenaphthene in sample Jan2618.D to y = 69, new integration is from x, y = 8.013, 69 to 8.050, 69 and new response = 79; previous integration is from x, y = 8.013, 124 to 8.050, 69 and previous response = 17.			✓	
CmdZeroOutPeak	BL2000\jheine	1/27/2022 8:58:10 AM	Zero out primary peak of compound Acenaphthene in sample Jan2618.D			✓	
CmdZeroOutPeak	BL2000\jheine	1/27/2022 8:58:14 AM	Zero out primary peak of compound Chrysene in sample Jan2618.D			✓	
CmdZeroOutPeak	BL2000\jheine	1/27/2022 8:58:16 AM	Zero out primary peak of compound Benzo(a)Anthracene in sample Jan2618.D			✓	
CmdZeroOutPeak	BL2000\jheine	1/27/2022 8:58:25 AM	Zero out primary peak of compound Fluorene in sample Jan2619.D			✓	
CmdZeroOutPeak	BL2000\jheine	1/27/2022 8:58:27 AM	Zero out primary peak of compound Benzo(a)pyrene in sample Jan2619.D			✓	
CmdZeroOutPeak	BL2000\jheine	1/27/2022 8:58:29 AM	Zero out primary peak of compound Acenaphthene in sample Jan2619.D			✓	
CmdZeroOutPeak	BL2000\jheine	1/27/2022 8:58:30 AM	Zero out primary peak of compound Chrysene in sample Jan2619.D			✓	
CmdZeroOutPeak	BL2000\jheine	1/27/2022 8:58:31 AM	Zero out primary peak of compound Benzo(a)Anthracene in sample Jan2619.D			✓	
CmdZeroOutPeak	BL2000\jheine	1/27/2022 8:58:40 AM	Zero out primary peak of compound Fluorene in sample Jan2620.D			✓	
CmdZeroOutPeak	BL2000\jheine	1/27/2022 8:58:43 AM	Zero out primary peak of compound Benzo(a)pyrene in sample Jan2620.D			✓	
CmdZeroOutPeak	BL2000\jheine	1/27/2022 8:58:45 AM	Zero out primary peak of compound Acenaphthene in sample Jan2620.D			✓	
CmdZeroOutPeak	BL2000\jheine	1/27/2022 8:58:46 AM	Zero out primary peak of compound Chrysene in sample Jan2620.D			✓	
CmdZeroOutPeak	BL2000\jheine	1/27/2022 8:58:48 AM	Zero out primary peak of compound Benzo(a)Anthracene in sample Jan2620.D			✓	
CmdZeroOutPeak	BL2000\jheine	1/27/2022 8:58:55 AM	Zero out primary peak of compound Fluorene in sample Jan2621.D			✓	
CmdZeroOutPeak	BL2000\jheine	1/27/2022 8:58:58 AM	Zero out primary peak of compound Benzo(a)pyrene in sample Jan2621.D			✓	
CmdZeroOutPeak	BL2000\jheine	1/27/2022 8:59:01 AM	Zero out primary peak of compound Acenaphthene in sample Jan2621.D			✓	

Name	User	Time	Action	Reason	Comment	Succeed	Exception
CmdZeroOutPeak	BL2000\jheine	1/27/2022 8:59:04 AM	Zero out primary peak of compound Chrysene in sample Jan2621.D			✓	
CmdZeroOutPeak	BL2000\jheine	1/27/2022 8:59:06 AM	Zero out primary peak of compound Benzo(a)Anthracene in sample Jan2621.D			✓	
CmdZeroOutPeak	BL2000\jheine	1/27/2022 8:59:15 AM	Zero out primary peak of compound Fluorene in sample Jan2622.D			✓	
CmdManuallyIntegratePeak	BL2000\jheine	1/27/2022 8:59:21 AM	Manually integrate compound Benzo(a)pyrene in sample Jan2622.D, from x, y = 18.326, 116 to 18.413, 176, result = -336; previous integration is from x, y = 18.423, 65 to 18.623, 66 and previous response = 1421.			✓	
CmdManuallyIntegrateSnapBaseline	BL2000\jheine	1/27/2022 8:59:22 AM	Snap baseline for compound Benzo(a)pyrene in sample Jan2622.D, from x = 18.326 to x = 18.413, new integration is from x, y = 18.326, 59 to 18.413, 63 and new response = 105; previous integration is from x, y = 18.326, 116 to 18.413, 176 and previous response = -336.			✓	
CmdManuallyIntegrateDropBaseline	BL2000\jheine	1/27/2022 8:59:23 AM	Drop baseline for compound Benzo(a)pyrene in sample Jan2622.D to y = 59, new integration is from x, y = 18.326, 59 to 18.413, 59 and new response = 115; previous integration is from x, y = 18.326, 59 to 18.413, 63 and previous response = 105.			✓	
CmdZeroOutPeak	BL2000\jheine	1/27/2022 8:59:24 AM	Zero out primary peak of compound Benzo(a)pyrene in sample Jan2622.D			✓	
CmdZeroOutPeak	BL2000\jheine	1/27/2022 8:59:28 AM	Zero out primary peak of compound Acenaphthene in sample Jan2622.D			✓	
CmdZeroOutPeak	BL2000\jheine	1/27/2022 8:59:30 AM	Zero out primary peak of compound Chrysene in sample Jan2622.D			✓	
CmdZeroOutPeak	BL2000\jheine	1/27/2022 8:59:31 AM	Zero out primary peak of compound Benzo(a)Anthracene in sample Jan2622.D			✓	
CmdZeroOutPeak	BL2000\jheine	1/27/2022 8:59:42 AM	Zero out primary peak of compound Fluorene in sample Jan2623.D			✓	
CmdZeroOutPeak	BL2000\jheine	1/27/2022 8:59:45 AM	Zero out primary peak of compound Benzo(a)pyrene in sample Jan2623.D			✓	
CmdZeroOutPeak	BL2000\jheine	1/27/2022 8:59:47 AM	Zero out primary peak of compound Acenaphthene in sample Jan2623.D			✓	
CmdManuallyIntegratePeak	BL2000\jheine	1/27/2022 8:59:53 AM	Manually integrate compound Chrysene in sample Jan2623.D, from x, y = 14.739, 80 to 14.838, 60, result = 186; previous integration is from x, y = 14.614, 60 to 14.838, 60 and previous response = 2019.			✓	

Name	User	Time	Action	Reason	Comment	Succeed	Exception
CmdManuallyIntegrate DropBaseline	BL2000\jheine	1/27/2022 8:59:54 AM	Drop baseline for compound Chrysene in sample Jan2623.D to y = 60, new integration is from x, y = 14.739, 60 to 14.838, 60 and new response = 247; previous integration is from x, y = 14.739, 80 to 14.838, 60 and previous response = 186.			✓	
CmdZeroOutPeak	BL2000\jheine	1/27/2022 8:59:55 AM	Zero out primary peak of compound Chrysene in sample Jan2623.D			✓	
CmdZeroOutPeak	BL2000\jheine	1/27/2022 8:59:59 AM	Zero out primary peak of compound Indeno(1,2,3-cd)pyrene in sample Jan2623.D			✓	
CmdManuallyIntegrateP eak	BL2000\jheine	1/27/2022 9:00:06 AM	Manually integrate compound Indeno(1,2,3-cd)pyrene in sample Jan2623.D, from x, y = 20.180, 66 to 20.254, 74, result = 282; previous integration is from x, y = 20.217, 0 to 20.217, 0 and previous response = 0.			✓	
CmdManuallyIntegrate DropBaseline	BL2000\jheine	1/27/2022 9:00:08 AM	Drop baseline for compound Indeno(1,2,3-cd)pyrene in sample Jan2623.D to y = 66, new integration is from x, y = 20.180, 66 to 20.254, 66 and new response = 299; previous integration is from x, y = 20.180, 66 to 20.254, 74 and previous response = 282.			✓	
CmdZeroOutPeak	BL2000\jheine	1/27/2022 9:00:09 AM	Zero out primary peak of compound Indeno(1,2,3-cd)pyrene in sample Jan2623.D			✓	
CmdZeroOutPeak	BL2000\jheine	1/27/2022 9:00:12 AM	Zero out primary peak of compound Dibenzo(a,h)anthracene in sample Jan2623.D			✓	
CmdManuallyIntegrateP eak	BL2000\jheine	1/27/2022 9:00:22 AM	Manually integrate compound Benzo(g,h,i)perylene in sample Jan2623.D, from x, y = 20.513, 66 to 20.625, 65, result = 369; previous integration is from x, y = 20.686, 67 to 20.809, 68 and previous response = 433.			✓	
CmdZeroOutPeak	BL2000\jheine	1/27/2022 9:00:23 AM	Zero out primary peak of compound Benzo(g,h,i)perylene in sample Jan2623.D			✓	
CmdManuallyIntegrateP eak	BL2000\jheine	1/27/2022 9:01:07 AM	Manually integrate compound Pyrene in sample Jan2623.D, from x, y = 11.736, 68 to 11.806, 84, result = 109; previous integration is from x, y = 11.736, 68 to 12.004, 68 and previous response = 663.			✓	
CmdManuallyIntegrate DropBaseline	BL2000\jheine	1/27/2022 9:01:08 AM	Drop baseline for compound Pyrene in sample Jan2623.D to y = 68, new integration is from x, y = 11.736, 68 to 11.806, 68 and new response = 142; previous integration is from x, y = 11.736, 68 to 11.806, 84 and previous response = 109.			✓	

Name	User	Time	Action	Reason	Comment	Succeed	Exception
CmdZeroOutPeak	BL2000\jheine	1/27/2022 9:01:09 AM	Zero out primary peak of compound Pyrene in sample Jan2623.D			✓	
CmdZeroOutPeak	BL2000\jheine	1/27/2022 9:01:14 AM	Zero out primary peak of compound Benzo(a)Anthracene in sample Jan2623.D			✓	
CmdManuallyIntegrate QualifierPeak	BL2000\jheine	1/27/2022 9:01:33 AM	Manually integrate qualifier 102.0 of compound Naphthalene in sample Jan2624.D, from x, y = 5.928, 2058 to 6.028, 1887, result = -8389; previous integration is from x, y = 5.866, 76 to 6.128, 76 and previous response = 6755.			✓	
CmdManuallyIntegrateSnapBaseline	BL2000\jheine	1/27/2022 9:01:34 AM	Snap baseline for qualifier 102.0 of compound Naphthalene in sample Jan2624.D from x = 5.928 to x = 6.028, new integration is from x, y = 5.928, 1147 to 6.028, 105 and new response = -316; previous integration is from x, y = 5.928, 2058 to 6.028, 1887 and previous response = -8389.			✓	
CmdManuallyIntegrate DropBaseline	BL2000\jheine	1/27/2022 9:01:35 AM	Drop baseline for qualifier 102.0 of compound Naphthalene in sample Jan2624.D to y = 105, new integration is from x, y = 5.928, 105 to 6.028, 105 and new response = 2807; previous integration is from x, y = 5.928, 1147 to 6.028, 105 and previous response = -316.			✓	
CmdManuallyIntegrateSplit	BL2000\jheine	1/27/2022 9:01:43 AM	Split peak for compound 1-Methylnaphthalene in sample Jan2624.D and keep left peak, new integration is from x, y = 6.852, 72.9672341161231 to 6.940, 73.3335222793646 and new response = 8650, previous integration is from x, y = 6.852, 73 to 7.040, 74 and previous response = 9351.			✓	
CmdManuallyIntegrate QualifierPeak	BL2000\jheine	1/27/2022 9:01:55 AM	Manually integrate qualifier165.0 of compound Fluorene in sample Jan2624.D from x, y = 8.636, 1247 to 8.736, 2195; result = 3642			✓	
CmdManuallyIntegrateSnapBaseline	BL2000\jheine	1/27/2022 9:01:57 AM	Snap baseline for qualifier 165.0 of compound Fluorene in sample Jan2624.D from x = 8.636 to x = 8.736, new integration is from x, y = 8.636, 105 to 8.736, 197 and new response = 13034; previous integration is from x, y = 8.636, 1247 to 8.736, 2195 and previous response = 3642.			✓	

Name	User	Time	Action	Reason	Comment	Succeed	Exception
CmdManuallyIntegrate DropBaseline	BL2000\jheine	1/27/2022 9:01:57 AM	Drop baseline for qualifier 165.0 of compound Fluorene in sample Jan2624.D to y = 105, new integration is from x, y = 8.636, 105 to 8.736, 105 and new response = 13309; previous integration is from x, y = 8.636, 105 to 8.736, 197 and previous response = 13034.			✓	
CmdSaveBatchTable	BL2000\jheine	1/27/2022 9:02:27 AM	Save batch \\MASSHUNTER\Org\Data\SV5975.I\sh 012622\1 e8270c bna SIM cal\QuantResults\012622 bna SIM 1.batch.bin			✓	
CmdSetSampleAttribute	BL2000\jheine	1/27/2022 9:02:36 AM	Set SampleApproved = True for sample Jan2601.D; previous value = False			✓	
CmdSetSampleAttribute	BL2000\jheine	1/27/2022 9:02:37 AM	Set SampleApproved = True for sample Jan2602.D; previous value = False			✓	
CmdSetSampleAttribute	BL2000\jheine	1/27/2022 9:02:43 AM	Set SampleApproved = True for sample Jan2603.D; previous value = False			✓	
CmdSetSampleAttribute	BL2000\jheine	1/27/2022 9:02:44 AM	Set SampleApproved = True for sample Jan2604.D; previous value = False			✓	
CmdSetSampleAttribute	BL2000\jheine	1/27/2022 9:02:45 AM	Set SampleApproved = True for sample Jan2605.D; previous value = False			✓	
CmdSetSampleAttribute	BL2000\jheine	1/27/2022 9:02:47 AM	Set SampleApproved = True for sample Jan2606.D; previous value = False			✓	
CmdSetSampleAttribute	BL2000\jheine	1/27/2022 9:02:47 AM	Set SampleApproved = True for sample Jan2607.D; previous value = False			✓	
CmdSetSampleAttribute	BL2000\jheine	1/27/2022 9:02:48 AM	Set SampleApproved = True for sample Jan2608.D; previous value = False			✓	
CmdSetSampleAttribute	BL2000\jheine	1/27/2022 9:02:49 AM	Set SampleApproved = True for sample Jan2609.D; previous value = False			✓	
CmdSetSampleAttribute	BL2000\jheine	1/27/2022 9:02:50 AM	Set SampleApproved = True for sample Jan2610.D; previous value = False			✓	
CmdSetSampleAttribute	BL2000\jheine	1/27/2022 9:02:51 AM	Set SampleApproved = True for sample Jan2611.D; previous value = False			✓	
CmdSetSampleAttribute	BL2000\jheine	1/27/2022 9:02:53 AM	Set SampleApproved = True for sample Jan2612.D; previous value = False			✓	
CmdSetSampleAttribute	BL2000\jheine	1/27/2022 9:02:54 AM	Set SampleApproved = True for sample Jan2613.D; previous value = False			✓	

Name	User	Time	Action	Reason	Comment	Succeed	Exception
CmdSetSampleAttribute	BL2000\jheine	1/27/2022 9:02:56 AM	Set SampleApproved = True for sample Jan2614.D; previous value = False			✓	
CmdSetSampleAttribute	BL2000\jheine	1/27/2022 9:02:57 AM	Set SampleApproved = True for sample Jan2615.D; previous value = False			✓	
CmdSetSampleAttribute	BL2000\jheine	1/27/2022 9:02:58 AM	Set SampleApproved = True for sample Jan2616.D; previous value = False			✓	
CmdSetSampleAttribute	BL2000\jheine	1/27/2022 9:02:59 AM	Set SampleApproved = True for sample Jan2617.D; previous value = False			✓	
CmdSetSampleAttribute	BL2000\jheine	1/27/2022 9:03:03 AM	Set SampleApproved = True for sample Jan2618.D; previous value = False			✓	
CmdSetSampleAttribute	BL2000\jheine	1/27/2022 9:03:04 AM	Set SampleApproved = True for sample Jan2619.D; previous value = False			✓	
CmdSetSampleAttribute	BL2000\jheine	1/27/2022 9:03:06 AM	Set SampleApproved = True for sample Jan2620.D; previous value = False			✓	
CmdSetSampleAttribute	BL2000\jheine	1/27/2022 9:03:07 AM	Set SampleApproved = True for sample Jan2621.D; previous value = False			✓	
CmdSetSampleAttribute	BL2000\jheine	1/27/2022 9:03:08 AM	Set SampleApproved = True for sample Jan2622.D; previous value = False			✓	
CmdSetSampleAttribute	BL2000\jheine	1/27/2022 9:03:09 AM	Set SampleApproved = True for sample Jan2623.D; previous value = False			✓	
CmdSetSampleAttribute	BL2000\jheine	1/27/2022 9:03:10 AM	Set SampleApproved = True for sample Jan2624.D; previous value = False			✓	
CmdQuantitate	BL2000\jheine	1/27/2022 9:04:37 AM	Quantitate compound 1-Methylnaphthalene in sample Jan2624.D			✓	
CmdQuantitate	BL2000\jheine	1/27/2022 9:04:47 AM	Quantitate all compounds in all samples			✓	
CmdManuallyIntegratePeak	BL2000\jheine	1/27/2022 9:05:09 AM	Manually integrate compound 1-Methylnaphthalene in sample Jan2614.D, from x, y = 6.852, 62 to 6.952, 174, result = 11507; previous integration is from x, y = 6.852, 62 to 6.940, 62 and previous response = 11671.			✓	
CmdManuallyIntegrateDropBaseline	BL2000\jheine	1/27/2022 9:05:12 AM	Drop baseline for compound 1-Methylnaphthalene in sample Jan2614.D to y = 62, new integration is from x, y = 6.852, 62 to 6.952, 62 and new response = 11841; previous integration is from x, y = 6.852, 62 to 6.952, 174 and previous response = 11507.			✓	

Name	User	Time	Action	Reason	Comment	Succeed	Exception
CmdSetTargetCompoundAttribute	BL2000\jheine	1/27/2022 9:05:13 AM	Set UserAnnotation = CO for compound 1-Methylnaphthalene in sample Jan2614.D; previous value = CO			✓	
CmdQuantitate	BL2000\jheine	1/27/2022 9:05:24 AM	Quantitate all compounds in sample Jan2614.D			✓	
CmdQuantitate	BL2000\jheine	1/27/2022 9:05:29 AM	Quantitate all compounds in sample Jan2614.D			✓	
CmdQuantitate	BL2000\jheine	1/27/2022 9:05:38 AM	Quantitate all compounds in all samples			✓	
CmdSaveBatchTable	BL2000\jheine	1/27/2022 9:06:15 AM	Save batch \\MASSHUNTER\Org\Data\SV5975.I\sh012622\1 e8270c bna SIM cal\QuantResults\012622 bna SIM 1.batch.bin			✓	
CmdOpenBatchTable	BL2000\jheine	2/10/2022 2:07:34 PM	Open batch \\MASSHUNTER\Org\Data\SV5975.I\sh012622\1 e8270c bna SIM cal\012622 bna SIM 1.batch.bin			✓	
GenerateReport	BL2000\jheine	2/10/2022 2:09:48 PM	Generates report - Method: D:\Org\reports\GCMSSEMI Report Templates\Calibration\Gen_Calibration.m, Output Path: \\MASSHUNTER\Org\Data\SV5975.I\sh012622\1 e8270c bna SIM cal\QuantReports\			✓	
GenerateReport	BL2000\jheine	2/10/2022 2:11:43 PM	Generates report - Method: D:\Org\reports\GCMSSEMI Report Templates\Calibration\init_cal_rpt.m, Output Path: \\MASSHUNTER\Org\Data\SV5975.I\sh012622\1 e8270c bna SIM cal\QuantReports\			✓	
GenerateReport	BL2000\jheine	2/10/2022 2:13:07 PM	Generates report - Method: D:\Org\reports\GCMSSEMI Report Templates\Calibration\Gen_ResultsSummary.m, Output Path: \\MASSHUNTER\Org\Data\SV5975.I\sh012622\1 e8270c bna SIM cal\QuantReports\			✓	
GenerateReport	BL2000\jheine	2/10/2022 2:23:30 PM	Generates report - Method: D:\Org\reports\GCMSSEMI Report Templates\Calibration\Env_QuantResults_wGraphics+Chromatogram.m, Output Path: \\MASSHUNTER\Org\Data\SV5975.I\sh012622\1 e8270c bna SIM cal\QuantReports\			✓	

Energy Laboratories Inc

ANALYTICAL RUN Summary

10-Feb-22

Run ID SV5975.I_220126B

Run Start Date:	1/26/2022
Analyst:	John P. Heine
Ical:	
Column ID:	ZB-SemiVolatiles
Comments:	

Std ID	Std Name	Std Amount	Std Units	Samp Amount	Samp Units	SampType	Expiration Date
dcmsvoc13	DCM						11/17/2022
sv100506	BNA low 50 ug/mL	8	ul	192	ul	CCV	3/31/2022
sv100703	BNA Internals 2000 ug/mL	2	ul	100	ul	SAMP	5/31/2022
sv100801	BNA 2nd source 200ug/mL	2	ul	198	ul	ICV	10/1/2022
sv83311	DFTPP 1000 ug/mL	50	ul	50	ul	TUNE	10/31/2022

Seq No	Lab ID	Test Code	Sample Typ	File ID	Analysis Date	DF	Batch ID	Prep Date	SPKref	RPDref	pmoist
15004100	Jan2625_D_TU	SVOC-8270-DF	TUNE	V5975.I\sh012622	1/27/2022 5:44:0	1	R373846		0	0	

Analyte	T	Units	RAW	Final	Text	Spike	SPKref	RPDref	MDL	PQL	UQL	%REC	LOW	HIGH	%RPD	Q
127, % of mass 198	A	%	46.6	46.6		100	0	0	0	0.01	0	47%	40	60	0%	
197, % of mass 198	A	%	0.1	0.1		100	0	0	0	0.01	0	0%	0	0.99	0%	
198, Base Peak	A	%	100	100		100	0	0	0	0.01	0	100%	100	100	0%	
199, % of mass 198	A	%	7	7		100	0	0	0	0.01	0	7%	5	9	0%	
275, % of mass 198	A	%	26.7	26.7		100	0	0	0	0.01	0	27%	10	30	0%	
365, % of mass 198	A	%	3.1	3.1		100	0	0	0	0.01	0	3%	1	99.99	0%	
441, % of mass 443	A	%	101.3	101.3		100	0	0	0	0.01	0	101%	0.01	150	0%	
442, % of mass 198	A	%	43.3	43.3		100	0	0	0	0.01	0	43%	40	100	0%	
443, % of mass 442	A	%	19.5	19.5		100	0	0	0	0.01	0	20%	17	23	0%	
51, % of mass 198	A	%	51.5	51.5		100	0	0	0	0.01	0	52%	30	60	0%	
68, % of mass 69	A	%	0	0		100	0	0	0	0.01	0	0%	0	1.99	0%	
70, % of mass 69	A	%	0.5	0.5		100	0	0	0	0.01	0	1%	0	1.99	0%	

Seq No	Lab ID	Test Code	Sample Typ	File ID	Analysis Date	DF	Batch ID	Prep Date	SPKref	RPDref	pmoist
15004101	26-Jan-22_CCV	SVOC-8270C-SI	CCV	V5975.I\sh012622	1/27/2022 6:08:0	1	R373846		0	0	

Analyte	T	Units	RAW	Final	Text	Spike	SPKref	RPDref	MDL	PQL	UQL	%REC	LOW	HIGH	%RPD	Q
1-Methylnaphthalene	A	ug/L	2.06999	2.06999		2	0	0	0.0206	0.1	10	103%	80	120	0%	
2-Methylnaphthalene	A	ug/L	2.19514	2.19514		2	0	0	0.0176	0.1	10	110%	80	120	0%	
Acenaphthene	A	ug/L	2.01754	2.01754		2	0	0	0.0317	0.1	10	101%	80	120	0%	
Acenaphthylene	A	ug/L	2.02628	2.02628		2	0	0	0.025	0.1	10	101%	80	120	0%	
Anthracene	A	ug/L	2.05294	2.05294		2	0	0	0.0283	0.1	10	103%	80	120	0%	
Benzo(a)anthracene	A	ug/L	2.10317	2.10317		2	0	0	0.0272	0.1	10	105%	80	120	0%	
Benzo(a)pyrene	A	ug/L	2.12534	2.12534		2	0	0	0.0347	0.1	10	106%	80	120	0%	
Benzo(b)fluoranthene	A	ug/L	2.29484	2.29484		2	0	0	0.0226	0.1	10	115%	80	120	0%	
Benzo(g,h,i)perylene	A	ug/L	2.1924	2.1924		2	0	0	0.0267	0.1	10	110%	80	120	0%	
Benzo(k)fluoranthene	A	ug/L	2.03174	2.03174		2	0	0	0.0295	0.1	10	102%	80	120	0%	
Chrysene	A	ug/L	1.99807	1.99807		2	0	0	0.0458	0.1	10	100%	80	120	0%	
Dibenzo(a,h)anthracene	A	ug/L	2.14066	2.14066		2	0	0	0.0367	0.1	10	107%	80	120	0%	
Fluoranthene	A	ug/L	2.11293	2.11293		2	0	0	0.0233	0.1	10	106%	80	120	0%	
Fluorene	A	ug/L	1.99064	1.99064		2	0	0	0.0225	0.1	10	100%	80	120	0%	
Indeno(1,2,3-cd)pyrene	A	ug/L	2.25721	2.25721		2	0	0	0.0491	0.1	10	113%	80	120	0%	
Naphthalene	A	ug/L	2.09159	2.09159		2	0	0	0.029	0.1	10	105%	80	120	0%	
Phenanthrene	A	ug/L	1.86106	1.86106		2	0	0	0.0295	0.1	10	93%	80	120	0%	
Pyrene	A	ug/L	2.05754	2.05754		2	0	0	0.0239	0.1	10	103%	80	120	0%	
1,4-Dichlorobenzene-d4	I	ug/L	40	40		0	0	0	0.1	0.1		0%	80	120	0%	
Acenaphthene-d10	I	ug/L	40	40		0	0	0	0.1	0.1		0%	80	120	0%	
Chrysene-d12	I	ug/L	40	40		0	0	0	0.1	0.1		0%	80	120	0%	
Naphthalene-d8	I	ug/L	40	40		0	0	0	0.1	0.1		0%	80	120	0%	
Perylene-d12	I	ug/L	40	40		0	0	0	0.1	0.1		0%	80	120	0%	
Phenanthrene-d10	I	ug/L	40	40		0	0	0	0.1	0.1	10	0%	80	120	0%	
2-Fluorobiphenyl	S	ug/L	2.06186	2.06186		2	0	0	0.0444	0.1	10	103%	80	120	0%	
Nitrobenzene-d5	S	ug/L	2.36121	2.36121		2	0	0	0.0523	0.1	10	118%	80	120	0%	
Terphenyl-d14	S	ug/L	2.10815	2.10815		2	0	0	0.0563	0.1	10	105%	80	120	0%	
o-Terphenyl	X	ug/L	2.06109	2.06109		2	0	0	0.0654	0	0	103%	80	120	0%	

Seq No	Lab ID	Test Code	Sample Typ	File ID	Analysis Date	DF	Batch ID	Prep Date	SPKref	RPDref	pmoist
15004102	26-Jan-22_ISTB	SVOC-8270C-SI	SAMP	V5975.I\sh012622	1/27/2022 6:40:2	1	R373846		0	0	

Analyte	T	Units	RAW	Final	Text	Spike	SPKref	RPDref	MDL	PQL	UQL	%REC	LOW	HIGH	%RPD	Q

2

Seq No	Lab ID	Test Code	Sample Typ	File ID	Analysis Date	DF	Batch ID	Prep Date	SPKref	RPDref	pmoist
15004102	26-Jan-22_ISTB	SVOC-8270C-SI	SAMP	V5975.I\sh0126221	1/27/2022 6:40:2	1	R373846		0	0	

Analyte	T	Units	RAW	Final	Text	Spike	SPKref	RPDref	MDL	PQL	UQL	%REC	LOW	HIGH	%RPD	Q
1-Methylnaphthalene	A	ug/L	0	0		0	0	0	0.0206	0.1	10	0%	0	0	0%	
2-Methylnaphthalene	A	ug/L	0	0		0	0	0	0.0176	0.1	10	0%	0	0	0%	
Acenaphthene	A	ug/L	0	0		0	0	0	0.0317	0.1	10	0%	0	0	0%	
Acenaphthylene	A	ug/L	0	0		0	0	0	0.025	0.1	10	0%	0	0	0%	
Anthracene	A	ug/L	0	0		0	0	0	0.0283	0.1	10	0%	0	0	0%	
Benzo(a)anthracene	A	ug/L	0	0		0	0	0	0.0272	0.1	10	0%	0	0	0%	
Benzo(a)pyrene	A	ug/L	0	0		0	0	0	0.0347	0.1	10	0%	0	0	0%	
Benzo(b)fluoranthene	A	ug/L	0	0		0	0	0	0.0226	0.1	10	0%	0	0	0%	
Benzo(g,h,i)perylene	A	ug/L	0	0		0	0	0	0.0267	0.1	10	0%	0	0	0%	
Benzo(k)fluoranthene	A	ug/L	0	0		0	0	0	0.0295	0.1	10	0%	0	0	0%	
Chrysene	A	ug/L	0	0		0	0	0	0.0458	0.1	10	0%	0	0	0%	
Dibenzo(a,h)anthracene	A	ug/L	0	0		0	0	0	0.0367	0.1	10	0%	0	0	0%	
Fluoranthene	A	ug/L	0	0		0	0	0	0.0233	0.1	10	0%	0	0	0%	
Fluorene	A	ug/L	0	0		0	0	0	0.0225	0.1	10	0%	0	0	0%	
Indeno(1,2,3-cd)pyrene	A	ug/L	0	0		0	0	0	0.0491	0.1	10	0%	0	0	0%	
Naphthalene	A	ug/L	0	0		0	0	0	0.029	0.1	10	0%	0	0	0%	
Phenanthrene	A	ug/L	0	0		0	0	0	0.0295	0.1	10	0%	0	0	0%	
Pyrene	A	ug/L	0	0		0	0	0	0.0239	0.1	10	0%	0	0	0%	
1,4-Dichlorobenzene-d4	I	ug/L	40	40		0	0	0	0.1	0.1		0%	0	0	0%	
Acenaphthene-d10	I	ug/L	40	40		0	0	0	0.1	0.1		0%	0	0	0%	
Chrysene-d12	I	ug/L	40	40		0	0	0	0.1	0.1		0%	0	0	0%	
Naphthalene-d8	I	ug/L	40	40		0	0	0	0.1	0.1		0%	0	0	0%	
Perylene-d12	I	ug/L	40	40		0	0	0	0.1	0.1		0%	0	0	0%	
Phenanthrene-d10	I	ug/L	40	40		0	0	0	0.1	0.1	10	0%	0	0	0%	E
2-Fluorobiphenyl	S	ug/L	0	0		5	0	0	0.0444	0.1	10	0%	25	94	0%	S
Nitrobenzene-d5	S	ug/L	0	0		5	0	0	0.0523	0.1	10	0%	19	102	0%	S
Terphenyl-d14	S	ug/L	0	0		5	0	0	0.0563	0.1	10	0%	39	106	0%	S
o-Terphenyl	X	ug/L	0	0		200	0	0	0.0654	0	0	0%	40	140	0%	S

Seq No	Lab ID	Test Code	Sample Typ	File ID	Analysis Date	DF	Batch ID	Prep Date	SPKref	RPDref	pmoist
15004103	B22011130-001	SVOC-8270C-SI	SAMP	V5975.I\sh0126221	1/27/2022 7:12:5	1	163072	1/20/2022 7:	0	0	

Analyte	T	Units	RAW	Final	Text	Spike	SPKref	RPDref	MDL	PQL	UQL	%REC	LOW	HIGH	%RPD	Q

Seq No	Lab ID	Test Code	Sample Typ	File ID	Analysis Date	DF	Batch ID	Prep Date	SPKref	RPDref	pmoist
15004103	B22011130-001	SVOC-8270C-SI	SAMP	V5975.I\sh0126221	1/27/2022 7:12:5	1	163072	1/20/2022 7:	0	0	

Analyte	T	Units	RAW	Final	Text	Spike	SPKref	RPDref	MDL	PQL	UQL	%REC	LOW	HIGH	%RPD	Q
1-Methylnaphthalene	A	ug/L	0	0		0	0	0	0.0198172	0.1	10	0%	0	0	0%	U
2-Methylnaphthalene	A	ug/L	0	0		0	0	0	0.0169312	0.1	10	0%	0	0	0%	U
Acenaphthene	A	ug/L	0	0		0	0	0	0.0304954	0.1	10	0%	0	0	0%	U
Acenaphthylene	A	ug/L	0	0		0	0	0	0.02405	0.1	10	0%	0	0	0%	U
Anthracene	A	ug/L	0	0		0	0	0	0.0272246	0.1	10	0%	0	0	0%	U
Benzo(a)anthracene	A	ug/L	0	0		0	0	0	0.0261664	0.1	10	0%	0	0	0%	U
Benzo(a)pyrene	A	ug/L	0	0		0	0	0	0.0333814	0.1	10	0%	0	0	0%	U
Benzo(b)fluoranthene	A	ug/L	0	0		0	0	0	0.0217412	0.1	10	0%	0	0	0%	U
Benzo(g,h,i)perylene	A	ug/L	0	0		0	0	0	0.0256854	0.1	10	0%	0	0	0%	U
Benzo(k)fluoranthene	A	ug/L	0	0		0	0	0	0.028379	0.1	10	0%	0	0	0%	U
Chrysene	A	ug/L	0	0		0	0	0	0.0440596	0.1	10	0%	0	0	0%	U
Dibenzo(a,h)anthracene	A	ug/L	0	0		0	0	0	0.0353054	0.1	10	0%	0	0	0%	U
Fluoranthene	A	ug/L	0	0		0	0	0	0.0224146	0.1	10	0%	0	0	0%	U
Fluorene	A	ug/L	0	0		0	0	0	0.021645	0.1	10	0%	0	0	0%	U
Indeno(1,2,3-cd)pyrene	A	ug/L	0	0		0	0	0	0.0472342	0.1	10	0%	0	0	0%	U
Naphthalene	A	ug/L	0	0		0	0	0	0.027898	0.1	10	0%	0	0	0%	U
Phenanthrene	A	ug/L	0	0		0	0	0	0.028379	0.1	10	0%	0	0	0%	U
Pyrene	A	ug/L	0	0		0	0	0	0.0229918	0.1	10	0%	0	0	0%	U
1,4-Dichlorobenzene-d4	I	ug/L	40	38.48		0	0	0	0.0962	0.1		0%	0	0	0%	
Acenaphthene-d10	I	ug/L	40	38.48		0	0	0	0.0962	0.1		0%	0	0	0%	
Chrysene-d12	I	ug/L	40	38.48		0	0	0	0.0962	0.1		0%	0	0	0%	
Naphthalene-d8	I	ug/L	40	38.48		0	0	0	0.0962	0.1		0%	0	0	0%	
Perylene-d12	I	ug/L	40	38.48		0	0	0	0.0962	0.1		0%	0	0	0%	
Phenanthrene-d10	I	ug/L	40	38.48		0	0	0	0.0962	0.1	10	0%	0	0	0%	E
o-Terphenyl	X	ug/L	0	0		0	0	0	0.0629148	0	0	0%	40	140	0%	U

Seq No	Lab ID	Test Code	Sample Typ	File ID	Analysis Date	DF	Batch ID	Prep Date	SPKref	RPDref	pmoist
15004104	B22011131-001	SVOC-8270C-SI	SAMP	V5975.I\sh0126221	1/27/2022 7:45:0	1	163072	1/19/2022 3:	0	0	

Analyte	T	Units	RAW	Final	Text	Spike	SPKref	RPDref	MDL	PQL	UQL	%REC	LOW	HIGH	%RPD	Q
1-Methylnaphthalene	A	ug/L	0	0		0	0	0	0.0198172	0.1	10	0%	0	0	0%	U
2-Methylnaphthalene	A	ug/L	0	0		0	0	0	0.0169312	0.1	10	0%	0	0	0%	U
Acenaphthene	A	ug/L	0	0		0	0	0	0.0304954	0.1	10	0%	0	0	0%	U
Acenaphthylene	A	ug/L	0	0		0	0	0	0.02405	0.1	10	0%	0	0	0%	U
Anthracene	A	ug/L	0	0		0	0	0	0.0272246	0.1	10	0%	0	0	0%	U

Seq No	Lab ID	Test Code	Sample Typ	File ID	Analysis Date	DF	Batch ID	Prep Date	SPKref	RPDref	pmoist
15004104	B22011131-001	SVOC-8270C-SI	SAMP	V5975.I\sh0126221	1/27/2022 7:45:0	1	163072	1/19/2022 3:	0	0	

Analyte	T	Units	RAW	Final	Text	Spike	SPKref	RPDref	MDL	PQL	UQL	%REC	LOW	HIGH	%RPD	Q
Benzo(a)anthracene	A	ug/L	0	0		0	0	0	0.0261664	0.1	10	0%	0	0	0%	U
Benzo(a)pyrene	A	ug/L	0	0		0	0	0	0.0333814	0.1	10	0%	0	0	0%	U
Benzo(b)fluoranthene	A	ug/L	0	0		0	0	0	0.0217412	0.1	10	0%	0	0	0%	U
Benzo(g,h,i)perylene	A	ug/L	0	0		0	0	0	0.0256854	0.1	10	0%	0	0	0%	U
Benzo(k)fluoranthene	A	ug/L	0	0		0	0	0	0.028379	0.1	10	0%	0	0	0%	U
Chrysene	A	ug/L	0	0		0	0	0	0.0440596	0.1	10	0%	0	0	0%	U
Dibenzo(a,h)anthracene	A	ug/L	0	0		0	0	0	0.0353054	0.1	10	0%	0	0	0%	U
Fluoranthene	A	ug/L	0	0		0	0	0	0.0224146	0.1	10	0%	0	0	0%	U
Fluorene	A	ug/L	0	0		0	0	0	0.021645	0.1	10	0%	0	0	0%	U
Indeno(1,2,3-cd)pyrene	A	ug/L	0	0		0	0	0	0.0472342	0.1	10	0%	0	0	0%	U
Naphthalene	A	ug/L	0	0		0	0	0	0.027898	0.1	10	0%	0	0	0%	U
Phenanthrene	A	ug/L	0	0		0	0	0	0.028379	0.1	10	0%	0	0	0%	U
Pyrene	A	ug/L	0	0		0	0	0	0.0229918	0.1	10	0%	0	0	0%	U
1,4-Dichlorobenzene-d4	I	ug/L	40	38.48		0	0	0	0.0962	0.1		0%	0	0	0%	
Acenaphthene-d10	I	ug/L	40	38.48		0	0	0	0.0962	0.1		0%	0	0	0%	
Chrysene-d12	I	ug/L	40	38.48		0	0	0	0.0962	0.1		0%	0	0	0%	
Naphthalene-d8	I	ug/L	40	38.48		0	0	0	0.0962	0.1		0%	0	0	0%	
Perylene-d12	I	ug/L	40	38.48		0	0	0	0.0962	0.1		0%	0	0	0%	
Phenanthrene-d10	I	ug/L	40	38.48		0	0	0	0.0962	0.1	10	0%	0	0	0%	E
o-Terphenyl	X	ug/L	0	0		0	0	0	0.0629148	0	0	0%	40	140	0%	U

Seq No	Lab ID	Test Code	Sample Typ	File ID	Analysis Date	DF	Batch ID	Prep Date	SPKref	RPDref	pmoist
15004105	B22011132-001	SVOC-8270C-SI	SAMP	V5975.I\sh0126221	1/27/2022 8:17:3	1	163072	1/20/2022 7:	0	0	

Analyte	T	Units	RAW	Final	Text	Spike	SPKref	RPDref	MDL	PQL	UQL	%REC	LOW	HIGH	%RPD	Q
1-Methylnaphthalene	A	ug/L	0	0		0	0	0	0.020394	0.1	10	0%	0	0	0%	U
2-Methylnaphthalene	A	ug/L	0	0		0	0	0	0.017424	0.1	10	0%	0	0	0%	U
Acenaphthene	A	ug/L	0	0		0	0	0	0.031383	0.1	10	0%	0	0	0%	U
Acenaphthylene	A	ug/L	0	0		0	0	0	0.02475	0.1	10	0%	0	0	0%	U
Anthracene	A	ug/L	0	0		0	0	0	0.028017	0.1	10	0%	0	0	0%	U
Benzo(a)anthracene	A	ug/L	0	0		0	0	0	0.026928	0.1	10	0%	0	0	0%	U
Benzo(a)pyrene	A	ug/L	0	0		0	0	0	0.034353	0.1	10	0%	0	0	0%	U
Benzo(b)fluoranthene	A	ug/L	0	0		0	0	0	0.022374	0.1	10	0%	0	0	0%	U
Benzo(g,h,i)perylene	A	ug/L	0	0		0	0	0	0.026433	0.1	10	0%	0	0	0%	U
Benzo(k)fluoranthene	A	ug/L	0	0		0	0	0	0.029205	0.1	10	0%	0	0	0%	U

Seq No	Lab ID	Test Code	Sample Typ	File ID	Analysis Date	DF	Batch ID	Prep Date	SPKref	RPDref	pmoist
15004105	B22011132-001	SVOC-8270C-SI	SAMP	V5975.I\sh0126221	1/27/2022 8:17:3	1	163072	1/20/2022 7:	0	0	

Analyte	T	Units	RAW	Final	Text	Spike	SPKref	RPDref	MDL	PQL	UQL	%REC	LOW	HIGH	%RPD	Q
Chrysene	A	ug/L	0	0		0	0	0	0.045342	0.1	10	0%	0	0	0%	U
Dibenzo(a,h)anthracene	A	ug/L	0	0		0	0	0	0.036333	0.1	10	0%	0	0	0%	U
Fluoranthene	A	ug/L	0	0		0	0	0	0.023067	0.1	10	0%	0	0	0%	U
Fluorene	A	ug/L	0	0		0	0	0	0.022275	0.1	10	0%	0	0	0%	U
Indeno(1,2,3-cd)pyrene	A	ug/L	0	0		0	0	0	0.048609	0.1	10	0%	0	0	0%	U
Naphthalene	A	ug/L	0	0		0	0	0	0.02871	0.1	10	0%	0	0	0%	U
Phenanthrene	A	ug/L	0	0		0	0	0	0.029205	0.1	10	0%	0	0	0%	U
Pyrene	A	ug/L	0	0		0	0	0	0.023661	0.1	10	0%	0	0	0%	U
1,4-Dichlorobenzene-d4	I	ug/L	40	39.6		0	0	0	0.099	0.1		0%	0	0	0%	
Acenaphthene-d10	I	ug/L	40	39.6		0	0	0	0.099	0.1		0%	0	0	0%	
Chrysene-d12	I	ug/L	40	39.6		0	0	0	0.099	0.1		0%	0	0	0%	
Naphthalene-d8	I	ug/L	40	39.6		0	0	0	0.099	0.1		0%	0	0	0%	
Perylene-d12	I	ug/L	40	39.6		0	0	0	0.099	0.1		0%	0	0	0%	
Phenanthrene-d10	I	ug/L	40	39.6		0	0	0	0.099	0.1	10	0%	0	0	0%	E
o-Terphenyl	X	ug/L	0	0		0	0	0	0.064746	0	0	0%	40	140	0%	U

Seq No	Lab ID	Test Code	Sample Typ	File ID	Analysis Date	DF	Batch ID	Prep Date	SPKref	RPDref	pmoist
15004106	B22011133-001	SVOC-8270C-SI	SAMP	V5975.I\sh0126221	1/27/2022 8:49:4	1	163072	1/20/2022 7:	0	0	

Analyte	T	Units	RAW	Final	Text	Spike	SPKref	RPDref	MDL	PQL	UQL	%REC	LOW	HIGH	%RPD	Q
1-Methylnaphthalene	A	ug/L	0	0		0	0	0	0.021424	0.104	10	0%	0	0	0%	U
2-Methylnaphthalene	A	ug/L	0	0		0	0	0	0.018304	0.104	10	0%	0	0	0%	U
Acenaphthene	A	ug/L	0	0		0	0	0	0.032968	0.104	10	0%	0	0	0%	U
Acenaphthylene	A	ug/L	0	0		0	0	0	0.026	0.104	10	0%	0	0	0%	U
Anthracene	A	ug/L	0	0		0	0	0	0.029432	0.104	10	0%	0	0	0%	U
Benzo(a)anthracene	A	ug/L	0	0		0	0	0	0.028288	0.104	10	0%	0	0	0%	U
Benzo(a)pyrene	A	ug/L	0	0		0	0	0	0.036088	0.104	10	0%	0	0	0%	U
Benzo(b)fluoranthene	A	ug/L	0	0		0	0	0	0.023504	0.104	10	0%	0	0	0%	U
Benzo(g,h,i)perylene	A	ug/L	0	0		0	0	0	0.027768	0.104	10	0%	0	0	0%	U
Benzo(k)fluoranthene	A	ug/L	0	0		0	0	0	0.03068	0.104	10	0%	0	0	0%	U
Chrysene	A	ug/L	0	0		0	0	0	0.047632	0.104	10	0%	0	0	0%	U
Dibenzo(a,h)anthracene	A	ug/L	0	0		0	0	0	0.038168	0.104	10	0%	0	0	0%	U
Fluoranthene	A	ug/L	0	0		0	0	0	0.024232	0.104	10	0%	0	0	0%	U
Fluorene	A	ug/L	0	0		0	0	0	0.0234	0.104	10	0%	0	0	0%	U
Indeno(1,2,3-cd)pyrene	A	ug/L	0	0		0	0	0	0.051064	0.104	10	0%	0	0	0%	U

Seq No	Lab ID	Test Code	Sample Typ	File ID	Analysis Date	DF	Batch ID	Prep Date	SPKref	RPDref	pmoist
15004106	B22011133-001	SVOC-8270C-SI	SAMP	V5975.I\sh0126221	1/27/2022 8:49:4	1	163072	1/20/2022 7:	0	0	

Analyte	T	Units	RAW	Final	Text	Spike	SPKref	RPDref	MDL	PQL	UQL	%REC	LOW	HIGH	%RPD	Q
Naphthalene	A	ug/L	0	0		0	0	0	0.03016	0.104	10	0%	0	0	0%	U
Phenanthrene	A	ug/L	0	0		0	0	0	0.03068	0.104	10	0%	0	0	0%	U
Pyrene	A	ug/L	0	0		0	0	0	0.024856	0.104	10	0%	0	0	0%	U
1,4-Dichlorobenzene-d4	I	ug/L	40	41.6		0	0	0	0.104	0.104		0%	0	0	0%	
Acenaphthene-d10	I	ug/L	40	41.6		0	0	0	0.104	0.104		0%	0	0	0%	
Chrysene-d12	I	ug/L	40	41.6		0	0	0	0.104	0.104		0%	0	0	0%	
Naphthalene-d8	I	ug/L	40	41.6		0	0	0	0.104	0.104		0%	0	0	0%	
Perylene-d12	I	ug/L	40	41.6		0	0	0	0.104	0.104		0%	0	0	0%	
Phenanthrene-d10	I	ug/L	40	41.6		0	0	0	0.104	0.104	10	0%	0	0	0%	E
o-Terphenyl	X	ug/L	0	0		0	0	0	0.068016	0	0	0%	40	140	0%	U

Seq No	Lab ID	Test Code	Sample Typ	File ID	Analysis Date	DF	Batch ID	Prep Date	SPKref	RPDref	pmoist
15004107	B22011134-001	SVOC-8270C-SI	SAMP	V5975.I\sh0126221	1/27/2022 9:22:1	1	163072	1/20/2022 7:	0	0	

Analyte	T	Units	RAW	Final	Text	Spike	SPKref	RPDref	MDL	PQL	UQL	%REC	LOW	HIGH	%RPD	Q
1-Methylnaphthalene	A	ug/L	0	0		0	0	0	0.021012	0.102	10	0%	0	0	0%	U
2-Methylnaphthalene	A	ug/L	0	0		0	0	0	0.017952	0.102	10	0%	0	0	0%	U
Acenaphthene	A	ug/L	0	0		0	0	0	0.032334	0.102	10	0%	0	0	0%	U
Acenaphthylene	A	ug/L	0	0		0	0	0	0.0255	0.102	10	0%	0	0	0%	U
Anthracene	A	ug/L	0	0		0	0	0	0.028866	0.102	10	0%	0	0	0%	U
Benzo(a)anthracene	A	ug/L	0	0		0	0	0	0.027744	0.102	10	0%	0	0	0%	U
Benzo(a)pyrene	A	ug/L	0	0		0	0	0	0.035394	0.102	10	0%	0	0	0%	U
Benzo(b)fluoranthene	A	ug/L	0	0		0	0	0	0.023052	0.102	10	0%	0	0	0%	U
Benzo(g,h,i)perylene	A	ug/L	0	0		0	0	0	0.027234	0.102	10	0%	0	0	0%	U
Benzo(k)fluoranthene	A	ug/L	0	0		0	0	0	0.03009	0.102	10	0%	0	0	0%	U
Chrysene	A	ug/L	0	0		0	0	0	0.046716	0.102	10	0%	0	0	0%	U
Dibenzo(a,h)anthracene	A	ug/L	0	0		0	0	0	0.037434	0.102	10	0%	0	0	0%	U
Fluoranthene	A	ug/L	0	0		0	0	0	0.023766	0.102	10	0%	0	0	0%	U
Fluorene	A	ug/L	0	0		0	0	0	0.02295	0.102	10	0%	0	0	0%	U
Indeno(1,2,3-cd)pyrene	A	ug/L	0	0		0	0	0	0.050082	0.102	10	0%	0	0	0%	U
Naphthalene	A	ug/L	0	0		0	0	0	0.02958	0.102	10	0%	0	0	0%	U
Phenanthrene	A	ug/L	0	0		0	0	0	0.03009	0.102	10	0%	0	0	0%	U
Pyrene	A	ug/L	0	0		0	0	0	0.024378	0.102	10	0%	0	0	0%	U
1,4-Dichlorobenzene-d4	I	ug/L	40	40.8		0	0	0	0.102	0.102		0%	0	0	0%	
Acenaphthene-d10	I	ug/L	40	40.8		0	0	0	0.102	0.102		0%	0	0	0%	

Seq No	Lab ID	Test Code	Sample Typ	File ID	Analysis Date	DF	Batch ID	Prep Date	SPKref	RPDref	pmoist
15004107	B22011134-001	SVOC-8270C-SI	SAMP	V5975.I\sh0126221	1/27/2022 9:22:1	1	163072	1/20/2022 7:	0	0	

Analyte	T	Units	RAW	Final	Text	Spike	SPKref	RPDref	MDL	PQL	UQL	%REC	LOW	HIGH	%RPD	Q
Chrysene-d12	I	ug/L	40	40.8		0	0	0	0.102	0.102		0%	0	0	0%	
Naphthalene-d8	I	ug/L	40	40.8		0	0	0	0.102	0.102		0%	0	0	0%	
Perylene-d12	I	ug/L	40	40.8		0	0	0	0.102	0.102		0%	0	0	0%	
Phenanthrene-d10	I	ug/L	40	40.8		0	0	0	0.102	0.102	10	0%	0	0	0%	E
o-Terphenyl	X	ug/L	0	0		0	0	0	0.066708	0	0	0%	40	140	0%	U

Seq No	Lab ID	Test Code	Sample Typ	File ID	Analysis Date	DF	Batch ID	Prep Date	SPKref	RPDref	pmoist
15004108	B22011134-002	SVOC-8270C-SI	SAMP	V5975.I\sh0126221	1/27/2022 9:54:2	1	163072	1/20/2022 7:	0	0	

Analyte	T	Units	RAW	Final	Text	Spike	SPKref	RPDref	MDL	PQL	UQL	%REC	LOW	HIGH	%RPD	Q
1-Methylnaphthalene	A	ug/L	0	0		0	0	0	0.020806	0.101	10	0%	0	0	0%	U
2-Methylnaphthalene	A	ug/L	0	0		0	0	0	0.017776	0.101	10	0%	0	0	0%	U
Acenaphthene	A	ug/L	0	0		0	0	0	0.032017	0.101	10	0%	0	0	0%	U
Acenaphthylene	A	ug/L	0	0		0	0	0	0.02525	0.101	10	0%	0	0	0%	U
Anthracene	A	ug/L	0	0		0	0	0	0.028583	0.101	10	0%	0	0	0%	U
Benzo(a)anthracene	A	ug/L	0	0		0	0	0	0.027472	0.101	10	0%	0	0	0%	U
Benzo(a)pyrene	A	ug/L	0	0		0	0	0	0.035047	0.101	10	0%	0	0	0%	U
Benzo(b)fluoranthene	A	ug/L	0	0		0	0	0	0.022826	0.101	10	0%	0	0	0%	U
Benzo(g,h,i)perylene	A	ug/L	0	0		0	0	0	0.026967	0.101	10	0%	0	0	0%	U
Benzo(k)fluoranthene	A	ug/L	0	0		0	0	0	0.029795	0.101	10	0%	0	0	0%	U
Chrysene	A	ug/L	0	0		0	0	0	0.046258	0.101	10	0%	0	0	0%	U
Dibenzo(a,h)anthracene	A	ug/L	0	0		0	0	0	0.037067	0.101	10	0%	0	0	0%	U
Fluoranthene	A	ug/L	0	0		0	0	0	0.023533	0.101	10	0%	0	0	0%	U
Fluorene	A	ug/L	0	0		0	0	0	0.022725	0.101	10	0%	0	0	0%	U
Indeno(1,2,3-cd)pyrene	A	ug/L	0	0		0	0	0	0.049591	0.101	10	0%	0	0	0%	U
Naphthalene	A	ug/L	0	0		0	0	0	0.02929	0.101	10	0%	0	0	0%	U
Phenanthrene	A	ug/L	0	0		0	0	0	0.029795	0.101	10	0%	0	0	0%	U
Pyrene	A	ug/L	0	0		0	0	0	0.024139	0.101	10	0%	0	0	0%	U
1,4-Dichlorobenzene-d4	I	ug/L	40	40.4		0	0	0	0.101	0.101		0%	0	0	0%	
Acenaphthene-d10	I	ug/L	40	40.4		0	0	0	0.101	0.101		0%	0	0	0%	
Chrysene-d12	I	ug/L	40	40.4		0	0	0	0.101	0.101		0%	0	0	0%	
Naphthalene-d8	I	ug/L	40	40.4		0	0	0	0.101	0.101		0%	0	0	0%	
Perylene-d12	I	ug/L	40	40.4		0	0	0	0.101	0.101		0%	0	0	0%	
Phenanthrene-d10	I	ug/L	40	40.4		0	0	0	0.101	0.101	10	0%	0	0	0%	E
o-Terphenyl	X	ug/L	0	0		0	0	0	0.066054	0	0	0%	40	140	0%	U

Seq No	Lab ID	Test Code	Sample Typ	File ID	Analysis Date	DF	Batch ID	Prep Date	SPKref	RPDref	pmoist
15004108	B22011134-002	SVOC-8270C-SI	SAMP	V5975.I\sh0126221/27/2022 9:54:2		1	163072	1/20/2022 7:	0	0	

Analyte	T	Units	RAW	Final	Text	Spike	SPKref	RPDref	MDL	PQL	UQL	%REC	LOW	HIGH	%RPD	Q

Seq No	Lab ID	Test Code	Sample Typ	File ID	Analysis Date	DF	Batch ID	Prep Date	SPKref	RPDref	pmoist
15004109	B22011135-001	SVOC-8270C-SI	SAMP	V5975.I\sh0126221/27/2022 10:26:		1	163072	1/20/2022 7:	0	0	

Analyte	T	Units	RAW	Final	Text	Spike	SPKref	RPDref	MDL	PQL	UQL	%REC	LOW	HIGH	%RPD	Q
1-Methylnaphthalene	A	ug/L	0	0		0	0	0	0.0206	0.1	10	0%	0	0	0%	U
2-Methylnaphthalene	A	ug/L	0	0		0	0	0	0.0176	0.1	10	0%	0	0	0%	U
Acenaphthene	A	ug/L	0	0		0	0	0	0.0317	0.1	10	0%	0	0	0%	U
Acenaphthylene	A	ug/L	0	0		0	0	0	0.025	0.1	10	0%	0	0	0%	U
Anthracene	A	ug/L	0	0		0	0	0	0.0283	0.1	10	0%	0	0	0%	U
Benzo(a)anthracene	A	ug/L	0	0		0	0	0	0.0272	0.1	10	0%	0	0	0%	U
Benzo(a)pyrene	A	ug/L	0	0		0	0	0	0.0347	0.1	10	0%	0	0	0%	U
Benzo(b)fluoranthene	A	ug/L	0	0		0	0	0	0.0226	0.1	10	0%	0	0	0%	U
Benzo(g,h,i)perylene	A	ug/L	0	0		0	0	0	0.0267	0.1	10	0%	0	0	0%	U
Benzo(k)fluoranthene	A	ug/L	0	0		0	0	0	0.0295	0.1	10	0%	0	0	0%	U
Chrysene	A	ug/L	0	0		0	0	0	0.0458	0.1	10	0%	0	0	0%	U
Dibenzo(a,h)anthracene	A	ug/L	0	0		0	0	0	0.0367	0.1	10	0%	0	0	0%	U
Fluoranthene	A	ug/L	0	0		0	0	0	0.0233	0.1	10	0%	0	0	0%	U
Fluorene	A	ug/L	0	0		0	0	0	0.0225	0.1	10	0%	0	0	0%	U
Indeno(1,2,3-cd)pyrene	A	ug/L	0	0		0	0	0	0.0491	0.1	10	0%	0	0	0%	U
Naphthalene	A	ug/L	0	0		0	0	0	0.029	0.1	10	0%	0	0	0%	U
Phenanthrene	A	ug/L	0	0		0	0	0	0.0295	0.1	10	0%	0	0	0%	U
Pyrene	A	ug/L	0	0		0	0	0	0.0239	0.1	10	0%	0	0	0%	U
1,4-Dichlorobenzene-d4	I	ug/L	40	40		0	0	0	0.1	0.1		0%	0	0	0%	
Acenaphthene-d10	I	ug/L	40	40		0	0	0	0.1	0.1		0%	0	0	0%	
Chrysene-d12	I	ug/L	40	40		0	0	0	0.1	0.1		0%	0	0	0%	
Naphthalene-d8	I	ug/L	40	40		0	0	0	0.1	0.1		0%	0	0	0%	
Perylene-d12	I	ug/L	40	40		0	0	0	0.1	0.1		0%	0	0	0%	
Phenanthrene-d10	I	ug/L	40	40		0	0	0	0.1	0.1	10	0%	0	0	0%	E
o-Terphenyl	X	ug/L	0	0		0	0	0	0.0654	0	0	0%	40	140	0%	U

Seq No	Lab ID	Test Code	Sample Typ	File ID	Analysis Date	DF	Batch ID	Prep Date	SPKref	RPDref	pmoist
15004110	B22011136-001	SVOC-8270C-SI	SAMP	V5975.I\sh0126221	1/27/2022 10:59:	1	163072	1/20/2022 7:	0	0	

Analyte	T	Units	RAW	Final	Text	Spike	SPKref	RPDref	MDL	PQL	UQL	%REC	LOW	HIGH	%RPD	Q
1-Methylnaphthalene	A	ug/L	0	0		0	0	0	0.021012	0.102	10	0%	0	0	0%	U
2-Methylnaphthalene	A	ug/L	0	0		0	0	0	0.017952	0.102	10	0%	0	0	0%	U
Acenaphthene	A	ug/L	0	0		0	0	0	0.032334	0.102	10	0%	0	0	0%	U
Acenaphthylene	A	ug/L	0	0		0	0	0	0.0255	0.102	10	0%	0	0	0%	U
Anthracene	A	ug/L	0	0		0	0	0	0.028866	0.102	10	0%	0	0	0%	U
Benzo(a)anthracene	A	ug/L	0	0		0	0	0	0.027744	0.102	10	0%	0	0	0%	U
Benzo(a)pyrene	A	ug/L	0	0		0	0	0	0.035394	0.102	10	0%	0	0	0%	U
Benzo(b)fluoranthene	A	ug/L	0	0		0	0	0	0.023052	0.102	10	0%	0	0	0%	U
Benzo(g,h,i)perylene	A	ug/L	0	0		0	0	0	0.027234	0.102	10	0%	0	0	0%	U
Benzo(k)fluoranthene	A	ug/L	0	0		0	0	0	0.03009	0.102	10	0%	0	0	0%	U
Chrysene	A	ug/L	0	0		0	0	0	0.046716	0.102	10	0%	0	0	0%	U
Dibenzo(a,h)anthracene	A	ug/L	0	0		0	0	0	0.037434	0.102	10	0%	0	0	0%	U
Fluoranthene	A	ug/L	0	0		0	0	0	0.023766	0.102	10	0%	0	0	0%	U
Fluorene	A	ug/L	0	0		0	0	0	0.02295	0.102	10	0%	0	0	0%	U
Indeno(1,2,3-cd)pyrene	A	ug/L	0	0		0	0	0	0.050082	0.102	10	0%	0	0	0%	U
Naphthalene	A	ug/L	0	0		0	0	0	0.02958	0.102	10	0%	0	0	0%	U
Phenanthrene	A	ug/L	0	0		0	0	0	0.03009	0.102	10	0%	0	0	0%	U
Pyrene	A	ug/L	0	0		0	0	0	0.024378	0.102	10	0%	0	0	0%	U
1,4-Dichlorobenzene-d4	I	ug/L	40	40.8		0	0	0	0.102	0.102		0%	0	0	0%	
Acenaphthene-d10	I	ug/L	40	40.8		0	0	0	0.102	0.102		0%	0	0	0%	
Chrysene-d12	I	ug/L	40	40.8		0	0	0	0.102	0.102		0%	0	0	0%	
Naphthalene-d8	I	ug/L	40	40.8		0	0	0	0.102	0.102		0%	0	0	0%	
Perylene-d12	I	ug/L	40	40.8		0	0	0	0.102	0.102		0%	0	0	0%	
Phenanthrene-d10	I	ug/L	40	40.8		0	0	0	0.102	0.102	10	0%	0	0	0%	E
o-Terphenyl	X	ug/L	0	0		0	0	0	0.066708	0	0	0%	40	140	0%	U

Seq No	Lab ID	Test Code	Sample Typ	File ID	Analysis Date	DF	Batch ID	Prep Date	SPKref	RPDref	pmoist
15004111	B22011136-001	SVOC-8270C-SI	MS	V5975.I\sh0126221	1/27/2022 11:31:	1	163072	1/20/2022 1:	2E+07	0	

Analyte	T	Units	RAW	Final	Text	Spike	SPKref	RPDref	MDL	PQL	UQL	%REC	LOW	HIGH	%RPD	Q
1-Methylnaphthalene	A	ug/L	3.31879	3.3851658		5.1	0	0	0.021012	0.102	10	66%	18	117	0%	
2-Methylnaphthalene	A	ug/L	3.04157	3.1024014		5.1	0	0	0.017952	0.102	10	61%	17	118	0%	
Acenaphthene	A	ug/L	4.12192	4.2043584		5.1	0	0	0.032334	0.102	10	82%	40	92	0%	
Acenaphthylene	A	ug/L	3.88881	3.9665862		5.1	0	0	0.0255	0.102	10	78%	37	96	0%	
Anthracene	A	ug/L	5.08328	5.1849456		5.1	0	0	0.028866	0.102	10	102%	46	108	0%	

Seq No	Lab ID	Test Code	Sample Typ	File ID	Analysis Date	DF	Batch ID	Prep Date	SPKref	RPDref	pmoist
15004111	B22011136-001	SVOC-8270C-SI	MS	√5975.I\sh01262	21/27/2022 11:31:	1	163072	1/20/2022 1:	2E+07	0	

Analyte	T	Units	RAW	Final	Text	Spike	SPKref	RPDref	MDL	PQL	UQL	%REC	LOW	HIGH	%RPD	Q
Benzo(a)anthracene	A	ug/L	5.59725	5.709195		5.1	0	0	0.027744	0.102	10	112%	41	105	0%	S
Benzo(a)pyrene	A	ug/L	4.82233	4.9187766		5.1	0	0	0.035394	0.102	10	96%	42	110	0%	
Benzo(b)fluoranthene	A	ug/L	4.94206	5.0409012		5.1	0	0	0.023052	0.102	10	99%	27	121	0%	
Benzo(g,h,i)perylene	A	ug/L	4.91127	5.0094954		5.1	0	0	0.027234	0.102	10	98%	44	108	0%	
Benzo(k)fluoranthene	A	ug/L	4.56049	4.6516998		5.1	0	0	0.03009	0.102	10	91%	44	111	0%	
Chrysene	A	ug/L	5.18331	5.2869762		5.1	0	0	0.046716	0.102	10	104%	50	106	0%	
Dibenzo(a,h)anthracene	A	ug/L	5.308	5.41416		5.1	0	0	0.037434	0.102	10	106%	47	111	0%	
Fluoranthene	A	ug/L	4.92444	5.0229288		5.1	0	0	0.023766	0.102	10	98%	44	111	0%	
Fluorene	A	ug/L	4.27805	4.363611		5.1	0	0	0.02295	0.102	10	86%	42	99	0%	
Indeno(1,2,3-cd)pyrene	A	ug/L	5.0487	5.149674		5.1	0	0	0.050082	0.102	10	101%	33	112	0%	
Naphthalene	A	ug/L	3.6573	3.730446		5.1	0	0	0.02958	0.102	10	73%	22	108	0%	
Phenanthrene	A	ug/L	4.97788	5.0774376		5.1	0	0	0.03009	0.102	10	100%	43	106	0%	
Pyrene	A	ug/L	5.1745	5.27799		5.1	0	0	0.024378	0.102	10	103%	41	106	0%	
1,4-Dichlorobenzene-d4	I	ug/L	40	40.8		0	0	0	0.102	0.102		0%			0%	
Acenaphthene-d10	I	ug/L	40	40.8		0	0	0	0.102	0.102		0%			0%	
Chrysene-d12	I	ug/L	40	40.8		0	0	0	0.102	0.102		0%			0%	
Naphthalene-d8	I	ug/L	40	40.8		0	0	0	0.102	0.102		0%			0%	
Perylene-d12	I	ug/L	40	40.8		0	0	0	0.102	0.102		0%			0%	
Phenanthrene-d10	I	ug/L	40	40.8		0	0	0	0.102	0.102	10	0%			0%	E
2-Fluorobiphenyl	S	ug/L	3.85973	3.9369246		5.1	0	0	0.045288	0.102	10	77%	25	94	0%	
Nitrobenzene-d5	S	ug/L	4.93462	5.0333124		5.1	0	0	0.053346	0.102	10	99%	19	102	0%	
Terphenyl-d14	S	ug/L	5.05183	5.1528666		5.1	0	0	0.057426	0.102	10	101%	39	106	0%	
o-Terphenyl	X	ug/L	4.75343	4.8484986		5.1	0	0	0.066708	0	0	95%	40	140	0%	

Seq No	Lab ID	Test Code	Sample Typ	File ID	Analysis Date	DF	Batch ID	Prep Date	SPKref	RPDref	pmoist
15004112	B22011136-001	SVOC-8270C-SI	MSD	√5975.I\sh01262	21/27/2022 12:04:	1	163072	1/20/2022 1:	2E+07	2E+07	

Analyte	T	Units	RAW	Final	Text	Spike	SPKref	RPDref	MDL	PQL	UQL	%REC	LOW	HIGH	%RPD	Q
1-Methylnaphthalene	A	ug/L	3.89066	3.9295666		5.05	0	3.3851658	0.020806	0.101	10	78%	18	117	15%	
2-Methylnaphthalene	A	ug/L	4.31195	4.3550695		5.05	0	3.1024014	0.017776	0.101	10	86%	18	117	34%	
Acenaphthene	A	ug/L	4.06969	4.1103869		5.05	0	4.2043584	0.032017	0.101	10	81%	40	92	2%	
Acenaphthylene	A	ug/L	4.03613	4.0764913		5.05	0	3.9665862	0.02525	0.101	10	81%	37	96	3%	
Anthracene	A	ug/L	4.64696	4.6934296		5.05	0	5.1849456	0.028583	0.101	10	93%	46	108	10%	
Benzo(a)anthracene	A	ug/L	4.62213	4.6683513		5.05	0	5.709195	0.027472	0.101	10	92%	41	105	20%	
Benzo(a)pyrene	A	ug/L	3.96162	4.0012362		5.05	0	4.9187766	0.035047	0.101	10	79%	42	110	21%	

Seq No	Lab ID	Test Code	Sample Typ	File ID	Analysis Date	DF	Batch ID	Prep Date	SPKref	RPDref	pmoist
15004112	B22011136-001	SVOC-8270C-SI	MSD	V5975.I\sh0126221	1/27/2022 12:04:	1	163072	1/20/2022 1:	2E+07	2E+07	

Analyte	T	Units	RAW	Final	Text	Spike	SPKref	RPDref	MDL	PQL	UQL	%REC	LOW	HIGH	%RPD	Q
Benzo(b)fluoranthene	A	ug/L	3.98439	4.0242339		5.05	0	5.0409012	0.022826	0.101	10	80%	27	121	22%	
Benzo(g,h,i)perylene	A	ug/L	4.00299	4.0430199		5.05	0	5.0094954	0.026967	0.101	10	80%	44	108	21%	
Benzo(k)fluoranthene	A	ug/L	3.68654	3.7234054		5.05	0	4.6516998	0.029795	0.101	10	74%	44	111	22%	
Chrysene	A	ug/L	4.3539	4.397439		5.05	0	5.2869762	0.046258	0.101	10	87%	50	106	18%	
Dibenzo(a,h)anthracene	A	ug/L	4.347	4.39047		5.05	0	5.41416	0.037067	0.101	10	87%	47	111	21%	
Fluoranthene	A	ug/L	4.29003	4.3329303		5.05	0	5.0229288	0.023533	0.101	10	86%	44	111	15%	
Fluorene	A	ug/L	4.20679	4.2488579		5.05	0	4.363611	0.022725	0.101	10	84%	42	99	3%	
Indeno(1,2,3-cd)pyrene	A	ug/L	4.12211	4.1633311		5.05	0	5.149674	0.049591	0.101	10	82%	33	112	21%	
Naphthalene	A	ug/L	4.08015	4.1209515		5.05	0	3.730446	0.02929	0.101	10	82%	22	108	10%	
Phenanthrene	A	ug/L	4.4778	4.522578		5.05	0	5.0774376	0.029795	0.101	10	90%	43	106	12%	
Pyrene	A	ug/L	4.53503	4.5803803		5.05	0	5.27799	0.024139	0.101	10	91%	41	106	14%	
1,4-Dichlorobenzene-d4	I	ug/L	40	40.4		0	0	0	0.101	0.101		0%			0%	
Acenaphthene-d10	I	ug/L	40	40.4		0	0	0	0.101	0.101		0%			0%	
Chrysene-d12	I	ug/L	40	40.4		0	0	0	0.101	0.101		0%			0%	
Naphthalene-d8	I	ug/L	40	40.4		0	0	0	0.101	0.101		0%			0%	
Perylene-d12	I	ug/L	40	40.4		0	0	0	0.101	0.101		0%			0%	
Phenanthrene-d10	I	ug/L	40	40.4		0	0	0	0.101	0.101	10	0%			0%	E
2-Fluorobiphenyl	S	ug/L	3.74384	3.7812784		5.05	0	0	0.044844	0.101	10	75%	25	94	0%	
Nitrobenzene-d5	S	ug/L	4.84886	4.8973486		5.05	0	0	0.052823	0.101	10	97%	19	102	0%	
Terphenyl-d14	S	ug/L	3.75358	3.7911158		5.05	0	0	0.056863	0.101	10	75%	39	106	0%	
o-Terphenyl	X	ug/L	3.69527	3.7322227		5.05	0	4.8484986	0.066054	0	0	74%	40	140	26%	

Seq No	Lab ID	Test Code	Sample Typ	File ID	Analysis Date	DF	Batch ID	Prep Date	SPKref	RPDref	pmoist
15004113	B22011137-001	SVOC-8270C-SI	SAMP	V5975.I\sh0126221	1/27/2022 12:36:	1	163072	1/20/2022 7:	0	0	

Analyte	T	Units	RAW	Final	Text	Spike	SPKref	RPDref	MDL	PQL	UQL	%REC	LOW	HIGH	%RPD	Q
Acenaphthene	A	ug/L	0	0		0	0	0	0.031066	0.1	10	0%	0	0	0%	U
Acenaphthylene	A	ug/L	0	0		0	0	0	0.0245	0.1	10	0%	0	0	0%	U
Anthracene	A	ug/L	0	0		0	0	0	0.027734	0.1	10	0%	0	0	0%	U
Benzo(a)anthracene	A	ug/L	0	0		0	0	0	0.026656	0.1	10	0%	0	0	0%	U
Benzo(a)pyrene	A	ug/L	0	0		0	0	0	0.034006	0.1	10	0%	0	0	0%	U
Benzo(b)fluoranthene	A	ug/L	0	0		0	0	0	0.022148	0.1	10	0%	0	0	0%	U
Benzo(g,h,i)perylene	A	ug/L	0	0		0	0	0	0.026166	0.1	10	0%	0	0	0%	U
Benzo(k)fluoranthene	A	ug/L	0	0		0	0	0	0.02891	0.1	10	0%	0	0	0%	U
Chrysene	A	ug/L	0	0		0	0	0	0.044884	0.1	10	0%	0	0	0%	U

Seq No	Lab ID	Test Code	Sample Typ	File ID	Analysis Date	DF	Batch ID	Prep Date	SPKref	RPDref	pmoist
15004113	B22011137-001	SVOC-8270C-SI	SAMP	V5975.I\sh0126221	1/27/2022 12:36:	1	163072	1/20/2022 7:	0	0	

Analyte	T	Units	RAW	Final	Text	Spike	SPKref	RPDref	MDL	PQL	UQL	%REC	LOW	HIGH	%RPD	Q
Dibenzo(a,h)anthracene	A	ug/L	0	0		0	0	0	0.035966	0.1	10	0%	0	0	0%	U
Fluoranthene	A	ug/L	0	0		0	0	0	0.022834	0.1	10	0%	0	0	0%	U
Fluorene	A	ug/L	0.16145	0.158221		0	0	0	0.02205	0.1	10	0%	0	0	0%	
Indeno(1,2,3-cd)pyrene	A	ug/L	0	0		0	0	0	0.048118	0.1	10	0%	0	0	0%	U
Phenanthrene	A	ug/L	0	0		0	0	0	0.02891	0.1	10	0%	0	0	0%	U
Pyrene	A	ug/L	0	0		0	0	0	0.023422	0.1	10	0%	0	0	0%	U
1,4-Dichlorobenzene-d4	I	ug/L	40	39.2		0	0	0	0.098	0.1		0%	0	0	0%	
Acenaphthene-d10	I	ug/L	40	39.2		0	0	0	0.098	0.1		0%	0	0	0%	
Chrysene-d12	I	ug/L	40	39.2		0	0	0	0.098	0.1		0%	0	0	0%	
Naphthalene-d8	I	ug/L	40	39.2		0	0	0	0.098	0.1		0%	0	0	0%	
Perylene-d12	I	ug/L	40	39.2		0	0	0	0.098	0.1		0%	0	0	0%	
Phenanthrene-d10	I	ug/L	40	39.2		0	0	0	0.098	0.1	10	0%	0	0	0%	E
o-Terphenyl	X	ug/L	0	0		0	0	0	0.064092	0	0	0%	40	140	0%	U

Seq No	Lab ID	Test Code	Sample Typ	File ID	Analysis Date	DF	Batch ID	Prep Date	SPKref	RPDref	pmoist
15004114	26-Jan-22_CCV	SVOC-8270C-SI	CCV	V5975.I\sh0126221	1/28/2022 8:43:0	1	R373846		0	0	

Analyte	T	Units	RAW	Final	Text	Spike	SPKref	RPDref	MDL	PQL	UQL	%REC	LOW	HIGH	%RPD	Q
1-Methylnaphthalene	A	ug/L	2.26762	2.26762		2	0	0	0.0206	0.1	10	113%	50	150	0%	
2-Methylnaphthalene	A	ug/L	2.48389	2.48389		2	0	0	0.0176	0.1	10	124%	50	150	0%	
Acenaphthene	A	ug/L	1.89114	1.89114		2	0	0	0.0317	0.1	10	95%	50	150	0%	
Acenaphthylene	A	ug/L	1.97154	1.97154		2	0	0	0.025	0.1	10	99%	50	150	0%	
Anthracene	A	ug/L	2.22213	2.22213		2	0	0	0.0283	0.1	10	111%	50	150	0%	
Benzo(a)anthracene	A	ug/L	2.3172	2.3172		2	0	0	0.0272	0.1	10	116%	50	150	0%	
Benzo(a)pyrene	A	ug/L	2.31465	2.31465		2	0	0	0.0347	0.1	10	116%	50	150	0%	
Benzo(b)fluoranthene	A	ug/L	2.18559	2.18559		2	0	0	0.0226	0.1	10	109%	50	150	0%	
Benzo(g,h,i)perylene	A	ug/L	2.26855	2.26855		2	0	0	0.0267	0.1	10	113%	50	150	0%	
Benzo(k)fluoranthene	A	ug/L	2.03435	2.03435		2	0	0	0.0295	0.1	10	102%	50	150	0%	
Chrysene	A	ug/L	2.11596	2.11596		2	0	0	0.0458	0.1	10	106%	50	150	0%	
Dibenzo(a,h)anthracene	A	ug/L	2.28804	2.28804		2	0	0	0.0367	0.1	10	114%	50	150	0%	
Fluoranthene	A	ug/L	2.13045	2.13045		2	0	0	0.0233	0.1	10	107%	50	150	0%	
Fluorene	A	ug/L	2.11349	2.11349		2	0	0	0.0225	0.1	10	106%	50	150	0%	
Indeno(1,2,3-cd)pyrene	A	ug/L	2.4151	2.4151		2	0	0	0.0491	0.1	10	121%	50	150	0%	
Naphthalene	A	ug/L	2.45764	2.45764		2	0	0	0.029	0.1	10	123%	50	150	0%	
Phenanthrene	A	ug/L	2.2671	2.2671		2	0	0	0.0295	0.1	10	113%	50	150	0%	

Seq No	Lab ID	Test Code	Sample Typ	File ID	Analysis Date	DF	Batch ID	Prep Date	SPKref	RPDref	pmoist
15004114	26-Jan-22_CCV	SVOC-8270C-SI	CCV	V5975.I\sh012622	1/28/2022 8:43:0	1	R373846		0	0	

Analyte	T	Units	RAW	Final	Text	Spike	SPKref	RPDref	MDL	PQL	UQL	%REC	LOW	HIGH	%RPD	Q
Pyrene	A	ug/L	2.1785	2.1785		2	0	0	0.0239	0.1	10	109%	50	150	0%	
1,4-Dichlorobenzene-d4	I	ug/L	40	40		0	0	0	0.1	0.1		0%	50	150	0%	
Acenaphthene-d10	I	ug/L	40	40		0	0	0	0.1	0.1		0%	50	150	0%	
Chrysene-d12	I	ug/L	40	40		0	0	0	0.1	0.1		0%	50	150	0%	
Naphthalene-d8	I	ug/L	40	40		0	0	0	0.1	0.1		0%	50	150	0%	
Perylene-d12	I	ug/L	40	40		0	0	0	0.1	0.1		0%	50	150	0%	
Phenanthrene-d10	I	ug/L	40	40		0	0	0	0.1	0.1	10	0%	50	150	0%	
2-Fluorobiphenyl	S	ug/L	2.26858	2.26858		2	0	0	0.0444	0.1	10	113%	50	150	0%	
Nitrobenzene-d5	S	ug/L	2.43179	2.43179		2	0	0	0.0523	0.1	10	122%	50	150	0%	
Terphenyl-d14	S	ug/L	2.23945	2.23945		2	0	0	0.0563	0.1	10	112%	50	150	0%	
o-Terphenyl	X	ug/L	2.16691	2.16691		2	0	0	0.0654	0	0	108%	50	150	0%	

Seq No	Lab ID	Test Code	Sample Typ	File ID	Analysis Date	DF	Batch ID	Prep Date	SPKref	RPDref	pmoist
15017126	26-Jan-22_CCV	SVOC-8270-W-	CCV	V5975.I\sh012622	1/27/2022 6:08:0	1	R373846		0	0	

Analyte	T	Units	RAW	Final	Text	Spike	SPKref	RPDref	MDL	PQL	UQL	%REC	LOW	HIGH	%RPD	Q
1-Methylnaphthalene	A	ug/L	2.06999	2.06999		2	0	0	0.0206	0.1	10	103%	80	120	0%	
2-Methylnaphthalene	A	ug/L	2.19514	2.19514		2	0	0	0.0176	0.1	10	110%	80	120	0%	
Acenaphthene	A	ug/L	2.01754	2.01754		2	0	0	0.0317	0.1	10	101%	80	120	0%	
Acenaphthylene	A	ug/L	2.02628	2.02628		2	0	0	0.025	0.1	10	101%	80	120	0%	
Anthracene	A	ug/L	2.05294	2.05294		2	0	0	0.0283	0.1	10	103%	80	120	0%	
Benzo(a)anthracene	A	ug/L	2.10317	2.10317		2	0	0	0.0272	0.1	10	105%	80	120	0%	
Benzo(a)pyrene	A	ug/L	2.12534	2.12534		2	0	0	0.0347	0.1	10	106%	80	120	0%	
Benzo(b)fluoranthene	A	ug/L	2.29484	2.29484		2	0	0	0.0226	0.1	10	115%	80	120	0%	
Benzo(g,h,i)perylene	A	ug/L	2.1924	2.1924		2	0	0	0.0267	0.1	10	110%	80	120	0%	
Benzo(k)fluoranthene	A	ug/L	2.03174	2.03174		2	0	0	0.0295	0.1	10	102%	80	120	0%	
Chrysene	A	ug/L	1.99807	1.99807		2	0	0	0.0458	0.1	10	100%	80	120	0%	
Dibenzo(a,h)anthracene	A	ug/L	2.14066	2.14066		2	0	0	0.0367	0.1	10	107%	80	120	0%	
Fluoranthene	A	ug/L	2.11293	2.11293		2	0	0	0.0233	0.1	10	106%	80	120	0%	
Fluorene	A	ug/L	1.99064	1.99064		2	0	0	0.0225	0.1	10	100%	80	120	0%	
Indeno(1,2,3-cd)pyrene	A	ug/L	2.25721	2.25721		2	0	0	0.0491	0.1	10	113%	80	120	0%	
Naphthalene	A	ug/L	2.09159	2.09159		2	0	0	0.029	0.1	10	105%	80	120	0%	
Phenanthrene	A	ug/L	1.86106	1.86106		2	0	0	0.0295	0.1	10	93%	80	120	0%	
Pyrene	A	ug/L	2.05754	2.05754		2	0	0	0.0239	0.1	10	103%	80	120	0%	
1,4-Dichlorobenzene-d4	I	ug/L	40	40		0	0	0	0.1	0.1		0%	80	120	0%	

Seq No	Lab ID	Test Code	Sample Typ	File ID	Analysis Date	DF	Batch ID	Prep Date	SPKref	RPDref	pmoist
15017126	26-Jan-22_CCV	SVOC-8270-W-	CCV	√5975.I\sh0126221/27/2022 6:08:0		1	R373846		0	0	

Analyte	T	Units	RAW	Final	Text	Spike	SPKref	RPDref	MDL	PQL	UQL	%REC	LOW	HIGH	%RPD	Q
Acenaphthene-d10	I	ug/L	40	40		0	0	0	0.1	0.1		0%	80	120	0%	
Chrysene-d12	I	ug/L	40	40		0	0	0	0.1	0.1		0%	80	120	0%	
Naphthalene-d8	I	ug/L	40	40		0	0	0	0.1	0.1		0%	80	120	0%	
Perylene-d12	I	ug/L	40	40		0	0	0	0.1	0.1		0%	80	120	0%	
Phenanthrene-d10	I	ug/L	40	40		0	0	0	0.1	0.1		0%	80	120	0%	
2-Fluorobiphenyl	S	ug/L	2.06186	2.06186		2	0	0	0.0444	0.1	10	103%	80	120	0%	
Nitrobenzene-d5	S	ug/L	2.36121	2.36121		2	0	0	0.0523	0.1	10	118%	80	120	0%	
Terphenyl-d14	S	ug/L	2.10815	2.10815		2	0	0	0.0563	0.1	10	105%	80	120	0%	
o-Terphenyl	X	ug/L	2.06109	2.06109		2	0	0	0.0654	0.1	10	103%	80	120	0%	

Seq No	Lab ID	Test Code	Sample Typ	File ID	Analysis Date	DF	Batch ID	Prep Date	SPKref	RPDref	pmoist
15017127	B22011136-001	SVOC-8270-W-	SAMP	√5975.I\sh0126221/27/2022 10:59:		1	163072	1/20/2022 7:	0	0	

Analyte	T	Units	RAW	Final	Text	Spike	SPKref	RPDref	MDL	PQL	UQL	%REC	LOW	HIGH	%RPD	Q

Seq No	Lab ID	Test Code	Sample Typ	File ID	Analysis Date	DF	Batch ID	Prep Date	SPKref	RPDref	pmoist
15017128	B22011136-001	SVOC-8270-W-	MS	√5975.I\sh0126221/27/2022 11:31:		1	163072	1/20/2022 1:	2E+07	0	

Analyte	T	Units	RAW	Final	Text	Spike	SPKref	RPDref	MDL	PQL	UQL	%REC	LOW	HIGH	%RPD	Q
1-Methylnaphthalene	A	ug/L	3.31879	3.3851658		5.1	0	0	0.021012	0.102	10	66%	18	117	0%	
2-Methylnaphthalene	A	ug/L	3.04157	3.1024014		5.1	0	0	0.017952	0.102	10	61%	17	118	0%	
Acenaphthene	A	ug/L	4.12192	4.2043584		5.1	0	0	0.032334	0.102	10	82%	40	92	0%	
Acenaphthylene	A	ug/L	3.88881	3.9665862		5.1	0	0	0.0255	0.102	10	78%	37	96	0%	
Anthracene	A	ug/L	5.08328	5.1849456		5.1	0	0	0.028866	0.102	10	102%	46	108	0%	
Benzo(a)anthracene	A	ug/L	5.59725	5.709195		5.1	0	0	0.027744	0.102	10	112%	41	105	0%	S
Benzo(a)pyrene	A	ug/L	4.82233	4.9187766		5.1	0	0	0.035394	0.102	10	96%	42	110	0%	
Benzo(b)fluoranthene	A	ug/L	4.94206	5.0409012		5.1	0	0	0.023052	0.102	10	99%	27	121	0%	
Benzo(g,h,i)perylene	A	ug/L	4.91127	5.0094954		5.1	0	0	0.027234	0.102	10	98%	44	108	0%	
Benzo(k)fluoranthene	A	ug/L	4.56049	4.6516998		5.1	0	0	0.03009	0.102	10	91%	44	111	0%	
Chrysene	A	ug/L	5.18331	5.2869762		5.1	0	0	0.046716	0.102	10	104%	50	106	0%	
Dibenzo(a,h)anthracene	A	ug/L	5.308	5.41416		5.1	0	0	0.037434	0.102	10	106%	47	111	0%	
Fluoranthene	A	ug/L	4.92444	5.0229288		5.1	0	0	0.023766	0.102	10	98%	44	111	0%	
Fluorene	A	ug/L	4.27805	4.363611		5.1	0	0	0.02295	0.102	10	86%	42	99	0%	
Indeno(1,2,3-cd)pyrene	A	ug/L	5.0487	5.149674		5.1	0	0	0.050082	0.102	10	101%	33	112	0%	

Seq No	Lab ID	Test Code	Sample Typ	File ID	Analysis Date	DF	Batch ID	Prep Date	SPKref	RPDref	pmoist
15017128	B22011136-001	SVOC-8270-W-	MS	V5975.I\sh012622	1/27/2022 11:31:	1	163072	1/20/2022 1:	2E+07	0	

Analyte	T	Units	RAW	Final	Text	Spike	SPKref	RPDref	MDL	PQL	UQL	%REC	LOW	HIGH	%RPD	Q
Naphthalene	A	ug/L	3.6573	3.730446		5.1	0	0	0.02958	0.102	10	73%	22	108	0%	
Phenanthrene	A	ug/L	4.97788	5.0774376		5.1	0	0	0.03009	0.102	10	100%	43	106	0%	
Pyrene	A	ug/L	5.1745	5.27799		5.1	0	0	0.024378	0.102	10	103%	41	106	0%	
1,4-Dichlorobenzene-d4	I	ug/L	40	40.8		0	0	0	0.102	0.102		0%			0%	
Acenaphthene-d10	I	ug/L	40	40.8		0	0	0	0.102	0.102		0%			0%	
Chrysene-d12	I	ug/L	40	40.8		0	0	0	0.102	0.102		0%			0%	
Naphthalene-d8	I	ug/L	40	40.8		0	0	0	0.102	0.102		0%			0%	
Perylene-d12	I	ug/L	40	40.8		0	0	0	0.102	0.102		0%			0%	
Phenanthrene-d10	I	ug/L	40	40.8		0	0	0	0.102	0.102		0%			0%	
2-Fluorobiphenyl	S	ug/L	3.85973	3.9369246		5.1	0	0	0.045288	0.102	10	77%	25	94	0%	
Nitrobenzene-d5	S	ug/L	4.93462	5.0333124		5.1	0	0	0.053346	0.102	10	99%	19	102	0%	
Terphenyl-d14	S	ug/L	5.05183	5.1528666		5.1	0	0	0.057426	0.102	10	101%	39	106	0%	
o-Terphenyl	X	ug/L	4.75343	4.8484986		204	0	0	0.066708	0.102	10	2%	40	140	0%	S

Seq No	Lab ID	Test Code	Sample Typ	File ID	Analysis Date	DF	Batch ID	Prep Date	SPKref	RPDref	pmoist
15017129	B22011136-001	SVOC-8270-W-	MSD	V5975.I\sh012622	1/27/2022 12:04:	1	163072	1/20/2022 1:	2E+07	2E+07	

Analyte	T	Units	RAW	Final	Text	Spike	SPKref	RPDref	MDL	PQL	UQL	%REC	LOW	HIGH	%RPD	Q
1-Methylnaphthalene	A	ug/L	3.89066	3.9295666		5.05	0	3.3851658	0.020806	0.101	10	78%	18	117	15%	
2-Methylnaphthalene	A	ug/L	4.31195	4.3550695		5.05	0	3.1024014	0.017776	0.101	10	86%	18	117	34%	
Acenaphthene	A	ug/L	4.06969	4.1103869		5.05	0	4.2043584	0.032017	0.101	10	81%	40	92	2%	
Acenaphthylene	A	ug/L	4.03613	4.0764913		5.05	0	3.9665862	0.02525	0.101	10	81%	37	96	3%	
Anthracene	A	ug/L	4.64696	4.6934296		5.05	0	5.1849456	0.028583	0.101	10	93%	46	108	10%	
Benzo(a)anthracene	A	ug/L	4.62213	4.6683513		5.05	0	5.709195	0.027472	0.101	10	92%	41	105	20%	
Benzo(a)pyrene	A	ug/L	3.96162	4.0012362		5.05	0	4.9187766	0.035047	0.101	10	79%	42	110	21%	
Benzo(b)fluoranthene	A	ug/L	3.98439	4.0242339		5.05	0	5.0409012	0.022826	0.101	10	80%	27	121	22%	
Benzo(g,h,i)perylene	A	ug/L	4.00299	4.0430199		5.05	0	5.0094954	0.026967	0.101	10	80%	44	108	21%	
Benzo(k)fluoranthene	A	ug/L	3.68654	3.7234054		5.05	0	4.6516998	0.029795	0.101	10	74%	44	111	22%	
Chrysene	A	ug/L	4.3539	4.397439		5.05	0	5.2869762	0.046258	0.101	10	87%	50	106	18%	
Dibenzo(a,h)anthracene	A	ug/L	4.347	4.39047		5.05	0	5.41416	0.037067	0.101	10	87%	47	111	21%	
Fluoranthene	A	ug/L	4.29003	4.3329303		5.05	0	5.0229288	0.023533	0.101	10	86%	44	111	15%	
Fluorene	A	ug/L	4.20679	4.2488579		5.05	0	4.363611	0.022725	0.101	10	84%	42	99	3%	
Indeno(1,2,3-cd)pyrene	A	ug/L	4.12211	4.1633311		5.05	0	5.149674	0.049591	0.101	10	82%	33	112	21%	
Naphthalene	A	ug/L	4.08015	4.1209515		5.05	0	3.730446	0.02929	0.101	10	82%	22	108	10%	
Phenanthrene	A	ug/L	4.4778	4.522578		5.05	0	5.0774376	0.029795	0.101	10	90%	43	106	12%	

Seq No	Lab ID	Test Code	Sample Typ	File ID	Analysis Date	DF	Batch ID	Prep Date	SPKref	RPDref	pmoist
15017129	B22011136-001	SVOC-8270-W-	MSD	V5975.I\sh0126221	1/27/2022 12:04:	1	163072	1/20/2022 1:	2E+07	2E+07	

Analyte	T	Units	RAW	Final	Text	Spike	SPKref	RPDref	MDL	PQL	UQL	%REC	LOW	HIGH	%RPD	Q
Pyrene	A	ug/L	4.53503	4.5803803		5.05	0	5.27799	0.024139	0.101	10	91%	41	106	14%	
1,4-Dichlorobenzene-d4	I	ug/L	40	40.4		0	0	0	0.101	0.101		0%			0%	
Acenaphthene-d10	I	ug/L	40	40.4		0	0	0	0.101	0.101		0%			0%	
Chrysene-d12	I	ug/L	40	40.4		0	0	0	0.101	0.101		0%			0%	
Naphthalene-d8	I	ug/L	40	40.4		0	0	0	0.101	0.101		0%			0%	
Perylene-d12	I	ug/L	40	40.4		0	0	0	0.101	0.101		0%			0%	
Phenanthrene-d10	I	ug/L	40	40.4		0	0	0	0.101	0.101		0%			0%	
2-Fluorobiphenyl	S	ug/L	3.74384	3.7812784		5.05	0	0	0.044844	0.101	10	75%	25	94	0%	
Nitrobenzene-d5	S	ug/L	4.84886	4.8973486		5.05	0	0	0.052823	0.101	10	97%	19	102	0%	
Terphenyl-d14	S	ug/L	3.75358	3.7911158		5.05	0	0	0.056863	0.101	10	75%	39	106	0%	
o-Terphenyl	X	ug/L	3.69527	3.7322227		202	0	4.8484986	0.066054	0.101	10	2%	40	140	26%	S

Tune Evaluation Report

Data Path:	\\MASSHUNTER\Org\Data\SV5975.I\sh012622\2 e8270c bna SIM\Jan2625.D
Acq on:	1/27/2022 5:44:20 AM
Operator:	LIMS import
Sample:	26-Jan-22_TUNE_25
Inst Name:	GCMS
ALS Vial:	25
Method:	\\MASSHUNTER\Org\Data\SV5975.I\Methods\DFTPP5975625.m

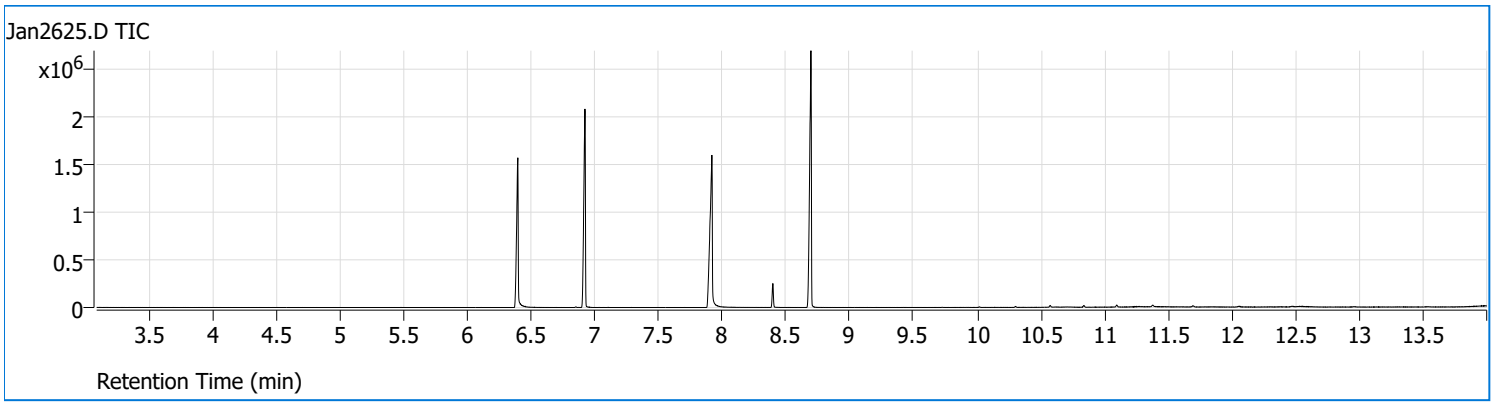

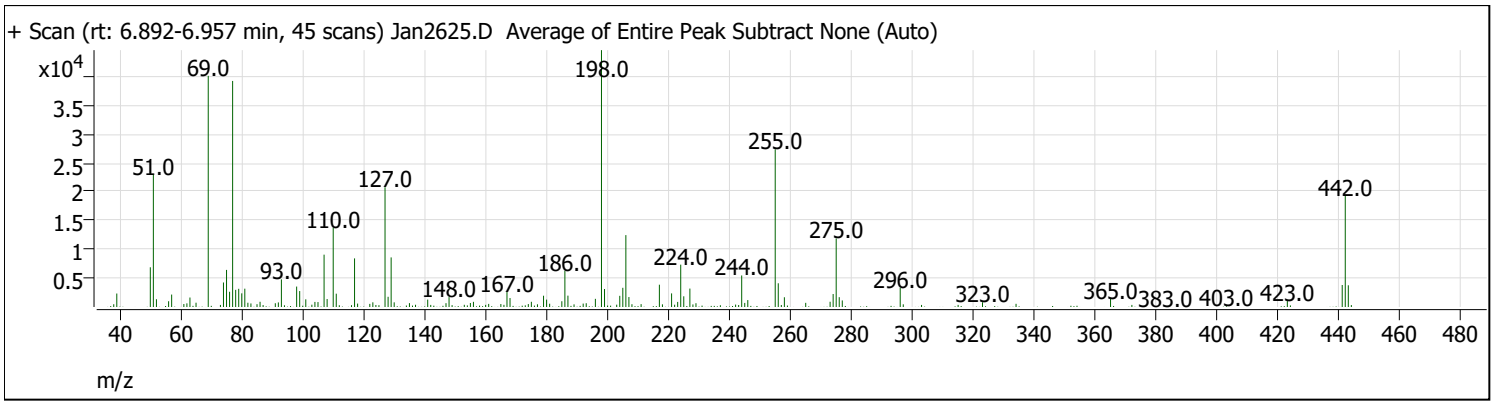

Target Mass	Rel. To Mass	Lower Limit%	Upper Limit%	Rel. Abn%	Raw Abn	Pass/Fail
51	198	30	60	51.5	22934	Pass
68	69	0	2	0.0	5	Pass
70	69	0	2	0.5	201	Pass
127	198	40	60	46.6	20760	Pass
197	198	0	1	0.1	35	Pass
198	198	100	100	100.0	44506	Pass
199	198	5	9	7.0	3122	Pass
275	198	10	30	26.7	11884	Pass
365	198	1	100	3.1	1398	Pass
441	443	1E-10	150	101.3	3813	Pass
442	198	40	100	43.3	19282	Pass
443	442	17	23	19.5	3764	Pass
69	69	100	100	100.0	40059	Pass

Tune Evaluation Report

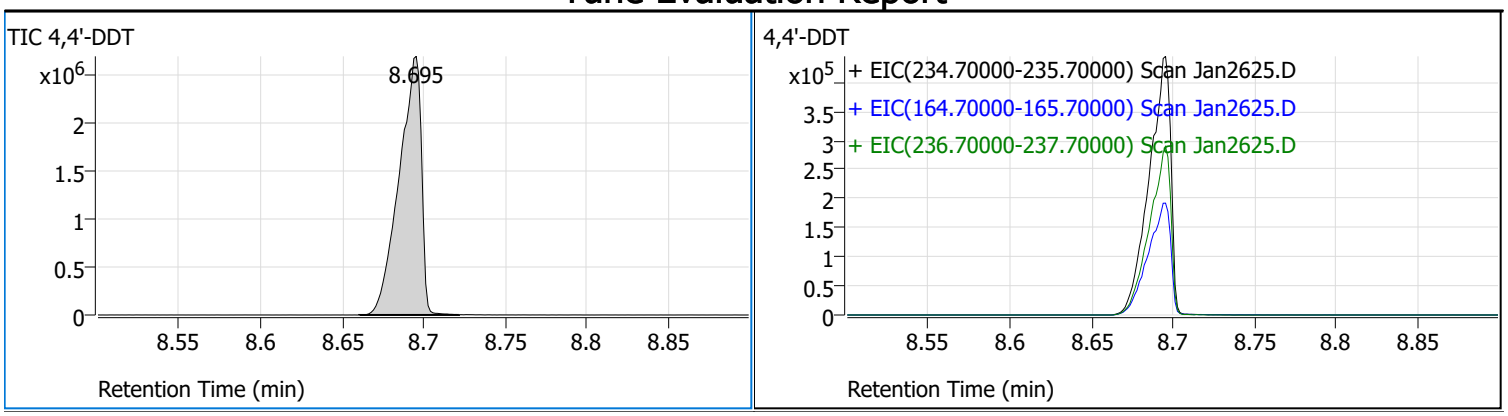

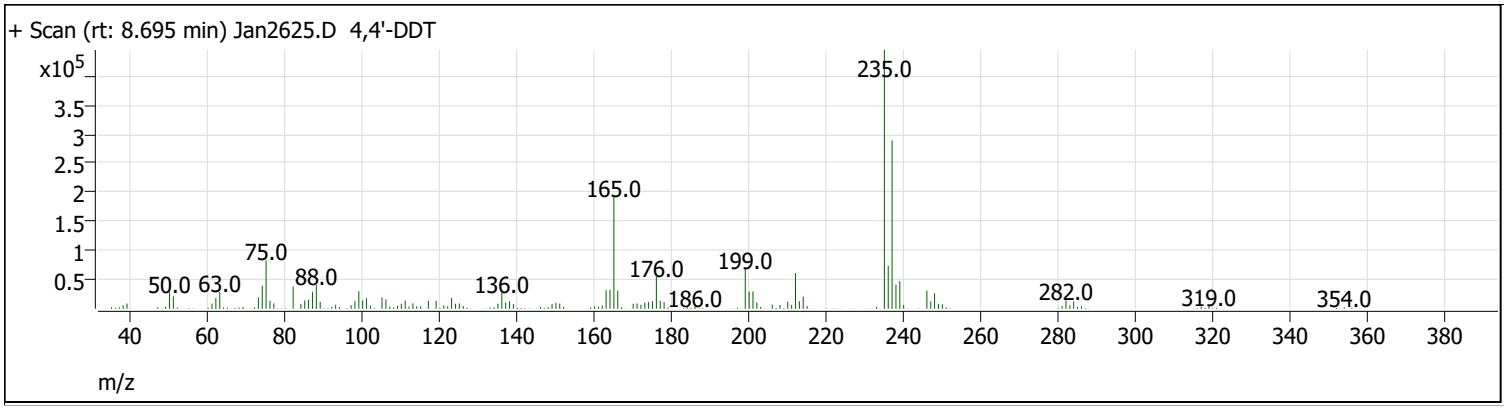

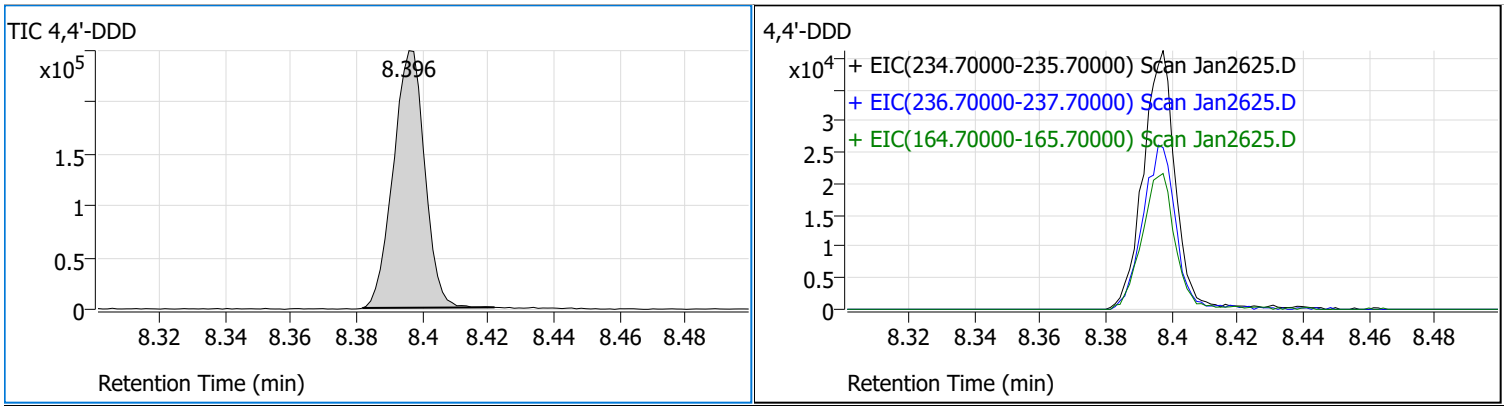

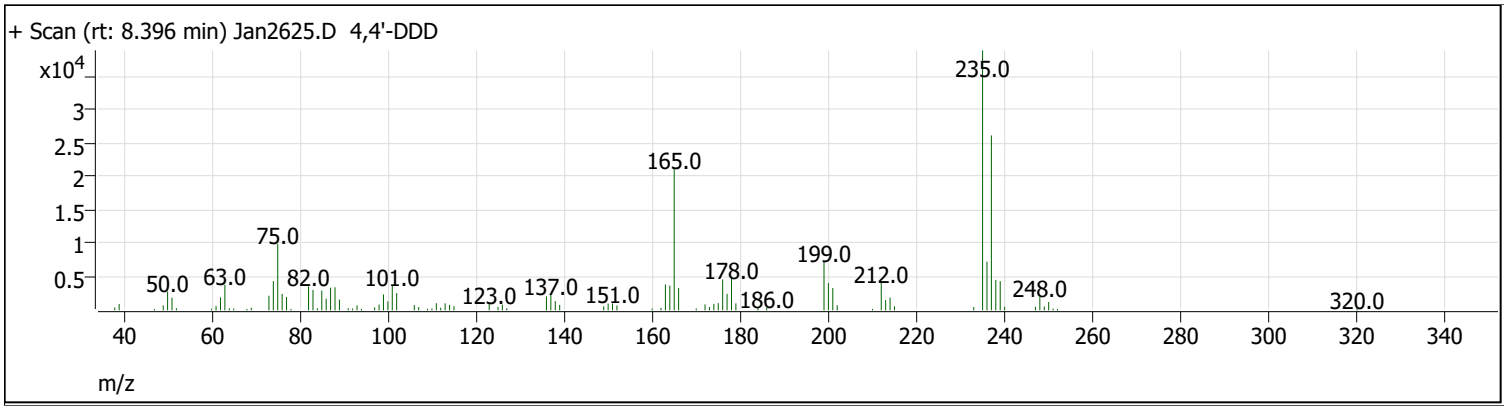



Tune Evaluation Report

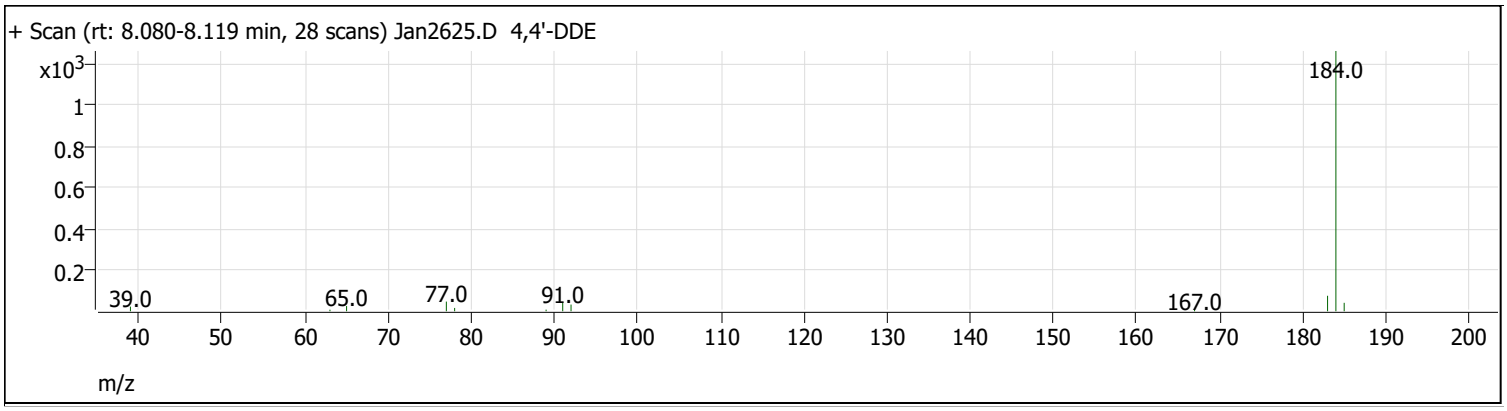

Compound Name	Expected RT	Observed RT	TIC Area	Breakdown %	Pass/Fail
4,4'-DDT	8.700	8.695	2542604	6.1	Pass
4,4'-DDD	8.400	8.396	165402		
4,4'-DDE	8.100	0.000	0		

Tune Evaluation Report

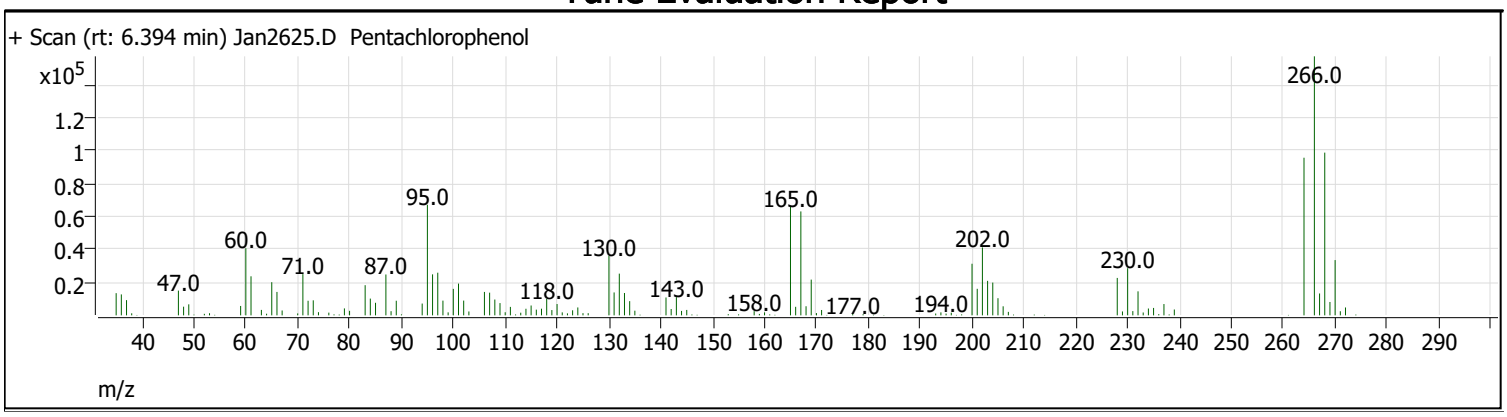

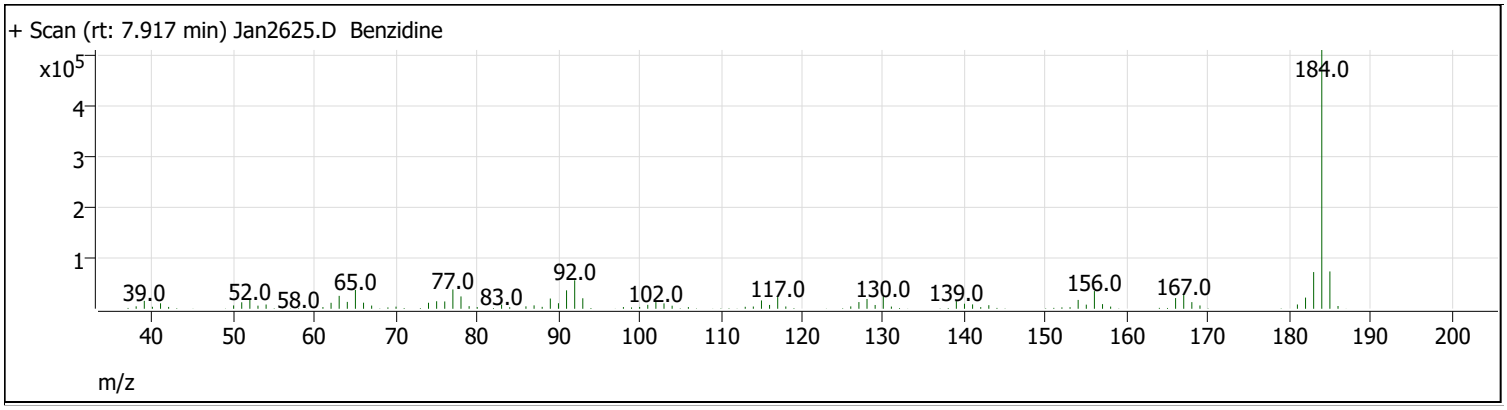

Compound Name	Expected RT	Observed RT	Tailing Factor	PGF	Pass/Fail
Pentachlorophenol	6.800	6.394	0.3	3.4	Pass
Benzidine	8.400	7.917	0.2	2.2	Pass

Quantitation Results Report (QT Reviewed)

Data File	Jan2626.D	Operator	LIMS import
Acq. Method	5975BNASIM	Acq. Date-Time	1/27/2022 6:08:04 AM
Sample Name	26-Jan-22_CCV_26	Instrument	GCMS
Vial	26	Multiplier	1.00
DA Method File	012622 bna SIM 1.batch.bin	Comment	SVOC-8270C-SIM-W-LLPAH
Tune File	dftppjph.u	Tune Date	
Batch Name	012622 bna SIM 2.batch.bin	Last Calib Update	1/27/2022 8:37:26 AM
Ref Library			

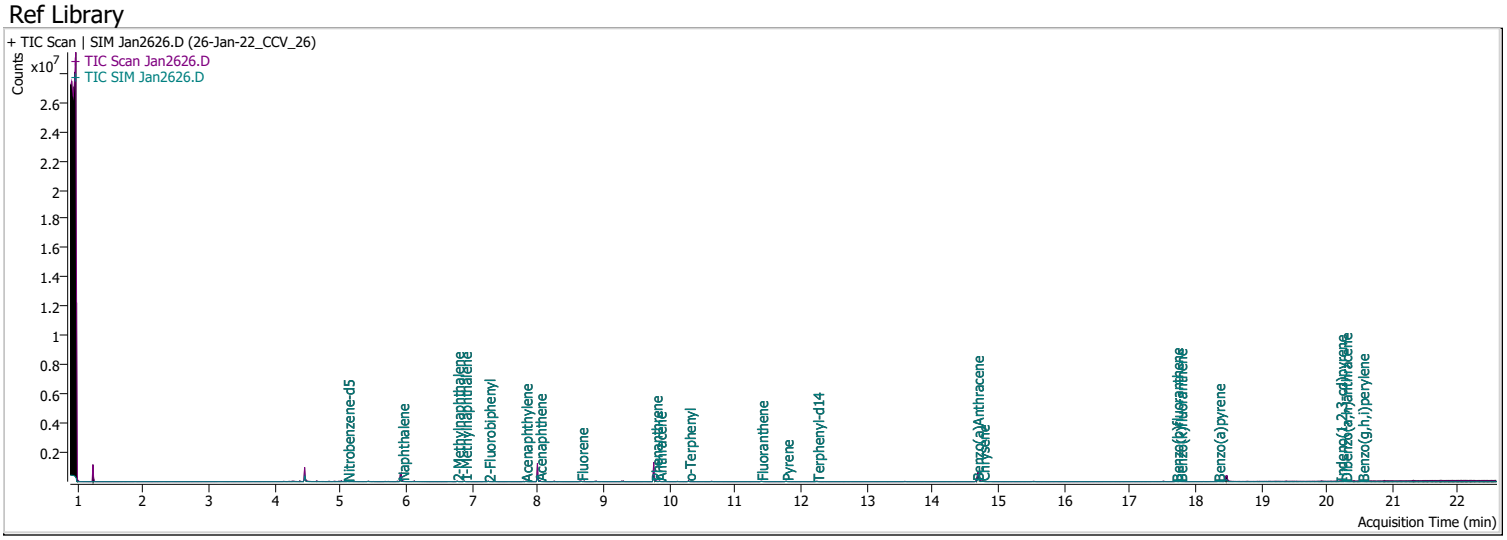

Compound	RT	QIon	Resp.	Conc.	Units		Dev(Min)
Internal Standards							
M 1,4-Dichlorobenzene-d4	4.460	152.0	134112	40.0000	ng/ml	m	0.000
M Naphthalene-d8	5.916	136.0	230565	40.0000	ng/ml		0.000
M Acenaphthene-d10	8.000	164.0	151112	40.0000	ng/ml		0.000
M Phenanthrene-d10	9.768	188.0	309717	40.0000	ng/ml		0.000
M Chrysene-d12	14.701	240.0	248836	40.0000	ng/ml		0.000
M Perylene-d12	18.475	264.0	162859	40.0000	ng/ml		0.000
System Monitoring Compounds							
S Nitrobenzene-d5	5.106	82.0	7169	2.3612	ng/ml		-0.012
Spiked Amount: 5.000	Range: 19.0 - 102.0%			Recovery = 47.22%			
S 2-Fluorobiphenyl	7.252	172.0	12267	2.0619	ng/ml		0.000
Spiked Amount: 5.000	Range: 25.0 - 94.0%			Recovery = 41.24%			
S o-Terphenyl	10.299	230.0	9661	2.0611	ng/ml		0.000
Spiked Amount: 5.000	Range: 40.0 - 140.0%			Recovery = 41.22%			
S Terphenyl-d14	12.251	244.0	8658	2.1082	ng/ml		0.000
Spiked Amount: 5.000	Range: 39.0 - 106.0%			Recovery = 42.16%			
Target Compounds							**QValue**
T Naphthalene	5.941	128.0	12468	2.0916	ng/ml		99
T 2-Methylnaphthalene	6.777	141.0	7902	2.1951	ng/ml		99
T 1-Methylnaphthalene	6.890	141.0	7553	2.0700	ng/ml		99
T Acenaphthylene	7.814	152.0	13859	2.0263	ng/ml		100
T Acenaphthene	8.025	154.0	8876	2.0175	ng/ml		98
T Fluorene	8.661	166.0	11823	1.9906	ng/ml		98
T Phenanthrene	9.793	178.0	15060	1.8611	ng/ml		93
T Anthracene	9.854	178.0	15898	2.0529	ng/ml		100
T Fluoranthene	11.398	202.0	20024	2.1129	ng/ml		100
T Pyrene	11.781	202.0	21367	2.0575	ng/ml		99
T Benzo(a)Anthracene	14.677	228.0	15157	2.1032	ng/ml		100
T Chrysene	14.764	228.0	19685	1.9981	ng/ml		99
T Benzo(b)fluoranthene	17.709	252.0	14433	2.2948	ng/ml		97

Compound	RT	QIon	Resp.	Conc.	Units	Dev(Min)
T Benzo(k)fluoranthene	17.770	252.0	15647	2.0317	ng/ml	92
T Benzo(a)pyrene	18.351	252.0	11190	2.1253	ng/ml	100
T Indeno(1,2,3-cd)pyrene	20.204	276.0	10567	2.2572	ng/ml	96
T Dibenzo(a,h)anthracene	20.279	278.0	11649	2.1407	ng/ml	98
T Benzo(g,h,i)perylene	20.538	276.0	15154	2.1924	ng/ml	98

(#) = Qualifier Out of Range; (m) = Manual Integration; (+) = Area Summed; (*) = Surrogate Percent Recovery Out of Range; (d): Zeroed Peak

Compound	Conc.	RT	Dev(Min)	Resp.	QIon	QRatio	Lower	Upper
Nitrobenzene-d5	2.3612	5.11	-0.01	7169	54.0	36.2	31.6	58.8
					128.0	20.0	19.3	35.9

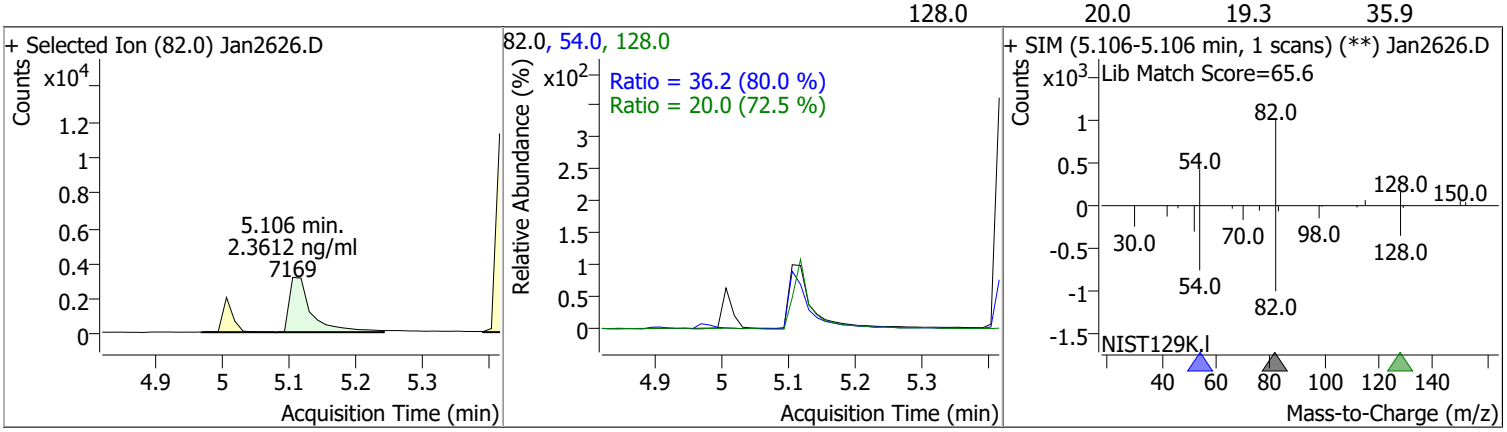

Compound	Conc.	RT	Dev(Min)	Resp.	QIon	QRatio	Lower	Upper
Naphthalene	2.0916	5.94	0.00	12468	102.0	20.9	0.0	61.8
					129.0	11.4	7.7	14.3

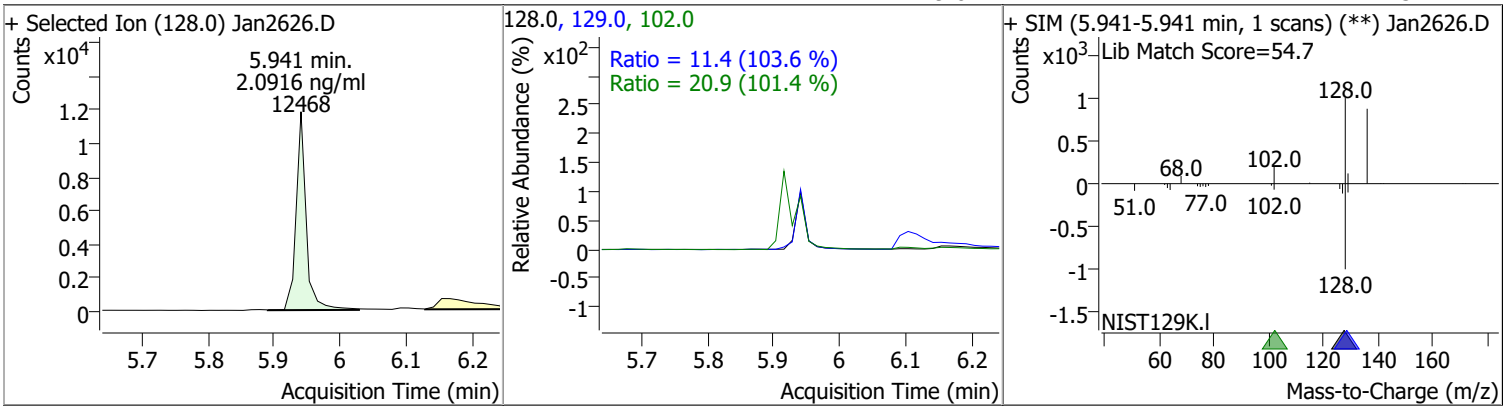

Compound	Conc.	RT	Dev(Min)	Resp.	QIon	QRatio	Lower	Upper
2-Methylnaphthalene	2.1951	6.78	0.00	7902	142.0	141.8	99.1	184.0
					115.0	64.0	46.3	86.0

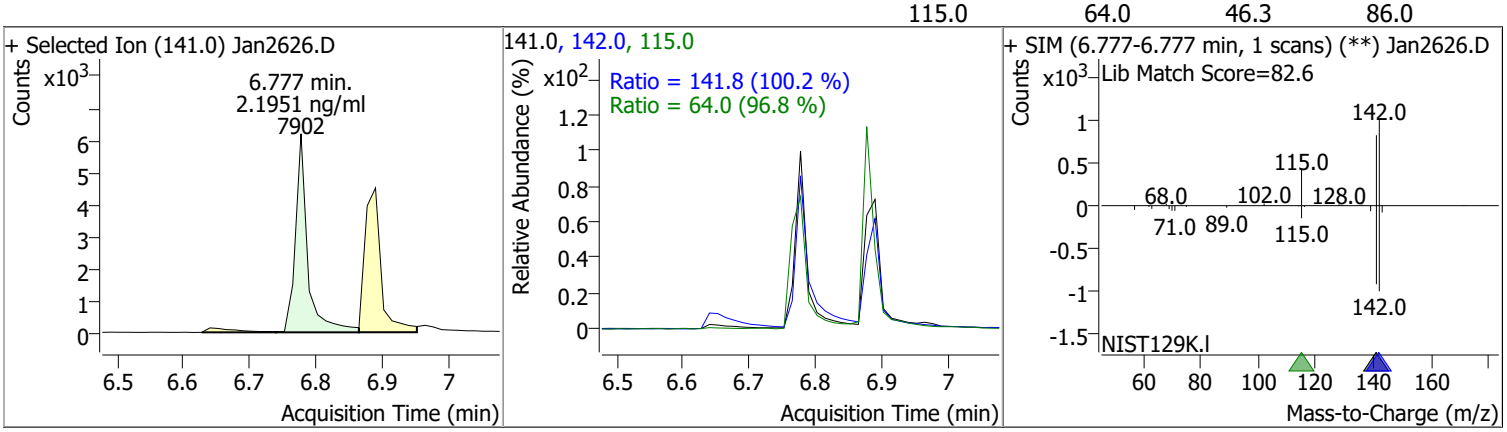

Quantitation Results Report (QT Reviewed)

Compound	Conc.	RT	Dev(Min)	Resp.	QIon	QRatio	Lower	Upper
1-Methylnaphthalene	2.0700	6.89	0.01	7553	142.0	111.3	78.3	145.5
					115.0	75.9	53.4	99.2

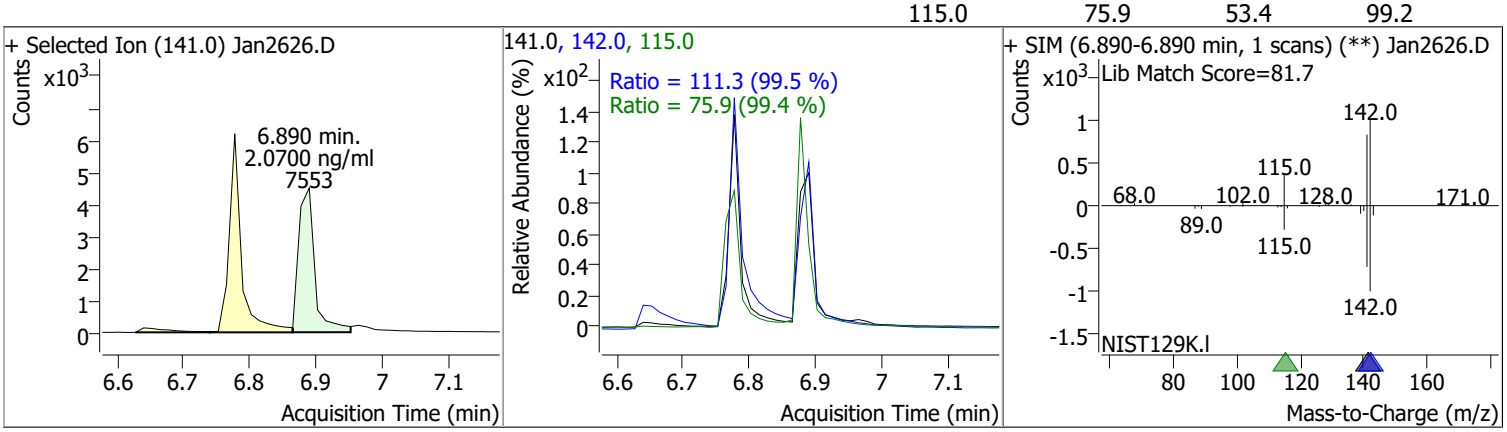

Compound	Conc.	RT	Dev(Min)	Resp.	QIon	QRatio	Lower	Upper
2-Fluorobiphenyl	2.0619	7.25	0.00	12267	171.0	36.6	25.6	47.6

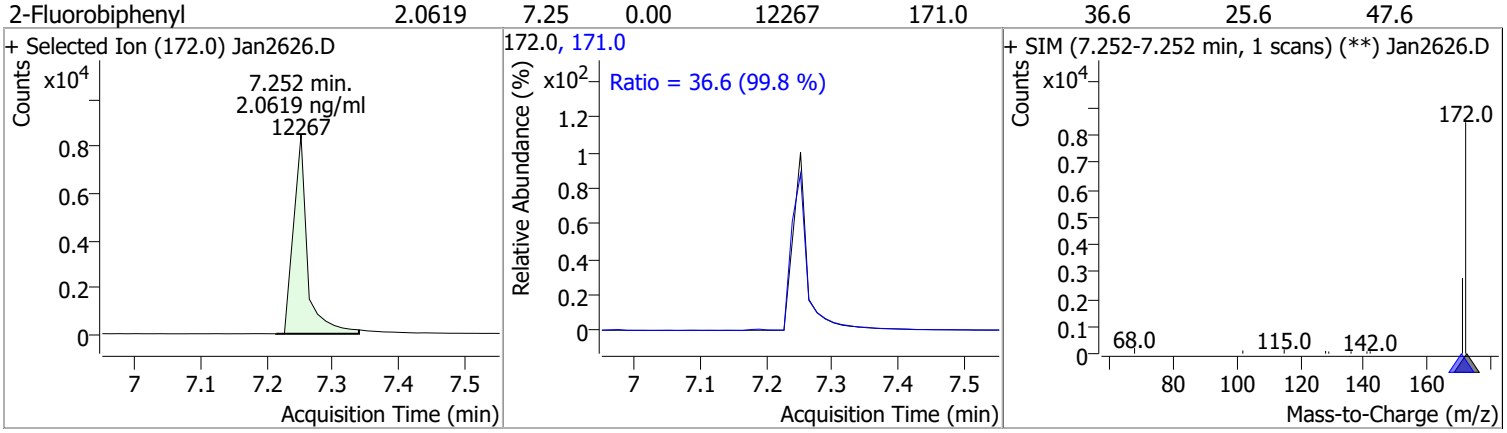

Compound	Conc.	RT	Dev(Min)	Resp.	QIon	QRatio	Lower	Upper
Acenaphthylene	2.0263	7.81	0.00	13859	153.0	13.0	9.1	17.0

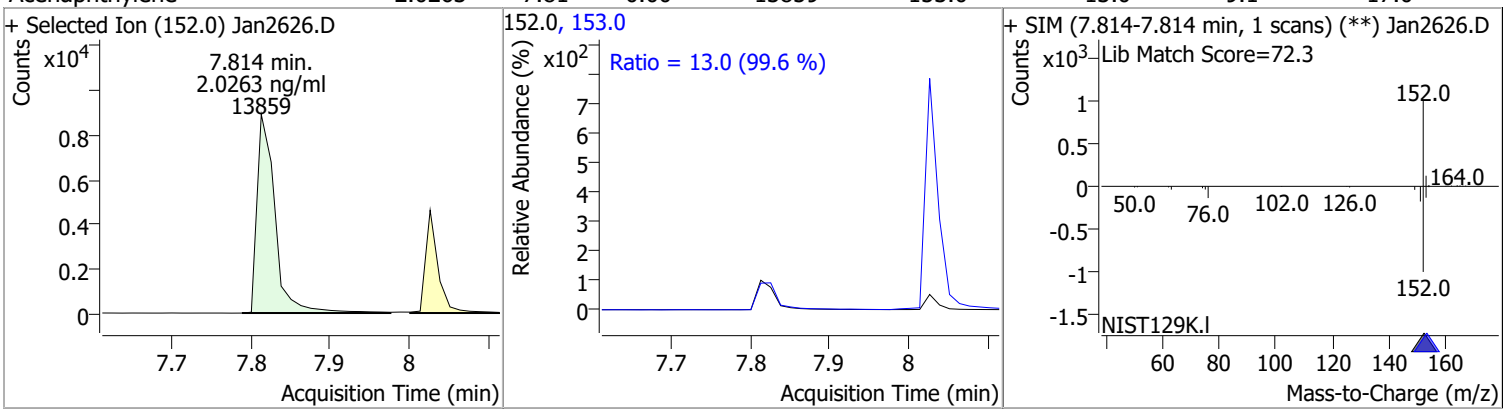

Compound	Conc.	RT	Dev(Min)	Resp.	QIon	QRatio	Lower	Upper
Acenaphthene	2.0175	8.03	0.00	8876	153.0	117.5	83.9	155.8
					152.0	56.4	40.9	76.0

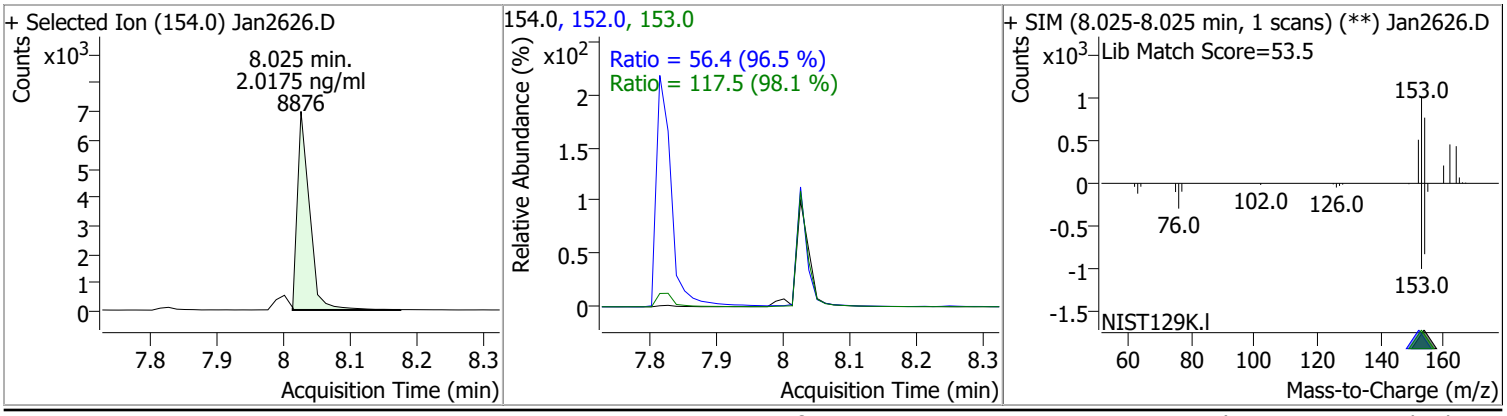

Quantitation Results Report (QT Reviewed)

Compound	Conc.	RT	Dev(Min)	Resp.	QIon	QRatio	Lower	Upper
Fluorene	1.9906	8.66	0.00	11823	165.0	97.8	67.0	124.5
					167.0	13.2	9.2	17.1

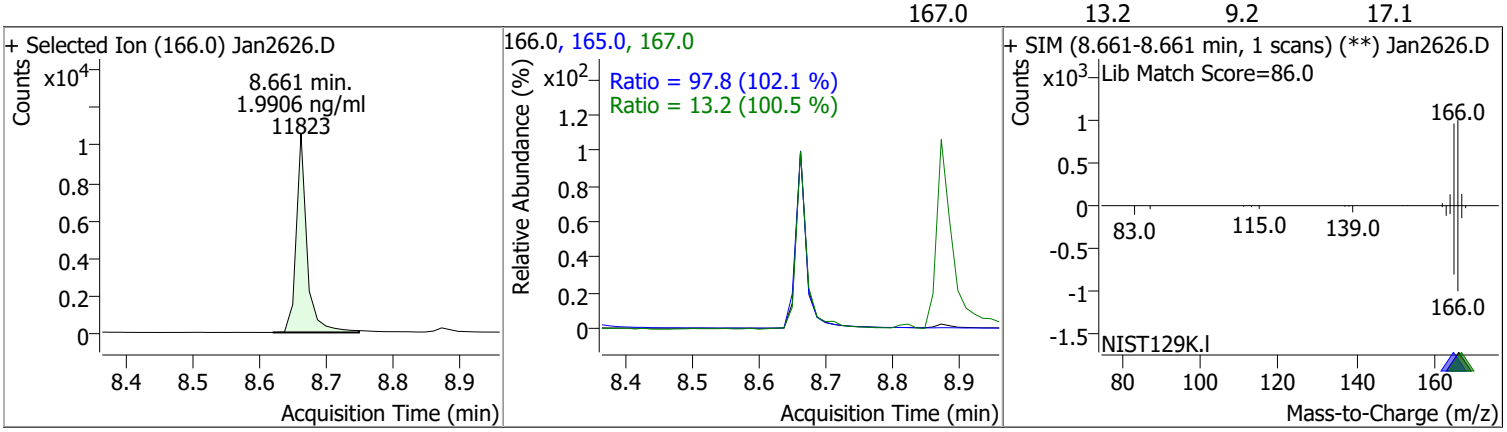

Compound	Conc.	RT	Dev(Min)	Resp.	QIon	QRatio	Lower	Upper
Phenanthrene	1.8611	9.79	0.00	15060	176.0	21.9	13.2	24.6

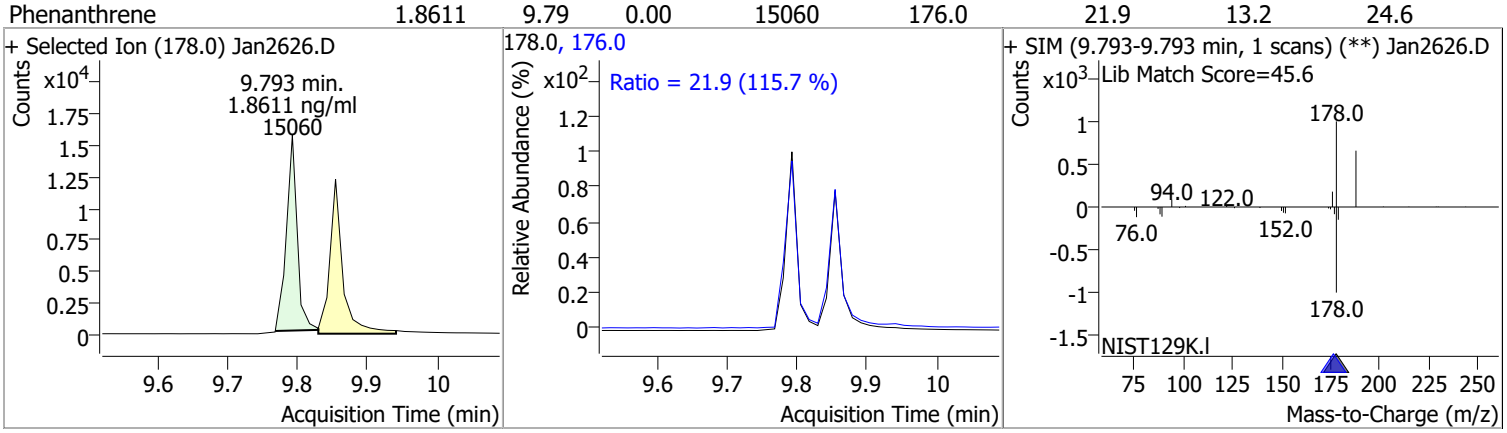

Compound	Conc.	RT	Dev(Min)	Resp.	QIon	QRatio	Lower	Upper
Anthracene	2.0529	9.85	0.00	15898	176.0	18.3	12.8	23.8

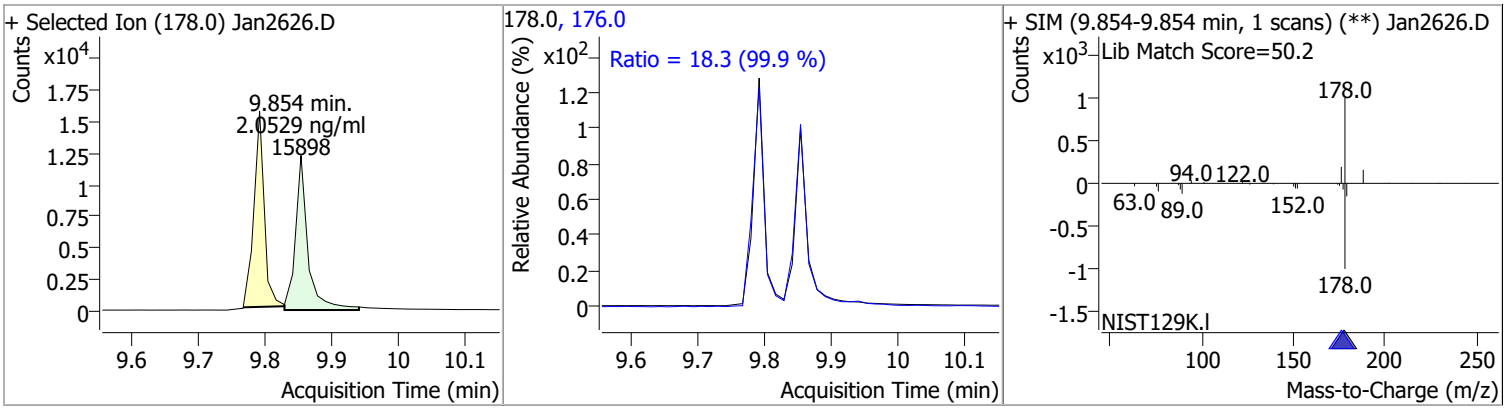

Compound	Conc.	RT	Dev(Min)	Resp.	QIon	QRatio	Lower	Upper
o-Terphenyl	2.0611	10.30	0.00	9661	229.0	69.6	47.1	87.5
					215.0	46.4	31.1	57.7

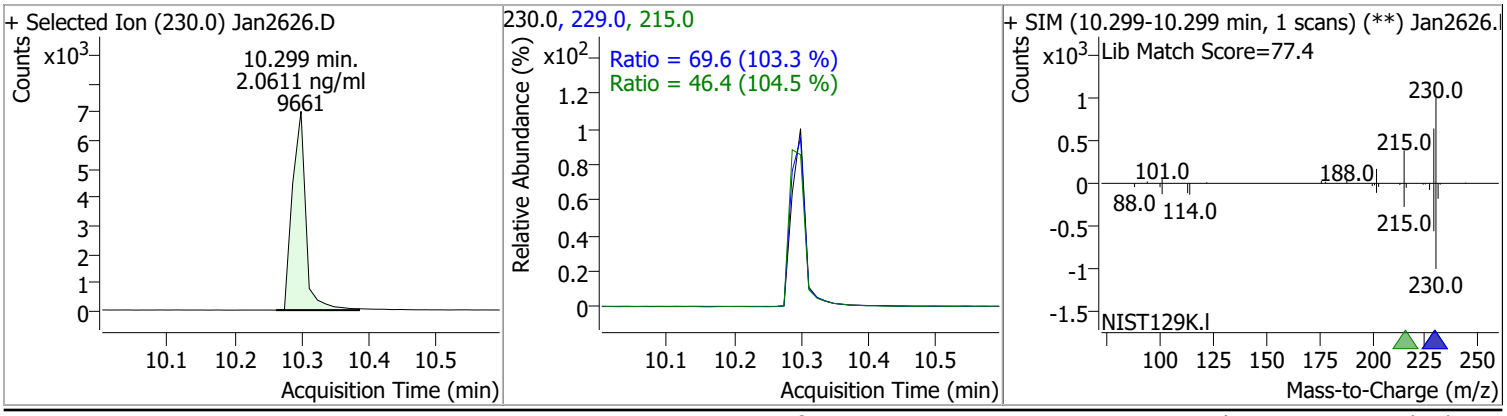

Compound	Conc.	RT	Dev(Min)	Resp.	QIon	QRatio	Lower	Upper
Fluoranthene	2.1129	11.40	-0.01	20024	101.0	12.5	8.8	16.3

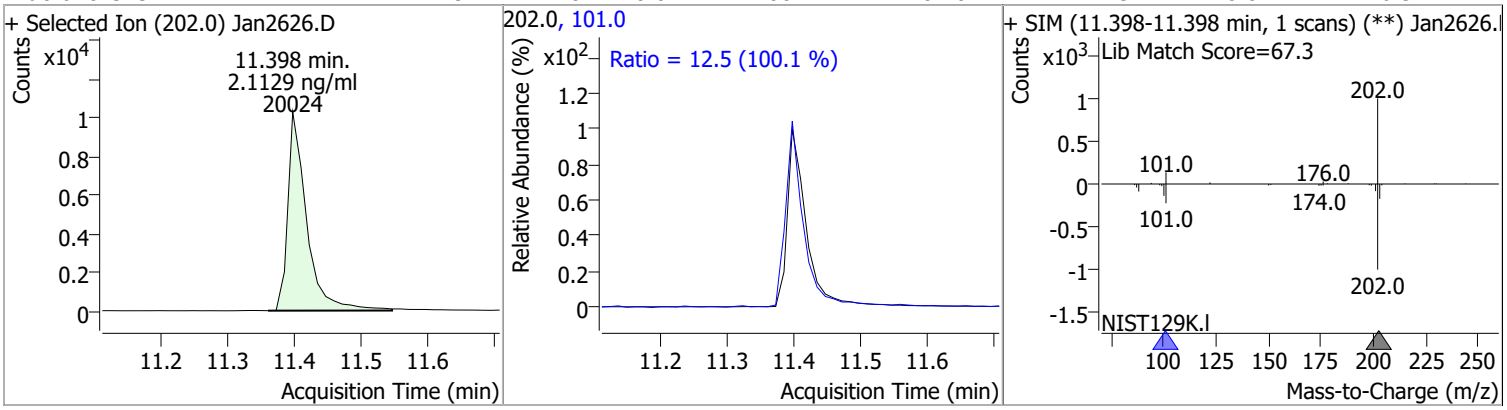

Compound	Conc.	RT	Dev(Min)	Resp.	QIon	QRatio	Lower	Upper
Pyrene	2.0575	11.78	0.00	21367	101.0	14.8	10.8	20.0

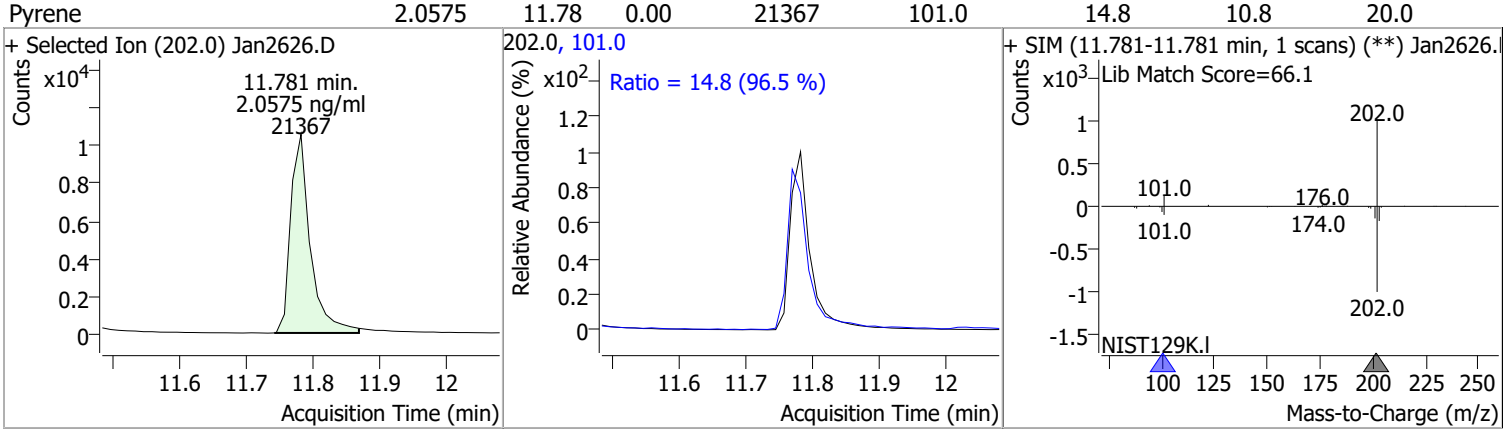

Compound	Conc.	RT	Dev(Min)	Resp.	QIon	QRatio	Lower	Upper
Terphenyl-d14	2.1082	12.25	0.00	8658	122.0	14.5	9.8	18.2

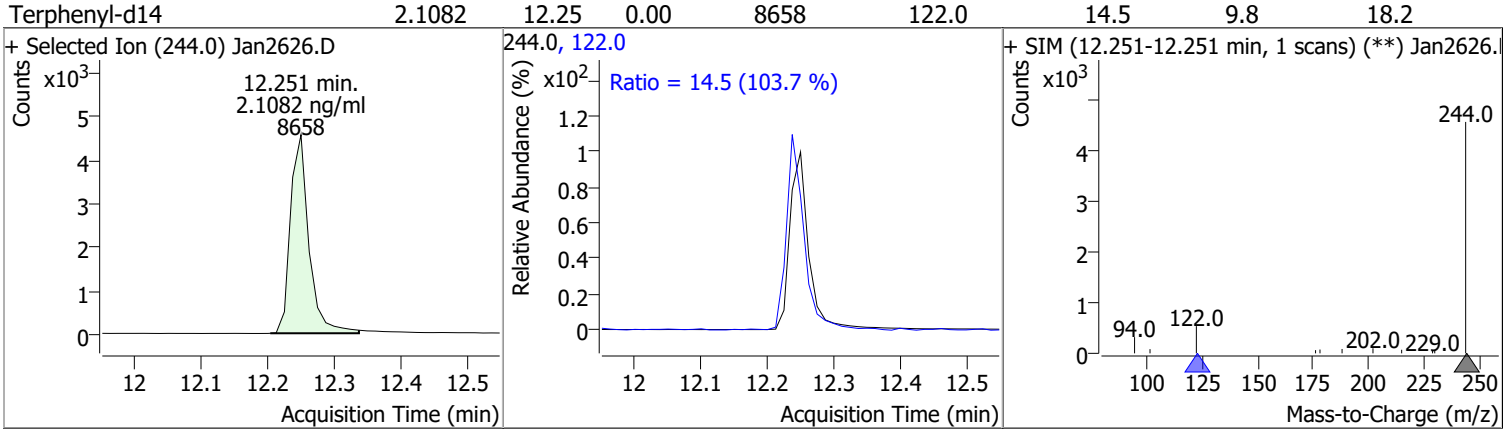

Compound	Conc.	RT	Dev(Min)	Resp.	QIon	QRatio	Lower	Upper
Benzo(a)Anthracene	2.1032	14.68	0.00	15157	226.0	27.2	19.0	35.2
					229.0	22.7	16.0	29.7

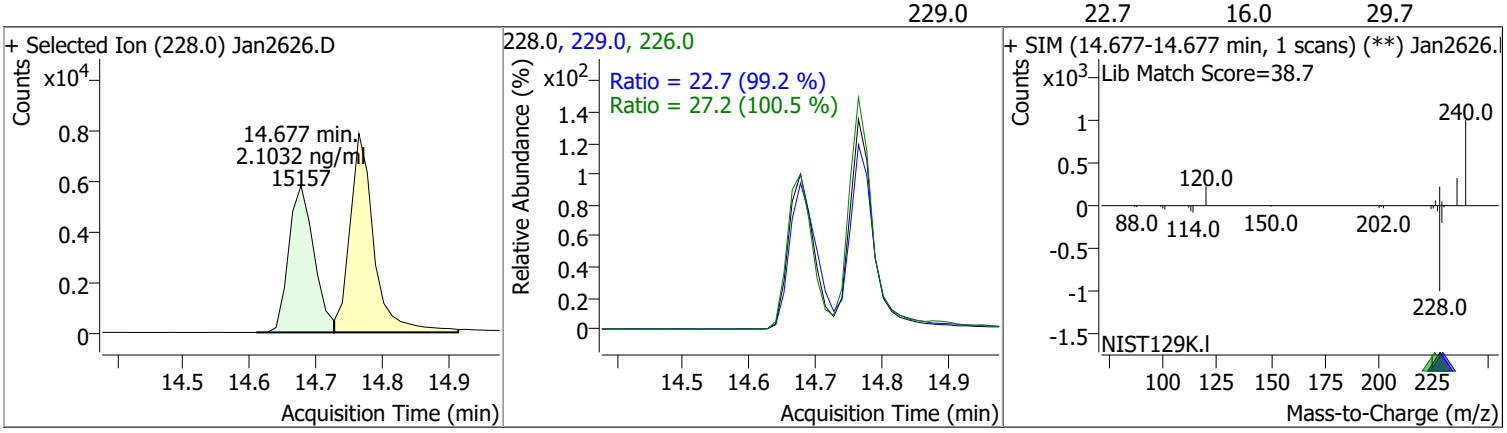

Quantitation Results Report (QT Reviewed)

Compound	Conc.	RT	Dev(Min)	Resp.	QIon	QRatio	Lower	Upper
Chrysene	1.9981	14.76	0.00	19685	226.0	30.7	21.0	39.1
					229.0	21.5	14.8	27.6

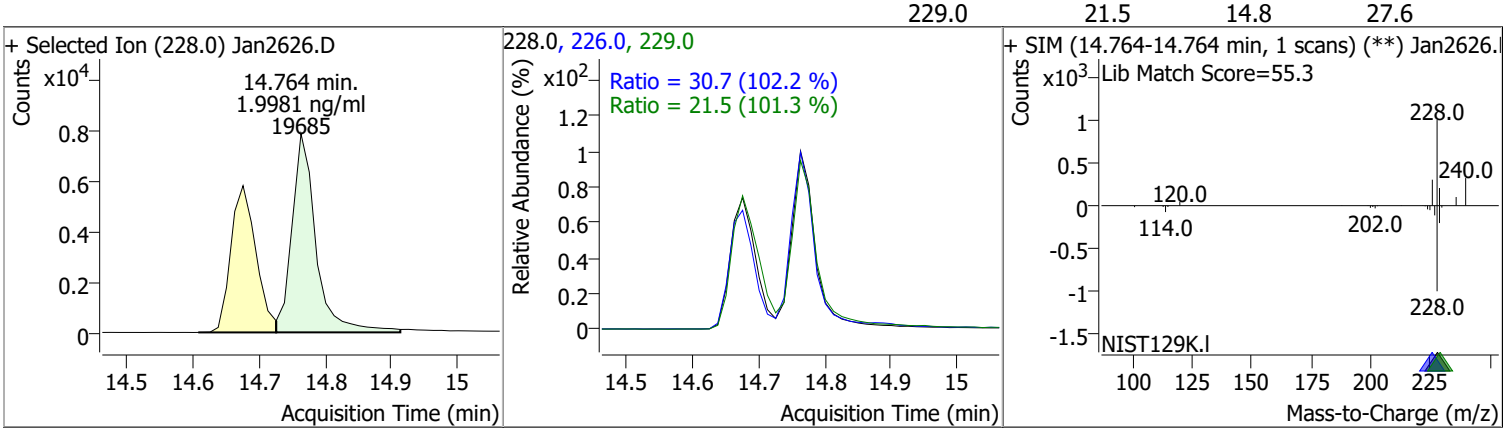

Compound	Conc.	RT	Dev(Min)	Resp.	QIon	QRatio	Lower	Upper
Benzo(b)fluoranthene	2.2948	17.71	0.00	14433	253.0	22.7	14.9	27.7

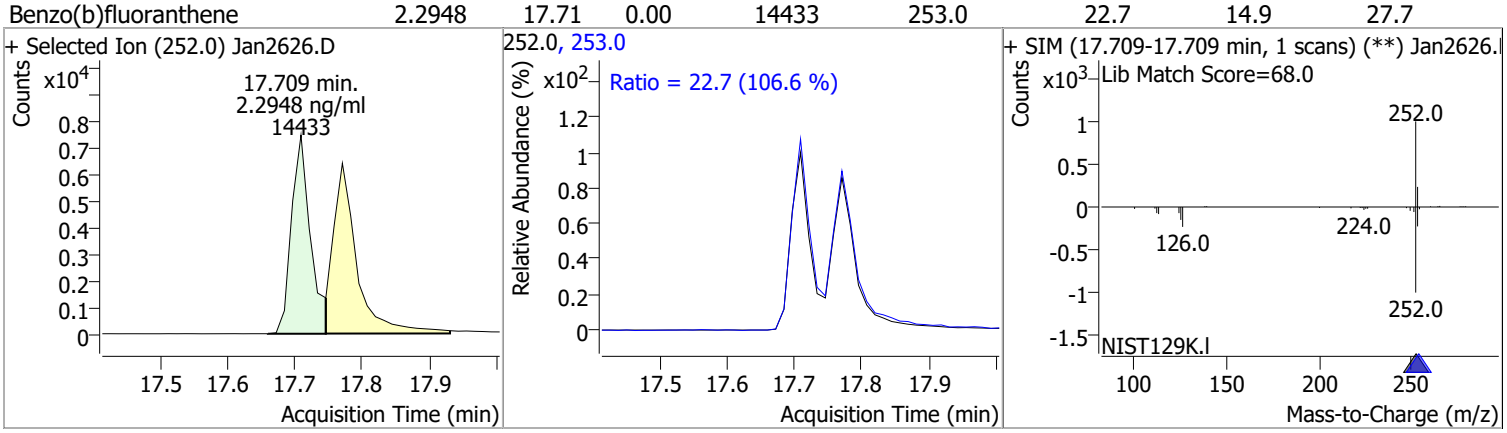

Compound	Conc.	RT	Dev(Min)	Resp.	QIon	QRatio	Lower	Upper
Benzo(k)fluoranthene	2.0317	17.77	0.00	15647	253.0	22.6	13.2	24.6

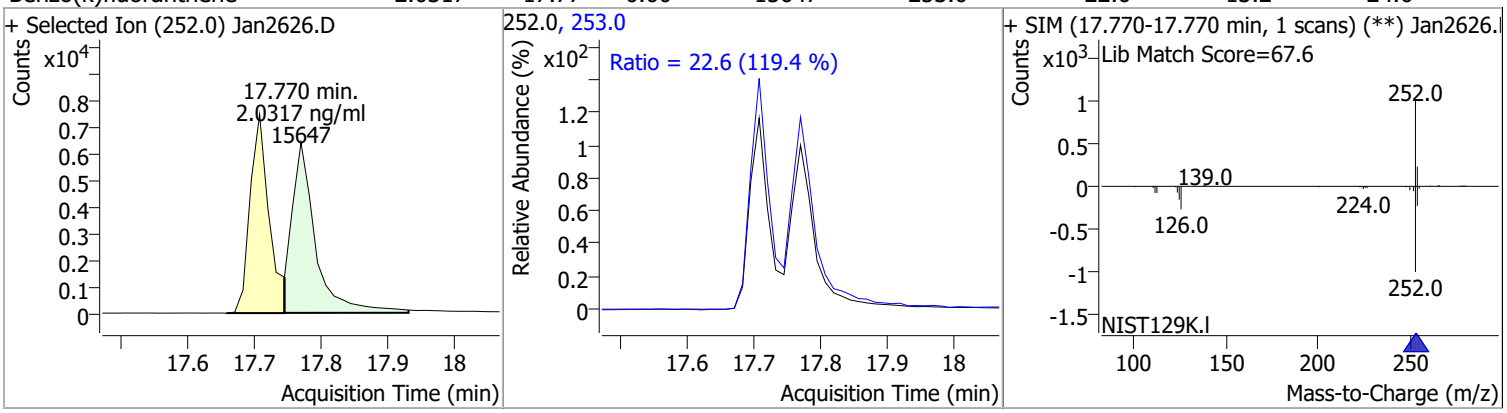

Compound	Conc.	RT	Dev(Min)	Resp.	QIon	QRatio	Lower	Upper
Benzo(a)pyrene	2.1253	18.35	0.00	11190	253.0	23.0	16.1	29.9

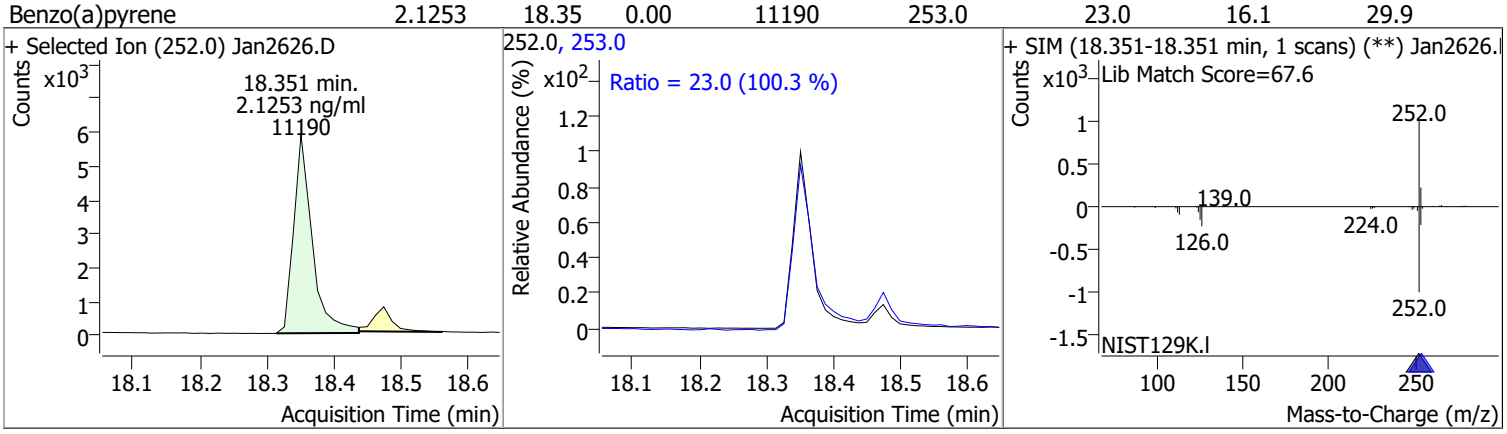

Compound	Conc.	RT	Dev(Min)	Resp.	QIon	QRatio	Lower	Upper
Indeno(1,2,3-cd)pyrene	2.2572	20.20	-0.01	10567	138.0	20.3	15.7	29.1

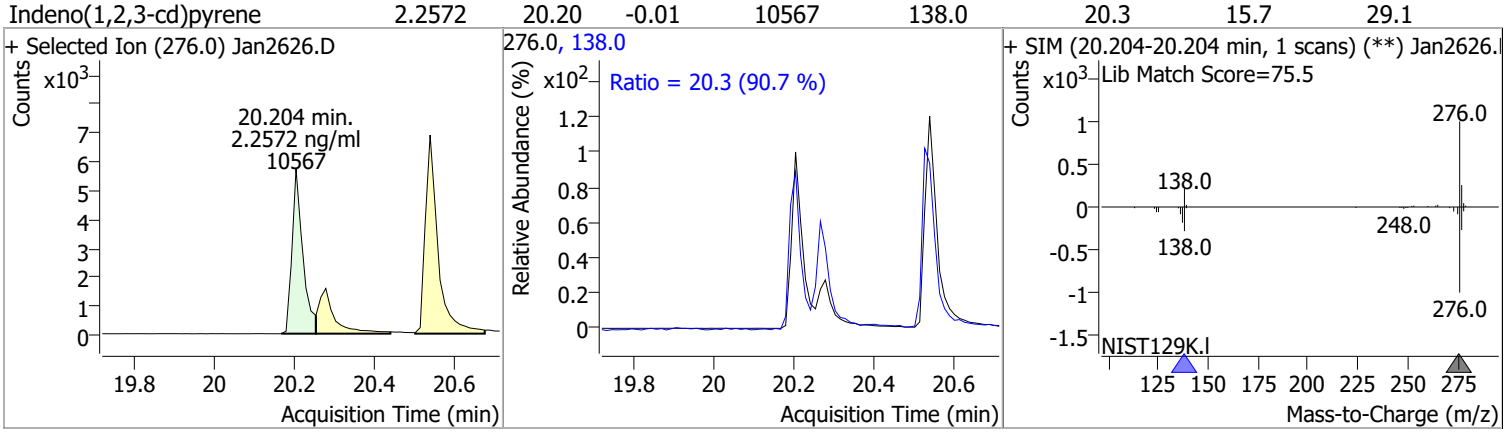

Compound	Conc.	RT	Dev(Min)	Resp.	QIon	QRatio	Lower	Upper
Dibenzo(a,h)anthracene	2.1407	20.28	0.00	11649	279.0	26.1	17.4	32.3
					139.0	18.2	12.3	22.8

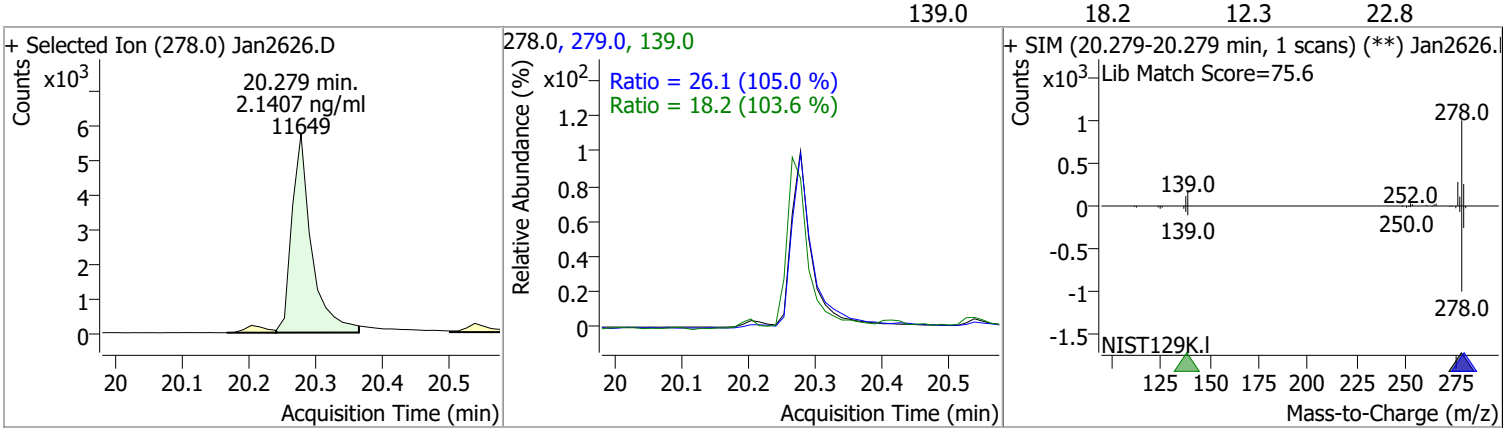

Compound	Conc.	RT	Dev(Min)	Resp.	QIon	QRatio	Lower	Upper
Benzo(g,h,i)perylene	2.1924	20.54	0.00	15154	277.0	23.3	17.3	32.2
					138.0	19.7	14.4	26.7

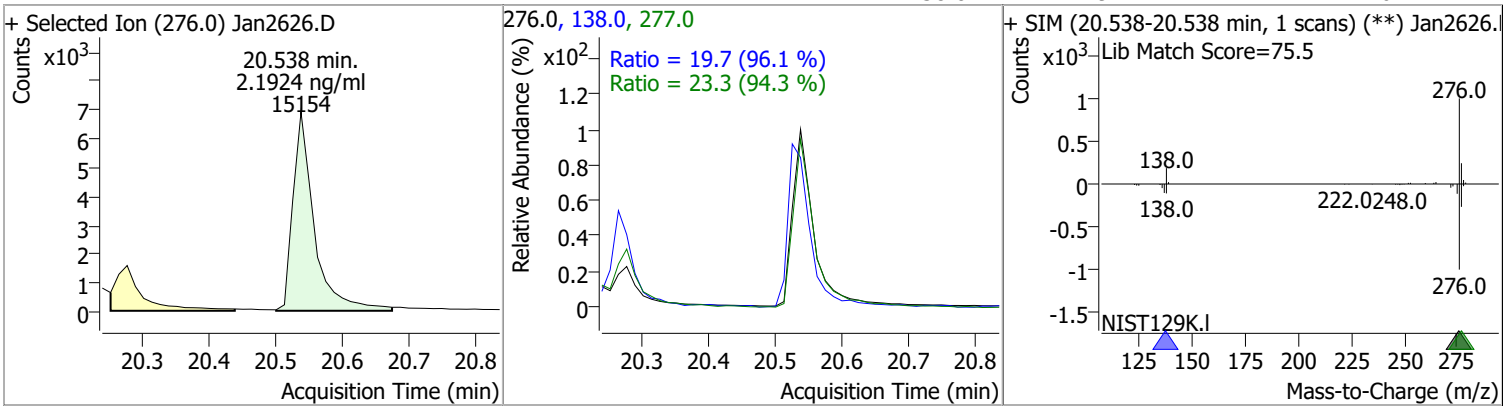

Quantitation Results Report (QT Reviewed)

Data File	Jan2627.D	Operator	LIMS import
Acq. Method	5975BNASIM	Acq. Date-Time	1/27/2022 6:40:25 AM
Sample Name	26-Jan-22_ISTBLK_27	Instrument	GCMS
Vial	27	Multiplier	1.00
DA Method File	012622 bna SIM 1.batch.bin	Comment	SVOC-8270C-SIM-W-LLPAH
Tune File	dftppjph.u	Tune Date	
Batch Name	012622 bna SIM 2.batch.bin	Last Calib Update	1/27/2022 8:37:26 AM
Ref Library			

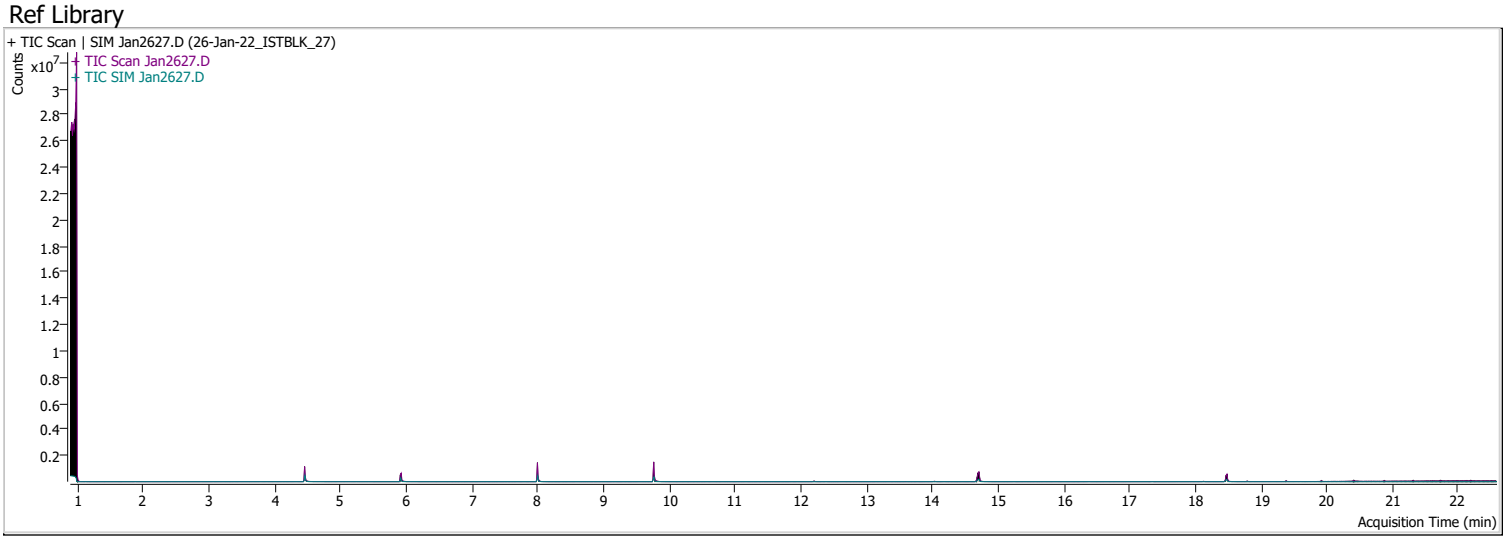

Compound	RT	QIon	Resp.	Conc.	Units		Dev(Min)
Internal Standards							
M 1,4-Dichlorobenzene-d4	4.459	152.0	154431	40.0000	ng/ml		0.000
M Naphthalene-d8	5.916	136.0	270866	40.0000	ng/ml		0.000
M Acenaphthene-d10	8.000	164.0	191944	40.0000	ng/ml		0.000
M Phenanthrene-d10	9.768	188.0	396275	40.0000	ng/ml		0.000
M Chrysene-d12	14.701	240.0	311349	40.0000	ng/ml		0.000
M Perylene-d12	18.474	264.0	212364	40.0000	ng/ml		0.000
System Monitoring Compounds							
S Nitrobenzene-d5	0.000		0	N.D.			
Spiked Amount: 5.000	Range: 19.0 - 102.0%			Recovery = NA%			
S 2-Fluorobiphenyl	0.000		0	N.D.			
Spiked Amount: 5.000	Range: 25.0 - 94.0%			Recovery = NA%			
S o-Terphenyl	0.000		0	N.D.			
Spiked Amount: 5.000	Range: 40.0 - 140.0%			Recovery = NA%			
S Terphenyl-d14	0.000		0	N.D.			
Spiked Amount: 5.000	Range: 39.0 - 106.0%			Recovery = NA%			
Target Compounds							**QValue**
T Naphthalene	0.000		0	N.D.			
T 2-Methylnaphthalene	0.000		0	N.D.			
T 1-Methylnaphthalene	0.000		0	N.D.			
T Acenaphthylene	0.000		0	N.D.			
T Acenaphthene	8.013	154.0	0		ng/ml	md	1
T Fluorene	0.000		0	N.D.			
T Phenanthrene	0.000		0	N.D.			
T Anthracene	0.000		0	N.D.			
T Fluoranthene	0.000		0	N.D.			
T Pyrene	0.000		0	N.D.			
T Benzo(a)Anthracene	14.701	228.0	0		ng/ml	md	1
T Chrysene	14.764	228.0	0		ng/ml	md	1
T Benzo(b)fluoranthene	0.000		0	N.D.			

Compound	RT	QIon	Resp.	Conc.	Units		Dev(Min)
T Benzo(k)fluoranthene	0.000		0	N.D.			
T Benzo(a)pyrene	18.363	252.0	0		ng/ml	md	1
T Indeno(1,2,3-cd)pyrene	0.000		0	N.D.			
T Dibenzo(a,h)anthracene	0.000		0	N.D.			
T Benzo(g,h,i)perylene	0.000		0	N.D.			

(#) = Qualifier Out of Range; (m) = Manual Integration; (+) = Area Summed; (*) = Surrogate Percent Recovery Out of Range; (d): Zeroed Peak

Compound	Conc.	Exp RT	QIon	Exp Ratio	QIon	Exp Ratio
Nitrobenzene-d5	N.D.	5.12	54.0	45.2	128.0	27.6

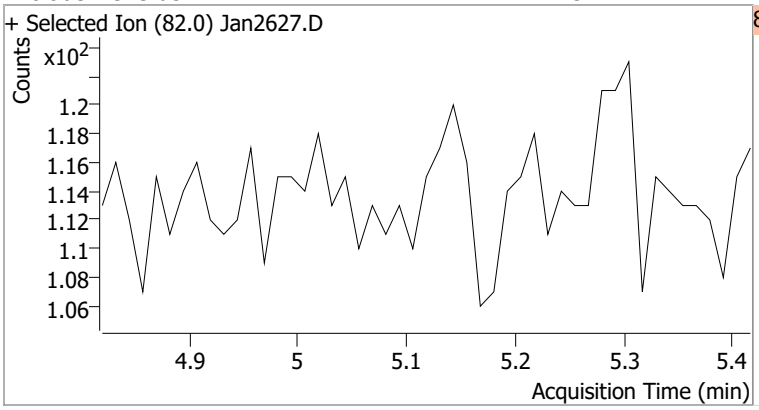

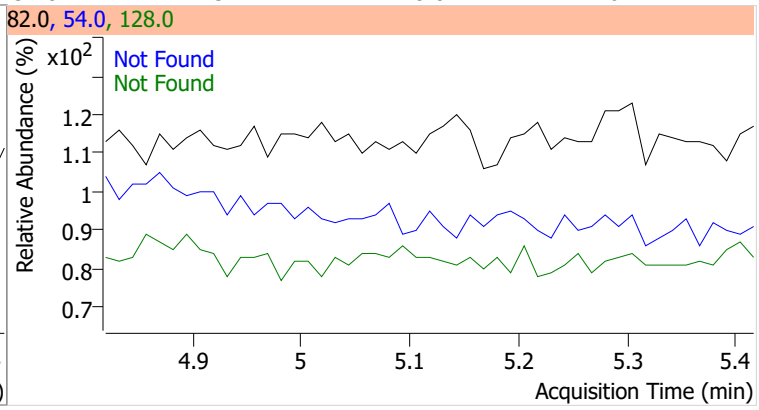

Compound	Conc.	Exp RT	QIon	Exp Ratio	QIon	Exp Ratio
Naphthalene	N.D.	5.94	102.0	20.6	129.0	11.0

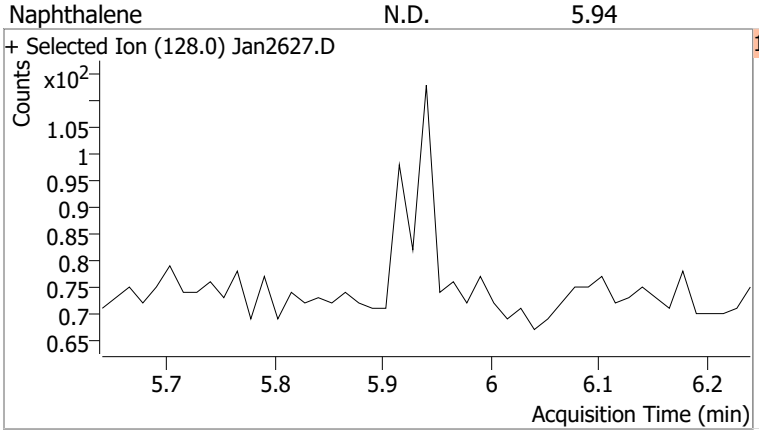

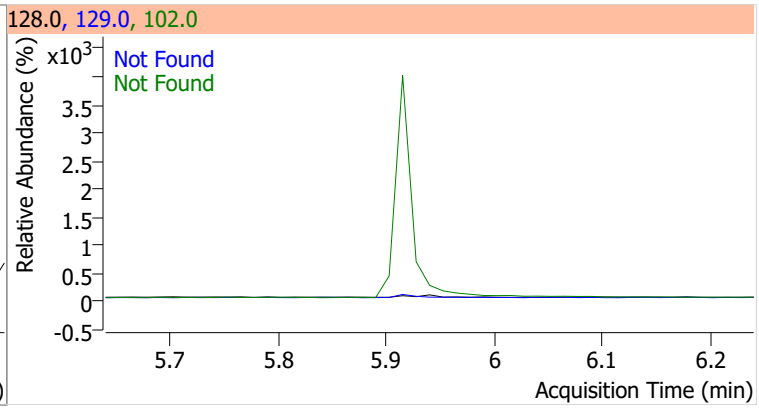

Compound	Conc.	Exp RT	QIon	Exp Ratio	QIon	Exp Ratio
2-Methylnaphthalene	N.D.	6.78	142.0	141.5	115.0	66.1

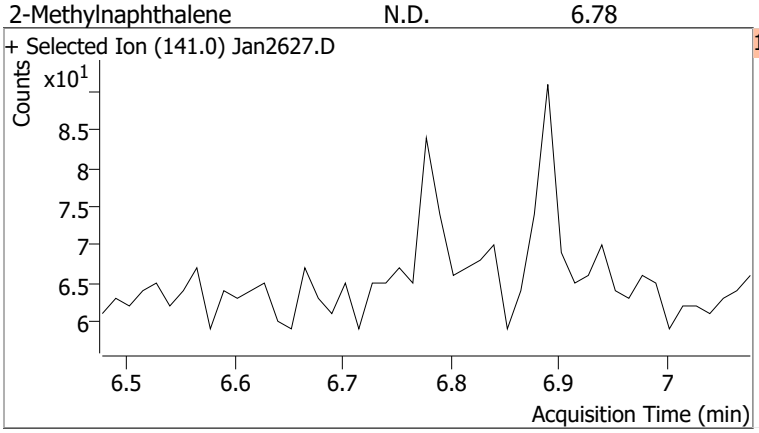

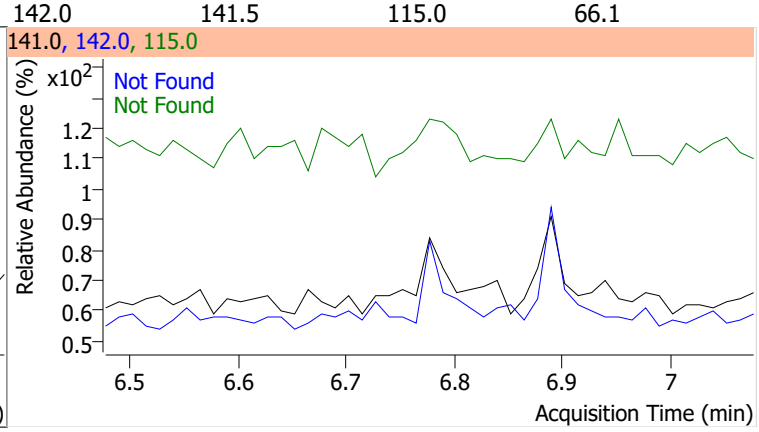

Compound	Conc.	Exp RT	QIon	Exp Ratio	QIon	Exp Ratio
1-Methylnaphthalene	N.D.	6.88	142.0	111.9	115.0	76.3

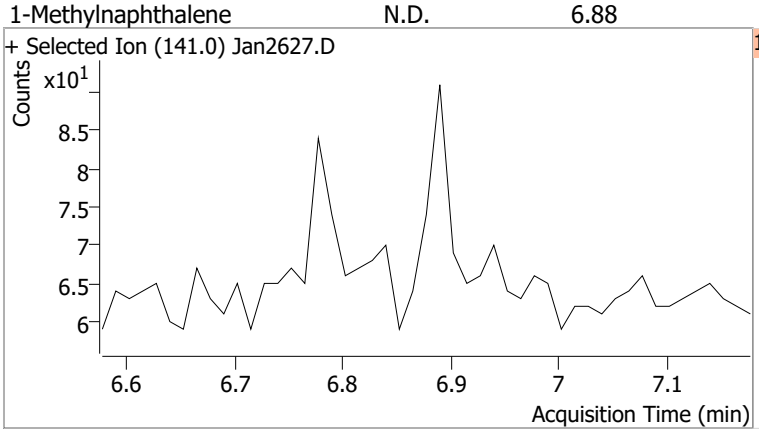

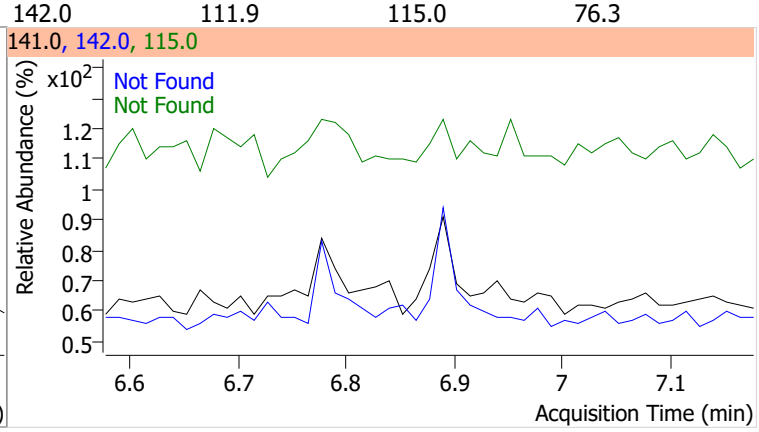

Compound	Conc.	Exp RT	QIon	Exp Ratio
2-Fluorobiphenyl	N.D.	7.25	171.0	36.6

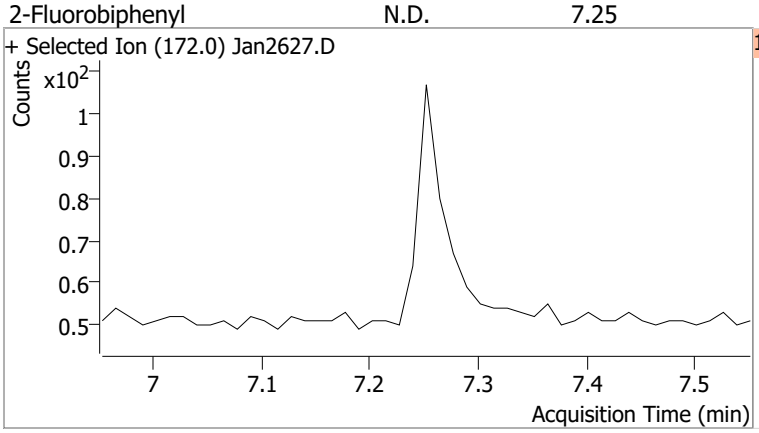

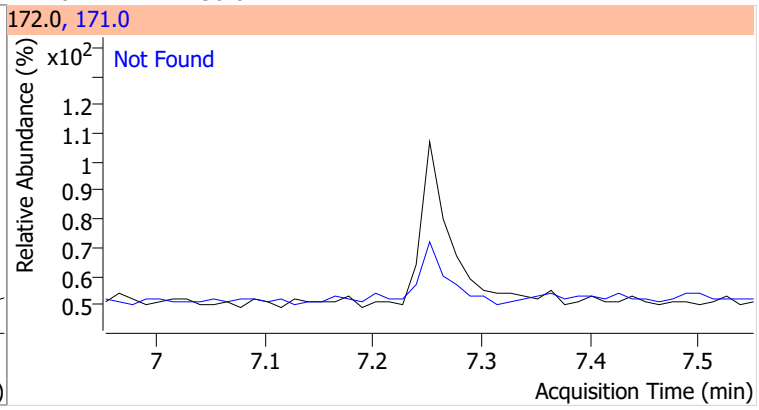

Compound	Conc.	Exp RT	QIon	Exp Ratio
Acenaphthylene	N.D.	7.81	153.0	13.1

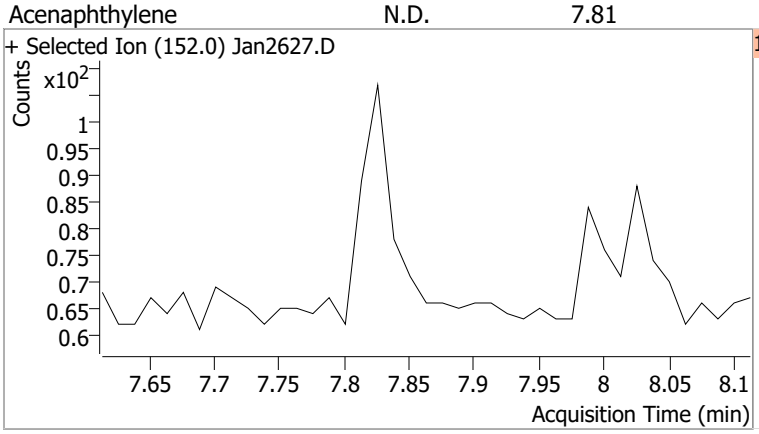

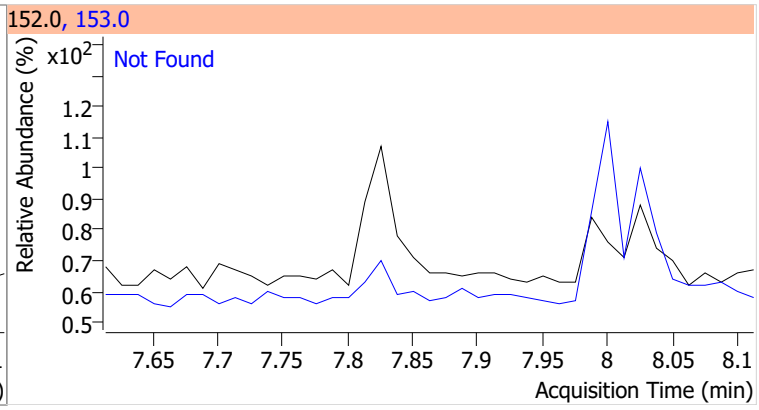

Compound	Conc.	RT	Dev(Min)	Resp.	QIon	QRatio	Lower	Upper
Acenaphthene		0		0	153.0		83.9	155.8
					152.0		40.9	76.0

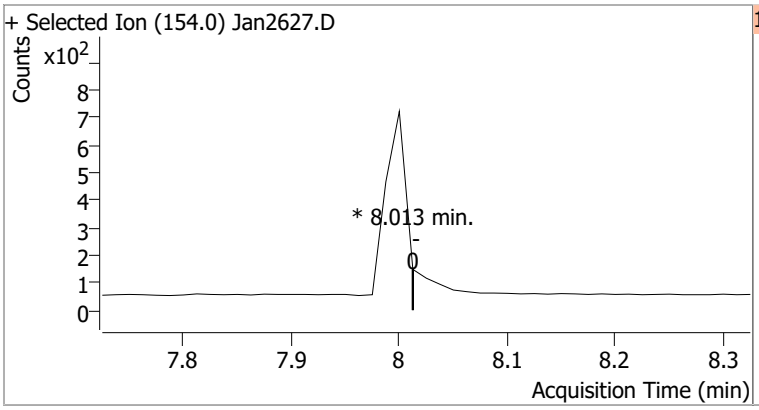

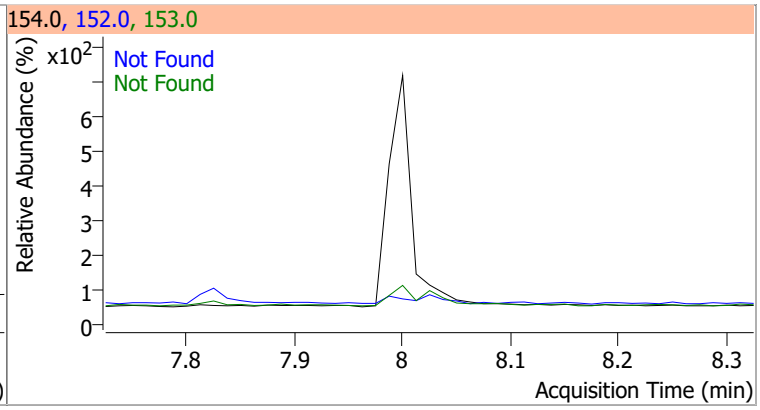

Compound	Conc.	Exp RT	QIon	Exp Ratio	QIon	Exp Ratio
Fluorene	N.D.	8.66	165.0	95.7	167.0	13.2

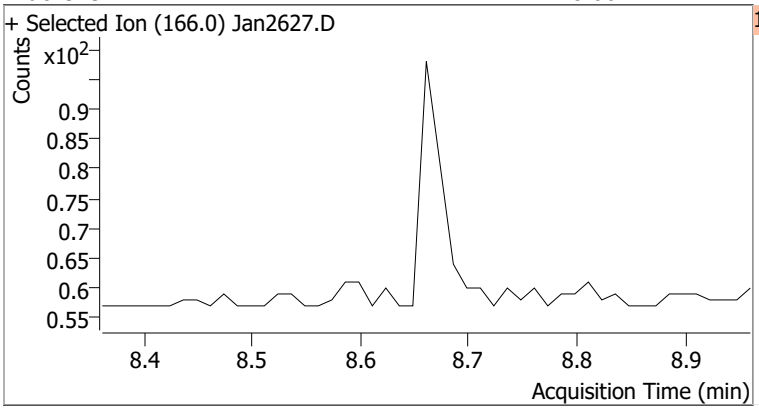

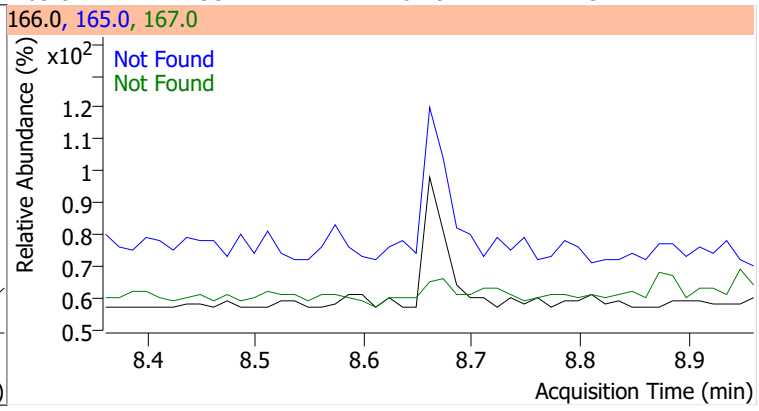

Compound	Conc.	Exp RT	QIon	Exp Ratio
Phenanthrene	N.D.	9.79	176.0	18.9

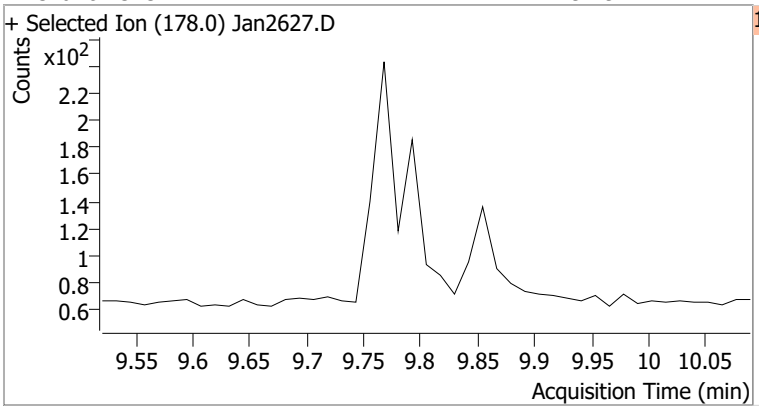

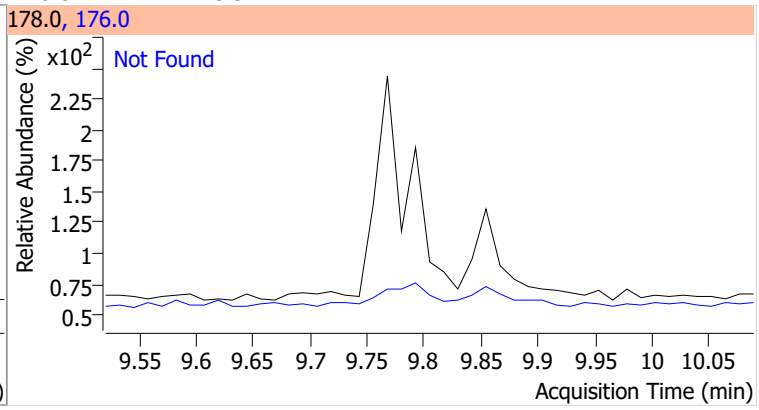

Compound	Conc.	Exp RT	QIon	Exp Ratio
Anthracene	N.D.	9.85	176.0	18.3

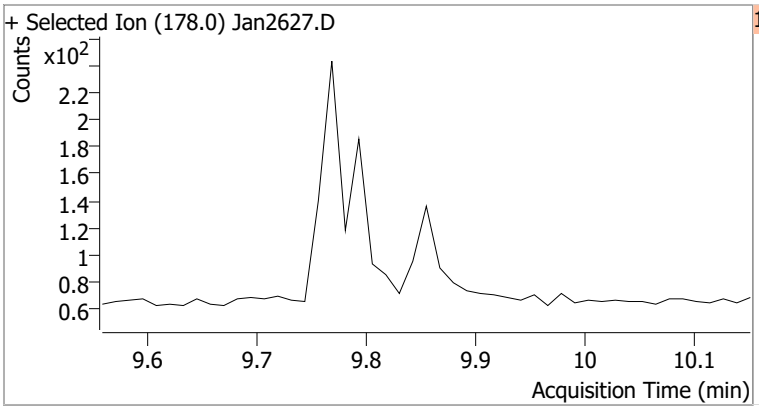

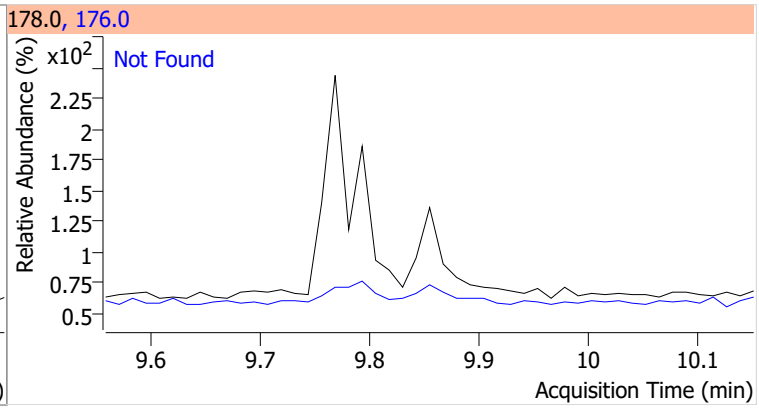

Compound	Conc.	Exp RT	QIon	Exp Ratio	QIon	Exp Ratio
o-Terphenyl	N.D.	10.30	229.0	67.3	215.0	44.4

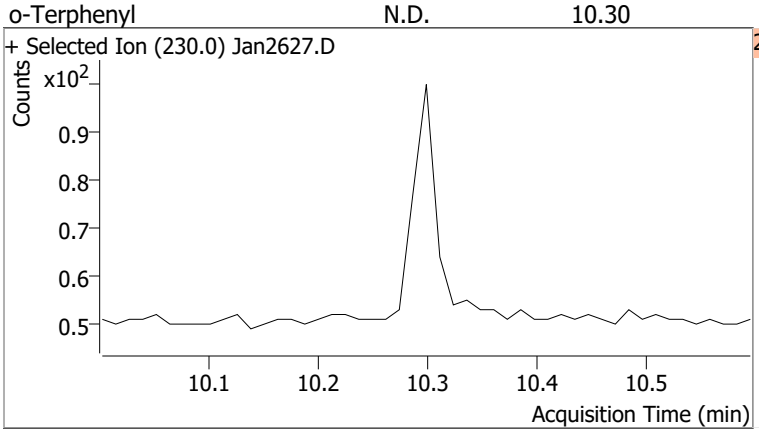

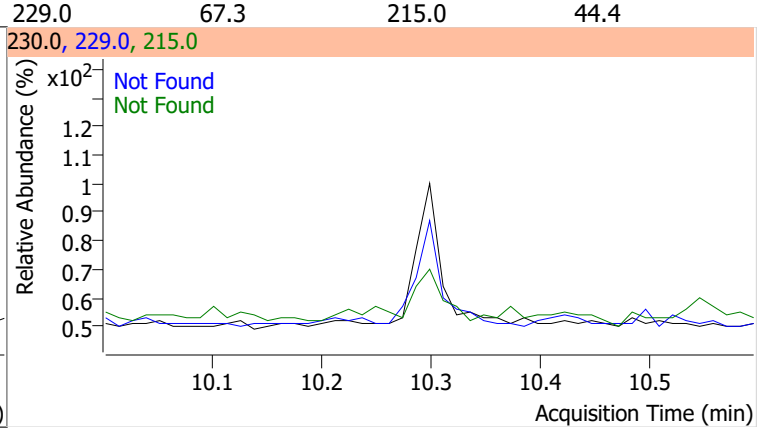

Compound	Conc.	Exp RT	QIon	Exp Ratio
Fluoranthene	N.D.	11.41	101.0	12.5

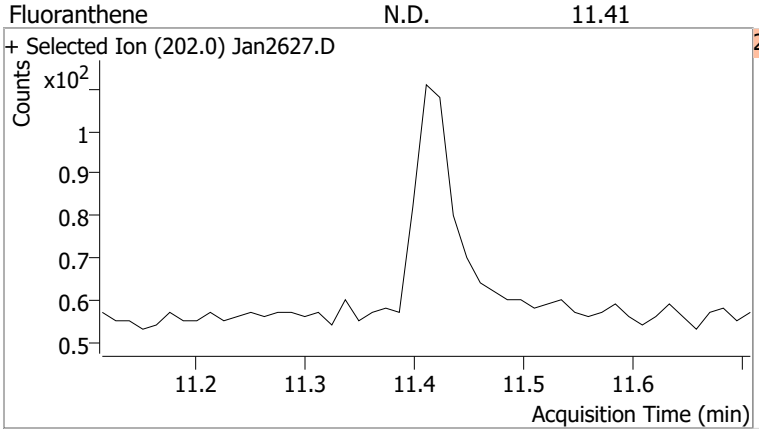

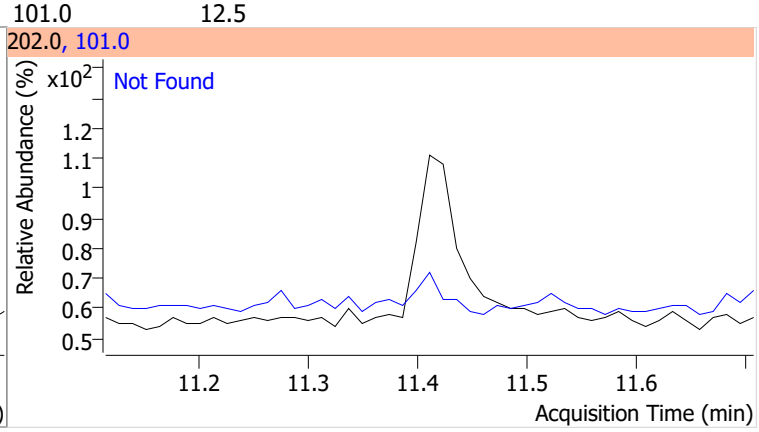

Compound	Conc.	Exp RT	QIon	Exp Ratio
Pyrene	N.D.	11.78	101.0	15.4

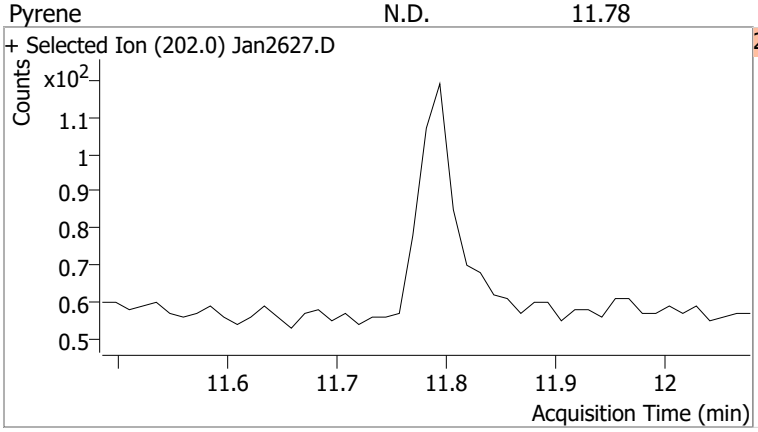

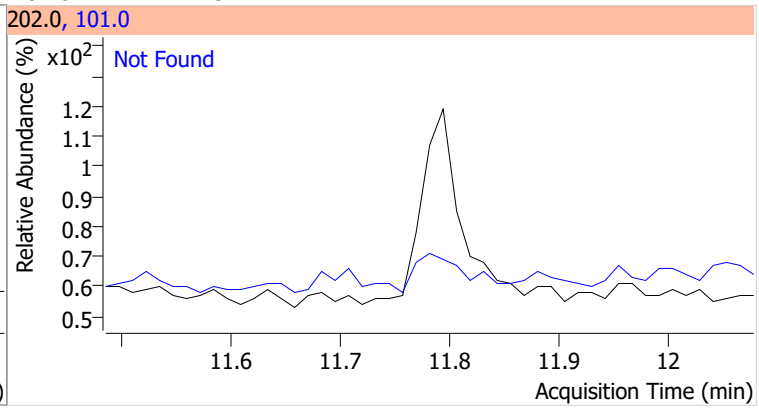

Compound	Conc.	Exp RT	QIon	Exp Ratio
Terphenyl-d14	N.D.	12.25	122.0	14.0

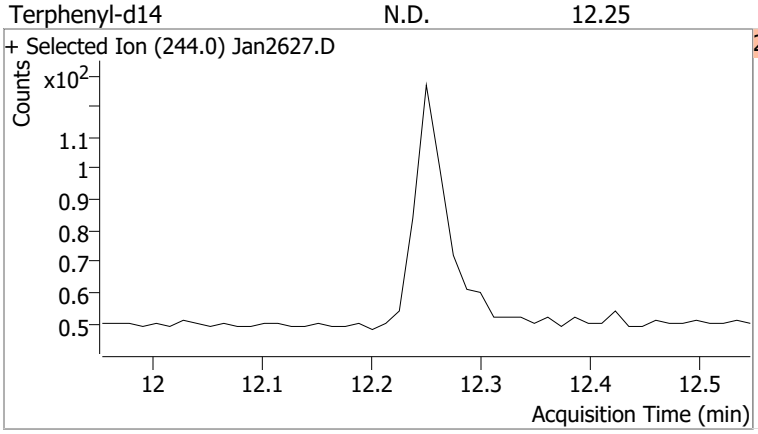

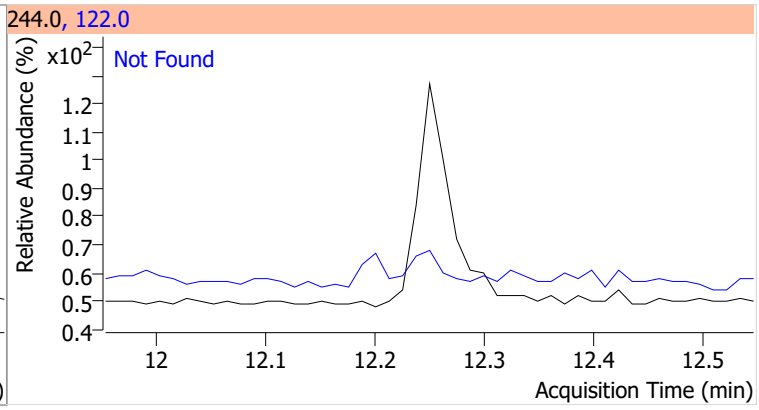

Compound	Conc.	RT	Dev(Min)	Resp.	QIon	QRatio	Lower	Upper
Benzo(a)Anthracene		0		0	226.0		19.0	35.2
					229.0		16.0	29.7

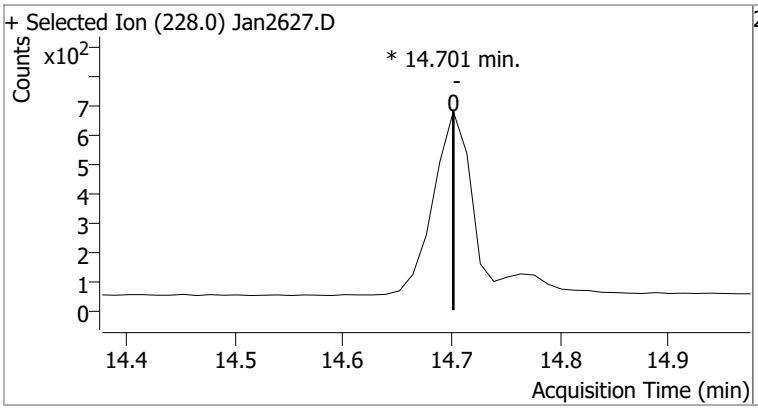

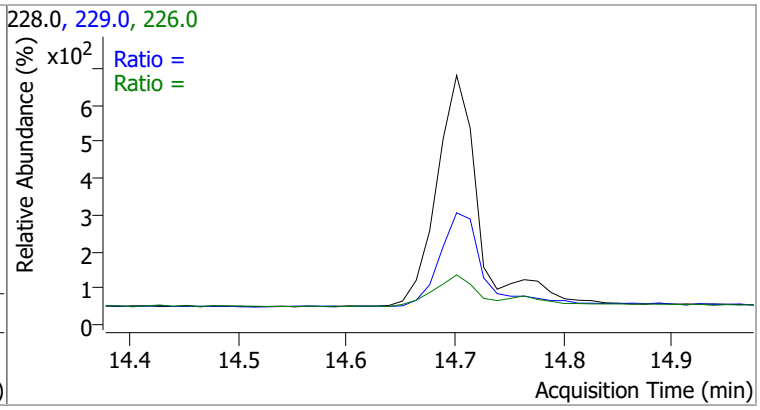

Compound	Conc.	RT	Dev(Min)	Resp.	QIon	QRatio	Lower	Upper
Chrysene		0		0	226.0		21.0	39.1
					229.0		14.8	27.6

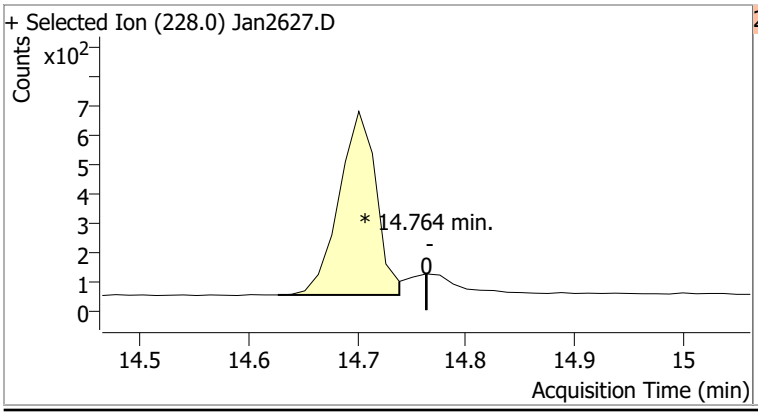

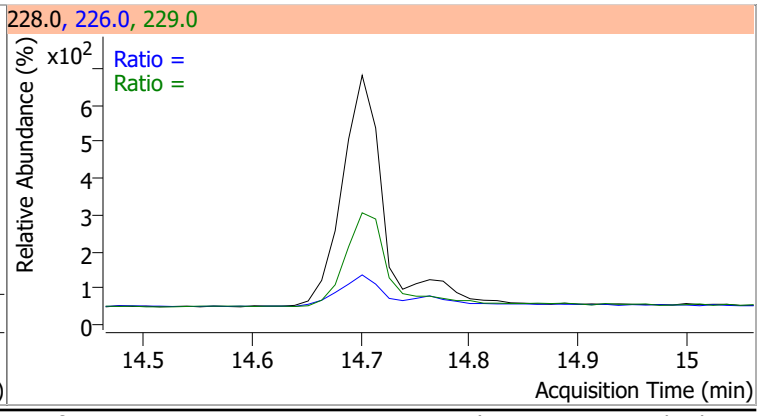

Compound	Conc.	Exp RT	QIon	Exp Ratio
Benzo(b)fluoranthene	N.D.	17.71	253.0	21.3

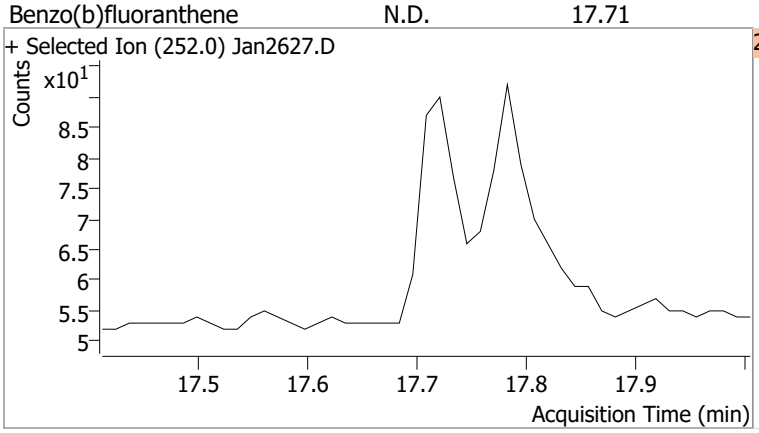

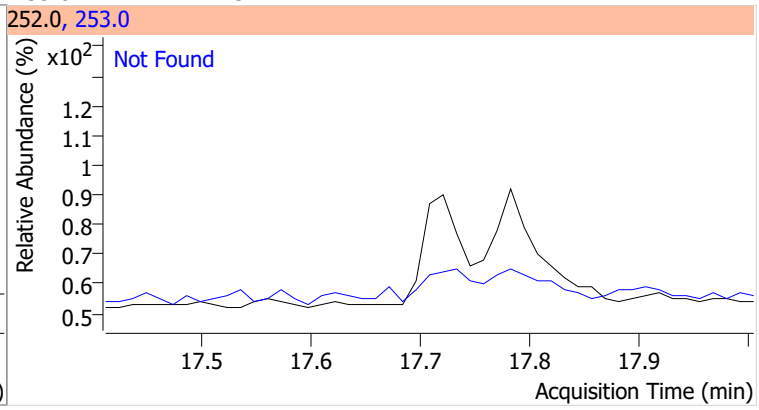

Compound	Conc.	Exp RT	QIon	Exp Ratio
Benzo(k)fluoranthene	N.D.	17.77	253.0	18.9

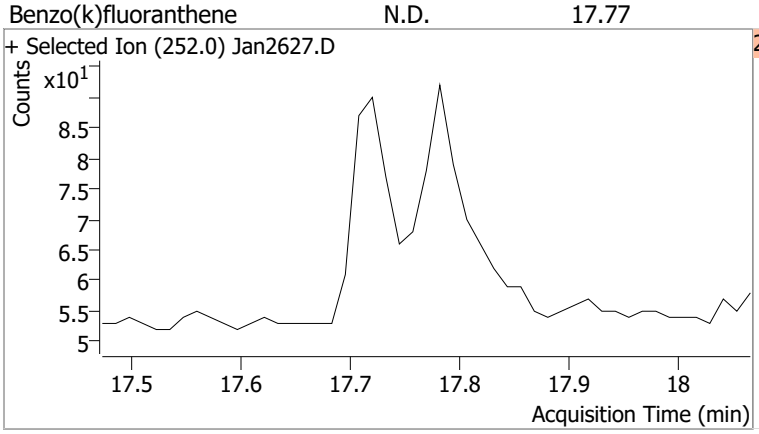

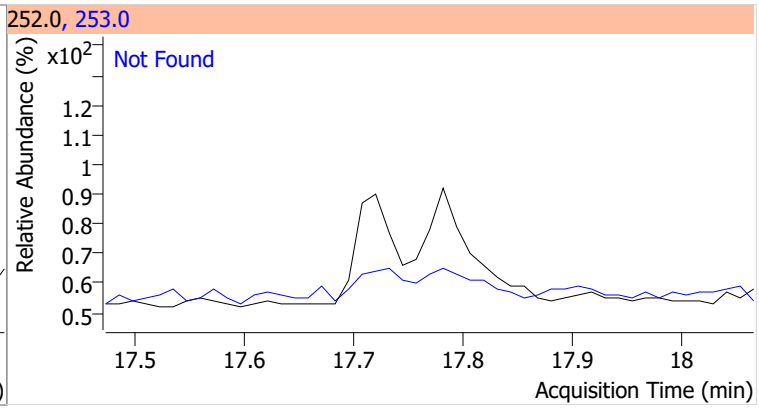

Compound	Conc.	RT	Dev(Min)	Resp.	QIon	QRatio	Lower	Upper
Benzo(a)pyrene		0		0	253.0		16.1	29.9

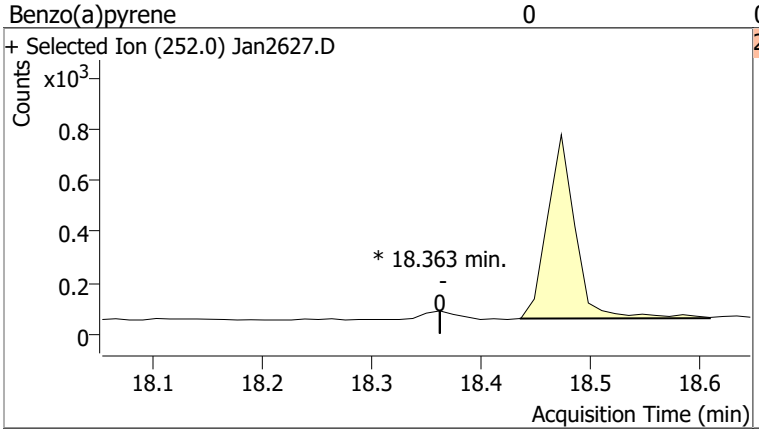

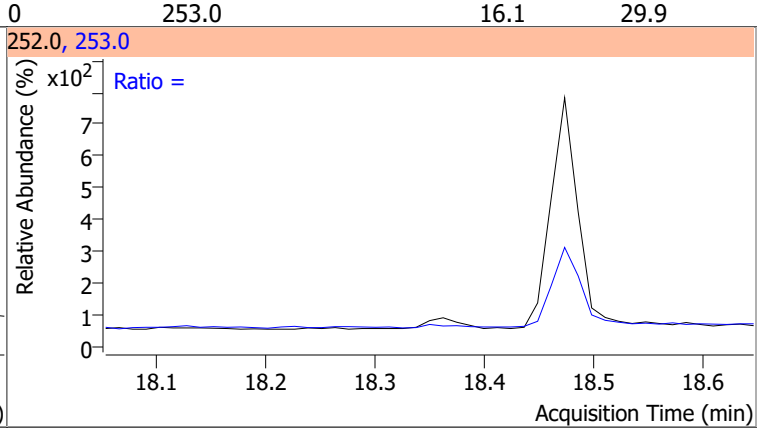

Compound	Conc.	Exp RT	QIon	Exp Ratio
Indeno(1,2,3-cd)pyrene	N.D.	20.22	138.0	22.4

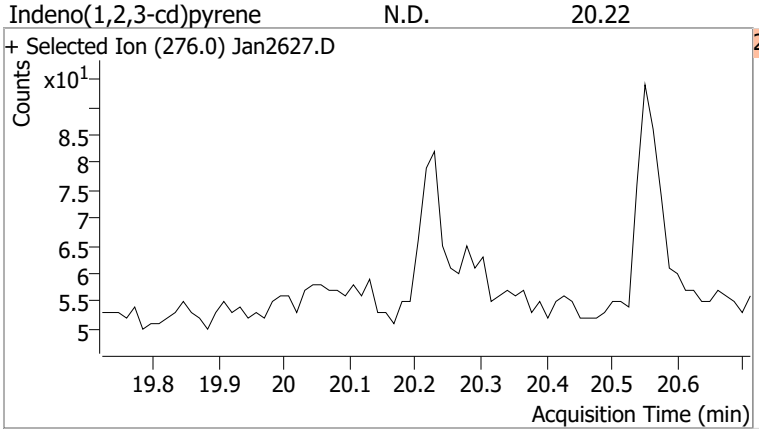

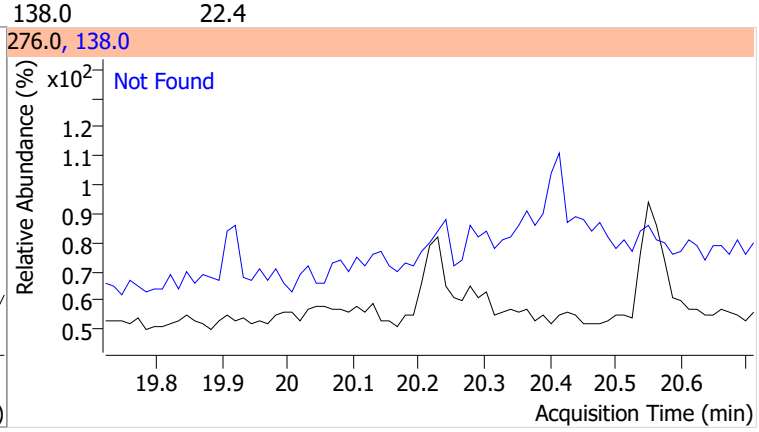

Compound	Conc.	Exp RT	QIon	Exp Ratio	QIon	Exp Ratio
Dibenzo(a,h)anthracene	N.D.	20.28	279.0	24.9	139.0	17.5

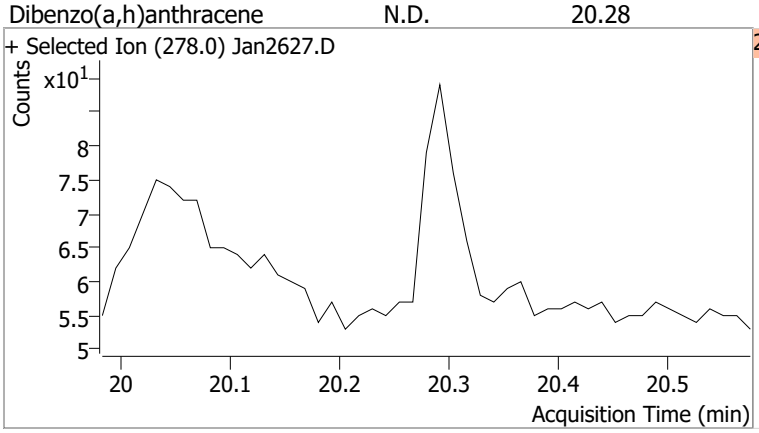

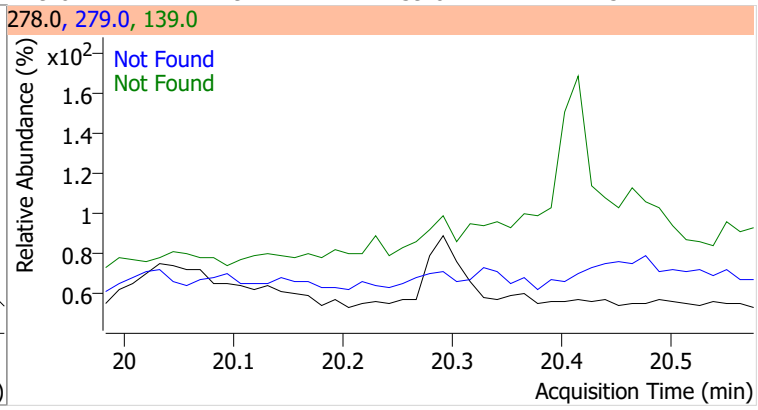

Compound	Conc.	Exp RT	QIon	Exp Ratio	QIon	Exp Ratio
Benzo(g,h,i)perylene	N.D.	20.54	277.0	24.8	138.0	20.5

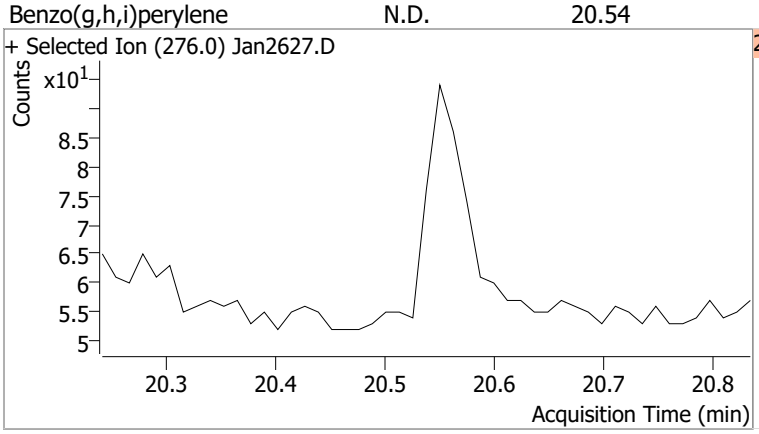

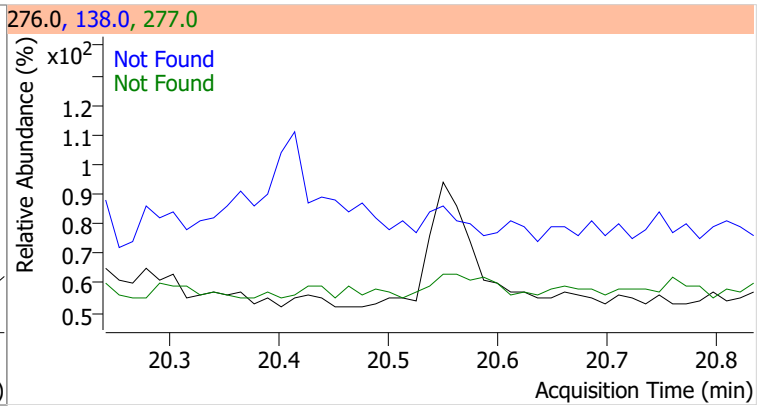

Quantitation Results Report (QT Reviewed)

Data File	Jan2628.D	Operator	LIMS import
Acq. Method	5975BNASIM	Acq. Date-Time	1/27/2022 7:12:51 AM
Sample Name	B22011130-001C	Instrument	GCMS
Vial	28	Multiplier	1.00
DA Method File	012622 bna SIM 1.batch.bin	Comment	SVOC-8270C-SIM-W-LLPAH
Tune File	dftppjph.u	Tune Date	
Batch Name	012622 bna SIM 2.batch.bin	Last Calib Update	1/27/2022 8:37:26 AM
Ref Library			

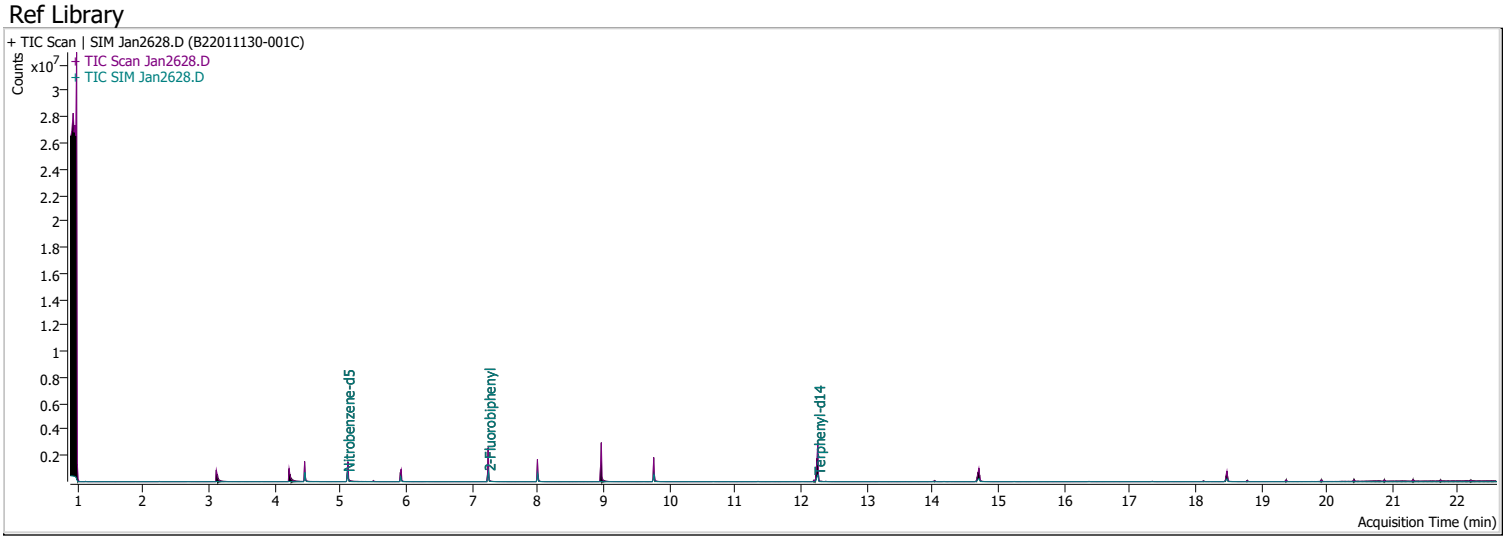

Compound	RT	QIon	Resp.	Conc.	Units		Dev(Min)
Internal Standards							
M 1,4-Dichlorobenzene-d4	4.460	152.0	202688	40.0000	ng/ml		0.000
M Naphthalene-d8	5.916	136.0	331876	40.0000	ng/ml		0.000
M Acenaphthene-d10	8.000	164.0	233103	40.0000	ng/ml		0.000
M Phenanthrene-d10	9.768	188.0	512944	40.0000	ng/ml		0.000
M Chrysene-d12	14.714	240.0	379112	40.0000	ng/ml		0.012
M Perylene-d12	18.487	264.0	269826	40.0000	ng/ml		0.012
System Monitoring Compounds							
S Nitrobenzene-d5	5.106	82.0	514802	42.6718	ng/ml		-0.013
Spiked Amount: 5.000	Range: 19.0 - 102.0%			Recovery = 853.44%		*	
S 2-Fluorobiphenyl	7.252	172.0	651466	61.3020	ng/ml		0.000
Spiked Amount: 5.000	Range: 25.0 - 94.0%			Recovery = 1226.04%		*	
S o-Terphenyl	10.299	230.0	0		ng/ml	md	0.000
Spiked Amount: 5.000	Range: 40.0 - 140.0%			Recovery = NA%			
S Terphenyl-d14	12.263	244.0	742717	78.4845	ng/ml		0.012
Spiked Amount: 5.000	Range: 39.0 - 106.0%			Recovery = 1569.69%		*	
Target Compounds							**QValue**
T Naphthalene	0.000		0	N.D.			
T 2-Methylnaphthalene	0.000		0	N.D.			
T 1-Methylnaphthalene	0.000		0	N.D.			
T Acenaphthylene	0.000		0	N.D.			
T Acenaphthene	8.013	154.0	0		ng/ml	md	1
T Fluorene	0.000		0	N.D.			
T Phenanthrene	0.000		0	N.D.			
T Anthracene	0.000		0	N.D.			
T Fluoranthene	0.000		0	N.D.			
T Pyrene	0.000		0	N.D.			
T Benzo(a)Anthracene	14.701	228.0	0		ng/ml	md	1
T Chrysene	14.764	228.0	0		ng/ml	md	1
T Benzo(b)fluoranthene	0.000		0	N.D.			

Compound	RT	QIon	Resp.	Conc.	Units		Dev(Min)
T Benzo(k)fluoranthene	0.000		0	N.D.			
T Benzo(a)pyrene	18.363	252.0	0		ng/ml	md	1
T Indeno(1,2,3-cd)pyrene	0.000		0	N.D.			
T Dibenzo(a,h)anthracene	0.000		0	N.D.			
T Benzo(g,h,i)perylene	0.000		0	N.D.			

(#) = Qualifier Out of Range; (m) = Manual Integration; (+) = Area Summed; (*) = Surrogate Percent Recovery Out of Range; (d): Zeroed Peak

Quantitation Results Report (QT Reviewed)

Compound	Conc.	RT	Dev(Min)	Resp.	QIon	QRatio	Lower	Upper
Nitrobenzene-d5	42.6718	5.11	-0.01	514802	54.0	37.8	31.6	58.8
					128.0	24.1	19.3	35.9

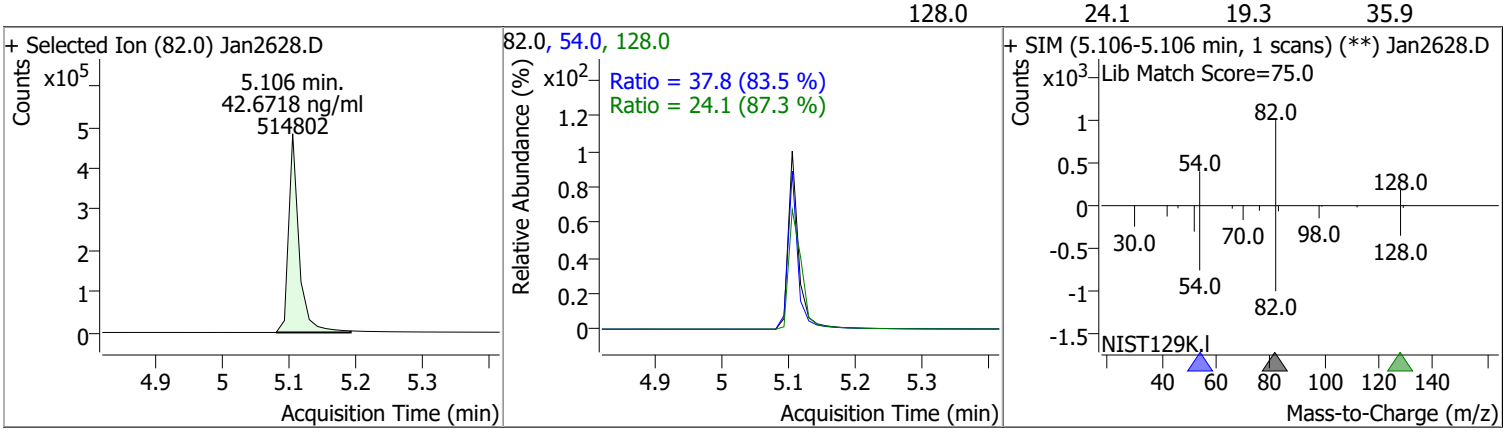

Compound	Conc.	Exp RT	QIon	Exp Ratio	QIon	Exp Ratio
Naphthalene	N.D.	5.94	102.0	20.6	129.0	11.0

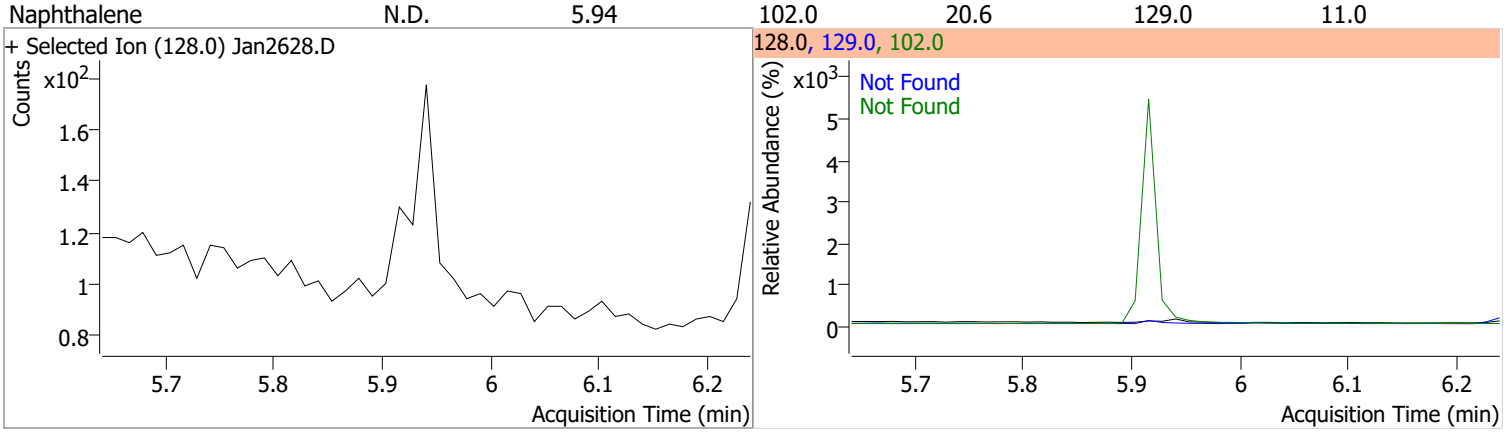

Compound	Conc.	Exp RT	QIon	Exp Ratio	QIon	Exp Ratio
2-Methylnaphthalene	N.D.	6.78	142.0	141.5	115.0	66.1

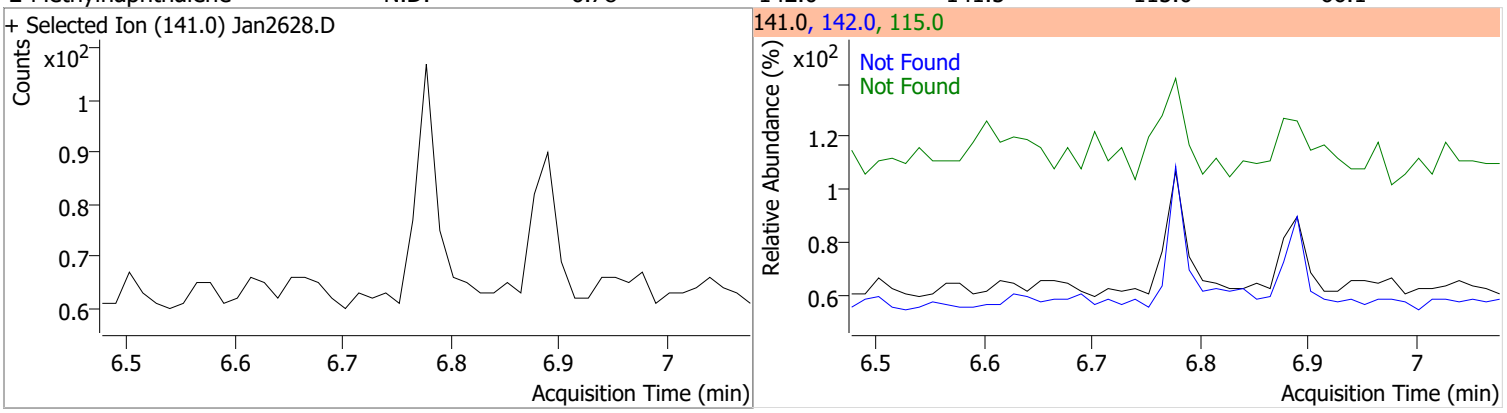

Compound	Conc.	Exp RT	QIon	Exp Ratio	QIon	Exp Ratio
1-Methylnaphthalene	N.D.	6.88	142.0	111.9	115.0	76.3

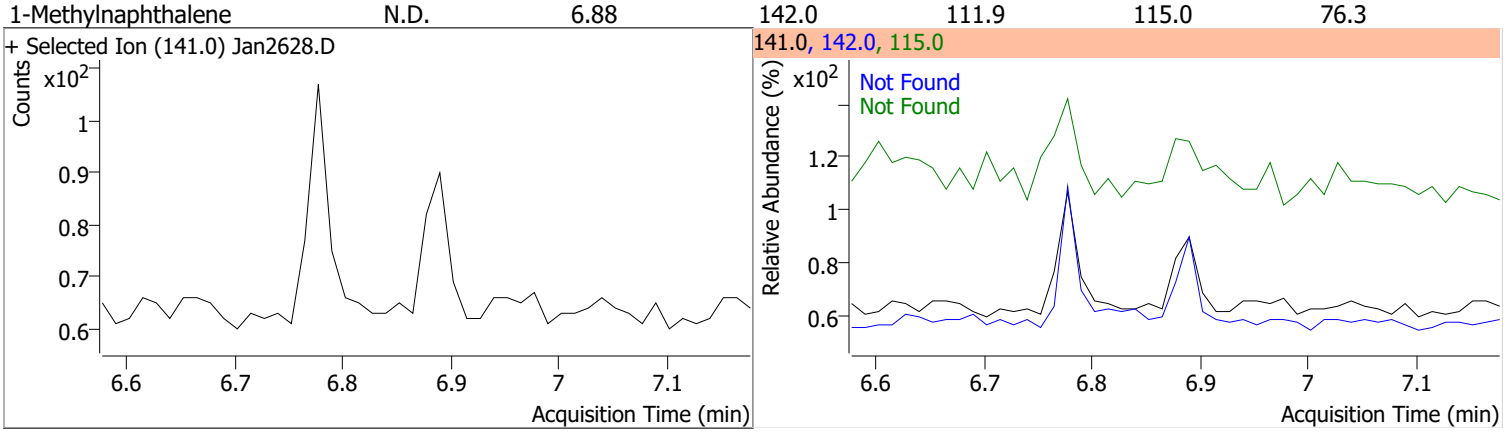

Quantitation Results Report (QT Reviewed)

Compound	Conc.	RT	Dev(Min)	Resp.	QIon	QRatio	Lower	Upper
2-Fluorobiphenyl	61.3020	7.25	0.00	651466	171.0	36.4	25.6	47.6

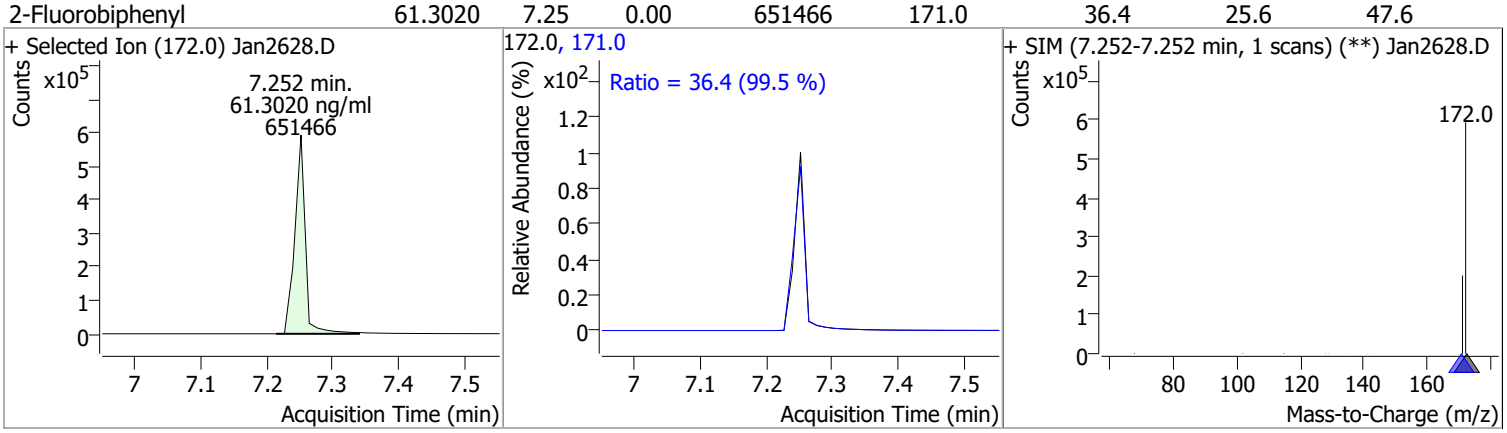

Compound	Conc.	Exp RT	QIon	Exp Ratio
Acenaphthylene	N.D.	7.81	153.0	13.1

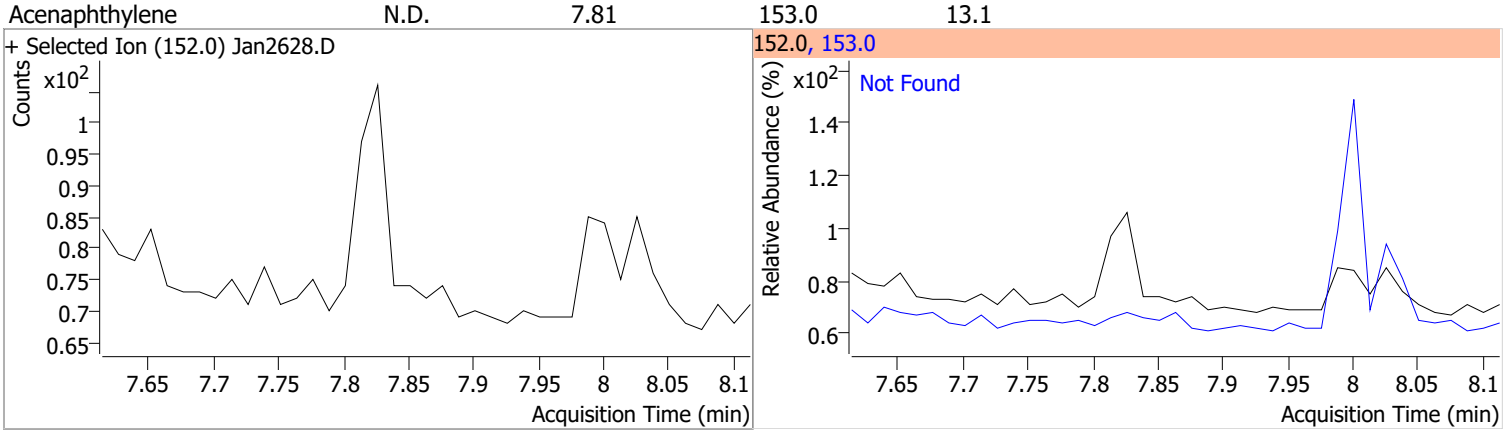

Compound	Conc.	RT	Dev(Min)	Resp.	QIon	QRatio	Lower	Upper
Acenaphthene		0		0	153.0		83.9	155.8
					152.0		40.9	76.0

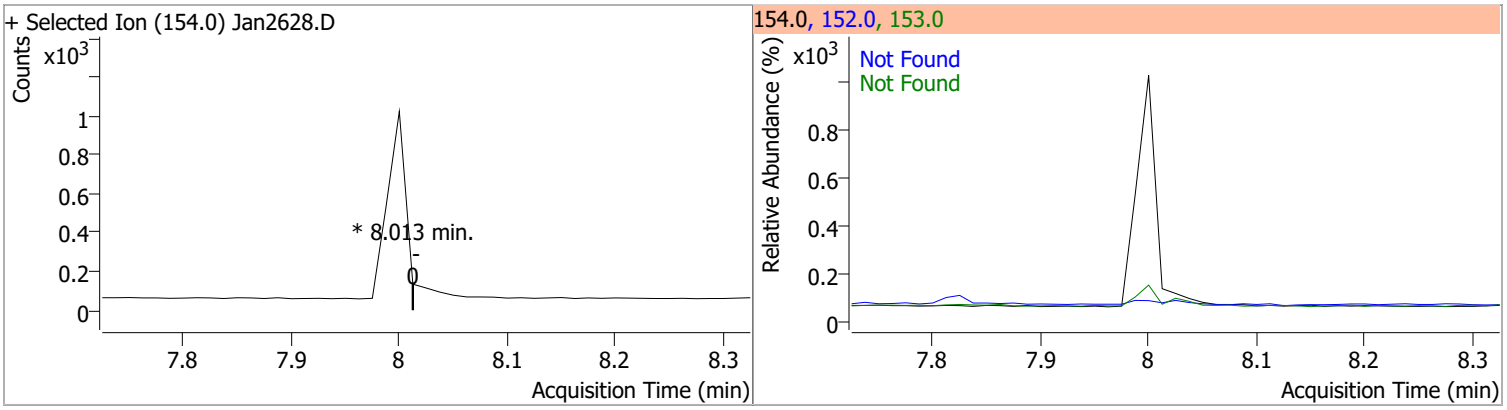

Compound	Conc.	Exp RT	QIon	Exp Ratio	QIon	Exp Ratio
Fluorene	N.D.	8.66	165.0	95.7	167.0	13.2

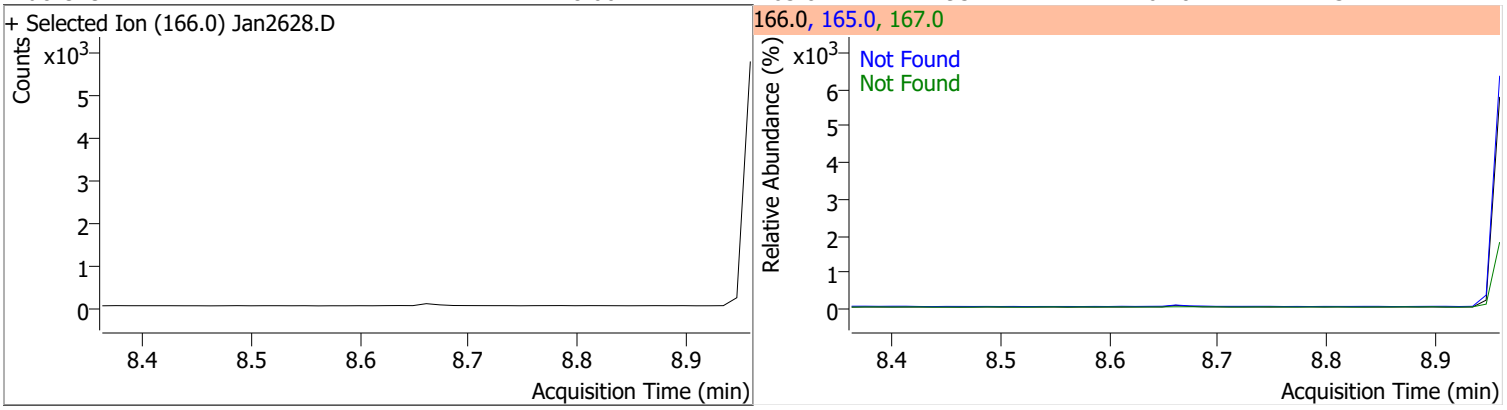

Compound	Conc.	Exp RT	QIon	Exp Ratio
Phenanthrene	N.D.	9.79	176.0	18.9

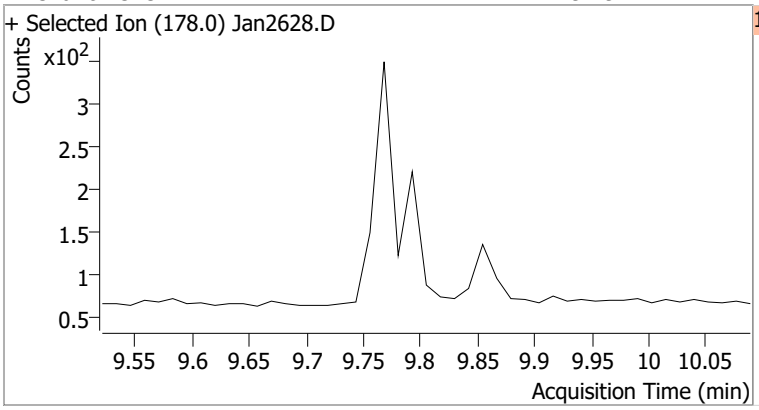

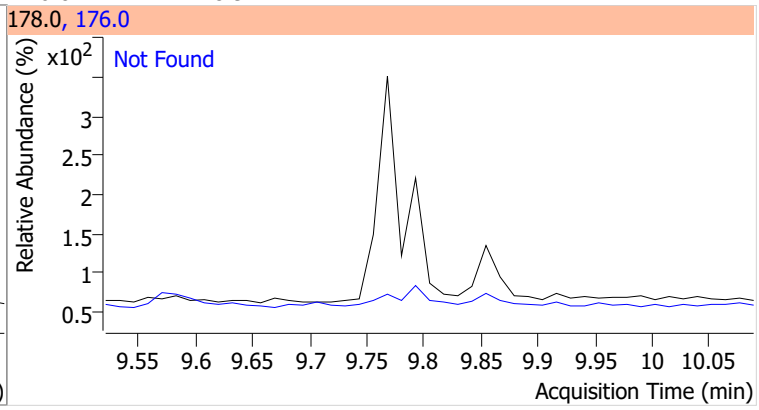

Compound	Conc.	Exp RT	QIon	Exp Ratio
Anthracene	N.D.	9.85	176.0	18.3

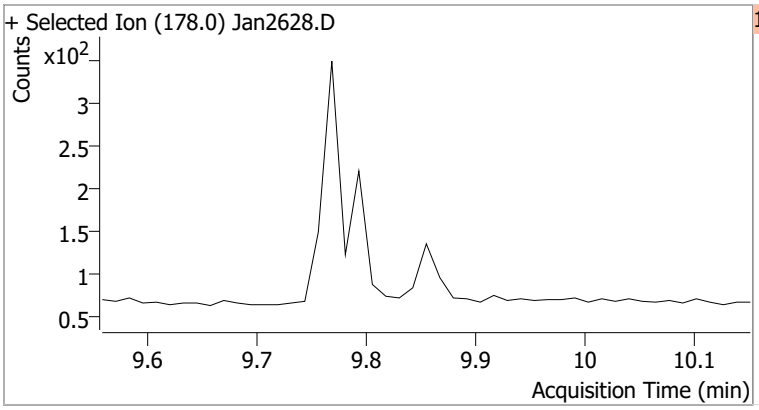

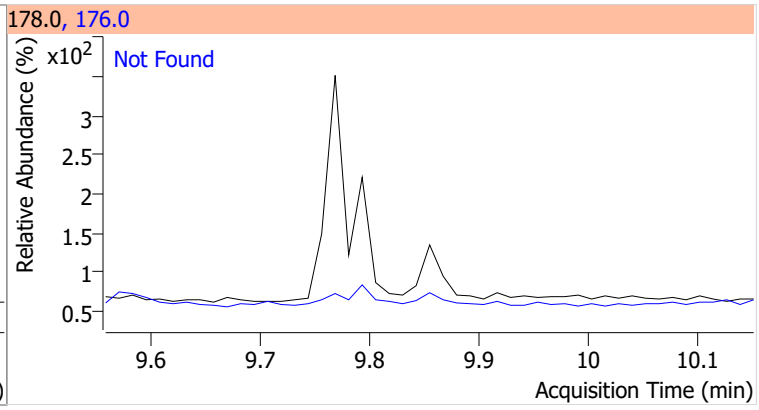

Compound	Conc.	RT	Dev(Min)	Resp.	QIon	QRatio	Lower	Upper
o-Terphenyl		0		0	229.0		47.1	87.5
					215.0		31.1	57.7

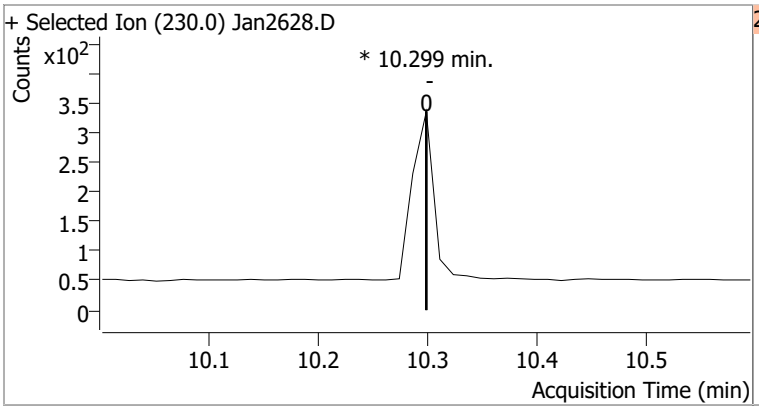

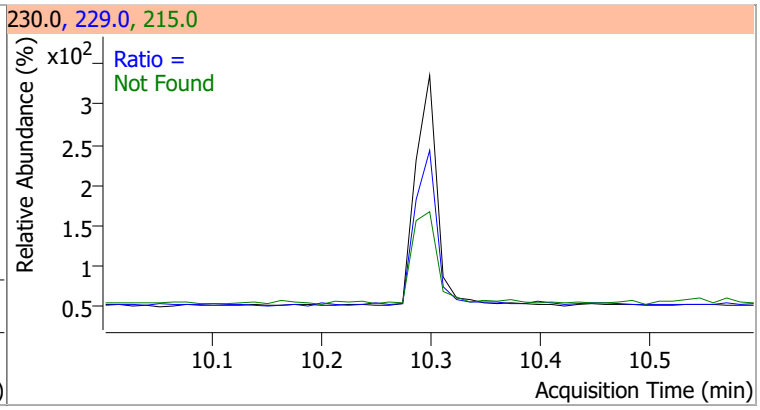

Compound	Conc.	Exp RT	QIon	Exp Ratio
Fluoranthene	N.D.	11.41	101.0	12.5

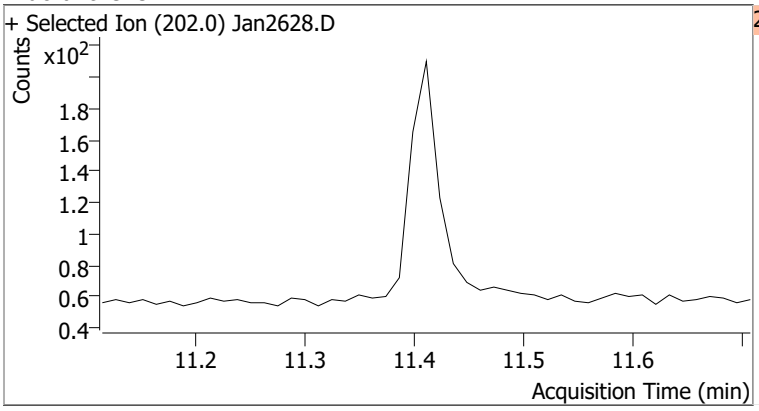

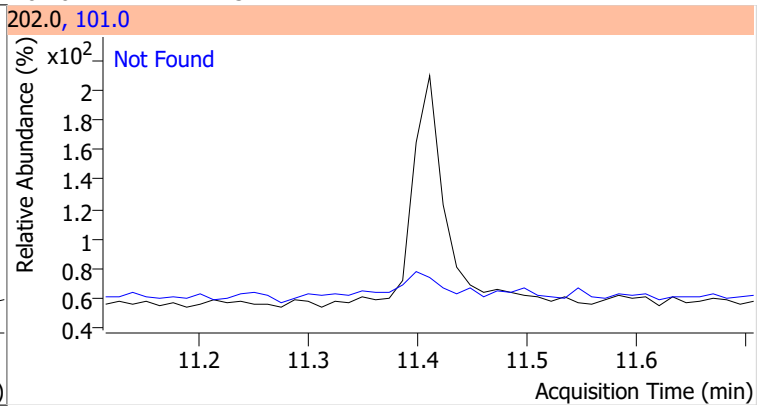

Compound	Conc.	Exp RT	QIon	Exp Ratio
Pyrene	N.D.	11.78	101.0	15.4

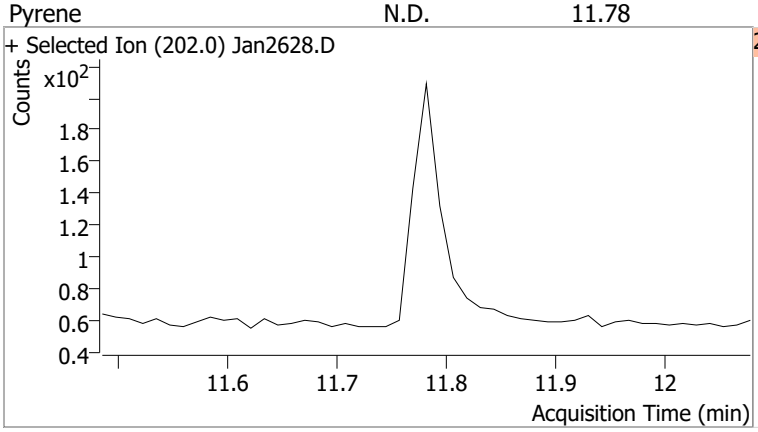

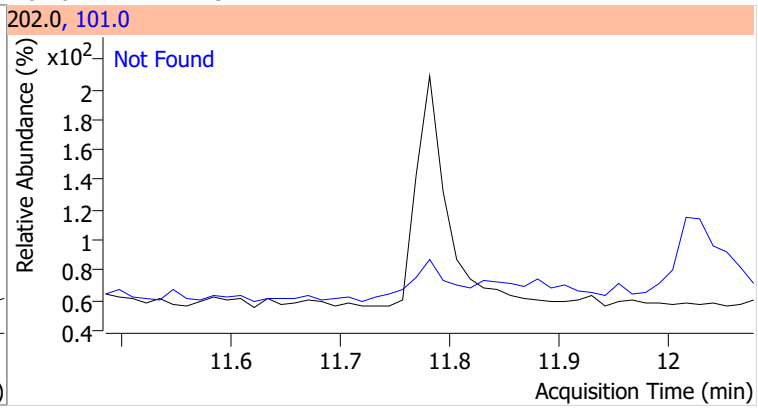

Compound	Conc.	RT	Dev(Min)	Resp.	QIon	QRatio	Lower	Upper
Terphenyl-d14	78.4845	12.26	0.01	742717	122.0	14.8	9.8	18.2

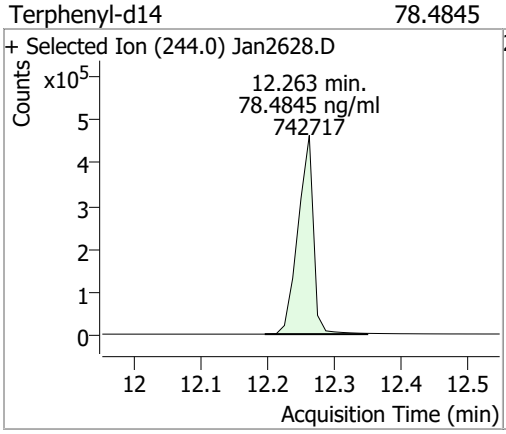

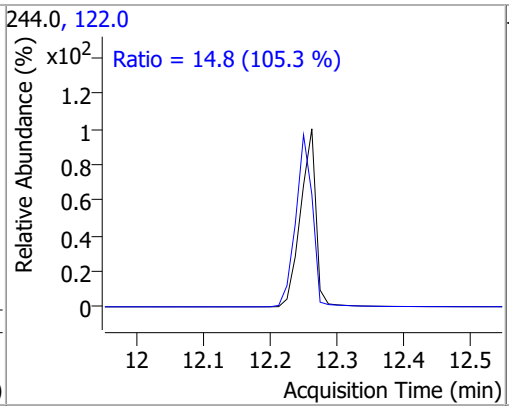

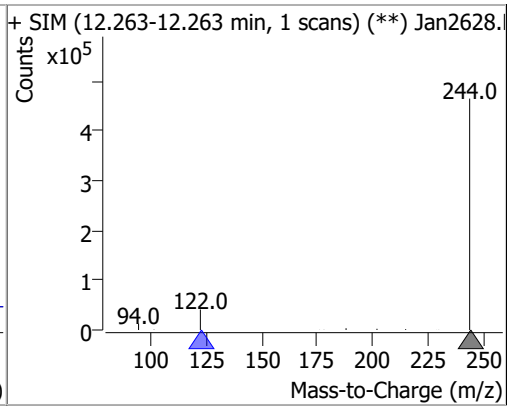

Compound	Conc.	RT	Dev(Min)	Resp.	QIon	QRatio	Lower	Upper
Benzo(a)Anthracene		0		0	226.0		19.0	35.2
					229.0		16.0	29.7

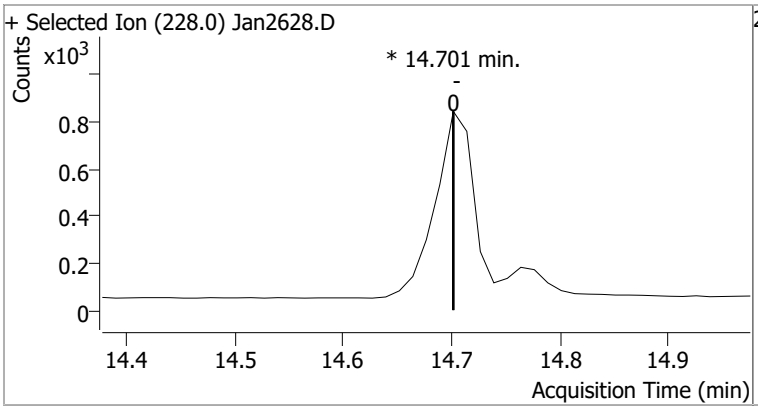

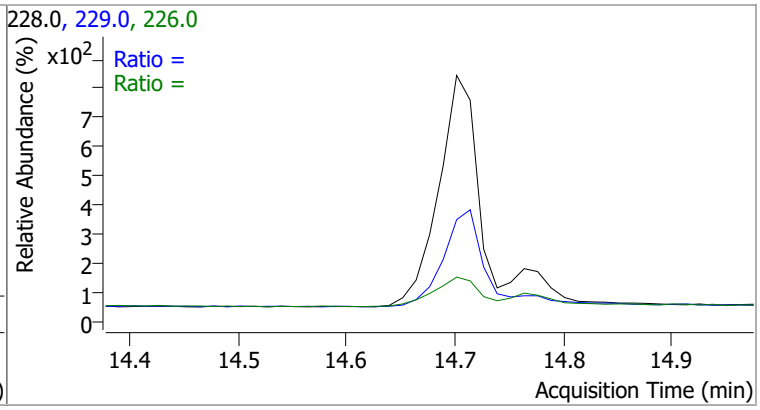

Compound	Conc.	RT	Dev(Min)	Resp.	QIon	QRatio	Lower	Upper
Chrysene		0		0	226.0		21.0	39.1
					229.0		14.8	27.6

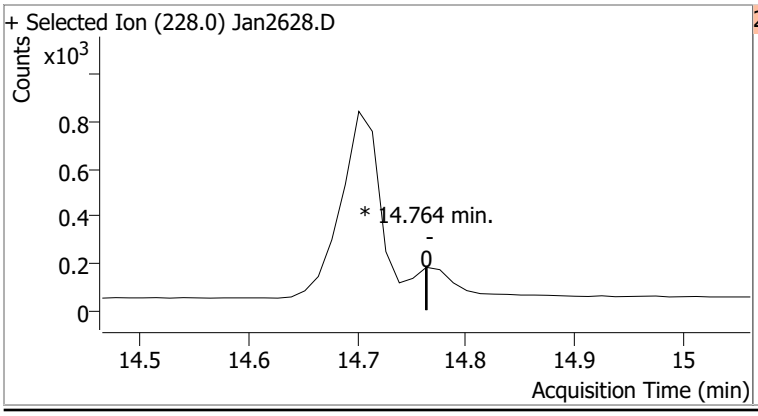

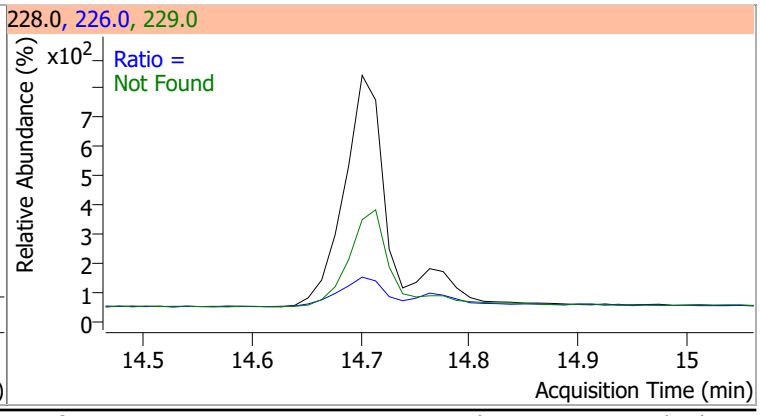

Compound	Conc.	Exp RT	QIon	Exp Ratio
Benzo(b)fluoranthene	N.D.	17.71	253.0	21.3

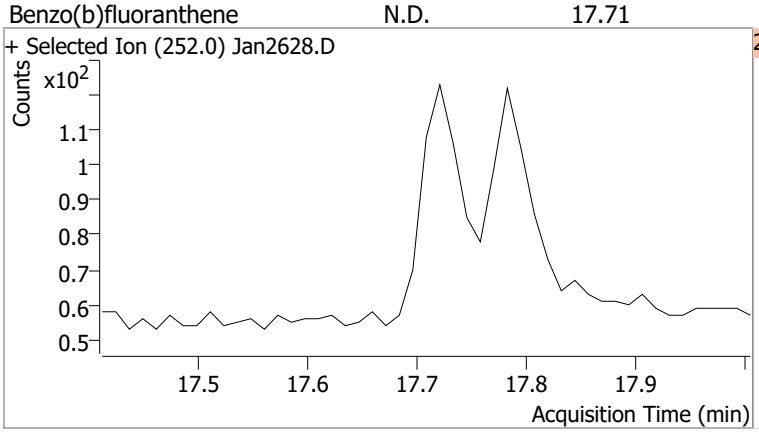

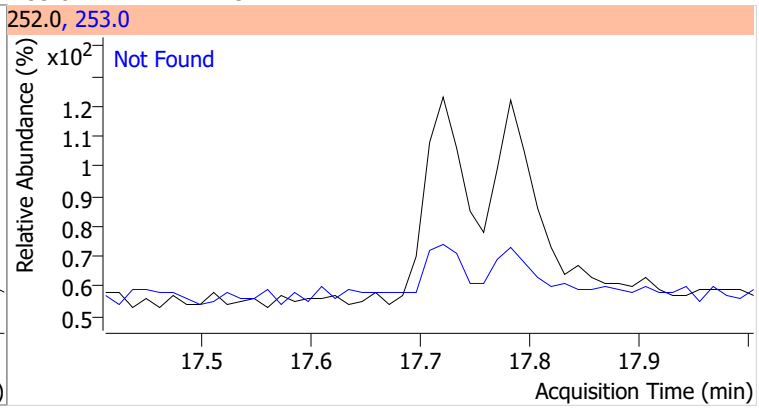

Compound	Conc.	Exp RT	QIon	Exp Ratio
Benzo(k)fluoranthene	N.D.	17.77	253.0	18.9

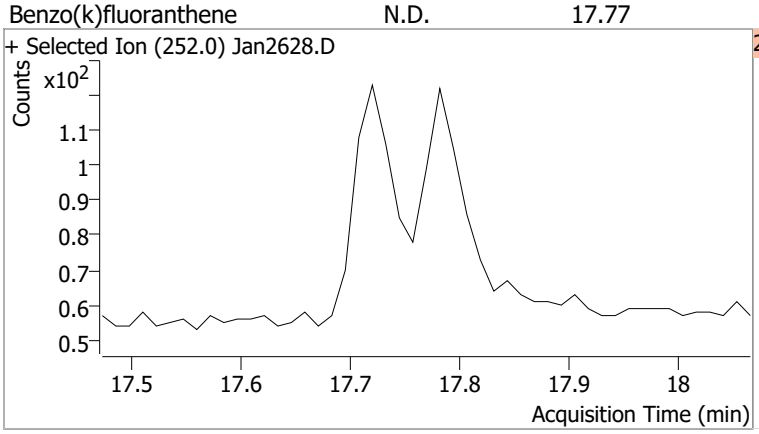

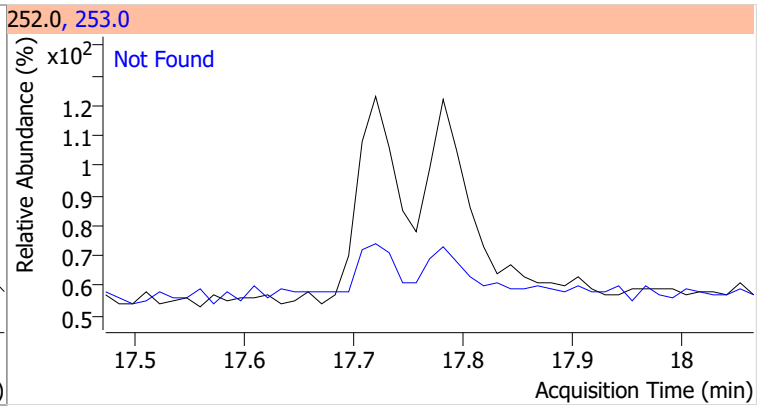

Compound	Conc.	RT	Dev(Min)	Resp.	QIon	QRatio	Lower	Upper
Benzo(a)pyrene		0		0	253.0		16.1	29.9

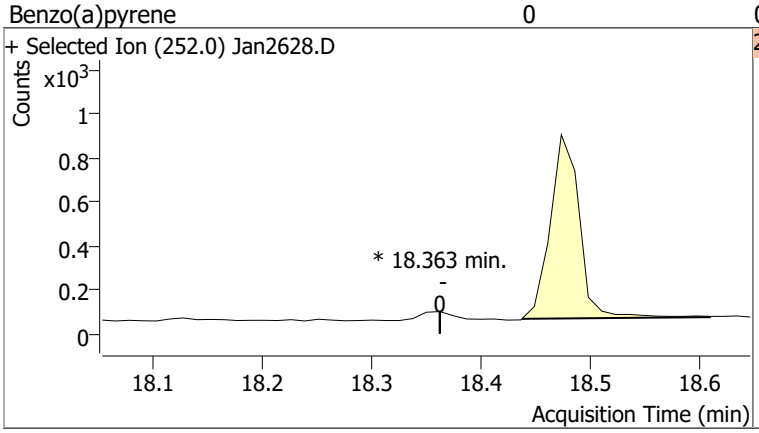

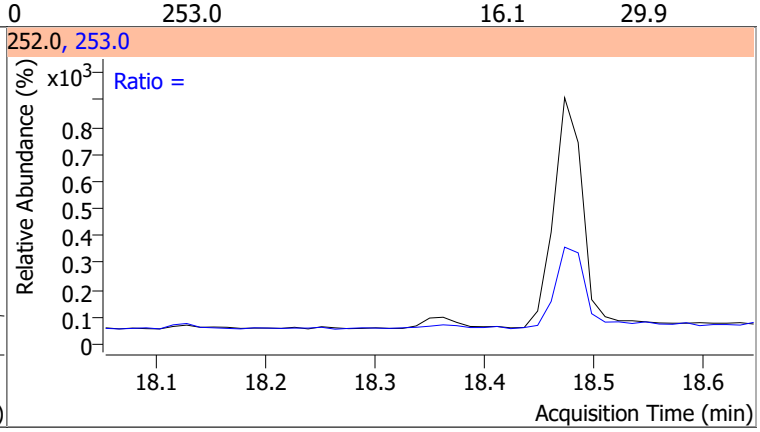

Compound	Conc.	Exp RT	QIon	Exp Ratio
Indeno(1,2,3-cd)pyrene	N.D.	20.22	138.0	22.4

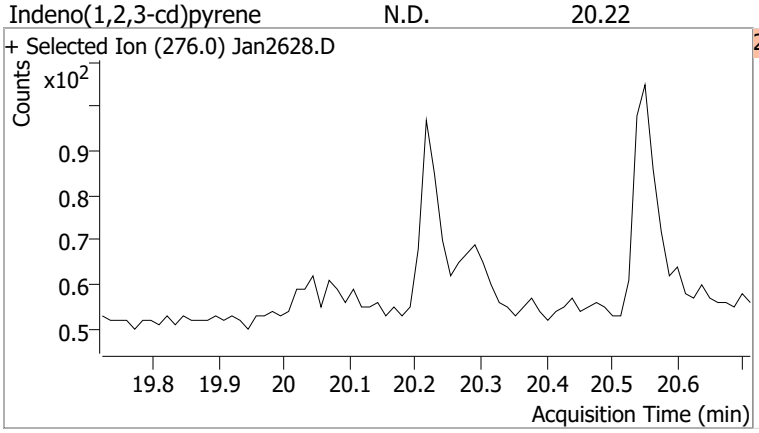

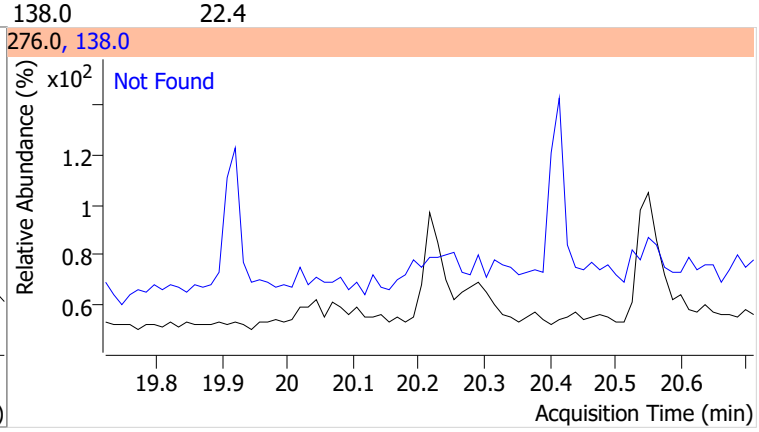

Compound	Conc.	Exp RT	QIon	Exp Ratio	QIon	Exp Ratio
Dibenzo(a,h)anthracene	N.D.	20.28	279.0	24.9	139.0	17.5

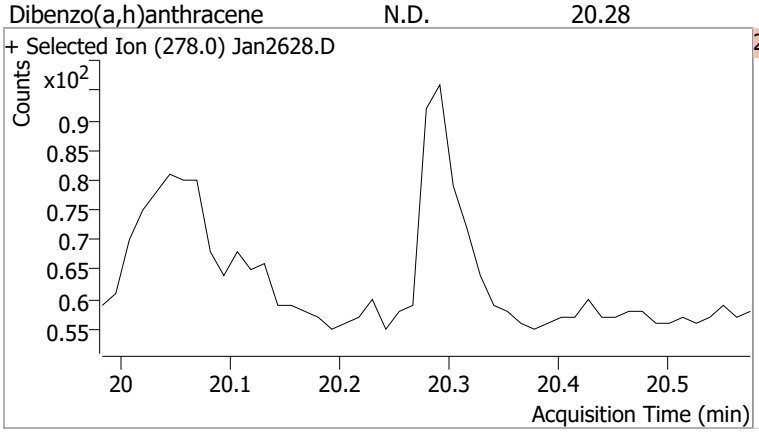

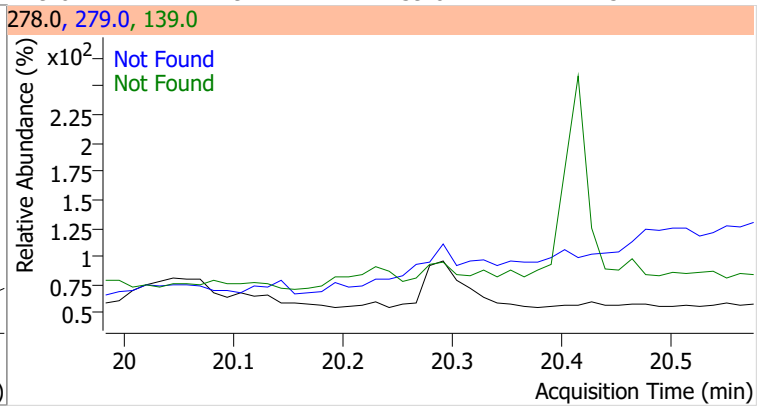

Compound	Conc.	Exp RT	QIon	Exp Ratio	QIon	Exp Ratio
Benzo(g,h,i)perylene	N.D.	20.54	277.0	24.8	138.0	20.5

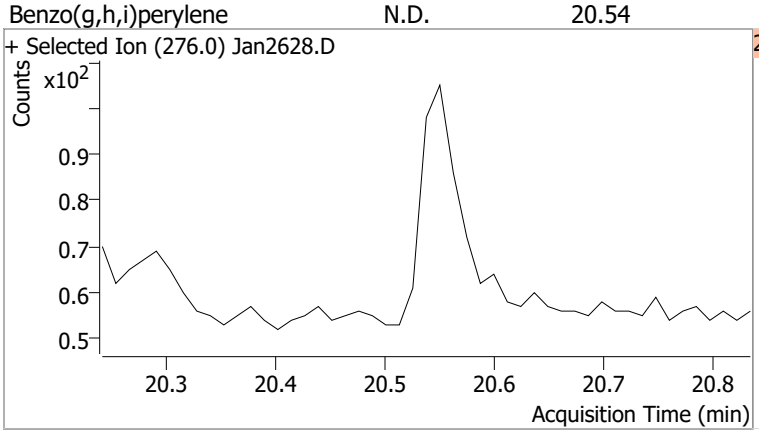

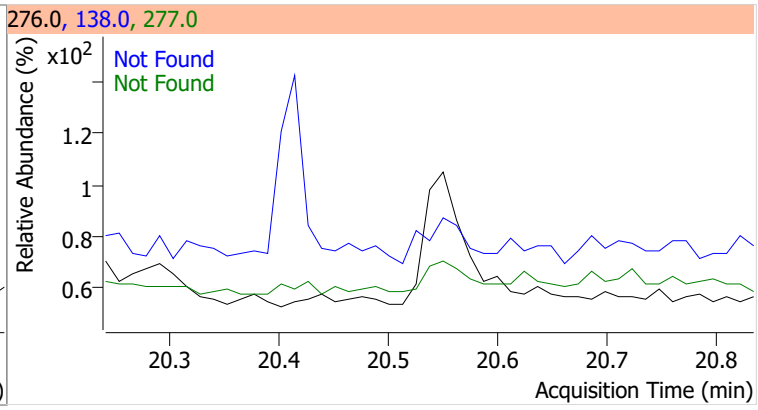

Quantitation Results Report (QT Reviewed)

Data File	Jan2629.D	Operator	LIMS import
Acq. Method	5975BNASIM	Acq. Date-Time	1/27/2022 7:45:07 AM
Sample Name	B22011131-001C	Instrument	GCMS
Vial	29	Multiplier	1.00
DA Method File	012622 bna SIM 1.batch.bin	Comment	SVOC-8270C-SIM-W-LLPAH
Tune File	dftppjph.u	Tune Date	
Batch Name	012622 bna SIM 2.batch.bin	Last Calib Update	1/27/2022 8:37:26 AM
Ref Library			

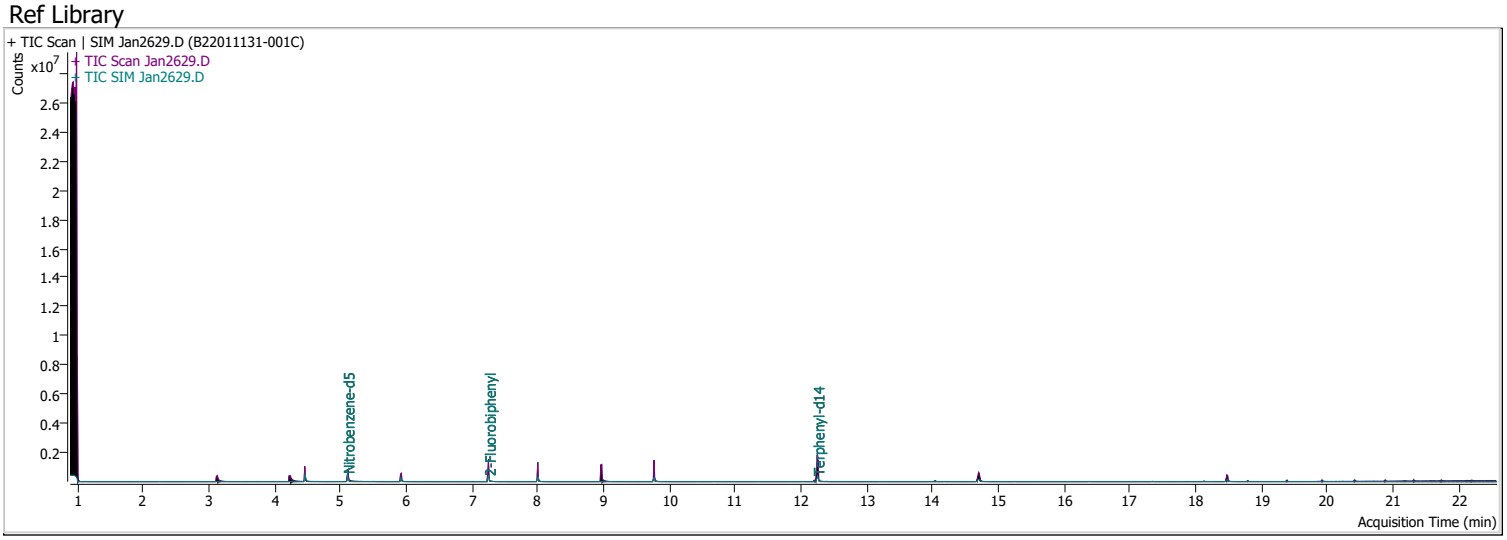

Compound	RT	QIon	Resp.	Conc.	Units		Dev(Min)
Internal Standards							
M 1,4-Dichlorobenzene-d4	4.460	152.0	140538	40.0000	ng/ml		0.000
M Naphthalene-d8	5.916	136.0	239407	40.0000	ng/ml		0.000
M Acenaphthene-d10	8.001	164.0	159085	40.0000	ng/ml		0.000
M Phenanthrene-d10	9.768	188.0	337350	40.0000	ng/ml		0.000
M Chrysene-d12	14.702	240.0	273347	40.0000	ng/ml		0.000
M Perylene-d12	18.475	264.0	176236	40.0000	ng/ml		0.000
System Monitoring Compounds							
S Nitrobenzene-d5	5.106	82.0	366543	43.3618	ng/ml		-0.012
Spiked Amount: 5.000	Range: 19.0 - 102.0%			Recovery = 867.24%		*	
S 2-Fluorobiphenyl	7.252	172.0	439788	60.7280	ng/ml		0.000
Spiked Amount: 5.000	Range: 25.0 - 94.0%			Recovery = 1214.56%		*	
S o-Terphenyl	0.000		0	N.D.			
Spiked Amount: 5.000	Range: 40.0 - 140.0%			Recovery = NA%			
S Terphenyl-d14	12.251	244.0	523404	77.1832	ng/ml		0.000
Spiked Amount: 5.000	Range: 39.0 - 106.0%			Recovery = 1543.66%		*	
Target Compounds							**QValue**
T Naphthalene	0.000		0	N.D.			
T 2-Methylnaphthalene	0.000		0	N.D.			
T 1-Methylnaphthalene	0.000		0	N.D.			
T Acenaphthylene	0.000		0	N.D.			
T Acenaphthene	8.001	154.0	0		ng/ml	md	1
T Fluorene	8.960	166.0	0		ng/ml	md	1
T Phenanthrene	0.000		0	N.D.			
T Anthracene	0.000		0	N.D.			
T Fluoranthene	0.000		0	N.D.			
T Pyrene	0.000		0	N.D.			
T Benzo(a)Anthracene	14.702	228.0	0		ng/ml	md	1
T Chrysene	14.702	228.0	0		ng/ml	md	1
T Benzo(b)fluoranthene	0.000		0	N.D.			

Compound	RT	QIon	Resp.	Conc.	Units		Dev(Min)
T Benzo(k)fluoranthene	0.000		0	N.D.			
T Benzo(a)pyrene	18.475	252.0	0		ng/ml	md	1
T Indeno(1,2,3-cd)pyrene	0.000		0	N.D.			
T Dibenzo(a,h)anthracene	0.000		0	N.D.			
T Benzo(g,h,i)perylene	0.000		0	N.D.			

(#) = Qualifier Out of Range; (m) = Manual Integration; (+) = Area Summed; (*) = Surrogate Percent Recovery Out of Range; (d): Zeroed Peak

Quantitation Results Report (QT Reviewed)

Compound	Conc.	RT	Dev(Min)	Resp.	QIon	QRatio	Lower	Upper
Nitrobenzene-d5	43.3618	5.11	-0.01	366543	54.0	35.8	31.6	58.8
					128.0	23.4	19.3	35.9

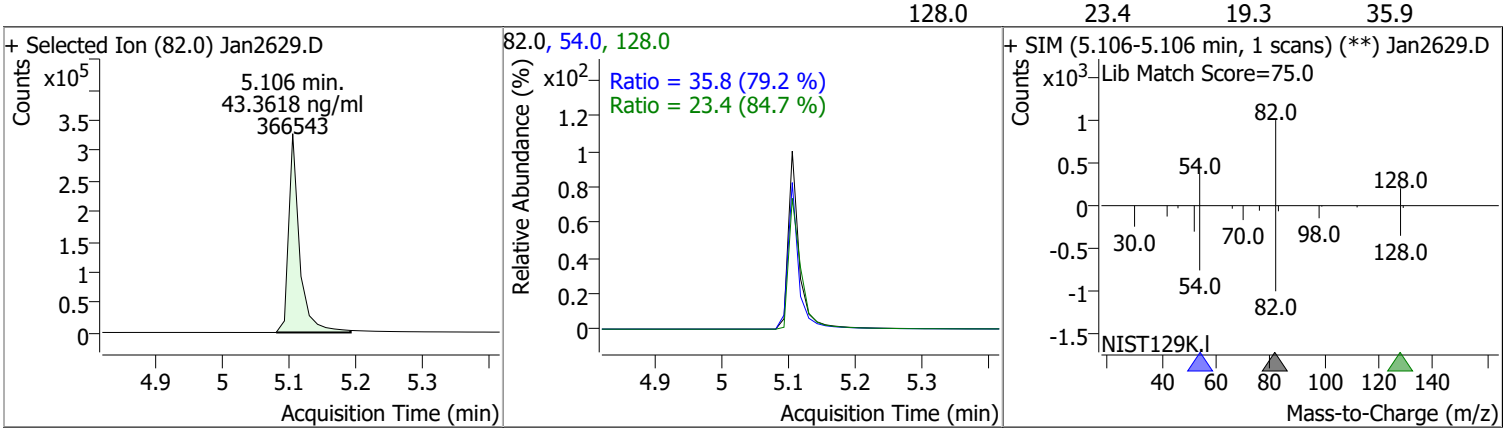

Compound	Conc.	Exp RT	QIon	Exp Ratio	QIon	Exp Ratio
Naphthalene	N.D.	5.94	102.0	20.6	129.0	11.0

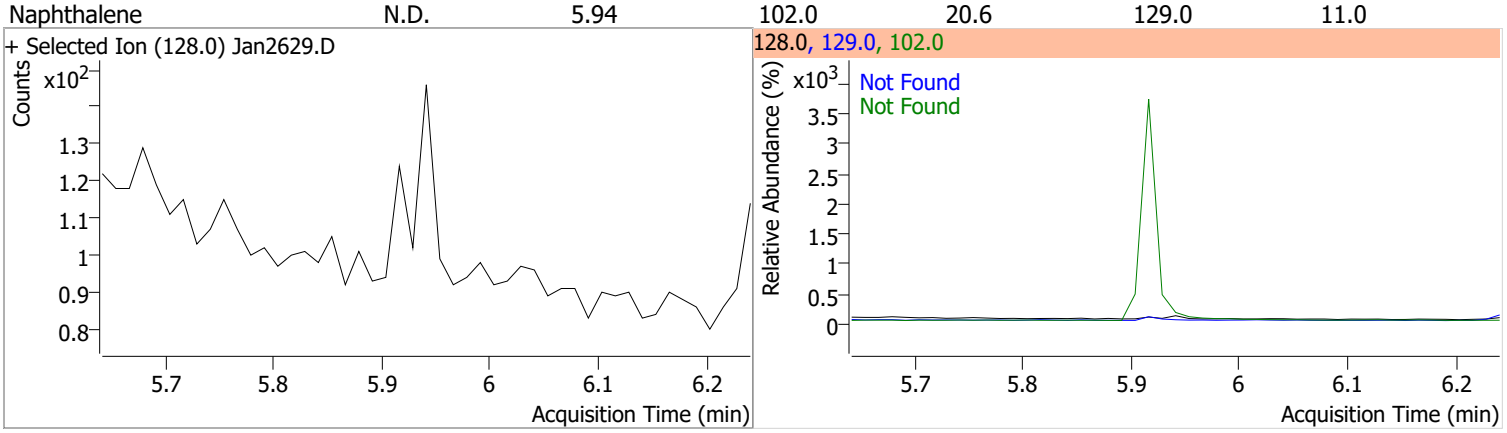

Compound	Conc.	Exp RT	QIon	Exp Ratio	QIon	Exp Ratio
2-Methylnaphthalene	N.D.	6.78	142.0	141.5	115.0	66.1

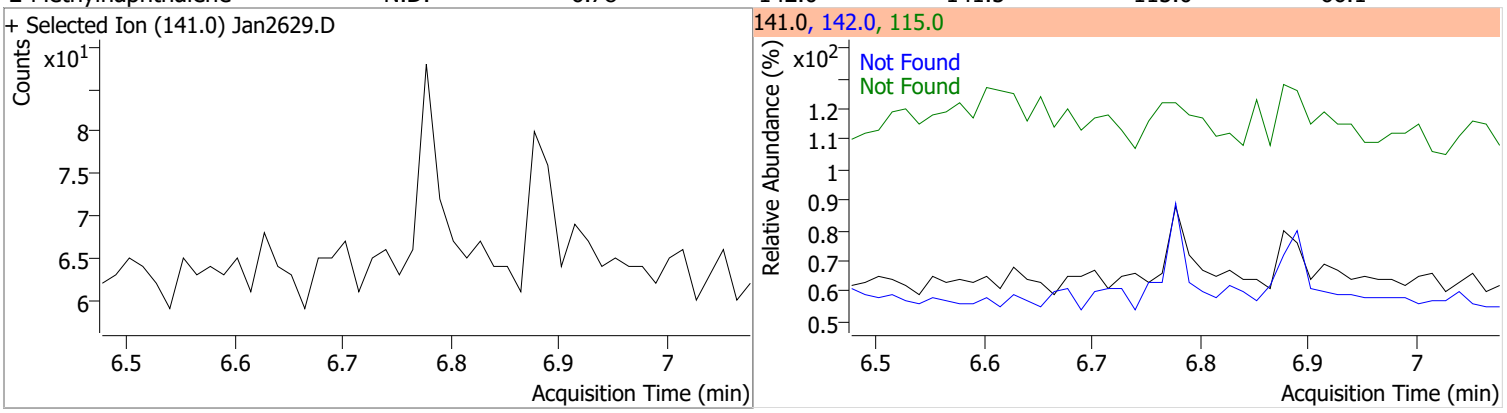

Compound	Conc.	Exp RT	QIon	Exp Ratio	QIon	Exp Ratio
1-Methylnaphthalene	N.D.	6.88	142.0	111.9	115.0	76.3

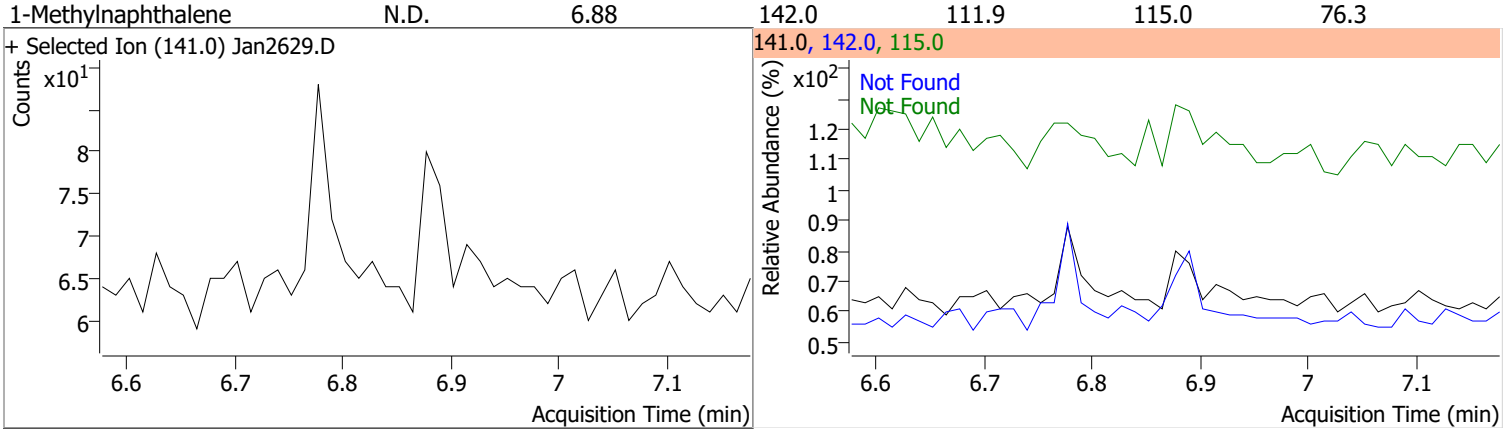

Quantitation Results Report (QT Reviewed)

Compound	Conc.	RT	Dev(Min)	Resp.	QIon	QRatio	Lower	Upper
2-Fluorobiphenyl	60.7280	7.25	0.00	439788	171.0	36.2	25.6	47.6

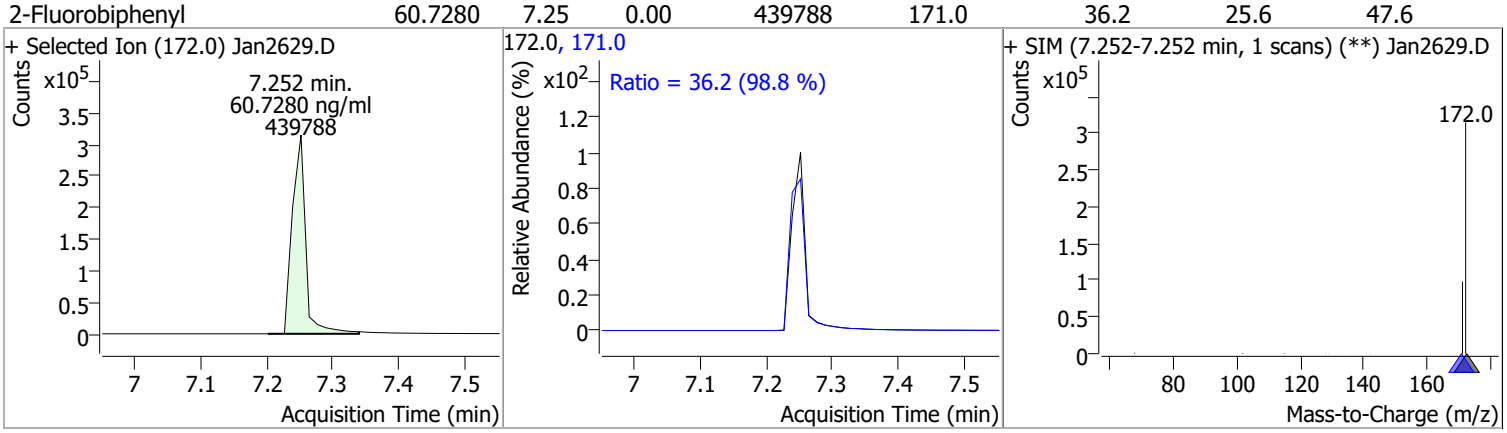

Compound	Conc.	Exp RT	QIon	Exp Ratio
Acenaphthylene	N.D.	7.81	153.0	13.1

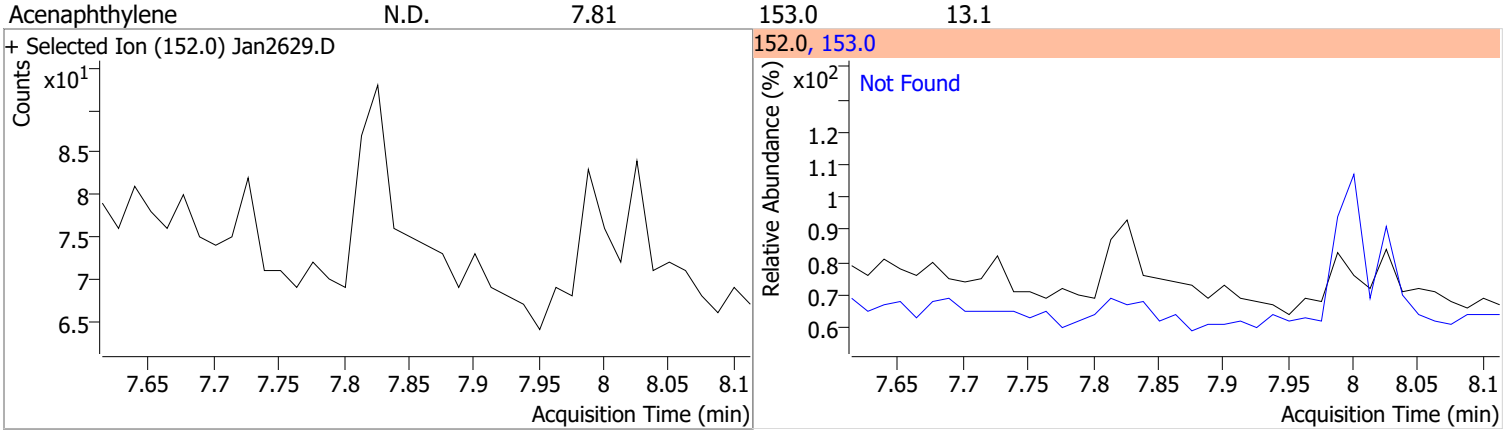

Compound	Conc.	RT	Dev(Min)	Resp.	QIon	QRatio	Lower	Upper
Acenaphthene		0		0	153.0		83.9	155.8
					152.0		40.9	76.0

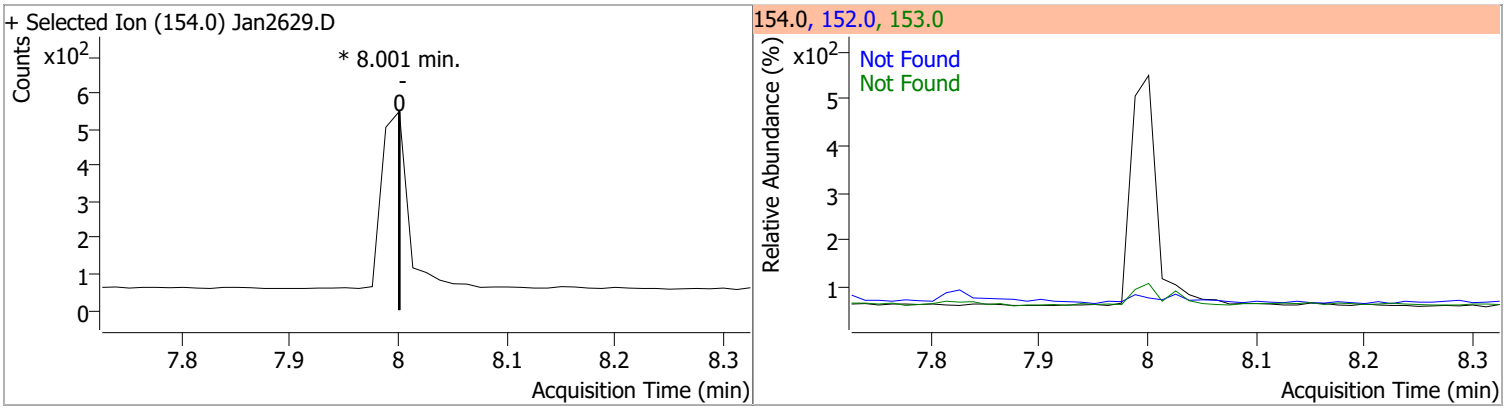

Compound	Conc.	RT	Dev(Min)	Resp.	QIon	QRatio	Lower	Upper
Fluorene		0		0	165.0		67.0	124.5
					167.0		9.2	17.1

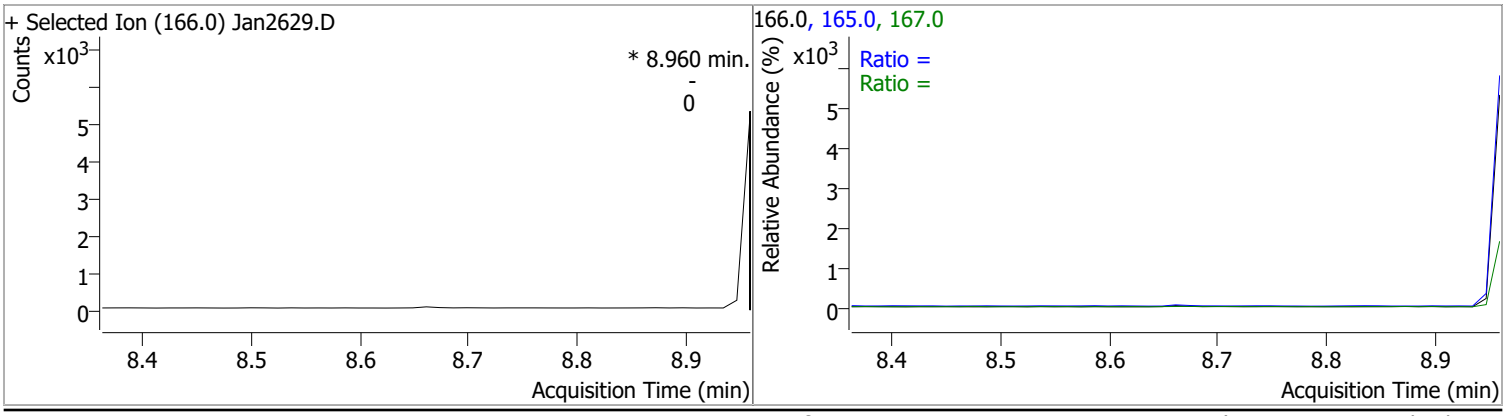

Compound	Conc.	Exp RT	QIon	Exp Ratio
Phenanthrene	N.D.	9.79	176.0	18.9

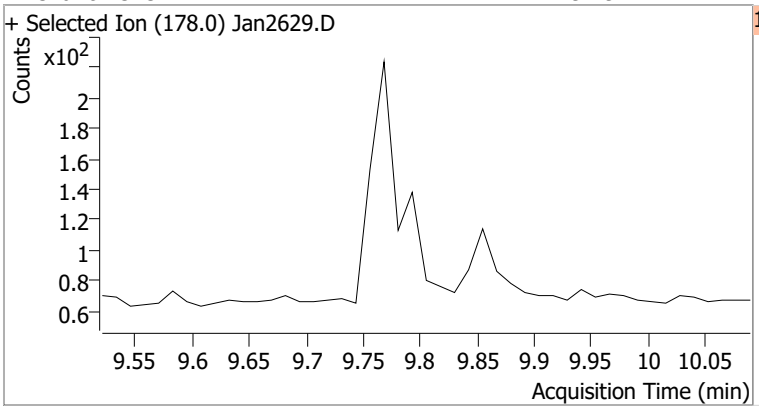

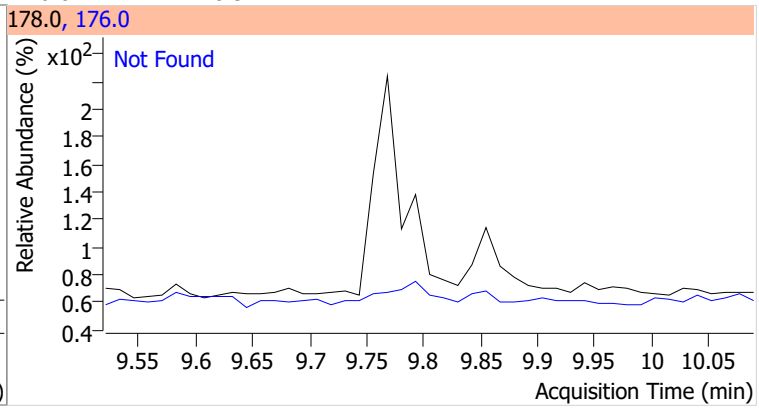

Compound	Conc.	Exp RT	QIon	Exp Ratio
Anthracene	N.D.	9.85	176.0	18.3

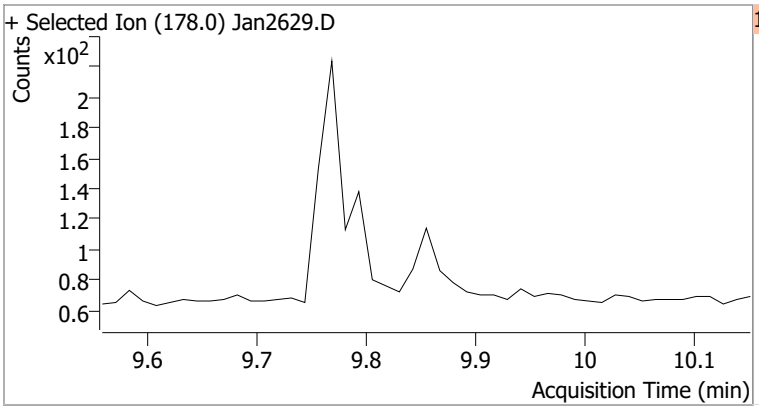

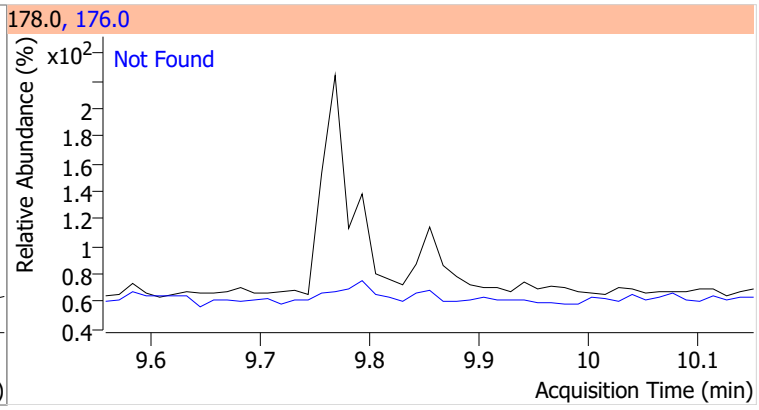

Compound	Conc.	Exp RT	QIon	Exp Ratio	QIon	Exp Ratio
o-Terphenyl	N.D.	10.30	229.0	67.3	215.0	44.4

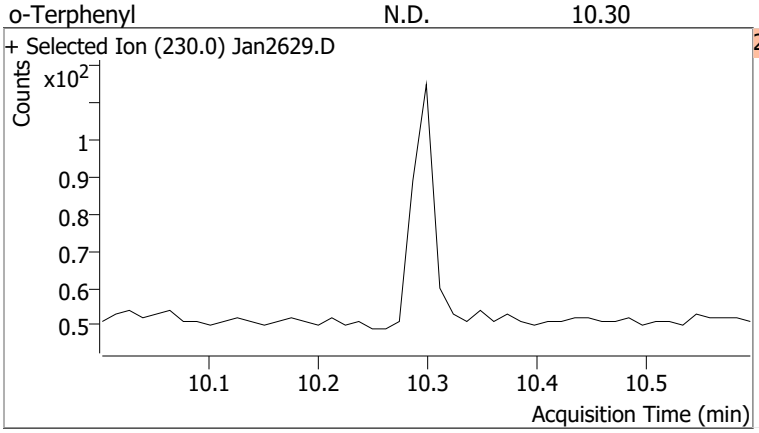

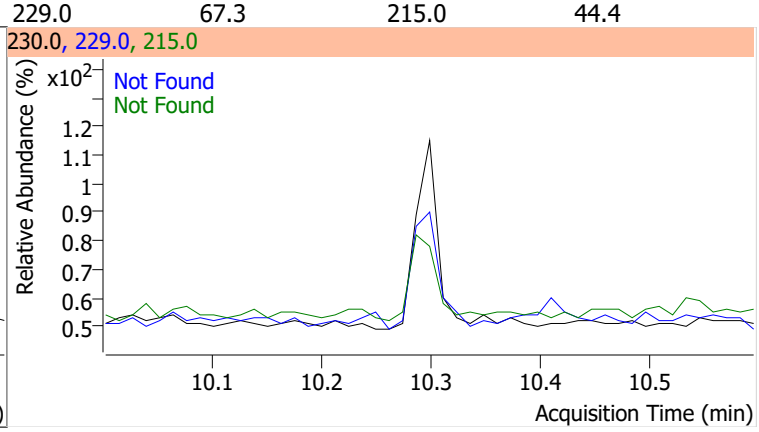

Compound	Conc.	Exp RT	QIon	Exp Ratio
Fluoranthene	N.D.	11.41	101.0	12.5

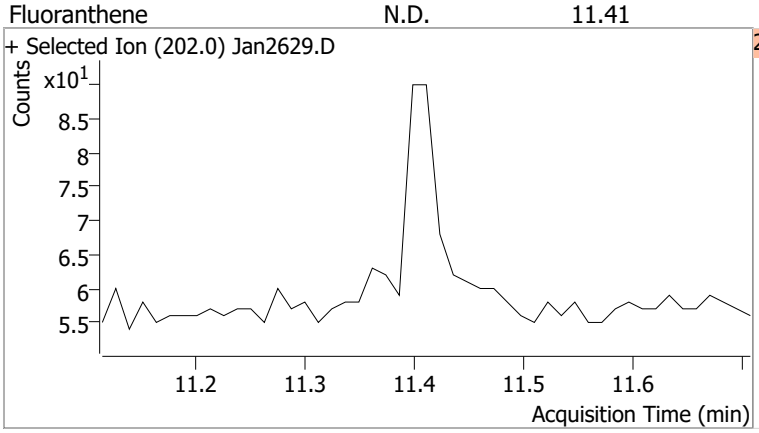

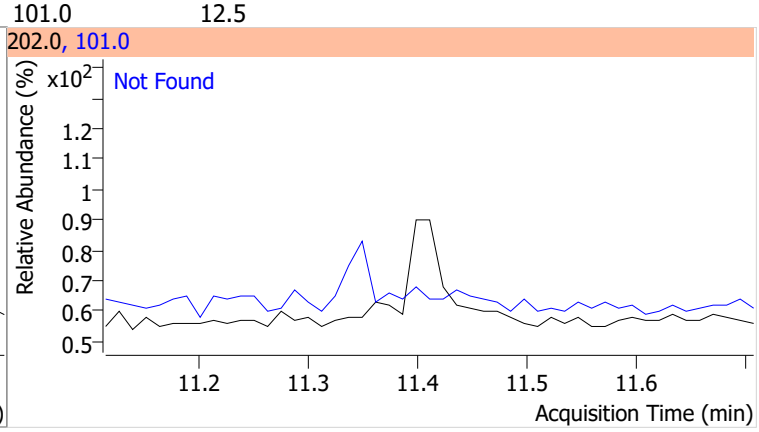

Quantitation Results Report (QT Reviewed)

Compound	Conc.	Exp RT	QIon	Exp Ratio
Pyrene	N.D.	11.78	101.0	15.4

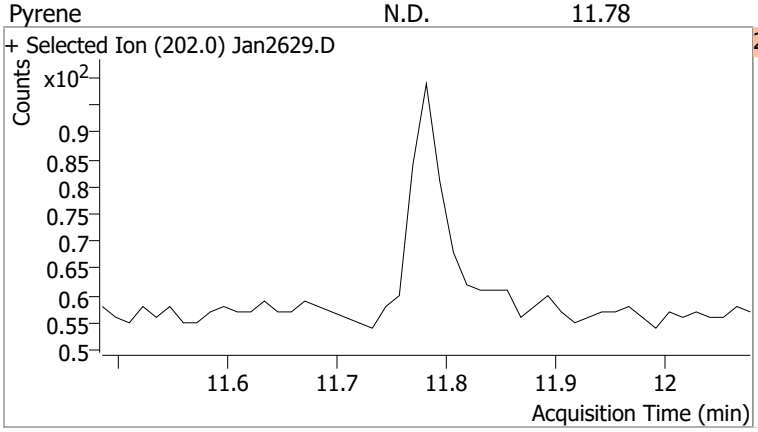

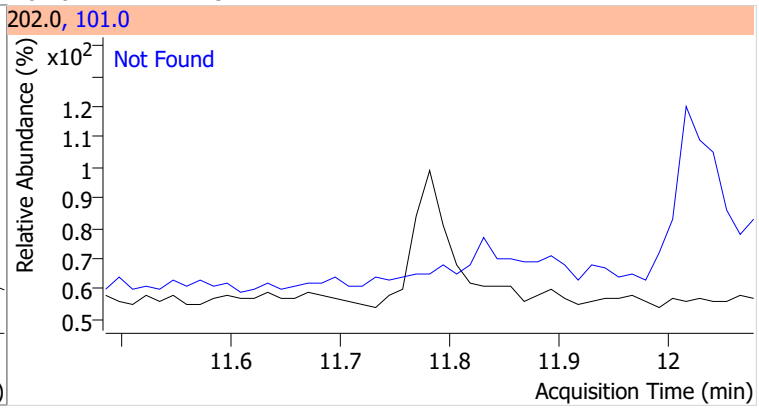

Compound	Conc.	RT	Dev(Min)	Resp.	QIon	QRatio	Lower	Upper
Terphenyl-d14	77.1832	12.25	0.00	523404	122.0	15.1	9.8	18.2

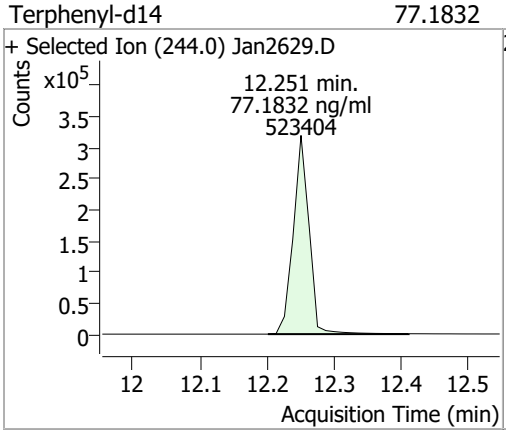

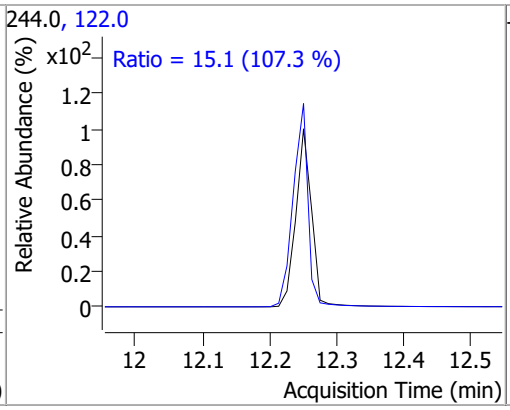

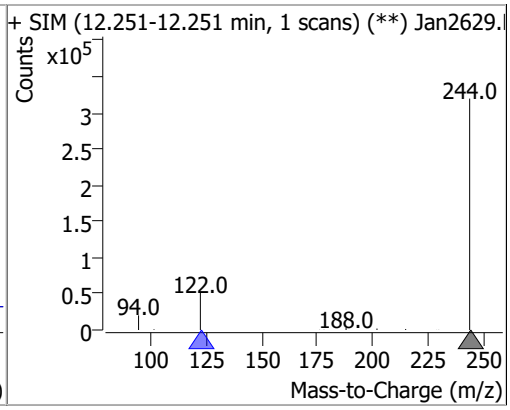

Compound	Conc.	RT	Dev(Min)	Resp.	QIon	QRatio	Lower	Upper
Benzo(a)Anthracene		0		0	226.0		19.0	35.2
					229.0		16.0	29.7

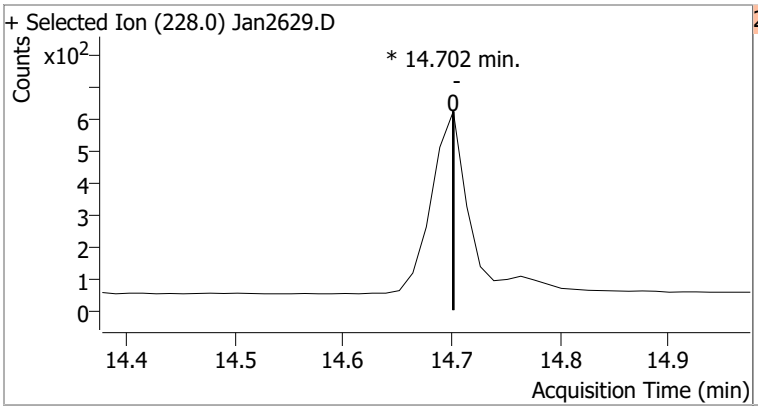

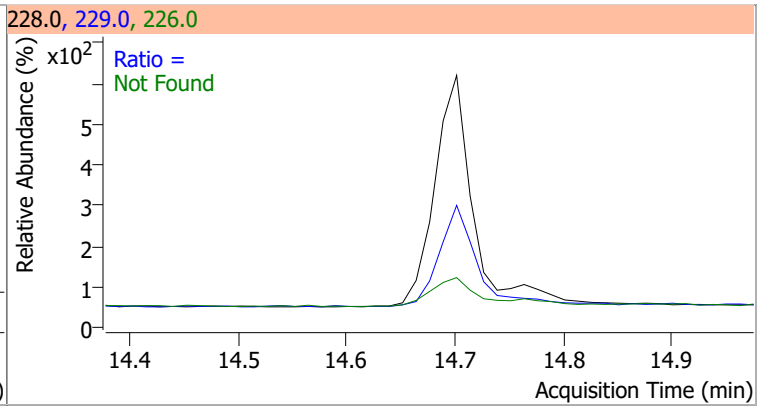

Compound	Conc.	RT	Dev(Min)	Resp.	QIon	QRatio	Lower	Upper
Chrysene		0		0	226.0		21.0	39.1
					229.0		14.8	27.6

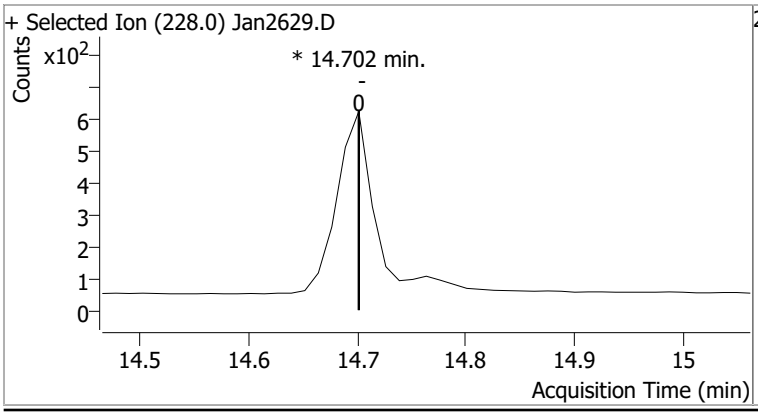

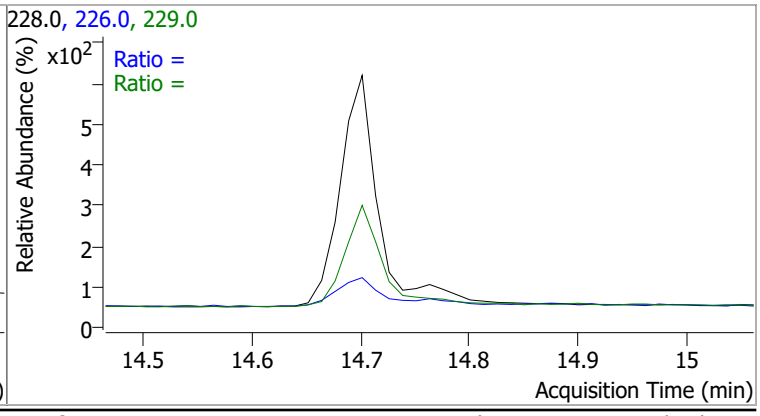

Compound	Conc.	Exp RT	QIon	Exp Ratio
Benzo(b)fluoranthene	N.D.	17.71	253.0	21.3

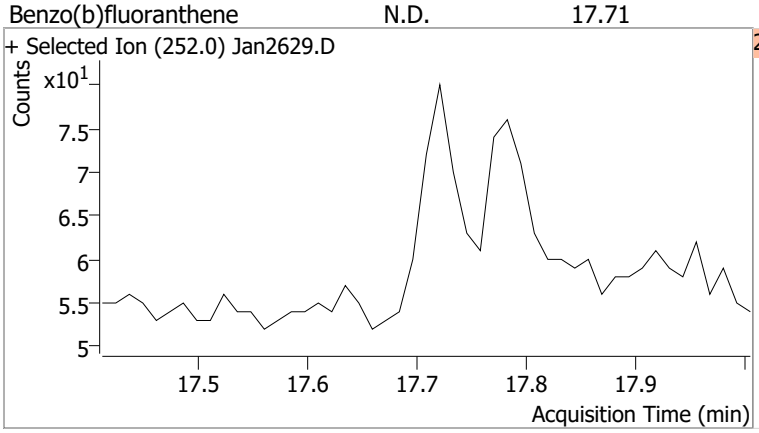

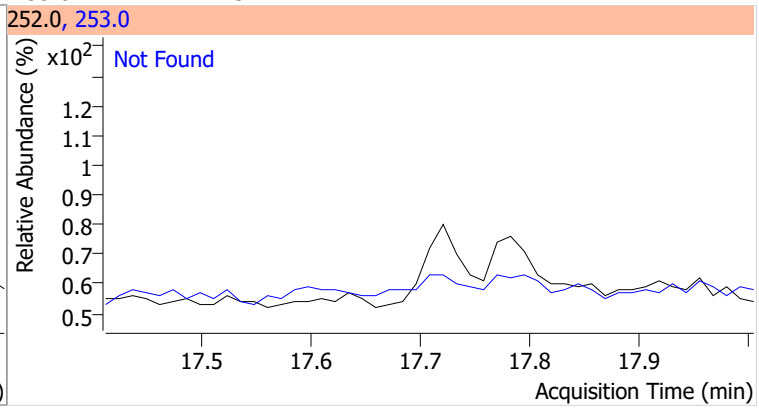

Compound	Conc.	Exp RT	QIon	Exp Ratio
Benzo(k)fluoranthene	N.D.	17.77	253.0	18.9

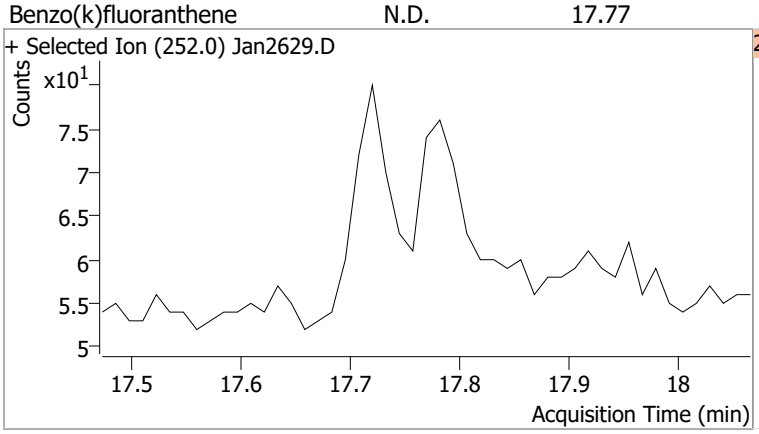

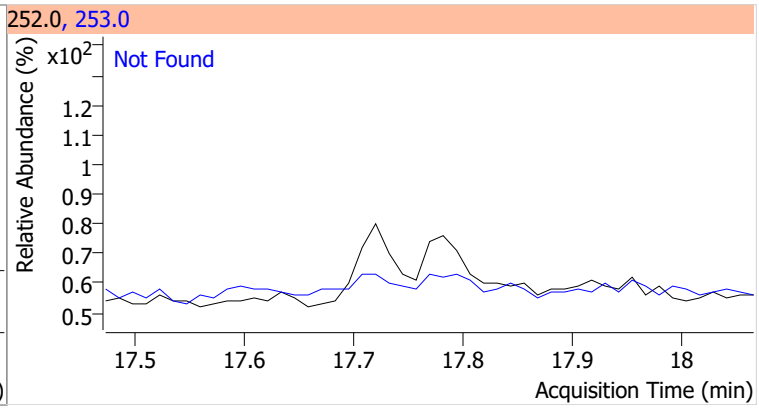

Compound	Conc.	RT	Dev(Min)	Resp.	QIon	QRatio	Lower	Upper
Benzo(a)pyrene		0		0	253.0		16.1	29.9

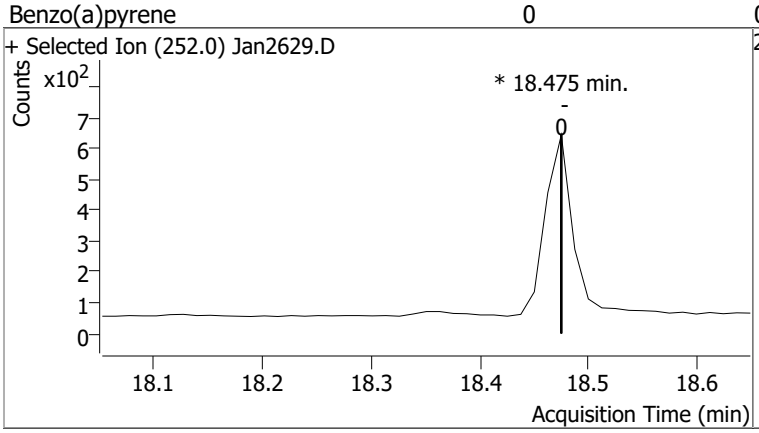

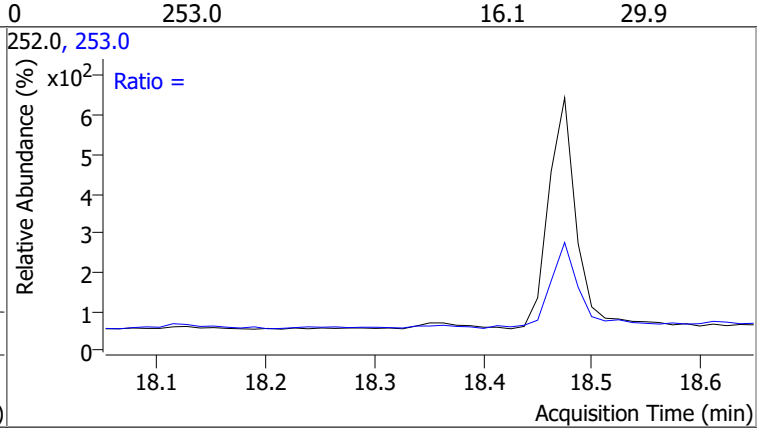

Compound	Conc.	Exp RT	QIon	Exp Ratio
Indeno(1,2,3-cd)pyrene	N.D.	20.22	138.0	22.4

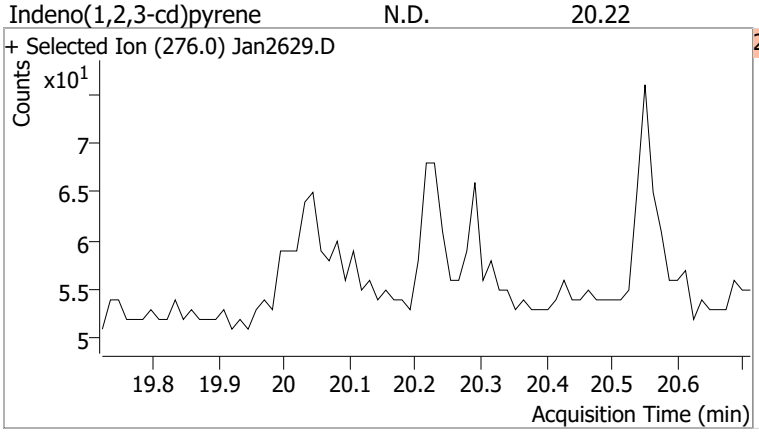

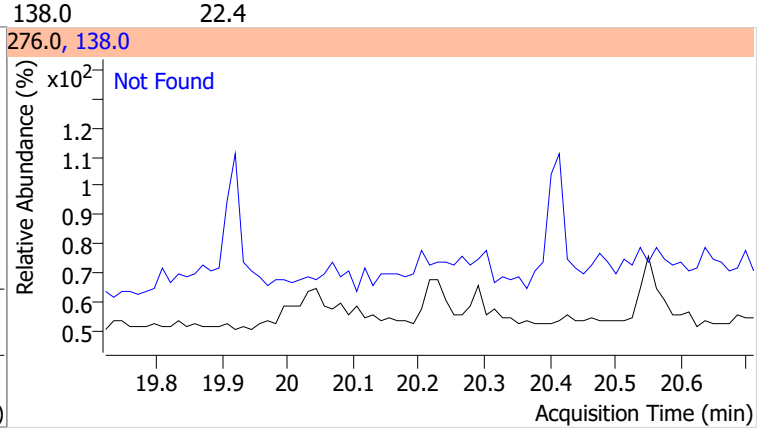

Compound	Conc.	Exp RT	QIon	Exp Ratio	QIon	Exp Ratio
Dibenzo(a,h)anthracene	N.D.	20.28	279.0	24.9	139.0	17.5

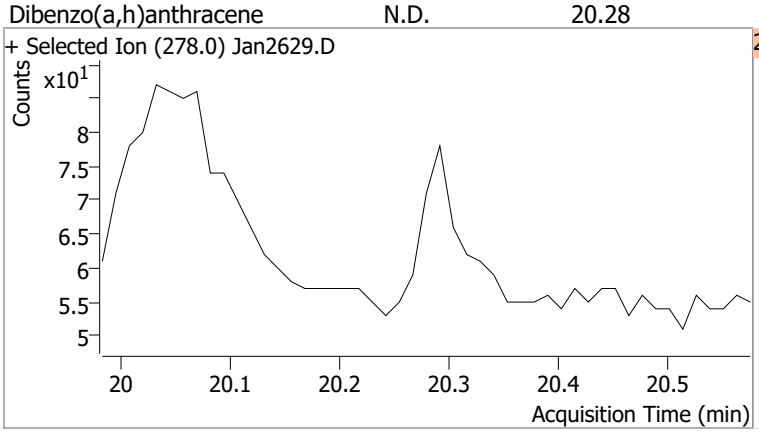

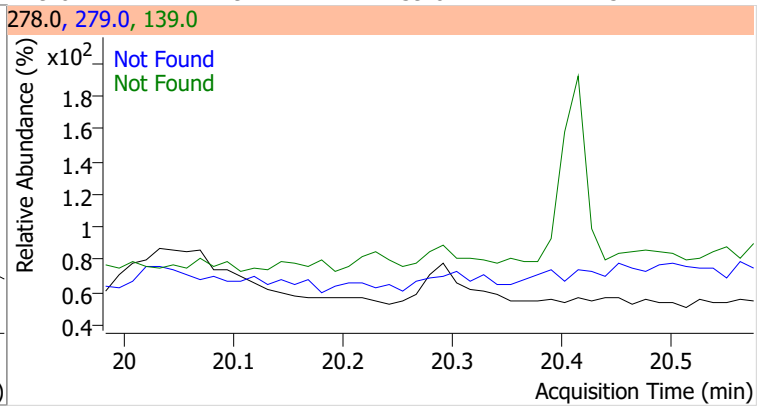

Compound	Conc.	Exp RT	QIon	Exp Ratio	QIon	Exp Ratio
Benzo(g,h,i)perylene	N.D.	20.54	277.0	24.8	138.0	20.5

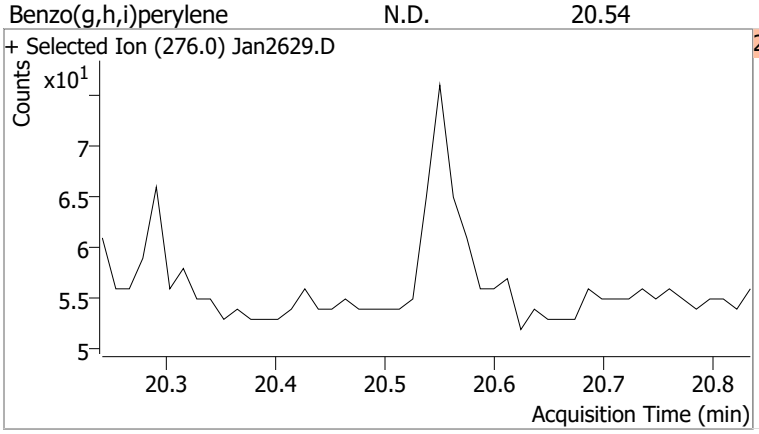

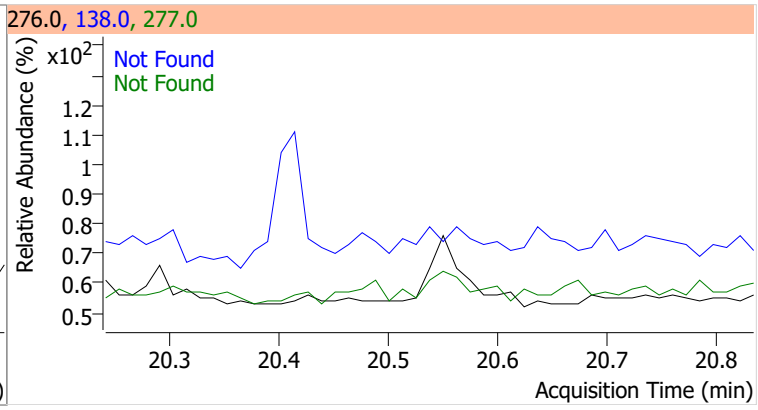

Quantitation Results Report (QT Reviewed)

Data File	Jan2630.D	Operator	LIMS import
Acq. Method	5975BNASIM	Acq. Date-Time	1/27/2022 8:17:30 AM
Sample Name	B22011132-001C	Instrument	GCMS
Vial	30	Multiplier	1.00
DA Method File	012622 bna SIM 1.batch.bin	Comment	SVOC-8270C-SIM-W-LLPAH
Tune File	dftppjph.u	Tune Date	
Batch Name	012622 bna SIM 2.batch.bin	Last Calib Update	1/27/2022 8:37:26 AM
Ref Library			

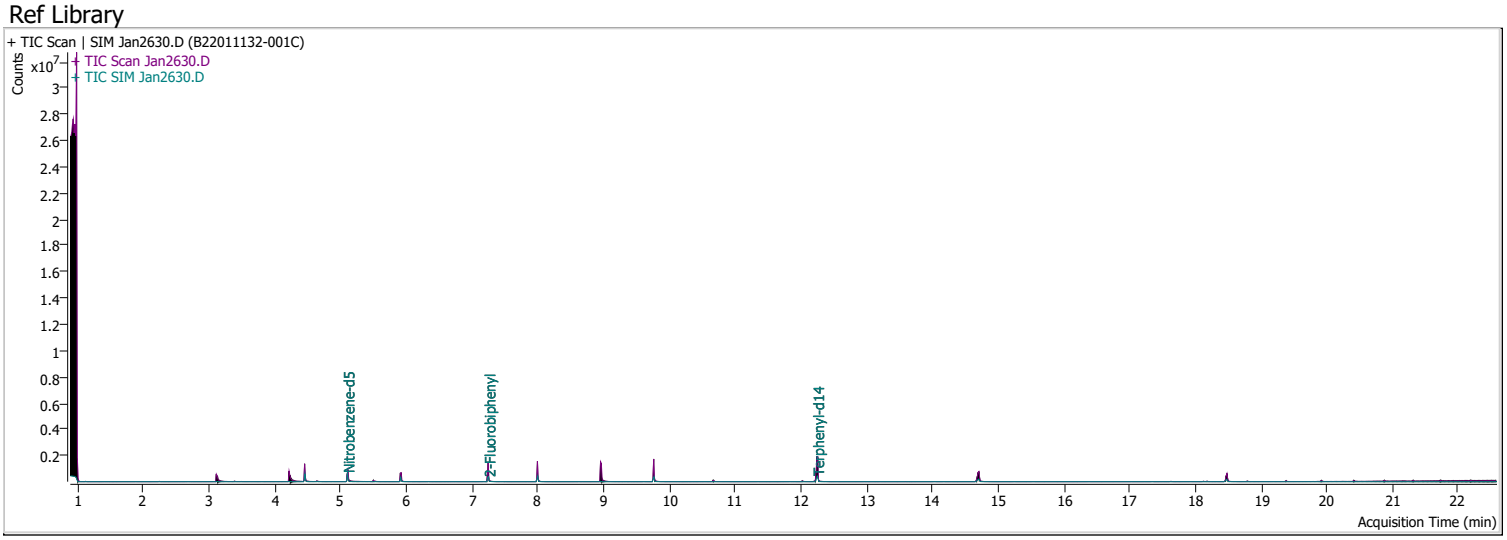

Compound	RT	QIon	Resp.	Conc.	Units		Dev(Min)
Internal Standards							
M 1,4-Dichlorobenzene-d4	4.460	152.0	169687	40.0000	ng/ml		0.000
M Naphthalene-d8	5.916	136.0	285487	40.0000	ng/ml		0.000
M Acenaphthene-d10	8.000	164.0	196198	40.0000	ng/ml		0.000
M Phenanthrene-d10	9.768	188.0	423935	40.0000	ng/ml		0.000
M Chrysene-d12	14.701	240.0	323672	40.0000	ng/ml		0.000
M Perylene-d12	18.475	264.0	217173	40.0000	ng/ml		0.000
System Monitoring Compounds							
S Nitrobenzene-d5	5.106	82.0	421618	42.1075	ng/ml		-0.012
Spiked Amount: 5.000	Range: 19.0 - 102.0%			Recovery = 842.15%		*	
S 2-Fluorobiphenyl	7.252	172.0	414733	48.0094	ng/ml		0.000
Spiked Amount: 5.000	Range: 25.0 - 94.0%			Recovery = 960.19%		*	
S o-Terphenyl	0.000		0	N.D.			
Spiked Amount: 5.000	Range: 40.0 - 140.0%			Recovery = NA%			
S Terphenyl-d14	12.251	244.0	587874	74.2454	ng/ml		0.000
Spiked Amount: 5.000	Range: 39.0 - 106.0%			Recovery = 1484.91%		*	
Target Compounds							**QValue**
T Naphthalene	0.000		0	N.D.			
T 2-Methylnaphthalene	0.000		0	N.D.			
T 1-Methylnaphthalene	0.000		0	N.D.			
T Acenaphthylene	0.000		0	N.D.			
T Acenaphthene	8.013	154.0	0		ng/ml	md	1
T Fluorene	8.661	166.0	0		ng/ml	md	1
T Phenanthrene	0.000		0	N.D.			
T Anthracene	0.000		0	N.D.			
T Fluoranthene	0.000		0	N.D.			
T Pyrene	0.000		0	N.D.			
T Benzo(a)Anthracene	14.701	228.0	0		ng/ml	md	1
T Chrysene	14.764	228.0	0		ng/ml	md	1
T Benzo(b)fluoranthene	0.000		0	N.D.			

Compound	RT	QIon	Resp.	Conc.	Units		Dev(Min)
T Benzo(k)fluoranthene	0.000		0	N.D.			
T Benzo(a)pyrene	18.475	252.0	0		ng/ml	md	1
T Indeno(1,2,3-cd)pyrene	0.000		0	N.D.			
T Dibenzo(a,h)anthracene	0.000		0	N.D.			
T Benzo(g,h,i)perylene	0.000		0	N.D.			

(#) = Qualifier Out of Range; (m) = Manual Integration; (+) = Area Summed; (*) = Surrogate Percent Recovery Out of Range; (d): Zeroed Peak

Quantitation Results Report (QT Reviewed)

Compound	Conc.	RT	Dev(Min)	Resp.	QIon	QRatio	Lower	Upper
Nitrobenzene-d5	42.1075	5.11	-0.01	421618	54.0	37.7	31.6	58.8
					128.0	22.0	19.3	35.9

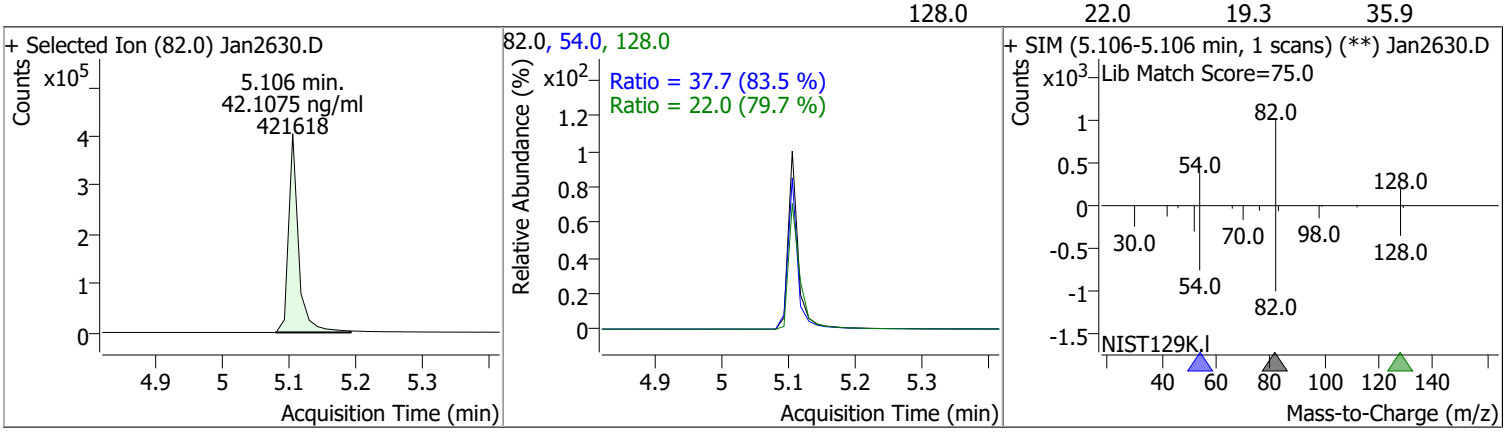

Compound	Conc.	Exp RT	QIon	Exp Ratio	QIon	Exp Ratio
Naphthalene	N.D.	5.94	102.0	20.6	129.0	11.0

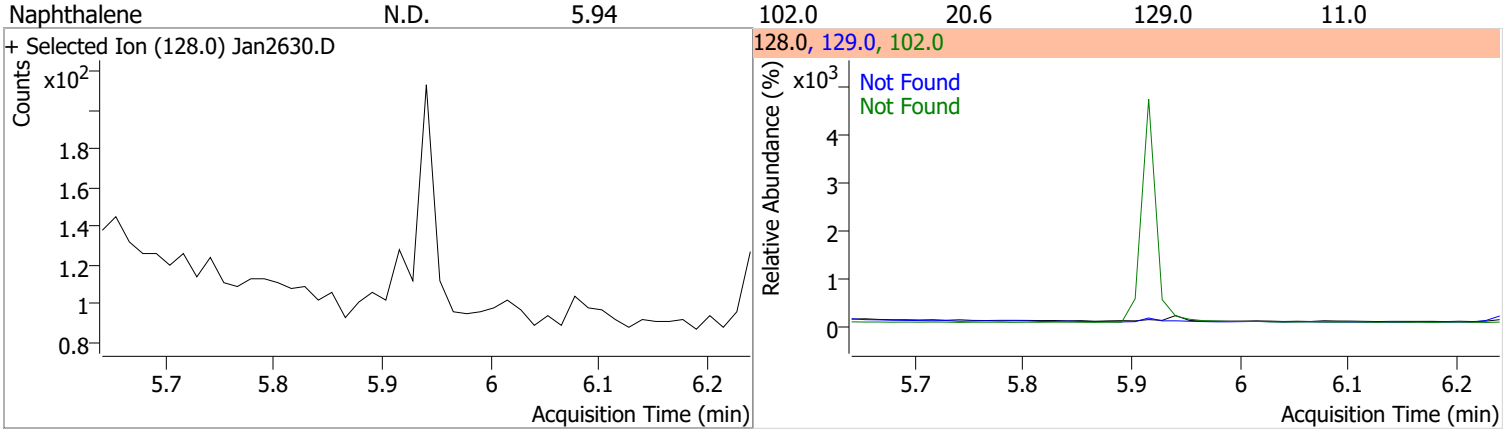

Compound	Conc.	Exp RT	QIon	Exp Ratio	QIon	Exp Ratio
2-Methylnaphthalene	N.D.	6.78	142.0	141.5	115.0	66.1

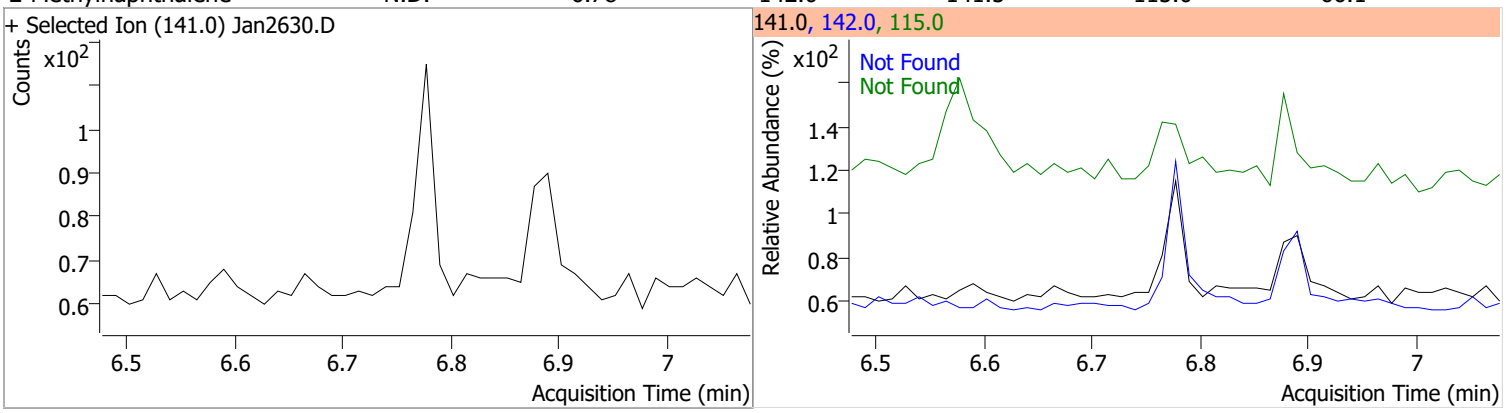

Compound	Conc.	Exp RT	QIon	Exp Ratio	QIon	Exp Ratio
1-Methylnaphthalene	N.D.	6.88	142.0	111.9	115.0	76.3

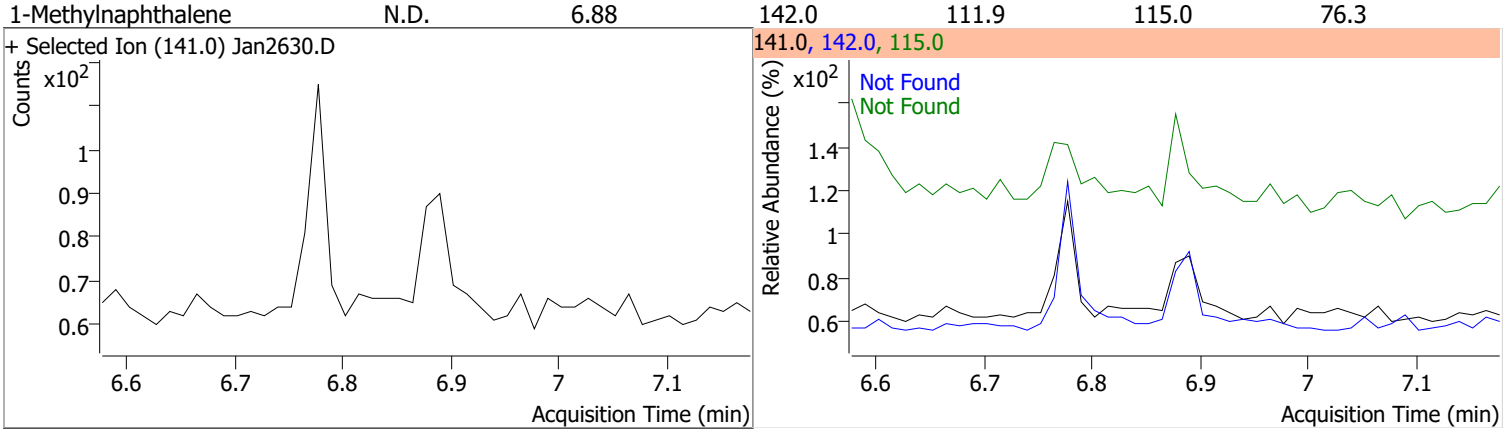

Quantitation Results Report (QT Reviewed)

Compound	Conc.	RT	Dev(Min)	Resp.	QIon	QRatio	Lower	Upper
2-Fluorobiphenyl	48.0094	7.25	0.00	414733	171.0	36.7	25.6	47.6

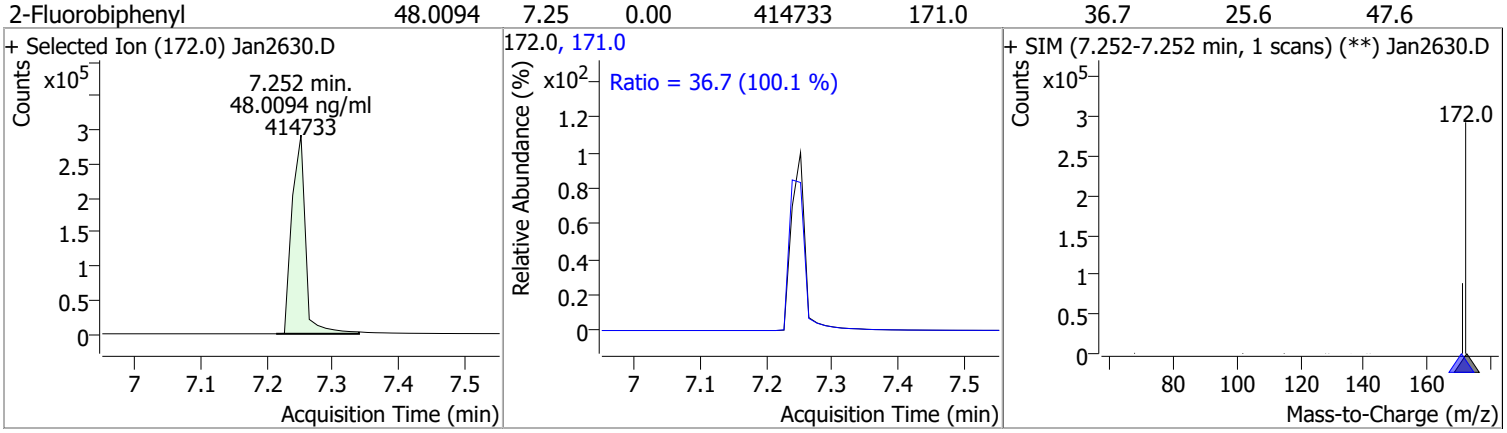

Compound	Conc.	Exp RT	QIon	Exp Ratio
Acenaphthylene	N.D.	7.81	153.0	13.1

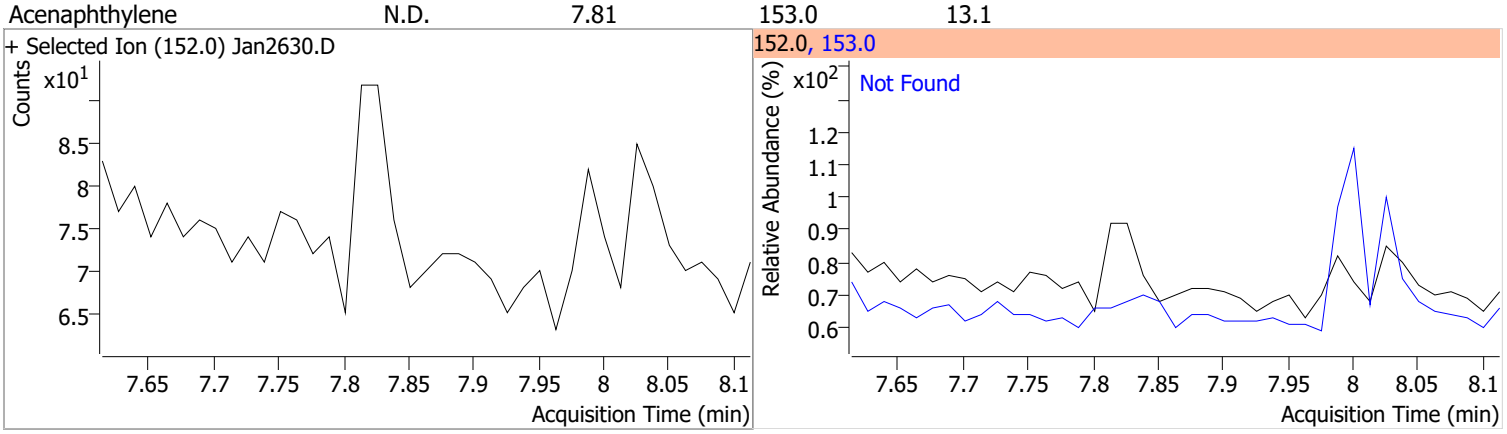

Compound	Conc.	RT	Dev(Min)	Resp.	QIon	QRatio	Lower	Upper
Acenaphthene		0		0	153.0		83.9	155.8
					152.0		40.9	76.0

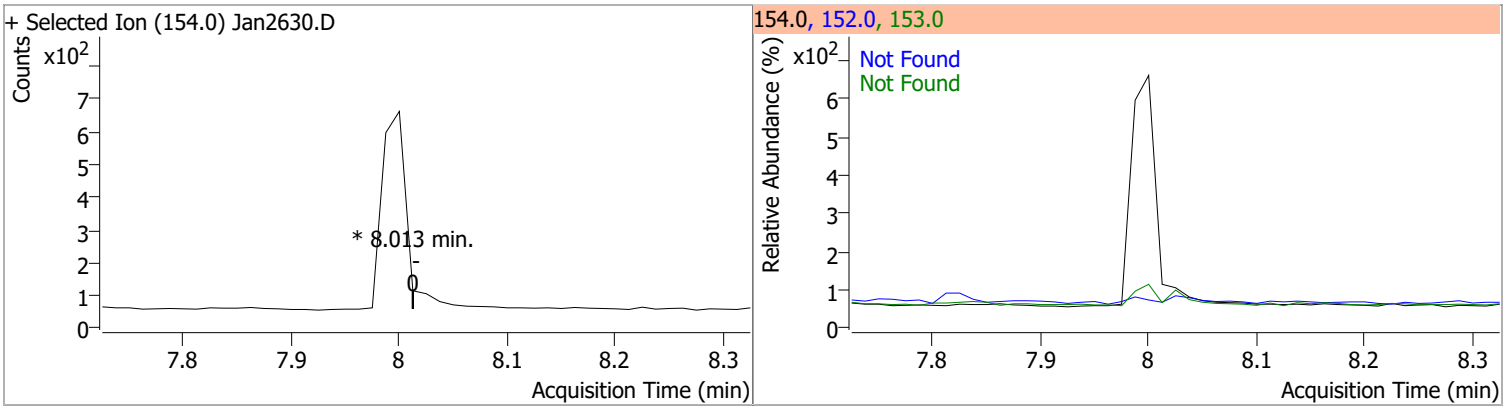

Compound	Conc.	RT	Dev(Min)	Resp.	QIon	QRatio	Lower	Upper
Fluorene		0		0	165.0		67.0	124.5
					167.0		9.2	17.1

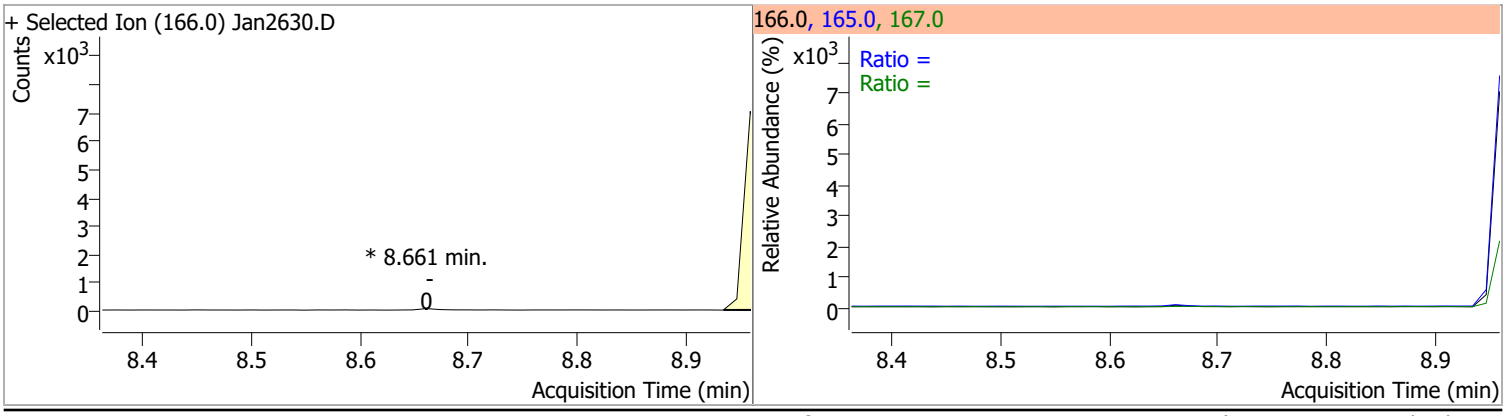

Compound	Conc.	Exp RT	QIon	Exp Ratio
Phenanthrene	N.D.	9.79	176.0	18.9

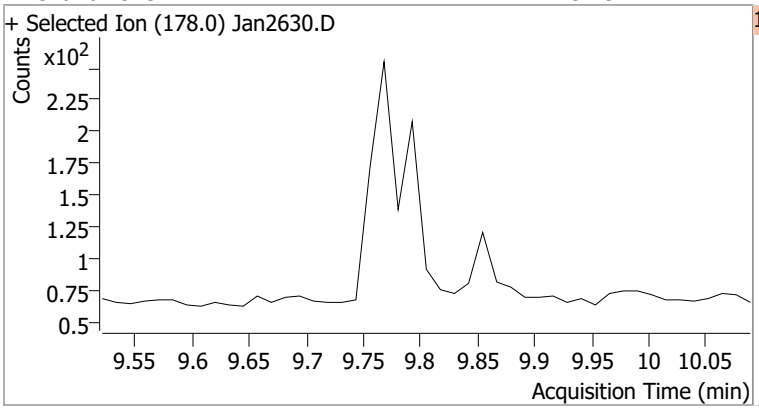

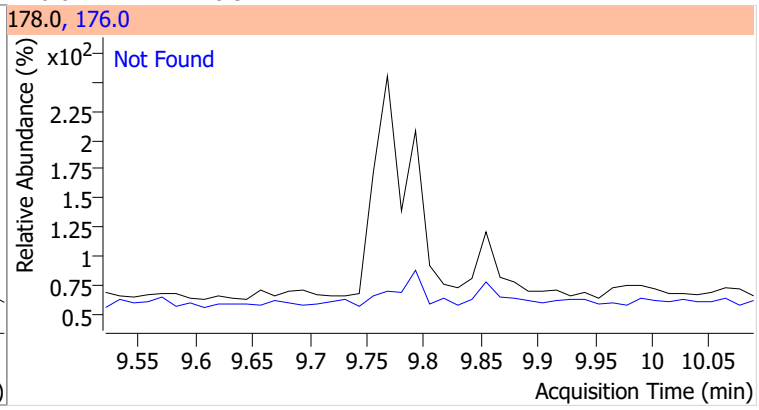

Compound	Conc.	Exp RT	QIon	Exp Ratio
Anthracene	N.D.	9.85	176.0	18.3

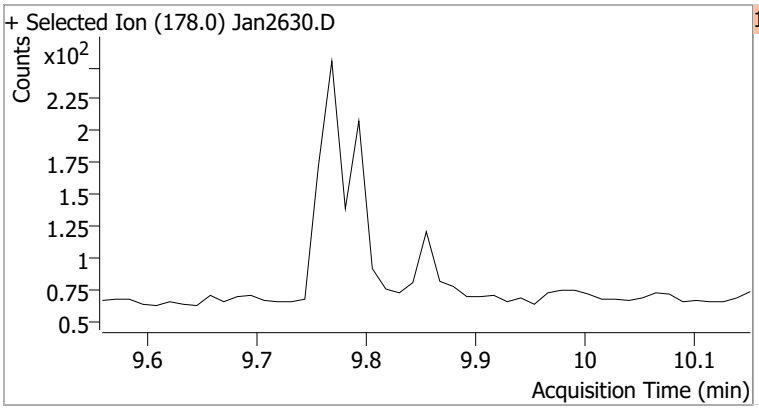

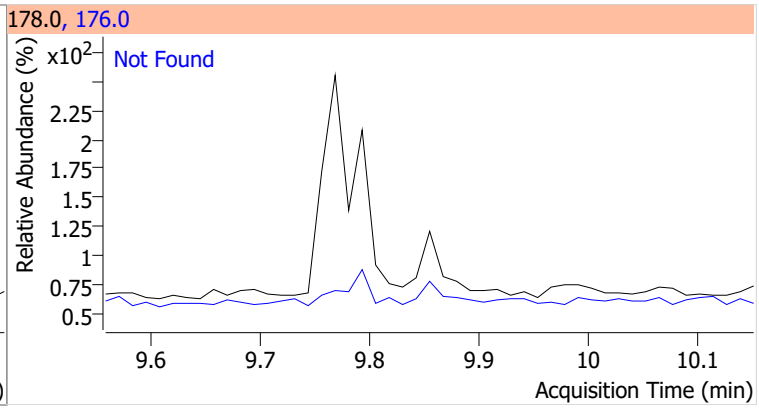

Compound	Conc.	Exp RT	QIon	Exp Ratio	QIon	Exp Ratio
o-Terphenyl	N.D.	10.30	229.0	67.3	215.0	44.4

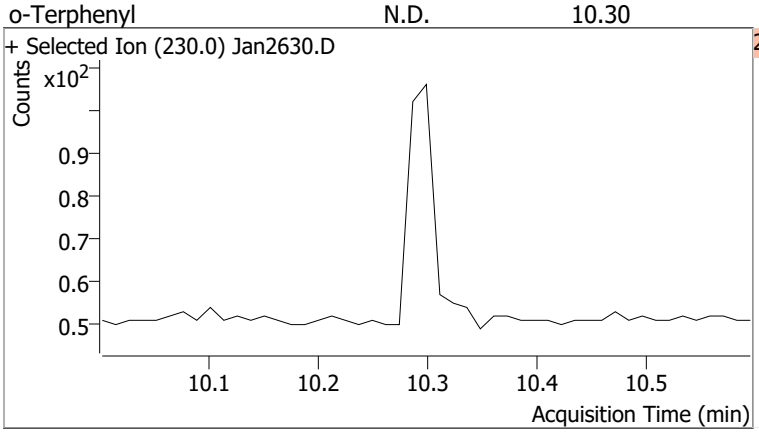

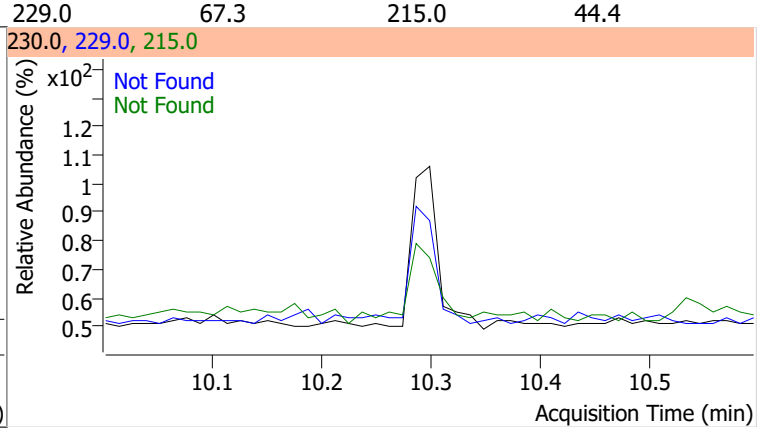

Compound	Conc.	Exp RT	QIon	Exp Ratio
Fluoranthene	N.D.	11.41	101.0	12.5

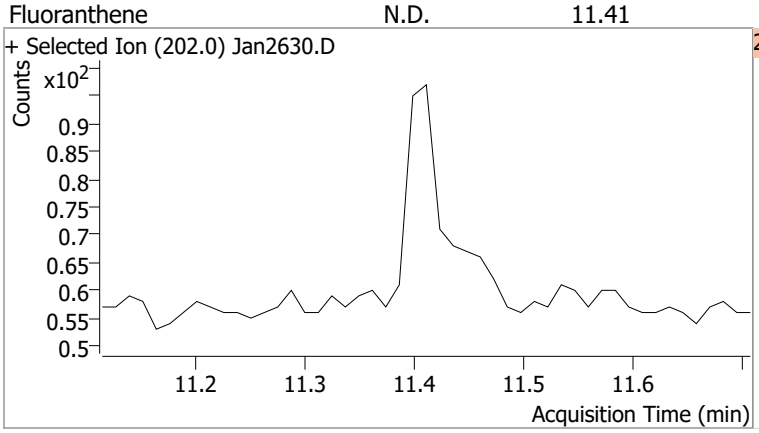

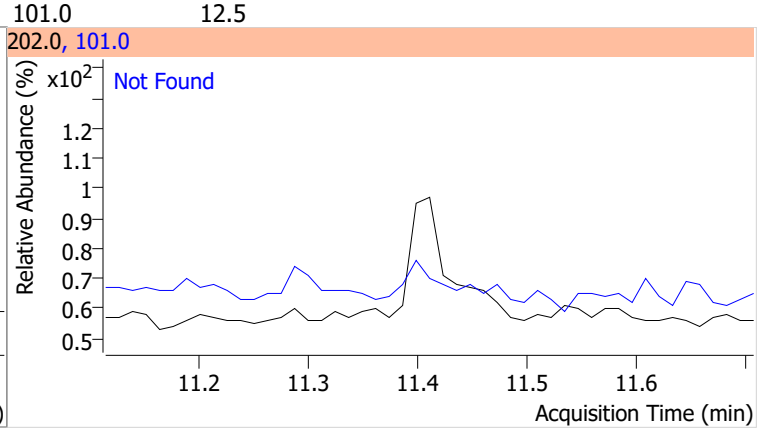

Compound	Conc.	Exp RT	QIon	Exp Ratio
Pyrene	N.D.	11.78	101.0	15.4

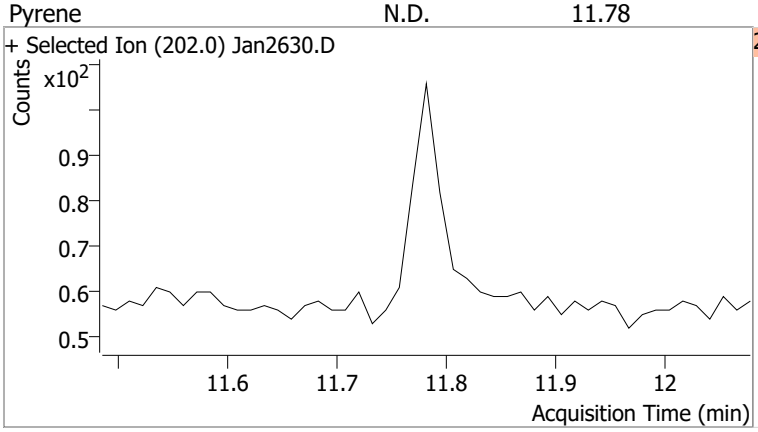

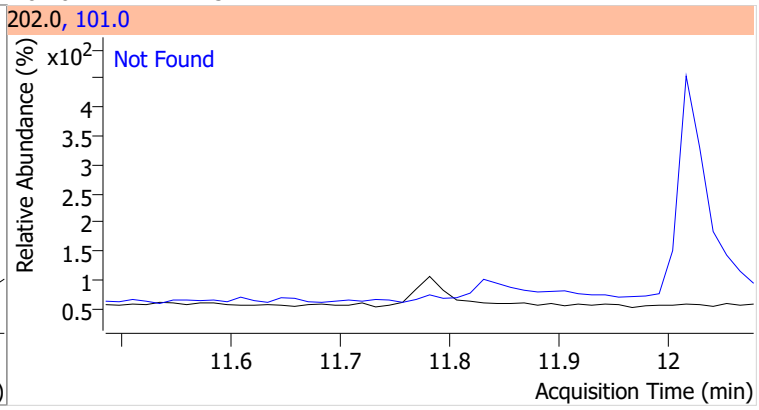

Compound	Conc.	RT	Dev(Min)	Resp.	QIon	QRatio	Lower	Upper
Terphenyl-d14	74.2454	12.25	0.00	587874	122.0	14.6	9.8	18.2

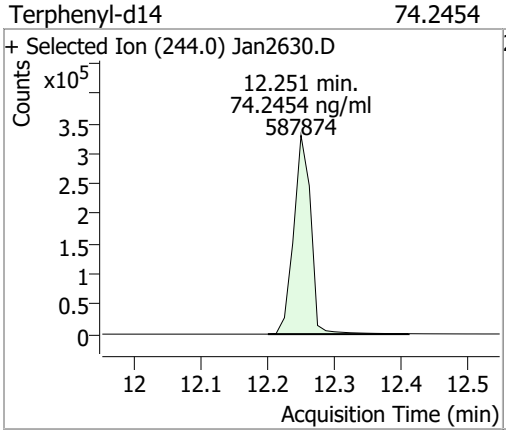

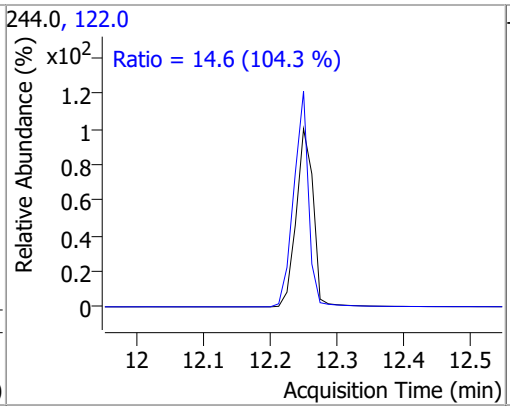

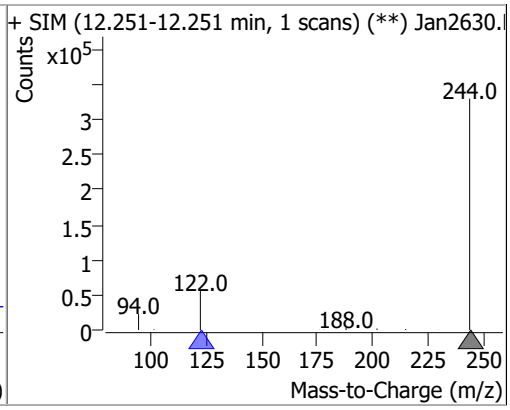

Compound	Conc.	RT	Dev(Min)	Resp.	QIon	QRatio	Lower	Upper
Benzo(a)Anthracene		0		0	226.0		19.0	35.2
					229.0		16.0	29.7

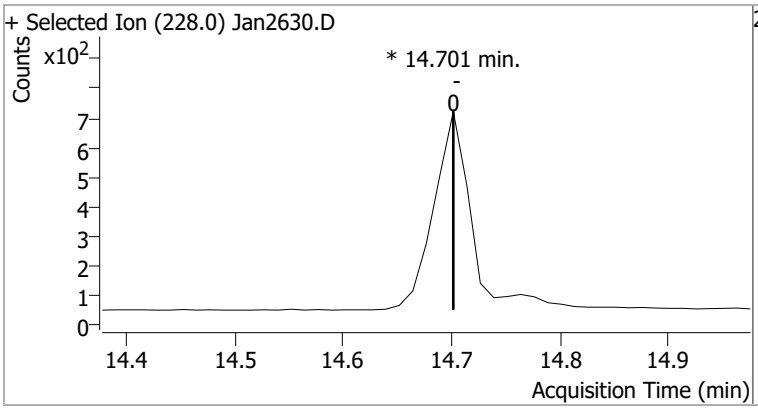

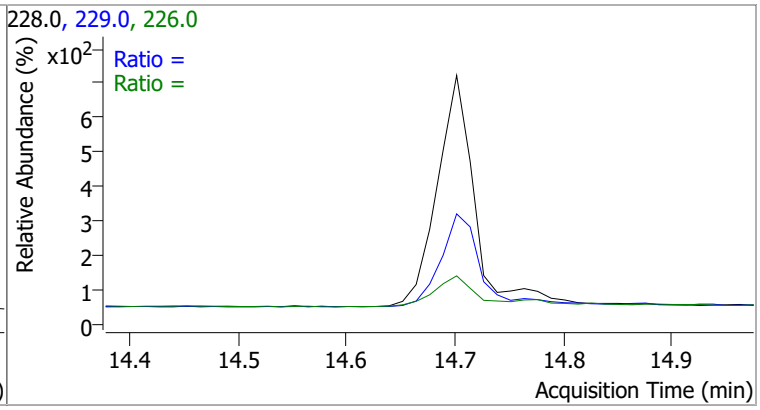

Compound	Conc.	RT	Dev(Min)	Resp.	QIon	QRatio	Lower	Upper
Chrysene		0		0	226.0		21.0	39.1
					229.0		14.8	27.6

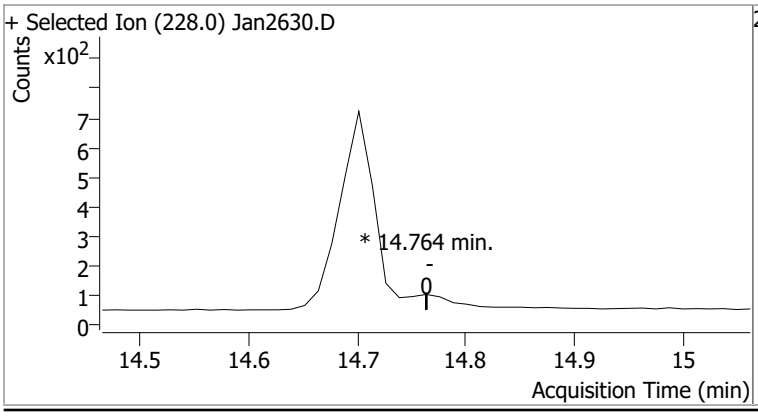

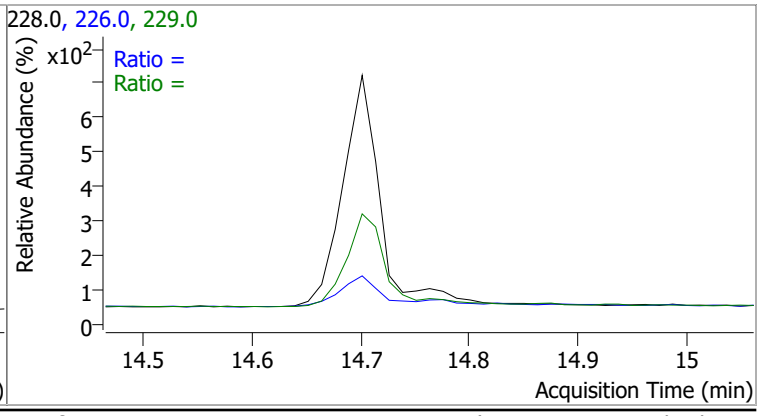

Compound	Conc.	Exp RT	QIon	Exp Ratio
Benzo(b)fluoranthene	N.D.	17.71	253.0	21.3

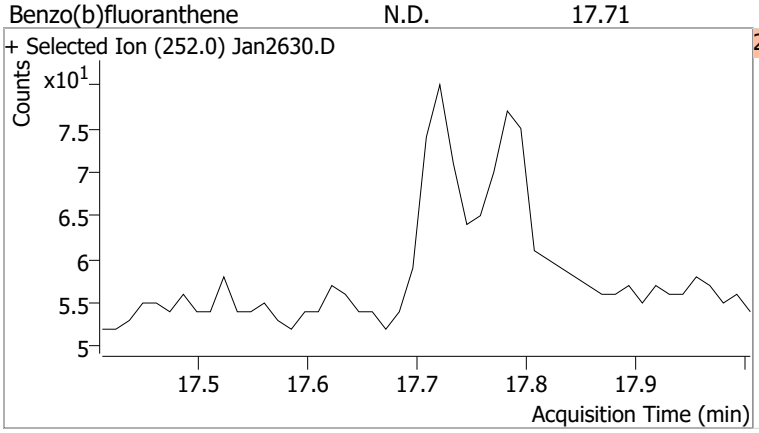

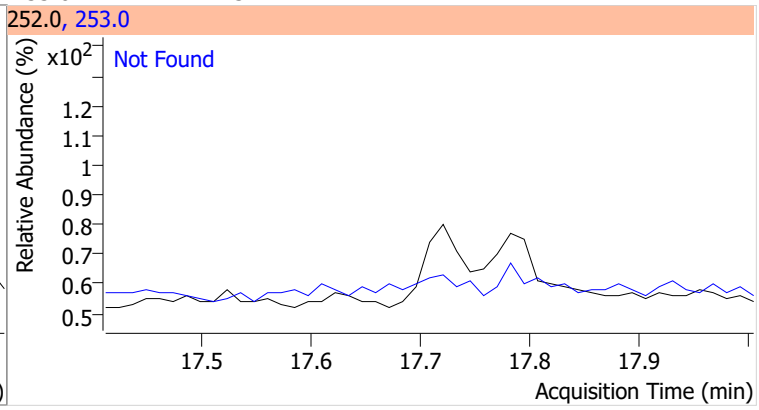

Compound	Conc.	Exp RT	QIon	Exp Ratio
Benzo(k)fluoranthene	N.D.	17.77	253.0	18.9

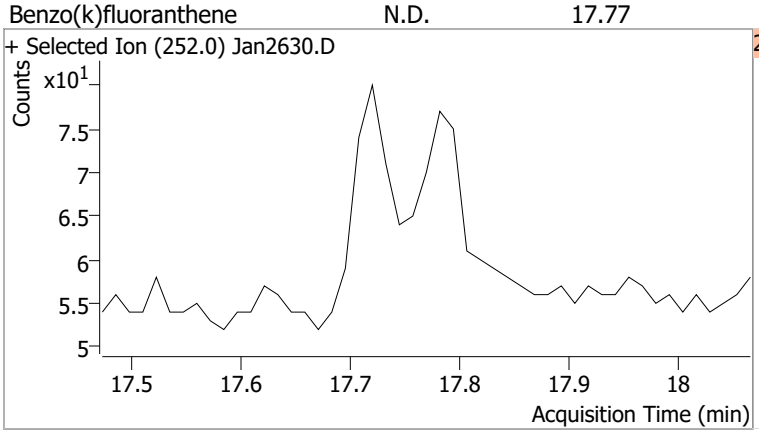

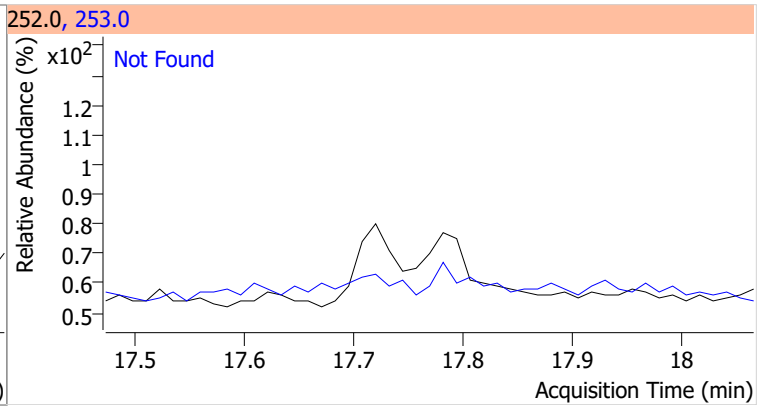

Compound	Conc.	RT	Dev(Min)	Resp.	QIon	QRatio	Lower	Upper
Benzo(a)pyrene		0		0	253.0		16.1	29.9

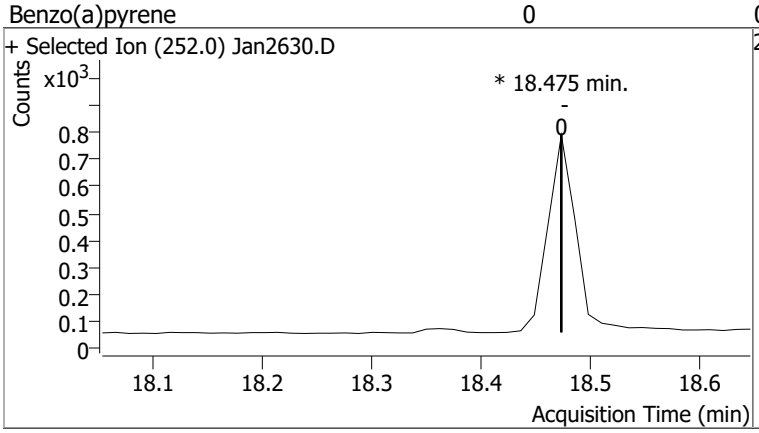

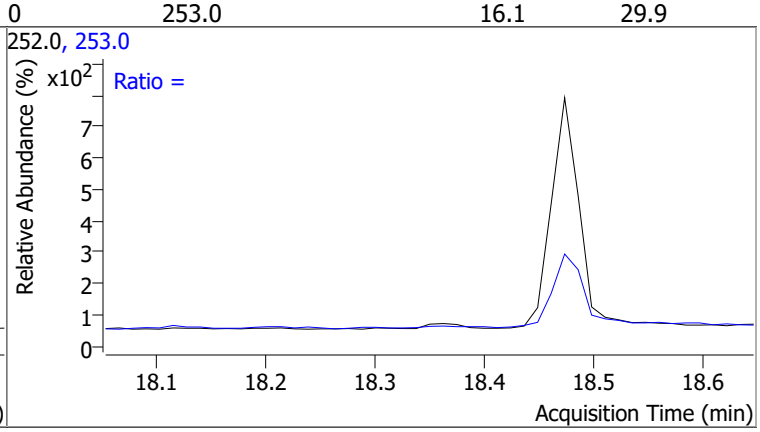

Compound	Conc.	Exp RT	QIon	Exp Ratio
Indeno(1,2,3-cd)pyrene	N.D.	20.22	138.0	22.4

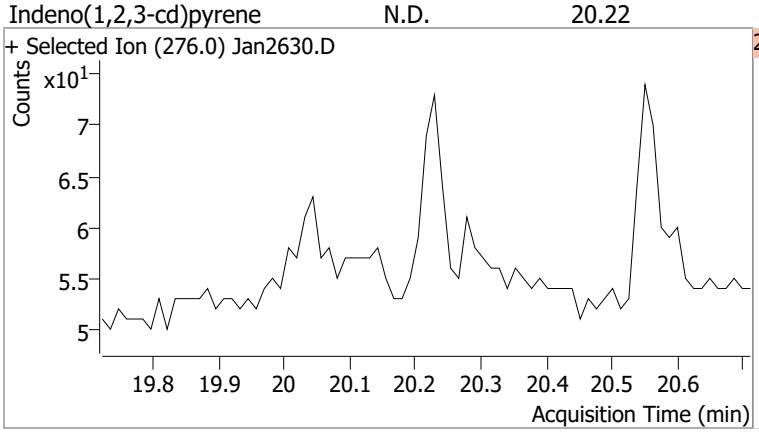

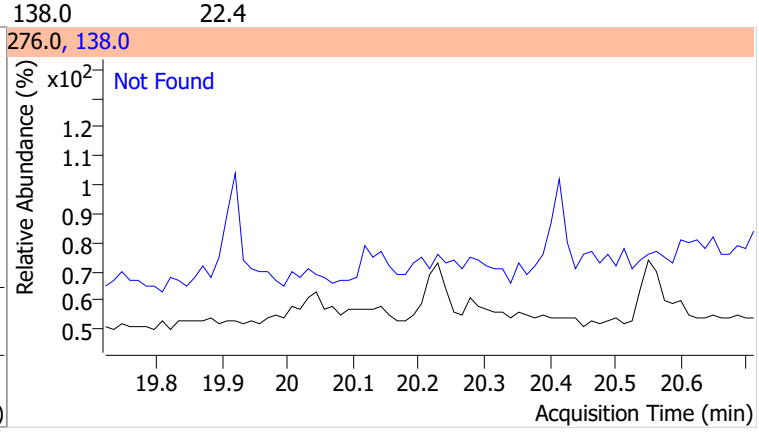

Compound	Conc.	Exp RT	QIon	Exp Ratio	QIon	Exp Ratio
Dibenzo(a,h)anthracene	N.D.	20.28	279.0	24.9	139.0	17.5

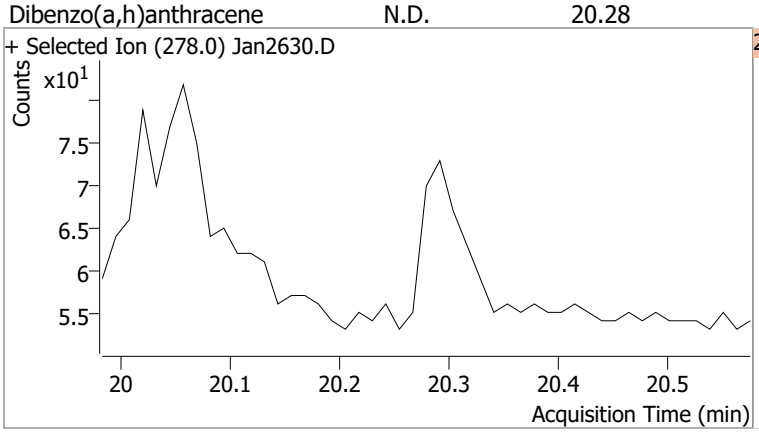

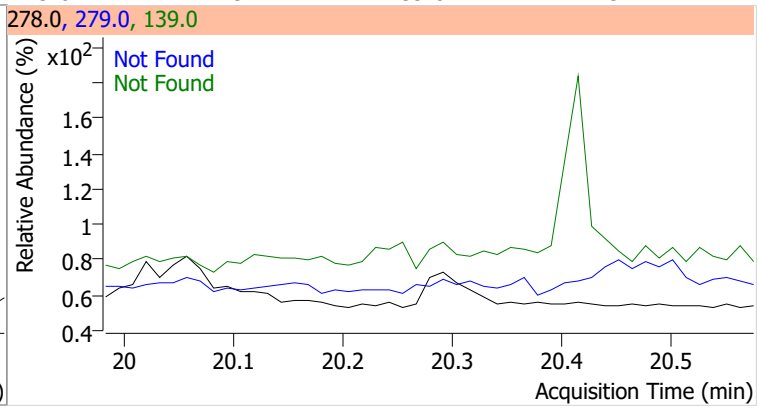

Compound	Conc.	Exp RT	QIon	Exp Ratio	QIon	Exp Ratio
Benzo(g,h,i)perylene	N.D.	20.54	277.0	24.8	138.0	20.5

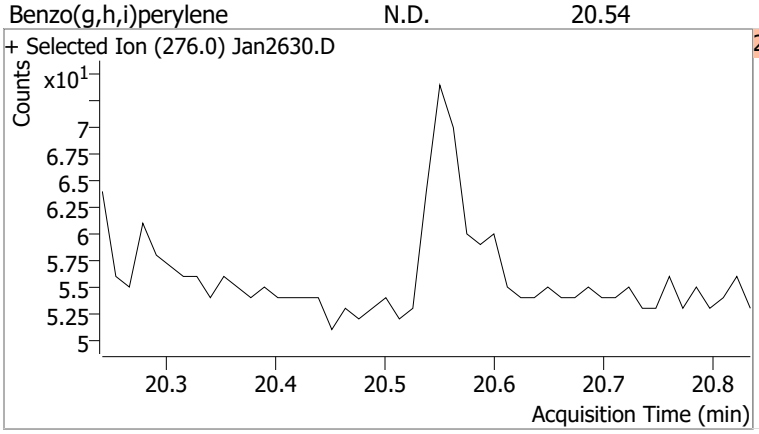

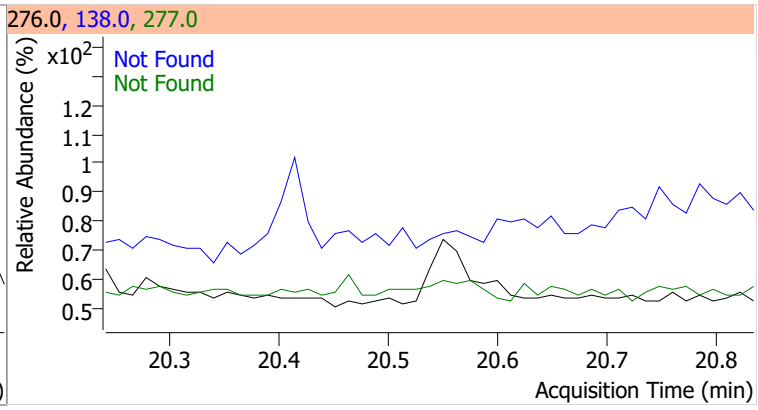

Quantitation Results Report (QT Reviewed)

Data File	Jan2631.D	Operator	LIMS import
Acq. Method	5975BNASIM	Acq. Date-Time	1/27/2022 8:49:47 AM
Sample Name	B22011133-001C	Instrument	GCMS
Vial	31	Multiplier	1.00
DA Method File	012622 bna SIM 1.batch.bin	Comment	SVOC-8270C-SIM-W-LLPAH
Tune File	dftppjph.u	Tune Date	
Batch Name	012622 bna SIM 2.batch.bin	Last Calib Update	1/27/2022 8:37:26 AM
Ref Library			

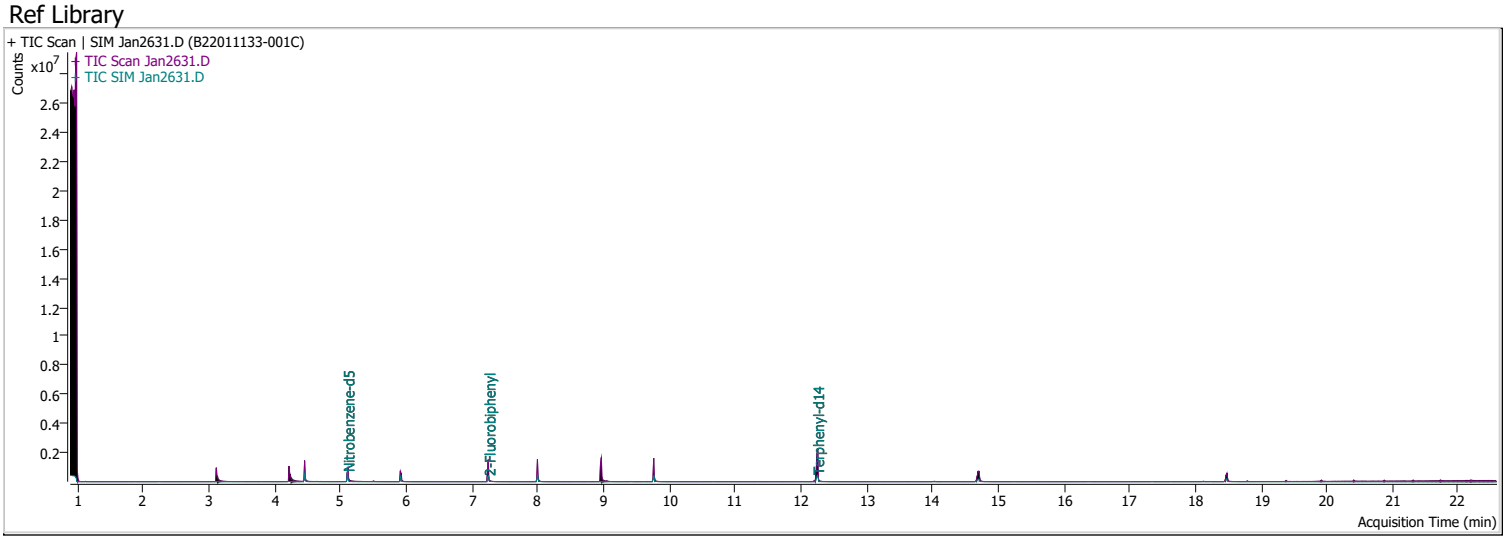

Compound	RT	QIon	Resp.	Conc.	Units		Dev(Min)
Internal Standards							
M 1,4-Dichlorobenzene-d4	4.460	152.0	167290	40.0000	ng/ml		0.000
M Naphthalene-d8	5.916	136.0	305394	40.0000	ng/ml		0.000
M Acenaphthene-d10	8.000	164.0	197236	40.0000	ng/ml		0.000
M Phenanthrene-d10	9.768	188.0	424406	40.0000	ng/ml		0.000
M Chrysene-d12	14.701	240.0	322388	40.0000	ng/ml		0.000
M Perylene-d12	18.475	264.0	217397	40.0000	ng/ml		0.000
System Monitoring Compounds							
S Nitrobenzene-d5	5.106	82.0	448657	44.0977	ng/ml		-0.012
Spiked Amount: 5.000	Range: 19.0 - 102.0%			Recovery = 881.95%		*	
S 2-Fluorobiphenyl	7.252	172.0	460712	52.4334	ng/ml		0.000
Spiked Amount: 5.000	Range: 25.0 - 94.0%			Recovery = 1048.67%		*	
S o-Terphenyl	10.299	230.0	0		ng/ml	md	0.000
Spiked Amount: 5.000	Range: 40.0 - 140.0%			Recovery = NA%			
S Terphenyl-d14	12.251	244.0	622477	77.6555	ng/ml		0.000
Spiked Amount: 5.000	Range: 39.0 - 106.0%			Recovery = 1553.11%		*	
Target Compounds							**QValue**
T Naphthalene	0.000		0	N.D.			
T 2-Methylnaphthalene	0.000		0	N.D.			
T 1-Methylnaphthalene	0.000		0	N.D.			
T Acenaphthylene	0.000		0	N.D.			
T Acenaphthene	8.000	154.0	0		ng/ml	md	1
T Fluorene	8.661	166.0	0		ng/ml	md	1
T Phenanthrene	0.000		0	N.D.			
T Anthracene	0.000		0	N.D.			
T Fluoranthene	0.000		0	N.D.			
T Pyrene	0.000		0	N.D.			
T Benzo(a)Anthracene	14.701	228.0	0		ng/ml	md	1
T Chrysene	14.701	228.0	0		ng/ml	md	1
T Benzo(b)fluoranthene	0.000		0	N.D.			

Compound	RT	QIon	Resp.	Conc.	Units		Dev(Min)
T Benzo(k)fluoranthene	0.000		0	N.D.			
T Benzo(a)pyrene	18.475	252.0	0		ng/ml	md	1
T Indeno(1,2,3-cd)pyrene	0.000		0	N.D.			
T Dibenzo(a,h)anthracene	0.000		0	N.D.			
T Benzo(g,h,i)perylene	0.000		0	N.D.			

(#) = Qualifier Out of Range; (m) = Manual Integration; (+) = Area Summed; (*) = Surrogate Percent Recovery Out of Range; (d): Zeroed Peak

Quantitation Results Report (QT Reviewed)

Compound	Conc.	RT	Dev(Min)	Resp.	QIon	QRatio	Lower	Upper
Nitrobenzene-d5	44.0977	5.11	-0.01	448657	54.0	35.4	31.6	58.8
					128.0	22.5	19.3	35.9

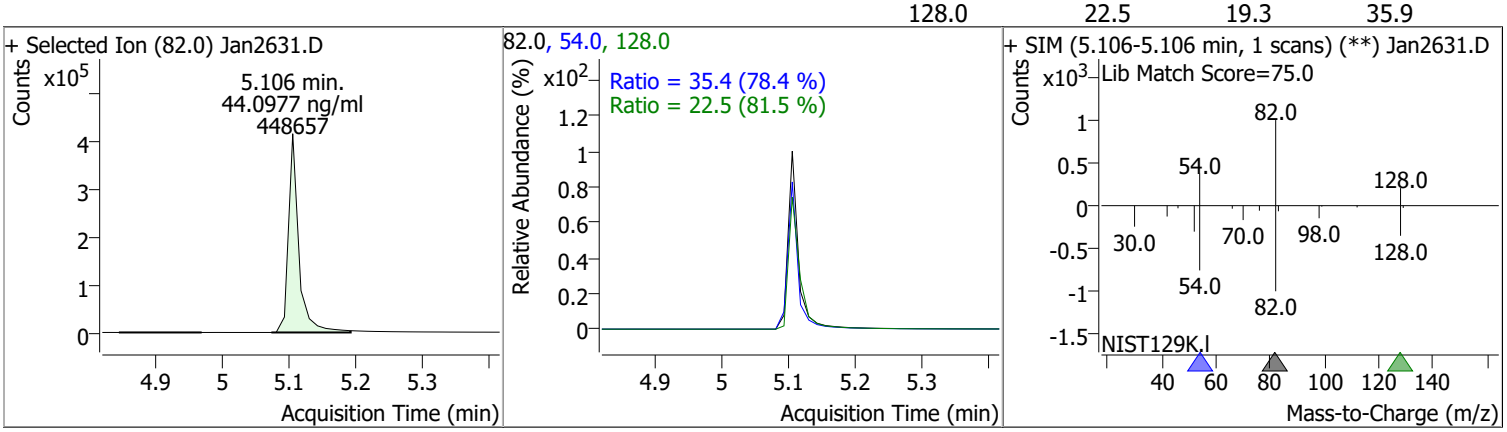

Compound	Conc.	Exp RT	QIon	Exp Ratio	QIon	Exp Ratio
Naphthalene	N.D.	5.94	102.0	20.6	129.0	11.0

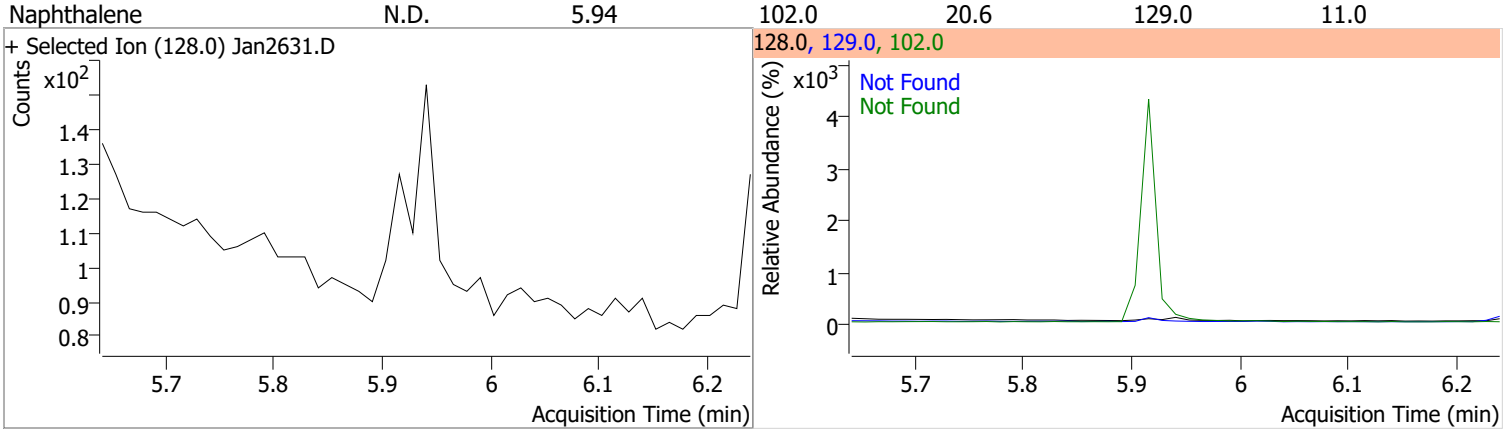

Compound	Conc.	Exp RT	QIon	Exp Ratio	QIon	Exp Ratio
2-Methylnaphthalene	N.D.	6.78	142.0	141.5	115.0	66.1

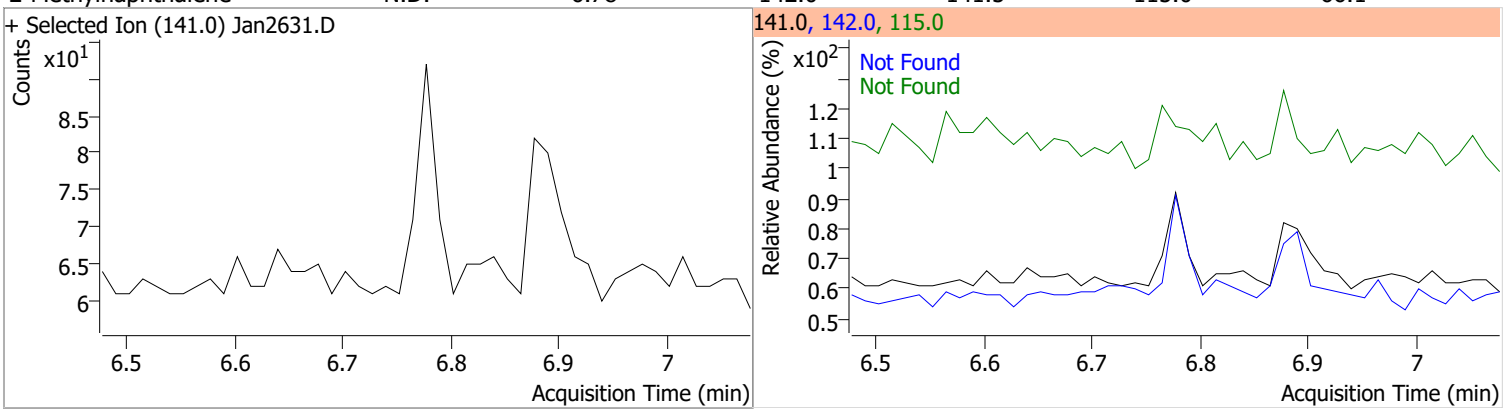

Compound	Conc.	Exp RT	QIon	Exp Ratio	QIon	Exp Ratio
1-Methylnaphthalene	N.D.	6.88	142.0	111.9	115.0	76.3

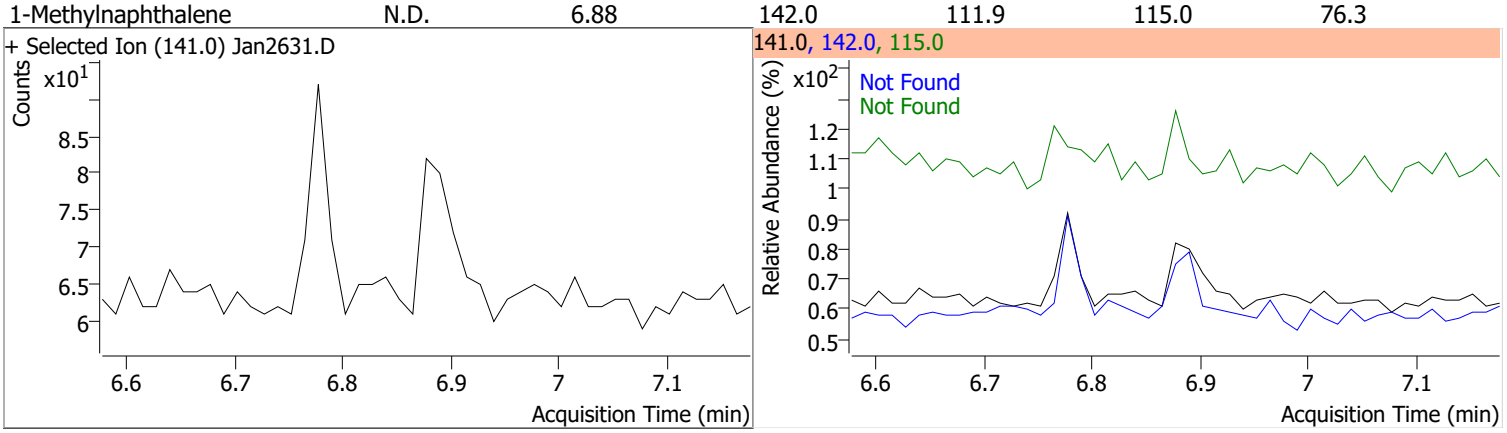

Quantitation Results Report (QT Reviewed)

Compound	Conc.	RT	Dev(Min)	Resp.	QIon	QRatio	Lower	Upper
2-Fluorobiphenyl	52.4334	7.25	0.00	460712	171.0	36.7	25.6	47.6

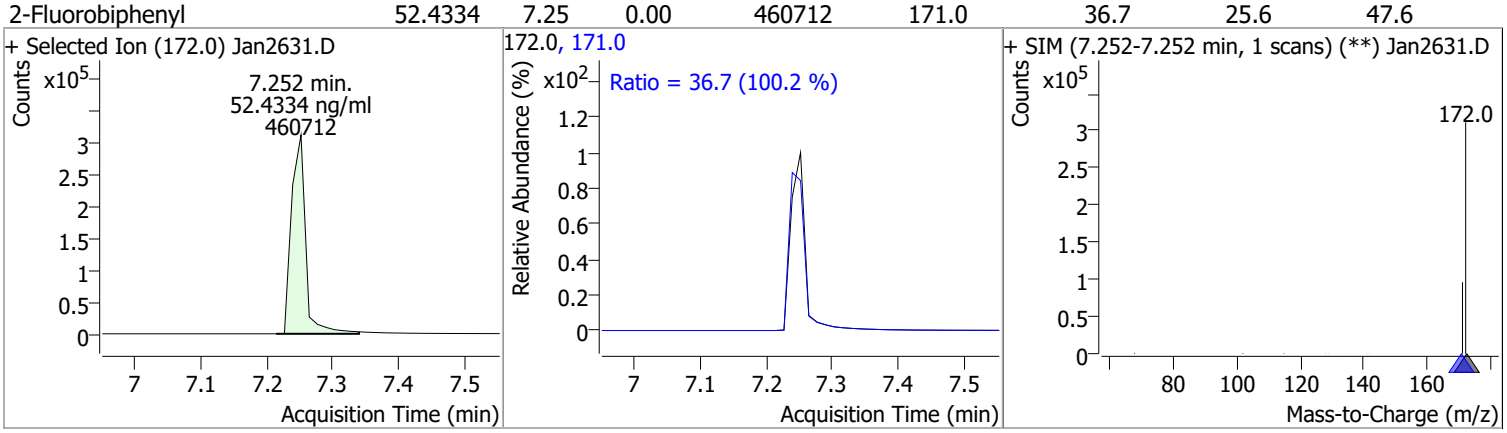

Compound	Conc.	Exp RT	QIon	Exp Ratio
Acenaphthylene	N.D.	7.81	153.0	13.1

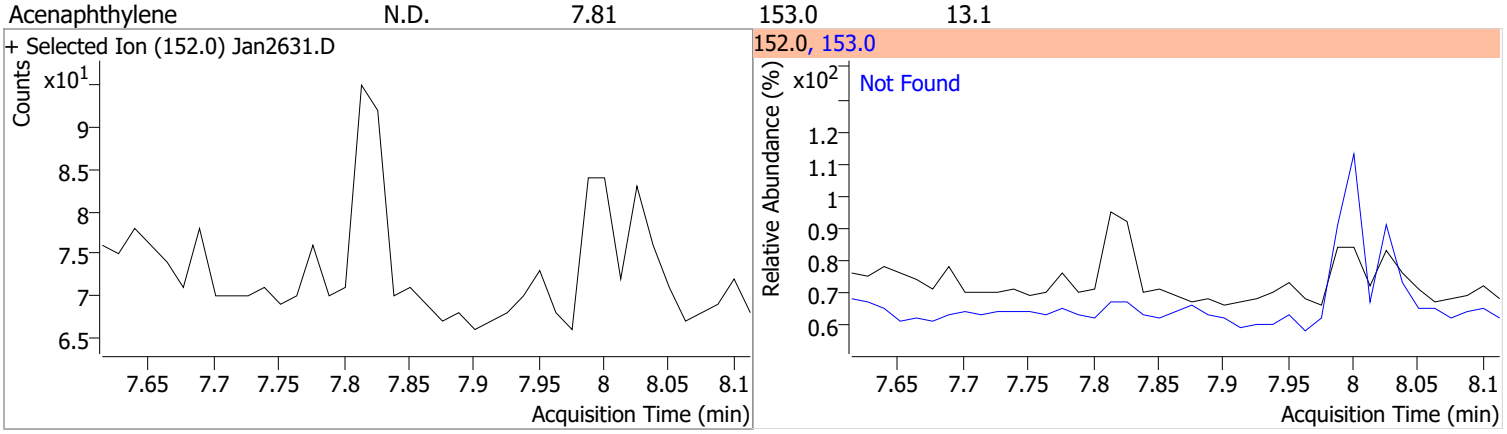

Compound	Conc.	RT	Dev(Min)	Resp.	QIon	QRatio	Lower	Upper
Acenaphthene		0		0	153.0		83.9	155.8
					152.0		40.9	76.0

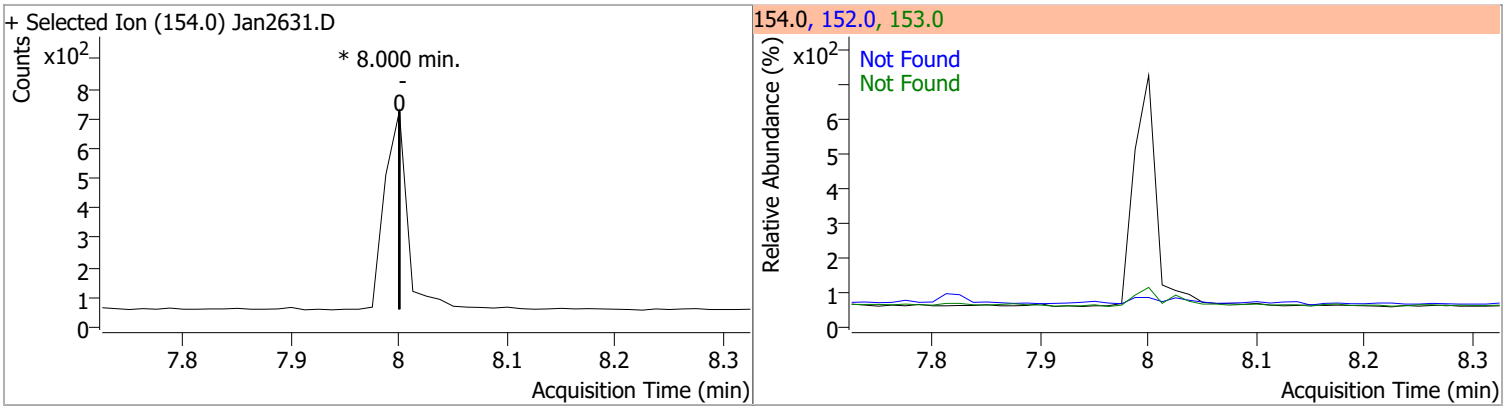

Compound	Conc.	RT	Dev(Min)	Resp.	QIon	QRatio	Lower	Upper
Fluorene		0		0	165.0		67.0	124.5
					167.0		9.2	17.1

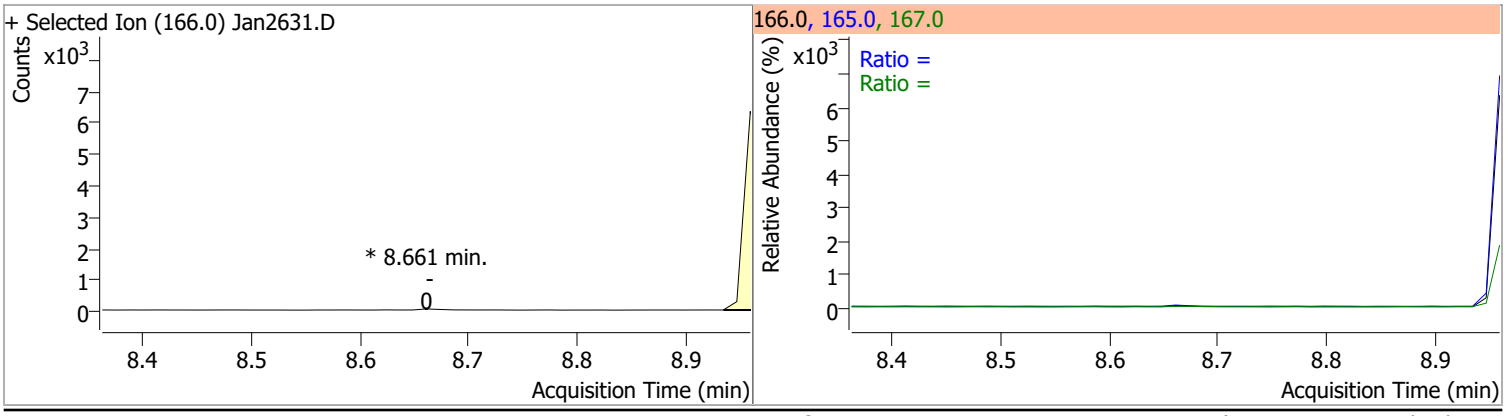

Compound	Conc.	Exp RT	QIon	Exp Ratio
Phenanthrene	N.D.	9.79	176.0	18.9

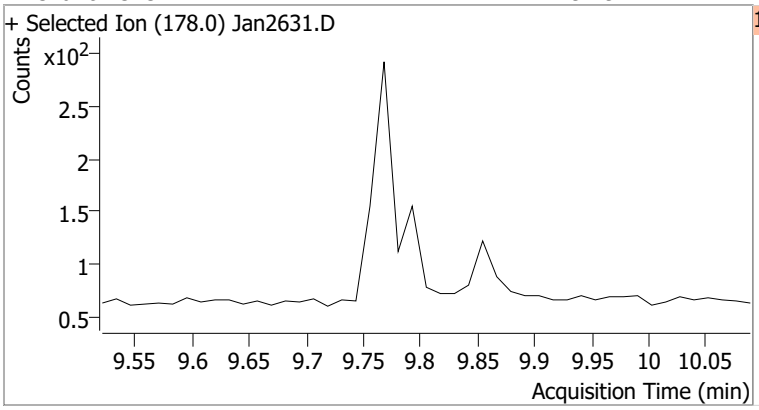

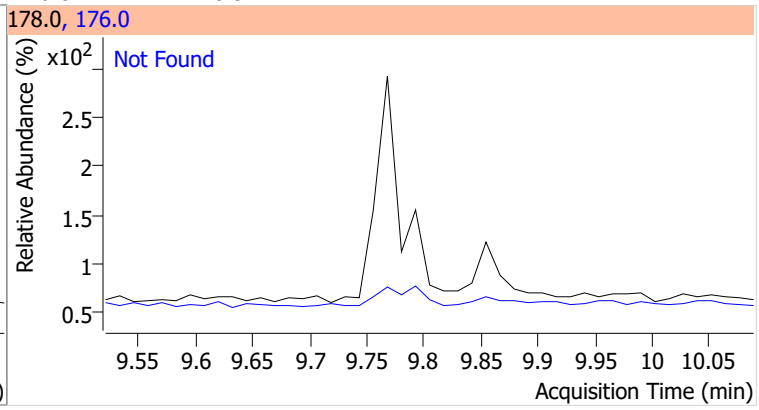

Compound	Conc.	Exp RT	QIon	Exp Ratio
Anthracene	N.D.	9.85	176.0	18.3

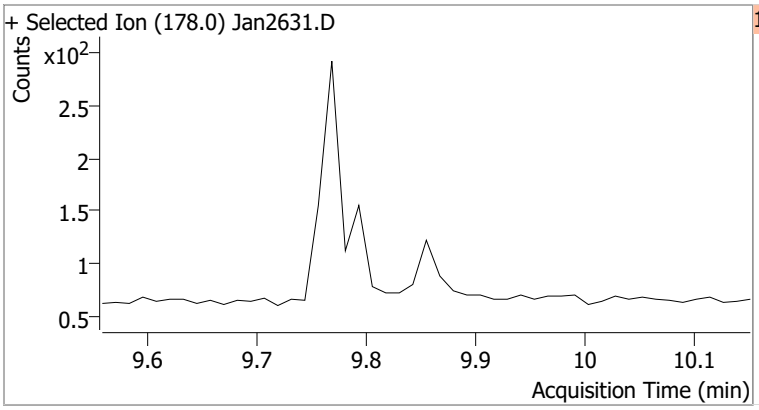

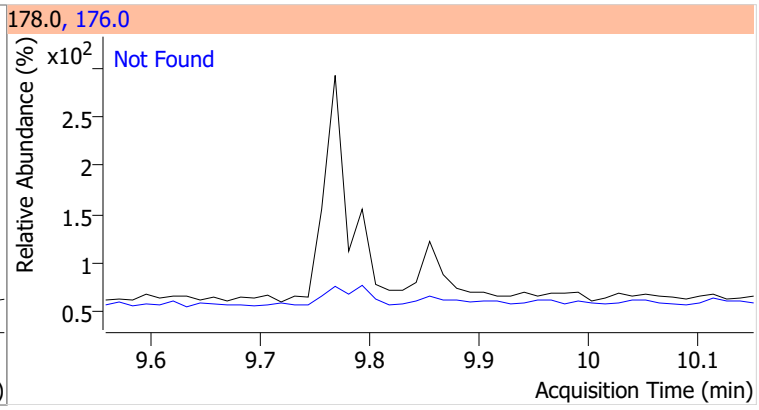

Compound	Conc.	RT	Dev(Min)	Resp.	QIon	QRatio	Lower	Upper
o-Terphenyl		0		0	229.0		47.1	87.5
					215.0		31.1	57.7

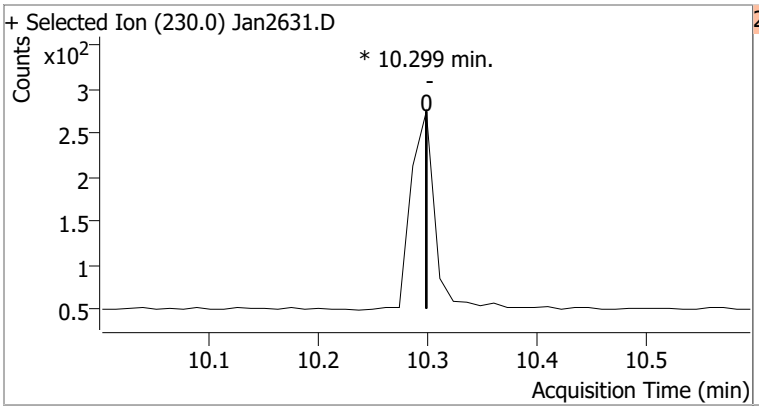

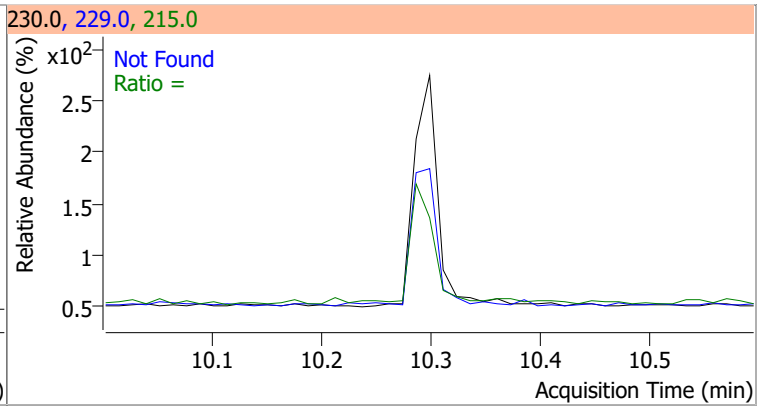

Compound	Conc.	Exp RT	QIon	Exp Ratio
Fluoranthene	N.D.	11.41	101.0	12.5

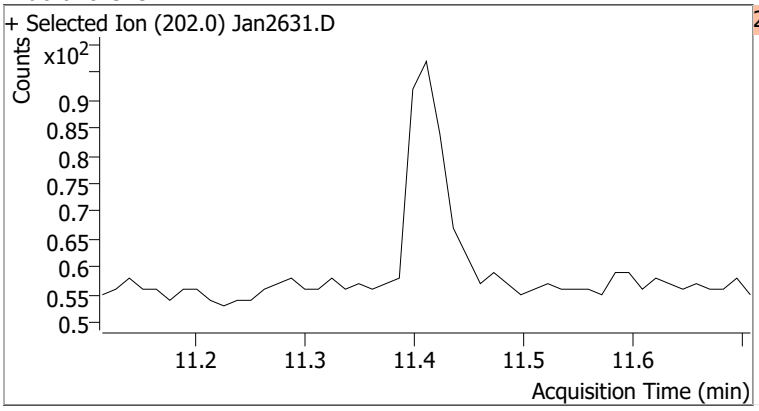

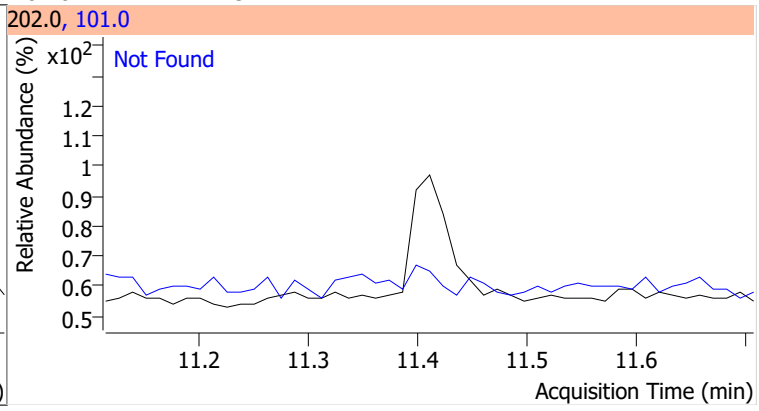

Compound	Conc.	Exp RT	QIon	Exp Ratio
Pyrene	N.D.	11.78	101.0	15.4

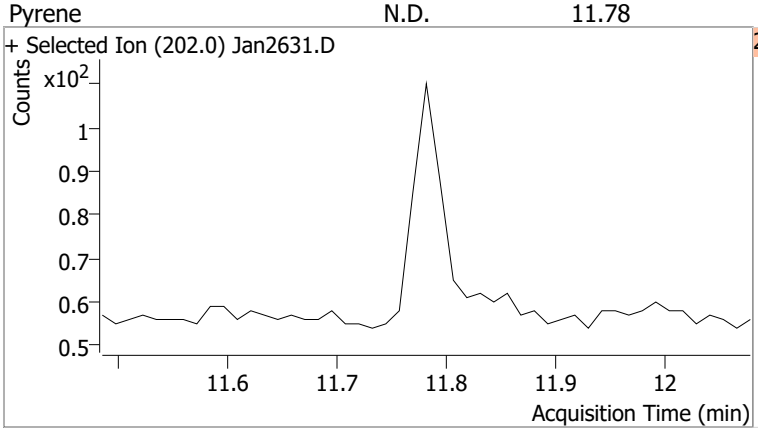

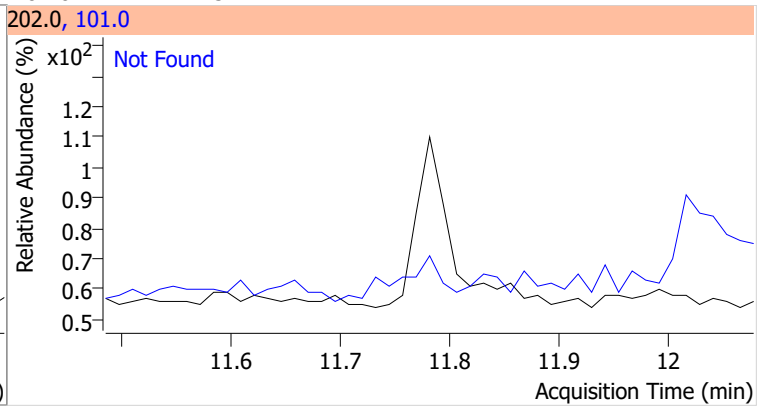

Compound	Conc.	RT	Dev(Min)	Resp.	QIon	QRatio	Lower	Upper
Terphenyl-d14	77.6555	12.25	0.00	622477	122.0	14.9	9.8	18.2

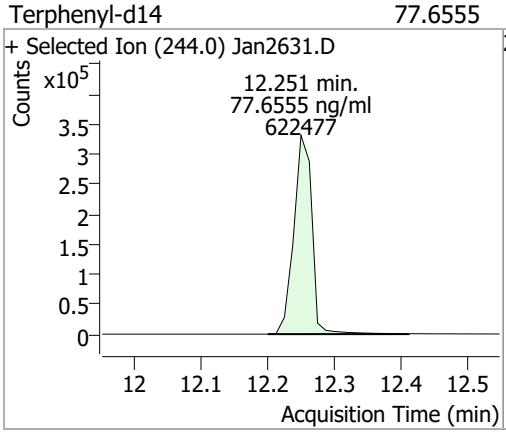

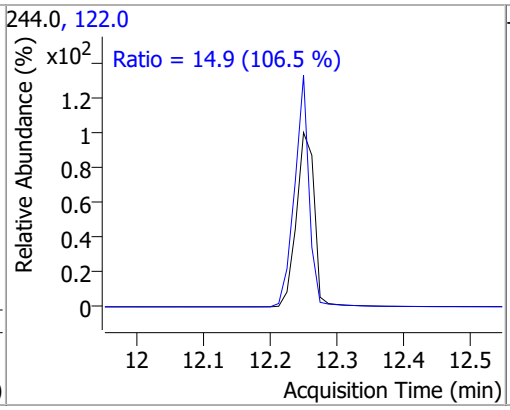

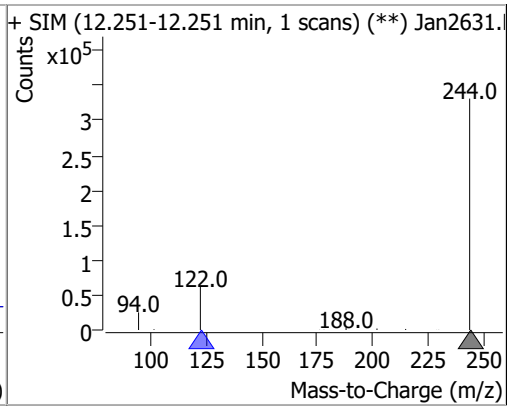

Compound	Conc.	RT	Dev(Min)	Resp.	QIon	QRatio	Lower	Upper
Benzo(a)Anthracene		0		0	226.0		19.0	35.2
					229.0		16.0	29.7

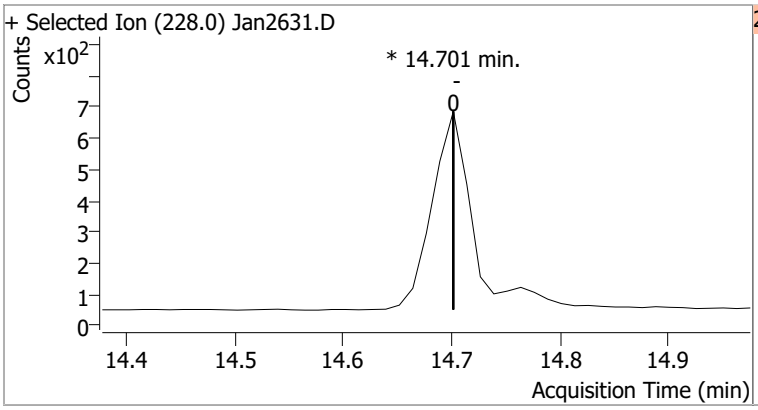

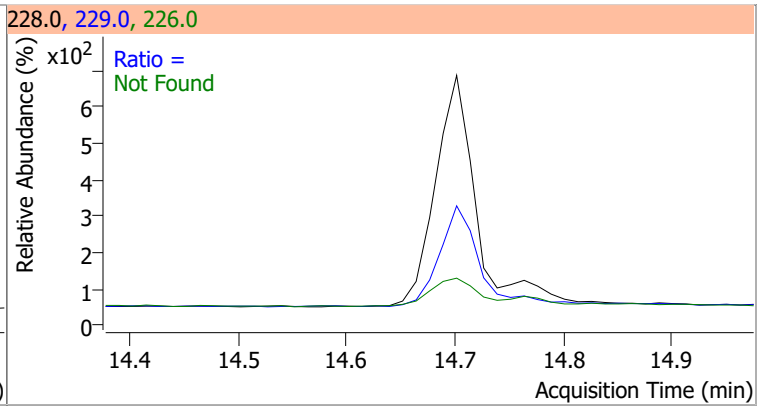

Compound	Conc.	RT	Dev(Min)	Resp.	QIon	QRatio	Lower	Upper
Chrysene		0		0	226.0		21.0	39.1
					229.0		14.8	27.6

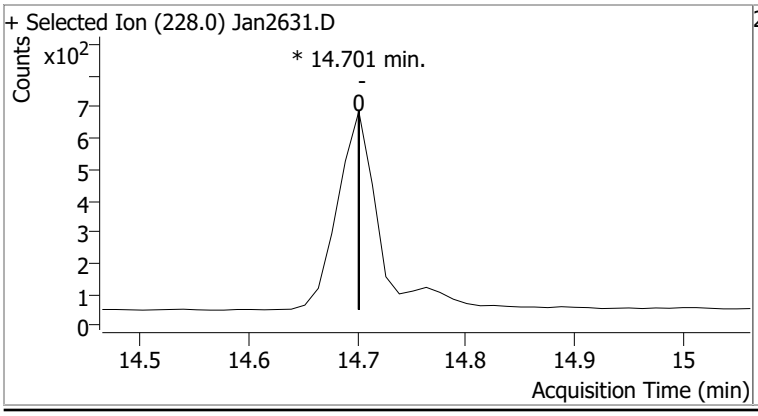

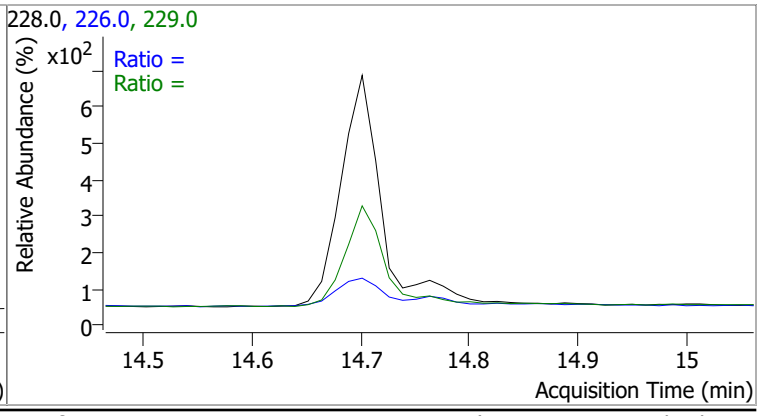

Compound	Conc.	Exp RT	QIon	Exp Ratio
Benzo(b)fluoranthene	N.D.	17.71	253.0	21.3

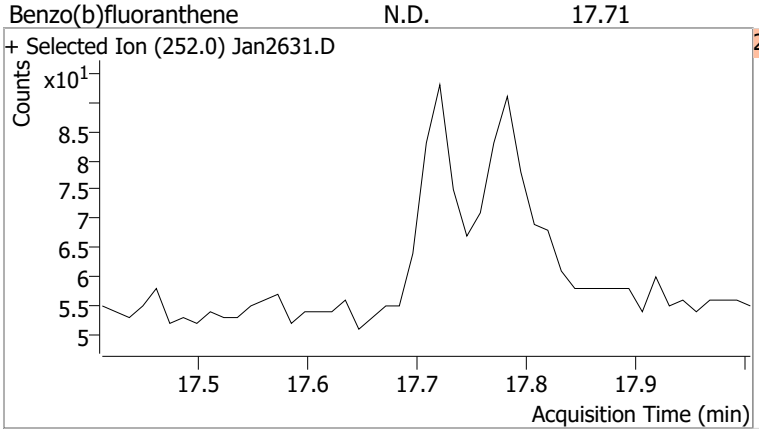

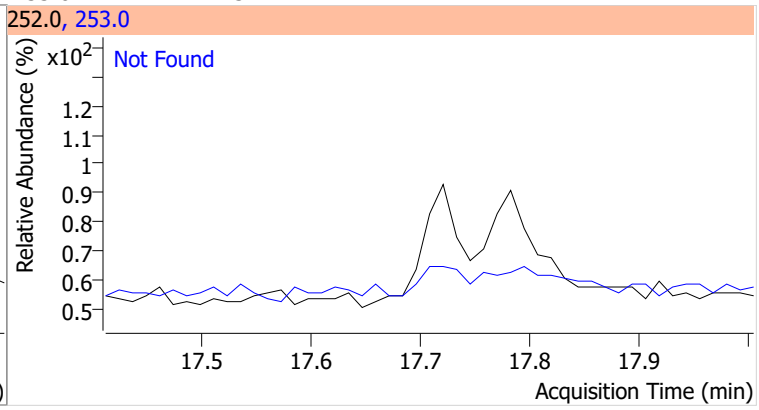

Compound	Conc.	Exp RT	QIon	Exp Ratio
Benzo(k)fluoranthene	N.D.	17.77	253.0	18.9

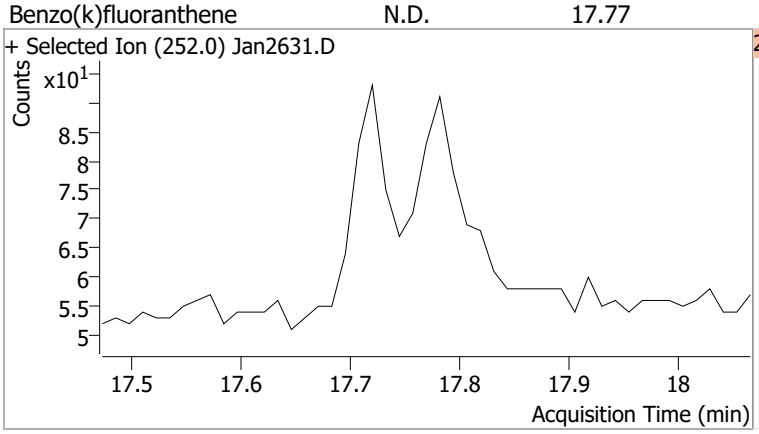

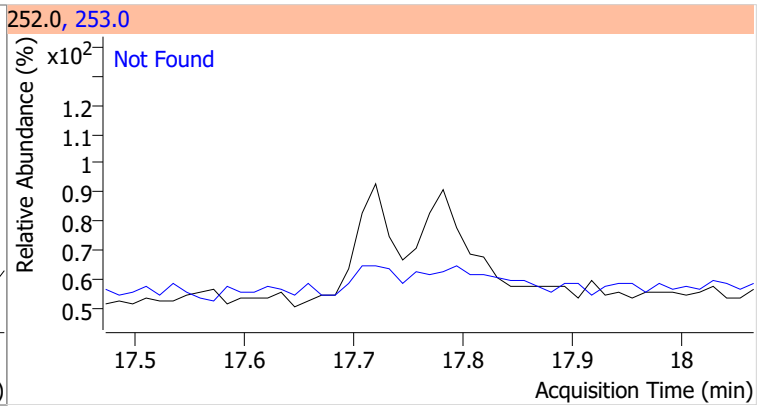

Compound	Conc.	RT	Dev(Min)	Resp.	QIon	QRatio	Lower	Upper
Benzo(a)pyrene		0		0	253.0		16.1	29.9

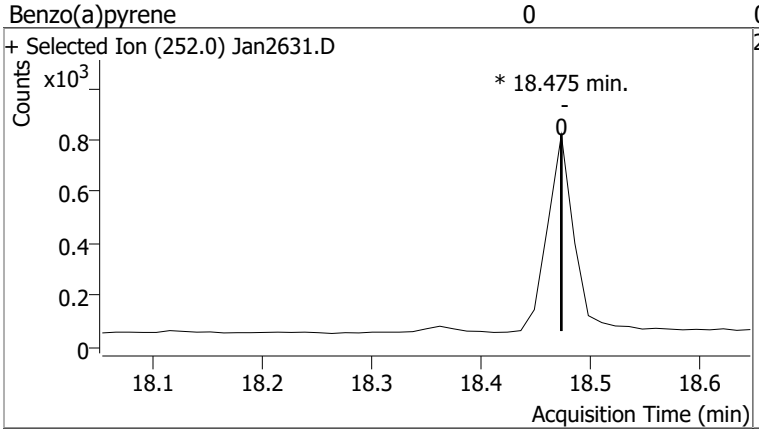

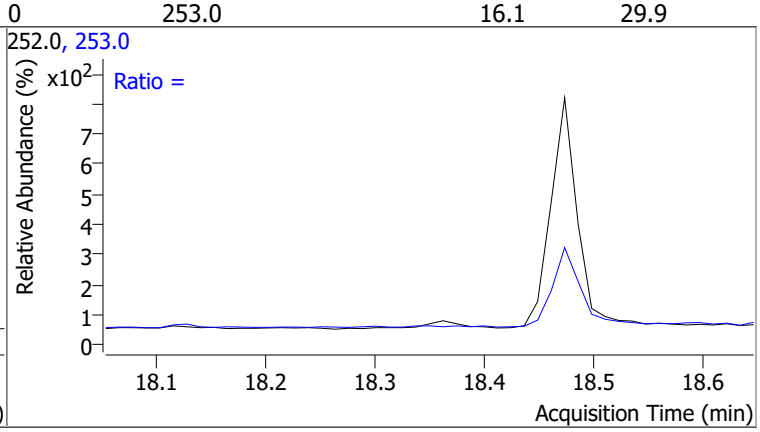

Compound	Conc.	Exp RT	QIon	Exp Ratio
Indeno(1,2,3-cd)pyrene	N.D.	20.22	138.0	22.4

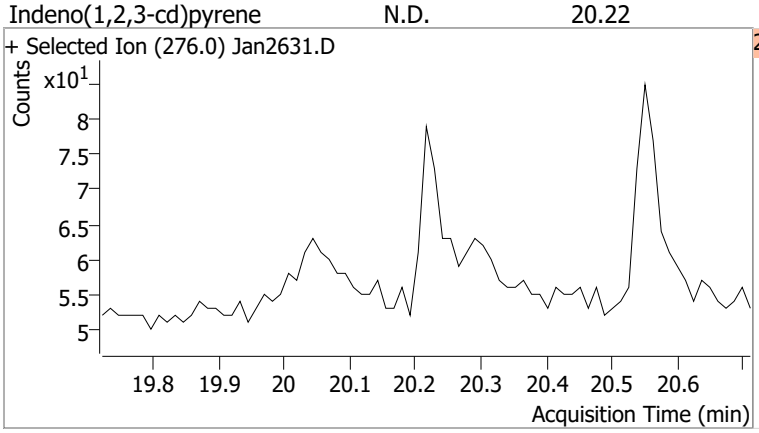

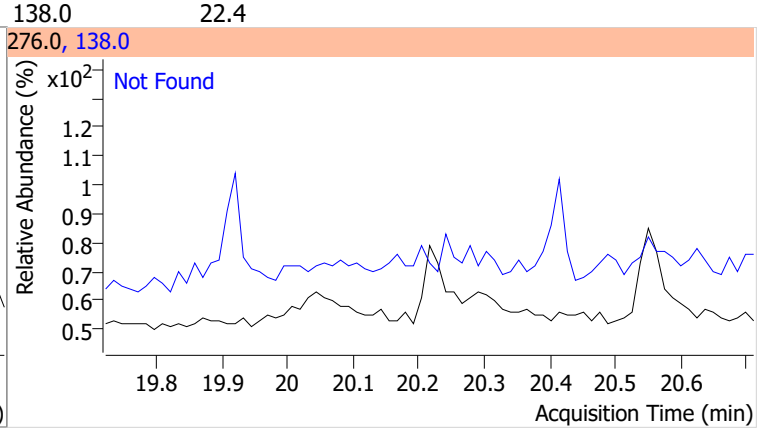

Compound	Conc.	Exp RT	QIon	Exp Ratio	QIon	Exp Ratio
Dibenzo(a,h)anthracene	N.D.	20.28	279.0	24.9	139.0	17.5

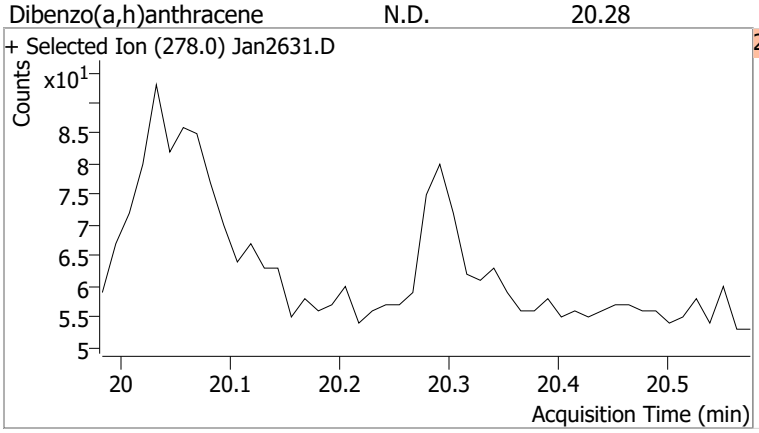

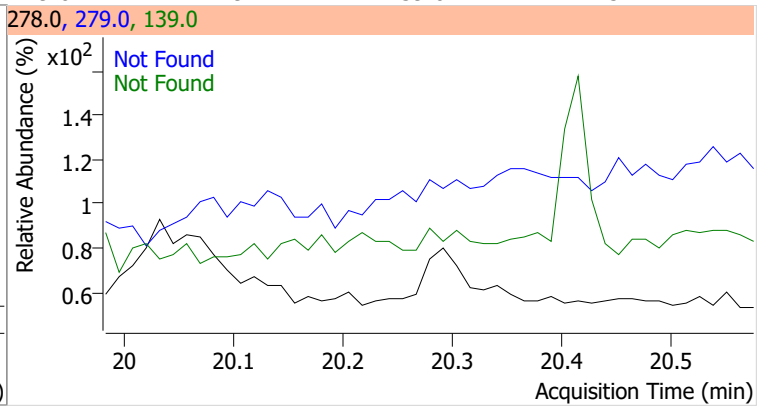

Compound	Conc.	Exp RT	QIon	Exp Ratio	QIon	Exp Ratio
Benzo(g,h,i)perylene	N.D.	20.54	277.0	24.8	138.0	20.5

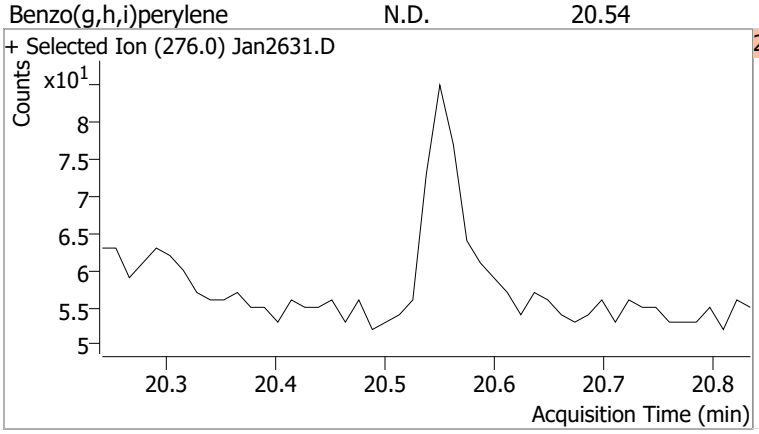

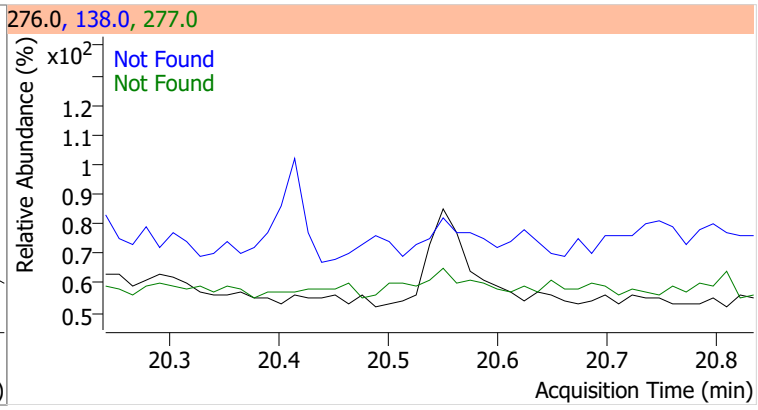

Quantitation Results Report (QT Reviewed)

Data File	Jan2632.D	Operator	LIMS import
Acq. Method	5975BNASIM	Acq. Date-Time	1/27/2022 9:22:14 AM
Sample Name	B22011134-001C	Instrument	GCMS
Vial	32	Multiplier	1.00
DA Method File	012622 bna SIM 1.batch.bin	Comment	SVOC-8270C-SIM-W-LLPAH
Tune File	dftppjph.u	Tune Date	
Batch Name	012622 bna SIM 2.batch.bin	Last Calib Update	1/27/2022 8:37:26 AM
Ref Library			

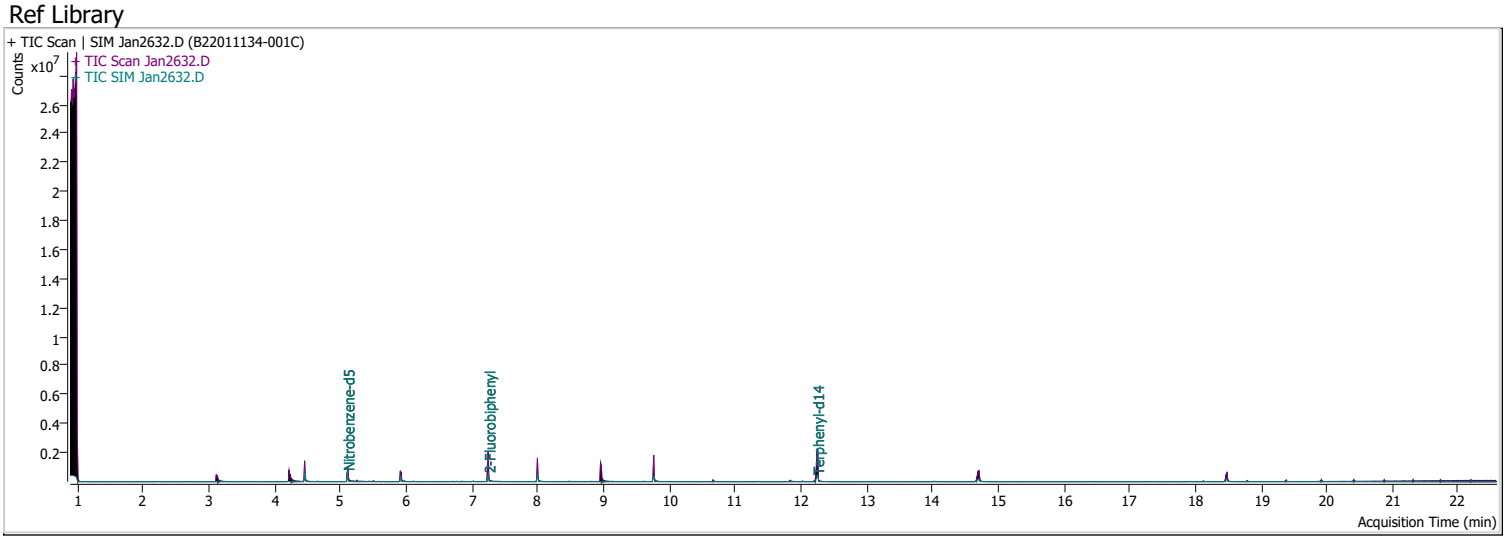

Compound	RT	QIon	Resp.	Conc.	Units		Dev(Min)
Internal Standards							
M 1,4-Dichlorobenzene-d4	4.459	152.0	174605	40.0000	ng/ml		0.000
M Naphthalene-d8	5.916	136.0	286710	40.0000	ng/ml		0.000
M Acenaphthene-d10	8.000	164.0	199510	40.0000	ng/ml		0.000
M Phenanthrene-d10	9.768	188.0	427294	40.0000	ng/ml		0.000
M Chrysene-d12	14.701	240.0	333676	40.0000	ng/ml		0.000
M Perylene-d12	18.475	264.0	228173	40.0000	ng/ml		0.000
System Monitoring Compounds							
S Nitrobenzene-d5	5.106	82.0	461057	43.6864	ng/ml		-0.013
Spiked Amount: 5.000	Range: 19.0 - 102.0%			Recovery = 873.73%		*	
S 2-Fluorobiphenyl	7.252	172.0	562010	61.7222	ng/ml		0.000
Spiked Amount: 5.000	Range: 25.0 - 94.0%			Recovery = 1234.44%		*	
S o-Terphenyl	0.000		0	N.D.			
Spiked Amount: 5.000	Range: 40.0 - 140.0%			Recovery = NA%			
S Terphenyl-d14	12.251	244.0	623118	75.7786	ng/ml		0.000
Spiked Amount: 5.000	Range: 39.0 - 106.0%			Recovery = 1515.57%		*	
Target Compounds							**QValue**
T Naphthalene	6.115	128.0	0		ng/ml	md	1
T 2-Methylnaphthalene	6.777	141.0	0		ng/ml	md	1
T 1-Methylnaphthalene	7.027	141.0	0		ng/ml	md	1
T Acenaphthylene	0.000		0	N.D.			
T Acenaphthene	8.025	154.0	0		ng/ml	md	1
T Fluorene	8.661	166.0	0		ng/ml	md	1
T Phenanthrene	0.000		0	N.D.			
T Anthracene	0.000		0	N.D.			
T Fluoranthene	0.000		0	N.D.			
T Pyrene	0.000		0	N.D.			
T Benzo(a)Anthracene	14.701	228.0	0		ng/ml	md	1
T Chrysene	14.764	228.0	0		ng/ml	md	1
T Benzo(b)fluoranthene	0.000		0	N.D.			

Compound	RT	QIon	Resp.	Conc.	Units		Dev(Min)
T Benzo(k)fluoranthene	0.000		0	N.D.			
T Benzo(a)pyrene	18.475	252.0	0		ng/ml	md	1
T Indeno(1,2,3-cd)pyrene	0.000		0	N.D.			
T Dibenzo(a,h)anthracene	0.000		0	N.D.			
T Benzo(g,h,i)perylene	0.000		0	N.D.			

(#) = Qualifier Out of Range; (m) = Manual Integration; (+) = Area Summed; (*) = Surrogate Percent Recovery Out of Range; (d): Zeroed Peak

Compound	Conc.	RT	Dev(Min)	Resp.	QIon	QRatio	Lower	Upper
Nitrobenzene-d5	43.6864	5.11	-0.01	461057	54.0	35.5	31.6	58.8
					128.0	21.8	19.3	35.9

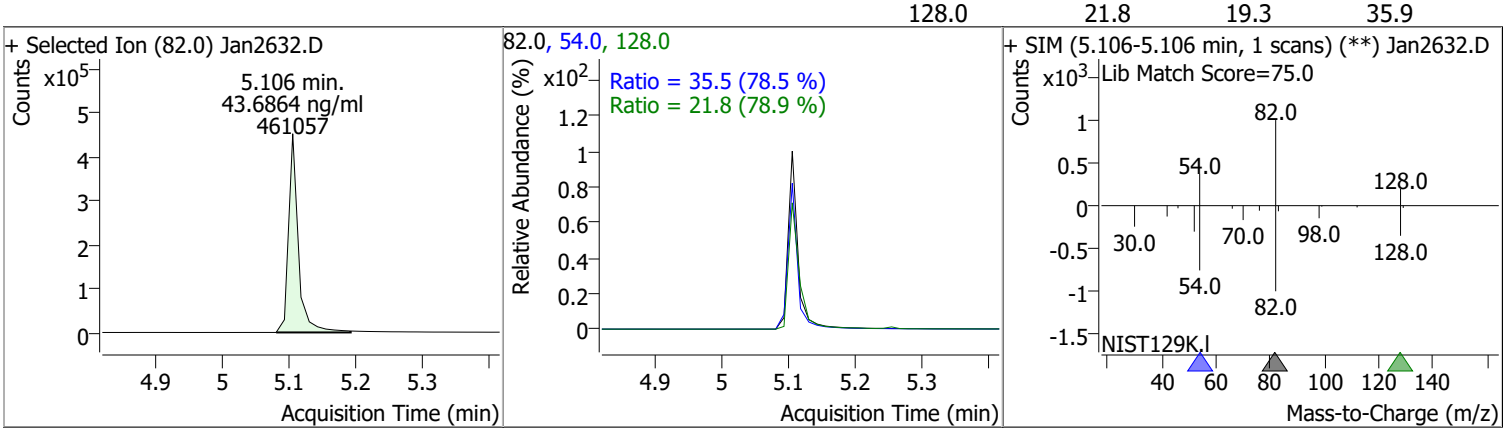

Compound	Conc.	RT	Dev(Min)	Resp.	QIon	QRatio	Lower	Upper
Naphthalene		0		0	102.0		0.0	61.8
					129.0		7.7	14.3

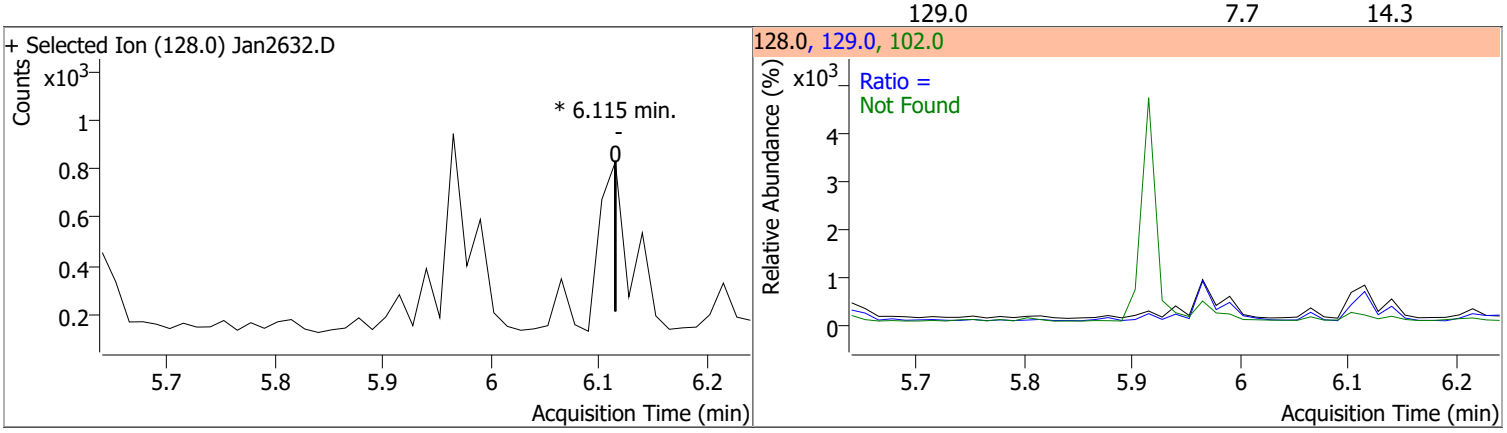

Compound	Conc.	RT	Dev(Min)	Resp.	QIon	QRatio	Lower	Upper
2-Methylnaphthalene		0		0	142.0		99.1	184.0
					115.0		46.3	86.0

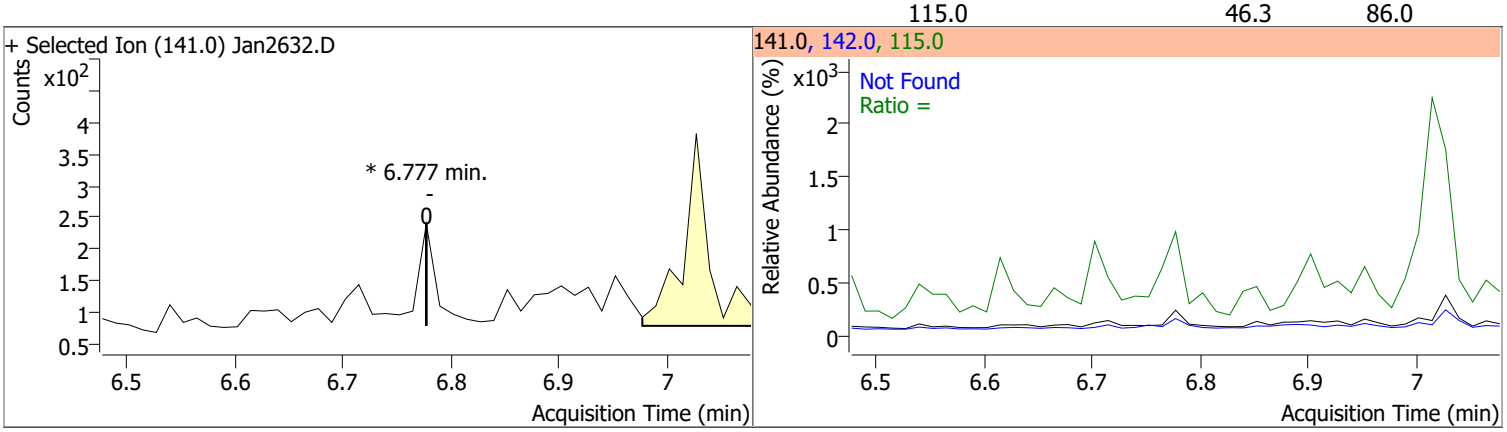

Quantitation Results Report (QT Reviewed)

Compound	Conc.	RT	Dev(Min)	Resp.	QIon	QRatio	Lower	Upper
1-Methylnaphthalene		0		0	142.0		78.3	145.5
					115.0		53.4	99.2

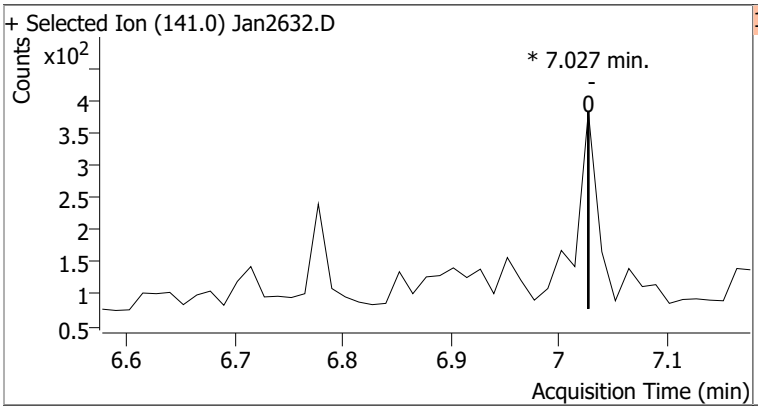

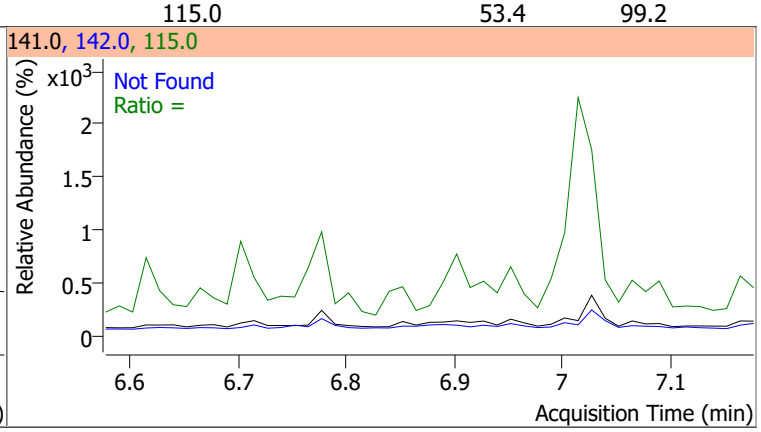

Compound	Conc.	RT	Dev(Min)	Resp.	QIon	QRatio	Lower	Upper
2-Fluorobiphenyl	61.7222	7.25	0.00	562010	171.0	35.5	25.6	47.6

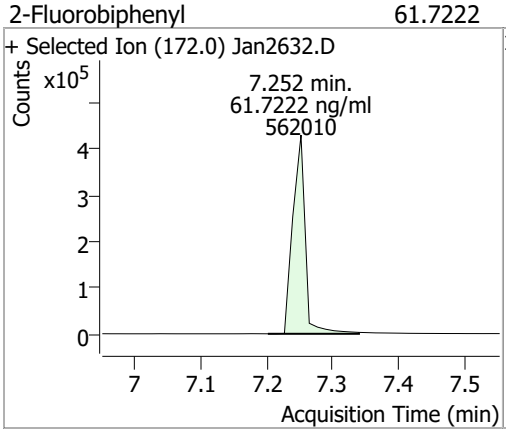

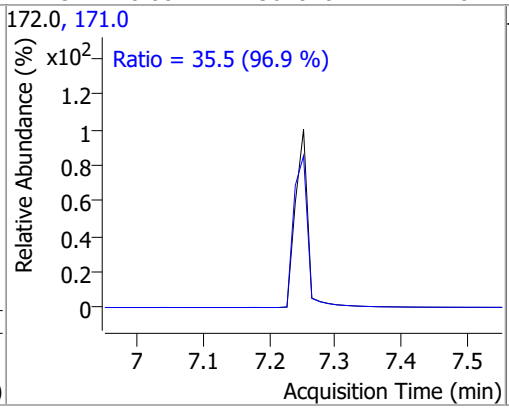

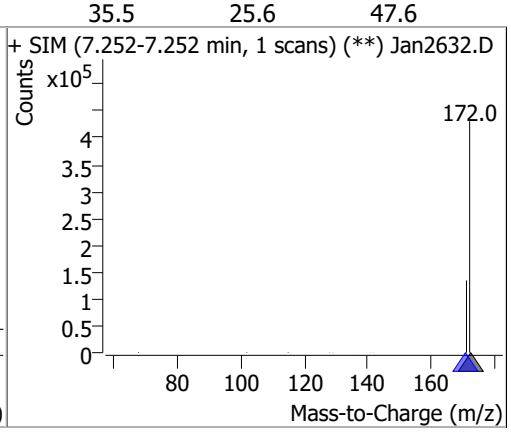

Compound	Conc.	Exp RT	QIon	Exp Ratio
Acenaphthylene	N.D.	7.81	153.0	13.1

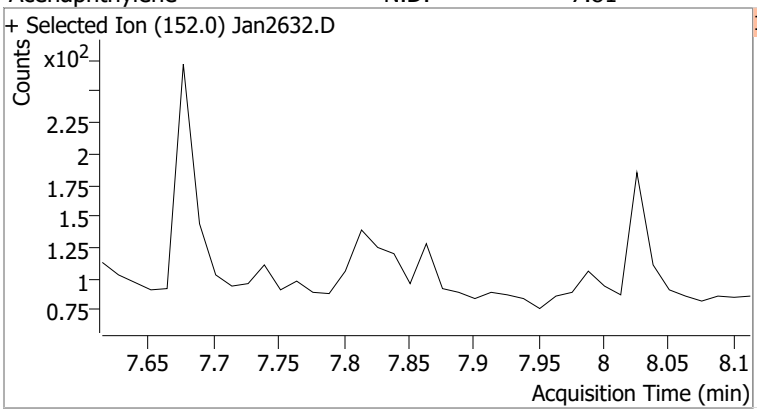

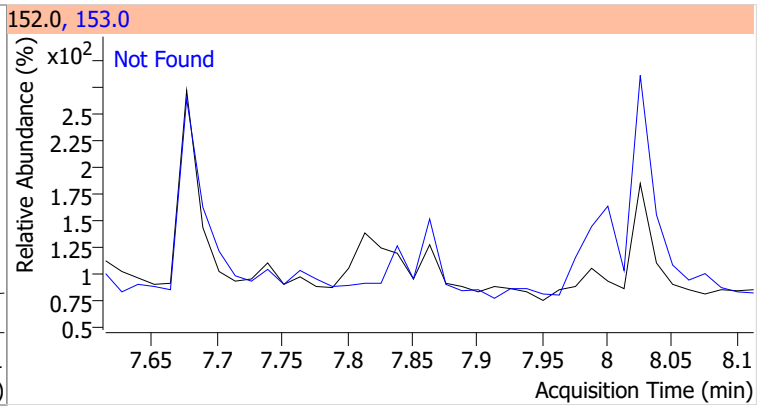

Compound	Conc.	RT	Dev(Min)	Resp.	QIon	QRatio	Lower	Upper
Acenaphthene		0		0	153.0		83.9	155.8
					152.0		40.9	76.0

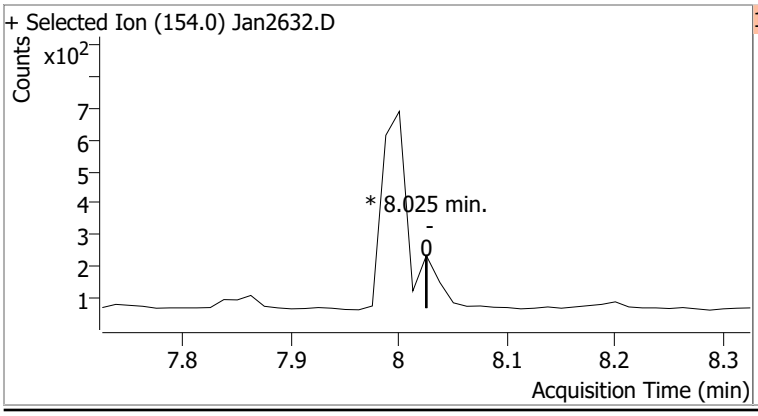

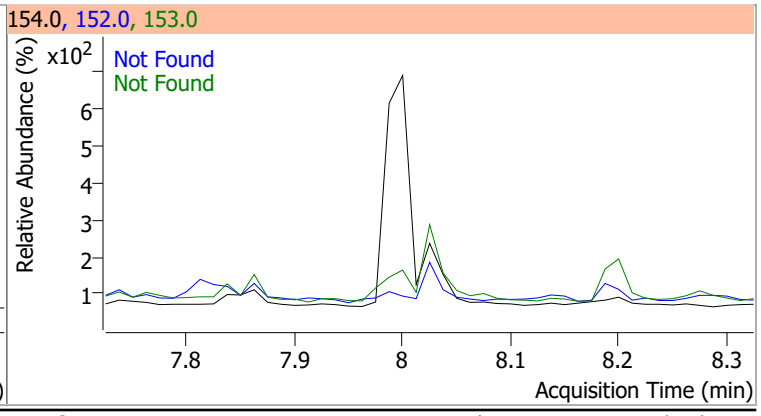

Compound	Conc.	RT	Dev(Min)	Resp.	QIon	QRatio	Lower	Upper
Fluorene		0		0	165.0		67.0	124.5
					167.0		9.2	17.1

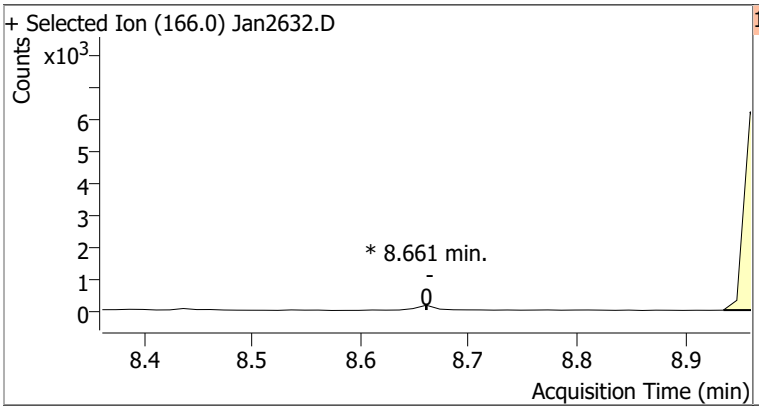

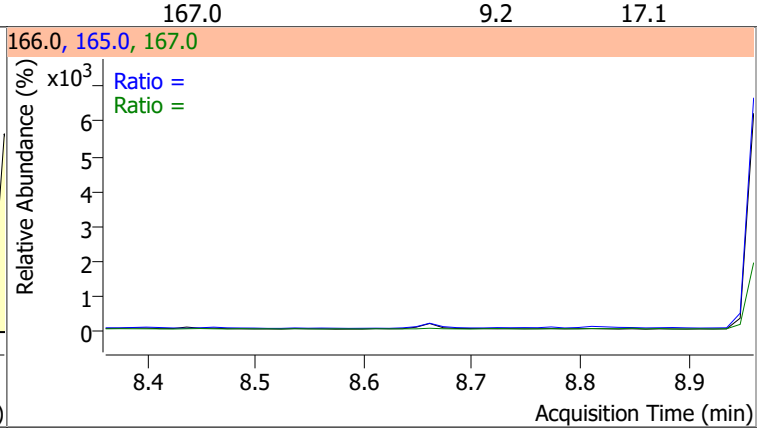

Compound	Conc.	Exp RT	QIon	Exp Ratio
Phenanthrene	N.D.	9.79	176.0	18.9

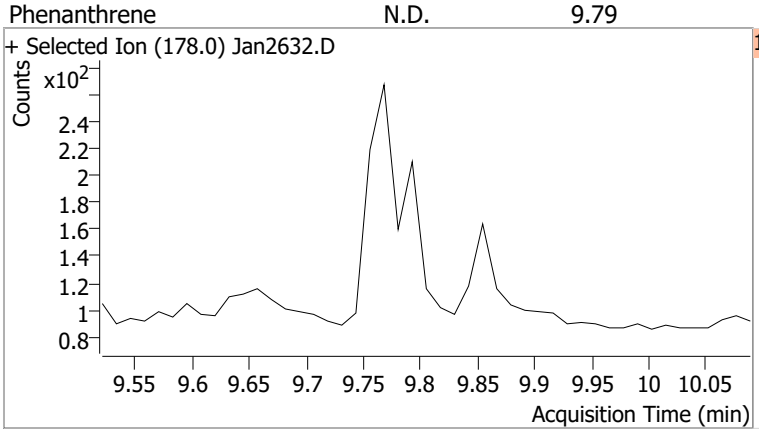

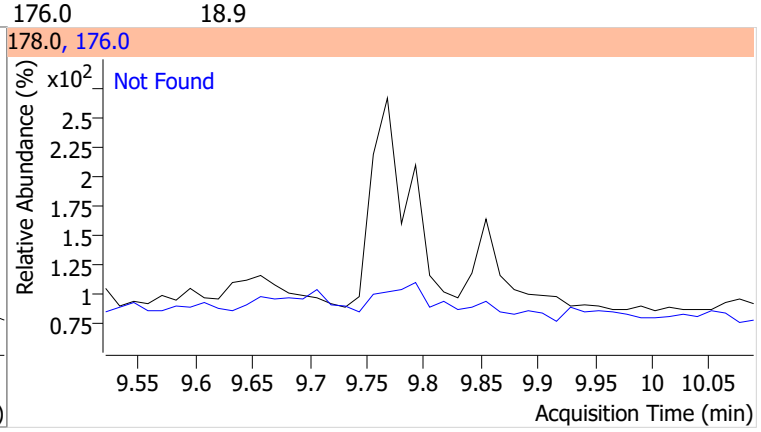

Compound	Conc.	Exp RT	QIon	Exp Ratio
Anthracene	N.D.	9.85	176.0	18.3

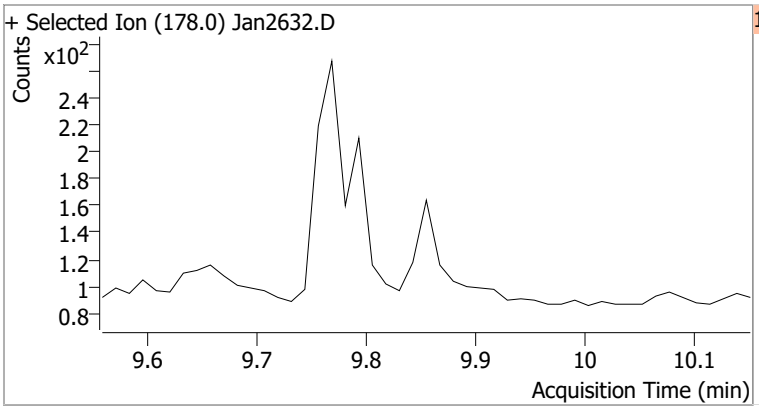

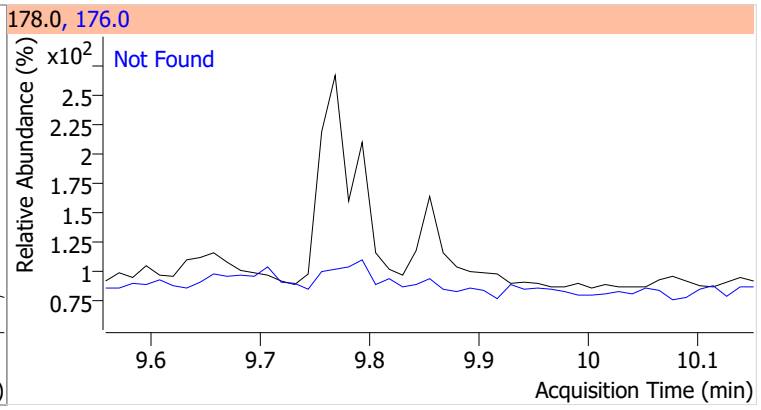

Compound	Conc.	Exp RT	QIon	Exp Ratio	QIon	Exp Ratio
o-Terphenyl	N.D.	10.30	229.0	67.3	215.0	44.4

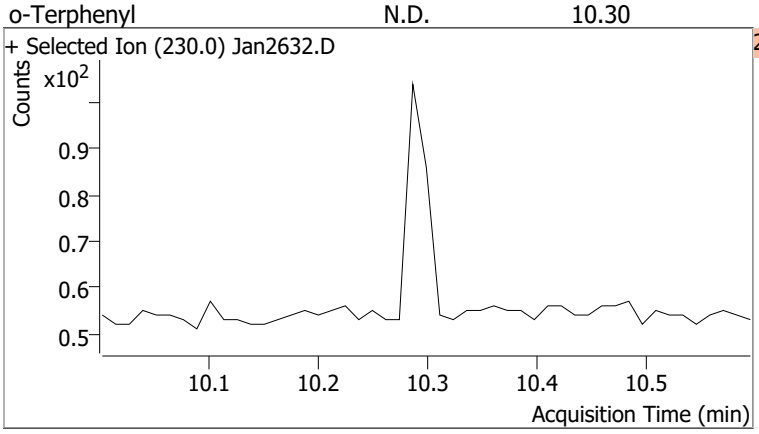

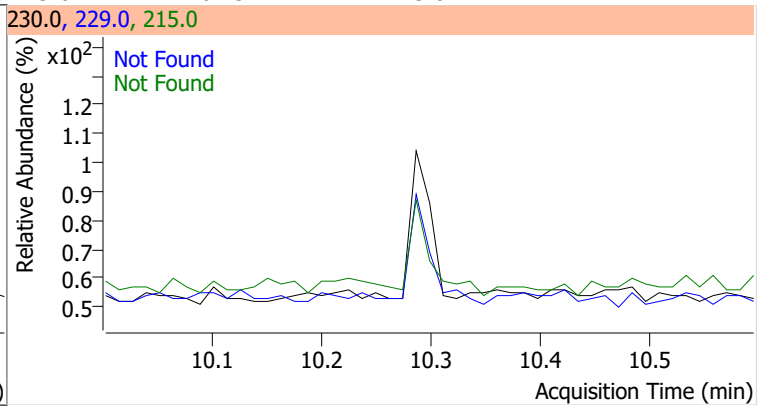

Compound	Conc.	Exp RT	QIon	Exp Ratio
Fluoranthene	N.D.	11.41	101.0	12.5

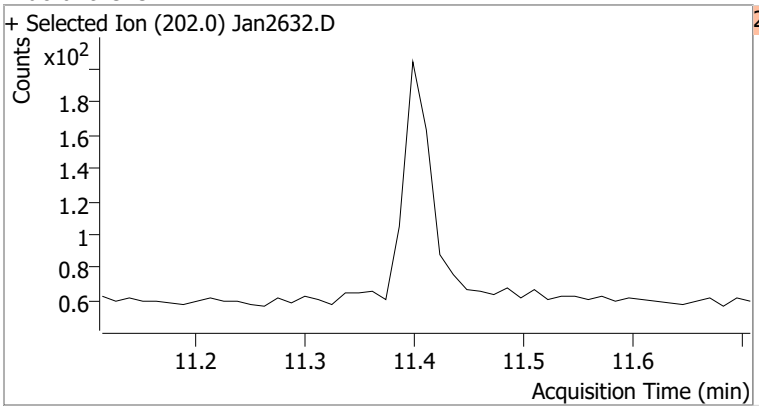

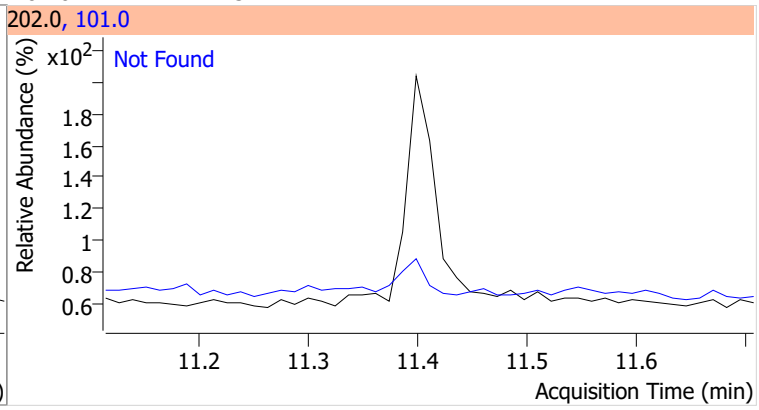

Compound	Conc.	Exp RT	QIon	Exp Ratio
Pyrene	N.D.	11.78	101.0	15.4

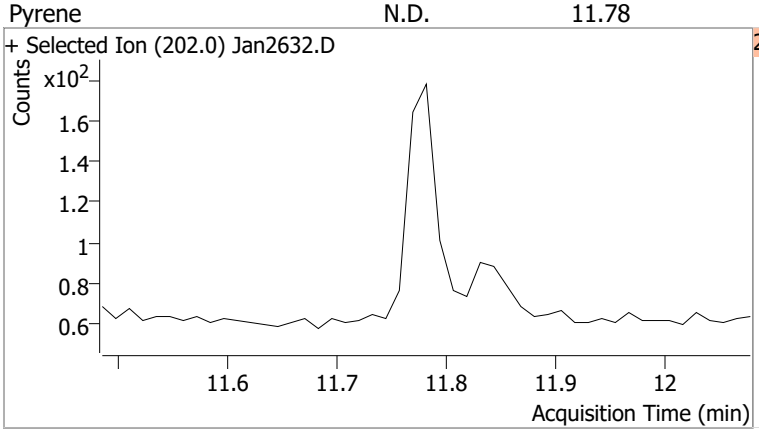

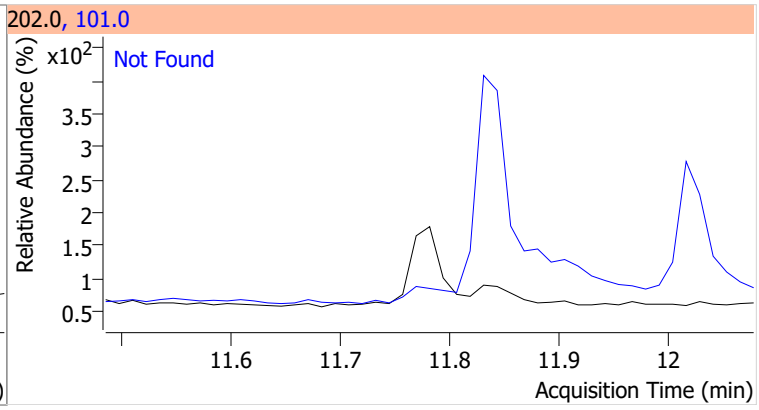

Compound	Conc.	RT	Dev(Min)	Resp.	QIon	QRatio	Lower	Upper
Terphenyl-d14	75.7786	12.25	0.00	623118	122.0	14.9	9.8	18.2

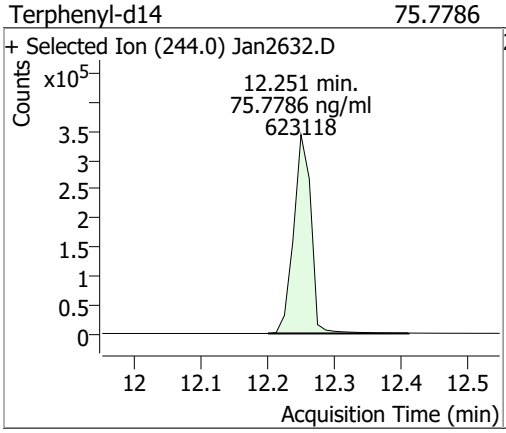

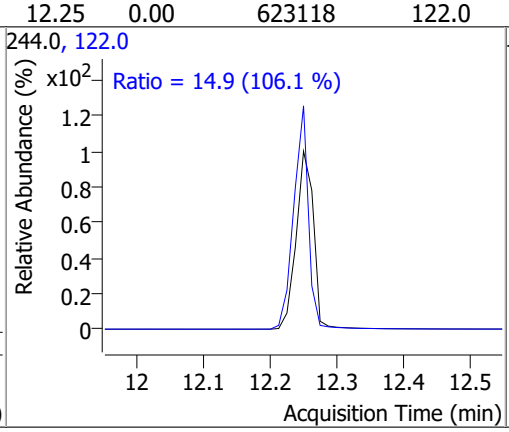

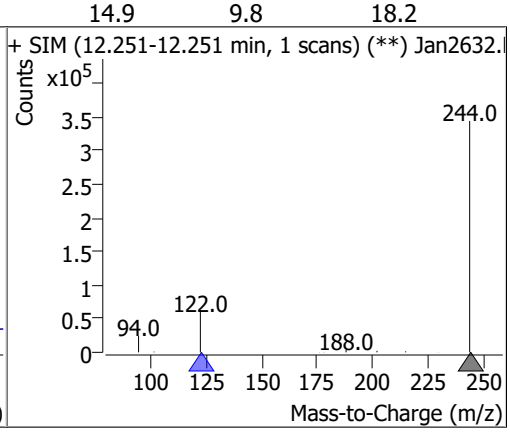

Compound	Conc.	RT	Dev(Min)	Resp.	QIon	QRatio	Lower	Upper
Benzo(a)Anthracene		0		0	226.0		19.0	35.2
					229.0		16.0	29.7

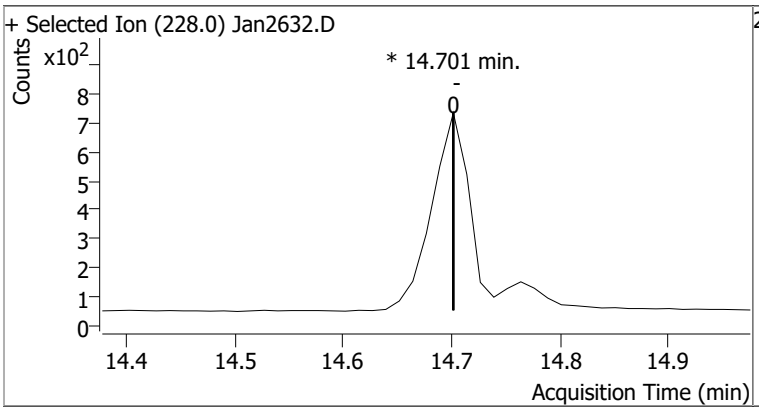

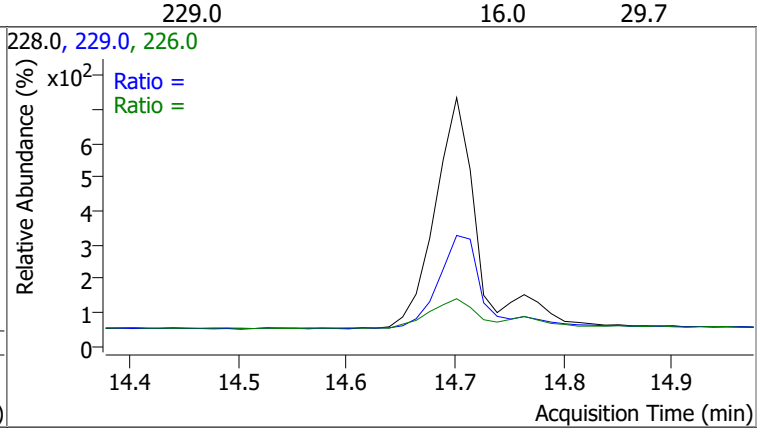

Quantitation Results Report (QT Reviewed)

Compound	Conc.	RT	Dev(Min)	Resp.	QIon	QRatio	Lower	Upper
Chrysene		0		0	226.0		21.0	39.1
					229.0		14.8	27.6

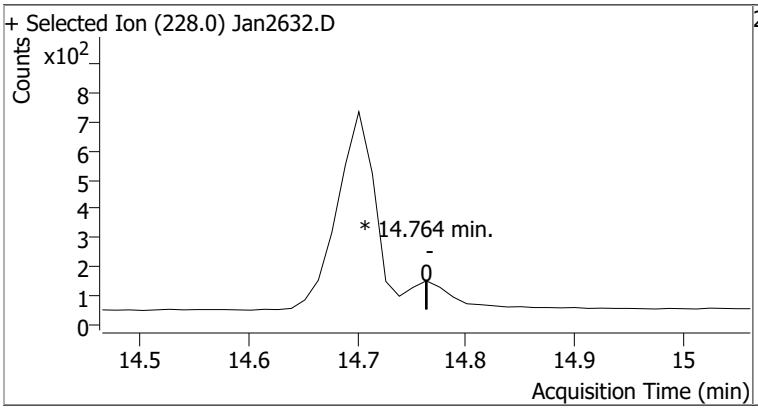

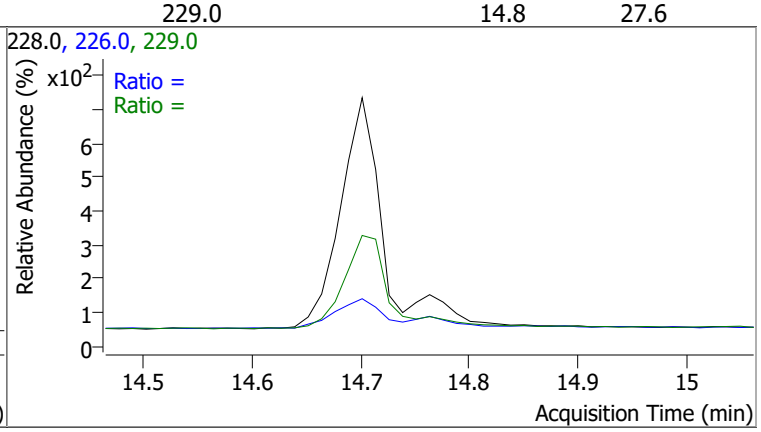

Compound	Conc.	Exp RT	QIon	Exp Ratio
Benzo(b)fluoranthene	N.D.	17.71	253.0	21.3

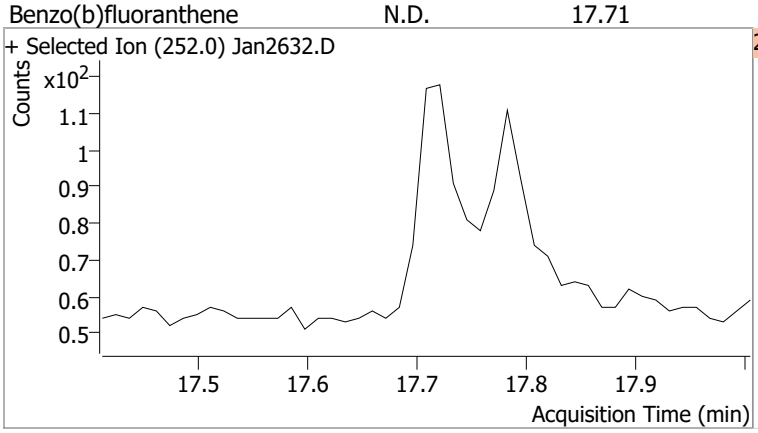

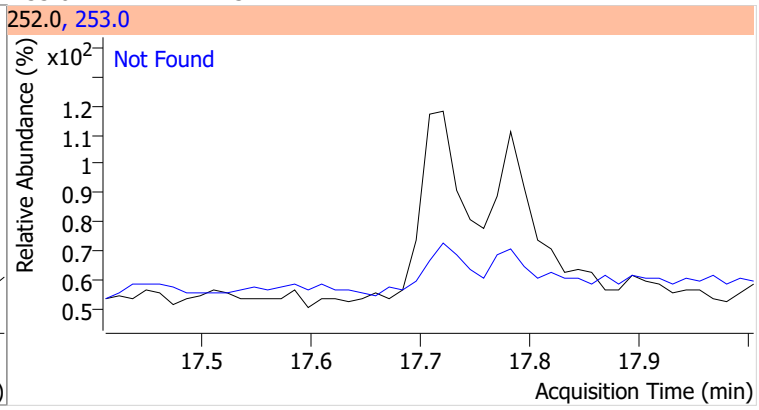

Compound	Conc.	Exp RT	QIon	Exp Ratio
Benzo(k)fluoranthene	N.D.	17.77	253.0	18.9

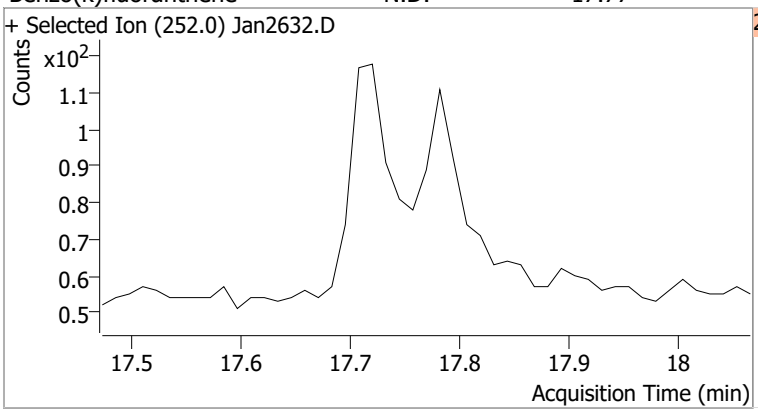

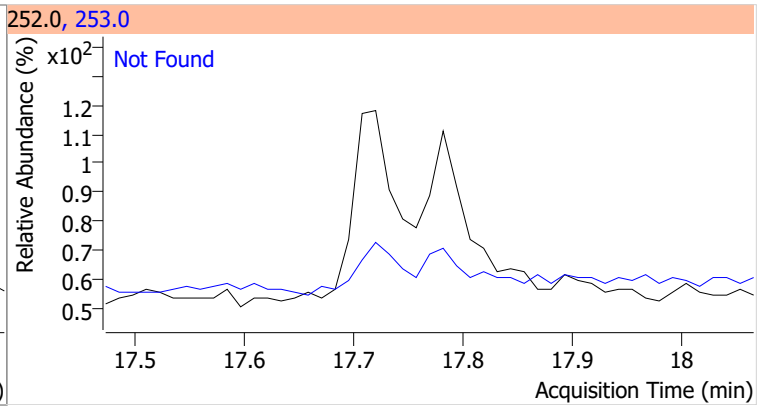

Compound	Conc.	RT	Dev(Min)	Resp.	QIon	QRatio	Lower	Upper
Benzo(a)pyrene		0		0	253.0		16.1	29.9

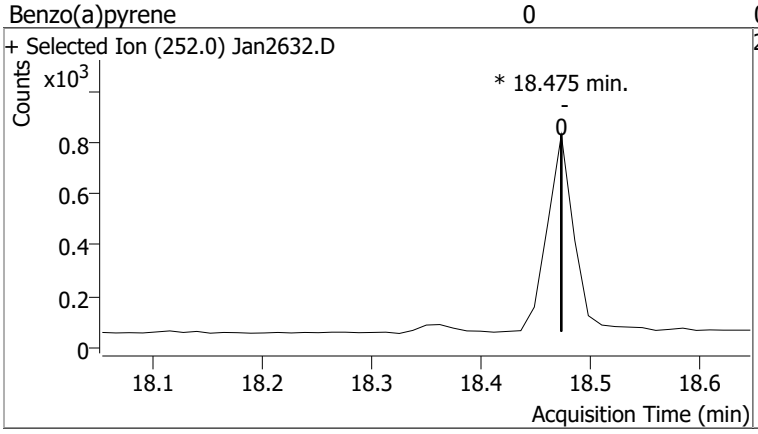

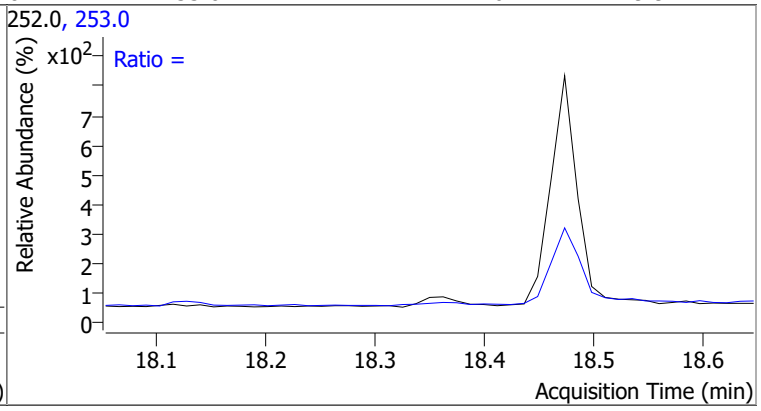

Compound	Conc.	Exp RT	QIon	Exp Ratio
Indeno(1,2,3-cd)pyrene	N.D.	20.22	138.0	22.4

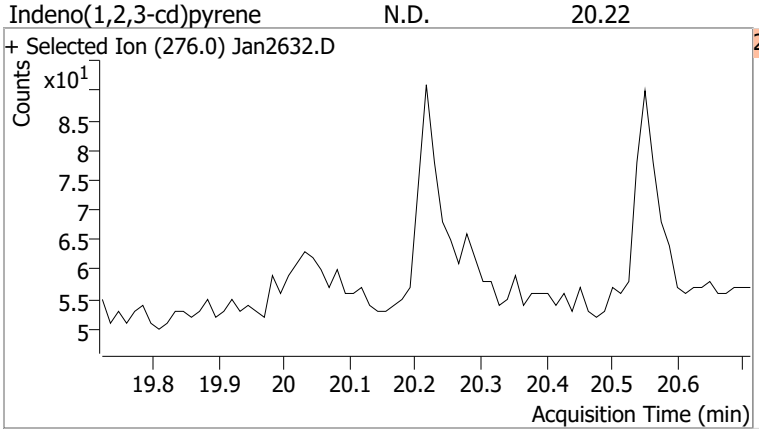

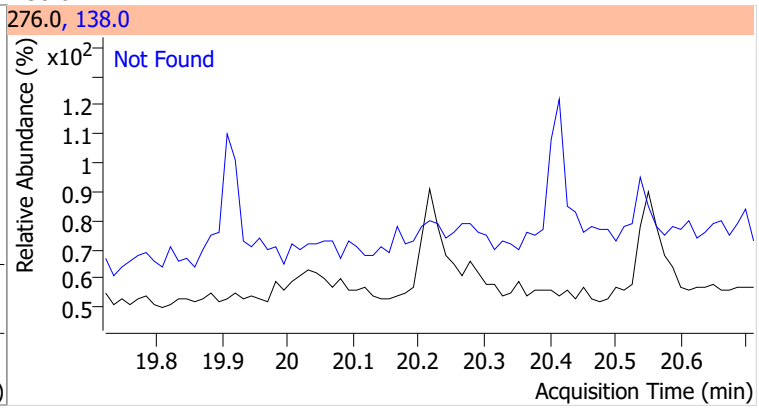

Compound	Conc.	Exp RT	QIon	Exp Ratio	QIon	Exp Ratio
Dibenzo(a,h)anthracene	N.D.	20.28	279.0	24.9	139.0	17.5

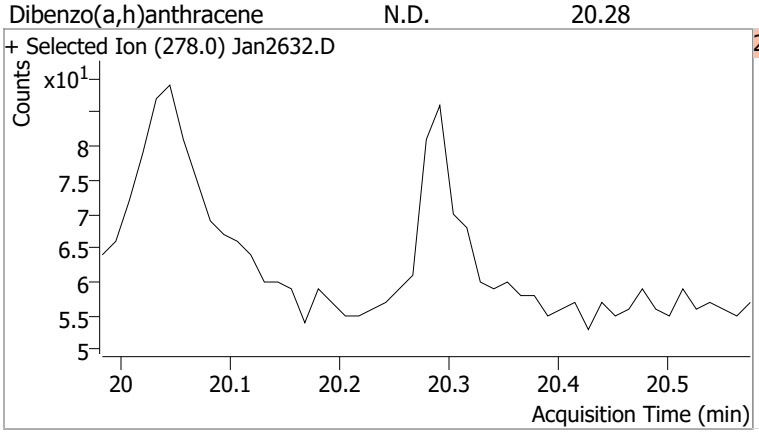

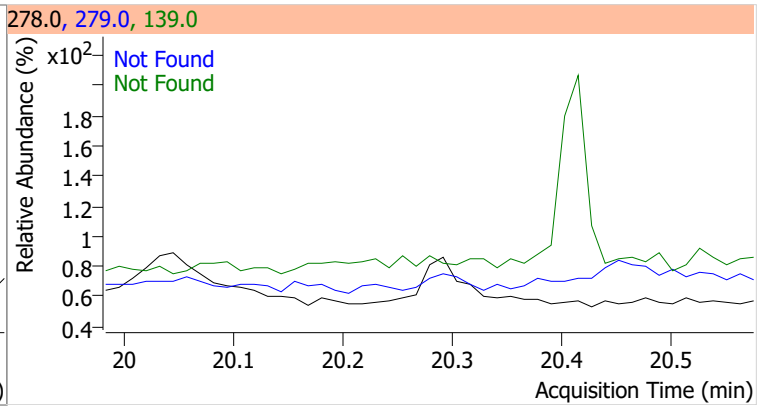

Compound	Conc.	Exp RT	QIon	Exp Ratio	QIon	Exp Ratio
Benzo(g,h,i)perylene	N.D.	20.54	277.0	24.8	138.0	20.5

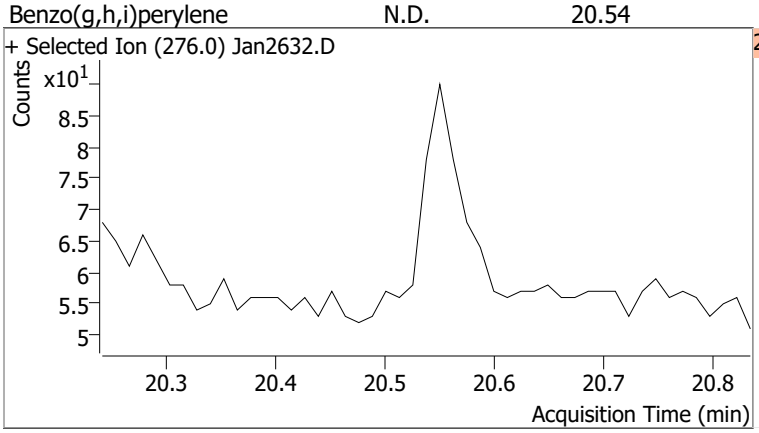

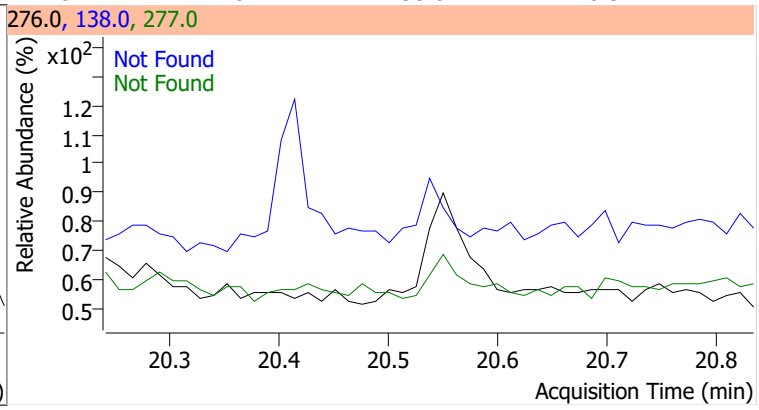

Quantitation Results Report (QT Reviewed)

Data File	Jan2633.D	Operator	LIMS import
Acq. Method	5975BNASIM	Acq. Date-Time	1/27/2022 9:54:27 AM
Sample Name	B22011134-002A	Instrument	GCMS
Vial	33	Multiplier	1.00
DA Method File	012622 bna SIM 1.batch.bin	Comment	SVOC-8270C-SIM-W-LLPAH
Tune File	dftppjph.u	Tune Date	
Batch Name	012622 bna SIM 2.batch.bin	Last Calib Update	1/27/2022 8:37:26 AM
Ref Library			

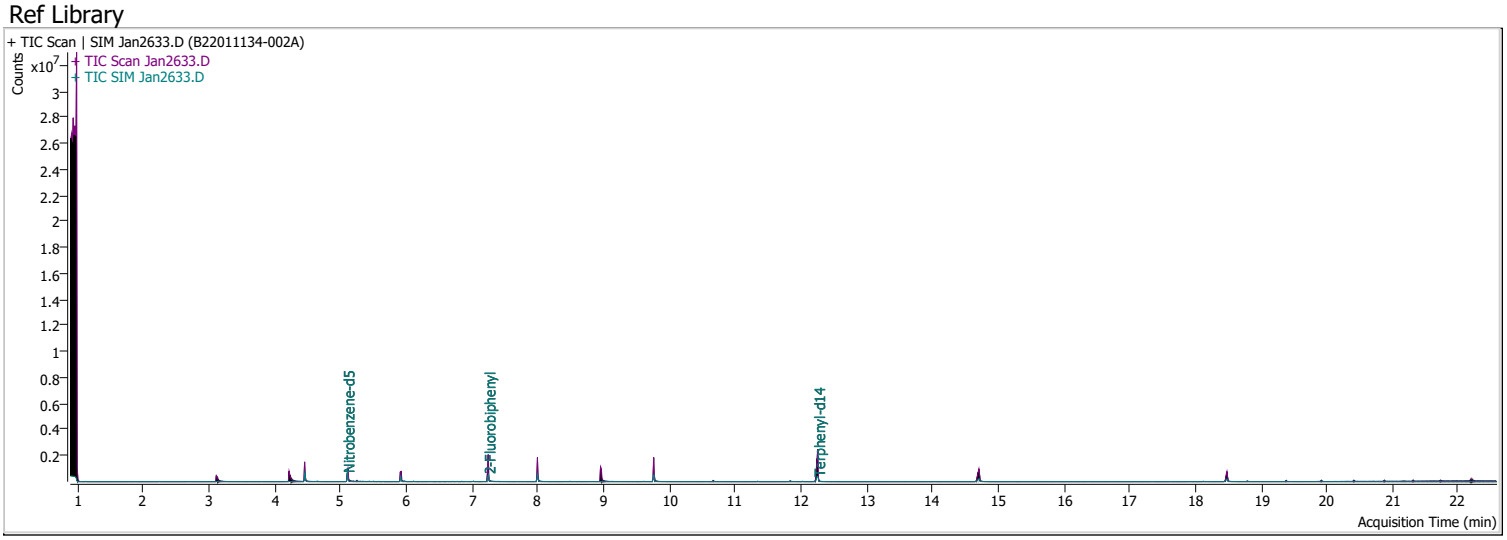

Compound	RT	QIon	Resp.	Conc.	Units		Dev(Min)
Internal Standards							
M 1,4-Dichlorobenzene-d4	4.460	152.0	190190	40.0000	ng/ml		0.000
M Naphthalene-d8	5.916	136.0	327585	40.0000	ng/ml		0.000
M Acenaphthene-d10	8.001	164.0	223016	40.0000	ng/ml		0.000
M Phenanthrene-d10	9.768	188.0	494313	40.0000	ng/ml		0.000
M Chrysene-d12	14.714	240.0	372112	40.0000	ng/ml		0.012
M Perylene-d12	18.475	264.0	264173	40.0000	ng/ml		0.000
System Monitoring Compounds							
S Nitrobenzene-d5	5.106	82.0	448967	40.8169	ng/ml		-0.012
Spiked Amount: 5.000	Range: 19.0 - 102.0%			Recovery = 816.34%		*	
S 2-Fluorobiphenyl	7.252	172.0	545826	54.6241	ng/ml		0.000
Spiked Amount: 5.000	Range: 25.0 - 94.0%			Recovery = 1092.48%		*	
S o-Terphenyl	0.000		0	N.D.			
Spiked Amount: 5.000	Range: 40.0 - 140.0%			Recovery = NA%			
S Terphenyl-d14	12.263	244.0	641081	71.4014	ng/ml		0.012
Spiked Amount: 5.000	Range: 39.0 - 106.0%			Recovery = 1428.03%		*	
Target Compounds							**QValue**
T Naphthalene	5.966	128.0	0		ng/ml	md	1
T 2-Methylnaphthalene	7.027	141.0	0		ng/ml	md	1
T 1-Methylnaphthalene	7.027	141.0	0		ng/ml	md	1
T Acenaphthylene	0.000		0	N.D.			
T Acenaphthene	8.025	154.0	0		ng/ml	md	1
T Fluorene	8.661	166.0	0		ng/ml	md	1
T Phenanthrene	0.000		0	N.D.			
T Anthracene	0.000		0	N.D.			
T Fluoranthene	0.000		0	N.D.			
T Pyrene	0.000		0	N.D.			
T Benzo(a)Anthracene	14.702	228.0	0		ng/ml	md	1
T Chrysene	14.702	228.0	0		ng/ml	md	1
T Benzo(b)fluoranthene	0.000		0	N.D.			

Compound	RT	QIon	Resp.	Conc.	Units		Dev(Min)
T Benzo(k)fluoranthene	0.000		0	N.D.			
T Benzo(a)pyrene	18.475	252.0	0		ng/ml	md	1
T Indeno(1,2,3-cd)pyrene	0.000		0	N.D.			
T Dibenzo(a,h)anthracene	0.000		0	N.D.			
T Benzo(g,h,i)perylene	0.000		0	N.D.			

(#) = Qualifier Out of Range; (m) = Manual Integration; (+) = Area Summed; (*) = Surrogate Percent Recovery Out of Range; (d): Zeroed Peak

Compound	Conc.	RT	Dev(Min)	Resp.	QIon	QRatio	Lower	Upper
Nitrobenzene-d5	40.8169	5.11	-0.01	448967	54.0	37.1	31.6	58.8
					128.0	22.6	19.3	35.9

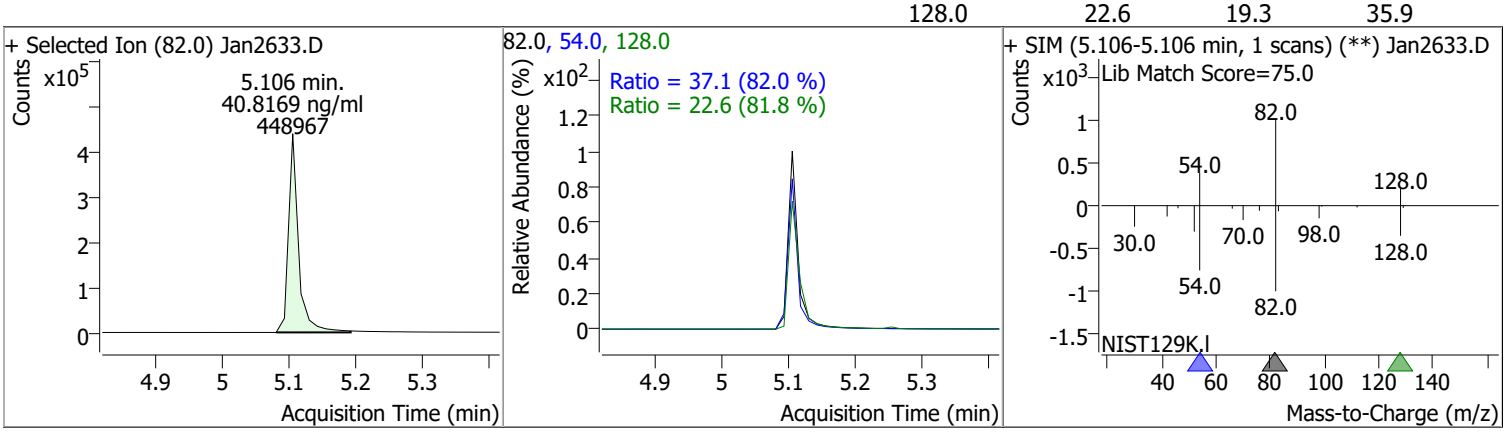

Compound	Conc.	RT	Dev(Min)	Resp.	QIon	QRatio	Lower	Upper
Naphthalene		0		0	102.0		0.0	61.8
					129.0		7.7	14.3

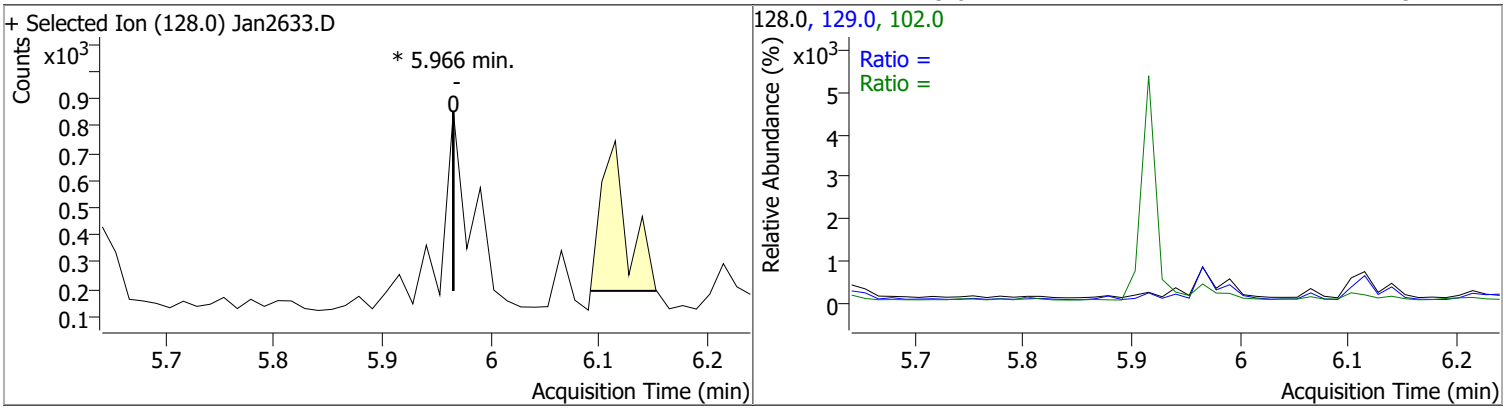

Compound	Conc.	RT	Dev(Min)	Resp.	QIon	QRatio	Lower	Upper
2-Methylnaphthalene		0		0	142.0		99.1	184.0
					115.0		46.3	86.0

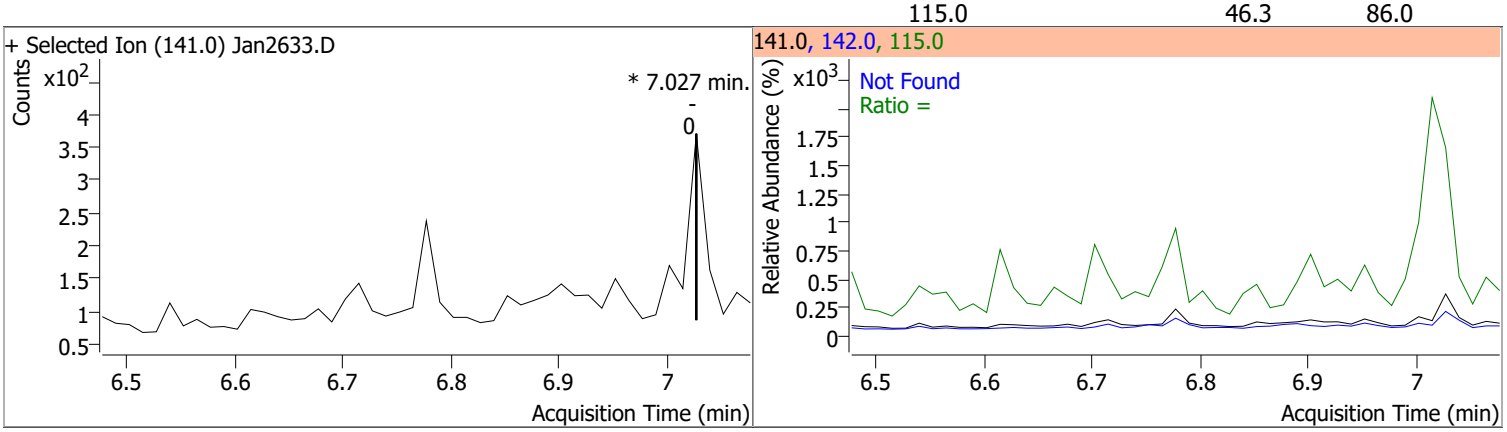

Quantitation Results Report (QT Reviewed)

Compound	Conc.	RT	Dev(Min)	Resp.	QIon	QRatio	Lower	Upper
1-Methylnaphthalene		0		0	142.0		78.3	145.5
					115.0		53.4	99.2

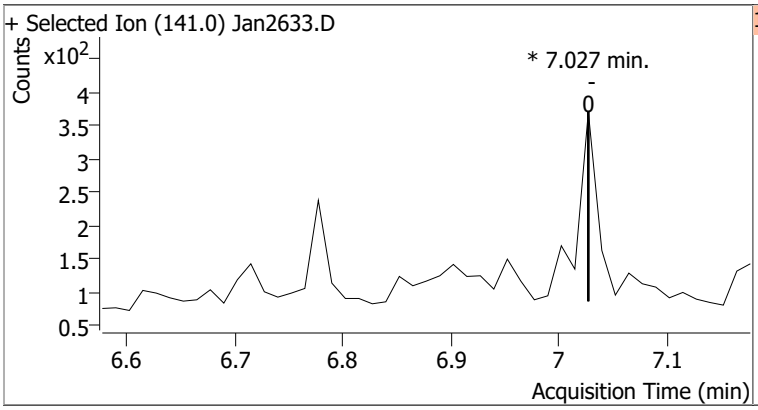

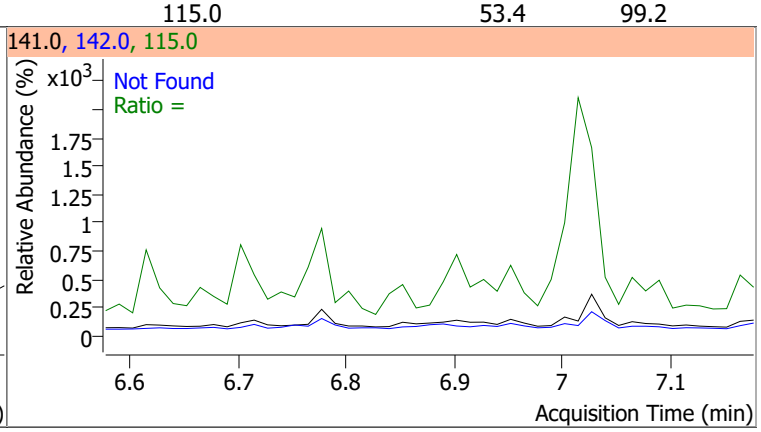

Compound	Conc.	RT	Dev(Min)	Resp.	QIon	QRatio	Lower	Upper
2-Fluorobiphenyl	54.6241	7.25	0.00	545826	171.0	35.6	25.6	47.6

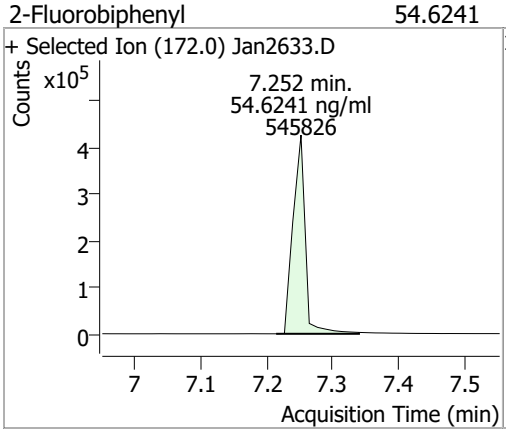

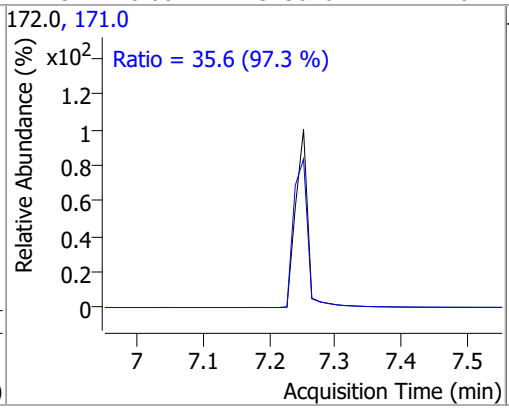

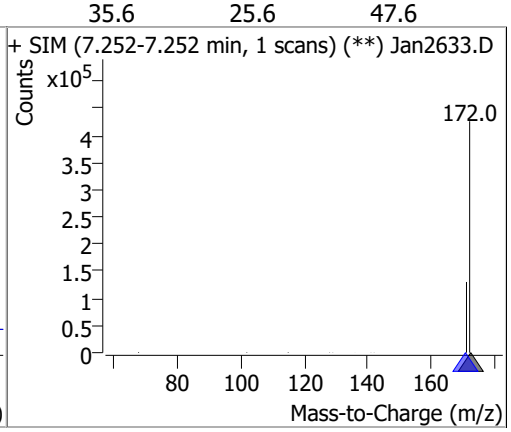

Compound	Conc.	Exp RT	QIon	Exp Ratio
Acenaphthylene	N.D.	7.81	153.0	13.1

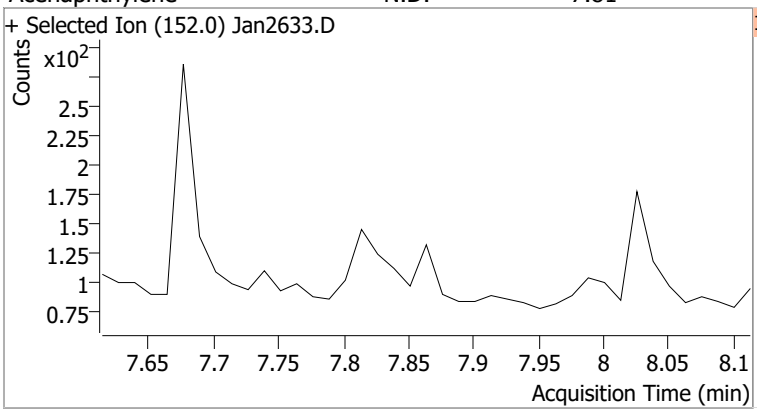

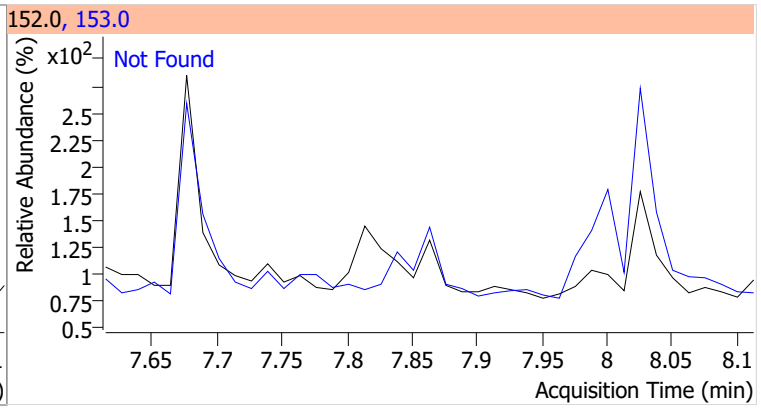

Compound	Conc.	RT	Dev(Min)	Resp.	QIon	QRatio	Lower	Upper
Acenaphthene		0		0	153.0		83.9	155.8
					152.0		40.9	76.0

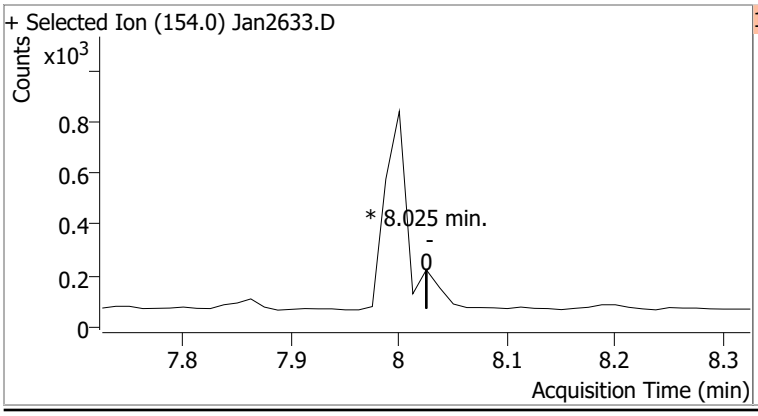

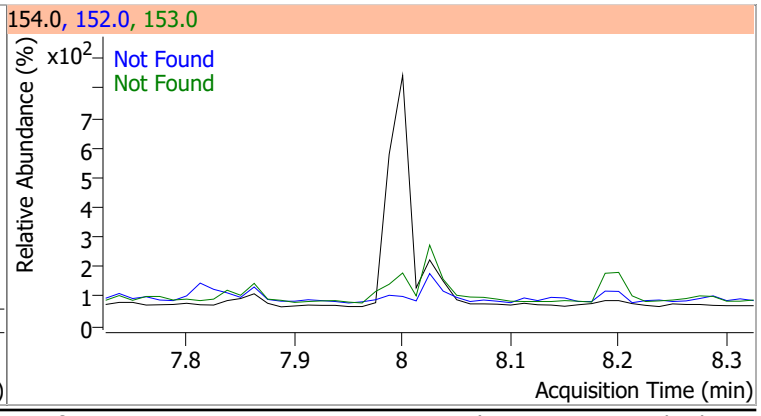

Quantitation Results Report (QT Reviewed)

Compound	Conc.	RT	Dev(Min)	Resp.	QIon	QRatio	Lower	Upper
Fluorene		0		0	165.0		67.0	124.5
					167.0		9.2	17.1

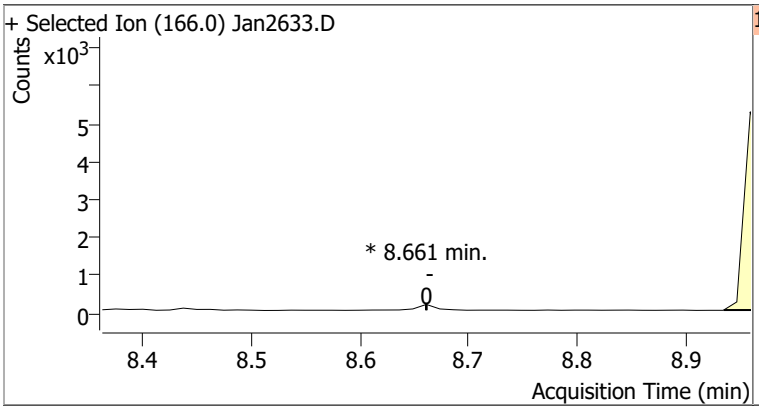

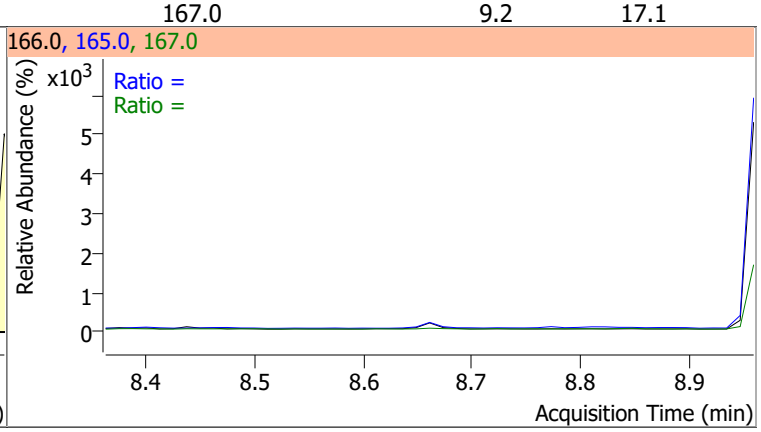

Compound	Conc.	Exp RT	QIon	Exp Ratio
Phenanthrene	N.D.	9.79	176.0	18.9

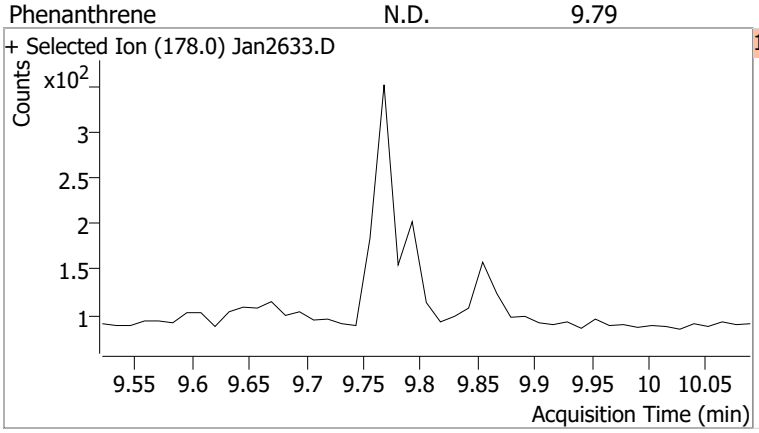

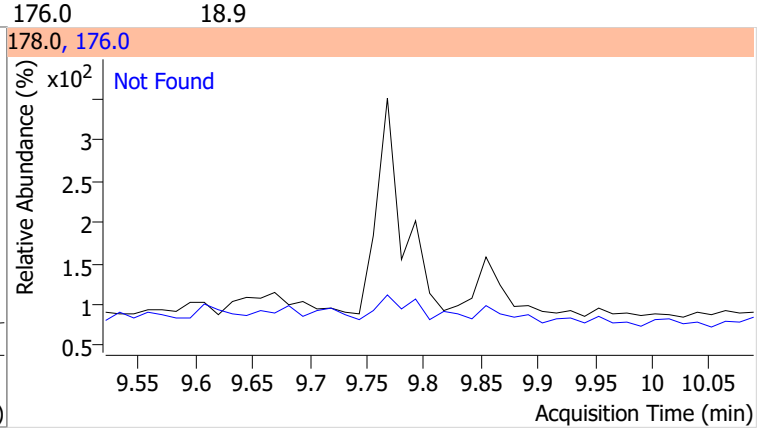

Compound	Conc.	Exp RT	QIon	Exp Ratio
Anthracene	N.D.	9.85	176.0	18.3

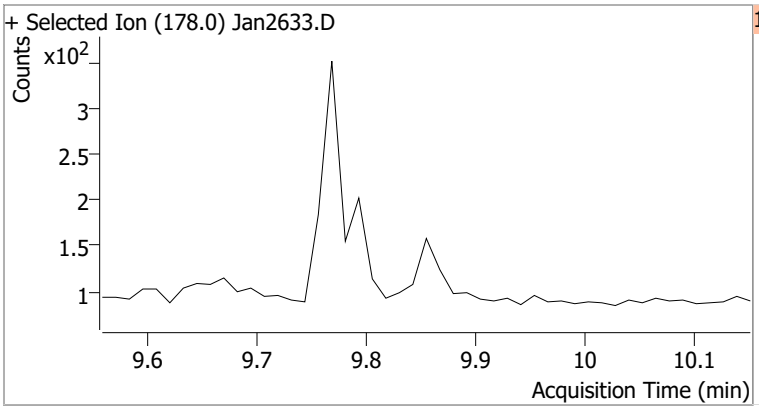

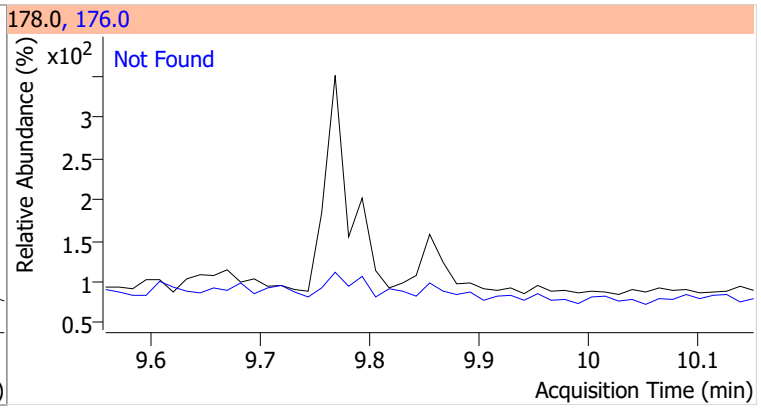

Compound	Conc.	Exp RT	QIon	Exp Ratio	QIon	Exp Ratio
o-Terphenyl	N.D.	10.30	229.0	67.3	215.0	44.4

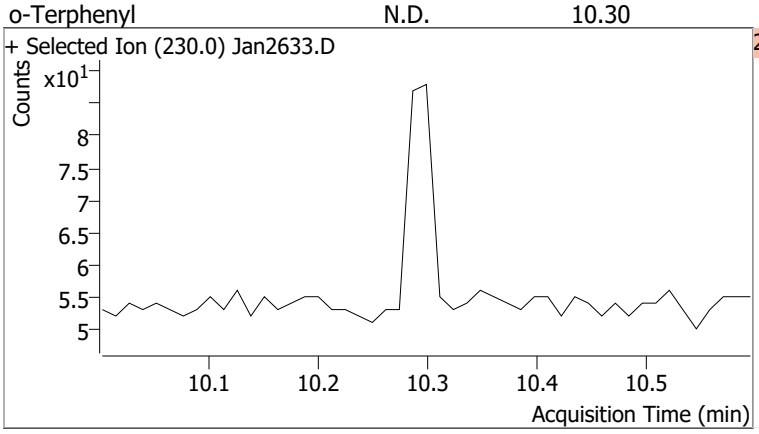

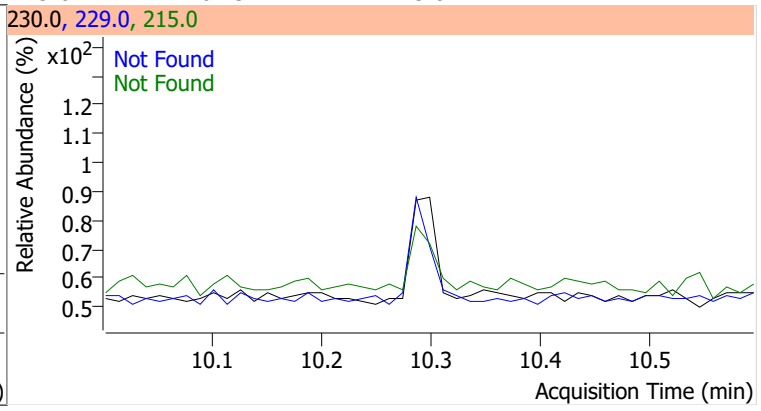

Compound	Conc.	Exp RT	QIon	Exp Ratio
Fluoranthene	N.D.	11.41	101.0	12.5

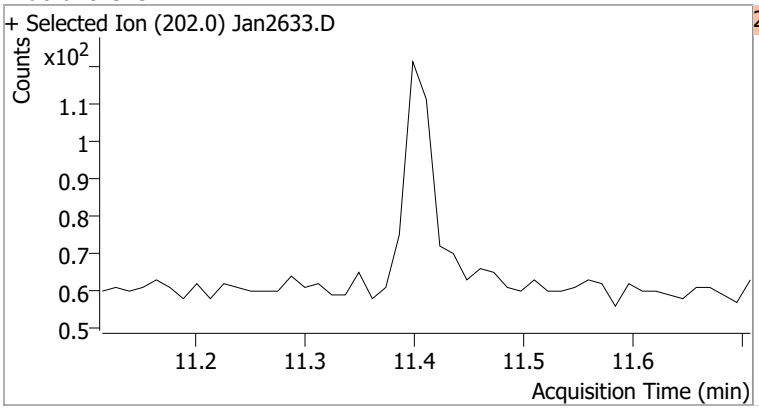

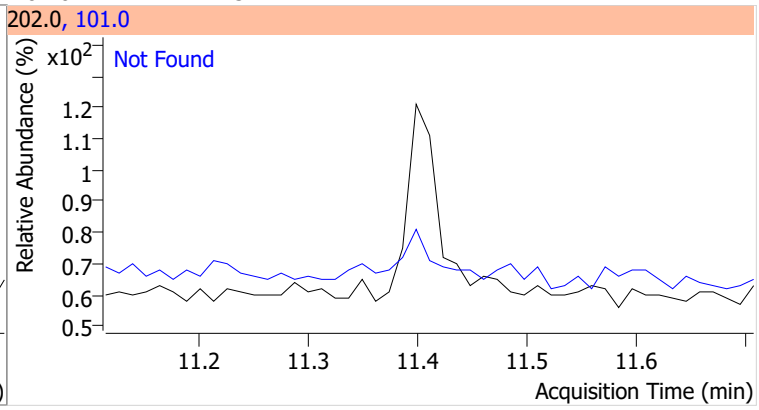

Compound	Conc.	Exp RT	QIon	Exp Ratio
Pyrene	N.D.	11.78	101.0	15.4

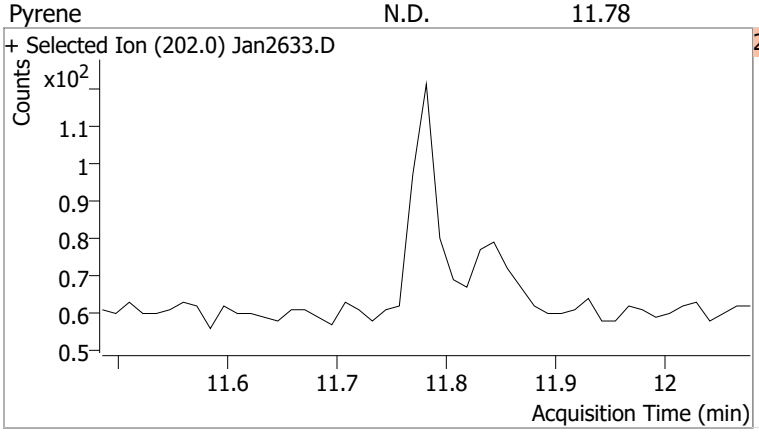

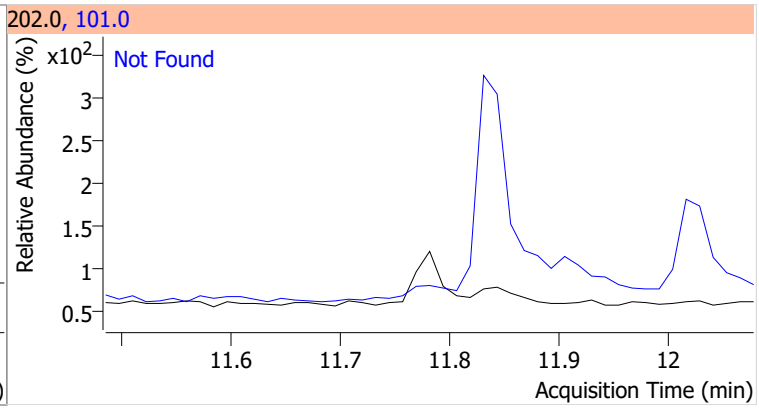

Compound	Conc.	RT	Dev(Min)	Resp.	QIon	QRatio	Lower	Upper
Terphenyl-d14	71.4014	12.26	0.01	641081	122.0	14.6	9.8	18.2

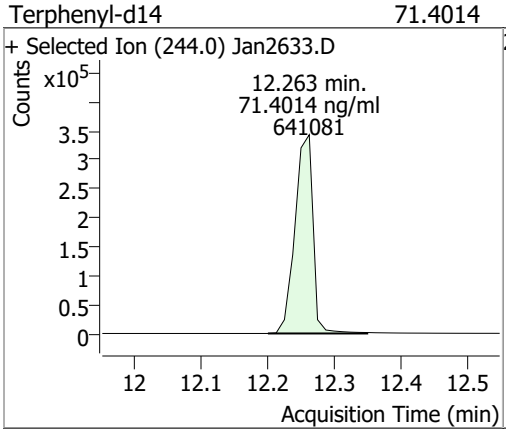

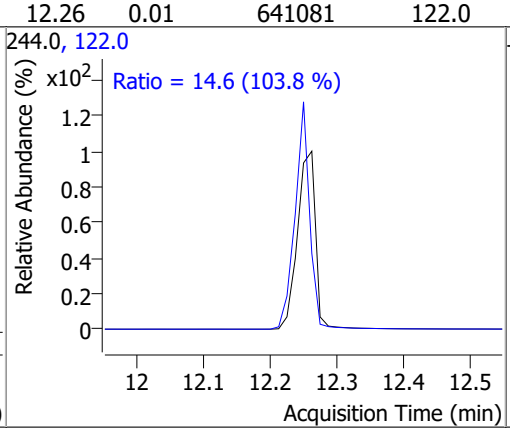

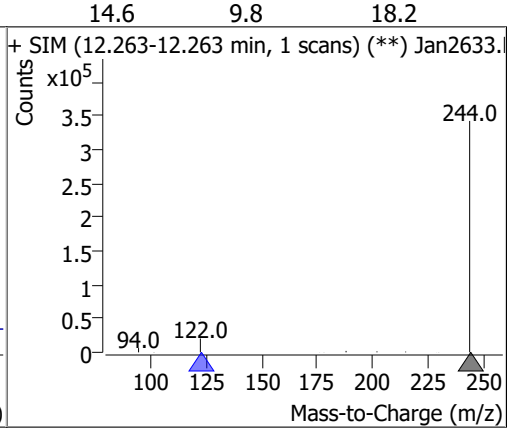

Compound	Conc.	RT	Dev(Min)	Resp.	QIon	QRatio	Lower	Upper
Benzo(a)Anthracene		0		0	226.0		19.0	35.2
					229.0		16.0	29.7

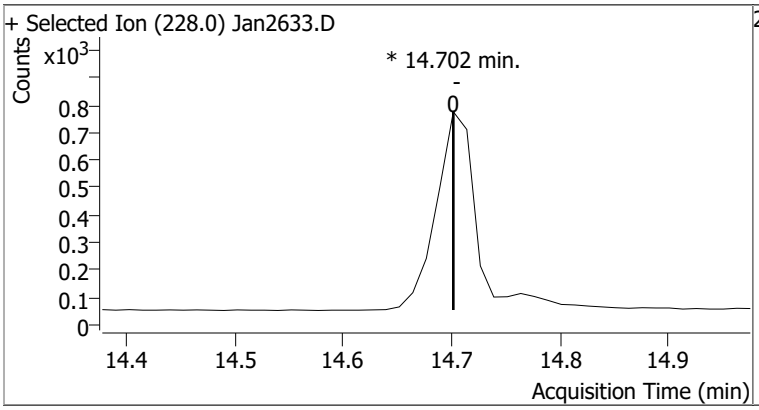

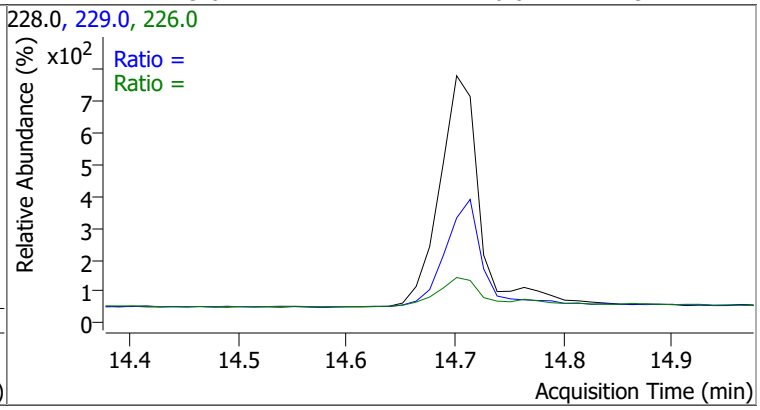

Compound	Conc.	RT	Dev(Min)	Resp.	QIon	QRatio	Lower	Upper
Chrysene		0		0	226.0		21.0	39.1
					229.0		14.8	27.6

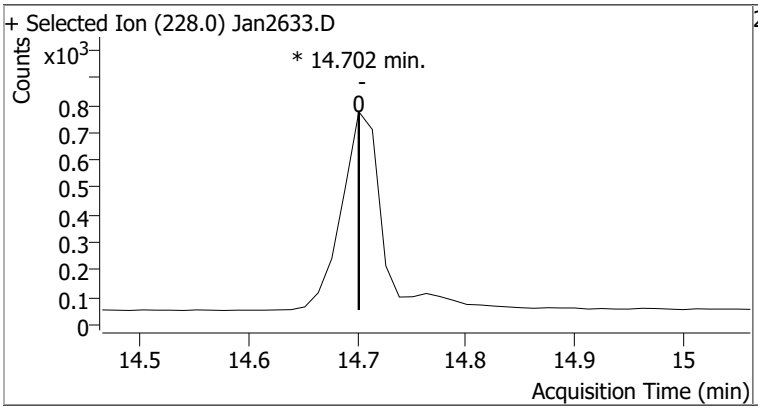

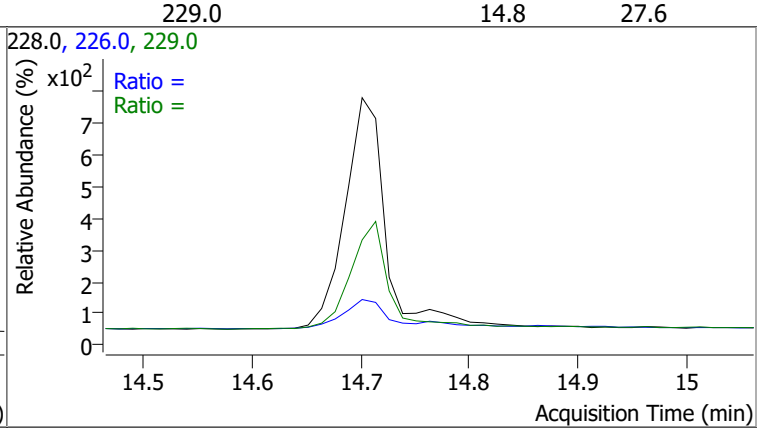

Compound	Conc.	Exp RT	QIon	Exp Ratio
Benzo(b)fluoranthene	N.D.	17.71	253.0	21.3

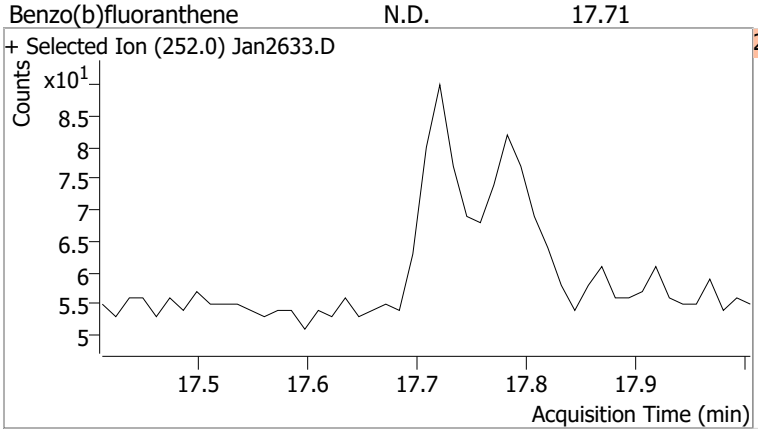

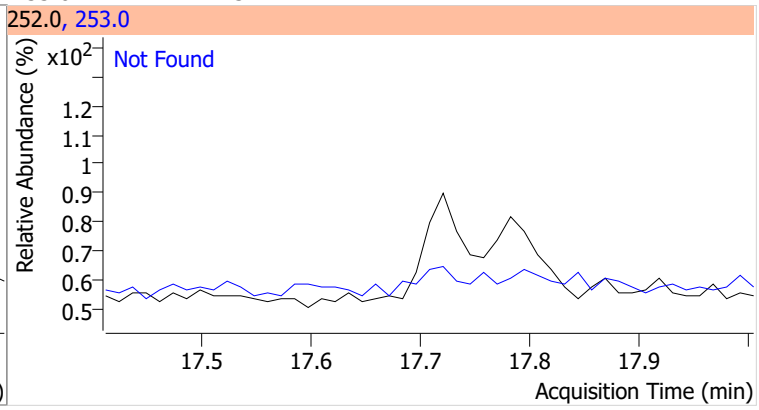

Compound	Conc.	Exp RT	QIon	Exp Ratio
Benzo(k)fluoranthene	N.D.	17.77	253.0	18.9

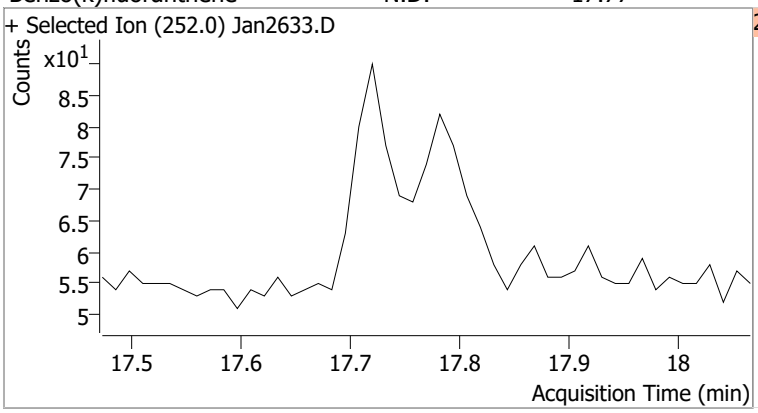

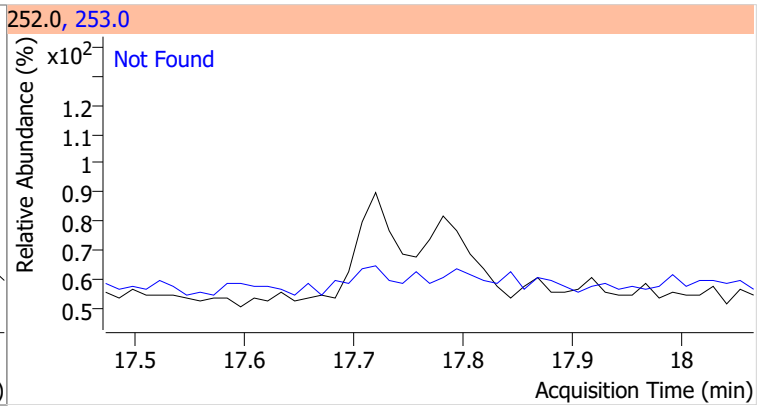

Compound	Conc.	RT	Dev(Min)	Resp.	QIon	QRatio	Lower	Upper
Benzo(a)pyrene		0		0	253.0		16.1	29.9

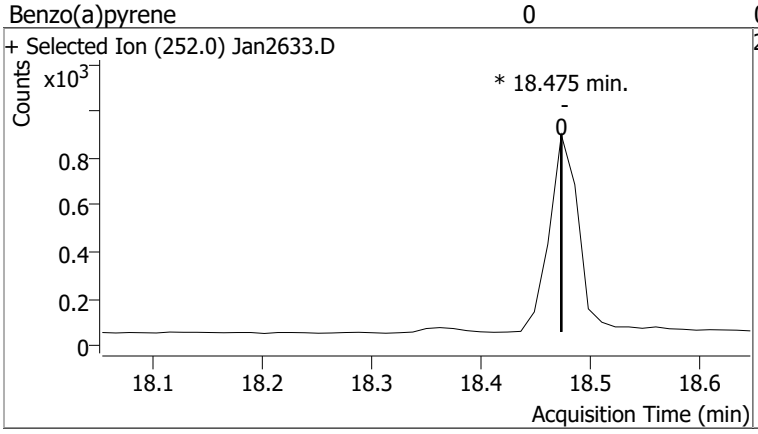

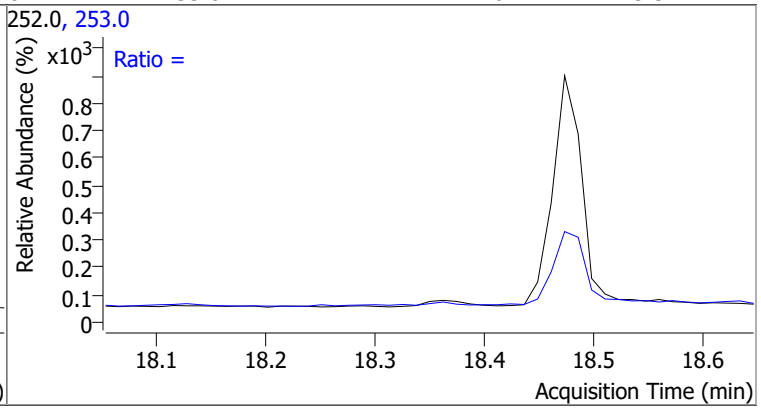

Compound	Conc.	Exp RT	QIon	Exp Ratio
Indeno(1,2,3-cd)pyrene	N.D.	20.22	138.0	22.4

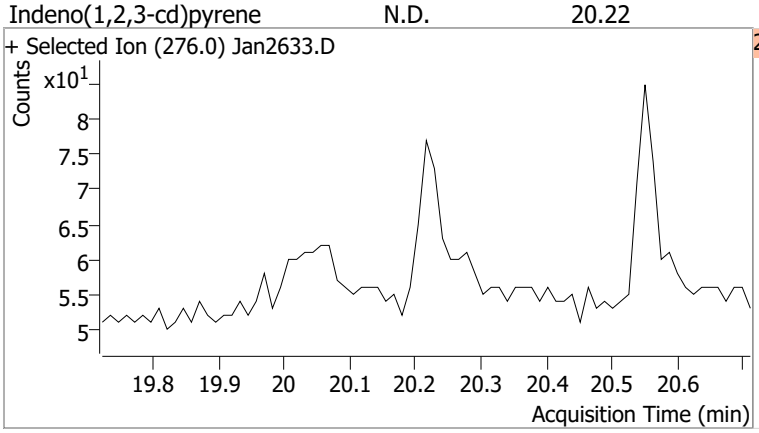

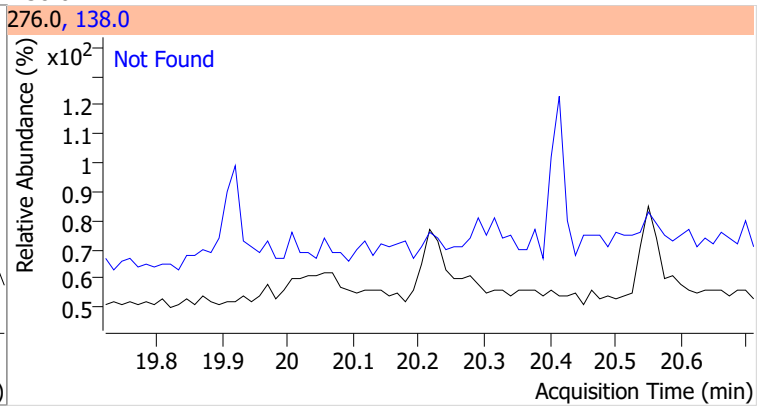

Compound	Conc.	Exp RT	QIon	Exp Ratio	QIon	Exp Ratio
Dibenzo(a,h)anthracene	N.D.	20.28	279.0	24.9	139.0	17.5

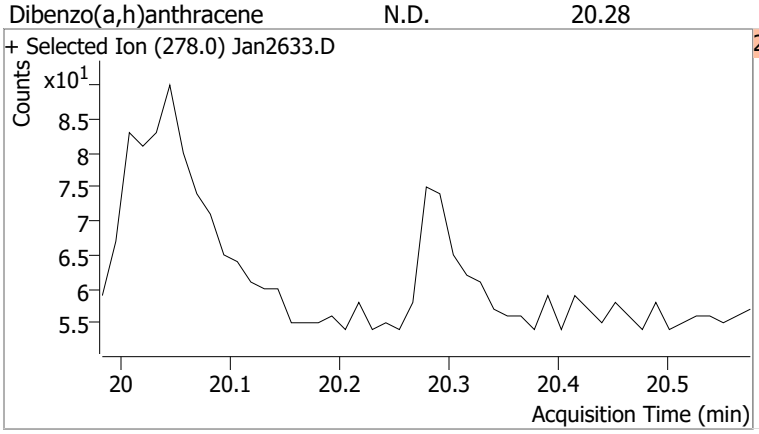

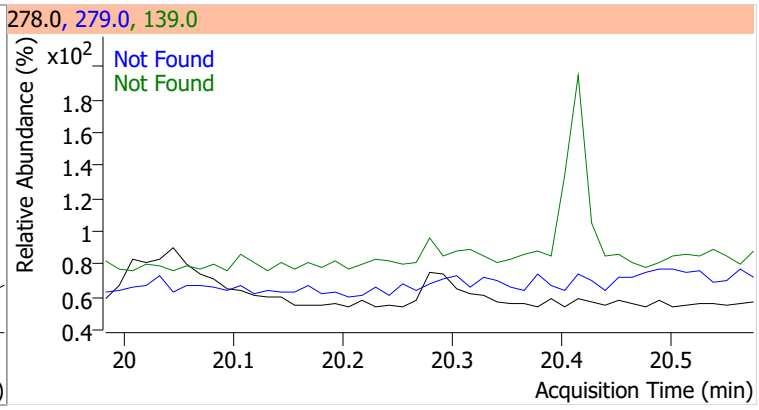

Compound	Conc.	Exp RT	QIon	Exp Ratio	QIon	Exp Ratio
Benzo(g,h,i)perylene	N.D.	20.54	277.0	24.8	138.0	20.5

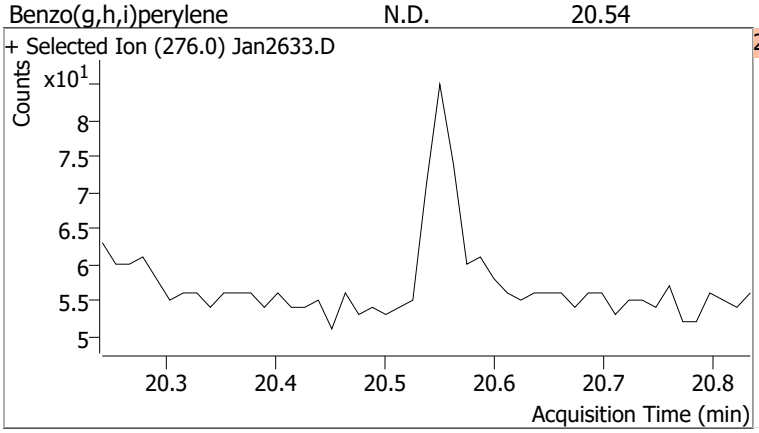

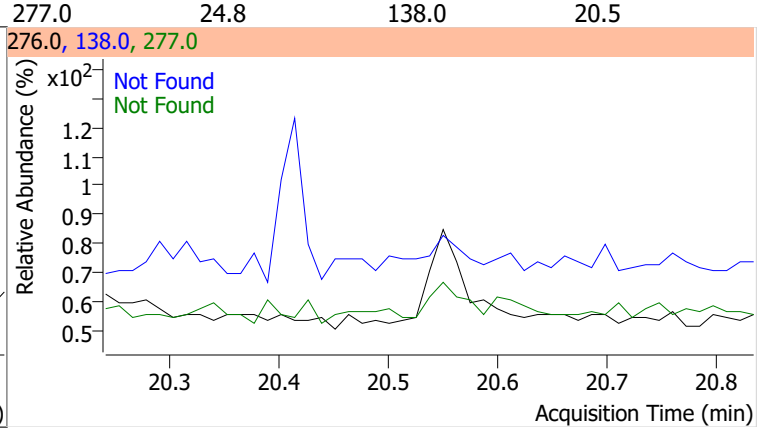

Quantitation Results Report (QT Reviewed)

Data File	Jan2634.D	Operator	LIMS import
Acq. Method	5975BNASIM	Acq. Date-Time	1/27/2022 10:26:55 AM
Sample Name	B22011135-001C	Instrument	GCMS
Vial	34	Multiplier	1.00
DA Method File	012622 bna SIM 1.batch.bin	Comment	SVOC-8270C-SIM-W-LLPAH
Tune File	dftppjph.u	Tune Date	
Batch Name	012622 bna SIM 2.batch.bin	Last Calib Update	1/27/2022 8:37:26 AM
Ref Library			

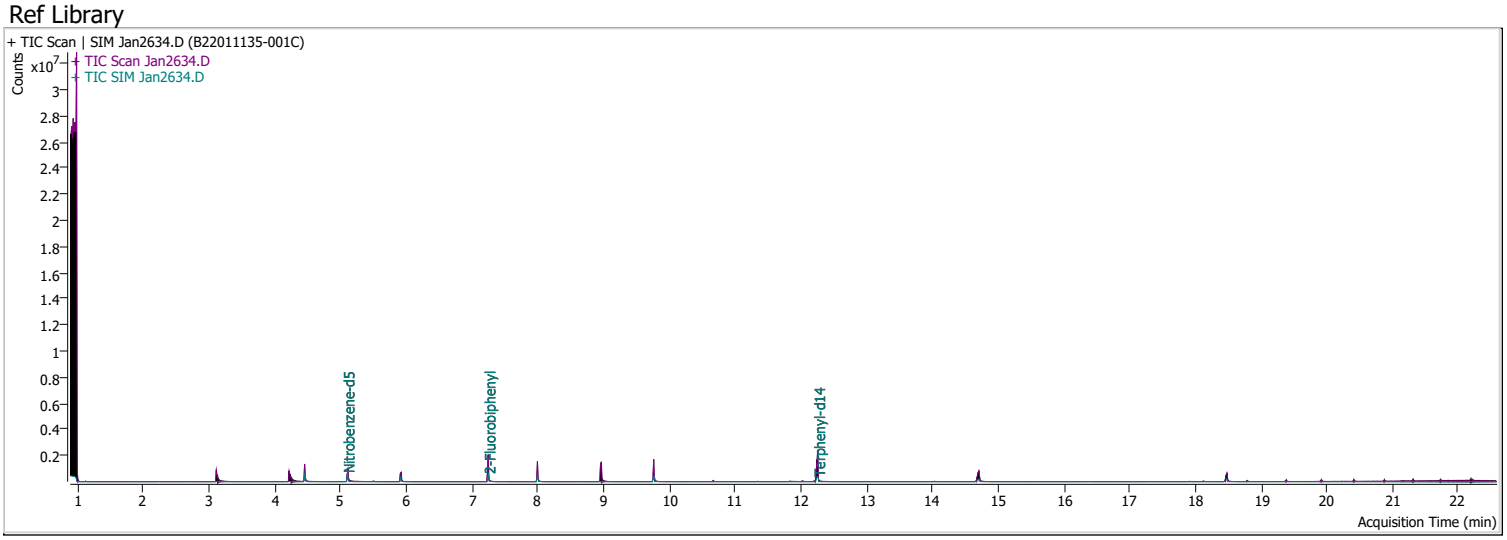

Compound	RT	QIon	Resp.	Conc.	Units		Dev(Min)
Internal Standards							
M 1,4-Dichlorobenzene-d4	4.459	152.0	168618	40.0000	ng/ml		0.000
M Naphthalene-d8	5.916	136.0	290678	40.0000	ng/ml		0.000
M Acenaphthene-d10	8.000	164.0	195464	40.0000	ng/ml		0.000
M Phenanthrene-d10	9.768	188.0	426237	40.0000	ng/ml		0.000
M Chrysene-d12	14.701	240.0	340894	40.0000	ng/ml		0.000
M Perylene-d12	18.474	264.0	235070	40.0000	ng/ml		0.000
System Monitoring Compounds							
S Nitrobenzene-d5	5.106	82.0	436686	43.1772	ng/ml		-0.013
Spiked Amount: 5.000	Range: 19.0 - 102.0%			Recovery = 863.54%		*	
S 2-Fluorobiphenyl	7.252	172.0	563587	62.9735	ng/ml		0.000
Spiked Amount: 5.000	Range: 25.0 - 94.0%			Recovery = 1259.47%		*	
S o-Terphenyl	0.000		0	N.D.			
Spiked Amount: 5.000	Range: 40.0 - 140.0%			Recovery = NA%			
S Terphenyl-d14	12.263	244.0	623584	74.6364	ng/ml		0.012
Spiked Amount: 5.000	Range: 39.0 - 106.0%			Recovery = 1492.73%		*	
Target Compounds							**QValue**
T Naphthalene	0.000		0	N.D.			
T 2-Methylnaphthalene	0.000		0	N.D.			
T 1-Methylnaphthalene	0.000		0	N.D.			
T Acenaphthylene	0.000		0	N.D.			
T Acenaphthene	8.000	154.0	0		ng/ml	md	1
T Fluorene	8.960	166.0	0		ng/ml	md	1
T Phenanthrene	0.000		0	N.D.			
T Anthracene	0.000		0	N.D.			
T Fluoranthene	0.000		0	N.D.			
T Pyrene	0.000		0	N.D.			
T Benzo(a)Anthracene	14.701	228.0	0		ng/ml	md	1
T Chrysene	14.701	228.0	0		ng/ml	md	1
T Benzo(b)fluoranthene	0.000		0	N.D.			

Compound	RT	QIon	Resp.	Conc.	Units		Dev(Min)
T Benzo(k)fluoranthene	0.000		0	N.D.			
T Benzo(a)pyrene	18.474	252.0	0		ng/ml	md	1
T Indeno(1,2,3-cd)pyrene	0.000		0	N.D.			
T Dibenzo(a,h)anthracene	0.000		0	N.D.			
T Benzo(g,h,i)perylene	0.000		0	N.D.			

(#) = Qualifier Out of Range; (m) = Manual Integration; (+) = Area Summed; (*) = Surrogate Percent Recovery Out of Range; (d): Zeroed Peak

Quantitation Results Report (QT Reviewed)

Compound	Conc.	RT	Dev(Min)	Resp.	QIon	QRatio	Lower	Upper
Nitrobenzene-d5	43.1772	5.11	-0.01	436686	54.0	37.2	31.6	58.8
					128.0	22.9	19.3	35.9

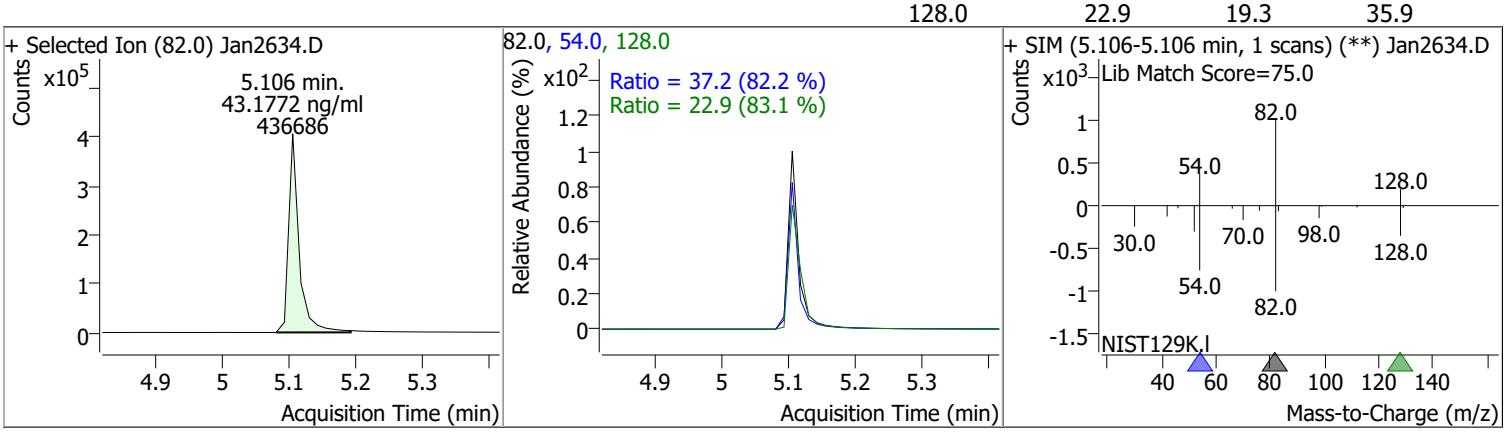

Compound	Conc.	Exp RT	QIon	Exp Ratio	QIon	Exp Ratio
Naphthalene	N.D.	5.94	102.0	20.6	129.0	11.0

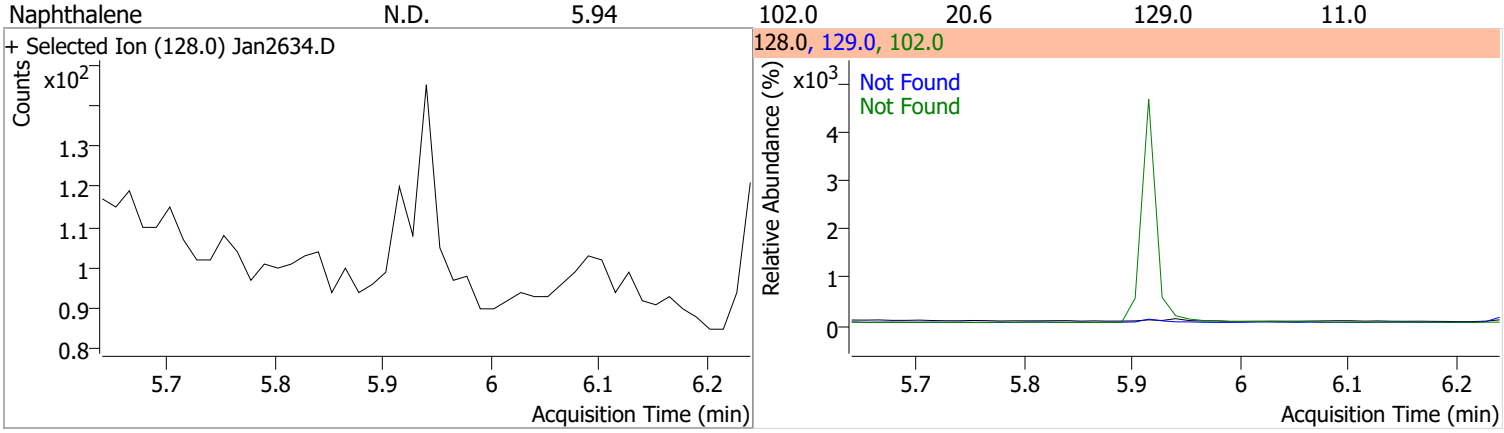

Compound	Conc.	Exp RT	QIon	Exp Ratio	QIon	Exp Ratio
2-Methylnaphthalene	N.D.	6.78	142.0	141.5	115.0	66.1

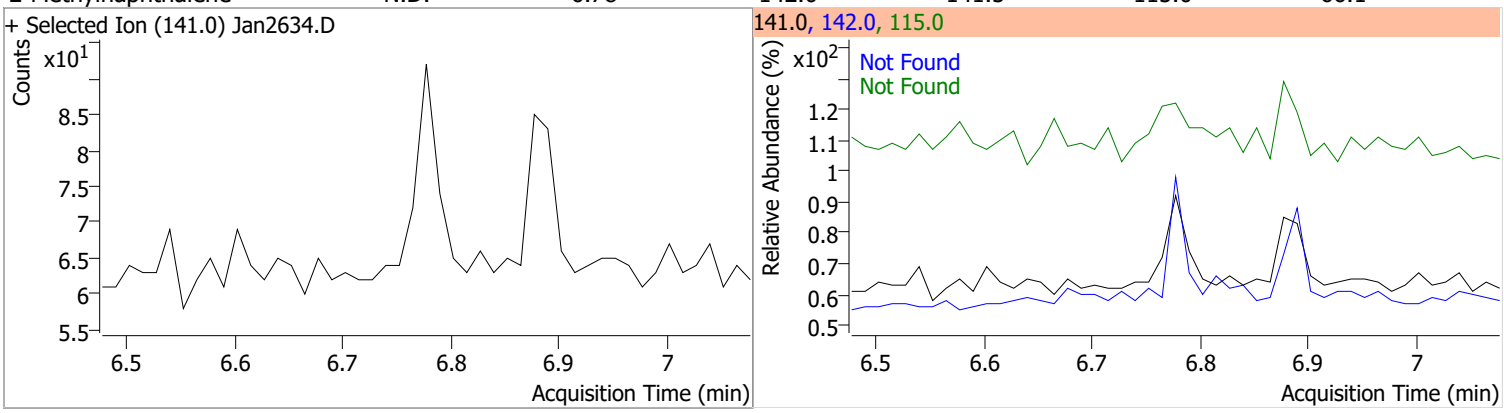

Compound	Conc.	Exp RT	QIon	Exp Ratio	QIon	Exp Ratio
1-Methylnaphthalene	N.D.	6.88	142.0	111.9	115.0	76.3

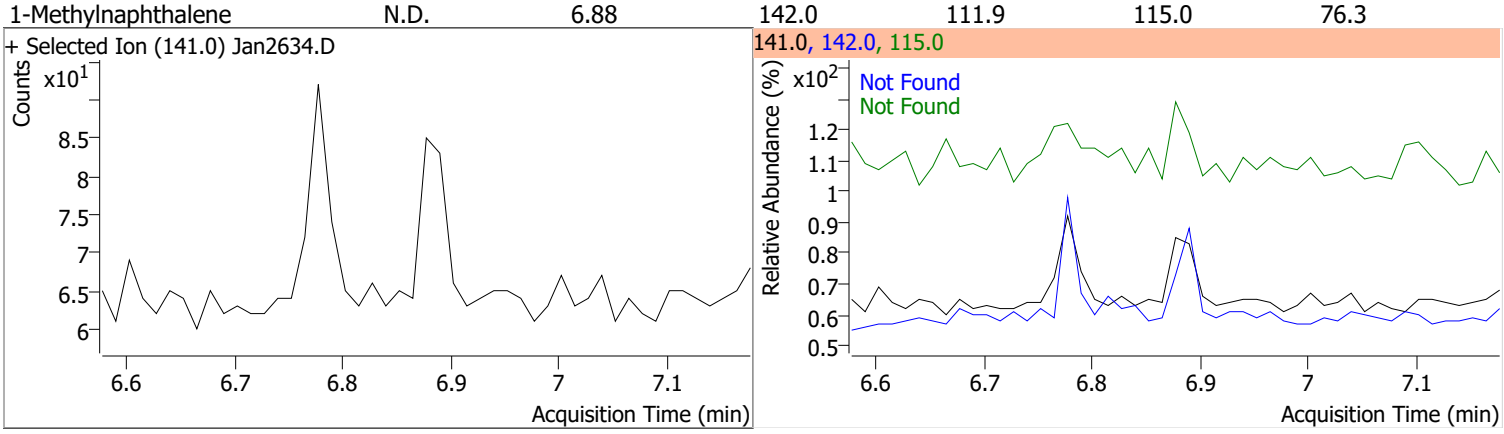

Quantitation Results Report (QT Reviewed)

Compound	Conc.	RT	Dev(Min)	Resp.	QIon	QRatio	Lower	Upper
2-Fluorobiphenyl	62.9735	7.25	0.00	563587	171.0	35.4	25.6	47.6

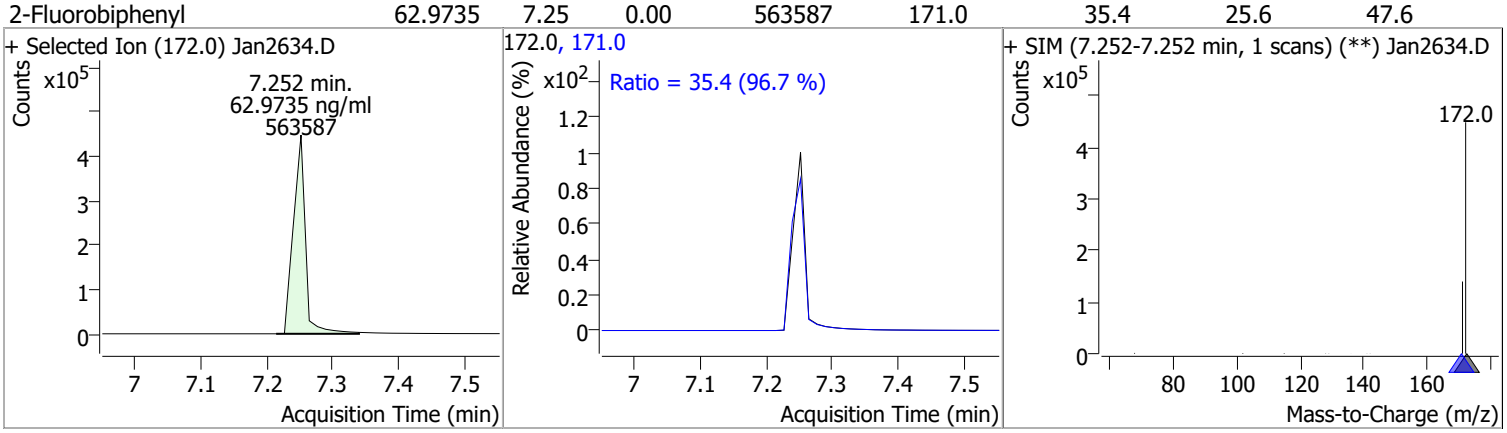

Compound	Conc.	Exp RT	QIon	Exp Ratio
Acenaphthylene	N.D.	7.81	153.0	13.1

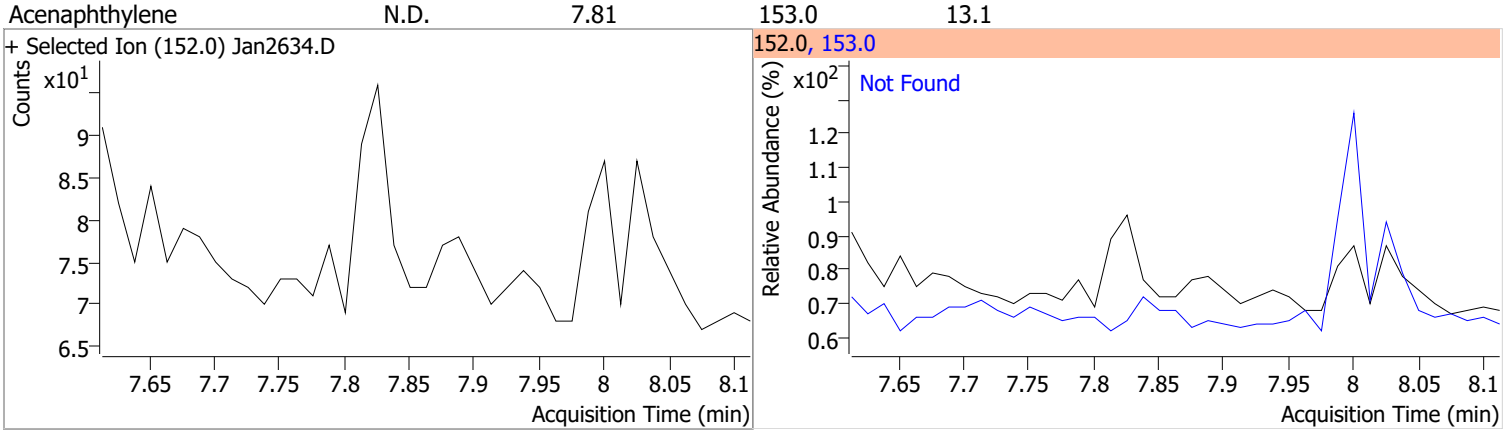

Compound	Conc.	RT	Dev(Min)	Resp.	QIon	QRatio	Lower	Upper
Acenaphthene		0		0	153.0		83.9	155.8
					152.0		40.9	76.0

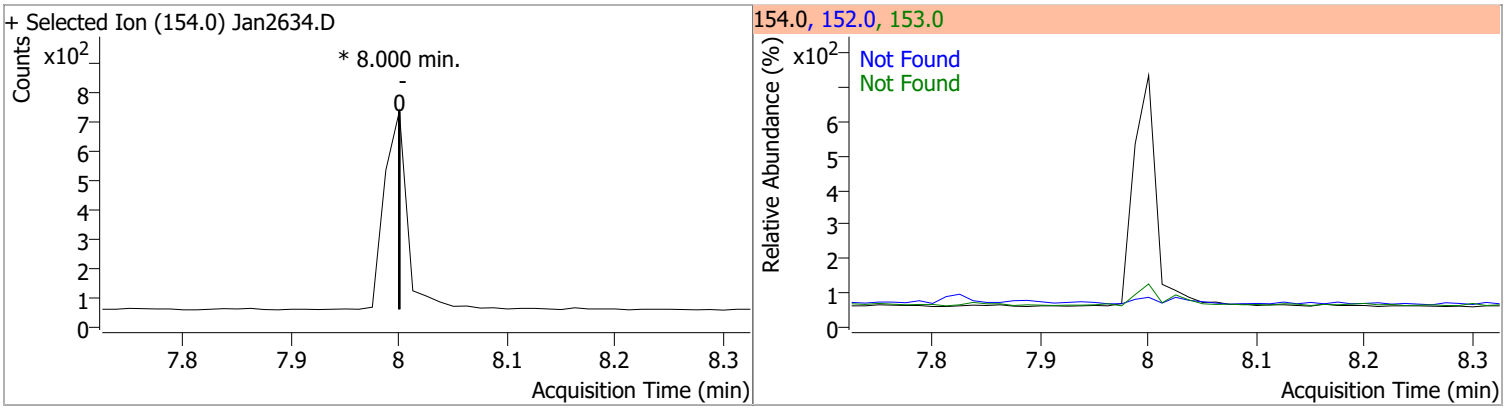

Compound	Conc.	RT	Dev(Min)	Resp.	QIon	QRatio	Lower	Upper
Fluorene		0		0	165.0		67.0	124.5
					167.0		9.2	17.1

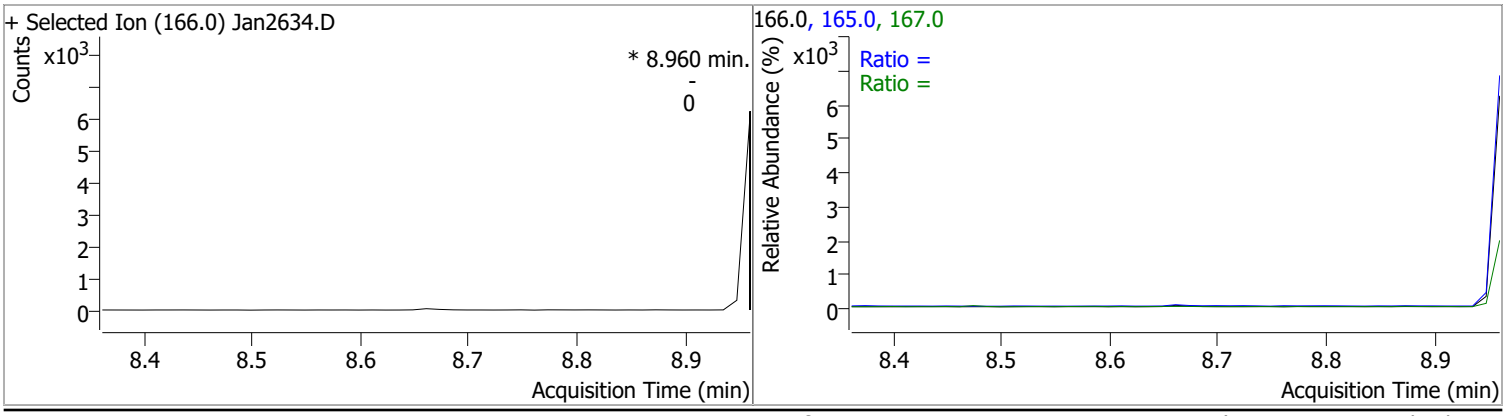

Compound	Conc.	Exp RT	QIon	Exp Ratio
Phenanthrene	N.D.	9.79	176.0	18.9

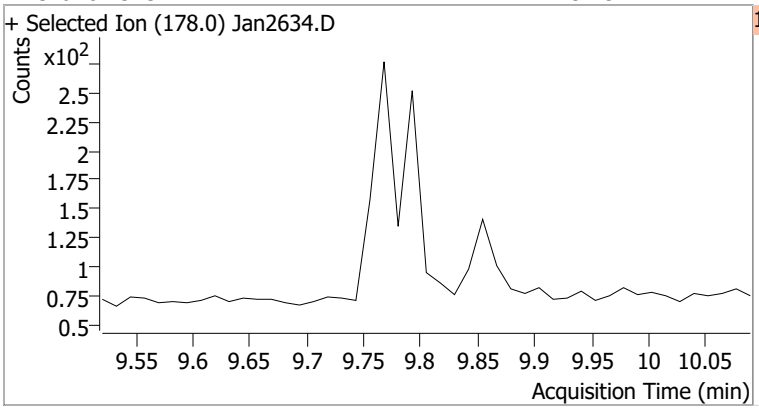

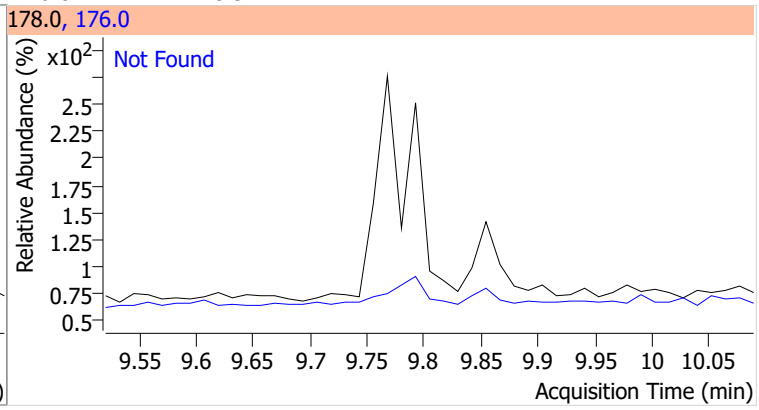

Compound	Conc.	Exp RT	QIon	Exp Ratio
Anthracene	N.D.	9.85	176.0	18.3

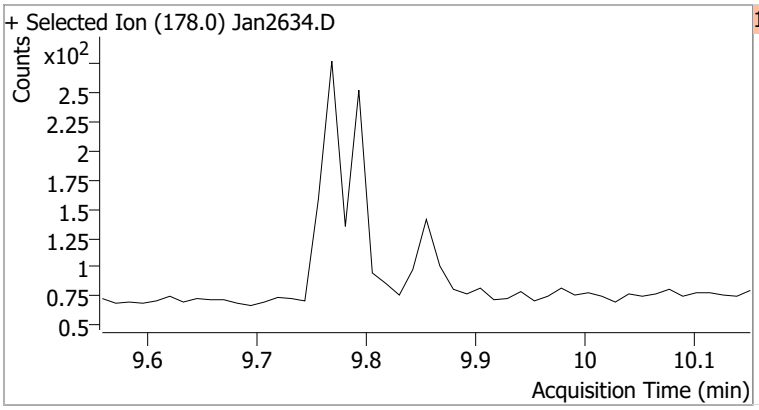

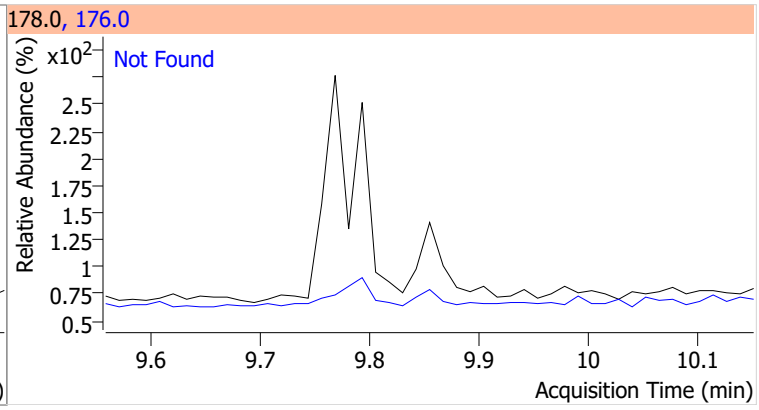

Compound	Conc.	Exp RT	QIon	Exp Ratio	QIon	Exp Ratio
o-Terphenyl	N.D.	10.30	229.0	67.3	215.0	44.4

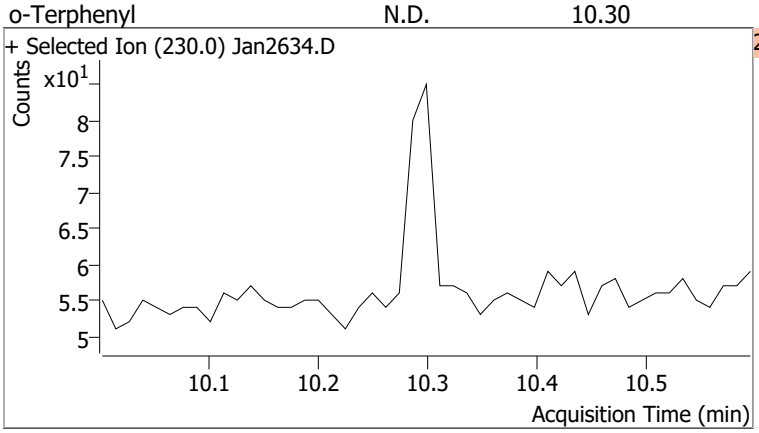

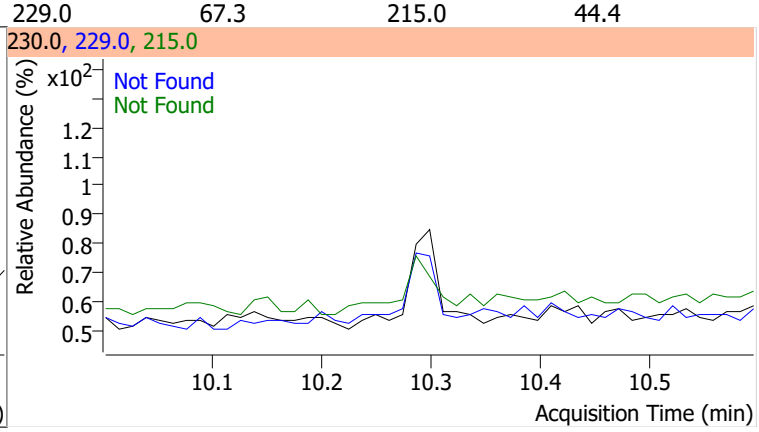

Compound	Conc.	Exp RT	QIon	Exp Ratio
Fluoranthene	N.D.	11.41	101.0	12.5

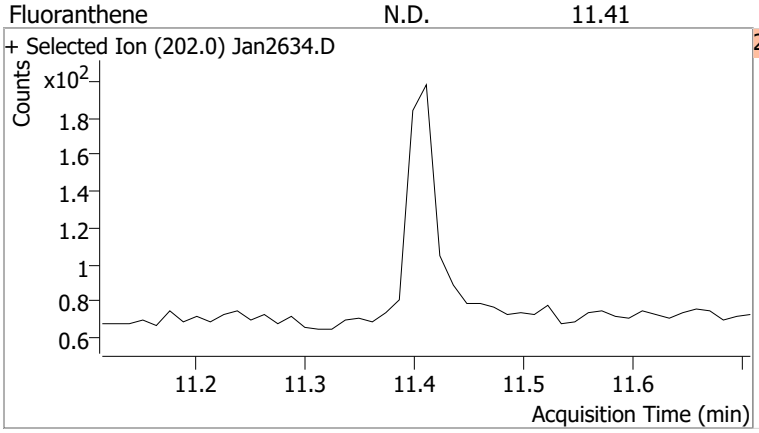

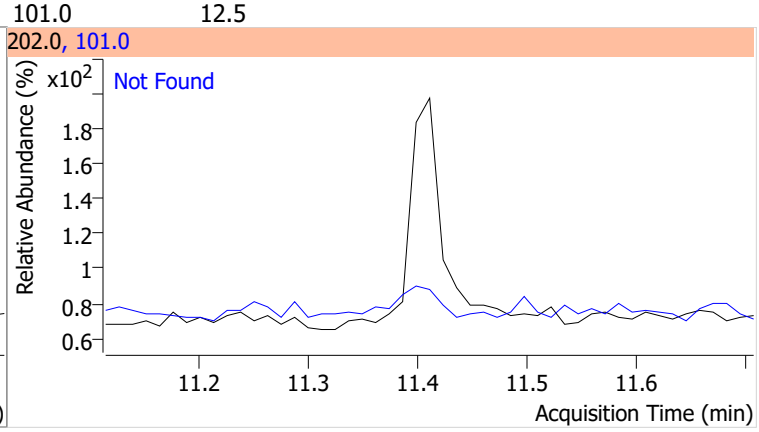

Compound	Conc.	Exp RT	QIon	Exp Ratio
Pyrene	N.D.	11.78	101.0	15.4

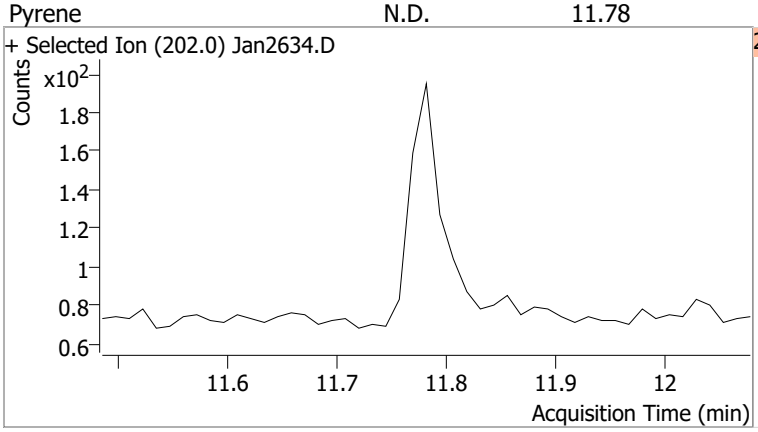

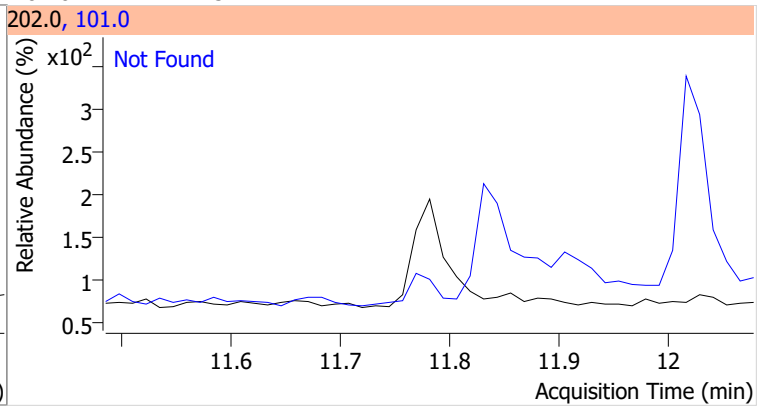

Compound	Conc.	RT	Dev(Min)	Resp.	QIon	QRatio	Lower	Upper
Terphenyl-d14	74.6364	12.26	0.01	623584	122.0	14.0	9.8	18.2

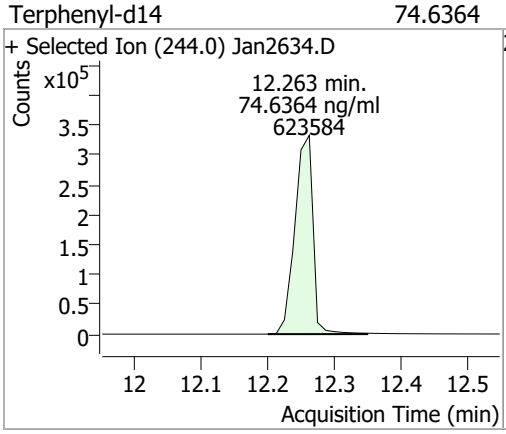

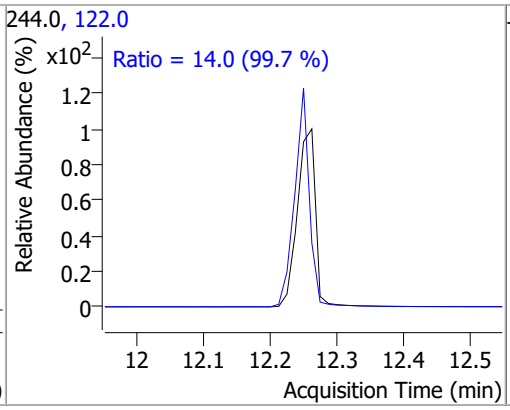

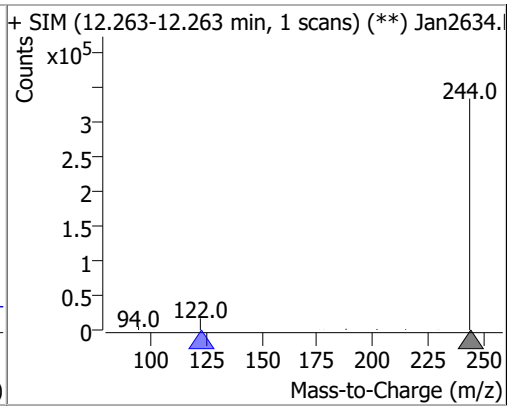

Compound	Conc.	RT	Dev(Min)	Resp.	QIon	QRatio	Lower	Upper
Benzo(a)Anthracene		0		0	226.0		19.0	35.2
					229.0		16.0	29.7

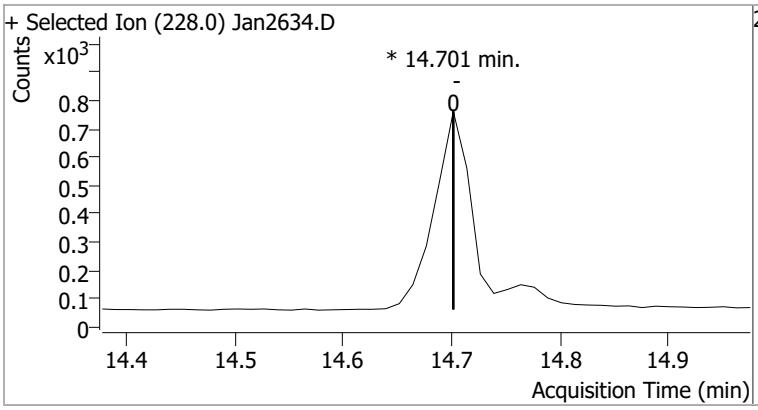

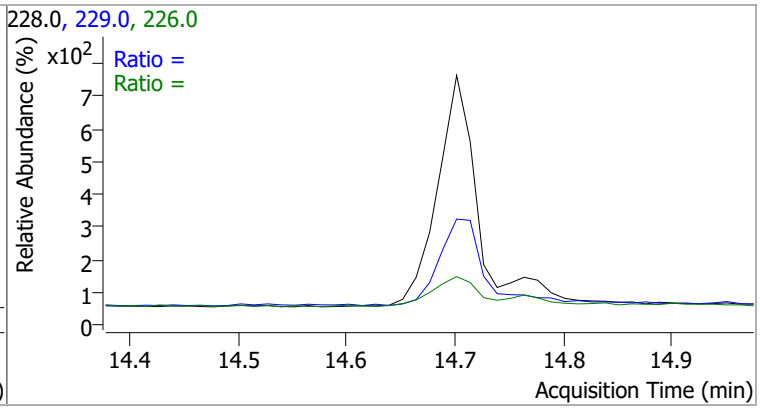

Compound	Conc.	RT	Dev(Min)	Resp.	QIon	QRatio	Lower	Upper
Chrysene		0		0	226.0		21.0	39.1
					229.0		14.8	27.6

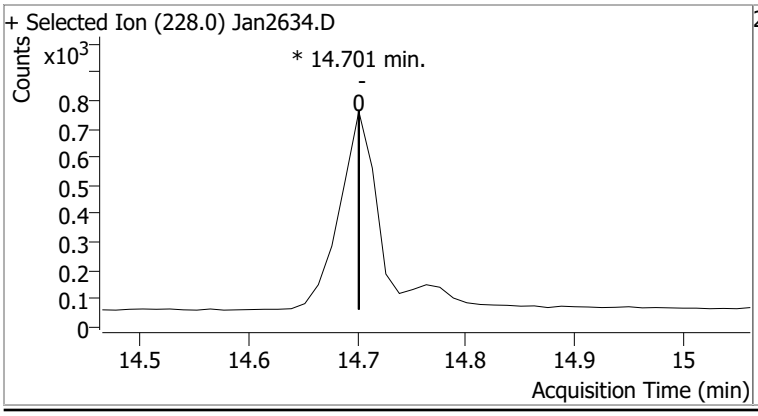

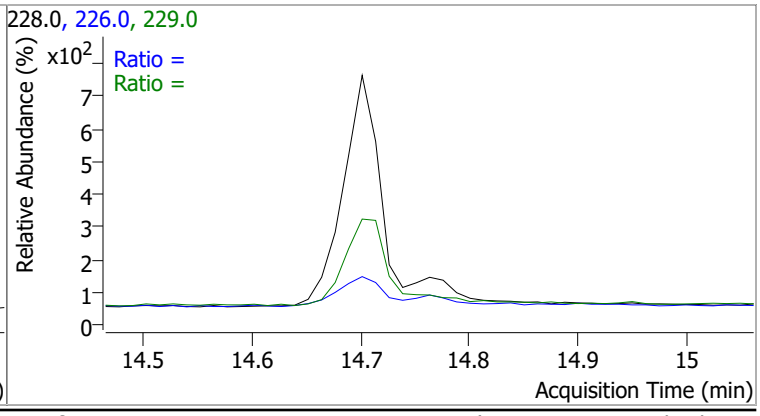

Compound	Conc.	Exp RT	QIon	Exp Ratio
Benzo(b)fluoranthene	N.D.	17.71	253.0	21.3

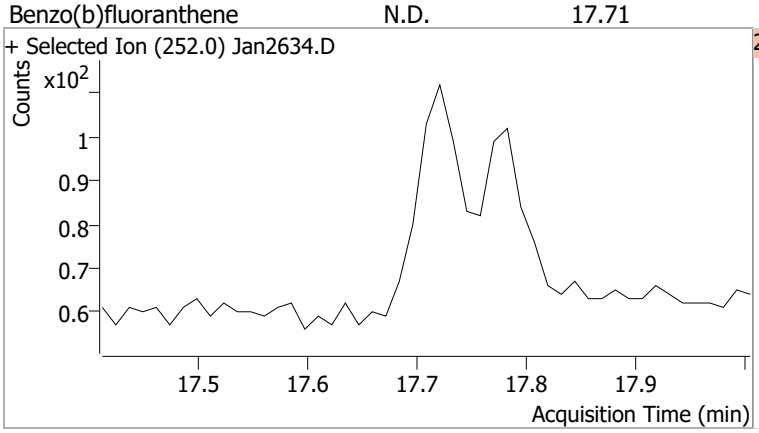

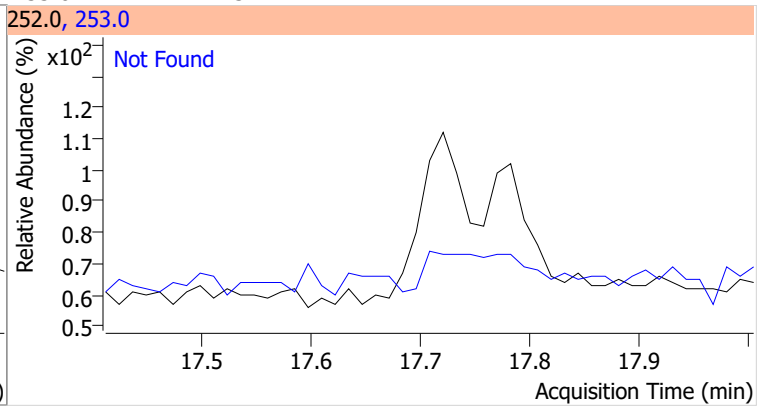

Compound	Conc.	Exp RT	QIon	Exp Ratio
Benzo(k)fluoranthene	N.D.	17.77	253.0	18.9

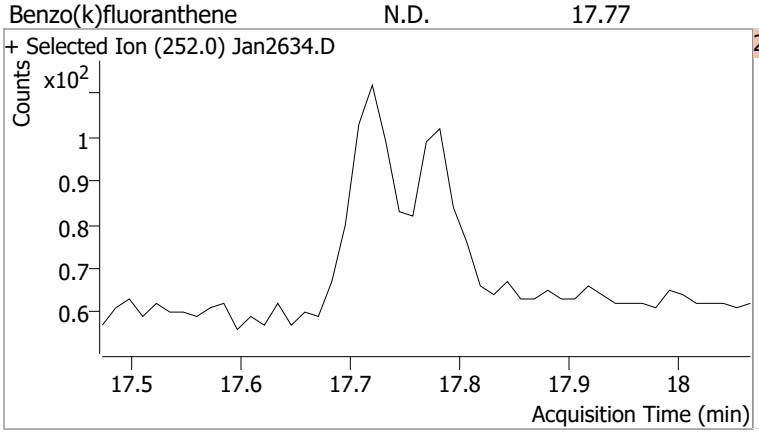

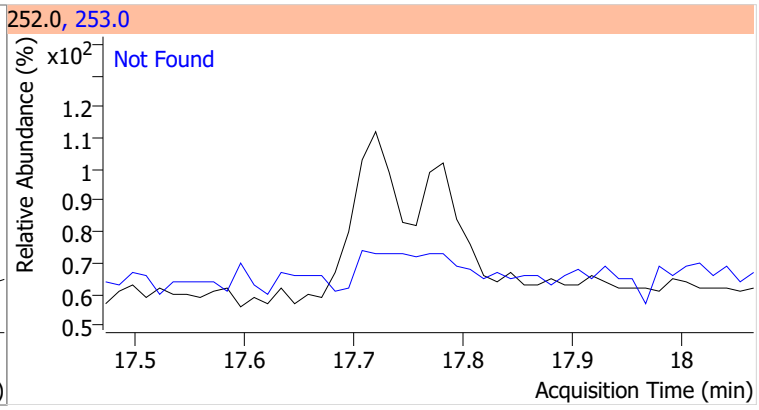

Compound	Conc.	RT	Dev(Min)	Resp.	QIon	QRatio	Lower	Upper
Benzo(a)pyrene		0		0	253.0		16.1	29.9

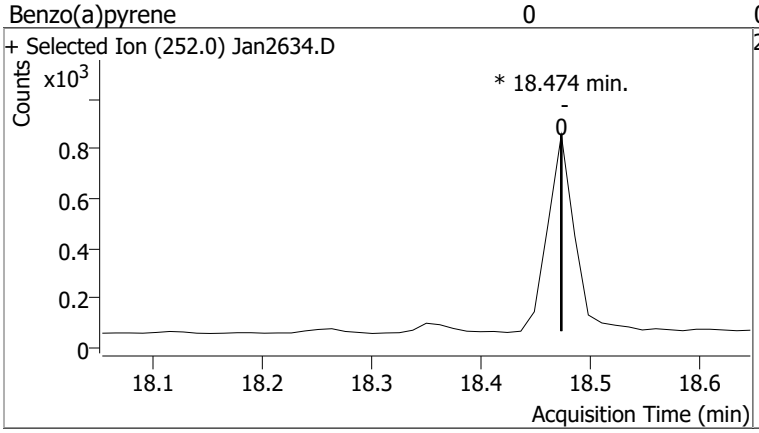

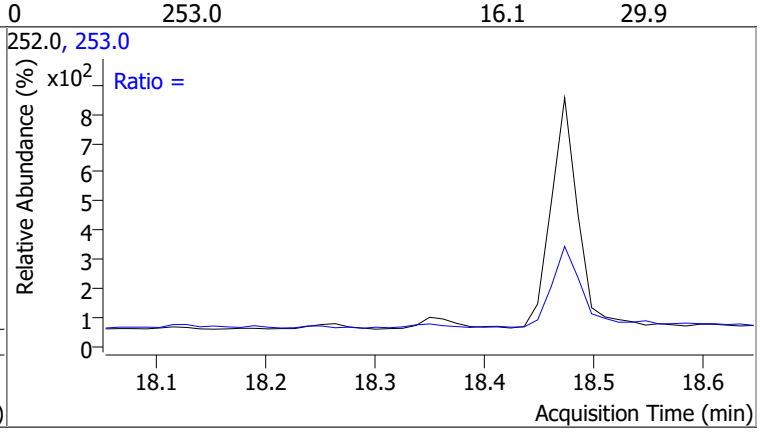

Compound	Conc.	Exp RT	QIon	Exp Ratio
Indeno(1,2,3-cd)pyrene	N.D.	20.22	138.0	22.4

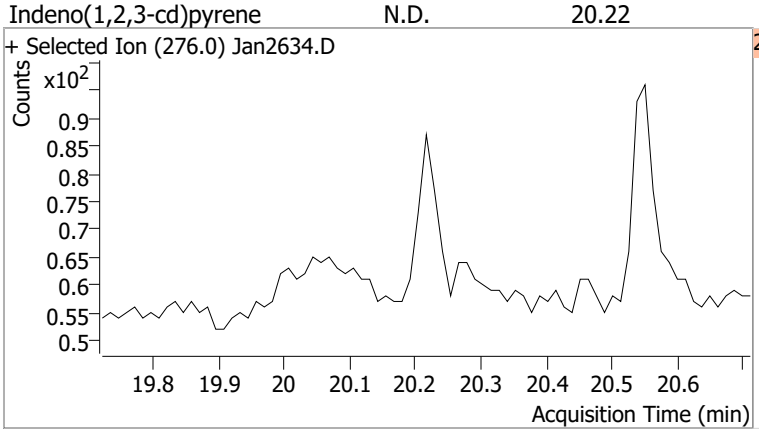

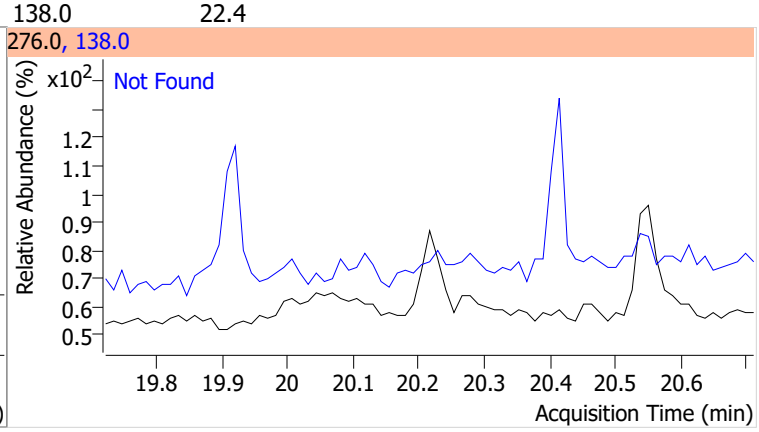

Compound	Conc.	Exp RT	QIon	Exp Ratio	QIon	Exp Ratio
Dibenzo(a,h)anthracene	N.D.	20.28	279.0	24.9	139.0	17.5

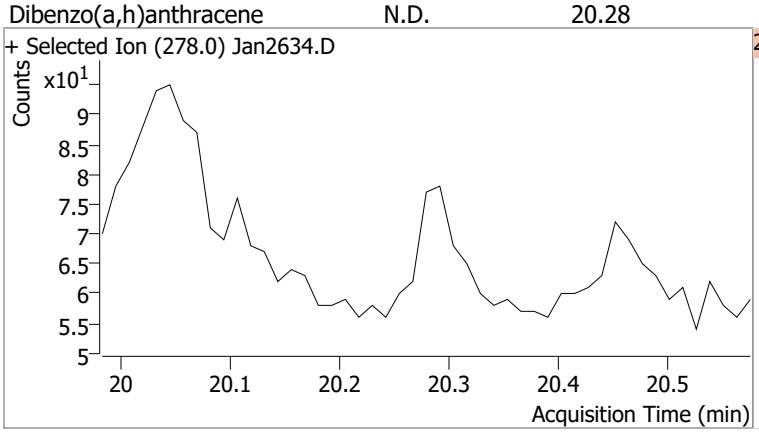

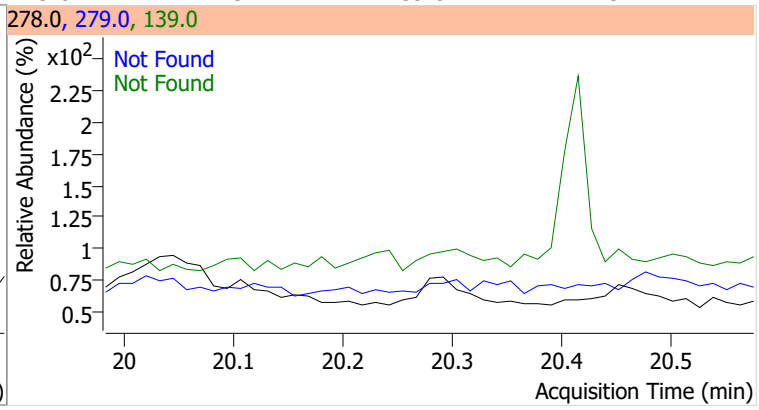

Compound	Conc.	Exp RT	QIon	Exp Ratio	QIon	Exp Ratio
Benzo(g,h,i)perylene	N.D.	20.54	277.0	24.8	138.0	20.5

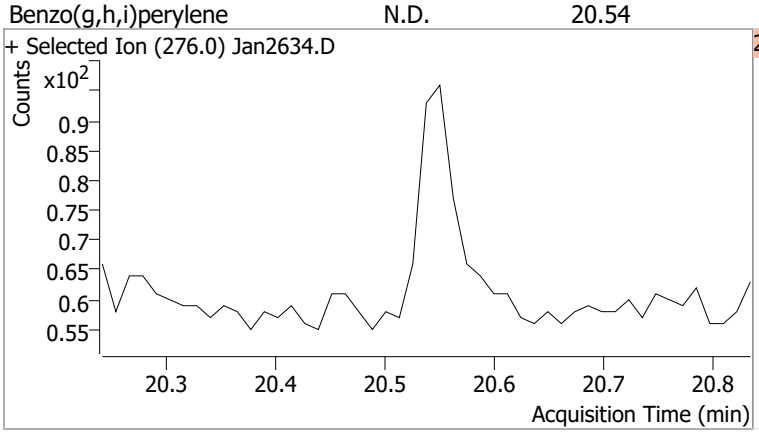

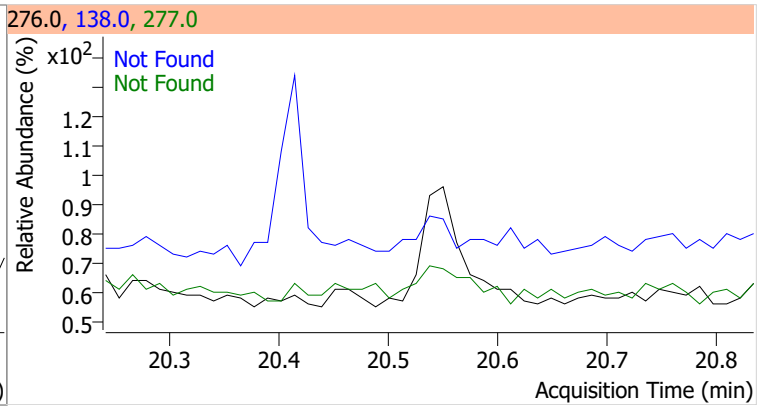

Quantitation Results Report (QT Reviewed)

Data File	Jan2635.D	Operator	LIMS import
Acq. Method	5975BNASIM	Acq. Date-Time	1/27/2022 10:59:19 AM
Sample Name	B22011136-001C	Instrument	GCMS
Vial	35	Multiplier	1.00
DA Method File	012622 bna SIM 1.batch.bin	Comment	SVOC-8270C-SIM-W-LLPAH
Tune File	dftppjph.u	Tune Date	
Batch Name	012622 bna SIM 2.batch.bin	Last Calib Update	1/27/2022 8:37:26 AM
Ref Library			

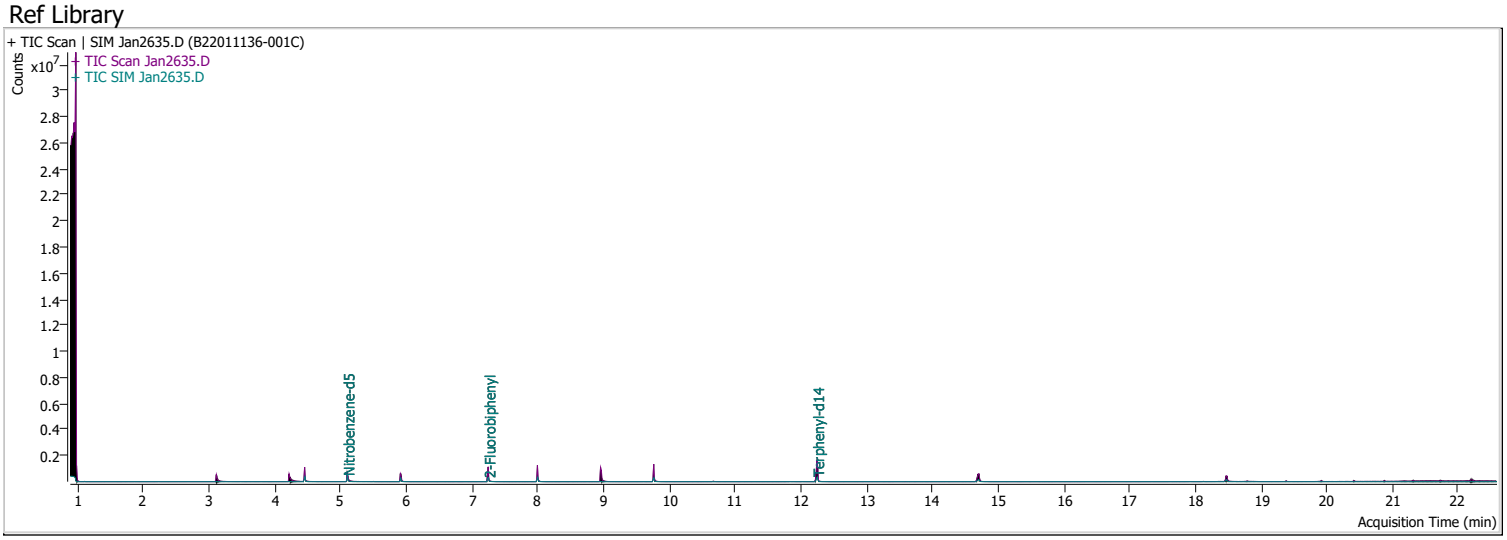

Compound	RT	QIon	Resp.	Conc.	Units		Dev(Min)
Internal Standards							
M 1,4-Dichlorobenzene-d4	4.460	152.0	135430	40.0000	ng/ml		0.000
M Naphthalene-d8	5.916	136.0	248469	40.0000	ng/ml		0.000
M Acenaphthene-d10	8.001	164.0	154116	40.0000	ng/ml		0.000
M Phenanthrene-d10	9.768	188.0	338972	40.0000	ng/ml		0.000
M Chrysene-d12	14.702	240.0	256191	40.0000	ng/ml		0.000
M Perylene-d12	18.475	264.0	169077	40.0000	ng/ml		0.000
System Monitoring Compounds							
S Nitrobenzene-d5	5.106	82.0	340322	42.3967	ng/ml		-0.012
Spiked Amount: 5.000	Range: 19.0 - 102.0%			Recovery = 847.93%		*	
S 2-Fluorobiphenyl	7.252	172.0	353576	51.6108	ng/ml		0.000
Spiked Amount: 5.000	Range: 25.0 - 94.0%			Recovery = 1032.22%		*	
S o-Terphenyl	0.000		0	N.D.			
Spiked Amount: 5.000	Range: 40.0 - 140.0%			Recovery = NA%			
S Terphenyl-d14	12.251	244.0	446435	72.0080	ng/ml		0.000
Spiked Amount: 5.000	Range: 39.0 - 106.0%			Recovery = 1440.16%		*	
Target Compounds							**QValue**
T Naphthalene	0.000		0	N.D.			
T 2-Methylnaphthalene	0.000		0	N.D.			
T 1-Methylnaphthalene	0.000		0	N.D.			
T Acenaphthylene	0.000		0	N.D.			
T Acenaphthene	8.001	154.0	0		ng/ml	md	1
T Fluorene	8.960	166.0	0		ng/ml	md	1
T Phenanthrene	0.000		0	N.D.			
T Anthracene	0.000		0	N.D.			
T Fluoranthene	0.000		0	N.D.			
T Pyrene	0.000		0	N.D.			
T Benzo(a)Anthracene	14.702	228.0	0		ng/ml	md	1
T Chrysene	14.702	228.0	0		ng/ml	md	1
T Benzo(b)fluoranthene	0.000		0	N.D.			

Compound	RT	QIon	Resp.	Conc.	Units		Dev(Min)
T Benzo(k)fluoranthene	0.000		0	N.D.			
T Benzo(a)pyrene	18.475	252.0	0		ng/ml	md	1
T Indeno(1,2,3-cd)pyrene	0.000		0	N.D.			
T Dibenzo(a,h)anthracene	0.000		0	N.D.			
T Benzo(g,h,i)perylene	0.000		0	N.D.			

(#) = Qualifier Out of Range; (m) = Manual Integration; (+) = Area Summed; (*) = Surrogate Percent Recovery Out of Range; (d): Zeroed Peak

Quantitation Results Report (QT Reviewed)

Compound	Conc.	RT	Dev(Min)	Resp.	QIon	QRatio	Lower	Upper
Nitrobenzene-d5	42.3967	5.11	-0.01	340322	54.0	32.7	31.6	58.8
					128.0	23.7	19.3	35.9

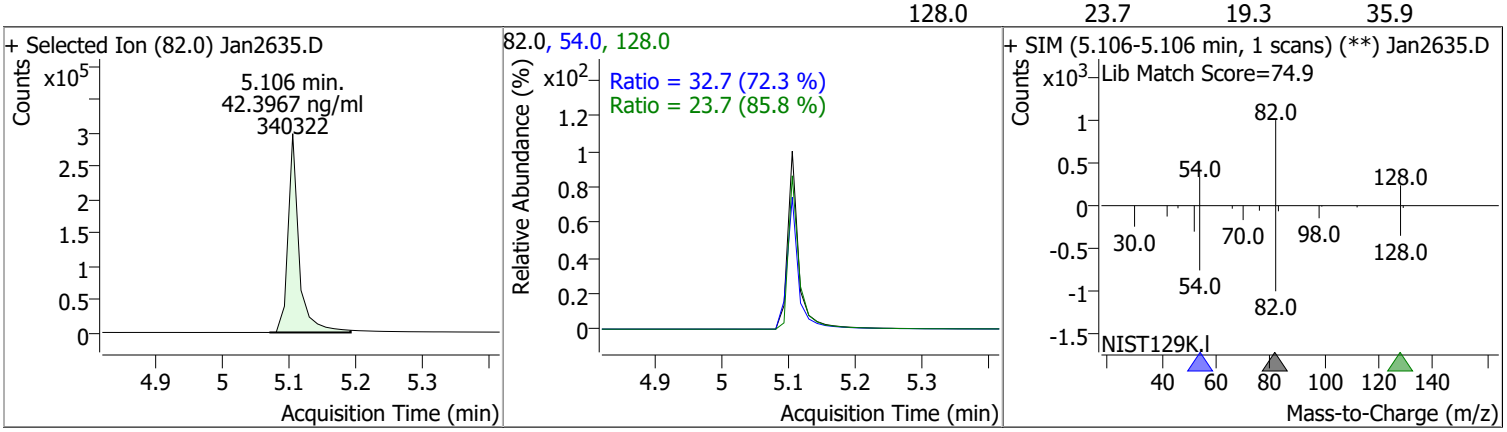

Compound	Conc.	Exp RT	QIon	Exp Ratio	QIon	Exp Ratio
Naphthalene	N.D.	5.94	102.0	20.6	129.0	11.0

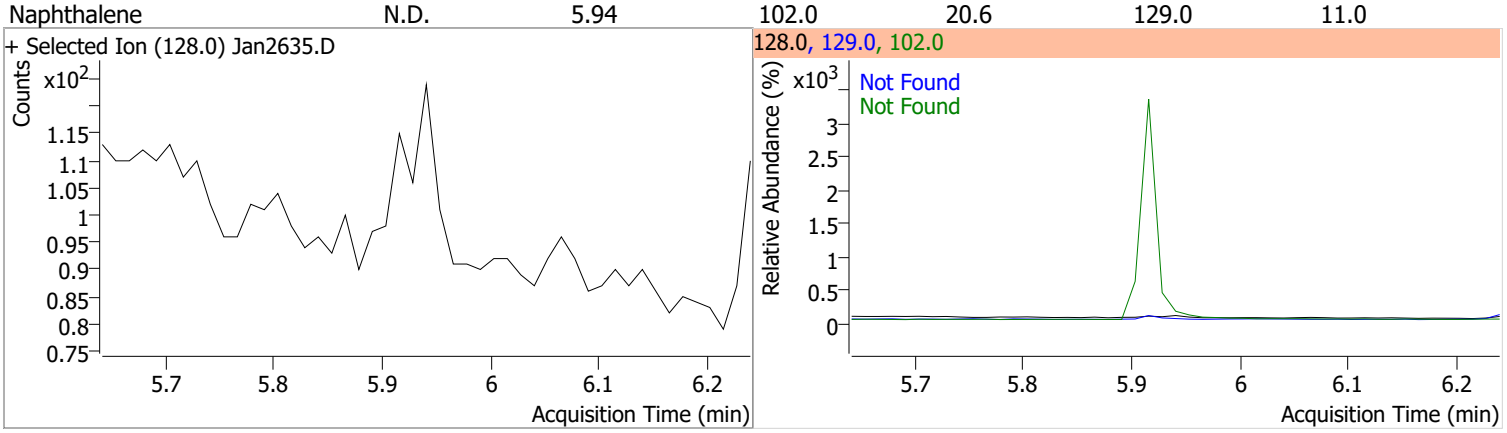

Compound	Conc.	Exp RT	QIon	Exp Ratio	QIon	Exp Ratio
2-Methylnaphthalene	N.D.	6.78	142.0	141.5	115.0	66.1

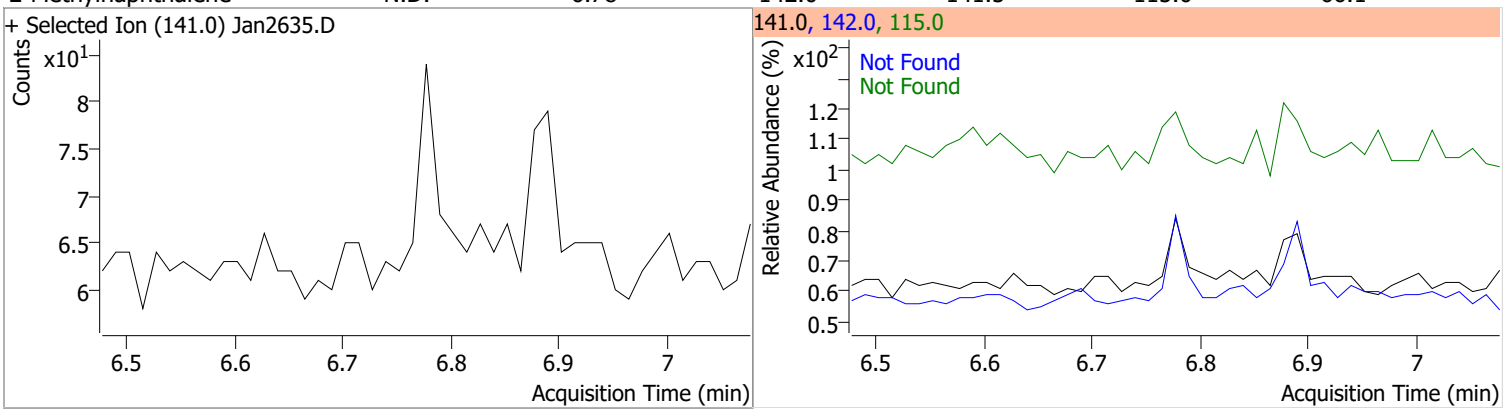

Compound	Conc.	Exp RT	QIon	Exp Ratio	QIon	Exp Ratio
1-Methylnaphthalene	N.D.	6.88	142.0	111.9	115.0	76.3

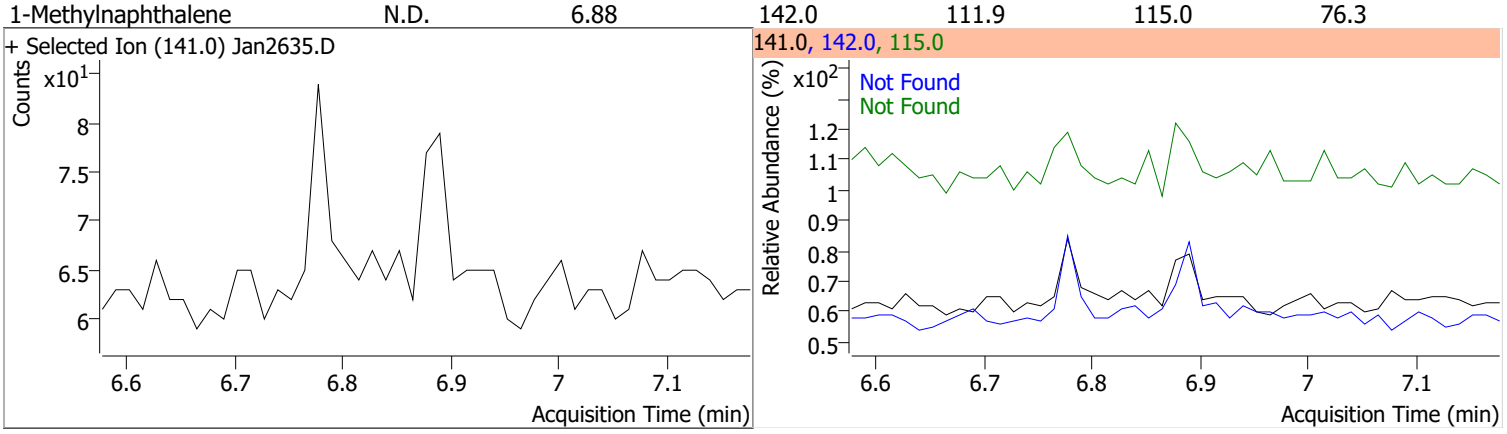

Quantitation Results Report (QT Reviewed)

Compound	Conc.	RT	Dev(Min)	Resp.	QIon	QRatio	Lower	Upper
2-Fluorobiphenyl	51.6108	7.25	0.00	353576	171.0	36.6	25.6	47.6

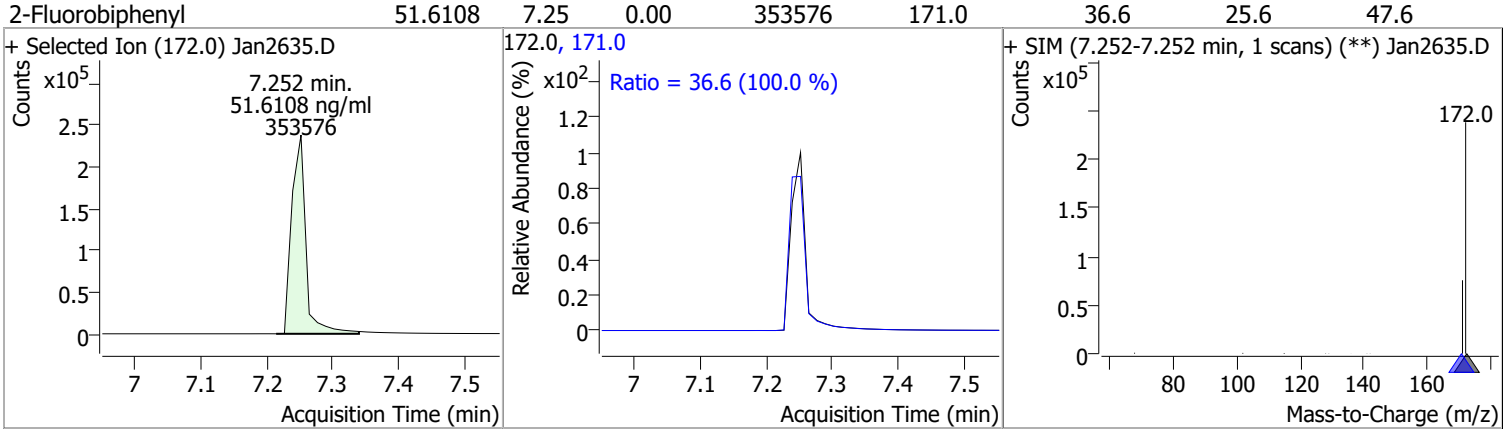

Compound	Conc.	Exp RT	QIon	Exp Ratio
Acenaphthylene	N.D.	7.81	153.0	13.1

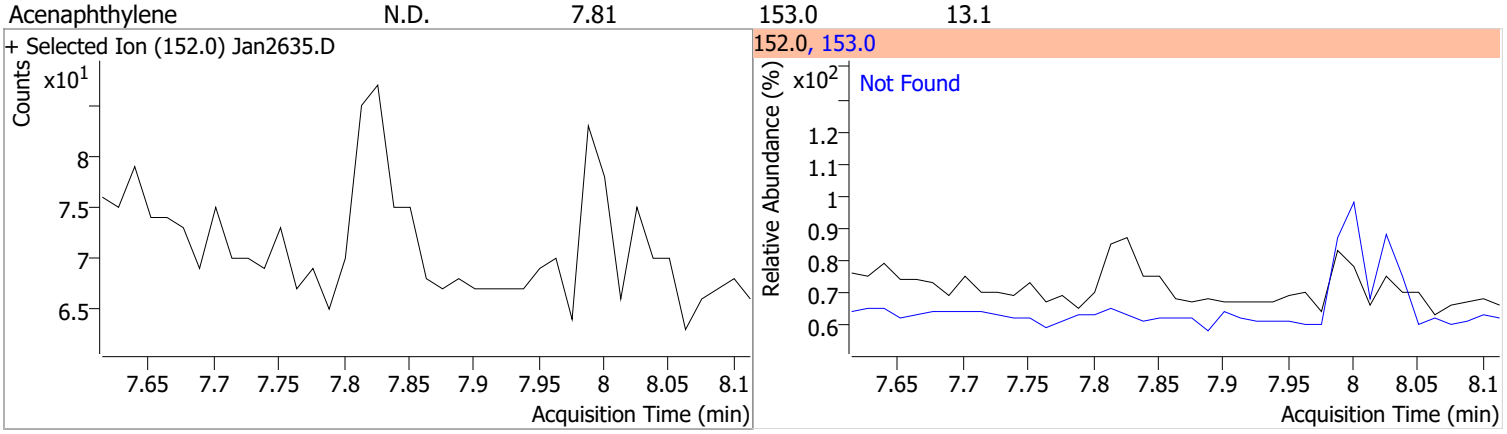

Compound	Conc.	RT	Dev(Min)	Resp.	QIon	QRatio	Lower	Upper
Acenaphthene		0		0	153.0		83.9	155.8
					152.0		40.9	76.0

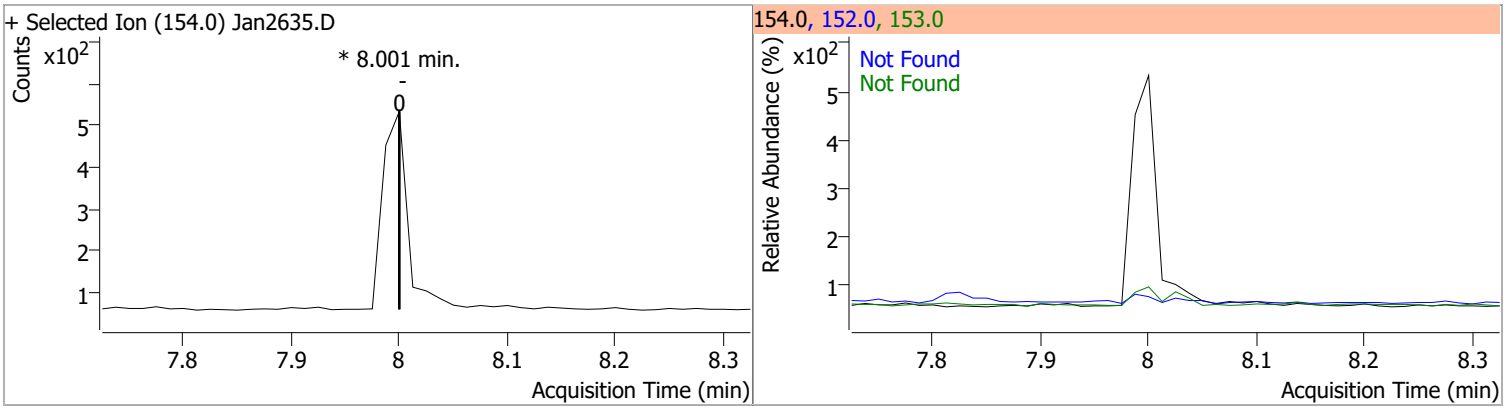

Compound	Conc.	RT	Dev(Min)	Resp.	QIon	QRatio	Lower	Upper
Fluorene		0		0	165.0		67.0	124.5
					167.0		9.2	17.1

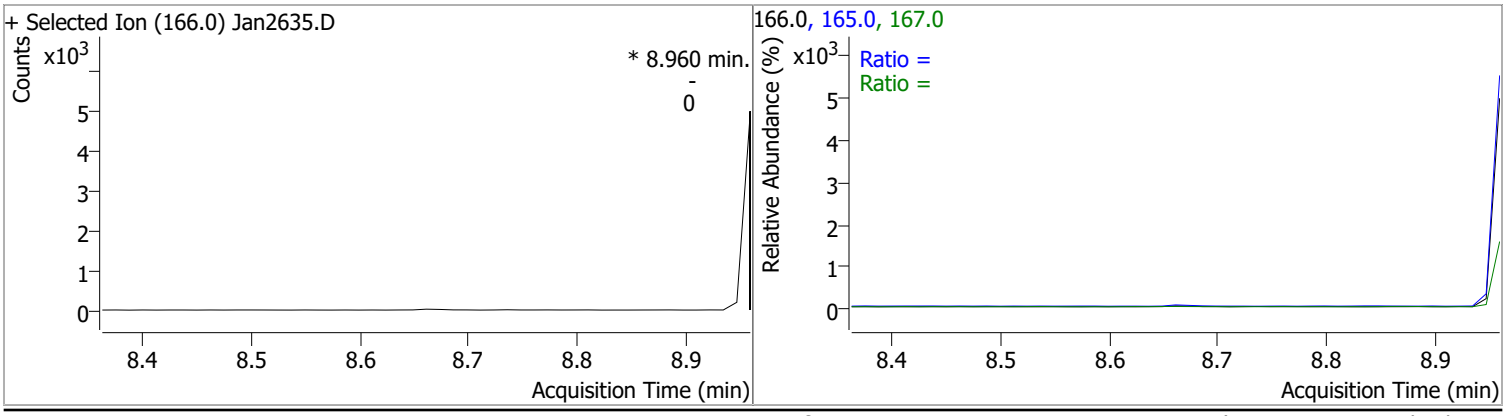

Compound	Conc.	Exp RT	QIon	Exp Ratio
Phenanthrene	N.D.	9.79	176.0	18.9

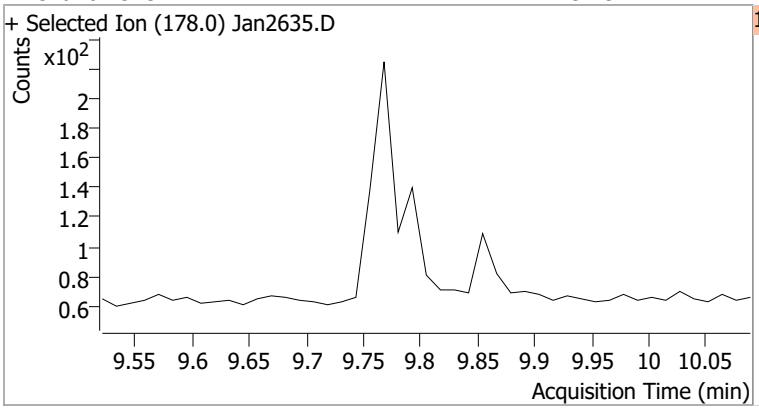

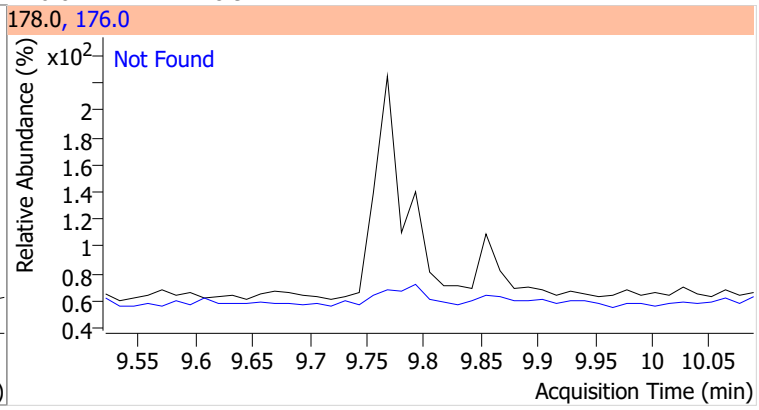

Compound	Conc.	Exp RT	QIon	Exp Ratio
Anthracene	N.D.	9.85	176.0	18.3

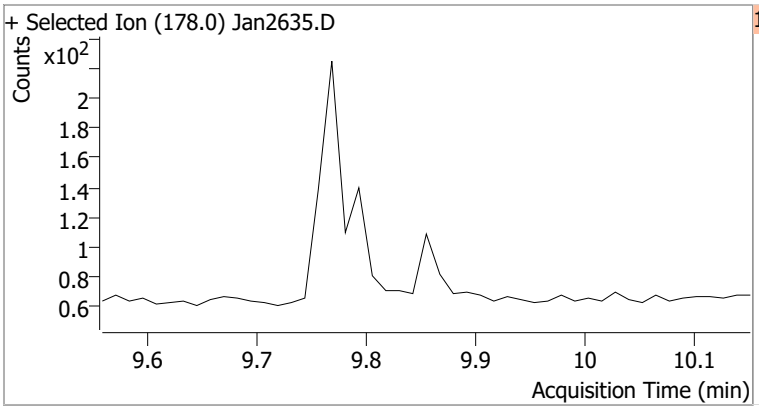

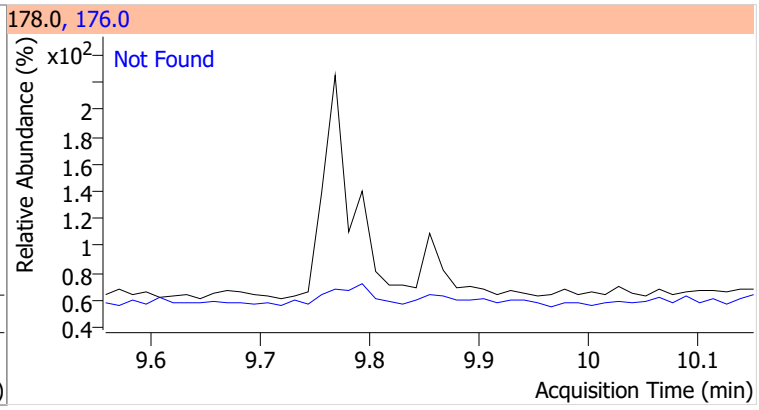

Compound	Conc.	Exp RT	QIon	Exp Ratio	QIon	Exp Ratio
o-Terphenyl	N.D.	10.30	229.0	67.3	215.0	44.4

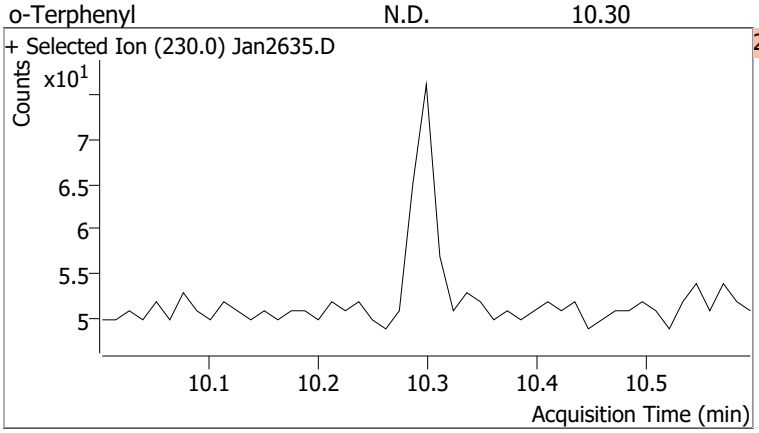

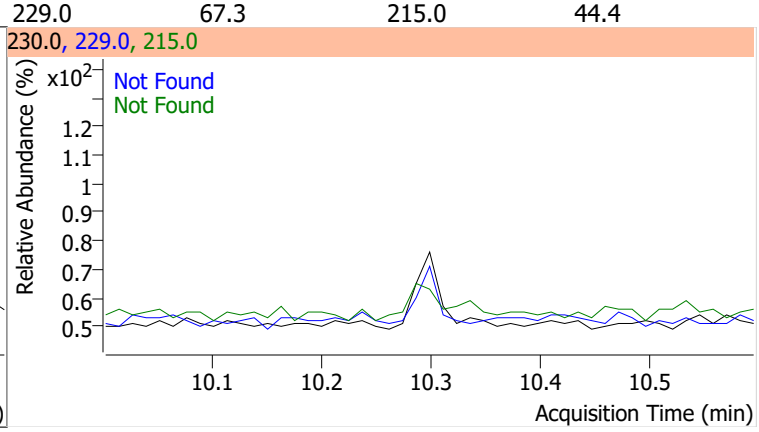

Compound	Conc.	Exp RT	QIon	Exp Ratio
Fluoranthene	N.D.	11.41	101.0	12.5

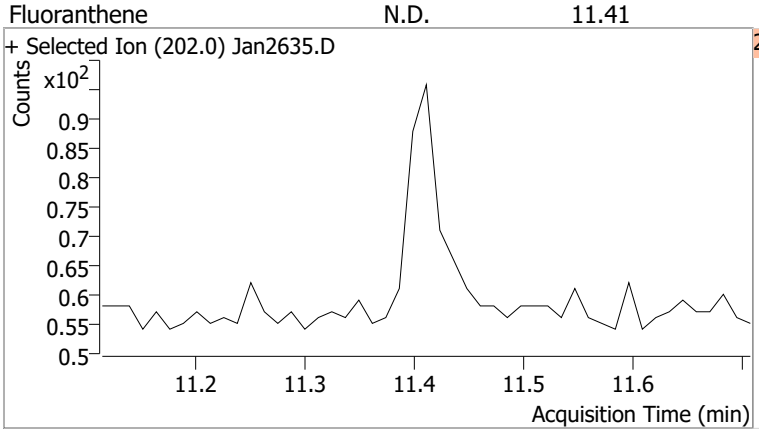

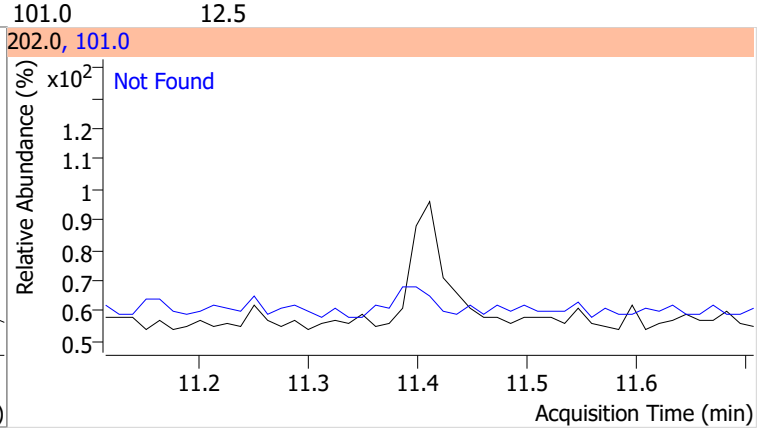

Compound	Conc.	Exp RT	QIon	Exp Ratio
Pyrene	N.D.	11.78	101.0	15.4

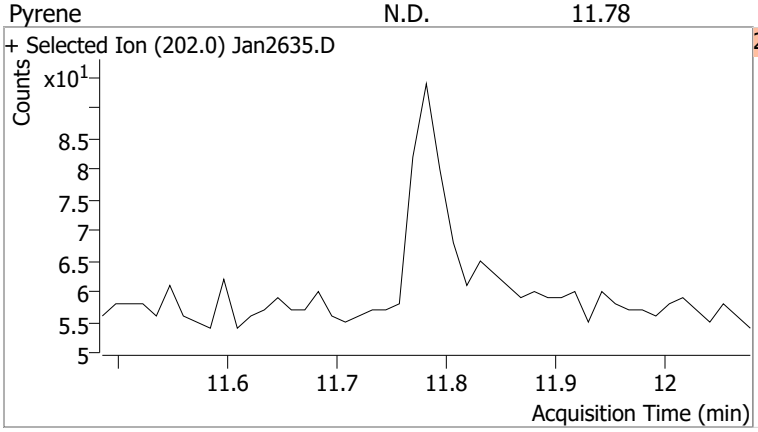

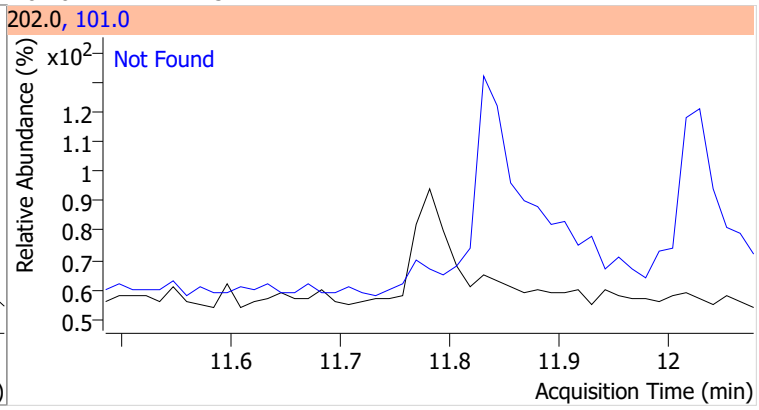

Compound	Conc.	RT	Dev(Min)	Resp.	QIon	QRatio	Lower	Upper
Terphenyl-d14	72.0080	12.25	0.00	446435	122.0	14.8	9.8	18.2

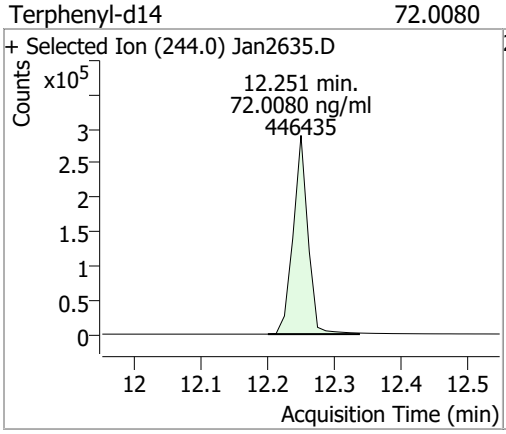

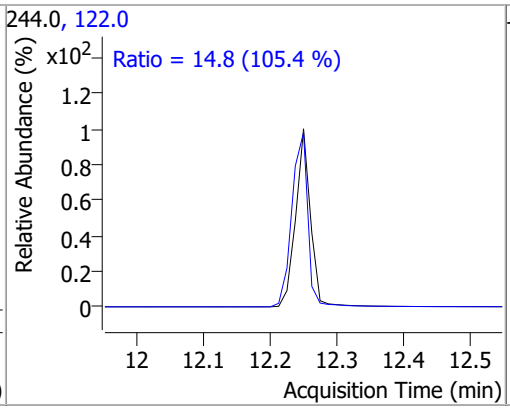

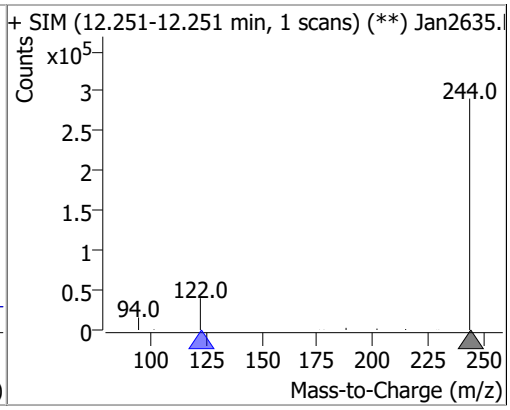

Compound	Conc.	RT	Dev(Min)	Resp.	QIon	QRatio	Lower	Upper
Benzo(a)Anthracene		0		0	226.0		19.0	35.2
					229.0		16.0	29.7

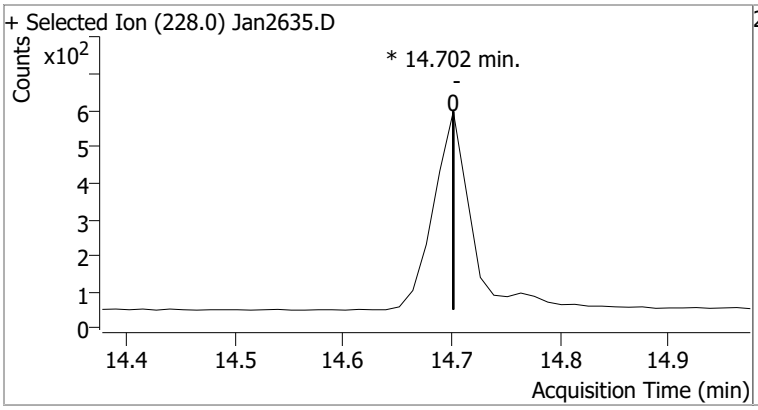

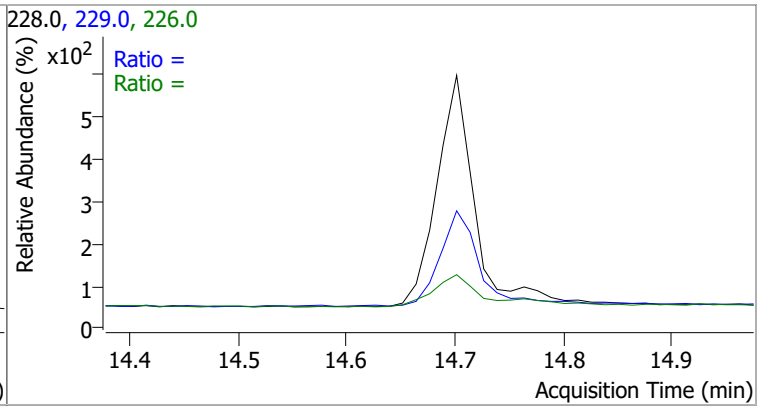

Compound	Conc.	RT	Dev(Min)	Resp.	QIon	QRatio	Lower	Upper
Chrysene		0		0	226.0		21.0	39.1
					229.0		14.8	27.6

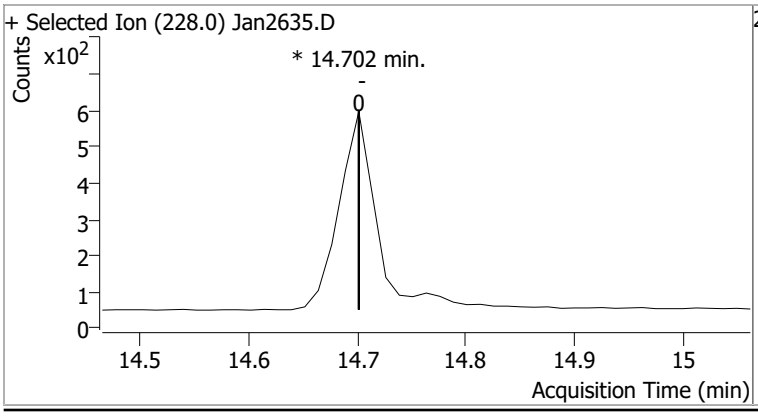

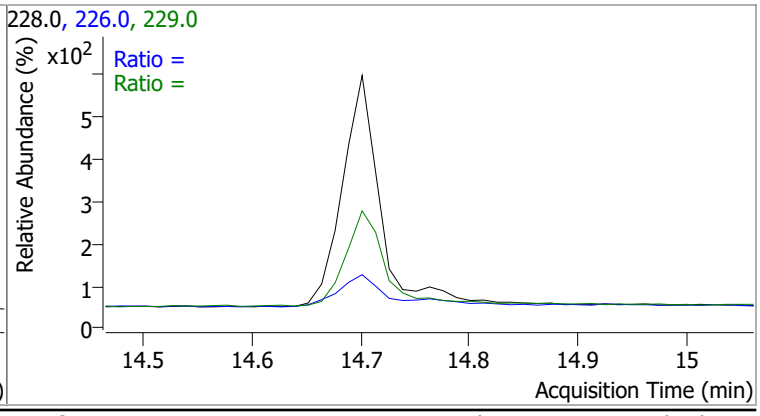

Compound	Conc.	Exp RT	QIon	Exp Ratio
Benzo(b)fluoranthene	N.D.	17.71	253.0	21.3

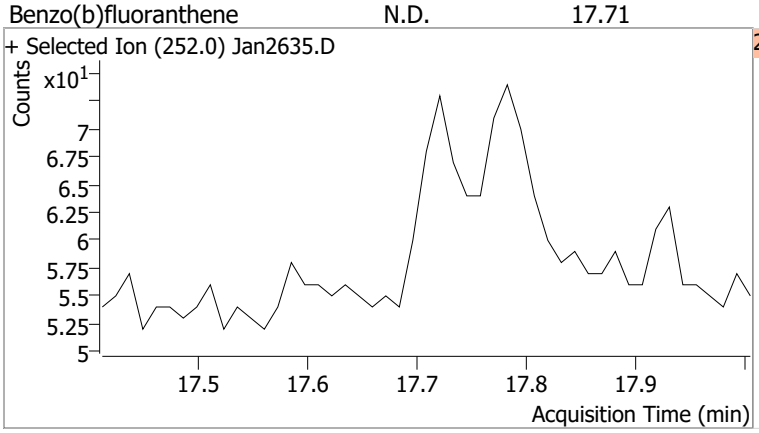

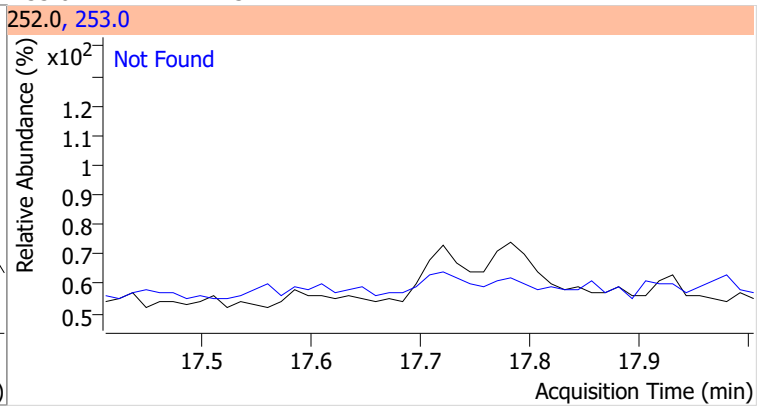

Compound	Conc.	Exp RT	QIon	Exp Ratio
Benzo(k)fluoranthene	N.D.	17.77	253.0	18.9

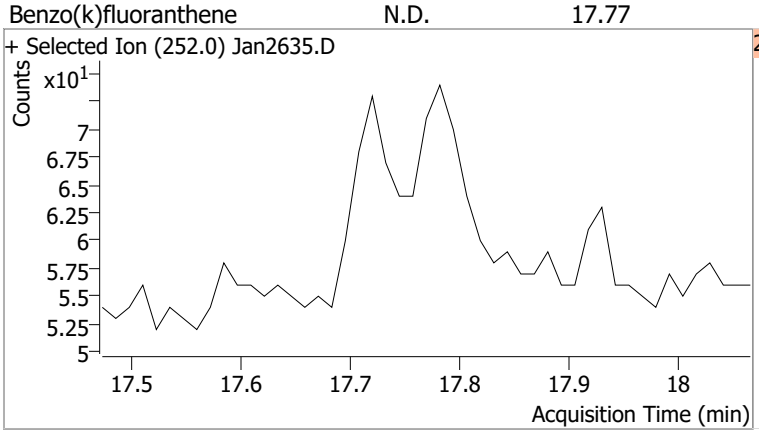

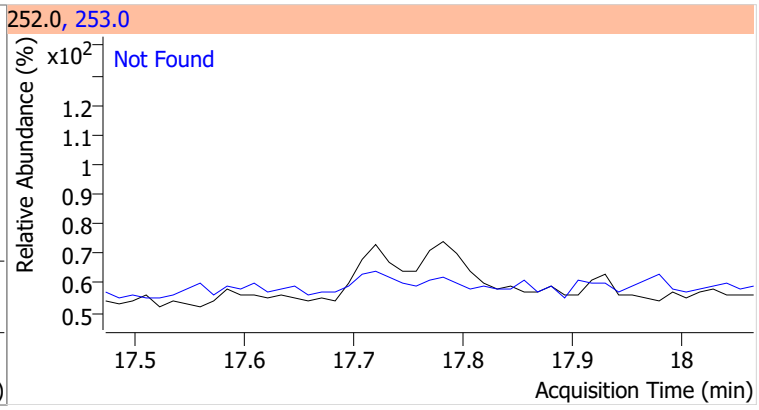

Compound	Conc.	RT	Dev(Min)	Resp.	QIon	QRatio	Lower	Upper
Benzo(a)pyrene		0		0	253.0		16.1	29.9

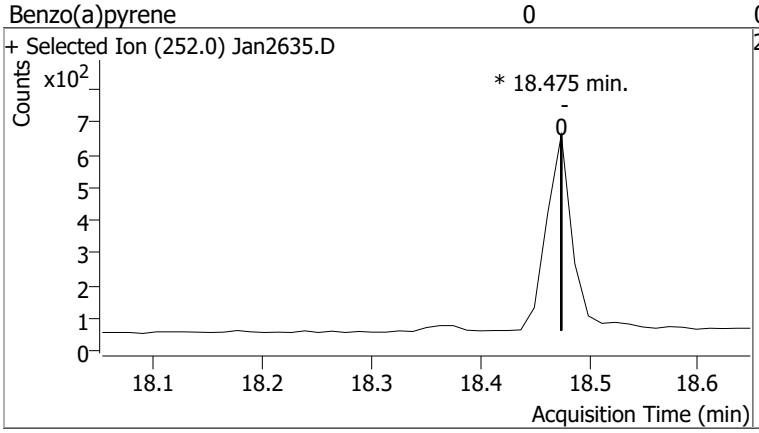

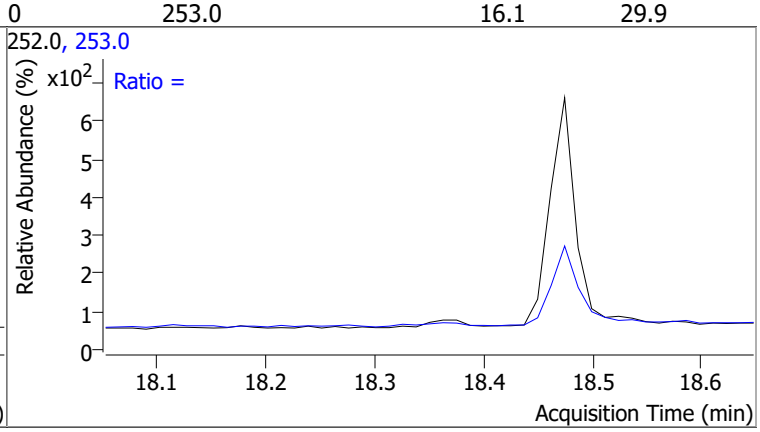

Compound	Conc.	Exp RT	QIon	Exp Ratio
Indeno(1,2,3-cd)pyrene	N.D.	20.22	138.0	22.4

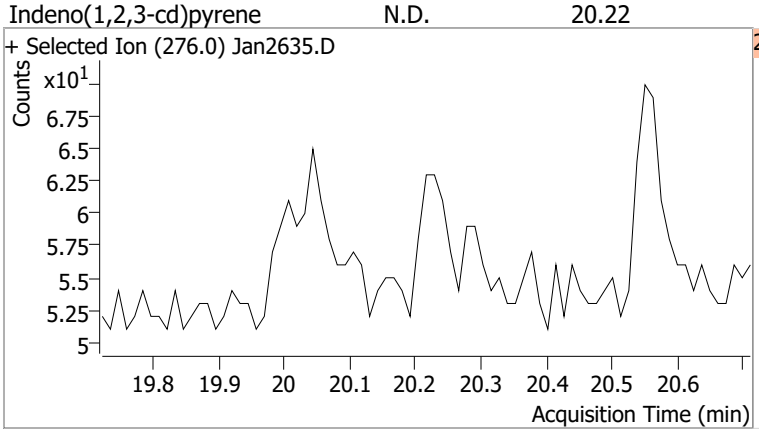

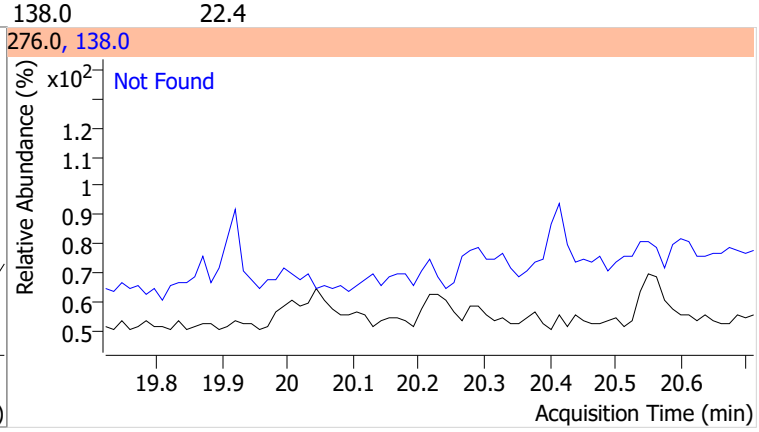

Compound	Conc.	Exp RT	QIon	Exp Ratio	QIon	Exp Ratio
Dibenzo(a,h)anthracene	N.D.	20.28	279.0	24.9	139.0	17.5

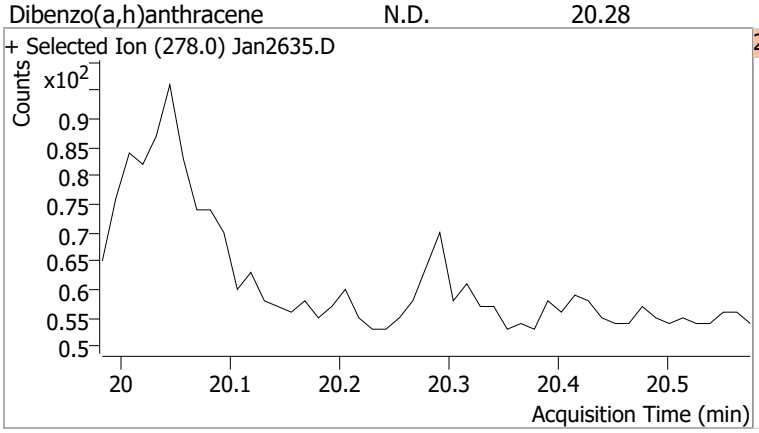

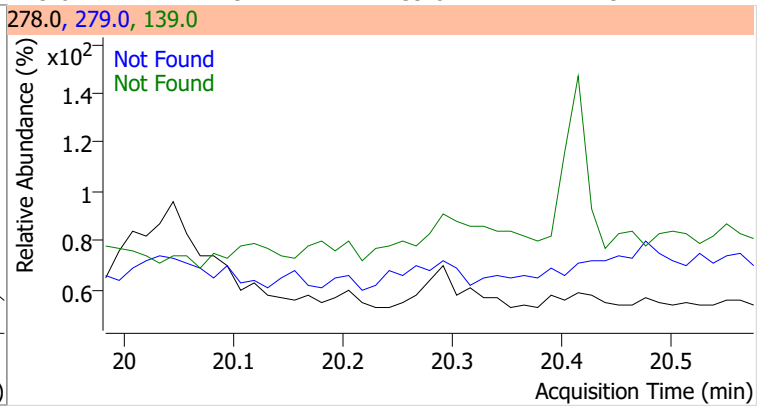

Compound	Conc.	Exp RT	QIon	Exp Ratio	QIon	Exp Ratio
Benzo(g,h,i)perylene	N.D.	20.54	277.0	24.8	138.0	20.5

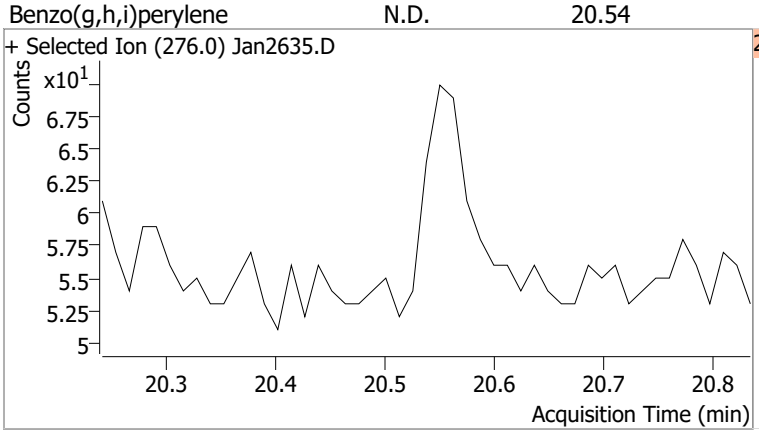

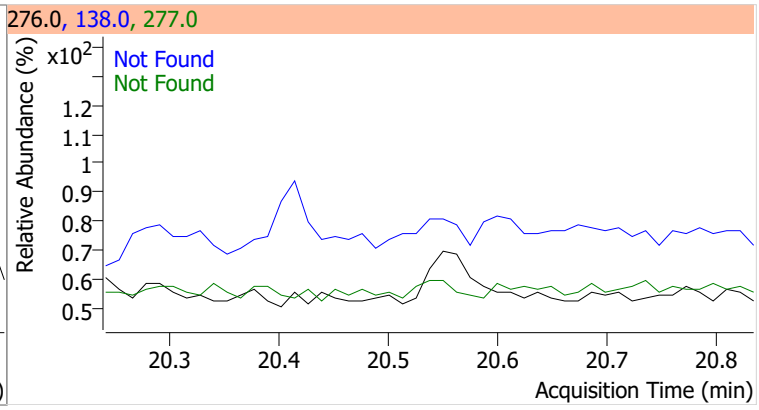

Quantitation Results Report (QT Reviewed)

Data File	Jan2636.D	Operator	LIMS import
Acq. Method	5975BNASIM	Acq. Date-Time	1/27/2022 11:31:48 AM
Sample Name	B22011136-001CLMS	Instrument	GCMS
Vial	36	Multiplier	1.00
DA Method File	012622 bna SIM 1.batch.bin	Comment	SVOC-8270C-SIM-W-LLPAH
Tune File	dftppjph.u	Tune Date	
Batch Name	012622 bna SIM 2.batch.bin	Last Calib Update	1/27/2022 8:37:26 AM
Ref Library			

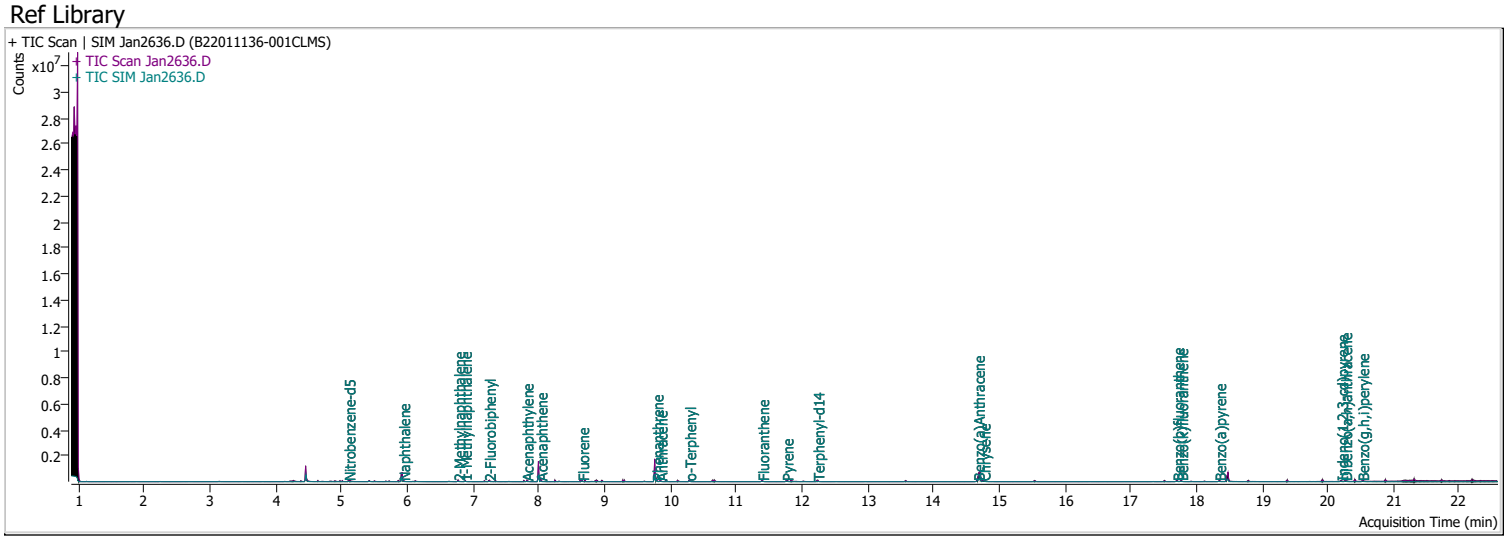

Compound	RT	QIon	Resp.	Conc.	Units		Dev(Min)
Internal Standards							
M 1,4-Dichlorobenzene-d4	4.459	152.0	165878	40.0000	ng/ml		0.000
M Naphthalene-d8	5.916	136.0	294111	40.0000	ng/ml		0.000
M Acenaphthene-d10	8.000	164.0	202631	40.0000	ng/ml		0.000
M Phenanthrene-d10	9.768	188.0	429109	40.0000	ng/ml		0.000
M Chrysene-d12	14.714	240.0	328169	40.0000	ng/ml		0.012
M Perylene-d12	18.474	264.0	234005	40.0000	ng/ml		0.000
System Monitoring Compounds							
S Nitrobenzene-d5	5.106	82.0	20555	4.9346	ng/ml		-0.013
Spiked Amount: 5.000	Range: 19.0 - 102.0%			Recovery = 98.69%			
S 2-Fluorobiphenyl	7.239	172.0	30669	3.8597	ng/ml		-0.013
Spiked Amount: 5.000	Range: 25.0 - 94.0%			Recovery = 77.19%			
S o-Terphenyl	10.287	230.0	30711	4.7534	ng/ml		-0.012
Spiked Amount: 5.000	Range: 40.0 - 140.0%			Recovery = 95.07%			
S Terphenyl-d14	12.238	244.0	27400	5.0518	ng/ml		-0.012
Spiked Amount: 5.000	Range: 39.0 - 106.0%			Recovery = 101.04%			
Target Compounds							**QValue**
T Naphthalene	5.941	128.0	27538	3.6573	ng/ml		97
T 2-Methylnaphthalene	6.777	141.0	13900	3.0416	ng/ml	#	64
T 1-Methylnaphthalene	6.877	141.0	15354	3.3188	ng/ml	m	93
T Acenaphthylene	7.813	152.0	36010	3.8888	ng/ml		99
T Acenaphthene	8.025	154.0	23563	4.1219	ng/ml	m	98
T Fluorene	8.661	166.0	33454	4.2781	ng/ml		98
T Phenanthrene	9.793	178.0	55662	4.9779	ng/ml		100
T Anthracene	9.854	178.0	50964	5.0833	ng/ml		100
T Fluoranthene	11.398	202.0	64536	4.9244	ng/ml		99
T Pyrene	11.769	202.0	71973	5.1745	ng/ml		94
T Benzo(a)Anthracene	14.677	228.0	52681	5.5972	ng/ml		98
T Chrysene	14.764	228.0	65508	5.1833	ng/ml		99
T Benzo(b)fluoranthene	17.708	252.0	47162	4.9421	ng/ml		98

Compound	RT	QIon	Resp.	Conc.	Units	Dev(Min)
T Benzo(k)fluoranthene	17.770	252.0	50655	4.5605	ng/ml	92
T Benzo(a)pyrene	18.351	252.0	38225	4.8223	ng/ml	100
T Indeno(1,2,3-cd)pyrene	20.204	276.0	35948	5.0487	ng/ml	94
T Dibenzo(a,h)anthracene	20.266	278.0	42450	5.3080	ng/ml	96
T Benzo(g,h,i)perylene	20.526	276.0	49649	4.9113	ng/ml	97

(#) = Qualifier Out of Range; (m) = Manual Integration; (+) = Area Summed; (*) = Surrogate Percent Recovery Out of Range; (d): Zeroed Peak

Quantitation Results Report (QT Reviewed)

Compound	Conc.	RT	Dev(Min)	Resp.	QIon	QRatio	Lower	Upper
Nitrobenzene-d5	4.9346	5.11	-0.01	20555	54.0	34.9	31.6	58.8
					128.0	25.0	19.3	35.9

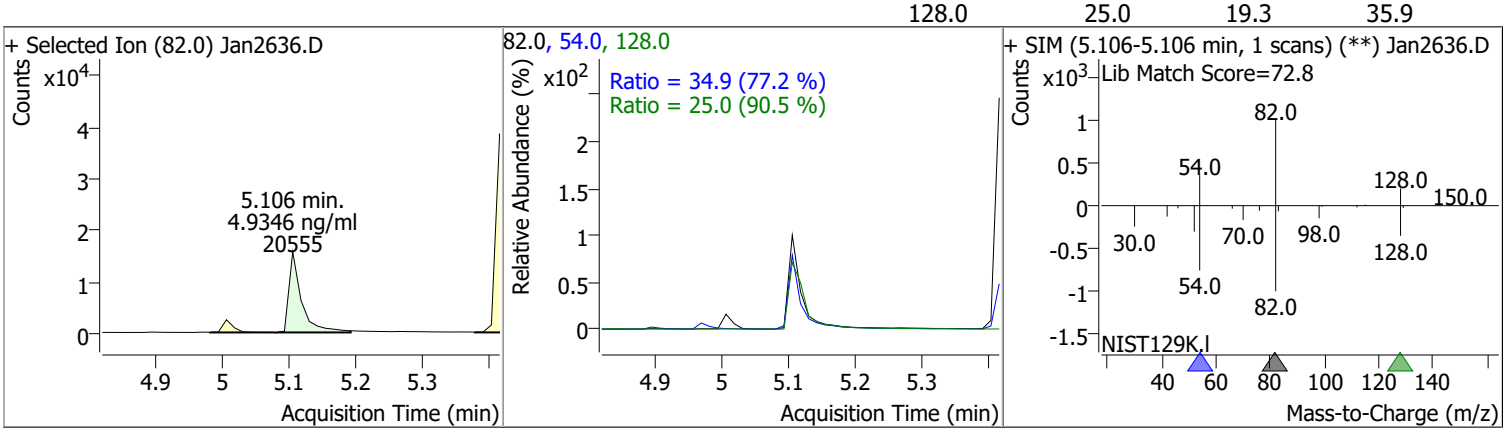

Compound	Conc.	RT	Dev(Min)	Resp.	QIon	QRatio	Lower	Upper
Naphthalene	3.6573	5.94	0.00	27538	102.0	18.8	0.0	61.8
					129.0	11.2	7.7	14.3

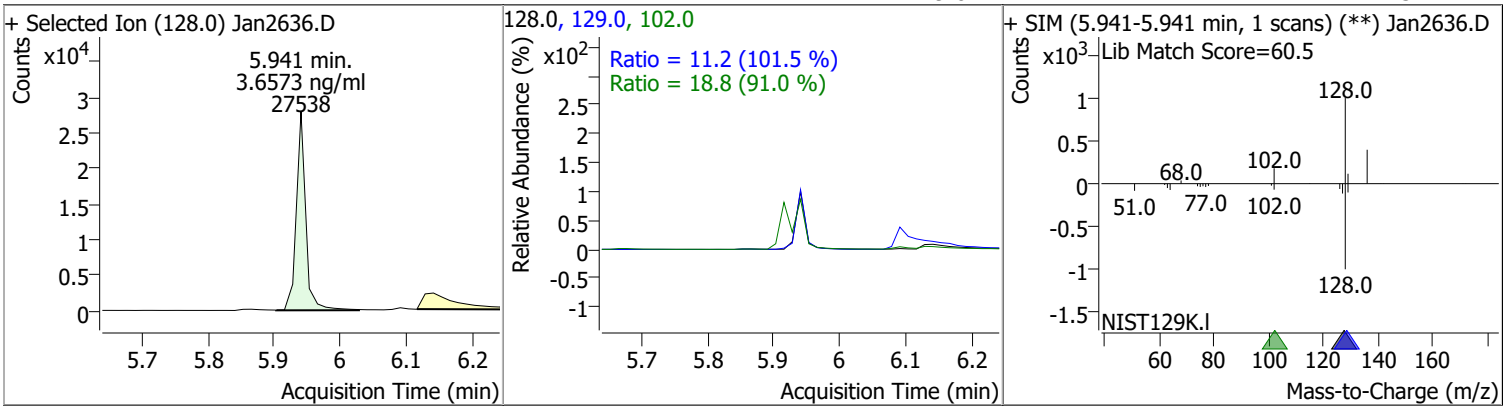

Compound	Conc.	RT	Dev(Min)	Resp.	QIon	QRatio	Lower	Upper
2-Methylnaphthalene	3.0416	6.78	0.00	13900	142.0	192.4	99.1	184.0
					115.0	84.9	46.3	86.0

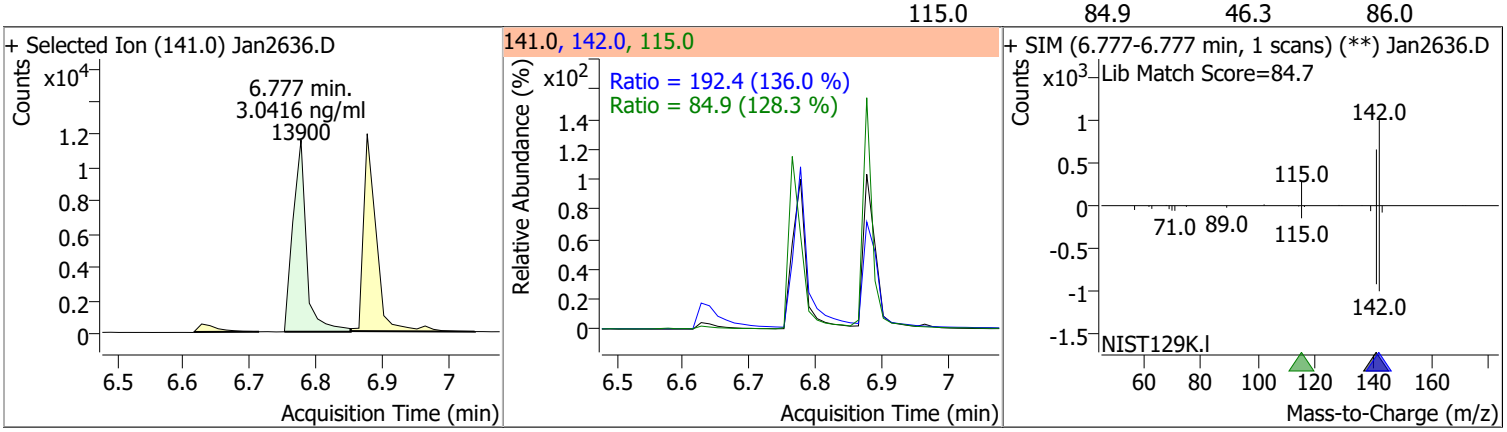

Compound	Conc.	RT	Dev(Min)	Resp.	QIon	QRatio	Lower	Upper
1-Methylnaphthalene	3.3188	6.88	0.00	15354 (m)	142.0	121.4	78.3	145.5
					115.0	78.9	53.4	99.2

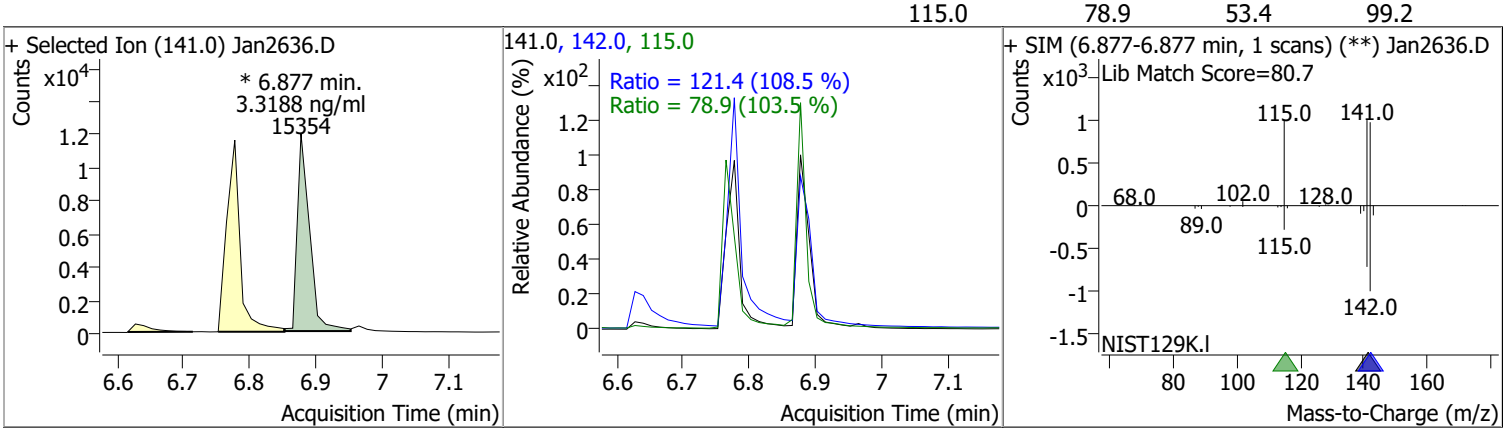

Compound	Conc.	RT	Dev(Min)	Resp.	QIon	QRatio	Lower	Upper
2-Fluorobiphenyl	3.8597	7.24	-0.01	30669	171.0	37.7	25.6	47.6

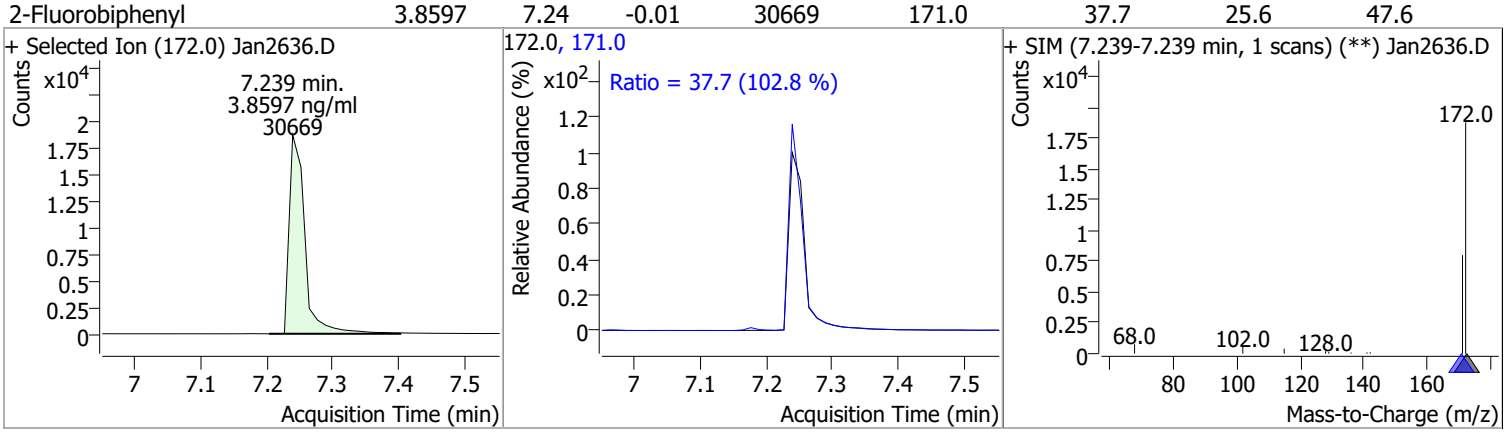

Compound	Conc.	RT	Dev(Min)	Resp.	QIon	QRatio	Lower	Upper
Acenaphthylene	3.8888	7.81	0.00	36010	153.0	13.6	9.1	17.0

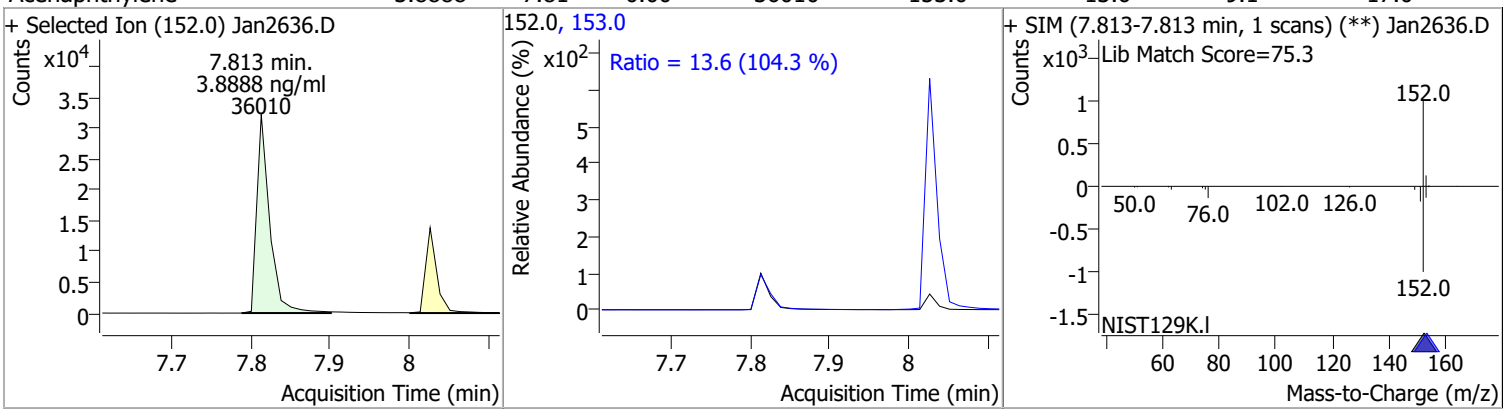

Compound	Conc.	RT	Dev(Min)	Resp.	QIon	QRatio	Lower	Upper
Acenaphthene	4.1219	8.03	0.00	23563 (m)	153.0	116.8	83.9	155.8
					152.0	57.5	40.9	76.0

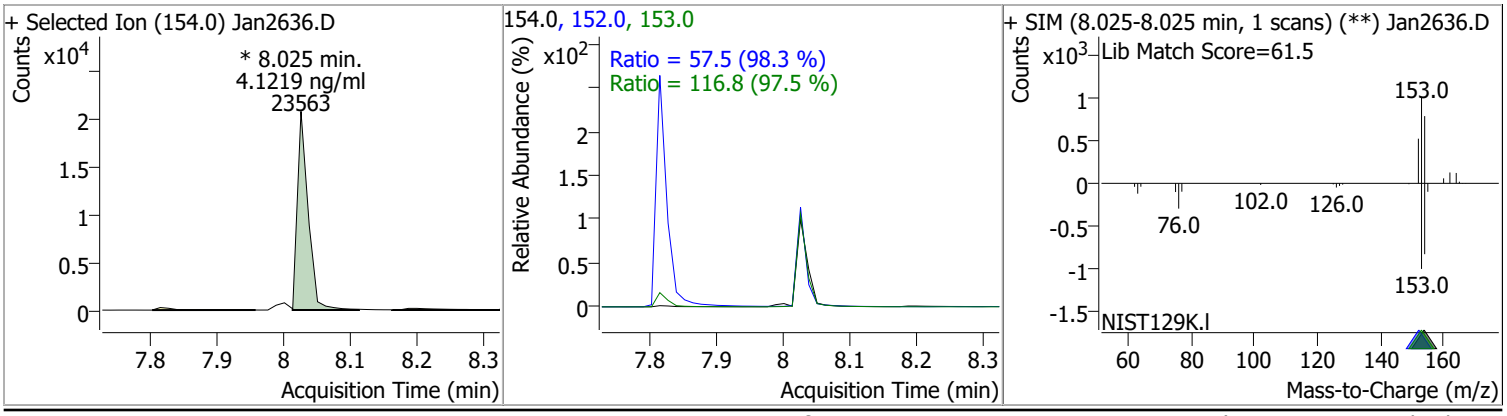

Compound	Conc.	RT	Dev(Min)	Resp.	QIon	QRatio	Lower	Upper
Fluorene	4.2781	8.66	0.00	33454	165.0	97.6	67.0	124.5
					167.0	13.6	9.2	17.1

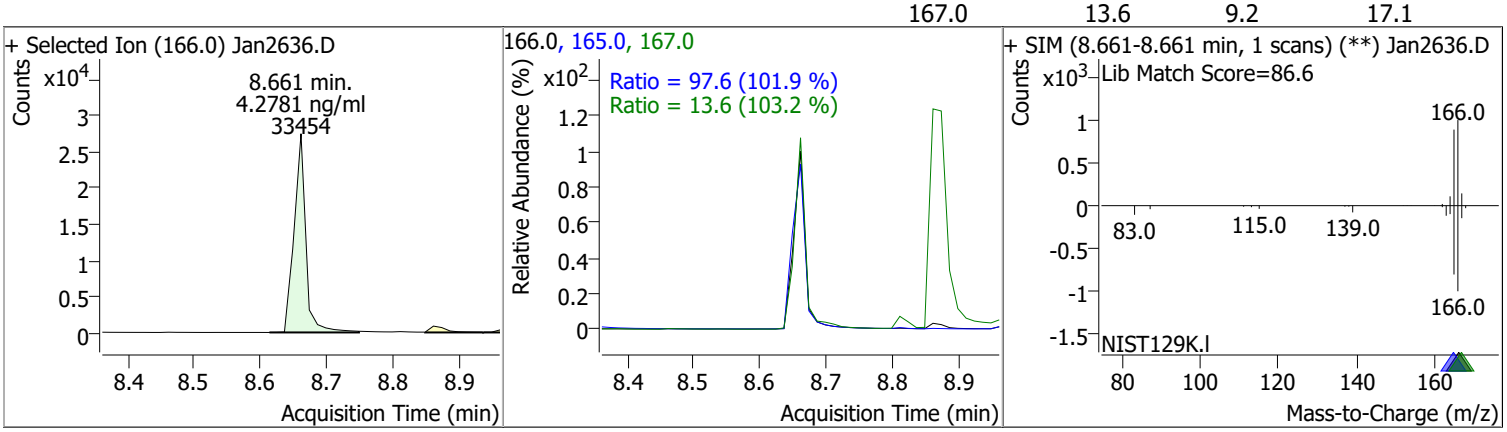

Compound	Conc.	RT	Dev(Min)	Resp.	QIon	QRatio	Lower	Upper
Phenanthrene	4.9779	9.79	0.00	55662	176.0	18.8	13.2	24.6

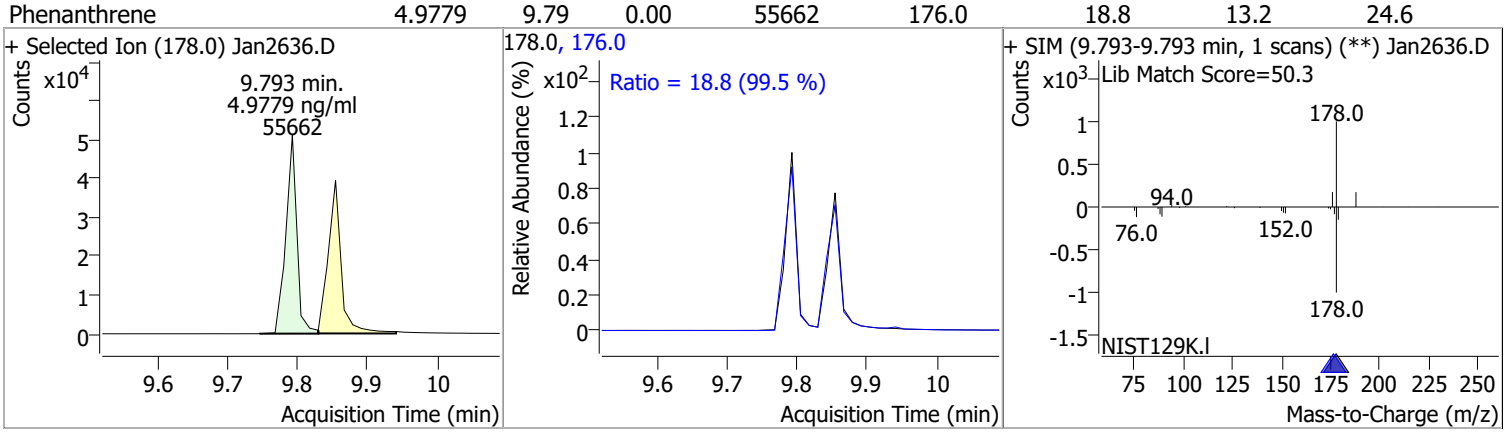

Compound	Conc.	RT	Dev(Min)	Resp.	QIon	QRatio	Lower	Upper
Anthracene	5.0833	9.85	0.00	50964	176.0	18.3	12.8	23.8

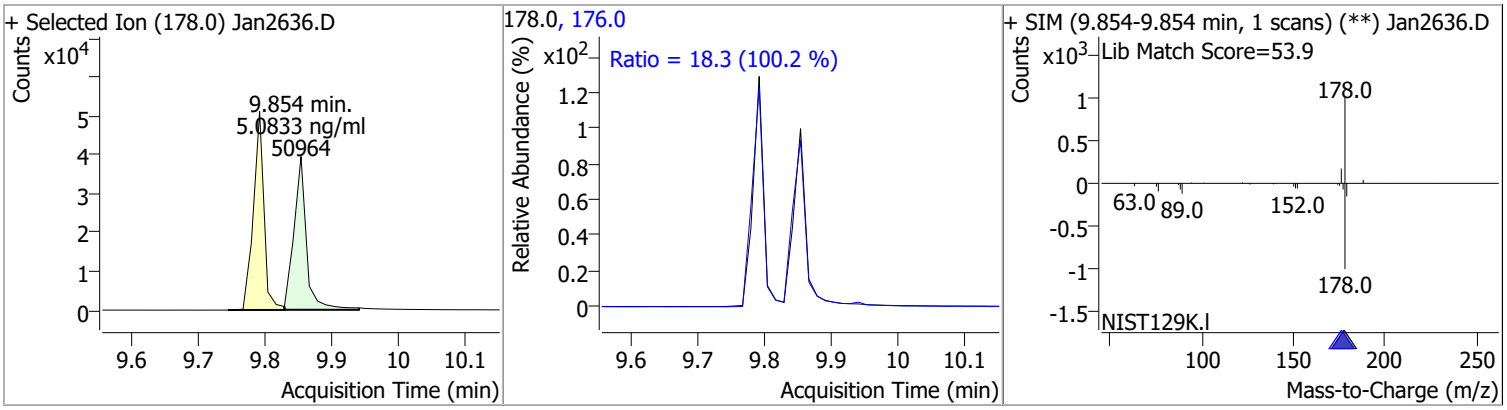

Compound	Conc.	RT	Dev(Min)	Resp.	QIon	QRatio	Lower	Upper
o-Terphenyl	4.7534	10.29	-0.01	30711	229.0	68.0	47.1	87.5
					215.0	44.8	31.1	57.7

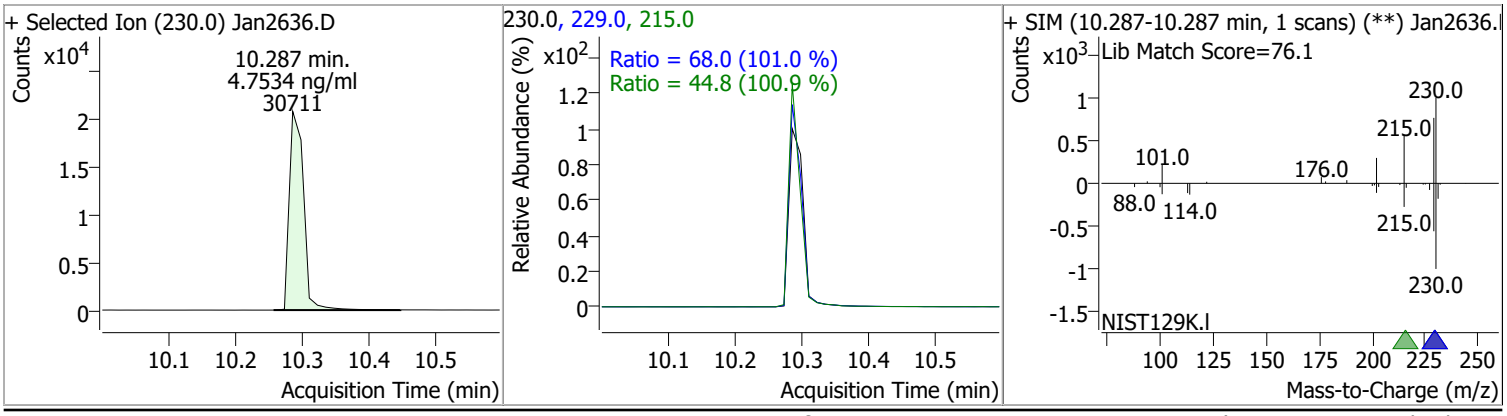

Compound	Conc.	RT	Dev(Min)	Resp.	QIon	QRatio	Lower	Upper
Fluoranthene	4.9244	11.40	-0.01	64536	101.0	12.0	8.8	16.3

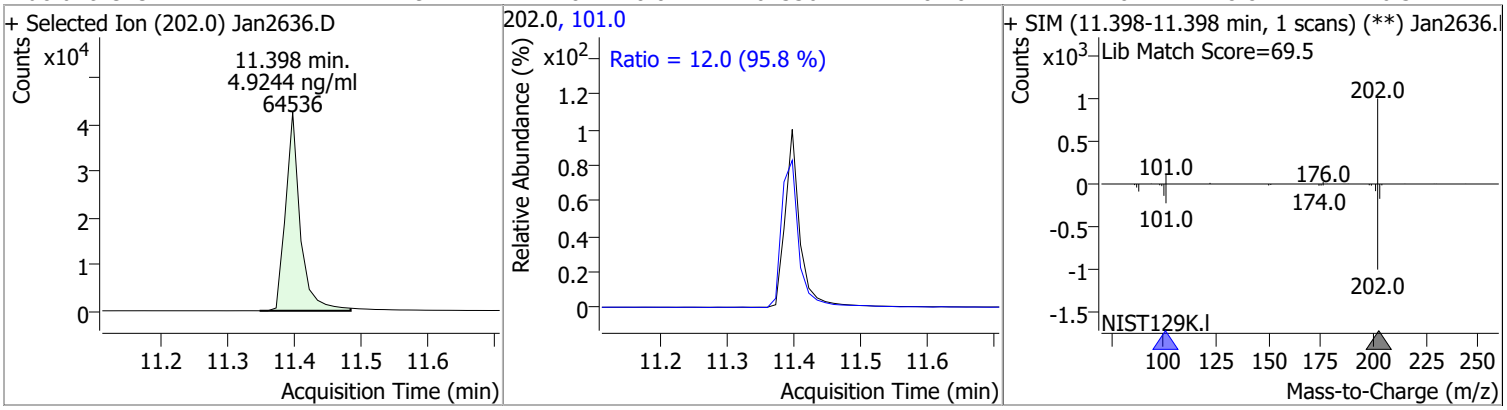

Compound	Conc.	RT	Dev(Min)	Resp.	QIon	QRatio	Lower	Upper
Pyrene	5.1745	11.77	-0.01	71973	101.0	12.9	10.8	20.0

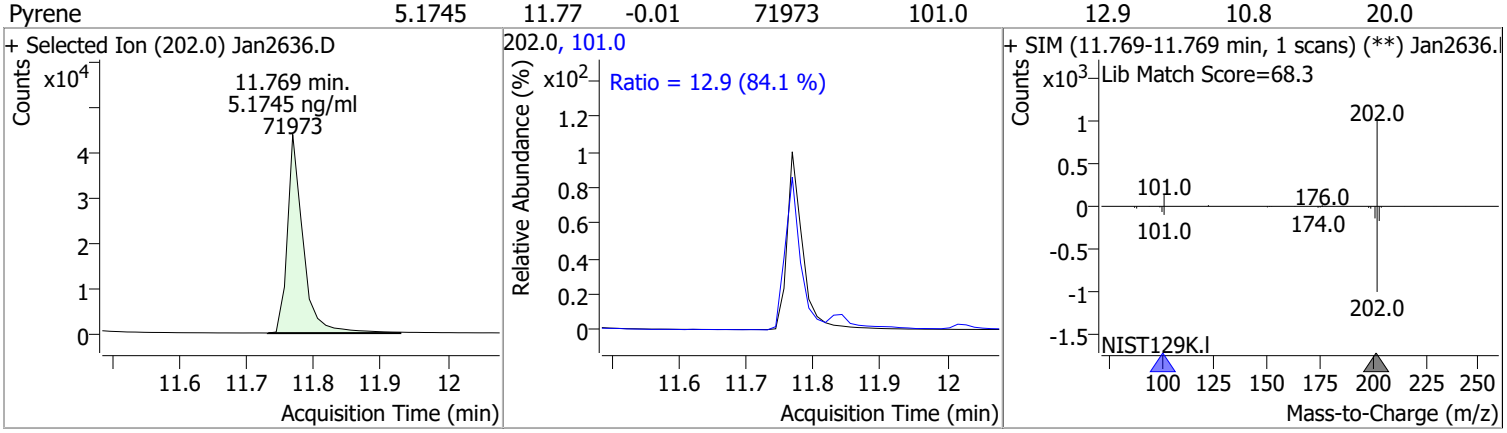

Compound	Conc.	RT	Dev(Min)	Resp.	QIon	QRatio	Lower	Upper
Terphenyl-d14	5.0518	12.24	-0.01	27400	122.0	14.1	9.8	18.2

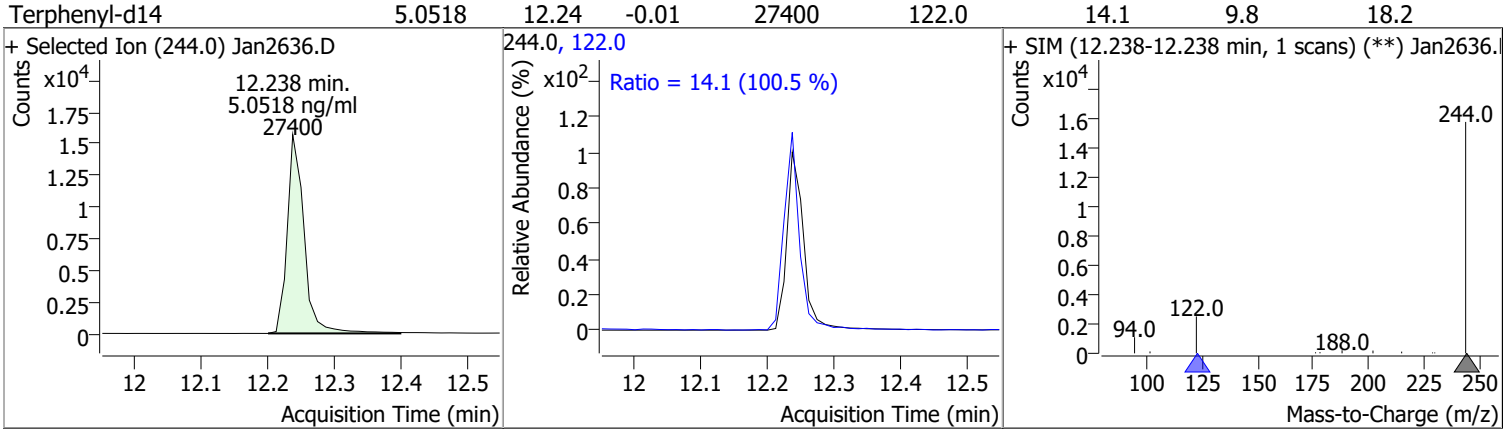

Compound	Conc.	RT	Dev(Min)	Resp.	QIon	QRatio	Lower	Upper
Benzo(a)Anthracene	5.5972	14.68	0.00	52681	226.0	27.5	19.0	35.2
					229.0	21.6	16.0	29.7

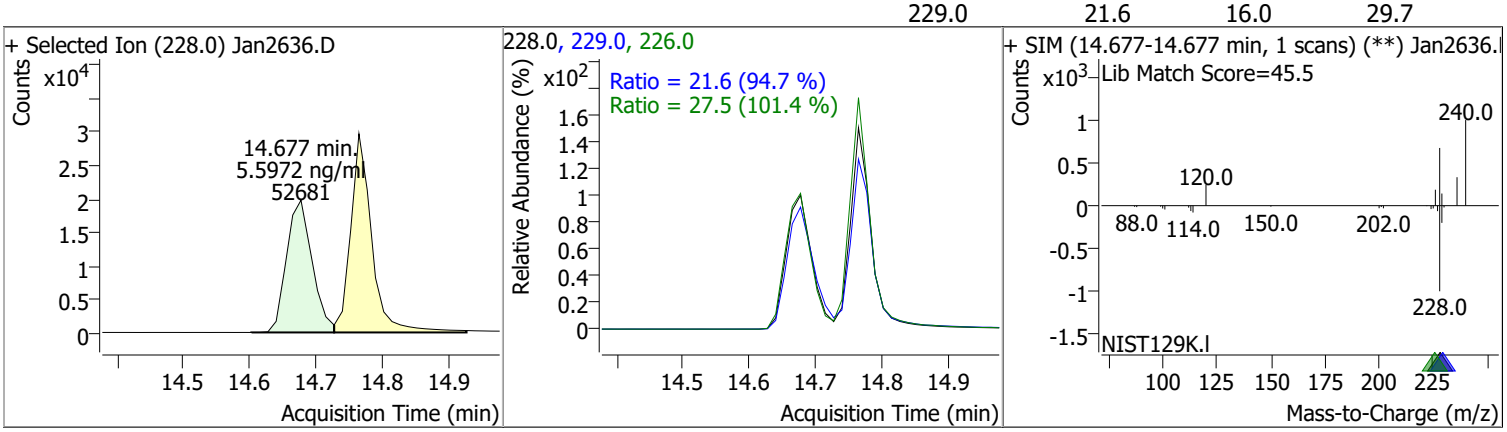

Compound	Conc.	RT	Dev(Min)	Resp.	QIon	QRatio	Lower	Upper
Chrysene	5.1833	14.76	0.00	65508	226.0	30.5	21.0	39.1
					229.0	20.8	14.8	27.6

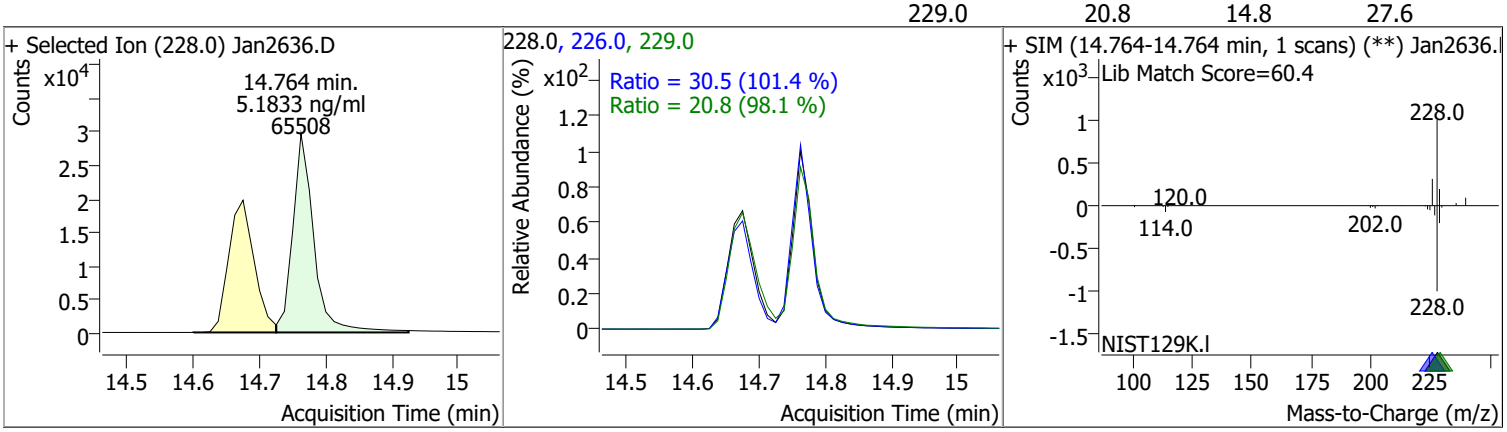

Compound	Conc.	RT	Dev(Min)	Resp.	QIon	QRatio	Lower	Upper
Benzo(b)fluoranthene	4.9421	17.71	0.00	47162	253.0	22.4	14.9	27.7

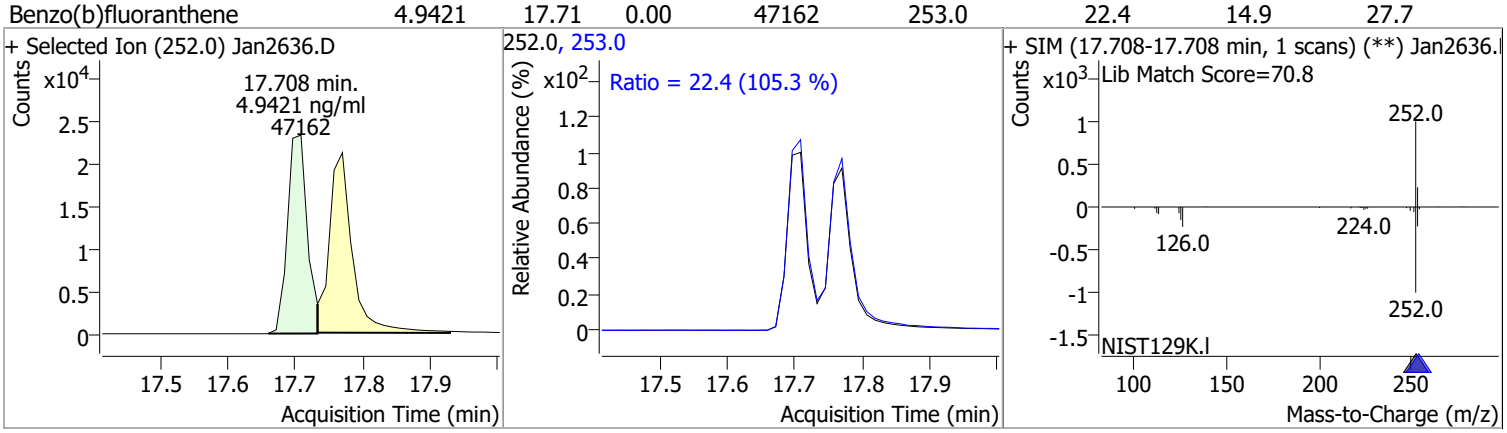

Compound	Conc.	RT	Dev(Min)	Resp.	QIon	QRatio	Lower	Upper
Benzo(k)fluoranthene	4.5605	17.77	0.00	50655	253.0	22.7	13.2	24.6

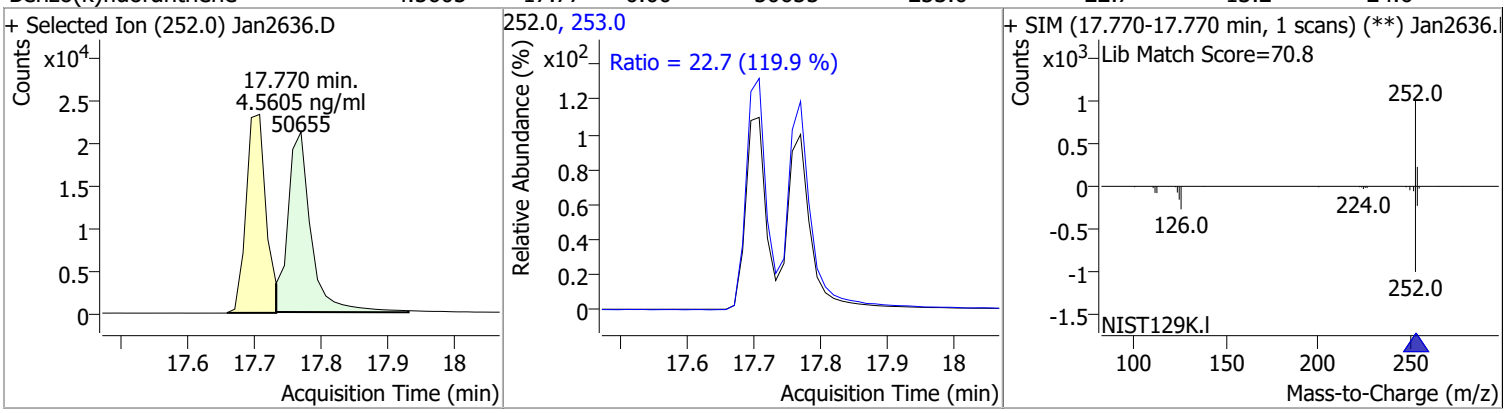

Compound	Conc.	RT	Dev(Min)	Resp.	QIon	QRatio	Lower	Upper
Benzo(a)pyrene	4.8223	18.35	0.00	38225	253.0	22.9	16.1	29.9

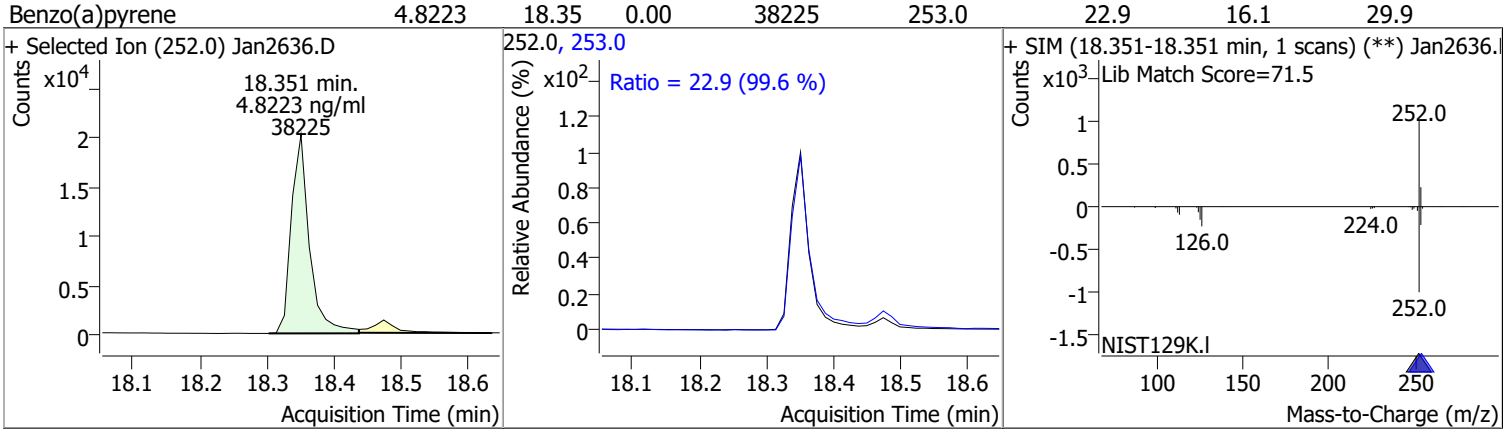

Quantitation Results Report (QT Reviewed)

Compound	Conc.	RT	Dev(Min)	Resp.	QIon	QRatio	Lower	Upper
Indeno(1,2,3-cd)pyrene	5.0487	20.20	-0.01	35948	138.0	19.7	15.7	29.1

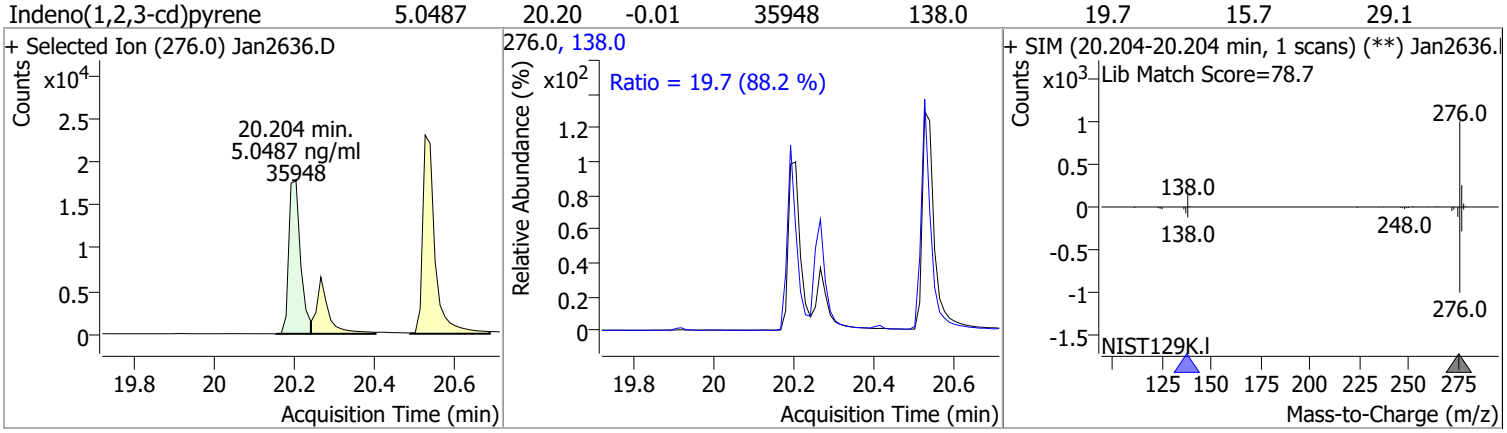

Compound	Conc.	RT	Dev(Min)	Resp.	QIon	QRatio	Lower	Upper
Dibenzo(a,h)anthracene	5.3080	20.27	-0.01	42450	279.0	23.6	17.4	32.3
					139.0	15.2	12.3	22.8

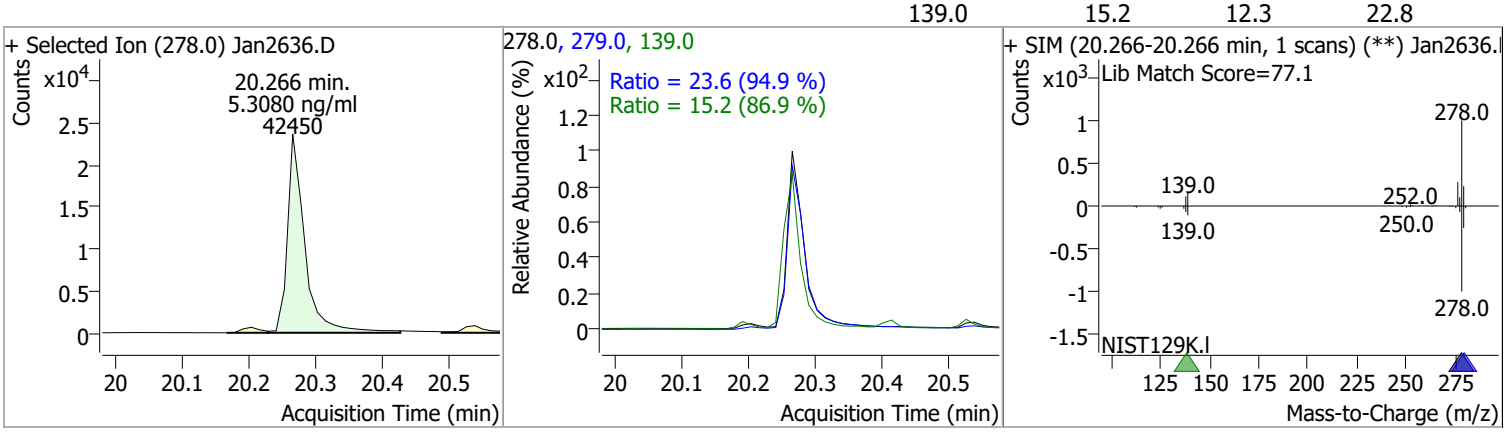

Compound	Conc.	RT	Dev(Min)	Resp.	QIon	QRatio	Lower	Upper
Benzo(g,h,i)perylene	4.9113	20.53	-0.01	49649	277.0	23.4	17.3	32.2
					138.0	18.5	14.4	26.7

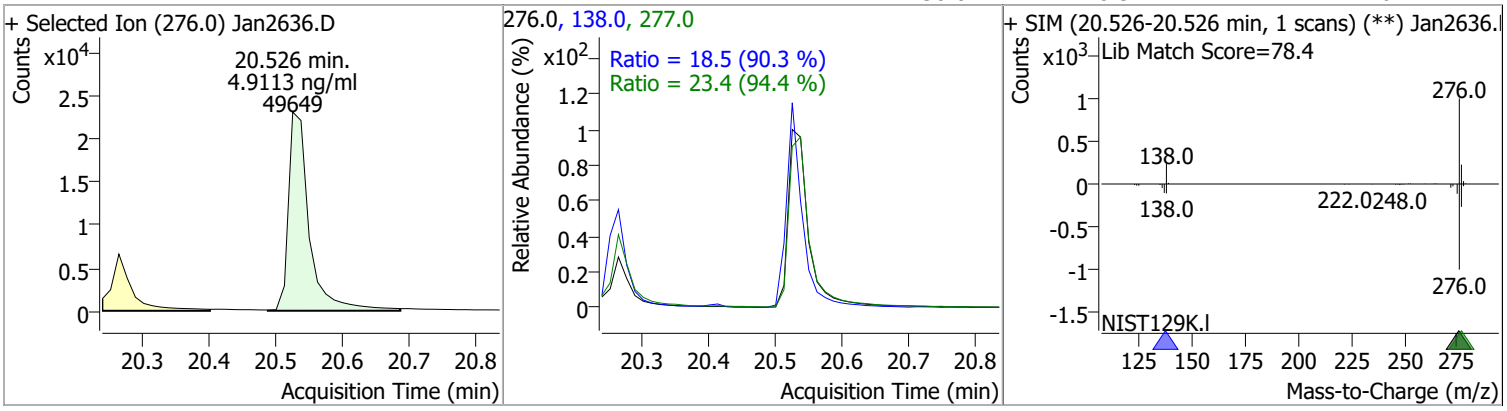

Quantitation Results Report (QT Reviewed)

Data File	Jan2637.D	Operator	LIMS import
Acq. Method	5975BNASIM	Acq. Date-Time	1/27/2022 12:04:10 PM
Sample Name	B22011136-001CLMSD	Instrument	GCMS
Vial	37	Multiplier	1.00
DA Method File	012622 bna SIM 1.batch.bin	Comment	SVOC-8270C-SIM-W-LLPAH
Tune File	dftppjph.u	Tune Date	
Batch Name	012622 bna SIM 2.batch.bin	Last Calib Update	1/27/2022 8:37:26 AM
Ref Library			

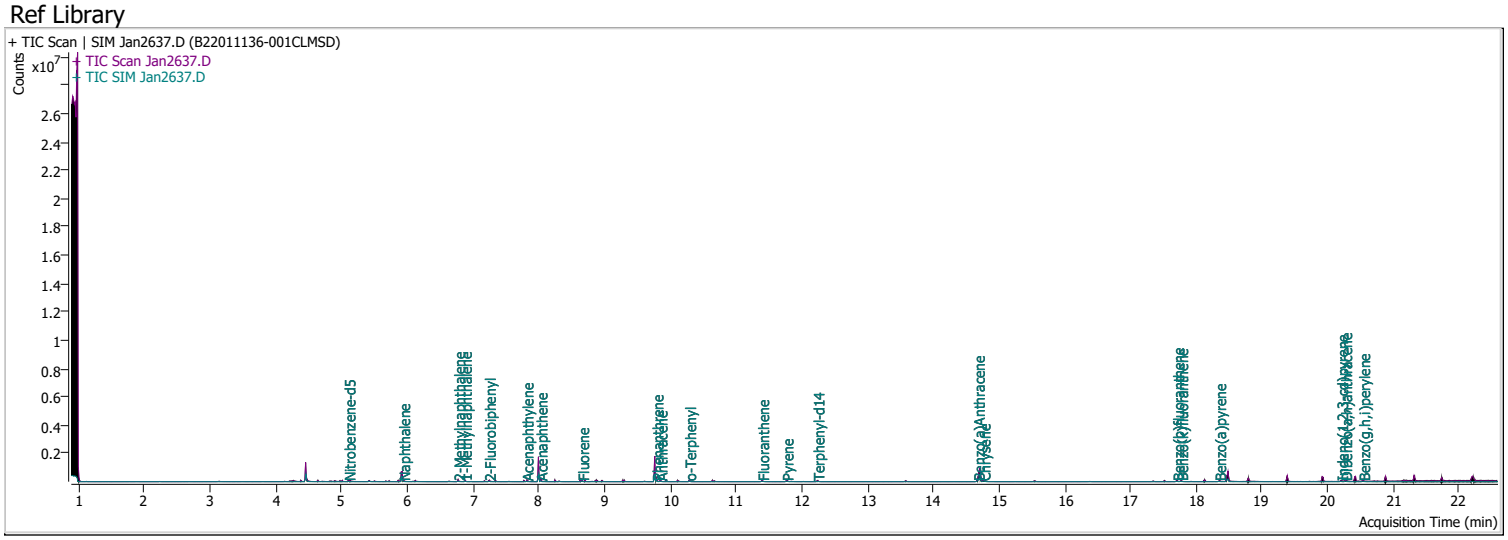

Compound	RT	QIon	Resp.	Conc.	Units		Dev(Min)
Internal Standards							
M 1,4-Dichlorobenzene-d4	4.460	152.0	174778	40.0000	ng/ml		0.000
M Naphthalene-d8	5.916	136.0	314028	40.0000	ng/ml		0.000
M Acenaphthene-d10	8.001	164.0	217539	40.0000	ng/ml		0.000
M Phenanthrene-d10	9.768	188.0	464764	40.0000	ng/ml		0.000
M Chrysene-d12	14.714	240.0	345423	40.0000	ng/ml		0.013
M Perylene-d12	18.475	264.0	246437	40.0000	ng/ml		0.000
System Monitoring Compounds							
S Nitrobenzene-d5	5.106	82.0	21214	4.8489	ng/ml	#	-0.012
Spiked Amount: 5.000	Range: 19.0 - 102.0%			Recovery = 96.98%			
S 2-Fluorobiphenyl	7.240	172.0	31936	3.7438	ng/ml		-0.012
Spiked Amount: 5.000	Range: 25.0 - 94.0%			Recovery = 74.88%			
S o-Terphenyl	10.287	230.0	25855	3.6953	ng/ml		-0.012
Spiked Amount: 5.000	Range: 40.0 - 140.0%			Recovery = 73.91%			
S Terphenyl-d14	12.238	244.0	21335	3.7536	ng/ml		-0.012
Spiked Amount: 5.000	Range: 39.0 - 106.0%			Recovery = 75.07%			
Target Compounds							**QValue**
T Naphthalene	5.941	128.0	32746	4.0801	ng/ml		97
T 2-Methylnaphthalene	6.778	141.0	20959	4.3120	ng/ml		93
T 1-Methylnaphthalene	6.877	141.0	19204	3.8907	ng/ml	m	99
T Acenaphthylene	7.814	152.0	40170	4.0361	ng/ml		98
T Acenaphthene	8.026	154.0	24991	4.0697	ng/ml	m	99
T Fluorene	8.661	166.0	35330	4.2068	ng/ml		99
T Phenanthrene	9.793	178.0	54133	4.4778	ng/ml		99
T Anthracene	9.855	178.0	50912	4.6470	ng/ml		100
T Fluoranthene	11.398	202.0	60842	4.2900	ng/ml		99
T Pyrene	11.769	202.0	66086	4.5350	ng/ml		97
T Benzo(a)Anthracene	14.677	228.0	45508	4.6221	ng/ml		99
T Chrysene	14.764	228.0	58182	4.3539	ng/ml		100
T Benzo(b)fluoranthene	17.709	252.0	39231	3.9844	ng/ml		98

Compound	RT	QIon	Resp.	Conc.	Units	Dev(Min)
T Benzo(k)fluoranthene	17.770	252.0	42970	3.6865	ng/ml	96
T Benzo(a)pyrene	18.351	252.0	32548	3.9616	ng/ml	100
T Indeno(1,2,3-cd)pyrene	20.205	276.0	30306	4.1221	ng/ml	95
T Dibenzo(a,h)anthracene	20.266	278.0	36299	4.3470	ng/ml	98
T Benzo(g,h,i)perylene	20.538	276.0	42296	4.0030	ng/ml	97

(#) = Qualifier Out of Range; (m) = Manual Integration; (+) = Area Summed; (*) = Surrogate Percent Recovery Out of Range; (d): Zeroed Peak

Quantitation Results Report (QT Reviewed)

Compound	Conc.	RT	Dev(Min)	Resp.	QIon	QRatio	Lower	Upper
Nitrobenzene-d5	4.8489	5.11	-0.01	21214	54.0	35.3	31.6	58.8
					128.0	19.1	19.3	35.9

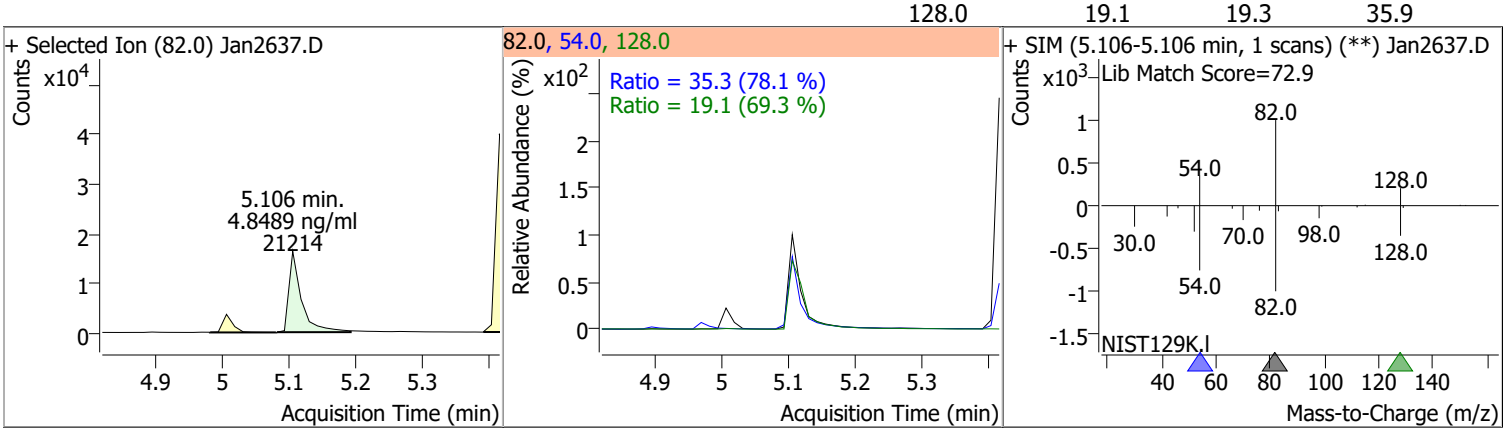

Compound	Conc.	RT	Dev(Min)	Resp.	QIon	QRatio	Lower	Upper
Naphthalene	4.0801	5.94	0.00	32746	102.0	18.8	0.0	61.8
					129.0	11.0	7.7	14.3

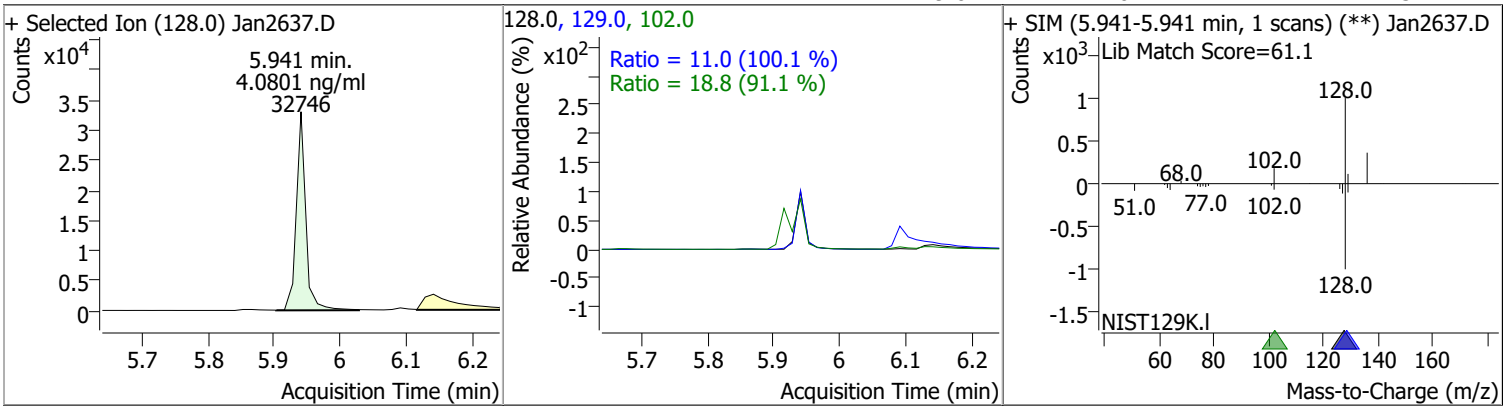

Compound	Conc.	RT	Dev(Min)	Resp.	QIon	QRatio	Lower	Upper
2-Methylnaphthalene	4.3120	6.78	0.00	20959	142.0	151.3	99.1	184.0
					115.0	69.9	46.3	86.0

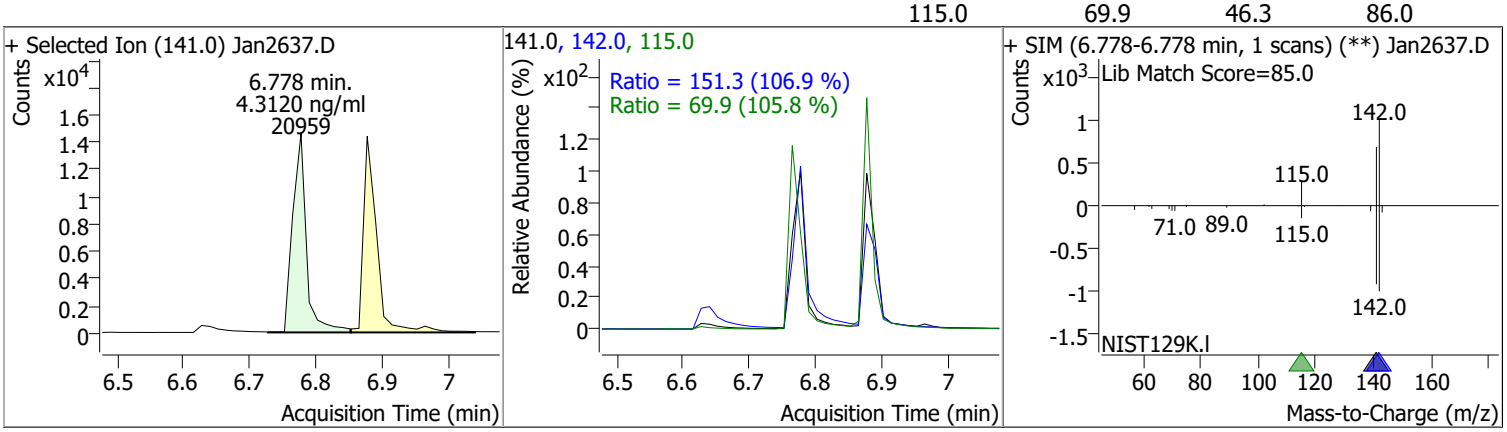

Compound	Conc.	RT	Dev(Min)	Resp.	QIon	QRatio	Lower	Upper
1-Methylnaphthalene	3.8907	6.88	0.00	19204 (m)	142.0	112.7	78.3	145.5
					115.0	75.0	53.4	99.2

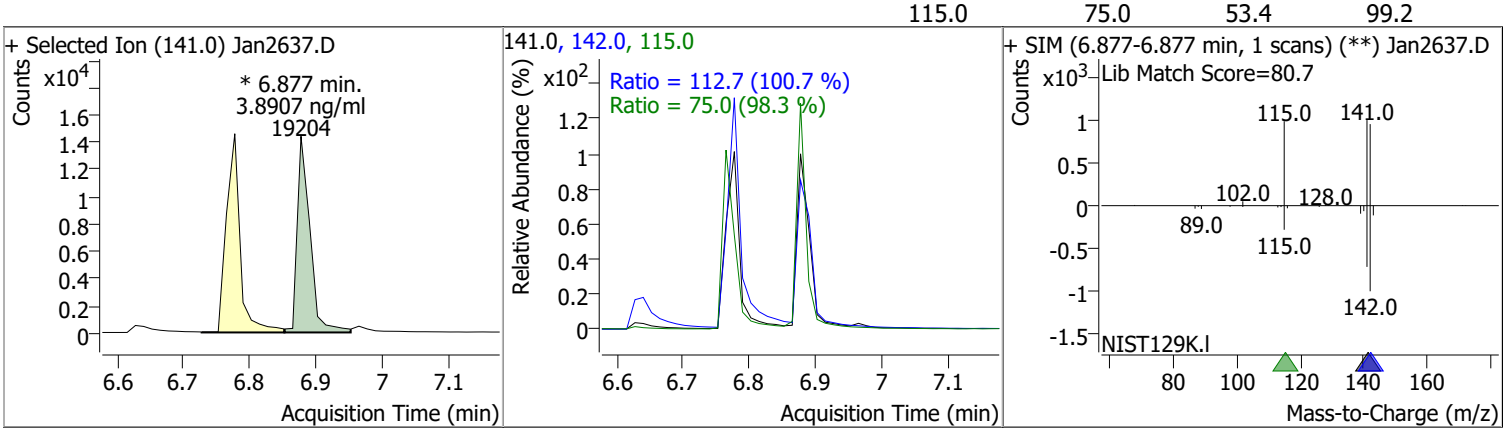

Compound	Conc.	RT	Dev(Min)	Resp.	QIon	QRatio	Lower	Upper
2-Fluorobiphenyl	3.7438	7.24	-0.01	31936	171.0	37.4	25.6	47.6

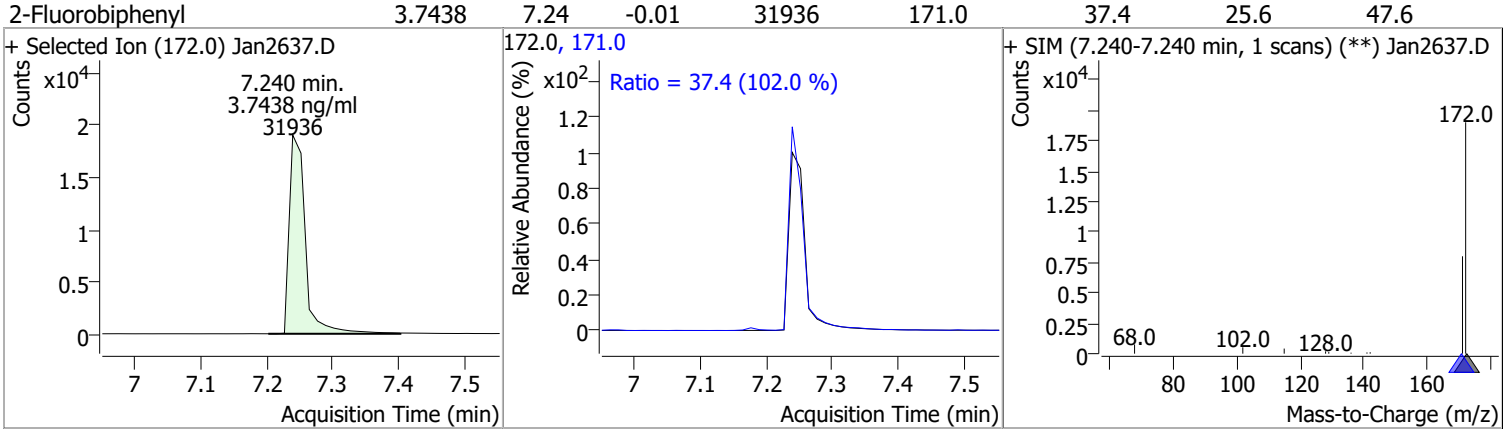

Compound	Conc.	RT	Dev(Min)	Resp.	QIon	QRatio	Lower	Upper
Acenaphthylene	4.0361	7.81	0.00	40170	153.0	13.9	9.1	17.0

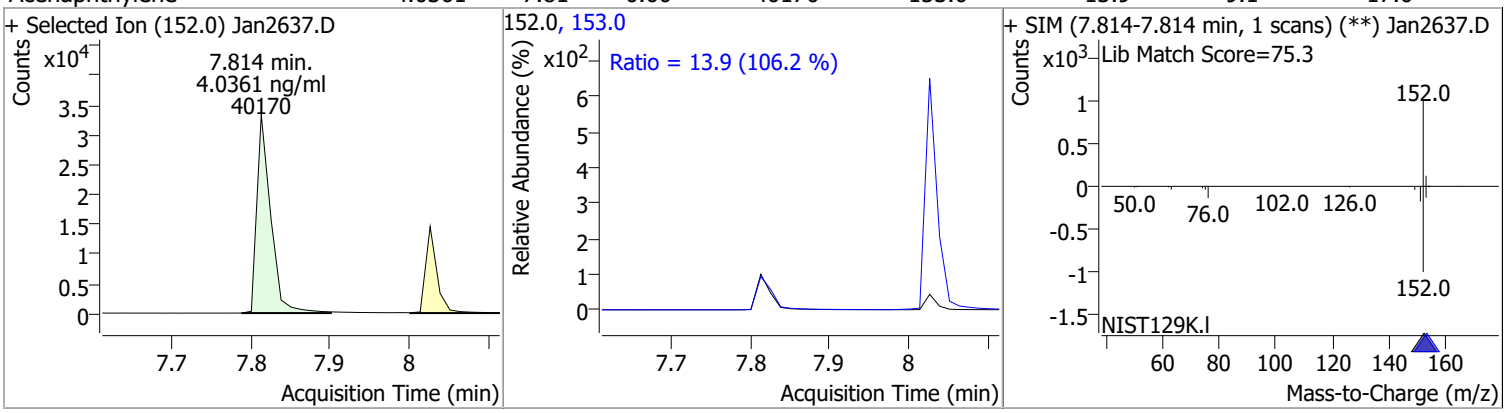

Compound	Conc.	RT	Dev(Min)	Resp.	QIon	QRatio	Lower	Upper
Acenaphthene	4.0697	8.03	0.00	24991 (m)	153.0	118.7	83.9	155.8
					152.0	57.5	40.9	76.0

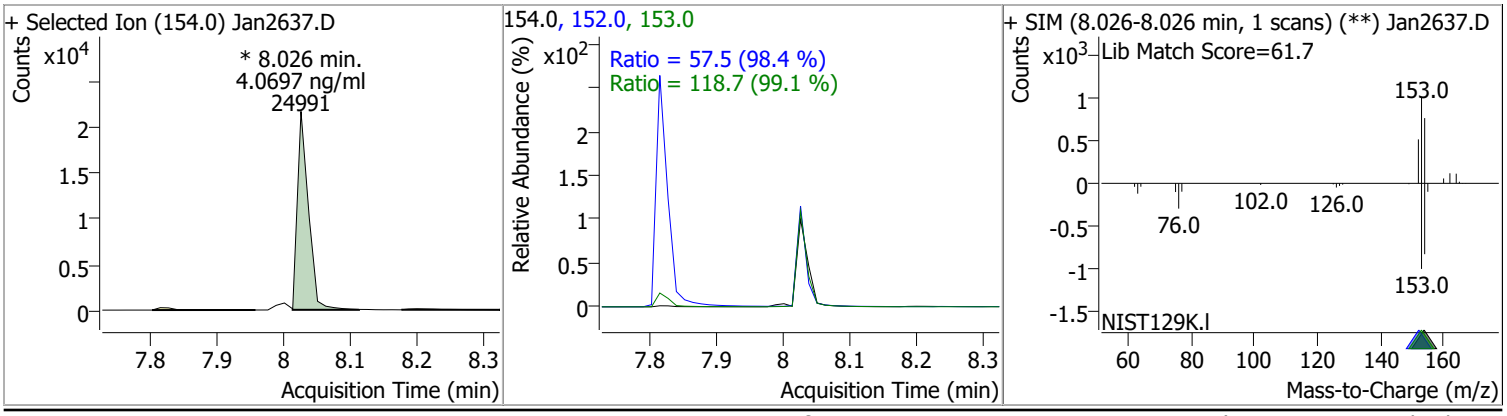

Compound	Conc.	RT	Dev(Min)	Resp.	QIon	QRatio	Lower	Upper
Fluorene	4.2068	8.66	0.00	35330	165.0	97.1	67.0	124.5
					167.0	13.5	9.2	17.1

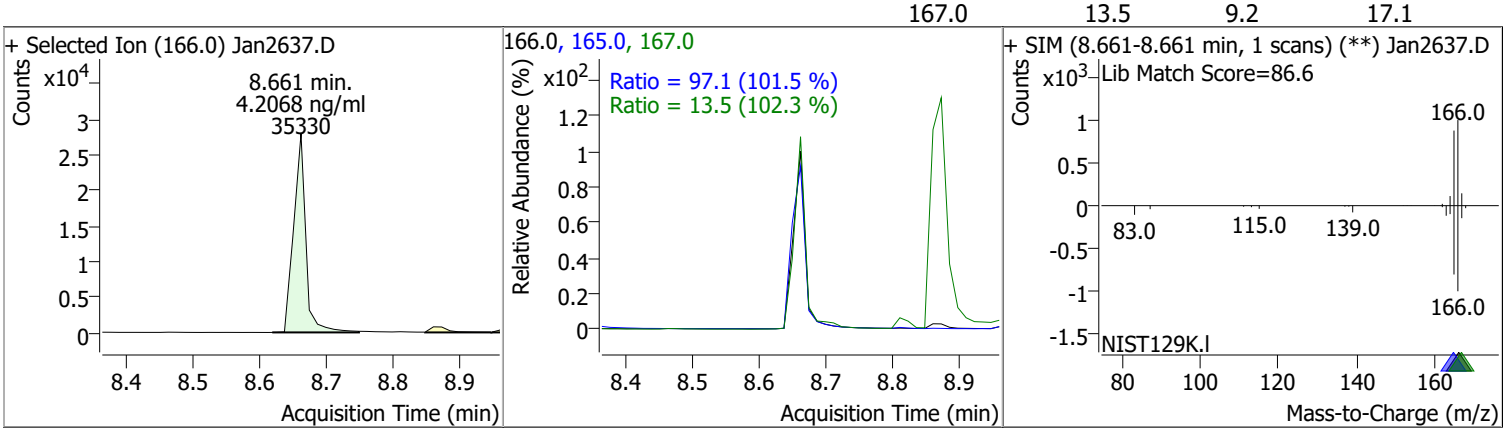

Compound	Conc.	RT	Dev(Min)	Resp.	QIon	QRatio	Lower	Upper
Phenanthrene	4.4778	9.79	0.00	54133	176.0	18.6	13.2	24.6

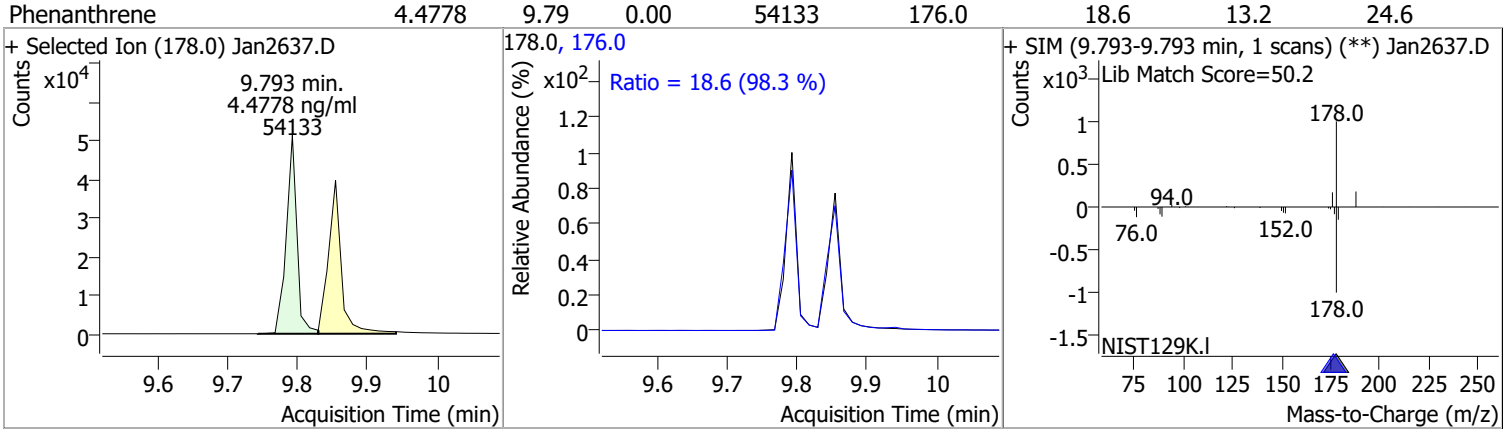

Compound	Conc.	RT	Dev(Min)	Resp.	QIon	QRatio	Lower	Upper
Anthracene	4.6470	9.85	0.00	50912	176.0	18.2	12.8	23.8

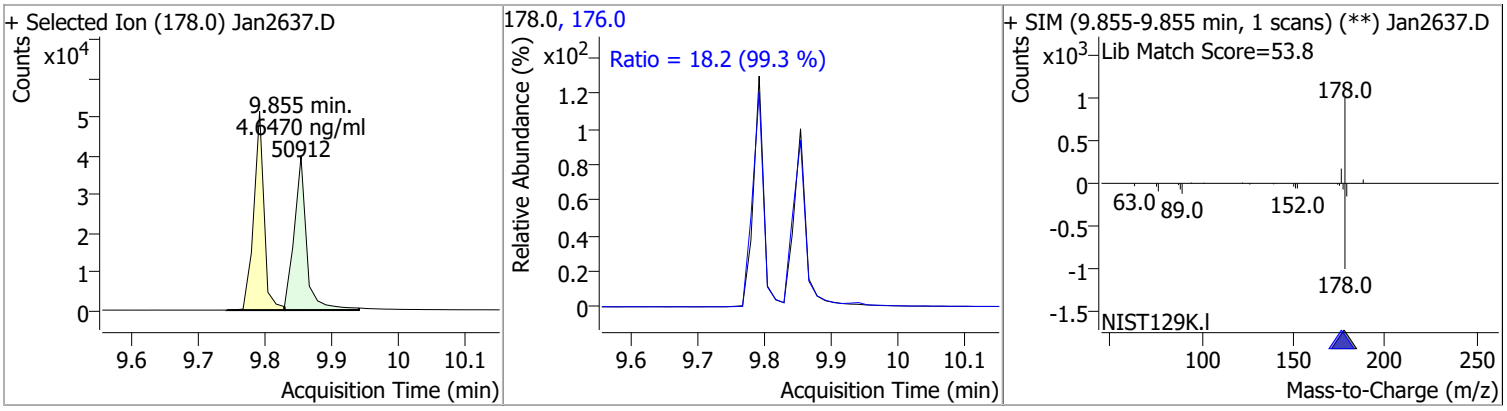

Compound	Conc.	RT	Dev(Min)	Resp.	QIon	QRatio	Lower	Upper
o-Terphenyl	3.6953	10.29	-0.01	25855	229.0	69.0	47.1	87.5
					215.0	46.5	31.1	57.7

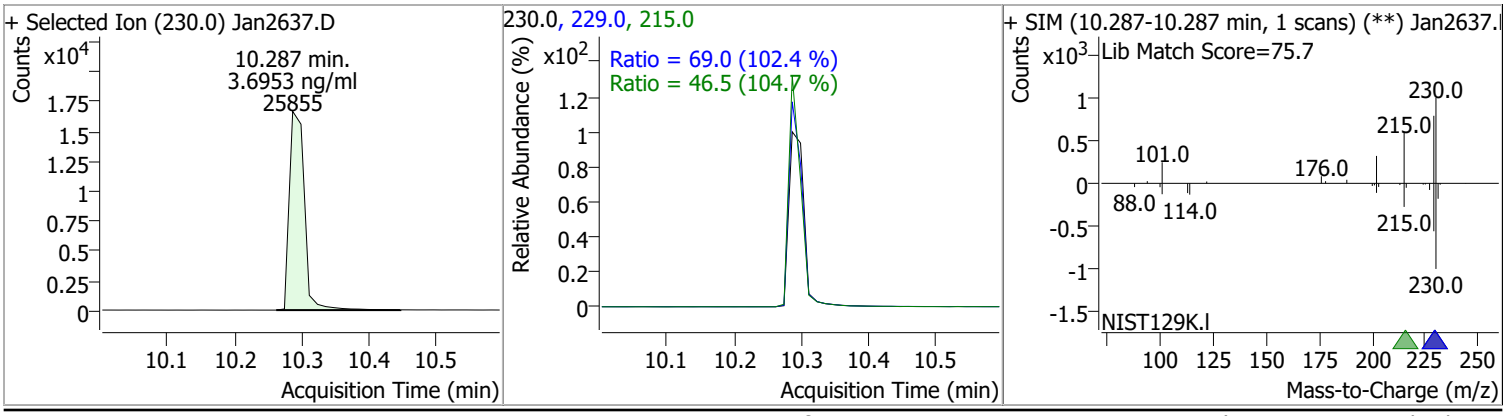

Compound	Conc.	RT	Dev(Min)	Resp.	QIon	QRatio	Lower	Upper
Fluoranthene	4.2900	11.40	-0.01	60842	101.0	12.3	8.8	16.3

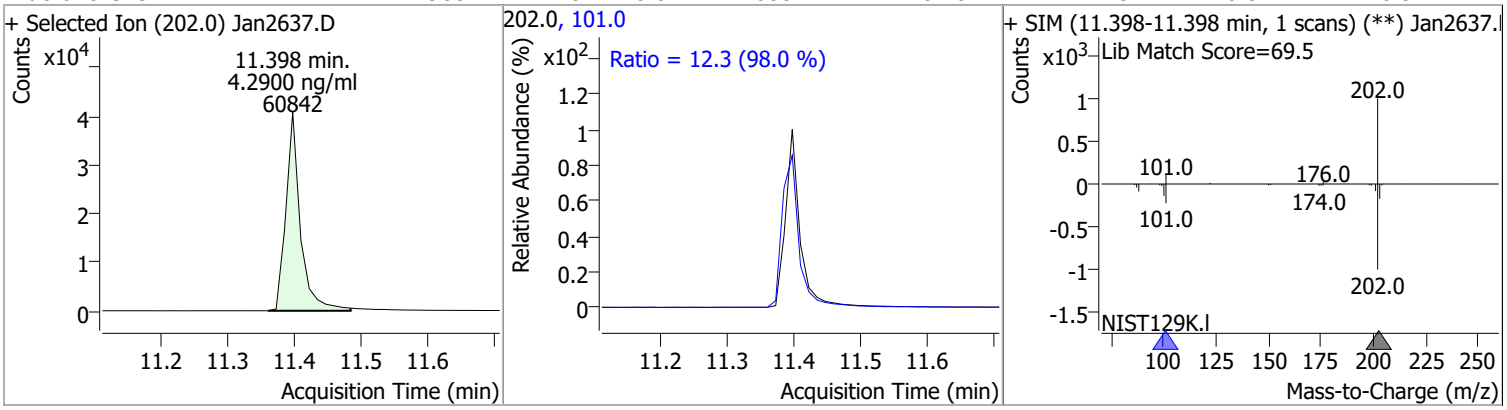

Compound	Conc.	RT	Dev(Min)	Resp.	QIon	QRatio	Lower	Upper
Pyrene	4.5350	11.77	-0.01	66086	101.0	14.1	10.8	20.0

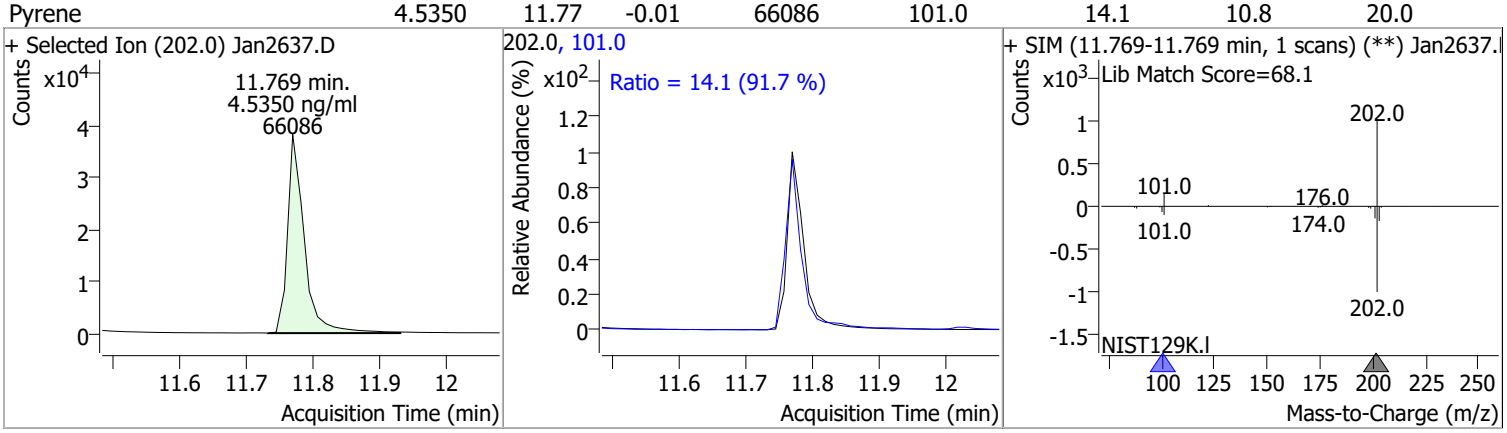

Compound	Conc.	RT	Dev(Min)	Resp.	QIon	QRatio	Lower	Upper
Terphenyl-d14	3.7536	12.24	-0.01	21335	122.0	14.5	9.8	18.2

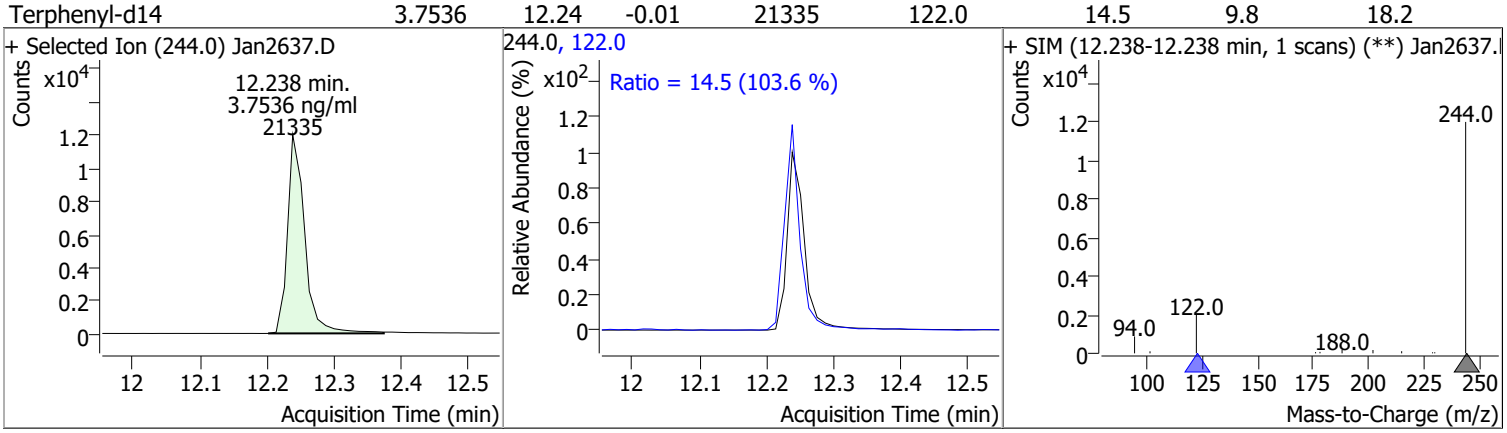

Compound	Conc.	RT	Dev(Min)	Resp.	QIon	QRatio	Lower	Upper
Benzo(a)Anthracene	4.6221	14.68	0.00	45508	226.0	27.3	19.0	35.2
					229.0	21.8	16.0	29.7

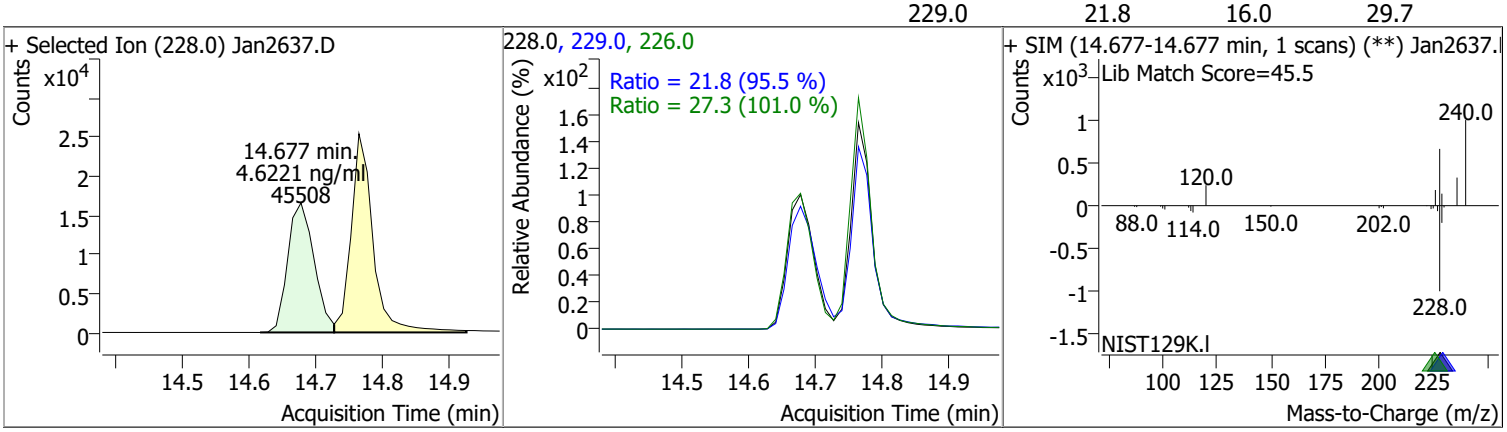

Compound	Conc.	RT	Dev(Min)	Resp.	QIon	QRatio	Lower	Upper
Chrysene	4.3539	14.76	0.00	58182	226.0	29.9	21.0	39.1
					229.0	20.8	14.8	27.6

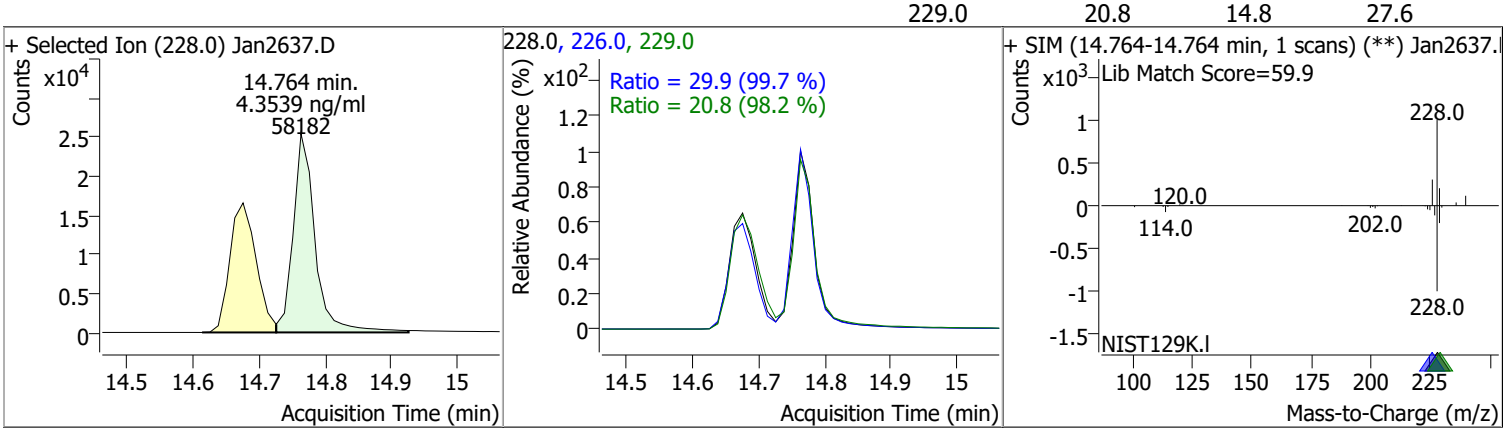

Compound	Conc.	RT	Dev(Min)	Resp.	QIon	QRatio	Lower	Upper
Benzo(b)fluoranthene	3.9844	17.71	0.00	39231	253.0	22.3	14.9	27.7

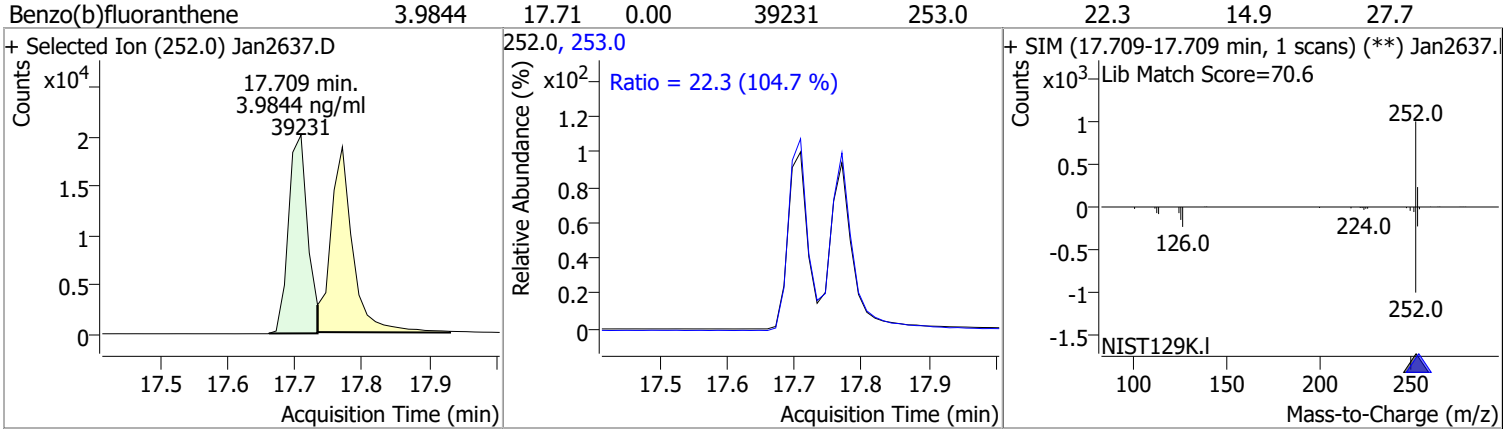

Compound	Conc.	RT	Dev(Min)	Resp.	QIon	QRatio	Lower	Upper
Benzo(k)fluoranthene	3.6865	17.77	0.00	42970	253.0	20.8	13.2	24.6

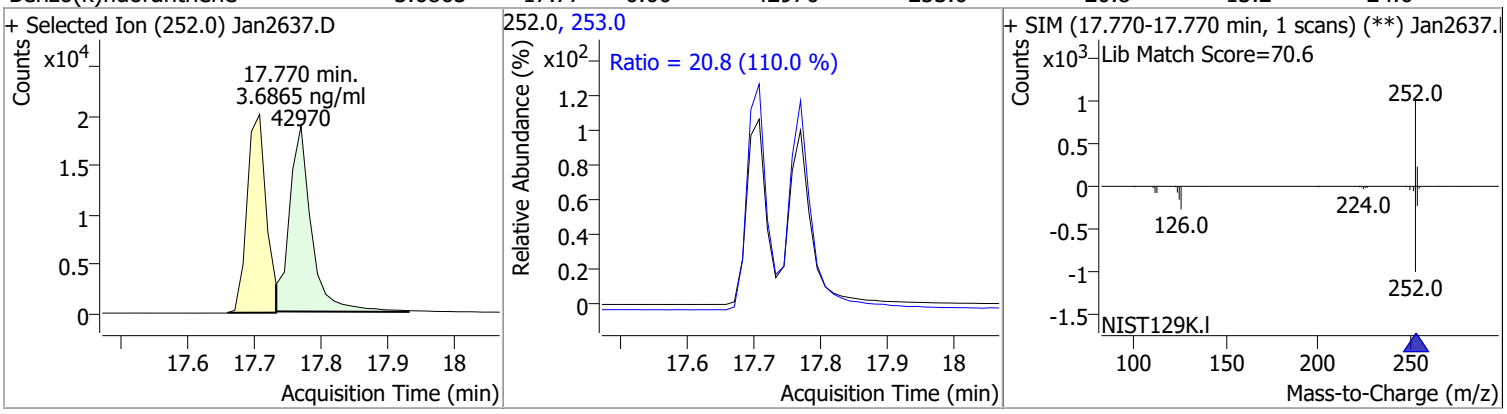

Compound	Conc.	RT	Dev(Min)	Resp.	QIon	QRatio	Lower	Upper
Benzo(a)pyrene	3.9616	18.35	0.00	32548	253.0	23.1	16.1	29.9

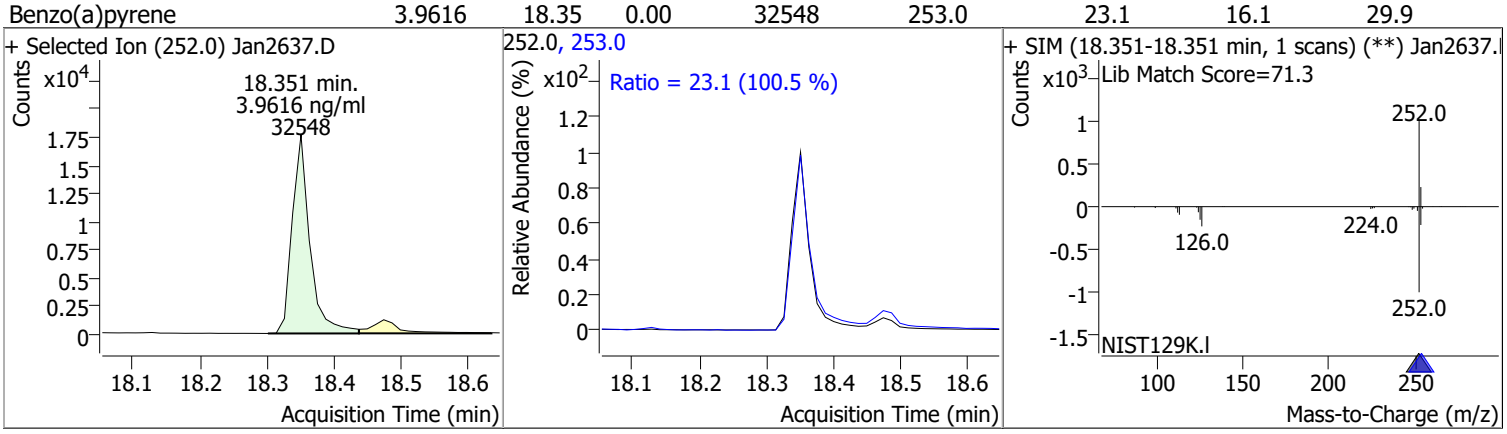

Compound	Conc.	RT	Dev(Min)	Resp.	QIon	QRatio	Lower	Upper
Indeno(1,2,3-cd)pyrene	4.1221	20.20	-0.01	30306	138.0	20.0	15.7	29.1

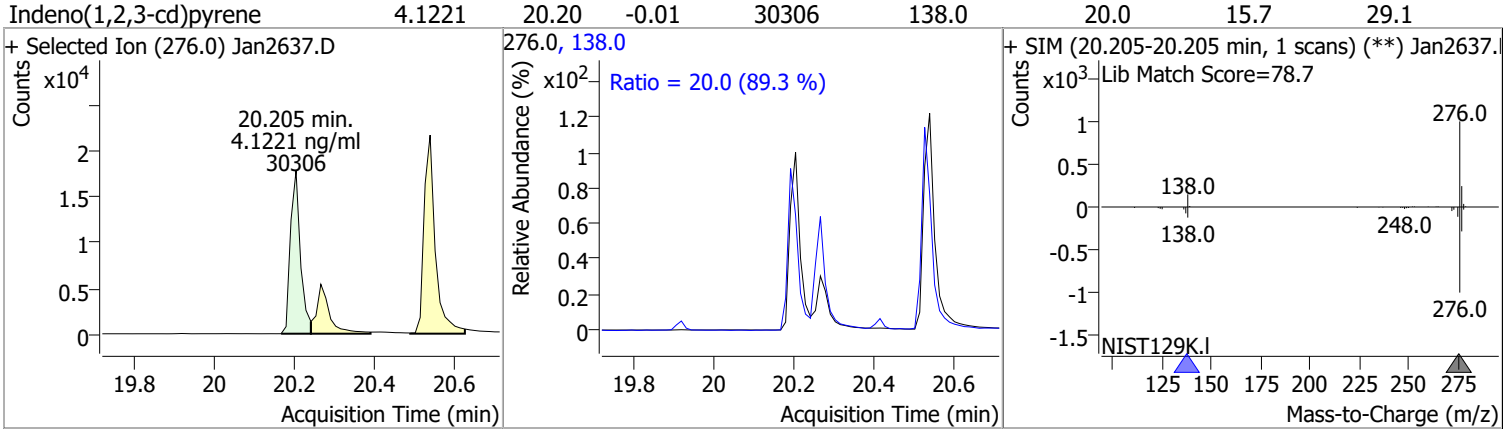

Compound	Conc.	RT	Dev(Min)	Resp.	QIon	QRatio	Lower	Upper
Dibenzo(a,h)anthracene	4.3470	20.27	-0.01	36299	279.0	24.6	17.4	32.3
					139.0	16.0	12.3	22.8

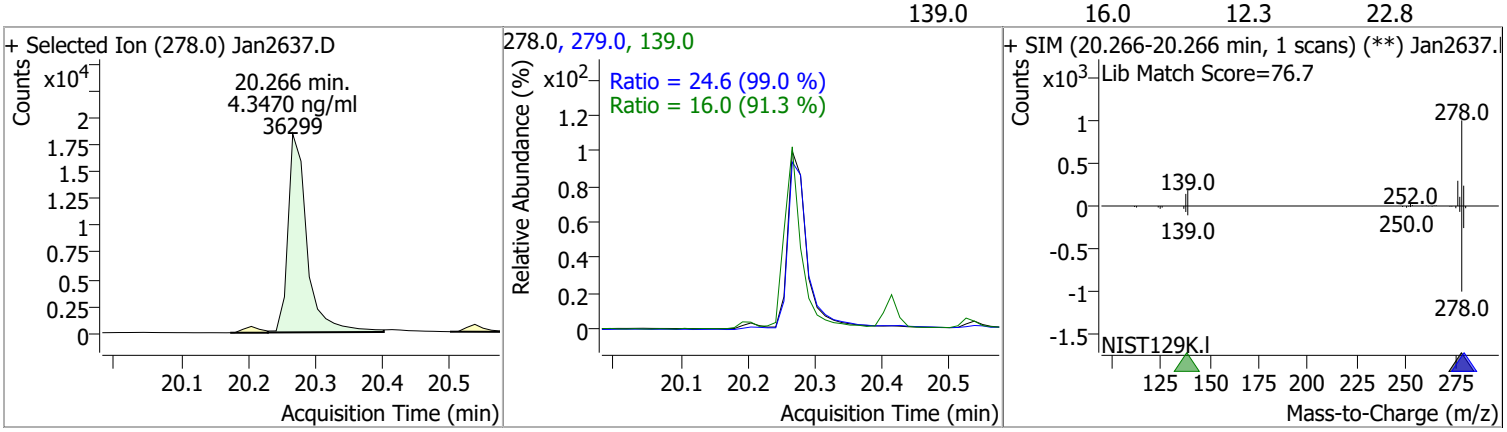

Compound	Conc.	RT	Dev(Min)	Resp.	QIon	QRatio	Lower	Upper
Benzo(g,h,i)perylene	4.0030	20.54	0.00	42296	277.0	24.0	17.3	32.2
					138.0	18.7	14.4	26.7

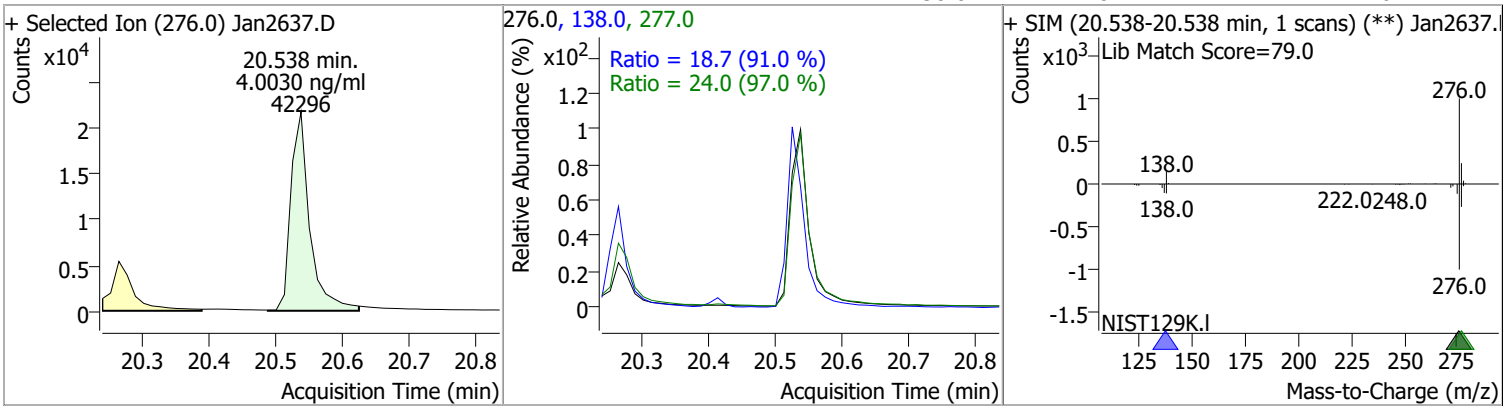

Quantitation Results Report (QT Reviewed)

Data File	Jan2638.D	Operator	LIMS import
Acq. Method	5975BNASIM	Acq. Date-Time	1/27/2022 12:36:34 PM
Sample Name	B22011137-001C	Instrument	GCMS
Vial	38	Multiplier	1.00
DA Method File	012622 bna SIM 1.batch.bin	Comment	SVOC-8270C-SIM-W-LLPAH
Tune File	dftppjph.u	Tune Date	
Batch Name	012622 bna SIM 2.batch.bin	Last Calib Update	1/27/2022 8:37:26 AM
Ref Library			

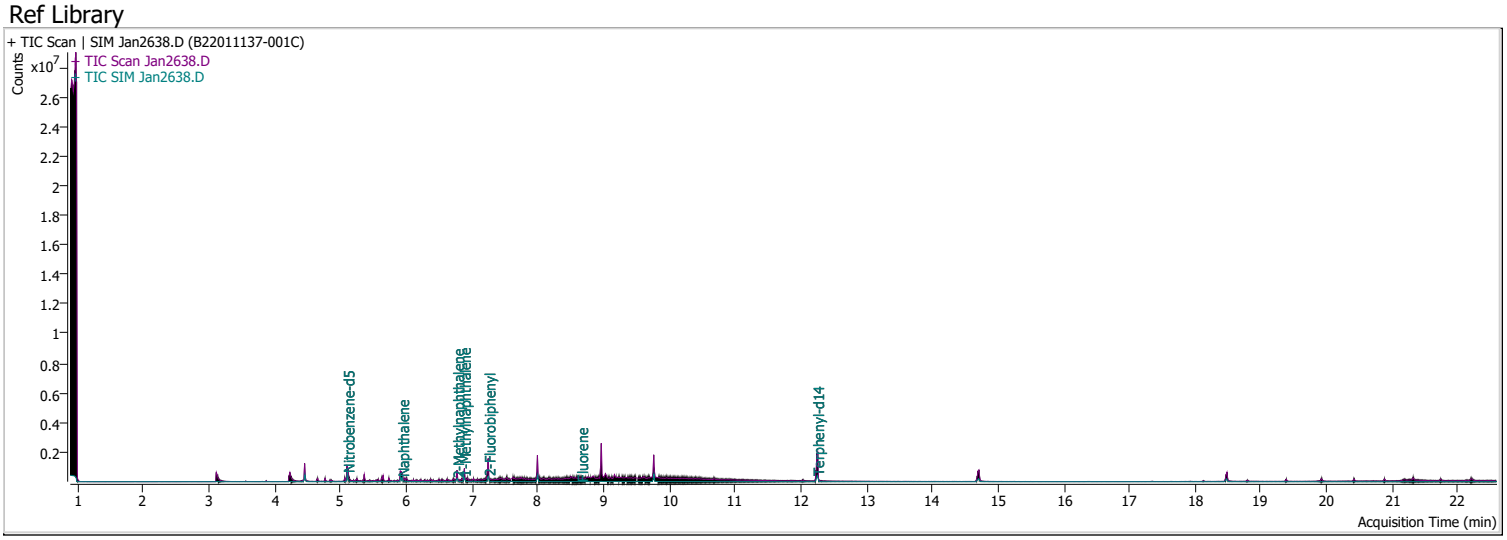

Compound	RT	QIon	Resp.	Conc.	Units		Dev(Min)
Internal Standards							
M 1,4-Dichlorobenzene-d4	4.460	152.0	144153	40.0000	ng/ml		0.000
M Naphthalene-d8	5.916	136.0	258130	40.0000	ng/ml		0.000
M Acenaphthene-d10	8.001	164.0	192479	40.0000	ng/ml		0.000
M Phenanthrene-d10	9.768	188.0	439812	40.0000	ng/ml		0.000
M Chrysene-d12	14.702	240.0	314229	40.0000	ng/ml		0.000
M Perylene-d12	18.475	264.0	217163	40.0000	ng/ml		0.000
System Monitoring Compounds							
S Nitrobenzene-d5	5.106	82.0	396561	44.7778	ng/ml		-0.012
Spiked Amount: 5.000	Range: 19.0 - 102.0%			Recovery = 895.56%		*	
S 2-Fluorobiphenyl	7.252	172.0	384942	45.7023	ng/ml		0.000
Spiked Amount: 5.000	Range: 25.0 - 94.0%			Recovery = 914.05%		*	
S o-Terphenyl	0.000		0	N.D.			
Spiked Amount: 5.000	Range: 40.0 - 140.0%			Recovery = NA%			
S Terphenyl-d14	12.251	244.0	563625	73.5631	ng/ml		0.000
Spiked Amount: 5.000	Range: 39.0 - 106.0%			Recovery = 1471.26%		*	
Target Compounds							**QValue**
T Naphthalene	5.941	128.0	196689	31.5622	ng/ml	#	91
T 2-Methylnaphthalene	6.778	141.0	94389	23.9377	ng/ml		19
T 1-Methylnaphthalene	6.877	141.0	130870	30.5225	ng/ml	#	51
T Acenaphthylene	7.839	152.0	0		ng/ml	md	1
T Acenaphthene	8.026	154.0	0		ng/ml	md	1
T Fluorene	8.661	166.0	1542	0.1615	ng/ml	#	89
T Phenanthrene	9.805	178.0	0		ng/ml	md	1
T Anthracene	9.854	178.0	0		ng/ml	md	1
T Fluoranthene	0.000		0	N.D.			
T Pyrene	0.000		0	N.D.			
T Benzo(a)Anthracene	14.702	228.0	0		ng/ml	md	1
T Chrysene	14.702	228.0	0		ng/ml	md	1
T Benzo(b)fluoranthene	0.000		0	N.D.			

Compound	RT	QIon	Resp.	Conc.	Units		Dev(Min)
T Benzo(k)fluoranthene	0.000		0	N.D.			
T Benzo(a)pyrene	18.475	252.0	0		ng/ml	md	1
T Indeno(1,2,3-cd)pyrene	0.000		0	N.D.			
T Dibenzo(a,h)anthracene	0.000		0	N.D.			
T Benzo(g,h,i)perylene	0.000		0	N.D.			

(#) = Qualifier Out of Range; (m) = Manual Integration; (+) = Area Summed; (*) = Surrogate Percent Recovery Out of Range; (d): Zeroed Peak

Quantitation Results Report (QT Reviewed)

Compound	Conc.	RT	Dev(Min)	Resp.	QIon	QRatio	Lower	Upper
Nitrobenzene-d5	44.7778	5.11	-0.01	396561	54.0	35.0	31.6	58.8
					128.0	22.8	19.3	35.9

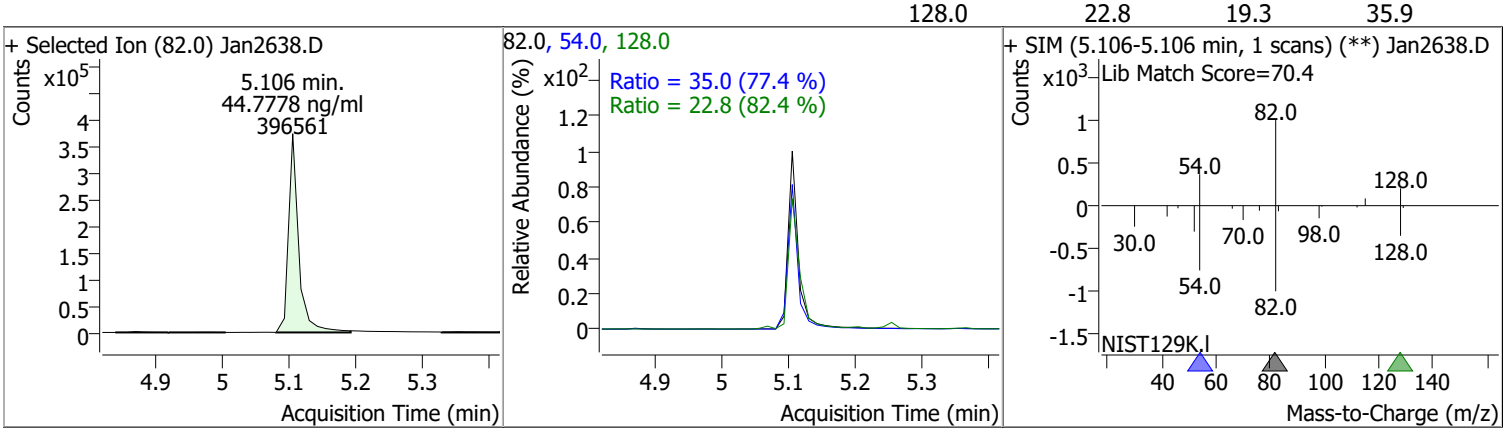

Compound	Conc.	RT	Dev(Min)	Resp.	QIon	QRatio	Lower	Upper
Naphthalene	31.5622	5.94	0.00	196689	102.0	22.5	0.0	61.8
					129.0	17.7	7.7	14.3

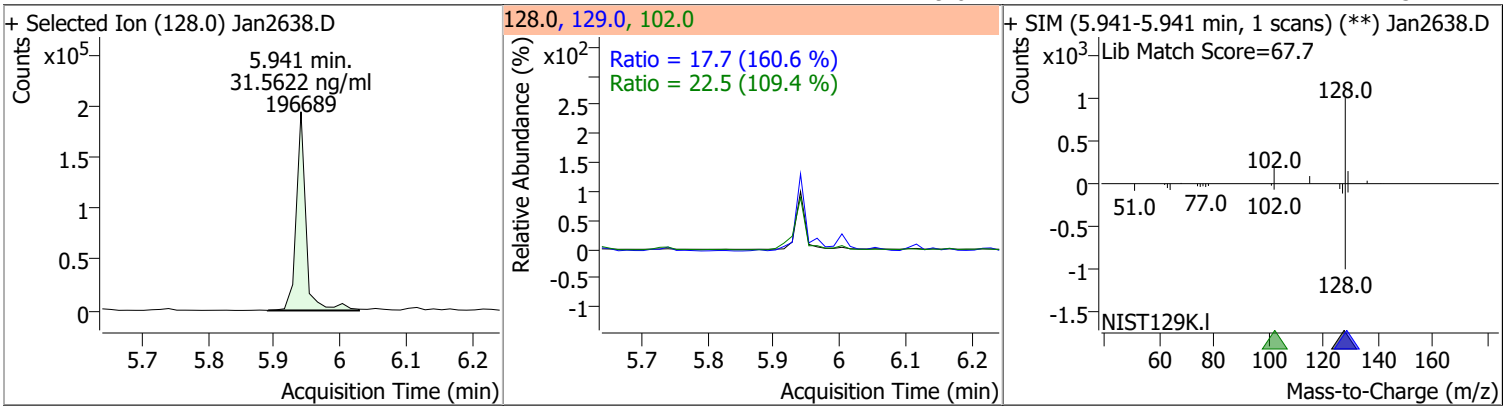

Compound	Conc.	RT	Dev(Min)	Resp.	QIon	QRatio	Lower	Upper
2-Methylnaphthalene	23.9377	6.78	0.00	94389	142.0		99.1	184.0
					115.0	71.8	46.3	86.0

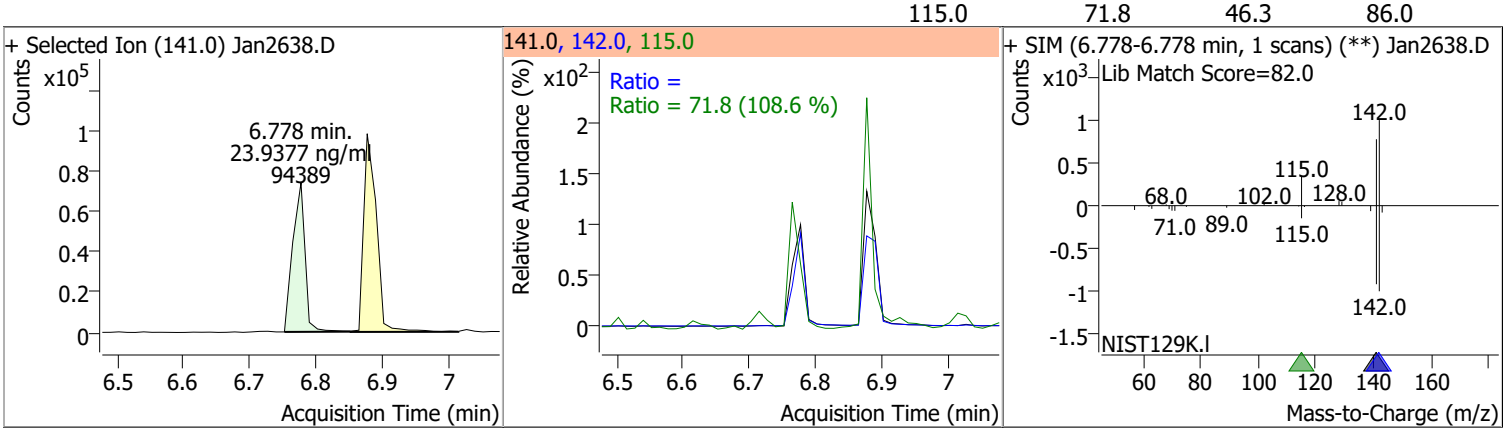

Quantitation Results Report (QT Reviewed)

Compound	Conc.	RT	Dev(Min)	Resp.	QIon	QRatio	Lower	Upper
1-Methylnaphthalene	30.5225	6.88	0.00	130870	142.0	196.7	78.3	145.5
					115.0	80.1	53.4	99.2

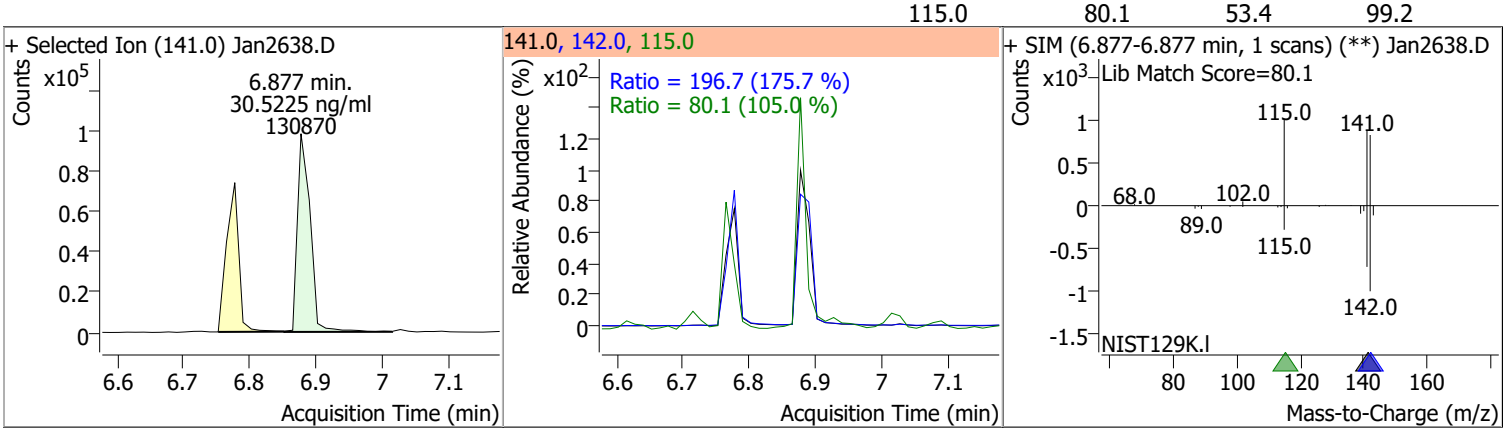

Compound	Conc.	RT	Dev(Min)	Resp.	QIon	QRatio	Lower	Upper
2-Fluorobiphenyl	45.7023	7.25	0.00	384942	171.0	36.2	25.6	47.6

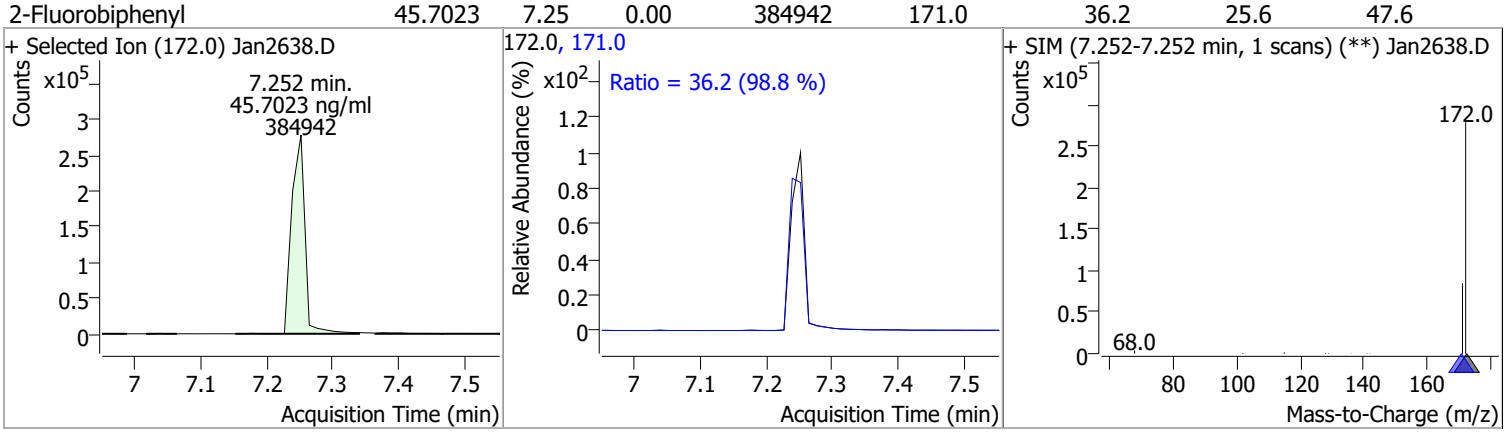

Compound	Conc.	RT	Dev(Min)	Resp.	QIon	QRatio	Lower	Upper
Acenaphthylene		0		0	153.0		9.1	17.0

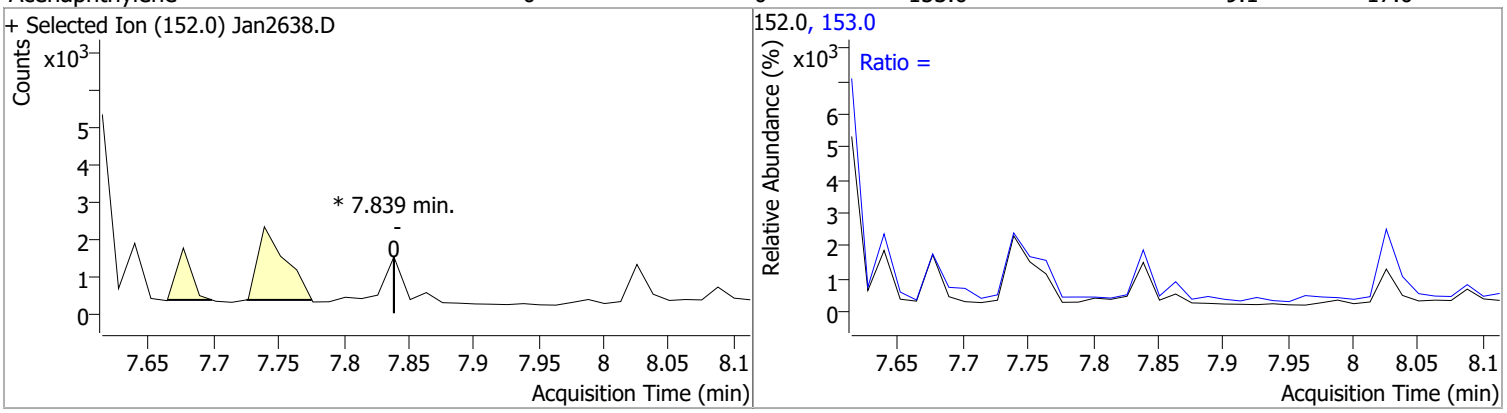

Compound	Conc.	RT	Dev(Min)	Resp.	QIon	QRatio	Lower	Upper
Acenaphthene		0		0	153.0		83.9	155.8
					152.0		40.9	76.0

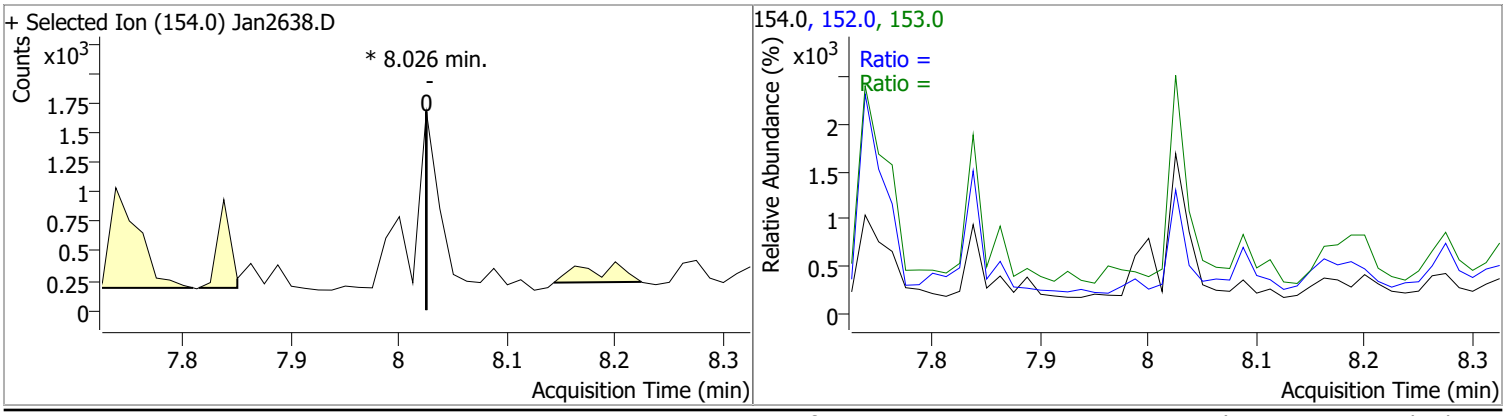

Quantitation Results Report (QT Reviewed)

Compound	Conc.	RT	Dev(Min)	Resp.	QIon	QRatio	Lower	Upper
Fluorene	0.1615	8.66	0.00	1542	165.0	85.1	67.0	124.5
					167.0	18.5	9.2	17.1

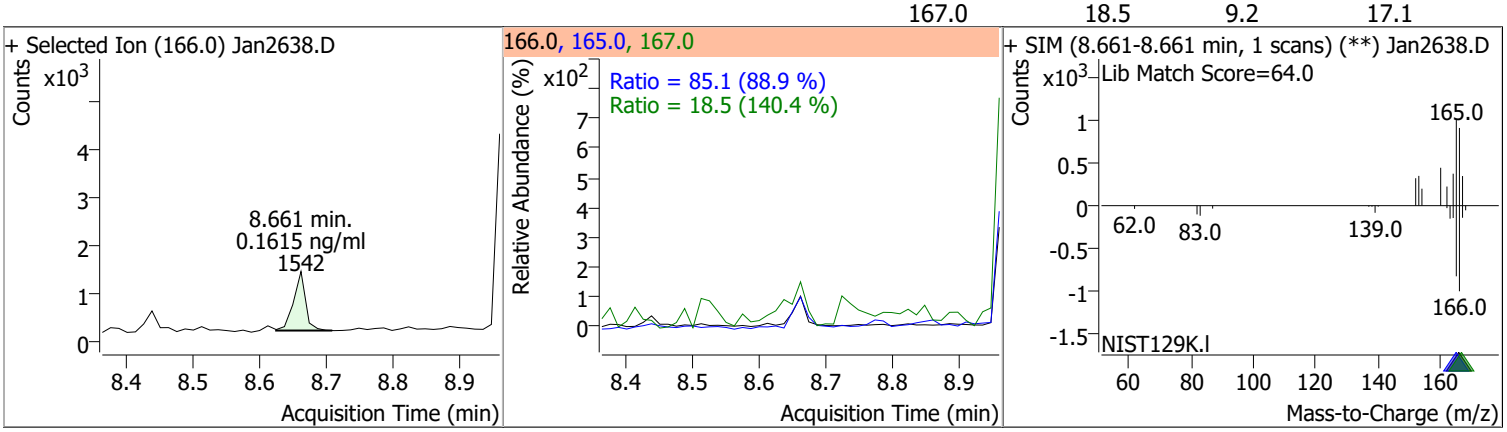

Compound	Conc.	RT	Dev(Min)	Resp.	QIon	QRatio	Lower	Upper
Phenanthrene		0		0	176.0		13.2	24.6

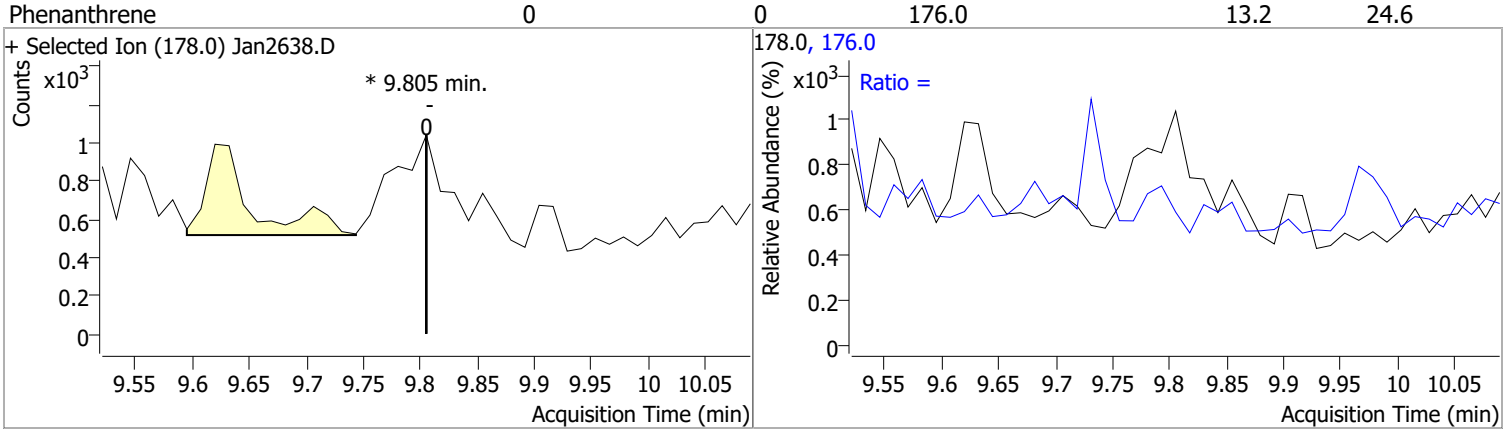

Compound	Conc.	RT	Dev(Min)	Resp.	QIon	QRatio	Lower	Upper
Anthracene		0		0	176.0		12.8	23.8

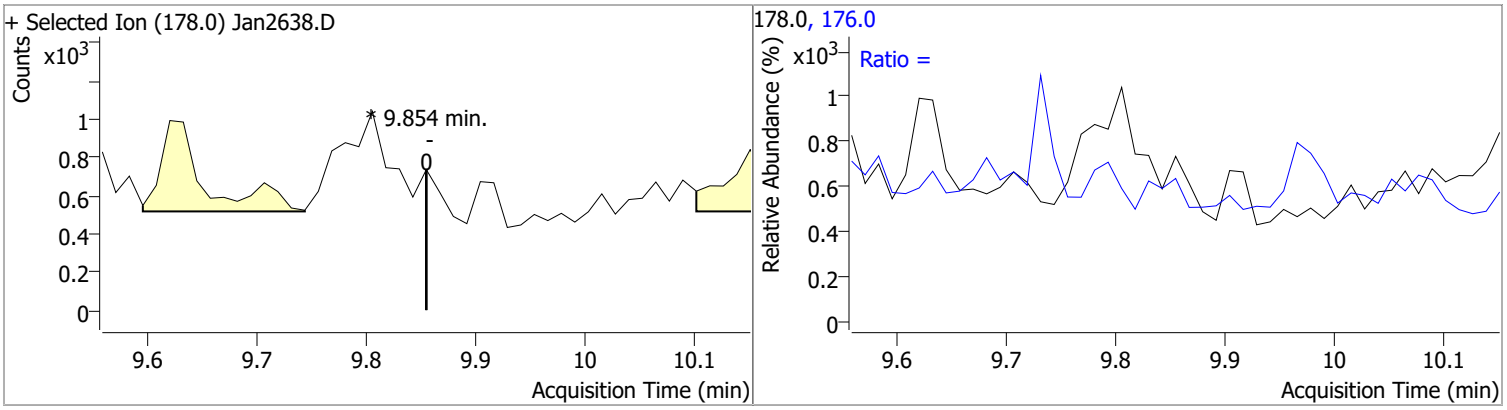

Compound	Conc.	Exp RT	QIon	Exp Ratio	QIon	Exp Ratio
o-Terphenyl	N.D.	10.30	229.0	67.3	215.0	44.4

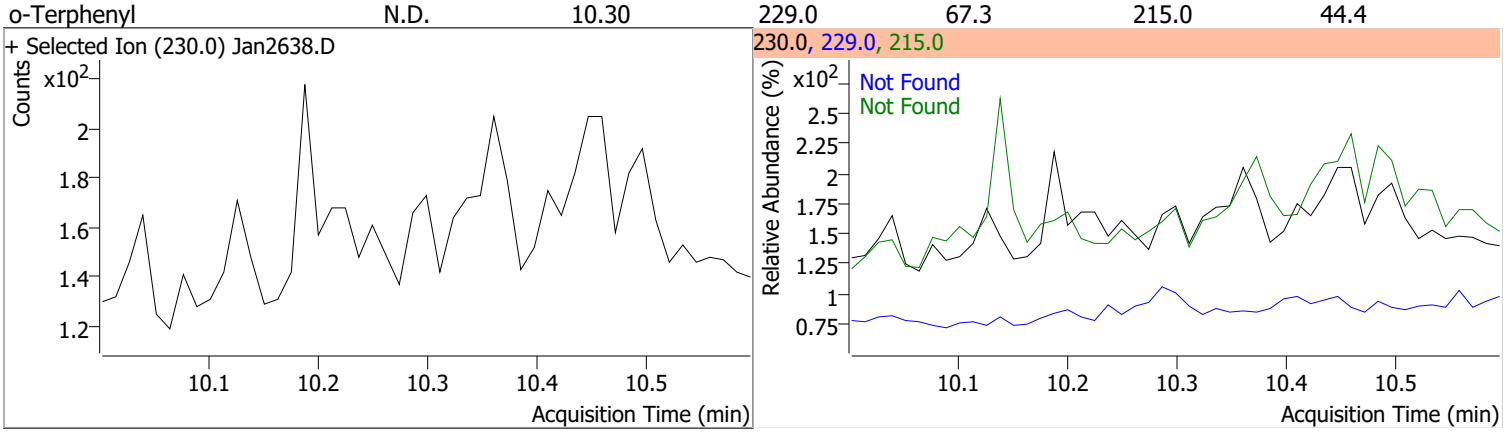

Compound	Conc.	Exp RT	QIon	Exp Ratio
Fluoranthene	N.D.	11.41	101.0	12.5

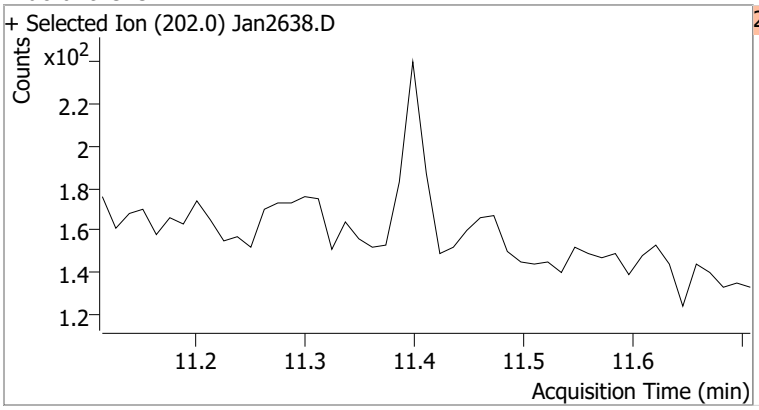

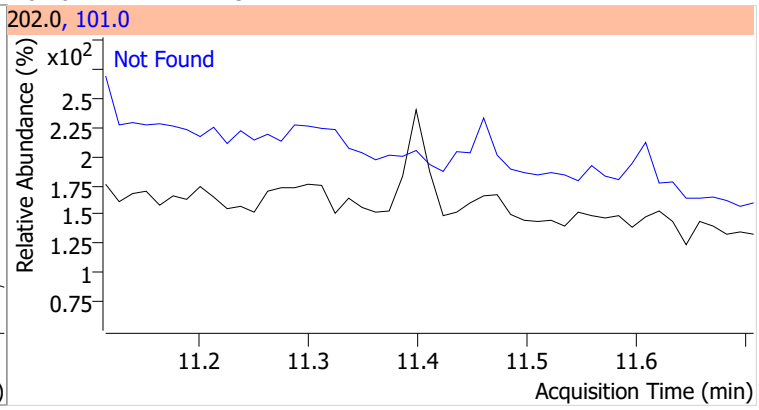

Compound	Conc.	Exp RT	QIon	Exp Ratio
Pyrene	N.D.	11.78	101.0	15.4

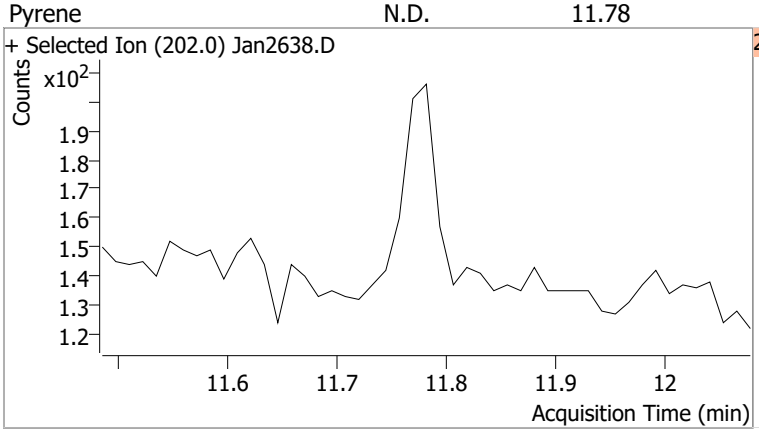

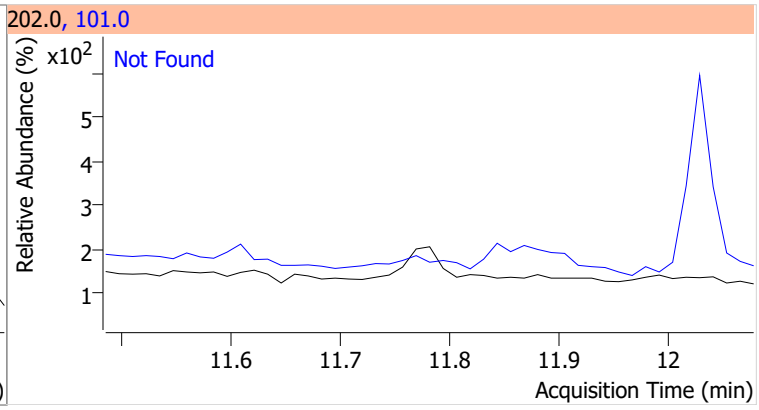

Compound	Conc.	RT	Dev(Min)	Resp.	QIon	QRatio	Lower	Upper
Terphenyl-d14	73.5631	12.25	0.00	563625	122.0	14.2	9.8	18.2

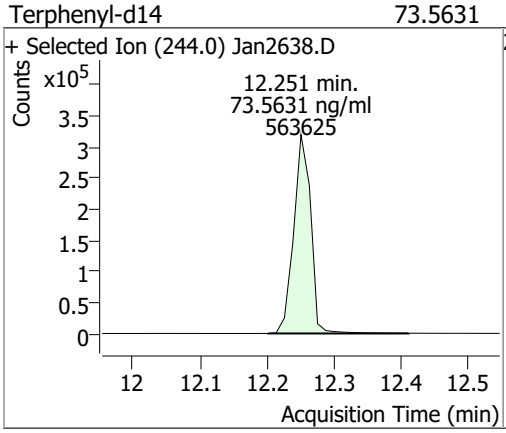

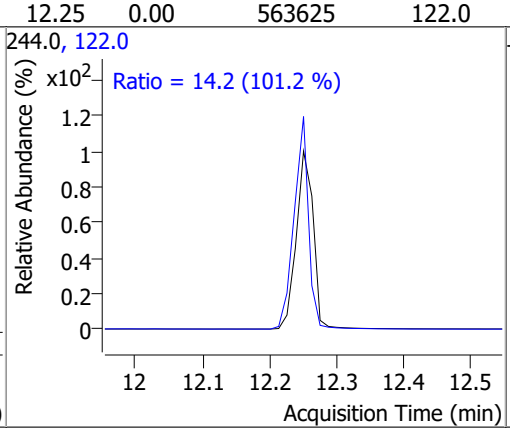

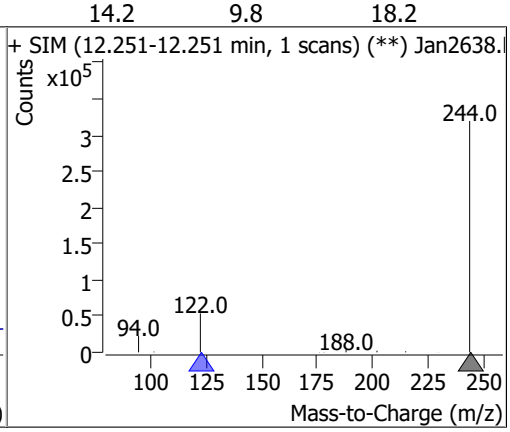

Compound	Conc.	RT	Dev(Min)	Resp.	QIon	QRatio	Lower	Upper
Benzo(a)Anthracene		0		0	226.0		19.0	35.2
					229.0		16.0	29.7

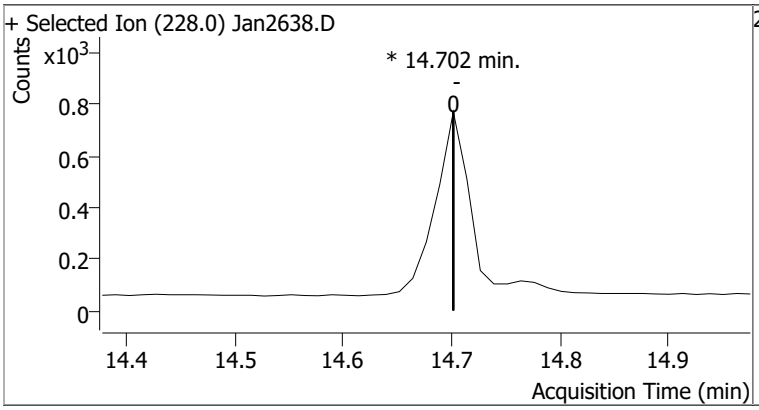

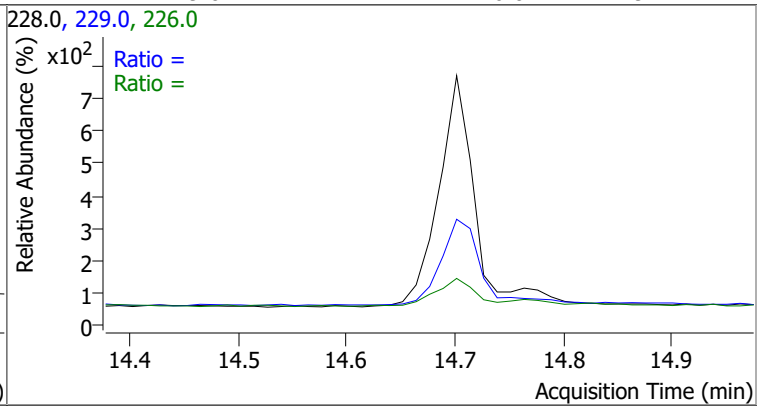

Quantitation Results Report (QT Reviewed)

Compound	Conc.	RT	Dev(Min)	Resp.	QIon	QRatio	Lower	Upper
Chrysene		0		0	226.0		21.0	39.1
					229.0		14.8	27.6

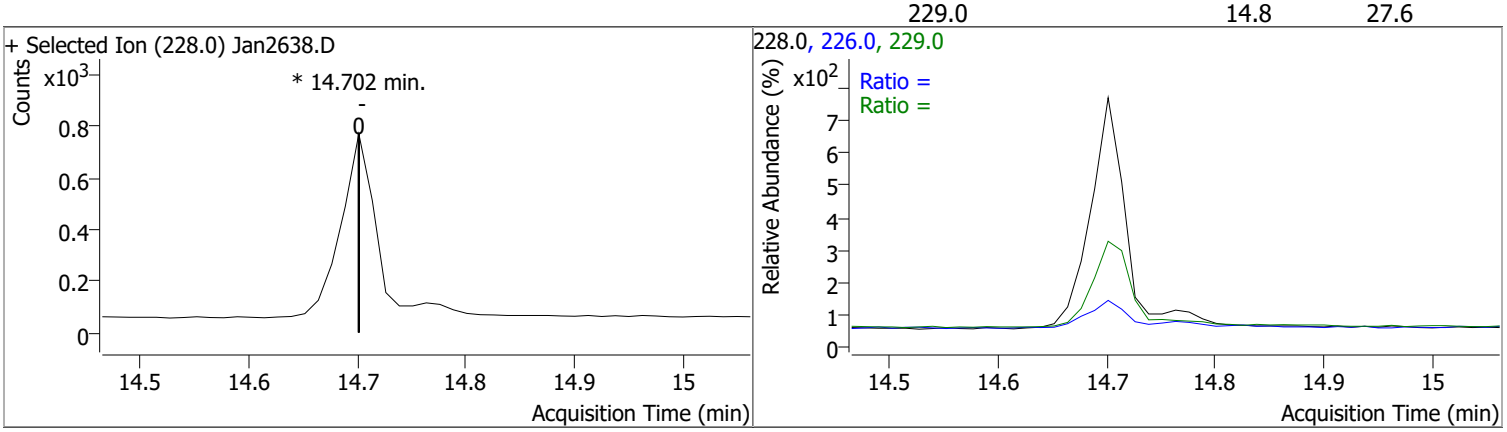

Compound	Conc.	Exp RT	QIon	Exp Ratio
Benzo(b)fluoranthene	N.D.	17.71	253.0	21.3

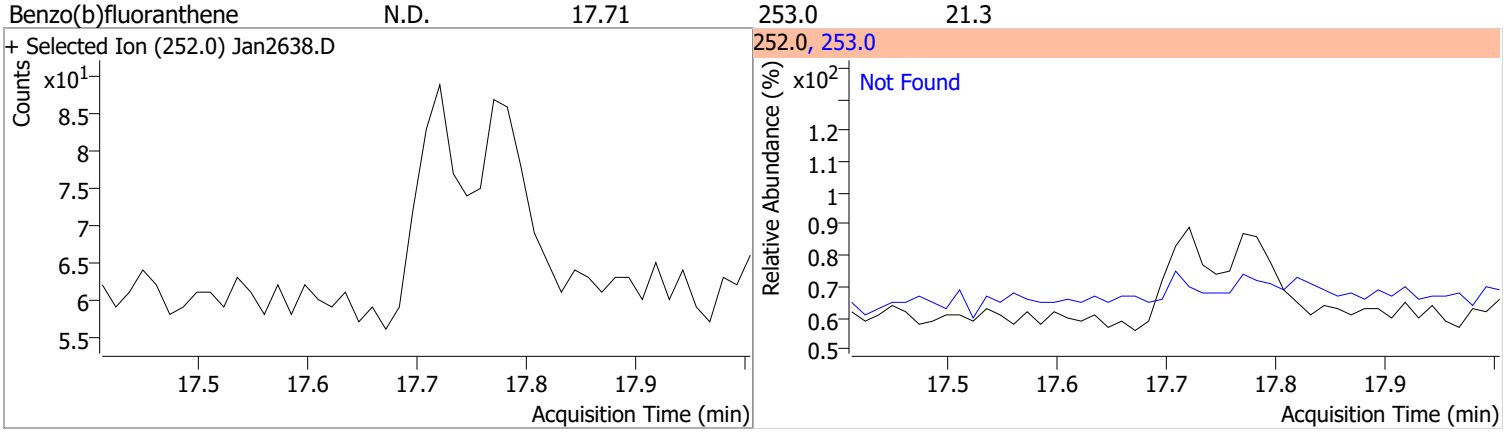

Compound	Conc.	Exp RT	QIon	Exp Ratio
Benzo(k)fluoranthene	N.D.	17.77	253.0	18.9

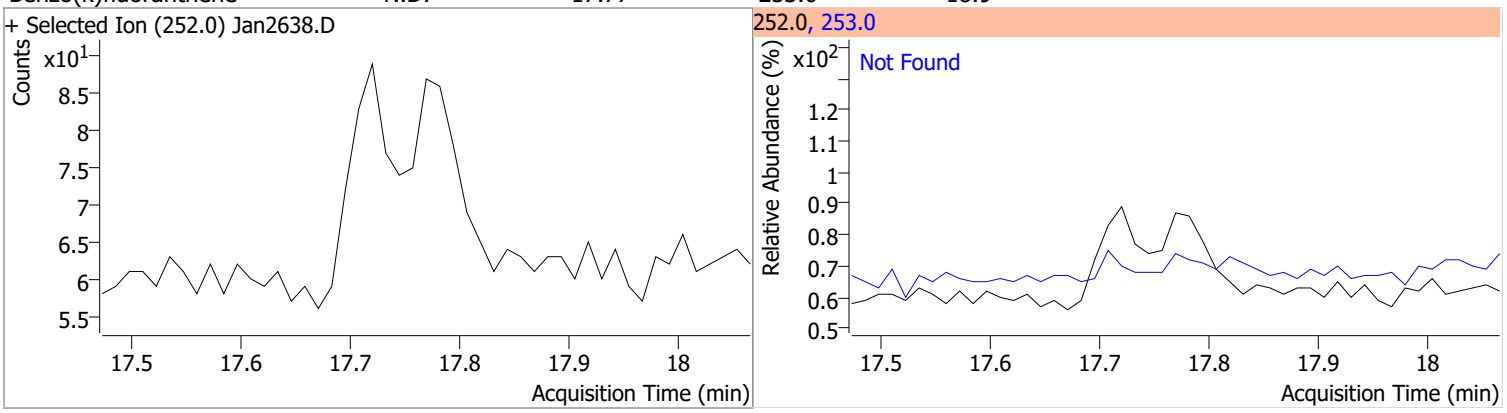

Compound	Conc.	RT	Dev(Min)	Resp.	QIon	QRatio	Lower	Upper
Benzo(a)pyrene		0		0	253.0		16.1	29.9

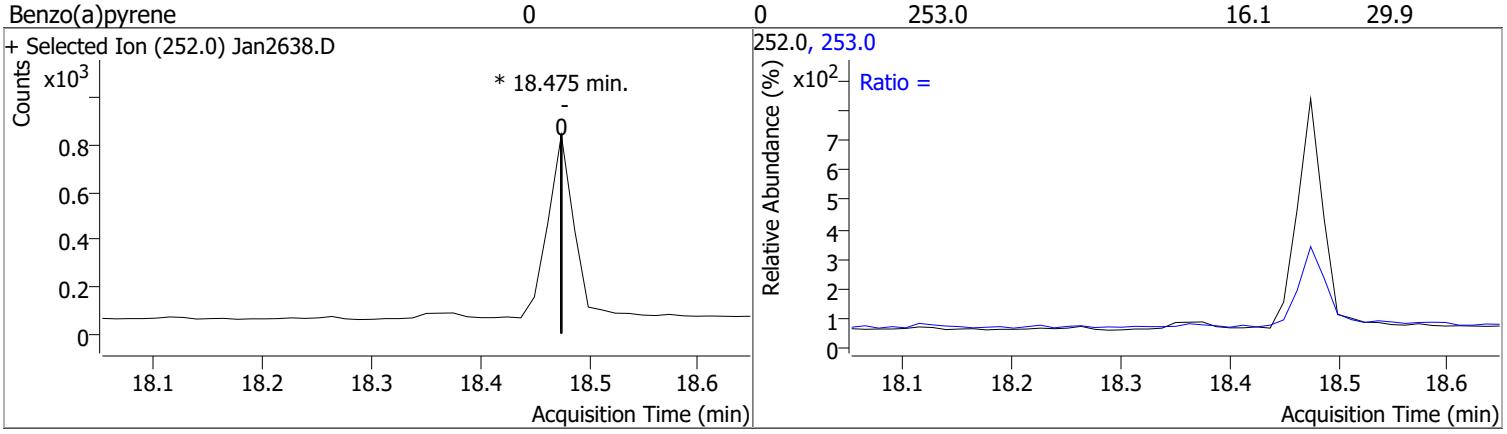

Compound	Conc.	Exp RT	QIon	Exp Ratio
Indeno(1,2,3-cd)pyrene	N.D.	20.22	138.0	22.4

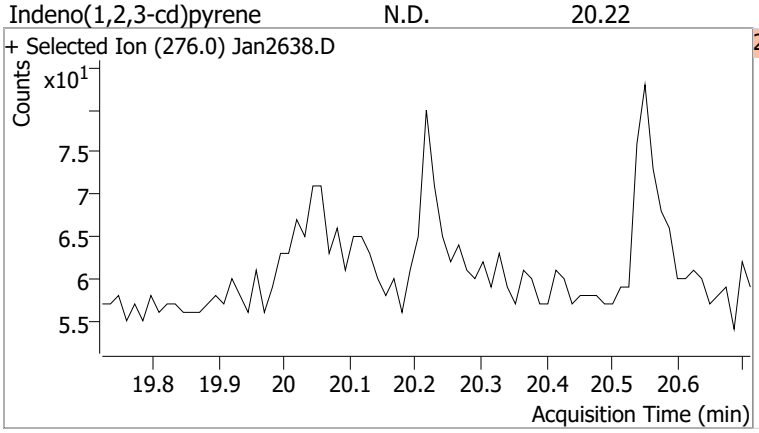

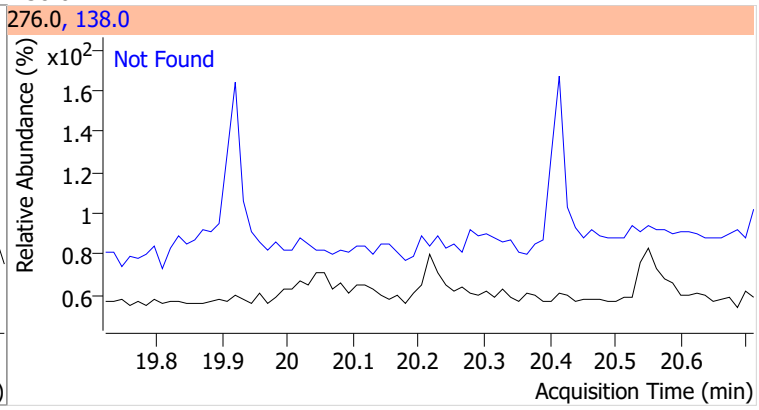

Compound	Conc.	Exp RT	QIon	Exp Ratio	QIon	Exp Ratio
Dibenzo(a,h)anthracene	N.D.	20.28	279.0	24.9	139.0	17.5

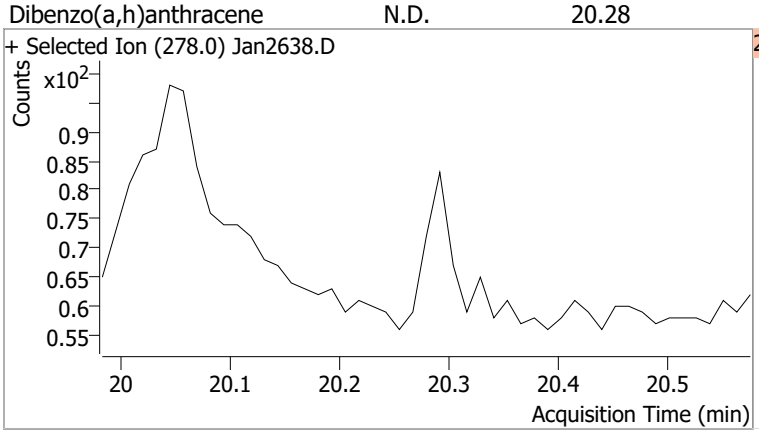

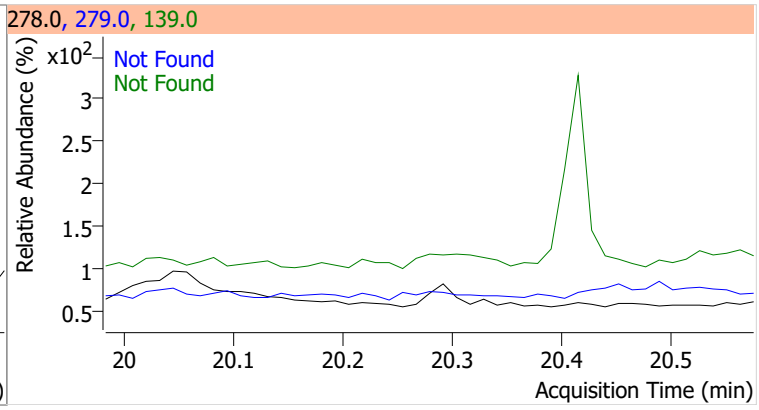

Compound	Conc.	Exp RT	QIon	Exp Ratio	QIon	Exp Ratio
Benzo(g,h,i)perylene	N.D.	20.54	277.0	24.8	138.0	20.5

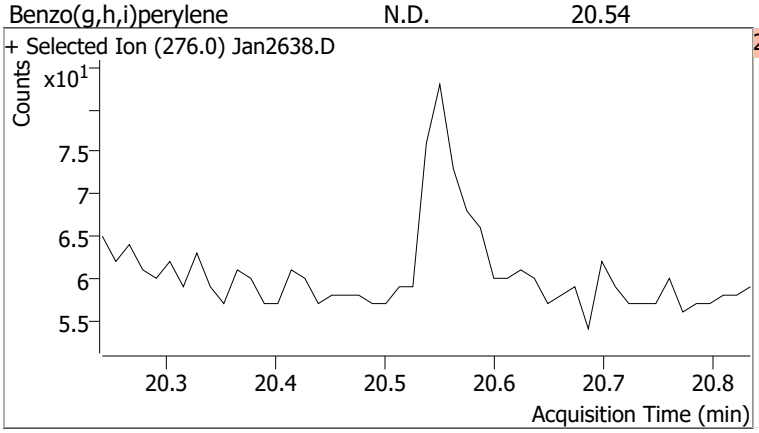

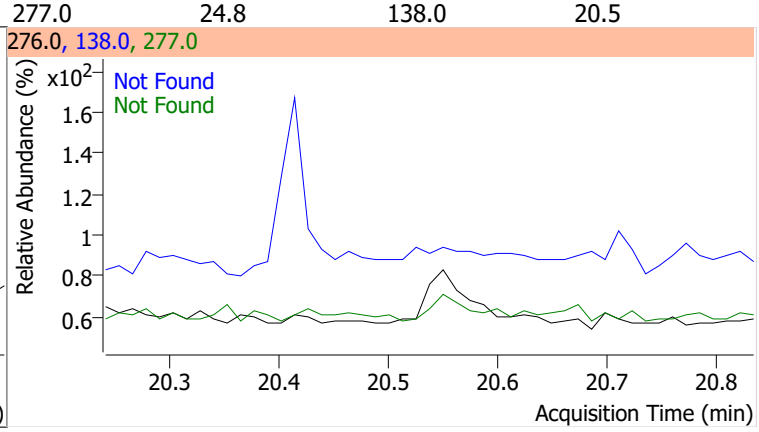

Quantitation Results Report (QT Reviewed)

Data File	Jan2639.D	Operator	LIMS import
Acq. Method	5975BNASIM	Acq. Date-Time	1/28/2022 8:43:04 AM
Sample Name	26-Jan-22_CCV_39	Instrument	GCMS
Vial	39	Multiplier	1.00
DA Method File	012622 bna SIM 1.batch.bin	Comment	SVOC-8270C-SIM-W-LLPAH
Tune File	dftppjph.u	Tune Date	
Batch Name	012622 bna SIM 2.batch.bin	Last Calib Update	1/27/2022 8:37:26 AM
Ref Library			

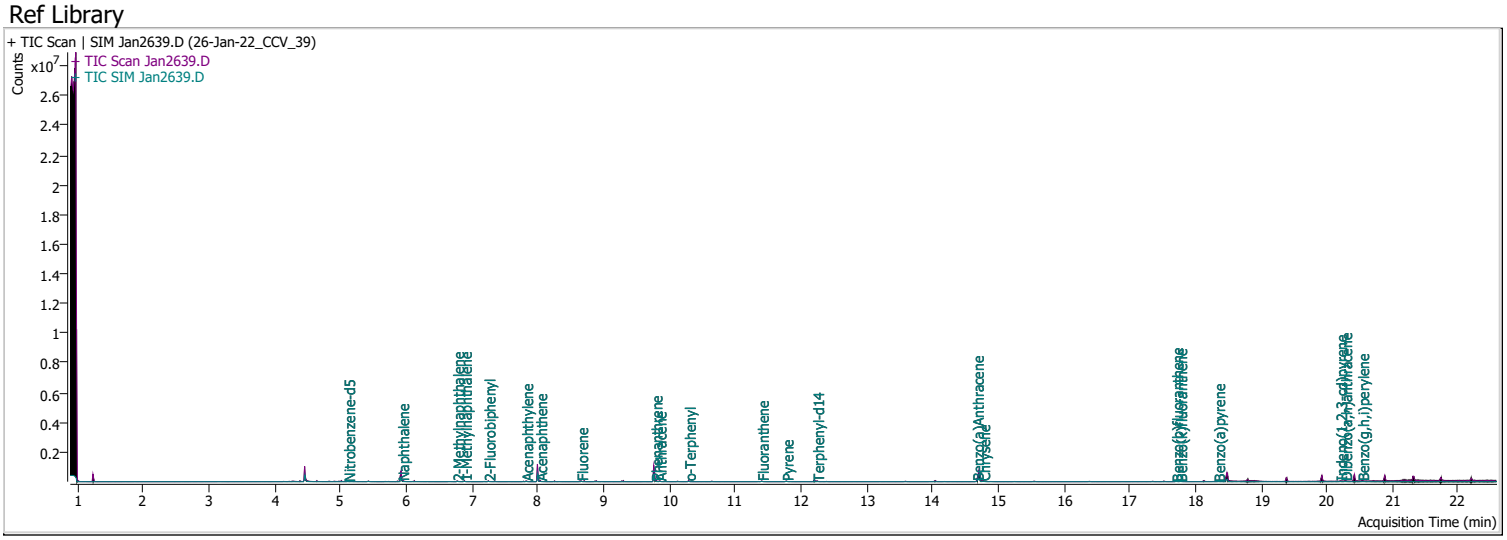

Compound	RT	QIon	Resp.	Conc.	Units		Dev(Min)
Internal Standards							
M 1,4-Dichlorobenzene-d4	4.460	152.0	146773	40.0000	ng/ml		0.000
M Naphthalene-d8	5.916	136.0	255422	40.0000	ng/ml		0.000
M Acenaphthene-d10	8.001	164.0	185052	40.0000	ng/ml		0.000
M Phenanthrene-d10	9.768	188.0	386655	40.0000	ng/ml		0.000
M Chrysene-d12	14.714	240.0	299024	40.0000	ng/ml		0.012
M Perylene-d12	18.487	264.0	205271	40.0000	ng/ml		0.012
System Monitoring Compounds							
S Nitrobenzene-d5	5.118	82.0	8106	2.4318	ng/ml		0.000
Spiked Amount: 5.000	Range: 19.0 - 102.0%			Recovery = 48.64%			
S 2-Fluorobiphenyl	7.252	172.0	16508	2.2686	ng/ml		0.000
Spiked Amount: 5.000	Range: 25.0 - 94.0%			Recovery = 45.37%			
S o-Terphenyl	10.299	230.0	12670	2.1669	ng/ml		0.000
Spiked Amount: 5.000	Range: 40.0 - 140.0%			Recovery = 43.34%			
S Terphenyl-d14	12.251	244.0	11041	2.2394	ng/ml		0.000
Spiked Amount: 5.000	Range: 39.0 - 106.0%			Recovery = 44.79%			
Target Compounds							**QValue**
T Naphthalene	5.941	128.0	16179	2.4576	ng/ml		99
T 2-Methylnaphthalene	6.777	141.0	9886	2.4839	ng/ml		94
T 1-Methylnaphthalene	6.890	141.0	9151	2.2676	ng/ml		96
T Acenaphthylene	7.826	152.0	16514	1.9715	ng/ml		98
T Acenaphthene	8.038	154.0	10218	1.8911	ng/ml	m	96
T Fluorene	8.661	166.0	15347	2.1135	ng/ml		100
T Phenanthrene	9.793	178.0	22811	2.2671	ng/ml		99
T Anthracene	9.854	178.0	21384	2.2221	ng/ml		100
T Fluoranthene	11.411	202.0	25203	2.1304	ng/ml		98
T Pyrene	11.781	202.0	27183	2.1785	ng/ml		97
T Benzo(a)Anthracene	14.677	228.0	19955	2.3172	ng/ml		99
T Chrysene	14.776	228.0	25000	2.1160	ng/ml		98
T Benzo(b)fluoranthene	17.709	252.0	17292	2.1856	ng/ml		99

Compound	RT	QIon	Resp.	Conc.	Units	Dev(Min)
T Benzo(k)fluoranthene	17.770	252.0	19746	2.0344	ng/ml	89
T Benzo(a)pyrene	18.351	252.0	15402	2.3147	ng/ml	100
T Indeno(1,2,3-cd)pyrene	20.204	276.0	14291	2.4151	ng/ml	92
T Dibenzo(a,h)anthracene	20.279	278.0	15699	2.2880	ng/ml	98
T Benzo(g,h,i)perylene	20.538	276.0	19767	2.2685	ng/ml	95

(#) = Qualifier Out of Range; (m) = Manual Integration; (+) = Area Summed; (*) = Surrogate Percent Recovery Out of Range; (d): Zeroed Peak

Compound	Conc.	RT	Dev(Min)	Resp.	QIon	QRatio	Lower	Upper
Nitrobenzene-d5	2.4318	5.12	0.00	8106	54.0	38.4	31.6	58.8
					128.0	23.3	19.3	35.9

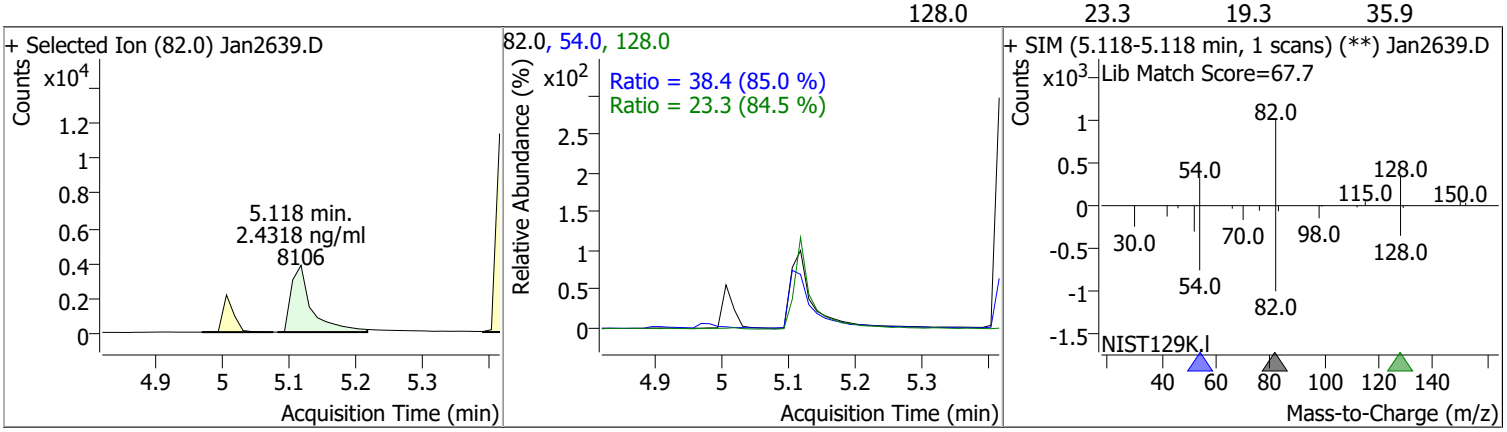

Compound	Conc.	RT	Dev(Min)	Resp.	QIon	QRatio	Lower	Upper
Naphthalene	2.4576	5.94	0.00	16179	102.0	20.2	0.0	61.8
					129.0	11.0	7.7	14.3

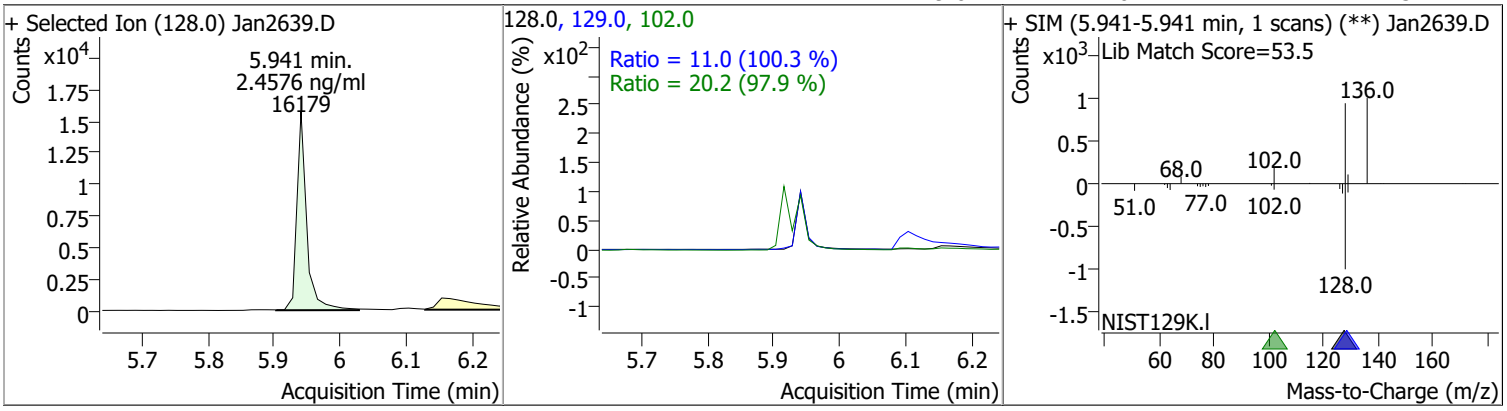

Compound	Conc.	RT	Dev(Min)	Resp.	QIon	QRatio	Lower	Upper
2-Methylnaphthalene	2.4839	6.78	0.00	9886	142.0	145.0	99.1	184.0
					115.0	55.8	46.3	86.0

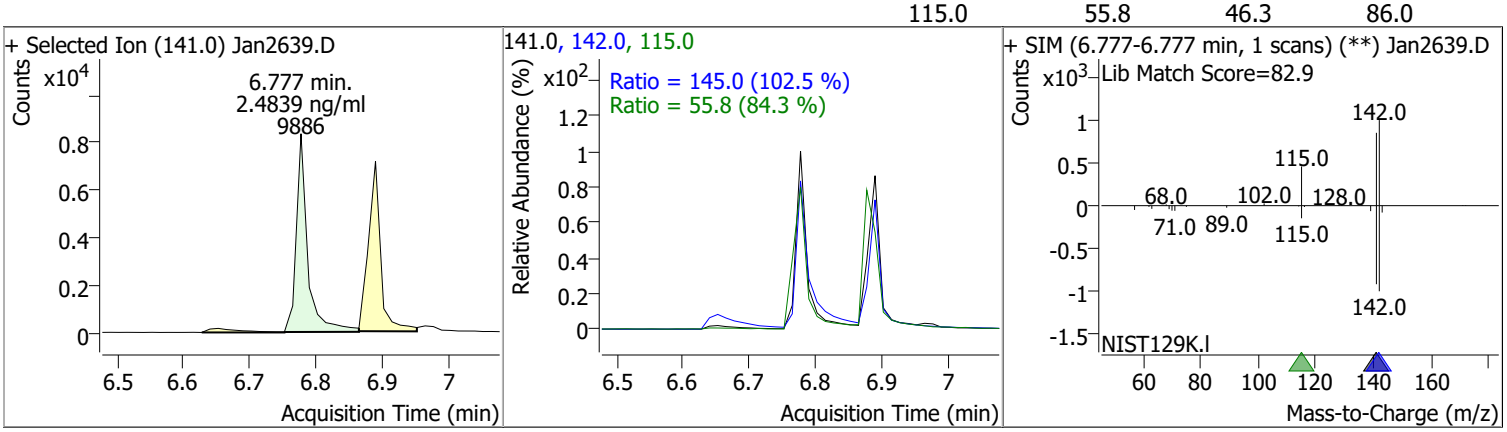

Quantitation Results Report (QT Reviewed)

Compound	Conc.	RT	Dev(Min)	Resp.	QIon	QRatio	Lower	Upper
1-Methylnaphthalene	2.2676	6.89	0.01	9151	142.0	115.6	78.3	145.5
					115.0	72.3	53.4	99.2

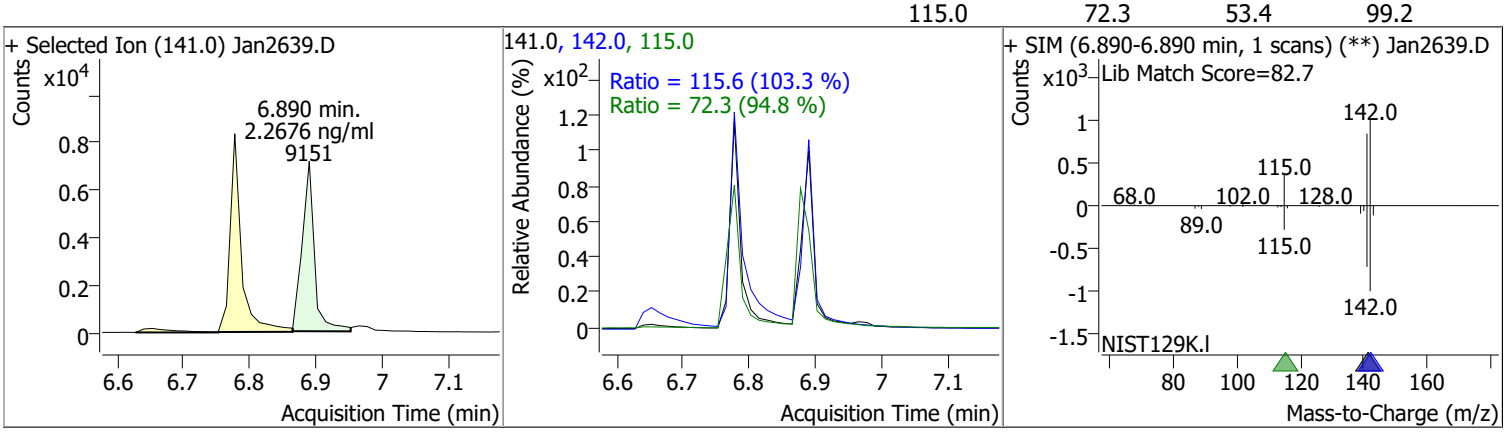

Compound	Conc.	RT	Dev(Min)	Resp.	QIon	QRatio	Lower	Upper
2-Fluorobiphenyl	2.2686	7.25	0.00	16508	171.0	36.4	25.6	47.6

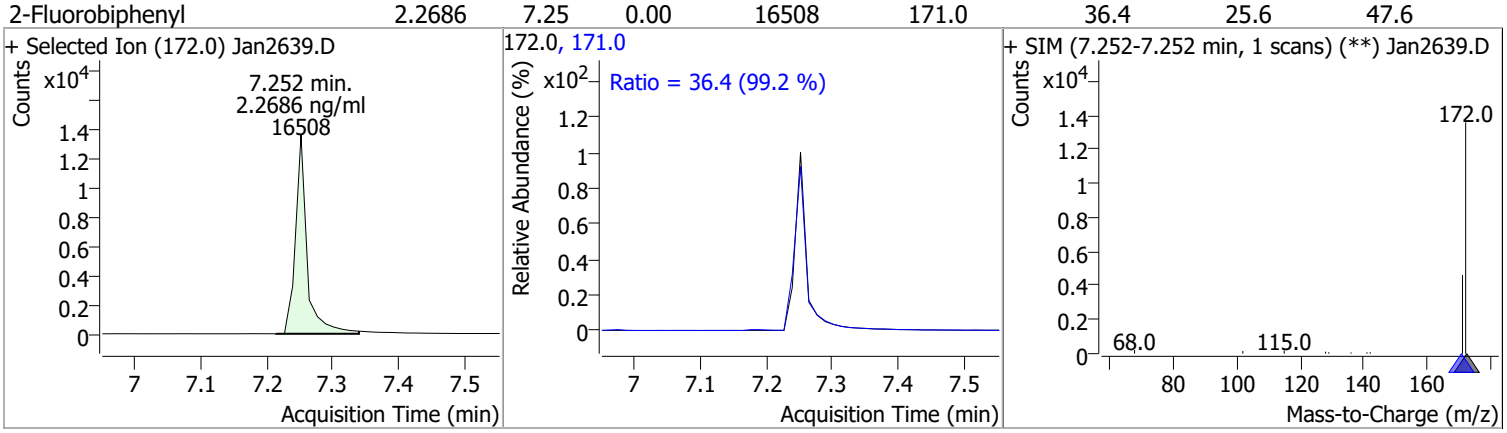

Compound	Conc.	RT	Dev(Min)	Resp.	QIon	QRatio	Lower	Upper
Acenaphthylene	1.9715	7.83	0.01	16514	153.0	12.1	9.1	17.0

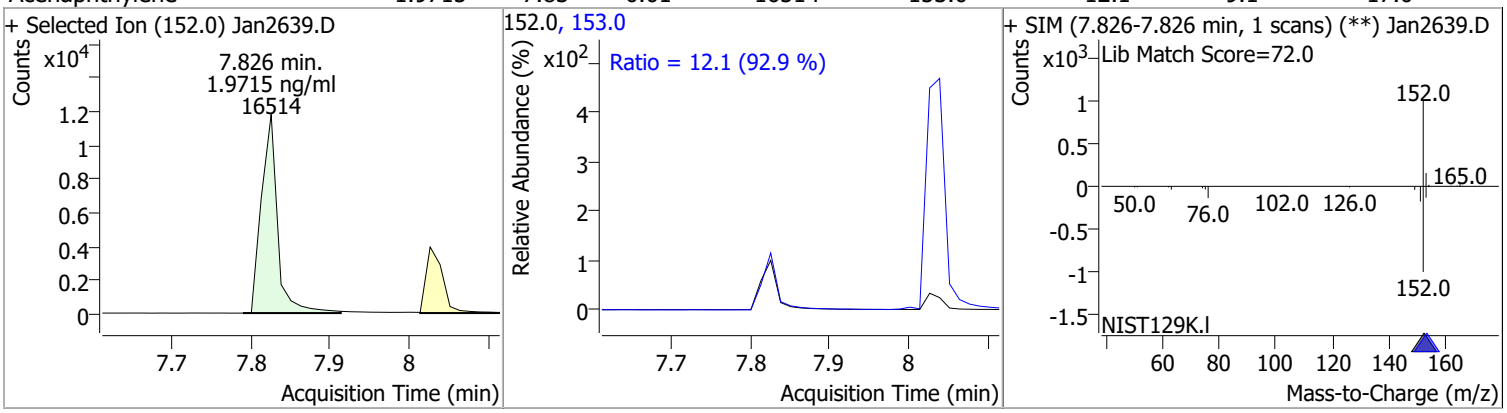

Compound	Conc.	RT	Dev(Min)	Resp.	QIon	QRatio	Lower	Upper
Acenaphthene	1.8911	8.04	0.01	10218 (m)	153.0	114.4	83.9	155.8
					152.0	56.4	40.9	76.0

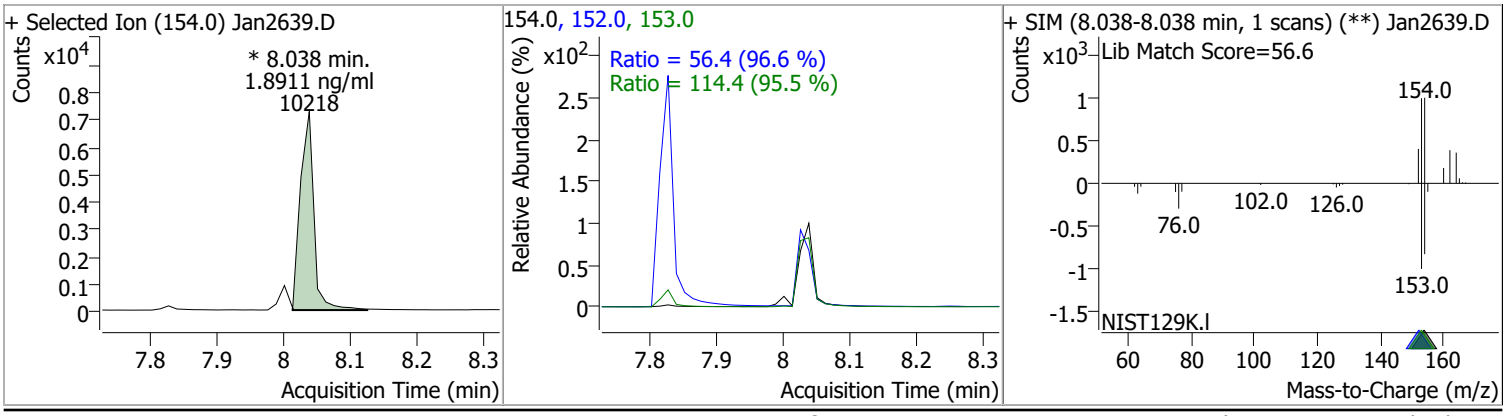

Compound	Conc.	RT	Dev(Min)	Resp.	QIon	QRatio	Lower	Upper
Fluorene	2.1135	8.66	0.00	15347	165.0	96.1	67.0	124.5
					167.0	13.4	9.2	17.1

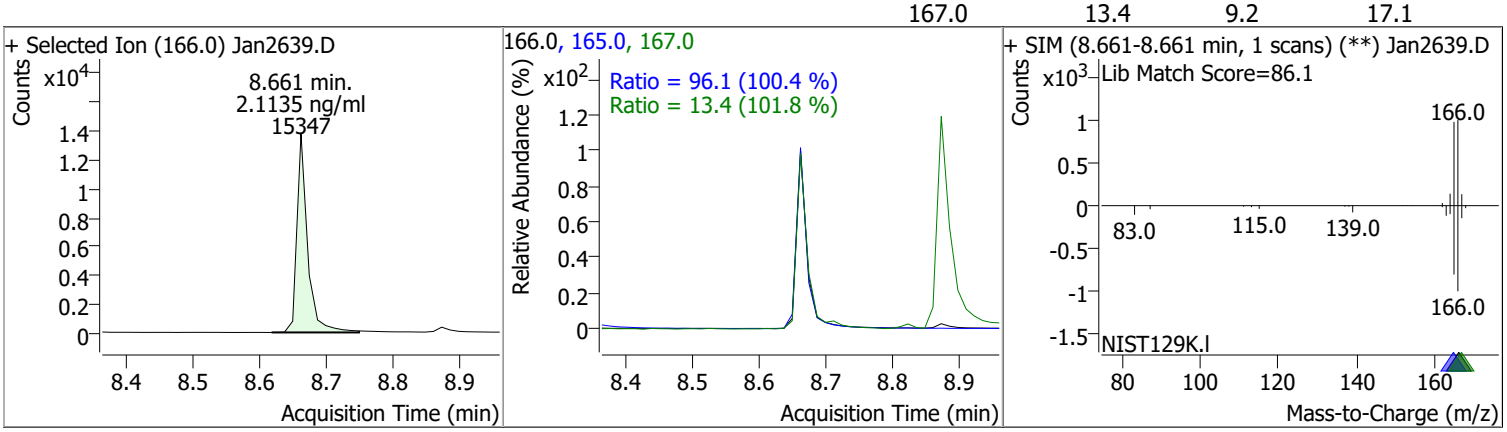

Compound	Conc.	RT	Dev(Min)	Resp.	QIon	QRatio	Lower	Upper
Phenanthrene	2.2671	9.79	0.00	22811	176.0	19.4	13.2	24.6

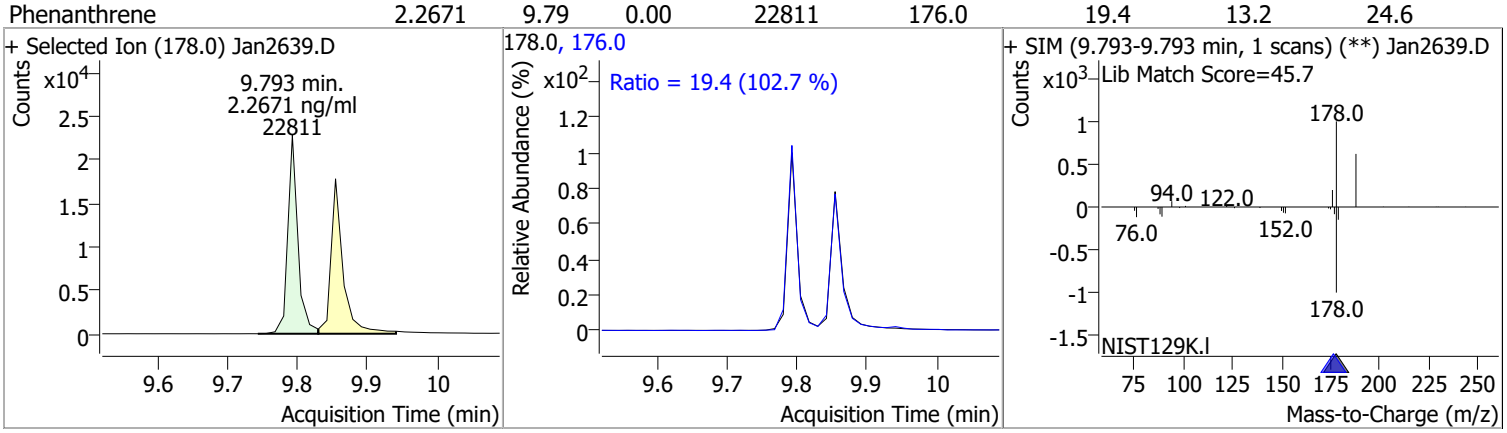

Compound	Conc.	RT	Dev(Min)	Resp.	QIon	QRatio	Lower	Upper
Anthracene	2.2221	9.85	0.00	21384	176.0	18.4	12.8	23.8

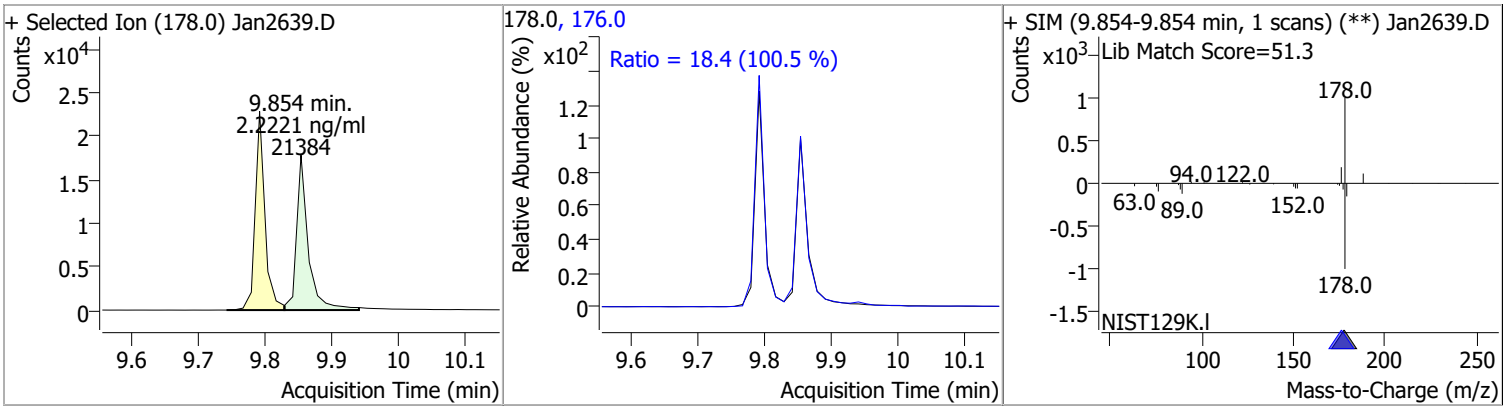

Compound	Conc.	RT	Dev(Min)	Resp.	QIon	QRatio	Lower	Upper
o-Terphenyl	2.1669	10.30	0.00	12670	229.0	67.6	47.1	87.5
					215.0	43.9	31.1	57.7

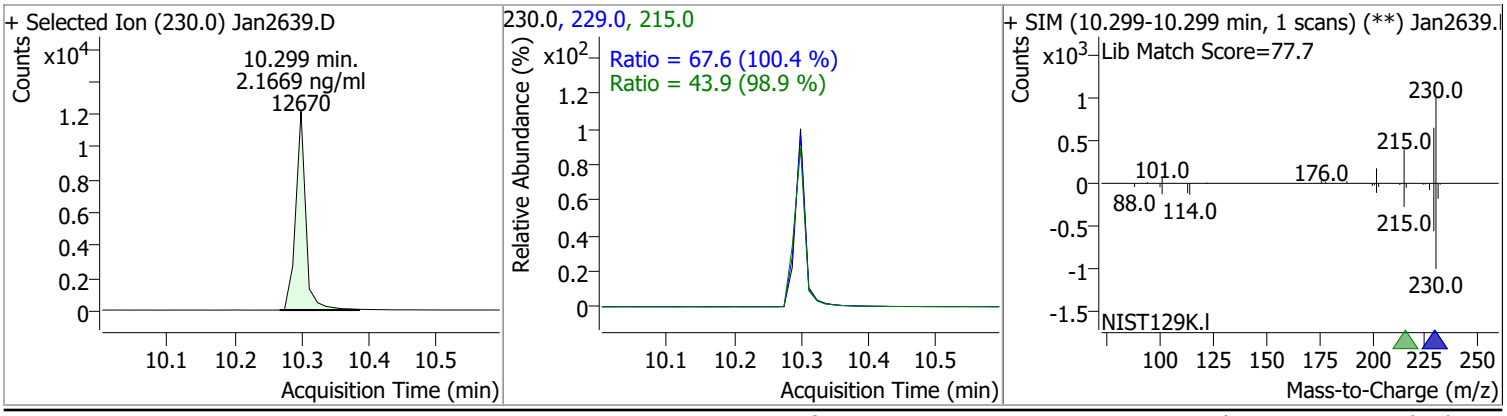

Compound	Conc.	RT	Dev(Min)	Resp.	QIon	QRatio	Lower	Upper
Fluoranthene	2.1304	11.41	0.00	25203	101.0	11.7	8.8	16.3

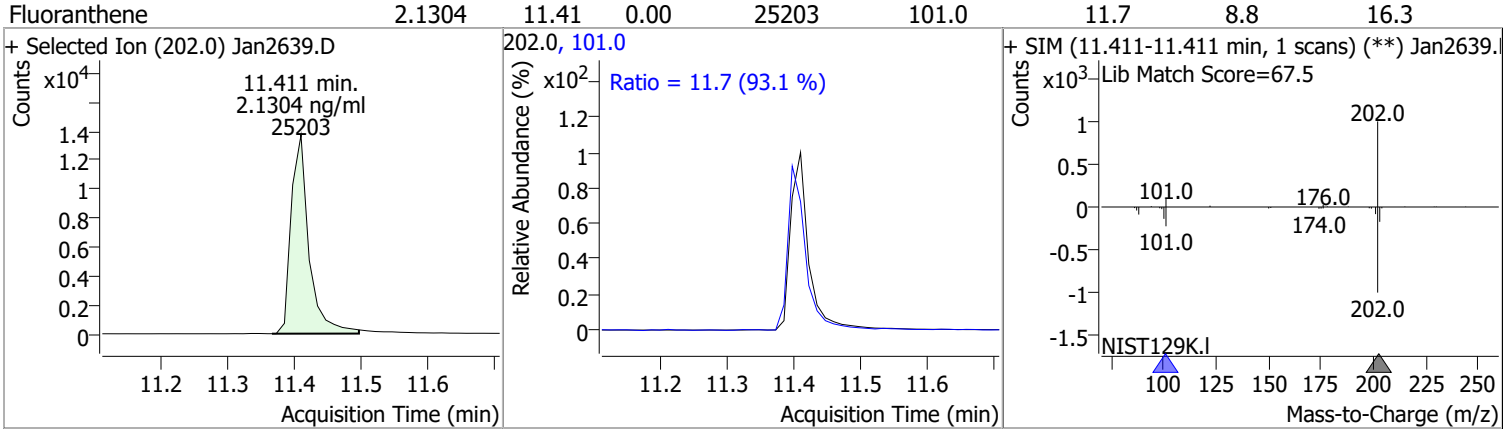

Compound	Conc.	RT	Dev(Min)	Resp.	QIon	QRatio	Lower	Upper
Pyrene	2.1785	11.78	0.00	27183	101.0	13.9	10.8	20.0

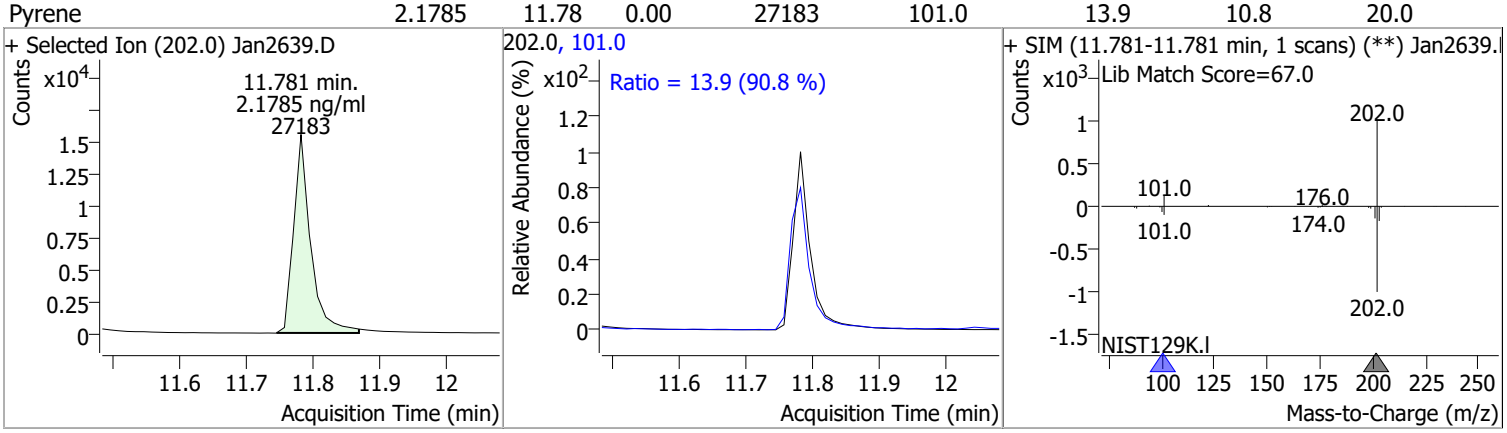

Compound	Conc.	RT	Dev(Min)	Resp.	QIon	QRatio	Lower	Upper
Terphenyl-d14	2.2394	12.25	0.00	11041	122.0	14.5	9.8	18.2

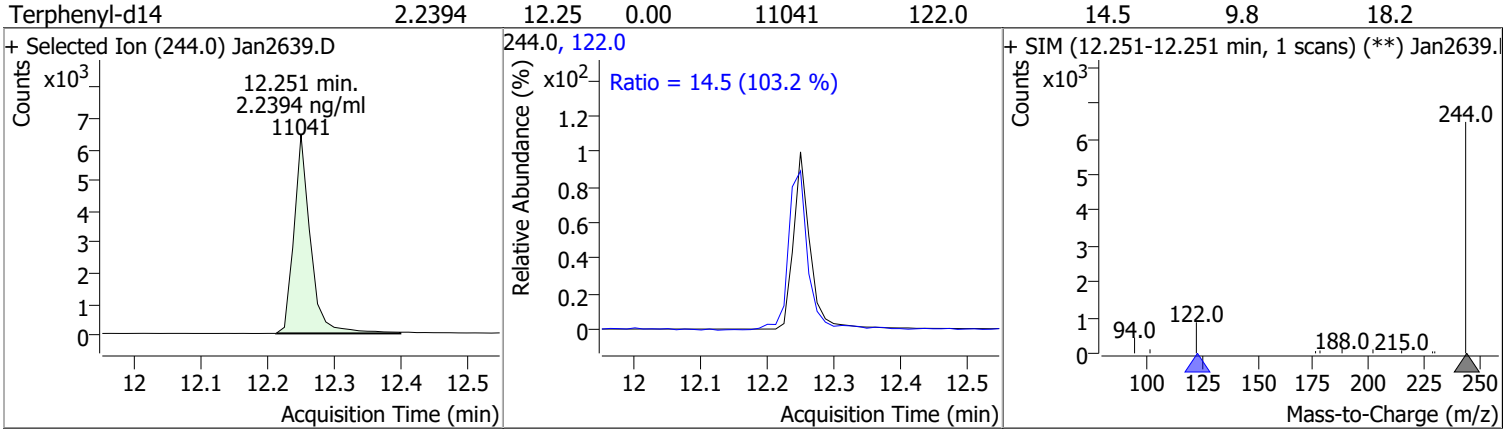

Compound	Conc.	RT	Dev(Min)	Resp.	QIon	QRatio	Lower	Upper
Benzo(a)Anthracene	2.3172	14.68	0.00	19955	226.0	26.4	19.0	35.2
					229.0	22.7	16.0	29.7

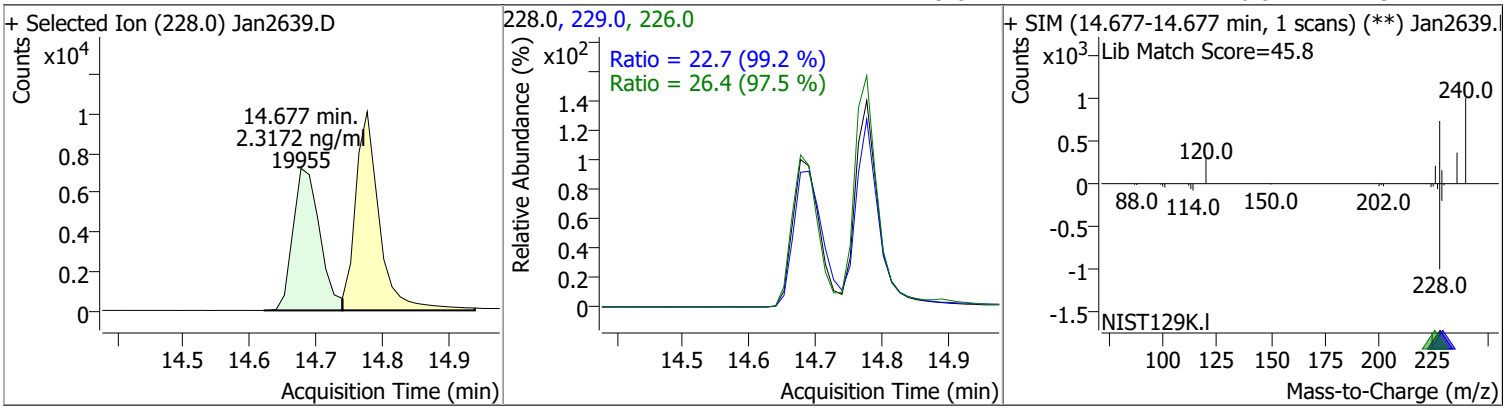

Compound	Conc.	RT	Dev(Min)	Resp.	QIon	QRatio	Lower	Upper
Chrysene	2.1160	14.78	0.01	25000	226.0	31.6	21.0	39.1
					229.0	20.9	14.8	27.6

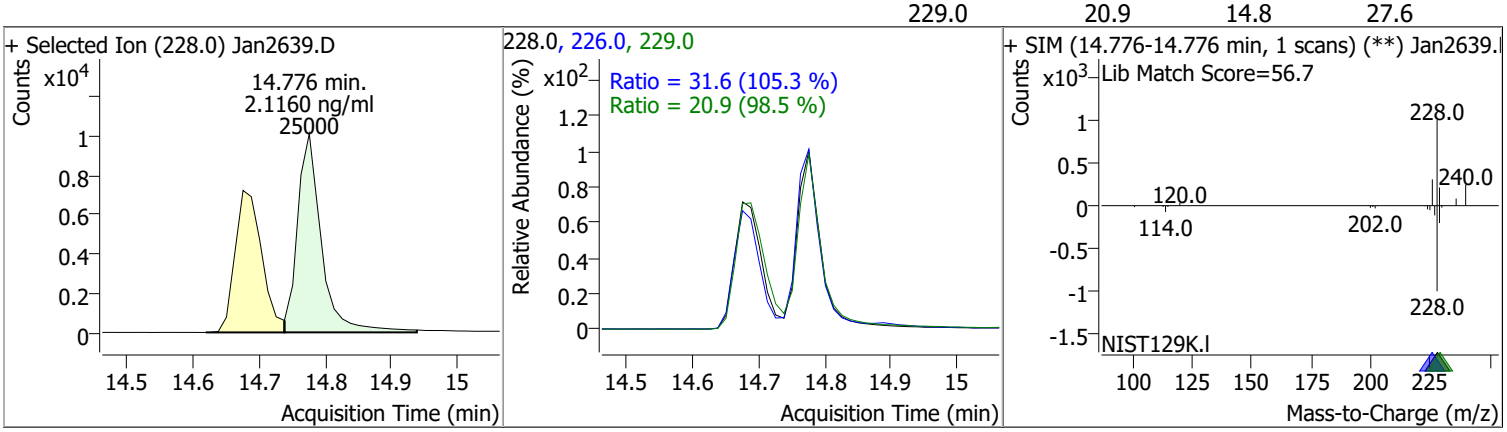

Compound	Conc.	RT	Dev(Min)	Resp.	QIon	QRatio	Lower	Upper
Benzo(b)fluoranthene	2.1856	17.71	0.00	17292	253.0	22.0	14.9	27.7

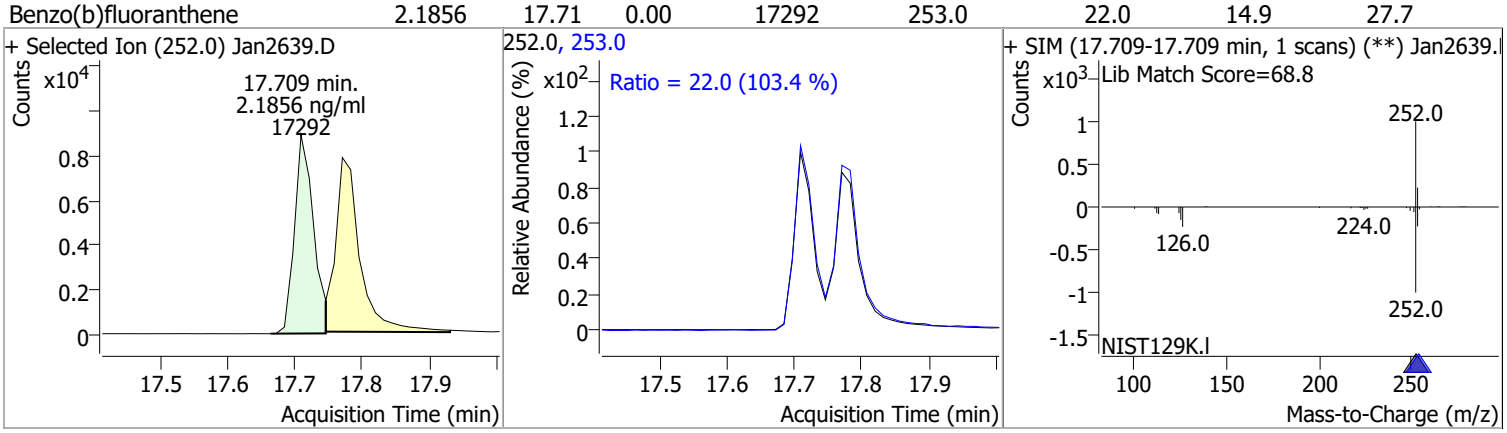

Compound	Conc.	RT	Dev(Min)	Resp.	QIon	QRatio	Lower	Upper
Benzo(k)fluoranthene	2.0344	17.77	0.00	19746	253.0	23.8	13.2	24.6

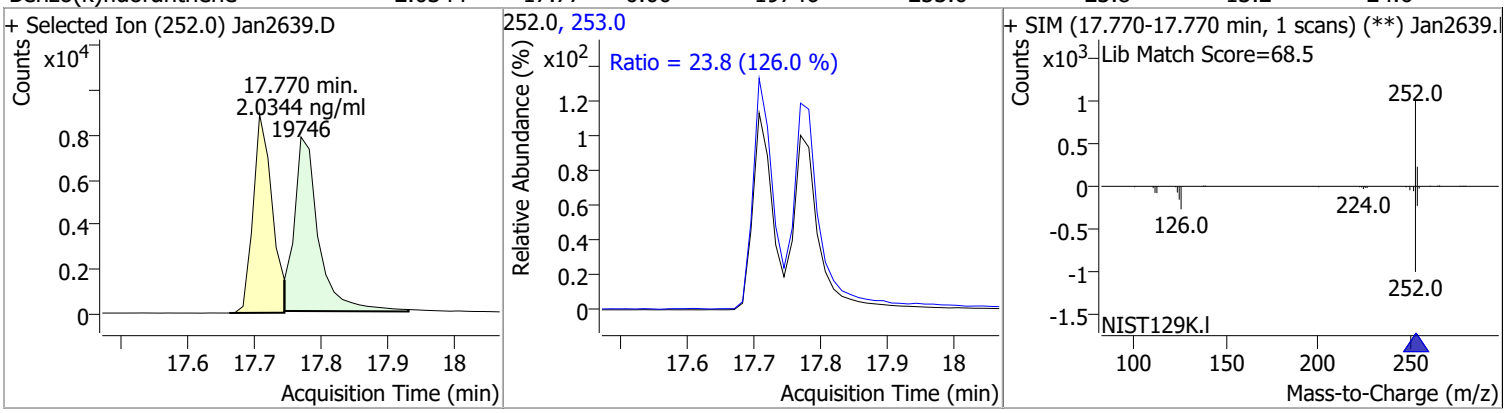

Compound	Conc.	RT	Dev(Min)	Resp.	QIon	QRatio	Lower	Upper
Benzo(a)pyrene	2.3147	18.35	0.00	15402	253.0	23.2	16.1	29.9

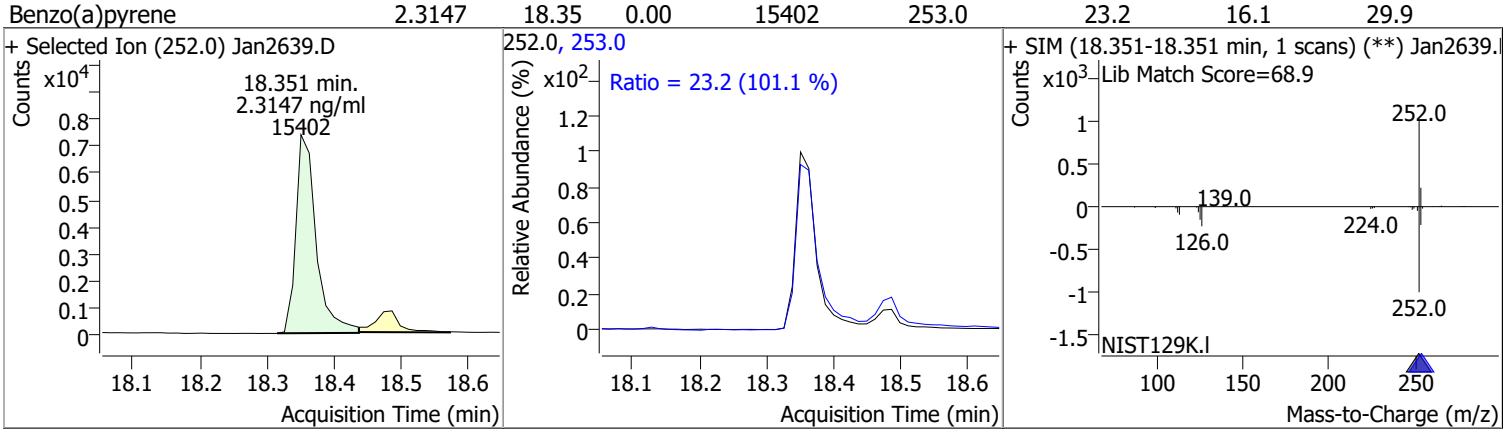

Compound	Conc.	RT	Dev(Min)	Resp.	QIon	QRatio	Lower	Upper
Indeno(1,2,3-cd)pyrene	2.4151	20.20	-0.01	14291	138.0	18.5	15.7	29.1

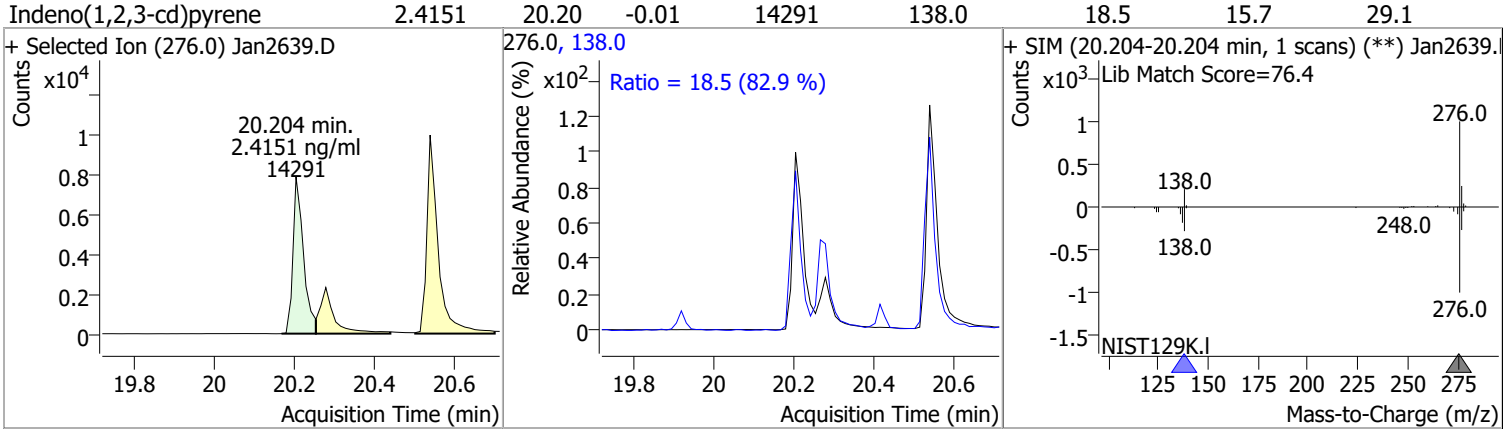

Compound	Conc.	RT	Dev(Min)	Resp.	QIon	QRatio	Lower	Upper
Dibenzo(a,h)anthracene	2.2880	20.28	0.00	15699	279.0	25.5	17.4	32.3
					139.0	15.7	12.3	22.8

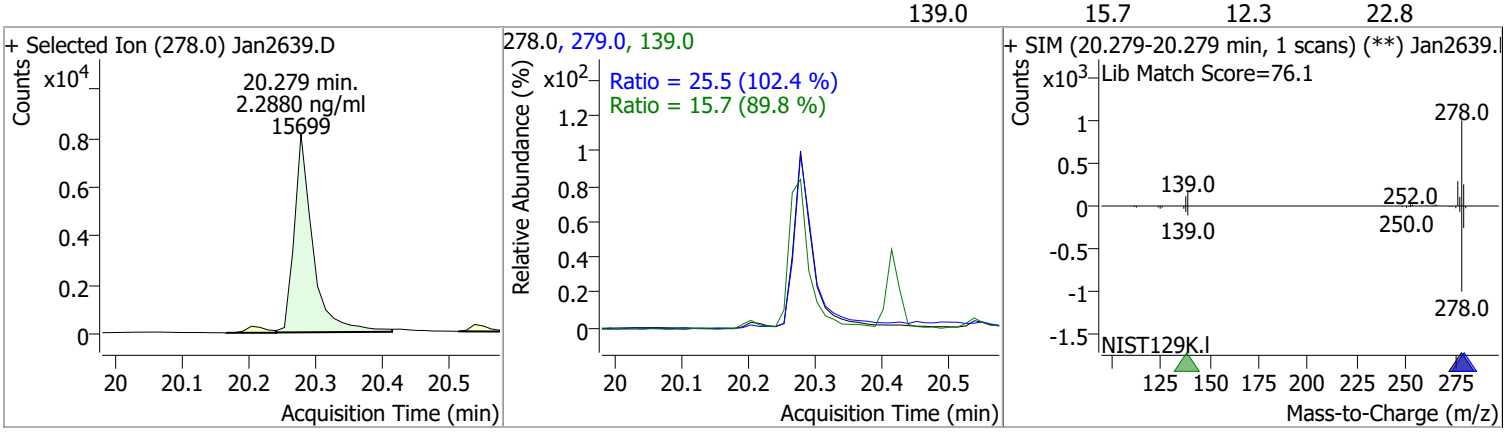

Compound	Conc.	RT	Dev(Min)	Resp.	QIon	QRatio	Lower	Upper
Benzo(g,h,i)perylene	2.2685	20.54	0.00	19767	277.0	22.9	17.3	32.2
					138.0	17.7	14.4	26.7

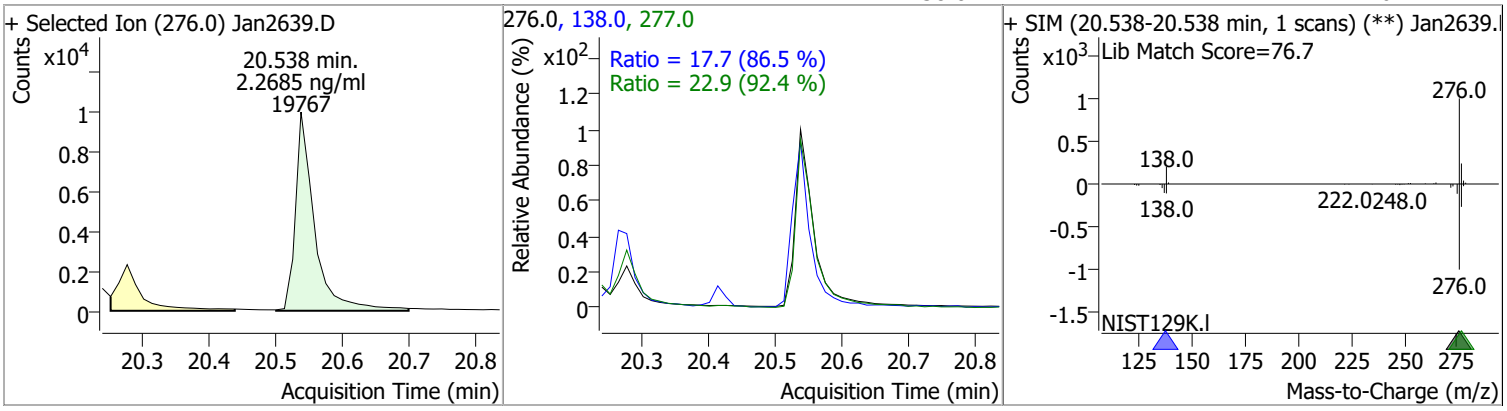

Continuing Calibration Report

Batch Name	\\MASSHUNTER\Org\Data\SV5975.I\sh012622\2 e8270c bna SIM\QuantResults\012622 bna SIM 2.batch.bin
Method File	\\MASSHUNTER\Org\Data\SV5975.I\sh012622\1 e8270c bna SIM cal\012622 bna SIM 1.batch.bin
Daily CC	\\MASSHUNTER\Org\Data\SV5975.I\sh012622\2 e8270c bna SIMJan2626.D

Level name	Injection Time	Calibration Files
7	1/26/2022 5:17:42 PM	\\MASSHUNTER\Org\Data\SV5975.I\sh012622\1 e8270c bna SIM cal\Jan2602.D
6	1/26/2022 5:50:10 PM	\\MASSHUNTER\Org\Data\SV5975.I\sh012622\1 e8270c bna SIM cal\Jan2603.D
5	1/26/2022 6:22:37 PM	\\MASSHUNTER\Org\Data\SV5975.I\sh012622\1 e8270c bna SIM cal\Jan2604.D
4	1/26/2022 6:55:13 PM	\\MASSHUNTER\Org\Data\SV5975.I\sh012622\1 e8270c bna SIM cal\Jan2605.D
3	1/26/2022 7:27:45 PM	\\MASSHUNTER\Org\Data\SV5975.I\sh012622\1 e8270c bna SIM cal\Jan2606.D
2	1/26/2022 8:00:19 PM	\\MASSHUNTER\Org\Data\SV5975.I\sh012622\1 e8270c bna SIM cal\Jan2607.D
1	1/26/2022 8:32:51 PM	\\MASSHUNTER\Org\Data\SV5975.I\sh012622\1 e8270c bna SIM cal\Jan2608.D
CCV	1/27/2022 6:08:04 AM	\\MASSHUNTER\Org\Data\SV5975.I\sh012622\2 e8270c bna SIM\Jan2626.D <======

ISTD Compound:	Avg Resp	Mid Resp	CC Resp	Area%	A/M
1,4-Dichlorobenzene-d4	114519	120793	134112	111.03	M
Naphthalene-d8	209828	216708	230565	106.39	M
Acenaphthene-d10	133227	141919	151112	106.48	M
Phenanthrene-d10	287711	305194	309717	101.48	M
Chrysene-d12	227937	240679	248836	103.39	M
Perylene-d12	146859	155689	162859	104.61	M

Target Compound	AvgRF/R2	CC RF	Exp. Conc	Calc. Conc	%Dev	Area%	Curve Fit
1,4-Dichlorobenzene-d4	----------ISTD----------						
Nitrobenzene-d5	0.9962	1.0692	2.00	2.36	-18.06	150.86	Quadratic
Naphthalene-d8	----------ISTD----------						
Naphthalene	0.9987	1.0815	2.00	2.09	-4.58	107.56	Quadratic
2-Methylnaphthalene	0.9993	0.6854	2.00	2.20	-9.76	110.67	Quadratic
1-Methylnaphthalene	0.9991	0.6552	2.00	2.07	-3.50	106.70	Quadratic
Acenaphthene-d10	----------ISTD----------						
2-Fluorobiphenyl	0.9995	1.6235	2.00	2.06	-3.09	112.58	Quadratic
Acenaphthylene	0.9990	1.8343	2.00	2.03	-1.31	106.26	Quadratic
Acenaphthene	0.9970	1.1748	2.00	2.02	-0.88	114.06	Quadratic
Fluorene	0.9995	1.5648	2.00	1.99	0.47	108.61	Quadratic
Phenanthrene-d10	----------ISTD----------						
Phenanthrene	0.9996	0.9725	2.00	1.86	6.95	94.44	Quadratic
Anthracene	0.9994	1.0266	2.00	2.05	-2.65	107.00	Quadratic
o-Terphenyl	0.9996	0.6239	2.00	2.06	-3.05	103.09	Quadratic
Fluoranthene	0.9998	1.2931	2.00	2.11	-5.65	107.91	Quadratic
Chrysene-d12	----------ISTD----------						
Pyrene	0.9992	1.7174	2.00	2.06	-2.88	106.76	Quadratic
Terphenyl-d14	0.9994	0.6959	2.00	2.11	-5.41	107.03	Quadratic
Benzo(a)Anthracene	0.9997	1.2182	2.00	2.10	-5.16	108.51	Quadratic
Chrysene	0.9997	1.5821	2.00	2.00	0.10	102.82	Quadratic
Perylene-d12	----------ISTD----------						
Benzo(b)fluoranthene	0.9997	1.7724	2.00	2.29	-14.74	123.73	Quadratic
Benzo(k)fluoranthene	0.9992	1.9215	2.00	2.03	-1.59	104.26	Quadratic
Benzo(a)pyrene	0.9997	1.3742	2.00	2.13	-6.27	111.72	Quadratic
Indeno(1,2,3-cd)pyrene	0.9999	1.2977	2.00	2.26	-12.86	121.14	Quadratic
Dibenzo(a,h)anthracene	0.9998	1.4306	2.00	2.14	-7.03	112.89	Quadratic
Benzo(g,h,i)perylene	0.9999	1.8610	2.00	2.19	-9.62	116.32	Quadratic

A -- against Average; M -- against Mid Point; P -- against Previous CC in the Method;

Continuing Calibration Report

Batch Name	\\MASSHUNTER\Org\Data\SV5975.I\sh012622\2 e8270c bna SIM\QuantResults\012622 bna SIM 2.batch.bin
Method File	\\MASSHUNTER\Org\Data\SV5975.I\sh012622\1 e8270c bna SIM cal\012622 bna SIM 1.batch.bin
Daily CC	\\MASSHUNTER\Org\Data\SV5975.I\sh012622\2 e8270c bna SIMJan2639.D

Level name	Injection Time	Calibration Files
7	1/26/2022 5:17:42 PM	\\MASSHUNTER\Org\Data\SV5975.I\sh012622\1 e8270c bna SIM cal\Jan2602.D
6	1/26/2022 5:50:10 PM	\\MASSHUNTER\Org\Data\SV5975.I\sh012622\1 e8270c bna SIM cal\Jan2603.D
5	1/26/2022 6:22:37 PM	\\MASSHUNTER\Org\Data\SV5975.I\sh012622\1 e8270c bna SIM cal\Jan2604.D
4	1/26/2022 6:55:13 PM	\\MASSHUNTER\Org\Data\SV5975.I\sh012622\1 e8270c bna SIM cal\Jan2605.D
3	1/26/2022 7:27:45 PM	\\MASSHUNTER\Org\Data\SV5975.I\sh012622\1 e8270c bna SIM cal\Jan2606.D
2	1/26/2022 8:00:19 PM	\\MASSHUNTER\Org\Data\SV5975.I\sh012622\1 e8270c bna SIM cal\Jan2607.D
1	1/26/2022 8:32:51 PM	\\MASSHUNTER\Org\Data\SV5975.I\sh012622\1 e8270c bna SIM cal\Jan2608.D
CCV	1/28/2022 8:43:04 AM	\\MASSHUNTER\Org\Data\SV5975.I\sh012622\2 e8270c bna SIM\Jan2639.D <======

ISTD Compound:	Avg Resp	Mid Resp	CC Resp	Area%	A/M
1,4-Dichlorobenzene-d4	114519	120793	134112	111.03	M
Naphthalene-d8	209828	216708	230565	106.39	M
Acenaphthene-d10	133227	141919	151112	106.48	M
Phenanthrene-d10	287711	305194	309717	101.48	M
Chrysene-d12	227937	240679	248836	103.39	M
Perylene-d12	146859	155689	162859	104.61	M

Target Compound	AvgRF/R2	CC RF	Exp. Conc	Calc. Conc	%Dev	Area%	Curve Fit
1,4-Dichlorobenzene-d4	----------ISTD----------						
Nitrobenzene-d5	0.9962	1.0692	2.00	2.36	-18.06	150.86	Quadratic
Naphthalene-d8	----------ISTD----------						
Naphthalene	0.9987	1.0815	2.00	2.09	-4.58	107.56	Quadratic
2-Methylnaphthalene	0.9993	0.6854	2.00	2.20	-9.76	110.67	Quadratic
1-Methylnaphthalene	0.9991	0.6552	2.00	2.07	-3.50	106.70	Quadratic
Acenaphthene-d10	----------ISTD----------						
2-Fluorobiphenyl	0.9995	1.6235	2.00	2.06	-3.09	112.58	Quadratic
Acenaphthylene	0.9990	1.8343	2.00	2.03	-1.31	106.26	Quadratic
Acenaphthene	0.9970	1.1748	2.00	2.02	-0.88	114.06	Quadratic
Fluorene	0.9995	1.5648	2.00	1.99	0.47	108.61	Quadratic
Phenanthrene-d10	----------ISTD----------						
Phenanthrene	0.9996	0.9725	2.00	1.86	6.95	94.44	Quadratic
Anthracene	0.9994	1.0266	2.00	2.05	-2.65	107.00	Quadratic
o-Terphenyl	0.9996	0.6239	2.00	2.06	-3.05	103.09	Quadratic
Fluoranthene	0.9998	1.2931	2.00	2.11	-5.65	107.91	Quadratic
Chrysene-d12	----------ISTD----------						
Pyrene	0.9992	1.7174	2.00	2.06	-2.88	106.76	Quadratic
Terphenyl-d14	0.9994	0.6959	2.00	2.11	-5.41	107.03	Quadratic
Benzo(a)Anthracene	0.9997	1.2182	2.00	2.10	-5.16	108.51	Quadratic
Chrysene	0.9997	1.5821	2.00	2.00	0.10	102.82	Quadratic
Perylene-d12	----------ISTD----------						
Benzo(b)fluoranthene	0.9997	1.7724	2.00	2.29	-14.74	123.73	Quadratic
Benzo(k)fluoranthene	0.9992	1.9215	2.00	2.03	-1.59	104.26	Quadratic
Benzo(a)pyrene	0.9997	1.3742	2.00	2.13	-6.27	111.72	Quadratic
Indeno(1,2,3-cd)pyrene	0.9999	1.2977	2.00	2.26	-12.86	121.14	Quadratic
Dibenzo(a,h)anthracene	0.9998	1.4306	2.00	2.14	-7.03	112.89	Quadratic
Benzo(g,h,i)perylene	0.9999	1.8610	2.00	2.19	-9.62	116.32	Quadratic

A -- against Average; M -- against Mid Point; P -- against Previous CC in the Method;

Audit Trail report

Batch name and path: \\MASSHUNTER\Org\Data\SV5975.I\sh012622\2 e8270c bna SIM\QuantResults\012622 bna SIM 2.batch.bin
Quant batch version: 10.0
Quant reporting version: 10.0

Name	User	Time	Action	Reason	Comment	Succeed	Exception
CmdNewBatchTable	BL2000\jheine	1/27/2022 9:07:00 AM	Create new batch \\MASSHUNTER\Org\Data\SV5975.I\sh012622\2 e8270c bna SIM\012622 bna SIM 2.batch.bin			✓	
CmdImportSamplesFromWorklist	BL2000\jheine	1/27/2022 9:07:13 AM	Add samples from worklist: \\MASSHUNTER\Org\Data\SV5975.I\sh012622\2 e8270c bna SIM\Jan2629.D, \\MASSHUNTER\Org\Data\SV5975.I\sh012622\2 e8270c bna SIM\Jan2628.D, \\MASSHUNTER\Org\Data\SV5975.I\sh012622\2 e8270c bna SIM\Jan2627.D, \\MASSHUNTER\Org\Data\SV5975.I\sh012622\2 e8270c bna SIM\Jan2626.D, \\MASSHUNTER\Org\Data\SV5975.I\sh012622\2 e8270c bna SIM\Jan2625.D			✓	
CmdSetSampleAttribute	BL2000\jheine	1/27/2022 9:07:53 AM	Set SampleType = TuneCheck for sample Jan2625.D; previous value = Sample			✓	
CmdStartMethodEditing	BL2000\jheine	1/27/2022 9:09:26 AM	Start method editing			✓	
CmdImportMethodFromBatch	BL2000\jheine	1/27/2022 9:09:27 AM	Import method from batch \\MASSHUNTER\Org\Data\SV5975.I\sh012622\1 e8270c bna SIM cal\012622 bna SIM 1.batch.bin			✓	
CmdApplyMethodToAllSamples	BL2000\jheine	1/27/2022 9:09:32 AM	Apply method to all samples			✓	
CmdMethodClear	BL2000\jheine	1/27/2022 9:09:32 AM	Clear method			✓	
CmdEndMethodEditing	BL2000\jheine	1/27/2022 9:09:33 AM	End method editing			✓	
CmdSetSampleAttribute	BL2000\jheine	1/27/2022 9:09:47 AM	Set SampleType = CC for sample Jan2626.D; previous value = Sample			✓	
CmdSetSampleAttribute	BL2000\jheine	1/27/2022 9:09:49 AM	Set LevelName = CCV for sample Jan2626.D; previous value =			✓	
CmdQuantitate	BL2000\jheine	1/27/2022 9:09:53 AM	Quantitate all compounds in all samples			✓	
CmdManuallyIntegrateQualifierPeak	BL2000\jheine	1/27/2022 9:10:26 AM	Manually integrate qualifier 102.0 of compound Naphthalene in sample Jan2626.D, from x, y = 5.928, 410 to 6.078, 84, result = 1138; previous integration is from x, y = 5.891, 84 to 6.078, 84 and previous response = 5579.			✓	
CmdManuallyIntegrateDropBaseline	BL2000\jheine	1/27/2022 9:10:27 AM	Drop baseline for qualifier 102.0 of compound Naphthalene in sample Jan2626.D to y = 84, new integration is from x, y = 5.928, 84 to 6.078, 84 and new response = 2606; previous integration is from x, y = 5.928, 410 to 6.078, 84 and previous response = 1138.			✓	

Audit Trail report

Name	User	Time	Action	Reason	Comment	Succeed	Exception
CmdManuallyIntegrateQualifierPeak	BL2000\jheine	1/27/2022 9:10:38 AM	Manually integrate qualifier153.0 of compound Acenaphthylene in sample Jan2626.D from x, y = 7.801, 545 to 7.863, 1452; result = -1688			✓	
CmdManuallyIntegrateSnapBaseline	BL2000\jheine	1/27/2022 9:10:39 AM	Snap baseline for qualifier 153.0 of compound Acenaphthylene in sample Jan2626.D from x = 7.801 to x = 7.863, new integration is from x, y = 7.801, 65 to 7.863, 123 and new response = 1694; previous integration is from x, y = 7.801, 545 to 7.863, 1452 and previous response = -1688.			✓	
CmdManuallyIntegrateDropBaseline	BL2000\jheine	1/27/2022 9:10:40 AM	Drop baseline for qualifier 153.0 of compound Acenaphthylene in sample Jan2626.D to y = 65, new integration is from x, y = 7.801, 65 to 7.863, 65 and new response = 1802; previous integration is from x, y = 7.801, 65 to 7.863, 123 and previous response = 1694.			✓	
CmdManuallyIntegratePeak	BL2000\jheine	1/27/2022 9:11:26 AM	Manually integrate compound 1,4-Dichlorobenzene-d4 in sample Jan2626.D, from x, y = 4.410, 75 to 4.994, 2313, result = 94879; previous integration is from x, y = 4.410, 75 to 4.547, 79 and previous response = 128458.			✓	
CmdManuallyIntegrateDropBaseline	BL2000\jheine	1/27/2022 9:11:27 AM	Drop baseline for compound 1,4-Dichlorobenzene-d4 in sample Jan2626.D to y = 75, new integration is from x, y = 4.410, 75 to 4.994, 75 and new response = 134112; previous integration is from x, y = 4.410, 75 to 4.994, 2313 and previous response = 94879.			✓	
CmdSetTargetCompoundAttribute	BL2000\jheine	1/27/2022 9:11:36 AM	Set UserAnnotation = LT for compound 1,4-Dichlorobenzene-d4 in sample Jan2626.D; previous value =			✓	
CmdSaveBatchTable	BL2000\jheine	1/27/2022 9:11:44 AM	Save batch \\MASSHUNTER\Org\Data\SV5975.I\sh012622\2 e8270c bna SIM\QuantResults\012622 bna SIM 2.batch.bin			✓	
CmdManuallyIntegratePeak	BL2000\jheine	1/27/2022 9:18:35 AM	Manually integrate compound Benzo(a)pyrene in sample Jan2627.D, from x, y = 18.339, 91 to 18.400, 202, result = -273; previous integration is from x, y = 18.436, 59 to 18.610, 60 and previous response = 1297.			✓	

Name	User	Time	Action	Reason	Comment	Succeed	Exception
CmdManuallyIntegrateSnapBaseline	BL2000\jheine	1/27/2022 9:18:36 AM	Snap baseline for compound Benzo(a)pyrene in sample Jan2627.D, from x = 18.339 to x = 18.400, new integration is from x, y = 18.339, 59 to 18.400, 55 and new response = 60; previous integration is from x, y = 18.339, 91 to 18.400, 202 and previous response = -273.			✓	
CmdManuallyIntegrateDropBaseline	BL2000\jheine	1/27/2022 9:18:37 AM	Drop baseline for compound Benzo(a)pyrene in sample Jan2627.D to y = 55, new integration is from x, y = 18.339, 55 to 18.400, 55 and new response = 67; previous integration is from x, y = 18.339, 59 to 18.400, 55 and previous response = 60.			✓	
CmdZeroOutPeak	BL2000\jheine	1/27/2022 9:18:41 AM	Zero out primary peak of compound Benzo(a)pyrene in sample Jan2627.D			✓	
CmdManuallyIntegratePeak	BL2000\jheine	1/27/2022 9:18:48 AM	Manually integrate compound Acenaphthene in sample Jan2627.D, from x, y = 8.013, 83 to 8.075, 56, result = 80; previous integration is from x, y = 7.975, 56 to 8.075, 56 and previous response = 816.			✓	
CmdManuallyIntegrateDropBaseline	BL2000\jheine	1/27/2022 9:18:49 AM	Drop baseline for compound Acenaphthene in sample Jan2627.D to y = 56, new integration is from x, y = 8.013, 56 to 8.075, 56 and new response = 131; previous integration is from x, y = 8.013, 83 to 8.075, 56 and previous response = 80.			✓	
CmdZeroOutPeak	BL2000\jheine	1/27/2022 9:18:50 AM	Zero out primary peak of compound Acenaphthene in sample Jan2627.D			✓	
CmdManuallyIntegratePeak	BL2000\jheine	1/27/2022 9:19:02 AM	Manually integrate compound Chrysene in sample Jan2627.D, from x, y = 14.739, 130 to 14.838, 134, result = -243; previous integration is from x, y = 14.627, 52 to 14.739, 52 and previous response = 1485.			✓	
CmdManuallyIntegrateSnapBaseline	BL2000\jheine	1/27/2022 9:19:03 AM	Snap baseline for compound Chrysene in sample Jan2627.D, from x = 14.739 to x = 14.838, new integration is from x, y = 14.739, 98 to 14.838, 61 and new response = 72; previous integration is from x, y = 14.739, 130 to 14.838, 134 and previous response = -243.			✓	
CmdManuallyIntegrateDropBaseline	BL2000\jheine	1/27/2022 9:19:07 AM	Drop baseline for compound Chrysene in sample Jan2627.D to y = 61, new integration is from x, y = 14.739, 61 to 14.838, 61 and new response = 183; previous integration is from x, y = 14.739, 98 to 14.838, 61 and previous response = 72.			✓	
CmdZeroOutPeak	BL2000\jheine	1/27/2022 9:19:10 AM	Zero out primary peak of compound Chrysene in sample Jan2627.D			✓	

Name	User	Time	Action	Reason	Comment	Succeed	Exception
CmdManuallyIntegrate QualifierPeak	BL2000\jheine	1/27/2022 9:19:24 AM	Manually integrate qualifier 226.0 of compound Benzo(a)Anthracene in sample Jan2627.D, from x, y = 14.641, 52 to 14.739, 60, result = 194; previous integration is from x, y = 14.641, 52 to 14.826, 52 and previous response = 293.			✓	
CmdManuallyIntegrate DropBaseline	BL2000\jheine	1/27/2022 9:19:27 AM	Drop baseline for qualifier 226.0 of compound Benzo(a)Anthracene in sample Jan2627.D to y = 52, new integration is from x, y = 14.641, 52 to 14.739, 52 and new response = 217; previous integration is from x, y = 14.641, 52 to 14.739, 60 and previous response = 194.			✓	
CmdZeroOutPeak	BL2000\jheine	1/27/2022 9:19:32 AM	Zero out primary peak of compound Benzo(a)Anthracene in sample Jan2627.D			✓	
CmdManuallyIntegratePeak	BL2000\jheine	1/27/2022 9:20:23 AM	Manually integrate compound Benzo(a)pyrene in sample Jan2628.D, from x, y = 18.326, 95 to 18.388, 200, result = -244; previous integration is from x, y = 18.438, 67 to 18.610, 74 and previous response = 1543.			✓	
CmdManuallyIntegrateSnapBaseline	BL2000\jheine	1/27/2022 9:20:24 AM	Snap baseline for compound Benzo(a)pyrene in sample Jan2628.D, from x = 18.326 to x = 18.388, new integration is from x, y = 18.326, 59 to 18.388, 66 and new response = 71; previous integration is from x, y = 18.326, 95 to 18.388, 200 and previous response = -244.			✓	
CmdManuallyIntegrate DropBaseline	BL2000\jheine	1/27/2022 9:20:25 AM	Drop baseline for compound Benzo(a)pyrene in sample Jan2628.D to y = 59, new integration is from x, y = 18.326, 59 to 18.388, 59 and new response = 84; previous integration is from x, y = 18.326, 59 to 18.388, 66 and previous response = 71.			✓	
CmdZeroOutPeak	BL2000\jheine	1/27/2022 9:20:28 AM	Zero out primary peak of compound Benzo(a)pyrene in sample Jan2628.D			✓	
CmdManuallyIntegratePeak	BL2000\jheine	1/27/2022 9:20:38 AM	Manually integrate compound Acenaphthene in sample Jan2628.D, from x, y = 8.013, 94 to 8.063, 62, result = 55; previous integration is from x, y = 7.976, 62 to 8.063, 62 and previous response = 1024.			✓	
CmdManuallyIntegrate DropBaseline	BL2000\jheine	1/27/2022 9:20:39 AM	Drop baseline for compound Acenaphthene in sample Jan2628.D to y = 62, new integration is from x, y = 8.013, 62 to 8.063, 62 and new response = 103; previous integration is from x, y = 8.013, 94 to 8.063, 62 and previous response = 55.			✓	

Name	User	Time	Action	Reason	Comment	Succeed	Exception
CmdZeroOutPeak	BL2000\jheine	1/27/2022 9:20:40 AM	Zero out primary peak of compound Acenaphthene in sample Jan2628.D			✓	
CmdManuallyIntegratePeak	BL2000\jheine	1/27/2022 9:21:01 AM	Manually integrate compound Chrysene in sample Jan2628.D, from x, y = 14.739, 261 to 14.851, 53, result = -319; previous integration is from x, y = 14.631, 53 to 14.851, 53 and previous response = 2307.			✓	
CmdManuallyIntegrateDropBaseline	BL2000\jheine	1/27/2022 9:21:03 AM	Drop baseline for compound Chrysene in sample Jan2628.D to y = 53, new integration is from x, y = 14.739, 53 to 14.851, 53 and new response = 381; previous integration is from x, y = 14.739, 261 to 14.851, 53 and previous response = -319.			✓	
CmdZeroOutPeak	BL2000\jheine	1/27/2022 9:21:22 AM	Zero out primary peak of compound Chrysene in sample Jan2628.D			✓	
CmdZeroOutPeak	BL2000\jheine	1/27/2022 9:21:29 AM	Zero out primary peak of compound Benzo(a)Anthracene in sample Jan2628.D			✓	
CmdZeroOutPeak	BL2000\jheine	1/27/2022 9:21:36 AM	Zero out primary peak of compound o-Terphenyl in sample Jan2628.D			✓	
CmdZeroOutPeak	BL2000\jheine	1/27/2022 9:22:04 AM	Zero out primary peak of compound Fluorene in sample Jan2629.D			✓	
CmdZeroOutPeak	BL2000\jheine	1/27/2022 9:22:17 AM	Zero out primary peak of compound Benzo(a)pyrene in sample Jan2629.D			✓	
CmdZeroOutPeak	BL2000\jheine	1/27/2022 9:22:23 AM	Zero out primary peak of compound Acenaphthene in sample Jan2629.D			✓	
CmdZeroOutPeak	BL2000\jheine	1/27/2022 9:22:28 AM	Zero out primary peak of compound Chrysene in sample Jan2629.D			✓	
CmdZeroOutPeak	BL2000\jheine	1/27/2022 9:22:48 AM	Zero out primary peak of compound Benzo(a)Anthracene in sample Jan2629.D			✓	
CmdSaveBatchTable	BL2000\jheine	1/27/2022 9:22:52 AM	Save batch \\MASSHUNTER\Org\Data\SV5975.I\sh 012622\2 e8270c bna SIM\QuantResults\012622 bna SIM 2.batch.bin			✓	
CmdSaveBatchTable	BL2000\jheine	1/27/2022 9:23:56 AM	Save batch \\MASSHUNTER\Org\Data\SV5975.I\sh 012622\2 e8270c bna SIM\QuantResults\012622 bna SIM 2.batch.bin			✓	
CmdSaveBatchTable	BL2000\jheine	1/27/2022 9:24:20 AM	Save batch \\MASSHUNTER\Org\Data\SV5975.I\sh 012622\2 e8270c bna SIM\QuantResults\012622 bna SIM 2.batch.bin			✓	
CmdOpenBatchTable	BL2000\jheine	1/28/2022 8:25:12 AM	Open batch \\MASSHUNTER\Org\Data\SV5975.I\sh 012622\2 e8270c bna SIM\012622 bna SIM 2.batch.bin			✓	

Name	User	Time	Action	Reason	Comment	Succeed	Exception
CmdImportSamplesFromWorklist	BL2000\jheine	1/28/2022 8:27:15 AM	Add samples from worklist: \\MASSHUNTER\Org\Data\SV5975.I\sh012622\2 e8270c bna SIM\Jan2638.D, \\MASSHUNTER\Org\Data\SV5975.I\sh012622\2 e8270c bna SIM\Jan2637.D, \\MASSHUNTER\Org\Data\SV5975.I\sh012622\2 e8270c bna SIM\Jan2636.D, \\MASSHUNTER\Org\Data\SV5975.I\sh012622\2 e8270c bna SIM\Jan2635.D, \\MASSHUNTER\Org\Data\SV5975.I\sh012622\2 e8270c bna SIM\Jan2634.D, \\MASSHUNTER\Org\Data\SV5975.I\sh012622\2 e8270c bna SIM\Jan2633.D, \\MASSHUNTER\Org\Data\SV5975.I\sh012622\2 e8270c bna SIM\Jan2632.D, \\MASSHUNTER\Org\Data\SV5975.I\sh012622\2 e8270c bna SIM\Jan2631.D, \\MASSHUNTER\Org\Data\SV5975.I\sh012622\2 e8270c bna SIM\Jan2630.D			✓	
CmdSetSampleAttribute	BL2000\jheine	1/28/2022 8:29:11 AM	Set SampleType = Matrix for sample Jan2636.D; previous value = Sample			✓	
CmdSetSampleAttribute	BL2000\jheine	1/28/2022 8:29:15 AM	Set SampleType = MatrixDup for sample Jan2637.D; previous value = Sample			✓	
CmdSetSampleAttribute	BL2000\jheine	1/28/2022 8:29:18 AM	Set SampleType = CC for sample Jan2638.D; previous value = Sample			✓	
CmdSetSampleAttribute	BL2000\jheine	1/28/2022 8:29:21 AM	Set LevelName = CCV for sample Jan2638.D; previous value =			✓	
CmdSetSampleAttribute	BL2000\jheine	1/28/2022 8:29:26 AM	Set MatrixSpikeGroup = B22011136-001C for sample Jan2635.D; previous value =			✓	
CmdSetSampleAttribute	BL2000\jheine	1/28/2022 8:29:27 AM	Set MatrixSpikeGroup = B22011136-001C for sample Jan2636.D; previous value =			✓	
CmdSetSampleAttribute	BL2000\jheine	1/28/2022 8:29:29 AM	Set MatrixSpikeGroup = B22011136-001C for sample Jan2637.D; previous value =			✓	
CmdSetSampleAttribute	BL2000\jheine	1/28/2022 8:29:35 AM	Set SampleInformation = MatrixA for sample Jan2636.D; previous value =			✓	
CmdSetSampleAttribute	BL2000\jheine	1/28/2022 8:29:38 AM	Set SampleInformation = MatrixA for sample Jan2637.D; previous value =			✓	
CmdQuantitate	BL2000\jheine	1/28/2022 8:29:47 AM	Quantitate all compounds in all samples			✓	
CmdManuallyIntegratePeak	BL2000\jheine	1/28/2022 8:30:14 AM	Manually integrate compound Fluorene in sample Jan2630.D, from x, y = 8.649, 63 to 8.686, 64, result = 42; previous integration is from x, y = 8.935, 61 to 9.047, 61 and previous response = 7555.			✓	

Name	User	Time	Action	Reason	Comment	Succeed	Exception
CmdManuallyIntegrateDropBaseline	BL2000\jheine	1/28/2022 8:30:16 AM	Drop baseline for compound Fluorene in sample Jan2630.D to y = 63, new integration is from x, y = 8.649, 63 to 8.686, 63 and new response = 43; previous integration is from x, y = 8.649, 63 to 8.686, 64 and previous response = 42.			✓	
CmdZeroOutPeak	BL2000\jheine	1/28/2022 8:30:18 AM	Zero out primary peak of compound Fluorene in sample Jan2630.D			✓	
CmdZeroOutPeak	BL2000\jheine	1/28/2022 8:30:22 AM	Zero out primary peak of compound Benzo(a)pyrene in sample Jan2630.D			✓	
CmdManuallyIntegratePeak	BL2000\jheine	1/28/2022 8:30:27 AM	Manually integrate compound Acenaphthene in sample Jan2630.D, from x, y = 8.013, 85 to 8.088, 60, result = 37; previous integration is from x, y = 7.965, 60 to 8.088, 60 and previous response = 969.			✓	
CmdManuallyIntegrateDropBaseline	BL2000\jheine	1/28/2022 8:30:28 AM	Drop baseline for compound Acenaphthene in sample Jan2630.D to y = 60, new integration is from x, y = 8.013, 60 to 8.088, 60 and new response = 95; previous integration is from x, y = 8.013, 85 to 8.088, 60 and previous response = 37.			✓	
CmdZeroOutPeak	BL2000\jheine	1/28/2022 8:30:30 AM	Zero out primary peak of compound Acenaphthene in sample Jan2630.D			✓	
CmdManuallyIntegratePeak	BL2000\jheine	1/28/2022 8:30:36 AM	Manually integrate compound Chrysene in sample Jan2630.D, from x, y = 14.739, 184 to 14.826, 52, result = -180; previous integration is from x, y = 14.628, 52 to 14.826, 52 and previous response = 1627.			✓	
CmdManuallyIntegrateDropBaseline	BL2000\jheine	1/28/2022 8:30:37 AM	Drop baseline for compound Chrysene in sample Jan2630.D to y = 52, new integration is from x, y = 14.739, 52 to 14.826, 52 and new response = 163; previous integration is from x, y = 14.739, 184 to 14.826, 52 and previous response = -180.			✓	
CmdZeroOutPeak	BL2000\jheine	1/28/2022 8:30:39 AM	Zero out primary peak of compound Chrysene in sample Jan2630.D			✓	
CmdZeroOutPeak	BL2000\jheine	1/28/2022 8:30:42 AM	Zero out primary peak of compound Benzo(a)Anthracene in sample Jan2630.D			✓	
CmdManuallyIntegratePeak	BL2000\jheine	1/28/2022 8:30:56 AM	Manually integrate compound Fluorene in sample Jan2631.D, from x, y = 8.648, 60 to 8.698, 61, result = 38; previous integration is from x, y = 8.935, 59 to 9.047, 59 and previous response = 7507.			✓	

Name	User	Time	Action	Reason	Comment	Succeed	Exception
CmdManuallyIntegrateDropBaseline	BL2000\jheine	1/28/2022 8:30:58 AM	Drop baseline for compound Fluorene in sample Jan2631.D to y = 60, new integration is from x, y = 8.648, 60 to 8.698, 60 and new response = 39; previous integration is from x, y = 8.648, 60 to 8.698, 61 and previous response = 38.			✓	
CmdZeroOutPeak	BL2000\jheine	1/28/2022 8:30:59 AM	Zero out primary peak of compound Fluorene in sample Jan2631.D			✓	
CmdZeroOutPeak	BL2000\jheine	1/28/2022 8:31:02 AM	Zero out primary peak of compound Benzo(a)pyrene in sample Jan2631.D			✓	
CmdZeroOutPeak	BL2000\jheine	1/28/2022 8:31:04 AM	Zero out primary peak of compound Acenaphthene in sample Jan2631.D			✓	
CmdZeroOutPeak	BL2000\jheine	1/28/2022 8:31:06 AM	Zero out primary peak of compound Chrysene in sample Jan2631.D			✓	
CmdZeroOutPeak	BL2000\jheine	1/28/2022 8:31:08 AM	Zero out primary peak of compound o-Terphenyl in sample Jan2631.D			✓	
CmdZeroOutPeak	BL2000\jheine	1/28/2022 8:31:09 AM	Zero out primary peak of compound Benzo(a)Anthracene in sample Jan2631.D			✓	
CmdManuallyIntegratePeak	BL2000\jheine	1/28/2022 8:31:24 AM	Manually integrate compound Fluorene in sample Jan2632.D, from x, y = 8.636, 81 to 8.686, 88, result = 155; previous integration is from x, y = 8.935, 78 to 9.047, 79 and previous response = 6476.			✓	
CmdManuallyIntegrateDropBaseline	BL2000\jheine	1/28/2022 8:31:25 AM	Drop baseline for compound Fluorene in sample Jan2632.D to y = 81, new integration is from x, y = 8.636, 81 to 8.686, 81 and new response = 166; previous integration is from x, y = 8.636, 81 to 8.686, 88 and previous response = 155.			✓	
CmdZeroOutPeak	BL2000\jheine	1/28/2022 8:31:27 AM	Zero out primary peak of compound Fluorene in sample Jan2632.D			✓	
CmdZeroOutPeak	BL2000\jheine	1/28/2022 8:31:30 AM	Zero out primary peak of compound Benzo(a)pyrene in sample Jan2632.D			✓	
CmdManuallyIntegratePeak	BL2000\jheine	1/28/2022 8:31:35 AM	Manually integrate compound Acenaphthene in sample Jan2632.D, from x, y = 8.013, 105 to 8.063, 71, result = 168; previous integration is from x, y = 7.969, 71 to 8.063, 71 and previous response = 1107.			✓	
CmdManuallyIntegrateDropBaseline	BL2000\jheine	1/28/2022 8:31:37 AM	Drop baseline for compound Acenaphthene in sample Jan2632.D to y = 71, new integration is from x, y = 8.013, 71 to 8.063, 71 and new response = 218; previous integration is from x, y = 8.013, 105 to 8.063, 71 and previous response = 168.			✓	
CmdZeroOutPeak	BL2000\jheine	1/28/2022 8:31:39 AM	Zero out primary peak of compound Acenaphthene in sample Jan2632.D			✓	

Name	User	Time	Action	Reason	Comment	Succeed	Exception
CmdManuallyIntegratePeak	BL2000\jheine	1/28/2022 8:31:45 AM	Manually integrate compound Chrysene in sample Jan2632.D, from x, y = 14.739, 68 to 14.838, 54, result = 231; previous integration is from x, y = 14.629, 54 to 14.838, 54 and previous response = 1888.			✓	
CmdManuallyIntegrateDropBaseline	BL2000\jheine	1/28/2022 8:31:47 AM	Drop baseline for compound Chrysene in sample Jan2632.D to y = 54, new integration is from x, y = 14.739, 54 to 14.838, 54 and new response = 274; previous integration is from x, y = 14.739, 68 to 14.838, 54 and previous response = 231.			✓	
CmdZeroOutPeak	BL2000\jheine	1/28/2022 8:31:49 AM	Zero out primary peak of compound Chrysene in sample Jan2632.D			✓	
CmdZeroOutPeak	BL2000\jheine	1/28/2022 8:31:53 AM	Zero out primary peak of compound Naphthalene in sample Jan2632.D			✓	
CmdZeroOutPeak	BL2000\jheine	1/28/2022 8:31:54 AM	Zero out primary peak of compound 1-Methylnaphthalene in sample Jan2632.D			✓	
CmdZeroOutPeak	BL2000\jheine	1/28/2022 8:31:56 AM	Zero out primary peak of compound 2-Methylnaphthalene in sample Jan2632.D			✓	
CmdZeroOutPeak	BL2000\jheine	1/28/2022 8:31:57 AM	Zero out primary peak of compound Benzo(a)Anthracene in sample Jan2632.D			✓	
CmdManuallyIntegratePeak	BL2000\jheine	1/28/2022 8:32:11 AM	Manually integrate compound Fluorene in sample Jan2633.D, from x, y = 8.636, 82 to 8.698, 83, result = 149; previous integration is from x, y = 8.936, 80 to 9.047, 81 and previous response = 5572.			✓	
CmdManuallyIntegrateSnapBaseline	BL2000\jheine	1/28/2022 8:32:13 AM	Snap baseline for compound Fluorene in sample Jan2633.D, from x = 8.636 to x = 8.698, new integration is from x, y = 8.636, 82 to 8.698, 75 and new response = 164; previous integration is from x, y = 8.636, 82 to 8.698, 83 and previous response = 149.			✓	
CmdManuallyIntegrateDropBaseline	BL2000\jheine	1/28/2022 8:32:14 AM	Drop baseline for compound Fluorene in sample Jan2633.D to y = 75, new integration is from x, y = 8.636, 75 to 8.698, 75 and new response = 178; previous integration is from x, y = 8.636, 82 to 8.698, 75 and previous response = 164.			✓	
CmdZeroOutPeak	BL2000\jheine	1/28/2022 8:32:16 AM	Zero out primary peak of compound Fluorene in sample Jan2633.D			✓	
CmdZeroOutPeak	BL2000\jheine	1/28/2022 8:32:19 AM	Zero out primary peak of compound Benzo(a)pyrene in sample Jan2633.D			✓	

Name	User	Time	Action	Reason	Comment	Succeed	Exception
CmdManuallyIntegratePeak	BL2000\jheine	1/28/2022 8:32:25 AM	Manually integrate compound Acenaphthene in sample Jan2633.D, from x, y = 8.013, 94 to 8.063, 71, result = 176; previous integration is from x, y = 7.968, 71 to 8.063, 71 and previous response = 1192.			✓	
CmdManuallyIntegrateDropBaseline	BL2000\jheine	1/28/2022 8:32:26 AM	Drop baseline for compound Acenaphthene in sample Jan2633.D to y = 71, new integration is from x, y = 8.013, 71 to 8.063, 71 and new response = 210; previous integration is from x, y = 8.013, 94 to 8.063, 71 and previous response = 176.			✓	
CmdZeroOutPeak	BL2000\jheine	1/28/2022 8:32:27 AM	Zero out primary peak of compound Acenaphthene in sample Jan2633.D			✓	
CmdZeroOutPeak	BL2000\jheine	1/28/2022 8:32:30 AM	Zero out primary peak of compound Chrysene in sample Jan2633.D			✓	
CmdZeroOutPeak	BL2000\jheine	1/28/2022 8:32:34 AM	Zero out primary peak of compound 2-Methylnaphthalene in sample Jan2633.D			✓	
CmdZeroOutPeak	BL2000\jheine	1/28/2022 8:32:35 AM	Zero out primary peak of compound Naphthalene in sample Jan2633.D			✓	
CmdZeroOutPeak	BL2000\jheine	1/28/2022 8:32:37 AM	Zero out primary peak of compound 1-Methylnaphthalene in sample Jan2633.D			✓	
CmdZeroOutPeak	BL2000\jheine	1/28/2022 8:32:38 AM	Zero out primary peak of compound Benzo(a)Anthracene in sample Jan2633.D			✓	
CmdZeroOutPeak	BL2000\jheine	1/28/2022 8:32:49 AM	Zero out primary peak of compound Fluorene in sample Jan2634.D			✓	
CmdZeroOutPeak	BL2000\jheine	1/28/2022 8:32:52 AM	Zero out primary peak of compound Benzo(a)pyrene in sample Jan2634.D			✓	
CmdZeroOutPeak	BL2000\jheine	1/28/2022 8:32:54 AM	Zero out primary peak of compound Acenaphthene in sample Jan2634.D			✓	
CmdZeroOutPeak	BL2000\jheine	1/28/2022 8:32:55 AM	Zero out primary peak of compound Chrysene in sample Jan2634.D			✓	
CmdZeroOutPeak	BL2000\jheine	1/28/2022 8:32:57 AM	Zero out primary peak of compound Benzo(a)Anthracene in sample Jan2634.D			✓	
CmdZeroOutPeak	BL2000\jheine	1/28/2022 8:33:05 AM	Zero out primary peak of compound Fluorene in sample Jan2635.D			✓	
CmdZeroOutPeak	BL2000\jheine	1/28/2022 8:33:08 AM	Zero out primary peak of compound Benzo(a)pyrene in sample Jan2635.D			✓	
CmdZeroOutPeak	BL2000\jheine	1/28/2022 8:33:10 AM	Zero out primary peak of compound Acenaphthene in sample Jan2635.D			✓	
CmdZeroOutPeak	BL2000\jheine	1/28/2022 8:33:11 AM	Zero out primary peak of compound Chrysene in sample Jan2635.D			✓	
CmdZeroOutPeak	BL2000\jheine	1/28/2022 8:33:12 AM	Zero out primary peak of compound Benzo(a)Anthracene in sample Jan2635.D			✓	

Name	User	Time	Action	Reason	Comment	Succeed	Exception
CmdManuallyIntegrate QualifierPeak	BL2000\jheine	1/28/2022 8:33:29 AM	Manually integrate qualifier 102.0 of compound Naphthalene in sample Jan2636.D, from x, y = 5.928, 930 to 6.028, 75, result = 2602; previous integration is from x, y = 5.891, 75 to 6.028, 75 and previous response = 9719.			✓	
CmdManuallyIntegrate DropBaseline	BL2000\jheine	1/28/2022 8:33:31 AM	Drop baseline for qualifier 102.0 of compound Naphthalene in sample Jan2636.D to y = 75, new integration is from x, y = 5.928, 75 to 6.028, 75 and new response = 5164; previous integration is from x, y = 5.928, 930 to 6.028, 75 and previous response = 2602.			✓	
CmdManuallyIntegrateSplit	BL2000\jheine	1/28/2022 8:33:44 AM	Split peak for compound 1-Methylnaphthalene in sample Jan2636.D and keep left peak, new integration is from x, y = 6.852, 145.5 to 6.940, 129.747998220641 and new response = 15271, previous integration is from x, y = 6.852, 146 to 7.040, 112 and previous response = 15893.			✓	
CmdManuallyIntegratePeak	BL2000\jheine	1/28/2022 8:33:48 AM	Manually integrate compound 1-Methylnaphthalene in sample Jan2636.D, from x, y = 6.852, 146 to 6.952, 2350, result = 8746; previous integration is from x, y = 6.852, 146 to 6.940, 130 and previous response = 15271.			✓	
CmdManuallyIntegrate DropBaseline	BL2000\jheine	1/28/2022 8:33:49 AM	Drop baseline for compound 1-Methylnaphthalene in sample Jan2636.D to y = 146, new integration is from x, y = 6.852, 146 to 6.952, 146 and new response = 15354; previous integration is from x, y = 6.852, 146 to 6.952, 2350 and previous response = 8746.			✓	
CmdManuallyIntegratePeak	BL2000\jheine	1/28/2022 8:34:01 AM	Manually integrate compound Acenaphthene in sample Jan2636.D, from x, y = 8.013, 3622 to 8.113, 68, result = 12933; previous integration is from x, y = 7.975, 68 to 8.113, 68 and previous response = 24361.			✓	
CmdManuallyIntegrate DropBaseline	BL2000\jheine	1/28/2022 8:34:03 AM	Drop baseline for compound Acenaphthene in sample Jan2636.D to y = 68, new integration is from x, y = 8.013, 68 to 8.113, 68 and new response = 23563; previous integration is from x, y = 8.013, 3622 to 8.113, 68 and previous response = 12933.			✓	

Name	User	Time	Action	Reason	Comment	Succeed	Exception
CmdManuallyIntegrateQualifierPeak	BL2000\jheine	1/28/2022 8:34:49 AM	Manually integrate qualifier 102.0 of compound Naphthalene in sample Jan2637.D, from x, y = 5.928, 770 to 6.028, 73, result = 4055; previous integration is from x, y = 5.891, 73 to 6.028, 73 and previous response = 10963.			✓	
CmdManuallyIntegrateDropBaseline	BL2000\jheine	1/28/2022 8:34:50 AM	Drop baseline for qualifier 102.0 of compound Naphthalene in sample Jan2637.D to y = 73, new integration is from x, y = 5.928, 73 to 6.028, 73 and new response = 6144; previous integration is from x, y = 5.928, 770 to 6.028, 73 and previous response = 4055.			✓	
CmdManuallyIntegratePeak	BL2000\jheine	1/28/2022 8:34:58 AM	Manually integrate compound 1-Methylnaphthalene in sample Jan2637.D, from x, y = 6.852, 63 to 6.952, 2558, result = 11725; previous integration is from x, y = 6.852, 63 to 7.040, 63 and previous response = 20134.			✓	
CmdManuallyIntegrateDropBaseline	BL2000\jheine	1/28/2022 8:35:00 AM	Drop baseline for compound 1-Methylnaphthalene in sample Jan2637.D to y = 63, new integration is from x, y = 6.852, 63 to 6.952, 63 and new response = 19204; previous integration is from x, y = 6.852, 63 to 6.952, 2558 and previous response = 11725.			✓	
CmdSetTargetCompoundAttribute	BL2000\jheine	1/28/2022 8:35:01 AM	Set UserAnnotation = CO for compound 1-Methylnaphthalene in sample Jan2637.D; previous value =			✓	
CmdManuallyIntegratePeak	BL2000\jheine	1/28/2022 8:35:11 AM	Manually integrate compound Acenaphthene in sample Jan2637.D, from x, y = 8.013, 4080 to 8.113, 88, result = 13053; previous integration is from x, y = 7.976, 71 to 8.113, 88 and previous response = 25823.			✓	
CmdManuallyIntegrateDropBaseline	BL2000\jheine	1/28/2022 8:35:12 AM	Drop baseline for compound Acenaphthene in sample Jan2637.D to y = 88, new integration is from x, y = 8.013, 88 to 8.113, 88 and new response = 24991; previous integration is from x, y = 8.013, 4080 to 8.113, 88 and previous response = 13053.			✓	
CmdSetSampleAttribute	BL2000\jheine	1/28/2022 8:44:34 AM	Set SampleName = B22011137-001C for sample Jan2638.D; previous value = 26-Jan-22_CCV_38			✓	
CmdSetSampleAttribute	BL2000\jheine	1/28/2022 8:44:38 AM	Set SampleType = Sample for sample Jan2638.D; previous value = CC			✓	
CmdSetSampleAttribute	BL2000\jheine	1/28/2022 8:44:46 AM	Set LevelName = for sample Jan2638.D; previous value = CCV			✓	

Name	User	Time	Action	Reason	Comment	Succeed	Exception
CmdSaveBatchTable	BL2000\jheine	1/28/2022 8:44:49 AM	Save batch \\MASSHUNTER\Org\Data\SV5975.I\sh 012622\2 e8270c bna SIM\QuantResults\012622 bna SIM 2.batch.bin			✓	
CmdQuantitate	BL2000\jheine	1/28/2022 8:44:57 AM	Quantitate all compounds in all samples			✓	
CmdImportSamplesFromWorklist	BL2000\jheine	1/28/2022 9:07:08 AM	Add samples from worklist: \\MASSHUNTER\Org\Data\SV5975.I\sh 012622\2 e8270c bna SIM\Jan2639.D			✓	
CmdSetSampleAttribute	BL2000\jheine	1/28/2022 9:07:13 AM	Set SampleType = CC for sample Jan2639.D; previous value = Sample			✓	
CmdSetSampleAttribute	BL2000\jheine	1/28/2022 9:07:17 AM	Set LevelName = CCV for sample Jan2639.D; previous value =			✓	
CmdQuantitate	BL2000\jheine	1/28/2022 9:07:22 AM	Quantitate all compounds in all samples			✓	
CmdManuallyIntegrateQualifierPeak	BL2000\jheine	1/28/2022 9:07:40 AM	Manually integrate qualifier 102.0 of compound Naphthalene in sample Jan2639.D, from x, y = 5.928, 2068 to 6.028, 2345, result = -9268; previous integration is from x, y = 5.878, 78 to 6.128, 78 and previous response = 7054.			✓	
CmdManuallyIntegrateSnapBaseline	BL2000\jheine	1/28/2022 9:07:42 AM	Snap baseline for qualifier 102.0 of compound Naphthalene in sample Jan2639.D from x = 5.928 to x = 6.028, new integration is from x, y = 5.928, 1140 to 6.028, 116 and new response = 193; previous integration is from x, y = 5.928, 2068 to 6.028, 2345 and previous response = -9268.			✓	
CmdManuallyIntegrateDropBaseline	BL2000\jheine	1/28/2022 9:07:43 AM	Drop baseline for qualifier 102.0 of compound Naphthalene in sample Jan2639.D to y = 116, new integration is from x, y = 5.928, 116 to 6.028, 116 and new response = 3261; previous integration is from x, y = 5.928, 1140 to 6.028, 116 and previous response = 193.			✓	
CmdManuallyIntegratePeak	BL2000\jheine	1/28/2022 9:07:56 AM	Manually integrate compound Acenaphthene in sample Jan2639.D, from x, y = 8.013, 2028 to 8.125, 58, result = 3589; previous integration is from x, y = 7.976, 58 to 8.125, 58 and previous response = 11082.			✓	
CmdManuallyIntegrateDropBaseline	BL2000\jheine	1/28/2022 9:08:00 AM	Drop baseline for compound Acenaphthene in sample Jan2639.D to y = 58, new integration is from x, y = 8.013, 58 to 8.125, 58 and new response = 10218; previous integration is from x, y = 8.013, 2028 to 8.125, 58 and previous response = 3589.			✓	

Name	User	Time	Action	Reason	Comment	Succeed	Exception
CmdSaveBatchTable	BL2000\jheine	1/28/2022 9:08:29 AM	Save batch \\MASSHUNTER\Org\Data\SV5975.I\sh 012622\2 e8270c bna SIM\QuantResults\012622 bna SIM 2.batch.bin			✓	
CmdSetSampleAttribute	BL2000\jheine	1/28/2022 9:08:33 AM	Set SampleApproved = True for sample Jan2639.D; previous value = False			✓	
CmdManuallyIntegratePeak	BL2000\jheine	1/28/2022 9:08:51 AM	Manually integrate compound Acenaphthene in sample Jan2638.D, from x, y = 8.013, 1117 to 8.075, 228, result = -25; previous integration is from x, y = 7.977, 220 to 8.075, 228 and previous response = 2222.			✓	
CmdManuallyIntegrateDropBaseline	BL2000\jheine	1/28/2022 9:08:53 AM	Drop baseline for compound Acenaphthene in sample Jan2638.D to y = 228, new integration is from x, y = 8.013, 228 to 8.075, 228 and new response = 1638; previous integration is from x, y = 8.013, 1117 to 8.075, 228 and previous response = -25.			✓	
CmdZeroOutPeak	BL2000\jheine	1/28/2022 9:09:27 AM	Zero out primary peak of compound Acenaphthene in sample Jan2638.D			✓	
CmdManuallyIntegrateQualifierPeak	BL2000\jheine	1/28/2022 9:09:36 AM	Manually integrate qualifier 167.0 of compound Fluorene in sample Jan2638.D, from x, y = 8.649, 512 to 8.686, 709, result = -352; previous integration is from x, y = 8.606, 371 to 8.679, 371 and previous response = 320.			✓	
CmdManuallyIntegrateSnapBaseline	BL2000\jheine	1/28/2022 9:09:40 AM	Snap baseline for qualifier 167.0 of compound Fluorene in sample Jan2638.D from x = 8.649 to x = 8.686, new integration is from x, y = 8.649, 444 to 8.686, 327 and new response = 153; previous integration is from x, y = 8.649, 512 to 8.686, 709 and previous response = -352.			✓	
CmdManuallyIntegrateDropBaseline	BL2000\jheine	1/28/2022 9:09:40 AM	Drop baseline for qualifier 167.0 of compound Fluorene in sample Jan2638.D to y = 327, new integration is from x, y = 8.649, 327 to 8.686, 327 and new response = 285; previous integration is from x, y = 8.649, 444 to 8.686, 327 and previous response = 153.			✓	
CmdZeroOutPeak	BL2000\jheine	1/28/2022 9:09:56 AM	Zero out primary peak of compound Benzo(a)pyrene in sample Jan2638.D			✓	
CmdManuallyIntegratePeak	BL2000\jheine	1/28/2022 9:10:03 AM	Manually integrate compound Anthracene in sample Jan2638.D, from x, y = 9.842, 643 to 9.892, 747, result = -308; previous integration is from x, y = 9.743, 517 to 9.877, 517 and previous response = 1811.			✓	

Name	User	Time	Action	Reason	Comment	Succeed	Exception
CmdManuallyIntegrateSnapBaseline	BL2000\jheine	1/28/2022 9:10:04 AM	Snap baseline for compound Anthracene in sample Jan2638.D, from x = 9.842 to x = 9.892, new integration is from x, y = 9.842, 592 to 9.892, 453 and new response = 204; previous integration is from x, y = 9.842, 643 to 9.892, 747 and previous response = -308.			✓	
CmdManuallyIntegrateDropBaseline	BL2000\jheine	1/28/2022 9:10:05 AM	Drop baseline for compound Anthracene in sample Jan2638.D to y = 453, new integration is from x, y = 9.842, 453 to 9.892, 453 and new response = 410; previous integration is from x, y = 9.842, 592 to 9.892, 453 and previous response = 204.			✓	
CmdZeroOutPeak	BL2000\jheine	1/28/2022 9:10:10 AM	Zero out primary peak of compound Anthracene in sample Jan2638.D			✓	
CmdZeroOutPeak	BL2000\jheine	1/28/2022 9:10:13 AM	Zero out primary peak of compound Acenaphthylene in sample Jan2638.D			✓	
CmdZeroOutPeak	BL2000\jheine	1/28/2022 9:10:15 AM	Zero out primary peak of compound Phenanthrene in sample Jan2638.D			✓	
CmdZeroOutPeak	BL2000\jheine	1/28/2022 9:10:18 AM	Zero out primary peak of compound Chrysene in sample Jan2638.D			✓	
CmdZeroOutPeak	BL2000\jheine	1/28/2022 9:10:20 AM	Zero out primary peak of compound Benzo(a)Anthracene in sample Jan2638.D			✓	
CmdSaveBatchTable	BL2000\jheine	1/28/2022 9:10:25 AM	Save batch \\MASSHUNTER\Org\Data\SV5975.I\sh012622\2 e8270c bna SIM\QuantResults\012622 bna SIM 2.batch.bin			✓	
CmdSetSampleAttribute	BL2000\jheine	1/28/2022 9:10:33 AM	Set SampleApproved = True for sample Jan2638.D; previous value = False			✓	
CmdSetSampleAttribute	BL2000\jheine	1/28/2022 9:10:35 AM	Set SampleApproved = True for sample Jan2637.D; previous value = False			✓	
CmdSetSampleAttribute	BL2000\jheine	1/28/2022 9:10:36 AM	Set SampleApproved = True for sample Jan2636.D; previous value = False			✓	
CmdSetSampleAttribute	BL2000\jheine	1/28/2022 9:10:37 AM	Set SampleApproved = True for sample Jan2635.D; previous value = False			✓	
CmdSetSampleAttribute	BL2000\jheine	1/28/2022 9:10:37 AM	Set SampleApproved = True for sample Jan2634.D; previous value = False			✓	
CmdSetSampleAttribute	BL2000\jheine	1/28/2022 9:10:38 AM	Set SampleApproved = True for sample Jan2633.D; previous value = False			✓	
CmdSetSampleAttribute	BL2000\jheine	1/28/2022 9:10:39 AM	Set SampleApproved = True for sample Jan2632.D; previous value = False			✓	

Name	User	Time	Action	Reason	Comment	Succeed	Exception
CmdSetSampleAttribute	BL2000\jheine	1/28/2022 9:10:40 AM	Set SampleApproved = True for sample Jan2631.D; previous value = False			✓	
CmdSetSampleAttribute	BL2000\jheine	1/28/2022 9:10:41 AM	Set SampleApproved = True for sample Jan2630.D; previous value = False			✓	
CmdSetSampleAttribute	BL2000\jheine	1/28/2022 9:10:42 AM	Set SampleApproved = True for sample Jan2629.D; previous value = False			✓	
CmdSetSampleAttribute	BL2000\jheine	1/28/2022 9:10:42 AM	Set SampleApproved = True for sample Jan2628.D; previous value = False			✓	
CmdSetSampleAttribute	BL2000\jheine	1/28/2022 9:10:43 AM	Set SampleApproved = True for sample Jan2627.D; previous value = False			✓	
CmdSetSampleAttribute	BL2000\jheine	1/28/2022 9:10:44 AM	Set SampleApproved = True for sample Jan2626.D; previous value = False			✓	
CmdSetSampleAttribute	BL2000\jheine	1/28/2022 9:10:45 AM	Set SampleApproved = True for sample Jan2625.D; previous value = False			✓	
CmdSaveBatchTable	BL2000\jheine	1/28/2022 9:13:03 AM	Save batch \\MASSHUNTER\Org\Data\SV5975.I\sh012622\2 e8270c bna SIM\QuantResults\012622 bna SIM 2.batch.bin			✓	
CmdOpenBatchTable	BL2000\jheine	2/10/2022 2:47:09 PM	Open batch \\MASSHUNTER\Org\Data\SV5975.I\sh012622\2 e8270c bna SIM\012622 bna SIM 2.batch.bin			✓	
CmdQuantitate	BL2000\jheine	2/10/2022 2:47:42 PM	Quantitate all compounds in all samples			✓	
CmdSaveBatchTable	BL2000\jheine	2/10/2022 2:47:44 PM	Save batch \\MASSHUNTER\Org\Data\SV5975.I\sh012622\2 e8270c bna SIM\QuantResults\012622 bna SIM 2.batch.bin			✓	
GenerateReport	BL2000\jheine	2/10/2022 2:53:40 PM	Generates report - Method: D:\Org\reports\GCMSSEMI Report Templates\Tests_for_LevelIV\Env_QuantResults_wGraphics+Chromatogram.m, Output Path: \\MASSHUNTER\Org\Data\SV5975.I\sh012622\2 e8270c bna SIM\QuantReports\			✓	

Energy Laboratories Inc

ANALYTICAL RUN Summary

24-Feb-22

Run ID SV5975.I_220131B

Run Start Date:	1/31/2022
Analyst:	John P. Heine
Ical:	
Column ID:	ZB-SemiVolatiles
Comments:	

Std ID	Std Name	Std Amount	Std Units	Samp Amount	Samp Units	SampType	Expiration Date
dcmsvoc13	DCM						11/17/2022
sv100506	BNA low 50 ug/mL	8	ul	192	ul	CCV	3/31/2022
sv100703	BNA Internals 2000 ug/mL	2	ul	100	ul	SAMP	5/31/2022
sv100801	BNA 2nd source 200ug/mL	2	ul	198	ul	ICV	10/1/2022
sv83311	DFTPP 1000 ug/mL	50	ul	50	ul	TUNE	10/31/2022

Seq No	Lab ID	Test Code	Sample Typ	File ID	Analysis Date	DF	Batch ID	Prep Date	SPKref	RPDref	pmoist
15009638	Jan3108_D_TU	SVOC-8270-DF	TUNE	V5975.I\sh013122	1/31/2022 3:49:0	1	R373993		0	0	

Analyte	T	Units	RAW	Final	Text	Spike	SPKref	RPDref	MDL	PQL	UQL	%REC	LOW	HIGH	%RPD	Q
127, % of mass 198	A	%	48.5	48.5		100	0	0	0	0.01	0	49%	40	60	0%	
197, % of mass 198	A	%	0	0		100	0	0	0	0.01	0	0%	0	0.99	0%	
198, Base Peak	A	%	100	100		100	0	0	0	0.01	0	100%	100	100	0%	
199, % of mass 198	A	%	7.1	7.1		100	0	0	0	0.01	0	7%	5	9	0%	
275, % of mass 198	A	%	29.6	29.6		100	0	0	0	0.01	0	30%	10	30	0%	
365, % of mass 198	A	%	3.8	3.8		100	0	0	0	0.01	0	4%	1	99.99	0%	
441, % of mass 443	A	%	90.1	90.1		100	0	0	0	0.01	0	90%	0.01	150	0%	
442, % of mass 198	A	%	54.3	54.3		100	0	0	0	0.01	0	54%	40	100	0%	
443, % of mass 442	A	%	18.9	18.9		100	0	0	0	0.01	0	19%	17	23	0%	
51, % of mass 198	A	%	52	52		100	0	0	0	0.01	0	52%	30	60	0%	
68, % of mass 69	A	%	0	0		100	0	0	0	0.01	0	0%	0	1.99	0%	
70, % of mass 69	A	%	0.7	0.7		100	0	0	0	0.01	0	1%	0	1.99	0%	

Seq No	Lab ID	Test Code	Sample Typ	File ID	Analysis Date	DF	Batch ID	Prep Date	SPKref	RPDref	pmoist
15009640	31-Jan-22_CCV	SVOC-8270C-SI	CCV	V5975.I\sh013122	1/31/2022 4:14:5	1	R373993		0	0	

Analyte	T	Units	RAW	Final	Text	Spike	SPKref	RPDref	MDL	PQL	UQL	%REC	LOW	HIGH	%RPD	Q
1-Methylnaphthalene	A	ug/L	2.36885	2.36885		2	0	0	0.0206	0.1	10	118%	80	120	0%	
2-Methylnaphthalene	A	ug/L	2.15213	2.15213		2	0	0	0.0176	0.1	10	108%	80	120	0%	
Acenaphthene	A	ug/L	1.88927	1.88927		2	0	0	0.0317	0.1	10	94%	80	120	0%	
Acenaphthylene	A	ug/L	2.11643	2.11643		2	0	0	0.025	0.1	10	106%	80	120	0%	
Anthracene	A	ug/L	2.1455	2.1455		2	0	0	0.0283	0.1	10	107%	80	120	0%	
Benzo(a)anthracene	A	ug/L	2.29398	2.29398		2	0	0	0.0272	0.1	10	115%	80	120	0%	
Benzo(a)pyrene	A	ug/L	2.20788	2.20788		2	0	0	0.0347	0.1	10	110%	80	120	0%	
Benzo(b)fluoranthene	A	ug/L	1.96313	1.96313		2	0	0	0.0226	0.1	10	98%	80	120	0%	
Benzo(g,h,i)perylene	A	ug/L	1.91693	1.91693		2	0	0	0.0267	0.1	10	96%	80	120	0%	
Benzo(k)fluoranthene	A	ug/L	1.97696	1.97696		2	0	0	0.0295	0.1	10	99%	80	120	0%	
Chrysene	A	ug/L	2.00113	2.00113		2	0	0	0.0458	0.1	10	100%	80	120	0%	
Dibenzo(a,h)anthracene	A	ug/L	2.10305	2.10305		2	0	0	0.0367	0.1	10	105%	80	120	0%	
Fluoranthene	A	ug/L	1.97824	1.97824		2	0	0	0.0233	0.1	10	99%	80	120	0%	
Fluorene	A	ug/L	2.01881	2.01881		2	0	0	0.0225	0.1	10	101%	80	120	0%	
Indeno(1,2,3-cd)pyrene	A	ug/L	2.23948	2.23948		2	0	0	0.0491	0.1	10	112%	80	120	0%	
Naphthalene	A	ug/L	2.15486	2.15486		2	0	0	0.029	0.1	10	108%	80	120	0%	
Phenanthrene	A	ug/L	2.02363	2.02363		2	0	0	0.0295	0.1	10	101%	80	120	0%	
Pyrene	A	ug/L	2.09672	2.09672		2	0	0	0.0239	0.1	10	105%	80	120	0%	
1,4-Dichlorobenzene-d4	I	ug/L	40	40		0	0	0	0.1	0.1		0%	80	120	0%	
Acenaphthene-d10	I	ug/L	40	40		0	0	0	0.1	0.1		0%	80	120	0%	
Chrysene-d12	I	ug/L	40	40		0	0	0	0.1	0.1		0%	80	120	0%	
Naphthalene-d8	I	ug/L	40	40		0	0	0	0.1	0.1		0%	80	120	0%	
Perylene-d12	I	ug/L	40	40		0	0	0	0.1	0.1		0%	80	120	0%	
Phenanthrene-d10	I	ug/L	40	40		0	0	0	0.1	0.1	10	0%	80	120	0%	
2-Fluorobiphenyl	S	ug/L	2.18394	2.18394		2	0	0	0.0444	0.1	10	109%	80	120	0%	
Nitrobenzene-d5	S	ug/L	1.97192	1.97192		2	0	0	0.0523	0.1	10	99%	80	120	0%	
Terphenyl-d14	S	ug/L	2.0849	2.0849		2	0	0	0.0563	0.1	10	104%	80	120	0%	
o-Terphenyl	X	ug/L	1.99777	1.99777		2	0	0	0.0654	0	0	100%	80	120	0%	

Seq No	Lab ID	Test Code	Sample Typ	File ID	Analysis Date	DF	Batch ID	Prep Date	SPKref	RPDref	pmoist
15009641	31-Jan-22_ISTB	SVOC-8270C-SI	SAMP	V5975.I\sh013122	1/31/2022 4:47:1	1	R373993		0	0	

Analyte	T	Units	RAW	Final	Text	Spike	SPKref	RPDref	MDL	PQL	UQL	%REC	LOW	HIGH	%RPD	Q

2

Seq No	Lab ID	Test Code	Sample Typ	File ID	Analysis Date	DF	Batch ID	Prep Date	SPKref	RPDref	pmoist
15009641	31-Jan-22_ISTB	SVOC-8270C-SI	SAMP	V5975.I\sh013122	1/31/2022 4:47:1	1	R373993		0	0	

Analyte	T	Units	RAW	Final	Text	Spike	SPKref	RPDref	MDL	PQL	UQL	%REC	LOW	HIGH	%RPD	Q
1-Methylnaphthalene	A	ug/L	0	0		0	0	0	0.0206	0.1	10	0%	0	0	0%	
2-Methylnaphthalene	A	ug/L	0	0		0	0	0	0.0176	0.1	10	0%	0	0	0%	
Acenaphthene	A	ug/L	0	0		0	0	0	0.0317	0.1	10	0%	0	0	0%	
Acenaphthylene	A	ug/L	0	0		0	0	0	0.025	0.1	10	0%	0	0	0%	
Anthracene	A	ug/L	0	0		0	0	0	0.0283	0.1	10	0%	0	0	0%	
Benzo(a)anthracene	A	ug/L	0	0		0	0	0	0.0272	0.1	10	0%	0	0	0%	
Benzo(a)pyrene	A	ug/L	0	0		0	0	0	0.0347	0.1	10	0%	0	0	0%	
Benzo(b)fluoranthene	A	ug/L	0	0		0	0	0	0.0226	0.1	10	0%	0	0	0%	
Benzo(g,h,i)perylene	A	ug/L	0	0		0	0	0	0.0267	0.1	10	0%	0	0	0%	
Benzo(k)fluoranthene	A	ug/L	0	0		0	0	0	0.0295	0.1	10	0%	0	0	0%	
Chrysene	A	ug/L	0	0		0	0	0	0.0458	0.1	10	0%	0	0	0%	
Dibenzo(a,h)anthracene	A	ug/L	0	0		0	0	0	0.0367	0.1	10	0%	0	0	0%	
Fluoranthene	A	ug/L	0	0		0	0	0	0.0233	0.1	10	0%	0	0	0%	
Fluorene	A	ug/L	0	0		0	0	0	0.0225	0.1	10	0%	0	0	0%	
Indeno(1,2,3-cd)pyrene	A	ug/L	0	0		0	0	0	0.0491	0.1	10	0%	0	0	0%	
Naphthalene	A	ug/L	0	0		0	0	0	0.029	0.1	10	0%	0	0	0%	
Phenanthrene	A	ug/L	0	0		0	0	0	0.0295	0.1	10	0%	0	0	0%	
Pyrene	A	ug/L	0	0		0	0	0	0.0239	0.1	10	0%	0	0	0%	
1,4-Dichlorobenzene-d4	I	ug/L	40	40		0	0	0	0.1	0.1		0%	0	0	0%	
Acenaphthene-d10	I	ug/L	40	40		0	0	0	0.1	0.1		0%	0	0	0%	
Chrysene-d12	I	ug/L	40	40		0	0	0	0.1	0.1		0%	0	0	0%	
Naphthalene-d8	I	ug/L	40	40		0	0	0	0.1	0.1		0%	0	0	0%	
Perylene-d12	I	ug/L	40	40		0	0	0	0.1	0.1		0%	0	0	0%	
Phenanthrene-d10	I	ug/L	40	40		0	0	0	0.1	0.1	10	0%	0	0	0%	E
2-Fluorobiphenyl	S	ug/L	0	0		5	0	0	0.0444	0.1	10	0%	25	94	0%	S
Nitrobenzene-d5	S	ug/L	0	0		5	0	0	0.0523	0.1	10	0%	19	102	0%	S
Terphenyl-d14	S	ug/L	0	0		5	0	0	0.0563	0.1	10	0%	39	106	0%	S
o-Terphenyl	X	ug/L	0	0		200	0	0	0.0654	0	0	0%	40	140	0%	S

Seq No	Lab ID	Test Code	Sample Typ	File ID	Analysis Date	DF	Batch ID	Prep Date	SPKref	RPDref	pmoist
15009642	LLCS-162956	SVOC-8270C-SI	LCS-DOD	V5975.I\sh013122	1/31/2022 5:19:5	1	162956	1/14/2022 2:	0	0	

Analyte	T	Units	RAW	Final	Text	Spike	SPKref	RPDref	MDL	PQL	UQL	%REC	LOW	HIGH	%RPD	Q

Seq No	Lab ID	Test Code	Sample Typ	File ID	Analysis Date	DF	Batch ID	Prep Date	SPKref	RPDref	pmoist
15009642	LLCS-162956	SVOC-8270C-SI	LCS-DOD	V5975.I\sh013122	1/31/2022 5:19:5	1	162956	1/14/2022 2:	0	0	

Analyte	T	Units	RAW	Final	Text	Spike	SPKref	RPDref	MDL	PQL	UQL	%REC	LOW	HIGH	%RPD	Q
1-Methylnaphthalene	A	ug/L	3.95886	3.95886		5	0	0	0.0206	0.1	10	79%	41	115	0%	
2-Methylnaphthalene	A	ug/L	4.0552	4.0552		5	0	0	0.0176	0.1	10	81%	39	114	0%	
Acenaphthene	A	ug/L	4.85115	4.85115		5	0	0	0.0317	0.1	10	97%	48	114	0%	
Acenaphthylene	A	ug/L	4.82295	4.82295		5	0	0	0.025	0.1	10	96%	35	121	0%	
Anthracene	A	ug/L	5.72795	5.72795		5	0	0	0.0283	0.1	10	115%	53	119	0%	
Benzo(a)anthracene	A	ug/L	6.01652	6.01652		5	0	0	0.0272	0.1	10	120%	59	120	0%	
Benzo(a)pyrene	A	ug/L	5.58943	5.58943		5	0	0	0.0347	0.1	10	112%	53	120	0%	
Benzo(b)fluoranthene	A	ug/L	5.68093	5.68093		5	0	0	0.0226	0.1	10	114%	53	126	0%	
Benzo(g,h,i)perylene	A	ug/L	5.63945	5.63945		5	0	0	0.0267	0.1	10	113%	44	128	0%	
Benzo(k)fluoranthene	A	ug/L	5.4153	5.4153		5	0	0	0.0295	0.1	10	108%	54	125	0%	
Chrysene	A	ug/L	5.72043	5.72043		5	0	0	0.0458	0.1	10	114%	57	120	0%	
Dibenzo(a,h)anthracene	A	ug/L	5.93365	5.93365		5	0	0	0.0367	0.1	10	119%	44	141	0%	
Fluoranthene	A	ug/L	5.52937	5.52937		5	0	0	0.0233	0.1	10	111%	58	120	0%	
Fluorene	A	ug/L	4.73754	4.73754		5	0	0	0.0225	0.1	10	95%	50	118	0%	
Indeno(1,2,3-cd)pyrene	A	ug/L	5.7279	5.7279		5	0	0	0.0491	0.1	10	115%	48	130	0%	
Naphthalene	A	ug/L	3.88611	3.88611		5	0	0	0.029	0.1	10	78%	43	114	0%	
Phenanthrene	A	ug/L	5.22257	5.22257		5	0	0	0.0295	0.1	10	104%	53	115	0%	
Pyrene	A	ug/L	5.54566	5.54566		5	0	0	0.0239	0.1	10	111%	53	121	0%	
1,4-Dichlorobenzene-d4	I	ug/L	40	40		0	0	0	0.1	0.1		0%			0%	
Acenaphthene-d10	I	ug/L	40	40		0	0	0	0.1	0.1		0%			0%	
Chrysene-d12	I	ug/L	40	40		0	0	0	0.1	0.1		0%			0%	
Naphthalene-d8	I	ug/L	40	40		0	0	0	0.1	0.1		0%			0%	
Perylene-d12	I	ug/L	40	40		0	0	0	0.1	0.1		0%			0%	
Phenanthrene-d10	I	ug/L	40	40		0	0	0	0.1	0.1	10	0%			0%	
2-Fluorobiphenyl	S	ug/L	4.96281	4.96281		5	0	0	0.0444	0.1	10	99%	53	106	0%	
Nitrobenzene-d5	S	ug/L	4.80763	4.80763		5	0	0	0.0523	0.1	10	96%	55	111	0%	
Terphenyl-d14	S	ug/L	5.85036	5.85036		5	0	0	0.0563	0.1	10	117%	58	132	0%	
o-Terphenyl	X	ug/L	5.13552	5.13552		5	0	0	0.0654	0	0	103%	40	140	0%	

Seq No	Lab ID	Test Code	Sample Typ	File ID	Analysis Date	DF	Batch ID	Prep Date	SPKref	RPDref	pmoist
15009643	LLCSD-162956	SVOC-8270C-SI	LCSD-DOD	V5975.I\sh013122	1/31/2022 5:52:3	1	162956	1/14/2022 2:	0	2E+07	

Analyte	T	Units	RAW	Final	Text	Spike	SPKref	RPDref	MDL	PQL	UQL	%REC	LOW	HIGH	%RPD	Q

Seq No	Lab ID	Test Code	Sample Typ	File ID	Analysis Date	DF	Batch ID	Prep Date	SPKref	RPDref	pmoist
15009643	LLCSD-162956	SVOC-8270C-SI	LCSD-DOD	V5975.I\sh013122	1/31/2022 5:52:3	1	162956	1/14/2022 2:	0	2E+07	

Analyte	T	Units	RAW	Final	Text	Spike	SPKref	RPDref	MDL	PQL	UQL	%REC	LOW	HIGH	%RPD	Q
1-Methylnaphthalene	A	ug/L	3.79399	3.79399		5	0	3.95886	0.0206	0.1	10	76%	41	115	4%	
2-Methylnaphthalene	A	ug/L	3.9297	3.9297		5	0	4.0552	0.0176	0.1	10	79%	39	114	3%	
Acenaphthene	A	ug/L	4.42244	4.42244		5	0	4.85115	0.0317	0.1	10	88%	48	114	9%	
Acenaphthylene	A	ug/L	4.36446	4.36446		5	0	4.82295	0.025	0.1	10	87%	35	121	10%	
Anthracene	A	ug/L	5.91455	5.91455		5	0	5.72795	0.0283	0.1	10	118%	53	119	3%	
Benzo(a)anthracene	A	ug/L	5.72969	5.72969		5	0	6.01652	0.0272	0.1	10	115%	59	120	5%	
Benzo(a)pyrene	A	ug/L	5.54994	5.54994		5	0	5.58943	0.0347	0.1	10	111%	53	120	1%	
Benzo(b)fluoranthene	A	ug/L	5.6289	5.6289		5	0	5.68093	0.0226	0.1	10	113%	53	126	1%	
Benzo(g,h,i)perylene	A	ug/L	5.62575	5.62575		5	0	5.63945	0.0267	0.1	10	113%	44	128	0%	
Benzo(k)fluoranthene	A	ug/L	5.42271	5.42271		5	0	5.4153	0.0295	0.1	10	108%	54	125	0%	
Chrysene	A	ug/L	5.57925	5.57925		5	0	5.72043	0.0458	0.1	10	112%	57	120	2%	
Dibenzo(a,h)anthracene	A	ug/L	5.88432	5.88432		5	0	5.93365	0.0367	0.1	10	118%	44	141	1%	
Fluoranthene	A	ug/L	5.76778	5.76778		5	0	5.52937	0.0233	0.1	10	115%	58	120	4%	
Fluorene	A	ug/L	4.58932	4.58932		5	0	4.73754	0.0225	0.1	10	92%	50	118	3%	
Indeno(1,2,3-cd)pyrene	A	ug/L	5.73601	5.73601		5	0	5.7279	0.0491	0.1	10	115%	48	130	0%	
Naphthalene	A	ug/L	3.65374	3.65374		5	0	3.88611	0.029	0.1	10	73%	43	114	6%	
Phenanthrene	A	ug/L	5.35006	5.35006		5	0	5.22257	0.0295	0.1	10	107%	53	115	2%	
Pyrene	A	ug/L	5.30881	5.30881		5	0	5.54566	0.0239	0.1	10	106%	53	121	4%	
1,4-Dichlorobenzene-d4	I	ug/L	40	40		0	0	0	0.1	0.1		0%			0%	
Acenaphthene-d10	I	ug/L	40	40		0	0	0	0.1	0.1		0%			0%	
Chrysene-d12	I	ug/L	40	40		0	0	0	0.1	0.1		0%			0%	
Naphthalene-d8	I	ug/L	40	40		0	0	0	0.1	0.1		0%			0%	
Perylene-d12	I	ug/L	40	40		0	0	0	0.1	0.1		0%			0%	
Phenanthrene-d10	I	ug/L	40	40		0	0	0	0.1	0.1	10	0%			0%	
2-Fluorobiphenyl	S	ug/L	5.70078	5.70078		5	0	0	0.0444	0.1	10	114%	53	106	0%	S
Nitrobenzene-d5	S	ug/L	5.37012	5.37012		5	0	0	0.0523	0.1	10	107%	55	111	0%	
Terphenyl-d14	S	ug/L	6.79013	6.79013		5	0	0	0.0563	0.1	10	136%	58	132	0%	S
o-Terphenyl	X	ug/L	5.38721	5.38721		5	0	5.13552	0.0654	0	0	108%	40	140	5%	

Seq No	Lab ID	Test Code	Sample Typ	File ID	Analysis Date	DF	Batch ID	Prep Date	SPKref	RPDref	pmoist
15009644	B22011137-001	SVOC-8270C-SI	SAMP	V5975.I\sh013122	1/31/2022 6:25:1	10	163072	1/20/2022 7:	0	0	

Analyte	T	Units	RAW	Final	Text	Spike	SPKref	RPDref	MDL	PQL	UQL	%REC	LOW	HIGH	%RPD	Q

Seq No	Lab ID	Test Code	Sample Typ	File ID	Analysis Date	DF	Batch ID	Prep Date	SPKref	RPDref	pmoist
15009644	B22011137-001	SVOC-8270C-SI	SAMP	V5975.I\sh013122	1/31/2022 6:25:1	10	163072	1/20/2022 7:	0	0	

Analyte	T	Units	RAW	Final	Text	Spike	SPKref	RPDref	MDL	PQL	UQL	%REC	LOW	HIGH	%RPD	Q
1-Methylnaphthalene	A	ug/L	3.98506	39.053588		0	0	0	0.20188	0.98	10	0%	0	0	0%	
2-Methylnaphthalene	A	ug/L	2.38952	23.417296		0	0	0	0.17248	0.98	10	0%	0	0	0%	
Naphthalene	A	ug/L	2.55429	25.032042		0	0	0	0.2842	0.98	10	0%	0	0	0%	

Seq No	Lab ID	Test Code	Sample Typ	File ID	Analysis Date	DF	Batch ID	Prep Date	SPKref	RPDref	pmoist
15009645	MB-163174	SVOC-8270C-SI	MBLK	V5975.I\sh013122	1/31/2022 6:57:4	1	163174	1/24/2022 1	0	0	

Analyte	T	Units	RAW	Final	Text	Spike	SPKref	RPDref	MDL	PQL	UQL	%REC	LOW	HIGH	%RPD	Q
1-Methylnaphthalene	A	ug/L	0	0		0	0	0	0.0206	0.1	10	0%			0%	
2-Methylnaphthalene	A	ug/L	0	0		0	0	0	0.0176	0.1	10	0%			0%	
Acenaphthene	A	ug/L	0	0		0	0	0	0.0317	0.1	10	0%			0%	
Acenaphthylene	A	ug/L	0	0		0	0	0	0.025	0.1	10	0%			0%	
Anthracene	A	ug/L	0	0		0	0	0	0.0283	0.1	10	0%			0%	
Benzo(a)anthracene	A	ug/L	0	0		0	0	0	0.0272	0.1	10	0%			0%	
Benzo(a)pyrene	A	ug/L	0	0		0	0	0	0.0347	0.1	10	0%			0%	
Benzo(b)fluoranthene	A	ug/L	0	0		0	0	0	0.0226	0.1	10	0%			0%	
Benzo(g,h,i)perylene	A	ug/L	0	0		0	0	0	0.0267	0.1	10	0%			0%	
Benzo(k)fluoranthene	A	ug/L	0	0		0	0	0	0.0295	0.1	10	0%			0%	
Chrysene	A	ug/L	0	0		0	0	0	0.0458	0.1	10	0%			0%	
Dibenzo(a,h)anthracene	A	ug/L	0	0		0	0	0	0.0367	0.1	10	0%			0%	
Fluoranthene	A	ug/L	0	0		0	0	0	0.0233	0.1	10	0%			0%	
Fluorene	A	ug/L	0	0		0	0	0	0.0225	0.1	10	0%			0%	
Indeno(1,2,3-cd)pyrene	A	ug/L	0	0		0	0	0	0.0491	0.1	10	0%			0%	
Naphthalene	A	ug/L	0	0		0	0	0	0.029	0.1	10	0%			0%	
Phenanthrene	A	ug/L	0	0		0	0	0	0.0295	0.1	10	0%			0%	
Pyrene	A	ug/L	0	0		0	0	0	0.0239	0.1	10	0%			0%	
1,4-Dichlorobenzene-d4	I	ug/L	40	40		0	0	0	0.1	0.1		0%			0%	
Acenaphthene-d10	I	ug/L	40	40		0	0	0	0.1	0.1		0%			0%	
Chrysene-d12	I	ug/L	40	40		0	0	0	0.1	0.1		0%			0%	
Naphthalene-d8	I	ug/L	40	40		0	0	0	0.1	0.1		0%			0%	
Perylene-d12	I	ug/L	40	40		0	0	0	0.1	0.1		0%			0%	
Phenanthrene-d10	I	ug/L	40	40		0	0	0	0.1	0.1	10	0%			0%	

Seq No	Lab ID	Test Code	Sample Typ	File ID	Analysis Date	DF	Batch ID	Prep Date	SPKref	RPDref	pmoist
15009646	LLCS-163174	SVOC-8270C-SI	LCS-DOD	V5975.I\sh013122	1/31/2022 7:30:2	1	163174	1/24/2022 1	0	0	

Analyte	T	Units	RAW	Final	Text	Spike	SPKref	RPDref	MDL	PQL	UQL	%REC	LOW	HIGH	%RPD	Q
1-Methylnaphthalene	A	ug/L	3.45276	3.45276		5	0	0	0.0206	0.1	10	69%	41	115	0%	
2-Methylnaphthalene	A	ug/L	3.50119	3.50119		5	0	0	0.0176	0.1	10	70%	39	114	0%	
Acenaphthene	A	ug/L	4.31571	4.31571		5	0	0	0.0317	0.1	10	86%	48	114	0%	
Acenaphthylene	A	ug/L	4.23741	4.23741		5	0	0	0.025	0.1	10	85%	35	121	0%	
Anthracene	A	ug/L	5.0258	5.0258		5	0	0	0.0283	0.1	10	101%	53	119	0%	
Benzo(a)anthracene	A	ug/L	5.36258	5.36258		5	0	0	0.0272	0.1	10	107%	59	120	0%	
Benzo(a)pyrene	A	ug/L	5.05626	5.05626		5	0	0	0.0347	0.1	10	101%	53	120	0%	
Benzo(b)fluoranthene	A	ug/L	5.05129	5.05129		5	0	0	0.0226	0.1	10	101%	53	126	0%	
Benzo(g,h,i)perylene	A	ug/L	4.92896	4.92896		5	0	0	0.0267	0.1	10	99%	44	128	0%	
Benzo(k)fluoranthene	A	ug/L	4.81647	4.81647		5	0	0	0.0295	0.1	10	96%	54	125	0%	
Chrysene	A	ug/L	5.14921	5.14921		5	0	0	0.0458	0.1	10	103%	57	120	0%	
Dibenzo(a,h)anthracene	A	ug/L	5.19942	5.19942		5	0	0	0.0367	0.1	10	104%	44	141	0%	
Fluoranthene	A	ug/L	4.97996	4.97996		5	0	0	0.0233	0.1	10	100%	58	120	0%	
Fluorene	A	ug/L	4.53971	4.53971		5	0	0	0.0225	0.1	10	91%	50	118	0%	
Indeno(1,2,3-cd)pyrene	A	ug/L	5.17926	5.17926		5	0	0	0.0491	0.1	10	104%	48	130	0%	
Naphthalene	A	ug/L	3.23427	3.23427		5	0	0	0.029	0.1	10	65%	43	114	0%	
Phenanthrene	A	ug/L	4.69508	4.69508		5	0	0	0.0295	0.1	10	94%	53	115	0%	
Pyrene	A	ug/L	4.68679	4.68679		5	0	0	0.0239	0.1	10	94%	53	121	0%	
1,4-Dichlorobenzene-d4	I	ug/L	40	40		0	0	0	0.1	0.1		0%			0%	
Acenaphthene-d10	I	ug/L	40	40		0	0	0	0.1	0.1		0%			0%	
Chrysene-d12	I	ug/L	40	40		0	0	0	0.1	0.1		0%			0%	
Naphthalene-d8	I	ug/L	40	40		0	0	0	0.1	0.1		0%			0%	
Perylene-d12	I	ug/L	40	40		0	0	0	0.1	0.1		0%			0%	
Phenanthrene-d10	I	ug/L	40	40		0	0	0	0.1	0.1	10	0%			0%	
2-Fluorobiphenyl	S	ug/L	4.22712	4.22712		5	0	0	0.0444	0.1	10	85%	53	106	0%	
Nitrobenzene-d5	S	ug/L	3.66746	3.66746		5	0	0	0.0523	0.1	10	73%	55	111	0%	
Terphenyl-d14	S	ug/L	5.01882	5.01882		5	0	0	0.0563	0.1	10	100%	58	132	0%	
o-Terphenyl	X	ug/L	4.79082	4.79082		5	0	0	0.0654	0	0	96%	40	140	0%	

Seq No	Lab ID	Test Code	Sample Typ	File ID	Analysis Date	DF	Batch ID	Prep Date	SPKref	RPDref	pmoist
15009647	LLCSD-163174	SVOC-8270C-SI	LCSD-DOD	V5975.I\sh013122	1/31/2022 8:02:5	1	163174	1/24/2022 1	0	2E+07	

Analyte	T	Units	RAW	Final	Text	Spike	SPKref	RPDref	MDL	PQL	UQL	%REC	LOW	HIGH	%RPD	Q

Seq No	Lab ID	Test Code	Sample Typ	File ID	Analysis Date	DF	Batch ID	Prep Date	SPKref	RPDref	pmoist
15009647	LLCSD-163174	SVOC-8270C-SI	LCSD-DOD	V5975.I\sh013122	1/31/2022 8:02:5	1	163174	1/24/2022	1	0	2E+07

Analyte	T	Units	RAW	Final	Text	Spike	SPKref	RPDref	MDL	PQL	UQL	%REC	LOW	HIGH	%RPD	Q
1-Methylnaphthalene	A	ug/L	3.48216	3.48216		5	0	3.45276	0.0206	0.1	10	70%	41	115	1%	
2-Methylnaphthalene	A	ug/L	3.51496	3.51496		5	0	3.50119	0.0176	0.1	10	70%	39	114	0%	
Acenaphthene	A	ug/L	4.00277	4.00277		5	0	4.31571	0.0317	0.1	10	80%	48	114	8%	
Acenaphthylene	A	ug/L	3.97414	3.97414		5	0	4.23741	0.025	0.1	10	79%	35	121	6%	
Anthracene	A	ug/L	5.07963	5.07963		5	0	5.0258	0.0283	0.1	10	102%	53	119	1%	
Benzo(a)anthracene	A	ug/L	5.39299	5.39299		5	0	5.36258	0.0272	0.1	10	108%	59	120	1%	
Benzo(a)pyrene	A	ug/L	5.09822	5.09822		5	0	5.05626	0.0347	0.1	10	102%	53	120	1%	
Benzo(b)fluoranthene	A	ug/L	5.08787	5.08787		5	0	5.05129	0.0226	0.1	10	102%	53	126	1%	
Benzo(g,h,i)perylene	A	ug/L	4.97174	4.97174		5	0	4.92896	0.0267	0.1	10	99%	44	128	1%	
Benzo(k)fluoranthene	A	ug/L	4.96695	4.96695		5	0	4.81647	0.0295	0.1	10	99%	54	125	3%	
Chrysene	A	ug/L	5.24445	5.24445		5	0	5.14921	0.0458	0.1	10	105%	57	120	2%	
Dibenzo(a,h)anthracene	A	ug/L	5.4248	5.4248		5	0	5.19942	0.0367	0.1	10	108%	44	141	4%	
Fluoranthene	A	ug/L	4.99784	4.99784		5	0	4.97996	0.0233	0.1	10	100%	58	120	0%	
Fluorene	A	ug/L	4.26533	4.26533		5	0	4.53971	0.0225	0.1	10	85%	50	118	6%	
Indeno(1,2,3-cd)pyrene	A	ug/L	4.91192	4.91192		5	0	5.17926	0.0491	0.1	10	98%	48	130	5%	
Naphthalene	A	ug/L	3.40546	3.40546		5	0	3.23427	0.029	0.1	10	68%	43	114	5%	
Phenanthrene	A	ug/L	4.70806	4.70806		5	0	4.69508	0.0295	0.1	10	94%	53	115	0%	
Pyrene	A	ug/L	4.80154	4.80154		5	0	4.68679	0.0239	0.1	10	96%	53	121	2%	
1,4-Dichlorobenzene-d4	I	ug/L	40	40		0	0	0	0.1	0.1		0%			0%	
Acenaphthene-d10	I	ug/L	40	40		0	0	0	0.1	0.1		0%			0%	
Chrysene-d12	I	ug/L	40	40		0	0	0	0.1	0.1		0%			0%	
Naphthalene-d8	I	ug/L	40	40		0	0	0	0.1	0.1		0%			0%	
Perylene-d12	I	ug/L	40	40		0	0	0	0.1	0.1		0%			0%	
Phenanthrene-d10	I	ug/L	40	40		0	0	0	0.1	0.1	10	0%			0%	
2-Fluorobiphenyl	S	ug/L	4.17371	4.17371		5	0	0	0.0444	0.1	10	83%	53	106	0%	
Nitrobenzene-d5	S	ug/L	3.77417	3.77417		5	0	0	0.0523	0.1	10	75%	55	111	0%	
Terphenyl-d14	S	ug/L	5.04052	5.04052		5	0	0	0.0563	0.1	10	101%	58	132	0%	
o-Terphenyl	X	ug/L	4.90834	4.90834		5	0	4.79082	0.0654	0	0	98%	40	140	2%	

Seq No	Lab ID	Test Code	Sample Typ	File ID	Analysis Date	DF	Batch ID	Prep Date	SPKref	RPDref	pmoist
15009648	B22011214-001	SVOC-8270C-SI	SAMP	V5975.I\sh013122	1/31/2022 8:35:4	1	163174	1/24/2022	1	0	0

Analyte	T	Units	RAW	Final	Text	Spike	SPKref	RPDref	MDL	PQL	UQL	%REC	LOW	HIGH	%RPD	Q

Seq No	Lab ID	Test Code	Sample Typ	File ID	Analysis Date	DF	Batch ID	Prep Date	SPKref	RPDref	pmoist
15009648	B22011214-001	SVOC-8270C-SI	SAMP	V5975.I\sh013122	1/31/2022 8:35:4	1	163174	1/24/2022 1	0	0	

Analyte	T	Units	RAW	Final	Text	Spike	SPKref	RPDref	MDL	PQL	UQL	%REC	LOW	HIGH	%RPD	Q
1-Methylnaphthalene	A	ug/L	0	0		0	0	0	0.0206	0.1	10	0%	0	0	0%	U
2-Methylnaphthalene	A	ug/L	0	0		0	0	0	0.0176	0.1	10	0%	0	0	0%	U
Acenaphthene	A	ug/L	0	0		0	0	0	0.0317	0.1	10	0%	0	0	0%	U
Acenaphthylene	A	ug/L	0	0		0	0	0	0.025	0.1	10	0%	0	0	0%	U
Anthracene	A	ug/L	0	0		0	0	0	0.0283	0.1	10	0%	0	0	0%	U
Benzo(a)anthracene	A	ug/L	0	0		0	0	0	0.0272	0.1	10	0%	0	0	0%	U
Benzo(a)pyrene	A	ug/L	0	0		0	0	0	0.0347	0.1	10	0%	0	0	0%	U
Benzo(b)fluoranthene	A	ug/L	0	0		0	0	0	0.0226	0.1	10	0%	0	0	0%	U
Benzo(g,h,i)perylene	A	ug/L	0	0		0	0	0	0.0267	0.1	10	0%	0	0	0%	U
Benzo(k)fluoranthene	A	ug/L	0	0		0	0	0	0.0295	0.1	10	0%	0	0	0%	U
Chrysene	A	ug/L	0	0		0	0	0	0.0458	0.1	10	0%	0	0	0%	U
Dibenzo(a,h)anthracene	A	ug/L	0	0		0	0	0	0.0367	0.1	10	0%	0	0	0%	U
Fluoranthene	A	ug/L	0	0		0	0	0	0.0233	0.1	10	0%	0	0	0%	U
Fluorene	A	ug/L	0	0		0	0	0	0.0225	0.1	10	0%	0	0	0%	U
Indeno(1,2,3-cd)pyrene	A	ug/L	0	0		0	0	0	0.0491	0.1	10	0%	0	0	0%	U
Naphthalene	A	ug/L	0	0		0	0	0	0.029	0.1	10	0%	0	0	0%	U
Phenanthrene	A	ug/L	0	0		0	0	0	0.0295	0.1	10	0%	0	0	0%	U
Pyrene	A	ug/L	0	0		0	0	0	0.0239	0.1	10	0%	0	0	0%	U
1,4-Dichlorobenzene-d4	I	ug/L	40	40		0	0	0	0.1	0.1		0%	0	0	0%	
Acenaphthene-d10	I	ug/L	40	40		0	0	0	0.1	0.1		0%	0	0	0%	
Chrysene-d12	I	ug/L	40	40		0	0	0	0.1	0.1		0%	0	0	0%	
Naphthalene-d8	I	ug/L	40	40		0	0	0	0.1	0.1		0%	0	0	0%	
Perylene-d12	I	ug/L	40	40		0	0	0	0.1	0.1		0%	0	0	0%	
Phenanthrene-d10	I	ug/L	40	40		0	0	0	0.1	0.1	10	0%	0	0	0%	E
o-Terphenyl	X	ug/L	0.14311	0.14311		0	0	0	0.0654	0	0	0%	40	140	0%	

Seq No	Lab ID	Test Code	Sample Typ	File ID	Analysis Date	DF	Batch ID	Prep Date	SPKref	RPDref	pmoist
15009649	B22011227-001	SVOC-8270C-SI	SAMP	V5975.I\sh013122	1/31/2022 9:08:1	1	163174	1/24/2022 1	0	0	

Analyte	T	Units	RAW	Final	Text	Spike	SPKref	RPDref	MDL	PQL	UQL	%REC	LOW	HIGH	%RPD	Q
1-Methylnaphthalene	A	ug/L	0	0		0	0	0	0.021424	0.104	10	0%	0	0	0%	U
2-Methylnaphthalene	A	ug/L	0	0		0	0	0	0.018304	0.104	10	0%	0	0	0%	U
Acenaphthene	A	ug/L	0	0		0	0	0	0.032968	0.104	10	0%	0	0	0%	U
Acenaphthylene	A	ug/L	0	0		0	0	0	0.026	0.104	10	0%	0	0	0%	U
Anthracene	A	ug/L	0	0		0	0	0	0.029432	0.104	10	0%	0	0	0%	U

Seq No	Lab ID	Test Code	Sample Typ	File ID	Analysis Date	DF	Batch ID	Prep Date	SPKref	RPDref	pmoist
15009649	B22011227-001	SVOC-8270C-SI	SAMP	V5975.I\sh013122	1/31/2022 9:08:1	1	163174	1/24/2022 1	0	0	

Analyte	T	Units	RAW	Final	Text	Spike	SPKref	RPDref	MDL	PQL	UQL	%REC	LOW	HIGH	%RPD	Q
Benzo(a)anthracene	A	ug/L	0	0		0	0	0	0.028288	0.104	10	0%	0	0	0%	U
Benzo(a)pyrene	A	ug/L	0	0		0	0	0	0.036088	0.104	10	0%	0	0	0%	U
Benzo(b)fluoranthene	A	ug/L	0	0		0	0	0	0.023504	0.104	10	0%	0	0	0%	U
Benzo(g,h,i)perylene	A	ug/L	0	0		0	0	0	0.027768	0.104	10	0%	0	0	0%	U
Benzo(k)fluoranthene	A	ug/L	0	0		0	0	0	0.03068	0.104	10	0%	0	0	0%	U
Chrysene	A	ug/L	0	0		0	0	0	0.047632	0.104	10	0%	0	0	0%	U
Dibenzo(a,h)anthracene	A	ug/L	0	0		0	0	0	0.038168	0.104	10	0%	0	0	0%	U
Fluoranthene	A	ug/L	0	0		0	0	0	0.024232	0.104	10	0%	0	0	0%	U
Fluorene	A	ug/L	0	0		0	0	0	0.0234	0.104	10	0%	0	0	0%	U
Indeno(1,2,3-cd)pyrene	A	ug/L	0	0		0	0	0	0.051064	0.104	10	0%	0	0	0%	U
Naphthalene	A	ug/L	0	0		0	0	0	0.03016	0.104	10	0%	0	0	0%	U
Phenanthrene	A	ug/L	0	0		0	0	0	0.03068	0.104	10	0%	0	0	0%	U
Pyrene	A	ug/L	0	0		0	0	0	0.024856	0.104	10	0%	0	0	0%	U
1,4-Dichlorobenzene-d4	I	ug/L	40	41.6		0	0	0	0.104	0.104		0%	0	0	0%	
Acenaphthene-d10	I	ug/L	40	41.6		0	0	0	0.104	0.104		0%	0	0	0%	
Chrysene-d12	I	ug/L	40	41.6		0	0	0	0.104	0.104		0%	0	0	0%	
Naphthalene-d8	I	ug/L	40	41.6		0	0	0	0.104	0.104		0%	0	0	0%	
Perylene-d12	I	ug/L	40	41.6		0	0	0	0.104	0.104		0%	0	0	0%	
Phenanthrene-d10	I	ug/L	40	41.6		0	0	0	0.104	0.104	10	0%	0	0	0%	E
o-Terphenyl	X	ug/L	0	0		0	0	0	0.068016	0	0	0%	40	140	0%	U

Seq No	Lab ID	Test Code	Sample Typ	File ID	Analysis Date	DF	Batch ID	Prep Date	SPKref	RPDref	pmoist
15009650	B22011228-001	SVOC-8270C-SI	SAMP	V5975.I\sh013122	1/31/2022 9:40:5	1	163174	1/24/2022 1	0	0	

Analyte	T	Units	RAW	Final	Text	Spike	SPKref	RPDref	MDL	PQL	UQL	%REC	LOW	HIGH	%RPD	Q
1-Methylnaphthalene	A	ug/L	0	0		0	0	0	0.020806	0.101	10	0%	0	0	0%	U
2-Methylnaphthalene	A	ug/L	0	0		0	0	0	0.017776	0.101	10	0%	0	0	0%	U
Acenaphthene	A	ug/L	0	0		0	0	0	0.032017	0.101	10	0%	0	0	0%	U
Acenaphthylene	A	ug/L	0	0		0	0	0	0.02525	0.101	10	0%	0	0	0%	U
Anthracene	A	ug/L	0	0		0	0	0	0.028583	0.101	10	0%	0	0	0%	U
Benzo(a)anthracene	A	ug/L	0	0		0	0	0	0.027472	0.101	10	0%	0	0	0%	U
Benzo(a)pyrene	A	ug/L	0	0		0	0	0	0.035047	0.101	10	0%	0	0	0%	U
Benzo(b)fluoranthene	A	ug/L	0	0		0	0	0	0.022826	0.101	10	0%	0	0	0%	U
Benzo(g,h,i)perylene	A	ug/L	0	0		0	0	0	0.026967	0.101	10	0%	0	0	0%	U
Benzo(k)fluoranthene	A	ug/L	0	0		0	0	0	0.029795	0.101	10	0%	0	0	0%	U

Seq No	Lab ID	Test Code	Sample Typ	File ID	Analysis Date	DF	Batch ID	Prep Date	SPKref	RPDref	pmoist
15009650	B22011228-001	SVOC-8270C-SI	SAMP	V5975.I\sh013122	1/31/2022 9:40:5	1	163174	1/24/2022 1	0	0	

Analyte	T	Units	RAW	Final	Text	Spike	SPKref	RPDref	MDL	PQL	UQL	%REC	LOW	HIGH	%RPD	Q
Chrysene	A	ug/L	0	0		0	0	0	0.046258	0.101	10	0%	0	0	0%	U
Dibenzo(a,h)anthracene	A	ug/L	0	0		0	0	0	0.037067	0.101	10	0%	0	0	0%	U
Fluoranthene	A	ug/L	0	0		0	0	0	0.023533	0.101	10	0%	0	0	0%	U
Fluorene	A	ug/L	0	0		0	0	0	0.022725	0.101	10	0%	0	0	0%	U
Indeno(1,2,3-cd)pyrene	A	ug/L	0	0		0	0	0	0.049591	0.101	10	0%	0	0	0%	U
Naphthalene	A	ug/L	0	0		0	0	0	0.02929	0.101	10	0%	0	0	0%	U
Phenanthrene	A	ug/L	0	0		0	0	0	0.029795	0.101	10	0%	0	0	0%	U
Pyrene	A	ug/L	0	0		0	0	0	0.024139	0.101	10	0%	0	0	0%	U
1,4-Dichlorobenzene-d4	I	ug/L	40	40.4		0	0	0	0.101	0.101		0%	0	0	0%	
Acenaphthene-d10	I	ug/L	40	40.4		0	0	0	0.101	0.101		0%	0	0	0%	
Chrysene-d12	I	ug/L	40	40.4		0	0	0	0.101	0.101		0%	0	0	0%	
Naphthalene-d8	I	ug/L	40	40.4		0	0	0	0.101	0.101		0%	0	0	0%	
Perylene-d12	I	ug/L	40	40.4		0	0	0	0.101	0.101		0%	0	0	0%	
Phenanthrene-d10	I	ug/L	40	40.4		0	0	0	0.101	0.101	10	0%	0	0	0%	E
o-Terphenyl	X	ug/L	0	0		0	0	0	0.066054	0	0	0%	40	140	0%	U

Seq No	Lab ID	Test Code	Sample Typ	File ID	Analysis Date	DF	Batch ID	Prep Date	SPKref	RPDref	pmoist
15009651	B22011446-001	SVOC-8270C-SI	SAMP	V5975.I\sh013122	1/31/2022 10:13:	1	163174	1/24/2022 1:	0	0	

Analyte	T	Units	RAW	Final	Text	Spike	SPKref	RPDref	MDL	PQL	UQL	%REC	LOW	HIGH	%RPD	Q
1-Methylnaphthalene	A	ug/L	0	0		0	0	0	0.021012	0.102	10	0%	0	0	0%	U
2-Methylnaphthalene	A	ug/L	0	0		0	0	0	0.017952	0.102	10	0%	0	0	0%	U
Acenaphthene	A	ug/L	0	0		0	0	0	0.032334	0.102	10	0%	0	0	0%	U
Acenaphthylene	A	ug/L	0	0		0	0	0	0.0255	0.102	10	0%	0	0	0%	U
Anthracene	A	ug/L	0	0		0	0	0	0.028866	0.102	10	0%	0	0	0%	U
Benzo(a)anthracene	A	ug/L	0	0		0	0	0	0.027744	0.102	10	0%	0	0	0%	U
Benzo(a)pyrene	A	ug/L	0	0		0	0	0	0.035394	0.102	10	0%	0	0	0%	U
Benzo(b)fluoranthene	A	ug/L	0	0		0	0	0	0.023052	0.102	10	0%	0	0	0%	U
Benzo(g,h,i)perylene	A	ug/L	0	0		0	0	0	0.027234	0.102	10	0%	0	0	0%	U
Benzo(k)fluoranthene	A	ug/L	0	0		0	0	0	0.03009	0.102	10	0%	0	0	0%	U
Chrysene	A	ug/L	0	0		0	0	0	0.046716	0.102	10	0%	0	0	0%	U
Dibenzo(a,h)anthracene	A	ug/L	0	0		0	0	0	0.037434	0.102	10	0%	0	0	0%	U
Fluoranthene	A	ug/L	0	0		0	0	0	0.023766	0.102	10	0%	0	0	0%	U
Fluorene	A	ug/L	0	0		0	0	0	0.02295	0.102	10	0%	0	0	0%	U
Indeno(1,2,3-cd)pyrene	A	ug/L	0	0		0	0	0	0.050082	0.102	10	0%	0	0	0%	U

Seq No	Lab ID	Test Code	Sample Typ	File ID	Analysis Date	DF	Batch ID	Prep Date	SPKref	RPDref	pmoist
15009651	B22011446-001	SVOC-8270C-SI	SAMP	V5975.I\sh013122	1/31/2022 10:13:	1	163174	1/24/2022 1:	0	0	

Analyte	T	Units	RAW	Final	Text	Spike	SPKref	RPDref	MDL	PQL	UQL	%REC	LOW	HIGH	%RPD	Q
Naphthalene	A	ug/L	0	0		0	0	0	0.02958	0.102	10	0%	0	0	0%	U
Phenanthrene	A	ug/L	0	0		0	0	0	0.03009	0.102	10	0%	0	0	0%	U
Pyrene	A	ug/L	0	0		0	0	0	0.024378	0.102	10	0%	0	0	0%	U
1,4-Dichlorobenzene-d4	I	ug/L	40	40.8		0	0	0	0.102	0.102		0%	0	0	0%	
Acenaphthene-d10	I	ug/L	40	40.8		0	0	0	0.102	0.102		0%	0	0	0%	
Chrysene-d12	I	ug/L	40	40.8		0	0	0	0.102	0.102		0%	0	0	0%	
Naphthalene-d8	I	ug/L	40	40.8		0	0	0	0.102	0.102		0%	0	0	0%	
Perylene-d12	I	ug/L	40	40.8		0	0	0	0.102	0.102		0%	0	0	0%	
Phenanthrene-d10	I	ug/L	40	40.8		0	0	0	0.102	0.102	10	0%	0	0	0%	E
o-Terphenyl	X	ug/L	0.08848	0.0902496		0	0	0	0.066708	0	0	0%	40	140	0%	

Seq No	Lab ID	Test Code	Sample Typ	File ID	Analysis Date	DF	Batch ID	Prep Date	SPKref	RPDref	pmoist
15009652	B22011446-006	SVOC-8270C-SI	SAMP	V5975.I\sh013122	1/31/2022 10:45:	1	163174	1/24/2022 1:	0	0	

Analyte	T	Units	RAW	Final	Text	Spike	SPKref	RPDref	MDL	PQL	UQL	%REC	LOW	HIGH	%RPD	Q
1-Methylnaphthalene	A	ug/L	0	0		0	0	0	0.021218	0.103	10	0%	0	0	0%	U
2-Methylnaphthalene	A	ug/L	0	0		0	0	0	0.018128	0.103	10	0%	0	0	0%	U
Acenaphthene	A	ug/L	0	0		0	0	0	0.032651	0.103	10	0%	0	0	0%	U
Acenaphthylene	A	ug/L	0	0		0	0	0	0.02575	0.103	10	0%	0	0	0%	U
Anthracene	A	ug/L	0	0		0	0	0	0.029149	0.103	10	0%	0	0	0%	U
Benzo(a)anthracene	A	ug/L	0	0		0	0	0	0.028016	0.103	10	0%	0	0	0%	U
Benzo(a)pyrene	A	ug/L	0	0		0	0	0	0.035741	0.103	10	0%	0	0	0%	U
Benzo(b)fluoranthene	A	ug/L	0	0		0	0	0	0.023278	0.103	10	0%	0	0	0%	U
Benzo(g,h,i)perylene	A	ug/L	0	0		0	0	0	0.027501	0.103	10	0%	0	0	0%	U
Benzo(k)fluoranthene	A	ug/L	0	0		0	0	0	0.030385	0.103	10	0%	0	0	0%	U
Chrysene	A	ug/L	0	0		0	0	0	0.047174	0.103	10	0%	0	0	0%	U
Dibenzo(a,h)anthracene	A	ug/L	0	0		0	0	0	0.037801	0.103	10	0%	0	0	0%	U
Fluoranthene	A	ug/L	0	0		0	0	0	0.023999	0.103	10	0%	0	0	0%	U
Fluorene	A	ug/L	0	0		0	0	0	0.023175	0.103	10	0%	0	0	0%	U
Indeno(1,2,3-cd)pyrene	A	ug/L	0	0		0	0	0	0.050573	0.103	10	0%	0	0	0%	U
Naphthalene	A	ug/L	0	0		0	0	0	0.02987	0.103	10	0%	0	0	0%	U
Phenanthrene	A	ug/L	0	0		0	0	0	0.030385	0.103	10	0%	0	0	0%	U
Pyrene	A	ug/L	0	0		0	0	0	0.024617	0.103	10	0%	0	0	0%	U
1,4-Dichlorobenzene-d4	I	ug/L	40	41.2		0	0	0	0.103	0.103		0%	0	0	0%	
Acenaphthene-d10	I	ug/L	40	41.2		0	0	0	0.103	0.103		0%	0	0	0%	

Seq No	Lab ID	Test Code	Sample Typ	File ID	Analysis Date	DF	Batch ID	Prep Date	SPKref	RPDref	pmoist
15009652	B22011446-006	SVOC-8270C-SI	SAMP	V5975.I\sh013122	1/31/2022 10:45:	1	163174	1/24/2022 1:	0	0	

Analyte	T	Units	RAW	Final	Text	Spike	SPKref	RPDref	MDL	PQL	UQL	%REC	LOW	HIGH	%RPD	Q
Chrysene-d12	I	ug/L	40	41.2		0	0	0	0.103	0.103		0%	0	0	0%	
Naphthalene-d8	I	ug/L	40	41.2		0	0	0	0.103	0.103		0%	0	0	0%	
Perylene-d12	I	ug/L	40	41.2		0	0	0	0.103	0.103		0%	0	0	0%	
Phenanthrene-d10	I	ug/L	40	41.2		0	0	0	0.103	0.103	10	0%	0	0	0%	E
o-Terphenyl	X	ug/L	0	0		0	0	0	0.067362	0	0	0%	40	140	0%	U

Seq No	Lab ID	Test Code	Sample Typ	File ID	Analysis Date	DF	Batch ID	Prep Date	SPKref	RPDref	pmoist
15009653	B22011446-011	SVOC-8270C-SI	SAMP	V5975.I\sh013122	1/31/2022 11:18:	1	163174	1/24/2022 1:	0	0	

Analyte	T	Units	RAW	Final	Text	Spike	SPKref	RPDref	MDL	PQL	UQL	%REC	LOW	HIGH	%RPD	Q
1-Methylnaphthalene	A	ug/L	0	0		0	0	0	0.0206	0.1	10	0%	0	0	0%	U
2-Methylnaphthalene	A	ug/L	0	0		0	0	0	0.0176	0.1	10	0%	0	0	0%	U
Acenaphthene	A	ug/L	0	0		0	0	0	0.0317	0.1	10	0%	0	0	0%	U
Acenaphthylene	A	ug/L	0	0		0	0	0	0.025	0.1	10	0%	0	0	0%	U
Anthracene	A	ug/L	0	0		0	0	0	0.0283	0.1	10	0%	0	0	0%	U
Benzo(a)anthracene	A	ug/L	0	0		0	0	0	0.0272	0.1	10	0%	0	0	0%	U
Benzo(a)pyrene	A	ug/L	0	0		0	0	0	0.0347	0.1	10	0%	0	0	0%	U
Benzo(b)fluoranthene	A	ug/L	0	0		0	0	0	0.0226	0.1	10	0%	0	0	0%	U
Benzo(g,h,i)perylene	A	ug/L	0	0		0	0	0	0.0267	0.1	10	0%	0	0	0%	U
Benzo(k)fluoranthene	A	ug/L	0	0		0	0	0	0.0295	0.1	10	0%	0	0	0%	U
Chrysene	A	ug/L	0	0		0	0	0	0.0458	0.1	10	0%	0	0	0%	U
Dibenzo(a,h)anthracene	A	ug/L	0	0		0	0	0	0.0367	0.1	10	0%	0	0	0%	U
Fluoranthene	A	ug/L	0	0		0	0	0	0.0233	0.1	10	0%	0	0	0%	U
Fluorene	A	ug/L	0	0		0	0	0	0.0225	0.1	10	0%	0	0	0%	U
Indeno(1,2,3-cd)pyrene	A	ug/L	0	0		0	0	0	0.0491	0.1	10	0%	0	0	0%	U
Naphthalene	A	ug/L	0	0		0	0	0	0.029	0.1	10	0%	0	0	0%	U
Phenanthrene	A	ug/L	0	0		0	0	0	0.0295	0.1	10	0%	0	0	0%	U
Pyrene	A	ug/L	0	0		0	0	0	0.0239	0.1	10	0%	0	0	0%	U
1,4-Dichlorobenzene-d4	I	ug/L	40	40		0	0	0	0.1	0.1		0%	0	0	0%	
Acenaphthene-d10	I	ug/L	40	40		0	0	0	0.1	0.1		0%	0	0	0%	
Chrysene-d12	I	ug/L	40	40		0	0	0	0.1	0.1		0%	0	0	0%	
Naphthalene-d8	I	ug/L	40	40		0	0	0	0.1	0.1		0%	0	0	0%	
Perylene-d12	I	ug/L	40	40		0	0	0	0.1	0.1		0%	0	0	0%	
Phenanthrene-d10	I	ug/L	40	40		0	0	0	0.1	0.1	10	0%	0	0	0%	E
o-Terphenyl	X	ug/L	0	0		0	0	0	0.0654	0	0	0%	40	140	0%	U

Seq No	Lab ID	Test Code	Sample Typ	File ID	Analysis Date	DF	Batch ID	Prep Date	SPKref	RPDref	pmoist
15009653	B22011446-011	SVOC-8270C-SI	SAMP	V5975.I\sh013122	1/31/2022 11:18:	1	163174	1/24/2022 1:	0	0	

Analyte	T	Units	RAW	Final	Text	Spike	SPKref	RPDref	MDL	PQL	UQL	%REC	LOW	HIGH	%RPD	Q

Seq No	Lab ID	Test Code	Sample Typ	File ID	Analysis Date	DF	Batch ID	Prep Date	SPKref	RPDref	pmoist
15009654	B22011446-011	SVOC-8270C-SI	MS-DOD	V5975.I\sh013122	1/31/2022 11:51:	1	163174	1/25/2022 8:	2E+07	0	

Analyte	T	Units	RAW	Final	Text	Spike	SPKref	RPDref	MDL	PQL	UQL	%REC	LOW	HIGH	%RPD	Q
1-Methylnaphthalene	A	ug/L	3.28853	3.3543006		5.1	0	0	0.021012	0.102	10	66%	41	115	0%	
2-Methylnaphthalene	A	ug/L	3.46681	3.5361462		5.1	0	0	0.017952	0.102	10	69%	39	114	0%	
Acenaphthene	A	ug/L	4.06798	4.1493396		5.1	0	0	0.032334	0.102	10	81%	48	114	0%	
Acenaphthylene	A	ug/L	3.90836	3.9865272		5.1	0	0	0.0255	0.102	10	78%	35	121	0%	
Anthracene	A	ug/L	4.8161	4.912422		5.1	0	0	0.028866	0.102	10	96%	53	119	0%	
Benzo(a)anthracene	A	ug/L	5.14232	5.2451664		5.1	0	0	0.027744	0.102	10	103%	59	120	0%	
Benzo(a)pyrene	A	ug/L	4.52669	4.6172238		5.1	0	0	0.035394	0.102	10	91%	53	120	0%	
Benzo(b)fluoranthene	A	ug/L	4.53804	4.6288008		5.1	0	0	0.023052	0.102	10	91%	53	126	0%	
Benzo(g,h,i)perylene	A	ug/L	4.66671	4.7600442		5.1	0	0	0.027234	0.102	10	93%	44	128	0%	
Benzo(k)fluoranthene	A	ug/L	4.26084	4.3460568		5.1	0	0	0.03009	0.102	10	85%	54	125	0%	
Chrysene	A	ug/L	4.70353	4.7976006		5.1	0	0	0.046716	0.102	10	94%	57	120	0%	
Dibenzo(a,h)anthracene	A	ug/L	4.84548	4.9423896		5.1	0	0	0.037434	0.102	10	97%	44	141	0%	
Fluoranthene	A	ug/L	4.76349	4.8587598		5.1	0	0	0.023766	0.102	10	95%	58	120	0%	
Fluorene	A	ug/L	4.04109	4.1219118		5.1	0	0	0.02295	0.102	10	81%	50	118	0%	
Indeno(1,2,3-cd)pyrene	A	ug/L	4.85571	4.9528242		5.1	0	0	0.050082	0.102	10	97%	48	130	0%	
Naphthalene	A	ug/L	2.89724	2.9551848		5.1	0	0	0.02958	0.102	10	58%	43	114	0%	
Phenanthrene	A	ug/L	4.45106	4.5400812		5.1	0	0	0.03009	0.102	10	89%	53	115	0%	
Pyrene	A	ug/L	4.5899	4.681698		5.1	0	0	0.024378	0.102	10	92%	53	121	0%	
1,4-Dichlorobenzene-d4	I	ug/L	40	40.8		0	0	0	0.102	0.102		0%			0%	
Acenaphthene-d10	I	ug/L	40	40.8		0	0	0	0.102	0.102		0%			0%	
Chrysene-d12	I	ug/L	40	40.8		0	0	0	0.102	0.102		0%			0%	
Naphthalene-d8	I	ug/L	40	40.8		0	0	0	0.102	0.102		0%			0%	
Perylene-d12	I	ug/L	40	40.8		0	0	0	0.102	0.102		0%			0%	
Phenanthrene-d10	I	ug/L	40	40.8		0	0	0	0.102	0.102	10	0%			0%	
2-Fluorobiphenyl	S	ug/L	3.92183	4.0002666		5.1	0	0	0.045288	0.102	10	78%	53	106	0%	
Nitrobenzene-d5	S	ug/L	3.91386	3.9921372		5.1	0	0	0.053346	0.102	10	78%	55	111	0%	
Terphenyl-d14	S	ug/L	4.7968	4.892736		5.1	0	0	0.057426	0.102	10	96%	58	132	0%	
o-Terphenyl	X	ug/L	4.91874	5.0171148		5.1	0	0	0.066708	0	0	98%	40	140	0%	

Seq No	Lab ID	Test Code	Sample Typ	File ID	Analysis Date	DF	Batch ID	Prep Date	SPKref	RPDref	pmoist
15009655	B22011446-012	SVOC-8270C-SI	SAMP	V5975.I\sh0131	222/1/2022 12:23:3	1	163174	1/24/2022 1:	0	0	

Analyte	T	Units	RAW	Final	Text	Spike	SPKref	RPDref	MDL	PQL	UQL	%REC	LOW	HIGH	%RPD	Q
1-Methylnaphthalene	A	ug/L	0	0		0	0	0	0.0206	0.1	10	0%	0	0	0%	U
2-Methylnaphthalene	A	ug/L	0	0		0	0	0	0.0176	0.1	10	0%	0	0	0%	U
Acenaphthene	A	ug/L	0	0		0	0	0	0.0317	0.1	10	0%	0	0	0%	U
Acenaphthylene	A	ug/L	0	0		0	0	0	0.025	0.1	10	0%	0	0	0%	U
Anthracene	A	ug/L	0	0		0	0	0	0.0283	0.1	10	0%	0	0	0%	U
Benzo(a)anthracene	A	ug/L	0	0		0	0	0	0.0272	0.1	10	0%	0	0	0%	U
Benzo(a)pyrene	A	ug/L	0	0		0	0	0	0.0347	0.1	10	0%	0	0	0%	U
Benzo(b)fluoranthene	A	ug/L	0	0		0	0	0	0.0226	0.1	10	0%	0	0	0%	U
Benzo(g,h,i)perylene	A	ug/L	0	0		0	0	0	0.0267	0.1	10	0%	0	0	0%	U
Benzo(k)fluoranthene	A	ug/L	0	0		0	0	0	0.0295	0.1	10	0%	0	0	0%	U
Chrysene	A	ug/L	0	0		0	0	0	0.0458	0.1	10	0%	0	0	0%	U
Dibenzo(a,h)anthracene	A	ug/L	0	0		0	0	0	0.0367	0.1	10	0%	0	0	0%	U
Fluoranthene	A	ug/L	0	0		0	0	0	0.0233	0.1	10	0%	0	0	0%	U
Fluorene	A	ug/L	0	0		0	0	0	0.0225	0.1	10	0%	0	0	0%	U
Indeno(1,2,3-cd)pyrene	A	ug/L	0	0		0	0	0	0.0491	0.1	10	0%	0	0	0%	U
Naphthalene	A	ug/L	0	0		0	0	0	0.029	0.1	10	0%	0	0	0%	U
Phenanthrene	A	ug/L	0	0		0	0	0	0.0295	0.1	10	0%	0	0	0%	U
Pyrene	A	ug/L	0	0		0	0	0	0.0239	0.1	10	0%	0	0	0%	U
1,4-Dichlorobenzene-d4	I	ug/L	40	40		0	0	0	0.1	0.1		0%	0	0	0%	
Acenaphthene-d10	I	ug/L	40	40		0	0	0	0.1	0.1		0%	0	0	0%	
Chrysene-d12	I	ug/L	40	40		0	0	0	0.1	0.1		0%	0	0	0%	
Naphthalene-d8	I	ug/L	40	40		0	0	0	0.1	0.1		0%	0	0	0%	
Perylene-d12	I	ug/L	40	40		0	0	0	0.1	0.1		0%	0	0	0%	
Phenanthrene-d10	I	ug/L	40	40		0	0	0	0.1	0.1	10	0%	0	0	0%	E
o-Terphenyl	X	ug/L	0.49866	0.49866		0	0	0	0.0654	0	0	0%	40	140	0%	

Seq No	Lab ID	Test Code	Sample Typ	File ID	Analysis Date	DF	Batch ID	Prep Date	SPKref	RPDref	pmoist
15009656	B22011446-017	SVOC-8270C-SI	SAMP	V5975.I\sh0131	222/1/2022 12:56:1	1	163174	1/24/2022 1:	0	0	

Analyte	T	Units	RAW	Final	Text	Spike	SPKref	RPDref	MDL	PQL	UQL	%REC	LOW	HIGH	%RPD	Q
1-Methylnaphthalene	A	ug/L	0	0		0	0	0	0.0196112	0.1	10	0%	0	0	0%	U
2-Methylnaphthalene	A	ug/L	0	0		0	0	0	0.0167552	0.1	10	0%	0	0	0%	U
Acenaphthene	A	ug/L	0	0		0	0	0	0.0301784	0.1	10	0%	0	0	0%	U
Acenaphthylene	A	ug/L	0	0		0	0	0	0.0238	0.1	10	0%	0	0	0%	U
Anthracene	A	ug/L	0	0		0	0	0	0.0269416	0.1	10	0%	0	0	0%	U

Seq No	Lab ID	Test Code	Sample Typ	File ID	Analysis Date	DF	Batch ID	Prep Date	SPKref	RPDref	pmoist
15009656	B22011446-017	SVOC-8270C-SI	SAMP	V5975.I\sh0131222/1/2022 12:56:1		1	163174	1/24/2022 1:	0	0	

Analyte	T	Units	RAW	Final	Text	Spike	SPKref	RPDref	MDL	PQL	UQL	%REC	LOW	HIGH	%RPD	Q
Benzo(a)anthracene	A	ug/L	0	0		0	0	0	0.0258944	0.1	10	0%	0	0	0%	U
Benzo(a)pyrene	A	ug/L	0	0		0	0	0	0.0330344	0.1	10	0%	0	0	0%	U
Benzo(b)fluoranthene	A	ug/L	0	0		0	0	0	0.0215152	0.1	10	0%	0	0	0%	U
Benzo(g,h,i)perylene	A	ug/L	0	0		0	0	0	0.0254184	0.1	10	0%	0	0	0%	U
Benzo(k)fluoranthene	A	ug/L	0	0		0	0	0	0.028084	0.1	10	0%	0	0	0%	U
Chrysene	A	ug/L	0	0		0	0	0	0.0436016	0.1	10	0%	0	0	0%	U
Dibenzo(a,h)anthracene	A	ug/L	0	0		0	0	0	0.0349384	0.1	10	0%	0	0	0%	U
Fluoranthene	A	ug/L	0	0		0	0	0	0.0221816	0.1	10	0%	0	0	0%	U
Fluorene	A	ug/L	0	0		0	0	0	0.02142	0.1	10	0%	0	0	0%	U
Indeno(1,2,3-cd)pyrene	A	ug/L	0	0		0	0	0	0.0467432	0.1	10	0%	0	0	0%	U
Naphthalene	A	ug/L	0	0		0	0	0	0.027608	0.1	10	0%	0	0	0%	U
Phenanthrene	A	ug/L	0	0		0	0	0	0.028084	0.1	10	0%	0	0	0%	U
Pyrene	A	ug/L	0	0		0	0	0	0.0227528	0.1	10	0%	0	0	0%	U
1,4-Dichlorobenzene-d4	I	ug/L	40	38.08		0	0	0	0.0952	0.1		0%	0	0	0%	
Acenaphthene-d10	I	ug/L	40	38.08		0	0	0	0.0952	0.1		0%	0	0	0%	
Chrysene-d12	I	ug/L	40	38.08		0	0	0	0.0952	0.1		0%	0	0	0%	
Naphthalene-d8	I	ug/L	40	38.08		0	0	0	0.0952	0.1		0%	0	0	0%	
Perylene-d12	I	ug/L	40	38.08		0	0	0	0.0952	0.1		0%	0	0	0%	
Phenanthrene-d10	I	ug/L	40	38.08		0	0	0	0.0952	0.1	10	0%	0	0	0%	E
o-Terphenyl	X	ug/L	0.03627	0		0	0	0	0.0622608	0	0	0%	40	140	0%	U

Seq No	Lab ID	Test Code	Sample Typ	File ID	Analysis Date	DF	Batch ID	Prep Date	SPKref	RPDref	pmoist
15009657	B22011446-017	SVOC-8270C-SI	MS-DOD	V5975.I\sh0131222/1/2022 1:28:32		1	163174	1/25/2022 8:	2E+07	0	

Analyte	T	Units	RAW	Final	Text	Spike	SPKref	RPDref	MDL	PQL	UQL	%REC	LOW	HIGH	%RPD	Q
1-Methylnaphthalene	A	ug/L	3.75536	3.61265632		4.81	0	0	0.0198172	0.1	10	75%	41	115	0%	
2-Methylnaphthalene	A	ug/L	3.75231	3.60972222		4.81	0	0	0.0169312	0.1	10	75%	39	114	0%	
Acenaphthene	A	ug/L	4.56947	4.39583014		4.81	0	0	0.0304954	0.1	10	91%	48	114	0%	
Acenaphthylene	A	ug/L	4.24982	4.08832684		4.81	0	0	0.02405	0.1	10	85%	35	121	0%	
Anthracene	A	ug/L	5.07276	4.87999512		4.81	0	0	0.0272246	0.1	10	101%	53	119	0%	
Benzo(a)anthracene	A	ug/L	5.51441	5.30486242		4.81	0	0	0.0261664	0.1	10	110%	59	120	0%	
Benzo(a)pyrene	A	ug/L	4.97816	4.78898992		4.81	0	0	0.0333814	0.1	10	100%	53	120	0%	
Benzo(b)fluoranthene	A	ug/L	4.93796	4.75031752		4.81	0	0	0.0217412	0.1	10	99%	53	126	0%	
Benzo(g,h,i)perylene	A	ug/L	4.91981	4.73285722		4.81	0	0	0.0256854	0.1	10	98%	44	128	0%	
Benzo(k)fluoranthene	A	ug/L	5.00623	4.81599326		4.81	0	0	0.028379	0.1	10	100%	54	125	0%	

Seq No	Lab ID	Test Code	Sample Typ	File ID	Analysis Date	DF	Batch ID	Prep Date	SPKref	RPDref	pmoist
15009657	B22011446-017	SVOC-8270C-SI	MS-DOD	V5975.I\sh0131222/1/2022 1:28:32		1	163174	1/25/2022 8:	2E+07	0	

Analyte	T	Units	RAW	Final	Text	Spike	SPKref	RPDref	MDL	PQL	UQL	%REC	LOW	HIGH	%RPD	Q
Chrysene	A	ug/L	4.87809	4.69272258		4.81	0	0	0.0440596	0.1	10	98%	57	120	0%	
Dibenzo(a,h)anthracene	A	ug/L	5.47729	5.26915298		4.81	0	0	0.0353054	0.1	10	110%	44	141	0%	
Fluoranthene	A	ug/L	5.06516	4.87268392		4.81	0	0	0.0224146	0.1	10	101%	58	120	0%	
Fluorene	A	ug/L	4.49001	4.31938962		4.81	0	0	0.021645	0.1	10	90%	50	118	0%	
Indeno(1,2,3-cd)pyrene	A	ug/L	5.27156	5.07124072		4.81	0	0	0.0472342	0.1	10	105%	48	130	0%	
Naphthalene	A	ug/L	3.35482	3.22733684		4.81	0	0	0.027898	0.1	10	67%	43	114	0%	
Phenanthrene	A	ug/L	4.79056	4.60851872		4.81	0	0	0.028379	0.1	10	96%	53	115	0%	
Pyrene	A	ug/L	4.92153	4.73451186		4.81	0	0	0.0229918	0.1	10	98%	53	121	0%	
1,4-Dichlorobenzene-d4	I	ug/L	40	38.48		0	0	0	0.0962	0.1		0%			0%	
Acenaphthene-d10	I	ug/L	40	38.48		0	0	0	0.0962	0.1		0%			0%	
Chrysene-d12	I	ug/L	40	38.48		0	0	0	0.0962	0.1		0%			0%	
Naphthalene-d8	I	ug/L	40	38.48		0	0	0	0.0962	0.1		0%			0%	
Perylene-d12	I	ug/L	40	38.48		0	0	0	0.0962	0.1		0%			0%	
Phenanthrene-d10	I	ug/L	40	38.48		0	0	0	0.0962	0.1	10	0%			0%	
2-Fluorobiphenyl	S	ug/L	4.0403	3.8867686		4.81	0	0	0.0427128	0.1	10	81%	53	106	0%	
Nitrobenzene-d5	S	ug/L	3.59264	3.45611968		4.81	0	0	0.0503126	0.1	10	72%	55	111	0%	
Terphenyl-d14	S	ug/L	5.17963	4.98280406		4.81	0	0	0.0541606	0.1	10	104%	58	132	0%	
o-Terphenyl	X	ug/L	5.26081	5.06089922		4.81	0	0	0.0629148	0	0	105%	40	140	0%	

Seq No	Lab ID	Test Code	Sample Typ	File ID	Analysis Date	DF	Batch ID	Prep Date	SPKref	RPDref	pmoist
15009658	B22011446-022	SVOC-8270C-SI	SAMP	V5975.I\sh0131222/1/2022 2:00:56		1	163174	1/24/2022 1:	0	0	

Analyte	T	Units	RAW	Final	Text	Spike	SPKref	RPDref	MDL	PQL	UQL	%REC	LOW	HIGH	%RPD	Q
1-Methylnaphthalene	A	ug/L	0	0		0	0	0	0.020188	0.1	10	0%	0	0	0%	U
2-Methylnaphthalene	A	ug/L	0	0		0	0	0	0.017248	0.1	10	0%	0	0	0%	U
Acenaphthene	A	ug/L	0	0		0	0	0	0.031066	0.1	10	0%	0	0	0%	U
Acenaphthylene	A	ug/L	0	0		0	0	0	0.0245	0.1	10	0%	0	0	0%	U
Anthracene	A	ug/L	0.02448	0		0	0	0	0.027734	0.1	10	0%	0	0	0%	U
Benzo(a)anthracene	A	ug/L	0.03383	0.0331534		0	0	0	0.026656	0.1	10	0%	0	0	0%	J
Benzo(a)pyrene	A	ug/L	0	0		0	0	0	0.034006	0.1	10	0%	0	0	0%	U
Benzo(b)fluoranthene	A	ug/L	0.09297	0.0911106		0	0	0	0.022148	0.1	10	0%	0	0	0%	J
Benzo(g,h,i)perylene	A	ug/L	0.01769	0		0	0	0	0.026166	0.1	10	0%	0	0	0%	U
Benzo(k)fluoranthene	A	ug/L	0.06822	0.0668556		0	0	0	0.02891	0.1	10	0%	0	0	0%	J
Chrysene	A	ug/L	0.04098	0		0	0	0	0.044884	0.1	10	0%	0	0	0%	U
Dibenzo(a,h)anthracene	A	ug/L	0.02836	0		0	0	0	0.035966	0.1	10	0%	0	0	0%	U

Seq No	Lab ID	Test Code	Sample Typ	File ID	Analysis Date	DF	Batch ID	Prep Date	SPKref	RPDref	pmoist
15009658	B22011446-022	SVOC-8270C-SI	SAMP	V5975.I\sh0131222/1/2022 2:00:56		1	163174	1/24/2022 1:	0	0	

Analyte	T	Units	RAW	Final	Text	Spike	SPKref	RPDref	MDL	PQL	UQL	%REC	LOW	HIGH	%RPD	Q
Fluoranthene	A	ug/L	0.06884	0.0674632		0	0	0	0.022834	0.1	10	0%	0	0	0%	J
Fluorene	A	ug/L	0	0		0	0	0	0.02205	0.1	10	0%	0	0	0%	U
Indeno(1,2,3-cd)pyrene	A	ug/L	0.0448	0		0	0	0	0.048118	0.1	10	0%	0	0	0%	U
Naphthalene	A	ug/L	0	0		0	0	0	0.02842	0.1	10	0%	0	0	0%	U
Phenanthrene	A	ug/L	0.02893	0		0	0	0	0.02891	0.1	10	0%	0	0	0%	U
Pyrene	A	ug/L	0.07048	0.0690704		0	0	0	0.023422	0.1	10	0%	0	0	0%	J
1,4-Dichlorobenzene-d4	I	ug/L	40	39.2		0	0	0	0.098	0.1		0%	0	0	0%	
Acenaphthene-d10	I	ug/L	40	39.2		0	0	0	0.098	0.1		0%	0	0	0%	
Chrysene-d12	I	ug/L	40	39.2		0	0	0	0.098	0.1		0%	0	0	0%	
Naphthalene-d8	I	ug/L	40	39.2		0	0	0	0.098	0.1		0%	0	0	0%	
Perylene-d12	I	ug/L	40	39.2		0	0	0	0.098	0.1		0%	0	0	0%	
Phenanthrene-d10	I	ug/L	40	39.2		0	0	0	0.098	0.1	10	0%	0	0	0%	E
o-Terphenyl	X	ug/L	0.06319	0		0	0	0	0.064092	0	0	0%	40	140	0%	U

Seq No	Lab ID	Test Code	Sample Typ	File ID	Analysis Date	DF	Batch ID	Prep Date	SPKref	RPDref	pmoist
15009659	B22011446-027	SVOC-8270C-SI	SAMP	V5975.I\sh0131222/1/2022 2:33:17		1	163174	1/24/2022 1:	0	0	

Analyte	T	Units	RAW	Final	Text	Spike	SPKref	RPDref	MDL	PQL	UQL	%REC	LOW	HIGH	%RPD	Q
1-Methylnaphthalene	A	ug/L	0	0		0	0	0	0.020806	0.101	10	0%	0	0	0%	U
2-Methylnaphthalene	A	ug/L	0	0		0	0	0	0.017776	0.101	10	0%	0	0	0%	U
Acenaphthene	A	ug/L	0	0		0	0	0	0.032017	0.101	10	0%	0	0	0%	U
Acenaphthylene	A	ug/L	0	0		0	0	0	0.02525	0.101	10	0%	0	0	0%	U
Anthracene	A	ug/L	0	0		0	0	0	0.028583	0.101	10	0%	0	0	0%	U
Benzo(a)anthracene	A	ug/L	0	0		0	0	0	0.027472	0.101	10	0%	0	0	0%	U
Benzo(a)pyrene	A	ug/L	0	0		0	0	0	0.035047	0.101	10	0%	0	0	0%	U
Benzo(b)fluoranthene	A	ug/L	0	0		0	0	0	0.022826	0.101	10	0%	0	0	0%	U
Benzo(g,h,i)perylene	A	ug/L	0	0		0	0	0	0.026967	0.101	10	0%	0	0	0%	U
Benzo(k)fluoranthene	A	ug/L	0	0		0	0	0	0.029795	0.101	10	0%	0	0	0%	U
Chrysene	A	ug/L	0	0		0	0	0	0.046258	0.101	10	0%	0	0	0%	U
Dibenzo(a,h)anthracene	A	ug/L	0	0		0	0	0	0.037067	0.101	10	0%	0	0	0%	U
Fluoranthene	A	ug/L	0.09075	0.0916575		0	0	0	0.023533	0.101	10	0%	0	0	0%	J
Fluorene	A	ug/L	0	0		0	0	0	0.022725	0.101	10	0%	0	0	0%	U
Indeno(1,2,3-cd)pyrene	A	ug/L	0	0		0	0	0	0.049591	0.101	10	0%	0	0	0%	U
Naphthalene	A	ug/L	0	0		0	0	0	0.02929	0.101	10	0%	0	0	0%	U
Phenanthrene	A	ug/L	0.04134	0.0417534		0	0	0	0.029795	0.101	10	0%	0	0	0%	J

Seq No	Lab ID	Test Code	Sample Typ	File ID	Analysis Date	DF	Batch ID	Prep Date	SPKref	RPDref	pmoist
15009659	B22011446-027	SVOC-8270C-SI	SAMP	V5975.I\sh0131222/1/2022 2:33:17		1	163174	1/24/2022 1:	0	0	

Analyte	T	Units	RAW	Final	Text	Spike	SPKref	RPDref	MDL	PQL	UQL	%REC	LOW	HIGH	%RPD	Q
Pyrene	A	ug/L	0.0817	0.082517		0	0	0	0.024139	0.101	10	0%	0	0	0%	J
1,4-Dichlorobenzene-d4	I	ug/L	40	40.4		0	0	0	0.101	0.101		0%	0	0	0%	
Acenaphthene-d10	I	ug/L	40	40.4		0	0	0	0.101	0.101		0%	0	0	0%	
Chrysene-d12	I	ug/L	40	40.4		0	0	0	0.101	0.101		0%	0	0	0%	
Naphthalene-d8	I	ug/L	40	40.4		0	0	0	0.101	0.101		0%	0	0	0%	
Perylene-d12	I	ug/L	40	40.4		0	0	0	0.101	0.101		0%	0	0	0%	
Phenanthrene-d10	I	ug/L	40	40.4		0	0	0	0.101	0.101	10	0%	0	0	0%	E
o-Terphenyl	X	ug/L	0.11805	0.1192305		0	0	0	0.066054	0	0	0%	40	140	0%	

Seq No	Lab ID	Test Code	Sample Typ	File ID	Analysis Date	DF	Batch ID	Prep Date	SPKref	RPDref	pmoist
15009660	B22011446-032	SVOC-8270C-SI	SAMP	V5975.I\sh0131222/1/2022 3:05:43		1	163174	1/24/2022 1:	0	0	

Analyte	T	Units	RAW	Final	Text	Spike	SPKref	RPDref	MDL	PQL	UQL	%REC	LOW	HIGH	%RPD	Q
1-Methylnaphthalene	A	ug/L	0	0		0	0	0	0.021218	0.103	10	0%	0	0	0%	U
2-Methylnaphthalene	A	ug/L	0	0		0	0	0	0.018128	0.103	10	0%	0	0	0%	U
Acenaphthene	A	ug/L	0	0		0	0	0	0.032651	0.103	10	0%	0	0	0%	U
Acenaphthylene	A	ug/L	0	0		0	0	0	0.02575	0.103	10	0%	0	0	0%	U
Anthracene	A	ug/L	0	0		0	0	0	0.029149	0.103	10	0%	0	0	0%	U
Benzo(a)anthracene	A	ug/L	0	0		0	0	0	0.028016	0.103	10	0%	0	0	0%	U
Benzo(a)pyrene	A	ug/L	0	0		0	0	0	0.035741	0.103	10	0%	0	0	0%	U
Benzo(b)fluoranthene	A	ug/L	0	0		0	0	0	0.023278	0.103	10	0%	0	0	0%	U
Benzo(g,h,i)perylene	A	ug/L	0	0		0	0	0	0.027501	0.103	10	0%	0	0	0%	U
Benzo(k)fluoranthene	A	ug/L	0	0		0	0	0	0.030385	0.103	10	0%	0	0	0%	U
Chrysene	A	ug/L	0	0		0	0	0	0.047174	0.103	10	0%	0	0	0%	U
Dibenzo(a,h)anthracene	A	ug/L	0	0		0	0	0	0.037801	0.103	10	0%	0	0	0%	U
Fluoranthene	A	ug/L	0	0		0	0	0	0.023999	0.103	10	0%	0	0	0%	U
Fluorene	A	ug/L	0	0		0	0	0	0.023175	0.103	10	0%	0	0	0%	U
Indeno(1,2,3-cd)pyrene	A	ug/L	0	0		0	0	0	0.050573	0.103	10	0%	0	0	0%	U
Naphthalene	A	ug/L	0	0		0	0	0	0.02987	0.103	10	0%	0	0	0%	U
Phenanthrene	A	ug/L	0	0		0	0	0	0.030385	0.103	10	0%	0	0	0%	U
Pyrene	A	ug/L	0	0		0	0	0	0.024617	0.103	10	0%	0	0	0%	U
1,4-Dichlorobenzene-d4	I	ug/L	40	41.2		0	0	0	0.103	0.103		0%	0	0	0%	
Acenaphthene-d10	I	ug/L	40	41.2		0	0	0	0.103	0.103		0%	0	0	0%	
Chrysene-d12	I	ug/L	40	41.2		0	0	0	0.103	0.103		0%	0	0	0%	
Naphthalene-d8	I	ug/L	40	41.2		0	0	0	0.103	0.103		0%	0	0	0%	

Seq No	Lab ID	Test Code	Sample Typ	File ID	Analysis Date	DF	Batch ID	Prep Date	SPKref	RPDref	pmoist
15009660	B22011446-032	SVOC-8270C-SI	SAMP	V5975.I\sh0131	222/1/2022 3:05:43	1	163174	1/24/2022 1:	0	0	

Analyte	T	Units	RAW	Final	Text	Spike	SPKref	RPDref	MDL	PQL	UQL	%REC	LOW	HIGH	%RPD	Q
Perylene-d12	I	ug/L	40	41.2		0	0	0	0.103	0.103		0%	0	0	0%	
Phenanthrene-d10	I	ug/L	40	41.2		0	0	0	0.103	0.103	10	0%	0	0	0%	E
o-Terphenyl	X	ug/L	0	0		0	0	0	0.067362	0	0	0%	40	140	0%	U

Seq No	Lab ID	Test Code	Sample Typ	File ID	Analysis Date	DF	Batch ID	Prep Date	SPKref	RPDref	pmoist
15009661	31-Jan-22_CCV	SVOC-8270C-SI	CCV	V5975.I\sh0131	222/1/2022 3:38:00	1	R373993		0	0	

Analyte	T	Units	RAW	Final	Text	Spike	SPKref	RPDref	MDL	PQL	UQL	%REC	LOW	HIGH	%RPD	Q
1-Methylnaphthalene	A	ug/L	2.38696	2386.96		2	0	0	0.0206	0.1	10	119348%	50	150	0%	S
2-Methylnaphthalene	A	ug/L	2.19122	2191.22		2	0	0	0.0176	0.1	10	109561%	50	150	0%	S
Acenaphthene	A	ug/L	2.13574	2135.74		2	0	0	0.0317	0.1	10	106787%	50	150	0%	S
Acenaphthylene	A	ug/L	2.09795	2097.95		2	0	0	0.025	0.1	10	104897%	50	150	0%	S
Anthracene	A	ug/L	1.64891	1648.91		2	0	0	0.0283	0.1	10	82445%	50	150	0%	S
Benzo(a)anthracene	A	ug/L	2.09526	2095.26		2	0	0	0.0272	0.1	10	104763%	50	150	0%	S
Benzo(a)pyrene	A	ug/L	2.09999	2099.99		2	0	0	0.0347	0.1	10	105000%	50	150	0%	S
Benzo(b)fluoranthene	A	ug/L	2.07544	2075.44		2	0	0	0.0226	0.1	10	103772%	50	150	0%	S
Benzo(g,h,i)perylene	A	ug/L	2.13327	2133.27		2	0	0	0.0267	0.1	10	106663%	50	150	0%	S
Benzo(k)fluoranthene	A	ug/L	2.03674	2036.74		2	0	0	0.0295	0.1	10	101837%	50	150	0%	S
Chrysene	A	ug/L	1.9815	1981.5		2	0	0	0.0458	0.1	10	99075%	50	150	0%	S
Dibenzo(a,h)anthracene	A	ug/L	2.05861	2058.61		2	0	0	0.0367	0.1	10	102930%	50	150	0%	S
Fluoranthene	A	ug/L	2.04382	2043.82		2	0	0	0.0233	0.1	10	102191%	50	150	0%	S
Fluorene	A	ug/L	1.91787	1917.87		2	0	0	0.0225	0.1	10	95893%	50	150	0%	S
Indeno(1,2,3-cd)pyrene	A	ug/L	1.99286	1992.86		2	0	0	0.0491	0.1	10	99643%	50	150	0%	S
Naphthalene	A	ug/L	2.1342	2134.2		2	0	0	0.029	0.1	10	106710%	50	150	0%	S
Phenanthrene	A	ug/L	2.02313	2023.13		2	0	0	0.0295	0.1	10	101157%	50	150	0%	S
Pyrene	A	ug/L	1.95832	1958.32		2	0	0	0.0239	0.1	10	97916%	50	150	0%	S
1,4-Dichlorobenzene-d4	I	ug/L	40	40000		0	0	0	0.1	0.1		0%	50	150	0%	
Acenaphthene-d10	I	ug/L	40	40000		0	0	0	0.1	0.1		0%	50	150	0%	
Chrysene-d12	I	ug/L	40	40000		0	0	0	0.1	0.1		0%	50	150	0%	
Naphthalene-d8	I	ug/L	40	40000		0	0	0	0.1	0.1		0%	50	150	0%	
Perylene-d12	I	ug/L	40	40000		0	0	0	0.1	0.1		0%	50	150	0%	
Phenanthrene-d10	I	ug/L	40	40000		0	0	0	0.1	0.1	10	0%	50	150	0%	
2-Fluorobiphenyl	S	ug/L	2.2364	2236.4		2	0	0	0.0444	0.1	10	111820%	50	150	0%	S
Nitrobenzene-d5	S	ug/L	2.0722	2072.2		2	0	0	0.0523	0.1	10	103610%	50	150	0%	S
Terphenyl-d14	S	ug/L	2.05764	2057.64		2	0	0	0.0563	0.1	10	102882%	50	150	0%	S

Seq No	Lab ID	Test Code	Sample Typ	File ID	Analysis Date	DF	Batch ID	Prep Date	SPKref	RPDref	pmoist
15009661	31-Jan-22_CCV	SVOC-8270C-SI	CCV	V5975.I\sh0131	222/1/2022 3:38:00	1	R373993		0	0	

Analyte	T	Units	RAW	Final	Text	Spike	SPKref	RPDref	MDL	PQL	UQL	%REC	LOW	HIGH	%RPD	Q
o-Terphenyl	X	ug/L	2.05456	2054.56		2	0	0	0.0654	0	0	102728%	50	150	0%	S

Write Sequence

Insert Entries(Have the first cell for entries selecte

File Name	Sample Name	Line No.	Test Code	Multiplier	Divisor	Method Name
Jan3101.d	31-Jan-22_TUNE_1	1		1	1	548Tune.M
Jan3102.d	CCV-4-163248	2	SVOC-548-W-DW	1	1	5975Endothall.M
Jan3103.d	31-Jan-22_ISTBLK_3	3	SVOC-548-W-DW	1	1	5975Endothall.M
Jan3104.d	B22011566-001G	4	SVOC-548-W-DW	1	1	5975Endothall.M
Jan3105.d	B22011566-001GMS	5	SVOC-548-W-DW	1	1	5975Endothall.M
Jan3106.d	B22011566-001GMSD	6	SVOC-548-W-DW	1	1	5975Endothall.M
Jan3107.d	B22011567-001D	7	SVOC-548-W-DW	1	1	5975Endothall.M
Jan3108.d	31-Jan-22_TUNE_8	1		1	1	5975Tune.M
Jan3109.d	31-Jan-22_CCV_9	2	SVOC-8270C-SIM-W-LLPA	1	1	5975BNASIM.M
Jan3110.d	31-Jan-22_ISTBLK_10	3	SVOC-8270C-SIM-W-LLPA	1	1	5975BNASIM.M
Jan3111.d	LLCS-162956	4	SVOC-8270C-SIM-W-LLPA	1	1	5975BNASIM.M
Jan3112.d	LLCSD-162956	5	SVOC-8270C-SIM-W-LLPA	1	1	5975BNASIM.M
Jan3113.d	B22011137-001C	6	SVOC-8270C-SIM-W-LLPA	10	1	5975BNASIM.M
Jan3114.d	MB-163174	7	SVOC-8270C-SIM-W-LLPA	1	1	5975BNASIM.M
Jan3115.d	LLCS-163174	8	SVOC-8270C-SIM-W-LLPA	1	1	5975BNASIM.M
Jan3116.d	LLCSD-163174	9	SVOC-8270C-SIM-W-LLPA	1	1	5975BNASIM.M
Jan3117.d	B22011214-001C	10	SVOC-8270C-SIM-W-LLPA	1	1	5975BNASIM.M
Jan3118.d	B22011227-001C	11	SVOC-8270C-SIM-W-LLPA	1	1	5975BNASIM.M
Jan3119.d	B22011228-001C	12	SVOC-8270C-SIM-W-LLPA	1	1	5975BNASIM.M
Jan3120.d	B22011446-001C	13	SVOC-8270C-SIM-W-LLPA	1	1	5975BNASIM.M
Jan3121.d	B22011446-006C	14	SVOC-8270C-SIM-W-LLPA	1	1	5975BNASIM.M
Jan3122.d	B22011446-011C	15	SVOC-8270C-SIM-W-LLPA	1	1	5975BNASIM.M
Jan3123.d	B22011446-011CLMS	16	SVOC-8270C-SIM-W-LLPA	1	1	5975BNASIM.M
Jan3124.d	B22011446-012A	17	SVOC-8270C-SIM-W-LLPA	1	1	5975BNASIM.M
Jan3125.d	B22011446-017C	18	SVOC-8270C-SIM-W-LLPA	1	1	5975BNASIM.M
Jan3126.d	B22011446-017CLMS	19	SVOC-8270C-SIM-W-LLPA	1	1	5975BNASIM.M
Jan3127.d	B22011446-022C	20	SVOC-8270C-SIM-W-LLPA	1	1	5975BNASIM.M
Jan3128.d	B22011446-027C	21	SVOC-8270C-SIM-W-LLPA	1	1	5975BNASIM.M
Jan3129.d	B22011446-032C	22	SVOC-8270C-SIM-W-LLPA	1	1	5975BNASIM.M
Jan3130.d	31-Jan-22_CCV_30	23	SVOC-8270C-SIM-W-LLPA	1	1	5975BNASIM.M

Tune Evaluation Report

Data Path:	\\MASSHUNTER\Org\Data\SV5975.I\sh013122\2 e8270c bna SIM\Jan3108.D
Acq on:	1/31/2022 3:49:41 PM
Operator:	LIMS import
Sample:	31-Jan-22_TUNE_8
Inst Name:	GCMS
ALS Vial:	1
Method:	\\MASSHUNTER\Org\Data\SV5975.I\Methods\DFTPP5975625.m

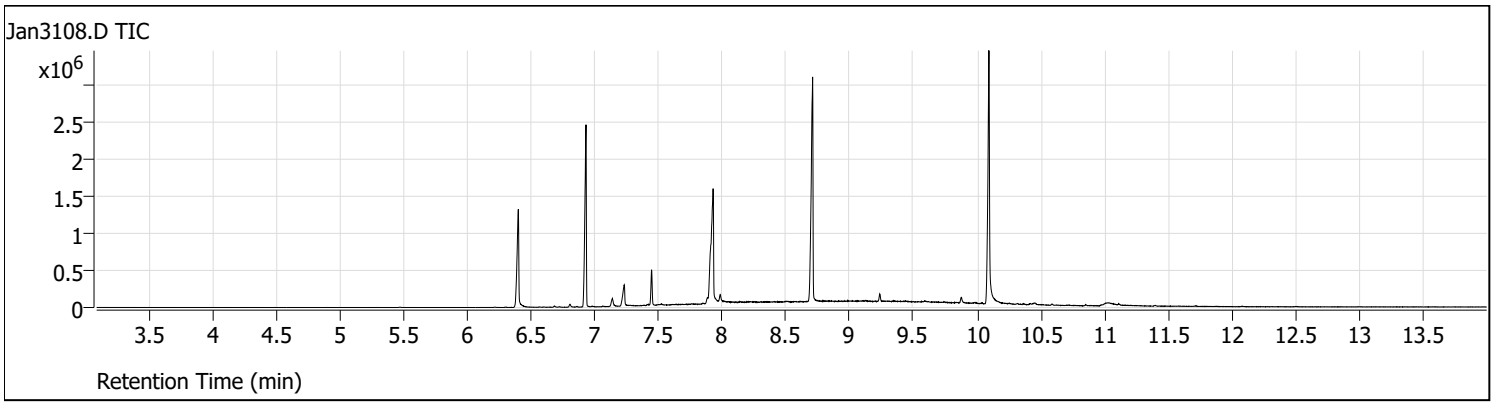

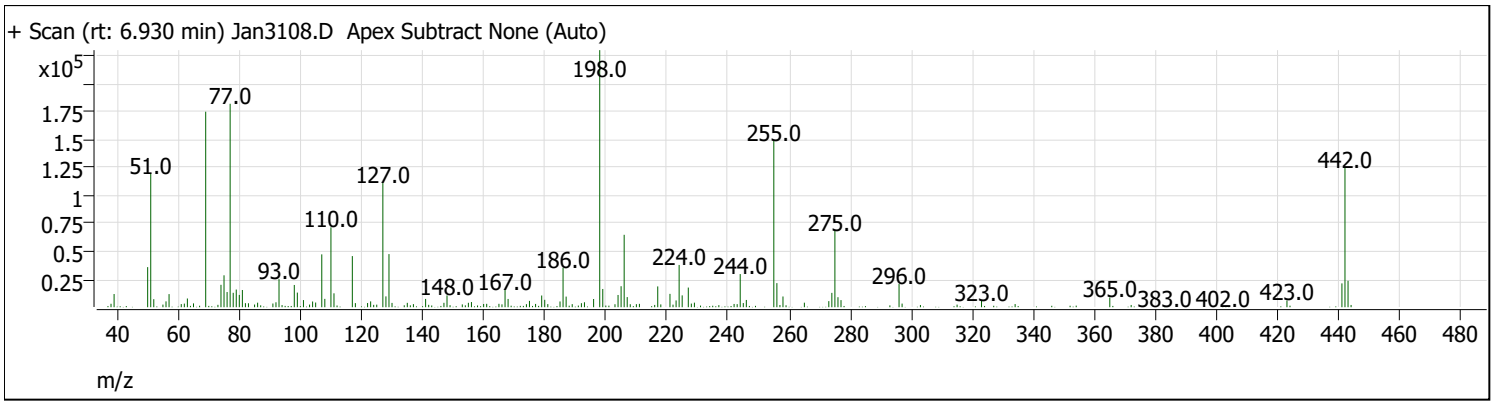

Target Mass	Rel. To Mass	Lower Limit%	Upper Limit%	Rel. Abn%	Raw Abn	Pass/Fail
51	198	30	60	52.0	119304	Pass
68	69	0	2	0.0	0	Pass
70	69	0	2	0.7	1185	Pass
127	198	40	60	48.5	111256	Pass
197	198	0	1	0.0	0	Pass
198	198	100	100	100.0	229568	Pass
199	198	5	9	7.1	16288	Pass
275	198	10	30	29.6	68064	Pass
365	198	1	100	3.8	8728	Pass
441	443	1E-10	150	90.1	21272	Pass
442	198	40	100	54.3	124712	Pass
443	442	17	23	18.9	23600	Pass
69	69	100	100	100.0	174592	Pass

Tune Evaluation Report

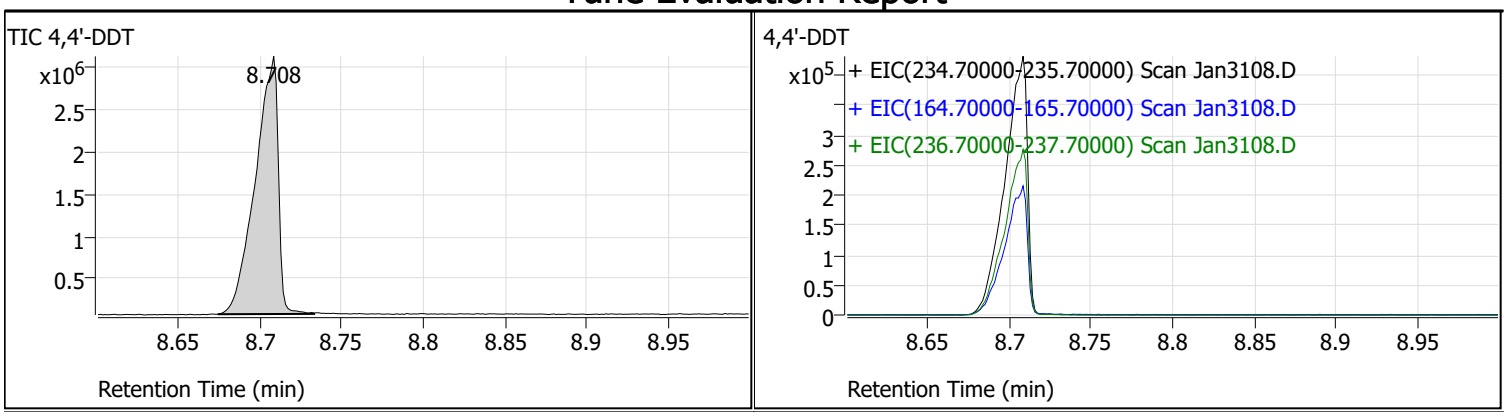

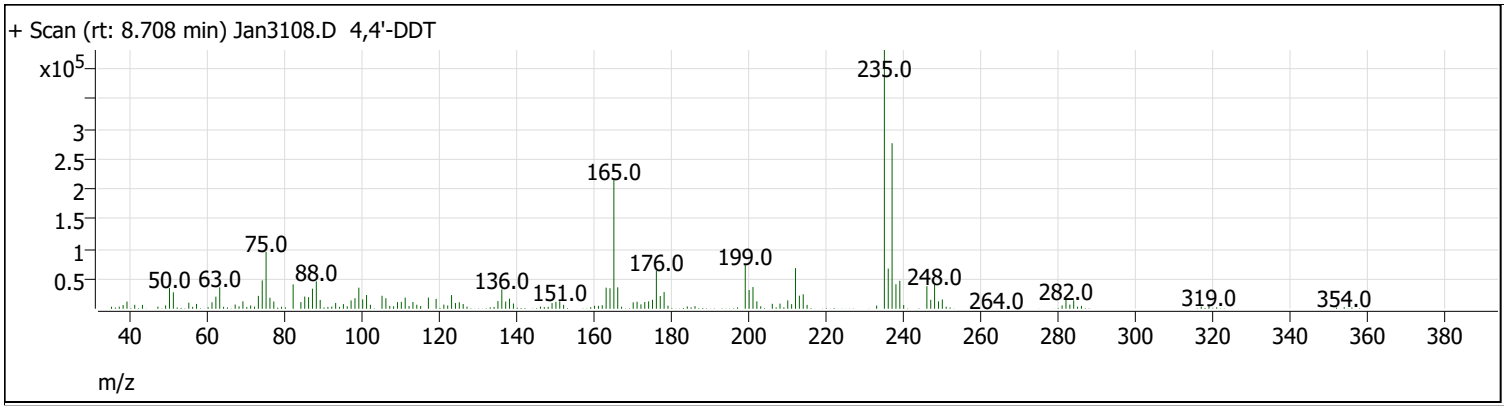

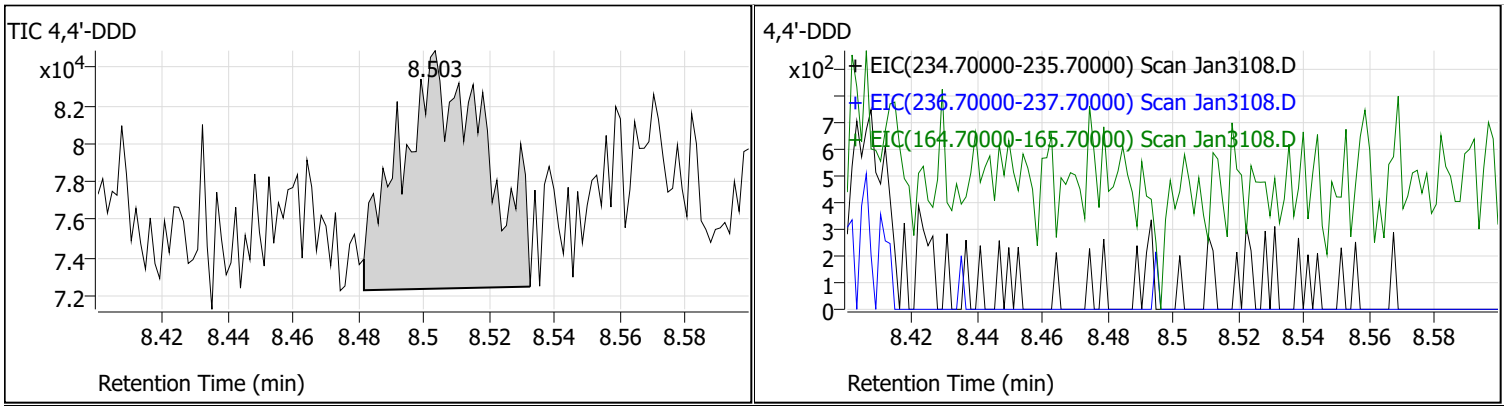

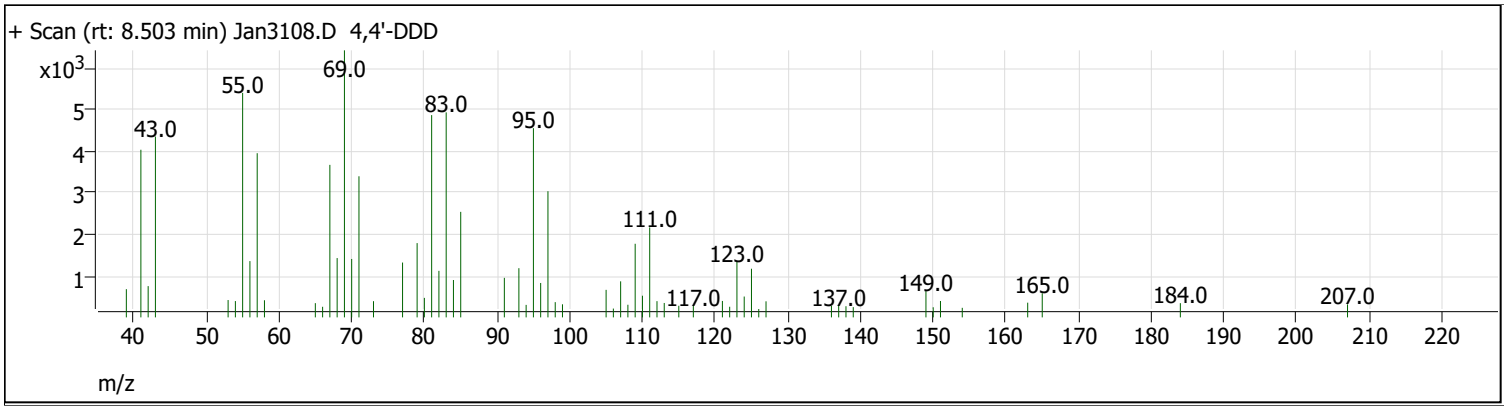



Tune Evaluation Report

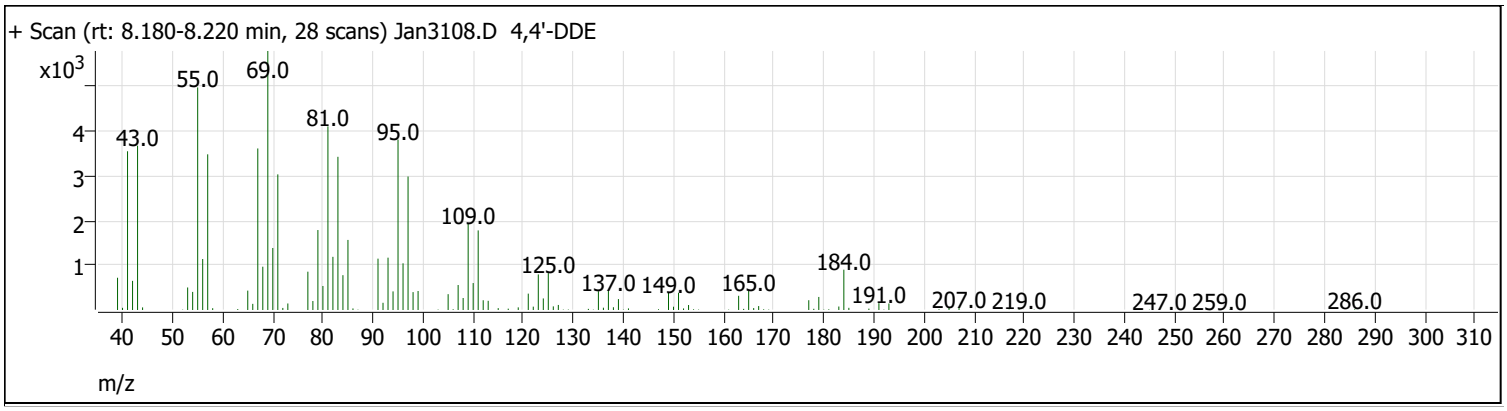

Compound Name	Expected RT	Observed RT	TIC Area	Breakdown %	Pass/Fail
4,4'-DDT	8.800	8.708	2949883	0.8	Pass
4,4'-DDD	8.500	8.503	22303		
4,4'-DDE	8.200	0.000	0		

Tune Evaluation Report

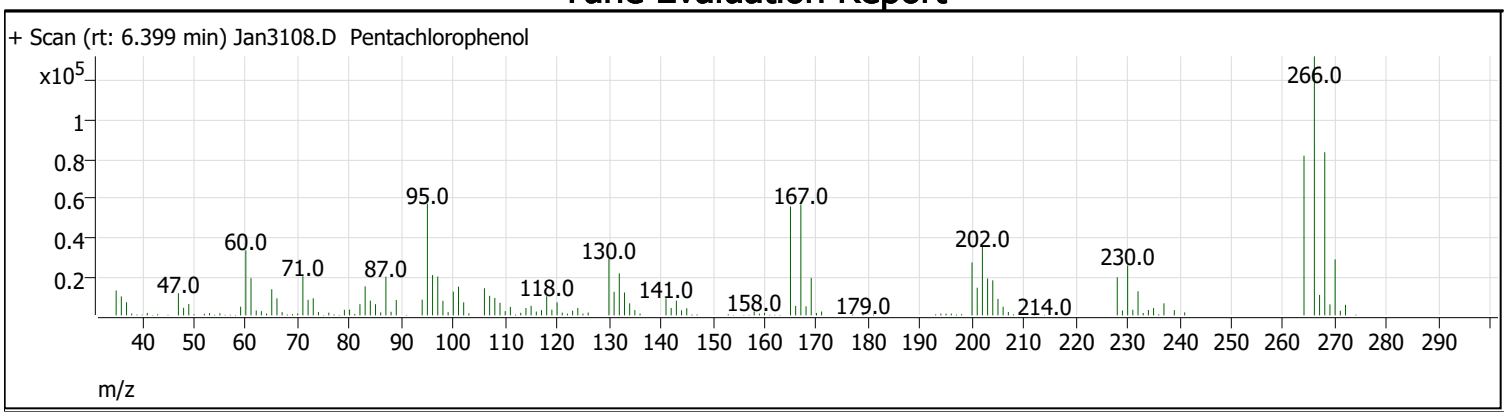

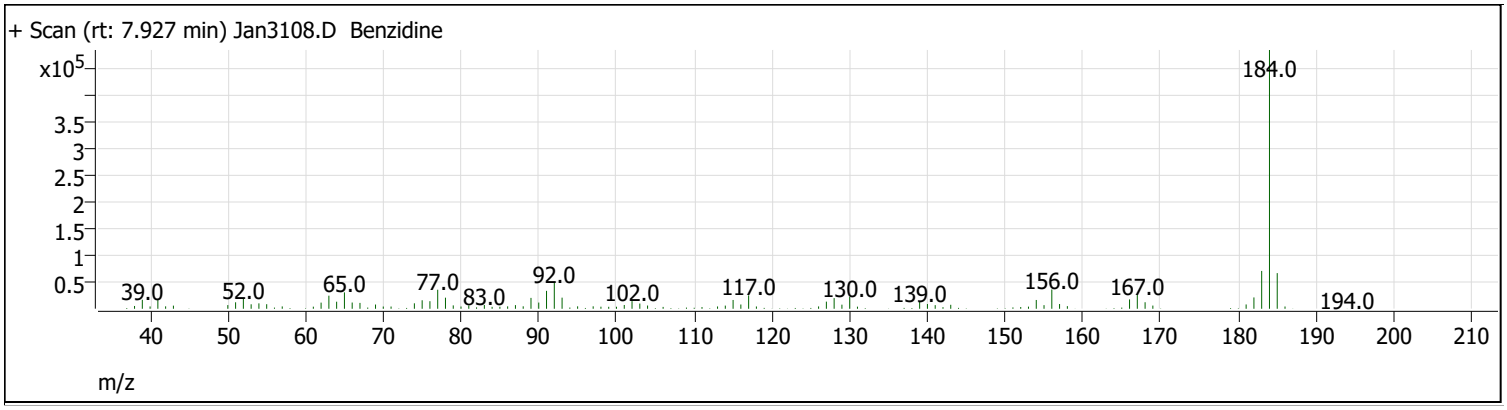

Compound Name	Expected RT	Observed RT	Tailing Factor	PGF	Pass/Fail
Pentachlorophenol	6.800	6.399	0.3	3.3	Pass
Benzidine	8.400	7.927	0.2	2.1	Pass

Quantitation Results Report (QT Reviewed)

Data File	Jan3109.D	Operator	LIMS import
Acq. Method	5975BNASIM	Acq. Date-Time	1/31/2022 4:14:53 PM
Sample Name	31-Jan-22_CCV_9	Instrument	GCMS
Vial	2	Multiplier	1.00
DA Method File	012622 bna SIM 2.batch.bin	Comment	SVOC-8270C-SIM-W-LLPAH
Tune File	dftppjph.u	Tune Date	
Batch Name	013122 bna SIM 2.batch.bin	Last Calib Update	1/27/2022 8:37:26 AM
Ref Library			

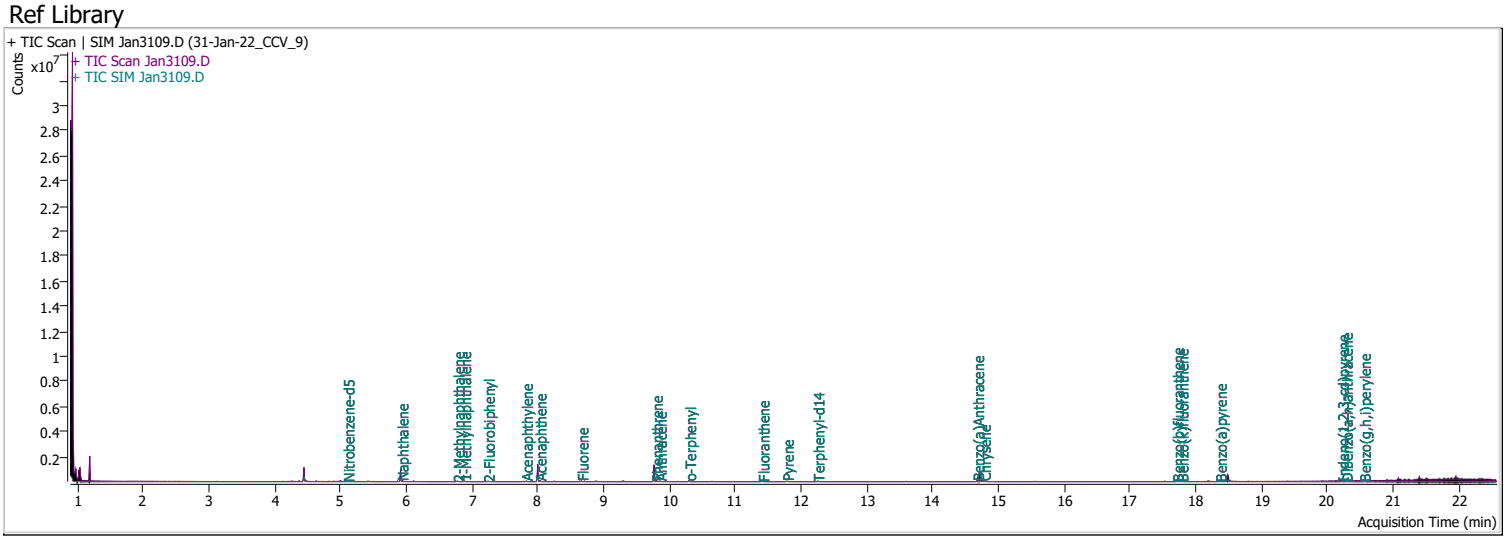

Compound	RT	QIon	Resp.	Conc.	Units		Dev(Min)
Internal Standards							
M 1,4-Dichlorobenzene-d4	4.447	152.0	136414	40.0000	ng/ml		-0.012
M Naphthalene-d8	5.916	136.0	232004	40.0000	ng/ml		0.000
M Acenaphthene-d10	8.001	164.0	161354	40.0000	ng/ml		0.000
M Phenanthrene-d10	9.768	188.0	353094	40.0000	ng/ml		0.000
M Chrysene-d12	14.714	240.0	274884	40.0000	ng/ml		0.012
M Perylene-d12	18.487	264.0	197343	40.0000	ng/ml		0.012
System Monitoring Compounds							
S Nitrobenzene-d5	5.106	82.0	5981	1.9719	ng/ml		-0.012
Spiked Amount: 5.000	Range: 19.0 - 102.0%			Recovery = 39.44%			
S 2-Fluorobiphenyl	7.240	172.0	13863	2.1839	ng/ml		-0.012
Spiked Amount: 5.000	Range: 25.0 - 94.0%			Recovery = 43.68%			
S o-Terphenyl	10.299	230.0	10681	1.9978	ng/ml		0.000
Spiked Amount: 5.000	Range: 40.0 - 140.0%			Recovery = 39.96%		*	
S Terphenyl-d14	12.251	244.0	9461	2.0849	ng/ml		0.000
Spiked Amount: 5.000	Range: 39.0 - 106.0%			Recovery = 41.70%			
Target Compounds							**QValue**
T Naphthalene	5.928	128.0	12917	2.1549	ng/ml		91
T 2-Methylnaphthalene	6.777	141.0	7798	2.1521	ng/ml		95
T 1-Methylnaphthalene	6.877	141.0	8677	2.3689	ng/ml		96
T Acenaphthylene	7.814	152.0	15457	2.1164	ng/ml		99
T Acenaphthene	8.025	154.0	8901	1.8893	ng/ml		99
T Fluorene	8.661	166.0	12798	2.0188	ng/ml		100
T Phenanthrene	9.793	178.0	18633	2.0236	ng/ml	m	99
T Anthracene	9.854	178.0	18894	2.1455	ng/ml	m	100
T Fluoranthene	11.411	202.0	21392	1.9782	ng/ml		97
T Pyrene	11.781	202.0	24052	2.0967	ng/ml		92
T Benzo(a)Anthracene	14.677	228.0	18170	2.2940	ng/ml		98
T Chrysene	14.776	228.0	21777	2.0011	ng/ml		96
T Benzo(b)fluoranthene	17.709	252.0	14877	1.9631	ng/ml		98

Compound	RT	QIon	Resp.	Conc.	Units	Dev(Min)
T Benzo(k)fluoranthene	17.783	252.0	18454	1.9770	ng/ml	94
T Benzo(a)pyrene	18.363	252.0	14103	2.2079	ng/ml	98
T Indeno(1,2,3-cd)pyrene	20.217	276.0	12701	2.2395	ng/ml	89
T Dibenzo(a,h)anthracene	20.279	278.0	13867	2.1031	ng/ml	96
T Benzo(g,h,i)perylene	20.550	276.0	16055	1.9169	ng/ml	95

(#) = Qualifier Out of Range; (m) = Manual Integration; (+) = Area Summed; (*) = Surrogate Percent Recovery Out of Range; (d): Zeroed Peak

Quantitation Results Report (QT Reviewed)

Compound	Conc.	RT	Dev(Min)	Resp.	QIon	QRatio	Lower	Upper
Nitrobenzene-d5	1.9719	5.11	-0.01	5981	54.0	35.9	31.6	58.8
					128.0	27.5	19.3	35.9

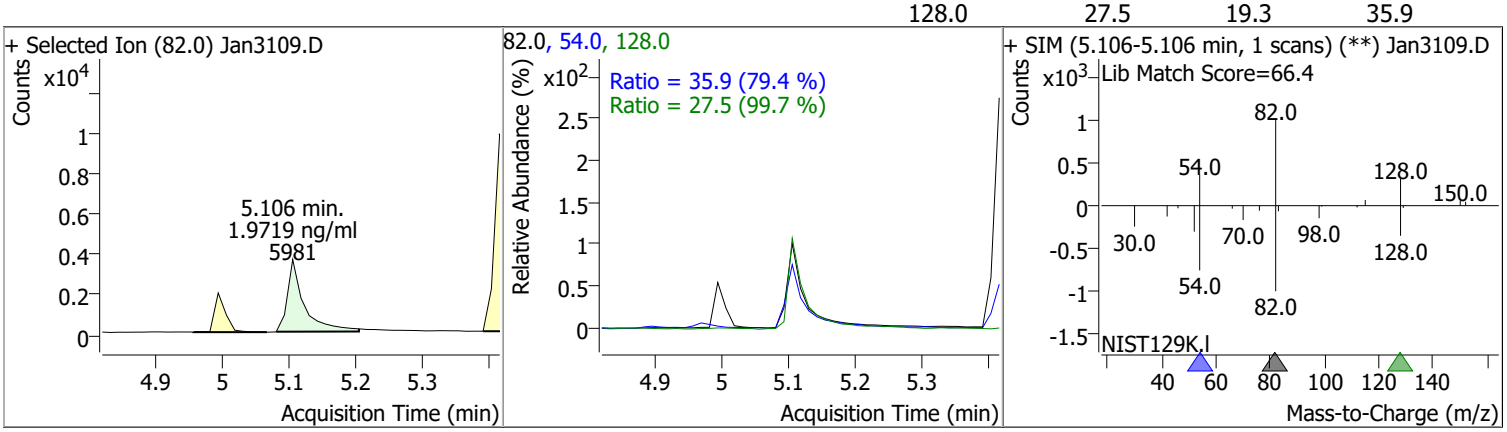

Compound	Conc.	RT	Dev(Min)	Resp.	QIon	QRatio	Lower	Upper
Naphthalene	2.1549	5.93	-0.01	12917	102.0	26.7	0.0	61.8
					129.0	11.2	7.7	14.3

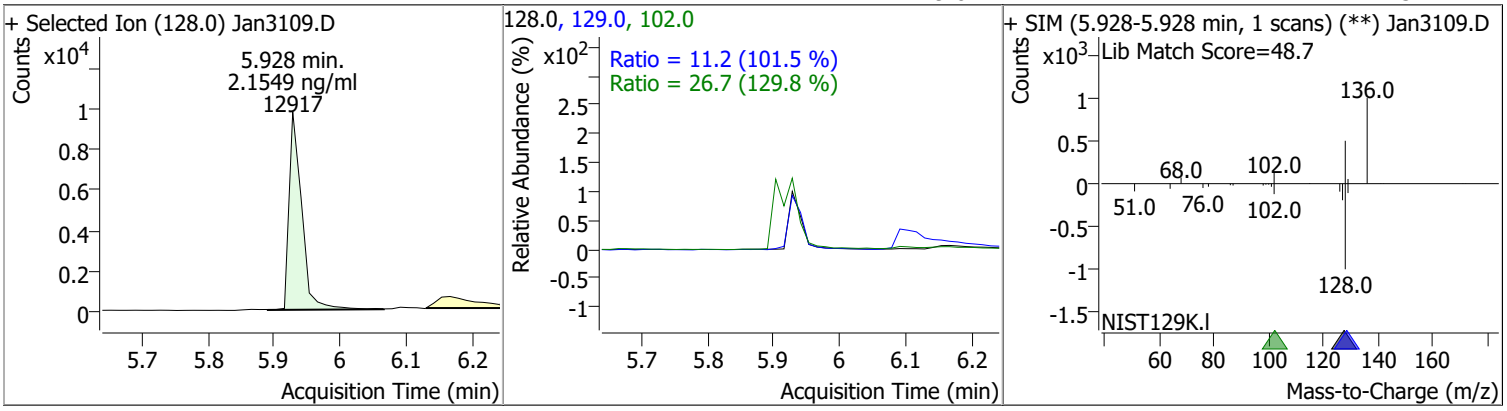

Compound	Conc.	RT	Dev(Min)	Resp.	QIon	QRatio	Lower	Upper
2-Methylnaphthalene	2.1521	6.78	0.00	7798	142.0	147.4	99.1	184.0
					115.0	71.0	46.3	86.0

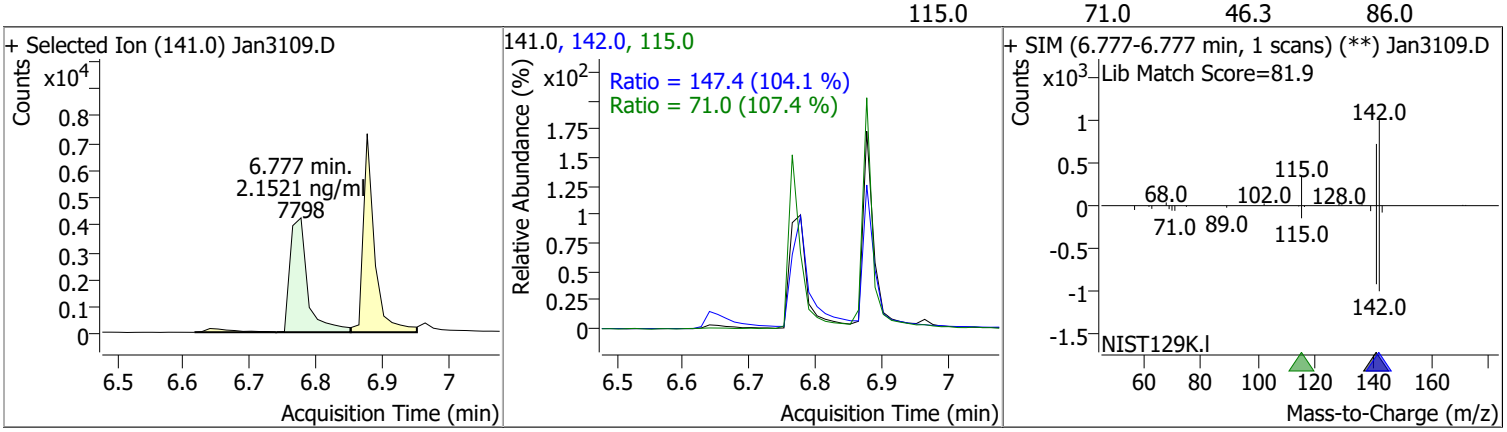

Quantitation Results Report (QT Reviewed)

Compound	Conc.	RT	Dev(Min)	Resp.	QIon	QRatio	Lower	Upper
1-Methylnaphthalene	2.3689	6.88	0.00	8677	142.0	112.3	78.3	145.5
					115.0	69.3	53.4	99.2

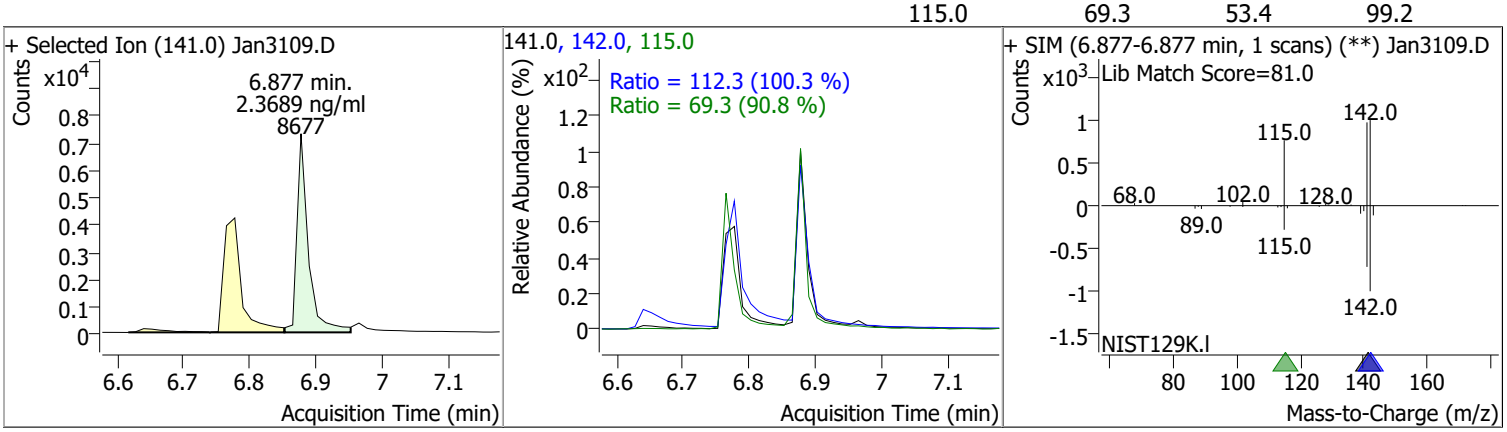

Compound	Conc.	RT	Dev(Min)	Resp.	QIon	QRatio	Lower	Upper
2-Fluorobiphenyl	2.1839	7.24	-0.01	13863	171.0	36.5	25.6	47.6

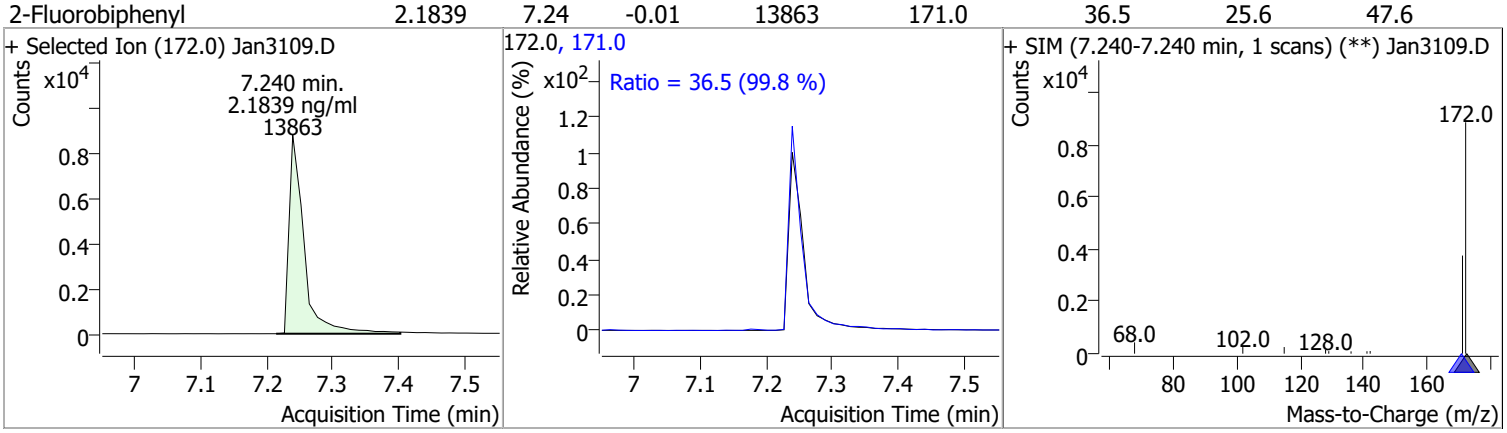

Compound	Conc.	RT	Dev(Min)	Resp.	QIon	QRatio	Lower	Upper
Acenaphthylene	2.1164	7.81	0.00	15457	153.0	13.4	9.1	17.0

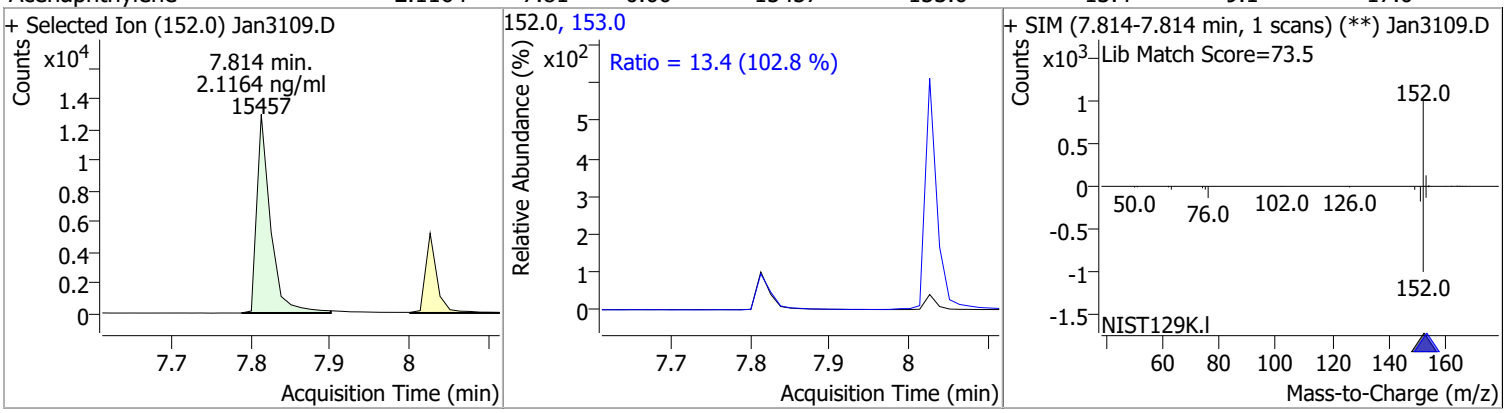

Compound	Conc.	RT	Dev(Min)	Resp.	QIon	QRatio	Lower	Upper
Acenaphthene	1.8893	8.03	0.00	8901	153.0	121.0	83.9	155.8
					152.0	58.7	40.9	76.0

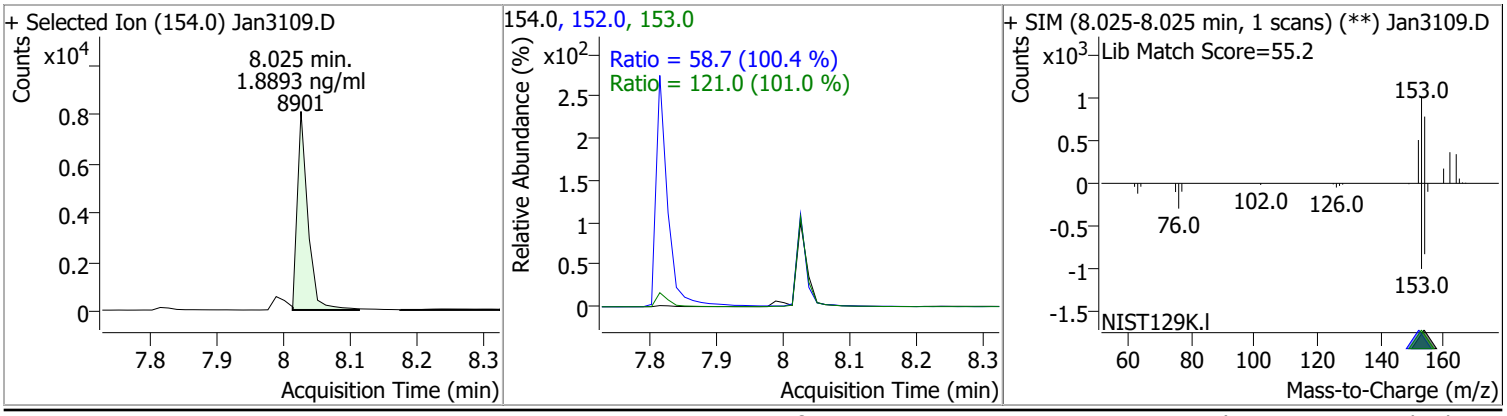

Quantitation Results Report (QT Reviewed)

Compound	Conc.	RT	Dev(Min)	Resp.	QIon	QRatio	Lower	Upper
Fluorene	2.0188	8.66	0.00	12798	165.0	95.4	67.0	124.5
					167.0	13.5	9.2	17.1

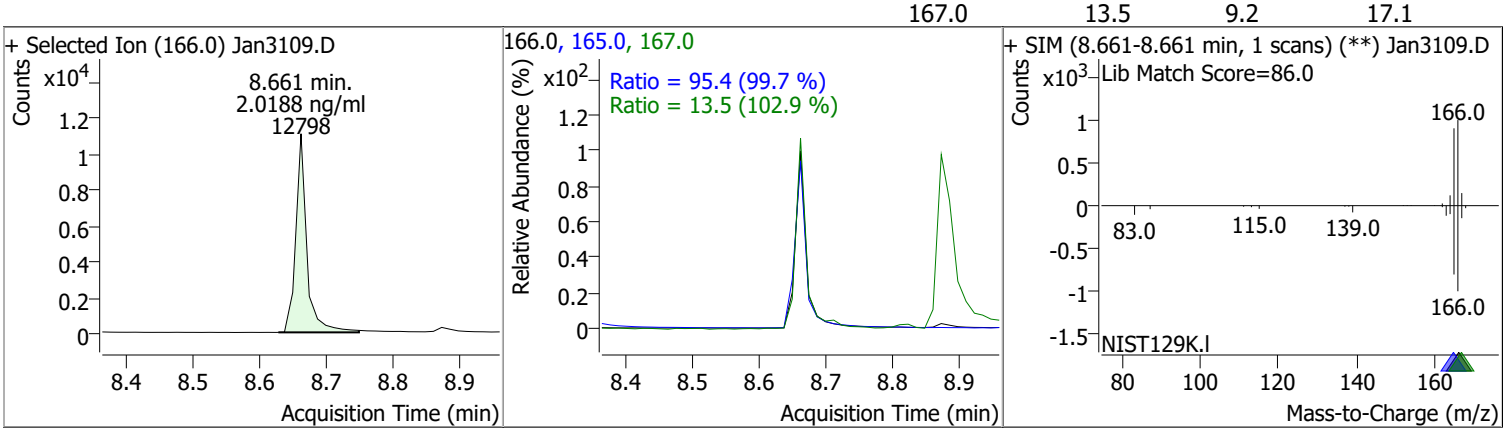

Compound	Conc.	RT	Dev(Min)	Resp.	QIon	QRatio	Lower	Upper
Phenanthrene	2.0236	9.79	0.00	18633 (m)	176.0	18.6	13.2	24.6

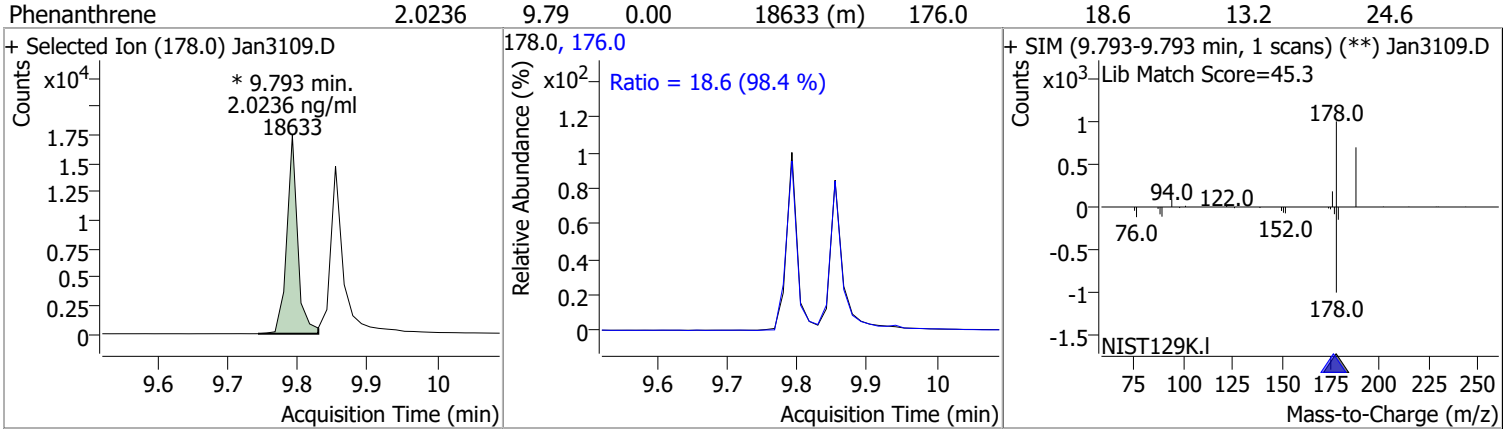

Compound	Conc.	RT	Dev(Min)	Resp.	QIon	QRatio	Lower	Upper
Anthracene	2.1455	9.85	0.00	18894 (m)	176.0	18.4	12.8	23.8

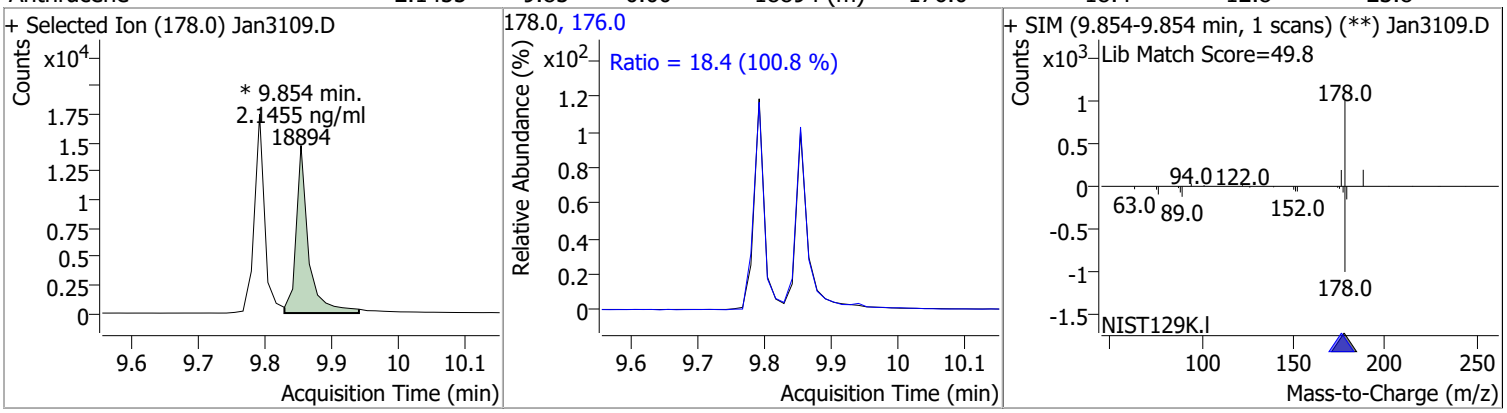

Compound	Conc.	RT	Dev(Min)	Resp.	QIon	QRatio	Lower	Upper
o-Terphenyl	1.9978	10.30	0.00	10681	229.0	69.7	47.1	87.5
					215.0	45.7	31.1	57.7

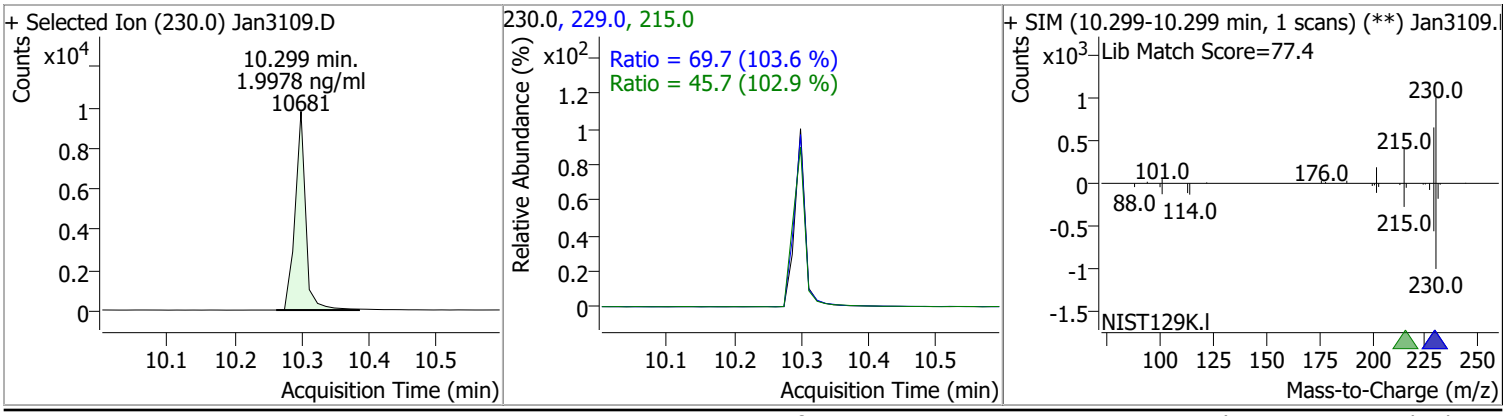

Compound	Conc.	RT	Dev(Min)	Resp.	QIon	QRatio	Lower	Upper
Fluoranthene	1.9782	11.41	0.00	21392	101.0	11.4	8.8	16.3

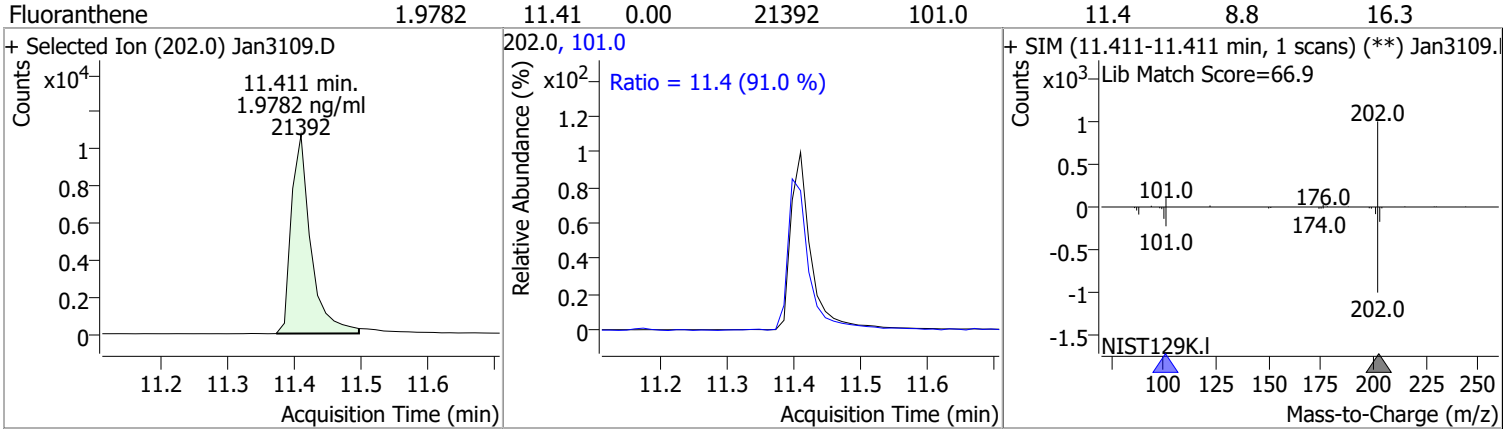

Compound	Conc.	RT	Dev(Min)	Resp.	QIon	QRatio	Lower	Upper
Pyrene	2.0967	11.78	0.00	24052	101.0	12.0	10.8	20.0

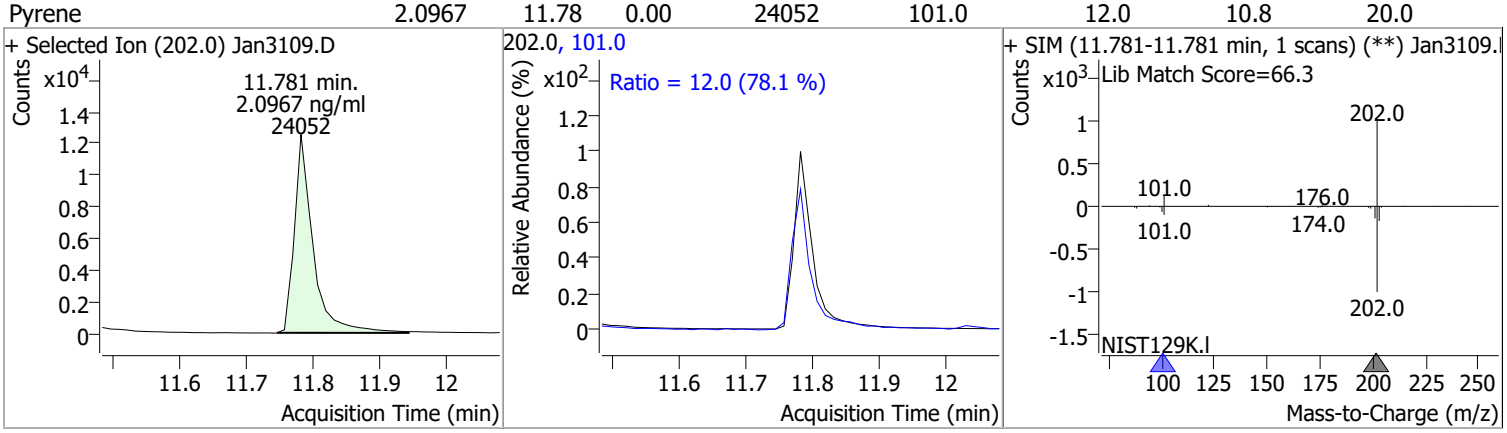

Compound	Conc.	RT	Dev(Min)	Resp.	QIon	QRatio	Lower	Upper
Terphenyl-d14	2.0849	12.25	0.00	9461	122.0	13.5	9.8	18.2

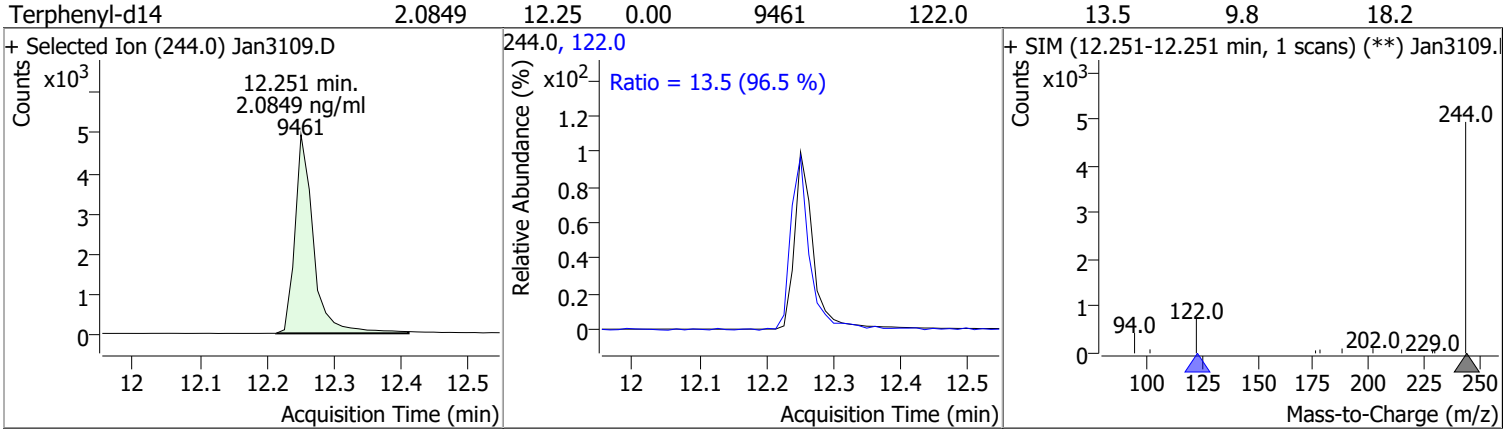

Compound	Conc.	RT	Dev(Min)	Resp.	QIon	QRatio	Lower	Upper
Benzo(a)Anthracene	2.2940	14.68	0.00	18170	226.0	26.1	19.0	35.2
					229.0	22.1	16.0	29.7

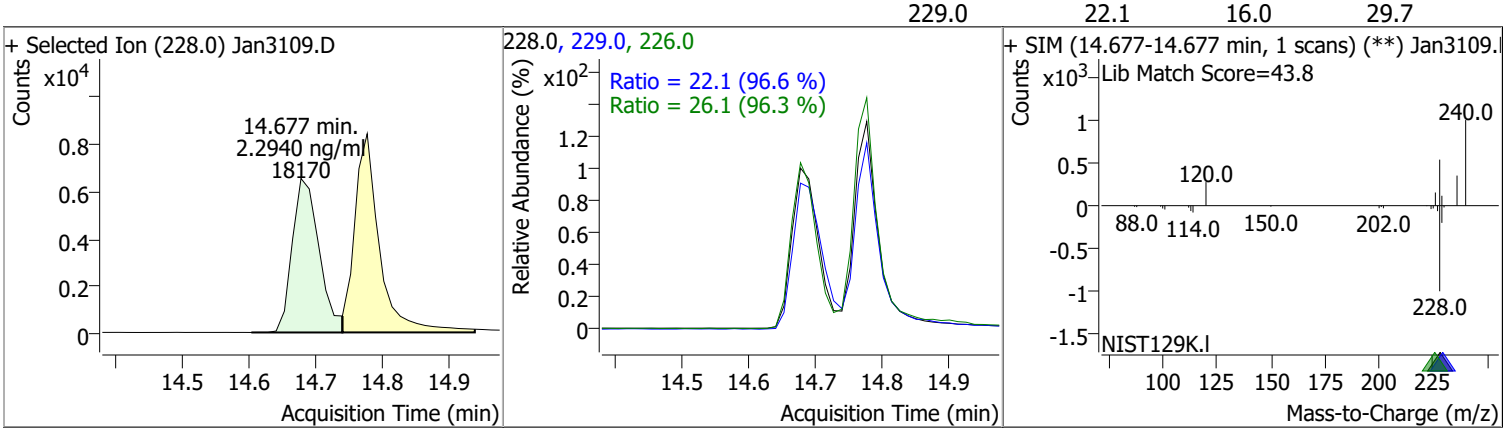

Compound	Conc.	RT	Dev(Min)	Resp.	QIon	QRatio	Lower	Upper
Chrysene	2.0011	14.78	0.01	21777	226.0	31.4	21.0	39.1
					229.0	18.8	14.8	27.6

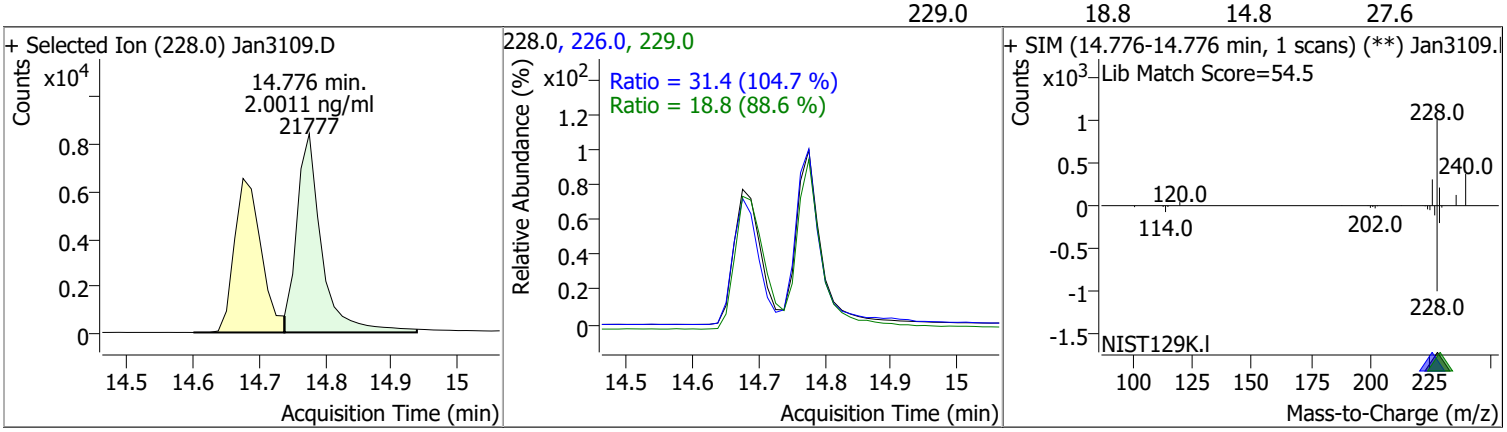

Compound	Conc.	RT	Dev(Min)	Resp.	QIon	QRatio	Lower	Upper
Benzo(b)fluoranthene	1.9631	17.71	0.00	14877	253.0	22.0	14.9	27.7

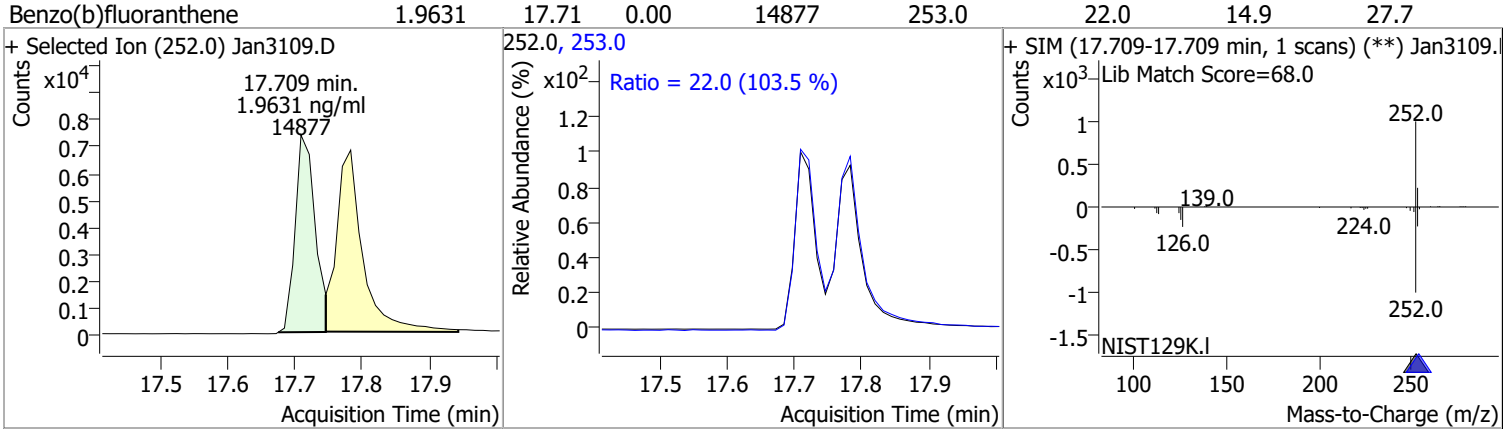

Compound	Conc.	RT	Dev(Min)	Resp.	QIon	QRatio	Lower	Upper
Benzo(k)fluoranthene	1.9770	17.78	0.01	18454	253.0	21.4	13.2	24.6

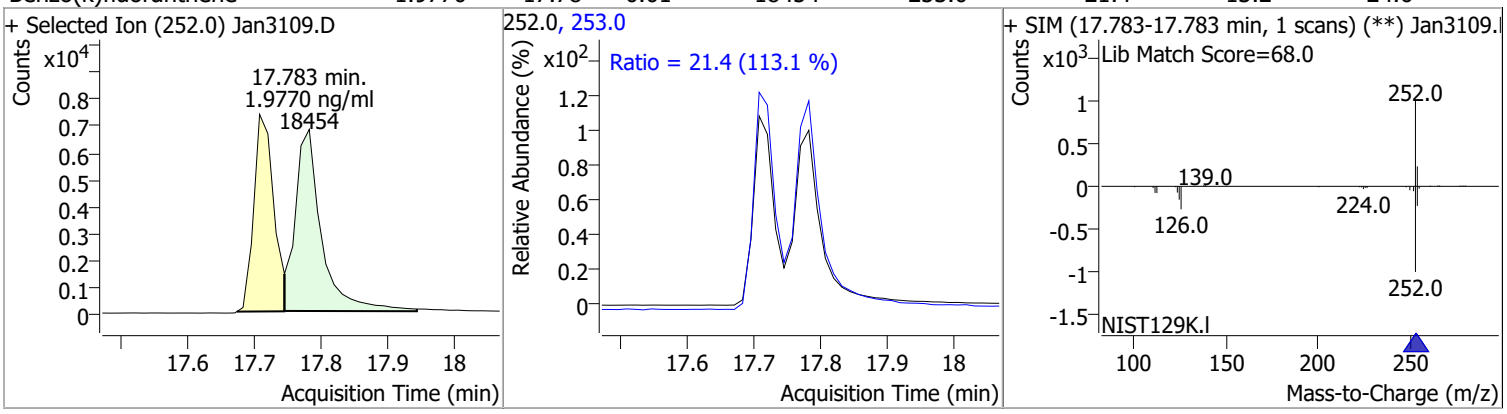

Compound	Conc.	RT	Dev(Min)	Resp.	QIon	QRatio	Lower	Upper
Benzo(a)pyrene	2.2079	18.36	0.01	14103	253.0	21.9	16.1	29.9

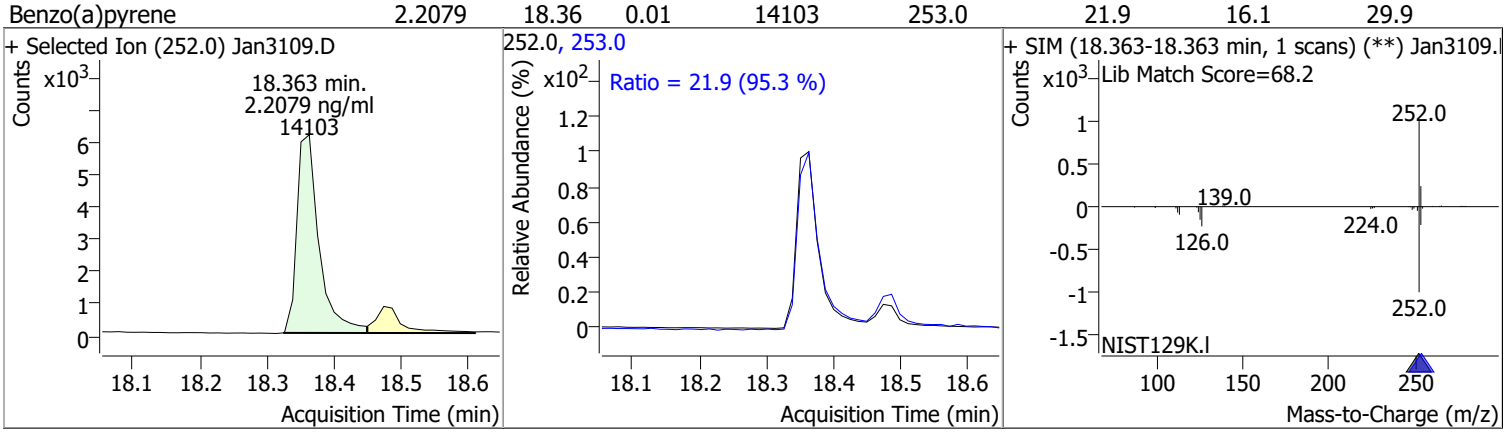

Compound	Conc.	RT	Dev(Min)	Resp.	QIon	QRatio	Lower	Upper
Indeno(1,2,3-cd)pyrene	2.2395	20.22	0.00	12701	138.0	17.3	15.7	29.1

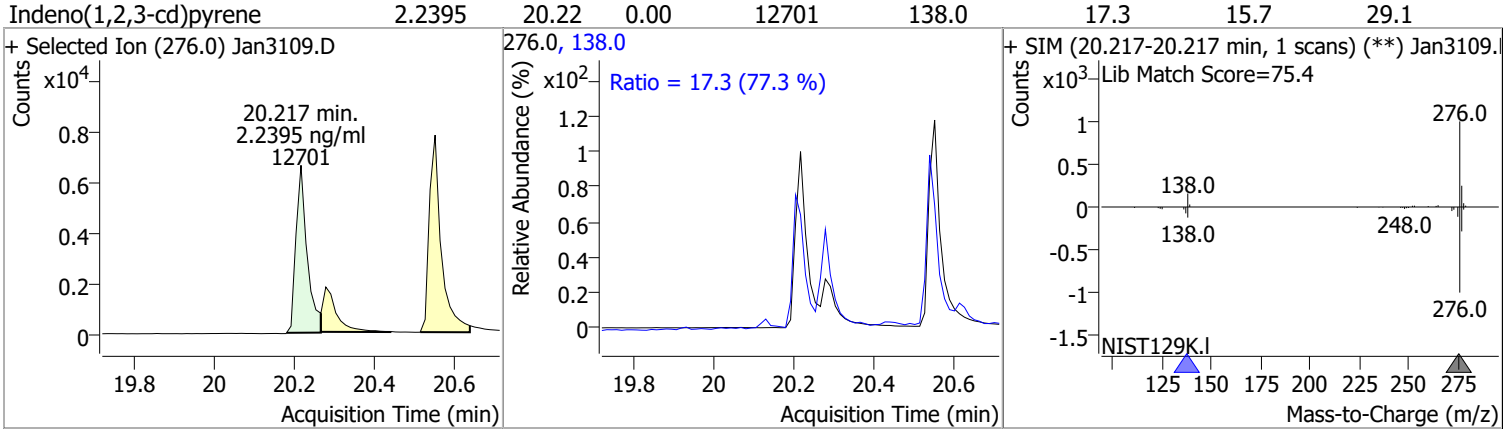

Compound	Conc.	RT	Dev(Min)	Resp.	QIon	QRatio	Lower	Upper
Dibenzo(a,h)anthracene	2.1031	20.28	0.00	13867	279.0	24.1	17.4	32.3
					139.0	14.3	12.3	22.8

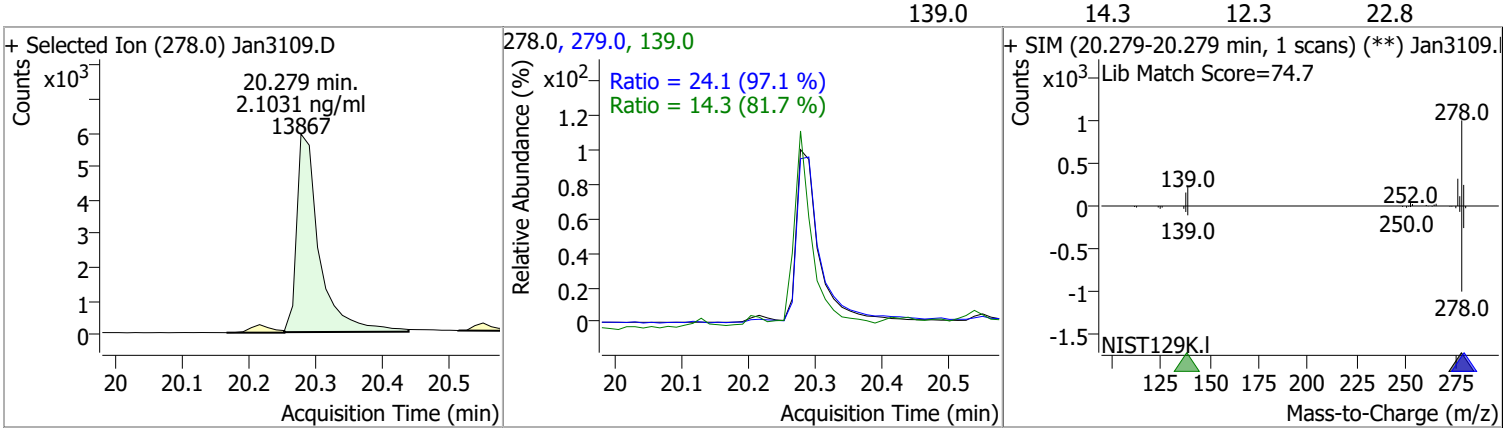

Compound	Conc.	RT	Dev(Min)	Resp.	QIon	QRatio	Lower	Upper
Benzo(g,h,i)perylene	1.9169	20.55	0.01	16055	277.0	24.9	17.3	32.2
					138.0	15.2	14.4	26.7

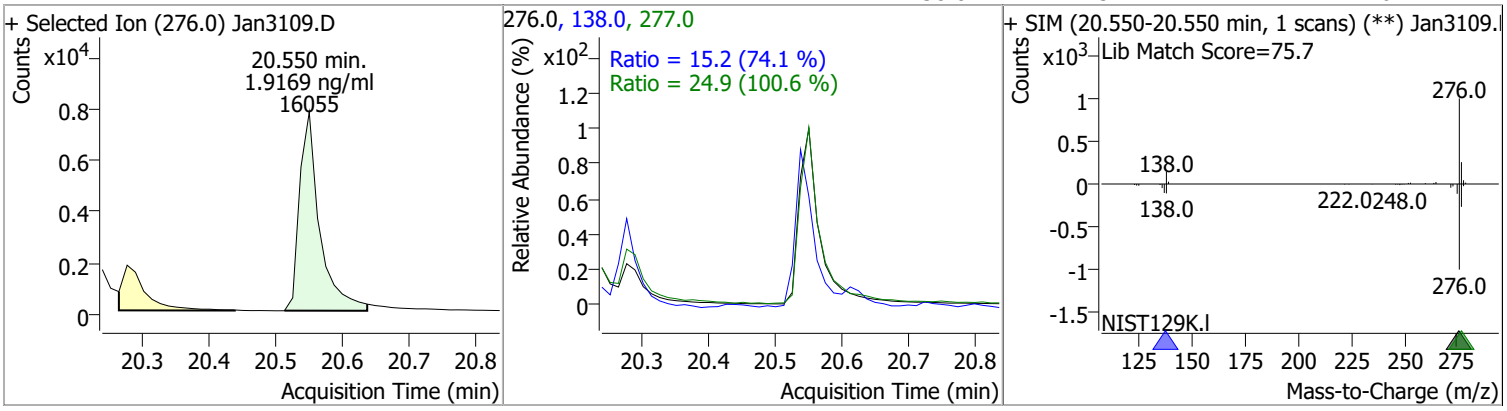

Quantitation Results Report (QT Reviewed)

Data File	Jan3110.D	Operator	LIMS import
Acq. Method	5975BNASIM	Acq. Date-Time	1/31/2022 4:47:17 PM
Sample Name	31-Jan-22_ISTBLK_10	Instrument	GCMS
Vial	3	Multiplier	1.00
DA Method File	012622 bna SIM 2.batch.bin	Comment	SVOC-8270C-SIM-W-LLPAH
Tune File	dftppjph.u	Tune Date	
Batch Name	013122 bna SIM 2.batch.bin	Last Calib Update	1/27/2022 8:37:26 AM
Ref Library			

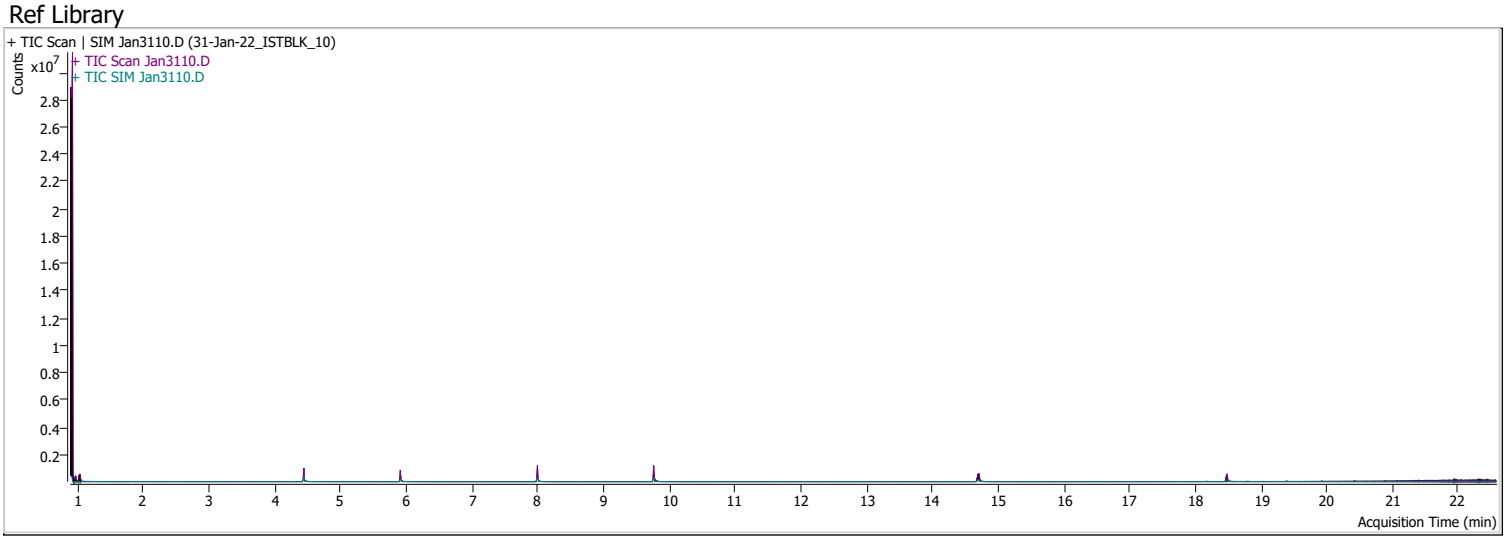

Compound	RT	QIon	Resp.	Conc.	Units		Dev(Min)
Internal Standards							
M 1,4-Dichlorobenzene-d4	4.447	152.0	126064	40.0000	ng/ml		-0.013
M Naphthalene-d8	5.916	136.0	219249	40.0000	ng/ml		0.000
M Acenaphthene-d10	8.000	164.0	151248	40.0000	ng/ml		0.000
M Phenanthrene-d10	9.768	188.0	337187	40.0000	ng/ml		0.000
M Chrysene-d12	14.701	240.0	262521	40.0000	ng/ml		0.000
M Perylene-d12	18.474	264.0	182687	40.0000	ng/ml		0.000
System Monitoring Compounds							
S Nitrobenzene-d5	0.000		0	N.D.			
Spiked Amount: 5.000	Range: 19.0 - 102.0%			Recovery = NA%			
S 2-Fluorobiphenyl	0.000		0	N.D.			
Spiked Amount: 5.000	Range: 25.0 - 94.0%			Recovery = NA%			
S o-Terphenyl	0.000		0	N.D.			
Spiked Amount: 5.000	Range: 40.0 - 140.0%			Recovery = NA%			
S Terphenyl-d14	12.263	244.0	0		ng/ml	md	0.012
Spiked Amount: 5.000	Range: 39.0 - 106.0%			Recovery = NA%			
Target Compounds							**QValue**
T Naphthalene	0.000		0	N.D.			
T 2-Methylnaphthalene	0.000		0	N.D.			
T 1-Methylnaphthalene	0.000		0	N.D.			
T Acenaphthylene	0.000		0	N.D.			
T Acenaphthene	8.025	154.0	0		ng/ml	md	1
T Fluorene	0.000		0	N.D.			
T Phenanthrene	9.792	178.0	0		ng/ml	md	1
T Anthracene	9.854	178.0	0		ng/ml	md	1
T Fluoranthene	0.000		0	N.D.			
T Pyrene	0.000		0	N.D.			
T Benzo(a)Anthracene	14.701	228.0	0		ng/ml	md	1
T Chrysene	14.764	228.0	0		ng/ml	md	1
T Benzo(b)fluoranthene	17.721	252.0	0		ng/ml	md	1

Compound	RT	QIon	Resp.	Conc.	Units		Dev(Min)
T Benzo(k)fluoranthene	17.795	252.0	0		ng/ml	md	1
T Benzo(a)pyrene	18.363	252.0	0		ng/ml	md	1
T Indeno(1,2,3-cd)pyrene	20.229	276.0	0		ng/ml	md	1
T Dibenzo(a,h)anthracene	20.303	278.0	0		ng/ml	md	1
T Benzo(g,h,i)perylene	20.563	276.0	0		ng/ml	md	1

(#) = Qualifier Out of Range; (m) = Manual Integration; (+) = Area Summed; (*) = Surrogate Percent Recovery Out of Range; (d): Zeroed Peak

Compound	Conc.	Exp RT	QIon	Exp Ratio	QIon	Exp Ratio
Nitrobenzene-d5	N.D.	5.12	54.0	45.2	128.0	27.6

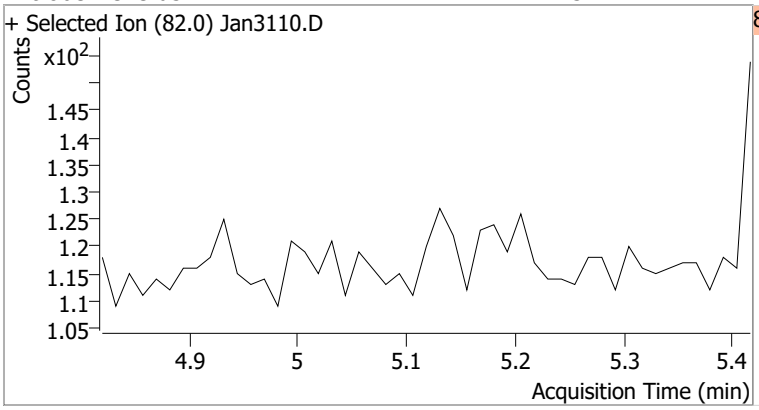

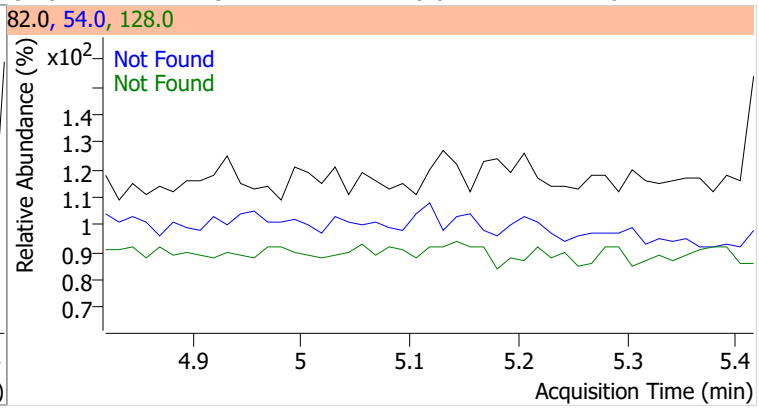

Compound	Conc.	Exp RT	QIon	Exp Ratio	QIon	Exp Ratio
Naphthalene	N.D.	5.94	102.0	20.6	129.0	11.0

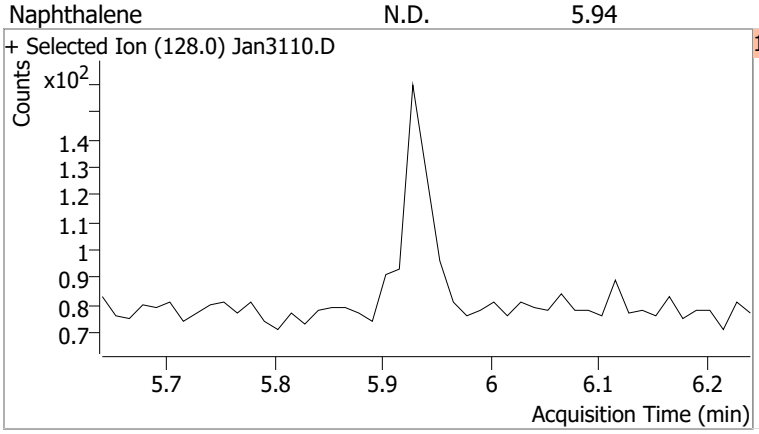

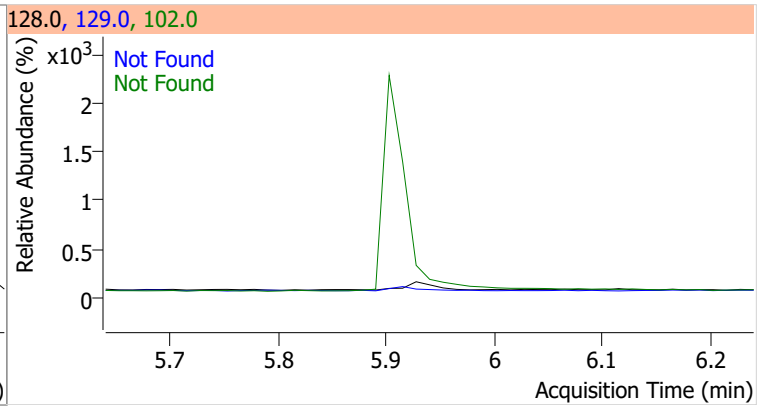

Compound	Conc.	Exp RT	QIon	Exp Ratio	QIon	Exp Ratio
2-Methylnaphthalene	N.D.	6.78	142.0	141.5	115.0	66.1

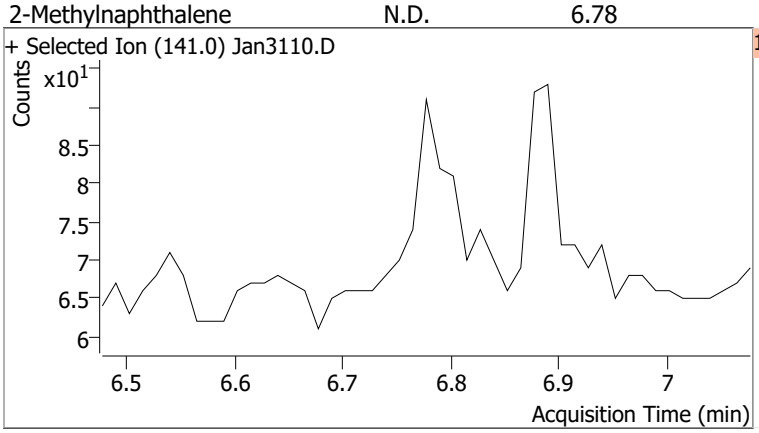

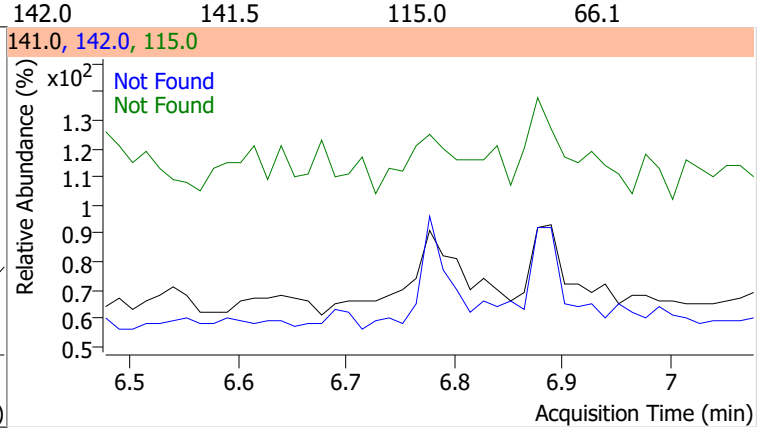

Compound	Conc.	Exp RT	QIon	Exp Ratio	QIon	Exp Ratio
1-Methylnaphthalene	N.D.	6.88	142.0	111.9	115.0	76.3

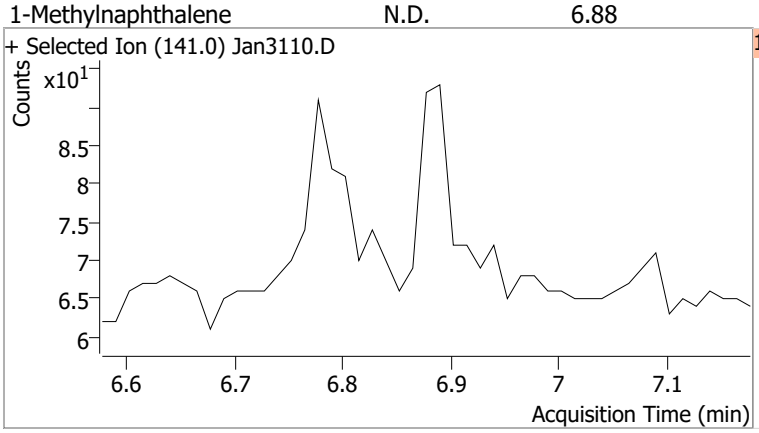

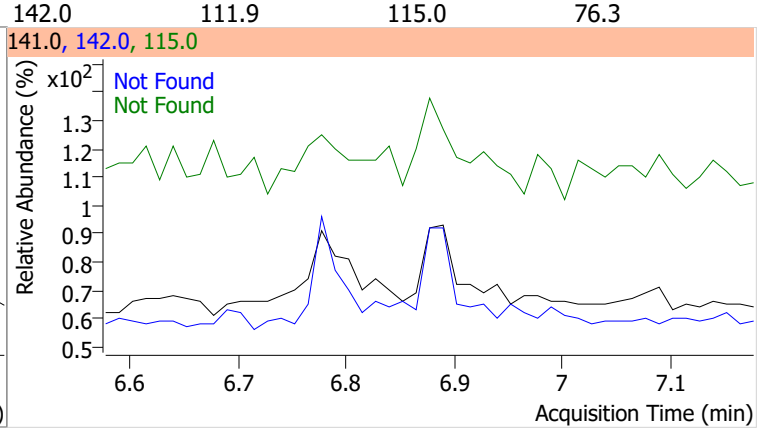

Compound	Conc.	Exp RT	QIon	Exp Ratio
2-Fluorobiphenyl	N.D.	7.25	171.0	36.6

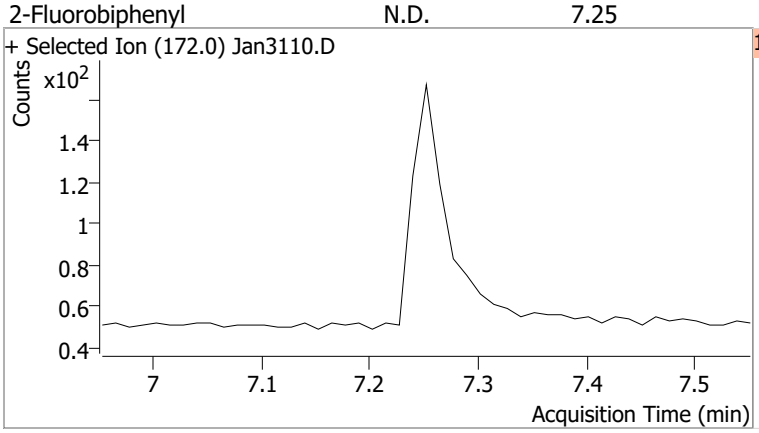

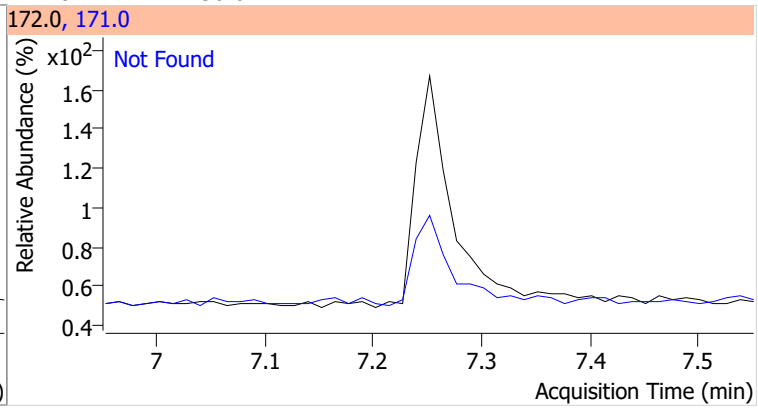

Compound	Conc.	Exp RT	QIon	Exp Ratio
Acenaphthylene	N.D.	7.81	153.0	13.1

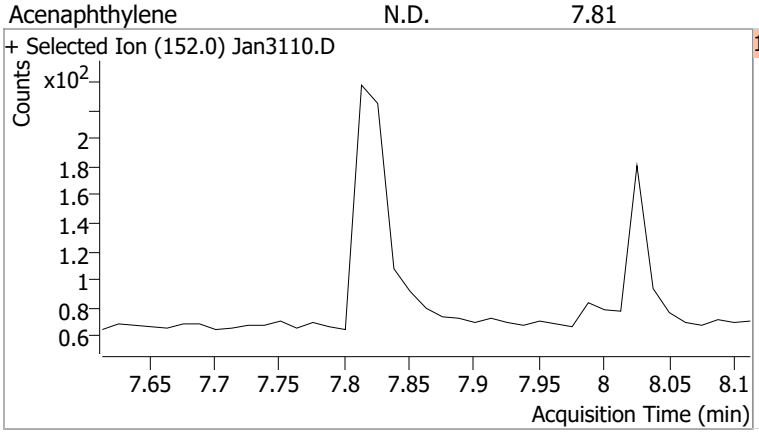

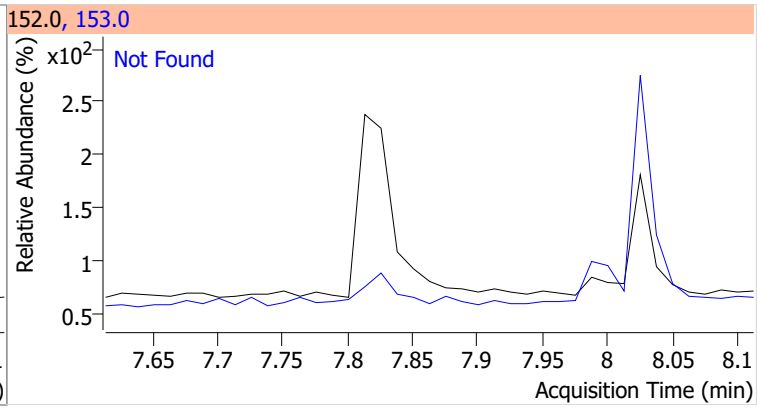

Compound	Conc.	RT	Dev(Min)	Resp.	QIon	QRatio	Lower	Upper
Acenaphthene		0		0	153.0		83.9	155.8
					152.0		40.9	76.0

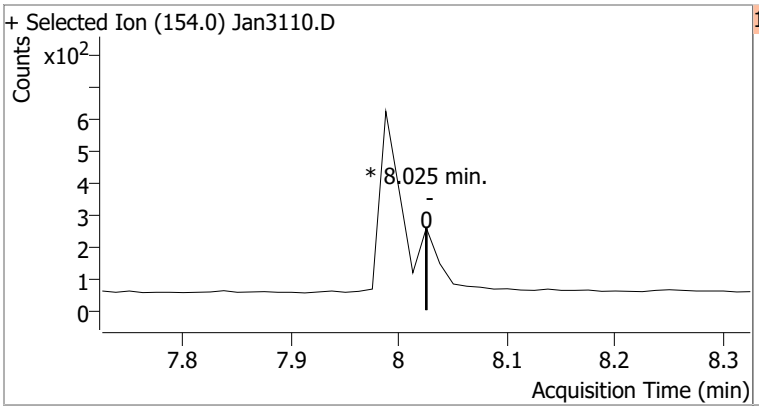

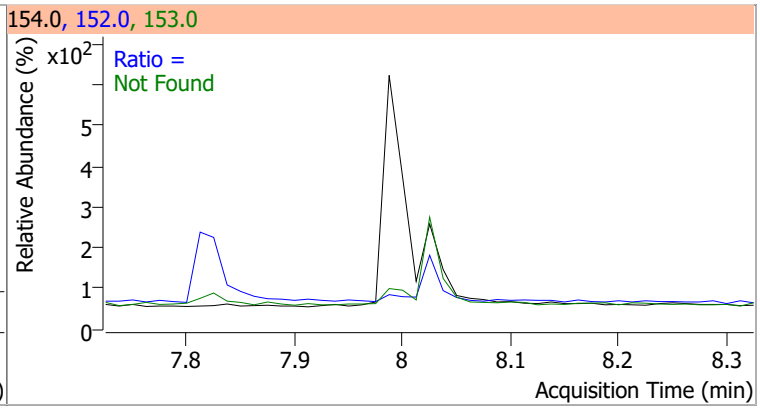

Compound	Conc.	Exp RT	QIon	Exp Ratio	QIon	Exp Ratio
Fluorene	N.D.	8.66	165.0	95.7	167.0	13.2

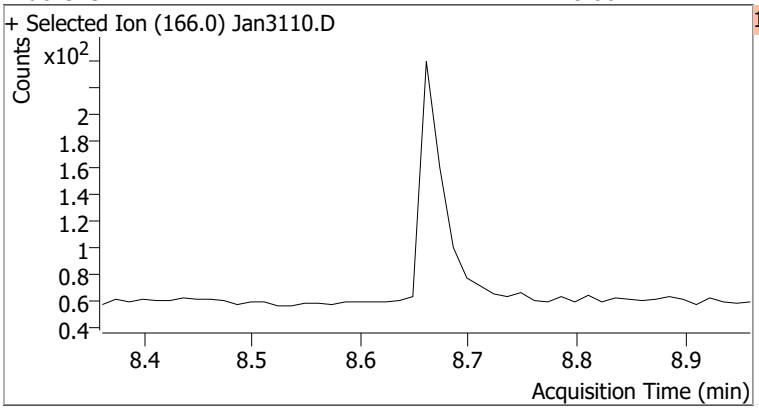

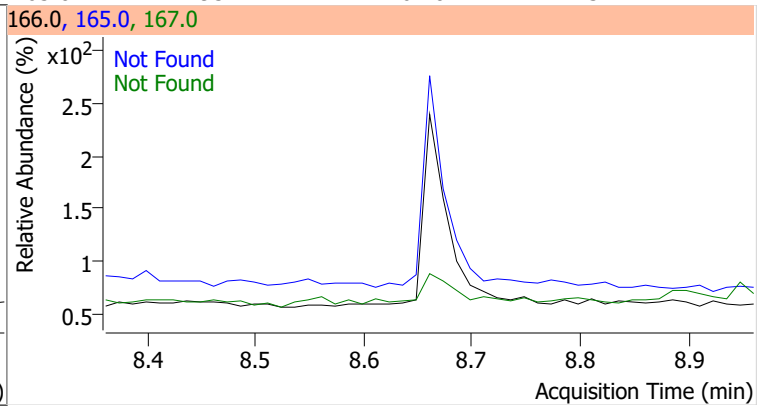

Quantitation Results Report (QT Reviewed)

Compound	Conc.	RT	Dev(Min)	Resp.	QIon	QRatio	Lower	Upper
Phenanthrene		0		0	176.0		13.2	24.6

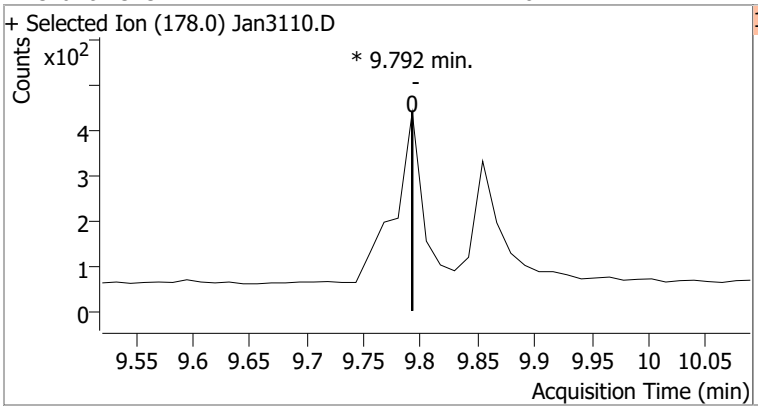

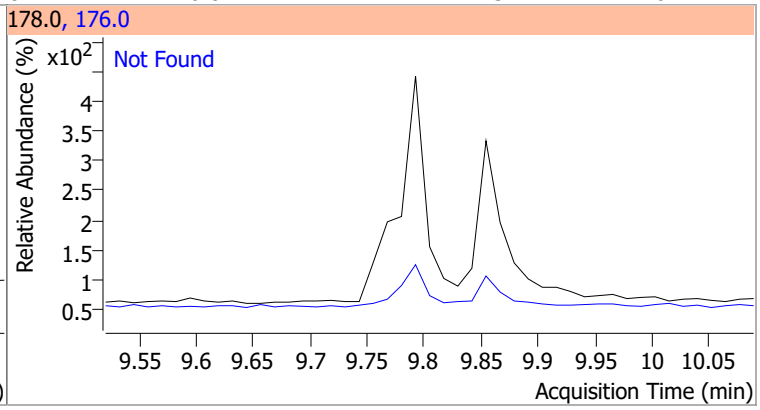

Compound	Conc.	RT	Dev(Min)	Resp.	QIon	QRatio	Lower	Upper
Anthracene		0		0	176.0		12.8	23.8

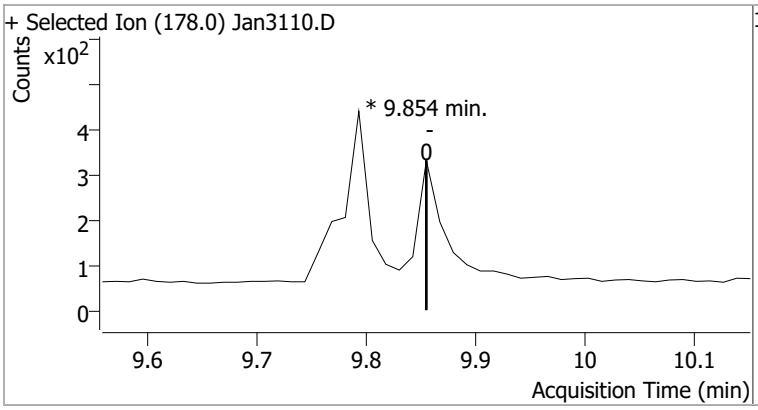

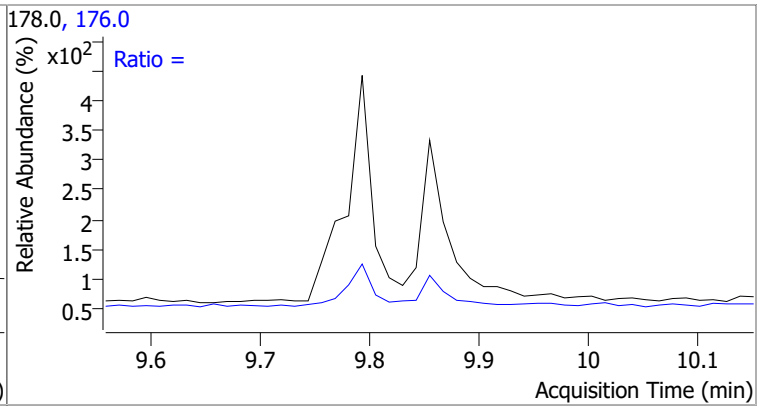

Compound	Conc.	Exp RT	QIon	Exp Ratio	QIon	Exp Ratio
o-Terphenyl	N.D.	10.30	229.0	67.3	215.0	44.4

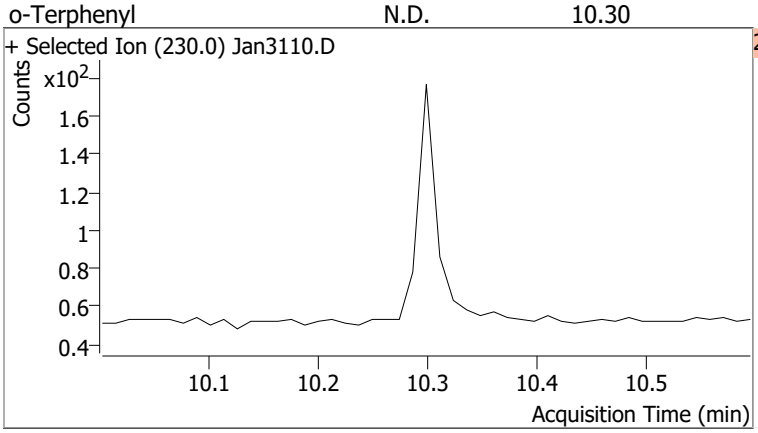

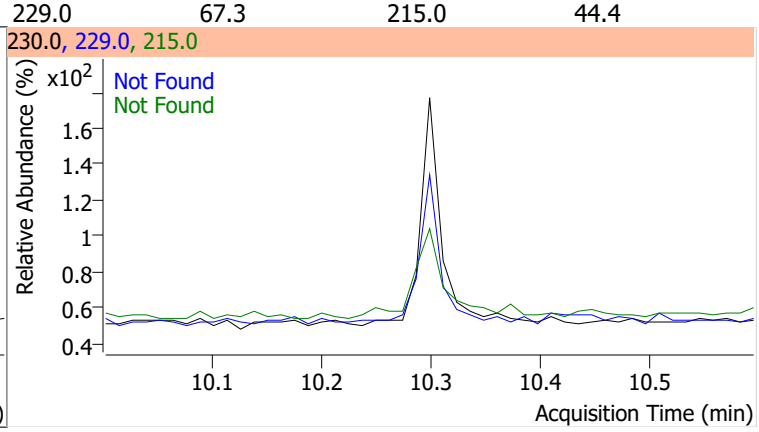

Compound	Conc.	Exp RT	QIon	Exp Ratio
Fluoranthene	N.D.	11.41	101.0	12.5

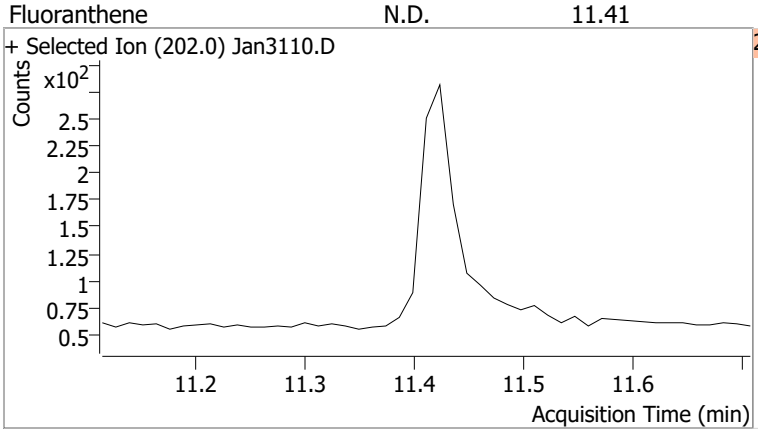

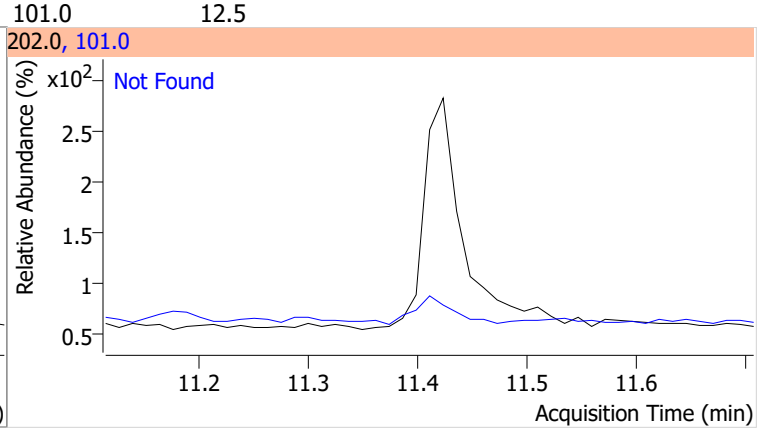

Compound	Conc.	Exp RT	QIon	Exp Ratio
Pyrene	N.D.	11.78	101.0	15.4

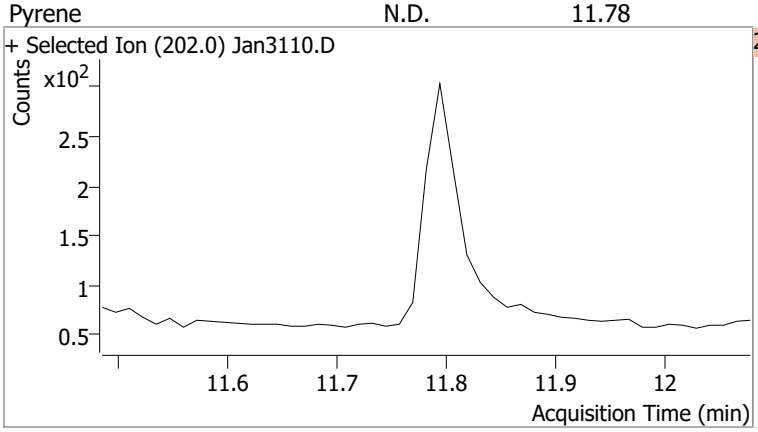

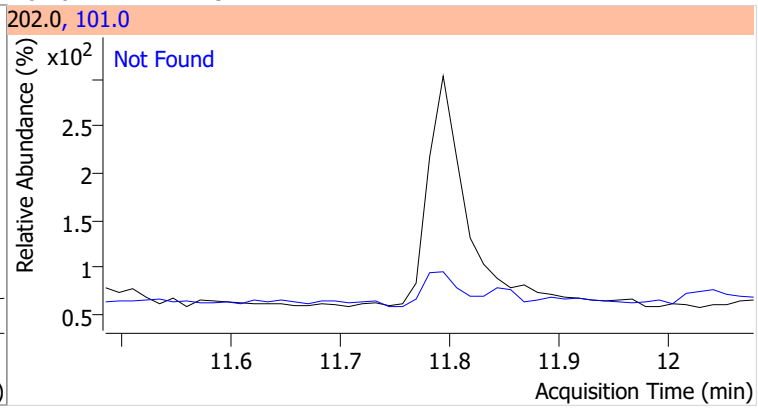

Compound	Conc.	RT	Dev(Min)	Resp.	QIon	QRatio	Lower	Upper
Terphenyl-d14		0		0	122.0		9.8	18.2

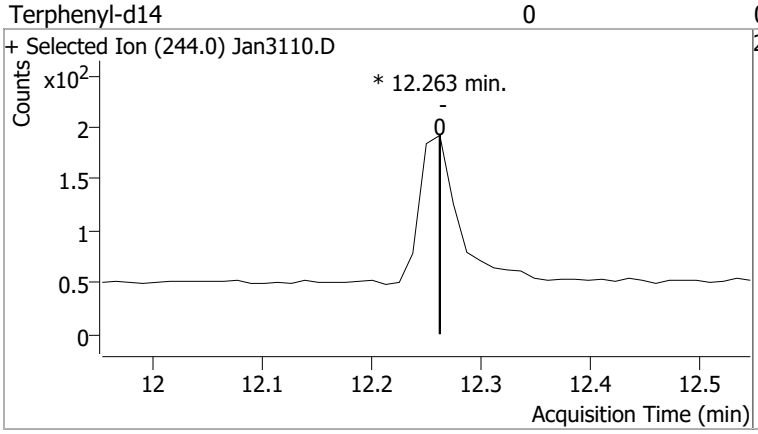

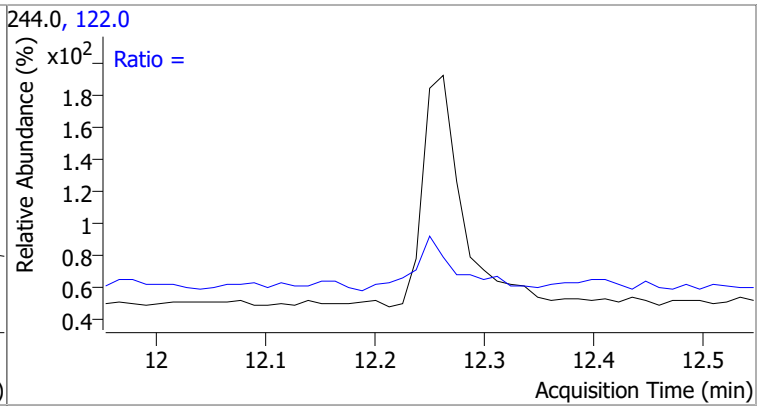

Compound	Conc.	RT	Dev(Min)	Resp.	QIon	QRatio	Lower	Upper
Benzo(a)Anthracene		0		0	226.0		19.0	35.2
					229.0		16.0	29.7

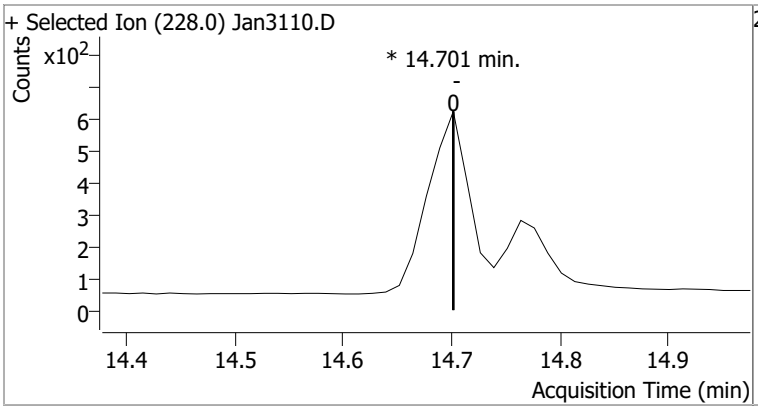

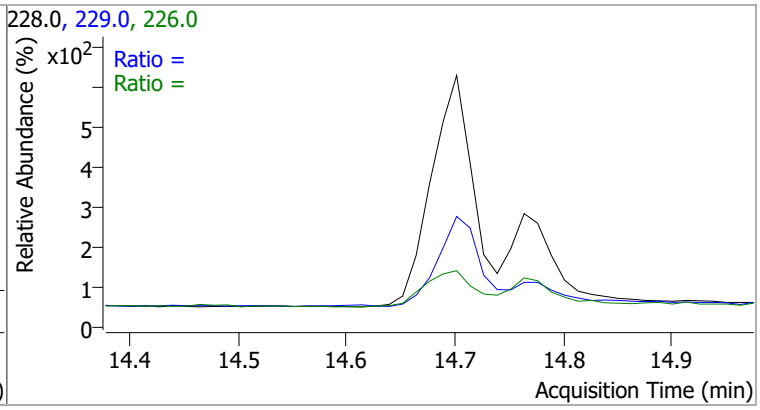

Compound	Conc.	RT	Dev(Min)	Resp.	QIon	QRatio	Lower	Upper
Chrysene		0		0	226.0		21.0	39.1
					229.0		14.8	27.6

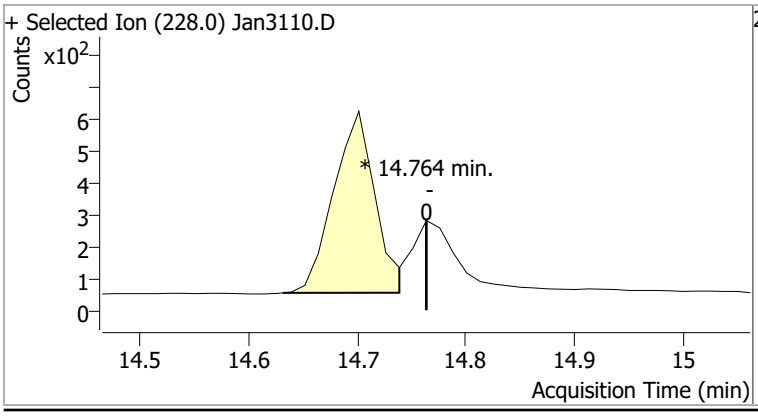

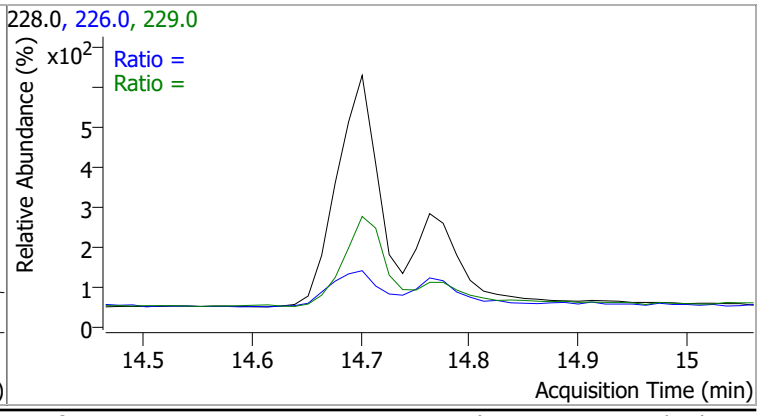

Compound	Conc.	RT	Dev(Min)	Resp.	QIon	QRatio	Lower	Upper
Benzo(b)fluoranthene		0		0	253.0		14.9	27.7

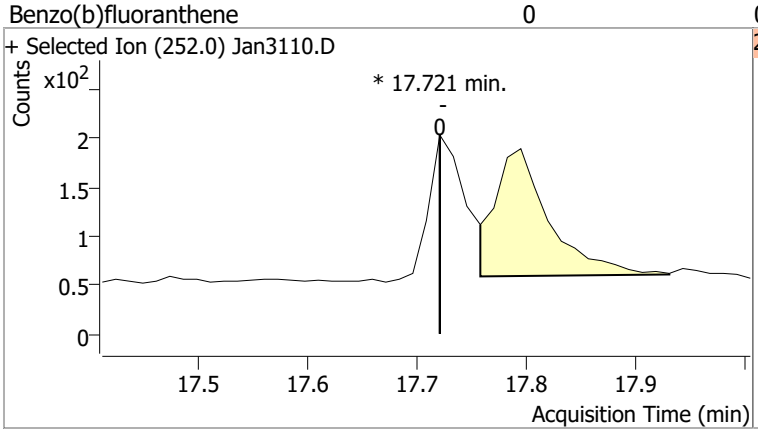

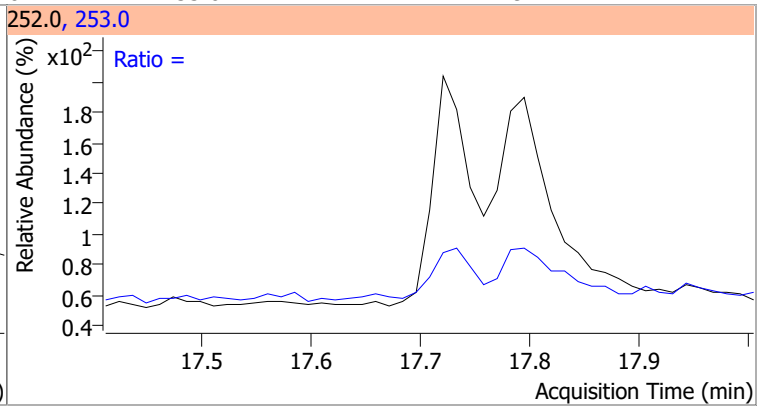

Compound	Conc.	RT	Dev(Min)	Resp.	QIon	QRatio	Lower	Upper
Benzo(k)fluoranthene		0		0	253.0		13.2	24.6

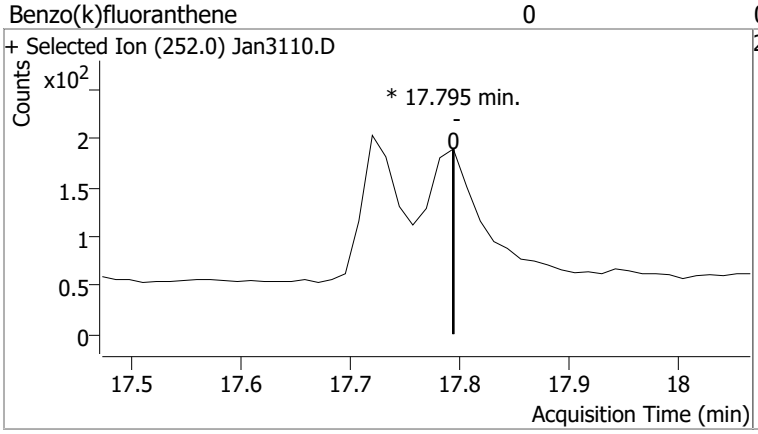

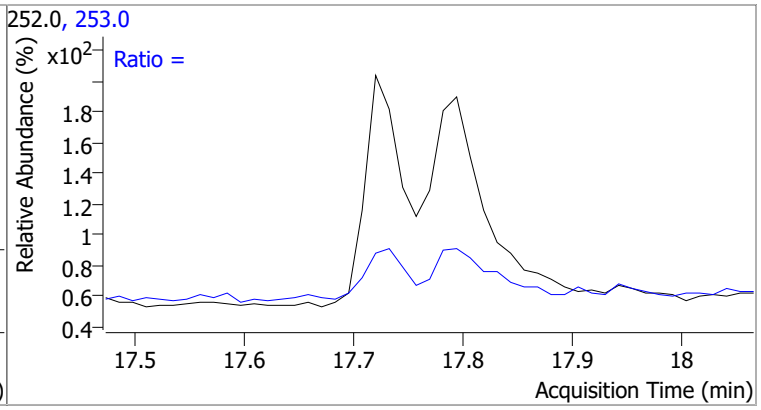

Compound	Conc.	RT	Dev(Min)	Resp.	QIon	QRatio	Lower	Upper
Benzo(a)pyrene		0		0	253.0		16.1	29.9

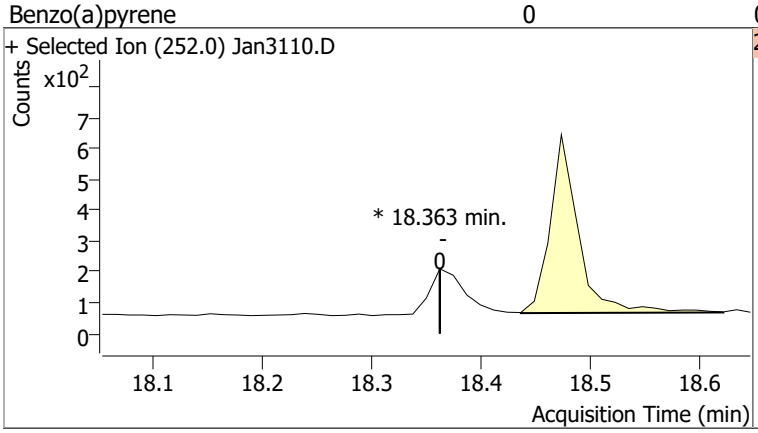

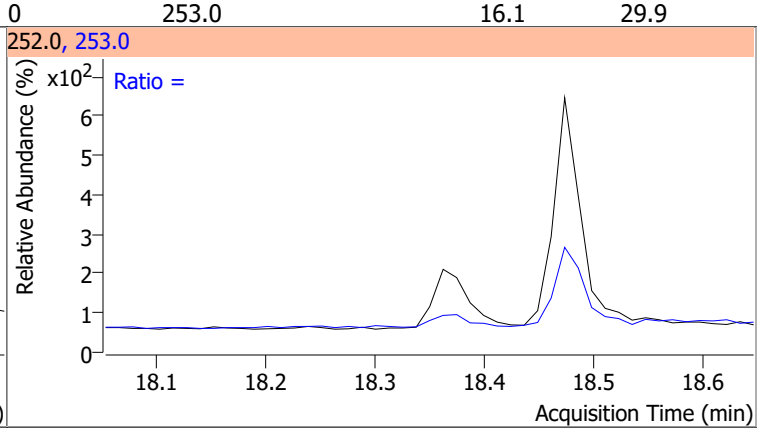

Compound	Conc.	RT	Dev(Min)	Resp.	QIon	QRatio	Lower	Upper
Indeno(1,2,3-cd)pyrene		0		0	138.0		15.7	29.1

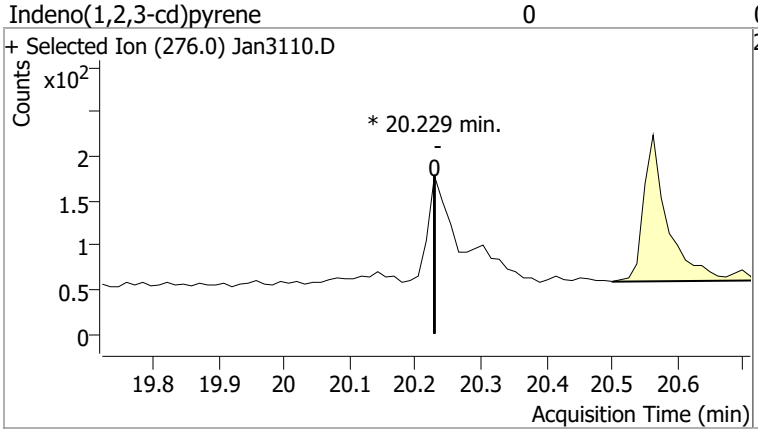

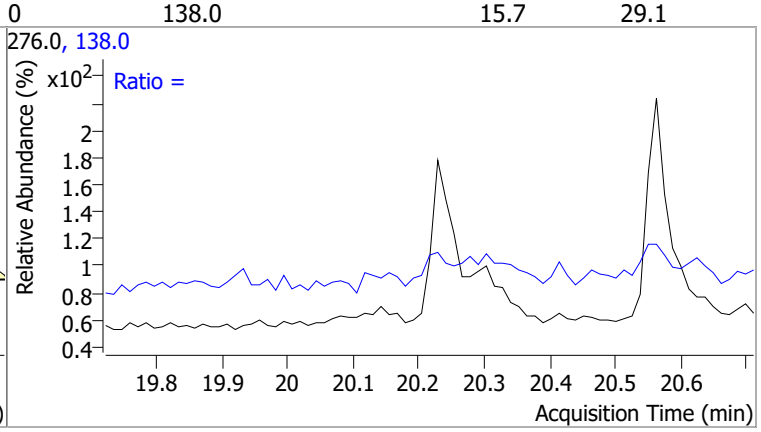

Compound	Conc.	RT	Dev(Min)	Resp.	QIon	QRatio	Lower	Upper
Dibenzo(a,h)anthracene		0		0	279.0		17.4	32.3
					139.0		12.3	22.8

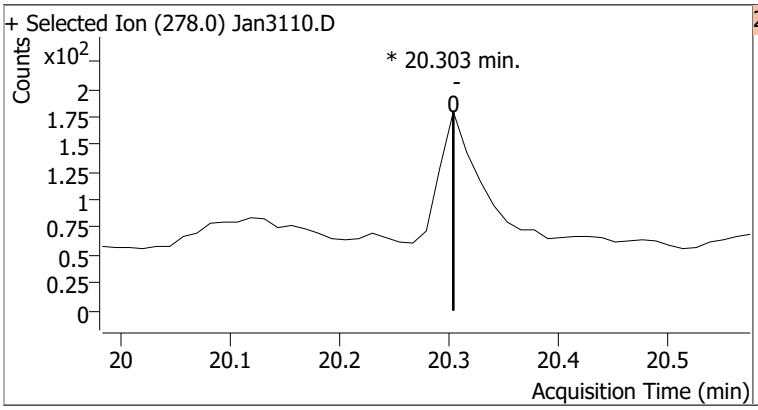

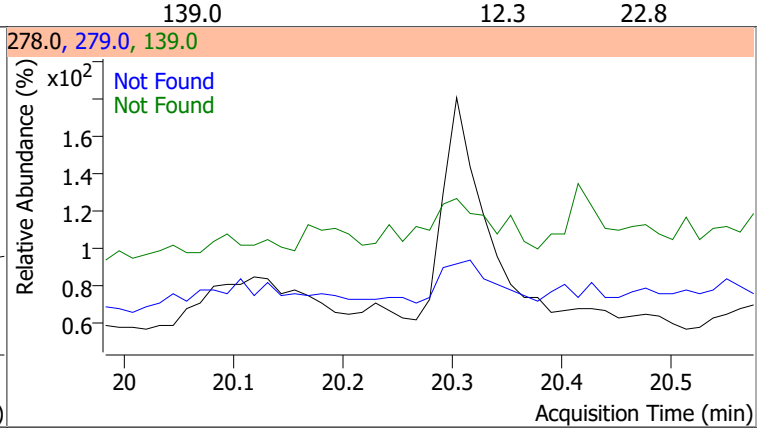

Compound	Conc.	RT	Dev(Min)	Resp.	QIon	QRatio	Lower	Upper
Benzo(g,h,i)perylene		0		0	277.0		17.3	32.2
					138.0		14.4	26.7

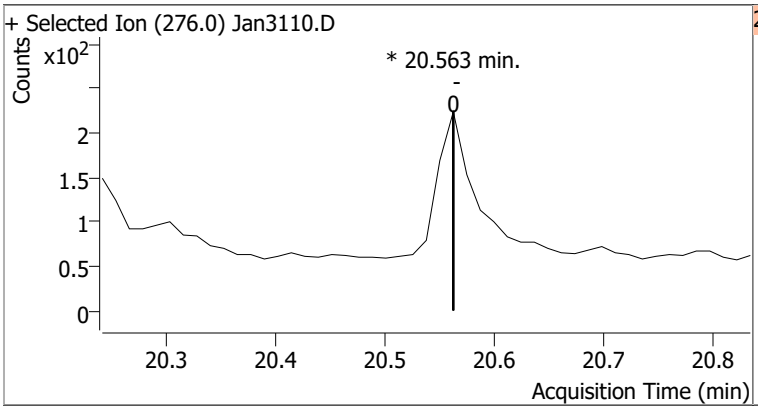

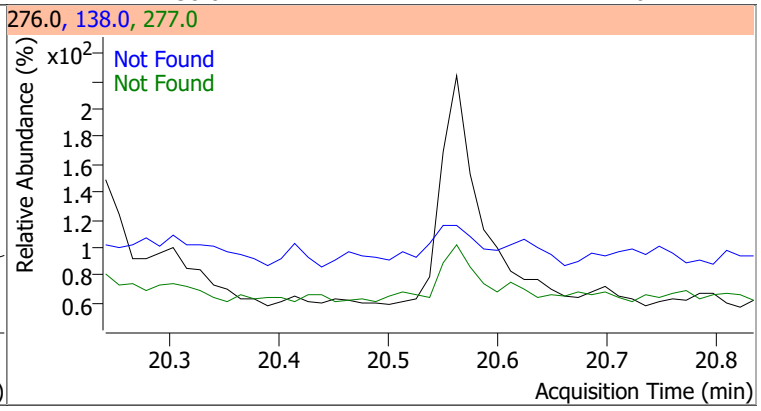

Quantitation Results Report (QT Reviewed)

Data File	Jan3111.D	Operator	LIMS import
Acq. Method	5975BNASIM	Acq. Date-Time	1/31/2022 5:19:54 PM
Sample Name	LLCS-162956	Instrument	GCMS
Vial	4	Multiplier	1.00
DA Method File	012622 bna SIM 2.batch.bin	Comment	SVOC-8270C-SIM-W-LLPAH
Tune File	dftppjph.u	Tune Date	
Batch Name	013122 bna SIM 2.batch.bin	Last Calib Update	1/27/2022 8:37:26 AM
Ref Library			

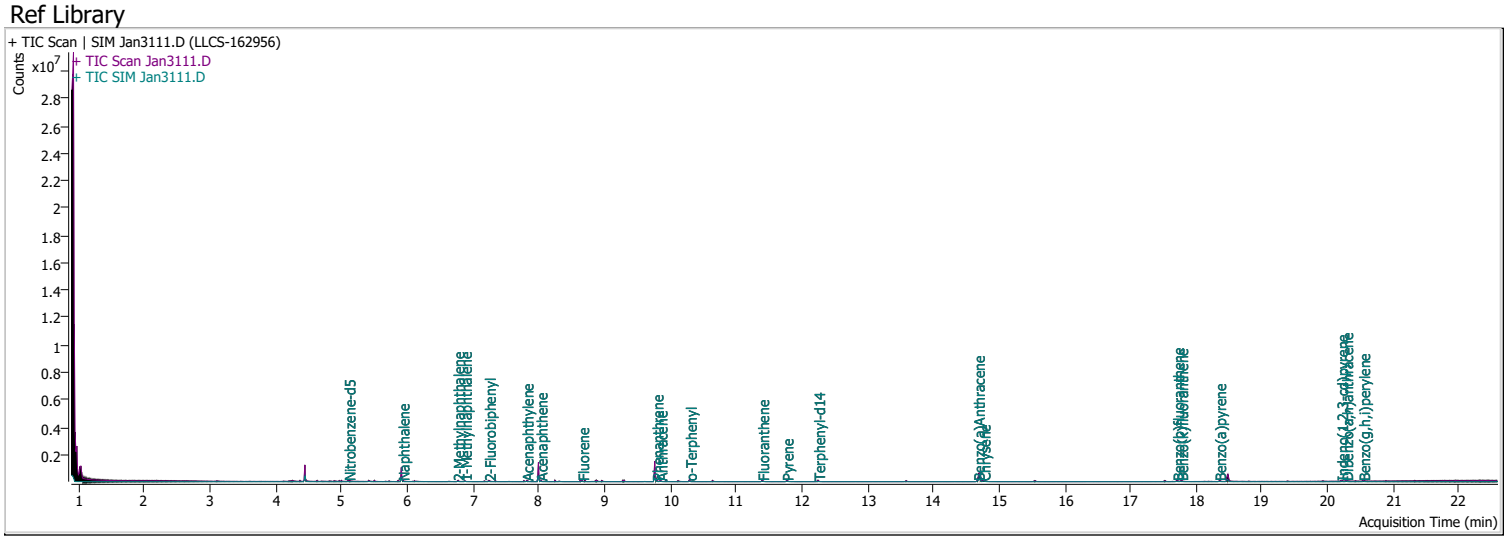

Compound	RT	QIon	Resp.	Conc.	Units		Dev(Min)
Internal Standards							
M 1,4-Dichlorobenzene-d4	4.447	152.0	131080	40.0000	ng/ml		-0.012
M Naphthalene-d8	5.916	136.0	227801	40.0000	ng/ml		0.000
M Acenaphthene-d10	8.001	164.0	149156	40.0000	ng/ml		0.000
M Phenanthrene-d10	9.768	188.0	351526	40.0000	ng/ml		0.000
M Chrysene-d12	14.702	240.0	271109	40.0000	ng/ml		0.000
M Perylene-d12	18.475	264.0	187649	40.0000	ng/ml		0.000
System Monitoring Compounds							
S Nitrobenzene-d5	5.106	82.0	15750	4.8076	ng/ml		-0.012
Spiked Amount: 5.000	Range: 19.0 - 102.0%			Recovery = 96.15%			
S 2-Fluorobiphenyl	7.240	172.0	29054	4.9628	ng/ml		-0.012
Spiked Amount: 5.000	Range: 25.0 - 94.0%			Recovery = 99.26%		*	
S o-Terphenyl	10.299	230.0	27189	5.1355	ng/ml		0.000
Spiked Amount: 5.000	Range: 40.0 - 140.0%			Recovery = 102.71%			
S Terphenyl-d14	12.251	244.0	26313	5.8504	ng/ml		0.000
Spiked Amount: 5.000	Range: 39.0 - 106.0%			Recovery = 117.01%		*	
Target Compounds							**QValue**
T Naphthalene	5.928	128.0	22642	3.8861	ng/ml		96
T 2-Methylnaphthalene	6.765	141.0	14308	4.0552	ng/ml		89
T 1-Methylnaphthalene	6.877	141.0	14174	3.9589	ng/ml		93
T Acenaphthylene	7.814	152.0	33132	4.8229	ng/ml		98
T Acenaphthene	8.025	154.0	20247	4.8511	ng/ml		98
T Fluorene	8.661	166.0	27208	4.7375	ng/ml		98
T Phenanthrene	9.793	178.0	47887	5.2226	ng/ml		100
T Anthracene	9.854	178.0	46435	5.7280	ng/ml		95
T Fluoranthene	11.398	202.0	59425	5.5294	ng/ml		97
T Pyrene	11.769	202.0	63904	5.5457	ng/ml		95
T Benzo(a)Anthracene	14.677	228.0	46940	6.0165	ng/ml		98
T Chrysene	14.764	228.0	59571	5.7204	ng/ml		98
T Benzo(b)fluoranthene	17.709	252.0	44168	5.6809	ng/ml		100

Compound	RT	QIon	Resp.	Conc.	Units	Dev(Min)
T Benzo(k)fluoranthene	17.770	252.0	48442	5.4153	ng/ml	94
T Benzo(a)pyrene	18.351	252.0	36043	5.5894	ng/ml	99
T Indeno(1,2,3-cd)pyrene	20.204	276.0	33183	5.7279	ng/ml	91
T Dibenzo(a,h)anthracene	20.279	278.0	38276	5.9337	ng/ml	98
T Benzo(g,h,i)perylene	20.538	276.0	46013	5.6394	ng/ml	96

(#) = Qualifier Out of Range; (m) = Manual Integration; (+) = Area Summed; (*) = Surrogate Percent Recovery Out of Range; (d): Zeroed Peak

Quantitation Results Report (QT Reviewed)

Compound	Conc.	RT	Dev(Min)	Resp.	QIon	QRatio	Lower	Upper
Nitrobenzene-d5	4.8076	5.11	-0.01	15750	54.0	38.1	31.6	58.8
					128.0	23.2	19.3	35.9

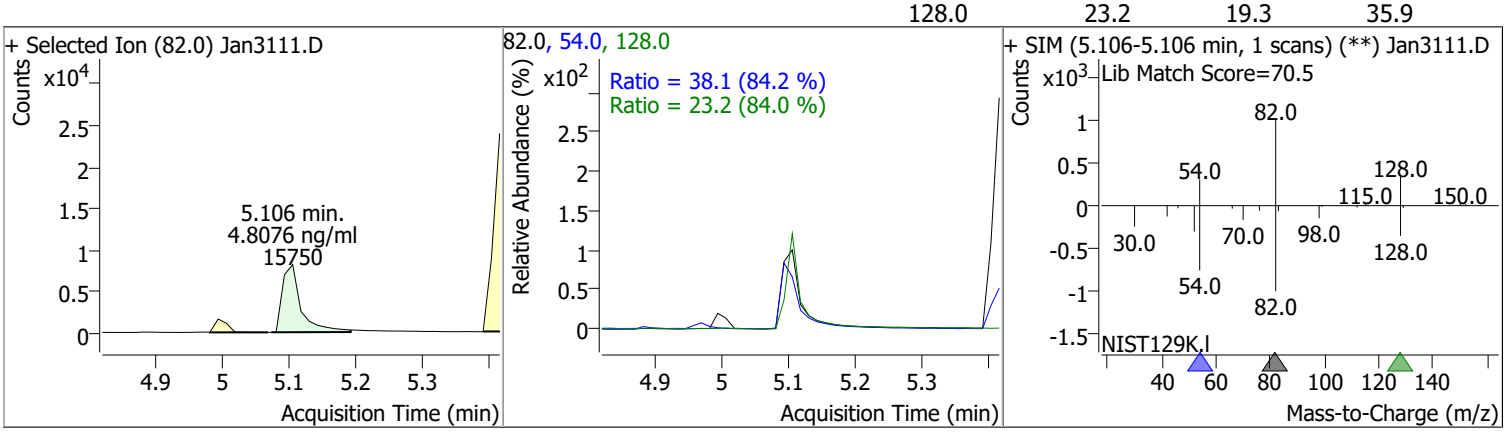

Compound	Conc.	RT	Dev(Min)	Resp.	QIon	QRatio	Lower	Upper
Naphthalene	3.8861	5.93	-0.01	22642	102.0	23.6	0.0	61.8
					129.0	10.7	7.7	14.3

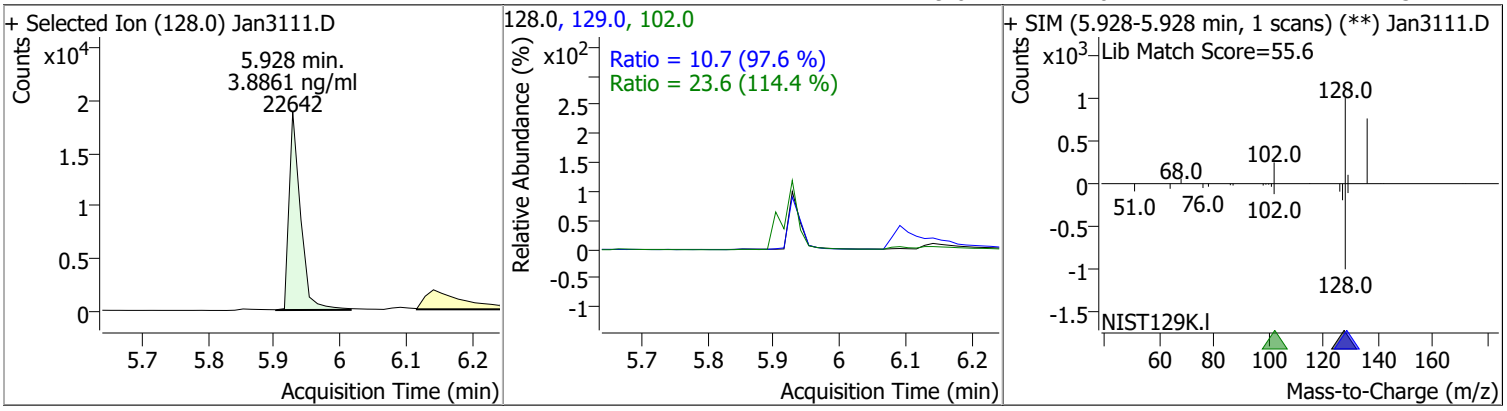

Compound	Conc.	RT	Dev(Min)	Resp.	QIon	QRatio	Lower	Upper
2-Methylnaphthalene	4.0552	6.77	-0.01	14308	142.0	157.7	99.1	184.0
					115.0	71.2	46.3	86.0

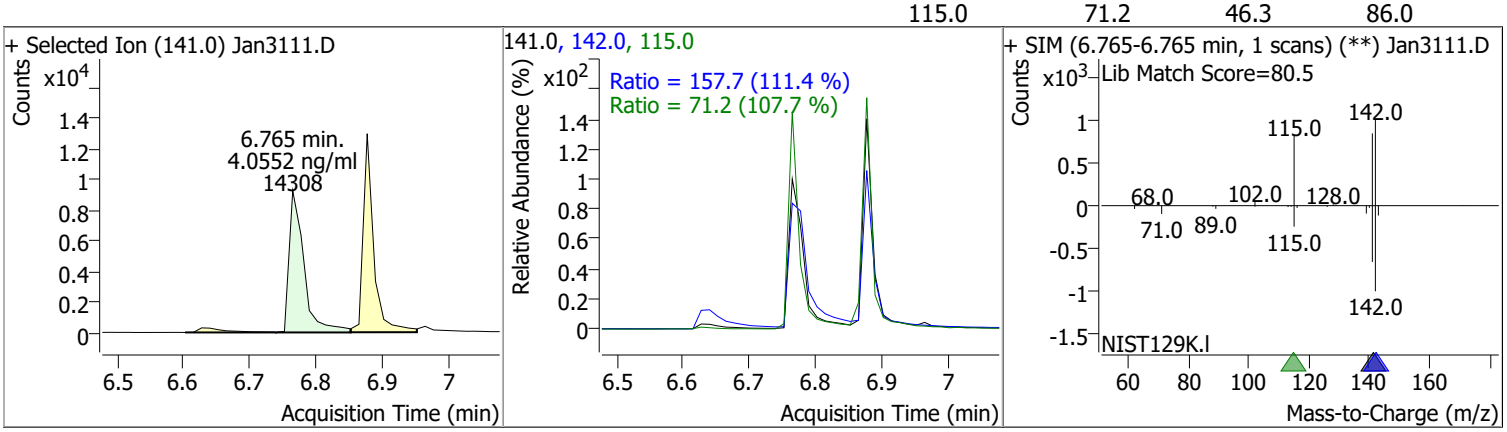

Compound	Conc.	RT	Dev(Min)	Resp.	QIon	QRatio	Lower	Upper
1-Methylnaphthalene	3.9589	6.88	0.00	14174	142.0	118.9	78.3	145.5
					115.0	70.3	53.4	99.2

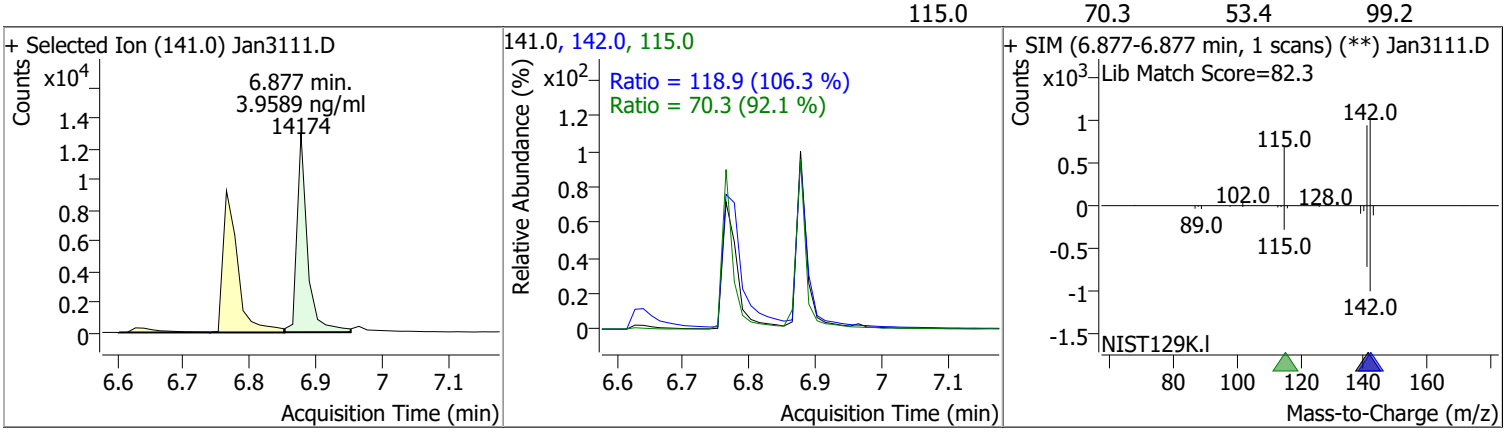

Compound	Conc.	RT	Dev(Min)	Resp.	QIon	QRatio	Lower	Upper
2-Fluorobiphenyl	4.9628	7.24	-0.01	29054	171.0	37.4	25.6	47.6

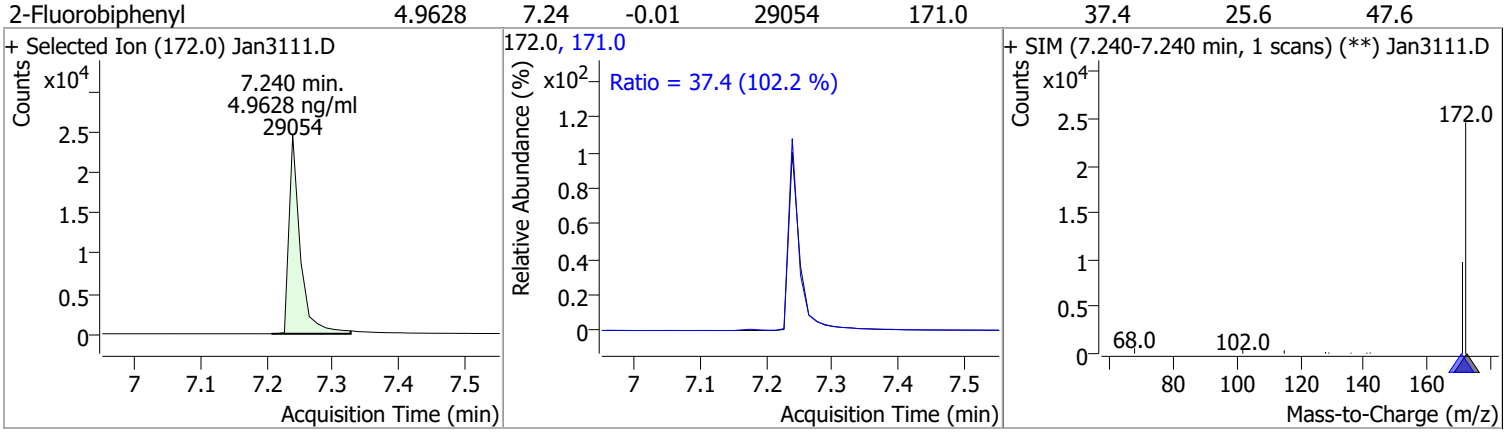

Compound	Conc.	RT	Dev(Min)	Resp.	QIon	QRatio	Lower	Upper
Acenaphthylene	4.8229	7.81	0.00	33132	153.0	13.7	9.1	17.0

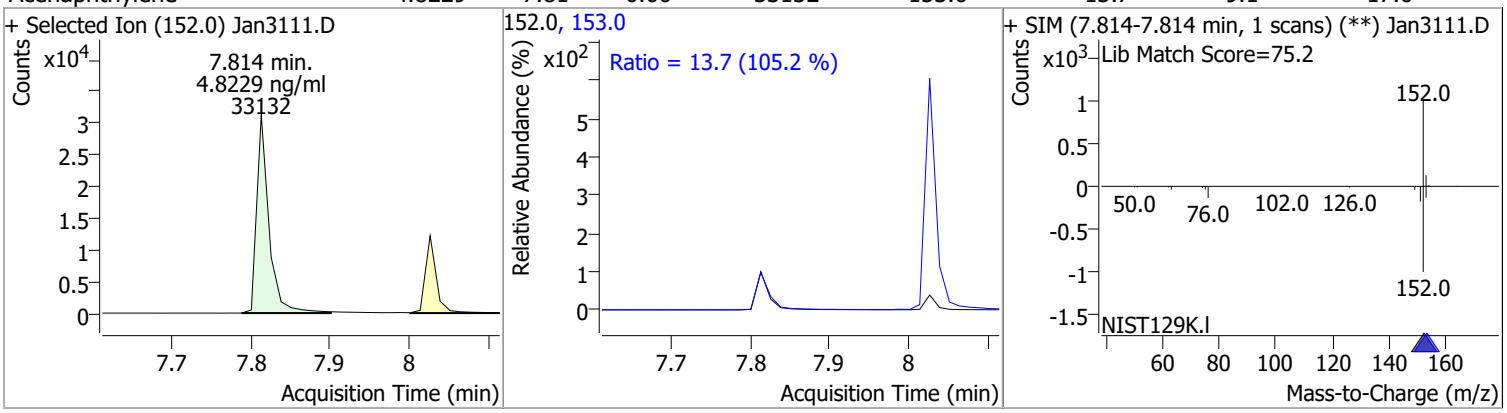

Compound	Conc.	RT	Dev(Min)	Resp.	QIon	QRatio	Lower	Upper
Acenaphthene	4.8511	8.03	0.00	20247	153.0	117.8	83.9	155.8
					152.0	57.3	40.9	76.0

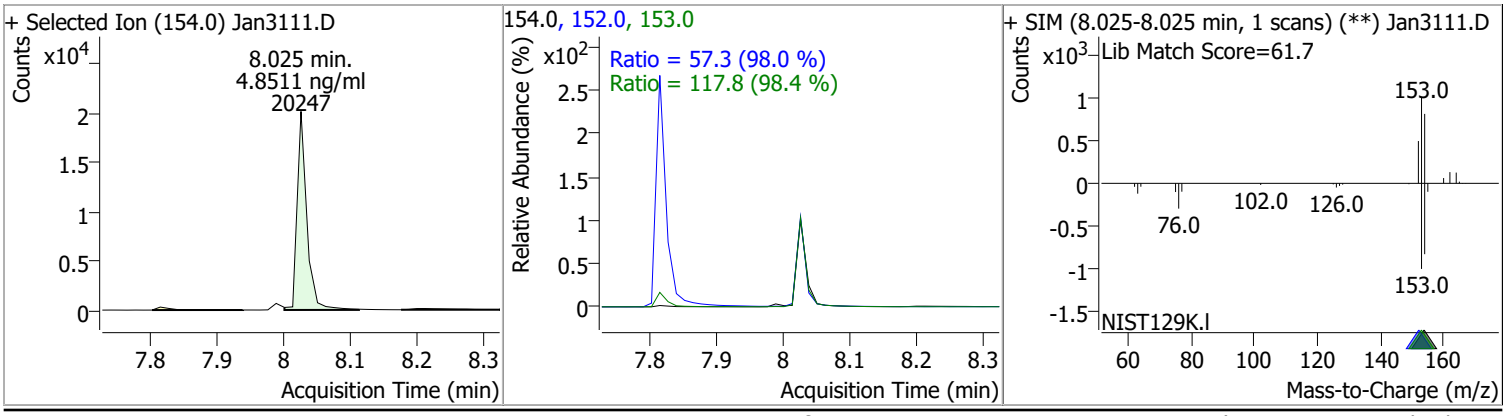

Compound	Conc.	RT	Dev(Min)	Resp.	QIon	QRatio	Lower	Upper
Fluorene	4.7375	8.66	0.00	27208	165.0	98.3	67.0	124.5
					167.0	13.3	9.2	17.1

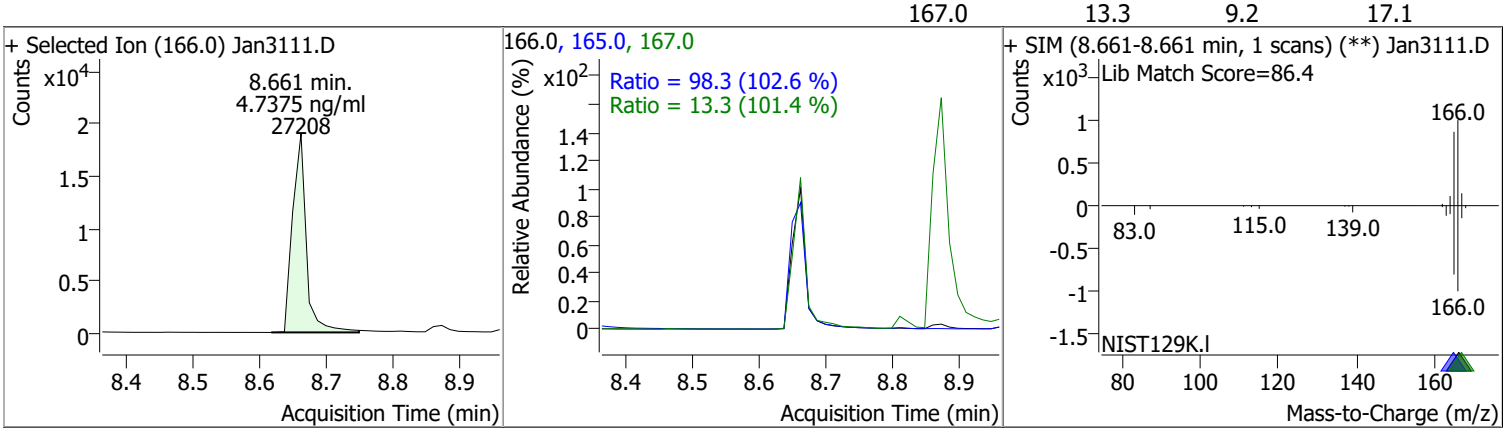

Compound	Conc.	RT	Dev(Min)	Resp.	QIon	QRatio	Lower	Upper
Phenanthrene	5.2226	9.79	0.00	47887	176.0	18.7	13.2	24.6

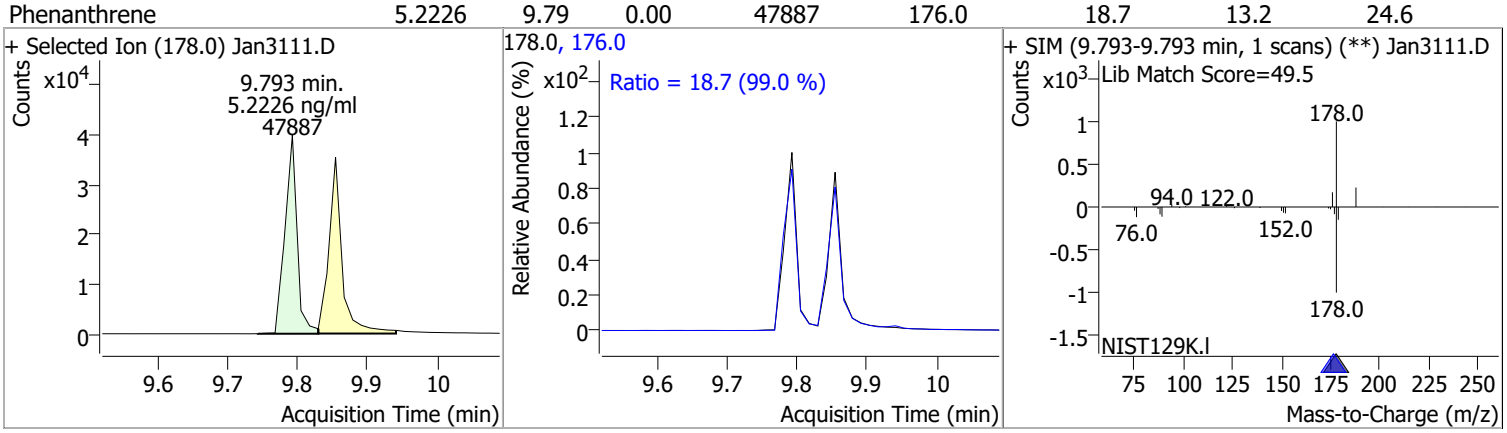

Compound	Conc.	RT	Dev(Min)	Resp.	QIon	QRatio	Lower	Upper
Anthracene	5.7280	9.85	0.00	46435	176.0	16.2	12.8	23.8

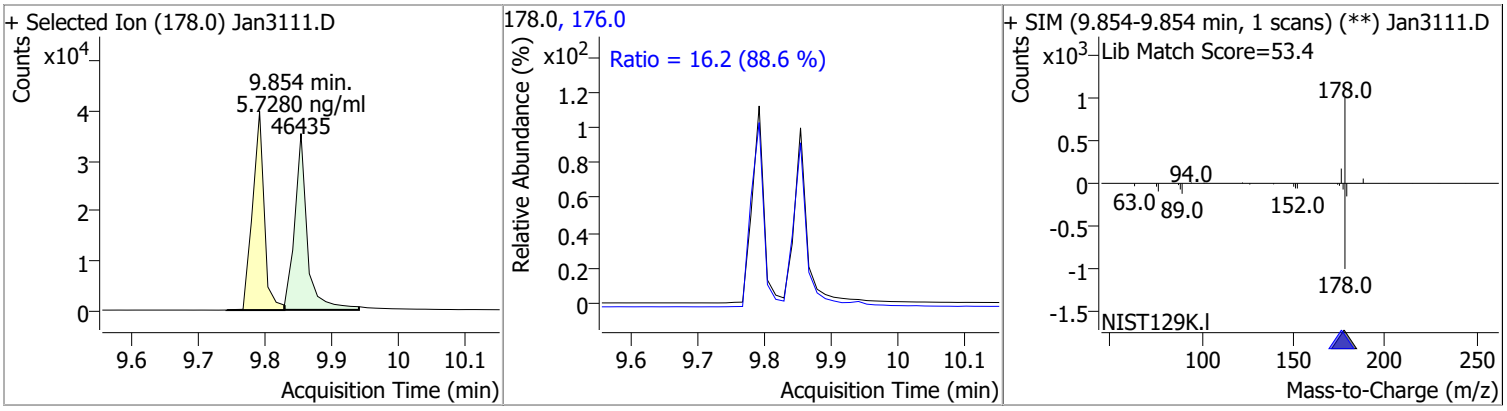

Compound	Conc.	RT	Dev(Min)	Resp.	QIon	QRatio	Lower	Upper
o-Terphenyl	5.1355	10.30	0.00	27189	229.0	68.6	47.1	87.5
					215.0	45.6	31.1	57.7

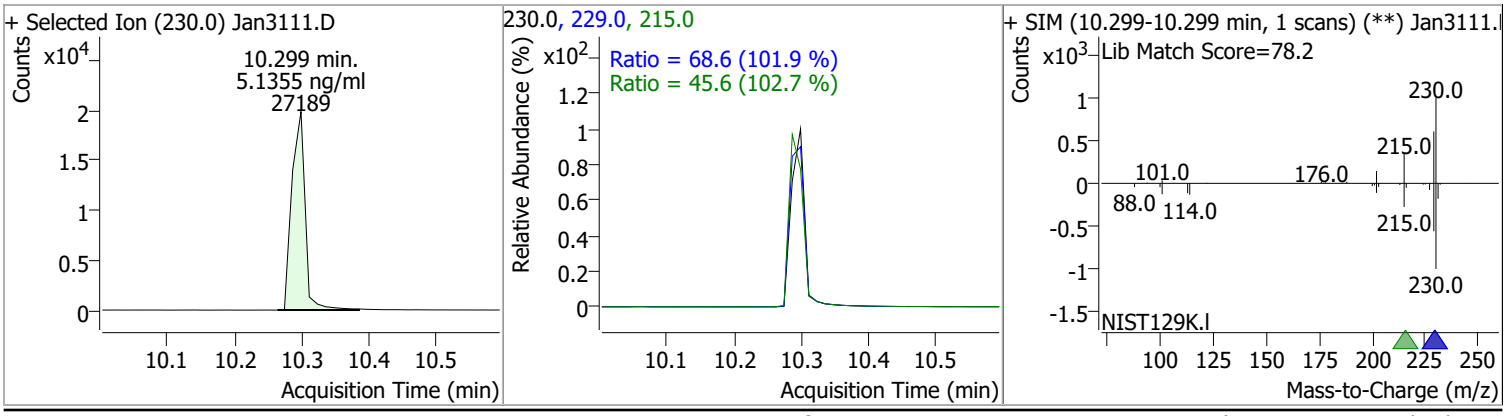

Compound	Conc.	RT	Dev(Min)	Resp.	QIon	QRatio	Lower	Upper
Fluoranthene	5.5294	11.40	-0.01	59425	101.0	11.1	8.8	16.3

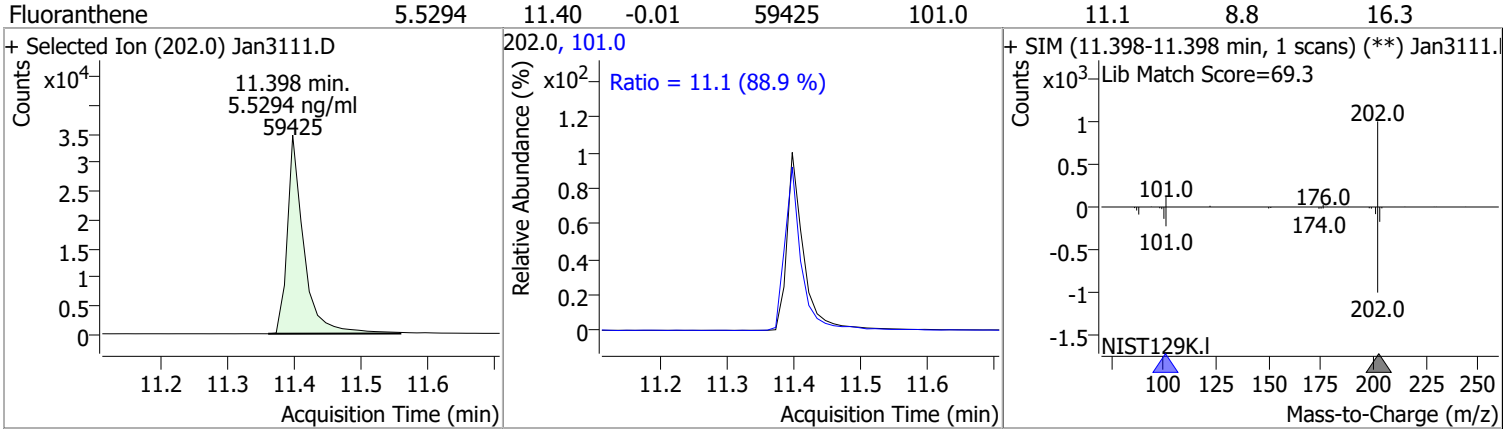

Compound	Conc.	RT	Dev(Min)	Resp.	QIon	QRatio	Lower	Upper
Pyrene	5.5457	11.77	-0.01	63904	101.0	13.2	10.8	20.0

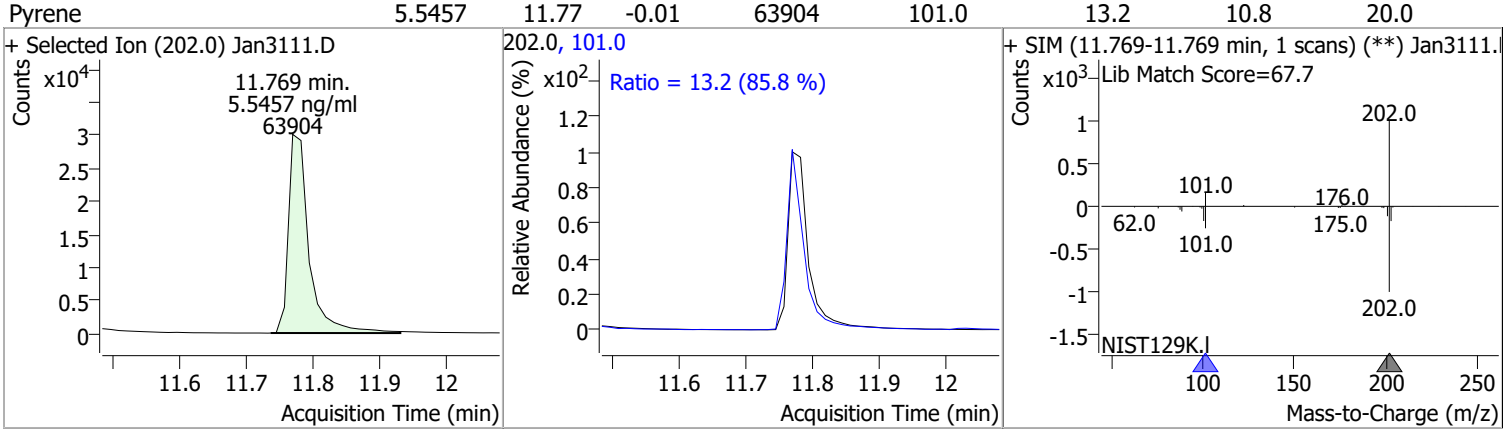

Compound	Conc.	RT	Dev(Min)	Resp.	QIon	QRatio	Lower	Upper
Terphenyl-d14	5.8504	12.25	0.00	26313	122.0	14.1	9.8	18.2

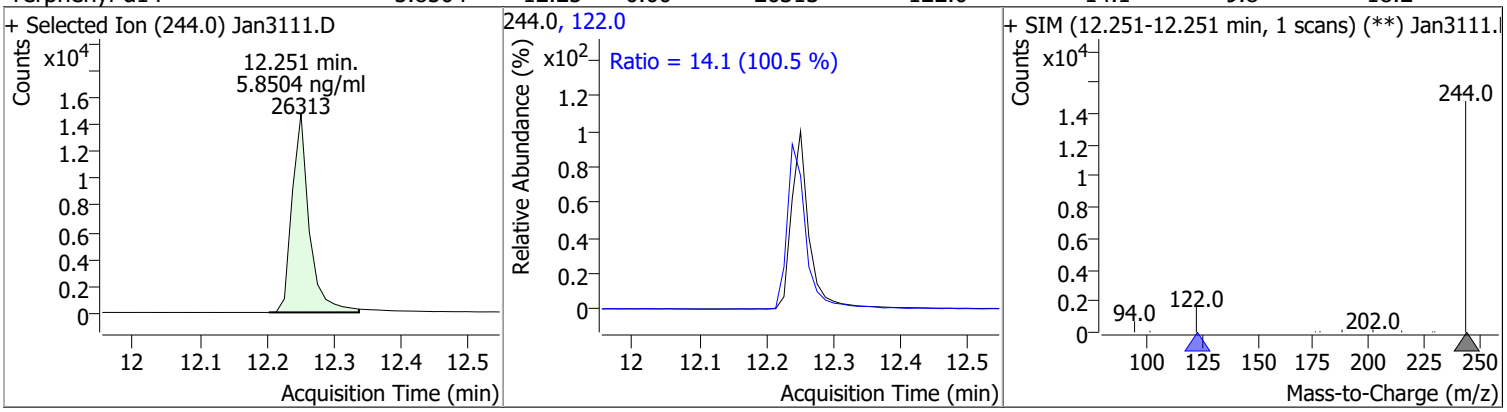

Compound	Conc.	RT	Dev(Min)	Resp.	QIon	QRatio	Lower	Upper
Benzo(a)Anthracene	6.0165	14.68	0.00	46940	226.0	27.8	19.0	35.2
					229.0	21.3	16.0	29.7

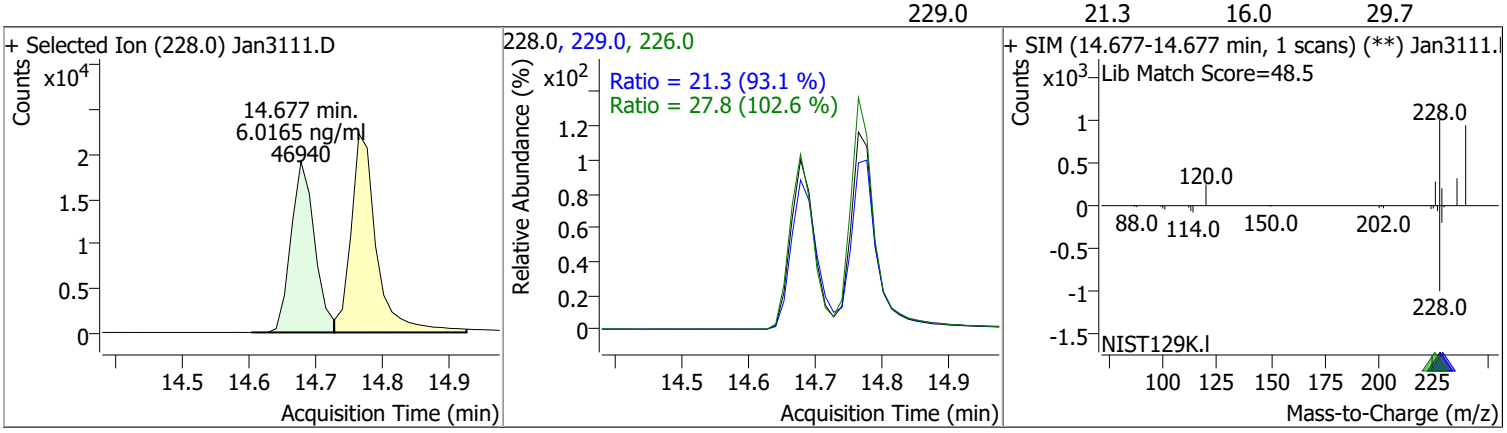

Compound	Conc.	RT	Dev(Min)	Resp.	QIon	QRatio	Lower	Upper
Chrysene	5.7204	14.76	0.00	59571	226.0	30.5	21.0	39.1
					229.0	20.1	14.8	27.6

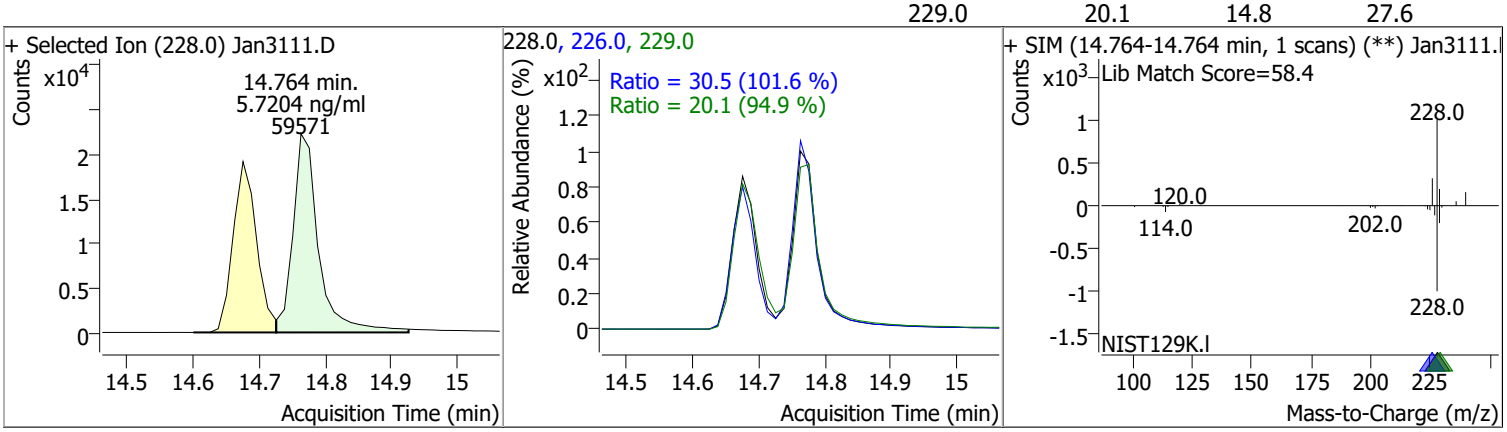

Compound	Conc.	RT	Dev(Min)	Resp.	QIon	QRatio	Lower	Upper
Benzo(b)fluoranthene	5.6809	17.71	0.00	44168	253.0	21.4	14.9	27.7

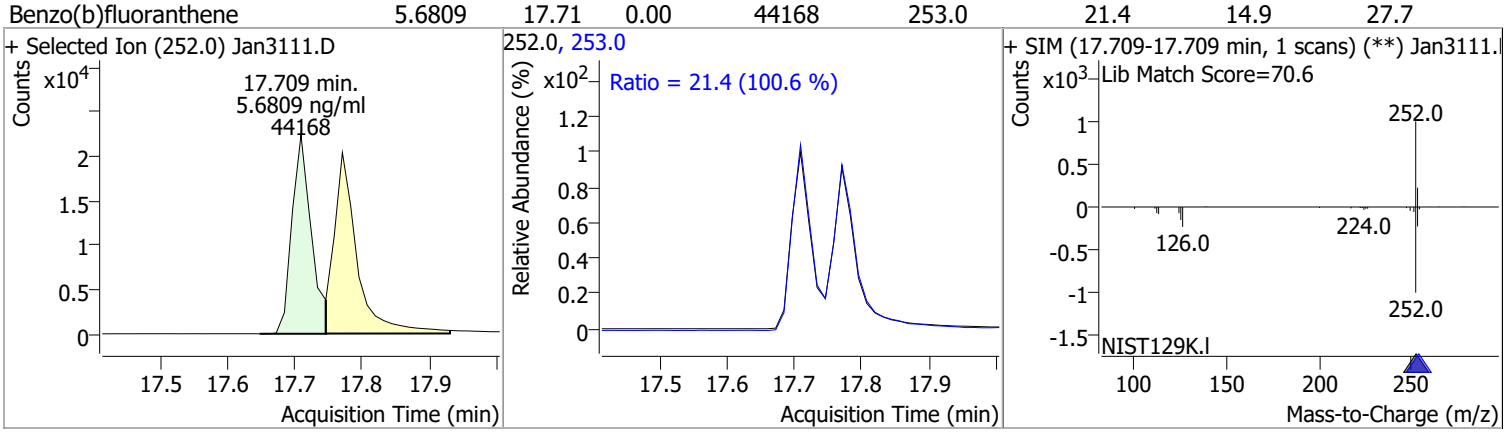

Compound	Conc.	RT	Dev(Min)	Resp.	QIon	QRatio	Lower	Upper
Benzo(k)fluoranthene	5.4153	17.77	0.00	48442	253.0	21.5	13.2	24.6

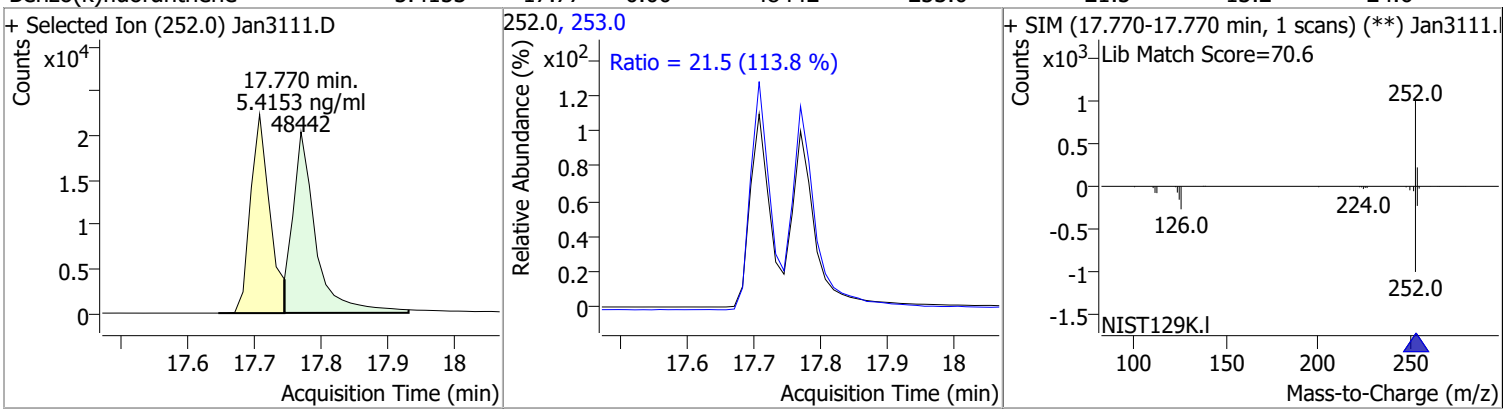

Compound	Conc.	RT	Dev(Min)	Resp.	QIon	QRatio	Lower	Upper
Benzo(a)pyrene	5.5894	18.35	0.00	36043	253.0	22.8	16.1	29.9

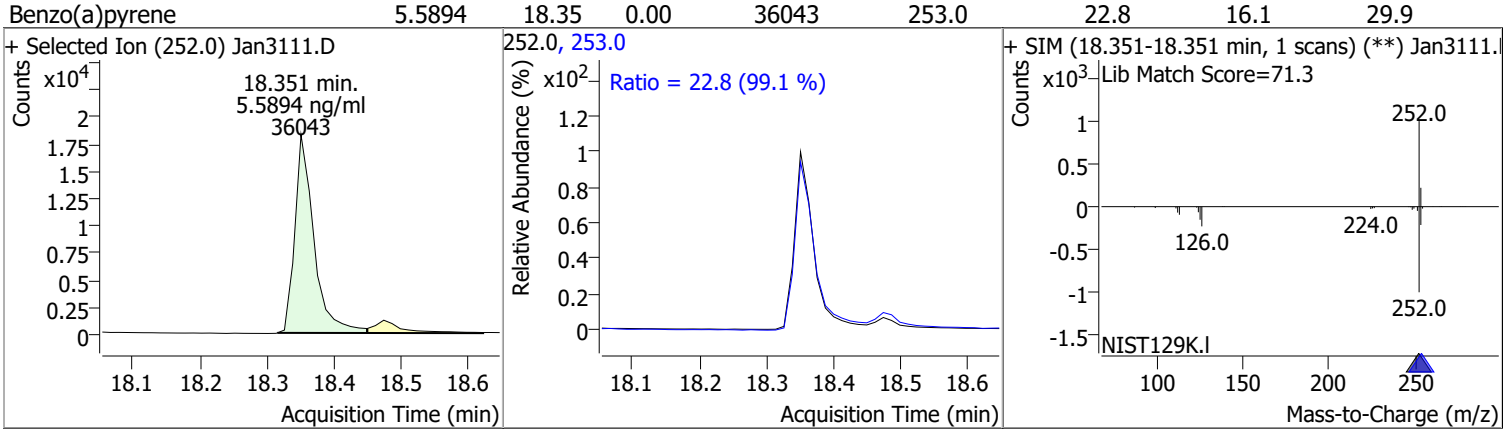

Quantitation Results Report (QT Reviewed)

Compound	Conc.	RT	Dev(Min)	Resp.	QIon	QRatio	Lower	Upper
Indeno(1,2,3-cd)pyrene	5.7279	20.20	-0.01	33183	138.0	18.3	15.7	29.1

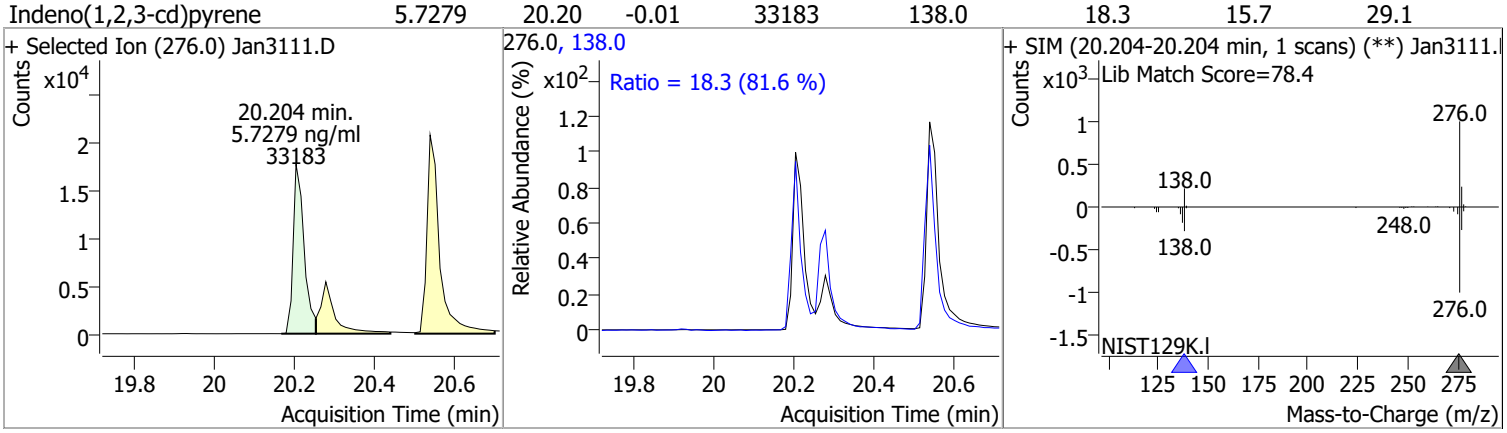

Compound	Conc.	RT	Dev(Min)	Resp.	QIon	QRatio	Lower	Upper
Dibenzo(a,h)anthracene	5.9337	20.28	0.00	38276	279.0	24.5	17.4	32.3
					139.0	15.4	12.3	22.8

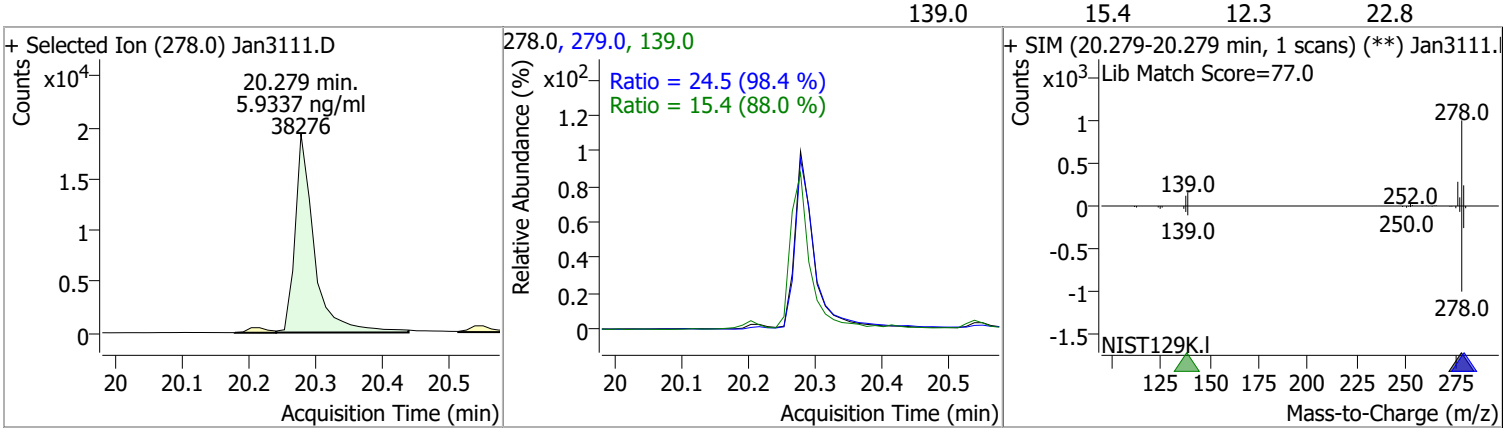

Compound	Conc.	RT	Dev(Min)	Resp.	QIon	QRatio	Lower	Upper
Benzo(g,h,i)perylene	5.6394	20.54	0.00	46013	277.0	24.1	17.3	32.2
					138.0	17.5	14.4	26.7

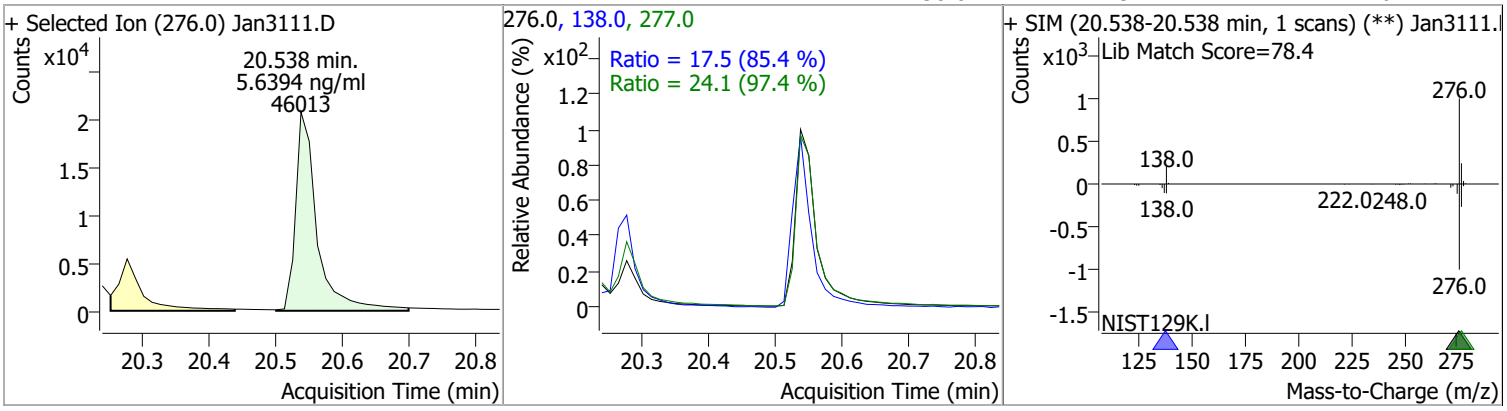

Quantitation Results Report (QT Reviewed)

Data File	Jan3112.D	Operator	LIMS import
Acq. Method	5975BNASIM	Acq. Date-Time	1/31/2022 5:52:31 PM
Sample Name	LLCSD-162956	Instrument	GCMS
Vial	5	Multiplier	1.00
DA Method File	012622 bna SIM 2.batch.bin	Comment	SVOC-8270C-SIM-W-LLPAH
Tune File	dftppjph.u	Tune Date	
Batch Name	013122 bna SIM 2.batch.bin	Last Calib Update	1/27/2022 8:37:26 AM
Ref Library			

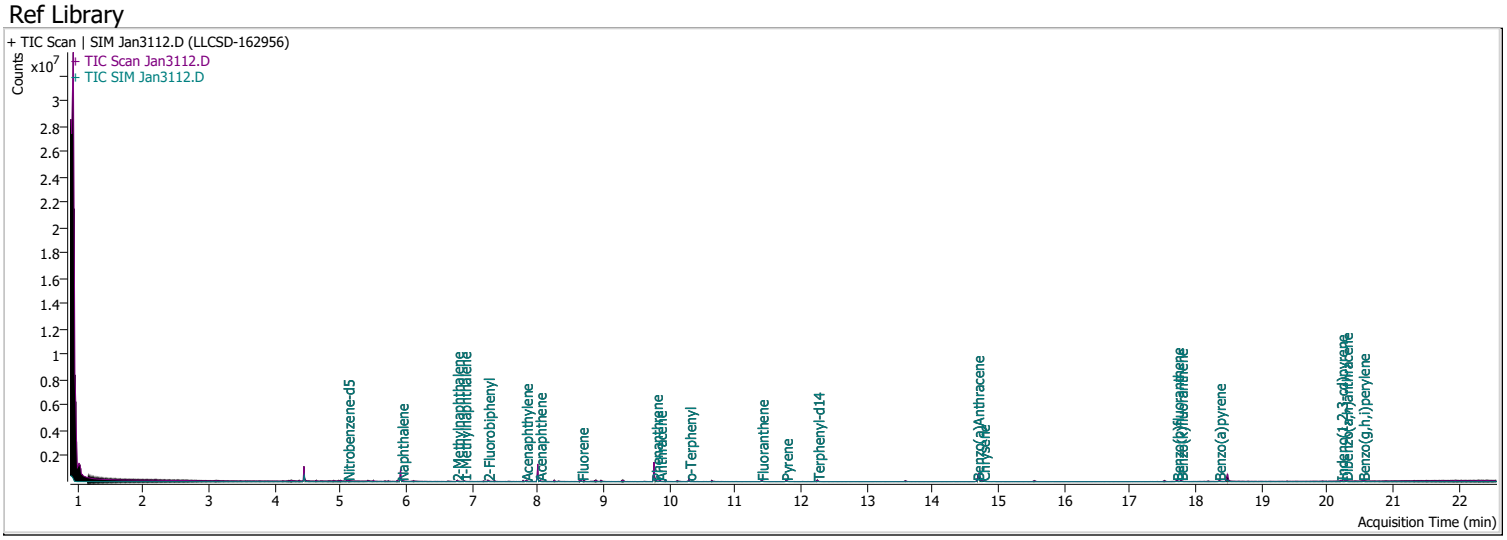

Compound	RT	QIon	Resp.	Conc.	Units		Dev(Min)
Internal Standards							
M 1,4-Dichlorobenzene-d4	4.447	152.0	138866	40.0000	ng/ml		-0.012
M Naphthalene-d8	5.916	136.0	228870	40.0000	ng/ml		0.000
M Acenaphthene-d10	8.000	164.0	157408	40.0000	ng/ml	m	0.000
M Phenanthrene-d10	9.768	188.0	339240	40.0000	ng/ml		0.000
M Chrysene-d12	14.701	240.0	278254	40.0000	ng/ml	m	0.000
M Perylene-d12	18.475	264.0	183109	40.0000	ng/ml		0.000
System Monitoring Compounds							
S Nitrobenzene-d5	5.106	82.0	19029	5.3701	ng/ml		-0.012
Spiked Amount: 5.000	Range: 19.0 - 102.0%			Recovery = 107.40%		*	
S 2-Fluorobiphenyl	7.239	172.0	35261	5.7008	ng/ml		-0.013
Spiked Amount: 5.000	Range: 25.0 - 94.0%			Recovery = 114.02%		*	
S o-Terphenyl	10.299	230.0	27532	5.3872	ng/ml		0.000
Spiked Amount: 5.000	Range: 40.0 - 140.0%			Recovery = 107.74%			
S Terphenyl-d14	12.251	244.0	31502	6.7901	ng/ml		0.000
Spiked Amount: 5.000	Range: 39.0 - 106.0%			Recovery = 135.80%		*	
Target Compounds							**QValue**
T Naphthalene	5.928	128.0	21409	3.6537	ng/ml		95
T 2-Methylnaphthalene	6.765	141.0	13934	3.9297	ng/ml		90
T 1-Methylnaphthalene	6.877	141.0	13650	3.7940	ng/ml		92
T Acenaphthylene	7.814	152.0	31516	4.3645	ng/ml		97
T Acenaphthene	8.025	154.0	19571	4.4224	ng/ml	m	98
T Fluorene	8.661	166.0	27835	4.5893	ng/ml		97
T Phenanthrene	9.793	178.0	47366	5.3501	ng/ml		100
T Anthracene	9.854	178.0	46098	5.9145	ng/ml		99
T Fluoranthene	11.398	202.0	59850	5.7678	ng/ml		96
T Pyrene	11.769	202.0	62673	5.3088	ng/ml		95
T Benzo(a)Anthracene	14.677	228.0	45773	5.7297	ng/ml		98
T Chrysene	14.764	228.0	59671	5.5792	ng/ml		100
T Benzo(b)fluoranthene	17.709	252.0	42657	5.6289	ng/ml		98

Compound	RT	QIon	Resp.	Conc.	Units	Dev(Min)
T Benzo(k)fluoranthene	17.770	252.0	47336	5.4227	ng/ml	92
T Benzo(a)pyrene	18.351	252.0	34896	5.5499	ng/ml	100
T Indeno(1,2,3-cd)pyrene	20.204	276.0	32432	5.7360	ng/ml	91
T Dibenzo(a,h)anthracene	20.279	278.0	37023	5.8843	ng/ml	98
T Benzo(g,h,i)perylene	20.538	276.0	44785	5.6258	ng/ml	95

(#) = Qualifier Out of Range; (m) = Manual Integration; (+) = Area Summed; (*) = Surrogate Percent Recovery Out of Range; (d): Zeroed Peak

Compound	Conc.	RT	Dev(Min)	Resp.	QIon	QRatio	Lower	Upper
Nitrobenzene-d5	5.3701	5.11	-0.01	19029	54.0	36.7	31.6	58.8
					128.0	22.9	19.3	35.9

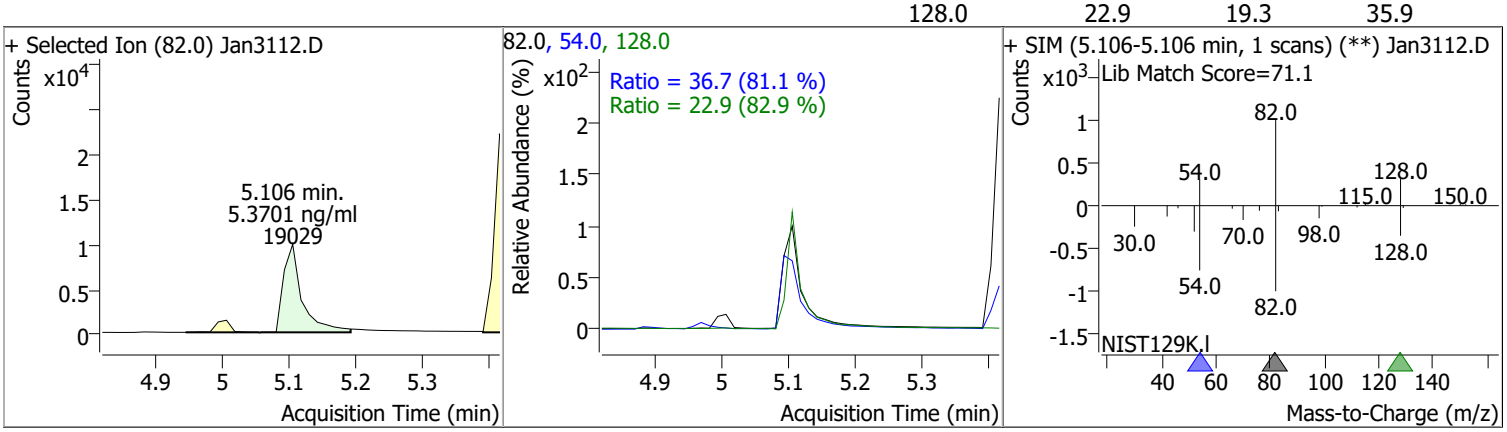

Compound	Conc.	RT	Dev(Min)	Resp.	QIon	QRatio	Lower	Upper
Naphthalene	3.6537	5.93	-0.01	21409	102.0	24.2	0.0	61.8
					129.0	10.6	7.7	14.3

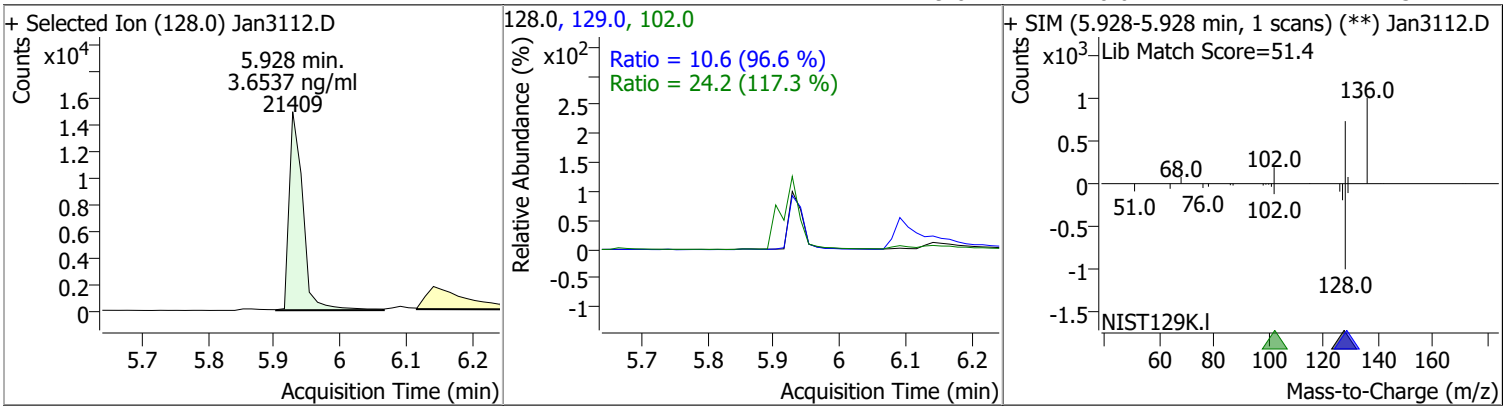

Compound	Conc.	RT	Dev(Min)	Resp.	QIon	QRatio	Lower	Upper
2-Methylnaphthalene	3.9297	6.76	-0.01	13934	142.0	157.8	99.1	184.0
					115.0	68.8	46.3	86.0

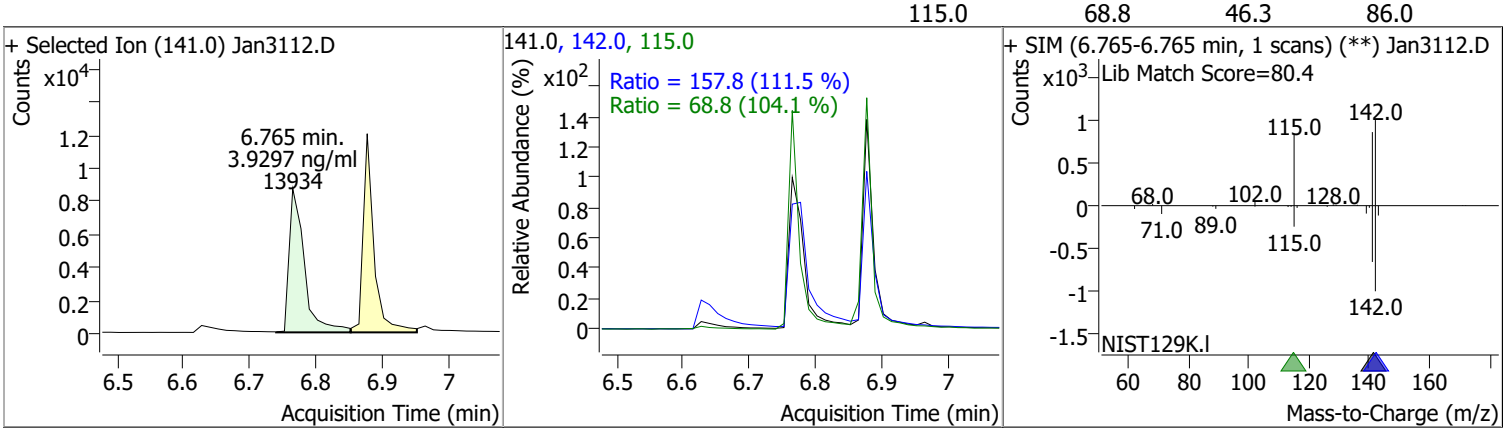

Compound	Conc.	RT	Dev(Min)	Resp.	QIon	QRatio	Lower	Upper
1-Methylnaphthalene	3.7940	6.88	0.00	13650	142.0	119.5	78.3	145.5
					115.0	69.2	53.4	99.2

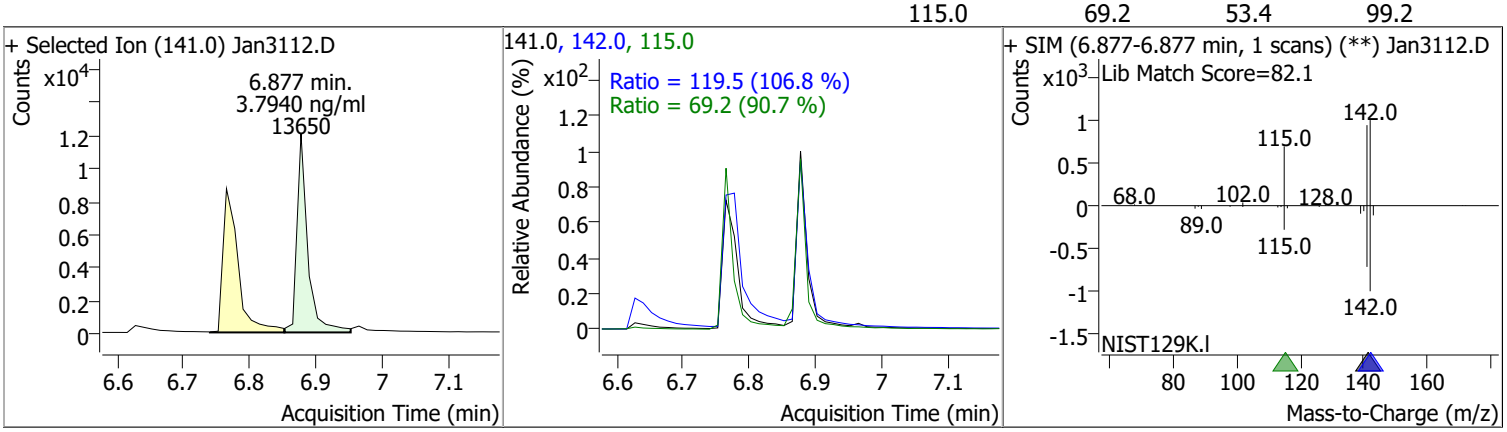

Compound	Conc.	RT	Dev(Min)	Resp.	QIon	QRatio	Lower	Upper
2-Fluorobiphenyl	5.7008	7.24	-0.01	35261	171.0	37.1	25.6	47.6

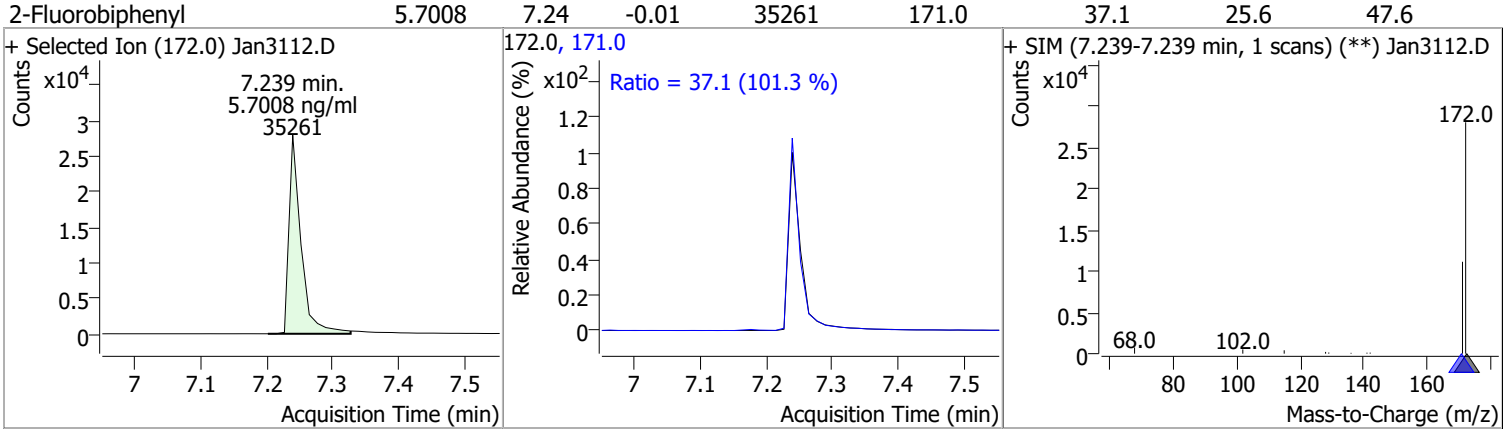

Compound	Conc.	RT	Dev(Min)	Resp.	QIon	QRatio	Lower	Upper
Acenaphthylene	4.3645	7.81	0.00	31516	153.0	14.1	9.1	17.0

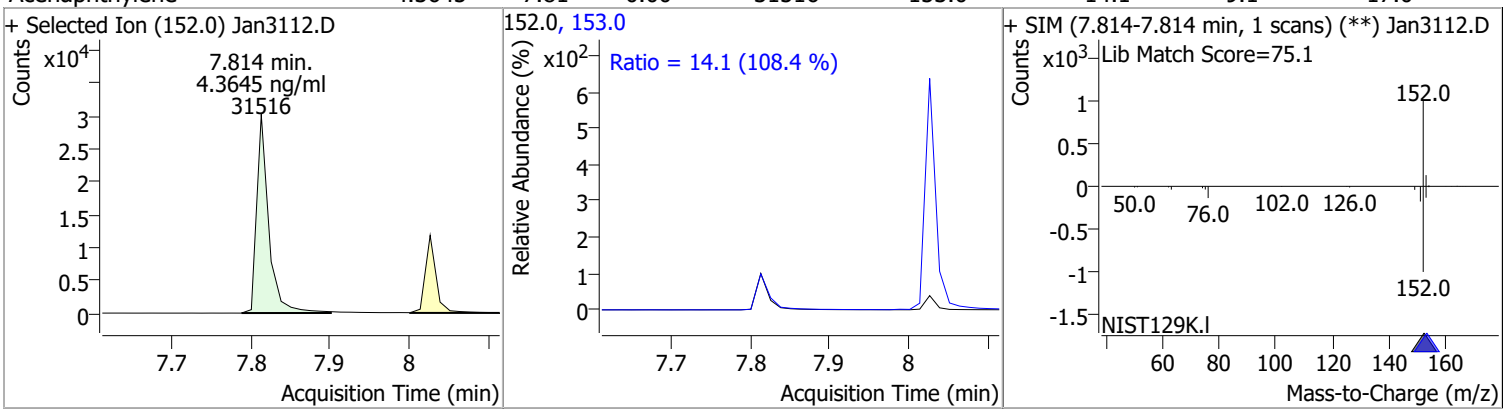

Compound	Conc.	RT	Dev(Min)	Resp.	QIon	QRatio	Lower	Upper
Acenaphthene	4.4224	8.03	0.00	19571 (m)	153.0	121.4	83.9	155.8
					152.0	56.8	40.9	76.0

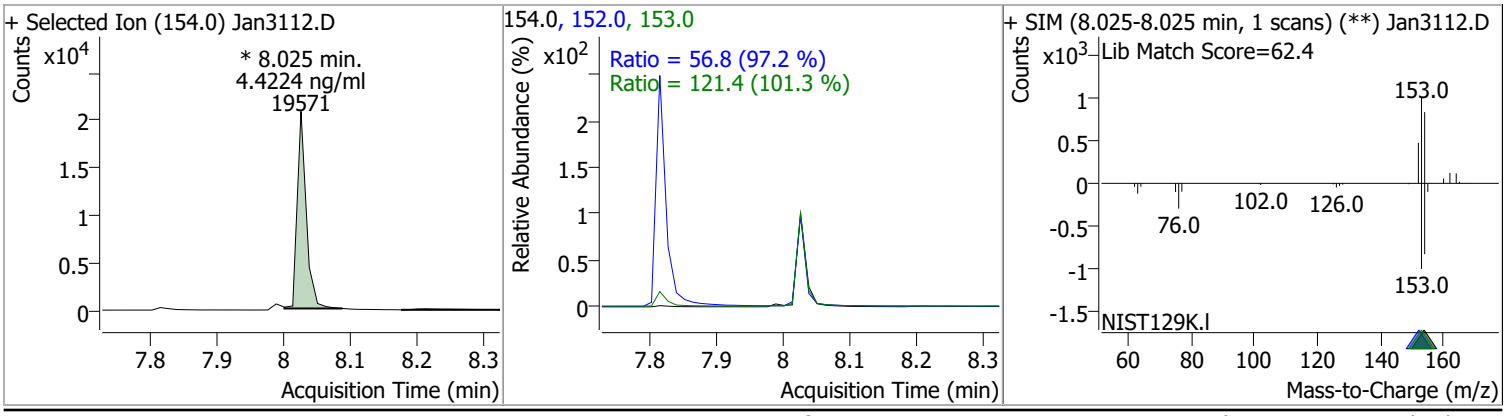

Compound	Conc.	RT	Dev(Min)	Resp.	QIon	QRatio	Lower	Upper
Fluorene	4.5893	8.66	0.00	27835	165.0	98.3	67.0	124.5
					167.0	13.6	9.2	17.1

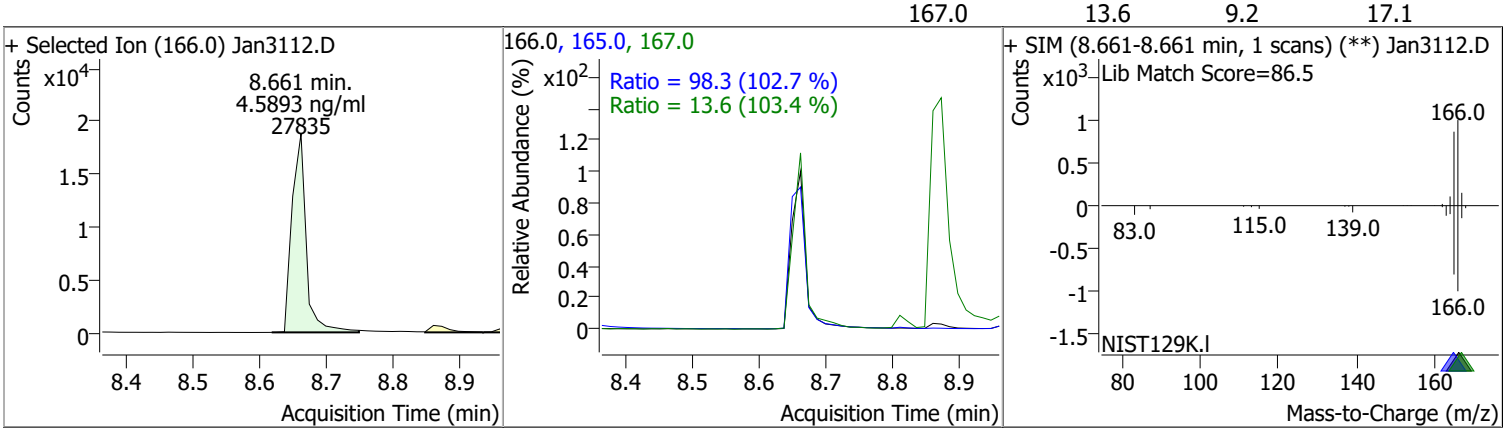

Compound	Conc.	RT	Dev(Min)	Resp.	QIon	QRatio	Lower	Upper
Phenanthrene	5.3501	9.79	0.00	47366	176.0	18.8	13.2	24.6

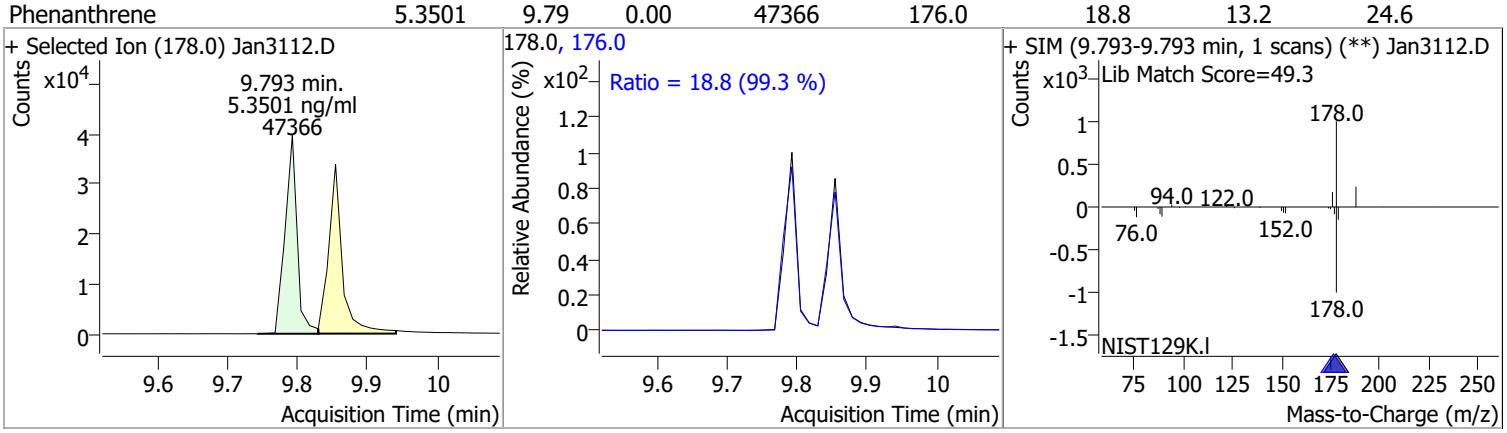

Compound	Conc.	RT	Dev(Min)	Resp.	QIon	QRatio	Lower	Upper
Anthracene	5.9145	9.85	0.00	46098	176.0	17.8	12.8	23.8

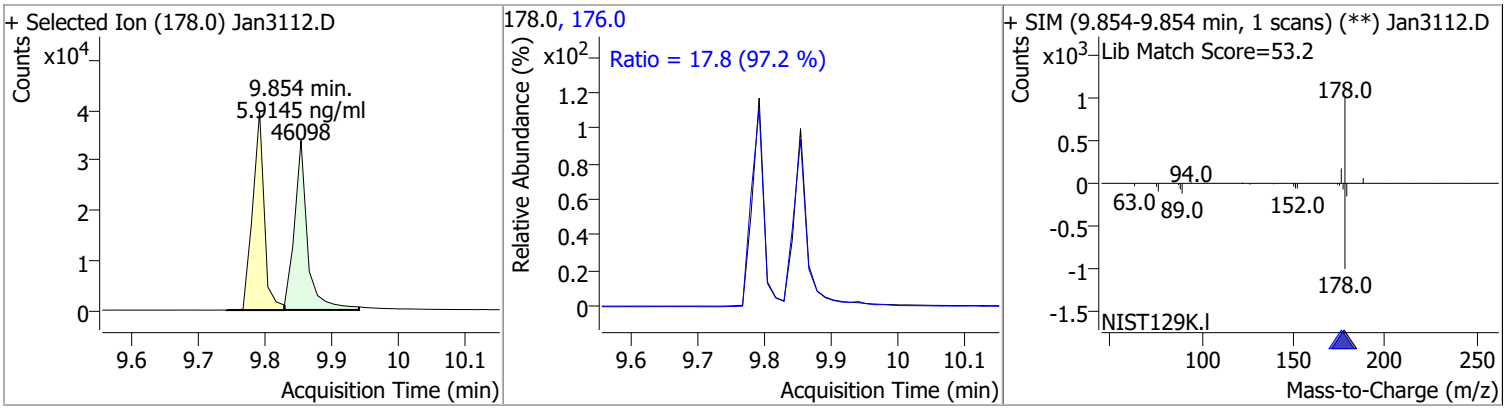

Compound	Conc.	RT	Dev(Min)	Resp.	QIon	QRatio	Lower	Upper
o-Terphenyl	5.3872	10.30	0.00	27532	229.0	68.5	47.1	87.5
					215.0	46.4	31.1	57.7

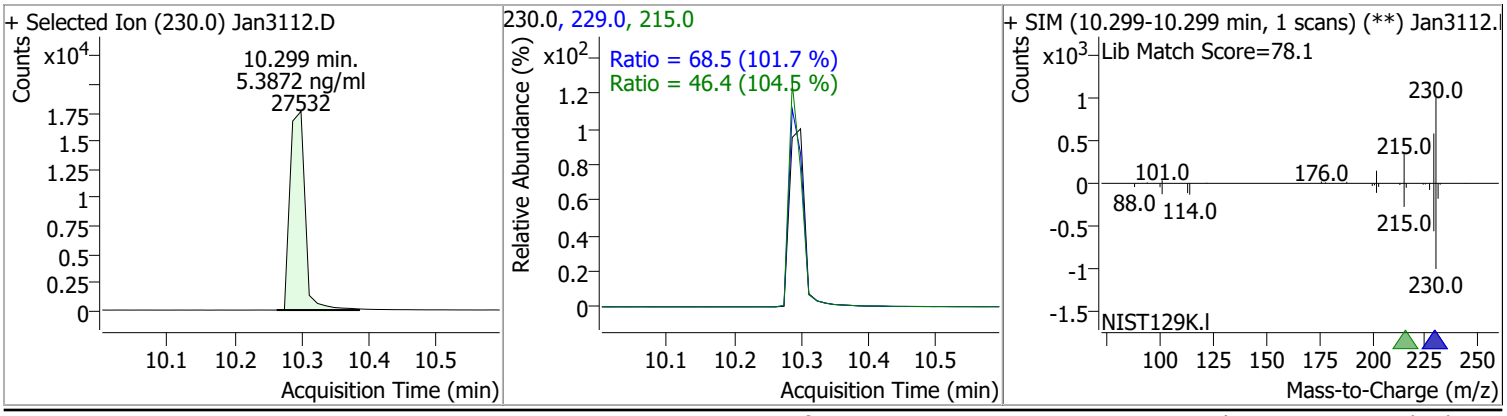

Quantitation Results Report (QT Reviewed)

Compound	Conc.	RT	Dev(Min)	Resp.	QIon	QRatio	Lower	Upper
Fluoranthene	5.7678	11.40	-0.01	59850	101.0	11.0	8.8	16.3

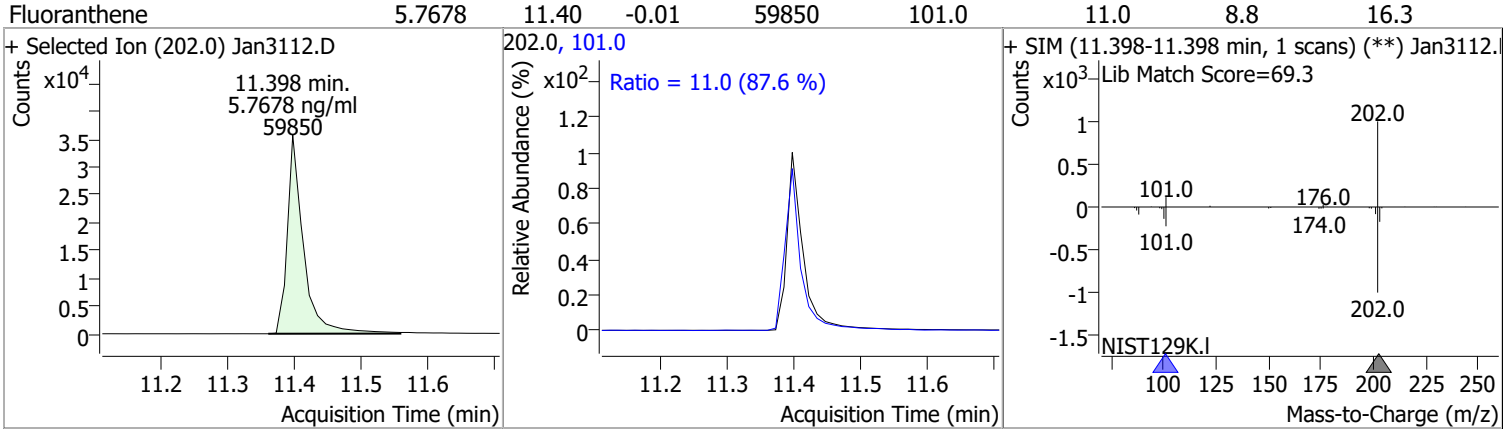

Compound	Conc.	RT	Dev(Min)	Resp.	QIon	QRatio	Lower	Upper
Pyrene	5.3088	11.77	-0.01	62673	101.0	13.3	10.8	20.0

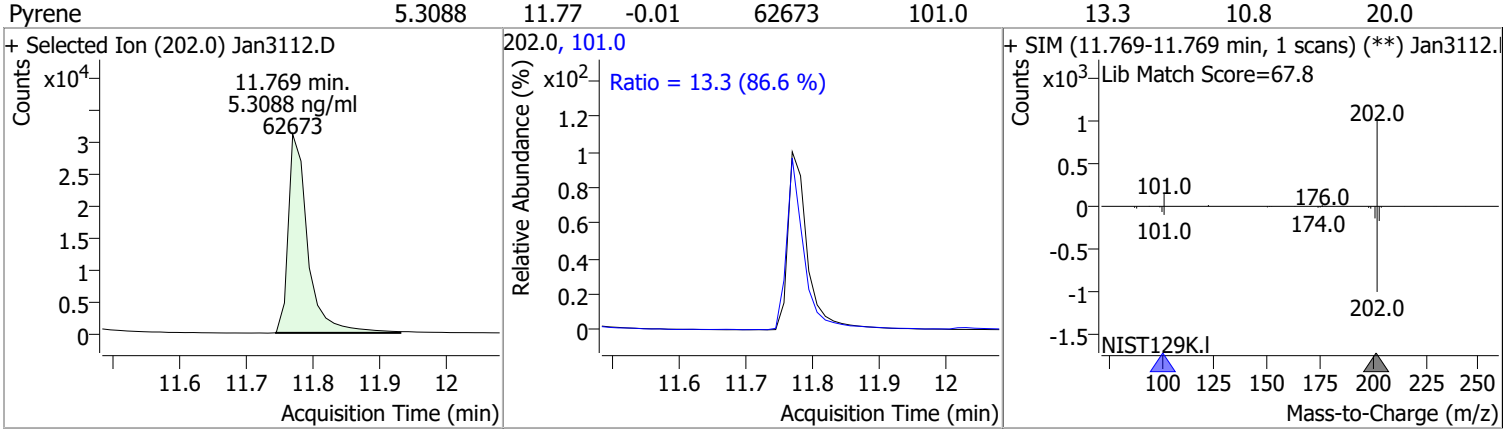

Compound	Conc.	RT	Dev(Min)	Resp.	QIon	QRatio	Lower	Upper
Terphenyl-d14	6.7901	12.25	0.00	31502	122.0	14.1	9.8	18.2

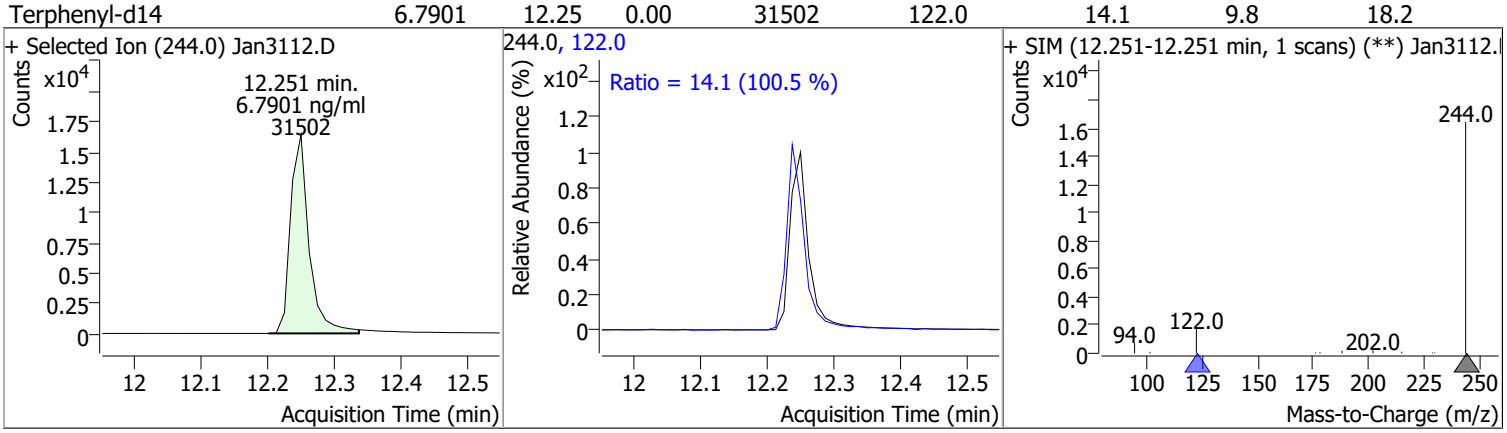

Compound	Conc.	RT	Dev(Min)	Resp.	QIon	QRatio	Lower	Upper
Benzo(a)Anthracene	5.7297	14.68	0.00	45773	226.0	27.7	19.0	35.2
					229.0	21.6	16.0	29.7

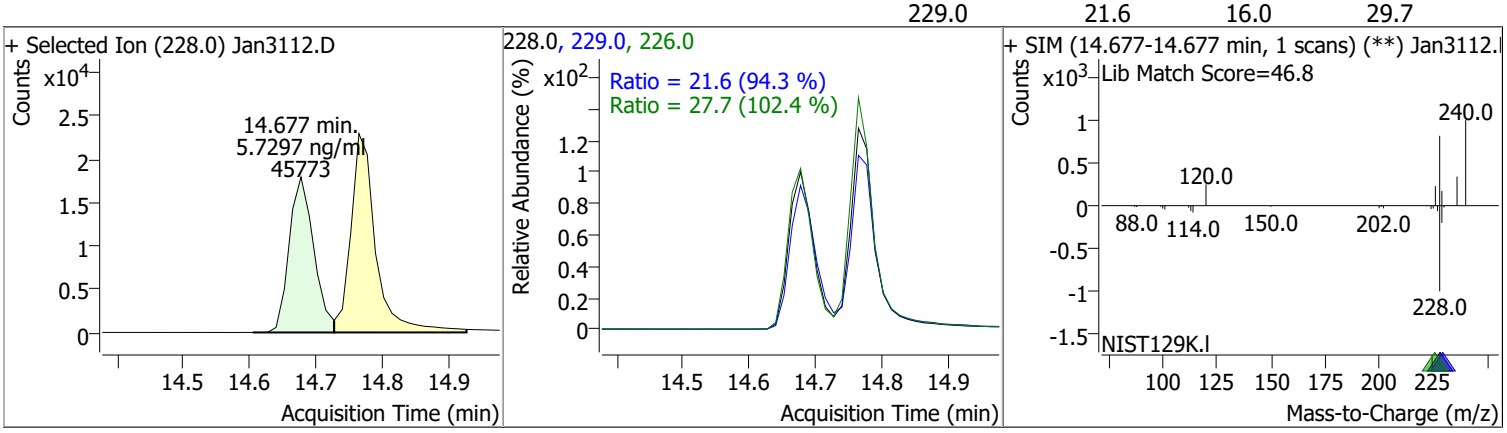

Compound	Conc.	RT	Dev(Min)	Resp.	QIon	QRatio	Lower	Upper
Chrysene	5.5792	14.76	0.00	59671	226.0	30.1	21.0	39.1
					229.0	21.0	14.8	27.6

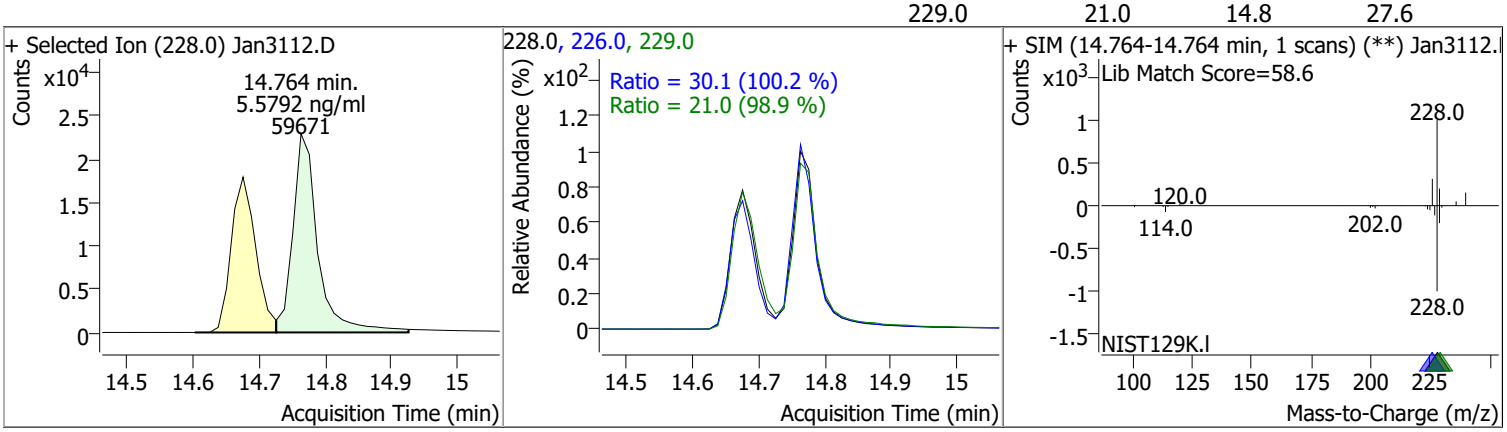

Compound	Conc.	RT	Dev(Min)	Resp.	QIon	QRatio	Lower	Upper
Benzo(b)fluoranthene	5.6289	17.71	0.00	42657	253.0	22.2	14.9	27.7

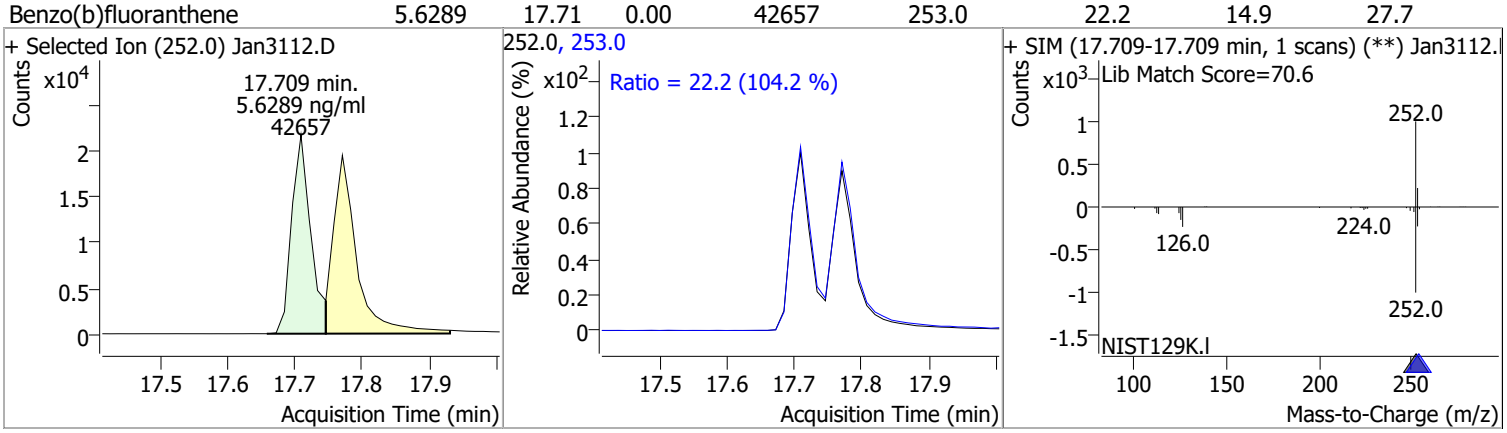

Compound	Conc.	RT	Dev(Min)	Resp.	QIon	QRatio	Lower	Upper
Benzo(k)fluoranthene	5.4227	17.77	0.00	47336	253.0	22.7	13.2	24.6

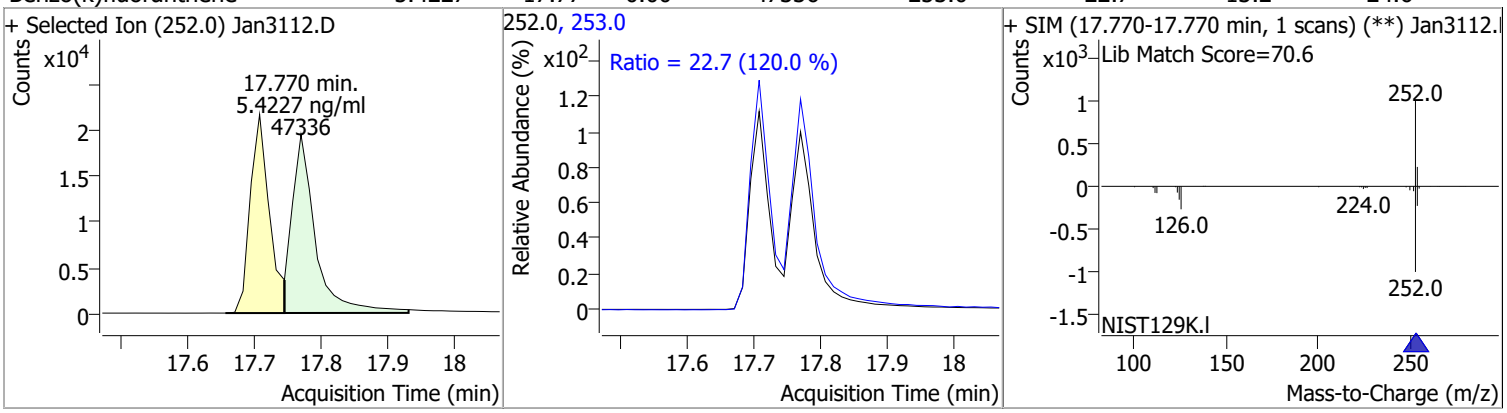

Compound	Conc.	RT	Dev(Min)	Resp.	QIon	QRatio	Lower	Upper
Benzo(a)pyrene	5.5499	18.35	0.00	34896	253.0	23.2	16.1	29.9

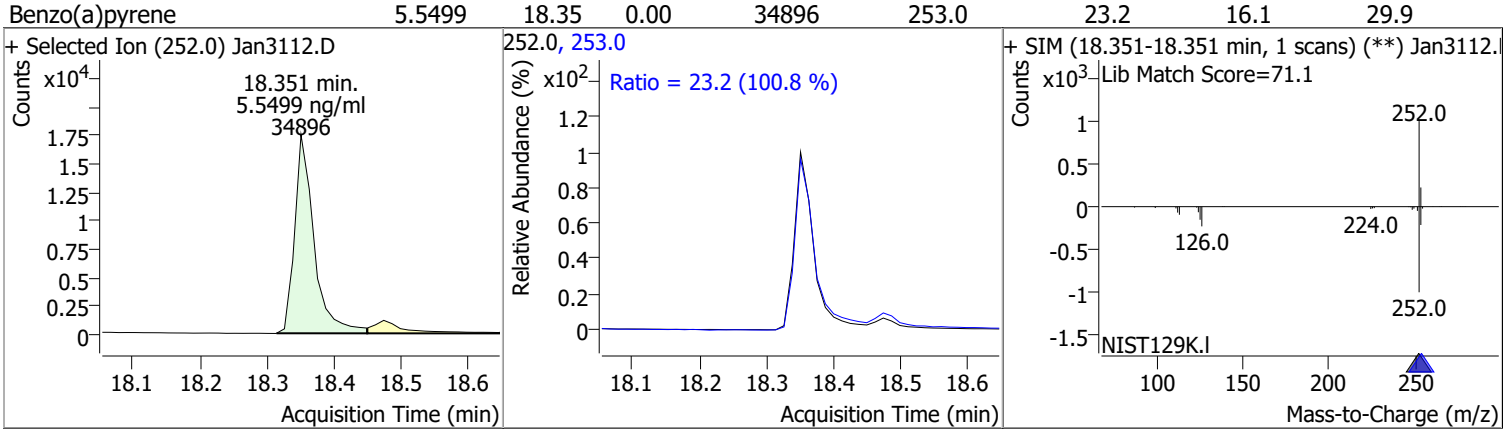

Quantitation Results Report (QT Reviewed)

Compound	Conc.	RT	Dev(Min)	Resp.	QIon	QRatio	Lower	Upper
Indeno(1,2,3-cd)pyrene	5.7360	20.20	-0.01	32432	138.0	18.3	15.7	29.1

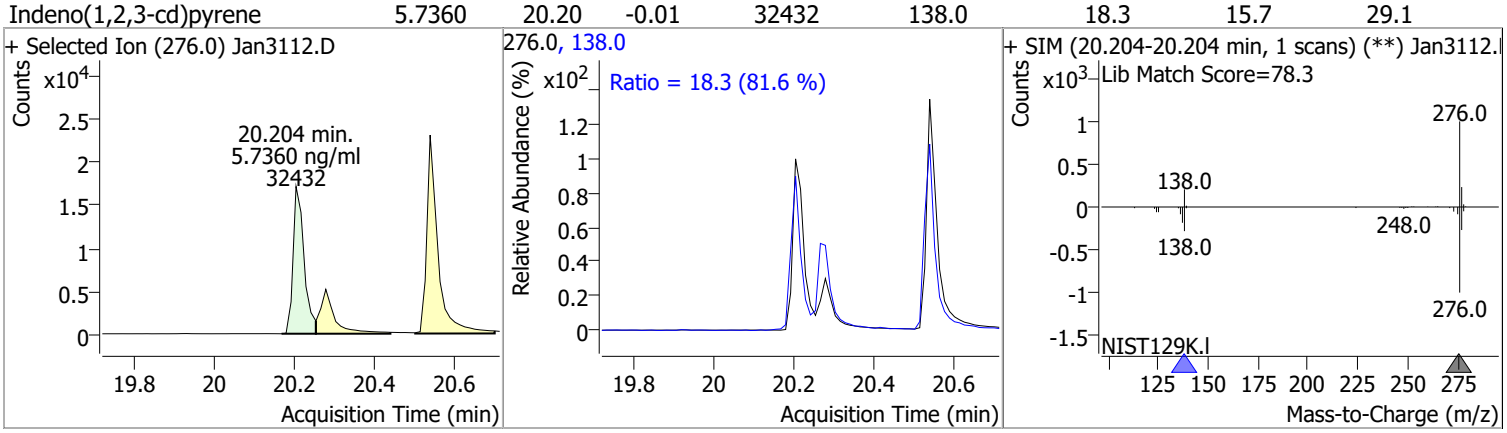

Compound	Conc.	RT	Dev(Min)	Resp.	QIon	QRatio	Lower	Upper
Dibenzo(a,h)anthracene	5.8843	20.28	0.00	37023	279.0	24.5	17.4	32.3
					139.0	15.7	12.3	22.8

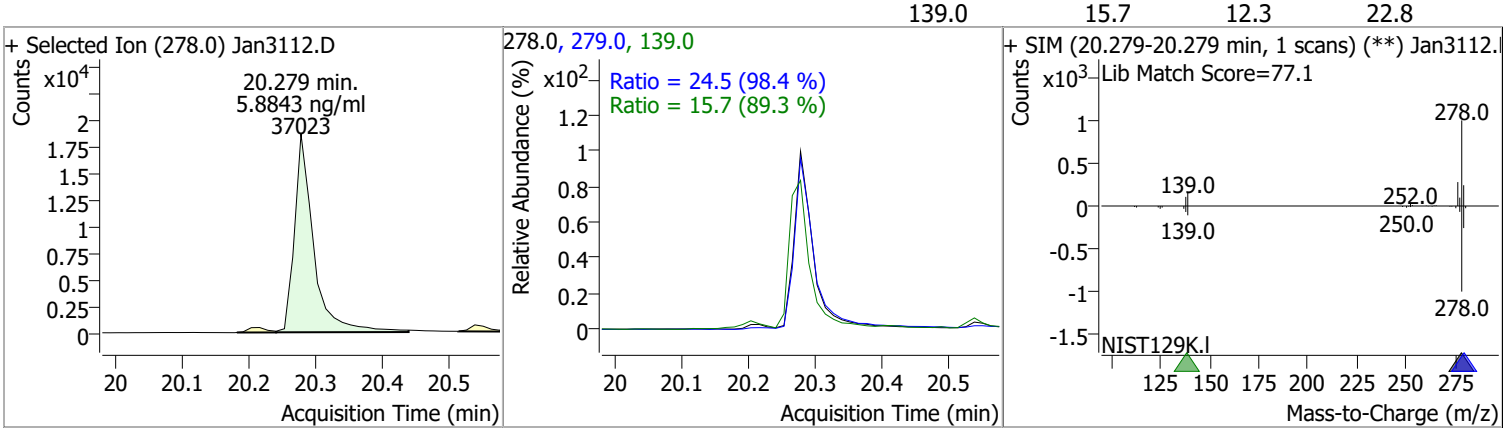

Compound	Conc.	RT	Dev(Min)	Resp.	QIon	QRatio	Lower	Upper
Benzo(g,h,i)perylene	5.6258	20.54	0.00	44785	277.0	23.1	17.3	32.2
					138.0	17.0	14.4	26.7

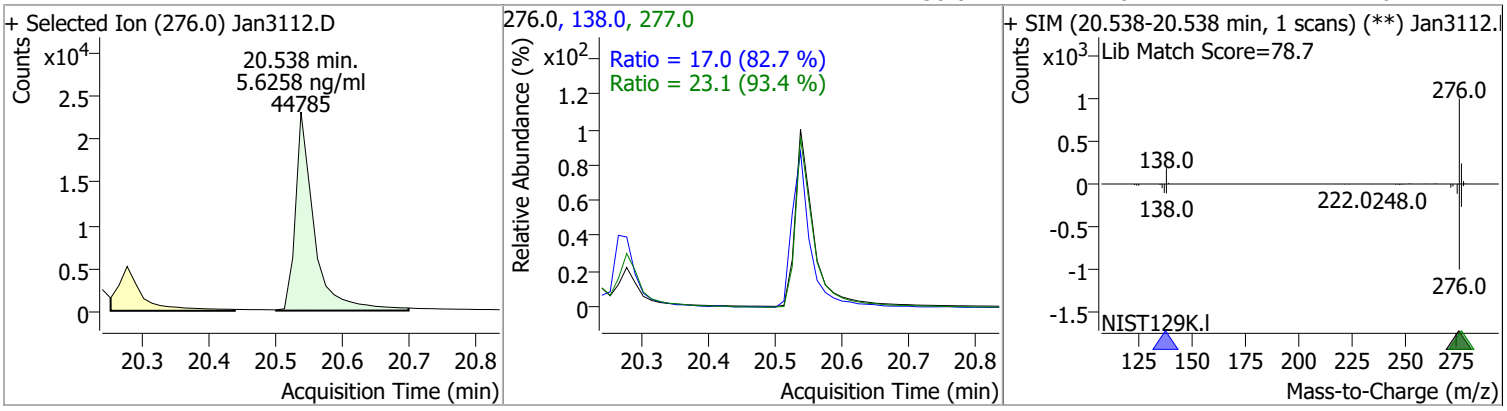

Quantitation Results Report (QT Reviewed)

Data File	Jan3113.D	Operator	LIMS import
Acq. Method	5975BNASIM	Acq. Date-Time	1/31/2022 6:25:12 PM
Sample Name	B22011137-001C	Instrument	GCMS
Vial	6	Multiplier	10.00
DA Method File	012622 bna SIM 2.batch.bin	Comment	SVOC-8270C-SIM-W-LLPAH
Tune File	dftppjph.u	Tune Date	
Batch Name	013122 bna SIM 2.batch.bin	Last Calib Update	1/27/2022 8:37:26 AM
Ref Library			

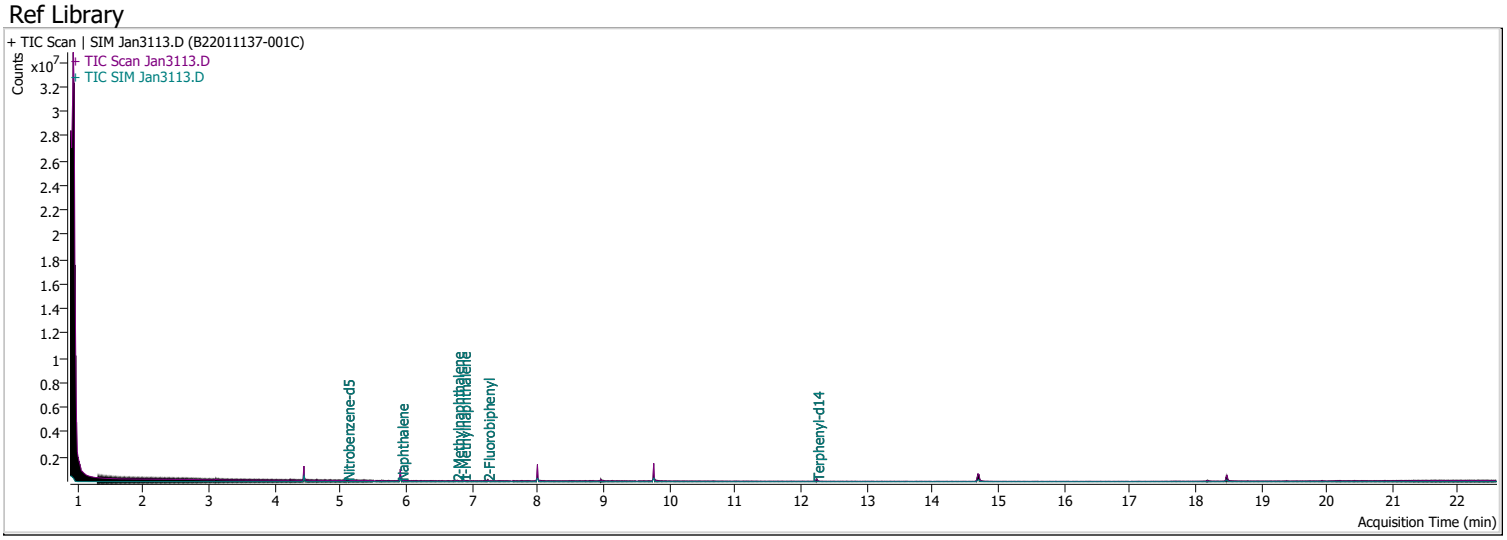

Compound	RT	QIon	Resp.	Conc.	Units		Dev(Min)
Internal Standards							
M 1,4-Dichlorobenzene-d4	4.447	152.0	135158	40.0000	ng/ml		-0.012
M Naphthalene-d8	5.916	136.0	225877	40.0000	ng/ml		0.000
M Acenaphthene-d10	8.000	164.0	157412	40.0000	ng/ml		0.000
M Phenanthrene-d10	9.768	188.0	351083	40.0000	ng/ml		0.000
M Chrysene-d12	14.701	240.0	276548	40.0000	ng/ml		0.000
M Perylene-d12	18.475	264.0	190852	40.0000	ng/ml		0.000
System Monitoring Compounds							
S Nitrobenzene-d5	5.106	82.0	22035	62.0155	ng/ml		-0.012
Spiked Amount: 5.000	Range: 19.0 - 102.0%			Recovery = 1240.31%		*	
S 2-Fluorobiphenyl	7.239	172.0	37156	60.0379	ng/ml		-0.013
Spiked Amount: 5.000	Range: 25.0 - 94.0%			Recovery = 1200.76%		*	
S o-Terphenyl	0.000		0	N.D.			
Spiked Amount: 5.000	Range: 40.0 - 140.0%			Recovery = NA%			
S Terphenyl-d14	12.251	244.0	48833	103.6577	ng/ml		0.000
Spiked Amount: 5.000	Range: 39.0 - 106.0%			Recovery = 2073.15%		*	
Target Compounds							**QValue**
T Naphthalene	5.928	128.0	14860	25.5429	ng/ml	m	89
T 2-Methylnaphthalene	6.777	141.0	8415	23.8952	ng/ml		77
T 1-Methylnaphthalene	6.877	141.0	14148	39.8506	ng/ml		94
T Acenaphthylene	0.000		0	N.D.			
T Acenaphthene	8.025	154.0	0		ng/ml	md	1
T Fluorene	8.661	166.0	0		ng/ml	md	1
T Phenanthrene	0.000		0	N.D.			
T Anthracene	0.000		0	N.D.			
T Fluoranthene	0.000		0	N.D.			
T Pyrene	0.000		0	N.D.			
T Benzo(a)Anthracene	14.701	228.0	0		ng/ml	md	1
T Chrysene	14.764	228.0	0		ng/ml	md	1
T Benzo(b)fluoranthene	17.733	252.0	0		ng/ml	md	1

Compound	RT	QIon	Resp.	Conc.	Units		Dev(Min)
T Benzo(k)fluoranthene	17.795	252.0	0		ng/ml	md	1
T Benzo(a)pyrene	18.363	252.0	0		ng/ml	md	1
T Indeno(1,2,3-cd)pyrene	20.229	276.0	0		ng/ml	md	1
T Dibenzo(a,h)anthracene	0.000		0	N.D.			
T Benzo(g,h,i)perylene	0.000		0	N.D.			

(#) = Qualifier Out of Range; (m) = Manual Integration; (+) = Area Summed; (*) = Surrogate Percent Recovery Out of Range; (d): Zeroed Peak

Quantitation Results Report (QT Reviewed)

Compound	Conc.	RT	Dev(Min)	Resp.	QIon	QRatio	Lower	Upper
Nitrobenzene-d5	62.0155	5.11	-0.01	22035	54.0	37.8	31.6	58.8
					128.0	28.3	19.3	35.9

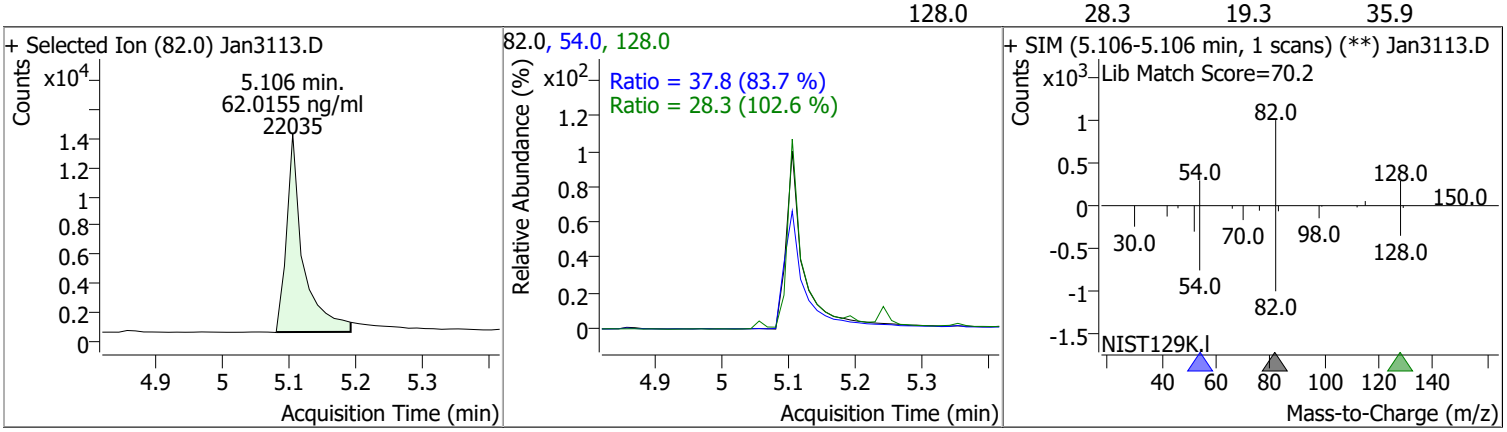

Compound	Conc.	RT	Dev(Min)	Resp.	QIon	QRatio	Lower	Upper
Naphthalene	25.5429	5.93	-0.01	14860 (m)	102.0	26.3	0.0	61.8
					129.0	14.0	7.7	14.3

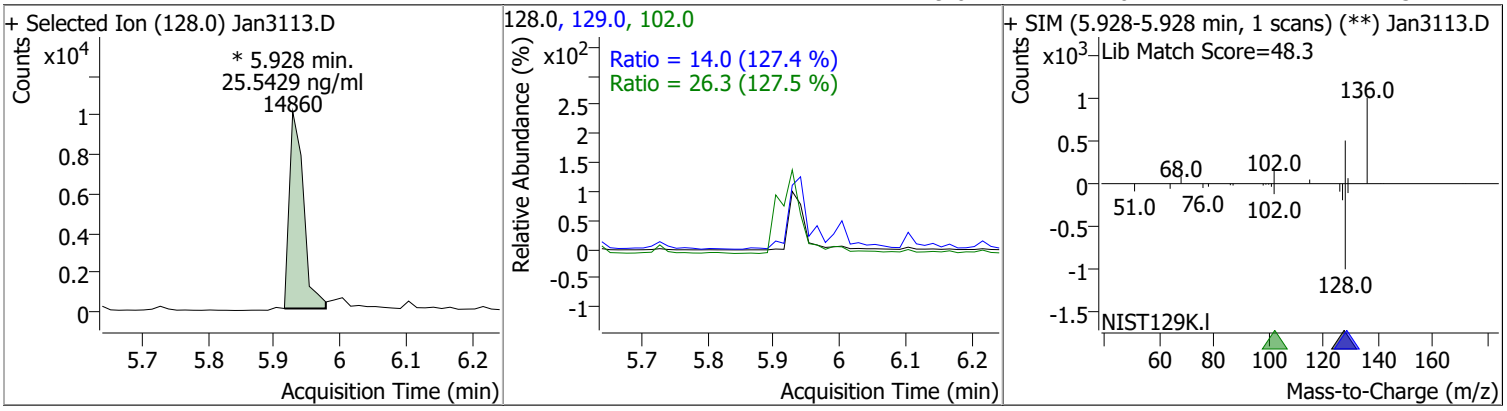

Compound	Conc.	RT	Dev(Min)	Resp.	QIon	QRatio	Lower	Upper
2-Methylnaphthalene	23.8952	6.78	0.00	8415	142.0	113.7	99.1	184.0
					115.0	84.8	46.3	86.0

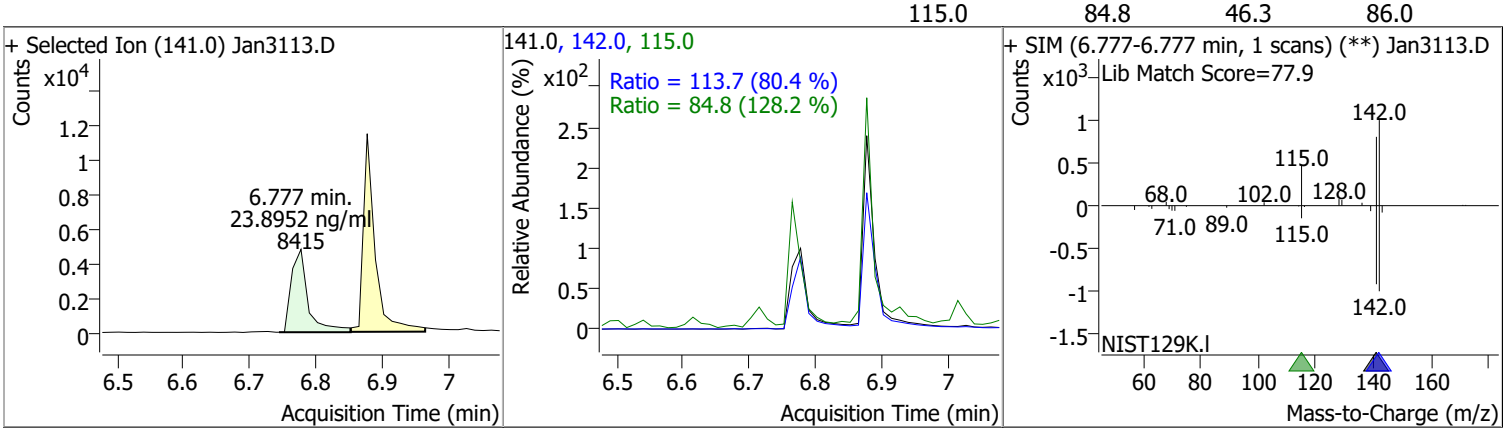

Quantitation Results Report (QT Reviewed)

Compound	Conc.	RT	Dev(Min)	Resp.	QIon	QRatio	Lower	Upper
1-Methylnaphthalene	39.8506	6.88	0.00	14148	142.0	107.6	78.3	145.5
					115.0	68.0	53.4	99.2

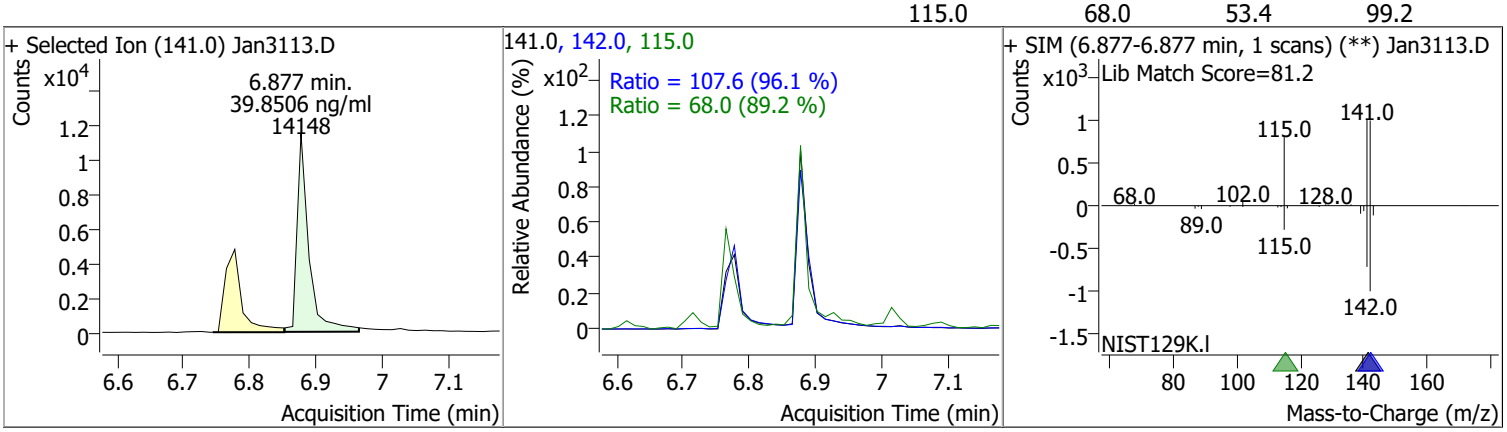

Compound	Conc.	RT	Dev(Min)	Resp.	QIon	QRatio	Lower	Upper
2-Fluorobiphenyl	60.0379	7.24	-0.01	37156	171.0	35.6	25.6	47.6

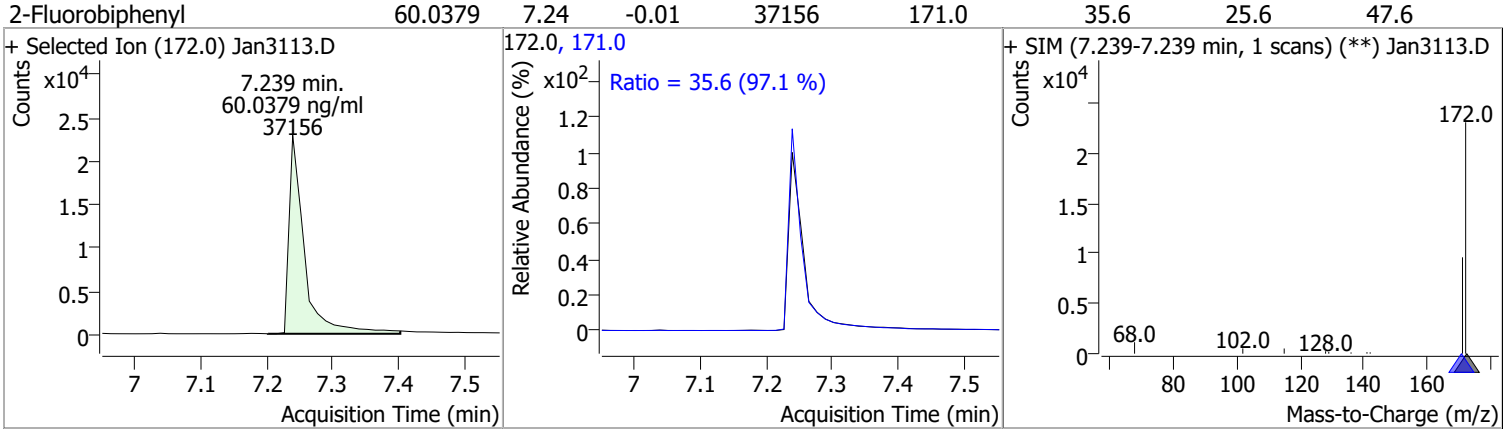

Compound	Conc.	Exp RT	QIon	Exp Ratio
Acenaphthylene	N.D.	7.81	153.0	13.1

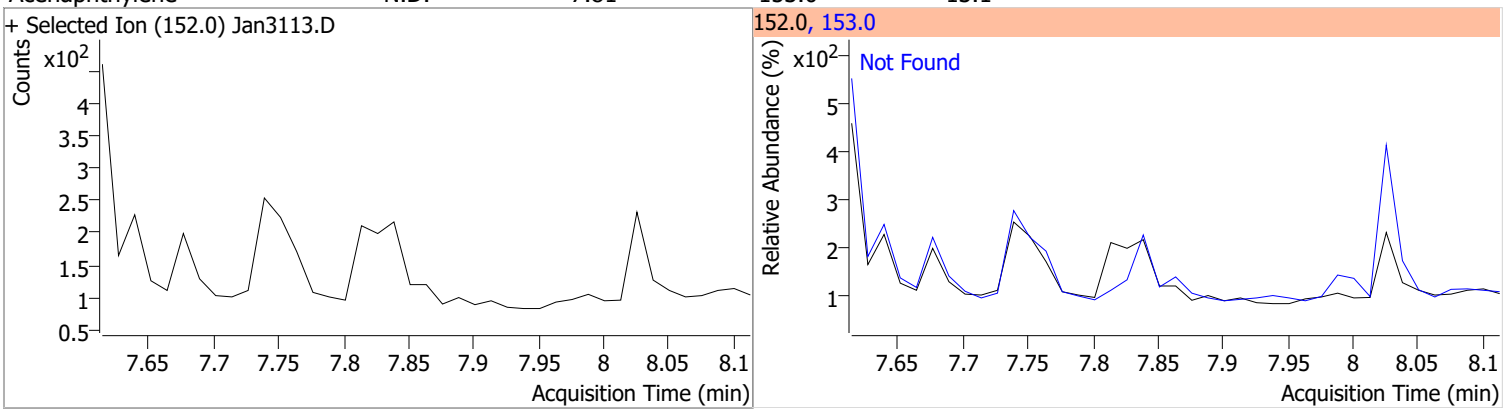

Compound	Conc.	RT	Dev(Min)	Resp.	QIon	QRatio	Lower	Upper
Acenaphthene		0		0	153.0		83.9	155.8
					152.0		40.9	76.0

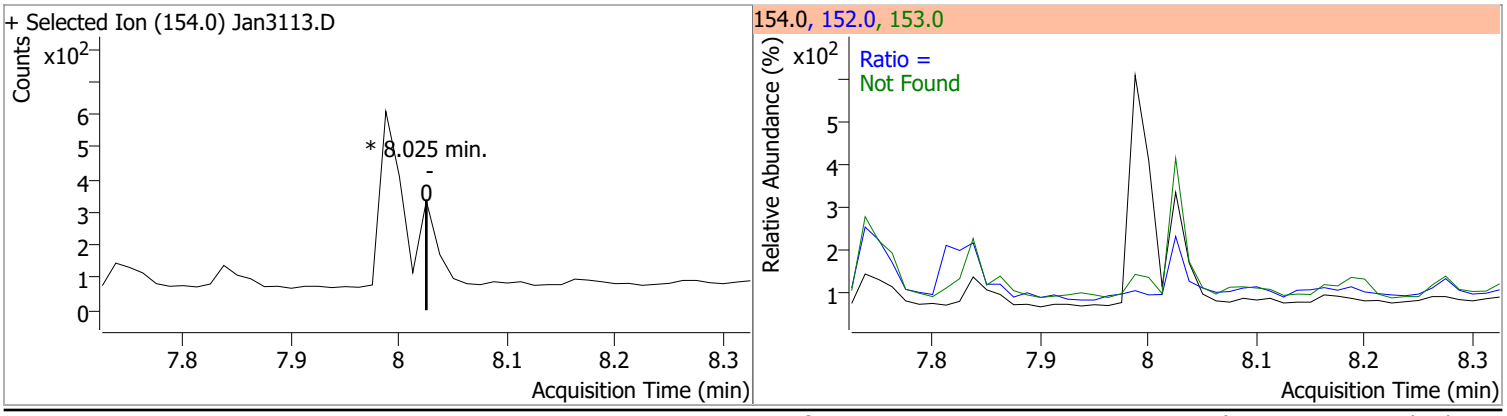

Quantitation Results Report (QT Reviewed)

Compound	Conc.	RT	Dev(Min)	Resp.	QIon	QRatio	Lower	Upper
Fluorene		0		0	165.0		67.0	124.5
					167.0		9.2	17.1

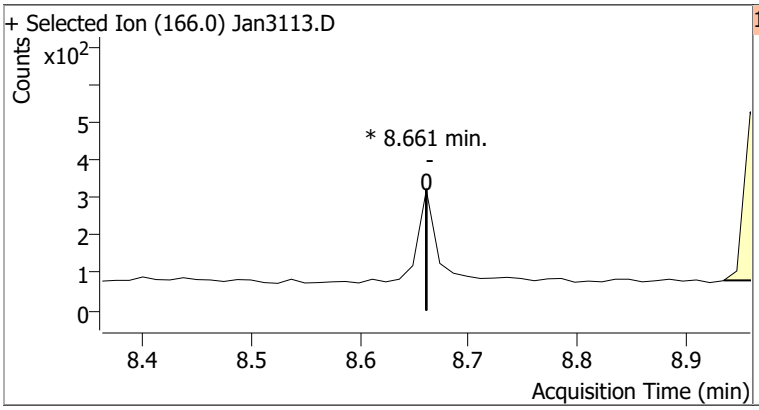

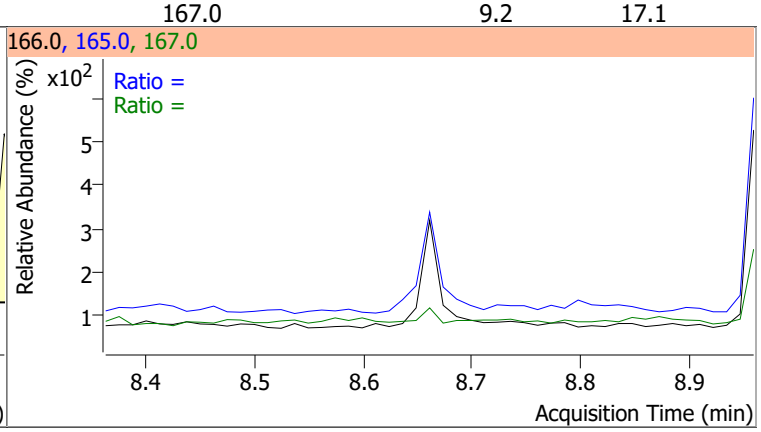

Compound	Conc.	Exp RT	QIon	Exp Ratio
Phenanthrene	N.D.	9.79	176.0	18.9

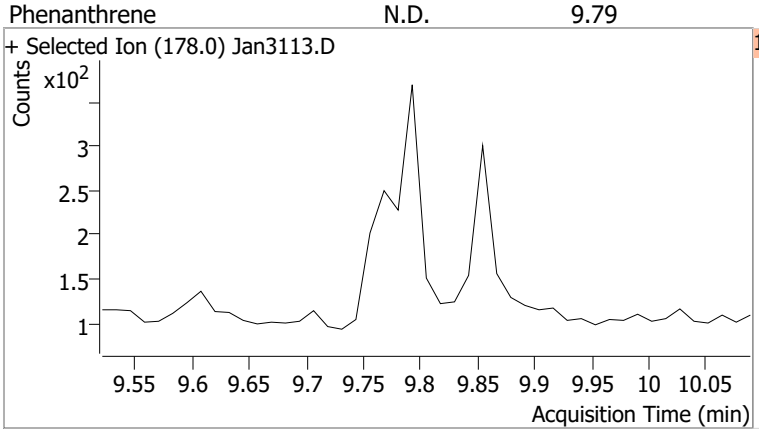

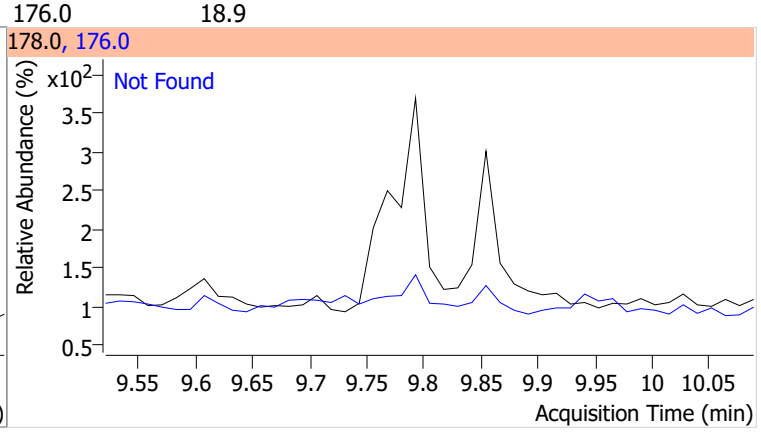

Compound	Conc.	Exp RT	QIon	Exp Ratio
Anthracene	N.D.	9.85	176.0	18.3

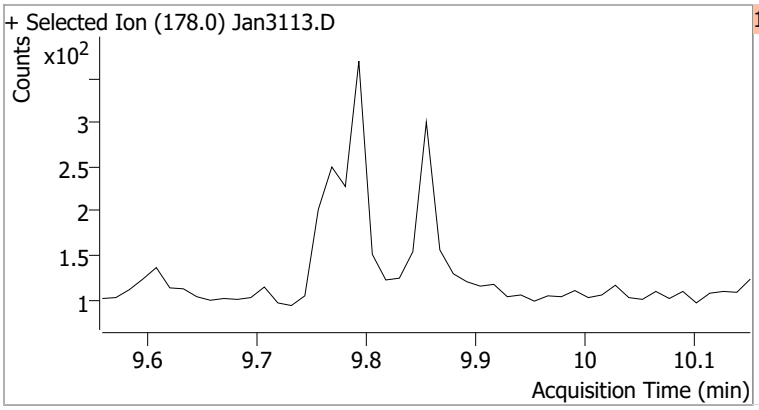

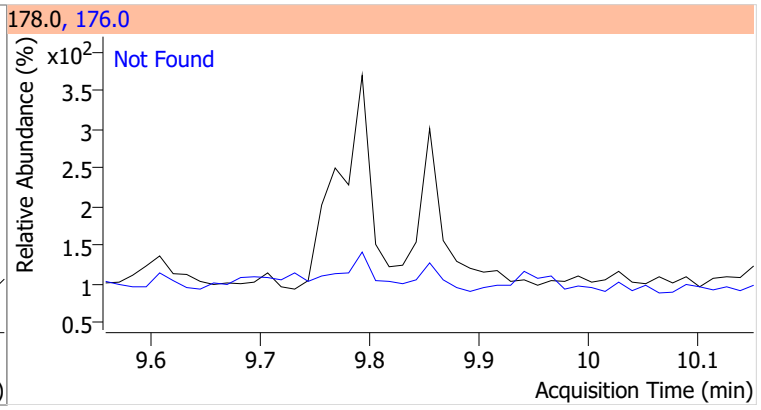

Compound	Conc.	Exp RT	QIon	Exp Ratio	QIon	Exp Ratio
o-Terphenyl	N.D.	10.30	229.0	67.3	215.0	44.4

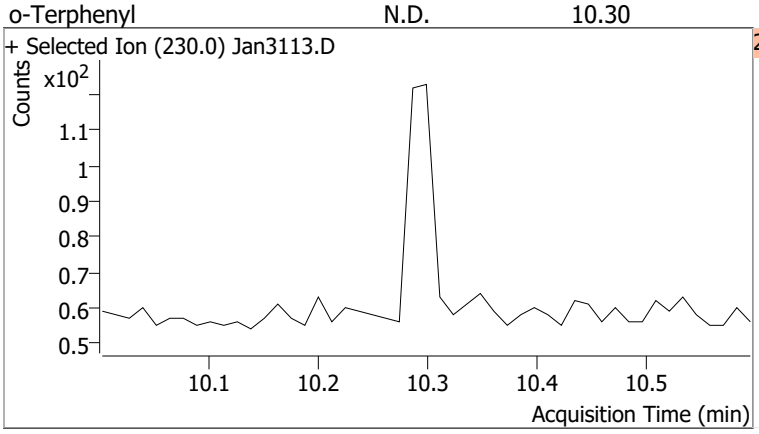

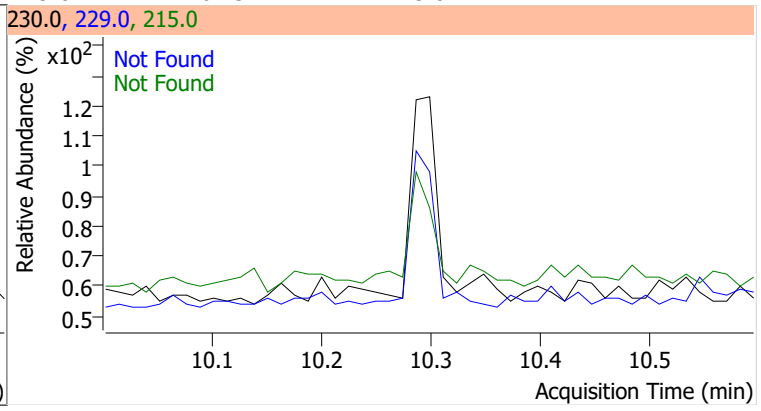

Compound	Conc.	Exp RT	QIon	Exp Ratio
Fluoranthene	N.D.	11.41	101.0	12.5

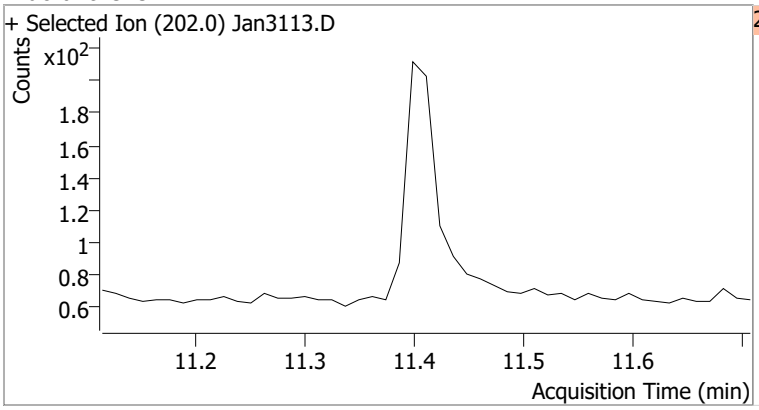

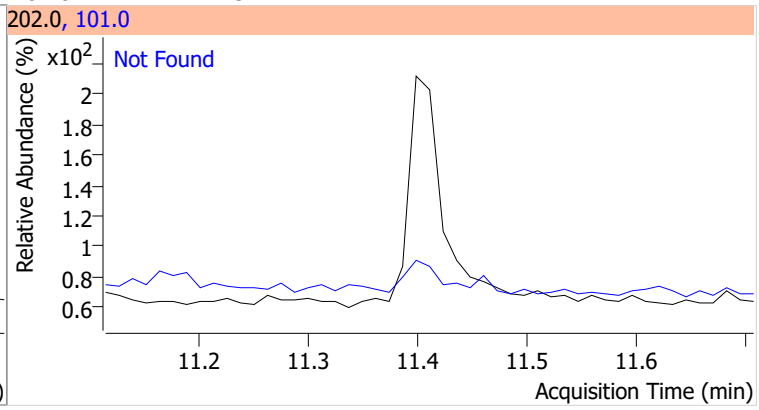

Compound	Conc.	Exp RT	QIon	Exp Ratio
Pyrene	N.D.	11.78	101.0	15.4

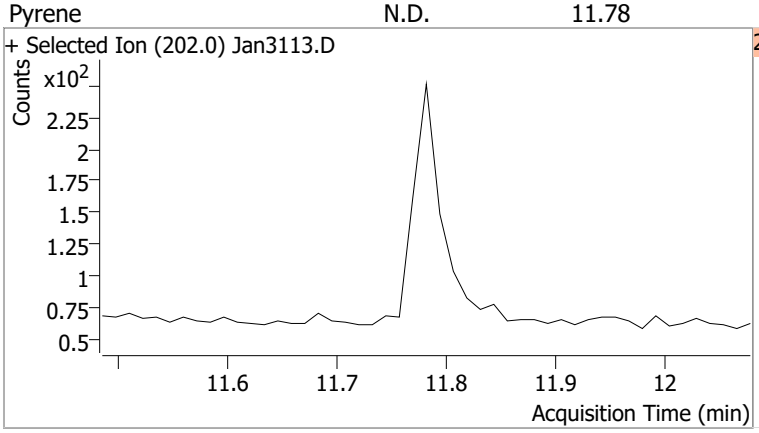

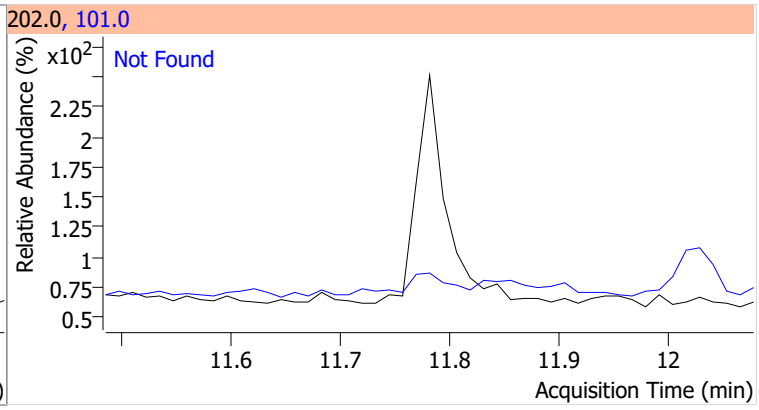

Compound	Conc.	RT	Dev(Min)	Resp.	QIon	QRatio	Lower	Upper
Terphenyl-d14	103.6577	12.25	0.00	48833	122.0	14.0	9.8	18.2

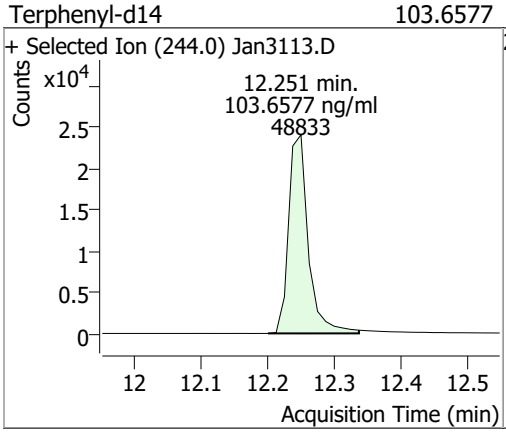

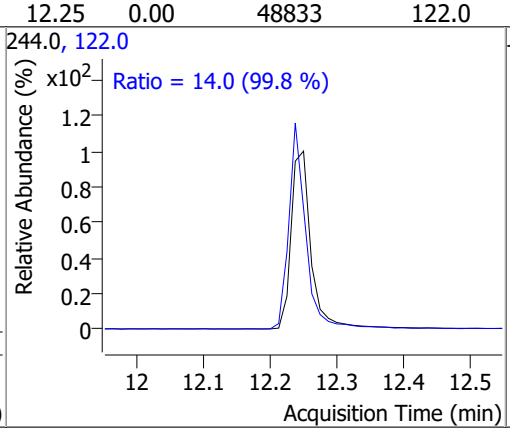

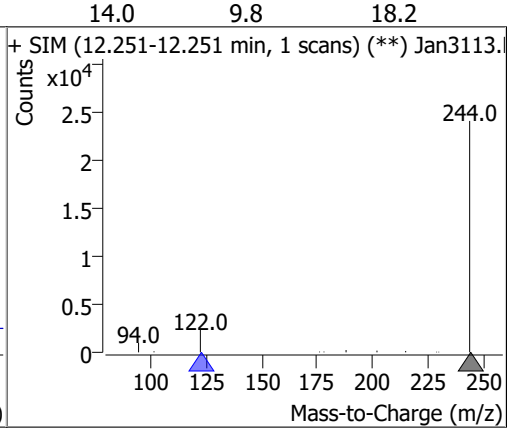

Compound	Conc.	RT	Dev(Min)	Resp.	QIon	QRatio	Lower	Upper
Benzo(a)Anthracene		0		0	226.0		19.0	35.2
					229.0		16.0	29.7

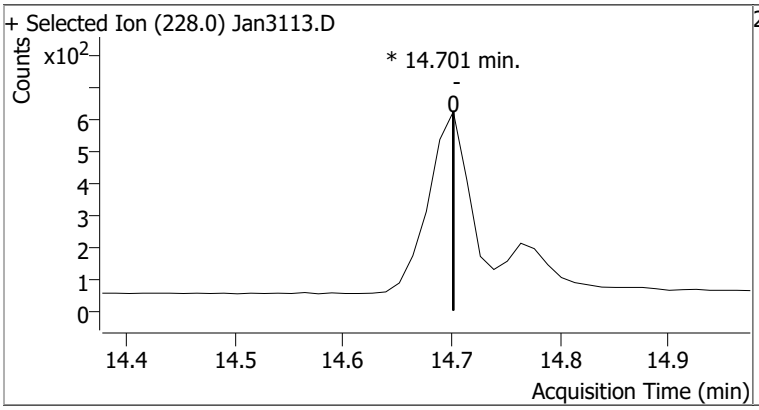

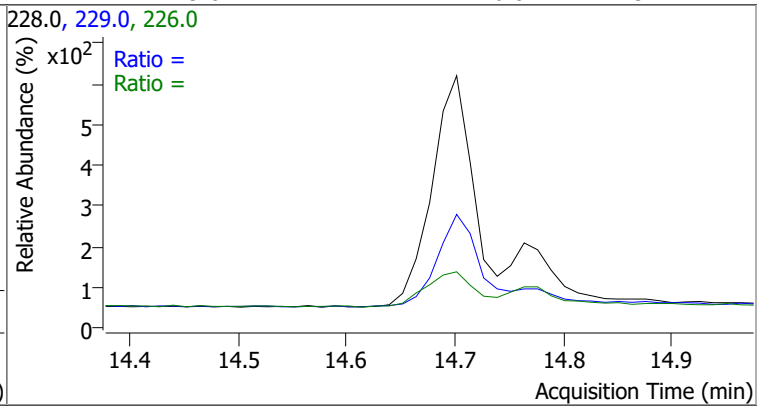

Compound	Conc.	RT	Dev(Min)	Resp.	QIon	QRatio	Lower	Upper
Chrysene		0		0	226.0		21.0	39.1
					229.0		14.8	27.6

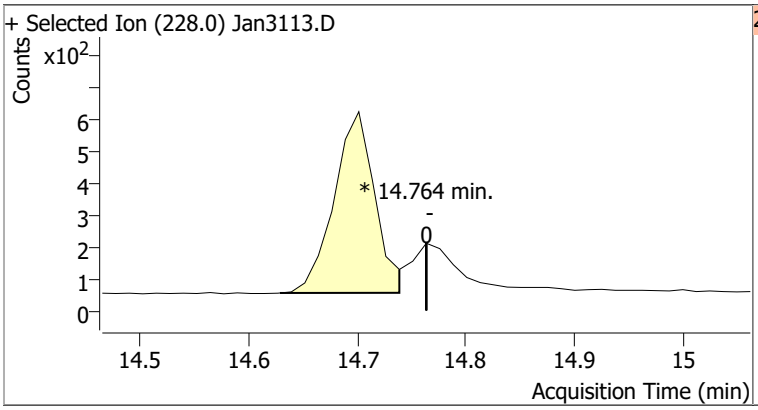

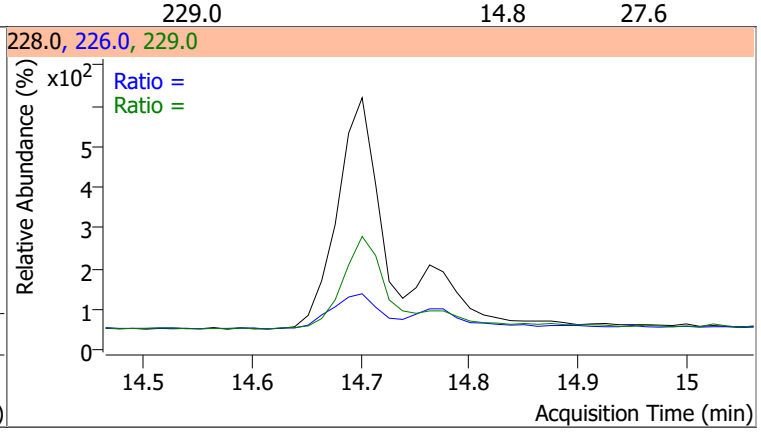

Compound	Conc.	RT	Dev(Min)	Resp.	QIon	QRatio	Lower	Upper
Benzo(b)fluoranthene		0		0	253.0		14.9	27.7

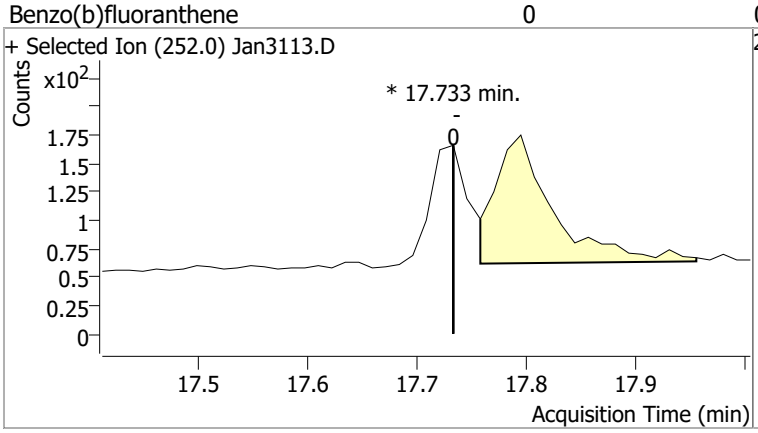

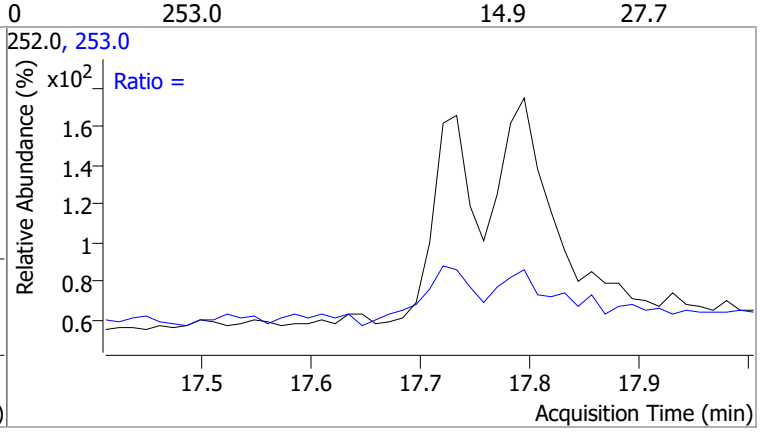

Compound	Conc.	RT	Dev(Min)	Resp.	QIon	QRatio	Lower	Upper
Benzo(k)fluoranthene		0		0	253.0		13.2	24.6

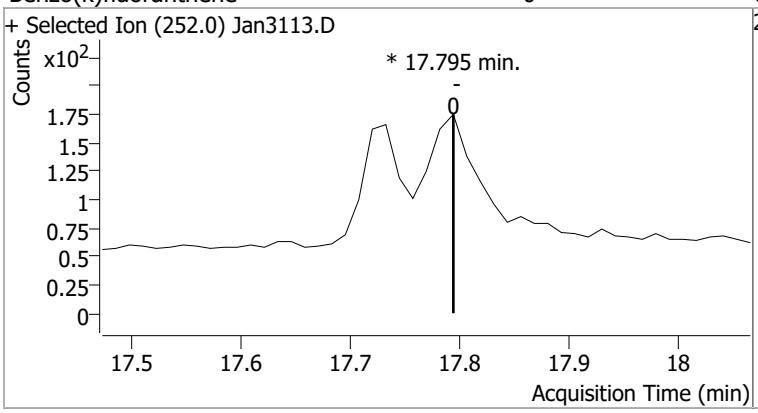

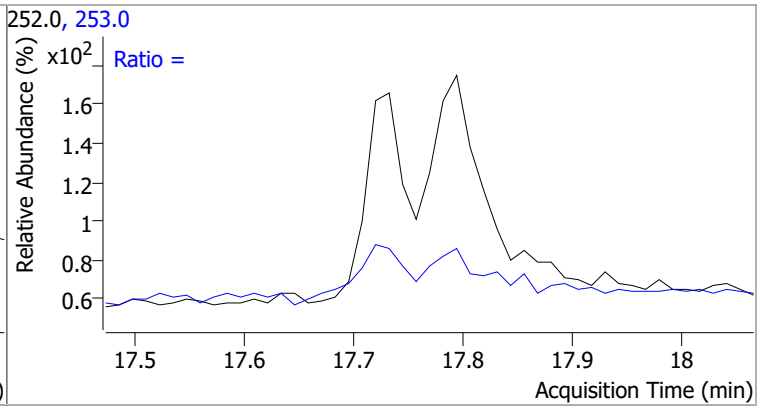

Compound	Conc.	RT	Dev(Min)	Resp.	QIon	QRatio	Lower	Upper
Benzo(a)pyrene		0		0	253.0		16.1	29.9

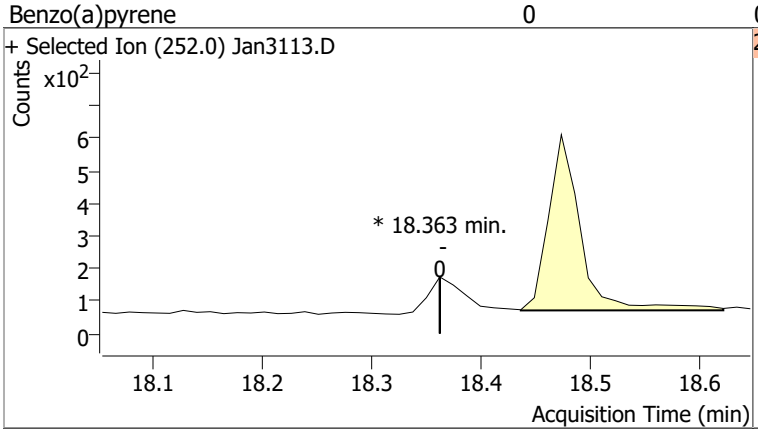

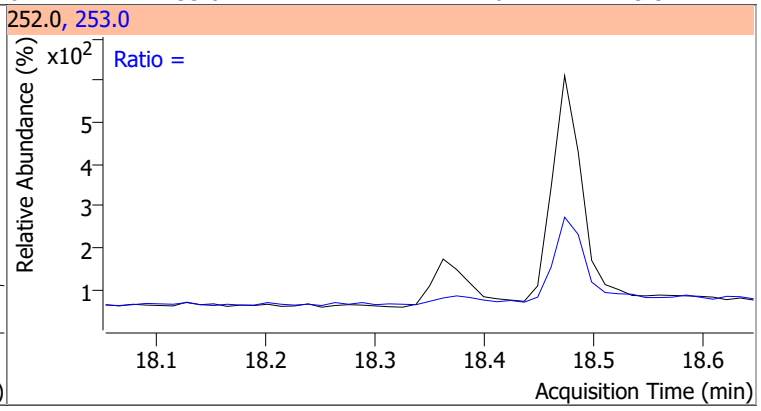

Quantitation Results Report (QT Reviewed)

Compound	Conc.	RT	Dev(Min)	Resp.	QIon	QRatio	Lower	Upper
Indeno(1,2,3-cd)pyrene		0		0	138.0		15.7	29.1

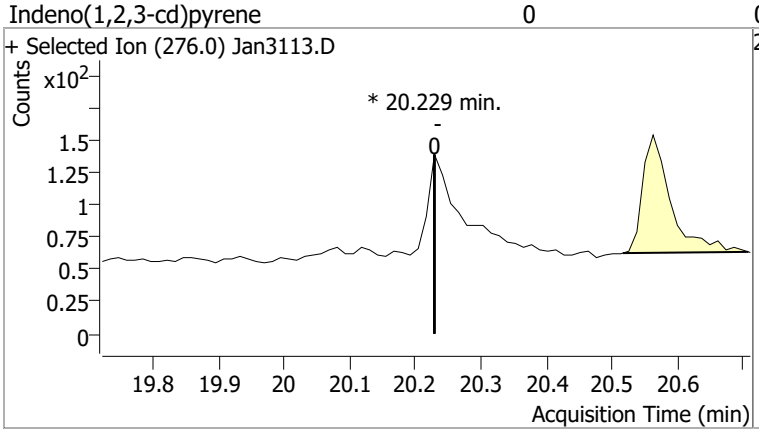

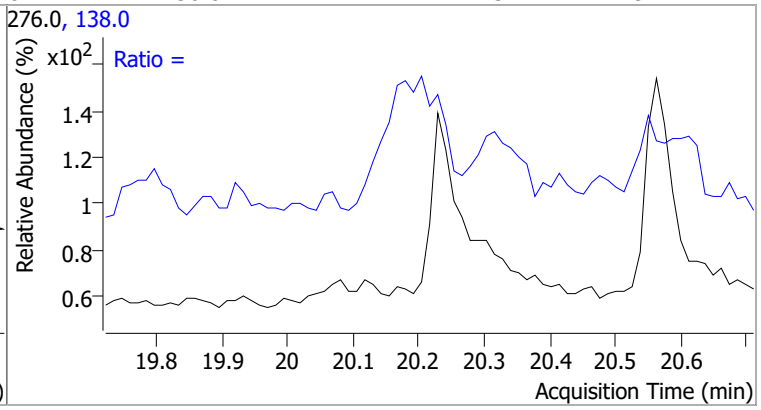

Compound	Conc.	Exp RT	QIon	Exp Ratio	QIon	Exp Ratio
Dibenzo(a,h)anthracene	N.D.	20.28	279.0	24.9	139.0	17.5

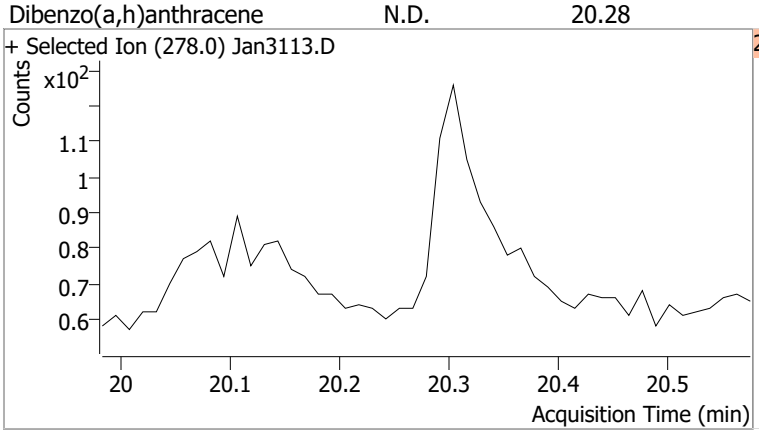

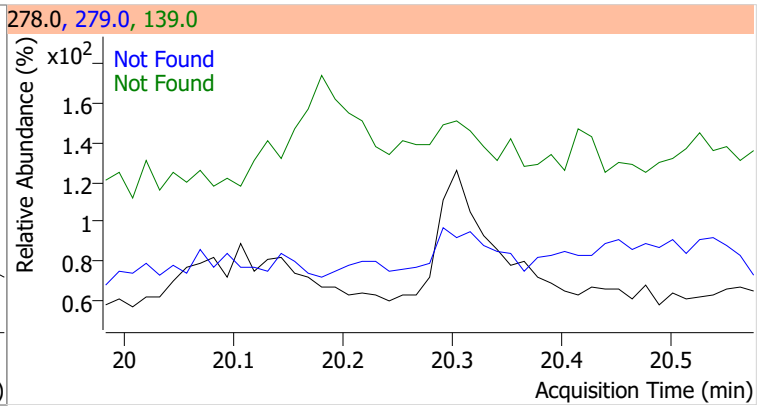

Compound	Conc.	Exp RT	QIon	Exp Ratio	QIon	Exp Ratio
Benzo(g,h,i)perylene	N.D.	20.54	277.0	24.8	138.0	20.5

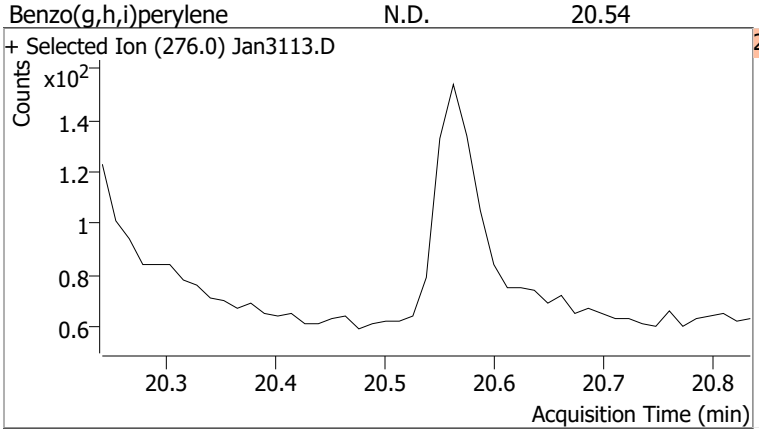

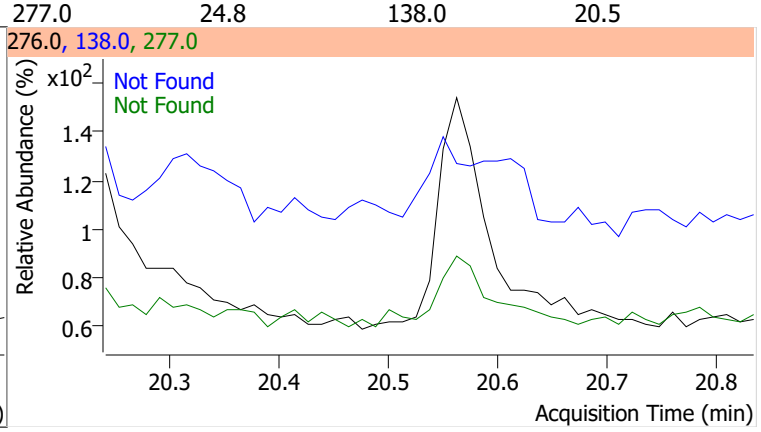

Quantitation Results Report (QT Reviewed)

Data File	Jan3114.D	Operator	LIMS import
Acq. Method	5975BNASIM	Acq. Date-Time	1/31/2022 6:57:47 PM
Sample Name	MB-163174	Instrument	GCMS
Vial	7	Multiplier	1.00
DA Method File	012622 bna SIM 2.batch.bin	Comment	SVOC-8270C-SIM-W-LLPAH
Tune File	dftppjph.u	Tune Date	
Batch Name	013122 bna SIM 2.batch.bin	Last Calib Update	1/27/2022 8:37:26 AM
Ref Library			

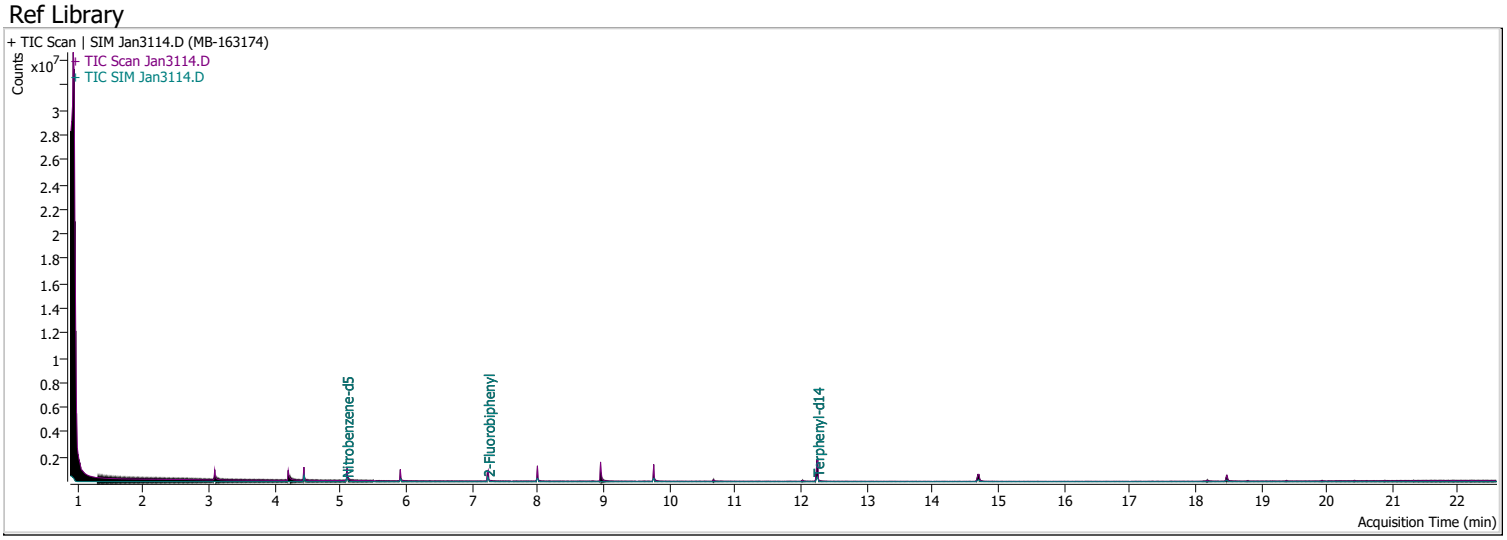

Compound	RT	QIon	Resp.	Conc.	Units		Dev(Min)
Internal Standards							
M 1,4-Dichlorobenzene-d4	4.447	152.0	134813	40.0000	ng/ml		-0.012
M Naphthalene-d8	5.916	136.0	232694	40.0000	ng/ml		0.000
M Acenaphthene-d10	8.001	164.0	154565	40.0000	ng/ml		0.000
M Phenanthrene-d10	9.768	188.0	332822	40.0000	ng/ml		0.000
M Chrysene-d12	14.702	240.0	269463	40.0000	ng/ml		0.000
M Perylene-d12	18.475	264.0	178620	40.0000	ng/ml		0.000
System Monitoring Compounds							
S Nitrobenzene-d5	5.094	82.0	345546	42.9081	ng/ml		-0.025
Spiked Amount: 5.000	Range: 19.0 - 102.0%			Recovery = 858.16%		*	
S 2-Fluorobiphenyl	7.240	172.0	386228	55.6241	ng/ml		-0.012
Spiked Amount: 5.000	Range: 25.0 - 94.0%			Recovery = 1112.48%		*	
S o-Terphenyl	0.000		0	N.D.			
Spiked Amount: 5.000	Range: 40.0 - 140.0%			Recovery = NA%			
S Terphenyl-d14	12.251	244.0	548126	80.6631	ng/ml		0.000
Spiked Amount: 5.000	Range: 39.0 - 106.0%			Recovery = 1613.26%		*	
Target Compounds							**QValue**
T Naphthalene	0.000		0	N.D.			
T 2-Methylnaphthalene	0.000		0	N.D.			
T 1-Methylnaphthalene	0.000		0	N.D.			
T Acenaphthylene	0.000		0	N.D.			
T Acenaphthene	8.025	154.0	0		ng/ml	md	1
T Fluorene	8.661	166.0	0		ng/ml	md	1
T Phenanthrene	0.000		0	N.D.			
T Anthracene	0.000		0	N.D.			
T Fluoranthene	0.000		0	N.D.			
T Pyrene	0.000		0	N.D.			
T Benzo(a)Anthracene	14.702	228.0	0		ng/ml	md	1
T Chrysene	14.764	228.0	0		ng/ml	md	1
T Benzo(b)fluoranthene	0.000		0	N.D.			

Compound	RT	QIon	Resp.	Conc.	Units		Dev(Min)
T Benzo(k)fluoranthene	0.000		0	N.D.			
T Benzo(a)pyrene	18.363	252.0	0		ng/ml	md	1
T Indeno(1,2,3-cd)pyrene	0.000		0	N.D.			
T Dibenzo(a,h)anthracene	0.000		0	N.D.			
T Benzo(g,h,i)perylene	0.000		0	N.D.			

(#) = Qualifier Out of Range; (m) = Manual Integration; (+) = Area Summed; (*) = Surrogate Percent Recovery Out of Range; (d): Zeroed Peak

Quantitation Results Report (QT Reviewed)

Compound	Conc.	RT	Dev(Min)	Resp.	QIon	QRatio	Lower	Upper
Nitrobenzene-d5	42.9081	5.09	-0.02	345546	54.0	35.7	31.6	58.8
					128.0	23.5	19.3	35.9

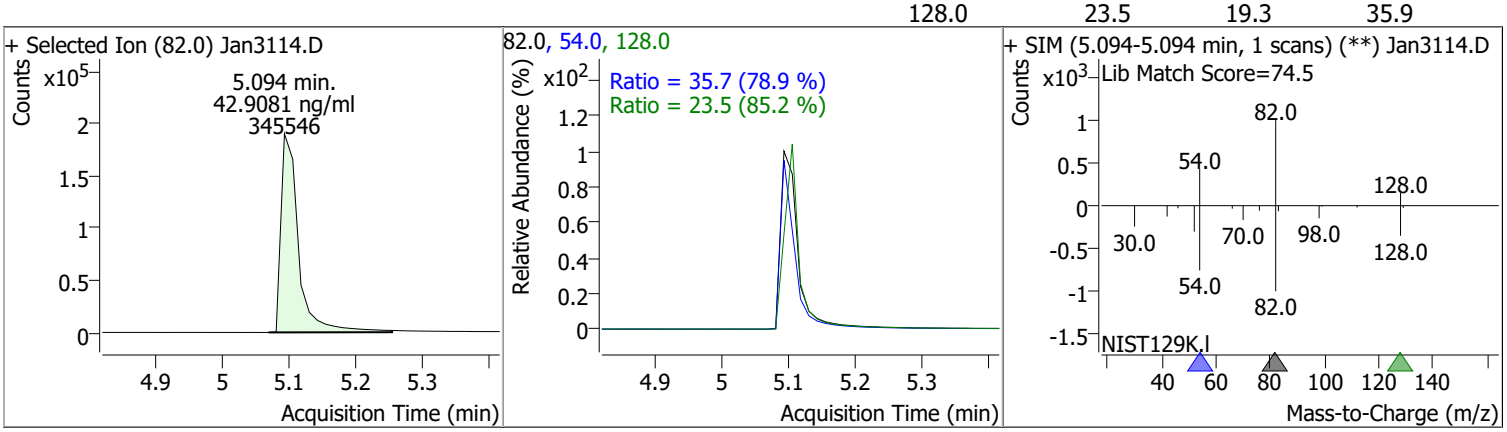

Compound	Conc.	Exp RT	QIon	Exp Ratio	QIon	Exp Ratio
Naphthalene	N.D.	5.94	102.0	20.6	129.0	11.0

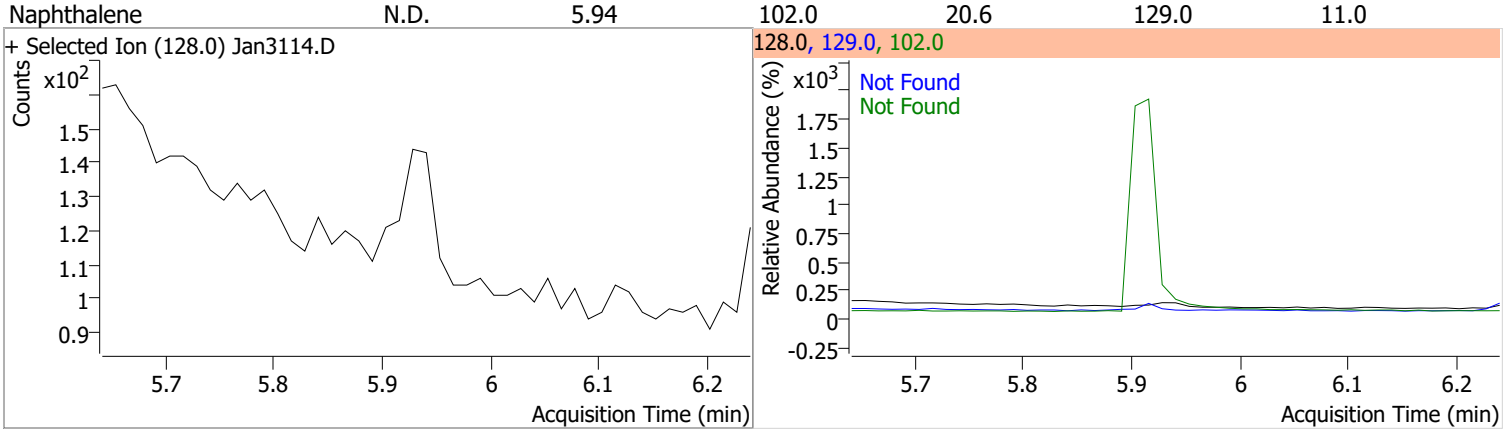

Compound	Conc.	Exp RT	QIon	Exp Ratio	QIon	Exp Ratio
2-Methylnaphthalene	N.D.	6.78	142.0	141.5	115.0	66.1

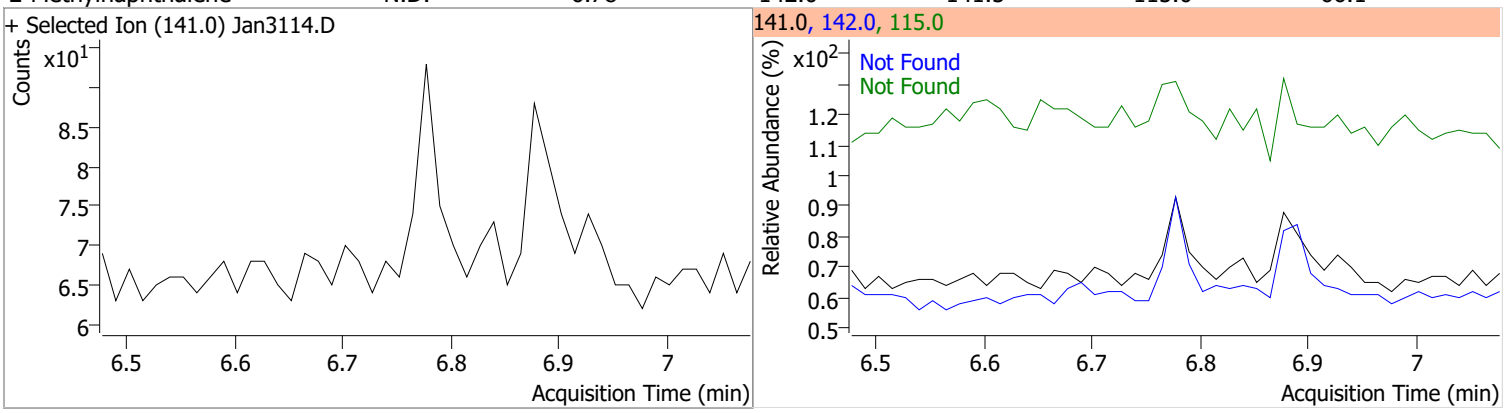

Compound	Conc.	Exp RT	QIon	Exp Ratio	QIon	Exp Ratio
1-Methylnaphthalene	N.D.	6.88	142.0	111.9	115.0	76.3

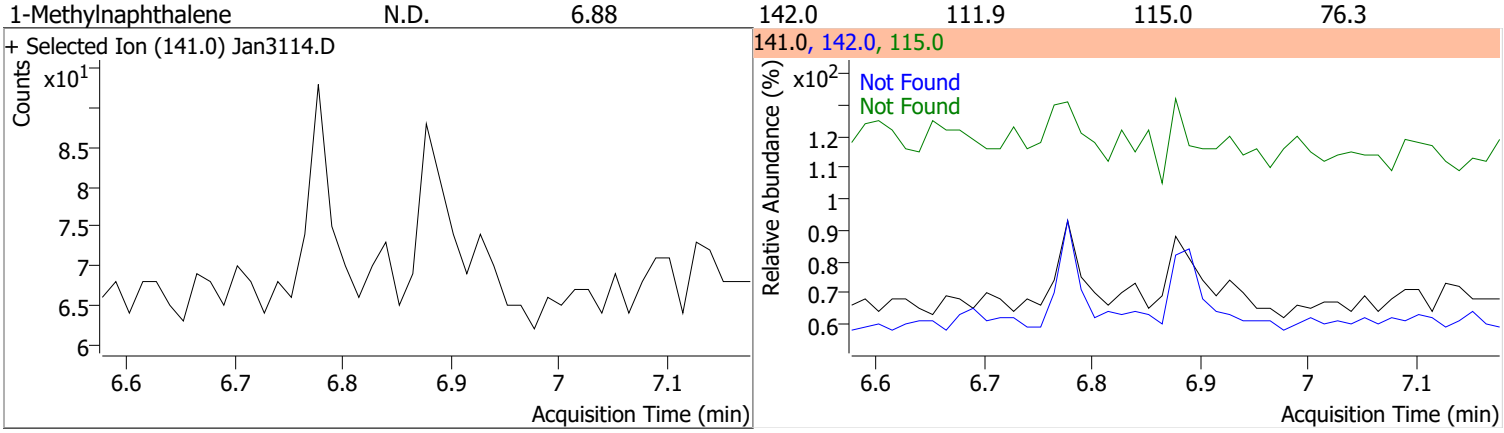

Quantitation Results Report (QT Reviewed)

Compound	Conc.	RT	Dev(Min)	Resp.	QIon	QRatio	Lower	Upper
2-Fluorobiphenyl	55.6241	7.24	-0.01	386228	171.0	35.8	25.6	47.6

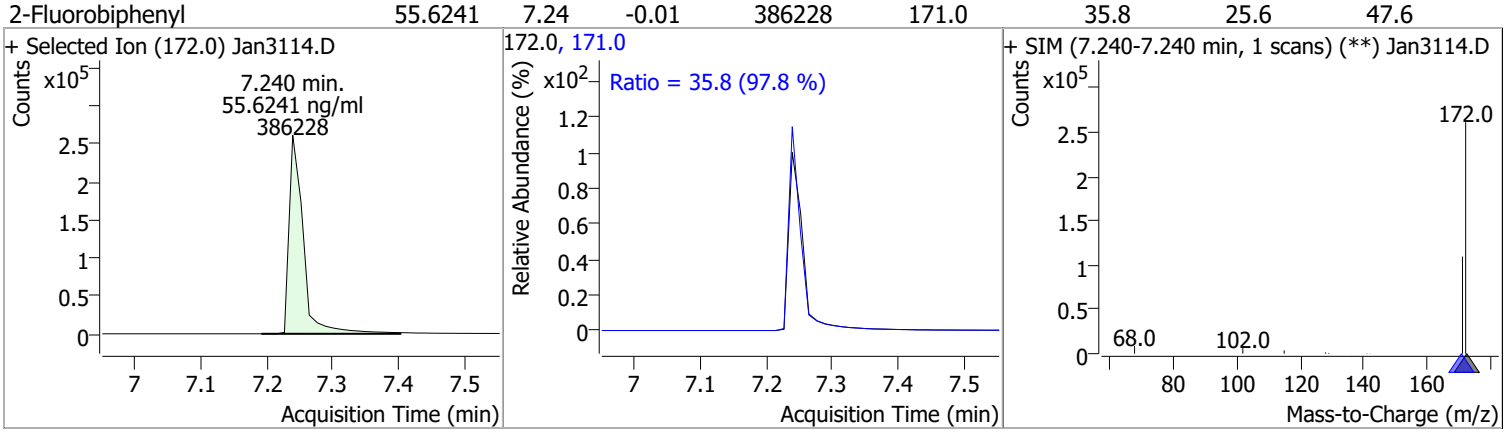

Compound	Conc.	Exp RT	QIon	Exp Ratio
Acenaphthylene	N.D.	7.81	153.0	13.1

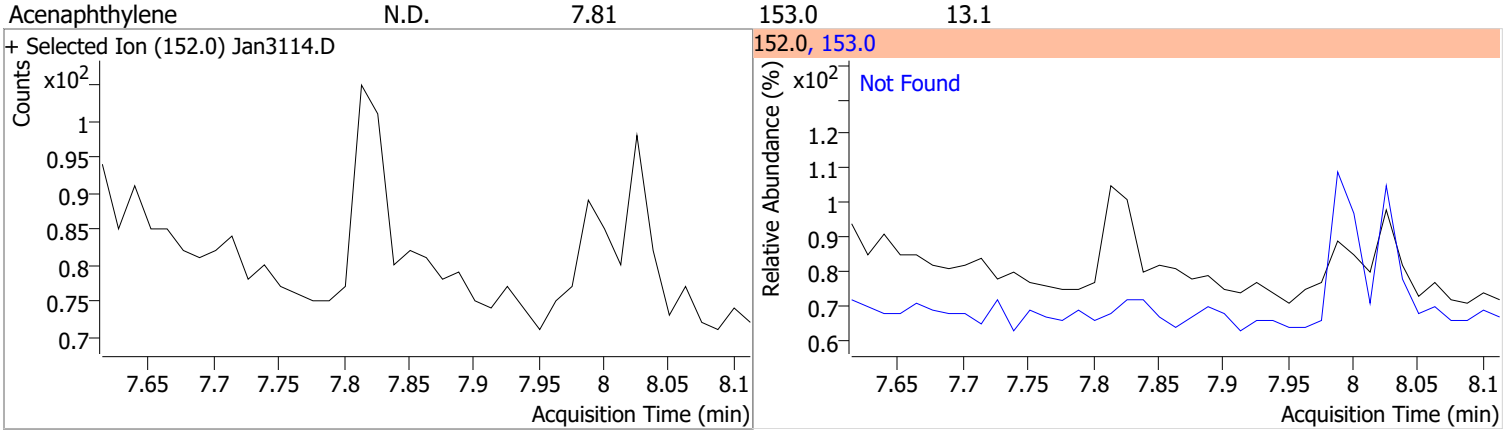

Compound	Conc.	RT	Dev(Min)	Resp.	QIon	QRatio	Lower	Upper
Acenaphthene		0		0	153.0		83.9	155.8
					152.0		40.9	76.0

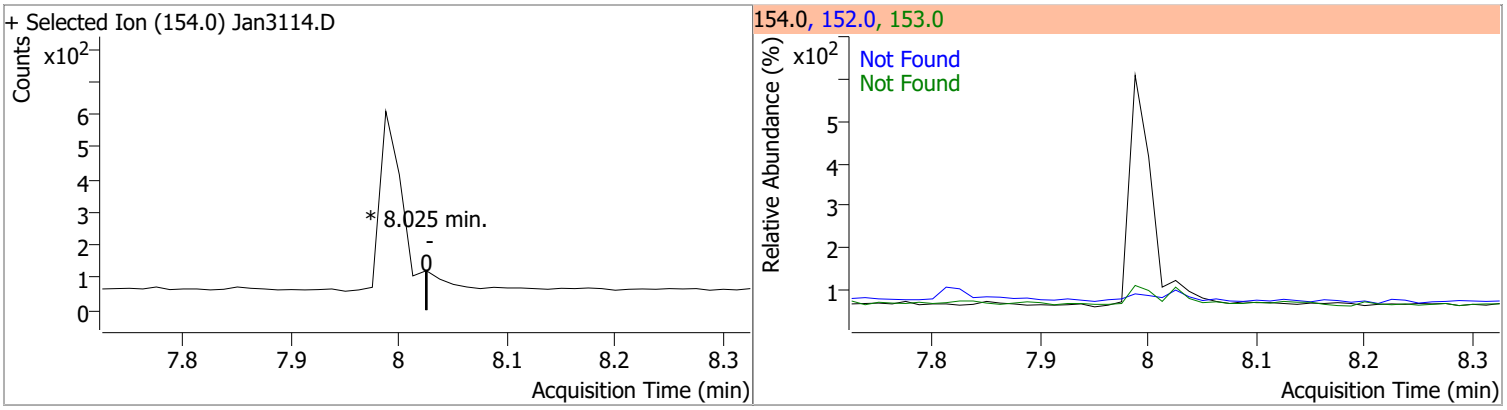

Compound	Conc.	RT	Dev(Min)	Resp.	QIon	QRatio	Lower	Upper
Fluorene		0		0	165.0		67.0	124.5
					167.0		9.2	17.1

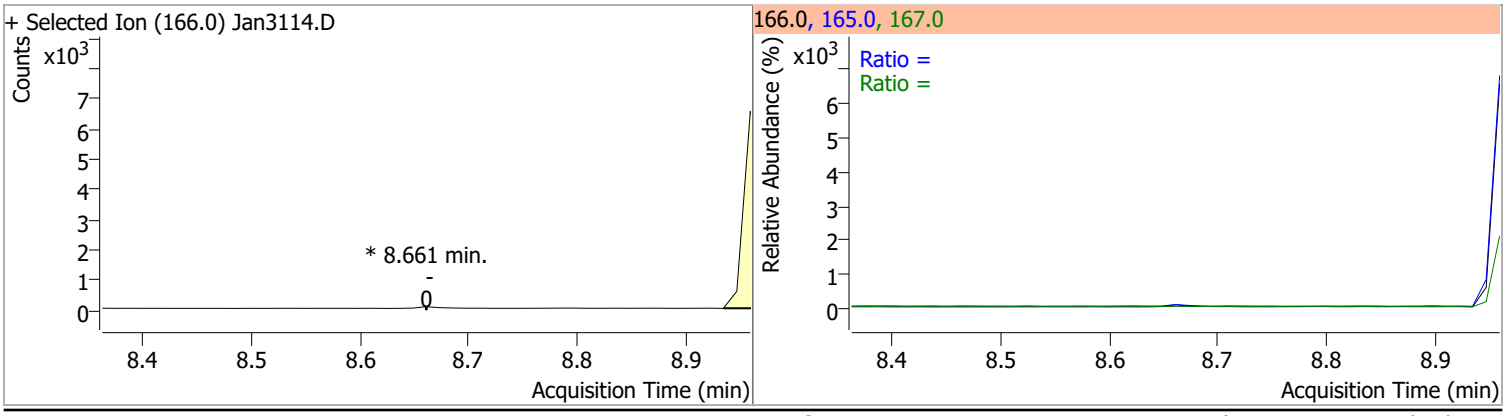

Compound	Conc.	Exp RT	QIon	Exp Ratio
Phenanthrene	N.D.	9.79	176.0	18.9

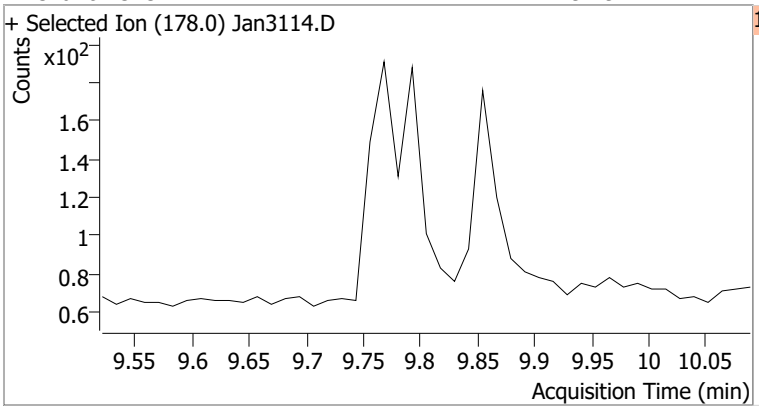

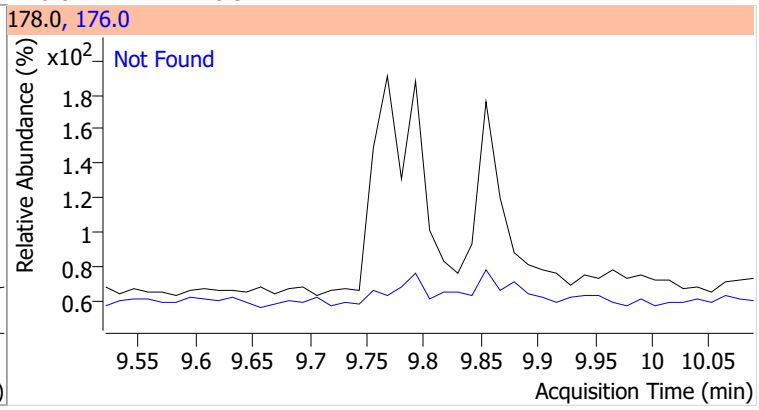

Compound	Conc.	Exp RT	QIon	Exp Ratio
Anthracene	N.D.	9.85	176.0	18.3

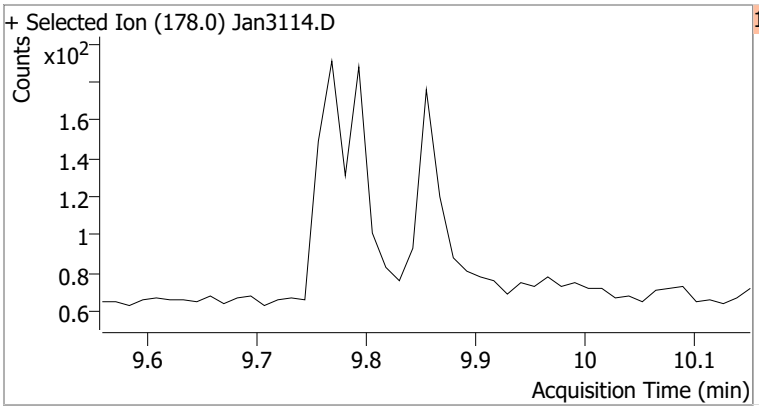

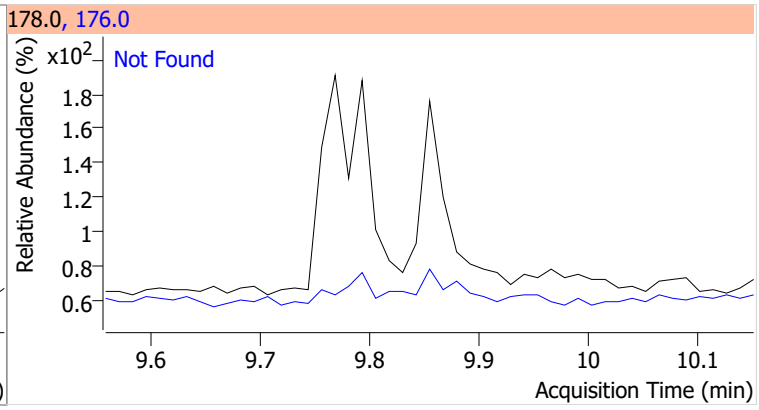

Compound	Conc.	Exp RT	QIon	Exp Ratio	QIon	Exp Ratio
o-Terphenyl	N.D.	10.30	229.0	67.3	215.0	44.4

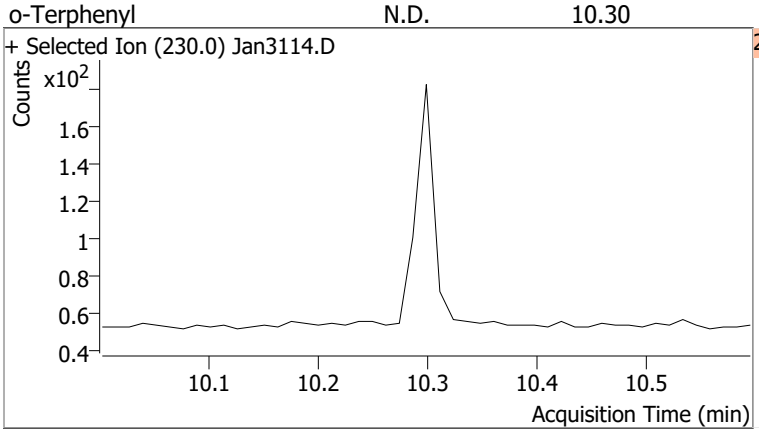

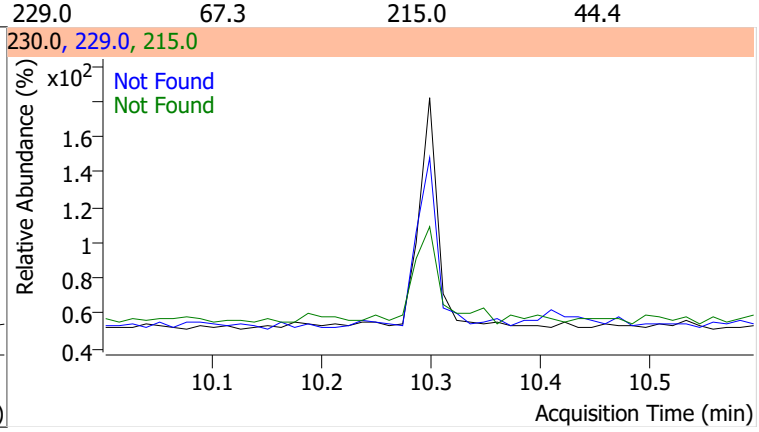

Compound	Conc.	Exp RT	QIon	Exp Ratio
Fluoranthene	N.D.	11.41	101.0	12.5

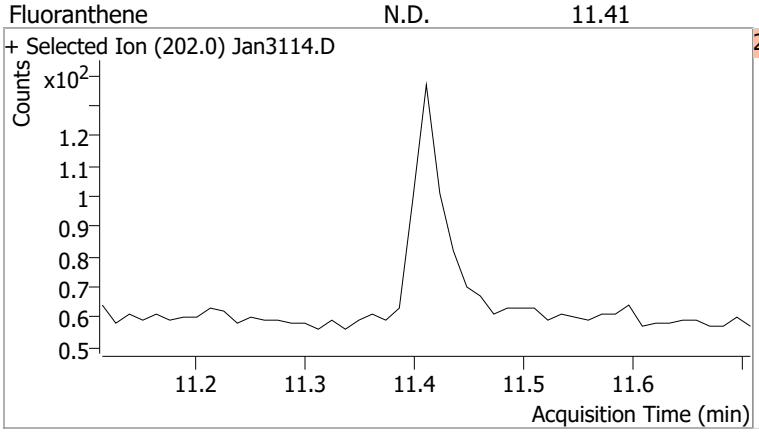

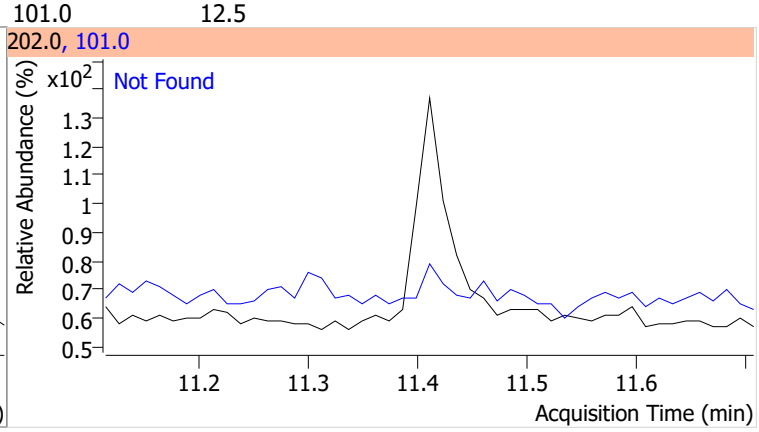

Quantitation Results Report (QT Reviewed)

Compound	Conc.	Exp RT	QIon	Exp Ratio
Pyrene	N.D.	11.78	101.0	15.4

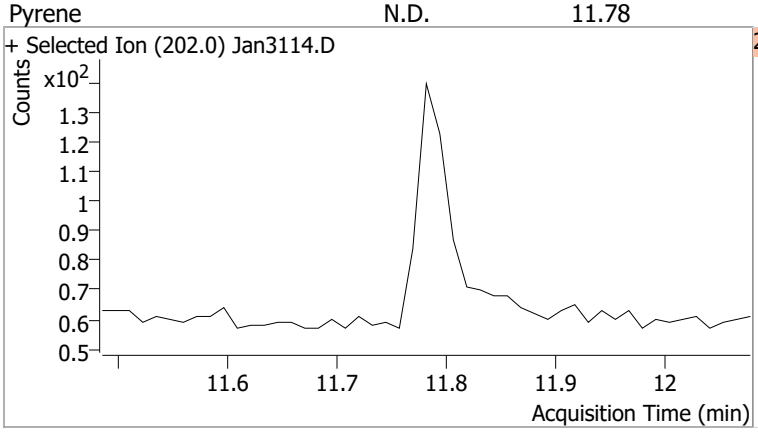

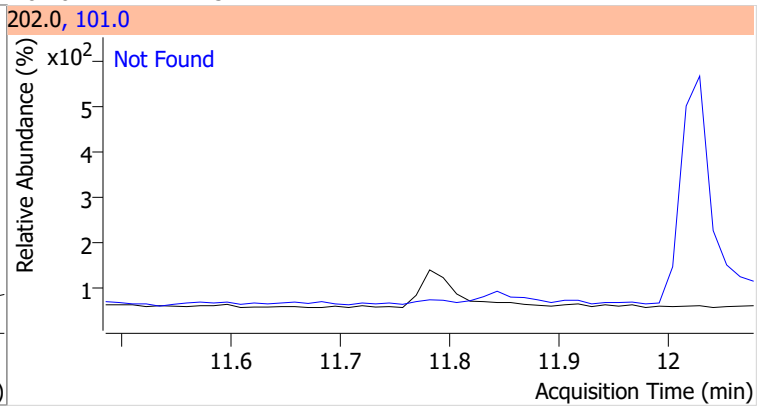

Compound	Conc.	RT	Dev(Min)	Resp.	QIon	QRatio	Lower	Upper
Terphenyl-d14	80.6631	12.25	0.00	548126	122.0	13.9	9.8	18.2

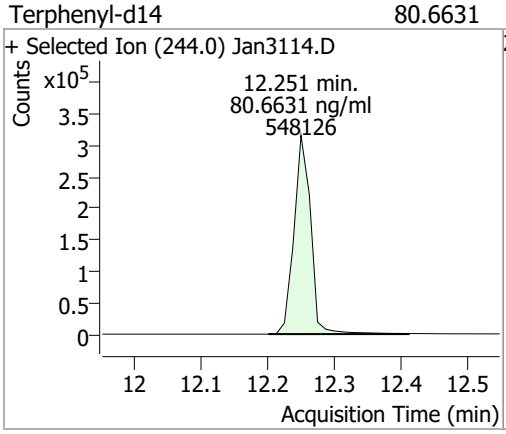

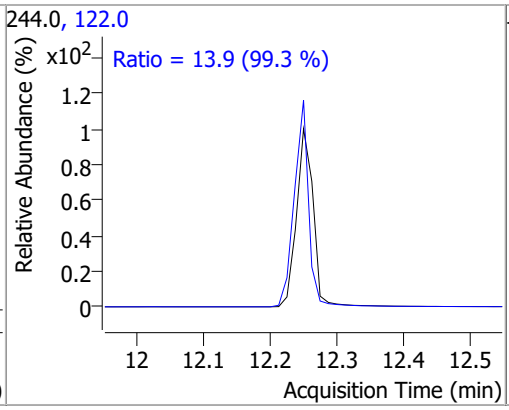

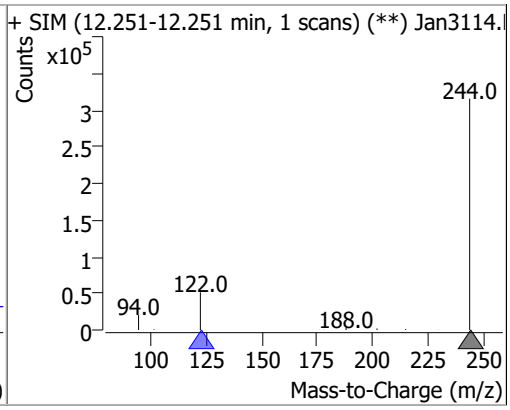

Compound	Conc.	RT	Dev(Min)	Resp.	QIon	QRatio	Lower	Upper
Benzo(a)Anthracene		0		0	226.0		19.0	35.2
					229.0		16.0	29.7

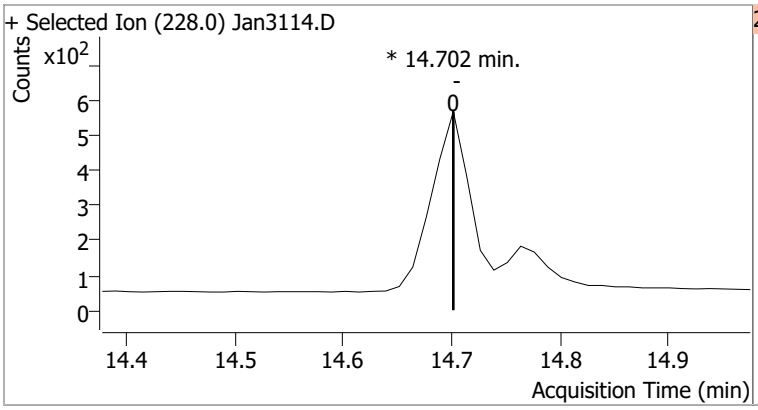

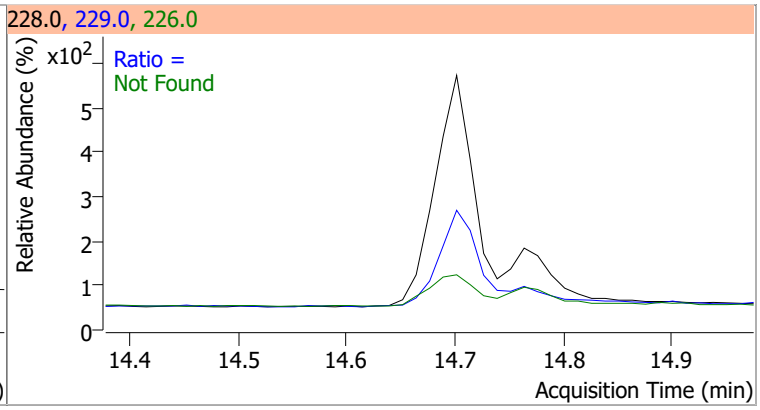

Compound	Conc.	RT	Dev(Min)	Resp.	QIon	QRatio	Lower	Upper
Chrysene		0		0	226.0		21.0	39.1
					229.0		14.8	27.6

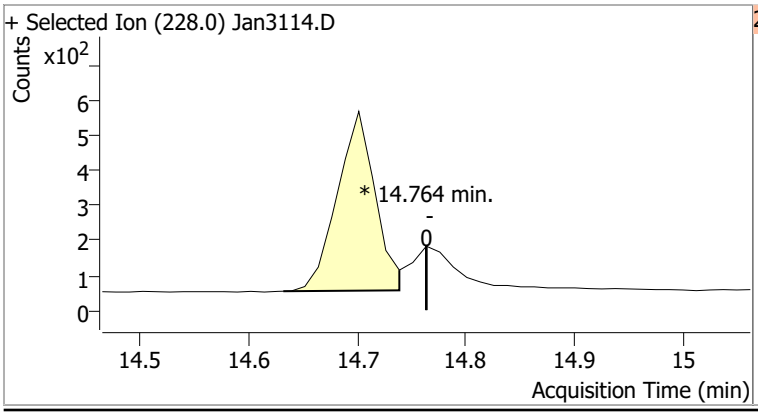

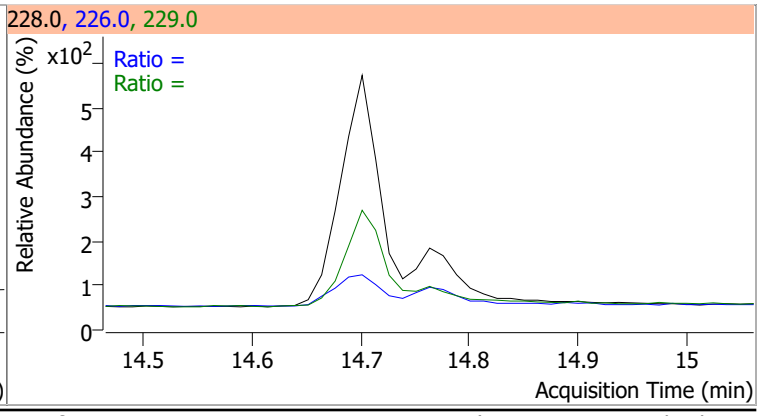

Compound	Conc.	Exp RT	QIon	Exp Ratio
Benzo(b)fluoranthene	N.D.	17.71	253.0	21.3

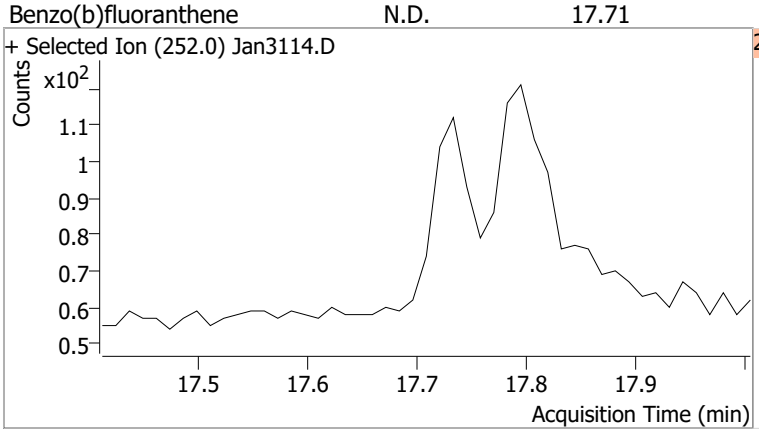

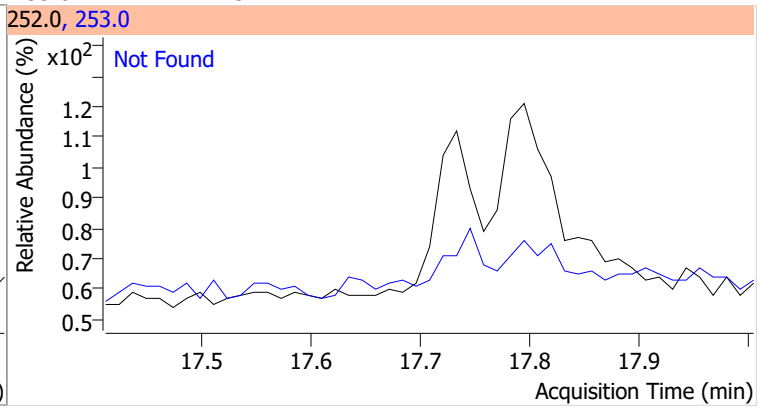

Compound	Conc.	Exp RT	QIon	Exp Ratio
Benzo(k)fluoranthene	N.D.	17.77	253.0	18.9

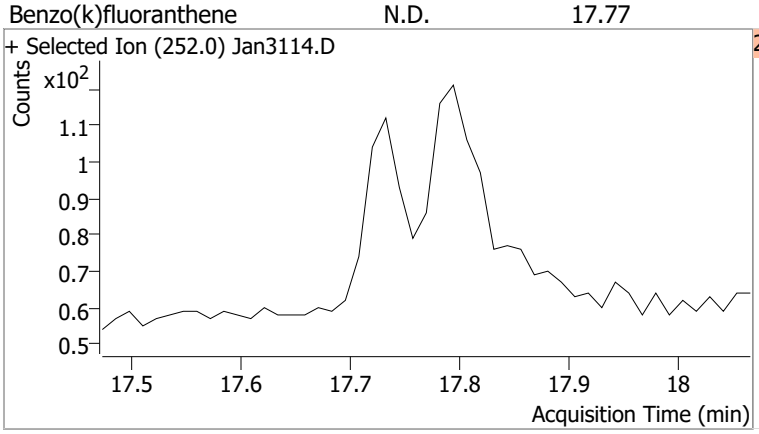

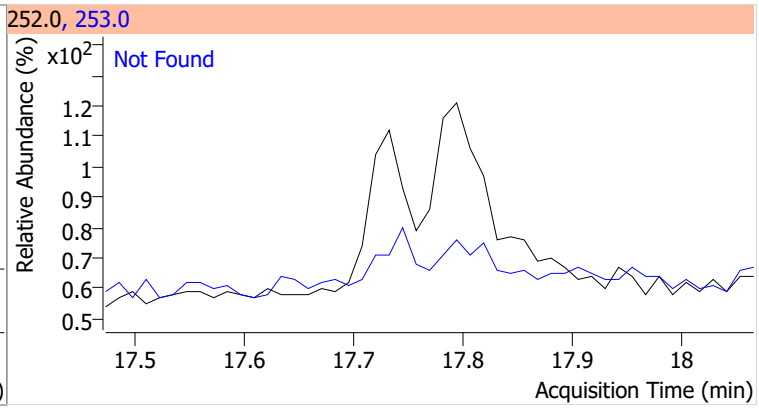

Compound	Conc.	RT	Dev(Min)	Resp.	QIon	QRatio	Lower	Upper
Benzo(a)pyrene		0		0	253.0		16.1	29.9

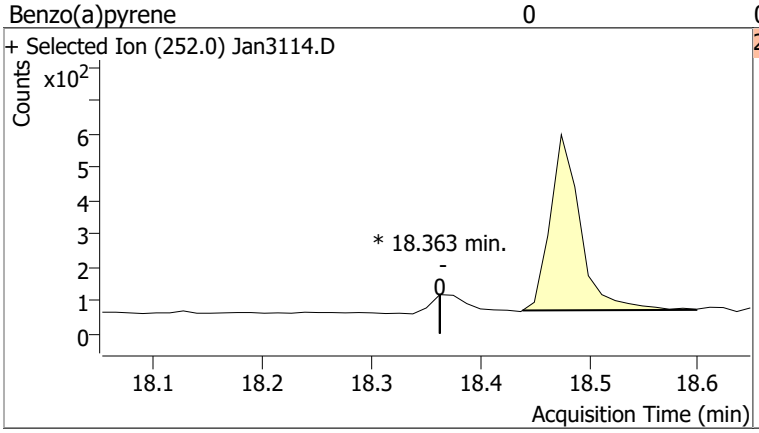

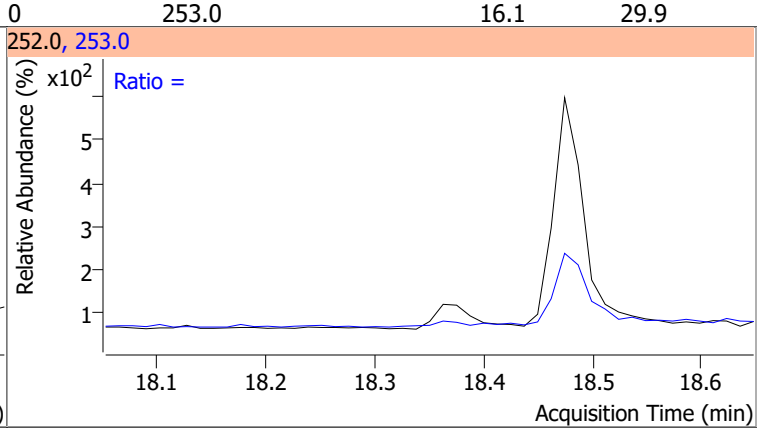

Compound	Conc.	Exp RT	QIon	Exp Ratio
Indeno(1,2,3-cd)pyrene	N.D.	20.22	138.0	22.4

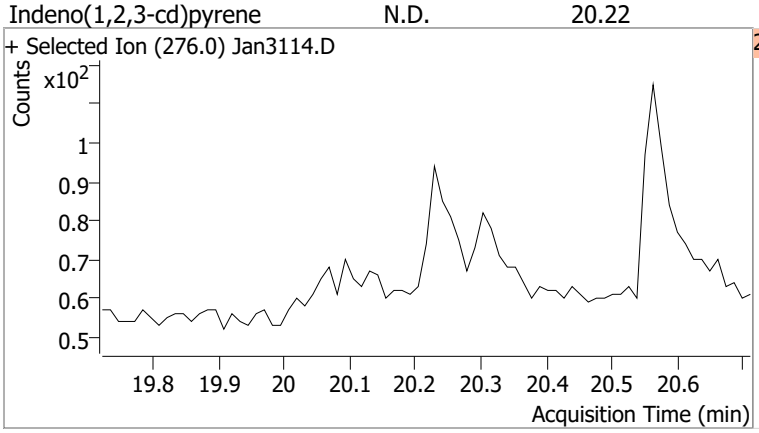

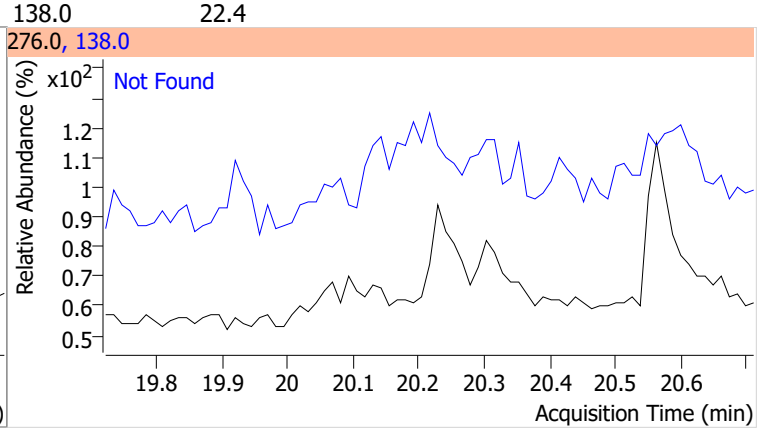

Compound	Conc.	Exp RT	QIon	Exp Ratio	QIon	Exp Ratio
Dibenzo(a,h)anthracene	N.D.	20.28	279.0	24.9	139.0	17.5

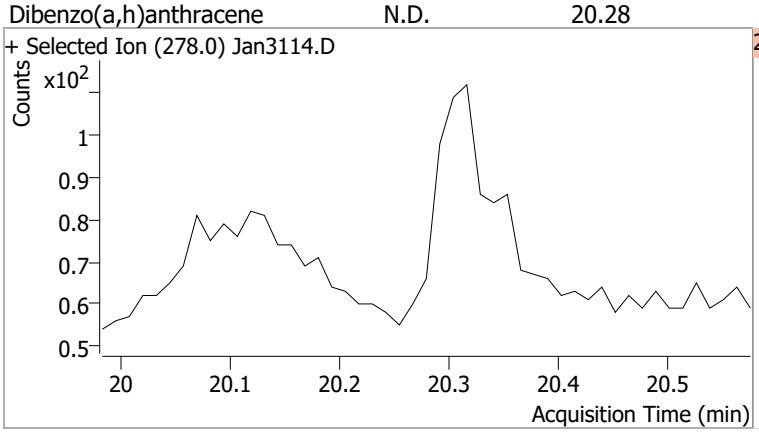

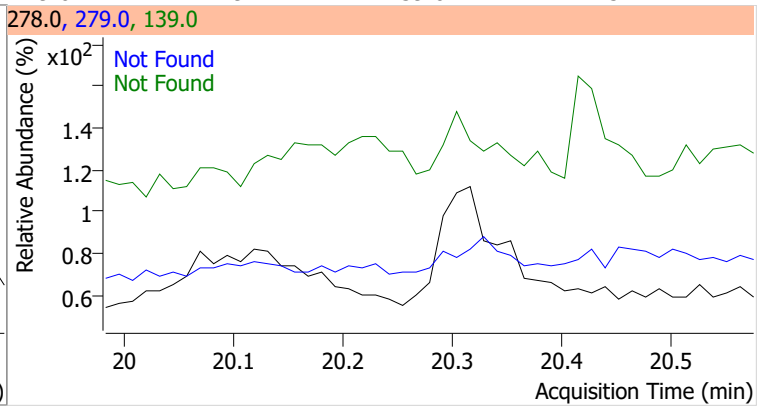

Compound	Conc.	Exp RT	QIon	Exp Ratio	QIon	Exp Ratio
Benzo(g,h,i)perylene	N.D.	20.54	277.0	24.8	138.0	20.5

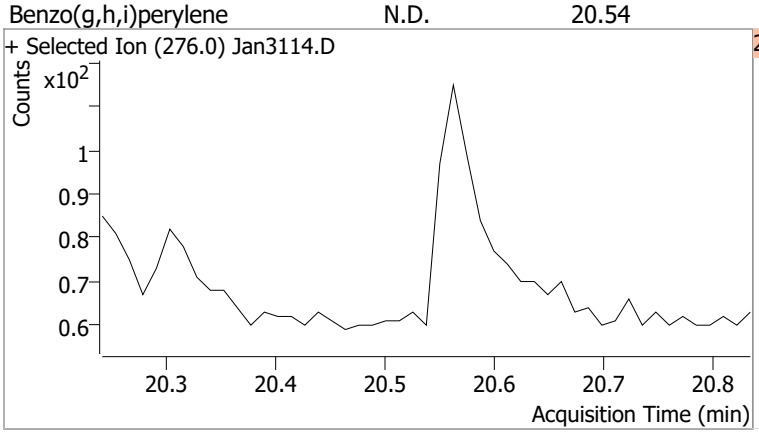

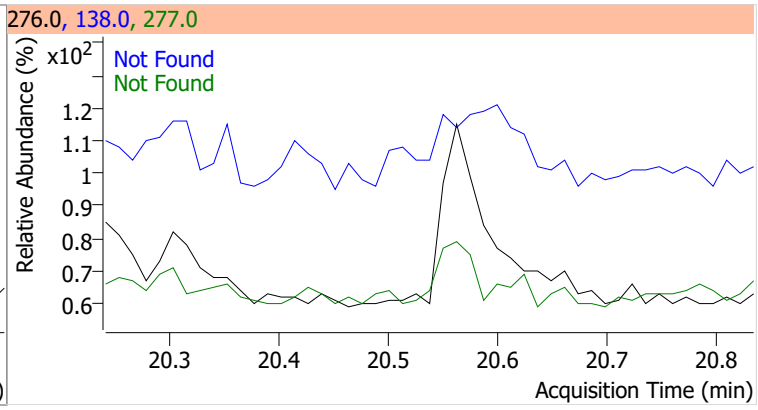

Quantitation Results Report (QT Reviewed)

Data File	Jan3115.D	Operator	LIMS import
Acq. Method	5975BNASIM	Acq. Date-Time	1/31/2022 7:30:28 PM
Sample Name	LLCS-163174	Instrument	GCMS
Vial	8	Multiplier	1.00
DA Method File	012622 bna SIM 2.batch.bin	Comment	SVOC-8270C-SIM-W-LLPAH
Tune File	dftppjph.u	Tune Date	
Batch Name	013122 bna SIM 2.batch.bin	Last Calib Update	1/27/2022 8:37:26 AM
Ref Library			

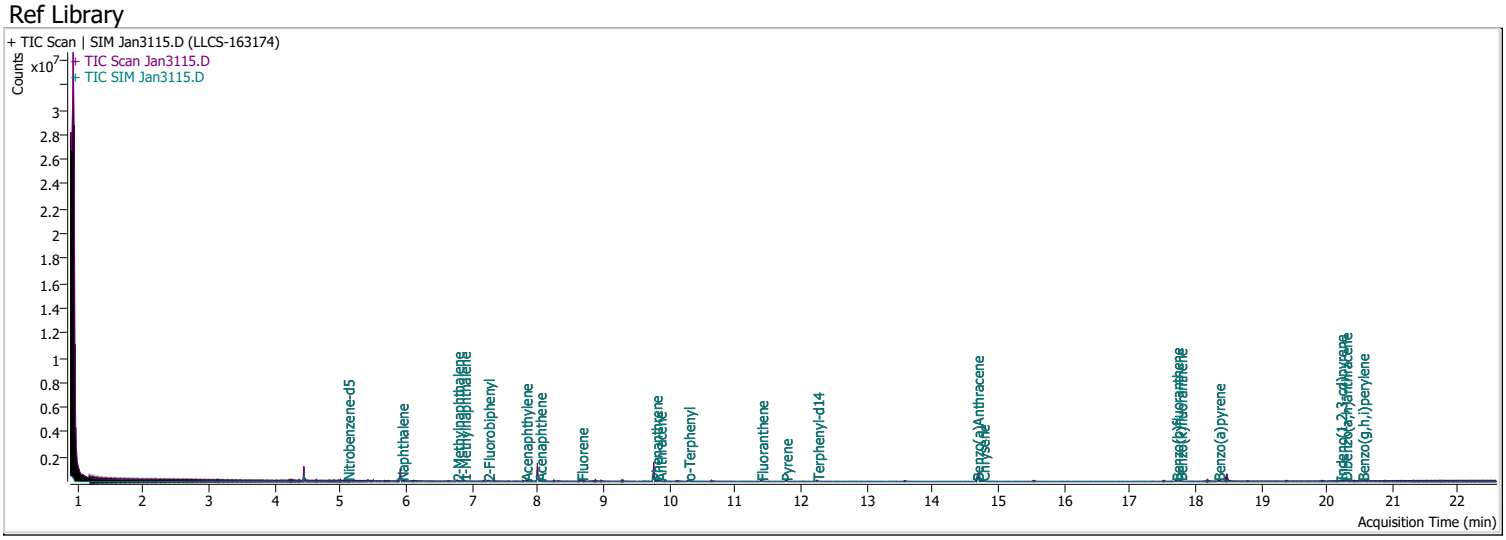

Compound	RT	QIon	Resp.	Conc.	Units	Dev(Min)
Internal Standards						
M 1,4-Dichlorobenzene-d4	4.447	152.0	139406	40.0000	ng/ml	-0.013
M Naphthalene-d8	5.916	136.0	244198	40.0000	ng/ml	0.000
M Acenaphthene-d10	8.000	164.0	157987	40.0000	ng/ml	0.000
M Phenanthrene-d10	9.768	188.0	363760	40.0000	ng/ml	0.000
M Chrysene-d12	14.701	240.0	286841	40.0000	ng/ml	0.000
M Perylene-d12	18.474	264.0	198739	40.0000	ng/ml	0.000
System Monitoring Compounds						
S Nitrobenzene-d5	5.106	82.0	12228	3.6675	ng/ml	-0.013
Spiked Amount: 5.000	Range: 19.0 - 102.0%			Recovery = 73.35%		
S 2-Fluorobiphenyl	7.239	172.0	26192	4.2271	ng/ml	-0.013
Spiked Amount: 5.000	Range: 25.0 - 94.0%			Recovery = 84.54%		
S o-Terphenyl	10.287	230.0	26239	4.7908	ng/ml	-0.012
Spiked Amount: 5.000	Range: 40.0 - 140.0%			Recovery = 95.82%		
S Terphenyl-d14	12.251	244.0	23790	5.0188	ng/ml	0.000
Spiked Amount: 5.000	Range: 39.0 - 106.0%			Recovery = 100.38%		
Target Compounds						**QValue**
T Naphthalene	5.928	128.0	20260	3.2343	ng/ml	93
T 2-Methylnaphthalene	6.777	141.0	13263	3.5012	ng/ml	86
T 1-Methylnaphthalene	6.877	141.0	13260	3.4528	ng/ml	98
T Acenaphthylene	7.813	152.0	30679	4.2374	ng/ml	98
T Acenaphthene	8.025	154.0	19192	4.3157	ng/ml	99
T Fluorene	8.661	166.0	27642	4.5397	ng/ml	98
T Phenanthrene	9.793	178.0	44458	4.6951	ng/ml	100
T Anthracene	9.854	178.0	42764	5.0258	ng/ml	100
T Fluoranthene	11.398	202.0	55329	4.9800	ng/ml	96
T Pyrene	11.769	202.0	56776	4.6868	ng/ml	97
T Benzo(a)Anthracene	14.677	228.0	44040	5.3626	ng/ml	98
T Chrysene	14.764	228.0	56891	5.1492	ng/ml	99
T Benzo(b)fluoranthene	17.708	252.0	41036	5.0513	ng/ml	98

Compound	RT	QIon	Resp.	Conc.	Units	Dev(Min)
T Benzo(k)fluoranthene	17.770	252.0	45491	4.8165	ng/ml	91
T Benzo(a)pyrene	18.351	252.0	34188	5.0563	ng/ml	99
T Indeno(1,2,3-cd)pyrene	20.204	276.0	31407	5.1793	ng/ml	91
T Dibenzo(a,h)anthracene	20.278	278.0	35280	5.1994	ng/ml	98
T Benzo(g,h,i)perylene	20.538	276.0	42325	4.9290	ng/ml	96

(#) = Qualifier Out of Range; (m) = Manual Integration; (+) = Area Summed; (*) = Surrogate Percent Recovery Out of Range; (d): Zeroed Peak

Quantitation Results Report (QT Reviewed)

Compound	Conc.	RT	Dev(Min)	Resp.	QIon	QRatio	Lower	Upper
Nitrobenzene-d5	3.6675	5.11	-0.01	12228	54.0	38.6	31.6	58.8
					128.0	27.5	19.3	35.9

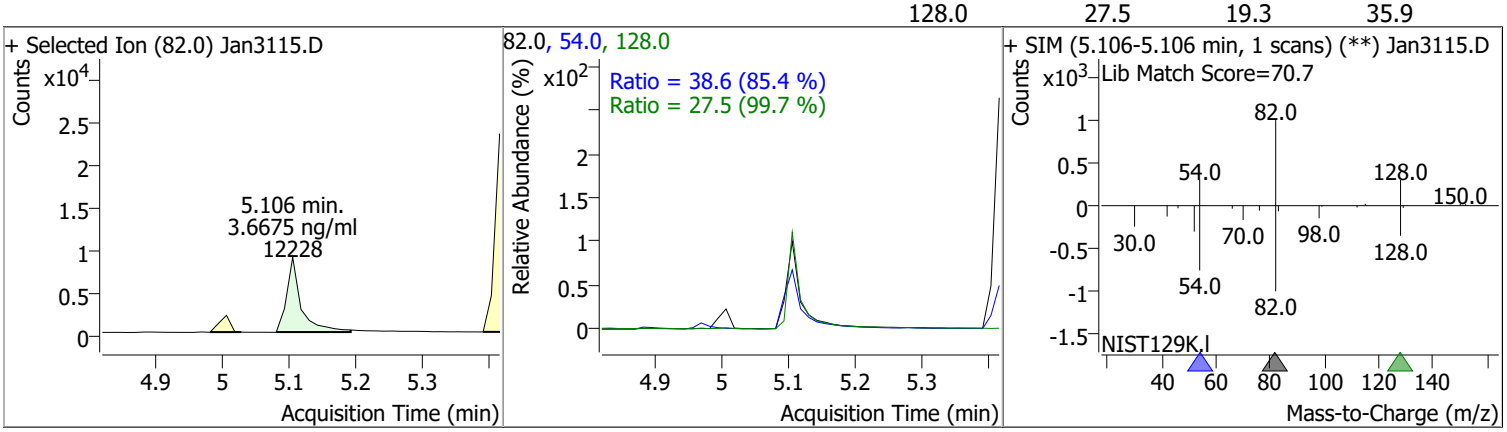

Compound	Conc.	RT	Dev(Min)	Resp.	QIon	QRatio	Lower	Upper
Naphthalene	3.2343	5.93	-0.01	20260	102.0	25.6	0.0	61.8
					129.0	10.7	7.7	14.3

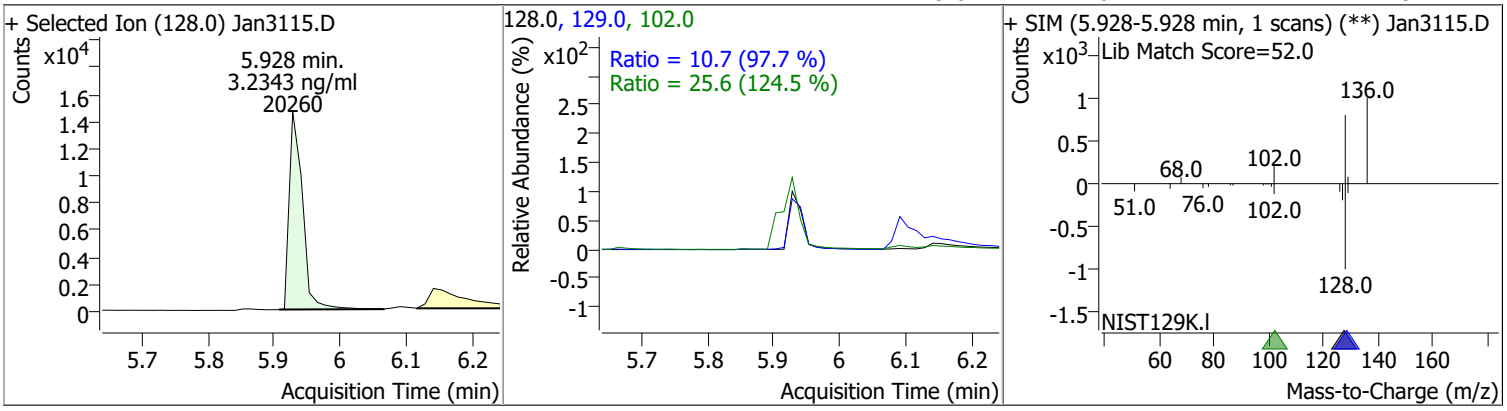

Compound	Conc.	RT	Dev(Min)	Resp.	QIon	QRatio	Lower	Upper
2-Methylnaphthalene	3.5012	6.78	0.00	13263	142.0	162.3	99.1	184.0
					115.0	71.3	46.3	86.0

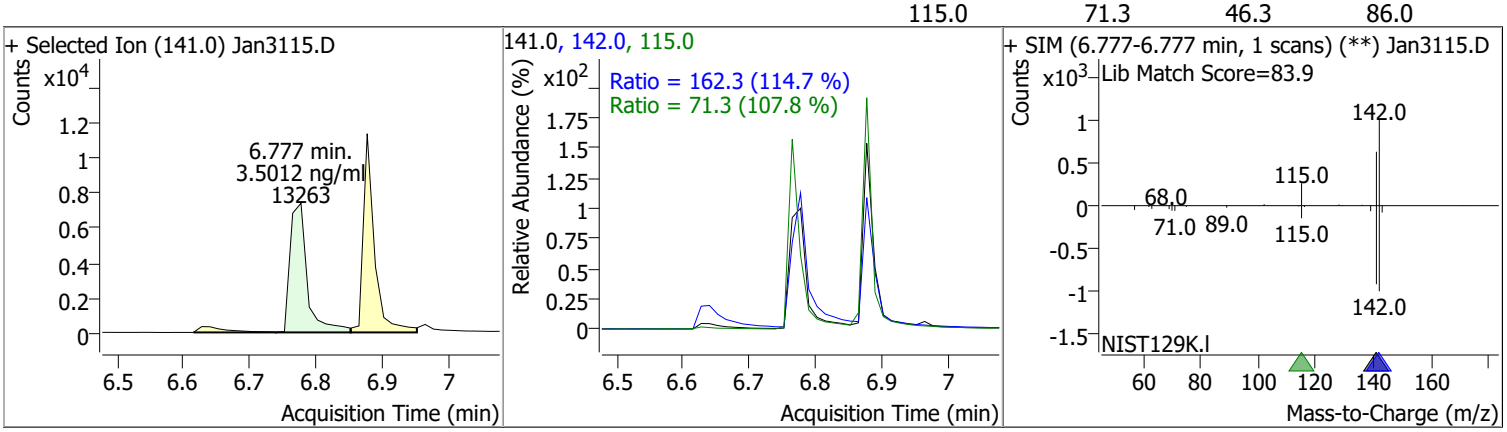

Compound	Conc.	RT	Dev(Min)	Resp.	QIon	QRatio	Lower	Upper
1-Methylnaphthalene	3.4528	6.88	0.00	13260	142.0	112.5	78.3	145.5
					115.0	73.1	53.4	99.2

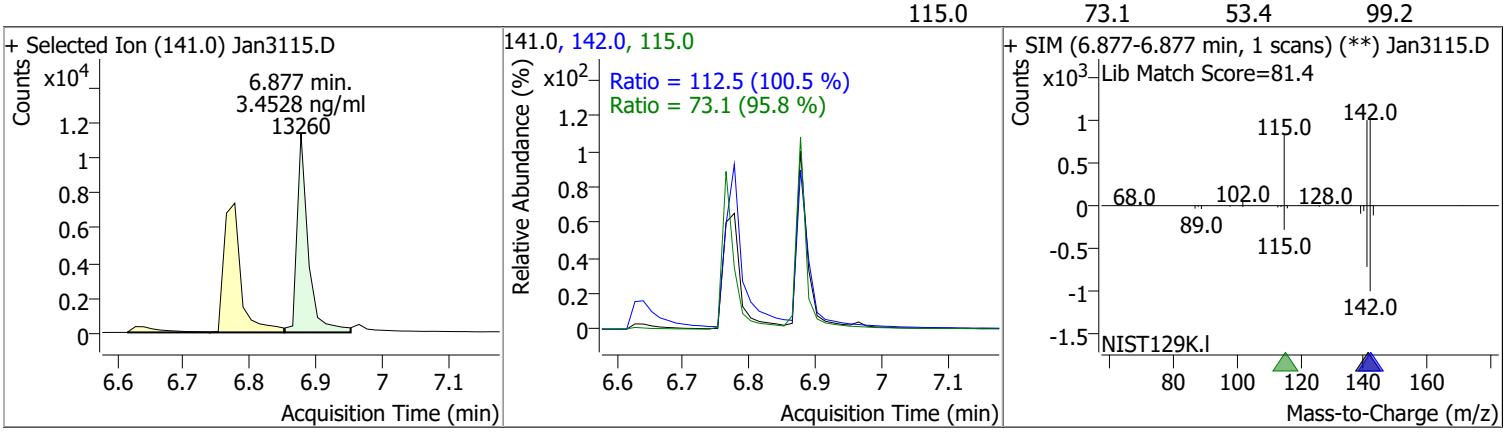

Compound	Conc.	RT	Dev(Min)	Resp.	QIon	QRatio	Lower	Upper
2-Fluorobiphenyl	4.2271	7.24	-0.01	26192	171.0	36.6	25.6	47.6

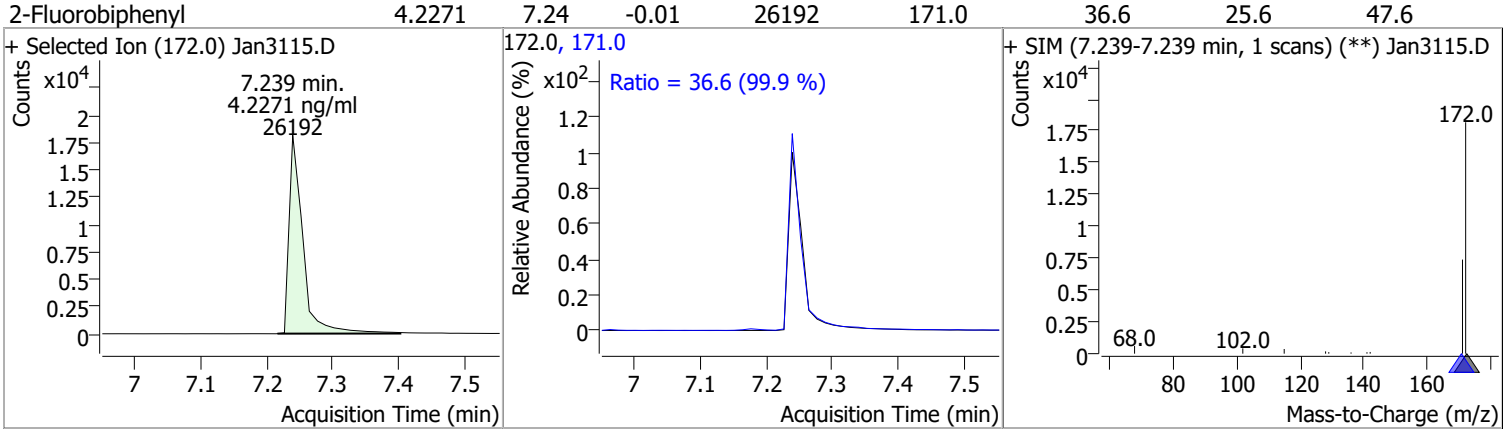

Compound	Conc.	RT	Dev(Min)	Resp.	QIon	QRatio	Lower	Upper
Acenaphthylene	4.2374	7.81	0.00	30679	153.0	13.7	9.1	17.0

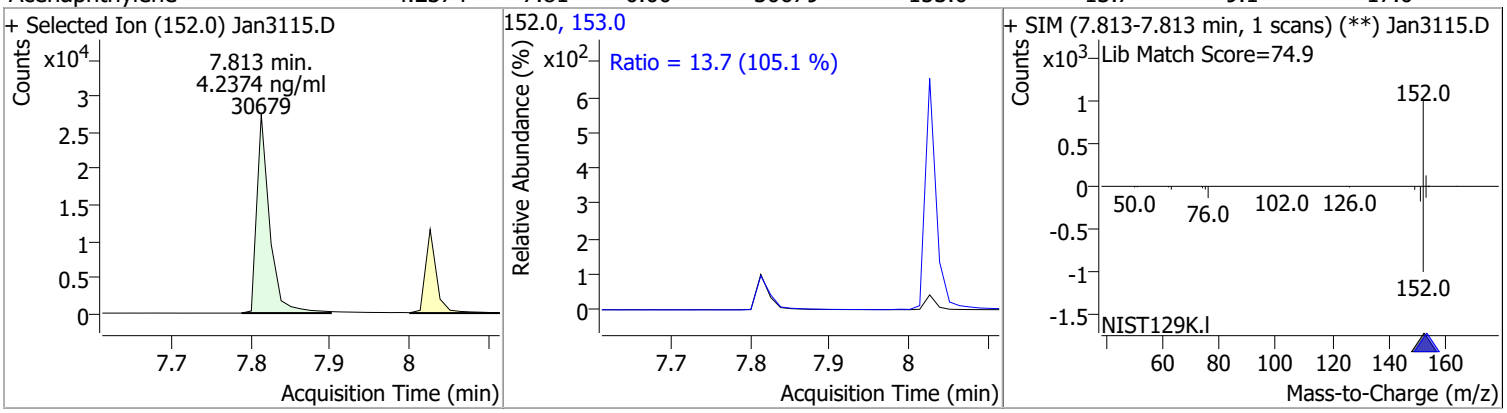

Compound	Conc.	RT	Dev(Min)	Resp.	QIon	QRatio	Lower	Upper
Acenaphthene	4.3157	8.03	0.00	19192	153.0	118.3	83.9	155.8
					152.0	58.1	40.9	76.0

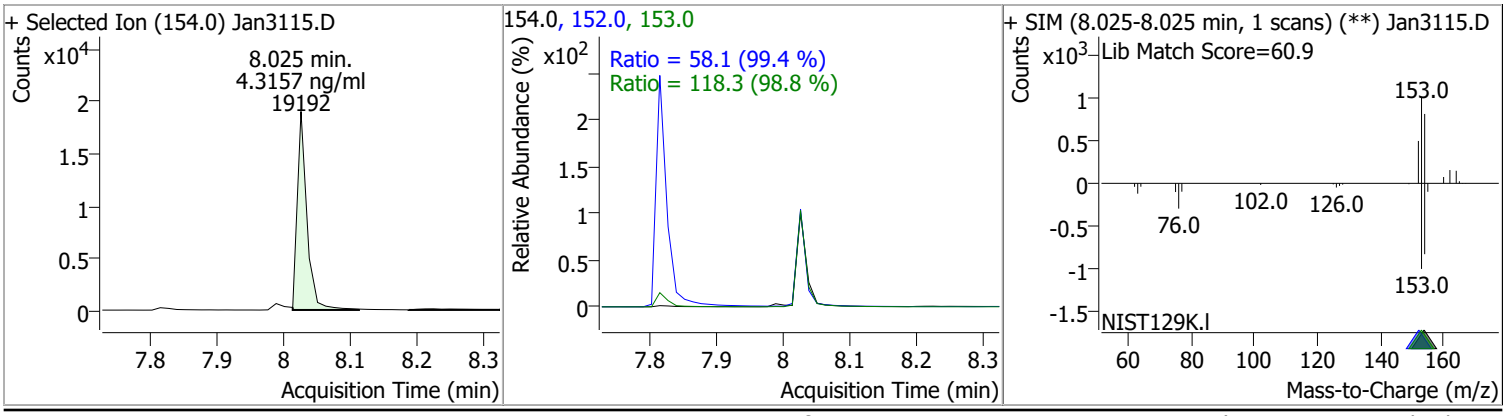

Compound	Conc.	RT	Dev(Min)	Resp.	QIon	QRatio	Lower	Upper
Fluorene	4.5397	8.66	0.00	27642	165.0	97.7	67.0	124.5
					167.0	13.2	9.2	17.1

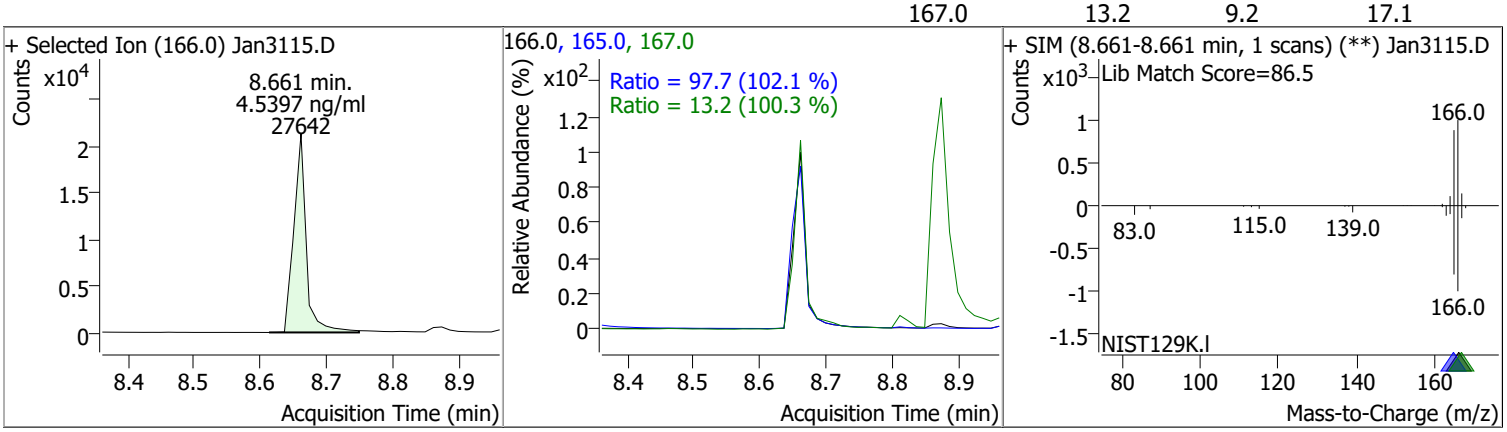

Compound	Conc.	RT	Dev(Min)	Resp.	QIon	QRatio	Lower	Upper
Phenanthrene	4.6951	9.79	0.00	44458	176.0	18.7	13.2	24.6

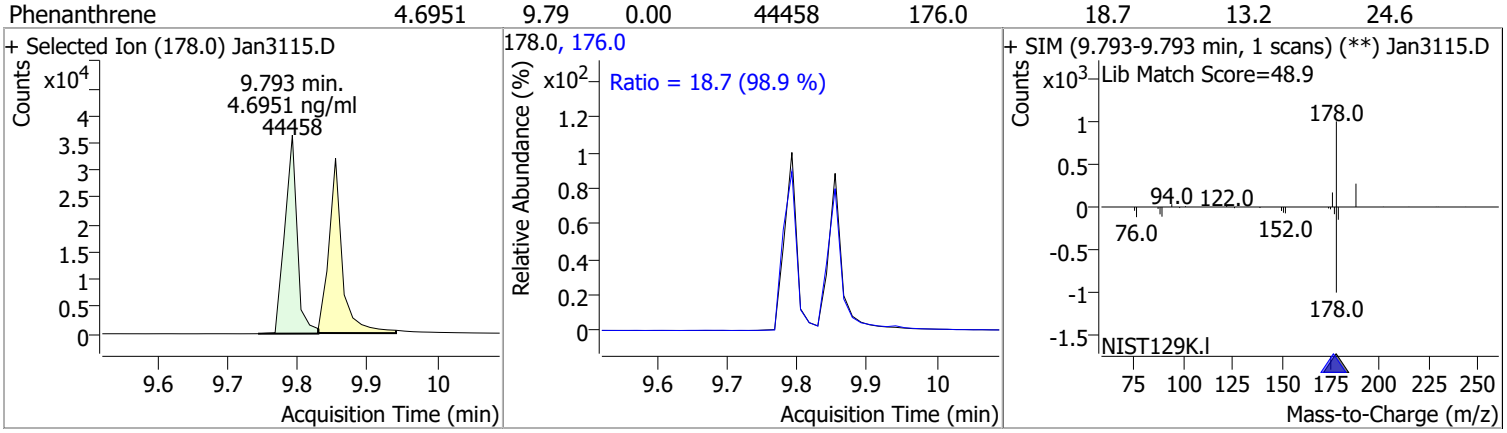

Compound	Conc.	RT	Dev(Min)	Resp.	QIon	QRatio	Lower	Upper
Anthracene	5.0258	9.85	0.00	42764	176.0	18.4	12.8	23.8

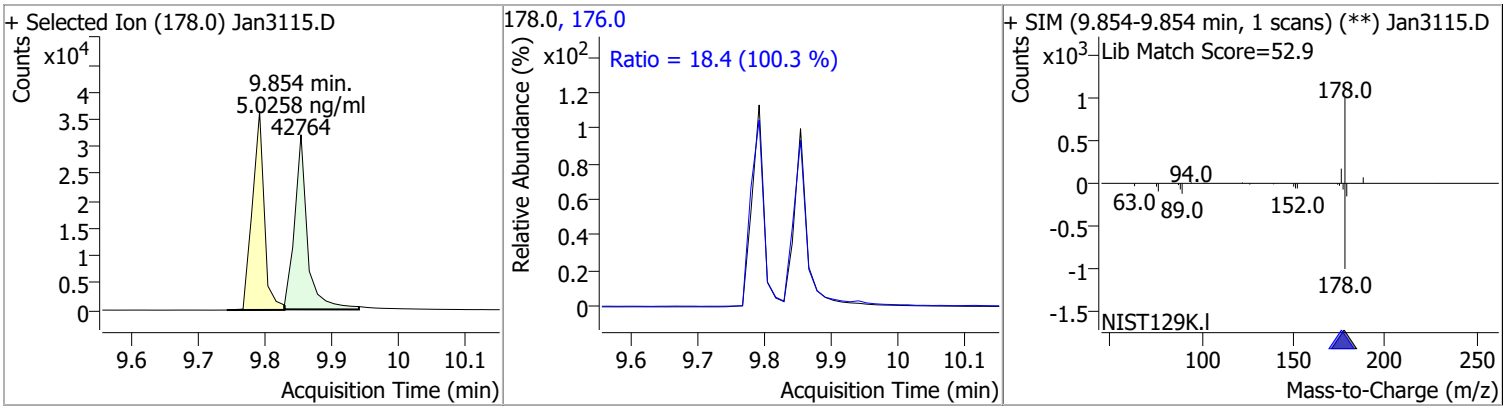

Compound	Conc.	RT	Dev(Min)	Resp.	QIon	QRatio	Lower	Upper
o-Terphenyl	4.7908	10.29	-0.01	26239	229.0	68.7	47.1	87.5
					215.0	45.9	31.1	57.7

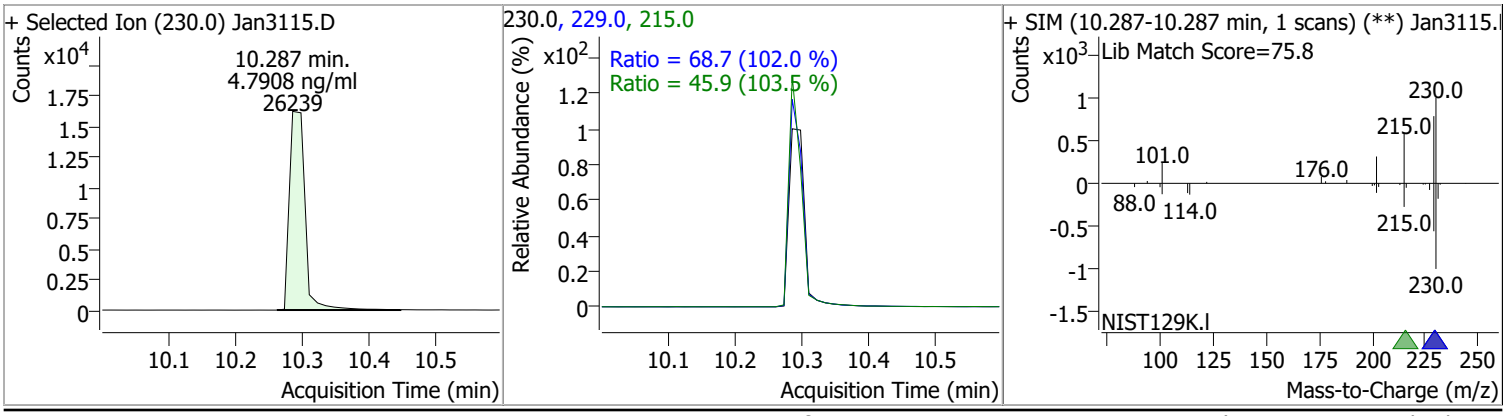

Quantitation Results Report (QT Reviewed)

Compound	Conc.	RT	Dev(Min)	Resp.	QIon	QRatio	Lower	Upper
Fluoranthene	4.9800	11.40	-0.01	55329	101.0	11.1	8.8	16.3

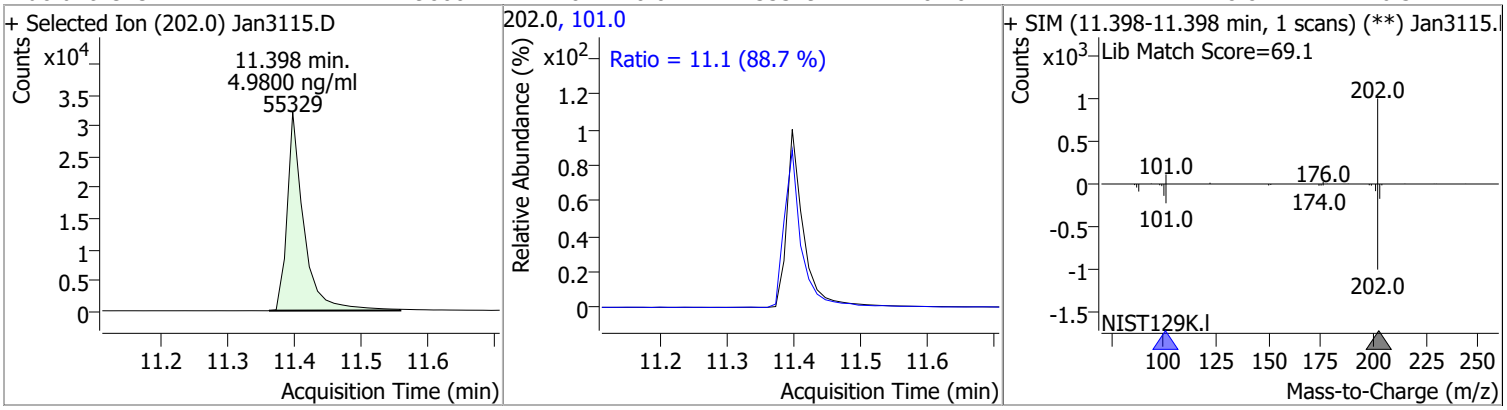

Compound	Conc.	RT	Dev(Min)	Resp.	QIon	QRatio	Lower	Upper
Pyrene	4.6868	11.77	-0.01	56776	101.0	14.1	10.8	20.0

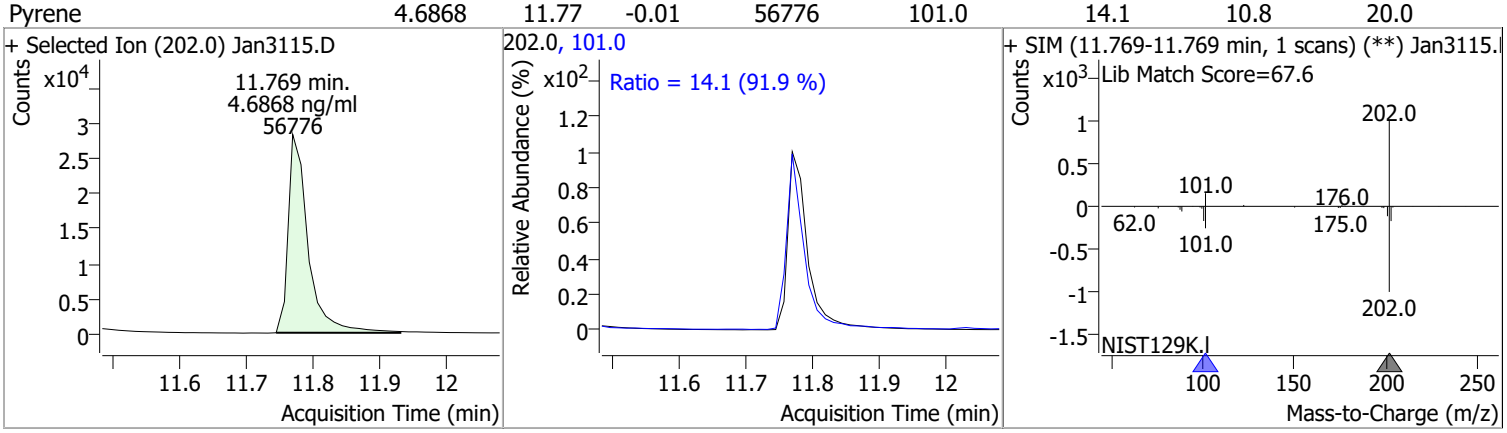

Compound	Conc.	RT	Dev(Min)	Resp.	QIon	QRatio	Lower	Upper
Terphenyl-d14	5.0188	12.25	0.00	23790	122.0	14.3	9.8	18.2

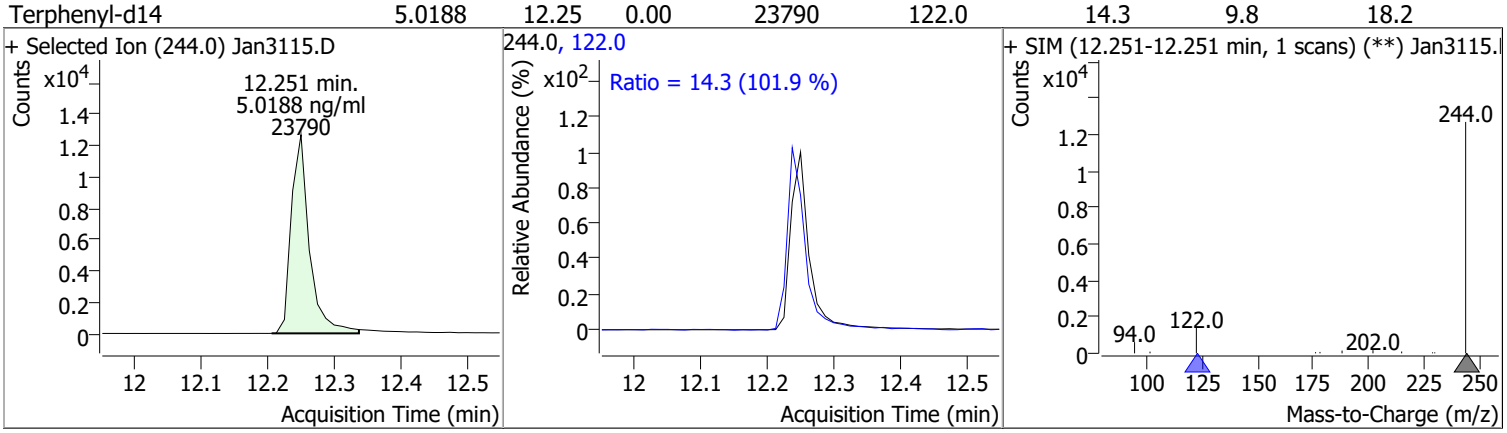

Compound	Conc.	RT	Dev(Min)	Resp.	QIon	QRatio	Lower	Upper
Benzo(a)Anthracene	5.3626	14.68	0.00	44040	226.0	27.6	19.0	35.2
					229.0	21.5	16.0	29.7

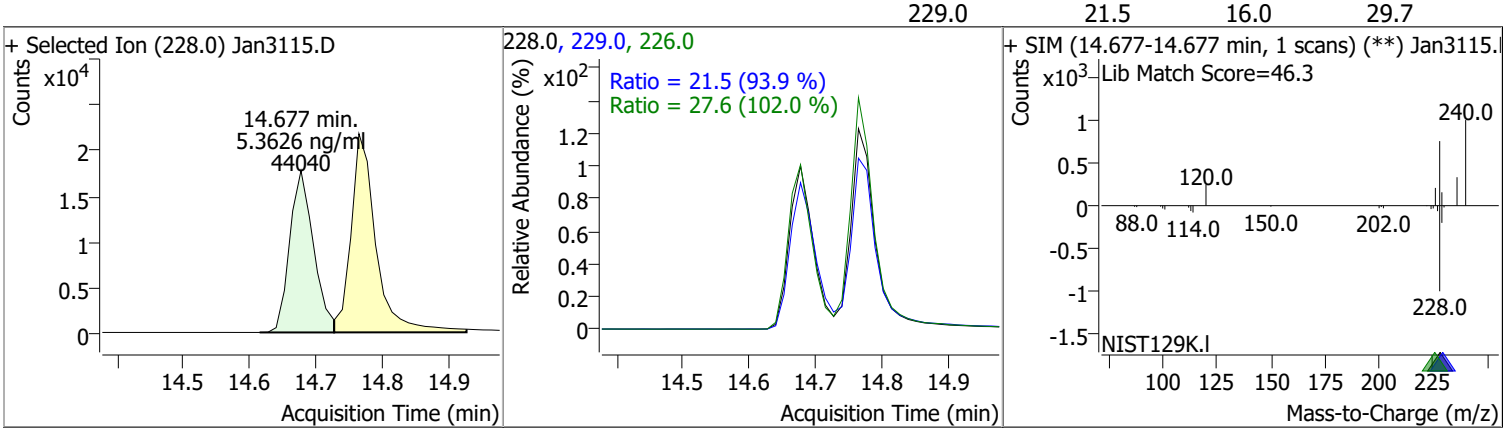

Quantitation Results Report (QT Reviewed)

Compound	Conc.	RT	Dev(Min)	Resp.	QIon	QRatio	Lower	Upper
Chrysene	5.1492	14.76	0.00	56891	226.0	30.3	21.0	39.1
					229.0	20.9	14.8	27.6

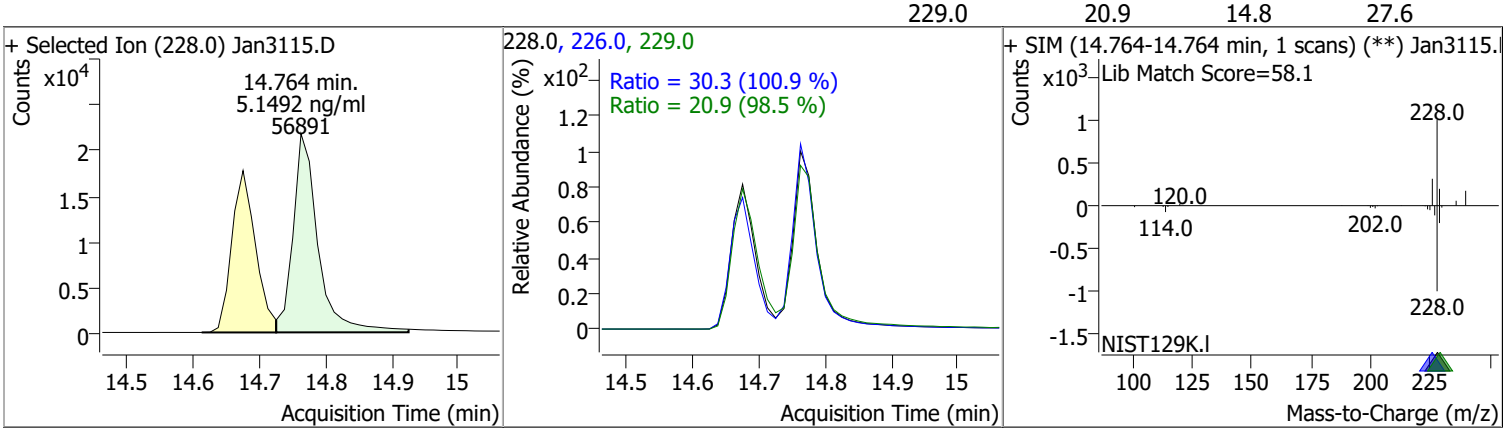

Compound	Conc.	RT	Dev(Min)	Resp.	QIon	QRatio	Lower	Upper
Benzo(b)fluoranthene	5.0513	17.71	0.00	41036	253.0	22.1	14.9	27.7

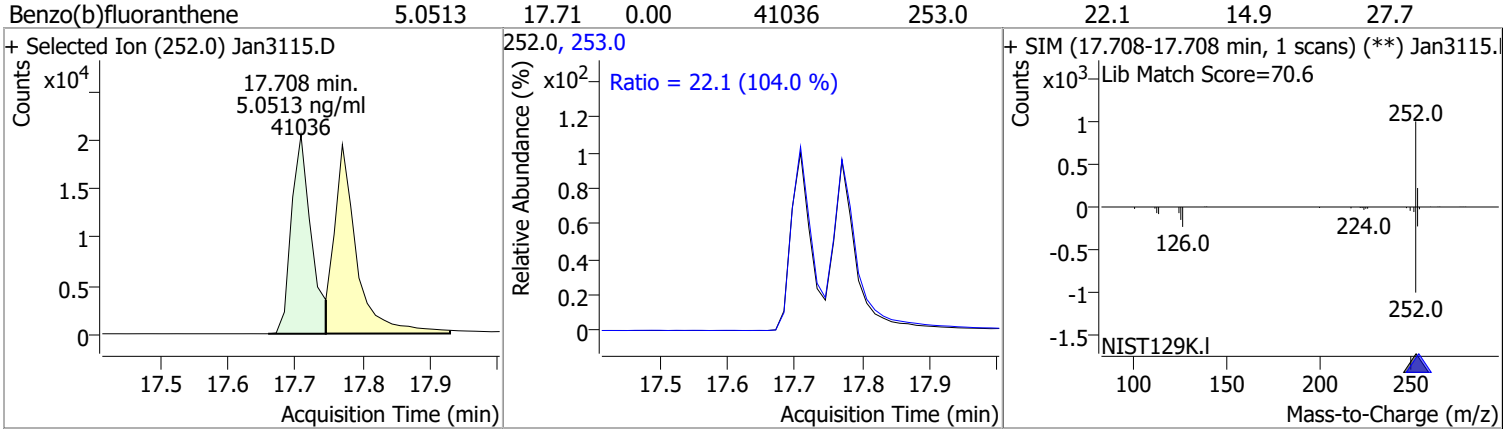

Compound	Conc.	RT	Dev(Min)	Resp.	QIon	QRatio	Lower	Upper
Benzo(k)fluoranthene	4.8165	17.77	0.00	45491	253.0	22.9	13.2	24.6

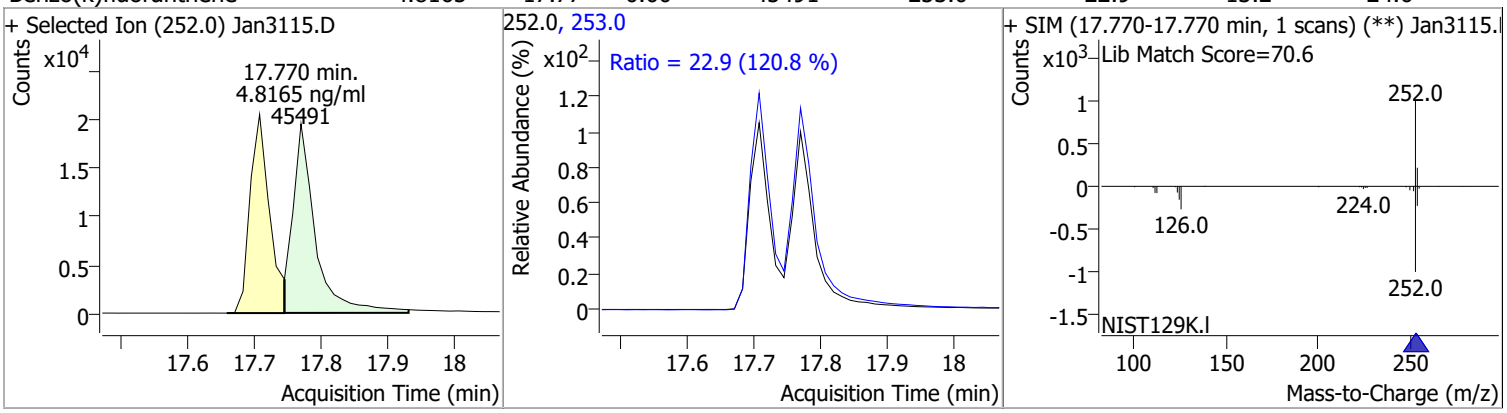

Compound	Conc.	RT	Dev(Min)	Resp.	QIon	QRatio	Lower	Upper
Benzo(a)pyrene	5.0563	18.35	0.00	34188	253.0	23.3	16.1	29.9

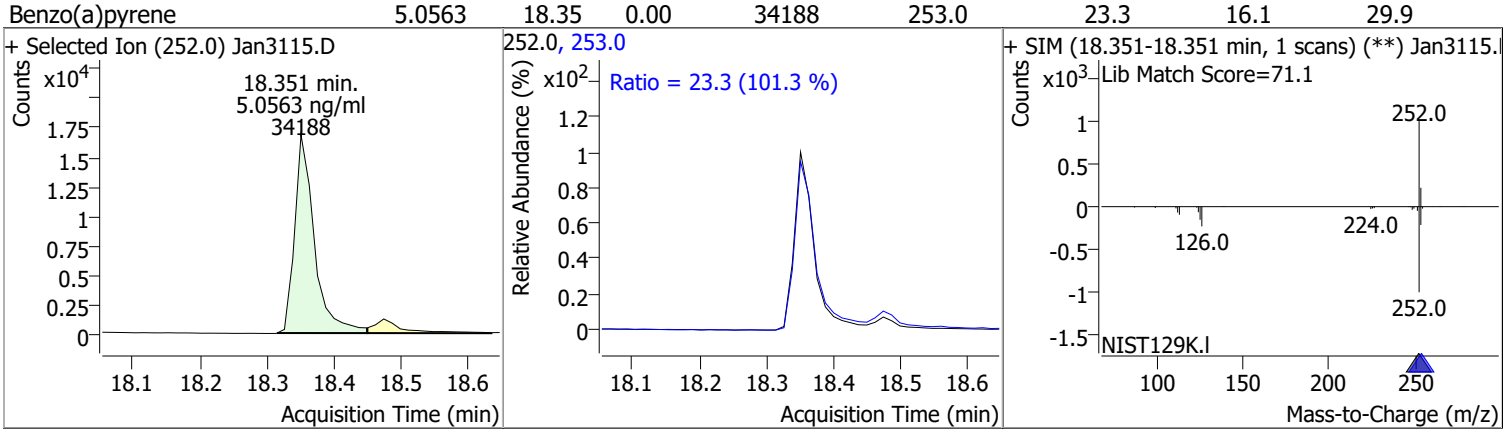

Quantitation Results Report (QT Reviewed)

Compound	Conc.	RT	Dev(Min)	Resp.	QIon	QRatio	Lower	Upper
Indeno(1,2,3-cd)pyrene	5.1793	20.20	-0.01	31407	138.0	17.8	15.7	29.1

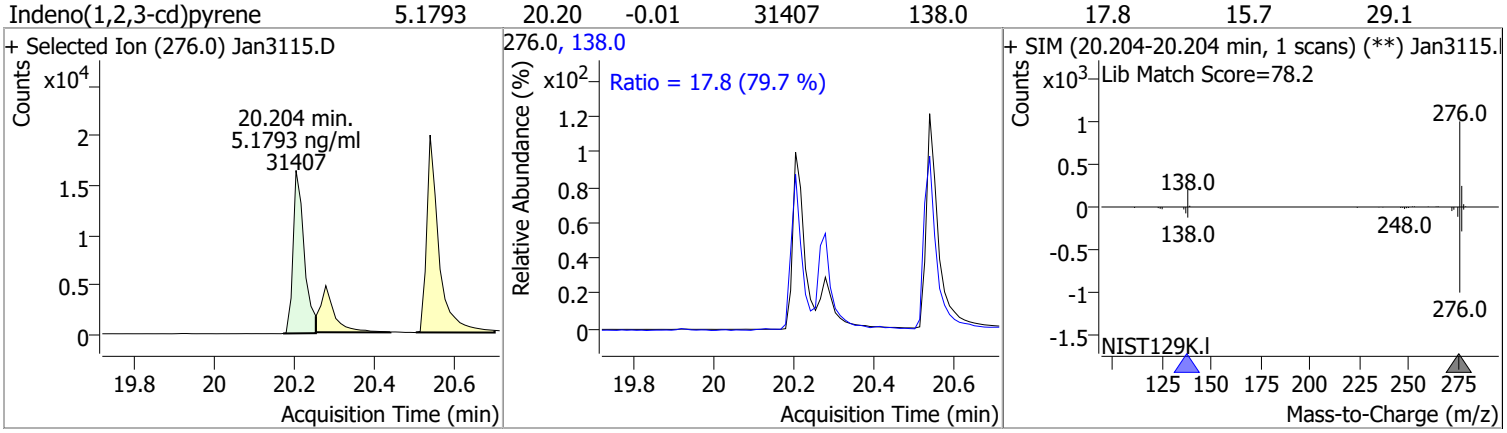

Compound	Conc.	RT	Dev(Min)	Resp.	QIon	QRatio	Lower	Upper
Dibenzo(a,h)anthracene	5.1994	20.28	0.00	35280	279.0	25.3	17.4	32.3
					139.0	15.9	12.3	22.8

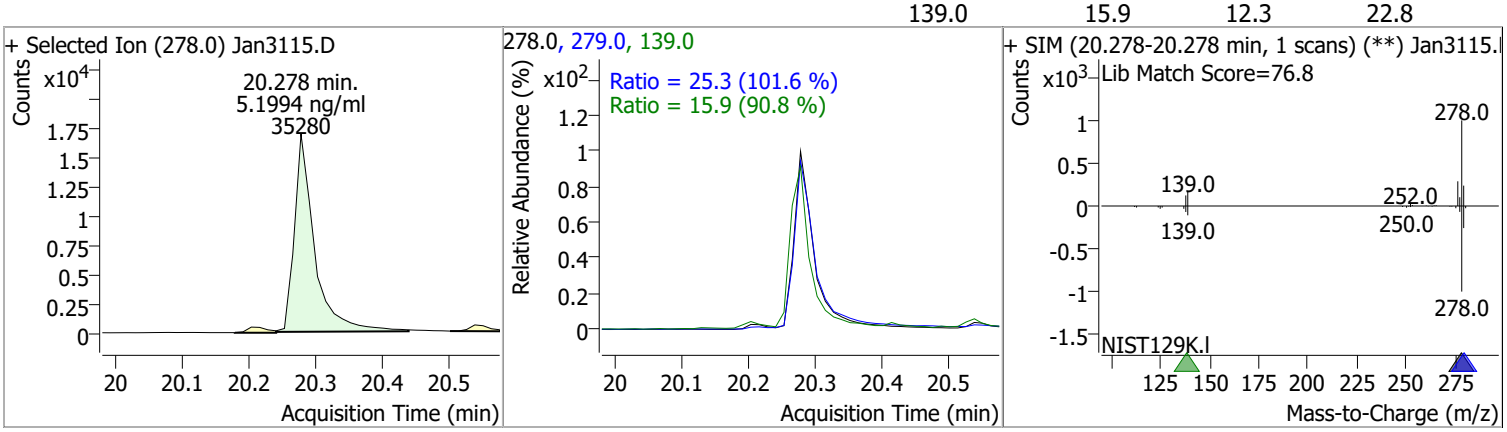

Compound	Conc.	RT	Dev(Min)	Resp.	QIon	QRatio	Lower	Upper
Benzo(g,h,i)perylene	4.9290	20.54	0.00	42325	277.0	23.4	17.3	32.2
					138.0	18.2	14.4	26.7

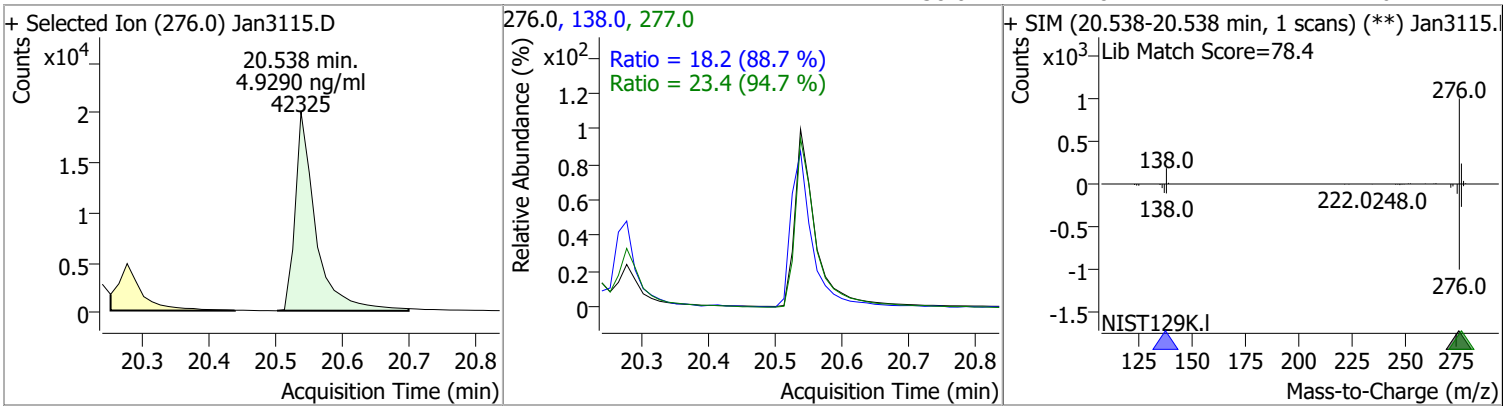

Quantitation Results Report (QT Reviewed)

Data File	Jan3116.D	Operator	LIMS import
Acq. Method	5975BNASIM	Acq. Date-Time	1/31/2022 8:02:59 PM
Sample Name	LLCSD-163174	Instrument	GCMS
Vial	9	Multiplier	1.00
DA Method File	012622 bna SIM 2.batch.bin	Comment	SVOC-8270C-SIM-W-LLPAH
Tune File	dftppjph.u	Tune Date	
Batch Name	013122 bna SIM 2.batch.bin	Last Calib Update	1/27/2022 8:37:26 AM
Ref Library			

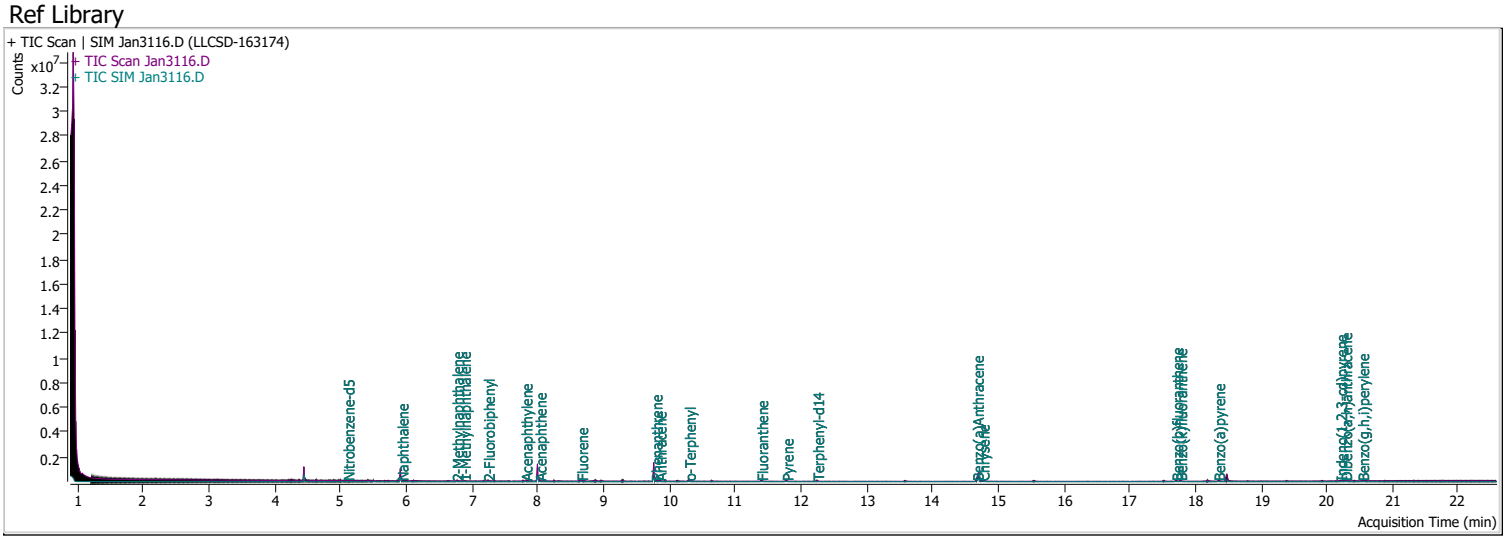

Compound	RT	QIon	Resp.	Conc.	Units		Dev(Min)
Internal Standards							
M 1,4-Dichlorobenzene-d4	4.447	152.0	141698	40.0000	ng/ml		-0.012
M Naphthalene-d8	5.916	136.0	241053	40.0000	ng/ml		0.000
M Acenaphthene-d10	8.000	164.0	165258	40.0000	ng/ml		0.000
M Phenanthrene-d10	9.768	188.0	368043	40.0000	ng/ml		0.000
M Chrysene-d12	14.701	240.0	288432	40.0000	ng/ml		0.000
M Perylene-d12	18.475	264.0	198099	40.0000	ng/ml		0.000
System Monitoring Compounds							
S Nitrobenzene-d5	5.106	82.0	12846	3.7742	ng/ml		-0.012
Spiked Amount: 5.000	Range: 19.0 - 102.0%			Recovery = 75.48%			
S 2-Fluorobiphenyl	7.239	172.0	27051	4.1737	ng/ml		-0.013
Spiked Amount: 5.000	Range: 25.0 - 94.0%			Recovery = 83.47%			
S o-Terphenyl	10.299	230.0	27202	4.9083	ng/ml		0.000
Spiked Amount: 5.000	Range: 40.0 - 140.0%			Recovery = 98.17%			
S Terphenyl-d14	12.251	244.0	24027	5.0405	ng/ml		0.000
Spiked Amount: 5.000	Range: 39.0 - 106.0%			Recovery = 100.81%			
Target Compounds							**QValue**
T Naphthalene	5.928	128.0	21040	3.4055	ng/ml		94
T 2-Methylnaphthalene	6.765	141.0	13143	3.5150	ng/ml		86
T 1-Methylnaphthalene	6.877	141.0	13200	3.4822	ng/ml		94
T Acenaphthylene	7.814	152.0	30033	3.9741	ng/ml		98
T Acenaphthene	8.025	154.0	18688	4.0028	ng/ml	m	99
T Fluorene	8.661	166.0	27204	4.2653	ng/ml		99
T Phenanthrene	9.793	178.0	45108	4.7081	ng/ml		100
T Anthracene	9.854	178.0	43683	5.0796	ng/ml		100
T Fluoranthene	11.398	202.0	56184	4.9978	ng/ml		97
T Pyrene	11.781	202.0	58537	4.8015	ng/ml		96
T Benzo(a)Anthracene	14.677	228.0	44545	5.3930	ng/ml		98
T Chrysene	14.764	228.0	58237	5.2444	ng/ml		99
T Benzo(b)fluoranthene	17.708	252.0	41232	5.0879	ng/ml		98

Compound	RT	QIon	Resp.	Conc.	Units		Dev(Min)
T Benzo(k)fluoranthene	17.770	252.0	46796	4.9669	ng/ml		92
T Benzo(a)pyrene	18.351	252.0	34388	5.0982	ng/ml		99
T Indeno(1,2,3-cd)pyrene	20.204	276.0	29521	4.9119	ng/ml		94
T Dibenzo(a,h)anthracene	20.278	278.0	36767	5.4248	ng/ml		97
T Benzo(g,h,i)perylene	20.538	276.0	42570	4.9717	ng/ml	m	98

(#) = Qualifier Out of Range; (m) = Manual Integration; (+) = Area Summed; (*) = Surrogate Percent Recovery Out of Range; (d): Zeroed Peak

Quantitation Results Report (QT Reviewed)

Compound	Conc.	RT	Dev(Min)	Resp.	QIon	QRatio	Lower	Upper
Nitrobenzene-d5	3.7742	5.11	-0.01	12846	54.0	39.7	31.6	58.8
					128.0	27.0	19.3	35.9

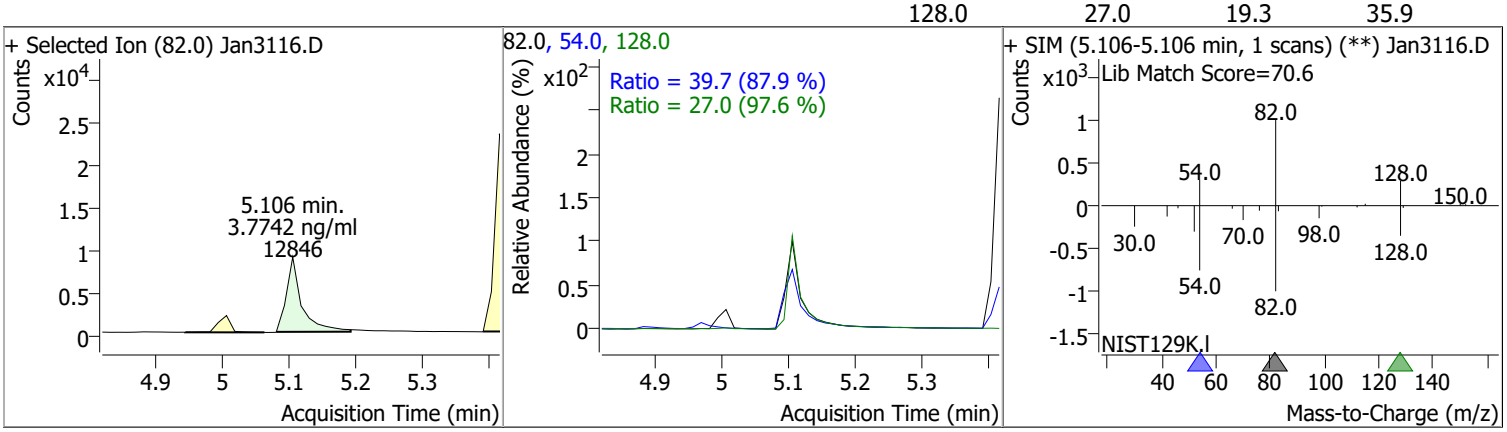

Compound	Conc.	RT	Dev(Min)	Resp.	QIon	QRatio	Lower	Upper
Naphthalene	3.4055	5.93	-0.01	21040	102.0	25.0	0.0	61.8
					129.0	10.6	7.7	14.3

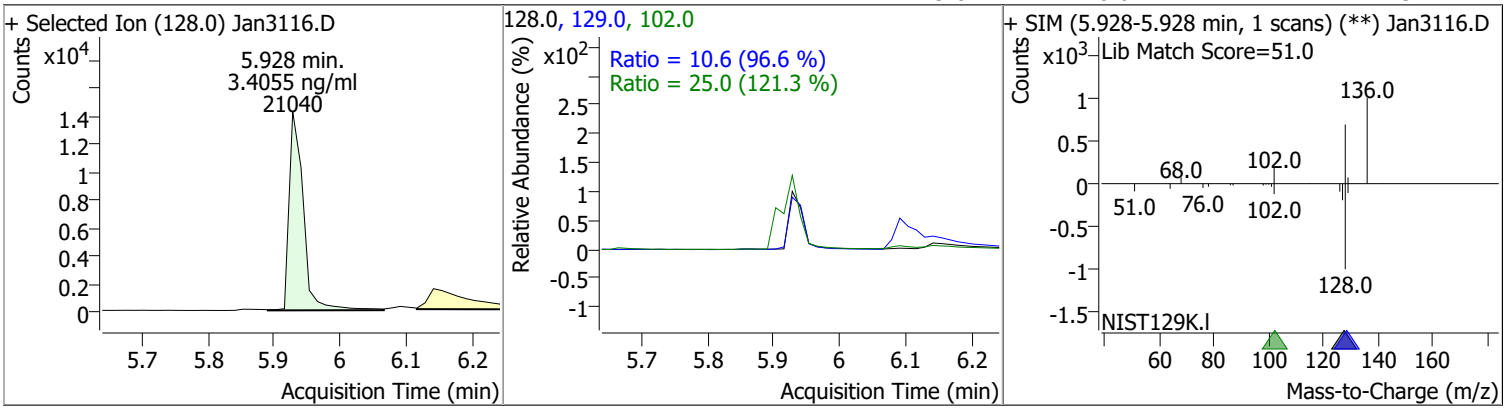

Compound	Conc.	RT	Dev(Min)	Resp.	QIon	QRatio	Lower	Upper
2-Methylnaphthalene	3.5150	6.76	-0.01	13143	142.0	162.1	99.1	184.0
					115.0	72.2	46.3	86.0

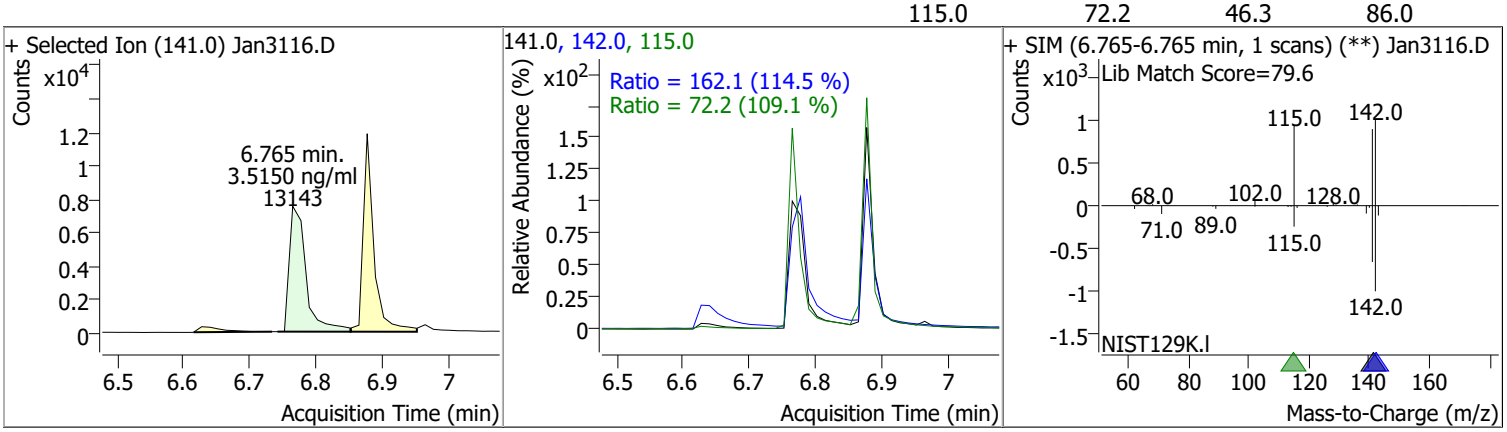

Compound	Conc.	RT	Dev(Min)	Resp.	QIon	QRatio	Lower	Upper
1-Methylnaphthalene	3.4822	6.88	0.00	13200	142.0	120.2	78.3	145.5
					115.0	72.6	53.4	99.2

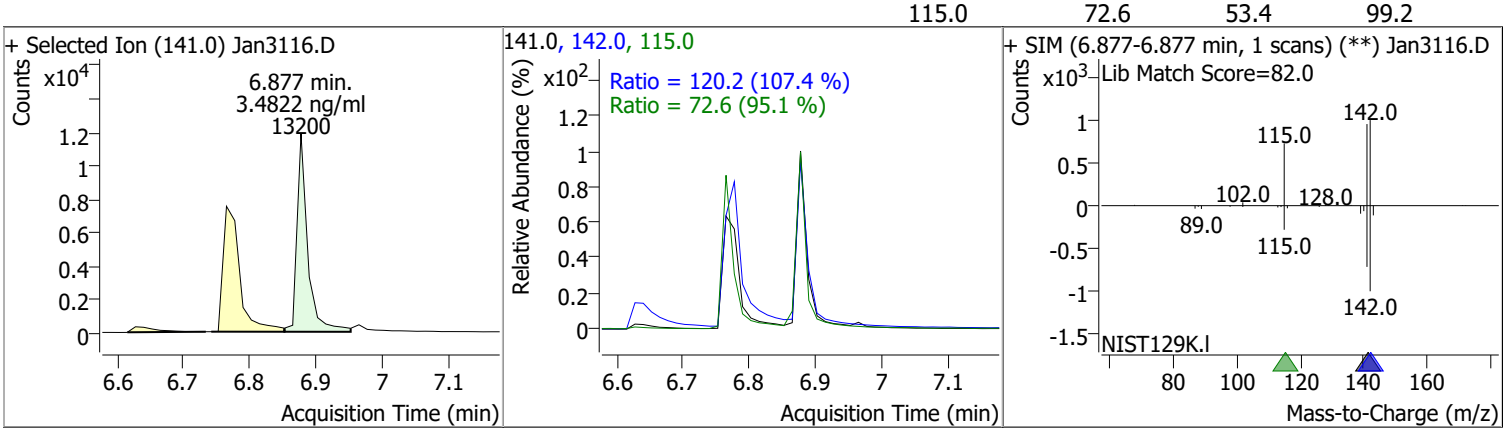

Compound	Conc.	RT	Dev(Min)	Resp.	QIon	QRatio	Lower	Upper
2-Fluorobiphenyl	4.1737	7.24	-0.01	27051	171.0	36.9	25.6	47.6

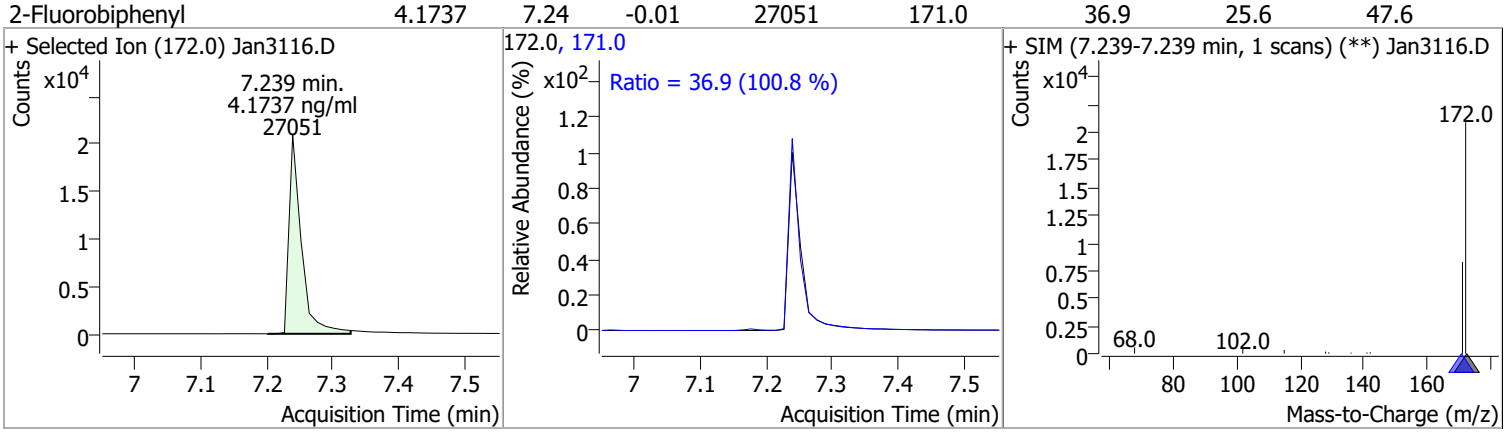

Compound	Conc.	RT	Dev(Min)	Resp.	QIon	QRatio	Lower	Upper
Acenaphthylene	3.9741	7.81	0.00	30033	153.0	14.0	9.1	17.0

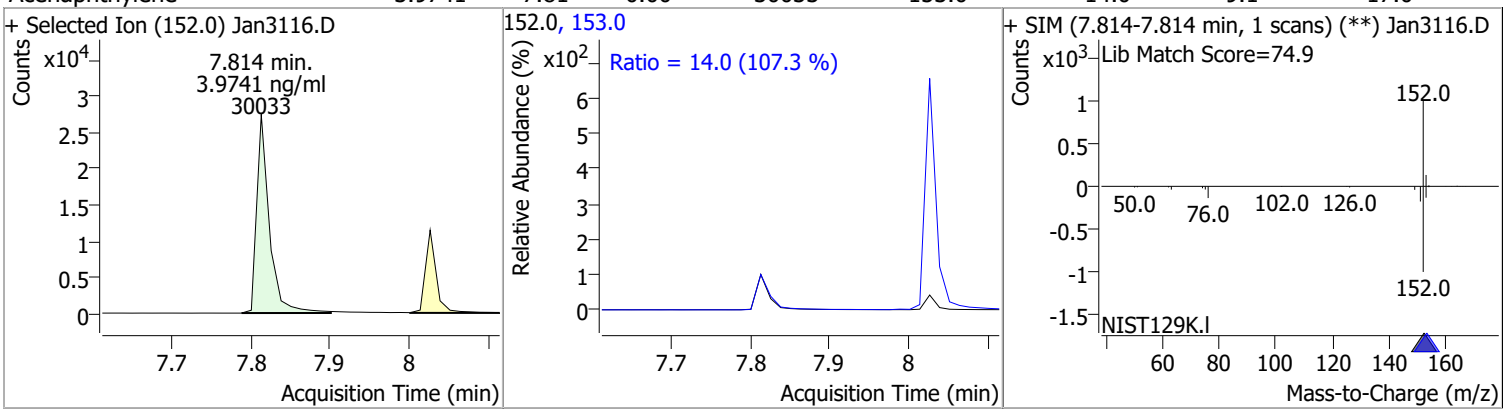

Compound	Conc.	RT	Dev(Min)	Resp.	QIon	QRatio	Lower	Upper
Acenaphthene	4.0028	8.03	0.00	18688 (m)	153.0	121.4	83.9	155.8
					152.0	57.7	40.9	76.0

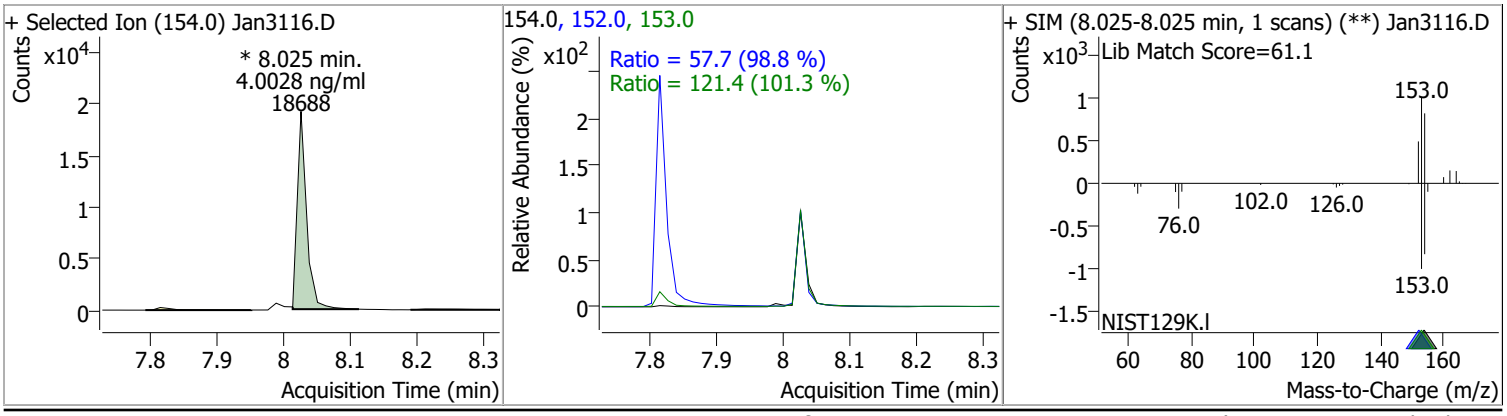

Compound	Conc.	RT	Dev(Min)	Resp.	QIon	QRatio	Lower	Upper
Fluorene	4.2653	8.66	0.00	27204	165.0	97.2	67.0	124.5
					167.0	13.4	9.2	17.1

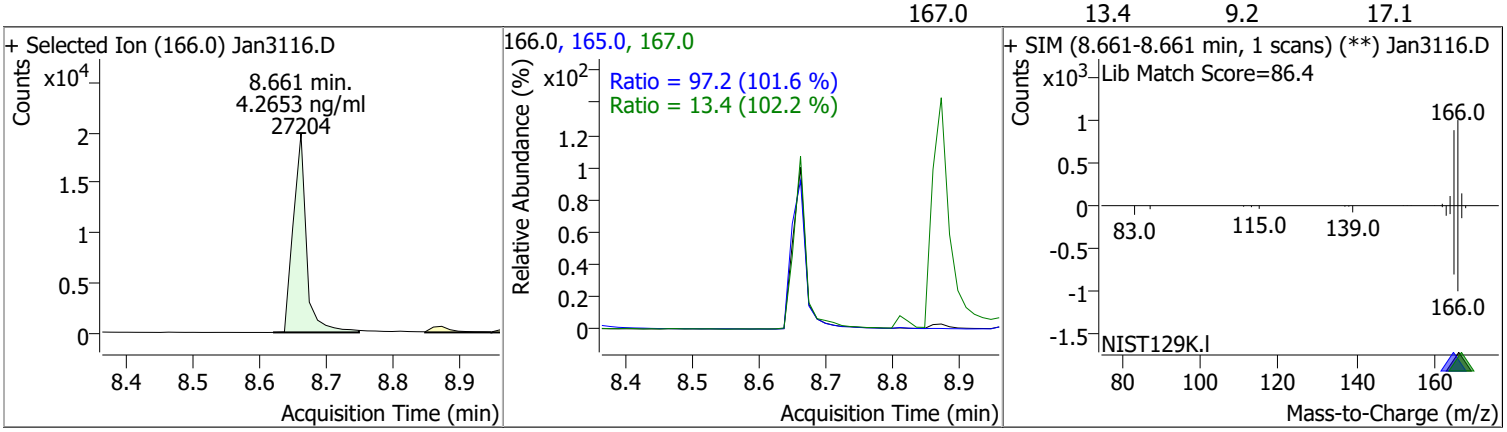

Compound	Conc.	RT	Dev(Min)	Resp.	QIon	QRatio	Lower	Upper
Phenanthrene	4.7081	9.79	0.00	45108	176.0	18.8	13.2	24.6

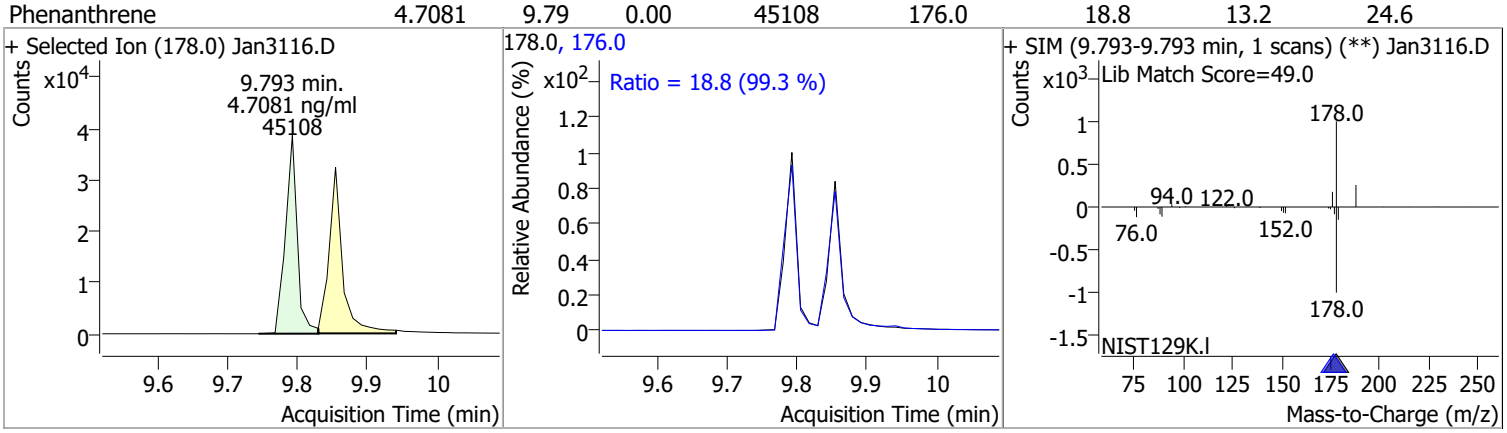

Compound	Conc.	RT	Dev(Min)	Resp.	QIon	QRatio	Lower	Upper
Anthracene	5.0796	9.85	0.00	43683	176.0	18.4	12.8	23.8

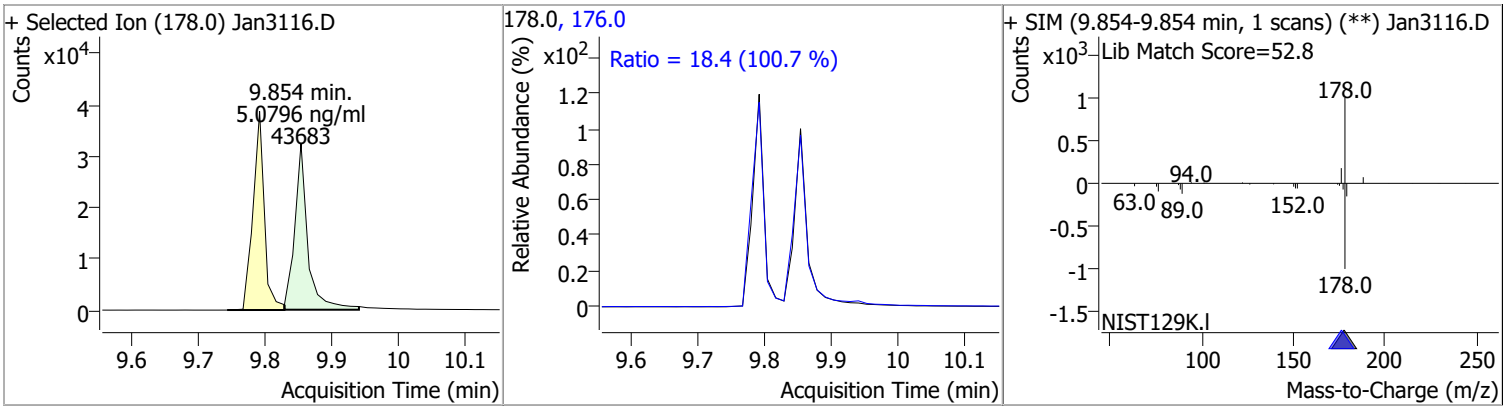

Compound	Conc.	RT	Dev(Min)	Resp.	QIon	QRatio	Lower	Upper
o-Terphenyl	4.9083	10.30	0.00	27202	229.0	68.9	47.1	87.5
					215.0	45.6	31.1	57.7

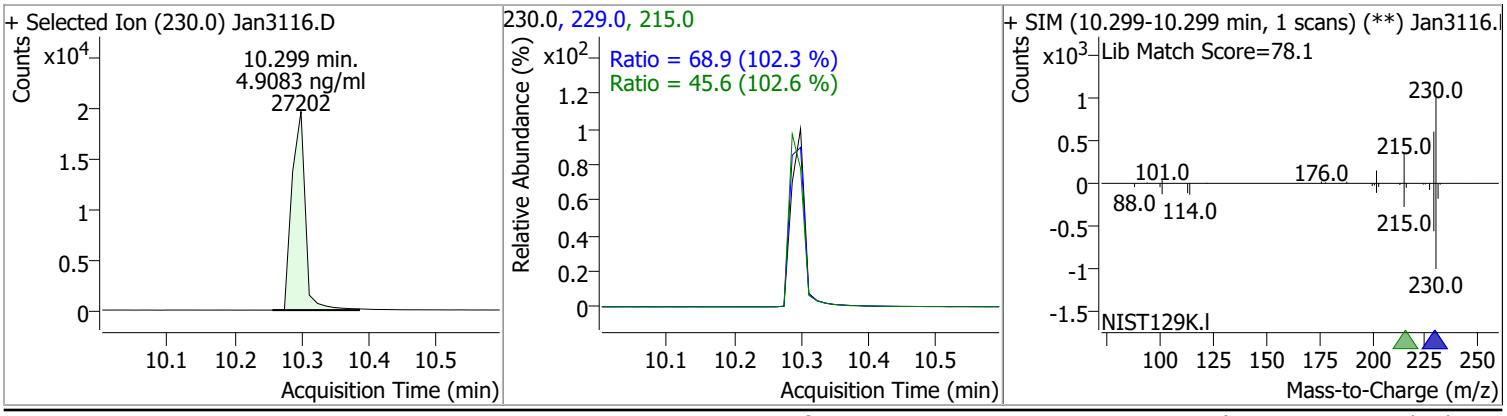

Compound	Conc.	RT	Dev(Min)	Resp.	QIon	QRatio	Lower	Upper
Fluoranthene	4.9978	11.40	-0.01	56184	101.0	11.3	8.8	16.3

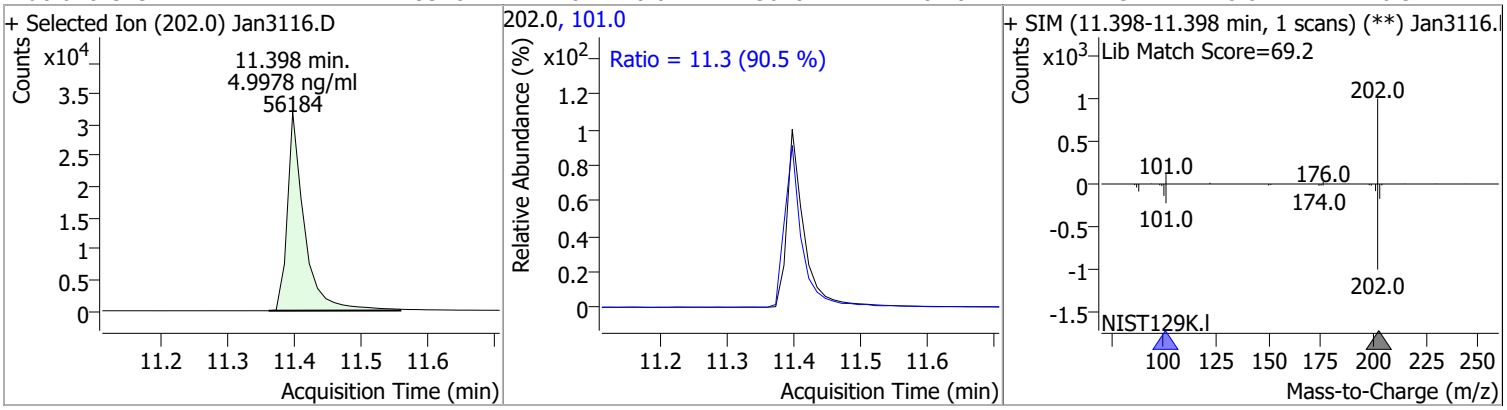

Compound	Conc.	RT	Dev(Min)	Resp.	QIon	QRatio	Lower	Upper
Pyrene	4.8015	11.78	0.00	58537	101.0	13.9	10.8	20.0

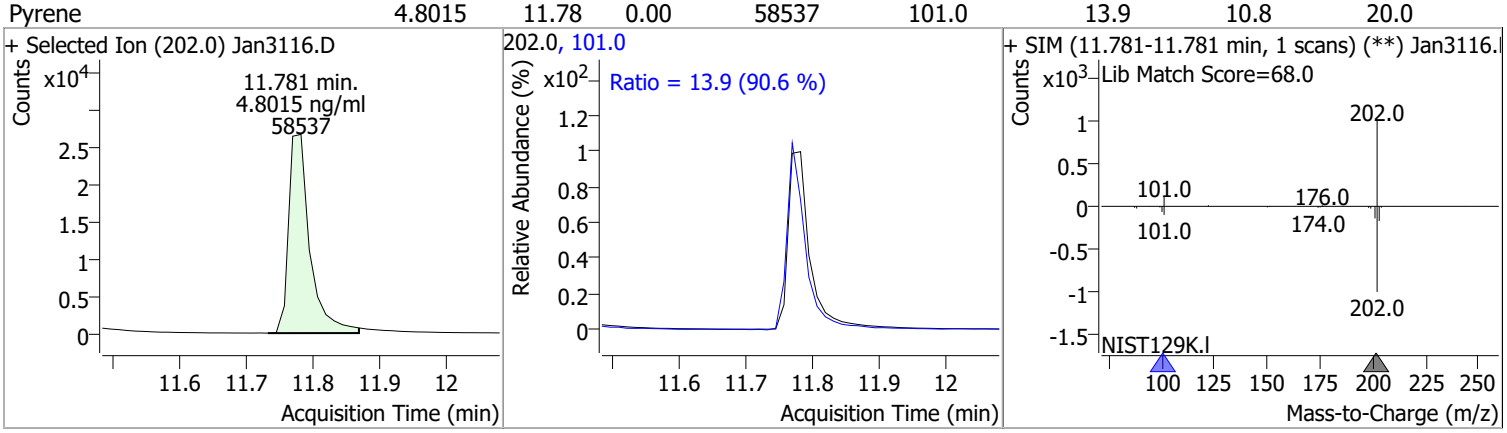

Compound	Conc.	RT	Dev(Min)	Resp.	QIon	QRatio	Lower	Upper
Terphenyl-d14	5.0405	12.25	0.00	24027	122.0	14.1	9.8	18.2

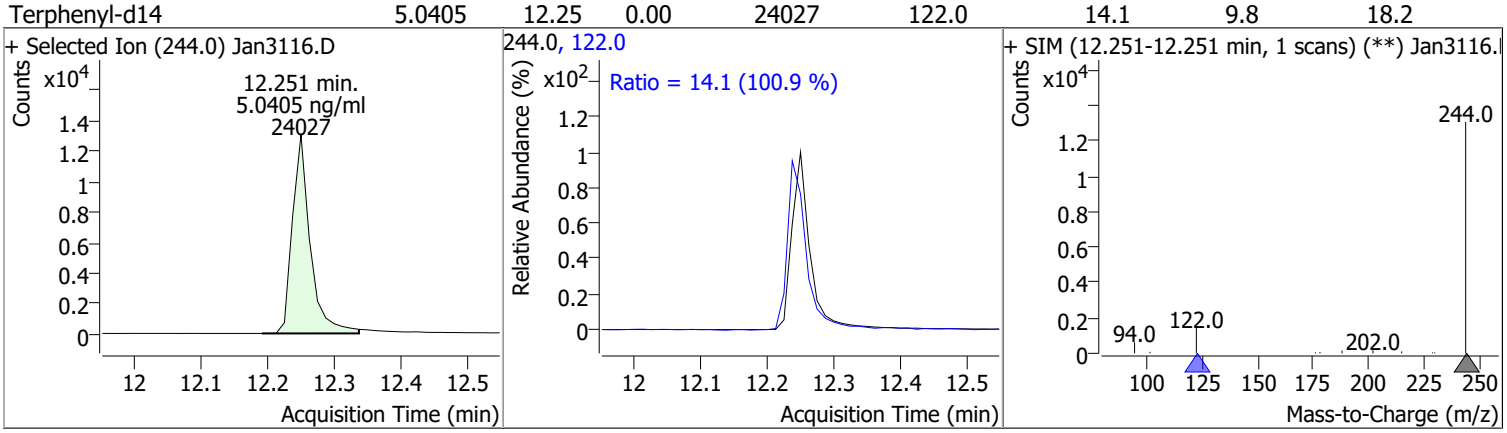

Compound	Conc.	RT	Dev(Min)	Resp.	QIon	QRatio	Lower	Upper
Benzo(a)Anthracene	5.3930	14.68	0.00	44545	226.0	27.5	19.0	35.2
					229.0	21.5	16.0	29.7

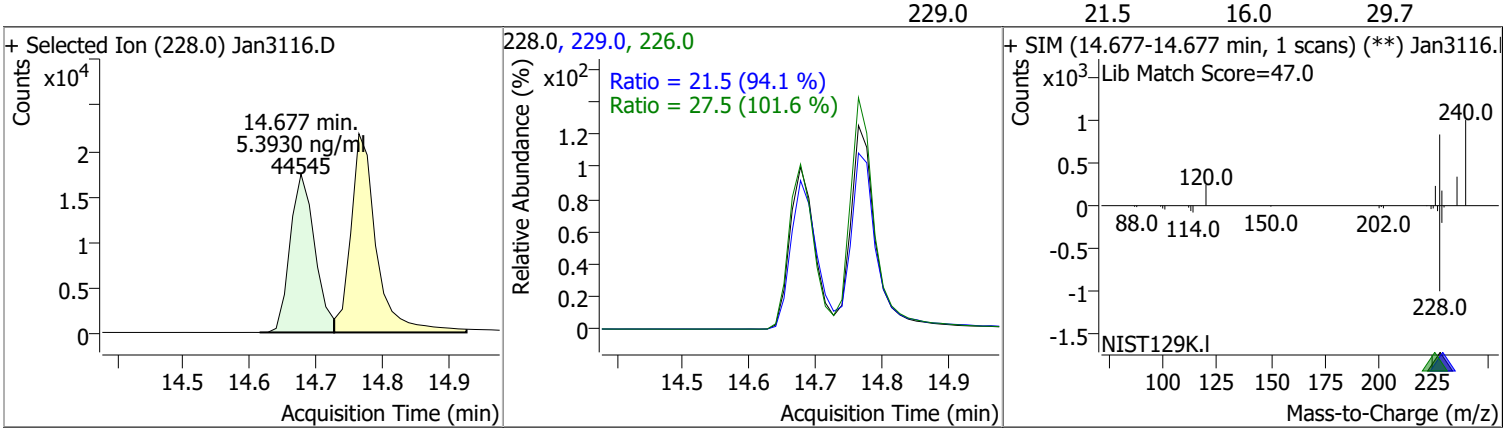

Quantitation Results Report (QT Reviewed)

Compound	Conc.	RT	Dev(Min)	Resp.	QIon	QRatio	Lower	Upper
Chrysene	5.2444	14.76	0.00	58237	226.0	30.3	21.0	39.1
					229.0	20.9	14.8	27.6

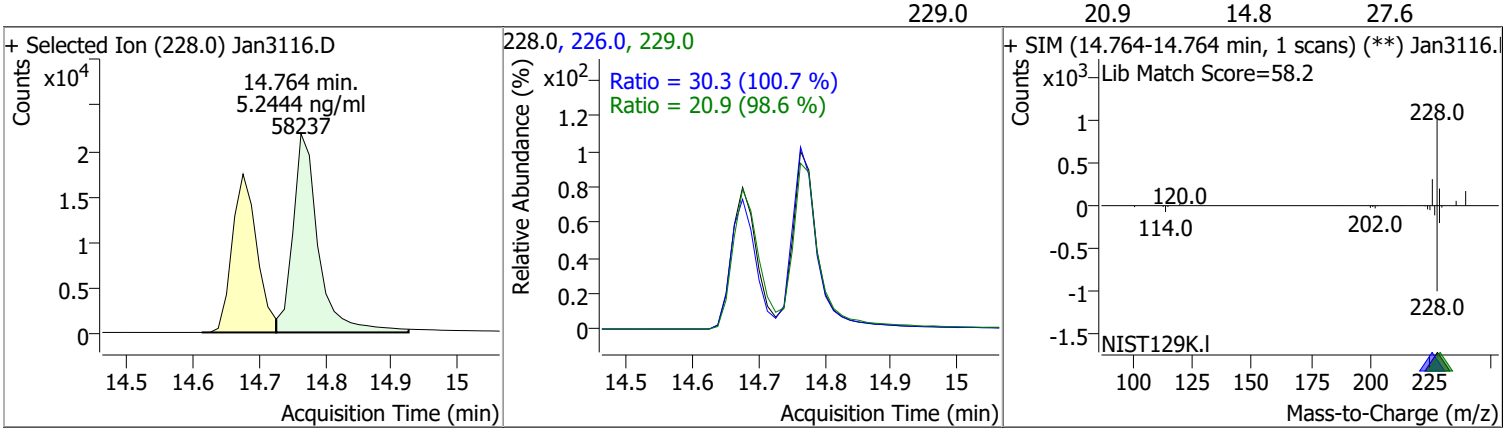

Compound	Conc.	RT	Dev(Min)	Resp.	QIon	QRatio	Lower	Upper
Benzo(b)fluoranthene	5.0879	17.71	0.00	41232	253.0	22.2	14.9	27.7

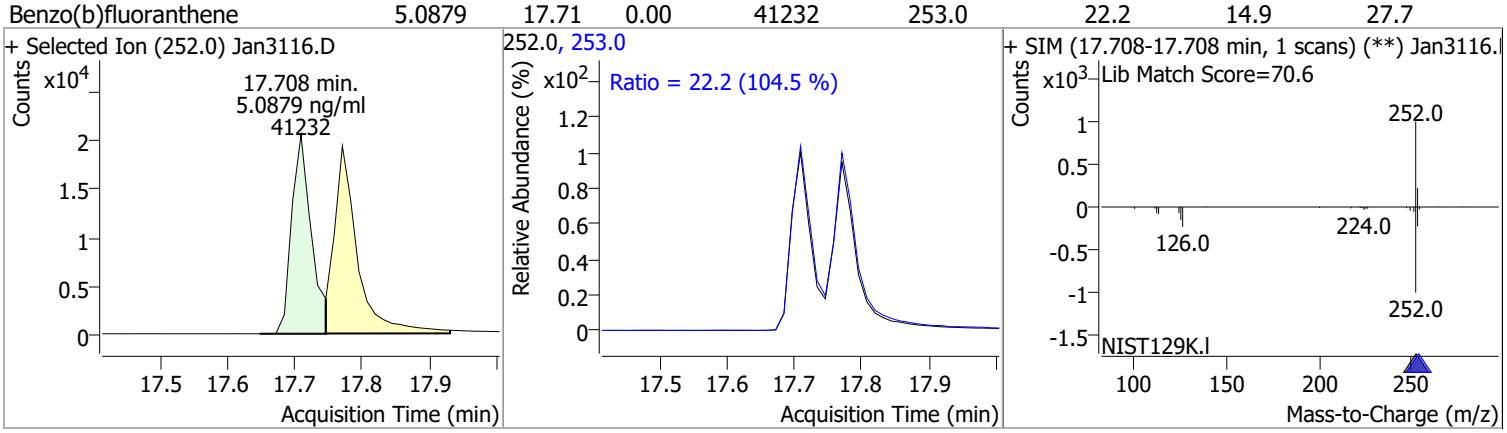

Compound	Conc.	RT	Dev(Min)	Resp.	QIon	QRatio	Lower	Upper
Benzo(k)fluoranthene	4.9669	17.77	0.00	46796	253.0	22.7	13.2	24.6

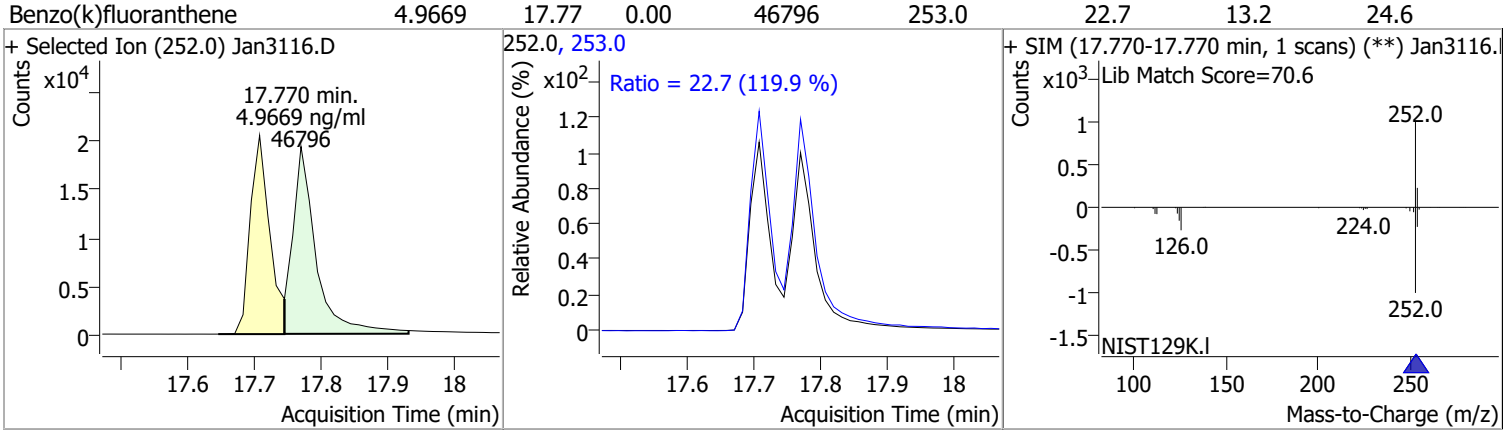

Compound	Conc.	RT	Dev(Min)	Resp.	QIon	QRatio	Lower	Upper
Benzo(a)pyrene	5.0982	18.35	0.00	34388	253.0	22.4	16.1	29.9

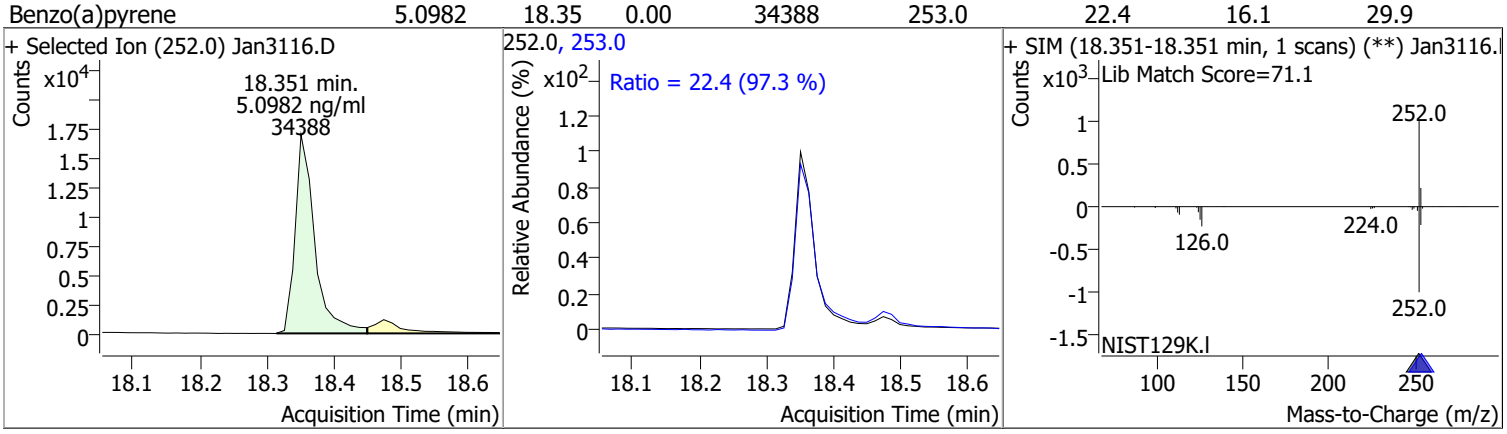

Quantitation Results Report (QT Reviewed)

Compound	Conc.	RT	Dev(Min)	Resp.	QIon	QRatio	Lower	Upper
Indeno(1,2,3-cd)pyrene	4.9119	20.20	-0.01	29521	138.0	19.6	15.7	29.1

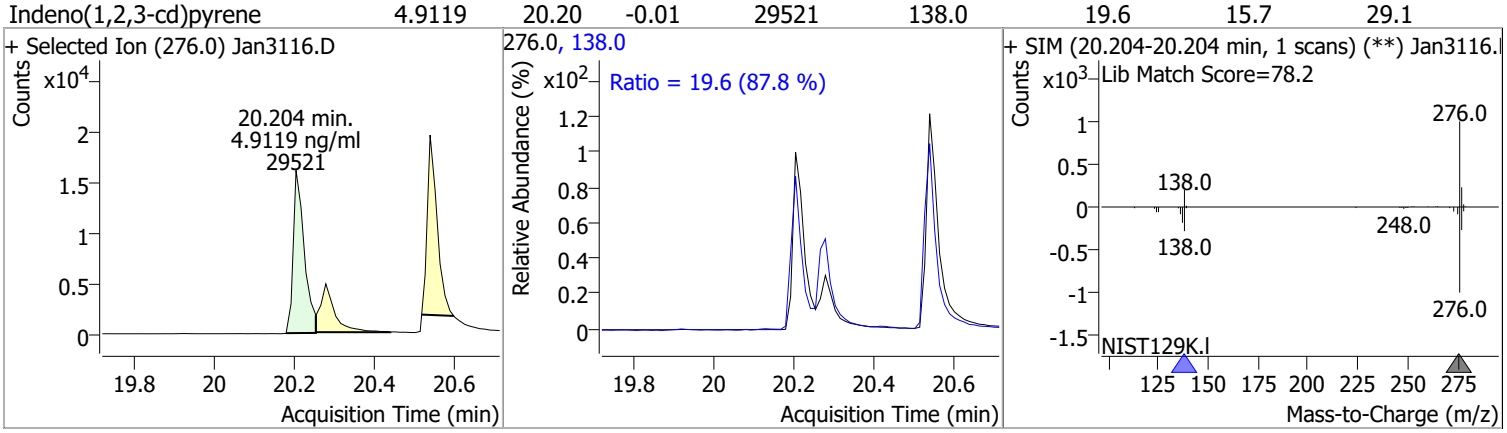

Compound	Conc.	RT	Dev(Min)	Resp.	QIon	QRatio	Lower	Upper
Dibenzo(a,h)anthracene	5.4248	20.28	0.00	36767	279.0	24.3	17.4	32.3
					139.0	15.0	12.3	22.8

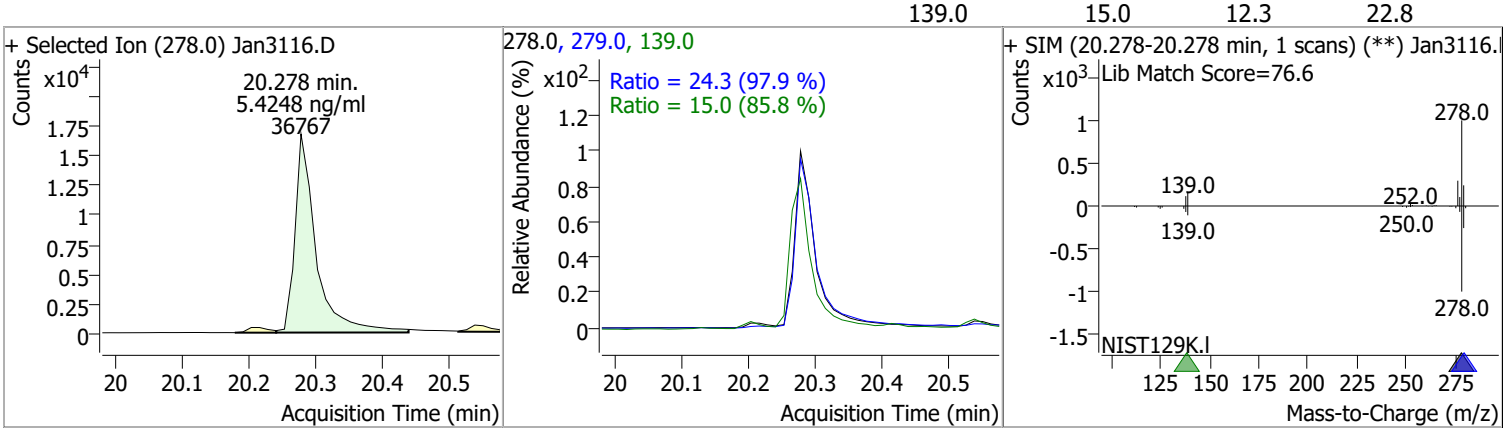

Compound	Conc.	RT	Dev(Min)	Resp.	QIon	QRatio	Lower	Upper
Benzo(g,h,i)perylene	4.9717	20.54	0.00	42570 (m)	277.0	24.9	17.3	32.2
					138.0	18.4	14.4	26.7

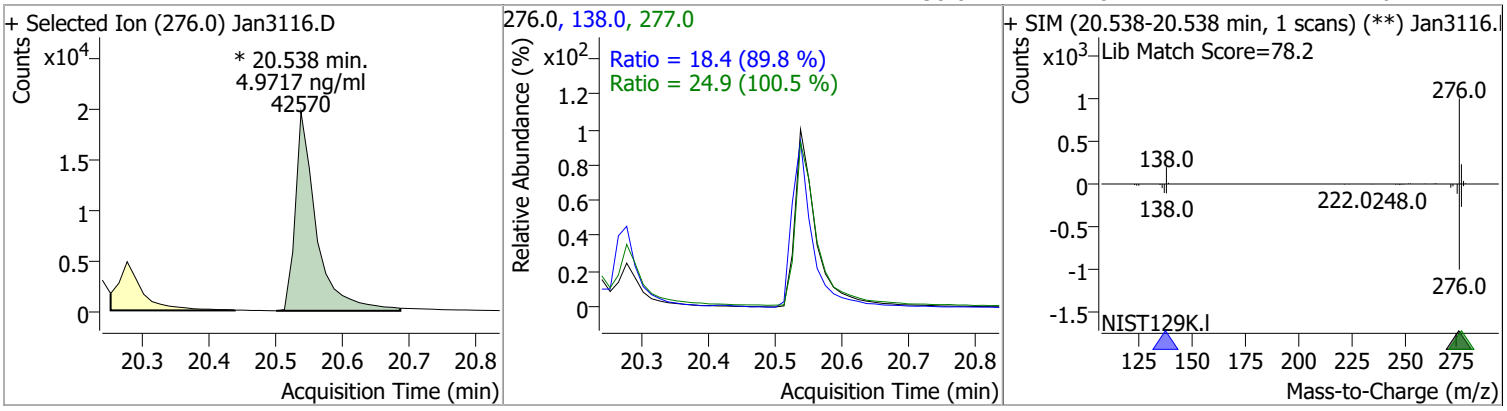

Quantitation Results Report (QT Reviewed)

Data File	Jan3117.D	Operator	LIMS import
Acq. Method	5975BNASIM	Acq. Date-Time	1/31/2022 8:35:40 PM
Sample Name	B22011214-001C	Instrument	GCMS
Vial	10	Multiplier	1.00
DA Method File	012622 bna SIM 2.batch.bin	Comment	SVOC-8270C-SIM-W-LLPAH
Tune File	dftppjph.u	Tune Date	
Batch Name	013122 bna SIM 2.batch.bin	Last Calib Update	1/27/2022 8:37:26 AM
Ref Library			

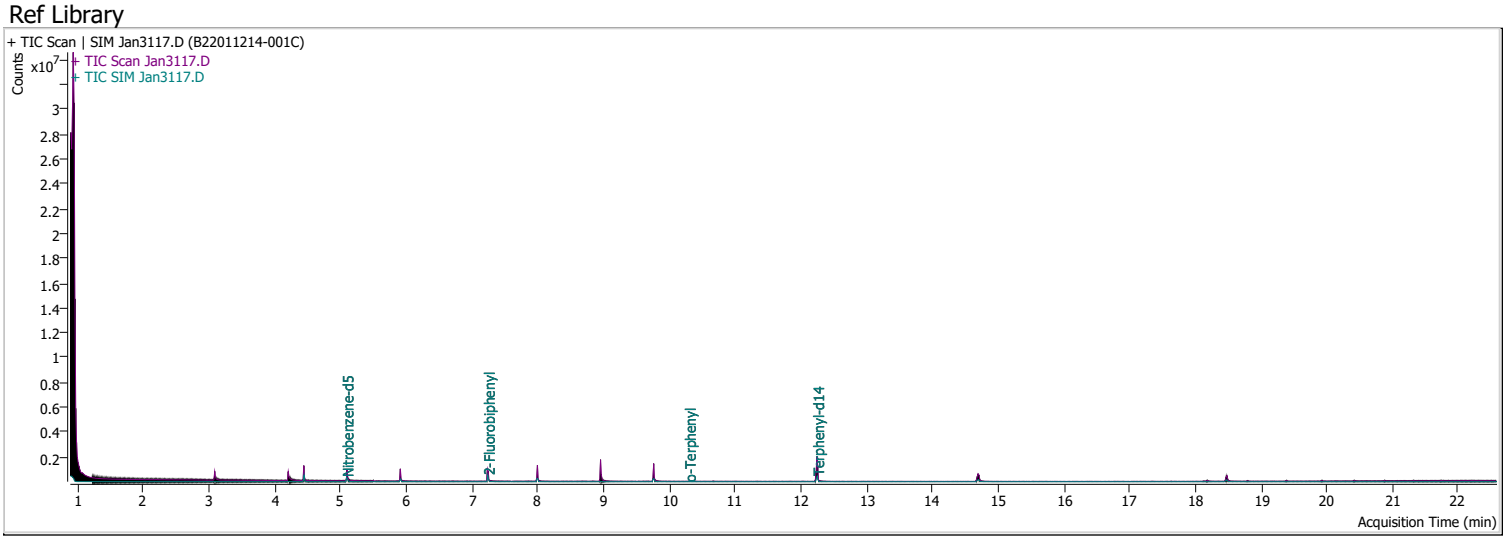

Compound	RT	QIon	Resp.	Conc.	Units		Dev(Min)
Internal Standards							
M 1,4-Dichlorobenzene-d4	4.447	152.0	142083	40.0000	ng/ml		-0.012
M Naphthalene-d8	5.916	136.0	242425	40.0000	ng/ml		0.000
M Acenaphthene-d10	8.001	164.0	158501	40.0000	ng/ml		0.000
M Phenanthrene-d10	9.768	188.0	351150	40.0000	ng/ml		0.000
M Chrysene-d12	14.702	240.0	278787	40.0000	ng/ml		0.000
M Perylene-d12	18.475	264.0	188809	40.0000	ng/ml		0.000
System Monitoring Compounds							
S Nitrobenzene-d5	5.094	82.0	340664	41.2054	ng/ml		-0.025
Spiked Amount: 5.000	Range: 19.0 - 102.0%			Recovery = 824.11%		*	
S 2-Fluorobiphenyl	7.240	172.0	427726	59.4727	ng/ml		-0.012
Spiked Amount: 5.000	Range: 25.0 - 94.0%			Recovery = 1189.45%		*	
S o-Terphenyl	10.299	230.0	977	0.1431	ng/ml		0.000
Spiked Amount: 5.000	Range: 40.0 - 140.0%			Recovery = 2.86%		*	
S Terphenyl-d14	12.251	244.0	538486	77.6763	ng/ml		0.000
Spiked Amount: 5.000	Range: 39.0 - 106.0%			Recovery = 1553.53%		*	
Target Compounds							**QValue**
T Naphthalene	0.000		0	N.D.			
T 2-Methylnaphthalene	0.000		0	N.D.			
T 1-Methylnaphthalene	0.000		0	N.D.			
T Acenaphthylene	0.000		0	N.D.			
T Acenaphthene	8.025	154.0	0		ng/ml	md	1
T Fluorene	8.960	166.0	0		ng/ml	md	1
T Phenanthrene	0.000		0	N.D.			
T Anthracene	0.000		0	N.D.			
T Fluoranthene	0.000		0	N.D.			
T Pyrene	0.000		0	N.D.			
T Benzo(a)Anthracene	14.702	228.0	0		ng/ml	md	1
T Chrysene	14.764	228.0	0		ng/ml	md	1
T Benzo(b)fluoranthene	0.000		0	N.D.			

Compound	RT	QIon	Resp.	Conc.	Units		Dev(Min)
T Benzo(k)fluoranthene	0.000		0	N.D.			
T Benzo(a)pyrene	18.363	252.0	0		ng/ml	md	1
T Indeno(1,2,3-cd)pyrene	0.000		0	N.D.			
T Dibenzo(a,h)anthracene	0.000		0	N.D.			
T Benzo(g,h,i)perylene	0.000		0	N.D.			

(#) = Qualifier Out of Range; (m) = Manual Integration; (+) = Area Summed; (*) = Surrogate Percent Recovery Out of Range; (d): Zeroed Peak

Quantitation Results Report (QT Reviewed)

Compound	Conc.	RT	Dev(Min)	Resp.	QIon	QRatio	Lower	Upper
Nitrobenzene-d5	41.2054	5.09	-0.02	340664	54.0	34.3	31.6	58.8
					128.0	23.4	19.3	35.9

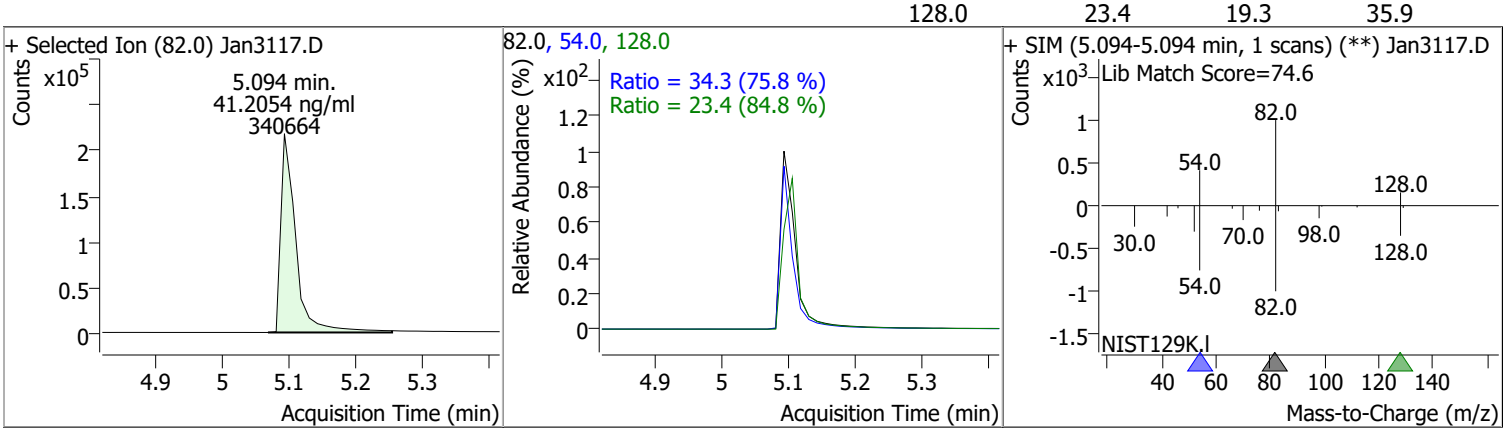

Compound	Conc.	Exp RT	QIon	Exp Ratio	QIon	Exp Ratio
Naphthalene	N.D.	5.94	102.0	20.6	129.0	11.0

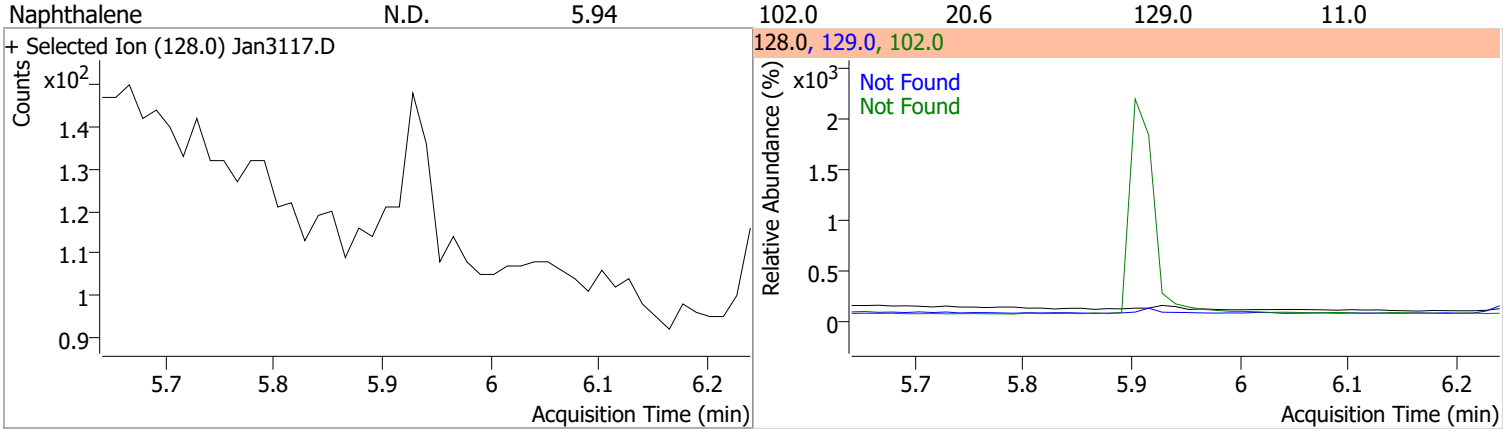

Compound	Conc.	Exp RT	QIon	Exp Ratio	QIon	Exp Ratio
2-Methylnaphthalene	N.D.	6.78	142.0	141.5	115.0	66.1

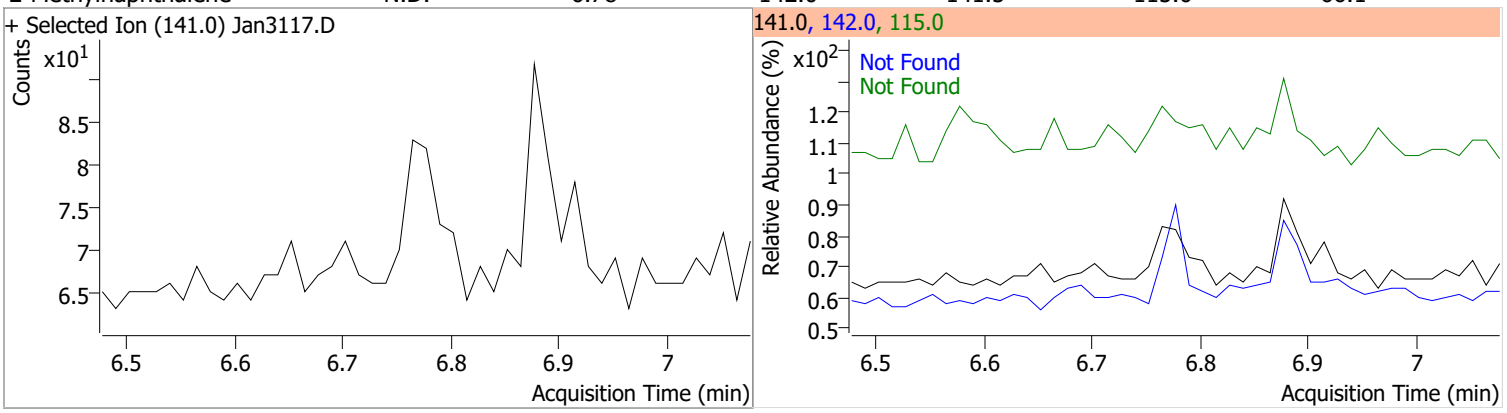

Compound	Conc.	Exp RT	QIon	Exp Ratio	QIon	Exp Ratio
1-Methylnaphthalene	N.D.	6.88	142.0	111.9	115.0	76.3

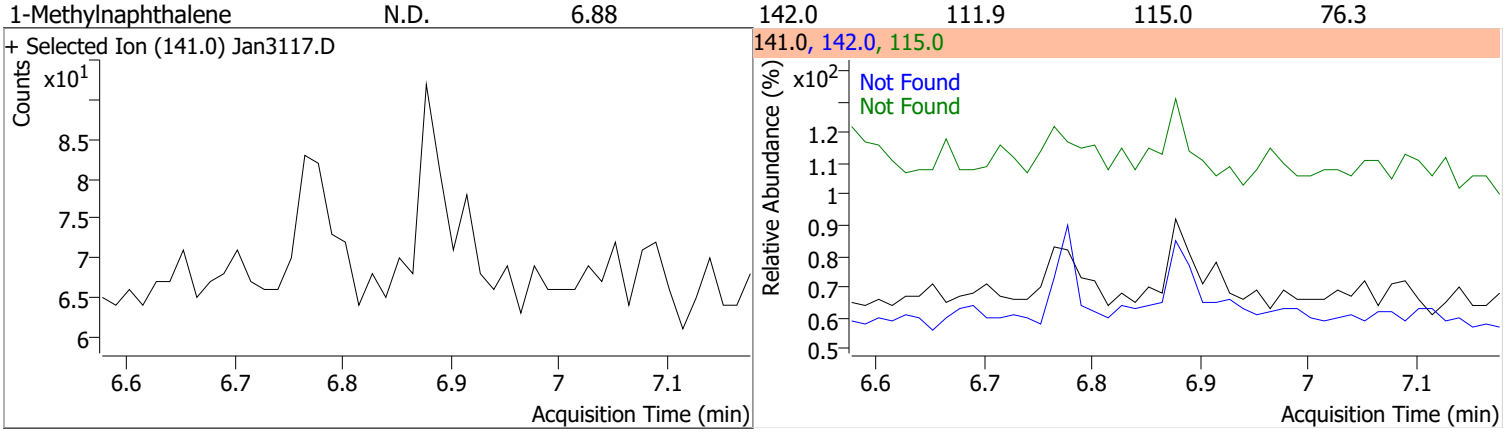

Quantitation Results Report (QT Reviewed)

Compound	Conc.	RT	Dev(Min)	Resp.	QIon	QRatio	Lower	Upper
2-Fluorobiphenyl	59.4727	7.24	-0.01	427726	171.0	37.7	25.6	47.6

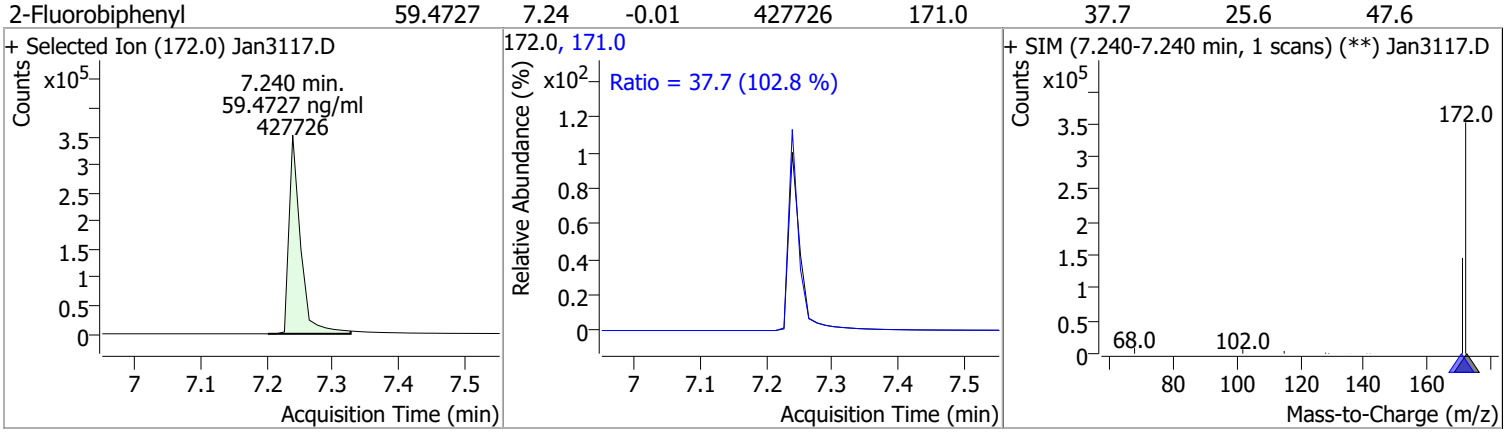

Compound	Conc.	Exp RT	QIon	Exp Ratio
Acenaphthylene	N.D.	7.81	153.0	13.1

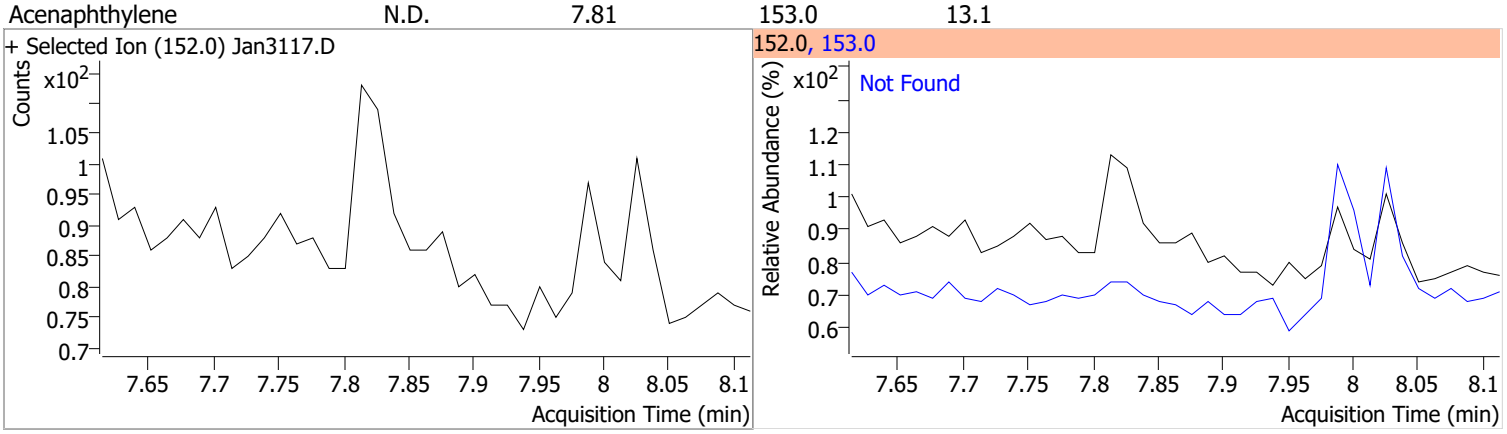

Compound	Conc.	RT	Dev(Min)	Resp.	QIon	QRatio	Lower	Upper
Acenaphthene		0		0	153.0		83.9	155.8
					152.0		40.9	76.0

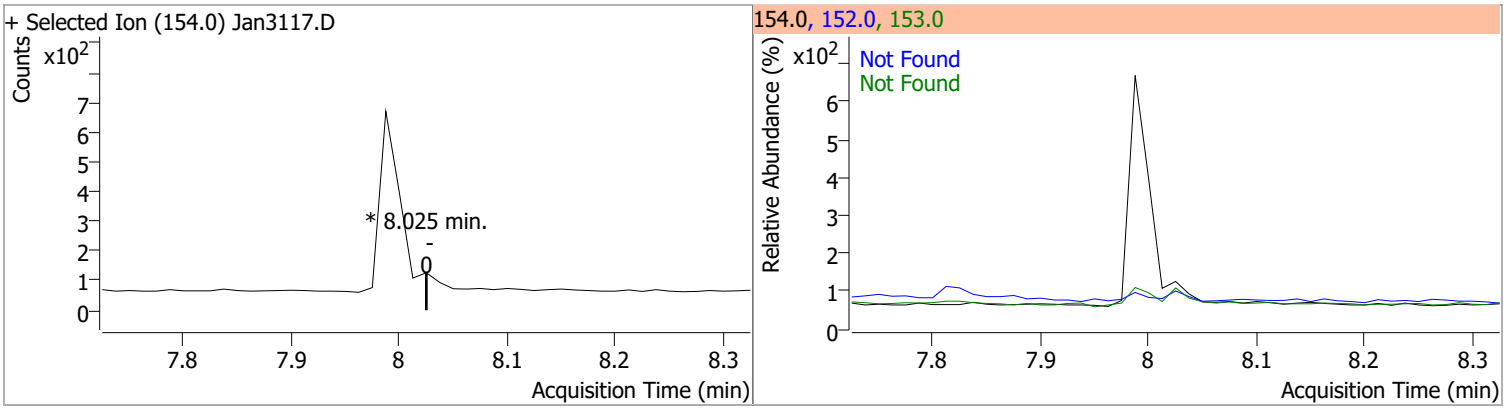

Compound	Conc.	RT	Dev(Min)	Resp.	QIon	QRatio	Lower	Upper
Fluorene		0		0	165.0		67.0	124.5
					167.0		9.2	17.1

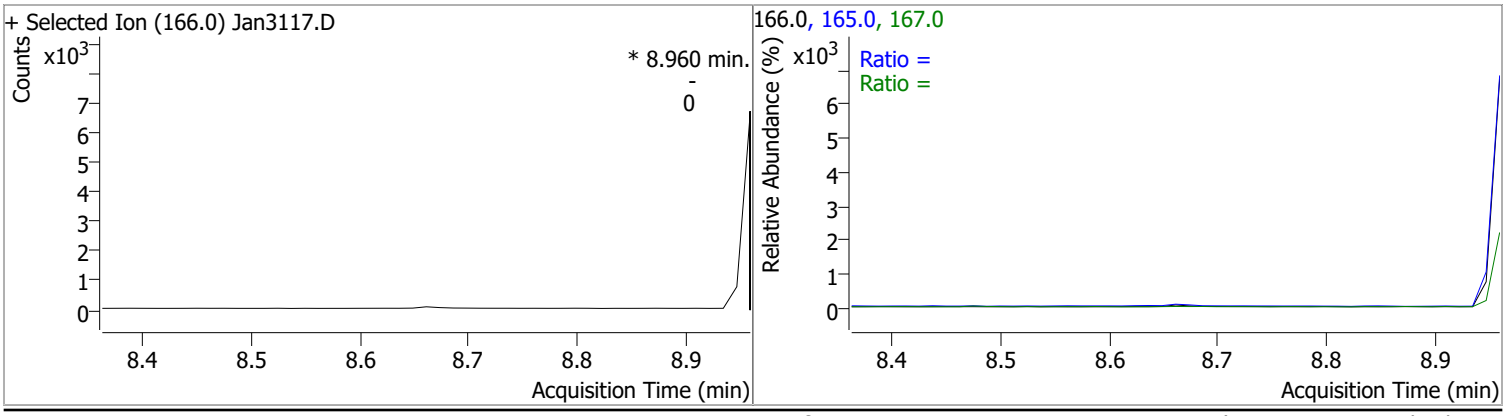

Compound	Conc.	Exp RT	QIon	Exp Ratio
Phenanthrene	N.D.	9.79	176.0	18.9

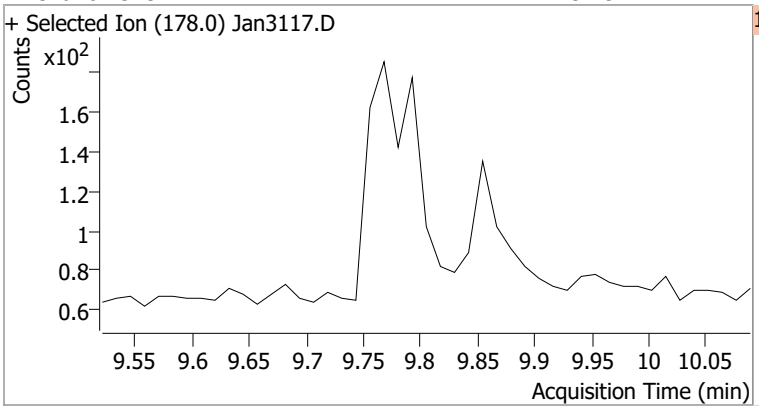

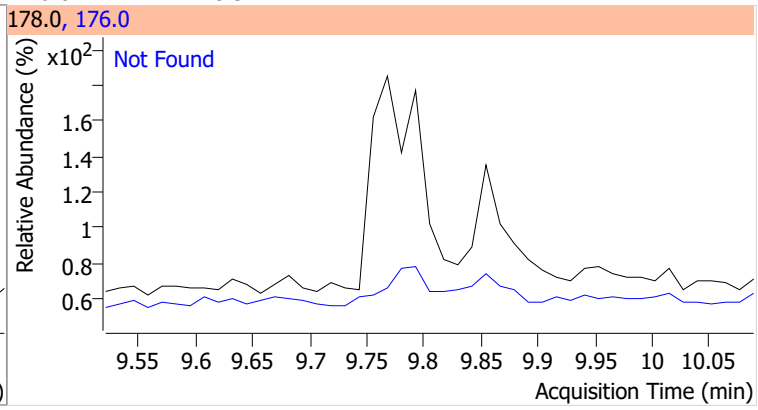

Compound	Conc.	Exp RT	QIon	Exp Ratio
Anthracene	N.D.	9.85	176.0	18.3

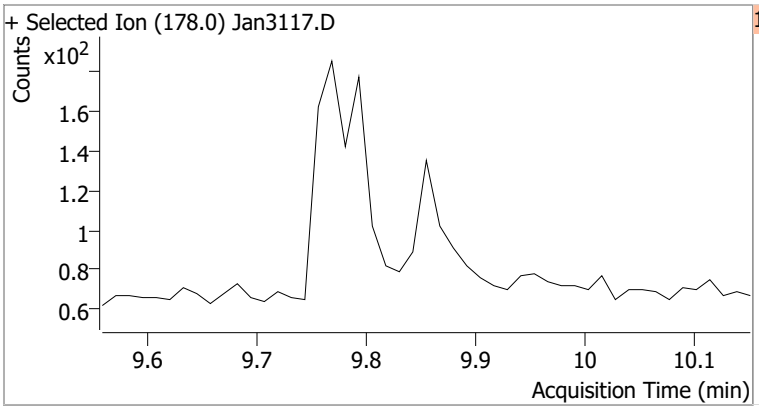

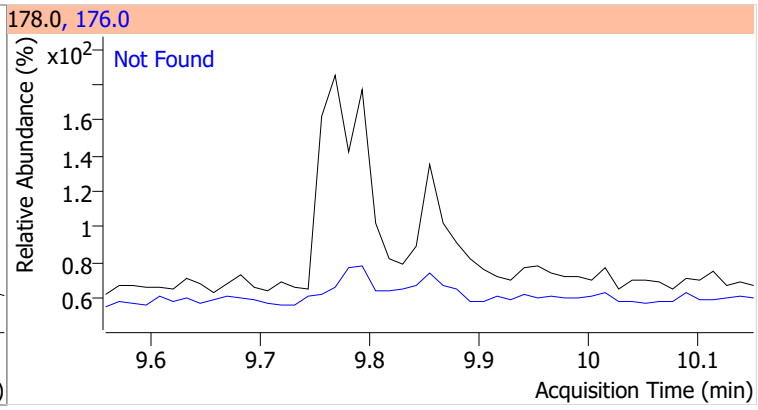

Compound	Conc.	RT	Dev(Min)	Resp.	QIon	QRatio	Lower	Upper
o-Terphenyl	0.1431	10.30	0.00	977	229.0	68.2	47.1	87.5
					215.0	46.8	31.1	57.7

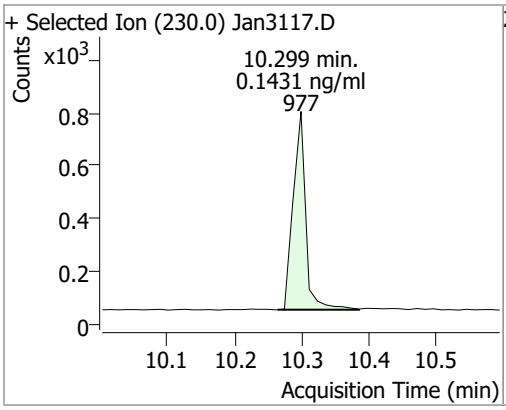

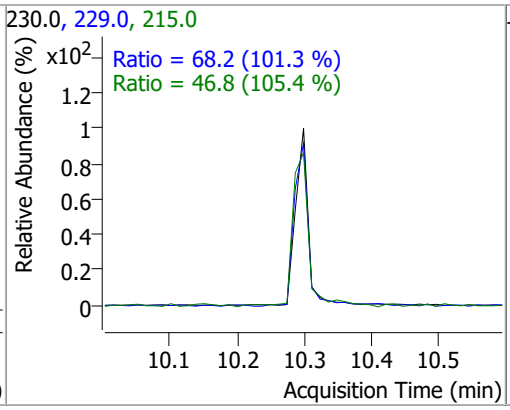

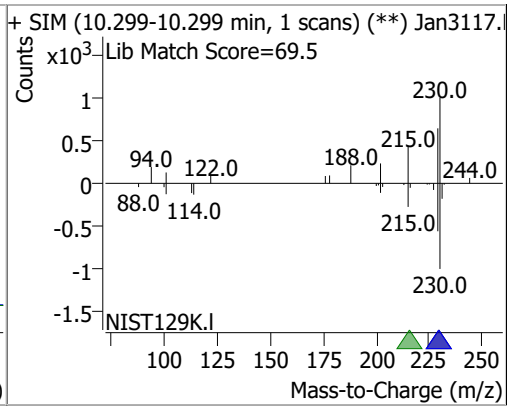

Compound	Conc.	Exp RT	QIon	Exp Ratio
Fluoranthene	N.D.	11.41	101.0	12.5

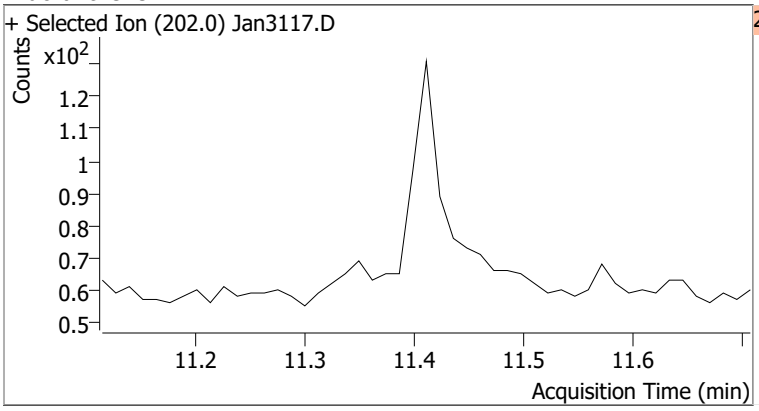

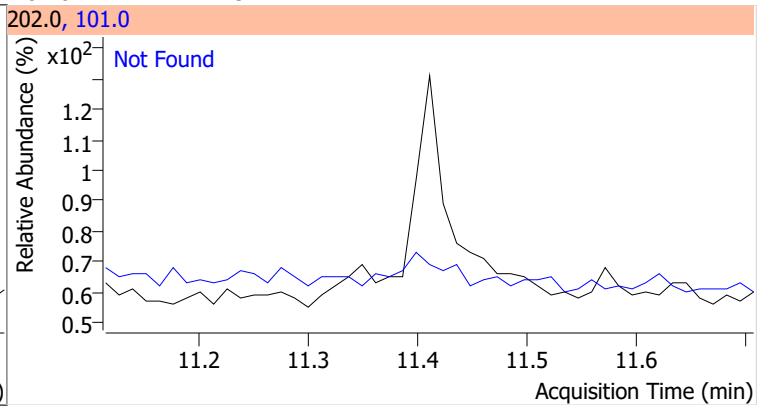

Compound	Conc.	Exp RT	QIon	Exp Ratio
Pyrene	N.D.	11.78	101.0	15.4

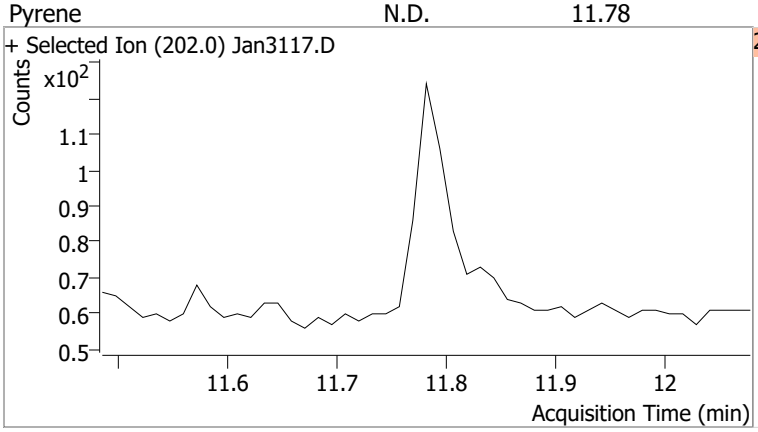

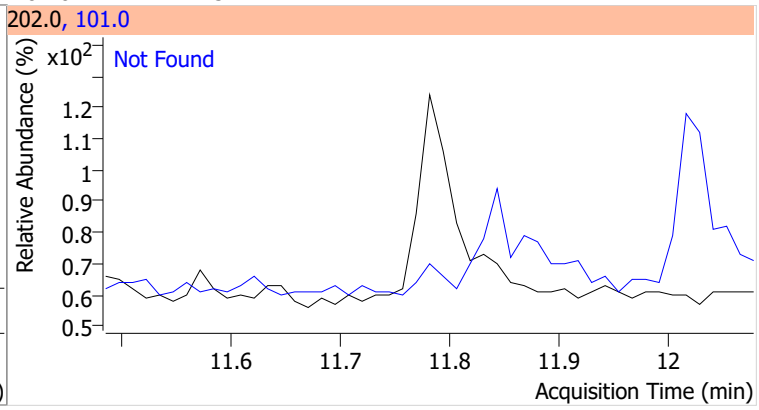

Compound	Conc.	RT	Dev(Min)	Resp.	QIon	QRatio	Lower	Upper
Terphenyl-d14	77.6763	12.25	0.00	538486	122.0	14.3	9.8	18.2

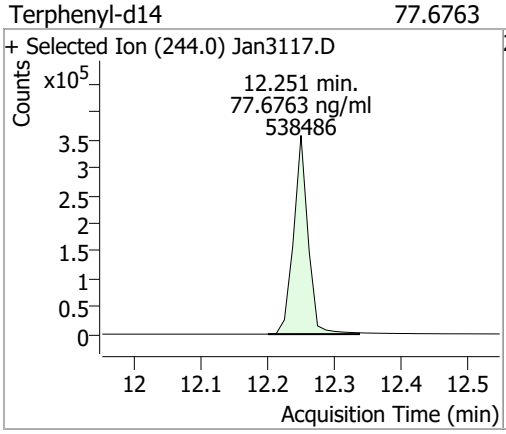

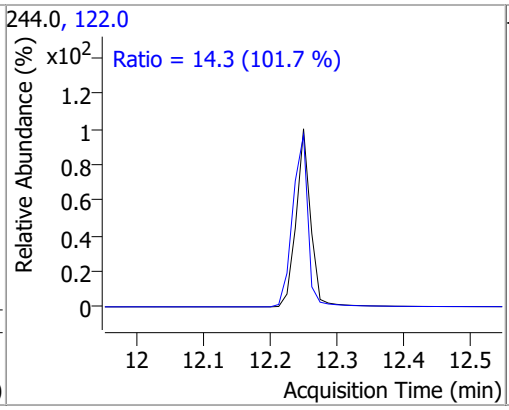

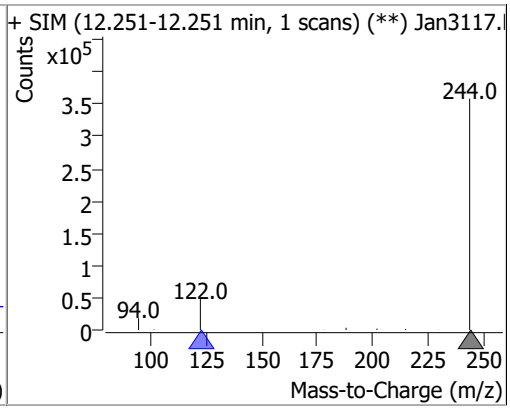

Compound	Conc.	RT	Dev(Min)	Resp.	QIon	QRatio	Lower	Upper
Benzo(a)Anthracene		0		0	226.0		19.0	35.2
					229.0		16.0	29.7

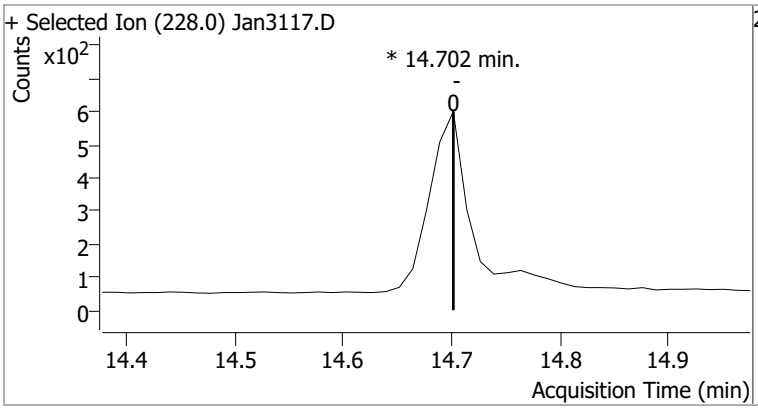

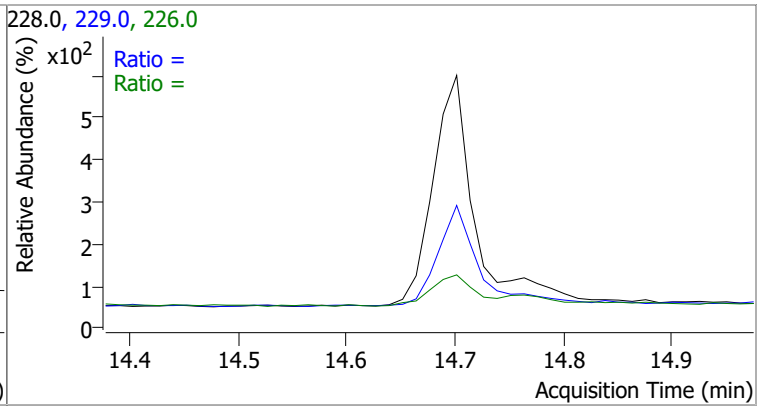

Compound	Conc.	RT	Dev(Min)	Resp.	QIon	QRatio	Lower	Upper
Chrysene		0		0	226.0		21.0	39.1
					229.0		14.8	27.6

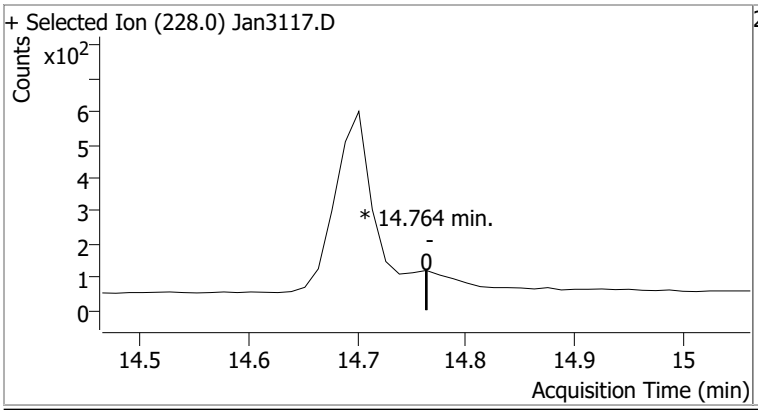

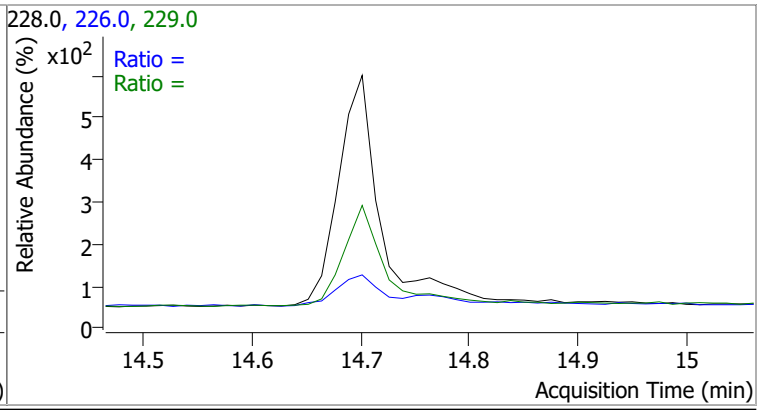

Compound	Conc.	Exp RT	QIon	Exp Ratio
Benzo(b)fluoranthene	N.D.	17.71	253.0	21.3

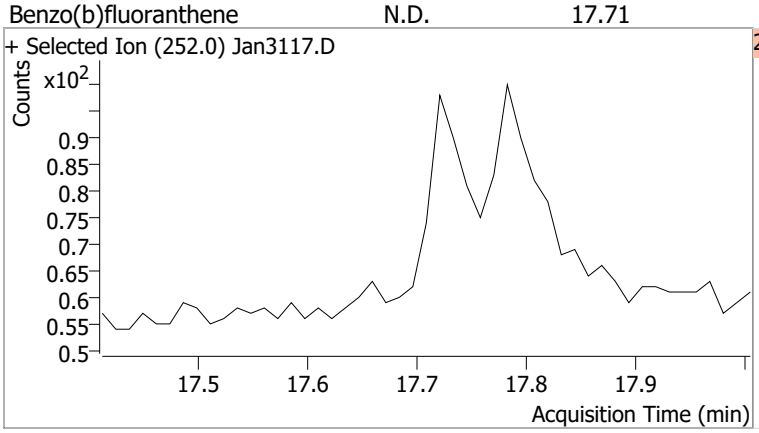

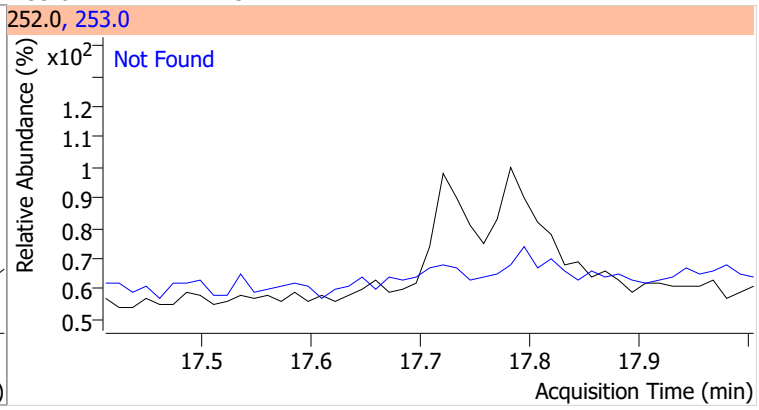

Compound	Conc.	Exp RT	QIon	Exp Ratio
Benzo(k)fluoranthene	N.D.	17.77	253.0	18.9

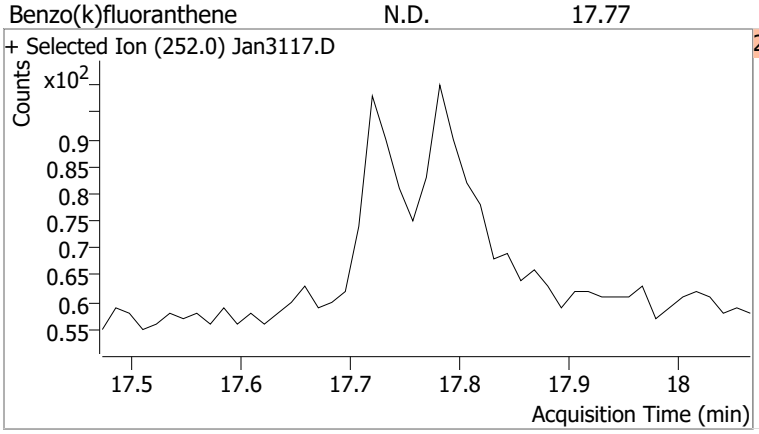

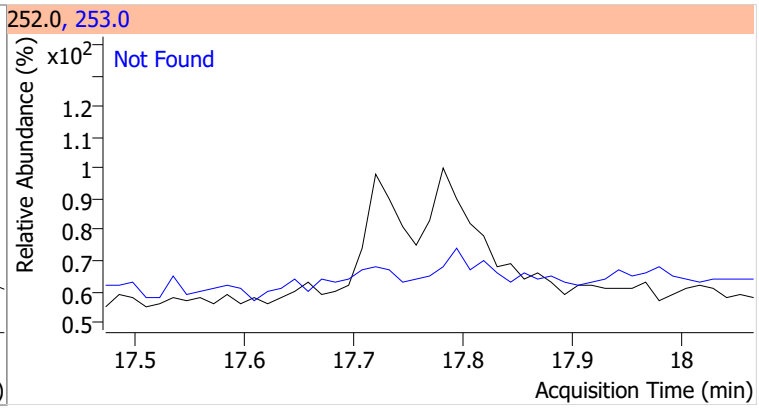

Compound	Conc.	RT	Dev(Min)	Resp.	QIon	QRatio	Lower	Upper
Benzo(a)pyrene		0		0	253.0		16.1	29.9

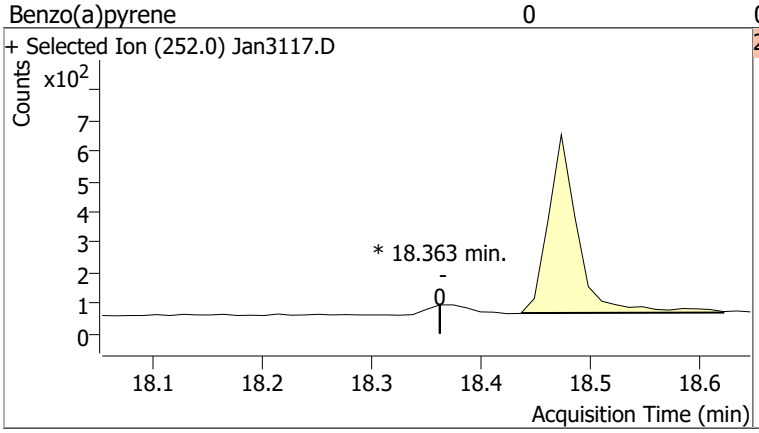

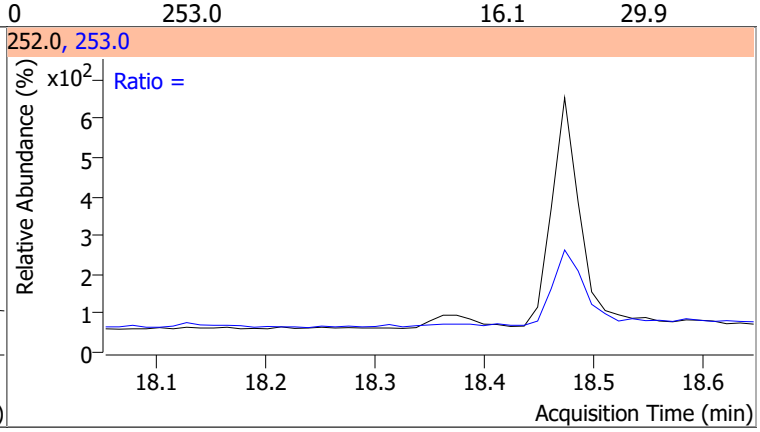

Compound	Conc.	Exp RT	QIon	Exp Ratio
Indeno(1,2,3-cd)pyrene	N.D.	20.22	138.0	22.4

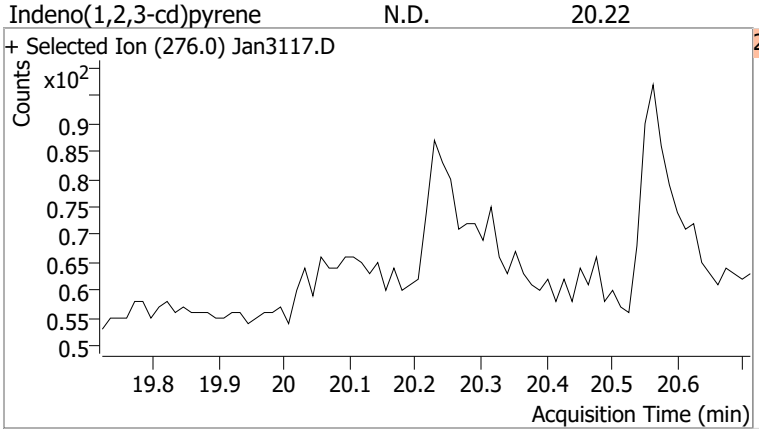

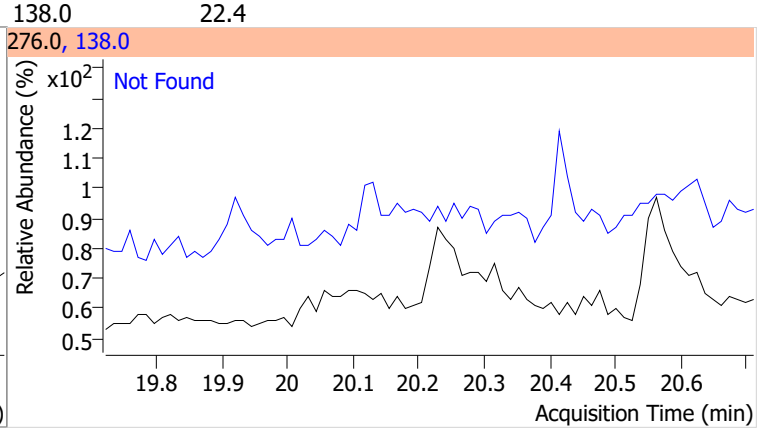

Compound	Conc.	Exp RT	QIon	Exp Ratio	QIon	Exp Ratio
Dibenzo(a,h)anthracene	N.D.	20.28	279.0	24.9	139.0	17.5

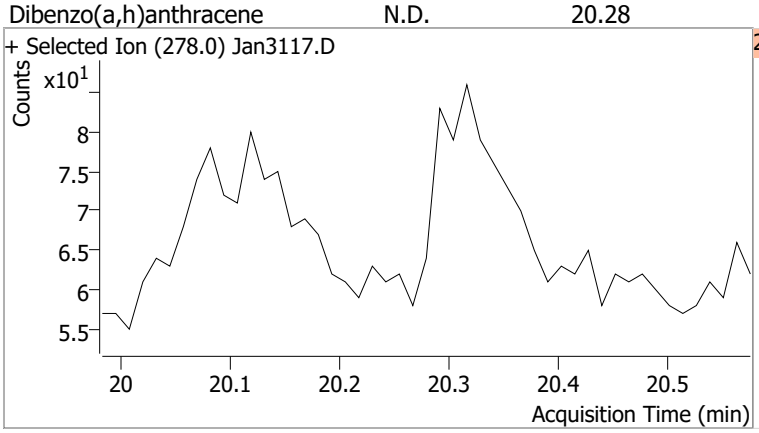

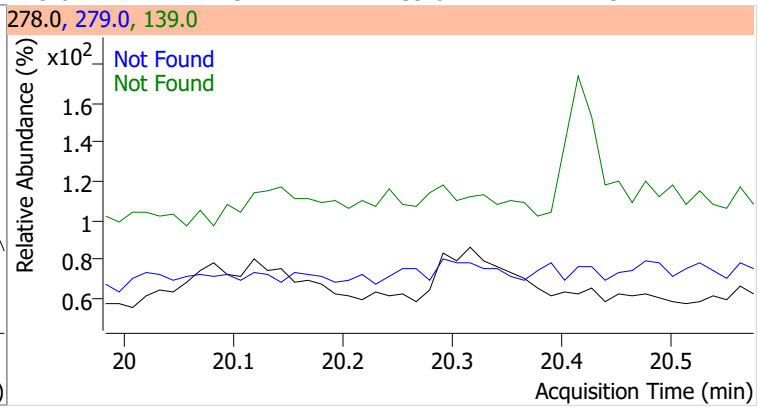

Compound	Conc.	Exp RT	QIon	Exp Ratio	QIon	Exp Ratio
Benzo(g,h,i)perylene	N.D.	20.54	277.0	24.8	138.0	20.5

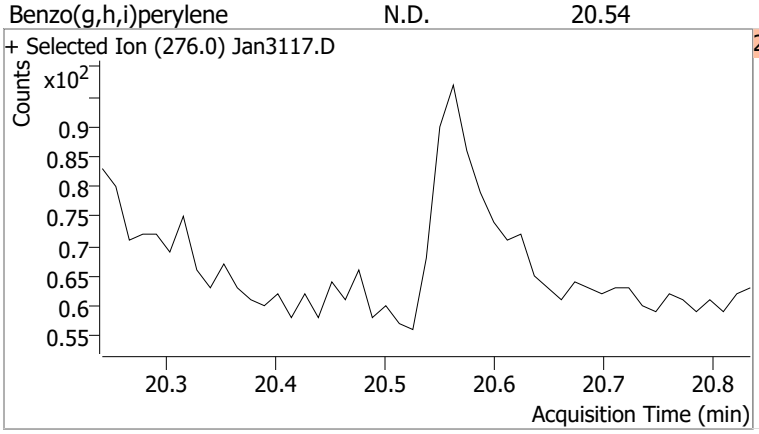

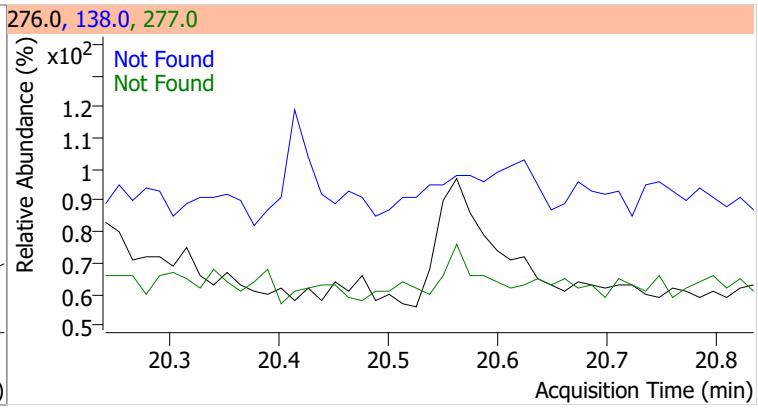

Quantitation Results Report (QT Reviewed)

Data File	Jan3118.D	Operator	LIMS import
Acq. Method	5975BNASIM	Acq. Date-Time	1/31/2022 9:08:14 PM
Sample Name	B22011227-001C	Instrument	GCMS
Vial	11	Multiplier	1.00
DA Method File	012622 bna SIM 2.batch.bin	Comment	SVOC-8270C-SIM-W-LLPAH
Tune File	dftppjph.u	Tune Date	
Batch Name	013122 bna SIM 2.batch.bin	Last Calib Update	1/27/2022 8:37:26 AM
Ref Library			

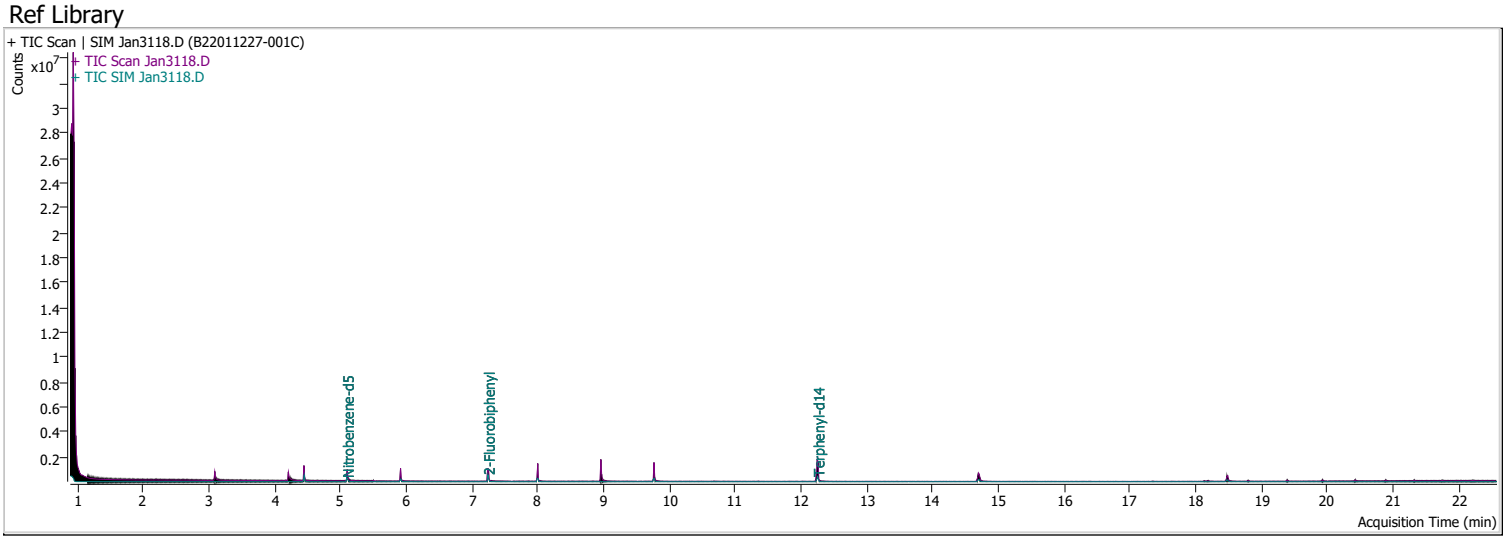

Compound	RT	QIon	Resp.	Conc.	Units		Dev(Min)
Internal Standards							
M 1,4-Dichlorobenzene-d4	4.447	152.0	146660	40.0000	ng/ml		-0.013
M Naphthalene-d8	5.916	136.0	243999	40.0000	ng/ml		0.000
M Acenaphthene-d10	8.000	164.0	165390	40.0000	ng/ml		0.000
M Phenanthrene-d10	9.768	188.0	356721	40.0000	ng/ml		0.000
M Chrysene-d12	14.701	240.0	290791	40.0000	ng/ml		0.000
M Perylene-d12	18.474	264.0	195759	40.0000	ng/ml		0.000
System Monitoring Compounds							
S Nitrobenzene-d5	5.093	82.0	331386	39.7414	ng/ml		-0.025
Spiked Amount: 5.000	Range: 19.0 - 102.0%			Recovery = 794.83%		*	
S 2-Fluorobiphenyl	7.239	172.0	468465	62.0158	ng/ml		-0.013
Spiked Amount: 5.000	Range: 25.0 - 94.0%			Recovery = 1240.32%		*	
S o-Terphenyl	0.000		0	N.D.			
Spiked Amount: 5.000	Range: 40.0 - 140.0%			Recovery = NA%			
S Terphenyl-d14	12.251	244.0	556043	77.1058	ng/ml		0.000
Spiked Amount: 5.000	Range: 39.0 - 106.0%			Recovery = 1542.12%		*	
Target Compounds							**QValue**
T Naphthalene	0.000		0	N.D.			
T 2-Methylnaphthalene	0.000		0	N.D.			
T 1-Methylnaphthalene	0.000		0	N.D.			
T Acenaphthylene	0.000		0	N.D.			
T Acenaphthene	8.025	154.0	0		ng/ml	md	1
T Fluorene	8.661	166.0	0		ng/ml	md	1
T Phenanthrene	0.000		0	N.D.			
T Anthracene	0.000		0	N.D.			
T Fluoranthene	0.000		0	N.D.			
T Pyrene	0.000		0	N.D.			
T Benzo(a)Anthracene	14.701	228.0	0		ng/ml	md	1
T Chrysene	14.776	228.0	0		ng/ml	md	1
T Benzo(b)fluoranthene	0.000		0	N.D.			

Compound	RT	QIon	Resp.	Conc.	Units		Dev(Min)
T Benzo(k)fluoranthene	0.000		0	N.D.			
T Benzo(a)pyrene	18.474	252.0	0		ng/ml	md	1
T Indeno(1,2,3-cd)pyrene	0.000		0	N.D.			
T Dibenzo(a,h)anthracene	0.000		0	N.D.			
T Benzo(g,h,i)perylene	0.000		0	N.D.			

(#) = Qualifier Out of Range; (m) = Manual Integration; (+) = Area Summed; (*) = Surrogate Percent Recovery Out of Range; (d): Zeroed Peak

Quantitation Results Report (QT Reviewed)

Compound	Conc.	RT	Dev(Min)	Resp.	QIon	QRatio	Lower	Upper
Nitrobenzene-d5	39.7414	5.09	-0.03	331386	54.0	34.7	31.6	58.8
					128.0	22.9	19.3	35.9

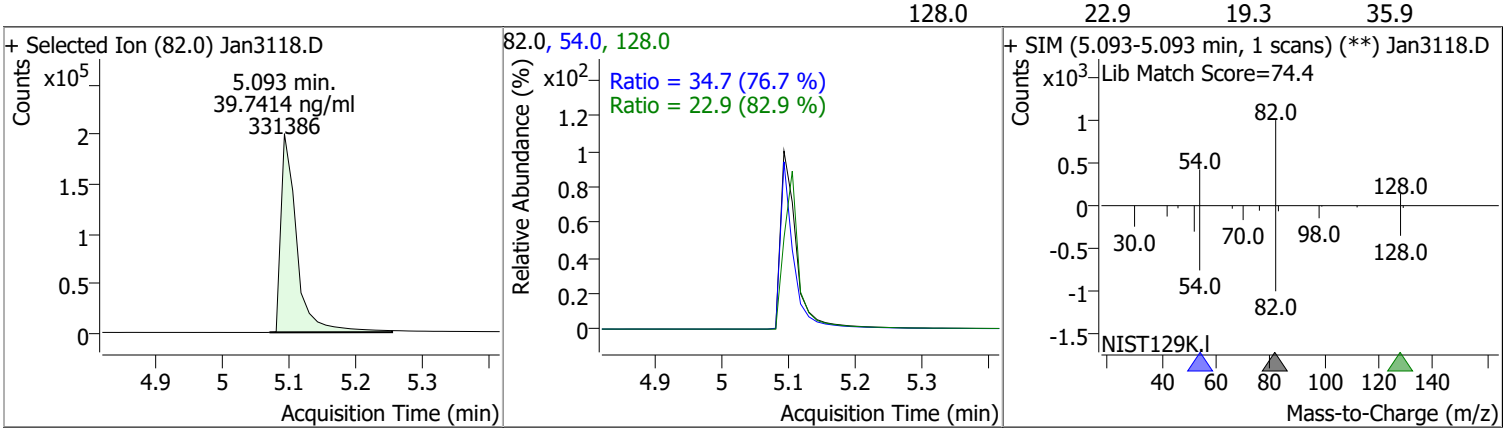

Compound	Conc.	Exp RT	QIon	Exp Ratio	QIon	Exp Ratio
Naphthalene	N.D.	5.94	102.0	20.6	129.0	11.0

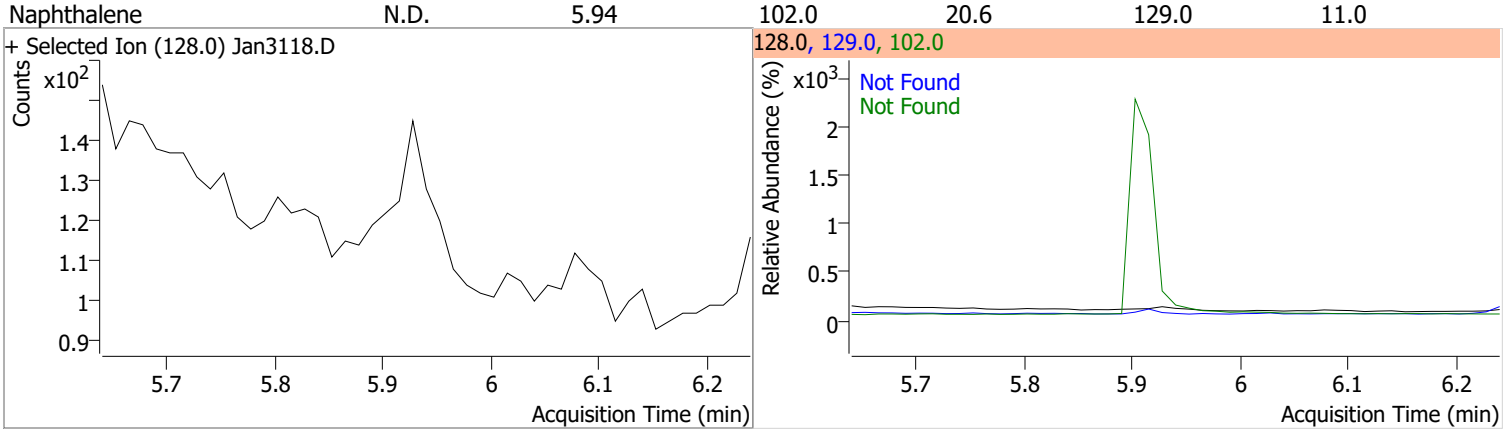

Compound	Conc.	Exp RT	QIon	Exp Ratio	QIon	Exp Ratio
2-Methylnaphthalene	N.D.	6.78	142.0	141.5	115.0	66.1

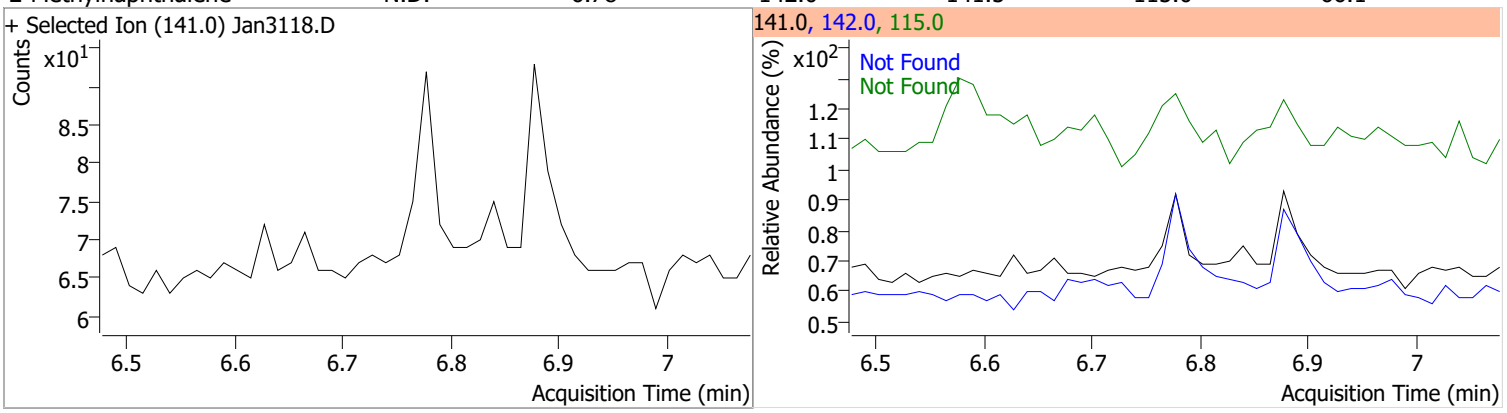

Compound	Conc.	Exp RT	QIon	Exp Ratio	QIon	Exp Ratio
1-Methylnaphthalene	N.D.	6.88	142.0	111.9	115.0	76.3

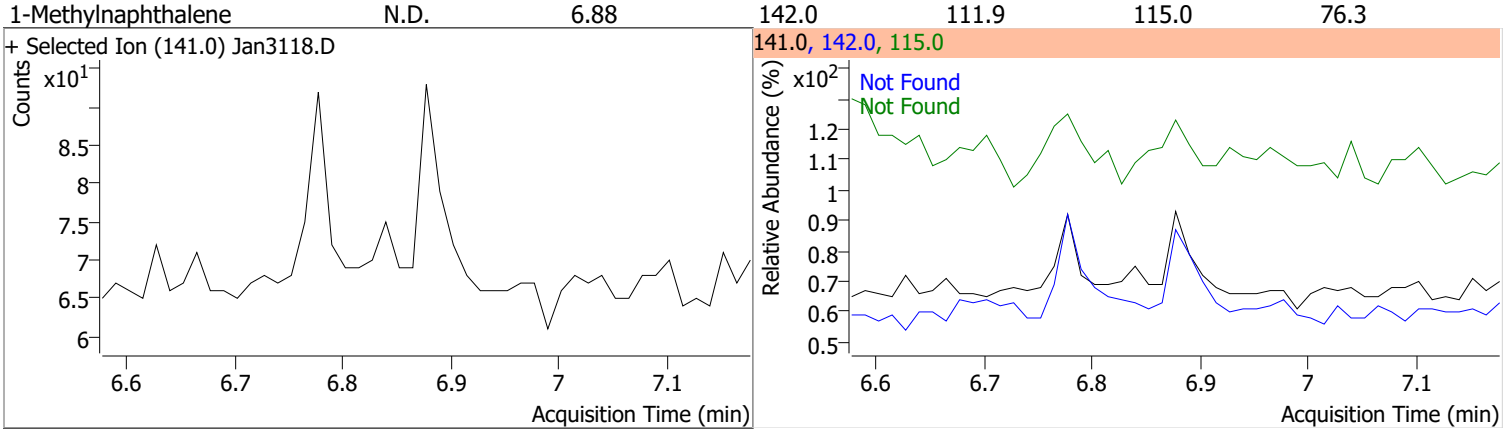

Quantitation Results Report (QT Reviewed)

Compound	Conc.	RT	Dev(Min)	Resp.	QIon	QRatio	Lower	Upper
2-Fluorobiphenyl	62.0158	7.24	-0.01	468465	171.0	37.2	25.6	47.6

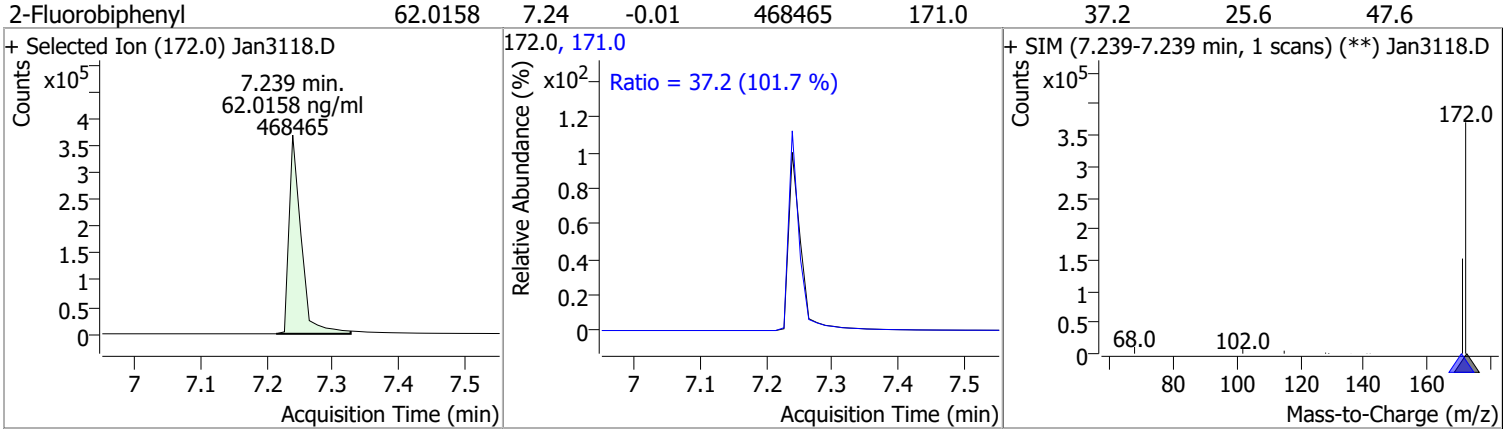

Compound	Conc.	Exp RT	QIon	Exp Ratio
Acenaphthylene	N.D.	7.81	153.0	13.1

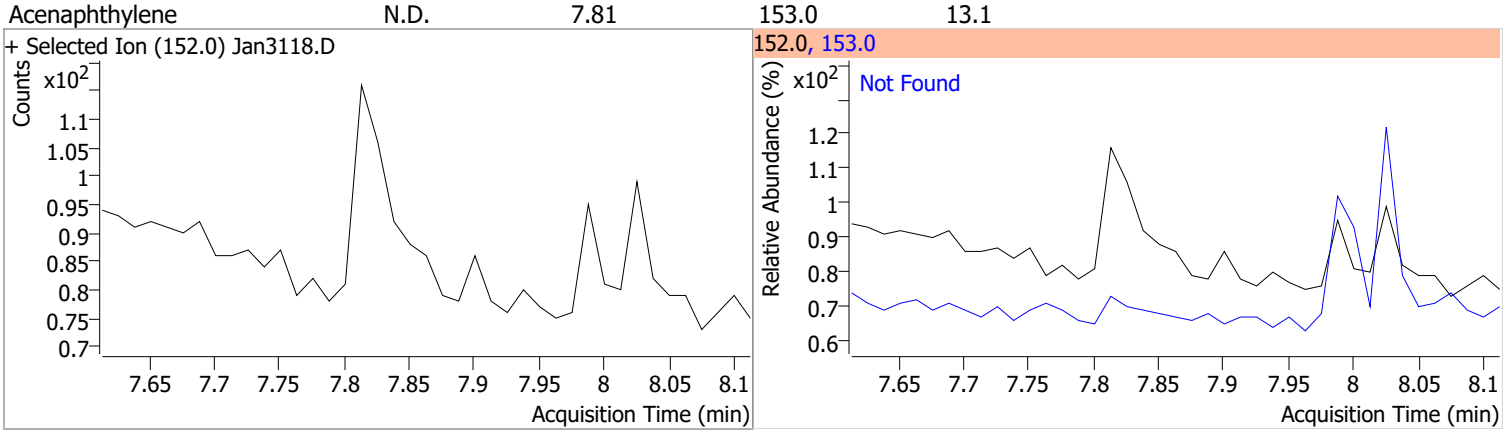

Compound	Conc.	RT	Dev(Min)	Resp.	QIon	QRatio	Lower	Upper
Acenaphthene		0		0	153.0		83.9	155.8
					152.0		40.9	76.0

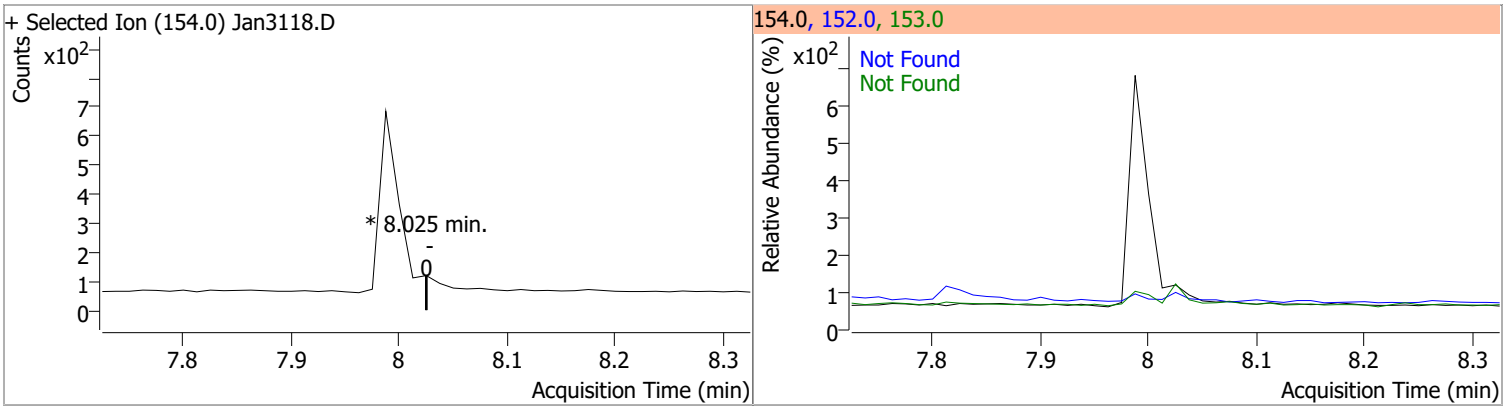

Compound	Conc.	RT	Dev(Min)	Resp.	QIon	QRatio	Lower	Upper
Fluorene		0		0	165.0		67.0	124.5
					167.0		9.2	17.1

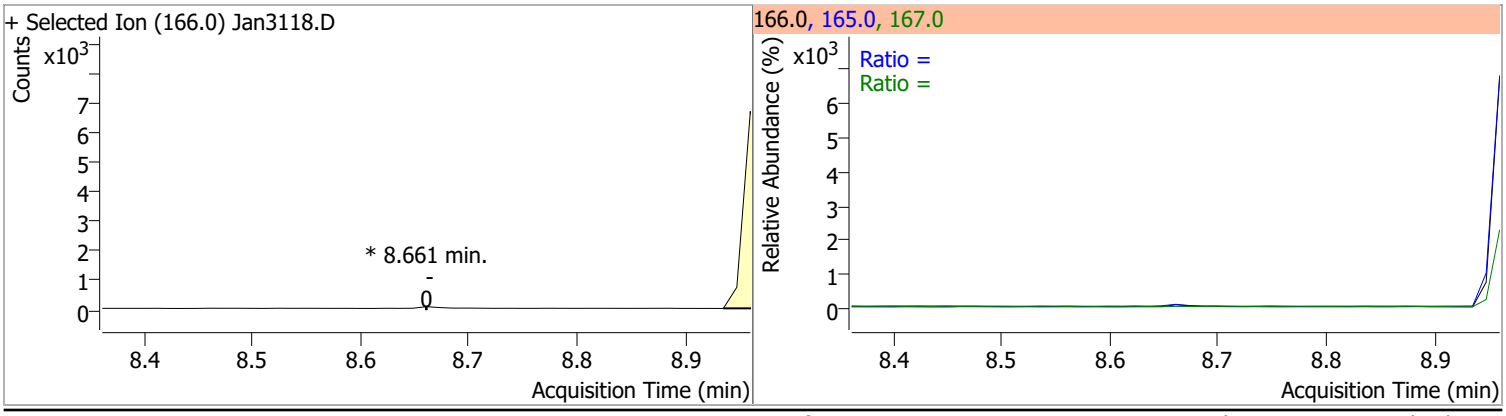

Compound	Conc.	Exp RT	QIon	Exp Ratio
Phenanthrene	N.D.	9.79	176.0	18.9

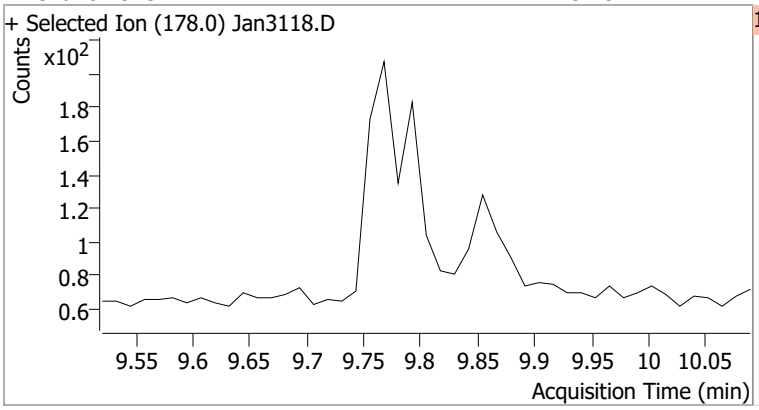

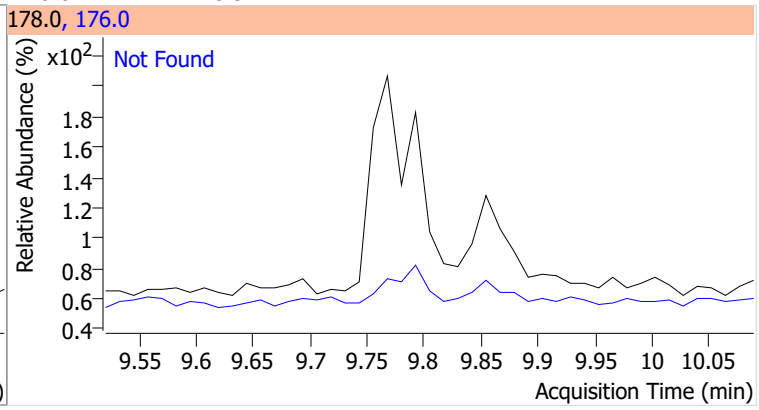

Compound	Conc.	Exp RT	QIon	Exp Ratio
Anthracene	N.D.	9.85	176.0	18.3

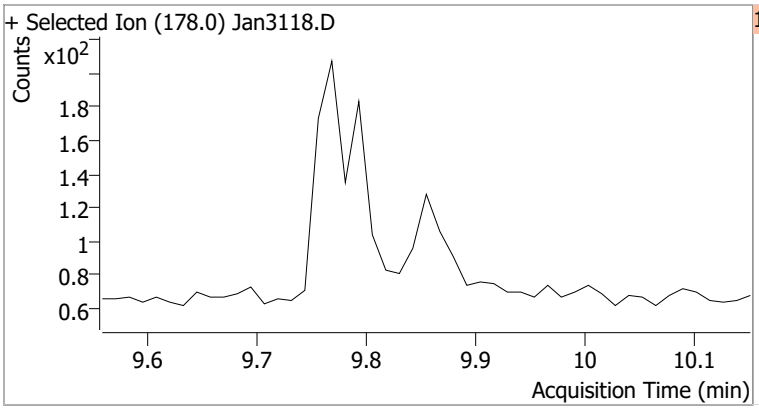

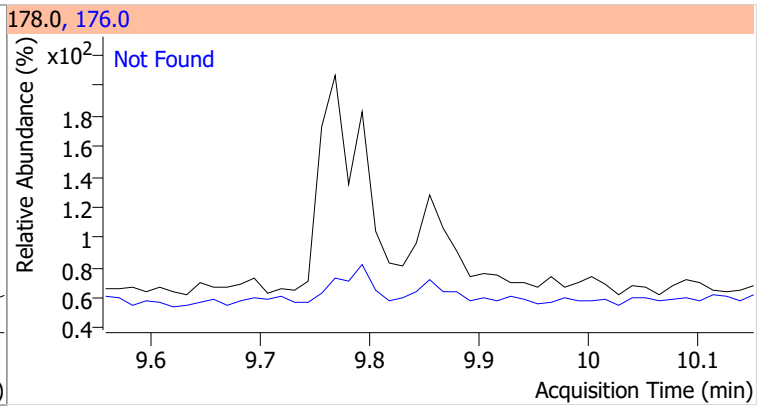

Compound	Conc.	Exp RT	QIon	Exp Ratio	QIon	Exp Ratio
o-Terphenyl	N.D.	10.30	229.0	67.3	215.0	44.4

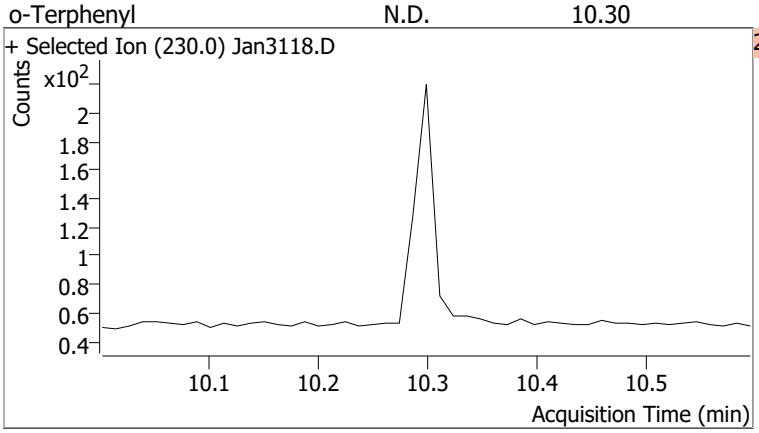

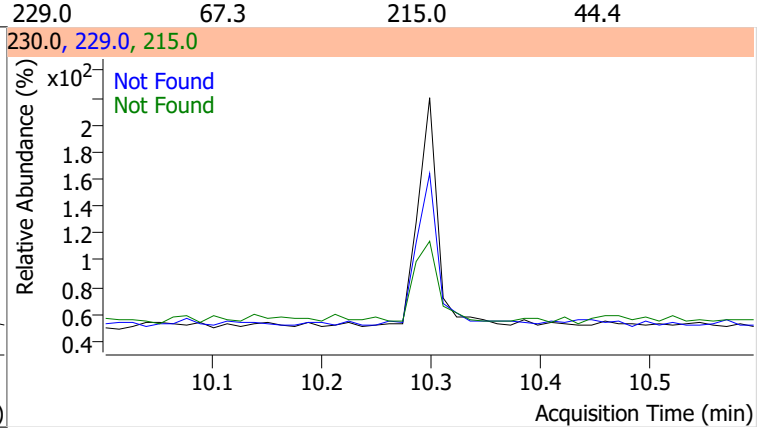

Compound	Conc.	Exp RT	QIon	Exp Ratio
Fluoranthene	N.D.	11.41	101.0	12.5

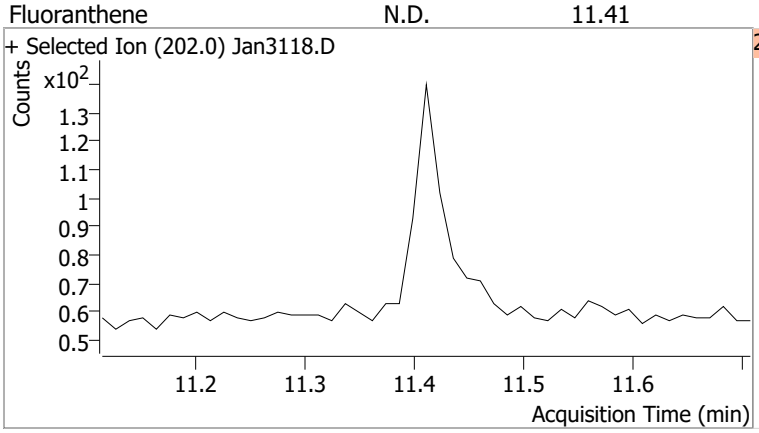

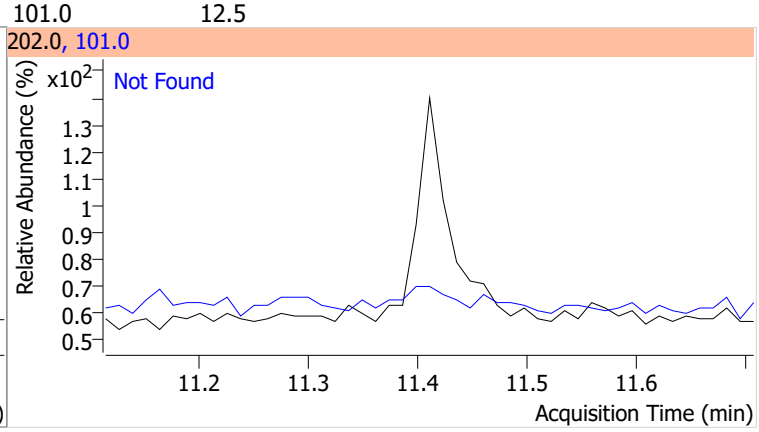

Quantitation Results Report (QT Reviewed)

Compound	Conc.	Exp RT	QIon	Exp Ratio
Pyrene	N.D.	11.78	101.0	15.4

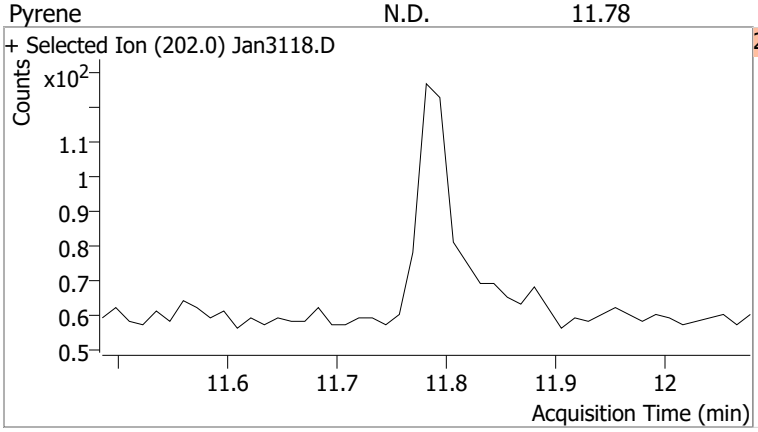

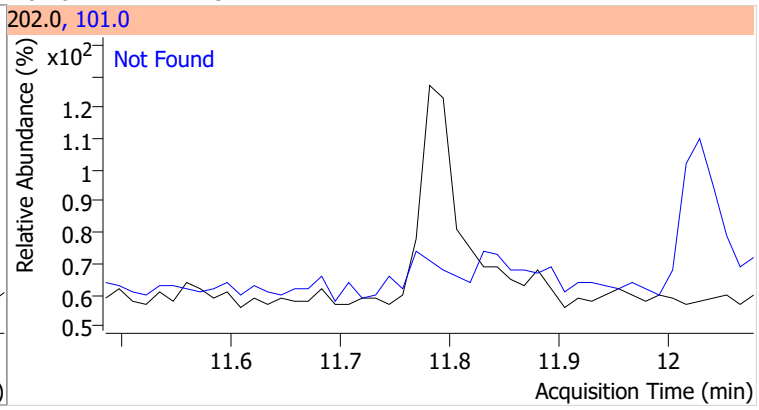

Compound	Conc.	RT	Dev(Min)	Resp.	QIon	QRatio	Lower	Upper
Terphenyl-d14	77.1058	12.25	0.00	556043	122.0	14.4	9.8	18.2

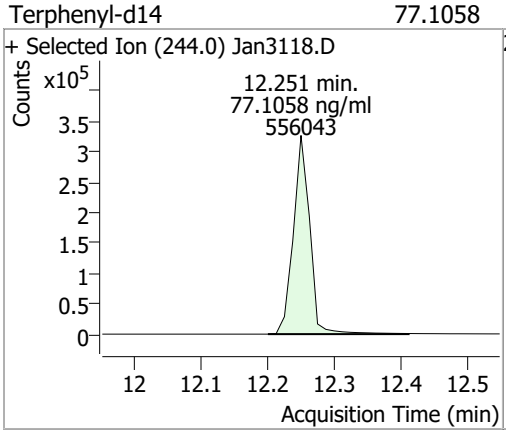

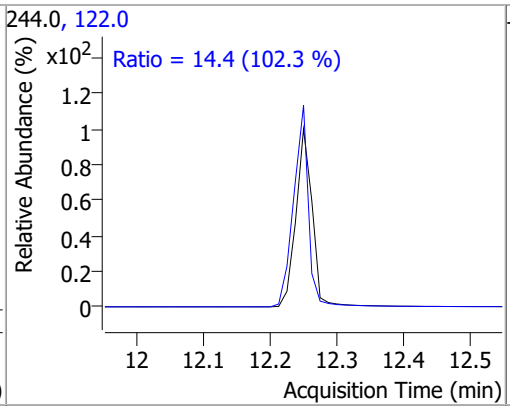

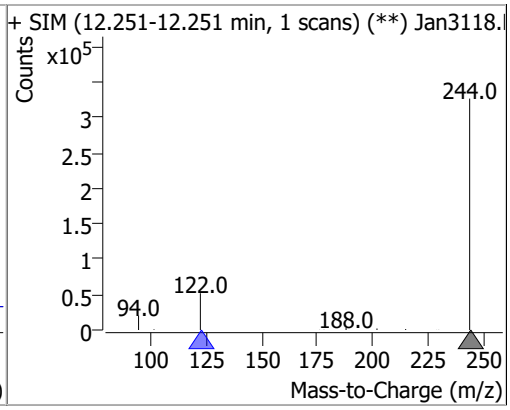

Compound	Conc.	RT	Dev(Min)	Resp.	QIon	QRatio	Lower	Upper
Benzo(a)Anthracene		0		0	226.0		19.0	35.2
					229.0		16.0	29.7

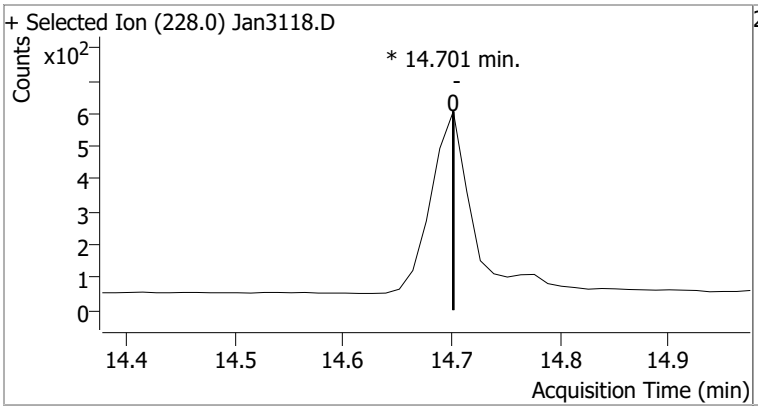

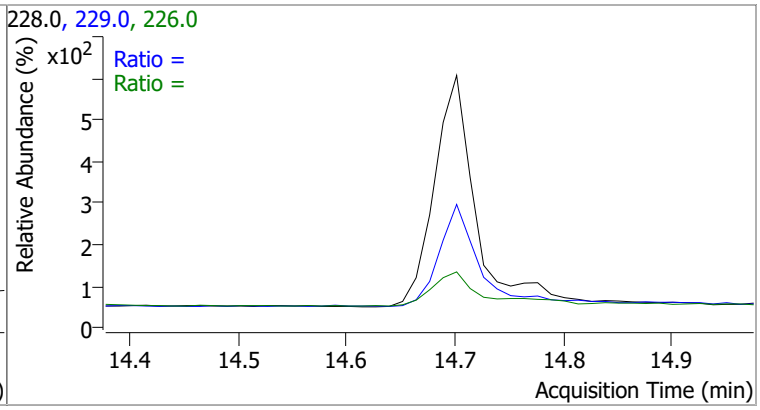

Compound	Conc.	RT	Dev(Min)	Resp.	QIon	QRatio	Lower	Upper
Chrysene		0		0	226.0		21.0	39.1
					229.0		14.8	27.6

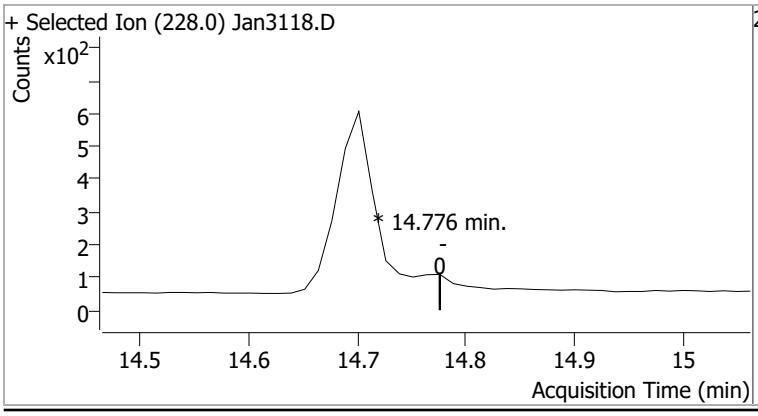

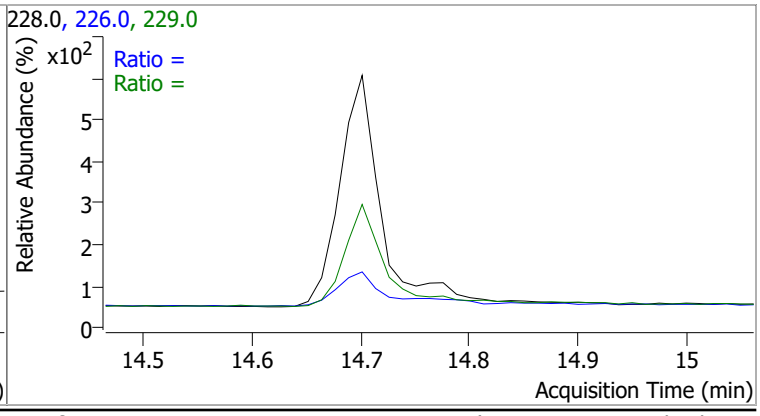

Compound	Conc.	Exp RT	QIon	Exp Ratio
Benzo(b)fluoranthene	N.D.	17.71	253.0	21.3

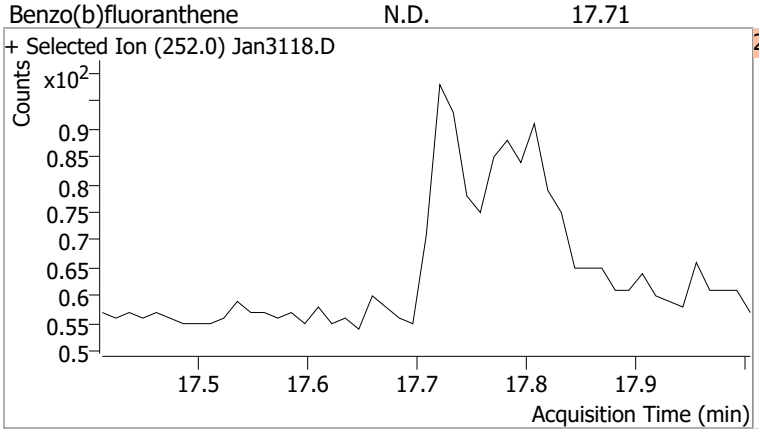

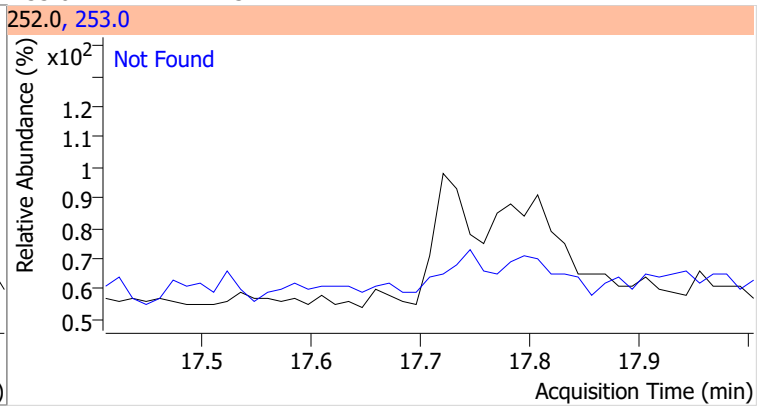

Compound	Conc.	Exp RT	QIon	Exp Ratio
Benzo(k)fluoranthene	N.D.	17.77	253.0	18.9

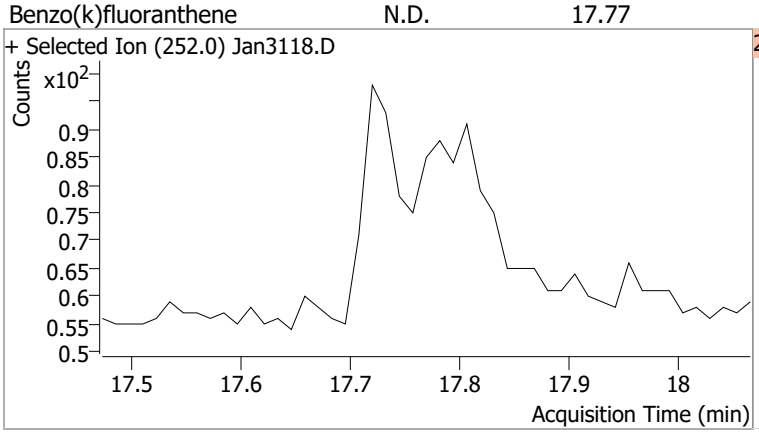

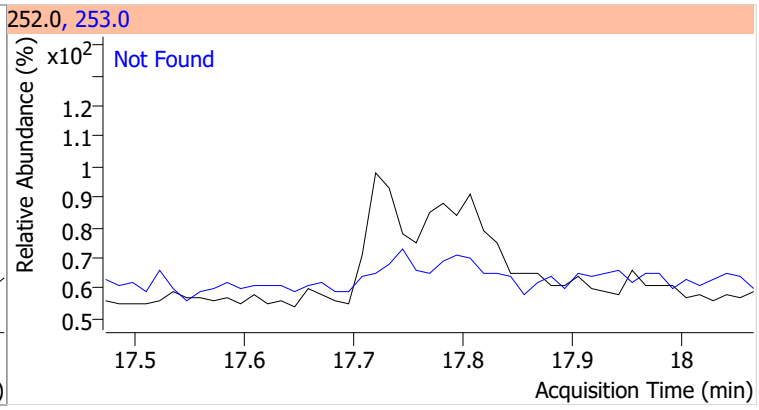

Compound	Conc.	RT	Dev(Min)	Resp.	QIon	QRatio	Lower	Upper
Benzo(a)pyrene		0		0	253.0		16.1	29.9

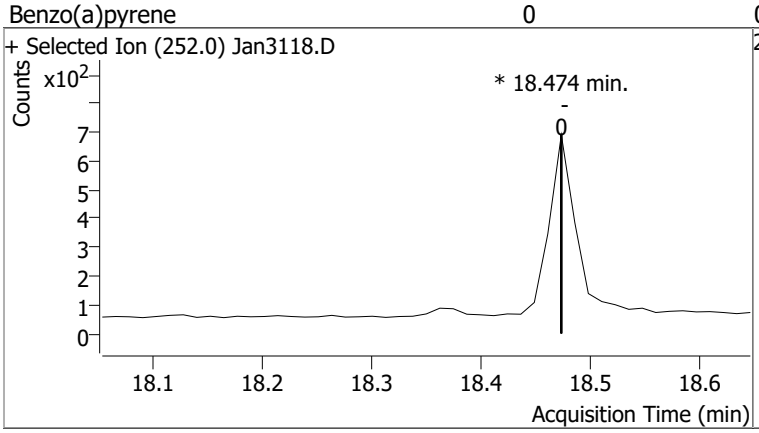

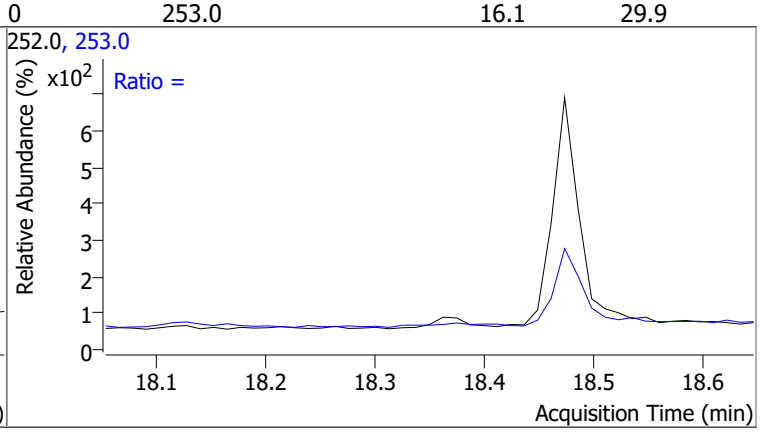

Compound	Conc.	Exp RT	QIon	Exp Ratio
Indeno(1,2,3-cd)pyrene	N.D.	20.22	138.0	22.4

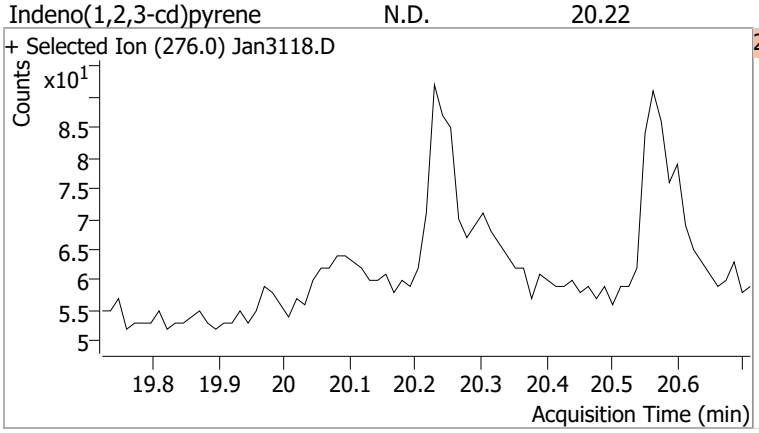

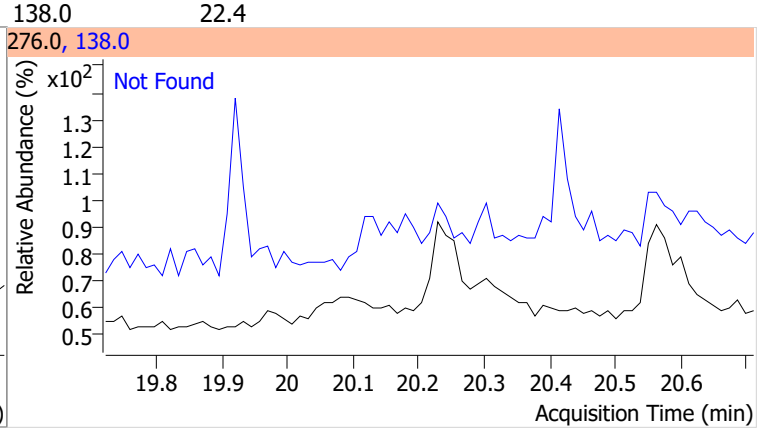

Compound	Conc.	Exp RT	QIon	Exp Ratio	QIon	Exp Ratio
Dibenzo(a,h)anthracene	N.D.	20.28	279.0	24.9	139.0	17.5

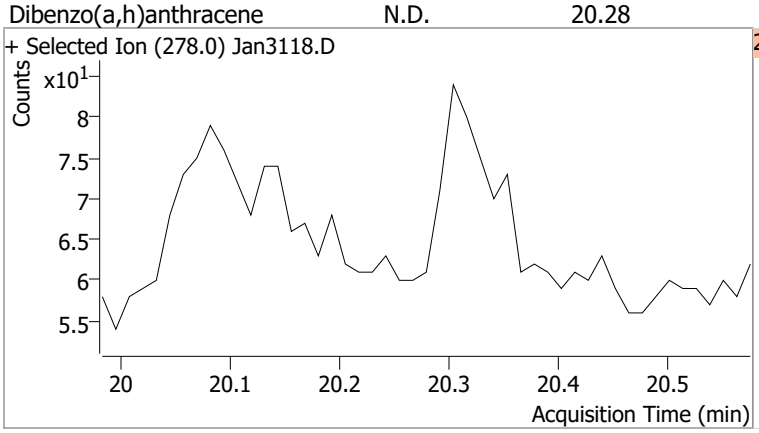

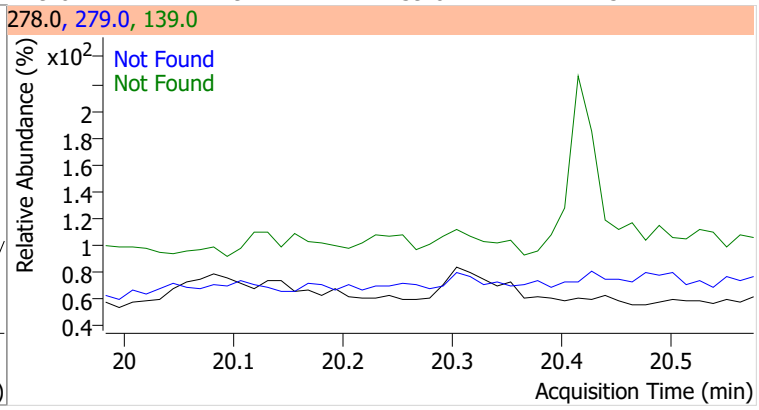

Compound	Conc.	Exp RT	QIon	Exp Ratio	QIon	Exp Ratio
Benzo(g,h,i)perylene	N.D.	20.54	277.0	24.8	138.0	20.5

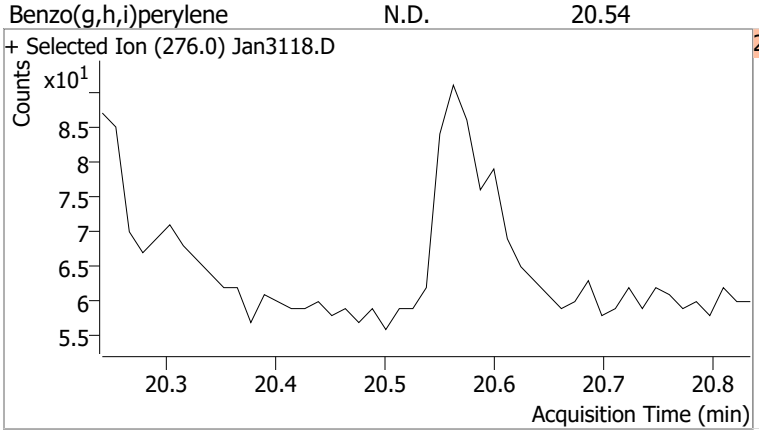

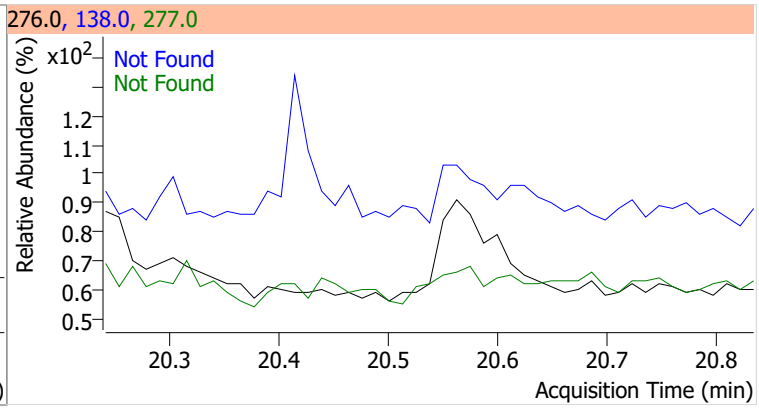

Quantitation Results Report (QT Reviewed)

Data File	Jan3119.D	Operator	LIMS import
Acq. Method	5975BNASIM	Acq. Date-Time	1/31/2022 9:40:52 PM
Sample Name	B22011228-001C	Instrument	GCMS
Vial	12	Multiplier	1.00
DA Method File	012622 bna SIM 2.batch.bin	Comment	SVOC-8270C-SIM-W-LLPAH
Tune File	dftppjph.u	Tune Date	
Batch Name	013122 bna SIM 2.batch.bin	Last Calib Update	1/27/2022 8:37:26 AM
Ref Library			

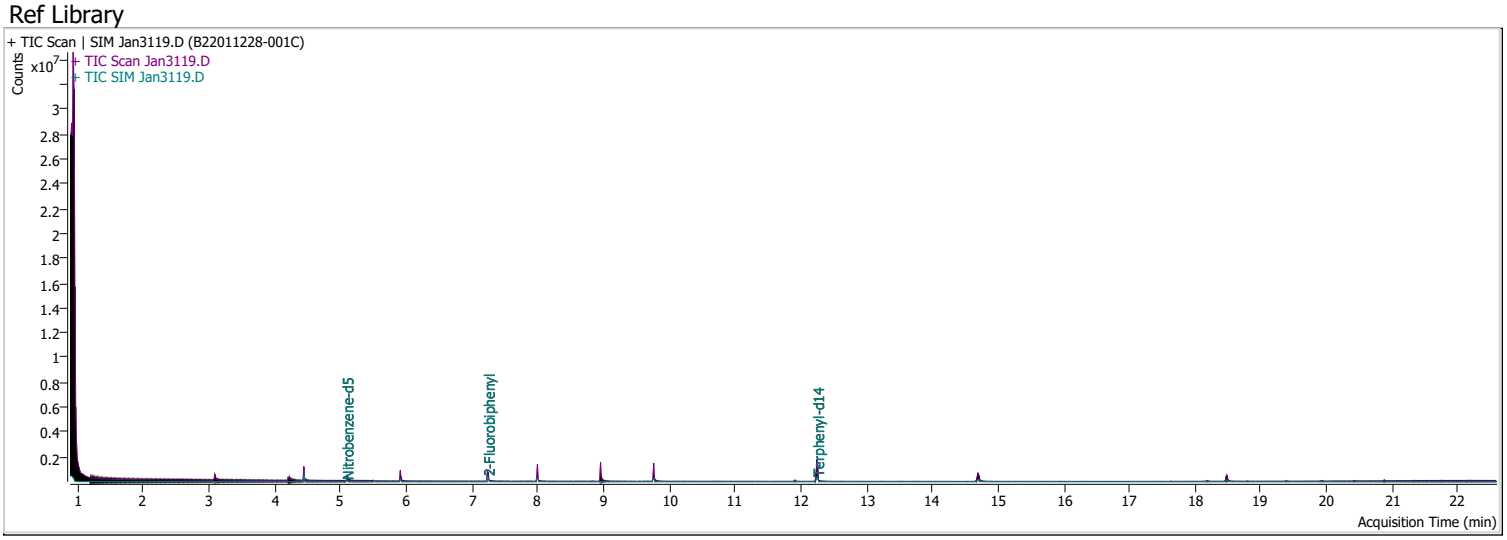

Compound	RT	QIon	Resp.	Conc.	Units		Dev(Min)
Internal Standards							
M 1,4-Dichlorobenzene-d4	4.447	152.0	146518	40.0000	ng/ml		-0.012
M Naphthalene-d8	5.916	136.0	246170	40.0000	ng/ml		0.000
M Acenaphthene-d10	8.001	164.0	163327	40.0000	ng/ml		0.000
M Phenanthrene-d10	9.768	188.0	357416	40.0000	ng/ml		0.000
M Chrysene-d12	14.702	240.0	290033	40.0000	ng/ml		0.000
M Perylene-d12	18.475	264.0	189831	40.0000	ng/ml		0.000
System Monitoring Compounds							
S Nitrobenzene-d5	5.094	82.0	250516	33.4418	ng/ml		-0.025
Spiked Amount: 5.000	Range: 19.0 - 102.0%			Recovery = 668.84%		*	
S 2-Fluorobiphenyl	7.240	172.0	366773	50.6467	ng/ml		-0.012
Spiked Amount: 5.000	Range: 25.0 - 94.0%			Recovery = 1012.93%		*	
S o-Terphenyl	0.000		0	N.D.			
Spiked Amount: 5.000	Range: 40.0 - 140.0%			Recovery = NA%			
S Terphenyl-d14	12.251	244.0	518007	73.3315	ng/ml		0.000
Spiked Amount: 5.000	Range: 39.0 - 106.0%			Recovery = 1466.63%		*	
Target Compounds							**QValue**
T Naphthalene	0.000		0	N.D.			
T 2-Methylnaphthalene	0.000		0	N.D.			
T 1-Methylnaphthalene	0.000		0	N.D.			
T Acenaphthylene	0.000		0	N.D.			
T Acenaphthene	8.013	154.0	0		ng/ml	md	1
T Fluorene	8.661	166.0	0		ng/ml	md	1
T Phenanthrene	0.000		0	N.D.			
T Anthracene	0.000		0	N.D.			
T Fluoranthene	0.000		0	N.D.			
T Pyrene	0.000		0	N.D.			
T Benzo(a)Anthracene	14.702	228.0	0		ng/ml	md	1
T Chrysene	14.764	228.0	0		ng/ml	md	1
T Benzo(b)fluoranthene	0.000		0	N.D.			

Compound	RT	QIon	Resp.	Conc.	Units		Dev(Min)
T Benzo(k)fluoranthene	0.000		0	N.D.			
T Benzo(a)pyrene	18.475	252.0	0		ng/ml	md	1
T Indeno(1,2,3-cd)pyrene	0.000		0	N.D.			
T Dibenzo(a,h)anthracene	0.000		0	N.D.			
T Benzo(g,h,i)perylene	0.000		0	N.D.			

(#) = Qualifier Out of Range; (m) = Manual Integration; (+) = Area Summed; (*) = Surrogate Percent Recovery Out of Range; (d): Zeroed Peak

Quantitation Results Report (QT Reviewed)

Compound	Conc.	RT	Dev(Min)	Resp.	QIon	QRatio	Lower	Upper
Nitrobenzene-d5	33.4418	5.09	-0.02	250516	54.0	34.9	31.6	58.8
					128.0	23.7	19.3	35.9

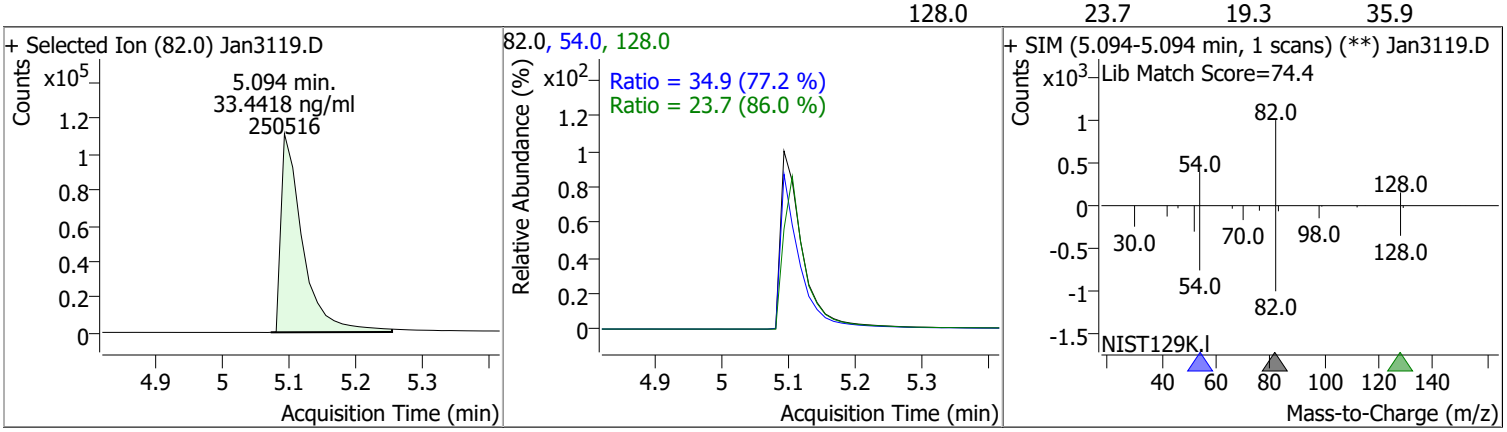

Compound	Conc.	Exp RT	QIon	Exp Ratio	QIon	Exp Ratio
Naphthalene	N.D.	5.94	102.0	20.6	129.0	11.0

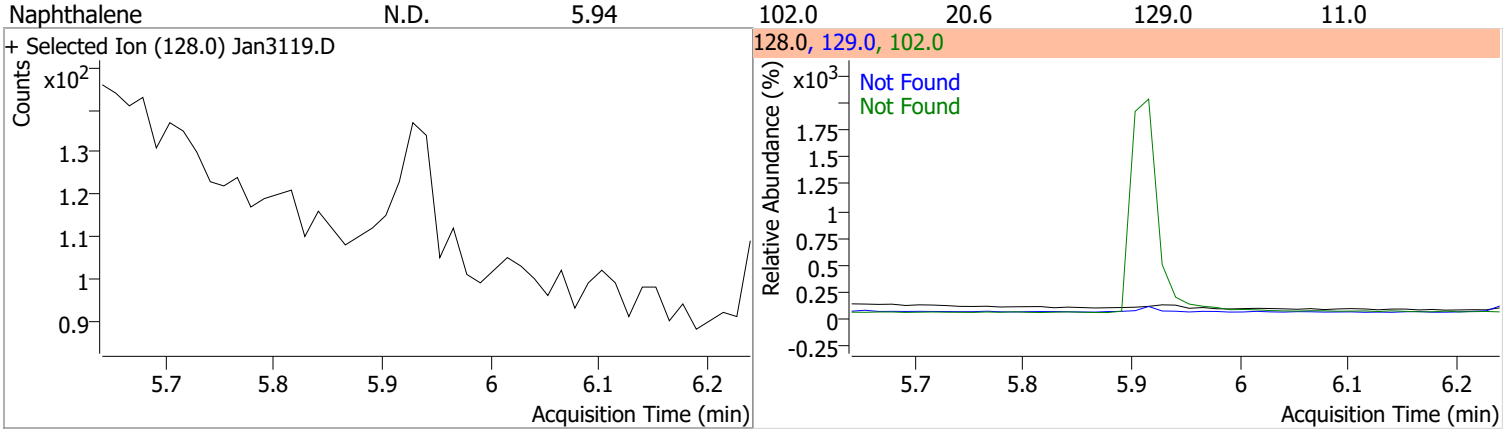

Compound	Conc.	Exp RT	QIon	Exp Ratio	QIon	Exp Ratio
2-Methylnaphthalene	N.D.	6.78	142.0	141.5	115.0	66.1

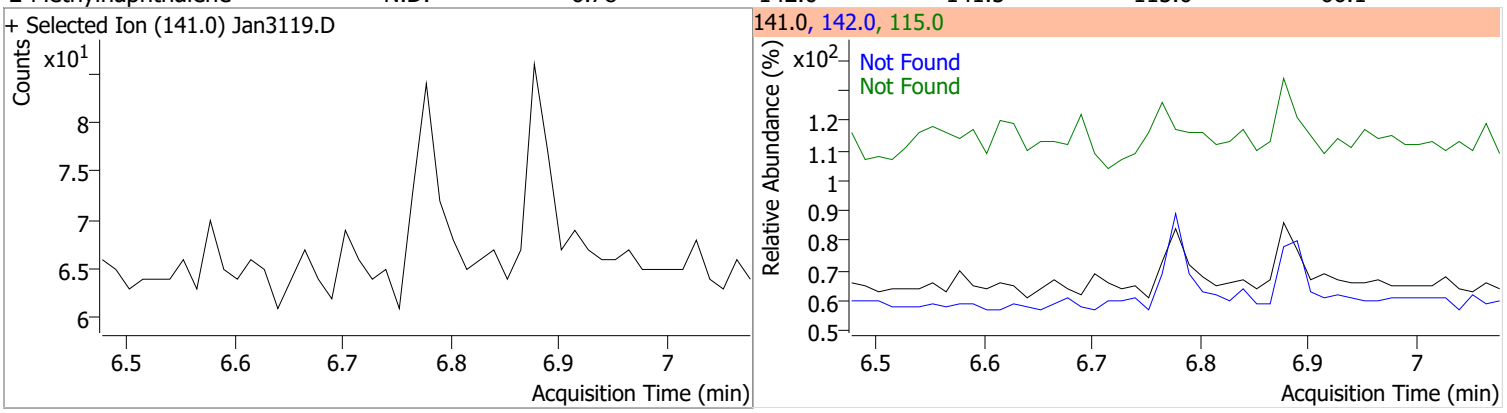

Compound	Conc.	Exp RT	QIon	Exp Ratio	QIon	Exp Ratio
1-Methylnaphthalene	N.D.	6.88	142.0	111.9	115.0	76.3

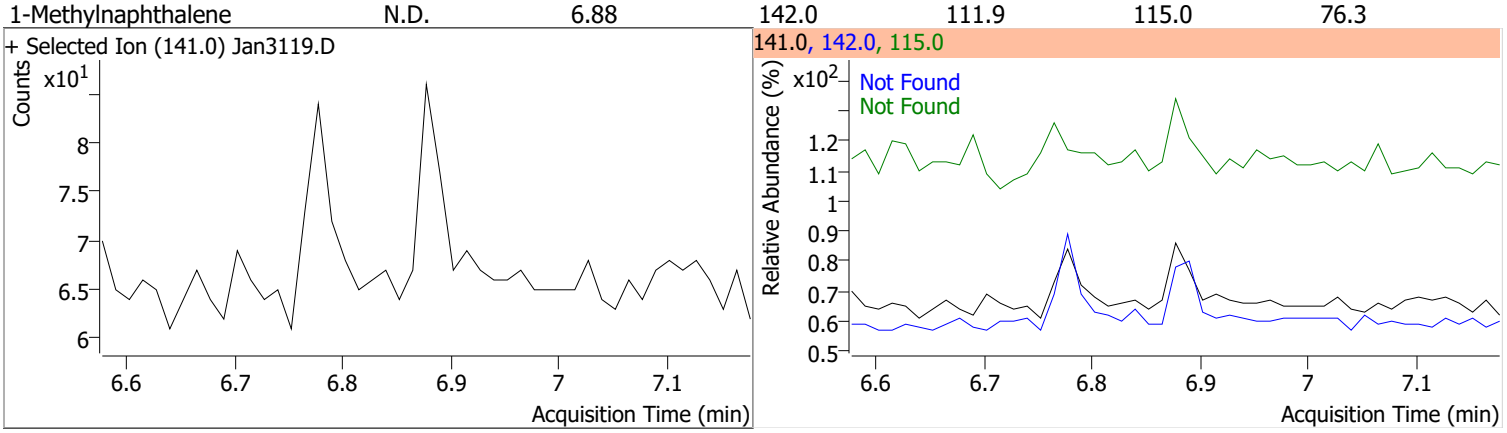

Quantitation Results Report (QT Reviewed)

Compound	Conc.	RT	Dev(Min)	Resp.	QIon	QRatio	Lower	Upper
2-Fluorobiphenyl	50.6467	7.24	-0.01	366773	171.0	37.0	25.6	47.6

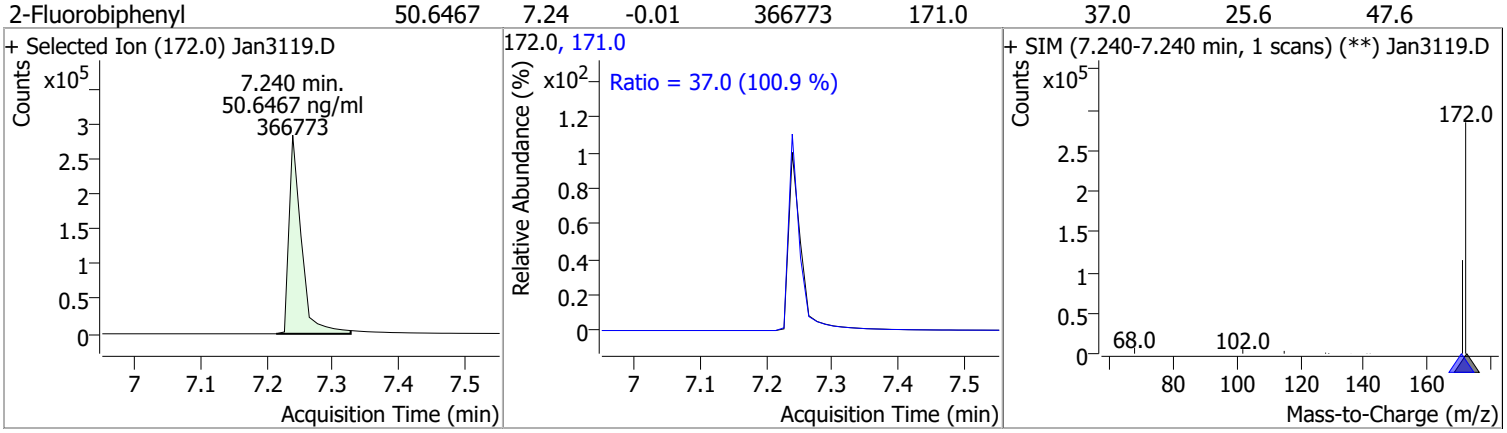

Compound	Conc.	Exp RT	QIon	Exp Ratio
Acenaphthylene	N.D.	7.81	153.0	13.1

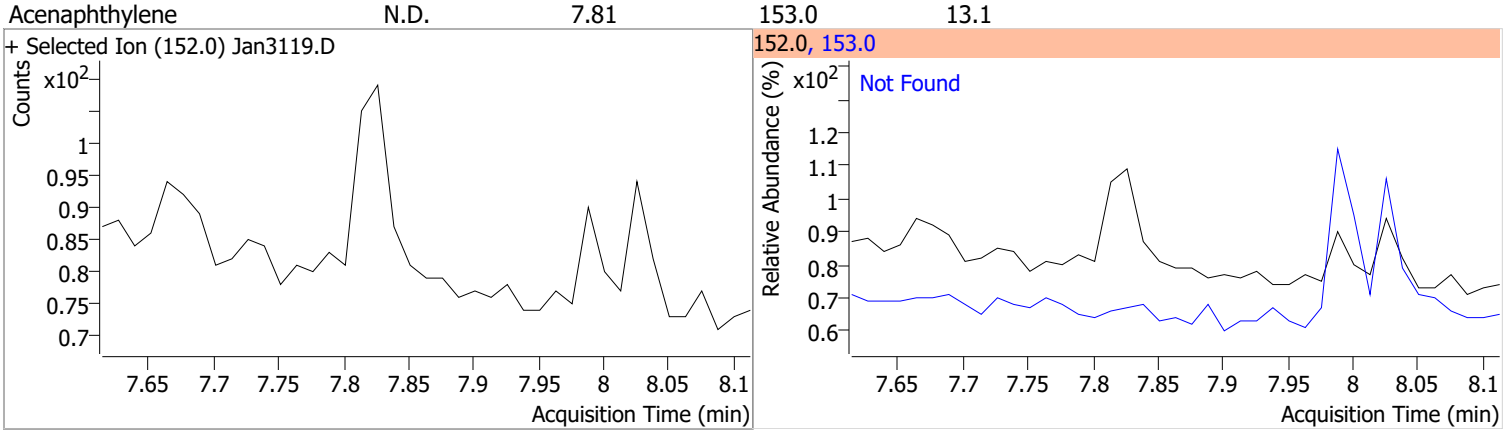

Compound	Conc.	RT	Dev(Min)	Resp.	QIon	QRatio	Lower	Upper
Acenaphthene		0		0	153.0		83.9	155.8
					152.0		40.9	76.0

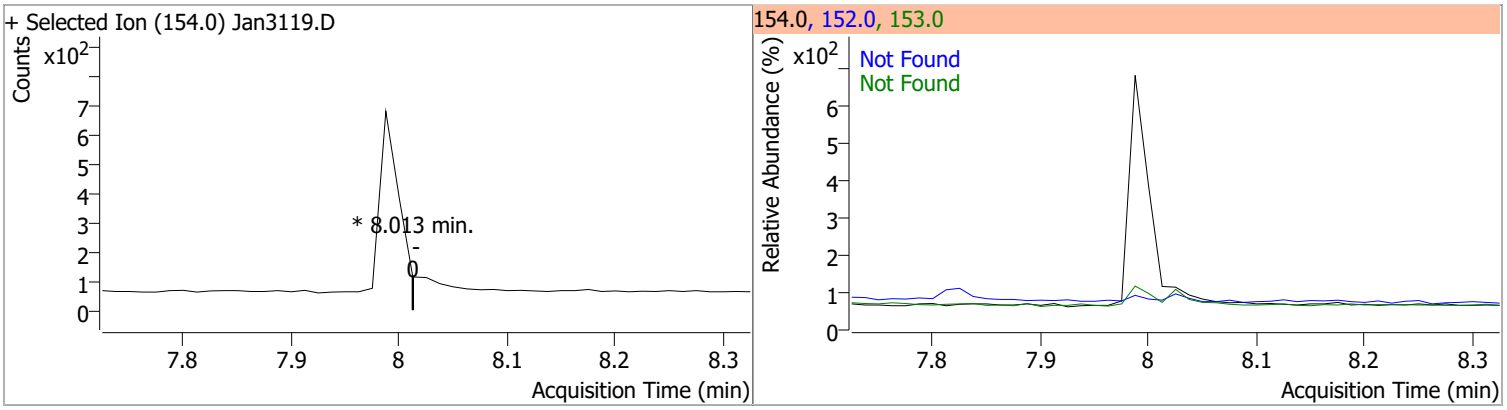

Compound	Conc.	RT	Dev(Min)	Resp.	QIon	QRatio	Lower	Upper
Fluorene		0		0	165.0		67.0	124.5
					167.0		9.2	17.1

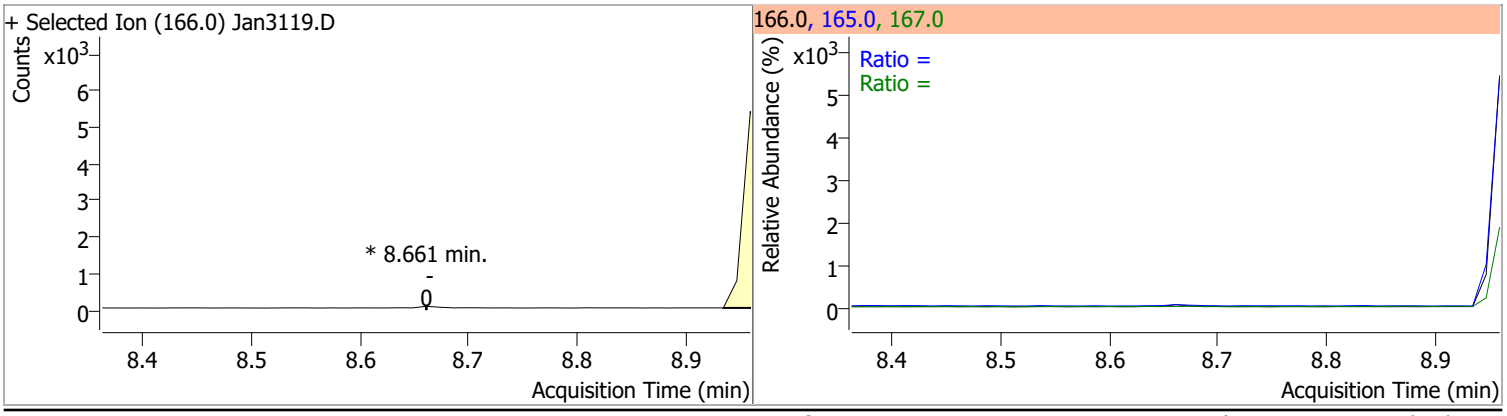

Compound	Conc.	Exp RT	QIon	Exp Ratio
Phenanthrene	N.D.	9.79	176.0	18.9

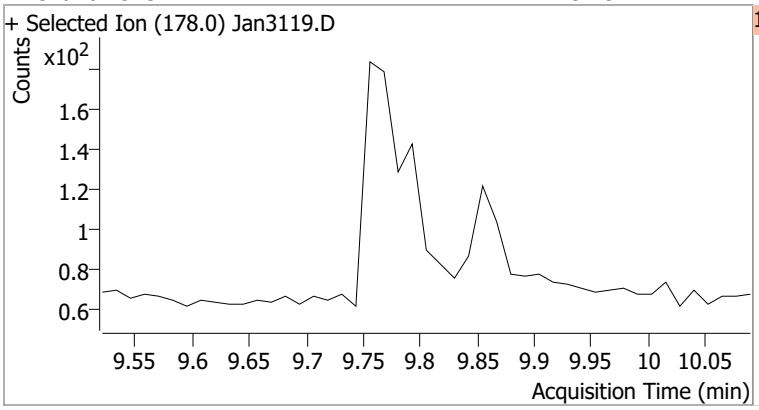

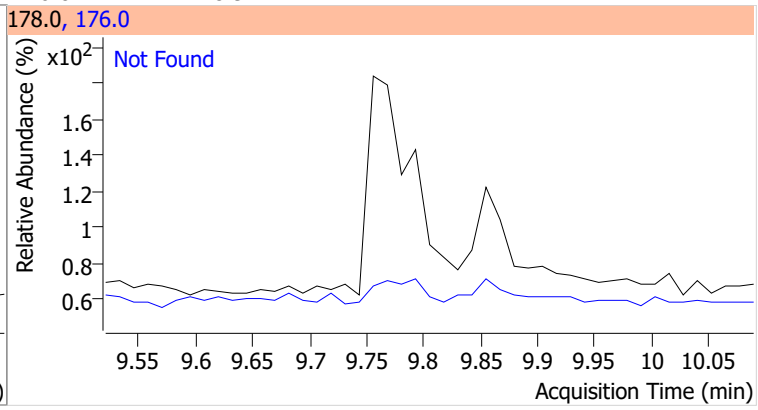

Compound	Conc.	Exp RT	QIon	Exp Ratio
Anthracene	N.D.	9.85	176.0	18.3

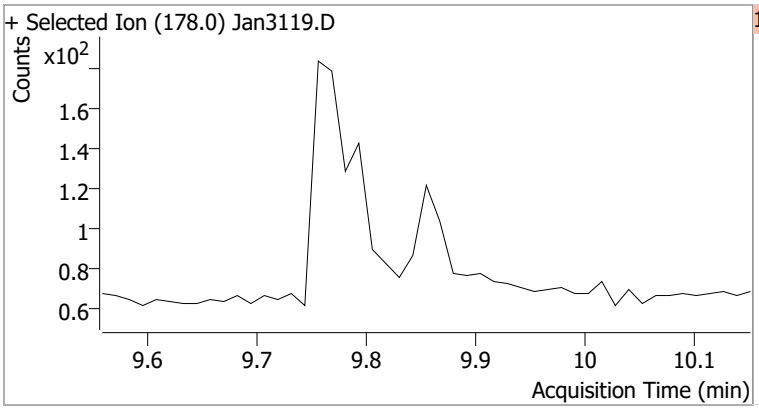

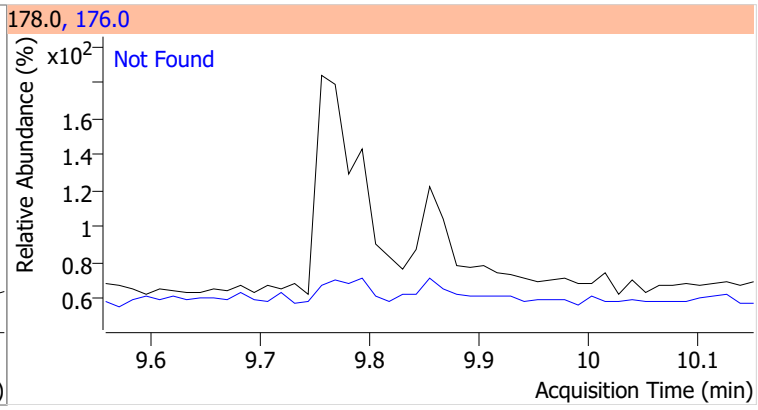

Compound	Conc.	Exp RT	QIon	Exp Ratio	QIon	Exp Ratio
o-Terphenyl	N.D.	10.30	229.0	67.3	215.0	44.4

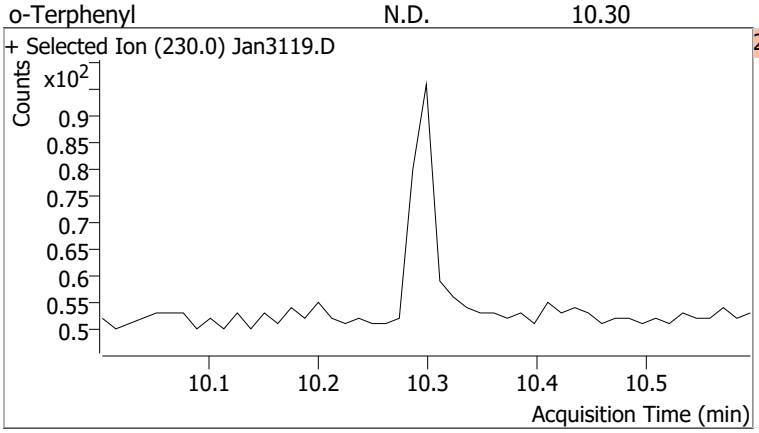

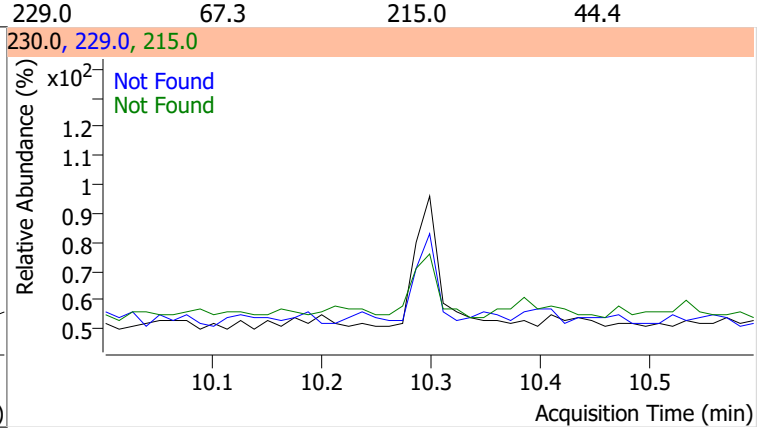

Compound	Conc.	Exp RT	QIon	Exp Ratio
Fluoranthene	N.D.	11.41	101.0	12.5

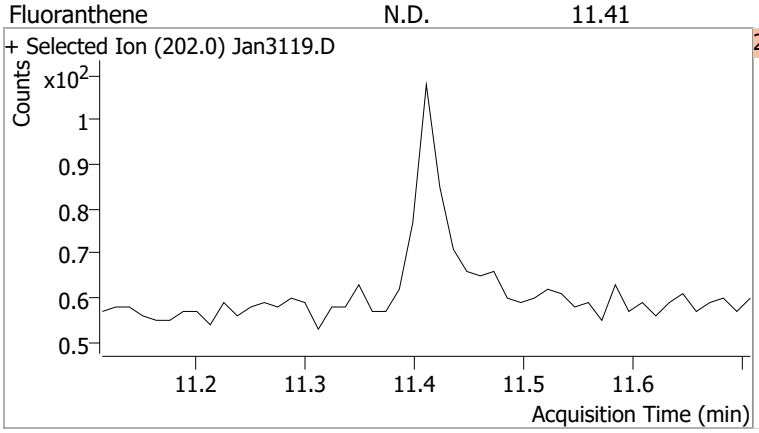

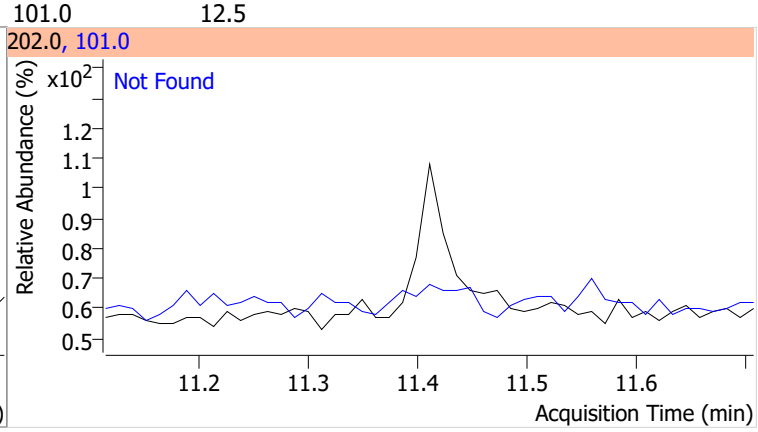

Compound	Conc.	Exp RT	QIon	Exp Ratio
Pyrene	N.D.	11.78	101.0	15.4

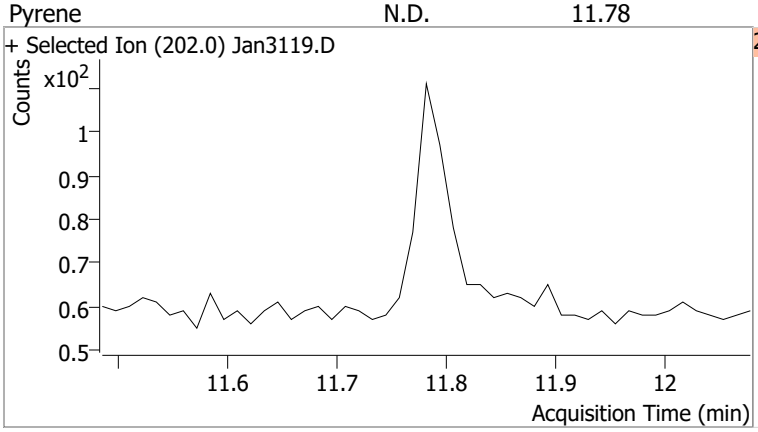

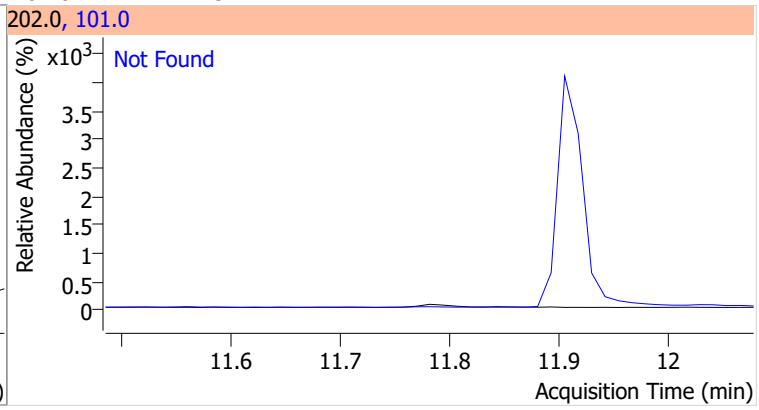

Compound	Conc.	RT	Dev(Min)	Resp.	QIon	QRatio	Lower	Upper
Terphenyl-d14	73.3315	12.25	0.00	518007	122.0	14.3	9.8	18.2

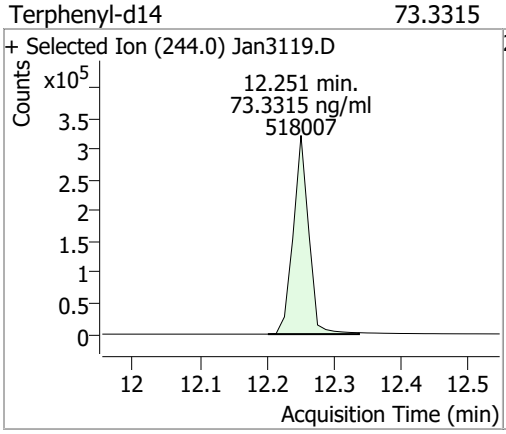

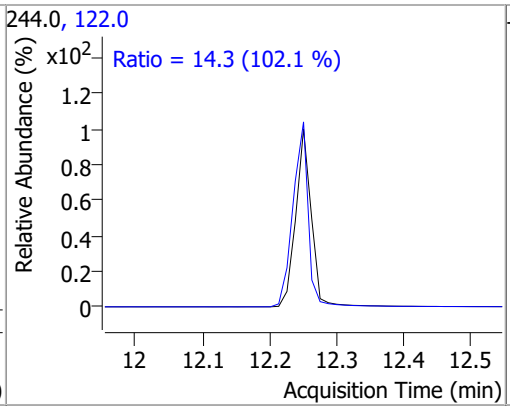

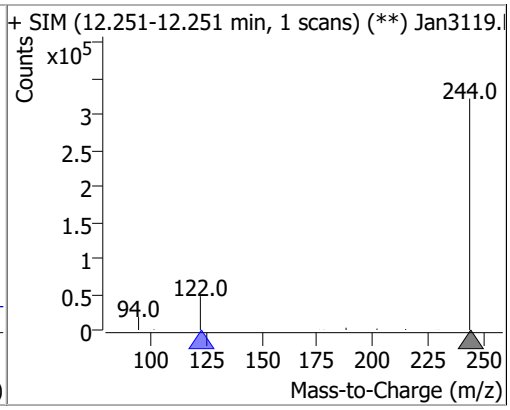

Compound	Conc.	RT	Dev(Min)	Resp.	QIon	QRatio	Lower	Upper
Benzo(a)Anthracene		0		0	226.0		19.0	35.2
					229.0		16.0	29.7

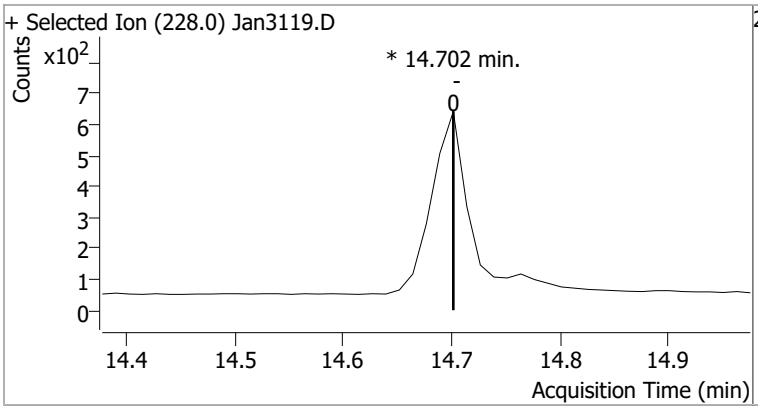

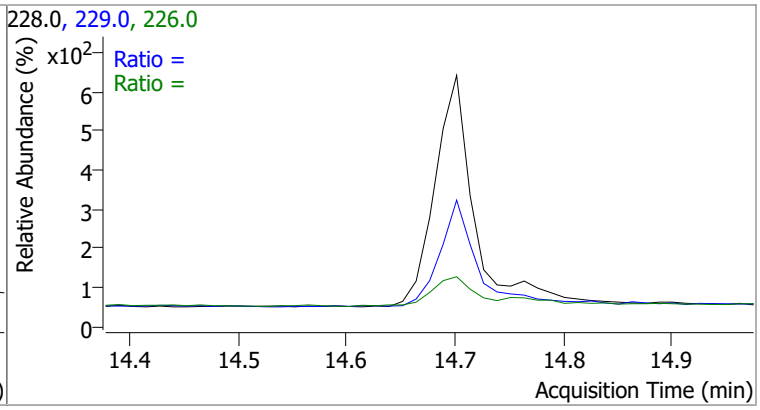

Compound	Conc.	RT	Dev(Min)	Resp.	QIon	QRatio	Lower	Upper
Chrysene		0		0	226.0		21.0	39.1
					229.0		14.8	27.6

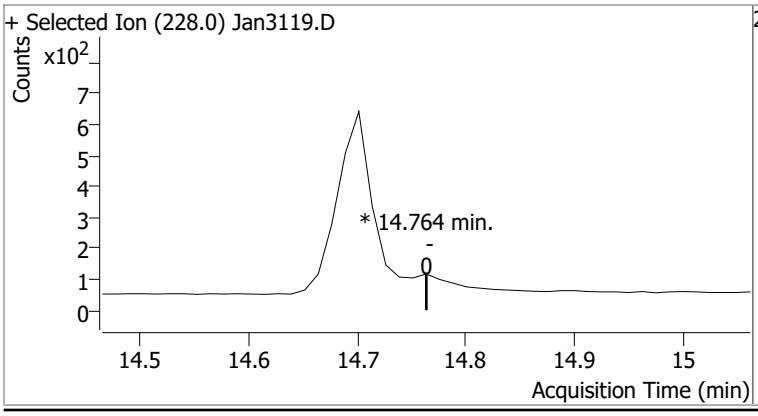

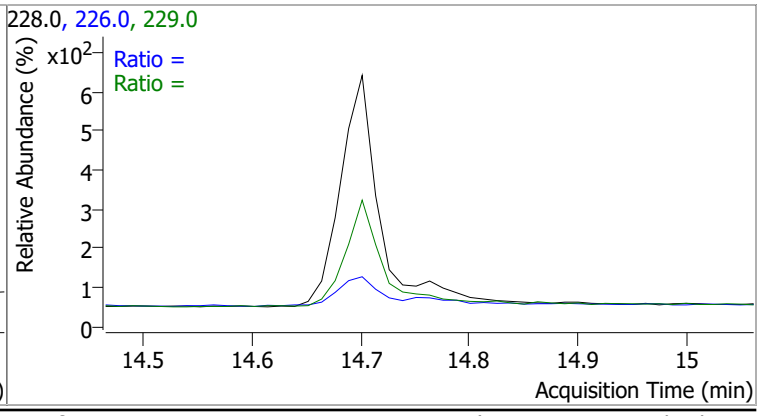

Compound	Conc.	Exp RT	QIon	Exp Ratio
Benzo(b)fluoranthene	N.D.	17.71	253.0	21.3

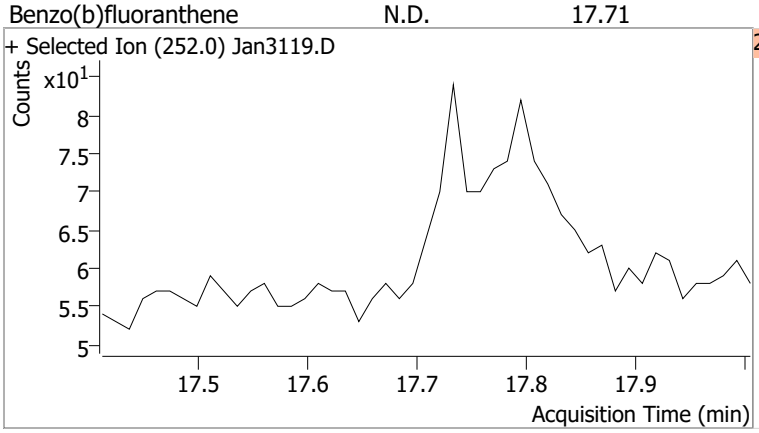

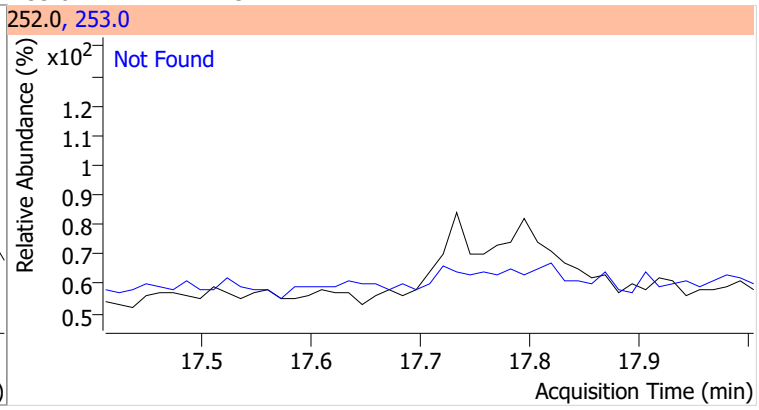

Compound	Conc.	Exp RT	QIon	Exp Ratio
Benzo(k)fluoranthene	N.D.	17.77	253.0	18.9

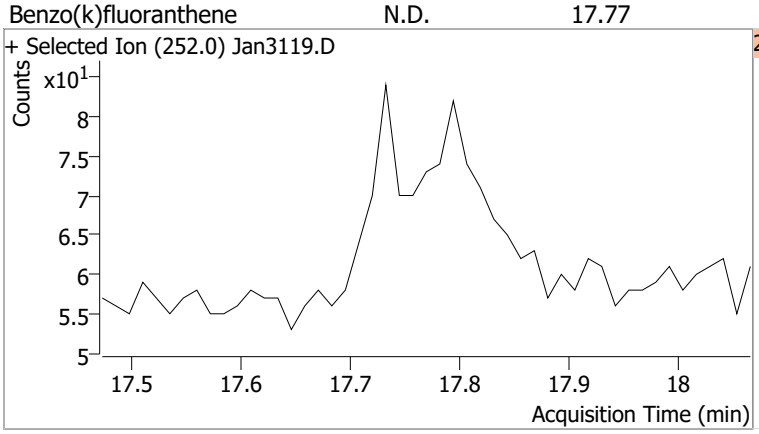

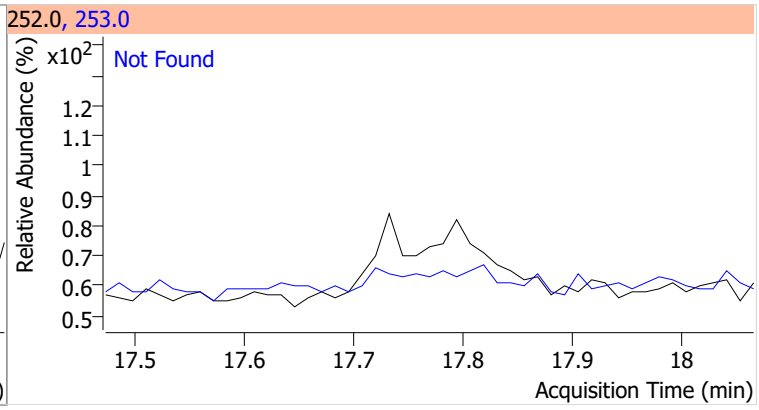

Compound	Conc.	RT	Dev(Min)	Resp.	QIon	QRatio	Lower	Upper
Benzo(a)pyrene		0		0	253.0		16.1	29.9

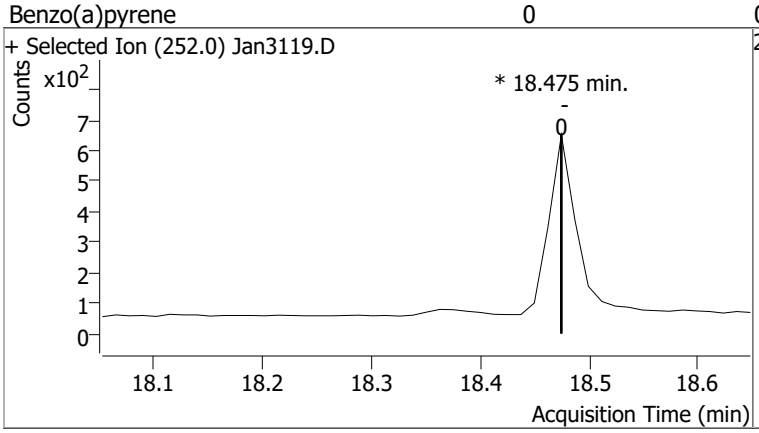

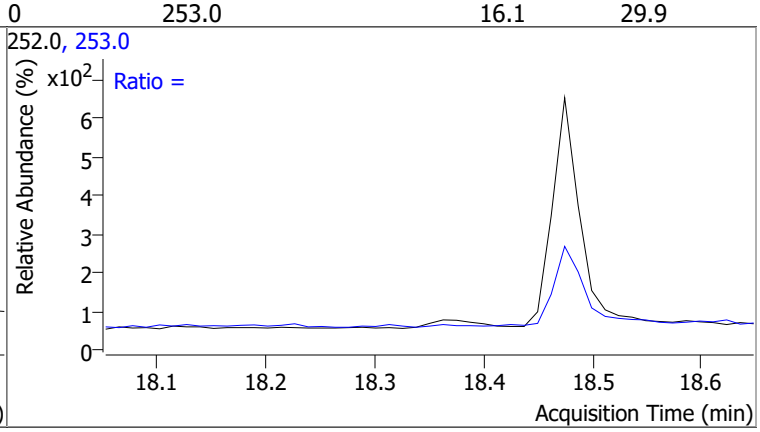

Compound	Conc.	Exp RT	QIon	Exp Ratio
Indeno(1,2,3-cd)pyrene	N.D.	20.22	138.0	22.4

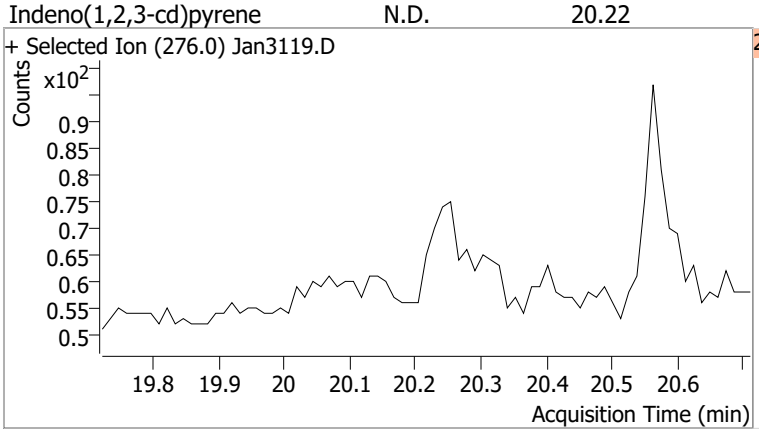

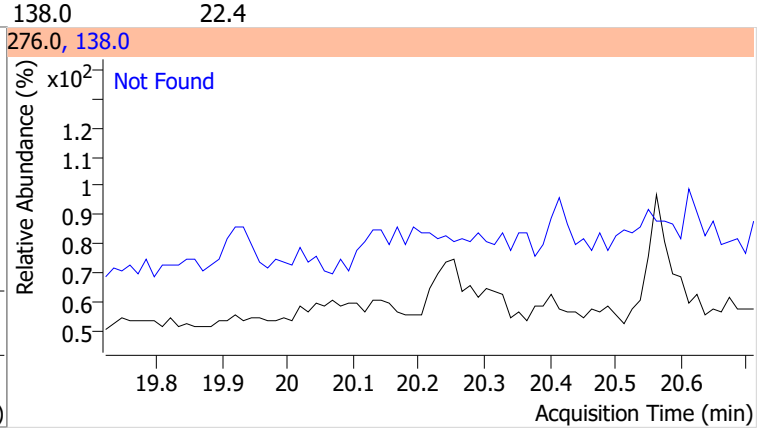

Compound	Conc.	Exp RT	QIon	Exp Ratio	QIon	Exp Ratio
Dibenzo(a,h)anthracene	N.D.	20.28	279.0	24.9	139.0	17.5

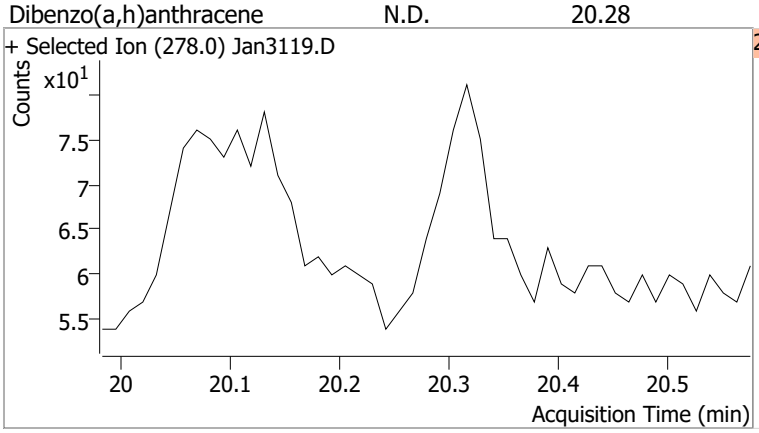

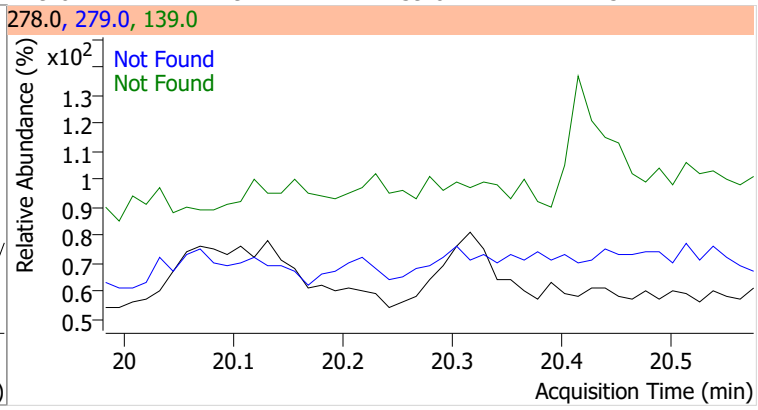

Compound	Conc.	Exp RT	QIon	Exp Ratio	QIon	Exp Ratio
Benzo(g,h,i)perylene	N.D.	20.54	277.0	24.8	138.0	20.5

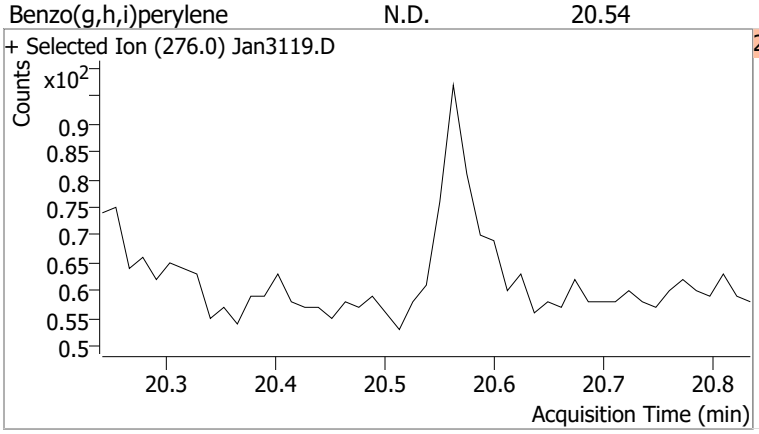

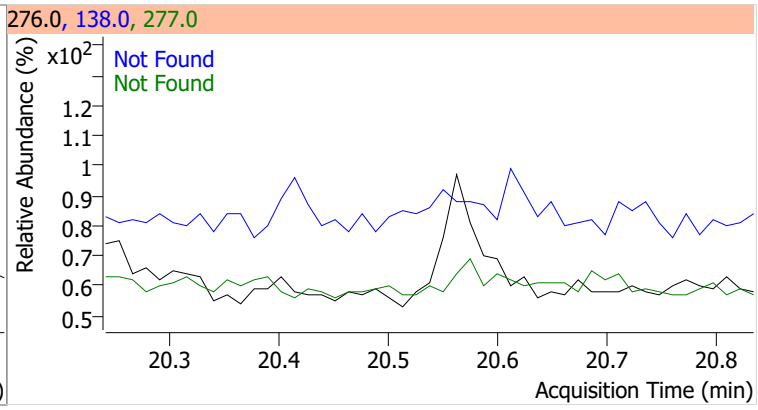

Quantitation Results Report (QT Reviewed)

Data File	Jan3120.D	Operator	LIMS import
Acq. Method	5975BNASIM	Acq. Date-Time	1/31/2022 10:13:25 PM
Sample Name	B22011446-001C	Instrument	GCMS
Vial	13	Multiplier	1.00
DA Method File	012622 bna SIM 2.batch.bin	Comment	SVOC-8270C-SIM-W-LLPAH
Tune File	dftppjph.u	Tune Date	
Batch Name	013122 bna SIM 2.batch.bin	Last Calib Update	1/27/2022 8:37:26 AM
Ref Library			

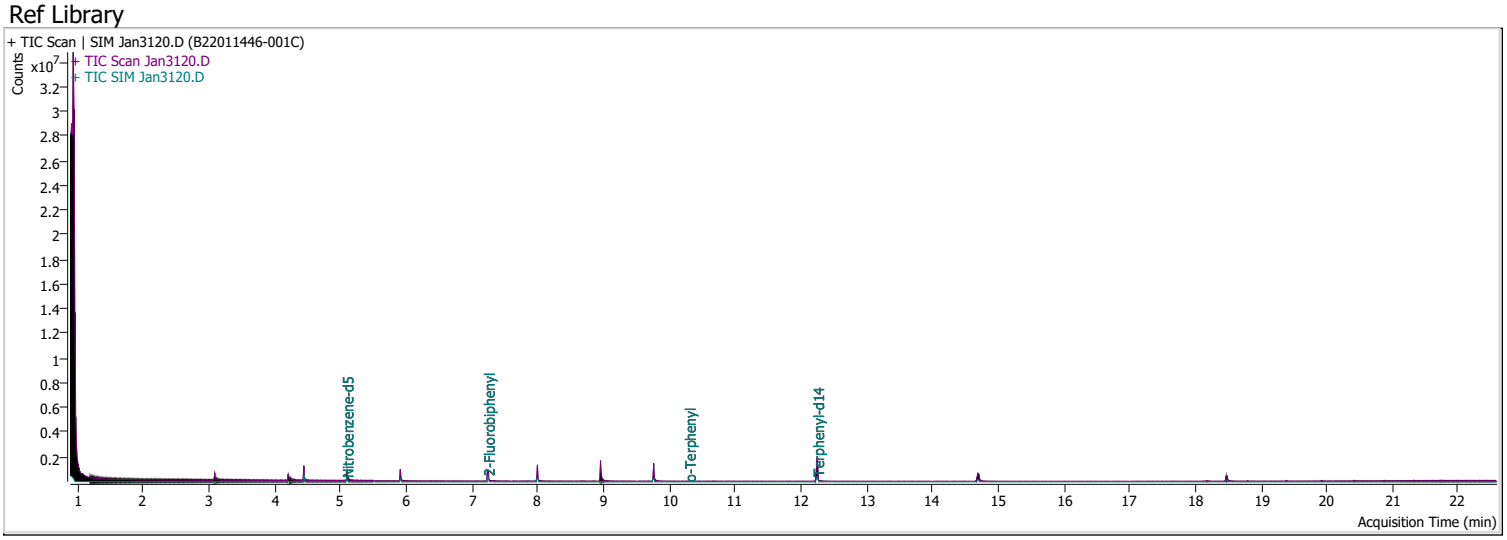

Compound	RT	QIon	Resp.	Conc.	Units		Dev(Min)
Internal Standards							
M 1,4-Dichlorobenzene-d4	4.447	152.0	145860	40.0000	ng/ml		-0.013
M Naphthalene-d8	5.916	136.0	251154	40.0000	ng/ml		0.000
M Acenaphthene-d10	8.000	164.0	169149	40.0000	ng/ml		0.000
M Phenanthrene-d10	9.768	188.0	361981	40.0000	ng/ml		0.000
M Chrysene-d12	14.701	240.0	290176	40.0000	ng/ml		0.000
M Perylene-d12	18.474	264.0	192184	40.0000	ng/ml		0.000
System Monitoring Compounds							
S Nitrobenzene-d5	5.093	82.0	319548	38.9964	ng/ml		-0.025
Spiked Amount: 5.000	Range: 19.0 - 102.0%			Recovery = 779.93%		*	
S 2-Fluorobiphenyl	7.239	172.0	417998	55.0865	ng/ml		-0.013
Spiked Amount: 5.000	Range: 25.0 - 94.0%			Recovery = 1101.73%		*	
S o-Terphenyl	10.299	230.0	716	0.0885	ng/ml		0.000
Spiked Amount: 5.000	Range: 40.0 - 140.0%			Recovery = 1.77%		*	
S Terphenyl-d14	12.251	244.0	524270	73.9579	ng/ml		0.000
Spiked Amount: 5.000	Range: 39.0 - 106.0%			Recovery = 1479.16%		*	
Target Compounds							**QValue**
T Naphthalene	0.000		0	N.D.			
T 2-Methylnaphthalene	0.000		0	N.D.			
T 1-Methylnaphthalene	0.000		0	N.D.			
T Acenaphthylene	0.000		0	N.D.			
T Acenaphthene	8.013	154.0	0		ng/ml	md	1
T Fluorene	8.960	166.0	0		ng/ml	md	1
T Phenanthrene	0.000		0	N.D.			
T Anthracene	0.000		0	N.D.			
T Fluoranthene	0.000		0	N.D.			
T Pyrene	0.000		0	N.D.			
T Benzo(a)Anthracene	14.701	228.0	0		ng/ml	md	1
T Chrysene	14.701	228.0	0		ng/ml	md	1
T Benzo(b)fluoranthene	0.000		0	N.D.			

Compound	RT	QIon	Resp.	Conc.	Units		Dev(Min)
T Benzo(k)fluoranthene	0.000		0	N.D.			
T Benzo(a)pyrene	18.474	252.0	0		ng/ml	md	1
T Indeno(1,2,3-cd)pyrene	0.000		0	N.D.			
T Dibenzo(a,h)anthracene	0.000		0	N.D.			
T Benzo(g,h,i)perylene	0.000		0	N.D.			

(#) = Qualifier Out of Range; (m) = Manual Integration; (+) = Area Summed; (*) = Surrogate Percent Recovery Out of Range; (d): Zeroed Peak

Quantitation Results Report (QT Reviewed)

Compound	Conc.	RT	Dev(Min)	Resp.	QIon	QRatio	Lower	Upper
Nitrobenzene-d5	38.9964	5.09	-0.02	319548	54.0	35.7	31.6	58.8
					128.0	23.2	19.3	35.9

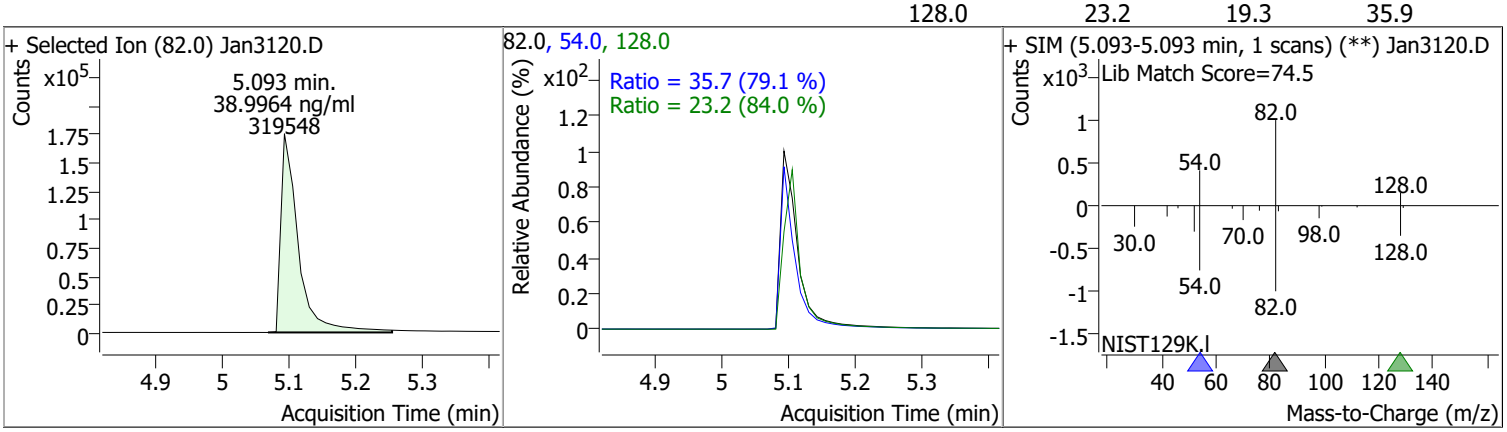

Compound	Conc.	Exp RT	QIon	Exp Ratio	QIon	Exp Ratio
Naphthalene	N.D.	5.94	102.0	20.6	129.0	11.0

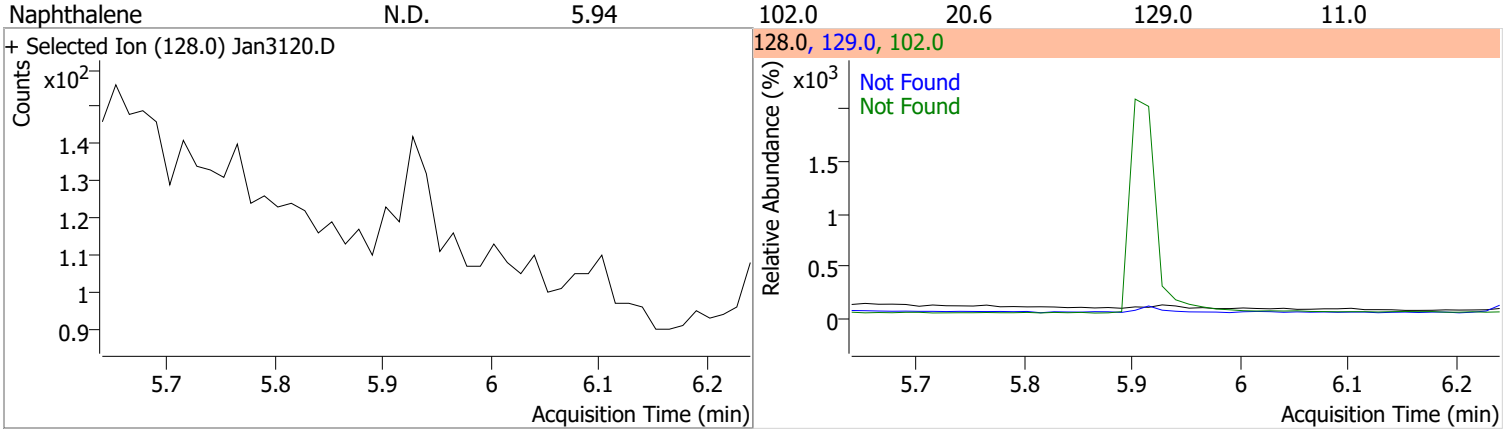

Compound	Conc.	Exp RT	QIon	Exp Ratio	QIon	Exp Ratio
2-Methylnaphthalene	N.D.	6.78	142.0	141.5	115.0	66.1

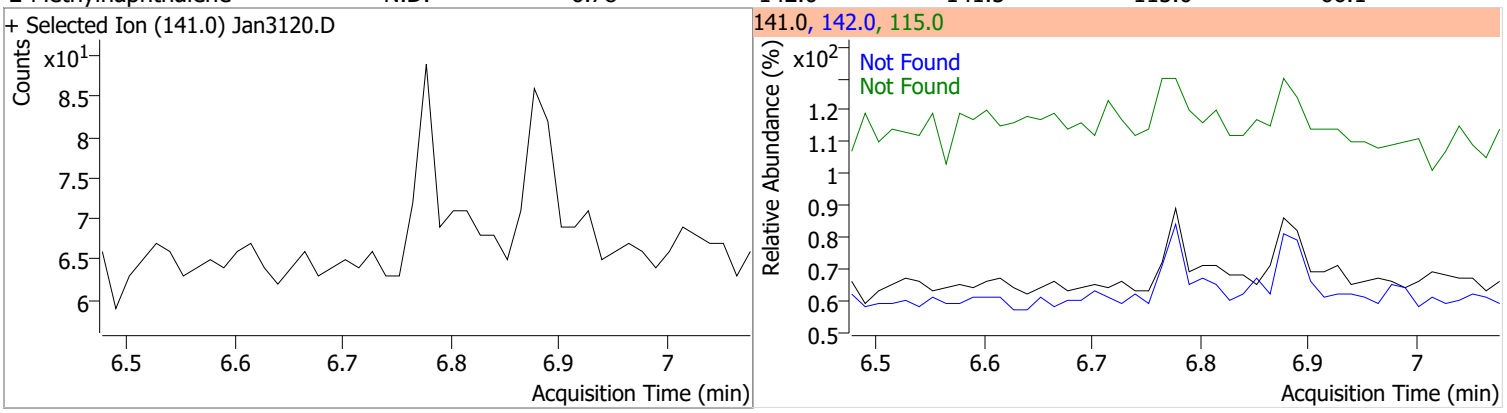

Compound	Conc.	Exp RT	QIon	Exp Ratio	QIon	Exp Ratio
1-Methylnaphthalene	N.D.	6.88	142.0	111.9	115.0	76.3

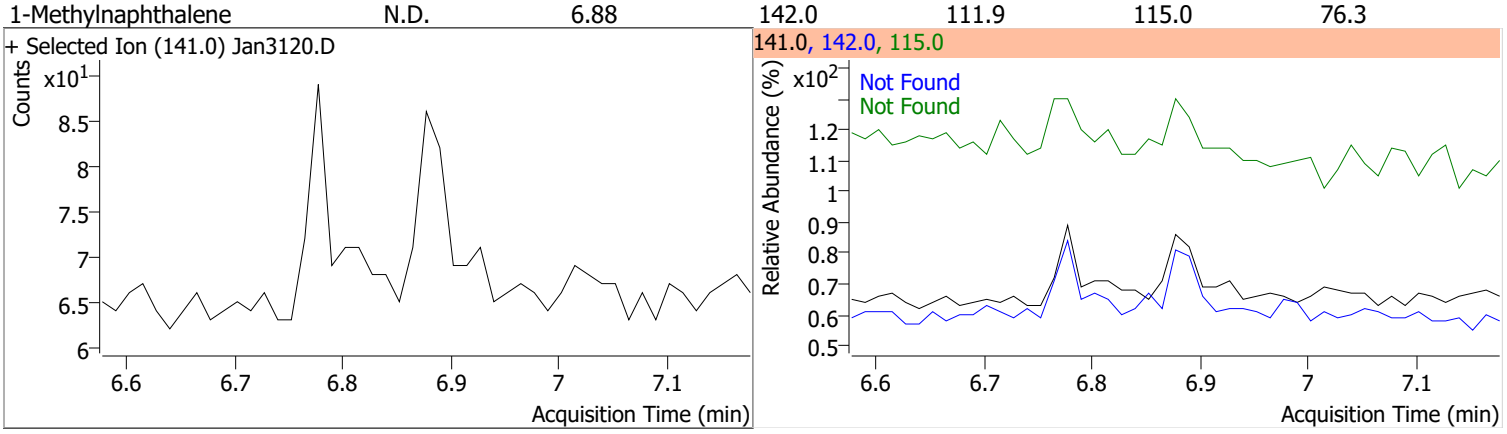

Quantitation Results Report (QT Reviewed)

Compound	Conc.	RT	Dev(Min)	Resp.	QIon	QRatio	Lower	Upper
2-Fluorobiphenyl	55.0865	7.24	-0.01	417998	171.0	36.7	25.6	47.6

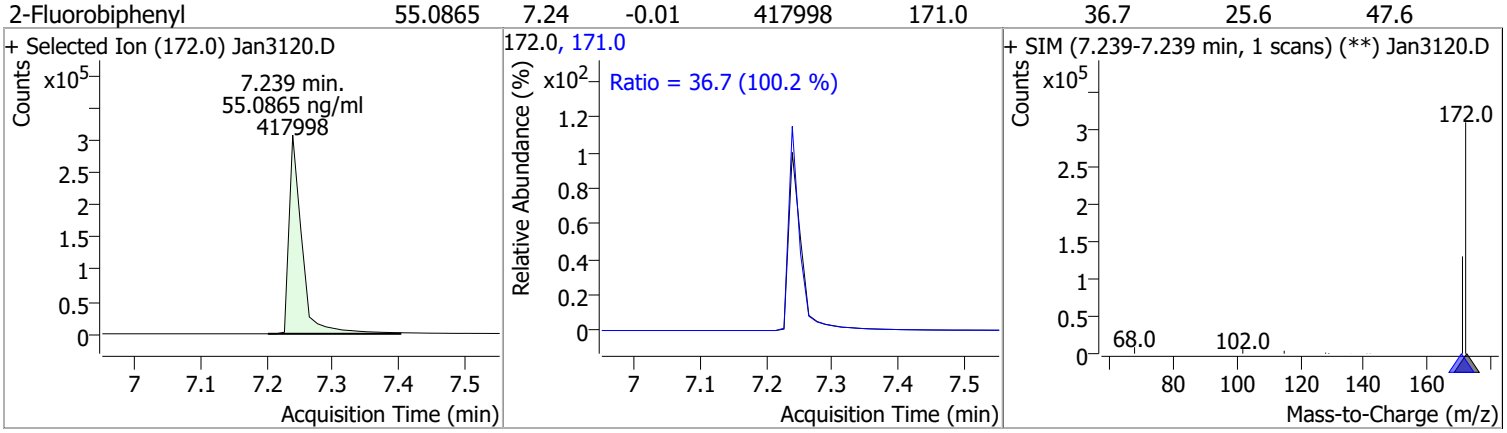

Compound	Conc.	Exp RT	QIon	Exp Ratio
Acenaphthylene	N.D.	7.81	153.0	13.1

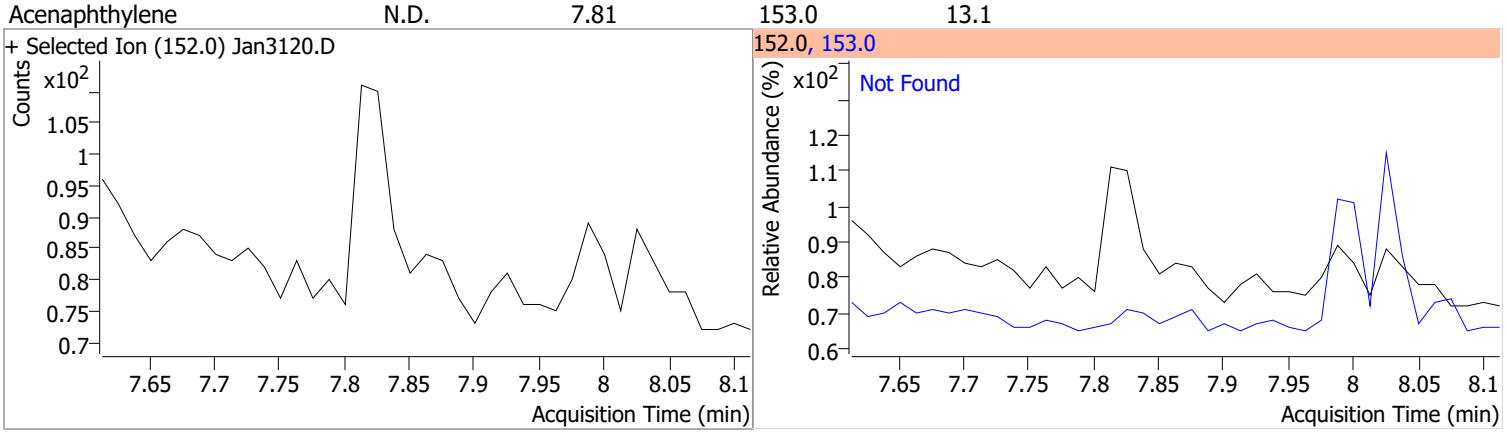

Compound	Conc.	RT	Dev(Min)	Resp.	QIon	QRatio	Lower	Upper
Acenaphthene		0		0	153.0		83.9	155.8
					152.0		40.9	76.0

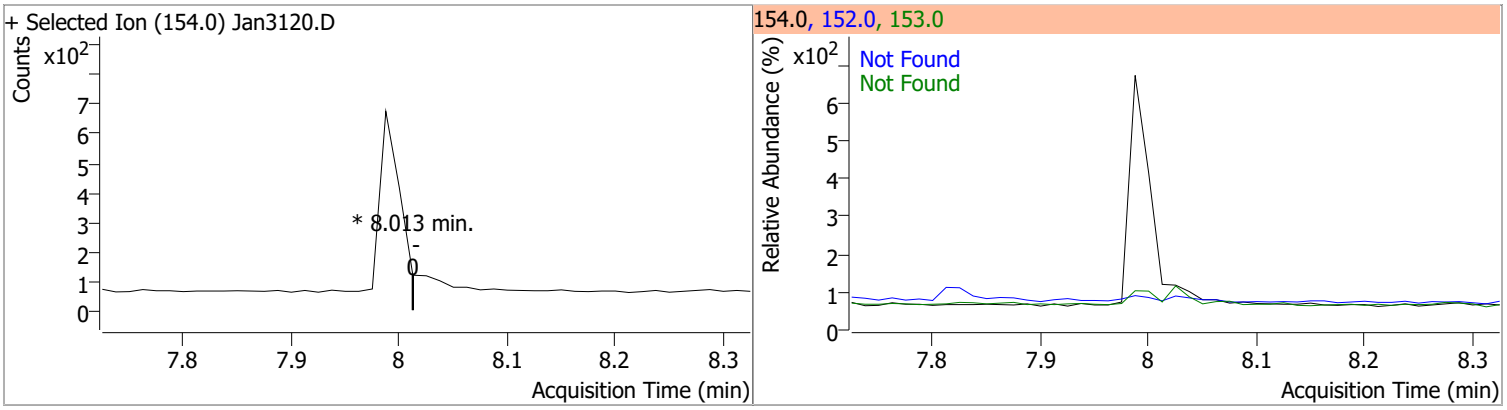

Compound	Conc.	RT	Dev(Min)	Resp.	QIon	QRatio	Lower	Upper
Fluorene		0		0	165.0		67.0	124.5
					167.0		9.2	17.1

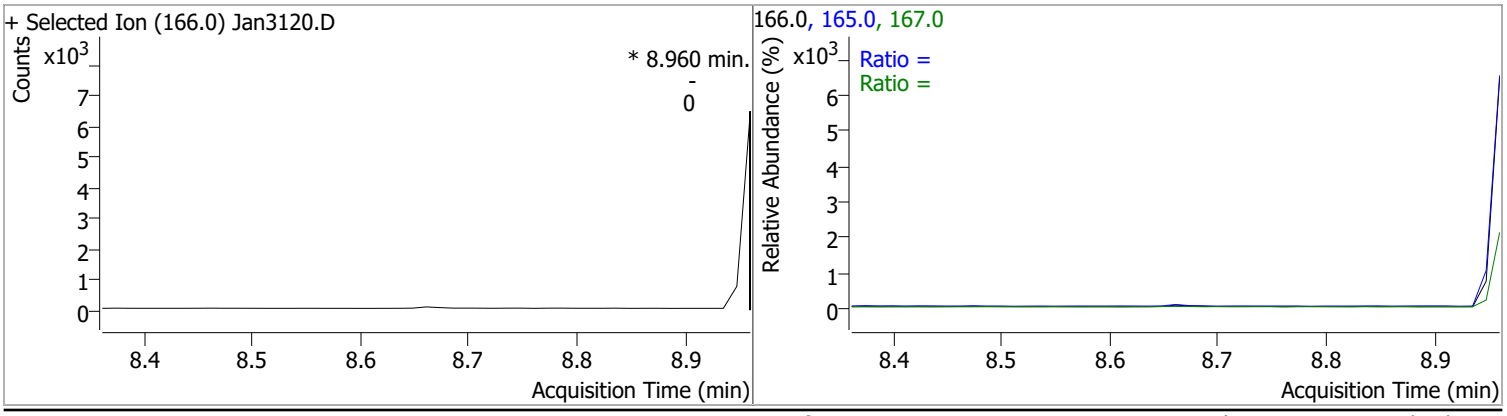

Compound	Conc.	Exp RT	QIon	Exp Ratio
Phenanthrene	N.D.	9.79	176.0	18.9

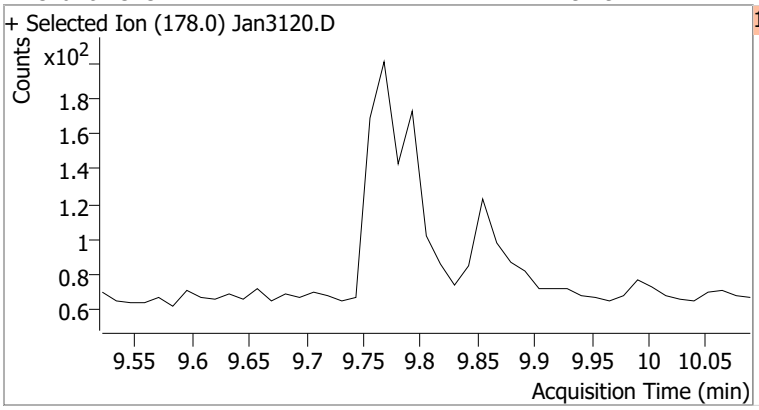

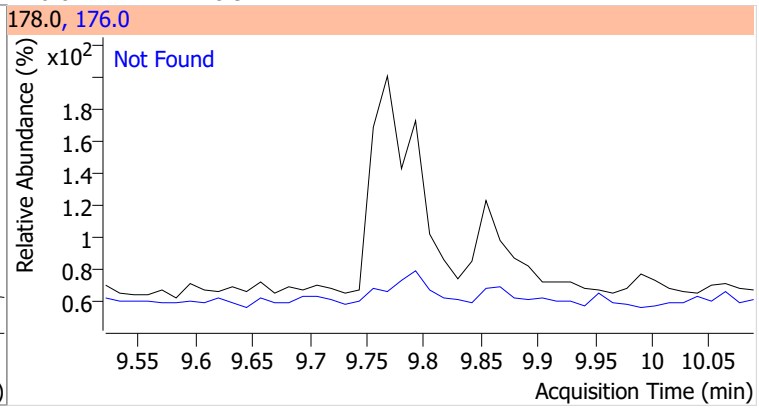

Compound	Conc.	Exp RT	QIon	Exp Ratio
Anthracene	N.D.	9.85	176.0	18.3

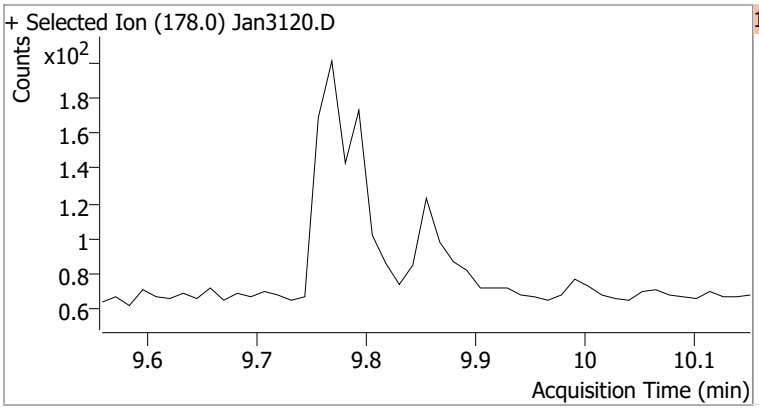

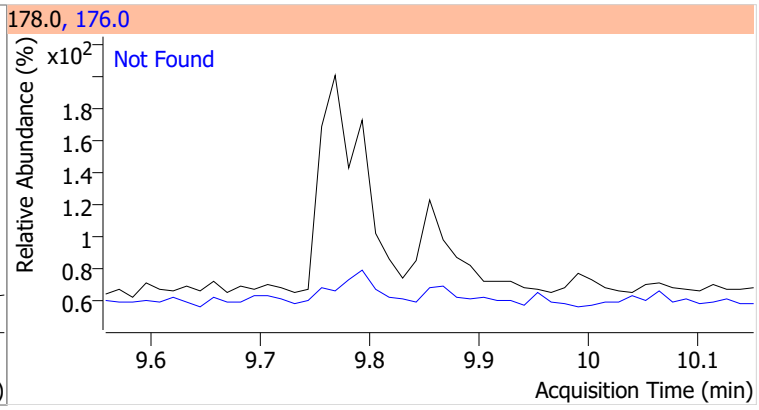

Compound	Conc.	RT	Dev(Min)	Resp.	QIon	QRatio	Lower	Upper
o-Terphenyl	0.0885	10.30	0.00	716	229.0	67.7	47.1	87.5
					215.0	44.7	31.1	57.7

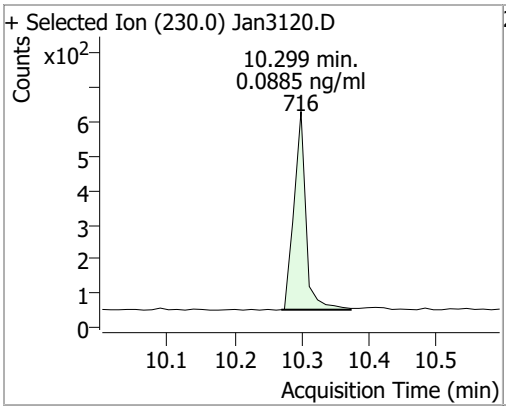

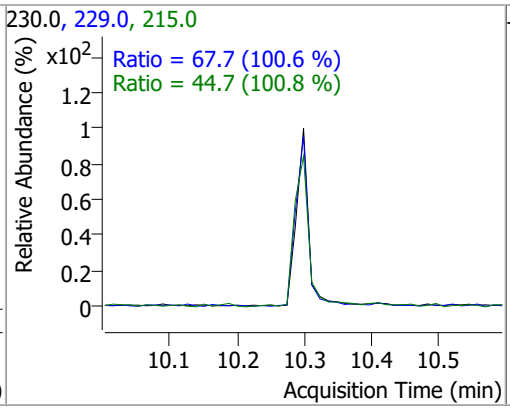

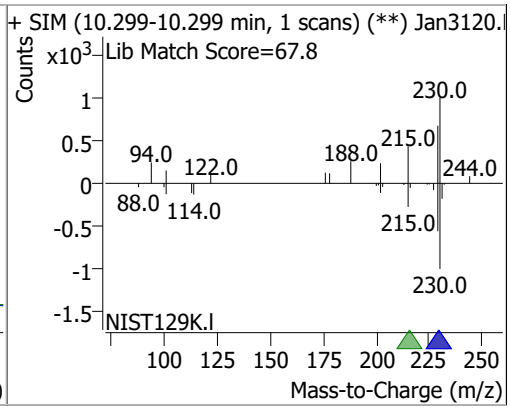

Compound	Conc.	Exp RT	QIon	Exp Ratio
Fluoranthene	N.D.	11.41	101.0	12.5

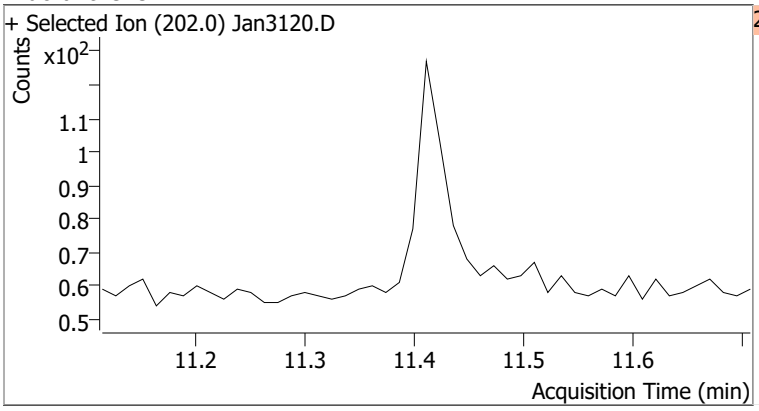

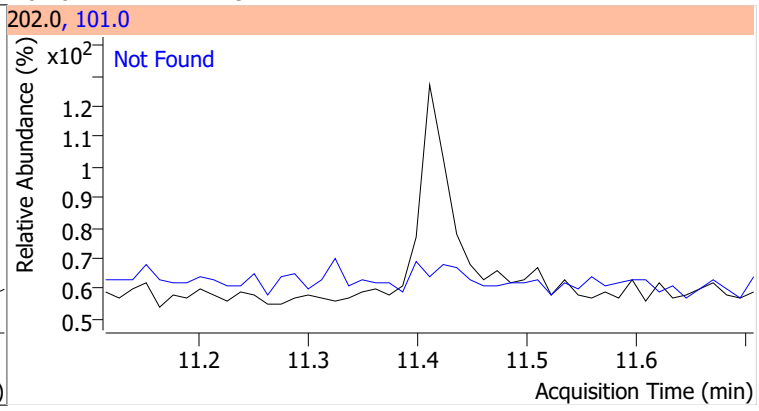

Quantitation Results Report (QT Reviewed)

Compound	Conc.	Exp RT	QIon	Exp Ratio
Pyrene	N.D.	11.78	101.0	15.4

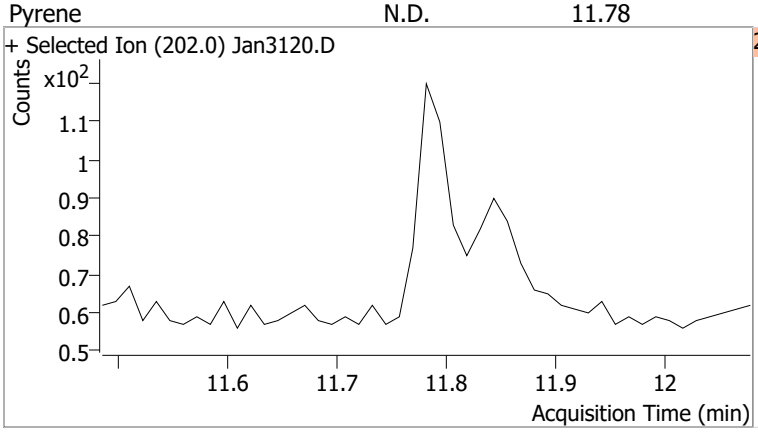

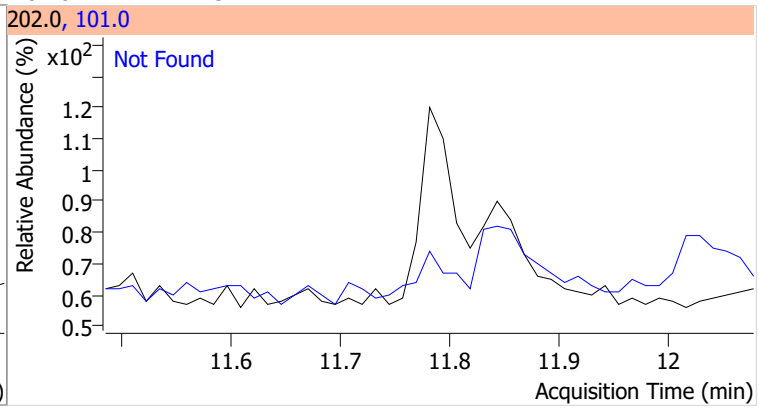

Compound	Conc.	RT	Dev(Min)	Resp.	QIon	QRatio	Lower	Upper
Terphenyl-d14	73.9579	12.25	0.00	524270	122.0	15.1	9.8	18.2

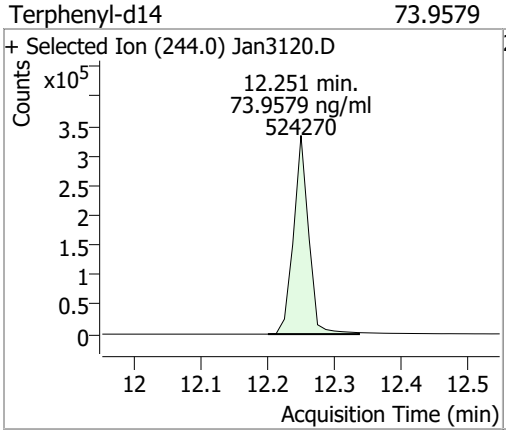

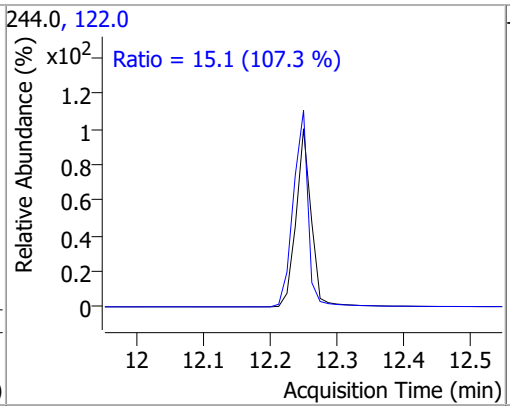

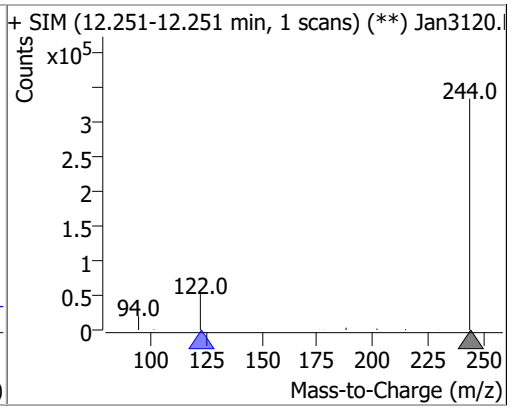

Compound	Conc.	RT	Dev(Min)	Resp.	QIon	QRatio	Lower	Upper
Benzo(a)Anthracene		0		0	226.0		19.0	35.2
					229.0		16.0	29.7

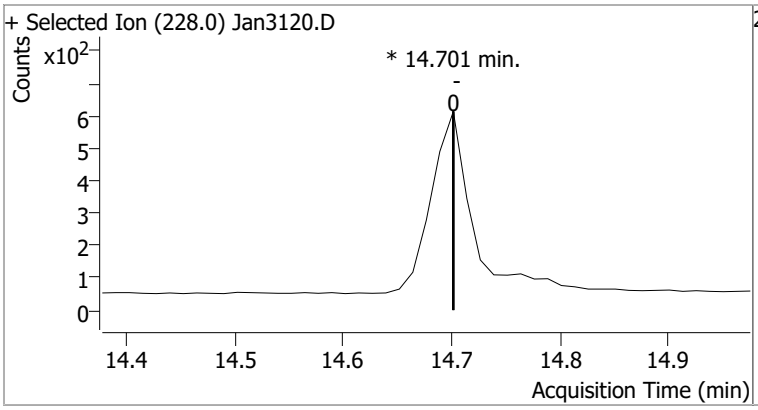

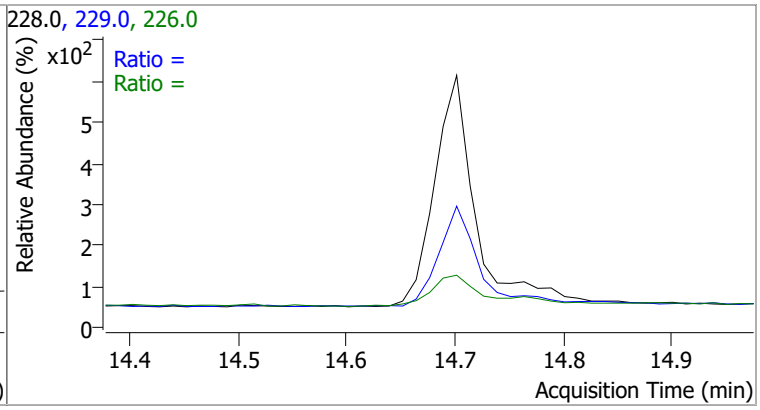

Compound	Conc.	RT	Dev(Min)	Resp.	QIon	QRatio	Lower	Upper
Chrysene		0		0	226.0		21.0	39.1
					229.0		14.8	27.6

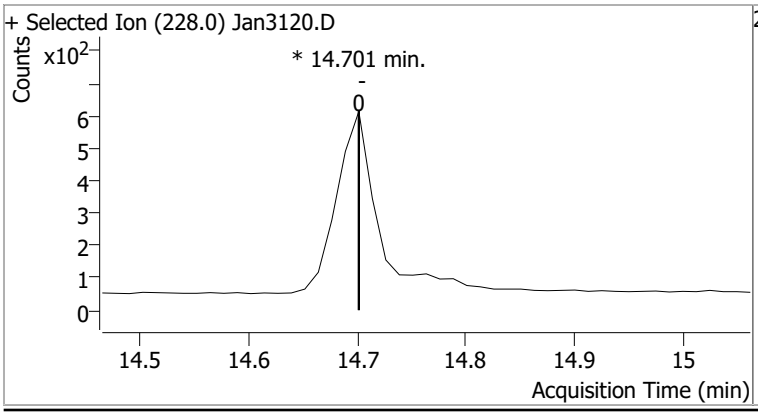

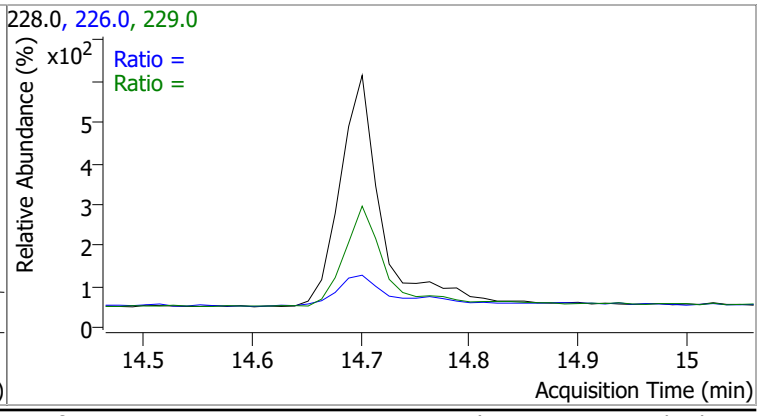

Compound	Conc.	Exp RT	QIon	Exp Ratio
Benzo(b)fluoranthene	N.D.	17.71	253.0	21.3

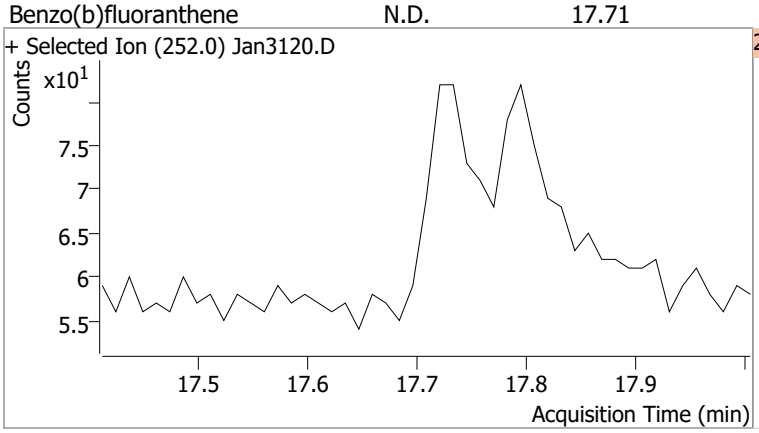

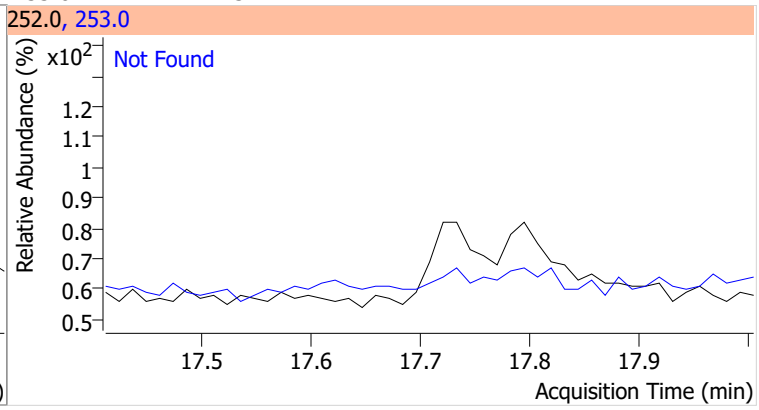

Compound	Conc.	Exp RT	QIon	Exp Ratio
Benzo(k)fluoranthene	N.D.	17.77	253.0	18.9

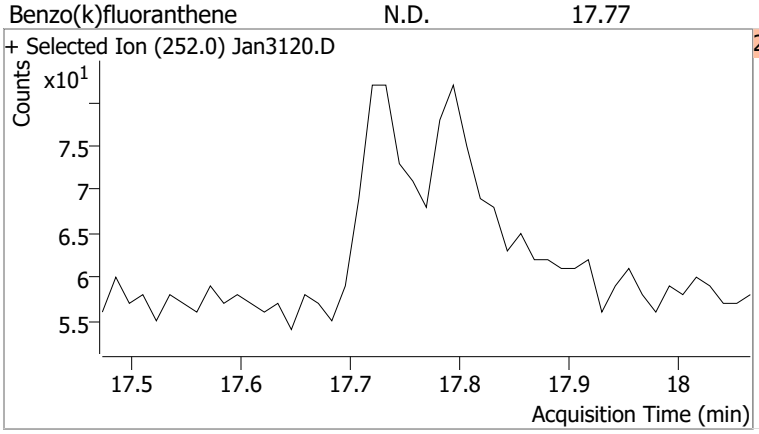

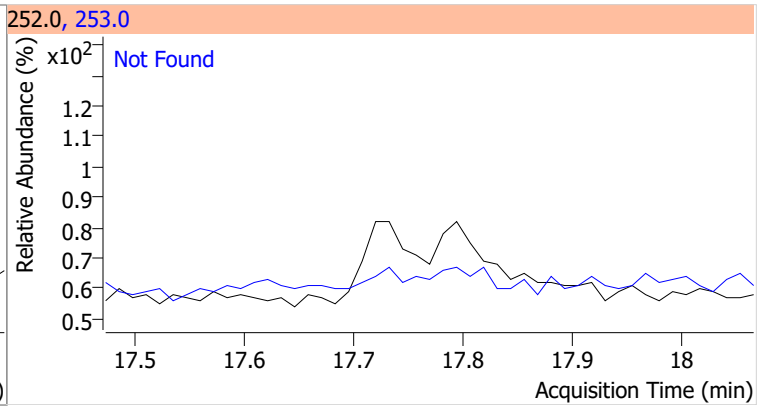

Compound	Conc.	RT	Dev(Min)	Resp.	QIon	QRatio	Lower	Upper
Benzo(a)pyrene		0		0	253.0		16.1	29.9

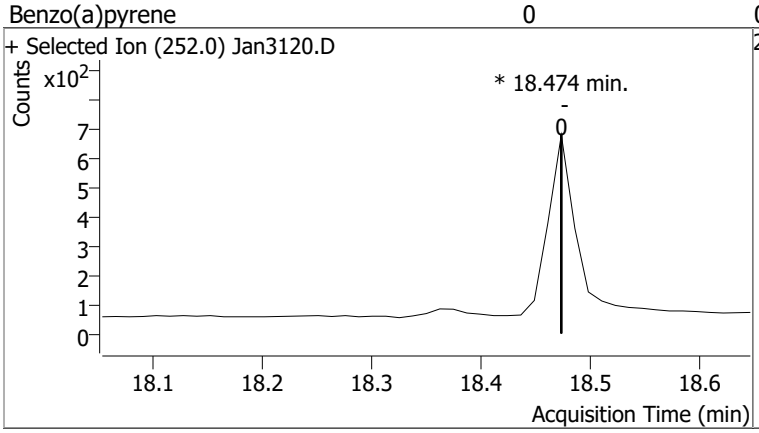

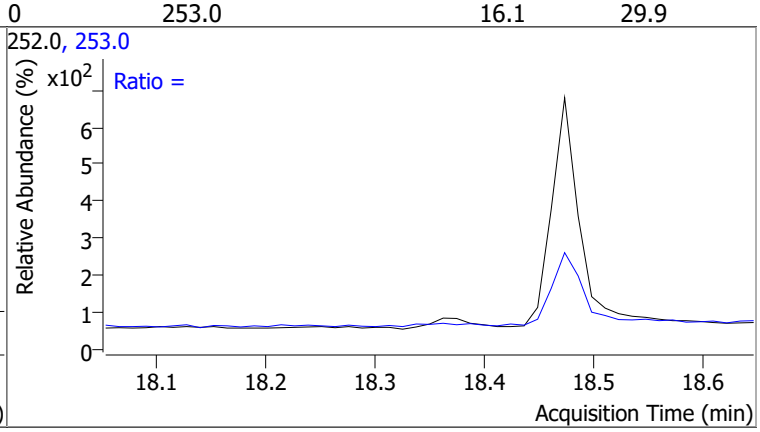

Compound	Conc.	Exp RT	QIon	Exp Ratio
Indeno(1,2,3-cd)pyrene	N.D.	20.22	138.0	22.4

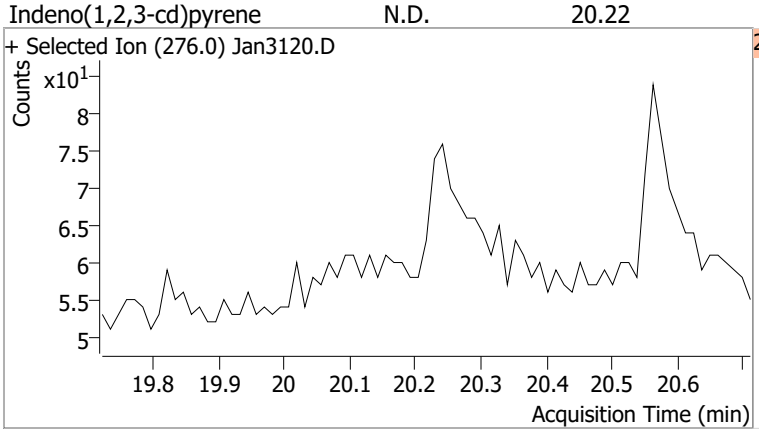

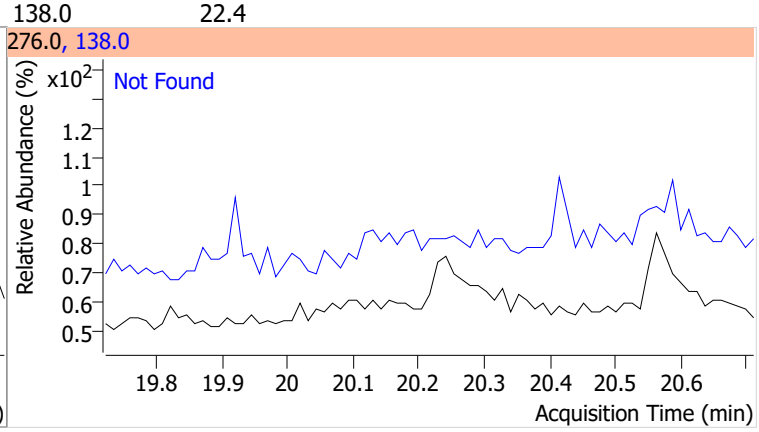

Compound	Conc.	Exp RT	QIon	Exp Ratio	QIon	Exp Ratio
Dibenzo(a,h)anthracene	N.D.	20.28	279.0	24.9	139.0	17.5

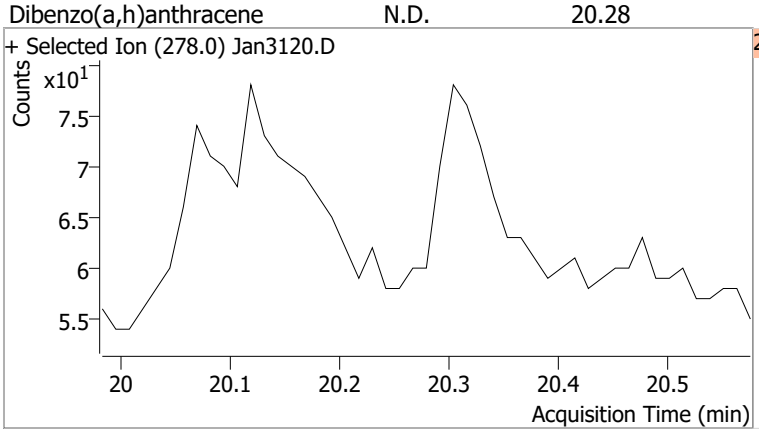

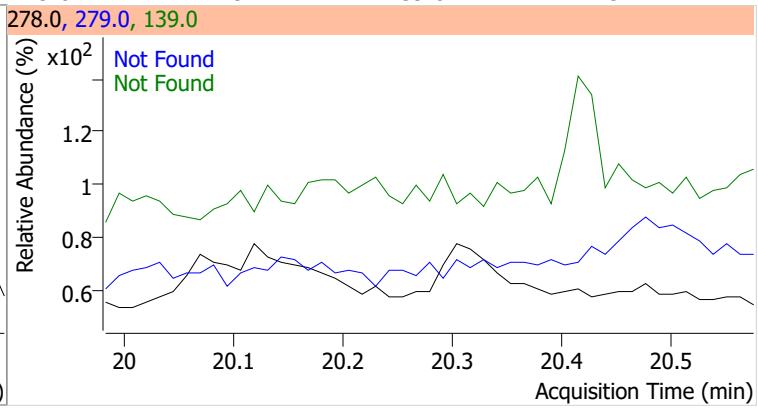

Compound	Conc.	Exp RT	QIon	Exp Ratio	QIon	Exp Ratio
Benzo(g,h,i)perylene	N.D.	20.54	277.0	24.8	138.0	20.5

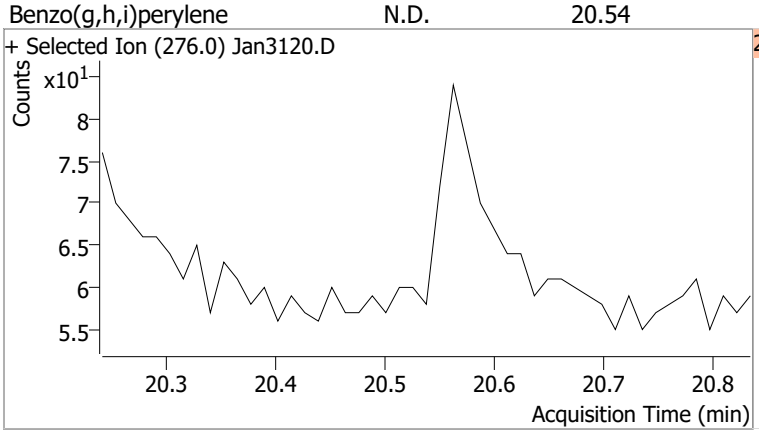

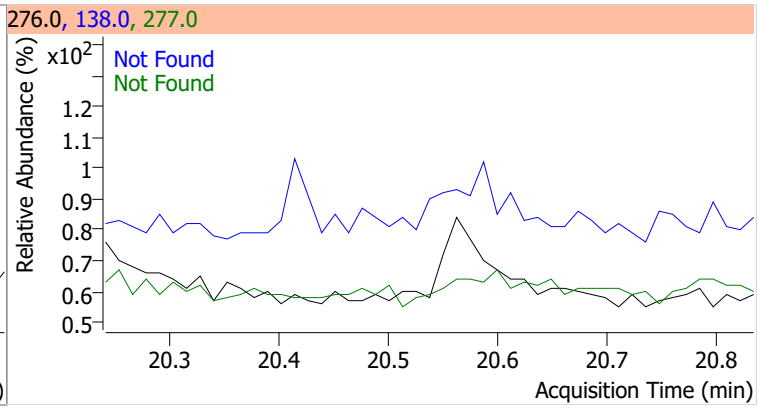

Quantitation Results Report (QT Reviewed)

Data File	Jan3121.D	Operator	LIMS import
Acq. Method	5975BNASIM	Acq. Date-Time	1/31/2022 10:45:59 PM
Sample Name	B22011446-006C	Instrument	GCMS
Vial	14	Multiplier	1.00
DA Method File	012622 bna SIM 2.batch.bin	Comment	SVOC-8270C-SIM-W-LLPAH
Tune File	dftppjph.u	Tune Date	
Batch Name	013122 bna SIM 2.batch.bin	Last Calib Update	1/27/2022 8:37:26 AM
Ref Library			

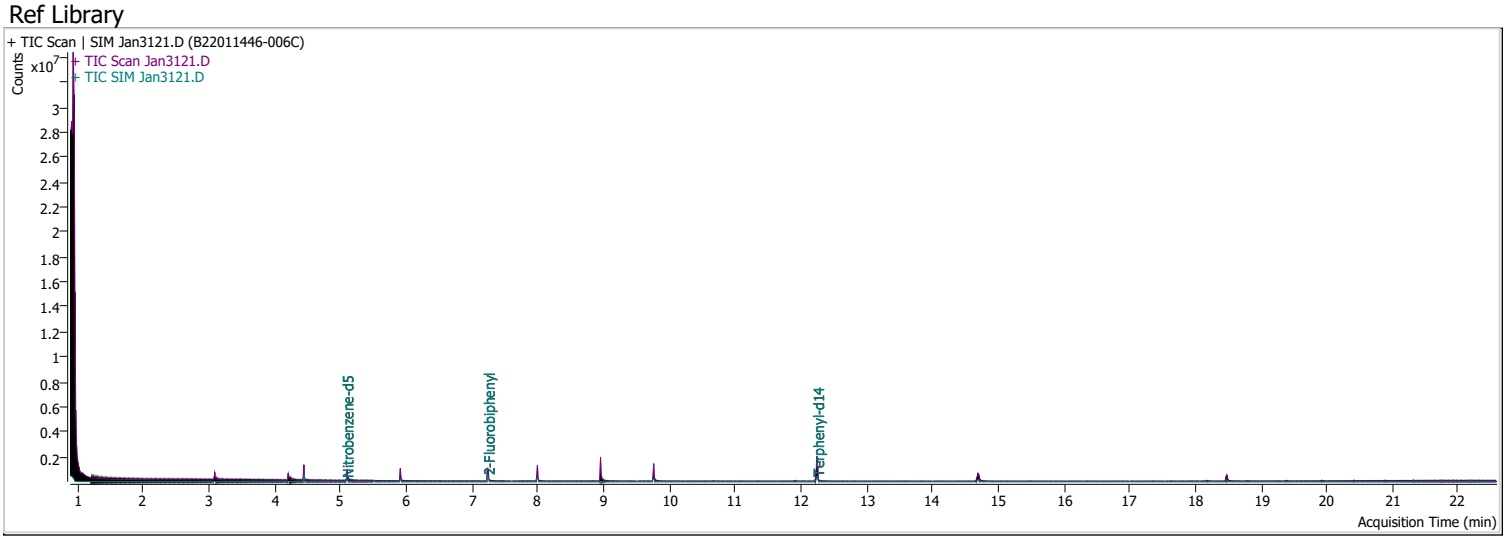

Compound	RT	QIon	Resp.	Conc.	Units		Dev(Min)
Internal Standards							
M 1,4-Dichlorobenzene-d4	4.447	152.0	147094	40.0000	ng/ml		-0.013
M Naphthalene-d8	5.916	136.0	239380	40.0000	ng/ml		0.000
M Acenaphthene-d10	8.000	164.0	163577	40.0000	ng/ml		0.000
M Phenanthrene-d10	9.768	188.0	351405	40.0000	ng/ml		0.000
M Chrysene-d12	14.701	240.0	284334	40.0000	ng/ml		0.000
M Perylene-d12	18.474	264.0	190617	40.0000	ng/ml		0.000
System Monitoring Compounds							
S Nitrobenzene-d5	5.093	82.0	328551	39.4616	ng/ml	#	-0.025
Spiked Amount: 5.000	Range: 19.0 - 102.0%			Recovery = 789.23%		*	
S 2-Fluorobiphenyl	7.239	172.0	440974	59.4202	ng/ml		-0.013
Spiked Amount: 5.000	Range: 25.0 - 94.0%			Recovery = 1188.40%		*	
S o-Terphenyl	0.000		0	N.D.			
Spiked Amount: 5.000	Range: 40.0 - 140.0%			Recovery = NA%			
S Terphenyl-d14	12.250	244.0	528453	75.5141	ng/ml		0.000
Spiked Amount: 5.000	Range: 39.0 - 106.0%			Recovery = 1510.28%		*	
Target Compounds							**QValue**
T Naphthalene	0.000		0	N.D.			
T 2-Methylnaphthalene	0.000		0	N.D.			
T 1-Methylnaphthalene	0.000		0	N.D.			
T Acenaphthylene	0.000		0	N.D.			
T Acenaphthene	8.025	154.0	0		ng/ml	md	1
T Fluorene	8.960	166.0	0		ng/ml	md	1
T Phenanthrene	0.000		0	N.D.			
T Anthracene	0.000		0	N.D.			
T Fluoranthene	0.000		0	N.D.			
T Pyrene	0.000		0	N.D.			
T Benzo(a)Anthracene	14.701	228.0	0		ng/ml	md	1
T Chrysene	14.751	228.0	0		ng/ml	md	1
T Benzo(b)fluoranthene	0.000		0	N.D.			

Compound	RT	QIon	Resp.	Conc.	Units		Dev(Min)
T Benzo(k)fluoranthene	0.000		0	N.D.			
T Benzo(a)pyrene	18.474	252.0	0		ng/ml	md	1
T Indeno(1,2,3-cd)pyrene	0.000		0	N.D.			
T Dibenzo(a,h)anthracene	0.000		0	N.D.			
T Benzo(g,h,i)perylene	0.000		0	N.D.			

(#) = Qualifier Out of Range; (m) = Manual Integration; (+) = Area Summed; (*) = Surrogate Percent Recovery Out of Range; (d): Zeroed Peak

Quantitation Results Report (QT Reviewed)

Compound	Conc.	RT	Dev(Min)	Resp.	QIon	QRatio	Lower	Upper
Nitrobenzene-d5	39.4616	5.09	-0.03	328551	54.0	34.5	31.6	58.8
					128.0	18.6	19.3	35.9

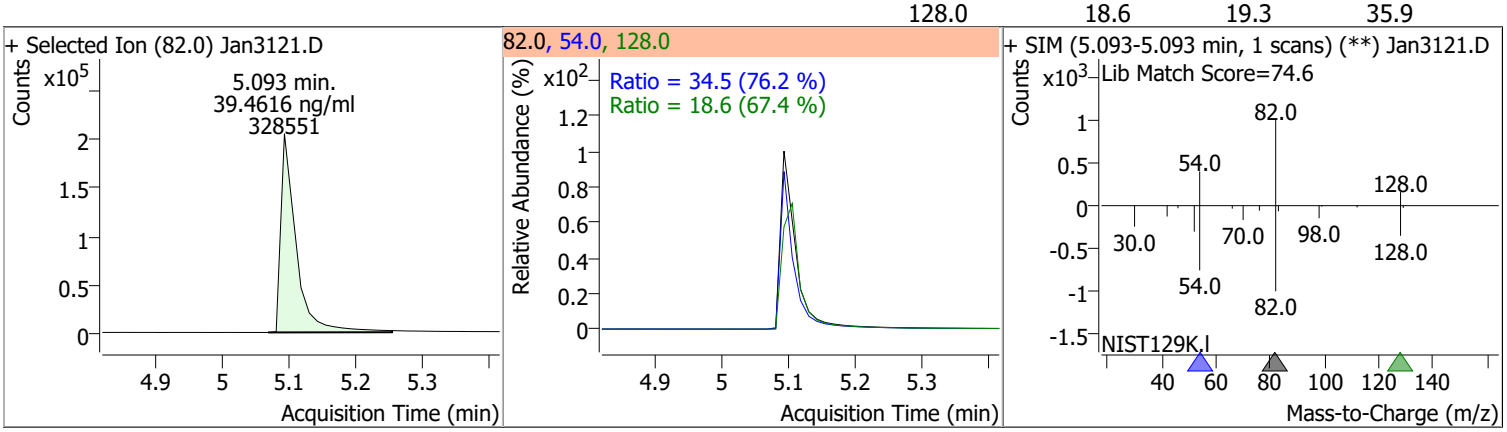

Compound	Conc.	Exp RT	QIon	Exp Ratio	QIon	Exp Ratio
Naphthalene	N.D.	5.94	102.0	20.6	129.0	11.0

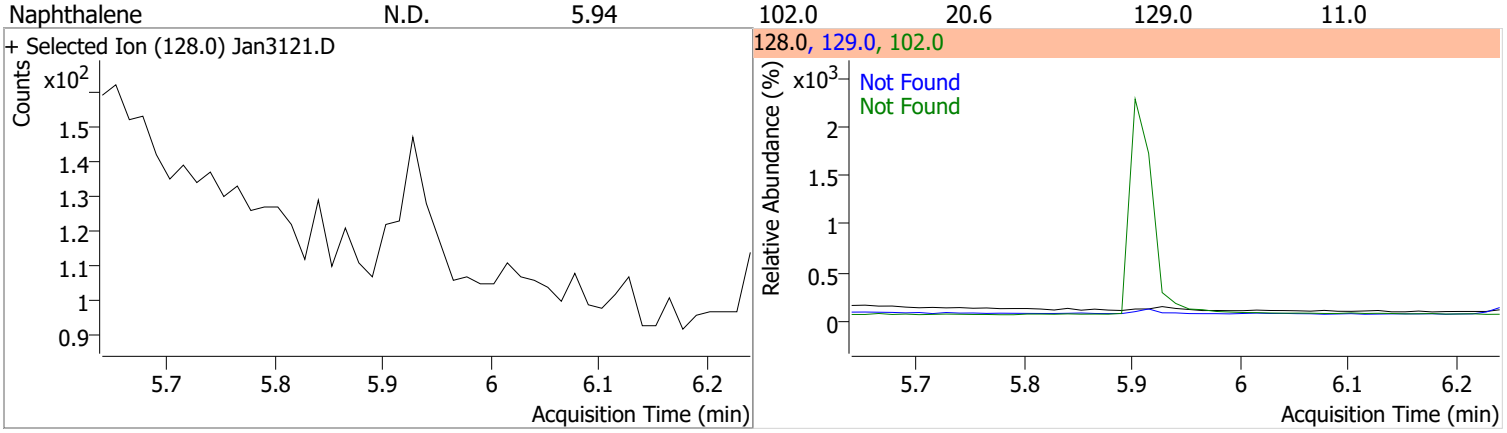

Compound	Conc.	Exp RT	QIon	Exp Ratio	QIon	Exp Ratio
2-Methylnaphthalene	N.D.	6.78	142.0	141.5	115.0	66.1

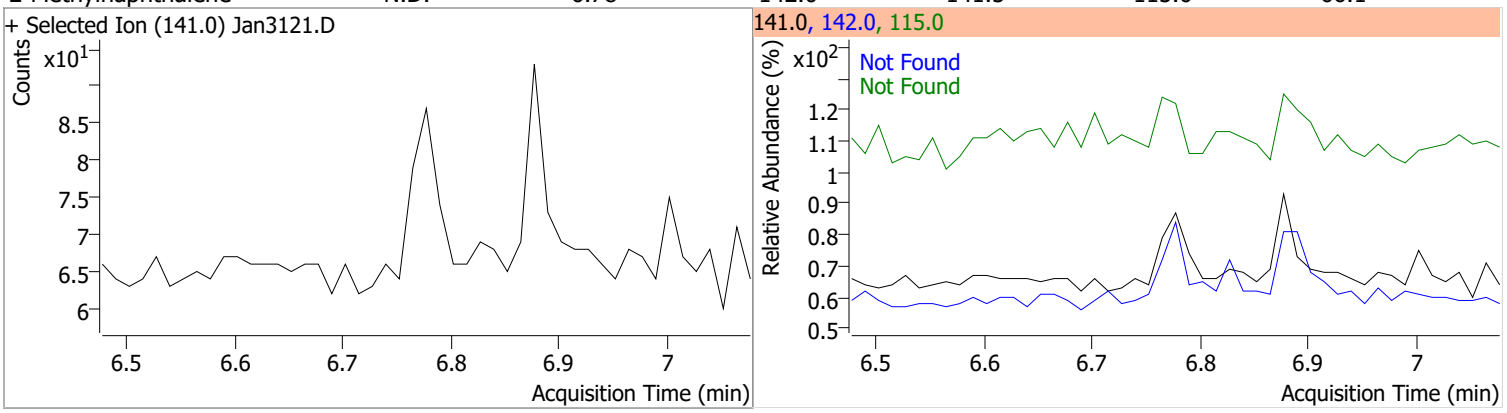

Compound	Conc.	Exp RT	QIon	Exp Ratio	QIon	Exp Ratio
1-Methylnaphthalene	N.D.	6.88	142.0	111.9	115.0	76.3

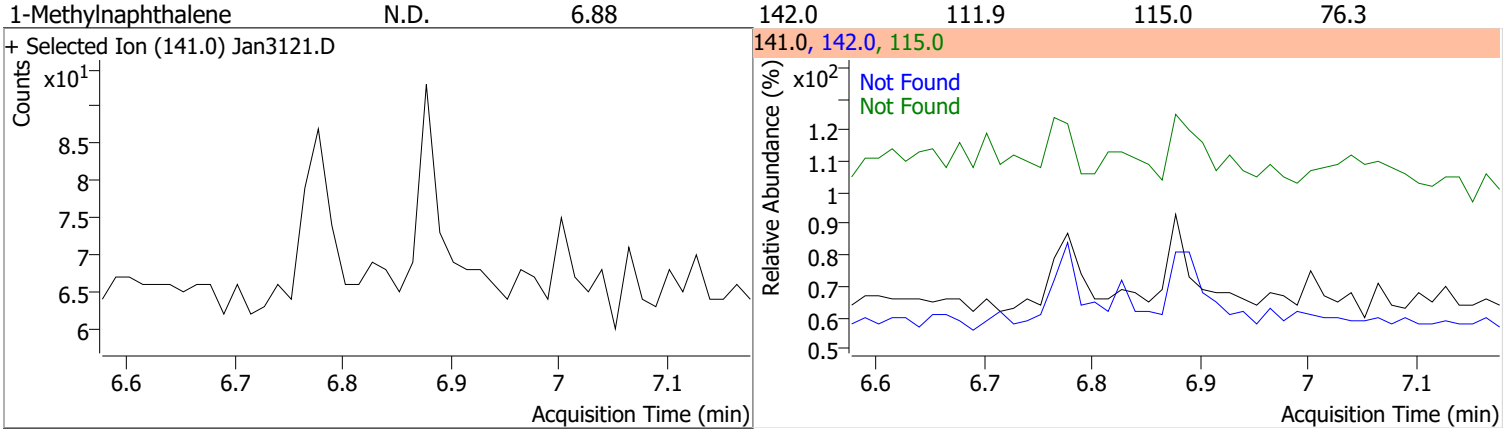

Quantitation Results Report (QT Reviewed)

Compound	Conc.	RT	Dev(Min)	Resp.	QIon	QRatio	Lower	Upper
2-Fluorobiphenyl	59.4202	7.24	-0.01	440974	171.0	36.8	25.6	47.6

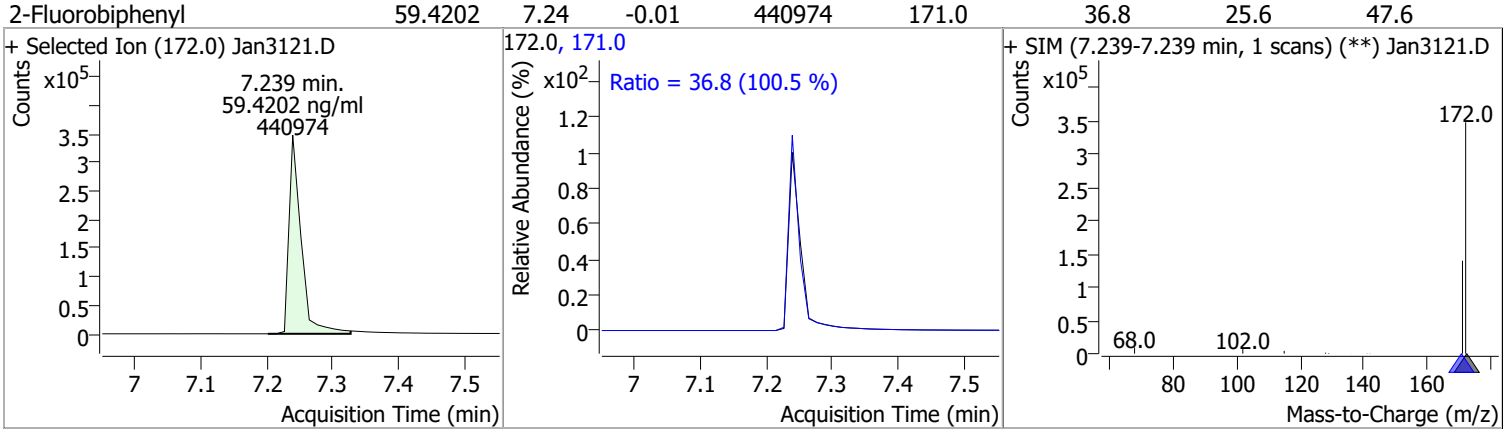

Compound	Conc.	Exp RT	QIon	Exp Ratio
Acenaphthylene	N.D.	7.81	153.0	13.1

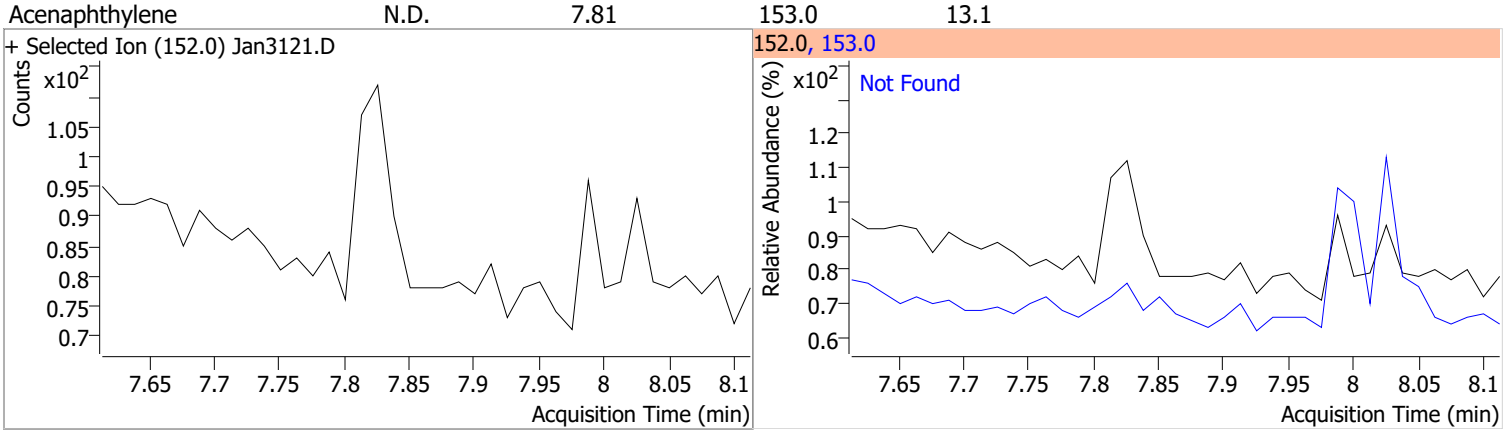

Compound	Conc.	RT	Dev(Min)	Resp.	QIon	QRatio	Lower	Upper
Acenaphthene		0		0	153.0		83.9	155.8
					152.0		40.9	76.0

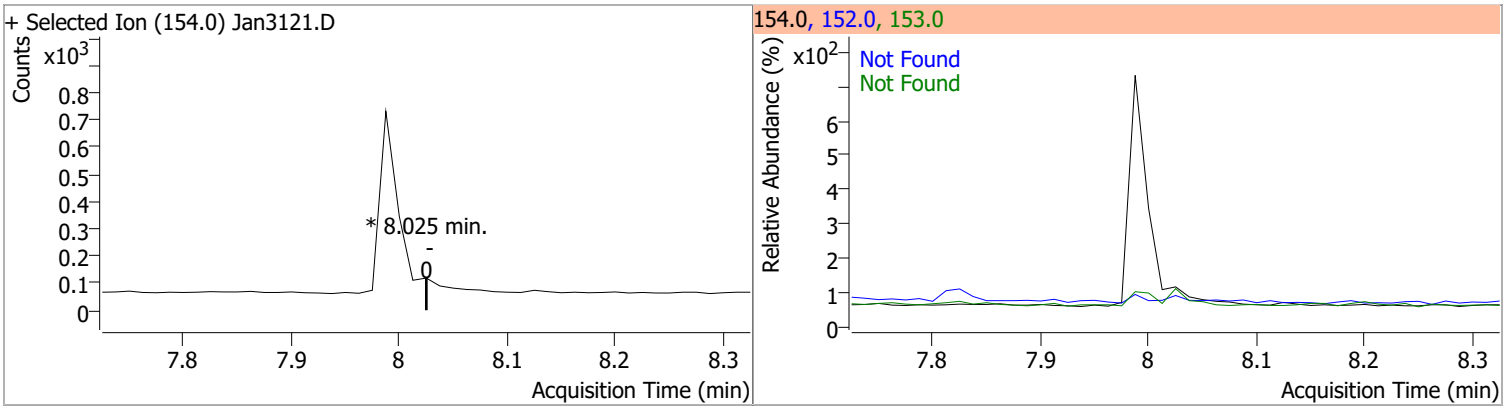

Compound	Conc.	RT	Dev(Min)	Resp.	QIon	QRatio	Lower	Upper
Fluorene		0		0	165.0		67.0	124.5
					167.0		9.2	17.1

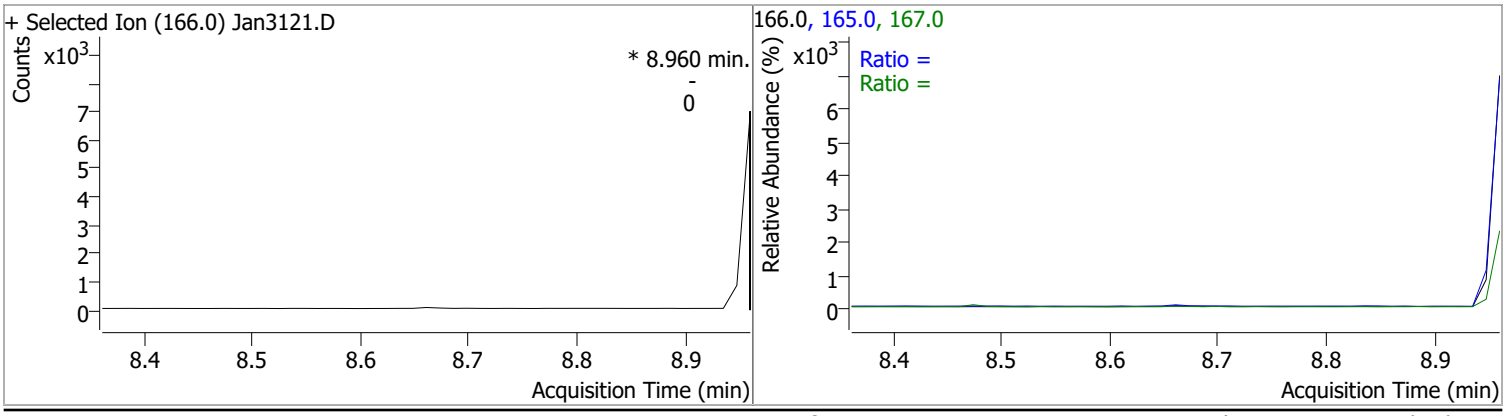

Compound	Conc.	Exp RT	QIon	Exp Ratio
Phenanthrene	N.D.	9.79	176.0	18.9

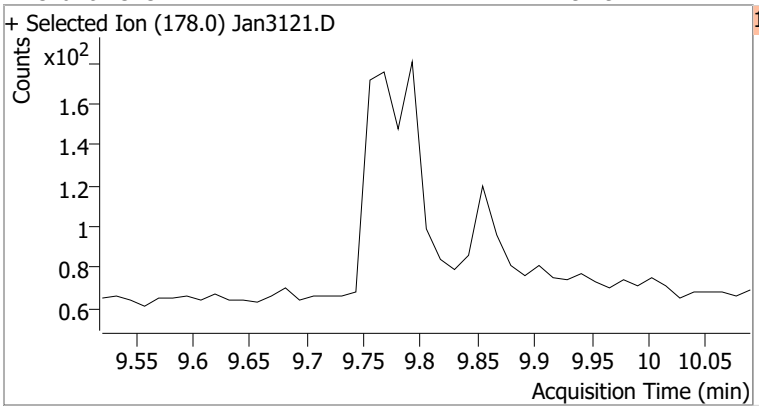

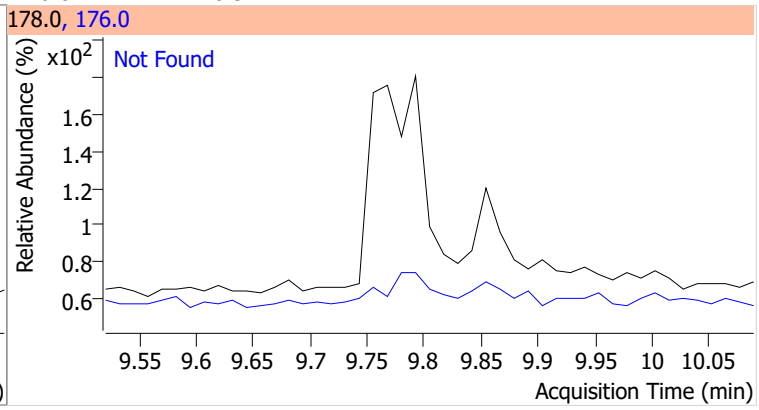

Compound	Conc.	Exp RT	QIon	Exp Ratio
Anthracene	N.D.	9.85	176.0	18.3

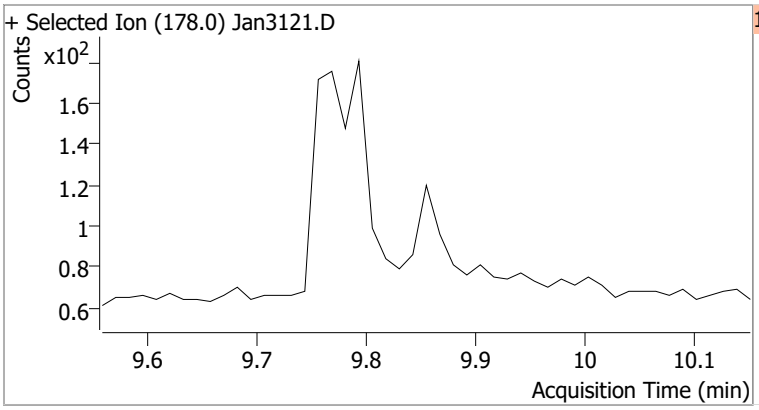

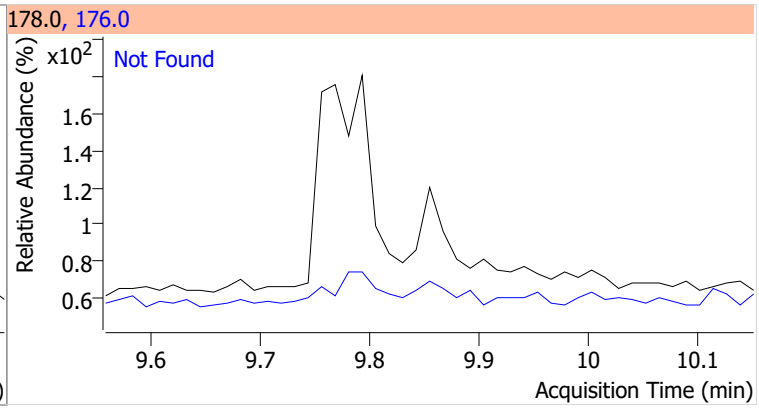

Compound	Conc.	Exp RT	QIon	Exp Ratio	QIon	Exp Ratio
o-Terphenyl	N.D.	10.30	229.0	67.3	215.0	44.4

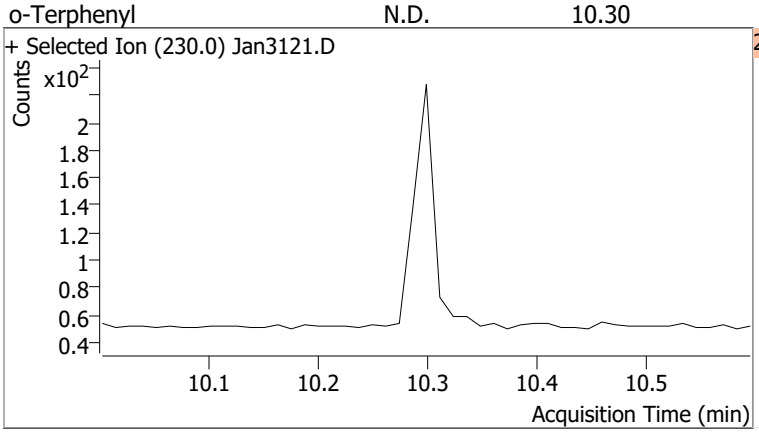

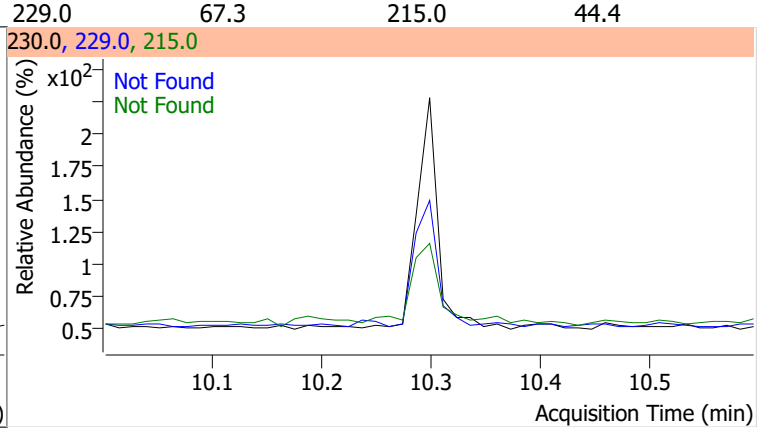

Compound	Conc.	Exp RT	QIon	Exp Ratio
Fluoranthene	N.D.	11.41	101.0	12.5

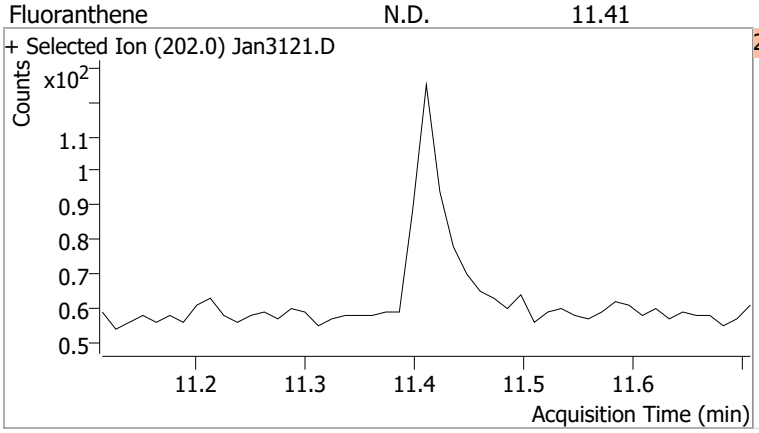

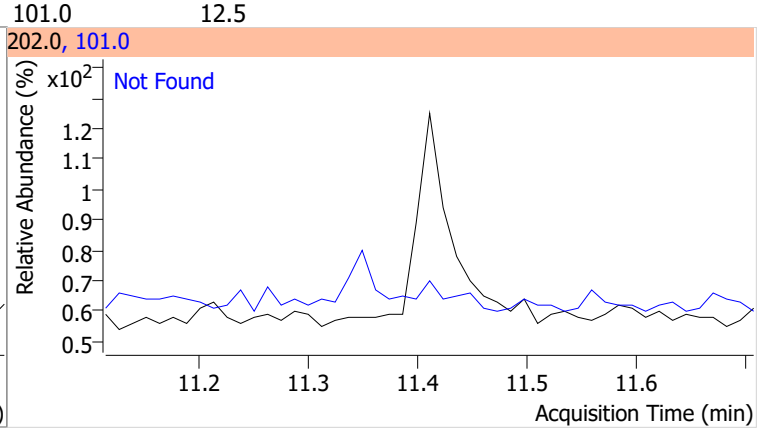

Compound	Conc.	Exp RT	QIon	Exp Ratio
Pyrene	N.D.	11.78	101.0	15.4

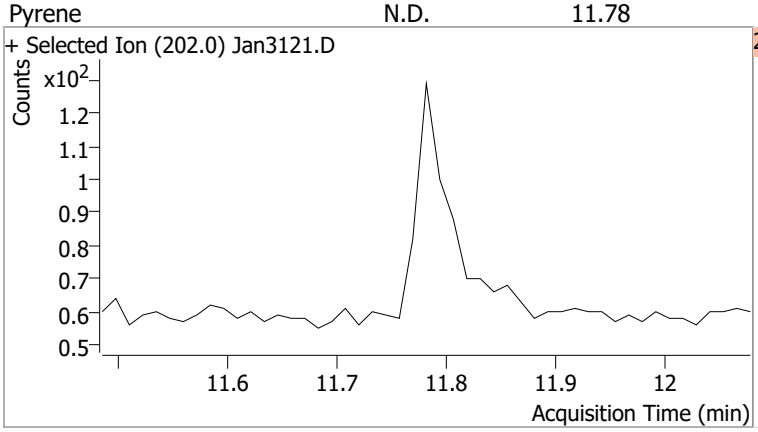

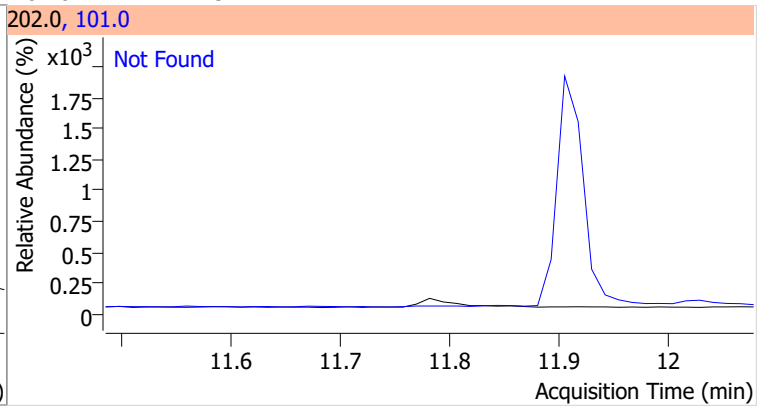

Compound	Conc.	RT	Dev(Min)	Resp.	QIon	QRatio	Lower	Upper
Terphenyl-d14	75.5141	12.25	0.00	528453	122.0	14.8	9.8	18.2

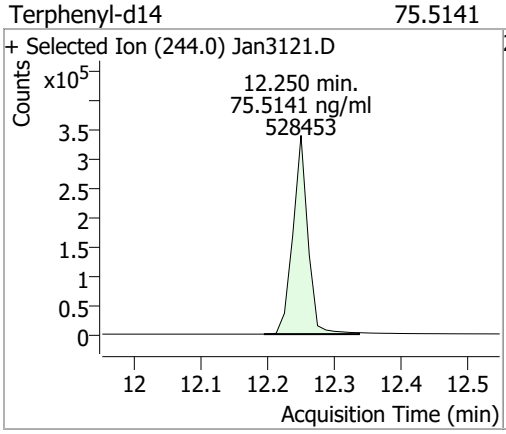

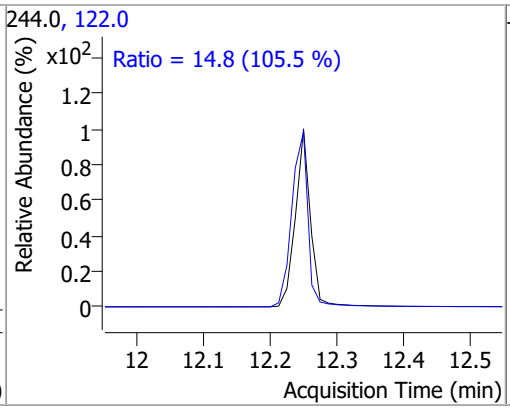

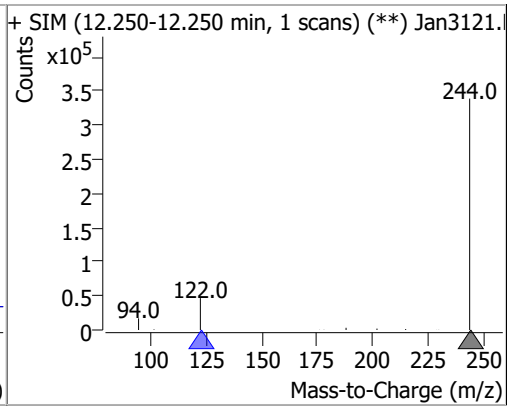

Compound	Conc.	RT	Dev(Min)	Resp.	QIon	QRatio	Lower	Upper
Benzo(a)Anthracene		0		0	226.0		19.0	35.2
					229.0		16.0	29.7

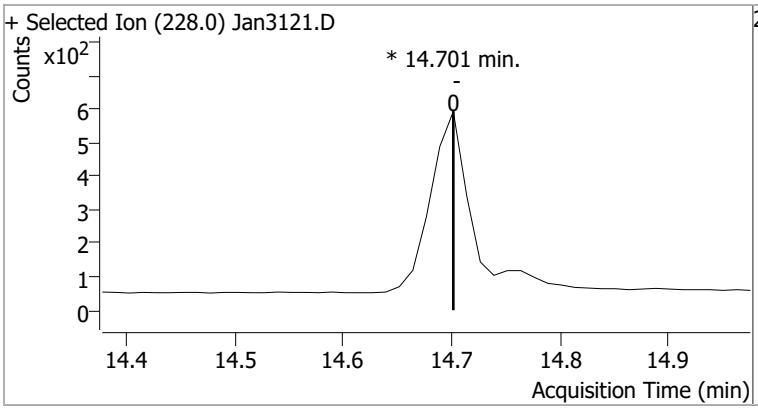

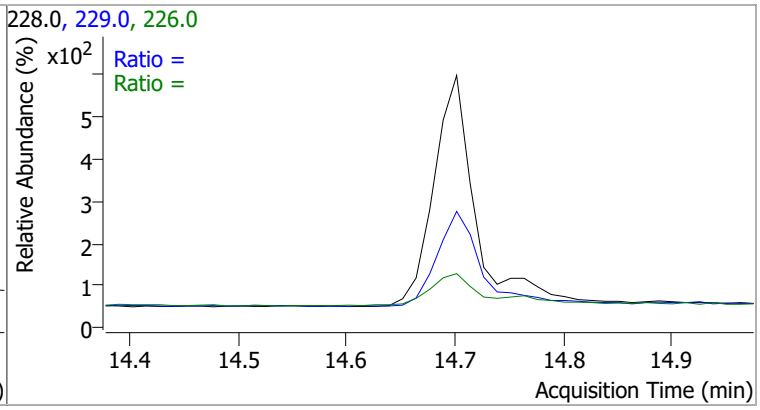

Compound	Conc.	RT	Dev(Min)	Resp.	QIon	QRatio	Lower	Upper
Chrysene		0		0	226.0		21.0	39.1
					229.0		14.8	27.6

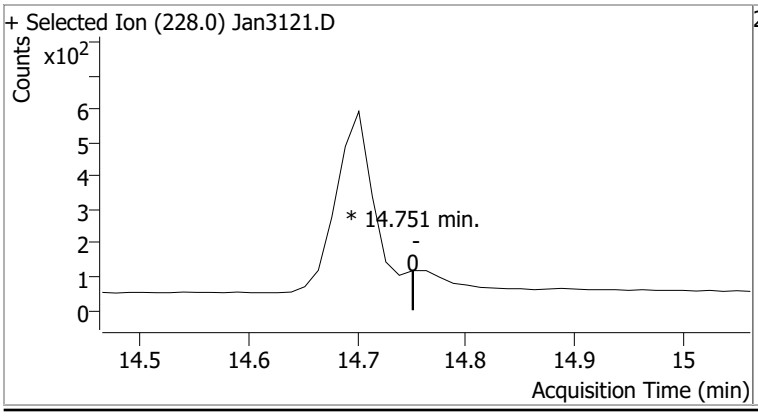

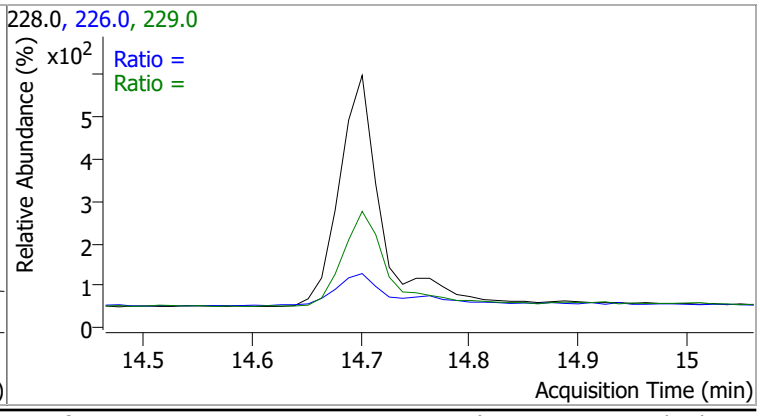

Compound	Conc.	Exp RT	QIon	Exp Ratio
Benzo(b)fluoranthene	N.D.	17.71	253.0	21.3

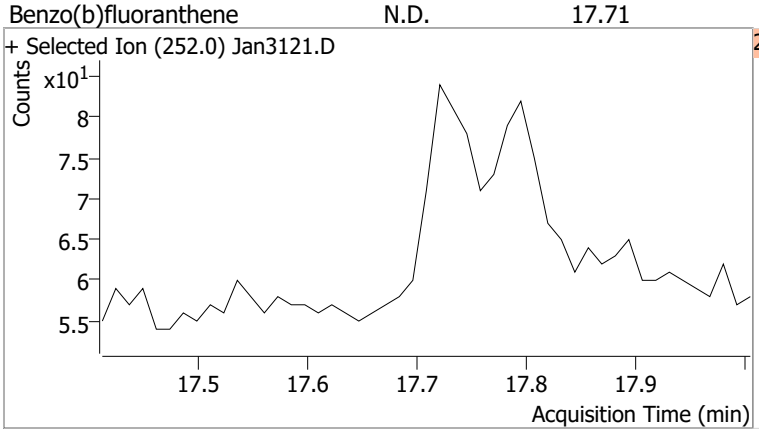

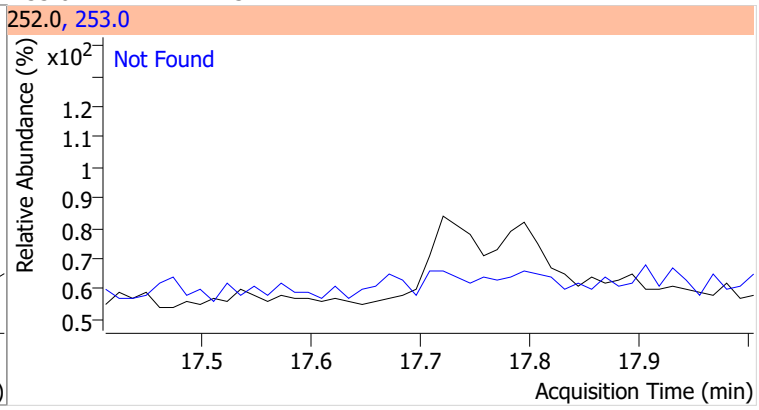

Compound	Conc.	Exp RT	QIon	Exp Ratio
Benzo(k)fluoranthene	N.D.	17.77	253.0	18.9

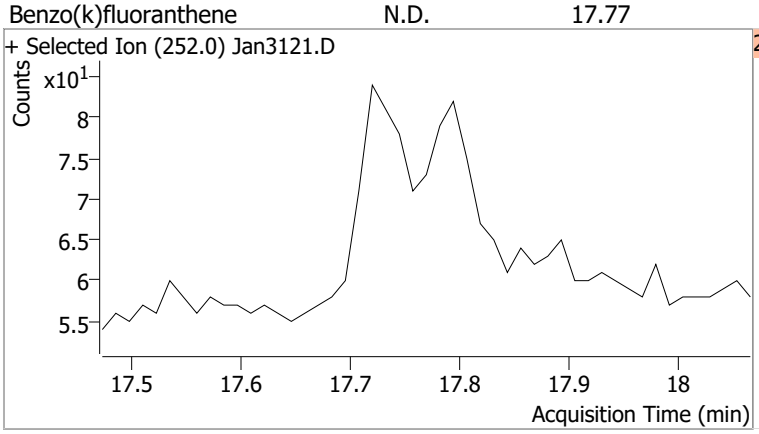

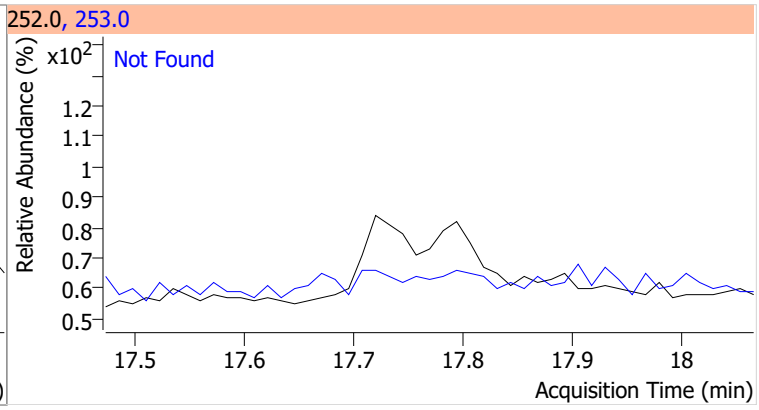

Compound	Conc.	RT	Dev(Min)	Resp.	QIon	QRatio	Lower	Upper
Benzo(a)pyrene		0		0	253.0		16.1	29.9

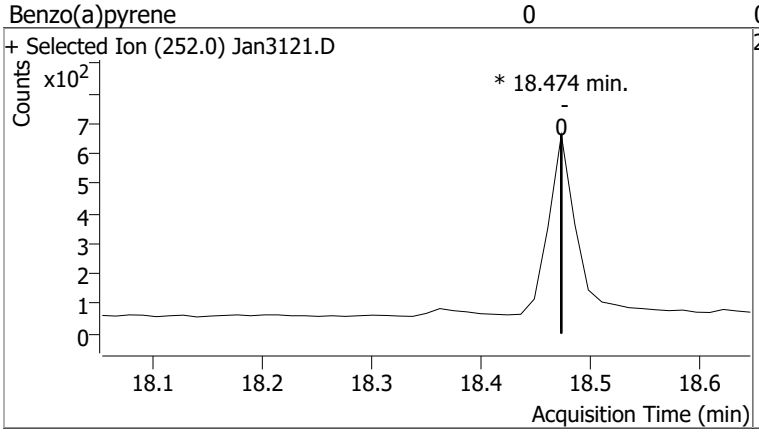

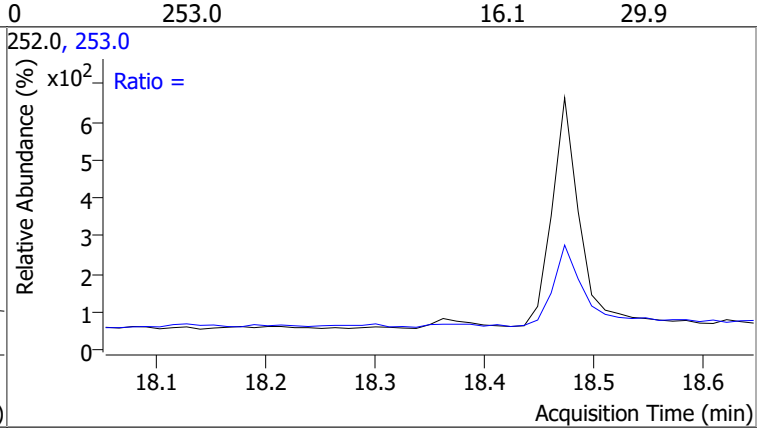

Compound	Conc.	Exp RT	QIon	Exp Ratio
Indeno(1,2,3-cd)pyrene	N.D.	20.22	138.0	22.4

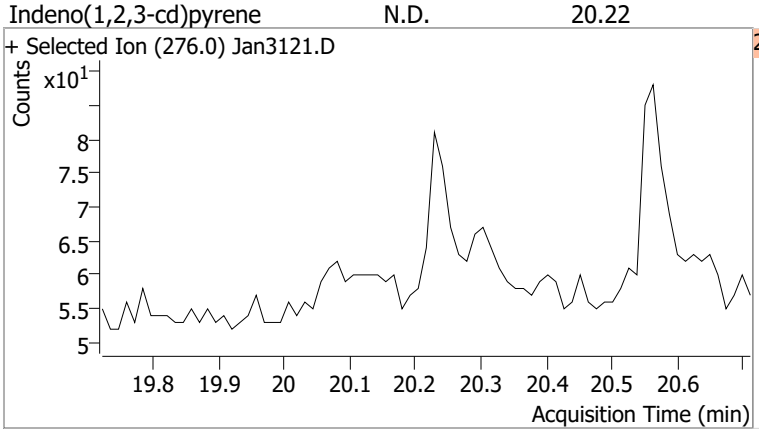

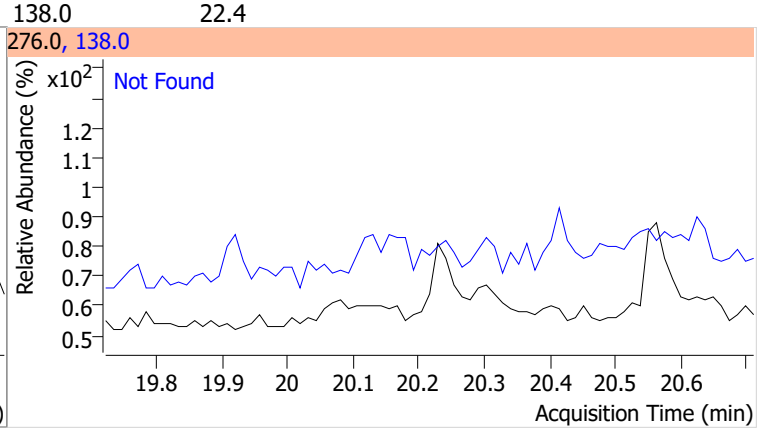

Compound	Conc.	Exp RT	QIon	Exp Ratio	QIon	Exp Ratio
Dibenzo(a,h)anthracene	N.D.	20.28	279.0	24.9	139.0	17.5

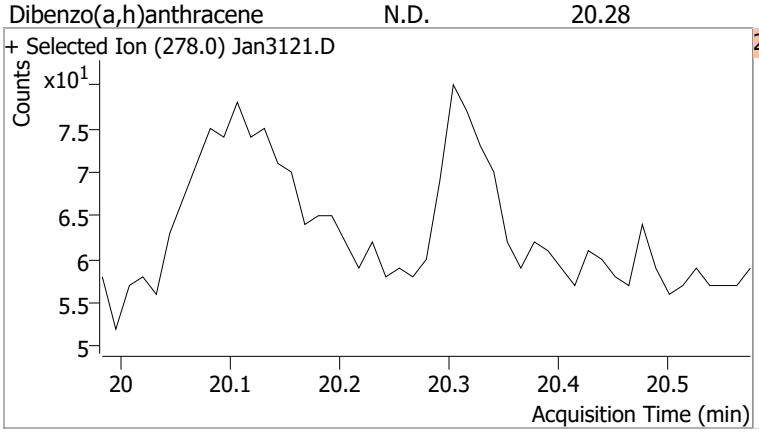

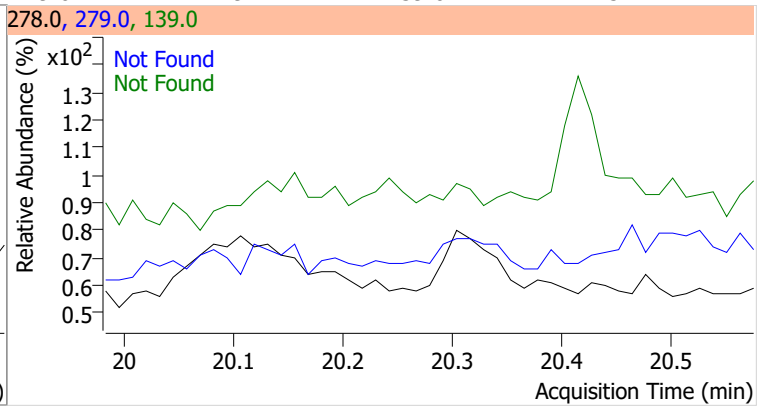

Compound	Conc.	Exp RT	QIon	Exp Ratio	QIon	Exp Ratio
Benzo(g,h,i)perylene	N.D.	20.54	277.0	24.8	138.0	20.5

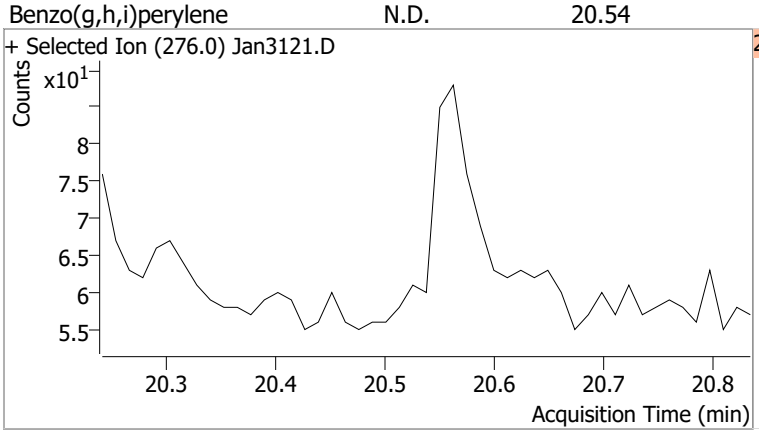

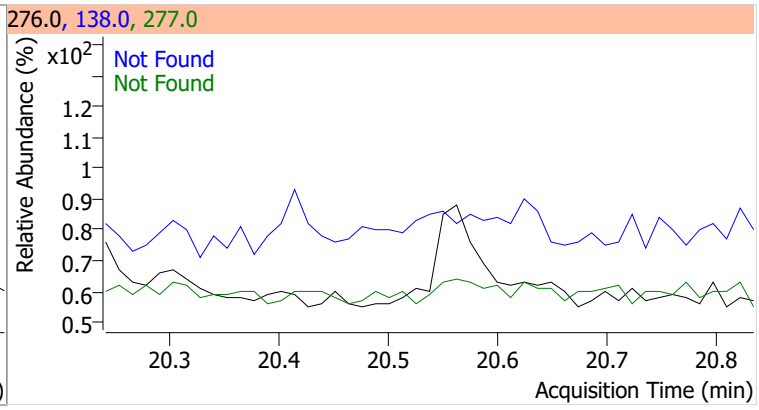

Quantitation Results Report (QT Reviewed)

Data File	Jan3122.D	Operator	LIMS import
Acq. Method	5975BNASIM	Acq. Date-Time	1/31/2022 11:18:29 PM
Sample Name	B22011446-011C	Instrument	GCMS
Vial	15	Multiplier	1.00
DA Method File	012622 bna SIM 2.batch.bin	Comment	SVOC-8270C-SIM-W-LLPAH
Tune File	dftppjph.u	Tune Date	
Batch Name	013122 bna SIM 2.batch.bin	Last Calib Update	1/27/2022 8:37:26 AM
Ref Library			

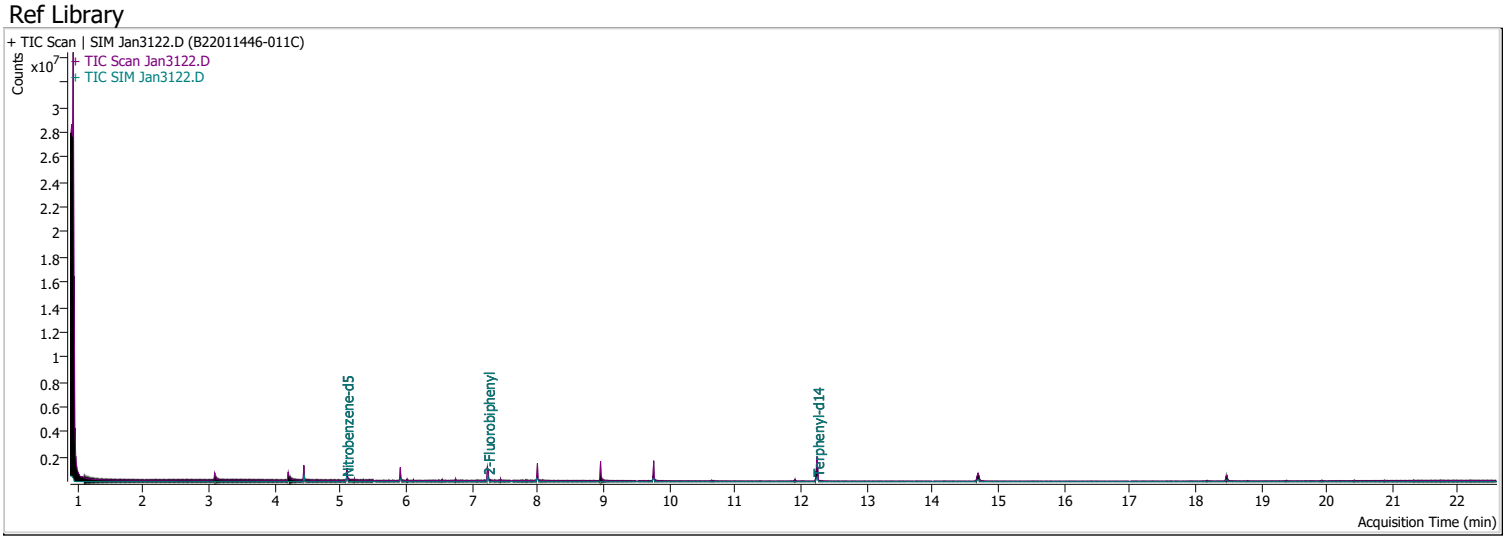

Compound	RT	QIon	Resp.	Conc.	Units		Dev(Min)
Internal Standards							
M 1,4-Dichlorobenzene-d4	4.447	152.0	137661	40.0000	ng/ml		-0.012
M Naphthalene-d8	5.916	136.0	241095	40.0000	ng/ml		0.000
M Acenaphthene-d10	7.988	164.0	157713	40.0000	ng/ml		-0.013
M Phenanthrene-d10	9.756	188.0	351006	40.0000	ng/ml		-0.012
M Chrysene-d12	14.701	240.0	284286	40.0000	ng/ml		0.000
M Perylene-d12	18.475	264.0	192014	40.0000	ng/ml		0.000
System Monitoring Compounds							
S Nitrobenzene-d5	5.093	82.0	308873	39.5708	ng/ml		-0.025
Spiked Amount: 5.000	Range: 19.0 - 102.0%			Recovery = 791.42%		*	
S 2-Fluorobiphenyl	7.239	172.0	421227	58.9425	ng/ml		-0.013
Spiked Amount: 5.000	Range: 25.0 - 94.0%			Recovery = 1178.85%		*	
S o-Terphenyl	0.000		0	N.D.			
Spiked Amount: 5.000	Range: 40.0 - 140.0%			Recovery = NA%			
S Terphenyl-d14	12.251	244.0	506527	73.2016	ng/ml		0.000
Spiked Amount: 5.000	Range: 39.0 - 106.0%			Recovery = 1464.03%		*	
Target Compounds							**QValue**
T Naphthalene	0.000		0	N.D.			
T 2-Methylnaphthalene	0.000		0	N.D.			
T 1-Methylnaphthalene	0.000		0	N.D.			
T Acenaphthylene	0.000		0	N.D.			
T Acenaphthene	7.988	154.0	0		ng/ml	md	1
T Fluorene	8.960	166.0	0		ng/ml	md	1
T Phenanthrene	0.000		0	N.D.			
T Anthracene	0.000		0	N.D.			
T Fluoranthene	0.000		0	N.D.			
T Pyrene	0.000		0	N.D.			
T Benzo(a)Anthracene	14.701	228.0	0		ng/ml	md	1
T Chrysene	14.701	228.0	0		ng/ml	md	1
T Benzo(b)fluoranthene	0.000		0	N.D.			

Compound	RT	QIon	Resp.	Conc.	Units		Dev(Min)
T Benzo(k)fluoranthene	0.000		0	N.D.			
T Benzo(a)pyrene	18.475	252.0	0		ng/ml	md	1
T Indeno(1,2,3-cd)pyrene	0.000		0	N.D.			
T Dibenzo(a,h)anthracene	0.000		0	N.D.			
T Benzo(g,h,i)perylene	0.000		0	N.D.			

(#) = Qualifier Out of Range; (m) = Manual Integration; (+) = Area Summed; (*) = Surrogate Percent Recovery Out of Range; (d): Zeroed Peak

Quantitation Results Report (QT Reviewed)

Compound	Conc.	RT	Dev(Min)	Resp.	QIon	QRatio	Lower	Upper
Nitrobenzene-d5	39.5708	5.09	-0.02	308873	54.0	35.8	31.6	58.8
					128.0	24.0	19.3	35.9

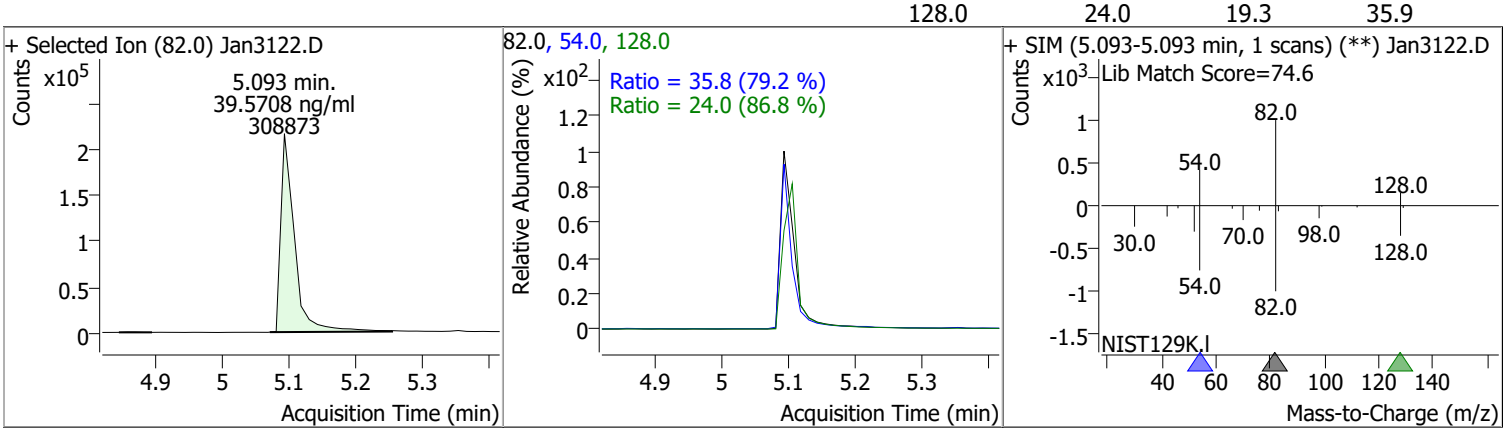

Compound	Conc.	Exp RT	QIon	Exp Ratio	QIon	Exp Ratio
Naphthalene	N.D.	5.94	102.0	20.6	129.0	11.0

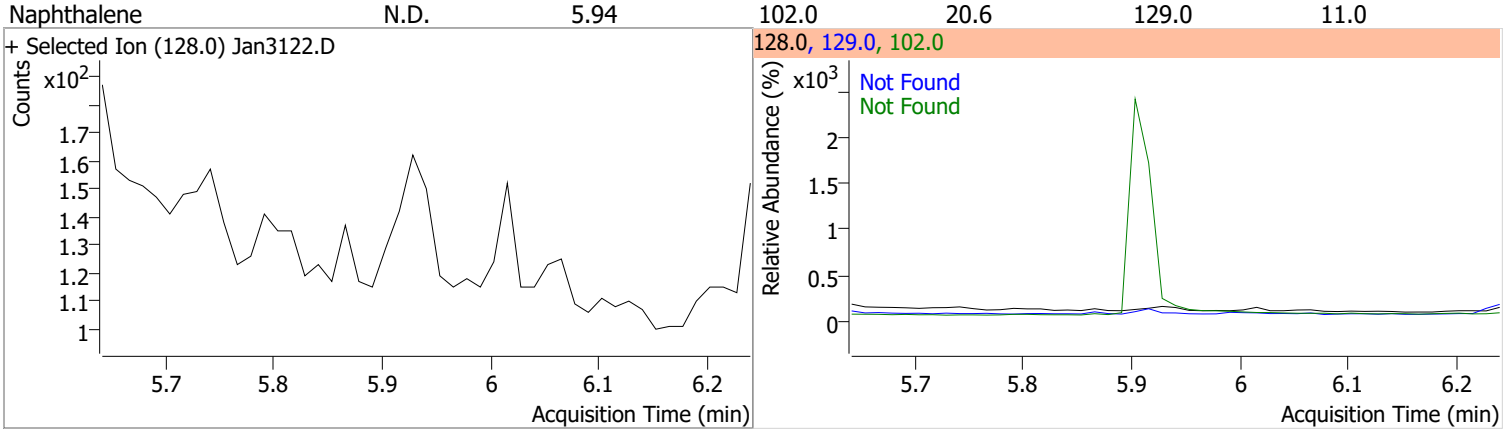

Compound	Conc.	Exp RT	QIon	Exp Ratio	QIon	Exp Ratio
2-Methylnaphthalene	N.D.	6.78	142.0	141.5	115.0	66.1

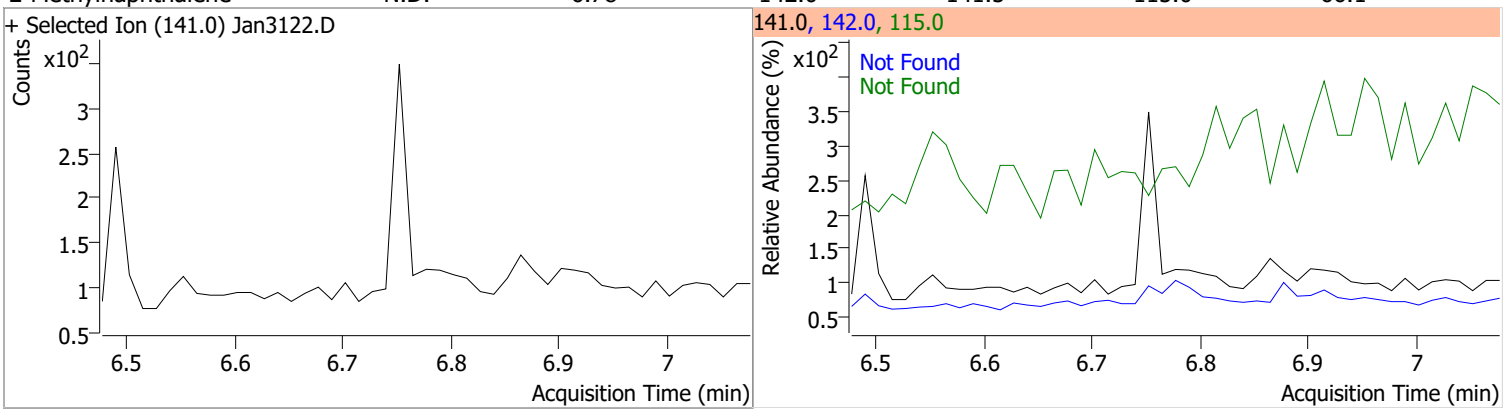

Compound	Conc.	Exp RT	QIon	Exp Ratio	QIon	Exp Ratio
1-Methylnaphthalene	N.D.	6.88	142.0	111.9	115.0	76.3

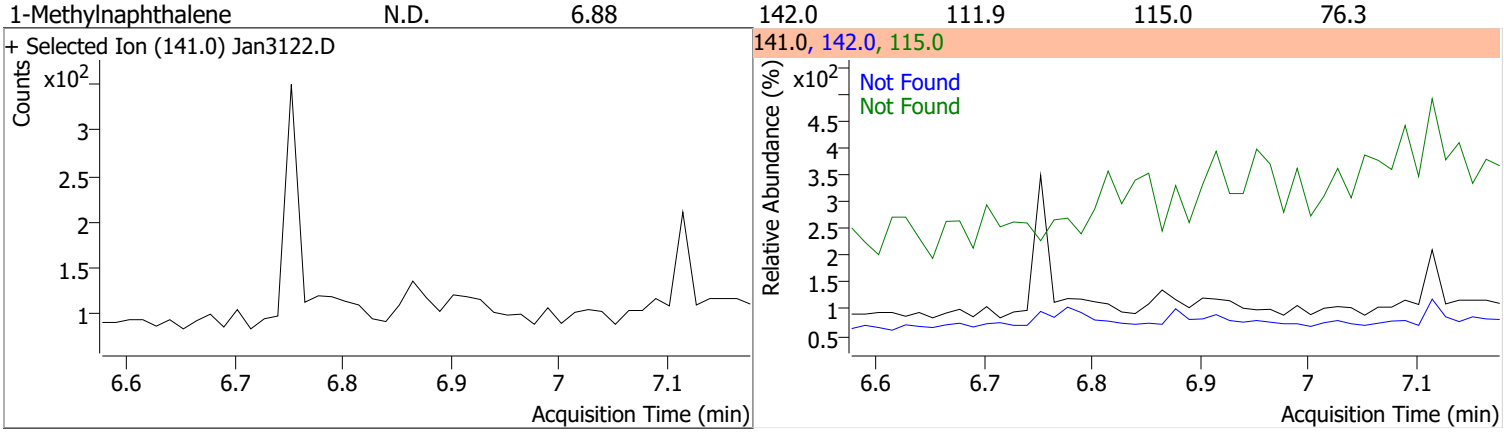

Quantitation Results Report (QT Reviewed)

Compound	Conc.	RT	Dev(Min)	Resp.	QIon	QRatio	Lower	Upper
2-Fluorobiphenyl	58.9425	7.24	-0.01	421227	171.0	37.6	25.6	47.6

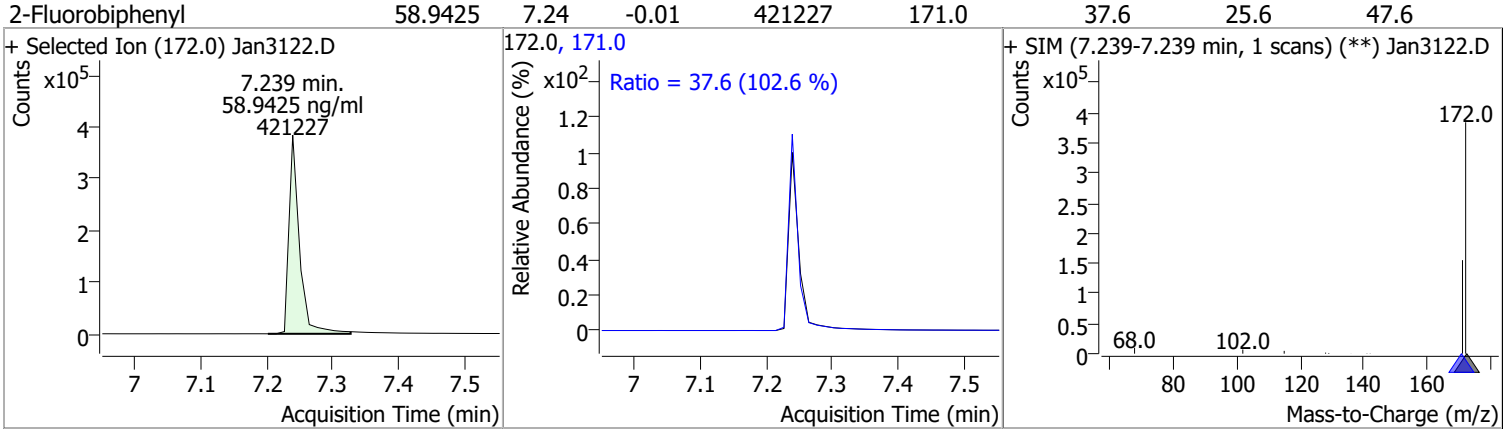

Compound	Conc.	Exp RT	QIon	Exp Ratio
Acenaphthylene	N.D.	7.81	153.0	13.1

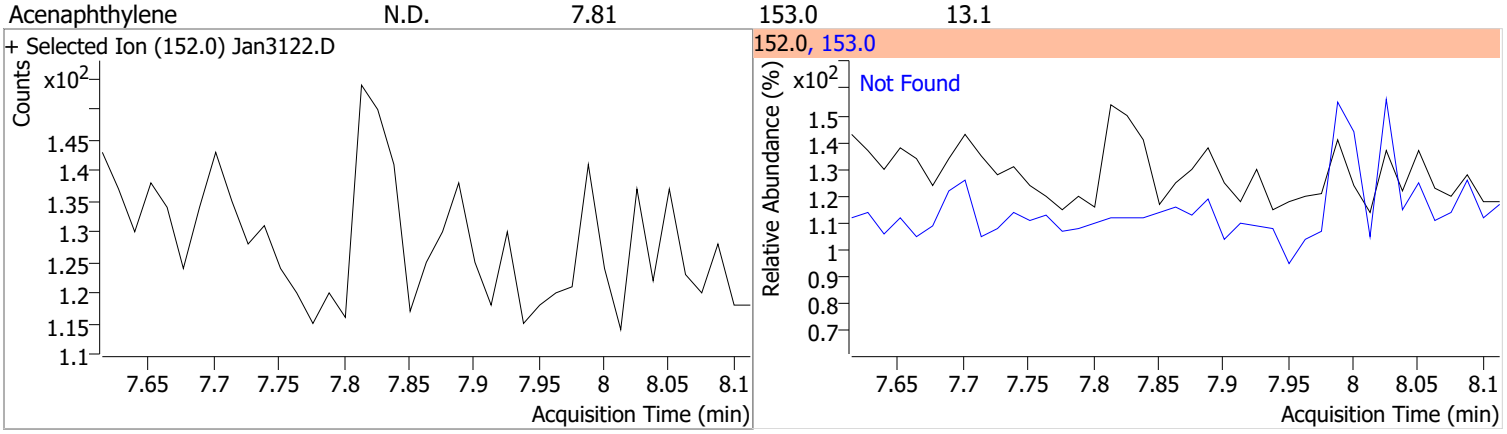

Compound	Conc.	RT	Dev(Min)	Resp.	QIon	QRatio	Lower	Upper
Acenaphthene		0		0	153.0		83.9	155.8
					152.0		40.9	76.0

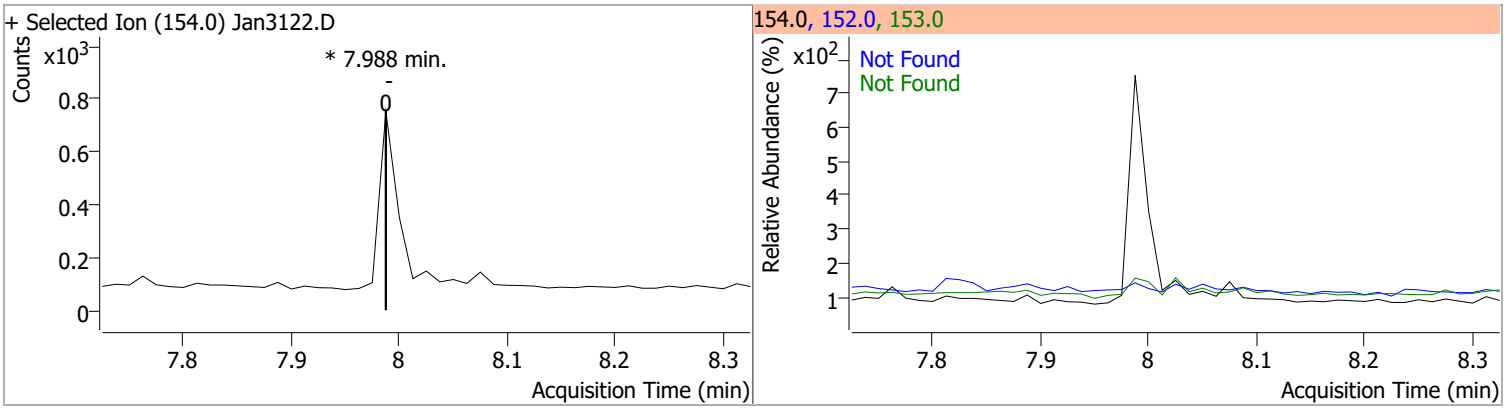

Compound	Conc.	RT	Dev(Min)	Resp.	QIon	QRatio	Lower	Upper
Fluorene		0		0	165.0		67.0	124.5
					167.0		9.2	17.1

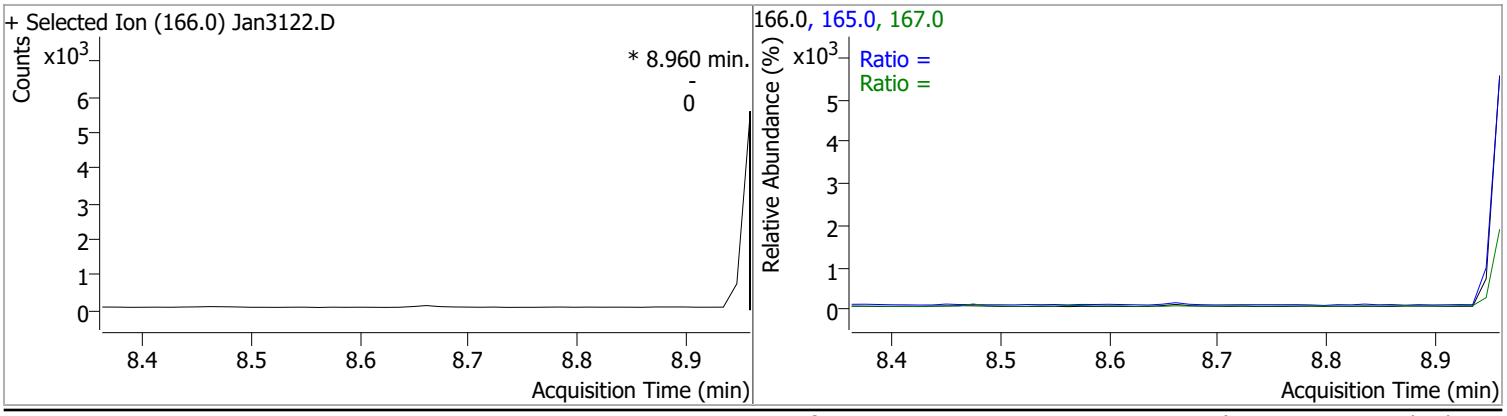

Compound	Conc.	Exp RT	QIon	Exp Ratio
Phenanthrene	N.D.	9.79	176.0	18.9

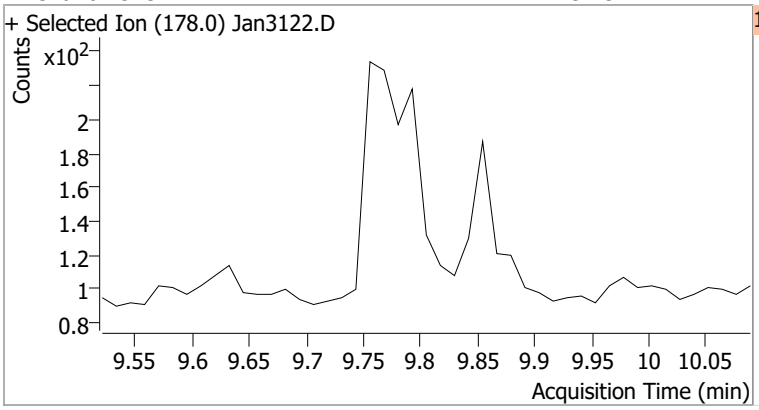

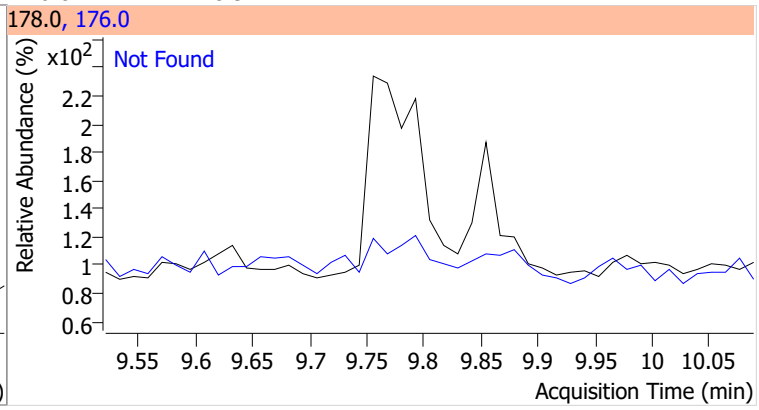

Compound	Conc.	Exp RT	QIon	Exp Ratio
Anthracene	N.D.	9.85	176.0	18.3

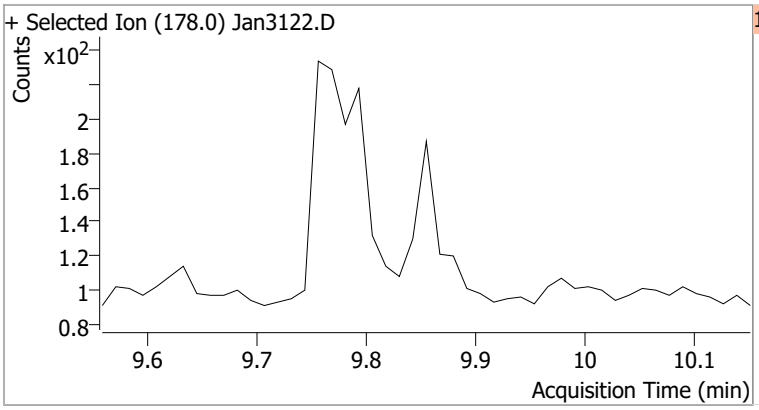

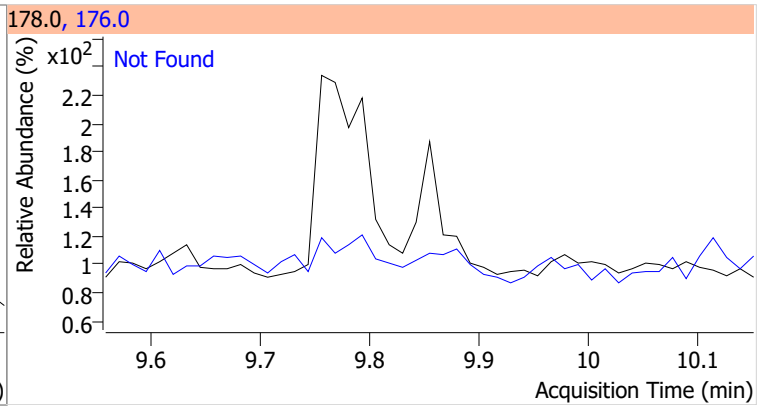

Compound	Conc.	Exp RT	QIon	Exp Ratio	QIon	Exp Ratio
o-Terphenyl	N.D.	10.30	229.0	67.3	215.0	44.4

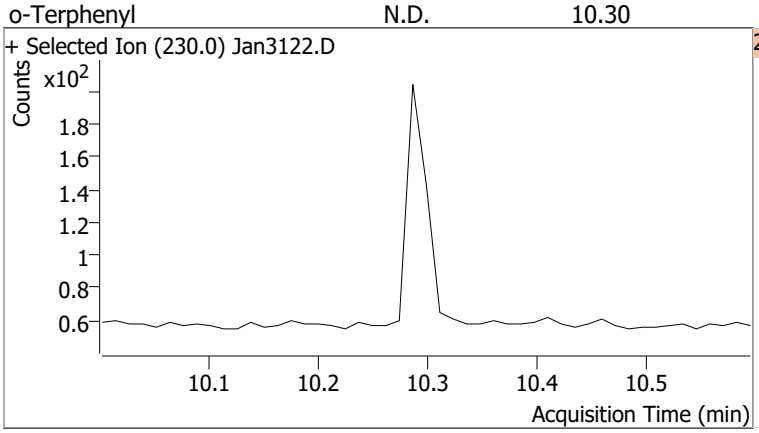

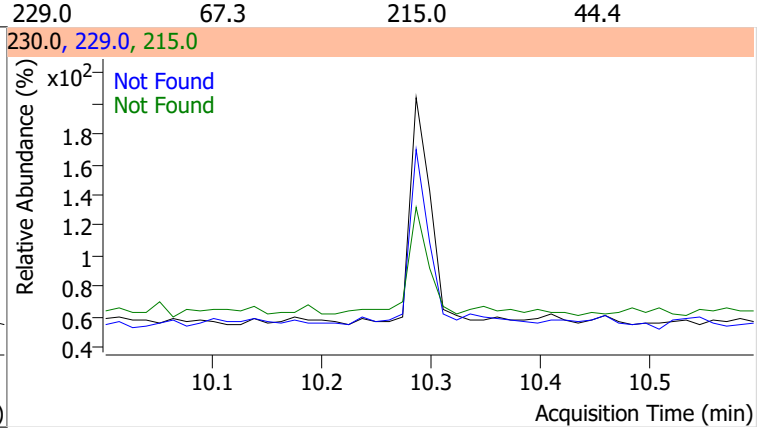

Compound	Conc.	Exp RT	QIon	Exp Ratio
Fluoranthene	N.D.	11.41	101.0	12.5

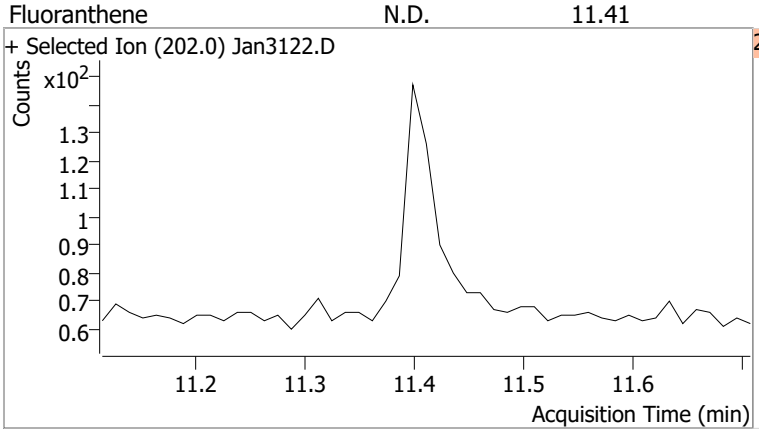

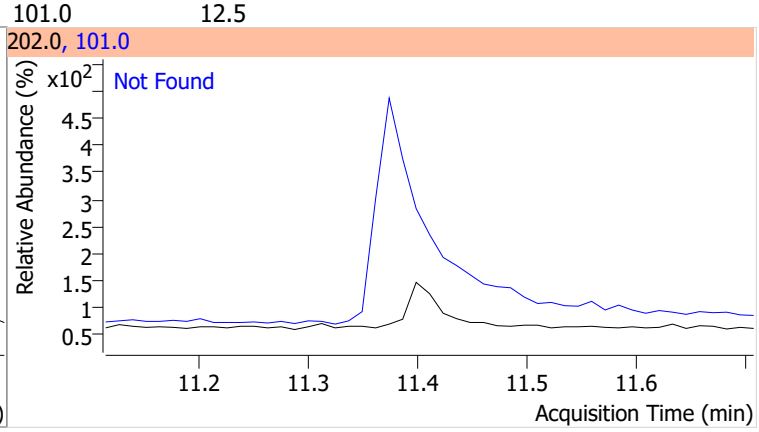

Compound	Conc.	Exp RT	QIon	Exp Ratio
Pyrene	N.D.	11.78	101.0	15.4

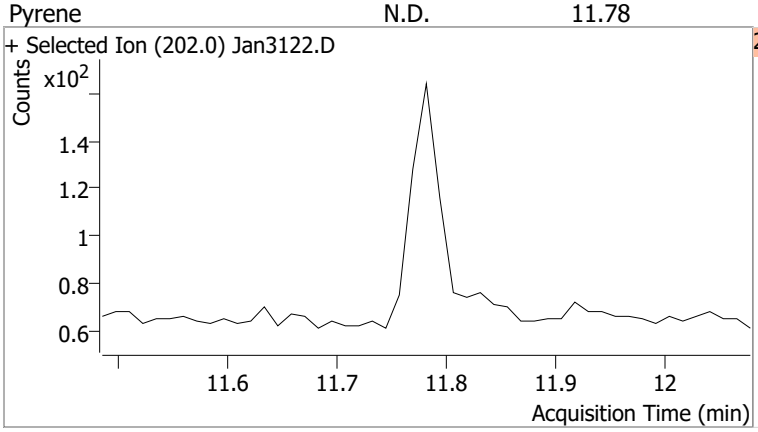

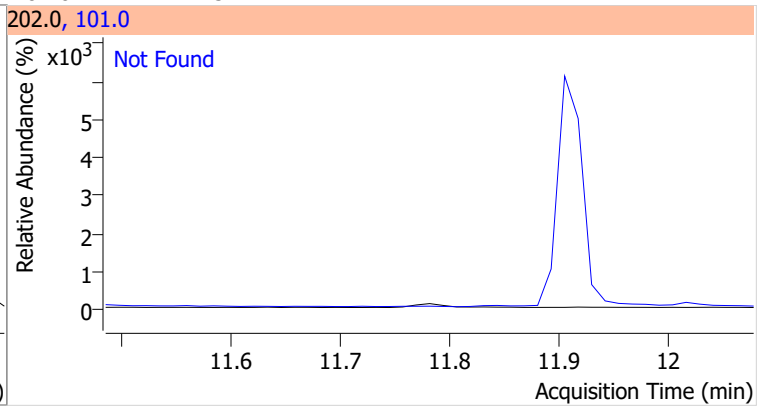

Compound	Conc.	RT	Dev(Min)	Resp.	QIon	QRatio	Lower	Upper
Terphenyl-d14	73.2016	12.25	0.00	506527	122.0	14.6	9.8	18.2

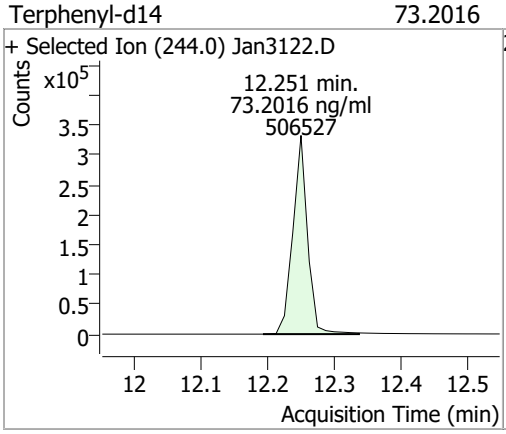

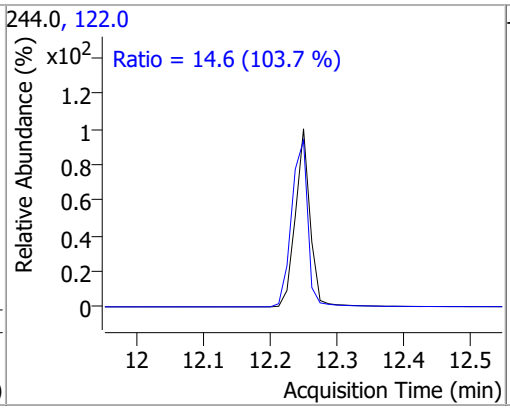

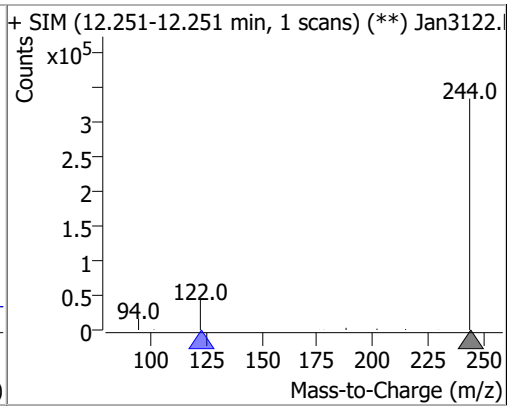

Compound	Conc.	RT	Dev(Min)	Resp.	QIon	QRatio	Lower	Upper
Benzo(a)Anthracene		0		0	226.0		19.0	35.2
					229.0		16.0	29.7

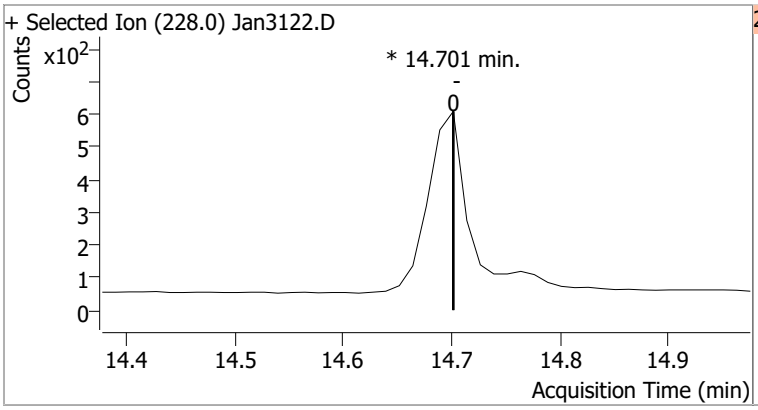

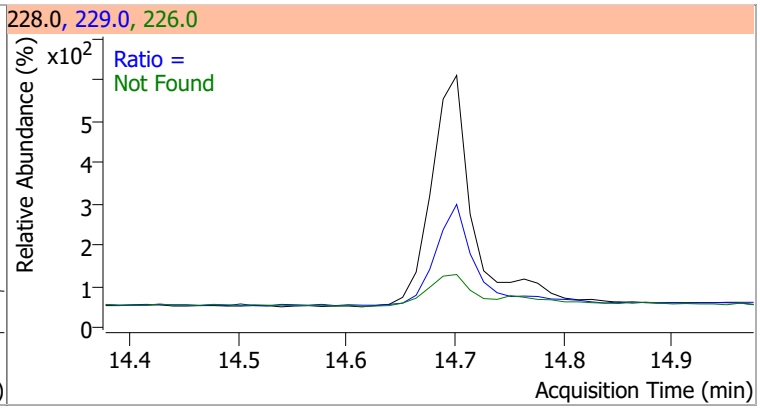

Compound	Conc.	RT	Dev(Min)	Resp.	QIon	QRatio	Lower	Upper
Chrysene		0		0	226.0		21.0	39.1
					229.0		14.8	27.6

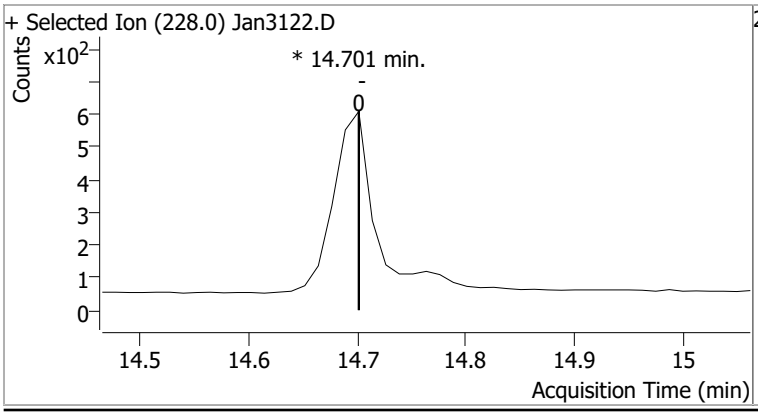

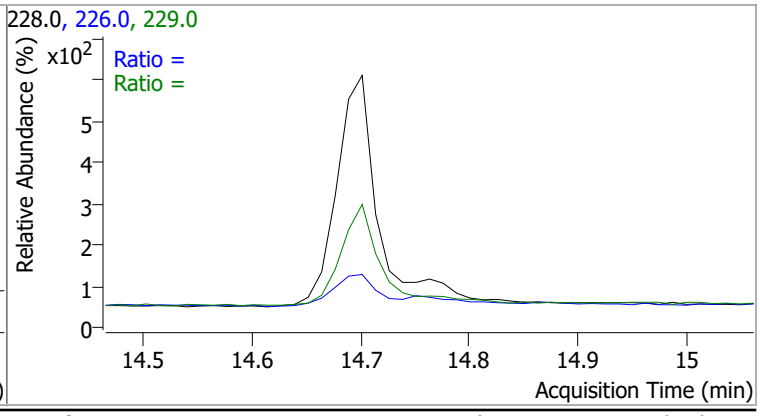

Compound	Conc.	Exp RT	QIon	Exp Ratio
Benzo(b)fluoranthene	N.D.	17.71	253.0	21.3

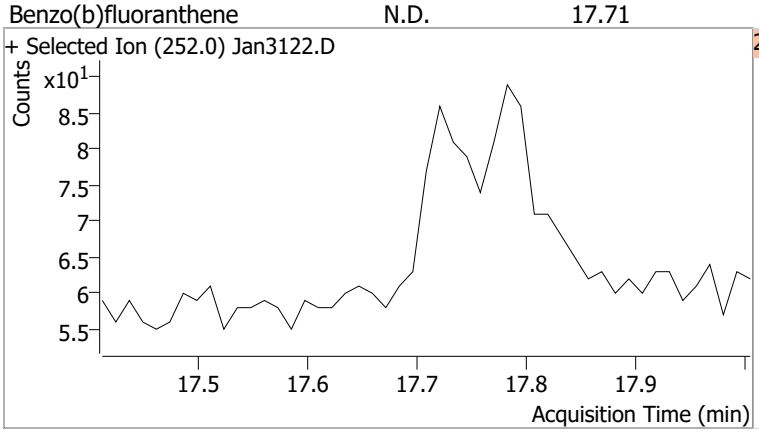

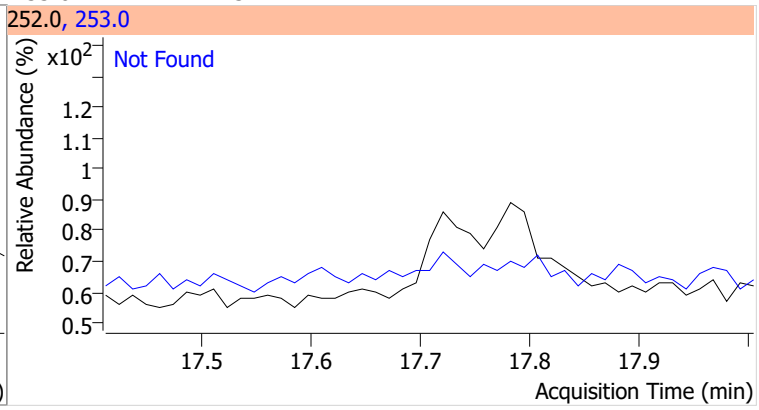

Compound	Conc.	Exp RT	QIon	Exp Ratio
Benzo(k)fluoranthene	N.D.	17.77	253.0	18.9

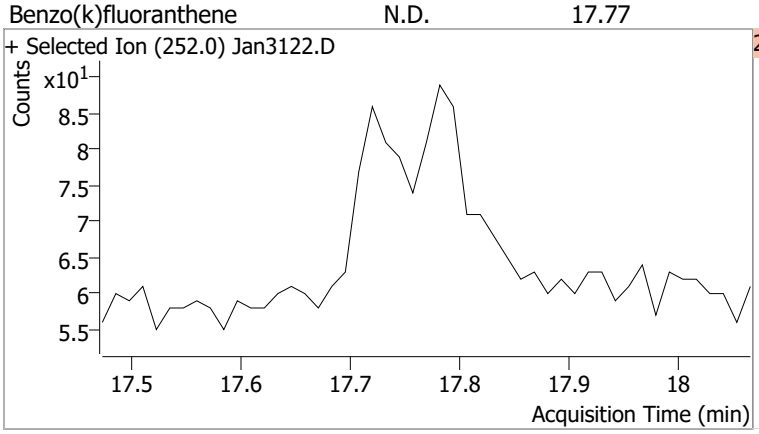

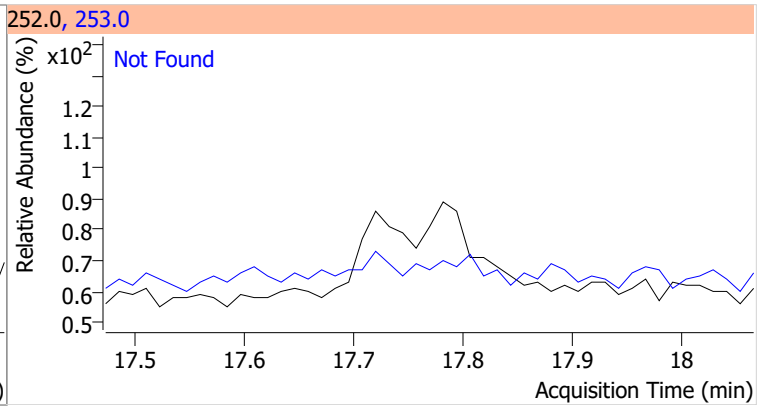

Compound	Conc.	RT	Dev(Min)	Resp.	QIon	QRatio	Lower	Upper
Benzo(a)pyrene		0		0	253.0		16.1	29.9

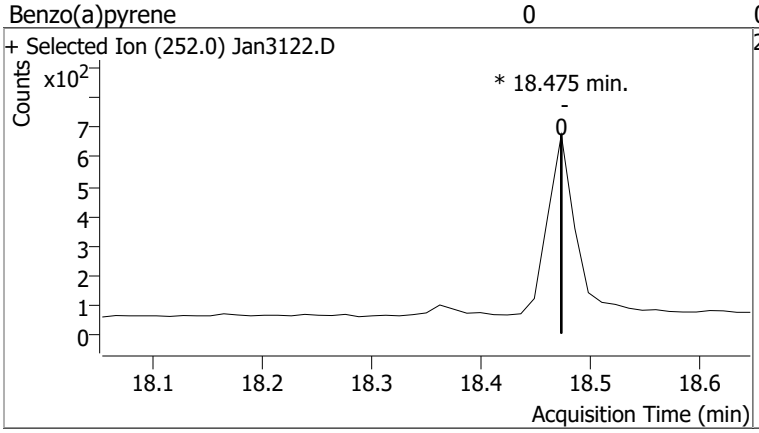

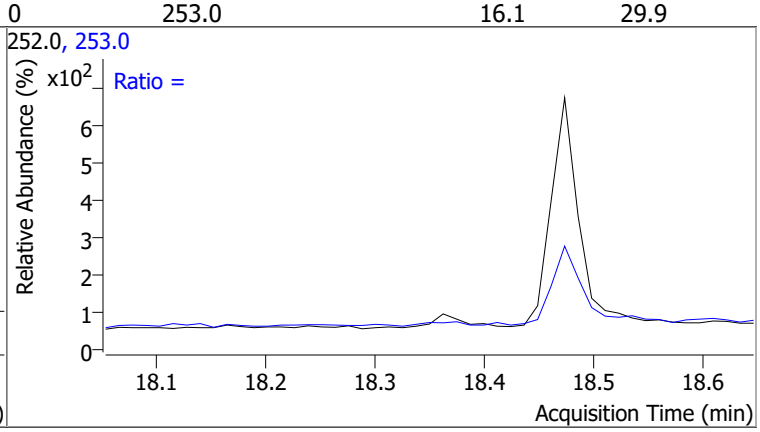

Compound	Conc.	Exp RT	QIon	Exp Ratio
Indeno(1,2,3-cd)pyrene	N.D.	20.22	138.0	22.4

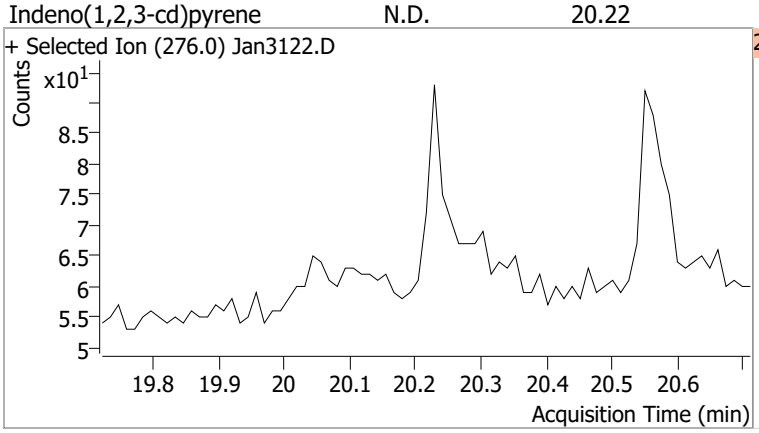

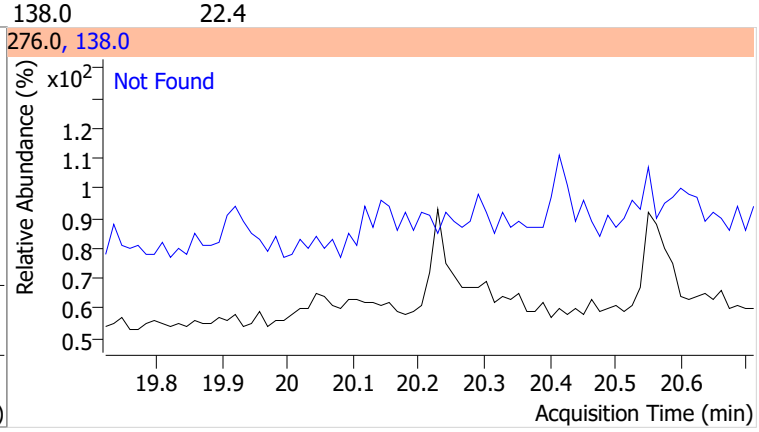

Compound	Conc.	Exp RT	QIon	Exp Ratio	QIon	Exp Ratio
Dibenzo(a,h)anthracene	N.D.	20.28	279.0	24.9	139.0	17.5

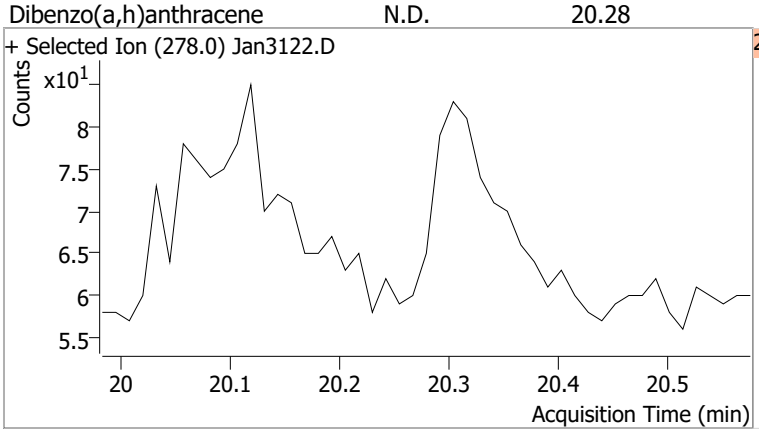

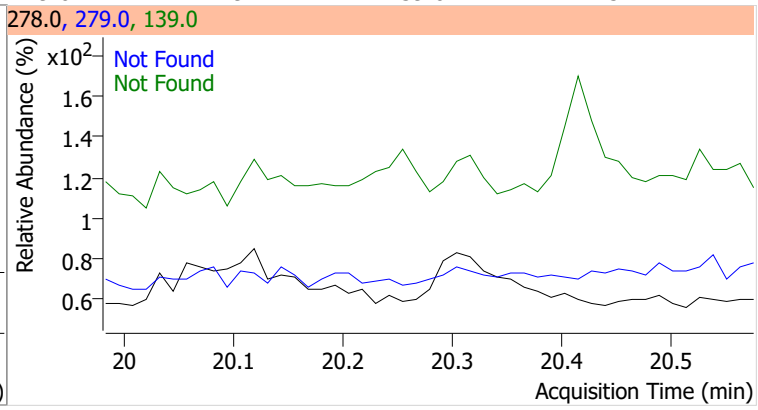

Compound	Conc.	Exp RT	QIon	Exp Ratio	QIon	Exp Ratio
Benzo(g,h,i)perylene	N.D.	20.54	277.0	24.8	138.0	20.5

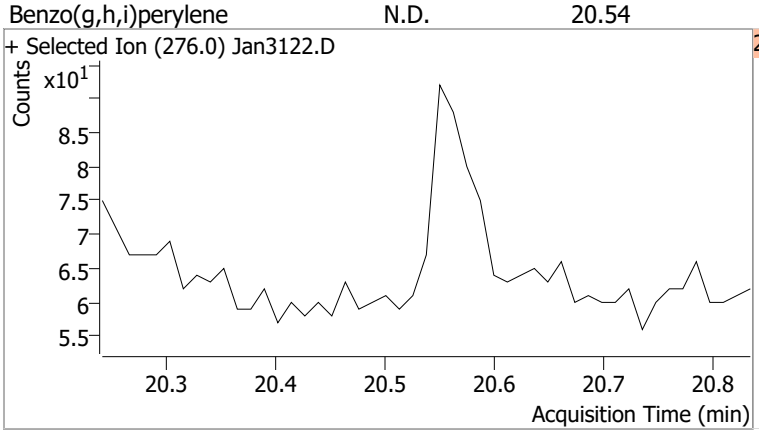

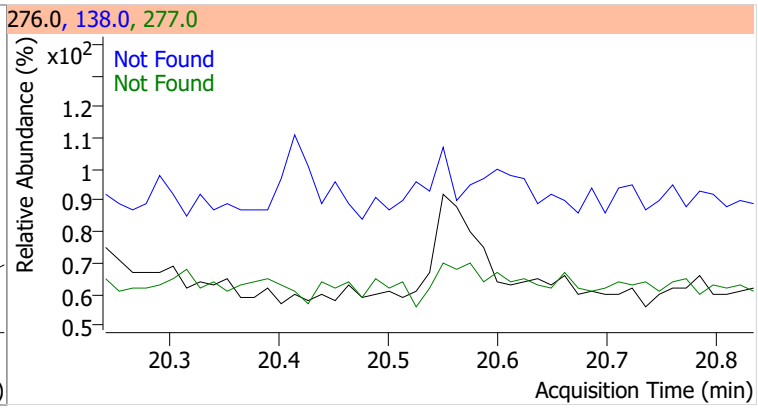

Quantitation Results Report (QT Reviewed)

Data File	Jan3123.D	Operator	LIMS import
Acq. Method	5975BNASIM	Acq. Date-Time	1/31/2022 11:51:06 PM
Sample Name	B22011446-011CLMS	Instrument	GCMS
Vial	16	Multiplier	1.00
DA Method File	012622 bna SIM 2.batch.bin	Comment	SVOC-8270C-SIM-W-LLPAH
Tune File	dftppjph.u	Tune Date	
Batch Name	013122 bna SIM 2.batch.bin	Last Calib Update	1/27/2022 8:37:26 AM
Ref Library			

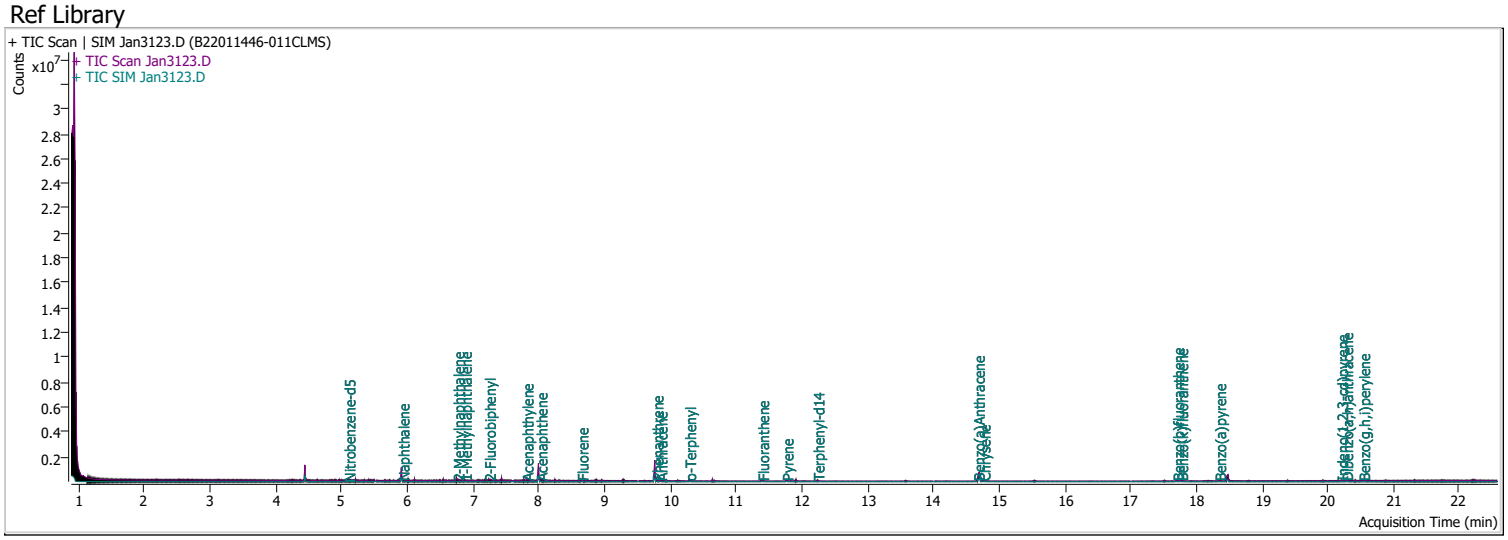

Compound	RT	QIon	Resp.	Conc.	Units	Dev(Min)
Internal Standards						
M 1,4-Dichlorobenzene-d4	4.447	152.0	140216	40.0000	ng/ml	-0.012
M Naphthalene-d8	5.916	136.0	234442	40.0000	ng/ml	0.000
M Acenaphthene-d10	7.988	164.0	159072	40.0000	ng/ml	-0.013
M Phenanthrene-d10	9.756	188.0	359871	40.0000	ng/ml	-0.012
M Chrysene-d12	14.701	240.0	295212	40.0000	ng/ml	0.000
M Perylene-d12	18.475	264.0	204340	40.0000	ng/ml	0.000
System Monitoring Compounds						
S Nitrobenzene-d5	5.106	82.0	13254	3.9139	ng/ml	-0.013
Spiked Amount: 5.000	Range: 19.0 - 102.0%			Recovery = 78.28%		
S 2-Fluorobiphenyl	7.239	172.0	24464	3.9218	ng/ml	-0.013
Spiked Amount: 5.000	Range: 25.0 - 94.0%			Recovery = 78.44%		
S o-Terphenyl	10.287	230.0	26655	4.9187	ng/ml	-0.012
Spiked Amount: 5.000	Range: 40.0 - 140.0%			Recovery = 98.37%		
S Terphenyl-d14	12.238	244.0	23379	4.7968	ng/ml	-0.012
Spiked Amount: 5.000	Range: 39.0 - 106.0%			Recovery = 95.94%		
Target Compounds						**QValue**
T Naphthalene	5.928	128.0	17456	2.8972	ng/ml	93
T 2-Methylnaphthalene	6.765	141.0	12609	3.4668	ng/ml	92
T 1-Methylnaphthalene	6.877	141.0	12129	3.2885	ng/ml	90
T Acenaphthylene	7.814	152.0	28415	3.9084	ng/ml	99
T Acenaphthene	8.025	154.0	18267	4.0680	ng/ml	94
T Fluorene	8.648	166.0	24839	4.0411	ng/ml	97
T Phenanthrene	9.793	178.0	41662	4.4511	ng/ml	100
T Anthracene	9.854	178.0	40715	4.8161	ng/ml	100
T Fluoranthene	11.398	202.0	52341	4.7635	ng/ml	91
T Pyrene	11.769	202.0	57185	4.5899	ng/ml	94
T Benzo(a)Anthracene	14.677	228.0	43398	5.1423	ng/ml	98
T Chrysene	14.764	228.0	53610	4.7035	ng/ml	99
T Benzo(b)fluoranthene	17.708	252.0	37490	4.5380	ng/ml	95

Compound	RT	QIon	Resp.	Conc.	Units	Dev(Min)
T Benzo(k)fluoranthene	17.770	252.0	41272	4.2608	ng/ml	94
T Benzo(a)pyrene	18.351	252.0	31161	4.5267	ng/ml	100
T Indeno(1,2,3-cd)pyrene	20.204	276.0	30067	4.8557	ng/ml	91
T Dibenzo(a,h)anthracene	20.278	278.0	33697	4.8455	ng/ml	98
T Benzo(g,h,i)perylene	20.538	276.0	41109	4.6667	ng/ml	95

(#) = Qualifier Out of Range; (m) = Manual Integration; (+) = Area Summed; (*) = Surrogate Percent Recovery Out of Range; (d): Zeroed Peak

Compound	Conc.	RT	Dev(Min)	Resp.	QIon	QRatio	Lower	Upper
Nitrobenzene-d5	3.9139	5.11	-0.01	13254	54.0	32.6	31.6	58.8
					128.0	22.6	19.3	35.9

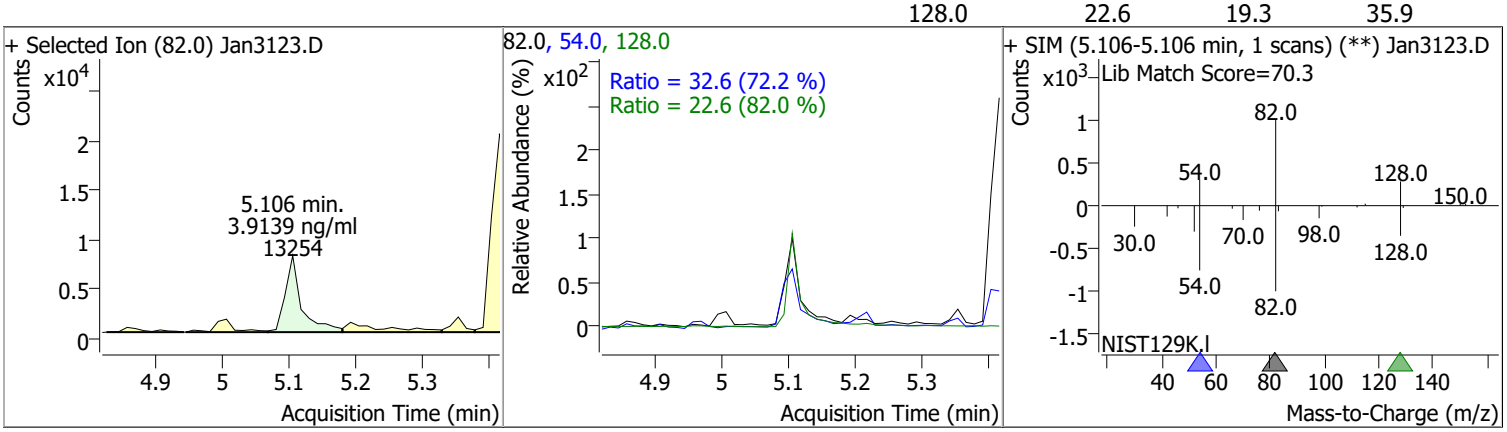

Compound	Conc.	RT	Dev(Min)	Resp.	QIon	QRatio	Lower	Upper
Naphthalene	2.8972	5.93	-0.01	17456	102.0	25.5	0.0	61.8
					129.0	10.4	7.7	14.3

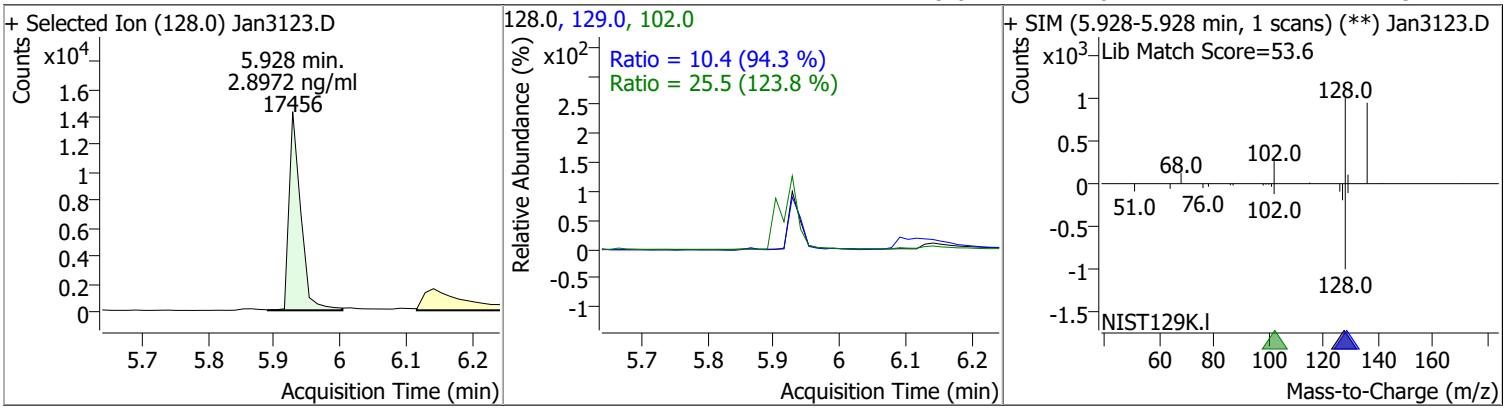

Compound	Conc.	RT	Dev(Min)	Resp.	QIon	QRatio	Lower	Upper
2-Methylnaphthalene	3.4668	6.76	-0.01	12609	142.0	155.3	99.1	184.0
					115.0	67.7	46.3	86.0

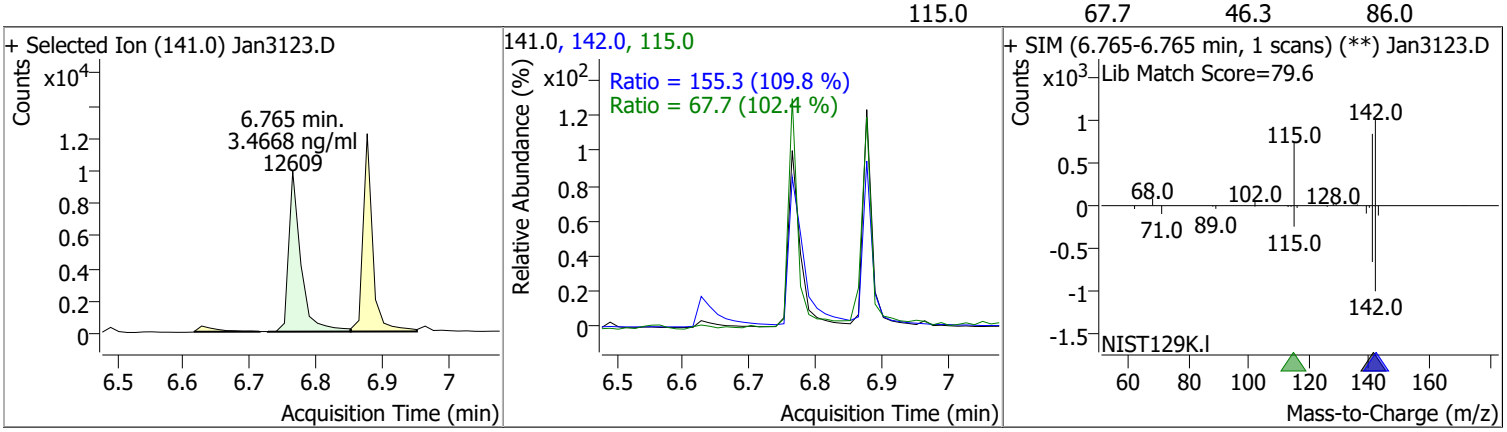

Compound	Conc.	RT	Dev(Min)	Resp.	QIon	QRatio	Lower	Upper
1-Methylnaphthalene	3.2885	6.88	0.00	12129	142.0	117.8	78.3	145.5
					115.0	62.3	53.4	99.2

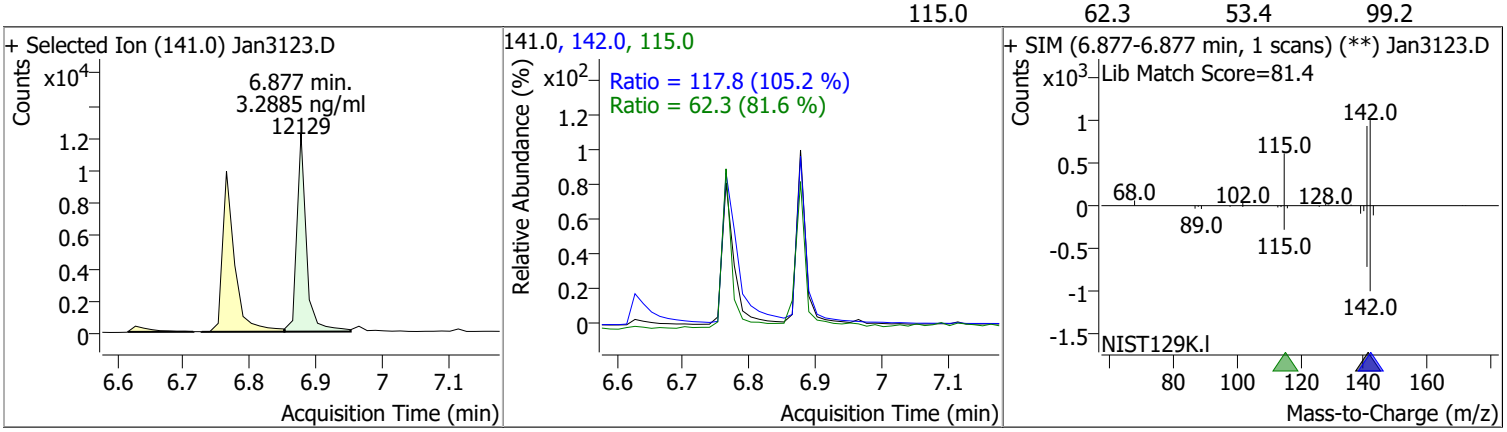

Compound	Conc.	RT	Dev(Min)	Resp.	QIon	QRatio	Lower	Upper
2-Fluorobiphenyl	3.9218	7.24	-0.01	24464	171.0	37.4	25.6	47.6

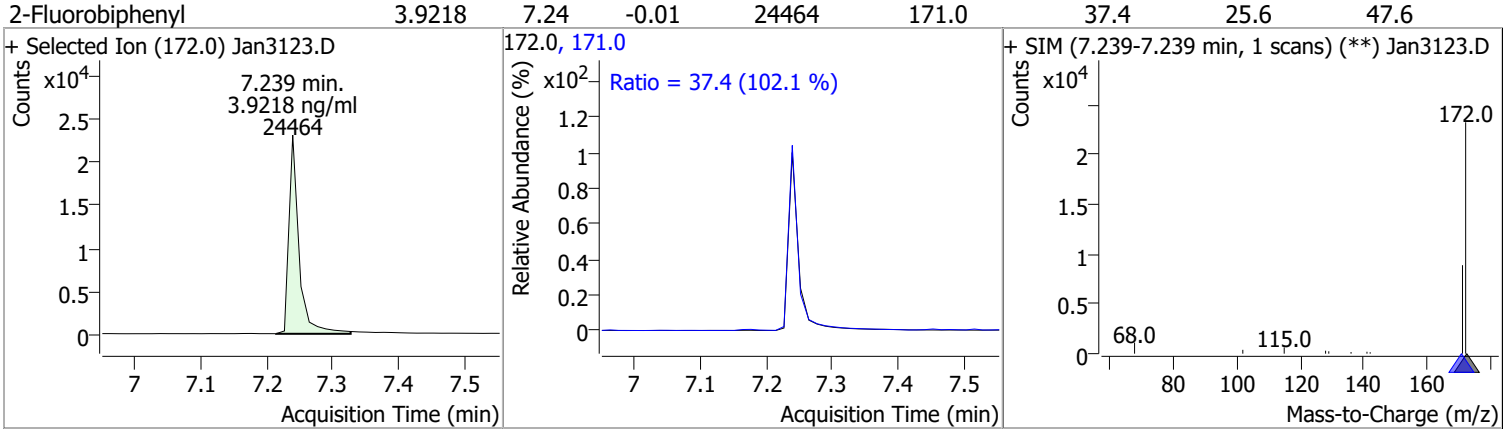

Compound	Conc.	RT	Dev(Min)	Resp.	QIon	QRatio	Lower	Upper
Acenaphthylene	3.9084	7.81	0.00	28415	153.0	13.4	9.1	17.0

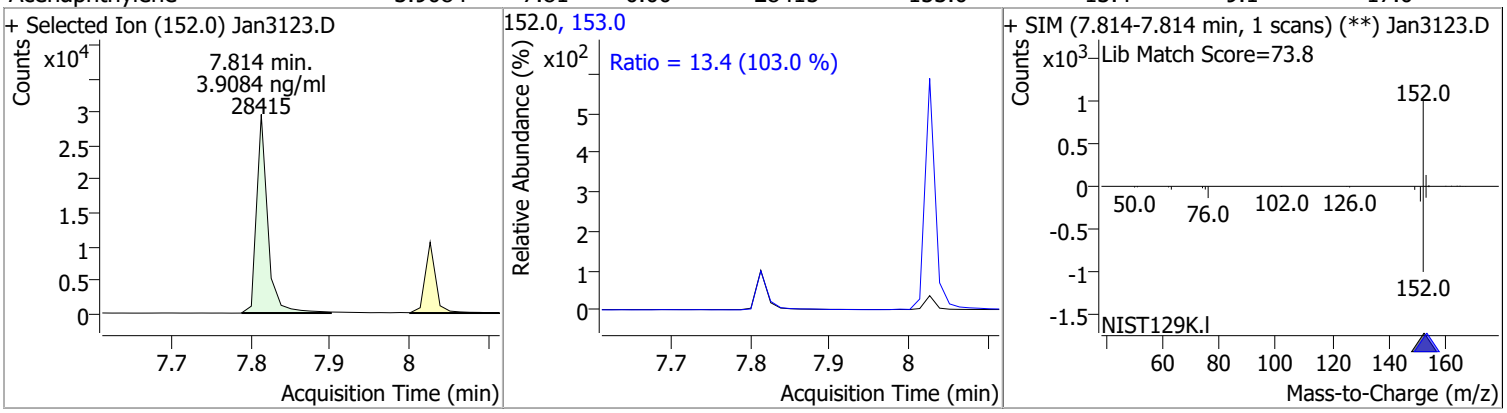

Compound	Conc.	RT	Dev(Min)	Resp.	QIon	QRatio	Lower	Upper
Acenaphthene	4.0680	8.03	0.00	18267	153.0	113.4	83.9	155.8
					152.0	53.8	40.9	76.0

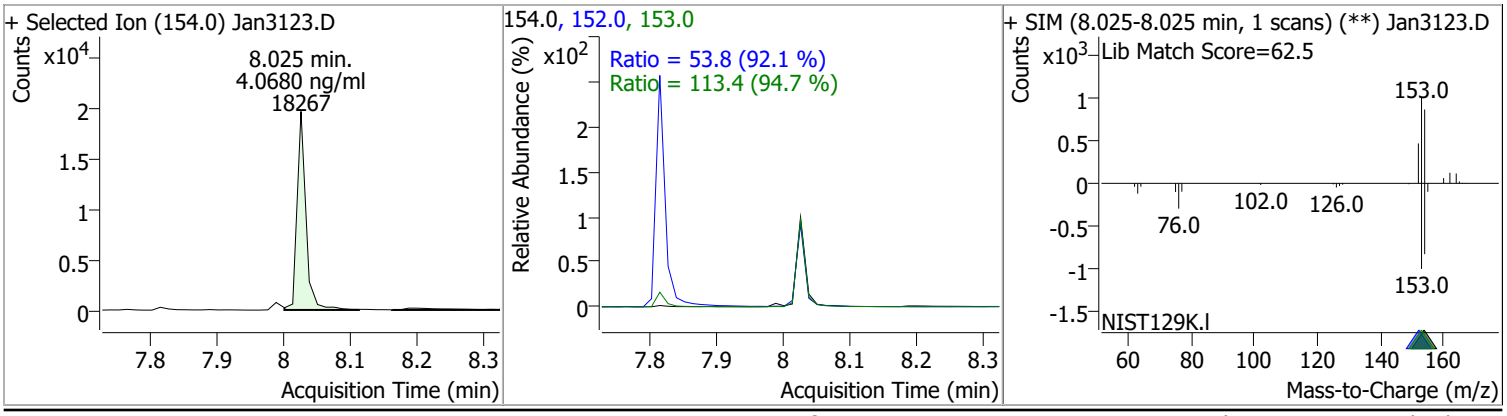

Quantitation Results Report (QT Reviewed)

Compound	Conc.	RT	Dev(Min)	Resp.	QIon	QRatio	Lower	Upper
Fluorene	4.0411	8.65	-0.01	24839	165.0	99.2	67.0	124.5
					167.0	12.6	9.2	17.1

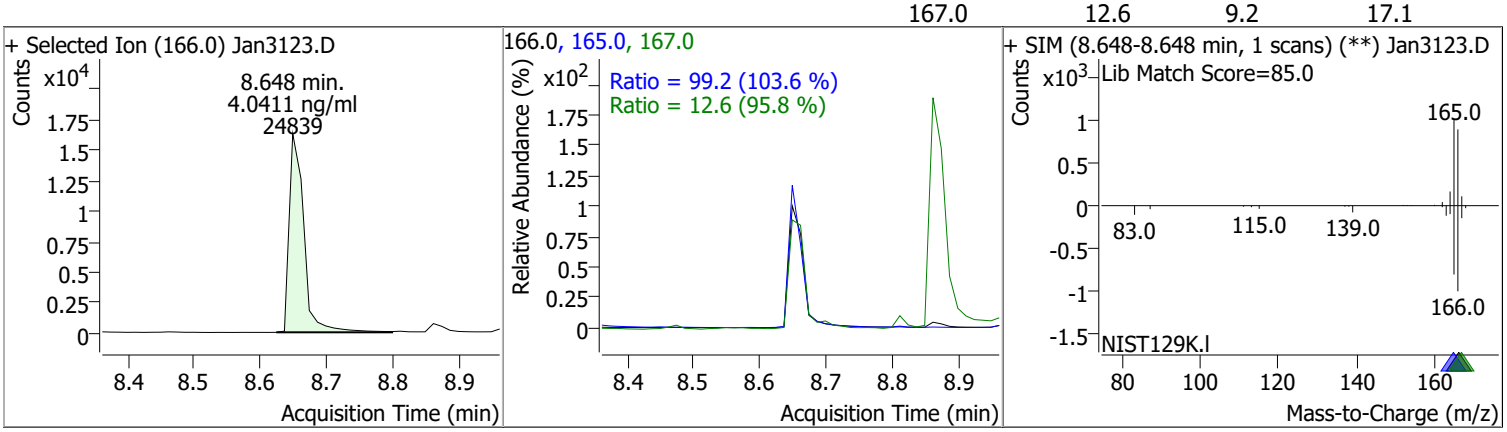

Compound	Conc.	RT	Dev(Min)	Resp.	QIon	QRatio	Lower	Upper
Phenanthrene	4.4511	9.79	0.00	41662	176.0	18.7	13.2	24.6

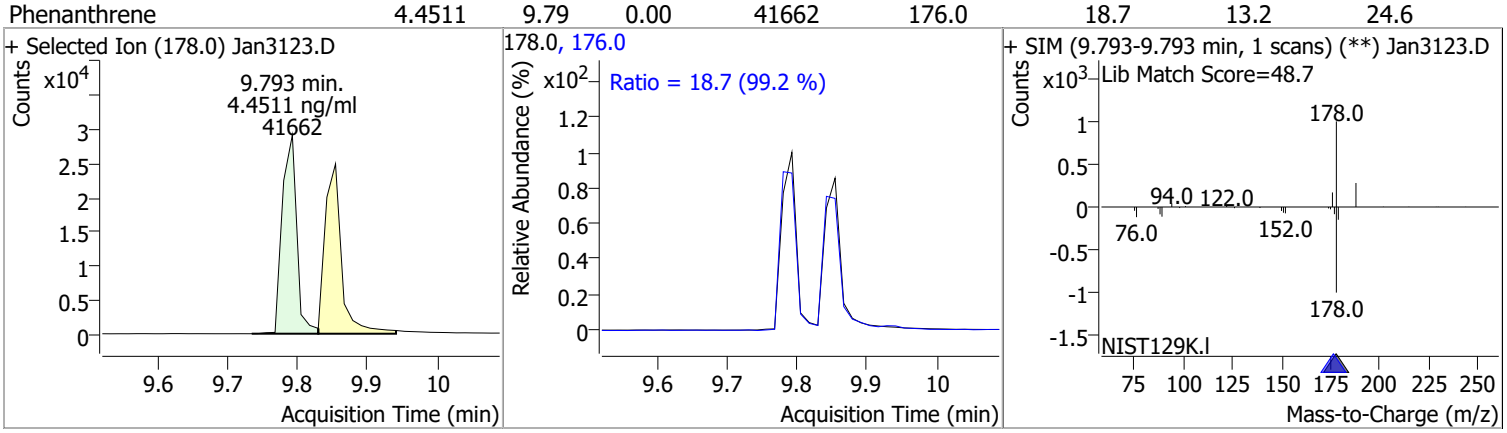

Compound	Conc.	RT	Dev(Min)	Resp.	QIon	QRatio	Lower	Upper
Anthracene	4.8161	9.85	0.00	40715	176.0	18.5	12.8	23.8

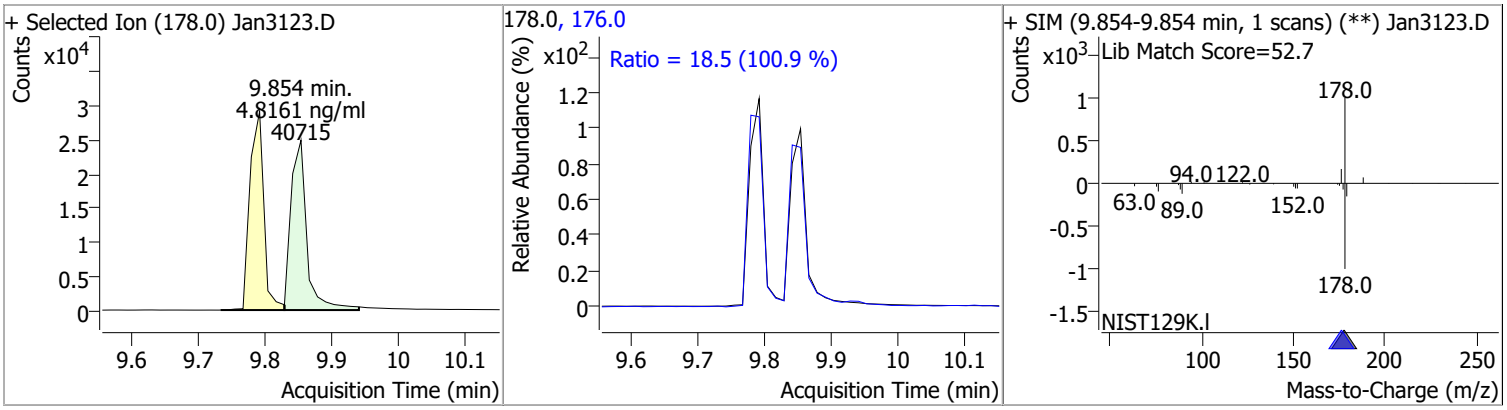

Compound	Conc.	RT	Dev(Min)	Resp.	QIon	QRatio	Lower	Upper
o-Terphenyl	4.9187	10.29	-0.01	26655	229.0	69.5	47.1	87.5
					215.0	46.6	31.1	57.7

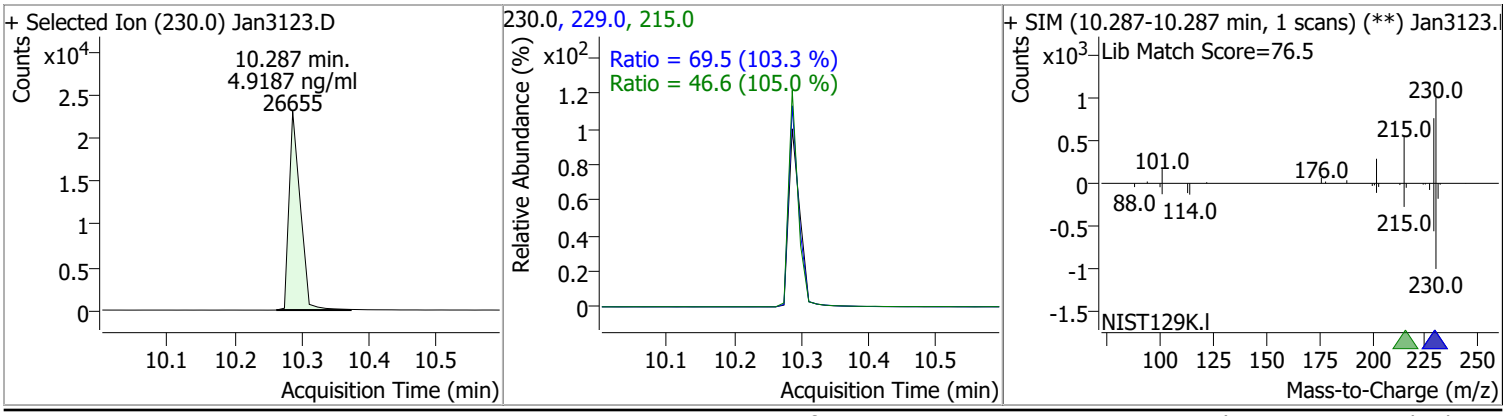

Quantitation Results Report (QT Reviewed)

Compound	Conc.	RT	Dev(Min)	Resp.	QIon	QRatio	Lower	Upper
Fluoranthene	4.7635	11.40	-0.01	52341	101.0	16.0	8.8	16.3

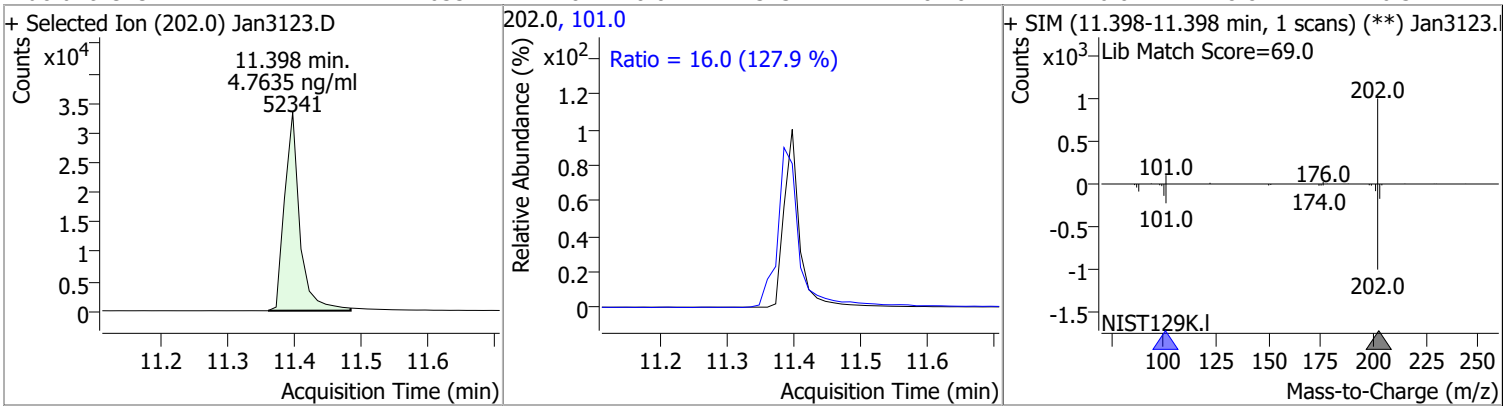

Compound	Conc.	RT	Dev(Min)	Resp.	QIon	QRatio	Lower	Upper
Pyrene	4.5899	11.77	-0.01	57185	101.0	12.9	10.8	20.0

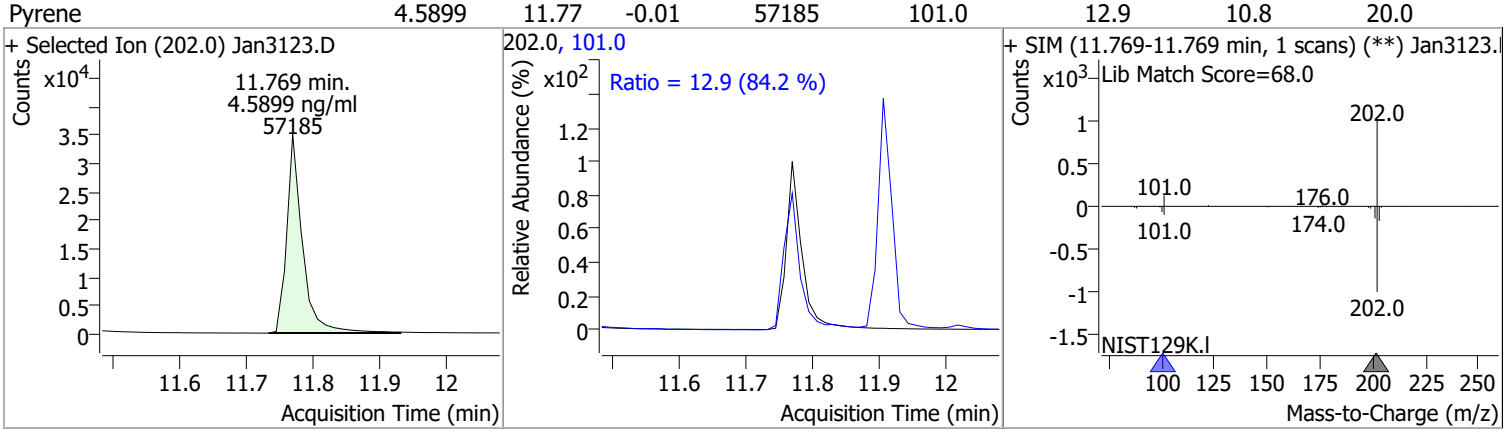

Compound	Conc.	RT	Dev(Min)	Resp.	QIon	QRatio	Lower	Upper
Terphenyl-d14	4.7968	12.24	-0.01	23379	122.0	13.3	9.8	18.2

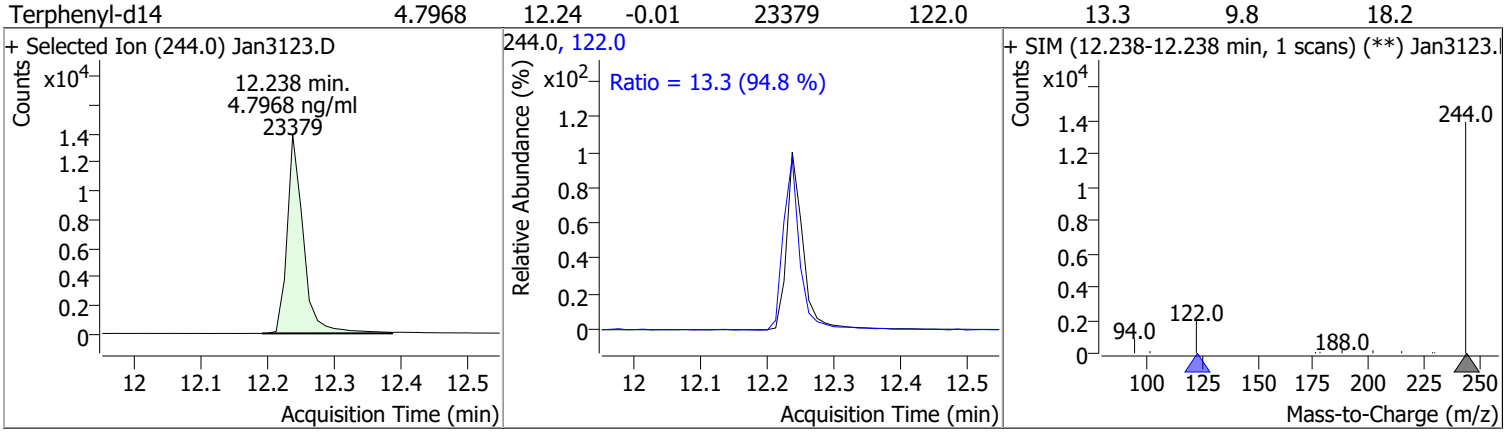

Compound	Conc.	RT	Dev(Min)	Resp.	QIon	QRatio	Lower	Upper
Benzo(a)Anthracene	5.1423	14.68	0.00	43398	226.0	27.4	19.0	35.2
					229.0	21.6	16.0	29.7

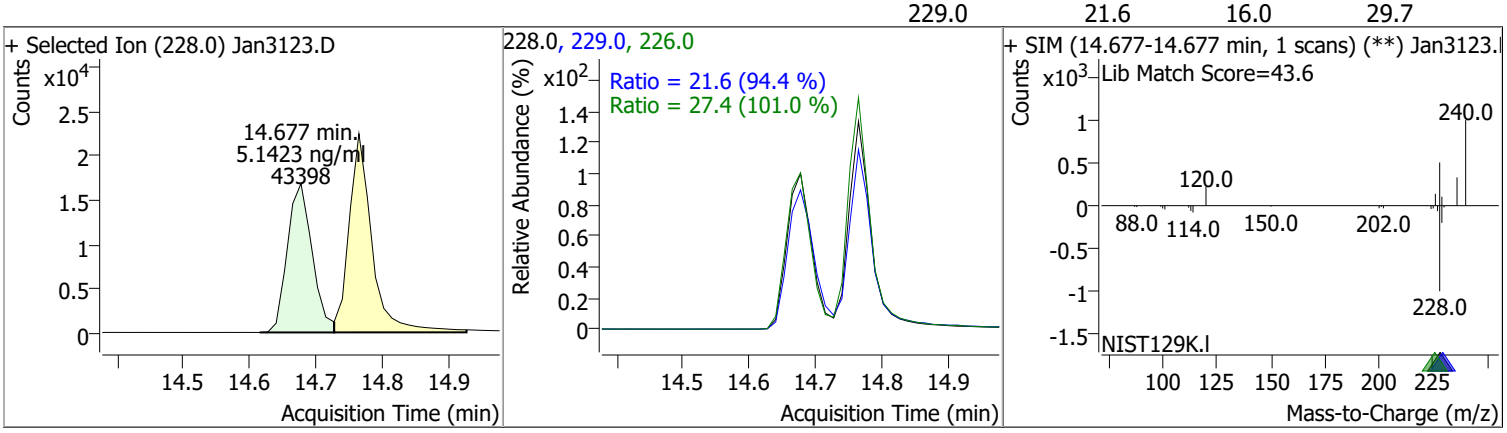

Quantitation Results Report (QT Reviewed)

Compound	Conc.	RT	Dev(Min)	Resp.	QIon	QRatio	Lower	Upper
Chrysene	4.7035	14.76	0.00	53610	226.0	30.0	21.0	39.1
					229.0	20.6	14.8	27.6

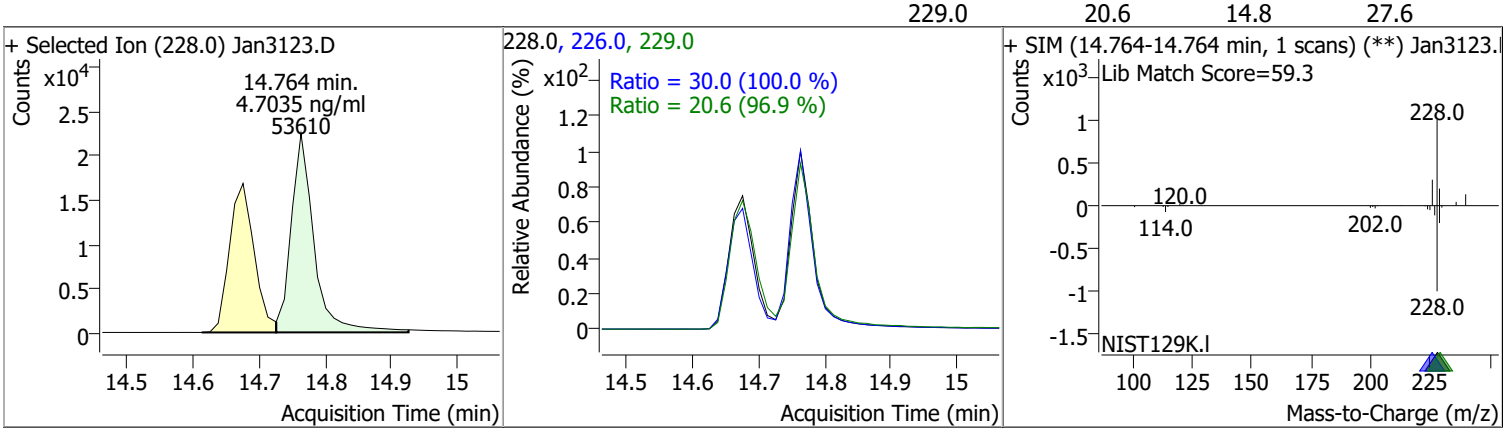

Compound	Conc.	RT	Dev(Min)	Resp.	QIon	QRatio	Lower	Upper
Benzo(b)fluoranthene	4.5380	17.71	0.00	37490	253.0	23.9	14.9	27.7

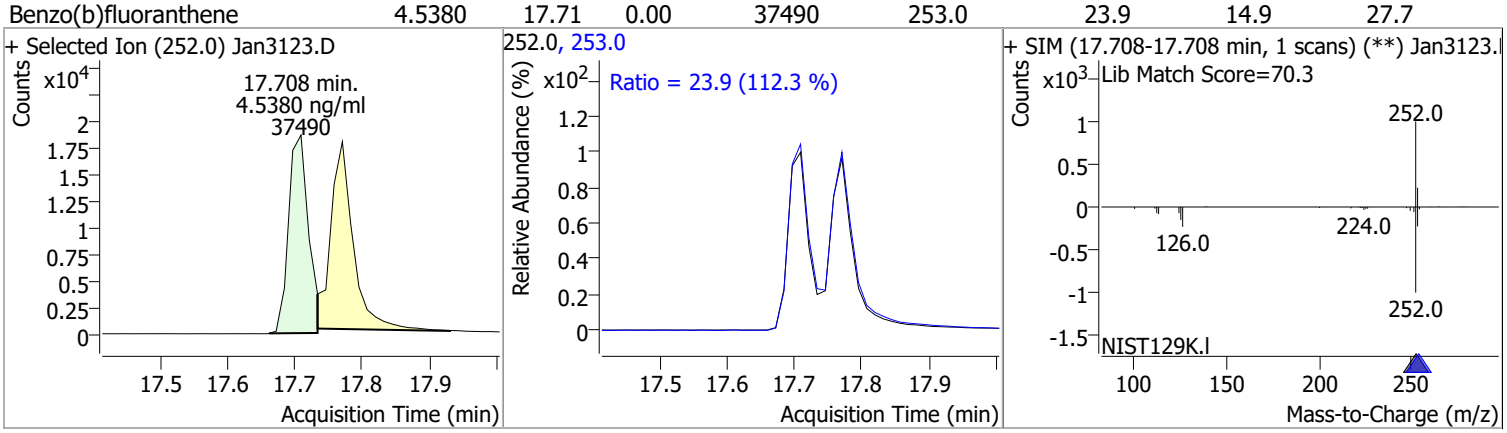

Compound	Conc.	RT	Dev(Min)	Resp.	QIon	QRatio	Lower	Upper
Benzo(k)fluoranthene	4.2608	17.77	0.00	41272	253.0	21.8	13.2	24.6

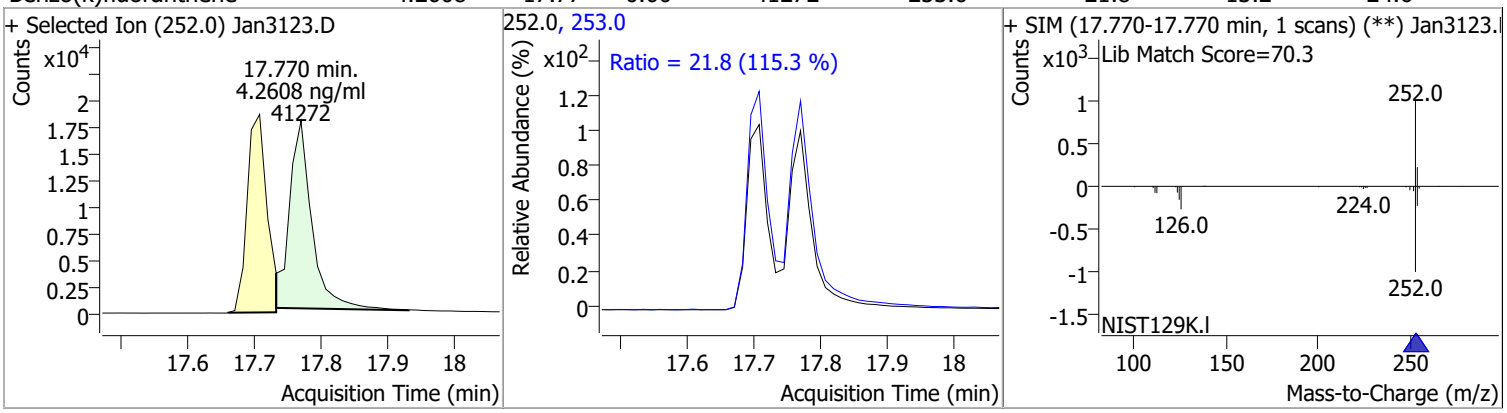

Compound	Conc.	RT	Dev(Min)	Resp.	QIon	QRatio	Lower	Upper
Benzo(a)pyrene	4.5267	18.35	0.00	31161	253.0	22.9	16.1	29.9

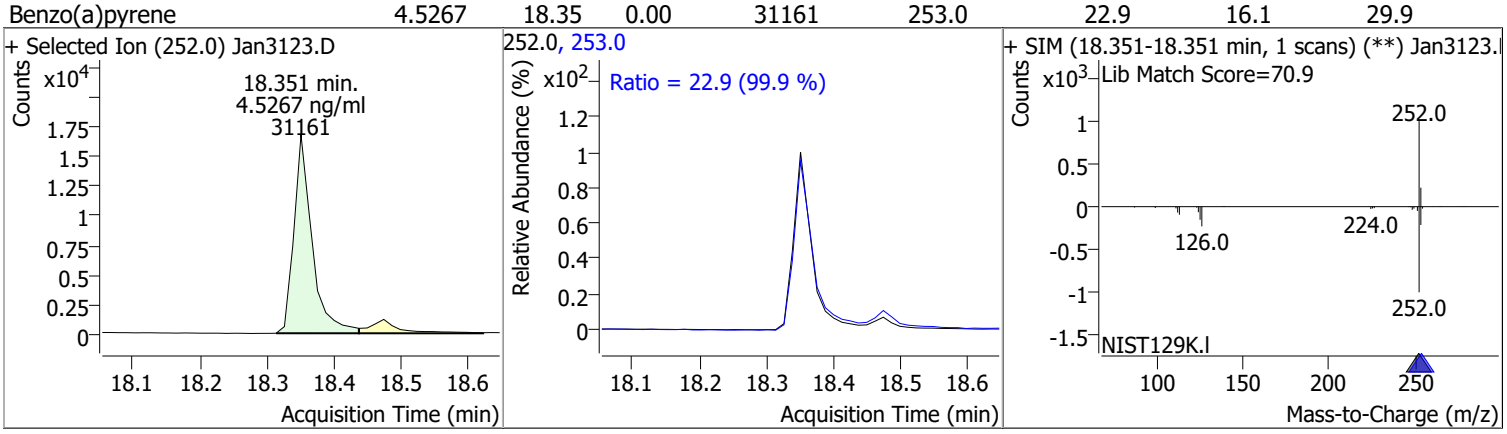

Compound	Conc.	RT	Dev(Min)	Resp.	QIon	QRatio	Lower	Upper
Indeno(1,2,3-cd)pyrene	4.8557	20.20	-0.01	30067	138.0	17.9	15.7	29.1

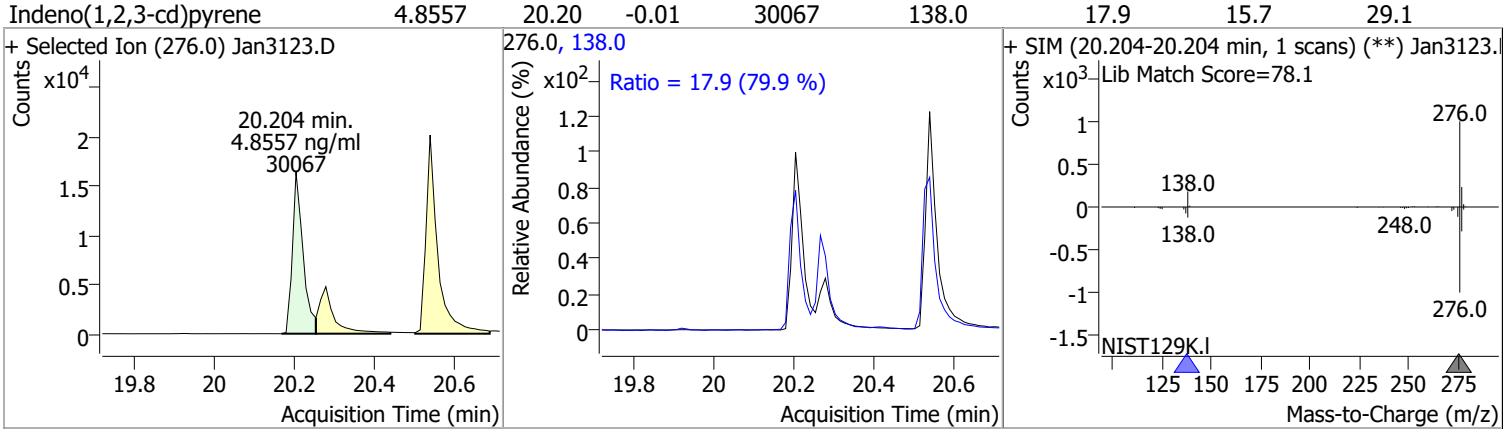

Compound	Conc.	RT	Dev(Min)	Resp.	QIon	QRatio	Lower	Upper
Dibenzo(a,h)anthracene	4.8455	20.28	0.00	33697	279.0	25.4	17.4	32.3
					139.0	15.9	12.3	22.8

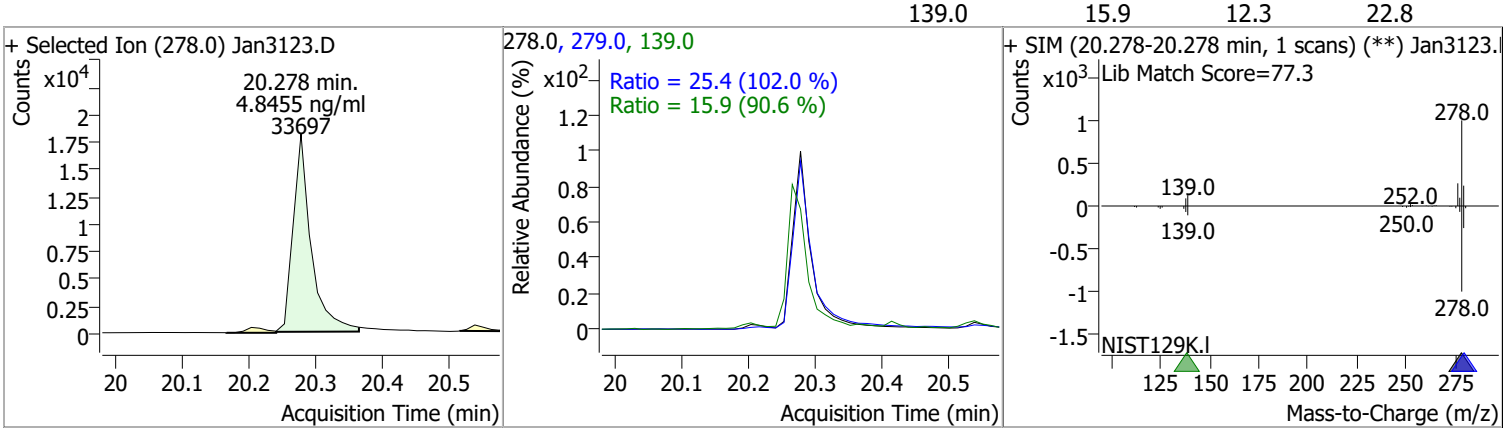

Compound	Conc.	RT	Dev(Min)	Resp.	QIon	QRatio	Lower	Upper
Benzo(g,h,i)perylene	4.6667	20.54	0.00	41109	277.0	23.2	17.3	32.2
					138.0	17.3	14.4	26.7

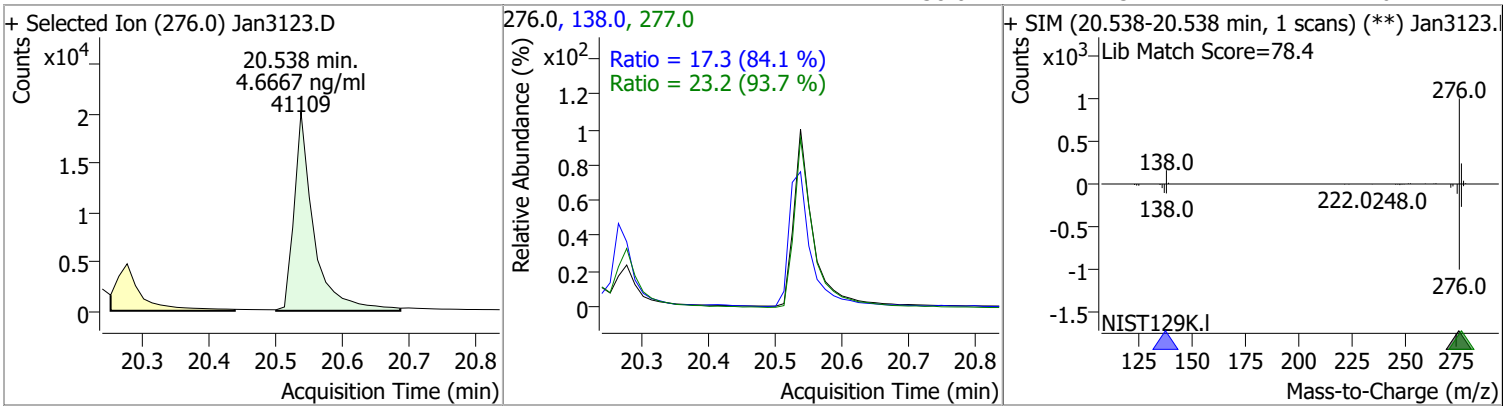

Quantitation Results Report (QT Reviewed)

Data File	Jan3124.D	Operator	LIMS import
Acq. Method	5975BNASIM	Acq. Date-Time	2/1/2022 12:23:31 AM
Sample Name	B22011446-012A	Instrument	GCMS
Vial	17	Multiplier	1.00
DA Method File	012622 bna SIM 2.batch.bin	Comment	SVOC-8270C-SIM-W-LLPAH
Tune File	dftppjph.u	Tune Date	
Batch Name	013122 bna SIM 2.batch.bin	Last Calib Update	1/27/2022 8:37:26 AM
Ref Library			

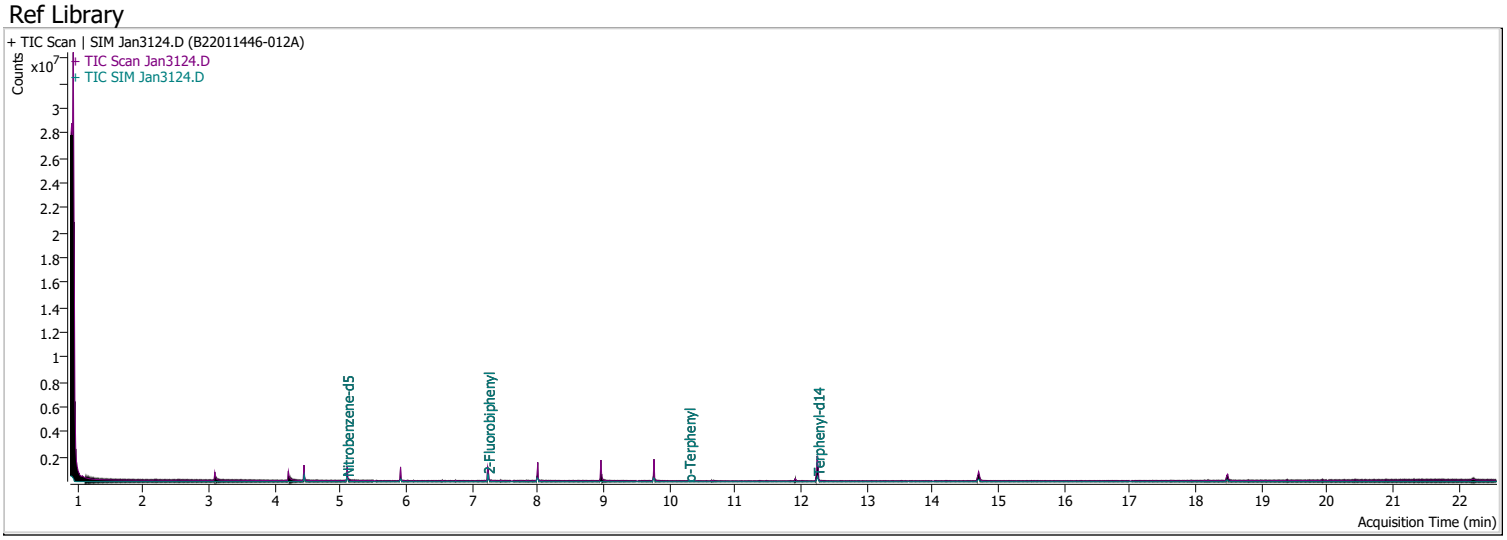

Compound	RT	QIon	Resp.	Conc.	Units		Dev(Min)
Internal Standards							
M 1,4-Dichlorobenzene-d4	4.447	152.0	147717	40.0000	ng/ml		-0.013
M Naphthalene-d8	5.916	136.0	249571	40.0000	ng/ml		0.000
M Acenaphthene-d10	7.988	164.0	166357	40.0000	ng/ml		-0.013
M Phenanthrene-d10	9.755	188.0	388058	40.0000	ng/ml		-0.013
M Chrysene-d12	14.701	240.0	305712	40.0000	ng/ml		0.000
M Perylene-d12	18.474	264.0	204907	40.0000	ng/ml		0.000
System Monitoring Compounds							
S Nitrobenzene-d5	5.093	82.0	329152	39.4037	ng/ml		-0.025
Spiked Amount: 5.000	Range: 19.0 - 102.0%			Recovery = 788.07%		*	
S 2-Fluorobiphenyl	7.239	172.0	433024	57.6395	ng/ml		-0.013
Spiked Amount: 5.000	Range: 25.0 - 94.0%			Recovery = 1152.79%		*	
S o-Terphenyl	10.287	230.0	3115	0.4987	ng/ml		-0.013
Spiked Amount: 5.000	Range: 40.0 - 140.0%			Recovery = 9.97%		*	
S Terphenyl-d14	12.250	244.0	532743	72.0093	ng/ml		0.000
Spiked Amount: 5.000	Range: 39.0 - 106.0%			Recovery = 1440.19%		*	
Target Compounds							**QValue**
T Naphthalene	0.000		0	N.D.			
T 2-Methylnaphthalene	0.000		0	N.D.			
T 1-Methylnaphthalene	0.000		0	N.D.			
T Acenaphthylene	0.000		0	N.D.			
T Acenaphthene	8.025	154.0	0		ng/ml	md	1
T Fluorene	8.960	166.0	0		ng/ml	md	1
T Phenanthrene	0.000		0	N.D.			
T Anthracene	0.000		0	N.D.			
T Fluoranthene	0.000		0	N.D.			
T Pyrene	0.000		0	N.D.			
T Benzo(a)Anthracene	14.701	228.0	0		ng/ml	md	1
T Chrysene	14.764	228.0	0		ng/ml	md	1
T Benzo(b)fluoranthene	0.000		0	N.D.			

Compound	RT	QIon	Resp.	Conc.	Units		Dev(Min)
T Benzo(k)fluoranthene	0.000		0	N.D.			
T Benzo(a)pyrene	18.363	252.0	0		ng/ml	md	1
T Indeno(1,2,3-cd)pyrene	0.000		0	N.D.			
T Dibenzo(a,h)anthracene	0.000		0	N.D.			
T Benzo(g,h,i)perylene	0.000		0	N.D.			

(#) = Qualifier Out of Range; (m) = Manual Integration; (+) = Area Summed; (*) = Surrogate Percent Recovery Out of Range; (d): Zeroed Peak

Quantitation Results Report (QT Reviewed)

Compound	Conc.	RT	Dev(Min)	Resp.	QIon	QRatio	Lower	Upper
Nitrobenzene-d5	39.4037	5.09	-0.03	329152	54.0	35.1	31.6	58.8
					128.0	24.5	19.3	35.9

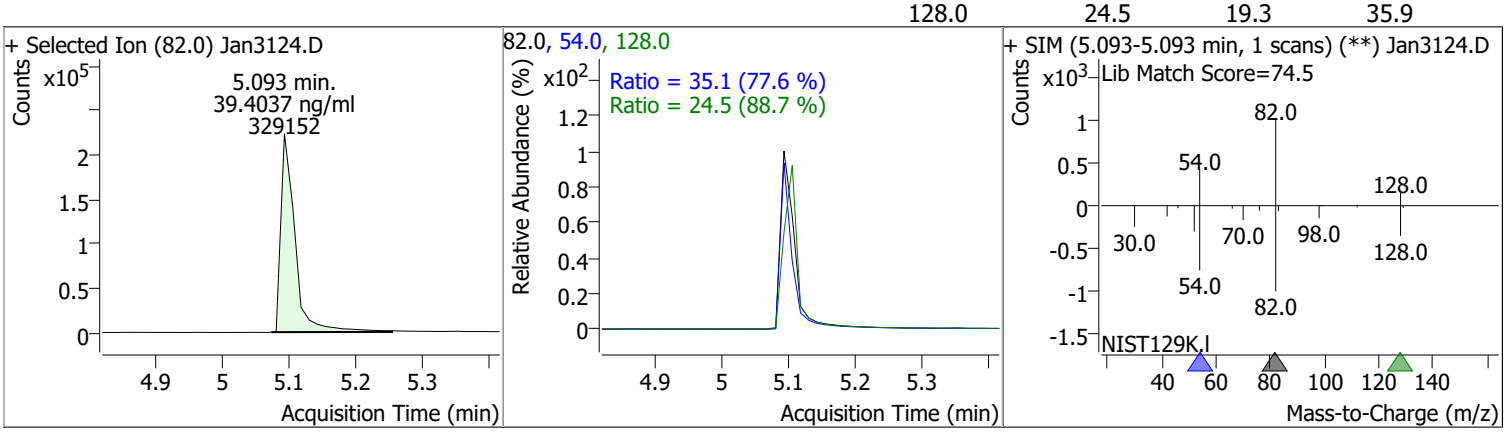

Compound	Conc.	Exp RT	QIon	Exp Ratio	QIon	Exp Ratio
Naphthalene	N.D.	5.94	102.0	20.6	129.0	11.0

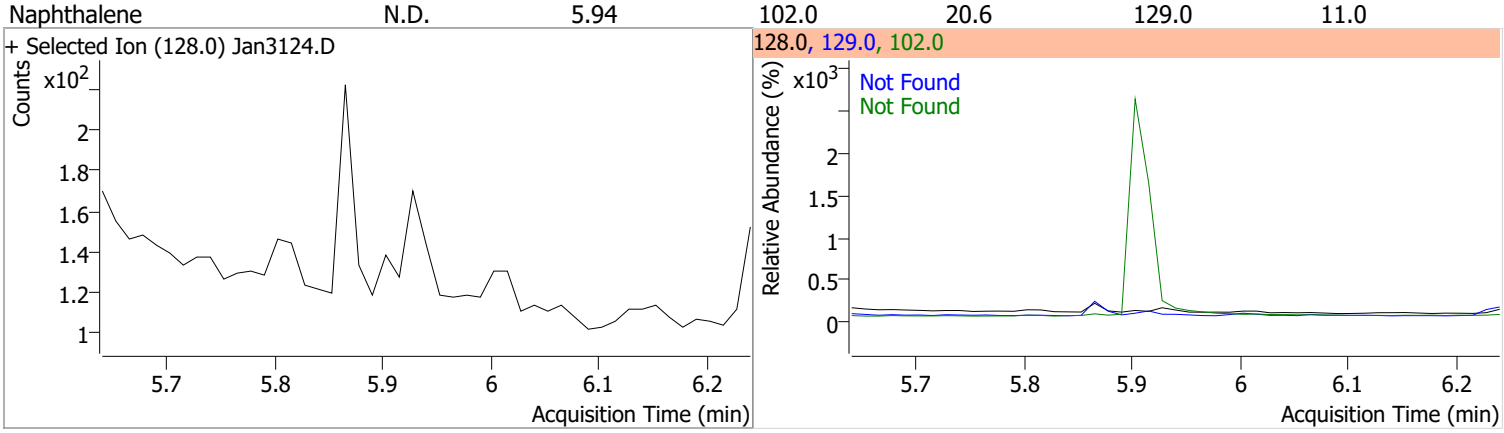

Compound	Conc.	Exp RT	QIon	Exp Ratio	QIon	Exp Ratio
2-Methylnaphthalene	N.D.	6.78	142.0	141.5	115.0	66.1

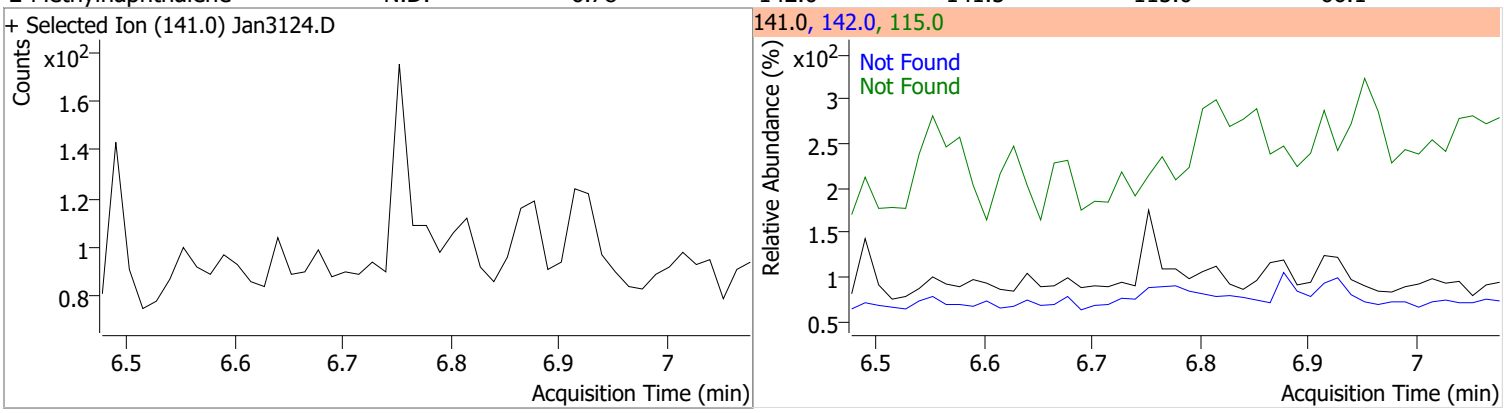

Compound	Conc.	Exp RT	QIon	Exp Ratio	QIon	Exp Ratio
1-Methylnaphthalene	N.D.	6.88	142.0	111.9	115.0	76.3

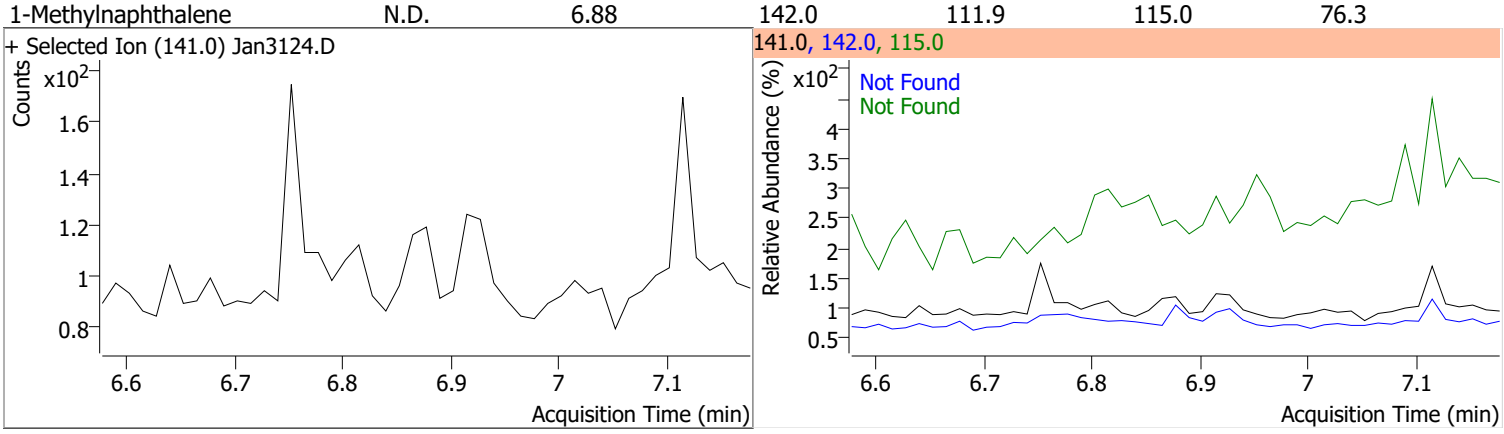

Quantitation Results Report (QT Reviewed)

Compound	Conc.	RT	Dev(Min)	Resp.	QIon	QRatio	Lower	Upper
2-Fluorobiphenyl	57.6395	7.24	-0.01	433024	171.0	38.0	25.6	47.6

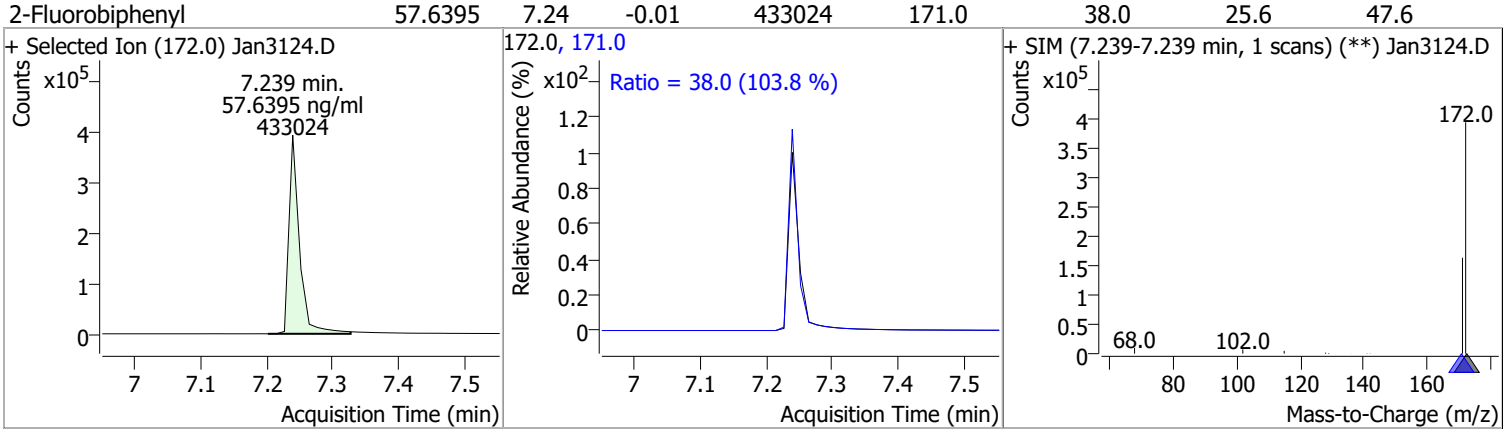

Compound	Conc.	Exp RT	QIon	Exp Ratio
Acenaphthylene	N.D.	7.81	153.0	13.1

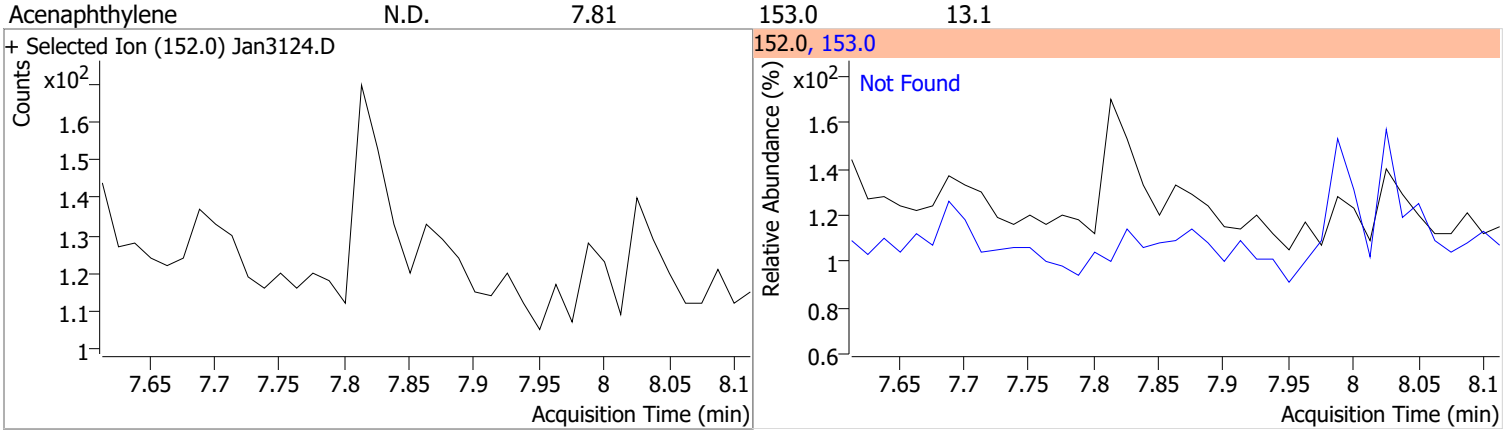

Compound	Conc.	RT	Dev(Min)	Resp.	QIon	QRatio	Lower	Upper
Acenaphthene		0		0	153.0		83.9	155.8
					152.0		40.9	76.0

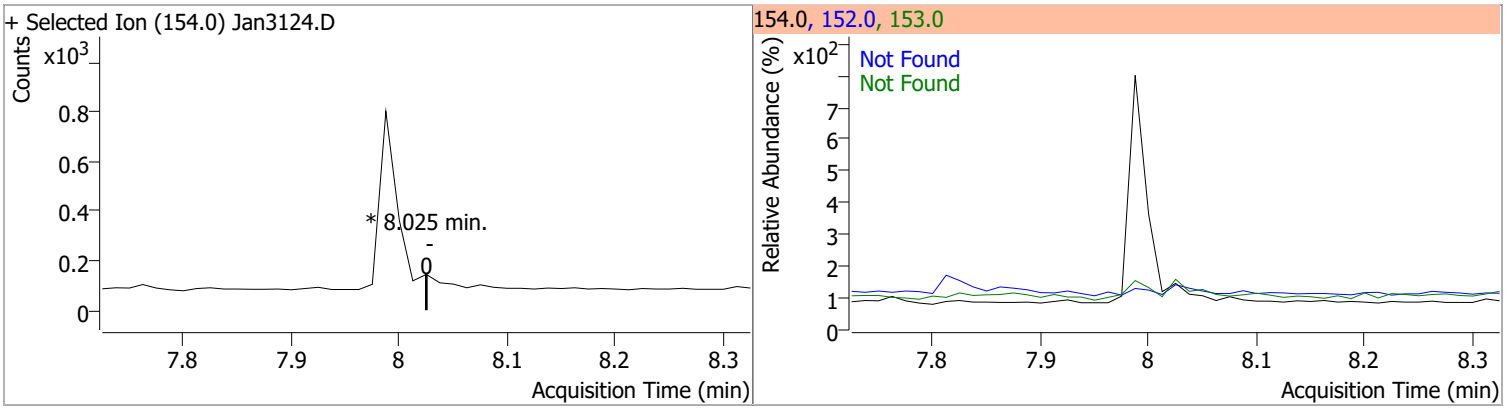

Compound	Conc.	RT	Dev(Min)	Resp.	QIon	QRatio	Lower	Upper
Fluorene		0		0	165.0		67.0	124.5
					167.0		9.2	17.1

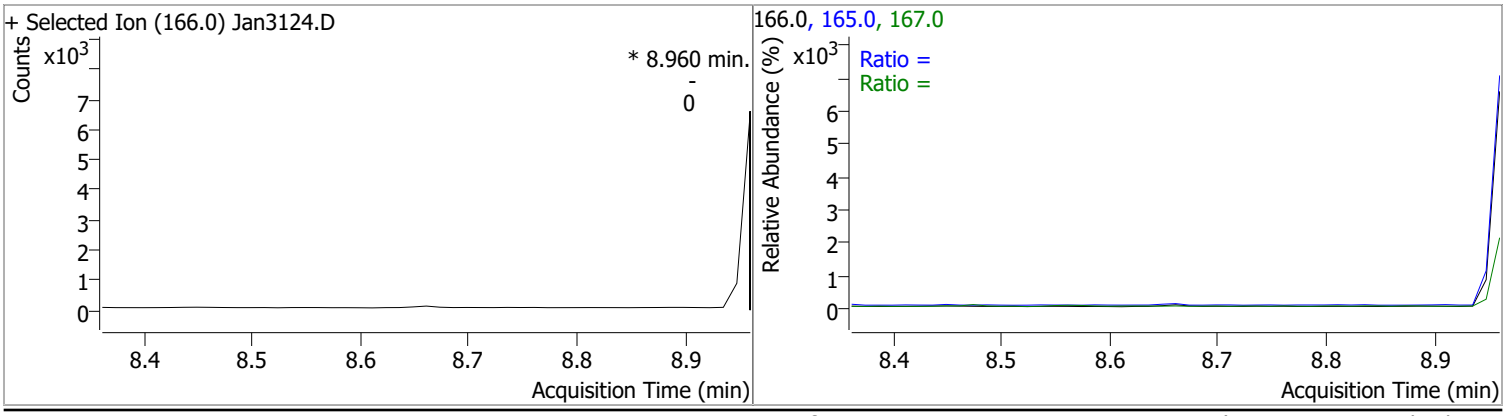

Compound	Conc.	Exp RT	QIon	Exp Ratio
Phenanthrene	N.D.	9.79	176.0	18.9

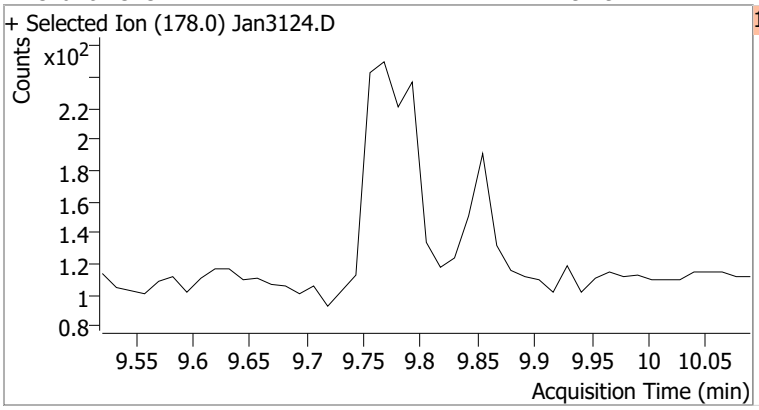

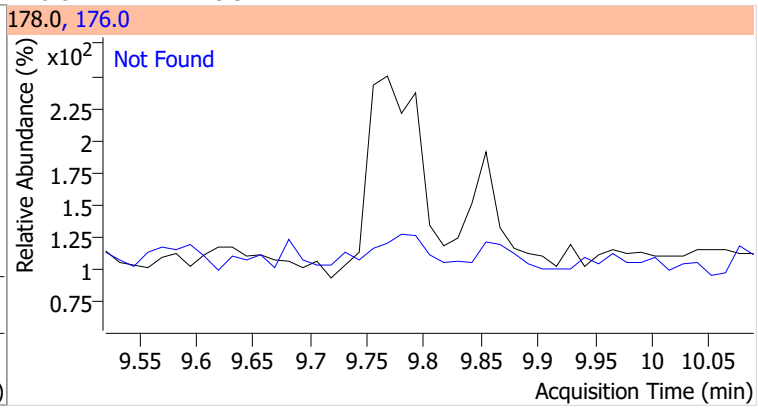

Compound	Conc.	Exp RT	QIon	Exp Ratio
Anthracene	N.D.	9.85	176.0	18.3

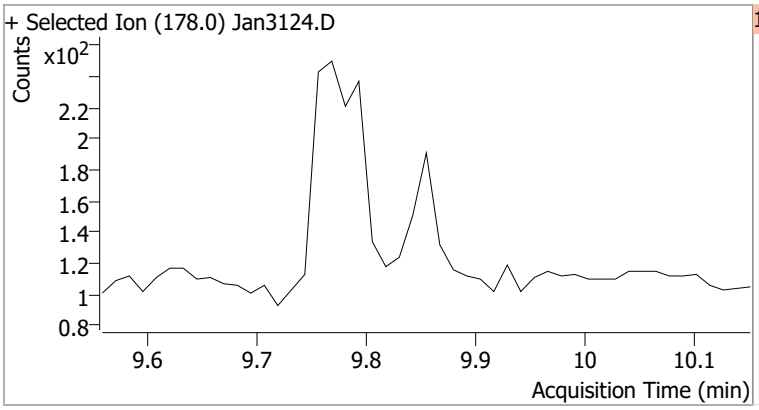

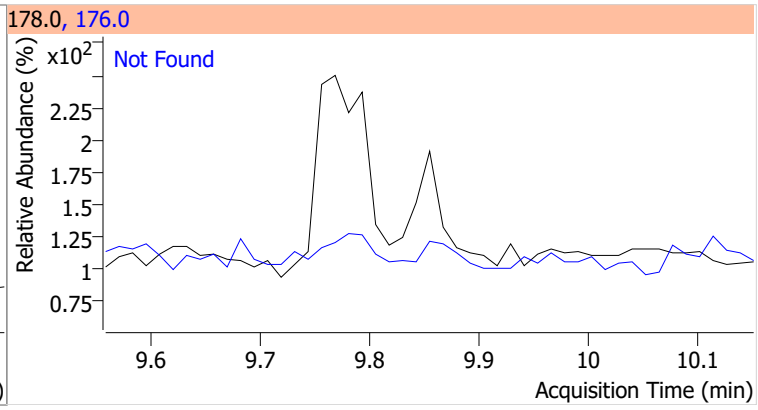

Compound	Conc.	RT	Dev(Min)	Resp.	QIon	QRatio	Lower	Upper
o-Terphenyl	0.4987	10.29	-0.01	3115	229.0	69.1	47.1	87.5
					215.0	47.7	31.1	57.7

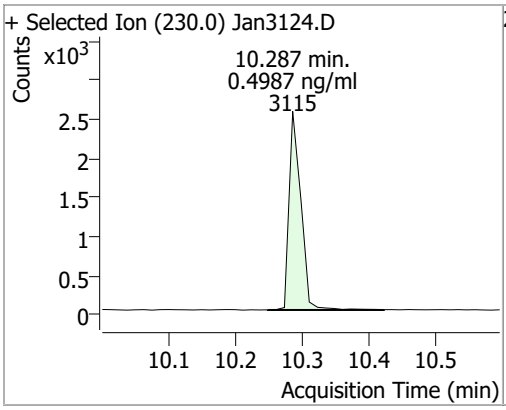

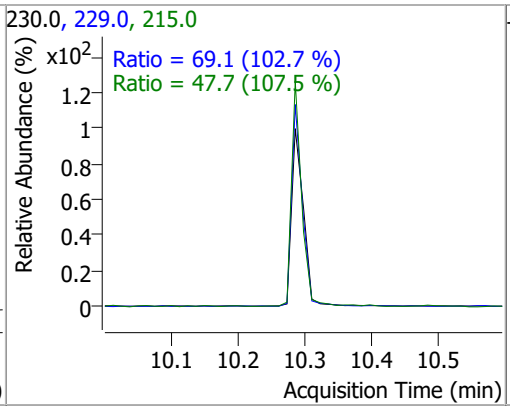

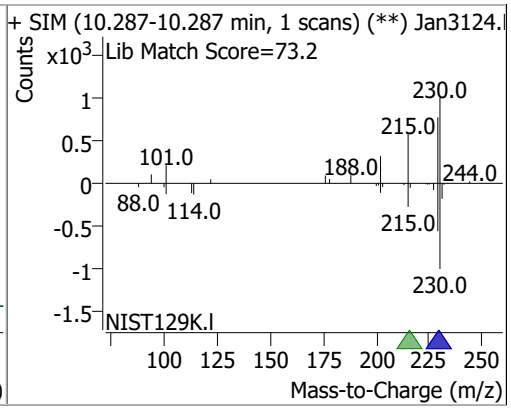

Compound	Conc.	Exp RT	QIon	Exp Ratio
Fluoranthene	N.D.	11.41	101.0	12.5

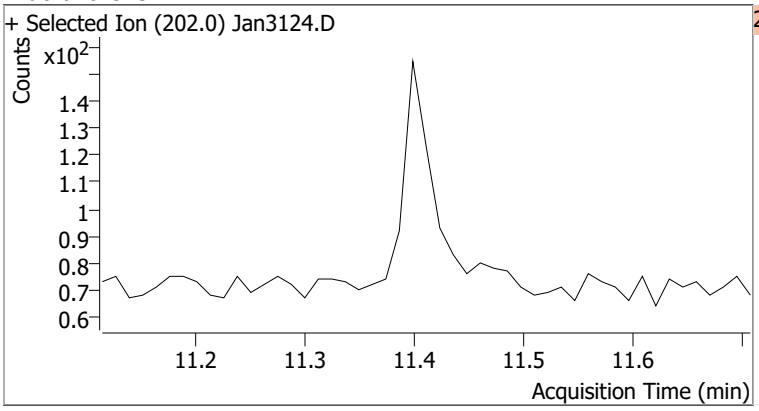

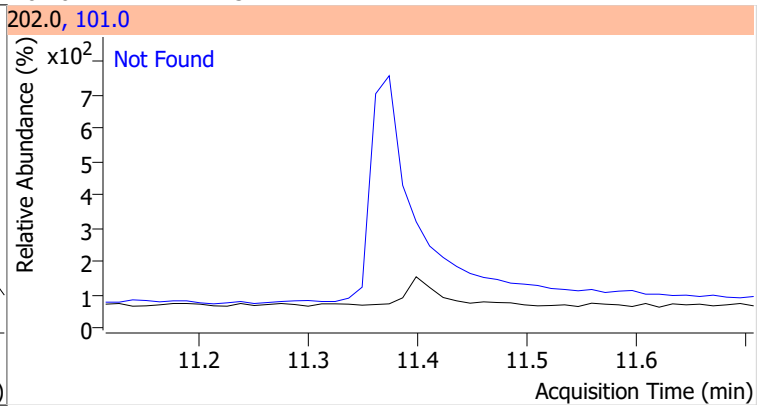

Compound	Conc.	Exp RT	QIon	Exp Ratio
Pyrene	N.D.	11.78	101.0	15.4

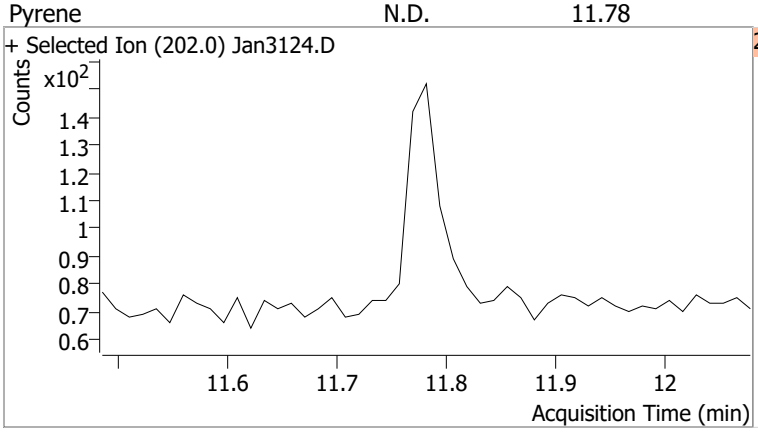

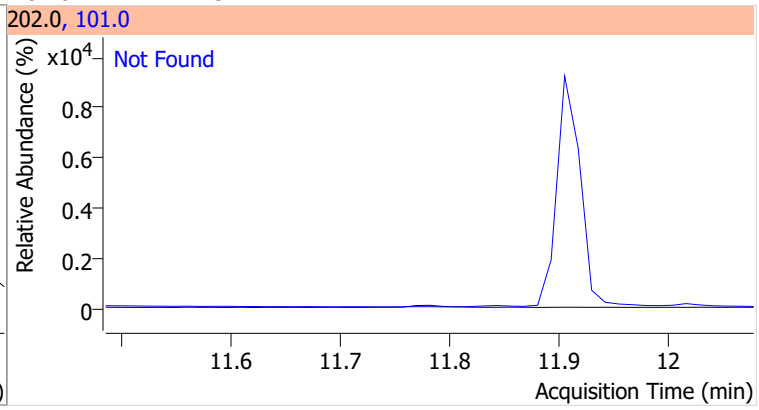

Compound	Conc.	RT	Dev(Min)	Resp.	QIon	QRatio	Lower	Upper
Terphenyl-d14	72.0093	12.25	0.00	532743	122.0	14.6	9.8	18.2

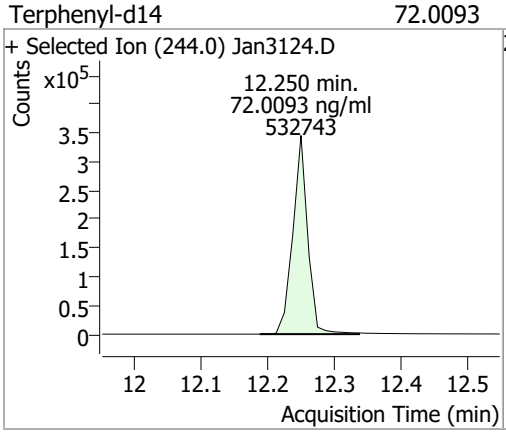

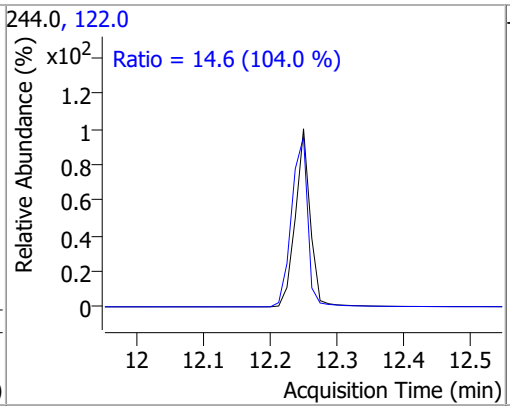

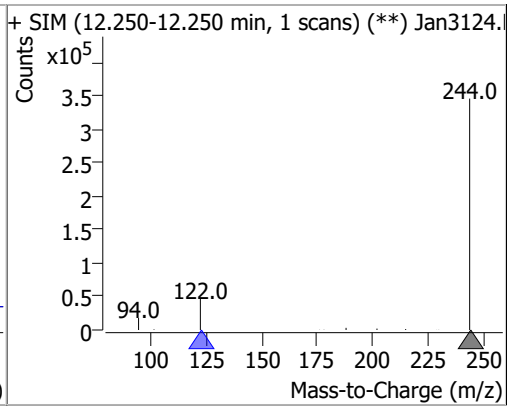

Compound	Conc.	RT	Dev(Min)	Resp.	QIon	QRatio	Lower	Upper
Benzo(a)Anthracene		0		0	226.0		19.0	35.2
					229.0		16.0	29.7

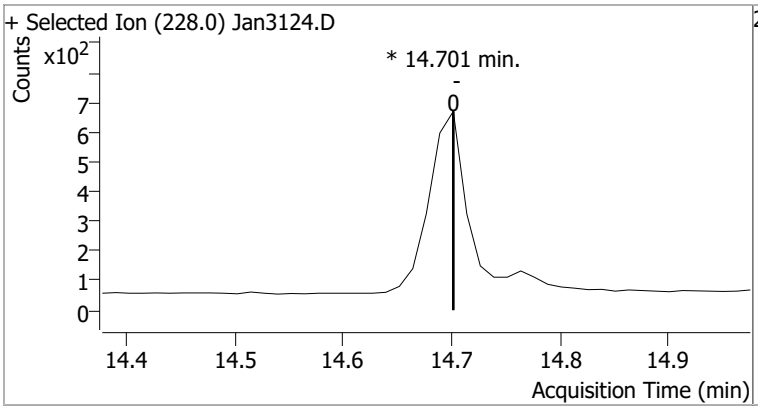

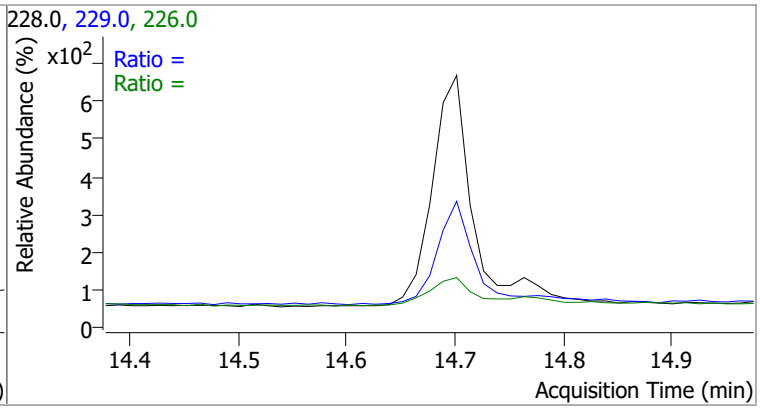

Compound	Conc.	RT	Dev(Min)	Resp.	QIon	QRatio	Lower	Upper
Chrysene		0		0	226.0		21.0	39.1
					229.0		14.8	27.6

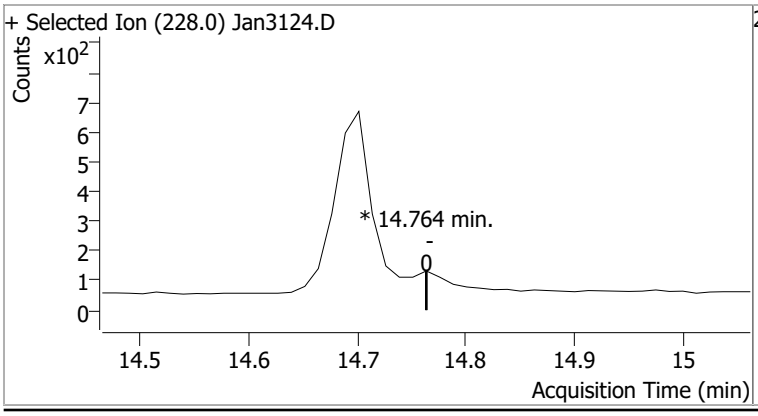

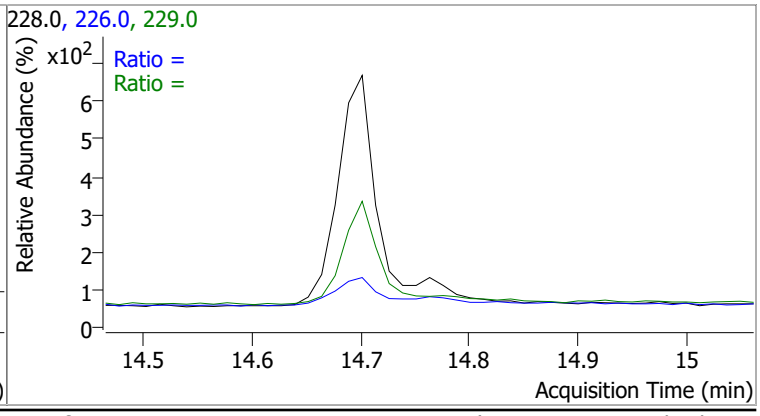

Compound	Conc.	Exp RT	QIon	Exp Ratio
Benzo(b)fluoranthene	N.D.	17.71	253.0	21.3

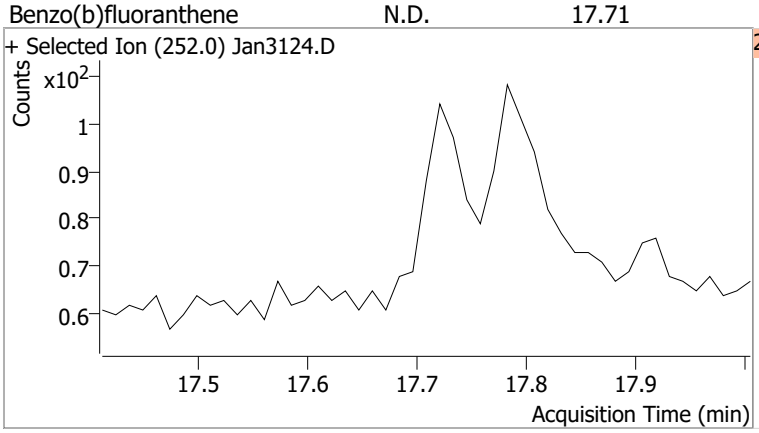

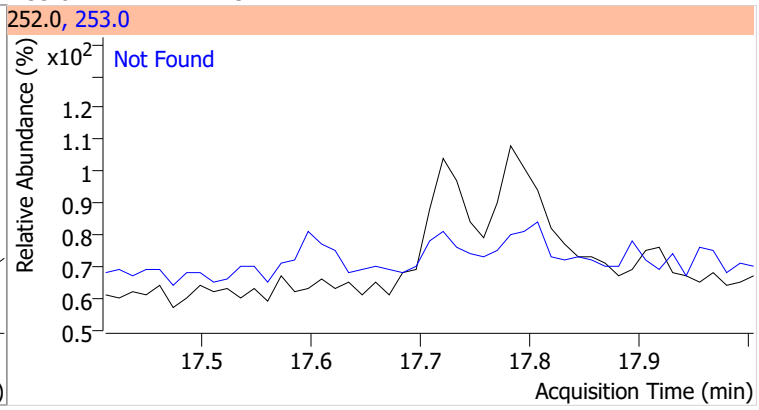

Compound	Conc.	Exp RT	QIon	Exp Ratio
Benzo(k)fluoranthene	N.D.	17.77	253.0	18.9

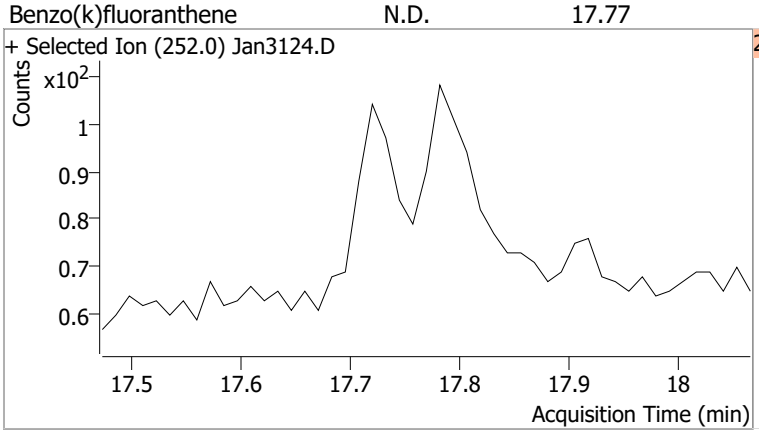

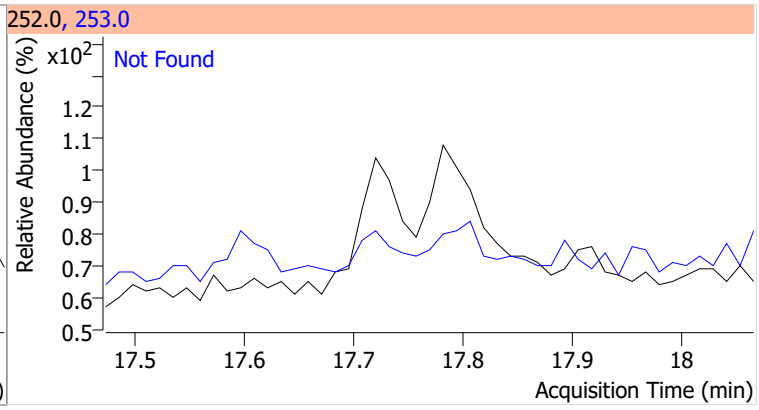

Compound	Conc.	RT	Dev(Min)	Resp.	QIon	QRatio	Lower	Upper
Benzo(a)pyrene		0		0	253.0		16.1	29.9

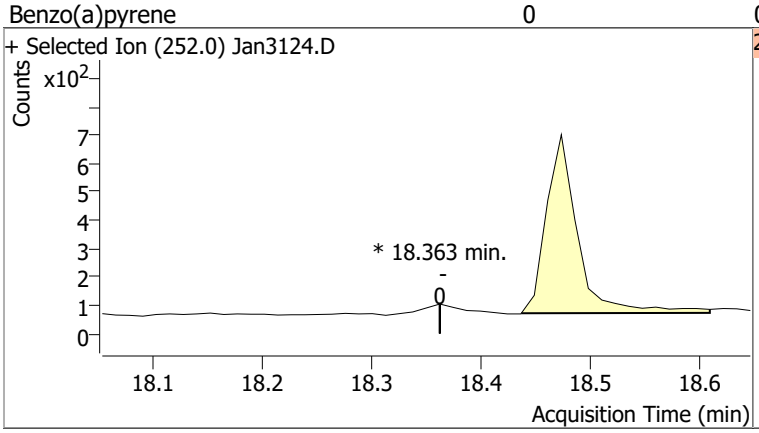

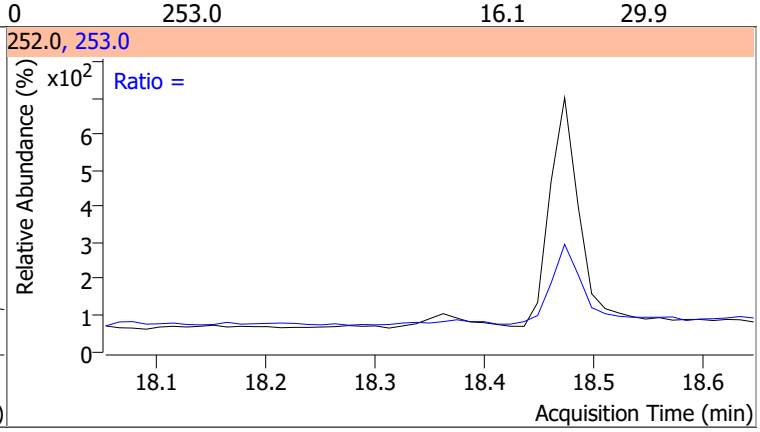

Compound	Conc.	Exp RT	QIon	Exp Ratio
Indeno(1,2,3-cd)pyrene	N.D.	20.22	138.0	22.4

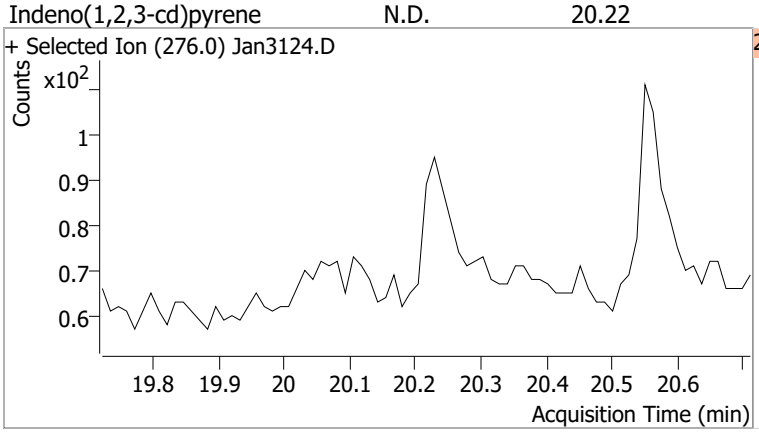

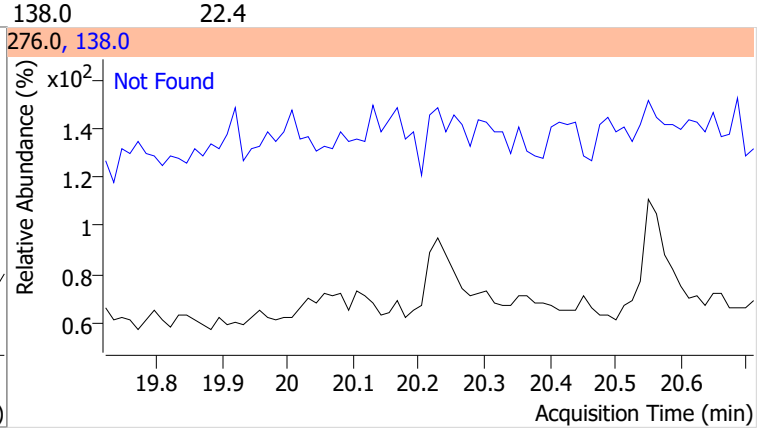

Compound	Conc.	Exp RT	QIon	Exp Ratio	QIon	Exp Ratio
Dibenzo(a,h)anthracene	N.D.	20.28	279.0	24.9	139.0	17.5

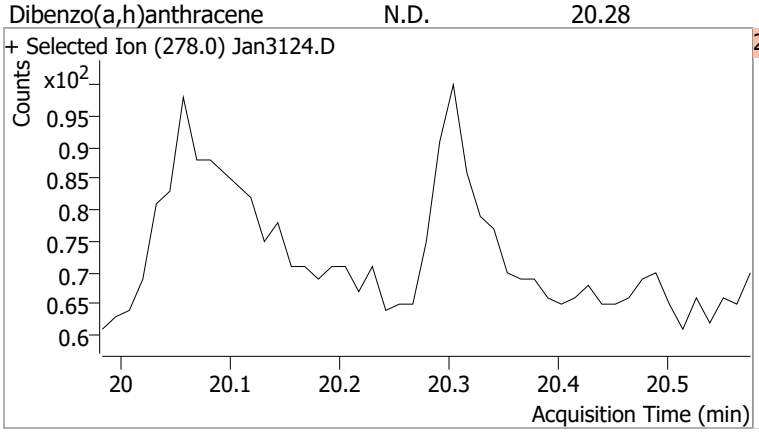

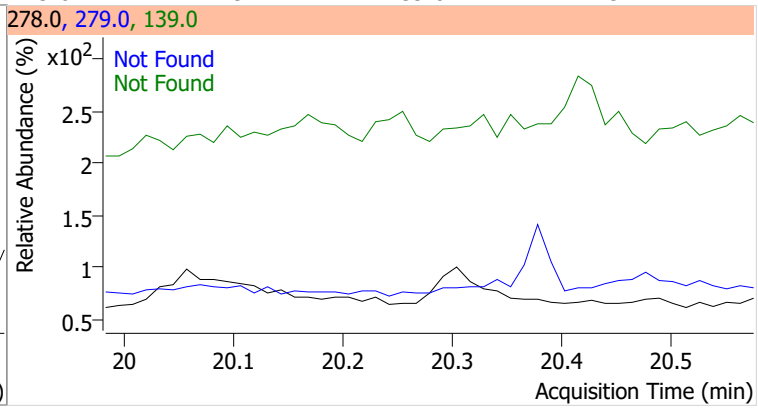

Compound	Conc.	Exp RT	QIon	Exp Ratio	QIon	Exp Ratio
Benzo(g,h,i)perylene	N.D.	20.54	277.0	24.8	138.0	20.5

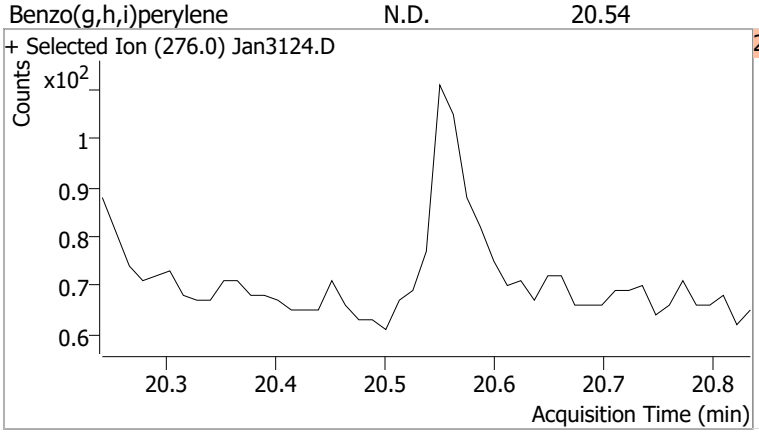

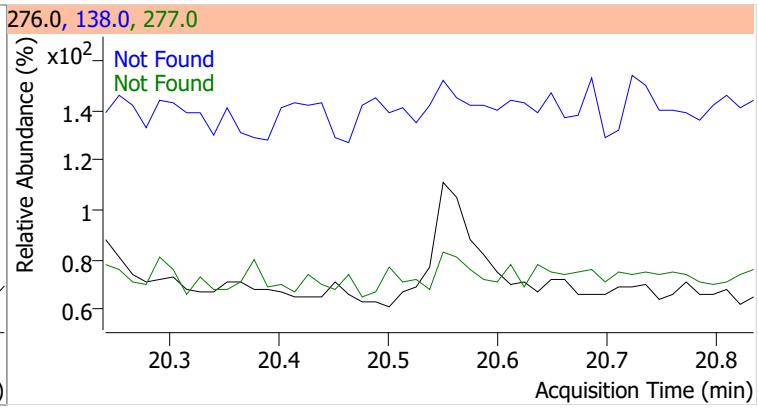

Quantitation Results Report (QT Reviewed)

Data File	Jan3125.D	Operator	LIMS import
Acq. Method	5975BNASIM	Acq. Date-Time	2/1/2022 12:56:16 AM
Sample Name	B22011446-017C	Instrument	GCMS
Vial	18	Multiplier	1.00
DA Method File	012622 bna SIM 2.batch.bin	Comment	SVOC-8270C-SIM-W-LLPAH
Tune File	dftppjph.u	Tune Date	
Batch Name	013122 bna SIM 2.batch.bin	Last Calib Update	1/27/2022 8:37:26 AM
Ref Library			

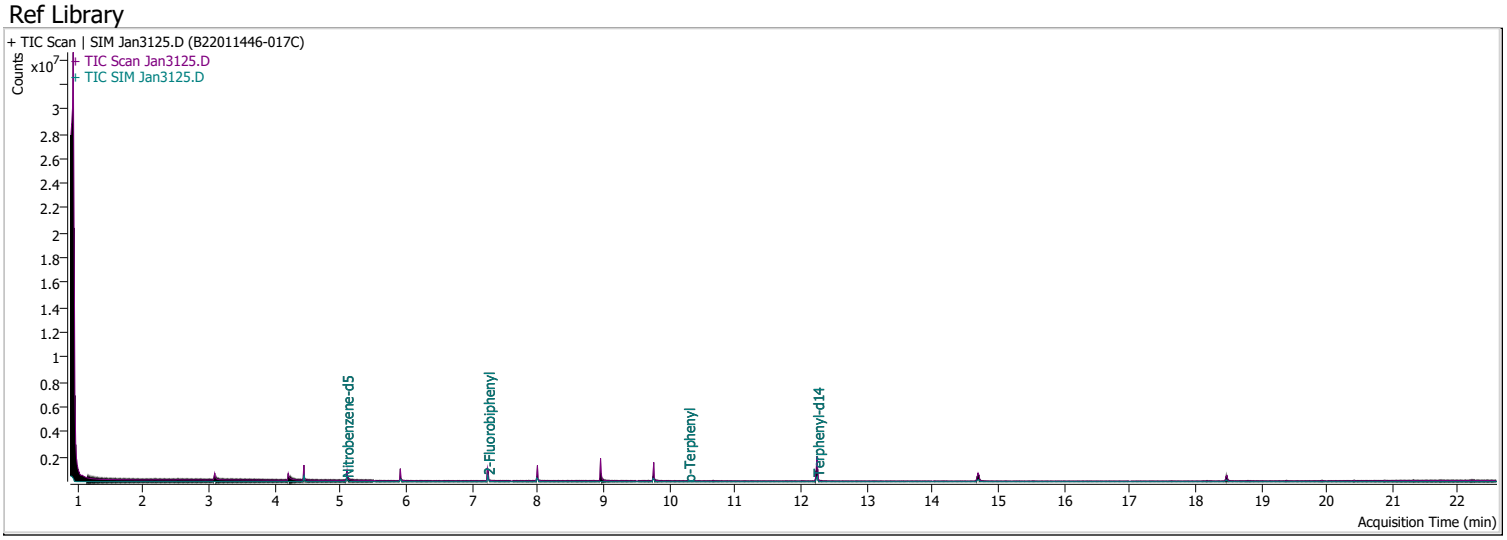

Compound	RT	QIon	Resp.	Conc.	Units		Dev(Min)
Internal Standards							
M 1,4-Dichlorobenzene-d4	4.447	152.0	140769	40.0000	ng/ml		-0.013
M Naphthalene-d8	5.916	136.0	234097	40.0000	ng/ml		0.000
M Acenaphthene-d10	7.988	164.0	154778	40.0000	ng/ml		-0.013
M Phenanthrene-d10	9.755	188.0	349056	40.0000	ng/ml		-0.012
M Chrysene-d12	14.701	240.0	277901	40.0000	ng/ml		0.000
M Perylene-d12	18.474	264.0	184980	40.0000	ng/ml		0.000
System Monitoring Compounds							
S Nitrobenzene-d5	5.093	82.0	323608	40.1623	ng/ml		-0.025
Spiked Amount: 5.000	Range: 19.0 - 102.0%			Recovery = 803.25%		*	
S 2-Fluorobiphenyl	7.239	172.0	412288	58.8065	ng/ml		-0.013
Spiked Amount: 5.000	Range: 25.0 - 94.0%			Recovery = 1176.13%		*	
S o-Terphenyl	10.287	230.0	422	0.0363	ng/ml	m	-0.012
Spiked Amount: 5.000	Range: 40.0 - 140.0%			Recovery = 0.73%		*	
S Terphenyl-d14	12.251	244.0	508044	74.6029	ng/ml		0.000
Spiked Amount: 5.000	Range: 39.0 - 106.0%			Recovery = 1492.06%		*	
Target Compounds							**QValue**
T Naphthalene	0.000		0	N.D.			
T 2-Methylnaphthalene	0.000		0	N.D.			
T 1-Methylnaphthalene	0.000		0	N.D.			
T Acenaphthylene	0.000		0	N.D.			
T Acenaphthene	8.025	154.0	0		ng/ml	md	1
T Fluorene	8.661	166.0	0		ng/ml	md	1
T Phenanthrene	0.000		0	N.D.			
T Anthracene	0.000		0	N.D.			
T Fluoranthene	0.000		0	N.D.			
T Pyrene	0.000		0	N.D.			
T Benzo(a)Anthracene	14.701	228.0	0		ng/ml	md	1
T Chrysene	14.764	228.0	0		ng/ml	md	1
T Benzo(b)fluoranthene	0.000		0	N.D.			

Compound	RT	QIon	Resp.	Conc.	Units		Dev(Min)
T Benzo(k)fluoranthene	0.000		0	N.D.			
T Benzo(a)pyrene	18.363	252.0	0		ng/ml	md	1
T Indeno(1,2,3-cd)pyrene	0.000		0	N.D.			
T Dibenzo(a,h)anthracene	0.000		0	N.D.			
T Benzo(g,h,i)perylene	0.000		0	N.D.			

(#) = Qualifier Out of Range; (m) = Manual Integration; (+) = Area Summed; (*) = Surrogate Percent Recovery Out of Range; (d): Zeroed Peak

Quantitation Results Report (QT Reviewed)

Compound	Conc.	RT	Dev(Min)	Resp.	QIon	QRatio	Lower	Upper
Nitrobenzene-d5	40.1623	5.09	-0.03	323608	54.0	34.1	31.6	58.8
					128.0	22.3	19.3	35.9

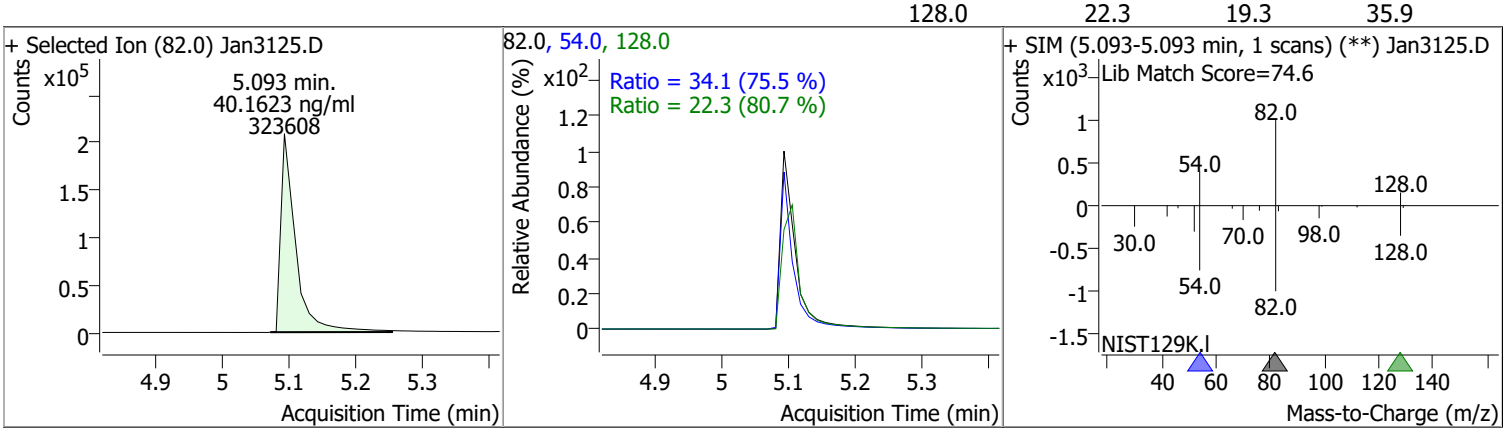

Compound	Conc.	Exp RT	QIon	Exp Ratio	QIon	Exp Ratio
Naphthalene	N.D.	5.94	102.0	20.6	129.0	11.0

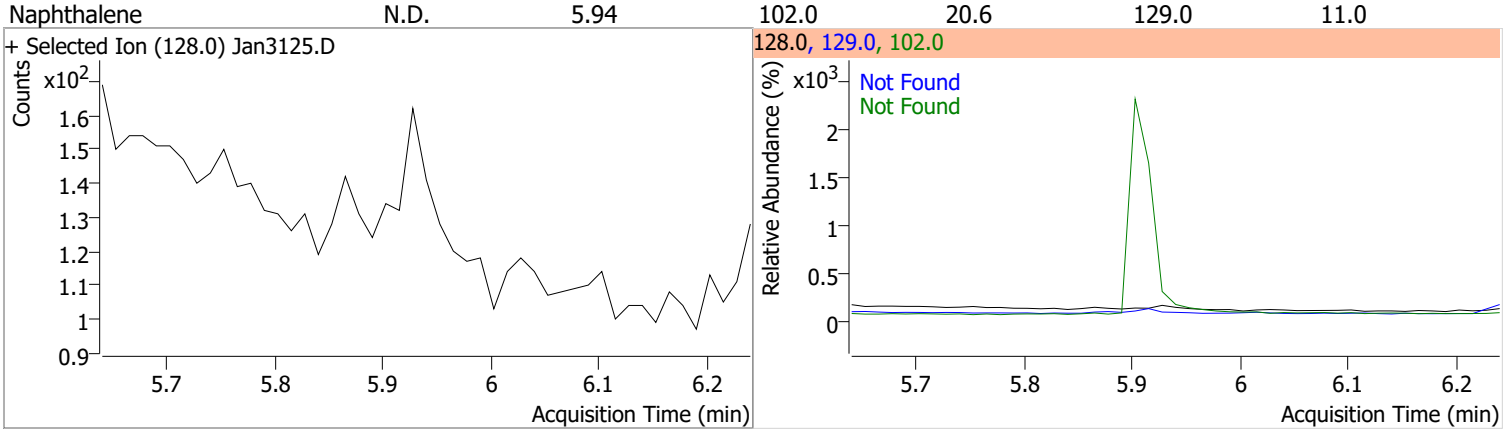

Compound	Conc.	Exp RT	QIon	Exp Ratio	QIon	Exp Ratio
2-Methylnaphthalene	N.D.	6.78	142.0	141.5	115.0	66.1

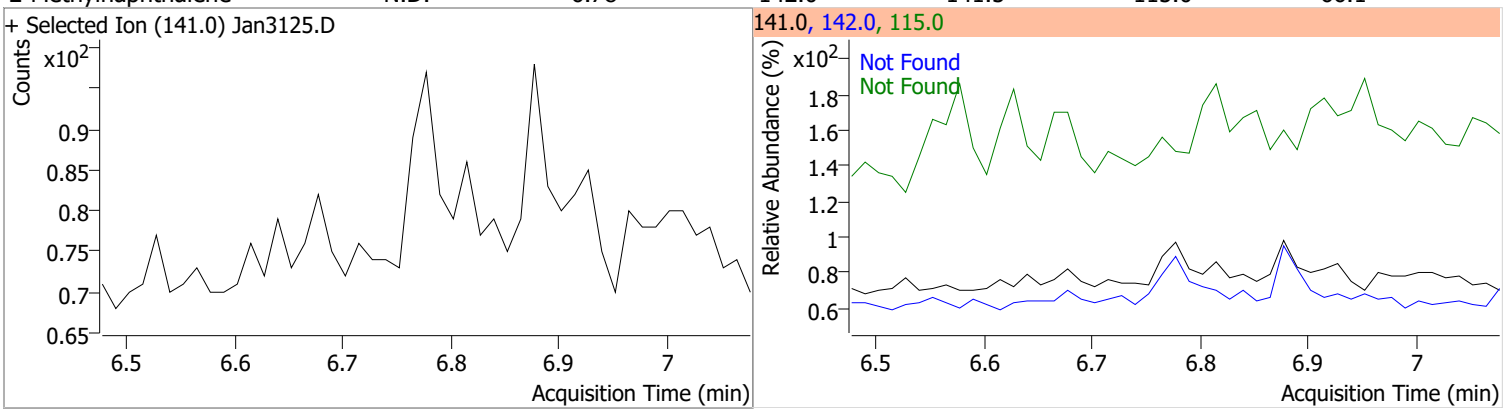

Compound	Conc.	Exp RT	QIon	Exp Ratio	QIon	Exp Ratio
1-Methylnaphthalene	N.D.	6.88	142.0	111.9	115.0	76.3

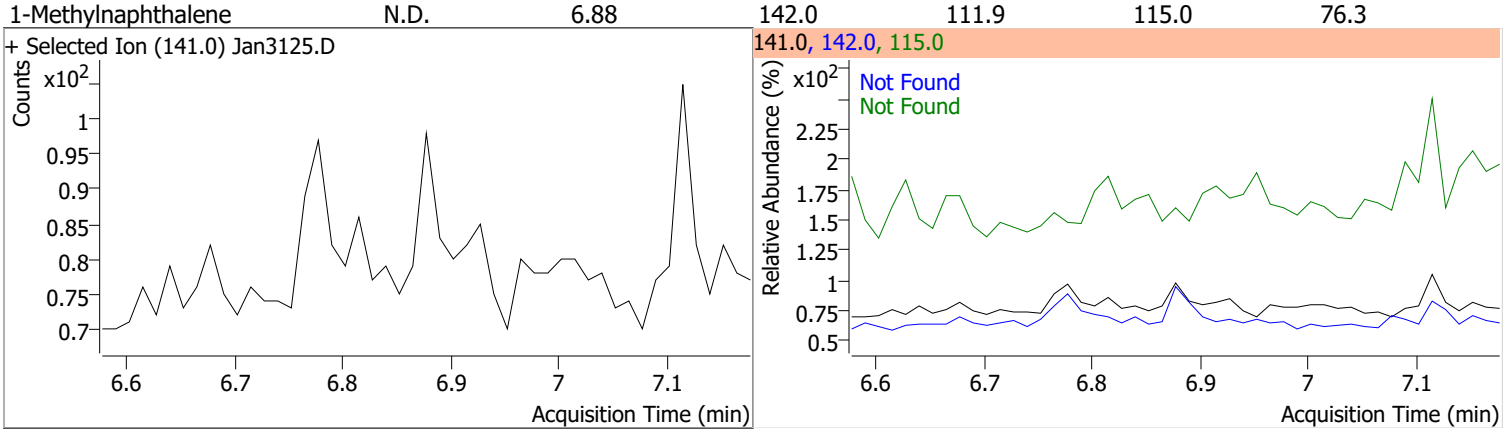

Quantitation Results Report (QT Reviewed)

Compound	Conc.	RT	Dev(Min)	Resp.	QIon	QRatio	Lower	Upper
2-Fluorobiphenyl	58.8065	7.24	-0.01	412288	171.0	37.7	25.6	47.6

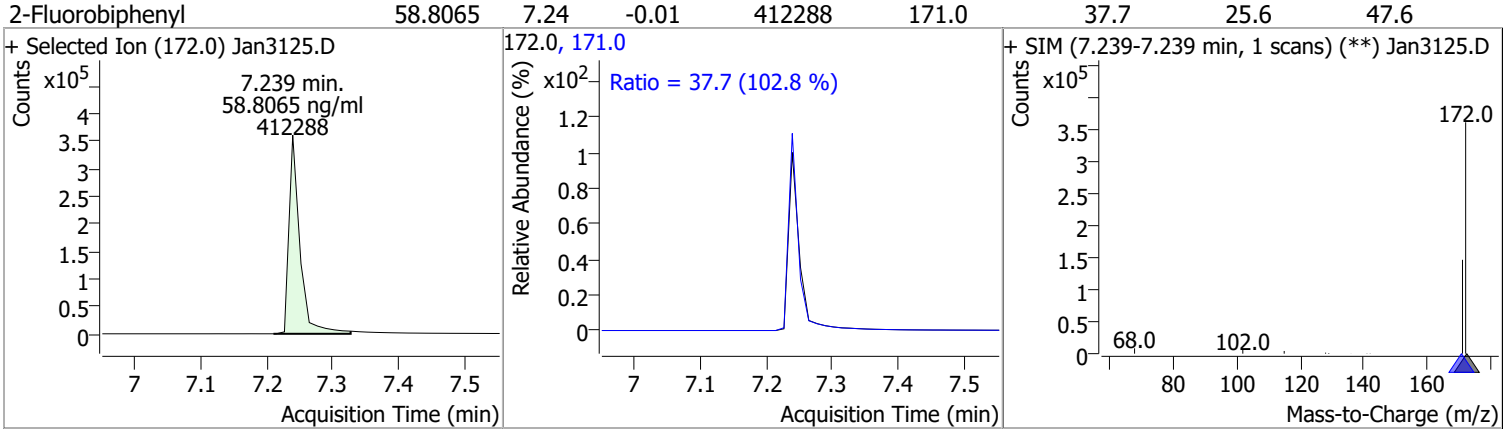

Compound	Conc.	Exp RT	QIon	Exp Ratio
Acenaphthylene	N.D.	7.81	153.0	13.1

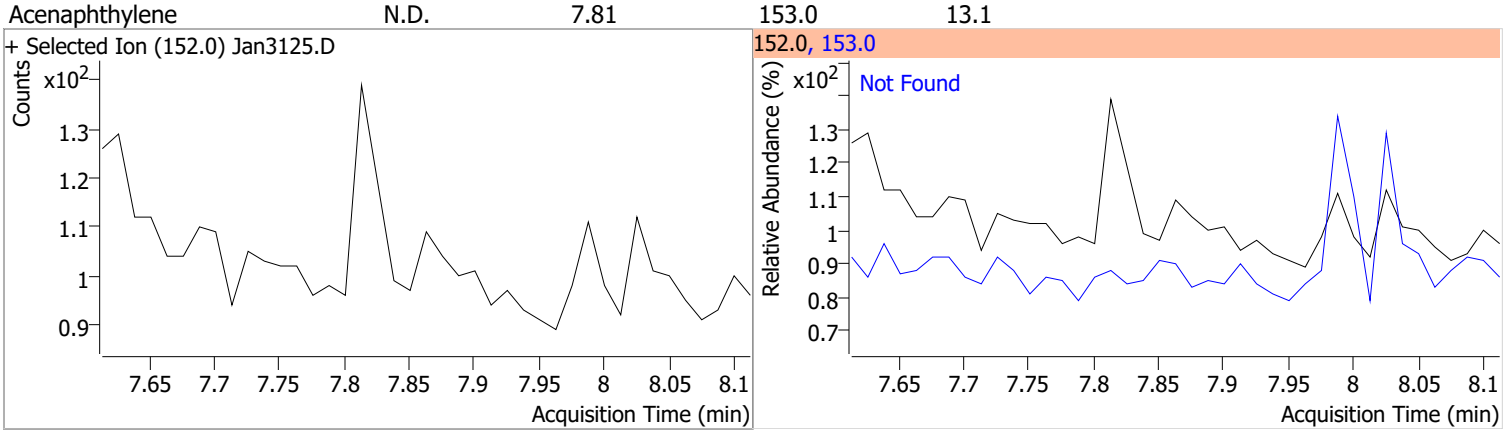

Compound	Conc.	RT	Dev(Min)	Resp.	QIon	QRatio	Lower	Upper
Acenaphthene		0		0	153.0		83.9	155.8
					152.0		40.9	76.0

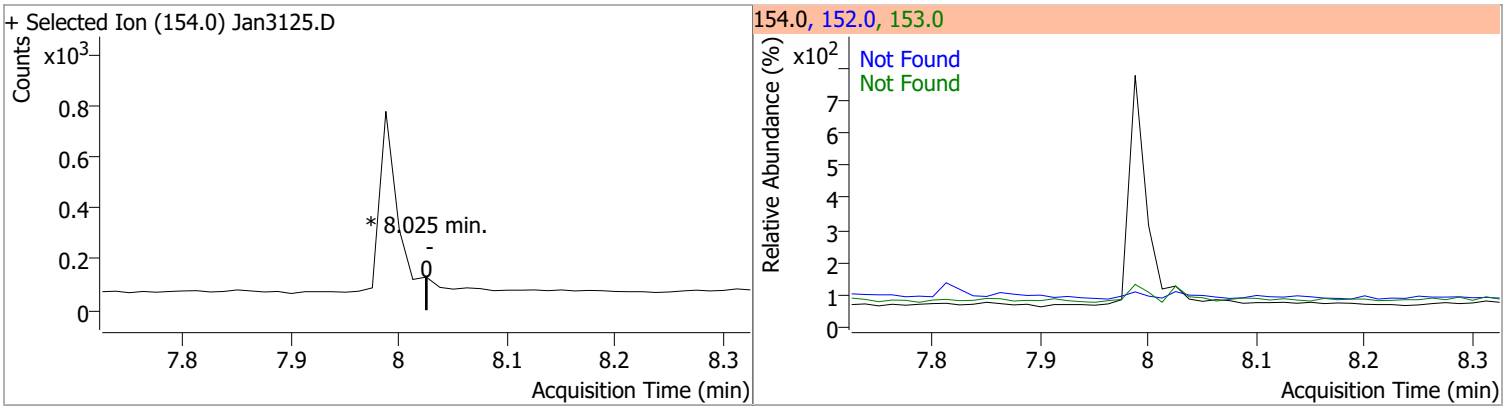

Compound	Conc.	RT	Dev(Min)	Resp.	QIon	QRatio	Lower	Upper
Fluorene		0		0	165.0		67.0	124.5
					167.0		9.2	17.1

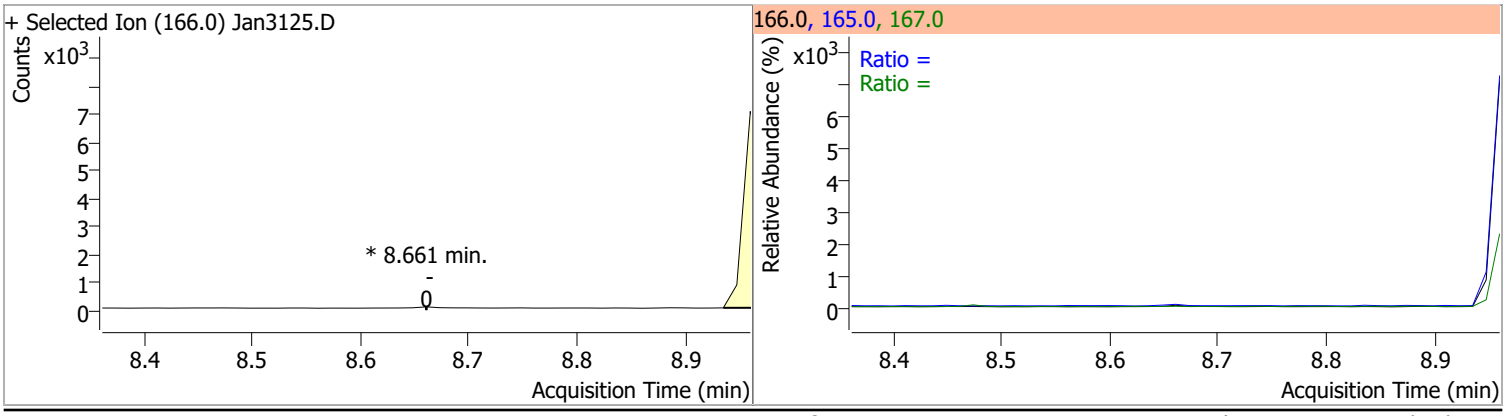

Compound	Conc.	Exp RT	QIon	Exp Ratio
Phenanthrene	N.D.	9.79	176.0	18.9

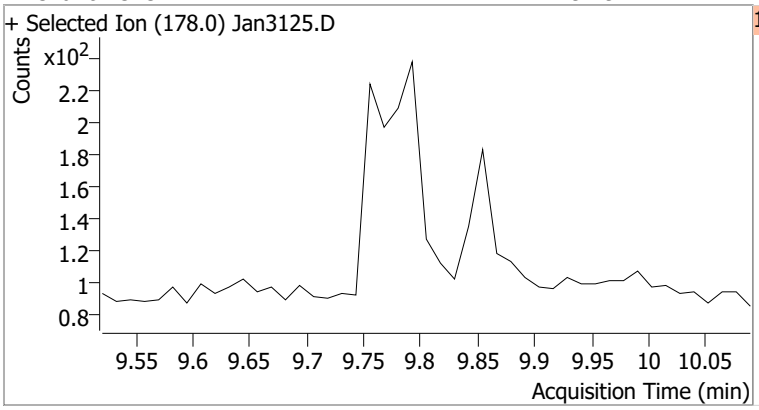

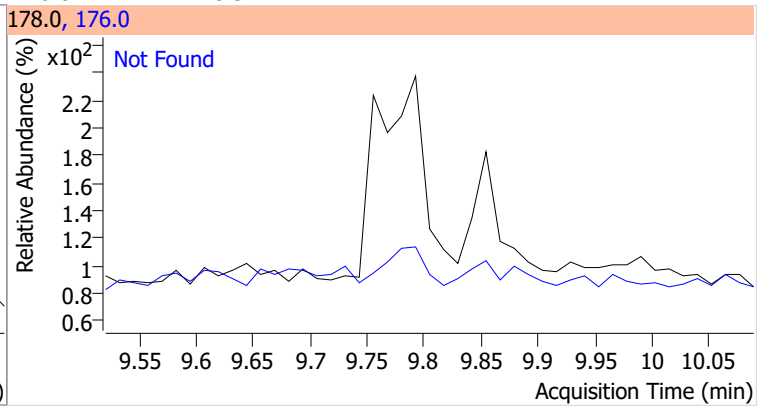

Compound	Conc.	Exp RT	QIon	Exp Ratio
Anthracene	N.D.	9.85	176.0	18.3

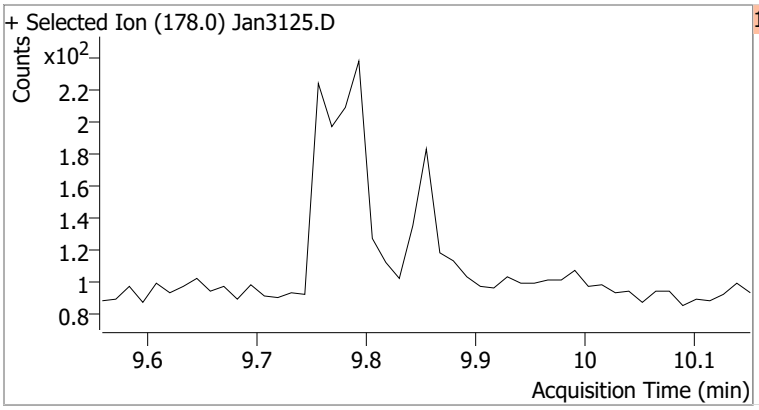

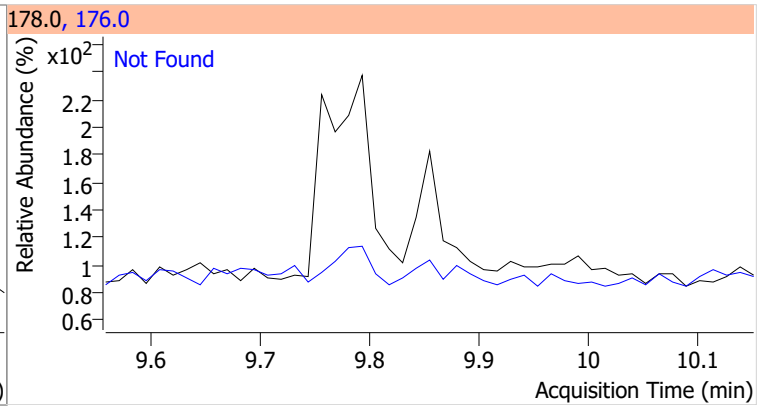

Compound	Conc.	RT	Dev(Min)	Resp.	QIon	QRatio	Lower	Upper
o-Terphenyl	0.0363	10.29	-0.01	422 (m)	229.0	71.6	47.1	87.5
					215.0	54.6	31.1	57.7

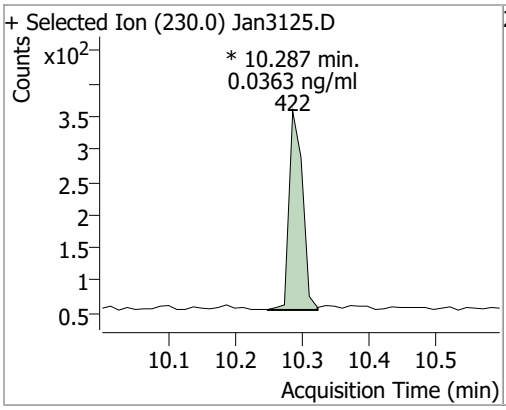

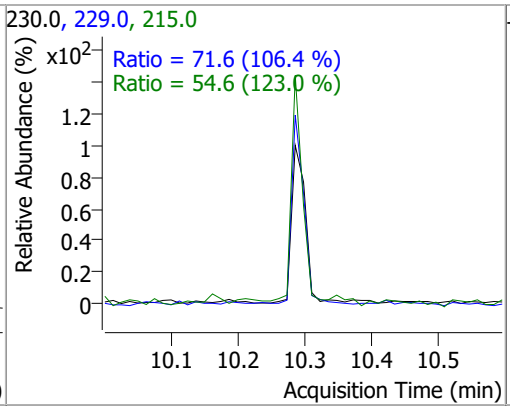

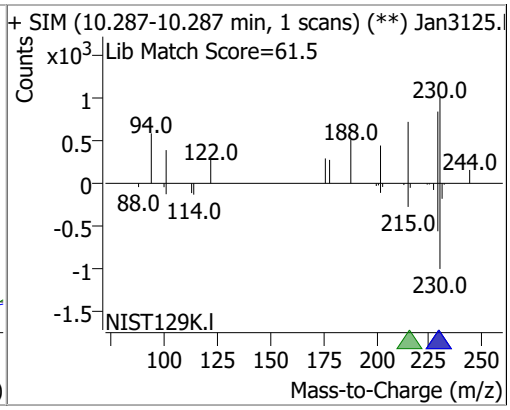

Compound	Conc.	Exp RT	QIon	Exp Ratio
Fluoranthene	N.D.	11.41	101.0	12.5

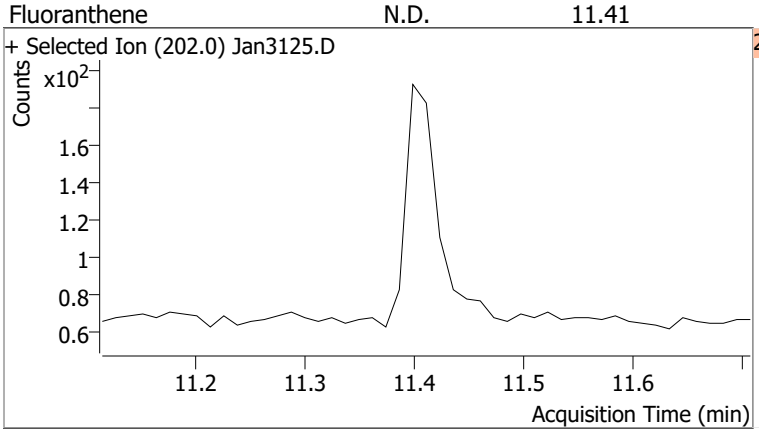

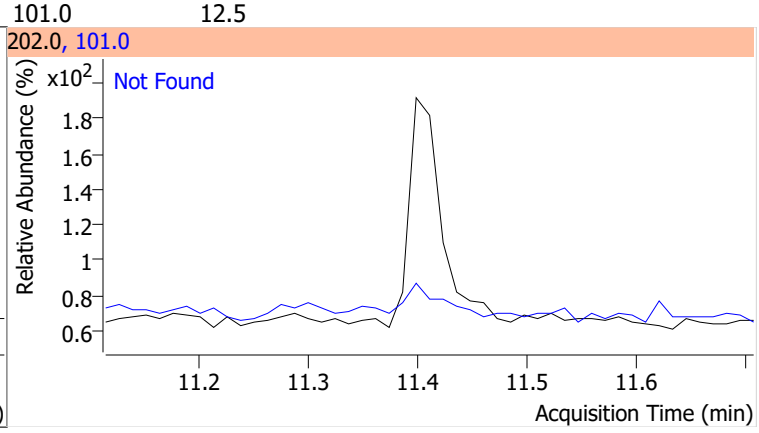

Quantitation Results Report (QT Reviewed)

Compound	Conc.	Exp RT	QIon	Exp Ratio
Pyrene	N.D.	11.78	101.0	15.4

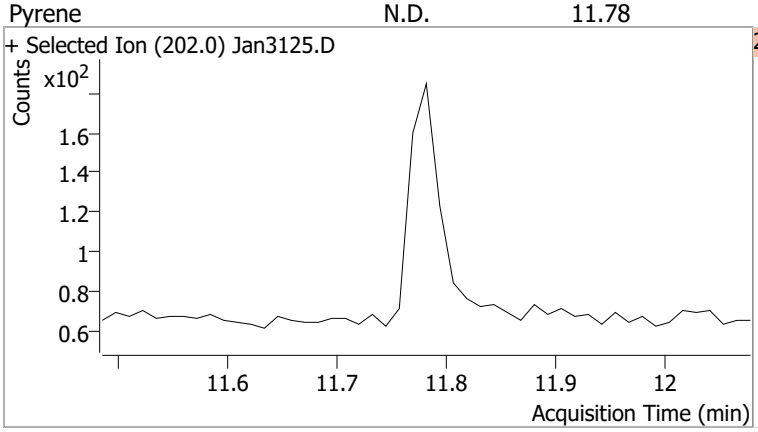

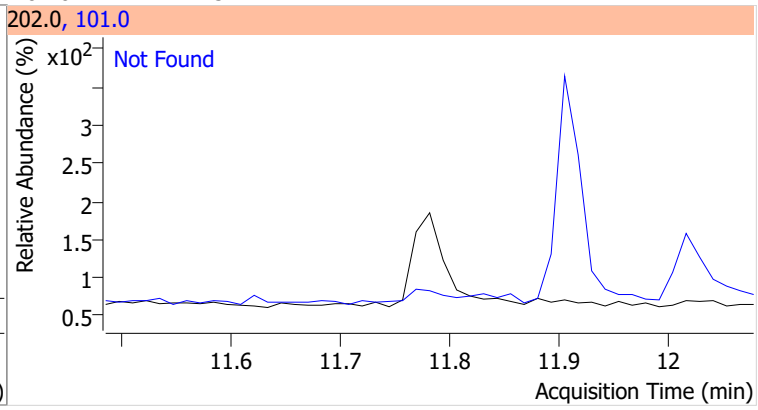

Compound	Conc.	RT	Dev(Min)	Resp.	QIon	QRatio	Lower	Upper
Terphenyl-d14	74.6029	12.25	0.00	508044	122.0	14.9	9.8	18.2

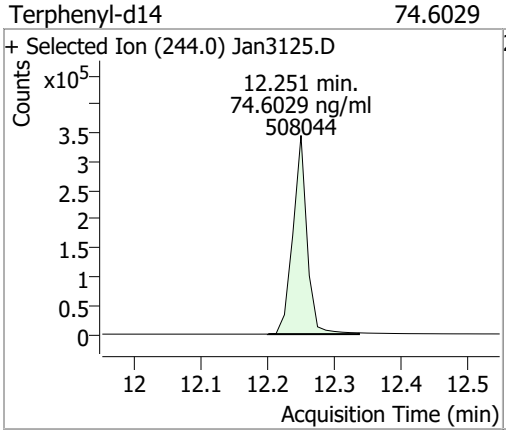

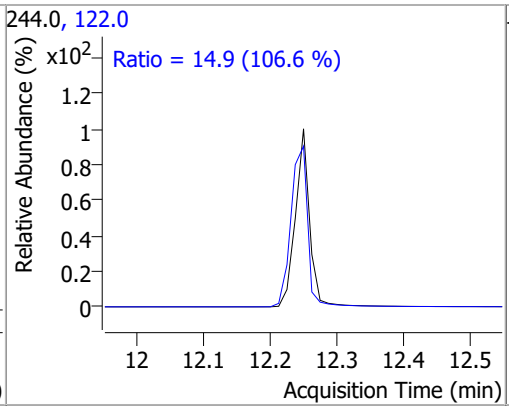

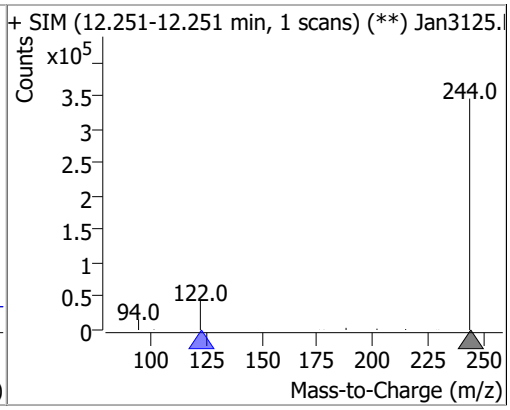

Compound	Conc.	RT	Dev(Min)	Resp.	QIon	QRatio	Lower	Upper
Benzo(a)Anthracene		0		0	226.0		19.0	35.2
					229.0		16.0	29.7

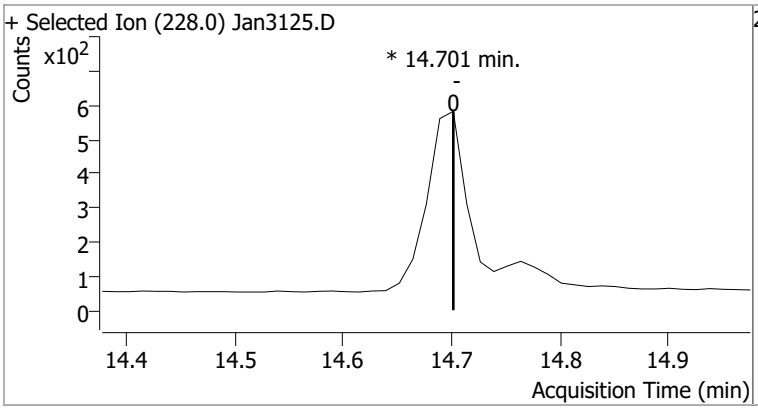

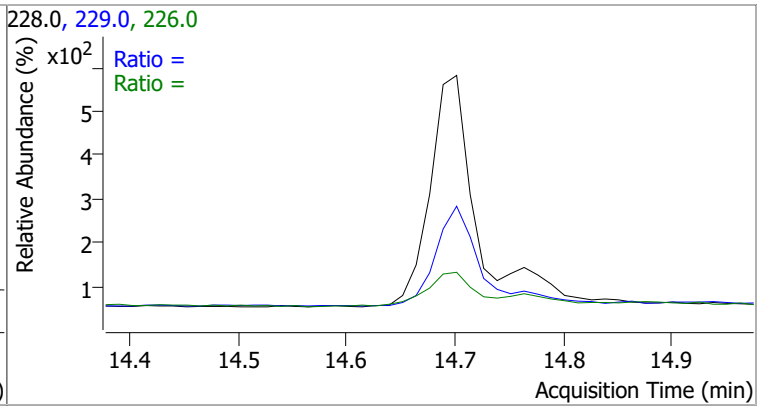

Compound	Conc.	RT	Dev(Min)	Resp.	QIon	QRatio	Lower	Upper
Chrysene		0		0	226.0		21.0	39.1
					229.0		14.8	27.6

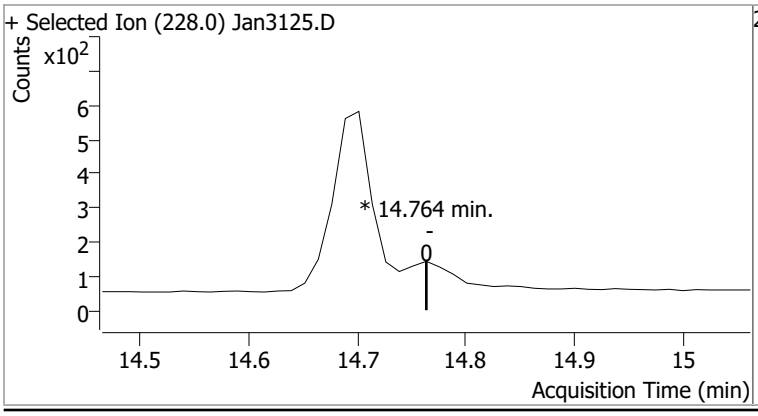

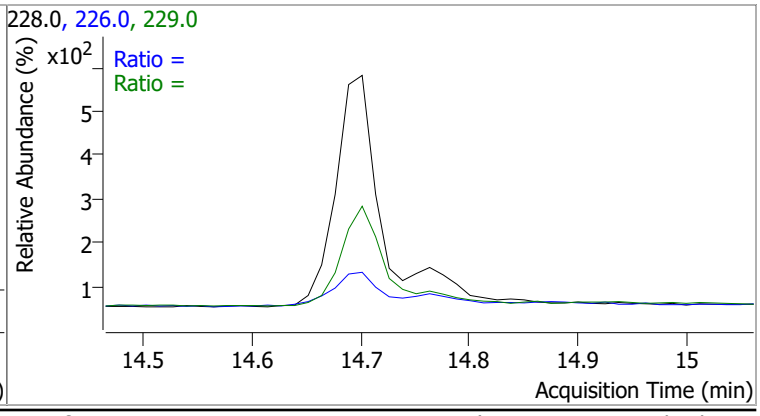

Compound	Conc.	Exp RT	QIon	Exp Ratio
Benzo(b)fluoranthene	N.D.	17.71	253.0	21.3

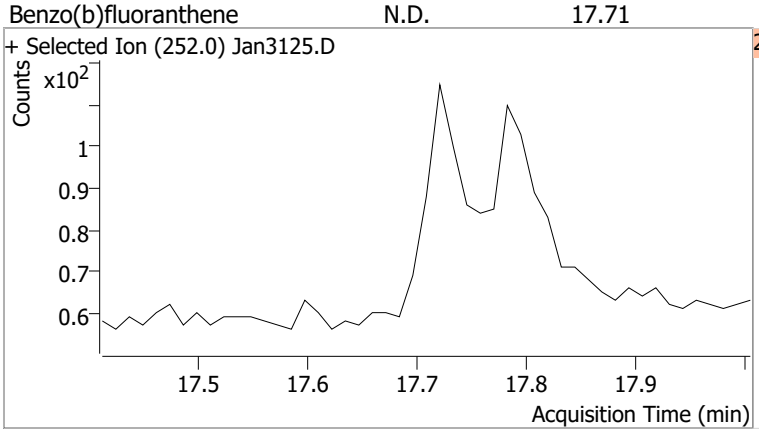

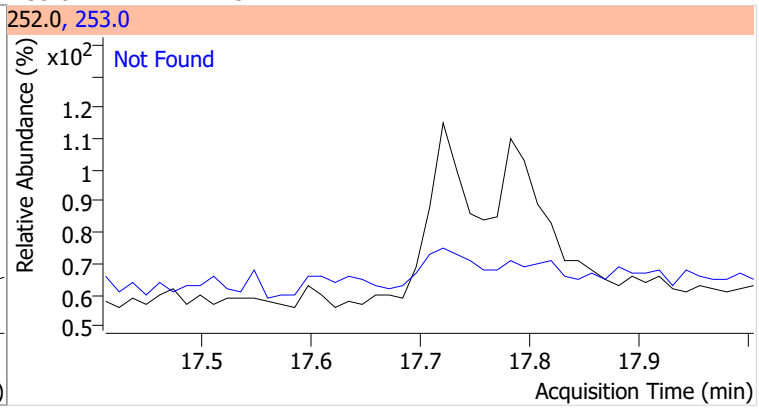

Compound	Conc.	Exp RT	QIon	Exp Ratio
Benzo(k)fluoranthene	N.D.	17.77	253.0	18.9

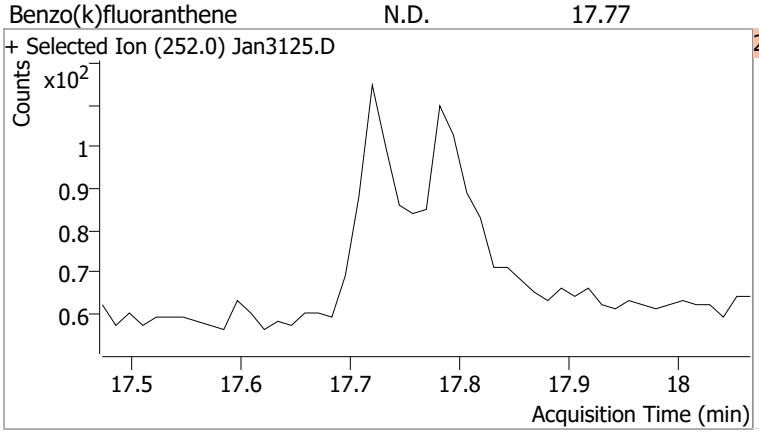

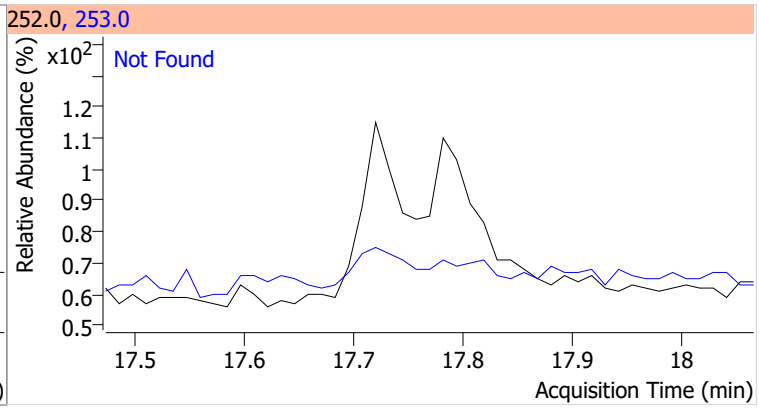

Compound	Conc.	RT	Dev(Min)	Resp.	QIon	QRatio	Lower	Upper
Benzo(a)pyrene		0		0	253.0		16.1	29.9

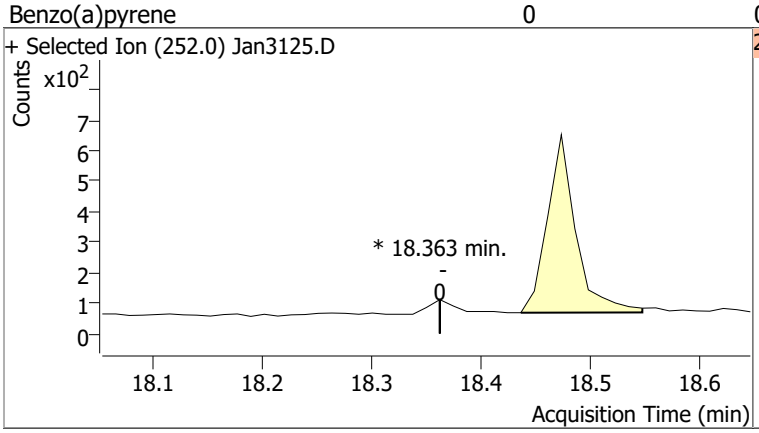

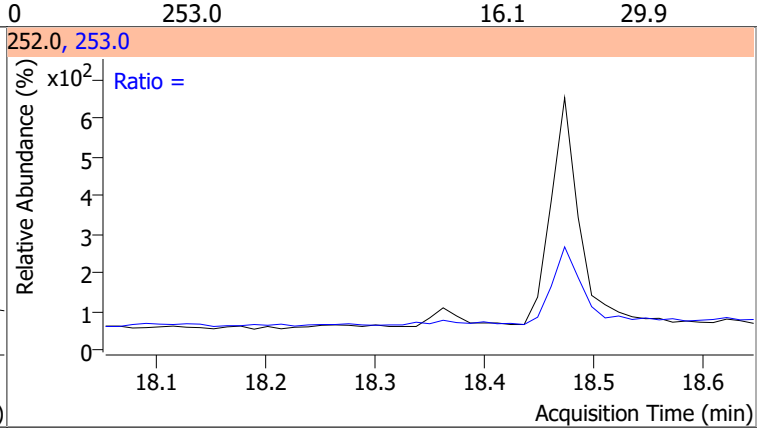

Compound	Conc.	Exp RT	QIon	Exp Ratio
Indeno(1,2,3-cd)pyrene	N.D.	20.22	138.0	22.4

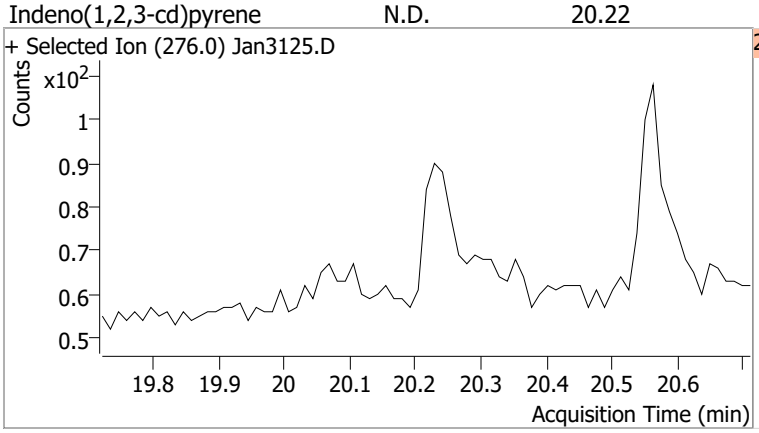

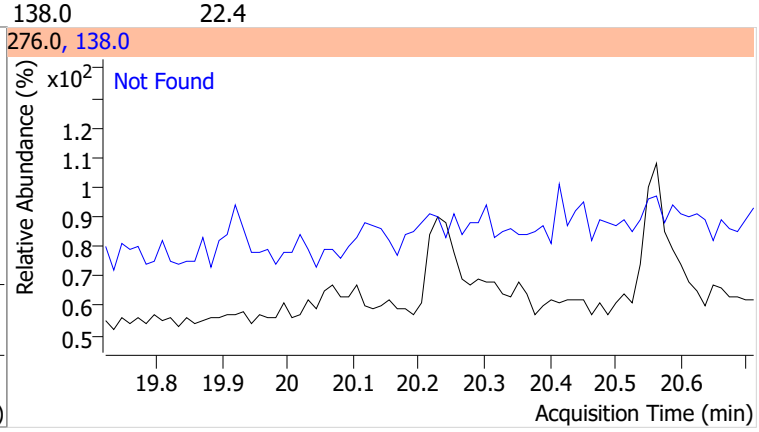

Compound	Conc.	Exp RT	QIon	Exp Ratio	QIon	Exp Ratio
Dibenzo(a,h)anthracene	N.D.	20.28	279.0	24.9	139.0	17.5

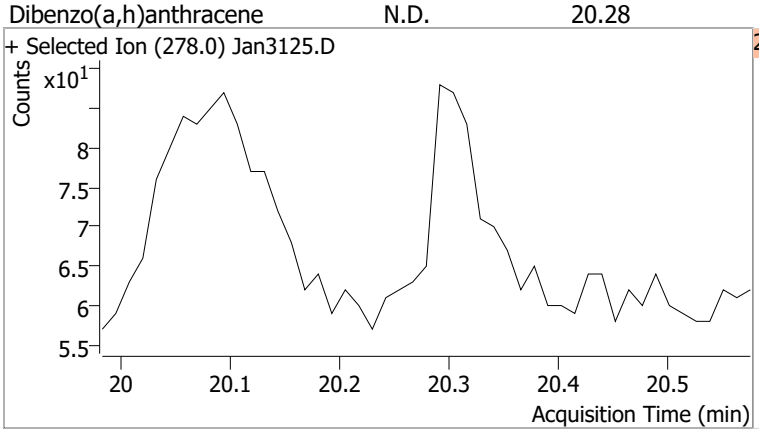

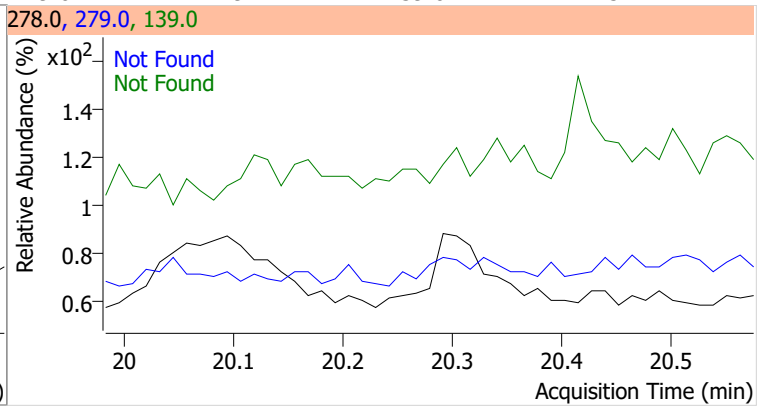

Compound	Conc.	Exp RT	QIon	Exp Ratio	QIon	Exp Ratio
Benzo(g,h,i)perylene	N.D.	20.54	277.0	24.8	138.0	20.5

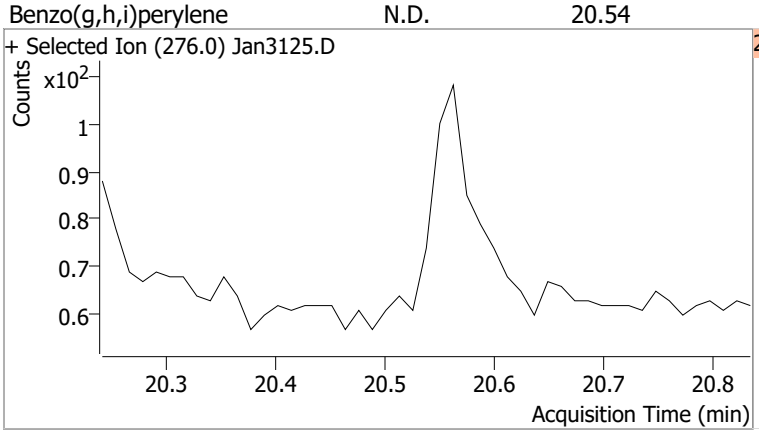

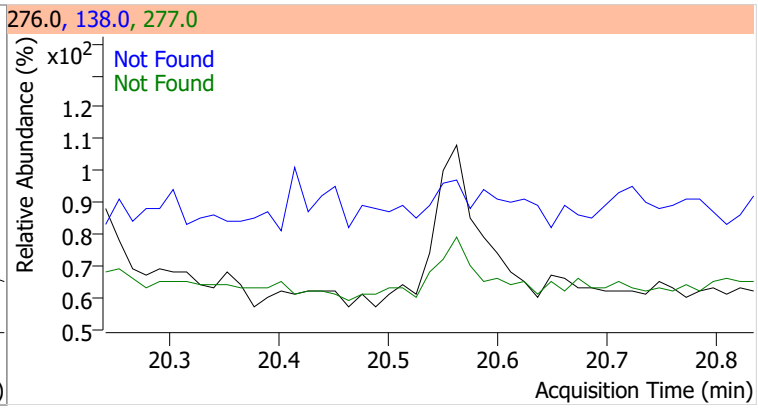

Quantitation Results Report (QT Reviewed)

Data File	Jan3126.D	Operator	LIMS import
Acq. Method	5975BNASIM	Acq. Date-Time	2/1/2022 1:28:32 AM
Sample Name	B22011446-017CLMS	Instrument	GCMS
Vial	19	Multiplier	1.00
DA Method File	012622 bna SIM 2.batch.bin	Comment	SVOC-8270C-SIM-W-LLPAH
Tune File	dftppjph.u	Tune Date	
Batch Name	013122 bna SIM 2.batch.bin	Last Calib Update	1/27/2022 8:37:26 AM
Ref Library			

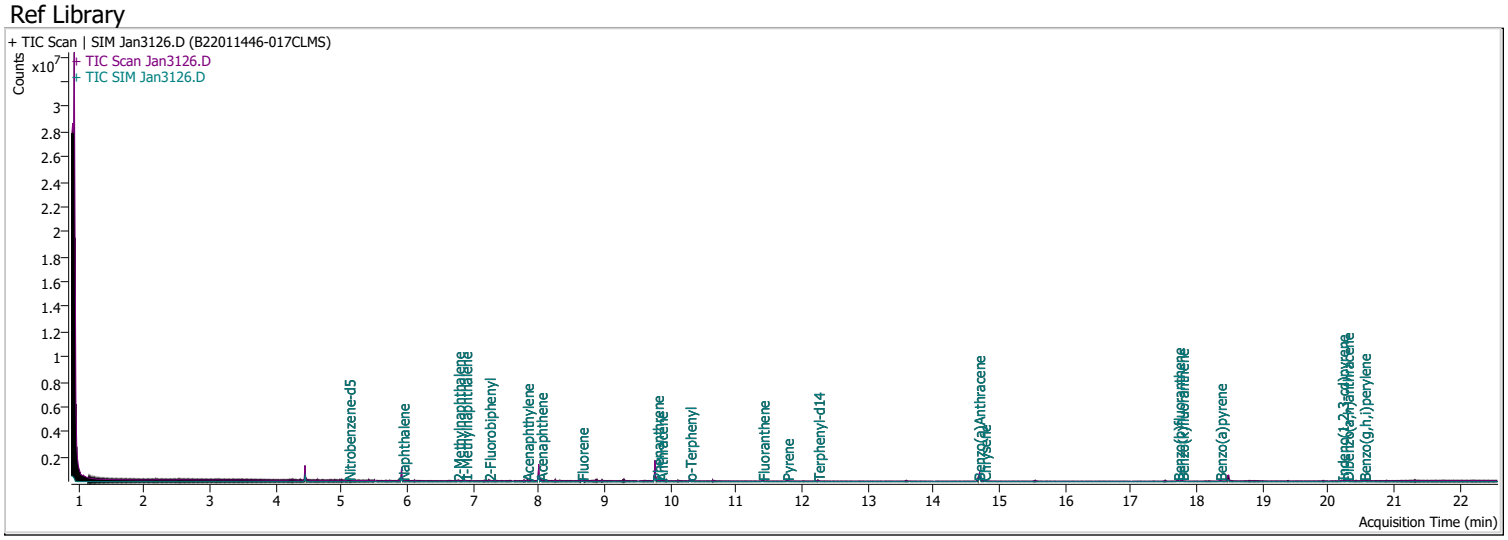

Compound	RT	QIon	Resp.	Conc.	Units	Dev(Min)
Internal Standards						
M 1,4-Dichlorobenzene-d4	4.447	152.0	139766	40.0000	ng/ml	-0.012
M Naphthalene-d8	5.916	136.0	236238	40.0000	ng/ml	0.000
M Acenaphthene-d10	7.988	164.0	158639	40.0000	ng/ml	-0.012
M Phenanthrene-d10	9.756	188.0	353519	40.0000	ng/ml	-0.012
M Chrysene-d12	14.702	240.0	287837	40.0000	ng/ml	0.000
M Perylene-d12	18.475	264.0	191894	40.0000	ng/ml	0.000
System Monitoring Compounds						
S Nitrobenzene-d5	5.106	82.0	11974	3.5926	ng/ml	-0.012
Spiked Amount: 5.000	Range: 19.0 - 102.0%			Recovery = 71.85%		
S 2-Fluorobiphenyl	7.240	172.0	25136	4.0403	ng/ml	-0.012
Spiked Amount: 5.000	Range: 25.0 - 94.0%			Recovery = 80.81%		
S o-Terphenyl	10.287	230.0	28014	5.2608	ng/ml	-0.012
Spiked Amount: 5.000	Range: 40.0 - 140.0%			Recovery = 105.22%		
S Terphenyl-d14	12.238	244.0	24655	5.1796	ng/ml	-0.012
Spiked Amount: 5.000	Range: 39.0 - 106.0%			Recovery = 103.59%		
Target Compounds						**QValue**
T Naphthalene	5.928	128.0	20318	3.3548	ng/ml	95
T 2-Methylnaphthalene	6.765	141.0	13740	3.7523	ng/ml	90
T 1-Methylnaphthalene	6.877	141.0	13946	3.7554	ng/ml	91
T Acenaphthylene	7.814	152.0	30899	4.2498	ng/ml	97
T Acenaphthene	8.025	154.0	20346	4.5695	ng/ml	97
T Fluorene	8.649	166.0	27459	4.4900	ng/ml	97
T Phenanthrene	9.793	178.0	44100	4.7906	ng/ml	99
T Anthracene	9.854	178.0	41909	5.0728	ng/ml	97
T Fluoranthene	11.398	202.0	54699	5.0652	ng/ml	98
T Pyrene	11.769	202.0	59928	4.9215	ng/ml	95
T Benzo(a)Anthracene	14.677	228.0	45494	5.5144	ng/ml	98
T Chrysene	14.764	228.0	54159	4.8781	ng/ml	98
T Benzo(b)fluoranthene	17.709	252.0	38639	4.9380	ng/ml	98

Compound	RT	QIon	Resp.	Conc.	Units	Dev(Min)
T Benzo(k)fluoranthene	17.770	252.0	45698	5.0062	ng/ml	93
T Benzo(a)pyrene	18.351	252.0	32453	4.9782	ng/ml	99
T Indeno(1,2,3-cd)pyrene	20.204	276.0	30927	5.2716	ng/ml	90
T Dibenzo(a,h)anthracene	20.279	278.0	35977	5.4773	ng/ml	98
T Benzo(g,h,i)perylene	20.538	276.0	40788	4.9198	ng/ml	97

(#) = Qualifier Out of Range; (m) = Manual Integration; (+) = Area Summed; (*) = Surrogate Percent Recovery Out of Range; (d): Zeroed Peak

Compound	Conc.	RT	Dev(Min)	Resp.	QIon	QRatio	Lower	Upper
Nitrobenzene-d5	3.5926	5.11	-0.01	11974	54.0	40.9	31.6	58.8
					128.0	26.9	19.3	35.9

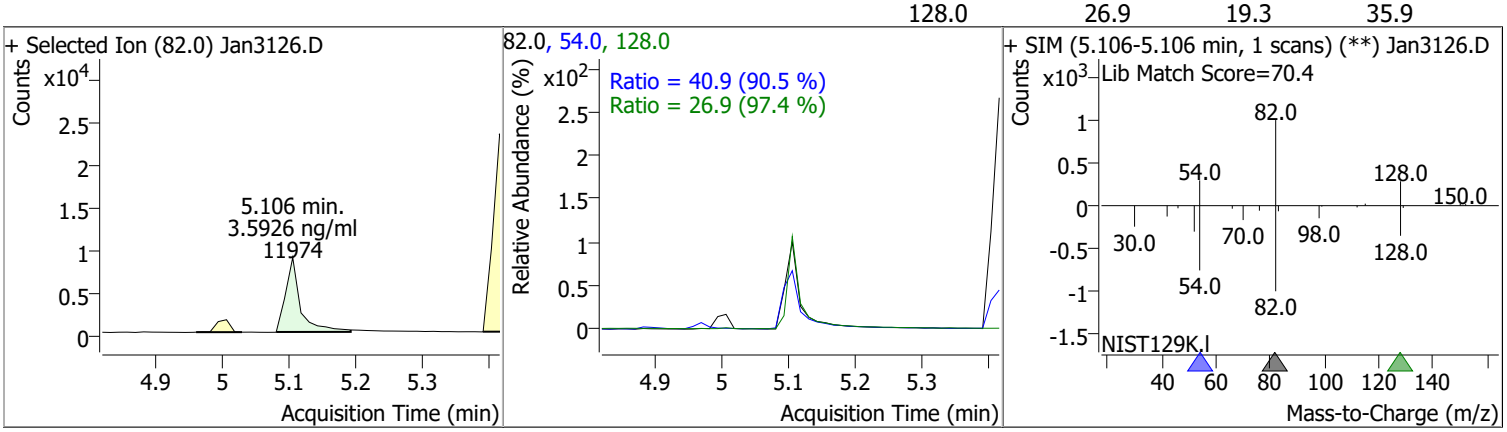

Compound	Conc.	RT	Dev(Min)	Resp.	QIon	QRatio	Lower	Upper
Naphthalene	3.3548	5.93	-0.01	20318	102.0	23.8	0.0	61.8
					129.0	10.9	7.7	14.3

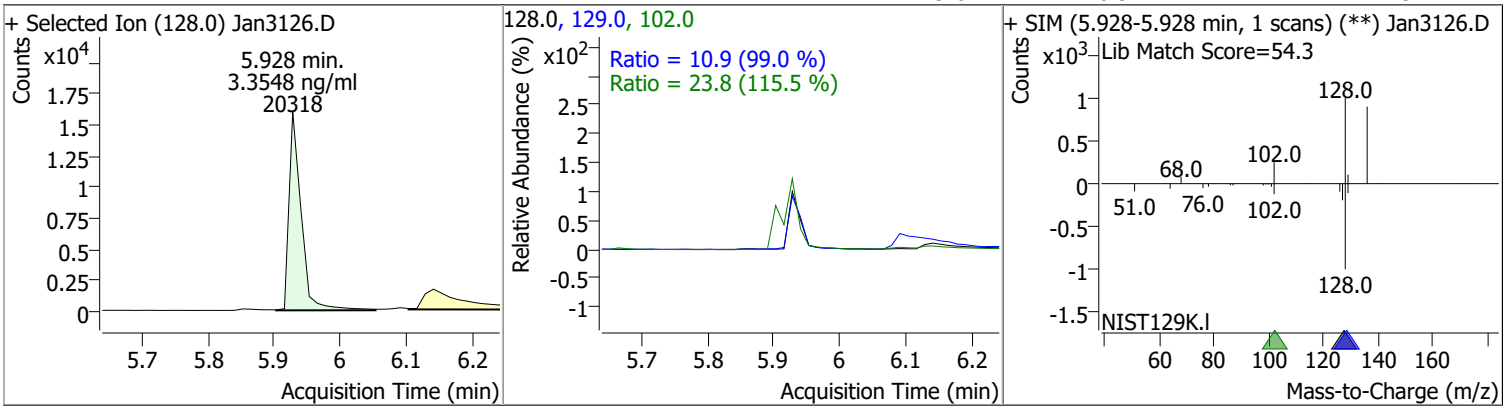

Compound	Conc.	RT	Dev(Min)	Resp.	QIon	QRatio	Lower	Upper
2-Methylnaphthalene	3.7523	6.76	-0.01	13740	142.0	158.4	99.1	184.0
					115.0	68.7	46.3	86.0

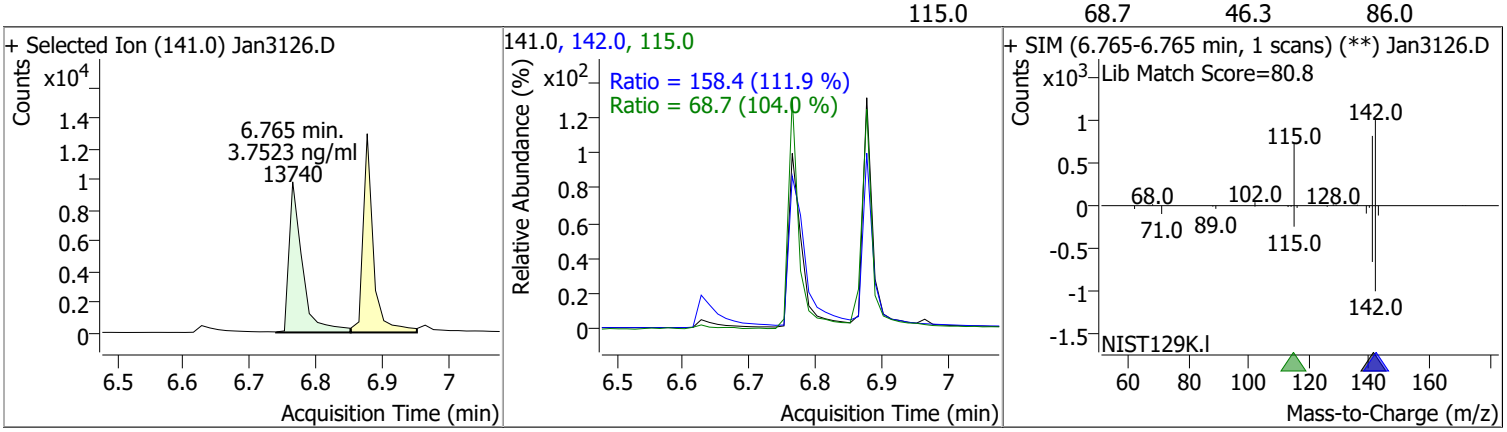

Compound	Conc.	RT	Dev(Min)	Resp.	QIon	QRatio	Lower	Upper
1-Methylnaphthalene	3.7554	6.88	0.00	13946	142.0	118.0	78.3	145.5
					115.0	63.6	53.4	99.2

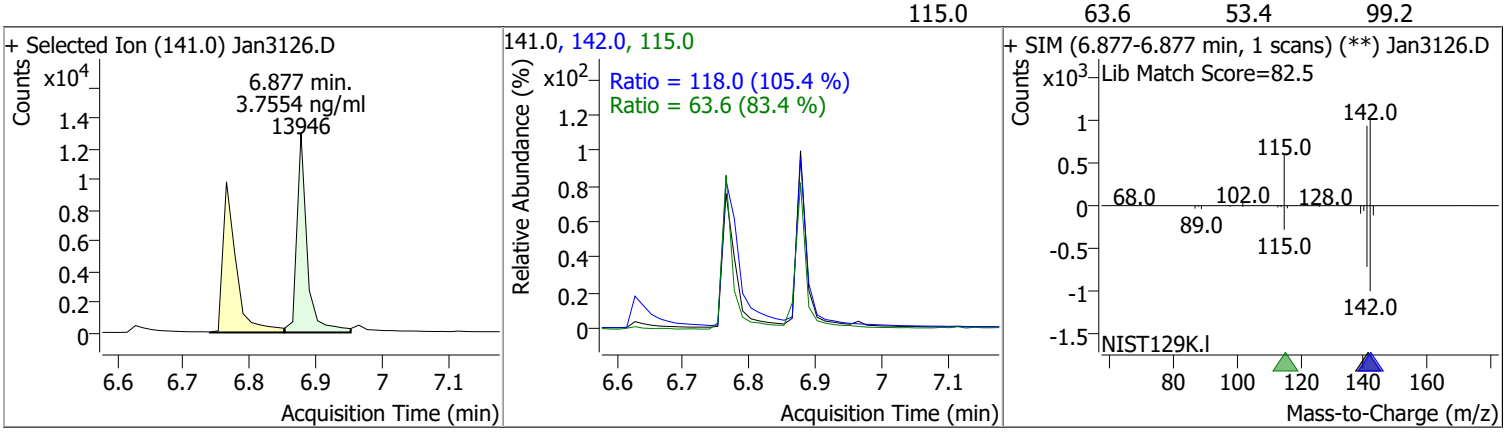

Compound	Conc.	RT	Dev(Min)	Resp.	QIon	QRatio	Lower	Upper
2-Fluorobiphenyl	4.0403	7.24	-0.01	25136	171.0	37.5	25.6	47.6

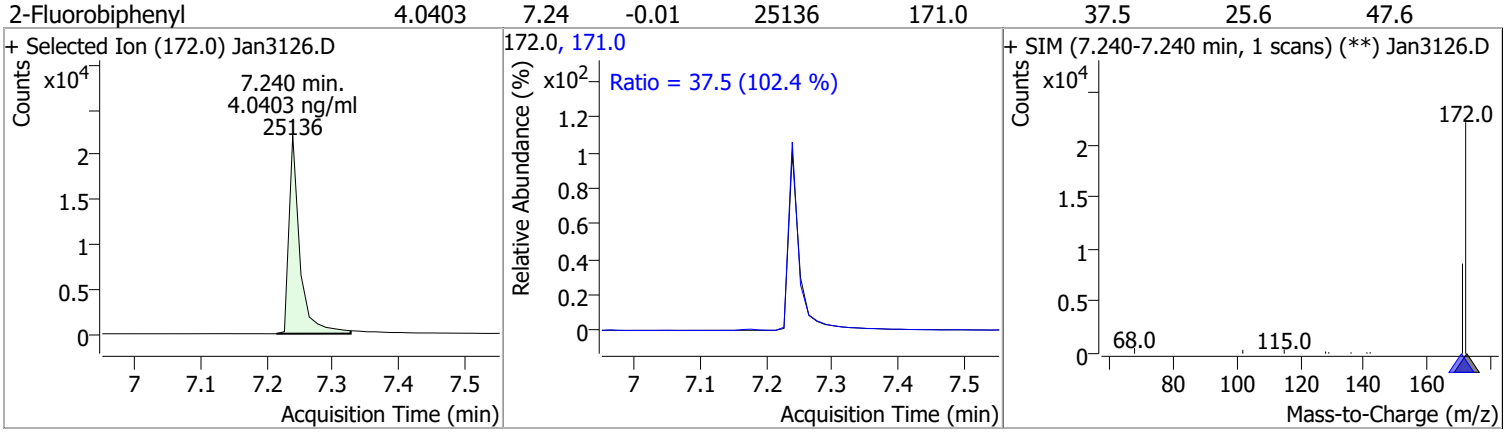

Compound	Conc.	RT	Dev(Min)	Resp.	QIon	QRatio	Lower	Upper
Acenaphthylene	4.2498	7.81	0.00	30899	153.0	14.4	9.1	17.0

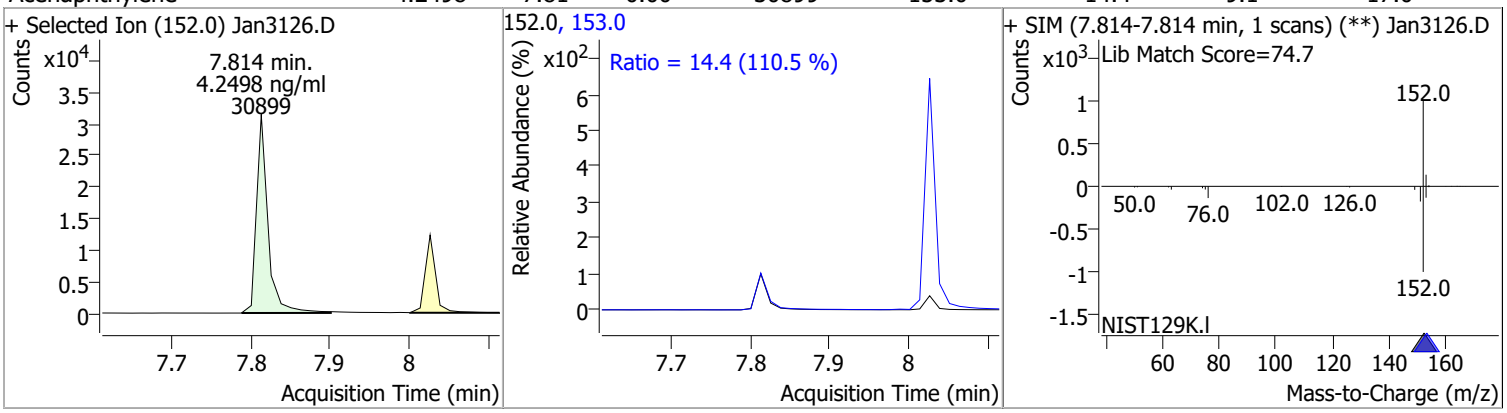

Compound	Conc.	RT	Dev(Min)	Resp.	QIon	QRatio	Lower	Upper
Acenaphthene	4.5695	8.03	0.00	20346	153.0	118.0	83.9	155.8
					152.0	55.0	40.9	76.0

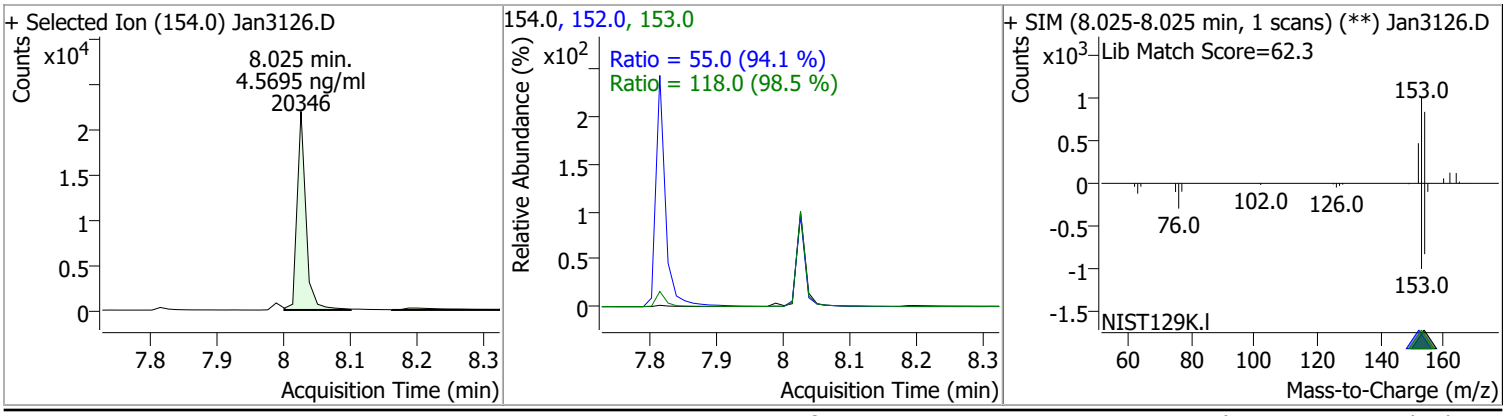

Quantitation Results Report (QT Reviewed)

Compound	Conc.	RT	Dev(Min)	Resp.	QIon	QRatio	Lower	Upper
Fluorene	4.4900	8.65	-0.01	27459	165.0	98.4	67.0	124.5
					167.0	12.9	9.2	17.1

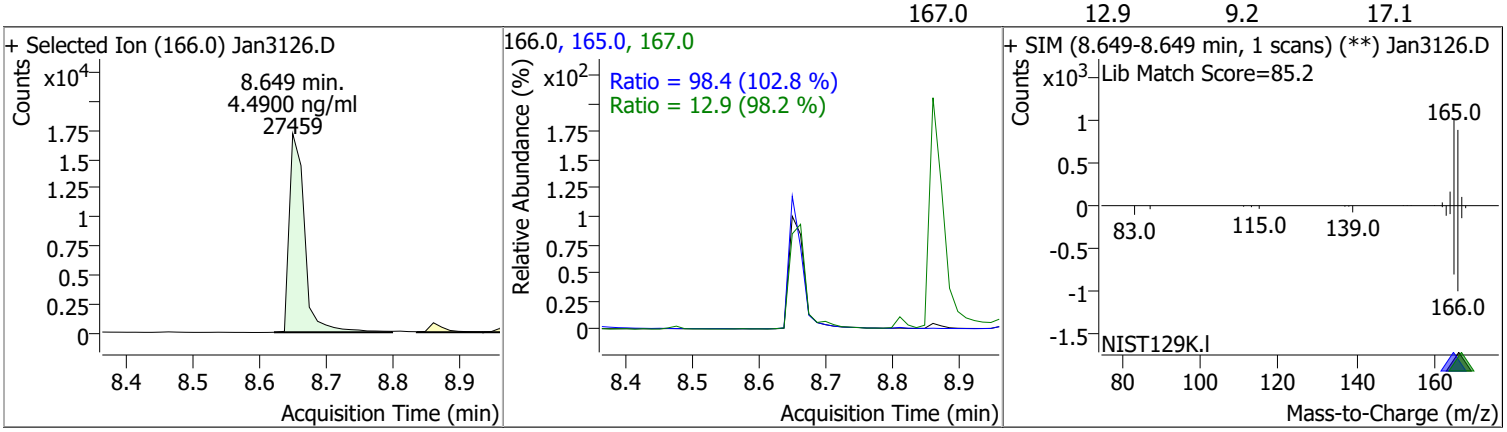

Compound	Conc.	RT	Dev(Min)	Resp.	QIon	QRatio	Lower	Upper
Phenanthrene	4.7906	9.79	0.00	44100	176.0	19.3	13.2	24.6

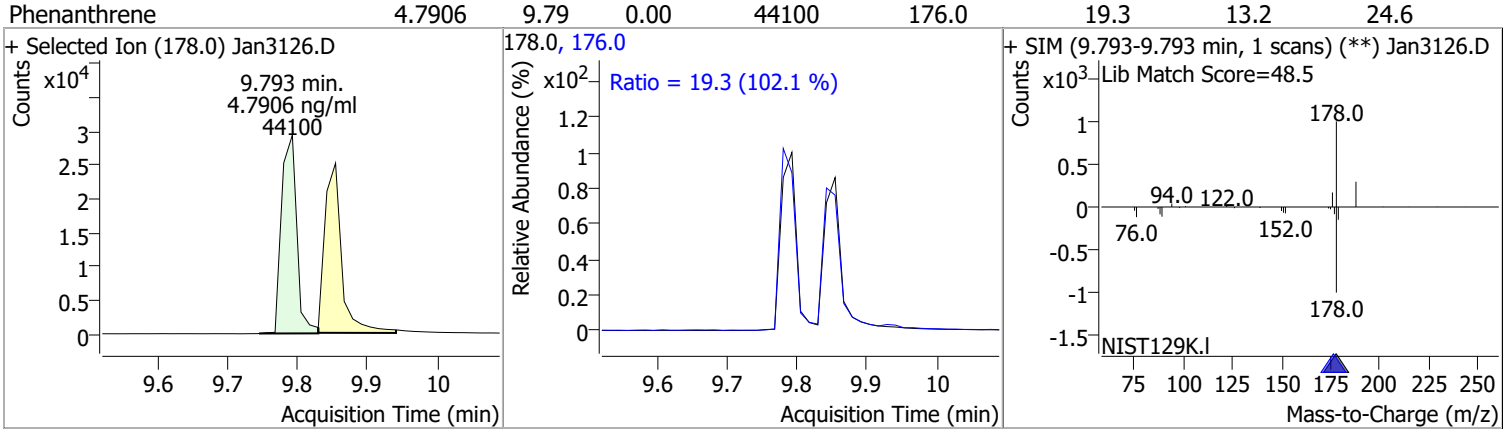

Compound	Conc.	RT	Dev(Min)	Resp.	QIon	QRatio	Lower	Upper
Anthracene	5.0728	9.85	0.00	41909	176.0	19.8	12.8	23.8

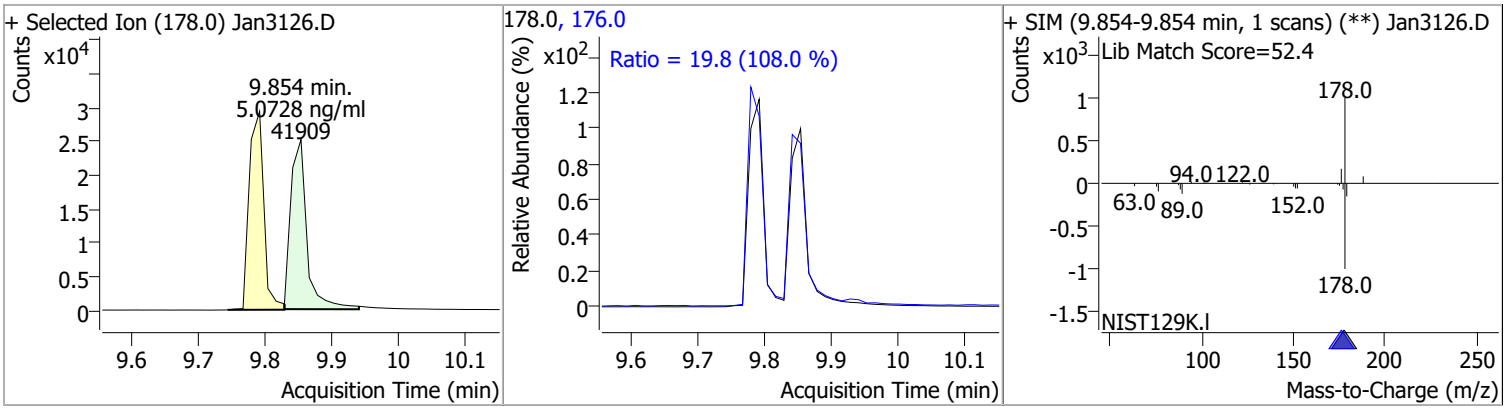

Compound	Conc.	RT	Dev(Min)	Resp.	QIon	QRatio	Lower	Upper
o-Terphenyl	5.2608	10.29	-0.01	28014	229.0	68.7	47.1	87.5
					215.0	46.4	31.1	57.7

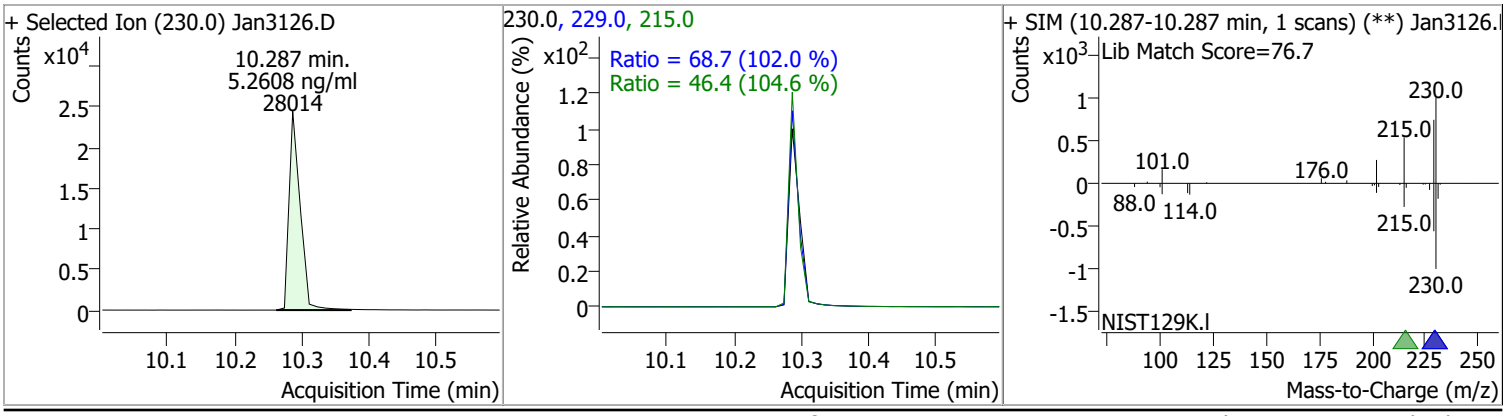

Compound	Conc.	RT	Dev(Min)	Resp.	QIon	QRatio	Lower	Upper
Fluoranthene	5.0652	11.40	-0.01	54699	101.0	11.6	8.8	16.3

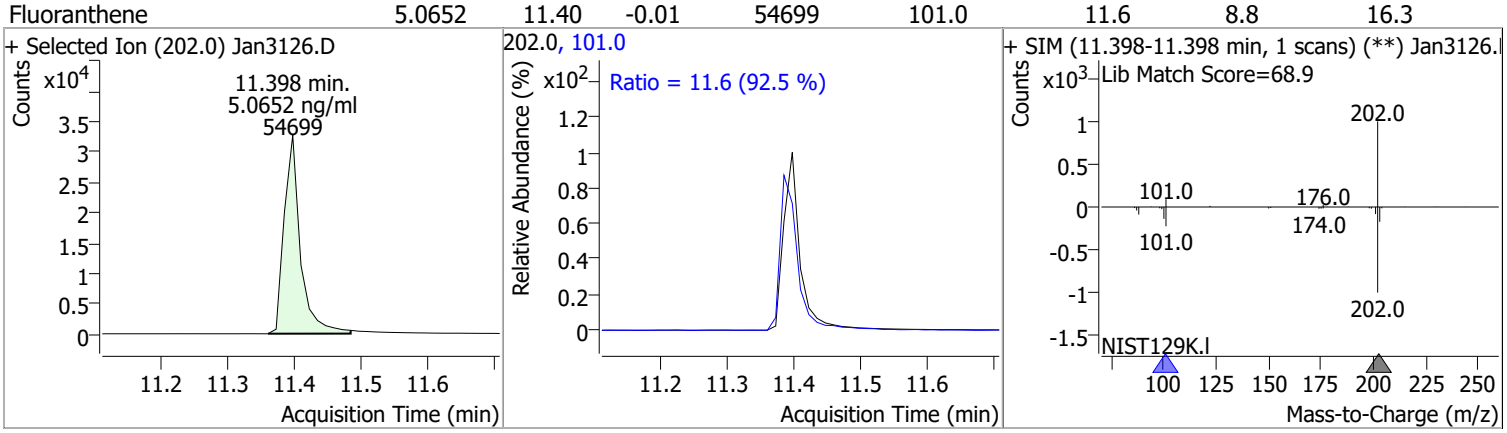

Compound	Conc.	RT	Dev(Min)	Resp.	QIon	QRatio	Lower	Upper
Pyrene	4.9215	11.77	-0.01	59928	101.0	13.1	10.8	20.0

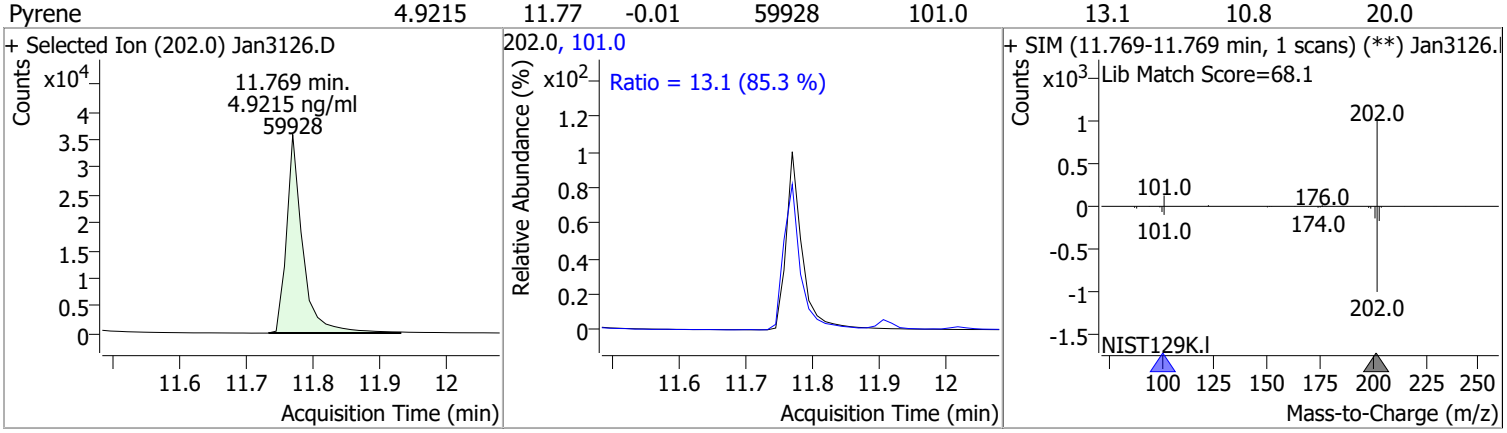

Compound	Conc.	RT	Dev(Min)	Resp.	QIon	QRatio	Lower	Upper
Terphenyl-d14	5.1796	12.24	-0.01	24655	122.0	13.4	9.8	18.2

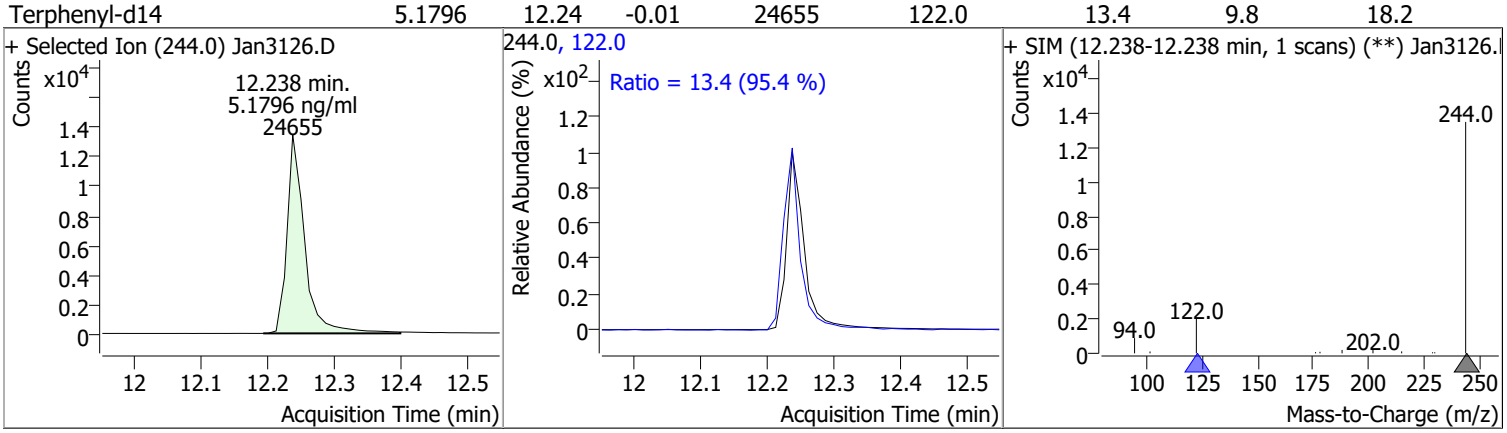

Compound	Conc.	RT	Dev(Min)	Resp.	QIon	QRatio	Lower	Upper
Benzo(a)Anthracene	5.5144	14.68	0.00	45494	226.0	27.5	19.0	35.2
					229.0	21.6	16.0	29.7

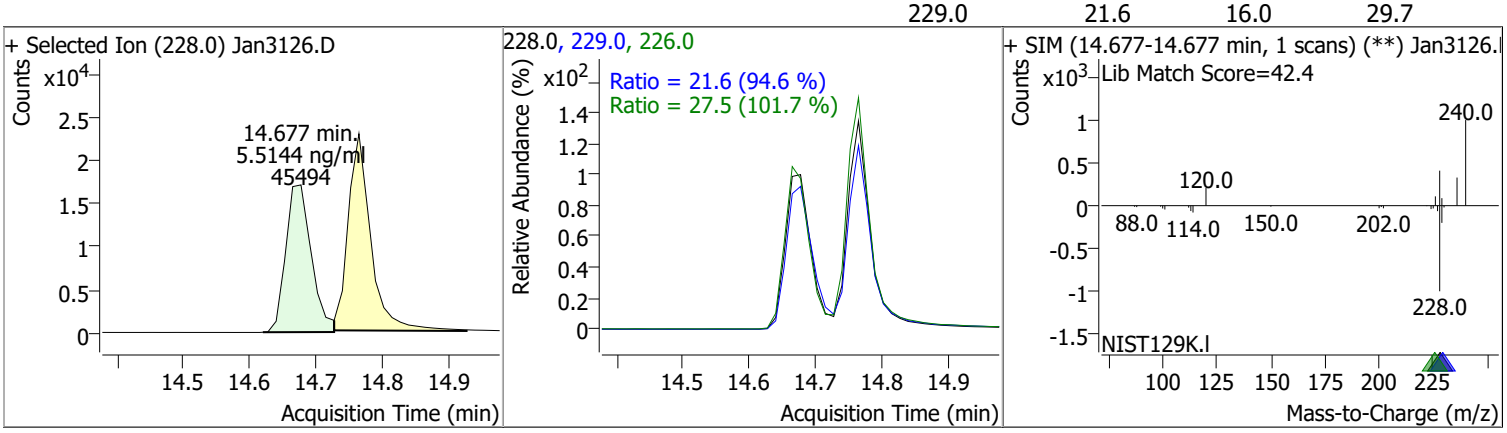

Compound	Conc.	RT	Dev(Min)	Resp.	QIon	QRatio	Lower	Upper
Chrysene	4.8781	14.76	0.00	54159	226.0	31.6	21.0	39.1
					229.0	20.6	14.8	27.6

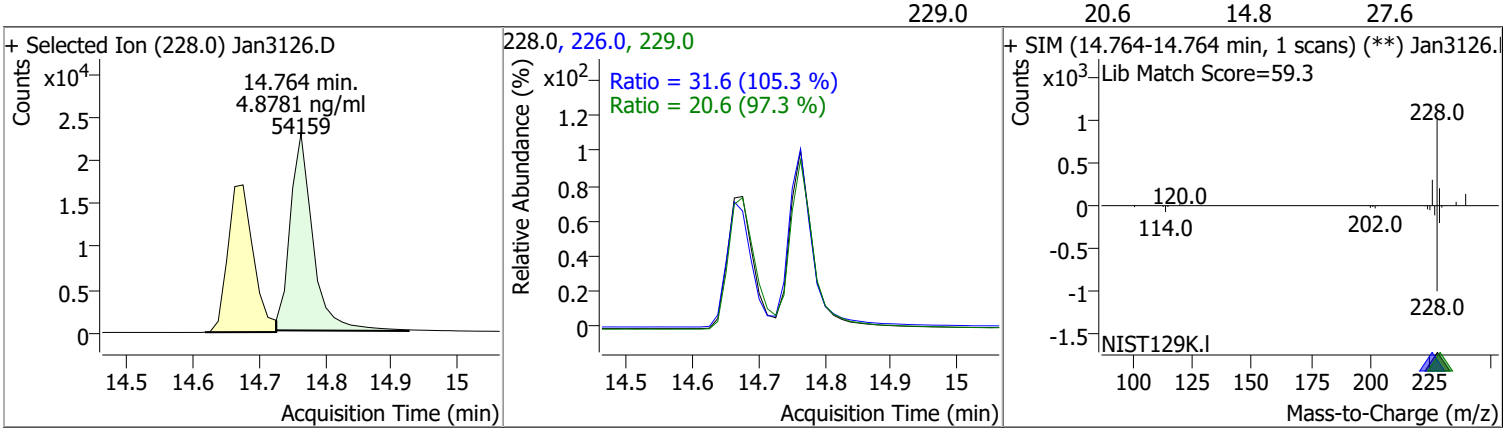

Compound	Conc.	RT	Dev(Min)	Resp.	QIon	QRatio	Lower	Upper
Benzo(b)fluoranthene	4.9380	17.71	0.00	38639	253.0	22.3	14.9	27.7

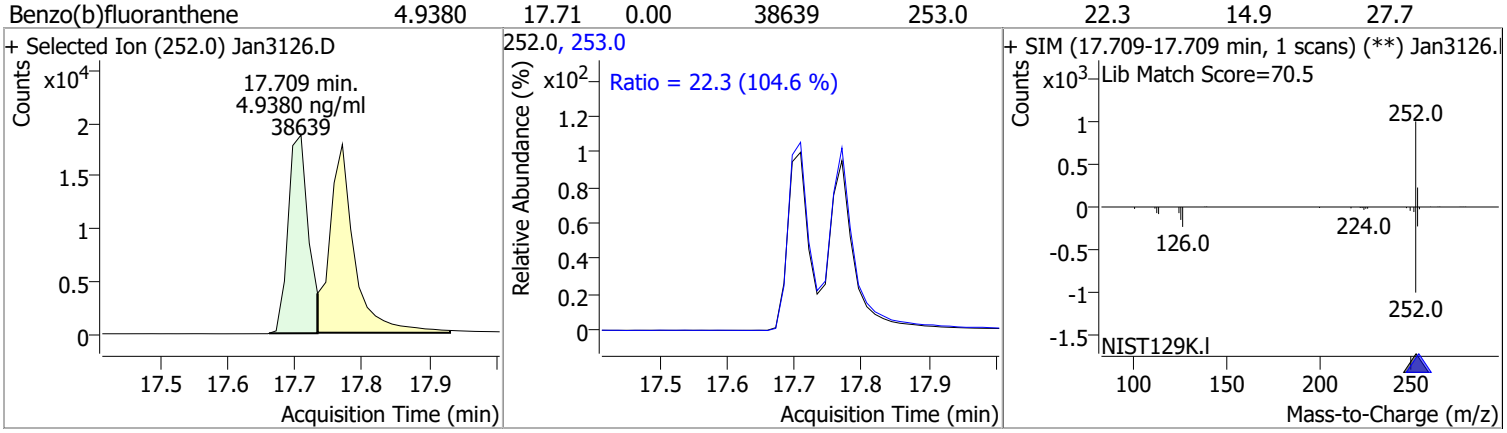

Compound	Conc.	RT	Dev(Min)	Resp.	QIon	QRatio	Lower	Upper
Benzo(k)fluoranthene	5.0062	17.77	0.00	45698	253.0	22.1	13.2	24.6

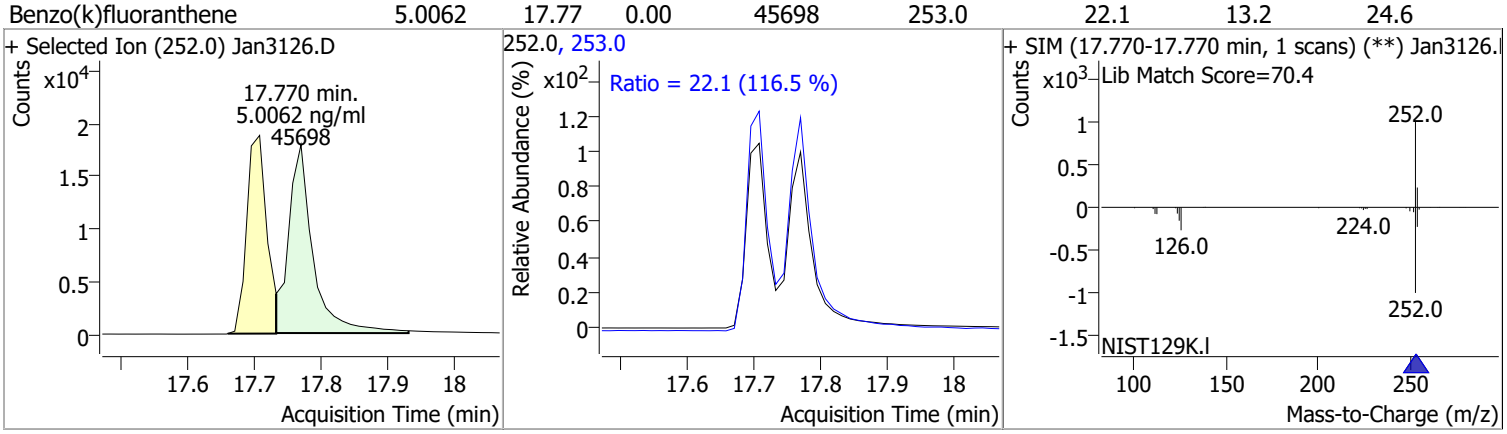

Compound	Conc.	RT	Dev(Min)	Resp.	QIon	QRatio	Lower	Upper
Benzo(a)pyrene	4.9782	18.35	0.00	32453	253.0	23.3	16.1	29.9

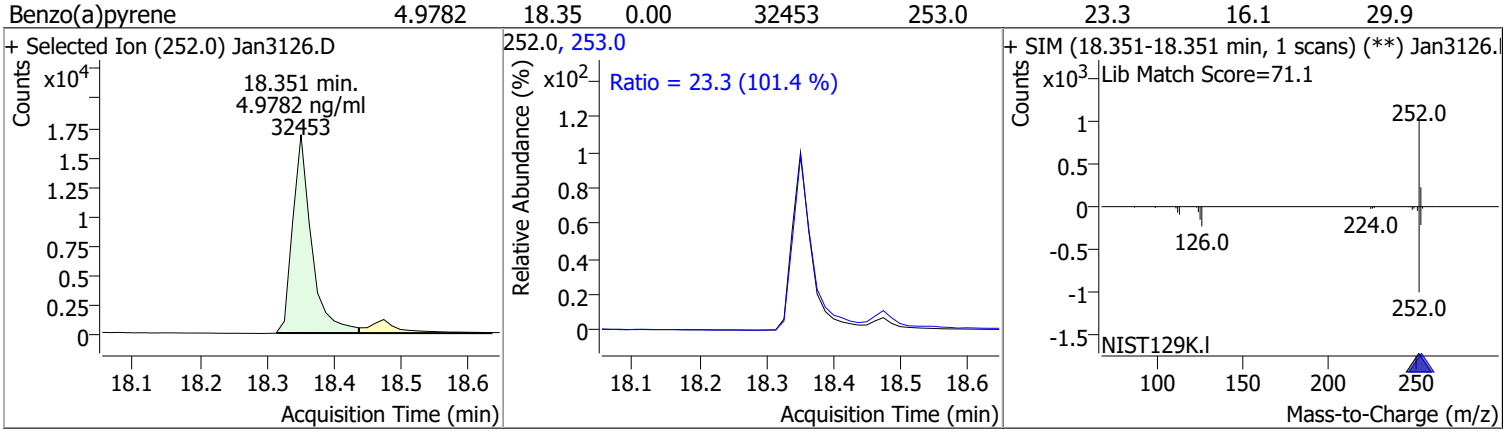

Quantitation Results Report (QT Reviewed)

Compound	Conc.	RT	Dev(Min)	Resp.	QIon	QRatio	Lower	Upper
Indeno(1,2,3-cd)pyrene	5.2716	20.20	-0.01	30927	138.0	17.7	15.7	29.1

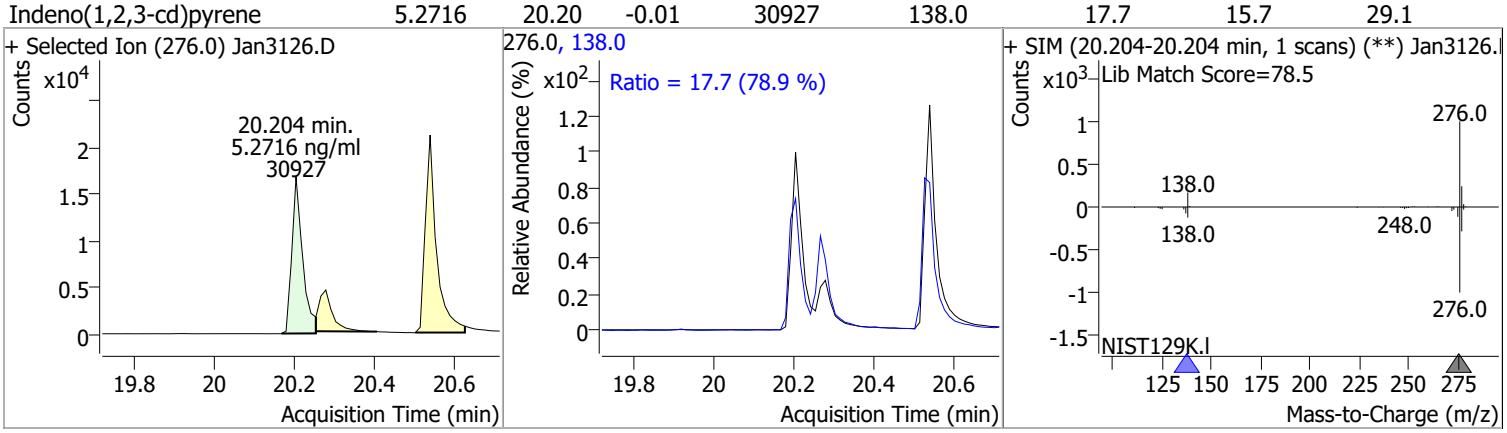

Compound	Conc.	RT	Dev(Min)	Resp.	QIon	QRatio	Lower	Upper
Dibenzo(a,h)anthracene	5.4773	20.28	0.00	35977	279.0	24.8	17.4	32.3
					139.0	15.1	12.3	22.8

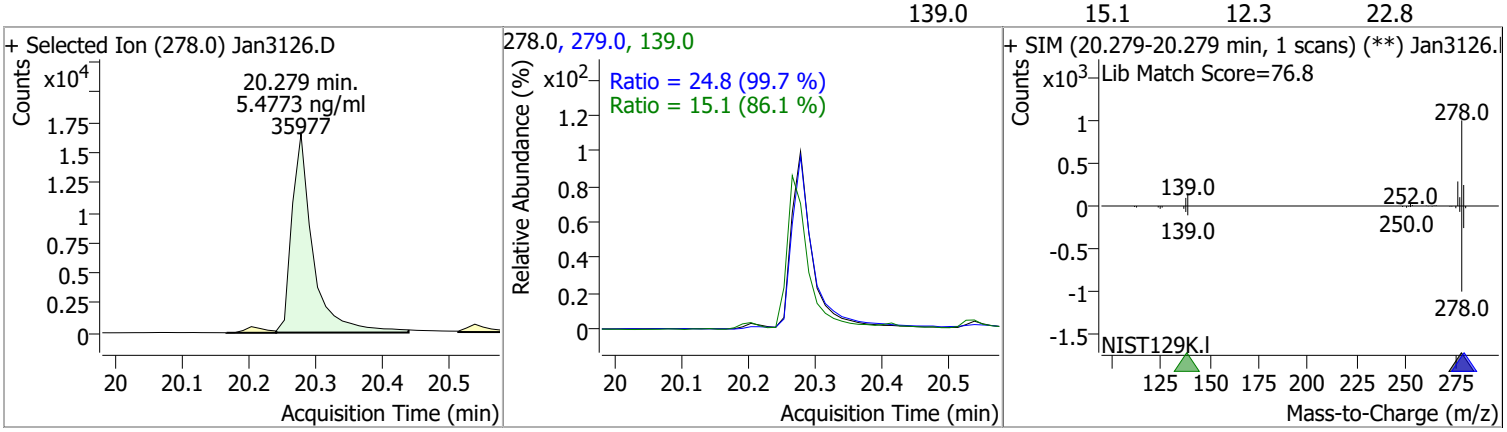

Compound	Conc.	RT	Dev(Min)	Resp.	QIon	QRatio	Lower	Upper
Benzo(g,h,i)perylene	4.9198	20.54	0.00	40788	277.0	25.3	17.3	32.2
					138.0	17.6	14.4	26.7

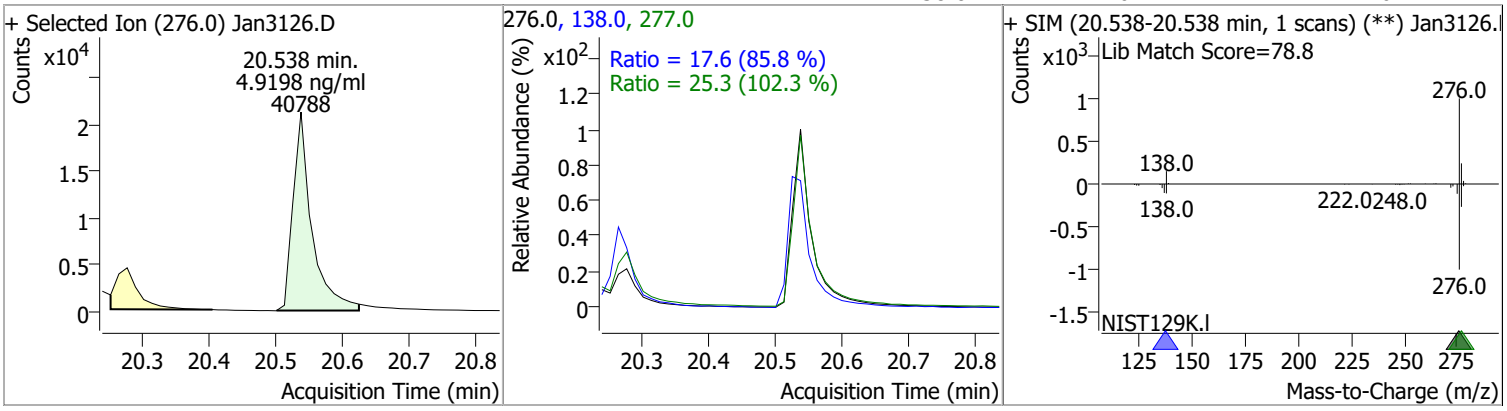

Quantitation Results Report (QT Reviewed)

Data File	Jan3127.D	Operator	LIMS import
Acq. Method	5975BNASIM	Acq. Date-Time	2/1/2022 2:00:56 AM
Sample Name	B22011446-022C	Instrument	GCMS
Vial	20	Multiplier	1.00
DA Method File	012622 bna SIM 2.batch.bin	Comment	SVOC-8270C-SIM-W-LLPAH
Tune File	dftppjph.u	Tune Date	
Batch Name	013122 bna SIM 2.batch.bin	Last Calib Update	1/27/2022 8:37:26 AM
Ref Library			

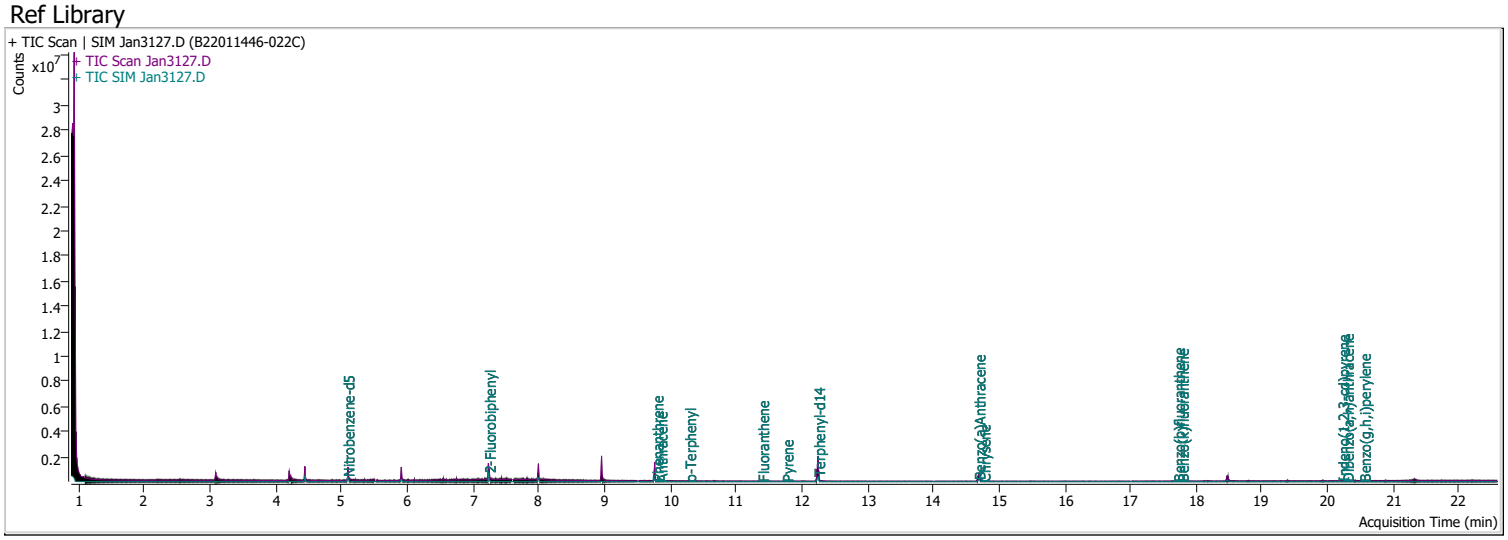

Compound	RT	QIon	Resp.	Conc.	Units		Dev(Min)
Internal Standards							
M 1,4-Dichlorobenzene-d4	4.447	152.0	136868	40.0000	ng/ml		-0.012
M Naphthalene-d8	5.916	136.0	193767	40.0000	ng/ml		0.000
M Acenaphthene-d10	7.988	164.0	154253	40.0000	ng/ml		-0.012
M Phenanthrene-d10	9.756	188.0	348333	40.0000	ng/ml		-0.012
M Chrysene-d12	14.702	240.0	272293	40.0000	ng/ml		0.000
M Perylene-d12	18.475	264.0	180673	40.0000	ng/ml		0.000
System Monitoring Compounds							
S Nitrobenzene-d5	5.094	82.0	355148	43.2277	ng/ml		-0.025
Spiked Amount: 5.000	Range: 19.0 - 102.0%			Recovery = 864.55%		*	
S 2-Fluorobiphenyl	7.240	172.0	481199	67.3723	ng/ml		-0.012
Spiked Amount: 5.000	Range: 25.0 - 94.0%			Recovery = 1347.45%		*	
S o-Terphenyl	10.287	230.0	559	0.0632	ng/ml		-0.012
Spiked Amount: 5.000	Range: 40.0 - 140.0%			Recovery = 1.26%		*	
S Terphenyl-d14	12.251	244.0	504630	75.3554	ng/ml		0.000
Spiked Amount: 5.000	Range: 39.0 - 106.0%			Recovery = 1507.11%		*	
Target Compounds							**QValue**
T Naphthalene	5.991	128.0	0		ng/ml	md	1
T 2-Methylnaphthalene	0.000		0	N.D.			
T 1-Methylnaphthalene	0.000		0	N.D.			
T Acenaphthylene	0.000		0	N.D.			
T Acenaphthene	8.025	154.0	0		ng/ml	md	1
T Fluorene	8.661	166.0	0		ng/ml	md	1
T Phenanthrene	9.793	178.0	888	0.0289	ng/ml		98
T Anthracene	9.854	178.0	622	0.0245	ng/ml	m	97
T Fluoranthene	11.398	202.0	1153	0.0688	ng/ml		91
T Pyrene	11.769	202.0	1299	0.0705	ng/ml		92
T Benzo(a)Anthracene	14.689	228.0	1777	0.0338	ng/ml	#	78
T Chrysene	14.764	228.0	1096	0.0410	ng/ml		92
T Benzo(b)fluoranthene	17.721	252.0	827	0.0930	ng/ml		90

Compound	RT	QIon	Resp.	Conc.	Units		Dev(Min)
T Benzo(k)fluoranthene	17.783	252.0	1012	0.0682	ng/ml		96
T Benzo(a)pyrene	18.363	252.0	0		ng/ml	md	1
T Indeno(1,2,3-cd)pyrene	20.217	276.0	398	0.0448	ng/ml	m	95
T Dibenzo(a,h)anthracene	20.291	278.0	422	0.0284	ng/ml		91
T Benzo(g,h,i)perylene	20.550	276.0	468	0.0177	ng/ml		96

(#) = Qualifier Out of Range; (m) = Manual Integration; (+) = Area Summed; (*) = Surrogate Percent Recovery Out of Range; (d): Zeroed Peak

Quantitation Results Report (QT Reviewed)

Compound	Conc.	RT	Dev(Min)	Resp.	QIon	QRatio	Lower	Upper
Nitrobenzene-d5	43.2277	5.09	-0.02	355148	54.0	34.7	31.6	58.8
					128.0	23.6	19.3	35.9

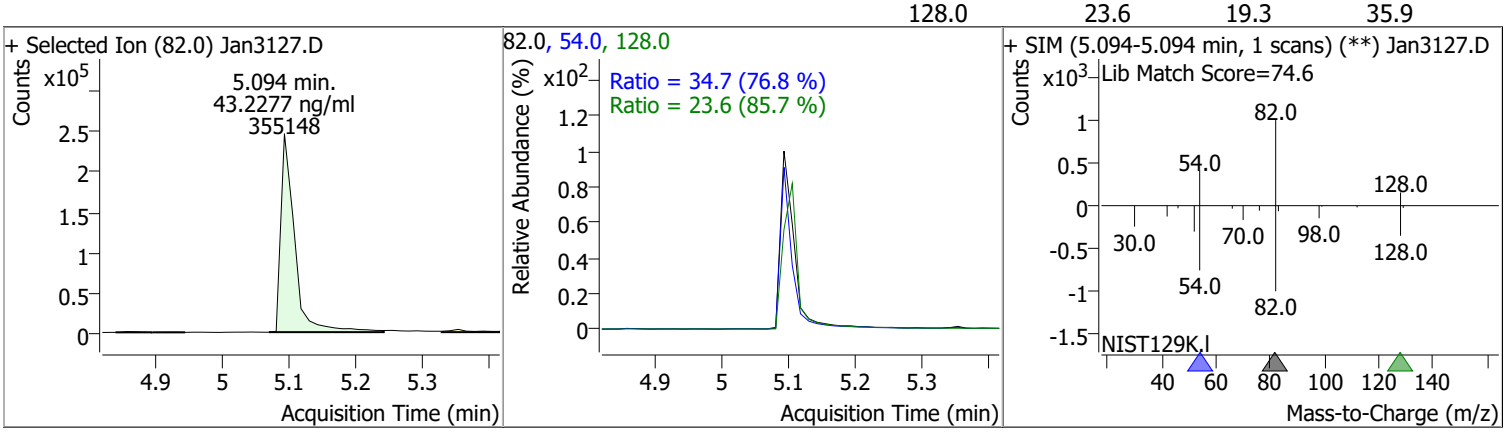

Compound	Conc.	RT	Dev(Min)	Resp.	QIon	QRatio	Lower	Upper
Naphthalene		0		0	102.0		0.0	61.8
					129.0		7.7	14.3

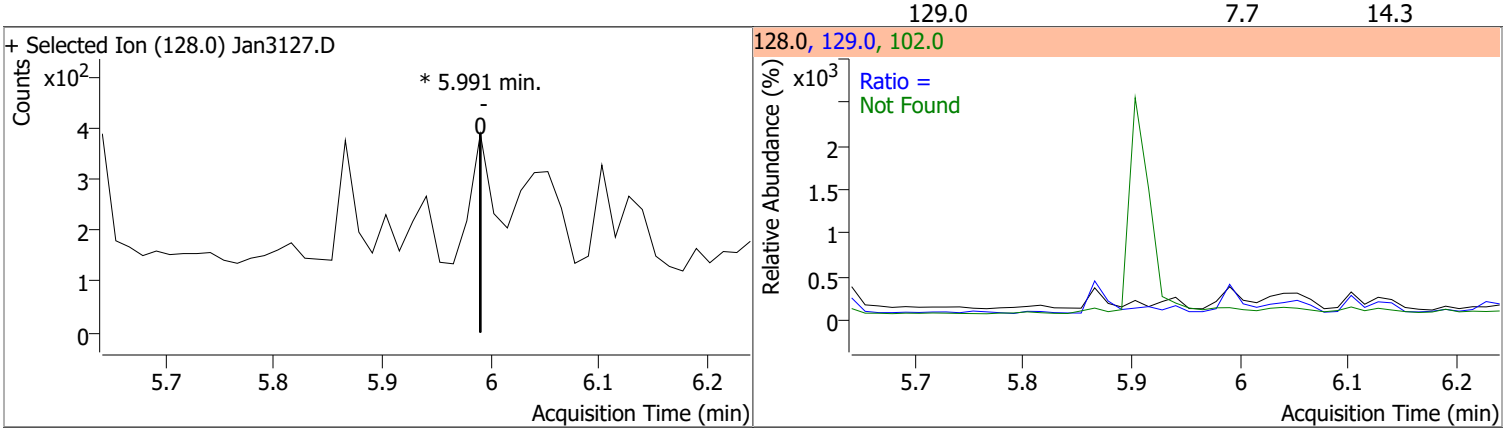

Compound	Conc.	Exp RT	QIon	Exp Ratio	QIon	Exp Ratio
2-Methylnaphthalene	N.D.	6.78	142.0	141.5	115.0	66.1

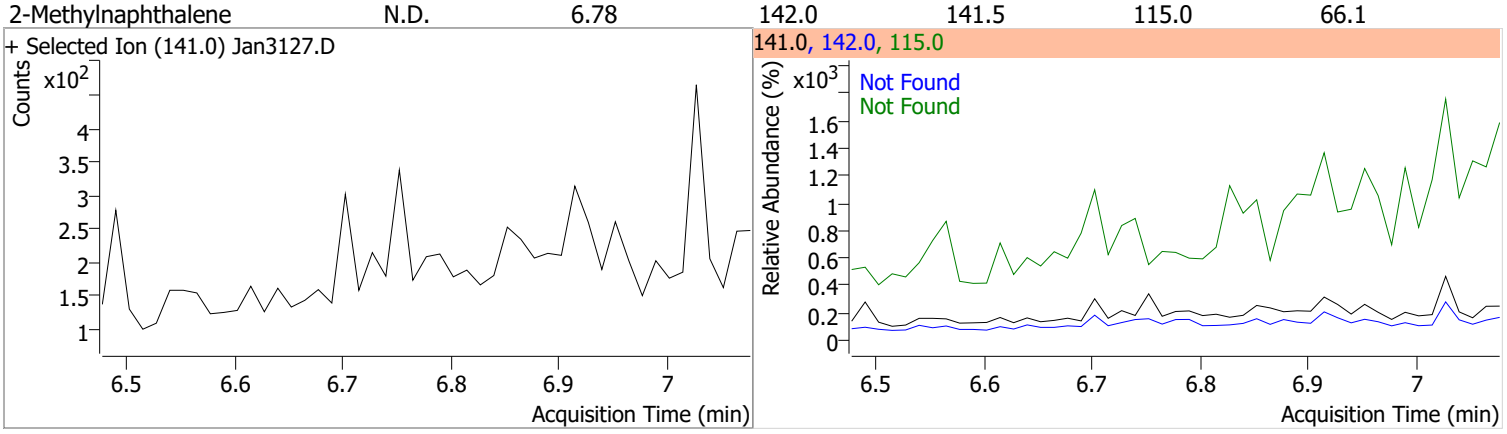

Compound	Conc.	Exp RT	QIon	Exp Ratio	QIon	Exp Ratio
1-Methylnaphthalene	N.D.	6.88	142.0	111.9	115.0	76.3

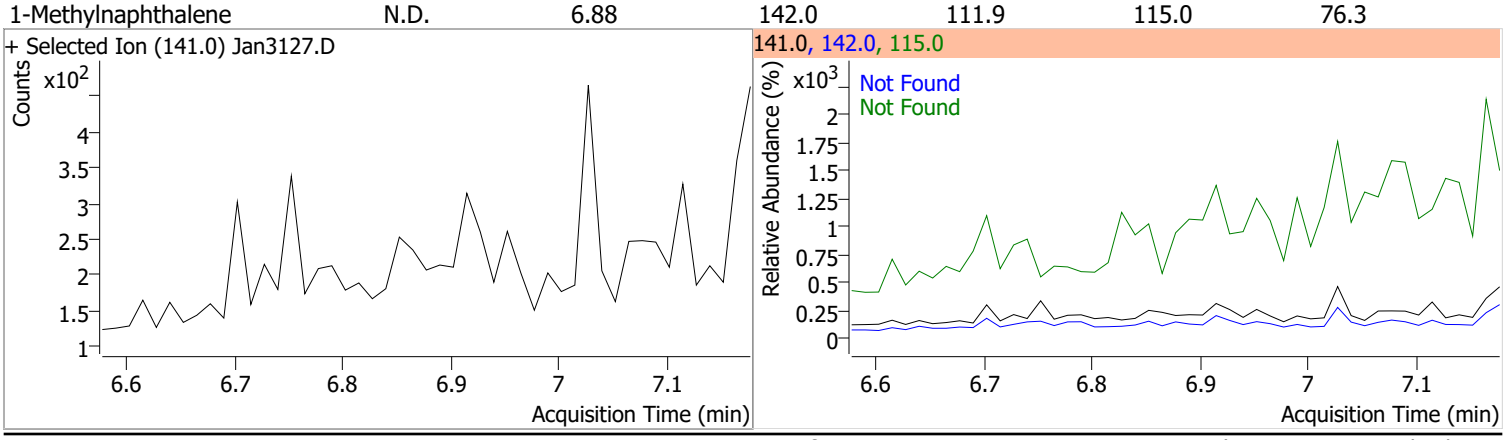

Quantitation Results Report (QT Reviewed)

Compound	Conc.	RT	Dev(Min)	Resp.	QIon	QRatio	Lower	Upper
2-Fluorobiphenyl	67.3723	7.24	-0.01	481199	171.0	38.2	25.6	47.6

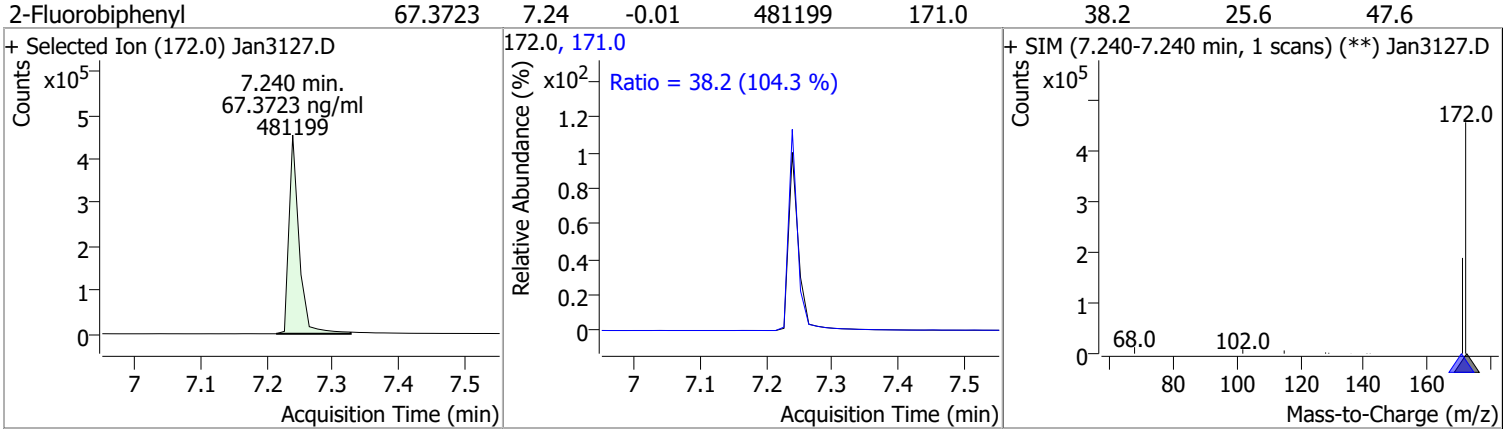

Compound	Conc.	Exp RT	QIon	Exp Ratio
Acenaphthylene	N.D.	7.81	153.0	13.1

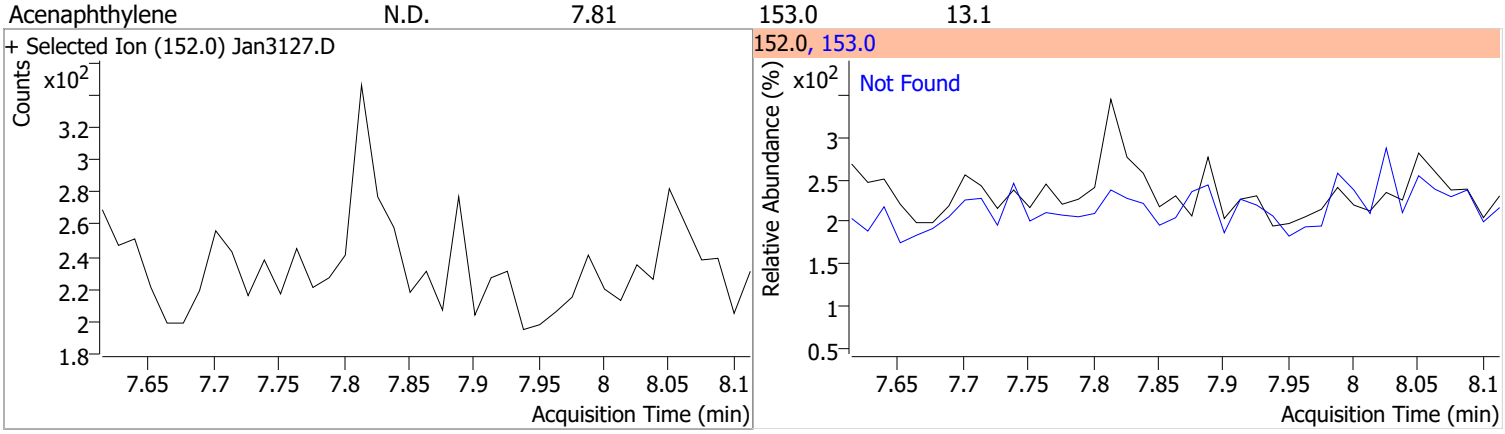

Compound	Conc.	RT	Dev(Min)	Resp.	QIon	QRatio	Lower	Upper
Acenaphthene		0		0	153.0		83.9	155.8
					152.0		40.9	76.0

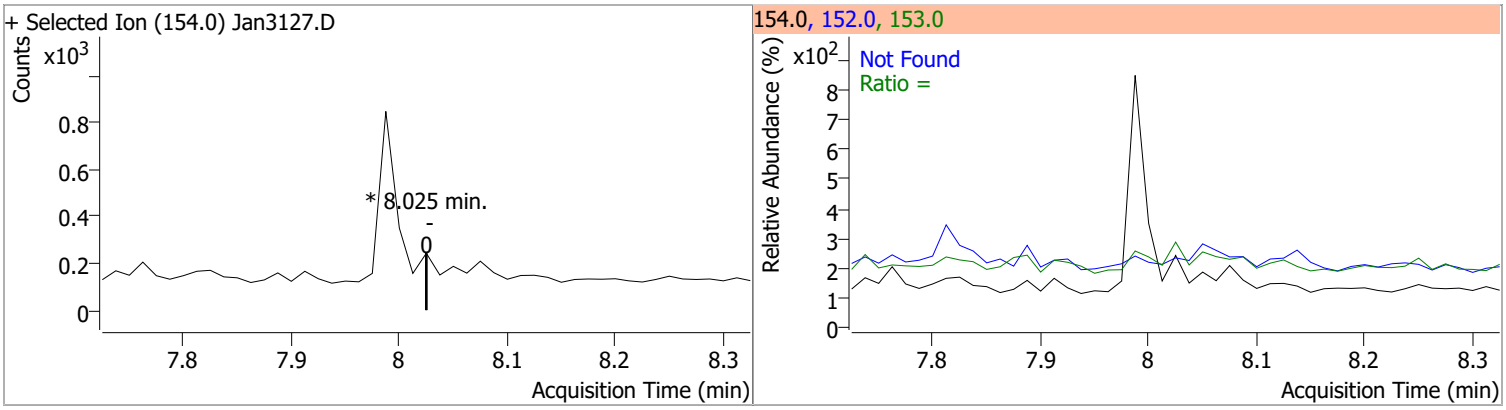

Compound	Conc.	RT	Dev(Min)	Resp.	QIon	QRatio	Lower	Upper
Fluorene		0		0	165.0		67.0	124.5
					167.0		9.2	17.1

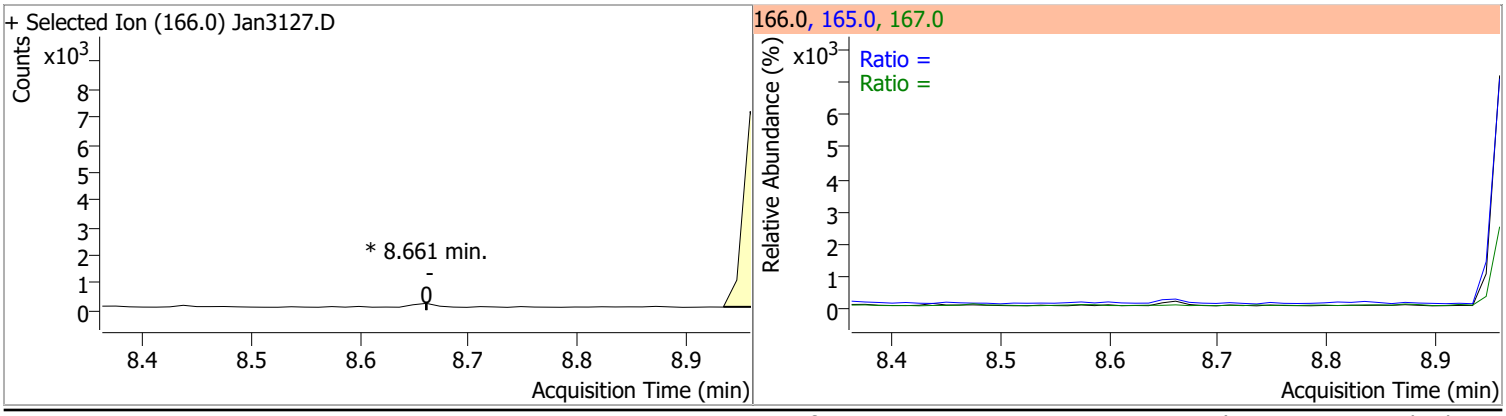

Quantitation Results Report (QT Reviewed)

Compound	Conc.	RT	Dev(Min)	Resp.	QIon	QRatio	Lower	Upper
Phenanthrene	0.0289	9.79	0.00	888	176.0	19.6	13.2	24.6

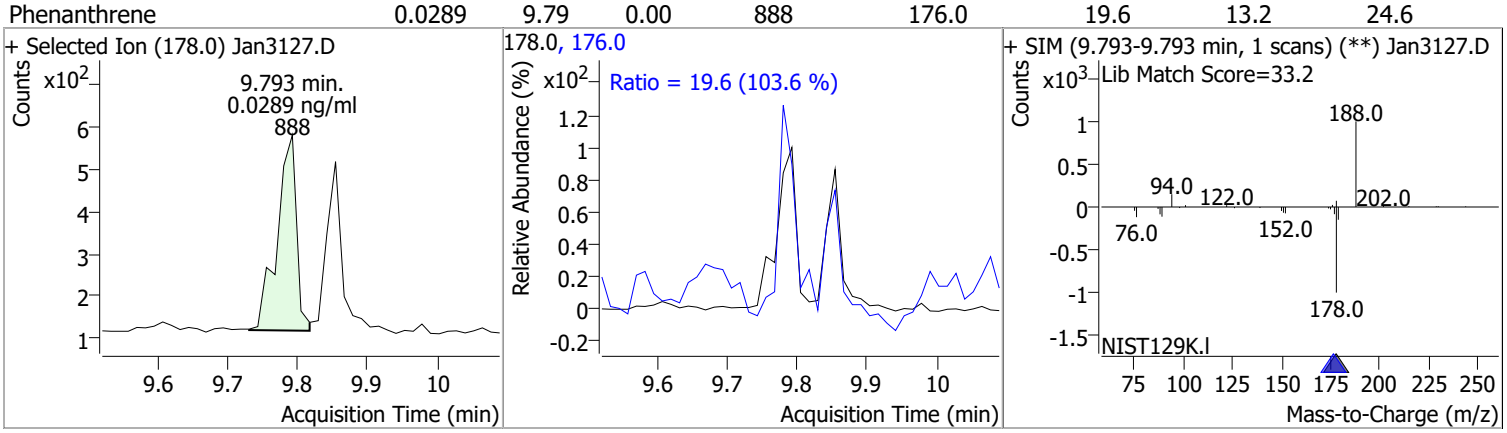

Compound	Conc.	RT	Dev(Min)	Resp.	QIon	QRatio	Lower	Upper
Anthracene	0.0245	9.85	0.00	622 (m)	176.0	17.0	12.8	23.8

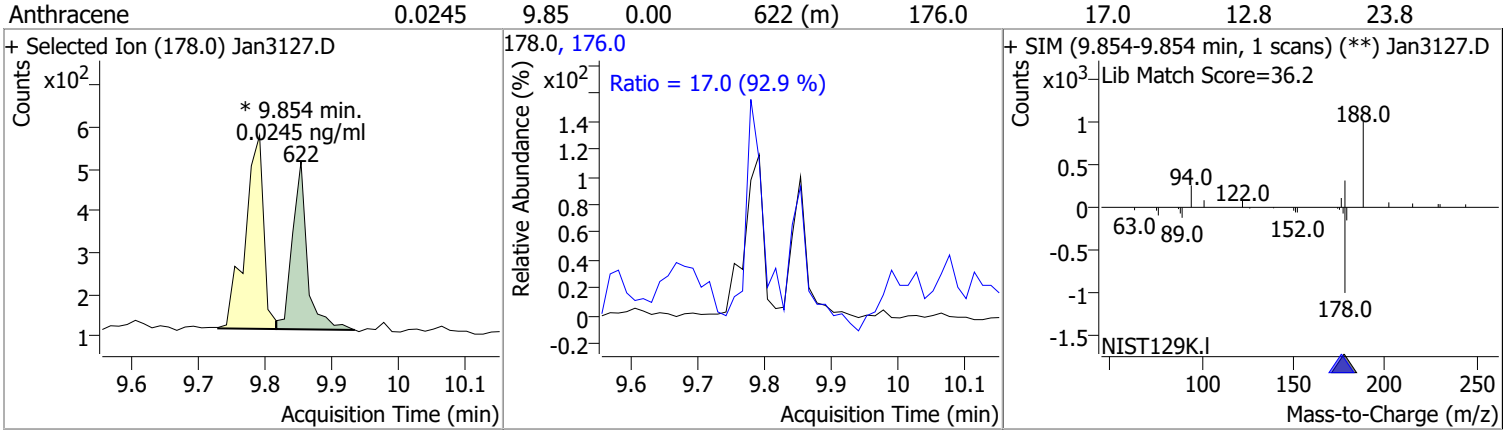

Compound	Conc.	RT	Dev(Min)	Resp.	QIon	QRatio	Lower	Upper
o-Terphenyl	0.0632	10.29	-0.01	559	229.0	70.5	47.1	87.5
					215.0	48.6	31.1	57.7

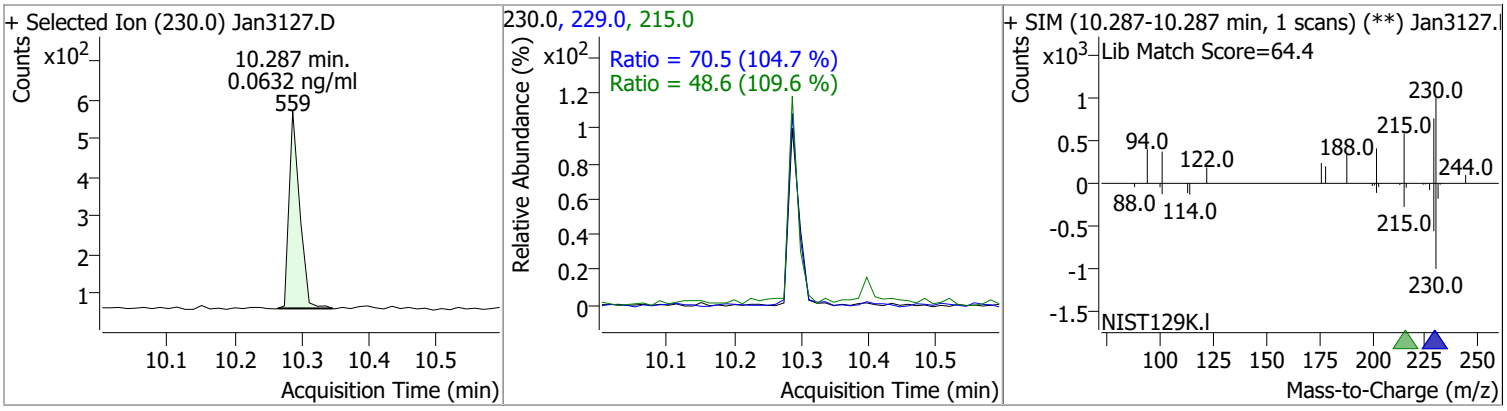

Compound	Conc.	RT	Dev(Min)	Resp.	QIon	QRatio	Lower	Upper
Fluoranthene	0.0688	11.40	-0.01	1153	101.0	8.8	8.8	16.3

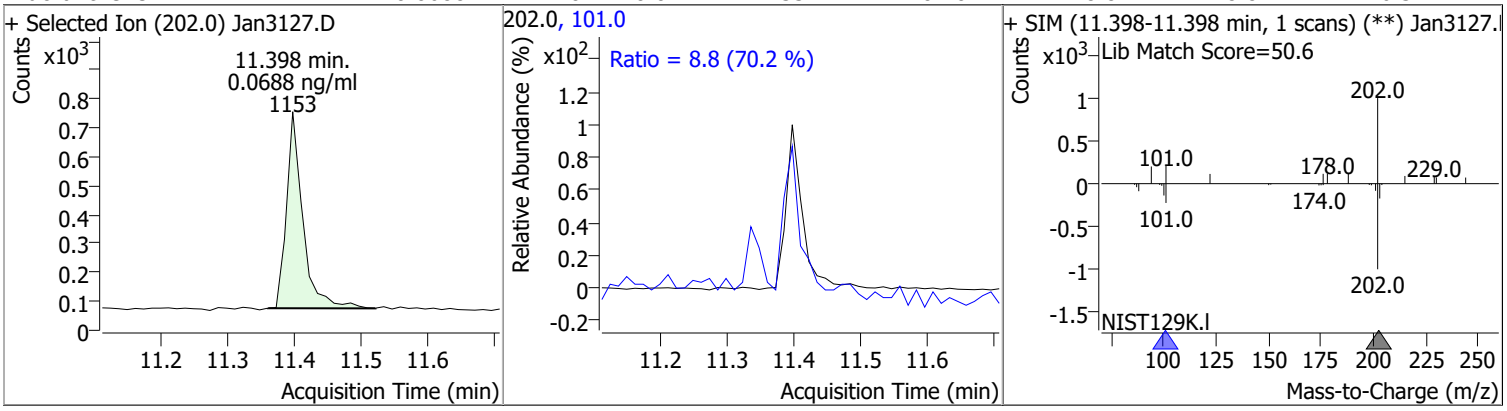

Compound	Conc.	RT	Dev(Min)	Resp.	QIon	QRatio	Lower	Upper
Pyrene	0.0705	11.77	-0.01	1299	101.0	11.9	10.8	20.0

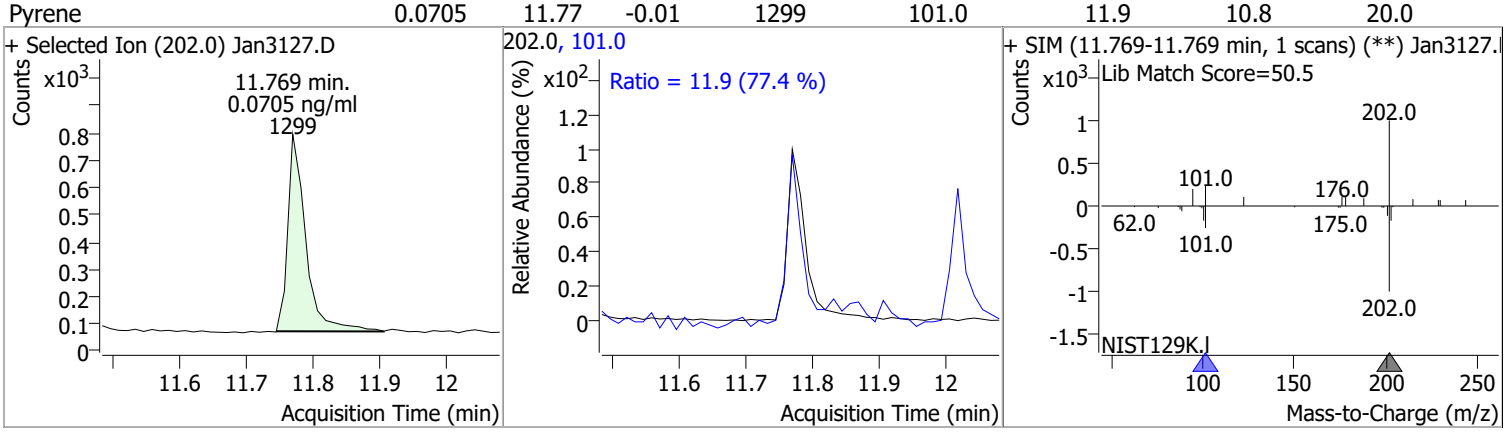

Compound	Conc.	RT	Dev(Min)	Resp.	QIon	QRatio	Lower	Upper
Terphenyl-d14	75.3554	12.25	0.00	504630	122.0	15.2	9.8	18.2

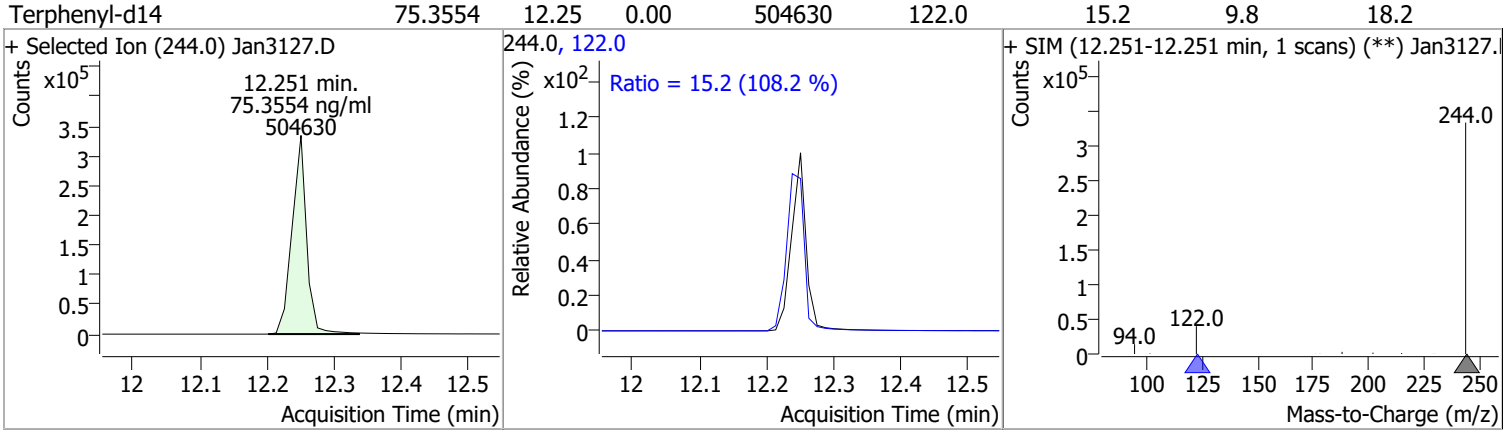

Compound	Conc.	RT	Dev(Min)	Resp.	QIon	QRatio	Lower	Upper
Benzo(a)Anthracene	0.0338	14.69	0.01	1777	226.0	19.1	19.0	35.2
					229.0	37.4	16.0	29.7

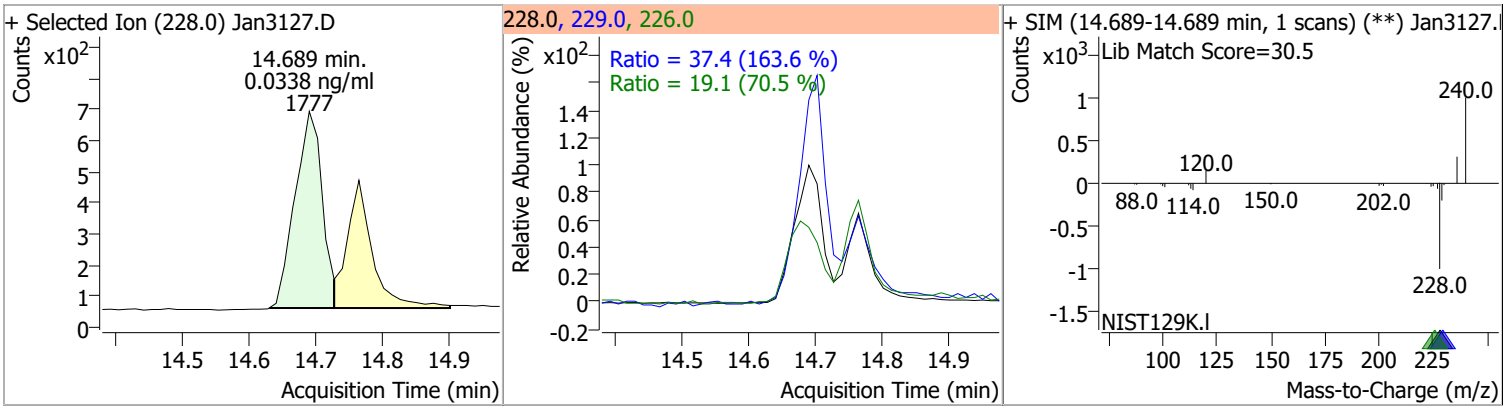

Compound	Conc.	RT	Dev(Min)	Resp.	QIon	QRatio	Lower	Upper
Chrysene	0.0410	14.76	0.00	1096	226.0	35.2	21.0	39.1
					229.0	24.1	14.8	27.6

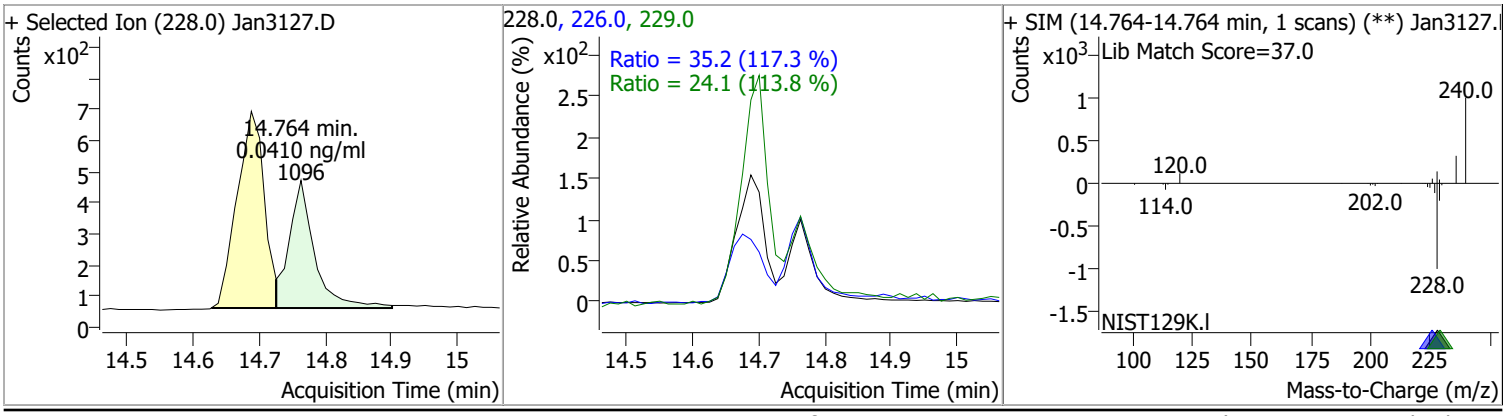

Quantitation Results Report (QT Reviewed)

Compound	Conc.	RT	Dev(Min)	Resp.	QIon	QRatio	Lower	Upper
Benzo(b)fluoranthene	0.0930	17.72	0.01	827	253.0	25.8	14.9	27.7

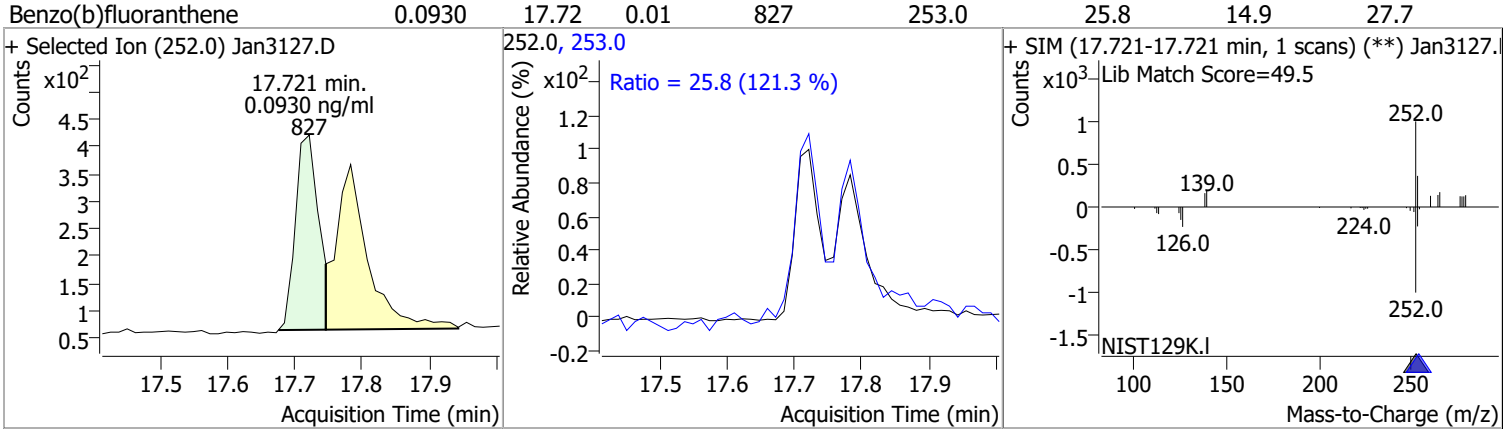

Compound	Conc.	RT	Dev(Min)	Resp.	QIon	QRatio	Lower	Upper
Benzo(k)fluoranthene	0.0682	17.78	0.01	1012	253.0	20.8	13.2	24.6

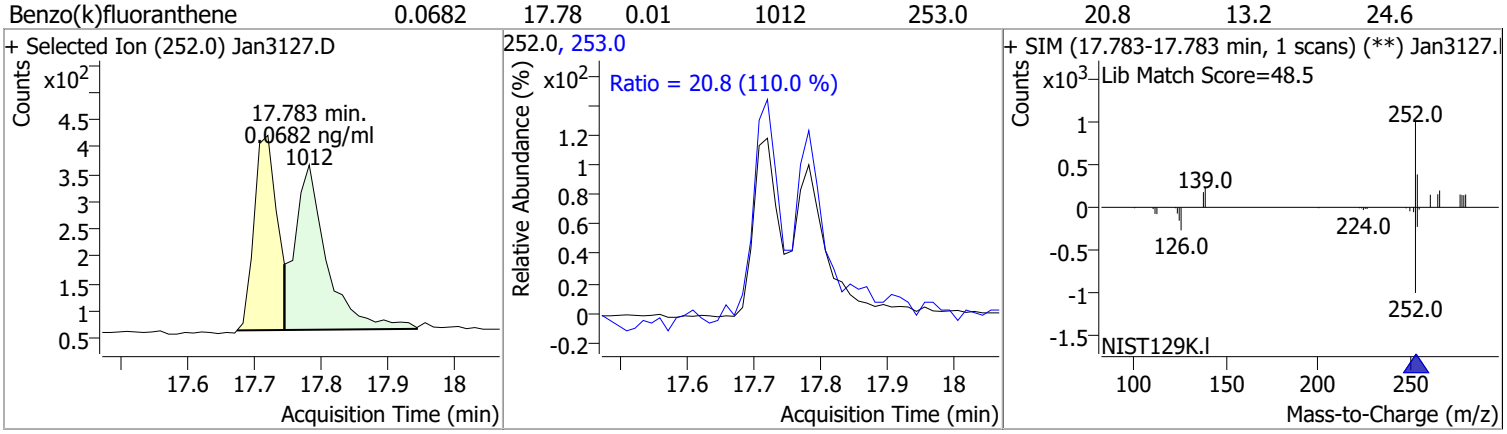

Compound	Conc.	RT	Dev(Min)	Resp.	QIon	QRatio	Lower	Upper
Benzo(a)pyrene		0		0	253.0		16.1	29.9

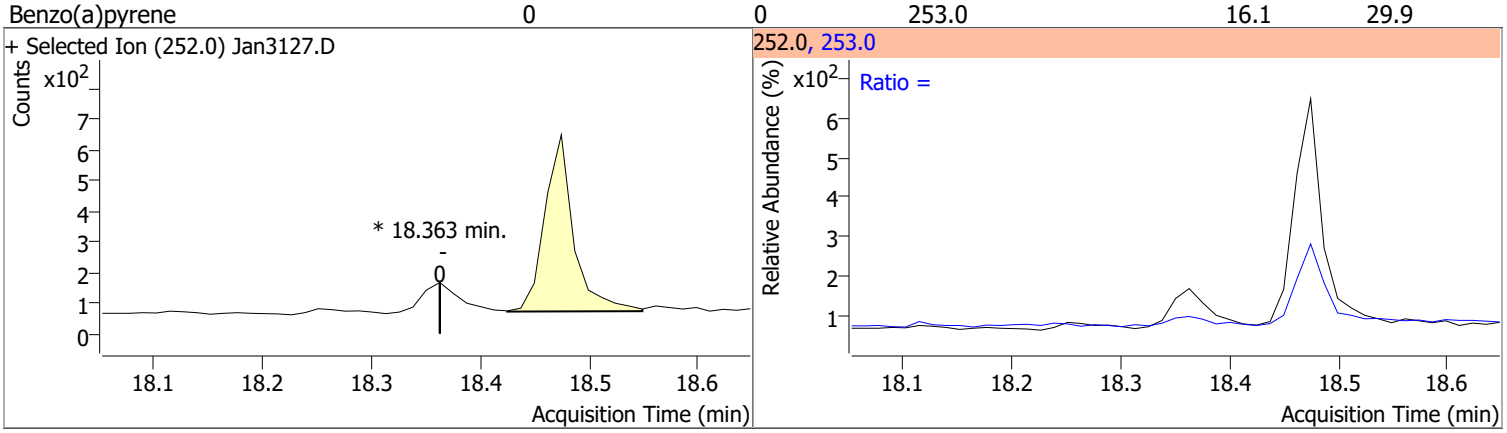

Compound	Conc.	RT	Dev(Min)	Resp.	QIon	QRatio	Lower	Upper
Indeno(1,2,3-cd)pyrene	0.0448	20.22	0.00	398 (m)	138.0	19.9	15.7	29.1

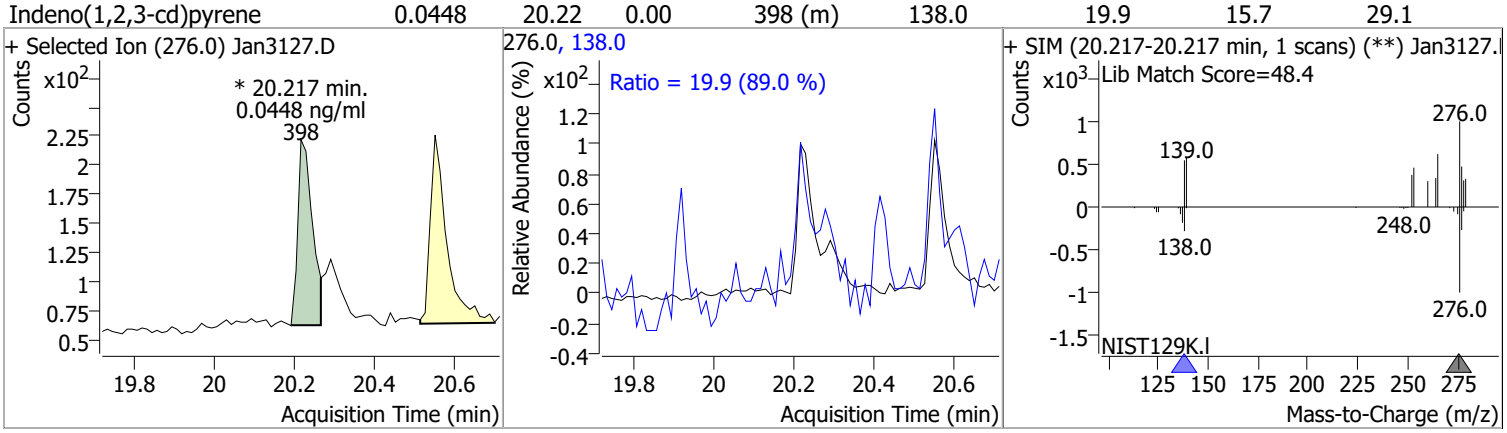

Compound	Conc.	RT	Dev(Min)	Resp.	QIon	QRatio	Lower	Upper
Dibenzo(a,h)anthracene	0.0284	20.29	0.01	422	279.0	18.5	17.4	32.3
					139.0	15.6	12.3	22.8

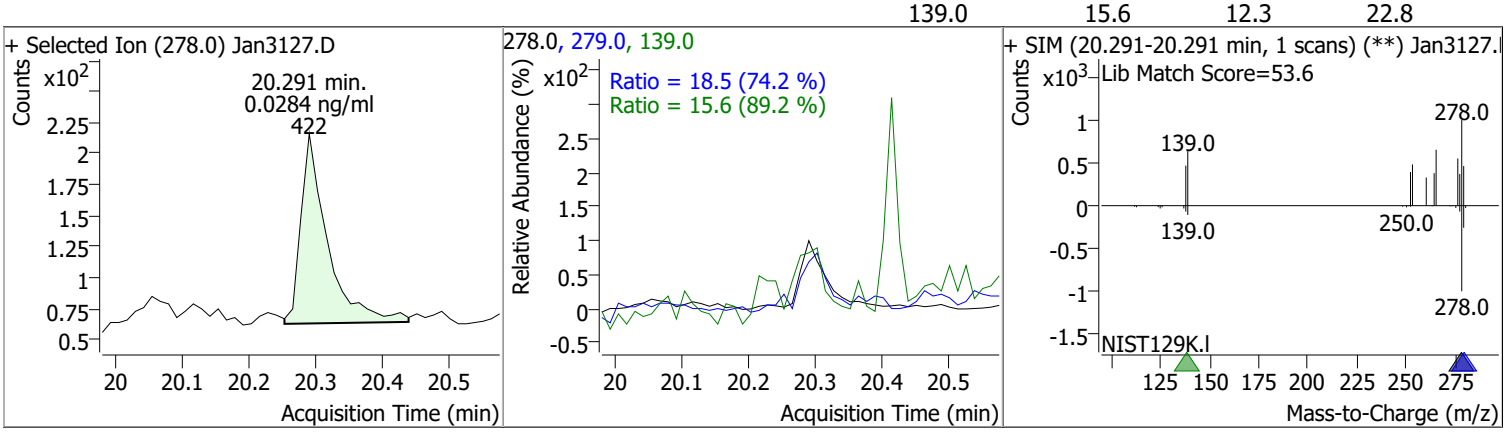

Compound	Conc.	RT	Dev(Min)	Resp.	QIon	QRatio	Lower	Upper
Benzo(g,h,i)perylene	0.0177	20.55	0.01	468	277.0	23.9	17.3	32.2
					138.0	17.1	14.4	26.7

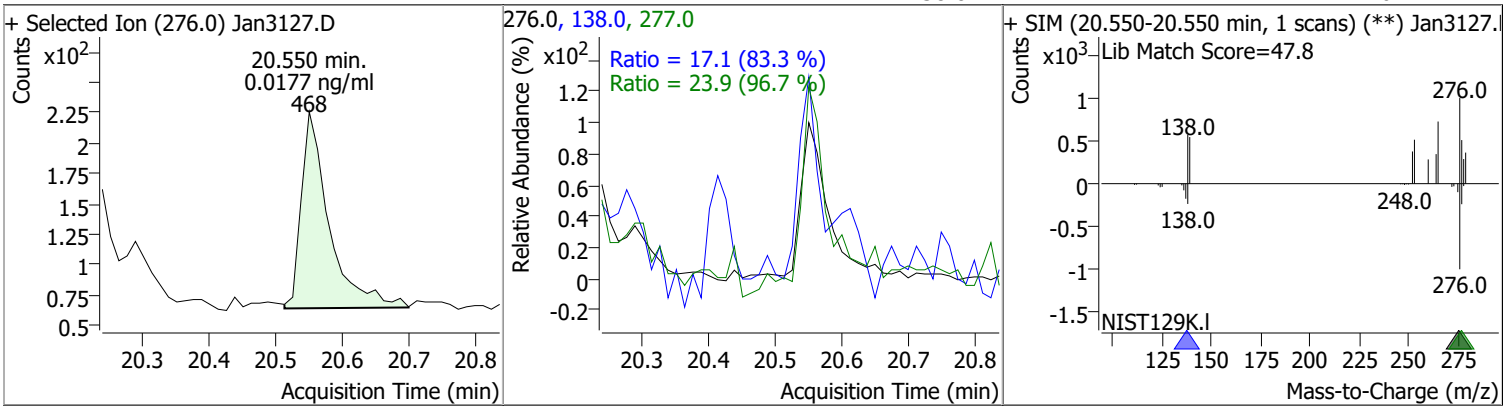

Quantitation Results Report (QT Reviewed)

Data File	Jan3128.D	Operator	LIMS import
Acq. Method	5975BNASIM	Acq. Date-Time	2/1/2022 2:33:17 AM
Sample Name	B22011446-027C	Instrument	GCMS
Vial	21	Multiplier	1.00
DA Method File	012622 bna SIM 2.batch.bin	Comment	SVOC-8270C-SIM-W-LLPAH
Tune File	dftppjph.u	Tune Date	
Batch Name	013122 bna SIM 2.batch.bin	Last Calib Update	1/27/2022 8:37:26 AM
Ref Library			

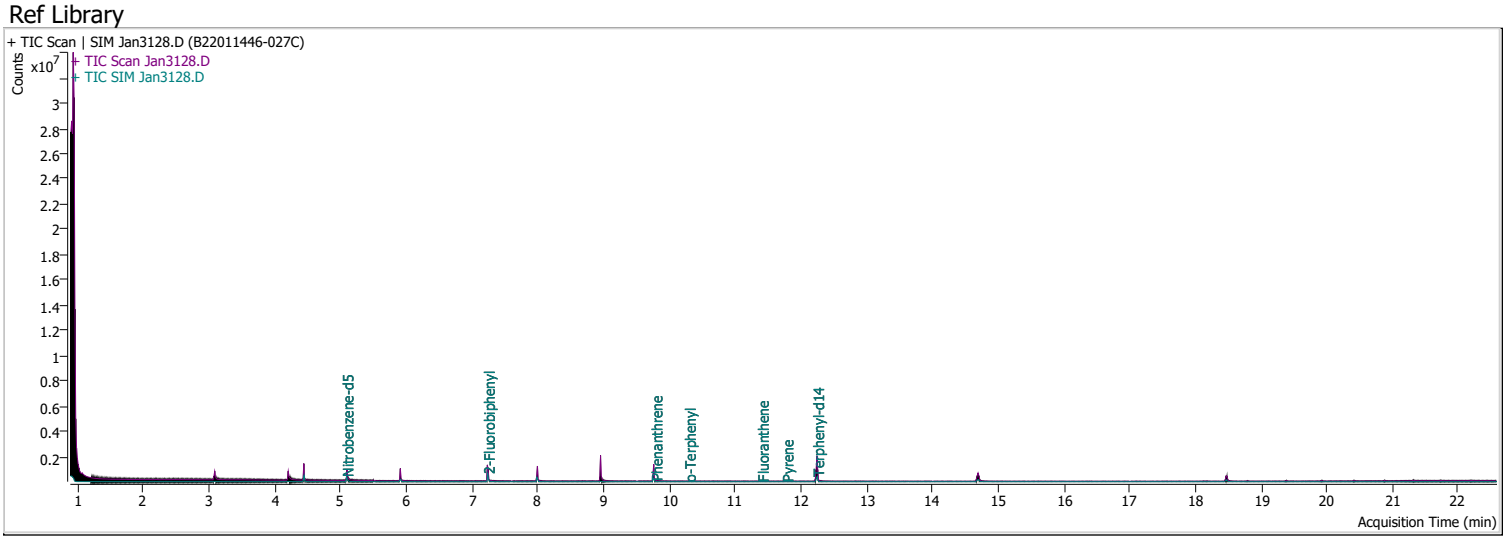

Compound	RT	QIon	Resp.	Conc.	Units		Dev(Min)
Internal Standards							
M 1,4-Dichlorobenzene-d4	4.447	152.0	141493	40.0000	ng/ml		-0.013
M Naphthalene-d8	5.916	136.0	237860	40.0000	ng/ml		0.000
M Acenaphthene-d10	7.988	164.0	161856	40.0000	ng/ml		-0.013
M Phenanthrene-d10	9.756	188.0	354620	40.0000	ng/ml		-0.012
M Chrysene-d12	14.701	240.0	274468	40.0000	ng/ml		0.000
M Perylene-d12	18.475	264.0	179572	40.0000	ng/ml		0.000
System Monitoring Compounds							
S Nitrobenzene-d5	5.093	82.0	365459	43.1075	ng/ml		-0.025
Spiked Amount: 5.000	Range: 19.0 - 102.0%			Recovery = 862.15%		*	
S 2-Fluorobiphenyl	7.239	172.0	494143	66.1414	ng/ml		-0.013
Spiked Amount: 5.000	Range: 25.0 - 94.0%			Recovery = 1322.83%		*	
S o-Terphenyl	10.299	230.0	856	0.1180	ng/ml		0.000
Spiked Amount: 5.000	Range: 40.0 - 140.0%			Recovery = 2.36%		*	
S Terphenyl-d14	12.251	244.0	518896	76.4657	ng/ml		0.000
Spiked Amount: 5.000	Range: 39.0 - 106.0%			Recovery = 1529.31%		*	
Target Compounds							**QValue**
T Naphthalene	0.000		0	N.D.			
T 2-Methylnaphthalene	0.000		0	N.D.			
T 1-Methylnaphthalene	0.000		0	N.D.			
T Acenaphthylene	0.000		0	N.D.			
T Acenaphthene	8.025	154.0	0		ng/ml	md	1
T Fluorene	8.661	166.0	0		ng/ml	md	1
T Phenanthrene	9.793	178.0	1014	0.0413	ng/ml		93
T Anthracene	9.854	178.0	0		ng/ml	md	1
T Fluoranthene	11.411	202.0	1405	0.0908	ng/ml		95
T Pyrene	11.781	202.0	1433	0.0817	ng/ml		91
T Benzo(a)Anthracene	14.689	228.0	0		ng/ml	md	1
T Chrysene	14.764	228.0	0		ng/ml	md	1
T Benzo(b)fluoranthene	0.000		0	N.D.			

Compound	RT	QIon	Resp.	Conc.	Units		Dev(Min)
T Benzo(k)fluoranthene	0.000		0	N.D.			
T Benzo(a)pyrene	18.363	252.0	0		ng/ml	md	1
T Indeno(1,2,3-cd)pyrene	20.229	276.0	0		ng/ml	md	1
T Dibenzo(a,h)anthracene	0.000		0	N.D.			
T Benzo(g,h,i)perylene	0.000		0	N.D.			

(#) = Qualifier Out of Range; (m) = Manual Integration; (+) = Area Summed; (*) = Surrogate Percent Recovery Out of Range; (d): Zeroed Peak

Quantitation Results Report (QT Reviewed)

Compound	Conc.	RT	Dev(Min)	Resp.	QIon	QRatio	Lower	Upper
Nitrobenzene-d5	43.1075	5.09	-0.02	365459	54.0	34.0	31.6	58.8
					128.0	22.6	19.3	35.9

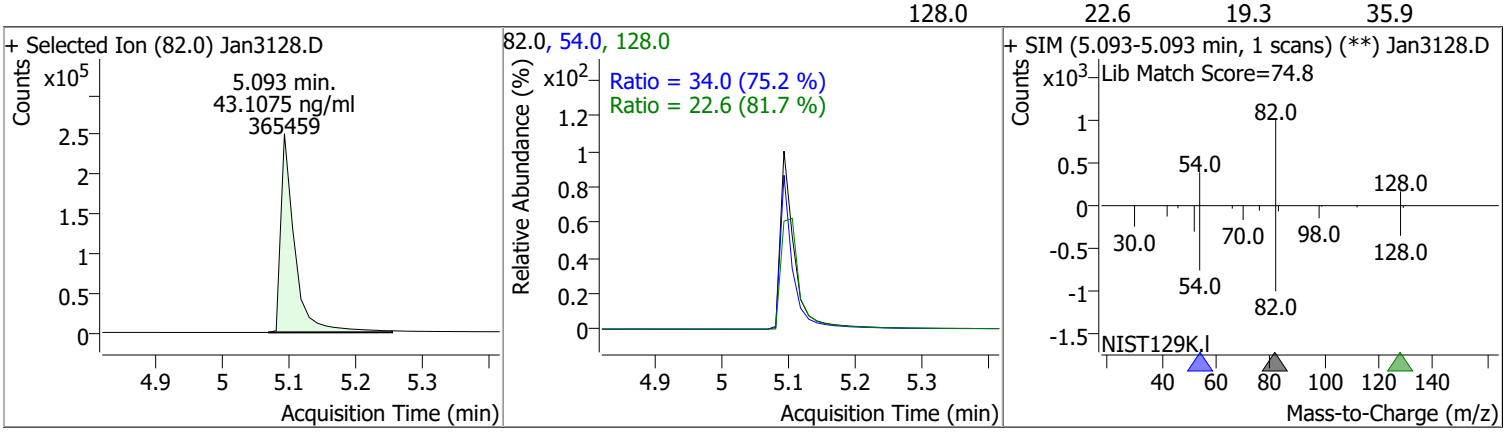

Compound	Conc.	Exp RT	QIon	Exp Ratio	QIon	Exp Ratio
Naphthalene	N.D.	5.94	102.0	20.6	129.0	11.0

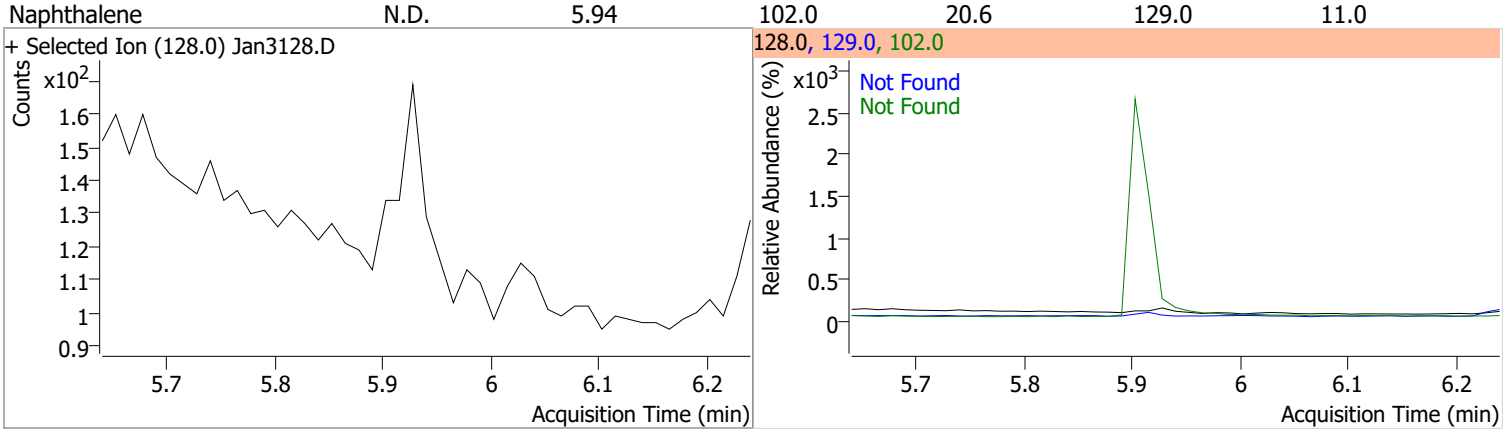

Compound	Conc.	Exp RT	QIon	Exp Ratio	QIon	Exp Ratio
2-Methylnaphthalene	N.D.	6.78	142.0	141.5	115.0	66.1

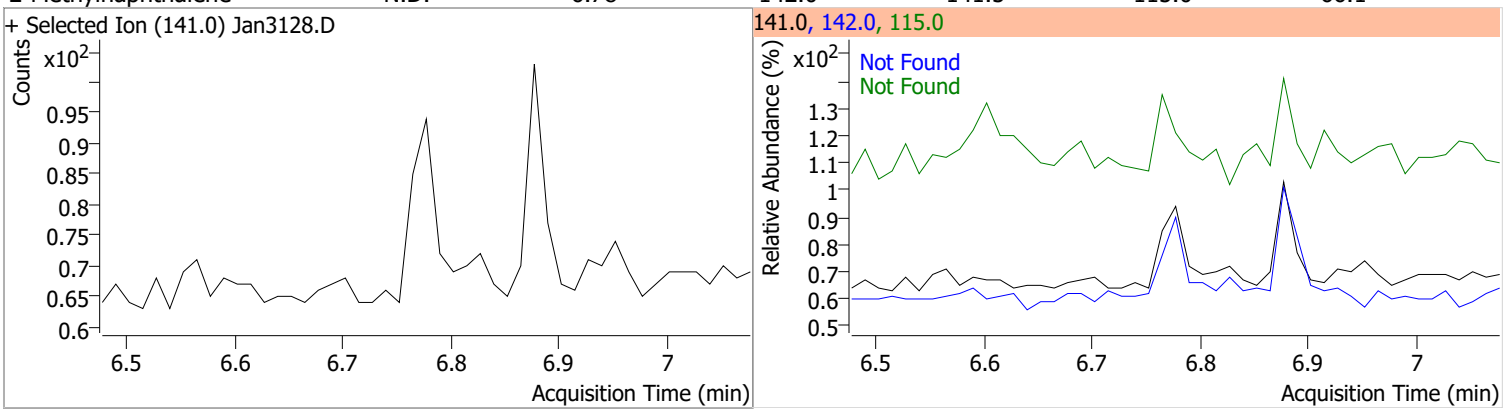

Compound	Conc.	Exp RT	QIon	Exp Ratio	QIon	Exp Ratio
1-Methylnaphthalene	N.D.	6.88	142.0	111.9	115.0	76.3

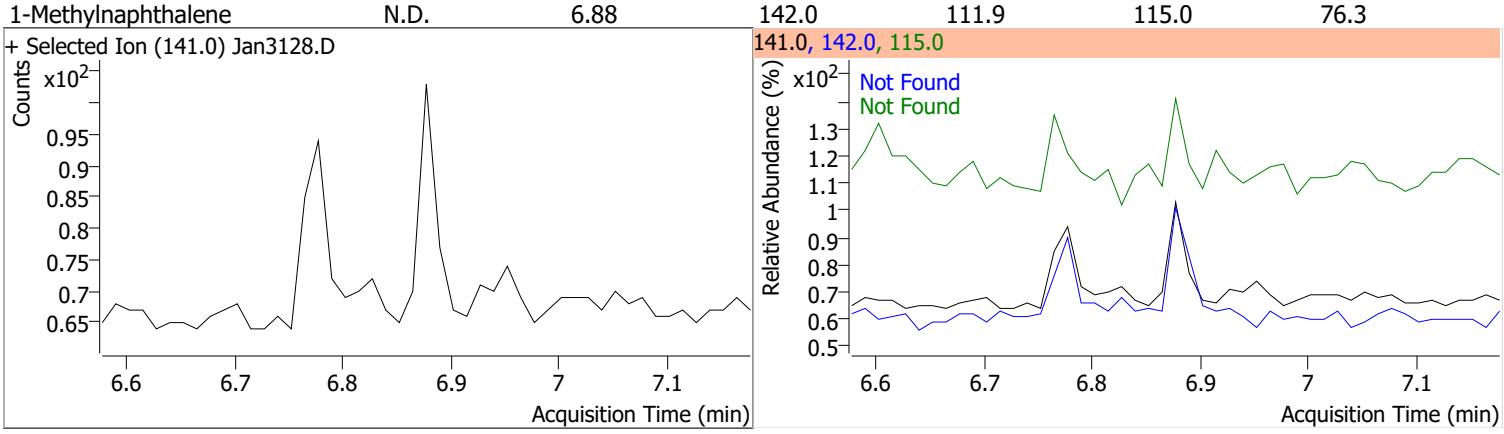

Quantitation Results Report (QT Reviewed)

Compound	Conc.	RT	Dev(Min)	Resp.	QIon	QRatio	Lower	Upper
2-Fluorobiphenyl	66.1414	7.24	-0.01	494143	171.0	37.9	25.6	47.6

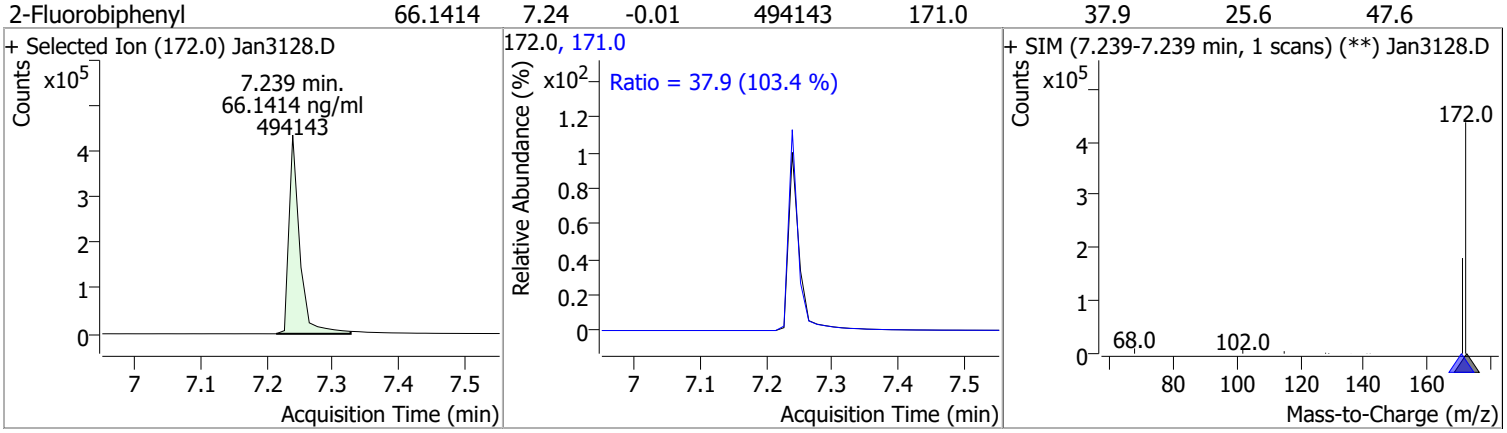

Compound	Conc.	Exp RT	QIon	Exp Ratio
Acenaphthylene	N.D.	7.81	153.0	13.1

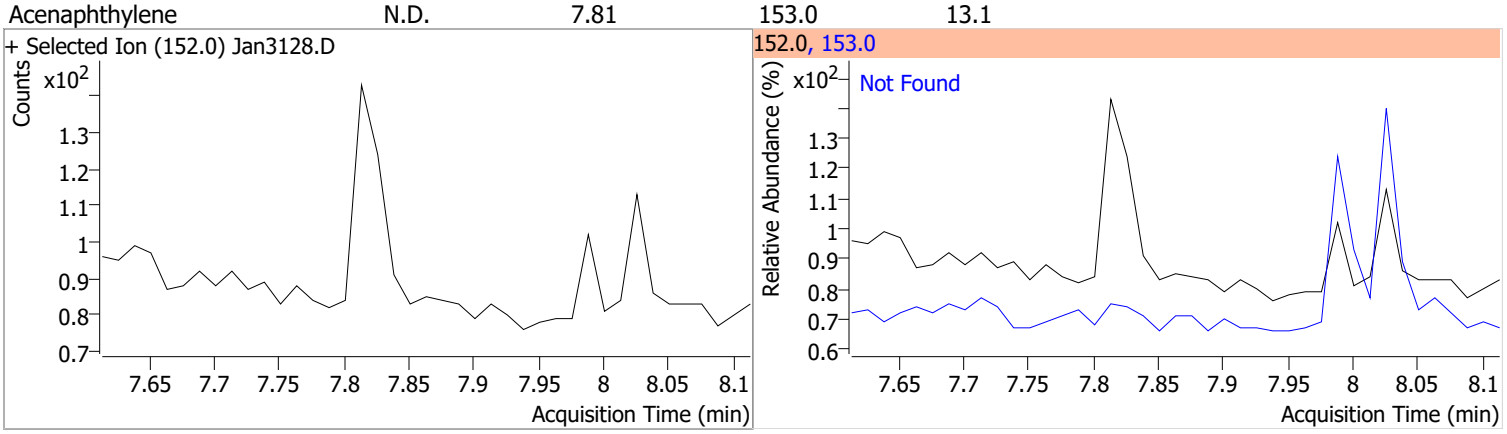

Compound	Conc.	RT	Dev(Min)	Resp.	QIon	QRatio	Lower	Upper
Acenaphthene		0		0	153.0		83.9	155.8
					152.0		40.9	76.0

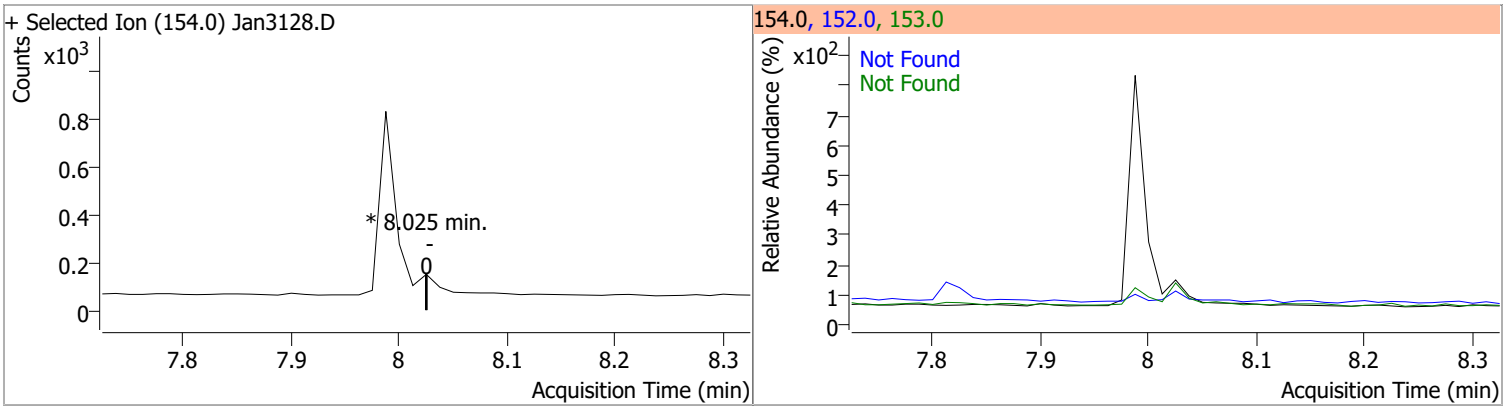

Compound	Conc.	RT	Dev(Min)	Resp.	QIon	QRatio	Lower	Upper
Fluorene		0		0	165.0		67.0	124.5
					167.0		9.2	17.1

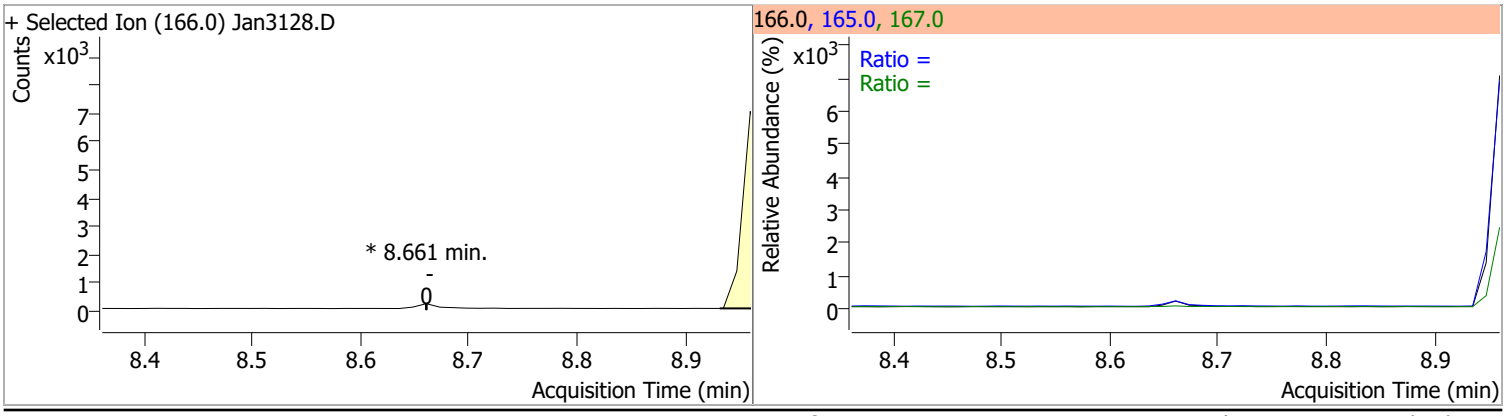

Quantitation Results Report (QT Reviewed)

Compound	Conc.	RT	Dev(Min)	Resp.	QIon	QRatio	Lower	Upper
Phenanthrene	0.0413	9.79	0.00	1014	176.0	15.9	13.2	24.6

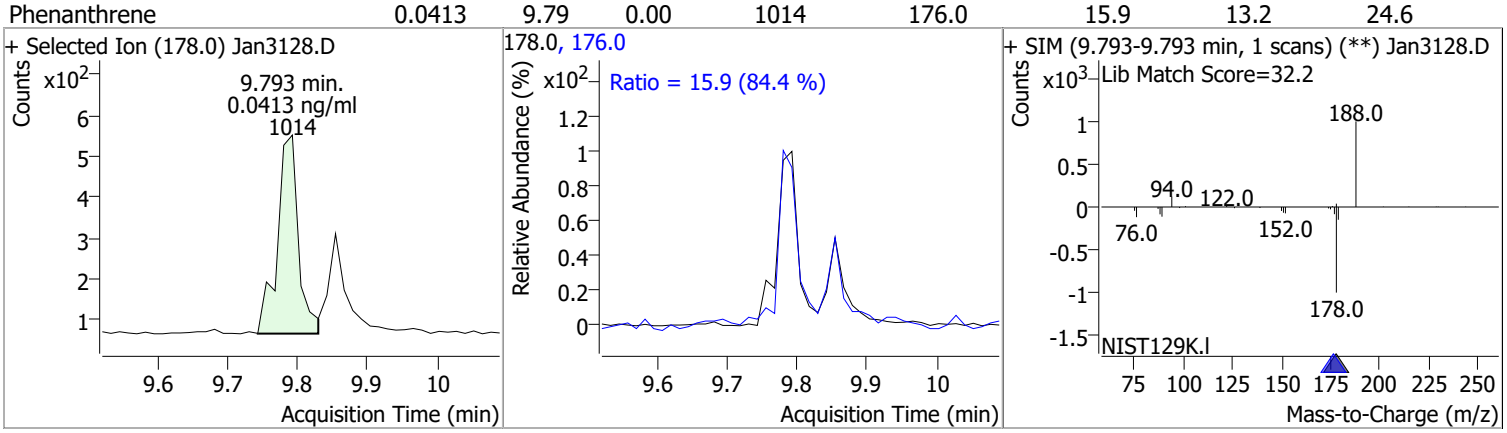

Compound	Conc.	RT	Dev(Min)	Resp.	QIon	QRatio	Lower	Upper
Anthracene		0		0	176.0		12.8	23.8

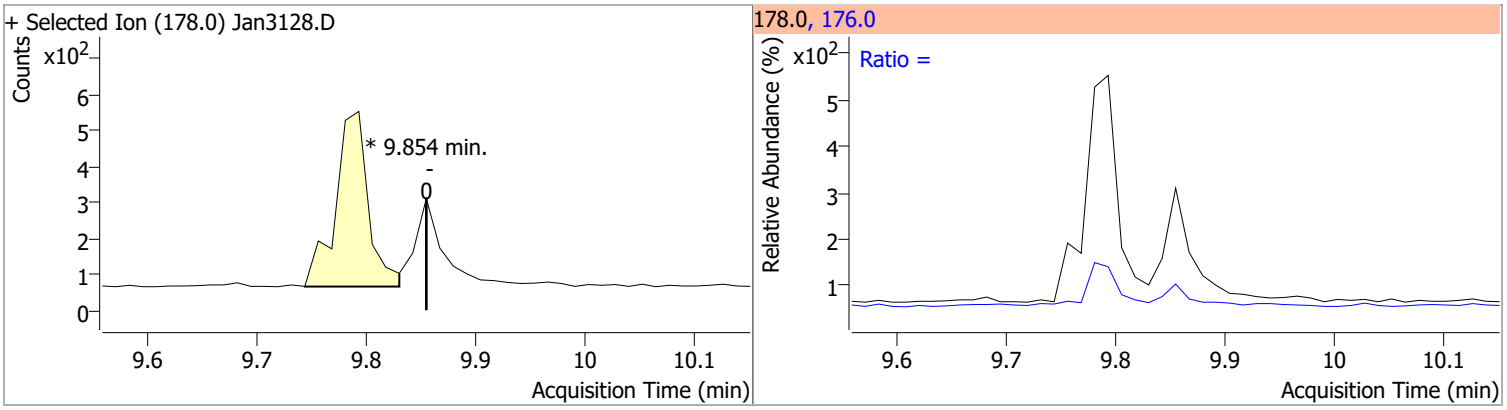

Compound	Conc.	RT	Dev(Min)	Resp.	QIon	QRatio	Lower	Upper
o-Terphenyl	0.1180	10.30	0.00	856	229.0	67.3	47.1	87.5
					215.0	46.1	31.1	57.7

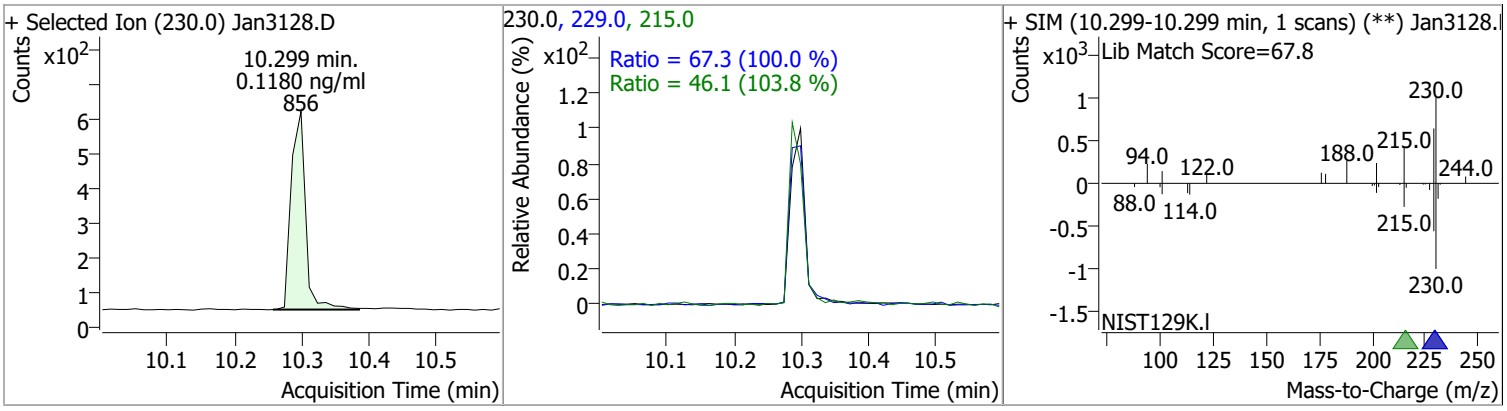

Compound	Conc.	RT	Dev(Min)	Resp.	QIon	QRatio	Lower	Upper
Fluoranthene	0.0908	11.41	0.00	1405	101.0	10.6	8.8	16.3

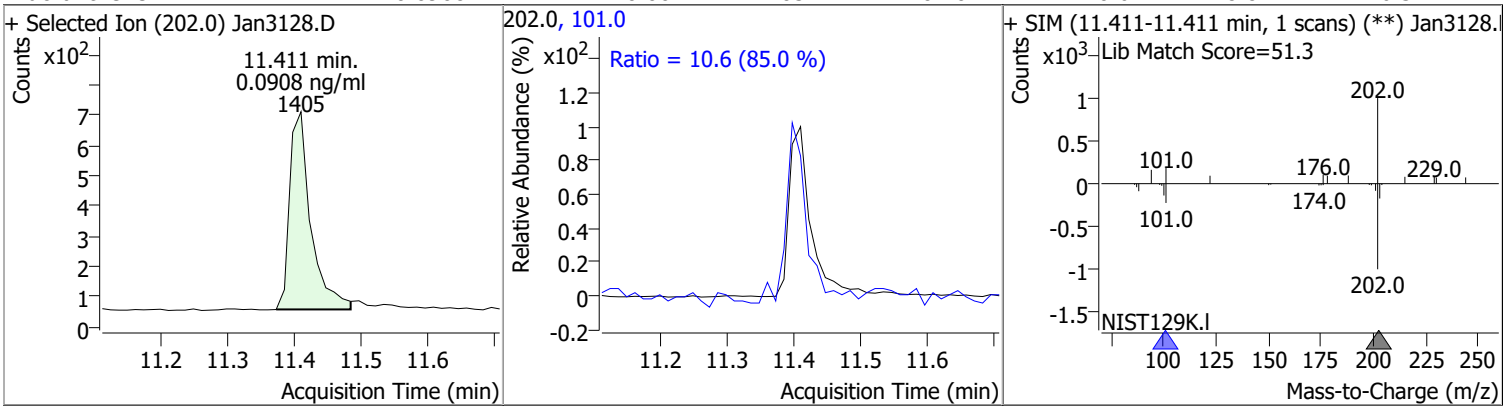

Quantitation Results Report (QT Reviewed)

Compound	Conc.	RT	Dev(Min)	Resp.	QIon	QRatio	Lower	Upper
Pyrene	0.0817	11.78	0.00	1433	101.0	11.8	10.8	20.0

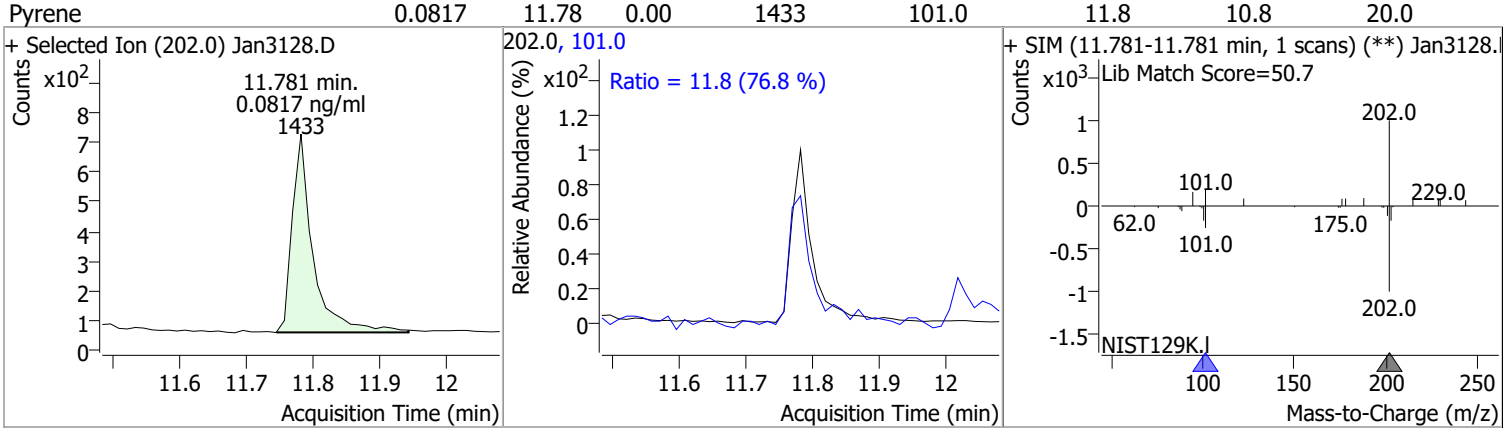

Compound	Conc.	RT	Dev(Min)	Resp.	QIon	QRatio	Lower	Upper
Terphenyl-d14	76.4657	12.25	0.00	518896	122.0	14.9	9.8	18.2

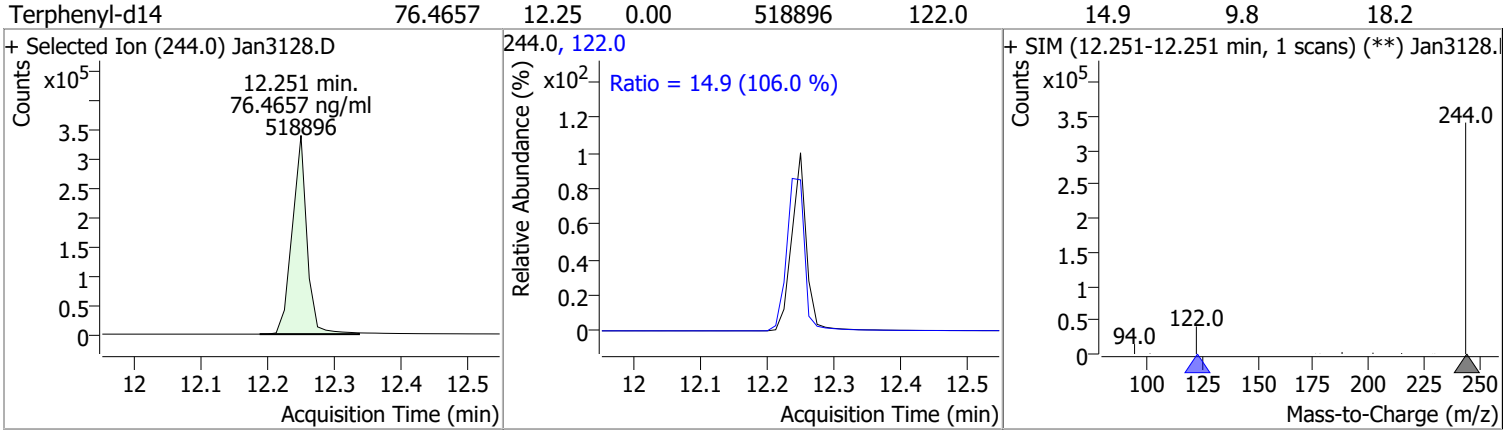

Compound	Conc.	RT	Dev(Min)	Resp.	QIon	QRatio	Lower	Upper
Benzo(a)Anthracene		0		0	226.0		19.0	35.2
					229.0		16.0	29.7

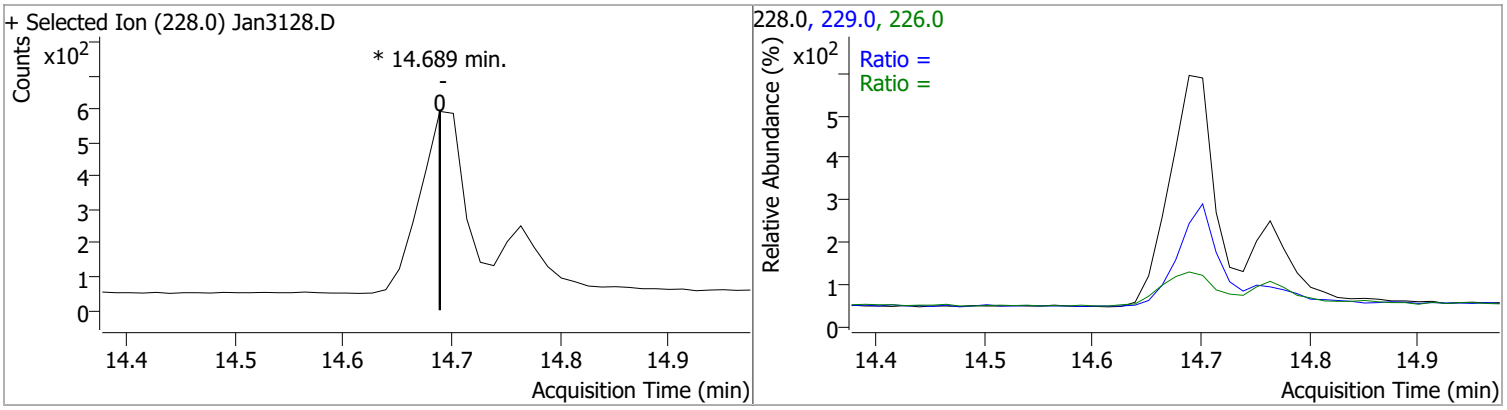

Compound	Conc.	RT	Dev(Min)	Resp.	QIon	QRatio	Lower	Upper
Chrysene		0		0	226.0		21.0	39.1
					229.0		14.8	27.6

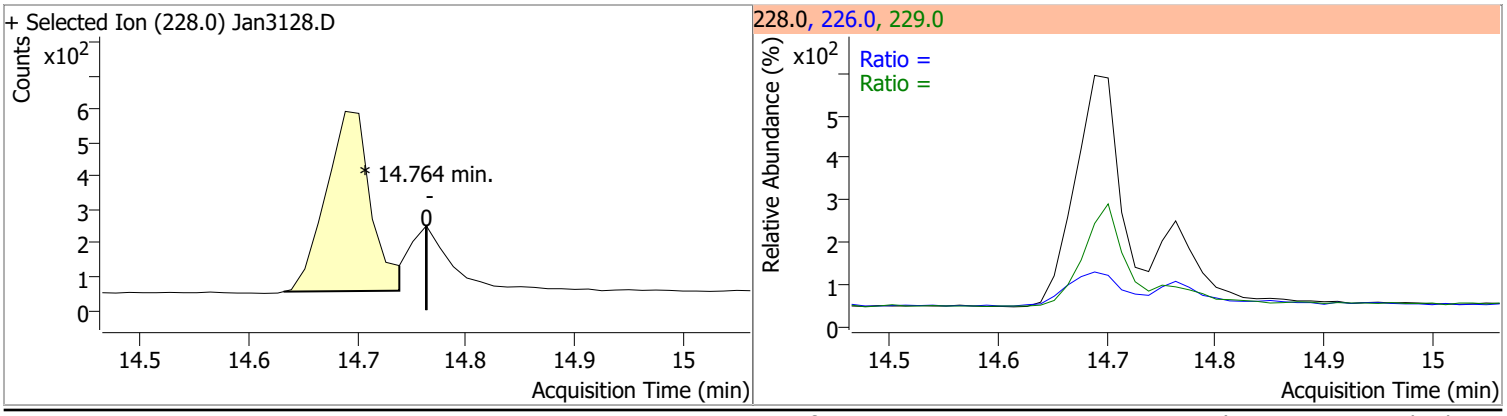

Compound	Conc.	Exp RT	QIon	Exp Ratio
Benzo(b)fluoranthene	N.D.	17.71	253.0	21.3

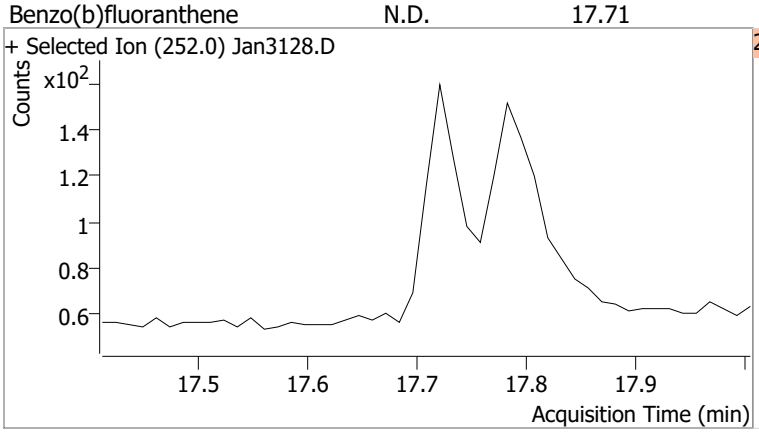

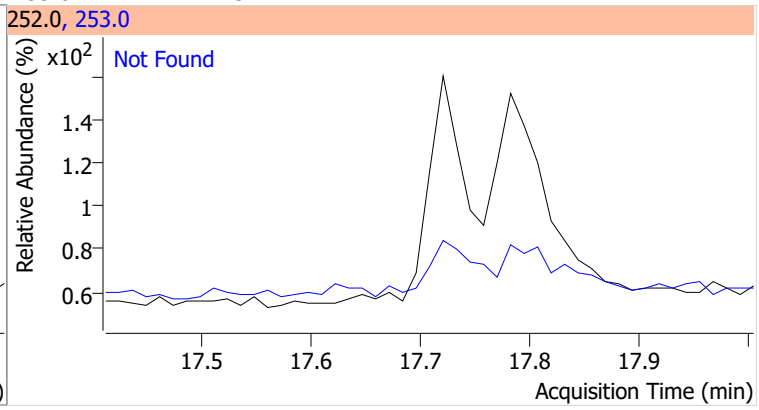

Compound	Conc.	Exp RT	QIon	Exp Ratio
Benzo(k)fluoranthene	N.D.	17.77	253.0	18.9

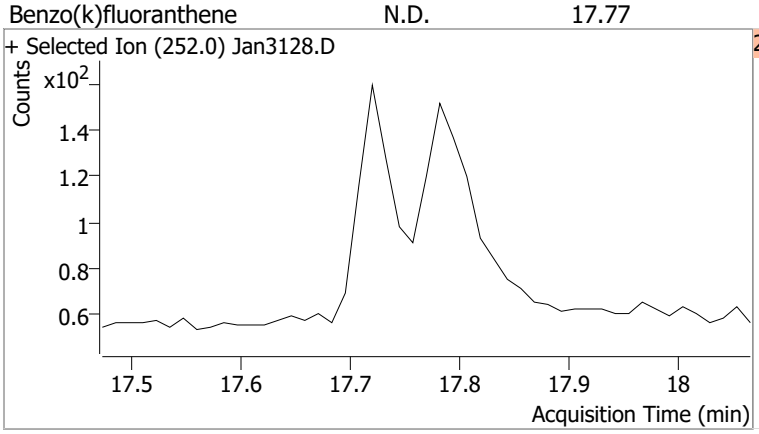

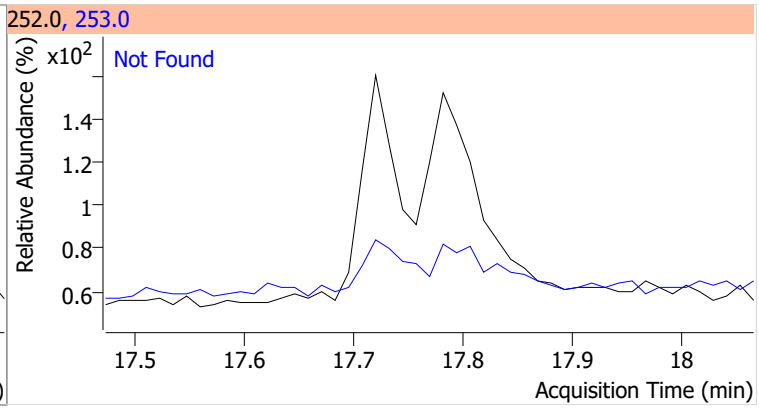

Compound	Conc.	RT	Dev(Min)	Resp.	QIon	QRatio	Lower	Upper
Benzo(a)pyrene		0		0	253.0		16.1	29.9

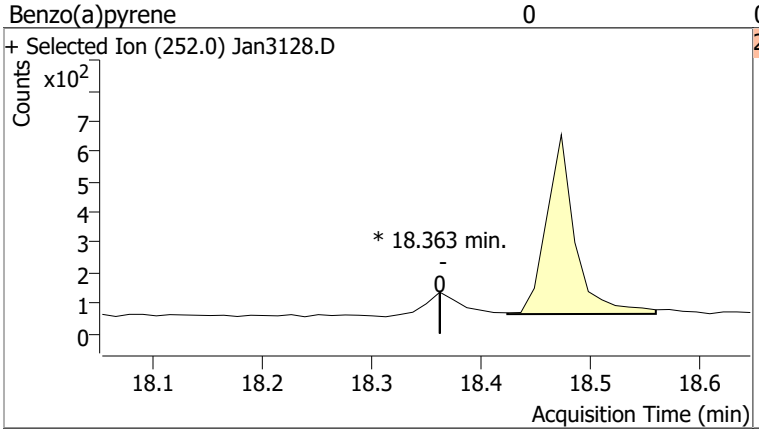

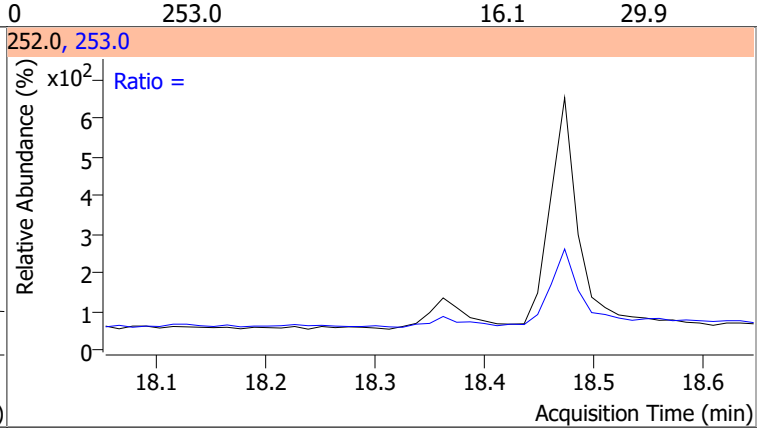

Compound	Conc.	RT	Dev(Min)	Resp.	QIon	QRatio	Lower	Upper
Indeno(1,2,3-cd)pyrene		0		0	138.0		15.7	29.1

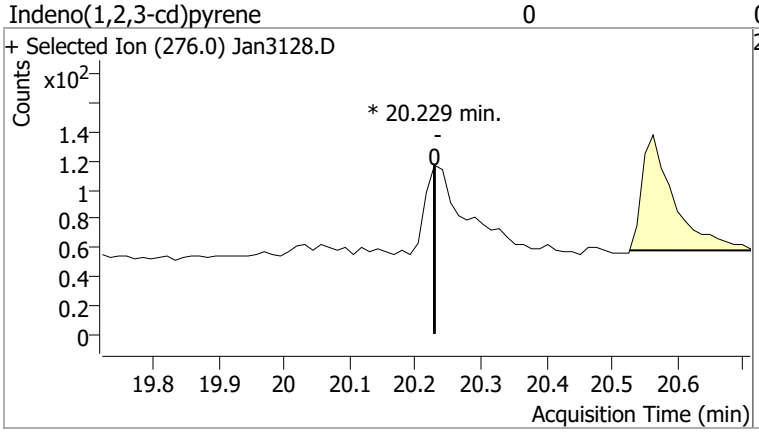

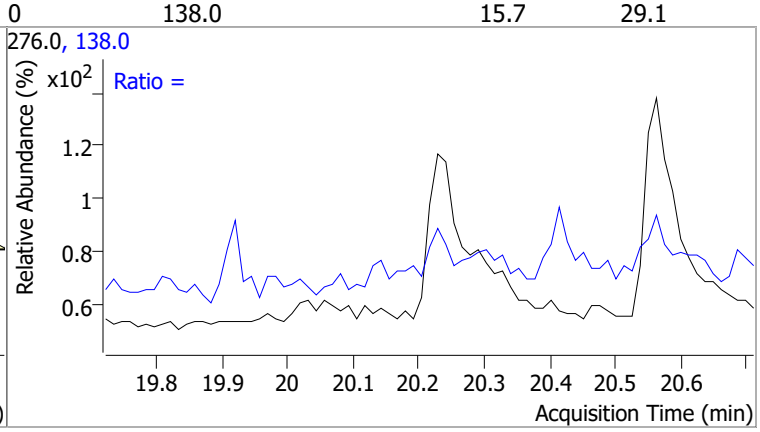

Compound	Conc.	Exp RT	QIon	Exp Ratio	QIon	Exp Ratio
Dibenzo(a,h)anthracene	N.D.	20.28	279.0	24.9	139.0	17.5

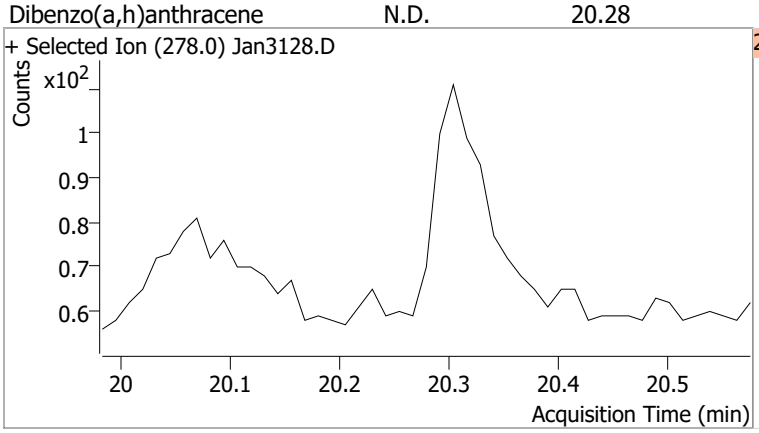

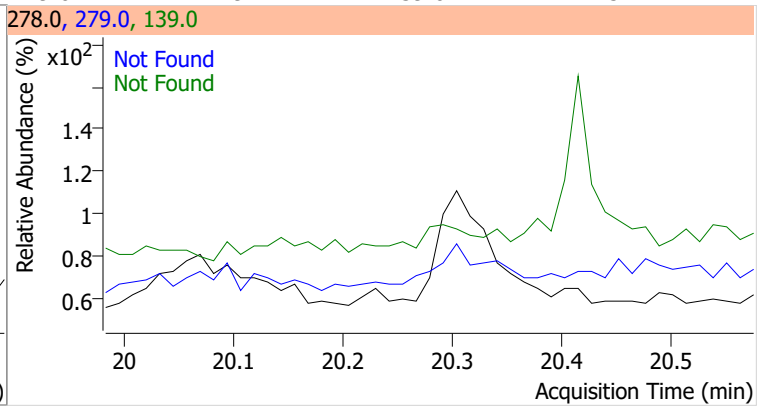

Compound	Conc.	Exp RT	QIon	Exp Ratio	QIon	Exp Ratio
Benzo(g,h,i)perylene	N.D.	20.54	277.0	24.8	138.0	20.5

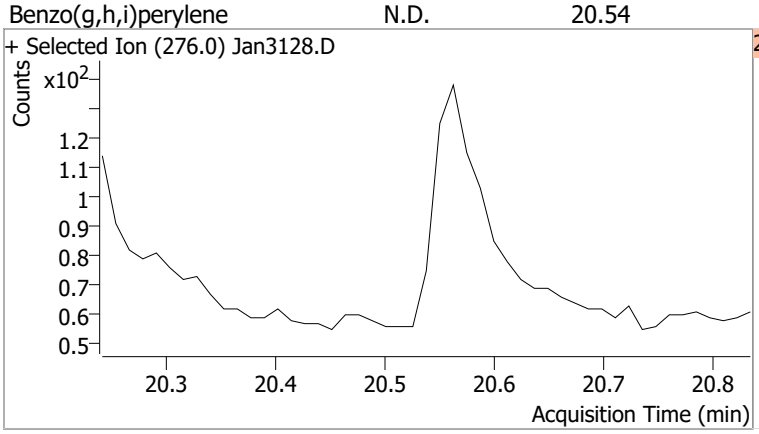

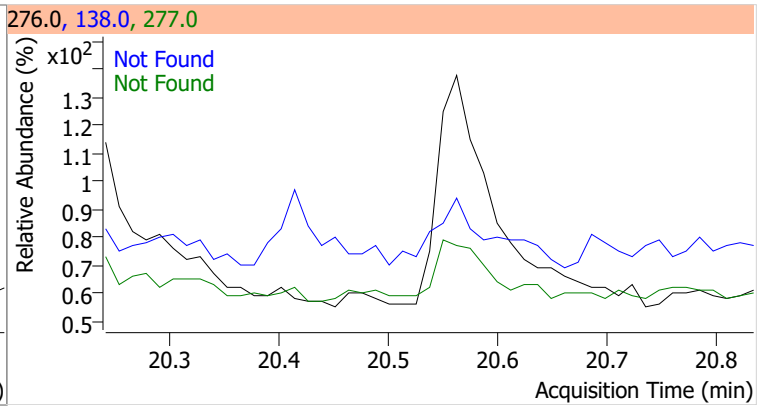

Quantitation Results Report (QT Reviewed)

Data File	Jan3129.D	Operator	LIMS import
Acq. Method	5975BNASIM	Acq. Date-Time	2/1/2022 3:05:43 AM
Sample Name	B22011446-032C	Instrument	GCMS
Vial	22	Multiplier	1.00
DA Method File	012622 bna SIM 2.batch.bin	Comment	SVOC-8270C-SIM-W-LLPAH
Tune File	dftppjph.u	Tune Date	
Batch Name	013122 bna SIM 2.batch.bin	Last Calib Update	1/27/2022 8:37:26 AM
Ref Library			

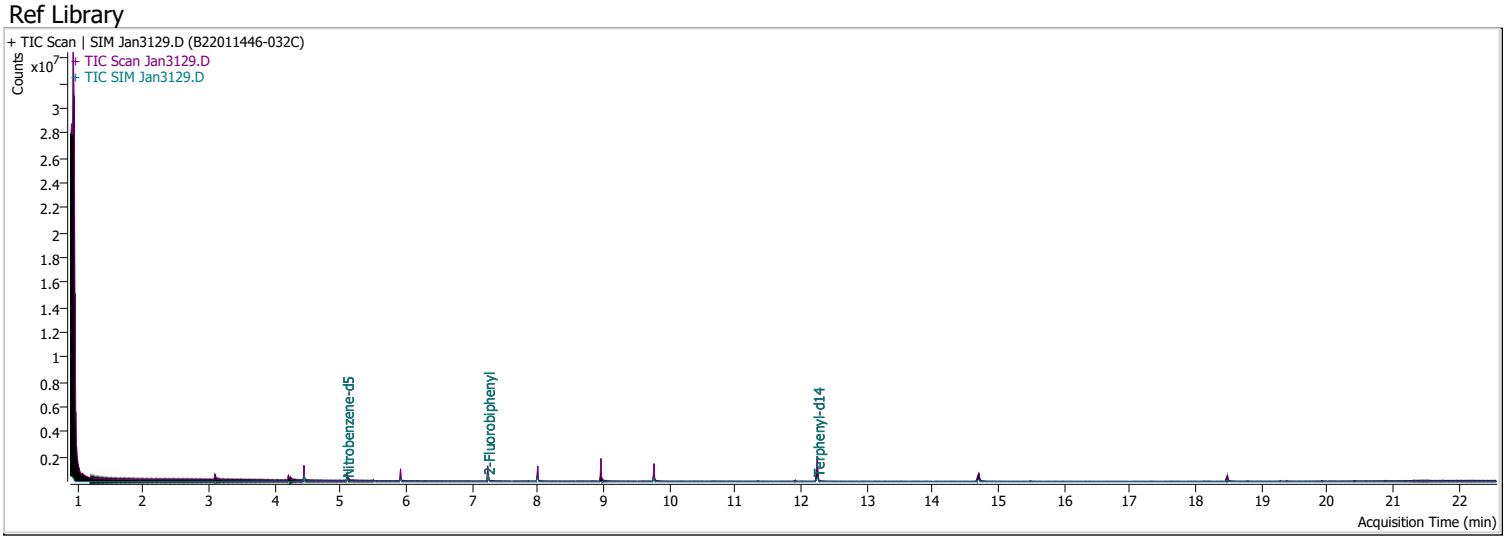

Compound	RT	QIon	Resp.	Conc.	Units		Dev(Min)
Internal Standards							
M 1,4-Dichlorobenzene-d4	4.447	152.0	137458	40.0000	ng/ml		-0.012
M Naphthalene-d8	5.916	136.0	231190	40.0000	ng/ml		0.000
M Acenaphthene-d10	7.988	164.0	154883	40.0000	ng/ml		-0.012
M Phenanthrene-d10	9.756	188.0	338402	40.0000	ng/ml		-0.012
M Chrysene-d12	14.701	240.0	279590	40.0000	ng/ml		0.000
M Perylene-d12	18.475	264.0	178860	40.0000	ng/ml		0.000
System Monitoring Compounds							
S Nitrobenzene-d5	5.093	82.0	299799	38.8899	ng/ml		-0.025
Spiked Amount: 5.000	Range: 19.0 - 102.0%			Recovery = 777.80%		*	
S 2-Fluorobiphenyl	7.239	172.0	424600	60.2897	ng/ml		-0.013
Spiked Amount: 5.000	Range: 25.0 - 94.0%			Recovery = 1205.79%		*	
S o-Terphenyl	0.000		0	N.D.			
Spiked Amount: 5.000	Range: 40.0 - 140.0%			Recovery = NA%			
S Terphenyl-d14	12.251	244.0	497785	73.1611	ng/ml		0.000
Spiked Amount: 5.000	Range: 39.0 - 106.0%			Recovery = 1463.22%		*	
Target Compounds							**QValue**
T Naphthalene	0.000		0	N.D.			
T 2-Methylnaphthalene	0.000		0	N.D.			
T 1-Methylnaphthalene	0.000		0	N.D.			
T Acenaphthylene	0.000		0	N.D.			
T Acenaphthene	8.025	154.0	0		ng/ml	md	1
T Fluorene	8.960	166.0	0		ng/ml	md	1
T Phenanthrene	0.000		0	N.D.			
T Anthracene	0.000		0	N.D.			
T Fluoranthene	0.000		0	N.D.			
T Pyrene	0.000		0	N.D.			
T Benzo(a)Anthracene	14.689	228.0	0		ng/ml	md	1
T Chrysene	14.764	228.0	0		ng/ml	md	1
T Benzo(b)fluoranthene	0.000		0	N.D.			

Compound	RT	QIon	Resp.	Conc.	Units		Dev(Min)
T Benzo(k)fluoranthene	0.000		0	N.D.			
T Benzo(a)pyrene	18.475	252.0	0		ng/ml	md	1
T Indeno(1,2,3-cd)pyrene	0.000		0	N.D.			
T Dibenzo(a,h)anthracene	0.000		0	N.D.			
T Benzo(g,h,i)perylene	0.000		0	N.D.			

(#) = Qualifier Out of Range; (m) = Manual Integration; (+) = Area Summed; (*) = Surrogate Percent Recovery Out of Range; (d): Zeroed Peak

Quantitation Results Report (QT Reviewed)

Compound	Conc.	RT	Dev(Min)	Resp.	QIon	QRatio	Lower	Upper
Nitrobenzene-d5	38.8899	5.09	-0.02	299799	54.0	33.6	31.6	58.8
					128.0	22.0	19.3	35.9

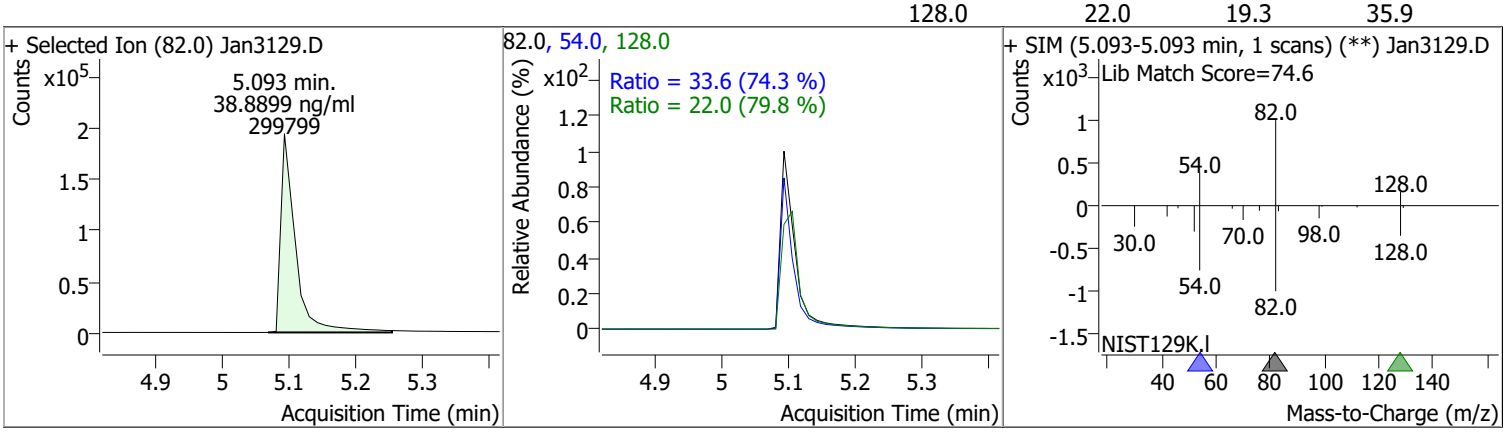

Compound	Conc.	Exp RT	QIon	Exp Ratio	QIon	Exp Ratio
Naphthalene	N.D.	5.94	102.0	20.6	129.0	11.0

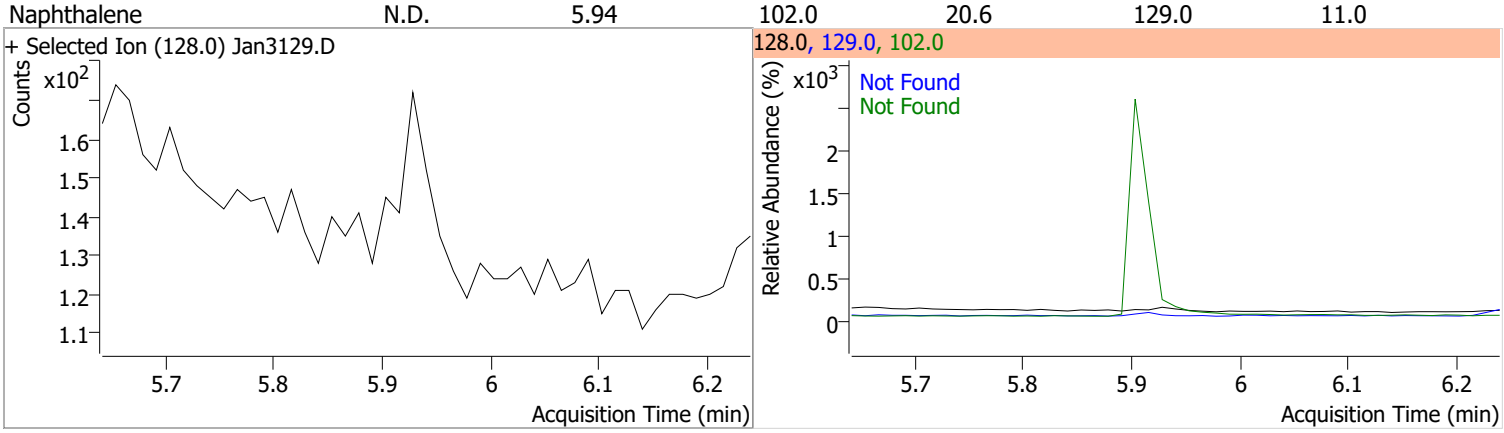

Compound	Conc.	Exp RT	QIon	Exp Ratio	QIon	Exp Ratio
2-Methylnaphthalene	N.D.	6.78	142.0	141.5	115.0	66.1

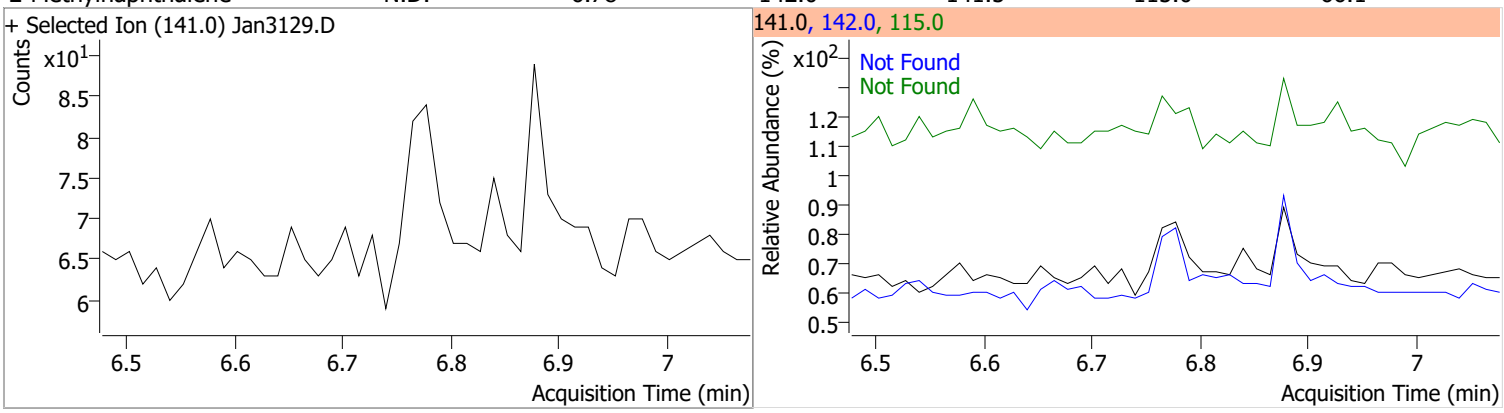

Compound	Conc.	Exp RT	QIon	Exp Ratio	QIon	Exp Ratio
1-Methylnaphthalene	N.D.	6.88	142.0	111.9	115.0	76.3

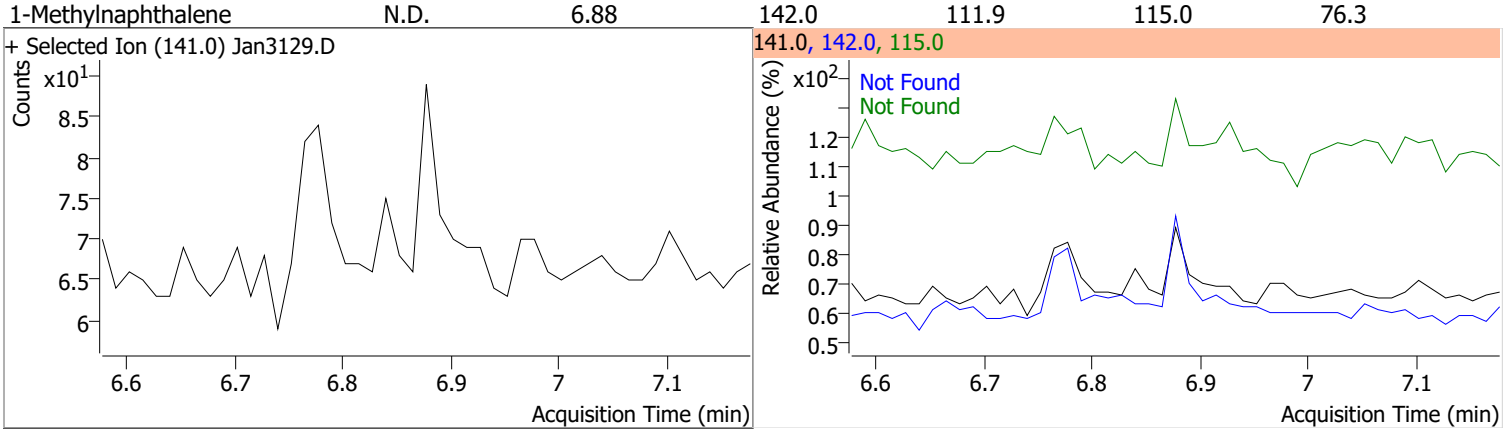

Quantitation Results Report (QT Reviewed)

Compound	Conc.	RT	Dev(Min)	Resp.	QIon	QRatio	Lower	Upper
2-Fluorobiphenyl	60.2897	7.24	-0.01	424600	171.0	37.7	25.6	47.6

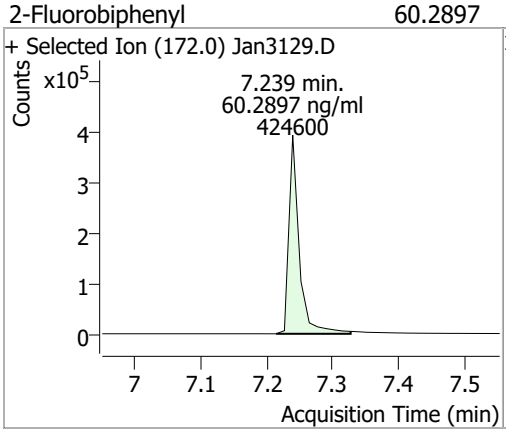

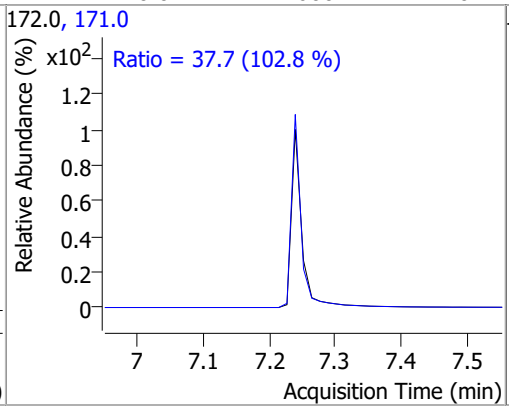

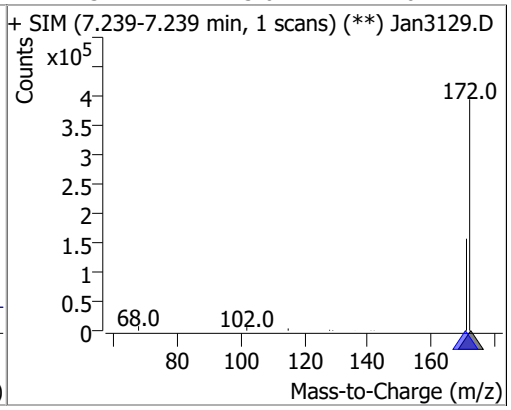

Compound	Conc.	Exp RT	QIon	Exp Ratio
Acenaphthylene	N.D.	7.81	153.0	13.1

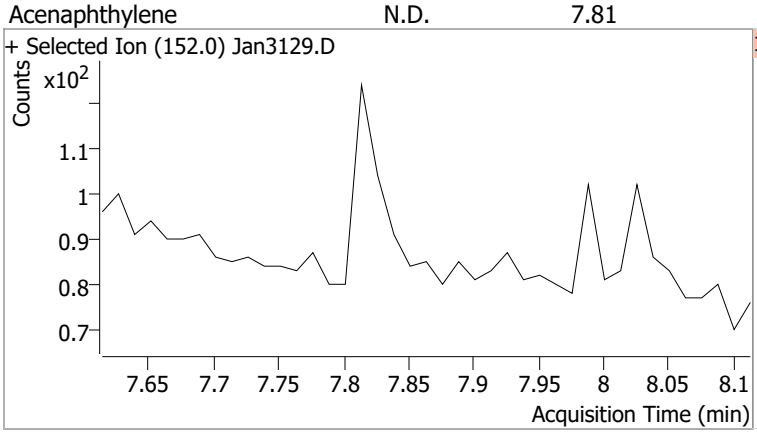

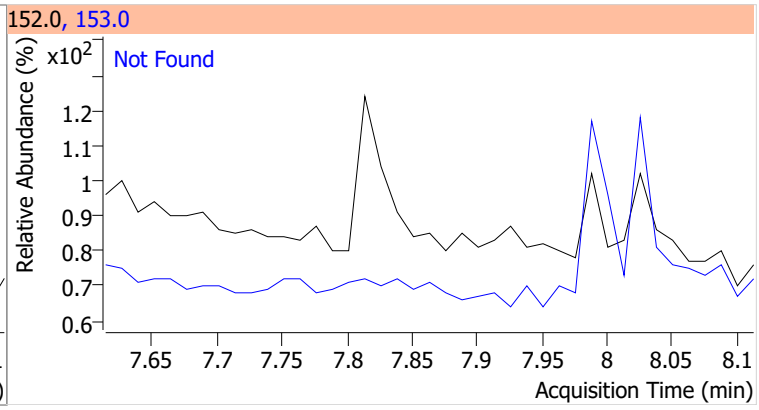

Compound	Conc.	RT	Dev(Min)	Resp.	QIon	QRatio	Lower	Upper
Acenaphthene		0		0	153.0		83.9	155.8
					152.0		40.9	76.0

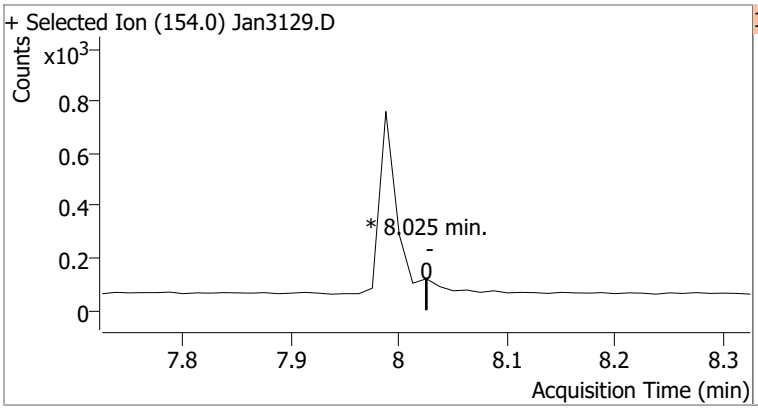

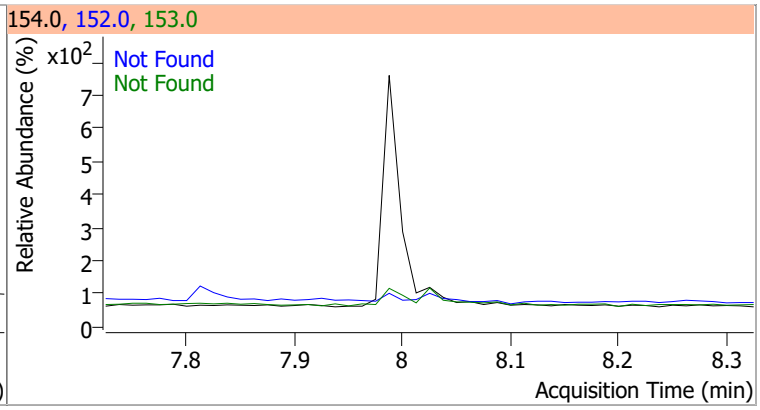

Compound	Conc.	RT	Dev(Min)	Resp.	QIon	QRatio	Lower	Upper
Fluorene		0		0	165.0		67.0	124.5
					167.0		9.2	17.1

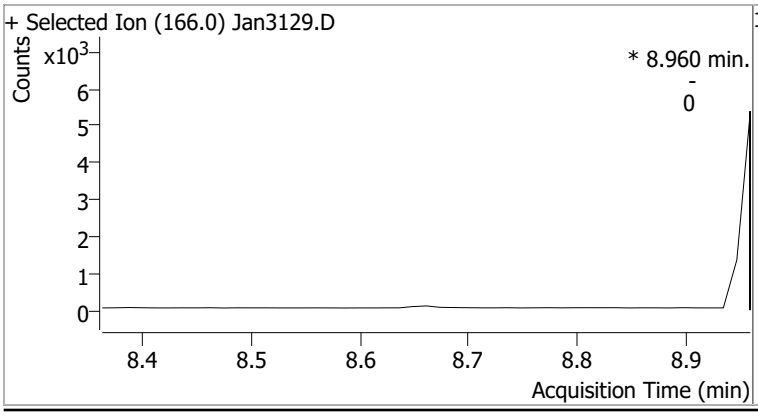

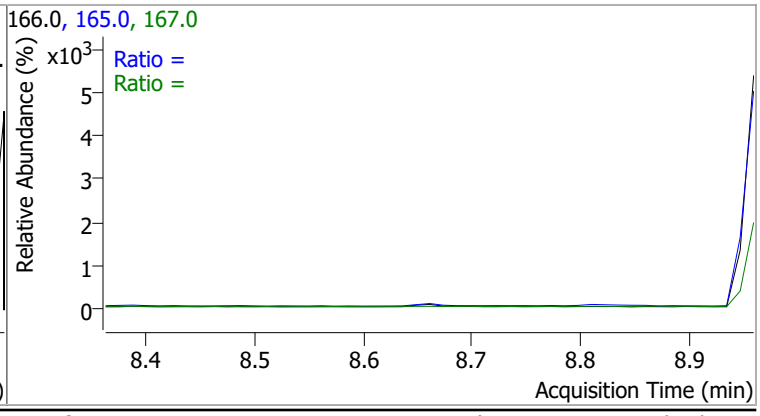

Compound	Conc.	Exp RT	QIon	Exp Ratio
Phenanthrene	N.D.	9.79	176.0	18.9

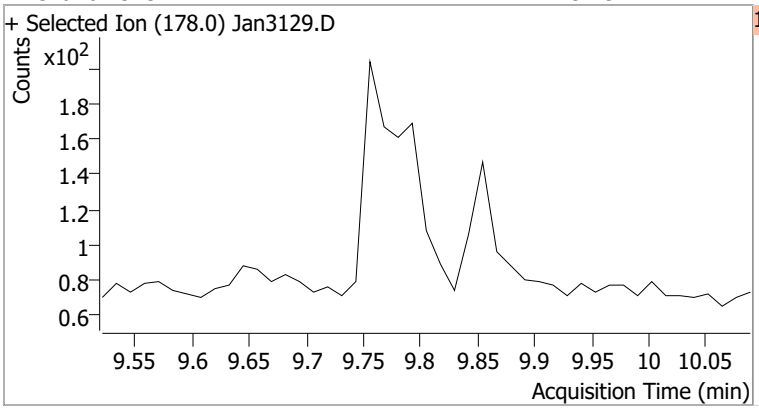

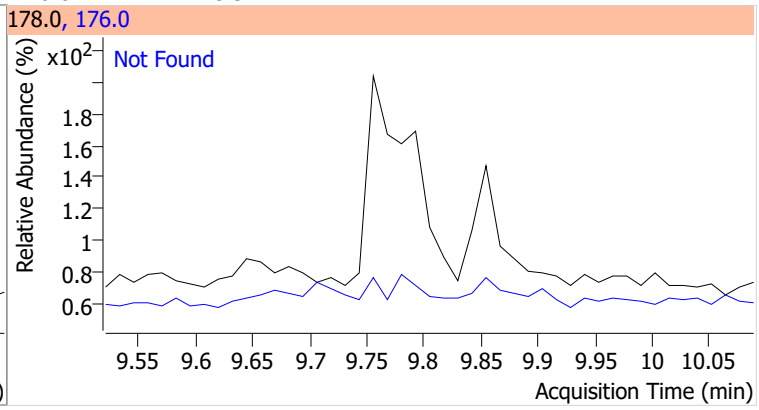

Compound	Conc.	Exp RT	QIon	Exp Ratio
Anthracene	N.D.	9.85	176.0	18.3

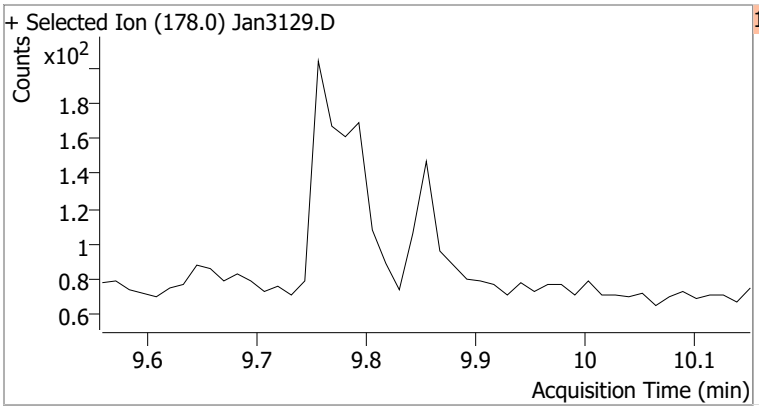

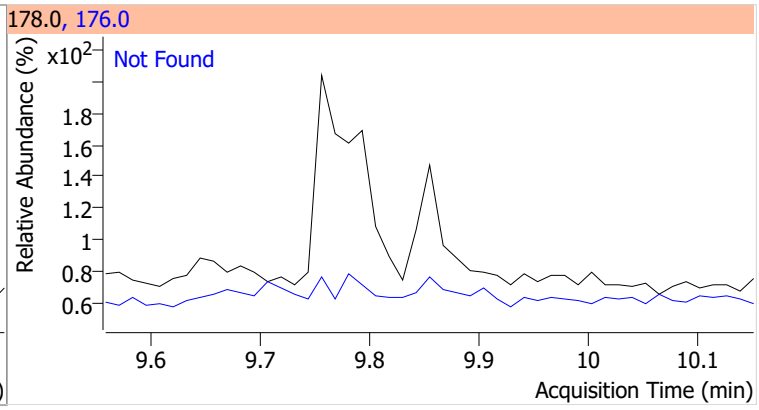

Compound	Conc.	Exp RT	QIon	Exp Ratio	QIon	Exp Ratio
o-Terphenyl	N.D.	10.30	229.0	67.3	215.0	44.4

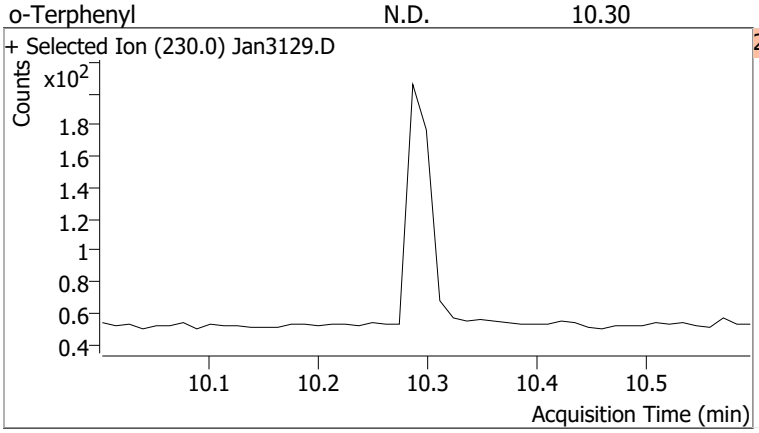

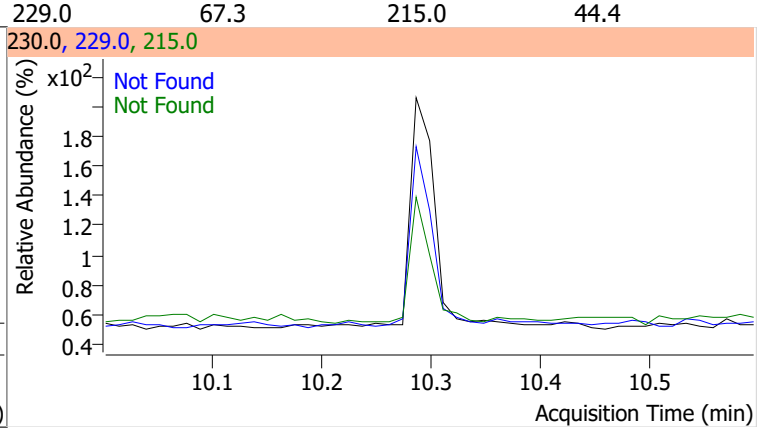

Compound	Conc.	Exp RT	QIon	Exp Ratio
Fluoranthene	N.D.	11.41	101.0	12.5

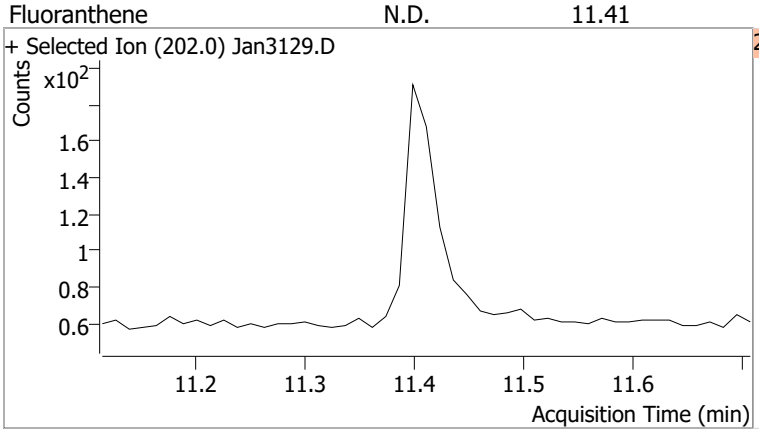

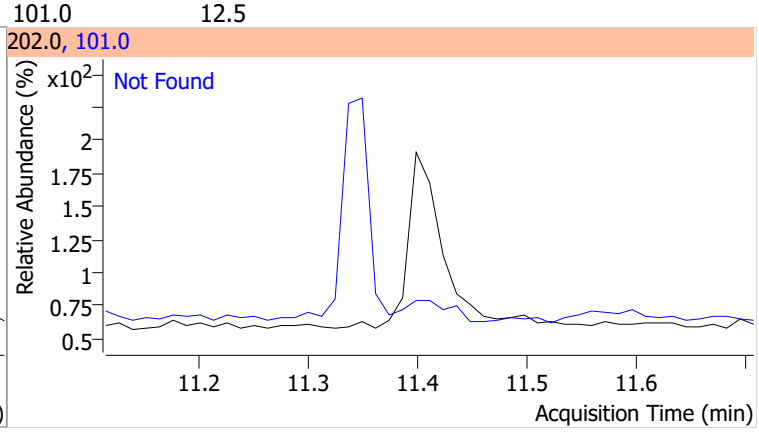

Compound	Conc.	Exp RT	QIon	Exp Ratio
Pyrene	N.D.	11.78	101.0	15.4

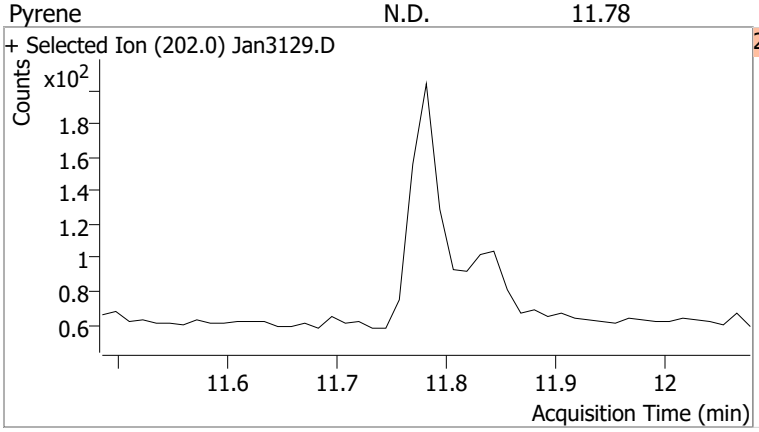

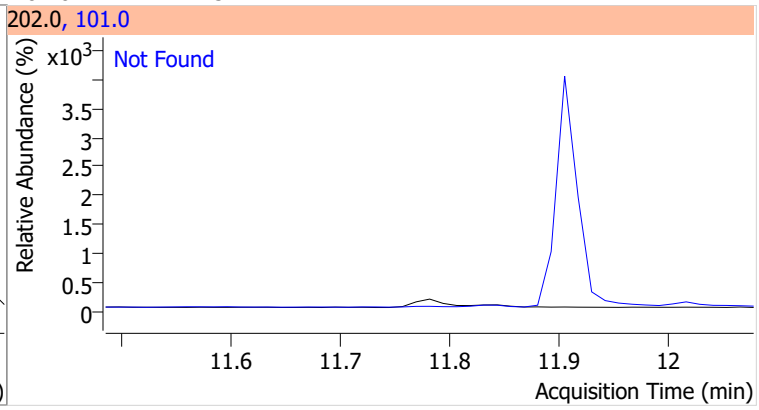

Compound	Conc.	RT	Dev(Min)	Resp.	QIon	QRatio	Lower	Upper
Terphenyl-d14	73.1611	12.25	0.00	497785	122.0	14.5	9.8	18.2

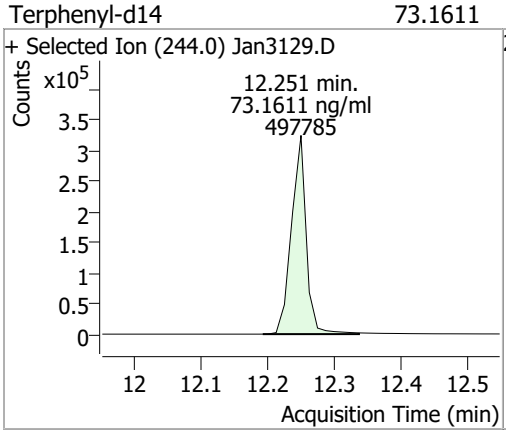

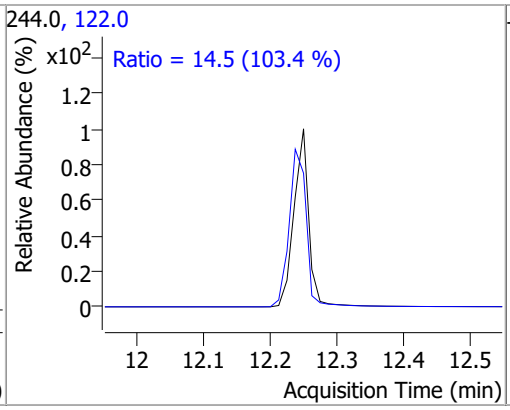

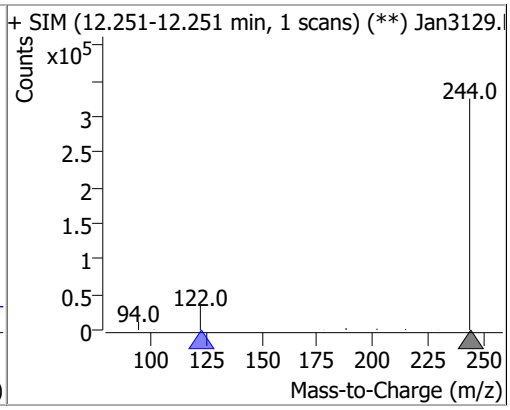

Compound	Conc.	RT	Dev(Min)	Resp.	QIon	QRatio	Lower	Upper
Benzo(a)Anthracene		0		0	226.0		19.0	35.2
					229.0		16.0	29.7

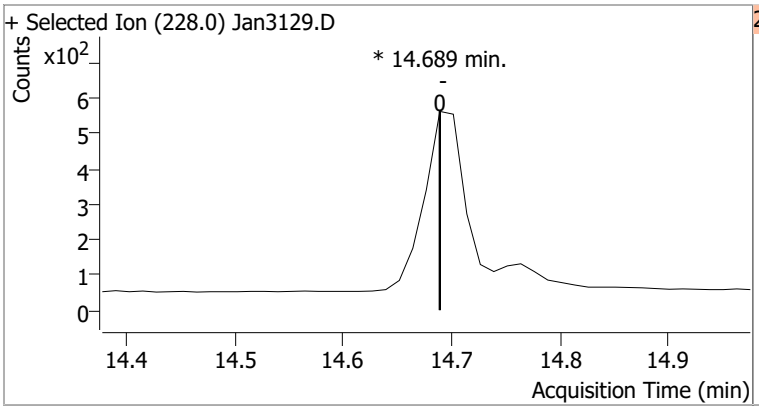

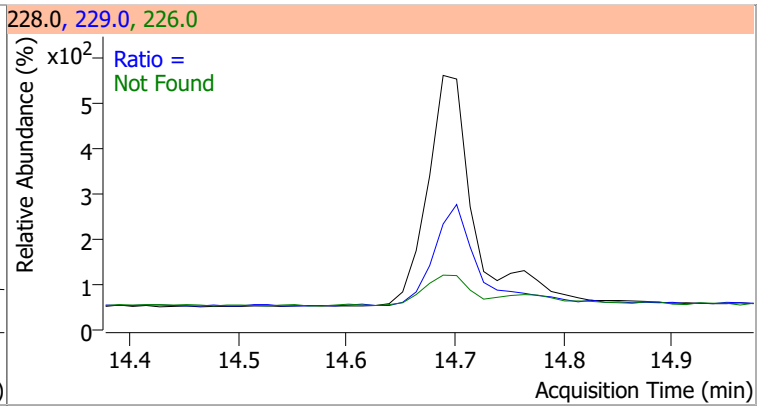

Compound	Conc.	RT	Dev(Min)	Resp.	QIon	QRatio	Lower	Upper
Chrysene		0		0	226.0		21.0	39.1
					229.0		14.8	27.6

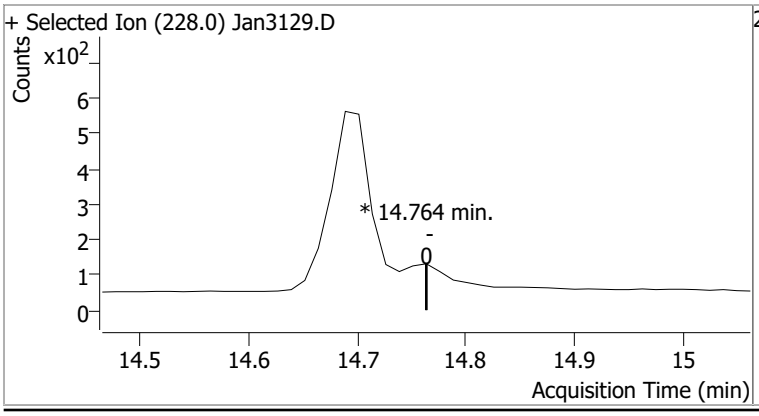

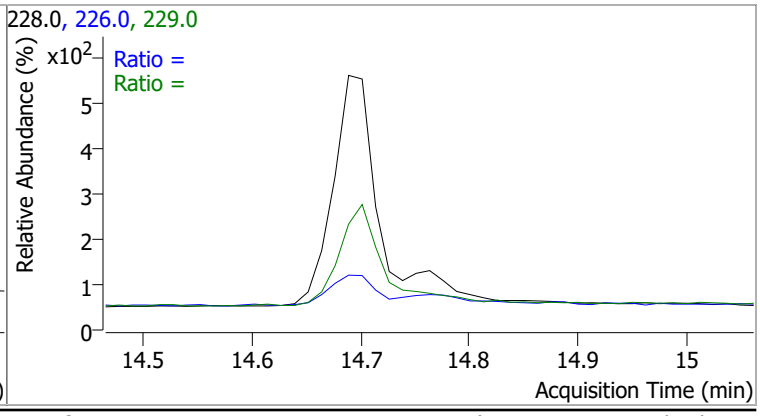

Compound	Conc.	Exp RT	QIon	Exp Ratio
Benzo(b)fluoranthene	N.D.	17.71	253.0	21.3

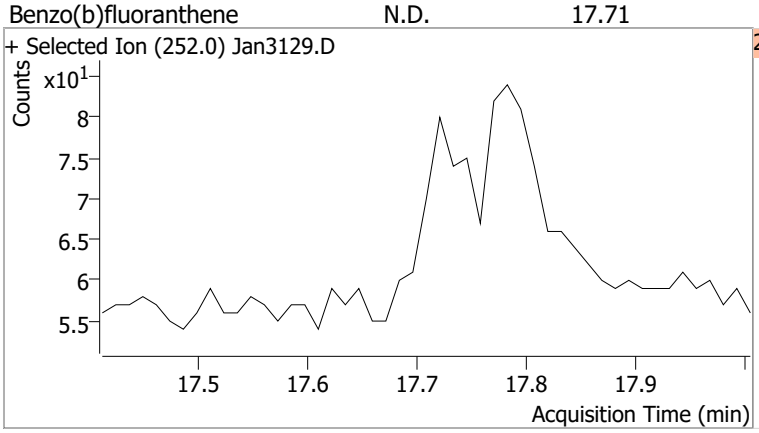

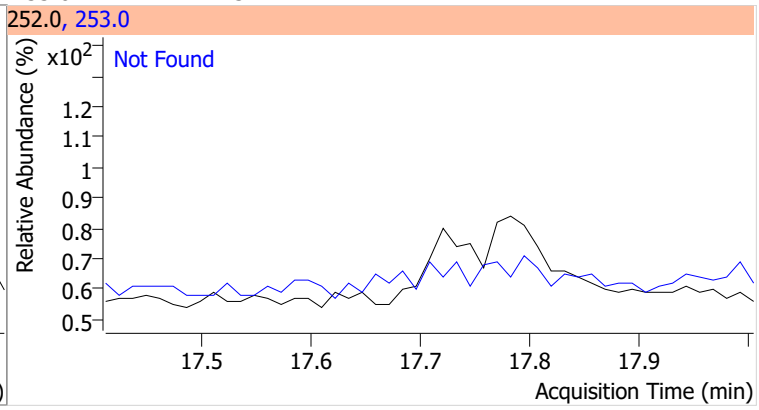

Compound	Conc.	Exp RT	QIon	Exp Ratio
Benzo(k)fluoranthene	N.D.	17.77	253.0	18.9

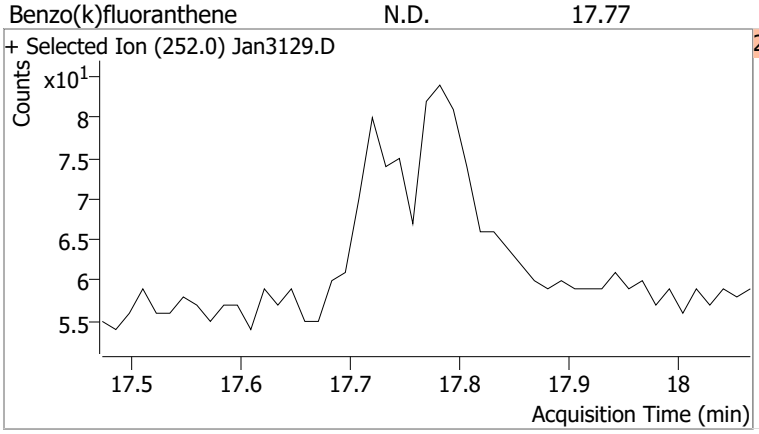

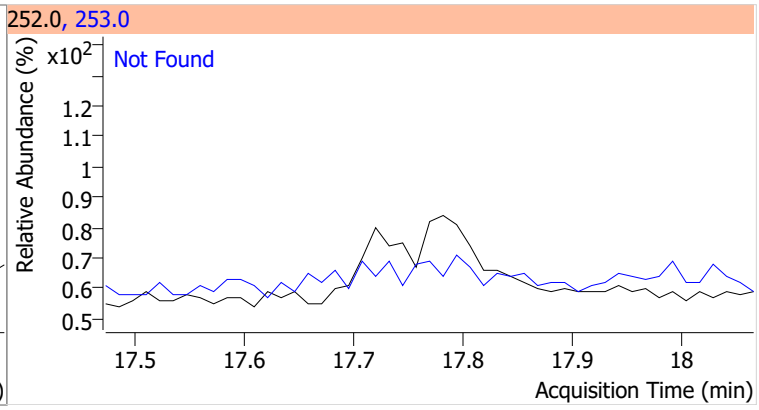

Compound	Conc.	RT	Dev(Min)	Resp.	QIon	QRatio	Lower	Upper
Benzo(a)pyrene		0		0	253.0		16.1	29.9

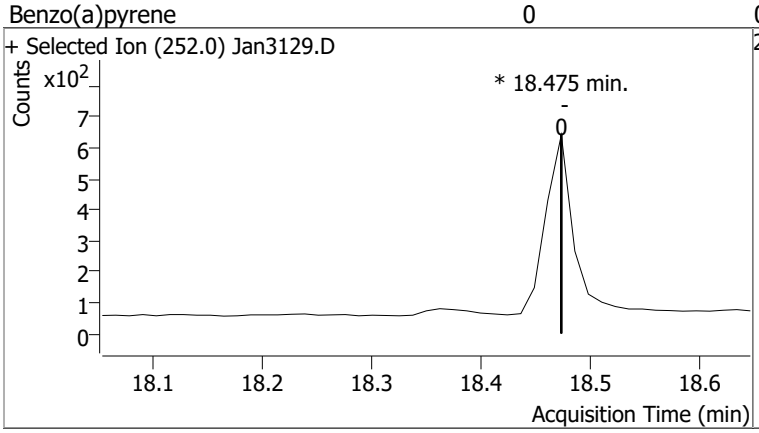

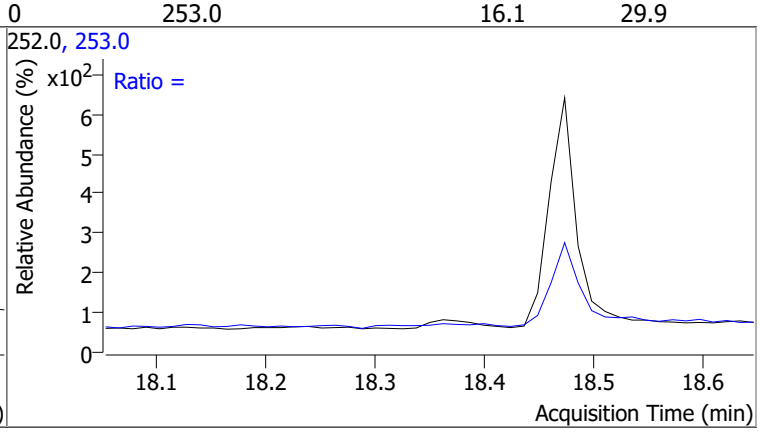

Compound	Conc.	Exp RT	QIon	Exp Ratio
Indeno(1,2,3-cd)pyrene	N.D.	20.22	138.0	22.4

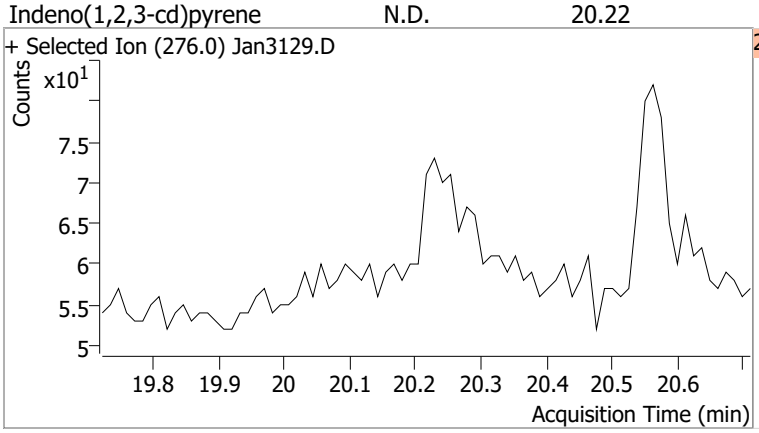

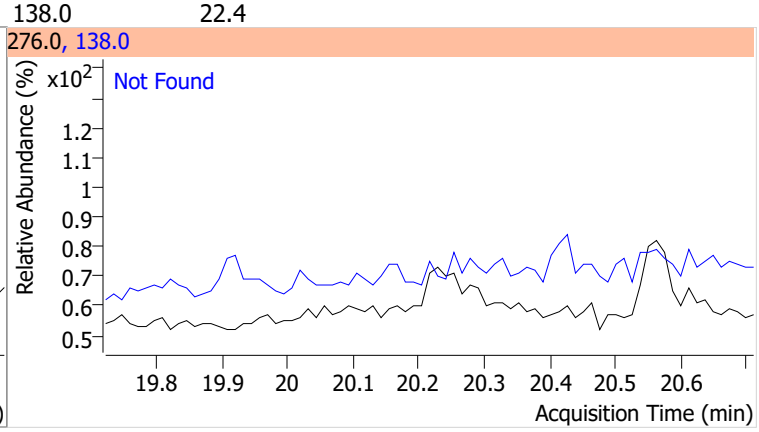

Compound	Conc.	Exp RT	QIon	Exp Ratio	QIon	Exp Ratio
Dibenzo(a,h)anthracene	N.D.	20.28	279.0	24.9	139.0	17.5

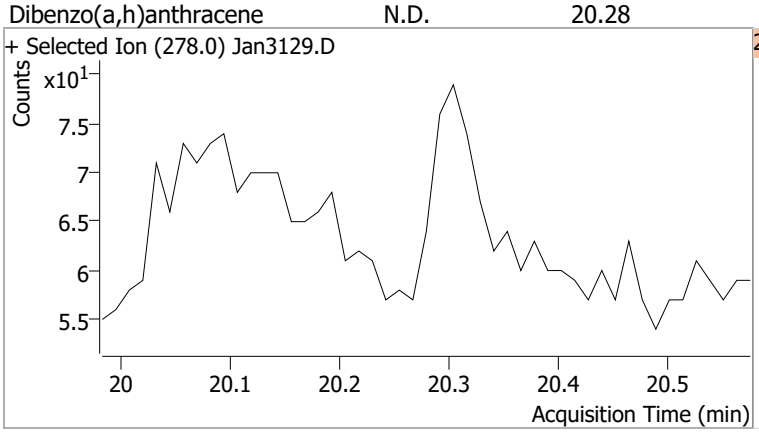

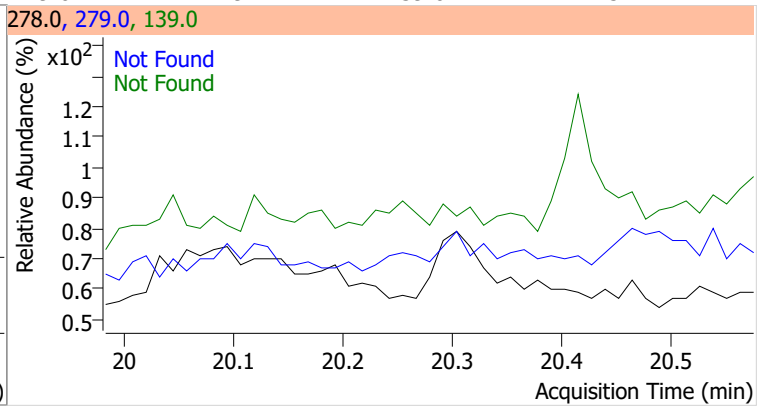

Compound	Conc.	Exp RT	QIon	Exp Ratio	QIon	Exp Ratio
Benzo(g,h,i)perylene	N.D.	20.54	277.0	24.8	138.0	20.5

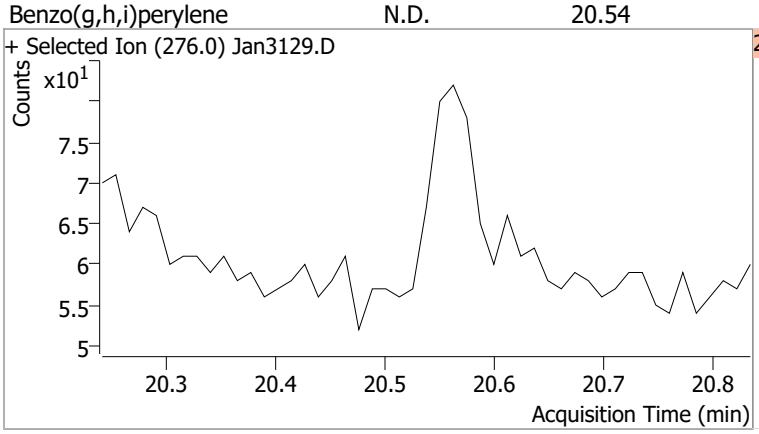

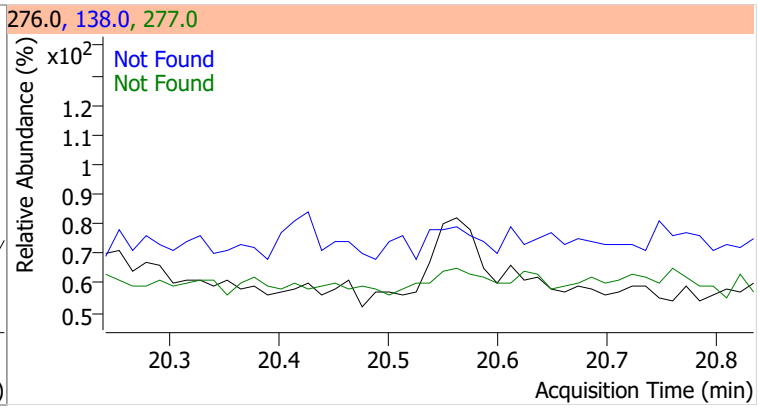

Quantitation Results Report (QT Reviewed)

Data File	Jan3130.D	Operator	LIMS import
Acq. Method	5975BNASIM	Acq. Date-Time	2/1/2022 3:38:00 AM
Sample Name	31-Jan-22_CCV_30	Instrument	GCMS
Vial	23	Multiplier	1.00
DA Method File	012622 bna SIM 2.batch.bin	Comment	SVOC-8270C-SIM-W-LLPAH
Tune File	dftppjph.u	Tune Date	
Batch Name	013122 bna SIM 2.batch.bin	Last Calib Update	1/27/2022 8:37:26 AM
Ref Library			

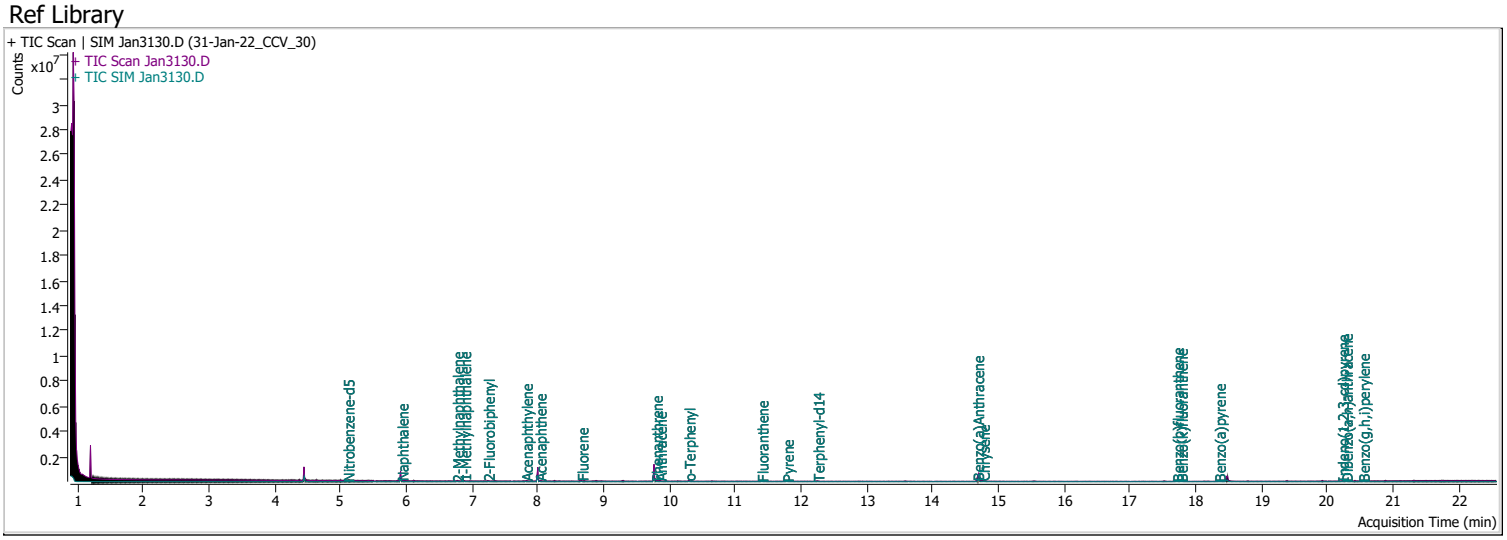

Compound	RT	QIon	Resp.	Conc.	Units		Dev(Min)
Internal Standards							
M 1,4-Dichlorobenzene-d4	4.447	152.0	134300	40.0000	ng/ml		-0.013
M Naphthalene-d8	5.916	136.0	218112	40.0000	ng/ml		0.000
M Acenaphthene-d10	7.988	164.0	152137	40.0000	ng/ml		-0.013
M Phenanthrene-d10	9.755	188.0	326584	40.0000	ng/ml		-0.013
M Chrysene-d12	14.701	240.0	263688	40.0000	ng/ml		0.000
M Perylene-d12	18.474	264.0	175746	40.0000	ng/ml		0.000
System Monitoring Compounds							
S Nitrobenzene-d5	5.106	82.0	6218	2.0722	ng/ml		-0.013
Spiked Amount: 5.000	Range: 19.0 - 102.0%			Recovery = 41.44%			
S 2-Fluorobiphenyl	7.239	172.0	13381	2.2364	ng/ml		-0.013
Spiked Amount: 5.000	Range: 25.0 - 94.0%			Recovery = 44.73%			
S o-Terphenyl	10.287	230.0	10155	2.0546	ng/ml		-0.013
Spiked Amount: 5.000	Range: 40.0 - 140.0%			Recovery = 41.09%			
S Terphenyl-d14	12.250	244.0	8959	2.0576	ng/ml		0.000
Spiked Amount: 5.000	Range: 39.0 - 106.0%			Recovery = 41.15%			
Target Compounds							**QValue**
T Naphthalene	5.928	128.0	12030	2.1342	ng/ml		90
T 2-Methylnaphthalene	6.765	141.0	7462	2.1912	ng/ml		97
T 1-Methylnaphthalene	6.877	141.0	8219	2.3870	ng/ml		93
T Acenaphthylene	7.813	152.0	14447	2.0980	ng/ml		98
T Acenaphthene	8.025	154.0	9436	2.1357	ng/ml		94
T Fluorene	8.661	166.0	11480	1.9179	ng/ml		98
T Phenanthrene	9.792	178.0	17230	2.0231	ng/ml	m	88
T Anthracene	9.854	178.0	13633	1.6489	ng/ml		93
T Fluoranthene	11.398	202.0	20433	2.0438	ng/ml		97
T Pyrene	11.781	202.0	21556	1.9583	ng/ml		96
T Benzo(a)Anthracene	14.676	228.0	16005	2.0953	ng/ml		100
T Chrysene	14.764	228.0	20693	1.9815	ng/ml		100
T Benzo(b)fluoranthene	17.708	252.0	14032	2.0754	ng/ml		100

Compound	RT	QIon	Resp.	Conc.	Units	Dev(Min)
T Benzo(k)fluoranthene	17.770	252.0	16926	2.0367	ng/ml	93
T Benzo(a)pyrene	18.351	252.0	11928	2.1000	ng/ml	100
T Indeno(1,2,3-cd)pyrene	20.217	276.0	10025	1.9929	ng/ml	94
T Dibenzo(a,h)anthracene	20.278	278.0	12088	2.0586	ng/ml	98
T Benzo(g,h,i)perylene	20.538	276.0	15911	2.1333	ng/ml	94

(#) = Qualifier Out of Range; (m) = Manual Integration; (+) = Area Summed; (*) = Surrogate Percent Recovery Out of Range; (d): Zeroed Peak

Compound	Conc.	RT	Dev(Min)	Resp.	QIon	QRatio	Lower	Upper
Nitrobenzene-d5	2.0722	5.11	-0.01	6218	54.0	35.6	31.6	58.8
					128.0	28.0	19.3	35.9

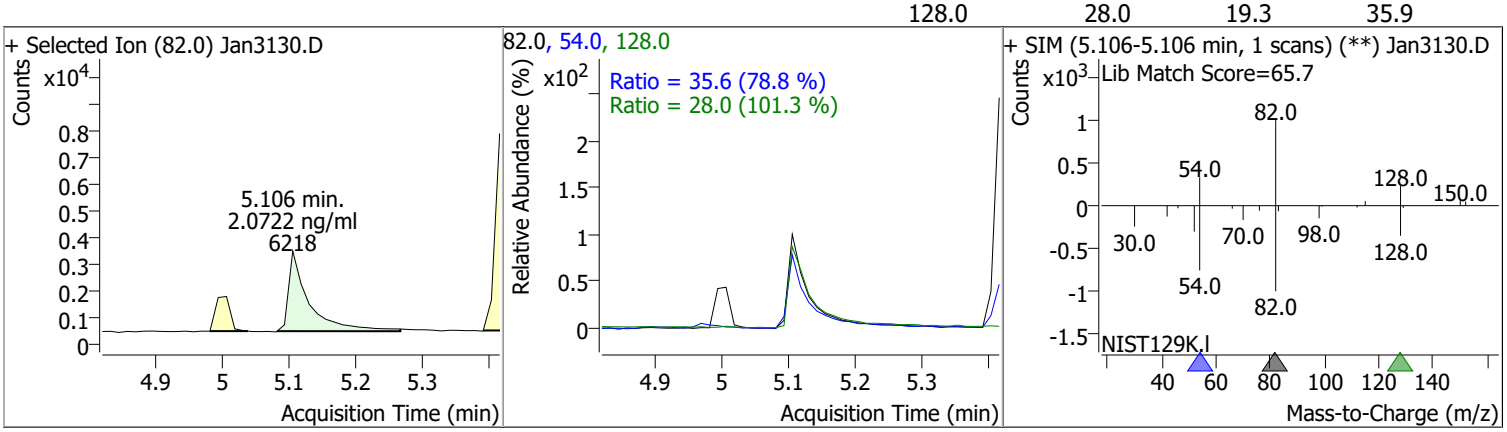

Compound	Conc.	RT	Dev(Min)	Resp.	QIon	QRatio	Lower	Upper
Naphthalene	2.1342	5.93	-0.01	12030	102.0	27.7	0.0	61.8
					129.0	10.5	7.7	14.3

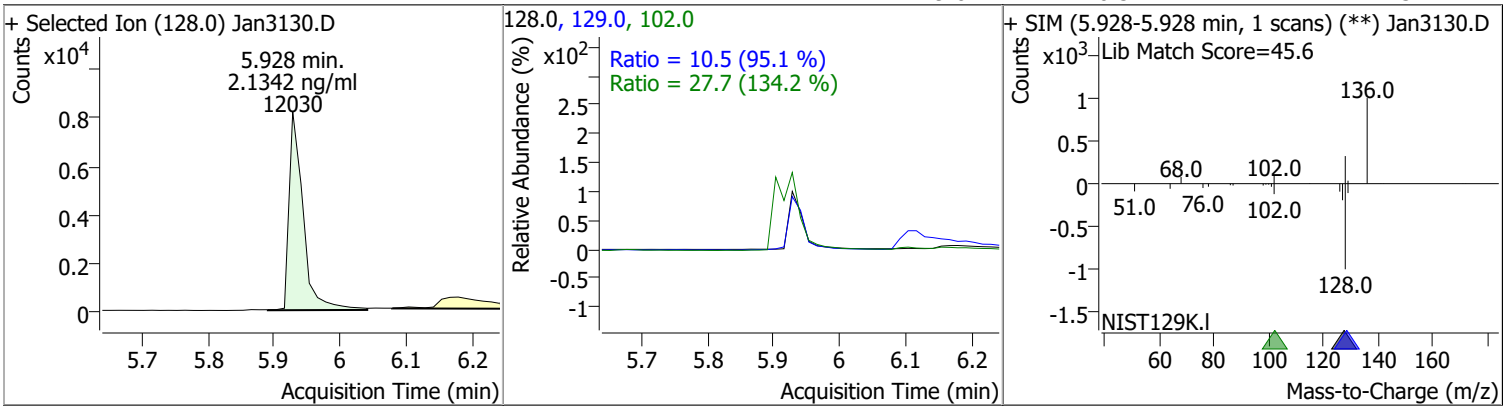

Compound	Conc.	RT	Dev(Min)	Resp.	QIon	QRatio	Lower	Upper
2-Methylnaphthalene	2.1912	6.76	-0.01	7462	142.0	140.7	99.1	184.0
					115.0	71.3	46.3	86.0

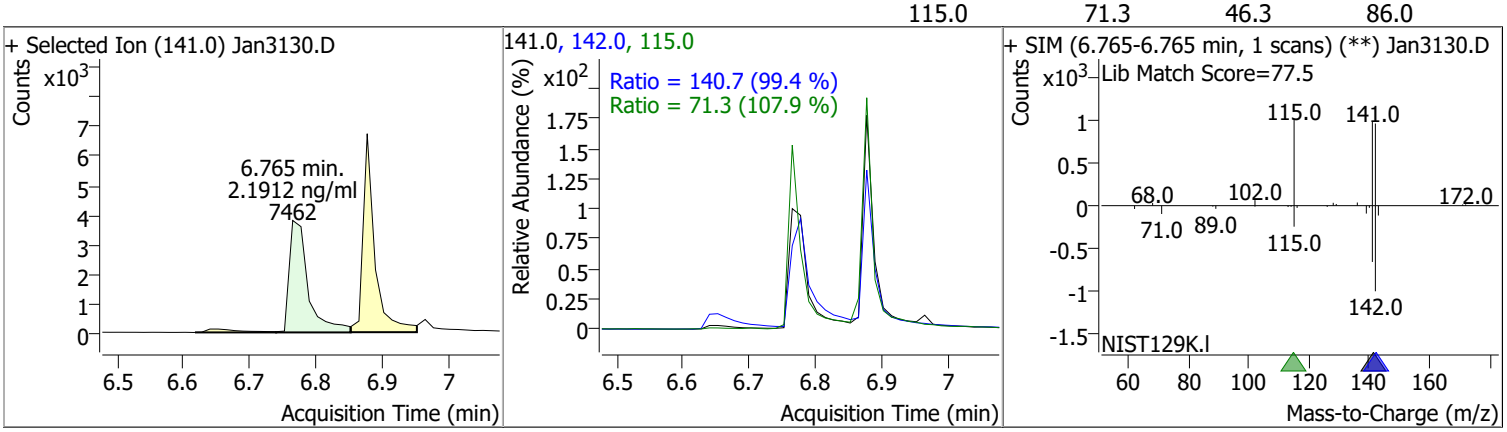

Compound	Conc.	RT	Dev(Min)	Resp.	QIon	QRatio	Lower	Upper
1-Methylnaphthalene	2.3870	6.88	0.00	8219	142.0	117.9	78.3	145.5
					115.0	69.1	53.4	99.2

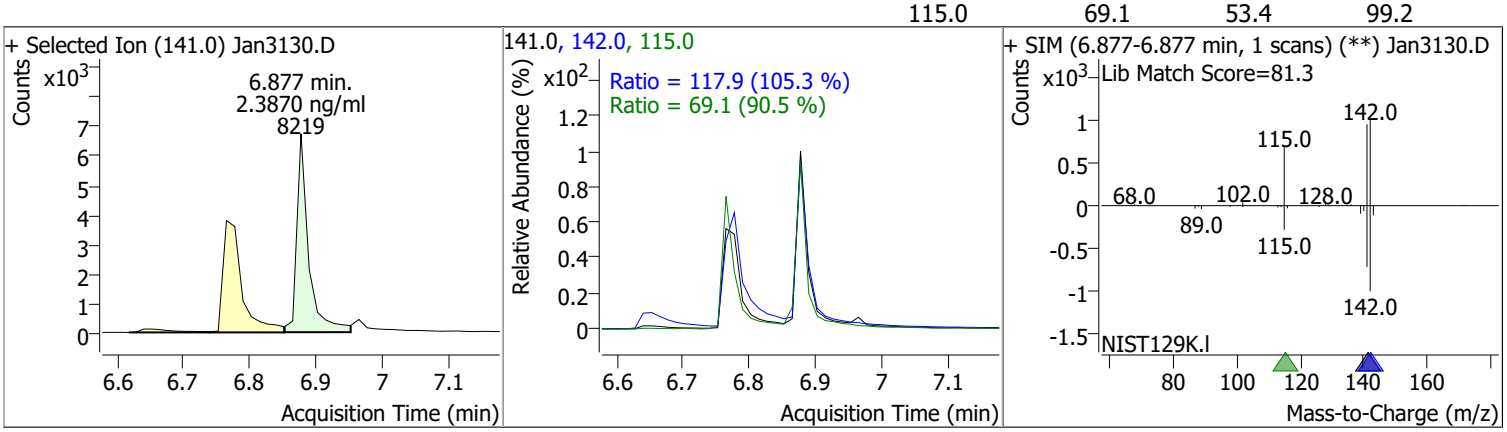

Compound	Conc.	RT	Dev(Min)	Resp.	QIon	QRatio	Lower	Upper
2-Fluorobiphenyl	2.2364	7.24	-0.01	13381	171.0	37.3	25.6	47.6

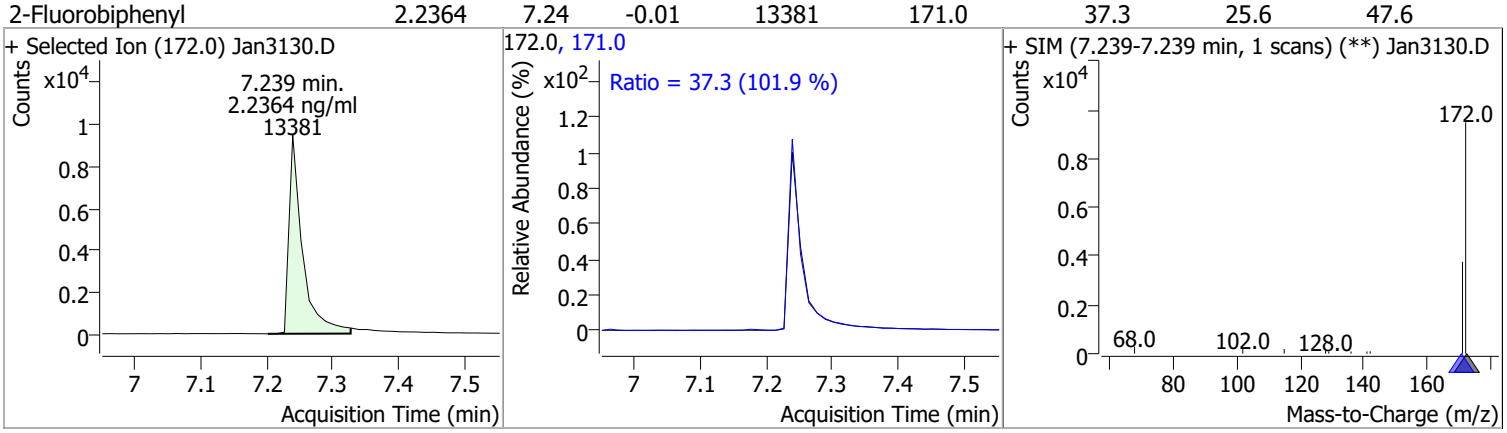

Compound	Conc.	RT	Dev(Min)	Resp.	QIon	QRatio	Lower	Upper
Acenaphthylene	2.0980	7.81	0.00	14447	153.0	13.8	9.1	17.0

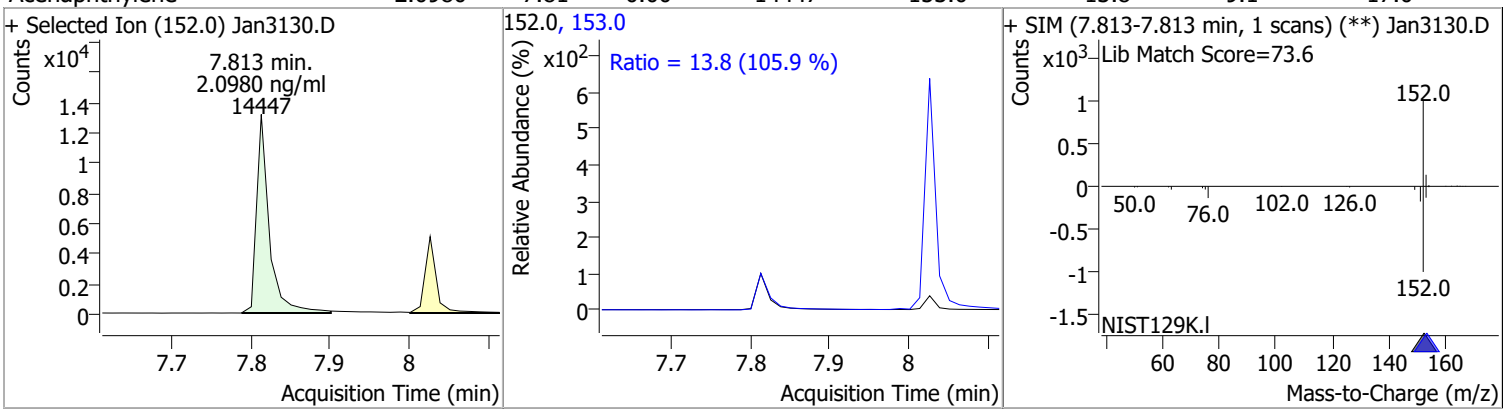

Compound	Conc.	RT	Dev(Min)	Resp.	QIon	QRatio	Lower	Upper
Acenaphthene	2.1357	8.03	0.00	9436	153.0	112.6	83.9	155.8
					152.0	53.7	40.9	76.0

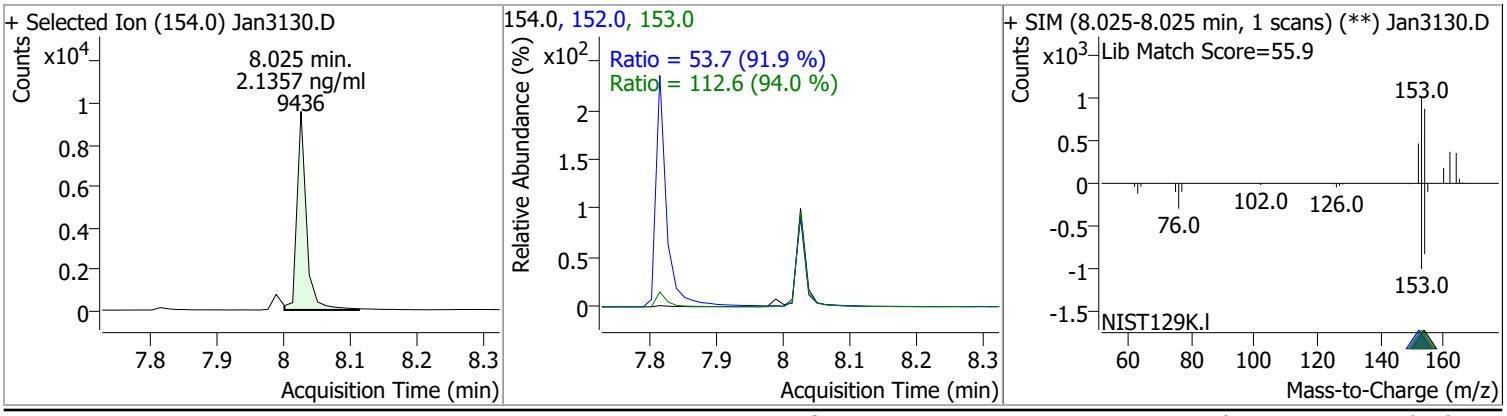

Compound	Conc.	RT	Dev(Min)	Resp.	QIon	QRatio	Lower	Upper
Fluorene	1.9179	8.66	0.00	11480	165.0	97.2	67.0	124.5
					167.0	11.6	9.2	17.1

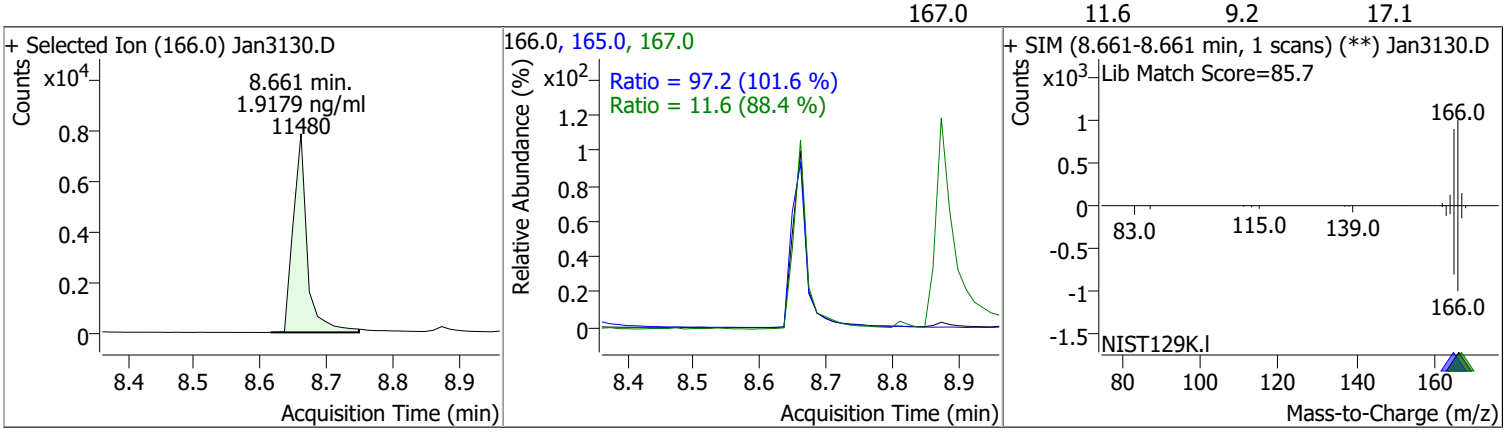

Compound	Conc.	RT	Dev(Min)	Resp.	QIon	QRatio	Lower	Upper
Phenanthrene	2.0231	9.79	0.00	17230 (m)	176.0	13.3	13.2	24.6

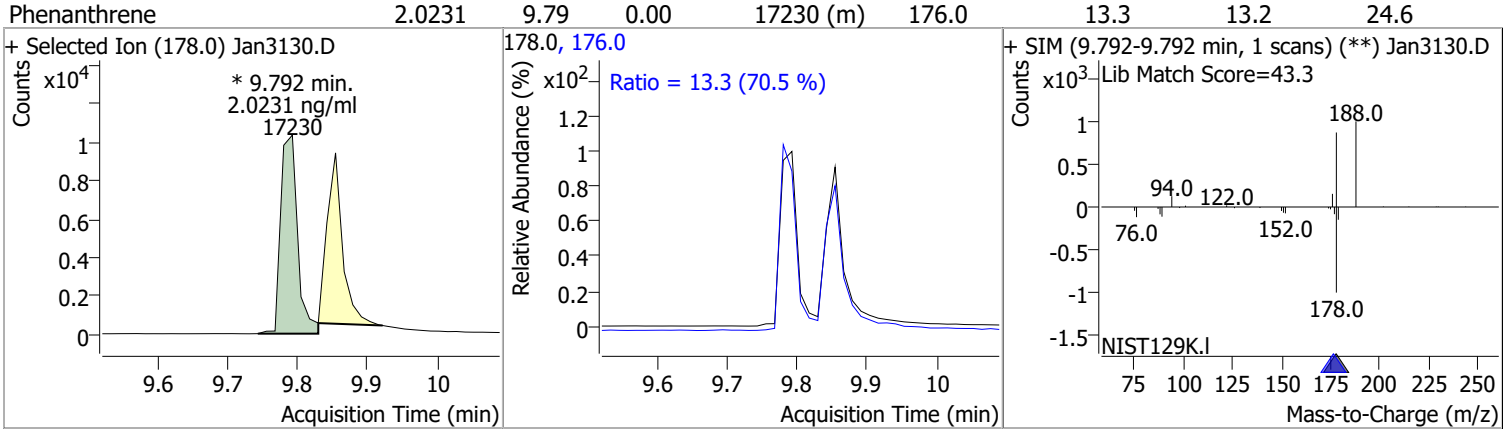

Compound	Conc.	RT	Dev(Min)	Resp.	QIon	QRatio	Lower	Upper
Anthracene	1.6489	9.85	0.00	13633	176.0	21.6	12.8	23.8

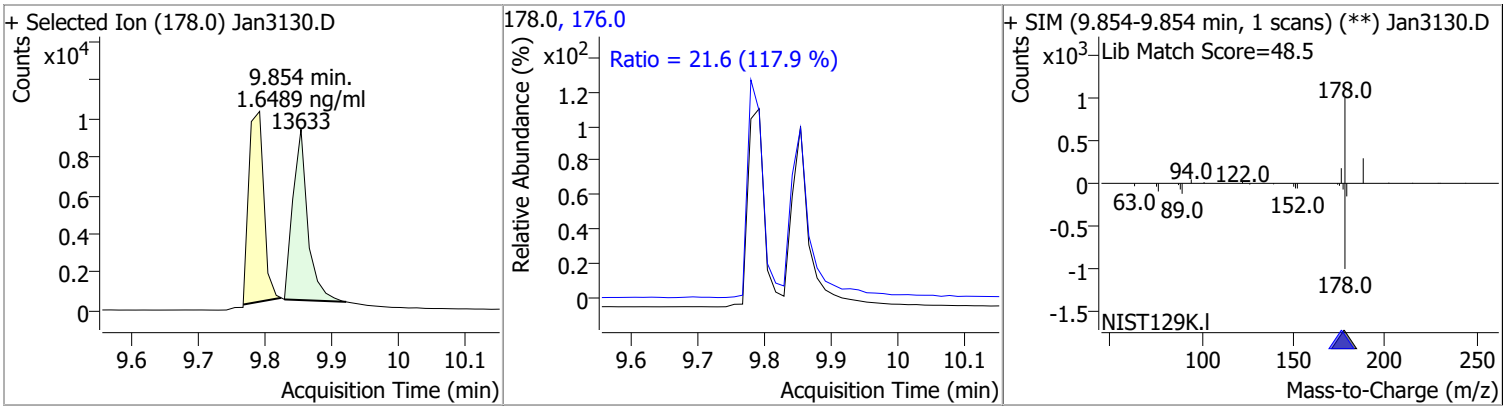

Compound	Conc.	RT	Dev(Min)	Resp.	QIon	QRatio	Lower	Upper
o-Terphenyl	2.0546	10.29	-0.01	10155	229.0	68.5	47.1	87.5
					215.0	45.3	31.1	57.7

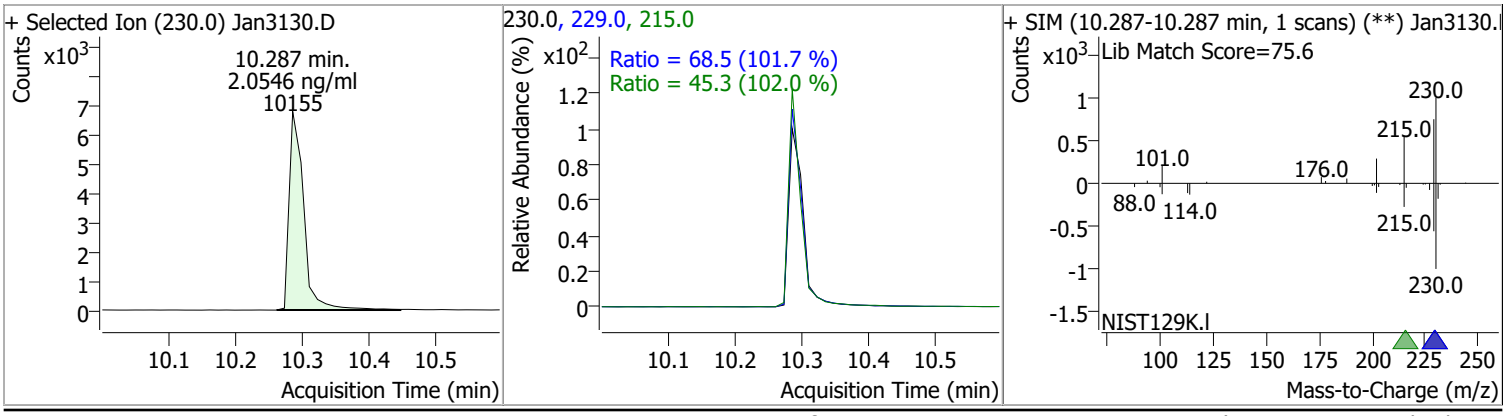

Compound	Conc.	RT	Dev(Min)	Resp.	QIon	QRatio	Lower	Upper
Fluoranthene	2.0438	11.40	-0.01	20433	101.0	11.2	8.8	16.3

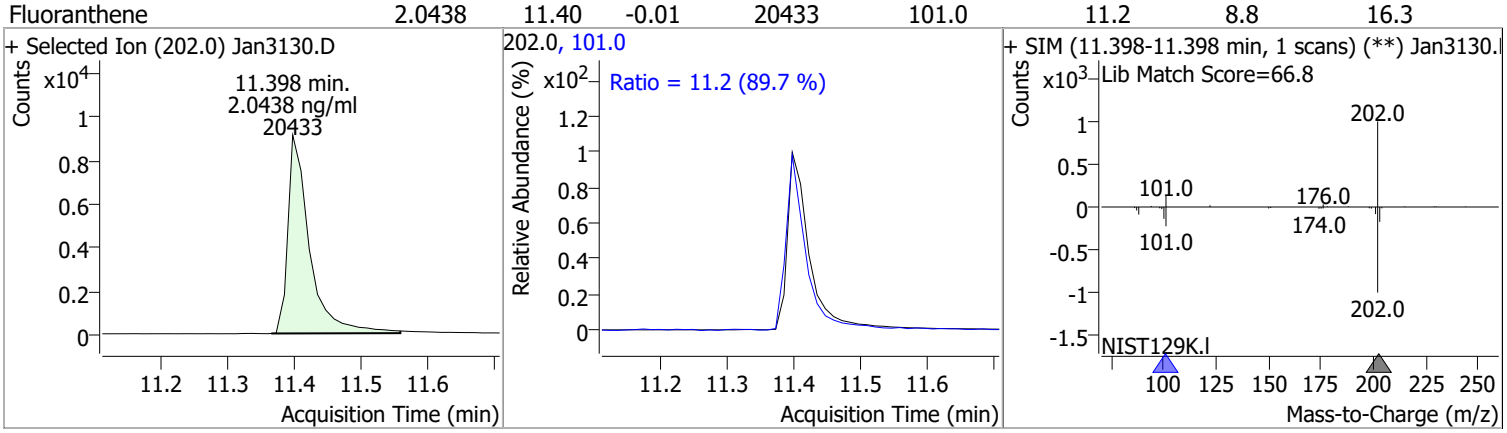

Compound	Conc.	RT	Dev(Min)	Resp.	QIon	QRatio	Lower	Upper
Pyrene	1.9583	11.78	0.00	21556	101.0	13.9	10.8	20.0

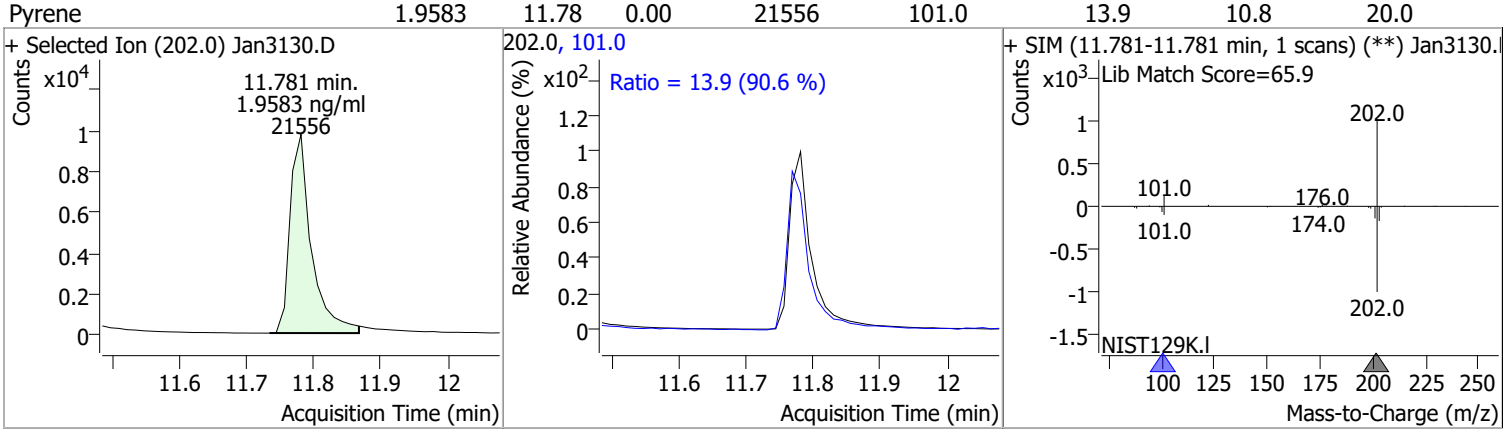

Compound	Conc.	RT	Dev(Min)	Resp.	QIon	QRatio	Lower	Upper
Terphenyl-d14	2.0576	12.25	0.00	8959	122.0	15.0	9.8	18.2

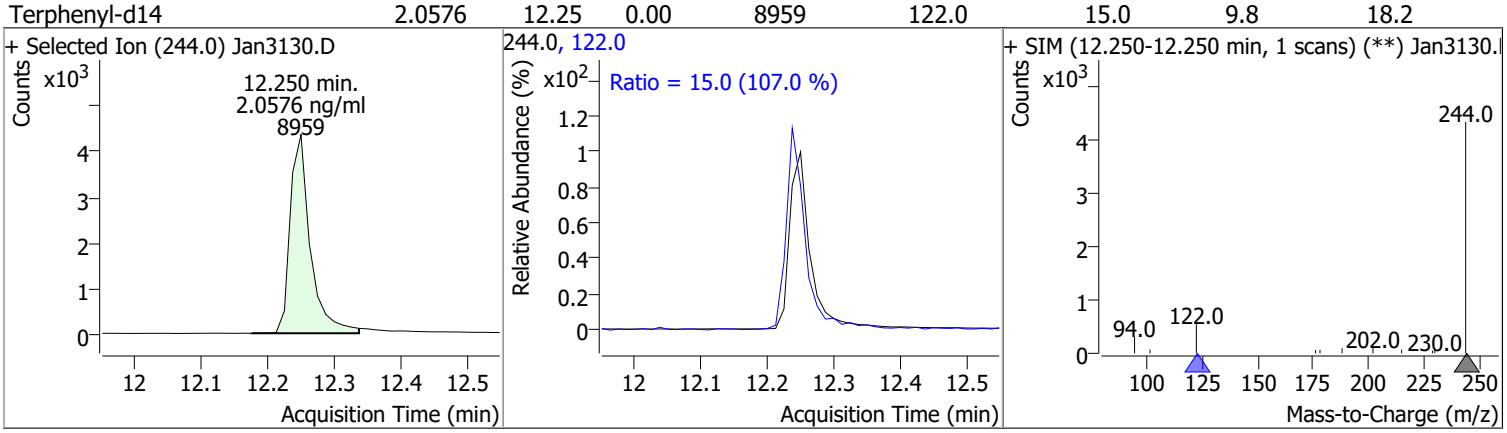

Compound	Conc.	RT	Dev(Min)	Resp.	QIon	QRatio	Lower	Upper
Benzo(a)Anthracene	2.0953	14.68	0.00	16005	226.0	26.9	19.0	35.2
					229.0	23.0	16.0	29.7

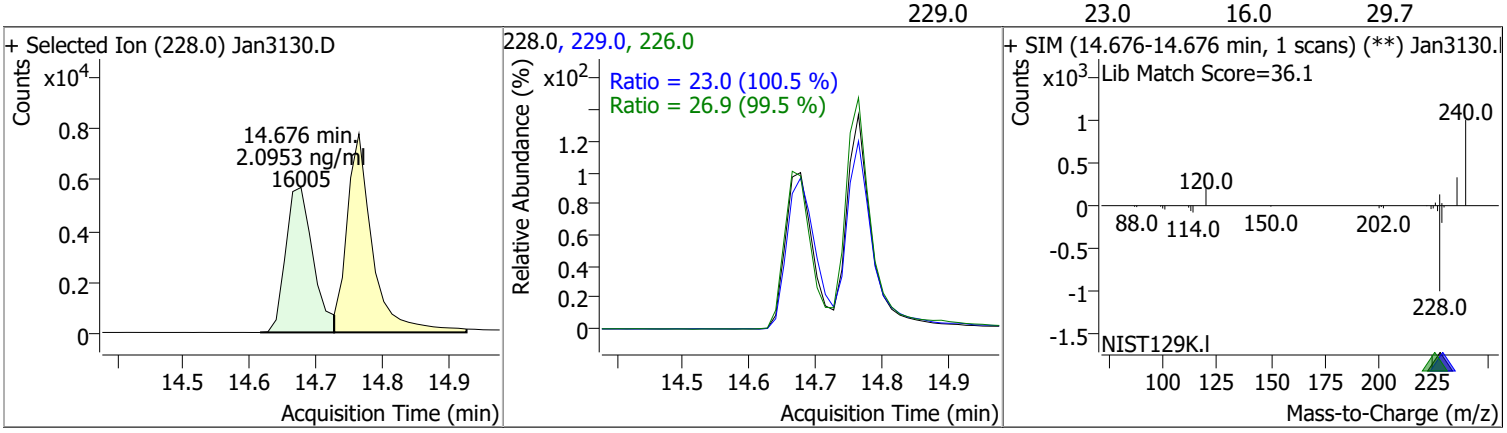

Quantitation Results Report (QT Reviewed)

Compound	Conc.	RT	Dev(Min)	Resp.	QIon	QRatio	Lower	Upper
Chrysene	1.9815	14.76	0.00	20693	226.0	30.3	21.0	39.1
					229.0	21.0	14.8	27.6

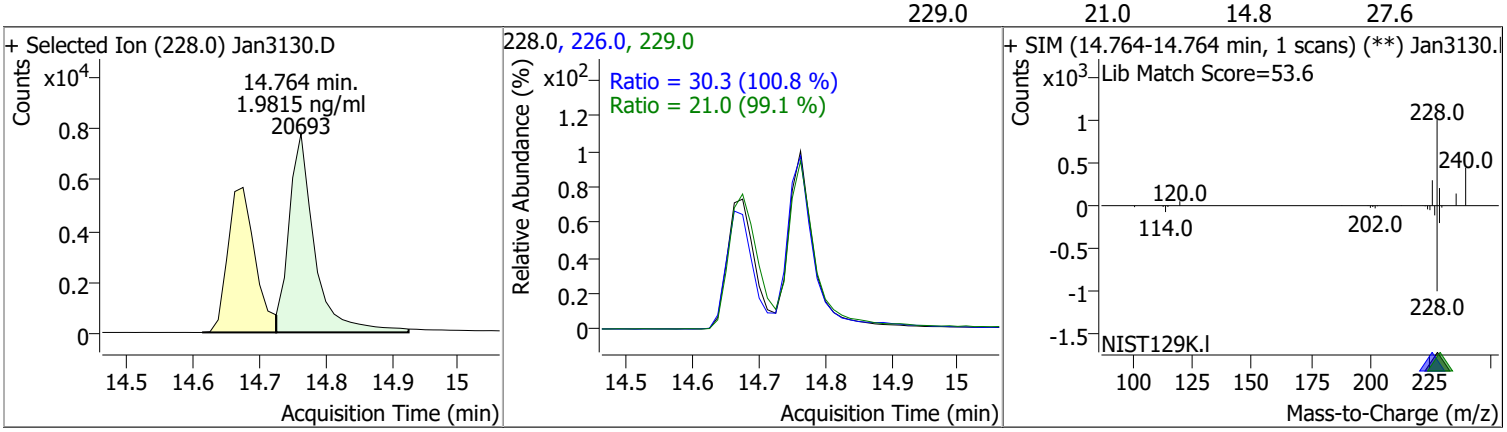

Compound	Conc.	RT	Dev(Min)	Resp.	QIon	QRatio	Lower	Upper
Benzo(b)fluoranthene	2.0754	17.71	0.00	14032	253.0	21.5	14.9	27.7

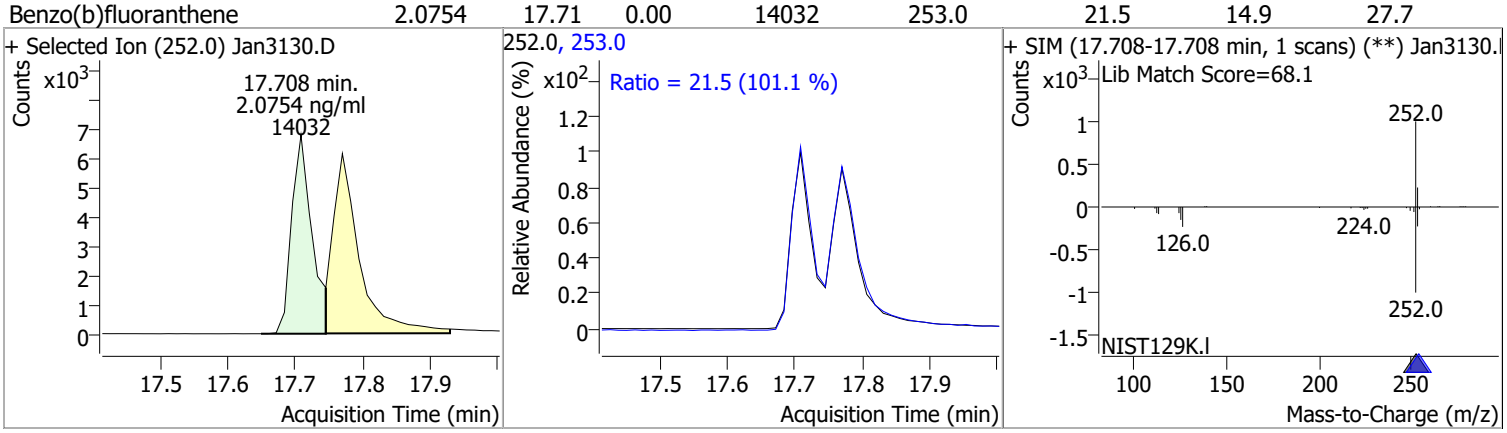

Compound	Conc.	RT	Dev(Min)	Resp.	QIon	QRatio	Lower	Upper
Benzo(k)fluoranthene	2.0367	17.77	0.00	16926	253.0	22.2	13.2	24.6

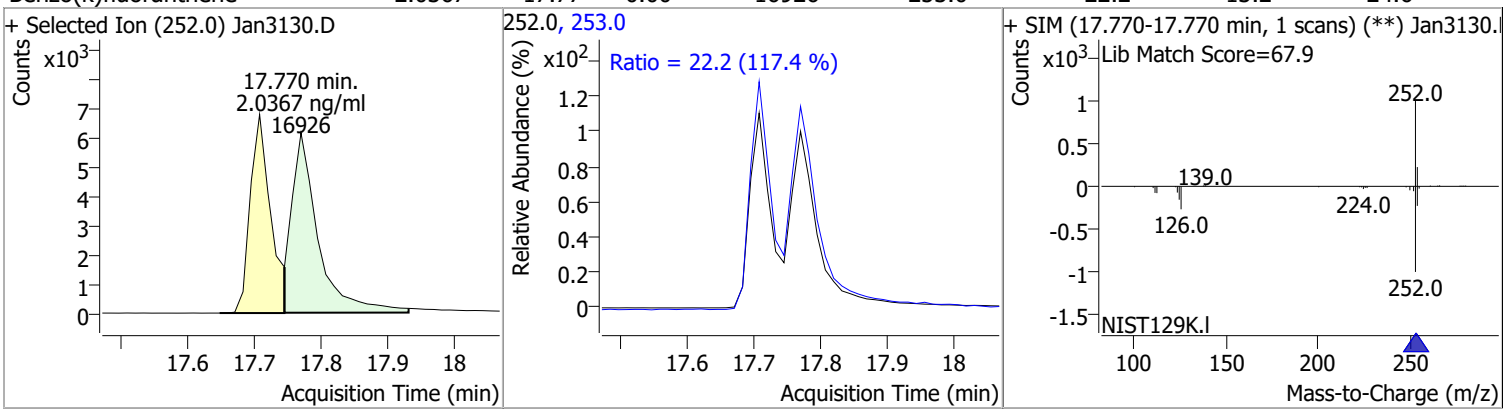

Compound	Conc.	RT	Dev(Min)	Resp.	QIon	QRatio	Lower	Upper
Benzo(a)pyrene	2.1000	18.35	0.00	11928	253.0	22.8	16.1	29.9

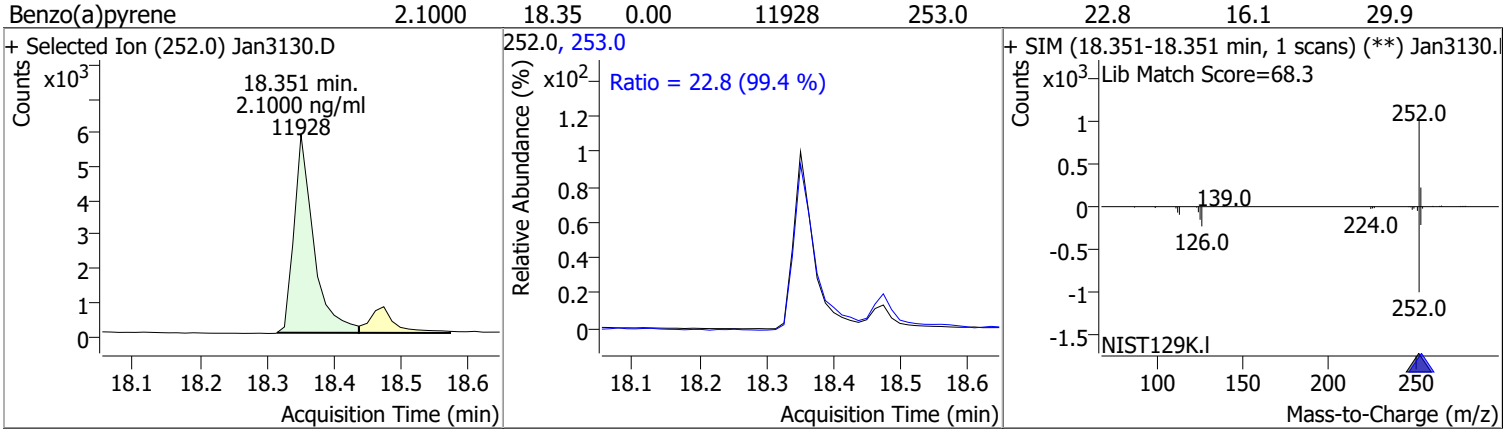

Quantitation Results Report (QT Reviewed)

Compound	Conc.	RT	Dev(Min)	Resp.	QIon	QRatio	Lower	Upper
Indeno(1,2,3-cd)pyrene	1.9929	20.22	0.00	10025	138.0	19.6	15.7	29.1

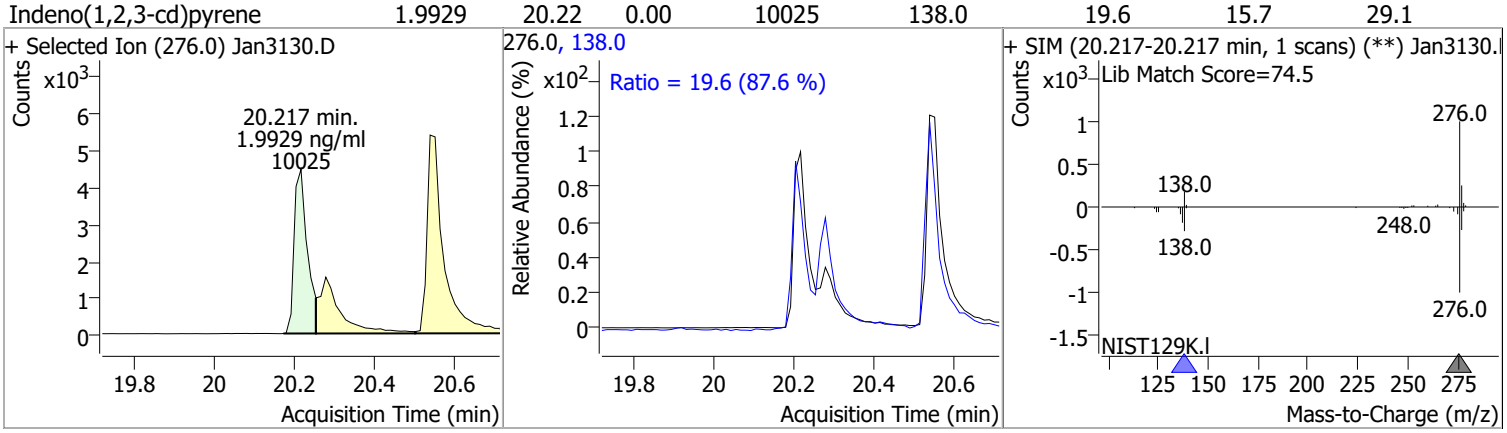

Compound	Conc.	RT	Dev(Min)	Resp.	QIon	QRatio	Lower	Upper
Dibenzo(a,h)anthracene	2.0586	20.28	0.00	12088	279.0	24.6	17.4	32.3
					139.0	15.7	12.3	22.8

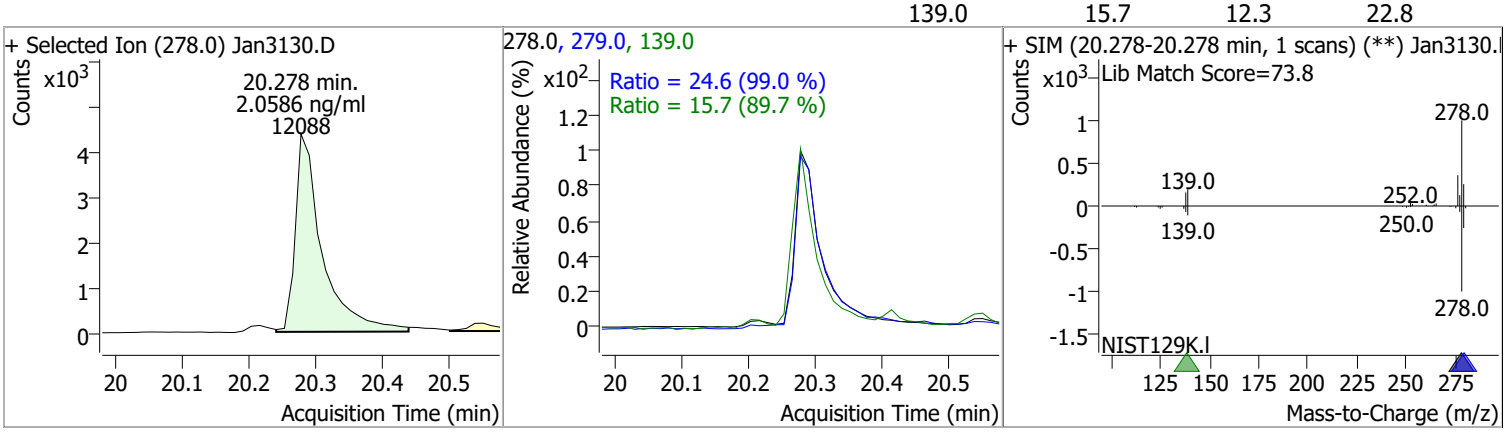

Compound	Conc.	RT	Dev(Min)	Resp.	QIon	QRatio	Lower	Upper
Benzo(g,h,i)perylene	2.1333	20.54	0.00	15911	277.0	23.2	17.3	32.2
					138.0	16.4	14.4	26.7

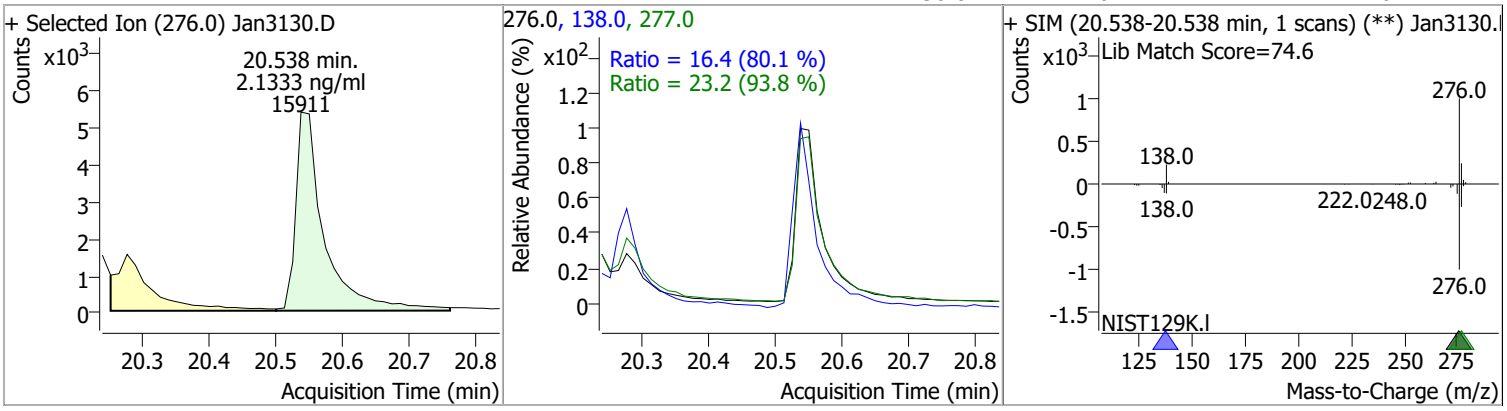

Continuing Calibration Report

Batch Name	\\MASSHUNTER\Org\Data\SV5975.I\sh013122\2 e8270c bna SIM\QuantResults\013122 bna SIM 2.batch.bin
Method File	\\MASSHUNTER\Org\Data\SV5975.I\sh012622\2 e8270c bna SIM\012622 bna SIM 2.batch.bin
Daily CC	\\MASSHUNTER\Org\Data\SV5975.I\sh013122\2 e8270c bna SIMJan3109.D

Level name	Injection Time	Calibration Files
7	1/26/2022 5:17:42 PM	\\MASSHUNTER\Org\Data\SV5975.I\sh012622\1 e8270c bna SIM cal\Jan2602.D
6	1/26/2022 5:50:10 PM	\\MASSHUNTER\Org\Data\SV5975.I\sh012622\1 e8270c bna SIM cal\Jan2603.D
5	1/26/2022 6:22:37 PM	\\MASSHUNTER\Org\Data\SV5975.I\sh012622\1 e8270c bna SIM cal\Jan2604.D
4	1/26/2022 6:55:13 PM	\\MASSHUNTER\Org\Data\SV5975.I\sh012622\1 e8270c bna SIM cal\Jan2605.D
3	1/26/2022 7:27:45 PM	\\MASSHUNTER\Org\Data\SV5975.I\sh012622\1 e8270c bna SIM cal\Jan2606.D
2	1/26/2022 8:00:19 PM	\\MASSHUNTER\Org\Data\SV5975.I\sh012622\1 e8270c bna SIM cal\Jan2607.D
1	1/26/2022 8:32:51 PM	\\MASSHUNTER\Org\Data\SV5975.I\sh012622\1 e8270c bna SIM cal\Jan2608.D
CCV	1/31/2022 4:14:53 PM	\\MASSHUNTER\Org\Data\SV5975.I\sh013122\2 e8270c bna SIM\Jan3109.D <======

ISTD Compound:	Avg Resp	Mid Resp	CC Resp	Area%	A/M
1,4-Dichlorobenzene-d4	114519	120793	136414	112.93	M
Naphthalene-d8	209828	216708	232004	107.06	M
Acenaphthene-d10	133227	141919	161354	113.69	M
Phenanthrene-d10	287711	305194	353094	115.70	M
Chrysene-d12	227937	240679	274884	114.21	M
Perylene-d12	146859	155689	197343	126.75	M

Target Compound	AvgRF/R2	CC RF	Exp. Conc	Calc. Conc	%Dev	Area%	Curve Fit
1,4-Dichlorobenzene-d4	----------ISTD----------						
Nitrobenzene-d5	0.9962	0.8770	2.00	1.97	1.40	125.86	Quadratic
Naphthalene-d8	----------ISTD----------						
Naphthalene	0.9987	1.1135	2.00	2.15	-7.74	111.44	Quadratic
2-Methylnaphthalene	0.9993	0.6722	2.00	2.15	-7.61	109.22	Quadratic
1-Methylnaphthalene	0.9991	0.7480	2.00	2.37	-18.44	122.58	Quadratic
Acenaphthene-d10	----------ISTD----------						
2-Fluorobiphenyl	0.9995	1.7184	2.00	2.18	-9.20	127.23	Quadratic
Acenaphthylene	0.9990	1.9159	2.00	2.12	-5.82	118.51	Quadratic
Acenaphthene	0.9970	1.1033	2.00	1.89	5.54	114.38	Quadratic
Fluorene	0.9995	1.5863	2.00	2.02	-0.94	117.56	Quadratic
Phenanthrene-d10	----------ISTD----------						
Phenanthrene	0.9996	1.0554	2.00	2.02	-1.18	116.84	Quadratic
Anthracene	0.9994	1.0702	2.00	2.15	-7.28	127.16	Quadratic
o-Terphenyl	0.9996	0.6050	2.00	2.00	0.11	113.98	Quadratic
Fluoranthene	0.9998	1.2117	2.00	1.98	1.09	115.29	Quadratic
Chrysene-d12	----------ISTD----------						
Pyrene	0.9992	1.7500	2.00	2.10	-4.84	120.17	Quadratic
Terphenyl-d14	0.9994	0.6883	2.00	2.08	-4.24	116.96	Quadratic
Benzo(a)Anthracene	0.9997	1.3220	2.00	2.29	-14.70	130.07	Quadratic
Chrysene	0.9997	1.5845	2.00	2.00	-0.06	113.75	Quadratic
Perylene-d12	----------ISTD----------						
Benzo(b)fluoranthene	0.9997	1.5077	2.00	1.96	1.84	127.54	Quadratic
Benzo(k)fluoranthene	0.9992	1.8703	2.00	1.98	1.15	122.97	Quadratic
Benzo(a)pyrene	0.9997	1.4292	2.00	2.21	-10.39	140.79	Quadratic
Indeno(1,2,3-cd)pyrene	0.9999	1.2872	2.00	2.24	-11.97	145.59	Quadratic
Dibenzo(a,h)anthracene	0.9998	1.4054	2.00	2.10	-5.15	134.38	Quadratic
Benzo(g,h,i)perylene	0.9999	1.6271	2.00	1.92	4.15	123.23	Quadratic

A -- against Average; M -- against Mid Point; P -- against Previous CC in the Method;

Continuing Calibration Report

Batch Name	\\MASSHUNTER\Org\Data\SV5975.I\sh013122\2 e8270c bna SIM\QuantResults\013122 bna SIM 2.batch.bin
Method File	\\MASSHUNTER\Org\Data\SV5975.I\sh012622\2 e8270c bna SIM\012622 bna SIM 2.batch.bin
Daily CC	\\MASSHUNTER\Org\Data\SV5975.I\sh013122\2 e8270c bna SIMJan3130.D

Level name	Injection Time	Calibration Files
7	1/26/2022 5:17:42 PM	\\MASSHUNTER\Org\Data\SV5975.I\sh012622\1 e8270c bna SIM cal\Jan2602.D
6	1/26/2022 5:50:10 PM	\\MASSHUNTER\Org\Data\SV5975.I\sh012622\1 e8270c bna SIM cal\Jan2603.D
5	1/26/2022 6:22:37 PM	\\MASSHUNTER\Org\Data\SV5975.I\sh012622\1 e8270c bna SIM cal\Jan2604.D
4	1/26/2022 6:55:13 PM	\\MASSHUNTER\Org\Data\SV5975.I\sh012622\1 e8270c bna SIM cal\Jan2605.D
3	1/26/2022 7:27:45 PM	\\MASSHUNTER\Org\Data\SV5975.I\sh012622\1 e8270c bna SIM cal\Jan2606.D
2	1/26/2022 8:00:19 PM	\\MASSHUNTER\Org\Data\SV5975.I\sh012622\1 e8270c bna SIM cal\Jan2607.D
1	1/26/2022 8:32:51 PM	\\MASSHUNTER\Org\Data\SV5975.I\sh012622\1 e8270c bna SIM cal\Jan2608.D
CCV	2/1/2022 3:38:00 AM	\\MASSHUNTER\Org\Data\SV5975.I\sh013122\2 e8270c bna SIM\Jan3130.D <======

ISTD Compound:	Avg Resp	Mid Resp	CC Resp	Area%	A/M
1,4-Dichlorobenzene-d4	114519	120793	136414	112.93	M
Naphthalene-d8	209828	216708	232004	107.06	M
Acenaphthene-d10	133227	141919	161354	113.69	M
Phenanthrene-d10	287711	305194	353094	115.70	M
Chrysene-d12	227937	240679	274884	114.21	M
Perylene-d12	146859	155689	197343	126.75	M

Target Compound	AvgRF/R2	CC RF	Exp. Conc	Calc. Conc	%Dev	Area%	Curve Fit
1,4-Dichlorobenzene-d4	----------ISTD----------						
Nitrobenzene-d5	0.9962	0.8770	2.00	1.97	1.40	125.86	Quadratic
Naphthalene-d8	----------ISTD----------						
Naphthalene	0.9987	1.1135	2.00	2.15	-7.74	111.44	Quadratic
2-Methylnaphthalene	0.9993	0.6722	2.00	2.15	-7.61	109.22	Quadratic
1-Methylnaphthalene	0.9991	0.7480	2.00	2.37	-18.44	122.58	Quadratic
Acenaphthene-d10	----------ISTD----------						
2-Fluorobiphenyl	0.9995	1.7184	2.00	2.18	-9.20	127.23	Quadratic
Acenaphthylene	0.9990	1.9159	2.00	2.12	-5.82	118.51	Quadratic
Acenaphthene	0.9970	1.1033	2.00	1.89	5.54	114.38	Quadratic
Fluorene	0.9995	1.5863	2.00	2.02	-0.94	117.56	Quadratic
Phenanthrene-d10	----------ISTD----------						
Phenanthrene	0.9996	1.0554	2.00	2.02	-1.18	116.84	Quadratic
Anthracene	0.9994	1.0702	2.00	2.15	-7.28	127.16	Quadratic
o-Terphenyl	0.9996	0.6050	2.00	2.00	0.11	113.98	Quadratic
Fluoranthene	0.9998	1.2117	2.00	1.98	1.09	115.29	Quadratic
Chrysene-d12	----------ISTD----------						
Pyrene	0.9992	1.7500	2.00	2.10	-4.84	120.17	Quadratic
Terphenyl-d14	0.9994	0.6883	2.00	2.08	-4.24	116.96	Quadratic
Benzo(a)Anthracene	0.9997	1.3220	2.00	2.29	-14.70	130.07	Quadratic
Chrysene	0.9997	1.5845	2.00	2.00	-0.06	113.75	Quadratic
Perylene-d12	----------ISTD----------						
Benzo(b)fluoranthene	0.9997	1.5077	2.00	1.96	1.84	127.54	Quadratic
Benzo(k)fluoranthene	0.9992	1.8703	2.00	1.98	1.15	122.97	Quadratic
Benzo(a)pyrene	0.9997	1.4292	2.00	2.21	-10.39	140.79	Quadratic
Indeno(1,2,3-cd)pyrene	0.9999	1.2872	2.00	2.24	-11.97	145.59	Quadratic
Dibenzo(a,h)anthracene	0.9998	1.4054	2.00	2.10	-5.15	134.38	Quadratic
Benzo(g,h,i)perylene	0.9999	1.6271	2.00	1.92	4.15	123.23	Quadratic

A -- against Average; M -- against Mid Point; P -- against Previous CC in the Method;

Audit Trail report

Batch name and path: \\MASSHUNTER\Org\Data\SV5975.I\sh013122\2 e8270c bna SIM\QuantResults\013122 bna SIM 2.batch.bin
Quant batch version: 10.0
Quant reporting version: 10.0

Name	User	Time	Action	Reason	Comment	Succeed	Exception
CmdNewBatchTable	BL2000\jheine	1/31/2022 4:14:13 PM	Create new batch \\MASSHUNTER\Org\Data\SV5975.I\sh013122\2 e8270c bna SIM\013122 bna SIM 2.batch.bin			✓	
CmdImportSamplesFromWorklist	BL2000\jheine	1/31/2022 4:17:41 PM	Add samples from worklist: \\MASSHUNTER\Org\Data\SV5975.I\sh013122\2 e8270c bna SIM\Jan3108.D			✓	
CmdSetSampleAttribute	BL2000\jheine	1/31/2022 4:17:46 PM	Set SampleType = TuneCheck for sample Jan3108.D; previous value = Sample			✓	
CmdSaveBatchTable	BL2000\jheine	1/31/2022 4:18:23 PM	Save batch \\MASSHUNTER\Org\Data\SV5975.I\sh013122\2 e8270c bna SIM\QuantResults\013122 bna SIM 2.batch.bin			✓	
CmdImportSamplesFromWorklist	BL2000\jheine	1/31/2022 4:39:06 PM	Add samples from worklist: \\MASSHUNTER\Org\Data\SV5975.I\sh013122\2 e8270c bna SIM\Jan3109.D			✓	
CmdSetSampleAttribute	BL2000\jheine	1/31/2022 4:39:11 PM	Set SampleType = CC for sample Jan3109.D; previous value = Sample			✓	
CmdStartMethodEditing	BL2000\jheine	1/31/2022 4:39:33 PM	Start method editing			✓	
CmdImportMethodFromBatch	BL2000\jheine	1/31/2022 4:39:33 PM	Import method from batch \\MASSHUNTER\Org\Data\SV5975.I\sh012622\2 e8270c bna SIM\012622 bna SIM 2.batch.bin			✓	
CmdApplyMethodToAllSamples	BL2000\jheine	1/31/2022 4:39:38 PM	Apply method to all samples			✓	
CmdMethodClear	BL2000\jheine	1/31/2022 4:39:38 PM	Clear method			✓	
CmdEndMethodEditing	BL2000\jheine	1/31/2022 4:39:38 PM	End method editing			✓	
CmdSetSampleAttribute	BL2000\jheine	1/31/2022 4:39:45 PM	Set LevelName = CCV for sample Jan3109.D; previous value =			✓	
CmdQuantitate	BL2000\jheine	1/31/2022 4:39:47 PM	Quantitate all compounds in sample Jan3109.D			✓	
CmdManuallyIntegrateQualifierPeak	BL2000\jheine	1/31/2022 4:40:05 PM	Manually integrate qualifier 102.0 of compound Naphthalene in sample Jan3109.D, from x, y = 5.916, 544 to 5.991, 81, result = 2412; previous integration is from x, y = 5.846, 81 to 5.991, 81 and previous response = 5865.			✓	

Name	User	Time	Action	Reason	Comment	Succeed	Exception
CmdManuallyIntegrateDropBaseline	BL2000\jheine	1/31/2022 4:40:07 PM	Drop baseline for qualifier 102.0 of compound Naphthalene in sample Jan3109.D to y = 81, new integration is from x, y = 5.916, 81 to 5.991, 81 and new response = 3453; previous integration is from x, y = 5.916, 544 to 5.991, 81 and previous response = 2412.			✓	
CmdManuallyIntegrateSplit	BL2000\jheine	1/31/2022 4:40:21 PM	Split peak for compound Phenanthrene in sample Jan3109.D and keep left peak, new integration is from x, y = 9.744, 73.4905349794239 to 9.830, 73.4905349794239 and new response = 18633, previous integration is from x, y = 9.744, 73 to 9.941, 73 and previous response = 37506.			✓	
CmdSetTargetCompoundAttribute	BL2000\jheine	1/31/2022 4:40:23 PM	Set UserAnnotation = CO for compound Phenanthrene in sample Jan3109.D; previous value =			✓	
CmdManuallyIntegrateSplit	BL2000\jheine	1/31/2022 4:40:25 PM	Split qualifier 176.0 of compound Phenanthrene in sample Jan3109.D and keep left peak, new integration is from x, y = 9.750, 61.5443310657596 to 9.830, 61.5443310657596 and new response = 3463, previous integration is from x, y = 9.750, 62 to 9.929, 62 and previous response = 6947.			✓	
CmdManuallyIntegrateSplit	BL2000\jheine	1/31/2022 4:40:29 PM	Split peak for compound Anthracene in sample Jan3109.D and keep right peak, new integration is from x, y = 9.830, 73.4905349794239 to 9.941, 73.4905349794239 and new response = 18894, previous integration is from x, y = 9.744, 73 to 9.941, 73 and previous response = 37506.			✓	
CmdSetTargetCompoundAttribute	BL2000\jheine	1/31/2022 4:40:31 PM	Set UserAnnotation = CO for compound Anthracene in sample Jan3109.D; previous value =			✓	
CmdManuallyIntegrateSplit	BL2000\jheine	1/31/2022 4:40:33 PM	Split qualifier 176.0 of compound Anthracene in sample Jan3109.D and keep right peak, new integration is from x, y = 9.830, 61.5443310657596 to 9.929, 61.5443310657596 and new response = 3483, previous integration is from x, y = 9.750, 62 to 9.929, 62 and previous response = 6947.			✓	
CmdSaveBatchTable	BL2000\jheine	1/31/2022 4:40:56 PM	Save batch \\MASSHUNTER\Org\Data\SV5975.I\sh013122\2 e8270c bna SIM\QuantResults\013122 bna SIM 2.batch.bin			✓	
CmdOpenBatchTable	BL2000\jheine	2/1/2022 9:23:31 AM	Open batch \\MASSHUNTER\Org\Data\SV5975.I\sh013122\2 e8270c bna SIM\013122 bna SIM 2.batch.bin			✓	

Name	User	Time	Action	Reason	Comment	Succeed	Exception
CmdImportSamplesFromWorklist	BL2000\jheine	2/1/2022 9:25:20 AM	Add samples from worklist: \\MASSHUNTER\Org\Data\SV5975.I\sh013122\2 e8270c bna SIM\Jan3130.D, \\MASSHUNTER\Org\Data\SV5975.I\sh013122\2 e8270c bna SIM\Jan3129.D, \\MASSHUNTER\Org\Data\SV5975.I\sh013122\2 e8270c bna SIM\Jan3128.D, \\MASSHUNTER\Org\Data\SV5975.I\sh013122\2 e8270c bna SIM\Jan3127.D, \\MASSHUNTER\Org\Data\SV5975.I\sh013122\2 e8270c bna SIM\Jan3126.D, \\MASSHUNTER\Org\Data\SV5975.I\sh013122\2 e8270c bna SIM\Jan3125.D, \\MASSHUNTER\Org\Data\SV5975.I\sh013122\2 e8270c bna SIM\Jan3124.D, \\MASSHUNTER\Org\Data\SV5975.I\sh013122\2 e8270c bna SIM\Jan3123.D, \\MASSHUNTER\Org\Data\SV5975.I\sh013122\2 e8270c bna SIM\Jan3122.D, \\MASSHUNTER\Org\Data\SV5975.I\sh013122\2 e8270c bna SIM\Jan3121.D, \\MASSHUNTER\Org\Data\SV5975.I\sh013122\2 e8270c bna SIM\Jan3120.D, \\MASSHUNTER\Org\Data\SV5975.I\sh013122\2 e8270c bna SIM\Jan3119.D, \\MASSHUNTER\Org\Data\SV5975.I\sh013122\2 e8270c bna SIM\Jan3118.D, \\MASSHUNTER\Org\Data\SV5975.I\sh013122\2 e8270c bna SIM\Jan3117.D, \\MASSHUNTER\Org\Data\SV5975.I\sh013122\2 e8270c bna SIM\Jan3116.D, \\MASSHUNTER\Org\Data\SV5975.I\sh013122\2 e8270c bna SIM\Jan3115.D, \\MASSHUNTER\Org\Data\SV5975.I\sh013122\2 e8270c bna SIM\Jan3114.D, \\MASSHUNTER\Org\Data\SV5975.I\sh013122\2 e8270c bna SIM\Jan3113.D, \\MASSHUNTER\Org\Data\SV5975.I\sh013122\2 e8270c bna SIM\Jan3112.D, \\MASSHUNTER\Org\Data\SV5975.I\sh013122\2 e8270c bna SIM\Jan3111.D, \\MASSHUNTER\Org\Data\SV5975.I\sh013122\2 e8270c bna SIM\Jan3110.D			✓	
CmdSetSampleAttribute	BL2000\jheine	2/1/2022 9:25:26 AM	Set SampleType = Matrix for sample Jan3111.D; previous value = Sample			✓	
CmdSetSampleAttribute	BL2000\jheine	2/1/2022 9:25:30 AM	Set SampleType = MatrixDup for sample Jan3112.D; previous value = Sample			✓	
CmdSetSampleAttribute	BL2000\jheine	2/1/2022 9:25:33 AM	Set SampleType = Blank for sample Jan3114.D; previous value = Sample			✓	
CmdSetSampleAttribute	BL2000\jheine	2/1/2022 9:25:36 AM	Set SampleType = Matrix for sample Jan3115.D; previous value = Sample			✓	
CmdSetSampleAttribute	BL2000\jheine	2/1/2022 9:25:40 AM	Set SampleType = MatrixDup for sample Jan3116.D; previous value = Sample			✓	

Name	User	Time	Action	Reason	Comment	Succeed	Exception
CmdSetSampleAttribute	BL2000\jheine	2/1/2022 9:25:44 AM	Set SampleType = Matrix for sample Jan3123.D; previous value = Sample			✓	
CmdSetSampleAttribute	BL2000\jheine	2/1/2022 9:25:51 AM	Set SampleType = Matrix for sample Jan3126.D; previous value = Sample			✓	
CmdSetSampleAttribute	BL2000\jheine	2/1/2022 9:25:55 AM	Set SampleType = CC for sample Jan3130.D; previous value = Sample			✓	
CmdSetSampleAttribute	BL2000\jheine	2/1/2022 9:25:59 AM	Set LevelName = CCV for sample Jan3130.D; previous value =			✓	
CmdSetSampleAttribute	BL2000\jheine	2/1/2022 9:26:03 AM	Set MatrixSpikeGroup = B22011446-017C for sample Jan3125.D; previous value =			✓	
CmdSetSampleAttribute	BL2000\jheine	2/1/2022 9:26:05 AM	Set MatrixSpikeGroup = B22011446-017C for sample Jan3126.D; previous value =			✓	
CmdSetSampleAttribute	BL2000\jheine	2/1/2022 9:26:10 AM	Set MatrixSpikeGroup = B22011446-011C for sample Jan3122.D; previous value =			✓	
CmdSetSampleAttribute	BL2000\jheine	2/1/2022 9:26:11 AM	Set MatrixSpikeGroup = B22011446-011C for sample Jan3123.D; previous value =			✓	
CmdSetSampleAttribute	BL2000\jheine	2/1/2022 9:26:16 AM	Set MatrixSpikeGroup = MB-163174 for sample Jan3114.D; previous value =			✓	
CmdSetSampleAttribute	BL2000\jheine	2/1/2022 9:26:17 AM	Set MatrixSpikeGroup = MB-163174 for sample Jan3115.D; previous value =			✓	
CmdSetSampleAttribute	BL2000\jheine	2/1/2022 9:26:18 AM	Set MatrixSpikeGroup = MB-163174 for sample Jan3116.D; previous value =			✓	
CmdSetSampleAttribute	BL2000\jheine	2/1/2022 9:26:23 AM	Set SampleInformation = MatrixA for sample Jan3115.D; previous value =			✓	
CmdSetSampleAttribute	BL2000\jheine	2/1/2022 9:26:25 AM	Set SampleInformation = MatrixA for sample Jan3116.D; previous value =			✓	
CmdSetSampleAttribute	BL2000\jheine	2/1/2022 9:26:32 AM	Set SampleInformation = MatrixA for sample Jan3123.D; previous value =			✓	
CmdSetSampleAttribute	BL2000\jheine	2/1/2022 9:26:33 AM	Set SampleInformation = MatrixA for sample Jan3126.D; previous value =			✓	
CmdQuantitate	BL2000\jheine	2/1/2022 9:26:46 AM	Quantitate all compounds in all samples			✓	
CmdManuallyIntegratePeak	BL2000\jheine	2/1/2022 9:27:12 AM	Manually integrate compound Acenaphthene in sample Jan3110.D, from x, y = 8.013, 85 to 8.125, 57, result = 207; previous integration is from x, y = 7.956, 57 to 8.125, 57 and previous response = 990.			✓	

Name	User	Time	Action	Reason	Comment	Succeed	Exception
CmdManuallyIntegrateDropBaseline	BL2000\jheine	2/1/2022 9:27:15 AM	Drop baseline for compound Acenaphthene in sample Jan3110.D to y = 57, new integration is from x, y = 8.013, 57 to 8.125, 57 and new response = 302; previous integration is from x, y = 8.013, 85 to 8.125, 57 and previous response = 207.			✓	
CmdZeroOutPeak	BL2000\jheine	2/1/2022 9:27:19 AM	Zero out primary peak of compound Acenaphthene in sample Jan3110.D			✓	
CmdManuallyIntegratePeak	BL2000\jheine	2/1/2022 9:27:26 AM	Manually integrate compound Anthracene in sample Jan3110.D, from x, y = 9.830, 106 to 9.904, 68, result = 329; previous integration is from x, y = 9.743, 64 to 9.941, 64 and previous response = 1086.			✓	
CmdManuallyIntegrateDropBaseline	BL2000\jheine	2/1/2022 9:27:27 AM	Drop baseline for compound Anthracene in sample Jan3110.D to y = 68, new integration is from x, y = 9.830, 68 to 9.904, 68 and new response = 413; previous integration is from x, y = 9.830, 106 to 9.904, 68 and previous response = 329.			✓	
CmdZeroOutPeak	BL2000\jheine	2/1/2022 9:27:30 AM	Zero out primary peak of compound Anthracene in sample Jan3110.D			✓	
CmdManuallyIntegratePeak	BL2000\jheine	2/1/2022 9:27:35 AM	Manually integrate compound Phenanthrene in sample Jan3110.D, from x, y = 9.743, 64 to 9.830, 162, result = 384; previous integration is from x, y = 9.743, 64 to 9.941, 64 and previous response = 1086.			✓	
CmdManuallyIntegrateDropBaseline	BL2000\jheine	2/1/2022 9:27:37 AM	Drop baseline for compound Phenanthrene in sample Jan3110.D to y = 64, new integration is from x, y = 9.743, 64 to 9.830, 64 and new response = 638; previous integration is from x, y = 9.743, 64 to 9.830, 162 and previous response = 384.			✓	
CmdManuallyIntegratePeak	BL2000\jheine	2/1/2022 9:27:41 AM	Manually integrate compound Phenanthrene in sample Jan3110.D, from x, y = 9.780, 100 to 9.830, 64, result = 385; previous integration is from x, y = 9.743, 64 to 9.830, 64 and previous response = 638.			✓	
CmdManuallyIntegrateDropBaseline	BL2000\jheine	2/1/2022 9:27:42 AM	Drop baseline for compound Phenanthrene in sample Jan3110.D to y = 64, new integration is from x, y = 9.780, 64 to 9.830, 64 and new response = 438; previous integration is from x, y = 9.780, 100 to 9.830, 64 and previous response = 385.			✓	
CmdZeroOutPeak	BL2000\jheine	2/1/2022 9:27:44 AM	Zero out primary peak of compound Phenanthrene in sample Jan3110.D			✓	

Name	User	Time	Action	Reason	Comment	Succeed	Exception
CmdManuallyIntegratePeak	BL2000\jheine	2/1/2022 9:27:50 AM	Manually integrate compound Indeno(1,2,3-cd)pyrene in sample Jan3110.D, from x, y = 20.180, 57 to 20.266, 81, result = 203; previous integration is from x, y = 20.180, 57 to 20.388, 59 and previous response = 422.			✓	
CmdManuallyIntegrateDropBaseline	BL2000\jheine	2/1/2022 9:27:51 AM	Drop baseline for compound Indeno(1,2,3-cd)pyrene in sample Jan3110.D to y = 57, new integration is from x, y = 20.180, 57 to 20.266, 57 and new response = 263; previous integration is from x, y = 20.180, 57 to 20.266, 81 and previous response = 203.			✓	
CmdZeroOutPeak	BL2000\jheine	2/1/2022 9:27:53 AM	Zero out primary peak of compound Indeno(1,2,3-cd)pyrene in sample Jan3110.D			✓	
CmdManuallyIntegratePeak	BL2000\jheine	2/1/2022 9:27:59 AM	Manually integrate compound Benzo(b)fluoranthene in sample Jan3110.D, from x, y = 17.671, 53 to 17.758, 75, result = 285; previous integration is from x, y = 17.758, 59 to 17.931, 61 and previous response = 456.			✓	
CmdManuallyIntegrateDropBaseline	BL2000\jheine	2/1/2022 9:28:01 AM	Drop baseline for compound Benzo(b)fluoranthene in sample Jan3110.D to y = 53, new integration is from x, y = 17.671, 53 to 17.758, 53 and new response = 343; previous integration is from x, y = 17.671, 53 to 17.758, 75 and previous response = 285.			✓	
CmdZeroOutPeak	BL2000\jheine	2/1/2022 9:28:03 AM	Zero out primary peak of compound Benzo(b)fluoranthene in sample Jan3110.D			✓	
CmdZeroOutPeak	BL2000\jheine	2/1/2022 9:28:06 AM	Zero out primary peak of compound Benzo(a)pyrene in sample Jan3110.D			✓	
CmdZeroOutPeak	BL2000\jheine	2/1/2022 9:28:07 AM	Zero out primary peak of compound Dibenzo(a,h)anthracene in sample Jan3110.D			✓	
CmdZeroOutPeak	BL2000\jheine	2/1/2022 9:28:09 AM	Zero out primary peak of compound Benzo(g,h,i)perylene in sample Jan3110.D			✓	
CmdZeroOutPeak	BL2000\jheine	2/1/2022 9:28:10 AM	Zero out primary peak of compound Chrysene in sample Jan3110.D			✓	
CmdZeroOutPeak	BL2000\jheine	2/1/2022 9:28:11 AM	Zero out primary peak of compound Terphenyl-d14 in sample Jan3110.D			✓	
CmdZeroOutPeak	BL2000\jheine	2/1/2022 9:28:12 AM	Zero out primary peak of compound Benzo(a)Anthracene in sample Jan3110.D			✓	
CmdZeroOutPeak	BL2000\jheine	2/1/2022 9:28:13 AM	Zero out primary peak of compound Benzo(k)fluoranthene in sample Jan3110.D			✓	

Name	User	Time	Action	Reason	Comment	Succeed	Exception
CmdManuallyIntegrateQualifierPeak	BL2000\jheine	2/1/2022 9:28:28 AM	Manually integrate qualifier 102.0 of compound Naphthalene in sample Jan3111.D, from x, y = 5.916, 693 to 6.016, 97, result = 3550; previous integration is from x, y = 5.883, 88 to 6.016, 97 and previous response = 7765.			✓	
CmdManuallyIntegrateDropBaseline	BL2000\jheine	2/1/2022 9:28:30 AM	Drop baseline for qualifier 102.0 of compound Naphthalene in sample Jan3111.D to y = 97, new integration is from x, y = 5.916, 97 to 6.016, 97 and new response = 5336; previous integration is from x, y = 5.916, 693 to 6.016, 97 and previous response = 3550.			✓	
CmdManuallyIntegrateSplit	BL2000\jheine	2/1/2022 9:28:50 AM	Split qualifier 176.0 of compound Phenanthrene in sample Jan3111.D and keep left peak, new integration is from x, y = 9.739, 57.9491666666667 to 9.830, 57.9491666666667 and new response = 8955, previous integration is from x, y = 9.739, 58 to 9.879, 58 and previous response = 16640.			✓	
CmdManuallyIntegrateQualifierPeak	BL2000\jheine	2/1/2022 9:28:57 AM	Manually integrate qualifier176.0 of compound Anthracene in sample Jan3111.D from x, y = 9.830, 563 to 9.916, 786; result = 5119			✓	
CmdManuallyIntegrateSnapBaseline	BL2000\jheine	2/1/2022 9:28:58 AM	Snap baseline for qualifier 176.0 of compound Anthracene in sample Jan3111.D from x = 9.830 to x = 9.916, new integration is from x, y = 9.830, 269 to 9.916, 210 and new response = 7376; previous integration is from x, y = 9.830, 563 to 9.916, 786 and previous response = 5119.			✓	
CmdManuallyIntegrateDropBaseline	BL2000\jheine	2/1/2022 9:28:59 AM	Drop baseline for qualifier 176.0 of compound Anthracene in sample Jan3111.D to y = 210, new integration is from x, y = 9.830, 210 to 9.916, 210 and new response = 7529; previous integration is from x, y = 9.830, 269 to 9.916, 210 and previous response = 7376.			✓	
CmdManuallyIntegrateQualifierPeak	BL2000\jheine	2/1/2022 9:29:48 AM	Manually integrate qualifier 102.0 of compound Naphthalene in sample Jan3112.D, from x, y = 5.916, 606 to 6.016, 80, result = 3600; previous integration is from x, y = 5.842, 80 to 6.016, 80 and previous response = 7561.			✓	

Name	User	Time	Action	Reason	Comment	Succeed	Exception
CmdManuallyIntegrateDropBaseline	BL2000\jheine	2/1/2022 9:29:49 AM	Drop baseline for qualifier 102.0 of compound Naphthalene in sample Jan3112.D to y = 80, new integration is from x, y = 5.916, 80 to 6.016, 80 and new response = 5175; previous integration is from x, y = 5.916, 606 to 6.016, 80 and previous response = 3600.			✓	
CmdManuallyIntegratePeak	BL2000\jheine	2/1/2022 9:30:04 AM	Manually integrate compound Acenaphthene in sample Jan3112.D, from x, y = 8.000, 1520 to 8.088, 3573, result = 7440; previous integration is from x, y = 7.976, 78 to 8.113, 84 and previous response = 20826.			✓	
CmdManuallyIntegrateSnapBaseline	BL2000\jheine	2/1/2022 9:30:06 AM	Snap baseline for compound Acenaphthene in sample Jan3112.D, from x = 8.000 to x = 8.088, new integration is from x, y = 8.000, 375 to 8.088, 229 and new response = 19189; previous integration is from x, y = 8.000, 1520 to 8.088, 3573 and previous response = 7440.			✓	
CmdManuallyIntegrateDropBaseline	BL2000\jheine	2/1/2022 9:30:07 AM	Drop baseline for compound Acenaphthene in sample Jan3112.D to y = 229, new integration is from x, y = 8.000, 229 to 8.088, 229 and new response = 19571; previous integration is from x, y = 8.000, 375 to 8.088, 229 and previous response = 19189.			✓	
CmdManuallyIntegratePeak	BL2000\jheine	2/1/2022 9:30:42 AM	Manually integrate compound Chrysene-d12 in sample Jan3112.D, from x, y = 14.639, 59 to 15.224, 3464, result = 218522; previous integration is from x, y = 14.639, 59 to 14.863, 60 and previous response = 271691.			✓	
CmdManuallyIntegrateDropBaseline	BL2000\jheine	2/1/2022 9:30:44 AM	Drop baseline for compound Chrysene-d12 in sample Jan3112.D to y = 59, new integration is from x, y = 14.639, 59 to 15.224, 59 and new response = 278254; previous integration is from x, y = 14.639, 59 to 15.224, 3464 and previous response = 218522.			✓	
CmdSetTargetCompoundAttribute	BL2000\jheine	2/1/2022 9:30:54 AM	Set UserAnnotation = LT for compound Chrysene-d12 in sample Jan3112.D; previous value =			✓	
CmdManuallyIntegratePeak	BL2000\jheine	2/1/2022 9:31:04 AM	Manually integrate compound Acenaphthene-d10 in sample Jan3112.D, from x, y = 7.963, 891 to 8.362, 1845, result = 126467; previous integration is from x, y = 7.963, 78 to 8.088, 77 and previous response = 155344.			✓	

Name	User	Time	Action	Reason	Comment	Succeed	Exception
CmdManuallyIntegrateSnapBaseline	BL2000\jheine	2/1/2022 9:31:05 AM	Snap baseline for compound Acenaphthene-d10 in sample Jan3112.D, from x = 7.963 to x = 8.362, new integration is from x, y = 7.963, 75 to 8.362, 98 and new response = 157133; previous integration is from x, y = 7.963, 891 to 8.362, 1845 and previous response = 126467.			✓	
CmdManuallyIntegrateDropBaseline	BL2000\jheine	2/1/2022 9:31:06 AM	Drop baseline for compound Acenaphthene-d10 in sample Jan3112.D to y = 75, new integration is from x, y = 7.963, 75 to 8.362, 75 and new response = 157408; previous integration is from x, y = 7.963, 75 to 8.362, 98 and previous response = 157133.			✓	
CmdSetTargetCompoundAttribute	BL2000\jheine	2/1/2022 9:31:10 AM	Set UserAnnotation = LT for compound Acenaphthene-d10 in sample Jan3112.D; previous value =			✓	
CmdManuallyIntegrateQualifierPeak	BL2000\jheine	2/1/2022 9:32:01 AM	Manually integrate qualifier 115.0 of compound 1-Methylnaphthalene in sample Jan3113.D, from x, y = 6.852, 251 to 6.915, 2860, result = 4737; previous integration is from x, y = 6.852, 251 to 6.965, 259 and previous response = 11126.			✓	
CmdManuallyIntegrateDropBaseline	BL2000\jheine	2/1/2022 9:32:02 AM	Drop baseline for qualifier 115.0 of compound 1-Methylnaphthalene in sample Jan3113.D to y = 251, new integration is from x, y = 6.852, 251 to 6.915, 251 and new response = 9626; previous integration is from x, y = 6.852, 251 to 6.915, 2860 and previous response = 4737.			✓	
CmdManuallyIntegratePeak	BL2000\jheine	2/1/2022 9:32:10 AM	Manually integrate compound Naphthalene in sample Jan3113.D, from x, y = 5.916, 1639 to 5.978, 2900, result = 7070; previous integration is from x, y = 5.891, 106 to 6.085, 201 and previous response = 16503.			✓	
CmdManuallyIntegrateSnapBaseline	BL2000\jheine	2/1/2022 9:32:12 AM	Snap baseline for compound Naphthalene in sample Jan3113.D, from x = 5.916 to x = 5.978, new integration is from x, y = 5.916, 190 to 5.978, 519 and new response = 14244; previous integration is from x, y = 5.916, 1639 to 5.978, 2900 and previous response = 7070.			✓	

Name	User	Time	Action	Reason	Comment	Succeed	Exception
CmdManuallyIntegrate DropBaseline	BL2000\jheine	2/1/2022 9:32:13 AM	Drop baseline for compound Naphthalene in sample Jan3113.D to y = 190, new integration is from x, y = 5.916, 190 to 5.978, 190 and new response = 14860; previous integration is from x, y = 5.916, 190 to 5.978, 519 and previous response = 14244.			✓	
CmdManuallyIntegrate QualifierPeak	BL2000\jheine	2/1/2022 9:32:17 AM	Manually integrate qualifier 129.0 of compound Naphthalene in sample Jan3113.D, from x, y = 5.916, 71 to 5.953, 146, result = 2000; previous integration is from x, y = 5.896, 149 to 6.016, 149 and previous response = 2850.			✓	
CmdManuallyIntegrate DropBaseline	BL2000\jheine	2/1/2022 9:32:18 AM	Drop baseline for qualifier 129.0 of compound Naphthalene in sample Jan3113.D to y = 71, new integration is from x, y = 5.916, 71 to 5.953, 71 and new response = 2084; previous integration is from x, y = 5.916, 71 to 5.953, 146 and previous response = 2000.			✓	
CmdManuallyIntegrate QualifierPeak	BL2000\jheine	2/1/2022 9:32:22 AM	Manually integrate qualifier 102.0 of compound Naphthalene in sample Jan3113.D, from x, y = 5.916, 2151 to 5.978, 994, result = -1174; previous integration is from x, y = 5.891, 118 to 6.016, 118 and previous response = 5994.			✓	
CmdManuallyIntegrateSnapBaseline	BL2000\jheine	2/1/2022 9:32:24 AM	Snap baseline for qualifier 102.0 of compound Naphthalene in sample Jan3113.D from x = 5.916 to x = 5.978, new integration is from x, y = 5.916, 1758 to 5.978, 217 and new response = 1016; previous integration is from x, y = 5.916, 2151 to 5.978, 994 and previous response = -1174.			✓	
CmdManuallyIntegrate DropBaseline	BL2000\jheine	2/1/2022 9:32:25 AM	Drop baseline for qualifier 102.0 of compound Naphthalene in sample Jan3113.D to y = 217, new integration is from x, y = 5.916, 217 to 5.978, 217 and new response = 3903; previous integration is from x, y = 5.916, 1758 to 5.978, 217 and previous response = 1016.			✓	
CmdManuallyIntegratePeak	BL2000\jheine	2/1/2022 9:32:38 AM	Manually integrate compound Benzo(a)pyrene in sample Jan3113.D, from x, y = 18.326, 59 to 18.425, 76, result = 226; previous integration is from x, y = 18.437, 71 to 18.623, 71 and previous response = 1108.			✓	

Name	User	Time	Action	Reason	Comment	Succeed	Exception
CmdManuallyIntegrateDropBaseline	BL2000\jheine	2/1/2022 9:32:39 AM	Drop baseline for compound Benzo(a)pyrene in sample Jan3113.D to y = 59, new integration is from x, y = 18.326, 59 to 18.425, 59 and new response = 277; previous integration is from x, y = 18.326, 59 to 18.425, 76 and previous response = 226.			✓	
CmdZeroOutPeak	BL2000\jheine	2/1/2022 9:32:41 AM	Zero out primary peak of compound Benzo(a)pyrene in sample Jan3113.D			✓	
CmdManuallyIntegratePeak	BL2000\jheine	2/1/2022 9:32:56 AM	Manually integrate compound Acenaphthene in sample Jan3113.D, from x, y = 8.013, 89 to 8.072, 79, result = 271; previous integration is from x, y = 7.976, 79 to 8.072, 79 and previous response = 748.			✓	
CmdManuallyIntegrateDropBaseline	BL2000\jheine	2/1/2022 9:32:58 AM	Drop baseline for compound Acenaphthene in sample Jan3113.D to y = 79, new integration is from x, y = 8.013, 79 to 8.072, 79 and new response = 288; previous integration is from x, y = 8.013, 89 to 8.072, 79 and previous response = 271.			✓	
CmdZeroOutPeak	BL2000\jheine	2/1/2022 9:32:59 AM	Zero out primary peak of compound Acenaphthene in sample Jan3113.D			✓	
CmdManuallyIntegratePeak	BL2000\jheine	2/1/2022 9:33:04 AM	Manually integrate compound Fluorene in sample Jan3113.D, from x, y = 8.624, 76 to 8.711, 85, result = 265; previous integration is from x, y = 8.936, 80 to 9.035, 80 and previous response = 596.			✓	
CmdManuallyIntegrateDropBaseline	BL2000\jheine	2/1/2022 9:33:06 AM	Drop baseline for compound Fluorene in sample Jan3113.D to y = 76, new integration is from x, y = 8.624, 76 to 8.711, 76 and new response = 288; previous integration is from x, y = 8.624, 76 to 8.711, 85 and previous response = 265.			✓	
CmdZeroOutPeak	BL2000\jheine	2/1/2022 9:33:07 AM	Zero out primary peak of compound Fluorene in sample Jan3113.D			✓	
CmdManuallyIntegratePeak	BL2000\jheine	2/1/2022 9:33:12 AM	Manually integrate compound Benzo(b)fluoranthene in sample Jan3113.D, from x, y = 17.671, 59 to 17.758, 64, result = 241; previous integration is from x, y = 17.758, 62 to 17.956, 64 and previous response = 418.			✓	
CmdManuallyIntegrateDropBaseline	BL2000\jheine	2/1/2022 9:33:14 AM	Drop baseline for compound Benzo(b)fluoranthene in sample Jan3113.D to y = 59, new integration is from x, y = 17.671, 59 to 17.758, 59 and new response = 255; previous integration is from x, y = 17.671, 59 to 17.758, 64 and previous response = 241.			✓	

Name	User	Time	Action	Reason	Comment	Succeed	Exception
CmdZeroOutPeak	BL2000\jheine	2/1/2022 9:33:15 AM	Zero out primary peak of compound Benzo(b)fluoranthene in sample Jan3113.D			✓	
CmdZeroOutPeak	BL2000\jheine	2/1/2022 9:33:17 AM	Zero out primary peak of compound Indeno(1,2,3-cd)pyrene in sample Jan3113.D			✓	
CmdZeroOutPeak	BL2000\jheine	2/1/2022 9:33:18 AM	Zero out primary peak of compound Benzo(a)Anthracene in sample Jan3113.D			✓	
CmdZeroOutPeak	BL2000\jheine	2/1/2022 9:33:19 AM	Zero out primary peak of compound Chrysene in sample Jan3113.D			✓	
CmdZeroOutPeak	BL2000\jheine	2/1/2022 9:33:20 AM	Zero out primary peak of compound Benzo(k)fluoranthene in sample Jan3113.D			✓	
CmdManuallyIntegratePeak	BL2000\jheine	2/1/2022 9:33:35 AM	Manually integrate compound Fluorene in sample Jan3114.D, from x, y = 8.636, 59 to 8.698, 63, result = 66; previous integration is from x, y = 8.935, 61 to 9.047, 61 and previous response = 6677.			✓	
CmdManuallyIntegrateDropBaseline	BL2000\jheine	2/1/2022 9:33:37 AM	Drop baseline for compound Fluorene in sample Jan3114.D to y = 59, new integration is from x, y = 8.636, 59 to 8.698, 59 and new response = 73; previous integration is from x, y = 8.636, 59 to 8.698, 63 and previous response = 66.			✓	
CmdZeroOutPeak	BL2000\jheine	2/1/2022 9:33:39 AM	Zero out primary peak of compound Fluorene in sample Jan3114.D			✓	
CmdManuallyIntegratePeak	BL2000\jheine	2/1/2022 9:33:44 AM	Manually integrate compound Benzo(a)pyrene in sample Jan3114.D, from x, y = 18.339, 59 to 18.400, 74, result = 99; previous integration is from x, y = 18.439, 69 to 18.598, 71 and previous response = 1014.			✓	
CmdManuallyIntegrateDropBaseline	BL2000\jheine	2/1/2022 9:33:46 AM	Drop baseline for compound Benzo(a)pyrene in sample Jan3114.D to y = 59, new integration is from x, y = 18.339, 59 to 18.400, 59 and new response = 126; previous integration is from x, y = 18.339, 59 to 18.400, 74 and previous response = 99.			✓	
CmdZeroOutPeak	BL2000\jheine	2/1/2022 9:33:47 AM	Zero out primary peak of compound Benzo(a)pyrene in sample Jan3114.D			✓	
CmdManuallyIntegratePeak	BL2000\jheine	2/1/2022 9:33:53 AM	Manually integrate compound Acenaphthene in sample Jan3114.D, from x, y = 8.025, 141 to 8.075, 145, result = -173; previous integration is from x, y = 7.964, 62 to 8.138, 62 and previous response = 815.			✓	

Name	User	Time	Action	Reason	Comment	Succeed	Exception
CmdManuallyIntegratePeak	BL2000\jheine	2/1/2022 9:33:56 AM	Manually integrate compound Acenaphthene in sample Jan3114.D, from x, y = 8.013, 193 to 8.075, 145, result = -294; previous integration is from x, y = 8.025, 141 to 8.075, 145 and previous response = -173.			✓	
CmdManuallyIntegrateSnapBaseline	BL2000\jheine	2/1/2022 9:33:58 AM	Snap baseline for compound Acenaphthene in sample Jan3114.D, from x = 8.013 to x = 8.075, new integration is from x, y = 8.013, 105 to 8.075, 66 and new response = 18; previous integration is from x, y = 8.013, 193 to 8.075, 145 and previous response = -294.			✓	
CmdManuallyIntegrateDropBaseline	BL2000\jheine	2/1/2022 9:33:59 AM	Drop baseline for compound Acenaphthene in sample Jan3114.D to y = 66, new integration is from x, y = 8.013, 66 to 8.075, 66 and new response = 91; previous integration is from x, y = 8.013, 105 to 8.075, 66 and previous response = 18.			✓	
CmdZeroOutPeak	BL2000\jheine	2/1/2022 9:34:01 AM	Zero out primary peak of compound Acenaphthene in sample Jan3114.D			✓	
CmdManuallyIntegratePeak	BL2000\jheine	2/1/2022 9:34:06 AM	Manually integrate compound Chrysene in sample Jan3114.D, from x, y = 14.739, 153 to 14.851, 200, result = -427; previous integration is from x, y = 14.632, 54 to 14.739, 57 and previous response = 1241.			✓	
CmdManuallyIntegrateSnapBaseline	BL2000\jheine	2/1/2022 9:34:07 AM	Snap baseline for compound Chrysene in sample Jan3114.D, from x = 14.739 to x = 14.851, new integration is from x, y = 14.739, 115 to 14.851, 67 and new response = 150; previous integration is from x, y = 14.739, 153 to 14.851, 200 and previous response = -427.			✓	
CmdManuallyIntegrateDropBaseline	BL2000\jheine	2/1/2022 9:34:08 AM	Drop baseline for compound Chrysene in sample Jan3114.D to y = 67, new integration is from x, y = 14.739, 67 to 14.851, 67 and new response = 311; previous integration is from x, y = 14.739, 115 to 14.851, 67 and previous response = 150.			✓	
CmdZeroOutPeak	BL2000\jheine	2/1/2022 9:34:10 AM	Zero out primary peak of compound Chrysene in sample Jan3114.D			✓	
CmdZeroOutPeak	BL2000\jheine	2/1/2022 9:34:12 AM	Zero out primary peak of compound Benzo(a)Anthracene in sample Jan3114.D			✓	

Name	User	Time	Action	Reason	Comment	Succeed	Exception
CmdManuallyIntegrate QualifierPeak	BL2000\jheine	2/1/2022 9:34:32 AM	Manually integrate qualifier 102.0 of compound Naphthalene in sample Jan3115.D, from x, y = 5.916, 926 to 6.016, 76, result = 2646; previous integration is from x, y = 5.843, 76 to 6.016, 76 and previous response = 7374.			✓	
CmdManuallyIntegrate DropBaseline	BL2000\jheine	2/1/2022 9:34:33 AM	Drop baseline for qualifier 102.0 of compound Naphthalene in sample Jan3115.D to y = 76, new integration is from x, y = 5.916, 76 to 6.016, 76 and new response = 5196; previous integration is from x, y = 5.916, 926 to 6.016, 76 and previous response = 2646.			✓	
CmdManuallyIntegrate QualifierPeak	BL2000\jheine	2/1/2022 9:35:24 AM	Manually integrate qualifier 102.0 of compound Naphthalene in sample Jan3116.D, from x, y = 5.916, 748 to 6.016, 77, result = 3245; previous integration is from x, y = 5.844, 77 to 6.016, 77 and previous response = 7541.			✓	
CmdManuallyIntegrate DropBaseline	BL2000\jheine	2/1/2022 9:35:25 AM	Drop baseline for qualifier 102.0 of compound Naphthalene in sample Jan3116.D to y = 77, new integration is from x, y = 5.916, 77 to 6.016, 77 and new response = 5257; previous integration is from x, y = 5.916, 748 to 6.016, 77 and previous response = 3245.			✓	
CmdManuallyIntegratePeak	BL2000\jheine	2/1/2022 9:35:43 AM	Manually integrate compound Acenaphthene in sample Jan3116.D, from x, y = 8.013, 2642 to 8.113, 1552, result = 7049; previous integration is from x, y = 7.976, 79 to 8.113, 89 and previous response = 19664.			✓	
CmdManuallyIntegrateSnapBaseline	BL2000\jheine	2/1/2022 9:35:44 AM	Snap baseline for compound Acenaphthene in sample Jan3116.D, from x = 8.013 to x = 8.113, new integration is from x, y = 8.013, 370 to 8.113, 151 and new response = 18033; previous integration is from x, y = 8.013, 2642 to 8.113, 1552 and previous response = 7049.			✓	
CmdManuallyIntegrate DropBaseline	BL2000\jheine	2/1/2022 9:35:45 AM	Drop baseline for compound Acenaphthene in sample Jan3116.D to y = 151, new integration is from x, y = 8.013, 151 to 8.113, 151 and new response = 18688; previous integration is from x, y = 8.013, 370 to 8.113, 151 and previous response = 18033.			✓	

Name	User	Time	Action	Reason	Comment	Succeed	Exception
CmdManuallyIntegrate QualifierPeak	BL2000\jheine	2/1/2022 9:35:52 AM	Manually integrate qualifier167.0 of compound Fluorene in sample Jan3116.D from x, y = 8.624, 66 to 8.736, 801; result = 1185			✓	
CmdManuallyIntegrate DropBaseline	BL2000\jheine	2/1/2022 9:35:54 AM	Drop baseline for qualifier 167.0 of compound Fluorene in sample Jan3116.D to y = 66, new integration is from x, y = 8.624, 66 to 8.736, 66 and new response = 3657; previous integration is from x, y = 8.624, 66 to 8.736, 801 and previous response = 1185.			✓	
CmdManuallyIntegratePeak	BL2000\jheine	2/1/2022 9:36:28 AM	Manually integrate compound Benzo(g,h,i)perylene in sample Jan3116.D, from x, y = 20.501, 949 to 20.686, 3824, result = 17943; previous integration is from x, y = 20.517, 1949 to 20.597, 1817 and previous response = 29187.			✓	
CmdManuallyIntegrateSnapBaseline	BL2000\jheine	2/1/2022 9:36:29 AM	Snap baseline for compound Benzo(g,h,i)perylene in sample Jan3116.D, from x = 20.501 to x = 20.686, new integration is from x, y = 20.501, 172 to 20.686, 422 and new response = 41180; previous integration is from x, y = 20.501, 949 to 20.686, 3824 and previous response = 17943.			✓	
CmdManuallyIntegrate DropBaseline	BL2000\jheine	2/1/2022 9:36:30 AM	Drop baseline for compound Benzo(g,h,i)perylene in sample Jan3116.D to y = 172, new integration is from x, y = 20.501, 172 to 20.686, 172 and new response = 42570; previous integration is from x, y = 20.501, 172 to 20.686, 422 and previous response = 41180.			✓	
CmdZeroOutPeak	BL2000\jheine	2/1/2022 9:36:41 AM	Zero out primary peak of compound Fluorene in sample Jan3117.D			✓	
CmdManuallyIntegratePeak	BL2000\jheine	2/1/2022 9:36:49 AM	Manually integrate compound Benzo(a)pyrene in sample Jan3117.D, from x, y = 18.339, 62 to 18.400, 71, result = 63; previous integration is from x, y = 18.438, 67 to 18.623, 69 and previous response = 1094.			✓	
CmdManuallyIntegrate DropBaseline	BL2000\jheine	2/1/2022 9:36:50 AM	Drop baseline for compound Benzo(a)pyrene in sample Jan3117.D to y = 62, new integration is from x, y = 18.339, 62 to 18.400, 62 and new response = 80; previous integration is from x, y = 18.339, 62 to 18.400, 71 and previous response = 63.			✓	
CmdZeroOutPeak	BL2000\jheine	2/1/2022 9:36:53 AM	Zero out primary peak of compound Benzo(a)pyrene in sample Jan3117.D			✓	
CmdZeroOutPeak	BL2000\jheine	2/1/2022 9:36:56 AM	Zero out primary peak of compound o-Terphenyl in sample Jan3117.D			✓	

Name	User	Time	Action	Reason	Comment	Succeed	Exception
CmdClearManualIntegration	BL2000\jheine	2/1/2022 9:36:59 AM	Clear manual integration of target signal for compound o-Terphenyl in sample Jan3117.D			✓	
CmdManuallyIntegratePeak	BL2000\jheine	2/1/2022 9:37:07 AM	Manually integrate compound Acenaphthene in sample Jan3117.D, from x, y = 8.013, 165 to 8.050, 130, result = -100; previous integration is from x, y = 7.966, 64 to 8.125, 64 and previous response = 841.			✓	
CmdManuallyIntegrateSnapBaseline	BL2000\jheine	2/1/2022 9:37:09 AM	Snap baseline for compound Acenaphthene in sample Jan3117.D, from x = 8.013 to x = 8.050, new integration is from x, y = 8.013, 108 to 8.050, 72 and new response = 29; previous integration is from x, y = 8.013, 165 to 8.050, 130 and previous response = -100.			✓	
CmdManuallyIntegrateDropBaseline	BL2000\jheine	2/1/2022 9:37:09 AM	Drop baseline for compound Acenaphthene in sample Jan3117.D to y = 72, new integration is from x, y = 8.013, 72 to 8.050, 72 and new response = 70; previous integration is from x, y = 8.013, 108 to 8.050, 72 and previous response = 29.			✓	
CmdZeroOutPeak	BL2000\jheine	2/1/2022 9:37:11 AM	Zero out primary peak of compound Acenaphthene in sample Jan3117.D			✓	
CmdManuallyIntegratePeak	BL2000\jheine	2/1/2022 9:37:17 AM	Manually integrate compound Chrysene in sample Jan3117.D, from x, y = 14.739, 83 to 14.814, 54, result = 144; previous integration is from x, y = 14.632, 54 to 14.814, 54 and previous response = 1482.			✓	
CmdManuallyIntegrateSnapBaseline	BL2000\jheine	2/1/2022 9:37:19 AM	Snap baseline for compound Chrysene in sample Jan3117.D, from x = 14.739 to x = 14.814, new integration is from x, y = 14.739, 109 to 14.814, 71 and new response = 49; previous integration is from x, y = 14.739, 83 to 14.814, 54 and previous response = 144.			✓	
CmdManuallyIntegrateDropBaseline	BL2000\jheine	2/1/2022 9:37:20 AM	Drop baseline for compound Chrysene in sample Jan3117.D to y = 71, new integration is from x, y = 14.739, 71 to 14.814, 71 and new response = 134; previous integration is from x, y = 14.739, 109 to 14.814, 71 and previous response = 49.			✓	
CmdZeroOutPeak	BL2000\jheine	2/1/2022 9:37:21 AM	Zero out primary peak of compound Chrysene in sample Jan3117.D			✓	
CmdZeroOutPeak	BL2000\jheine	2/1/2022 9:37:24 AM	Zero out primary peak of compound Benzo(a)Anthracene in sample Jan3117.D			✓	

Name	User	Time	Action	Reason	Comment	Succeed	Exception
CmdManuallyIntegratePeak	BL2000\jheine	2/1/2022 9:37:35 AM	Manually integrate compound Fluorene in sample Jan3118.D, from x, y = 8.648, 53 to 8.686, 68, result = 67; previous integration is from x, y = 8.935, 61 to 9.047, 61 and previous response = 6683.			✓	
CmdManuallyIntegrateSnapBaseline	BL2000\jheine	2/1/2022 9:37:36 AM	Snap baseline for compound Fluorene in sample Jan3118.D, from x = 8.648 to x = 8.686, new integration is from x, y = 8.648, 64 to 8.686, 68 and new response = 54; previous integration is from x, y = 8.648, 53 to 8.686, 68 and previous response = 67.			✓	
CmdManuallyIntegrateDropBaseline	BL2000\jheine	2/1/2022 9:37:37 AM	Drop baseline for compound Fluorene in sample Jan3118.D to y = 64, new integration is from x, y = 8.648, 64 to 8.686, 64 and new response = 58; previous integration is from x, y = 8.648, 64 to 8.686, 68 and previous response = 54.			✓	
CmdZeroOutPeak	BL2000\jheine	2/1/2022 9:37:39 AM	Zero out primary peak of compound Fluorene in sample Jan3118.D			✓	
CmdZeroOutPeak	BL2000\jheine	2/1/2022 9:37:42 AM	Zero out primary peak of compound Benzo(a)pyrene in sample Jan3118.D			✓	
CmdManuallyIntegratePeak	BL2000\jheine	2/1/2022 9:37:49 AM	Manually integrate compound Acenaphthene in sample Jan3118.D, from x, y = 8.013, 80 to 8.063, 64, result = 68; previous integration is from x, y = 7.967, 64 to 8.063, 64 and previous response = 803.			✓	
CmdManuallyIntegrateDropBaseline	BL2000\jheine	2/1/2022 9:37:50 AM	Drop baseline for compound Acenaphthene in sample Jan3118.D to y = 64, new integration is from x, y = 8.013, 64 to 8.063, 64 and new response = 93; previous integration is from x, y = 8.013, 80 to 8.063, 64 and previous response = 68.			✓	
CmdZeroOutPeak	BL2000\jheine	2/1/2022 9:37:52 AM	Zero out primary peak of compound Acenaphthene in sample Jan3118.D			✓	
CmdManuallyIntegratePeak	BL2000\jheine	2/1/2022 9:37:58 AM	Manually integrate compound Chrysene in sample Jan3118.D, from x, y = 14.751, 113 to 14.826, 64, result = -7; previous integration is from x, y = 14.640, 53 to 14.863, 53 and previous response = 1502.			✓	
CmdManuallyIntegrateDropBaseline	BL2000\jheine	2/1/2022 9:37:59 AM	Drop baseline for compound Chrysene in sample Jan3118.D to y = 64, new integration is from x, y = 14.751, 64 to 14.826, 64 and new response = 103; previous integration is from x, y = 14.751, 113 to 14.826, 64 and previous response = -7.			✓	
CmdZeroOutPeak	BL2000\jheine	2/1/2022 9:38:01 AM	Zero out primary peak of compound Chrysene in sample Jan3118.D			✓	

Name	User	Time	Action	Reason	Comment	Succeed	Exception
CmdZeroOutPeak	BL2000\jheine	2/1/2022 9:38:04 AM	Zero out primary peak of compound Benzo(a)Anthracene in sample Jan3118.D			✓	
CmdManuallyIntegratePeak	BL2000\jheine	2/1/2022 9:38:15 AM	Manually integrate compound Fluorene in sample Jan3119.D, from x, y = 8.649, 62 to 8.686, 62, result = 45; previous integration is from x, y = 8.935, 61 to 9.047, 61 and previous response = 5899.			✓	
CmdZeroOutPeak	BL2000\jheine	2/1/2022 9:38:16 AM	Zero out primary peak of compound Fluorene in sample Jan3119.D			✓	
CmdZeroOutPeak	BL2000\jheine	2/1/2022 9:38:18 AM	Zero out primary peak of compound Benzo(a)pyrene in sample Jan3119.D			✓	
CmdManuallyIntegratePeak	BL2000\jheine	2/1/2022 9:38:24 AM	Manually integrate compound Acenaphthene in sample Jan3119.D, from x, y = 8.013, 133 to 8.075, 140, result = -177; previous integration is from x, y = 7.963, 62 to 8.138, 62 and previous response = 860.			✓	
CmdManuallyIntegrateSnapBaseline	BL2000\jheine	2/1/2022 9:38:26 AM	Snap baseline for compound Acenaphthene in sample Jan3119.D, from x = 8.013 to x = 8.075, new integration is from x, y = 8.013, 114 to 8.075, 70 and new response = -9; previous integration is from x, y = 8.013, 133 to 8.075, 140 and previous response = -177.			✓	
CmdManuallyIntegrateDropBaseline	BL2000\jheine	2/1/2022 9:38:27 AM	Drop baseline for compound Acenaphthene in sample Jan3119.D to y = 70, new integration is from x, y = 8.013, 70 to 8.075, 70 and new response = 73; previous integration is from x, y = 8.013, 114 to 8.075, 70 and previous response = -9.			✓	
CmdZeroOutPeak	BL2000\jheine	2/1/2022 9:38:30 AM	Zero out primary peak of compound Acenaphthene in sample Jan3119.D			✓	
CmdManuallyIntegratePeak	BL2000\jheine	2/1/2022 9:38:37 AM	Manually integrate compound Chrysene in sample Jan3119.D, from x, y = 14.751, 128 to 14.839, 108, result = -170; previous integration is from x, y = 14.640, 53 to 14.789, 53 and previous response = 1455.			✓	
CmdManuallyIntegrateSnapBaseline	BL2000\jheine	2/1/2022 9:38:38 AM	Snap baseline for compound Chrysene in sample Jan3119.D, from x = 14.751 to x = 14.839, new integration is from x, y = 14.751, 104 to 14.839, 65 and new response = 7; previous integration is from x, y = 14.751, 128 to 14.839, 108 and previous response = -170.			✓	

Name	User	Time	Action	Reason	Comment	Succeed	Exception
CmdManuallyIntegrate DropBaseline	BL2000\jheine	2/1/2022 9:38:39 AM	Drop baseline for compound Chrysene in sample Jan3119.D to y = 65, new integration is from x, y = 14.751, 65 to 14.839, 65 and new response = 109; previous integration is from x, y = 14.751, 104 to 14.839, 65 and previous response = 7.			✓	
CmdZeroOutPeak	BL2000\jheine	2/1/2022 9:38:40 AM	Zero out primary peak of compound Chrysene in sample Jan3119.D			✓	
CmdZeroOutPeak	BL2000\jheine	2/1/2022 9:38:44 AM	Zero out primary peak of compound Benzo(a)Anthracene in sample Jan3119.D			✓	
CmdZeroOutPeak	BL2000\jheine	2/1/2022 9:38:54 AM	Zero out primary peak of compound Fluorene in sample Jan3120.D			✓	
CmdZeroOutPeak	BL2000\jheine	2/1/2022 9:39:16 AM	Zero out primary peak of compound Benzo(a)pyrene in sample Jan3120.D			✓	
CmdManuallyIntegratePeak	BL2000\jheine	2/1/2022 9:39:24 AM	Manually integrate compound Acenaphthene in sample Jan3120.D, from x, y = 8.013, 169 to 8.075, 148, result = -242; previous integration is from x, y = 7.963, 64 to 8.125, 64 and previous response = 877.			✓	
CmdManuallyIntegrateSnapBaseline	BL2000\jheine	2/1/2022 9:39:25 AM	Snap baseline for compound Acenaphthene in sample Jan3120.D, from x = 8.013 to x = 8.075, new integration is from x, y = 8.013, 119 to 8.075, 69 and new response = -2; previous integration is from x, y = 8.013, 169 to 8.075, 148 and previous response = -242.			✓	
CmdManuallyIntegrate DropBaseline	BL2000\jheine	2/1/2022 9:39:26 AM	Drop baseline for compound Acenaphthene in sample Jan3120.D to y = 69, new integration is from x, y = 8.013, 69 to 8.075, 69 and new response = 91; previous integration is from x, y = 8.013, 119 to 8.075, 69 and previous response = -2.			✓	
CmdZeroOutPeak	BL2000\jheine	2/1/2022 9:39:28 AM	Zero out primary peak of compound Acenaphthene in sample Jan3120.D			✓	
CmdZeroOutPeak	BL2000\jheine	2/1/2022 9:39:35 AM	Zero out primary peak of compound Chrysene in sample Jan3120.D			✓	
CmdZeroOutPeak	BL2000\jheine	2/1/2022 9:39:36 AM	Zero out primary peak of compound Benzo(a)Anthracene in sample Jan3120.D			✓	
CmdZeroOutPeak	BL2000\jheine	2/1/2022 9:39:45 AM	Zero out primary peak of compound Fluorene in sample Jan3121.D			✓	
CmdZeroOutPeak	BL2000\jheine	2/1/2022 9:39:48 AM	Zero out primary peak of compound Benzo(a)pyrene in sample Jan3121.D			✓	

Name	User	Time	Action	Reason	Comment	Succeed	Exception
CmdManuallyIntegratePeak	BL2000\jheine	2/1/2022 9:39:52 AM	Manually integrate compound Acenaphthene in sample Jan3121.D, from x, y = 8.013, 78 to 8.075, 65, result = 74; previous integration is from x, y = 7.967, 66 to 8.075, 65 and previous response = 823.			✓	
CmdManuallyIntegrateDropBaseline	BL2000\jheine	2/1/2022 9:39:54 AM	Drop baseline for compound Acenaphthene in sample Jan3121.D to y = 65, new integration is from x, y = 8.013, 65 to 8.075, 65 and new response = 96; previous integration is from x, y = 8.013, 78 to 8.075, 65 and previous response = 74.			✓	
CmdZeroOutPeak	BL2000\jheine	2/1/2022 9:39:55 AM	Zero out primary peak of compound Acenaphthene in sample Jan3121.D			✓	
CmdManuallyIntegratePeak	BL2000\jheine	2/1/2022 9:40:01 AM	Manually integrate compound Chrysene in sample Jan3121.D, from x, y = 14.739, 81 to 14.838, 53, result = 129; previous integration is from x, y = 14.631, 53 to 14.838, 53 and previous response = 1476.			✓	
CmdManuallyIntegrateDropBaseline	BL2000\jheine	2/1/2022 9:40:03 AM	Drop baseline for compound Chrysene in sample Jan3121.D to y = 53, new integration is from x, y = 14.739, 53 to 14.838, 53 and new response = 213; previous integration is from x, y = 14.739, 81 to 14.838, 53 and previous response = 129.			✓	
CmdZeroOutPeak	BL2000\jheine	2/1/2022 9:40:04 AM	Zero out primary peak of compound Chrysene in sample Jan3121.D			✓	
CmdZeroOutPeak	BL2000\jheine	2/1/2022 9:40:07 AM	Zero out primary peak of compound Benzo(a)Anthracene in sample Jan3121.D			✓	
CmdZeroOutPeak	BL2000\jheine	2/1/2022 9:40:19 AM	Zero out primary peak of compound Fluorene in sample Jan3122.D			✓	
CmdZeroOutPeak	BL2000\jheine	2/1/2022 9:40:22 AM	Zero out primary peak of compound Benzo(a)pyrene in sample Jan3122.D			✓	
CmdZeroOutPeak	BL2000\jheine	2/1/2022 9:40:24 AM	Zero out primary peak of compound Acenaphthene in sample Jan3122.D			✓	
CmdZeroOutPeak	BL2000\jheine	2/1/2022 9:40:26 AM	Zero out primary peak of compound Chrysene in sample Jan3122.D			✓	
CmdZeroOutPeak	BL2000\jheine	2/1/2022 9:40:27 AM	Zero out primary peak of compound Benzo(a)Anthracene in sample Jan3122.D			✓	
CmdManuallyIntegrateQualifierPeak	BL2000\jheine	2/1/2022 9:40:43 AM	Manually integrate qualifier 102.0 of compound Naphthalene in sample Jan3123.D, from x, y = 5.916, 551 to 6.016, 100, result = 3101; previous integration is from x, y = 5.878, 95 to 6.016, 100 and previous response = 6947.			✓	

Name	User	Time	Action	Reason	Comment	Succeed	Exception
CmdManuallyIntegrateDropBaseline	BL2000\jheine	2/1/2022 9:40:44 AM	Drop baseline for qualifier 102.0 of compound Naphthalene in sample Jan3123.D to y = 100, new integration is from x, y = 5.916, 100 to 6.016, 100 and new response = 4452; previous integration is from x, y = 5.916, 551 to 6.016, 100 and previous response = 3101.			✓	
CmdZeroOutPeak	BL2000\jheine	2/1/2022 9:41:44 AM	Zero out primary peak of compound Fluorene in sample Jan3124.D			✓	
CmdManuallyIntegratePeak	BL2000\jheine	2/1/2022 9:41:53 AM	Manually integrate compound Benzo(a)pyrene in sample Jan3124.D, from x, y = 18.326, 57 to 18.388, 62, result = 102; previous integration is from x, y = 18.438, 71 to 18.610, 73 and previous response = 1239.			✓	
CmdManuallyIntegrateSnapBaseline	BL2000\jheine	2/1/2022 9:41:54 AM	Snap baseline for compound Benzo(a)pyrene in sample Jan3124.D, from x = 18.326 to x = 18.388, new integration is from x, y = 18.326, 70 to 18.388, 81 and new response = 44; previous integration is from x, y = 18.326, 57 to 18.388, 62 and previous response = 102.			✓	
CmdManuallyIntegrateDropBaseline	BL2000\jheine	2/1/2022 9:41:55 AM	Drop baseline for compound Benzo(a)pyrene in sample Jan3124.D to y = 70, new integration is from x, y = 18.326, 70 to 18.388, 70 and new response = 65; previous integration is from x, y = 18.326, 70 to 18.388, 81 and previous response = 44.			✓	
CmdZeroOutPeak	BL2000\jheine	2/1/2022 9:41:55 AM	Zero out primary peak of compound Benzo(a)pyrene in sample Jan3124.D			✓	
CmdManuallyIntegratePeak	BL2000\jheine	2/1/2022 9:42:01 AM	Manually integrate compound Acenaphthene in sample Jan3124.D, from x, y = 8.013, 279 to 8.063, 86, result = -200; previous integration is from x, y = 7.965, 86 to 8.063, 86 and previous response = 849.			✓	
CmdManuallyIntegrateDropBaseline	BL2000\jheine	2/1/2022 9:42:02 AM	Drop baseline for compound Acenaphthene in sample Jan3124.D to y = 86, new integration is from x, y = 8.013, 86 to 8.063, 86 and new response = 89; previous integration is from x, y = 8.013, 279 to 8.063, 86 and previous response = -200.			✓	
CmdZeroOutPeak	BL2000\jheine	2/1/2022 9:42:03 AM	Zero out primary peak of compound Acenaphthene in sample Jan3124.D			✓	
CmdManuallyIntegratePeak	BL2000\jheine	2/1/2022 9:42:10 AM	Manually integrate compound Chrysene in sample Jan3124.D, from x, y = 14.739, 132 to 14.826, 183, result = -314; previous integration is from x, y = 14.630, 58 to 14.788, 58 and previous response = 1592.			✓	

Name	User	Time	Action	Reason	Comment	Succeed	Exception
CmdManuallyIntegrateSnapBaseline	BL2000\jheine	2/1/2022 9:42:11 AM	Snap baseline for compound Chrysene in sample Jan3124.D, from x = 14.739 to x = 14.826, new integration is from x, y = 14.739, 111 to 14.826, 69 and new response = 40; previous integration is from x, y = 14.739, 132 to 14.826, 183 and previous response = -314.			✓	
CmdManuallyIntegrateDropBaseline	BL2000\jheine	2/1/2022 9:42:12 AM	Drop baseline for compound Chrysene in sample Jan3124.D to y = 69, new integration is from x, y = 14.739, 69 to 14.826, 69 and new response = 149; previous integration is from x, y = 14.739, 111 to 14.826, 69 and previous response = 40.			✓	
CmdZeroOutPeak	BL2000\jheine	2/1/2022 9:42:13 AM	Zero out primary peak of compound Chrysene in sample Jan3124.D			✓	
CmdZeroOutPeak	BL2000\jheine	2/1/2022 9:42:16 AM	Zero out primary peak of compound Benzo(a)Anthracene in sample Jan3124.D			✓	
CmdManuallyIntegratePeak	BL2000\jheine	2/1/2022 9:42:27 AM	Manually integrate compound Fluorene in sample Jan3125.D, from x, y = 8.648, 83 to 8.673, 87, result = 25; previous integration is from x, y = 8.935, 81 to 9.047, 87 and previous response = 6883.			✓	
CmdZeroOutPeak	BL2000\jheine	2/1/2022 9:42:28 AM	Zero out primary peak of compound Fluorene in sample Jan3125.D			✓	
CmdManuallyIntegratePeak	BL2000\jheine	2/1/2022 9:42:35 AM	Manually integrate compound Benzo(a)pyrene in sample Jan3125.D, from x, y = 18.339, 63 to 18.388, 72, result = 62; previous integration is from x, y = 18.437, 68 to 18.549, 69 and previous response = 1033.			✓	
CmdManuallyIntegrateDropBaseline	BL2000\jheine	2/1/2022 9:42:36 AM	Drop baseline for compound Benzo(a)pyrene in sample Jan3125.D to y = 63, new integration is from x, y = 18.339, 63 to 18.388, 63 and new response = 75; previous integration is from x, y = 18.339, 63 to 18.388, 72 and previous response = 62.			✓	
CmdZeroOutPeak	BL2000\jheine	2/1/2022 9:42:37 AM	Zero out primary peak of compound Benzo(a)pyrene in sample Jan3125.D			✓	
CmdManuallyIntegratePeak	BL2000\jheine	2/1/2022 9:42:43 AM	Manually integrate compound Acenaphthene in sample Jan3125.D, from x, y = 8.013, 96 to 8.050, 75, result = 47; previous integration is from x, y = 7.963, 74 to 8.050, 75 and previous response = 797.			✓	

Name	User	Time	Action	Reason	Comment	Succeed	Exception
CmdManuallyIntegrateDropBaseline	BL2000\jheine	2/1/2022 9:42:44 AM	Drop baseline for compound Acenaphthene in sample Jan3125.D to y = 75, new integration is from x, y = 8.013, 75 to 8.050, 75 and new response = 71; previous integration is from x, y = 8.013, 96 to 8.050, 75 and previous response = 47.			✓	
CmdZeroOutPeak	BL2000\jheine	2/1/2022 9:42:45 AM	Zero out primary peak of compound Acenaphthene in sample Jan3125.D			✓	
CmdManuallyIntegratePeak	BL2000\jheine	2/1/2022 9:42:51 AM	Manually integrate compound Chrysene in sample Jan3125.D, from x, y = 14.739, 86 to 14.826, 55, result = 189; previous integration is from x, y = 14.623, 55 to 14.826, 55 and previous response = 1596.			✓	
CmdManuallyIntegrateDropBaseline	BL2000\jheine	2/1/2022 9:42:52 AM	Drop baseline for compound Chrysene in sample Jan3125.D to y = 55, new integration is from x, y = 14.739, 55 to 14.826, 55 and new response = 269; previous integration is from x, y = 14.739, 86 to 14.826, 55 and previous response = 189.			✓	
CmdZeroOutPeak	BL2000\jheine	2/1/2022 9:42:53 AM	Zero out primary peak of compound Chrysene in sample Jan3125.D			✓	
CmdManuallyIntegratePeak	BL2000\jheine	2/1/2022 9:42:59 AM	Manually integrate compound o-Terphenyl in sample Jan3125.D, from x, y = 10.250, 55 to 10.324, 122, result = 274; previous integration is from x, y = 10.250, 55 to 10.410, 55 and previous response = 449.			✓	
CmdManuallyIntegrateDropBaseline	BL2000\jheine	2/1/2022 9:43:01 AM	Drop baseline for compound o-Terphenyl in sample Jan3125.D to y = 55, new integration is from x, y = 10.250, 55 to 10.324, 55 and new response = 422; previous integration is from x, y = 10.250, 55 to 10.324, 122 and previous response = 274.			✓	
CmdManuallyIntegratePeak	BL2000\jheine	2/1/2022 9:43:11 AM	Manually integrate compound Benzo(a)Anthracene in sample Jan3125.D, from x, y = 14.623, 55 to 14.739, 113, result = 1127; previous integration is from x, y = 14.623, 55 to 14.826, 55 and previous response = 1596.			✓	
CmdManuallyIntegrateDropBaseline	BL2000\jheine	2/1/2022 9:43:12 AM	Drop baseline for compound Benzo(a)Anthracene in sample Jan3125.D to y = 55, new integration is from x, y = 14.623, 55 to 14.739, 55 and new response = 1327; previous integration is from x, y = 14.623, 55 to 14.739, 113 and previous response = 1127.			✓	
CmdZeroOutPeak	BL2000\jheine	2/1/2022 9:43:21 AM	Zero out primary peak of compound Benzo(a)Anthracene in sample Jan3125.D			✓	

Name	User	Time	Action	Reason	Comment	Succeed	Exception
CmdManuallyIntegrate QualifierPeak	BL2000\jheine	2/1/2022 9:43:37 AM	Manually integrate qualifier 102.0 of compound Naphthalene in sample Jan3126.D, from x, y = 5.916, 773 to 6.016, 89, result = 2784; previous integration is from x, y = 5.841, 79 to 6.016, 89 and previous response = 7293.			✓	
CmdManuallyIntegrate DropBaseline	BL2000\jheine	2/1/2022 9:43:38 AM	Drop baseline for qualifier 102.0 of compound Naphthalene in sample Jan3126.D to y = 89, new integration is from x, y = 5.916, 89 to 6.016, 89 and new response = 4834; previous integration is from x, y = 5.916, 773 to 6.016, 89 and previous response = 2784.			✓	
CmdManuallyIntegratePeak	BL2000\jheine	2/1/2022 9:44:32 AM	Manually integrate compound Fluorene in sample Jan3127.D, from x, y = 8.636, 106 to 8.698, 101, result = 207; previous integration is from x, y = 8.935, 118 to 9.035, 118 and previous response = 6439.			✓	
CmdManuallyIntegrate DropBaseline	BL2000\jheine	2/1/2022 9:44:34 AM	Drop baseline for compound Fluorene in sample Jan3127.D to y = 101, new integration is from x, y = 8.636, 101 to 8.698, 101 and new response = 216; previous integration is from x, y = 8.636, 106 to 8.698, 101 and previous response = 207.			✓	
CmdZeroOutPeak	BL2000\jheine	2/1/2022 9:44:35 AM	Zero out primary peak of compound Fluorene in sample Jan3127.D			✓	
CmdManuallyIntegratePeak	BL2000\jheine	2/1/2022 9:44:45 AM	Manually integrate compound Acenaphthene in sample Jan3127.D, from x, y = 8.013, 125 to 8.038, 122, result = 112; previous integration is from x, y = 7.963, 119 to 8.063, 119 and previous response = 956.			✓	
CmdZeroOutPeak	BL2000\jheine	2/1/2022 9:44:46 AM	Zero out primary peak of compound Acenaphthene in sample Jan3127.D			✓	
CmdManuallyIntegratePeak	BL2000\jheine	2/1/2022 9:44:52 AM	Manually integrate compound Benzo(a)pyrene in sample Jan3127.D, from x, y = 18.314, 65 to 18.425, 74, result = 225; previous integration is from x, y = 18.425, 72 to 18.549, 73 and previous response = 1063.			✓	
CmdManuallyIntegrate DropBaseline	BL2000\jheine	2/1/2022 9:44:53 AM	Drop baseline for compound Benzo(a)pyrene in sample Jan3127.D to y = 65, new integration is from x, y = 18.314, 65 to 18.425, 65 and new response = 255; previous integration is from x, y = 18.314, 65 to 18.425, 74 and previous response = 225.			✓	
CmdZeroOutPeak	BL2000\jheine	2/1/2022 9:44:55 AM	Zero out primary peak of compound Benzo(a)pyrene in sample Jan3127.D			✓	
CmdZeroOutPeak	BL2000\jheine	2/1/2022 9:44:58 AM	Zero out primary peak of compound Naphthalene in sample Jan3127.D			✓	

Name	User	Time	Action	Reason	Comment	Succeed	Exception
CmdManuallyIntegratePeak	BL2000\jheine	2/1/2022 9:45:06 AM	Manually integrate compound Indeno(1,2,3-cd)pyrene in sample Jan3127.D, from x, y = 20.192, 62 to 20.266, 84, result = 349; previous integration is from x, y = 20.192, 62 to 20.410, 64 and previous response = 562.			✓	
CmdManuallyIntegrateDropBaseline	BL2000\jheine	2/1/2022 9:45:07 AM	Drop baseline for compound Indeno(1,2,3-cd)pyrene in sample Jan3127.D to y = 62, new integration is from x, y = 20.192, 62 to 20.266, 62 and new response = 398; previous integration is from x, y = 20.192, 62 to 20.266, 84 and previous response = 349.			✓	
CmdManuallyIntegrateQualifierPeak	BL2000\jheine	2/1/2022 9:45:11 AM	Manually integrate qualifier 138.0 of compound Indeno(1,2,3-cd)pyrene in sample Jan3127.D, from x, y = 20.180, 85 to 20.254, 91, result = 66; previous integration is from x, y = 20.180, 85 to 20.316, 86 and previous response = 127.			✓	
CmdManuallyIntegrateDropBaseline	BL2000\jheine	2/1/2022 9:45:12 AM	Drop baseline for qualifier 138.0 of compound Indeno(1,2,3-cd)pyrene in sample Jan3127.D to y = 85, new integration is from x, y = 20.180, 85 to 20.254, 85 and new response = 79; previous integration is from x, y = 20.180, 85 to 20.254, 91 and previous response = 66.			✓	
CmdManuallyIntegrateQualifierPeak	BL2000\jheine	2/1/2022 9:45:19 AM	Manually integrate qualifier 101.0 of compound Pyrene in sample Jan3127.D, from x, y = 11.745, 82 to 11.806, 102, result = 117; previous integration is from x, y = 11.745, 82 to 11.891, 81 and previous response = 187.			✓	
CmdManuallyIntegrateDropBaseline	BL2000\jheine	2/1/2022 9:45:20 AM	Drop baseline for qualifier 101.0 of compound Pyrene in sample Jan3127.D to y = 82, new integration is from x, y = 11.745, 82 to 11.806, 82 and new response = 154; previous integration is from x, y = 11.745, 82 to 11.806, 102 and previous response = 117.			✓	
CmdSelectPeak	BL2000\jheine	2/1/2022 9:45:31 AM	Select peak for compound Anthracene in sample Jan3127.D			✓	
CmdZeroOutPeak	BL2000\jheine	2/1/2022 9:45:34 AM	Zero out primary peak of compound Anthracene in sample Jan3127.D			✓	
CmdManuallyIntegrateQualifierPeak	BL2000\jheine	2/1/2022 9:45:48 AM	Manually integrate qualifier279.0 of compound Dibenzo(a,h)anthracene in sample Jan3127.D from x, y = 20.266, 74 to 20.353, 74; result = 77			✓	

Name	User	Time	Action	Reason	Comment	Succeed	Exception
CmdManuallyIntegrate DropBaseline	BL2000\jheine	2/1/2022 9:45:50 AM	Drop baseline for qualifier 279.0 of compound Dibenzo(a,h)anthracene in sample Jan3127.D to y = 74, new integration is from x, y = 20.266, 74 to 20.353, 74 and new response = 78; previous integration is from x, y = 20.266, 74 to 20.353, 74 and previous response = 77.			✓	
CmdManuallyIntegrate QualifierPeak	BL2000\jheine	2/1/2022 9:45:55 AM	Manually integrate qualifier139.0 of compound Dibenzo(a,h)anthracene in sample Jan3127.D from x, y = 20.254, 115 to 20.353, 115; result = 66			✓	
CmdClearManualIntegration	BL2000\jheine	2/1/2022 9:46:06 AM	Clear manual integration of target signal for compound Anthracene in sample Jan3127.D			✓	
CmdSelectPeak	BL2000\jheine	2/1/2022 9:46:08 AM	Select peak for compound Anthracene in sample Jan3127.D			✓	
CmdManuallyIntegrate QualifierPeak	BL2000\jheine	2/1/2022 9:46:13 AM	Manually integrate qualifier 176.0 of compound Anthracene in sample Jan3127.D, from x, y = 9.830, 130 to 9.904, 139, result = 5; previous integration is from x, y = 9.952, 111 to 10.274, 102 and previous response = 293.			✓	
CmdManuallyIntegrateSnapBaseline	BL2000\jheine	2/1/2022 9:46:14 AM	Snap baseline for qualifier 176.0 of compound Anthracene in sample Jan3127.D from x = 9.830 to x = 9.904, new integration is from x, y = 9.830, 115 to 9.904, 112 and new response = 99; previous integration is from x, y = 9.830, 130 to 9.904, 139 and previous response = 5.			✓	
CmdManuallyIntegrate DropBaseline	BL2000\jheine	2/1/2022 9:46:15 AM	Drop baseline for qualifier 176.0 of compound Anthracene in sample Jan3127.D to y = 112, new integration is from x, y = 9.830, 112 to 9.904, 112 and new response = 106; previous integration is from x, y = 9.830, 115 to 9.904, 112 and previous response = 99.			✓	
CmdManuallyIntegrate QualifierPeak	BL2000\jheine	2/1/2022 9:46:40 AM	Manually integrate qualifier 138.0 of compound Benzo(g,h,i)perylene in sample Jan3127.D, from x, y = 20.513, 86 to 20.575, 89, result = 75; previous integration is from x, y = 20.513, 86 to 20.649, 82 and previous response = 139.			✓	
CmdManuallyIntegrate DropBaseline	BL2000\jheine	2/1/2022 9:46:41 AM	Drop baseline for qualifier 138.0 of compound Benzo(g,h,i)perylene in sample Jan3127.D to y = 86, new integration is from x, y = 20.513, 86 to 20.575, 86 and new response = 80; previous integration is from x, y = 20.513, 86 to 20.575, 89 and previous response = 75.			✓	

Name	User	Time	Action	Reason	Comment	Succeed	Exception
CmdManuallyIntegratePeak	BL2000\jheine	2/1/2022 9:47:09 AM	Manually integrate compound Fluorene in sample Jan3128.D, from x, y = 8.636, 58 to 8.711, 66, result = 219; previous integration is from x, y = 8.932, 62 to 9.047, 62 and previous response = 7489.			✓	
CmdManuallyIntegrateDropBaseline	BL2000\jheine	2/1/2022 9:47:10 AM	Drop baseline for compound Fluorene in sample Jan3128.D to y = 58, new integration is from x, y = 8.636, 58 to 8.711, 58 and new response = 236; previous integration is from x, y = 8.636, 58 to 8.711, 66 and previous response = 219.			✓	
CmdZeroOutPeak	BL2000\jheine	2/1/2022 9:47:12 AM	Zero out primary peak of compound Fluorene in sample Jan3128.D			✓	
CmdManuallyIntegratePeak	BL2000\jheine	2/1/2022 9:47:18 AM	Manually integrate compound Benzo(a)pyrene in sample Jan3128.D, from x, y = 18.326, 62 to 18.425, 68, result = 142; previous integration is from x, y = 18.425, 64 to 18.561, 65 and previous response = 1079.			✓	
CmdManuallyIntegrateDropBaseline	BL2000\jheine	2/1/2022 9:47:19 AM	Drop baseline for compound Benzo(a)pyrene in sample Jan3128.D to y = 62, new integration is from x, y = 18.326, 62 to 18.425, 62 and new response = 159; previous integration is from x, y = 18.326, 62 to 18.425, 68 and previous response = 142.			✓	
CmdZeroOutPeak	BL2000\jheine	2/1/2022 9:47:21 AM	Zero out primary peak of compound Benzo(a)pyrene in sample Jan3128.D			✓	
CmdManuallyIntegratePeak	BL2000\jheine	2/1/2022 9:47:28 AM	Manually integrate compound Acenaphthene in sample Jan3128.D, from x, y = 8.013, 82 to 8.075, 61, result = 92; previous integration is from x, y = 7.963, 61 to 8.075, 61 and previous response = 902.			✓	
CmdManuallyIntegrateDropBaseline	BL2000\jheine	2/1/2022 9:47:29 AM	Drop baseline for compound Acenaphthene in sample Jan3128.D to y = 61, new integration is from x, y = 8.013, 61 to 8.075, 61 and new response = 130; previous integration is from x, y = 8.013, 82 to 8.075, 61 and previous response = 92.			✓	
CmdZeroOutPeak	BL2000\jheine	2/1/2022 9:47:31 AM	Zero out primary peak of compound Acenaphthene in sample Jan3128.D			✓	
CmdManuallyIntegratePeak	BL2000\jheine	2/1/2022 9:47:45 AM	Manually integrate compound Chrysene in sample Jan3128.D, from x, y = 14.739, 166 to 14.876, 125, result = -202; previous integration is from x, y = 14.632, 55 to 14.739, 58 and previous response = 1528.			✓	

Name	User	Time	Action	Reason	Comment	Succeed	Exception
CmdManuallyIntegrateSnapBaseline	BL2000\jheine	2/1/2022 9:47:46 AM	Snap baseline for compound Chrysene in sample Jan3128.D, from x = 14.739 to x = 14.876, new integration is from x, y = 14.739, 133 to 14.876, 64 and new response = 186; previous integration is from x, y = 14.739, 166 to 14.876, 125 and previous response = -202.			✓	
CmdManuallyIntegrateDropBaseline	BL2000\jheine	2/1/2022 9:47:47 AM	Drop baseline for compound Chrysene in sample Jan3128.D to y = 64, new integration is from x, y = 14.739, 64 to 14.876, 64 and new response = 469; previous integration is from x, y = 14.739, 133 to 14.876, 64 and previous response = 186.			✓	
CmdZeroOutPeak	BL2000\jheine	2/1/2022 9:47:49 AM	Zero out primary peak of compound Chrysene in sample Jan3128.D			✓	
CmdManuallyIntegratePeak	BL2000\jheine	2/1/2022 9:47:54 AM	Manually integrate compound Anthracene in sample Jan3128.D, from x, y = 9.830, 129 to 9.941, 143, result = -21; previous integration is from x, y = 9.743, 65 to 9.830, 65 and previous response = 1014.			✓	
CmdManuallyIntegrateSnapBaseline	BL2000\jheine	2/1/2022 9:47:55 AM	Snap baseline for compound Anthracene in sample Jan3128.D, from x = 9.830 to x = 9.941, new integration is from x, y = 9.830, 102 to 9.941, 74 and new response = 299; previous integration is from x, y = 9.830, 129 to 9.941, 143 and previous response = -21.			✓	
CmdManuallyIntegrateDropBaseline	BL2000\jheine	2/1/2022 9:47:56 AM	Drop baseline for compound Anthracene in sample Jan3128.D to y = 74, new integration is from x, y = 9.830, 74 to 9.941, 74 and new response = 392; previous integration is from x, y = 9.830, 102 to 9.941, 74 and previous response = 299.			✓	
CmdZeroOutPeak	BL2000\jheine	2/1/2022 9:47:58 AM	Zero out primary peak of compound Anthracene in sample Jan3128.D			✓	
CmdManuallyIntegrateQualifierPeak	BL2000\jheine	2/1/2022 9:48:04 AM	Manually integrate qualifier 176.0 of compound Phenanthrene in sample Jan3128.D, from x, y = 9.768, 58 to 9.830, 84, result = 112; previous integration is from x, y = 9.768, 58 to 9.916, 58 and previous response = 239.			✓	
CmdManuallyIntegrateDropBaseline	BL2000\jheine	2/1/2022 9:48:05 AM	Drop baseline for qualifier 176.0 of compound Phenanthrene in sample Jan3128.D to y = 58, new integration is from x, y = 9.768, 58 to 9.830, 58 and new response = 162; previous integration is from x, y = 9.768, 58 to 9.830, 84 and previous response = 112.			✓	

Name	User	Time	Action	Reason	Comment	Succeed	Exception
CmdManuallyIntegratePeak	BL2000\jheine	2/1/2022 9:48:12 AM	Manually integrate compound Indeno(1,2,3-cd)pyrene in sample Jan3128.D, from x, y = 20.192, 55 to 20.390, 56, result = 270; previous integration is from x, y = 20.527, 58 to 20.731, 58 and previous response = 272.			✓	
CmdManuallyIntegrateDropBaseline	BL2000\jheine	2/1/2022 9:48:13 AM	Drop baseline for compound Indeno(1,2,3-cd)pyrene in sample Jan3128.D to y = 55, new integration is from x, y = 20.192, 55 to 20.390, 55 and new response = 277; previous integration is from x, y = 20.192, 55 to 20.390, 56 and previous response = 270.			✓	
CmdManuallyIntegrateQualifierPeak	BL2000\jheine	2/1/2022 9:48:19 AM	Manually integrate qualifier138.0 of compound Indeno(1,2,3-cd)pyrene in sample Jan3128.D from x, y = 20.204, 69 to 20.254, 70; result = 37			✓	
CmdManuallyIntegrateDropBaseline	BL2000\jheine	2/1/2022 9:48:21 AM	Drop baseline for qualifier 138.0 of compound Indeno(1,2,3-cd)pyrene in sample Jan3128.D to y = 69, new integration is from x, y = 20.204, 69 to 20.254, 69 and new response = 38; previous integration is from x, y = 20.204, 69 to 20.254, 70 and previous response = 37.			✓	
CmdManuallyIntegratePeak	BL2000\jheine	2/1/2022 9:48:27 AM	Manually integrate compound Indeno(1,2,3-cd)pyrene in sample Jan3128.D, from x, y = 20.192, 55 to 20.278, 69, result = 146; previous integration is from x, y = 20.192, 55 to 20.390, 55 and previous response = 277.			✓	
CmdManuallyIntegrateDropBaseline	BL2000\jheine	2/1/2022 9:48:29 AM	Drop baseline for compound Indeno(1,2,3-cd)pyrene in sample Jan3128.D to y = 55, new integration is from x, y = 20.192, 55 to 20.278, 55 and new response = 183; previous integration is from x, y = 20.192, 55 to 20.278, 69 and previous response = 146.			✓	
CmdZeroOutPeak	BL2000\jheine	2/1/2022 9:48:31 AM	Zero out primary peak of compound Indeno(1,2,3-cd)pyrene in sample Jan3128.D			✓	
CmdZeroOutPeak	BL2000\jheine	2/1/2022 9:48:41 AM	Zero out primary peak of compound Benzo(a)Anthracene in sample Jan3128.D			✓	
CmdZeroOutPeak	BL2000\jheine	2/1/2022 9:49:05 AM	Zero out primary peak of compound Fluorene in sample Jan3129.D			✓	
CmdZeroOutPeak	BL2000\jheine	2/1/2022 9:49:09 AM	Zero out primary peak of compound Benzo(a)pyrene in sample Jan3129.D			✓	

Name	User	Time	Action	Reason	Comment	Succeed	Exception
CmdManuallyIntegratePeak	BL2000\jheine	2/1/2022 9:49:14 AM	Manually integrate compound Acenaphthene in sample Jan3129.D, from x, y = 8.013, 176 to 8.050, 64, result = -46; previous integration is from x, y = 7.964, 64 to 8.050, 64 and previous response = 790.			✓	
CmdManuallyIntegrateDropBaseline	BL2000\jheine	2/1/2022 9:49:15 AM	Drop baseline for compound Acenaphthene in sample Jan3129.D to y = 64, new integration is from x, y = 8.013, 64 to 8.050, 64 and new response = 79; previous integration is from x, y = 8.013, 176 to 8.050, 64 and previous response = -46.			✓	
CmdZeroOutPeak	BL2000\jheine	2/1/2022 9:49:17 AM	Zero out primary peak of compound Acenaphthene in sample Jan3129.D			✓	
CmdManuallyIntegratePeak	BL2000\jheine	2/1/2022 9:49:22 AM	Manually integrate compound Chrysene in sample Jan3129.D, from x, y = 14.739, 91 to 14.826, 54, result = 135; previous integration is from x, y = 14.627, 54 to 14.826, 54 and previous response = 1554.			✓	
CmdManuallyIntegrateDropBaseline	BL2000\jheine	2/1/2022 9:49:24 AM	Drop baseline for compound Chrysene in sample Jan3129.D to y = 54, new integration is from x, y = 14.739, 54 to 14.826, 54 and new response = 231; previous integration is from x, y = 14.739, 91 to 14.826, 54 and previous response = 135.			✓	
CmdZeroOutPeak	BL2000\jheine	2/1/2022 9:49:26 AM	Zero out primary peak of compound Chrysene in sample Jan3129.D			✓	
CmdZeroOutPeak	BL2000\jheine	2/1/2022 9:49:28 AM	Zero out primary peak of compound Benzo(a)Anthracene in sample Jan3129.D			✓	
CmdManuallyIntegrateQualifierPeak	BL2000\jheine	2/1/2022 9:51:09 AM	Manually integrate qualifier 102.0 of compound Naphthalene in sample Jan3130.D, from x, y = 5.916, 539 to 6.015, 97, result = 2002; previous integration is from x, y = 5.880, 77 to 6.015, 97 and previous response = 5498.			✓	
CmdManuallyIntegrateDropBaseline	BL2000\jheine	2/1/2022 9:51:11 AM	Drop baseline for qualifier 102.0 of compound Naphthalene in sample Jan3130.D to y = 97, new integration is from x, y = 5.916, 97 to 6.015, 97 and new response = 3326; previous integration is from x, y = 5.916, 539 to 6.015, 97 and previous response = 2002.			✓	
CmdManuallyIntegratePeak	BL2000\jheine	2/1/2022 9:51:33 AM	Manually integrate compound Phenanthrene in sample Jan3130.D, from x, y = 9.743, 64 to 9.830, 305, result = 16605; previous integration is from x, y = 9.768, 346 to 9.825, 695 and previous response = 11888.			✓	

Name	User	Time	Action	Reason	Comment	Succeed	Exception
CmdManuallyIntegrateDropBaseline	BL2000\jheine	2/1/2022 9:51:34 AM	Drop baseline for compound Phenanthrene in sample Jan3130.D to y = 64, new integration is from x, y = 9.743, 64 to 9.830, 64 and new response = 17230; previous integration is from x, y = 9.743, 64 to 9.830, 305 and previous response = 16605.			✓	
CmdSetTargetCompoundAttribute	BL2000\jheine	2/1/2022 9:51:36 AM	Set UserAnnotation = BA for compound Phenanthrene in sample Jan3130.D; previous value =			✓	
CmdSaveBatchTable	BL2000\jheine	2/1/2022 9:52:11 AM	Save batch \\MASSHUNTER\Org\Data\SV5975.I\sh013122\2 e8270c bna SIM\QuantResults\013122 bna SIM 2.batch.bin			✓	
CmdSetSampleAttribute	BL2000\jheine	2/1/2022 9:56:27 AM	Set SampleApproved = True for sample Jan3109.D; previous value = False			✓	
CmdSetSampleAttribute	BL2000\jheine	2/1/2022 9:56:29 AM	Set SampleApproved = True for sample Jan3110.D; previous value = False			✓	
CmdSetSampleAttribute	BL2000\jheine	2/1/2022 9:56:30 AM	Set SampleApproved = True for sample Jan3111.D; previous value = False			✓	
CmdSetSampleAttribute	BL2000\jheine	2/1/2022 9:56:31 AM	Set SampleApproved = True for sample Jan3108.D; previous value = False			✓	
CmdSetSampleAttribute	BL2000\jheine	2/1/2022 9:56:33 AM	Set SampleApproved = True for sample Jan3112.D; previous value = False			✓	
CmdSetSampleAttribute	BL2000\jheine	2/1/2022 9:56:34 AM	Set SampleApproved = True for sample Jan3113.D; previous value = False			✓	
CmdSetSampleAttribute	BL2000\jheine	2/1/2022 9:56:35 AM	Set SampleApproved = True for sample Jan3114.D; previous value = False			✓	
CmdSetSampleAttribute	BL2000\jheine	2/1/2022 9:56:36 AM	Set SampleApproved = True for sample Jan3115.D; previous value = False			✓	
CmdSetSampleAttribute	BL2000\jheine	2/1/2022 9:56:38 AM	Set SampleApproved = True for sample Jan3116.D; previous value = False			✓	
CmdSetSampleAttribute	BL2000\jheine	2/1/2022 9:56:39 AM	Set SampleApproved = True for sample Jan3117.D; previous value = False			✓	
CmdSetSampleAttribute	BL2000\jheine	2/1/2022 9:56:40 AM	Set SampleApproved = True for sample Jan3118.D; previous value = False			✓	
CmdSetSampleAttribute	BL2000\jheine	2/1/2022 9:56:41 AM	Set SampleApproved = True for sample Jan3119.D; previous value = False			✓	

Name	User	Time	Action	Reason	Comment	Succeed	Exception
CmdSetSampleAttribute	BL2000\jheine	2/1/2022 9:56:43 AM	Set SampleApproved = True for sample Jan3120.D; previous value = False			✓	
CmdSetSampleAttribute	BL2000\jheine	2/1/2022 9:56:45 AM	Set SampleApproved = True for sample Jan3121.D; previous value = False			✓	
CmdSetSampleAttribute	BL2000\jheine	2/1/2022 9:56:46 AM	Set SampleApproved = True for sample Jan3122.D; previous value = False			✓	
CmdSetSampleAttribute	BL2000\jheine	2/1/2022 9:56:48 AM	Set SampleApproved = True for sample Jan3123.D; previous value = False			✓	
CmdSetSampleAttribute	BL2000\jheine	2/1/2022 9:56:53 AM	Set SampleApproved = True for sample Jan3124.D; previous value = False			✓	
CmdSetSampleAttribute	BL2000\jheine	2/1/2022 9:56:54 AM	Set SampleApproved = True for sample Jan3125.D; previous value = False			✓	
CmdSetSampleAttribute	BL2000\jheine	2/1/2022 9:56:56 AM	Set SampleApproved = True for sample Jan3126.D; previous value = False			✓	
CmdSetSampleAttribute	BL2000\jheine	2/1/2022 9:56:56 AM	Set SampleApproved = True for sample Jan3127.D; previous value = False			✓	
CmdSetSampleAttribute	BL2000\jheine	2/1/2022 9:56:58 AM	Set SampleApproved = True for sample Jan3128.D; previous value = False			✓	
CmdSetSampleAttribute	BL2000\jheine	2/1/2022 9:56:59 AM	Set SampleApproved = True for sample Jan3129.D; previous value = False			✓	
CmdSetSampleAttribute	BL2000\jheine	2/1/2022 9:57:00 AM	Set SampleApproved = True for sample Jan3130.D; previous value = False			✓	
CmdSaveBatchTable	BL2000\jheine	2/1/2022 9:57:06 AM	Save batch \\MASSHUNTER\Org\Data\SV5975.I\sh 013122\2 e8270c bna SIM\QuantResults\013122 bna SIM 2.batch.bin			✓	
CmdManuallyIntegratePeak	BL2000\jheine	2/1/2022 9:57:24 AM	Manually integrate compound Benzo(g,h,i)perylene in sample Jan3127.D, from x, y = 20.649, 158 to 20.674, 160, result = -129; previous integration is from x, y = 20.513, 64 to 20.699, 64 and previous response = 468.			✓	
CmdZeroOutPeak	BL2000\jheine	2/1/2022 9:57:25 AM	Zero out primary peak of compound Benzo(g,h,i)perylene in sample Jan3127.D			✓	
CmdClearManualIntegration	BL2000\jheine	2/1/2022 9:57:34 AM	Clear manual integration of target signal for compound Benzo(g,h,i)perylene in sample Jan3127.D			✓	

Name	User	Time	Action	Reason	Comment	Succeed	Exception
CmdSaveBatchTable	BL2000\jheine	2/1/2022 1:09:18 PM	Save batch \\MASSHUNTER\Org\Data\SV5975.I\sh 013122\2 e8270c bna SIM\QuantResults\013122 bna SIM 2.batch.bin			✓	
CmdOpenBatchTable	BL2000\jheine	2/10/2022 3:08:26 PM	Open batch \\MASSHUNTER\Org\Data\SV5975.I\sh 013122\2 e8270c bna SIM\013122 bna SIM 2.batch.bin			✓	
CmdQuantitate	BL2000\jheine	2/10/2022 3:11:28 PM	Quantitate all compounds in all samples			✓	
CmdSaveBatchTable	BL2000\jheine	2/10/2022 3:11:36 PM	Save batch \\MASSHUNTER\Org\Data\SV5975.I\sh 013122\2 e8270c bna SIM\QuantResults\013122 bna SIM 2.batch.bin			✓	

Prep Batch 163072 Standards Traceability Report

Spike ID: sv83514
Spike Name: Additionals
Prep Date: 9/22/2021
Exp Date: 10/1/2022
Department: GCMSPR
Vendor: AccuStandard
Lot Number: 22002155-02
Balance ID:
Comments: 12x1mL ampules

Type: Primary
Prep By: Ryan F. Benge
Status: Open
Final Volume: 1 mL

Chemical/Solvent Used	Bottle No	Amt	Units	Expires
Custom Semi-Volatile Standard	14279	1	mL	10/1/2022

Stock Source	Base Units	Amount Added

Prep Batch 163072 Standards Traceability Report

Spike ID: sv83604
Spike Name: BN Surr
Prep Date: 10/25/2021
Exp Date: 7/31/2027
Department: GCMSPR
Vendor: Restek
Lot Number: A0175748
Balance ID:
Comments: 6 ampules

Type: Primary
Prep By: Ryan F. Benge
Status: New
Final Volume: 5 mL

Chemical/Solvent Used	Bottle No	Amt	Units	Expires
B/N Surrogate Mix (4/89 SOW)	14431	5	mL	7/31/2027

Stock Source	Base Units	Amount Added

Prep Batch 163072 Standards Traceability Report

Spike ID: sv83608
Spike Name: 625 LCS
Prep Date: 11/29/2021
Exp Date: 9/15/2026
Department: GCMSPR
Vendor:
Lot Number:
Balance ID:
Comments: 20x1 mL ampule

Type: Secondary
Prep By: Ryan F. Benge
Status: New
Final Volume: mL

Chemical/Solvent Used	Bottle No	Amt	Units	Expires
CLP Semi-volatile calibration standard	14546		mL	9/15/2026

Stock Source	Base Units	Amount Added

Prep Batch 163072 Standards Traceability Report

Spike ID: sv83609
Spike Name: AE Surrogate
Prep Date: 11/29/2021
Exp Date: 3/6/2023
Department: GCMSPR
Vendor:
Lot Number:
Balance ID:
Comments: 5x1 mL ampule

Type: Secondary
Prep By: Ryan F. Benge
Status: New
Final Volume: mL

Chemical/Solvent Used	Bottle No	Amt	Units	Expires
Acid Surrogate	14527		mL	3/6/2023

Stock Source	Base Units	Amount Added

Prep Batch 163072 Standards Traceability Report

Spike ID: sv92706
Spike Name: BNA Surr
Prep Date: 12/22/2021
Exp Date: 3/31/2022
Department: GCMSPR
Vendor:
Lot Number:
Balance ID:
Comments: 2000/1000ug/mL

Type: Tertiary
Prep By: Zachary B. Zaccardi
Status: New
Final Volume: 25 mL

Chemical/Solvent Used	Bottle No	Amt	Units	Expires
Acetone DZ963	13755	17.5	mL	3/31/2022

Stock Source	Base Units	Amount Added
sv83609	ug/mL	2.5 mL
sv83604	ug/mL	5 mL

Prep Batch 163072 Standards Traceability Report

Spike ID: sv92715
Spike Name: LCS/Add Extractions
Prep Date: 1/12/2022
Exp Date: 9/24/2022
Department: GCMSPR
Vendor:
Lot Number:
Balance ID:
Comments: 100ug/mL. Spike 1mL into water.

Type: Secondary
Prep By: Zachary B. Zaccardi
Status: New
Final Volume: 25 mL

Chemical/Solvent Used	Bottle No	Amt	Units	Expires
Acetone DZ963	13755	21.25	mL	9/24/2022

Stock Source	Base Units	Amount Added
sv83514	ug/mL	1.25 mL
sv83608	ug/mL	2.5 mL

Prep Batch 163072 Standards Traceability Report

Spike ID: sv92717
Spike Name: LL BNA Surr
Prep Date: 1/14/2022
Exp Date: 3/31/2022
Department: GCMSPR
Vendor:
Lot Number:
Balance ID:
Comments: 100/50 ug/mL

Type: Tertiary
Prep By: Zachary B. Zaccardi
Status: New
Final Volume: 4 mL

Chemical/Solvent Used	Bottle No	Amt	Units	Expires
Acetone DZ963	13755	3.8	mL	3/31/2022

Stock Source	Base Units	Amount Added
sv92706	ug/mL	0.2 mL

125 Market Street
New Haven, CT 06513
USA

AccuStandard®

Tel (203)786-5290
Fax (203)786-5287
www.AccuStandard.com

CERTIFICATE OF ANALYSIS

Catalog No: S-14500-R2
Description: Custom Semi-Volatile Standard
Lot: 220021255-02
Solvent: Dichloromethane
Hazards: *Refer to SDS for complete safety information*

Signal Word: Warning

Date Certified: Aug 31, 2021
Expiration: Oct 1, 2022
Sample Size: 1 mL
Components: 10
Storage Condition: Freeze (<-10 °C)/Sonicate

Certified Reference Material

ANAB AR-1463 ilac-MRA

Component	CAS #	Purity % (GC/MS)	Prepared Concentration[2] (µg/mL)	Certified Analyte Concentration[1] (µg/mL)
Pyridine	110-86-1	98.7	2026	2000
4-Chlorophenol	106-48-9	100.0	2019	2019
1-Methylnaphthalene	90-12-0	98.5	2003	1973
N-Nitrosodiphenylamine	86-30-6	100.0	2022	2022
4-Chloro-2-methylphenol	1570-64-5	97.0	2069*	2007
Benzoic acid	65-85-0	99.5	2010	2000
Aniline	62-53-3	98.0	2002	1962
Benzyl alcohol	100-51-6	99.9	2011	2009
Triallate	2303-17-5	99.9	2013	2011
o-Terphenyl	84-15-1	99.9	2019	2017

ID #: 14279
Opened:
Custom Semi-Volatile Standard
Expires: 10/1/2022
Rec'd: 9/16/2021
Energy Laboratories Inc 1120 So. 27th Street
Billings MT 59107

This Certified Reference Material was verified in accordance with ISO/IEC 17025

* Weight compensated to 100% purity.

A product with a suffix (-1A, -2B, etc. or -01, -02, etc.) on its lot number has had its expiration date extended and is identical to the same lot number without the suffix.

[2] All weights are traceable through NIST, Test No. 684/289871-17

[1] Certified Analyte Concentration = Purity x Prepared Concentration.

The Uncertainty associated with the certified concentration reported on this certificate is ±2.4%. This value is the combined expanded uncertainty and represents an estimated standard deviation equal to the positive square root of the total variation of the uncertainty of components. A normal distribution is assumed and a coverage factor of K=2 is chosen using approximately a 95% confidence level.

Labels and certificates follow U.S. Conventions in reporting numerical values: A comma (,) is used to separate units of one-thousand or greater. A period (.) is used as a decimal place marker.

The information on this certificate may not be reproduced without the express permission of the manufacturer. See reverse side for additional information

Hazard Information: Please refer to the SDS for information regarding the hazards associated with using this material.

This product was prepared according to in-house procedures and is guaranteed to be homogeneous.

Certified By: Larry Decker, Organic QC Manager

Page 1 of 1

For use in routine laboratory analysis.

AccuStandard is accredited to ISO 17034, ISO/IEC 17025 and certified to ISO 9001:2015

QR-ORG/INO-001
Rev. 7/20

Absolute Standards, Inc.

800-368-1131
www.absolutestandards.com

Certified Reference Material CRM

ANAB ISO 17034 Accredited
AR-1539 Certificate Number
https://Absolutestandards.com

CERTIFIED WEIGHT REPORT

Part Number: 92180
Lot Number: 091521
Description: CLP Semi-Volatile Calibration Standard
64 components
Expiration Date: 091526
Recommended Storage: Freezer (0 °C)
Nominal Concentration (µg/mL): 1000
NIST Test ID#: 6UTB

Solvent: Methylene chloride **Lot#** 104929

Formulated By: Prashant Chauhan 091521 DATE

Reviewed By: Pedro L. Rentas 091521 DATE

Weight(s) shown below were combined and diluted to (mL): 100.0 5E-05 Balance Uncertainty 0.003 Flask Uncertainty

Compound	(RM#) Part Number	Lot Number	Dil. Factor	Initial Vol. (mL)	Initial Conc (ug/mL)	Nominal Conc (µg/mL)	Purity (%)	Uncertainty Purity (%)	Uncertainty Pipette (mL)	Target Weight(g)	Actual Weight(g)	Actual Conc (µg/mL)	Expanded Uncertainty (+/-) (µg/mL)	SDS Information (Solvent Safety Info. On Attached pg.) CAS#	OSHA PEL (TWA)	LD50
1. 2,2'-Oxybis(1-chloropropane)	(0078)	012016AR	NA	NA	NA	1000	98.9	0.2	NA	0.10112	0.10129	1001.7	4.2	108-60-1	N/A	orl-rat 240mg/kg
2. Hexachlorobenzene	(0195)	051697	NA	NA	NA	1000	99	0.2	NA	0.10102	0.10128	1002.6	4.2	118-74-1	N/A	orl-rat 10g/kg
3. bis(2-Chloroethoxy) methane	10111	011214	0.05	5.00	20018.4	1000	NA	NA	0.017	NA	NA	1000.8	8.0	111-91-1	N/A	N/A
4. bis(2-Chloroethyl) ether	10111	011214	0.05	5.00	20012.4	1000	NA	NA	0.017	NA	NA	1000.5	8.0	111-44-4	15 ppm (90mg/m3/8H)(skin)	orl-rat 75mg/kg
5. bis(2-Ethylhexyl) phthalate	10111	011214	0.05	5.00	20014.3	1000	NA	NA	0.017	NA	NA	1000.6	8.0	117-81-7	5mg/m3/8H	orl-rat 30600mg/kg
6. 4-Bromophenyl phenyl ether	10111	011214	0.05	5.00	20008.8	1000	NA	NA	0.017	NA	NA	1000.3	8.0	101-55-3	N/A	N/A
7. Benzyl butyl phthalate	10111	011214	0.05	5.00	20011.3	1000	NA	NA	0.017	NA	NA	1000.5	8.0	85-68-7	N/A	orl-rat 2330mg/kg
8. 4-Chlorophenyl phenyl ether	10111	011214	0.05	5.00	20009.5	1000	NA	NA	0.017	NA	NA	1000.4	8.0	7005-72-3	N/A	N/A
9. Diethyl phthalate	10111	011214	0.05	5.00	20013.6	1000	NA	NA	0.017	NA	NA	1000.6	8.0	84-66-2	5mg/m3/8H	orl-rat 8600mg/kg
10. Dimethyl phthalate	10111	011214	0.05	5.00	20015.7	1000	NA	NA	0.017	NA	NA	1000.7	8.0	131-11-3	5mg/m3/8H	orl-rat 6800mg/kg
11. Di-n-butyl phthalate	10111	011214	0.05	5.00	20011.6	1000	NA	NA	0.017	NA	NA	1000.5	8.0	84-74-2	5mg/m3/8H	orl-rat 8000mg/kg
12. Di-n-octyl phthalate	10111	011214	0.05	5.00	20012.2	1000	NA	NA	0.017	NA	NA	1000.5	8.0	117-84-0	N/A	orl-rat 47000mg/kg
13. N-Nitrosodimethylamine	10111	011214	0.05	5.00	20010.0	1000	NA	NA	0.017	NA	NA	1000.4	8.0	62-75-9	N/A	orl-rat 58mg/kg
14. N-Nitrosodi-n-propylamine	10111	011214	0.05	5.00	20010.5	1000	NA	NA	0.017	NA	NA	1000.4	8.0	621-64-7	N/A	orl-rat 480mg/kg
15. 1,2-Diphenylhydrazine (as Azobenzene)	10112	042820	0.05	5.00	20003.9	1000	NA	NA	0.017	NA	NA	1000.1	8.1	103-33-3	N/A	orl-rat 1000mg/kg
16. 2-Chloronaphthalene	10112	042820	0.05	5.00	20002.3	1000	NA	NA	0.017	NA	NA	1000.0	8.0	91-58-7	N/A	orl-rat 2078mg/kg
17. 1,2-Dichlorobenzene	10112	042820	0.05	5.00	20005.4	1000	NA	NA	0.017	NA	NA	1000.2	8.0	95-50-1	50 ppm (300mg/m3) (CL)	orl-rat 500mg/kg
18. 1,3-Dichlorobenzene	10112	042820	0.05	5.00	20003.7	1000	NA	NA	0.017	NA	NA	1000.1	8.0	541-73-1	N/A	ipr-mus 1062mg/kg
19. 1,4-Dichlorobenzene	10112	042820	0.05	5.00	20005.4	1000	NA	NA	0.017	NA	NA	1000.2	8.0	106-46-7	75 ppm (450mg/m3/8H)	orl-rat 500mg/kg
20. 2,4-Dinitrotoluene	10112	042820	0.05	5.00	20003.3	1000	NA	NA	0.017	NA	NA	1000.1	8.1	121-14-2	1.5mg/m3/8H (skin)	orl-rat 268mg/kg
21. 2,6-Dinitrotoluene	10112	042820	0.05	5.00	20002.4	1000	NA	NA	0.017	NA	NA	1000.0	8.0	606-20-2	1.5mg/m3/8H (skin)	orl-rat 177mg/kg
22. Hexachloro-1,3-butadiene	10112	042820	0.05	5.00	20009.4	1000	NA	NA	0.017	NA	NA	1000.4	12.4	87-68-3	0.02 ppm (0.24mg/m3/8H)	orl-rat 82mg/kg
23. Hexachlorocyclopentadiene	10112	042820	0.05	5.00	20001.8	1000	NA	NA	0.017	NA	NA	1000.0	8.0	77-47-4	0.01 ppm (0.1mg/m3/8H)	orl-rat 1300mg/kg
24. Hexachloroethane	10112	042820	0.05	5.00	20002.4	1000	NA	NA	0.017	NA	NA	1000.0	8.0	67-72-1	1 ppm (10mg/m3/8H)(skin)	orl-gpg 4970mg/kg
25. Isophorone	10112	042820	0.05	5.00	20003.8	1000	NA	NA	0.017	NA	NA	1000.1	8.1	78-59-1	25 ppm	orl-rat 2330mg/kg
26. Nitrobenzene	10112	042820	0.05	5.00	20004.9	1000	NA	NA	0.017	NA	NA	1000.1	8.0	98-95-3	1 ppm (5mg/m3/8H)(skin)	orl-rat 780mg/kg
27. 1,2,4-Trichlorobenzene	10112	042820	0.05	5.00	20002.0	1000	NA	NA	0.017	NA	NA	1000.0	8.0	120-82-1	5 ppm (CL) (40mg/m3)	orl-rat 756mg/kg
28. o-Cresol (2-Methylphenol)	10114	081919	0.05	5.00	20010.2	1000	NA	NA	0.017	NA	NA	1000.4	8.0	95-48-7	5 ppm (22mg/m3/8H)(skin)	orl-rat 121mg/kg
29. p-Cresol (4-Methylphenol)	10114	081919	0.05	5.00	20061.2	1000	NA	NA	0.017	NA	NA	1003.0	8.0	106-44-5	5 ppm (22mg/m3/8H)(skin)	orl-rat 207mg/kg
30. 2,4,5-Trichlorophenol	10114	081919	0.05	5.00	20023.2	1000	NA	NA	0.017	NA	NA	1001.1	8.0	95-95-4	N/A	orl-rat 820mg/kg
31. 4-Chloroaniline	10115	060512	0.05	5.00	20009.6	1000	NA	NA	0.017	NA	NA	1000.4	8.0	106-47-8	N/A	orl-rat 310mg/kg
32. Dibenzofuran	10115	060512	0.05	5.00	20020.2	1000	NA	NA	0.017	NA	NA	1000.9	8.0	132-64-9	N/A	N/A
33. 2-Methylnaphthalene	10115	060512	0.05	5.00	20012.9	1000	NA	NA	0.017	NA	NA	1000.5	8.1	91-57-6	N/A	orl-rat 1630mg/kg
34. 2-Nitroaniline	10115	060512	0.05	5.00	20011.8	1000	NA	NA	0.017	NA	NA	1000.5	8.0	88-74-4	N/A	orl-rat 1600mg/kg
35. 3-Nitroaniline	10115	060512	0.05	5.00	20018.6	1000	NA	NA	0.017	NA	NA	1000.8	8.0	99-09-2	N/A	orl-rat 535mg/kg
36. 4-Nitroaniline	10115	060512	0.05	5.00	20014.9	1000	NA	NA	0.017	NA	NA	1000.6	8.0	100-01-6	1 ppm (6mg/m3/8H)(skin)	orl-rat 750mg/kg
37. 4-Chloro-3-methylphenol	10118	072120	0.05	5.00	20002.9	1000	NA	NA	0.017	NA	NA	1000.1	8.0	59-50-7	N/A	orl-rat 1830mg/kg
38. 2-Chlorophenol	10118	072120	0.05	5.00	20003.1	1000	NA	NA	0.017	NA	NA	1000.0	8.0	95-57-8	N/A	orl-rat 670mg/kg
39. 2,4-Dichlorophenol	10118	072120	0.05	5.00	20003.3	1000	NA	NA	0.017	NA	NA	1000.1	8.0	120-83-2	N/A	orl-rat 580mg/kg
40. 2,4-Dimethylphenol	10118	072120	0.05	5.00	20001.8	1000	NA	NA	0.017	NA	NA	1000.1	8.1	105-67-9	N/A	orl-rat 3200mg/kg
41. 2,4-Dinitrophenol	10118	072120	0.05	5.00	20002.5	1000	NA	NA	0.017	NA	NA	1000.0	8.0	51-28-5	N/A	orl-rat 30mg/kg
42. 4,6-Dinitro-2-methylphenol	10118	072120	0.05	5.00	20003.7	1000	NA	NA	0.017	NA	NA	1000.0	8.0	534-52-1	N/A	N/A
43. 2-Nitrophenol	10118	072120	0.05	5.00	20002.0	1000	NA	NA	0.017	NA	NA	1000.1	8.0	88-75-5	N/A	orl-rat 334mg/kg
44. 4-Nitrophenol	10118	072120	0.05	5.00	20002.8	1000	NA	NA	0.017	NA	NA	1000.0	8.0	100-02-7	N/A	orl-rat 250mg/kg
45. Pentachlorophenol	10118	072120	0.05	5.00	20003.9	1000	NA	NA	0.017	NA	NA	1000.0	8.0	87-86-5	0.5mg/m3/8H (skin)	orl-rat 27mg/kg
46. Phenol	10118	072120	0.05	5.00	20004.2	1000	NA	NA	0.017	NA	NA	1000.1	8.0	108-95-2	5 ppm (19mg/m3/8H)(skin)	orl-rat 317mg/kg
47. 2,4,6-Trichlorophenol	10118	072120	0.05	5.00	2001.2	1000	NA	NA	0.018	NA	NA	1000.1	8.0	88-06-2	N/A	orl-rat 820mg/kg
48. Acenaphthene	10007	042420	0.50	50.00	2000.2	1000	NA	NA	0.018	NA	NA	1000.5	4.1	83-32-9	N/A	ipr-rat 600mg/kg
49. Acenaphthylene	10007	042420	0.50	50.00	2000.3	1000	NA	NA	0.018	NA	NA	1000.0	4.2	208-96-8	N/A	N/A
50. Anthracene	10007	042420	0.50	50.00	2001.3	1000	NA	NA	0.018	NA	NA	1000.1	4.1	120-12-7	0.2mg/m3 (8H)	ipr-mus 430mg/kg
51. Benzo(a)anthracene	10007	042420	0.50	50.00	2000.0	1000	NA	NA	0.018	NA	NA	1000.6	4.2	56-55-3	N/A	N/A
52. Benzo(a)pyrene	10007	042420	0.50	50.00	2000.9	1000	NA	NA	0.018	NA	NA	999.9	4.1	50-32-8	0.2mg/m3 (8H)	scu-rat 50mg/kg
53. Benzo(b)fluoranthene	10007	042420	0.50	50.00	2001.2	1000	NA	NA	0.018	NA	NA	1000.4	4.1	205-99-2	N/A	N/A
54. Benzo(k)fluoranthene	10007	042420	0.50	50.00	2000.0	1000	NA	NA	0.018	NA	NA	1000.5	4.1	207-08-9	N/A	N/A
55. Benzo(g,h,i)perylene	10007	042420	0.50	50.00	2000.3	1000	NA	NA	0.018	NA	NA	999.9	4.1	191-24-2	N/A	N/A
56. Carbazole	10007	042420	0.50	50.00	2000.8	1000	NA	NA	0.018	NA	NA	1000.0	4.2	86-74-8	N/A	ipr-mus 200mg/kg
57. Chrysene	10007	042420	0.50	50.00	2000.8	1000	NA	NA	0.018	NA	NA	1000.3	4.2	218-01-9	0.2mg/m3	N/A
58. Dibenzo(a,h)anthracene	10007	042420	0.50	50.00	2000.3	1000	NA	NA	0.018	NA	NA	1000.3	4.2	53-70-3	0.2mg/m3	N/A
59. Fluoranthene	10007	042420	0.50	50.00	2000.9	1000	NA	NA	0.018	NA	NA	1000.1	4.2	206-44-0	N/A	orl-rat 2000mg/kg
60. Fluorene	10007	042420	0.50	50.00	2000.1	1000	NA	NA	0.018	NA	NA	1000.3	4.2	86-73-7	N/A	ipr-mus 2 g/kg
61. Indeno(1,2,3-cd)pyrene	10007	042420	0.50	50.00	2000.9	1000	NA	NA	0.018	NA	NA	1000.0	4.1	193-39-5	N/A	N/A
62. Naphthalene	10007	042420	0.50	50.00	2000.9	1000	NA	NA	0.018	NA	NA	1000.4	4.1	91-20-3	10 ppm (50mg/m3/8H)	orl-rat 490mg/kg
63. Phenanthrene	10007	042420	0.50	50.00	2001.0	1000	NA	NA	0.018	NA	NA	1000.4	4.1	85-01-8	0.2mg/m3/8H	orl-mus 700mg/kg
64. Pyrene	10007	042420	0.50	50.00		1000	NA	NA	0.018	NA	NA	1000.4	4.2	129-00-0	0.2mg/m3/8H	orl-rat 2700mg/kg

- The certified value is the concentration calculated from gravimetric and volumetric measurements unless otherwise stated.
- Standards are prepared gravimetrically using balances that are calibrated with weights traceable to NIST (see above).
- Standards are certified (+/-) 0.5% of the stated value, unless otherwise stated.
- All Standards, after opening ampule, should be stored with caps tight and under appropriate laboratory conditions.
- Uncertainty Reference: Taylor, B.N. and Kuyat, C.E., "Guidelines for Evaluating and Expressing the Uncertainty of NIST Measurement Result," NIST Technical Note 1297, U.S. Government Printing Office, Washington, DC, (1994).

ID #: 14546
Opened:
CLP Semi-volatile calibration standard
Expires: 9/15/2026
Rec'd: 11/23/2021
Energy Laboratories Inc 1120 So. 27th Street
Billings MT 59107

Method GC8MSD-2.M: Column:SBB-5 (30m X 0.25mm ID X 0.25µm film thickness) Temp 1 = 50°C (1min.), Temp 2 = 300°C (14 min.), Rate = 10°C/min., Injector B= 250°C, Detector B = 290°C, Split Ratio = 100:1, Scan Rate = 2. Analysis performed by Melissa Stonier.

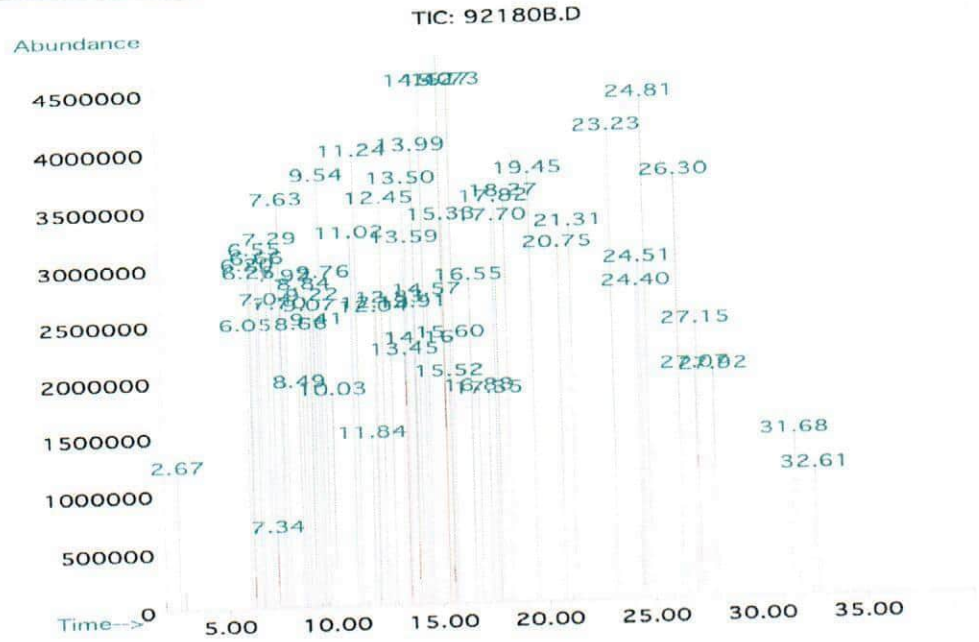

Peak No	Name	MSD RT (min.)
1	N-nitrosodimethylamine	2.67
2	Phenol	6.05
3	bis(2-Chloroethyl)ether	6.20
4	2-Chlorophenol	6.26
5	1,3-Dichlorobenzene	6.55
6	1,4-Dichlorobenzene	6.63
7	1,2-Dichlorobenzene	7.04
8	o-Cresol (2-methylphenol)	7.29
9	bis(2-Chloroisopropyl)ether	7.34
10	p-Cresol (4-methylphenol)/N-nitrosodi-n-propylamine	7.63
11	Hexachloroethane	7.70
12	Nitrobenzene	7.92
13	Isophorone	8.49
14	2-Nitrophenol	8.66
15	2,4-Dimethylphenol	8.84
16	bis(2-Chloroethoxy)methane	9.07
17	2,4-Dichlorophenol	9.22
18	1,2,4-Trichlorobenzene	9.41
19	Naphthalene	9.54
20	4-Chloroaniline	9.76
21	Hexachloro-1,3-butadiene	10.03
22	4-Chloro-3-methylphenol	11.02
23	2-Methylnaphthalene	11.24
24	Hexachlorocyclopentadiene	11.84
25	2,4,6-Trichlorophenol	12.04
26	2,4,5-Trichlorophenol	12.13
27	2-Chloronaphthalene	12.45
28	2-Nitroaniline	12.84
29	Dimethyl phthalate	13.45
30	Acenaphthylene	13.50
31	2,6-Dinitrotoluene	13.59
32	3-Nitroaniline	13.91
33	Acenaphthene	13.99
34	2,4-Dinitrophenol	14.16
35	Dibenzofuran/4-Nitrophenol	14.40
36	2,4-Dinitrotoluene	14.57
37	Diethyl phthalate/Fluorene	15.22
38	4-Chlorophenyl phenyl ether	15.33
39	4-Nitroaniline	15.52
40	4,6-Dinitro-2-methylphenol	15.60
41	Azobenzene	15.73
42	4-Bromophenyl phenyl ether	16.56
43	Hexachlorobenzene	16.89
44	Pentachlorophenol	13.35
45	Phenanthrene	17.70
46	Anthracene	17.82
47	Carbazole	18.27
48	Di-n-butyl phthalate	19.45
49	Fluoranthene	20.75
50	Pyrene	21.31
51	Benzyl butyl phthalate	23.23
52	Benzo(a)anthracene	24.40
53	Chrysene	24.51
54	bis(2-Ehtylhexyl)phthalate	24.82
55	Di-n-octyl phthalate	26.30
56	Benzo(b)fluoranthene	27.07
57	Benzo(k)fluoranthene	27.15
58	Benzo(a)pyrene	27.92
59	Indeno(1,2,3-cd)pyrene/Dibenzo(a,h)anthracene	31.68
60	Benzo(g,h,i)perylene	32.61

RESTEK® CERTIFIED REFERENCE MATERIAL

110 Benner Circle
Bellefonte, PA 16823-8812
Tel: (800)356-1688
Fax: (814)353-1309

www.restek.com

Certificate of Analysis

ACCREDITED
ISO 17034 Accredited
Reference Material Producer
Certificate #3222.01

ilac-MRA

ACCREDITED
ISO/IEC 17025 Accredited
Testing Laboratory
Certificate #3222.02

FOR LABORATORY USE ONLY-READ SDS PRIOR TO USE.

This Reference Material is intended for Laboratory Use Only as a standard for the qualitative and/or quantitative determination of the analyte(s) listed.

Catalog No. : 31086 **Lot No.:** A0175748

Description : B/N Surrogate Mix (4/89 SOW)

Base Neutral Surrogate 5000µg/mL, Methylene Chloride, 5mL/ampul

Container Size : 5 mL **Pkg Amt:** > 5 mL

Expiration Date : July 31, 2027 **Storage:** 10°C or colder

Handling: Sonicate prior to use. **Ship:** Ambient

ID #: 14431
Opened:
B/N Surrogate Mix (4/89 SOW)
Expires: 7/31/2027
Rec'd: 10/25/2021
Energy Laboratories Inc 1120 So. 27th Street
Billings MT 59107

CERTIFIED VALUES

Elution Order	Compound		Grav. Conc. (weight/volume)	Expanded Uncertainty (95% C.L.; K=2)	
1	Nitrobenzene-d5 **CAS #** 4165-60-0 **Purity** 99%	(Lot PR-29940A)	5,027.3 µg/mL	+/- 29.2293 µg/mL +/- 226.4341 µg/mL +/- 251.2566 µg/mL	Gravimetric Unstressed Stressed
2	2-Fluorobiphenyl **CAS #** 321-60-8 **Purity** 99%	(Lot 00019169)	5,001.1 µg/mL	+/- 29.0767 µg/mL +/- 225.2518 µg/mL +/- 249.9447 µg/mL	Gravimetric Unstressed Stressed
3	p-Terphenyl-d14 **CAS #** 1718-51-0 **Purity** 99%	(Lot PR-30504)	5,001.4 µg/mL	+/- 29.0787 µg/mL +/- 225.2668 µg/mL +/- 249.9613 µg/mL	Gravimetric Unstressed Stressed

Solvent: Methylene chloride
CAS # 75-09-2
Purity 99%

Tech Tips:
Due to the limited solubility of p-terphenyl-d14 in methanol, we do not recommend that this mixture be diluted in methanol.

Column:
30m x 0.25mm x 0.25µm
Rtx-5 (cat.#10223)

Carrier Gas:
hydrogen-constant pressure 10 psi.

Temp. Program:
40°C (hold 2 min.) to 330°C
@ 10°C/min. (hold 10 min.)

Inj. Temp:
250°C

Det. Temp:
330°C

Det. Type:
FID

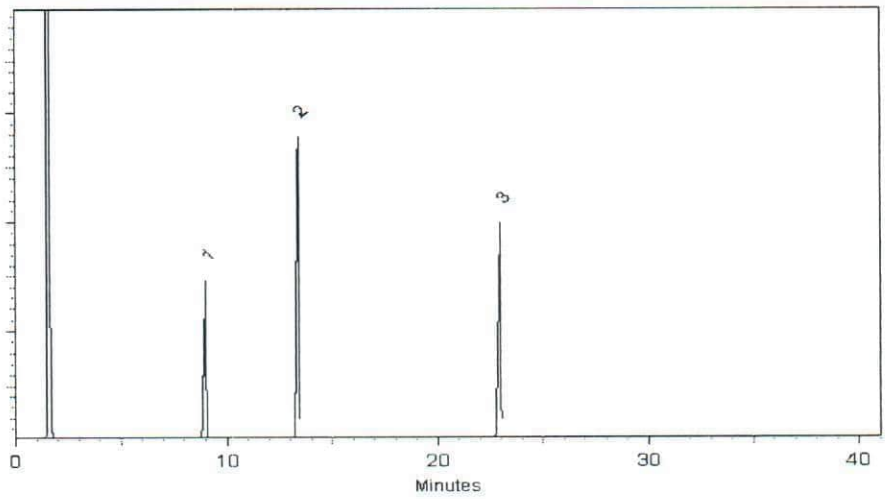

This chromatogram represents a general set of testing conditions chosen for product acceptance. For optimal results in your lab, conditions should be adjusted for your specific instrument, method, and application.

Sam Moodler - Operations Tech I

Date Mixed: 25-Aug-2021 **Balance:** B345965662

Marlina Cowan - Operations Tech I

Date Passed: 27-Aug-2021

Manufactured under Restek's ISO 9001:2015
Registered Quality System
Certificate #FM 80397

General Certified Reference Material Notes

Expiration Notes:

- Expiration date valid for unopened ampul stored in compliance with the recommended conditions.
- Uncertainty, concentration, and expiration of the CRM are based on the unopened product being stored according to the recommended condition found in the storage field.

Purity Notes:

- Purity and/or chemical identity are determined by one or more of the following techniques: GC/FID, HPLC, GC/µECD, GC/MS, LC/MS, RI, and/or melting point.
- Compounds with a listed purity of less than 99% have been weight corrected to compensate for impurities and/or salts. A correction factor is used to calculate the amount of compound necessary to achieve the desired concentration of the parent compound in solution.
- Purity of isomeric compounds is reported as the sum of the isomers.
- Purity values are rounded to the nearest whole number.

Certified Uncertainty Value Notes:

- The uncertainties are determined in accordance with ISO 17034 and Guide 35. The certified combined stressed uncertainty value (includes gravimetric uncertainty, homogeneity between-ampul uncertainty, storage stability uncertainty and shipping stability uncertainty and were combined using the following formula:

$$U_{combined\ stressed} = k\sqrt{U^2_{gravimetric} + U^2_{homogeneity} + U^2_{storage\ stability} + U^2_{shipping\ stability}}$$

  k is a coverage factor of 2, which gives a level of confidence of approximately 95%.
- It is important to note that the shipping stability uncertainty was obtained under temperature extremes for specific time intervals; therefore, the certified combined stressed uncertainty value should only be applied to the product if it was stored at non-standard temperature conditions up to and including 7 days. Contact Restek Technical Service at www.restek.com/Contact-Us for use recommendations if your shipment was in-transit for more than 7 days at non-standard temperature conditions.
- Apply the certified combined unstressed uncertainty value if the product was received under standard shipping conditions. Apply the certified combined stressed uncertainty value if the product was received under non-standard conditions as specified below.

Label Conditions	Standard Conditions	Non-Standard Conditions
25°C Nominal (Room Temperature)	< 60°C	≥ 60°C up to 7 days
10°C or colder (Refrigerate)	< 40°C	≥ 40°C up to 7 days
0°C or colder (Freezer) -20°C or colder (Deep Freezer)	< 25°C	≥ 25°C up to 7 days

- Separate (not combined) uncertainty values for gravimetric uncertainty are also displayed on the certificate, if needed, separate homogeneity between-ampul uncertainty, storage stability uncertainty and shipping stability uncertainty values are available by contacting Restek Technical Service at www.restek.com/Contact-Us.
- The packaged amount is the minimum sample size for which uncertainty is valid. The ampules are over-filled to ensure that the minimum packaged amount can be sufficiently transferred.

Manufacturing Notes:

- Concentration is based upon gravimetric preparation using either a balance whose calibration has been verified daily using NIST traceable weights, and/or dilutions with Class A glassware.

Handling Notes:

- Stability of the unopened product, when stored in compliance with the recommended conditions, is guaranteed through the expiration displayed on the product label and certificate. Contact Restek for additional opened product stability information, with the knowledge/understanding that open product stability is subject to the specific handling and environmental conditions to which the product is exposed. For your convenience Restek supplies deactivated vials with most standards packed in 2mL ampules. Larger volume deactivated vials are available through Restek as a custom ordered item. Additionally, Restek sells DMDCS for the purpose of glassware deactivation as catalog number 31861, which includes complete instructions.

125 Market Street
New Haven, CT 06513
USA

AccuStandard®

Tel (203)786-5290
Fax (203)786-5287
www.AccuStandard.com

CERTIFICATE OF ANALYSIS

Catalog No: CLP-AS-10X
Description: Acid Surrogate
Lot: 220031065
Solvent: Methanol
Hazards: *Refer to SDS for complete safety information*

Signal Word: Danger

Date Certified: Mar 6, 2020
Expiration: Mar 6, 2023
Sample Size: 1 mL
Components: 3
Storage Condition: Ambient (>5 °C)

Certified Reference Material

ANAB AR-1463 ANAB AT-1339 ilac-MRA

Component	CAS #	Purity % (GC/MS)	Prepared Concentration[2] (mg/mL)	Certified Analyte Concentration[1] (mg/mL)
2-Fluorophenol	367-12-4	99.8	20.20	20.16
Phenol-d5	4165-62-2	99.9	20.05	20.03
2,4,6-Tribromophenol	118-79-6	99.9	20.19	20.17

ID #: 14527
Opened:
Acid Surrogate
Expires: 3/6/2023
Rec'd: 11/17/2021
Energy Laboratories Inc 1120 So. 27th Street
Billings MT 59107

A product with a suffix (-1A, -2B, etc. or -01, -02, etc.) on its lot number has had its expiration date extended and is identical to the same lot number without the suffix.

[2] All weights are traceable through NIST, Test No. 684/289871-17

[1] Certified Analyte Concentration = Purity x Prepared Concentration.

The Uncertainty associated with the certified concentration reported on this certificate is ±2.4%. This value is the combined expanded uncertainty and represents an estimated standard deviation equal to the positive square root of the total variation of the uncertainty of components. A normal distribution is assumed and a coverage factor of K=2 is chosen using approximately a 95% confidence level.

Labels and certificates follow U.S. Conventions in reporting numerical values: A comma (,) is used to separate units of one-thousand or greater. A period (.) is used as a decimal place marker.

The information on this certificate may not be reproduced without the express permission of the manufacturer. See reverse side for additional information

Hazard Information: Please refer to the SDS for information regarding the hazards associated with using this material.

This product was prepared according to in-house procedures and is guaranteed to be homogeneous.

Certified By: Larry Decker, Organic QC Manager

Page 1 of 1

For use in routine laboratory analysis.

AccuStandard is accredited to ISO 17034, ISO/IEC 17025 and certified to ISO 9001:2015

QR-ORG/INO-001
Rev. 7/20

Analytical RunID SV5975.I_220207A Standards Traceability Report

Spike ID: sv100418
Spike Name: BNA mix 200 ug/mL
Prep Date: 6/2/2021
Exp Date: 3/31/2022
Department: GCMSSEMI
Vendor:
Lot Number:
Balance ID:
Comments:

Type: Secondary
Prep By: John P. Heine
Status: New
Final Volume: 1.5 mL

Chemical/Solvent Used	Bottle No	Amt	Units	Expires
Dichloromethane EA342	13510	0.51	mL	3/31/2022

Stock Source	Base Units	Amount Added
sv82908	ug/mL	0.03 mL
sv83301	ug/mL	0.15 mL
sv83120	ug/mL	0.15 mL
sv83419	ug/mL	0.15 mL
sv82917	ug/mL	0.15 mL
sv83410	ug/mL	0.15 mL
sv83407	ug/mL	0.06 mL
sv83201	ug/mL	0.15 mL

Analytical RunID SV5975.I_220207A Standards Traceability Report

Spike ID: sv100506
Spike Name: BNA low 50 ug/mL
Prep Date: 6/2/2021
Exp Date: 3/31/2022
Department: GCMSSEMI
Vendor:
Lot Number:
Balance ID:
Comments:

Type: Secondary
Prep By: John P. Heine
Status: New
Final Volume: 0.8 mL

Chemical/Solvent Used	Bottle No	Amt	Units	Expires
Dichloromethane EA342	13510	0.6	mL	3/31/2022

Stock Source	Base Units	Amount Added
sv100418	ug/mL	0.2 mL

Analytical RunID SV5975.I_220207A Standards Traceability Report

Spike ID: sv100703
Spike Name: BNA Internals 2000 ug/mL
Prep Date: 12/9/2021
Exp Date: 5/31/2022
Department: GCMSSEMI
Vendor: Chemservice
Lot Number: 8443500
Balance ID:
Comments:

Type: Secondary
Prep By: John P. Heine
Status: New
Final Volume: 2.12 mL

Chemical/Solvent Used	Bottle No	Amt	Units	Expires
Dichloromethane EA342	13510	1.06	mL	5/31/2022

Stock Source	Base Units	Amount Added
sv83403	ug/mL	1.06 mL

Analytical RunID SV5975.I_220207A Standards Traceability Report

Spike ID: sv100801
Spike Name: BNA 2nd source 200ug/mL
Prep Date: 1/17/2022
Exp Date: 10/1/2022
Department: GCMSSEMI
Vendor:
Lot Number:
Balance ID:
Comments:

Type: Secondary
Prep By: John P. Heine
Status: New
Final Volume: 1 mL

Chemical/Solvent Used	Bottle No	Amt	Units	Expires
Dichloromethane EA342	13510	540	uL	10/1/2022

Stock Source	Base Units	Amount Added
sv83514	ug/mL	0.1 mL
sv82702	ug/mL	0.02 mL
sv83218	ug/mL	0.1 mL
sv83512	ug/mL	0.2 mL
sv83411	ug/mL	0.04 mL

Analytical RunID SV5975.I_220207A Standards Traceability Report

Standard ID: sv82702
Standard Name: AE Surr
Prep Date: 8/28/2018
Exp Date: 4/30/2023
Department: GCMSPR
Vendor: Restek
Lot Number: A0137474
Balance ID:
Comments:

Type: Primary
Prep By: Craig A. Bardelli
Status: New
Final Volume: mL

Chemical/Solvent Used	Bottle No	Amt	Units	Expires
Acid Surrogate Standard Mix (4/89)	10707	1	mL	4/30/2023

Stock Source	Base Units	Amount Added

Analytical RunID SV5975.I_220207A Standards Traceability Report

Spike ID: sv82908
Spike Name: AE surr
Prep Date: 4/10/2019
Exp Date: 3/31/2022
Department: GCMSSEMI
Vendor: Sigma-Aldrich
Lot Number: LRAC2239
Balance ID:
Comments:

Type: Primary
Prep By: Sean McGrew
Status: New
Final Volume: mL

Chemical/Solvent Used	Bottle No	Amt	Units	Expires
EPA 8270 Acids Surrogate Spike Mix HC	11383		mL	3/31/2022

Stock Source	Base Units	Amount Added

Analytical RunID SV5975.I_220207A Standards Traceability Report

Spike ID: sv82917
Spike Name: BNA Custom for Cal
Type: Primary
Prep Date: 6/3/2019
Prep By: John P. Heine
Exp Date: 5/28/2023
Status: New
Department: GCMSSEMI
Vendor: AccuStandard
Final Volume: 1 mL
Lot Number: 219051432
Balance ID:
Comments: Date prepaired is date received (10 1mL ampules) - recert from 6/21/21 to 5/28/23

Chemical/Solvent Used	Bottle No	Amt	Units	Expires
Custom BNA Mix	11547	1	mL	5/28/2023

Stock Source	Base Units	Amount Added

Analytical RunID SV5975.I_220207A Standards Traceability Report

Spike ID: sv83120
Spike Name: BN mix
Prep Date: 3/12/2020
Exp Date: 1/31/2023
Department: GCMSSEMI
Vendor: Sigma-Aldrich
Lot Number: LRAC4915
Balance ID:
Comments:

Type: Primary
Prep By: Sean McGrew
Status: New
Final Volume: 1 mL

Chemical/Solvent Used	Bottle No	Amt	Units	Expires
TCL Base-Neutrals Mix	12503	1	mL	1/31/2023

Stock Source	Base Units	Amount Added

Analytical RunID SV5975.I_220207A Standards Traceability Report

Spike ID: sv83201
Spike Name: Phenols mix
Prep Date: 3/17/2020
Exp Date: 1/31/2028
Department: GCMSSEMI
Vendor: Restek
Lot Number: A0157111
Balance ID:
Comments:

Type: Primary
Prep By: Sean McGrew
Status: New
Final Volume: 1 mL

Chemical/Solvent Used	Bottle No	Amt	Units	Expires
604 Phenols Calibration Mix	12512		mL	1/31/2028

Stock Source	Base Units	Amount Added

Analytical RunID SV5975.I_220207A Standards Traceability Report

Spike ID: sv83218
Spike Name: Benzidines
Prep Date: 7/7/2020
Exp Date: 5/1/2024
Department: GCMSSEMI
Vendor: AccuStandard
Lot Number: 220041353
Balance ID:
Comments: 2000 ug/mL 12839

Type: Primary
Prep By: John P. Heine
Status: New
Final Volume: 1 mL

Chemical/Solvent Used	Bottle No	Amt	Units	Expires
Benzidine & 3,3'-Dichlorobenzidine	12839	1	mL	5/1/2024

Stock Source	Base Units	Amount Added

Analytical RunID SV5975.I_220207A Standards Traceability Report

Spike ID: sv83301
Spike Name: PAH Mix
Prep Date: 7/13/2020
Exp Date: 9/30/2022
Department: GCMSSEMI
Vendor: Sigma-Aldrich
Lot Number: LRAC3877
Balance ID:
Comments: 4 x 1mlL

Type: Primary
Prep By: John P. Heine
Status: New
Final Volume: 6 mL

Chemical/Solvent Used	Bottle No	Amt	Units	Expires
TCL PAH Mix	12846	6	mL	9/30/2022

Stock Source	Base Units	Amount Added

Analytical RunID SV5975.I_220207A Standards Traceability Report

Spike ID: sv83403
Spike Name: BNA Internals 4000ug/mL
Prep Date: 12/29/2020
Exp Date: 5/31/2022
Department: GCMSSEMI
Vendor: Chemservice
Lot Number: 10051700
Balance ID:
Comments:

Type: Primary
Prep By: John P. Heine
Status: New
Final Volume: 8 mL

Chemical/Solvent Used	Bottle No	Amt	Units	Expires
Mixture #8-Internal Standards	13372	8	mL	5/31/2022

Stock Source	Base Units	Amount Added

Analytical RunID SV5975.I_220207A Standards Traceability Report

Standard ID: sv83407
Standard Name: BN Surr 5000 ug/mL
Prep Date: 12/14/2020
Exp Date: 10/31/2026
Department: GCMSSEMI
Vendor: Restek
Lot Number: A0166081
Balance ID:
Comments:

Type: Primary
Prep By: John P. Heine
Status: New
Final Volume: 5 mL

Chemical/Solvent Used	Bottle No	Amt	Units	Expires
B/N Surrogate Mix (4/89 SOW)	13328	1	mL	10/31/2026

Stock Source	Base Units	Amount Added

Analytical RunID SV5975.I_220207A Standards Traceability Report

Spike ID: sv83410
Spike Name: H.S. Mix
Prep Date: 4/7/2021
Exp Date: 2/28/2024
Department: GCMSSEMI
Vendor: Sigma-Aldrich
Lot Number: LRAC9004
Balance ID:
Comments: 2000 ug/mL

Type: Primary
Prep By: Sean McGrew
Status: New
Final Volume: mL

Chemical/Solvent Used	Bottle No	Amt	Units	Expires
EPA TCL Hazardous Substances Mix (12 cmpds)	13691		mL	2/28/2024

Stock Source	Base Units	Amount Added

Analytical RunID SV5975.I_220207A Standards Traceability Report

Spike ID: sv83411
Spike Name: BN surr
Prep Date: 4/7/2021
Exp Date: 11/20/2026
Department: GCMSSEMI
Vendor: Restek
Lot Number: A6167670
Balance ID:
Comments: 5000 ug/mL

Type: Primary
Prep By: Sean McGrew
Status: New
Final Volume: mL

Chemical/Solvent Used	Bottle No	Amt	Units	Expires
B/N Surrogate Mix (4/89 SOW)	13666		mL	11/20/2026

Stock Source	Base Units	Amount Added

Analytical RunID SV5975.I_220207A Standards Traceability Report

Spike ID: sv83419
Spike Name: Benzidines CAL 2000ug/mL
Prep Date: 5/18/2021
Exp Date: 4/30/2023
Department: GCMSSEMI
Vendor: Agilent
Lot Number: 0006592783
Balance ID:
Comments: 2000 ug/mL

Type: Primary
Prep By: John P. Heine
Status: New
Final Volume: 1 mL

Chemical/Solvent Used	Bottle No	Amt	Units	Expires
Benzidines Standard	13854	1	mL	4/30/2023

Stock Source	Base Units	Amount Added

Analytical RunID SV5975.I_220207A Standards Traceability Report

Spike ID: sv83512
Spike Name: 625 LCS Spk
Prep Date: 7/30/2021
Exp Date: 2/2/2026
Department: GCMSPR
Vendor: Absolute Standards
Lot Number: 020221
Balance ID:
Comments: 12x1mL ampules

Type: Primary
Prep By: Ryan F. Benge
Status: Open
Final Volume: 1 mL

Chemical/Solvent Used	Bottle No	Amt	Units	Expires
CLP Semivolatile Calibration Standard	14074	1	mL	2/2/2026

Stock Source	Base Units	Amount Added

Analytical RunID SV5975.I_220207A Standards Traceability Report

Spike ID: sv83514
Spike Name: Additionals
Prep Date: 9/22/2021
Exp Date: 10/1/2022
Department: GCMSPR
Vendor: AccuStandard
Lot Number: 22002155-02
Balance ID:
Comments: 12x1mL ampules

Type: Primary
Prep By: Ryan F. Benge
Status: Open
Final Volume: 1 mL

Chemical/Solvent Used	Bottle No	Amt	Units	Expires
Custom Semi-Volatile Standard	14279	1	mL	10/1/2022

Stock Source	Base Units	Amount Added

RESTEK CERTIFIED REFERENCE MATERIAL

110 Benner Circle
Bellefonte, PA 16823-8812
Tel: (800)356-1688
Fax: (814)353-1309

www.restek.com

Certificate of Analysis

ACCREDITED
ISO 17034 Accredited
Reference Material Producer
Certificate #3222.01

ACCREDITED
ISO/IEC 17025 Accredited
Testing Laboratory
Certificate #3222.02

FOR LABORATORY USE ONLY-READ SDS PRIOR TO USE.

This Reference Material is intended for Laboratory Use Only as a standard for the qualitative and/or quantitative determination of the analyte(s) listed.

Catalog No. : 31063 **Lot No.:** A0137474

Description : Acid Surrogate Standard Mix (4/89)

Acid Surrogate Standard Mix (4/89) 10,000 µg/mL, Methanol, 1mL/ampul

Container Size : 2 mL **Pkg Amt:** > 1 mL

Expiration Date : April 30, 2023 **Storage:** 10°C or colder

CERTIFIED VALUES

Elution Order	Compound		Grav. Conc. (weight/volume)	Expanded Uncertainty (95% C.L.; K=2)	
1	2-Fluorophenol		10,046.4 µg/mL	+/- 58.8239 µg/mL	Gravimetric
	CAS # 367-12-4	(Lot STBD7945V)		+/- 293.2702 µg/mL	Unstressed
	Purity 99%			+/- 355.8400 µg/mL	Stressed
2	Phenol-d6		10,023.6 µg/mL	+/- 58.6904 µg/mL	Gravimetric
	CAS # 13127-88-3	(Lot PR-27801)		+/- 292.6047 µg/mL	Unstressed
	Purity 99%			+/- 355.0324 µg/mL	Stressed
3	2,4,6-Tribromophenol		10,057.2 µg/mL	+/- 58.8871 µg/mL	Gravimetric
	CAS # 118-79-6	(Lot 29699MJV)		+/- 293.5855 µg/mL	Unstressed
	Purity 99%			+/- 356.2225 µg/mL	Stressed

Solvent: Methanol
CAS # 67-56-1
Purity 99%

ID #: 10707
Opened:
Acid Surrogate Standard Mix (4/89)
Expires: 4/30/2023
Rec'd: 8/24/2018
Energy Laboratories Inc 1120 So 27th Street
Billings MT 59107

Certificate of Analysis

EPA 8270 ACIDS SURROGATE SPIKE MIX HC,1X1ML,10MG/ML,METHANOL

Certified Reference Material

Description

Product ID 47260-U
Lot LRAC2239
Expiration Date March 2022
Manufacturing Date March 2019
Storage Conditions Room Temperature
Solvent/Matrix METHANOL

Certified Values

Analyte	*Units*	*Certified Value* [1,4]	*Raw Material Purity,%*	*Analytical Value*	*Elution order*	*Raw Material Lot*	*CAS*
2-FLUOROPHENOL	µg/mL	9930 ± 288	99.9	10037	1	LB92543	367-12-4
PHENOL-D6	µg/mL	9930 ± 290	99.4	9900	2	LB91168	13127-88-3
2,4,6-TRIBROMOPHENOL	µg/mL	9930 ± 318	99.7	9900	3	LB81262	118-79-6

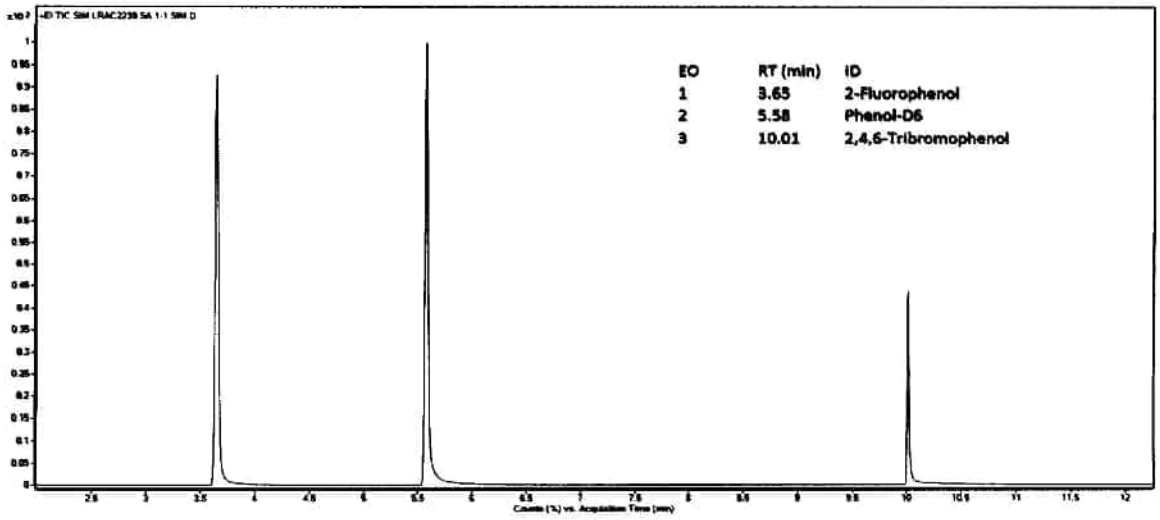

Additional Information:

Analytical Method Parameters:

Column: SLB-5MS, 30 m x 0.25 mm x 0.25 µm df , Flow: 1.0 ml/min
Inlet: 200 °C, Injection Mode: Split, 60:1
80 °C (5 min) to 250 °C (3 min) at 40 °C /min
Detector: MSD, SIM, Transfer line: 250 °C
Injection Volume: 0.5 µL

ID #: 11383
Opened:
EPA 8270 Acids Surrogate Spike Mix HC
Expires: 3/31/2022
Rec'd: 4/10/2019
Energy Laboratories Inc 1120 So. 27th Street
Billings MT 59107

SIGMA-ALDRICH
2931 Soldier Springs Rd. Laramie, Wyoming 82070 USA
307-742-5452
rtcteohgroup@sial.com www.sigma-aldrich.com

125 Market Street
New Haven, CT 06513
USA

AccuStandard® Inc.

Tel (203)786-5290
Fax (203)786-5287
www.AccuStandard.com

CERTIFICATE OF ANALYSIS

Catalog No: S-6237A-R1
Description: Custom BNA Mix
Lot: 219051432-01
Solvent: Dichloromethane
Hazards: *Refer to SDS for complete safety information*

Date Certified: Apr 28, 2021
Expiration: May 28, 2023
Sample Size: 1 mL
Components: 6
Storage Condition: Ambient (>5 °C)

Signal Word: Warning

Certified Reference Material

ANAB AR-1463 ANAB AT-1339 ilac-MRA

Component	CAS #	Purity % (GC/MS)	Prepared Concentration[2] (µg/mL)	Certified Analyte Concentration[1] (µg/mL)
4-Chloro-2-methylphenol	1570-64-5	97.0	2064*	2002
4-Chlorophenol	106-48-9	98.6	2012	1984
1-Methylnaphthalene	90-12-0	99.7	2016	2010
Pyridine	110-86-1	98.7	2003	1977
o-Terphenyl	84-15-1	99.9	2003	2001
Triallate	2303-17-5	99.9	2013	2011

ID #: 11547
Opened:
Custom BNA Mix
Expires: 5/28/2023
Rec'd: 5/31/2019
Energy Laboratories Inc 1120 So. 27th Street
Billings MT 59107

* Weight compensated to 100% purity.

A product with a suffix (-1A, -2B, etc. or -01, -02, etc.) on its lot number has had its expiration date extended and is identical to the same lot number without the suffix.

[2] All weights are traceable through NIST, Test No. 684/289871-17

[1] Certified Analyte Concentration = Purity x Prepared Concentration.

The Uncertainty associated with the certified concentration reported on this certificate is ±2.4%. This value is the combined expanded uncertainty and represents an estimated standard deviation equal to the positive square root of the total variation of the uncertainty of components. A normal distribution is assumed and a coverage factor of K=2 is chosen using approximately a 95% confidence level.

Labels and certificates follow U.S. Conventions in reporting numerical values: A comma (,) is used to separate units of one-thousand or greater. A period (.) is used as a decimal place marker.

The information on this certificate may not be reproduced without the express permission of the manufacturer. See reverse side for additional information

Hazard Information: Please refer to the SDS for information regarding the hazards associated with using this material.

This product was prepared according to in-house procedures and is guaranteed to be homogeneous.

Certified By: Larry Decker, Organic QC Manager

For use in routine laboratory analysis.

AccuStandard is accredited to ISO 17034, ISO/IEC 17025 and certified to ISO 9001:2015

Certificate of Analysis

TCL BASE-NEUTRALS MIX,1X1ML,2000UG/ML,DICHLOROMETHANE

Certified Reference Material

Description

Product ID 47991-U
Lot LRAC4915
Expiration Date January 2023
Manufacturing Date January 2020
Storage Conditions Refrigerate
Solvent/Matrix DICHLOROMETHANE

Certified Values

Analyte	Certified Value [1,4]	Units	Raw Material Purity,%	Elution order	Raw Material Lot	CAS
N-NITROSODIMETHYLAMINE	1999 ± 39	µg/mL	98.1	1	11-RFS-142-1	62-75-9
BIS (2-CHLOROETHYL) ETHER	2003 ± 42	µg/mL	99.4	2	06413MS	111-44-4
1,3-DICHLOROBENZENE	2001 ± 47	µg/mL	99.6	3	11221HC	541-73-1
1,4-DICHLOROBENZENE	2000 ± 66	µg/mL	99.9	4	MKBG7690V	106-46-7
1,2-DICHLOROBENZENE	2005 ± 65	µg/mL	99.4	5	LB58923	95-50-1
BIS (2-CHLOROISOPROPYL) ETHER	2000 ± 45	µg/mL	96.7	6	LC19632	108-60-1
N-NITROSODI-N-PROPYLAMINE	2001 ± 36	µg/mL	100.0	7	2D5VJ-PB	621-64-7
HEXACHLOROETHANE	2000 ± 125	µg/mL	99.9	8	12719AO	67-72-1
NITROBENZENE	2000 ± 53	µg/mL	99.9	9	LB47070	98-95-3
ISOPHORONE	1999 ± 34	µg/mL	99.5	10	LC14006	78-59-1
BIS (2-CHLOROETHOXY) METHANE	2000 ± 33	µg/mL	98.7	11	LB46081	111-91-1
1,2,4-TRICHLOROBENZENE	2003 ± 91	µg/mL	99.9	12	447	120-82-1
HEXACHLOROBUTADIENE	1999 ± 97	µg/mL	97.2	13	MKCG6212	87-68-3
HEXACHLOROCYCLOPENTADIENE	2001 ± 111	µg/mL	96.0	14	LB95525	77-47-4
2-CHLORONAPHTHALENE	2000 ± 120	µg/mL	99.9	15	LC11403	91-58-7
DIMETHYL PHTHALATE	2006 ± 44	µg/mL	99.9	16	LB30494	131-11-3
2,6-DINITROTOLUENE	2000 ± 91	µg/mL	99.2	17	11231AN	606-20-2
2,4-DINITROTOLUENE	2000 ± 71	µg/mL	98.9	18	12316HF	121-14-2
DIETHYL PHTHALATE	1998 ± 51	µg/mL	99.9	19	207	84-66-2
4-CHLOROPHENYLPHENYL ETHER	2006 ± 52	µg/mL	99.3	20	JS00081	7005-72-3
N-NITROSODIPHENYLAMINE	2000 ± 72	µg/mL	95.5	21	LC07185	86-30-6
AZOBENZENE	2000 ± 48	µg/mL	98.2	22	BCBS6535V	103-33-3
4-BROMOPHENYLPHENYL ETHER	2006 ± 48	µg/mL	99.0	23	05916LS	101-55-3

ANAB ACCREDITED

ID #: 12503
Opened:
TCL Base-Neutrals Mix
Expires: 1/31/2023
Rec'd: 3/12/2020
Energy Laboratories Inc 1120 So. 27th Street
Billings MT 59107

SIGMA-ALDRICH
2931 Soldier Springs Rd. Laramie, Wyoming 82070 USA
800-325-5832
TechService@millipore.sigma.com www.sigma-aldrich.com

RESTEK® CERTIFIED REFERENCE MATERIAL

110 Benner Circle
Bellefonte, PA 16823-8812
Tel: (800)356-1688
Fax: (814)353-1309

www.restek.com

Certificate of Analysis

ACCREDITED ISO 17034 Accredited Reference Material Producer Certificate #3222.01

ACCREDITED ISO/IEC 17025 Accredited Testing Laboratory Certificate #3222.02

FOR LABORATORY USE ONLY-READ SDS PRIOR TO USE.

This Reference Material is intended for Laboratory Use Only as a standard for the qualitative and/or quantitative determination of the analyte(s) listed.

Catalog No. : 31029 **Lot No.:** A0157111

Description : 604 Phenols Calibration Mix

604 Calibration Std Phenols 2000µg/mL, Methanol, 1mL/ampul

Container Size : 2 mL **Pkg Amt:** > 1 mL

Expiration Date : January 31, 2028 **Storage:** 10°C or colder

ID #: 12512
Opened:
604 Phenols Calibration Mix
Expires: 1/31/2028
Rec'd: 3/17/2020
Energy Laboratories Inc 1120 So. 27th Street
Billings MT 59107

CERTIFIED VALUES

Elution Order	Compound		Grav. Conc. (weight/volume)	Expanded Uncertainty (95% C.L., K=2)		
1	Phenol		2,004.0 µg/mL	+/- 11.9032	µg/mL	Gravimetric
	CAS # 108-95-2	(Lot SHBF9719V)		+/- 58.5341	µg/mL	Unstressed
	Purity 99%			+/- 71.0092	µg/mL	Stressed
2	2-Chlorophenol		2,000.0 µg/mL	+/- 11.8794	µg/mL	Gravimetric
	CAS # 95-57-8	(Lot STBH7290)		+/- 58.4173	µg/mL	Unstressed
	Purity 99%			+/- 70.8674	µg/mL	Stressed
3	2-Nitrophenol		2,000.0 µg/mL	+/- 11.8794	µg/mL	Gravimetric
	CAS # 88-75-5	(Lot BCBH7602V)		+/- 58.4173	µg/mL	Unstressed
	Purity 99%			+/- 70.8674	µg/mL	Stressed
4	2,4-Dimethylphenol		2,000.0 µg/mL	+/- 11.8794	µg/mL	Gravimetric
	CAS # 105-67-9	(Lot 10165155)		+/- 58.4173	µg/mL	Unstressed
	Purity 99%			+/- 70.8674	µg/mL	Stressed
5	2,4-Dichlorophenol		2,004.0 µg/mL	+/- 11.9032	µg/mL	Gravimetric
	CAS # 120-83-2	(Lot BCBJ8113V)		+/- 58.5341	µg/mL	Unstressed
	Purity 99%			+/- 71.0092	µg/mL	Stressed
6	4-Chloro-3-methylphenol		2,004.0 µg/mL	+/- 11.9032	µg/mL	Gravimetric
	CAS # 59-50-7	(Lot STBC7309V)		+/- 58.5341	µg/mL	Unstressed
	Purity 99%			+/- 71.0092	µg/mL	Stressed
7	2,4,6-Trichlorophenol		2,002.0 µg/mL	+/- 11.8913	µg/mL	Gravimetric
	CAS # 88-06-2	(Lot STBH7520)		+/- 58.4757	µg/mL	Unstressed
	Purity 99%			+/- 70.9383	µg/mL	Stressed

125 Market Street
New Haven, CT 06513
USA

AccuStandard®

Tel (203)786-5290
Fax (203)786-5287
www.AccuStandard.com

CERTIFICATE OF ANALYSIS

Catalog No: Z-014F
Description: Benzidine & 3,3'-Dichlorobenzidine
Lot: 220041353
Solvent: Methanol
Hazards: *Refer to SDS for complete safety information*

Signal Word: Danger

Date Certified: May 1, 2020
Expiration: May 1, 2024
Sample Size: 1 mL
Components: 2
Storage Condition: Ambient (>5 °C)

Certified Reference Material

ANAB ACCREDITED REFERENCE MATERIAL PRODUCER AR-1463
ANAB ACCREDITED TESTING LABORATORY AT-1339
ilac-MRA

Component	CAS #	Purity % (GC/MS)	Prepared Concentration[2] (µg/mL)	Certified Analyte Concentration[1] (µg/mL)
Benzidine **	92-87-5	99.9	2004	2002
3,3'-Dichlorobenzidine **	91-94-1	100.0	2001	2001

ID #: 12839
Opened:_____
Benzidine & 3,3'-Dichlorobenzidine
Expires: 5/1/2024
Rec'd: 7/7/2020
Energy Laboratories Inc 1120 So. 27th Street
Billings MT 59107

**Benzidine and 3,3'-Dichlorobenzidine are subject to oxidative degradation

**Benzidine and 3,3'-Dichlorobenzidine are subject to oxidative degredation

A product with a suffix (-1A, -2B, etc. or -01, -02, etc.) on its lot number has had its expiration date extended and is identical to the same lot number without the suffix.

[2] All weights are traceable through NIST, Test No. 684/289871-17

[1] Certified Analyte Concentration = Purity x Prepared Concentration.

The Uncertainty associated with the certified concentration reported on this certificate is ±2.4%. This value is the combined expanded uncertainty and represents an estimated standard deviation equal to the positive square root of the total variation of the uncertainty of components. A normal distribution is assumed and a coverage factor of K=2 is chosen using approximately a 95% confidence level.

Labels and certificates follow U.S. Conventions in reporting numerical values: A comma (,) is used to separate units of one-thousand or greater. A period (.) is used as a decimal place marker.

The information on this certificate may not be reproduced without the express permission of the manufacturer. See reverse side for additional information

Certified By: _____
Larry Decker, Organic QC Manager

For use in routine laboratory analysis.

AccuStandard is accredited to ISO 17034, ISO/IEC 17025 and certified to ISO 9001:2015

QR-ORG/INO-001
Rev. 5/18

125 Market Street
New Haven, CT 06513
USA

AccuStandard®

Tel (203)786-5290
Fax (203)786-5287
www.AccuStandard.com

CERTIFICATE OF ANALYSIS

Catalog No: Z-014F
Description: Benzidine & 3,3'-Dichlorobenzidine
Lot: 220041353
Solvent: Methanol

Date Certified: May 1, 2020
Expiration: May 1, 2024
Sample Size: 1 mL
Components: 2

T-TEST

AccuStandard, Inc.
Statistical Report for CLP (SOW 1991)
1-May-2020

QR-QCO-003 rev. 1/16

Peak #	Component	Z-014F 220041353 Run #1	Run #2	Run #3	Run #4	Mean	Std Dev	% RSD	Z-014F 220031213 Run #1	Run #2	Run #3	Run #4	Mean	Std Dev	% RSD	NOTES: L-025 test	CI 220041353	Component	CI 220031213	# of Runs	Conc.	10 % error check of means
1	Benzidine (92-87-5)	90	83	79	78	83	5.45	6.60%	84	84	80	76	81	3.83	4.73%	0.45	23.7	Benzidine (92-87-5)	21.9	4	2000	2 %
2	3,3' Dichlorobenzidine (91-94-1)	104	96	93	91	96	5.72	5.95%	98	99	94	89	95	4.27	4.51%	0.55	20.9	3,3' Dichlorobenzidine (91-9	15.8	4	2000	1 %

For use in routine laboratory analysis.

AccuStandard is accredited to ISO 17034, ISO/IEC 17025 and certified to ISO 9001:2015

QR-ORG/INO-001
Rev. 5/18

125 Market Street
New Haven, CT 06513
USA

AccuStandard®

Tel (203)786-5290
Fax (203)786-5287
www.AccuStandard.com

CERTIFICATE OF ANALYSIS

Catalog No: Z-014F
Description: Benzidine & 3,3'-Dichlorobenzidine
Lot: 220041353
Solvent: Methanol

Date Certified: May 1, 2020
Expiration: May 1, 2024
Sample Size: 1 mL
Components: 2

Chromatogram

```
File        :D:\MassHunter\GCMS\1\DATA\043020\14-  220041353.D
Operator    : Organic QC Lab
Acquired    : 30 Apr 2020  17:16     using AcqMethod CHICK_2019_S100.M
Instrument :   GCMS 6
Sample Name: Z-014F  (220041353)
Misc Info  : Z-014F @2000ug/mL in Methanol
Vial Number: 138
```

AccuStandard®
Leader in Analytical Reference Standards

Column: DB-5MS, 30m, 0.25 ID, 0.25 um
Oven Program: 80c 17c/min to 340c, 8min
GC Parameters: Cons. Split, 12psi constant flow
Split 100:1, 1uL inj.; GC/MS; INJ 270c

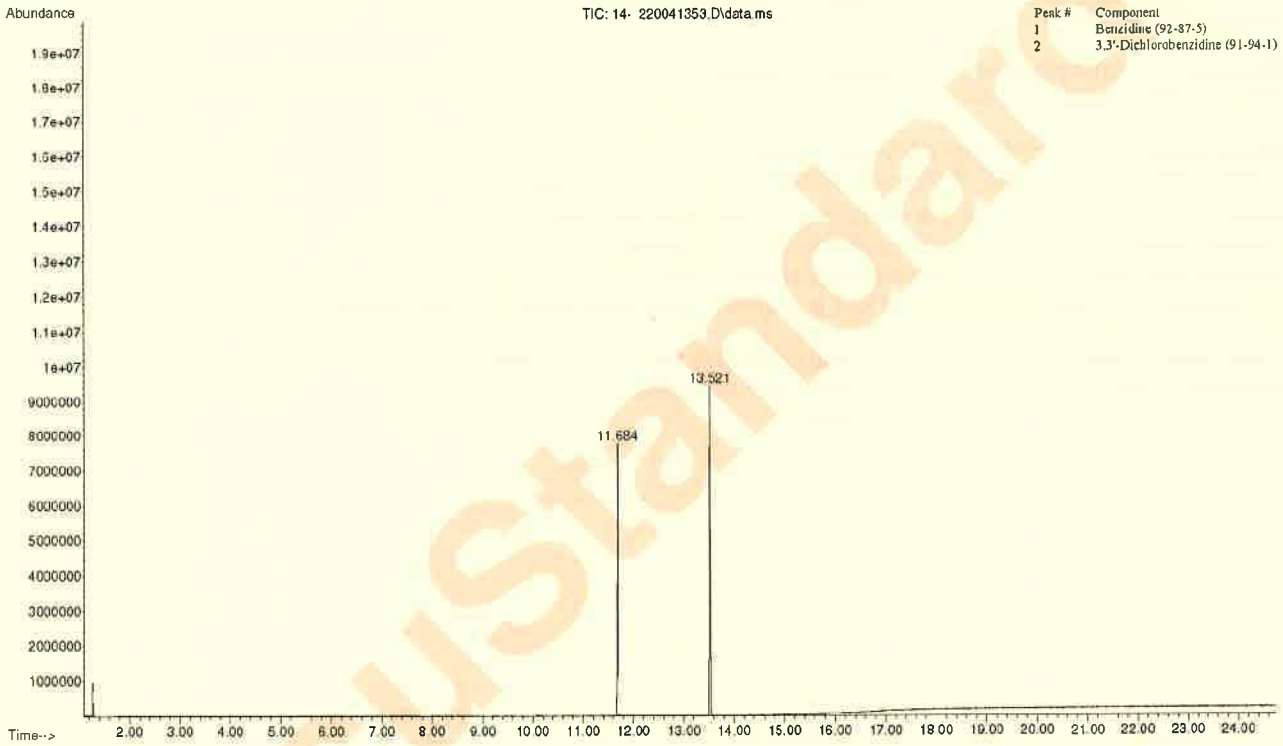

Peak #	Component
1	Benzidine (92-87-5)
2	3,3'-Dichlorobenzidine (91-94-1)

For use in routine laboratory analysis.

AccuStandard is accredited to ISO 17034, ISO/IEC 17025 and certified to ISO 9001:2015

QR-ORG/INO-001
Rev. 5/18

125 Market Street
New Haven, CT 06513
USA

AccuStandard®

Tel (203)786-5290
Fax (203)786-5287
www.AccuStandard.com

CERTIFICATE OF ANALYSIS

Catalog No: Z-014F
Description: Benzidine & 3,3'-Dichlorobenzidine
Lot: 220041353
Solvent: Methanol

Date Certified: May 1, 2020
Expiration: May 1, 2024
Sample Size: 1 mL
Components: 2

RAW DATA

```
Data Path : D:\MassHunter\GCMS\1\DATA\043020\
Data File : 14-  220041353.D
Acq On    : 30 Apr 20  05:16 pm
Operator  : Organic QC Lab
Sample    : Z-014F  (220041353)
Misc      : Z-014F @2000ug/mL in Methanol
ALS Vial  : 138   Sample Multiplier: 1

Integration Parameters: events.e
Integrator: ChemStation

Method    : D:\MassHunter\GCMS\1\methods\CHICK_2019.M
Title     :

Signal     : TIC: 14-  220041353.D\data.ms
```

peak #	R.T. min	first scan	max scan	last scan	PK TY	peak height	corr. area	corr. % max.	% of total
1	11.684	2371	2386	2399	PV	7555441	90932217	86.94%	46.506%
2	13.521	2790	2799	2825	BB	9071921	104594086	100.00%	53.494%

For use in routine laboratory analysis.

AccuStandard is accredited to ISO 17034, ISO/IEC 17025 and certified to ISO 9001:2015

QR-ORG/INC-001
Rev. 5/18

Certificate of Analysis

TCL PAH
MIX,1X1ML,2000UG/ML,BENZENE:DICHLOROMETHANE

Certified Reference Material

Description

Product ID CRM48905
Lot **LRAC3877**
Expiration Date September 2022
Manufacturing Date September 2019
Storage Conditions Refrigerate
Solvent/Matrix methylene chloride: benzene (1:1)

Certified Values

Analyte	*Certified Value* [1,4]	*Units*	*Raw Material Purity,%*	*Analytical Value* [6]	*Elution order*	*Raw Material Lot*	*CAS*
NAPHTHALENE	2000 ± 32	µg/mL	100.0	2022	01	01112017-5	91-20-
ACENAPHTHYLENE	2000 ± 66	µg/mL	99.8	2005	02	LC21494	208-96-
ACENAPHTHENE	2000 ± 63	µg/mL	99.9	2031	03	MKCC8329	83-32-
FLUORENE	2000 ± 90	µg/mL	99.4	2009	04	LC19126	86-73-
PHENANTHRENE	2000 ± 56	µg/mL	99.6	2043	05	MKCD3760	85-01-
ANTHRACENE	2000 ± 39	µg/mL	99.9	2005	06	LC14310	120-12-
FLUORANTHENE	2000 ± 69	µg/mL	98.5	2031	07	LB99099	206-44-
PYRENE	2000 ± 68	µg/mL	91.6	2078	08	LB70761	129-00-
BENZO (A) ANTHRACENE	2000 ± 63	µg/mL	99.9	2002	09	LC19271	56-55-
CHRYSENE	2000 ± 59	µg/mL	99.0	2026	10	21L74	218-01-
BENZO (B) FLUORANTHENE	2000 ± 62	µg/mL	99.5	1998	11	LB95773	205-99-
BENZO (K) FLUORANTHENE	2000 ± 62	µg/mL	99.9	2043	12	0000029501	207-08-
BENZO(A)PYRENE	2002 ± 64	µg/mL	99.6	2037	13	LB73826	50-32-
DIBENZ (A,H) ANTHRACENE	2000 ± 64	µg/mL	99.0	2050	14	0012014	53-70-
BENZO (G,H,I) PERYLENE	2000 ± 67	µg/mL	98.5	2059	15	LC19498	191-24-
INDENO (1,2,3-CD) PYRENE	2000 ± 64	µg/mL	99.5	1995	16	ER082107-02	193-39-

ID #: 12846
Opened:
TCL PAH
Expires: 9/30/2022
Rec'd: 7/13/2020
Energy Laboratories Inc 1120 So. 27th Street
Billings MT 59107

ANAB ACCREDITED ISO 17034 REFERENCE MATERIAL PRODUCER
ANAB ACCREDITED ISO/IEC 17025 TESTING LABORATORY

SIGMA-ALDRICH
2931 Soldier Springs Rd. Laramie, Wyoming 82070 USA
307-742-5452
rtctechgroup@sial.com
www.sigma-aldrich.com

Description

Lot	**LRAC3877**
Expiration Date	September 2022
Manufacturing Date	September 2019
Storage Conditions	Refrigerate
Solvent/Matrix	methylene chloride: benzene (1:1)

Informational Values

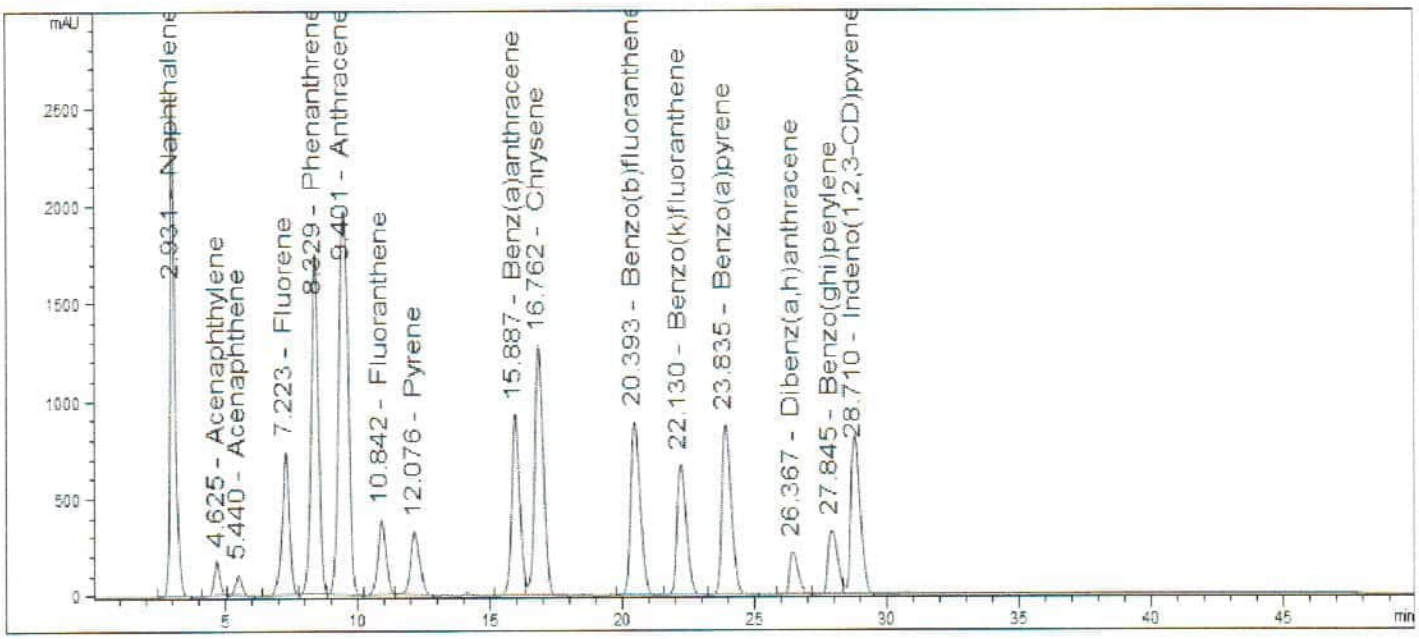

Additional Information:

Analytical Method Parameters:
Column: Supelco LC-PAH, 250 mm x 4.6mm, 5µm particle size
Mobile Phase A: Water
Mobile Phase B: Acetonitrile
Detector: UV/DAD/VWD, Wavelength: 254 nm
Flow Rate: 1.7 mL/min
Column Temperature: 30 °C
Injection Volume: 2 µL

Gradient

TIME (min)	A%	B%
0	40	60
5	40	60
30	0	100
45	0	100
50	40	60

Certificate of Analysis

TCL PAH
MIX,1X1ML,2000UG/ML,BENZENE:DICHLOROMETHANE

Certified Reference Material

Description

Product ID CRM48905
Lot **LRAC3877**
Expiration Date September 2022
Manufacturing Date September 2019
Storage Conditions Refrigerate
Solvent/Matrix methylene chloride: benzene (1:1)

1 **Metrological traceability:** Traceable to the SI and higher order standards from NIST through an unbroken chain of comparisons. The balance used to weigh raw materials is accurate to +/-0.0001 g and calibrated regularly using mass standards traceable to NIST. All dilutions were performed gravimetrically. Additionally, individual analytes are traceable to NIST SRMs where available and specified above.
4 Ucrm - Uncertainty values in this document are expressed as Expanded Uncertainty (Ucrm) corresponding to the 95% confidence interval. Ucrm is derived from the combined standard uncertainty multiplied by the coverage factor k, which is obtained from a *t*-distribution and degrees of freedom. The components of combined standard uncertainty include the uncertainties due to characterization, homogeneity, long term stability, and short term stability (transport). The components due to stability are generally considered to be negligible unless otherwise indicated by stability studies. The mathematical representation of the Ucrm calculation is as follows:

$$u_{CRM} = \sqrt{u_{char}^2 + u_{homogeneity}^2 + u_{stability}^2}$$

k: Coverage factor derived from a t-distribution table, based on the degrees of freedom of the data set. Assume 2.0 for a **Confidence Interval = 95%**

6 Analytical Value- For QC verification of the certified value only- not to be used in calculations. Represents the analytical data obtained by comparison to a standard as analyzed by the method described in the CoA or another acceptable method. The result may differ from the certified value and UCRM based on method uncertainty as well as the uncertainty associated with the standard used for comparison.

Traceability: The standard was manufactured under an ISO/IEC 17025:2017 certified quality system. The balance used to weigh raw materials is accurate to +/- 0.0001g and calibrated regularly using mass standards traceable to NIST. All dilutions were preformed gravimetrically. Additionally, individual analytes are traceable to NIST SRMs where available and specified above.

Homogeneity: Homogeneity was assessed in accordance with ISO 17034:2016. Completed units were sampled using a random stratified sampling protocol. The results of chemical analysis were then compared using a one-way analysis of variance approach as described by TNI EL-V3-2009 Appendix A.2. See Instructions for minimum sub-sample size.

Expiration is at end of month given on certificate and label.

THIS PRODUCT WAS DESIGNED, PRODUCED AND VERIFIED FOR ACCURACY AND STABILITY IN ACCORDANCE WITH **ISO/IEC 17025:2017 (ANAB Cert AT-1467)** and **ISO 17034:2016 (ANAB Cert AR-1470).**

MSDS reports for components comprising greater than 1.0% of the solution or 0.1% for components known to be carcinogens are available upon request.

Andy Ommen - QC Manager

Mark Pooler - QA Supervisor

Certification Date October 17, 2019
Version 0-10172019

ANAB ACCREDITED ISO 17034 REFERENCE MATERIAL PRODUCER

ANAB ACCREDITED ISO 17025 TESTING LABORATORY

SIGMA-ALDRICH
2931 Soldier Springs Rd. Laramie, Wyoming 82070 USA
307-742-5452
rtctechgroup@sial.com www.sigma-aldrich.com

RESTEK® CERTIFIED REFERENCE MATERIAL

110 Benner Circle
Bellefonte, PA 16823-8812
Tel: (800)356-1688
Fax: (814)353-1309

www.restek.com

Certificate of Analysis

ACCREDITED
ISO 17034 Accredited
Reference Material Producer
Certificate #3222.01

ACCREDITED
ISO/IEC 17025 Accredited
Testing Laboratory
Certificate #3222.02

FOR LABORATORY USE ONLY-READ SDS PRIOR TO USE.

This Reference Material is intended for Laboratory Use Only as a standard for the qualitative and/or quantitative determination of the analyte(s) listed.

Catalog No. : 31086 **Lot No.:** A0166081

Description : B/N Surrogate Mix (4/89 SOW)
Base Neutral Surrogate 5000µg/mL, Methylene Chloride, 5mL/ampul

Container Size : 5 mL **Pkg Amt:** > 5 mL

Expiration Date : October 31, 2026 **Storage:** 10°C or colder

Handling: Sonicate prior to use. **Ship:** Ambient

ID #: 13328
Opened:
B/N Surrogate Mix (4/89 SOW)
Expires: 10/31/2026
Rec'd: 12/14/2020
Energy Laboratories Inc 1120 So. 27th Street
Billings MT 59107

CERTIFIED VALUES

Elution Order	Compound		Grav. Conc. (weight/volume)	Expanded Uncertainty (95% C.L.; K=2)	
1	Nitrobenzene-d5 **CAS #** 4165-60-0 **Purity** 99%	(Lot PR-29940B)	5,017.7 µg/mL	+/- 29.1731 µg/mL +/- 225.9987 µg/mL +/- 250.7735 µg/mL	Gravimetric Unstressed Stressed
2	2-Fluorobiphenyl **CAS #** 321-60-8 **Purity** 99%	(Lot 00019169)	5,049.7 µg/mL	+/- 29.3592 µg/mL +/- 227.4400 µg/mL +/- 252.3728 µg/mL	Gravimetric Unstressed Stressed
3	p-Terphenyl-d14 **CAS #** 1718-51-0 **Purity** 99%	(Lot PR-27278)	5,029.9 µg/mL	+/- 29.2444 µg/mL +/- 226.5505 µg/mL +/- 251.3857 µg/mL	Gravimetric Unstressed Stressed

Solvent: Methylene chloride
CAS # 75-09-2
Purity 99%

Tech Tips:
Due to the limited solubility of p-terphenyl-d14 in methanol, we do not recommend that this mixture be diluted in methanol.

Column:
30m x 0.25mm x 0.25µm
Rtx-5 (cat.#10223)

Carrier Gas:
hydrogen-constant pressure 10 psi.

Temp. Program:
40°C (hold 2 min.) to 330°C
@ 10°C/min. (hold 10 min.)

Inj. Temp:
250°C

Det. Temp:
330°C

Det. Type:
FID

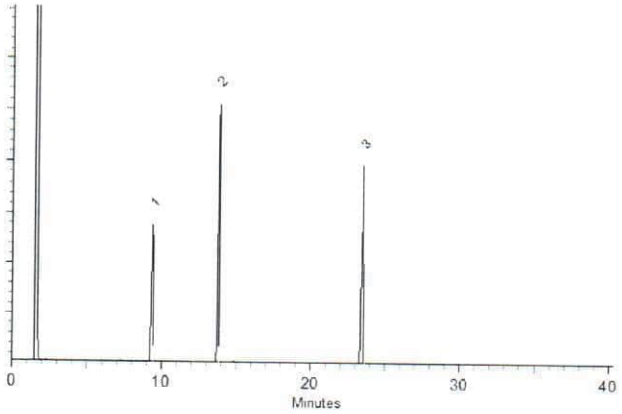

This chromatogram represents a general set of testing conditions chosen for product acceptance. For optimal results in your lab, conditions should be adjusted for your specific instrument, method, and application.

Dalton Stover - Operations Technician I

Date Mixed: 04-Nov-2020 **Balance:** 1128353505

Justine Albertson - Operations Tech-ARM QC

Date Passed: 06-Nov-2020

Manufactured under Restek's ISO 9001:2015
Registered Quality System
Certificate #FM 80397

General Certified Reference Material Notes

Expiration Notes:

- Expiration date valid for unopened ampul stored in compliance with the recommended conditions.
- Uncertainty, concentration, and expiration of the CRM are based on the unopened product being stored according to the recommended condition found in the storage field.

Purity Notes:

- Purity and/or chemical identity are determined by one or more of the following techniques: GC/FID, HPLC, GC/µECD, GC/MS, LC/MS, RI, and/or melting point.
- Compounds with a listed purity of less than 99% have been weight corrected to compensate for impurities and/or salts. A correction factor is used to calculate the amount of compound necessary to achieve the desired concentration of the parent compound in solution.
- Purity of isomeric compounds is reported as the sum of the isomers.
- Purity values are rounded to the nearest whole number.

Certified Uncertainty Value Notes:

- The uncertainties are determined in accordance with ISO 17034 and Guide 35. The certified combined stressed uncertainty value (includes gravimetric uncertainty, homogeneity between-ampul uncertainty, storage stability uncertainty and shipping stability uncertainty and were combined using the following formula:

$$U_{combined\ stressed} = k\sqrt{U^2_{gravimetric} + U^2_{homogeneity} + U^2_{storage\ stability} + U^2_{shipping\ stability}}$$

  k is a coverage factor of 2, which gives a level of confidence of approximately 95%.
- It is important to note that the shipping stability uncertainty was obtained under temperature extremes for specific time intervals; therefore, the certified combined stressed uncertainty value should only be applied to the product if it was stored at non-standard temperature conditions up to and including 7 days. Contact Restek Technical Service at www.restek.com/Contact-Us for use recommendations if your shipment was in-transit for more than 7 days at non-standard temperature conditions.
- Apply the certified combined unstressed uncertainty value if the product was received under standard shipping conditions. Apply the certified combined stressed uncertainty value if the product was received under non-standard conditions as specified below.

Label Conditions	Standard Conditions	Non-Standard Conditions
25°C Nominal (Room Temperature)	< 60°C	≥ 60°C up to 7 days
10°C or colder (Refrigerate)	< 40°C	≥ 40°C up to 7 days
0°C or colder (Freezer) -20°C or colder (Deep Freezer)	< 25°C	≥ 25°C up to 7 days

- Separate (not combined) uncertainty values for gravimetric uncertainty are also displayed on the certificate, if needed, separate homogeneity between-ampul uncertainty, storage stability uncertainty and shipping stability uncertainty values are available by contacting Restek Technical Service at www.restek.com/Contact-Us.
- The packaged amount is the minimum sample size for which uncertainty is valid. The ampules are over-filled to ensure that the minimum packaged amount can be sufficiently transferred.

Manufacturing Notes:

- Concentration is based upon gravimetric preparation using either a balance whose calibration has been verified daily using NIST traceable weights, and/or dilutions with Class A glassware.

Handling Notes:

- Stability of the unopened product, when stored in compliance with the recommended conditions, is guaranteed through the expiration displayed on the product label and certificate. Contact Restek for additional opened product stability information, with the knowledge/understanding that open product stability is subject to the specific handling and environmental conditions to which the product is exposed. For your convenience Restek supplies deactivated vials with most standards packed in 2mL ampules. Larger volume deactivated vials are available through Restek as a custom ordered item. Additionally, Restek sells DMDCS for the purpose of glassware deactivation as catalog number 31861, which includes complete instructions.

660 Tower Lane • P.O. Box 599 • West Chester, PA 19381-0599
1-800-452-9994 • 1-610-692-3026 • Fax 1-610-692-8729
info@chemservice.com • www.chemservice.com

ID #: 13372
Opened:
Mixture #8-Internal Standards
Expires: 5/31/2022
Rec'd: 12/29/2020
Energy Laboratories Inc 1120 So. 27th Street
Billings MT 59107

CERTIFICATE OF ANALYSIS

Mixture #8-Internal Standards

CONCENTRATION	4000ug/ml in Methylene chloride
CATALOG NUMBER	M-PPHC8X12-1ML
LOT NUMBER	10051700
DATE CERTIFIED	05/13/20
EXPIRATION DATE	05/31/22
STORAGE	Store at room temperature (20 - 25 °C).
HANDLING	See Safety Data Sheet
INTENDED USE	For laboratoy use only.
ISO 17034:2016 CERTIFIED	[X]

ID	Analyte	CAS	Weight Analyte (mg)	Lot	Purity	Certified Concentration (ug/mL)
N-11000	Acenaphthene-d10	15067-26-2	1005.50	00027326	99.50	4001.9
N-11467	Chrysene-d12	1719-03-5	1012.20	00027327	98.80	4000.2
N-10217	1,4-Dichlorobenzene-d4	3855-82-1	1004.10	00027328	99.50	3996.3
N-12645	Naphthalene-d8	1146-65-2	1006.50	00025577	99.50	4005.9
N-12851	Perylene-d12	1520-96-3	1009.50	00027330	99.50	4017.8
N-12856	Phenanthrene-d10	1517-22-2	1021.10	00027331	99.00	4043.6

Analytical Test	Value
CONCENTRATION (GC/FID)	VERIFIED

Instructions for Use:
Shake mixture prior to use. If particles are present, sonicate for homogeneity. If sample is diluted to lower concentrations, Class A volumetric glassware must be used.
Minimum Sample Size- 0.2 uL for Direct Injection.
Chem Service Inc. guarantees the expanded uncertainty of the above analytes to be +/- 2.0% of the certified concentrations based on gravimetric preparation. The test results published in this report were obtained using equipment capable of producing results that are traceable to NIST and through NIST to the International System of Units (SI). The reported expanded uncertainty of measurement is stated as the combined standard uncertainty of measurement multiplied by the coverage factor k (k=2) such that the coverage probability corresponds to approximately 95%. For certified reference materials, homogeneity and thermal stability testing are available upon request.

Certified By:

Mary Beth O'Donnell

Mary Beth O'Donnell
CSM/TC

Chem Service is accredited to ISO 17034:2016, ISO/IEC 17025:2017 and certified to ISO 9001:2015

PJLA Reference Material Producer
PJLA Testing

COA Form
Revision 3 (3/2015)

660 Tower Lane • P.O. Box 599 • West Chester, PA 19381-0599
1-800-452-9994 • 1-610-692-3026 • Fax 1-610-692-8729
info@chemservice.com • www.chemservice.com

Gas

CERTIFICATE OF ANALYSIS

Data file:	C:\CHEM3		
Sample name:	M-PPCH8X		
Instrument:	GC 2	Sample type:	Sample
Injection date:	5/13/2020 8:56:25 AM	Location:	Vial 3
Acq. method:	M-PPHC8X12.M	Injection volume:	1.0uL
Column name:	HP-5		

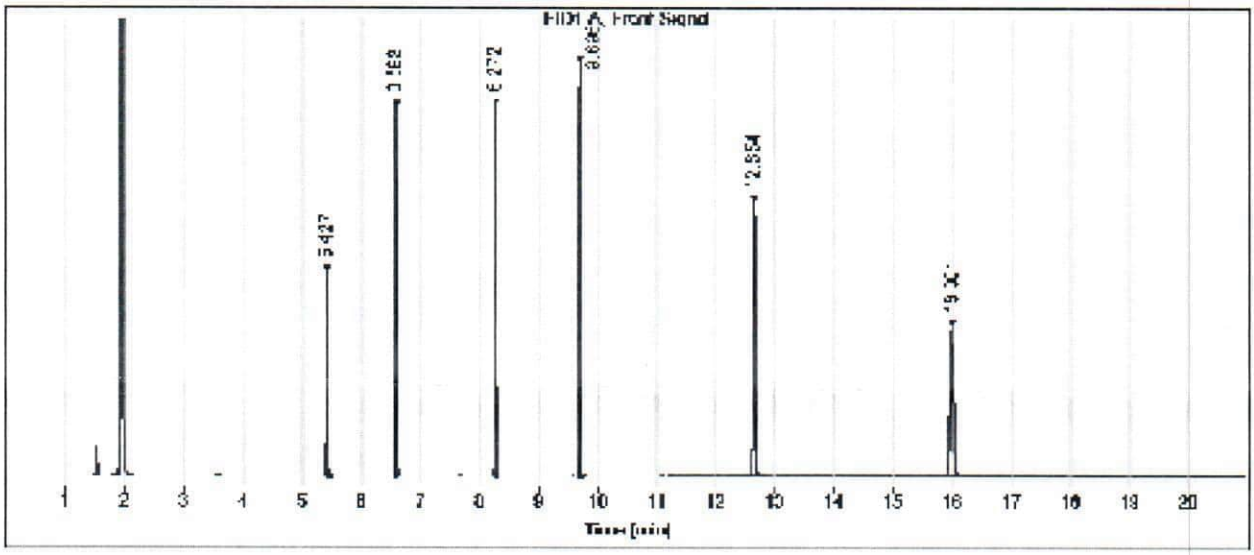

Signal: FID1 A, Front Signal

RT [min]	Type	Width [min]	Area	Height	Area%
5.427	BB	0.0181	1240.1130	1041.0874	8.36
6.593	BB	0.0189	2274.8877	1876.2654	15.33
8.272	BB	0.0196	2371.0022	1888.8049	15.98
9.696	BV	0.0197	2694.9399	2106.0442	18.16
12.654	BB	0.0330	2999.0918	1397.3110	20.21
16.001	BB	0.0562	3260.5679	751.0330	21.97
		Sum	14840.6025		

Chem Service is accredited to ISO 17034:2016, ISO/IEC 17025:2017 and certified to ISO 9001:2015
PJLA Reference Material Producer
PJLA Testing

RESTEK® CERTIFIED REFERENCE MATERIAL

110 Benner Circle
Bellefonte, PA 16823-8812
Tel: (800)356-1688
Fax: (814)353-1309

www.restek.com

Certificate of Analysis

ACCREDITED
ISO 17034 Accredited
Reference Material Producer
Certificate #3222.01

ilac-MRA

ACCREDITED
ISO/IEC 17025 Accredited
Testing Laboratory
Certificate #3222.02

FOR LABORATORY USE ONLY-READ SDS PRIOR TO USE.

This Reference Material is intended for Laboratory Use Only as a standard for the qualitative and/or quantitative determination of the analyte(s) listed.

Catalog No. : 31062 **Lot No.:** A0167670

Description : B/N Surrogate Mix (4/89 SOW)

Base Neutral Surrogate 4/89(SOW) 5000µg/mL, Methylene Chloride, 1mL/ampul

Container Size : 2 mL **Pkg Amt:** > 1 mL

Expiration Date : November 30, 2026 **Storage:** 10°C or colder

Handling: Sonicate prior to use. **Ship:** Ambient

CERTIFIED VALUES

Elution Order	Compound		Grav. Conc. (weight/volume)	Expanded Uncertainty (95% C.L.; K=2)	
1	Nitrobenzene-d5 **CAS #** 4165-60-0 **Purity** 99%	(Lot PR-29940B)	5,014.0 µg/mL	+/- 29.3583 µg/mL +/- 225.8621 µg/mL +/- 250.6163 µg/mL	Gravimetric Unstressed Stressed
2	2-Fluorobiphenyl **CAS #** 321-60-8 **Purity** 99%	(Lot 00019169)	5,019.6 µg/mL	+/- 29.3911 µg/mL +/- 226.1143 µg/mL +/- 250.8962 µg/mL	Gravimetric Unstressed Stressed
3	p-Terphenyl-d14 **CAS #** 1718-51-0 **Purity** 99%	(Lot PR-27278)	5,020.6 µg/mL	+/- 29.3967 µg/mL +/- 226.1576 µg/mL +/- 250.9442 µg/mL	Gravimetric Unstressed Stressed

Solvent: Methylene chloride
CAS # 75-09-2
Purity 99%

ID #: 13666
Opened:
B/N Surrogate Mix (4/89 SOW)
Expires: 11/30/2026
Rec'd: 3/19/2021
Energy Laboratories Inc 1120 So. 27th Street
Billings MT 59107

Tech Tips:
Due to the limited solubility of p-terphenyl-d14 in methanol, we do not recommend that this mixture be diluted in methanol.

Column:
30m x 0.25mm x 0.25µm
Rtx-5 (cat.#10223)

Carrier Gas:
hydrogen-constant pressure 10 psi.

Temp. Program:
75°C (hold 1 min.) to 330°C
@ 20°C/min. (hold 10 min.)

Inj. Temp:
250°C

Det. Temp:
330°C

Det. Type:
FID

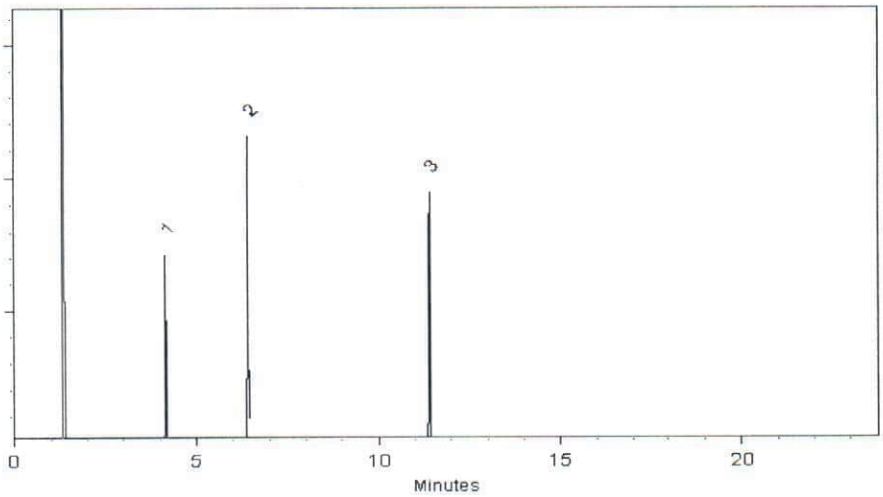

This chromatogram represents a general set of testing conditions chosen for product acceptance. For optimal results in your lab, conditions should be adjusted for your specific instrument, method, and application.

Katelyn McGinnl - Operations Tech I

Date Mixed: 30-Dec-2020 **Balance:** 1128353505

Alexis Shelow - Operations Tech I

Date Passed: 06-Jan-2021

Manufactured under Restek's ISO 9001:2015
Registered Quality System
Certificate #FM 80397

General Certified Reference Material Notes

Expiration Notes:

- Expiration date valid for unopened ampul stored in compliance with the recommended conditions.
- Uncertainty, concentration, and expiration of the CRM are based on the unopened product being stored according to the recommended condition found in the storage field.

Purity Notes:

- Purity and/or chemical identity are determined by one or more of the following techniques: GC/FID, HPLC, GC/µECD, GC/MS, LC/MS, RI, and/or melting point.
- Compounds with a listed purity of less than 99% have been weight corrected to compensate for impurities and/or salts. A correction factor is used to calculate the amount of compound necessary to achieve the desired concentration of the parent compound in solution.
- Purity of isomeric compounds is reported as the sum of the isomers.
- Purity values are rounded to the nearest whole number.

Certified Uncertainty Value Notes:

- The uncertainties are determined in accordance with ISO 17034 and Guide 35. The certified combined stressed uncertainty value (includes gravimetric uncertainty, homogeneity between-ampul uncertainty, storage stability uncertainty and shipping stability uncertainty and were combined using the following formula:

$$U_{combined\ stressed} = k\sqrt{U^2_{gravimetric} + U^2_{homogeneity} + U^2_{storage\ stability} + U^2_{shipping\ stability}}$$

  k is a coverage factor of 2, which gives a level of confidence of approximately 95%.
- It is important to note that the shipping stability uncertainty was obtained under temperature extremes for specific time intervals; therefore, the certified combined stressed uncertainty value should only be applied to the product if it was stored at non-standard temperature conditions up to and including 7 days. Contact Restek Technical Service at www.restek.com/Contact-Us for use recommendations if your shipment was in-transit for more than 7 days at non-standard temperature conditions.
- Apply the certified combined unstressed uncertainty value if the product was received under standard shipping conditions. Apply the certified combined stressed uncertainty value if the product was received under non-standard conditions as specified below.

Label Conditions	Standard Conditions	Non-Standard Conditions
25°C Nominal (Room Temperature)	< 60°C	≥ 60°C up to 7 days
10°C or colder (Refrigerate)	< 40°C	≥ 40°C up to 7 days
0°C or colder (Freezer) -20°C or colder (Deep Freezer)	< 25°C	≥ 25°C up to 7 days

- Separate (not combined) uncertainty values for gravimetric uncertainty are also displayed on the certificate, if needed, separate homogeneity between-ampul uncertainty, storage stability uncertainty and shipping stability uncertainty values are available by contacting Restek Technical Service at www.restek.com/Contact-Us.
- The packaged amount is the minimum sample size for which uncertainty is valid. The ampules are over-filled to ensure that the minimum packaged amount can be sufficiently transferred.

Manufacturing Notes:

- Concentration is based upon gravimetric preparation using either a balance whose calibration has been verified daily using NIST traceable weights, and/or dilutions with Class A glassware.

Handling Notes:

- Stability of the unopened product, when stored in compliance with the recommended conditions, is guaranteed through the expiration displayed on the product label and certificate. Contact Restek for additional opened product stability information, with the knowledge/understanding that open product stability is subject to the specific handling and environmental conditions to which the product is exposed. For your convenience Restek supplies deactivated vials with most standards packed in 2mL ampules. Larger volume deactivated vials are available through Restek as a custom ordered item. Additionally, Restek sells DMDCS for the purpose of glassware deactivation as catalog number 31861, which includes complete instructions.

Supelco®

www.sigmaaldrich.com

Certificate of Analysis - Certified Reference Material

EPA TCL Hazardous Substances Mix (12 cmpds)

Product no.: 47990-U
Lot no.: LRAC9004
Expiry Date: February 2024
Manufacturing Date: February 2021
Storage: Refrigerate
Solvent/Matrix: Dichloromethane
Certificate version: LRAC9004.01 *(Note: Certificates may be updated due to the availability of new data. Check our website at: www.sigma-aldrich.com for the most current version.)*

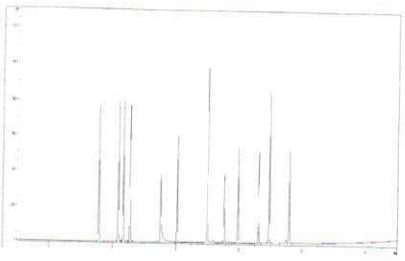

Certified Values:

Analyte	*Certified Value*	*Units*	*Raw Material Purity,%*	*Elution order*	*Raw Material Lot*
ANILINE CAS# 62-53-3	2022 ± 25	µg/mL	99.9	01	LA41596
BENZYL ALCOHOL CAS# 100-51-6	2022 ± 15	µg/mL	99.7	02	LB99705
2-METHYLPHENOL CAS# 95-48-7	2022 ± 14	µg/mL	99.9	03	LB91878
4-METHYLPHENOL CAS# 106-44-5	2022 ± 17	µg/mL	99.9	04	LB32518
BENZOIC ACID CAS# 65-85-0	2021 ± 27	µg/mL	98.8	05	442-137B
4-CHLOROANILINE CAS# 106-47-8	2022 ± 32	µg/mL	100.0	06	MKBZ6909V
2,4,5-TRICHLOROPHENOL CAS# 95-95-4	2022 ± 18	µg/mL	99.9	07	JS00008
2-METHYLNAPHTHALENE CAS# 91-57-6	2021 ± 11	µg/mL	98.2	08	LB97828
2-NITROANILINE CAS# 88-74-4	2022 ± 12	µg/mL	99.9	09	07411KN
3-NITROANILINE CAS# 99-09-2	2022 ± 15	µg/mL	99.9	10	LC09264
DIBENZOFURAN CAS# 132-64-9	2021 ± 10	µg/mL	98.8	11	LB78814
4-NITROANILINE CAS# 100-01-6	2022 ± 23	µg/mL	99.9	12	15609AA

ID #: 13691
Opened:
EPA TCL Hazardous Substances Mix (12 cmp
Expires: 2/28/2024
Rec'd: 3/26/2021
Energy Laboratories Inc 1120 So. 27th Street
Billings MT 59107

Sigma-Aldrich RTC, 2931 Soldier Springs Rd. Laramie, WY 82070, USA;
Tel. 1 307-742-5452; Fax 1 307-855-831-9211; www.sigmaaldrich.com
Sigma-Aldrich RTC is a subsidiary of Merck KGaA, Darmstadt, Germany.

Informational Values:

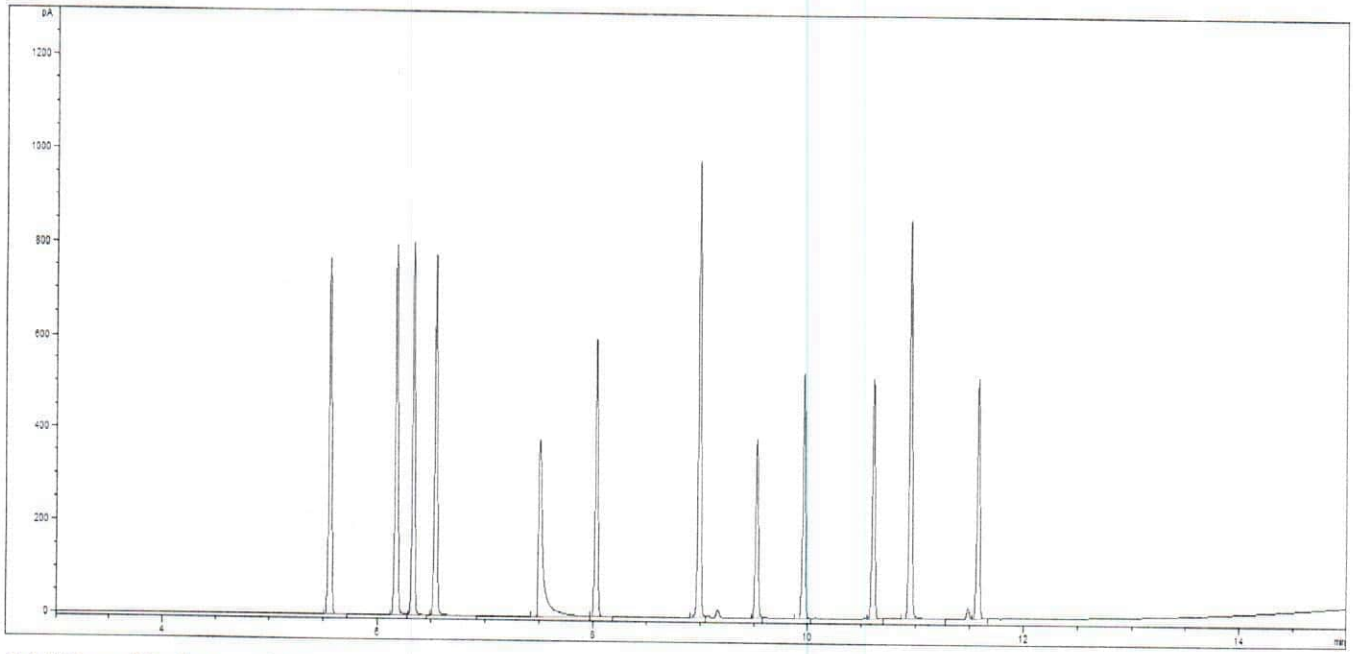

Additional Information:

Analytical Method Parameters:
Column: SPB-5, 30 m × 0.53 mm I.D., 1.5 µm film thickness (Column #214)
Carrier Gas: H2, Flow: 4.5 mL/min
Inlet Temperature: 240 °C, Injection Volume: 1 µL
Injection Mode: Split, Split Ratio: 25:1
Temperature Program: 80 °C (Hold 2 min) @ 15 °C/min to 280 °C (Hold 2 min)
Detector: FID
Detector Temperature: 310 °C

Metrological traceability:	Traceable to the SI and higher order standards from NIST through an unbroken chain of comparisons. The balance used to weigh raw materials is accurate to +/-0.0001 g and calibrated regularly using mass standards traceable to NIST. All dilutions were performed gravimetrically. Additionally, individual analytes are traceable to NIST SRMs where available and specified above.
Measurement method:	Where applicable, the assigned value is based on a purity determination by mass balance and gravimetrically prepared value.
Intended use:	Intended for R&D and Analytical Use only. Not for drug, household or other uses.
Minimum sample size:	1 µL
Packaging:	1 ML IN AMBER AMPULE
Instructions for handling and correct use:	Use on the as is basis. The internal pressure of the container may be slightly different from the atmospheric pressure at the user`s location. Open slowly and carefully to avoid dispersion of the material.
Health and safety information:	All chemical reference materials should be considered potentially hazardous and should be used only by qualified laboratory personnel. Please refer to the Safety Data Sheet for detailed information about the nature of any hazard and appropriate precautions to be taken.
Accreditation:	Sigma-Aldrich RTC is accredited by the US accreditation authority ANAB as a registered reference material producer AR-1470 in accordance with ISO 17034.
Certificate issue date:	26-Feb-2021

ANAB ACCREDITED ISO 17034 REFERENCE MATERIAL PRODUCER

Andy Ommen - QC Manager

Mark Pooler - QA Supervisor

Details on metrological traceability:

This standard has been gravimetrically prepared using balances that have been fully qualified and calibrated to ISO 17025 requirements. All calibrations utilize NIST traceable weights which are calibrated externally by a qualified ISO 17025 accredited calibration laboratory to NIST standards. Qualification of each balance includes the assignment of a minimum weighing by a qualified and ISO 17025 accredited calibration vendor taking into consideration the balance and installed environmental conditions to ensure compliance with USP tolerances of NMT 0.10% relative error. Fill volume to predetermined specifications is gravimetrically verified throughout the dispensing process using qualified and calibrated balances. Further traceability to a corresponding Primary Standard may be achieved through a direct comparison assay. Where a Primary Standard is available, the assay value will be included in the specified section of the COA.

Details on metrological traceability:

Ucrm - Uncertainty values in this document are expressed as Expanded Uncertainty (Ucrm) corresponding to the 95% confidence interval. Ucrm is derived from the combined standard uncertainty multiplied by the coverage factor k, which is obtained from a *t*-distribution and degrees of freedom. The components of combined standard uncertainty include the uncertainties due to characterization, homogeneity, long term stability, and short term stability (transport). The components due to stability are generally considered to be negligible unless otherwise indicated by stability studies. The mathematical

$$u_{CRM} = \sqrt{u_{char}^2 + u_{homogeneity}^2 + u_{stability}^2}$$

Homogeneity assessment:

Homogeneity was assessed in accordance with ISO Guide 35. Completed units were sampled using a random stratified sampling protocol. The results of chemical analysis were then compared by Single Factor Analysis of Variance (ANOVA). The uncertainty due to homogeneity was derived from the ANOVA. Heterogeneity was not detected under the conditions of the ANOVA.

Stability assessment:

Significance of the stability assessment will be demonstrated if the analytical result of the study and the range of values represented by the Expanded Uncertainty do not overlap the result of the original assay and the range of its values represented by the Expanded Uncertainty. The method employed will usually be the same method used to characterize the assay value in the initial

Certificate of analysis revision history:

Certificate version	Date	Reason for version
LRAC9004.01	26-Feb-2021	Original Release Date

Disclaimer: The purchaser is required to determine the suitability of this product for any particular application. Sigma-Aldrich RTC makes no warranty of any kind, express or implied, other than its products meet all quality control standards set by Sigma-Aldrich RTC. We do not guarantee that the product can be used for any particular application.

The vibrant M, Supelco, TraceCERT and Sigma-Aldrich are trademarks of Merck KGaA, Darmstadt, Germany or its affiliates. All other trademarks are the property of their respective owners. Detailed information on trademarks is available via publicly accessible resources. © 2018 Merck KGaA, Darmstadt, Germany and/or its affiliates. All Rights Reserved.

The life science business of Merck KGaA, Darmstadt, Germany operates as MilliporeSigma in the US and Canada.

Agilent

ID #: 13854
Opened:
Benzidines Standard
Expires: 4/30/2023
Rec'd: 5/14/2021
Energy Laboratories Inc 1120 So. 27th Street
Billings MT 59107

Certificate of Analysis

Product Name: Benzidines Standard

Product Number: US-290-1

Lot Number: 0006592783

Lot Issue Date: 03-Mar-2021

Expiration Date: 30-Apr-2023

Description:

This analytical reference material (RM) was manufactured and verified in accordance with an ISO 9001 registered quality system and analyte concentrations were verified by an ISO 17025 accredited laboratory. The concentration and uncertainty value at the 95% confidence level for each analyte, determined gravimetrically, is listed below.

Analyte	CAS#	Analyte Lot	Concentration ± Uncertainty
benzidine	000092-87-5	RM10200	2004 ± 10 µg/mL
3,3'-dichlorobenzidine	000091-94-1	RM12559	2001 ± 10 µg/mL

Matrix: methylene chloride (dichloromethane)

Storage Conditions: Store at Room Temperature (15° to 30°C).

Traceability:

The balances used for these measurements are calibrated with weights traceable to NIST in compliance with ANSI/NCSL Z540.3, ISO 9001, ISO 17025, and ISO 17034. Calibrated Class A glassware is used for volumetric measurements. Thermometers are calibrated against a NIST traceable thermometer in accordance with NIST Special Publication 1088.

Homogeneity:

This RM was unitized according to an in-house procedure and is guaranteed to be homogeneous. There is no minimum sub-sample size required.

Intended Use:

This RM is intended for the preparation of working reference samples for use in routine laboratory analyses, calibration of instruments, validation of analytical methods, assessments of measurement methods, and continuing calibration verification.

Instructions for Use:

Sample aliquots for analysis should be withdrawn at 20°C to 25°C immediately after opening the container and should be processed without delay for the certified values to be valid within the stated uncertainties.

Hazards:

Refer to the Safety Data Sheet on www.agilent.com for information regarding this RM.

Expiration of Certification:

The certification of this RM is valid until the expiration date specified above, provided the RM is handled and stored in accordance with the instructions given in this certificate. This certification is nullified if the RM is damaged, contaminated, or otherwise modified.

Maintenance of Certification:

If substantive changes are noted that affect the certification before the expiration of this certificate, Agilent will notify the purchaser.

Sample lot approver:

Monica Bourgeois
QMS Representative

ANAB ACCREDITED ISO17034 REFERENCE MATERIAL PRODUCER

ISO 17034 Cert No. AR-1936

RM was produced in accordance with the LRQA registered ISO 9001:2015 Quality Management System. Cert # 10303760

Page: 1 of 1

www.agilent.com/quality/
CSD-QA-015.1

ANAB ACCREDITED ISO/IEC 17025 TESTING LABORATORY

ISO 17025 Cert No. AT-1937

250 Smith Street North Kingstown, Rhode Island 02852 www.agilent.com/quality

Absolute Standards, Inc.
800-368-1131
www.absolutestandards.com

Certified Reference Material CRM

ANAB ISO 17034 Accredited
AR-1539 Certificate Number
https://Absolutestandards.com

CERTIFIED WEIGHT REPORT

Part Number: 92180
Lot Number: 020221
Description: CLP Semi-Volatile Calibration Standard
64 components
Expiration Date: 020226
Recommended Storage: Freezer (0 °C)
Nominal Concentration (µg/mL): 1000
NIST Test ID#: 23060

Solvent:	Lot#
Methylene chloride	104929

Formulated By:	El Alaga	020221 DATE
Reviewed By:	Pedro L. Rentas	020221 DATE

Weight(s) shown below were combined and diluted to (mL): 100.0 — 5E-05 Balance Uncertainty, 0.03 Flask Uncertainty

	Compound	(Stock) Part Number	Lot Number	Dil. Factor	Initial Vol. (mL)	Initial Conc. (µg/mL)	Nominal Conc. (µg/mL)	Purity (%)	Uncertainty Purity (%)	Uncertainty Pipette (mL)	Target Weight (g)	Actual Weight (g)	Actual Conc. (µg/mL)	Expanded Uncertainty (+/-) µg/mL	SDS Information (Solvent Safety Info. On Attached pg.) CASF	OSHA PEL (TWA)	LD50
1.	2,2'-Oxybis(1-chloropropane)	(D078)	012016AR	NA	NA	NA	1000	98.9	0.2	NA	0.10112	0.10135	1002.5	4.2	108-60-1	N/A	ori-rat 240mg/kg
2.	Hexachlorobenzene	(D195)	051697	NA	NA	NA	1000	99	0.2	NA	0.10102	0.10121	1001.9	4.2	118-74-1	N/A	ori-rat 10g/kg
3.	bis(2-Chloroethoxy) methane	10111	011214	0.05	5.00	20018.4	1000	NA	NA	0.017	NA	NA	1000.8	8.0	111-91-1	N/A	N/A
4.	bis(2-Chloroethyl) ether	10111	011214	0.05	5.00	20012.4	1000	NA	NA	0.017	NA	NA	1000.5	8.0	111-44-4	15 ppm (90mg/m3/8H)(skin)	ori-rat 75mg/kg
5.	bis(2-Ethylhexyl) phthalate	10111	011214	0.05	5.00	20014.3	1000	NA	NA	0.017	NA	NA	1000.6	8.0	117-81-7	5mg/m3/8H	ori-rat 30600mg/kg
6.	4-Bromophenyl phenyl ether	10111	011214	0.05	5.00	20008.8	1000	NA	NA	0.017	NA	NA	1000.5	8.0	101-55-3	N/A	N/A
7.	Benzyl butyl phthalate	10111	011214	0.05	5.00	20011.5	1000	NA	NA	0.017	NA	NA	1000.5	8.0	85-68-7	N/A	ori-rat 2330mg/kg
8.	4-Chlorophenyl phenyl ether	10111	011214	0.05	5.00	20009.5	1000	NA	NA	0.017	NA	NA	1000.4	8.0	7005-72-3	N/A	N/A
9.	Diethyl phthalate	10111	011214	0.05	5.00	20013.6	1000	NA	NA	0.017	NA	NA	1000.6	8.0	84-66-2	5mg/m3/8H	ori-rat 8600mg/kg
10.	Dimethyl phthalate	10111	011214	0.05	5.00	20015.7	1000	NA	NA	0.017	NA	NA	1000.7	8.0	131-11-3	5mg/m3/8H	ori-rat 6800mg/kg
11.	Di-n-butyl phthalate	10111	011214	0.05	5.00	20011.6	1000	NA	NA	0.017	NA	NA	1000.5	8.0	84-74-2	5mg/m3/8H	ori-rat 8000mg/kg
12.	Di-n-octyl phthalate	10111	011214	0.05	5.00	20012.2	1000	NA	NA	0.017	NA	NA	1000.5	8.0	117-84-0	N/A	ori-rat 47000mg/kg
13.	N-Nitrosodi-methylamine	10111	011214	0.05	5.00	20010.0	1000	NA	NA	0.017	NA	NA	1000.4	8.0	62-75-9	N/A	ori-rat 58mg/kg
14.	N-Nitrosodi-n-propylamine	10111	011214	0.05	5.00	20010.5	1000	NA	NA	0.017	NA	NA	1000.4	8.0	621-64-7	N/A	ori-rat 480mg/kg
15.	1,2-Diphenylhydrazine (as Azobenzene)	10112	042820	0.05	5.00	20003.9	1000	NA	NA	0.017	NA	NA	1000.1	8.1	103-33-3	N/A	ori-rat 1000mg/kg
16.	2-Chloronaphthalene	10112	042820	0.05	5.00	20002.5	1000	NA	NA	0.017	NA	NA	1000.0	8.0	91-58-7	N/A	ori-rat 2378mg/kg
17.	1,2-Dichlorobenzene	10112	042820	0.05	5.00	20005.4	1000	NA	NA	0.017	NA	NA	1000.2	8.0	95-50-1	50 ppm (300mg/m3) (CL)	ori-rat 500mg/kg
18.	1,3-Dichlorobenzene	10112	042820	0.05	5.00	20003.7	1000	NA	NA	0.017	NA	NA	1000.1	8.0	541-73-1	N/A	ipr-mus 1062mg/kg
19.	1,4-Dichlorobenzene	10112	042820	0.05	5.00	20005.4	1000	NA	NA	0.017	NA	NA	1000.2	8.0	106-46-7	75 ppm (450mg/m3/8H)	ori-rat 500mg/kg
20.	2,4-Dinitrotoluene	10112	042820	0.05	5.00	20003.3	1000	NA	NA	0.017	NA	NA	1000.1	8.1	121-14-2	1.5mg/m3/8H (skin)	ori-rat 268mg/kg
21.	2,6-Dinitrotoluene	10112	042820	0.05	5.00	20002.4	1000	NA	NA	0.017	NA	NA	1000.0	8.0	606-20-2	1.5mg/m3/8H (skin)	ori-rat 177mg/kg
22.	Hexachloro-1,3-butadiene	10112	042820	0.05	5.00	20009.4	1000	NA	NA	0.017	NA	NA	1000.4	12.4	87-68-3	0.02 ppm (0.24mg/m3/8H)	ori-rat 82mg/kg
23.	Hexachlorocyclopentadiene	10112	042820	0.05	5.00	20001.8	1000	NA	NA	0.017	NA	NA	1000.0	8.0	77-47-4	0.01 ppm (0.1mg/m3/8H)	ori-rat 1300mg/kg
24.	Hexachloroethane	10112	042820	0.05	5.00	20002.4	1000	NA	NA	0.017	NA	NA	1000.0	8.0	67-72-1	1 ppm (10mg/m3/8H)(skin)	ori-gpig 4970mg/kg
25.	Isophorone	10112	042820	0.05	5.00	20003.8	1000	NA	NA	0.017	NA	NA	1000.1	8.1	78-59-1	25 ppm	ori-rat 2330mg/kg
26.	Nitrobenzene	10112	042820	0.05	5.00	20004.9	1000	NA	NA	0.017	NA	NA	1000.1	8.0	98-95-3	1 ppm (5mg/m3/8H)(skin)	ori-rat 780mg/kg
27.	1,2,4-Trichlorobenzene	10112	042820	0.05	5.00	20002.0	1000	NA	NA	0.017	NA	NA	1000.0	8.0	120-82-1	5 ppm (CL) (40mg/m3)	ori-rat 756mg/kg
28.	o-Cresol (2-Methylphenol)	10114	081919	0.05	5.00	20010.2	1000	NA	NA	0.017	NA	NA	1000.4	8.0	95-48-7	5 ppm (22mg/m3/8H)(skin)	ori-rat 121mg/kg
29.	p-Cresol (4-Methylphenol)	10114	081919	0.05	5.00	20001.2	1000	NA	NA	0.017	NA	NA	1000.0	8.0	106-44-5	5 ppm (22mg/m3/8H)(skin)	ori-rat 207mg/kg
30.	2,4,5-Trichlorophenol	10114	081919	0.05	5.00	20023.2	1000	NA	NA	0.017	NA	NA	1001.1	8.0	95-95-4	N/A	ori-rat 820mg/kg
31.	4-Chloroaniline	10115	060512	0.05	5.00	20009.6	1000	NA	NA	0.017	NA	NA	1000.4	8.0	106-47-8	N/A	ori-rat 310mg/kg
32.	Dibenzofuran	10115	060512	0.05	5.00	20020.2	1000	NA	NA	0.017	NA	NA	1000.9	8.0	132-64-9	N/A	N/A
33.	2-Methylnaphthalene	10115	060512	0.05	5.00	20012.9	1000	NA	NA	0.017	NA	NA	1000.5	8.1	91-57-6	N/A	ori-rat 1600mg/kg
34.	2-Nitroaniline	10115	060512	0.05	5.00	20011.8	1000	NA	NA	0.017	NA	NA	1000.5	8.0	88-74-4	N/A	ori-rat 1600mg/kg
35.	3-Nitroaniline	10115	060512	0.05	5.00	20018.6	1000	NA	NA	0.017	NA	NA	1000.8	8.0	99-09-2	N/A	ori-rat 535mg/kg
36.	4-Nitroaniline	10115	060512	0.05	5.00	20014.9	1000	NA	NA	0.017	NA	NA	1000.8	8.0	100-01-6	1 ppm (6mg/m3/8H)(skin)	ori-rat 750mg/kg
37.	4-Chloro-3-methylphenol	10118	072120	0.05	5.00	20003.9	1000	NA	NA	0.017	NA	NA	1000.1	8.0	59-50-7	N/A	ori-rat 1830mg/kg
38.	2-Chlorophenol	10118	072120	0.05	5.00	20002.9	1000	NA	NA	0.017	NA	NA	1000.0	8.0	95-57-8	N/A	ori-rat 670mg/kg
39.	2,4-Dichlorophenol	10118	072120	0.05	5.00	20002.1	1000	NA	NA	0.017	NA	NA	1000.1	8.0	120-83-2	N/A	ori-rat 580mg/kg
40.	2,4-Dimethylphenol	10118	072120	0.05	5.00	20003.3	1000	NA	NA	0.017	NA	NA	1000.1	8.1	105-67-9	N/A	ori-rat 3200mg/kg
41.	2,4-Dinitrophenol	10118	072120	0.05	5.00	20001.8	1000	NA	NA	0.017	NA	NA	1000.0	8.0	51-28-5	N/A	ori-rat 30mg/kg
42.	4,6-Dinitro-2-methylphenol	10118	072120	0.05	5.00	20002.5	1000	NA	NA	0.017	NA	NA	1000.0	8.0	534-52-1	N/A	N/A
43.	2-Nitrophenol	10118	072120	0.05	5.00	20003.7	1000	NA	NA	0.017	NA	NA	1000.1	8.0	88-75-5	N/A	ori-rat 334mg/kg
44.	4-Nitrophenol	10118	072120	0.05	5.00	20002.0	1000	NA	NA	0.017	NA	NA	1000.0	8.0	100-02-7	N/A	ori-rat 250mg/kg
45.	Pentachlorophenol	10118	072120	0.05	5.00	20002.8	1000	NA	NA	0.017	NA	NA	1000.0	8.0	87-86-5	0.5mg/m3/8H (skin)	ori-rat 27mg/kg
46.	Phenol	10118	072120	0.05	5.00	20003.9	1000	NA	NA	0.017	NA	NA	1000.1	8.0	108-95-2	5 ppm (19mg/m3/8H)(skin)	ori-rat 317mg/kg
47.	2,4,6-Trichlorophenol	10118	072120	0.05	5.00	20004.2	1000	NA	NA	0.017	NA	NA	1000.1	8.0	88-06-2	N/A	ori-rat 820mg/kg
48.	Acenaphthene	10007	042420	0.50	50.00	2001.2	1000	NA	NA	0.018	NA	NA	1000.5	4.1	83-32-9	N/A	ipr-rat 600mg/kg
49.	Acenaphthylene	10007	042420	0.50	50.00	2000.2	1000	NA	NA	0.018	NA	NA	1000.0	4.2	208-96-8	N/A	N/A
50.	Anthracene	10007	042420	0.50	50.00	2000.3	1000	NA	NA	0.018	NA	NA	1000.1	4.1	120-12-7	0.2mg/m3 (8H)	ipr-mus 430mg/kg
51.	Benzo(a)anthracene	10007	042420	0.50	50.00	2001.3	1000	NA	NA	0.018	NA	NA	1000.6	4.2	56-55-3	N/A	N/A
52.	Benzo(a)pyrene	10007	042420	0.50	50.00	2000.0	1000	NA	NA	0.018	NA	NA	999.9	4.1	50-32-8	0.2mg/m3 (8H)	scu-rat 50mg/kg
53.	Benzo(b)fluoranthene	10007	042420	0.50	50.00	2000.9	1000	NA	NA	0.018	NA	NA	1000.4	4.1	205-99-2	N/A	N/A
54.	Benzo(k)fluoranthene	10007	042420	0.50	50.00	2001.2	1000	NA	NA	0.018	NA	NA	1000.5	4.1	207-08-9	N/A	N/A
55.	Benzo[g,h,i]perylene	10007	042420	0.50	50.00	2000.0	1000	NA	NA	0.018	NA	NA	999.9	4.1	191-24-2	N/A	N/A
56.	Carbazole	10007	042420	0.50	50.00	2000.3	1000	NA	NA	0.018	NA	NA	1000.0	4.2	86-74-8	N/A	ipr-mus 200mg/kg
57.	Chrysene	10007	042420	0.50	50.00	2000.8	1000	NA	NA	0.018	NA	NA	1000.3	4.2	218-01-9	0.2mg/m3	N/A
58.	Dibenzo(a,h)anthracene	10007	042420	0.50	50.00	2000.8	1000	NA	NA	0.018	NA	NA	1000.3	4.2	53-70-3	0.2mg/m3	N/A
59.	Fluoranthene	10007	042420	0.50	50.00	2000.3	1000	NA	NA	0.018	NA	NA	1000.1	4.2	206-44-0	N/A	ori-rat 2000mg/kg
60.	Fluorene	10007	042420	0.50	50.00	2000.9	1000	NA	NA	0.018	NA	NA	1000.3	4.2	86-73-7	N/A	ipr-mus 2 g/kg
61.	Indeno(1,2,3-cd)pyrene	10007	042420	0.50	50.00	2000.1	1000	NA	NA	0.018	NA	NA	1000.0	4.1	193-39-5	N/A	N/A
62.	Naphthalene	10007	042420	0.50	50.00	2000.9	1000	NA	NA	0.018	NA	NA	1000.4	4.1	91-20-3	10 ppm (50mg/m3/8H)	ori-rat 490mg/kg
63.	Phenanthrene	10007	042420	0.50	50.00	2000.9	1000	NA	NA	0.018	NA	NA	1000.4	4.1	85-01-8	0.2mg/m3/8H	ori-mus 700mg/kg
64.	Pyrene	10007	042420	0.50	50.00	2001.0	1000	NA	NA	0.018	NA	NA	1000.4	4.2	129-00-0	0.2mg/m3/8H	ori-rat 2700mg/kg

- The certified value is the concentration calculated from gravimetric and volumetric measurements (unless otherwise stated).
- Standards are prepared gravimetrically using balances that are calibrated with weights traceable to NIST (see above).
- Standards are certified +/- 0.2% of the stated value, unless otherwise stated.
- All Standards, after opening ampuls, should be stored with caps tight and under appropriate laboratory conditions.
- Uncertainty References: Taylor, B.N. and Kuyatt, C.E., "Guidelines for Evaluating and Expressing the Uncertainty of NIST Measurement Results," NIST Technical Note 1297, U.S. Government Printing Office, Washington, DC, (1994).

ID #: 14074
Opened:
CLP Semivolatile Calibration Standard
Expires: 2/2/2026
Rec'd: 7/16/2021
Energy Laboratories Inc 1120 So. 27th Street
Billings MT 59107

Absolute Standards, Inc.
800-368-1131
www.absolutestandards.com

Certified Reference Material CRM

ANAB ISO 17034 Accredited
AR-1539 Certificate Number
https://Absolutestandards.com

Method GC8MSD-2.M: Column:SBB-5 (30m X 0.25mm ID X 0.25µm film thickness) Temp 1 = 50°C (1min.), Temp 2 = 300°C (14 min.), Rate = 10°C/min., Injector B= 250°C, Detector B = 290°C, Split Ratio = 100:1, Scan Rate = 2. Analysis performed by Melissa Stonier.

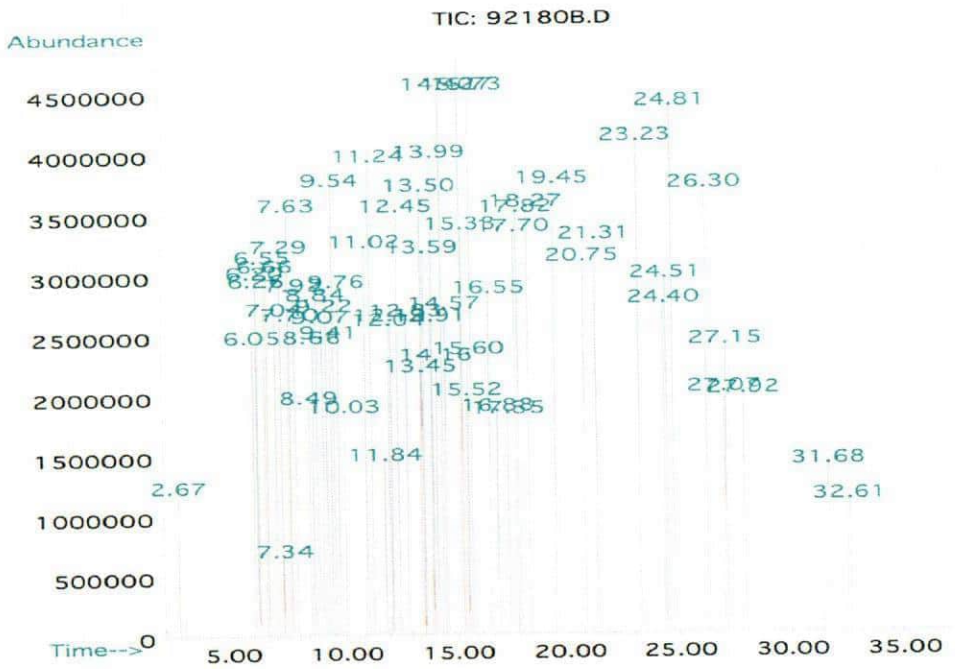

Peak No	Name	MSD RT (min.)
1	N-nitrosodimethylamine	2.67
2	Phenol	6.05
3	bis(2-Chloroethyl)ether	6.20
4	2-Chlorophenol	6.26
5	1,3-Dichlorobenzene	6.55
6	1,4-Dichlorobenzene	6.63
7	1,2-Dichlorobenzene	7.04
8	o-Cresol (2-methylphenol)	7.29
9	bis(2-Chloroisopropyl)ether	7.34
10	p-Cresol (4-methylphenol)/N-nitroso-di-propylamine	7.63
11	Hexachloroethane	7.70
12	Nitrobenzene	7.92
13	Isophorone	8.49
14	2-Nitrophenol	8.66
15	2,4-Dimethylphenol	8.84
16	bis(2-Chloroethoxy)methane	9.07
17	2,4-Dichlorophenol	9.22
18	1,2,4-Trichlorobenzene	9.41
19	Naphthalene	9.54
20	4-Chloroaniline	9.76
21	Hexachloro-1,3-butadiene	10.03
22	4-Chloro-3-methylphenol	11.02
23	2-Methylnaphthalene	11.24
24	Hexachlorocyclopentadiene	11.84
25	2,4,6-Trichlorophenol	12.04
26	2,4,5-Trichlorophenol	12.13
27	2-Chloronaphthalene	12.45
28	2-Nitroaniline	12.84
29	Dimethyl phthalate	13.45
30	Acenaphthylene	13.50
31	2,6-Dinitrotoluene	13.59
32	3-Nitroaniline	13.91
33	Acenaphthene	13.99
34	2,4-Dinitrophenol	14.16
35	Dibenzofuran/4-Nitrophenol	14.40
36	2,4-Dinitrotoluene	14.57
37	Diethyl phthalate/Fluorene	15.27
38	4-Chlorophenyl phenyl ether	15.33
39	4-Nitroaniline	15.52
40	4,6-Dinitro-2-methylphenol	15.60
41	Azobenzene	15.73
42	4-Bromophenyl phenyl ether	16.56
43	Hexachlorobenzene	16.89
44	Pentachlorophenol	13.35
45	Phenanthrene	17.70
46	Anthracene	17.82
47	Carbazole	18.27
48	Di-n-butyl phthalate	19.45
49	Fluoranthene	20.75
50	Pyrene	21.31
51	Benzyl butyl phthalate	23.23
52	Benzo(a)anthracene	24.40
53	Chrysene	24.51
54	bis(2-Ehtylhexyl)phthalate	24.82
55	Di-n-octyl phthalate	26.30
56	Benzo(b)fluoranthene	27.07
57	Benzo(k)fluoranthene	27.15
58	Benzo(a)pyrene	27.92
59	Indeno(1,2,3-cd)pyrene/Dibenzo(a,h)anthracene	31.68
60	Benzo(g,h,i)perylene	32.61

Run 19, "P92180 L020221 [1000µg/mL in MeCl2]"

Run Length: 40.00 min, 23999 points at 10 points/second.
Created: Sat, Feb 6, 2021 at 4:44:57 AM.
Sampled: Sequence "020521-GC4M2", Method "GC4-M2".
Analyzed using Method "GC4-M2".

Comments

GC4-M2 Analysis by Melissa Stonier
Column ID SPB-5 L#50062-01A 30 meter x 0.53mm x 1.5um Film Thickness.
Flow rates; Total Flow = 300 ml/min, Helium (carrier) = 6.5 mL, Helium (make-up) = 25 mL.
Hydrogen (detector) = 30 mL, Air (detector) =360 mLOven Temp 1 = 50°C (1 min).
Rate = 10°C/min, Oven Temp 2 = 300°C (14 min), Total Run Time = 40 Minutes. Injector Temp = 250°C.
FID Temp = 300°C, FID Signal = eDaq Channel 1.
Gas Chromatograph = HP 5890, Auto Sampler = HP 7673, Standard injection = 0.5 uL, Range =3

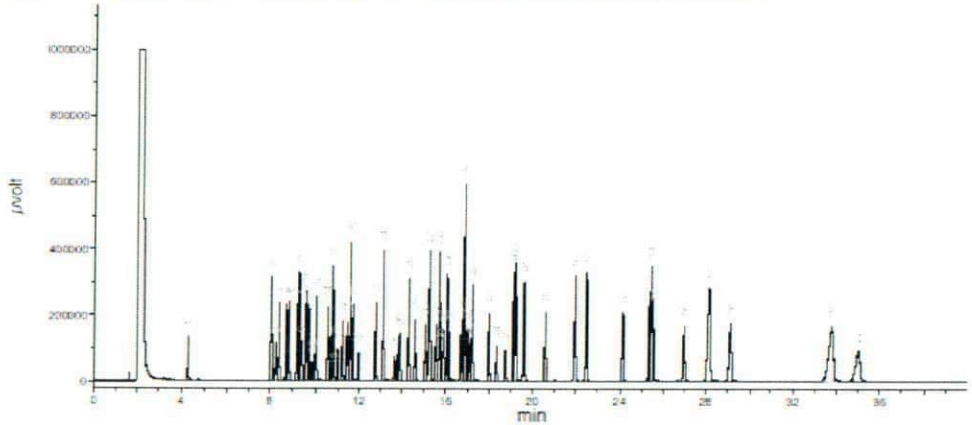

Peak No	Name	FID RT (min.)
1	N-nitrosodimethylamine	4.30
2	Phenol	8.05
3	bis(2-Chloroethyl)ether	8.25
4	2-Chlorophenol	8.40
5	1,3-Dichlorobenzene	8.71
6	1,4-Dichlorobenzene	8.80
7	1,2-Dichlorobenzene	9.19
8	o-Cresol (2-methylphenol)	9.27
9	bis(2-Chloroisopropyl)ether	9.38
10	p-Cresol (4-methylphenol)/N-nitrosodi-n-propylamine	9.55
11	Hexachloroethane	9.70
12	Nitrobenzene	9.85
13	Isophorone	10.02
14	2-Nitrophenol	10.53
15	2,4-Dimethylphenol	10.74
16	bis(2-Chloroethoxy)methane	10.81
17	2,4-Dichlorophenol	10.97
18	1,2,4-Trichlorobenzene	11.21
19	Naphthalene	11.43
20	4-Chloroaniline	11.57
21	Hexachloro-1,3-butadiene	11.70
22	4-Chloro-3-methylphenol	11.96
23	2-Methylnaphthalene	12.77
24	Hexachlorocyclopentadiene	13.14
25	2,4,6-Trichlorophenol	13.65
26	2,4,5-Trichlorophenol	13.83
27	2-Chloronaphthalene	13.91
28	2-Nitroaniline	14.26
29	Dimethyl phthalate	14.56
30	Acenaphthylene	15.05
31	2,6-Dinitrotoluene	15.25
32	3-Nitroaniline	15.54
33	Acenaphthene	15.69
34	2,4-Dinitrophenol	15.77
35	Dibenzofuran/4-Nitrophenol	15.89
36	2,4-Dinitroltoluene	16.06
37	Diethyl phthalate/Fluorene	16.14
38	4-Chlorophenyl phenyl ether	16.72
39	4-Nitroaniline	16.87
40	4,6-Dinitro-2-methylphenol	17.00
41	Azobenzene	17.09
42	4-Bromophenyl phenyl ether	17.23
43	Hexachlorobenzene	18.00
44	Pentachlorophenol	18.36
45	Phenanthrene	18.76
46	Anthracene	19.13
47	Carbazole	19.24
48	Di-n-butyl phthalate	19.61
49	Fluoranthene	20.55
50	Pyrene	21.96
51	Benzyl butyl phthalate	22.49
52	Benzo(a)anthracene	24.11
53	Chrysene	25.34
54	bis(2-Ehtylhexyl)phthalate	25.45
55	Di-n-octyl phthalate	25.52
56	Benzo(b)fluoranthene	26.98
57	Benzo(k)fluoranthene	28.16
58	Benzo(a)pyrene	29.10
59	Indeno(1,2,3-cd)pyrene/Dibenzo(a,h)anthracene	33.79
60	Benzo(g,h,i)perylene	35.02

125 Market Street
New Haven, CT 06513
USA

AccuStandard®

Tel (203)786-5290
Fax (203)786-5287
www.AccuStandard.com

CERTIFICATE OF ANALYSIS

Catalog No: S-14500-R2
Description: Custom Semi-Volatile Standard
Lot: 220021255-02
Solvent: Dichloromethane
Hazards: *Refer to SDS for complete safety information*

Signal Word: Warning

Date Certified: Aug 31, 2021
Expiration: Oct 1, 2022
Sample Size: 1 mL
Components: 10
Storage Condition: Freeze (<-10 °C)/Sonicate

Certified Reference Material

ANAB AR-1463 ilac-MRA

Component	CAS #	Purity % (GC/MS)	Prepared Concentration[2] (µg/mL)	Certified Analyte Concentration[1] (µg/mL)
Pyridine	110-86-1	98.7	2026	2000
4-Chlorophenol	106-48-9	100.0	2019	2019
1-Methylnaphthalene	90-12-0	98.5	2003	1973
N-Nitrosodiphenylamine	86-30-6	100.0	2022	2022
4-Chloro-2-methylphenol	1570-64-5	97.0	2069*	2007
Benzoic acid	65-85-0	99.5	2010	2000
Aniline	62-53-3	98.0	2002	1962
Benzyl alcohol	100-51-6	99.9	2011	2009
Triallate	2303-17-5	99.9	2013	2011
o-Terphenyl	84-15-1	99.9	2019	2017

ID #: 14279
Opened:
Custom Semi-Volatile Standard
Expires: 10/1/2022
Rec'd: 9/16/2021
Energy Laboratories Inc 1120 So. 27th Street
Billings MT 59107

This Certified Reference Material was verified in accordance with ISO/IEC 17025

* Weight compensated to 100% purity.

A product with a suffix (-1A, -2B, etc. or -01, -02, etc.) on its lot number has had its expiration date extended and is identical to the same lot number without the suffix.

[2] All weights are traceable through NIST, Test No. 684/289871-17

[1] Certified Analyte Concentration = Purity x Prepared Concentration.

The Uncertainty associated with the certified concentration reported on this certificate is ±2.4%. This value is the combined expanded uncertainty and represents an estimated standard deviation equal to the positive square root of the total variation of the uncertainty of components. A normal distribution is assumed and a coverage factor of K=2 is chosen using approximately a 95% confidence level.

Labels and certificates follow U.S. Conventions in reporting numerical values: A comma (,) is used to separate units of one-thousand or greater. A period (.) is used as a decimal place marker.

The information on this certificate may not be reproduced without the express permission of the manufacturer. See reverse side for additional information

Hazard Information: Please refer to the SDS for information regarding the hazards associated with using this material.

This product was prepared according to in-house procedures and is guaranteed to be homogeneous.

Certified By: Larry Decker, Organic QC Manager

Page 1 of 1

For use in routine laboratory analysis.

AccuStandard is accredited to ISO 17034, ISO/IEC 17025 and certified to ISO 9001:2015

QR-ORG/INO-001
Rev. 7/20

Energy Laboratories Inc

ANALYTICAL RUN Summary

20-Sep-21

Run ID FID-HEADSPACE_210120A

Run Start Date: 1/20/2021
Analyst: Jeff Whitmer
Ical:
Column ID: porapak Q
Comments: thermometer used for temp:S94278.

Instrument ID	Description
1000_SGE_041819	1000 mL SGE Syringe _ Gas Tight

Std ID	Std Name	Std Amount	Std Units	Samp Amount	Samp Units	SampType	Expiration Date
10711	HC-Methane-W-CCV	0.3	ml			lcs	8/9/2022
12173	HC-Methane-W-CCV	0.3	ml			CCV	11/23/2023

Seq No	Lab ID	Test Code	Sample Typ	File ID	Analysis Date	DF	Batch ID	Prep Date	SPKref	RPDref	pmoist
14188877	MBLK	HC-METHANE-	MBLK		1/20/2021 11:50:	1	R355741		0	0	

Analyte	T	Units	RAW	Final	Text	Spike	SPKref	RPDref	MDL	PQL	UQL	%REC	LOW	HIGH	%RPD	Q
Ethane	A	mg/L		0			0	0	0.00031	0.001	0	0%	0	0	0%	
Ethene	A	mg/L		0			0	0	0.00023	0.001	0	0%	0	0	0%	
Methane	A	mg/L		0			0	0	0.000704	0.001	0	0%	0	0	0%	
Ethylene	X	mg/L		0			0	0	0.001	0.001	0	0%	0	0	0%	

Seq No	Lab ID	Test Code	Sample Typ	File ID	Analysis Date	DF	Batch ID	Prep Date	SPKref	RPDref	pmoist
14188879	Cal1	HC-METHANE-	CAL1		1/20/2021 11:54:	1	R355741		0	0	

Analyte	T	Units	RAW	Final	Text	Spike	SPKref	RPDref	MDL	PQL	UQL	%REC	LOW	HIGH	%RPD	Q
Ethane	A	ppm		2.66692829		2.5	0	0	2	2	0	107%	50	150	0%	
Ethene	A	ppm		2.68217219		2.5	0	0	2	2	0	107%	50	150	0%	
Methane	A	ppm		2.9330938		2.5	0	0	2	2	0	117%	50	150	0%	
Ethylene	X	ppm		2.68217219		1000	0	0	2	2	0	0%	0	0	0%	

Seq No	Lab ID	Test Code	Sample Typ	File ID	Analysis Date	DF	Batch ID	Prep Date	SPKref	RPDref	pmoist
14188881	Cal2	HC-METHANE-	CAL2		1/20/2021 12:00:	1	R355741		0	0	

Analyte	T	Units	RAW	Final	Text	Spike	SPKref	RPDref	MDL	PQL	UQL	%REC	LOW	HIGH	%RPD	Q

Seq No	Lab ID	Test Code	Sample Typ	File ID	Analysis Date	DF	Batch ID	Prep Date	SPKref	RPDref	pmoist
14188881	Cal2	HC-METHANE- CAL2			1/20/2021 12:00:	1	R355741		0	0	

Analyte	T	Units	RAW	Final	Text	Spike	SPKref	RPDref	MDL	PQL	UQL	%REC	LOW	HIGH	%RPD	Q
Ethane	A	ppm		5.15876183		5	0	0	2	2	0	103%	85	115	0%	
Ethene	A	ppm		5.18455183		5	0	0	2	2	0	104%	85	115	0%	
Methane	A	ppm		5.47590194		5	0	0	2	2	0	110%	85	115	0%	
Ethylene	X	ppm		5.18455183		1000	0	0	2	2	0	1%	0	0	0%	S

Seq No	Lab ID	Test Code	Sample Typ	File ID	Analysis Date	DF	Batch ID	Prep Date	SPKref	RPDref	pmoist
14188883	Cal3	HC-METHANE- CAL3			1/20/2021 12:04:	1	R355741		0	0	

Analyte	T	Units	RAW	Final	Text	Spike	SPKref	RPDref	MDL	PQL	UQL	%REC	LOW	HIGH	%RPD	Q
Ethane	A	ppm		10.3740375		10	0	0	2	2	0	104%	85	115	0%	
Ethene	A	ppm		10.2107455		10	0	0	2	2	0	102%	85	115	0%	
Methane	A	ppm		10.5521213		10	0	0	2	2	0	106%	85	115	0%	
Ethylene	X	ppm		10.2107455		1000	0	0	2	2	0	1%	0	0	0%	S

Seq No	Lab ID	Test Code	Sample Typ	File ID	Analysis Date	DF	Batch ID	Prep Date	SPKref	RPDref	pmoist
14188885	Cal4	HC-METHANE- CAL4			1/20/2021 12:09:	1	R355741		0	0	

Analyte	T	Units	RAW	Final	Text	Spike	SPKref	RPDref	MDL	PQL	UQL	%REC	LOW	HIGH	%RPD	Q
Ethane	A	ppm		50.4828227		50	0	0	2	2	0	101%	85	115	0%	
Ethene	A	ppm		50.7731613		50	0	0	2	2	0	102%	85	115	0%	
Methane	A	ppm		49.9741048		50	0	0	2	2	0	100%	85	115	0%	
Ethylene	X	ppm		50.7731613		1000	0	0	2	2	0	5%	0	0	0%	S

Seq No	Lab ID	Test Code	Sample Typ	File ID	Analysis Date	DF	Batch ID	Prep Date	SPKref	RPDref	pmoist
14188887	Cal5	HC-METHANE- CAL5			1/20/2021 12:14:	1	R355741		0	0	

Analyte	T	Units	RAW	Final	Text	Spike	SPKref	RPDref	MDL	PQL	UQL	%REC	LOW	HIGH	%RPD	Q
Ethane	A	ppm		96.640217		100	0	0	2	2	0	97%	85	115	0%	
Ethene	A	ppm		96.3665695		100	0	0	2	2	0	96%	85	115	0%	
Methane	A	ppm		94.8118498		100	0	0	2	2	0	95%	85	115	0%	
Ethylene	X	ppm		96.3665695		1000	0	0	2	2	0	10%	0	0	0%	S

Seq No	Lab ID	Test Code	Sample Typ	File ID	Analysis Date	DF	Batch ID	Prep Date	SPKref	RPDref	pmoist
14188889	Cal6	HC-METHANE- CAL6			1/20/2021 12:22:	1	R355741		0	0	

Analyte	T	Units	RAW	Final	Text	Spike	SPKref	RPDref	MDL	PQL	UQL	%REC	LOW	HIGH	%RPD	Q
Ethane	A	ppm		444.006974		500	0	0	2	2	0	89%	85	115	0%	
Ethene	A	ppm		445.008645		500	0	0	2	2	0	89%	85	115	0%	
Methane	A	ppm		447.326874		500	0	0	2	2	0	89%	85	115	0%	
Ethylene	X	ppm		445.008645		1000	0	0	2	2	0	45%	0	0	0%	S

Seq No	Lab ID	Test Code	Sample Typ	File ID	Analysis Date	DF	Batch ID	Prep Date	SPKref	RPDref	pmoist
14188891	Cal7	HC-METHANE- CAL7			1/20/2021 12:31:	1	R355741		0	0	

Analyte	T	Units	RAW	Final	Text	Spike	SPKref	RPDref	MDL	PQL	UQL	%REC	LOW	HIGH	%RPD	Q
Methane	A	ppm		834.11562		1000	0	0	2	2	0	83%	85	115	0%	S

Seq No	Lab ID	Test Code	Sample Typ	File ID	Analysis Date	DF	Batch ID	Prep Date	SPKref	RPDref	pmoist
14188893	LCS	HC-METHANE- CCV			1/20/2021 12:36:	1	R355741		0	0	

Analyte	T	Units	RAW	Final	Text	Spike	SPKref	RPDref	MDL	PQL	UQL	%REC	LOW	HIGH	%RPD	Q
Ethane	A	ppm		97.2572953		100	0	0	2	2	0	97%	85	115	0%	
Ethene	A	ppm		97.1407652		100	0	0	2	2	0	97%	85	115	0%	
Methane	A	ppm		96.8898234		100	0	0	2	2	0	97%	85	115	0%	
Ethylene	X	ppm		97.1407652		1000	0	0	2	2	0	10%	85	115	0%	S

Inst ID FID-HeadSpace

Blank,cts	STD ID	
0	#12173	1000000

Curve Data for samples analyzed after 1/29/2021

Amnt, Injtd 300ul	Decimal Equivalent	Conc ppm	Sample Area Counts	Response Factor	Date/Time	Run Id
	0.0000025	2.5	4682	1872.8	1/21/2021 11:54	16483
	0.000005	5	8741	1748.2	1/21/2021 12:00	16484
	0.00001	10	16844	1684.4	1/21/2021 12:04	16485
	0.00005	50	79772	1595.44	1/21/2021 12:09	16486
	0.0001	100	151345	1513.45	1/21/2021 12:14	16487
	0.0005	500	714053	1428.106	1/21/2021 12:22	16488
	0.001	1000	1331471	1331.471	1/21/2021 12:31	16489

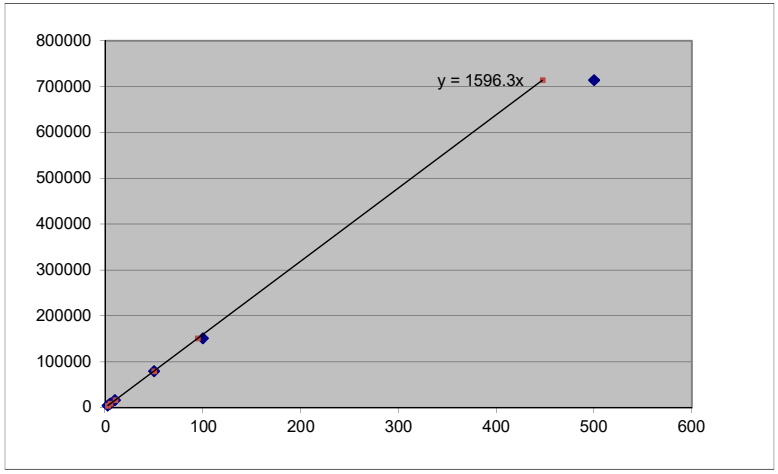

			StdDev	188.2268
Methane	MW=	16.04	Avg RF	1596.267
			%RSD	11.79169

Calculated Recoveries

[PPM]	Area Cnts	PPM	% recovery
2.5	4682	2.933094	1.1732375
5	8741	5.475902	1.0951804
10	16844	10.55212	1.0552121
50	79772	49.9741	0.9994821
100	151345	94.81185	0.9481185
500	714053	447.3269	0.8946537
1000	1331471	834.1156	0.8341156

Sample	Area Count	Dilution	Temperature (˚C)	Concentration ppm and mg/L	Date and Time	Analyst	Sample	Test Code	Analyte
MBLK	0	1	20	0	1/20/2021 11:50	jdw	MBLK	HC-METHANE-W	Methane
MBLK	0	1	20	0	1/20/2021 11:50	jdw	MBLK	HC-METHANE-W	Ethane
MBLK	0	1	20	0	1/20/2021 11:50	jdw	MBLK	HC-METHANE-W	Ethene
Cal1	4682	1	20	2.9330938	1/20/2021 11:54	jdw	CCV	HC-METHANE-CCV	Methane
Cal1	8164	1	20	2.66692829	1/20/2021 11:54	jdw	CCV	HC-METHANE-CCV	Ethane
Cal1	8384	1	20	2.68217219	1/20/2021 11:54	jdw	CCV	HC-METHANE-CCV	Ethene
Cal2	8741	1	20	5.47590194	1/20/2021 12:00	jdw	CCV	HC-METHANE-CCV	Methane
Cal2	15792	1	20	5.15876183	1/20/2021 12:00	jdw	CCV	HC-METHANE-CCV	Ethane
Cal2	16206	1	20	5.18455183	1/20/2021 12:00	jdw	CCV	HC-METHANE-CCV	Ethene
Cal3	16844	1	20	10.5521213	1/20/2021 12:04	jdw	CCV	HC-METHANE-CCV	Methane
Cal3	31757	1	20	10.37403746	1/20/2021 12:04	jdw	CCV	HC-METHANE-CCV	Ethane
Cal3	31917	1	20	10.21074545	1/20/2021 12:04	jdw	CCV	HC-METHANE-CCV	Ethene
Cal4	79772	1	20	49.97410476	1/20/2021 12:09	jdw	CCV	HC-METHANE-CCV	Methane
Cal4	154538	1	20	50.48282269	1/20/2021 12:09	jdw	CCV	HC-METHANE-CCV	Ethane
Cal4	158708	1	20	50.7731613	1/20/2021 12:09	jdw	CCV	HC-METHANE-CCV	Ethene
Cal5	151345	1	20	94.81184983	1/20/2021 12:14	jdw	CCV	HC-METHANE-CCV	Methane
Cal5	295835	1	20	96.64021698	1/20/2021 12:14	jdw	CCV	HC-METHANE-CCV	Ethane
Cal5	301225	1	20	96.3665695	1/20/2021 12:14	jdw	CCV	HC-METHANE-CCV	Ethene
Cal6	714053	1	20	447.3268744	1/20/2021 12:22	jdw	CCV	HC-METHANE-CCV	Methane
Cal6	1359194	1	20	444.0069737	1/20/2021 12:22	jdw	CCV	HC-METHANE-CCV	Ethane
Cal6	1391019	1	20	445.0086452	1/20/2021 12:22	jdw	CCV	HC-METHANE-CCV	Ethene
Cal7	1331471	1	20	834.11562	1/20/2021 12:22	jdw	CCV	HC-METHANE-CCV	Methane
LCS	154662	1	20	96.88982337	1/20/2021 12:36	jdw	CCV	HC-METHANE-CCV	Methane
LCS	297724	1	20	97.25729532	1/20/2021 12:36	jdw	CCV	HC-METHANE-CCV	Ethane
LCS	303645	1	20	97.1407652	1/20/2021 12:36	jdw	CCV	HC-METHANE-CCV	Ethene

Calibration
Methane, Ethane,
Ethene
JDW
1/20/2021

*ID MB

* RUN #16482 JAN 20, 2021 11:50:13
START

STOP

RUN# 16482 JAN 20, 2021 11:50:13

IDENTIFIER : MB
NO RUN PEAKS STORED

*ID CAL1-2.5PPM

* RUN #16483 JAN 20, 2021 11:54:22
START

1.063

1.834
2.140

STOP

RUN# 16483 JAN 20, 2021 11:54:22

IDENTIFIER : CAL1-2.5PPM
AREA%

RT	AREA	TYPE	WIDTH	AREA%
1.063	4682	PP	.048	22.05370
1.834	8384	PV	.078	39.49128
2.140	8164	VP	.087	38.45502

TOTAL AREA= 21230
MUL FACTOR=1.0000E+00

*ID CAL2-5PPM

* RUN #16484 JAN 20, 2021 12:00:03

START

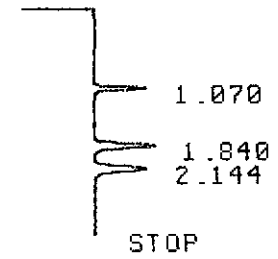

RUN# 16484 JAN 20, 2021 12:00:03

IDENTIFIER : CAL2-5PPM

AREA%

RT	AREA	TYPE	WIDTH	AREA%
1.070	8741	VP	.049	21.45610
1.840	16206	PV	.076	39.78006
2.144	15792	VV	.088	38.76384

TOTAL AREA= 40739

MUL FACTOR=1.0000E+00

*ID CAL3-10PPM

* RUN #16485 JAN 20, 2021 12:04:08

START

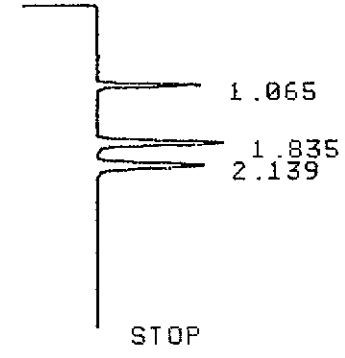

RUN# 16485 JAN 20, 2021 12:04:08

IDENTIFIER : CAL3-10PPM

AREA%

RT	AREA	TYPE	WIDTH	AREA%
1.065	16844	PV	.047	20.91955
1.835	31917	VP	.074	39.63958
2.139	31757	PV	.087	39.44088

TOTAL AREA= 80518

MUL FACTOR=1.0000E+00

*ID CAL4-50PPM

* RUN #16486 JAN 20, 2021 12:09:55



RUN# 16486 JAN 20, 2021 12:09:55

IDENTIFIER : CAL4-50PPM
AREA%

RT	AREA	TYPE	WIDTH	AREA%
1.070	79772	PB	.046	20.29729
1.840	158708	PB	.075	40.38187
2.145	154538	BB	.087	39.32085

TOTAL AREA= 393018
MUL FACTOR=1.0000E+00

*CAL5-100PPM

INVALID SYSTEM COMMAND

*ID CAL5-100PPM

* RUN #16487 JAN 20, 2021 12:14:46

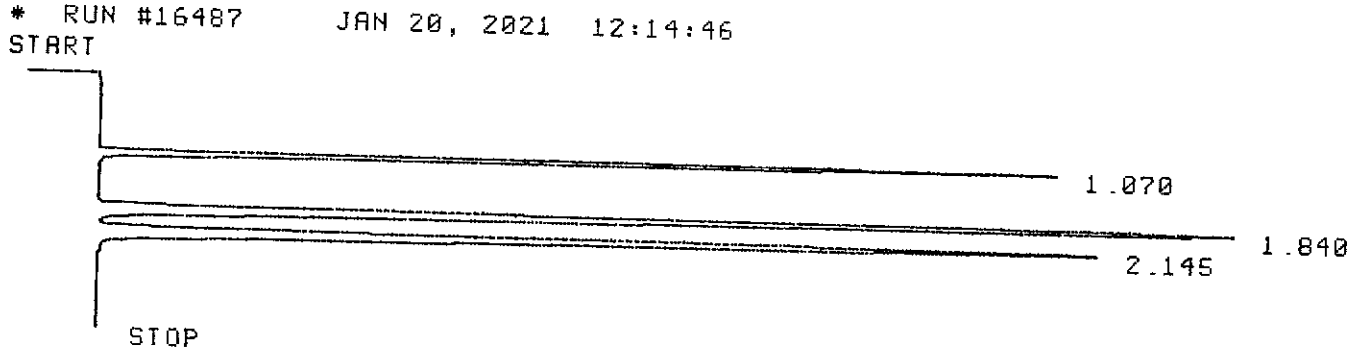

RUN# 16487 JAN 20, 2021 12:14:46

IDENTIFIER : CAL5-100PPM
AREA%

RT	AREA	TYPE	WIDTH	AREA%
1.070	151345	PB	.047	20.22234
1.840	301225	PB	.075	40.24893
2.145	295835	BB	.088	39.52874

TOTAL AREA= 748405
MUL FACTOR=1.0000E+00

*ID CAL6-500PPM

* RUN #16488 JAN 20, 2021 12:22:48

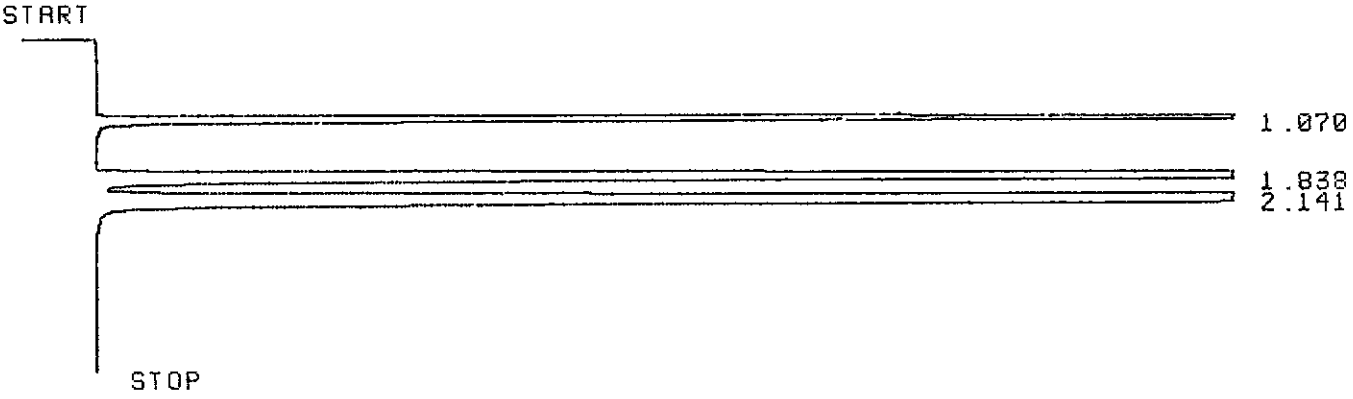

RUN# 16488 JAN 20, 2021 12:22:48

IDENTIFIER : CAL6-500PPM
AREA%

RT	AREA	TYPE	WIDTH	AREA%
1.070	714053	PB	.047	20.61195
1.838	1391019	PB	.077	40.15334
2.141	1359194	BB	.090	39.23469

TOTAL AREA=3464266
MUL FACTOR=1.0000E+00

*ID CAL7-1000PPM

* RUN #16489 JAN 20, 2021 12:31:25

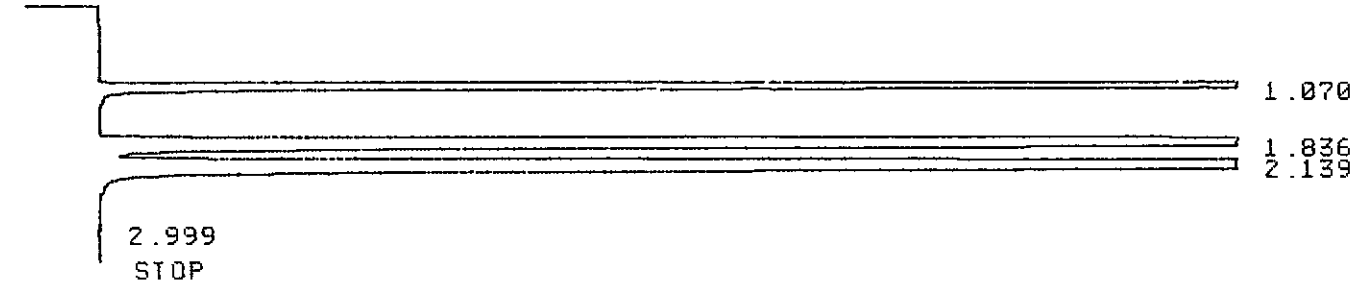

RUN# 16489 JAN 20, 2021 12:31:25

IDENTIFIER : CAL7-1000PPM
AREA%

RT	AREA	TYPE	WIDTH	AREA%
1.070	1331471	PB	.049	21.66052

2.139	2333118	VB	.095	37.95542
2.999	795	PP	.068	.01293

TOTAL AREA=6146995
MUL FACTOR=1.0000E+00

*ID 10711-LCS

* RUN #16490 JAN 20, 2021 12:36:18



RUN# 16490 JAN 20, 2021 12:36:18

IDENTIFIER : 10711-LCS
AREA%

RT	AREA	TYPE	WIDTH	AREA%
.853	1141	PV	.054	.15069
1.070	154662	BB	.049	20.42627
1.839	303645	BV	.075	40.10251
2.142	297724	VV	.088	39.32053

TOTAL AREA= 757172
MUL FACTOR=1.0000E+00

*

Energy Laboratories Inc

ANALYTICAL RUN Summary

21-Jan-22

Run ID FID-HEADSPACE_220120A

Run Start Date: 1/20/2022
Analyst: Jeff Whitmer
Ical:
Column ID: porapak Q
Comments: See Preservation Comment column for sample pH; thermometer used for temp:S94278.

Instrument ID	Description
1000_SGE_041819	1000 mL SGE Syringe _ Gas Tight

Std ID	Std Name	Std Amount	Std Units	Samp Amount	Samp Units	SampType	Expiration Date
10711	HC-Methane-W-CCV	0.3	ml			lcs	8/9/2022
12173	HC-Methane-W-CCV	0.3	ml			CCV	11/23/2023

Seq No	Lab ID	Test Code	Sample Typ	File ID	Analysis Date	DF	Batch ID	Prep Date	SPKref	RPDref	pmoist
14990854	CCV	HC-METHANE- CCV			1/20/2022 9:16:0	1	R373491		0	0	

Analyte	T	Units	RAW	Final	Text	Spike	SPKref	RPDref	MDL	PQL	UQL	%REC	LOW	HIGH	%RPD	Q
Methane	A	ppm		98.0487776		100	0	0	2	2	0	98%	85	115	0%	

Seq No	Lab ID	Test Code	Sample Typ	File ID	Analysis Date	DF	Batch ID	Prep Date	SPKref	RPDref	pmoist
14990855	LCS	HC-METHANE- LCS			1/20/2022 9:21:0	1	R373491		0	0	

Analyte	T	Units	RAW	Final	Text	Spike	SPKref	RPDref	MDL	PQL	UQL	%REC	LOW	HIGH	%RPD	Q
Methane	A	ppm		99.3806352		100	0	0	2	2	0	99%	85	115	0%	

Seq No	Lab ID	Test Code	Sample Typ	File ID	Analysis Date	DF	Batch ID	Prep Date	SPKref	RPDref	pmoist
14990856	LCSD	HC-METHANE- LCSD			1/20/2022 9:25:0	1	R373491		0	1E+07	

Analyte	T	Units	RAW	Final	Text	Spike	SPKref	RPDref	MDL	PQL	UQL	%REC	LOW	HIGH	%RPD	Q
Methane	A	ppm		99.3092186		100	0	99.380635	2	2	0	99%	85	115	0%	

1

Seq No	Lab ID	Test Code	Sample Typ	File ID	Analysis Date	DF	Batch ID	Prep Date	SPKref	RPDref	pmoist
14990857	MBLK	HC-METHANE-	MBLK		1/20/2022 10:29:	1	R373491		0	0	

Analyte	T	Units	RAW	Final	Text	Spike	SPKref	RPDref	MDL	PQL	UQL	%REC	LOW	HIGH	%RPD	Q
Methane	A	mg/L		0			0	0	0.000704	0.001	0	0%	0	0	0%	

Seq No	Lab ID	Test Code	Sample Typ	File ID	Analysis Date	DF	Batch ID	Prep Date	SPKref	RPDref	pmoist
14990858	B22011124-001I	HC-METHANE-	SAMP		1/20/2022 10:33:	1	R373491		0	0	

Analyte	T	Units	RAW	Final	Text	Spike	SPKref	RPDref	MDL	PQL	UQL	%REC	LOW	HIGH	%RPD	Q
Methane	A	mg/L		0			0	0	0.000704	0.002	0	0%	0	0	0%	U

Seq No	Lab ID	Test Code	Sample Typ	File ID	Analysis Date	DF	Batch ID	Prep Date	SPKref	RPDref	pmoist
14990859	B22011124-005	HC-METHANE-	SAMP		1/20/2022 10:39:	1	R373491		0	0	

Analyte	T	Units	RAW	Final	Text	Spike	SPKref	RPDref	MDL	PQL	UQL	%REC	LOW	HIGH	%RPD	Q
Methane	A	mg/L		0			0	0	0.000704	0.002	0	0%	0	0	0%	U

Seq No	Lab ID	Test Code	Sample Typ	File ID	Analysis Date	DF	Batch ID	Prep Date	SPKref	RPDref	pmoist
14990860	B22011125-001I	HC-METHANE-	SAMP		1/20/2022 10:51:	1	R373491		0	0	

Analyte	T	Units	RAW	Final	Text	Spike	SPKref	RPDref	MDL	PQL	UQL	%REC	LOW	HIGH	%RPD	Q
Methane	A	mg/L		0			0	0	0.000704	0.002	0	0%	0	0	0%	U

Seq No	Lab ID	Test Code	Sample Typ	File ID	Analysis Date	DF	Batch ID	Prep Date	SPKref	RPDref	pmoist
14990861	B22011125-005	HC-METHANE-	SAMP		1/20/2022 10:57:	1	R373491		0	0	

Analyte	T	Units	RAW	Final	Text	Spike	SPKref	RPDref	MDL	PQL	UQL	%REC	LOW	HIGH	%RPD	Q
Methane	A	mg/L		0			0	0	0.000704	0.002	0	0%	0	0	0%	U

Seq No	Lab ID	Test Code	Sample Typ	File ID	Analysis Date	DF	Batch ID	Prep Date	SPKref	RPDref	pmoist
14990862	B22011126-001I	HC-METHANE-	SAMP		1/20/2022 11:03:	1	R373491		0	0	

Analyte	T	Units	RAW	Final	Text	Spike	SPKref	RPDref	MDL	PQL	UQL	%REC	LOW	HIGH	%RPD	Q
Methane	A	mg/L		0.01044371			0	0	0.000704	0.002	0	0%	0	0	0%	

2

Seq No	Lab ID	Test Code	Sample Typ	File ID	Analysis Date	DF	Batch ID	Prep Date	SPKref	RPDref	pmoist
14990863	B22011126-001I	HC-METHANE-	DUP		1/20/2022 11:12:	1	R373491		0	1E+07	

Analyte	T	Units	RAW	Final	Text	Spike	SPKref	RPDref	MDL	PQL	UQL	%REC	LOW	HIGH	%RPD	Q
Methane	A	mg/L		0.01033240			0	0.0104437	0.000704	0.002	0	0%	0	0	1%	

Seq No	Lab ID	Test Code	Sample Typ	File ID	Analysis Date	DF	Batch ID	Prep Date	SPKref	RPDref	pmoist
14990864	B22011126-005	HC-METHANE-	SAMP		1/20/2022 11:21:	1	R373491		0	0	

Analyte	T	Units	RAW	Final	Text	Spike	SPKref	RPDref	MDL	PQL	UQL	%REC	LOW	HIGH	%RPD	Q
Methane	A	mg/L		0			0	0	0.000704	0.002	0	0%	0	0	0%	U

Seq No	Lab ID	Test Code	Sample Typ	File ID	Analysis Date	DF	Batch ID	Prep Date	SPKref	RPDref	pmoist
14990865	B22011127-001I	HC-METHANE-	SAMP		1/20/2022 11:29:	1	R373491		0	0	

Analyte	T	Units	RAW	Final	Text	Spike	SPKref	RPDref	MDL	PQL	UQL	%REC	LOW	HIGH	%RPD	Q
Methane	A	mg/L		0			0	0	0.000704	0.002	0	0%	0	0	0%	U

Seq No	Lab ID	Test Code	Sample Typ	File ID	Analysis Date	DF	Batch ID	Prep Date	SPKref	RPDref	pmoist
14990866	B22011127-005	HC-METHANE-	SAMP		1/20/2022 11:35:	1	R373491		0	0	

Analyte	T	Units	RAW	Final	Text	Spike	SPKref	RPDref	MDL	PQL	UQL	%REC	LOW	HIGH	%RPD	Q
Methane	A	mg/L		0			0	0	0.000704	0.002	0	0%	0	0	0%	U

Seq No	Lab ID	Test Code	Sample Typ	File ID	Analysis Date	DF	Batch ID	Prep Date	SPKref	RPDref	pmoist
14990867	B22011128-001I	HC-METHANE-	SAMP		1/20/2022 11:41:	1	R373491		0	0	

Analyte	T	Units	RAW	Final	Text	Spike	SPKref	RPDref	MDL	PQL	UQL	%REC	LOW	HIGH	%RPD	Q
Methane	A	mg/L		0			0	0	0.000704	0.002	0	0%	0	0	0%	U

Seq No	Lab ID	Test Code	Sample Typ	File ID	Analysis Date	DF	Batch ID	Prep Date	SPKref	RPDref	pmoist
14990868	B22011128-005	HC-METHANE-	SAMP		1/20/2022 11:46:	1	R373491		0	0	

Analyte	T	Units	RAW	Final	Text	Spike	SPKref	RPDref	MDL	PQL	UQL	%REC	LOW	HIGH	%RPD	Q
Methane	A	mg/L		0			0	0	0.000704	0.002	0	0%	0	0	0%	U

Seq No	Lab ID	Test Code	Sample Typ	File ID	Analysis Date	DF	Batch ID	Prep Date	SPKref	RPDref	pmoist
14990869	B22011129-001I	HC-METHANE-	SAMP		1/20/2022 11:52:	1	R373491		0	0	

Analyte	T	Units	RAW	Final	Text	Spike	SPKref	RPDref	MDL	PQL	UQL	%REC	LOW	HIGH	%RPD	Q
Methane	A	mg/L		0			0	0	0.000704	0.002	0	0%	0	0	0%	U

Seq No	Lab ID	Test Code	Sample Typ	File ID	Analysis Date	DF	Batch ID	Prep Date	SPKref	RPDref	pmoist
14990870	B22011129-005	HC-METHANE-	SAMP		1/20/2022 11:58:	1	R373491		0	0	

Analyte	T	Units	RAW	Final	Text	Spike	SPKref	RPDref	MDL	PQL	UQL	%REC	LOW	HIGH	%RPD	Q
Methane	A	mg/L		0			0	0	0.000704	0.002	0	0%	0	0	0%	U

Seq No	Lab ID	Test Code	Sample Typ	File ID	Analysis Date	DF	Batch ID	Prep Date	SPKref	RPDref	pmoist
14990871	B22011130-001I	HC-METHANE-	SAMP		1/20/2022 12:04:	1	R373491		0	0	

Analyte	T	Units	RAW	Final	Text	Spike	SPKref	RPDref	MDL	PQL	UQL	%REC	LOW	HIGH	%RPD	Q
Methane	A	mg/L		0			0	0	0.000704	0.002	0	0%	0	0	0%	U

Seq No	Lab ID	Test Code	Sample Typ	File ID	Analysis Date	DF	Batch ID	Prep Date	SPKref	RPDref	pmoist
14990872	B22011130-005	HC-METHANE-	SAMP		1/20/2022 12:14:	1	R373491		0	0	

Analyte	T	Units	RAW	Final	Text	Spike	SPKref	RPDref	MDL	PQL	UQL	%REC	LOW	HIGH	%RPD	Q
Methane	A	mg/L		0			0	0	0.000704	0.002	0	0%	0	0	0%	U

Seq No	Lab ID	Test Code	Sample Typ	File ID	Analysis Date	DF	Batch ID	Prep Date	SPKref	RPDref	pmoist
14990873	B22011131-001I	HC-METHANE-	SAMP		1/20/2022 12:20:	1	R373491		0	0	

Analyte	T	Units	RAW	Final	Text	Spike	SPKref	RPDref	MDL	PQL	UQL	%REC	LOW	HIGH	%RPD	Q
Methane	A	mg/L		0			0	0	0.000704	0.002	0	0%	0	0	0%	U

Seq No	Lab ID	Test Code	Sample Typ	File ID	Analysis Date	DF	Batch ID	Prep Date	SPKref	RPDref	pmoist
14990874	B22011131-005	HC-METHANE-	SAMP		1/20/2022 12:26:	1	R373491		0	0	

Analyte	T	Units	RAW	Final	Text	Spike	SPKref	RPDref	MDL	PQL	UQL	%REC	LOW	HIGH	%RPD	Q
Methane	A	mg/L		0			0	0	0.000704	0.002	0	0%	0	0	0%	U

Seq No	Lab ID	Test Code	Sample Typ	File ID	Analysis Date	DF	Batch ID	Prep Date	SPKref	RPDref	pmoist
14990875	B22011132-001I	HC-METHANE-	SAMP		1/20/2022 12:32:	1	R373491		0	0	

Analyte	T	Units	RAW	Final	Text	Spike	SPKref	RPDref	MDL	PQL	UQL	%REC	LOW	HIGH	%RPD	Q
Methane	A	mg/L		0			0	0	0.000704	0.002	0	0%	0	0	0%	U

Seq No	Lab ID	Test Code	Sample Typ	File ID	Analysis Date	DF	Batch ID	Prep Date	SPKref	RPDref	pmoist
14990876	B22011132-005	HC-METHANE-	SAMP		1/20/2022 12:39:	1	R373491		0	0	

Analyte	T	Units	RAW	Final	Text	Spike	SPKref	RPDref	MDL	PQL	UQL	%REC	LOW	HIGH	%RPD	Q
Methane	A	mg/L		0			0	0	0.000704	0.002	0	0%	0	0	0%	U

Seq No	Lab ID	Test Code	Sample Typ	File ID	Analysis Date	DF	Batch ID	Prep Date	SPKref	RPDref	pmoist
14990877	B22011133-001I	HC-METHANE-	SAMP		1/20/2022 12:44:	1	R373491		0	0	

Analyte	T	Units	RAW	Final	Text	Spike	SPKref	RPDref	MDL	PQL	UQL	%REC	LOW	HIGH	%RPD	Q
Methane	A	mg/L		0			0	0	0.000704	0.002	0	0%	0	0	0%	U

Seq No	Lab ID	Test Code	Sample Typ	File ID	Analysis Date	DF	Batch ID	Prep Date	SPKref	RPDref	pmoist
14990878	B22011133-005	HC-METHANE-	SAMP		1/20/2022 12:50:	1	R373491		0	0	

Analyte	T	Units	RAW	Final	Text	Spike	SPKref	RPDref	MDL	PQL	UQL	%REC	LOW	HIGH	%RPD	Q
Methane	A	mg/L		0			0	0	0.000704	0.002	0	0%	0	0	0%	U

Seq No	Lab ID	Test Code	Sample Typ	File ID	Analysis Date	DF	Batch ID	Prep Date	SPKref	RPDref	pmoist
14990879	CCV	HC-METHANE-	CCV		1/20/2022 12:56:	1	R373491		0	0	

Analyte	T	Units	RAW	Final	Text	Spike	SPKref	RPDref	MDL	PQL	UQL	%REC	LOW	HIGH	%RPD	Q
Methane	A	ppm		95.9426132		100	0	0	2	2	0	96%	85	115	0%	

Sample ID	Area Count	Dilution Factor	Temperature (C)	Concentration	Date/Time Analyzed	Analyst	Sample Type	Test Code	Analyte	Headspace Volume	Liquid Volume
CCV	156512	1	20	98.04877756	1/20/2022 9:16	jdw	CCV	HC-METHANE-CCV	Methane		
LCS	158638	1	20	99.38063519	1/20/2022 9:21	jdw	LCS	HC-METHANE-CCV	Methane		
LCSD	158524	1	20	99.30921855	1/20/2022 9:25	jdw	LCSD	HC-METHANE-CCV	Methane		
MBLK	1052	1	20	0.000153068	1/20/2022 10:29	jdw	MBLK	HC-METHANE-W	Methane	10	32
B22011124-001I	1033	1	20	-2.76454E-06	1/20/2022 10:33	jdw	SAMP	HC-METHANE-W	Methane	10	32
B22011124-005A	1592	1	20	7.85712E-05	1/20/2022 10:39	jdw	SAMP	HC-METHANE-W	Methane	10	32
B22011125-001I	804	1	20	-3.60845E-05	1/20/2022 10:51	jdw	SAMP	HC-METHANE-W	Methane	10	32
B22011125-005A	866	1	20	-2.70634E-05	1/20/2022 10:57	jdw	SAMP	HC-METHANE-W	Methane	10	32
B22011126-001I	72829	1	20	0.010443711	1/20/2022 11:03	jdw	SAMP	HC-METHANE-W	Methane	10	32
B22011126-001IDUP	72064	1	20	0.010332402	1/20/2022 11:12	jdw	DUP	HC-METHANE-W	Methane	10	32
B22011126-005A	848	1	20	-2.96824E-05	1/20/2022 11:21	jdw	SAMP	HC-METHANE-W	Methane	10	32
B22011127-001I	3426	1	20	0.000345422	1/20/2022 11:29	jdw	SAMP	HC-METHANE-W	Methane	10	32
B22011127-005A	1070	1	20	2.61904E-06	1/20/2022 11:35	jdw	SAMP	HC-METHANE-W	Methane	10	32
B22011128-001I	3707	1	20	0.000386308	1/20/2022 11:41	jdw	SAMP	HC-METHANE-W	Methane	10	32
B22011128-005A	1009	1	20	-6.25659E-06	1/20/2022 11:46	jdw	SAMP	HC-METHANE-W	Methane	10	32
B22011129-001I	0	1	20	-0.000153068	1/20/2022 11:52	jdw	SAMP	HC-METHANE-W	Methane	10	32
B22011129-005A	973	1	20	-1.14947E-05	1/20/2022 11:58	jdw	SAMP	HC-METHANE-W	Methane	10	32
B22011130-001I	1241	1	20	2.74999E-05	1/20/2022 12:04	jdw	SAMP	HC-METHANE-W	Methane	10	32
B22011130-005A	1030	1	20	-3.20105E-06	1/20/2022 12:14	jdw	SAMP	HC-METHANE-W	Methane	10	32
B22011131-001I	4845	1	20	0.00055189	1/20/2022 12:20	jdw	SAMP	HC-METHANE-W	Methane	10	32
B22011131-005A	1051	1	20	-1.45502E-07	1/20/2022 12:26	jdw	SAMP	HC-METHANE-W	Methane	10	32
B22011132-001I	735	1	20	-4.61242E-05	1/20/2022 12:32	jdw	SAMP	HC-METHANE-W	Methane	10	32
B22011132-005A	1140	1	20	1.28042E-05	1/20/2022 12:39	jdw	SAMP	HC-METHANE-W	Methane	10	32
B22011133-001I	790	1	20	-3.81216E-05	1/20/2022 12:44	jdw	SAMP	HC-METHANE-W	Methane	10	32
B22011133-005A	1230	1	20	2.58994E-05	1/20/2022 12:50	jdw	SAMP	HC-METHANE-W	Methane	10	32
CCV	153150	1	20	95.94261324	1/20/2022 12:56	jdw	CCV	HC-METHANE-CCV	Methane		

JDW
1/20/2022

*ID 12173-500X-CCV

* RUN #19119 JAN 20, 2022 09:16:23



RUN# 19119 JAN 20, 2022 09:16:23

IDENTIFIER : 12173-500X-C
AREA%

RT	AREA	TYPE	WIDTH	AREA%
1.074	156512	PB	.046	20.15308
1.873	312449	PB	.076	40.23211
2.192	307173	BV	.090	39.55275
2.738	482	PV	.033	.06206

TOTAL AREA= 776616
MUL FACTOR=1.0000E+00

*ID 10711-LCS

* RUN #19120 JAN 20, 2022 09:21:17



RUN# 19120 JAN 20, 2022 09:21:17

IDENTIFIER : 10711-LCS
AREA%

RT	AREA	TYPE	WIDTH	AREA%
.849	1374	VV	.058	.17458
1.071	158638	PB	.048	20.15674
1.872	314796	PB	.076	39.99838
2.191	309219	BB	.089	39.28974
2.554	689	BP	.031	.08755
2.623	2306	PV	.086	.29300

TOTAL AREA= 787022
MUL FACTOR=1.0000E+00

*ID 10711-LCSD

* RUN #19121 JAN 20, 2022 09:25:36

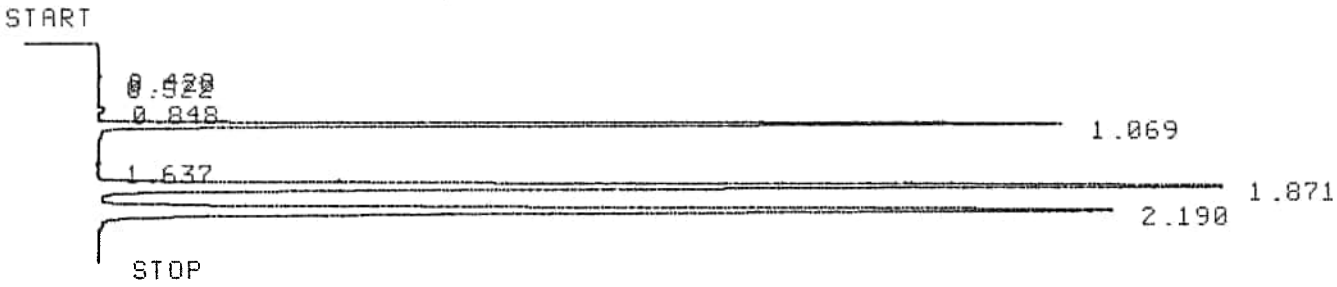

RUN# 19121 JAN 20, 2022 09:25:36

IDENTIFIER : 10711-LCSD
AREA%

RT	AREA	TYPE	WIDTH	AREA%
.420	570	PP	.054	.07235
.848	1064	VV	.047	.13505
1.069	158524	VB	.048	20.12019
1.637	738	PV	.060	.09367
1.871	316984	VB	.076	40.23227
2.190	310005	PB	.089	39.34648

TOTAL AREA= 787885
MUL FACTOR=1.0000E+00

*

*

*ID MB

* RUN #19122 JAN 20, 2022 10:29:35
START

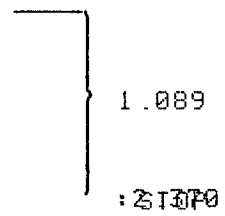

RUN# 19122 JAN 20, 2022 10:29:35

IDENTIFIER : MB
AREA%

RT	AREA	TYPE	WIDTH	AREA%
1.089	1052	PV	.068	100.00000

TOTAL AREA= 1052
MUL FACTOR=1.0000E+00

*ID 1124-1I

* RUN #19123 JAN 20, 2022 10:33:09
START

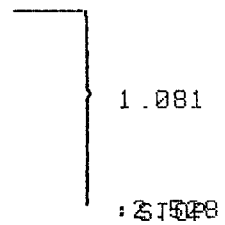

RUN# 19123 JAN 20, 2022 10:33:09

IDENTIFIER : 1124-1I
AREA%

RT	AREA	TYPE	WIDTH	AREA%
1.081	1033	VV	.064	100.00000

TOTAL AREA= 1033
MUL FACTOR=1.0000E+00

*

*ID 1124-5A

* RUN #19124 JAN 20, 2022 10:39:07

START

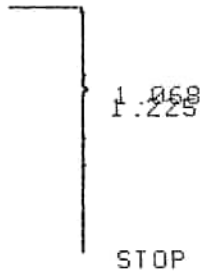

RUN# 19124 JAN 20, 2022 10:39:07

IDENTIFIER : 1124-5A

AREA%

RT	AREA	TYPE	WIDTH	AREA%
1.068	1592	VP	.081	78.11578
1.225	446	PV	.055	21.88420

TOTAL AREA= 2038

MUL FACTOR=1.0000E+00

*ID 1125-1I

* RUN #19125 JAN 20, 2022 10:51:56

START

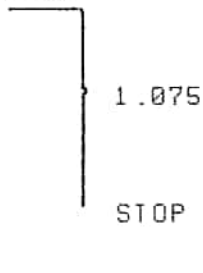

RUN# 19125 JAN 20, 2022 10:51:56

IDENTIFIER : 1125-1I

AREA%

RT	AREA	TYPE	WIDTH	AREA%
1.075	804	PV	.057	100.00000

TOTAL AREA= 804

MUL FACTOR=1.0000E+00

*

*ID 1125-5A

* RUN #19126 JAN 20, 2022 10:57:54
START

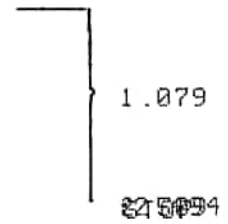

RUN# 19126 JAN 20, 2022 10:57:54

IDENTIFIER : 1125-5A
AREA%

RT	AREA	TYPE	WIDTH	AREA%
1.079	866	PV	.056	100.00000

TOTAL AREA= 866
MUL FACTOR=1.0000E+00

*ID 1126-1I

* RUN #19127 JAN 20, 2022 11:03:21
START

RUN# 19127 JAN 20, 2022 11:03:21

IDENTIFIER : 1126-1I
AREA%

RT	AREA	TYPE	WIDTH	AREA%
1.073	72829	BB	.046	97.84634
1.855	709	VP	.076	.95255
2.167	894	VV	.091	1.20110

TOTAL AREA= 74432
MUL FACTOR=1.0000E+00

* PLOT

STOP

* PLOT

STOP

*ID 1126-1I-DUP

* RUN #19128 JAN 20, 2022 11:12:08

START



RUN# 19128 JAN 20, 2022 11:12:08

IDENTIFIER : 1126-1I-DUP

AREA%

RT	AREA	TYPE	WIDTH	AREA%
1.075	72064	BB	.046	97.32589
1.880	781	BV	.059	1.05478
2.215	1199	VP	.092	1.61931

TOTAL AREA= 74044

MUL FACTOR=1.0000E+00

* PLOT

STOP

* PLOT



STOP

*ID 1126-5A

```
*  RUN #19129      JAN 20, 2022  11:21:33
START
 ──┐
   │
   ├ 1.088
   ├ 1.777
   │
   └ STOP
```

RUN# 19129 JAN 20, 2022 11:21:33

IDENTIFIER : 1126-5A
AREA%

RT	AREA	TYPE	WIDTH	AREA%
1.088	848	PV	.052	60.18454
1.777	561	PV	.075	39.81547

TOTAL AREA= 1409
MUL FACTOR=1.0000E+00

*ID 1127-1I

```
*  RUN #19130      JAN 20, 2022  11:29:37
START
 ──┐
   │
   ├ 1.070
   │
   │
   └ STOP
```

RUN# 19130 JAN 20, 2022 11:29:37

IDENTIFIER : 1127-1I
AREA%

RT	AREA	TYPE	WIDTH	AREA%
1.070	3426	PP	.051	100.00000

TOTAL AREA= 3426
MUL FACTOR=1.0000E+00

*

*ID 1127-5A

* RUN #19131 JAN 20, 2022 11:35:35
START

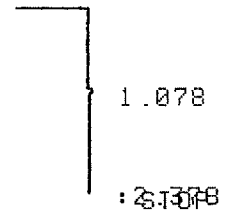

RUN# 19131 JAN 20, 2022 11:35:35

IDENTIFIER : 1127-5A
AREA%

RT	AREA	TYPE	WIDTH	AREA%
1.078	1070	PV	.063	100.00000

TOTAL AREA= 1070
MUL FACTOR=1.0000E+00

*ID 1128-1I

* RUN #19132 JAN 20, 2022 11:41:02
START

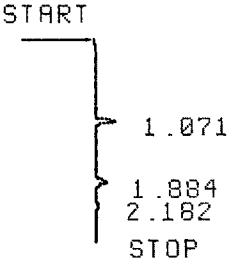

RUN# 19132 JAN 20, 2022 11:41:02

IDENTIFIER : 1128-1I
AREA%

RT	AREA	TYPE	WIDTH	AREA%
1.071	3707	PV	.052	47.03122
1.884	3391	VV	.091	43.02208
2.182	784	PV	.067	9.94671

TOTAL AREA= 7882
MUL FACTOR=1.0000E+00

*ID 1128-5A

* RUN #19133 JAN 20, 2022 11:46:58

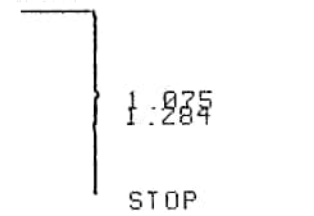

RUN# 19133 JAN 20, 2022 11:46:58

IDENTIFIER : 1128-5A
AREA%

RT	AREA	TYPE	WIDTH	AREA%
1.075	1009	VP	.062	100.00000

TOTAL AREA= 1009
MUL FACTOR=1.0000E+00

*ID 1129-1I

* RUN #19134 JAN 20, 2022 11:52:32

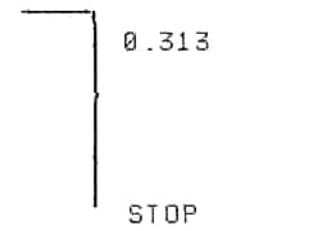

RUN# 19134 JAN 20, 2022 11:52:32

IDENTIFIER : 1129-1I
NO RUN PEAKS STORED

*

*ID 1129-5A

```
*  RUN #19135     JAN 20, 2022  11:58:26
START
 ────┐
     │
     } 1.082
     │
     │
     │
```

*ID 1130-5A

```
*  RUN #19137     JAN 20, 2022  12:14:23
START
 ___
    |
    | 0.630
    } 1.080
    | 1.299
    | 1.465
    |
    |
    |
     STOP
```

RUN# 19137 JAN 20, 2022 12:14:23

IDENTIFIER : 1130-5A
AREA%

RT	AREA	TYPE	WIDTH	AREA%
1.080	1030	PV	.069	56.71808
1.299	425	PV	.054	23.40308
1.465	361	PV	.046	19.87886

TOTAL AREA= 1816
MUL FACTOR=1.0000E+00

*ID 1131-1I

```
*  RUN #19138     JAN 20, 2022  12:20:40
START
 ___
    |
    |
    } 1.076
    |
    } 1.852
    |
     STOP
```

RUN# 19138 JAN 20, 2022 12:20:40

IDENTIFIER : 1131-1I
AREA%

RT	AREA	TYPE	WIDTH	AREA%
1.076	4845	VV	.050	70.39082
1.852	2038	VP	.086	29.60919

TOTAL AREA= 6883
MUL FACTOR=1.0000E+00

*ID 1131-5A

```
*  RUN #19139     JAN 20, 2022  12:26:04
START
 ────┐
     │
     } 1.080
     │
     │
     └ STOP
```

RUN# 19139 JAN 20, 2022 12:26:04

IDENTIFIER : 1131-5A
AREA%

RT	AREA	TYPE	WIDTH	AREA%
1.080	1051	PV	.068	100.00000

TOTAL AREA= 1051
MUL FACTOR=1.0000E+00

*ID 1132-1I

```
*  RUN #19140     JAN 20, 2022  12:32:25
START
 ────┐
     │
     } 1.082
     │
     │
     └ STOP
```

RUN# 19140 JAN 20, 2022 12:32:25

IDENTIFIER : 1132-1I
AREA%

RT	AREA	TYPE	WIDTH	AREA%
1.082	735	PV	.060	100.00000

TOTAL AREA= 735
MUL FACTOR=1.0000E+00

*

*ID 1132-5A

```
*  RUN #19141      JAN 20, 2022  12:39:06
START
 ────┐
     │
     } 1.081
     │
     │ :2.265
       STOP
```

RUN# 19141 JAN 20, 2022 12:39:06

IDENTIFIER : 1132-5A
AREA%

RT	AREA	TYPE	WIDTH	AREA%
1.081	1140	PV	.059	100.00000

TOTAL AREA= 1140
MUL FACTOR=1.0000E+00

*ID 1133-1I

```
*  RUN #19142      JAN 20, 2022  12:44:41
START
 ────┐
     │
     } 1.068
     │
     │ :2.146
       STOP
```

RUN# 19142 JAN 20, 2022 12:44:41

IDENTIFIER : 1133-1I
AREA%

RT	AREA	TYPE	WIDTH	AREA%
1.068	790	VP	.054	100.00000

TOTAL AREA= 790
MUL FACTOR=1.0000E+00

*

*ID 1133-5A

* RUN #19143 JAN 20, 2022 12:50:05

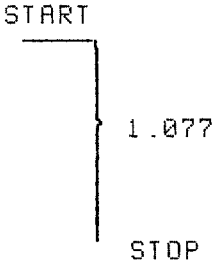

RUN# 19143 JAN 20, 2022 12:50:05

IDENTIFIER : 1133-5A
AREA%

RT	AREA	TYPE	WIDTH	AREA%
1.077	1230	PP	.072	100.00000

TOTAL AREA= 1230
MUL FACTOR=1.0000E+00

*ID 12173-500X-CCV

* RUN #19144 JAN 20, 2022 12:56:57



RUN# 19144 JAN 20, 2022 12:56:57

IDENTIFIER : 12173-500X-C
AREA%

RT	AREA	TYPE	WIDTH	AREA%
1.075	153150	BB	.047	20.19526
1.866	305310	PB	.077	40.26000
2.181	299886	BB	.090	39.54474

TOTAL AREA= 758346
MUL FACTOR=1.0000E+00

Energy Laboratories Inc

Spike LOG

Standard ID:	12173		
Standard Name	HC-Methane-W-CCV	Type:	Primary
Date Prepared	11/22/2019	BY:	
Date Expires:	11/23/2023		
Department	GAS	Status:	New
Vendor:	Matheson		
Lot Number:	109-96-04454		
Balance ID:			

Comments: CCV Gas Standard for Methane, Ethene, Ethane: 50000ppm stock diluted from 100 - 500ppm with Helium for CCV. Diluted from 2.5ppm - 1000ppm with Helium for Calibration.

Chemical / Solvent Used	BottleNo	Amt	Units	Exp
3 Multi-Component Gas Standard in Ni	12173		mL	11/23

Final Volume: mL

Stock Source	**Base Units**	**Amount Added**
Analytes	**CAS**	Conc: **ug/mL**

Page: *1 of 1*

MATHESON TRI-GAS INC
1650 Enterprise Pkwy
Twinsburg, OH 44087
1-215-648-4000

CERTIFICATE OF ANALYSIS

Energy Laboratories Inc
1120 South 27th Street
Billings, MT 59101

Ref Po# 3008099

14 LITER DISPOSABLE

LOT NUMBER: 109-96-04454

COMPONENT	CONCENTRATION
methane	50010 ppm
ethane	50030 ppm
ethylene	50030 ppm
nitrogen	Bal

ITEM NUMBER: GMT2685284TC

CGA: 160

PSIG: 240

FILL DATE: 11/22/19

EXPIRATION DATE: 11/23/23

ID #: 12173
Opened:_____
3 Multi-Component Gas Standard in Nitrogen
Expires: 11/23/2023
Rec'd: 12/3/2019
Energy Laboratories Inc 1120 So. 27th Street
Billings MT 59107

Above are the results of the analysis you requested, as reported by our laboratory. Results are in mole percent, unless otherwise indicated. Mixture accuracy is ± 2%. NIST traceable by weights or gaseous standards.

Judith M Zadravec
Judy Zadravec, Chemist

10/19/2018
DATE

Energy Laboratories Inc

Spike LOG

Standard ID:	10711		
Standard Name	HC-Methane-W-CCV	Type:	Primary
Date Prepared	8/8/2018	BY:	
Date Expires:	8/9/2022		
Department	GAS	Status:	New
Vendor:	Matheson		
Lot Number:	109-86-03507		
Balance ID:			

Comments: LCS Gas Standard for Methane, Ethene, Ethane: 100ppm per standard used undiluted for LCS

Chemical / Solvent Used	BottleNo	Amt	Units	Exp
3 Multi-Component Gas Standard in Ni	10711		mL	8/9/2

Final Volume: mL

Stock Source	**Base Units**	**Amount Added**
Analytes	**CAS**	Conc: **ug/mL**

Page: *1 of 1*

MATHESON TRI-GAS INC
1650 Enterprise Pkwy
Twinsburg, OH 44087
1-215-648-4000

CERTIFICATE OF ANALYSIS

Energy Laboratories Inc
1120 South 27th Street
Billings, MT 59101

Ref Po# 3005062

---

14 LITER DISPOSABLE

LOT NUMBER: 109-86-03507

COMPONENT	CONCENTRATION	
methane	100.0	ppm
ethane	100.0	ppm
ethylene	100.0	ppm
nitrogen	Bal	

ITEM NUMBER: GMT2677328TC

CGA: 160

PSIG: 240

FILL DATE: 08/08/18

EXPIRATION DATE: 08/09/22

Above are the results of the analysis you requested, as reported by our laboratory. Results are in mole percent, unless otherwise indicated. Mixture accuracy is ± 2%. NIST traceable by weights or gaseous standards.

Judith M Zadravec

Judy Zadravec, Chemist

8/14/2018

DATE

ID #: 10711
Opened:
3 Multi-Component Gas Standard in Nitrogen
Expires: 8/9/2022
Rec'd: 8/27/2018
Energy Laboratories Inc 1120 So. 27th Street
Billings MT 59107

ANALYTICAL SUMMARY REPORT

March 04, 2022

AECOM - Honolulu
1001 Bishop Street, Suite 1600
Honolulu HI, 96813-3698

Work Order: B22020962 Quote ID: 5912

Project Name: CV18F0126, 60571032.02.46.01

Energy Laboratories Inc Billings MT received the following 31 samples from AECOM - Honolulu on 2/12/2022 for analysis.

Lab ID	Client Sample ID	Collect Date	Received Date	Matrix	Test
B22020962-001	ERH2524 (OWDFMW07A)	02/09/22 17:45	02/12/2022	Ground Water	Metals Digestion by SW3010A DRO-Liquid-Liquid Extraction SW3520C Low Level PAH by 8270C SIM SW8270CSIM Separatory Funnel SW3510C Liquid-Liquid Ext. Carbon, Total Organic SW9060A Metals by ICP-MS, Dissolved SW6020 Metals by ICP-MS, Total SW6020 8260-Volatile Organic Compounds-Short List SW8260B EDB in Water by ECD SW8011 Gasoline Range Organics SW8015C Diesel Range Organics SW8015C Headspace Gas Analysis SW8015M Semi-Volatile Organic Compounds, Extended List SW8270C SW8011 Microextraction
B22020962-002	ERH2523 (Trip Blank) 14694	02/09/22 17:45	02/12/2022	Trip Blank	8260-Volatile Organic Compounds-Short List SW8260B Gasoline Range Organics SW8015C
B22020962-004	ERH2523 (Trip Blank) 14733	02/09/22 17:45	02/12/2022	Trip Blank	EDB in Water by ECD SW8011 SW8011 Microextraction
B22020962-005	ERH2523 (Trip Blank) 14709	02/09/22 17:45	02/12/2022	Trip Blank	Headspace Gas Analysis SW8015M

ANALYTICAL SUMMARY REPORT

B22020962-006	ERH2531 (RHMW01R)	02/10/22 13:25	02/12/2022	Ground Water	Metals Digestion by SW3010A DRO-Liquid-Liquid Extraction SW3520C Low Level PAH by 8270C SIM SW8270CSIM Separatory Funnel SW3510C Liquid-Liquid Ext. Carbon, Total Organic SW9060A Metals by ICP-MS, Dissolved SW6020 Metals by ICP-MS, Total SW6020 8260-Volatile Organic Compounds-Short List SW8260B EDB in Water by ECD SW8011 Gasoline Range Organics SW8015C Diesel Range Organics SW8015C Headspace Gas Analysis SW8015M Semi-Volatile Organic Compounds, Extended List SW8270C SW8011 Microextraction
B22020962-007	ERH2530 (Trip Blank) 14694	02/10/22 13:25	02/12/2022	Trip Blank	8260-Volatile Organic Compounds-Short List SW8260B Gasoline Range Organics SW8015C
B22020962-009	ERH2530 (Trip Blank) 14653	02/10/22 13:25	02/12/2022	Trip Blank	EDB in Water by ECD SW8011 SW8011 Microextraction
B22020962-010	ERH2530 (Trip Blank) 14663	02/10/22 13:25	02/12/2022	Trip Blank	Headspace Gas Analysis SW8015M
B22020962-011	ERH2529 (RHMW19)	02/09/22 13:35	02/12/2022	Ground Water	Metals Digestion by SW3010A DRO-Liquid-Liquid Extraction SW3520C Low Level PAH by 8270C SIM SW8270CSIM Separatory Funnel SW3510C Liquid-Liquid Ext. Carbon, Total Organic SW9060A Metals by ICP-MS, Dissolved SW6020 Metals by ICP-MS, Total SW6020 8260-Volatile Organic Compounds-Short List SW8260B EDB in Water by ECD SW8011 Gasoline Range Organics SW8015C Diesel Range Organics SW8015C Headspace Gas Analysis SW8015M Semi-Volatile Organic Compounds, Extended List SW8270C SW8011 Microextraction
B22020962-012	ERH2528 (Trip Blank) 14694	02/09/22 13:35	02/12/2022	Trip Blank	8260-Volatile Organic Compounds-Short List SW8260B Gasoline Range Organics SW8015C

ANALYTICAL SUMMARY REPORT

B22020962-014	ERH2528 (Trip Blank) 14733	02/09/22 13:35	02/12/2022	Trip Blank	EDB in Water by ECD SW8011 SW8011 Microextraction
B22020962-015	ERH2528 (Trip Blank) 14709	02/09/22 13:35	02/12/2022	Trip Blank	Headspace Gas Analysis SW8015M
B22020962-016	ERH2535 (RHMW2254-01) Low Flow	02/10/22 13:50	02/12/2022	Ground Water	Metals Digestion by SW3010A DRO-Liquid-Liquid Extraction SW3520C Low Level PAH by 8270C SIM SW8270CSIM Separatory Funnel SW3510C Liquid-Liquid Ext. Carbon, Total Organic SW9060A Metals by ICP-MS, Dissolved SW6020 Metals by ICP-MS, Total SW6020 8260-Volatile Organic Compounds-Short List SW8260B EDB in Water by ECD SW8011 Gasoline Range Organics SW8015C Diesel Range Organics SW8015C Headspace Gas Analysis SW8015M Semi-Volatile Organic Compounds, Extended List SW8270C SW8011 Microextraction
B22020962-017	ERH2534 (Trip Blank) 14765	02/10/22 13:50	02/12/2022	Trip Blank	8260-Volatile Organic Compounds-Short List SW8260B
B22020962-018	ERH2534 (Trip Blank) 14754	02/10/22 13:50	02/12/2022	Trip Blank	Gasoline Range Organics SW8015C
B22020962-019	ERH2534 (Trip Blank) 14833	02/10/22 13:50	02/12/2022	Trip Blank	EDB in Water by ECD SW8011 SW8011 Microextraction
B22020962-020	ERH2534 (Trip Blank) 14808	02/10/22 13:50	02/12/2022	Trip Blank	Headspace Gas Analysis SW8015M

ANALYTICAL SUMMARY REPORT

B22020962-021	ERH2533 (RHMW2254-01-Bailer)	02/10/22 13:00	02/12/2022	Ground Water	Metals Digestion by SW3010A DRO-Liquid-Liquid Extraction SW3520C Low Level PAH by 8270C SIM SW8270CSIM Separatory Funnel SW3510C Liquid-Liquid Ext. Carbon, Total Organic SW9060A Metals by ICP-MS, Dissolved SW6020 Metals by ICP-MS, Total SW6020 8260-Volatile Organic Compounds-Short List SW8260B EDB in Water by ECD SW8011 Gasoline Range Organics SW8015C Diesel Range Organics SW8015C Headspace Gas Analysis SW8015M Semi-Volatile Organic Compounds, Extended List SW8270C SW8011 Microextraction
B22020962-022	ERH2532 (Trip Blank) 14694	02/10/22 13:00	02/12/2022	Trip Blank	8260-Volatile Organic Compounds-Short List SW8260B Gasoline Range Organics SW8015C
B22020962-024	ERH2532 (Trip Blank) 14733	02/10/22 13:00	02/12/2022	Trip Blank	EDB in Water by ECD SW8011 SW8011 Microextraction
B22020962-025	ERH2532 (Trip Blank) 14709	02/10/22 13:00	02/12/2022	Trip Blank	Headspace Gas Analysis SW8015M
B22020962-026	ERH2537 (Sump Adit 3)	02/10/22 14:50	02/12/2022	Ground Water	Metals Digestion by SW3010A DRO-Liquid-Liquid Extraction SW3520C Low Level PAH by 8270C SIM SW8270CSIM Separatory Funnel SW3510C Liquid-Liquid Ext. Carbon, Total Organic SW9060A Metals by ICP-MS, Dissolved SW6020 Metals by ICP-MS, Total SW6020 8260-Volatile Organic Compounds-Short List SW8260B EDB in Water by ECD SW8011 Gasoline Range Organics SW8015C Diesel Range Organics SW8015C Headspace Gas Analysis SW8015M Semi-Volatile Organic Compounds, Extended List SW8270C SW8011 Microextraction
B22020962-027	ERH2536 (Trip Blank) 14833	02/10/22 14:50	02/12/2022	Trip Blank	8260-Volatile Organic Compounds-Short List SW8260B
B22020962-028	ERH2536 (Trip Blank) 14754	02/10/22 14:50	02/12/2022	Trip Blank	Gasoline Range Organics SW8015C

ANALYTICAL SUMMARY REPORT

B22020962-029	ERH2536 (Trip Blank) 14833	02/10/22 14:50	02/12/2022	Trip Blank	EDB in Water by ECD SW8011 SW8011 Microextraction
B22020962-030	ERH2536 (Trip Blank) 14808	02/10/22 14:50	02/12/2022	Trip Blank	Headspace Gas Analysis SW8015M
B22020962-031	ERH2526 (OWDFMW08A)	02/09/22 13:30	02/12/2022	Ground Water	Metals Digestion by SW3010A DRO-Liquid-Liquid Extraction SW3520C Low Level PAH by 8270C SIM SW8270CSIM Separatory Funnel SW3510C Liquid-Liquid Ext. Carbon, Total Organic SW9060A Metals by ICP-MS, Dissolved SW6020 Metals by ICP-MS, Total SW6020 8260-Volatile Organic Compounds-Short List SW8260B EDB in Water by ECD SW8011 Gasoline Range Organics SW8015C Diesel Range Organics SW8015C Headspace Gas Analysis SW8015M Semi-Volatile Organic Compounds, Extended List SW8270C SW8011 Microextraction
B22020962-032	ERH2527 (OWDFMW08A-FD)	02/09/22 13:30	02/12/2022	Ground Water	DRO-Liquid-Liquid Extraction SW3520C Low Level PAH by 8270C SIM SW8270CSIM Separatory Funnel SW3510C Liquid-Liquid Ext. 8260-Volatile Organic Compounds-Short List SW8260B Gasoline Range Organics SW8015C Diesel Range Organics SW8015C Semi-Volatile Organic Compounds, Extended List SW8270C
B22020962-033	ERH2525 (Trip Blank) 14694	02/09/22 13:30	02/12/2022	Trip Blank	8260-Volatile Organic Compounds-Short List SW8260B Gasoline Range Organics SW8015C
B22020962-035	ERH2525 (Trip Blank) 14694	02/09/22 13:30	02/12/2022	Trip Blank	EDB in Water by ECD SW8011 SW8011 Microextraction

ANALYTICAL SUMMARY REPORT

B22020962-036	ERH2525 (Trip Blank) 14709	02/09/22 13:30	02/12/2022	Trip Blank	Headspace Gas Analysis SW8015M

The analyses presented in this report were performed by Energy Laboratories, Inc., 1120 S 27th St., Billings, MT 59101, unless otherwise noted. Any exceptions or problems with the analyses are noted in the report package. Any issues encountered during sample receipt are documented in the Work Order Receipt Checklist.

The results as reported relate only to the item(s) submitted for testing. This report shall be used or copied only in its entirety. Energy Laboratories, Inc. is not responsible for the consequences arising from the use of a partial report.

If you have any questions regarding these test results, please contact your Project Manager.

Report Approved By:

Cindy Rohrer
Laboratory Manager

Digitally signed by Cindy Rohrer
Date: 2022.03.04 18:36:18 -07:00

CLIENT: AECOM - Honolulu
Project: CV18F0126, 60571032.02.46.01
Work Order: B22020962

Report Date: 3/4/2022

CASE NARRATIVE

General Comments:

For any question please contact your Project Manager at (406) 252-6325 or billingspm@energylab.com.

All analyses have been performed in accordance with DOD QSM Version 5.3 unless otherwise noted below. The specific methodologies used in obtaining the enclosed analytical results are indicated on the Analytical Summary Report and the Laboratory Analytical Report. The samples were received at the appropriate temperature and in accordance with the chain of custody unless otherwise noted in the Work Order Receipt Checklist.

The tests listed below are accredited and meet the requirements of DoD QSM Version 5.3 as verified by ANSI-ASQ National Accreditation Board (ANAB) certificate number ADE-2588. Exceptions to this require client authorization and records documenting this approval are attached in the Sample Management Records. Accreditation may not be offered or required for all methods and analytes reported in this package. Refer to the certificate and scope of accreditation located at https://www.energylab.com/whyus/certifications-quality-control/ or contact your project manager.

Tests for Total Organic Carbon by SW9060A associated with analyst identified as ELI-CA were subcontracted to Energy Laboratories, PO Box 247, Casper, WY, EPA Number WY00002.

Project specific matrix quality control samples may not be reported if site specific samples were not submitted. Matrix quality control samples were performed on project samples where adequate volume was available. All quality control measures met criteria unless otherwise noted in the Analytical QC Exceptions report and in the Analysis Specific Comments below. Where available, sample management records are attached.

The Stage 4 Validation Package includes data reports for all analyses associated with the instrument calibration, quality control (QC) sample analysis, and sample analysis. All analytical data is within method specifications except as noted in the Analytical QC Exceptions report or the Analysis Specific Comments below. The analytical report identifies preparation batch and analytical run IDs associated with each result for a sample. Only the raw data associated with the parameters listed on this report should be validated.

Analysis Specific Comments:

An Analytical QC Exceptions Report has been attached, summarizing all qualified QC results. Where qualified, an analyte exceeded quality control limits, but was not detected in the associated sample(s).

EPA 8260B:

The following samples had a slightly high recovery for surrogate 1,2-Dichloroethane-d4. This recovery was above the QSM 5.3 recovery limits but within EPA 8260B method defined limits. Re-analysis of a second vial produced similar results.

ERH2531 (RHMW01R) (B22020962-006)
ERH2529 (RHMW19) (B22020962-011)
ERH2528 (Trip Blank) 14694 (B22020962-012)
ERH2535 (RHMW2254-01) Low Flow (B22020962-016)

EPA 8260B and EPA 8015C GRO:

Sample ERH2528 (Trip Blank) 14694 (B22020962-012) - Headspace was not noted at sample receipt, but prior to analysis the sample contained headspace gas bubbles > 1/4 inch in diameter.

ENERGY LABORATORIES
Trust our People. Trust our Data.

Chain of Custody & Analytical Request Record

COC # 022022-10-NOI

www.energylab.com

DoD Samples Page 1 of 1

Account Information (Billing information)

Company/Name	AECOM
Contact	Alethea Ramos / Margie Pascua
Phone	808-529-7283 / 808-356-5373
Mailing Address	1001 Bishop St., Suite 1600
City, State, Zip	Honolulu, Hawaii 96813
Email	alethea ramos / margie.pascua@aecom.com
Receive Invoice	☐Hard Copy ☒Email
Receive Report	☐Hard Copy ☒Email
Purchase Order	N/A
Quote	N/A
Bottle Order	N/A

Report Information (if different than Account Information)

Company/Name	AECOM
Contact	see Account information
Phone	
Mailing Address	
City, State, Zip	
Email	USAPimaging@aecom.com
Receive Report	☐Hard Copy ☒Email

Special Report/Formats: ☒ LEVEL IV ☐NELAC ☒ EDD/EDT (contact laboratory) ☐ Other_____

Comments

1. Project performed under DoD QSM
2 TPH-d/o needs 3520 extraction.
3 Preliminary data (or Level 1) in 1-2 business days; Level IV report in 10 working days.
4 Note NOI log is separate from other COC's
5. *SVOC/VOC (full suite); PAH SIM (naphthalene, 1-methylnaphthalene, 2-methylnaphthlene)

Project Information

Project Name, PWSID, Permit, etc.	CV18F0126, 60571032.02.46.01
Sampler Name	Jorge Villalobos
Sampler Phone	224-645-7832
Sample Origin State	Hawaii
EPA/State Compliance	☐ Yes ☒ No

The following tests will be subcontracted to other certified laboratories as shown. Signing this COC is authorization to subcontract the analyses as indicated.

Analysis	Subcontract Lab
TOC	Energy Laboratories Inc., Casper

Matrix Codes

A - Air
W - Water
S - Soils/Solids
V - Vegetation
B - Bioassay
O - Oil
DW - Drinking Water

All turnaround times are standard unless marked as RUSH.
Energy Laboratories MUST be contacted prior to RUSH sample submittal for charges and scheduling – See Instructions Page

	Sample Identification (Name, Location, Interval, etc.)	Collection Date	Collection Time	Number of Containers	Matrix (See Codes Above)	8260 VOC's (Full Suite) + DCA* [40ml VOA w/HCL]	8015 TPH-g [40ml VOA w/ HCL]	RSK175 Methane [40ml VOA w/H2SO4]	8011 EDB [40ml VOA w/HCL]	SVOCs (full suite+Nap, 1-2-Methylnap) by 8270DSIM*	EPA 3630/8015 TPH-d/o +SGC [1-L AG w/H2SO4]	EPA 9060 TOC [250ml AG w/ H3PO4]	EPA 6020 Total Lead [250ml HDPE w/HNO3]	EPA 6020 Diss. Lead [250ml HDPE w/HNO3] (field Filtered)	See Attached	RUSH TAT	ELI LAB ID (Laboratory Use Only)
1	ERH2524 (OWDFMW07A)	2/9/2022	13:45	19	GW	✔	✔	✔	✔	✔	✔	✔	✔	✔		X	B22020916-001
2	ERH2523 (Trip Blank)	2/9/2022	13:30	8	WQ	✔	✔	✔	✔							X	~~-002~~
3	TB 8260 14694			2													-002
4	TB GRO 14733			1													-003
5	TB 8011 14733			1													-004
6	TB 14709 Methane			2													-005
7	TB 14705	02/10/22		2													-039
8	all 14700																
9																	

ELI is REQUIRED to provide preservative traceability. If the preservatives supplied with the bottle order were **NOT** used, please attach your preservative information with this COC.

Custody Record MUST be signed	Relinquished by (print)	Date/Time	Signature	Received by (print)	Date/Time	Signature
	Alex Edmonds	2/10/22 1431	[signature]			
	Relinquished by (print)	Date/Time	Signature	Received by Laboratory (print)	Date/Time	Signature
				Richard Shuler	2/12/22 12:00	[signature]

LABORATORY USE ONLY

Shipped By	Cooler ID(s)	Custody Seals Y N C B	Intact Y N	Receipt Temp °C	Temp Blank Y N	On Ice Y N	Payment Type CC Cash Check_____	Amount $	Receipt Number (cash/check only)
				0.					

In certain circumstances, samples submitted to Energy Laboratories, Inc. may be subcontracted to other certified laboratories in order to complete the analysis requested. This serves as notice of this possibility. All subcontracted data will be clearly notated on your analytical report.

ENERGY LABORATORIES
Trust our People. Trust our Data.

Chain of Custody & Analytical Request Record

COC # 022022-13-NOI

www.energylab.com

DoD Samples Page 1 of 1

Account Information (Billing information)

Company/Name	AECOM
Contact	Alethea Ramos / Margie Pascua
Phone	808-529-7283 / 808-356-5373
Mailing Address	1001 Bishop St., Suite 1600
City, State, Zip	Honolulu, Hawaii 96813
Email	alethea.ramos / margie.pascua@aecom.com
Receive Invoice	☐Hard Copy ☒Email
Receive Report	☐Hard Copy ☒Email
Purchase Order	N/A
Quote	N/A
Bottle Order	N/A

Report Information (if different than Account Information)

Company/Name	AECOM
Contact	see Account information
Phone	
Mailing Address	
City, State, Zip	
Email	USAPimaging@aecom.com
Receive Report	☐Hard Copy ☒Email
Special Report/Formats:	☒ LEVEL IV ☐NELAC ☒ EDD/EDT (contact laboratory) ☐ Other_____

Comments

1. Project performed under DoD QSM
2. TPH-d/o needs 3520 extraction
3. Preliminary data (or Level 1) in 1-2 business days; Level IV report in 10 working days.
4. Note: NOI log is separate from other COC's
5 *SVOC/VOC (full suite), PAH SIM (naphthalene, 1-methylnaphthalene, 2-methylnaphthlene)

Project Information

Project Name, PWSID, Permit, etc.	CV18F0126, 60571032.02.46.01
Sampler Name	Gavin Mura
Sampler Phone	808 987-3201
Sample Origin State	Hawaii
EPA/State Compliance	☐ Yes ☒ No

The following tests will be subcontracted to other certified laboratories as shown. Signing this COC is authorization to subcontract the analyses as indicated.

Analysis	Subcontract Lab
TOC	Energy Laboratories Inc., Casper

Matrix Codes

A - Air
W - Water
S - Soils/Solids
V - Vegetation
B - Bioassay
O - Oil
DW - Drinking Water

All turnaround times are standard unless marked as RUSH.
Energy Laboratories MUST be contacted prior to RUSH sample submittal for charges and scheduling – See Instructions Page

	Sample Identification (Name, Location, Interval, etc.)	Collection Date	Collection Time	Number of Containers	Matrix (See Codes Above)	8260 VOC's (Full Suite) + DCA* [40ml VOA w/HCL]	8015 TPH-g [40ml VOA w/HCL]	RSK175 Methane [40ml VOA w/H2SO4]	8011 EDB [40ml VOA w/HCL]	SVOCs (full suite+Nap, 1-2-Methylnap) by 8270DSIM*	EPA 3630/8015 TPH-d/o +SGC [1-L AG w/H2SO4]	EPA 9060 TOC [250ml AG w/H3PO4]	EPA 6020 Total Lead [250ml HDPE w/HNO3]	EPA 6020 Diss. Lead [250ml HDPE w/HNO3] (field Filtered)	See Attached	RUSH TAT	ELI LAB ID (Laboratory Use Only)
1	ERH2531 (RHMW01R)	02/10/22	0925	19	GW	✓	✓	✓	✓	✓	✓	✓	✓	✓		X	B22020962-006
2	ERH2530 Trip Blank	02/10/22	0920	8	WQ	✓	✓	✓	✓							X	
3																	
4	TB-14694-(8260)	2/10/2022															-007
5	TB-14694-(GRO)			1													-008
6	TB-14653-(8011)			1													-009
7	TB-14663-(Methane)			2													-010
8	TB-14705-			2													-011
9																	

ELI is REQUIRED to provide preservative traceability. If the preservatives supplied with the bottle order were **NOT** used, please attach your preservative information with this COC.

Custody Record MUST be signed	Relinquished by (print)	Date/Time	Signature	Received by (print)	Date/Time	Signature
	Art Edmond	2/10/22 1430	[signature]			
	Relinquished by (print)	Date/Time	Signature	Received by Laboratory (print)	Date/Time	Signature
				Richard Sell	2/12/22 12:00	[signature]

LABORATORY USE ONLY

Shipped By	Cooler ID(s)	Custody Seals	Intact	Receipt Temp	Temp Blank	On Ice	Payment Type	Amount	Receipt Number (cash/check only)
		Y N C B	Y N	0.3 °C	Y N	Y N	CC Cash Check_____	$	

In certain circumstances, samples submitted to Energy Laboratories, Inc. may be subcontracted to other certified laboratories in order to complete the analysis requested. This serves as notice of this possibility. All subcontracted data will be clearly notated on your analytical report.

ENERGY LABORATORIES
Trust our People. Trust our Data.

Chain of Custody & Analytical Request Record

COC # 022022-09-NOI

www.energylab.com

DoD Samples Page 1 of 1

Account Information (Billing information)

Company/Name	AECOM
Contact	Alethea Ramos / Margie Pascua
Phone	808-529-7283 / 808-356-5373
Mailing Address	1001 Bishop St., Suite 1600
City, State, Zip	Honolulu, Hawaii 96813
Email	alethea.ramos / margie.pascua@aecom.com
Receive Invoice	☐Hard Copy ☒Email
Receive Report	☐Hard Copy ☒Email
Purchase Order	N/A
Quote	N/A
Bottle Order	N/A

Report Information (if different than Account Information)

Company/Name	AECOM
Contact	see Account information
Phone	
Mailing Address	
City, State, Zip	
Email	USAPimaging@aecom.com
Receive Report	☐Hard Copy ☒Email
Special Report/Formats:	☒ LEVEL IV ☐NELAC ☒ EDD/EDT (contact laboratory) ☐ Other

Comments

1 Project performed under DoD QSM
2 TPH-d/o needs 3520 extraction.
3 Preliminary data (or Level 1) in 1-2 business days, Level IV report in 10 working days.
4 Note: NOI log is separate from other COC's.
5. *SVOC/VOC (full suite); PAH SIM (naphthalene, 1-methylnaphthalene, 2-methylnaphthlene)

Project Information

Project Name, PWSID, Permit, etc.	CV18F0126, 60571032.02.46.01
Sampler Name	Gavin Murray
Sampler Phone	808 9873201
Sample Origin State	Hawaii
EPA/State Compliance	☐ Yes ☒ No

The following tests will be subcontracted to other certified laboratories as shown. Signing this COC is authorization to subcontract the analyses as indicated.

Analysis	Subcontract Lab
TOC	Energy Laboratories Inc., Casper

Matrix Codes

A - Air
W - Water
S - Soils/Solids
V - Vegetation
B - Bioassay
O - Oil
DW - Drinking Water

All turnaround times are standard unless marked as RUSH.
Energy Laboratories MUST be contacted prior to RUSH sample submittal for charges and scheduling – See Instructions Page

	Sample Identification (Name, Location, Interval, etc.)	Collection Date	Collection Time	Number of Containers	Matrix (See Codes Above)	8260 VOC's (Full Suite) + DCA* [40ml VOA w/HCL]	8015 TPH-g [40ml VOA w/HCL]	RSK175 Methane [40ml VOA w/H2SO4]	8011 EDB [40ml VOA w/HCL]	SVOCs (full suite+Nap, 1-2-Methylnap)	EPA 3630/8015 TPH-d/o SGC[pt.G/M2SO4]	EPA 8050 TOC [250ml AG w/ H3PO4]	EPA 6020 Total Lead [250ml HDPE w/HNO3]	EPA 6020 Diss. Lead [250ml HDPE w/HNO3] (field Filtered)	See Attached	RUSH TAT	ELI LAB ID (Laboratory Use Only)
1	ERH2529 (RHMW19)	02/07/22	0935	19	GW	✔	✔	✔	✔		✔	✔	✔	✔		X	B2202096L-1A
2	ERH2528 (Trip Blank)	02/07/22	0925	8	QW	✔	✔	✔	✔							X	
3																	
4	TB: 14694 (8260)			2													-012A
5	TB 14733 (GRO) 02/10/22			1													-013A
6	TB 14735 (8011)			1													-014A
7	TB 14709 (Methane)			2													-015A
8	TB 14705			2													-040A
9	TB 2/14/22																

ELI is REQUIRED to provide preservative traceability. If the preservatives supplied with the bottle order were **NOT** used, please attach your preservative information with this COC.

Custody Record MUST be signed	Relinquished by (print)	Date/Time	Signature	Received by (print)	Date/Time	Signature
	Alex Ramonty	2/10/22 1430				
	Relinquished by (print)	Date/Time	Signature	Received by Laboratory (print)	Date/Time	Signature
				Richard Spalding	2/12/22 12:00	

LABORATORY USE ONLY

Shipped By	Cooler ID(s)	Custody Seals	Intact	Receipt Temp	Temp Blank	On Ice	Payment Type	Amount	Receipt Number (cash/check only)
		Y N C B	Y N	0.9 °C	Y N	Y N	CC Cash Check	$	

In certain circumstances, samples submitted to Energy Laboratories, Inc. may be subcontracted to other certified laboratories in order to complete the analysis requested. This serves as notice of this possibility. All subcontracted data will be clearly notated on your analytical report.

ENERGY LABORATORIES
Trust our People. Trust our Data.

Chain of Custody & Analytical Request Record

COC # 022022-15-NOI

www.energylab.com

DoD Samples Page 1 of 1

Account Information (Billing information)

Company/Name	AECOM
Contact	Alethea Ramos / Margie Pascua
Phone	808-529-7283 / 808-356-5373
Mailing Address	1001 Bishop St., Suite 1600
City, State, Zip	Honolulu, Hawaii 96813
Email	alethea.ramos / margie.pascua@aecom.com
Receive Invoice	☐Hard Copy ☒Email
Receive Report	☐Hard Copy ☒Email
Purchase Order	N/A
Quote	N/A
Bottle Order	N/A

Report Information (if different than Account Information)

Company/Name	AECOM
Contact	see Account information
Phone	
Mailing Address	
City, State, Zip	
Email	USAPimaging@aecom.com
Receive Report	☐Hard Copy ☒Email

Special Report/Formats: ☒ LEVEL IV ☐NELAC ☒ EDD/EDT (contact laboratory) ☐ Other_____

Comments

1 Project performed under DoD QSM.
2 TPH-d/o needs 3520 extraction.
3. Preliminary data (or Level 1) in 1-2 business days, Level IV report in 10 working days.
4. Note: NOI log is separate from other COC's
5 *SVOC/VOC (full suite); PAH SIM (naphthalene, 1-methylnaphthalene, 2-methylnaphthlene)

Project Information

Project Name, PWSID, Permit, etc.	CV18F0126, 60571032.02.46.01
Sampler Name	Sampler Phone
Sample Origin State Hawaii	EPA/State Compliance ☐ Yes ☒ No

The following tests will be subcontracted to other certified laboratories as shown. Signing this COC is authorization to subcontract the analyses as indicated.

Analysis	Subcontract Lab
TOC	Energy Laboratories Inc., Casper

Matrix Codes

A - Air
W - Water
S - Soils/Solids
V - Vegetation
B - Bioassay
O - Oil
DW - Drinking Water

All turnaround times are standard unless marked as RUSH.
Energy Laboratories MUST be contacted prior to RUSH sample submittal for charges and scheduling – See Instructions Page

	Sample Identification (Name, Location, Interval, etc.)	Collection Date	Collection Time	Number of Containers	Matrix (See Codes Above)	8260 VOCs (Full Suite) + DCA* [40ml VOA w/HCL]	8015 TPH-g [40ml VOA w/HCL]	RSK175 Methane [40ml VOA w/H2SO4]	8011 EDB [40ml VOA w/HCL]	SVOCs (full suite+Nap, 1-2-Methylnap) by 8270DSIM*	EPA 3630/8015 TPH-d/o +SGC [1-L AG w/H2SO4]	EPA 9060 TOC [250ml AG w/ H3PO4]	EPA 6020 Total Lead [250ml HDPE w/HNO3]	EPA 6020 Diss. Lead [250ml HDPE w/HNO3] (field Filtered)	See Attached	RUSH TAT	ELI LAB ID (Laboratory Use Only)
1	ERH2535 (RHMW2254-01) Low flow	2/10/22	0950	19	GW	✔	✔	✔	✔	✔	✔	✔	✔	✔		X	B220209162-016
2	ERH2534 (Trip Blank)	2/10/22	0855	8	WQ	✔	✔	✔	✔							X	-017-018-019-020
3	TB (8260) - 14765 1																-017
4	TB (GRO) - 14759 2																-018
5	TB (8011) - 14833 2																-019
6	TB (Methane) - 14807 2/10/22																-020
7	~~TB - 14833 1 TB 2/11/22~~																
8																	
9																	

ELI is REQUIRED to provide preservative traceability. If the preservatives supplied with the bottle order were **NOT** used, please attach your preservative information with this COC.

Custody Record MUST be signed	Relinquished by (print)	Date/Time	Signature	Received by (print)	Date/Time	Signature
	Alex Edmonds	2/10/22 1500	[signature]			
	Relinquished by (print)	Date/Time	Signature	Received by Laboratory (print)	Date/Time	Signature
				Richard S. L.	2/12/22 12:00	[signature]

LABORATORY USE ONLY

Shipped By	Cooler ID(s)	Custody Seals	Intact	Receipt Temp	Temp Blank	On Ice	Payment Type	Amount	Receipt Number (cash/check only)
		Y N C B	Y N	0.2 °C	Y N	Y N	CC Cash Check_____	$	

In certain circumstances, samples submitted to Energy Laboratories, Inc. may be subcontracted to other certified laboratories in order to complete the analysis requested. This serves as notice of this possibility. All subcontracted data will be clearly notated on your analytical report.

ENERGY LABORATORIES
Trust our People. Trust our Data.

Chain of Custody & Analytical Request Record

COC # 022022-14-NOI

www.energylab.com

DoD Samples Page 1 of 1

Account Information (Billing information)

Company/Name	AECOM
Contact	Alethea Ramos / Margie Pascua
Phone	808-529-7283 / 808-356-5373
Mailing Address	1001 Bishop St., Suite 1600
City, State, Zip	Honolulu, Hawaii 96813
Email	alethea.ramos / margie.pascua@aecom.com
Receive Invoice	☐Hard Copy ☒Email
Receive Report	☐Hard Copy ☒Email
Purchase Order	N/A
Quote	N/A
Bottle Order	N/A

Report Information (if different than Account Information)

Company/Name	AECOM
Contact	see Account information
Phone	
Mailing Address	
City, State, Zip	
Email	USAPimaging@aecom.com
Receive Report	☐Hard Copy ☒Email
Special Report/Formats:	☒ LEVEL IV ☐NELAC ☒ EDD/EDT (contact laboratory) ☐ Other

Comments

1. Project performed under DoD QSM.
2. TPH-d/o needs 3520 extraction.
3. Preliminary data (or Level 1) in 1-2 business days; Level IV report in 10 working days.
4 Note NOI log is separate from other COC's.
5 *SVOC/VOC (full suite), PAH SIM (naphthalene, 1-methylnaphthalene, 2-methylnaphthlene)

Project Information

Project Name, PWSID, Permit, etc. CV18F0126, 60571032.02.46.01	
Sampler Name	Sampler Phone
Sample Origin State Hawaii	EPA/State Compliance ☐ Yes ☒ No

The following tests will be subcontracted to other certified laboratories as shown. Signing this COC is authorization to subcontract the analyses as indicated.

Analysis	Subcontract Lab
TOC	Energy Laboratories Inc., Casper

Matrix Codes

A - Air
W - Water
S - Soils/Solids
V - Vegetation
B - Bioassay
O - Oil
DW - Drinking Water

All turnaround times are standard unless marked as RUSH
Energy Laboratories MUST be contacted prior to RUSH sample submittal for charges and scheduling – See Instructions Page

	Sample Identification (Name, Location, Interval, etc.)	Collection Date	Collection Time	Number of Containers	Matrix (See Codes Above)	8260 VOC's (Full Suite) + DCA* [40ml VOA w/HCL]	8015 TPH-g [40ml VOA w/HCL]	RSK175 Methane [40ml VOA w/H2SO4]	8011 EDB [40ml VOA w/HCL]	SVOCs (full suite+Nap, 1-2-Methylnap) by 8270DSIM*	EPA 3630/8015 TPH-d/o +SGC [1-L AG w/H2SO4]	EPA 9060 TOC [250ml AG w/H3PO4]	EPA 6020 Total Lead [250ml HDPE w/HNO3]	EPA 6020 Diss. Lead [250ml HDPE w/HNO3] (field Filtered)	See Attached	RUSH TAT	ELI LAB ID (Laboratory Use Only)
1	ERH2533 (RHMW2254-01- Bailer)	2/10/22	0900	19	GW	✔	✔	✔	✔	✔	✔	✔	✔	✔		X	B22020962-021A
2	ERH2532 (~~RHMW2254-01~~) Trip Blank	2/10/22	0850	8	WQ	✔	✔	✔	✔							X	
3	a 2/10/22																
4	TB 14694 (8260)			2													B -022A
5	TB 17433 (GRO)			1													-023A
6	TB 17433 (8011)			1													-024A
7	TB 14709 (Methane)			2													-025A
8	TB 14705			2													~~-026A~~ -027A
9	TB 2/14/22																TB 2/14/22

ELI is REQUIRED to provide preservative traceability. If the preservatives supplied with the bottle order were **NOT** used, please attach your preservative information with this COC.

Custody Record MUST be signed	Relinquished by (print)	Date/Time	Signature	Received by (print)	Date/Time	Signature
	Alex Edmonds	2/10/22 1360	[signature]			
	Relinquished by (print)	Date/Time	Signature	Received by Laboratory (print)	Date/Time	Signature
				Richard Stulz	2/12/22 12:00	[signature]

LABORATORY USE ONLY

Shipped By	Cooler ID(s)	Custody Seals	Intact	Receipt Temp	Temp Blank	On Ice	Payment Type	Amount	Receipt Number (cash/check only)
		Y N C B	Y N	.0 °C	Y N	Y N	CC Cash Check	$	

In certain circumstances, samples submitted to Energy Laboratories, Inc. may be subcontracted to other certified laboratories in order to complete the analysis requested. This serves as notice of this possibility. All subcontracted data will be clearly notated on your analytical report.

ENERGY LABORATORIES
Trust our People. Trust our Data.

Chain of Custody & Analytical Request Record

COC # 022022-16-NOI

www.energylab.com

DoD Samples Page 1 of 1

Account Information (Billing information)

Company/Name	AECOM
Contact	Alethea Ramos / Margie Pascua
Phone	808-529-7283 / 808-356-5373
Mailing Address	1001 Bishop St., Suite 1600
City, State, Zip	Honolulu, Hawaii 96813
Email	alethea.ramos / margie.pascua@aecom.com
Receive Invoice	☐Hard Copy ☒Email
Receive Report	☐Hard Copy ☒Email
Purchase Order	N/A
Quote	N/A
Bottle Order	N/A

Report Information (if different than Account Information)

Company/Name	AECOM
Contact	see Account information
Phone	
Mailing Address	
City, State, Zip	
Email	USAPimaging@aecom.com
Receive Report	☐Hard Copy ☒Email

Special Report/Formats: ☒ LEVEL IV ☐NELAC ☒ EDD/EDT (contact laboratory) ☐ Other

Comments

1. Project performed under DoD QSM
2. TPH-d/o needs 3520 extraction.
3. Preliminary data (or Level 1) in 1-2 business days, Level IV report in 10 working days.
4. Note: NOI log is separate from other COC's
5 *SVOC/VOC (full suite), PAH SIM (naphthalene, 1-methylnaphthalene, 2-methylnaphthlene)

Project Information

Project Name, PWSID, Permit, etc.	CV18F0126, 60571032.02.46.01
Sampler Name	Sampler Phone
Sample Origin State	Hawaii
EPA/State Compliance	☐ Yes ☒ No

The following tests will be subcontracted to other certified laboratories as shown. Signing this COC is authorization to subcontract the analyses as indicated.

Analysis	Subcontract Lab
TOC	Energy Laboratories Inc., Casper

Matrix Codes

A - Air
W - Water
S - Solids/Solids
V - Vegetation
B - Bioassay
O - Oil
DW - Drinking Water

All turnaround times are standard unless marked as RUSH.
Energy Laboratories MUST be contacted prior to RUSH sample submittal for charges and scheduling – See Instructions Page

	Sample Identification (Name, Location, Interval, etc.)	Collection Date	Collection Time	Number of Containers	Matrix (See Codes Above)	8260 VOC's (Full Suite) + DCA* [40ml VOA w/HCL]	8015 TPH-g [40ml VOA w/HCL]	RSK175 Methane [40ml VOA w/H2SO4]	8011 EDB [40ml VOA w/HCL]	SVOCs (full suite+Nap, 1-2-Methylnap) by 8270SIM*	EPA 3630/8015 TPH-d/o +SGC [1-L AG w/H2SO4]	EPA 9060 TOC [250ml AG w/ H3PO4]	EPA 6020 Total Lead [250ml HDPE w/HNO3]	EPA 6020 Diss. Lead [250ml HDPE w/HNO3] (field Filtered)	See Attached	RUSH TAT	ELI LAB ID (Laboratory Use Only)
1	ERH2537 (Sump Adit 3)	2/10/22	1050	19	GW	✔	✔	✔	✔	✔	✔	✔	✔	✔		X	1322020962-026
2	ERH2536 (Trip Blank)	~~2/10/22~~ 2/11/22	~~1040~~ 0104	8	WQ	✔	✔	✔	✔							X	
3																	
4	TB-14833 (8260)			2													-027
5	TB-14754 (6020)			2													-028
6	TB-~~14754~~ 14833 (8011)		2/15/22	2													-029
7	TB-14808 (Methane)			2													-030
8	~~TB-148~~ DC 2/14/22																
9																	

ELI is REQUIRED to provide preservative traceability. If the preservatives supplied with the bottle order were **NOT** used, please attach your preservative information with this COC.

Custody Record MUST be signed	Relinquished by (print)	Date/Time	Signature	Received by (print)	Date/Time	Signature
	Alex Edmonds	2/10/22 1500	[signature]			
	Relinquished by (print)	Date/Time	Signature	Received by Laboratory (print)	Date/Time	Signature
				Richard Shank	2/12/22 12	[signature]

LABORATORY USE ONLY

Shipped By	Cooler ID(s)	Custody Seals Y N C B	Intact Y N	Receipt Temp 0.4 °C	Temp Blank Y N	On Ice Y N	Payment Type CC Cash Check	Amount $	Receipt Number (cash/check only)

In certain circumstances, samples submitted to Energy Laboratories, Inc. may be subcontracted to other certified laboratories in order to complete the analysis requested. This serves as notice of this possibility. All subcontracted data will be clearly notated on your analytical report.

ENERGY LABORATORIES
Trust our People. Trust our Data.

Chain of Custody & Analytical Request Record

COC # 022022-11-NOI

www.energylab.com

DoD Samples Page 1 of 1

Account Information (Billing information)

Company/Name	AECOM
Contact	Alethea Ramos / Margie Pascua
Phone	808-529-7283 / 808-356-5373
Mailing Address	1001 Bishop St., Suite 1600
City, State, Zip	Honolulu, Hawaii 96813
Email	alethea.ramos / margie.pascua@aecom.com
Receive Invoice	☐Hard Copy ☒Email
Receive Report	☐Hard Copy ☒Email
Purchase Order	N/A
Quote	N/A
Bottle Order	N/A

Report Information (if different than Account Information)

Company/Name	AECOM
Contact	see Account information
Phone	
Mailing Address	
City, State, Zip	
Email	USAPimaging@aecom.com
Receive Report	☐Hard Copy ☒Email
Special Report/Formats:	☒ LEVEL IV ☐NELAC ☒ EDD/EDT (contact laboratory) ☐ Other_____

Comments

1. Project performed under DoD QSM
2. TPH-d/o needs 3520 extraction.
3. Preliminary data (or Level 1) in 1-2 business days, Level IV report in 10 working days
4. Note NOI log is separate from other COC's
5. *SVOC/VOC (full suite), PAH SIM (naphthalene, 1-methylnaphthalene, 2-methylnaphthlene)

Project Information

Project Name, PWSID, Permit, etc	CV18F0126, 60571032.02.46.01
Sampler Name	Jorge Villalobos
Sampler Phone	224-645-7537
Sample Origin State	Hawaii
EPA/State Compliance	☐ Yes ☒ No

The following tests will be subcontracted to other certified laboratories as shown. Signing this COC is authorization to subcontract the analyses as indicated.

Analysis	Subcontract Lab
TOC	Energy Laboratories Inc., Casper

Matrix Codes

A - Air
W - Water
S - Soils/Solids
V - Vegetation
B - Bioassay
O - Oil
DW - Drinking Water

All turnaround times are standard unless marked as RUSH.
Energy Laboratories MUST be contacted prior to RUSH sample submittal for charges and scheduling – See Instructions Page

	Sample Identification (Name, Location, Interval, etc.)	Collection Date	Collection Time	Number of Containers	Matrix (See Codes Above)	8260 VOC's (Full Suite) + DCA* [40ml VOA w/HCL]	8015 TPH-g [40ml VOA w/ HCL]	RSK175 Methane [40ml VOA w/HCL]	8011 EDB [40ml VOA w/HCL]	SVOCs (full suite+Nap, 1-2-Methylnap) by 8270DSIM*	EPA 3630/8015 TPH-d/o +SGC [1-L AG w/H2SO4]	EPA 9060 TOC [250ml AG w/ H3PO4]	EPA 6020 Total Lead [250ml HDPE w/HNO3]	EPA 6020 Diss. Lead [250ml HDPE w/HNO3] (field Filtered)	See Attached	RUSH TAT	ELI LAB ID (Laboratory Use Only)
1	ERH2526 (OWDFMW08A)	2/9/22	0930	19	GW	✔	✔	✔	✔	✔	✔	✔	✔	✔		X	B22020962-031
2	ERH2525 (Trip Blank)	2/9/22	0830	8	QC	✔	✔	✔	✔							X	-033, -031, -035, -036, -037, -03
3	ERH2527 (OWDFMW08A- FD)	2/9/22	0930	6	WQ	✔	✔									X	-032
4	~~ERH2525 TB (8260) - 14694~~	2															-033
5	~~TB (GRO) - 14694~~	1															-034
6	~~TB (8011) - 14694~~	1	02/10/22														-035
7	~~TB (Methane) - 14709~~	1															-036
8	~~TB - 14705~~	2															-037
9	~~TB - 14732~~ TB 2/14/22	1															-038

ELI is REQUIRED to provide preservative traceability. If the preservatives supplied with the bottle order were **NOT** used, please attach your preservative information with this COC.

Custody Record MUST be signed	Relinquished by (print)	Date/Time	Signature	Received by (print)	Date/Time	Signature
	Alex Edmonds	2/10/22 1430	[signature]			
	Relinquished by (print)	Date/Time	Signature	Received by Laboratory (print)	Date/Time	Signature
				Richard Shade	2/12/22 12:00	[signature]

LABORATORY USE ONLY

Shipped By	Cooler ID(s)	Custody Seals	Intact	Receipt Temp	Temp Blank	On Ice	Payment Type	Amount	Receipt Number (cash/check only)
		Y N C B	Y N	0.9 °C	Y N	Y N	CC Cash Check_____	$	

In certain circumstances, samples submitted to Energy Laboratories, Inc. may be subcontracted to other certified laboratories in order to complete the analysis requested. This serves as notice of this possibility. All subcontracted data will be clearly notated on your analytical report.

ENERGY LABORATORIES
Trust our People. Trust our Data.

Chain of Custody & Analytical Request Record

www.energylab.com

COC # 022022-12-NOI

DoD Samples Page 1 of 1

Account Information (Billing information)

Company/Name	AECOM
Contact	Alethea Ramos / Margie Pascua
Phone	808-529-7283 / 808-356-5373
Mailing Address	1001 Bishop St., Suite 1600
City, State, Zip	Honolulu, Hawaii 96813
Email	alethea ramos / margie.pascua@aecom com
Receive Invoice	☐Hard Copy ☒Email
Receive Report	☐Hard Copy ☒Email
Purchase Order	N/A
Quote	N/A
Bottle Order	N/A

Report Information (if different than Account Information)

Company/Name	AECOM
Contact	see Account information
Phone	
Mailing Address	
City, State, Zip	
Email	USAPimaging@aecom.com
Receive Report	☐Hard Copy ☒Email

Special Report/Formats: ☒ LEVEL IV ☐NELAC ☒ EDD/EDT (contact laboratory) ☐ Other_____

Comments

1 Project performed under DoD QSM
2 TPH-d/o needs 3520 extraction.
3 Preliminary data (or Level 1) in 1-2 business days; Level IV report in 10 working days.
4. Note: NOI log is separate from other COC's.
5 *SVOC/VOC (full suite); PAH SIM (naphthalene, 1-methylnaphthalene, 2-methylnaphthlene)

Project Information

Project Name, PWSID, Permit, etc.	CV18F0126, 60571032.02.46.01
Sampler Name	Jorge Villalobos
Sampler Phone	227-645-7832
Sample Origin State	Hawaii
EPA/State Compliance	☐ Yes ☒ No

The following tests will be subcontracted to other certified laboratories as shown. Signing this COC is authorization to subcontract the analyses as indicated:

Analysis	Subcontract Lab
TOC	Energy Laboratories Inc., Casper

Matrix Codes

A - Air
W - Water
S - Soils/Solids
V - Vegetation
B - Bioassay
O - Oil
DW - Drinking Water

All turnaround times are standard unless marked as RUSH.
Energy Laboratories MUST be contacted prior to RUSH sample submittal for charges and scheduling – See Instructions Page

Analysis Requested

	Sample Identification (Name, Location, Interval, etc.)	Collection Date	Collection Time	Number of Containers	Matrix (See Codes Above)	8260 VOC's (Full Suite) + DCA* [40ml VOA w/HCL]	8015 TPH-g [40ml VOA w/HCL]	RSK175 Methane [40ml VOA w/H2SO4]	8011 EDB [40ml VOA w/HCL]	SVOCs (full suite+Nap, 1-2-Methylnap) by 8270DSIM*	EPA 3630/8015 TPH-d/o +SGC [1-L AG w/H2SO4]	EPA 9060 TOC [250ml AG w/H3PO4]	EPA 6020 Total Lead [250ml HDPE w/HNO3]	EPA 6020 Diss. Lead [250ml HDPE w/HNO3] (field Filtered)	See Attached	RUSH TAT	ELI LAB ID (Laboratory Use Only)
1	ERH2527 (OWDFMW08A FD)	02/09/22	0930	4	GW					✓	✓					X	B22020962-032A 032B
2																	
3																	
4																	
5		02/10/22															
6																	
7																	
8																	
9																	

ELI is REQUIRED to provide preservative traceability. If the preservatives supplied with the bottle order were **NOT** used, please attach your preservative information with this COC

Custody Record MUST be signed	Relinquished by (print)	Date/Time	Signature	Received by (print)	Date/Time	Signature
	Alex Edmonds	2/10/22	[signature]			
	Relinquished by (print)	Date/Time	Signature	Received by Laboratory (print)	Date/Time	Signature
				Richard Slade	2/12/22 12:00	[signature]

LABORATORY USE ONLY

Shipped By	Cooler ID(s)	Custody Seals	Intact	Receipt Temp	Temp Blank	On Ice	Payment Type	Amount	Receipt Number (cash/check only)
		Y N C B	Y N	0.7 °C	(Y) N	(Y) N	CC Cash Check_____	$	

In certain circumstances, samples submitted to Energy Laboratories, Inc. may be subcontracted to other certified laboratories in order to complete the analysis requested. This serves as notice of this possibility. All subcontracted data will be clearly notated on your analytical report.

Work Order Receipt Checklist

AECOM - Honolulu

B22020962

Login completed by:	Tabitha Edwards	Date Received:	2/12/2022
Reviewed by:	BL2000\rshular	Received by:	rs4
Reviewed Date:	2/18/2022	Carrier name:	FedEx

Shipping container/cooler in good condition?	Yes ☑	No ☐	Not Present ☐
Custody seals intact on all shipping container(s)/cooler(s)?	Yes ☑	No ☐	Not Present ☐
Custody seals intact on all sample bottles?	Yes ☑	No ☐	Not Present ☐
Chain of custody present?	Yes ☑	No ☐	
Chain of custody signed when relinquished and received?	Yes ☑	No ☐	
Chain of custody agrees with sample labels?	Yes ☑	No ☐	
Samples in proper container/bottle?	Yes ☑	No ☐	
Sample containers intact?	Yes ☑	No ☐	
Sufficient sample volume for indicated test?	Yes ☑	No ☐	
All samples received within holding time? (Exclude analyses that are considered field parameters such as pH, DO, Res Cl, Sulfite, Ferrous Iron, etc.)	Yes ☑	No ☐	
Temp Blank received in all shipping container(s)/cooler(s)?	Yes ☑	No ☐	Not Applicable ☐
Container/Temp Blank temperature:	°C On Ice		
Water - VOA vials have zero headspace?	Yes ☑	No ☐	Not Applicable ☐
Water - pH acceptable upon receipt?	Yes ☑	No ☐	Not Applicable ☐

Standard Reporting Procedures:

Lab measurement of analytes considered field parameters that require analysis within 15 minutes of sampling such as pH, Dissolved Oxygen and Residual Chlorine, are qualified as being analyzed outside of recommended holding time.

Solid/soil samples are reported on a wet weight basis (as received) unless specifically indicated. If moisture corrected, data units are typically noted as –dry. For agricultural and mining soil parameters/characteristics, all samples are dried and ground prior to sample analysis.

Contact and Corrective Action Comments:

The Temperature Blank temperature for shipping container 1 was 0.1°C, shipping container 2 was 0.3°C, shipping container 3 was 0.9°C, shipping container 4 was 0.2°C, shipping container 5 was 1.0°C, shipping container 6 was 0.4°C, shipping container 7 was 0.9°C and shipping container 8 was 0.7°C.

The collection time indicated on the Chain of Custody for all samples is in Hawaii-Aleutian Standard Time. The collection time has been converted (+4 Hours) to Mountain Standard Time.

One of the two phosphoric preserved containers for the Total Organic Carbon requested analysis was not received with the bottle order label on the containers for sample ERH2526 (OWDFMW08A). Preservative traceability is not available for this container. Proceeded with the requested analysis per Shari Endy, Energy Laboratories Project Manager.

Qualifiers and Abbreviations

Qualifier	Qualifier Description
##	Limit of Quantitation (LOQ) for this analyte exceeds the Maximum Contaminant Level (MCL)
*	Result exceeds the Maximum Contaminant Level (MCL)
A	The analyte level was greater than four times the spike level - in accordance with the method, percent recovery is not calculated
B	Analyte detected in the method blank
C	Continuing calibration verification was outside of the quality control advisory limits
D	Limit of Quantitation (LOQ) increased due to sample matrix
E	Estimated value - result exceeds the instrument upper quantitation limit
H	Analysis performed past the method holding time
J	The reported result is an estimated value
L	Lowest Limit of Quantitation (LOQ) available for the analytical method used
N	Analyte concentration was not sufficiently high to calculate a Relative Percent Difference (RPD) for the serial dilution test
O	Diluted out
P	Poor method performance - method validations have shown no recoveries at low concentrations or method performance was erratic
Q	Values reported below the Limit of Quantitation (LOQ) are statistically invalid
R	Relative Percent Difference (RPD) exceeds advisory limit
S	Spike recovery outside of advisory limits
T	Analyte detected in the associated trip blank
U	Not detected at the Limit of Detection (LOD)
V	The RPD value for this duplicate represents the RER value and the RPDLimit of 2 is the RER upper limit.

Qualifiers and Abbreviations

Abbreviation

Reporting	Explanation of Abbreviation
DF	Dilution Factor
DL	Detection Limit
LOD	Limit of Detection
LOQ	Limit of Quantitation
MCL	Maximum Contaminant Level
MDC	Minimum Detectable Concentration
ND	Not detected at the Limit of Quantitaton (LOQ)
RBSL	Risk-Based Screening Levels
REC	Recovery
RER	Relative Error Ratio
RPD	Relative Percent Difference
SPK	Spike

Sample Types	Explanation of Abbreviation
CCB	Continuing Calibration Blank
CCV	Continuing Calibration Verification Standard
DUP	Sample Duplicate
ICSA	Interference Check Sample A
ICSAB	Interference Check Sample AB
ICV	Initial Calibration Verification Standard
LCS	Laboratory Control Sample
LCSD	Laboratory Control Sample Duplicate
LFB	Laboratory Fortified Blank
LRB	Laboratory Reagent Blank
MBLK	Method Blank
MS	Sample Matrix Spike
MSD	Sample Matrix Spike Duplicate
PDS	Post Digestion/Distillation Spike
QCS	Quality Control Sample
SD	Serial Dilution
SRM	Standard Reference Material

LABORATORY ANALYTICAL REPORT

Prepared by Billings, MT Branch

Client: AECOM - Honolulu
Client Sample ID: ERH2524 (OWDFMW07A)
Project: CV18F0126, 60571032.02.46.01
Matrix: Ground Water

Lab ID: B22020962-001
Collection Date: 02/09/2022 17:45
Date Received: 02/12/2022
Report Date: 03/04/2022

Analyses	Result	Units	DF	Qual	LOQ	LOD	DL	MCL	Method	Analysis Date / By	RunID : Run Order	BatchID
LOW LEVEL PAH BY 8270C SIM												
1-Methylnaphthalene	ND	ug/L	1	U	0.10	0.048	0.020		SW8270CSIM	02/16/2022 19:33/jph	SV5975.I_220216A : 14	163724
2-Methylnaphthalene	ND	ug/L	1	U	0.10	0.048	0.017		SW8270CSIM	02/16/2022 19:33/jph	SV5975.I_220216A : 14	163724
Acenaphthene	ND	ug/L	1	U	0.10	0.048	0.030		SW8270CSIM	02/16/2022 19:33/jph	SV5975.I_220216A : 14	163724
Acenaphthylene	ND	ug/L	1	U	0.10	0.048	0.024		SW8270CSIM	02/16/2022 19:33/jph	SV5975.I_220216A : 14	163724
Anthracene	ND	ug/L	1	U	0.10	0.048	0.027		SW8270CSIM	02/16/2022 19:33/jph	SV5975.I_220216A : 14	163724
Benzo(a)anthracene	ND	ug/L	1	U	0.10	0.048	0.026		SW8270CSIM	02/16/2022 19:33/jph	SV5975.I_220216A : 14	163724
Benzo(a)pyrene	ND	ug/L	1	U	0.10	0.048	0.033		SW8270CSIM	02/16/2022 19:33/jph	SV5975.I_220216A : 14	163724
Benzo(b)fluoranthene	ND	ug/L	1	U	0.10	0.048	0.022		SW8270CSIM	02/16/2022 19:33/jph	SV5975.I_220216A : 14	163724
Benzo(g,h,i)perylene	ND	ug/L	1	U	0.10	0.048	0.025		SW8270CSIM	02/16/2022 19:33/jph	SV5975.I_220216A : 14	163724
Benzo(k)fluoranthene	ND	ug/L	1	U	0.10	0.048	0.028		SW8270CSIM	02/16/2022 19:33/jph	SV5975.I_220216A : 14	163724
Chrysene	ND	ug/L	1	U	0.10	0.048	0.044		SW8270CSIM	02/16/2022 19:33/jph	SV5975.I_220216A : 14	163724
Dibenzo(a,h)anthracene	ND	ug/L	1	U	0.10	0.048	0.035		SW8270CSIM	02/16/2022 19:33/jph	SV5975.I_220216A : 14	163724
Fluoranthene	ND	ug/L	1	U	0.10	0.048	0.022		SW8270CSIM	02/16/2022 19:33/jph	SV5975.I_220216A : 14	163724
Fluorene	ND	ug/L	1	U	0.10	0.048	0.021		SW8270CSIM	02/16/2022 19:33/jph	SV5975.I_220216A : 14	163724
Indeno(1,2,3-cd)pyrene	ND	ug/L	1	U	0.10	0.048	0.047		SW8270CSIM	02/16/2022 19:33/jph	SV5975.I_220216A : 14	163724
Naphthalene	ND	ug/L	1	U	0.10	0.048	0.028		SW8270CSIM	02/16/2022 19:33/jph	SV5975.I_220216A : 14	163724
Phenanthrene	ND	ug/L	1	U	0.10	0.048	0.028		SW8270CSIM	02/16/2022 19:33/jph	SV5975.I_220216A : 14	163724
Pyrene	ND	ug/L	1	U	0.10	0.048	0.023		SW8270CSIM	02/16/2022 19:33/jph	SV5975.I_220216A : 14	163724
AGGREGATE ORGANICS												
Organic Carbon, Total (TOC) - TOC Range is 0.3 to 0.3	0.29	mg/L	1	J	0.50	0.50	0.17		SW9060A	02/15/2022 16:23/eli-ca	SUB-C279755 : 4	C_R279755
METALS, DISSOLVED												
Lead	ND	mg/L	1	U	0.001	0.00005	0.00003		SW6020	02/18/2022 16:56/car	ICPMS207-B_220218B : 46	R374975
METALS, TOTAL												
Lead	ND	mg/L	1	U	0.001	0.0001	0.00008		SW6020	02/18/2022 17:27/car	ICPMS207-B_220218B : 51	163745
VOLATILE ORGANIC COMPOUNDS												
Benzene	ND	ug/L	1	U	1.0	0.20	0.091		SW8260B	02/15/2022 13:48/msc	VOA5975C.I_220215A : 8	R374895
Bromobenzene	ND	ug/L	1	U	1.0	0.20	0.083		SW8260B	02/15/2022 13:48/msc	VOA5975C.I_220215A : 8	R374895
Bromochloromethane	ND	ug/L	1	U	1.0	0.50	0.14		SW8260B	02/15/2022 13:48/msc	VOA5975C.I_220215A : 8	R374895
Bromodichloromethane	ND	ug/L	1	U	1.0	0.25	0.12		SW8260B	02/15/2022 13:48/msc	VOA5975C.I_220215A : 8	R374895
Bromoform	ND	ug/L	1	U	1.0	0.25	0.12		SW8260B	02/15/2022 13:48/msc	VOA5975C.I_220215A : 8	R374895
Carbon tetrachloride	ND	ug/L	1	U	1.0	0.50	0.14		SW8260B	02/15/2022 13:48/msc	VOA5975C.I_220215A : 8	R374895
Chlorobenzene	ND	ug/L	1	U	1.0	0.20	0.091		SW8260B	02/15/2022 13:48/msc	VOA5975C.I_220215A : 8	R374895
Chlorodibromomethane	ND	ug/L	1	U	1.0	0.20	0.084		SW8260B	02/15/2022 13:48/msc	VOA5975C.I_220215A : 8	R374895
Chloroethane	ND	ug/L	1	U	1.0	0.50	0.17		SW8260B	02/15/2022 13:48/msc	VOA5975C.I_220215A : 8	R374895
Chloroform	ND	ug/L	1	U	1.0	0.20	0.079		SW8260B	02/15/2022 13:48/msc	VOA5975C.I_220215A : 8	R374895
Chloromethane	ND	ug/L	1	U	1.0	0.50	0.16		SW8260B	02/15/2022 13:48/msc	VOA5975C.I_220215A : 8	R374895

LABORATORY ANALYTICAL REPORT

Prepared by Billings, MT Branch

Client: AECOM - Honolulu
Client Sample ID: ERH2524 (OWDFMW07A)
Project: CV18F0126, 60571032.02.46.01
Matrix: Ground Water

Lab ID: B22020962-001
Collection Date: 02/09/2022 17:45
Date Received: 02/12/2022
Report Date: 03/04/2022

Analyses	Result	Units	DF	Qual	LOQ	LOD	DL	MCL	Method	Analysis Date / By	RunID : Run Order	BatchID
VOLATILE ORGANIC COMPOUNDS												
1,2-Dibromoethane	ND	ug/L	1	U	1.0	0.20	0.092		SW8260B	02/15/2022 13:48/msc	VOA5975C.I_220215A : 8	R374895
2-Chlorotoluene	ND	ug/L	1	U	1.0	0.20	0.088		SW8260B	02/15/2022 13:48/msc	VOA5975C.I_220215A : 8	R374895
4-Chlorotoluene	ND	ug/L	1	U	1.0	0.20	0.073		SW8260B	02/15/2022 13:48/msc	VOA5975C.I_220215A : 8	R374895
Dibromomethane	ND	ug/L	1	U	1.0	0.50	0.15		SW8260B	02/15/2022 13:48/msc	VOA5975C.I_220215A : 8	R374895
1,2-Dichlorobenzene	ND	ug/L	1	U	1.0	0.20	0.075		SW8260B	02/15/2022 13:48/msc	VOA5975C.I_220215A : 8	R374895
1,3-Dichlorobenzene	ND	ug/L	1	U	1.0	0.20	0.080		SW8260B	02/15/2022 13:48/msc	VOA5975C.I_220215A : 8	R374895
1,4-Dichlorobenzene	ND	ug/L	1	U	1.0	0.20	0.086		SW8260B	02/15/2022 13:48/msc	VOA5975C.I_220215A : 8	R374895
Dichlorodifluoromethane	ND	ug/L	1	U	1.0	0.50	0.18		SW8260B	02/15/2022 13:48/msc	VOA5975C.I_220215A : 8	R374895
1,1-Dichloroethane	ND	ug/L	1	U	1.0	0.50	0.14		SW8260B	02/15/2022 13:48/msc	VOA5975C.I_220215A : 8	R374895
1,2-Dichloroethane	ND	ug/L	1	U	1.0	0.25	0.12		SW8260B	02/15/2022 13:48/msc	VOA5975C.I_220215A : 8	R374895
1,1-Dichloroethene	ND	ug/L	1	U	1.0	0.50	0.14		SW8260B	02/15/2022 13:48/msc	VOA5975C.I_220215A : 8	R374895
cis-1,2-Dichloroethene	ND	ug/L	1	U	1.0	0.25	0.11		SW8260B	02/15/2022 13:48/msc	VOA5975C.I_220215A : 8	R374895
trans-1,2-Dichloroethene	ND	ug/L	1	U	1.0	0.25	0.12		SW8260B	02/15/2022 13:48/msc	VOA5975C.I_220215A : 8	R374895
1,2-Dichloropropane	ND	ug/L	1	U	1.0	0.20	0.085		SW8260B	02/15/2022 13:48/msc	VOA5975C.I_220215A : 8	R374895
1,3-Dichloropropane	ND	ug/L	1	U	1.0	0.20	0.079		SW8260B	02/15/2022 13:48/msc	VOA5975C.I_220215A : 8	R374895
2,2-Dichloropropane	ND	ug/L	1	U	1.0	0.50	0.19		SW8260B	02/15/2022 13:48/msc	VOA5975C.I_220215A : 8	R374895
1,1-Dichloropropene	ND	ug/L	1	U	1.0	0.20	0.083		SW8260B	02/15/2022 13:48/msc	VOA5975C.I_220215A : 8	R374895
cis-1,3-Dichloropropene	ND	ug/L	1	U	1.0	0.20	0.073		SW8260B	02/15/2022 13:48/msc	VOA5975C.I_220215A : 8	R374895
trans-1,3-Dichloropropene	ND	ug/L	1	U	1.0	0.20	0.085		SW8260B	02/15/2022 13:48/msc	VOA5975C.I_220215A : 8	R374895
Ethylbenzene	ND	ug/L	1	U	1.0	0.20	0.084		SW8260B	02/15/2022 13:48/msc	VOA5975C.I_220215A : 8	R374895
Methyl ethyl ketone	ND	ug/L	1	U	20	5.0	1.8		SW8260B	02/15/2022 13:48/msc	VOA5975C.I_220215A : 8	R374895
Methyl tert-butyl ether (MTBE)	ND	ug/L	1	U	1.0	0.25	0.10		SW8260B	02/15/2022 13:48/msc	VOA5975C.I_220215A : 8	R374895
Methylene chloride	ND	ug/L	1	U	1.0	0.50	0.34		SW8260B	02/15/2022 13:48/msc	VOA5975C.I_220215A : 8	R374895
Styrene	ND	ug/L	1	U	1.0	0.20	0.067		SW8260B	02/15/2022 13:48/msc	VOA5975C.I_220215A : 8	R374895
1,1,1,2-Tetrachloroethane	ND	ug/L	1	U	1.0	0.25	0.10		SW8260B	02/15/2022 13:48/msc	VOA5975C.I_220215A : 8	R374895
1,1,2,2-Tetrachloroethane	ND	ug/L	1	U	1.0	0.20	0.087		SW8260B	02/15/2022 13:48/msc	VOA5975C.I_220215A : 8	R374895
Tetrachloroethene	ND	ug/L	1	U	1.0	0.20	0.067		SW8260B	02/15/2022 13:48/msc	VOA5975C.I_220215A : 8	R374895
Toluene	ND	ug/L	1	UT	1.0	0.20	0.068		SW8260B	02/15/2022 13:48/msc	VOA5975C.I_220215A : 8	R374895
1,1,1-Trichloroethane	ND	ug/L	1	U	1.0	0.50	0.13		SW8260B	02/15/2022 13:48/msc	VOA5975C.I_220215A : 8	R374895
1,1,2-Trichloroethane	ND	ug/L	1	U	1.0	0.25	0.11		SW8260B	02/15/2022 13:48/msc	VOA5975C.I_220215A : 8	R374895
Trichloroethene	ND	ug/L	1	U	1.0	0.20	0.099		SW8260B	02/15/2022 13:48/msc	VOA5975C.I_220215A : 8	R374895
Trichlorofluoromethane	ND	ug/L	1	U	1.0	0.50	0.13		SW8260B	02/15/2022 13:48/msc	VOA5975C.I_220215A : 8	R374895
1,2,3-Trichloropropane	ND	ug/L	1	U	1.0	0.50	0.24		SW8260B	02/15/2022 13:48/msc	VOA5975C.I_220215A : 8	R374895
Vinyl chloride	ND	ug/L	1	U	1.0	0.50	0.15		SW8260B	02/15/2022 13:48/msc	VOA5975C.I_220215A : 8	R374895
m+p-Xylenes	ND	ug/L	1	U	1.0	0.50	0.15		SW8260B	02/15/2022 13:48/msc	VOA5975C.I_220215A : 8	R374895
o-Xylene	ND	ug/L	1	U	1.0	0.20	0.060		SW8260B	02/15/2022 13:48/msc	VOA5975C.I_220215A : 8	R374895
Xylenes, Total	ND	ug/L	1	U	1.0	0.20	0.060		SW8260B	02/15/2022 13:48/msc	VOA5975C.I_220215A : 8	R374895
Surr: Dibromofluoromethane	108.0	%REC	1		80-119				SW8260B	02/15/2022 13:48/msc	VOA5975C.I_220215A : 8	R374895
Surr: 1,2-Dichloroethane-d4	113.0	%REC	1		81-118				SW8260B	02/15/2022 13:48/msc	VOA5975C.I_220215A : 8	R374895

LABORATORY ANALYTICAL REPORT

Prepared by Billings, MT Branch

Client: AECOM - Honolulu
Client Sample ID: ERH2524 (OWDFMW07A)
Project: CV18F0126, 60571032.02.46.01
Matrix: Ground Water

Lab ID: B22020962-001
Collection Date: 02/09/2022 17:45
Date Received: 02/12/2022
Report Date: 03/04/2022

Analyses	Result	Units	DF	Qual	LOQ	LOD	DL	MCL	Method	Analysis Date / By	RunID : Run Order	BatchID
VOLATILE ORGANIC COMPOUNDS												
Surr: Toluene-d8	100.0	%REC	1		89-112				SW8260B	02/15/2022 13:48/msc	VOA5975C.I_220215A : 8	R374895
Surr: p-Bromofluorobenzene	101.0	%REC	1		85-114				SW8260B	02/15/2022 13:48/msc	VOA5975C.I_220215A : 8	R374895
VOCS BY MICROEXTRACTION-ECD												
1,2-Dibromoethane	ND	ug/L	1	U	0.010	0.0050	0.0026		SW8011	02/16/2022 18:03/clt	GECD.I_220216A : 13	163798
Surr: 1,1,1,2-Tetrachloroethane	88.0	%REC	1		70-130				SW8011	02/16/2022 18:03/clt	GECD.I_220216A : 13	163798
PETROLEUM HYDROCARBONS-VOLATILE												
C6 to C10	ND	ug/L	1	U	20	8.7	2.0		SW8015C	02/17/2022 18:05/jp	VARIAN1_220217A : 13	R374900
Total Purgeable Hydrocarbons	ND	ug/L	1	U	20	10	3.1		SW8015C	02/17/2022 18:05/jp	VARIAN1_220217A : 13	R374900
Surr: Trifluorotoluene	72.0	%REC	1		70-130				SW8015C	02/17/2022 18:05/jp	VARIAN1_220217A : 13	R374900
- Note 1: C6 to C10 is defined as all hydrocarbons eluting between 2-Methylpentane and 1,2,4-Trimethylbenzene.												
- Note 2: Total Purgeable Hydrocarbons are defined as the total hydrocarbon response regardless of elution time.												
PETROLEUM HYDROCARBONS-SEMI-VOLATILE												
Diesel Range Organics (C10 to C24)	ND	mg/L	1	U	0.30	0.14	0.037		SW8015C	02/15/2022 17:26/amn	GCFID-HP5-B_220215A : 6	163748
Diesel Range Organics (SGT-C10 to C24)	ND	mg/L	1	U	0.30	0.11	0.027		SW8015C	02/16/2022 16:20/amn	GCFID-HP5-B_220215B : 6	163748
Oil Range Hydrocarbons (C24 to C40)	ND	mg/L	1	U	0.30	0.14	0.084		SW8015C	02/15/2022 17:26/amn	GCFID-HP5-B_220215A : 6	163748
Oil Range Hydrocarbons (SGT-C24 to C40)	ND	mg/L	1	U	0.30	0.14	0.084		SW8015C	02/16/2022 16:20/amn	GCFID-HP5-B_220215B : 6	163748
Total Extractable Hydrocarbons	ND	mg/L	1	U	0.30	0.14	0.071		SW8015C	02/15/2022 17:26/amn	GCFID-HP5-B_220215A : 6	163748
Total Extractable Hydrocarbons (SGT)	ND	mg/L	1	U	0.30	0.11	0.034		SW8015C	02/16/2022 16:20/amn	GCFID-HP5-B_220215B : 6	163748
Surr: o-Terphenyl	100.0	%REC	1		56-125				SW8015C	02/15/2022 17:26/amn	GCFID-HP5-B_220215A : 6	163748
Surr: o-Terphenyl (SGT)	97.0	%REC	1		56-125				SW8015C	02/16/2022 16:20/amn	GCFID-HP5-B_220215B : 6	163748
Surr: n-Triacontane	109.0	%REC	1		50-150				SW8015C	02/15/2022 17:26/amn	GCFID-HP5-B_220215A : 6	163748
Surr: n-Triacontane (SGT)	99.0	%REC	1		50-150				SW8015C	02/16/2022 16:20/amn	GCFID-HP5-B_220215B : 6	163748
- Note: Total Extractable Hydrocarbons are defined as the total hydrocarbon responses regardless of elution time.												
ORGANIC CHARACTERISTICS												
Methane	ND	mg/L	1	U	0.0020	0.0012	0.00070		SW8015M	02/15/2022 10:33/jdw	FID-HEADSPACE_220215A : 5	R374776
SEMI-VOLATILE ORGANIC COMPOUNDS												
1,2,4-Trichlorobenzene	ND	ug/L	1	U	10	4.8	1.8		SW8270C	02/20/2022 00:31/dsm	SV5973N.I_220218B : 7	163724
1,2-Dichlorobenzene	ND	ug/L	1	U	10	4.8	1.9		SW8270C	02/20/2022 00:31/dsm	SV5973N.I_220218B : 7	163724
1,3-Dichlorobenzene	ND	ug/L	1	U	10	4.8	2.0		SW8270C	02/20/2022 00:31/dsm	SV5973N.I_220218B : 7	163724
1,4-Dichlorobenzene	ND	ug/L	1	U	10	4.8	1.9		SW8270C	02/20/2022 00:31/dsm	SV5973N.I_220218B : 7	163724
2,4,5-Trichlorophenol	ND	ug/L	1	U	10	4.8	2.1		SW8270C	02/20/2022 00:31/dsm	SV5973N.I_220218B : 7	163724
2,4,6-Trichlorophenol	ND	ug/L	1	U	10	4.8	2.5		SW8270C	02/20/2022 00:31/dsm	SV5973N.I_220218B : 7	163724
2,4-Dichlorophenol	ND	ug/L	1	U	10	4.8	1.6		SW8270C	02/20/2022 00:31/dsm	SV5973N.I_220218B : 7	163724
2,4-Dimethylphenol	ND	ug/L	1	U	10	4.8	1.6		SW8270C	02/20/2022 00:31/dsm	SV5973N.I_220218B : 7	163724
2,4-Dinitrophenol	ND	ug/L	1	U	10	9.5	4.1		SW8270C	02/20/2022 00:31/dsm	SV5973N.I_220218B : 7	163724
2,4-Dinitrotoluene	ND	ug/L	1	U	10	4.8	2.9		SW8270C	02/20/2022 00:31/dsm	SV5973N.I_220218B : 7	163724

LABORATORY ANALYTICAL REPORT

Prepared by Billings, MT Branch

Client: AECOM - Honolulu
Client Sample ID: ERH2524 (OWDFMW07A)
Project: CV18F0126, 60571032.02.46.01
Matrix: Ground Water

Lab ID: B22020962-001
Collection Date: 02/09/2022 17:45
Date Received: 02/12/2022
Report Date: 03/04/2022

Analyses	Result	Units	DF	Qual	LOQ	LOD	DL	MCL	Method	Analysis Date / By	RunID : Run Order	BatchID
SEMI-VOLATILE ORGANIC COMPOUNDS												
2,6-Dinitrotoluene	ND	ug/L	1	U	10	4.8	3.0		SW8270C	02/20/2022 00:31/dsm	SV5973N.I_220218B : 7	163724
2-Chloronaphthalene	ND	ug/L	1	U	10	4.8	2.0		SW8270C	02/20/2022 00:31/dsm	SV5973N.I_220218B : 7	163724
2-Chlorophenol	ND	ug/L	1	U	10	4.8	2.4		SW8270C	02/20/2022 00:31/dsm	SV5973N.I_220218B : 7	163724
2-Nitrophenol	ND	ug/L	1	U	10	4.8	2.2		SW8270C	02/20/2022 00:31/dsm	SV5973N.I_220218B : 7	163724
3,3´-Dichlorobenzidine	ND	ug/L	1	U	10	4.8	2.0		SW8270C	02/20/2022 00:31/dsm	SV5973N.I_220218B : 7	163724
4,6-Dinitro-2-methylphenol	ND	ug/L	1	U	10	9.5	2.2		SW8270C	02/20/2022 00:31/dsm	SV5973N.I_220218B : 7	163724
4-Bromophenyl phenyl ether	ND	ug/L	1	U	10	4.8	1.7		SW8270C	02/20/2022 00:31/dsm	SV5973N.I_220218B : 7	163724
4-Chloro-3-methylphenol	ND	ug/L	1	U	10	4.8	1.4		SW8270C	02/20/2022 00:31/dsm	SV5973N.I_220218B : 7	163724
4-Chlorophenol	ND	ug/L	1	U	10	4.8	2.5		SW8270C	02/20/2022 00:31/dsm	SV5973N.I_220218B : 7	163724
4-Chlorophenyl phenyl ether	ND	ug/L	1	U	10	4.8	1.9		SW8270C	02/20/2022 00:31/dsm	SV5973N.I_220218B : 7	163724
4-Nitrophenol	ND	ug/L	1	U	10	9.5	2.4		SW8270C	02/20/2022 00:31/dsm	SV5973N.I_220218B : 7	163724
Azobenzene	ND	ug/L	1	U	10	4.8	1.0		SW8270C	02/20/2022 00:31/dsm	SV5973N.I_220218B : 7	163724
bis(-2-chloroethoxy)Methane	ND	ug/L	1	U	10	4.8	1.3		SW8270C	02/20/2022 00:31/dsm	SV5973N.I_220218B : 7	163724
bis(-2-chloroethyl)Ether	ND	ug/L	1	U	10	4.8	2.4		SW8270C	02/20/2022 00:31/dsm	SV5973N.I_220218B : 7	163724
bis(2-chloroisopropyl)Ether	ND	ug/L	1	U	10	4.8	1.4		SW8270C	02/20/2022 00:31/dsm	SV5973N.I_220218B : 7	163724
bis(2-ethylhexyl)Phthalate	ND	ug/L	1	U	10	4.8	1.8		SW8270C	02/20/2022 00:31/dsm	SV5973N.I_220218B : 7	163724
Butylbenzylphthalate	ND	ug/L	1	U	10	4.8	1.5		SW8270C	02/20/2022 00:31/dsm	SV5973N.I_220218B : 7	163724
Di-n-butyl phthalate	ND	ug/L	1	U	10	4.8	0.89		SW8270C	02/20/2022 00:31/dsm	SV5973N.I_220218B : 7	163724
Di-n-octyl phthalate	ND	ug/L	1	U	10	4.8	1.3		SW8270C	02/20/2022 00:31/dsm	SV5973N.I_220218B : 7	163724
Diethyl phthalate	ND	ug/L	1	U	10	4.8	2.1		SW8270C	02/20/2022 00:31/dsm	SV5973N.I_220218B : 7	163724
Dimethyl phthalate	ND	ug/L	1	U	10	4.8	1.6		SW8270C	02/20/2022 00:31/dsm	SV5973N.I_220218B : 7	163724
Hexachlorobenzene	ND	ug/L	1	U	10	4.8	1.3		SW8270C	02/20/2022 00:31/dsm	SV5973N.I_220218B : 7	163724
Hexachlorobutadiene	ND	ug/L	1	U	10	4.8	2.2		SW8270C	02/20/2022 00:31/dsm	SV5973N.I_220218B : 7	163724
Hexachlorocyclopentadiene	ND	ug/L	1	U	10	4.8	2.8		SW8270C	02/20/2022 00:31/dsm	SV5973N.I_220218B : 7	163724
Hexachloroethane	ND	ug/L	1	U	10	4.8	1.7		SW8270C	02/20/2022 00:31/dsm	SV5973N.I_220218B : 7	163724
Isophorone	ND	ug/L	1	U	10	4.8	1.6		SW8270C	02/20/2022 00:31/dsm	SV5973N.I_220218B : 7	163724
m+p-Cresols	ND	ug/L	1	U	10	4.8	1.7		SW8270C	02/20/2022 00:31/dsm	SV5973N.I_220218B : 7	163724
n-Nitroso-di-n-propylamine	ND	ug/L	1	U	10	4.8	1.5		SW8270C	02/20/2022 00:31/dsm	SV5973N.I_220218B : 7	163724
n-Nitrosodimethylamine	ND	ug/L	1	U	10	4.8	1.5		SW8270C	02/20/2022 00:31/dsm	SV5973N.I_220218B : 7	163724
n-Nitrosodiphenylamine	ND	ug/L	1	U	10	4.8	1.1		SW8270C	02/20/2022 00:31/dsm	SV5973N.I_220218B : 7	163724
Nitrobenzene	ND	ug/L	1	U	10	4.8	2.2		SW8270C	02/20/2022 00:31/dsm	SV5973N.I_220218B : 7	163724
o-Cresol	ND	ug/L	1	U	10	4.8	1.7		SW8270C	02/20/2022 00:31/dsm	SV5973N.I_220218B : 7	163724
Pentachlorophenol	ND	ug/L	1	U	10	9.5	4.0		SW8270C	02/20/2022 00:31/dsm	SV5973N.I_220218B : 7	163724
Phenol	ND	ug/L	1	U	10	4.8	1.4		SW8270C	02/20/2022 00:31/dsm	SV5973N.I_220218B : 7	163724
Pyridine	ND	ug/L	1	U	10	4.8	3.1		SW8270C	02/20/2022 00:31/dsm	SV5973N.I_220218B : 7	163724
Surr: 2,4,6-Tribromophenol	77.0	%REC	1		43-140				SW8270C	02/20/2022 00:31/dsm	SV5973N.I_220218B : 7	163724
Surr: 2-Fluorobiphenyl	64.0	%REC	1		44-119				SW8270C	02/20/2022 00:31/dsm	SV5973N.I_220218B : 7	163724
Surr: 2-Fluorophenol	34.0	%REC	1		19-119				SW8270C	02/20/2022 00:31/dsm	SV5973N.I_220218B : 7	163724
Surr: Nitrobenzene-d5	62.0	%REC	1		44-120				SW8270C	02/20/2022 00:31/dsm	SV5973N.I_220218B : 7	163724

LABORATORY ANALYTICAL REPORT

Prepared by Billings, MT Branch

Client: AECOM - Honolulu
Client Sample ID: ERH2524 (OWDFMW07A)
Project: CV18F0126, 60571032.02.46.01
Matrix: Ground Water

Lab ID: B22020962-001
Collection Date: 02/09/2022 17:45
Date Received: 02/12/2022
Report Date: 03/04/2022

Analyses	Result	Units	DF	Qual	LOQ	LOD	DL	MCL	Method	Analysis Date / By	RunID : Run Order	BatchID
SEMI-VOLATILE ORGANIC COMPOUNDS												
Surr: Phenol-d5	31.0	%REC	1		10-65				SW8270C	02/20/2022 00:31/dsm	SV5973N.I_220218B : 7	163724
Surr: Terphenyl-d14	101.0	%REC	1		50-134				SW8270C	02/20/2022 00:31/dsm	SV5973N.I_220218B : 7	163724

LABORATORY ANALYTICAL REPORT

Prepared by Billings, MT Branch

Client: AECOM - Honolulu
Client Sample ID: ERH2523 (Trip Blank) 14694
Project: CV18F0126, 60571032.02.46.01
Matrix: Trip Blank

Lab ID: B22020962-002
Collection Date: 02/09/2022 17:45
Date Received: 02/12/2022
Report Date: 03/04/2022

Analyses	Result	Units	DF	Qual	LOQ	LOD	DL	MCL	Method	Analysis Date / By	RunID : Run Order	BatchID
VOLATILE ORGANIC COMPOUNDS												
Benzene	ND	ug/L	1	U	1.0	0.20	0.091		SW8260B	02/15/2022 16:32/msc	VOA5975C.I_220215A : 14	R374895
Bromobenzene	ND	ug/L	1	U	1.0	0.20	0.083		SW8260B	02/15/2022 16:32/msc	VOA5975C.I_220215A : 14	R374895
Bromochloromethane	ND	ug/L	1	U	1.0	0.50	0.14		SW8260B	02/15/2022 16:32/msc	VOA5975C.I_220215A : 14	R374895
Bromodichloromethane	ND	ug/L	1	U	1.0	0.25	0.12		SW8260B	02/15/2022 16:32/msc	VOA5975C.I_220215A : 14	R374895
Bromoform	ND	ug/L	1	U	1.0	0.25	0.12		SW8260B	02/15/2022 16:32/msc	VOA5975C.I_220215A : 14	R374895
Carbon tetrachloride	ND	ug/L	1	U	1.0	0.50	0.14		SW8260B	02/15/2022 16:32/msc	VOA5975C.I_220215A : 14	R374895
Chlorobenzene	ND	ug/L	1	U	1.0	0.20	0.091		SW8260B	02/15/2022 16:32/msc	VOA5975C.I_220215A : 14	R374895
Chlorodibromomethane	ND	ug/L	1	U	1.0	0.20	0.084		SW8260B	02/15/2022 16:32/msc	VOA5975C.I_220215A : 14	R374895
Chloroethane	ND	ug/L	1	U	1.0	0.50	0.17		SW8260B	02/15/2022 16:32/msc	VOA5975C.I_220215A : 14	R374895
Chloroform	ND	ug/L	1	U	1.0	0.20	0.079		SW8260B	02/15/2022 16:32/msc	VOA5975C.I_220215A : 14	R374895
Chloromethane	ND	ug/L	1	U	1.0	0.50	0.16		SW8260B	02/15/2022 16:32/msc	VOA5975C.I_220215A : 14	R374895
1,2-Dibromoethane	ND	ug/L	1	U	1.0	0.20	0.092		SW8260B	02/15/2022 16:32/msc	VOA5975C.I_220215A : 14	R374895
2-Chlorotoluene	ND	ug/L	1	U	1.0	0.20	0.088		SW8260B	02/15/2022 16:32/msc	VOA5975C.I_220215A : 14	R374895
4-Chlorotoluene	ND	ug/L	1	U	1.0	0.20	0.073		SW8260B	02/15/2022 16:32/msc	VOA5975C.I_220215A : 14	R374895
Dibromomethane	ND	ug/L	1	U	1.0	0.50	0.15		SW8260B	02/15/2022 16:32/msc	VOA5975C.I_220215A : 14	R374895
1,2-Dichlorobenzene	ND	ug/L	1	U	1.0	0.20	0.075		SW8260B	02/15/2022 16:32/msc	VOA5975C.I_220215A : 14	R374895
1,3-Dichlorobenzene	ND	ug/L	1	U	1.0	0.20	0.080		SW8260B	02/15/2022 16:32/msc	VOA5975C.I_220215A : 14	R374895
1,4-Dichlorobenzene	ND	ug/L	1	U	1.0	0.20	0.086		SW8260B	02/15/2022 16:32/msc	VOA5975C.I_220215A : 14	R374895
Dichlorodifluoromethane	ND	ug/L	1	U	1.0	0.50	0.18		SW8260B	02/15/2022 16:32/msc	VOA5975C.I_220215A : 14	R374895
1,1-Dichloroethane	ND	ug/L	1	U	1.0	0.50	0.14		SW8260B	02/15/2022 16:32/msc	VOA5975C.I_220215A : 14	R374895
1,2-Dichloroethane	ND	ug/L	1	U	1.0	0.25	0.12		SW8260B	02/15/2022 16:32/msc	VOA5975C.I_220215A : 14	R374895
1,1-Dichloroethene	ND	ug/L	1	U	1.0	0.50	0.14		SW8260B	02/15/2022 16:32/msc	VOA5975C.I_220215A : 14	R374895
cis-1,2-Dichloroethene	ND	ug/L	1	U	1.0	0.25	0.11		SW8260B	02/15/2022 16:32/msc	VOA5975C.I_220215A : 14	R374895
trans-1,2-Dichloroethene	ND	ug/L	1	U	1.0	0.25	0.12		SW8260B	02/15/2022 16:32/msc	VOA5975C.I_220215A : 14	R374895
1,2-Dichloropropane	ND	ug/L	1	U	1.0	0.20	0.085		SW8260B	02/15/2022 16:32/msc	VOA5975C.I_220215A : 14	R374895
1,3-Dichloropropane	ND	ug/L	1	U	1.0	0.20	0.079		SW8260B	02/15/2022 16:32/msc	VOA5975C.I_220215A : 14	R374895
2,2-Dichloropropane	ND	ug/L	1	U	1.0	0.50	0.19		SW8260B	02/15/2022 16:32/msc	VOA5975C.I_220215A : 14	R374895
1,1-Dichloropropene	ND	ug/L	1	U	1.0	0.20	0.083		SW8260B	02/15/2022 16:32/msc	VOA5975C.I_220215A : 14	R374895
cis-1,3-Dichloropropene	ND	ug/L	1	U	1.0	0.20	0.073		SW8260B	02/15/2022 16:32/msc	VOA5975C.I_220215A : 14	R374895
trans-1,3-Dichloropropene	ND	ug/L	1	U	1.0	0.20	0.085		SW8260B	02/15/2022 16:32/msc	VOA5975C.I_220215A : 14	R374895
Ethylbenzene	ND	ug/L	1	U	1.0	0.20	0.084		SW8260B	02/15/2022 16:32/msc	VOA5975C.I_220215A : 14	R374895
Methyl ethyl ketone	ND	ug/L	1	U	20	5.0	1.8		SW8260B	02/15/2022 16:32/msc	VOA5975C.I_220215A : 14	R374895
Methyl tert-butyl ether (MTBE)	ND	ug/L	1	U	1.0	0.25	0.10		SW8260B	02/15/2022 16:32/msc	VOA5975C.I_220215A : 14	R374895
Methylene chloride	ND	ug/L	1	U	1.0	0.50	0.34		SW8260B	02/15/2022 16:32/msc	VOA5975C.I_220215A : 14	R374895
Styrene	ND	ug/L	1	U	1.0	0.20	0.067		SW8260B	02/15/2022 16:32/msc	VOA5975C.I_220215A : 14	R374895
1,1,1,2-Tetrachloroethane	ND	ug/L	1	U	1.0	0.25	0.10		SW8260B	02/15/2022 16:32/msc	VOA5975C.I_220215A : 14	R374895
1,1,2,2-Tetrachloroethane	ND	ug/L	1	U	1.0	0.20	0.087		SW8260B	02/15/2022 16:32/msc	VOA5975C.I_220215A : 14	R374895
Tetrachloroethene	ND	ug/L	1	U	1.0	0.20	0.067		SW8260B	02/15/2022 16:32/msc	VOA5975C.I_220215A : 14	R374895
Toluene	0.15	ug/L	1	J	1.0	0.20	0.068		SW8260B	02/15/2022 16:32/msc	VOA5975C.I_220215A : 14	R374895

LABORATORY ANALYTICAL REPORT

Prepared by Billings, MT Branch

Client: AECOM - Honolulu
Client Sample ID: ERH2523 (Trip Blank) 14694
Project: CV18F0126, 60571032.02.46.01
Matrix: Trip Blank

Lab ID: B22020962-002
Collection Date: 02/09/2022 17:45
Date Received: 02/12/2022
Report Date: 03/04/2022

Analyses	Result	Units	DF	Qual	LOQ	LOD	DL	MCL	Method	Analysis Date / By	RunID : Run Order	BatchID
VOLATILE ORGANIC COMPOUNDS												
1,1,1-Trichloroethane	ND	ug/L	1	U	1.0	0.50	0.13		SW8260B	02/15/2022 16:32/msc	VOA5975C.I_220215A : 14	R374895
1,1,2-Trichloroethane	ND	ug/L	1	U	1.0	0.25	0.11		SW8260B	02/15/2022 16:32/msc	VOA5975C.I_220215A : 14	R374895
Trichloroethene	ND	ug/L	1	U	1.0	0.20	0.099		SW8260B	02/15/2022 16:32/msc	VOA5975C.I_220215A : 14	R374895
Trichlorofluoromethane	ND	ug/L	1	U	1.0	0.50	0.13		SW8260B	02/15/2022 16:32/msc	VOA5975C.I_220215A : 14	R374895
1,2,3-Trichloropropane	ND	ug/L	1	U	1.0	0.50	0.24		SW8260B	02/15/2022 16:32/msc	VOA5975C.I_220215A : 14	R374895
Vinyl chloride	ND	ug/L	1	U	1.0	0.50	0.15		SW8260B	02/15/2022 16:32/msc	VOA5975C.I_220215A : 14	R374895
m+p-Xylenes	ND	ug/L	1	U	1.0	0.50	0.15		SW8260B	02/15/2022 16:32/msc	VOA5975C.I_220215A : 14	R374895
o-Xylene	ND	ug/L	1	U	1.0	0.20	0.060		SW8260B	02/15/2022 16:32/msc	VOA5975C.I_220215A : 14	R374895
Xylenes, Total	ND	ug/L	1	U	1.0	0.20	0.060		SW8260B	02/15/2022 16:32/msc	VOA5975C.I_220215A : 14	R374895
Surr: Dibromofluoromethane	111.0	%REC	1		80-119				SW8260B	02/15/2022 16:32/msc	VOA5975C.I_220215A : 14	R374895
Surr: 1,2-Dichloroethane-d4	113.0	%REC	1		81-118				SW8260B	02/15/2022 16:32/msc	VOA5975C.I_220215A : 14	R374895
Surr: Toluene-d8	106.0	%REC	1		89-112				SW8260B	02/15/2022 16:32/msc	VOA5975C.I_220215A : 14	R374895
Surr: p-Bromofluorobenzene	109.0	%REC	1		85-114				SW8260B	02/15/2022 16:32/msc	VOA5975C.I_220215A : 14	R374895
PETROLEUM HYDROCARBONS-VOLATILE												
C6 to C10	ND	ug/L	1	U	20	8.7	2.0		SW8015C	02/17/2022 14:41/jp	VARIAN1_220217A : 7	R374900
Total Purgeable Hydrocarbons	ND	ug/L	1	U	20	10	3.1		SW8015C	02/17/2022 14:41/jp	VARIAN1_220217A : 7	R374900
Surr: Trifluorotoluene	73.0	%REC	1		70-130				SW8015C	02/17/2022 14:41/jp	VARIAN1_220217A : 7	R374900

- Note 1: C6 to C10 is defined as all hydrocarbons eluting between 2-Methylpentane and 1,2,4-Trimethylbenzene.
- Note 2: Total Purgeable Hydrocarbons are defined as the total hydrocarbon response regardless of elution time.

LABORATORY ANALYTICAL REPORT

Prepared by Billings, MT Branch

Client: AECOM - Honolulu
Client Sample ID: ERH2523 (Trip Blank) 14733
Project: CV18F0126, 60571032.02.46.01
Matrix: Trip Blank

Lab ID: B22020962-004
Collection Date: 02/09/2022 17:45
Date Received: 02/12/2022
Report Date: 03/04/2022

Analyses	Result	Units	DF	Qual	LOQ	LOD	DL	MCL	Method	Analysis Date / By	RunID : Run Order	BatchID
VOCS BY MICROEXTRACTION-ECD												
1,2-Dibromoethane	ND	ug/L	1	U	0.010	0.0050	0.0026		SW8011	02/16/2022 15:44/clt	GECD.I_220216A : 6	163798
Surr: 1,1,1,2-Tetrachloroethane	90.0	%REC	1		70-130				SW8011	02/16/2022 15:44/clt	GECD.I_220216A : 6	163798

LABORATORY ANALYTICAL REPORT

Prepared by Billings, MT Branch

Lab ID: B22020962-005
Client: AECOM - Honolulu
Collection Date: 02/09/2022 17:45
Client Sample ID: ERH2523 (Trip Blank) 14709
Date Received: 02/12/2022
Project: CV18F0126, 60571032.02.46.01
Report Date: 03/04/2022
Matrix: Trip Blank

Analyses	Result	Units	DF	Qual	LOQ	LOD	DL	MCL	Method	Analysis Date / By	RunID : Run Order	BatchID
ORGANIC CHARACTERISTICS												
Methane	ND	mg/L	1	U	0.0020	0.0012	0.00070		SW8015M	02/15/2022 10:39/jdw	FID-HEADSPACE_220215A : 6	R374776

LABORATORY ANALYTICAL REPORT

Prepared by Billings, MT Branch

Client: AECOM - Honolulu
Client Sample ID: ERH2531 (RHMW01R)
Project: CV18F0126, 60571032.02.46.01
Matrix: Ground Water

Lab ID: B22020962-006
Collection Date: 02/10/2022 13:25
Date Received: 02/12/2022
Report Date: 03/04/2022

Analyses	Result	Units	DF	Qual	LOQ	LOD	DL	MCL	Method	Analysis Date / By	RunID : Run Order	BatchID
LOW LEVEL PAH BY 8270C SIM												
1-Methylnaphthalene	ND	ug/L	1	U	0.10	0.048	0.020		SW8270CSIM	02/16/2022 20:05/jph	SV5975.I_220216A : 15	163724
2-Methylnaphthalene	ND	ug/L	1	U	0.10	0.048	0.017		SW8270CSIM	02/16/2022 20:05/jph	SV5975.I_220216A : 15	163724
Acenaphthene	ND	ug/L	1	U	0.10	0.048	0.030		SW8270CSIM	02/16/2022 20:05/jph	SV5975.I_220216A : 15	163724
Acenaphthylene	ND	ug/L	1	U	0.10	0.048	0.024		SW8270CSIM	02/16/2022 20:05/jph	SV5975.I_220216A : 15	163724
Anthracene	ND	ug/L	1	U	0.10	0.048	0.027		SW8270CSIM	02/16/2022 20:05/jph	SV5975.I_220216A : 15	163724
Benzo(a)anthracene	ND	ug/L	1	U	0.10	0.048	0.026		SW8270CSIM	02/16/2022 20:05/jph	SV5975.I_220216A : 15	163724
Benzo(a)pyrene	ND	ug/L	1	U	0.10	0.048	0.033		SW8270CSIM	02/16/2022 20:05/jph	SV5975.I_220216A : 15	163724
Benzo(b)fluoranthene	ND	ug/L	1	U	0.10	0.048	0.022		SW8270CSIM	02/16/2022 20:05/jph	SV5975.I_220216A : 15	163724
Benzo(g,h,i)perylene	ND	ug/L	1	U	0.10	0.048	0.025		SW8270CSIM	02/16/2022 20:05/jph	SV5975.I_220216A : 15	163724
Benzo(k)fluoranthene	ND	ug/L	1	U	0.10	0.048	0.028		SW8270CSIM	02/16/2022 20:05/jph	SV5975.I_220216A : 15	163724
Chrysene	ND	ug/L	1	U	0.10	0.048	0.044		SW8270CSIM	02/16/2022 20:05/jph	SV5975.I_220216A : 15	163724
Dibenzo(a,h)anthracene	ND	ug/L	1	U	0.10	0.048	0.035		SW8270CSIM	02/16/2022 20:05/jph	SV5975.I_220216A : 15	163724
Fluoranthene	0.084	ug/L	1	J	0.10	0.048	0.022		SW8270CSIM	02/16/2022 20:05/jph	SV5975.I_220216A : 15	163724
Fluorene	ND	ug/L	1	U	0.10	0.048	0.021		SW8270CSIM	02/16/2022 20:05/jph	SV5975.I_220216A : 15	163724
Indeno(1,2,3-cd)pyrene	ND	ug/L	1	U	0.10	0.048	0.047		SW8270CSIM	02/16/2022 20:05/jph	SV5975.I_220216A : 15	163724
Naphthalene	ND	ug/L	1	U	0.10	0.048	0.028		SW8270CSIM	02/16/2022 20:05/jph	SV5975.I_220216A : 15	163724
Phenanthrene	ND	ug/L	1	U	0.10	0.048	0.028		SW8270CSIM	02/16/2022 20:05/jph	SV5975.I_220216A : 15	163724
Pyrene	0.033	ug/L	1	J	0.10	0.048	0.023		SW8270CSIM	02/16/2022 20:05/jph	SV5975.I_220216A : 15	163724
AGGREGATE ORGANICS												
Organic Carbon, Total (TOC) - TOC Range is 0.9 to 1.0	0.98	mg/L	1		0.50	0.50	0.17		SW9060A	02/15/2022 18:23/eli-ca	SUB-C279755 : 7	C_R279755
METALS, DISSOLVED												
Lead	ND	mg/L	1	U	0.001	0.00005	0.00003		SW6020	02/18/2022 18:17/car	ICPMS207-B_220218B : 59	R374975
METALS, TOTAL												
Lead	ND	mg/L	1	U	0.001	0.0001	0.00008		SW6020	02/18/2022 18:23/car	ICPMS207-B_220218B : 60	163745
VOLATILE ORGANIC COMPOUNDS												
Benzene	ND	ug/L	1	U	1.0	0.20	0.091		SW8260B	02/15/2022 14:16/msc	VOA5975C.I_220215A : 9	R374895
Bromobenzene	ND	ug/L	1	U	1.0	0.20	0.083		SW8260B	02/15/2022 14:16/msc	VOA5975C.I_220215A : 9	R374895
Bromochloromethane	ND	ug/L	1	U	1.0	0.50	0.14		SW8260B	02/15/2022 14:16/msc	VOA5975C.I_220215A : 9	R374895
Bromodichloromethane	ND	ug/L	1	U	1.0	0.25	0.12		SW8260B	02/15/2022 14:16/msc	VOA5975C.I_220215A : 9	R374895
Bromoform	ND	ug/L	1	U	1.0	0.25	0.12		SW8260B	02/15/2022 14:16/msc	VOA5975C.I_220215A : 9	R374895
Carbon tetrachloride	ND	ug/L	1	U	1.0	0.50	0.14		SW8260B	02/15/2022 14:16/msc	VOA5975C.I_220215A : 9	R374895
Chlorobenzene	ND	ug/L	1	U	1.0	0.20	0.091		SW8260B	02/15/2022 14:16/msc	VOA5975C.I_220215A : 9	R374895
Chlorodibromomethane	ND	ug/L	1	U	1.0	0.20	0.084		SW8260B	02/15/2022 14:16/msc	VOA5975C.I_220215A : 9	R374895
Chloroethane	ND	ug/L	1	U	1.0	0.50	0.17		SW8260B	02/15/2022 14:16/msc	VOA5975C.I_220215A : 9	R374895
Chloroform	ND	ug/L	1	U	1.0	0.20	0.079		SW8260B	02/15/2022 14:16/msc	VOA5975C.I_220215A : 9	R374895
Chloromethane	ND	ug/L	1	U	1.0	0.50	0.16		SW8260B	02/15/2022 14:16/msc	VOA5975C.I_220215A : 9	R374895

LABORATORY ANALYTICAL REPORT

Prepared by Billings, MT Branch

Client: AECOM - Honolulu
Client Sample ID: ERH2531 (RHMW01R)
Project: CV18F0126, 60571032.02.46.01
Matrix: Ground Water

Lab ID: B22020962-006
Collection Date: 02/10/2022 13:25
Date Received: 02/12/2022
Report Date: 03/04/2022

Analyses	Result	Units	DF	Qual	LOQ	LOD	DL	MCL	Method	Analysis Date / By	RunID : Run Order	BatchID
VOLATILE ORGANIC COMPOUNDS												
1,2-Dibromoethane	ND	ug/L	1	U	1.0	0.20	0.092		SW8260B	02/15/2022 14:16/msc	VOA5975C.I_220215A : 9	R374895
2-Chlorotoluene	ND	ug/L	1	U	1.0	0.20	0.088		SW8260B	02/15/2022 14:16/msc	VOA5975C.I_220215A : 9	R374895
4-Chlorotoluene	ND	ug/L	1	U	1.0	0.20	0.073		SW8260B	02/15/2022 14:16/msc	VOA5975C.I_220215A : 9	R374895
Dibromomethane	ND	ug/L	1	U	1.0	0.50	0.15		SW8260B	02/15/2022 14:16/msc	VOA5975C.I_220215A : 9	R374895
1,2-Dichlorobenzene	ND	ug/L	1	U	1.0	0.20	0.075		SW8260B	02/15/2022 14:16/msc	VOA5975C.I_220215A : 9	R374895
1,3-Dichlorobenzene	ND	ug/L	1	U	1.0	0.20	0.080		SW8260B	02/15/2022 14:16/msc	VOA5975C.I_220215A : 9	R374895
1,4-Dichlorobenzene	ND	ug/L	1	U	1.0	0.20	0.086		SW8260B	02/15/2022 14:16/msc	VOA5975C.I_220215A : 9	R374895
Dichlorodifluoromethane	ND	ug/L	1	U	1.0	0.50	0.18		SW8260B	02/15/2022 14:16/msc	VOA5975C.I_220215A : 9	R374895
1,1-Dichloroethane	ND	ug/L	1	U	1.0	0.50	0.14		SW8260B	02/15/2022 14:16/msc	VOA5975C.I_220215A : 9	R374895
1,2-Dichloroethane	ND	ug/L	1	U	1.0	0.25	0.12		SW8260B	02/15/2022 14:16/msc	VOA5975C.I_220215A : 9	R374895
1,1-Dichloroethene	ND	ug/L	1	U	1.0	0.50	0.14		SW8260B	02/15/2022 14:16/msc	VOA5975C.I_220215A : 9	R374895
cis-1,2-Dichloroethene	ND	ug/L	1	U	1.0	0.25	0.11		SW8260B	02/15/2022 14:16/msc	VOA5975C.I_220215A : 9	R374895
trans-1,2-Dichloroethene	ND	ug/L	1	U	1.0	0.25	0.12		SW8260B	02/15/2022 14:16/msc	VOA5975C.I_220215A : 9	R374895
1,2-Dichloropropane	ND	ug/L	1	U	1.0	0.20	0.085		SW8260B	02/15/2022 14:16/msc	VOA5975C.I_220215A : 9	R374895
1,3-Dichloropropane	ND	ug/L	1	U	1.0	0.20	0.079		SW8260B	02/15/2022 14:16/msc	VOA5975C.I_220215A : 9	R374895
2,2-Dichloropropane	ND	ug/L	1	U	1.0	0.50	0.19		SW8260B	02/15/2022 14:16/msc	VOA5975C.I_220215A : 9	R374895
1,1-Dichloropropene	ND	ug/L	1	U	1.0	0.20	0.083		SW8260B	02/15/2022 14:16/msc	VOA5975C.I_220215A : 9	R374895
cis-1,3-Dichloropropene	ND	ug/L	1	U	1.0	0.20	0.073		SW8260B	02/15/2022 14:16/msc	VOA5975C.I_220215A : 9	R374895
trans-1,3-Dichloropropene	ND	ug/L	1	U	1.0	0.20	0.085		SW8260B	02/15/2022 14:16/msc	VOA5975C.I_220215A : 9	R374895
Ethylbenzene	ND	ug/L	1	U	1.0	0.20	0.084		SW8260B	02/15/2022 14:16/msc	VOA5975C.I_220215A : 9	R374895
Methyl ethyl ketone	ND	ug/L	1	U	20	5.0	1.8		SW8260B	02/15/2022 14:16/msc	VOA5975C.I_220215A : 9	R374895
Methyl tert-butyl ether (MTBE)	ND	ug/L	1	U	1.0	0.25	0.10		SW8260B	02/15/2022 14:16/msc	VOA5975C.I_220215A : 9	R374895
Methylene chloride	ND	ug/L	1	U	1.0	0.50	0.34		SW8260B	02/15/2022 14:16/msc	VOA5975C.I_220215A : 9	R374895
Styrene	ND	ug/L	1	U	1.0	0.20	0.067		SW8260B	02/15/2022 14:16/msc	VOA5975C.I_220215A : 9	R374895
1,1,1,2-Tetrachloroethane	ND	ug/L	1	U	1.0	0.25	0.10		SW8260B	02/15/2022 14:16/msc	VOA5975C.I_220215A : 9	R374895
1,1,2,2-Tetrachloroethane	ND	ug/L	1	U	1.0	0.20	0.087		SW8260B	02/15/2022 14:16/msc	VOA5975C.I_220215A : 9	R374895
Tetrachloroethene	ND	ug/L	1	U	1.0	0.20	0.067		SW8260B	02/15/2022 14:16/msc	VOA5975C.I_220215A : 9	R374895
Toluene	ND	ug/L	1	UT	1.0	0.20	0.068		SW8260B	02/15/2022 14:16/msc	VOA5975C.I_220215A : 9	R374895
1,1,1-Trichloroethane	ND	ug/L	1	U	1.0	0.50	0.13		SW8260B	02/15/2022 14:16/msc	VOA5975C.I_220215A : 9	R374895
1,1,2-Trichloroethane	ND	ug/L	1	U	1.0	0.25	0.11		SW8260B	02/15/2022 14:16/msc	VOA5975C.I_220215A : 9	R374895
Trichloroethene	ND	ug/L	1	U	1.0	0.20	0.099		SW8260B	02/15/2022 14:16/msc	VOA5975C.I_220215A : 9	R374895
Trichlorofluoromethane	ND	ug/L	1	U	1.0	0.50	0.13		SW8260B	02/15/2022 14:16/msc	VOA5975C.I_220215A : 9	R374895
1,2,3-Trichloropropane	ND	ug/L	1	U	1.0	0.50	0.24		SW8260B	02/15/2022 14:16/msc	VOA5975C.I_220215A : 9	R374895
Vinyl chloride	ND	ug/L	1	U	1.0	0.50	0.15		SW8260B	02/15/2022 14:16/msc	VOA5975C.I_220215A : 9	R374895
m+p-Xylenes	ND	ug/L	1	U	1.0	0.50	0.15		SW8260B	02/15/2022 14:16/msc	VOA5975C.I_220215A : 9	R374895
o-Xylene	ND	ug/L	1	U	1.0	0.20	0.060		SW8260B	02/15/2022 14:16/msc	VOA5975C.I_220215A : 9	R374895
Xylenes, Total	ND	ug/L	1	U	1.0	0.20	0.060		SW8260B	02/15/2022 14:16/msc	VOA5975C.I_220215A : 9	R374895
Surr: Dibromofluoromethane	113.0	%REC	1		80-119				SW8260B	02/15/2022 14:16/msc	VOA5975C.I_220215A : 9	R374895
Surr: 1,2-Dichloroethane-d4	120.0	%REC	1	S	81-118				SW8260B	02/15/2022 14:16/msc	VOA5975C.I_220215A : 9	R374895

LABORATORY ANALYTICAL REPORT

Prepared by Billings, MT Branch

Client: AECOM - Honolulu
Client Sample ID: ERH2531 (RHMW01R)
Project: CV18F0126, 60571032.02.46.01
Matrix: Ground Water

Lab ID: B22020962-006
Collection Date: 02/10/2022 13:25
Date Received: 02/12/2022
Report Date: 03/04/2022

Analyses	Result	Units	DF	Qual	LOQ	LOD	DL	MCL	Method	Analysis Date / By	RunID : Run Order	BatchID
VOLATILE ORGANIC COMPOUNDS												
Surr: Toluene-d8	105.0	%REC	1		89-112				SW8260B	02/15/2022 14:16/msc	VOA5975C.I_220215A : 9	R374895
Surr: p-Bromofluorobenzene	106.0	%REC	1		85-114				SW8260B	02/15/2022 14:16/msc	VOA5975C.I_220215A : 9	R374895
- The sample had a slightly high recovery for surrogate 1,2-Dichloroethane-d4. This recovery was slightly above the QSM 5.3 recovery limits but within EPA 8260B method defined limits. Re-analysis of a second vial produced similar results.												
VOCS BY MICROEXTRACTION-ECD												
1,2-Dibromoethane	ND	ug/L	1	U	0.010	0.0050	0.0026		SW8011	02/16/2022 16:04/clt	GECD.I_220216A : 7	163798
Surr: 1,1,1,2-Tetrachloroethane	97.0	%REC	1		70-130				SW8011	02/16/2022 16:04/clt	GECD.I_220216A : 7	163798
PETROLEUM HYDROCARBONS-VOLATILE												
C6 to C10	4.3	ug/L	1	J	20	8.7	2.0		SW8015C	02/17/2022 23:45/jp	VARIAN1_220217A : 20	R374900
Total Purgeable Hydrocarbons	39	ug/L	1		20	10	3.1		SW8015C	02/17/2022 23:45/jp	VARIAN1_220217A : 20	R374900
Surr: Trifluorotoluene	72.0	%REC	1		70-130				SW8015C	02/17/2022 23:45/jp	VARIAN1_220217A : 20	R374900
- Note 1: C6 to C10 is defined as all hydrocarbons eluting between 2-Methylpentane and 1,2,4-Trimethylbenzene.												
- Note 2: Total Purgeable Hydrocarbons are defined as the total hydrocarbon response regardless of elution time.												
PETROLEUM HYDROCARBONS-SEMI-VOLATILE												
Diesel Range Organics (C10 to C24)	0.91	mg/L	1		0.30	0.14	0.037		SW8015C	02/16/2022 03:28/amn	GCFID-HP5-B_220215A : 15	163748
Diesel Range Organics (SGT-C10 to C24)	0.046	mg/L	1	J	0.30	0.11	0.027		SW8015C	02/17/2022 12:42/amn	GCFID-HP5-B_220215B : 16	163748
Oil Range Hydrocarbons (C24 to C40)	0.72	mg/L	1		0.30	0.14	0.084		SW8015C	02/16/2022 03:28/amn	GCFID-HP5-B_220215A : 15	163748
Oil Range Hydrocarbons (SGT-C24 to C40)	ND	mg/L	1	U	0.30	0.14	0.084		SW8015C	02/17/2022 12:42/amn	GCFID-HP5-B_220215B : 16	163748
Total Extractable Hydrocarbons	1.6	mg/L	1		0.30	0.14	0.071		SW8015C	02/16/2022 03:28/amn	GCFID-HP5-B_220215A : 15	163748
Total Extractable Hydrocarbons (SGT)	0.052	mg/L	1	J	0.30	0.11	0.034		SW8015C	02/17/2022 12:42/amn	GCFID-HP5-B_220215B : 16	163748
Surr: o-Terphenyl	87.0	%REC	1		56-125				SW8015C	02/16/2022 03:28/amn	GCFID-HP5-B_220215A : 15	163748
Surr: o-Terphenyl (SGT)	86.0	%REC	1		56-125				SW8015C	02/17/2022 12:42/amn	GCFID-HP5-B_220215B : 16	163748
Surr: n-Triacontane	108.0	%REC	1		50-150				SW8015C	02/16/2022 03:28/amn	GCFID-HP5-B_220215A : 15	163748
Surr: n-Triacontane (SGT)	100.0	%REC	1		50-150				SW8015C	02/17/2022 12:42/amn	GCFID-HP5-B_220215B : 16	163748
- Note: Total Extractable Hydrocarbons are defined as the total hydrocarbon responses regardless of elution time.												
ORGANIC CHARACTERISTICS												
Methane	0.57	mg/L	78		0.16	0.090	0.055		SW8015M	02/15/2022 11:05/jdw	FID-HEADSPACE_220215A : 7	R374776
SEMI-VOLATILE ORGANIC COMPOUNDS												
1,2,4-Trichlorobenzene	ND	ug/L	1	U	10	4.8	1.8		SW8270C	02/20/2022 01:03/dsm	SV5973N.I_220218B : 8	163724
1,2-Dichlorobenzene	ND	ug/L	1	U	10	4.8	1.9		SW8270C	02/20/2022 01:03/dsm	SV5973N.I_220218B : 8	163724
1,3-Dichlorobenzene	ND	ug/L	1	U	10	4.8	2.0		SW8270C	02/20/2022 01:03/dsm	SV5973N.I_220218B : 8	163724
1,4-Dichlorobenzene	ND	ug/L	1	U	10	4.8	1.9		SW8270C	02/20/2022 01:03/dsm	SV5973N.I_220218B : 8	163724
2,4,5-Trichlorophenol	ND	ug/L	1	U	10	4.8	2.1		SW8270C	02/20/2022 01:03/dsm	SV5973N.I_220218B : 8	163724
2,4,6-Trichlorophenol	ND	ug/L	1	U	10	4.8	2.5		SW8270C	02/20/2022 01:03/dsm	SV5973N.I_220218B : 8	163724
2,4-Dichlorophenol	ND	ug/L	1	U	10	4.8	1.6		SW8270C	02/20/2022 01:03/dsm	SV5973N.I_220218B : 8	163724
2,4-Dimethylphenol	ND	ug/L	1	U	10	4.8	1.6		SW8270C	02/20/2022 01:03/dsm	SV5973N.I_220218B : 8	163724
2,4-Dinitrophenol	ND	ug/L	1	U	10	9.5	4.1		SW8270C	02/20/2022 01:03/dsm	SV5973N.I_220218B : 8	163724

LABORATORY ANALYTICAL REPORT

Prepared by Billings, MT Branch

Client: AECOM - Honolulu
Client Sample ID: ERH2531 (RHMW01R)
Project: CV18F0126, 60571032.02.46.01
Matrix: Ground Water

Lab ID: B22020962-006
Collection Date: 02/10/2022 13:25
Date Received: 02/12/2022
Report Date: 03/04/2022

Analyses	Result	Units	DF	Qual	LOQ	LOD	DL	MCL	Method	Analysis Date / By	RunID : Run Order	BatchID
SEMI-VOLATILE ORGANIC COMPOUNDS												
2,4-Dinitrotoluene	ND	ug/L	1	U	10	4.8	2.9		SW8270C	02/20/2022 01:03/dsm	SV5973N.I_220218B : 8	163724
2,6-Dinitrotoluene	ND	ug/L	1	U	10	4.8	3.0		SW8270C	02/20/2022 01:03/dsm	SV5973N.I_220218B : 8	163724
2-Chloronaphthalene	ND	ug/L	1	U	10	4.8	2.0		SW8270C	02/20/2022 01:03/dsm	SV5973N.I_220218B : 8	163724
2-Chlorophenol	ND	ug/L	1	U	10	4.8	2.4		SW8270C	02/20/2022 01:03/dsm	SV5973N.I_220218B : 8	163724
2-Nitrophenol	ND	ug/L	1	U	10	4.8	2.2		SW8270C	02/20/2022 01:03/dsm	SV5973N.I_220218B : 8	163724
3,3´-Dichlorobenzidine	ND	ug/L	1	U	10	4.8	2.0		SW8270C	02/20/2022 01:03/dsm	SV5973N.I_220218B : 8	163724
4,6-Dinitro-2-methylphenol	ND	ug/L	1	U	10	9.5	2.2		SW8270C	02/20/2022 01:03/dsm	SV5973N.I_220218B : 8	163724
4-Bromophenyl phenyl ether	ND	ug/L	1	U	10	4.8	1.7		SW8270C	02/20/2022 01:03/dsm	SV5973N.I_220218B : 8	163724
4-Chloro-3-methylphenol	ND	ug/L	1	U	10	4.8	1.4		SW8270C	02/20/2022 01:03/dsm	SV5973N.I_220218B : 8	163724
4-Chlorophenol	ND	ug/L	1	U	10	4.8	2.5		SW8270C	02/20/2022 01:03/dsm	SV5973N.I_220218B : 8	163724
4-Chlorophenyl phenyl ether	ND	ug/L	1	U	10	4.8	1.9		SW8270C	02/20/2022 01:03/dsm	SV5973N.I_220218B : 8	163724
4-Nitrophenol	ND	ug/L	1	U	10	9.5	2.4		SW8270C	02/20/2022 01:03/dsm	SV5973N.I_220218B : 8	163724
Azobenzene	ND	ug/L	1	U	10	4.8	1.0		SW8270C	02/20/2022 01:03/dsm	SV5973N.I_220218B : 8	163724
bis(-2-chloroethoxy)Methane	ND	ug/L	1	U	10	4.8	1.3		SW8270C	02/20/2022 01:03/dsm	SV5973N.I_220218B : 8	163724
bis(-2-chloroethyl)Ether	ND	ug/L	1	U	10	4.8	2.4		SW8270C	02/20/2022 01:03/dsm	SV5973N.I_220218B : 8	163724
bis(2-chloroisopropyl)Ether	ND	ug/L	1	U	10	4.8	1.4		SW8270C	02/20/2022 01:03/dsm	SV5973N.I_220218B : 8	163724
bis(2-ethylhexyl)Phthalate	ND	ug/L	1	U	10	4.8	1.8		SW8270C	02/20/2022 01:03/dsm	SV5973N.I_220218B : 8	163724
Butylbenzylphthalate	ND	ug/L	1	U	10	4.8	1.5		SW8270C	02/20/2022 01:03/dsm	SV5973N.I_220218B : 8	163724
Di-n-butyl phthalate	ND	ug/L	1	U	10	4.8	0.89		SW8270C	02/20/2022 01:03/dsm	SV5973N.I_220218B : 8	163724
Di-n-octyl phthalate	ND	ug/L	1	U	10	4.8	1.3		SW8270C	02/20/2022 01:03/dsm	SV5973N.I_220218B : 8	163724
Diethyl phthalate	ND	ug/L	1	U	10	4.8	2.1		SW8270C	02/20/2022 01:03/dsm	SV5973N.I_220218B : 8	163724
Dimethyl phthalate	ND	ug/L	1	U	10	4.8	1.6		SW8270C	02/20/2022 01:03/dsm	SV5973N.I_220218B : 8	163724
Hexachlorobenzene	ND	ug/L	1	U	10	4.8	1.3		SW8270C	02/20/2022 01:03/dsm	SV5973N.I_220218B : 8	163724
Hexachlorobutadiene	ND	ug/L	1	U	10	4.8	2.2		SW8270C	02/20/2022 01:03/dsm	SV5973N.I_220218B : 8	163724
Hexachlorocyclopentadiene	ND	ug/L	1	U	10	4.8	2.8		SW8270C	02/20/2022 01:03/dsm	SV5973N.I_220218B : 8	163724
Hexachloroethane	ND	ug/L	1	U	10	4.8	1.7		SW8270C	02/20/2022 01:03/dsm	SV5973N.I_220218B : 8	163724
Isophorone	ND	ug/L	1	U	10	4.8	1.6		SW8270C	02/20/2022 01:03/dsm	SV5973N.I_220218B : 8	163724
m+p-Cresols	ND	ug/L	1	U	10	4.8	1.7		SW8270C	02/20/2022 01:03/dsm	SV5973N.I_220218B : 8	163724
n-Nitroso-di-n-propylamine	ND	ug/L	1	U	10	4.8	1.5		SW8270C	02/20/2022 01:03/dsm	SV5973N.I_220218B : 8	163724
n-Nitrosodimethylamine	ND	ug/L	1	U	10	4.8	1.5		SW8270C	02/20/2022 01:03/dsm	SV5973N.I_220218B : 8	163724
n-Nitrosodiphenylamine	ND	ug/L	1	U	10	4.8	1.1		SW8270C	02/20/2022 01:03/dsm	SV5973N.I_220218B : 8	163724
Nitrobenzene	ND	ug/L	1	U	10	4.8	2.2		SW8270C	02/20/2022 01:03/dsm	SV5973N.I_220218B : 8	163724
o-Cresol	ND	ug/L	1	U	10	4.8	1.7		SW8270C	02/20/2022 01:03/dsm	SV5973N.I_220218B : 8	163724
Pentachlorophenol	ND	ug/L	1	U	10	9.5	4.0		SW8270C	02/20/2022 01:03/dsm	SV5973N.I_220218B : 8	163724
Phenol	ND	ug/L	1	U	10	4.8	1.4		SW8270C	02/20/2022 01:03/dsm	SV5973N.I_220218B : 8	163724
Pyridine	ND	ug/L	1	U	10	4.8	3.1		SW8270C	02/20/2022 01:03/dsm	SV5973N.I_220218B : 8	163724
Surr: 2,4,6-Tribromophenol	77.0	%REC	1		43-140				SW8270C	02/20/2022 01:03/dsm	SV5973N.I_220218B : 8	163724
Surr: 2-Fluorobiphenyl	66.0	%REC	1		44-119				SW8270C	02/20/2022 01:03/dsm	SV5973N.I_220218B : 8	163724
Surr: 2-Fluorophenol	25.0	%REC	1		19-119				SW8270C	02/20/2022 01:03/dsm	SV5973N.I_220218B : 8	163724

LABORATORY ANALYTICAL REPORT

Prepared by Billings, MT Branch

Client: AECOM - Honolulu
Client Sample ID: ERH2531 (RHMW01R)
Project: CV18F0126, 60571032.02.46.01
Matrix: Ground Water

Lab ID: B22020962-006
Collection Date: 02/10/2022 13:25
Date Received: 02/12/2022
Report Date: 03/04/2022

Analyses	Result	Units	DF	Qual	LOQ	LOD	DL	MCL	Method	Analysis Date / By	RunID : Run Order	BatchID
SEMI-VOLATILE ORGANIC COMPOUNDS												
Surr: Nitrobenzene-d5	65.0	%REC	1		44-120				SW8270C	02/20/2022 01:03/dsm	SV5973N.I_220218B : 8	163724
Surr: Phenol-d5	29.0	%REC	1		10-65				SW8270C	02/20/2022 01:03/dsm	SV5973N.I_220218B : 8	163724
Surr: Terphenyl-d14	107.0	%REC	1		50-134				SW8270C	02/20/2022 01:03/dsm	SV5973N.I_220218B : 8	163724

LABORATORY ANALYTICAL REPORT

Prepared by Billings, MT Branch

Client: AECOM - Honolulu
Client Sample ID: ERH2530 (Trip Blank) 14694
Project: CV18F0126, 60571032.02.46.01
Matrix: Trip Blank

Lab ID: B22020962-007
Collection Date: 02/10/2022 13:25
Date Received: 02/12/2022
Report Date: 03/04/2022

Analyses	Result	Units	DF	Qual	LOQ	LOD	DL	MCL	Method	Analysis Date / By	RunID : Run Order	BatchID
VOLATILE ORGANIC COMPOUNDS												
Benzene	ND	ug/L	1	U	1.0	0.20	0.091		SW8260B	02/15/2022 17:00/msc	VOA5975C.I_220215A : 15	R374895
Bromobenzene	ND	ug/L	1	U	1.0	0.20	0.083		SW8260B	02/15/2022 17:00/msc	VOA5975C.I_220215A : 15	R374895
Bromochloromethane	ND	ug/L	1	U	1.0	0.50	0.14		SW8260B	02/15/2022 17:00/msc	VOA5975C.I_220215A : 15	R374895
Bromodichloromethane	ND	ug/L	1	U	1.0	0.25	0.12		SW8260B	02/15/2022 17:00/msc	VOA5975C.I_220215A : 15	R374895
Bromoform	ND	ug/L	1	U	1.0	0.25	0.12		SW8260B	02/15/2022 17:00/msc	VOA5975C.I_220215A : 15	R374895
Carbon tetrachloride	ND	ug/L	1	U	1.0	0.50	0.14		SW8260B	02/15/2022 17:00/msc	VOA5975C.I_220215A : 15	R374895
Chlorobenzene	ND	ug/L	1	U	1.0	0.20	0.091		SW8260B	02/15/2022 17:00/msc	VOA5975C.I_220215A : 15	R374895
Chlorodibromomethane	ND	ug/L	1	U	1.0	0.20	0.084		SW8260B	02/15/2022 17:00/msc	VOA5975C.I_220215A : 15	R374895
Chloroethane	ND	ug/L	1	U	1.0	0.50	0.17		SW8260B	02/15/2022 17:00/msc	VOA5975C.I_220215A : 15	R374895
Chloroform	ND	ug/L	1	U	1.0	0.20	0.079		SW8260B	02/15/2022 17:00/msc	VOA5975C.I_220215A : 15	R374895
Chloromethane	ND	ug/L	1	U	1.0	0.50	0.16		SW8260B	02/15/2022 17:00/msc	VOA5975C.I_220215A : 15	R374895
1,2-Dibromoethane	ND	ug/L	1	U	1.0	0.20	0.092		SW8260B	02/15/2022 17:00/msc	VOA5975C.I_220215A : 15	R374895
2-Chlorotoluene	ND	ug/L	1	U	1.0	0.20	0.088		SW8260B	02/15/2022 17:00/msc	VOA5975C.I_220215A : 15	R374895
4-Chlorotoluene	ND	ug/L	1	U	1.0	0.20	0.073		SW8260B	02/15/2022 17:00/msc	VOA5975C.I_220215A : 15	R374895
Dibromomethane	ND	ug/L	1	U	1.0	0.50	0.15		SW8260B	02/15/2022 17:00/msc	VOA5975C.I_220215A : 15	R374895
1,2-Dichlorobenzene	ND	ug/L	1	U	1.0	0.20	0.075		SW8260B	02/15/2022 17:00/msc	VOA5975C.I_220215A : 15	R374895
1,3-Dichlorobenzene	ND	ug/L	1	U	1.0	0.20	0.080		SW8260B	02/15/2022 17:00/msc	VOA5975C.I_220215A : 15	R374895
1,4-Dichlorobenzene	ND	ug/L	1	U	1.0	0.20	0.086		SW8260B	02/15/2022 17:00/msc	VOA5975C.I_220215A : 15	R374895
Dichlorodifluoromethane	ND	ug/L	1	U	1.0	0.50	0.18		SW8260B	02/15/2022 17:00/msc	VOA5975C.I_220215A : 15	R374895
1,1-Dichloroethane	ND	ug/L	1	U	1.0	0.50	0.14		SW8260B	02/15/2022 17:00/msc	VOA5975C.I_220215A : 15	R374895
1,2-Dichloroethane	ND	ug/L	1	U	1.0	0.25	0.12		SW8260B	02/15/2022 17:00/msc	VOA5975C.I_220215A : 15	R374895
1,1-Dichloroethene	ND	ug/L	1	U	1.0	0.50	0.14		SW8260B	02/15/2022 17:00/msc	VOA5975C.I_220215A : 15	R374895
cis-1,2-Dichloroethene	ND	ug/L	1	U	1.0	0.25	0.11		SW8260B	02/15/2022 17:00/msc	VOA5975C.I_220215A : 15	R374895
trans-1,2-Dichloroethene	ND	ug/L	1	U	1.0	0.25	0.12		SW8260B	02/15/2022 17:00/msc	VOA5975C.I_220215A : 15	R374895
1,2-Dichloropropane	ND	ug/L	1	U	1.0	0.20	0.085		SW8260B	02/15/2022 17:00/msc	VOA5975C.I_220215A : 15	R374895
1,3-Dichloropropane	ND	ug/L	1	U	1.0	0.20	0.079		SW8260B	02/15/2022 17:00/msc	VOA5975C.I_220215A : 15	R374895
2,2-Dichloropropane	ND	ug/L	1	U	1.0	0.50	0.19		SW8260B	02/15/2022 17:00/msc	VOA5975C.I_220215A : 15	R374895
1,1-Dichloropropene	ND	ug/L	1	U	1.0	0.20	0.083		SW8260B	02/15/2022 17:00/msc	VOA5975C.I_220215A : 15	R374895
cis-1,3-Dichloropropene	ND	ug/L	1	U	1.0	0.20	0.073		SW8260B	02/15/2022 17:00/msc	VOA5975C.I_220215A : 15	R374895
trans-1,3-Dichloropropene	ND	ug/L	1	U	1.0	0.20	0.085		SW8260B	02/15/2022 17:00/msc	VOA5975C.I_220215A : 15	R374895
Ethylbenzene	ND	ug/L	1	U	1.0	0.20	0.084		SW8260B	02/15/2022 17:00/msc	VOA5975C.I_220215A : 15	R374895
Methyl ethyl ketone	ND	ug/L	1	U	20	5.0	1.8		SW8260B	02/15/2022 17:00/msc	VOA5975C.I_220215A : 15	R374895
Methyl tert-butyl ether (MTBE)	ND	ug/L	1	U	1.0	0.25	0.10		SW8260B	02/15/2022 17:00/msc	VOA5975C.I_220215A : 15	R374895
Methylene chloride	ND	ug/L	1	U	1.0	0.50	0.34		SW8260B	02/15/2022 17:00/msc	VOA5975C.I_220215A : 15	R374895
Styrene	ND	ug/L	1	U	1.0	0.20	0.067		SW8260B	02/15/2022 17:00/msc	VOA5975C.I_220215A : 15	R374895
1,1,1,2-Tetrachloroethane	ND	ug/L	1	U	1.0	0.25	0.10		SW8260B	02/15/2022 17:00/msc	VOA5975C.I_220215A : 15	R374895
1,1,2,2-Tetrachloroethane	ND	ug/L	1	U	1.0	0.20	0.087		SW8260B	02/15/2022 17:00/msc	VOA5975C.I_220215A : 15	R374895
Tetrachloroethene	ND	ug/L	1	U	1.0	0.20	0.067		SW8260B	02/15/2022 17:00/msc	VOA5975C.I_220215A : 15	R374895
Toluene	0.10	ug/L	1	J	1.0	0.20	0.068		SW8260B	02/15/2022 17:00/msc	VOA5975C.I_220215A : 15	R374895

LABORATORY ANALYTICAL REPORT

Prepared by Billings, MT Branch

Client: AECOM - Honolulu
Client Sample ID: ERH2530 (Trip Blank) 14694
Project: CV18F0126, 60571032.02.46.01
Matrix: Trip Blank

Lab ID: B22020962-007
Collection Date: 02/10/2022 13:25
Date Received: 02/12/2022
Report Date: 03/04/2022

Analyses	Result	Units	DF	Qual	LOQ	LOD	DL	MCL	Method	Analysis Date / By	RunID : Run Order	BatchID
VOLATILE ORGANIC COMPOUNDS												
1,1,1-Trichloroethane	ND	ug/L	1	U	1.0	0.50	0.13		SW8260B	02/15/2022 17:00/msc	VOA5975C.I_220215A : 15	R374895
1,1,2-Trichloroethane	ND	ug/L	1	U	1.0	0.25	0.11		SW8260B	02/15/2022 17:00/msc	VOA5975C.I_220215A : 15	R374895
Trichloroethene	ND	ug/L	1	U	1.0	0.20	0.099		SW8260B	02/15/2022 17:00/msc	VOA5975C.I_220215A : 15	R374895
Trichlorofluoromethane	ND	ug/L	1	U	1.0	0.50	0.13		SW8260B	02/15/2022 17:00/msc	VOA5975C.I_220215A : 15	R374895
1,2,3-Trichloropropane	ND	ug/L	1	U	1.0	0.50	0.24		SW8260B	02/15/2022 17:00/msc	VOA5975C.I_220215A : 15	R374895
Vinyl chloride	ND	ug/L	1	U	1.0	0.50	0.15		SW8260B	02/15/2022 17:00/msc	VOA5975C.I_220215A : 15	R374895
m+p-Xylenes	ND	ug/L	1	U	1.0	0.50	0.15		SW8260B	02/15/2022 17:00/msc	VOA5975C.I_220215A : 15	R374895
o-Xylene	ND	ug/L	1	U	1.0	0.20	0.060		SW8260B	02/15/2022 17:00/msc	VOA5975C.I_220215A : 15	R374895
Xylenes, Total	ND	ug/L	1	U	1.0	0.20	0.060		SW8260B	02/15/2022 17:00/msc	VOA5975C.I_220215A : 15	R374895
Surr: Dibromofluoromethane	110.0	%REC	1		80-119				SW8260B	02/15/2022 17:00/msc	VOA5975C.I_220215A : 15	R374895
Surr: 1,2-Dichloroethane-d4	113.0	%REC	1		81-118				SW8260B	02/15/2022 17:00/msc	VOA5975C.I_220215A : 15	R374895
Surr: Toluene-d8	106.0	%REC	1		89-112				SW8260B	02/15/2022 17:00/msc	VOA5975C.I_220215A : 15	R374895
Surr: p-Bromofluorobenzene	107.0	%REC	1		85-114				SW8260B	02/15/2022 17:00/msc	VOA5975C.I_220215A : 15	R374895
PETROLEUM HYDROCARBONS-VOLATILE												
C6 to C10	ND	ug/L	1	U	20	8.7	2.0		SW8015C	02/17/2022 15:15/jp	VARIAN1_220217A : 8	R374900
Total Purgeable Hydrocarbons	ND	ug/L	1	U	20	10	3.1		SW8015C	02/17/2022 15:15/jp	VARIAN1_220217A : 8	R374900
Surr: Trifluorotoluene	72.0	%REC	1		70-130				SW8015C	02/17/2022 15:15/jp	VARIAN1_220217A : 8	R374900

- Note 1: C6 to C10 is defined as all hydrocarbons eluting between 2-Methylpentane and 1,2,4-Trimethylbenzene.
- Note 2: Total Purgeable Hydrocarbons are defined as the total hydrocarbon response regardless of elution time.

LABORATORY ANALYTICAL REPORT

Prepared by Billings, MT Branch

Client: AECOM - Honolulu
Client Sample ID: ERH2530 (Trip Blank) 14653
Project: CV18F0126, 60571032.02.46.01
Matrix: Trip Blank

Lab ID: B22020962-009
Collection Date: 02/10/2022 13:25
Date Received: 02/12/2022
Report Date: 03/04/2022

Analyses	Result	Units	DF	Qual	LOQ	LOD	DL	MCL	Method	Analysis Date / By	RunID : Run Order	BatchID
VOCS BY MICROEXTRACTION-ECD												
1,2-Dibromoethane	ND	ug/L	1	U	0.010	0.0050	0.0026		SW8011	02/16/2022 16:24/clt	GECD.I_220216A : 8	163798
Surr: 1,1,1,2-Tetrachloroethane	89.0	%REC	1		70-130				SW8011	02/16/2022 16:24/clt	GECD.I_220216A : 8	163798

LABORATORY ANALYTICAL REPORT

Prepared by Billings, MT Branch

Client: AECOM - Honolulu
Client Sample ID: ERH2530 (Trip Blank) 14663
Project: CV18F0126, 60571032.02.46.01
Matrix: Trip Blank

Lab ID: B22020962-010
Collection Date: 02/10/2022 13:25
Date Received: 02/12/2022
Report Date: 03/04/2022

Analyses	Result	Units	DF	Qual	LOQ	LOD	DL	MCL	Method	Analysis Date / By	RunID : Run Order	BatchID
ORGANIC CHARACTERISTICS												
Methane	ND	mg/L	1	U	0.0020	0.0012	0.00070		SW8015M	02/15/2022 11:37/jdw	FID-HEADSPACE_220215A : 9	R374776

LABORATORY ANALYTICAL REPORT

Prepared by Billings, MT Branch

Client: AECOM - Honolulu
Client Sample ID: ERH2529 (RHMW19)
Project: CV18F0126, 60571032.02.46.01
Matrix: Ground Water

Lab ID: B22020962-011
Collection Date: 02/09/2022 13:35
Date Received: 02/12/2022
Report Date: 03/04/2022

Analyses	Result	Units	DF	Qual	LOQ	LOD	DL	MCL	Method	Analysis Date / By	RunID : Run Order	BatchID
LOW LEVEL PAH BY 8270C SIM												
1-Methylnaphthalene	ND	ug/L	1	U	0.10	0.048	0.020		SW8270CSIM	02/16/2022 20:37/jph	SV5975.I_220216A : 16	163724
2-Methylnaphthalene	ND	ug/L	1	U	0.10	0.048	0.017		SW8270CSIM	02/16/2022 20:37/jph	SV5975.I_220216A : 16	163724
Acenaphthene	ND	ug/L	1	U	0.10	0.048	0.030		SW8270CSIM	02/16/2022 20:37/jph	SV5975.I_220216A : 16	163724
Acenaphthylene	ND	ug/L	1	U	0.10	0.048	0.024		SW8270CSIM	02/16/2022 20:37/jph	SV5975.I_220216A : 16	163724
Anthracene	ND	ug/L	1	U	0.10	0.048	0.027		SW8270CSIM	02/16/2022 20:37/jph	SV5975.I_220216A : 16	163724
Benzo(a)anthracene	ND	ug/L	1	U	0.10	0.048	0.026		SW8270CSIM	02/16/2022 20:37/jph	SV5975.I_220216A : 16	163724
Benzo(a)pyrene	ND	ug/L	1	U	0.10	0.048	0.033		SW8270CSIM	02/16/2022 20:37/jph	SV5975.I_220216A : 16	163724
Benzo(b)fluoranthene	ND	ug/L	1	U	0.10	0.048	0.022		SW8270CSIM	02/16/2022 20:37/jph	SV5975.I_220216A : 16	163724
Benzo(g,h,i)perylene	ND	ug/L	1	U	0.10	0.048	0.026		SW8270CSIM	02/16/2022 20:37/jph	SV5975.I_220216A : 16	163724
Benzo(k)fluoranthene	ND	ug/L	1	U	0.10	0.048	0.028		SW8270CSIM	02/16/2022 20:37/jph	SV5975.I_220216A : 16	163724
Chrysene	ND	ug/L	1	U	0.10	0.048	0.044		SW8270CSIM	02/16/2022 20:37/jph	SV5975.I_220216A : 16	163724
Dibenzo(a,h)anthracene	ND	ug/L	1	U	0.10	0.048	0.035		SW8270CSIM	02/16/2022 20:37/jph	SV5975.I_220216A : 16	163724
Fluoranthene	ND	ug/L	1	U	0.10	0.048	0.022		SW8270CSIM	02/16/2022 20:37/jph	SV5975.I_220216A : 16	163724
Fluorene	ND	ug/L	1	U	0.10	0.048	0.022		SW8270CSIM	02/16/2022 20:37/jph	SV5975.I_220216A : 16	163724
Indeno(1,2,3-cd)pyrene	ND	ug/L	1	U	0.10	0.048	0.047		SW8270CSIM	02/16/2022 20:37/jph	SV5975.I_220216A : 16	163724
Naphthalene	ND	ug/L	1	U	0.10	0.048	0.028		SW8270CSIM	02/16/2022 20:37/jph	SV5975.I_220216A : 16	163724
Phenanthrene	ND	ug/L	1	U	0.10	0.048	0.028		SW8270CSIM	02/16/2022 20:37/jph	SV5975.I_220216A : 16	163724
Pyrene	ND	ug/L	1	U	0.10	0.048	0.023		SW8270CSIM	02/16/2022 20:37/jph	SV5975.I_220216A : 16	163724
AGGREGATE ORGANICS												
Organic Carbon, Total (TOC) - TOC Range is 0.7 to 0.8	0.73	mg/L	1		0.50	0.50	0.17		SW9060A	02/15/2022 19:03/eli-ca	SUB-C279755 : 8	C_R279755
METALS, DISSOLVED												
Lead	ND	mg/L	1	U	0.001	0.00005	0.00003		SW6020	02/18/2022 18:30/car	ICPMS207-B_220218B : 61	R374975
METALS, TOTAL												
Lead	0.00059	mg/L	1	J	0.001	0.0001	0.00008		SW6020	02/18/2022 18:36/car	ICPMS207-B_220218B : 62	163745
VOLATILE ORGANIC COMPOUNDS												
Benzene	ND	ug/L	1	U	1.0	0.20	0.091		SW8260B	02/15/2022 14:43/msc	VOA5975C.I_220215A : 10	R374895
Bromobenzene	ND	ug/L	1	U	1.0	0.20	0.083		SW8260B	02/15/2022 14:43/msc	VOA5975C.I_220215A : 10	R374895
Bromochloromethane	ND	ug/L	1	U	1.0	0.50	0.14		SW8260B	02/15/2022 14:43/msc	VOA5975C.I_220215A : 10	R374895
Bromodichloromethane	ND	ug/L	1	U	1.0	0.25	0.12		SW8260B	02/15/2022 14:43/msc	VOA5975C.I_220215A : 10	R374895
Bromoform	ND	ug/L	1	U	1.0	0.25	0.12		SW8260B	02/15/2022 14:43/msc	VOA5975C.I_220215A : 10	R374895
Carbon tetrachloride	ND	ug/L	1	U	1.0	0.50	0.14		SW8260B	02/15/2022 14:43/msc	VOA5975C.I_220215A : 10	R374895
Chlorobenzene	ND	ug/L	1	U	1.0	0.20	0.091		SW8260B	02/15/2022 14:43/msc	VOA5975C.I_220215A : 10	R374895
Chlorodibromomethane	ND	ug/L	1	U	1.0	0.20	0.084		SW8260B	02/15/2022 14:43/msc	VOA5975C.I_220215A : 10	R374895
Chloroethane	ND	ug/L	1	U	1.0	0.50	0.17		SW8260B	02/15/2022 14:43/msc	VOA5975C.I_220215A : 10	R374895
Chloroform	ND	ug/L	1	U	1.0	0.20	0.079		SW8260B	02/15/2022 14:43/msc	VOA5975C.I_220215A : 10	R374895
Chloromethane	ND	ug/L	1	U	1.0	0.50	0.16		SW8260B	02/15/2022 14:43/msc	VOA5975C.I_220215A : 10	R374895

LABORATORY ANALYTICAL REPORT

Prepared by Billings, MT Branch

Client: AECOM - Honolulu
Client Sample ID: ERH2529 (RHMW19)
Project: CV18F0126, 60571032.02.46.01
Matrix: Ground Water

Lab ID: B22020962-011
Collection Date: 02/09/2022 13:35
Date Received: 02/12/2022
Report Date: 03/04/2022

Analyses	Result	Units	DF	Qual	LOQ	LOD	DL	MCL	Method	Analysis Date / By	RunID : Run Order	BatchID
VOLATILE ORGANIC COMPOUNDS												
1,2-Dibromoethane	ND	ug/L	1	U	1.0	0.20	0.092		SW8260B	02/15/2022 14:43/msc	VOA5975C.I_220215A : 10	R374895
2-Chlorotoluene	ND	ug/L	1	U	1.0	0.20	0.088		SW8260B	02/15/2022 14:43/msc	VOA5975C.I_220215A : 10	R374895
4-Chlorotoluene	ND	ug/L	1	U	1.0	0.20	0.073		SW8260B	02/15/2022 14:43/msc	VOA5975C.I_220215A : 10	R374895
Dibromomethane	ND	ug/L	1	U	1.0	0.50	0.15		SW8260B	02/15/2022 14:43/msc	VOA5975C.I_220215A : 10	R374895
1,2-Dichlorobenzene	ND	ug/L	1	U	1.0	0.20	0.075		SW8260B	02/15/2022 14:43/msc	VOA5975C.I_220215A : 10	R374895
1,3-Dichlorobenzene	ND	ug/L	1	U	1.0	0.20	0.080		SW8260B	02/15/2022 14:43/msc	VOA5975C.I_220215A : 10	R374895
1,4-Dichlorobenzene	ND	ug/L	1	U	1.0	0.20	0.086		SW8260B	02/15/2022 14:43/msc	VOA5975C.I_220215A : 10	R374895
Dichlorodifluoromethane	ND	ug/L	1	U	1.0	0.50	0.18		SW8260B	02/15/2022 14:43/msc	VOA5975C.I_220215A : 10	R374895
1,1-Dichloroethane	ND	ug/L	1	U	1.0	0.50	0.14		SW8260B	02/15/2022 14:43/msc	VOA5975C.I_220215A : 10	R374895
1,2-Dichloroethane	ND	ug/L	1	U	1.0	0.25	0.12		SW8260B	02/15/2022 14:43/msc	VOA5975C.I_220215A : 10	R374895
1,1-Dichloroethene	ND	ug/L	1	U	1.0	0.50	0.14		SW8260B	02/15/2022 14:43/msc	VOA5975C.I_220215A : 10	R374895
cis-1,2-Dichloroethene	ND	ug/L	1	U	1.0	0.25	0.11		SW8260B	02/15/2022 14:43/msc	VOA5975C.I_220215A : 10	R374895
trans-1,2-Dichloroethene	ND	ug/L	1	U	1.0	0.25	0.12		SW8260B	02/15/2022 14:43/msc	VOA5975C.I_220215A : 10	R374895
1,2-Dichloropropane	ND	ug/L	1	U	1.0	0.20	0.085		SW8260B	02/15/2022 14:43/msc	VOA5975C.I_220215A : 10	R374895
1,3-Dichloropropane	ND	ug/L	1	U	1.0	0.20	0.079		SW8260B	02/15/2022 14:43/msc	VOA5975C.I_220215A : 10	R374895
2,2-Dichloropropane	ND	ug/L	1	U	1.0	0.50	0.19		SW8260B	02/15/2022 14:43/msc	VOA5975C.I_220215A : 10	R374895
1,1-Dichloropropene	ND	ug/L	1	U	1.0	0.20	0.083		SW8260B	02/15/2022 14:43/msc	VOA5975C.I_220215A : 10	R374895
cis-1,3-Dichloropropene	ND	ug/L	1	U	1.0	0.20	0.073		SW8260B	02/15/2022 14:43/msc	VOA5975C.I_220215A : 10	R374895
trans-1,3-Dichloropropene	ND	ug/L	1	U	1.0	0.20	0.085		SW8260B	02/15/2022 14:43/msc	VOA5975C.I_220215A : 10	R374895
Ethylbenzene	ND	ug/L	1	U	1.0	0.20	0.084		SW8260B	02/15/2022 14:43/msc	VOA5975C.I_220215A : 10	R374895
Methyl ethyl ketone	ND	ug/L	1	U	20	5.0	1.8		SW8260B	02/15/2022 14:43/msc	VOA5975C.I_220215A : 10	R374895
Methyl tert-butyl ether (MTBE)	ND	ug/L	1	U	1.0	0.25	0.10		SW8260B	02/15/2022 14:43/msc	VOA5975C.I_220215A : 10	R374895
Methylene chloride	ND	ug/L	1	U	1.0	0.50	0.34		SW8260B	02/15/2022 14:43/msc	VOA5975C.I_220215A : 10	R374895
Styrene	ND	ug/L	1	U	1.0	0.20	0.067		SW8260B	02/15/2022 14:43/msc	VOA5975C.I_220215A : 10	R374895
1,1,1,2-Tetrachloroethane	ND	ug/L	1	U	1.0	0.25	0.10		SW8260B	02/15/2022 14:43/msc	VOA5975C.I_220215A : 10	R374895
1,1,2,2-Tetrachloroethane	ND	ug/L	1	U	1.0	0.20	0.087		SW8260B	02/15/2022 14:43/msc	VOA5975C.I_220215A : 10	R374895
Tetrachloroethene	ND	ug/L	1	U	1.0	0.20	0.067		SW8260B	02/15/2022 14:43/msc	VOA5975C.I_220215A : 10	R374895
Toluene	ND	ug/L	1	UT	1.0	0.20	0.068		SW8260B	02/15/2022 14:43/msc	VOA5975C.I_220215A : 10	R374895
1,1,1-Trichloroethane	ND	ug/L	1	U	1.0	0.50	0.13		SW8260B	02/15/2022 14:43/msc	VOA5975C.I_220215A : 10	R374895
1,1,2-Trichloroethane	ND	ug/L	1	U	1.0	0.25	0.11		SW8260B	02/15/2022 14:43/msc	VOA5975C.I_220215A : 10	R374895
Trichloroethene	ND	ug/L	1	U	1.0	0.20	0.099		SW8260B	02/15/2022 14:43/msc	VOA5975C.I_220215A : 10	R374895
Trichlorofluoromethane	ND	ug/L	1	U	1.0	0.50	0.13		SW8260B	02/15/2022 14:43/msc	VOA5975C.I_220215A : 10	R374895
1,2,3-Trichloropropane	ND	ug/L	1	U	1.0	0.50	0.24		SW8260B	02/15/2022 14:43/msc	VOA5975C.I_220215A : 10	R374895
Vinyl chloride	ND	ug/L	1	U	1.0	0.50	0.15		SW8260B	02/15/2022 14:43/msc	VOA5975C.I_220215A : 10	R374895
m+p-Xylenes	ND	ug/L	1	U	1.0	0.50	0.15		SW8260B	02/15/2022 14:43/msc	VOA5975C.I_220215A : 10	R374895
o-Xylene	ND	ug/L	1	U	1.0	0.20	0.060		SW8260B	02/15/2022 14:43/msc	VOA5975C.I_220215A : 10	R374895
Xylenes, Total	ND	ug/L	1	U	1.0	0.20	0.060		SW8260B	02/15/2022 14:43/msc	VOA5975C.I_220215A : 10	R374895
Surr: Dibromofluoromethane	114.0	%REC	1		80-119				SW8260B	02/15/2022 14:43/msc	VOA5975C.I_220215A : 10	R374895
Surr: 1,2-Dichloroethane-d4	119.0	%REC	1	S	81-118				SW8260B	02/15/2022 14:43/msc	VOA5975C.I_220215A : 10	R374895

LABORATORY ANALYTICAL REPORT

Prepared by Billings, MT Branch

Client: AECOM - Honolulu
Client Sample ID: ERH2529 (RHMW19)
Project: CV18F0126, 60571032.02.46.01
Matrix: Ground Water

Lab ID: B22020962-011
Collection Date: 02/09/2022 13:35
Date Received: 02/12/2022
Report Date: 03/04/2022

Analyses	Result	Units	DF	Qual	LOQ	LOD	DL	MCL	Method	Analysis Date / By	RunID : Run Order	BatchID
VOLATILE ORGANIC COMPOUNDS												
Surr: Toluene-d8	108.0	%REC	1		89-112				SW8260B	02/15/2022 14:43/msc	VOA5975C.I_220215A : 10	R374895
Surr: p-Bromofluorobenzene	108.0	%REC	1		85-114				SW8260B	02/15/2022 14:43/msc	VOA5975C.I_220215A : 10	R374895
- The sample had a slightly high recovery for surrogate 1,2-Dichloroethane-d4. This recovery was slightly above the QSM 5.3 recovery limits but within EPA 8260B method defined limits. Re-analysis of a second vial produced similar results.												
VOCS BY MICROEXTRACTION-ECD												
1,2-Dibromoethane	ND	ug/L	1	U	0.010	0.0050	0.0026		SW8011	02/16/2022 16:44/clt	GECD.I_220216A : 9	163798
Surr: 1,1,1,2-Tetrachloroethane	88.0	%REC	1		70-130				SW8011	02/16/2022 16:44/clt	GECD.I_220216A : 9	163798
PETROLEUM HYDROCARBONS-VOLATILE												
C6 to C10	2.3	ug/L	1	J	20	8.7	2.0		SW8015C	02/18/2022 00:53/jp	VARIAN1_220217A : 21	R374900
Total Purgeable Hydrocarbons	4.0	ug/L	1	J	20	10	3.1		SW8015C	02/18/2022 00:53/jp	VARIAN1_220217A : 21	R374900
Surr: Trifluorotoluene	74.0	%REC	1		70-130				SW8015C	02/18/2022 00:53/jp	VARIAN1_220217A : 21	R374900
- Note 1: C6 to C10 is defined as all hydrocarbons eluting between 2-Methylpentane and 1,2,4-Trimethylbenzene.												
- Note 2: Total Purgeable Hydrocarbons are defined as the total hydrocarbon response regardless of elution time.												
PETROLEUM HYDROCARBONS-SEMI-VOLATILE												
Diesel Range Organics (C10 to C24)	0.17	mg/L	1	J	0.30	0.14	0.037		SW8015C	02/16/2022 02:02/amn	GCFID-HP5-B_220215A : 14	163748
Diesel Range Organics (SGT-C10 to C24)	ND	mg/L	1	U	0.30	0.11	0.027		SW8015C	02/16/2022 20:37/amn	GCFID-HP5-B_220215B : 10	163748
Oil Range Hydrocarbons (C24 to C40)	0.49	mg/L	1		0.30	0.14	0.084		SW8015C	02/16/2022 02:02/amn	GCFID-HP5-B_220215A : 14	163748
Oil Range Hydrocarbons (SGT-C24 to C40)	0.18	mg/L	1	J	0.30	0.14	0.084		SW8015C	02/16/2022 20:37/amn	GCFID-HP5-B_220215B : 10	163748
Total Extractable Hydrocarbons	0.67	mg/L	1		0.30	0.14	0.072		SW8015C	02/16/2022 02:02/amn	GCFID-HP5-B_220215A : 14	163748
Total Extractable Hydrocarbons (SGT)	0.27	mg/L	1	J	0.30	0.11	0.034		SW8015C	02/16/2022 20:37/amn	GCFID-HP5-B_220215B : 10	163748
Surr: o-Terphenyl	77.0	%REC	1		56-125				SW8015C	02/16/2022 02:02/amn	GCFID-HP5-B_220215A : 14	163748
Surr: o-Terphenyl (SGT)	70.0	%REC	1		56-125				SW8015C	02/16/2022 20:37/amn	GCFID-HP5-B_220215B : 10	163748
Surr: n-Triacontane	111.0	%REC	1		50-150				SW8015C	02/16/2022 02:02/amn	GCFID-HP5-B_220215A : 14	163748
Surr: n-Triacontane (SGT)	94.0	%REC	1		50-150				SW8015C	02/16/2022 20:37/amn	GCFID-HP5-B_220215B : 10	163748
- Note: Total Extractable Hydrocarbons are defined as the total hydrocarbon responses regardless of elution time.												
ORGANIC CHARACTERISTICS												
Methane	ND	mg/L	1	U	0.0020	0.0012	0.00070		SW8015M	02/15/2022 11:43/jdw	FID-HEADSPACE_220215A : 10	R374776
SEMI-VOLATILE ORGANIC COMPOUNDS												
1,2,4-Trichlorobenzene	ND	ug/L	1	U	10	4.8	1.8		SW8270C	02/20/2022 02:08/dsm	SV5973N.I_220218B : 10	163724
1,2-Dichlorobenzene	ND	ug/L	1	U	10	4.8	1.9		SW8270C	02/20/2022 02:08/dsm	SV5973N.I_220218B : 10	163724
1,3-Dichlorobenzene	ND	ug/L	1	U	10	4.8	2.0		SW8270C	02/20/2022 02:08/dsm	SV5973N.I_220218B : 10	163724
1,4-Dichlorobenzene	ND	ug/L	1	U	10	4.8	1.9		SW8270C	02/20/2022 02:08/dsm	SV5973N.I_220218B : 10	163724
2,4,5-Trichlorophenol	ND	ug/L	1	U	10	4.8	2.1		SW8270C	02/20/2022 02:08/dsm	SV5973N.I_220218B : 10	163724
2,4,6-Trichlorophenol	ND	ug/L	1	U	10	4.8	2.5		SW8270C	02/20/2022 02:08/dsm	SV5973N.I_220218B : 10	163724
2,4-Dichlorophenol	ND	ug/L	1	U	10	4.8	1.6		SW8270C	02/20/2022 02:08/dsm	SV5973N.I_220218B : 10	163724
2,4-Dimethylphenol	ND	ug/L	1	U	10	4.8	1.6		SW8270C	02/20/2022 02:08/dsm	SV5973N.I_220218B : 10	163724
2,4-Dinitrophenol	ND	ug/L	1	U	10	9.6	4.1		SW8270C	02/20/2022 02:08/dsm	SV5973N.I_220218B : 10	163724

LABORATORY ANALYTICAL REPORT

Prepared by Billings, MT Branch

Client: AECOM - Honolulu
Client Sample ID: ERH2529 (RHMW19)
Project: CV18F0126, 60571032.02.46.01
Matrix: Ground Water

Lab ID: B22020962-011
Collection Date: 02/09/2022 13:35
Date Received: 02/12/2022
Report Date: 03/04/2022

Analyses	Result	Units	DF	Qual	LOQ	LOD	DL	MCL	Method	Analysis Date / By	RunID : Run Order	BatchID
SEMI-VOLATILE ORGANIC COMPOUNDS												
2,4-Dinitrotoluene	ND	ug/L	1	U	10	4.8	2.9		SW8270C	02/20/2022 02:08/dsm	SV5973N.I_220218B : 10	163724
2,6-Dinitrotoluene	ND	ug/L	1	U	10	4.8	3.1		SW8270C	02/20/2022 02:08/dsm	SV5973N.I_220218B : 10	163724
2-Chloronaphthalene	ND	ug/L	1	U	10	4.8	2.1		SW8270C	02/20/2022 02:08/dsm	SV5973N.I_220218B : 10	163724
2-Chlorophenol	ND	ug/L	1	U	10	4.8	2.4		SW8270C	02/20/2022 02:08/dsm	SV5973N.I_220218B : 10	163724
2-Nitrophenol	ND	ug/L	1	U	10	4.8	2.3		SW8270C	02/20/2022 02:08/dsm	SV5973N.I_220218B : 10	163724
3,3´-Dichlorobenzidine	ND	ug/L	1	U	10	4.8	2.0		SW8270C	02/20/2022 02:08/dsm	SV5973N.I_220218B : 10	163724
4,6-Dinitro-2-methylphenol	ND	ug/L	1	U	10	9.6	2.2		SW8270C	02/20/2022 02:08/dsm	SV5973N.I_220218B : 10	163724
4-Bromophenyl phenyl ether	ND	ug/L	1	U	10	4.8	1.7		SW8270C	02/20/2022 02:08/dsm	SV5973N.I_220218B : 10	163724
4-Chloro-3-methylphenol	ND	ug/L	1	U	10	4.8	1.4		SW8270C	02/20/2022 02:08/dsm	SV5973N.I_220218B : 10	163724
4-Chlorophenol	ND	ug/L	1	U	10	4.8	2.5		SW8270C	02/20/2022 02:08/dsm	SV5973N.I_220218B : 10	163724
4-Chlorophenyl phenyl ether	ND	ug/L	1	U	10	4.8	2.0		SW8270C	02/20/2022 02:08/dsm	SV5973N.I_220218B : 10	163724
4-Nitrophenol	ND	ug/L	1	U	10	9.6	2.4		SW8270C	02/20/2022 02:08/dsm	SV5973N.I_220218B : 10	163724
Azobenzene	ND	ug/L	1	U	10	4.8	1.0		SW8270C	02/20/2022 02:08/dsm	SV5973N.I_220218B : 10	163724
bis(-2-chloroethoxy)Methane	ND	ug/L	1	U	10	4.8	1.3		SW8270C	02/20/2022 02:08/dsm	SV5973N.I_220218B : 10	163724
bis(-2-chloroethyl)Ether	ND	ug/L	1	U	10	4.8	2.5		SW8270C	02/20/2022 02:08/dsm	SV5973N.I_220218B : 10	163724
bis(2-chloroisopropyl)Ether	ND	ug/L	1	U	10	4.8	1.4		SW8270C	02/20/2022 02:08/dsm	SV5973N.I_220218B : 10	163724
bis(2-ethylhexyl)Phthalate	ND	ug/L	1	U	10	4.8	1.8		SW8270C	02/20/2022 02:08/dsm	SV5973N.I_220218B : 10	163724
Butylbenzylphthalate	ND	ug/L	1	U	10	4.8	1.5		SW8270C	02/20/2022 02:08/dsm	SV5973N.I_220218B : 10	163724
Di-n-butyl phthalate	ND	ug/L	1	U	10	4.8	0.90		SW8270C	02/20/2022 02:08/dsm	SV5973N.I_220218B : 10	163724
Di-n-octyl phthalate	ND	ug/L	1	U	10	4.8	1.3		SW8270C	02/20/2022 02:08/dsm	SV5973N.I_220218B : 10	163724
Diethyl phthalate	ND	ug/L	1	U	10	4.8	2.1		SW8270C	02/20/2022 02:08/dsm	SV5973N.I_220218B : 10	163724
Dimethyl phthalate	ND	ug/L	1	U	10	4.8	1.7		SW8270C	02/20/2022 02:08/dsm	SV5973N.I_220218B : 10	163724
Hexachlorobenzene	ND	ug/L	1	U	10	4.8	1.3		SW8270C	02/20/2022 02:08/dsm	SV5973N.I_220218B : 10	163724
Hexachlorobutadiene	ND	ug/L	1	U	10	4.8	2.2		SW8270C	02/20/2022 02:08/dsm	SV5973N.I_220218B : 10	163724
Hexachlorocyclopentadiene	ND	ug/L	1	U	10	4.8	2.9		SW8270C	02/20/2022 02:08/dsm	SV5973N.I_220218B : 10	163724
Hexachloroethane	ND	ug/L	1	U	10	4.8	1.7		SW8270C	02/20/2022 02:08/dsm	SV5973N.I_220218B : 10	163724
Isophorone	ND	ug/L	1	U	10	4.8	1.6		SW8270C	02/20/2022 02:08/dsm	SV5973N.I_220218B : 10	163724
m+p-Cresols	ND	ug/L	1	U	10	4.8	1.7		SW8270C	02/20/2022 02:08/dsm	SV5973N.I_220218B : 10	163724
n-Nitroso-di-n-propylamine	ND	ug/L	1	U	10	4.8	1.5		SW8270C	02/20/2022 02:08/dsm	SV5973N.I_220218B : 10	163724
n-Nitrosodimethylamine	ND	ug/L	1	U	10	4.8	1.5		SW8270C	02/20/2022 02:08/dsm	SV5973N.I_220218B : 10	163724
n-Nitrosodiphenylamine	ND	ug/L	1	U	10	4.8	1.1		SW8270C	02/20/2022 02:08/dsm	SV5973N.I_220218B : 10	163724
Nitrobenzene	ND	ug/L	1	U	10	4.8	2.2		SW8270C	02/20/2022 02:08/dsm	SV5973N.I_220218B : 10	163724
o-Cresol	ND	ug/L	1	U	10	4.8	1.8		SW8270C	02/20/2022 02:08/dsm	SV5973N.I_220218B : 10	163724
Pentachlorophenol	ND	ug/L	1	U	10	9.6	4.1		SW8270C	02/20/2022 02:08/dsm	SV5973N.I_220218B : 10	163724
Phenol	ND	ug/L	1	U	10	4.8	1.4		SW8270C	02/20/2022 02:08/dsm	SV5973N.I_220218B : 10	163724
Pyridine	ND	ug/L	1	U	10	4.8	3.1		SW8270C	02/20/2022 02:08/dsm	SV5973N.I_220218B : 10	163724
Surr: 2,4,6-Tribromophenol	82.0	%REC	1		43-140				SW8270C	02/20/2022 02:08/dsm	SV5973N.I_220218B : 10	163724
Surr: 2-Fluorobiphenyl	71.0	%REC	1		44-119				SW8270C	02/20/2022 02:08/dsm	SV5973N.I_220218B : 10	163724
Surr: 2-Fluorophenol	34.0	%REC	1		19-119				SW8270C	02/20/2022 02:08/dsm	SV5973N.I_220218B : 10	163724

LABORATORY ANALYTICAL REPORT

Prepared by Billings, MT Branch

Client: AECOM - Honolulu
Client Sample ID: ERH2529 (RHMW19)
Project: CV18F0126, 60571032.02.46.01
Matrix: Ground Water

Lab ID: B22020962-011
Collection Date: 02/09/2022 13:35
Date Received: 02/12/2022
Report Date: 03/04/2022

Analyses	Result	Units	DF	Qual	LOQ	LOD	DL	MCL	Method	Analysis Date / By	RunID : Run Order	BatchID
SEMI-VOLATILE ORGANIC COMPOUNDS												
Surr: Nitrobenzene-d5	70.0	%REC	1		44-120				SW8270C	02/20/2022 02:08/dsm	SV5973N.I_220218B : 10	163724
Surr: Phenol-d5	29.0	%REC	1		10-65				SW8270C	02/20/2022 02:08/dsm	SV5973N.I_220218B : 10	163724
Surr: Terphenyl-d14	104.0	%REC	1		50-134				SW8270C	02/20/2022 02:08/dsm	SV5973N.I_220218B : 10	163724

LABORATORY ANALYTICAL REPORT

Prepared by Billings, MT Branch

Client: AECOM - Honolulu
Client Sample ID: ERH2528 (Trip Blank) 14694
Project: CV18F0126, 60571032.02.46.01
Matrix: Trip Blank

Lab ID: B22020962-012
Collection Date: 02/09/2022 13:35
Date Received: 02/12/2022
Report Date: 03/04/2022

Analyses	Result	Units	DF	Qual	LOQ	LOD	DL	MCL	Method	Analysis Date / By	RunID : Run Order	BatchID
VOLATILE ORGANIC COMPOUNDS												
Benzene	ND	ug/L	1	U	1.0	0.20	0.091		SW8260B	02/15/2022 17:27/msc	VOA5975C.I_220215A : 16	R374895
Bromobenzene	ND	ug/L	1	U	1.0	0.20	0.083		SW8260B	02/15/2022 17:27/msc	VOA5975C.I_220215A : 16	R374895
Bromochloromethane	ND	ug/L	1	U	1.0	0.50	0.14		SW8260B	02/15/2022 17:27/msc	VOA5975C.I_220215A : 16	R374895
Bromodichloromethane	ND	ug/L	1	U	1.0	0.25	0.12		SW8260B	02/15/2022 17:27/msc	VOA5975C.I_220215A : 16	R374895
Bromoform	ND	ug/L	1	U	1.0	0.25	0.12		SW8260B	02/15/2022 17:27/msc	VOA5975C.I_220215A : 16	R374895
Carbon tetrachloride	ND	ug/L	1	U	1.0	0.50	0.14		SW8260B	02/15/2022 17:27/msc	VOA5975C.I_220215A : 16	R374895
Chlorobenzene	ND	ug/L	1	U	1.0	0.20	0.091		SW8260B	02/15/2022 17:27/msc	VOA5975C.I_220215A : 16	R374895
Chlorodibromomethane	ND	ug/L	1	U	1.0	0.20	0.084		SW8260B	02/15/2022 17:27/msc	VOA5975C.I_220215A : 16	R374895
Chloroethane	ND	ug/L	1	U	1.0	0.50	0.17		SW8260B	02/15/2022 17:27/msc	VOA5975C.I_220215A : 16	R374895
Chloroform	ND	ug/L	1	U	1.0	0.20	0.079		SW8260B	02/15/2022 17:27/msc	VOA5975C.I_220215A : 16	R374895
Chloromethane	ND	ug/L	1	U	1.0	0.50	0.16		SW8260B	02/15/2022 17:27/msc	VOA5975C.I_220215A : 16	R374895
1,2-Dibromoethane	ND	ug/L	1	U	1.0	0.20	0.092		SW8260B	02/15/2022 17:27/msc	VOA5975C.I_220215A : 16	R374895
2-Chlorotoluene	ND	ug/L	1	U	1.0	0.20	0.088		SW8260B	02/15/2022 17:27/msc	VOA5975C.I_220215A : 16	R374895
4-Chlorotoluene	ND	ug/L	1	U	1.0	0.20	0.073		SW8260B	02/15/2022 17:27/msc	VOA5975C.I_220215A : 16	R374895
Dibromomethane	ND	ug/L	1	U	1.0	0.50	0.15		SW8260B	02/15/2022 17:27/msc	VOA5975C.I_220215A : 16	R374895
1,2-Dichlorobenzene	ND	ug/L	1	U	1.0	0.20	0.075		SW8260B	02/15/2022 17:27/msc	VOA5975C.I_220215A : 16	R374895
1,3-Dichlorobenzene	ND	ug/L	1	U	1.0	0.20	0.080		SW8260B	02/15/2022 17:27/msc	VOA5975C.I_220215A : 16	R374895
1,4-Dichlorobenzene	ND	ug/L	1	U	1.0	0.20	0.086		SW8260B	02/15/2022 17:27/msc	VOA5975C.I_220215A : 16	R374895
Dichlorodifluoromethane	ND	ug/L	1	U	1.0	0.50	0.18		SW8260B	02/15/2022 17:27/msc	VOA5975C.I_220215A : 16	R374895
1,1-Dichloroethane	ND	ug/L	1	U	1.0	0.50	0.14		SW8260B	02/15/2022 17:27/msc	VOA5975C.I_220215A : 16	R374895
1,2-Dichloroethane	ND	ug/L	1	U	1.0	0.25	0.12		SW8260B	02/15/2022 17:27/msc	VOA5975C.I_220215A : 16	R374895
1,1-Dichloroethene	ND	ug/L	1	U	1.0	0.50	0.14		SW8260B	02/15/2022 17:27/msc	VOA5975C.I_220215A : 16	R374895
cis-1,2-Dichloroethene	ND	ug/L	1	U	1.0	0.25	0.11		SW8260B	02/15/2022 17:27/msc	VOA5975C.I_220215A : 16	R374895
trans-1,2-Dichloroethene	ND	ug/L	1	U	1.0	0.25	0.12		SW8260B	02/15/2022 17:27/msc	VOA5975C.I_220215A : 16	R374895
1,2-Dichloropropane	ND	ug/L	1	U	1.0	0.20	0.085		SW8260B	02/15/2022 17:27/msc	VOA5975C.I_220215A : 16	R374895
1,3-Dichloropropane	ND	ug/L	1	U	1.0	0.20	0.079		SW8260B	02/15/2022 17:27/msc	VOA5975C.I_220215A : 16	R374895
2,2-Dichloropropane	ND	ug/L	1	U	1.0	0.50	0.19		SW8260B	02/15/2022 17:27/msc	VOA5975C.I_220215A : 16	R374895
1,1-Dichloropropene	ND	ug/L	1	U	1.0	0.20	0.083		SW8260B	02/15/2022 17:27/msc	VOA5975C.I_220215A : 16	R374895
cis-1,3-Dichloropropene	ND	ug/L	1	U	1.0	0.20	0.073		SW8260B	02/15/2022 17:27/msc	VOA5975C.I_220215A : 16	R374895
trans-1,3-Dichloropropene	ND	ug/L	1	U	1.0	0.20	0.085		SW8260B	02/15/2022 17:27/msc	VOA5975C.I_220215A : 16	R374895
Ethylbenzene	ND	ug/L	1	U	1.0	0.20	0.084		SW8260B	02/15/2022 17:27/msc	VOA5975C.I_220215A : 16	R374895
Methyl ethyl ketone	ND	ug/L	1	U	20	5.0	1.8		SW8260B	02/15/2022 17:27/msc	VOA5975C.I_220215A : 16	R374895
Methyl tert-butyl ether (MTBE)	ND	ug/L	1	U	1.0	0.25	0.10		SW8260B	02/15/2022 17:27/msc	VOA5975C.I_220215A : 16	R374895
Methylene chloride	ND	ug/L	1	U	1.0	0.50	0.34		SW8260B	02/15/2022 17:27/msc	VOA5975C.I_220215A : 16	R374895
Styrene	ND	ug/L	1	U	1.0	0.20	0.067		SW8260B	02/15/2022 17:27/msc	VOA5975C.I_220215A : 16	R374895
1,1,1,2-Tetrachloroethane	ND	ug/L	1	U	1.0	0.25	0.10		SW8260B	02/15/2022 17:27/msc	VOA5975C.I_220215A : 16	R374895
1,1,2,2-Tetrachloroethane	ND	ug/L	1	U	1.0	0.20	0.087		SW8260B	02/15/2022 17:27/msc	VOA5975C.I_220215A : 16	R374895
Tetrachloroethene	ND	ug/L	1	U	1.0	0.20	0.067		SW8260B	02/15/2022 17:27/msc	VOA5975C.I_220215A : 16	R374895
Toluene	0.56	ug/L	1	J	1.0	0.20	0.068		SW8260B	02/15/2022 17:27/msc	VOA5975C.I_220215A : 16	R374895

LABORATORY ANALYTICAL REPORT

Prepared by Billings, MT Branch

Client: AECOM - Honolulu
Client Sample ID: ERH2528 (Trip Blank) 14694
Project: CV18F0126, 60571032.02.46.01
Matrix: Trip Blank

Lab ID: B22020962-012
Collection Date: 02/09/2022 13:35
Date Received: 02/12/2022
Report Date: 03/04/2022

Analyses	Result	Units	DF	Qual	LOQ	LOD	DL	MCL	Method	Analysis Date / By	RunID : Run Order	BatchID
VOLATILE ORGANIC COMPOUNDS												
1,1,1-Trichloroethane	ND	ug/L	1	U	1.0	0.50	0.13		SW8260B	02/15/2022 17:27/msc	VOA5975C.I_220215A : 16	R374895
1,1,2-Trichloroethane	ND	ug/L	1	U	1.0	0.25	0.11		SW8260B	02/15/2022 17:27/msc	VOA5975C.I_220215A : 16	R374895
Trichloroethene	ND	ug/L	1	U	1.0	0.20	0.099		SW8260B	02/15/2022 17:27/msc	VOA5975C.I_220215A : 16	R374895
Trichlorofluoromethane	ND	ug/L	1	U	1.0	0.50	0.13		SW8260B	02/15/2022 17:27/msc	VOA5975C.I_220215A : 16	R374895
1,2,3-Trichloropropane	ND	ug/L	1	U	1.0	0.50	0.24		SW8260B	02/15/2022 17:27/msc	VOA5975C.I_220215A : 16	R374895
Vinyl chloride	ND	ug/L	1	U	1.0	0.50	0.15		SW8260B	02/15/2022 17:27/msc	VOA5975C.I_220215A : 16	R374895
m+p-Xylenes	ND	ug/L	1	U	1.0	0.50	0.15		SW8260B	02/15/2022 17:27/msc	VOA5975C.I_220215A : 16	R374895
o-Xylene	ND	ug/L	1	U	1.0	0.20	0.060		SW8260B	02/15/2022 17:27/msc	VOA5975C.I_220215A : 16	R374895
Xylenes, Total	ND	ug/L	1	U	1.0	0.20	0.060		SW8260B	02/15/2022 17:27/msc	VOA5975C.I_220215A : 16	R374895
Surr: Dibromofluoromethane	115.0	%REC	1		80-119				SW8260B	02/15/2022 17:27/msc	VOA5975C.I_220215A : 16	R374895
Surr: 1,2-Dichloroethane-d4	123.0	%REC	1	S	81-118				SW8260B	02/15/2022 17:27/msc	VOA5975C.I_220215A : 16	R374895
Surr: Toluene-d8	104.0	%REC	1		89-112				SW8260B	02/15/2022 17:27/msc	VOA5975C.I_220215A : 16	R374895
Surr: p-Bromofluorobenzene	106.0	%REC	1		85-114				SW8260B	02/15/2022 17:27/msc	VOA5975C.I_220215A : 16	R374895

- Headspace was not noted at sample receipt, but prior to analysis the sample contained headspace gas bubbles > 1/4 inch in diameter.
- The sample had a slightly high recovery for surrogate 1,2-Dichloroethane-d4. This recovery was above the QSM 5.3 recovery limits but within EPA 8260B method defined limits. Re-analysis was not possible due to limited sample volume.

PETROLEUM HYDROCARBONS-VOLATILE												
C6 to C10	ND	ug/L	1	U	20	8.7	2.0		SW8015C	02/17/2022 15:49/jp	VARIAN1_220217A : 9	R374900
Total Purgeable Hydrocarbons	ND	ug/L	1	U	20	10	3.1		SW8015C	02/17/2022 15:49/jp	VARIAN1_220217A : 9	R374900
Surr: Trifluorotoluene	76.0	%REC	1		70-130				SW8015C	02/17/2022 15:49/jp	VARIAN1_220217A : 9	R374900

- Note 1: C6 to C10 is defined as all hydrocarbons eluting between 2-Methylpentane and 1,2,4-Trimethylbenzene.
- Note 2: Total Purgeable Hydrocarbons are defined as the total hydrocarbon response regardless of elution time.
- Headspace was not noted at sample receipt, but prior to analysis the sample contained headspace gas bubbles > 1/4 inch in diameter.

LABORATORY ANALYTICAL REPORT

Prepared by Billings, MT Branch

Client: AECOM - Honolulu
Client Sample ID: ERH2528 (Trip Blank) 14733
Project: CV18F0126, 60571032.02.46.01
Matrix: Trip Blank

Lab ID: B22020962-014
Collection Date: 02/09/2022 13:35
Date Received: 02/12/2022
Report Date: 03/04/2022

Analyses	Result	Units	DF	Qual	LOQ	LOD	DL	MCL	Method	Analysis Date / By	RunID : Run Order	BatchID
VOCS BY MICROEXTRACTION-ECD												
1,2-Dibromoethane	ND	ug/L	1	U	0.010	0.0050	0.0026		SW8011	02/16/2022 17:04/clt	GECD.I_220216A : 10	163798
Surr: 1,1,1,2-Tetrachloroethane	90.0	%REC	1		70-130				SW8011	02/16/2022 17:04/clt	GECD.I_220216A : 10	163798

LABORATORY ANALYTICAL REPORT

Prepared by Billings, MT Branch

Client: AECOM - Honolulu
Client Sample ID: ERH2528 (Trip Blank) 14709
Project: CV18F0126, 60571032.02.46.01
Matrix: Trip Blank

Lab ID: B22020962-015
Collection Date: 02/09/2022 13:35
Date Received: 02/12/2022
Report Date: 03/04/2022

Analyses	Result	Units	DF	Qual	LOQ	LOD	DL	MCL	Method	Analysis Date / By	RunID : Run Order	BatchID
ORGANIC CHARACTERISTICS												
Methane	ND	mg/L	1	U	0.0020	0.0012	0.00070		SW8015M	02/15/2022 11:54/jdw	FID-HEADSPACE_220215A : 11	R374776

LABORATORY ANALYTICAL REPORT

Prepared by Billings, MT Branch

Client: AECOM - Honolulu
Client Sample ID: ERH2535 (RHMW2254-01) Low Flow
Project: CV18F0126, 60571032.02.46.01
Matrix: Ground Water

Lab ID: B22020962-016
Collection Date: 02/10/2022 13:50
Date Received: 02/12/2022
Report Date: 03/04/2022

Analyses	Result	Units	DF	Qual	LOQ	LOD	DL	MCL	Method	Analysis Date / By	RunID : Run Order	BatchID
LOW LEVEL PAH BY 8270C SIM												
1-Methylnaphthalene	ND	ug/L	1	U	0.10	0.048	0.020		SW8270CSIM	02/16/2022 21:42/jph	SV5975.I_220216A : 18	163724
2-Methylnaphthalene	ND	ug/L	1	U	0.10	0.048	0.017		SW8270CSIM	02/16/2022 21:42/jph	SV5975.I_220216A : 18	163724
Acenaphthene	ND	ug/L	1	U	0.10	0.048	0.030		SW8270CSIM	02/16/2022 21:42/jph	SV5975.I_220216A : 18	163724
Acenaphthylene	ND	ug/L	1	U	0.10	0.048	0.024		SW8270CSIM	02/16/2022 21:42/jph	SV5975.I_220216A : 18	163724
Anthracene	ND	ug/L	1	U	0.10	0.048	0.027		SW8270CSIM	02/16/2022 21:42/jph	SV5975.I_220216A : 18	163724
Benzo(a)anthracene	ND	ug/L	1	U	0.10	0.048	0.026		SW8270CSIM	02/16/2022 21:42/jph	SV5975.I_220216A : 18	163724
Benzo(a)pyrene	ND	ug/L	1	U	0.10	0.048	0.033		SW8270CSIM	02/16/2022 21:42/jph	SV5975.I_220216A : 18	163724
Benzo(b)fluoranthene	ND	ug/L	1	U	0.10	0.048	0.022		SW8270CSIM	02/16/2022 21:42/jph	SV5975.I_220216A : 18	163724
Benzo(g,h,i)perylene	ND	ug/L	1	U	0.10	0.048	0.025		SW8270CSIM	02/16/2022 21:42/jph	SV5975.I_220216A : 18	163724
Benzo(k)fluoranthene	ND	ug/L	1	U	0.10	0.048	0.028		SW8270CSIM	02/16/2022 21:42/jph	SV5975.I_220216A : 18	163724
Chrysene	ND	ug/L	1	U	0.10	0.048	0.044		SW8270CSIM	02/16/2022 21:42/jph	SV5975.I_220216A : 18	163724
Dibenzo(a,h)anthracene	ND	ug/L	1	U	0.10	0.048	0.035		SW8270CSIM	02/16/2022 21:42/jph	SV5975.I_220216A : 18	163724
Fluoranthene	ND	ug/L	1	U	0.10	0.048	0.022		SW8270CSIM	02/16/2022 21:42/jph	SV5975.I_220216A : 18	163724
Fluorene	ND	ug/L	1	U	0.10	0.048	0.021		SW8270CSIM	02/16/2022 21:42/jph	SV5975.I_220216A : 18	163724
Indeno(1,2,3-cd)pyrene	ND	ug/L	1	U	0.10	0.048	0.047		SW8270CSIM	02/16/2022 21:42/jph	SV5975.I_220216A : 18	163724
Naphthalene	ND	ug/L	1	U	0.10	0.048	0.028		SW8270CSIM	02/16/2022 21:42/jph	SV5975.I_220216A : 18	163724
Phenanthrene	ND	ug/L	1	U	0.10	0.048	0.028		SW8270CSIM	02/16/2022 21:42/jph	SV5975.I_220216A : 18	163724
Pyrene	ND	ug/L	1	U	0.10	0.048	0.023		SW8270CSIM	02/16/2022 21:42/jph	SV5975.I_220216A : 18	163724
AGGREGATE ORGANICS												
Organic Carbon, Total (TOC) - TOC Range is 0.2 to 0.3	0.25	mg/L	1	J	0.50	0.50	0.17		SW9060A	02/15/2022 19:43/eli-ca	SUB-C279755 : 9	C_R279755
METALS, DISSOLVED												
Lead	ND	mg/L	1	U	0.001	0.00005	0.00003		SW6020	02/18/2022 18:43/car	ICPMS207-B_220218B : 63	R374975
METALS, TOTAL												
Lead	ND	mg/L	1	U	0.001	0.0001	0.00008		SW6020	02/18/2022 18:50/car	ICPMS207-B_220218B : 64	163745
VOLATILE ORGANIC COMPOUNDS												
Benzene	ND	ug/L	1	U	1.0	0.20	0.091		SW8260B	02/15/2022 16:05/msc	VOA5975C.I_220215A : 13	R374895
Bromobenzene	ND	ug/L	1	U	1.0	0.20	0.083		SW8260B	02/15/2022 16:05/msc	VOA5975C.I_220215A : 13	R374895
Bromochloromethane	ND	ug/L	1	U	1.0	0.50	0.14		SW8260B	02/15/2022 16:05/msc	VOA5975C.I_220215A : 13	R374895
Bromodichloromethane	ND	ug/L	1	U	1.0	0.25	0.12		SW8260B	02/15/2022 16:05/msc	VOA5975C.I_220215A : 13	R374895
Bromoform	ND	ug/L	1	U	1.0	0.25	0.12		SW8260B	02/15/2022 16:05/msc	VOA5975C.I_220215A : 13	R374895
Carbon tetrachloride	ND	ug/L	1	U	1.0	0.50	0.14		SW8260B	02/15/2022 16:05/msc	VOA5975C.I_220215A : 13	R374895
Chlorobenzene	ND	ug/L	1	U	1.0	0.20	0.091		SW8260B	02/15/2022 16:05/msc	VOA5975C.I_220215A : 13	R374895
Chlorodibromomethane	ND	ug/L	1	U	1.0	0.20	0.084		SW8260B	02/15/2022 16:05/msc	VOA5975C.I_220215A : 13	R374895
Chloroethane	ND	ug/L	1	U	1.0	0.50	0.17		SW8260B	02/15/2022 16:05/msc	VOA5975C.I_220215A : 13	R374895
Chloroform	ND	ug/L	1	U	1.0	0.20	0.079		SW8260B	02/15/2022 16:05/msc	VOA5975C.I_220215A : 13	R374895
Chloromethane	ND	ug/L	1	U	1.0	0.50	0.16		SW8260B	02/15/2022 16:05/msc	VOA5975C.I_220215A : 13	R374895

LABORATORY ANALYTICAL REPORT

Prepared by Billings, MT Branch

Client: AECOM - Honolulu
Client Sample ID: ERH2535 (RHMW2254-01) Low Flow
Project: CV18F0126, 60571032.02.46.01
Matrix: Ground Water

Lab ID: B22020962-016
Collection Date: 02/10/2022 13:50
Date Received: 02/12/2022
Report Date: 03/04/2022

Analyses	Result	Units	DF	Qual	LOQ	LOD	DL	MCL	Method	Analysis Date / By	RunID : Run Order	BatchID
VOLATILE ORGANIC COMPOUNDS												
1,2-Dibromoethane	ND	ug/L	1	U	1.0	0.20	0.092		SW8260B	02/15/2022 16:05/msc	VOA5975C.I_220215A : 13	R374895
2-Chlorotoluene	ND	ug/L	1	U	1.0	0.20	0.088		SW8260B	02/15/2022 16:05/msc	VOA5975C.I_220215A : 13	R374895
4-Chlorotoluene	ND	ug/L	1	U	1.0	0.20	0.073		SW8260B	02/15/2022 16:05/msc	VOA5975C.I_220215A : 13	R374895
Dibromomethane	ND	ug/L	1	U	1.0	0.50	0.15		SW8260B	02/15/2022 16:05/msc	VOA5975C.I_220215A : 13	R374895
1,2-Dichlorobenzene	ND	ug/L	1	U	1.0	0.20	0.075		SW8260B	02/15/2022 16:05/msc	VOA5975C.I_220215A : 13	R374895
1,3-Dichlorobenzene	ND	ug/L	1	U	1.0	0.20	0.080		SW8260B	02/15/2022 16:05/msc	VOA5975C.I_220215A : 13	R374895
1,4-Dichlorobenzene	ND	ug/L	1	U	1.0	0.20	0.086		SW8260B	02/15/2022 16:05/msc	VOA5975C.I_220215A : 13	R374895
Dichlorodifluoromethane	ND	ug/L	1	U	1.0	0.50	0.18		SW8260B	02/15/2022 16:05/msc	VOA5975C.I_220215A : 13	R374895
1,1-Dichloroethane	ND	ug/L	1	U	1.0	0.50	0.14		SW8260B	02/15/2022 16:05/msc	VOA5975C.I_220215A : 13	R374895
1,2-Dichloroethane	ND	ug/L	1	U	1.0	0.25	0.12		SW8260B	02/15/2022 16:05/msc	VOA5975C.I_220215A : 13	R374895
1,1-Dichloroethene	ND	ug/L	1	U	1.0	0.50	0.14		SW8260B	02/15/2022 16:05/msc	VOA5975C.I_220215A : 13	R374895
cis-1,2-Dichloroethene	ND	ug/L	1	U	1.0	0.25	0.11		SW8260B	02/15/2022 16:05/msc	VOA5975C.I_220215A : 13	R374895
trans-1,2-Dichloroethene	ND	ug/L	1	U	1.0	0.25	0.12		SW8260B	02/15/2022 16:05/msc	VOA5975C.I_220215A : 13	R374895
1,2-Dichloropropane	ND	ug/L	1	U	1.0	0.20	0.085		SW8260B	02/15/2022 16:05/msc	VOA5975C.I_220215A : 13	R374895
1,3-Dichloropropane	ND	ug/L	1	U	1.0	0.20	0.079		SW8260B	02/15/2022 16:05/msc	VOA5975C.I_220215A : 13	R374895
2,2-Dichloropropane	ND	ug/L	1	U	1.0	0.50	0.19		SW8260B	02/15/2022 16:05/msc	VOA5975C.I_220215A : 13	R374895
1,1-Dichloropropene	ND	ug/L	1	U	1.0	0.20	0.083		SW8260B	02/15/2022 16:05/msc	VOA5975C.I_220215A : 13	R374895
cis-1,3-Dichloropropene	ND	ug/L	1	U	1.0	0.20	0.073		SW8260B	02/15/2022 16:05/msc	VOA5975C.I_220215A : 13	R374895
trans-1,3-Dichloropropene	ND	ug/L	1	U	1.0	0.20	0.085		SW8260B	02/15/2022 16:05/msc	VOA5975C.I_220215A : 13	R374895
Ethylbenzene	ND	ug/L	1	U	1.0	0.20	0.084		SW8260B	02/15/2022 16:05/msc	VOA5975C.I_220215A : 13	R374895
Methyl ethyl ketone	ND	ug/L	1	U	20	5.0	1.8		SW8260B	02/15/2022 16:05/msc	VOA5975C.I_220215A : 13	R374895
Methyl tert-butyl ether (MTBE)	ND	ug/L	1	U	1.0	0.25	0.10		SW8260B	02/15/2022 16:05/msc	VOA5975C.I_220215A : 13	R374895
Methylene chloride	ND	ug/L	1	U	1.0	0.50	0.34		SW8260B	02/15/2022 16:05/msc	VOA5975C.I_220215A : 13	R374895
Styrene	ND	ug/L	1	U	1.0	0.20	0.067		SW8260B	02/15/2022 16:05/msc	VOA5975C.I_220215A : 13	R374895
1,1,1,2-Tetrachloroethane	ND	ug/L	1	U	1.0	0.25	0.10		SW8260B	02/15/2022 16:05/msc	VOA5975C.I_220215A : 13	R374895
1,1,2,2-Tetrachloroethane	ND	ug/L	1	U	1.0	0.20	0.087		SW8260B	02/15/2022 16:05/msc	VOA5975C.I_220215A : 13	R374895
Tetrachloroethene	ND	ug/L	1	U	1.0	0.20	0.067		SW8260B	02/15/2022 16:05/msc	VOA5975C.I_220215A : 13	R374895
Toluene	ND	ug/L	1	U	1.0	0.20	0.068		SW8260B	02/15/2022 16:05/msc	VOA5975C.I_220215A : 13	R374895
1,1,1-Trichloroethane	ND	ug/L	1	U	1.0	0.50	0.13		SW8260B	02/15/2022 16:05/msc	VOA5975C.I_220215A : 13	R374895
1,1,2-Trichloroethane	ND	ug/L	1	U	1.0	0.25	0.11		SW8260B	02/15/2022 16:05/msc	VOA5975C.I_220215A : 13	R374895
Trichloroethene	ND	ug/L	1	U	1.0	0.20	0.099		SW8260B	02/15/2022 16:05/msc	VOA5975C.I_220215A : 13	R374895
Trichlorofluoromethane	ND	ug/L	1	U	1.0	0.50	0.13		SW8260B	02/15/2022 16:05/msc	VOA5975C.I_220215A : 13	R374895
1,2,3-Trichloropropane	ND	ug/L	1	U	1.0	0.50	0.24		SW8260B	02/15/2022 16:05/msc	VOA5975C.I_220215A : 13	R374895
Vinyl chloride	ND	ug/L	1	U	1.0	0.50	0.15		SW8260B	02/15/2022 16:05/msc	VOA5975C.I_220215A : 13	R374895
m+p-Xylenes	ND	ug/L	1	U	1.0	0.50	0.15		SW8260B	02/15/2022 16:05/msc	VOA5975C.I_220215A : 13	R374895
o-Xylene	ND	ug/L	1	U	1.0	0.20	0.060		SW8260B	02/15/2022 16:05/msc	VOA5975C.I_220215A : 13	R374895
Xylenes, Total	ND	ug/L	1	U	1.0	0.20	0.060		SW8260B	02/15/2022 16:05/msc	VOA5975C.I_220215A : 13	R374895
Surr: Dibromofluoromethane	113.0	%REC	1		80-119				SW8260B	02/15/2022 16:05/msc	VOA5975C.I_220215A : 13	R374895
Surr: 1,2-Dichloroethane-d4	119.0	%REC	1	S	81-118				SW8260B	02/15/2022 16:05/msc	VOA5975C.I_220215A : 13	R374895

LABORATORY ANALYTICAL REPORT

Prepared by Billings, MT Branch

Client: AECOM - Honolulu
Client Sample ID: ERH2535 (RHMW2254-01) Low Flow
Project: CV18F0126, 60571032.02.46.01
Matrix: Ground Water

Lab ID: B22020962-016
Collection Date: 02/10/2022 13:50
Date Received: 02/12/2022
Report Date: 03/04/2022

Analyses	Result	Units	DF	Qual	LOQ	LOD	DL	MCL	Method	Analysis Date / By	RunID : Run Order	BatchID
VOLATILE ORGANIC COMPOUNDS												
Surr: Toluene-d8	107.0	%REC	1		89-112				SW8260B	02/15/2022 16:05/msc	VOA5975C.I_220215A : 13	R374895
Surr: p-Bromofluorobenzene	105.0	%REC	1		85-114				SW8260B	02/15/2022 16:05/msc	VOA5975C.I_220215A : 13	R374895
- The sample had a slightly high recovery for surrogate 1,2-Dichloroethane-d4. This recovery wasabove the QSM 5.3 recovery limits but within EPA 8260B method defined limits. Re-analysis of a second vial produced similar results.												
VOCS BY MICROEXTRACTION-ECD												
1,2-Dibromoethane	ND	ug/L	1	U	0.010	0.0050	0.0026		SW8011	02/16/2022 17:24/clt	GECD.I_220216A : 11	163798
Surr: 1,1,1,2-Tetrachloroethane	90.0	%REC	1		70-130				SW8011	02/16/2022 17:24/clt	GECD.I_220216A : 11	163798
PETROLEUM HYDROCARBONS-VOLATILE												
C6 to C10	ND	ug/L	1	U	20	8.7	2.0		SW8015C	02/18/2022 02:01/jp	VARIAN1_220217A : 22	R374900
Total Purgeable Hydrocarbons	ND	ug/L	1	U	20	10	3.1		SW8015C	02/18/2022 02:01/jp	VARIAN1_220217A : 22	R374900
Surr: Trifluorotoluene	73.0	%REC	1		70-130				SW8015C	02/18/2022 02:01/jp	VARIAN1_220217A : 22	R374900
- Note 1: C6 to C10 is defined as all hydrocarbons eluting between 2-Methylpentane and 1,2,4-Trimethylbenzene.												
- Note 2: Total Purgeable Hydrocarbons are defined as the total hydrocarbon response regardless of elution time.												
PETROLEUM HYDROCARBONS-SEMI-VOLATILE												
Diesel Range Organics (C10 to C24)	ND	mg/L	1	U	0.30	0.15	0.039		SW8015C	02/16/2022 06:20/amn	GCFID-HP5-B_220215A : 17	163748
Oil Range Hydrocarbons (C24 to C40)	ND	mg/L	1	U	0.30	0.15	0.087		SW8015C	02/16/2022 06:20/amn	GCFID-HP5-B_220215A : 17	163748
Total Extractable Hydrocarbons	ND	mg/L	1	U	0.30	0.15	0.074		SW8015C	02/16/2022 06:20/amn	GCFID-HP5-B_220215A : 17	163748
Surr: o-Terphenyl	108.0	%REC	1		56-125				SW8015C	02/16/2022 06:20/amn	GCFID-HP5-B_220215A : 17	163748
Surr: n-Triacontane	116.0	%REC	1		50-150				SW8015C	02/16/2022 06:20/amn	GCFID-HP5-B_220215A : 17	163748
- Note: Total Extractable Hydrocarbons are defined as the total hydrocarbon responses regardless of elution time.												
- Since there were no detectable hydrocarbons, Silica Gel Treatment (SGT) results are equivalent to non-SGT results.												
ORGANIC CHARACTERISTICS												
Methane	ND	mg/L	1	U	0.0020	0.0012	0.00070		SW8015M	02/15/2022 12:00/jdw	FID-HEADSPACE_220215A : 12	R374776
SEMI-VOLATILE ORGANIC COMPOUNDS												
1,2,4-Trichlorobenzene	ND	ug/L	1	U	10	4.8	1.8		SW8270C	02/20/2022 02:40/dsm	SV5973N.I_220218B : 11	163724
1,2-Dichlorobenzene	ND	ug/L	1	U	10	4.8	1.9		SW8270C	02/20/2022 02:40/dsm	SV5973N.I_220218B : 11	163724
1,3-Dichlorobenzene	ND	ug/L	1	U	10	4.8	2.0		SW8270C	02/20/2022 02:40/dsm	SV5973N.I_220218B : 11	163724
1,4-Dichlorobenzene	ND	ug/L	1	U	10	4.8	1.9		SW8270C	02/20/2022 02:40/dsm	SV5973N.I_220218B : 11	163724
2,4,5-Trichlorophenol	ND	ug/L	1	U	10	4.8	2.1		SW8270C	02/20/2022 02:40/dsm	SV5973N.I_220218B : 11	163724
2,4,6-Trichlorophenol	ND	ug/L	1	U	10	4.8	2.5		SW8270C	02/20/2022 02:40/dsm	SV5973N.I_220218B : 11	163724
2,4-Dichlorophenol	ND	ug/L	1	U	10	4.8	1.6		SW8270C	02/20/2022 02:40/dsm	SV5973N.I_220218B : 11	163724
2,4-Dimethylphenol	ND	ug/L	1	U	10	4.8	1.6		SW8270C	02/20/2022 02:40/dsm	SV5973N.I_220218B : 11	163724
2,4-Dinitrophenol	ND	ug/L	1	U	10	9.5	4.1		SW8270C	02/20/2022 02:40/dsm	SV5973N.I_220218B : 11	163724
2,4-Dinitrotoluene	ND	ug/L	1	U	10	4.8	2.9		SW8270C	02/20/2022 02:40/dsm	SV5973N.I_220218B : 11	163724
2,6-Dinitrotoluene	ND	ug/L	1	U	10	4.8	3.0		SW8270C	02/20/2022 02:40/dsm	SV5973N.I_220218B : 11	163724
2-Chloronaphthalene	ND	ug/L	1	U	10	4.8	2.0		SW8270C	02/20/2022 02:40/dsm	SV5973N.I_220218B : 11	163724
2-Chlorophenol	ND	ug/L	1	U	10	4.8	2.4		SW8270C	02/20/2022 02:40/dsm	SV5973N.I_220218B : 11	163724
2-Nitrophenol	ND	ug/L	1	U	10	4.8	2.2		SW8270C	02/20/2022 02:40/dsm	SV5973N.I_220218B : 11	163724

LABORATORY ANALYTICAL REPORT

Prepared by Billings, MT Branch

Client: AECOM - Honolulu
Client Sample ID: ERH2535 (RHMW2254-01) Low Flow
Project: CV18F0126, 60571032.02.46.01
Matrix: Ground Water

Lab ID: B22020962-016
Collection Date: 02/10/2022 13:50
Date Received: 02/12/2022
Report Date: 03/04/2022

Analyses	Result	Units	DF	Qual	LOQ	LOD	DL	MCL	Method	Analysis Date / By	RunID : Run Order	BatchID
SEMI-VOLATILE ORGANIC COMPOUNDS												
3,3´-Dichlorobenzidine	ND	ug/L	1	U	10	4.8	2.0		SW8270C	02/20/2022 02:40/dsm	SV5973N.I_220218B : 11	163724
4,6-Dinitro-2-methylphenol	ND	ug/L	1	U	10	9.5	2.2		SW8270C	02/20/2022 02:40/dsm	SV5973N.I_220218B : 11	163724
4-Bromophenyl phenyl ether	ND	ug/L	1	U	10	4.8	1.7		SW8270C	02/20/2022 02:40/dsm	SV5973N.I_220218B : 11	163724
4-Chloro-3-methylphenol	ND	ug/L	1	U	10	4.8	1.4		SW8270C	02/20/2022 02:40/dsm	SV5973N.I_220218B : 11	163724
4-Chlorophenol	ND	ug/L	1	U	10	4.8	2.5		SW8270C	02/20/2022 02:40/dsm	SV5973N.I_220218B : 11	163724
4-Chlorophenyl phenyl ether	ND	ug/L	1	U	10	4.8	1.9		SW8270C	02/20/2022 02:40/dsm	SV5973N.I_220218B : 11	163724
4-Nitrophenol	ND	ug/L	1	U	10	9.5	2.4		SW8270C	02/20/2022 02:40/dsm	SV5973N.I_220218B : 11	163724
Azobenzene	ND	ug/L	1	U	10	4.8	1.0		SW8270C	02/20/2022 02:40/dsm	SV5973N.I_220218B : 11	163724
bis(-2-chloroethoxy)Methane	ND	ug/L	1	U	10	4.8	1.3		SW8270C	02/20/2022 02:40/dsm	SV5973N.I_220218B : 11	163724
bis(-2-chloroethyl)Ether	ND	ug/L	1	U	10	4.8	2.4		SW8270C	02/20/2022 02:40/dsm	SV5973N.I_220218B : 11	163724
bis(2-chloroisopropyl)Ether	ND	ug/L	1	U	10	4.8	1.4		SW8270C	02/20/2022 02:40/dsm	SV5973N.I_220218B : 11	163724
bis(2-ethylhexyl)Phthalate	ND	ug/L	1	U	10	4.8	1.8		SW8270C	02/20/2022 02:40/dsm	SV5973N.I_220218B : 11	163724
Butylbenzylphthalate	ND	ug/L	1	U	10	4.8	1.5		SW8270C	02/20/2022 02:40/dsm	SV5973N.I_220218B : 11	163724
Di-n-butyl phthalate	ND	ug/L	1	U	10	4.8	0.89		SW8270C	02/20/2022 02:40/dsm	SV5973N.I_220218B : 11	163724
Di-n-octyl phthalate	ND	ug/L	1	U	10	4.8	1.3		SW8270C	02/20/2022 02:40/dsm	SV5973N.I_220218B : 11	163724
Diethyl phthalate	ND	ug/L	1	U	10	4.8	2.1		SW8270C	02/20/2022 02:40/dsm	SV5973N.I_220218B : 11	163724
Dimethyl phthalate	ND	ug/L	1	U	10	4.8	1.6		SW8270C	02/20/2022 02:40/dsm	SV5973N.I_220218B : 11	163724
Hexachlorobenzene	ND	ug/L	1	U	10	4.8	1.3		SW8270C	02/20/2022 02:40/dsm	SV5973N.I_220218B : 11	163724
Hexachlorobutadiene	ND	ug/L	1	U	10	4.8	2.2		SW8270C	02/20/2022 02:40/dsm	SV5973N.I_220218B : 11	163724
Hexachlorocyclopentadiene	ND	ug/L	1	U	10	4.8	2.8		SW8270C	02/20/2022 02:40/dsm	SV5973N.I_220218B : 11	163724
Hexachloroethane	ND	ug/L	1	U	10	4.8	1.7		SW8270C	02/20/2022 02:40/dsm	SV5973N.I_220218B : 11	163724
Isophorone	ND	ug/L	1	U	10	4.8	1.6		SW8270C	02/20/2022 02:40/dsm	SV5973N.I_220218B : 11	163724
m+p-Cresols	ND	ug/L	1	U	10	4.8	1.7		SW8270C	02/20/2022 02:40/dsm	SV5973N.I_220218B : 11	163724
n-Nitroso-di-n-propylamine	ND	ug/L	1	U	10	4.8	1.5		SW8270C	02/20/2022 02:40/dsm	SV5973N.I_220218B : 11	163724
n-Nitrosodimethylamine	ND	ug/L	1	U	10	4.8	1.5		SW8270C	02/20/2022 02:40/dsm	SV5973N.I_220218B : 11	163724
n-Nitrosodiphenylamine	ND	ug/L	1	U	10	4.8	1.1		SW8270C	02/20/2022 02:40/dsm	SV5973N.I_220218B : 11	163724
Nitrobenzene	ND	ug/L	1	U	10	4.8	2.2		SW8270C	02/20/2022 02:40/dsm	SV5973N.I_220218B : 11	163724
o-Cresol	ND	ug/L	1	U	10	4.8	1.7		SW8270C	02/20/2022 02:40/dsm	SV5973N.I_220218B : 11	163724
Pentachlorophenol	ND	ug/L	1	U	10	9.5	4.0		SW8270C	02/20/2022 02:40/dsm	SV5973N.I_220218B : 11	163724
Phenol	ND	ug/L	1	U	10	4.8	1.4		SW8270C	02/20/2022 02:40/dsm	SV5973N.I_220218B : 11	163724
Pyridine	ND	ug/L	1	U	10	4.8	3.1		SW8270C	02/20/2022 02:40/dsm	SV5973N.I_220218B : 11	163724
Surr: 2,4,6-Tribromophenol	60.0	%REC	1		43-140				SW8270C	02/20/2022 02:40/dsm	SV5973N.I_220218B : 11	163724
Surr: 2-Fluorobiphenyl	50.0	%REC	1		44-119				SW8270C	02/20/2022 02:40/dsm	SV5973N.I_220218B : 11	163724
Surr: 2-Fluorophenol	25.0	%REC	1		19-119				SW8270C	02/20/2022 02:40/dsm	SV5973N.I_220218B : 11	163724
Surr: Nitrobenzene-d5	55.0	%REC	1		44-120				SW8270C	02/20/2022 02:40/dsm	SV5973N.I_220218B : 11	163724
Surr: Phenol-d5	25.0	%REC	1		10-65				SW8270C	02/20/2022 02:40/dsm	SV5973N.I_220218B : 11	163724
Surr: Terphenyl-d14	94.0	%REC	1		50-134				SW8270C	02/20/2022 02:40/dsm	SV5973N.I_220218B : 11	163724

LABORATORY ANALYTICAL REPORT

Prepared by Billings, MT Branch

Client: AECOM - Honolulu
Client Sample ID: ERH2534 (Trip Blank) 14765
Project: CV18F0126, 60571032.02.46.01
Matrix: Trip Blank

Lab ID: B22020962-017
Collection Date: 02/10/2022 13:50
Date Received: 02/12/2022
Report Date: 03/04/2022

Analyses	Result	Units	DF	Qual	LOQ	LOD	DL	MCL	Method	Analysis Date / By	RunID : Run Order	BatchID
VOLATILE ORGANIC COMPOUNDS												
Benzene	ND	ug/L	1	U	1.0	0.20	0.091		SW8260B	02/15/2022 17:55/msc	VOA5975C.I_220215A : 17	R374895
Bromobenzene	ND	ug/L	1	U	1.0	0.20	0.083		SW8260B	02/15/2022 17:55/msc	VOA5975C.I_220215A : 17	R374895
Bromochloromethane	ND	ug/L	1	U	1.0	0.50	0.14		SW8260B	02/15/2022 17:55/msc	VOA5975C.I_220215A : 17	R374895
Bromodichloromethane	ND	ug/L	1	U	1.0	0.25	0.12		SW8260B	02/15/2022 17:55/msc	VOA5975C.I_220215A : 17	R374895
Bromoform	ND	ug/L	1	U	1.0	0.25	0.12		SW8260B	02/15/2022 17:55/msc	VOA5975C.I_220215A : 17	R374895
Carbon tetrachloride	ND	ug/L	1	U	1.0	0.50	0.14		SW8260B	02/15/2022 17:55/msc	VOA5975C.I_220215A : 17	R374895
Chlorobenzene	ND	ug/L	1	U	1.0	0.20	0.091		SW8260B	02/15/2022 17:55/msc	VOA5975C.I_220215A : 17	R374895
Chlorodibromomethane	ND	ug/L	1	U	1.0	0.20	0.084		SW8260B	02/15/2022 17:55/msc	VOA5975C.I_220215A : 17	R374895
Chloroethane	ND	ug/L	1	U	1.0	0.50	0.17		SW8260B	02/15/2022 17:55/msc	VOA5975C.I_220215A : 17	R374895
Chloroform	ND	ug/L	1	U	1.0	0.20	0.079		SW8260B	02/15/2022 17:55/msc	VOA5975C.I_220215A : 17	R374895
Chloromethane	ND	ug/L	1	U	1.0	0.50	0.16		SW8260B	02/15/2022 17:55/msc	VOA5975C.I_220215A : 17	R374895
1,2-Dibromoethane	ND	ug/L	1	U	1.0	0.20	0.092		SW8260B	02/15/2022 17:55/msc	VOA5975C.I_220215A : 17	R374895
2-Chlorotoluene	ND	ug/L	1	U	1.0	0.20	0.088		SW8260B	02/15/2022 17:55/msc	VOA5975C.I_220215A : 17	R374895
4-Chlorotoluene	ND	ug/L	1	U	1.0	0.20	0.073		SW8260B	02/15/2022 17:55/msc	VOA5975C.I_220215A : 17	R374895
Dibromomethane	ND	ug/L	1	U	1.0	0.50	0.15		SW8260B	02/15/2022 17:55/msc	VOA5975C.I_220215A : 17	R374895
1,2-Dichlorobenzene	ND	ug/L	1	U	1.0	0.20	0.075		SW8260B	02/15/2022 17:55/msc	VOA5975C.I_220215A : 17	R374895
1,3-Dichlorobenzene	ND	ug/L	1	U	1.0	0.20	0.080		SW8260B	02/15/2022 17:55/msc	VOA5975C.I_220215A : 17	R374895
1,4-Dichlorobenzene	ND	ug/L	1	U	1.0	0.20	0.086		SW8260B	02/15/2022 17:55/msc	VOA5975C.I_220215A : 17	R374895
Dichlorodifluoromethane	ND	ug/L	1	U	1.0	0.50	0.18		SW8260B	02/15/2022 17:55/msc	VOA5975C.I_220215A : 17	R374895
1,1-Dichloroethane	ND	ug/L	1	U	1.0	0.50	0.14		SW8260B	02/15/2022 17:55/msc	VOA5975C.I_220215A : 17	R374895
1,2-Dichloroethane	ND	ug/L	1	U	1.0	0.25	0.12		SW8260B	02/15/2022 17:55/msc	VOA5975C.I_220215A : 17	R374895
1,1-Dichloroethene	ND	ug/L	1	U	1.0	0.50	0.14		SW8260B	02/15/2022 17:55/msc	VOA5975C.I_220215A : 17	R374895
cis-1,2-Dichloroethene	ND	ug/L	1	U	1.0	0.25	0.11		SW8260B	02/15/2022 17:55/msc	VOA5975C.I_220215A : 17	R374895
trans-1,2-Dichloroethene	ND	ug/L	1	U	1.0	0.25	0.12		SW8260B	02/15/2022 17:55/msc	VOA5975C.I_220215A : 17	R374895
1,2-Dichloropropane	ND	ug/L	1	U	1.0	0.20	0.085		SW8260B	02/15/2022 17:55/msc	VOA5975C.I_220215A : 17	R374895
1,3-Dichloropropane	ND	ug/L	1	U	1.0	0.20	0.079		SW8260B	02/15/2022 17:55/msc	VOA5975C.I_220215A : 17	R374895
2,2-Dichloropropane	ND	ug/L	1	U	1.0	0.50	0.19		SW8260B	02/15/2022 17:55/msc	VOA5975C.I_220215A : 17	R374895
1,1-Dichloropropene	ND	ug/L	1	U	1.0	0.20	0.083		SW8260B	02/15/2022 17:55/msc	VOA5975C.I_220215A : 17	R374895
cis-1,3-Dichloropropene	ND	ug/L	1	U	1.0	0.20	0.073		SW8260B	02/15/2022 17:55/msc	VOA5975C.I_220215A : 17	R374895
trans-1,3-Dichloropropene	ND	ug/L	1	U	1.0	0.20	0.085		SW8260B	02/15/2022 17:55/msc	VOA5975C.I_220215A : 17	R374895
Ethylbenzene	ND	ug/L	1	U	1.0	0.20	0.084		SW8260B	02/15/2022 17:55/msc	VOA5975C.I_220215A : 17	R374895
Methyl ethyl ketone	ND	ug/L	1	U	20	5.0	1.8		SW8260B	02/15/2022 17:55/msc	VOA5975C.I_220215A : 17	R374895
Methyl tert-butyl ether (MTBE)	ND	ug/L	1	U	1.0	0.25	0.10		SW8260B	02/15/2022 17:55/msc	VOA5975C.I_220215A : 17	R374895
Methylene chloride	ND	ug/L	1	U	1.0	0.50	0.34		SW8260B	02/15/2022 17:55/msc	VOA5975C.I_220215A : 17	R374895
Styrene	ND	ug/L	1	U	1.0	0.20	0.067		SW8260B	02/15/2022 17:55/msc	VOA5975C.I_220215A : 17	R374895
1,1,1,2-Tetrachloroethane	ND	ug/L	1	U	1.0	0.25	0.10		SW8260B	02/15/2022 17:55/msc	VOA5975C.I_220215A : 17	R374895
1,1,2,2-Tetrachloroethane	ND	ug/L	1	U	1.0	0.20	0.087		SW8260B	02/15/2022 17:55/msc	VOA5975C.I_220215A : 17	R374895
Tetrachloroethene	ND	ug/L	1	U	1.0	0.20	0.067		SW8260B	02/15/2022 17:55/msc	VOA5975C.I_220215A : 17	R374895
Toluene	ND	ug/L	1	U	1.0	0.20	0.068		SW8260B	02/15/2022 17:55/msc	VOA5975C.I_220215A : 17	R374895

LABORATORY ANALYTICAL REPORT

Prepared by Billings, MT Branch

Client: AECOM - Honolulu
Client Sample ID: ERH2534 (Trip Blank) 14765
Project: CV18F0126, 60571032.02.46.01
Matrix: Trip Blank

Lab ID: B22020962-017
Collection Date: 02/10/2022 13:50
Date Received: 02/12/2022
Report Date: 03/04/2022

Analyses	Result	Units	DF	Qual	LOQ	LOD	DL	MCL	Method	Analysis Date / By	RunID : Run Order	BatchID
VOLATILE ORGANIC COMPOUNDS												
1,1,1-Trichloroethane	ND	ug/L	1	U	1.0	0.50	0.13		SW8260B	02/15/2022 17:55/msc	VOA5975C.I_220215A : 17	R374895
1,1,2-Trichloroethane	ND	ug/L	1	U	1.0	0.25	0.11		SW8260B	02/15/2022 17:55/msc	VOA5975C.I_220215A : 17	R374895
Trichloroethene	ND	ug/L	1	U	1.0	0.20	0.099		SW8260B	02/15/2022 17:55/msc	VOA5975C.I_220215A : 17	R374895
Trichlorofluoromethane	ND	ug/L	1	U	1.0	0.50	0.13		SW8260B	02/15/2022 17:55/msc	VOA5975C.I_220215A : 17	R374895
1,2,3-Trichloropropane	ND	ug/L	1	U	1.0	0.50	0.24		SW8260B	02/15/2022 17:55/msc	VOA5975C.I_220215A : 17	R374895
Vinyl chloride	ND	ug/L	1	U	1.0	0.50	0.15		SW8260B	02/15/2022 17:55/msc	VOA5975C.I_220215A : 17	R374895
m+p-Xylenes	ND	ug/L	1	U	1.0	0.50	0.15		SW8260B	02/15/2022 17:55/msc	VOA5975C.I_220215A : 17	R374895
o-Xylene	ND	ug/L	1	U	1.0	0.20	0.060		SW8260B	02/15/2022 17:55/msc	VOA5975C.I_220215A : 17	R374895
Xylenes, Total	ND	ug/L	1	U	1.0	0.20	0.060		SW8260B	02/15/2022 17:55/msc	VOA5975C.I_220215A : 17	R374895
Surr: Dibromofluoromethane	112.0	%REC	1		80-119				SW8260B	02/15/2022 17:55/msc	VOA5975C.I_220215A : 17	R374895
Surr: 1,2-Dichloroethane-d4	116.0	%REC	1		81-118				SW8260B	02/15/2022 17:55/msc	VOA5975C.I_220215A : 17	R374895
Surr: Toluene-d8	105.0	%REC	1		89-112				SW8260B	02/15/2022 17:55/msc	VOA5975C.I_220215A : 17	R374895
Surr: p-Bromofluorobenzene	107.0	%REC	1		85-114				SW8260B	02/15/2022 17:55/msc	VOA5975C.I_220215A : 17	R374895

LABORATORY ANALYTICAL REPORT

Prepared by Billings, MT Branch

Client: AECOM - Honolulu
Client Sample ID: ERH2534 (Trip Blank) 14754
Project: CV18F0126, 60571032.02.46.01
Matrix: Trip Blank

Lab ID: B22020962-018
Collection Date: 02/10/2022 13:50
Date Received: 02/12/2022
Report Date: 03/04/2022

Analyses	Result	Units	DF	Qual	LOQ	LOD	DL	MCL	Method	Analysis Date / By	RunID : Run Order	BatchID
PETROLEUM HYDROCARBONS-VOLATILE												
C6 to C10	ND	ug/L	1	U	20	8.7	2.0		SW8015C	02/17/2022 16:23/jp	VARIAN1_220217A : 10	R374900
Total Purgeable Hydrocarbons	ND	ug/L	1	U	20	10	3.1		SW8015C	02/17/2022 16:23/jp	VARIAN1_220217A : 10	R374900
Surr: Trifluorotoluene	73.0	%REC	1		70-130				SW8015C	02/17/2022 16:23/jp	VARIAN1_220217A : 10	R374900

- Note 1: C6 to C10 is defined as all hydrocarbons eluting between 2-Methylpentane and 1,2,4-Trimethylbenzene.
- Note 2: Total Purgeable Hydrocarbons are defined as the total hydrocarbon response regardless of elution time.

LABORATORY ANALYTICAL REPORT

Prepared by Billings, MT Branch

Client: AECOM - Honolulu
Client Sample ID: ERH2534 (Trip Blank) 14833
Project: CV18F0126, 60571032.02.46.01
Matrix: Trip Blank

Lab ID: B22020962-019
Collection Date: 02/10/2022 13:50
Date Received: 02/12/2022
Report Date: 03/04/2022

Analyses	Result	Units	DF	Qual	LOQ	LOD	DL	MCL	Method	Analysis Date / By	RunID : Run Order	BatchID
VOCS BY MICROEXTRACTION-ECD												
1,2-Dibromoethane	ND	ug/L	1	U	0.010	0.0050	0.0026		SW8011	02/16/2022 17:43/clt	GECD.I_220216A : 12	163798
Surr: 1,1,1,2-Tetrachloroethane	88.0	%REC	1		70-130				SW8011	02/16/2022 17:43/clt	GECD.I_220216A : 12	163798

LABORATORY ANALYTICAL REPORT

Prepared by Billings, MT Branch

Lab ID: B22020962-020
Client: AECOM - Honolulu
Collection Date: 02/10/2022 13:50
Client Sample ID: ERH2534 (Trip Blank) 14808
Date Received: 02/12/2022
Project: CV18F0126, 60571032.02.46.01
Report Date: 03/04/2022
Matrix: Trip Blank

Analyses	Result	Units	DF	Qual	LOQ	LOD	DL	MCL	Method	Analysis Date / By	RunID : Run Order	BatchID
ORGANIC CHARACTERISTICS												
Methane	ND	mg/L	1	U	0.0020	0.0012	0.00070		SW8015M	02/15/2022 12:07/jdw	FID-HEADSPACE_220215A : 13	R374776

LABORATORY ANALYTICAL REPORT

Prepared by Billings, MT Branch

Client: AECOM - Honolulu
Client Sample ID: ERH2533 (RHMW2254-01-Bailer)
Project: CV18F0126, 60571032.02.46.01
Matrix: Ground Water

Lab ID: B22020962-021
Collection Date: 02/10/2022 13:00
Date Received: 02/12/2022
Report Date: 03/04/2022

Analyses	Result	Units	DF	Qual	LOQ	LOD	DL	MCL	Method	Analysis Date / By	RunID : Run Order	BatchID
LOW LEVEL PAH BY 8270C SIM												
1-Methylnaphthalene	0.068	ug/L	1	J	0.10	0.048	0.020		SW8270CSIM	02/16/2022 22:14/jph	SV5975.I_220216A : 19	163724
2-Methylnaphthalene	0.066	ug/L	1	J	0.10	0.048	0.017		SW8270CSIM	02/16/2022 22:14/jph	SV5975.I_220216A : 19	163724
Acenaphthene	ND	ug/L	1	U	0.10	0.048	0.030		SW8270CSIM	02/16/2022 22:14/jph	SV5975.I_220216A : 19	163724
Acenaphthylene	ND	ug/L	1	U	0.10	0.048	0.024		SW8270CSIM	02/16/2022 22:14/jph	SV5975.I_220216A : 19	163724
Anthracene	ND	ug/L	1	U	0.10	0.048	0.027		SW8270CSIM	02/16/2022 22:14/jph	SV5975.I_220216A : 19	163724
Benzo(a)anthracene	ND	ug/L	1	U	0.10	0.048	0.026		SW8270CSIM	02/16/2022 22:14/jph	SV5975.I_220216A : 19	163724
Benzo(a)pyrene	ND	ug/L	1	U	0.10	0.048	0.033		SW8270CSIM	02/16/2022 22:14/jph	SV5975.I_220216A : 19	163724
Benzo(b)fluoranthene	ND	ug/L	1	U	0.10	0.048	0.022		SW8270CSIM	02/16/2022 22:14/jph	SV5975.I_220216A : 19	163724
Benzo(g,h,i)perylene	ND	ug/L	1	U	0.10	0.048	0.025		SW8270CSIM	02/16/2022 22:14/jph	SV5975.I_220216A : 19	163724
Benzo(k)fluoranthene	ND	ug/L	1	U	0.10	0.048	0.028		SW8270CSIM	02/16/2022 22:14/jph	SV5975.I_220216A : 19	163724
Chrysene	ND	ug/L	1	U	0.10	0.048	0.044		SW8270CSIM	02/16/2022 22:14/jph	SV5975.I_220216A : 19	163724
Dibenzo(a,h)anthracene	ND	ug/L	1	U	0.10	0.048	0.035		SW8270CSIM	02/16/2022 22:14/jph	SV5975.I_220216A : 19	163724
Fluoranthene	ND	ug/L	1	U	0.10	0.048	0.022		SW8270CSIM	02/16/2022 22:14/jph	SV5975.I_220216A : 19	163724
Fluorene	ND	ug/L	1	U	0.10	0.048	0.021		SW8270CSIM	02/16/2022 22:14/jph	SV5975.I_220216A : 19	163724
Indeno(1,2,3-cd)pyrene	ND	ug/L	1	U	0.10	0.048	0.047		SW8270CSIM	02/16/2022 22:14/jph	SV5975.I_220216A : 19	163724
Naphthalene	ND	ug/L	1	U	0.10	0.048	0.028		SW8270CSIM	02/16/2022 22:14/jph	SV5975.I_220216A : 19	163724
Phenanthrene	ND	ug/L	1	U	0.10	0.048	0.028		SW8270CSIM	02/16/2022 22:14/jph	SV5975.I_220216A : 19	163724
Pyrene	ND	ug/L	1	U	0.10	0.048	0.023		SW8270CSIM	02/16/2022 22:14/jph	SV5975.I_220216A : 19	163724
AGGREGATE ORGANICS												
Organic Carbon, Total (TOC) - TOC Range is 0.3 to 0.3	0.29	mg/L	1	J	0.50	0.50	0.17		SW9060A	02/15/2022 20:24/eli-ca	SUB-C279755 : 10	C_R279755
METALS, DISSOLVED												
Lead	ND	mg/L	1	U	0.001	0.00005	0.00003		SW6020	02/18/2022 18:56/car	ICPMS207-B_220218B : 65	R374975
METALS, TOTAL												
Lead	ND	mg/L	1	U	0.001	0.0001	0.00008		SW6020	02/18/2022 19:02/car	ICPMS207-B_220218B : 66	163745
VOLATILE ORGANIC COMPOUNDS												
Benzene	ND	ug/L	1	U	1.0	0.20	0.091		SW8260B	02/15/2022 12:54/msc	VOA5975C.I_220215A : 6	R374895
Bromobenzene	ND	ug/L	1	U	1.0	0.20	0.083		SW8260B	02/15/2022 12:54/msc	VOA5975C.I_220215A : 6	R374895
Bromochloromethane	ND	ug/L	1	U	1.0	0.50	0.14		SW8260B	02/15/2022 12:54/msc	VOA5975C.I_220215A : 6	R374895
Bromodichloromethane	ND	ug/L	1	U	1.0	0.25	0.12		SW8260B	02/15/2022 12:54/msc	VOA5975C.I_220215A : 6	R374895
Bromoform	ND	ug/L	1	U	1.0	0.25	0.12		SW8260B	02/15/2022 12:54/msc	VOA5975C.I_220215A : 6	R374895
Carbon tetrachloride	ND	ug/L	1	U	1.0	0.50	0.14		SW8260B	02/15/2022 12:54/msc	VOA5975C.I_220215A : 6	R374895
Chlorobenzene	ND	ug/L	1	U	1.0	0.20	0.091		SW8260B	02/15/2022 12:54/msc	VOA5975C.I_220215A : 6	R374895
Chlorodibromomethane	ND	ug/L	1	U	1.0	0.20	0.084		SW8260B	02/15/2022 12:54/msc	VOA5975C.I_220215A : 6	R374895
Chloroethane	ND	ug/L	1	U	1.0	0.50	0.17		SW8260B	02/15/2022 12:54/msc	VOA5975C.I_220215A : 6	R374895
Chloroform	0.12	ug/L	1	J	1.0	0.20	0.079		SW8260B	02/15/2022 12:54/msc	VOA5975C.I_220215A : 6	R374895
Chloromethane	0.19	ug/L	1	J	1.0	0.50	0.16		SW8260B	02/15/2022 12:54/msc	VOA5975C.I_220215A : 6	R374895

LABORATORY ANALYTICAL REPORT

Prepared by Billings, MT Branch

Client: AECOM - Honolulu
Client Sample ID: ERH2533 (RHMW2254-01-Bailer)
Project: CV18F0126, 60571032.02.46.01
Matrix: Ground Water

Lab ID: B22020962-021
Collection Date: 02/10/2022 13:00
Date Received: 02/12/2022
Report Date: 03/04/2022

Analyses	Result	Units	DF	Qual	LOQ	LOD	DL	MCL	Method	Analysis Date / By	RunID : Run Order	BatchID
VOLATILE ORGANIC COMPOUNDS												
1,2-Dibromoethane	ND	ug/L	1	U	1.0	0.20	0.092		SW8260B	02/15/2022 12:54/msc	VOA5975C.I_220215A : 6	R374895
2-Chlorotoluene	ND	ug/L	1	U	1.0	0.20	0.088		SW8260B	02/15/2022 12:54/msc	VOA5975C.I_220215A : 6	R374895
4-Chlorotoluene	ND	ug/L	1	U	1.0	0.20	0.073		SW8260B	02/15/2022 12:54/msc	VOA5975C.I_220215A : 6	R374895
Dibromomethane	ND	ug/L	1	U	1.0	0.50	0.15		SW8260B	02/15/2022 12:54/msc	VOA5975C.I_220215A : 6	R374895
1,2-Dichlorobenzene	ND	ug/L	1	U	1.0	0.20	0.075		SW8260B	02/15/2022 12:54/msc	VOA5975C.I_220215A : 6	R374895
1,3-Dichlorobenzene	ND	ug/L	1	U	1.0	0.20	0.080		SW8260B	02/15/2022 12:54/msc	VOA5975C.I_220215A : 6	R374895
1,4-Dichlorobenzene	ND	ug/L	1	U	1.0	0.20	0.086		SW8260B	02/15/2022 12:54/msc	VOA5975C.I_220215A : 6	R374895
Dichlorodifluoromethane	ND	ug/L	1	U	1.0	0.50	0.18		SW8260B	02/15/2022 12:54/msc	VOA5975C.I_220215A : 6	R374895
1,1-Dichloroethane	ND	ug/L	1	U	1.0	0.50	0.14		SW8260B	02/15/2022 12:54/msc	VOA5975C.I_220215A : 6	R374895
1,2-Dichloroethane	ND	ug/L	1	U	1.0	0.25	0.12		SW8260B	02/15/2022 12:54/msc	VOA5975C.I_220215A : 6	R374895
1,1-Dichloroethene	ND	ug/L	1	U	1.0	0.50	0.14		SW8260B	02/15/2022 12:54/msc	VOA5975C.I_220215A : 6	R374895
cis-1,2-Dichloroethene	ND	ug/L	1	U	1.0	0.25	0.11		SW8260B	02/15/2022 12:54/msc	VOA5975C.I_220215A : 6	R374895
trans-1,2-Dichloroethene	ND	ug/L	1	U	1.0	0.25	0.12		SW8260B	02/15/2022 12:54/msc	VOA5975C.I_220215A : 6	R374895
1,2-Dichloropropane	ND	ug/L	1	U	1.0	0.20	0.085		SW8260B	02/15/2022 12:54/msc	VOA5975C.I_220215A : 6	R374895
1,3-Dichloropropane	ND	ug/L	1	U	1.0	0.20	0.079		SW8260B	02/15/2022 12:54/msc	VOA5975C.I_220215A : 6	R374895
2,2-Dichloropropane	ND	ug/L	1	U	1.0	0.50	0.19		SW8260B	02/15/2022 12:54/msc	VOA5975C.I_220215A : 6	R374895
1,1-Dichloropropene	ND	ug/L	1	U	1.0	0.20	0.083		SW8260B	02/15/2022 12:54/msc	VOA5975C.I_220215A : 6	R374895
cis-1,3-Dichloropropene	ND	ug/L	1	U	1.0	0.20	0.073		SW8260B	02/15/2022 12:54/msc	VOA5975C.I_220215A : 6	R374895
trans-1,3-Dichloropropene	ND	ug/L	1	U	1.0	0.20	0.085		SW8260B	02/15/2022 12:54/msc	VOA5975C.I_220215A : 6	R374895
Ethylbenzene	ND	ug/L	1	U	1.0	0.20	0.084		SW8260B	02/15/2022 12:54/msc	VOA5975C.I_220215A : 6	R374895
Methyl ethyl ketone	ND	ug/L	1	U	20	5.0	1.8		SW8260B	02/15/2022 12:54/msc	VOA5975C.I_220215A : 6	R374895
Methyl tert-butyl ether (MTBE)	ND	ug/L	1	U	1.0	0.25	0.10		SW8260B	02/15/2022 12:54/msc	VOA5975C.I_220215A : 6	R374895
Methylene chloride	ND	ug/L	1	U	1.0	0.50	0.34		SW8260B	02/15/2022 12:54/msc	VOA5975C.I_220215A : 6	R374895
Styrene	ND	ug/L	1	U	1.0	0.20	0.067		SW8260B	02/15/2022 12:54/msc	VOA5975C.I_220215A : 6	R374895
1,1,1,2-Tetrachloroethane	ND	ug/L	1	U	1.0	0.25	0.10		SW8260B	02/15/2022 12:54/msc	VOA5975C.I_220215A : 6	R374895
1,1,2,2-Tetrachloroethane	ND	ug/L	1	U	1.0	0.20	0.087		SW8260B	02/15/2022 12:54/msc	VOA5975C.I_220215A : 6	R374895
Tetrachloroethene	ND	ug/L	1	U	1.0	0.20	0.067		SW8260B	02/15/2022 12:54/msc	VOA5975C.I_220215A : 6	R374895
Toluene	ND	ug/L	1	UT	1.0	0.20	0.068		SW8260B	02/15/2022 12:54/msc	VOA5975C.I_220215A : 6	R374895
1,1,1-Trichloroethane	ND	ug/L	1	U	1.0	0.50	0.13		SW8260B	02/15/2022 12:54/msc	VOA5975C.I_220215A : 6	R374895
1,1,2-Trichloroethane	ND	ug/L	1	U	1.0	0.25	0.11		SW8260B	02/15/2022 12:54/msc	VOA5975C.I_220215A : 6	R374895
Trichloroethene	ND	ug/L	1	U	1.0	0.20	0.099		SW8260B	02/15/2022 12:54/msc	VOA5975C.I_220215A : 6	R374895
Trichlorofluoromethane	ND	ug/L	1	U	1.0	0.50	0.13		SW8260B	02/15/2022 12:54/msc	VOA5975C.I_220215A : 6	R374895
1,2,3-Trichloropropane	ND	ug/L	1	U	1.0	0.50	0.24		SW8260B	02/15/2022 12:54/msc	VOA5975C.I_220215A : 6	R374895
Vinyl chloride	ND	ug/L	1	U	1.0	0.50	0.15		SW8260B	02/15/2022 12:54/msc	VOA5975C.I_220215A : 6	R374895
m+p-Xylenes	ND	ug/L	1	U	1.0	0.50	0.15		SW8260B	02/15/2022 12:54/msc	VOA5975C.I_220215A : 6	R374895
o-Xylene	ND	ug/L	1	U	1.0	0.20	0.060		SW8260B	02/15/2022 12:54/msc	VOA5975C.I_220215A : 6	R374895
Xylenes, Total	ND	ug/L	1	U	1.0	0.20	0.060		SW8260B	02/15/2022 12:54/msc	VOA5975C.I_220215A : 6	R374895
Surr: Dibromofluoromethane	113.0	%REC	1		80-119				SW8260B	02/15/2022 12:54/msc	VOA5975C.I_220215A : 6	R374895
Surr: 1,2-Dichloroethane-d4	115.0	%REC	1		81-118				SW8260B	02/15/2022 12:54/msc	VOA5975C.I_220215A : 6	R374895

LABORATORY ANALYTICAL REPORT

Prepared by Billings, MT Branch

Client: AECOM - Honolulu
Client Sample ID: ERH2533 (RHMW2254-01-Bailer)
Project: CV18F0126, 60571032.02.46.01
Matrix: Ground Water

Lab ID: B22020962-021
Collection Date: 02/10/2022 13:00
Date Received: 02/12/2022
Report Date: 03/04/2022

Analyses	Result	Units	DF	Qual	LOQ	LOD	DL	MCL	Method	Analysis Date / By	RunID : Run Order	BatchID
VOLATILE ORGANIC COMPOUNDS												
Surr: Toluene-d8	105.0	%REC	1		89-112				SW8260B	02/15/2022 12:54/msc	VOA5975C.I_220215A : 6	R374895
Surr: p-Bromofluorobenzene	107.0	%REC	1		85-114				SW8260B	02/15/2022 12:54/msc	VOA5975C.I_220215A : 6	R374895
VOCS BY MICROEXTRACTION-ECD												
1,2-Dibromoethane	ND	ug/L	1	U	0.010	0.0050	0.0026		SW8011	02/16/2022 20:01/clt	GECD.I_220216A : 17	163798
Surr: 1,1,1,2-Tetrachloroethane	98.0	%REC	1		70-130				SW8011	02/16/2022 20:01/clt	GECD.I_220216A : 17	163798
PETROLEUM HYDROCARBONS-VOLATILE												
C6 to C10	ND	ug/L	1	U	20	8.7	2.0		SW8015C	02/18/2022 03:10/jp	VARIAN1_220217A : 23	R374900
Total Purgeable Hydrocarbons	13	ug/L	1	J	20	10	3.1		SW8015C	02/18/2022 03:10/jp	VARIAN1_220217A : 23	R374900
Surr: Trifluorotoluene	73.0	%REC	1		70-130				SW8015C	02/18/2022 03:10/jp	VARIAN1_220217A : 23	R374900
- Note 1: C6 to C10 is defined as all hydrocarbons eluting between 2-Methylpentane and 1,2,4-Trimethylbenzene.												
- Note 2: Total Purgeable Hydrocarbons are defined as the total hydrocarbon response regardless of elution time.												
PETROLEUM HYDROCARBONS-SEMI-VOLATILE												
Diesel Range Organics (C10 to C24)	0.13	mg/L	1	J	0.30	0.14	0.037		SW8015C	02/15/2022 21:01/amn	GCFID-HP5-B_220215A : 10	163748
Diesel Range Organics (SGT-C10 to C24)	0.030	mg/L	1	J	0.30	0.11	0.027		SW8015C	02/16/2022 18:28/amn	GCFID-HP5-B_220215B : 8	163748
Oil Range Hydrocarbons (C24 to C40)	0.28	mg/L	1	J	0.30	0.14	0.084		SW8015C	02/15/2022 21:01/amn	GCFID-HP5-B_220215A : 10	163748
Oil Range Hydrocarbons (SGT-C24 to C40)	ND	mg/L	1	U	0.30	0.14	0.084		SW8015C	02/16/2022 18:28/amn	GCFID-HP5-B_220215B : 8	163748
Total Extractable Hydrocarbons	0.43	mg/L	1		0.30	0.14	0.072		SW8015C	02/15/2022 21:01/amn	GCFID-HP5-B_220215A : 10	163748
Total Extractable Hydrocarbons (SGT)	0.039	mg/L	1	J	0.30	0.11	0.034		SW8015C	02/16/2022 18:28/amn	GCFID-HP5-B_220215B : 8	163748
Surr: o-Terphenyl	98.0	%REC	1		56-125				SW8015C	02/15/2022 21:01/amn	GCFID-HP5-B_220215A : 10	163748
Surr: o-Terphenyl (SGT)	94.0	%REC	1		56-125				SW8015C	02/16/2022 18:28/amn	GCFID-HP5-B_220215B : 8	163748
Surr: n-Triacontane	107.0	%REC	1		50-150				SW8015C	02/15/2022 21:01/amn	GCFID-HP5-B_220215A : 10	163748
Surr: n-Triacontane (SGT)	94.0	%REC	1		50-150				SW8015C	02/16/2022 18:28/amn	GCFID-HP5-B_220215B : 8	163748
- Note: Total Extractable Hydrocarbons are defined as the total hydrocarbon responses regardless of elution time.												
ORGANIC CHARACTERISTICS												
Methane	ND	mg/L	1	U	0.0020	0.0012	0.00070		SW8015M	02/15/2022 12:12/jdw	FID-HEADSPACE_220215A : 14	R374776
SEMI-VOLATILE ORGANIC COMPOUNDS												
1,2,4-Trichlorobenzene	ND	ug/L	1	U	10	4.8	1.8		SW8270C	02/20/2022 03:12/dsm	SV5973N.I_220218B : 12	163724
1,2-Dichlorobenzene	ND	ug/L	1	U	10	4.8	1.9		SW8270C	02/20/2022 03:12/dsm	SV5973N.I_220218B : 12	163724
1,3-Dichlorobenzene	ND	ug/L	1	U	10	4.8	2.0		SW8270C	02/20/2022 03:12/dsm	SV5973N.I_220218B : 12	163724
1,4-Dichlorobenzene	ND	ug/L	1	U	10	4.8	1.9		SW8270C	02/20/2022 03:12/dsm	SV5973N.I_220218B : 12	163724
2,4,5-Trichlorophenol	ND	ug/L	1	U	10	4.8	2.1		SW8270C	02/20/2022 03:12/dsm	SV5973N.I_220218B : 12	163724
2,4,6-Trichlorophenol	ND	ug/L	1	U	10	4.8	2.5		SW8270C	02/20/2022 03:12/dsm	SV5973N.I_220218B : 12	163724
2,4-Dichlorophenol	ND	ug/L	1	U	10	4.8	1.6		SW8270C	02/20/2022 03:12/dsm	SV5973N.I_220218B : 12	163724
2,4-Dimethylphenol	ND	ug/L	1	U	10	4.8	1.6		SW8270C	02/20/2022 03:12/dsm	SV5973N.I_220218B : 12	163724
2,4-Dinitrophenol	ND	ug/L	1	U	10	9.5	4.1		SW8270C	02/20/2022 03:12/dsm	SV5973N.I_220218B : 12	163724
2,4-Dinitrotoluene	ND	ug/L	1	U	10	4.8	2.9		SW8270C	02/20/2022 03:12/dsm	SV5973N.I_220218B : 12	163724

LABORATORY ANALYTICAL REPORT

Prepared by Billings, MT Branch

Client: AECOM - Honolulu
Client Sample ID: ERH2533 (RHMW2254-01-Bailer)
Project: CV18F0126, 60571032.02.46.01
Matrix: Ground Water

Lab ID: B22020962-021
Collection Date: 02/10/2022 13:00
Date Received: 02/12/2022
Report Date: 03/04/2022

Analyses	Result	Units	DF	Qual	LOQ	LOD	DL	MCL	Method	Analysis Date / By	RunID : Run Order	BatchID
SEMI-VOLATILE ORGANIC COMPOUNDS												
2,6-Dinitrotoluene	ND	ug/L	1	U	10	4.8	3.0		SW8270C	02/20/2022 03:12/dsm	SV5973N.I_220218B : 12	163724
2-Chloronaphthalene	ND	ug/L	1	U	10	4.8	2.0		SW8270C	02/20/2022 03:12/dsm	SV5973N.I_220218B : 12	163724
2-Chlorophenol	ND	ug/L	1	U	10	4.8	2.4		SW8270C	02/20/2022 03:12/dsm	SV5973N.I_220218B : 12	163724
2-Nitrophenol	ND	ug/L	1	U	10	4.8	2.2		SW8270C	02/20/2022 03:12/dsm	SV5973N.I_220218B : 12	163724
3,3´-Dichlorobenzidine	ND	ug/L	1	U	10	4.8	2.0		SW8270C	02/20/2022 03:12/dsm	SV5973N.I_220218B : 12	163724
4,6-Dinitro-2-methylphenol	ND	ug/L	1	U	10	9.5	2.2		SW8270C	02/20/2022 03:12/dsm	SV5973N.I_220218B : 12	163724
4-Bromophenyl phenyl ether	ND	ug/L	1	U	10	4.8	1.7		SW8270C	02/20/2022 03:12/dsm	SV5973N.I_220218B : 12	163724
4-Chloro-3-methylphenol	ND	ug/L	1	U	10	4.8	1.4		SW8270C	02/20/2022 03:12/dsm	SV5973N.I_220218B : 12	163724
4-Chlorophenol	ND	ug/L	1	U	10	4.8	2.5		SW8270C	02/20/2022 03:12/dsm	SV5973N.I_220218B : 12	163724
4-Chlorophenyl phenyl ether	ND	ug/L	1	U	10	4.8	1.9		SW8270C	02/20/2022 03:12/dsm	SV5973N.I_220218B : 12	163724
4-Nitrophenol	ND	ug/L	1	U	10	9.5	2.4		SW8270C	02/20/2022 03:12/dsm	SV5973N.I_220218B : 12	163724
Azobenzene	ND	ug/L	1	U	10	4.8	1.0		SW8270C	02/20/2022 03:12/dsm	SV5973N.I_220218B : 12	163724
bis(-2-chloroethoxy)Methane	ND	ug/L	1	U	10	4.8	1.3		SW8270C	02/20/2022 03:12/dsm	SV5973N.I_220218B : 12	163724
bis(-2-chloroethyl)Ether	ND	ug/L	1	U	10	4.8	2.4		SW8270C	02/20/2022 03:12/dsm	SV5973N.I_220218B : 12	163724
bis(2-chloroisopropyl)Ether	ND	ug/L	1	U	10	4.8	1.4		SW8270C	02/20/2022 03:12/dsm	SV5973N.I_220218B : 12	163724
bis(2-ethylhexyl)Phthalate	ND	ug/L	1	U	10	4.8	1.8		SW8270C	02/20/2022 03:12/dsm	SV5973N.I_220218B : 12	163724
Butylbenzylphthalate	ND	ug/L	1	U	10	4.8	1.5		SW8270C	02/20/2022 03:12/dsm	SV5973N.I_220218B : 12	163724
Di-n-butyl phthalate	ND	ug/L	1	U	10	4.8	0.89		SW8270C	02/20/2022 03:12/dsm	SV5973N.I_220218B : 12	163724
Di-n-octyl phthalate	ND	ug/L	1	U	10	4.8	1.3		SW8270C	02/20/2022 03:12/dsm	SV5973N.I_220218B : 12	163724
Diethyl phthalate	ND	ug/L	1	U	10	4.8	2.1		SW8270C	02/20/2022 03:12/dsm	SV5973N.I_220218B : 12	163724
Dimethyl phthalate	ND	ug/L	1	U	10	4.8	1.6		SW8270C	02/20/2022 03:12/dsm	SV5973N.I_220218B : 12	163724
Hexachlorobenzene	ND	ug/L	1	U	10	4.8	1.3		SW8270C	02/20/2022 03:12/dsm	SV5973N.I_220218B : 12	163724
Hexachlorobutadiene	ND	ug/L	1	U	10	4.8	2.2		SW8270C	02/20/2022 03:12/dsm	SV5973N.I_220218B : 12	163724
Hexachlorocyclopentadiene	ND	ug/L	1	U	10	4.8	2.8		SW8270C	02/20/2022 03:12/dsm	SV5973N.I_220218B : 12	163724
Hexachloroethane	ND	ug/L	1	U	10	4.8	1.7		SW8270C	02/20/2022 03:12/dsm	SV5973N.I_220218B : 12	163724
Isophorone	ND	ug/L	1	U	10	4.8	1.6		SW8270C	02/20/2022 03:12/dsm	SV5973N.I_220218B : 12	163724
m+p-Cresols	ND	ug/L	1	U	10	4.8	1.7		SW8270C	02/20/2022 03:12/dsm	SV5973N.I_220218B : 12	163724
n-Nitroso-di-n-propylamine	ND	ug/L	1	U	10	4.8	1.5		SW8270C	02/20/2022 03:12/dsm	SV5973N.I_220218B : 12	163724
n-Nitrosodimethylamine	ND	ug/L	1	U	10	4.8	1.5		SW8270C	02/20/2022 03:12/dsm	SV5973N.I_220218B : 12	163724
n-Nitrosodiphenylamine	ND	ug/L	1	U	10	4.8	1.1		SW8270C	02/20/2022 03:12/dsm	SV5973N.I_220218B : 12	163724
Nitrobenzene	ND	ug/L	1	U	10	4.8	2.2		SW8270C	02/20/2022 03:12/dsm	SV5973N.I_220218B : 12	163724
o-Cresol	ND	ug/L	1	U	10	4.8	1.7		SW8270C	02/20/2022 03:12/dsm	SV5973N.I_220218B : 12	163724
Pentachlorophenol	ND	ug/L	1	U	10	9.5	4.0		SW8270C	02/20/2022 03:12/dsm	SV5973N.I_220218B : 12	163724
Phenol	ND	ug/L	1	U	10	4.8	1.4		SW8270C	02/20/2022 03:12/dsm	SV5973N.I_220218B : 12	163724
Pyridine	ND	ug/L	1	U	10	4.8	3.1		SW8270C	02/20/2022 03:12/dsm	SV5973N.I_220218B : 12	163724
Surr: 2,4,6-Tribromophenol	78.0	%REC	1		43-140				SW8270C	02/20/2022 03:12/dsm	SV5973N.I_220218B : 12	163724
Surr: 2-Fluorobiphenyl	67.0	%REC	1		44-119				SW8270C	02/20/2022 03:12/dsm	SV5973N.I_220218B : 12	163724
Surr: 2-Fluorophenol	29.0	%REC	1		19-119				SW8270C	02/20/2022 03:12/dsm	SV5973N.I_220218B : 12	163724
Surr: Nitrobenzene-d5	65.0	%REC	1		44-120				SW8270C	02/20/2022 03:12/dsm	SV5973N.I_220218B : 12	163724

LABORATORY ANALYTICAL REPORT

Prepared by Billings, MT Branch

Client: AECOM - Honolulu
Client Sample ID: ERH2533 (RHMW2254-01-Bailer)
Project: CV18F0126, 60571032.02.46.01
Matrix: Ground Water

Lab ID: B22020962-021
Collection Date: 02/10/2022 13:00
Date Received: 02/12/2022
Report Date: 03/04/2022

Analyses	Result	Units	DF	Qual	LOQ	LOD	DL	MCL	Method	Analysis Date / By	RunID : Run Order	BatchID
SEMI-VOLATILE ORGANIC COMPOUNDS												
Surr: Phenol-d5	27.0	%REC	1		10-65				SW8270C	02/20/2022 03:12/dsm	SV5973N.I_220218B : 12	163724
Surr: Terphenyl-d14	105.0	%REC	1		50-134				SW8270C	02/20/2022 03:12/dsm	SV5973N.I_220218B : 12	163724

LABORATORY ANALYTICAL REPORT

Prepared by Billings, MT Branch

Client: AECOM - Honolulu
Client Sample ID: ERH2532 (Trip Blank) 14694
Project: CV18F0126, 60571032.02.46.01
Matrix: Trip Blank

Lab ID: B22020962-022
Collection Date: 02/10/2022 13:00
Date Received: 02/12/2022
Report Date: 03/04/2022

Analyses	Result	Units	DF	Qual	LOQ	LOD	DL	MCL	Method	Analysis Date / By	RunID : Run Order	BatchID
VOLATILE ORGANIC COMPOUNDS												
Benzene	ND	ug/L	1	U	1.0	0.20	0.091		SW8260B	02/15/2022 18:22/msc	VOA5975C.I_220215A : 18	R374895
Bromobenzene	ND	ug/L	1	U	1.0	0.20	0.083		SW8260B	02/15/2022 18:22/msc	VOA5975C.I_220215A : 18	R374895
Bromochloromethane	ND	ug/L	1	U	1.0	0.50	0.14		SW8260B	02/15/2022 18:22/msc	VOA5975C.I_220215A : 18	R374895
Bromodichloromethane	ND	ug/L	1	U	1.0	0.25	0.12		SW8260B	02/15/2022 18:22/msc	VOA5975C.I_220215A : 18	R374895
Bromoform	ND	ug/L	1	U	1.0	0.25	0.12		SW8260B	02/15/2022 18:22/msc	VOA5975C.I_220215A : 18	R374895
Carbon tetrachloride	ND	ug/L	1	U	1.0	0.50	0.14		SW8260B	02/15/2022 18:22/msc	VOA5975C.I_220215A : 18	R374895
Chlorobenzene	ND	ug/L	1	U	1.0	0.20	0.091		SW8260B	02/15/2022 18:22/msc	VOA5975C.I_220215A : 18	R374895
Chlorodibromomethane	ND	ug/L	1	U	1.0	0.20	0.084		SW8260B	02/15/2022 18:22/msc	VOA5975C.I_220215A : 18	R374895
Chloroethane	ND	ug/L	1	U	1.0	0.50	0.17		SW8260B	02/15/2022 18:22/msc	VOA5975C.I_220215A : 18	R374895
Chloroform	ND	ug/L	1	U	1.0	0.20	0.079		SW8260B	02/15/2022 18:22/msc	VOA5975C.I_220215A : 18	R374895
Chloromethane	ND	ug/L	1	U	1.0	0.50	0.16		SW8260B	02/15/2022 18:22/msc	VOA5975C.I_220215A : 18	R374895
1,2-Dibromoethane	ND	ug/L	1	U	1.0	0.20	0.092		SW8260B	02/15/2022 18:22/msc	VOA5975C.I_220215A : 18	R374895
2-Chlorotoluene	ND	ug/L	1	U	1.0	0.20	0.088		SW8260B	02/15/2022 18:22/msc	VOA5975C.I_220215A : 18	R374895
4-Chlorotoluene	ND	ug/L	1	U	1.0	0.20	0.073		SW8260B	02/15/2022 18:22/msc	VOA5975C.I_220215A : 18	R374895
Dibromomethane	ND	ug/L	1	U	1.0	0.50	0.15		SW8260B	02/15/2022 18:22/msc	VOA5975C.I_220215A : 18	R374895
1,2-Dichlorobenzene	ND	ug/L	1	U	1.0	0.20	0.075		SW8260B	02/15/2022 18:22/msc	VOA5975C.I_220215A : 18	R374895
1,3-Dichlorobenzene	ND	ug/L	1	U	1.0	0.20	0.080		SW8260B	02/15/2022 18:22/msc	VOA5975C.I_220215A : 18	R374895
1,4-Dichlorobenzene	ND	ug/L	1	U	1.0	0.20	0.086		SW8260B	02/15/2022 18:22/msc	VOA5975C.I_220215A : 18	R374895
Dichlorodifluoromethane	ND	ug/L	1	U	1.0	0.50	0.18		SW8260B	02/15/2022 18:22/msc	VOA5975C.I_220215A : 18	R374895
1,1-Dichloroethane	ND	ug/L	1	U	1.0	0.50	0.14		SW8260B	02/15/2022 18:22/msc	VOA5975C.I_220215A : 18	R374895
1,2-Dichloroethane	ND	ug/L	1	U	1.0	0.25	0.12		SW8260B	02/15/2022 18:22/msc	VOA5975C.I_220215A : 18	R374895
1,1-Dichloroethene	ND	ug/L	1	U	1.0	0.50	0.14		SW8260B	02/15/2022 18:22/msc	VOA5975C.I_220215A : 18	R374895
cis-1,2-Dichloroethene	ND	ug/L	1	U	1.0	0.25	0.11		SW8260B	02/15/2022 18:22/msc	VOA5975C.I_220215A : 18	R374895
trans-1,2-Dichloroethene	ND	ug/L	1	U	1.0	0.25	0.12		SW8260B	02/15/2022 18:22/msc	VOA5975C.I_220215A : 18	R374895
1,2-Dichloropropane	ND	ug/L	1	U	1.0	0.20	0.085		SW8260B	02/15/2022 18:22/msc	VOA5975C.I_220215A : 18	R374895
1,3-Dichloropropane	ND	ug/L	1	U	1.0	0.20	0.079		SW8260B	02/15/2022 18:22/msc	VOA5975C.I_220215A : 18	R374895
2,2-Dichloropropane	ND	ug/L	1	U	1.0	0.50	0.19		SW8260B	02/15/2022 18:22/msc	VOA5975C.I_220215A : 18	R374895
1,1-Dichloropropene	ND	ug/L	1	U	1.0	0.20	0.083		SW8260B	02/15/2022 18:22/msc	VOA5975C.I_220215A : 18	R374895
cis-1,3-Dichloropropene	ND	ug/L	1	U	1.0	0.20	0.073		SW8260B	02/15/2022 18:22/msc	VOA5975C.I_220215A : 18	R374895
trans-1,3-Dichloropropene	ND	ug/L	1	U	1.0	0.20	0.085		SW8260B	02/15/2022 18:22/msc	VOA5975C.I_220215A : 18	R374895
Ethylbenzene	ND	ug/L	1	U	1.0	0.20	0.084		SW8260B	02/15/2022 18:22/msc	VOA5975C.I_220215A : 18	R374895
Methyl ethyl ketone	ND	ug/L	1	U	20	5.0	1.8		SW8260B	02/15/2022 18:22/msc	VOA5975C.I_220215A : 18	R374895
Methyl tert-butyl ether (MTBE)	ND	ug/L	1	U	1.0	0.25	0.10		SW8260B	02/15/2022 18:22/msc	VOA5975C.I_220215A : 18	R374895
Methylene chloride	ND	ug/L	1	U	1.0	0.50	0.34		SW8260B	02/15/2022 18:22/msc	VOA5975C.I_220215A : 18	R374895
Styrene	ND	ug/L	1	U	1.0	0.20	0.067		SW8260B	02/15/2022 18:22/msc	VOA5975C.I_220215A : 18	R374895
1,1,1,2-Tetrachloroethane	ND	ug/L	1	U	1.0	0.25	0.10		SW8260B	02/15/2022 18:22/msc	VOA5975C.I_220215A : 18	R374895
1,1,2,2-Tetrachloroethane	ND	ug/L	1	U	1.0	0.20	0.087		SW8260B	02/15/2022 18:22/msc	VOA5975C.I_220215A : 18	R374895
Tetrachloroethene	ND	ug/L	1	U	1.0	0.20	0.067		SW8260B	02/15/2022 18:22/msc	VOA5975C.I_220215A : 18	R374895
Toluene	0.19	ug/L	1	J	1.0	0.20	0.068		SW8260B	02/15/2022 18:22/msc	VOA5975C.I_220215A : 18	R374895

LABORATORY ANALYTICAL REPORT

Prepared by Billings, MT Branch

Client: AECOM - Honolulu
Client Sample ID: ERH2532 (Trip Blank) 14694
Project: CV18F0126, 60571032.02.46.01
Matrix: Trip Blank

Lab ID: B22020962-022
Collection Date: 02/10/2022 13:00
Date Received: 02/12/2022
Report Date: 03/04/2022

Analyses	Result	Units	DF	Qual	LOQ	LOD	DL	MCL	Method	Analysis Date / By	RunID : Run Order	BatchID
VOLATILE ORGANIC COMPOUNDS												
1,1,1-Trichloroethane	ND	ug/L	1	U	1.0	0.50	0.13		SW8260B	02/15/2022 18:22/msc	VOA5975C.I_220215A : 18	R374895
1,1,2-Trichloroethane	ND	ug/L	1	U	1.0	0.25	0.11		SW8260B	02/15/2022 18:22/msc	VOA5975C.I_220215A : 18	R374895
Trichloroethene	ND	ug/L	1	U	1.0	0.20	0.099		SW8260B	02/15/2022 18:22/msc	VOA5975C.I_220215A : 18	R374895
Trichlorofluoromethane	ND	ug/L	1	U	1.0	0.50	0.13		SW8260B	02/15/2022 18:22/msc	VOA5975C.I_220215A : 18	R374895
1,2,3-Trichloropropane	ND	ug/L	1	U	1.0	0.50	0.24		SW8260B	02/15/2022 18:22/msc	VOA5975C.I_220215A : 18	R374895
Vinyl chloride	ND	ug/L	1	U	1.0	0.50	0.15		SW8260B	02/15/2022 18:22/msc	VOA5975C.I_220215A : 18	R374895
m+p-Xylenes	ND	ug/L	1	U	1.0	0.50	0.15		SW8260B	02/15/2022 18:22/msc	VOA5975C.I_220215A : 18	R374895
o-Xylene	ND	ug/L	1	U	1.0	0.20	0.060		SW8260B	02/15/2022 18:22/msc	VOA5975C.I_220215A : 18	R374895
Xylenes, Total	ND	ug/L	1	U	1.0	0.20	0.060		SW8260B	02/15/2022 18:22/msc	VOA5975C.I_220215A : 18	R374895
Surr: Dibromofluoromethane	110.0	%REC	1		80-119				SW8260B	02/15/2022 18:22/msc	VOA5975C.I_220215A : 18	R374895
Surr: 1,2-Dichloroethane-d4	114.0	%REC	1		81-118				SW8260B	02/15/2022 18:22/msc	VOA5975C.I_220215A : 18	R374895
Surr: Toluene-d8	105.0	%REC	1		89-112				SW8260B	02/15/2022 18:22/msc	VOA5975C.I_220215A : 18	R374895
Surr: p-Bromofluorobenzene	105.0	%REC	1		85-114				SW8260B	02/15/2022 18:22/msc	VOA5975C.I_220215A : 18	R374895
PETROLEUM HYDROCARBONS-VOLATILE												
C6 to C10	ND	ug/L	1	U	20	8.7	2.0		SW8015C	02/17/2022 16:57/jp	VARIAN1_220217A : 11	R374900
Total Purgeable Hydrocarbons	ND	ug/L	1	U	20	10	3.1		SW8015C	02/17/2022 16:57/jp	VARIAN1_220217A : 11	R374900
Surr: Trifluorotoluene	76.0	%REC	1		70-130				SW8015C	02/17/2022 16:57/jp	VARIAN1_220217A : 11	R374900

- Note 1: C6 to C10 is defined as all hydrocarbons eluting between 2-Methylpentane and 1,2,4-Trimethylbenzene.
- Note 2: Total Purgeable Hydrocarbons are defined as the total hydrocarbon response regardless of elution time.

LABORATORY ANALYTICAL REPORT

Prepared by Billings, MT Branch

Client: AECOM - Honolulu
Client Sample ID: ERH2532 (Trip Blank) 14733
Project: CV18F0126, 60571032.02.46.01
Matrix: Trip Blank

Lab ID: B22020962-024
Collection Date: 02/10/2022 13:00
Date Received: 02/12/2022
Report Date: 03/04/2022

Analyses	Result	Units	DF	Qual	LOQ	LOD	DL	MCL	Method	Analysis Date / By	RunID : Run Order	BatchID
VOCS BY MICROEXTRACTION-ECD												
1,2-Dibromoethane	ND	ug/L	1	U	0.010	0.0050	0.0026		SW8011	02/16/2022 20:21/clt	GECD.I_220216A : 18	163798
Surr: 1,1,1,2-Tetrachloroethane	88.0	%REC	1		70-130				SW8011	02/16/2022 20:21/clt	GECD.I_220216A : 18	163798

LABORATORY ANALYTICAL REPORT

Prepared by Billings, MT Branch

Client: AECOM - Honolulu
Client Sample ID: ERH2532 (Trip Blank) 14709
Project: CV18F0126, 60571032.02.46.01
Matrix: Trip Blank

Lab ID: B22020962-025
Collection Date: 02/10/2022 13:00
Date Received: 02/12/2022
Report Date: 03/04/2022

Analyses	Result	Units	DF	Qual	LOQ	LOD	DL	MCL	Method	Analysis Date / By	RunID : Run Order	BatchID
ORGANIC CHARACTERISTICS												
Methane	ND	mg/L	1	U	0.0020	0.0012	0.00070		SW8015M	02/15/2022 12:18/jdw	FID-HEADSPACE_220215A : 15	R374776

LABORATORY ANALYTICAL REPORT

Prepared by Billings, MT Branch

Client: AECOM - Honolulu
Client Sample ID: ERH2537 (Sump Adit 3)
Project: CV18F0126, 60571032.02.46.01
Matrix: Ground Water

Lab ID: B22020962-026
Collection Date: 02/10/2022 14:50
Date Received: 02/12/2022
Report Date: 03/04/2022

Analyses	Result	Units	DF	Qual	LOQ	LOD	DL	MCL	Method	Analysis Date / By	RunID : Run Order	BatchID
LOW LEVEL PAH BY 8270C SIM												
1-Methylnaphthalene	2.3	ug/L	1		0.10	0.048	0.020		SW8270CSIM	02/16/2022 22:47/jph	SV5975.I_220216A : 20	163724
2-Methylnaphthalene	3.6	ug/L	1		0.10	0.048	0.017		SW8270CSIM	02/16/2022 22:47/jph	SV5975.I_220216A : 20	163724
Acenaphthene	0.28	ug/L	1		0.10	0.048	0.030		SW8270CSIM	02/16/2022 22:47/jph	SV5975.I_220216A : 20	163724
Acenaphthylene	0.15	ug/L	1		0.10	0.048	0.024		SW8270CSIM	02/16/2022 22:47/jph	SV5975.I_220216A : 20	163724
Anthracene	0.33	ug/L	1		0.10	0.048	0.027		SW8270CSIM	02/16/2022 22:47/jph	SV5975.I_220216A : 20	163724
Benzo(a)anthracene	0.99	ug/L	1		0.10	0.048	0.026		SW8270CSIM	02/16/2022 22:47/jph	SV5975.I_220216A : 20	163724
Benzo(a)pyrene	0.83	ug/L	1		0.10	0.048	0.033		SW8270CSIM	02/16/2022 22:47/jph	SV5975.I_220216A : 20	163724
Benzo(b)fluoranthene	1.2	ug/L	1		0.10	0.048	0.022		SW8270CSIM	02/16/2022 22:47/jph	SV5975.I_220216A : 20	163724
Benzo(g,h,i)perylene	0.51	ug/L	1		0.10	0.048	0.026		SW8270CSIM	02/16/2022 22:47/jph	SV5975.I_220216A : 20	163724
Benzo(k)fluoranthene	0.42	ug/L	1		0.10	0.048	0.028		SW8270CSIM	02/16/2022 22:47/jph	SV5975.I_220216A : 20	163724
Chrysene	1.2	ug/L	1		0.10	0.048	0.044		SW8270CSIM	02/16/2022 22:47/jph	SV5975.I_220216A : 20	163724
Dibenzo(a,h)anthracene	0.13	ug/L	1		0.10	0.048	0.035		SW8270CSIM	02/16/2022 22:47/jph	SV5975.I_220216A : 20	163724
Fluoranthene	2.6	ug/L	1		0.10	0.048	0.022		SW8270CSIM	02/16/2022 22:47/jph	SV5975.I_220216A : 20	163724
Fluorene	0.45	ug/L	1		0.10	0.048	0.022		SW8270CSIM	02/16/2022 22:47/jph	SV5975.I_220216A : 20	163724
Indeno(1,2,3-cd)pyrene	0.57	ug/L	1		0.10	0.048	0.047		SW8270CSIM	02/16/2022 22:47/jph	SV5975.I_220216A : 20	163724
Naphthalene	1.2	ug/L	1		0.10	0.048	0.028		SW8270CSIM	02/16/2022 22:47/jph	SV5975.I_220216A : 20	163724
Phenanthrene	1.7	ug/L	1		0.10	0.048	0.028		SW8270CSIM	02/16/2022 22:47/jph	SV5975.I_220216A : 20	163724
Pyrene	2.6	ug/L	1		0.10	0.048	0.023		SW8270CSIM	02/16/2022 22:47/jph	SV5975.I_220216A : 20	163724
AGGREGATE ORGANICS												
Organic Carbon, Total (TOC) - TOC Range is 1.1 to 1.1	1.1	mg/L	1		0.50	0.50	0.17		SW9060A	02/15/2022 21:06/eli-ca	SUB-C279755 : 11	C_R279755
METALS, DISSOLVED												
Lead	0.011	mg/L	1		0.001	0.00005	0.00003		SW6020	02/18/2022 19:08/car	ICPMS207-B_220218B : 67	R374975
METALS, TOTAL												
Lead	0.129	mg/L	1		0.001	0.0001	0.00008		SW6020	02/18/2022 19:27/car	ICPMS207-B_220218B : 70	163745
VOLATILE ORGANIC COMPOUNDS												
Benzene	ND	ug/L	1	U	1.0	0.20	0.091		SW8260B	02/15/2022 13:21/msc	VOA5975C.I_220215A : 7	R374895
Bromobenzene	ND	ug/L	1	U	1.0	0.20	0.083		SW8260B	02/15/2022 13:21/msc	VOA5975C.I_220215A : 7	R374895
Bromochloromethane	ND	ug/L	1	U	1.0	0.50	0.14		SW8260B	02/15/2022 13:21/msc	VOA5975C.I_220215A : 7	R374895
Bromodichloromethane	ND	ug/L	1	U	1.0	0.25	0.12		SW8260B	02/15/2022 13:21/msc	VOA5975C.I_220215A : 7	R374895
Bromoform	ND	ug/L	1	U	1.0	0.25	0.12		SW8260B	02/15/2022 13:21/msc	VOA5975C.I_220215A : 7	R374895
Carbon tetrachloride	ND	ug/L	1	U	1.0	0.50	0.14		SW8260B	02/15/2022 13:21/msc	VOA5975C.I_220215A : 7	R374895
Chlorobenzene	ND	ug/L	1	U	1.0	0.20	0.091		SW8260B	02/15/2022 13:21/msc	VOA5975C.I_220215A : 7	R374895
Chlorodibromomethane	ND	ug/L	1	U	1.0	0.20	0.084		SW8260B	02/15/2022 13:21/msc	VOA5975C.I_220215A : 7	R374895
Chloroethane	ND	ug/L	1	U	1.0	0.50	0.17		SW8260B	02/15/2022 13:21/msc	VOA5975C.I_220215A : 7	R374895
Chloroform	0.18	ug/L	1	J	1.0	0.20	0.079		SW8260B	02/15/2022 13:21/msc	VOA5975C.I_220215A : 7	R374895
Chloromethane	ND	ug/L	1	U	1.0	0.50	0.16		SW8260B	02/15/2022 13:21/msc	VOA5975C.I_220215A : 7	R374895

LABORATORY ANALYTICAL REPORT

Prepared by Billings, MT Branch

Client: AECOM - Honolulu
Client Sample ID: ERH2537 (Sump Adit 3)
Project: CV18F0126, 60571032.02.46.01
Matrix: Ground Water

Lab ID: B22020962-026
Collection Date: 02/10/2022 14:50
Date Received: 02/12/2022
Report Date: 03/04/2022

Analyses	Result	Units	DF	Qual	LOQ	LOD	DL	MCL	Method	Analysis Date / By	RunID : Run Order	BatchID
VOLATILE ORGANIC COMPOUNDS												
1,2-Dibromoethane	ND	ug/L	1	U	1.0	0.20	0.092		SW8260B	02/15/2022 13:21/msc	VOA5975C.I_220215A : 7	R374895
2-Chlorotoluene	ND	ug/L	1	U	1.0	0.20	0.088		SW8260B	02/15/2022 13:21/msc	VOA5975C.I_220215A : 7	R374895
4-Chlorotoluene	ND	ug/L	1	U	1.0	0.20	0.073		SW8260B	02/15/2022 13:21/msc	VOA5975C.I_220215A : 7	R374895
Dibromomethane	ND	ug/L	1	U	1.0	0.50	0.15		SW8260B	02/15/2022 13:21/msc	VOA5975C.I_220215A : 7	R374895
1,2-Dichlorobenzene	ND	ug/L	1	U	1.0	0.20	0.075		SW8260B	02/15/2022 13:21/msc	VOA5975C.I_220215A : 7	R374895
1,3-Dichlorobenzene	ND	ug/L	1	U	1.0	0.20	0.080		SW8260B	02/15/2022 13:21/msc	VOA5975C.I_220215A : 7	R374895
1,4-Dichlorobenzene	ND	ug/L	1	U	1.0	0.20	0.086		SW8260B	02/15/2022 13:21/msc	VOA5975C.I_220215A : 7	R374895
Dichlorodifluoromethane	ND	ug/L	1	U	1.0	0.50	0.18		SW8260B	02/15/2022 13:21/msc	VOA5975C.I_220215A : 7	R374895
1,1-Dichloroethane	ND	ug/L	1	U	1.0	0.50	0.14		SW8260B	02/15/2022 13:21/msc	VOA5975C.I_220215A : 7	R374895
1,2-Dichloroethane	ND	ug/L	1	U	1.0	0.25	0.12		SW8260B	02/15/2022 13:21/msc	VOA5975C.I_220215A : 7	R374895
1,1-Dichloroethene	ND	ug/L	1	U	1.0	0.50	0.14		SW8260B	02/15/2022 13:21/msc	VOA5975C.I_220215A : 7	R374895
cis-1,2-Dichloroethene	ND	ug/L	1	U	1.0	0.25	0.11		SW8260B	02/15/2022 13:21/msc	VOA5975C.I_220215A : 7	R374895
trans-1,2-Dichloroethene	ND	ug/L	1	U	1.0	0.25	0.12		SW8260B	02/15/2022 13:21/msc	VOA5975C.I_220215A : 7	R374895
1,2-Dichloropropane	ND	ug/L	1	U	1.0	0.20	0.085		SW8260B	02/15/2022 13:21/msc	VOA5975C.I_220215A : 7	R374895
1,3-Dichloropropane	ND	ug/L	1	U	1.0	0.20	0.079		SW8260B	02/15/2022 13:21/msc	VOA5975C.I_220215A : 7	R374895
2,2-Dichloropropane	ND	ug/L	1	U	1.0	0.50	0.19		SW8260B	02/15/2022 13:21/msc	VOA5975C.I_220215A : 7	R374895
1,1-Dichloropropene	ND	ug/L	1	U	1.0	0.20	0.083		SW8260B	02/15/2022 13:21/msc	VOA5975C.I_220215A : 7	R374895
cis-1,3-Dichloropropene	ND	ug/L	1	U	1.0	0.20	0.073		SW8260B	02/15/2022 13:21/msc	VOA5975C.I_220215A : 7	R374895
trans-1,3-Dichloropropene	ND	ug/L	1	U	1.0	0.20	0.085		SW8260B	02/15/2022 13:21/msc	VOA5975C.I_220215A : 7	R374895
Ethylbenzene	0.13	ug/L	1	J	1.0	0.20	0.084		SW8260B	02/15/2022 13:21/msc	VOA5975C.I_220215A : 7	R374895
Methyl ethyl ketone	4.0	ug/L	1	J	20	5.0	1.8		SW8260B	02/15/2022 13:21/msc	VOA5975C.I_220215A : 7	R374895
Methyl tert-butyl ether (MTBE)	ND	ug/L	1	U	1.0	0.25	0.10		SW8260B	02/15/2022 13:21/msc	VOA5975C.I_220215A : 7	R374895
Methylene chloride	ND	ug/L	1	U	1.0	0.50	0.34		SW8260B	02/15/2022 13:21/msc	VOA5975C.I_220215A : 7	R374895
Styrene	ND	ug/L	1	U	1.0	0.20	0.067		SW8260B	02/15/2022 13:21/msc	VOA5975C.I_220215A : 7	R374895
1,1,1,2-Tetrachloroethane	ND	ug/L	1	U	1.0	0.25	0.10		SW8260B	02/15/2022 13:21/msc	VOA5975C.I_220215A : 7	R374895
1,1,2,2-Tetrachloroethane	ND	ug/L	1	U	1.0	0.20	0.087		SW8260B	02/15/2022 13:21/msc	VOA5975C.I_220215A : 7	R374895
Tetrachloroethene	ND	ug/L	1	U	1.0	0.20	0.067		SW8260B	02/15/2022 13:21/msc	VOA5975C.I_220215A : 7	R374895
Toluene	ND	ug/L	1	U	1.0	0.20	0.068		SW8260B	02/15/2022 13:21/msc	VOA5975C.I_220215A : 7	R374895
1,1,1-Trichloroethane	ND	ug/L	1	U	1.0	0.50	0.13		SW8260B	02/15/2022 13:21/msc	VOA5975C.I_220215A : 7	R374895
1,1,2-Trichloroethane	ND	ug/L	1	U	1.0	0.25	0.11		SW8260B	02/15/2022 13:21/msc	VOA5975C.I_220215A : 7	R374895
Trichloroethene	ND	ug/L	1	U	1.0	0.20	0.099		SW8260B	02/15/2022 13:21/msc	VOA5975C.I_220215A : 7	R374895
Trichlorofluoromethane	ND	ug/L	1	U	1.0	0.50	0.13		SW8260B	02/15/2022 13:21/msc	VOA5975C.I_220215A : 7	R374895
1,2,3-Trichloropropane	ND	ug/L	1	U	1.0	0.50	0.24		SW8260B	02/15/2022 13:21/msc	VOA5975C.I_220215A : 7	R374895
Vinyl chloride	ND	ug/L	1	U	1.0	0.50	0.15		SW8260B	02/15/2022 13:21/msc	VOA5975C.I_220215A : 7	R374895
m+p-Xylenes	0.33	ug/L	1	J	1.0	0.50	0.15		SW8260B	02/15/2022 13:21/msc	VOA5975C.I_220215A : 7	R374895
o-Xylene	0.34	ug/L	1	J	1.0	0.20	0.060		SW8260B	02/15/2022 13:21/msc	VOA5975C.I_220215A : 7	R374895
Xylenes, Total	0.66	ug/L	1	J	1.0	0.20	0.060		SW8260B	02/15/2022 13:21/msc	VOA5975C.I_220215A : 7	R374895
Surr: Dibromofluoromethane	111.0	%REC	1		80-119				SW8260B	02/15/2022 13:21/msc	VOA5975C.I_220215A : 7	R374895
Surr: 1,2-Dichloroethane-d4	118.0	%REC	1		81-118				SW8260B	02/15/2022 13:21/msc	VOA5975C.I_220215A : 7	R374895

LABORATORY ANALYTICAL REPORT

Prepared by Billings, MT Branch

Client: AECOM - Honolulu
Client Sample ID: ERH2537 (Sump Adit 3)
Project: CV18F0126, 60571032.02.46.01
Matrix: Ground Water

Lab ID: B22020962-026
Collection Date: 02/10/2022 14:50
Date Received: 02/12/2022
Report Date: 03/04/2022

Analyses	Result	Units	DF	Qual	LOQ	LOD	DL	MCL	Method	Analysis Date / By	RunID : Run Order	BatchID
VOLATILE ORGANIC COMPOUNDS												
Surr: Toluene-d8	104.0	%REC	1		89-112				SW8260B	02/15/2022 13:21/msc	VOA5975C.I_220215A : 7	R374895
Surr: p-Bromofluorobenzene	103.0	%REC	1		85-114				SW8260B	02/15/2022 13:21/msc	VOA5975C.I_220215A : 7	R374895
VOCS BY MICROEXTRACTION-ECD												
1,2-Dibromoethane	ND	ug/L	1	U	0.010	0.0050	0.0026		SW8011	02/16/2022 20:40/clt	GECD.I_220216A : 19	163798
Surr: 1,1,1,2-Tetrachloroethane	94.0	%REC	1		70-130				SW8011	02/16/2022 20:40/clt	GECD.I_220216A : 19	163798
PETROLEUM HYDROCARBONS-VOLATILE												
C6 to C10	27	ug/L	1		20	8.7	2.0		SW8015C	02/18/2022 04:18/jp	VARIAN1_220217A : 24	R374900
Total Purgeable Hydrocarbons	495	ug/L	1		20	10	3.1		SW8015C	02/18/2022 04:18/jp	VARIAN1_220217A : 24	R374900
Surr: Trifluorotoluene	73.0	%REC	1		70-130				SW8015C	02/18/2022 04:18/jp	VARIAN1_220217A : 24	R374900
- Note 1: C6 to C10 is defined as all hydrocarbons eluting between 2-Methylpentane and 1,2,4-Trimethylbenzene.												
- Note 2: Total Purgeable Hydrocarbons are defined as the total hydrocarbon response regardless of elution time.												
PETROLEUM HYDROCARBONS-SEMI-VOLATILE												
Diesel Range Organics (C10 to C24)	3.5	mg/L	1		0.30	0.15	0.039		SW8015C	02/15/2022 22:28/amn	GCFID-HP5-B_220215A : 11	163748
Diesel Range Organics (SGT-C10 to C24)	2.3	mg/L	1		0.30	0.12	0.028		SW8015C	02/16/2022 21:20/amn	GCFID-HP5-B_220215B : 11	163748
Oil Range Hydrocarbons (C24 to C40)	0.88	mg/L	1		0.30	0.15	0.088		SW8015C	02/15/2022 22:28/amn	GCFID-HP5-B_220215A : 11	163748
Oil Range Hydrocarbons (SGT-C24 to C40)	0.47	mg/L	1		0.30	0.15	0.088		SW8015C	02/16/2022 21:20/amn	GCFID-HP5-B_220215B : 11	163748
Total Extractable Hydrocarbons	4.3	mg/L	1		0.30	0.15	0.075		SW8015C	02/15/2022 22:28/amn	GCFID-HP5-B_220215A : 11	163748
Total Extractable Hydrocarbons (SGT)	2.7	mg/L	1		0.30	0.12	0.036		SW8015C	02/16/2022 21:20/amn	GCFID-HP5-B_220215B : 11	163748
Surr: o-Terphenyl	98.0	%REC	1		56-125				SW8015C	02/15/2022 22:28/amn	GCFID-HP5-B_220215A : 11	163748
Surr: o-Terphenyl (SGT)	76.0	%REC	1		56-125				SW8015C	02/16/2022 21:20/amn	GCFID-HP5-B_220215B : 11	163748
Surr: n-Triacontane	116.0	%REC	1		50-150				SW8015C	02/15/2022 22:28/amn	GCFID-HP5-B_220215A : 11	163748
Surr: n-Triacontane (SGT)	79.0	%REC	1		50-150				SW8015C	02/16/2022 21:20/amn	GCFID-HP5-B_220215B : 11	163748
- Note: Total Extractable Hydrocarbons are defined as the total hydrocarbon responses regardless of elution time.												
ORGANIC CHARACTERISTICS												
Methane	0.057	mg/L	1		0.0020	0.0012	0.00070		SW8015M	02/15/2022 12:24/jdw	FID-HEADSPACE_220215A : 16	R374776
SEMI-VOLATILE ORGANIC COMPOUNDS												
1,2,4-Trichlorobenzene	ND	ug/L	1	U	10	4.8	1.8		SW8270C	02/20/2022 03:44/dsm	SV5973N.I_220218B : 13	163724
1,2-Dichlorobenzene	ND	ug/L	1	U	10	4.8	1.9		SW8270C	02/20/2022 03:44/dsm	SV5973N.I_220218B : 13	163724
1,3-Dichlorobenzene	ND	ug/L	1	U	10	4.8	2.0		SW8270C	02/20/2022 03:44/dsm	SV5973N.I_220218B : 13	163724
1,4-Dichlorobenzene	ND	ug/L	1	U	10	4.8	1.9		SW8270C	02/20/2022 03:44/dsm	SV5973N.I_220218B : 13	163724
2,4,5-Trichlorophenol	ND	ug/L	1	U	10	4.8	2.1		SW8270C	02/20/2022 03:44/dsm	SV5973N.I_220218B : 13	163724
2,4,6-Trichlorophenol	ND	ug/L	1	U	10	4.8	2.5		SW8270C	02/20/2022 03:44/dsm	SV5973N.I_220218B : 13	163724
2,4-Dichlorophenol	ND	ug/L	1	U	10	4.8	1.6		SW8270C	02/20/2022 03:44/dsm	SV5973N.I_220218B : 13	163724
2,4-Dimethylphenol	ND	ug/L	1	U	10	4.8	1.6		SW8270C	02/20/2022 03:44/dsm	SV5973N.I_220218B : 13	163724
2,4-Dinitrophenol	ND	ug/L	1	U	10	9.6	4.1		SW8270C	02/20/2022 03:44/dsm	SV5973N.I_220218B : 13	163724
2,4-Dinitrotoluene	ND	ug/L	1	U	10	4.8	2.9		SW8270C	02/20/2022 03:44/dsm	SV5973N.I_220218B : 13	163724

LABORATORY ANALYTICAL REPORT

Prepared by Billings, MT Branch

Client: AECOM - Honolulu
Client Sample ID: ERH2537 (Sump Adit 3)
Project: CV18F0126, 60571032.02.46.01
Matrix: Ground Water

Lab ID: B22020962-026
Collection Date: 02/10/2022 14:50
Date Received: 02/12/2022
Report Date: 03/04/2022

Analyses	Result	Units	DF	Qual	LOQ	LOD	DL	MCL	Method	Analysis Date / By	RunID : Run Order	BatchID
SEMI-VOLATILE ORGANIC COMPOUNDS												
2,6-Dinitrotoluene	ND	ug/L	1	U	10	4.8	3.1		SW8270C	02/20/2022 03:44/dsm	SV5973N.I_220218B : 13	163724
2-Chloronaphthalene	ND	ug/L	1	U	10	4.8	2.1		SW8270C	02/20/2022 03:44/dsm	SV5973N.I_220218B : 13	163724
2-Chlorophenol	ND	ug/L	1	U	10	4.8	2.4		SW8270C	02/20/2022 03:44/dsm	SV5973N.I_220218B : 13	163724
2-Nitrophenol	ND	ug/L	1	U	10	4.8	2.3		SW8270C	02/20/2022 03:44/dsm	SV5973N.I_220218B : 13	163724
3,3´-Dichlorobenzidine	ND	ug/L	1	U	10	4.8	2.0		SW8270C	02/20/2022 03:44/dsm	SV5973N.I_220218B : 13	163724
4,6-Dinitro-2-methylphenol	ND	ug/L	1	U	10	9.6	2.2		SW8270C	02/20/2022 03:44/dsm	SV5973N.I_220218B : 13	163724
4-Bromophenyl phenyl ether	ND	ug/L	1	U	10	4.8	1.7		SW8270C	02/20/2022 03:44/dsm	SV5973N.I_220218B : 13	163724
4-Chloro-3-methylphenol	ND	ug/L	1	U	10	4.8	1.4		SW8270C	02/20/2022 03:44/dsm	SV5973N.I_220218B : 13	163724
4-Chlorophenol	ND	ug/L	1	U	10	4.8	2.5		SW8270C	02/20/2022 03:44/dsm	SV5973N.I_220218B : 13	163724
4-Chlorophenyl phenyl ether	ND	ug/L	1	U	10	4.8	2.0		SW8270C	02/20/2022 03:44/dsm	SV5973N.I_220218B : 13	163724
4-Nitrophenol	ND	ug/L	1	U	10	9.6	2.4		SW8270C	02/20/2022 03:44/dsm	SV5973N.I_220218B : 13	163724
Azobenzene	ND	ug/L	1	U	10	4.8	1.0		SW8270C	02/20/2022 03:44/dsm	SV5973N.I_220218B : 13	163724
bis(-2-chloroethoxy)Methane	ND	ug/L	1	U	10	4.8	1.3		SW8270C	02/20/2022 03:44/dsm	SV5973N.I_220218B : 13	163724
bis(-2-chloroethyl)Ether	ND	ug/L	1	U	10	4.8	2.5		SW8270C	02/20/2022 03:44/dsm	SV5973N.I_220218B : 13	163724
bis(2-chloroisopropyl)Ether	ND	ug/L	1	U	10	4.8	1.4		SW8270C	02/20/2022 03:44/dsm	SV5973N.I_220218B : 13	163724
bis(2-ethylhexyl)Phthalate	ND	ug/L	1	U	10	4.8	1.8		SW8270C	02/20/2022 03:44/dsm	SV5973N.I_220218B : 13	163724
Butylbenzylphthalate	ND	ug/L	1	U	10	4.8	1.5		SW8270C	02/20/2022 03:44/dsm	SV5973N.I_220218B : 13	163724
Di-n-butyl phthalate	ND	ug/L	1	U	10	4.8	0.90		SW8270C	02/20/2022 03:44/dsm	SV5973N.I_220218B : 13	163724
Di-n-octyl phthalate	ND	ug/L	1	U	10	4.8	1.3		SW8270C	02/20/2022 03:44/dsm	SV5973N.I_220218B : 13	163724
Diethyl phthalate	ND	ug/L	1	U	10	4.8	2.1		SW8270C	02/20/2022 03:44/dsm	SV5973N.I_220218B : 13	163724
Dimethyl phthalate	ND	ug/L	1	U	10	4.8	1.7		SW8270C	02/20/2022 03:44/dsm	SV5973N.I_220218B : 13	163724
Hexachlorobenzene	ND	ug/L	1	U	10	4.8	1.3		SW8270C	02/20/2022 03:44/dsm	SV5973N.I_220218B : 13	163724
Hexachlorobutadiene	ND	ug/L	1	U	10	4.8	2.2		SW8270C	02/20/2022 03:44/dsm	SV5973N.I_220218B : 13	163724
Hexachlorocyclopentadiene	ND	ug/L	1	U	10	4.8	2.9		SW8270C	02/20/2022 03:44/dsm	SV5973N.I_220218B : 13	163724
Hexachloroethane	ND	ug/L	1	U	10	4.8	1.7		SW8270C	02/20/2022 03:44/dsm	SV5973N.I_220218B : 13	163724
Isophorone	ND	ug/L	1	U	10	4.8	1.6		SW8270C	02/20/2022 03:44/dsm	SV5973N.I_220218B : 13	163724
m+p-Cresols	ND	ug/L	1	U	10	4.8	1.7		SW8270C	02/20/2022 03:44/dsm	SV5973N.I_220218B : 13	163724
n-Nitroso-di-n-propylamine	ND	ug/L	1	U	10	4.8	1.5		SW8270C	02/20/2022 03:44/dsm	SV5973N.I_220218B : 13	163724
n-Nitrosodimethylamine	ND	ug/L	1	U	10	4.8	1.5		SW8270C	02/20/2022 03:44/dsm	SV5973N.I_220218B : 13	163724
n-Nitrosodiphenylamine	ND	ug/L	1	U	10	4.8	1.1		SW8270C	02/20/2022 03:44/dsm	SV5973N.I_220218B : 13	163724
Nitrobenzene	ND	ug/L	1	U	10	4.8	2.2		SW8270C	02/20/2022 03:44/dsm	SV5973N.I_220218B : 13	163724
o-Cresol	ND	ug/L	1	U	10	4.8	1.8		SW8270C	02/20/2022 03:44/dsm	SV5973N.I_220218B : 13	163724
Pentachlorophenol	ND	ug/L	1	U	10	9.6	4.1		SW8270C	02/20/2022 03:44/dsm	SV5973N.I_220218B : 13	163724
Phenol	ND	ug/L	1	U	10	4.8	1.4		SW8270C	02/20/2022 03:44/dsm	SV5973N.I_220218B : 13	163724
Pyridine	ND	ug/L	1	U	10	4.8	3.1		SW8270C	02/20/2022 03:44/dsm	SV5973N.I_220218B : 13	163724
Surr: 2,4,6-Tribromophenol	62.0	%REC	1		43-140				SW8270C	02/20/2022 03:44/dsm	SV5973N.I_220218B : 13	163724
Surr: 2-Fluorobiphenyl	61.0	%REC	1		44-119				SW8270C	02/20/2022 03:44/dsm	SV5973N.I_220218B : 13	163724
Surr: 2-Fluorophenol	34.0	%REC	1		19-119				SW8270C	02/20/2022 03:44/dsm	SV5973N.I_220218B : 13	163724
Surr: Nitrobenzene-d5	68.0	%REC	1		44-120				SW8270C	02/20/2022 03:44/dsm	SV5973N.I_220218B : 13	163724

LABORATORY ANALYTICAL REPORT

Prepared by Billings, MT Branch

Client: AECOM - Honolulu
Client Sample ID: ERH2537 (Sump Adit 3)
Project: CV18F0126, 60571032.02.46.01
Matrix: Ground Water

Lab ID: B22020962-026
Collection Date: 02/10/2022 14:50
Date Received: 02/12/2022
Report Date: 03/04/2022

Analyses	Result	Units	DF	Qual	LOQ	LOD	DL	MCL	Method	Analysis Date / By	RunID : Run Order	BatchID
SEMI-VOLATILE ORGANIC COMPOUNDS												
Surr: Phenol-d5	31.0	%REC	1		10-65				SW8270C	02/20/2022 03:44/dsm	SV5973N.I_220218B : 13	163724
Surr: Terphenyl-d14	87.0	%REC	1		50-134				SW8270C	02/20/2022 03:44/dsm	SV5973N.I_220218B : 13	163724

LABORATORY ANALYTICAL REPORT

Prepared by Billings, MT Branch

Client: AECOM - Honolulu
Client Sample ID: ERH2536 (Trip Blank) 14833
Project: CV18F0126, 60571032.02.46.01
Matrix: Trip Blank

Lab ID: B22020962-027
Collection Date: 02/10/2022 14:50
Date Received: 02/12/2022
Report Date: 03/04/2022

Analyses	Result	Units	DF	Qual	LOQ	LOD	DL	MCL	Method	Analysis Date / By	RunID : Run Order	BatchID
VOLATILE ORGANIC COMPOUNDS												
Benzene	ND	ug/L	1	U	1.0	0.20	0.091		SW8260B	02/15/2022 18:49/msc	VOA5975C.I_220215A : 19	R374895
Bromobenzene	ND	ug/L	1	U	1.0	0.20	0.083		SW8260B	02/15/2022 18:49/msc	VOA5975C.I_220215A : 19	R374895
Bromochloromethane	ND	ug/L	1	U	1.0	0.50	0.14		SW8260B	02/15/2022 18:49/msc	VOA5975C.I_220215A : 19	R374895
Bromodichloromethane	ND	ug/L	1	U	1.0	0.25	0.12		SW8260B	02/15/2022 18:49/msc	VOA5975C.I_220215A : 19	R374895
Bromoform	ND	ug/L	1	U	1.0	0.25	0.12		SW8260B	02/15/2022 18:49/msc	VOA5975C.I_220215A : 19	R374895
Carbon tetrachloride	ND	ug/L	1	U	1.0	0.50	0.14		SW8260B	02/15/2022 18:49/msc	VOA5975C.I_220215A : 19	R374895
Chlorobenzene	ND	ug/L	1	U	1.0	0.20	0.091		SW8260B	02/15/2022 18:49/msc	VOA5975C.I_220215A : 19	R374895
Chlorodibromomethane	ND	ug/L	1	U	1.0	0.20	0.084		SW8260B	02/15/2022 18:49/msc	VOA5975C.I_220215A : 19	R374895
Chloroethane	ND	ug/L	1	U	1.0	0.50	0.17		SW8260B	02/15/2022 18:49/msc	VOA5975C.I_220215A : 19	R374895
Chloroform	ND	ug/L	1	U	1.0	0.20	0.079		SW8260B	02/15/2022 18:49/msc	VOA5975C.I_220215A : 19	R374895
Chloromethane	ND	ug/L	1	U	1.0	0.50	0.16		SW8260B	02/15/2022 18:49/msc	VOA5975C.I_220215A : 19	R374895
1,2-Dibromoethane	ND	ug/L	1	U	1.0	0.20	0.092		SW8260B	02/15/2022 18:49/msc	VOA5975C.I_220215A : 19	R374895
2-Chlorotoluene	ND	ug/L	1	U	1.0	0.20	0.088		SW8260B	02/15/2022 18:49/msc	VOA5975C.I_220215A : 19	R374895
4-Chlorotoluene	ND	ug/L	1	U	1.0	0.20	0.073		SW8260B	02/15/2022 18:49/msc	VOA5975C.I_220215A : 19	R374895
Dibromomethane	ND	ug/L	1	U	1.0	0.50	0.15		SW8260B	02/15/2022 18:49/msc	VOA5975C.I_220215A : 19	R374895
1,2-Dichlorobenzene	ND	ug/L	1	U	1.0	0.20	0.075		SW8260B	02/15/2022 18:49/msc	VOA5975C.I_220215A : 19	R374895
1,3-Dichlorobenzene	ND	ug/L	1	U	1.0	0.20	0.080		SW8260B	02/15/2022 18:49/msc	VOA5975C.I_220215A : 19	R374895
1,4-Dichlorobenzene	ND	ug/L	1	U	1.0	0.20	0.086		SW8260B	02/15/2022 18:49/msc	VOA5975C.I_220215A : 19	R374895
Dichlorodifluoromethane	ND	ug/L	1	U	1.0	0.50	0.18		SW8260B	02/15/2022 18:49/msc	VOA5975C.I_220215A : 19	R374895
1,1-Dichloroethane	ND	ug/L	1	U	1.0	0.50	0.14		SW8260B	02/15/2022 18:49/msc	VOA5975C.I_220215A : 19	R374895
1,2-Dichloroethane	ND	ug/L	1	U	1.0	0.25	0.12		SW8260B	02/15/2022 18:49/msc	VOA5975C.I_220215A : 19	R374895
1,1-Dichloroethene	ND	ug/L	1	U	1.0	0.50	0.14		SW8260B	02/15/2022 18:49/msc	VOA5975C.I_220215A : 19	R374895
cis-1,2-Dichloroethene	ND	ug/L	1	U	1.0	0.25	0.11		SW8260B	02/15/2022 18:49/msc	VOA5975C.I_220215A : 19	R374895
trans-1,2-Dichloroethene	ND	ug/L	1	U	1.0	0.25	0.12		SW8260B	02/15/2022 18:49/msc	VOA5975C.I_220215A : 19	R374895
1,2-Dichloropropane	ND	ug/L	1	U	1.0	0.20	0.085		SW8260B	02/15/2022 18:49/msc	VOA5975C.I_220215A : 19	R374895
1,3-Dichloropropane	ND	ug/L	1	U	1.0	0.20	0.079		SW8260B	02/15/2022 18:49/msc	VOA5975C.I_220215A : 19	R374895
2,2-Dichloropropane	ND	ug/L	1	U	1.0	0.50	0.19		SW8260B	02/15/2022 18:49/msc	VOA5975C.I_220215A : 19	R374895
1,1-Dichloropropene	ND	ug/L	1	U	1.0	0.20	0.083		SW8260B	02/15/2022 18:49/msc	VOA5975C.I_220215A : 19	R374895
cis-1,3-Dichloropropene	ND	ug/L	1	U	1.0	0.20	0.073		SW8260B	02/15/2022 18:49/msc	VOA5975C.I_220215A : 19	R374895
trans-1,3-Dichloropropene	ND	ug/L	1	U	1.0	0.20	0.085		SW8260B	02/15/2022 18:49/msc	VOA5975C.I_220215A : 19	R374895
Ethylbenzene	ND	ug/L	1	U	1.0	0.20	0.084		SW8260B	02/15/2022 18:49/msc	VOA5975C.I_220215A : 19	R374895
Methyl ethyl ketone	ND	ug/L	1	U	20	5.0	1.8		SW8260B	02/15/2022 18:49/msc	VOA5975C.I_220215A : 19	R374895
Methyl tert-butyl ether (MTBE)	ND	ug/L	1	U	1.0	0.25	0.10		SW8260B	02/15/2022 18:49/msc	VOA5975C.I_220215A : 19	R374895
Methylene chloride	ND	ug/L	1	U	1.0	0.50	0.34		SW8260B	02/15/2022 18:49/msc	VOA5975C.I_220215A : 19	R374895
Styrene	ND	ug/L	1	U	1.0	0.20	0.067		SW8260B	02/15/2022 18:49/msc	VOA5975C.I_220215A : 19	R374895
1,1,1,2-Tetrachloroethane	ND	ug/L	1	U	1.0	0.25	0.10		SW8260B	02/15/2022 18:49/msc	VOA5975C.I_220215A : 19	R374895
1,1,2,2-Tetrachloroethane	ND	ug/L	1	U	1.0	0.20	0.087		SW8260B	02/15/2022 18:49/msc	VOA5975C.I_220215A : 19	R374895
Tetrachloroethene	ND	ug/L	1	U	1.0	0.20	0.067		SW8260B	02/15/2022 18:49/msc	VOA5975C.I_220215A : 19	R374895
Toluene	ND	ug/L	1	U	1.0	0.20	0.068		SW8260B	02/15/2022 18:49/msc	VOA5975C.I_220215A : 19	R374895

LABORATORY ANALYTICAL REPORT

Prepared by Billings, MT Branch

Client: AECOM - Honolulu
Client Sample ID: ERH2536 (Trip Blank) 14833
Project: CV18F0126, 60571032.02.46.01
Matrix: Trip Blank

Lab ID: B22020962-027
Collection Date: 02/10/2022 14:50
Date Received: 02/12/2022
Report Date: 03/04/2022

Analyses	Result	Units	DF	Qual	LOQ	LOD	DL	MCL	Method	Analysis Date / By	RunID : Run Order	BatchID
VOLATILE ORGANIC COMPOUNDS												
1,1,1-Trichloroethane	ND	ug/L	1	U	1.0	0.50	0.13		SW8260B	02/15/2022 18:49/msc	VOA5975C.I_220215A : 19	R374895
1,1,2-Trichloroethane	ND	ug/L	1	U	1.0	0.25	0.11		SW8260B	02/15/2022 18:49/msc	VOA5975C.I_220215A : 19	R374895
Trichloroethene	ND	ug/L	1	U	1.0	0.20	0.099		SW8260B	02/15/2022 18:49/msc	VOA5975C.I_220215A : 19	R374895
Trichlorofluoromethane	ND	ug/L	1	U	1.0	0.50	0.13		SW8260B	02/15/2022 18:49/msc	VOA5975C.I_220215A : 19	R374895
1,2,3-Trichloropropane	ND	ug/L	1	U	1.0	0.50	0.24		SW8260B	02/15/2022 18:49/msc	VOA5975C.I_220215A : 19	R374895
Vinyl chloride	ND	ug/L	1	U	1.0	0.50	0.15		SW8260B	02/15/2022 18:49/msc	VOA5975C.I_220215A : 19	R374895
m+p-Xylenes	ND	ug/L	1	U	1.0	0.50	0.15		SW8260B	02/15/2022 18:49/msc	VOA5975C.I_220215A : 19	R374895
o-Xylene	ND	ug/L	1	U	1.0	0.20	0.060		SW8260B	02/15/2022 18:49/msc	VOA5975C.I_220215A : 19	R374895
Xylenes, Total	ND	ug/L	1	U	1.0	0.20	0.060		SW8260B	02/15/2022 18:49/msc	VOA5975C.I_220215A : 19	R374895
Surr: Dibromofluoromethane	112.0	%REC	1		80-119				SW8260B	02/15/2022 18:49/msc	VOA5975C.I_220215A : 19	R374895
Surr: 1,2-Dichloroethane-d4	115.0	%REC	1		81-118				SW8260B	02/15/2022 18:49/msc	VOA5975C.I_220215A : 19	R374895
Surr: Toluene-d8	107.0	%REC	1		89-112				SW8260B	02/15/2022 18:49/msc	VOA5975C.I_220215A : 19	R374895
Surr: p-Bromofluorobenzene	107.0	%REC	1		85-114				SW8260B	02/15/2022 18:49/msc	VOA5975C.I_220215A : 19	R374895

LABORATORY ANALYTICAL REPORT

Prepared by Billings, MT Branch

Client: AECOM - Honolulu
Client Sample ID: ERH2536 (Trip Blank) 14754
Project: CV18F0126, 60571032.02.46.01
Matrix: Trip Blank

Lab ID: B22020962-028
Collection Date: 02/10/2022 14:50
Date Received: 02/12/2022
Report Date: 03/04/2022

Analyses	Result	Units	DF	Qual	LOQ	LOD	DL	MCL	Method	Analysis Date / By	RunID : Run Order	BatchID
PETROLEUM HYDROCARBONS-VOLATILE												
C6 to C10	ND	ug/L	1	U	20	8.7	2.0		SW8015C	02/17/2022 14:07/jp	VARIAN1_220217A : 6	R374900
Total Purgeable Hydrocarbons	ND	ug/L	1	U	20	10	3.1		SW8015C	02/17/2022 14:07/jp	VARIAN1_220217A : 6	R374900
Surr: Trifluorotoluene	75.0	%REC	1		70-130				SW8015C	02/17/2022 14:07/jp	VARIAN1_220217A : 6	R374900

- Note 1: C6 to C10 is defined as all hydrocarbons eluting between 2-Methylpentane and 1,2,4-Trimethylbenzene.
- Note 2: Total Purgeable Hydrocarbons are defined as the total hydrocarbon response regardless of elution time.

LABORATORY ANALYTICAL REPORT

Prepared by Billings, MT Branch

Client: AECOM - Honolulu
Client Sample ID: ERH2536 (Trip Blank) 14833
Project: CV18F0126, 60571032.02.46.01
Matrix: Trip Blank

Lab ID: B22020962-029
Collection Date: 02/10/2022 14:50
Date Received: 02/12/2022
Report Date: 03/04/2022

Analyses	Result	Units	DF	Qual	LOQ	LOD	DL	MCL	Method	Analysis Date / By	RunID : Run Order	BatchID
VOCS BY MICROEXTRACTION-ECD												
1,2-Dibromoethane	ND	ug/L	1	U	0.010	0.0050	0.0026		SW8011	02/16/2022 21:01/clt	GECD.I_220216A : 20	163798
Surr: 1,1,1,2-Tetrachloroethane	97.0	%REC	1		70-130				SW8011	02/16/2022 21:01/clt	GECD.I_220216A : 20	163798

LABORATORY ANALYTICAL REPORT

Prepared by Billings, MT Branch

Client: AECOM - Honolulu
Client Sample ID: ERH2536 (Trip Blank) 14808
Project: CV18F0126, 60571032.02.46.01
Matrix: Trip Blank

Lab ID: B22020962-030
Collection Date: 02/10/2022 14:50
Date Received: 02/12/2022
Report Date: 03/04/2022

Analyses	Result	Units	DF	Qual	LOQ	LOD	DL	MCL	Method	Analysis Date / By	RunID : Run Order	BatchID
ORGANIC CHARACTERISTICS												
Methane	ND	mg/L	1	U	0.0020	0.0012	0.00070		SW8015M	02/15/2022 12:37/jdw	FID-HEADSPACE_220215A : 17	R374776

LABORATORY ANALYTICAL REPORT

Prepared by Billings, MT Branch

Client: AECOM - Honolulu
Client Sample ID: ERH2526 (OWDFMW08A)
Project: CV18F0126, 60571032.02.46.01
Matrix: Ground Water

Lab ID: B22020962-031
Collection Date: 02/09/2022 13:30
Date Received: 02/12/2022
Report Date: 03/04/2022

Analyses	Result	Units	DF	Qual	LOQ	LOD	DL	MCL	Method	Analysis Date / By	RunID : Run Order	BatchID
LOW LEVEL PAH BY 8270C SIM												
1-Methylnaphthalene	ND	ug/L	1	U	0.10	0.048	0.020		SW8270CSIM	02/16/2022 23:19/jph	SV5975.I_220216A : 21	163724
2-Methylnaphthalene	ND	ug/L	1	U	0.10	0.048	0.017		SW8270CSIM	02/16/2022 23:19/jph	SV5975.I_220216A : 21	163724
Acenaphthene	ND	ug/L	1	U	0.10	0.048	0.030		SW8270CSIM	02/16/2022 23:19/jph	SV5975.I_220216A : 21	163724
Acenaphthylene	ND	ug/L	1	U	0.10	0.048	0.024		SW8270CSIM	02/16/2022 23:19/jph	SV5975.I_220216A : 21	163724
Anthracene	ND	ug/L	1	U	0.10	0.048	0.027		SW8270CSIM	02/16/2022 23:19/jph	SV5975.I_220216A : 21	163724
Benzo(a)anthracene	ND	ug/L	1	U	0.10	0.048	0.026		SW8270CSIM	02/16/2022 23:19/jph	SV5975.I_220216A : 21	163724
Benzo(a)pyrene	ND	ug/L	1	U	0.10	0.048	0.033		SW8270CSIM	02/16/2022 23:19/jph	SV5975.I_220216A : 21	163724
Benzo(b)fluoranthene	ND	ug/L	1	U	0.10	0.048	0.022		SW8270CSIM	02/16/2022 23:19/jph	SV5975.I_220216A : 21	163724
Benzo(g,h,i)perylene	ND	ug/L	1	U	0.10	0.048	0.025		SW8270CSIM	02/16/2022 23:19/jph	SV5975.I_220216A : 21	163724
Benzo(k)fluoranthene	ND	ug/L	1	U	0.10	0.048	0.028		SW8270CSIM	02/16/2022 23:19/jph	SV5975.I_220216A : 21	163724
Chrysene	ND	ug/L	1	U	0.10	0.048	0.044		SW8270CSIM	02/16/2022 23:19/jph	SV5975.I_220216A : 21	163724
Dibenzo(a,h)anthracene	ND	ug/L	1	U	0.10	0.048	0.035		SW8270CSIM	02/16/2022 23:19/jph	SV5975.I_220216A : 21	163724
Fluoranthene	ND	ug/L	1	U	0.10	0.048	0.022		SW8270CSIM	02/16/2022 23:19/jph	SV5975.I_220216A : 21	163724
Fluorene	ND	ug/L	1	U	0.10	0.048	0.021		SW8270CSIM	02/16/2022 23:19/jph	SV5975.I_220216A : 21	163724
Indeno(1,2,3-cd)pyrene	ND	ug/L	1	U	0.10	0.048	0.047		SW8270CSIM	02/16/2022 23:19/jph	SV5975.I_220216A : 21	163724
Naphthalene	ND	ug/L	1	U	0.10	0.048	0.028		SW8270CSIM	02/16/2022 23:19/jph	SV5975.I_220216A : 21	163724
Phenanthrene	ND	ug/L	1	U	0.10	0.048	0.028		SW8270CSIM	02/16/2022 23:19/jph	SV5975.I_220216A : 21	163724
Pyrene	ND	ug/L	1	U	0.10	0.048	0.023		SW8270CSIM	02/16/2022 23:19/jph	SV5975.I_220216A : 21	163724
AGGREGATE ORGANICS												
Organic Carbon, Total (TOC) - TOC Range is 0.4 to 0.4	0.37	mg/L	1	J	0.50	0.50	0.17		SW9060A	02/15/2022 21:49/eli-ca	SUB-C279755 : 12	C_R279755
METALS, DISSOLVED												
Lead	ND	mg/L	1	U	0.001	0.00005	0.00003		SW6020	02/18/2022 19:33/car	ICPMS207-B_220218B : 71	R374975
METALS, TOTAL												
Lead	ND	mg/L	1	U	0.001	0.0001	0.00008		SW6020	02/18/2022 19:40/car	ICPMS207-B_220218B : 72	163745
VOLATILE ORGANIC COMPOUNDS												
Benzene	ND	ug/L	1	U	1.0	0.20	0.091		SW8260B	02/15/2022 15:10/msc	VOA5975C.I_220215A : 11	R374895
Bromobenzene	ND	ug/L	1	U	1.0	0.20	0.083		SW8260B	02/15/2022 15:10/msc	VOA5975C.I_220215A : 11	R374895
Bromochloromethane	ND	ug/L	1	U	1.0	0.50	0.14		SW8260B	02/15/2022 15:10/msc	VOA5975C.I_220215A : 11	R374895
Bromodichloromethane	ND	ug/L	1	U	1.0	0.25	0.12		SW8260B	02/15/2022 15:10/msc	VOA5975C.I_220215A : 11	R374895
Bromoform	ND	ug/L	1	U	1.0	0.25	0.12		SW8260B	02/15/2022 15:10/msc	VOA5975C.I_220215A : 11	R374895
Carbon tetrachloride	ND	ug/L	1	U	1.0	0.50	0.14		SW8260B	02/15/2022 15:10/msc	VOA5975C.I_220215A : 11	R374895
Chlorobenzene	ND	ug/L	1	U	1.0	0.20	0.091		SW8260B	02/15/2022 15:10/msc	VOA5975C.I_220215A : 11	R374895
Chlorodibromomethane	ND	ug/L	1	U	1.0	0.20	0.084		SW8260B	02/15/2022 15:10/msc	VOA5975C.I_220215A : 11	R374895
Chloroethane	ND	ug/L	1	U	1.0	0.50	0.17		SW8260B	02/15/2022 15:10/msc	VOA5975C.I_220215A : 11	R374895
Chloroform	0.30	ug/L	1	J	1.0	0.20	0.079		SW8260B	02/15/2022 15:10/msc	VOA5975C.I_220215A : 11	R374895
Chloromethane	ND	ug/L	1	U	1.0	0.50	0.16		SW8260B	02/15/2022 15:10/msc	VOA5975C.I_220215A : 11	R374895

LABORATORY ANALYTICAL REPORT

Prepared by Billings, MT Branch

Client: AECOM - Honolulu
Client Sample ID: ERH2526 (OWDFMW08A)
Project: CV18F0126, 60571032.02.46.01
Matrix: Ground Water

Lab ID: B22020962-031
Collection Date: 02/09/2022 13:30
Date Received: 02/12/2022
Report Date: 03/04/2022

Analyses	Result	Units	DF	Qual	LOQ	LOD	DL	MCL	Method	Analysis Date / By	RunID : Run Order	BatchID
VOLATILE ORGANIC COMPOUNDS												
1,2-Dibromoethane	ND	ug/L	1	U	1.0	0.20	0.092		SW8260B	02/15/2022 15:10/msc	VOA5975C.I_220215A : 11	R374895
2-Chlorotoluene	ND	ug/L	1	U	1.0	0.20	0.088		SW8260B	02/15/2022 15:10/msc	VOA5975C.I_220215A : 11	R374895
4-Chlorotoluene	ND	ug/L	1	U	1.0	0.20	0.073		SW8260B	02/15/2022 15:10/msc	VOA5975C.I_220215A : 11	R374895
Dibromomethane	ND	ug/L	1	U	1.0	0.50	0.15		SW8260B	02/15/2022 15:10/msc	VOA5975C.I_220215A : 11	R374895
1,2-Dichlorobenzene	ND	ug/L	1	U	1.0	0.20	0.075		SW8260B	02/15/2022 15:10/msc	VOA5975C.I_220215A : 11	R374895
1,3-Dichlorobenzene	ND	ug/L	1	U	1.0	0.20	0.080		SW8260B	02/15/2022 15:10/msc	VOA5975C.I_220215A : 11	R374895
1,4-Dichlorobenzene	ND	ug/L	1	U	1.0	0.20	0.086		SW8260B	02/15/2022 15:10/msc	VOA5975C.I_220215A : 11	R374895
Dichlorodifluoromethane	ND	ug/L	1	U	1.0	0.50	0.18		SW8260B	02/15/2022 15:10/msc	VOA5975C.I_220215A : 11	R374895
1,1-Dichloroethane	ND	ug/L	1	U	1.0	0.50	0.14		SW8260B	02/15/2022 15:10/msc	VOA5975C.I_220215A : 11	R374895
1,2-Dichloroethane	ND	ug/L	1	U	1.0	0.25	0.12		SW8260B	02/15/2022 15:10/msc	VOA5975C.I_220215A : 11	R374895
1,1-Dichloroethene	ND	ug/L	1	U	1.0	0.50	0.14		SW8260B	02/15/2022 15:10/msc	VOA5975C.I_220215A : 11	R374895
cis-1,2-Dichloroethene	ND	ug/L	1	U	1.0	0.25	0.11		SW8260B	02/15/2022 15:10/msc	VOA5975C.I_220215A : 11	R374895
trans-1,2-Dichloroethene	ND	ug/L	1	U	1.0	0.25	0.12		SW8260B	02/15/2022 15:10/msc	VOA5975C.I_220215A : 11	R374895
1,2-Dichloropropane	ND	ug/L	1	U	1.0	0.20	0.085		SW8260B	02/15/2022 15:10/msc	VOA5975C.I_220215A : 11	R374895
1,3-Dichloropropane	ND	ug/L	1	U	1.0	0.20	0.079		SW8260B	02/15/2022 15:10/msc	VOA5975C.I_220215A : 11	R374895
2,2-Dichloropropane	ND	ug/L	1	U	1.0	0.50	0.19		SW8260B	02/15/2022 15:10/msc	VOA5975C.I_220215A : 11	R374895
1,1-Dichloropropene	ND	ug/L	1	U	1.0	0.20	0.083		SW8260B	02/15/2022 15:10/msc	VOA5975C.I_220215A : 11	R374895
cis-1,3-Dichloropropene	ND	ug/L	1	U	1.0	0.20	0.073		SW8260B	02/15/2022 15:10/msc	VOA5975C.I_220215A : 11	R374895
trans-1,3-Dichloropropene	ND	ug/L	1	U	1.0	0.20	0.085		SW8260B	02/15/2022 15:10/msc	VOA5975C.I_220215A : 11	R374895
Ethylbenzene	ND	ug/L	1	U	1.0	0.20	0.084		SW8260B	02/15/2022 15:10/msc	VOA5975C.I_220215A : 11	R374895
Methyl ethyl ketone	ND	ug/L	1	U	20	5.0	1.8		SW8260B	02/15/2022 15:10/msc	VOA5975C.I_220215A : 11	R374895
Methyl tert-butyl ether (MTBE)	ND	ug/L	1	U	1.0	0.25	0.10		SW8260B	02/15/2022 15:10/msc	VOA5975C.I_220215A : 11	R374895
Methylene chloride	ND	ug/L	1	U	1.0	0.50	0.34		SW8260B	02/15/2022 15:10/msc	VOA5975C.I_220215A : 11	R374895
Styrene	ND	ug/L	1	U	1.0	0.20	0.067		SW8260B	02/15/2022 15:10/msc	VOA5975C.I_220215A : 11	R374895
1,1,1,2-Tetrachloroethane	ND	ug/L	1	U	1.0	0.25	0.10		SW8260B	02/15/2022 15:10/msc	VOA5975C.I_220215A : 11	R374895
1,1,2,2-Tetrachloroethane	ND	ug/L	1	U	1.0	0.20	0.087		SW8260B	02/15/2022 15:10/msc	VOA5975C.I_220215A : 11	R374895
Tetrachloroethene	ND	ug/L	1	U	1.0	0.20	0.067		SW8260B	02/15/2022 15:10/msc	VOA5975C.I_220215A : 11	R374895
Toluene	ND	ug/L	1	UT	1.0	0.20	0.068		SW8260B	02/15/2022 15:10/msc	VOA5975C.I_220215A : 11	R374895
1,1,1-Trichloroethane	ND	ug/L	1	U	1.0	0.50	0.13		SW8260B	02/15/2022 15:10/msc	VOA5975C.I_220215A : 11	R374895
1,1,2-Trichloroethane	ND	ug/L	1	U	1.0	0.25	0.11		SW8260B	02/15/2022 15:10/msc	VOA5975C.I_220215A : 11	R374895
Trichloroethene	ND	ug/L	1	U	1.0	0.20	0.099		SW8260B	02/15/2022 15:10/msc	VOA5975C.I_220215A : 11	R374895
Trichlorofluoromethane	ND	ug/L	1	U	1.0	0.50	0.13		SW8260B	02/15/2022 15:10/msc	VOA5975C.I_220215A : 11	R374895
1,2,3-Trichloropropane	ND	ug/L	1	U	1.0	0.50	0.24		SW8260B	02/15/2022 15:10/msc	VOA5975C.I_220215A : 11	R374895
Vinyl chloride	ND	ug/L	1	U	1.0	0.50	0.15		SW8260B	02/15/2022 15:10/msc	VOA5975C.I_220215A : 11	R374895
m+p-Xylenes	ND	ug/L	1	U	1.0	0.50	0.15		SW8260B	02/15/2022 15:10/msc	VOA5975C.I_220215A : 11	R374895
o-Xylene	ND	ug/L	1	U	1.0	0.20	0.060		SW8260B	02/15/2022 15:10/msc	VOA5975C.I_220215A : 11	R374895
Xylenes, Total	ND	ug/L	1	U	1.0	0.20	0.060		SW8260B	02/15/2022 15:10/msc	VOA5975C.I_220215A : 11	R374895
Surr: Dibromofluoromethane	110.0	%REC	1		80-119				SW8260B	02/15/2022 15:10/msc	VOA5975C.I_220215A : 11	R374895
Surr: 1,2-Dichloroethane-d4	115.0	%REC	1		81-118				SW8260B	02/15/2022 15:10/msc	VOA5975C.I_220215A : 11	R374895

LABORATORY ANALYTICAL REPORT

Prepared by Billings, MT Branch

Client: AECOM - Honolulu
Client Sample ID: ERH2526 (OWDFMW08A)
Project: CV18F0126, 60571032.02.46.01
Matrix: Ground Water

Lab ID: B22020962-031
Collection Date: 02/09/2022 13:30
Date Received: 02/12/2022
Report Date: 03/04/2022

Analyses	Result	Units	DF	Qual	LOQ	LOD	DL	MCL	Method	Analysis Date / By	RunID : Run Order	BatchID
VOLATILE ORGANIC COMPOUNDS												
Surr: Toluene-d8	107.0	%REC	1		89-112				SW8260B	02/15/2022 15:10/msc	VOA5975C.I_220215A : 11	R374895
Surr: p-Bromofluorobenzene	108.0	%REC	1		85-114				SW8260B	02/15/2022 15:10/msc	VOA5975C.I_220215A : 11	R374895
VOCS BY MICROEXTRACTION-ECD												
1,2-Dibromoethane	ND	ug/L	1	U	0.010	0.0050	0.0026		SW8011	02/16/2022 21:20/clt	GECD.I_220216A : 21	163798
Surr: 1,1,1,2-Tetrachloroethane	95.0	%REC	1		70-130				SW8011	02/16/2022 21:20/clt	GECD.I_220216A : 21	163798
PETROLEUM HYDROCARBONS-VOLATILE												
C6 to C10	ND	ug/L	1	U	20	8.7	2.0		SW8015C	02/17/2022 12:59/jp	VARIAN1_220217A : 5	R374900
Total Purgeable Hydrocarbons	ND	ug/L	1	U	20	10	3.1		SW8015C	02/17/2022 12:59/jp	VARIAN1_220217A : 5	R374900
Surr: Trifluorotoluene	74.0	%REC	1		70-130				SW8015C	02/17/2022 12:59/jp	VARIAN1_220217A : 5	R374900
- Note 1: C6 to C10 is defined as all hydrocarbons eluting between 2-Methylpentane and 1,2,4-Trimethylbenzene.												
- Note 2: Total Purgeable Hydrocarbons are defined as the total hydrocarbon response regardless of elution time.												
PETROLEUM HYDROCARBONS-SEMI-VOLATILE												
Diesel Range Organics (C10 to C24)	ND	mg/L	1	U	0.30	0.14	0.037		SW8015C	02/15/2022 19:36/amn	GCFID-HP5-B_220215A : 8	163748
Oil Range Hydrocarbons (C24 to C40)	ND	mg/L	1	U	0.30	0.14	0.083		SW8015C	02/15/2022 19:36/amn	GCFID-HP5-B_220215A : 8	163748
Total Extractable Hydrocarbons	ND	mg/L	1	U	0.30	0.14	0.071		SW8015C	02/15/2022 19:36/amn	GCFID-HP5-B_220215A : 8	163748
Surr: o-Terphenyl	101.0	%REC	1		56-125				SW8015C	02/15/2022 19:36/amn	GCFID-HP5-B_220215A : 8	163748
Surr: n-Triacontane	109.0	%REC	1		50-150				SW8015C	02/15/2022 19:36/amn	GCFID-HP5-B_220215A : 8	163748
- Note: Total Extractable Hydrocarbons are defined as the total hydrocarbon responses regardless of elution time.												
- Since there were no detectable hydrocarbons, Silica Gel Treatment (SGT) results are equivalent to non-SGT results.												
ORGANIC CHARACTERISTICS												
Methane	ND	mg/L	1	U	0.0020	0.0012	0.00070		SW8015M	02/15/2022 12:42/jdw	FID-HEADSPACE_220215A : 18	R374776
SEMI-VOLATILE ORGANIC COMPOUNDS												
1,2,4-Trichlorobenzene	ND	ug/L	1	U	10	4.8	1.8		SW8270C	02/20/2022 04:16/dsm	SV5973N.I_220218B : 14	163724
1,2-Dichlorobenzene	ND	ug/L	1	U	10	4.8	1.9		SW8270C	02/20/2022 04:16/dsm	SV5973N.I_220218B : 14	163724
1,3-Dichlorobenzene	ND	ug/L	1	U	10	4.8	2.0		SW8270C	02/20/2022 04:16/dsm	SV5973N.I_220218B : 14	163724
1,4-Dichlorobenzene	ND	ug/L	1	U	10	4.8	1.9		SW8270C	02/20/2022 04:16/dsm	SV5973N.I_220218B : 14	163724
2,4,5-Trichlorophenol	ND	ug/L	1	U	10	4.8	2.1		SW8270C	02/20/2022 04:16/dsm	SV5973N.I_220218B : 14	163724
2,4,6-Trichlorophenol	ND	ug/L	1	U	10	4.8	2.5		SW8270C	02/20/2022 04:16/dsm	SV5973N.I_220218B : 14	163724
2,4-Dichlorophenol	ND	ug/L	1	U	10	4.8	1.6		SW8270C	02/20/2022 04:16/dsm	SV5973N.I_220218B : 14	163724
2,4-Dimethylphenol	ND	ug/L	1	U	10	4.8	1.6		SW8270C	02/20/2022 04:16/dsm	SV5973N.I_220218B : 14	163724
2,4-Dinitrophenol	ND	ug/L	1	U	10	9.5	4.1		SW8270C	02/20/2022 04:16/dsm	SV5973N.I_220218B : 14	163724
2,4-Dinitrotoluene	ND	ug/L	1	U	10	4.8	2.9		SW8270C	02/20/2022 04:16/dsm	SV5973N.I_220218B : 14	163724
2,6-Dinitrotoluene	ND	ug/L	1	U	10	4.8	3.0		SW8270C	02/20/2022 04:16/dsm	SV5973N.I_220218B : 14	163724
2-Chloronaphthalene	ND	ug/L	1	U	10	4.8	2.0		SW8270C	02/20/2022 04:16/dsm	SV5973N.I_220218B : 14	163724
2-Chlorophenol	ND	ug/L	1	U	10	4.8	2.4		SW8270C	02/20/2022 04:16/dsm	SV5973N.I_220218B : 14	163724
2-Nitrophenol	ND	ug/L	1	U	10	4.8	2.2		SW8270C	02/20/2022 04:16/dsm	SV5973N.I_220218B : 14	163724
3,3´-Dichlorobenzidine	ND	ug/L	1	U	10	4.8	2.0		SW8270C	02/20/2022 04:16/dsm	SV5973N.I_220218B : 14	163724
4,6-Dinitro-2-methylphenol	ND	ug/L	1	U	10	9.5	2.2		SW8270C	02/20/2022 04:16/dsm	SV5973N.I_220218B : 14	163724

LABORATORY ANALYTICAL REPORT

Prepared by Billings, MT Branch

Client: AECOM - Honolulu
Client Sample ID: ERH2526 (OWDFMW08A)
Project: CV18F0126, 60571032.02.46.01
Matrix: Ground Water

Lab ID: B22020962-031
Collection Date: 02/09/2022 13:30
Date Received: 02/12/2022
Report Date: 03/04/2022

Analyses	Result	Units	DF	Qual	LOQ	LOD	DL	MCL	Method	Analysis Date / By	RunID : Run Order	BatchID
SEMI-VOLATILE ORGANIC COMPOUNDS												
4-Bromophenyl phenyl ether	ND	ug/L	1	U	10	4.8	1.7		SW8270C	02/20/2022 04:16/dsm	SV5973N.I_220218B : 14	163724
4-Chloro-3-methylphenol	ND	ug/L	1	U	10	4.8	1.4		SW8270C	02/20/2022 04:16/dsm	SV5973N.I_220218B : 14	163724
4-Chlorophenol	ND	ug/L	1	U	10	4.8	2.5		SW8270C	02/20/2022 04:16/dsm	SV5973N.I_220218B : 14	163724
4-Chlorophenyl phenyl ether	ND	ug/L	1	U	10	4.8	1.9		SW8270C	02/20/2022 04:16/dsm	SV5973N.I_220218B : 14	163724
4-Nitrophenol	ND	ug/L	1	U	10	9.5	2.4		SW8270C	02/20/2022 04:16/dsm	SV5973N.I_220218B : 14	163724
Azobenzene	ND	ug/L	1	U	10	4.8	1.0		SW8270C	02/20/2022 04:16/dsm	SV5973N.I_220218B : 14	163724
bis(-2-chloroethoxy)Methane	ND	ug/L	1	U	10	4.8	1.3		SW8270C	02/20/2022 04:16/dsm	SV5973N.I_220218B : 14	163724
bis(-2-chloroethyl)Ether	ND	ug/L	1	U	10	4.8	2.4		SW8270C	02/20/2022 04:16/dsm	SV5973N.I_220218B : 14	163724
bis(2-chloroisopropyl)Ether	ND	ug/L	1	U	10	4.8	1.4		SW8270C	02/20/2022 04:16/dsm	SV5973N.I_220218B : 14	163724
bis(2-ethylhexyl)Phthalate	ND	ug/L	1	U	10	4.8	1.8		SW8270C	02/20/2022 04:16/dsm	SV5973N.I_220218B : 14	163724
Butylbenzylphthalate	ND	ug/L	1	U	10	4.8	1.5		SW8270C	02/20/2022 04:16/dsm	SV5973N.I_220218B : 14	163724
Di-n-butyl phthalate	ND	ug/L	1	U	10	4.8	0.89		SW8270C	02/20/2022 04:16/dsm	SV5973N.I_220218B : 14	163724
Di-n-octyl phthalate	ND	ug/L	1	U	10	4.8	1.3		SW8270C	02/20/2022 04:16/dsm	SV5973N.I_220218B : 14	163724
Diethyl phthalate	ND	ug/L	1	U	10	4.8	2.1		SW8270C	02/20/2022 04:16/dsm	SV5973N.I_220218B : 14	163724
Dimethyl phthalate	ND	ug/L	1	U	10	4.8	1.6		SW8270C	02/20/2022 04:16/dsm	SV5973N.I_220218B : 14	163724
Hexachlorobenzene	ND	ug/L	1	U	10	4.8	1.3		SW8270C	02/20/2022 04:16/dsm	SV5973N.I_220218B : 14	163724
Hexachlorobutadiene	ND	ug/L	1	U	10	4.8	2.2		SW8270C	02/20/2022 04:16/dsm	SV5973N.I_220218B : 14	163724
Hexachlorocyclopentadiene	ND	ug/L	1	U	10	4.8	2.8		SW8270C	02/20/2022 04:16/dsm	SV5973N.I_220218B : 14	163724
Hexachloroethane	ND	ug/L	1	U	10	4.8	1.7		SW8270C	02/20/2022 04:16/dsm	SV5973N.I_220218B : 14	163724
Isophorone	ND	ug/L	1	U	10	4.8	1.6		SW8270C	02/20/2022 04:16/dsm	SV5973N.I_220218B : 14	163724
m+p-Cresols	ND	ug/L	1	U	10	4.8	1.7		SW8270C	02/20/2022 04:16/dsm	SV5973N.I_220218B : 14	163724
n-Nitroso-di-n-propylamine	ND	ug/L	1	U	10	4.8	1.5		SW8270C	02/20/2022 04:16/dsm	SV5973N.I_220218B : 14	163724
n-Nitrosodimethylamine	ND	ug/L	1	U	10	4.8	1.5		SW8270C	02/20/2022 04:16/dsm	SV5973N.I_220218B : 14	163724
n-Nitrosodiphenylamine	ND	ug/L	1	U	10	4.8	1.1		SW8270C	02/20/2022 04:16/dsm	SV5973N.I_220218B : 14	163724
Nitrobenzene	ND	ug/L	1	U	10	4.8	2.2		SW8270C	02/20/2022 04:16/dsm	SV5973N.I_220218B : 14	163724
o-Cresol	ND	ug/L	1	U	10	4.8	1.7		SW8270C	02/20/2022 04:16/dsm	SV5973N.I_220218B : 14	163724
Pentachlorophenol	ND	ug/L	1	U	10	9.5	4.0		SW8270C	02/20/2022 04:16/dsm	SV5973N.I_220218B : 14	163724
Phenol	ND	ug/L	1	U	10	4.8	1.4		SW8270C	02/20/2022 04:16/dsm	SV5973N.I_220218B : 14	163724
Pyridine	ND	ug/L	1	U	10	4.8	3.1		SW8270C	02/20/2022 04:16/dsm	SV5973N.I_220218B : 14	163724
Surr: 2,4,6-Tribromophenol	81.0	%REC	1		43-140				SW8270C	02/20/2022 04:16/dsm	SV5973N.I_220218B : 14	163724
Surr: 2-Fluorobiphenyl	68.0	%REC	1		44-119				SW8270C	02/20/2022 04:16/dsm	SV5973N.I_220218B : 14	163724
Surr: 2-Fluorophenol	31.0	%REC	1		19-119				SW8270C	02/20/2022 04:16/dsm	SV5973N.I_220218B : 14	163724
Surr: Nitrobenzene-d5	68.0	%REC	1		44-120				SW8270C	02/20/2022 04:16/dsm	SV5973N.I_220218B : 14	163724
Surr: Phenol-d5	29.0	%REC	1		10-65				SW8270C	02/20/2022 04:16/dsm	SV5973N.I_220218B : 14	163724
Surr: Terphenyl-d14	103.0	%REC	1		50-134				SW8270C	02/20/2022 04:16/dsm	SV5973N.I_220218B : 14	163724

LABORATORY ANALYTICAL REPORT

Prepared by Billings, MT Branch

Client: AECOM - Honolulu
Client Sample ID: ERH2527 (OWDFMW08A-FD)
Project: CV18F0126, 60571032.02.46.01
Matrix: Ground Water

Lab ID: B22020962-032
Collection Date: 02/09/2022 13:30
Date Received: 02/12/2022
Report Date: 03/04/2022

Analyses	Result	Units	DF	Qual	LOQ	LOD	DL	MCL	Method	Analysis Date / By	RunID : Run Order	BatchID
LOW LEVEL PAH BY 8270C SIM												
1-Methylnaphthalene	ND	ug/L	1	U	0.10	0.048	0.020		SW8270CSIM	02/17/2022 00:24/jph	SV5975.I_220216A : 23	163724
2-Methylnaphthalene	ND	ug/L	1	U	0.10	0.048	0.017		SW8270CSIM	02/17/2022 00:24/jph	SV5975.I_220216A : 23	163724
Acenaphthene	ND	ug/L	1	U	0.10	0.048	0.030		SW8270CSIM	02/17/2022 00:24/jph	SV5975.I_220216A : 23	163724
Acenaphthylene	ND	ug/L	1	U	0.10	0.048	0.024		SW8270CSIM	02/17/2022 00:24/jph	SV5975.I_220216A : 23	163724
Anthracene	ND	ug/L	1	U	0.10	0.048	0.027		SW8270CSIM	02/17/2022 00:24/jph	SV5975.I_220216A : 23	163724
Benzo(a)anthracene	ND	ug/L	1	U	0.10	0.048	0.026		SW8270CSIM	02/17/2022 00:24/jph	SV5975.I_220216A : 23	163724
Benzo(a)pyrene	ND	ug/L	1	U	0.10	0.048	0.033		SW8270CSIM	02/17/2022 00:24/jph	SV5975.I_220216A : 23	163724
Benzo(b)fluoranthene	ND	ug/L	1	U	0.10	0.048	0.022		SW8270CSIM	02/17/2022 00:24/jph	SV5975.I_220216A : 23	163724
Benzo(g,h,i)perylene	ND	ug/L	1	U	0.10	0.048	0.025		SW8270CSIM	02/17/2022 00:24/jph	SV5975.I_220216A : 23	163724
Benzo(k)fluoranthene	ND	ug/L	1	U	0.10	0.048	0.028		SW8270CSIM	02/17/2022 00:24/jph	SV5975.I_220216A : 23	163724
Chrysene	ND	ug/L	1	U	0.10	0.048	0.044		SW8270CSIM	02/17/2022 00:24/jph	SV5975.I_220216A : 23	163724
Dibenzo(a,h)anthracene	ND	ug/L	1	U	0.10	0.048	0.035		SW8270CSIM	02/17/2022 00:24/jph	SV5975.I_220216A : 23	163724
Fluoranthene	ND	ug/L	1	U	0.10	0.048	0.022		SW8270CSIM	02/17/2022 00:24/jph	SV5975.I_220216A : 23	163724
Fluorene	ND	ug/L	1	U	0.10	0.048	0.021		SW8270CSIM	02/17/2022 00:24/jph	SV5975.I_220216A : 23	163724
Indeno(1,2,3-cd)pyrene	ND	ug/L	1	U	0.10	0.048	0.047		SW8270CSIM	02/17/2022 00:24/jph	SV5975.I_220216A : 23	163724
Naphthalene	ND	ug/L	1	U	0.10	0.048	0.028		SW8270CSIM	02/17/2022 00:24/jph	SV5975.I_220216A : 23	163724
Phenanthrene	ND	ug/L	1	U	0.10	0.048	0.028		SW8270CSIM	02/17/2022 00:24/jph	SV5975.I_220216A : 23	163724
Pyrene	ND	ug/L	1	U	0.10	0.048	0.023		SW8270CSIM	02/17/2022 00:24/jph	SV5975.I_220216A : 23	163724
VOLATILE ORGANIC COMPOUNDS												
Benzene	ND	ug/L	1	U	1.0	0.20	0.091		SW8260B	02/15/2022 15:38/msc	VOA5975C.I_220215A : 12	R374895
Bromobenzene	ND	ug/L	1	U	1.0	0.20	0.083		SW8260B	02/15/2022 15:38/msc	VOA5975C.I_220215A : 12	R374895
Bromochloromethane	ND	ug/L	1	U	1.0	0.50	0.14		SW8260B	02/15/2022 15:38/msc	VOA5975C.I_220215A : 12	R374895
Bromodichloromethane	ND	ug/L	1	U	1.0	0.25	0.12		SW8260B	02/15/2022 15:38/msc	VOA5975C.I_220215A : 12	R374895
Bromoform	ND	ug/L	1	U	1.0	0.25	0.12		SW8260B	02/15/2022 15:38/msc	VOA5975C.I_220215A : 12	R374895
Carbon tetrachloride	ND	ug/L	1	U	1.0	0.50	0.14		SW8260B	02/15/2022 15:38/msc	VOA5975C.I_220215A : 12	R374895
Chlorobenzene	ND	ug/L	1	U	1.0	0.20	0.091		SW8260B	02/15/2022 15:38/msc	VOA5975C.I_220215A : 12	R374895
Chlorodibromomethane	ND	ug/L	1	U	1.0	0.20	0.084		SW8260B	02/15/2022 15:38/msc	VOA5975C.I_220215A : 12	R374895
Chloroethane	ND	ug/L	1	U	1.0	0.50	0.17		SW8260B	02/15/2022 15:38/msc	VOA5975C.I_220215A : 12	R374895
Chloroform	0.31	ug/L	1	J	1.0	0.20	0.079		SW8260B	02/15/2022 15:38/msc	VOA5975C.I_220215A : 12	R374895
Chloromethane	ND	ug/L	1	U	1.0	0.50	0.16		SW8260B	02/15/2022 15:38/msc	VOA5975C.I_220215A : 12	R374895
1,2-Dibromoethane	ND	ug/L	1	U	1.0	0.20	0.092		SW8260B	02/15/2022 15:38/msc	VOA5975C.I_220215A : 12	R374895
2-Chlorotoluene	ND	ug/L	1	U	1.0	0.20	0.088		SW8260B	02/15/2022 15:38/msc	VOA5975C.I_220215A : 12	R374895
4-Chlorotoluene	ND	ug/L	1	U	1.0	0.20	0.073		SW8260B	02/15/2022 15:38/msc	VOA5975C.I_220215A : 12	R374895
Dibromomethane	ND	ug/L	1	U	1.0	0.50	0.15		SW8260B	02/15/2022 15:38/msc	VOA5975C.I_220215A : 12	R374895
1,2-Dichlorobenzene	ND	ug/L	1	U	1.0	0.20	0.075		SW8260B	02/15/2022 15:38/msc	VOA5975C.I_220215A : 12	R374895
1,3-Dichlorobenzene	ND	ug/L	1	U	1.0	0.20	0.080		SW8260B	02/15/2022 15:38/msc	VOA5975C.I_220215A : 12	R374895
1,4-Dichlorobenzene	ND	ug/L	1	U	1.0	0.20	0.086		SW8260B	02/15/2022 15:38/msc	VOA5975C.I_220215A : 12	R374895
Dichlorodifluoromethane	ND	ug/L	1	U	1.0	0.50	0.18		SW8260B	02/15/2022 15:38/msc	VOA5975C.I_220215A : 12	R374895

LABORATORY ANALYTICAL REPORT

Prepared by Billings, MT Branch

Client: AECOM - Honolulu
Client Sample ID: ERH2527 (OWDFMW08A-FD)
Project: CV18F0126, 60571032.02.46.01
Matrix: Ground Water

Lab ID: B22020962-032
Collection Date: 02/09/2022 13:30
Date Received: 02/12/2022
Report Date: 03/04/2022

Analyses	Result	Units	DF	Qual	LOQ	LOD	DL	MCL	Method	Analysis Date / By	RunID : Run Order	BatchID
VOLATILE ORGANIC COMPOUNDS												
1,1-Dichloroethane	ND	ug/L	1	U	1.0	0.50	0.14		SW8260B	02/15/2022 15:38/msc	VOA5975C.I_220215A : 12	R374895
1,2-Dichloroethane	ND	ug/L	1	U	1.0	0.25	0.12		SW8260B	02/15/2022 15:38/msc	VOA5975C.I_220215A : 12	R374895
1,1-Dichloroethene	ND	ug/L	1	U	1.0	0.50	0.14		SW8260B	02/15/2022 15:38/msc	VOA5975C.I_220215A : 12	R374895
cis-1,2-Dichloroethene	ND	ug/L	1	U	1.0	0.25	0.11		SW8260B	02/15/2022 15:38/msc	VOA5975C.I_220215A : 12	R374895
trans-1,2-Dichloroethene	ND	ug/L	1	U	1.0	0.25	0.12		SW8260B	02/15/2022 15:38/msc	VOA5975C.I_220215A : 12	R374895
1,2-Dichloropropane	ND	ug/L	1	U	1.0	0.20	0.085		SW8260B	02/15/2022 15:38/msc	VOA5975C.I_220215A : 12	R374895
1,3-Dichloropropane	ND	ug/L	1	U	1.0	0.20	0.079		SW8260B	02/15/2022 15:38/msc	VOA5975C.I_220215A : 12	R374895
2,2-Dichloropropane	ND	ug/L	1	U	1.0	0.50	0.19		SW8260B	02/15/2022 15:38/msc	VOA5975C.I_220215A : 12	R374895
1,1-Dichloropropene	ND	ug/L	1	U	1.0	0.20	0.083		SW8260B	02/15/2022 15:38/msc	VOA5975C.I_220215A : 12	R374895
cis-1,3-Dichloropropene	ND	ug/L	1	U	1.0	0.20	0.073		SW8260B	02/15/2022 15:38/msc	VOA5975C.I_220215A : 12	R374895
trans-1,3-Dichloropropene	ND	ug/L	1	U	1.0	0.20	0.085		SW8260B	02/15/2022 15:38/msc	VOA5975C.I_220215A : 12	R374895
Ethylbenzene	ND	ug/L	1	U	1.0	0.20	0.084		SW8260B	02/15/2022 15:38/msc	VOA5975C.I_220215A : 12	R374895
Methyl ethyl ketone	ND	ug/L	1	U	20	5.0	1.8		SW8260B	02/15/2022 15:38/msc	VOA5975C.I_220215A : 12	R374895
Methyl tert-butyl ether (MTBE)	ND	ug/L	1	U	1.0	0.25	0.10		SW8260B	02/15/2022 15:38/msc	VOA5975C.I_220215A : 12	R374895
Methylene chloride	ND	ug/L	1	U	1.0	0.50	0.34		SW8260B	02/15/2022 15:38/msc	VOA5975C.I_220215A : 12	R374895
Styrene	ND	ug/L	1	U	1.0	0.20	0.067		SW8260B	02/15/2022 15:38/msc	VOA5975C.I_220215A : 12	R374895
1,1,1,2-Tetrachloroethane	ND	ug/L	1	U	1.0	0.25	0.10		SW8260B	02/15/2022 15:38/msc	VOA5975C.I_220215A : 12	R374895
1,1,2,2-Tetrachloroethane	ND	ug/L	1	U	1.0	0.20	0.087		SW8260B	02/15/2022 15:38/msc	VOA5975C.I_220215A : 12	R374895
Tetrachloroethene	ND	ug/L	1	U	1.0	0.20	0.067		SW8260B	02/15/2022 15:38/msc	VOA5975C.I_220215A : 12	R374895
Toluene	ND	ug/L	1	UT	1.0	0.20	0.068		SW8260B	02/15/2022 15:38/msc	VOA5975C.I_220215A : 12	R374895
1,1,1-Trichloroethane	ND	ug/L	1	U	1.0	0.50	0.13		SW8260B	02/15/2022 15:38/msc	VOA5975C.I_220215A : 12	R374895
1,1,2-Trichloroethane	ND	ug/L	1	U	1.0	0.25	0.11		SW8260B	02/15/2022 15:38/msc	VOA5975C.I_220215A : 12	R374895
Trichloroethene	ND	ug/L	1	U	1.0	0.20	0.099		SW8260B	02/15/2022 15:38/msc	VOA5975C.I_220215A : 12	R374895
Trichlorofluoromethane	ND	ug/L	1	U	1.0	0.50	0.13		SW8260B	02/15/2022 15:38/msc	VOA5975C.I_220215A : 12	R374895
1,2,3-Trichloropropane	ND	ug/L	1	U	1.0	0.50	0.24		SW8260B	02/15/2022 15:38/msc	VOA5975C.I_220215A : 12	R374895
Vinyl chloride	ND	ug/L	1	U	1.0	0.50	0.15		SW8260B	02/15/2022 15:38/msc	VOA5975C.I_220215A : 12	R374895
m+p-Xylenes	ND	ug/L	1	U	1.0	0.50	0.15		SW8260B	02/15/2022 15:38/msc	VOA5975C.I_220215A : 12	R374895
o-Xylene	ND	ug/L	1	U	1.0	0.20	0.060		SW8260B	02/15/2022 15:38/msc	VOA5975C.I_220215A : 12	R374895
Xylenes, Total	ND	ug/L	1	U	1.0	0.20	0.060		SW8260B	02/15/2022 15:38/msc	VOA5975C.I_220215A : 12	R374895
Surr: Dibromofluoromethane	111.0	%REC	1		80-119				SW8260B	02/15/2022 15:38/msc	VOA5975C.I_220215A : 12	R374895
Surr: 1,2-Dichloroethane-d4	114.0	%REC	1		81-118				SW8260B	02/15/2022 15:38/msc	VOA5975C.I_220215A : 12	R374895
Surr: Toluene-d8	105.0	%REC	1		89-112				SW8260B	02/15/2022 15:38/msc	VOA5975C.I_220215A : 12	R374895
Surr: p-Bromofluorobenzene	108.0	%REC	1		85-114				SW8260B	02/15/2022 15:38/msc	VOA5975C.I_220215A : 12	R374895
PETROLEUM HYDROCARBONS-VOLATILE												
C6 to C10	ND	ug/L	1	U	20	8.7	2.0		SW8015C	02/18/2022 05:26/jp	VARIAN1_220217A : 25	R374900
Total Purgeable Hydrocarbons	ND	ug/L	1	U	20	10	3.1		SW8015C	02/18/2022 05:26/jp	VARIAN1_220217A : 25	R374900
Surr: Trifluorotoluene	73.0	%REC	1		70-130				SW8015C	02/18/2022 05:26/jp	VARIAN1_220217A : 25	R374900

- Note 1: C6 to C10 is defined as all hydrocarbons eluting between 2-Methylpentane and 1,2,4-Trimethylbenzene.
- Note 2: Total Purgeable Hydrocarbons are defined as the total hydrocarbon response regardless of elution time.

LABORATORY ANALYTICAL REPORT

Prepared by Billings, MT Branch

Client: AECOM - Honolulu
Client Sample ID: ERH2527 (OWDFMW08A-FD)
Project: CV18F0126, 60571032.02.46.01
Matrix: Ground Water

Lab ID: B22020962-032
Collection Date: 02/09/2022 13:30
Date Received: 02/12/2022
Report Date: 03/04/2022

Analyses	Result	Units	DF	Qual	LOQ	LOD	DL	MCL	Method	Analysis Date / By	RunID : Run Order	BatchID
PETROLEUM HYDROCARBONS-SEMI-VOLATILE												
Diesel Range Organics (C10 to C24)	0.19	mg/L	1	J	0.30	0.14	0.037		SW8015C	02/15/2022 20:19/amn	GCFID-HP5-B_220215A : 9	163748
Diesel Range Organics (SGT-C10 to C24)	ND	mg/L	1	U	0.30	0.11	0.026		SW8015C	02/16/2022 19:12/amn	GCFID-HP5-B_220215B : 9	163748
Oil Range Hydrocarbons (C24 to C40)	0.25	mg/L	1	J	0.30	0.14	0.083		SW8015C	02/15/2022 20:19/amn	GCFID-HP5-B_220215A : 9	163748
Oil Range Hydrocarbons (SGT-C24 to C40)	ND	mg/L	1	U	0.30	0.14	0.083		SW8015C	02/16/2022 19:12/amn	GCFID-HP5-B_220215B : 9	163748
Total Extractable Hydrocarbons	0.46	mg/L	1		0.30	0.14	0.071		SW8015C	02/15/2022 20:19/amn	GCFID-HP5-B_220215A : 9	163748
Total Extractable Hydrocarbons (SGT)	ND	mg/L	1	U	0.30	0.11	0.034		SW8015C	02/16/2022 19:12/amn	GCFID-HP5-B_220215B : 9	163748
Surr: o-Terphenyl	97.0	%REC	1		56-125				SW8015C	02/15/2022 20:19/amn	GCFID-HP5-B_220215A : 9	163748
Surr: o-Terphenyl (SGT)	91.0	%REC	1		56-125				SW8015C	02/16/2022 19:12/amn	GCFID-HP5-B_220215B : 9	163748
Surr: n-Triacontane	107.0	%REC	1		50-150				SW8015C	02/15/2022 20:19/amn	GCFID-HP5-B_220215A : 9	163748
Surr: n-Triacontane (SGT)	92.0	%REC	1		50-150				SW8015C	02/16/2022 19:12/amn	GCFID-HP5-B_220215B : 9	163748
- Note: Total Extractable Hydrocarbons are defined as the total hydrocarbon responses regardless of elution time.												
SEMI-VOLATILE ORGANIC COMPOUNDS												
1,2,4-Trichlorobenzene	ND	ug/L	1	U	10	4.8	1.8		SW8270C	02/20/2022 04:49/dsm	SV5973N.I_220218B : 15	163724
1,2-Dichlorobenzene	ND	ug/L	1	U	10	4.8	1.9		SW8270C	02/20/2022 04:49/dsm	SV5973N.I_220218B : 15	163724
1,3-Dichlorobenzene	ND	ug/L	1	U	10	4.8	2.0		SW8270C	02/20/2022 04:49/dsm	SV5973N.I_220218B : 15	163724
1,4-Dichlorobenzene	ND	ug/L	1	U	10	4.8	1.9		SW8270C	02/20/2022 04:49/dsm	SV5973N.I_220218B : 15	163724
2,4,5-Trichlorophenol	ND	ug/L	1	U	10	4.8	2.1		SW8270C	02/20/2022 04:49/dsm	SV5973N.I_220218B : 15	163724
2,4,6-Trichlorophenol	ND	ug/L	1	U	10	4.8	2.5		SW8270C	02/20/2022 04:49/dsm	SV5973N.I_220218B : 15	163724
2,4-Dichlorophenol	ND	ug/L	1	U	10	4.8	1.6		SW8270C	02/20/2022 04:49/dsm	SV5973N.I_220218B : 15	163724
2,4-Dimethylphenol	ND	ug/L	1	U	10	4.8	1.6		SW8270C	02/20/2022 04:49/dsm	SV5973N.I_220218B : 15	163724
2,4-Dinitrophenol	ND	ug/L	1	U	10	9.5	4.1		SW8270C	02/20/2022 04:49/dsm	SV5973N.I_220218B : 15	163724
2,4-Dinitrotoluene	ND	ug/L	1	U	10	4.8	2.9		SW8270C	02/20/2022 04:49/dsm	SV5973N.I_220218B : 15	163724
2,6-Dinitrotoluene	ND	ug/L	1	U	10	4.8	3.0		SW8270C	02/20/2022 04:49/dsm	SV5973N.I_220218B : 15	163724
2-Chloronaphthalene	ND	ug/L	1	U	10	4.8	2.0		SW8270C	02/20/2022 04:49/dsm	SV5973N.I_220218B : 15	163724
2-Chlorophenol	ND	ug/L	1	U	10	4.8	2.4		SW8270C	02/20/2022 04:49/dsm	SV5973N.I_220218B : 15	163724
2-Nitrophenol	ND	ug/L	1	U	10	4.8	2.2		SW8270C	02/20/2022 04:49/dsm	SV5973N.I_220218B : 15	163724
3,3´-Dichlorobenzidine	ND	ug/L	1	U	10	4.8	2.0		SW8270C	02/20/2022 04:49/dsm	SV5973N.I_220218B : 15	163724
4,6-Dinitro-2-methylphenol	ND	ug/L	1	U	10	9.5	2.2		SW8270C	02/20/2022 04:49/dsm	SV5973N.I_220218B : 15	163724
4-Bromophenyl phenyl ether	ND	ug/L	1	U	10	4.8	1.7		SW8270C	02/20/2022 04:49/dsm	SV5973N.I_220218B : 15	163724
4-Chloro-3-methylphenol	ND	ug/L	1	U	10	4.8	1.4		SW8270C	02/20/2022 04:49/dsm	SV5973N.I_220218B : 15	163724
4-Chlorophenol	ND	ug/L	1	U	10	4.8	2.5		SW8270C	02/20/2022 04:49/dsm	SV5973N.I_220218B : 15	163724
4-Chlorophenyl phenyl ether	ND	ug/L	1	U	10	4.8	1.9		SW8270C	02/20/2022 04:49/dsm	SV5973N.I_220218B : 15	163724
4-Nitrophenol	ND	ug/L	1	U	10	9.5	2.4		SW8270C	02/20/2022 04:49/dsm	SV5973N.I_220218B : 15	163724
Azobenzene	ND	ug/L	1	U	10	4.8	1.0		SW8270C	02/20/2022 04:49/dsm	SV5973N.I_220218B : 15	163724
bis(-2-chloroethoxy)Methane	ND	ug/L	1	U	10	4.8	1.3		SW8270C	02/20/2022 04:49/dsm	SV5973N.I_220218B : 15	163724
bis(-2-chloroethyl)Ether	ND	ug/L	1	U	10	4.8	2.4		SW8270C	02/20/2022 04:49/dsm	SV5973N.I_220218B : 15	163724
bis(2-chloroisopropyl)Ether	ND	ug/L	1	U	10	4.8	1.4		SW8270C	02/20/2022 04:49/dsm	SV5973N.I_220218B : 15	163724
bis(2-ethylhexyl)Phthalate	ND	ug/L	1	U	10	4.8	1.8		SW8270C	02/20/2022 04:49/dsm	SV5973N.I_220218B : 15	163724

LABORATORY ANALYTICAL REPORT

Prepared by Billings, MT Branch

Client: AECOM - Honolulu
Client Sample ID: ERH2527 (OWDFMW08A-FD)
Project: CV18F0126, 60571032.02.46.01
Matrix: Ground Water

Lab ID: B22020962-032
Collection Date: 02/09/2022 13:30
Date Received: 02/12/2022
Report Date: 03/04/2022

Analyses	Result	Units	DF	Qual	LOQ	LOD	DL	MCL	Method	Analysis Date / By	RunID : Run Order	BatchID
SEMI-VOLATILE ORGANIC COMPOUNDS												
Butylbenzylphthalate	ND	ug/L	1	U	10	4.8	1.5		SW8270C	02/20/2022 04:49/dsm	SV5973N.I_220218B : 15	163724
Di-n-butyl phthalate	ND	ug/L	1	U	10	4.8	0.89		SW8270C	02/20/2022 04:49/dsm	SV5973N.I_220218B : 15	163724
Di-n-octyl phthalate	ND	ug/L	1	U	10	4.8	1.3		SW8270C	02/20/2022 04:49/dsm	SV5973N.I_220218B : 15	163724
Diethyl phthalate	ND	ug/L	1	U	10	4.8	2.1		SW8270C	02/20/2022 04:49/dsm	SV5973N.I_220218B : 15	163724
Dimethyl phthalate	ND	ug/L	1	U	10	4.8	1.6		SW8270C	02/20/2022 04:49/dsm	SV5973N.I_220218B : 15	163724
Hexachlorobenzene	ND	ug/L	1	U	10	4.8	1.3		SW8270C	02/20/2022 04:49/dsm	SV5973N.I_220218B : 15	163724
Hexachlorobutadiene	ND	ug/L	1	U	10	4.8	2.2		SW8270C	02/20/2022 04:49/dsm	SV5973N.I_220218B : 15	163724
Hexachlorocyclopentadiene	ND	ug/L	1	U	10	4.8	2.8		SW8270C	02/20/2022 04:49/dsm	SV5973N.I_220218B : 15	163724
Hexachloroethane	ND	ug/L	1	U	10	4.8	1.7		SW8270C	02/20/2022 04:49/dsm	SV5973N.I_220218B : 15	163724
Isophorone	ND	ug/L	1	U	10	4.8	1.6		SW8270C	02/20/2022 04:49/dsm	SV5973N.I_220218B : 15	163724
m+p-Cresols	ND	ug/L	1	U	10	4.8	1.7		SW8270C	02/20/2022 04:49/dsm	SV5973N.I_220218B : 15	163724
n-Nitroso-di-n-propylamine	ND	ug/L	1	U	10	4.8	1.5		SW8270C	02/20/2022 04:49/dsm	SV5973N.I_220218B : 15	163724
n-Nitrosodimethylamine	ND	ug/L	1	U	10	4.8	1.5		SW8270C	02/20/2022 04:49/dsm	SV5973N.I_220218B : 15	163724
n-Nitrosodiphenylamine	ND	ug/L	1	U	10	4.8	1.1		SW8270C	02/20/2022 04:49/dsm	SV5973N.I_220218B : 15	163724
Nitrobenzene	ND	ug/L	1	U	10	4.8	2.2		SW8270C	02/20/2022 04:49/dsm	SV5973N.I_220218B : 15	163724
o-Cresol	ND	ug/L	1	U	10	4.8	1.7		SW8270C	02/20/2022 04:49/dsm	SV5973N.I_220218B : 15	163724
Pentachlorophenol	ND	ug/L	1	U	10	9.5	4.0		SW8270C	02/20/2022 04:49/dsm	SV5973N.I_220218B : 15	163724
Phenol	ND	ug/L	1	U	10	4.8	1.4		SW8270C	02/20/2022 04:49/dsm	SV5973N.I_220218B : 15	163724
Pyridine	ND	ug/L	1	U	10	4.8	3.1		SW8270C	02/20/2022 04:49/dsm	SV5973N.I_220218B : 15	163724
Surr: 2,4,6-Tribromophenol	81.0	%REC	1		43-140				SW8270C	02/20/2022 04:49/dsm	SV5973N.I_220218B : 15	163724
Surr: 2-Fluorobiphenyl	73.0	%REC	1		44-119				SW8270C	02/20/2022 04:49/dsm	SV5973N.I_220218B : 15	163724
Surr: 2-Fluorophenol	32.0	%REC	1		19-119				SW8270C	02/20/2022 04:49/dsm	SV5973N.I_220218B : 15	163724
Surr: Nitrobenzene-d5	68.0	%REC	1		44-120				SW8270C	02/20/2022 04:49/dsm	SV5973N.I_220218B : 15	163724
Surr: Phenol-d5	31.0	%REC	1		10-65				SW8270C	02/20/2022 04:49/dsm	SV5973N.I_220218B : 15	163724
Surr: Terphenyl-d14	107.0	%REC	1		50-134				SW8270C	02/20/2022 04:49/dsm	SV5973N.I_220218B : 15	163724

LABORATORY ANALYTICAL REPORT

Prepared by Billings, MT Branch

Client: AECOM - Honolulu
Client Sample ID: ERH2525 (Trip Blank) 14694
Project: CV18F0126, 60571032.02.46.01
Matrix: Trip Blank

Lab ID: B22020962-033
Collection Date: 02/09/2022 13:30
Date Received: 02/12/2022
Report Date: 03/04/2022

Analyses	Result	Units	DF	Qual	LOQ	LOD	DL	MCL	Method	Analysis Date / By	RunID : Run Order	BatchID
VOLATILE ORGANIC COMPOUNDS												
Benzene	ND	ug/L	1	U	1.0	0.20	0.091		SW8260B	02/15/2022 19:17/msc	VOA5975C.I_220215A : 20	R374895
Bromobenzene	ND	ug/L	1	U	1.0	0.20	0.083		SW8260B	02/15/2022 19:17/msc	VOA5975C.I_220215A : 20	R374895
Bromochloromethane	ND	ug/L	1	U	1.0	0.50	0.14		SW8260B	02/15/2022 19:17/msc	VOA5975C.I_220215A : 20	R374895
Bromodichloromethane	ND	ug/L	1	U	1.0	0.25	0.12		SW8260B	02/15/2022 19:17/msc	VOA5975C.I_220215A : 20	R374895
Bromoform	ND	ug/L	1	U	1.0	0.25	0.12		SW8260B	02/15/2022 19:17/msc	VOA5975C.I_220215A : 20	R374895
Carbon tetrachloride	ND	ug/L	1	U	1.0	0.50	0.14		SW8260B	02/15/2022 19:17/msc	VOA5975C.I_220215A : 20	R374895
Chlorobenzene	ND	ug/L	1	U	1.0	0.20	0.091		SW8260B	02/15/2022 19:17/msc	VOA5975C.I_220215A : 20	R374895
Chlorodibromomethane	ND	ug/L	1	U	1.0	0.20	0.084		SW8260B	02/15/2022 19:17/msc	VOA5975C.I_220215A : 20	R374895
Chloroethane	ND	ug/L	1	U	1.0	0.50	0.17		SW8260B	02/15/2022 19:17/msc	VOA5975C.I_220215A : 20	R374895
Chloroform	ND	ug/L	1	U	1.0	0.20	0.079		SW8260B	02/15/2022 19:17/msc	VOA5975C.I_220215A : 20	R374895
Chloromethane	ND	ug/L	1	U	1.0	0.50	0.16		SW8260B	02/15/2022 19:17/msc	VOA5975C.I_220215A : 20	R374895
1,2-Dibromoethane	ND	ug/L	1	U	1.0	0.20	0.092		SW8260B	02/15/2022 19:17/msc	VOA5975C.I_220215A : 20	R374895
2-Chlorotoluene	ND	ug/L	1	U	1.0	0.20	0.088		SW8260B	02/15/2022 19:17/msc	VOA5975C.I_220215A : 20	R374895
4-Chlorotoluene	ND	ug/L	1	U	1.0	0.20	0.073		SW8260B	02/15/2022 19:17/msc	VOA5975C.I_220215A : 20	R374895
Dibromomethane	ND	ug/L	1	U	1.0	0.50	0.15		SW8260B	02/15/2022 19:17/msc	VOA5975C.I_220215A : 20	R374895
1,2-Dichlorobenzene	ND	ug/L	1	U	1.0	0.20	0.075		SW8260B	02/15/2022 19:17/msc	VOA5975C.I_220215A : 20	R374895
1,3-Dichlorobenzene	ND	ug/L	1	U	1.0	0.20	0.080		SW8260B	02/15/2022 19:17/msc	VOA5975C.I_220215A : 20	R374895
1,4-Dichlorobenzene	ND	ug/L	1	U	1.0	0.20	0.086		SW8260B	02/15/2022 19:17/msc	VOA5975C.I_220215A : 20	R374895
Dichlorodifluoromethane	ND	ug/L	1	U	1.0	0.50	0.18		SW8260B	02/15/2022 19:17/msc	VOA5975C.I_220215A : 20	R374895
1,1-Dichloroethane	ND	ug/L	1	U	1.0	0.50	0.14		SW8260B	02/15/2022 19:17/msc	VOA5975C.I_220215A : 20	R374895
1,2-Dichloroethane	ND	ug/L	1	U	1.0	0.25	0.12		SW8260B	02/15/2022 19:17/msc	VOA5975C.I_220215A : 20	R374895
1,1-Dichloroethene	ND	ug/L	1	U	1.0	0.50	0.14		SW8260B	02/15/2022 19:17/msc	VOA5975C.I_220215A : 20	R374895
cis-1,2-Dichloroethene	ND	ug/L	1	U	1.0	0.25	0.11		SW8260B	02/15/2022 19:17/msc	VOA5975C.I_220215A : 20	R374895
trans-1,2-Dichloroethene	ND	ug/L	1	U	1.0	0.25	0.12		SW8260B	02/15/2022 19:17/msc	VOA5975C.I_220215A : 20	R374895
1,2-Dichloropropane	ND	ug/L	1	U	1.0	0.20	0.085		SW8260B	02/15/2022 19:17/msc	VOA5975C.I_220215A : 20	R374895
1,3-Dichloropropane	ND	ug/L	1	U	1.0	0.20	0.079		SW8260B	02/15/2022 19:17/msc	VOA5975C.I_220215A : 20	R374895
2,2-Dichloropropane	ND	ug/L	1	U	1.0	0.50	0.19		SW8260B	02/15/2022 19:17/msc	VOA5975C.I_220215A : 20	R374895
1,1-Dichloropropene	ND	ug/L	1	U	1.0	0.20	0.083		SW8260B	02/15/2022 19:17/msc	VOA5975C.I_220215A : 20	R374895
cis-1,3-Dichloropropene	ND	ug/L	1	U	1.0	0.20	0.073		SW8260B	02/15/2022 19:17/msc	VOA5975C.I_220215A : 20	R374895
trans-1,3-Dichloropropene	ND	ug/L	1	U	1.0	0.20	0.085		SW8260B	02/15/2022 19:17/msc	VOA5975C.I_220215A : 20	R374895
Ethylbenzene	ND	ug/L	1	U	1.0	0.20	0.084		SW8260B	02/15/2022 19:17/msc	VOA5975C.I_220215A : 20	R374895
Methyl ethyl ketone	ND	ug/L	1	U	20	5.0	1.8		SW8260B	02/15/2022 19:17/msc	VOA5975C.I_220215A : 20	R374895
Methyl tert-butyl ether (MTBE)	ND	ug/L	1	U	1.0	0.25	0.10		SW8260B	02/15/2022 19:17/msc	VOA5975C.I_220215A : 20	R374895
Methylene chloride	ND	ug/L	1	U	1.0	0.50	0.34		SW8260B	02/15/2022 19:17/msc	VOA5975C.I_220215A : 20	R374895
Styrene	ND	ug/L	1	U	1.0	0.20	0.067		SW8260B	02/15/2022 19:17/msc	VOA5975C.I_220215A : 20	R374895
1,1,1,2-Tetrachloroethane	ND	ug/L	1	U	1.0	0.25	0.10		SW8260B	02/15/2022 19:17/msc	VOA5975C.I_220215A : 20	R374895
1,1,2,2-Tetrachloroethane	ND	ug/L	1	U	1.0	0.20	0.087		SW8260B	02/15/2022 19:17/msc	VOA5975C.I_220215A : 20	R374895
Tetrachloroethene	ND	ug/L	1	U	1.0	0.20	0.067		SW8260B	02/15/2022 19:17/msc	VOA5975C.I_220215A : 20	R374895
Toluene	0.21	ug/L	1	J	1.0	0.20	0.068		SW8260B	02/15/2022 19:17/msc	VOA5975C.I_220215A : 20	R374895

LABORATORY ANALYTICAL REPORT

Prepared by Billings, MT Branch

Client: AECOM - Honolulu
Client Sample ID: ERH2525 (Trip Blank) 14694
Project: CV18F0126, 60571032.02.46.01
Matrix: Trip Blank

Lab ID: B22020962-033
Collection Date: 02/09/2022 13:30
Date Received: 02/12/2022
Report Date: 03/04/2022

Analyses	Result	Units	DF	Qual	LOQ	LOD	DL	MCL	Method	Analysis Date / By	RunID : Run Order	BatchID
VOLATILE ORGANIC COMPOUNDS												
1,1,1-Trichloroethane	ND	ug/L	1	U	1.0	0.50	0.13		SW8260B	02/15/2022 19:17/msc	VOA5975C.I_220215A : 20	R374895
1,1,2-Trichloroethane	ND	ug/L	1	U	1.0	0.25	0.11		SW8260B	02/15/2022 19:17/msc	VOA5975C.I_220215A : 20	R374895
Trichloroethene	ND	ug/L	1	U	1.0	0.20	0.099		SW8260B	02/15/2022 19:17/msc	VOA5975C.I_220215A : 20	R374895
Trichlorofluoromethane	ND	ug/L	1	U	1.0	0.50	0.13		SW8260B	02/15/2022 19:17/msc	VOA5975C.I_220215A : 20	R374895
1,2,3-Trichloropropane	ND	ug/L	1	U	1.0	0.50	0.24		SW8260B	02/15/2022 19:17/msc	VOA5975C.I_220215A : 20	R374895
Vinyl chloride	ND	ug/L	1	U	1.0	0.50	0.15		SW8260B	02/15/2022 19:17/msc	VOA5975C.I_220215A : 20	R374895
m+p-Xylenes	ND	ug/L	1	U	1.0	0.50	0.15		SW8260B	02/15/2022 19:17/msc	VOA5975C.I_220215A : 20	R374895
o-Xylene	ND	ug/L	1	U	1.0	0.20	0.060		SW8260B	02/15/2022 19:17/msc	VOA5975C.I_220215A : 20	R374895
Xylenes, Total	ND	ug/L	1	U	1.0	0.20	0.060		SW8260B	02/15/2022 19:17/msc	VOA5975C.I_220215A : 20	R374895
Surr: Dibromofluoromethane	113.0	%REC	1		77-126				SW8260B	02/15/2022 19:17/msc	VOA5975C.I_220215A : 20	R374895
Surr: 1,2-Dichloroethane-d4	117.0	%REC	1		70-130				SW8260B	02/15/2022 19:17/msc	VOA5975C.I_220215A : 20	R374895
Surr: Toluene-d8	106.0	%REC	1		79-122				SW8260B	02/15/2022 19:17/msc	VOA5975C.I_220215A : 20	R374895
Surr: p-Bromofluorobenzene	107.0	%REC	1		76-127				SW8260B	02/15/2022 19:17/msc	VOA5975C.I_220215A : 20	R374895
PETROLEUM HYDROCARBONS-VOLATILE												
C6 to C10	ND	ug/L	1	U	20	8.7	2.0		SW8015C	02/17/2022 17:31/jp	VARIAN1_220217A : 12	R374900
Total Purgeable Hydrocarbons	ND	ug/L	1	U	20	10	3.1		SW8015C	02/17/2022 17:31/jp	VARIAN1_220217A : 12	R374900
Surr: Trifluorotoluene	74.0	%REC	1		70-130				SW8015C	02/17/2022 17:31/jp	VARIAN1_220217A : 12	R374900

- Note 1: C6 to C10 is defined as all hydrocarbons eluting between 2-Methylpentane and 1,2,4-Trimethylbenzene.
- Note 2: Total Purgeable Hydrocarbons are defined as the total hydrocarbon response regardless of elution time.

LABORATORY ANALYTICAL REPORT

Prepared by Billings, MT Branch

Client: AECOM - Honolulu
Client Sample ID: ERH2525 (Trip Blank) 14694
Project: CV18F0126, 60571032.02.46.01
Matrix: Trip Blank

Lab ID: B22020962-035
Collection Date: 02/09/2022 13:30
Date Received: 02/12/2022
Report Date: 03/04/2022

Analyses	Result	Units	DF	Qual	LOQ	LOD	DL	MCL	Method	Analysis Date / By	RunID : Run Order	BatchID
VOCS BY MICROEXTRACTION-ECD												
1,2-Dibromoethane	ND	ug/L	1	U	0.010	0.0050	0.0026		SW8011	02/16/2022 21:40/clt	GECD.I_220216A : 22	163798
Surr: 1,1,1,2-Tetrachloroethane	95.0	%REC	1		70-130				SW8011	02/16/2022 21:40/clt	GECD.I_220216A : 22	163798

LABORATORY ANALYTICAL REPORT

Prepared by Billings, MT Branch

Client: AECOM - Honolulu
Client Sample ID: ERH2525 (Trip Blank) 14709
Project: CV18F0126, 60571032.02.46.01
Matrix: Trip Blank

Lab ID: B22020962-036
Collection Date: 02/09/2022 13:30
Date Received: 02/12/2022
Report Date: 03/04/2022

Analyses	Result	Units	DF	Qual	LOQ	LOD	DL	MCL	Method	Analysis Date / By	RunID : Run Order	BatchID
ORGANIC CHARACTERISTICS												
Methane	ND	mg/L	1	U	0.0020	0.0012	0.00070		SW8015M	02/15/2022 12:49/jdw	FID-HEADSPACE_220215A : 19	R374776

Analytical QC Summary Report

Prepared by Billings, MT Branch

Client: AECOM - Honolulu
Workorder: B22020962
Project: CV18F0126, 60571032.02.46.01
Report Date: 03/04/2022

Run ID: Run Order: SV5975.I_220216A: 11 **SampType:** Method Blank **Batch ID:** 163724
Method: SW8270CSIM **Analysis Date:** 02/16/2022 17:56 **Prep Date:** 02/14/2022 08:37
Lab ID: MB-163724 **Units:** ug/L **Prep Method:** SW3510C

Analytes	Result	LOQ	Spk value	Spk RefVal	%REC	LowLimit	HighLimit	RPD RefVal	%RPD	RPDLimit	Qual
1-Methylnaphthalene	ND	0.10									
2-Methylnaphthalene	ND	0.10									
Acenaphthene	ND	0.10									
Acenaphthylene	ND	0.10									
Anthracene	ND	0.10									
Benzo(a)anthracene	ND	0.10									
Benzo(a)pyrene	ND	0.10									
Benzo(b)fluoranthene	ND	0.10									
Benzo(g,h,i)perylene	ND	0.10									
Benzo(k)fluoranthene	ND	0.10									
Chrysene	ND	0.10									
Dibenzo(a,h)anthracene	ND	0.10									
Fluoranthene	ND	0.10									
Fluorene	ND	0.10									
Indeno(1,2,3-cd)pyrene	ND	0.10									
Naphthalene	ND	0.10									
Phenanthrene	ND	0.10									
Pyrene	ND	0.10									

Associated Samples: **B22020962-001C, B22020962-006C, B22020962-011C, B22020962-016C, B22020962-021C, B22020962-026C, B22020962-031C, B22020962-032A**

Run ID: Run Order: SV5975.I_220216A: 12 **SampType:** Laboratory Control Sample **Batch ID:** 163724
Method: SW8270CSIM **Analysis Date:** 02/16/2022 18:28 **Prep Date:** 02/14/2022 11:18
Lab ID: LLCS-163724 **Units:** ug/L **Prep Method:** SW3510C

Analytes	Result	LOQ	Spk value	Spk RefVal	%REC	LowLimit	HighLimit	RPD RefVal	%RPD	RPDLimit	Qual
1-Methylnaphthalene	3.1	0.10	5.0		62.0	41	115				

Analytical QC Summary Report

Prepared by Billings, MT Branch

Client: AECOM - Honolulu
Workorder: B22020962
Project: CV18F0126, 60571032.02.46.01
Report Date: 03/04/2022

Run ID: Run Order: SV5975.I_220216A: 12 **SampType:** Laboratory Control Sample **Batch ID:** 163724
Method: SW8270CSIM **Analysis Date:** 02/16/2022 18:28 **Prep Date:** 02/14/2022 11:18
Lab ID: LLCS-163724 **Units:** ug/L **Prep Method:** SW3510C

Analytes	Result	LOQ	Spk value	Spk RefVal	%REC	LowLimit	HighLimit	RPD RefVal	%RPD	RPDLimit	Qual
2-Methylnaphthalene	3.7	0.10	5.0		74.0	39	114				
Acenaphthene	4.3	0.10	5.0		86.0	48	114				
Acenaphthylene	3.8	0.10	5.0		75.0	35	121				
Anthracene	4.9	0.10	5.0		97.0	53	119				
Benzo(a)anthracene	5.0	0.10	5.0		100.0	59	120				
Benzo(a)pyrene	4.7	0.10	5.0		94.0	53	120				
Benzo(b)fluoranthene	4.8	0.10	5.0		97.0	53	126				
Benzo(g,h,i)perylene	4.7	0.10	5.0		94.0	44	128				
Benzo(k)fluoranthene	4.5	0.10	5.0		90.0	54	125				
Chrysene	4.9	0.10	5.0		99.0	57	120				
Dibenzo(a,h)anthracene	4.8	0.10	5.0		95.0	44	141				
Fluoranthene	4.8	0.10	5.0		96.0	58	120				
Fluorene	4.5	0.10	5.0		91.0	50	118				
Indeno(1,2,3-cd)pyrene	4.7	0.10	5.0		94.0	48	130				
Naphthalene	3.6	0.10	5.0		71.0	43	114				
Phenanthrene	4.7	0.10	5.0		95.0	53	115				
Pyrene	4.9	0.10	5.0		98.0	53	121				

Associated Samples: **B22020962-001C, B22020962-006C, B22020962-011C, B22020962-016C, B22020962-021C, B22020962-026C, B22020962-031C, B22020962-032A**

Run ID: Run Order: SV5975.I_220216A: 13 **SampType:** Laboratory Control Sample Duplicate **Batch ID:** 163724
Method: SW8270CSIM **Analysis Date:** 02/16/2022 19:00 **Prep Date:** 02/14/2022 11:19
Lab ID: LLCSD-163724 **Units:** ug/L **Prep Method:** SW3510C

Analytes	Result	LOQ	Spk value	Spk RefVal	%REC	LowLimit	HighLimit	RPD RefVal	%RPD	RPDLimit	Qual
1-Methylnaphthalene	2.9	0.10	5.0		57.0	41	115	3.1	7.3	40.0	
2-Methylnaphthalene	3.5	0.10	5.0		70.0	39	114	3.7	5.6	40.0	

Analytical QC Summary Report

Prepared by Billings, MT Branch

Client: AECOM - Honolulu
Workorder: B22020962
Project: CV18F0126, 60571032.02.46.01
Report Date: 03/04/2022

Run ID: Run Order: SV5975.I_220216A: 13 **SampType:** Laboratory Control Sample Duplicate **Batch ID:** 163724
Method: SW8270CSIM **Analysis Date:** 02/16/2022 19:00 **Prep Date:** 02/14/2022 11:19
Lab ID: LLCSD-163724 **Units:** ug/L **Prep Method:** SW3510C

Analytes	Result	LOQ	Spk value	Spk RefVal	%REC	LowLimit	HighLimit	RPD RefVal	%RPD	RPDLimit	Qual
Acenaphthene	4.0	0.10	5.0		80.0	48	114	4.3	7.8	40.0	
Acenaphthylene	3.5	0.10	5.0		70.0	35	121	3.8	7.6	40.0	
Anthracene	4.5	0.10	5.0		89.0	53	119	4.9	8.6	40.0	
Benzo(a)anthracene	4.8	0.10	5.0		95.0	59	120	5.0	4.5	40.0	
Benzo(a)pyrene	4.5	0.10	5.0		90.0	53	120	4.7	4.0	40.0	
Benzo(b)fluoranthene	4.7	0.10	5.0		95.0	53	126	4.8	1.8	40.0	
Benzo(g,h,i)perylene	4.4	0.10	5.0		89.0	44	128	4.7	5.6	40.0	
Benzo(k)fluoranthene	4.5	0.10	5.0		89.0	54	125	4.5	0.7	40.0	
Chrysene	4.7	0.10	5.0		94.0	57	120	4.9	5.0	40.0	
Dibenzo(a,h)anthracene	4.7	0.10	5.0		94.0	44	141	4.8	1.9	40.0	
Fluoranthene	4.6	0.10	5.0		92.0	58	120	4.8	4.7	40.0	
Fluorene	4.3	0.10	5.0		86.0	50	118	4.5	5.0	40.0	
Indeno(1,2,3-cd)pyrene	4.6	0.10	5.0		91.0	48	130	4.7	3.1	40.0	
Naphthalene	3.3	0.10	5.0		66.0	43	114	3.6	7.4	40.0	
Phenanthrene	4.6	0.10	5.0		92.0	53	115	4.7	3.0	40.0	
Pyrene	4.5	0.10	5.0		90.0	53	121	4.9	8.7	40.0	

Associated Samples: **B22020962-001C, B22020962-006C, B22020962-011C, B22020962-016C, B22020962-021C, B22020962-026C, B22020962-031C, B22020962-032A**

- Insufficient sample was submitted to perform a Matrix Spike/Duplicate, so a Laboratory Control Sample Duplicate is included in the reporting package to assess precision.

Run ID: Run Order: SV5975.I_220216A: 17 **SampType:** Sample Matrix Spike **Batch ID:** 163724
Method: SW8270CSIM **Analysis Date:** 02/16/2022 21:10 **Prep Date:** 02/14/2022 09:23
Lab ID: B22020962-011CLMS **Units:** ug/L **Prep Method:** SW3510C

Analytes	Result	LOQ	Spk value	Spk RefVal	%REC	LowLimit	HighLimit	RPD RefVal	%RPD	RPDLimit	Qual
1-Methylnaphthalene	2.3	0.10	4.9	0.0	48.0	41	115				
2-Methylnaphthalene	2.9	0.10	4.9	0.0	59.0	39	114				
Acenaphthene	3.5	0.10	4.9	0.0	72.0	48	114				

Analytical QC Summary Report

Prepared by Billings, MT Branch

Client: AECOM - Honolulu
Workorder: B22020962
Project: CV18F0126, 60571032.02.46.01
Report Date: 03/04/2022

Run ID: Run Order: SV5975.I_220216A: 17
SampType: Sample Matrix Spike
Batch ID: 163724
Method: SW8270CSIM
Analysis Date: 02/16/2022 21:10
Prep Date: 02/14/2022 09:23
Lab ID: B22020962-011CLMS
Units: ug/L
Prep Method: SW3510C

Analytes	Result	LOQ	Spk value	Spk RefVal	%REC	LowLimit	HighLimit	RPD RefVal	%RPD	RPDLimit	Qual
Acenaphthylene	3.4	0.10	4.9	0.0	69.0	35	121				
Anthracene	3.9	0.10	4.9	0.0	81.0	53	119				
Benzo(a)anthracene	4.0	0.10	4.9	0.0	83.0	59	120				
Benzo(a)pyrene	3.7	0.10	4.9	0.0	77.0	53	120				
Benzo(b)fluoranthene	4.1	0.10	4.9	0.0	84.0	53	126				
Benzo(g,h,i)perylene	4.0	0.10	4.9	0.0	82.0	44	128				
Benzo(k)fluoranthene	3.7	0.10	4.9	0.0	76.0	54	125				
Chrysene	3.9	0.10	4.9	0.0	81.0	57	120				
Dibenzo(a,h)anthracene	4.1	0.10	4.9	0.0	84.0	44	141				
Fluoranthene	3.9	0.10	4.9	0.0	80.0	58	120				
Fluorene	3.9	0.10	4.9	0.0	80.0	50	118				
Indeno(1,2,3-cd)pyrene	3.9	0.10	4.9	0.0	80.0	48	130				
Naphthalene	2.8	0.10	4.9	0.0	58.0	43	114				
Phenanthrene	3.9	0.10	4.9	0.0	80.0	53	115				
Pyrene	3.9	0.10	4.9	0.0	80.0	53	121				

Associated Samples: **B22020962-001C, B22020962-006C, B22020962-011C, B22020962-016C, B22020962-021C, B22020962-026C, B22020962-031C, B22020962-032A**

Analytical QC Summary Report

Prepared by Billings, MT Branch

Client: AECOM - Honolulu
Workorder: B22020962
Project: CV18F0126, 60571032.02.46.01
Report Date: 03/04/2022

Run ID: Run Order: SV5975.I_220216A: 22
SampType: Sample Matrix Spike
Batch ID: 163724
Method: SW8270CSIM
Analysis Date: 02/16/2022 23:51
Prep Date: 02/14/2022 09:23
Lab ID: B22020962-031CLMS
Units: ug/L
Prep Method: SW3510C

Analytes	Result	LOQ	Spk value	Spk RefVal	%REC	LowLimit	HighLimit	RPD RefVal	%RPD	RPDLimit	Qual
1-Methylnaphthalene	2.8	0.10	4.8	0.0	59.0	41	115				
2-Methylnaphthalene	3.3	0.10	4.8	0.0	68.0	39	114				
Acenaphthene	4.0	0.10	4.8	0.0	83.0	48	114				
Acenaphthylene	3.8	0.10	4.8	0.0	80.0	35	121				
Anthracene	4.1	0.10	4.8	0.0	87.0	53	119				
Benzo(a)anthracene	4.5	0.10	4.8	0.0	94.0	59	120				
Benzo(a)pyrene	4.3	0.10	4.8	0.0	90.0	53	120				
Benzo(b)fluoranthene	4.6	0.10	4.8	0.0	97.0	53	126				
Benzo(g,h,i)perylene	4.5	0.10	4.8	0.0	94.0	44	128				
Benzo(k)fluoranthene	4.2	0.10	4.8	0.0	87.0	54	125				
Chrysene	4.4	0.10	4.8	0.0	92.0	57	120				
Dibenzo(a,h)anthracene	4.6	0.10	4.8	0.0	97.0	44	141				
Fluoranthene	4.5	0.10	4.8	0.0	94.0	58	120				
Fluorene	4.2	0.10	4.8	0.0	88.0	50	118				
Indeno(1,2,3-cd)pyrene	4.3	0.10	4.8	0.0	90.0	48	130				
Naphthalene	3.3	0.10	4.8	0.0	70.0	43	114				
Phenanthrene	4.4	0.10	4.8	0.0	92.0	53	115				
Pyrene	4.5	0.10	4.8	0.0	94.0	53	121				

Associated Samples: **B22020962-001C, B22020962-006C, B22020962-011C, B22020962-016C, B22020962-021C, B22020962-026C, B22020962-031C, B22020962-032A**

Analytical QC Summary Report

Prepared by Billings, MT Branch

Client: AECOM - Honolulu
Workorder: B22020962
Project: CV18F0126, 60571032.02.46.01 **Report Date:** 03/04/2022

Run ID: Run Order: SV5975.I_220216A: 25 **SampType:** Continuing Calibration Verification Standard **Batch ID:** R374834
Method: SW8270CSIM **Analysis Date:** 02/16/2022 16:51 **Prep Date:**
Lab ID: 16-Feb-22_CCV_9 **Units:** ug/L **Prep Method:**

Analytes	Result	LOQ	Spk value	Spk RefVal	%REC	LowLimit	HighLimit	RPD RefVal	%RPD	RPDLimit	Qual
1-Methylnaphthalene	2.0	0.10	2.0		101.0	80	120				
2-Methylnaphthalene	2.4	0.10	2.0		120.0	80	120				
Acenaphthene	2.4	0.10	2.0		120.0	80	120				
Acenaphthylene	2.3	0.10	2.0		115.0	80	120				
Anthracene	2.2	0.10	2.0		109.0	80	120				
Benzo(a)anthracene	2.3	0.10	2.0		117.0	80	120				
Benzo(a)pyrene	2.2	0.10	2.0		111.0	80	120				
Benzo(b)fluoranthene	2.3	0.10	2.0		116.0	80	120				
Benzo(g,h,i)perylene	2.2	0.10	2.0		110.0	80	120				
Benzo(k)fluoranthene	2.2	0.10	2.0		110.0	80	120				
Chrysene	2.3	0.10	2.0		117.0	80	120				
Dibenzo(a,h)anthracene	2.2	0.10	2.0		108.0	80	120				
Fluoranthene	2.2	0.10	2.0		111.0	80	120				
Fluorene	2.4	0.10	2.0		118.0	80	120				
Indeno(1,2,3-cd)pyrene	2.2	0.10	2.0		109.0	80	120				
Naphthalene	2.3	0.10	2.0		113.0	80	120				
Phenanthrene	2.3	0.10	2.0		114.0	80	120				
Pyrene	2.3	0.10	2.0		115.0	80	120				

Associated Samples: **B22020962-001C, B22020962-006C, B22020962-011C, B22020962-016C, B22020962-021C, B22020962-026C, B22020962-031C, B22020962-032A**

Run ID: Run Order: SV5975.I_220216A: 24 **SampType:** Continuing Calibration Verification Standard **Batch ID:** R374834
Method: SW8270CSIM **Analysis Date:** 02/17/2022 00:56 **Prep Date:**
Lab ID: 16-Feb-22_CCV_24 **Units:** ug/L **Prep Method:**

Analytes	Result	LOQ	Spk value	Spk RefVal	%REC	LowLimit	HighLimit	RPD RefVal	%RPD	RPDLimit	Qual
1-Methylnaphthalene	1.8	0.10	2.0		91.0	80	120				

Analytical QC Summary Report

Prepared by Billings, MT Branch

Client: AECOM - Honolulu
Workorder: B22020962
Project: CV18F0126, 60571032.02.46.01
Report Date: 03/04/2022

Run ID: Run Order: SV5975.I_220216A: 24
SampType: Continuing Calibration Verification Standard
Batch ID: R374834
Method: SW8270CSIM
Analysis Date: 02/17/2022 00:56
Prep Date:
Lab ID: 16-Feb-22_CCV_24
Units: ug/L
Prep Method:

Analytes	Result	LOQ	Spk value	Spk RefVal	%REC	LowLimit	HighLimit	RPD RefVal	%RPD	RPDLimit	Qual
2-Methylnaphthalene	2.0	0.10	2.0		101.0	80	120				
Acenaphthene	2.0	0.10	2.0		98.0	80	120				
Acenaphthylene	2.1	0.10	2.0		103.0	80	120				
Anthracene	1.9	0.10	2.0		97.0	80	120				
Benzo(a)anthracene	2.0	0.10	2.0		102.0	80	120				
Benzo(a)pyrene	2.1	0.10	2.0		105.0	80	120				
Benzo(b)fluoranthene	2.1	0.10	2.0		104.0	80	120				
Benzo(g,h,i)perylene	2.0	0.10	2.0		101.0	80	120				
Benzo(k)fluoranthene	2.2	0.10	2.0		108.0	80	120				
Chrysene	2.0	0.10	2.0		101.0	80	120				
Dibenzo(a,h)anthracene	2.0	0.10	2.0		101.0	80	120				
Fluoranthene	2.1	0.10	2.0		103.0	80	120				
Fluorene	2.1	0.10	2.0		105.0	80	120				
Indeno(1,2,3-cd)pyrene	2.1	0.10	2.0		106.0	80	120				
Naphthalene	2.0	0.10	2.0		102.0	80	120				
Phenanthrene	2.1	0.10	2.0		104.0	80	120				
Pyrene	2.1	0.10	2.0		103.0	80	120				

Associated Samples: **B22020962-001C, B22020962-006C, B22020962-011C, B22020962-016C, B22020962-021C, B22020962-026C, B22020962-031C, B22020962-032A**

Analytical QC Summary Report

Prepared by Billings, MT Branch

Client: AECOM - Honolulu
Workorder: B22020962
Project: CV18F0126, 60571032.02.46.01
Report Date: 03/04/2022

Run ID: Run Order: SUB-C279755: 2 **SampType:** Method Blank **Batch ID:** C_R279755
Method: SW9060A **Analysis Date:** 02/15/2022 15:04 **Prep Date:**
Lab ID: MBLK **Units:** mg/L **Prep Method:**

Analytes	Result	LOQ	Spk value	Spk RefVal	%REC	LowLimit	HighLimit	RPD RefVal	%RPD	RPDLimit	Qual
Organic Carbon, Total (TOC)	ND	0.20									

Associated Samples: **B22020962-001E, B22020962-006E, B22020962-011E, B22020962-016E, B22020962-021E, B22020962-026E, B22020962-031E**
- TOC Range is 0.0 to 0.0

Run ID: Run Order: SUB-C279755: 1 **SampType:** Laboratory Control Sample **Batch ID:** C_R279755
Method: SW9060A **Analysis Date:** 02/15/2022 14:24 **Prep Date:**
Lab ID: LCS **Units:** mg/L **Prep Method:**

Analytes	Result	LOQ	Spk value	Spk RefVal	%REC	LowLimit	HighLimit	RPD RefVal	%RPD	RPDLimit	Qual
Organic Carbon, Total (TOC)	4.9	0.50	5.0		97.0	91	111				

Associated Samples: **B22020962-001E, B22020962-006E, B22020962-011E, B22020962-016E, B22020962-021E, B22020962-026E, B22020962-031E**
- TOC Range is 4.8 to 4.9

Run ID: Run Order: SUB-C279755: 5 **SampType:** Sample Matrix Spike **Batch ID:** C_R279755
Method: SW9060A **Analysis Date:** 02/15/2022 17:02 **Prep Date:**
Lab ID: B22020962-001E **Units:** mg/L **Prep Method:**

Analytes	Result	LOQ	Spk value	Spk RefVal	%REC	LowLimit	HighLimit	RPD RefVal	%RPD	RPDLimit	Qual
Organic Carbon, Total (TOC)	5.0	0.50	5.0	0.29	94.0	91	111				

Associated Samples: **B22020962-001E, B22020962-006E, B22020962-011E, B22020962-016E, B22020962-021E, B22020962-026E, B22020962-031E**
- TOC Range is 4.9 to 5.0

Analytical QC Summary Report

Prepared by Billings, MT Branch

Client: AECOM - Honolulu
Workorder: B22020962
Project: CV18F0126, 60571032.02.46.01
Report Date: 03/04/2022

Run ID: Run Order: SUB-C279755: 6 **SampType:** Sample Matrix Spike Duplicate **Batch ID:** C_R279755
Method: SW9060A **Analysis Date:** 02/15/2022 17:52 **Prep Date:**
Lab ID: B22020962-001E **Units:** mg/L **Prep Method:**

Analytes	Result	LOQ	Spk value	Spk RefVal	%REC	LowLimit	HighLimit	RPD RefVal	%RPD	RPDLimit	Qual
Organic Carbon, Total (TOC)	5.0	0.50	5.0	0.29	93.0	91	111	5.0	0.2	10.0	

Associated Samples: **B22020962-001E, B22020962-006E, B22020962-011E, B22020962-016E, B22020962-021E, B22020962-026E, B22020962-031E**
- TOC Range is 4.9 to 5.0

Run ID: Run Order: SUB-C279755: 3 **SampType:** Continuing Calibration Verification Standard **Batch ID:** C_R279755
Method: SW9060A **Analysis Date:** 02/15/2022 15:42 **Prep Date:**
Lab ID: CCV **Units:** mg/L **Prep Method:**

Analytes	Result	LOQ	Spk value	Spk RefVal	%REC	LowLimit	HighLimit	RPD RefVal	%RPD	RPDLimit	Qual
Organic Carbon, Total (TOC)	4.7	0.50	5.0		95.0	90	110				

Associated Samples: **B22020962-001E, B22020962-006E, B22020962-011E, B22020962-016E, B22020962-021E, B22020962-026E, B22020962-031E**
- TOC Range is 4.7 to 4.8

Run ID: Run Order: SUB-C279755: 13 **SampType:** Continuing Calibration Verification Standard **Batch ID:** C_R279755
Method: SW9060A **Analysis Date:** 02/15/2022 22:31 **Prep Date:**
Lab ID: CCV **Units:** mg/L **Prep Method:**

Analytes	Result	LOQ	Spk value	Spk RefVal	%REC	LowLimit	HighLimit	RPD RefVal	%RPD	RPDLimit	Qual
Organic Carbon, Total (TOC)	4.8	0.50	5.0		95.0	90	110				

Associated Samples: **B22020962-001E, B22020962-006E, B22020962-011E, B22020962-016E, B22020962-021E, B22020962-026E, B22020962-031E**
- TOC Range is 4.7 to 4.8

Analytical QC Summary Report

Prepared by Billings, MT Branch

Client: AECOM - Honolulu
Workorder: B22020962
Project: CV18F0126, 60571032.02.46.01
Report Date: 03/04/2022

Run ID: Run Order: ICPMS207-B_220218B: 36 **SampType:** Method Blank **Batch ID:** R374975
Method: SW6020 **Analysis Date:** 02/18/2022 15:54 **Prep Date:**
Lab ID: LRB **Units:** mg/L **Prep Method:**

Analytes	Result	LOQ	Spk value	Spk RefVal	%REC	LowLimit	HighLimit	RPD RefVal	%RPD	RPDLimit	Qual
Lead	ND	0.0005									

Associated Samples: **B22020962-001A, B22020962-006A, B22020962-011A, B22020962-016A, B22020962-021A, B22020962-026A, B22020962-031A**

Run ID: Run Order: ICPMS207-B_220218B: 37 **SampType:** Laboratory Fortified Blank **Batch ID:** R374975
Method: SW6020 **Analysis Date:** 02/18/2022 16:00 **Prep Date:**
Lab ID: LFB **Units:** mg/L **Prep Method:**

Analytes	Result	LOQ	Spk value	Spk RefVal	%REC	LowLimit	HighLimit	RPD RefVal	%RPD	RPDLimit	Qual
Lead	0.050	0.001	0.050		100.0	88	115				

Associated Samples: **B22020962-001A, B22020962-006A, B22020962-011A, B22020962-016A, B22020962-021A, B22020962-026A, B22020962-031A**

Run ID: Run Order: ICPMS207-B_220218B: 48 **SampType:** Sample Matrix Spike **Batch ID:** R374975
Method: SW6020 **Analysis Date:** 02/18/2022 17:09 **Prep Date:**
Lab ID: B22020962-001AMS **Units:** mg/L **Prep Method:**

Analytes	Result	LOQ	Spk value	Spk RefVal	%REC	LowLimit	HighLimit	RPD RefVal	%RPD	RPDLimit	Qual
Lead	0.050	0.001	0.050	0.00	99.0	88	115				

Associated Samples: **B22020962-001A, B22020962-006A, B22020962-011A, B22020962-016A, B22020962-021A, B22020962-026A, B22020962-031A**

Analytical QC Summary Report

Prepared by Billings, MT Branch

Client: AECOM - Honolulu
Workorder: B22020962
Project: CV18F0126, 60571032.02.46.01
Report Date: 03/04/2022

Run ID: Run Order: ICPMS207-B_220218B: 49 **SampType:** Sample Matrix Spike Duplicate **Batch ID:** R374975
Method: SW6020 **Analysis Date:** 02/18/2022 17:15 **Prep Date:**
Lab ID: B22020962-001AMSD **Units:** mg/L **Prep Method:**

Analytes	Result	LOQ	Spk value	Spk RefVal	%REC	LowLimit	HighLimit	RPD RefVal	%RPD	RPDLimit	Qual
Lead	0.050	0.001	0.050	0.00	100.0	88	115	0.050	0.7	20.0	

Associated Samples: **B22020962-001A, B22020962-006A, B22020962-011A, B22020962-016A, B22020962-021A, B22020962-026A, B22020962-031A**

Run ID: Run Order: ICPMS207-B_220218B: 47 **SampType:** Serial Dilution **Batch ID:** R374975
Method: SW6020 **Analysis Date:** 02/18/2022 17:02 **Prep Date:**
Lab ID: B22020962-001ADIL **Units:** mg/L **Prep Method:**

Analytes	Result	LOQ	Spk value	Spk RefVal	%REC	LowLimit	HighLimit	RPD RefVal	%RPD	RPDLimit	Qual
Lead	ND	0.001						0.00		10.0	

Associated Samples: **B22020962-001A, B22020962-006A, B22020962-011A, B22020962-016A, B22020962-021A, B22020962-026A, B22020962-031A**

Run ID: Run Order: ICPMS207-B_220218B: 44 **SampType:** Method Blank **Batch ID:** 163745
Method: SW6020 **Analysis Date:** 02/18/2022 16:44 **Prep Date:** 02/14/2022 12:54
Lab ID: MB-163745 **Units:** mg/L **Prep Method:** SW3010A

Analytes	Result	LOQ	Spk value	Spk RefVal	%REC	LowLimit	HighLimit	RPD RefVal	%RPD	RPDLimit	Qual
Lead	ND	0.0005									

Associated Samples: **B22020962-001B, B22020962-006B, B22020962-011B, B22020962-016B, B22020962-021B, B22020962-026B, B22020962-031B**

Analytical QC Summary Report

Prepared by Billings, MT Branch

Client: AECOM - Honolulu
Workorder: B22020962
Project: CV18F0126, 60571032.02.46.01
Report Date: 03/04/2022

Run ID: Run Order: ICPMS207-B_220218B: 45 **SampType:** Laboratory Control Sample **Batch ID:** 163745
Method: SW6020 **Analysis Date:** 02/18/2022 16:50 **Prep Date:** 02/14/2022 12:54
Lab ID: LCS4-163745 **Units:** mg/L **Prep Method:** SW3010A

Analytes	Result	LOQ	Spk value	Spk RefVal	%REC	LowLimit	HighLimit	RPD RefVal	%RPD	RPDLimit	Qual
Lead	0.099	0.001	0.100		99.0	88	115				

Associated Samples: **B22020962-001B, B22020962-006B, B22020962-011B, B22020962-016B, B22020962-021B, B22020962-026B, B22020962-031B**

Run ID: Run Order: ICPMS207-B_220218B: 54 **SampType:** Sample Matrix Spike **Batch ID:** 163745
Method: SW6020 **Analysis Date:** 02/18/2022 17:46 **Prep Date:** 02/14/2022 13:01
Lab ID: B22020962-001BMS4 **Units:** mg/L **Prep Method:** SW3010A

Analytes	Result	LOQ	Spk value	Spk RefVal	%REC	LowLimit	HighLimit	RPD RefVal	%RPD	RPDLimit	Qual
Lead	0.102	0.001	0.100	0.00	102.0	88	115				

Associated Samples: **B22020962-001B, B22020962-006B, B22020962-011B, B22020962-016B, B22020962-021B, B22020962-026B, B22020962-031B**

Run ID: Run Order: ICPMS207-B_220218B: 57 **SampType:** Sample Matrix Spike Duplicate **Batch ID:** 163745
Method: SW6020 **Analysis Date:** 02/18/2022 18:05 **Prep Date:** 02/14/2022 13:01
Lab ID: B22020962-001BMSD4 **Units:** mg/L **Prep Method:** SW3010A

Analytes	Result	LOQ	Spk value	Spk RefVal	%REC	LowLimit	HighLimit	RPD RefVal	%RPD	RPDLimit	Qual
Lead	0.100	0.001	0.100	0.00	100.0	88	115	0.102	2.3	20.0	

Associated Samples: **B22020962-001B, B22020962-006B, B22020962-011B, B22020962-016B, B22020962-021B, B22020962-026B, B22020962-031B**

Analytical QC Summary Report

Prepared by Billings, MT Branch

Client: AECOM - Honolulu
Workorder: B22020962
Project: CV18F0126, 60571032.02.46.01
Report Date: 03/04/2022

Run ID: Run Order: ICPMS207-B_220218B: 53 **SampType:** Post Digestion/Distillation Spike **Batch ID:** 163745
Method: SW6020 **Analysis Date:** 02/18/2022 17:40 **Prep Date:** 02/14/2022 13:01
Lab ID: B22020962-001BPDS1 **Units:** mg/L **Prep Method:** SW3010A

Analytes	Result	LOQ	Spk value	Spk RefVal	%REC	LowLimit	HighLimit	RPD RefVal	%RPD	RPDLimit	Qual
Lead	0.049	0.001	0.052	0.00	95.0	80	120				

Associated Samples: **B22020962-001B, B22020962-006B, B22020962-011B, B22020962-016B, B22020962-021B, B22020962-026B, B22020962-031B**

Run ID: Run Order: ICPMS207-B_220218B: 52 **SampType:** Serial Dilution **Batch ID:** 163745
Method: SW6020 **Analysis Date:** 02/18/2022 17:33 **Prep Date:** 02/14/2022 13:01
Lab ID: B22020962-001BDIL **Units:** mg/L **Prep Method:** SW3010A

Analytes	Result	LOQ	Spk value	Spk RefVal	%REC	LowLimit	HighLimit	RPD RefVal	%RPD	RPDLimit	Qual
Lead	ND	0.001						0.00		10.0	

Associated Samples: **B22020962-001B, B22020962-006B, B22020962-011B, B22020962-016B, B22020962-021B, B22020962-026B, B22020962-031B**

Run ID: Run Order: ICPMS207-B_220218B: 42 **SampType:** Continuing Calibration Verification Standard **Batch ID:** R374975
Method: SW6020 **Analysis Date:** 02/18/2022 16:31 **Prep Date:**
Lab ID: CCV **Units:** mg/L **Prep Method:**

Analytes	Result	LOQ	Spk value	Spk RefVal	%REC	LowLimit	HighLimit	RPD RefVal	%RPD	RPDLimit	Qual
Lead	0.051	0.001	0.050		102.0	90	110				

Associated Samples: **B22020962-001A, B22020962-001B, B22020962-006A, B22020962-006B, B22020962-011A, B22020962-011B, B22020962-016A, B22020962-016B, B22020962-021A, B22020962-021B, B22020962-026A, B22020962-026B, B22020962-031A, B22020962-031B**

Analytical QC Summary Report

Prepared by Billings, MT Branch

Client: AECOM - Honolulu
Workorder: B22020962
Project: CV18F0126, 60571032.02.46.01
Report Date: 03/04/2022

Run ID: Run Order: ICPMS207-B_220218B: 55 **SampType:** Continuing Calibration Verification Standard **Batch ID:** R374975
Method: SW6020 **Analysis Date:** 02/18/2022 17:52 **Prep Date:**
Lab ID: CCV **Units:** mg/L **Prep Method:**

Analytes	Result	LOQ	Spk value	Spk RefVal	%REC	LowLimit	HighLimit	RPD RefVal	%RPD	RPDLimit	Qual
Lead	0.050	0.001	0.050		100.0	90	110				

Associated Samples: **B22020962-001A, B22020962-001B, B22020962-006A, B22020962-006B, B22020962-011A, B22020962-011B, B22020962-016A, B22020962-016B, B22020962-021A, B22020962-021B, B22020962-026A, B22020962-026B, B22020962-031A, B22020962-031B**

Run ID: Run Order: ICPMS207-B_220218B: 68 **SampType:** Continuing Calibration Verification Standard **Batch ID:** R374975
Method: SW6020 **Analysis Date:** 02/18/2022 19:15 **Prep Date:**
Lab ID: CCV **Units:** mg/L **Prep Method:**

Analytes	Result	LOQ	Spk value	Spk RefVal	%REC	LowLimit	HighLimit	RPD RefVal	%RPD	RPDLimit	Qual
Lead	0.050	0.001	0.050		101.0	90	110				

Associated Samples: **B22020962-001A, B22020962-001B, B22020962-006A, B22020962-006B, B22020962-011A, B22020962-011B, B22020962-016A, B22020962-016B, B22020962-021A, B22020962-021B, B22020962-026A, B22020962-026B, B22020962-031A, B22020962-031B**

Run ID: Run Order: ICPMS207-B_220218B: 74 **SampType:** Continuing Calibration Verification Standard **Batch ID:** R374975
Method: SW6020 **Analysis Date:** 02/18/2022 19:52 **Prep Date:**
Lab ID: CCV **Units:** mg/L **Prep Method:**

Analytes	Result	LOQ	Spk value	Spk RefVal	%REC	LowLimit	HighLimit	RPD RefVal	%RPD	RPDLimit	Qual
Lead	0.049	0.001	0.050		98.0	90	110				

Associated Samples: **B22020962-001A, B22020962-001B, B22020962-006A, B22020962-006B, B22020962-011A, B22020962-011B, B22020962-016A, B22020962-016B, B22020962-021A, B22020962-021B, B22020962-026A, B22020962-026B, B22020962-031A, B22020962-031B**

Analytical QC Summary Report

Prepared by Billings, MT Branch

Client: AECOM - Honolulu
Workorder: B22020962
Project: CV18F0126, 60571032.02.46.01
Report Date: 03/04/2022

Run ID: Run Order: VOA5975C.I_220215A: 4
SampType: Method Blank
Batch ID: R374895
Method: SW8260B
Analysis Date: 02/15/2022 11:34
Prep Date:
Lab ID: MBLK021522_
Units: ug/L
Prep Method:

Analytes	Result	LOQ	Spk value	Spk RefVal	%REC	LowLimit	HighLimit	RPD RefVal	%RPD	RPDLimit	Qual
Benzene	ND	0.50									
Bromobenzene	ND	0.50									
Bromochloromethane	ND	0.50									
Bromodichloromethane	ND	0.50									
Bromoform	ND	0.50									
Carbon tetrachloride	ND	0.50									
Chlorobenzene	ND	0.50									
Chlorodibromomethane	ND	0.50									
Chloroethane	ND	0.50									
Chloroform	ND	0.50									
Chloromethane	ND	0.50									
1,2-Dibromoethane	ND	0.50									
2-Chlorotoluene	ND	0.50									
Dibromomethane	ND	0.50									
1,2-Dichlorobenzene	ND	0.50									
4-Chlorotoluene	ND	0.50									
1,3-Dichlorobenzene	ND	0.50									
1,4-Dichlorobenzene	ND	0.50									
Dichlorodifluoromethane	ND	0.50									
1,1-Dichloroethane	ND	0.50									
1,2-Dichloroethane	ND	0.50									
1,1-Dichloroethene	ND	0.50									
cis-1,2-Dichloroethene	ND	0.50									
trans-1,2-Dichloroethene	ND	0.50									
1,2-Dichloropropane	ND	0.50									
1,3-Dichloropropane	ND	0.50									
2,2-Dichloropropane	ND	0.50									

Analytical QC Summary Report

Prepared by Billings, MT Branch

Client: AECOM - Honolulu
Workorder: B22020962
Project: CV18F0126, 60571032.02.46.01
Report Date: 03/04/2022

Run ID: Run Order: VOA5975C.I_220215A: 4
SampType: Method Blank
Batch ID: R374895
Method: SW8260B
Analysis Date: 02/15/2022 11:34
Prep Date:
Lab ID: MBLK021522_
Units: ug/L
Prep Method:

Analytes	Result	LOQ	Spk value	Spk RefVal	%REC	LowLimit	HighLimit	RPD RefVal	%RPD	RPDLimit	Qual
1,1-Dichloropropene	ND	0.50									
cis-1,3-Dichloropropene	ND	0.50									
trans-1,3-Dichloropropene	ND	0.50									
Ethylbenzene	ND	0.50									
Methyl tert-butyl ether (MTBE)	ND	0.50									
Methyl ethyl ketone	ND	10									
Methylene chloride	ND	0.50									
Styrene	ND	0.50									
1,1,1,2-Tetrachloroethane	ND	0.50									
1,1,2,2-Tetrachloroethane	ND	0.50									
Tetrachloroethene	ND	0.50									
Toluene	ND	0.50									
1,1,1-Trichloroethane	ND	0.50									
1,1,2-Trichloroethane	ND	0.50									
Trichloroethene	ND	0.50									
Trichlorofluoromethane	ND	0.50									
1,2,3-Trichloropropane	ND	0.50									
Vinyl chloride	ND	0.50									
m+p-Xylenes	ND	0.50									
o-Xylene	ND	0.50									
Xylenes, Total	ND	0.50									
Surr: 1,2-Dichloroethane-d4	11	0.50	10		111.0	81	118				
Surr: Dibromofluoromethane	11	0.50	10		112.0	80	119				
Surr: p-Bromofluorobenzene	10	0.50	10		104.0	85	114				

Analytical QC Summary Report

Prepared by Billings, MT Branch

Client: AECOM - Honolulu
Workorder: B22020962
Project: CV18F0126, 60571032.02.46.01
Report Date: 03/04/2022

Run ID: Run Order: VOA5975C.I_220215A: 4 **SampType:** Method Blank **Batch ID:** R374895
Method: SW8260B **Analysis Date:** 02/15/2022 11:34 **Prep Date:**
Lab ID: MBLK021522_ **Units:** ug/L **Prep Method:**

Analytes	Result	LOQ	Spk value	Spk RefVal	%REC	LowLimit	HighLimit	RPD RefVal	%RPD	RPDLimit	Qual
Surr: Toluene-d8	11	0.50	10		105.0	89	112				

Associated Samples: **B22020962-001F, B22020962-002A, B22020962-006F, B22020962-007A, B22020962-011F, B22020962-012A, B22020962-016F, B22020962-017A, B22020962-021F, B22020962-022A, B22020962-026F, B22020962-027A, B22020962-031F, B22020962-032C, B22020962-033A**

Run ID: Run Order: VOA5975C.I_220215A: 3 **SampType:** Laboratory Control Sample **Batch ID:** R374895
Method: SW8260B **Analysis Date:** 02/15/2022 10:39 **Prep Date:**
Lab ID: LCS021522_ **Units:** ug/L **Prep Method:**

Analytes	Result	LOQ	Spk value	Spk RefVal	%REC	LowLimit	HighLimit	RPD RefVal	%RPD	RPDLimit	Qual
Benzene	4.9	0.50	5.0		97.0	79	120				
Bromobenzene	5.2	0.50	5.0		103.0	80	120				
Bromochloromethane	4.6	0.50	5.0		93.0	78	123				
Bromodichloromethane	5.1	0.50	5.0		103.0	79	125				
Bromoform	5.0	0.50	5.0		100.0	66	130				
Carbon tetrachloride	4.6	0.50	5.0		92.0	72	136				
Chlorobenzene	5.0	0.50	5.0		101.0	82	118				
Chlorodibromomethane	4.9	0.50	5.0		98.0	74	126				
Chloroethane	4.5	0.50	5.0		90.0	60	138				
Chloroform	4.6	0.50	5.0		91.0	79	124				
Chloromethane	4.4	0.50	5.0		89.0	50	139				
1,2-Dibromoethane	4.9	0.50	5.0		99.0	78	122				
2-Chlorotoluene	5.0	0.50	5.0		100.0	79	122				
Dibromomethane	5.0	0.50	5.0		100.0	79	123				
1,2-Dichlorobenzene	5.1	0.50	5.0		101.0	80	119				

Analytical QC Summary Report

Prepared by Billings, MT Branch

Client: AECOM - Honolulu
Workorder: B22020962
Project: CV18F0126, 60571032.02.46.01
Report Date: 03/04/2022

Run ID: Run Order: VOA5975C.I_220215A: 3
SampType: Laboratory Control Sample
Batch ID: R374895
Method: SW8260B
Analysis Date: 02/15/2022 10:39
Prep Date:
Lab ID: LCS021522_
Units: ug/L
Prep Method:

Analytes	Result	LOQ	Spk value	Spk RefVal	%REC	LowLimit	HighLimit	RPD RefVal	%RPD	RPDLimit	Qual
4-Chlorotoluene	5.2	0.50	5.0		105.0	78	122				
1,3-Dichlorobenzene	5.1	0.50	5.0		102.0	80	119				
1,4-Dichlorobenzene	5.1	0.50	5.0		102.0	79	118				
Dichlorodifluoromethane	4.4	0.50	5.0		89.0	32	152				
1,1-Dichloroethane	5.0	0.50	5.0		100.0	77	125				
1,2-Dichloroethane	4.7	0.50	5.0		94.0	73	128				
1,1-Dichloroethene	4.9	0.50	5.0		97.0	71	131				
cis-1,2-Dichloroethene	4.8	0.50	5.0		96.0	78	123				
trans-1,2-Dichloroethene	4.8	0.50	5.0		95.0	75	124				
1,2-Dichloropropane	5.0	0.50	5.0		100.0	78	122				
1,3-Dichloropropane	4.8	0.50	5.0		96.0	80	119				
2,2-Dichloropropane	4.9	0.50	5.0		98.0	60	139				
1,1-Dichloropropene	4.5	0.50	5.0		90.0	79	125				
cis-1,3-Dichloropropene	4.7	0.50	5.0		94.0	75	124				
trans-1,3-Dichloropropene	5.2	0.50	5.0		103.0	73	127				
Ethylbenzene	4.8	0.50	5.0		96.0	79	121				
Methyl tert-butyl ether (MTBE)	5.0	0.50	5.0		100.0	71	124				
Methyl ethyl ketone	50	10	50		101.0	56	143				
Methylene chloride	4.7	0.50	5.0		95.0	74	124				
Styrene	5.0	0.50	5.0		100.0	78	123				
1,1,1,2-Tetrachloroethane	4.8	0.50	5.0		95.0	78	124				
1,1,2,2-Tetrachloroethane	5.2	0.50	5.0		104.0	71	121				
Tetrachloroethene	4.6	0.50	5.0		92.0	74	129				
Toluene	5.0	0.50	5.0		100.0	80	121				
1,1,1-Trichloroethane	4.8	0.50	5.0		96.0	74	131				
1,1,2-Trichloroethane	5.0	0.50	5.0		99.0	80	119				
Trichloroethene	4.9	0.50	5.0		97.0	79	123				

Analytical QC Summary Report

Prepared by Billings, MT Branch

Client: AECOM - Honolulu
Workorder: B22020962
Project: CV18F0126, 60571032.02.46.01
Report Date: 03/04/2022

Run ID: Run Order: VOA5975C.I_220215A: 3 **SampType:** Laboratory Control Sample **Batch ID:** R374895
Method: SW8260B **Analysis Date:** 02/15/2022 10:39 **Prep Date:**
Lab ID: LCS021522_ **Units:** ug/L **Prep Method:**

Analytes	Result	LOQ	Spk value	Spk RefVal	%REC	LowLimit	HighLimit	RPD RefVal	%RPD	RPDLimit	Qual
Trichlorofluoromethane	4.1	0.50	5.0		83.0	65	141				
1,2,3-Trichloropropane	5.1	0.50	5.0		103.0	73	125				
Vinyl chloride	4.6	0.50	5.0		92.0	58	137				
m+p-Xylenes	9.5	0.50	10		95.0	80	121				
o-Xylene	4.9	0.50	5.0		98.0	78	122				
Xylenes, Total	14	0.50	15		96.0	79	121				
Surr: 1,2-Dichloroethane-d4	11	0.50	10		107.0	81	118				
Surr: Dibromofluoromethane	11	0.50	10		107.0	80	119				
Surr: p-Bromofluorobenzene	11	0.50	10		108.0	85	114				
Surr: Toluene-d8	11	0.50	10		111.0	89	112				

Associated Samples: **B22020962-001F, B22020962-002A, B22020962-006F, B22020962-007A, B22020962-011F, B22020962-012A, B22020962-016F, B22020962-017A, B22020962-021F, B22020962-022A, B22020962-026F, B22020962-027A, B22020962-031F, B22020962-032C, B22020962-033A**

Run ID: Run Order: VOA5975C.I_220215A: 22 **SampType:** Sample Matrix Spike **Batch ID:** R374895
Method: SW8260B **Analysis Date:** 02/15/2022 19:44 **Prep Date:**
Lab ID: B22020962-021FMS **Units:** ug/L **Prep Method:**

Analytes	Result	LOQ	Spk value	Spk RefVal	%REC	LowLimit	HighLimit	RPD RefVal	%RPD	RPDLimit	Qual
Benzene	5.0	0.50	5.0	0.0	100.0	79	120				
Bromobenzene	5.2	0.50	5.0	0.0	104.0	80	120				
Bromochloromethane	4.8	0.50	5.0	0.0	96.0	78	123				
Bromodichloromethane	5.0	0.50	5.0	0.0	100.0	79	125				
Bromoform	4.8	0.50	5.0	0.0	96.0	66	130				
Carbon tetrachloride	5.1	0.50	5.0	0.0	101.0	72	136				
Chlorobenzene	5.2	0.50	5.0	0.0	104.0	82	118				
Chlorodibromomethane	5.1	0.50	5.0	0.0	101.0	74	126				
Chloroethane	4.9	0.50	5.0	0.0	99.0	60	138				

Analytical QC Summary Report

Prepared by Billings, MT Branch

Client: AECOM - Honolulu
Workorder: B22020962
Project: CV18F0126, 60571032.02.46.01
Report Date: 03/04/2022

Run ID: Run Order: VOA5975C.I_220215A: 22
SampType: Sample Matrix Spike
Batch ID: R374895
Method: SW8260B
Analysis Date: 02/15/2022 19:44
Prep Date:
Lab ID: B22020962-021FMS
Units: ug/L
Prep Method:

Analytes	Result	LOQ	Spk value	Spk RefVal	%REC	LowLimit	HighLimit	RPD RefVal	%RPD	RPDLimit	Qual
Chloroform	4.9	0.50	5.0	0.12	96.0	79	124				
Chloromethane	4.8	0.50	5.0	0.19	93.0	50	139				
1,2-Dibromoethane	4.9	0.50	5.0	0.0	98.0	78	122				
2-Chlorotoluene	5.4	0.50	5.0	0.0	107.0	79	122				
Dibromomethane	5.0	0.50	5.0	0.0	100.0	79	123				
1,2-Dichlorobenzene	5.1	0.50	5.0	0.0	102.0	80	119				
4-Chlorotoluene	5.5	0.50	5.0	0.0	110.0	78	122				
1,3-Dichlorobenzene	5.3	0.50	5.0	0.0	105.0	80	119				
1,4-Dichlorobenzene	5.2	0.50	5.0	0.0	104.0	79	118				
Dichlorodifluoromethane	4.9	0.50	5.0	0.0	99.0	32	152				
1,1-Dichloroethane	5.3	0.50	5.0	0.0	106.0	77	125				
1,2-Dichloroethane	4.8	0.50	5.0	0.0	97.0	73	128				
1,1-Dichloroethene	5.1	0.50	5.0	0.0	101.0	71	131				
cis-1,2-Dichloroethene	5.0	0.50	5.0	0.0	100.0	78	123				
trans-1,2-Dichloroethene	5.0	0.50	5.0	0.0	100.0	75	124				
1,2-Dichloropropane	5.0	0.50	5.0	0.0	100.0	78	122				
1,3-Dichloropropane	4.7	0.50	5.0	0.0	94.0	80	119				
2,2-Dichloropropane	5.0	0.50	5.0	0.0	100.0	60	139				
1,1-Dichloropropene	4.9	0.50	5.0	0.0	97.0	79	125				
cis-1,3-Dichloropropene	4.6	0.50	5.0	0.0	93.0	75	124				
trans-1,3-Dichloropropene	5.1	0.50	5.0	0.0	102.0	73	127				
Ethylbenzene	5.1	0.50	5.0	0.0	103.0	79	121				
Methyl tert-butyl ether (MTBE)	4.8	0.50	5.0	0.0	96.0	71	124				
Methyl ethyl ketone	50	10	50	0.0	99.0	56	143				
Methylene chloride	4.9	0.50	5.0	0.0	97.0	74	124				
Styrene	5.1	0.50	5.0	0.0	103.0	78	123				
1,1,1,2-Tetrachloroethane	5.1	0.50	5.0	0.0	101.0	78	124				

Analytical QC Summary Report

Prepared by Billings, MT Branch

Client: AECOM - Honolulu
Workorder: B22020962
Project: CV18F0126, 60571032.02.46.01
Report Date: 03/04/2022

Run ID: Run Order: VOA5975C.I_220215A: 22 **SampType:** Sample Matrix Spike **Batch ID:** R374895
Method: SW8260B **Analysis Date:** 02/15/2022 19:44 **Prep Date:**
Lab ID: B22020962-021FMS **Units:** ug/L **Prep Method:**

Analytes	Result	LOQ	Spk value	Spk RefVal	%REC	LowLimit	HighLimit	RPD RefVal	%RPD	RPDLimit	Qual
1,1,2,2-Tetrachloroethane	5.0	0.50	5.0	0.0	100.0	71	121				
Tetrachloroethene	5.2	0.50	5.0	0.0	104.0	74	129				
Toluene	5.3	0.50	5.0	0.0	106.0	80	121				
1,1,1-Trichloroethane	5.1	0.50	5.0	0.0	101.0	74	131				
1,1,2-Trichloroethane	4.9	0.50	5.0	0.0	97.0	80	119				
Trichloroethene	5.0	0.50	5.0	0.0	100.0	79	123				
Trichlorofluoromethane	5.1	0.50	5.0	0.0	102.0	65	141				
1,2,3-Trichloropropane	4.7	0.50	5.0	0.0	94.0	73	125				
Vinyl chloride	4.9	0.50	5.0	0.0	98.0	58	137				
m+p-Xylenes	10	0.50	10	0.0	101.0	80	121				
o-Xylene	5.2	0.50	5.0	0.0	104.0	78	122				
Xylenes, Total	15	0.50	15	0.0	102.0	79	121				
Surr: 1,2-Dichloroethane-d4	11	0.50	10	0.0	110.0	81	118				
Surr: Dibromofluoromethane	11	0.50	10	0.0	106.0	80	119				
Surr: p-Bromofluorobenzene	10	0.50	10	0.0	104.0	85	114				
Surr: Toluene-d8	11	0.50	10	0.0	110.0	89	112				

Associated Samples: **B22020962-001F, B22020962-002A, B22020962-006F, B22020962-007A, B22020962-011F, B22020962-012A, B22020962-016F, B22020962-017A, B22020962-021F, B22020962-022A, B22020962-026F, B22020962-027A, B22020962-031F, B22020962-032C, B22020962-033A**

Run ID: Run Order: VOA5975C.I_220215A: 23 **SampType:** Sample Matrix Spike Duplicate **Batch ID:** R374895
Method: SW8260B **Analysis Date:** 02/15/2022 20:12 **Prep Date:**
Lab ID: B22020962-021FMSD **Units:** ug/L **Prep Method:**

Analytes	Result	LOQ	Spk value	Spk RefVal	%REC	LowLimit	HighLimit	RPD RefVal	%RPD	RPDLimit	Qual
Benzene	5.2	0.50	5.0	0.0	104.0	79	120	5.0	3.7	20.0	
Bromobenzene	5.4	0.50	5.0	0.0	107.0	80	120	5.2	2.7	20.0	
Bromochloromethane	4.9	0.50	5.0	0.0	98.0	78	123	4.8	2.0	20.0	

Analytical QC Summary Report

Prepared by Billings, MT Branch

Client: AECOM - Honolulu
Workorder: B22020962
Project: CV18F0126, 60571032.02.46.01
Report Date: 03/04/2022

Run ID: Run Order: VOA5975C.I_220215A: 23
SampType: Sample Matrix Spike Duplicate
Batch ID: R374895
Method: SW8260B
Analysis Date: 02/15/2022 20:12
Prep Date:
Lab ID: B22020962-021FMSD
Units: ug/L
Prep Method:

Analytes	Result	LOQ	Spk value	Spk RefVal	%REC	LowLimit	HighLimit	RPD RefVal	%RPD	RPDLimit	Qual
Bromodichloromethane	5.3	0.50	5.0	0.0	105.0	79	125	5.0	5.7	20.0	
Bromoform	5.2	0.50	5.0	0.0	104.0	66	130	4.8	8.3	20.0	
Carbon tetrachloride	5.1	0.50	5.0	0.0	102.0	72	136	5.1	0.8	20.0	
Chlorobenzene	5.4	0.50	5.0	0.0	108.0	82	118	5.2	3.9	20.0	
Chlorodibromomethane	5.2	0.50	5.0	0.0	104.0	74	126	5.1	2.5	20.0	
Chloroethane	5.0	0.50	5.0	0.0	100.0	60	138	4.9	1.1	20.0	
Chloroform	5.0	0.50	5.0	0.12	97.0	79	124	4.9	0.9	20.0	
Chloromethane	5.1	0.50	5.0	0.19	98.0	50	139	4.8	5.3	20.0	
1,2-Dibromoethane	5.2	0.50	5.0	0.0	103.0	78	122	4.9	5.8	20.0	
2-Chlorotoluene	5.4	0.50	5.0	0.0	108.0	79	122	5.4	0.6	20.0	
Dibromomethane	5.0	0.50	5.0	0.0	101.0	79	123	5.0	1.1	20.0	
1,2-Dichlorobenzene	5.3	0.50	5.0	0.0	107.0	80	119	5.1	4.2	20.0	
4-Chlorotoluene	5.5	0.50	5.0	0.0	110.0	78	122	5.5	0.6	20.0	
1,3-Dichlorobenzene	5.4	0.50	5.0	0.0	109.0	80	119	5.3	3.0	20.0	
1,4-Dichlorobenzene	5.4	0.50	5.0	0.0	107.0	79	118	5.2	3.2	20.0	
Dichlorodifluoromethane	5.3	0.50	5.0	0.0	105.0	32	152	4.9	6.3	20.0	
1,1-Dichloroethane	5.5	0.50	5.0	0.0	109.0	77	125	5.3	2.7	20.0	
1,2-Dichloroethane	5.0	0.50	5.0	0.0	100.0	73	128	4.8	3.4	20.0	
1,1-Dichloroethene	5.2	0.50	5.0	0.0	104.0	71	131	5.1	2.8	20.0	
cis-1,2-Dichloroethene	5.3	0.50	5.0	0.0	105.0	78	123	5.0	5.2	20.0	
trans-1,2-Dichloroethene	5.2	0.50	5.0	0.0	104.0	75	124	5.0	4.4	20.0	
1,2-Dichloropropane	5.2	0.50	5.0	0.0	105.0	78	122	5.0	4.4	20.0	
1,3-Dichloropropane	5.0	0.50	5.0	0.0	100.0	80	119	4.7	6.3	20.0	
2,2-Dichloropropane	5.1	0.50	5.0	0.0	103.0	60	139	5.0	2.5	20.0	
1,1-Dichloropropene	4.9	0.50	5.0	0.0	98.0	79	125	4.9	1.1	20.0	
cis-1,3-Dichloropropene	4.9	0.50	5.0	0.0	98.0	75	124	4.6	5.5	20.0	
trans-1,3-Dichloropropene	5.1	0.50	5.0	0.0	103.0	73	127	5.1	0.7	20.0	

Analytical QC Summary Report

Prepared by Billings, MT Branch

Client: AECOM - Honolulu
Workorder: B22020962
Project: CV18F0126, 60571032.02.46.01
Report Date: 03/04/2022

Run ID: Run Order: VOA5975C.I_220215A: 23
SampType: Sample Matrix Spike Duplicate
Batch ID: R374895
Method: SW8260B
Analysis Date: 02/15/2022 20:12
Prep Date:
Lab ID: B22020962-021FMSD
Units: ug/L
Prep Method:

Analytes	Result	LOQ	Spk value	Spk RefVal	%REC	LowLimit	HighLimit	RPD RefVal	%RPD	RPDLimit	Qual
Ethylbenzene	5.2	0.50	5.0	0.0	104.0	79	121	5.1	1.7	20.0	
Methyl tert-butyl ether (MTBE)	5.2	0.50	5.0	0.0	104.0	71	124	4.8	7.6	20.0	
Methyl ethyl ketone	53	10	50	0.0	106.0	56	143	50	6.7	20.0	
Methylene chloride	5.0	0.50	5.0	0.0	100.0	74	124	4.9	2.3	20.0	
Styrene	5.3	0.50	5.0	0.0	105.0	78	123	5.1	2.5	20.0	
1,1,1,2-Tetrachloroethane	5.2	0.50	5.0	0.0	104.0	78	124	5.1	2.7	20.0	
1,1,2,2-Tetrachloroethane	5.3	0.50	5.0	0.0	106.0	71	121	5.0	5.7	20.0	
Tetrachloroethene	5.2	0.50	5.0	0.0	104.0	74	129	5.2	0.2	20.0	
Toluene	5.4	0.50	5.0	0.0	107.0	80	121	5.3	1.2	20.0	
1,1,1-Trichloroethane	5.1	0.50	5.0	0.0	102.0	74	131	5.1	0.5	20.0	
1,1,2-Trichloroethane	5.2	0.50	5.0	0.0	105.0	80	119	4.9	7.4	20.0	
Trichloroethene	5.3	0.50	5.0	0.0	106.0	79	123	5.0	5.8	20.0	
Trichlorofluoromethane	5.2	0.50	5.0	0.0	104.0	65	141	5.1	2.2	20.0	
1,2,3-Trichloropropane	5.2	0.50	5.0	0.0	104.0	73	125	4.7	11.0	20.0	
Vinyl chloride	5.2	0.50	5.0	0.0	104.0	58	137	4.9	6.0	20.0	
m+p-Xylenes	10	0.50	10	0.0	104.0	80	121	10	2.6	20.0	
o-Xylene	5.3	0.50	5.0	0.0	107.0	78	122	5.2	2.6	20.0	
Xylenes, Total	16	0.50	15	0.0	105.0	79	121	15	2.6	20.0	
Surr: 1,2-Dichloroethane-d4	11	0.50	10	0.0	109.0	81	118	0.0			
Surr: Dibromofluoromethane	11	0.50	10	0.0	105.0	80	119	0.0			
Surr: p-Bromofluorobenzene	10	0.50	10	0.0	104.0	85	114	0.0			
Surr: Toluene-d8	11	0.50	10	0.0	110.0	89	112	0.0			

Associated Samples: **B22020962-001F, B22020962-002A, B22020962-006F, B22020962-007A, B22020962-011F, B22020962-012A, B22020962-016F, B22020962-017A, B22020962-021F, B22020962-022A, B22020962-026F, B22020962-027A, B22020962-031F, B22020962-032C, B22020962-033A**

Analytical QC Summary Report

Prepared by Billings, MT Branch

Client: AECOM - Honolulu
Workorder: B22020962
Project: CV18F0126, 60571032.02.46.01
Report Date: 03/04/2022

Run ID: Run Order: VOA5975C.I_220215A: 2
SampType: Continuing Calibration Verification Standard
Batch ID: R374895
Method: SW8260B
Analysis Date: 02/15/2022 10:04
Prep Date:
Lab ID: CCV021522_
Units: ug/L
Prep Method:

Analytes	Result	LOQ	Spk value	Spk RefVal	%REC	LowLimit	HighLimit	RPD RefVal	%RPD	RPDLimit	Qual
Benzene	5.5	0.50	5.0		109.0	80	120				
Bromobenzene	5.3	0.50	5.0		105.0	80	120				
Bromochloromethane	5.3	0.50	5.0		106.0	80	120				
Bromodichloromethane	5.5	0.50	5.0		110.0	80	120				
Bromoform	5.1	0.50	5.0		101.0	80	120				
Carbon tetrachloride	5.4	0.50	5.0		108.0	80	120				
Chlorobenzene	5.3	0.50	5.0		106.0	80	120				
Chlorodibromomethane	5.3	0.50	5.0		106.0	80	120				
Chloroethane	4.7	0.50	5.0		95.0	80	120				
Chloroform	5.3	0.50	5.0		106.0	80	120				
Chloromethane	5.1	0.50	5.0		102.0	80	120				
1,2-Dibromoethane	5.2	0.50	5.0		105.0	80	120				
2-Chlorotoluene	5.4	0.50	5.0		107.0	80	120				
Dibromomethane	5.4	0.50	5.0		108.0	80	120				
1,2-Dichlorobenzene	5.3	0.50	5.0		105.0	80	120				
4-Chlorotoluene	5.5	0.50	5.0		110.0	80	120				
1,3-Dichlorobenzene	5.2	0.50	5.0		105.0	80	120				
1,4-Dichlorobenzene	5.3	0.50	5.0		105.0	80	120				
Dichlorodifluoromethane	5.1	0.50	5.0		103.0	80	120				
1,1-Dichloroethane	5.4	0.50	5.0		108.0	80	120				
1,2-Dichloroethane	5.2	0.50	5.0		104.0	80	120				
1,1-Dichloroethene	5.4	0.50	5.0		108.0	80	120				
cis-1,2-Dichloroethene	5.3	0.50	5.0		106.0	80	120				
trans-1,2-Dichloroethene	5.4	0.50	5.0		109.0	80	120				
1,2-Dichloropropane	5.5	0.50	5.0		110.0	80	120				
1,3-Dichloropropane	5.3	0.50	5.0		106.0	80	120				
2,2-Dichloropropane	5.5	0.50	5.0		111.0	80	120				

Analytical QC Summary Report

Prepared by Billings, MT Branch

Client: AECOM - Honolulu
Workorder: B22020962
Project: CV18F0126, 60571032.02.46.01
Report Date: 03/04/2022

Run ID: Run Order: VOA5975C.I_220215A: 2
SampType: Continuing Calibration Verification Standard
Batch ID: R374895
Method: SW8260B
Analysis Date: 02/15/2022 10:04
Prep Date:
Lab ID: CCV021522_
Units: ug/L
Prep Method:

Analytes	Result	LOQ	Spk value	Spk RefVal	%REC	LowLimit	HighLimit	RPD RefVal	%RPD	RPDLimit	Qual
1,1-Dichloropropene	5.5	0.50	5.0		109.0	80	120				
cis-1,3-Dichloropropene	5.3	0.50	5.0		105.0	80	120				
trans-1,3-Dichloropropene	5.6	0.50	5.0		111.0	80	120				
Ethylbenzene	5.3	0.50	5.0		107.0	80	120				
Methyl tert-butyl ether (MTBE)	4.8	0.50	5.0		95.0	80	120				
Methyl ethyl ketone	46	10	50		92.0	80	120				
Methylene chloride	5.3	0.50	5.0		105.0	80	120				
Styrene	5.4	0.50	5.0		108.0	80	120				
1,1,1,2-Tetrachloroethane	5.3	0.50	5.0		105.0	80	120				
1,1,2,2-Tetrachloroethane	5.3	0.50	5.0		105.0	80	120				
Tetrachloroethene	5.2	0.50	5.0		104.0	80	120				
Toluene	5.5	0.50	5.0		109.0	80	120				
1,1,1-Trichloroethane	5.4	0.50	5.0		108.0	80	120				
1,1,2-Trichloroethane	5.3	0.50	5.0		106.0	80	120				
Trichloroethene	5.4	0.50	5.0		109.0	80	120				
Trichlorofluoromethane	5.2	0.50	5.0		103.0	80	120				
1,2,3-Trichloropropane	5.1	0.50	5.0		101.0	80	120				
Vinyl chloride	5.1	0.50	5.0		102.0	80	120				
m+p-Xylenes	11	0.50	10		108.0	80	120				
o-Xylene	5.2	0.50	5.0		105.0	80	120				
Xylenes, Total	16	0.50	15		107.0	80	120				
Surr: 1,2-Dichloroethane-d4	11	0.50	10		112.0	80	120				
Surr: Dibromofluoromethane	11	0.50	10		107.0	80	120				
Surr: p-Bromofluorobenzene	10	0.50	10		103.0	80	120				

Analytical QC Summary Report

Prepared by Billings, MT Branch

Client: AECOM - Honolulu
Workorder: B22020962
Project: CV18F0126, 60571032.02.46.01
Report Date: 03/04/2022

Run ID: Run Order: VOA5975C.I_220215A: 2 **SampType:** Continuing Calibration Verification Standard **Batch ID:** R374895
Method: SW8260B **Analysis Date:** 02/15/2022 10:04 **Prep Date:**
Lab ID: CCV021522_ **Units:** ug/L **Prep Method:**

Analytes	Result	LOQ	Spk value	Spk RefVal	%REC	LowLimit	HighLimit	RPD RefVal	%RPD	RPDLimit	Qual
Surr: Toluene-d8	11	0.50	10		108.0	80	120				

Associated Samples: **B22020962-001F, B22020962-002A, B22020962-006F, B22020962-007A, B22020962-011F, B22020962-012A, B22020962-016F, B22020962-017A, B22020962-021F, B22020962-022A, B22020962-026F, B22020962-027A, B22020962-031F, B22020962-032C, B22020962-033A**

Run ID: Run Order: VOA5975C.I_220215A: 24 **SampType:** Continuing Calibration Verification Standard **Batch ID:** R374895
Method: SW8260B **Analysis Date:** 02/15/2022 21:06 **Prep Date:**
Lab ID: CCV021522_Closing **Units:** ug/L **Prep Method:**

Analytes	Result	LOQ	Spk value	Spk RefVal	%REC	LowLimit	HighLimit	RPD RefVal	%RPD	RPDLimit	Qual
Benzene	4.9	0.50	5.0		98.0	50	150				
Bromobenzene	4.9	0.50	5.0		99.0	50	150				
Bromochloromethane	4.8	0.50	5.0		97.0	50	150				
Bromodichloromethane	4.8	0.50	5.0		96.0	50	150				
Bromoform	4.6	0.50	5.0		93.0	50	150				
Carbon tetrachloride	4.9	0.50	5.0		99.0	50	150				
Chlorobenzene	4.9	0.50	5.0		98.0	50	150				
Chlorodibromomethane	4.7	0.50	5.0		93.0	50	150				
Chloroethane	4.9	0.50	5.0		98.0	50	150				
Chloroform	4.8	0.50	5.0		97.0	50	150				
Chloromethane	4.9	0.50	5.0		97.0	50	150				
1,2-Dibromoethane	5.0	0.50	5.0		99.0	50	150				
2-Chlorotoluene	5.1	0.50	5.0		102.0	50	150				
Dibromomethane	4.9	0.50	5.0		98.0	50	150				
1,2-Dichlorobenzene	4.9	0.50	5.0		98.0	50	150				

Analytical QC Summary Report

Prepared by Billings, MT Branch

Client: AECOM - Honolulu
Workorder: B22020962
Project: CV18F0126, 60571032.02.46.01
Report Date: 03/04/2022

Run ID: Run Order: VOA5975C.I_220215A: 24
SampType: Continuing Calibration Verification Standard
Batch ID: R374895
Method: SW8260B
Analysis Date: 02/15/2022 21:06
Prep Date:
Lab ID: CCV021522_Closing
Units: ug/L
Prep Method:

Analytes	Result	LOQ	Spk value	Spk RefVal	%REC	LowLimit	HighLimit	RPD RefVal	%RPD	RPDLimit	Qual
4-Chlorotoluene	5.2	0.50	5.0		103.0	50	150				
1,3-Dichlorobenzene	4.9	0.50	5.0		99.0	50	150				
1,4-Dichlorobenzene	4.9	0.50	5.0		98.0	50	150				
Dichlorodifluoromethane	4.9	0.50	5.0		98.0	50	150				
1,1-Dichloroethane	5.0	0.50	5.0		100.0	50	150				
1,2-Dichloroethane	4.8	0.50	5.0		97.0	50	150				
1,1-Dichloroethene	4.0	0.50	5.0		81.0	50	150				
cis-1,2-Dichloroethene	4.8	0.50	5.0		97.0	50	150				
trans-1,2-Dichloroethene	4.7	0.50	5.0		95.0	50	150				
1,2-Dichloropropane	4.9	0.50	5.0		97.0	50	150				
1,3-Dichloropropane	4.9	0.50	5.0		97.0	50	150				
2,2-Dichloropropane	4.8	0.50	5.0		97.0	50	150				
1,1-Dichloropropene	5.1	0.50	5.0		101.0	50	150				
cis-1,3-Dichloropropene	4.7	0.50	5.0		94.0	50	150				
trans-1,3-Dichloropropene	4.8	0.50	5.0		96.0	50	150				
Ethylbenzene	4.9	0.50	5.0		98.0	50	150				
Methyl tert-butyl ether (MTBE)	4.4	0.50	5.0		88.0	50	150				
Methyl ethyl ketone	48	10	50		96.0	50	150				
Methylene chloride	4.8	0.50	5.0		97.0	50	150				
Styrene	4.9	0.50	5.0		99.0	50	150				
1,1,1,2-Tetrachloroethane	4.7	0.50	5.0		94.0	50	150				
1,1,2,2-Tetrachloroethane	4.9	0.50	5.0		97.0	50	150				
Tetrachloroethene	4.9	0.50	5.0		97.0	50	150				
Toluene	4.9	0.50	5.0		99.0	50	150				
1,1,1-Trichloroethane	5.0	0.50	5.0		99.0	50	150				
1,1,2-Trichloroethane	4.9	0.50	5.0		98.0	50	150				
Trichloroethene	5.0	0.50	5.0		99.0	50	150				

Analytical QC Summary Report

Prepared by Billings, MT Branch

Client: AECOM - Honolulu
Workorder: B22020962
Project: CV18F0126, 60571032.02.46.01
Report Date: 03/04/2022

Run ID: Run Order: VOA5975C.I_220215A: 24
SampType: Continuing Calibration Verification Standard
Batch ID: R374895
Method: SW8260B
Analysis Date: 02/15/2022 21:06
Prep Date:
Lab ID: CCV021522_Closing
Units: ug/L
Prep Method:

Analytes	Result	LOQ	Spk value	Spk RefVal	%REC	LowLimit	HighLimit	RPD RefVal	%RPD	RPDLimit	Qual
Trichlorofluoromethane	4.7	0.50	5.0		94.0	50	150				
1,2,3-Trichloropropane	4.7	0.50	5.0		94.0	50	150				
Vinyl chloride	4.9	0.50	5.0		98.0	50	150				
m+p-Xylenes	9.9	0.50	10		99.0	50	150				
o-Xylene	4.8	0.50	5.0		97.0	50	150				
Xylenes, Total	15	0.50	15		98.0	50	150				
Surr: 1,2-Dichloroethane-d4	11	0.50	10		110.0	50	150				
Surr: Dibromofluoromethane	11	0.50	10		106.0	50	150				
Surr: p-Bromofluorobenzene	10	0.50	10		105.0	50	150				
Surr: Toluene-d8	11	0.50	10		109.0	50	150				

Associated Samples: **B22020962-001F, B22020962-002A, B22020962-006F, B22020962-007A, B22020962-011F, B22020962-012A, B22020962-016F, B22020962-017A, B22020962-021F, B22020962-022A, B22020962-026F, B22020962-027A, B22020962-031F, B22020962-032C, B22020962-033A**

Analytical QC Summary Report

Prepared by Billings, MT Branch

Client: AECOM - Honolulu
Workorder: B22020962
Project: CV18F0126, 60571032.02.46.01
Report Date: 03/04/2022

Run ID: Run Order: GECD.I_220216A: 2 **SampType:** Method Blank **Batch ID:** 163798
Method: SW8011 **Analysis Date:** 02/16/2022 14:06 **Prep Date:** 02/16/2022 07:52
Lab ID: MB-163798 **Units:** ug/L **Prep Method:** SW8011

Analytes	Result	LOQ	Spk value	Spk RefVal	%REC	LowLimit	HighLimit	RPD RefVal	%RPD	RPDLimit	Qual
1,2-Dibromoethane	ND	0.0050									
Surr: 1,1,1,2-Tetrachloroethane	0.087	0.020	0.10		87.0	70	130				

Associated Samples: **B22020962-001H, B22020962-004A, B22020962-006H, B22020962-009A, B22020962-011H, B22020962-014A, B22020962-016H, B22020962-019A, B22020962-021H, B22020962-024A, B22020962-026H, B22020962-029A, B22020962-031H, B22020962-035A**

Run ID: Run Order: GECD.I_220216A: 3 **SampType:** Laboratory Control Sample **Batch ID:** 163798
Method: SW8011 **Analysis Date:** 02/16/2022 14:25 **Prep Date:** 02/16/2022 07:52
Lab ID: LCS1-163798 **Units:** ug/L **Prep Method:** SW8011

Analytes	Result	LOQ	Spk value	Spk RefVal	%REC	LowLimit	HighLimit	RPD RefVal	%RPD	RPDLimit	Qual
1,2-Dibromoethane	0.092	0.010	0.10		92.0	60	140				
Surr: 1,1,1,2-Tetrachloroethane	0.090	0.020	0.10		90.0	70	130				

Associated Samples: **B22020962-001H, B22020962-004A, B22020962-006H, B22020962-009A, B22020962-011H, B22020962-014A, B22020962-016H, B22020962-019A, B22020962-021H, B22020962-024A, B22020962-026H, B22020962-029A, B22020962-031H, B22020962-035A**

Run ID: Run Order: GECD.I_220216A: 4 **SampType:** Laboratory Control Sample **Batch ID:** 163798
Method: SW8011 **Analysis Date:** 02/16/2022 14:45 **Prep Date:** 02/16/2022 07:52
Lab ID: LCS-163798 **Units:** ug/L **Prep Method:** SW8011

Analytes	Result	LOQ	Spk value	Spk RefVal	%REC	LowLimit	HighLimit	RPD RefVal	%RPD	RPDLimit	Qual
1,2-Dibromoethane	0.22	0.010	0.25		88.0	60	140				
Surr: 1,1,1,2-Tetrachloroethane	0.11	0.020	0.10		109.0	70	130				

Associated Samples: **B22020962-001H, B22020962-004A, B22020962-006H, B22020962-009A, B22020962-011H, B22020962-014A, B22020962-016H, B22020962-019A, B22020962-021H, B22020962-024A, B22020962-026H, B22020962-029A, B22020962-031H, B22020962-035A**

Analytical QC Summary Report

Prepared by Billings, MT Branch

Client: AECOM - Honolulu
Workorder: B22020962
Project: CV18F0126, 60571032.02.46.01 **Report Date:** 03/04/2022

Run ID: Run Order: GECD.I_220216A: 14 **SampType:** Sample Matrix Spike **Batch ID:** 163798
Method: SW8011 **Analysis Date:** 02/16/2022 18:23 **Prep Date:** 02/16/2022 07:53
Lab ID: B22020962-001HMS **Units:** ug/L **Prep Method:** SW8011

Analytes	Result	LOQ	Spk value	Spk RefVal	%REC	LowLimit	HighLimit	RPD RefVal	%RPD	RPDLimit	Qual
1,2-Dibromoethane	0.22	0.010	0.25	0.0	90.0	60	140				
Surr: 1,1,1,2-Tetrachloroethane	0.090	0.020	0.10	0.0	90.0	70	130				

Associated Samples: **B22020962-001H, B22020962-004A, B22020962-006H, B22020962-009A, B22020962-011H, B22020962-014A, B22020962-016H, B22020962-019A, B22020962-021H, B22020962-024A, B22020962-026H, B22020962-029A, B22020962-031H, B22020962-035A**

Run ID: Run Order: GECD.I_220216A: 15 **SampType:** Sample Matrix Spike Duplicate **Batch ID:** 163798
Method: SW8011 **Analysis Date:** 02/16/2022 18:43 **Prep Date:** 02/16/2022 07:53
Lab ID: B22020962-001HMSD **Units:** ug/L **Prep Method:** SW8011

Analytes	Result	LOQ	Spk value	Spk RefVal	%REC	LowLimit	HighLimit	RPD RefVal	%RPD	RPDLimit	Qual
1,2-Dibromoethane	0.23	0.010	0.25	0.0	92.0	60	140	0.22	2.6	20.0	
Surr: 1,1,1,2-Tetrachloroethane	0.091	0.020	0.10	0.0	91.0	70	130	0.0			

Associated Samples: **B22020962-001H, B22020962-004A, B22020962-006H, B22020962-009A, B22020962-011H, B22020962-014A, B22020962-016H, B22020962-019A, B22020962-021H, B22020962-024A, B22020962-026H, B22020962-029A, B22020962-031H, B22020962-035A**

Run ID: Run Order: GECD.I_220216A: 1 **SampType:** Continuing Calibration Verification Standard **Batch ID:** 163798
Method: SW8011 **Analysis Date:** 02/16/2022 13:46 **Prep Date:** 02/16/2022 07:53
Lab ID: CK3-163798 **Units:** ug/L **Prep Method:** SW8011

Analytes	Result	LOQ	Spk value	Spk RefVal	%REC	LowLimit	HighLimit	RPD RefVal	%RPD	RPDLimit	Qual
1,2-Dibromoethane	0.093	0.010	0.10		93.0	80	120				
Surr: 1,1,1,2-Tetrachloroethane	0.089	0.020	0.10		89.0	80	120				

Associated Samples: **B22020962-001H, B22020962-004A, B22020962-006H, B22020962-009A, B22020962-011H, B22020962-014A, B22020962-016H, B22020962-019A, B22020962-021H, B22020962-024A, B22020962-026H, B22020962-029A, B22020962-031H, B22020962-035A**

Analytical QC Summary Report

Prepared by Billings, MT Branch

Client: AECOM - Honolulu
Workorder: B22020962
Project: CV18F0126, 60571032.02.46.01
Report Date: 03/04/2022

Run ID: Run Order: GECD.I_220216A: 16 **SampType:** Continuing Calibration Verification Standard **Batch ID:** 163798
Method: SW8011 **Analysis Date:** 02/16/2022 19:22 **Prep Date:** 02/16/2022 07:53
Lab ID: CK5-163798 **Units:** ug/L **Prep Method:** SW8011

Analytes	Result	LOQ	Spk value	Spk RefVal	%REC	LowLimit	HighLimit	RPD RefVal	%RPD	RPDLimit	Qual
1,2-Dibromoethane	0.39	0.010	0.40		98.0	80	120				
Surr: 1,1,1,2-Tetrachloroethane	0.40	0.020	0.40		100.0	80	120				

Associated Samples: **B22020962-001H, B22020962-004A, B22020962-006H, B22020962-009A, B22020962-011H, B22020962-014A, B22020962-016H, B22020962-019A, B22020962-021H, B22020962-024A, B22020962-026H, B22020962-029A, B22020962-031H, B22020962-035A**

Run ID: Run Order: GECD.I_220216A: 27 **SampType:** Continuing Calibration Verification Standard **Batch ID:** 163798
Method: SW8011 **Analysis Date:** 02/16/2022 23:39 **Prep Date:** 02/16/2022 07:53
Lab ID: CK3-163798 **Units:** ug/L **Prep Method:** SW8011

Analytes	Result	LOQ	Spk value	Spk RefVal	%REC	LowLimit	HighLimit	RPD RefVal	%RPD	RPDLimit	Qual
1,2-Dibromoethane	0.11	0.010	0.10		113.0	80	120				
Surr: 1,1,1,2-Tetrachloroethane	0.098	0.020	0.10		98.0	80	120				

Associated Samples: **B22020962-001H, B22020962-004A, B22020962-006H, B22020962-009A, B22020962-011H, B22020962-014A, B22020962-016H, B22020962-019A, B22020962-021H, B22020962-024A, B22020962-026H, B22020962-029A, B22020962-031H, B22020962-035A**

Analytical QC Summary Report

Prepared by Billings, MT Branch

Client: AECOM - Honolulu
Workorder: B22020962
Project: CV18F0126, 60571032.02.46.01
Report Date: 03/04/2022

Run ID: Run Order: GCFID-HP5-B_220215A: 5 **SampType:** Method Blank **Batch ID:** 163748
Method: SW8015C **Analysis Date:** 02/15/2022 16:43 **Prep Date:** 02/14/2022 13:41
Lab ID: MB-163748 **Units:** mg/L **Prep Method:** SW3520C

Analytes	Result	LOQ	Spk value	Spk RefVal	%REC	LowLimit	HighLimit	RPD RefVal	%RPD	RPDLimit	Qual
Diesel Range Organics (C10 to C24)	ND	0.15									
Oil Range Hydrocarbons (C24 to C40)	ND	0.15									
Total Extractable Hydrocarbons	ND	0.15									
Surr: o-Terphenyl	0.22	0.0020	0.20		108.0	56	125				
Surr: n-Triacontane	0.12	0.0020	0.10		115.0	50	150				

Associated Samples: **B22020962-001D, B22020962-006D, B22020962-011D, B22020962-016D, B22020962-021D, B22020962-026D, B22020962-031D, B22020962-032B**

Run ID: Run Order: GCFID-HP5-B_220215B: 5 **SampType:** Method Blank **Batch ID:** 163748
Method: SW8015C **Analysis Date:** 02/16/2022 15:37 **Prep Date:** 02/14/2022 13:41
Lab ID: MB-163748 **Units:** mg/L **Prep Method:** SW3520C

Analytes	Result	LOQ	Spk value	Spk RefVal	%REC	LowLimit	HighLimit	RPD RefVal	%RPD	RPDLimit	Qual
Diesel Range Organics (SGT-C10 to C24)	ND	0.15									
Oil Range Hydrocarbons (SGT-C24 to C40)	ND	0.15									
Total Extractable Hydrocarbons (SGT)	ND	0.15									
Surr: o-Terphenyl (SGT)	0.20	0.0020	0.20		98.0	56	125				
Surr: n-Triacontane (SGT)	0.10	0.0020	0.10		100.0	50	150				

Associated Samples: **B22020962-001D, B22020962-006D, B22020962-011D, B22020962-016D, B22020962-021D, B22020962-026D, B22020962-031D, B22020962-032B**

Analytical QC Summary Report

Prepared by Billings, MT Branch

Client: AECOM - Honolulu
Workorder: B22020962
Project: CV18F0126, 60571032.02.46.01 **Report Date:** 03/04/2022

Run ID: Run Order: GCFID-HP5-B_220215A: 3 **SampType:** Laboratory Control Sample **Batch ID:** 163748
Method: SW8015C **Analysis Date:** 02/15/2022 15:17 **Prep Date:** 02/14/2022 13:41
Lab ID: LCS-163748 **Units:** mg/L **Prep Method:** SW3520C

Analytes	Result	LOQ	Spk value	Spk RefVal	%REC	LowLimit	HighLimit	RPD RefVal	%RPD	RPDLimit	Qual
Diesel Range Organics (C10 to C24)	14	0.30	15		96.0	36	132				
Total Extractable Hydrocarbons	14	0.30	15		94.0	60	132				
Surr: o-Terphenyl	0.20	0.0020	0.20		100.0	56	125				

Associated Samples: **B22020962-001D, B22020962-006D, B22020962-011D, B22020962-016D, B22020962-021D, B22020962-026D, B22020962-031D, B22020962-032B**

Run ID: Run Order: GCFID-HP5-B_220215A: 4 **SampType:** Laboratory Control Sample Duplicate **Batch ID:** 163748
Method: SW8015C **Analysis Date:** 02/15/2022 16:00 **Prep Date:** 02/14/2022 13:41
Lab ID: LCSD-163748 **Units:** mg/L **Prep Method:** SW3520C

Analytes	Result	LOQ	Spk value	Spk RefVal	%REC	LowLimit	HighLimit	RPD RefVal	%RPD	RPDLimit	Qual
Diesel Range Organics (C10 to C24)	13	0.30	15		86.0	36	132	14	12.0	20.0	
Total Extractable Hydrocarbons	14	0.30	15		92.0	60	132	14	2.4	20.0	
Surr: o-Terphenyl	0.20	0.0020	0.20		101.0	56	125	0.0			

Associated Samples: **B22020962-001D, B22020962-006D, B22020962-011D, B22020962-016D, B22020962-021D, B22020962-026D, B22020962-031D, B22020962-032B**

Run ID: Run Order: GCFID-HP5-B_220215A: 18 **SampType:** Laboratory Control Sample **Batch ID:** 163748
Method: SW8015C **Analysis Date:** 02/16/2022 08:29 **Prep Date:** 02/14/2022 13:41
Lab ID: LCS-163748-RRO **Units:** mg/L **Prep Method:** SW3520C

Analytes	Result	LOQ	Spk value	Spk RefVal	%REC	LowLimit	HighLimit	RPD RefVal	%RPD	RPDLimit	Qual
TEH(Oil Range)	5.5	0.30	5.0		110.0	41	113				
Surr: n-Triacontane	0.11	0.0020	0.10		112.0	50	150				

Associated Samples: **B22020962-001D, B22020962-006D, B22020962-011D, B22020962-016D, B22020962-021D, B22020962-026D, B22020962-031D, B22020962-032B**

Analytical QC Summary Report

Prepared by Billings, MT Branch

Client: AECOM - Honolulu
Workorder: B22020962
Project: CV18F0126, 60571032.02.46.01
Report Date: 03/04/2022

Run ID: Run Order: GCFID-HP5-B_220215A: 19 **SampType:** Laboratory Control Sample Duplicate **Batch ID:** 163748
Method: SW8015C **Analysis Date:** 02/16/2022 09:54 **Prep Date:** 02/14/2022 13:41
Lab ID: LCSD-163748-RRO **Units:** mg/L **Prep Method:** SW3520C

Analytes	Result	LOQ	Spk value	Spk RefVal	%REC	LowLimit	HighLimit	RPD RefVal	%RPD	RPDLimit	Qual
TEH(Oil Range)	5.2	0.30	5.0		105.0	41	113	5.5	5.1	20.0	
Surr: n-Triacontane	0.11	0.0020	0.10		108.0	50	150	0.0			

Associated Samples: **B22020962-001D, B22020962-006D, B22020962-011D, B22020962-016D, B22020962-021D, B22020962-026D, B22020962-031D, B22020962-032B**

Run ID: Run Order: GCFID-HP5-B_220215B: 3 **SampType:** Laboratory Control Sample **Batch ID:** 163748
Method: SW8015C **Analysis Date:** 02/16/2022 14:12 **Prep Date:** 02/14/2022 13:41
Lab ID: LCS-163748 **Units:** mg/L **Prep Method:** SW3520C

Analytes	Result	LOQ	Spk value	Spk RefVal	%REC	LowLimit	HighLimit	RPD RefVal	%RPD	RPDLimit	Qual
Diesel Range Organics (SGT-C10 to C24)	13	0.30	15		85.0	36	132				
Total Extractable Hydrocarbons (SGT)	14	0.30	15		90.0	60	132				
Surr: o-Terphenyl (SGT)	0.20	0.0020	0.20		102.0	56	125				

Associated Samples: **B22020962-001D, B22020962-006D, B22020962-011D, B22020962-016D, B22020962-021D, B22020962-026D, B22020962-031D, B22020962-032B**

Run ID: Run Order: GCFID-HP5-B_220215B: 4 **SampType:** Laboratory Control Sample Duplicate **Batch ID:** 163748
Method: SW8015C **Analysis Date:** 02/16/2022 14:54 **Prep Date:** 02/14/2022 13:41
Lab ID: LCSD-163748 **Units:** mg/L **Prep Method:** SW3520C

Analytes	Result	LOQ	Spk value	Spk RefVal	%REC	LowLimit	HighLimit	RPD RefVal	%RPD	RPDLimit	Qual
Diesel Range Organics (SGT-C10 to C24)	12	0.30	15		78.0	36	132	13	9.0	20.0	
Total Extractable Hydrocarbons (SGT)	12	0.30	15		83.0	60	132	14	8.8	20.0	
Surr: o-Terphenyl (SGT)	0.19	0.0020	0.20		94.0	56	125	0.0			

Associated Samples: **B22020962-001D, B22020962-006D, B22020962-011D, B22020962-016D, B22020962-021D, B22020962-026D, B22020962-031D, B22020962-032B**

Analytical QC Summary Report

Prepared by Billings, MT Branch

Client: AECOM - Honolulu
Workorder: B22020962
Project: CV18F0126, 60571032.02.46.01
Report Date: 03/04/2022

Run ID: Run Order: GCFID-HP5-B_220215B: 18 **SampType:** Laboratory Control Sample **Batch ID:** 163748
Method: SW8015C **Analysis Date:** 02/17/2022 14:51 **Prep Date:** 02/14/2022 13:41
Lab ID: LCS-163748-RRO **Units:** mg/L **Prep Method:** SW3520C

Analytes	Result	LOQ	Spk value	Spk RefVal	%REC	LowLimit	HighLimit	RPD RefVal	%RPD	RPDLimit	Qual
TEH (SGT-Oil Range)	5.2	0.30	5.0		104.0	41	113				
Surr: n-Triacontane (SGT)	0.099	0.0020	0.10		99.0	50	150				

Associated Samples: **B22020962-001D, B22020962-006D, B22020962-011D, B22020962-016D, B22020962-021D, B22020962-026D, B22020962-031D, B22020962-032B**

Run ID: Run Order: GCFID-HP5-B_220215B: 19 **SampType:** Laboratory Control Sample Duplicate **Batch ID:** 163748
Method: SW8015C **Analysis Date:** 02/17/2022 16:16 **Prep Date:** 02/14/2022 13:41
Lab ID: LCSD-163748-RRO **Units:** mg/L **Prep Method:** SW3520C

Analytes	Result	LOQ	Spk value	Spk RefVal	%REC	LowLimit	HighLimit	RPD RefVal	%RPD	RPDLimit	Qual
TEH (SGT-Oil Range)	5.0	0.30	5.0		100.0	41	113	5.2	4.1	20.0	
Surr: n-Triacontane (SGT)	0.094	0.0020	0.10		94.0	50	150	0.0			

Associated Samples: **B22020962-001D, B22020962-006D, B22020962-011D, B22020962-016D, B22020962-021D, B22020962-026D, B22020962-031D, B22020962-032B**

Run ID: Run Order: GCFID-HP5-B_220215A: 7 **SampType:** Sample Matrix Spike **Batch ID:** 163748
Method: SW8015C **Analysis Date:** 02/15/2022 18:10 **Prep Date:** 02/14/2022 13:41
Lab ID: B22020962-001DMS **Units:** mg/L **Prep Method:** SW3520C

Analytes	Result	LOQ	Spk value	Spk RefVal	%REC	LowLimit	HighLimit	RPD RefVal	%RPD	RPDLimit	Qual
Diesel Range Organics (C10 to C24)	14	0.30	14	0.0	96.0	36	132				
Total Extractable Hydrocarbons	15	0.30	14	0.0	102.0	60	132				
Surr: o-Terphenyl	0.21	0.0020	0.19	0.0	109.0	56	125				

Associated Samples: **B22020962-001D, B22020962-006D, B22020962-011D, B22020962-016D, B22020962-021D, B22020962-026D, B22020962-031D, B22020962-032B**

Analytical QC Summary Report

Prepared by Billings, MT Branch

Client: AECOM - Honolulu
Workorder: B22020962
Project: CV18F0126, 60571032.02.46.01
Report Date: 03/04/2022

Run ID: Run Order: GCFID-HP5-B_220215A: 16 **SampType:** Sample Matrix Spike **Batch ID:** 163748
Method: SW8015C **Analysis Date:** 02/16/2022 04:11 **Prep Date:** 02/14/2022 13:42
Lab ID: B22020962-006DMS-RRO **Units:** mg/L **Prep Method:** SW3520C

Analytes	Result	LOQ	Spk value	Spk RefVal	%REC	LowLimit	HighLimit	RPD RefVal	%RPD	RPDLimit	Qual
TEH(Oil Range)	5.2	0.30	4.8	1.1	87.0	41	113				
Surr: n-Triacontane	0.10	0.0020	0.095	0.0	105.0	50	150				

Associated Samples: **B22020962-001D, B22020962-006D, B22020962-011D, B22020962-016D, B22020962-021D, B22020962-026D, B22020962-031D, B22020962-032B**

Run ID: Run Order: GCFID-HP5-B_220215B: 7 **SampType:** Sample Matrix Spike **Batch ID:** 163748
Method: SW8015C **Analysis Date:** 02/16/2022 17:03 **Prep Date:** 02/14/2022 13:41
Lab ID: B22020962-001DMS **Units:** mg/L **Prep Method:** SW3520C

Analytes	Result	LOQ	Spk value	Spk RefVal	%REC	LowLimit	HighLimit	RPD RefVal	%RPD	RPDLimit	Qual
Diesel Range Organics (SGT-C10 to C24)	12	0.30	14	0.0	83.0	36	132				
Total Extractable Hydrocarbons (SGT)	13	0.30	14	0.0	88.0	60	132				
Surr: o-Terphenyl (SGT)	0.19	0.0020	0.19	0.0	98.0	56	125				

Associated Samples: **B22020962-001D, B22020962-006D, B22020962-011D, B22020962-016D, B22020962-021D, B22020962-026D, B22020962-031D, B22020962-032B**

Run ID: Run Order: GCFID-HP5-B_220215B: 17 **SampType:** Sample Matrix Spike **Batch ID:** 163748
Method: SW8015C **Analysis Date:** 02/17/2022 13:25 **Prep Date:** 02/14/2022 13:42
Lab ID: B22020962-006DMS-RRO **Units:** mg/L **Prep Method:** SW3520C

Analytes	Result	LOQ	Spk value	Spk RefVal	%REC	LowLimit	HighLimit	RPD RefVal	%RPD	RPDLimit	Qual
TEH (SGT-Oil Range)	4.8	0.30	4.8	0.0	101.0	41	113				
Surr: n-Triacontane (SGT)	0.091	0.0020	0.095	0.0	96.0	50	150				

Associated Samples: **B22020962-001D, B22020962-006D, B22020962-011D, B22020962-016D, B22020962-021D, B22020962-026D, B22020962-031D, B22020962-032B**

Analytical QC Summary Report

Prepared by Billings, MT Branch

Client: AECOM - Honolulu
Workorder: B22020962
Project: CV18F0126, 60571032.02.46.01
Report Date: 03/04/2022

Run ID: Run Order: VARIAN1_220217A: 4 **SampType:** Method Blank **Batch ID:** R374900
Method: SW8015C **Analysis Date:** 02/17/2022 11:51 **Prep Date:**
Lab ID: MBLK_0217VAR08r **Units:** ug/L **Prep Method:**

Analytes	Result	LOQ	Spk value	Spk RefVal	%REC	LowLimit	HighLimit	RPD RefVal	%RPD	RPDLimit	Qual
C6 to C10	ND	10									
Total Purgeable Hydrocarbons	ND	10									
Surr: Trifluorotoluene	19	1.0	25		75.0	70	130				

Associated Samples: **B22020962-001G, B22020962-002A, B22020962-006G, B22020962-007A, B22020962-011G, B22020962-012A, B22020962-016G, B22020962-018A, B22020962-021G, B22020962-022A, B22020962-026G, B22020962-028A, B22020962-031G, B22020962-032D, B22020962-033A**

Run ID: Run Order: VARIAN1_220217A: 19 **SampType:** Method Blank **Batch ID:** R374900
Method: SW8015C **Analysis Date:** 02/17/2022 23:11 **Prep Date:**
Lab ID: MBLK_0217VAR28r **Units:** ug/L **Prep Method:**

Analytes	Result	LOQ	Spk value	Spk RefVal	%REC	LowLimit	HighLimit	RPD RefVal	%RPD	RPDLimit	Qual
C6 to C10	ND	10									
Total Purgeable Hydrocarbons	ND	10									
Surr: Trifluorotoluene	18	1.0	25		73.0	70	130				

Associated Samples: **B22020962-001G, B22020962-002A, B22020962-006G, B22020962-007A, B22020962-011G, B22020962-012A, B22020962-016G, B22020962-018A, B22020962-021G, B22020962-022A, B22020962-026G, B22020962-028A, B22020962-031G, B22020962-032D, B22020962-033A**

Analytical QC Summary Report

Prepared by Billings, MT Branch

Client: AECOM - Honolulu
Workorder: B22020962
Project: CV18F0126, 60571032.02.46.01
Report Date: 03/04/2022

Run ID: Run Order: VARIAN1_220217A: 3 **SampType:** Laboratory Control Sample **Batch ID:** R374900
Method: SW8015C **Analysis Date:** 02/17/2022 10:43 **Prep Date:**
Lab ID: LCS_0217VAR06r **Units:** ug/L **Prep Method:**

Analytes	Result	LOQ	Spk value	Spk RefVal	%REC	LowLimit	HighLimit	RPD RefVal	%RPD	RPDLimit	Qual
C6 to C10	169	20	170		100.0	78	122				
Total Purgeable Hydrocarbons	205	20	200		103.0	70	130				
Surr: Trifluorotoluene	22	1.0	25		86.0	70	130				

Associated Samples: **B22020962-001G, B22020962-002A, B22020962-006G, B22020962-007A, B22020962-011G, B22020962-012A, B22020962-016G, B22020962-018A, B22020962-021G, B22020962-022A, B22020962-026G, B22020962-028A, B22020962-031G, B22020962-032D, B22020962-033A**

Run ID: Run Order: VARIAN1_220217A: 18 **SampType:** Laboratory Control Sample **Batch ID:** R374900
Method: SW8015C **Analysis Date:** 02/17/2022 22:03 **Prep Date:**
Lab ID: LCS_0217VAR26r **Units:** ug/L **Prep Method:**

Analytes	Result	LOQ	Spk value	Spk RefVal	%REC	LowLimit	HighLimit	RPD RefVal	%RPD	RPDLimit	Qual
C6 to C10	166	20	170		97.0	78	122				
Total Purgeable Hydrocarbons	201	20	200		100.0	70	130				
Surr: Trifluorotoluene	21	1.0	25		84.0	70	130				

Associated Samples: **B22020962-001G, B22020962-002A, B22020962-006G, B22020962-007A, B22020962-011G, B22020962-012A, B22020962-016G, B22020962-018A, B22020962-021G, B22020962-022A, B22020962-026G, B22020962-028A, B22020962-031G, B22020962-032D, B22020962-033A**

Analytical QC Summary Report

Prepared by Billings, MT Branch

Client: AECOM - Honolulu
Workorder: B22020962
Project: CV18F0126, 60571032.02.46.01
Report Date: 03/04/2022

Run ID: Run Order: VARIAN1_220217A: 14 **SampType:** Sample Matrix Spike **Batch ID:** R374900
Method: SW8015C **Analysis Date:** 02/17/2022 19:13 **Prep Date:**
Lab ID: B22020962-031GMS **Units:** ug/L **Prep Method:**

Analytes	Result	LOQ	Spk value	Spk RefVal	%REC	LowLimit	HighLimit	RPD RefVal	%RPD	RPDLimit	Qual
C6 to C10	171	20	170	0.0	101.0	78	122				
Total Purgeable Hydrocarbons	207	20	200	0.0	104.0	70	130				
Surr: Trifluorotoluene	22	1.0	25	0.0	87.0	70	130				

Associated Samples: **B22020962-001G, B22020962-002A, B22020962-006G, B22020962-007A, B22020962-011G, B22020962-012A, B22020962-016G, B22020962-018A, B22020962-021G, B22020962-022A, B22020962-026G, B22020962-028A, B22020962-031G, B22020962-032D, B22020962-033A**

Run ID: Run Order: VARIAN1_220217A: 15 **SampType:** Sample Matrix Spike Duplicate **Batch ID:** R374900
Method: SW8015C **Analysis Date:** 02/17/2022 19:47 **Prep Date:**
Lab ID: B22020962-031GMSD **Units:** ug/L **Prep Method:**

Analytes	Result	LOQ	Spk value	Spk RefVal	%REC	LowLimit	HighLimit	RPD RefVal	%RPD	RPDLimit	Qual
C6 to C10	168	20	170	0.0	99.0	78	122	171	1.8	20.0	
Total Purgeable Hydrocarbons	203	20	200	0.0	102.0	70	130	207	1.8	20.0	
Surr: Trifluorotoluene	21	1.0	25	0.0	85.0	70	130	0.0			

Associated Samples: **B22020962-001G, B22020962-002A, B22020962-006G, B22020962-007A, B22020962-011G, B22020962-012A, B22020962-016G, B22020962-018A, B22020962-021G, B22020962-022A, B22020962-026G, B22020962-028A, B22020962-031G, B22020962-032D, B22020962-033A**

Run ID: Run Order: GCFID-HP5-B_220215A: 1 **SampType:** Continuing Calibration Verification Standard **Batch ID:** R374849
Method: SW8015C **Analysis Date:** 02/15/2022 12:08 **Prep Date:**
Lab ID: CCV_0215HP504r-W **Units:** mg/L **Prep Method:**

Analytes	Result	LOQ	Spk value	Spk RefVal	%REC	LowLimit	HighLimit	RPD RefVal	%RPD	RPDLimit	Qual
TEH(Oil Range)	5.2	0.30	5.0		103.0	80	120				
Surr: n-Triacontane	0.19	0.0020	0.20		96.0	80	120				

Associated Samples: **B22020962-001D, B22020962-006D, B22020962-011D, B22020962-016D, B22020962-021D, B22020962-026D, B22020962-031D, B22020962-032B**

Analytical QC Summary Report

Prepared by Billings, MT Branch

Client: AECOM - Honolulu
Workorder: B22020962
Project: CV18F0126, 60571032.02.46.01 **Report Date:** 03/04/2022

Run ID: Run Order: GCFID-HP5-B_220215A: 2 **SampType:** Continuing Calibration Verification Standard **Batch ID:** R374849
Method: SW8015C **Analysis Date:** 02/15/2022 13:09 **Prep Date:**
Lab ID: CCV_0215HP505r **Units:** mg/L **Prep Method:**

Analytes	Result	LOQ	Spk value	Spk RefVal	%REC	LowLimit	HighLimit	RPD RefVal	%RPD	RPDLimit	Qual
Diesel Range Organics (C10 to C24)	15	0.30	15		100.0	80	120				
Total Extractable Hydrocarbons	15	0.30	15		100.0	80	120				
Surr: o-Terphenyl	0.18	0.0020	0.20		92.0	80	120				

Associated Samples: **B22020962-001D, B22020962-006D, B22020962-011D, B22020962-016D, B22020962-021D, B22020962-026D, B22020962-031D, B22020962-032B**

Run ID: Run Order: GCFID-HP5-B_220215A: 12 **SampType:** Continuing Calibration Verification Standard **Batch ID:** R374849
Method: SW8015C **Analysis Date:** 02/15/2022 23:53 **Prep Date:**
Lab ID: CCV_0215HP520r-W **Units:** mg/L **Prep Method:**

Analytes	Result	LOQ	Spk value	Spk RefVal	%REC	LowLimit	HighLimit	RPD RefVal	%RPD	RPDLimit	Qual
TEH(Oil Range)	5.2	0.30	5.0		104.0	80	120				
Surr: n-Triacontane	0.19	0.0020	0.20		97.0	80	120				

Associated Samples: **B22020962-001D, B22020962-006D, B22020962-011D, B22020962-016D, B22020962-021D, B22020962-026D, B22020962-031D, B22020962-032B**

Run ID: Run Order: GCFID-HP5-B_220215A: 13 **SampType:** Continuing Calibration Verification Standard **Batch ID:** R374849
Method: SW8015C **Analysis Date:** 02/16/2022 00:36 **Prep Date:**
Lab ID: CCV_0215HP521r **Units:** mg/L **Prep Method:**

Analytes	Result	LOQ	Spk value	Spk RefVal	%REC	LowLimit	HighLimit	RPD RefVal	%RPD	RPDLimit	Qual
Diesel Range Organics (C10 to C24)	15	0.30	15		98.0	80	120				
Total Extractable Hydrocarbons	15	0.30	15		102.0	80	120				
Surr: o-Terphenyl	0.19	0.0020	0.20		94.0	80	120				

Associated Samples: **B22020962-001D, B22020962-006D, B22020962-011D, B22020962-016D, B22020962-021D, B22020962-026D, B22020962-031D, B22020962-032B**

Analytical QC Summary Report

Prepared by Billings, MT Branch

Client: AECOM - Honolulu
Workorder: B22020962
Project: CV18F0126, 60571032.02.46.01 **Report Date:** 03/04/2022

Run ID: Run Order: GCFID-HP5-B_220215A: 20 **SampType:** Continuing Calibration Verification Standard **Batch ID:** R374849
Method: SW8015C **Analysis Date:** 02/16/2022 11:20 **Prep Date:**
Lab ID: CCV_0215HP536r-W **Units:** mg/L **Prep Method:**

Analytes	Result	LOQ	Spk value	Spk RefVal	%REC	LowLimit	HighLimit	RPD RefVal	%RPD	RPDLimit	Qual
TEH(Oil Range)	5.3	0.30	5.0		106.0	80	120				
Surr: n-Triacontane	0.20	0.0020	0.20		98.0	80	120				

Associated Samples: **B22020962-001D, B22020962-006D, B22020962-011D, B22020962-016D, B22020962-021D, B22020962-026D, B22020962-031D, B22020962-032B**

Run ID: Run Order: GCFID-HP5-B_220215A: 21 **SampType:** Continuing Calibration Verification Standard **Batch ID:** R374849
Method: SW8015C **Analysis Date:** 02/16/2022 12:03 **Prep Date:**
Lab ID: CCV_0215HP537r **Units:** mg/L **Prep Method:**

Analytes	Result	LOQ	Spk value	Spk RefVal	%REC	LowLimit	HighLimit	RPD RefVal	%RPD	RPDLimit	Qual
Diesel Range Organics (C10 to C24)	14	0.30	15		96.0	80	120				
Total Extractable Hydrocarbons	15	0.30	15		100.0	80	120				
Surr: o-Terphenyl	0.18	0.0020	0.20		92.0	80	120				

Associated Samples: **B22020962-001D, B22020962-006D, B22020962-011D, B22020962-016D, B22020962-021D, B22020962-026D, B22020962-031D, B22020962-032B**

Run ID: Run Order: GCFID-HP5-B_220215B: 1 **SampType:** Continuing Calibration Verification Standard **Batch ID:** R374888
Method: SW8015C **Analysis Date:** 02/16/2022 11:20 **Prep Date:**
Lab ID: CCV_0215HP536r-W **Units:** mg/L **Prep Method:**

Analytes	Result	LOQ	Spk value	Spk RefVal	%REC	LowLimit	HighLimit	RPD RefVal	%RPD	RPDLimit	Qual
TEH(Oil Range)	5.3	0.30	5.0		106.0	80	120				
Surr: n-Triacontane	0.20	0.0020	0.20		98.0	80	120				

Associated Samples: **B22020962-001D, B22020962-006D, B22020962-011D, B22020962-021D, B22020962-026D, B22020962-032B**

Analytical QC Summary Report

Prepared by Billings, MT Branch

Client: AECOM - Honolulu
Workorder: B22020962
Project: CV18F0126, 60571032.02.46.01 **Report Date:** 03/04/2022

Run ID: Run Order: GCFID-HP5-B_220215B: 2 **SampType:** Continuing Calibration Verification Standard **Batch ID:** R374888
Method: SW8015C **Analysis Date:** 02/16/2022 12:03 **Prep Date:**
Lab ID: CCV_0215HP537r **Units:** mg/L **Prep Method:**

Analytes	Result	LOQ	Spk value	Spk RefVal	%REC	LowLimit	HighLimit	RPD RefVal	%RPD	RPDLimit	Qual
Diesel Range Organics (C10 to C24)	14	0.30	15		96.0	80	120				
Total Extractable Hydrocarbons	15	0.30	15		100.0	80	120				
Surr: o-Terphenyl	0.18	0.0020	0.20		92.0	80	120				

Associated Samples: **B22020962-001D, B22020962-006D, B22020962-011D, B22020962-021D, B22020962-026D, B22020962-032B**

Run ID: Run Order: GCFID-HP5-B_220215B: 12 **SampType:** Continuing Calibration Verification Standard **Batch ID:** R374888
Method: SW8015C **Analysis Date:** 02/16/2022 22:46 **Prep Date:**
Lab ID: CCV_0215HP552r-W **Units:** mg/L **Prep Method:**

Analytes	Result	LOQ	Spk value	Spk RefVal	%REC	LowLimit	HighLimit	RPD RefVal	%RPD	RPDLimit	Qual
TEH(Oil Range)	5.2	0.30	5.0		104.0	80	120				
Surr: n-Triacontane	0.19	0.0020	0.20		96.0	80	120				

Associated Samples: **B22020962-001D, B22020962-006D, B22020962-011D, B22020962-021D, B22020962-026D, B22020962-032B**

Run ID: Run Order: GCFID-HP5-B_220215B: 13 **SampType:** Continuing Calibration Verification Standard **Batch ID:** R374888
Method: SW8015C **Analysis Date:** 02/16/2022 23:29 **Prep Date:**
Lab ID: CCV_0215HP553r **Units:** mg/L **Prep Method:**

Analytes	Result	LOQ	Spk value	Spk RefVal	%REC	LowLimit	HighLimit	RPD RefVal	%RPD	RPDLimit	Qual
Diesel Range Organics (C10 to C24)	14	0.30	15		94.0	80	120				
Total Extractable Hydrocarbons	15	0.30	15		97.0	80	120				
Surr: o-Terphenyl	0.18	0.0020	0.20		90.0	80	120				

Associated Samples: **B22020962-001D, B22020962-006D, B22020962-011D, B22020962-021D, B22020962-026D, B22020962-032B**

Analytical QC Summary Report

Prepared by Billings, MT Branch

Client: AECOM - Honolulu
Workorder: B22020962
Project: CV18F0126, 60571032.02.46.01
Report Date: 03/04/2022

Run ID: Run Order: GCFID-HP5-B_220215B: 14 **SampType:** Continuing Calibration Verification Standard **Batch ID:** R374888
Method: SW8015C **Analysis Date:** 02/17/2022 09:51 **Prep Date:**
Lab ID: CCV_0215HP556r-W **Units:** mg/L **Prep Method:**

Analytes	Result	LOQ	Spk value	Spk RefVal	%REC	LowLimit	HighLimit	RPD RefVal	%RPD	RPDLimit	Qual
TEH(Oil Range)	5.2	0.30	5.0		105.0	80	120				
Surr: n-Triacontane	0.19	0.0020	0.20		96.0	80	120				

Associated Samples: **B22020962-001D, B22020962-006D, B22020962-011D, B22020962-021D, B22020962-026D, B22020962-032B**

Run ID: Run Order: GCFID-HP5-B_220215B: 15 **SampType:** Continuing Calibration Verification Standard **Batch ID:** R374888
Method: SW8015C **Analysis Date:** 02/17/2022 10:34 **Prep Date:**
Lab ID: CCV_0215HP557r **Units:** mg/L **Prep Method:**

Analytes	Result	LOQ	Spk value	Spk RefVal	%REC	LowLimit	HighLimit	RPD RefVal	%RPD	RPDLimit	Qual
Total Extractable Hydrocarbons	15	0.30	15		100.0	80	120				
Surr: o-Terphenyl	0.18	0.0020	0.20		92.0	80	120				

Associated Samples: **B22020962-001D, B22020962-006D, B22020962-011D, B22020962-021D, B22020962-026D, B22020962-032B**

Run ID: Run Order: GCFID-HP5-B_220215B: 20 **SampType:** Continuing Calibration Verification Standard **Batch ID:** R374888
Method: SW8015C **Analysis Date:** 02/17/2022 17:42 **Prep Date:**
Lab ID: CCV_0215HP567r-W **Units:** mg/L **Prep Method:**

Analytes	Result	LOQ	Spk value	Spk RefVal	%REC	LowLimit	HighLimit	RPD RefVal	%RPD	RPDLimit	Qual
TEH(Oil Range)	5.2	0.30	5.0		104.0	80	120				
Surr: n-Triacontane	0.19	0.0020	0.20		95.0	80	120				

Associated Samples: **B22020962-001D, B22020962-006D, B22020962-011D, B22020962-021D, B22020962-026D, B22020962-032B**

Analytical QC Summary Report

Prepared by Billings, MT Branch

Client: AECOM - Honolulu
Workorder: B22020962
Project: CV18F0126, 60571032.02.46.01
Report Date: 03/04/2022

Run ID: Run Order: GCFID-HP5-B_220215B: 21 **SampType:** Continuing Calibration Verification Standard **Batch ID:** R374888
Method: SW8015C **Analysis Date:** 02/17/2022 18:26 **Prep Date:**
Lab ID: CCV_0215HP568r **Units:** mg/L **Prep Method:**

Analytes	Result	LOQ	Spk value	Spk RefVal	%REC	LowLimit	HighLimit	RPD RefVal	%RPD	RPDLimit	Qual
Diesel Range Organics (C10 to C24)	15	0.30	15		97.0	80	120				
Total Extractable Hydrocarbons	15	0.30	15		100.0	80	120				
Surr: o-Terphenyl	0.18	0.0020	0.20		92.0	80	120				

Associated Samples: **B22020962-001D, B22020962-006D, B22020962-011D, B22020962-021D, B22020962-026D, B22020962-032B**

Run ID: Run Order: VARIAN1_220217A: 2 **SampType:** Continuing Calibration Verification Standard **Batch ID:** R374900
Method: SW8015C **Analysis Date:** 02/17/2022 10:09 **Prep Date:**
Lab ID: CCV_0217VAR05r **Units:** ug/L **Prep Method:**

Analytes	Result	LOQ	Spk value	Spk RefVal	%REC	LowLimit	HighLimit	RPD RefVal	%RPD	RPDLimit	Qual
C6 to C10	177	20	168		105.0	80	120				
Total Purgeable Hydrocarbons	213	20	200		106.0	80	120				
Surr: Trifluorotoluene	22	1.0	25		89.0	80	120				

Associated Samples: **B22020962-001G, B22020962-002A, B22020962-006G, B22020962-007A, B22020962-011G, B22020962-012A, B22020962-016G, B22020962-018A, B22020962-021G, B22020962-022A, B22020962-026G, B22020962-028A, B22020962-031G, B22020962-032D, B22020962-033A**

Analytical QC Summary Report

Prepared by Billings, MT Branch

Client: AECOM - Honolulu
Workorder: B22020962
Project: CV18F0126, 60571032.02.46.01
Report Date: 03/04/2022

Run ID: Run Order: VARIAN1_220217A: 17 **SampType:** Continuing Calibration Verification Standard **Batch ID:** R374900
Method: SW8015C **Analysis Date:** 02/17/2022 21:29 **Prep Date:**
Lab ID: CCV_0217VAR25r **Units:** ug/L **Prep Method:**

Analytes	Result	LOQ	Spk value	Spk RefVal	%REC	LowLimit	HighLimit	RPD RefVal	%RPD	RPDLimit	Qual
C6 to C10	170	20	168		101.0	80	120				
Total Purgeable Hydrocarbons	204	20	200		102.0	80	120				
Surr: Trifluorotoluene	21	1.0	25		84.0	80	120				

Associated Samples: **B22020962-001G, B22020962-002A, B22020962-006G, B22020962-007A, B22020962-011G, B22020962-012A, B22020962-016G, B22020962-018A, B22020962-021G, B22020962-022A, B22020962-026G, B22020962-028A, B22020962-031G, B22020962-032D, B22020962-033A**

Run ID: Run Order: VARIAN1_220217A: 27 **SampType:** Continuing Calibration Verification Standard **Batch ID:** R374900
Method: SW8015C **Analysis Date:** 02/18/2022 07:08 **Prep Date:**
Lab ID: CCV_0217VAR42r **Units:** ug/L **Prep Method:**

Analytes	Result	LOQ	Spk value	Spk RefVal	%REC	LowLimit	HighLimit	RPD RefVal	%RPD	RPDLimit	Qual
C6 to C10	170	20	168		101.0	80	120				
Total Purgeable Hydrocarbons	205	20	200		103.0	80	120				
Surr: Trifluorotoluene	21	1.0	25		85.0	80	120				

Associated Samples: **B22020962-001G, B22020962-002A, B22020962-006G, B22020962-007A, B22020962-011G, B22020962-012A, B22020962-016G, B22020962-018A, B22020962-021G, B22020962-022A, B22020962-026G, B22020962-028A, B22020962-031G, B22020962-032D, B22020962-033A**

Analytical QC Summary Report

Prepared by Billings, MT Branch

Client: AECOM - Honolulu
Workorder: B22020962
Project: CV18F0126, 60571032.02.46.01
Report Date: 03/04/2022

Run ID: Run Order: FID-HEADSPACE_220215A: 4 **SampType:** Method Blank **Batch ID:** R374776
Method: SW8015M **Analysis Date:** 02/15/2022 10:27 **Prep Date:**
Lab ID: MBLK **Units:** mg/L **Prep Method:**

Analytes	Result	LOQ	Spk value	Spk RefVal	%REC	LowLimit	HighLimit	RPD RefVal	%RPD	RPDLimit	Qual
Methane	ND	0.0010			0.0						

Associated Samples: **B22020962-001I, B22020962-005A, B22020962-006I, B22020962-010A, B22020962-011I, B22020962-015A, B22020962-016I, B22020962-020A, B22020962-021I, B22020962-025A, B22020962-026I, B22020962-030A, B22020962-031I, B22020962-036A**

Run ID: Run Order: FID-HEADSPACE_220215A: 2 **SampType:** Laboratory Control Sample **Batch ID:** R374776
Method: SW8015M **Analysis Date:** 02/15/2022 09:19 **Prep Date:**
Lab ID: LCS **Units:** ppm **Prep Method:**

Analytes	Result	LOQ	Spk value	Spk RefVal	%REC	LowLimit	HighLimit	RPD RefVal	%RPD	RPDLimit	Qual
Methane	99	2.0	100		99.0	85	115				

Associated Samples: **B22020962-001I, B22020962-005A, B22020962-006I, B22020962-010A, B22020962-011I, B22020962-015A, B22020962-016I, B22020962-020A, B22020962-021I, B22020962-025A, B22020962-026I, B22020962-030A, B22020962-031I, B22020962-036A**

Run ID: Run Order: FID-HEADSPACE_220215A: 3 **SampType:** Laboratory Control Sample Duplicate **Batch ID:** R374776
Method: SW8015M **Analysis Date:** 02/15/2022 09:24 **Prep Date:**
Lab ID: LCSD **Units:** ppm **Prep Method:**

Analytes	Result	LOQ	Spk value	Spk RefVal	%REC	LowLimit	HighLimit	RPD RefVal	%RPD	RPDLimit	Qual
Methane	100	2.0	100		100.0	85	115	99	0.5	20.0	

Associated Samples: **B22020962-001I, B22020962-005A, B22020962-006I, B22020962-010A, B22020962-011I, B22020962-015A, B22020962-016I, B22020962-020A, B22020962-021I, B22020962-025A, B22020962-026I, B22020962-030A, B22020962-031I, B22020962-036A**

Analytical QC Summary Report

Prepared by Billings, MT Branch

Client: AECOM - Honolulu
Workorder: B22020962
Project: CV18F0126, 60571032.02.46.01 **Report Date:** 03/04/2022

Run ID: Run Order: FID-HEADSPACE_220215A: 8 **SampType:** Sample Duplicate **Batch ID:** R374776
Method: SW8015M **Analysis Date:** 02/15/2022 11:17 **Prep Date:**
Lab ID: B22020962-006IDUP **Units:** mg/L **Prep Method:**

Analytes	Result	LOQ	Spk value	Spk RefVal	%REC	LowLimit	HighLimit	RPD RefVal	%RPD	RPDLimit	Qual
Methane	0.56	0.16			0.0			0.57	1.6	20.0	

Associated Samples: **B22020962-001I, B22020962-005A, B22020962-006I, B22020962-010A, B22020962-011I, B22020962-015A, B22020962-016I, B22020962-020A, B22020962-021I, B22020962-025A, B22020962-026I, B22020962-030A, B22020962-031I, B22020962-036A**

Run ID: Run Order: FID-HEADSPACE_220215A: 1 **SampType:** Continuing Calibration Verification Standard **Batch ID:** R374776
Method: SW8015M **Analysis Date:** 02/15/2022 09:14 **Prep Date:**
Lab ID: CCV **Units:** ppm **Prep Method:**

Analytes	Result	LOQ	Spk value	Spk RefVal	%REC	LowLimit	HighLimit	RPD RefVal	%RPD	RPDLimit	Qual
Methane	94	2.0	100		94.0	85	115				

Associated Samples: **B22020962-001I, B22020962-005A, B22020962-006I, B22020962-010A, B22020962-011I, B22020962-015A, B22020962-016I, B22020962-020A, B22020962-021I, B22020962-025A, B22020962-026I, B22020962-030A, B22020962-031I, B22020962-036A**

Run ID: Run Order: FID-HEADSPACE_220215A: 20 **SampType:** Continuing Calibration Verification Standard **Batch ID:** R374776
Method: SW8015M **Analysis Date:** 02/15/2022 12:55 **Prep Date:**
Lab ID: CCV **Units:** ppm **Prep Method:**

Analytes	Result	LOQ	Spk value	Spk RefVal	%REC	LowLimit	HighLimit	RPD RefVal	%RPD	RPDLimit	Qual
Methane	95	2.0	100		95.0	85	115				

Associated Samples: **B22020962-001I, B22020962-005A, B22020962-006I, B22020962-010A, B22020962-011I, B22020962-015A, B22020962-016I, B22020962-020A, B22020962-021I, B22020962-025A, B22020962-026I, B22020962-030A, B22020962-031I, B22020962-036A**

Analytical QC Summary Report

Prepared by Billings, MT Branch

Client: AECOM - Honolulu
Workorder: B22020962
Project: CV18F0126, 60571032.02.46.01
Report Date: 03/04/2022

Run ID: Run Order: SV5973N.I_220218A: 17
SampType: Method Blank
Batch ID: 163724
Method: SW8270C
Analysis Date: 02/19/2022 15:33
Prep Date: 02/14/2022 08:37
Lab ID: MB-163724
Units: ug/L
Prep Method: SW3510C

Analytes	Result	LOQ	Spk value	Spk RefVal	%REC	LowLimit	HighLimit	RPD RefVal	%RPD	RPDLimit	Qual
1,2,4-Trichlorobenzene	ND	5.0									
1,2-Dichlorobenzene	ND	5.0									
1,3-Dichlorobenzene	ND	5.0									
1,4-Dichlorobenzene	ND	5.0									
2,4,5-Trichlorophenol	ND	5.0									
2,4,6-Trichlorophenol	ND	5.0									
2,4-Dichlorophenol	ND	5.0									
2,4-Dimethylphenol	ND	5.0									
2,4-Dinitrophenol	ND	10									
2,4-Dinitrotoluene	ND	5.0									
2,6-Dinitrotoluene	ND	5.0									
2-Chloronaphthalene	ND	5.0									
2-Chlorophenol	ND	5.0									
2-Nitrophenol	ND	5.0									
3,3´-Dichlorobenzidine	ND	10									
4,6-Dinitro-2-methylphenol	ND	10									
4-Bromophenyl phenyl ether	ND	5.0									
4-Chloro-3-methylphenol	ND	5.0									
4-Chlorophenol	ND	5.0									
4-Chlorophenyl phenyl ether	ND	5.0									
4-Nitrophenol	ND	10									
Azobenzene	ND	5.0									
bis(-2-chloroethoxy)Methane	ND	5.0									
bis(-2-chloroethyl)Ether	ND	5.0									
bis(2-chloroisopropyl)Ether	ND	5.0									
bis(2-ethylhexyl)Phthalate	ND	5.0									
Butylbenzylphthalate	ND	5.0									

Analytical QC Summary Report

Prepared by Billings, MT Branch

Client: AECOM - Honolulu
Workorder: B22020962
Project: CV18F0126, 60571032.02.46.01
Report Date: 03/04/2022

Run ID: Run Order: SV5973N.I_220218A: 17
SampType: Method Blank
Batch ID: 163724
Method: SW8270C
Analysis Date: 02/19/2022 15:33
Prep Date: 02/14/2022 08:37
Lab ID: MB-163724
Units: ug/L
Prep Method: SW3510C

Analytes	Result	LOQ	Spk value	Spk RefVal	%REC	LowLimit	HighLimit	RPD RefVal	%RPD	RPDLimit	Qual
Diethyl phthalate	ND	5.0									
Dimethyl phthalate	ND	5.0									
Di-n-butyl phthalate	ND	5.0									
Di-n-octyl phthalate	ND	5.0									
Hexachlorobenzene	ND	5.0									
Hexachlorobutadiene	ND	5.0									
Hexachlorocyclopentadiene	ND	5.0									
Hexachloroethane	ND	5.0									
Isophorone	ND	5.0									
m+p-Cresols	ND	5.0									
Nitrobenzene	ND	5.0									
n-Nitrosodimethylamine	ND	5.0									
n-Nitroso-di-n-propylamine	ND	5.0									
n-Nitrosodiphenylamine	ND	10									
o-Cresol	ND	5.0									
Pentachlorophenol	ND	10									
Phenol	ND	5.0									
Pyridine	ND	5.0									
Surr: 2,4,6-Tribromophenol	161	5.0	200		80.0	43	140				
Surr: 2-Fluorobiphenyl	67	5.0	100		67.0	44	119				
Surr: 2-Fluorophenol	65	5.0	200		32.0	19	119				
Surr: Nitrobenzene-d5	62	5.0	100		62.0	44	120				
Surr: Phenol-d5	64	5.0	200		32.0	10	65				
Surr: Terphenyl-d14	110	5.0	100		110.0	50	134				

Associated Samples: **B22020962-001C, B22020962-006C, B22020962-011C, B22020962-016C, B22020962-021C, B22020962-026C, B22020962-031C, B22020962-032A**

Analytical QC Summary Report

Prepared by Billings, MT Branch

Client: AECOM - Honolulu
Workorder: B22020962
Project: CV18F0126, 60571032.02.46.01
Report Date: 03/04/2022

Run ID: Run Order: SV5973N.I_220218A: 18
SampType: Laboratory Control Sample
Batch ID: 163724
Method: SW8270C
Analysis Date: 02/19/2022 16:05
Prep Date: 02/14/2022 08:37
Lab ID: LCS-163724
Units: ug/L
Prep Method: SW3510C

Analytes	Result	LOQ	Spk value	Spk RefVal	%REC	LowLimit	HighLimit	RPD RefVal	%RPD	RPDLimit	Qual
1,2,4-Trichlorobenzene	73	10	100		73.0	29	116				
1,2-Dichlorobenzene	67	10	100		67.0	32	111				
1,3-Dichlorobenzene	70	10	100		70.0	28	110				
1,4-Dichlorobenzene	67	10	100		67.0	29	112				
2,4,5-Trichlorophenol	83	10	100		83.0	53	123				
2,4,6-Trichlorophenol	91	10	100		91.0	50	125				
2,4-Dichlorophenol	75	10	100		75.0	47	121				
2,4-Dimethylphenol	80	10	100		80.0	31	124				
2,4-Dinitrophenol	87	10	100		87.0	23	142				
2,4-Dinitrotoluene	92	10	100		92.0	57	128				
2,6-Dinitrotoluene	85	10	100		85.0	50	118				
2-Chloronaphthalene	83	10	100		83.0	40	116				
2-Chlorophenol	67	10	100		67.0	38	117				
2-Nitrophenol	82	10	100		82.0	47	123				
3,3´-Dichlorobenzidine	74	10	100		74.0	27	129				
4,6-Dinitro-2-methylphenol	90	10	100		90.0	44	137				
4-Bromophenyl phenyl ether	97	10	100		97.0	55	124				
4-Chloro-3-methylphenol	86	10	100		86.0	52	119				
4-Chlorophenol	66	10	100		66.0	41	81				
4-Chlorophenyl phenyl ether	99	10	100		99.0	53	121				
4-Nitrophenol	36	10	100		36.0	15	36				
Azobenzene	84	10	100		84.0	61	116				
bis(-2-chloroethoxy)Methane	85	10	100		85.0	48	120				
bis(-2-chloroethyl)Ether	76	10	100		76.0	43	118				
bis(2-chloroisopropyl)Ether	65	10	100		65.0	37	130				
bis(2-ethylhexyl)Phthalate	97	10	100		97.0	55	135				
Butylbenzylphthalate	96	10	100		96.0	53	134				

Analytical QC Summary Report

Prepared by Billings, MT Branch

Client: AECOM - Honolulu
Workorder: B22020962
Project: CV18F0126, 60571032.02.46.01
Report Date: 03/04/2022

Run ID: Run Order: SV5973N.I_220218A: 18
SampType: Laboratory Control Sample
Batch ID: 163724
Method: SW8270C
Analysis Date: 02/19/2022 16:05
Prep Date: 02/14/2022 08:37
Lab ID: LCS-163724
Units: ug/L
Prep Method: SW3510C

Analytes	Result	LOQ	Spk value	Spk RefVal	%REC	LowLimit	HighLimit	RPD RefVal	%RPD	RPDLimit	Qual
Diethyl phthalate	92	10	100		92.0	56	125				
Dimethyl phthalate	96	10	100		96.0	45	127				
Di-n-butyl phthalate	100	10	100		100.0	59	127				
Di-n-octyl phthalate	97	10	100		97.0	51	140				
Hexachlorobenzene	93	10	100		93.0	53	125				
Hexachlorobutadiene	71	10	100		71.0	22	124				
Hexachlorocyclopentadiene	78	10	100		78.0	39	91				
Hexachloroethane	65	10	100		65.0	21	115				
Isophorone	81	10	100		81.0	42	124				
m+p-Cresols	76	10	100		76.0	29	110				
Nitrobenzene	89	10	100		89.0	45	121				
n-Nitrosodimethylamine	50	10	100		50.0	20	45				S
n-Nitroso-di-n-propylamine	101	10	100		101.0	49	119				
n-Nitrosodiphenylamine	97	10	100		97.0	51	123				
o-Cresol	75	10	100		75.0	30	117				
Pentachlorophenol	102	10	100		102.0	35	138				
Phenol	48	10	100		48.0	37	75				
Pyridine	35	10	100		35.0	16	45				
Surr: 2,4,6-Tribromophenol	183	10	200		91.0	43	140				
Surr: 2-Fluorobiphenyl	87	10	100		87.0	44	119				
Surr: 2-Fluorophenol	78	10	200		39.0	19	119				
Surr: Nitrobenzene-d5	75	10	100		75.0	44	120				
Surr: Phenol-d5	81	10	200		41.0	10	65				
Surr: Terphenyl-d14	100	10	100		100.0	50	134				

Associated Samples: **B22020962-001C, B22020962-006C, B22020962-011C, B22020962-016C, B22020962-021C, B22020962-026C, B22020962-031C, B22020962-032A**

Analytical QC Summary Report

Prepared by Billings, MT Branch

Client: AECOM - Honolulu
Workorder: B22020962
Project: CV18F0126, 60571032.02.46.01
Report Date: 03/04/2022

Run ID: Run Order: SV5973N.I_220218A: 19
SampType: Laboratory Control Sample Duplicate
Batch ID: 163724
Method: SW8270C
Analysis Date: 02/19/2022 16:38
Prep Date: 02/14/2022 11:18
Lab ID: LCSD-163724
Units: ug/L
Prep Method: SW3510C

Analytes	Result	LOQ	Spk value	Spk RefVal	%REC	LowLimit	HighLimit	RPD RefVal	%RPD	RPDLimit	Qual
1,2,4-Trichlorobenzene	74	10	100		74.0	29	116	73	0.9	20.0	
1,2-Dichlorobenzene	68	10	100		68.0	32	111	67	0.5	20.0	
1,3-Dichlorobenzene	67	10	100		67.0	28	110	70	4.8	20.0	
1,4-Dichlorobenzene	67	10	100		67.0	29	112	67	0.7	20.0	
2,4,5-Trichlorophenol	83	10	100		83.0	53	123	83	0.8	20.0	
2,4,6-Trichlorophenol	94	10	100		94.0	50	125	91	3.8	20.0	
2,4-Dichlorophenol	79	10	100		79.0	47	121	75	4.7	20.0	
2,4-Dimethylphenol	88	10	100		88.0	31	124	80	8.9	20.0	
2,4-Dinitrophenol	93	10	100		93.0	23	142	87	6.0	20.0	
2,4-Dinitrotoluene	95	10	100		95.0	57	128	92	3.1	20.0	
2,6-Dinitrotoluene	95	10	100		95.0	50	118	85	11.0	20.0	
2-Chloronaphthalene	87	10	100		87.0	40	116	83	5.4	20.0	
2-Chlorophenol	71	10	100		71.0	38	117	67	5.2	20.0	
2-Nitrophenol	89	10	100		89.0	47	123	82	7.8	20.0	
3,3´-Dichlorobenzidine	80	10	100		80.0	27	129	74	7.3	20.0	
4,6-Dinitro-2-methylphenol	88	10	100		88.0	44	137	90	2.5	20.0	
4-Bromophenyl phenyl ether	100	10	100		100.0	55	124	97	3.1	20.0	
4-Chloro-3-methylphenol	91	10	100		91.0	52	119	86	6.0	20.0	
4-Chlorophenol	75	10	100		75.0	41	81	66	12.0	20.0	
4-Chlorophenyl phenyl ether	105	10	100		105.0	53	121	99	5.6	20.0	
4-Nitrophenol	39	10	100		39.0	15	36	36	8.8	20.0	S
Azobenzene	86	10	100		86.0	61	116	84	2.2	20.0	
bis(-2-chloroethoxy)Methane	91	10	100		91.0	48	120	85	6.5	20.0	
bis(-2-chloroethyl)Ether	78	10	100		78.0	43	118	76	3.4	20.0	
bis(2-chloroisopropyl)Ether	68	10	100		68.0	37	130	65	5.2	20.0	
bis(2-ethylhexyl)Phthalate	106	10	100		106.0	55	135	97	8.7	20.0	
Butylbenzylphthalate	102	10	100		102.0	53	134	96	6.7	20.0	

Analytical QC Summary Report

Prepared by Billings, MT Branch

Client: AECOM - Honolulu
Workorder: B22020962
Project: CV18F0126, 60571032.02.46.01
Report Date: 03/04/2022

Run ID: Run Order: SV5973N.I_220218A: 19
SampType: Laboratory Control Sample Duplicate
Batch ID: 163724
Method: SW8270C
Analysis Date: 02/19/2022 16:38
Prep Date: 02/14/2022 11:18
Lab ID: LCSD-163724
Units: ug/L
Prep Method: SW3510C

Analytes	Result	LOQ	Spk value	Spk RefVal	%REC	LowLimit	HighLimit	RPD RefVal	%RPD	RPDLimit	Qual
Diethyl phthalate	95	10	100		95.0	56	125	92	3.6	20.0	
Dimethyl phthalate	100	10	100		100.0	45	127	96	3.8	20.0	
Di-n-butyl phthalate	102	10	100		102.0	59	127	100	1.7	20.0	
Di-n-octyl phthalate	102	10	100		102.0	51	140	97	5.2	20.0	
Hexachlorobenzene	93	10	100		93.0	53	125	93	0.1	20.0	
Hexachlorobutadiene	73	10	100		73.0	22	124	71	2.7	20.0	
Hexachlorocyclopentadiene	80	10	100		80.0	39	91	78	2.6	20.0	
Hexachloroethane	56	10	100		56.0	21	115	65	14.0	20.0	
Isophorone	86	10	100		86.0	42	124	81	5.4	20.0	
m+p-Cresols	85	10	100		85.0	29	110	76	11.0	20.0	
Nitrobenzene	96	10	100		96.0	45	121	89	8.1	20.0	
n-Nitrosodimethylamine	54	10	100		54.0	20	45	50	8.3	20.0	S
n-Nitroso-di-n-propylamine	102	10	100		102.0	49	119	101	1.0	20.0	
n-Nitrosodiphenylamine	99	10	100		99.0	51	123	97	2.5	20.0	
o-Cresol	81	10	100		81.0	30	117	75	7.1	20.0	
Pentachlorophenol	104	10	100		104.0	35	138	102	2.1	20.0	
Phenol	50	10	100		50.0	37	75	48	4.0	20.0	
Pyridine	39	10	100		39.0	16	45	35	10.0	20.0	
Surr: 2,4,6-Tribromophenol	183	10	200		91.0	43	140	0.0	0.0		
Surr: 2-Fluorobiphenyl	86	10	100		86.0	44	119	0.0	0.0		
Surr: 2-Fluorophenol	78	10	200		39.0	19	119	0.0	0.0		
Surr: Nitrobenzene-d5	82	10	100		82.0	44	120	0.0	0.0		
Surr: Phenol-d5	85	10	200		43.0	10	65	0.0	0.0		
Surr: Terphenyl-d14	102	10	100		102.0	50	134	0.0	0.0		

Associated Samples: **B22020962-001C, B22020962-006C, B22020962-011C, B22020962-016C, B22020962-021C, B22020962-026C, B22020962-031C, B22020962-032A**

- Insufficient sample was submitted to perform a Matrix Spike/Duplicate, so a Laboratory Control Sample Duplicate is included in the reporting package to assess precision.

Analytical QC Summary Report

Prepared by Billings, MT Branch

Client: AECOM - Honolulu
Workorder: B22020962
Project: CV18F0126, 60571032.02.46.01
Report Date: 03/04/2022

Run ID: Run Order: SV5973N.I_220218B: 9
SampType: Sample Matrix Spike
Batch ID: 163724
Method: SW8270C
Analysis Date: 02/20/2022 01:36
Prep Date: 02/14/2022 11:20
Lab ID: B22020962-006CMS
Units: ug/L
Prep Method: SW3510C

Analytes	Result	LOQ	Spk value	Spk RefVal	%REC	LowLimit	HighLimit	RPD RefVal	%RPD	RPDLimit	Qual
1,2,4-Trichlorobenzene	70	10	95	0.0	74.0	29	116				
1,2-Dichlorobenzene	63	10	95	0.0	66.0	32	111				
1,3-Dichlorobenzene	62	10	95	0.0	65.0	28	110				
1,4-Dichlorobenzene	61	10	95	0.0	64.0	29	112				
2,4,5-Trichlorophenol	73	10	95	0.0	77.0	53	123				
2,4,6-Trichlorophenol	79	10	95	0.0	83.0	50	125				
2,4-Dichlorophenol	66	10	95	0.0	69.0	47	121				
2,4-Dimethylphenol	65	10	95	0.0	68.0	31	124				
2,4-Dinitrophenol	85	10	95	0.0	89.0	23	142				
2,4-Dinitrotoluene	85	10	95	0.0	89.0	57	128				
2,6-Dinitrotoluene	76	10	95	0.0	80.0	50	118				
2-Chloronaphthalene	78	10	95	0.0	82.0	40	116				
2-Chlorophenol	57	10	95	0.0	60.0	38	117				
2-Nitrophenol	77	10	95	0.0	81.0	47	123				
3,3´-Dichlorobenzidine	54	10	95	0.0	56.0	27	129				
4,6-Dinitro-2-methylphenol	86	10	95	0.0	90.0	44	137				
4-Bromophenyl phenyl ether	83	10	95	0.0	88.0	55	124				
4-Chloro-3-methylphenol	78	10	95	0.0	82.0	52	119				
4-Chlorophenol	60	10	95	0.0	63.0	41	81				
4-Chlorophenyl phenyl ether	89	10	95	0.0	93.0	53	121				
4-Nitrophenol	38	10	95	0.0	40.0	15	36				S
Azobenzene	74	10	95	0.0	78.0	61	116				
bis(-2-chloroethoxy)Methane	73	10	95	0.0	76.0	48	120				
bis(-2-chloroethyl)Ether	69	10	95	0.0	73.0	43	118				
bis(2-chloroisopropyl)Ether	63	10	95	0.0	66.0	37	130				
bis(2-ethylhexyl)Phthalate	91	10	95	0.0	96.0	55	135				
Butylbenzylphthalate	94	10	95	0.0	98.0	53	134				

Analytical QC Summary Report

Prepared by Billings, MT Branch

Client: AECOM - Honolulu
Workorder: B22020962
Project: CV18F0126, 60571032.02.46.01
Report Date: 03/04/2022

Run ID: Run Order: SV5973N.I_220218B: 9
SampType: Sample Matrix Spike
Batch ID: 163724
Method: SW8270C
Analysis Date: 02/20/2022 01:36
Prep Date: 02/14/2022 11:20
Lab ID: B22020962-006CMS
Units: ug/L
Prep Method: SW3510C

Analytes	Result	LOQ	Spk value	Spk RefVal	%REC	LowLimit	HighLimit	RPD RefVal	%RPD	RPDLimit	Qual
Diethyl phthalate	86	10	95	0.0	91.0	56	125				
Dimethyl phthalate	92	10	95	0.0	96.0	45	127				
Di-n-butyl phthalate	96	10	95	0.0	101.0	59	127				
Di-n-octyl phthalate	86	10	95	0.0	91.0	51	140				
Hexachlorobenzene	78	10	95	0.0	82.0	53	125				
Hexachlorobutadiene	64	10	95	0.0	68.0	22	124				
Hexachlorocyclopentadiene	64	10	95	0.0	67.0	39	91				
Hexachloroethane	61	10	95	0.0	64.0	21	115				
Isophorone	75	10	95	0.0	79.0	42	124				
m+p-Cresols	60	10	95	0.0	63.0	29	110				
Nitrobenzene	76	10	95	0.0	80.0	45	121				
n-Nitrosodimethylamine	50	10	95	0.0	52.0	20	45				S
n-Nitroso-di-n-propylamine	90	10	95	0.0	94.0	49	119				
n-Nitrosodiphenylamine	83	10	95	0.0	88.0	51	123				
o-Cresol	69	10	95	0.0	72.0	30	117				
Pentachlorophenol	98	10	95	0.0	102.0	35	138				
Phenol	41	10	95	0.0	43.0	37	75				
Pyridine	29	10	95	0.0	31.0	16	45				
Surr: 2,4,6-Tribromophenol	160	10	190	0.0	84.0	43	140				
Surr: 2-Fluorobiphenyl	75	10	95	0.0	79.0	44	119				
Surr: 2-Fluorophenol	62	10	190	0.0	33.0	19	119				
Surr: Nitrobenzene-d5	71	10	95	0.0	75.0	44	120				
Surr: Phenol-d5	69	10	190	0.0	36.0	10	65				
Surr: Terphenyl-d14	90	10	95	0.0	95.0	50	134				

Associated Samples: **B22020962-001C, B22020962-006C, B22020962-011C, B22020962-016C, B22020962-021C, B22020962-026C, B22020962-031C, B22020962-032A**

Analytical QC Summary Report

Prepared by Billings, MT Branch

Client: AECOM - Honolulu
Workorder: B22020962
Project: CV18F0126, 60571032.02.46.01
Report Date: 03/04/2022

Run ID: Run Order: SV5973N.I_220218B: 16
SampType: Sample Matrix Spike
Batch ID: 163724
Method: SW8270C
Analysis Date: 02/20/2022 05:21
Prep Date: 02/14/2022 09:23
Lab ID: B22020962-032AMS
Units: ug/L
Prep Method: SW3510C

Analytes	Result	LOQ	Spk value	Spk RefVal	%REC	LowLimit	HighLimit	RPD RefVal	%RPD	RPDLimit	Qual
1,2,4-Trichlorobenzene	71	10	95	0.0	74.0	29	116				
1,2-Dichlorobenzene	62	10	95	0.0	65.0	32	111				
1,3-Dichlorobenzene	60	10	95	0.0	63.0	28	110				
1,4-Dichlorobenzene	60	10	95	0.0	63.0	29	112				
2,4,5-Trichlorophenol	84	10	95	0.0	88.0	53	123				
2,4,6-Trichlorophenol	93	10	95	0.0	98.0	50	125				
2,4-Dichlorophenol	78	10	95	0.0	82.0	47	121				
2,4-Dimethylphenol	74	10	95	0.0	78.0	31	124				
2,4-Dinitrophenol	89	10	95	0.0	94.0	23	142				
2,4-Dinitrotoluene	90	10	95	0.0	95.0	57	128				
2,6-Dinitrotoluene	84	10	95	0.0	88.0	50	118				
2-Chloronaphthalene	82	10	95	0.0	86.0	40	116				
2-Chlorophenol	65	10	95	0.0	68.0	38	117				
2-Nitrophenol	85	10	95	0.0	90.0	47	123				
3,3´-Dichlorobenzidine	76	10	95	0.0	80.0	27	129				
4,6-Dinitro-2-methylphenol	88	10	95	0.0	93.0	44	137				
4-Bromophenyl phenyl ether	94	10	95	0.0	99.0	55	124				
4-Chloro-3-methylphenol	86	10	95	0.0	91.0	52	119				
4-Chlorophenol	72	10	95	0.0	76.0	41	81				
4-Chlorophenyl phenyl ether	97	10	95	0.0	102.0	53	121				
4-Nitrophenol	37	10	95	0.0	39.0	15	36				S
Azobenzene	85	10	95	0.0	90.0	61	116				
bis(-2-chloroethoxy)Methane	77	10	95	0.0	81.0	48	120				
bis(-2-chloroethyl)Ether	70	10	95	0.0	73.0	43	118				
bis(2-chloroisopropyl)Ether	64	10	95	0.0	67.0	37	130				
bis(2-ethylhexyl)Phthalate	97	10	95	0.0	102.0	55	135				
Butylbenzylphthalate	98	10	95	0.0	102.0	53	134				

Analytical QC Summary Report

Prepared by Billings, MT Branch

Client: AECOM - Honolulu
Workorder: B22020962
Project: CV18F0126, 60571032.02.46.01
Report Date: 03/04/2022

Run ID: Run Order: SV5973N.I_220218B: 16
SampType: Sample Matrix Spike
Batch ID: 163724
Method: SW8270C
Analysis Date: 02/20/2022 05:21
Prep Date: 02/14/2022 09:23
Lab ID: B22020962-032AMS
Units: ug/L
Prep Method: SW3510C

Analytes	Result	LOQ	Spk value	Spk RefVal	%REC	LowLimit	HighLimit	RPD RefVal	%RPD	RPDLimit	Qual
Diethyl phthalate	92	10	95	0.0	97.0	56	125				
Dimethyl phthalate	99	10	95	0.0	104.0	45	127				
Di-n-butyl phthalate	100	10	95	0.0	105.0	59	127				
Di-n-octyl phthalate	98	10	95	0.0	103.0	51	140				
Hexachlorobenzene	91	10	95	0.0	95.0	53	125				
Hexachlorobutadiene	68	10	95	0.0	71.0	22	124				
Hexachlorocyclopentadiene	72	10	95	0.0	75.0	39	91				
Hexachloroethane	61	10	95	0.0	64.0	21	115				
Isophorone	83	10	95	0.0	88.0	42	124				
m+p-Cresols	68	10	95	0.0	72.0	29	110				
Nitrobenzene	79	10	95	0.0	83.0	45	121				
n-Nitrosodimethylamine	54	10	95	0.0	56.0	20	45				S
n-Nitroso-di-n-propylamine	97	10	95	0.0	102.0	49	119				
n-Nitrosodiphenylamine	94	10	95	0.0	99.0	51	123				
o-Cresol	72	10	95	0.0	76.0	30	117				
Pentachlorophenol	101	10	95	0.0	107.0	35	138				
Phenol	44	10	95	0.0	46.0	37	75				
Pyridine	32	10	95	0.0	34.0	16	45				
Surr: 2,4,6-Tribromophenol	179	10	190	0.0	94.0	43	140				
Surr: 2-Fluorobiphenyl	79	10	95	0.0	83.0	44	119				
Surr: 2-Fluorophenol	75	10	190	0.0	39.0	19	119				
Surr: Nitrobenzene-d5	72	10	95	0.0	76.0	44	120				
Surr: Phenol-d5	75	10	190	0.0	39.0	10	65				
Surr: Terphenyl-d14	98	10	95	0.0	103.0	50	134				

Associated Samples: **B22020962-001C, B22020962-006C, B22020962-011C, B22020962-016C, B22020962-021C, B22020962-026C, B22020962-031C, B22020962-032A**

Analytical QC Summary Report

Prepared by Billings, MT Branch

Client: AECOM - Honolulu
Workorder: B22020962
Project: CV18F0126, 60571032.02.46.01
Report Date: 03/04/2022

Run ID: Run Order: SV5973N.I_220218B: 2
SampType: Continuing Calibration Verification Standard
Batch ID: R374943
Method: SW8270C
Analysis Date: 02/19/2022 21:50
Prep Date:
Lab ID: 18-Feb-22_CCV_27
Units: ug/L
Prep Method:

Analytes	Result	LOQ	Spk value	Spk RefVal	%REC	LowLimit	HighLimit	RPD RefVal	%RPD	RPDLimit	Qual
1,2,4-Trichlorobenzene	80	10	75		107.0	70	130				
1,2-Dichlorobenzene	76	10	75		102.0	70	130				
1,3-Dichlorobenzene	80	10	75		106.0	70	130				
1,4-Dichlorobenzene	78	10	75		103.0	80	120				
2,4,5-Trichlorophenol	80	10	75		107.0	70	130				
2,4,6-Trichlorophenol	85	10	75		113.0	80	120				
2,4-Dichlorophenol	79	10	75		105.0	80	120				
2,4-Dimethylphenol	74	10	75		99.0	70	130				
2,4-Dinitrophenol	82	10	75		109.0	70	130				
2,4-Dinitrotoluene	80	10	75		107.0	70	130				
2,6-Dinitrotoluene	75	10	75		100.0	70	130				
2-Chloronaphthalene	78	10	75		105.0	70	130				
2-Chlorophenol	78	10	75		104.0	70	130				
2-Nitrophenol	83	10	75		111.0	80	120				
3,3´-Dichlorobenzidine	81	10	75		108.0	70	130				
4,6-Dinitro-2-methylphenol	84	10	75		112.0	70	130				
4-Bromophenyl phenyl ether	81	10	75		107.0	70	130				
4-Chloro-3-methylphenol	80	10	75		107.0	80	120				
4-Chlorophenol	81	10	75		108.0	70	130				
4-Chlorophenyl phenyl ether	83	10	75		111.0	70	130				
4-Nitrophenol	85	10	75		113.0	70	130				
Azobenzene	77	10	75		102.0	70	130				
bis(-2-chloroethoxy)Methane	75	10	75		100.0	70	130				
bis(-2-chloroethyl)Ether	80	10	75		107.0	70	130				
bis(2-chloroisopropyl)Ether	77	10	75		103.0	70	130				
bis(2-ethylhexyl)Phthalate	84	10	75		113.0	70	130				
Butylbenzylphthalate	82	10	75		110.0	70	130				

Analytical QC Summary Report

Prepared by Billings, MT Branch

Client: AECOM - Honolulu
Workorder: B22020962
Project: CV18F0126, 60571032.02.46.01
Report Date: 03/04/2022

Run ID: Run Order: SV5973N.I_220218B: 2
SampType: Continuing Calibration Verification Standard
Batch ID: R374943
Method: SW8270C
Analysis Date: 02/19/2022 21:50
Prep Date:
Lab ID: 18-Feb-22_CCV_27
Units: ug/L
Prep Method:

Analytes	Result	LOQ	Spk value	Spk RefVal	%REC	LowLimit	HighLimit	RPD RefVal	%RPD	RPDLimit	Qual
Diethyl phthalate	79	10	75		105.0	70	130				
Dimethyl phthalate	83	10	75		110.0	70	130				
Di-n-butyl phthalate	86	10	75		114.0	70	130				
Di-n-octyl phthalate	83	10	75		111.0	80	120				
Hexachlorobenzene	83	10	75		110.0	70	130				
Hexachlorobutadiene	83	10	75		111.0	80	120				
Hexachlorocyclopentadiene	84	10	75		112.0	70	130				
Hexachloroethane	77	10	75		103.0	70	130				
Isophorone	81	10	75		108.0	70	130				
m+p-Cresols	82	10	75		109.0	70	130				
Nitrobenzene	85	10	75		113.0	70	130				
n-Nitrosodimethylamine	89	10	75		118.0	70	130				
n-Nitroso-di-n-propylamine	88	10	75		117.0	70	130				
n-Nitrosodiphenylamine	79	10	75		105.0	80	120				
o-Cresol	77	10	75		102.0	70	130				
Pentachlorophenol	85	10	75		113.0	80	120				
Phenol	77	10	75		103.0	80	120				
Pyridine	80	10	75		107.0	70	130				
Surr: 2,4,6-Tribromophenol	84	10	75		112.0	70	130				
Surr: 2-Fluorobiphenyl	80	10	75		106.0	70	130				
Surr: 2-Fluorophenol	79	10	75		105.0	70	130				
Surr: Nitrobenzene-d5	79	10	75		106.0	70	130				
Surr: Phenol-d5	77	10	75		103.0	70	130				
Surr: Terphenyl-d14	78	10	75		105.0	70	130				

Associated Samples: **B22020962-001C, B22020962-006C, B22020962-011C, B22020962-016C, B22020962-021C, B22020962-026C, B22020962-031C, B22020962-032A**

Analytical QC Summary Report

Prepared by Billings, MT Branch

Client: AECOM - Honolulu
Workorder: B22020962
Project: CV18F0126, 60571032.02.46.01
Report Date: 03/04/2022

Run ID: Run Order: SV5973N.I_220218B: 17
SampType: Continuing Calibration Verification Standard
Batch ID: R374943
Method: SW8270C
Analysis Date: 02/20/2022 05:53
Prep Date:
Lab ID: 18-Feb-22_CCV_42
Units: ug/L
Prep Method:

Analytes	Result	LOQ	Spk value	Spk RefVal	%REC	LowLimit	HighLimit	RPD RefVal	%RPD	RPDLimit	Qual
1,2,4-Trichlorobenzene	83	10	75		111.0	50	150				
1,2-Dichlorobenzene	84	10	75		112.0	50	150				
1,3-Dichlorobenzene	78	10	75		104.0	50	150				
1,4-Dichlorobenzene	80	10	75		107.0	50	150				
2,4,5-Trichlorophenol	78	10	75		104.0	50	150				
2,4,6-Trichlorophenol	77	10	75		103.0	50	150				
2,4-Dichlorophenol	81	10	75		108.0	50	150				
2,4-Dimethylphenol	70	10	75		94.0	50	150				
2,4-Dinitrophenol	73	10	75		98.0	50	150				
2,4-Dinitrotoluene	84	10	75		112.0	50	150				
2,6-Dinitrotoluene	79	10	75		105.0	50	150				
2-Chloronaphthalene	84	10	75		111.0	50	150				
2-Chlorophenol	80	10	75		107.0	50	150				
2-Nitrophenol	76	10	75		102.0	50	150				
3,3´-Dichlorobenzidine	78	10	75		104.0	50	150				
4,6-Dinitro-2-methylphenol	75	10	75		100.0	50	150				
4-Bromophenyl phenyl ether	74	10	75		99.0	50	150				
4-Chloro-3-methylphenol	79	10	75		105.0	50	150				
4-Chlorophenol	83	10	75		111.0	50	150				
4-Chlorophenyl phenyl ether	74	10	75		99.0	50	150				
4-Nitrophenol	79	10	75		105.0	50	150				
Azobenzene	81	10	75		108.0	50	150				
bis(-2-chloroethoxy)Methane	77	10	75		102.0	50	150				
bis(-2-chloroethyl)Ether	79	10	75		105.0	50	150				
bis(2-chloroisopropyl)Ether	80	10	75		107.0	50	150				
bis(2-ethylhexyl)Phthalate	82	10	75		109.0	50	150				
Butylbenzylphthalate	81	10	75		109.0	50	150				

Analytical QC Summary Report

Prepared by Billings, MT Branch

Client: AECOM - Honolulu
Workorder: B22020962
Project: CV18F0126, 60571032.02.46.01
Report Date: 03/04/2022

Run ID: Run Order: SV5973N.I_220218B: 17
SampType: Continuing Calibration Verification Standard
Batch ID: R374943
Method: SW8270C
Analysis Date: 02/20/2022 05:53
Prep Date:
Lab ID: 18-Feb-22_CCV_42
Units: ug/L
Prep Method:

Analytes	Result	LOQ	Spk value	Spk RefVal	%REC	LowLimit	HighLimit	RPD RefVal	%RPD	RPDLimit	Qual
Diethyl phthalate	84	10	75		112.0	50	150				
Dimethyl phthalate	80	10	75		107.0	50	150				
Di-n-butyl phthalate	82	10	75		109.0	50	150				
Di-n-octyl phthalate	83	10	75		111.0	50	150				
Hexachlorobenzene	77	10	75		103.0	50	150				
Hexachlorobutadiene	79	10	75		106.0	50	150				
Hexachlorocyclopentadiene	78	10	75		104.0	50	150				
Hexachloroethane	78	10	75		103.0	50	150				
Isophorone	83	10	75		110.0	50	150				
m+p-Cresols	81	10	75		109.0	50	150				
Nitrobenzene	73	10	75		97.0	50	150				
n-Nitrosodimethylamine	75	10	75		99.0	50	150				
n-Nitroso-di-n-propylamine	79	10	75		105.0	50	150				
n-Nitrosodiphenylamine	81	10	75		108.0	50	150				
o-Cresol	77	10	75		102.0	50	150				
Pentachlorophenol	86	10	75		115.0	50	150				
Phenol	81	10	75		108.0	50	150				
Pyridine	75	10	75		101.0	50	150				
Surr: 2,4,6-Tribromophenol	80	10	75		106.0	50	150				
Surr: 2-Fluorobiphenyl	73	10	75		97.0	50	150				
Surr: 2-Fluorophenol	79	10	75		105.0	50	150				
Surr: Nitrobenzene-d5	79	10	75		105.0	50	150				
Surr: Phenol-d5	81	10	75		108.0	50	150				
Surr: Terphenyl-d14	77	10	75		103.0	50	150				

Associated Samples: **B22020962-001C, B22020962-006C, B22020962-011C, B22020962-016C, B22020962-021C, B22020962-026C, B22020962-031C, B22020962-032A**

Analytical QC Exceptions Report

Prepared by Billings, MT Branch

Client: AECOM - Honolulu
Workorder: B22020962
Project: CV18F0126, 60571032.02.46.01

Report Date: 03/04/2022

Analysis Method	Analysis	Batch ID	Associated Samples	Sample Type	Lab ID	Analysis Date	Analysis Time	Analyte	%REC	Low Limit	High Limit	% RPD	RPD Limit	Qual
SW8270C	Semi-Volatile Organic Compounds, Extended List	163724	001C, 006C, 011C, 016C, 021C, 026C, 031C, 032A	LCS-DOD	LCS-163724	2/19/2022	16:05	n-Nitrosodimethylamine	50.0	20	45			S
				LCSD-DOD	LCSD-163724	2/19/2022	16:38	4-Nitrophenol	39.0	15	36	8.8	20.0	S
								n-Nitrosodimethylamine	54.0	20	45	8.3	20.0	S
				MS-DOD	B22020962-006CMS	2/20/2022	01:36	4-Nitrophenol	40.0	15	36			S
								n-Nitrosodimethylamine	52.0	20	45			S
				MS-DOD	B22020962-032AMS	2/20/2022	05:21	4-Nitrophenol	39.0	15	36			S
								n-Nitrosodimethylamine	56.0	20	45			S

Preparation and Analysis Dates Report

Work Order: B22020962
Client: AECOM - Honolulu
Project Name: CV18F0126, 60571032.02.46.01
Report Date: 3/04/2022

Lab ID	Client Sample ID	Collection Date	Matrix	Test Name	TCLP Date	Prep Method	Prep Date	Prep Batch	Analysis Method	Analysis Date
001B	ERH2524 (OWDFMW07A)	02/09/2022 17:45	Ground Water	Metals by ICP-MS, Total		SW3010A	02/14/2022 13:01	163745	SW6020	02/18/2022 17:27
001C	ERH2524 (OWDFMW07A)	02/09/2022 17:45	Ground Water	Low Level PAH by 8270C SIM		SW3510C	02/14/2022 10:30	163724	SW8270CSIM	02/16/2022 19:33
				Semi-Volatile Organic Compounds, Extended List		SW3510C	02/14/2022 10:30	163724	SW8270C	02/20/2022 00:31
001D	ERH2524 (OWDFMW07A)	02/09/2022 17:45	Ground Water	Diesel Range Organics		SW3520C	02/14/2022 13:41	163748	SW8015C	02/15/2022 17:26
						SW3520C	02/14/2022 13:41	163748	SW8015C	02/16/2022 16:20
001H	ERH2524 (OWDFMW07A)	02/09/2022 17:45	Ground Water	EDB in Water by ECD		SW8011	02/16/2022 07:53	163798	SW8011	02/16/2022 18:03
004A	ERH2523 (Trip Blank) 14733	02/09/2022 17:45	Trip Blank	EDB in Water by ECD		SW8011	02/16/2022 07:53	163798	SW8011	02/16/2022 15:44
006B	ERH2531 (RHMW01R)	02/10/2022 13:25	Ground Water	Metals by ICP-MS, Total		SW3010A	02/14/2022 13:01	163745	SW6020	02/18/2022 18:23
006C	ERH2531 (RHMW01R)	02/10/2022 13:25	Ground Water	Low Level PAH by 8270C SIM		SW3510C	02/14/2022 10:30	163724	SW8270CSIM	02/16/2022 20:05
				Semi-Volatile Organic Compounds, Extended List		SW3510C	02/14/2022 10:30	163724	SW8270C	02/20/2022 01:03
006D	ERH2531 (RHMW01R)	02/10/2022 13:25	Ground Water	Diesel Range Organics		SW3520C	02/14/2022 13:41	163748	SW8015C	02/16/2022 03:28
						SW3520C	02/14/2022 13:41	163748	SW8015C	02/17/2022 12:42
006H	ERH2531 (RHMW01R)	02/10/2022 13:25	Ground Water	EDB in Water by ECD		SW8011	02/16/2022 07:53	163798	SW8011	02/16/2022 16:04
009A	ERH2530 (Trip Blank) 14653	02/10/2022 13:25	Trip Blank	EDB in Water by ECD		SW8011	02/16/2022 07:53	163798	SW8011	02/16/2022 16:24
011B	ERH2529 (RHMW19)	02/09/2022 13:35	Ground Water	Metals by ICP-MS, Total		SW3010A	02/14/2022 13:01	163745	SW6020	02/18/2022 18:36
011C	ERH2529 (RHMW19)	02/09/2022 13:35	Ground Water	Low Level PAH by 8270C SIM		SW3510C	02/14/2022 09:23	163724	SW8270CSIM	02/16/2022 20:37
				Semi-Volatile Organic Compounds, Extended List		SW3510C	02/14/2022 09:23	163724	SW8270C	02/20/2022 02:08
011D	ERH2529 (RHMW19)	02/09/2022 13:35	Ground Water	Diesel Range Organics		SW3520C	02/14/2022 13:42	163748	SW8015C	02/16/2022 02:02
						SW3520C	02/14/2022 13:42	163748	SW8015C	02/16/2022 20:37
011H	ERH2529 (RHMW19)	02/09/2022 13:35	Ground Water	EDB in Water by ECD		SW8011	02/16/2022 07:53	163798	SW8011	02/16/2022 16:44
014A	ERH2528 (Trip Blank) 14733	02/09/2022 13:35	Trip Blank	EDB in Water by ECD		SW8011	02/16/2022 07:53	163798	SW8011	02/16/2022 17:04
016B	ERH2535 (RHMW2254-01) Low Flow	02/10/2022 13:50	Ground Water	Metals by ICP-MS, Total		SW3010A	02/14/2022 13:01	163745	SW6020	02/18/2022 18:50
016C	ERH2535 (RHMW2254-01) Low Flow	02/10/2022 13:50	Ground Water	Low Level PAH by 8270C SIM		SW3510C	02/14/2022 10:30	163724	SW8270CSIM	02/16/2022 21:42
				Semi-Volatile Organic Compounds, Extended List		SW3510C	02/14/2022 10:30	163724	SW8270C	02/20/2022 02:40
016D	ERH2535 (RHMW2254-01) Low Flow	02/10/2022 13:50	Ground Water	Diesel Range Organics		SW3520C	02/14/2022 13:42	163748	SW8015C	02/16/2022 06:20

Preparation and Analysis Dates Report

Work Order: B22020962
Client: AECOM - Honolulu
Project Name: CV18F0126, 60571032.02.46.01
Report Date: 3/04/2022

016H	ERH2535 (RHMW2254-01) Low Flow	02/10/2022 13:50	Ground Water	EDB in Water by ECD		SW8011	02/16/2022 07:53	163798	SW8011	02/16/2022 17:24
019A	ERH2534 (Trip Blank) 14833	02/10/2022 13:50	Trip Blank	EDB in Water by ECD		SW8011	02/16/2022 07:53	163798	SW8011	02/16/2022 17:43
021B	ERH2533 (RHMW2254-01-Bailer)	02/10/2022 13:00	Ground Water	Metals by ICP-MS, Total		SW3010A	02/14/2022 13:01	163745	SW6020	02/18/2022 19:02
021C	ERH2533 (RHMW2254-01-Bailer)	02/10/2022 13:00	Ground Water	Low Level PAH by 8270C SIM		SW3510C	02/14/2022 10:30	163724	SW8270CSIM	02/16/2022 22:14
				Semi-Volatile Organic Compounds, Extended List		SW3510C	02/14/2022 10:30	163724	SW8270C	02/20/2022 03:12
021D	ERH2533 (RHMW2254-01-Bailer)	02/10/2022 13:00	Ground Water	Diesel Range Organics		SW3520C	02/14/2022 13:42	163748	SW8015C	02/15/2022 21:01
						SW3520C	02/14/2022 13:42	163748	SW8015C	02/16/2022 18:28
021H	ERH2533 (RHMW2254-01-Bailer)	02/10/2022 13:00	Ground Water	EDB in Water by ECD		SW8011	02/16/2022 07:53	163798	SW8011	02/16/2022 20:01
024A	ERH2532 (Trip Blank) 14733	02/10/2022 13:00	Trip Blank	EDB in Water by ECD		SW8011	02/16/2022 07:53	163798	SW8011	02/16/2022 20:21
026B	ERH2537 (Sump Adit 3)	02/10/2022 14:50	Ground Water	Metals by ICP-MS, Total		SW3010A	02/14/2022 13:01	163745	SW6020	02/18/2022 19:27
026C	ERH2537 (Sump Adit 3)	02/10/2022 14:50	Ground Water	Low Level PAH by 8270C SIM		SW3510C	02/14/2022 10:30	163724	SW8270CSIM	02/16/2022 22:47
				Semi-Volatile Organic Compounds, Extended List		SW3510C	02/14/2022 10:30	163724	SW8270C	02/20/2022 03:44
026D	ERH2537 (Sump Adit 3)	02/10/2022 14:50	Ground Water	Diesel Range Organics		SW3520C	02/14/2022 13:42	163748	SW8015C	02/15/2022 22:28
						SW3520C	02/14/2022 13:42	163748	SW8015C	02/16/2022 21:20
026H	ERH2537 (Sump Adit 3)	02/10/2022 14:50	Ground Water	EDB in Water by ECD		SW8011	02/16/2022 07:53	163798	SW8011	02/16/2022 20:40
029A	ERH2536 (Trip Blank) 14833	02/10/2022 14:50	Trip Blank	EDB in Water by ECD		SW8011	02/16/2022 07:53	163798	SW8011	02/16/2022 21:01
031B	ERH2526 (OWDFMW08A)	02/09/2022 13:30	Ground Water	Metals by ICP-MS, Total		SW3010A	02/14/2022 13:01	163745	SW6020	02/18/2022 19:40
031C	ERH2526 (OWDFMW08A)	02/09/2022 13:30	Ground Water	Low Level PAH by 8270C SIM		SW3510C	02/14/2022 09:23	163724	SW8270CSIM	02/16/2022 23:19
				Semi-Volatile Organic Compounds, Extended List		SW3510C	02/14/2022 09:23	163724	SW8270C	02/20/2022 04:16
031D	ERH2526 (OWDFMW08A)	02/09/2022 13:30	Ground Water	Diesel Range Organics		SW3520C	02/14/2022 13:42	163748	SW8015C	02/15/2022 19:36
031H	ERH2526 (OWDFMW08A)	02/09/2022 13:30	Ground Water	EDB in Water by ECD		SW8011	02/16/2022 07:53	163798	SW8011	02/16/2022 21:20
032A	ERH2527 (OWDFMW08A-FD)	02/09/2022 13:30	Ground Water	Low Level PAH by 8270C SIM		SW3510C	02/14/2022 08:37	163724	SW8270CSIM	02/17/2022 00:24
				Semi-Volatile Organic Compounds, Extended List		SW3510C	02/14/2022 08:37	163724	SW8270C	02/20/2022 04:49
032B	ERH2527 (OWDFMW08A-FD)	02/09/2022 13:30	Ground Water	Diesel Range Organics		SW3520C	02/14/2022 13:42	163748	SW8015C	02/15/2022 20:19
						SW3520C	02/14/2022 13:42	163748	SW8015C	02/16/2022 19:12
035A	ERH2525 (Trip Blank) 14694	02/09/2022 13:30	Trip Blank	EDB in Water by ECD		SW8011	02/16/2022 07:53	163798	SW8011	02/16/2022 21:40

Chemical Abstracts Service (CAS) Registry Numbers

Prepared by Billings, MT Branch

Client: AECOM - Honolulu
Workorder: B22020962
Project: CV18F0126, 60571032.02.46.01 **Report Date:** 03/04/2022

Analyses	CAS No
LOW LEVEL PAH BY 8270C SIM	
1-Methylnaphthalene	90-12-0
2-Methylnaphthalene	91-57-6
Acenaphthene	83-32-9
Acenaphthylene	208-96-8
Anthracene	120-12-7
Benzo(a)anthracene	56-55-3
Benzo(a)pyrene	50-32-8
Benzo(b)fluoranthene	205-99-2
Benzo(g,h,i)perylene	191-24-2
Benzo(k)fluoranthene	207-08-9
Chrysene	218-01-9
Dibenzo(a,h)anthracene	53-70-3
Fluoranthene	206-44-0
Fluorene	86-73-7
Indeno(1,2,3-cd)pyrene	193-39-5
Naphthalene	91-20-3
Phenanthrene	85-01-8
Pyrene	129-00-0
AGGREGATE ORGANICS	
Organic Carbon, Total (TOC)	7440-44-0
METALS, TOTAL	
Lead	7439-92-1
METALS, DISSOLVED	
Lead	7439-92-1
VOLATILE ORGANIC COMPOUNDS	
Benzene	71-43-2
Bromobenzene	108-86-1
Bromochloromethane	74-97-5
Bromodichloromethane	75-27-4
Bromoform	75-25-2
Carbon tetrachloride	56-23-5
Chlorobenzene	108-90-7
Chlorodibromomethane	124-48-1
Chloroethane	75-00-3
Chloroform	67-66-3
Chloromethane	74-87-3
1,2-Dibromoethane	106-93-4

2-Chlorotoluene	95-49-8
4-Chlorotoluene	106-43-4
Dibromomethane	74-95-3
1,2-Dichlorobenzene	95-50-1
1,3-Dichlorobenzene	541-73-1
1,4-Dichlorobenzene	106-46-7
Dichlorodifluoromethane	75-71-8
1,1-Dichloroethane	75-34-3
1,2-Dichloroethane	107-06-2
1,1-Dichloroethene	75-35-4
cis-1,2-Dichloroethene	156-59-2
trans-1,2-Dichloroethene	156-60-5
1,2-Dichloropropane	78-87-5
1,3-Dichloropropane	142-28-9
2,2-Dichloropropane	594-20-7
1,1-Dichloropropene	563-58-6
cis-1,3-Dichloropropene	10061-01-5
trans-1,3-Dichloropropene	10061-02-6
Ethylbenzene	100-41-4
Methyl ethyl ketone	78-93-3
Methyl tert-butyl ether (MTBE)	1634-04-4
Methylene chloride	75-09-2
Styrene	100-42-5
1,1,1,2-Tetrachloroethane	630-20-6
1,1,2,2-Tetrachloroethane	79-34-5
Tetrachloroethene	127-18-4
Toluene	108-88-3
1,1,1-Trichloroethane	71-55-6
1,1,2-Trichloroethane	79-00-5
Trichloroethene	79-01-6
Trichlorofluoromethane	75-69-4
1,2,3-Trichloropropane	96-18-4
Vinyl chloride	75-01-4
m+p-Xylenes	179601-23-1
o-Xylene	95-47-6
Xylenes, Total	1330-20-7

VOCS BY MICROEXTRACTION-ECD

1,2-Dibromoethane	106-93-4

PETROLEUM HYDROCARBONS-VOLATILE

C6 to C10

Total Purgeable Hydrocarbons

PETROLEUM HYDROCARBONS-SEMI-VOLATILE

Diesel Range Organics (C10 to C24)

Diesel Range Organics (SGT-C10 to C24)

Oil Range Hydrocarbons (C24 to C40)

Oil Range Hydrocarbons (SGT-C24 to C40)

Total Extractable Hydrocarbons

Total Extractable Hydrocarbons (SGT)

ORGANIC CHARACTERISTICS

Methane	74-82-8

SEMI-VOLATILE ORGANIC COMPOUNDS

1,2,4-Trichlorobenzene	120-82-1
1,2-Dichlorobenzene	95-50-1
1,3-Dichlorobenzene	541-73-1
1,4-Dichlorobenzene	106-46-7
2,4,5-Trichlorophenol	95-95-4
2,4,6-Trichlorophenol	88-06-2
2,4-Dichlorophenol	120-83-2
2,4-Dimethylphenol	105-67-9
2,4-Dinitrophenol	51-28-5
2,4-Dinitrotoluene	121-14-2
2,6-Dinitrotoluene	606-20-2
2-Chloronaphthalene	91-58-7
2-Chlorophenol	95-57-8
2-Nitrophenol	88-75-5
3,3´-Dichlorobenzidine	91-94-1
4,6-Dinitro-2-methylphenol	534-52-1
4-Bromophenyl phenyl ether	101-55-3
4-Chloro-3-methylphenol	59-50-7
4-Chlorophenol	106-48-9
4-Chlorophenyl phenyl ether	7005-72-3
4-Nitrophenol	100-02-7
Azobenzene	103-33-3
bis(-2-chloroethoxy)Methane	111-91-1
bis(-2-chloroethyl)Ether	111-44-4
bis(2-chloroisopropyl)Ether	108-60-1
bis(2-ethylhexyl)Phthalate	117-81-7
Butylbenzylphthalate	85-68-7
Di-n-butyl phthalate	84-74-2
Di-n-octyl phthalate	117-84-0
Diethyl phthalate	84-66-2
Dimethyl phthalate	131-11-3
Hexachlorobenzene	118-74-1
Hexachlorobutadiene	87-68-3
Hexachlorocyclopentadiene	77-47-4
Hexachloroethane	67-72-1
Isophorone	78-59-1
m+p-Cresols	15831-10-4
n-Nitroso-di-n-propylamine	621-64-7
n-Nitrosodimethylamine	62-75-9
n-Nitrosodiphenylamine	86-30-6
Nitrobenzene	98-95-3
o-Cresol	95-48-7
Pentachlorophenol	87-86-5
Phenol	108-95-2
Pyridine	110-86-1

Cindy Rohrer
Laboratory Manager

Digitally signed by Cindy Rohrer
Date: 2022.03.04 18:36:18 -07:00

ERH2524 (OWDFMW07A)

G:\Org\VAR\DAT\VAR021722_b\0217VARB.0019.RAW B22020962-001G ;0217VAR , $HC-8015-GRO-W,

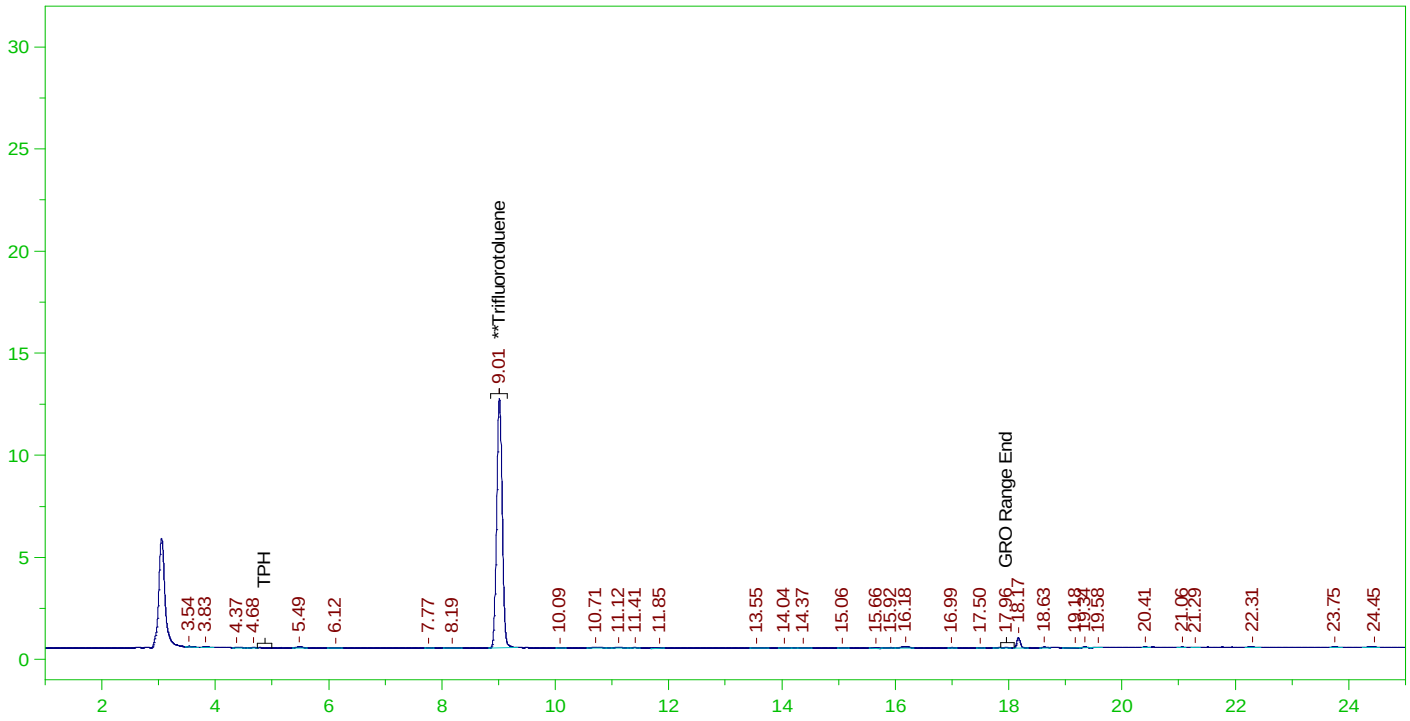

GASOLINE RANGE ORGANICS CHROMATOGRAM REPORT

Sample Name: B22020962-001G ;0217VAR , $HC-8015-GRO-W,
Raw File: G:\Org\VAR\DAT\VAR021722_b\0217VARB.0019.RAW
Date & Time Acquired: 2/17/2022 6:05:37 PM
Method File: G:\Org\VAR\Methods\211208G962-1DoDB%.MET
Calibration File: G:\Org\VAR\Cals\211208GRO8015CB.CAL
Sample Weight: 5 Dilution: 1 S.A.: 1

Mean RF for C6 to C10: 979.9788
Mean RF for TPH: 955.6747
Rt range for Gasoline Range Organics: 4.75 to 18.09

SURROGATE COMPOUND	RT	ACTUAL	MEASURED	%REC	
**Trifluorotoluene	9.013	25.	18.017	72.07	-

C6 to C10 Area:3698.134 C6 to C10 Amount: 0.7547376
TPH Area:7857.4 TPH Amount: 1.644367

ERH2523 (Trip Blank) 14694

G:\Org\VAR\DAT\VAR021722_b\0217VARB.0013.RAW B22020962-002A ;0217VAR , $HC-8015-GRO-W,

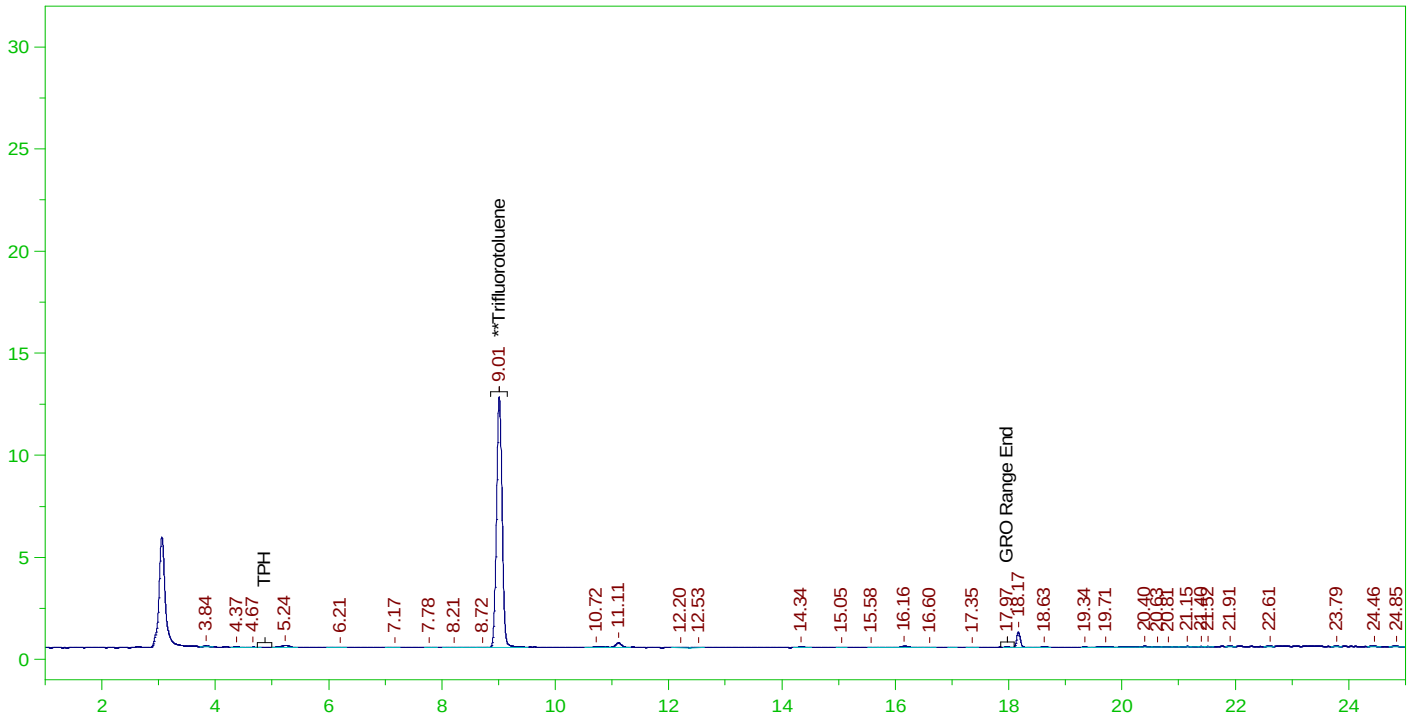

GASOLINE RANGE ORGANICS CHROMATOGRAM REPORT

Sample Name: B22020962-002A ;0217VAR , $HC-8015-GRO-W,
Raw File: G:\Org\VAR\DAT\VAR021722_b\0217VARB.0013.RAW
Date & Time Acquired: 2/17/2022 2:41:34 PM
Method File: G:\Org\VAR\Methods\211208G962-2DoDB%.MET
Calibration File: G:\Org\VAR\Cals\211208GRO8015CB.CAL
Sample Weight: 5 Dilution: 1 S.A.: 1

Mean RF for C6 to C10: 979.9788
Mean RF for TPH: 955.6747
Rt range for Gasoline Range Organics: 4.75 to 18.09

SURROGATE COMPOUND	RT	ACTUAL	MEASURED	%REC	
**Trifluorotoluene	9.011	25.	18.269	73.08	-

C6 to C10 Area:5949.91 C6 to C10 Amount: 1.214293
TPH Area:12035.88 TPH Amount: 2.518823

ERH2531 (RHMW01R)

G:\Org\VAR\DAT\VAR021722_b\0217VARB.0029.RAW B22020962-006G ;0217VAR , $HC-8015-GRO-W,

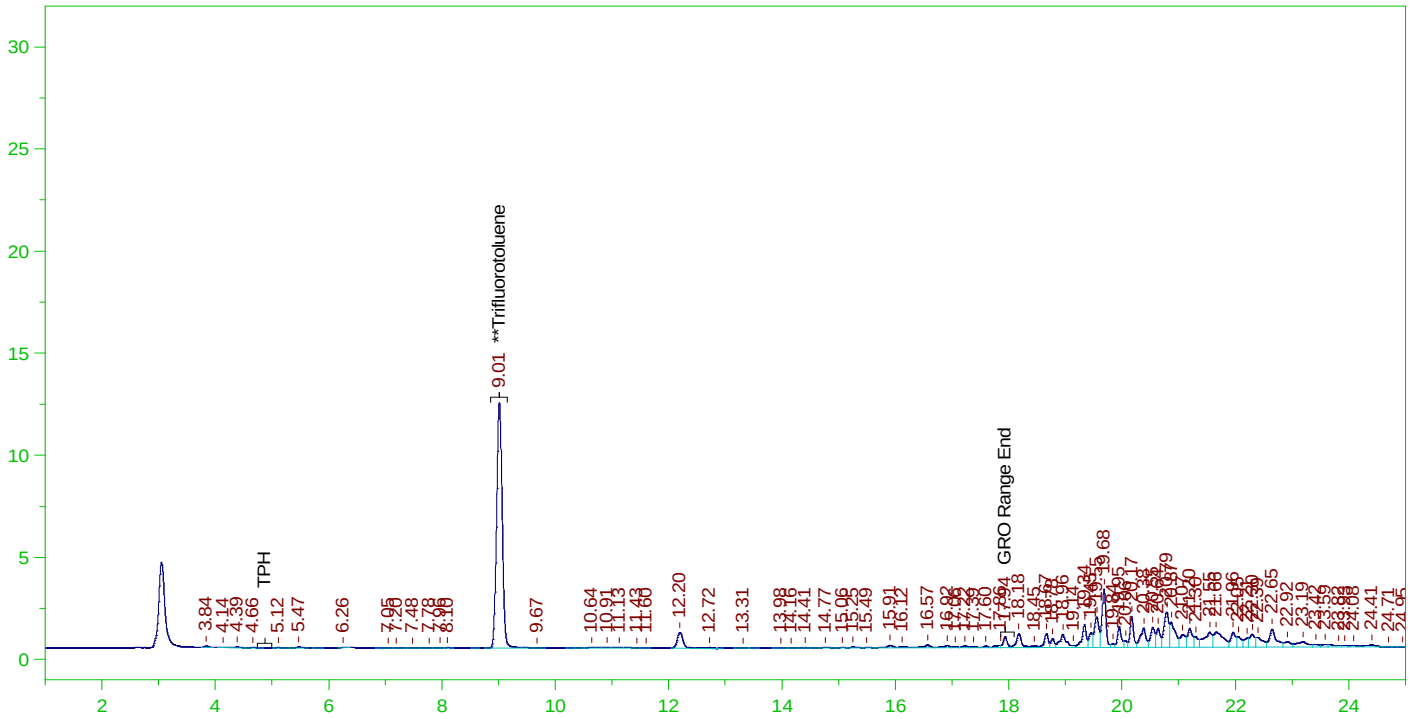

GASOLINE RANGE ORGANICS CHROMATOGRAM REPORT

Sample Name: B22020962-006G ;0217VAR , $HC-8015-GRO-W,
Raw File: G:\Org\VAR\DAT\VAR021722_b\0217VARB.0029.RAW
Date & Time Acquired: 2/17/2022 11:45:49 PM
Method File: G:\Org\VAR\Methods\211208G962-6DoDB%.MET
Calibration File: G:\Org\VAR\Cals\211208GRO8015CB.CAL
Sample Weight: 5 Dilution: 1 S.A.: 1

Mean RF for C6 to C10: 979.9788
Mean RF for TPH: 955.6747
Rt range for Gasoline Range Organics: 4.75 to 18.09

SURROGATE COMPOUND	RT	ACTUAL	MEASURED	%REC	
**Trifluorotoluene	9.012	25.	17.965	71.86	-

C6 to C10 Area:21082.36 C6 to C10 Amount: 4.302615
TPH Area:188611.3 TPH Amount: 39.47186

ERH2530 (Trip Blank) 14694

— G:\Org\VAR\DAT\VAR021722_b\0217VARB.0014.RAW B22020962-007A ;0217VAR , $HC-8015-GRO-W,

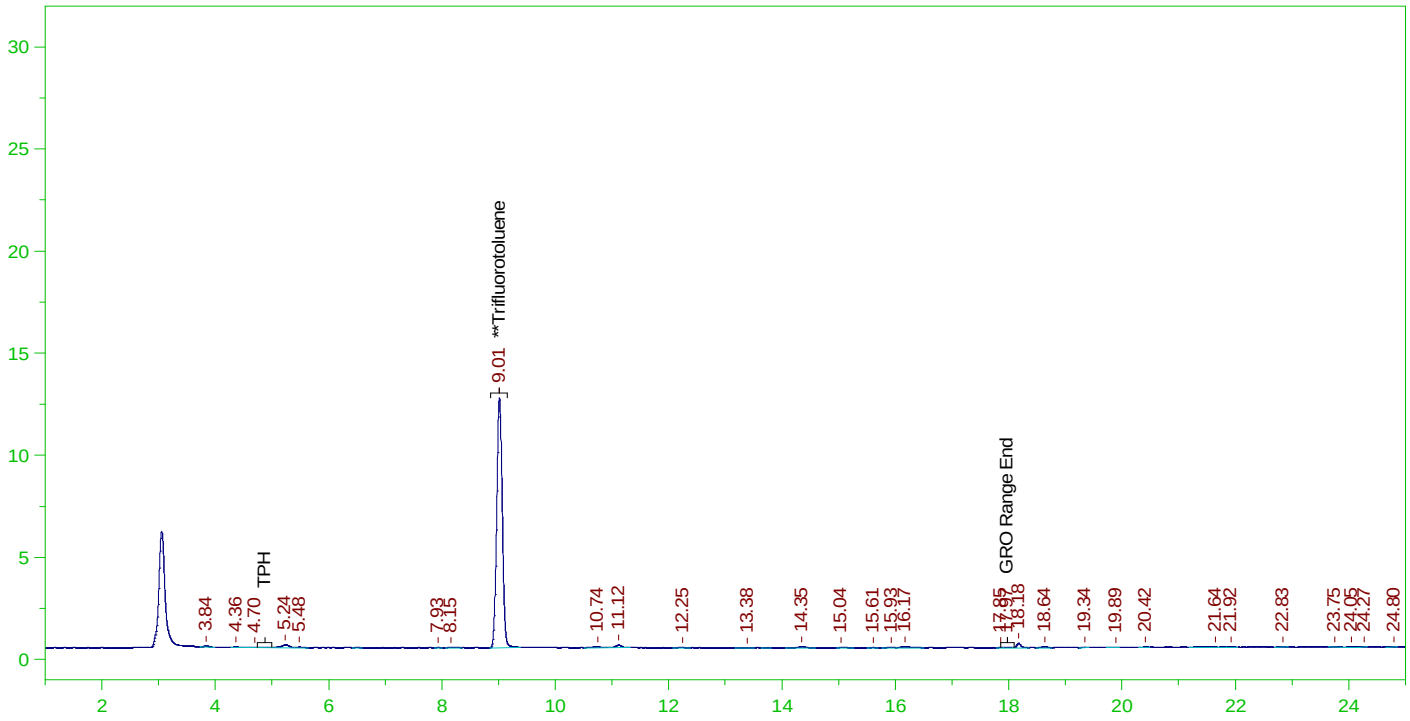

GASOLINE RANGE ORGANICS CHROMATOGRAM REPORT

Sample Name: B22020962-007A ;0217VAR , $HC-8015-GRO-W,
Raw File: G:\Org\VAR\DAT\VAR021722_b\0217VARB.0014.RAW
Date & Time Acquired: 2/17/2022 3:15:36 PM
Method File: G:\Org\VAR\Methods\211208G962-7DoDB%.MET
Calibration File: G:\Org\VAR\Cals\211208GRO8015CB.CAL
Sample Weight: 5 Dilution: 1 S.A.: 1

Mean RF for C6 to C10: 979.9788
Mean RF for TPH: 955.6747
Rt range for Gasoline Range Organics: 4.75 to 18.09

SURROGATE COMPOUND	RT	ACTUAL	MEASURED	%REC	
**Trifluorotoluene	9.014	25.	18.118	72.47	-

C6 to C10 Area:5979.317 C6 to C10 Amount: 1.220295
TPH Area:9616.334 TPH Amount: 2.01247

ERH2529 (RHMW19)

G:\Org\VAR\DAT\VAR021722_b\0217VARB.0031.RAW B22020962-011G ;0217VAR , $HC-8015-GRO-W,

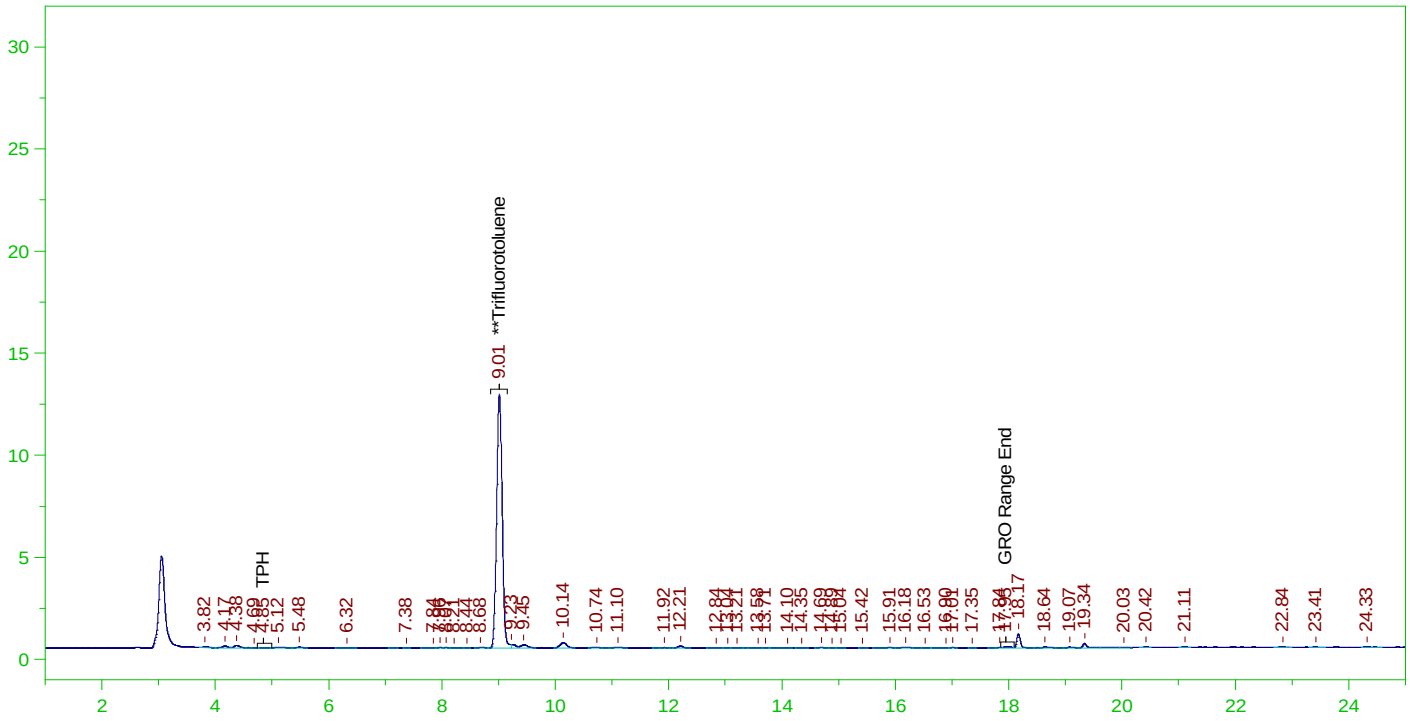

GASOLINE RANGE ORGANICS CHROMATOGRAM REPORT

Sample Name: B22020962-011G ;0217VAR , $HC-8015-GRO-W,
Raw File: G:\Org\VAR\DAT\VAR021722_b\0217VARB.0031.RAW
Date & Time Acquired: 2/18/2022 12:53:53 AM
Method File: G:\Org\VAR\Methods\211208G962-11DoDB%.MET
Calibration File: G:\Org\VAR\Cals\211208GRO8015CB.CAL
Sample Weight: 5 Dilution: 1 S.A.: 1

Mean RF for C6 to C10: 979.9788
Mean RF for TPH: 955.6747
Rt range for Gasoline Range Organics: 4.75 to 18.09

SURROGATE COMPOUND	RT	ACTUAL	MEASURED	%REC	
**Trifluorotoluene	9.012	25.	18.457	73.83	-

C6 to C10 Area:11273.12 C6 to C10 Amount: 2.300686
TPH Area:19119.35 TPH Amount: 4.001225

ERH2528 (Trip Blank) 14694

G:\Org\VAR\DAT\VAR021722_b\0217VARB.0015.RAW B22020962-012A ;0217VAR , $HC-8015-GRO-W,

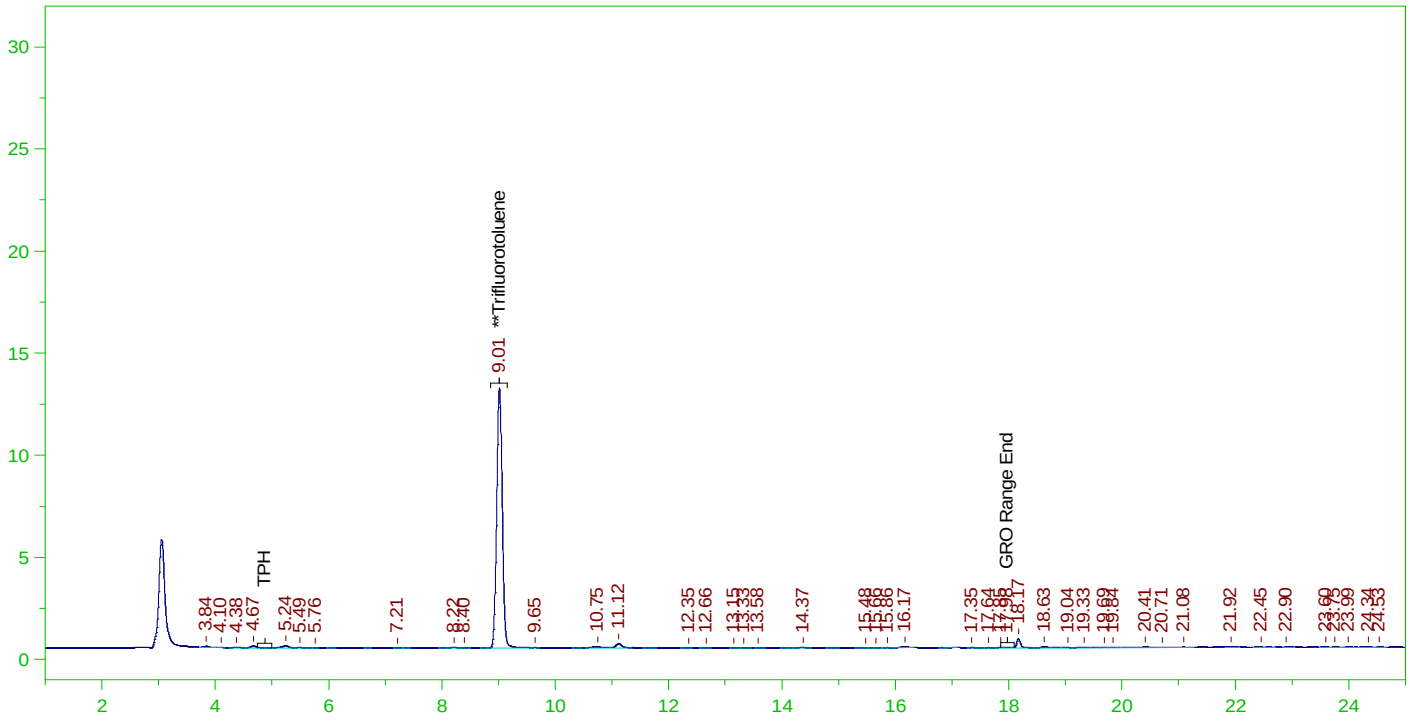

GASOLINE RANGE ORGANICS CHROMATOGRAM REPORT

Sample Name: B22020962-012A ;0217VAR , $HC-8015-GRO-W,
Raw File: G:\Org\VAR\DAT\VAR021722_b\0217VARB.0015.RAW
Date & Time Acquired: 2/17/2022 3:49:37 PM
Method File: G:\Org\VAR\Methods\211208G962-12DoDB%.MET
Calibration File: G:\Org\VAR\Cals\211208GRO8015CB.CAL
Sample Weight: 5 Dilution: 1 S.A.: 1

Mean RF for C6 to C10: 979.9788
Mean RF for TPH: 955.6747
Rt range for Gasoline Range Organics: 4.75 to 18.09

SURROGATE COMPOUND	RT	ACTUAL	MEASURED	%REC	
**Trifluorotoluene	9.014	25.	19.032	76.13	-

C6 to C10 Area:6492.612 C6 to C10 Amount: 1.325052
TPH Area:12972.1 TPH Amount: 2.714752

ERH2535 (RHMW2254-01) Low Flow

G:\Org\VAR\DAT\VAR021722_b\0217VARB.0033.RAW B22020962-016G ;0217VAR , $HC-8015-GRO-W,

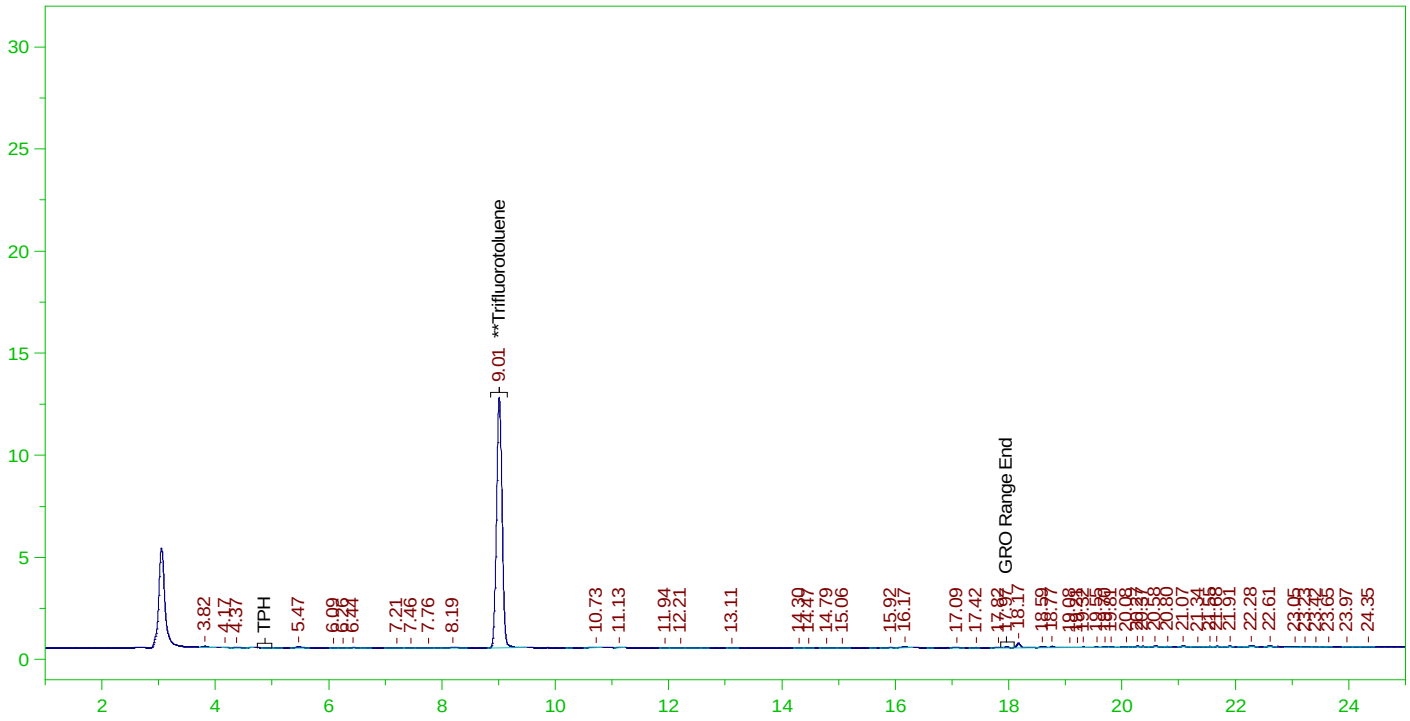

GASOLINE RANGE ORGANICS CHROMATOGRAM REPORT

Sample Name: B22020962-016G ;0217VAR , $HC-8015-GRO-W,
Raw File: G:\Org\VAR\DAT\VAR021722_b\0217VARB.0033.RAW
Date & Time Acquired: 2/18/2022 2:01:59 AM
Method File: G:\Org\VAR\Methods\211208G962-16DoDB%.MET
Calibration File: G:\Org\VAR\Cals\211208GRO8015CB.CAL
Sample Weight: 5 Dilution: 1 S.A.: 1

Mean RF for C6 to C10: 979.9788
Mean RF for TPH: 955.6747
Rt range for Gasoline Range Organics: 4.75 to 18.09

SURROGATE COMPOUND	RT	ACTUAL	MEASURED	%REC	
**Trifluorotoluene	9.011	25.	18.184	72.74	-

C6 to C10 Area:3739.933 C6 to C10 Amount: 0.7632681
TPH Area:9520.548 TPH Amount: 1.992424

ERH2534 (Trip Blank) 14754

— G:\Org\VAR\DAT\VAR021722_b\0217VARB.0016.RAW B22020962-018A ;0217VAR , $HC-8015-GRO-W,

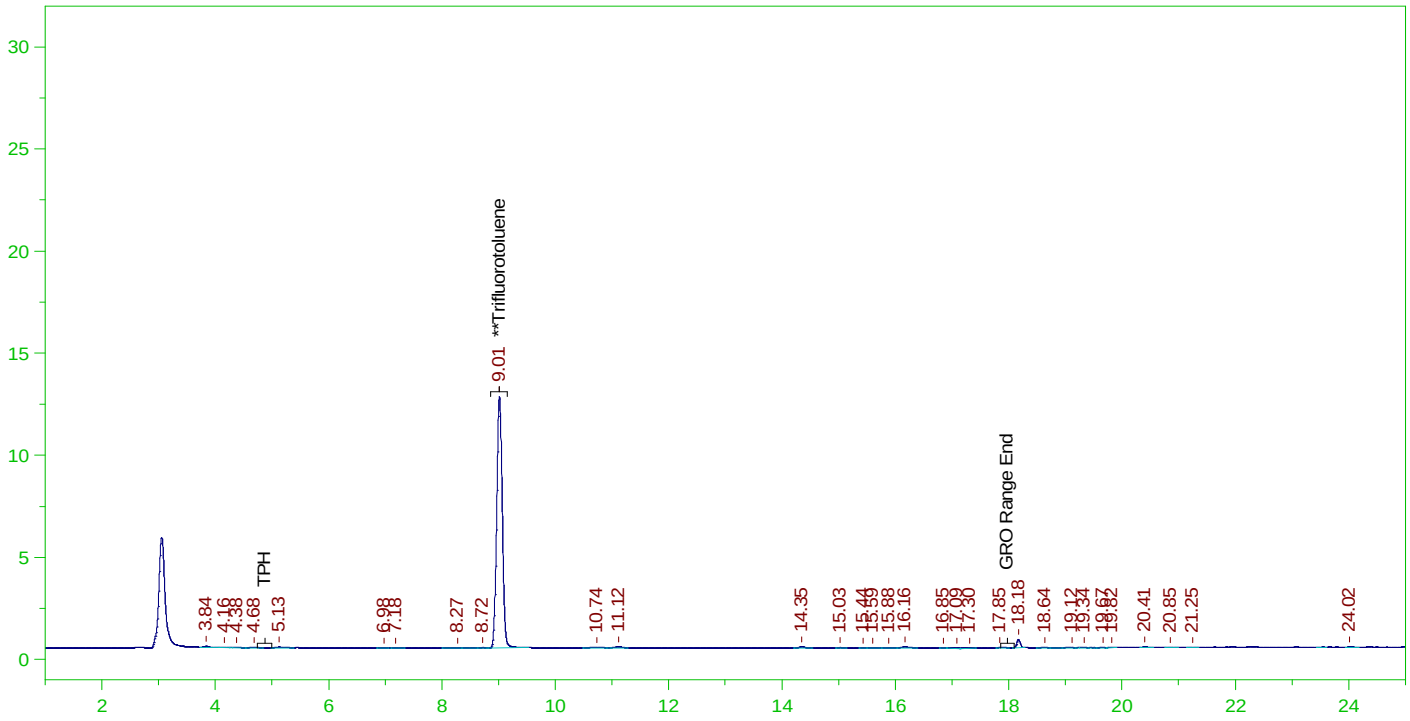

GASOLINE RANGE ORGANICS CHROMATOGRAM REPORT

Sample Name: B22020962-018A ;0217VAR , $HC-8015-GRO-W,
Raw File: G:\Org\VAR\DAT\VAR021722_b\0217VARB.0016.RAW
Date & Time Acquired: 2/17/2022 4:23:38 PM
Method File: G:\Org\VAR\Methods\211208G962-18DoDB%.MET
Calibration File: G:\Org\VAR\Cals\211208GRO8015CB.CAL
Sample Weight: 5 Dilution: 1 S.A.: 1

Mean RF for C6 to C10: 979.9788
Mean RF for TPH: 955.6747
Rt range for Gasoline Range Organics: 4.75 to 18.09

SURROGATE COMPOUND	RT	ACTUAL	MEASURED	%REC	
**Trifluorotoluene	9.014	25.	18.3	73.2	-

C6 to C10 Area:4181.516 C6 to C10 Amount: 0.853389
TPH Area:8232.509 TPH Amount: 1.722868

ERH2533 (RHMW2254-01-Bailer)

G:\Org\VAR\DAT\VAR021722_b\0217VARB.0035.RAW B22020962-021G ;0217VAR , $HC-8015-GRO-W,

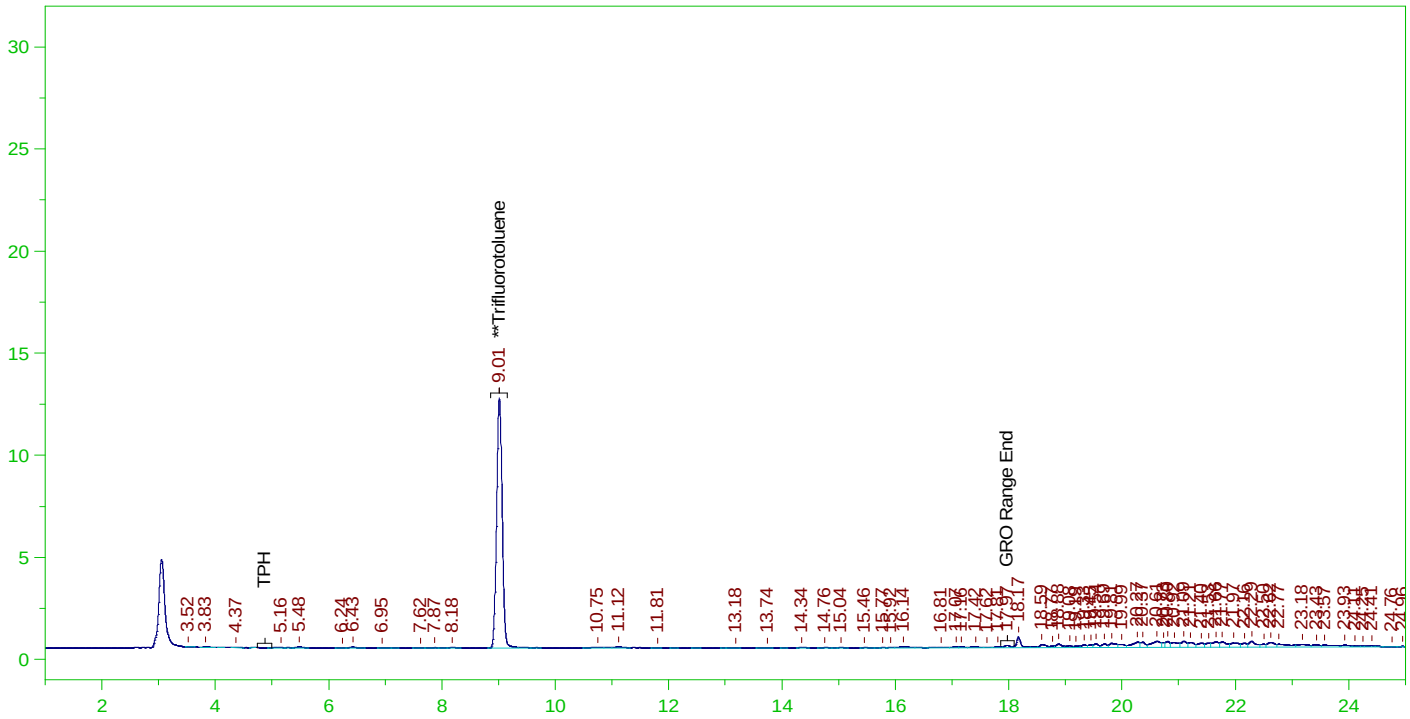

GASOLINE RANGE ORGANICS CHROMATOGRAM REPORT

Sample Name: B22020962-021G ;0217VAR , $HC-8015-GRO-W,
Raw File: G:\Org\VAR\DAT\VAR021722_b\0217VARB.0035.RAW
Date & Time Acquired: 2/18/2022 3:10:08 AM
Method File: G:\Org\VAR\Methods\211208G962-21DoDB%.MET
Calibration File: G:\Org\VAR\Cals\211208GRO8015CB.CAL
Sample Weight: 5 Dilution: 1 S.A.: 1

Mean RF for C6 to C10: 979.9788
Mean RF for TPH: 955.6747
Rt range for Gasoline Range Organics: 4.75 to 18.09

SURROGATE COMPOUND	RT	ACTUAL	MEASURED	%REC	
**Trifluorotoluene	9.013	25.	18.175	72.7	-

C6 to C10 Area:7122.173 C6 to C10 Amount: 1.453536
TPH Area:63222.18 TPH Amount: 13.2309

ERH2532 (Trip Blank) 14694

G:\Org\VAR\DAT\VAR021722_b\0217VARB.0017.RAW B22020962-022A ;0217VAR , $HC-8015-GRO-W,

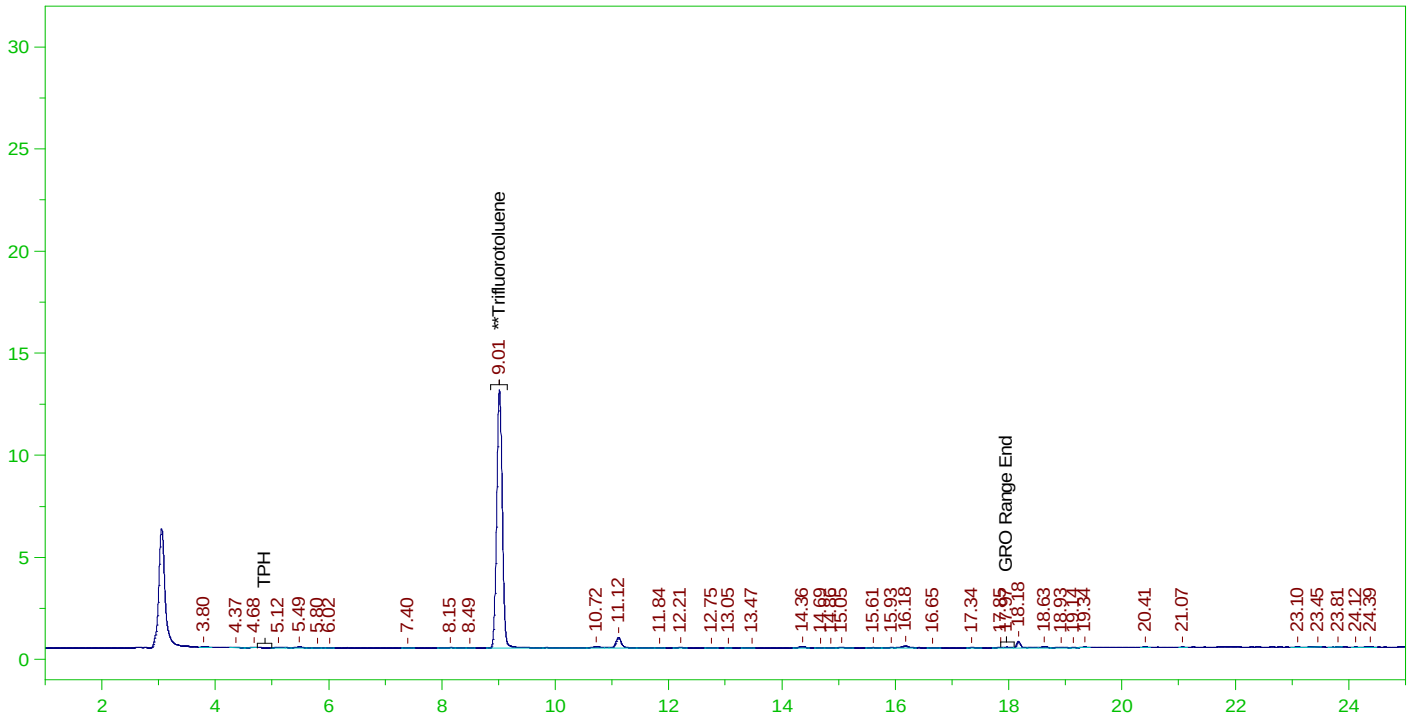

GASOLINE RANGE ORGANICS CHROMATOGRAM REPORT

Sample Name: B22020962-022A ;0217VAR , $HC-8015-GRO-W,
Raw File: G:\Org\VAR\DAT\VAR021722_b\0217VARB.0017.RAW
Date & Time Acquired: 2/17/2022 4:57:36 PM
Method File: G:\Org\VAR\Methods\211208G962-22DoDB%.MET
Calibration File: G:\Org\VAR\Cals\211208GRO8015CB.CAL
Sample Weight: 5 Dilution: 1 S.A.: 1

Mean RF for C6 to C10: 979.9788
Mean RF for TPH: 955.6747
Rt range for Gasoline Range Organics: 4.75 to 18.09

SURROGATE COMPOUND	RT	ACTUAL	MEASURED	%REC	
**Trifluorotoluene	9.014	25.	18.898	75.59	-

C6 to C10 Area:8980.416 C6 to C10 Amount: 1.832778
TPH Area:12505.94 TPH Amount: 2.617196

ERH2537 (Sump Adit 3)

— G:\Org\VAR\DAT\VAR021722_b\0217VARB.0037.RAW B22020962-026G ;0217VAR , $HC-8015-GRO-W,

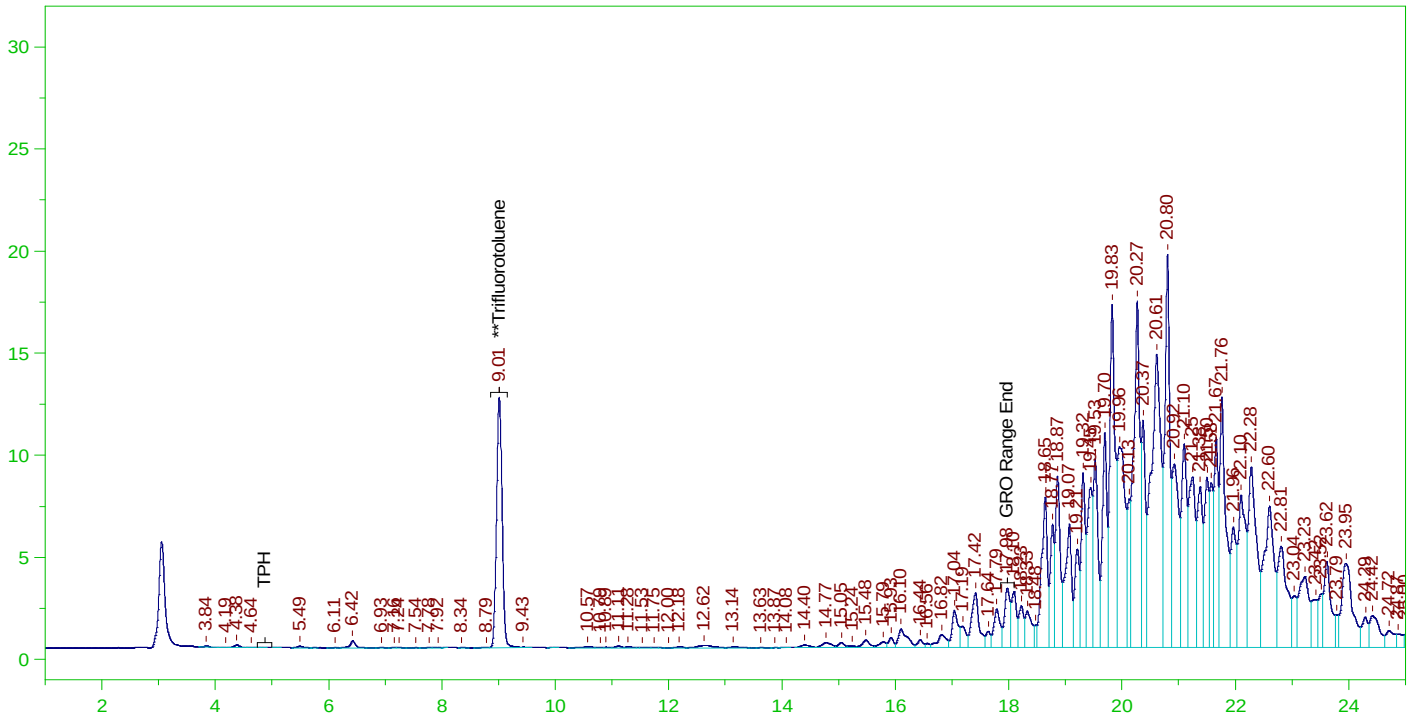

GASOLINE RANGE ORGANICS CHROMATOGRAM REPORT

Sample Name: B22020962-026G ;0217VAR , $HC-8015-GRO-W,
Raw File: G:\Org\VAR\DAT\VAR021722_b\0217VARB.0037.RAW
Date & Time Acquired: 2/18/2022 4:18:21 AM
Method File: G:\Org\VAR\Methods\211208G962-26DoDB%.MET
Calibration File: G:\Org\VAR\Cals\211208GRO8015CB.CAL
Sample Weight: 5 Dilution: 1 S.A.: 1

Mean RF for C6 to C10: 979.9788
Mean RF for TPH: 955.6747
Rt range for Gasoline Range Organics: 4.75 to 18.09

SURROGATE COMPOUND	RT	ACTUAL	MEASURED	%REC	
**Trifluorotoluene_____	9.011	25.	18.272	73.09	-

C6 to C10 Area:133994.3 C6 to C10 Amount: 27.34637
TPH Area:2366562 TPH Amount: 495.2651

ERH2536 (Trip Blank) 14754

G:\Org\VAR\DAT\VAR021722_b\0217VARB.0012.RAW B22020962-028A ;0217VAR , $HC-8015-GRO-W,

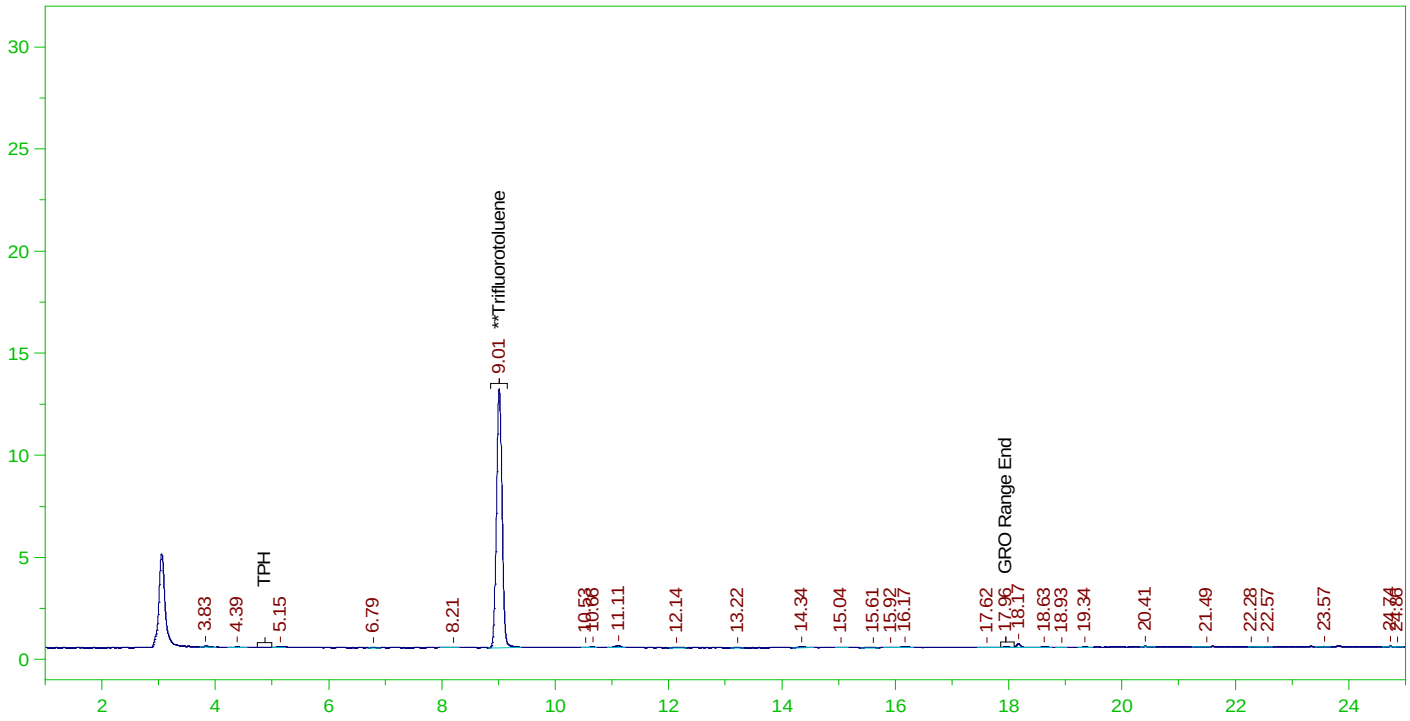

GASOLINE RANGE ORGANICS CHROMATOGRAM REPORT

Sample Name: B22020962-028A ;0217VAR , $HC-8015-GRO-W,
Raw File: G:\Org\VAR\DAT\VAR021722_b\0217VARB.0012.RAW
Date & Time Acquired: 2/17/2022 2:07:33 PM
Method File: G:\Org\VAR\Methods\211208G962-28DoDB%.MET
Calibration File: G:\Org\VAR\Cals\211208GRO8015CB.CAL
Sample Weight: 5 Dilution: 1 S.A.: 1

Mean RF for C6 to C10: 979.9788
Mean RF for TPH: 955.6747
Rt range for Gasoline Range Organics: 4.75 to 18.09

SURROGATE COMPOUND	RT	ACTUAL	MEASURED	%REC	
**Trifluorotoluene	9.01	25.	18.816	75.27	-

C6 to C10 Area:3091.171 C6 to C10 Amount: 0.6308649
TPH Area:5769.81 TPH Amount: 1.207484

ERH2526 (OWDFMW08A)

G:\Org\VAR\DAT\VAR021722_b\0217VARB.0010.RAW B22020962-031G ;0217VAR , $HC-8015-GRO-W,

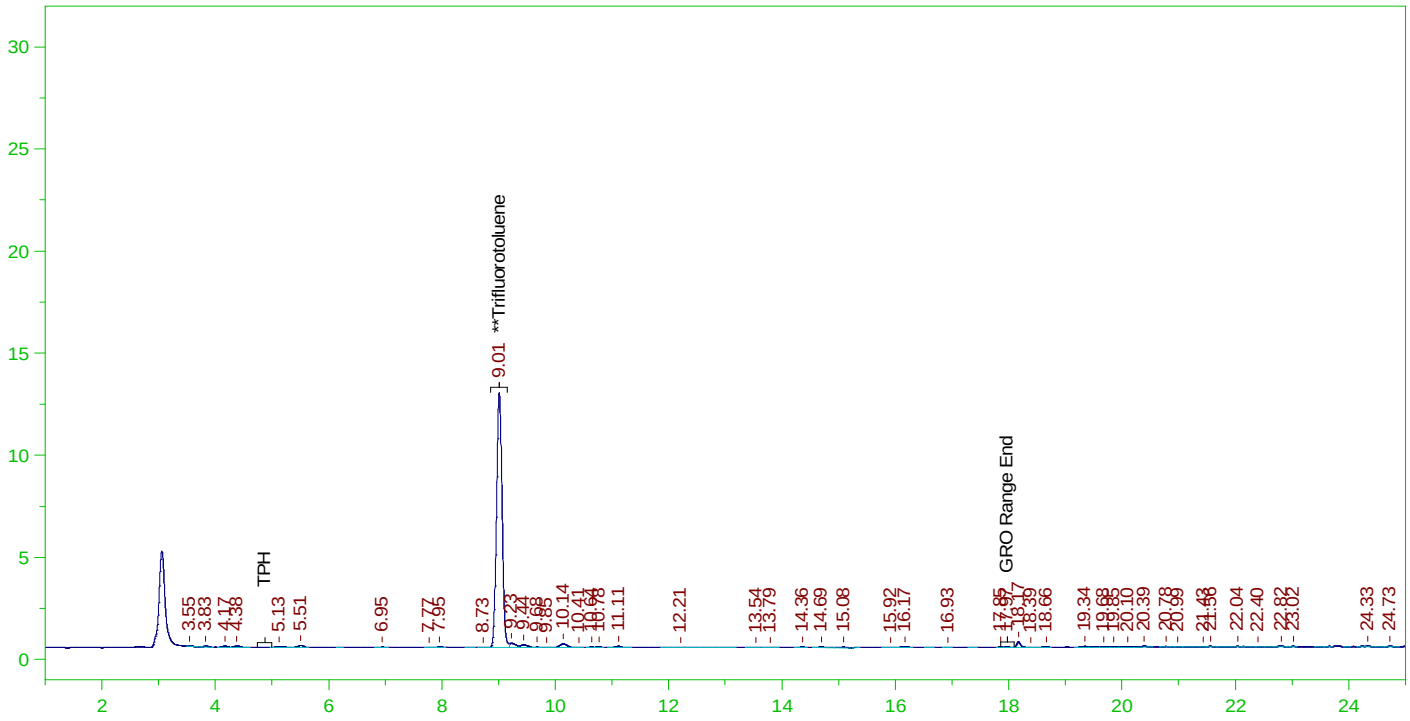

GASOLINE RANGE ORGANICS CHROMATOGRAM REPORT

Sample Name: B22020962-031G ;0217VAR , $HC-8015-GRO-W,
Raw File: G:\Org\VAR\DAT\VAR021722_b\0217VARB.0010.RAW
Date & Time Acquired: 2/17/2022 12:59:26 PM
Method File: G:\Org\VAR\Methods\211208G962-31DoDB%.MET
Calibration File: G:\Org\VAR\Cals\211208GRO8015CB.CAL
Sample Weight: 5 Dilution: 1 S.A.: 1

Mean RF for C6 to C10: 979.9788
Mean RF for TPH: 955.6747
Rt range for Gasoline Range Organics: 4.75 to 18.09

SURROGATE COMPOUND	RT	ACTUAL	MEASURED	%REC	
**Trifluorotoluene	9.011	25.	18.503	74.01	-

C6 to C10 Area:8746.21 C6 to C10 Amount: 1.784979
TPH Area:14541.72 TPH Amount: 3.043236

ERH2527 (OWDFMW08A-FD)

G:\Org\VAR\DAT\VAR021722_b\0217VARB.0039.RAW B22020962-032D ;0217VAR , $HC-8015-GRO-W,

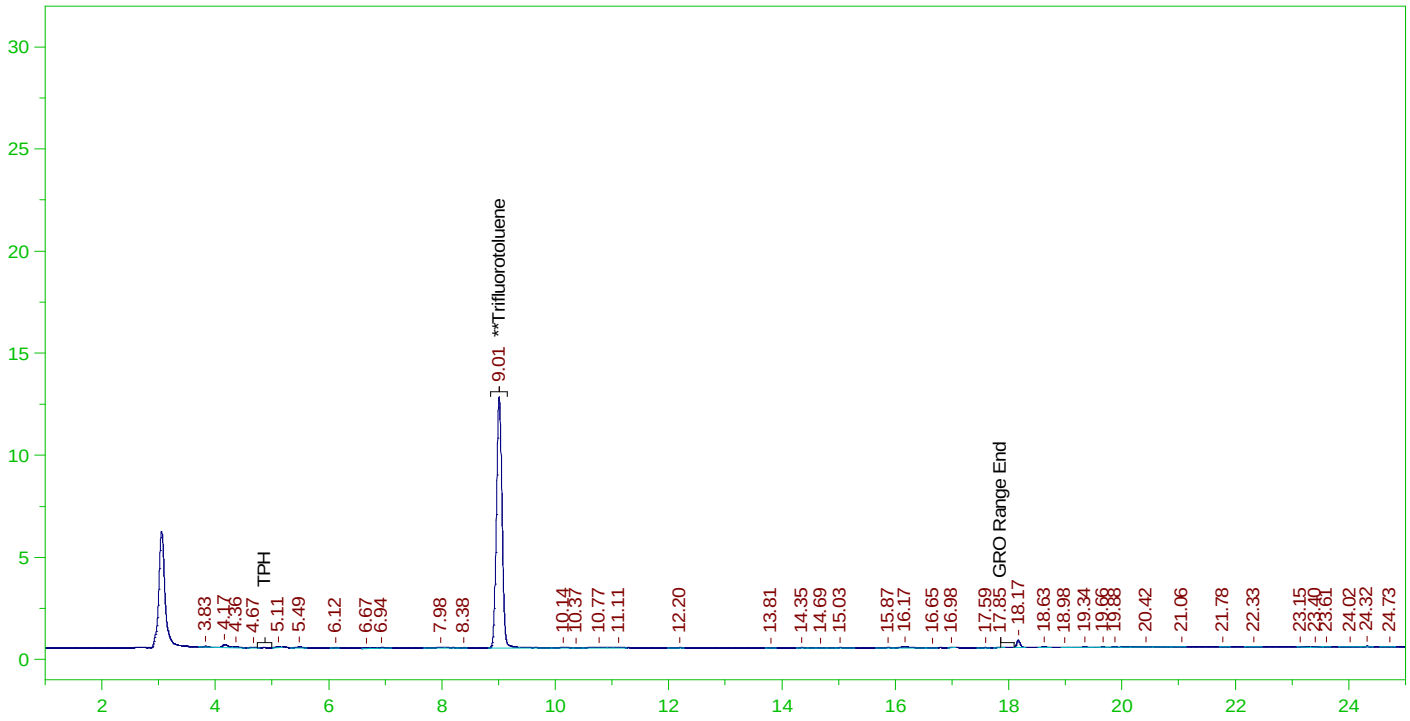

GASOLINE RANGE ORGANICS CHROMATOGRAM REPORT

Sample Name: B22020962-032D ;0217VAR , $HC-8015-GRO-W,
Raw File: G:\Org\VAR\DAT\VAR021722_b\0217VARB.0039.RAW
Date & Time Acquired: 2/18/2022 5:26:30 AM
Method File: G:\Org\VAR\Methods\211208G962-32DoDB%.MET
Calibration File: G:\Org\VAR\Cals\211208GRO8015CB.CAL
Sample Weight: 5 Dilution: 1 S.A.: 1

Mean RF for C6 to C10: 979.9788
Mean RF for TPH: 955.6747
Rt range for Gasoline Range Organics: 4.75 to 18.09

SURROGATE COMPOUND	RT	ACTUAL	MEASURED	%REC	
**Trifluorotoluene	9.009	25.	18.336	73.34	-

C6 to C10 Area:4573.7 C6 to C10 Amount: 0.9334283
TPH Area:10842.65 TPH Amount: 2.269109

ERH2525 (Trip Blank) 14694

— G:\Org\VAR\DAT\VAR021722_b\0217VARB.0018.RAW B22020962-033A ;0217VAR , $HC-8015-GRO-W,

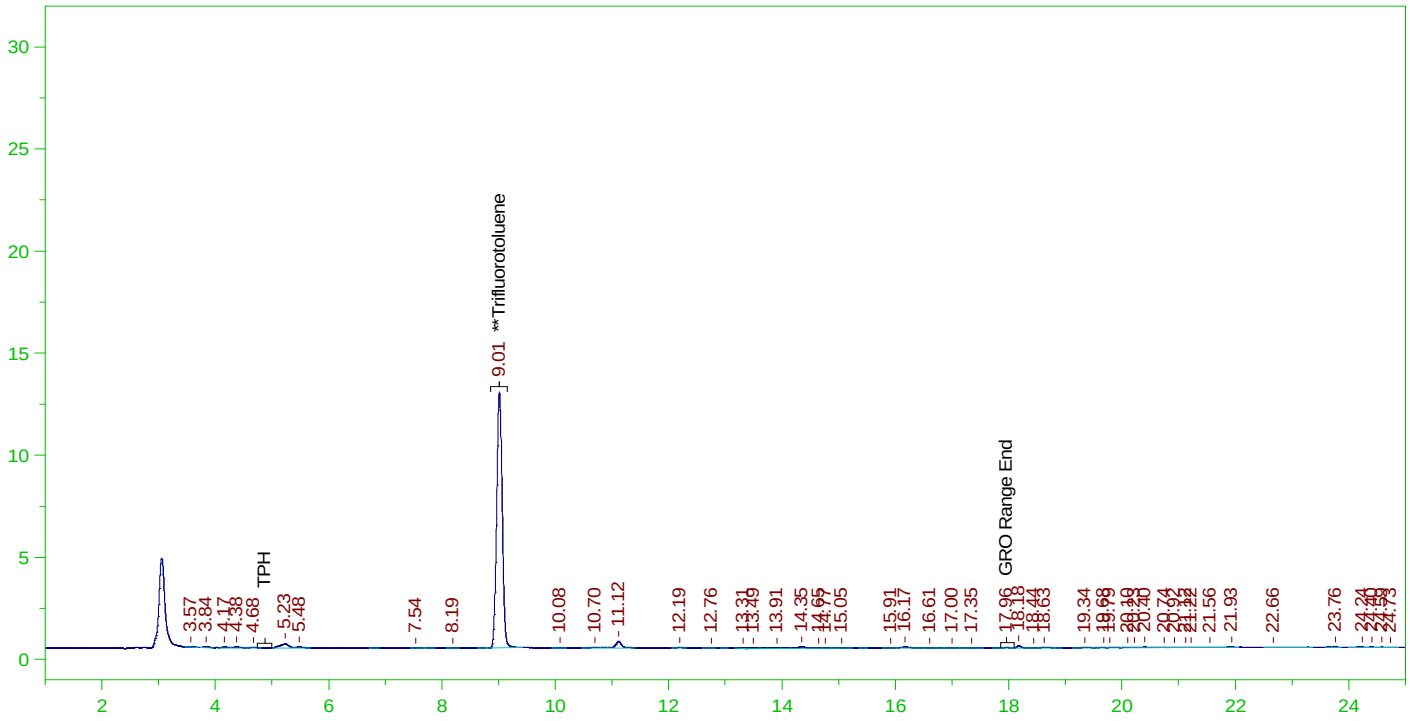

GASOLINE RANGE ORGANICS CHROMATOGRAM REPORT

Sample Name: B22020962-033A ;0217VAR , $HC-8015-GRO-W,
Raw File: G:\Org\VAR\DAT\VAR021722_b\0217VARB.0018.RAW
Date & Time Acquired: 2/17/2022 5:31:34 PM
Method File: G:\Org\VAR\Methods\211208G962-33DoDB%.MET
Calibration File: G:\Org\VAR\Cals\211208GRO8015CB.CAL
Sample Weight: 5 Dilution: 1 S.A.: 1

Mean RF for C6 to C10: 979.9788
Mean RF for TPH: 955.6747
Rt range for Gasoline Range Organics: 4.75 to 18.09

SURROGATE COMPOUND	RT	ACTUAL	MEASURED	%REC	
**Trifluorotoluene	9.013	25.	18.548	74.19	-

C6 to C10 Area:8903.552 C6 to C10 Amount: 1.817091
TPH Area:14424.28 TPH Amount: 3.01866

ERH2524 (OWDFMW07A) Batch ID: 163748

— G:\org\HP5\DAT\HP5021522_b\0215HP5.0011.RAW B22020962-001D ;0215HP5 , $HC-8015-DRO-W,

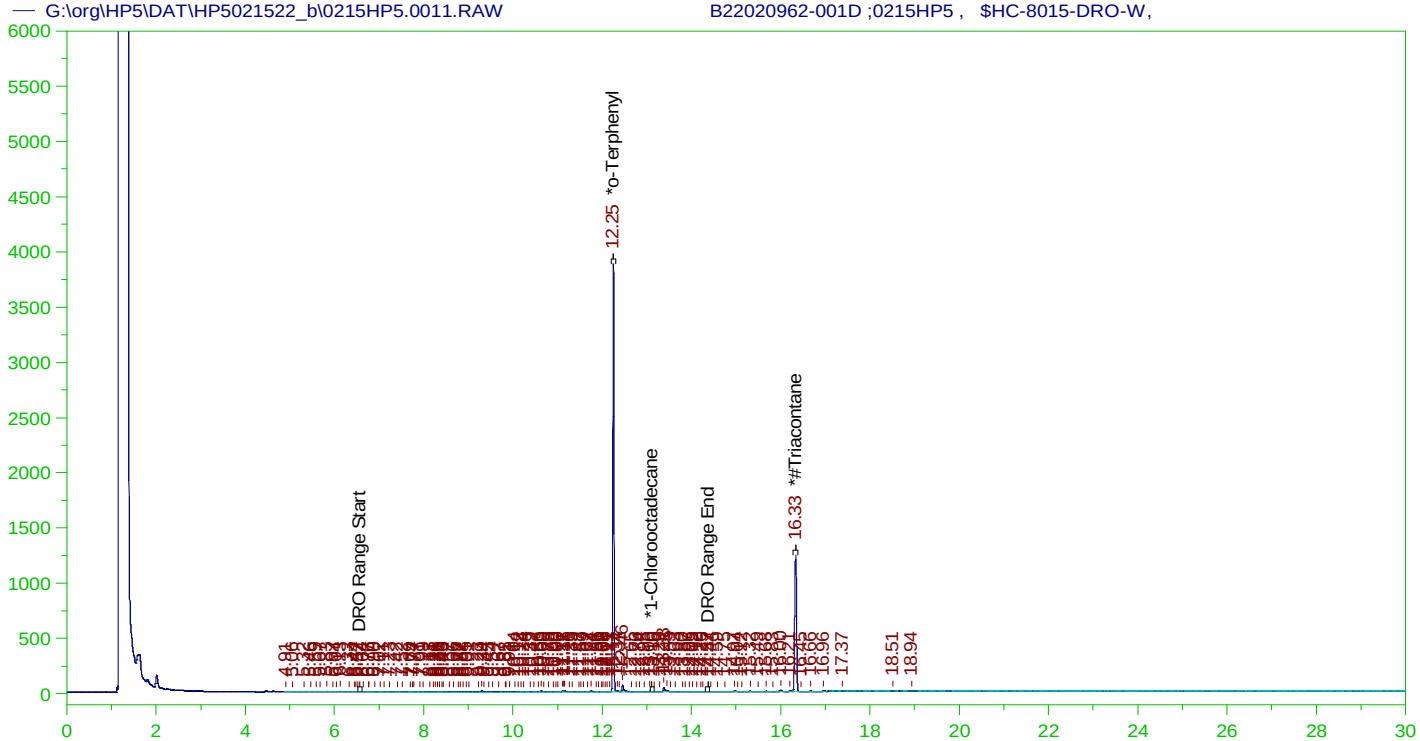

DIESEL RANGE ORGANICS CHROMATOGRAM REPORT

Sample Name: B22020962-001D ;0215HP5 , $HC-8015-DRO-W,
Raw File: G:\org\HP5\DAT\HP5021522_b\0215HP5.0011.RAW
Date & Time Acquired: 2/15/2022 5:26:50 PM
Method File: G:\Org\HP5\Methods\DR_8015-C24Tb-JEb-L%.met
Calibration File: G:\Org\HP5\Cals\SW8015C_DRO220111JEb-C24-T.CAL
Sample Weight: 1050 Dilution: 1 S.A.: 1

Mean RF for TEH: 32675.36
Rt range for Diesel Range Organics: 6.52 to 14.41

SURROGATE COMPOUND	RT	ACTUAL	MEASURED	%REC	
*o-Terphenyl	12.248	.19	.191	100.3	-
*1-Chlorooctadecane	13.103	.19	.	.14	-
*#Triacontane	16.331	.19	.105	54.97	-

DRO Area:995916.4 DRO Amount: 2.902774E-02
TEH Area:1289321 TEH Amount: 3.757952E-02

ERH2524 (OWDFMW07A) Batch ID: 163748

G:\org\HP5\DAT\HP5021522_b\0215HP5.0011.RAW B22020962-001D ;0215HP5 , $HC-8015-DRO-W,

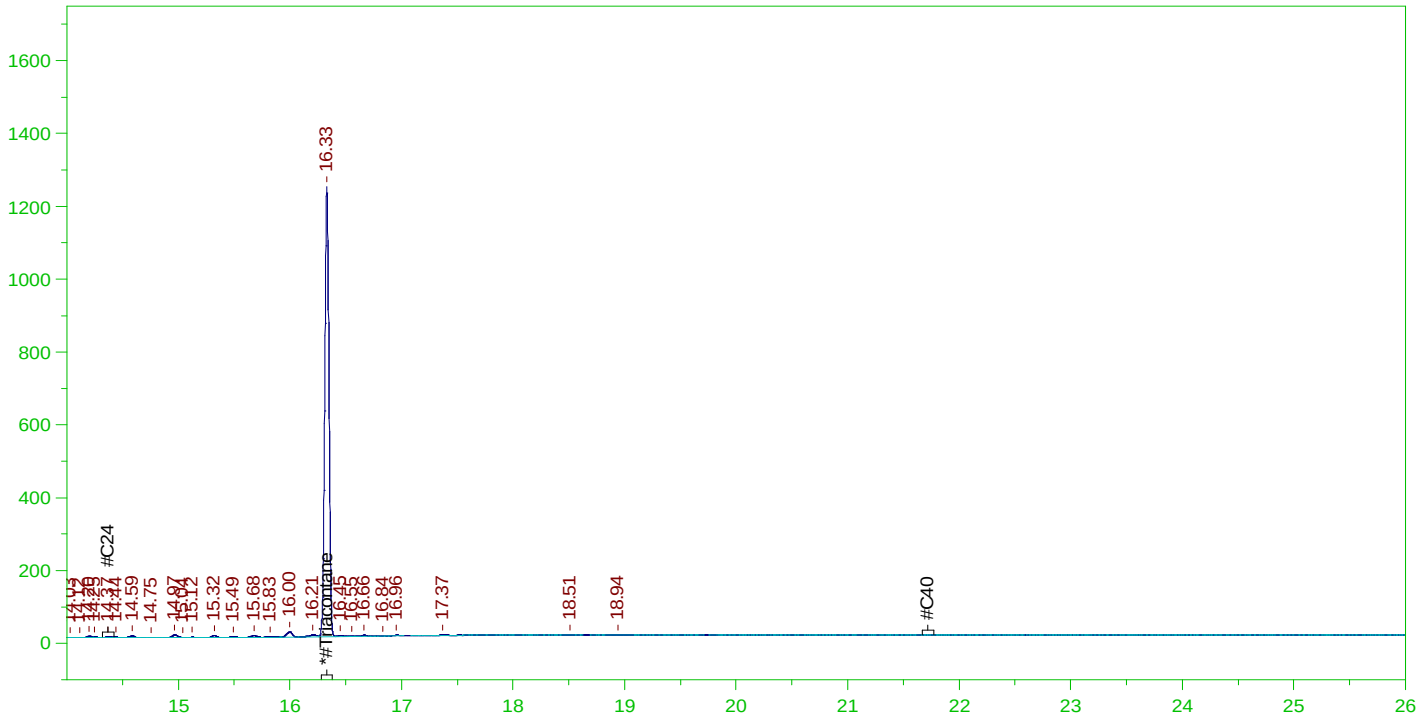

RESIDUAL RANGE ORGANICS CHROMATOGRAM

Sample Name: B22020962-001D ;0215HP5 , $HC-8015-DRO-W,
Raw File: G:\org\HP5\DAT\HP5021522_b\0215HP5.0011.RAW
Date & Time Acquired: 2/15/2022 5:26:50 PM
Method File: G:\Org\HP5\Methods\DR_OROS-BEb-L%.MET
Calibration File: G:\Org\HP5\Cals\SW8015C_ORO220111BEb_SAMP.CAL
Sample Weight: 1050 Dilution: 1 S.A.: 1

Mean RF for for Residual Range Organics Calculations: 26424.55
Rt range for Residual Range Organics: 14.32 to 21.77

SURROGATE COMPOUND	RT	ACTUAL	MEASURED	%REC	
*#Triacontane	16.331	.476	.105	21.99	-

RRO Area:192831.7 RRO AMOUNT: 6.949947E-03

ERH2531 (RHMW01R) Batch ID: 163748

— G:\org\HP5\DAT\HP5021522_b\0215HP5.0025.RAW B22020962-006D ;0215HP5 , $HC-8015-DRO-W,

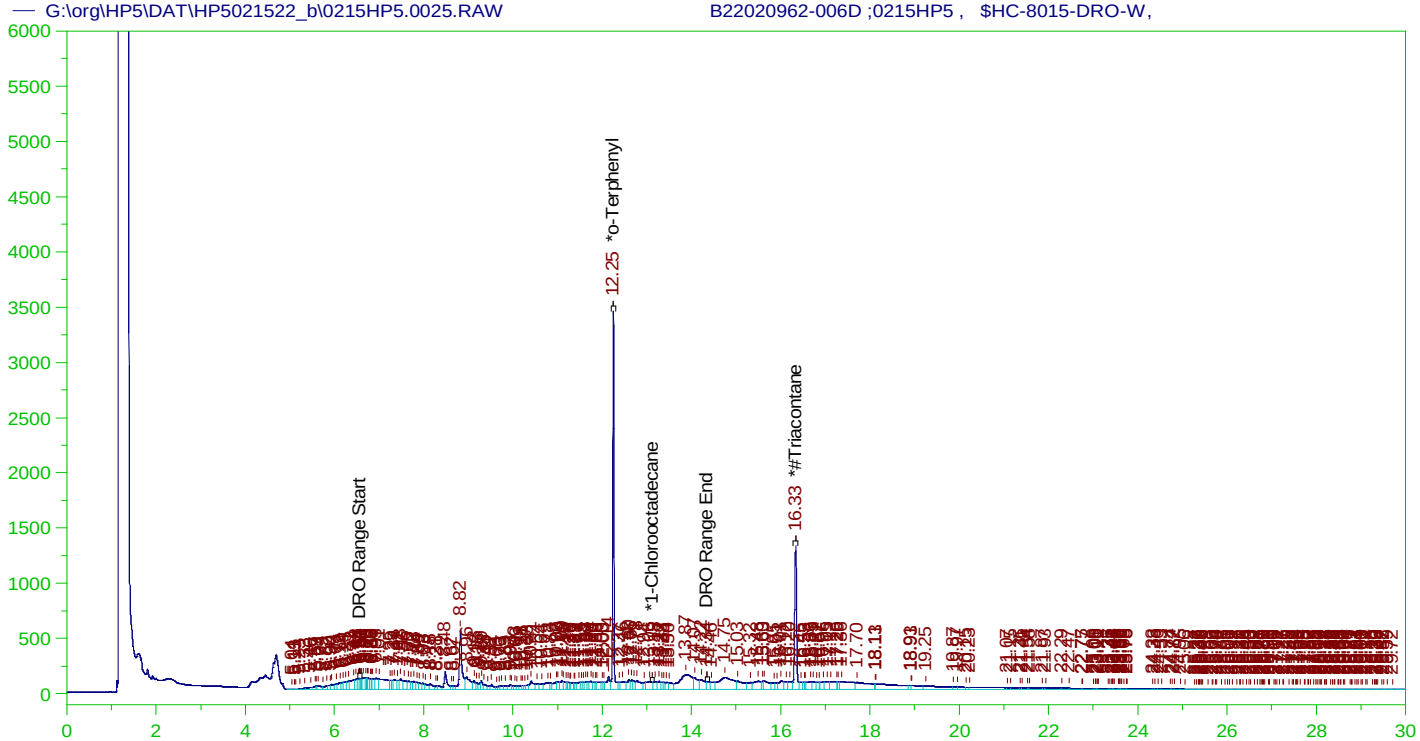

DIESEL RANGE ORGANICS CHROMATOGRAM REPORT

Sample Name: B22020962-006D ;0215HP5 , $HC-8015-DRO-W,
Raw File: G:\org\HP5\DAT\HP5021522_b\0215HP5.0025.RAW
Date & Time Acquired: 2/16/2022 3:28:52 AM
Method File: G:\Org\HP5\Methods\D3_8015-021516-JEb-L%.met
Calibration File: G:\Org\HP5\Cals\SW8015C_DRO220111JEb-C24-T.CAL
Sample Weight: 1050 Dilution: 1 S.A.: 1

Mean RF for TEH: 32675.36
Rt range for Diesel Range Organics: 6.52 to 14.41

SURROGATE COMPOUND	RT	ACTUAL	MEASURED	%REC	
*o-Terphenyl	12.247	.19	.181	95.13	-
*1-Chlorooctadecane	29.979	.19	.	.	-
*#Triacontane	16.331	.19	.12	63.24	-

DRO Area:3.115223E+07 DRO Amount: 0.9079867
TEH Area:5.617084E+07 TEH Amount: 1.637198

ERH2531 (RHMW01R) Batch ID: 163748

— G:\org\HP5\DAT\HP5021522_b\0215HP5.0025.RAW B22020962-006D ;0215HP5 , $HC-8015-DRO-W,

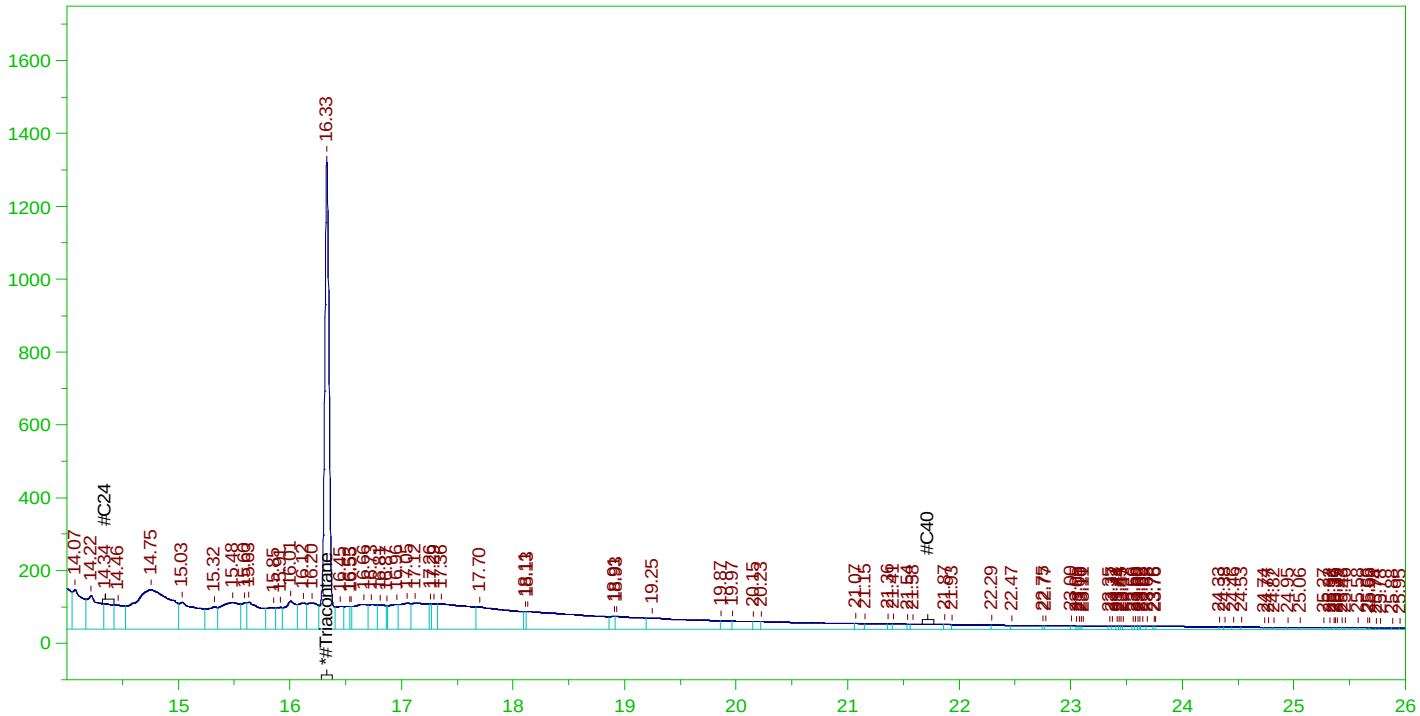

RESIDUAL RANGE ORGANICS CHROMATOGRAM

Sample Name: B22020962-006D ;0215HP5 , $HC-8015-DRO-W,
Raw File: G:\org\HP5\DAT\HP5021522_b\0215HP5.0025.RAW
Date & Time Acquired: 2/16/2022 3:28:52 AM
Method File: G:\Org\HP5\Methods\D3_OROS-021516-BEb-L%.MET
Calibration File: G:\Org\HP5\Cals\SW8015C_ORO220111BEb_SAMP.CAL
Sample Weight: 1050 Dilution: 1 S.A.: 1

Mean RF for for Residual Range Organics Calculations: 26424.55
Rt range for Residual Range Organics: 14.32 to 21.77

SURROGATE COMPOUND	RT	ACTUAL	MEASURED	%REC	
*#Triacontane	16.331	.476	.12	25.3	-

RRO Area:2.005147E+07 RRO AMOUNT: 0.7226853

ERH2529 (RHMW19) Batch ID: 163748

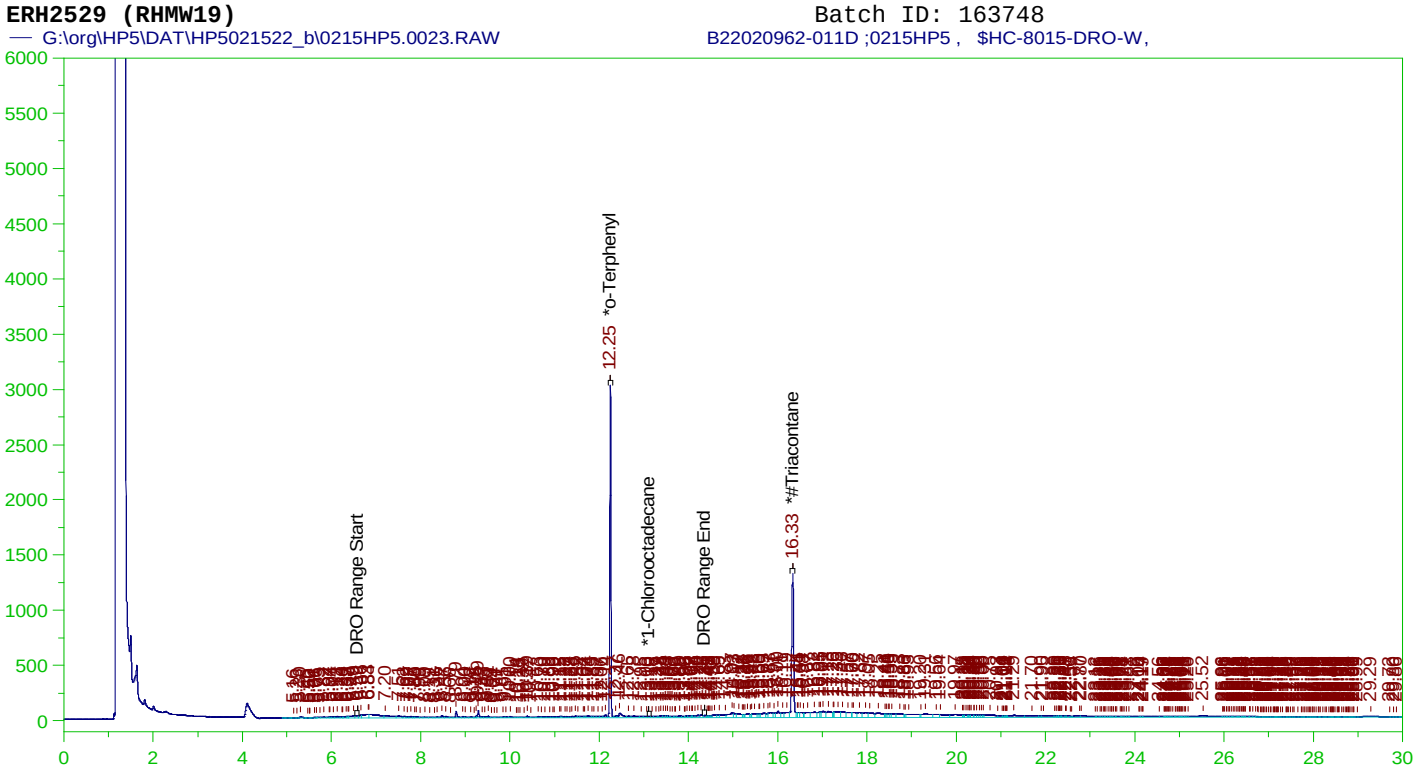

DIESEL RANGE ORGANICS CHROMATOGRAM REPORT

Sample Name: B22020962-011D ;0215HP5 , $HC-8015-DRO-W,
Raw File: G:\org\HP5\DAT\HP5021522_b\0215HP5.0023.RAW
Date & Time Acquired: 2/16/2022 2:02:54 AM
Method File: G:\Org\HP5\Methods\D3_8015-C24Tb-JEb-L%.met
Calibration File: G:\Org\HP5\Cals\SW8015C_DRO220111JEb-C24-T.CAL
Sample Weight: 1045 Dilution: 1 S.A.: 1

Mean RF for TEH: 32675.36
Rt range for Diesel Range Organics: 6.52 to 14.41

SURROGATE COMPOUND	RT	ACTUAL	MEASURED	%REC	
*o-Terphenyl	12.248	.191	.151	78.89	-
*1-Chlorooctadecane	13.101	.191	.001	.69	-
*#Triacontane	16.333	.191	.118	61.57	-

DRO Area:5797046 DRO Amount: 0.1697735
TEH Area:2.290777E+07 TEH Amount: 0.670882

ERH2529 (RHMW19) Batch ID: 163748

— G:\org\HP5\DAT\HP5021522_b\0215HP5.0023.RAW B22020962-011D ;0215HP5 , $HC-8015-DRO-W,

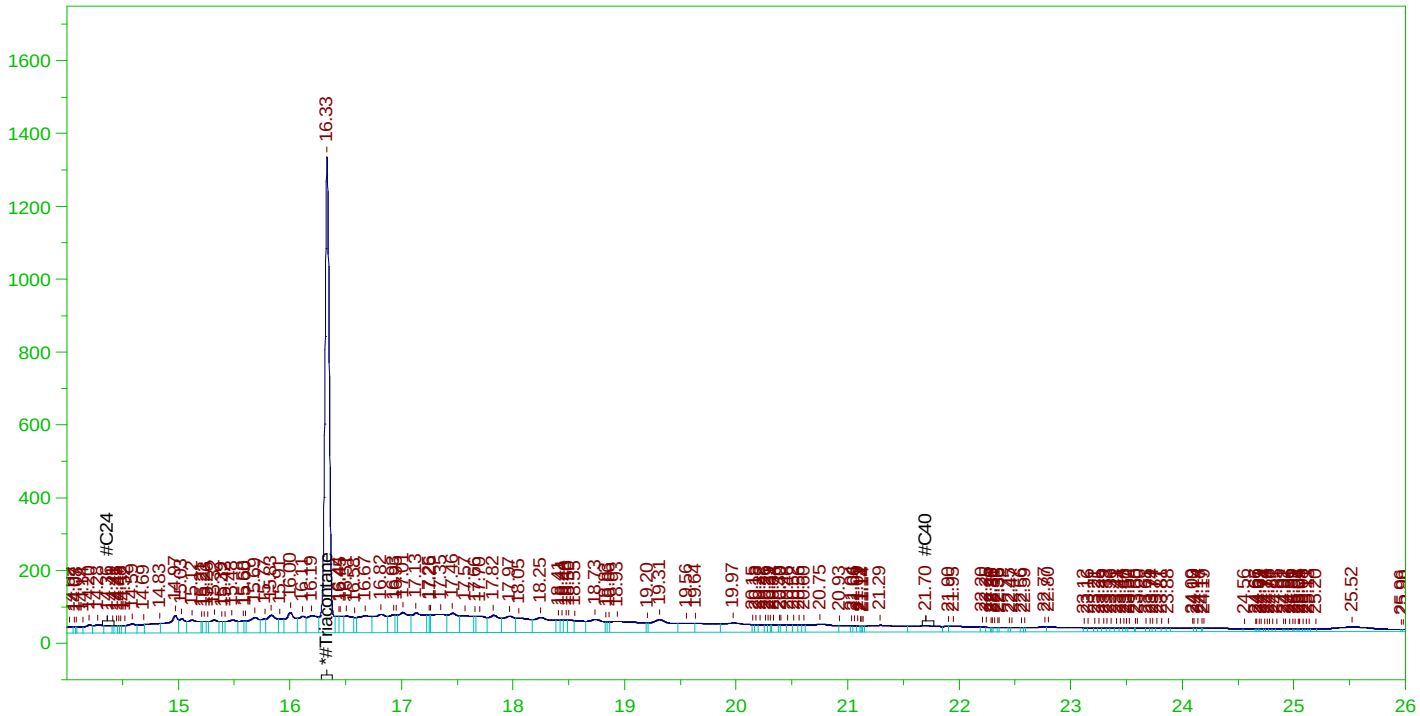

RESIDUAL RANGE ORGANICS CHROMATOGRAM

Sample Name: B22020962-011D ;0215HP5 , $HC-8015-DRO-W,
Raw File: G:\org\HP5\DAT\HP5021522_b\0215HP5.0023.RAW
Date & Time Acquired: 2/16/2022 2:02:54 AM
Method File: G:\Org\HP5\Methods\D3_OROS-BEb-L%.MET
Calibration File: G:\Org\HP5\Cals\SW8015C_ORO220111BEb_SAMP.CAL
Sample Weight: 1045 Dilution: 1 S.A.: 1

Mean RF for for Residual Range Organics Calculations: 26424.55
Rt range for Residual Range Organics: 14.32 to 21.77

SURROGATE COMPOUND	RT	ACTUAL	MEASURED	%REC	
*#Triacontane	16.333	.478	.118	24.63	-

RRO Area:1.364789E+07 RRO AMOUNT: 0.4942441

ERH2535 (RHMW2254-01) Low Flow Batch ID: 163748

— G:\org\HP5\DAT\HP5021522_b\0215HP5.0029.RAW B22020962-016D ;0215HP5 , $HC-8015-DRO-W,

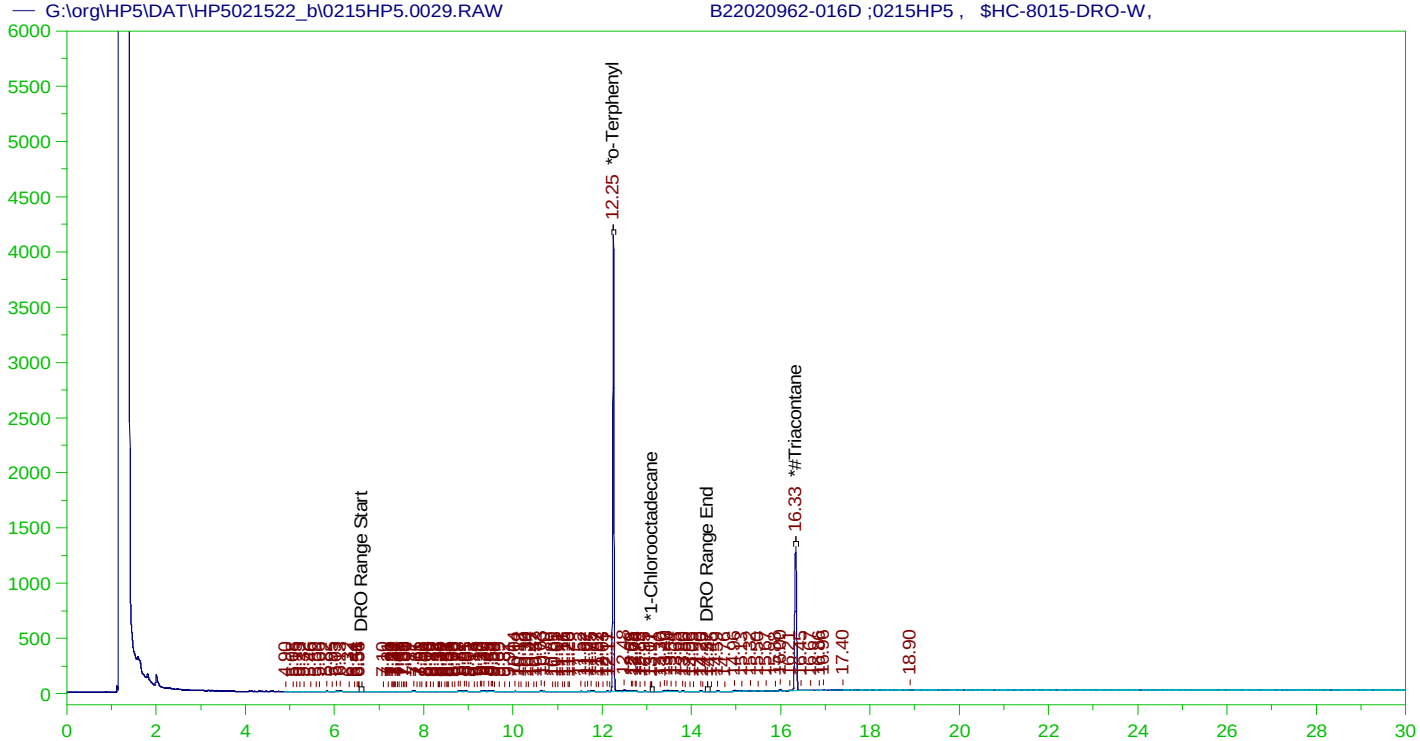

DIESEL RANGE ORGANICS CHROMATOGRAM REPORT

Sample Name: B22020962-016D ;0215HP5 , $HC-8015-DRO-W,
Raw File: G:\org\HP5\DAT\HP5021522_b\0215HP5.0029.RAW
Date & Time Acquired: 2/16/2022 6:20:41 AM
Method File: G:\Org\HP5\Methods\DR_8015-C24Tb-JE-L%.met
Calibration File: G:\Org\HP5\Cals\SW8015C_DRO220111JE-C24-T.CAL
Sample Weight: 1010 Dilution: 1 S.A.: 1

Mean RF for TEH: 32675.36
Rt range for Diesel Range Organics: 6.56 to 14.42

SURROGATE COMPOUND	RT	ACTUAL	MEASURED	%REC	
*o-Terphenyl	12.248	.198	.214	108.13	-
*1-Chlorooctadecane	13.106	.198	.	.03	-
*#Triacontane	16.331	.198	.115	58.2	-

DRO Area:568843.7 DRO Amount: 1.723658E-02
TEH Area:840378.4 TEH Amount: 2.546438E-02

ERH2535 (RHMW2254-01) Low Flow Batch ID: 163748

G:\org\HP5\DAT\HP5021522_b\0215HP5.0029.RAW B22020962-016D ;0215HP5 , $HC-8015-DRO-W,

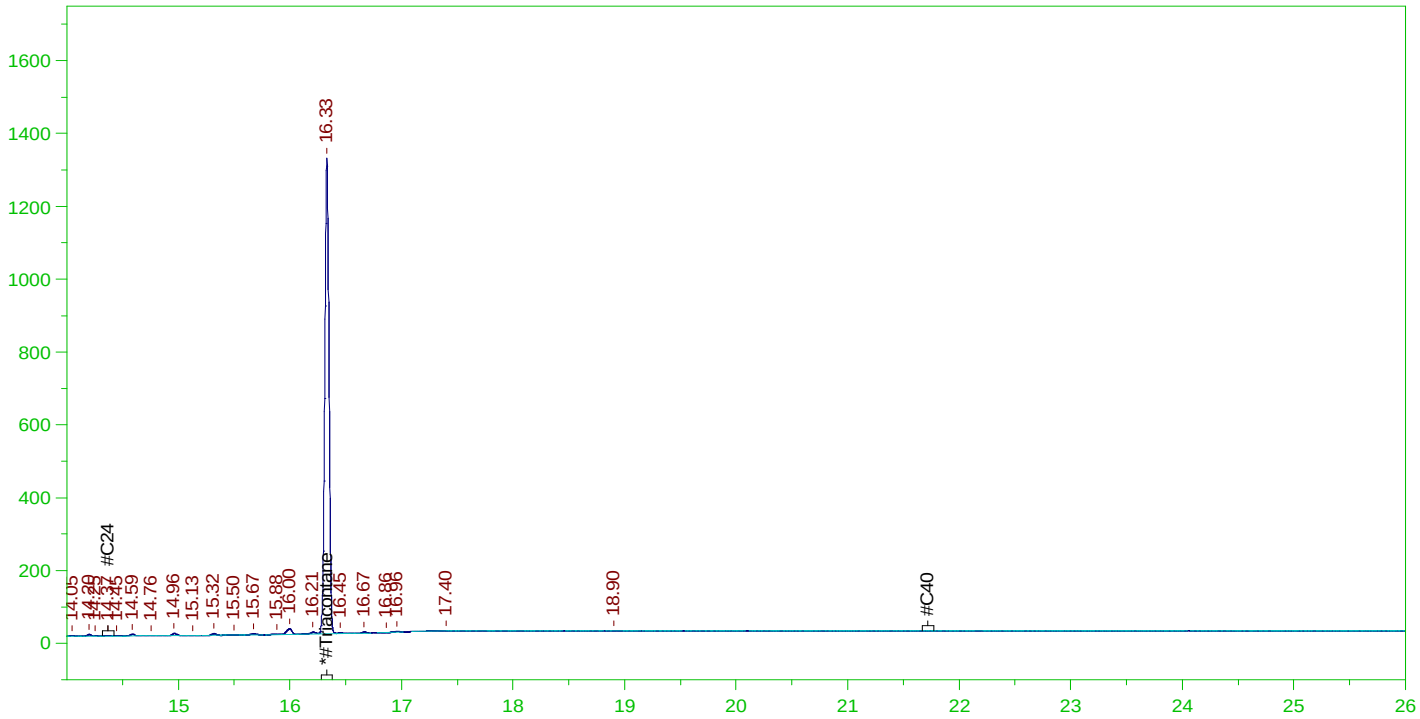

RESIDUAL RANGE ORGANICS CHROMATOGRAM

Sample Name: B22020962-016D ;0215HP5 , $HC-8015-DRO-W,
Raw File: G:\org\HP5\DAT\HP5021522_b\0215HP5.0029.RAW
Date & Time Acquired: 2/16/2022 6:20:41 AM
Method File: G:\Org\HP5\Methods\DR_OROS-BEb-L%.MET
Calibration File: G:\Org\HP5\Cals\SW8015C_ORO220111BEb_SAMP.CAL
Sample Weight: 1010 Dilution: 1 S.A.: 1

Mean RF for for Residual Range Organics Calculations: 26424.55
Rt range for Residual Range Organics: 14.32 to 21.77

SURROGATE COMPOUND	RT	ACTUAL	MEASURED	%REC	
*#Triacontane	16.331	.495	.115	23.28	-

RRO Area:177785.6 RRO AMOUNT: 6.661431E-03

ERH2533 (RHMW2254-01-Bailer) Batch ID: 163748

— G:\org\HP5\DAT\HP5021522_b\0215HP5.0016.RAW B22020962-021D ;0215HP5 , $HC-8015-DRO-W,

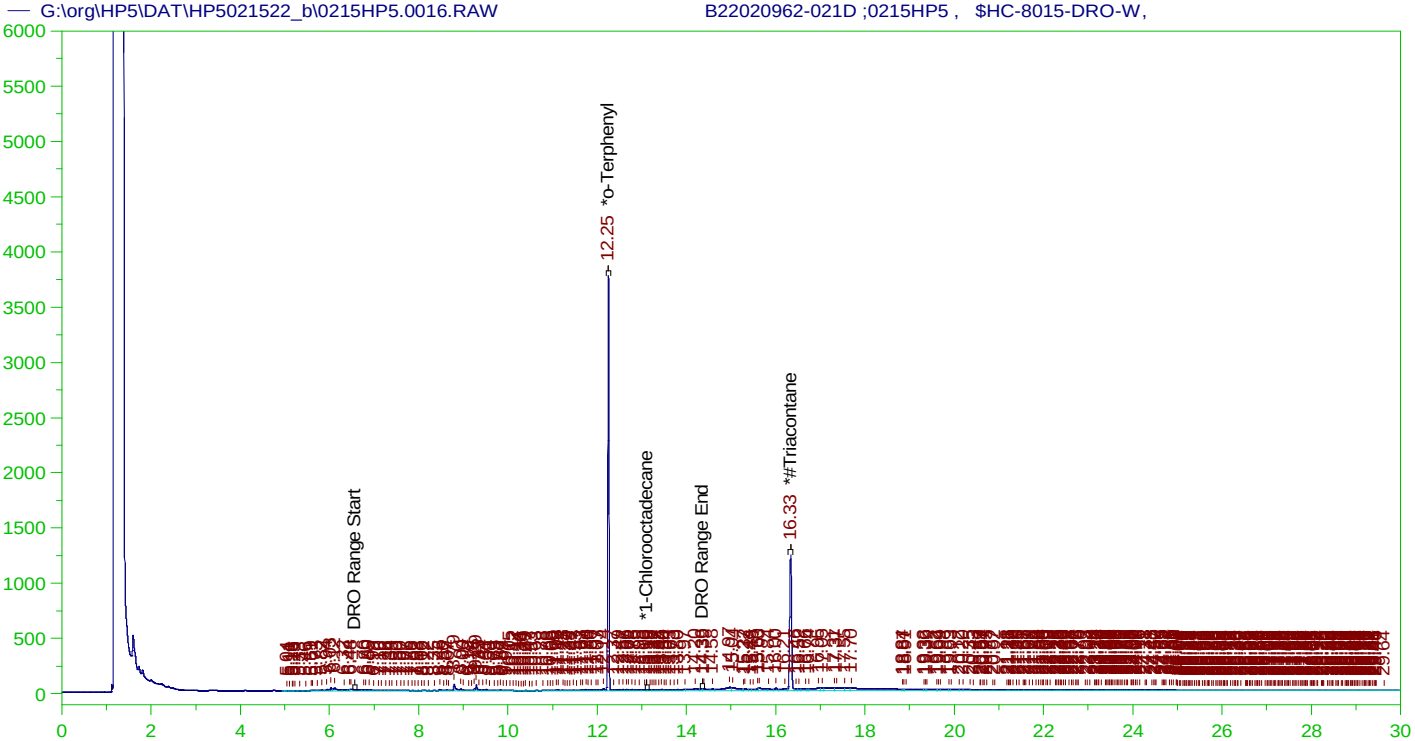

DIESEL RANGE ORGANICS CHROMATOGRAM REPORT

Sample Name: B22020962-021D ;0215HP5 , $HC-8015-DRO-W,
Raw File: G:\org\HP5\DAT\HP5021522_b\0215HP5.0016.RAW
Date & Time Acquired: 2/15/2022 9:01:59 PM
Method File: G:\Org\HP5\Methods\D3_8015-021516-JEb-L%.met
Calibration File: G:\Org\HP5\Cals\SW8015C_DRO220111JEb-C24-T.CAL
Sample Weight: 1045 Dilution: 1 S.A.: 1

Mean RF for TEH: 32675.36
Rt range for Diesel Range Organics: 6.52 to 14.41

SURROGATE COMPOUND	RT	ACTUAL	MEASURED	%REC	
*o-Terphenyl	12.249	.191	.189	98.85	-
*1-Chlorooctadecane	13.098	.191	.001	.48	-
*#Triacontane	16.331	.191	.108	56.5	-

DRO Area:4416048 DRO Amount: 0.1293294
TEH Area:1.458743E+07 TEH Amount: 0.4272106

ERH2533 (RHMW2254-01-Bailer) Batch ID: 163748

— G:\org\HP5\DAT\HP5021522_b\0215HP5.0016.RAW B22020962-021D ;0215HP5 , $HC-8015-DRO-W,

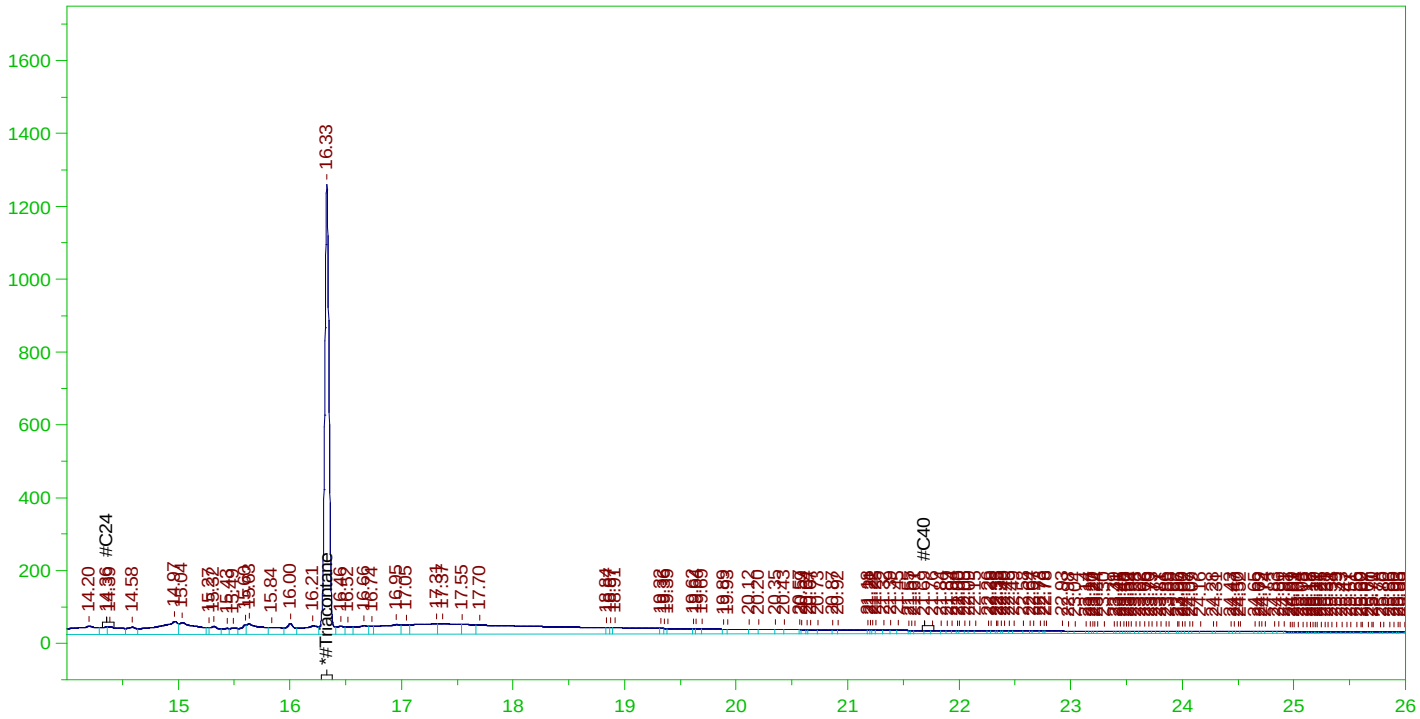

RESIDUAL RANGE ORGANICS CHROMATOGRAM

Sample Name: B22020962-021D ;0215HP5 , $HC-8015-DRO-W,
Raw File: G:\org\HP5\DAT\HP5021522_b\0215HP5.0016.RAW
Date & Time Acquired: 2/15/2022 9:01:59 PM
Method File: G:\Org\HP5\Methods\D3_OROS-021516-BEb-L%.MET
Calibration File: G:\Org\HP5\Cals\SW8015C_ORO220111BEb_SAMP.CAL
Sample Weight: 1045 Dilution: 1 S.A.: 1

Mean RF for for Residual Range Organics Calculations: 26424.55
Rt range for Residual Range Organics: 14.32 to 21.77

SURROGATE COMPOUND	RT	ACTUAL	MEASURED	%REC	
*#Triacontane	16.331	.478	.108	22.6	-

RRO Area:7724023 RRO AMOUNT: 0.2797175

ERH2537 (Sump Adit 3) Batch ID: 163748

— G:\org\HP5\DAT\HP5021522_b\0215HP5.0018.RAW B22020962-026D ;0215HP5 , $HC-8015-DRO-W,

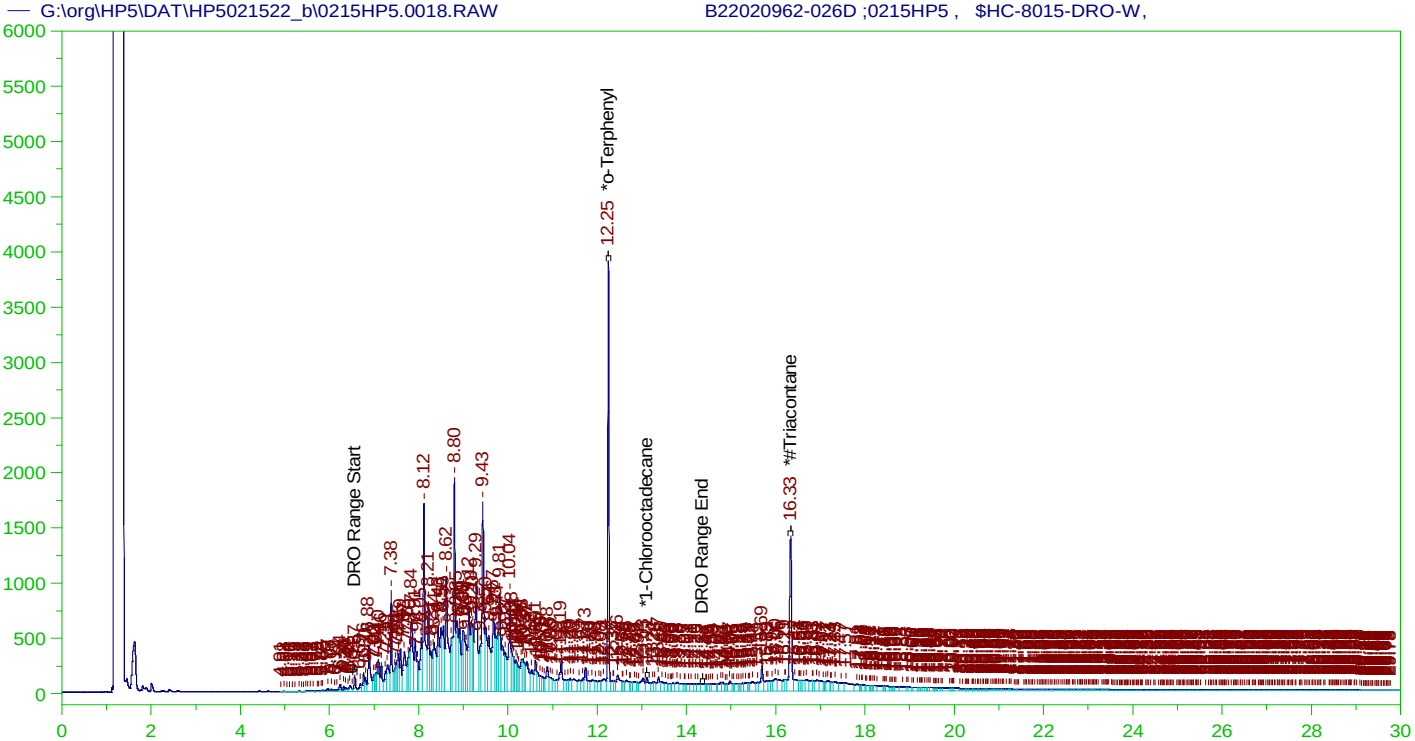

DIESEL RANGE ORGANICS CHROMATOGRAM REPORT

Sample Name: B22020962-026D ;0215HP5 , $HC-8015-DRO-W,
Raw File: G:\org\HP5\DAT\HP5021522_b\0215HP5.0018.RAW
Date & Time Acquired: 2/15/2022 10:28:02 PM
Method File: G:\Org\HP5\Methods\D3_8015-C24Tb-JEb-L%.met
Calibration File: G:\Org\HP5\Cals\SW8015C_DRO220111JEb-C24-T.CAL
Sample Weight: 1000 Dilution: 1 S.A.: 1

Mean RF for TEH: 32675.36
Rt range for Diesel Range Organics: 6.52 to 14.41

SURROGATE COMPOUND	RT	ACTUAL	MEASURED	%REC	
*o-Terphenyl	12.248	.2	.212	105.87	-
*1-Chlorooctadecane	13.111	.2	.018	8.94	-
*#Triacontane	16.331	.2	.146	72.98	-

DRO Area:1.151425E+08 DRO Amount: 3.523833
TEH Area:1.420501E+08 TEH Amount: 4.347314

ERH2537 (Sump Adit 3) Batch ID: 163748

G:\org\HP5\DAT\HP5021522_b\0215HP5.0018.RAW B22020962-026D ;0215HP5 , $HC-8015-DRO-W,

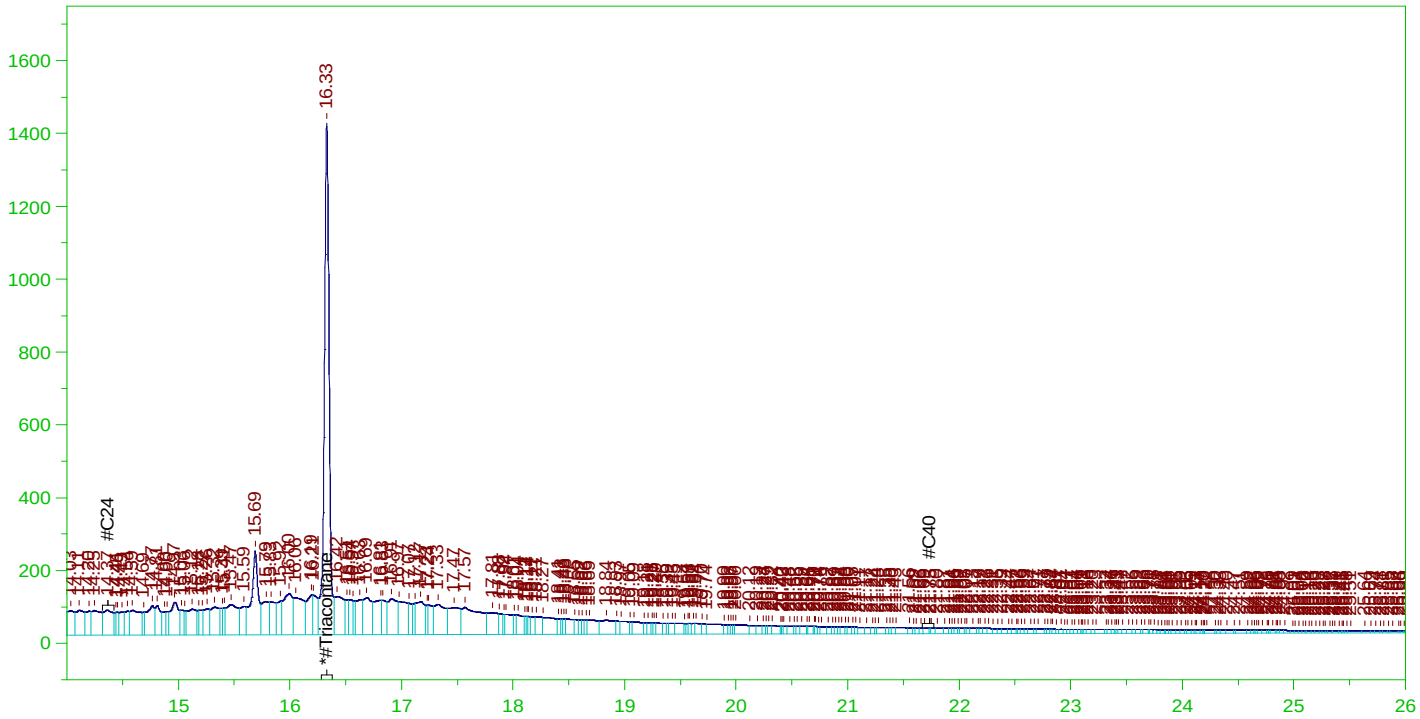

RESIDUAL RANGE ORGANICS CHROMATOGRAM

Sample Name: B22020962-026D ;0215HP5 , $HC-8015-DRO-W,
Raw File: G:\org\HP5\DAT\HP5021522_b\0215HP5.0018.RAW
Date & Time Acquired: 2/15/2022 10:28:02 PM
Method File: G:\Org\HP5\Methods\D3_OROS-BEb-L%.MET
Calibration File: G:\Org\HP5\Cals\SW8015C_ORO220111BEb_SAMP.CAL
Sample Weight: 1000 Dilution: 1 S.A.: 1

Mean RF for for Residual Range Organics Calculations: 26424.55
Rt range for Residual Range Organics: 14.32 to 21.77

SURROGATE COMPOUND	RT	ACTUAL	MEASURED	%REC	
*#Triacontane	16.331	.5	.146	29.19	-

RRO Area:2.324795E+07 RRO AMOUNT: 0.879786

ERH2526 (OWDFMW08A) Batch ID: 163748

— G:\org\HP5\DAT\HP5021522_b\0215HP5.0014.RAW B22020962-031D ;0215HP5 , $HC-8015-DRO-W,

DIESEL RANGE ORGANICS CHROMATOGRAM REPORT

Sample Name: B22020962-031D ;0215HP5 , $HC-8015-DRO-W,
Raw File: G:\org\HP5\DAT\HP5021522_b\0215HP5.0014.RAW
Date & Time Acquired: 2/15/2022 7:36:03 PM
Method File: G:\Org\HP5\Methods\DR_8015-C24Tb-JEb-L%.met
Calibration File: G:\Org\HP5\Cals\SW8015C_DRO220111JEb-C24-T.CAL
Sample Weight: 1060 Dilution: 1 S.A.: 1

Mean RF for TEH: 32675.36
Rt range for Diesel Range Organics: 6.52 to 14.41

SURROGATE COMPOUND	RT	ACTUAL	MEASURED	%REC	
*o-Terphenyl	12.247	.189	.19	100.78	-
*1-Chlorooctadecane	13.131	.189	.	.11	-
*#Triacontane	16.33	.189	.103	54.66	-

DRO Area:965439.4 DRO Amount: 2.787397E-02
TEH Area:1357710 TEH Amount: 3.919953E-02

ERH2526 (OWDFMW08A) Batch ID: 163748

G:\org\HP5\DAT\HP5021522_b\0215HP5.0014.RAW B22020962-031D ;0215HP5 , $HC-8015-DRO-W,

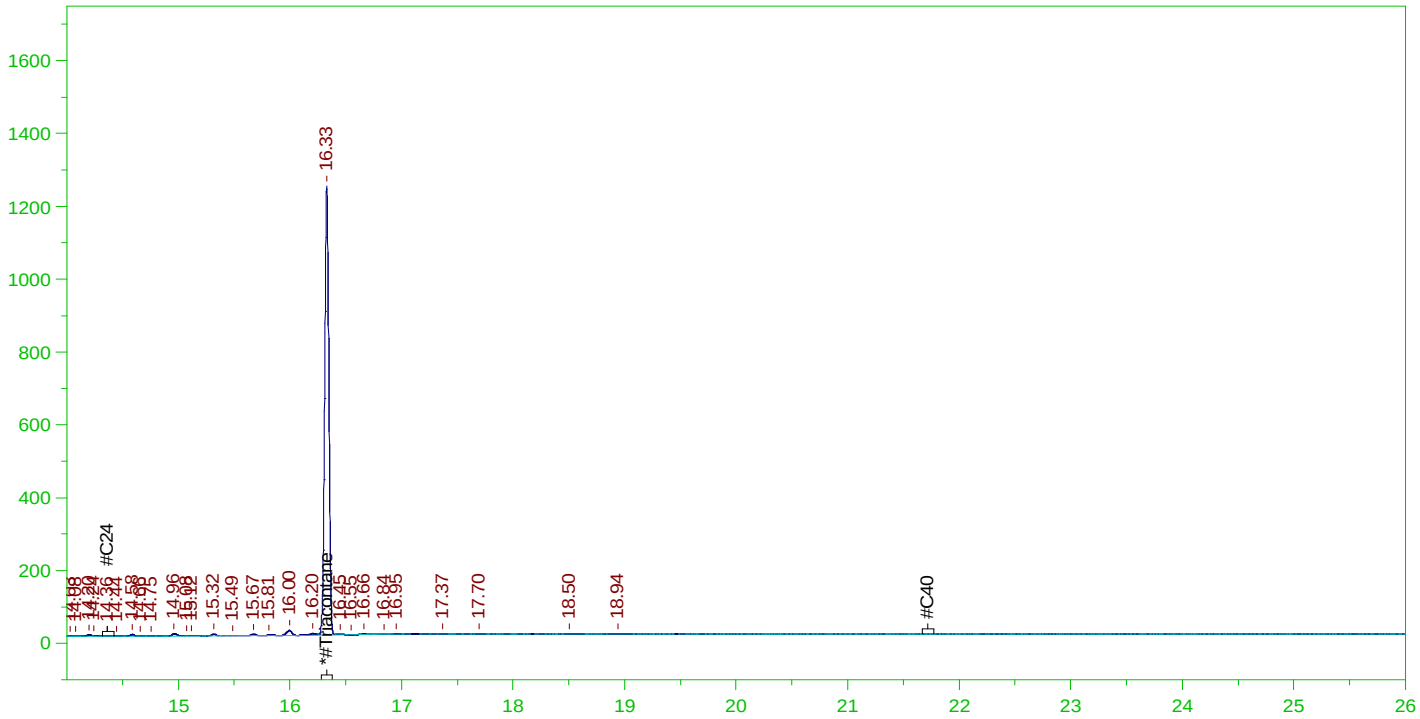

RESIDUAL RANGE ORGANICS CHROMATOGRAM

Sample Name: B22020962-031D ;0215HP5 , $HC-8015-DRO-W,
Raw File: G:\org\HP5\DAT\HP5021522_b\0215HP5.0014.RAW
Date & Time Acquired: 2/15/2022 7:36:03 PM
Method File: G:\Org\HP5\Methods\DR_OROS-BEb-L%.MET
Calibration File: G:\Org\HP5\Cals\SW8015C_ORO220111BEb_SAMP.CAL
Sample Weight: 1060 Dilution: 1 S.A.: 1

Mean RF for for Residual Range Organics Calculations: 26424.55
Rt range for Residual Range Organics: 14.32 to 21.77

SURROGATE COMPOUND	RT	ACTUAL	MEASURED	%REC	
*#Triacontane	16.33	.472	.103	21.87	-

RRO Area:184615.2 RRO AMOUNT: 6.59104E-03

ERH2527 (OWDFMW08A-FD) Batch ID: 163748

— G:\org\HP5\DAT\HP5021522_b\0215HP5.0015.RAW B22020962-032B ;0215HP5 , $HC-8015-DRO-W,

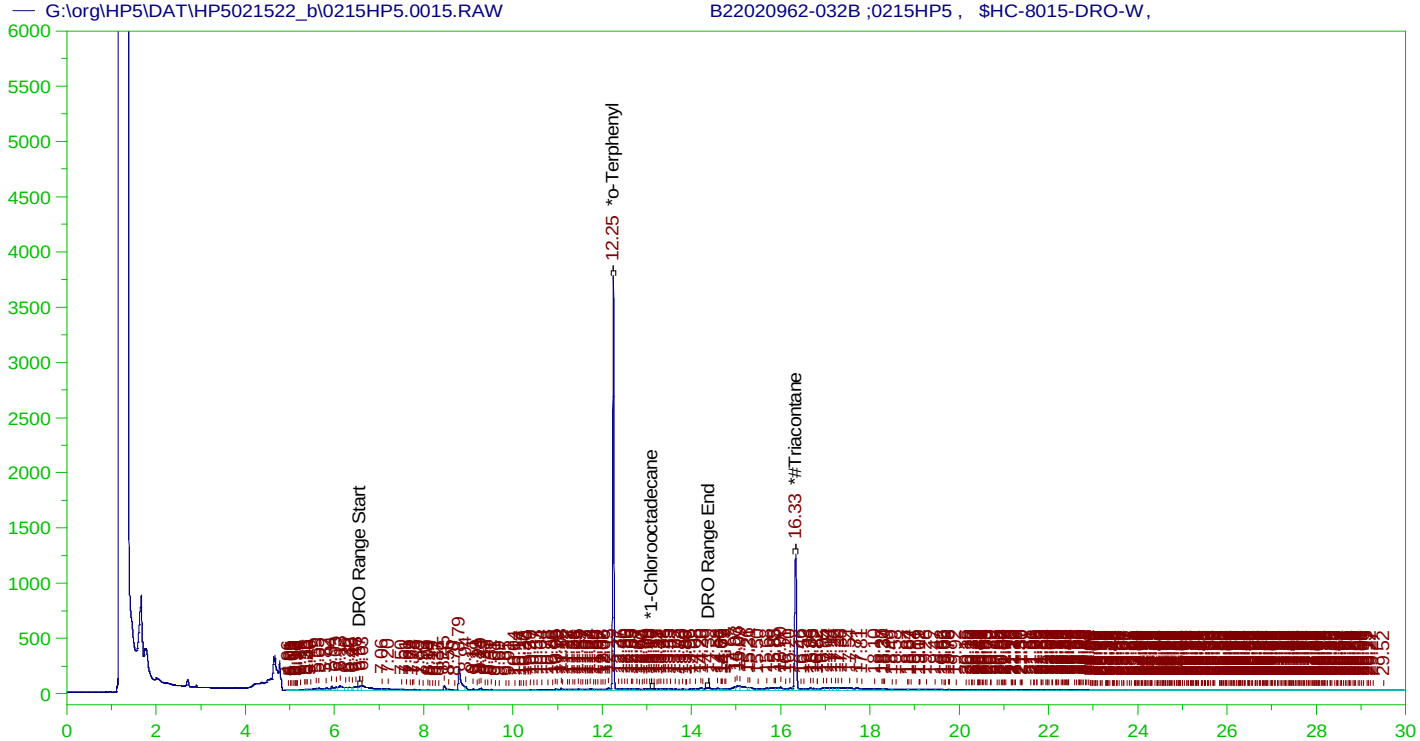

DIESEL RANGE ORGANICS CHROMATOGRAM REPORT

Sample Name: B22020962-032B ;0215HP5 , $HC-8015-DRO-W,
Raw File: G:\org\HP5\DAT\HP5021522_b\0215HP5.0015.RAW
Date & Time Acquired: 2/15/2022 8:19:02 PM
Method File: G:\Org\HP5\Methods\D3_8015-C24Tb-JEb-L%.met
Calibration File: G:\Org\HP5\Cals\SW8015C_DRO220111JEb-C24-T.CAL
Sample Weight: 1060 Dilution: 1 S.A.: 1

Mean RF for TEH: 32675.36
Rt range for Diesel Range Organics: 6.52 to 14.41

SURROGATE COMPOUND	RT	ACTUAL	MEASURED	%REC	
*o-Terphenyl	12.247	.189	.186	98.82	-
*1-Chlorooctadecane	13.099	.189	.002	.81	-
*#Triacontane	16.331	.189	.106	56.26	-

DRO Area:6468954 DRO Amount: 0.1867703
TEH Area:1.585632E+07 TEH Amount: 0.4578004

ERH2527 (OWDFMW08A-FD) Batch ID: 163748

G:\org\HP5\DAT\HP5021522_b\0215HP5.0015.RAW B22020962-032B ;0215HP5 , $HC-8015-DRO-W,

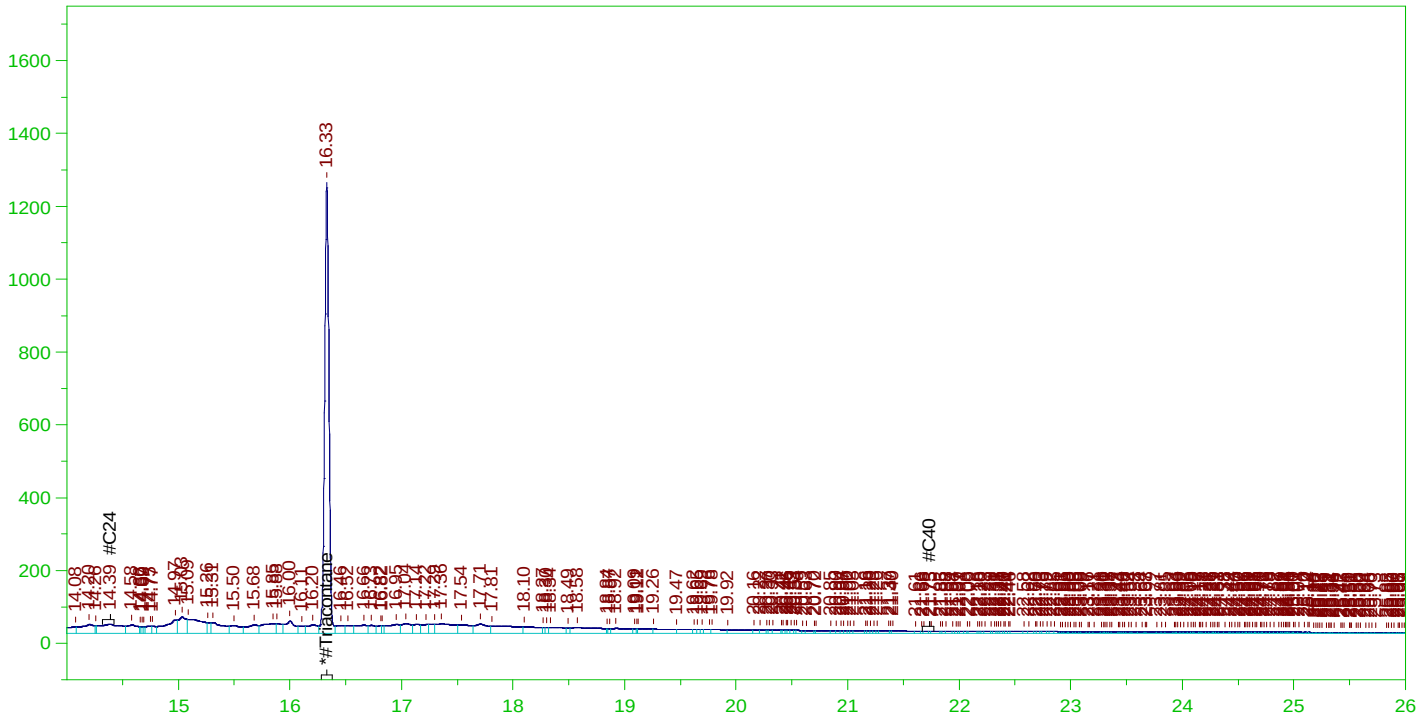

RESIDUAL RANGE ORGANICS CHROMATOGRAM

Sample Name: B22020962-032B ;0215HP5 , $HC-8015-DRO-W,
Raw File: G:\org\HP5\DAT\HP5021522_b\0215HP5.0015.RAW
Date & Time Acquired: 2/15/2022 8:19:02 PM
Method File: G:\Org\HP5\Methods\D3_OROS-BEb-L%.MET
Calibration File: G:\Org\HP5\Cals\SW8015C_ORO220111BEb_SAMP.CAL
Sample Weight: 1060 Dilution: 1 S.A.: 1

Mean RF for for Residual Range Organics Calculations: 26424.55
Rt range for Residual Range Organics: 14.32 to 21.77

SURROGATE COMPOUND	RT	ACTUAL	MEASURED	%REC	
*#Triacontane	16.331	.472	.106	22.5	-

RRO Area:7041861 RRO AMOUNT: 0.251405

ERH2524 (OWDFMW07A) Batch ID: 163748

— G:\org\HP5\DAT\HP5021522_b\0215HP5.0043.RAW B22020962-001D ;0215HP5 , $HC-8015-DRO-W, SGT

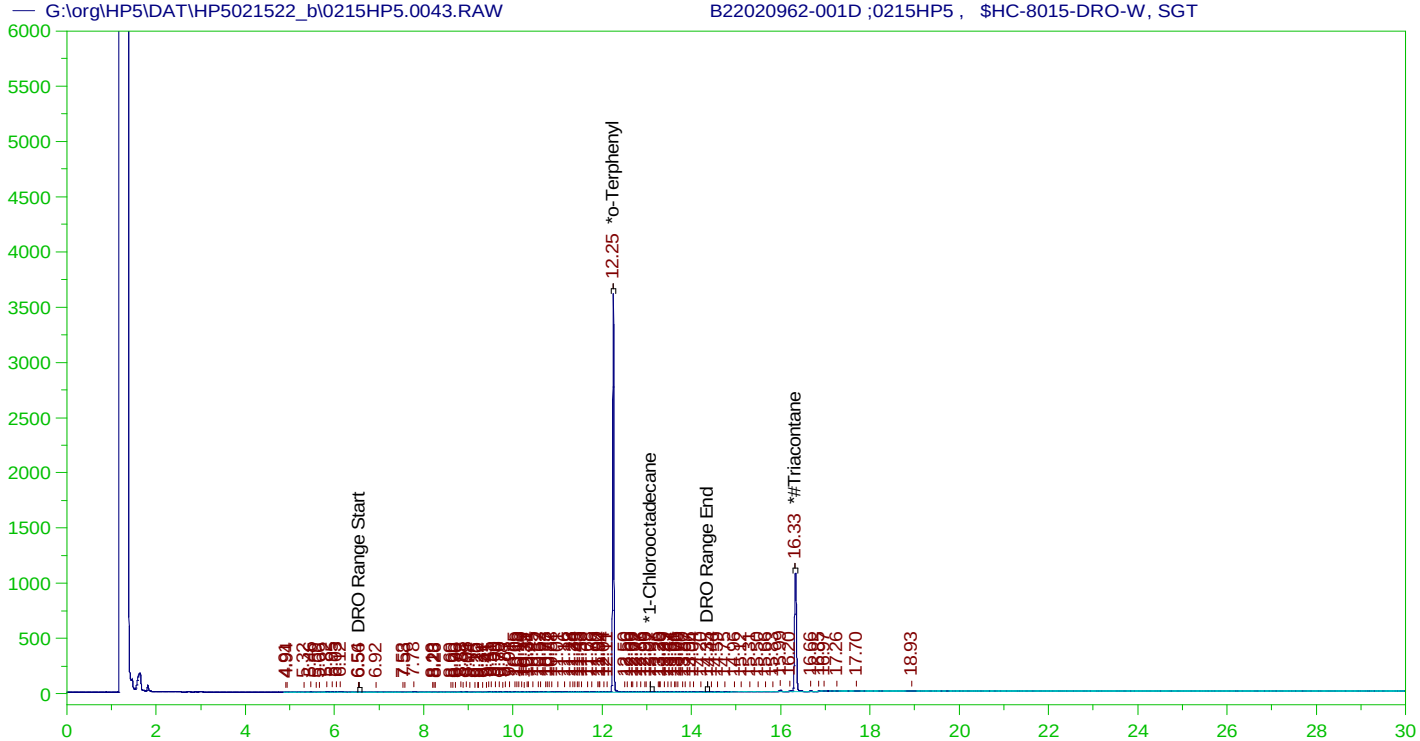

DIESEL RANGE ORGANICS CHROMATOGRAM REPORT

Sample Name: B22020962-001D ;0215HP5 , $HC-8015-DRO-W, SGT
Raw File: G:\org\HP5\DAT\HP5021522_b\0215HP5.0043.RAW
Date & Time Acquired: 2/16/2022 4:20:20 PM
Method File: G:\Org\HP5\Methods\DR_8015-C24Tb-JEb-L%.met
Calibration File: G:\Org\HP5\Cals\SW8015C_DRO220111JEb-C24-T.CAL
Sample Weight: 1050 Dilution: 1 S.A.: 1

Mean RF for TEH: 32675.36
Rt range for Diesel Range Organics: 6.52 to 14.41

SURROGATE COMPOUND	RT	ACTUAL	MEASURED	%REC	
*o-Terphenyl	12.246	.19	.185	96.93	-
*1-Chlorooctadecane	13.074	.19	.	.25	-
*#Triacontane	16.328	.19	.095	49.62	-

DRO Area:329790.6 DRO Amount: 9.612327E-03
TEH Area:527998.8 TEH Amount: 1.538946E-02

ERH2524 (OWDFMW07A) Batch ID: 163748

— G:\org\HP5\DAT\HP5021522_b\0215HP5.0043.RAW B22020962-001D ;0215HP5 , $HC-8015-DRO-W, SGT

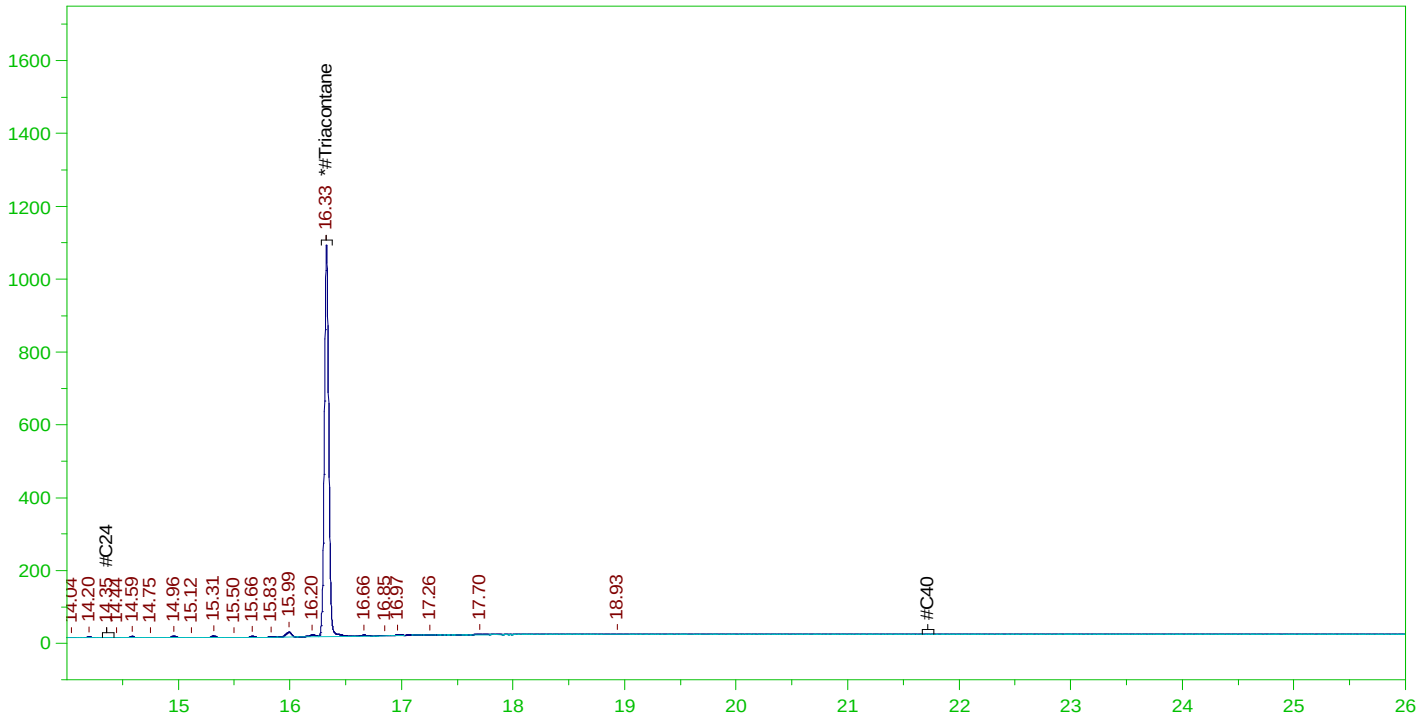

RESIDUAL RANGE ORGANICS CHROMATOGRAM

Sample Name: B22020962-001D ;0215HP5 , $HC-8015-DRO-W, SGT
Raw File: G:\org\HP5\DAT\HP5021522_b\0215HP5.0043.RAW
Date & Time Acquired: 2/16/2022 4:20:20 PM
Method File: G:\Org\HP5\Methods\DR_OROS-BEb-L%.MET
Calibration File: G:\Org\HP5\Cals\SW8015C_ORO220111BEb_SAMP.CAL
Sample Weight: 1050 Dilution: 1 S.A.: 1

Mean RF for for Residual Range Organics Calculations: 26424.55
Rt range for Residual Range Organics: 14.32 to 21.77

SURROGATE COMPOUND	RT	ACTUAL	MEASURED	%REC	
*#Triacontane	16.328	.476	.095	19.87	-

RRO Area:148512.9 RRO AMOUNT: 5.352631E-03

ERH2531 (RHMW01R) Batch ID: 163748

— G:\org\HP5\DAT\HP5021522_b\0215HP5.0060.RAW B22020962-006D ;0215HP5 , $HC-8015-DRO-W, SGT

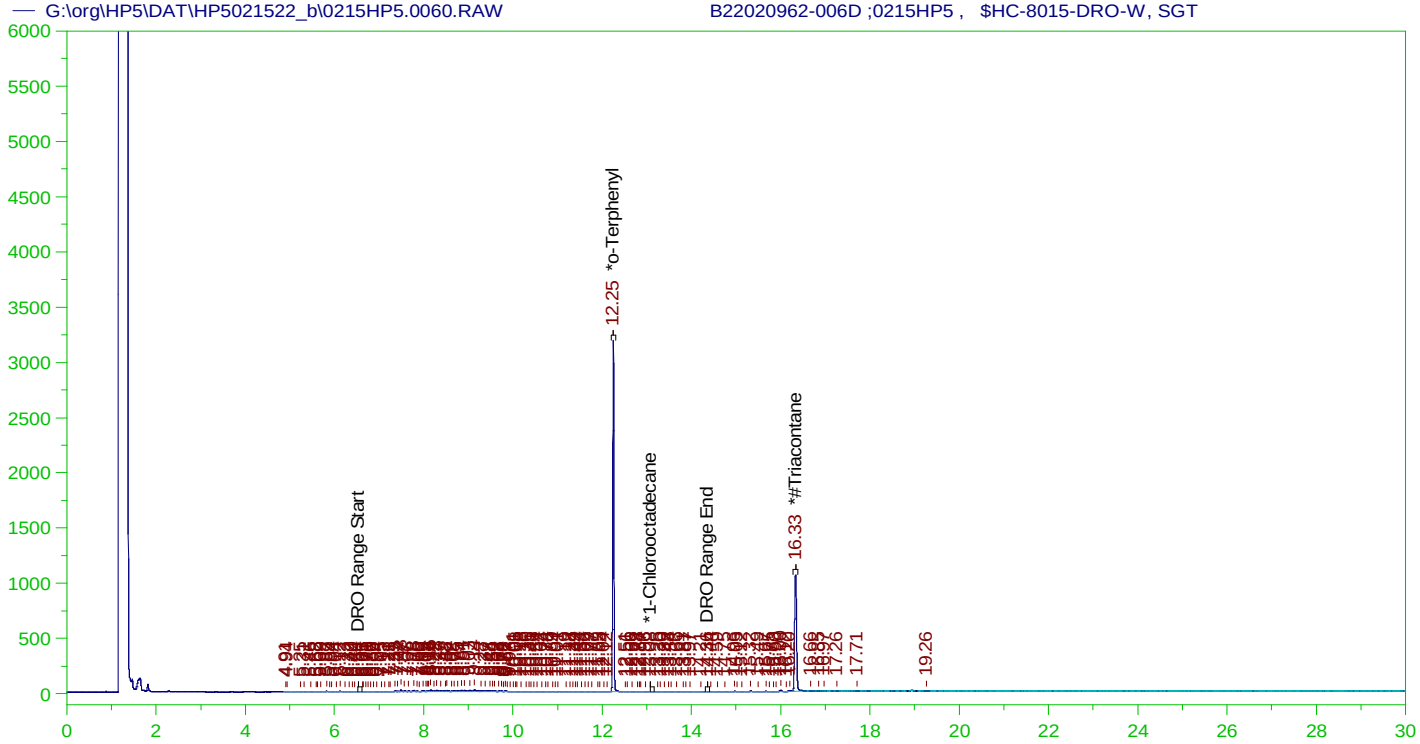

DIESEL RANGE ORGANICS CHROMATOGRAM REPORT

Sample Name: B22020962-006D ;0215HP5 , $HC-8015-DRO-W, SGT
Raw File: G:\org\HP5\DAT\HP5021522_b\0215HP5.0060.RAW
Date & Time Acquired: 2/17/2022 12:42:40 PM
Method File: G:\Org\HP5\Methods\DR_8015-C24Tb-JEb-L%.met
Calibration File: G:\Org\HP5\Cals\SW8015C_DRO220111JEb-C24-T.CAL
Sample Weight: 1050 Dilution: 1 S.A.: 1

Mean RF for TEH: 32675.36
Rt range for Diesel Range Organics: 6.52 to 14.41

SURROGATE COMPOUND	RT	ACTUAL	MEASURED	%REC	
*o-Terphenyl	12.246	.19	.164	86.05	-
*1-Chlorooctadecane	13.081	.19	.	.16	-
*#Triacontane	16.329	.19	.096	50.26	-

DRO Area:1568527 DRO Amount: 4.571747E-02
TEH Area:1789863 TEH Amount: 0.0521687

ERH2531 (RHMW01R) Batch ID: 163748

G:\org\HP5\DAT\HP5021522_b\0215HP5.0060.RAW B22020962-006D ;0215HP5 , $HC-8015-DRO-W, SGT

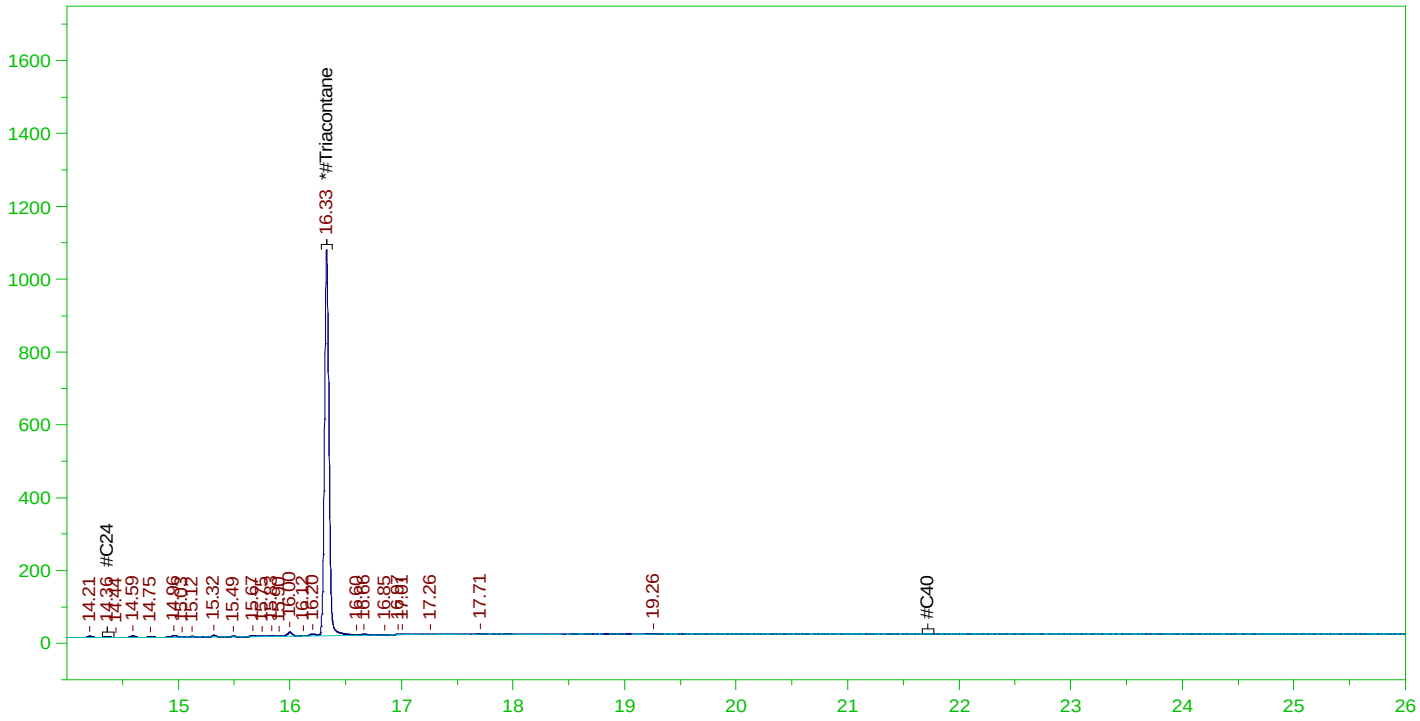

RESIDUAL RANGE ORGANICS CHROMATOGRAM

Sample Name: B22020962-006D ;0215HP5 , $HC-8015-DRO-W, SGT
Raw File: G:\org\HP5\DAT\HP5021522_b\0215HP5.0060.RAW
Date & Time Acquired: 2/17/2022 12:42:40 PM
Method File: G:\Org\HP5\Methods\DR_OROS-BEb-L%.MET
Calibration File: G:\Org\HP5\Cals\SW8015C_ORO220111BEb_SAMP.CAL
Sample Weight: 1050 Dilution: 1 S.A.: 1

Mean RF for for Residual Range Organics Calculations: 26424.55
Rt range for Residual Range Organics: 14.32 to 21.77

SURROGATE COMPOUND	RT	ACTUAL	MEASURED	%REC	
*#Triacontane	16.329	.476	.096	20.2	-

RRO Area:155611.4 RRO AMOUNT: 5.608471E-03

ERH2529 (RHMW19) Batch ID: 163748

— G:\org\HP5\DAT\HP5021522_b\0215HP5.0049.RAW B22020962-011D ;0215HP5 , $HC-8015-DRO-W, SGT

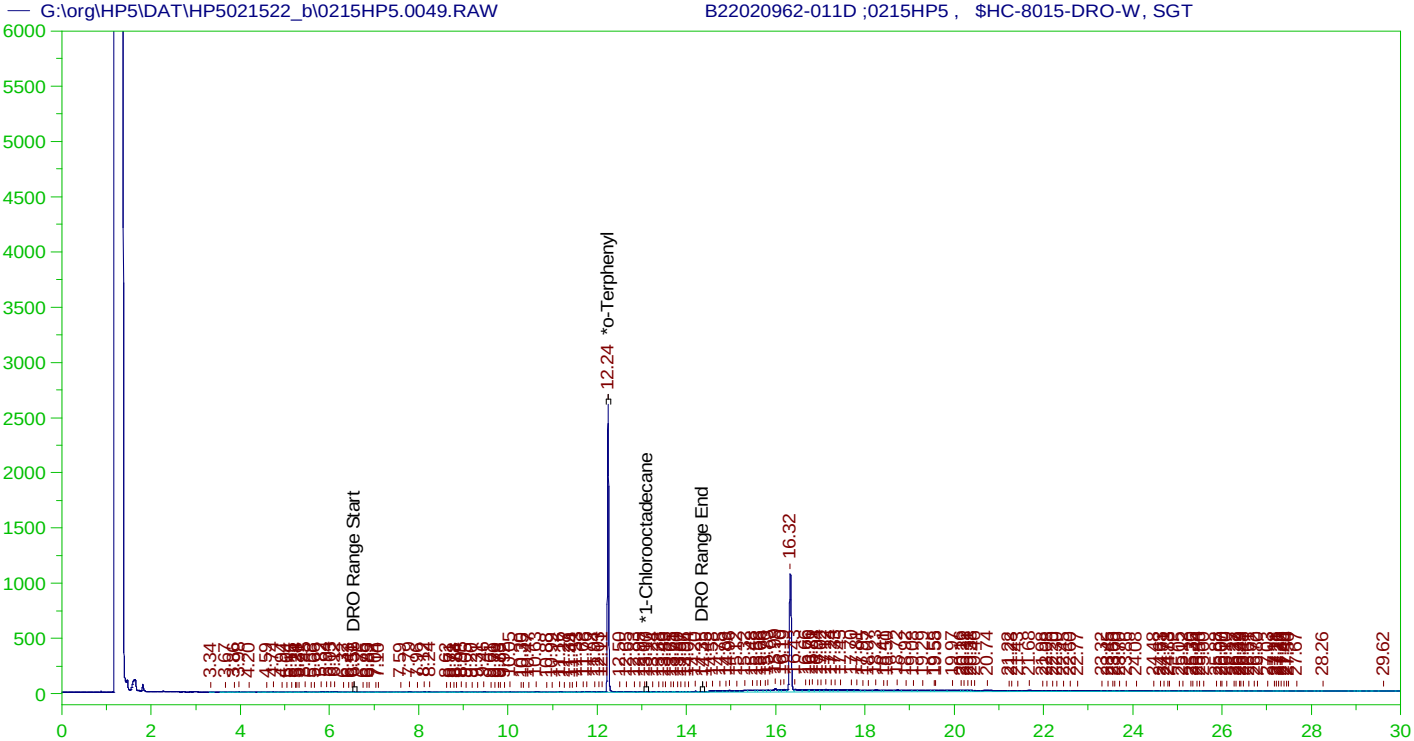

DIESEL RANGE ORGANICS CHROMATOGRAM REPORT

Sample Name: B22020962-011D ;0215HP5 , $HC-8015-DRO-W, SGT
Raw File: G:\org\HP5\DAT\HP5021522_b\0215HP5.0049.RAW
Date & Time Acquired: 2/16/2022 8:37:56 PM
Method File: G:\Org\HP5\Methods\D3_8015-021549-JEb-L%.met
Calibration File: G:\Org\HP5\Cals\SW8015C_DRO220111JEb-C24.CAL
Sample Weight: 1045 Dilution: 1 S.A.: 1

Mean RF for TEH: 32675.36
Rt range for Diesel Range Organics: 6.52 to 14.41

SURROGATE COMPOUND	RT	ACTUAL	MEASURED	%REC	
*o-Terphenyl	12.241	.191	.134	70.14	-
*1-Chlorooctadecane	13.103	.191	.	.03	-

DRO Area:297080.8 DRO Amount: 8.700373E-03
TEH Area:9123262 TEH Amount: 0.2671859

ERH2529 (RHMW19) Batch ID: 163748

— G:\org\HP5\DAT\HP5021522_b\0215HP5.0049.RAW B22020962-011D ;0215HP5 , $HC-8015-DRO-W, SGT

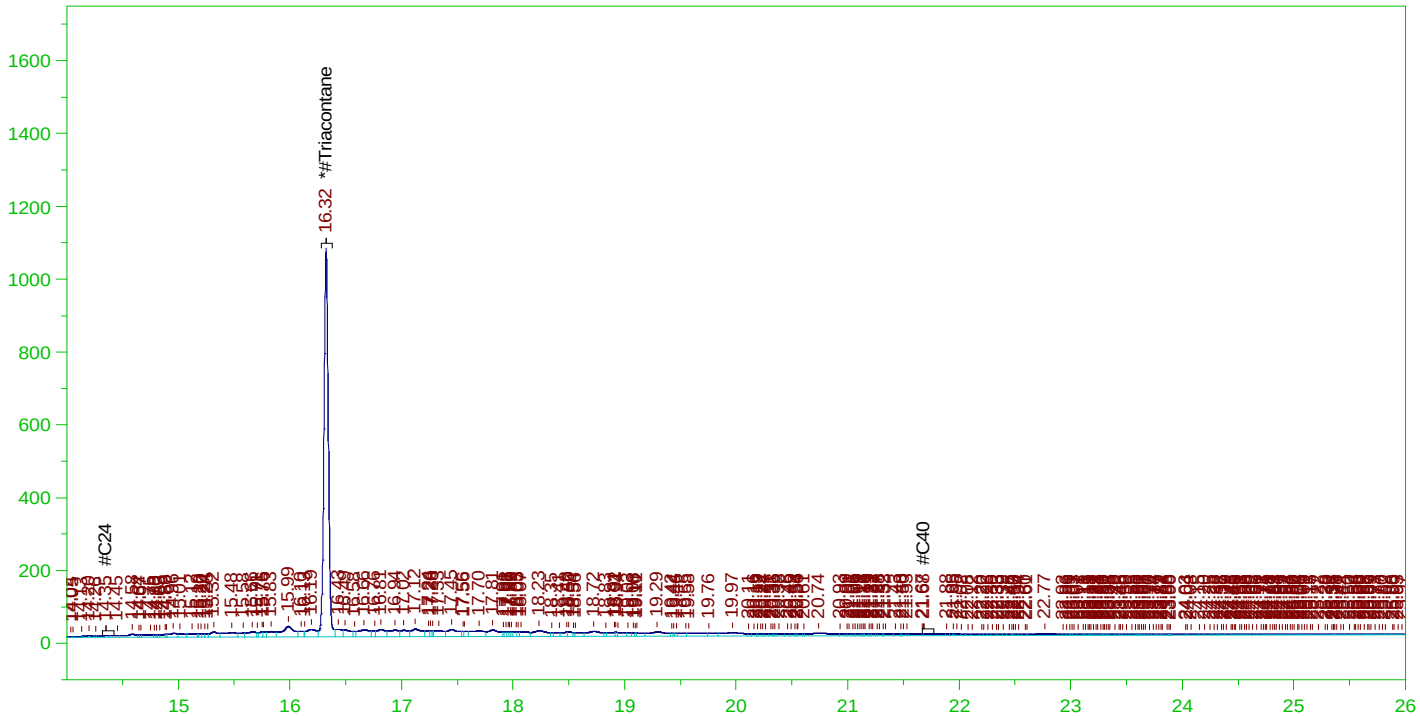

RESIDUAL RANGE ORGANICS CHROMATOGRAM

Sample Name: B22020962-011D ;0215HP5 , $HC-8015-DRO-W, SGT
Raw File: G:\org\HP5\DAT\HP5021522_b\0215HP5.0049.RAW
Date & Time Acquired: 2/16/2022 8:37:56 PM
Method File: G:\Org\HP5\Methods\D3_OROS-021549-BEb-L%.MET
Calibration File: G:\Org\HP5\Cals\SW8015C_ORO220111BEb_SAMP.CAL
Sample Weight: 1045 Dilution: 1 S.A.: 1

Mean RF for for Residual Range Organics Calculations: 26424.55
Rt range for Residual Range Organics: 14.32 to 21.77

SURROGATE COMPOUND	RT	ACTUAL	MEASURED	%REC	
*#Triacontane	16.324	.478	.095	19.91	-

RRO Area:4972892 RRO AMOUNT: 0.1800881

ERH2533 (RHMW2254-01-Bailer) Batch ID: 163748

— G:\org\HP5\DAT\HP5021522_b\0215HP5.0046.RAW B22020962-021D ;0215HP5 , $HC-8015-DRO-W, SGT

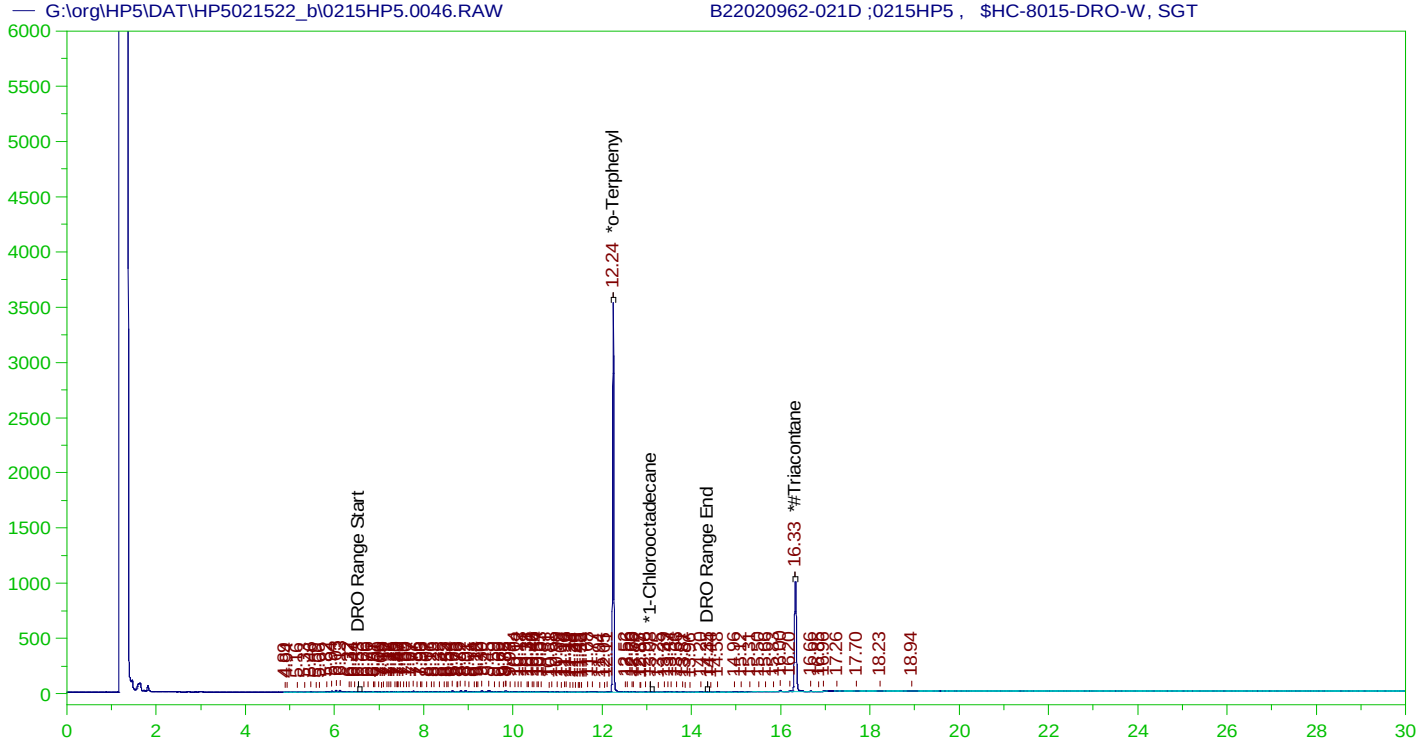

DIESEL RANGE ORGANICS CHROMATOGRAM REPORT

Sample Name: B22020962-021D ;0215HP5 , $HC-8015-DRO-W, SGT
Raw File: G:\org\HP5\DAT\HP5021522_b\0215HP5.0046.RAW
Date & Time Acquired: 2/16/2022 6:28:59 PM
Method File: G:\Org\HP5\Methods\DR_8015-C24Tb-JEb-L%.met
Calibration File: G:\Org\HP5\Cals\SW8015C_DRO220111JEb-C24-T.CAL
Sample Weight: 1045 Dilution: 1 S.A.: 1

Mean RF for TEH: 32675.36
Rt range for Diesel Range Organics: 6.52 to 14.41

SURROGATE COMPOUND	RT	ACTUAL	MEASURED	%REC	
*o-Terphenyl	12.244	.191	.18	94.21	-
*1-Chlorooctadecane	13.081	.191	.	.07	-
*#Triacontane	16.326	.191	.09	47.19	-

DRO Area:1017510 DRO Amount: 2.979903E-02
TEH Area:1335184 TEH Amount: 3.910249E-02

ERH2533 (RHMW2254-01-Bailer) Batch ID: 163748

— G:\org\HP5\DAT\HP5021522_b\0215HP5.0046.RAW B22020962-021D ;0215HP5 , $HC-8015-DRO-W, SGT

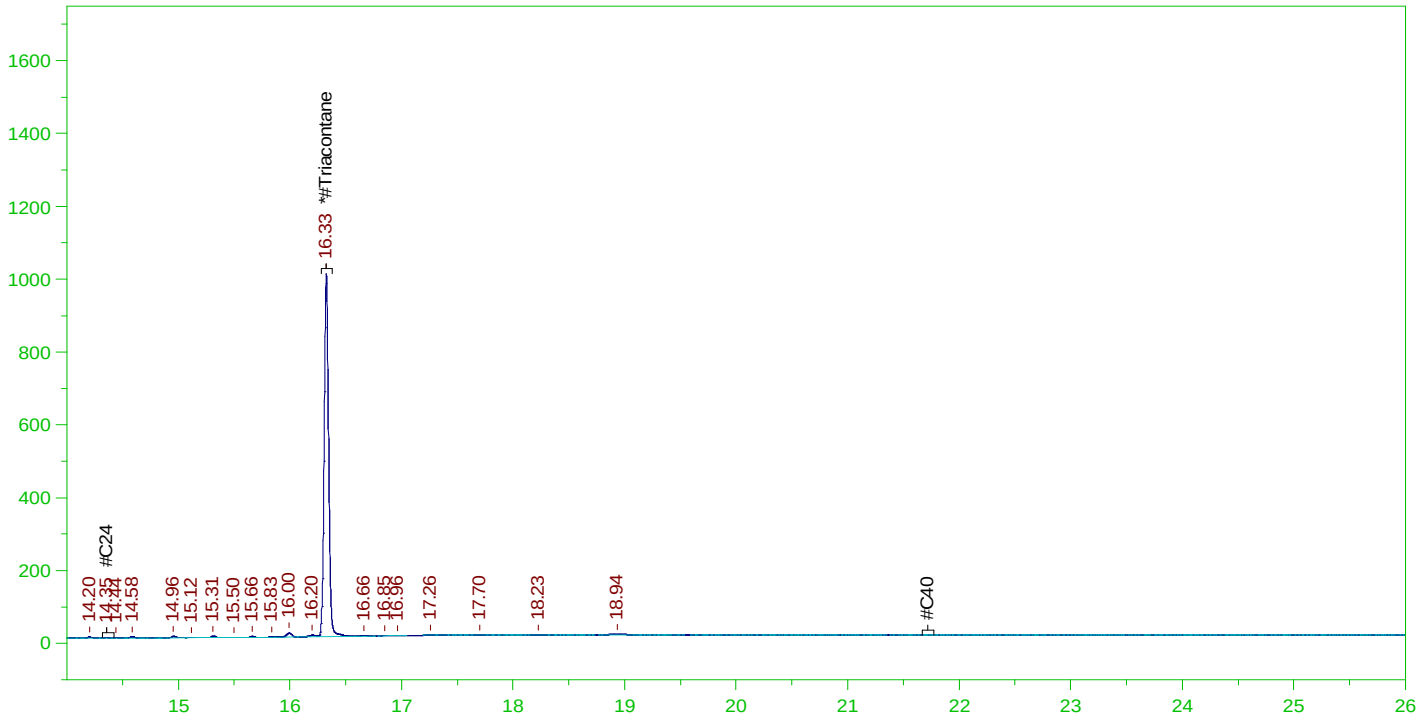

RESIDUAL RANGE ORGANICS CHROMATOGRAM

Sample Name: B22020962-021D ;0215HP5 , $HC-8015-DRO-W, SGT
Raw File: G:\org\HP5\DAT\HP5021522_b\0215HP5.0046.RAW
Date & Time Acquired: 2/16/2022 6:28:59 PM
Method File: G:\Org\HP5\Methods\DR_OROS-BEb-L%.MET
Calibration File: G:\Org\HP5\Cals\SW8015C_ORO220111BEb_SAMP.CAL
Sample Weight: 1045 Dilution: 1 S.A.: 1

Mean RF for for Residual Range Organics Calculations: 26424.55
Rt range for Residual Range Organics: 14.32 to 21.77

SURROGATE COMPOUND	RT	ACTUAL	MEASURED	%REC	
*#Triacontane	16.326	.478	.09	18.91	-

RRO Area:140164 RRO AMOUNT: 5.075896E-03

ERH2537 (Sump Adit 3) Batch ID: 163748

G:\org\HP5\DAT\HP5021522_b\0215HP5.0050.RAW B22020962-026D ;0215HP5 , $HC-8015-DRO-W, SGT

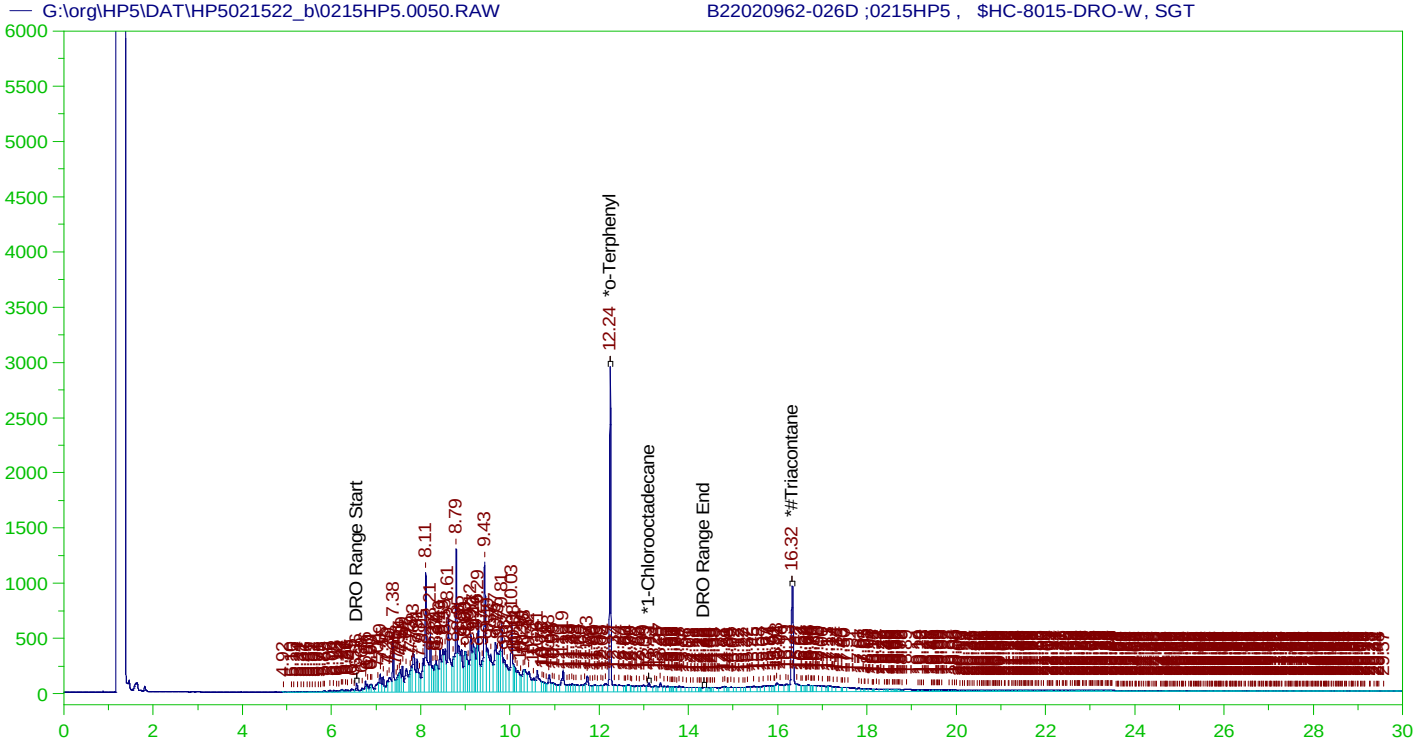

DIESEL RANGE ORGANICS CHROMATOGRAM REPORT

Sample Name: B22020962-026D ;0215HP5 , $HC-8015-DRO-W, SGT
Raw File: G:\org\HP5\DAT\HP5021522_b\0215HP5.0050.RAW
Date & Time Acquired: 2/16/2022 9:20:56 PM
Method File: G:\Org\HP5\Methods\D3_8015-C24Tb-JEb-L%.met
Calibration File: G:\Org\HP5\Cals\SW8015C_DRO220111JEb-C24-T.CAL
Sample Weight: 1000 Dilution: 1 S.A.: 1

Mean RF for TEH: 32675.36
Rt range for Diesel Range Organics: 6.52 to 14.41

SURROGATE COMPOUND	RT	ACTUAL	MEASURED	%REC	
*o-Terphenyl	12.244	.2	.163	81.56	-
*1-Chlorooctadecane	13.111	.2	.012	6.13	-
*#Triacontane	16.324	.2	.1	50.16	-

DRO Area:7.362742E+07 DRO Amount: 2.253301
TEH Area:8.775042E+07 TEH Amount: 2.685523

ERH2537 (Sump Adit 3) Batch ID: 163748

G:\org\HP5\DAT\HP5021522_b\0215HP5.0050.RAW B22020962-026D ;0215HP5 , $HC-8015-DRO-W, SGT

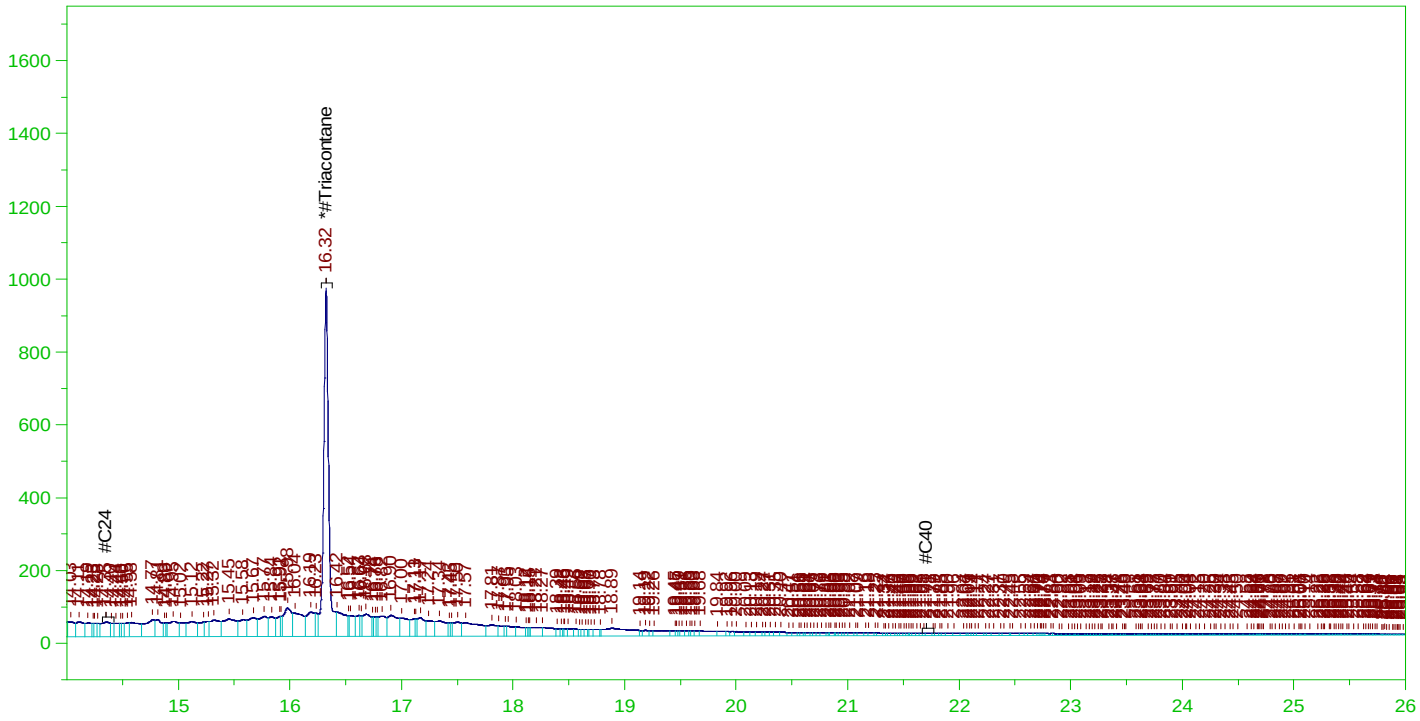

RESIDUAL RANGE ORGANICS CHROMATOGRAM

Sample Name: B22020962-026D ;0215HP5 , $HC-8015-DRO-W, SGT
Raw File: G:\org\HP5\DAT\HP5021522_b\0215HP5.0050.RAW
Date & Time Acquired: 2/16/2022 9:20:56 PM
Method File: G:\Org\HP5\Methods\D3_OROS-BEb-L%.MET
Calibration File: G:\Org\HP5\Cals\SW8015C_ORO220111BEb_SAMP.CAL
Sample Weight: 1000 Dilution: 1 S.A.: 1

Mean RF for for Residual Range Organics Calculations: 26424.55
Rt range for Residual Range Organics: 14.32 to 21.77

SURROGATE COMPOUND	RT	ACTUAL	MEASURED	%REC
*#Triacontane	16.324	.5	.1	20.06 -

RRO Area:1.252767E+07 RRO AMOUNT: 0.4740919

ERH2527 (OWDFMW08A-FD) Batch ID: 163748

— G:\org\HP5\DAT\HP5021522_b\0215HP5.0047.RAW B22020962-032B ;0215HP5 , $HC-8015-DRO-W, SGT

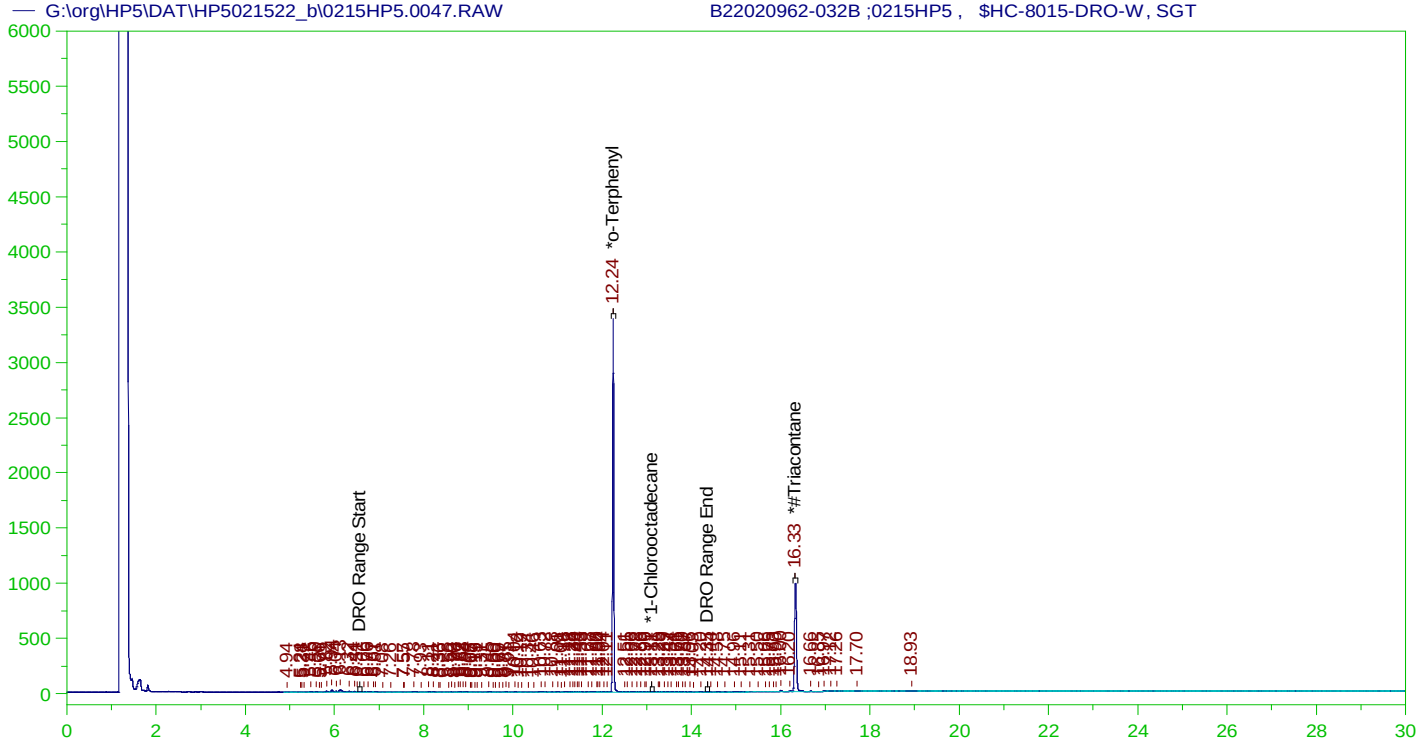

DIESEL RANGE ORGANICS CHROMATOGRAM REPORT

Sample Name: B22020962-032B ;0215HP5 , $HC-8015-DRO-W, SGT
Raw File: G:\org\HP5\DAT\HP5021522_b\0215HP5.0047.RAW
Date & Time Acquired: 2/16/2022 7:12:01 PM
Method File: G:\Org\HP5\Methods\DR_8015-C24Tb-JEb-L%.met
Calibration File: G:\Org\HP5\Cals\SW8015C_DRO220111JEb-C24-T.CAL
Sample Weight: 1060 Dilution: 1 S.A.: 1

Mean RF for TEH: 32675.36
Rt range for Diesel Range Organics: 6.52 to 14.41

SURROGATE COMPOUND	RT	ACTUAL	MEASURED	%REC	
*o-Terphenyl	12.243	.189	.173	91.61	-
*1-Chlorooctadecane	13.111	.189	.	.15	-
*#Triacontane	16.328	.189	.088	46.63	-

DRO Area:333775.1 DRO Amount: 9.636686E-03
TEH Area:751659.8 TEH Amount: 2.170176E-02

ERH2527 (OWDFMW08A-FD) Batch ID: 163748

G:\org\HP5\DAT\HP5021522_b\0215HP5.0047.RAW B22020962-032B ;0215HP5 , $HC-8015-DRO-W, SGT

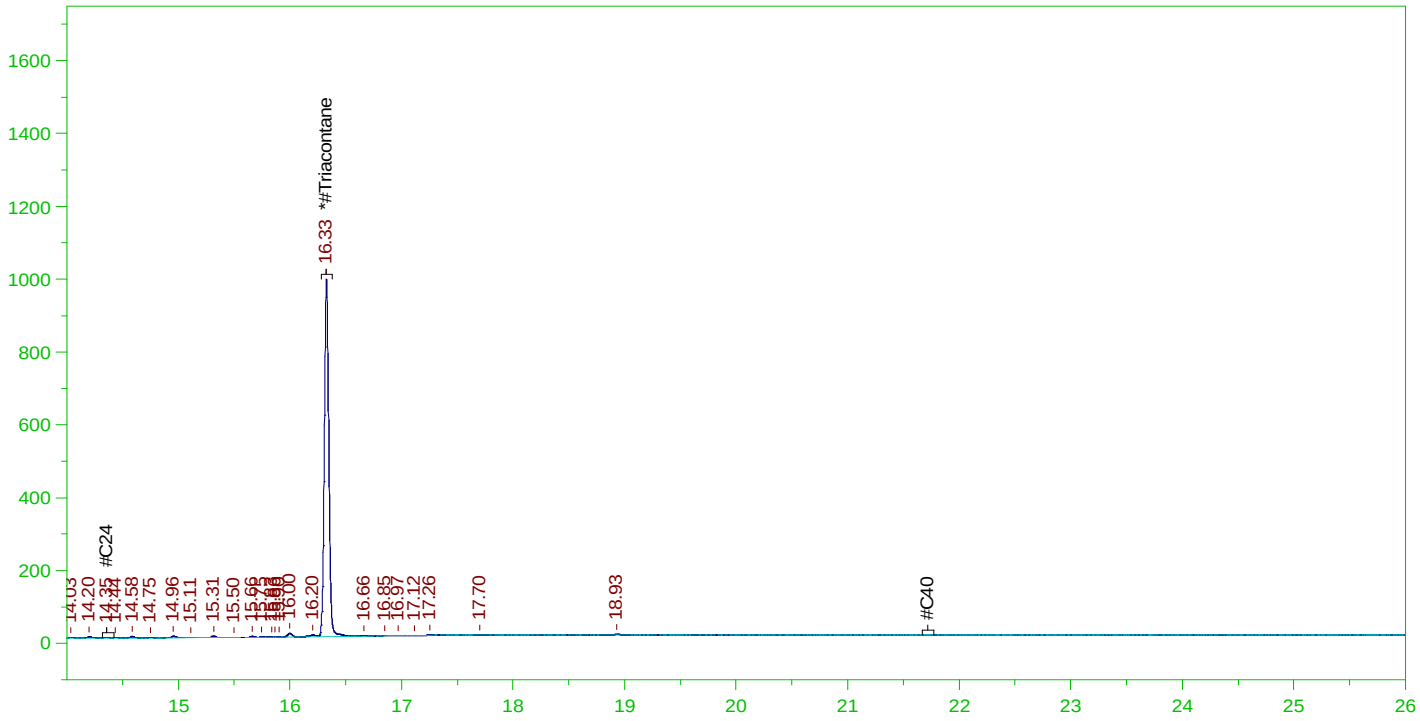

RESIDUAL RANGE ORGANICS CHROMATOGRAM

Sample Name: B22020962-032B ;0215HP5 , $HC-8015-DRO-W, SGT
Raw File: G:\org\HP5\DAT\HP5021522_b\0215HP5.0047.RAW
Date & Time Acquired: 2/16/2022 7:12:01 PM
Method File: G:\Org\HP5\Methods\DR_OROS-BEb-L%.MET
Calibration File: G:\Org\HP5\Cals\SW8015C_ORO220111BEb_SAMP.CAL
Sample Weight: 1060 Dilution: 1 S.A.: 1

Mean RF for for Residual Range Organics Calculations: 26424.55
Rt range for Residual Range Organics: 14.32 to 21.77

SURROGATE COMPOUND	RT	ACTUAL	MEASURED	%REC	
*#Triacontane	16.328	.472	.088	18.68	-

RRO Area:133513 RRO AMOUNT: 4.766613E-03

From: Ramos, Alethea <alethea.ramos@aecom.com>
Sent: Monday, December 13, 2021 3:11 PM
To: Tabitha Edwards
Cc: Pascua, Margie; billingsPM@energylab.com
Subject: RE: [EXTERNAL] FW: CV18F0126: Expedited NOI Groundwater Samples, Saturday 12/12 Submission

Categories: Must Attend

Hi Tabitha,

I believe Casper WY is DoD ELAP accredited in the TOC 9060 method. I spoke to Shari and she indicated there is a daily courier between Billings and Casper, and would be appx. a day delay. Under those stipulations, please subcontract these samples and inform on expedited TAT.

Thank you,

Alethea Ramos, CIH
Environmental Scientist, Environmental Health & Science, Environment
D +1-808-529-7283
M +1-808-389-5383
alethea.ramos@aecom.com

AECOM
1001 Bishop Street
Suite 1600
Honolulu, HI 96813, United States of America
aecom.com

Imagine it. Delivered.

LinkedIn | Twitter | Facebook | Instagram

Fortune World's Most Admired Companies 2020

From: Tabitha Edwards <tedwards@energylab.com>
Sent: Monday, December 13, 2021 7:05 AM
To: Ramos, Alethea <alethea.ramos@aecom.com>
Cc: Pascua, Margie <Margie.Pascua@aecom.com>; billingsPM@energylab.com
Subject: [EXTERNAL] FW: CV18F0126: Expedited NOI Groundwater Samples, Saturday 12/12 Submission
Importance: High

Alethea,

The TOC by 9060 must be subcontracted to our office in Casper, WY. I need authorization from you to subcontract these. Once that has been received we will discuss the TAT with them and let you know what is achievable.

Thank you,

Energy Laboratories, Inc.
Trust our People. Trust our Data.

Tabitha Edwards | Office Manager | Billings, MT
O: 406-869-6286 | tedwards@energylab.com | www.energylab.com

This transmission may contain confidential information and is for the use of the intended recipient(s).
If you received this in error, please contact the sender and delete this email and all copies.

***We want to help you ship successfully**! Please plan ahead and allow extra time to receive supplies from the lab and for the lab to receive your samples. All carriers are in full-swing holiday peak season operating with double the volume and limited capacity. We appreciate your business so please contact your local branch or Project Manager to discuss adjustments to your shipping schedule or to ask questions.*

From: Ramos, Alethea [mailto:alethea.ramos@aecom.com]
Sent: Saturday, December 11, 2021 3:20 AM
To: Shari Endy; billingsPM@energylab.com
Cc: Jillian Miller; Pascua, Margie; KaaihiliChoy, Terri Ann
Subject: CV18F0126: Expedited NOI Groundwater Samples, Saturday 12/12 Submission
Importance: High

Hi Shari and Billings PM,

You will be receiving a Saturday shipment (12/12) of groundwater samples indicated in the attached COCs. We will need results by **Wednesday, December 15th**, and will pay any fees incurred for an expedited TAT. Please proceed with analysis without preservation traceability. Please see below tracking information links:

https://www.fedex.com/fedextrack/?trknbr=287337969629&trkqual=2459558000~287337969629~FX
https://www.fedex.com/fedextrack/?trknbr=287343101019&trkqual=2459559000~287343101019~FX

Thank you,

Alethea Ramos, CIH
Environmental Scientist, Environmental Health & Science, Environment
D +1-808-529-7283
M +1-808-389-5383
alethea.ramos@aecom.com

AECOM
1001 Bishop Street
Suite 1600
Honolulu, HI 96813, United States of America
aecom.com

Imagine it. Delivered.

LinkedIn | Twitter | Facebook | Instagram

Fortune World's Most Admired Companies 2020

PREP BATCH REPORT

Prep Code: **PRP-3010** Technician: **Amanda E. McDaniels** Prep Start Date: **2/14/2022 12:54:35 P**

Prep Batch **163745** Prep Temp **92 °C** Batch Units: **ML** Prep End Date: **2/15/2022 9:46:00 AM**

Sample ID	Matrix	pH	Initial Samp Amt	Sol Added	Sol Recovered	Final Vol (mL)	Factor	Balance	Prep Start Date	Prep End Date
MB-163745			50	0	0	50	1		2/14/2022	2/15/2022
Temp cell C2, supervised by JPV										
LCS4-163745			50	0	0	50	1		2/14/2022	2/15/2022
B22020962-001B	Ground Water		50	0	0	50	1		2/14/2022	2/15/2022
B22020962-001BMS4			50	0	0	50	1		2/14/2022	2/15/2022
B22020962-001BMSD4			50	0	0	50	1		2/14/2022	2/15/2022
B22020962-006B	Ground Water		50	0	0	50	1		2/14/2022	2/15/2022
B22020962-011B	Ground Water		50	0	0	50	1		2/14/2022	2/15/2022
B22020962-016B	Ground Water		50	0	0	50	1		2/14/2022	2/15/2022
B22020962-021B	Ground Water		50	0	0	50	1		2/14/2022	2/15/2022
B22020962-026B	Ground Water		50	0	0	50	1		2/14/2022	2/15/2022
B22020962-031B	Ground Water		50	0	0	50	1		2/14/2022	2/15/2022

Number	Reagent Name	Exp Date	A
13910	Hydrochloric Acid, 36.5-38.0% 0000281827	3/29/2026	1 mL
14377	50mL DigiTubes J521901-2029	10/12/2022	
14778	Nitric Acid, 69.0-70.0% D0521	1/18/2027	6 mL

Spk ID	Spike Name	SampType	AmtAdd	Exp Date
ME211202 EL200	EL-200.2MS	LCS4/MS4	0.05 mL	12/2/2022
ME220125 EL-MS	EL-MSICV-2	LCS4/MS4	0.05 ml	1/25/2023
ME220208 AUDI	AUDIGSPK	LCS4/MS4	0.05 ml	10/25/2022

Energy Laboratories Inc

ANALYTICAL RUN Summary

24-Feb-22

Run ID ICPMS207-B_220218B

Run Start Date:	2/18/2022 12:08:50
Analyst:	Cindy Rohrer
Ical:	0
Column ID:	
Comments:	

Instrument ID	Description
04F07114	Metals 5-50 uL Adjustable Pipette
340760037	Metals 100-1000 uL Adjustable Pipette
340760040	Metals 100-1000 uL Adjustable Pipette
440780018	Metals 1-5 mL Adjustable Pipette
440780025	Metals 1-5 mL Adjustable Pipette
841980007	1000-5000uL Pipette
841980009	1000-5000uL Pipette

Std ID	Std Name	Std Amount	Std Units	Samp Amount	Samp Units	SampType	Expiration Date
ME210901 ICSA	ICSA					ICSA	9/1/2022
ME210901 ICSAB	ICSAB					ICSAB	9/1/2022
ME211206 ICV STANDARD	ICV for ICPMS Standards					ICV	4/30/2022
ME211207 2008TS	200.8 Tune Solution						12/7/2022
ME220112 0.025 PPB STAND	0.025 ppb Standard						11/18/2022
ME220112 0.05 PPB STANDA	0.5 ppb Standard						11/18/2022
ME220112 0.1 PPB STANDAR	0.1 ppb Standard						11/18/2022
ME220112 0.5 PPB STANDAR	0.5 ppb Standard						11/18/2022
ME220112 1 PPB STANDARD	1 ppb Standard						11/18/2022
ME220112 10 PPB STANDAR	10 ppb Standard					CCV	11/18/2022
ME220112 100 PPB STANDAR	100 ppb Standard					CAL8	11/18/2022
ME220112 50 PPB STANDAR	50 ppb Standard/CCV					CRI	11/18/2022
ME220112 SS1	SS1 ICPMS Spiking Solution					LFB/MS	12/8/2022
ME220112A 1000 PPB STAND	1000 PPB Standard					URL	11/18/2022

Seq No	Lab ID	Test Code	Sample Typ	File ID	Analysis Date	DF	Batch ID	Prep Date	SPKref	RPDref	pmoist
15046121	Rinse	ICPMS-6020-W-	SAMP		2/18/2022 12:08:	1	R374975		0	0	

Analyte	T	Units	RAW	Final	Text	Spike	SPKref	RPDref	MDL	PQL	UQL	%REC	LOW	HIGH	%RPD	Q

Seq No	Lab ID	Test Code	Sample Typ	File ID	Analysis Date	DF	Batch ID	Prep Date	SPKref	RPDref	pmoist
15046122	Rinse	ICPMS-6020-W-	SAMP		2/18/2022 12:15:	1	R374975		0	0	

Analyte	T	Units	RAW	Final	Text	Spike	SPKref	RPDref	MDL	PQL	UQL	%REC	LOW	HIGH	%RPD	Q

Seq No	Lab ID	Test Code	Sample Typ	File ID	Analysis Date	DF	Batch ID	Prep Date	SPKref	RPDref	pmoist
15046123	Rinse	ICPMS-6020-W-	SAMP		2/18/2022 12:21:	1	R374975		0	0	

Analyte	T	Units	RAW	Final	Text	Spike	SPKref	RPDref	MDL	PQL	UQL	%REC	LOW	HIGH	%RPD	Q

Seq No	Lab ID	Test Code	Sample Typ	File ID	Analysis Date	DF	Batch ID	Prep Date	SPKref	RPDref	pmoist
15046124	Rinse	ICPMS-6020-W-	SAMP		2/18/2022 12:27:	1	R374975		0	0	

Analyte	T	Units	RAW	Final	Text	Spike	SPKref	RPDref	MDL	PQL	UQL	%REC	LOW	HIGH	%RPD	Q

Seq No	Lab ID	Test Code	Sample Typ	File ID	Analysis Date	DF	Batch ID	Prep Date	SPKref	RPDref	pmoist
15046125	Rinse	ICPMS-6020-W-	SAMP		2/18/2022 12:33:	1	R374975		0	0	

Analyte	T	Units	RAW	Final	Text	Spike	SPKref	RPDref	MDL	PQL	UQL	%REC	LOW	HIGH	%RPD	Q

Seq No	Lab ID	Test Code	Sample Typ	File ID	Analysis Date	DF	Batch ID	Prep Date	SPKref	RPDref	pmoist
15046126	Rinse	ICPMS-6020-W-	SAMP		2/18/2022 12:40:	1	R374975		0	0	

Analyte	T	Units	RAW	Final	Text	Spike	SPKref	RPDref	MDL	PQL	UQL	%REC	LOW	HIGH	%RPD	Q

Seq No	Lab ID	Test Code	Sample Typ	File ID	Analysis Date	DF	Batch ID	Prep Date	SPKref	RPDref	pmoist
15046127	Rinse	ICPMS-6020-W-	SAMP		2/18/2022 12:46:	1	R374975		0	0	

Analyte	T	Units	RAW	Final	Text	Spike	SPKref	RPDref	MDL	PQL	UQL	%REC	LOW	HIGH	%RPD	Q

Seq No	Lab ID	Test Code	Sample Typ	File ID	Analysis Date	DF	Batch ID	Prep Date	SPKref	RPDref	pmoist
15046128	Rinse	ICPMS-6020-W-	SAMP		2/18/2022 12:52:	1	R374975		0	0	

Analyte	T	Units	RAW	Final	Text	Spike	SPKref	RPDref	MDL	PQL	UQL	%REC	LOW	HIGH	%RPD	Q

Seq No	Lab ID	Test Code	Sample Typ	File ID	Analysis Date	DF	Batch ID	Prep Date	SPKref	RPDref	pmoist
15046129	Cal Blk	ICPMS-6020-W-	SAMP		2/18/2022 12:58:	1	R374975		0	0	

Analyte	T	Units	RAW	Final	Text	Spike	SPKref	RPDref	MDL	PQL	UQL	%REC	LOW	HIGH	%RPD	Q

Seq No	Lab ID	Test Code	Sample Typ	File ID	Analysis Date	DF	Batch ID	Prep Date	SPKref	RPDref	pmoist
15046130	0.025 ppb STD	ICPMS-6020B-C	Cal1		2/18/2022 1:05:4	1	R374975		0	0	

Analyte	T	Units	RAW	Final	Text	Spike	SPKref	RPDref	MDL	PQL	UQL	%REC	LOW	HIGH	%RPD	Q
Antimony	A	mg/L	0.000025	0.000025		0	0	0		0.001		0%			0%	
Arsenic	A	mg/L	0.000025	0.000025		0.000025	0	0		0.001		100%	80	120	0%	
Barium	A	mg/L	0.000025	0.000025		0.000025	0	0		0.0003		100%	80	120	0%	
Beryllium	A	mg/L	0.000025	0.000025		0.000025	0	0		0.001		100%	80	120	0%	
Cadmium	A	mg/L	0.000025	0.000025		0.000025	0	0		0.001		100%	80	120	0%	
Calcium	A	mg/L	0.00625	0.00625		0	0	0		1		0%			0%	
Cerium	A	mg/L	0.000025	0.000025		0.000025	0	0		0.001		100%	80	120	0%	
Chromium	A	mg/L	0.000025	0.000025		0.000025	0	0		0.001		100%	80	120	0%	
Cobalt	A	mg/L	0.000025	0.000025		0.000025	0	0		0.001		100%	80	120	0%	
Copper	A	mg/L	0.000025	0.000025		0	0	0		0.005		0%			0%	
Iron	A	mg/L	0.00065	0.00065		0	0	0		0.01		0%			0%	
Lanthanum	A	mg/L	0.000025	0.000025		0.000025	0	0		0.001		100%	80	120	0%	
Lead	A	mg/L	0.000025	0.000025		0.000025	0	0		0.001		100%	80	120	0%	
Lithium	A	mg/L	0.0003125	0.0003125		0.0003125	0	0		1		100%	80	120	0%	
Magnesium	A	mg/L	0.00625	0.00625		0	0	0		1		0%			0%	
Manganese	A	mg/L	0.000025	0.000025		0	0	0		0.001		0%			0%	
Molybdenum	A	mg/L	0.000025	0.000025		0	0	0		0.001		0%			0%	
Nickel	A	mg/L	0.000025	0.000025		0	0	0		0.005		0%			0%	
Potassium	A	mg/L	0.00625	0.00625		0.00625	0	0		1		100%	80	120	0%	
Selenium	A	mg/L	0.000025	0.000025		0.000025	0	0		0.005		100%	80	120	0%	
Silver	A	mg/L	0.00001	0.00001		0	0	0		0.001		0%			0%	
Sodium	A	mg/L	0.00625	0.00625		0.00625	0	0		1		100%	80	120	0%	
Strontium	A	mg/L	0.000025	0.000025		0	0	0		0.001		0%	80	120	0%	
Thallium	A	mg/L	0.000025	0.000025		0	0	0		0.001		0%			0%	
Thorium	A	mg/L	0.000025	0.000025		0	0	0		0.05		0%			0%	
Tin	A	mg/L	0.000025	0.000025		0	0	0		0.001		0%			0%	
Titanium	A	mg/L	0.000025	0.000025		0	0	0		0.001		0%			0%	
Uranium	A	mg/L	0.000025	0.000025		0.000025	0	0		0.001		100%	80	120	0%	
Vanadium	A	mg/L	0.000025	0.000025		0	0	0		0.005		0%			0%	
Iron, Ferrous	C	mg/L	0.00065	0.00065		0.000025	0	0		0.01	5	2600%	80	120	0%	S

Seq No	Lab ID	Test Code	Sample Typ	File ID	Analysis Date	DF	Batch ID	Prep Date	SPKref	RPDref	pmoist
15046131	0.05 ppb STD	ICPMS-6020B-C	Cal2		2/18/2022 1:12:2	1	R374975		0	0	

Analyte	T	Units	RAW	Final	Text	Spike	SPKref	RPDref	MDL	PQL	UQL	%REC	LOW	HIGH	%RPD	Q

Seq No	Lab ID	Test Code	Sample Typ	File ID	Analysis Date	DF	Batch ID	Prep Date	SPKref	RPDref	pmoist
15046131	0.05 ppb STD	ICPMS-6020B-C	Cal2		2/18/2022 1:12:2	1	R374975		0	0	

Analyte	T	Units	RAW	Final	Text	Spike	SPKref	RPDref	MDL	PQL	UQL	%REC	LOW	HIGH	%RPD	Q
Aluminum	A	mg/L	0.00005	0.00005		0	0	0		0.01		0%			0%	
Antimony	A	mg/L	0.00005051	0.00005051		0.00005	0	0		0.001		101%	80	120	0%	
Arsenic	A	mg/L	0.00004943	0.00004943		0.00005	0	0		0.001		99%	80	120	0%	
Barium	A	mg/L	0.00005085	0.00005085		0.00005	0	0		0.0003		102%	80	120	0%	
Beryllium	A	mg/L	0.00005137	0.00005137		0.00005	0	0		0.001		103%	80	120	0%	
Boron	A	mg/L	0.00005	0.00005		0	0	0		0.1		0%			0%	
Cadmium	A	mg/L	0.0000387	0.0000387		0.00005	0	0		0.001		77%	80	120	0%	S
Calcium	A	mg/L	0.01245	0.01245		0.0125	0	0		1		100%	80	120	0%	
Cerium	A	mg/L	0.00005064	0.00005064		0.00005	0	0		0.001		101%	80	120	0%	
Chromium	A	mg/L	0.00004789	0.00004789		0.00005	0	0		0.001		96%	80	120	0%	
Cobalt	A	mg/L	0.00005244	0.00005244		0	0	0		0.001		0%			0%	
Copper	A	mg/L	0.00003452	0.00003452		0.00005	0	0		0.005		69%	80	120	0%	S
Iron	A	mg/L	0.001302	0.001302		0.00125	0	0		0.01		104%	80	120	0%	
Lanthanum	A	mg/L	0.00005069	0.00005069		0.00005	0	0		0.001		101%	80	120	0%	
Lead	A	mg/L	0.00005767	0.00005767		0.00005	0	0		0.001		115%	80	120	0%	
Lithium	A	mg/L	0.0006688	0.0006688		0.000625	0	0		1		107%	80	120	0%	
Magnesium	A	mg/L	0.01254	0.01254		0.0125	0	0		1		100%	80	120	0%	
Manganese	A	mg/L	0.00004983	0.00004983		0.00005	0	0		0.001		100%	80	120	0%	
Mercury	A	mg/L	0.000001	0.000001		0	0	0		0.001		0%			0%	
Molybdenum	A	mg/L	0.00005086	0.00005086		0.00005	0	0		0.001		102%	80	120	0%	
Nickel	A	mg/L	0.00004618	0.00004618		0	0	0		0.005		0%			0%	
Potassium	A	mg/L	0.0107	0.0107		0.0125	0	0		1		86%	80	120	0%	
Selenium	A	mg/L	0.0000529	0.0000529		0.00005	0	0		0.005		106%	80	120	0%	
Silicon	A	mg/L	0.0002	0.0002		0	0	0		0.1		0%			0%	
Silver	A	mg/L	0.0000209	0.0000209		0.00002	0	0		0.001		104%	80	120	0%	
Sodium	A	mg/L	0.00976	0.00976		0.0125	0	0		1		78%	80	120	0%	S
Strontium	A	mg/L	0.00005121	0.00005121		0.00005	0	0		0.001		102%	80	120	0%	
Thallium	A	mg/L	0.00005193	0.00005193		0	0	0		0.001		0%			0%	
Thorium	A	mg/L	0.00005289	0.00005289		0	0	0		0.05		0%			0%	
Tin	A	mg/L	0.00004061	0.00004061		0	0	0		0.001		0%			0%	
Titanium	A	mg/L	0.00002803	0.00002803		0	0	0		0.001		0%			0%	
Uranium	A	mg/L	0.00005073	0.00005073		0.00005	0	0		0.001		101%	80	120	0%	
Vanadium	A	mg/L	0.00005098	0.00005098		0	0	0		0.005		0%			0%	
Zinc	A	mg/L	0.00005	0.00005		0	0	0		0.01		0%			0%	
Iron, Ferrous	C	mg/L	0.001302	0.001302		0.00005	0	0		0.01	5	2604%	80	120	0%	S

Seq No	Lab ID	Test Code	Sample Typ	File ID	Analysis Date	DF	Batch ID	Prep Date	SPKref	RPDref	pmoist
15046131	0.05 ppb STD	ICPMS-6020B-C	Cal2		2/18/2022 1:12:2	1	R374975		0	0	

Analyte	T	Units	RAW	Final	Text	Spike	SPKref	RPDref	MDL	PQL	UQL	%REC	LOW	HIGH	%RPD	Q
Silicon as SiO2	C	mg/L	0.000428	0.000428		0.00428	0	0		0.214	0.9	10%	80	120	0%	S

Seq No	Lab ID	Test Code	Sample Typ	File ID	Analysis Date	DF	Batch ID	Prep Date	SPKref	RPDref	pmoist
15046132	0.10 ppb STD	ICPMS-6020B-C	Cal3		2/18/2022 1:19:0	1	R374975		0	0	

Analyte	T	Units	RAW	Final	Text	Spike	SPKref	RPDref	MDL	PQL	UQL	%REC	LOW	HIGH	%RPD	Q
Aluminum	A	mg/L	0.000102	0.000102		0.0001	0	0		0.01		102%	80	120	0%	
Antimony	A	mg/L	0.0001017	0.0001017		0.0001	0	0		0.001		102%	80	120	0%	
Arsenic	A	mg/L	0.0001008	0.0001008		0.0001	0	0		0.001		101%	80	120	0%	
Barium	A	mg/L	0.0001038	0.0001038		0.0001	0	0		0.0003		104%	80	120	0%	
Beryllium	A	mg/L	0.0001016	0.0001016		0.0001	0	0		0.001		102%	80	120	0%	
Boron	A	mg/L	0.00005056	0.00005056		0	0	0		0.1		0%			0%	
Cadmium	A	mg/L	0.000123	0.000123		0.0001	0	0		0.001		123%	80	120	0%	S
Calcium	A	mg/L	0.02544	0.02544		0.025	0	0		1		102%	80	120	0%	
Cerium	A	mg/L	0.0001047	0.0001047		0.0001	0	0		0.001		105%	80	120	0%	
Chromium	A	mg/L	0.00009031	0.00009031		0.0001	0	0		0.001		90%	80	120	0%	
Cobalt	A	mg/L	0.0001023	0.0001023		0.0001	0	0		0.001		102%	80	120	0%	
Copper	A	mg/L	0.0001055	0.0001055		0.0001	0	0		0.005		106%	80	120	0%	
Iron	A	mg/L	0.002652	0.002652		0.0025	0	0		0.01		106%	80	120	0%	
Lanthanum	A	mg/L	0.0001046	0.0001046		0.0001	0	0		0.001		105%	80	120	0%	
Lead	A	mg/L	0.0001112	0.0001112		0.0001	0	0		0.001		111%	80	120	0%	
Lithium	A	mg/L	0.001316	0.001316		0.00125	0	0		1		105%	80	120	0%	
Magnesium	A	mg/L	0.02615	0.02615		0.025	0	0		1		105%	80	120	0%	
Manganese	A	mg/L	0.0001052	0.0001052		0.0001	0	0		0.001		105%	80	120	0%	
Mercury	A	mg/L	1.409E-06	1.409E-06		0.000002	0	0		0.001		70%	80	120	0%	S
Molybdenum	A	mg/L	0.0000999	0.0000999		0.0001	0	0		0.001		100%	80	120	0%	
Nickel	A	mg/L	0.000106	0.000106		0.0001	0	0		0.005		106%	80	120	0%	
Potassium	A	mg/L	0.02596	0.02596		0.025	0	0		1		104%	80	120	0%	
Selenium	A	mg/L	0.0001043	0.0001043		0.0001	0	0		0.005		104%	80	120	0%	
Silicon	A	mg/L	0.0004313	0.0004313		0.0004	0	0		0.1		108%	80	120	0%	
Silver	A	mg/L	0.00004044	0.00004044		0.00004	0	0		0.001		101%	80	120	0%	
Sodium	A	mg/L	0.02749	0.02749		0.025	0	0		1		110%	80	120	0%	
Strontium	A	mg/L	0.0001014	0.0001014		0.0001	0	0		0.001		101%	80	120	0%	
Thallium	A	mg/L	0.0001065	0.0001065		0.0001	0	0		0.001		107%	80	120	0%	
Thorium	A	mg/L	0.0001088	0.0001088		0.0001	0	0		0.05		109%	80	120	0%	

Seq No	Lab ID	Test Code	Sample Typ	File ID	Analysis Date	DF	Batch ID	Prep Date	SPKref	RPDref	pmoist
15046132	0.10 ppb STD	ICPMS-6020B-C	Cal3		2/18/2022 1:19:0	1	R374975		0	0	

Analyte	T	Units	RAW	Final	Text	Spike	SPKref	RPDref	MDL	PQL	UQL	%REC	LOW	HIGH	%RPD	Q
Tin	A	mg/L	0.00007601	0.00007601		0.0001	0	0		0.001		76%	80	120	0%	S
Titanium	A	mg/L	0.00008509	0.00008509		0.0001	0	0		0.001		85%	80	120	0%	
Uranium	A	mg/L	0.0001017	0.0001017		0.0001	0	0		0.001		102%	80	120	0%	
Vanadium	A	mg/L	0.0001022	0.0001022		0.0001	0	0		0.005		102%	80	120	0%	
Zinc	A	mg/L	0.0001417	0.0001417		0.0001	0	0		0.01		142%	80	120	0%	S
Iron, Ferrous	C	mg/L	0.002652	0.002652		0.0001	0	0		0.01	5	2652%	80	120	0%	S
Silicon as SiO2	C	mg/L	0.00092298	0.00092298		0.00856	0	0		0.214	0.9	11%	80	120	0%	S

Seq No	Lab ID	Test Code	Sample Typ	File ID	Analysis Date	DF	Batch ID	Prep Date	SPKref	RPDref	pmoist
15046133	0.5 ppb STD	ICPMS-6020B-C	Cal4		2/18/2022 1:25:4	1	R374975		0	0	

Analyte	T	Units	RAW	Final	Text	Spike	SPKref	RPDref	MDL	PQL	UQL	%REC	LOW	HIGH	%RPD	Q
Aluminum	A	mg/L	0.0005042	0.0005042		0.0005	0	0		0.01		101%	80	120	0%	
Antimony	A	mg/L	0.0004971	0.0004971		0.0005	0	0		0.001		99%	80	120	0%	
Arsenic	A	mg/L	0.0004886	0.0004886		0.0005	0	0		0.001		98%	80	120	0%	
Barium	A	mg/L	0.000497	0.000497		0.0005	0	0		0.0003		99%	80	120	0%	
Beryllium	A	mg/L	0.0004977	0.0004977		0.0005	0	0		0.001		100%	80	120	0%	
Boron	A	mg/L	0.0005416	0.0005416		0.0005	0	0		0.1		108%	80	120	0%	
Cadmium	A	mg/L	0.000506	0.000506		0.0005	0	0		0.001		101%	80	120	0%	
Calcium	A	mg/L	0.1237	0.1237		0.125	0	0		1		99%	80	120	0%	
Cerium	A	mg/L	0.0004957	0.0004957		0.0005	0	0		0.001		99%	80	120	0%	
Chromium	A	mg/L	0.0004943	0.0004943		0.0005	0	0		0.001		99%	80	120	0%	
Cobalt	A	mg/L	0.000494	0.000494		0.0005	0	0		0.001		99%	80	120	0%	
Copper	A	mg/L	0.0004945	0.0004945		0.0005	0	0		0.005		99%	80	120	0%	
Iron	A	mg/L	0.01288	0.01288		0.0125	0	0		0.01		103%	80	120	0%	
Lanthanum	A	mg/L	0.0004958	0.0004958		0.0005	0	0		0.001		99%	80	120	0%	
Lead	A	mg/L	0.000505	0.000505		0.0005	0	0		0.001		101%	80	120	0%	
Lithium	A	mg/L	0.006252	0.006252		0.00625	0	0		1		100%	80	120	0%	
Magnesium	A	mg/L	0.124	0.124		0.125	0	0		1		99%	80	120	0%	
Manganese	A	mg/L	0.0004936	0.0004936		0.0005	0	0		0.001		99%	80	120	0%	
Mercury	A	mg/L	5.752E-06	5.752E-06		0.00001	0	0		0.001		58%	80	120	0%	S
Molybdenum	A	mg/L	0.0004973	0.0004973		0.0005	0	0		0.001		99%	80	120	0%	
Nickel	A	mg/L	0.0004944	0.0004944		0.0005	0	0		0.005		99%	80	120	0%	
Potassium	A	mg/L	0.1229	0.1229		0.125	0	0		1		98%	80	120	0%	
Selenium	A	mg/L	0.0004968	0.0004968		0.0005	0	0		0.005		99%	80	120	0%	

Seq No	Lab ID	Test Code	Sample Typ	File ID	Analysis Date	DF	Batch ID	Prep Date	SPKref	RPDref	pmoist
15046133	0.5 ppb STD	ICPMS-6020B-C	Cal4		2/18/2022 1:25:4	1	R374975		0	0	

Analyte	T	Units	RAW	Final	Text	Spike	SPKref	RPDref	MDL	PQL	UQL	%REC	LOW	HIGH	%RPD	Q
Silicon	A	mg/L	0.002046	0.002046		0.002	0	0		0.1		102%	80	120	0%	
Silver	A	mg/L	0.0001998	0.0001998		0.0002	0	0		0.001		100%	80	120	0%	
Sodium	A	mg/L	0.1259	0.1259		0.125	0	0		1		101%	80	120	0%	
Strontium	A	mg/L	0.0004943	0.0004943		0.0005	0	0		0.001		99%	80	120	0%	
Thallium	A	mg/L	0.0004998	0.0004998		0.0005	0	0		0.001		100%	80	120	0%	
Thorium	A	mg/L	0.0005018	0.0005018		0.0005	0	0		0.05		100%	80	120	0%	
Tin	A	mg/L	0.000393	0.000393		0.0005	0	0		0.001		79%	80	120	0%	S
Titanium	A	mg/L	0.0004839	0.0004839		0.0005	0	0		0.001		97%	80	120	0%	
Uranium	A	mg/L	0.0004958	0.0004958		0.0005	0	0		0.001		99%	80	120	0%	
Vanadium	A	mg/L	0.000472	0.000472		0.0005	0	0		0.005		94%	80	120	0%	
Zinc	A	mg/L	0.0004962	0.0004962		0.0005	0	0		0.01		99%	80	120	0%	
Iron, Ferrous	C	mg/L	0.01288	0.01288		0.0005	0	0		0.01	5	2576%	80	120	0%	S
Silicon as SiO2	C	mg/L	0.00437844	0.00437844		0.0428	0	0		0.214	0.9	10%	80	120	0%	S

Seq No	Lab ID	Test Code	Sample Typ	File ID	Analysis Date	DF	Batch ID	Prep Date	SPKref	RPDref	pmoist
15046134	1 ppb STD	ICPMS-6020B-C	Cal5		2/18/2022 1:32:2	1	R374975		0	0	

Analyte	T	Units	RAW	Final	Text	Spike	SPKref	RPDref	MDL	PQL	UQL	%REC	LOW	HIGH	%RPD	Q
Aluminum	A	mg/L	0.001013	0.001013		0.001	0	0		0.01		101%	80	120	0%	
Antimony	A	mg/L	0.0009993	0.0009993		0.001	0	0		0.001		100%	80	120	0%	
Arsenic	A	mg/L	0.0009974	0.0009974		0.001	0	0		0.001		100%	80	120	0%	
Barium	A	mg/L	0.0009866	0.0009866		0.001	0	0		0.0003		99%	80	120	0%	
Beryllium	A	mg/L	0.001012	0.001012		0.001	0	0		0.001		101%	80	120	0%	
Boron	A	mg/L	0.001076	0.001076		0.001	0	0		0.1		108%	80	120	0%	
Cadmium	A	mg/L	0.001012	0.001012		0.001	0	0		0.001		101%	80	120	0%	
Calcium	A	mg/L	0.26	0.26		0.25	0	0		1		104%	80	120	0%	
Cerium	A	mg/L	0.001024	0.001024		0.001	0	0		0.001		102%	80	120	0%	
Chromium	A	mg/L	0.001007	0.001007		0.001	0	0		0.001		101%	80	120	0%	
Cobalt	A	mg/L	0.00101	0.00101		0.001	0	0		0.001		101%	80	120	0%	
Copper	A	mg/L	0.001018	0.001018		0.001	0	0		0.005		102%	80	120	0%	
Iron	A	mg/L	0.02702	0.02702		0.025	0	0		0.01		108%	80	120	0%	
Lanthanum	A	mg/L	0.001018	0.001018		0.001	0	0		0.001		102%	80	120	0%	
Lead	A	mg/L	0.001015	0.001015		0.001	0	0		0.001		101%	80	120	0%	
Lithium	A	mg/L	0.01268	0.01268		0.0125	0	0		1		101%	80	120	0%	
Magnesium	A	mg/L	0.2565	0.2565		0.25	0	0		1		103%	80	120	0%	

Seq No	Lab ID	Test Code	Sample Typ	File ID	Analysis Date	DF	Batch ID	Prep Date	SPKref	RPDref	pmoist
15046134	1 ppb STD	ICPMS-6020B-C	Cal5		2/18/2022 1:32:2	1	R374975		0	0	

Analyte	T	Units	RAW	Final	Text	Spike	SPKref	RPDref	MDL	PQL	UQL	%REC	LOW	HIGH	%RPD	Q
Manganese	A	mg/L	0.001021	0.001021		0.001	0	0		0.001		102%	80	120	0%	
Mercury	A	mg/L	0.00007184	0.00007184		0.00002	0	0		0.001		359%	80	120	0%	S
Molybdenum	A	mg/L	0.001006	0.001006		0.001	0	0		0.001		101%	80	120	0%	
Nickel	A	mg/L	0.0009968	0.0009968		0.001	0	0		0.005		100%	80	120	0%	
Potassium	A	mg/L	0.251	0.251		0.25	0	0		1		100%	80	120	0%	
Selenium	A	mg/L	0.00104	0.00104		0.001	0	0		0.005		104%	80	120	0%	
Silicon	A	mg/L	0.0044	0.0044		0.004	0	0		0.1		110%	80	120	0%	
Silver	A	mg/L	0.0004021	0.0004021		0.0004	0	0		0.001		101%	80	120	0%	
Sodium	A	mg/L	0.2596	0.2596		0.25	0	0		1		104%	80	120	0%	
Strontium	A	mg/L	0.00102	0.00102		0.001	0	0		0.001		102%	80	120	0%	
Thallium	A	mg/L	0.001019	0.001019		0.001	0	0		0.001		102%	80	120	0%	
Thorium	A	mg/L	0.001044	0.001044		0.001	0	0		0.05		104%	80	120	0%	
Tin	A	mg/L	0.0007654	0.0007654		0.001	0	0		0.001		77%	80	120	0%	S
Titanium	A	mg/L	0.001001	0.001001		0.001	0	0		0.001		100%	80	120	0%	
Uranium	A	mg/L	0.001007	0.001007		0.001	0	0		0.001		101%	80	120	0%	
Vanadium	A	mg/L	0.0009047	0.0009047		0.001	0	0		0.005		90%	80	120	0%	
Zinc	A	mg/L	0.001011	0.001011		0.001	0	0		0.01		101%	80	120	0%	
Iron, Ferrous	C	mg/L	0.02702	0.02702		0.001	0	0		0.01	5	2702%	80	120	0%	S
Silicon as SiO2	C	mg/L	0.009416	0.009416		0.0856	0	0		0.214	0.9	11%	80	120	0%	S

Seq No	Lab ID	Test Code	Sample Typ	File ID	Analysis Date	DF	Batch ID	Prep Date	SPKref	RPDref	pmoist
15046135	10 ppb STD	ICPMS-6020B-C	Cal6		2/18/2022 1:38:5	1	R374975		0	0	

Analyte	T	Units	RAW	Final	Text	Spike	SPKref	RPDref	MDL	PQL	UQL	%REC	LOW	HIGH	%RPD	Q
Aluminum	A	mg/L	0.01002	0.01002		0.01	0	0		0.01		100%	90	110	0%	
Antimony	A	mg/L	0.01001	0.01001		0.01	0	0		0.001		100%	90	110	0%	
Arsenic	A	mg/L	0.009983	0.009983		0.01	0	0		0.001		100%	90	110	0%	
Barium	A	mg/L	0.01001	0.01001		0.01	0	0		0.0003		100%	90	110	0%	
Beryllium	A	mg/L	0.01001	0.01001		0.01	0	0		0.001		100%	90	110	0%	
Boron	A	mg/L	0.01003	0.01003		0.01	0	0		0.1		100%	90	110	0%	
Cadmium	A	mg/L	0.01001	0.01001		0.01	0	0		0.001		100%	90	110	0%	
Calcium	A	mg/L	2.494	2.494		2.5	0	0		1		100%	90	110	0%	
Cerium	A	mg/L	0.00999	0.00999		0.01	0	0		0.001		100%	90	110	0%	
Chromium	A	mg/L	0.009989	0.009989		0.01	0	0		0.001		100%	90	110	0%	
Cobalt	A	mg/L	0.01	0.01		0.01	0	0		0.001		100%	90	110	0%	

Seq No	Lab ID	Test Code	Sample Typ	File ID	Analysis Date	DF	Batch ID	Prep Date	SPKref	RPDref	pmoist
15046135	10 ppb STD	ICPMS-6020B-C	Cal6		2/18/2022 1:38:5	1	R374975		0	0	

Analyte	T	Units	RAW	Final	Text	Spike	SPKref	RPDref	MDL	PQL	UQL	%REC	LOW	HIGH	%RPD	Q
Copper	A	mg/L	0.009989	0.009989		0.01	0	0		0.005		100%	90	110	0%	
Iron	A	mg/L	0.2594	0.2594		0.25	0	0		0.01		104%	90	110	0%	
Lanthanum	A	mg/L	0.009992	0.009992		0.01	0	0		0.001		100%	90	110	0%	
Lead	A	mg/L	0.01002	0.01002		0.01	0	0		0.001		100%	90	110	0%	
Lithium	A	mg/L	0.1251	0.1251		0.125	0	0		1		100%	90	110	0%	
Magnesium	A	mg/L	2.495	2.495		2.5	0	0		1		100%	90	110	0%	
Manganese	A	mg/L	0.009987	0.009987		0.01	0	0		0.001		100%	90	110	0%	
Mercury	A	mg/L	0.0002023	0.0002023		0.0002	0	0		0.001		101%	90	110	0%	
Molybdenum	A	mg/L	0.01	0.01		0.01	0	0		0.001		100%	90	110	0%	
Nickel	A	mg/L	0.009995	0.009995		0.01	0	0		0.005		100%	90	110	0%	
Potassium	A	mg/L	2.496	2.496		2.5	0	0		1		100%	90	110	0%	
Selenium	A	mg/L	0.00998	0.00998		0.01	0	0		0.005		100%	90	110	0%	
Silicon	A	mg/L	0.0399	0.0399		0.04	0	0		0.1		100%	90	110	0%	
Silver	A	mg/L	0.004003	0.004003		0.004	0	0		0.001		100%	90	110	0%	
Sodium	A	mg/L	2.497	2.497		2.5	0	0		1		100%	90	110	0%	
Strontium	A	mg/L	0.009987	0.009987		0.01	0	0		0.001		100%	90	110	0%	
Thallium	A	mg/L	0.009995	0.009995		0.01	0	0		0.001		100%	90	110	0%	
Thorium	A	mg/L	0.01001	0.01001		0.01	0	0		0.05		100%	90	110	0%	
Tin	A	mg/L	0.00916	0.00916		0.01	0	0		0.001		92%	90	110	0%	
Titanium	A	mg/L	0.009998	0.009998		0.01	0	0		0.001		100%	90	110	0%	
Uranium	A	mg/L	0.01001	0.01001		0.01	0	0		0.001		100%	90	110	0%	
Vanadium	A	mg/L	0.009913	0.009913		0.01	0	0		0.005		99%	90	110	0%	
Zinc	A	mg/L	0.009993	0.009993		0.01	0	0		0.01		100%	90	110	0%	
Iron, Ferrous	C	mg/L	0.2594	0.2594		0.01	0	0		0.01	5	2594%	90	110	0%	S
Silicon as SiO2	C	mg/L	0.085386	0.085386		0.856	0	0		0.214	0.9	10%	90	110	0%	S

Seq No	Lab ID	Test Code	Sample Typ	File ID	Analysis Date	DF	Batch ID	Prep Date	SPKref	RPDref	pmoist
15046136	Rinse	ICPMS-6020-W-	SAMP		2/18/2022 1:45:3	1	R374975		0	0	

Analyte	T	Units	RAW	Final	Text	Spike	SPKref	RPDref	MDL	PQL	UQL	%REC	LOW	HIGH	%RPD	Q
Aluminum	A	mg/L	-0.000147	0		0	0	0	0.0017836	0.001	1	0%	0	0	0%	
Antimony	A	mg/L	0.00002193	0		0	0	0	6.768E-05	0.001	0.1	0%	0	0	0%	
Arsenic	A	mg/L	0.00002176	0		0	0	0	8.203E-05	0.001	1	0%	0	0	0%	
Barium	A	mg/L	-3.404E-06	0		0	0	0	6.762E-05	0.001	1	0%	0	0	0%	
Cadmium	A	mg/L	3.776E-06	0		0	0	0	2.308E-05	0.001	1	0%	0	0	0%	

Seq No	Lab ID	Test Code	Sample Typ	File ID	Analysis Date	DF	Batch ID	Prep Date	SPKref	RPDref	pmoist
15046136	Rinse	ICPMS-6020-W-	SAMP		2/18/2022 1:45:3	1	R374975		0	0	

Analyte	T	Units	RAW	Final	Text	Spike	SPKref	RPDref	MDL	PQL	UQL	%REC	LOW	HIGH	%RPD	Q
Cerium	A	mg/L	-1.181E-08	0		0	0	0	0.0000222	0.001	0.1	0%	0	0	0%	
Chromium	A	mg/L	-6.104E-06	0		0	0	0	0.0002538	0.001	1	0%	0	0	0%	
Cobalt	A	mg/L	8.77E-07	0		0	0	0	2.141E-05	0.001	1	0%	0	0	0%	
Lanthanum	A	mg/L	-5.847E-07	0		0	0	0	6.805E-05	0.001	0.1	0%	0	0	0%	
Lead	A	mg/L	-4.574E-05	0		0	0	0	3.031E-05	0.001	1	0%	0	0	0%	
Manganese	A	mg/L	1.139E-06	0		0	0	0	7.309E-05	0.001	1	0%	0	0	0%	
Mercury	A	mg/L	-1.782E-05	0		0	0	0	3.043E-05	0.001	0.002	0%	0	0	0%	
Molybdenum	A	mg/L	0.00000521	0		0	0	0	8.113E-05	0.001	0.1	0%	0	0	0%	
Nickel	A	mg/L	6.317E-06	0		0	0	0	0.0001769	0.001	1	0%	0	0	0%	
Selenium	A	mg/L	-5.667E-06	0		0	0	0	7.174E-05	0.001	1	0%	0	0	0%	
Silicon	A	mg/L	-0.001345	0		0	0	0	0.0033337	0.1	0.4	0%	0	0	0%	
Silver	A	mg/L	-5.419E-06	0		0	0	0	2.644E-05	0.001	0.04	0%	0	0	0%	
Strontium	A	mg/L	-4.199E-06	0		0	0	0	9.743E-05	0.001	1	0%	0	0	0%	
Thallium	A	mg/L	-1.398E-05	0		0	0	0	4.842E-05	0.001	1	0%	0	0	0%	
Thorium	A	mg/L	0.00002142	0		0	0	0	3.018E-05	0.001	1	0%	0	0	0%	
Titanium	A	mg/L	-0.0000369	0		0	0	0	0.0001004	0.001	1	0%	0	0	0%	
Uranium	A	mg/L	1.262E-06	0		0	0	0	2.468E-05	0.0003	1	0%	0	0	0%	
Boron	B	mg/L	-0.0002062	0		0	0	0	0.0039526	0.00561	1	0%	0	0	0%	L
Calcium	B	mg/L	-0.0001749	0		0	0	0	0.2027235	0.02092	50	0%	0	0	0%	L
Iron	B	mg/L	0.00001744	0		0	0	0	0.0021157	0.00119	5	0%	0	0	0%	
Iron, Ferrous	B	mg/L	0.00001744	0		0	0	0	0.0021157	0.00119	5	0%	0	0	0%	
Magnesium	B	mg/L	0.0001477	0		0	0	0	0.0203306	0.00564	50	0%	0	0	0%	L
Potassium	B	mg/L	0.0101	0		0	0	0	0.0215433	0.08139	50	0%	0	0	0%	L
Sodium	B	mg/L	-0.0181	0		0	0	0	0.0451914	0.02171	50	0%	0	0	0%	L
Vanadium	B	mg/L	0.0006839	0		0	0	0	0.0018612	0.0013	1	0%	0	0	0%	
Zinc	B	mg/L	-5.092E-05	0		0	0	0	0.0010089	0.00273	1	0%	0	0	0%	L

Seq No	Lab ID	Test Code	Sample Typ	File ID	Analysis Date	DF	Batch ID	Prep Date	SPKref	RPDref	pmoist
15046137	Rinse	ICPMS-6020-W-	SAMP		2/18/2022 1:51:5	1	R374975		0	0	

Analyte	T	Units	RAW	Final	Text	Spike	SPKref	RPDref	MDL	PQL	UQL	%REC	LOW	HIGH	%RPD	Q
Aluminum	A	mg/L	-0.0001706	0		0	0	0	0.0017836	0.001	1	0%	0	0	0%	
Antimony	A	mg/L	4.702E-06	0		0	0	0	6.768E-05	0.001	0.1	0%	0	0	0%	
Arsenic	A	mg/L	0.00002303	0		0	0	0	8.203E-05	0.001	1	0%	0	0	0%	
Barium	A	mg/L	-3.698E-06	0		0	0	0	6.762E-05	0.001	1	0%	0	0	0%	

Seq No	Lab ID	Test Code	Sample Typ	File ID	Analysis Date	DF	Batch ID	Prep Date	SPKref	RPDref	pmoist
15046137	Rinse	ICPMS-6020-W-	SAMP		2/18/2022 1:51:5	1	R374975		0	0	

Analyte	T	Units	RAW	Final	Text	Spike	SPKref	RPDref	MDL	PQL	UQL	%REC	LOW	HIGH	%RPD	Q
Cadmium	A	mg/L	-5.218E-06	0		0	0	0	2.308E-05	0.001	1	0%	0	0	0%	
Cerium	A	mg/L	-4.326E-07	0		0	0	0	0.0000222	0.001	0.1	0%	0	0	0%	
Chromium	A	mg/L	0.00001465	0		0	0	0	0.0002538	0.001	1	0%	0	0	0%	
Cobalt	A	mg/L	-7.021E-07	0		0	0	0	2.141E-05	0.001	1	0%	0	0	0%	
Lanthanum	A	mg/L	-1.831E-07	0		0	0	0	6.805E-05	0.001	0.1	0%	0	0	0%	
Lead	A	mg/L	-4.695E-05	0		0	0	0	3.031E-05	0.001	1	0%	0	0	0%	
Manganese	A	mg/L	4.471E-06	0		0	0	0	7.309E-05	0.001	1	0%	0	0	0%	
Mercury	A	mg/L	-1.632E-05	0		0	0	0	3.043E-05	0.001	0.002	0%	0	0	0%	
Molybdenum	A	mg/L	2.757E-06	0		0	0	0	8.113E-05	0.001	0.1	0%	0	0	0%	
Nickel	A	mg/L	-0.0000139	0		0	0	0	0.0001769	0.001	1	0%	0	0	0%	
Selenium	A	mg/L	-0.0000041	0		0	0	0	7.174E-05	0.001	1	0%	0	0	0%	
Silicon	A	mg/L	-0.0007637	0		0	0	0	0.0033337	0.1	0.4	0%	0	0	0%	
Silver	A	mg/L	-5.731E-06	0		0	0	0	2.644E-05	0.001	0.04	0%	0	0	0%	
Strontium	A	mg/L	-1.699E-05	0		0	0	0	9.743E-05	0.001	1	0%	0	0	0%	
Thallium	A	mg/L	-1.698E-05	0		0	0	0	4.842E-05	0.001	1	0%	0	0	0%	
Thorium	A	mg/L	6.162E-06	0		0	0	0	3.018E-05	0.001	1	0%	0	0	0%	
Titanium	A	mg/L	-3.744E-05	0		0	0	0	0.0001004	0.001	1	0%	0	0	0%	
Uranium	A	mg/L	4.316E-07	0		0	0	0	2.468E-05	0.0003	1	0%	0	0	0%	
Boron	B	mg/L	-0.0002891	0		0	0	0	0.0039526	0.00561	1	0%	0	0	0%	L
Calcium	B	mg/L	0.0008669	0		0	0	0	0.2027235	0.02092	50	0%	0	0	0%	L
Iron	B	mg/L	0.00003265	0		0	0	0	0.0021157	0.00119	5	0%	0	0	0%	
Iron, Ferrous	B	mg/L	0.00003265	0		0	0	0	0.0021157	0.00119	5	0%	0	0	0%	
Magnesium	B	mg/L	-1.054E-05	0		0	0	0	0.0203306	0.00564	50	0%	0	0	0%	L
Potassium	B	mg/L	0.008847	0		0	0	0	0.0215433	0.08139	50	0%	0	0	0%	L
Sodium	B	mg/L	-0.01521	0		0	0	0	0.0451914	0.02171	50	0%	0	0	0%	L
Vanadium	B	mg/L	0.0005443	0		0	0	0	0.0018612	0.0013	1	0%	0	0	0%	
Zinc	B	mg/L	-0.0002172	0		0	0	0	0.0010089	0.00273	1	0%	0	0	0%	L

Seq No	Lab ID	Test Code	Sample Typ	File ID	Analysis Date	DF	Batch ID	Prep Date	SPKref	RPDref	pmoist
15046138	Rinse	ICPMS-6020-W-	SAMP		2/18/2022 1:58:0	1	R374975		0	0	

Analyte	T	Units	RAW	Final	Text	Spike	SPKref	RPDref	MDL	PQL	UQL	%REC	LOW	HIGH	%RPD	Q
Aluminum	A	mg/L	-0.0001586	0		0	0	0	0.0017836	0.001	1	0%	0	0	0%	
Antimony	A	mg/L	0.00000391	0		0	0	0	6.768E-05	0.001	0.1	0%	0	0	0%	
Arsenic	A	mg/L	0.00001072	0		0	0	0	8.203E-05	0.001	1	0%	0	0	0%	

Seq No	Lab ID	Test Code	Sample Typ	File ID	Analysis Date	DF	Batch ID	Prep Date	SPKref	RPDref	pmoist
15046138	Rinse	ICPMS-6020-W-	SAMP		2/18/2022 1:58:0	1	R374975		0	0	

Analyte	T	Units	RAW	Final	Text	Spike	SPKref	RPDref	MDL	PQL	UQL	%REC	LOW	HIGH	%RPD	Q
Barium	A	mg/L	-1.311E-06	0		0	0	0	6.762E-05	0.001	1	0%	0	0	0%	
Cadmium	A	mg/L	1.332E-06	0		0	0	0	2.308E-05	0.001	1	0%	0	0	0%	
Cerium	A	mg/L	-3.745E-07	0		0	0	0	0.0000222	0.001	0.1	0%	0	0	0%	
Chromium	A	mg/L	7.798E-06	0		0	0	0	0.0002538	0.001	1	0%	0	0	0%	
Cobalt	A	mg/L	-8.542E-07	0		0	0	0	2.141E-05	0.001	1	0%	0	0	0%	
Lanthanum	A	mg/L	-3.867E-07	0		0	0	0	6.805E-05	0.001	0.1	0%	0	0	0%	
Lead	A	mg/L	-5.581E-05	0		0	0	0	3.031E-05	0.001	1	0%	0	0	0%	
Manganese	A	mg/L	3.502E-06	0		0	0	0	7.309E-05	0.001	1	0%	0	0	0%	
Mercury	A	mg/L	-7.313E-06	0		0	0	0	3.043E-05	0.001	0.002	0%	0	0	0%	
Molybdenum	A	mg/L	9.766E-07	0		0	0	0	8.113E-05	0.001	0.1	0%	0	0	0%	
Nickel	A	mg/L	-0.000011	0		0	0	0	0.0001769	0.001	1	0%	0	0	0%	
Selenium	A	mg/L	-9.623E-06	0		0	0	0	7.174E-05	0.001	1	0%	0	0	0%	
Silicon	A	mg/L	-0.000861	0		0	0	0	0.0033337	0.1	0.4	0%	0	0	0%	
Silver	A	mg/L	-2.892E-06	0		0	0	0	2.644E-05	0.001	0.04	0%	0	0	0%	
Strontium	A	mg/L	-2.867E-06	0		0	0	0	9.743E-05	0.001	1	0%	0	0	0%	
Thallium	A	mg/L	-1.504E-05	0		0	0	0	4.842E-05	0.001	1	0%	0	0	0%	
Thorium	A	mg/L	0.00000432	0		0	0	0	3.018E-05	0.001	1	0%	0	0	0%	
Titanium	A	mg/L	-1.921E-05	0		0	0	0	0.0001004	0.001	1	0%	0	0	0%	
Uranium	A	mg/L	2.423E-07	0		0	0	0	2.468E-05	0.0003	1	0%	0	0	0%	
Boron	B	mg/L	-0.0002301	0		0	0	0	0.0039526	0.00561	1	0%	0	0	0%	L
Calcium	B	mg/L	-0.0003953	0		0	0	0	0.2027235	0.02092	50	0%	0	0	0%	L
Iron	B	mg/L	-4.698E-08	0		0	0	0	0.0021157	0.00119	5	0%	0	0	0%	
Iron, Ferrous	B	mg/L	-4.698E-08	0		0	0	0	0.0021157	0.00119	5	0%	0	0	0%	
Magnesium	B	mg/L	-0.0002052	0		0	0	0	0.0203306	0.00564	50	0%	0	0	0%	L
Potassium	B	mg/L	0.002063	0		0	0	0	0.0215433	0.08139	50	0%	0	0	0%	L
Sodium	B	mg/L	-0.01672	0		0	0	0	0.0451914	0.02171	50	0%	0	0	0%	L
Vanadium	B	mg/L	0.0005466	0		0	0	0	0.0018612	0.0013	1	0%	0	0	0%	
Zinc	B	mg/L	-0.0002753	0		0	0	0	0.0010089	0.00273	1	0%	0	0	0%	L

Seq No	Lab ID	Test Code	Sample Typ	File ID	Analysis Date	DF	Batch ID	Prep Date	SPKref	RPDref	pmoist
15046139	Rinse	ICPMS-6020-W-	SAMP		2/18/2022 2:04:1	1	R374975		0	0	

Analyte	T	Units	RAW	Final	Text	Spike	SPKref	RPDref	MDL	PQL	UQL	%REC	LOW	HIGH	%RPD	Q

Seq No	Lab ID	Test Code	Sample Typ	File ID	Analysis Date	DF	Batch ID	Prep Date	SPKref	RPDref	pmoist
15046139	Rinse	ICPMS-6020-W-	SAMP		2/18/2022 2:04:1	1	R374975		0	0	

Analyte	T	Units	RAW	Final	Text	Spike	SPKref	RPDref	MDL	PQL	UQL	%REC	LOW	HIGH	%RPD	Q
Aluminum	A	mg/L	-0.0002054	0		0	0	0	0.0017836	0.001	1	0%	0	0	0%	
Antimony	A	mg/L	4.708E-07	0		0	0	0	6.768E-05	0.001	0.1	0%	0	0	0%	
Arsenic	A	mg/L	0.00003249	0		0	0	0	8.203E-05	0.001	1	0%	0	0	0%	
Barium	A	mg/L	-5.776E-06	0		0	0	0	6.762E-05	0.001	1	0%	0	0	0%	
Cadmium	A	mg/L	-2.951E-06	0		0	0	0	2.308E-05	0.001	1	0%	0	0	0%	
Cerium	A	mg/L	-3.633E-07	0		0	0	0	0.0000222	0.001	0.1	0%	0	0	0%	
Chromium	A	mg/L	0.00002185	0		0	0	0	0.0002538	0.001	1	0%	0	0	0%	
Cobalt	A	mg/L	-1.853E-06	0		0	0	0	2.141E-05	0.001	1	0%	0	0	0%	
Lanthanum	A	mg/L	-4.479E-07	0		0	0	0	6.805E-05	0.001	0.1	0%	0	0	0%	
Lead	A	mg/L	-5.856E-05	0		0	0	0	3.031E-05	0.001	1	0%	0	0	0%	
Manganese	A	mg/L	2.362E-06	0		0	0	0	7.309E-05	0.001	1	0%	0	0	0%	
Mercury	A	mg/L	-1.119E-05	0		0	0	0	3.043E-05	0.001	0.002	0%	0	0	0%	
Molybdenum	A	mg/L	7.319E-07	0		0	0	0	8.113E-05	0.001	0.1	0%	0	0	0%	
Nickel	A	mg/L	2.483E-06	0		0	0	0	0.0001769	0.001	1	0%	0	0	0%	
Selenium	A	mg/L	-3.404E-06	0		0	0	0	7.174E-05	0.001	1	0%	0	0	0%	
Silicon	A	mg/L	-0.0009856	0		0	0	0	0.0033337	0.1	0.4	0%	0	0	0%	
Silver	A	mg/L	-4.232E-06	0		0	0	0	2.644E-05	0.001	0.04	0%	0	0	0%	
Strontium	A	mg/L	-1.207E-05	0		0	0	0	9.743E-05	0.001	1	0%	0	0	0%	
Thallium	A	mg/L	-1.671E-05	0		0	0	0	4.842E-05	0.001	1	0%	0	0	0%	
Thorium	A	mg/L	1.619E-06	0		0	0	0	3.018E-05	0.001	1	0%	0	0	0%	
Titanium	A	mg/L	0.000341	0.000341		0	0	0	0.0001004	0.001	1	0%	0	0	0%	J
Uranium	A	mg/L	1.35E-07	0		0	0	0	2.468E-05	0.0003	1	0%	0	0	0%	
Boron	B	mg/L	-0.0002688	0		0	0	0	0.0039526	0.00561	1	0%	0	0	0%	L
Calcium	B	mg/L	0.0003104	0		0	0	0	0.2027235	0.02092	50	0%	0	0	0%	L
Iron	B	mg/L	0.00001045	0		0	0	0	0.0021157	0.00119	5	0%	0	0	0%	
Iron, Ferrous	B	mg/L	0.00001045	0		0	0	0	0.0021157	0.00119	5	0%	0	0	0%	
Magnesium	B	mg/L	0.0002021	0		0	0	0	0.0203306	0.00564	50	0%	0	0	0%	L
Potassium	B	mg/L	0.00826	0		0	0	0	0.0215433	0.08139	50	0%	0	0	0%	L
Sodium	B	mg/L	-0.01708	0		0	0	0	0.0451914	0.02171	50	0%	0	0	0%	L
Vanadium	B	mg/L	0.0007117	0		0	0	0	0.0018612	0.0013	1	0%	0	0	0%	
Zinc	B	mg/L	-0.0001012	0		0	0	0	0.0010089	0.00273	1	0%	0	0	0%	L

Seq No	Lab ID	Test Code	Sample Typ	File ID	Analysis Date	DF	Batch ID	Prep Date	SPKref	RPDref	pmoist
15046140	Cal Blk	ICPMS-6020-W-	SAMP		2/18/2022 2:10:3	1	R374975		0	0	

Analyte	T	Units	RAW	Final	Text	Spike	SPKref	RPDref	MDL	PQL	UQL	%REC	LOW	HIGH	%RPD	Q
Aluminum	A	mg/L	0	0		0	0	0	0.0017836	0.001	1	0%	0	0	0%	
Antimony	A	mg/L	0	0		0	0	0	6.768E-05	0.001	0.1	0%	0	0	0%	
Arsenic	A	mg/L	0	0		0	0	0	8.203E-05	0.001	1	0%	0	0	0%	
Barium	A	mg/L	0	0		0	0	0	6.762E-05	0.001	1	0%	0	0	0%	
Cadmium	A	mg/L	0	0		0	0	0	2.308E-05	0.001	1	0%	0	0	0%	
Cerium	A	mg/L	0	0		0	0	0	0.0000222	0.001	0.1	0%	0	0	0%	
Chromium	A	mg/L	0	0		0	0	0	0.0002538	0.001	1	0%	0	0	0%	
Cobalt	A	mg/L	0	0		0	0	0	2.141E-05	0.001	1	0%	0	0	0%	
Lanthanum	A	mg/L	0	0		0	0	0	6.805E-05	0.001	0.1	0%	0	0	0%	
Lead	A	mg/L	0	0		0	0	0	3.031E-05	0.001	1	0%	0	0	0%	
Manganese	A	mg/L	0	0		0	0	0	7.309E-05	0.001	1	0%	0	0	0%	
Mercury	A	mg/L	0	0		0	0	0	3.043E-05	0.001	0.002	0%	0	0	0%	
Molybdenum	A	mg/L	0	0		0	0	0	8.113E-05	0.001	0.1	0%	0	0	0%	
Nickel	A	mg/L	0	0		0	0	0	0.0001769	0.001	1	0%	0	0	0%	
Selenium	A	mg/L	0	0		0	0	0	7.174E-05	0.001	1	0%	0	0	0%	
Silicon	A	mg/L	0	0		0	0	0	0.0033337	0.1	0.4	0%	0	0	0%	
Silver	A	mg/L	0	0		0	0	0	2.644E-05	0.001	0.04	0%	0	0	0%	
Strontium	A	mg/L	0	0		0	0	0	9.743E-05	0.001	1	0%	0	0	0%	
Thallium	A	mg/L	0	0		0	0	0	4.842E-05	0.001	1	0%	0	0	0%	
Thorium	A	mg/L	0	0		0	0	0	3.018E-05	0.001	1	0%	0	0	0%	
Titanium	A	mg/L	0	0		0	0	0	0.0001004	0.001	1	0%	0	0	0%	
Uranium	A	mg/L	0	0		0	0	0	2.468E-05	0.0003	1	0%	0	0	0%	
Boron	B	mg/L	0	0		0	0	0	0.0039526	0.00561	1	0%	0	0	0%	L
Calcium	B	mg/L	0	0		0	0	0	0.2027235	0.02092	50	0%	0	0	0%	L
Iron	B	mg/L	0	0		0	0	0	0.0021157	0.00119	5	0%	0	0	0%	
Iron, Ferrous	B	mg/L	0	0		0	0	0	0.0021157	0.00119	5	0%	0	0	0%	
Magnesium	B	mg/L	0	0		0	0	0	0.0203306	0.00564	50	0%	0	0	0%	L
Potassium	B	mg/L	0	0		0	0	0	0.0215433	0.08139	50	0%	0	0	0%	L
Sodium	B	mg/L	0	0		0	0	0	0.0451914	0.02171	50	0%	0	0	0%	L
Vanadium	B	mg/L	0	0		0	0	0	0.0018612	0.0013	1	0%	0	0	0%	
Zinc	B	mg/L	0	0		0	0	0	0.0010089	0.00273	1	0%	0	0	0%	L

Seq No	Lab ID	Test Code	Sample Typ	File ID	Analysis Date	DF	Batch ID	Prep Date	SPKref	RPDref	pmoist
15046141	0.025 ppb STD	ICPMS-6020B-C	Cal1		2/18/2022 2:17:0	1	R374975		0	0	

Analyte	T	Units	RAW	Final	Text	Spike	SPKref	RPDref	MDL	PQL	UQL	%REC	LOW	HIGH	%RPD	Q
Aluminum	A	mg/L	0.000147	0.000147		0	0	0		0.01		0%			0%	
Antimony	A	mg/L	0.00002446	0.00002446		0	0	0		0.001		0%			0%	
Arsenic	A	mg/L	0.00003266	0.00003266		0.000025	0	0		0.001		131%	80	120	0%	S
Barium	A	mg/L	0.0000371	0.0000371		0.000025	0	0		0.0003		148%	80	120	0%	S
Beryllium	A	mg/L	0.00001927	0.00001927		0.000025	0	0		0.001		77%	80	120	0%	S
Boron	A	mg/L	-1.753E-05	-1.753E-05		0	0	0		0.1		0%			0%	
Cadmium	A	mg/L	-7.684E-06	-7.684E-06		0.000025	0	0		0.001		-31%	80	120	0%	S
Calcium	A	mg/L	0.006971	0.006971		0	0	0		1		0%			0%	
Cerium	A	mg/L	0.00002418	0.00002418		0.000025	0	0		0.001		97%	80	120	0%	
Chromium	A	mg/L	0.0000368	0.0000368		0.000025	0	0		0.001		147%	80	120	0%	S
Cobalt	A	mg/L	0.00002777	0.00002777		0.000025	0	0		0.001		111%	80	120	0%	
Copper	A	mg/L	0.0000578	0.0000578		0	0	0		0.005		0%			0%	
Iron	A	mg/L	0.0007063	0.0007063		0	0	0		0.01		0%			0%	
Lanthanum	A	mg/L	0.0000271	0.0000271		0.000025	0	0		0.001		108%	80	120	0%	
Lead	A	mg/L	0.00001771	0.00001771		0.000025	0	0		0.001		71%	80	120	0%	S
Lithium	A	mg/L	0.0002731	0.0002731		0.0003125	0	0		1		87%	80	120	0%	
Magnesium	A	mg/L	0.006607	0.006607		0	0	0		1		0%			0%	
Manganese	A	mg/L	0.00003233	0.00003233		0	0	0		0.001		0%			0%	
Mercury	A	mg/L	4.294E-06	4.294E-06		0	0	0		0.001		0%			0%	
Molybdenum	A	mg/L	0.00002485	0.00002485		0	0	0		0.001		0%			0%	
Nickel	A	mg/L	0.0000349	0.0000349		0	0	0		0.005		0%			0%	
Potassium	A	mg/L	0.0053	0.0053		0.00625	0	0		1		85%	80	120	0%	
Selenium	A	mg/L	0.0000212	0.0000212		0.000025	0	0		0.005		85%	80	120	0%	
Silicon	A	mg/L	0.0003774	0.0003774		0	0	0		0.1		0%			0%	
Silver	A	mg/L	0.00001075	0.00001075		0	0	0		0.001		0%			0%	
Sodium	A	mg/L	0.006249	0.006249		0.00625	0	0		1		100%	80	120	0%	
Strontium	A	mg/L	0.00001766	0.00001766		0	0	0		0.001		0%	80	120	0%	
Thallium	A	mg/L	0.00002184	0.00002184		0	0	0		0.001		0%			0%	
Thorium	A	mg/L	0.00001287	0.00001287		0	0	0		0.05		0%			0%	
Tin	A	mg/L	0.005502	0.005502		0	0	0		0.001		0%			0%	
Titanium	A	mg/L	0.00009611	0.00009611		0	0	0		0.001		0%			0%	
Uranium	A	mg/L	0.00002143	0.00002143		0.000025	0	0		0.001		86%	80	120	0%	
Vanadium	A	mg/L	0.0001215	0.0001215		0	0	0		0.005		0%			0%	
Zinc	A	mg/L	0.0001798	0.0001798		0	0	0		0.01		0%			0%	
Iron, Ferrous	C	mg/L	0.0007063	0.0007063		0.000025	0	0		0.01	5	2825%	80	120	0%	S

Seq No	Lab ID	Test Code	Sample Typ	File ID	Analysis Date	DF	Batch ID	Prep Date	SPKref	RPDref	pmoist
15046141	0.025 ppb STD	ICPMS-6020B-C	Cal1		2/18/2022 2:17:0	1	R374975		0	0	

Analyte	T	Units	RAW	Final	Text	Spike	SPKref	RPDref	MDL	PQL	UQL	%REC	LOW	HIGH	%RPD	Q
Silicon as SiO2	C	mg/L	0.00080764	0.00080764		0.0000535	0	0		0.214	0.9	1510%	80	120	0%	S

Seq No	Lab ID	Test Code	Sample Typ	File ID	Analysis Date	DF	Batch ID	Prep Date	SPKref	RPDref	pmoist
15046142	0.05 ppb STD	ICPMS-6020B-C	Cal2		2/18/2022 2:23:4	1	R374975		0	0	

Analyte	T	Units	RAW	Final	Text	Spike	SPKref	RPDref	MDL	PQL	UQL	%REC	LOW	HIGH	%RPD	Q
Aluminum	A	mg/L	0.0003152	0.0003152		0	0	0		0.01		0%			0%	
Antimony	A	mg/L	0.0000482	0.0000482		0.00005	0	0		0.001		96%	80	120	0%	
Arsenic	A	mg/L	0.00007514	0.00007514		0.00005	0	0		0.001		150%	80	120	0%	S
Barium	A	mg/L	0.00004589	0.00004589		0.00005	0	0		0.0003		92%	80	120	0%	
Beryllium	A	mg/L	0.00003872	0.00003872		0.00005	0	0		0.001		77%	80	120	0%	S
Boron	A	mg/L	2.714E-07	2.714E-07		0	0	0		0.1		0%			0%	
Cadmium	A	mg/L	0.00003615	0.00003615		0.00005	0	0		0.001		72%	80	120	0%	S
Calcium	A	mg/L	0.01459	0.01459		0.0125	0	0		1		117%	80	120	0%	
Cerium	A	mg/L	0.00005425	0.00005425		0.00005	0	0		0.001		108%	80	120	0%	
Chromium	A	mg/L	0.00005294	0.00005294		0.00005	0	0		0.001		106%	80	120	0%	
Cobalt	A	mg/L	0.0000545	0.0000545		0	0	0		0.001		0%			0%	
Copper	A	mg/L	0.00008371	0.00008371		0.00005	0	0		0.005		167%	80	120	0%	S
Iron	A	mg/L	0.001491	0.001491		0.00125	0	0		0.01		119%	80	120	0%	
Lanthanum	A	mg/L	0.00005057	0.00005057		0.00005	0	0		0.001		101%	80	120	0%	
Lead	A	mg/L	0.00003825	0.00003825		0.00005	0	0		0.001		77%	80	120	0%	S
Lithium	A	mg/L	0.0005961	0.0005961		0.000625	0	0		1		95%	80	120	0%	
Magnesium	A	mg/L	0.01349	0.01349		0.0125	0	0		1		108%	80	120	0%	
Manganese	A	mg/L	0.0000595	0.0000595		0.00005	0	0		0.001		119%	80	120	0%	
Mercury	A	mg/L	3.456E-06	3.456E-06		0	0	0		0.001		0%			0%	
Molybdenum	A	mg/L	0.00005511	0.00005511		0.00005	0	0		0.001		110%	80	120	0%	
Nickel	A	mg/L	0.00005107	0.00005107		0	0	0		0.005		0%			0%	
Potassium	A	mg/L	0.01378	0.01378		0.0125	0	0		1		110%	80	120	0%	
Selenium	A	mg/L	0.00005432	0.00005432		0.00005	0	0		0.005		109%	80	120	0%	
Silicon	A	mg/L	0.0005009	0.0005009		0	0	0		0.1		0%			0%	
Silver	A	mg/L	0.00002285	0.00002285		0.00002	0	0		0.001		114%	80	120	0%	
Sodium	A	mg/L	0.01366	0.01366		0.0125	0	0		1		109%	80	120	0%	
Strontium	A	mg/L	0.00004939	0.00004939		0.00005	0	0		0.001		99%	80	120	0%	
Thallium	A	mg/L	0.00004998	0.00004998		0	0	0		0.001		0%			0%	
Thorium	A	mg/L	0.0000336	0.0000336		0	0	0		0.05		0%			0%	

Seq No	Lab ID	Test Code	Sample Typ	File ID	Analysis Date	DF	Batch ID	Prep Date	SPKref	RPDref	pmoist
15046142	0.05 ppb STD	ICPMS-6020B-C	Cal2		2/18/2022 2:23:4	1	R374975		0	0	

Analyte	T	Units	RAW	Final	Text	Spike	SPKref	RPDref	MDL	PQL	UQL	%REC	LOW	HIGH	%RPD	Q
Tin	A	mg/L	0.005677	0.005677		0	0	0		0.001		0%			0%	
Titanium	A	mg/L	0.00008903	0.00008903		0	0	0		0.001		0%			0%	
Uranium	A	mg/L	0.00005148	0.00005148		0.00005	0	0		0.001		103%	80	120	0%	
Vanadium	A	mg/L	0.0002942	0.0002942		0	0	0		0.005		0%			0%	
Zinc	A	mg/L	0.00007813	0.00007813		0	0	0		0.01		0%			0%	
Iron, Ferrous	C	mg/L	0.001491	0.001491		0.00005	0	0		0.01	5	2982%	80	120	0%	S
Silicon as SiO2	C	mg/L	0.00107193	0.00107193		0.00428	0	0		0.214	0.9	25%	80	120	0%	S

Seq No	Lab ID	Test Code	Sample Typ	File ID	Analysis Date	DF	Batch ID	Prep Date	SPKref	RPDref	pmoist
15046143	0.10 ppb STD	ICPMS-6020B-C	Cal3		2/18/2022 2:30:2	1	R374975		0	0	

Analyte	T	Units	RAW	Final	Text	Spike	SPKref	RPDref	MDL	PQL	UQL	%REC	LOW	HIGH	%RPD	Q
Aluminum	A	mg/L	0.0002161	0.0002161		0.0001	0	0		0.01		216%	80	120	0%	S
Antimony	A	mg/L	0.0001111	0.0001111		0.0001	0	0		0.001		111%	80	120	0%	
Arsenic	A	mg/L	0.0001372	0.0001372		0.0001	0	0		0.001		137%	80	120	0%	S
Barium	A	mg/L	0.0001082	0.0001082		0.0001	0	0		0.0003		108%	80	120	0%	
Beryllium	A	mg/L	0.0001027	0.0001027		0.0001	0	0		0.001		103%	80	120	0%	
Boron	A	mg/L	0.00006407	0.00006407		0	0	0		0.1		0%			0%	
Cadmium	A	mg/L	0.0001095	0.0001095		0.0001	0	0		0.001		110%	80	120	0%	
Calcium	A	mg/L	0.03058	0.03058		0.025	0	0		1		122%	80	120	0%	S
Cerium	A	mg/L	0.0001172	0.0001172		0.0001	0	0		0.001		117%	80	120	0%	
Chromium	A	mg/L	0.0001309	0.0001309		0.0001	0	0		0.001		131%	80	120	0%	S
Cobalt	A	mg/L	0.0001209	0.0001209		0.0001	0	0		0.001		121%	80	120	0%	S
Copper	A	mg/L	0.0001319	0.0001319		0.0001	0	0		0.005		132%	80	120	0%	S
Iron	A	mg/L	0.003054	0.003054		0.0025	0	0		0.01		122%	80	120	0%	S
Lanthanum	A	mg/L	0.0001152	0.0001152		0.0001	0	0		0.001		115%	80	120	0%	
Lead	A	mg/L	0.0001034	0.0001034		0.0001	0	0		0.001		103%	80	120	0%	
Lithium	A	mg/L	0.001288	0.001288		0.00125	0	0		1		103%	80	120	0%	
Magnesium	A	mg/L	0.0311	0.0311		0.025	0	0		1		124%	80	120	0%	S
Manganese	A	mg/L	0.0001251	0.0001251		0.0001	0	0		0.001		125%	80	120	0%	S
Mercury	A	mg/L	0.00000399	0.00000399		0.000002	0	0		0.001		200%	80	120	0%	S
Molybdenum	A	mg/L	0.0001159	0.0001159		0.0001	0	0		0.001		116%	80	120	0%	
Nickel	A	mg/L	0.0001276	0.0001276		0.0001	0	0		0.005		128%	80	120	0%	S
Potassium	A	mg/L	0.02904	0.02904		0.025	0	0		1		116%	80	120	0%	
Selenium	A	mg/L	0.0001016	0.0001016		0.0001	0	0		0.005		102%	80	120	0%	

Seq No	Lab ID	Test Code	Sample Typ	File ID	Analysis Date	DF	Batch ID	Prep Date	SPKref	RPDref	pmoist
15046143	0.10 ppb STD	ICPMS-6020B-C	Cal3		2/18/2022 2:30:2	1	R374975		0	0	

Analyte	T	Units	RAW	Final	Text	Spike	SPKref	RPDref	MDL	PQL	UQL	%REC	LOW	HIGH	%RPD	Q
Silicon	A	mg/L	0.0005845	0.0005845		0.0004	0	0		0.1		146%	80	120	0%	S
Silver	A	mg/L	0.00004773	0.00004773		0.00004	0	0		0.001		119%	80	120	0%	
Sodium	A	mg/L	0.02707	0.02707		0.025	0	0		1		108%	80	120	0%	
Strontium	A	mg/L	0.0001311	0.0001311		0.0001	0	0		0.001		131%	80	120	0%	S
Thallium	A	mg/L	0.0001129	0.0001129		0.0001	0	0		0.001		113%	80	120	0%	
Thorium	A	mg/L	0.00007669	0.00007669		0.0001	0	0		0.05		77%	80	120	0%	S
Tin	A	mg/L	0.005629	0.005629		0.0001	0	0		0.001		5629%	80	120	0%	S
Titanium	A	mg/L	0.0001676	0.0001676		0.0001	0	0		0.001		168%	80	120	0%	S
Uranium	A	mg/L	0.0001052	0.0001052		0.0001	0	0		0.001		105%	80	120	0%	
Vanadium	A	mg/L	0.0003649	0.0003649		0.0001	0	0		0.005		365%	80	120	0%	S
Zinc	A	mg/L	0.0002332	0.0002332		0.0001	0	0		0.01		233%	80	120	0%	S
Iron, Ferrous	C	mg/L	0.003054	0.003054		0.0001	0	0		0.01	5	3054%	80	120	0%	S
Silicon as SiO2	C	mg/L	0.00125083	0.00125083		0.00856	0	0		0.214	0.9	15%	80	120	0%	S

Seq No	Lab ID	Test Code	Sample Typ	File ID	Analysis Date	DF	Batch ID	Prep Date	SPKref	RPDref	pmoist
15046144	0.5 ppb STD	ICPMS-6020B-C	Cal4		2/18/2022 2:36:5	1	R374975		0	0	

Analyte	T	Units	RAW	Final	Text	Spike	SPKref	RPDref	MDL	PQL	UQL	%REC	LOW	HIGH	%RPD	Q
Aluminum	A	mg/L	0.0005264	0.0005264		0.0005	0	0		0.01		105%	80	120	0%	
Antimony	A	mg/L	0.0004624	0.0004624		0.0005	0	0		0.001		92%	80	120	0%	
Arsenic	A	mg/L	0.0005401	0.0005401		0.0005	0	0		0.001		108%	80	120	0%	
Barium	A	mg/L	0.0004671	0.0004671		0.0005	0	0		0.0003		93%	80	120	0%	
Beryllium	A	mg/L	0.0004399	0.0004399		0.0005	0	0		0.001		88%	80	120	0%	
Boron	A	mg/L	0.0004482	0.0004482		0.0005	0	0		0.1		90%	80	120	0%	
Cadmium	A	mg/L	0.0004432	0.0004432		0.0005	0	0		0.001		89%	80	120	0%	
Calcium	A	mg/L	0.1218	0.1218		0.125	0	0		1		97%	80	120	0%	
Cerium	A	mg/L	0.000493	0.000493		0.0005	0	0		0.001		99%	80	120	0%	
Chromium	A	mg/L	0.0004826	0.0004826		0.0005	0	0		0.001		97%	80	120	0%	
Cobalt	A	mg/L	0.0004722	0.0004722		0.0005	0	0		0.001		94%	80	120	0%	
Copper	A	mg/L	0.0005377	0.0005377		0.0005	0	0		0.005		108%	80	120	0%	
Iron	A	mg/L	0.01285	0.01285		0.0125	0	0		0.01		103%	80	120	0%	
Lanthanum	A	mg/L	0.000487	0.000487		0.0005	0	0		0.001		97%	80	120	0%	
Lead	A	mg/L	0.0004397	0.0004397		0.0005	0	0		0.001		88%	80	120	0%	
Lithium	A	mg/L	0.005611	0.005611		0.00625	0	0		1		90%	80	120	0%	
Magnesium	A	mg/L	0.1282	0.1282		0.125	0	0		1		103%	80	120	0%	

Seq No	Lab ID	Test Code	Sample Typ	File ID	Analysis Date	DF	Batch ID	Prep Date	SPKref	RPDref	pmoist
15046144	0.5 ppb STD	ICPMS-6020B-C	Cal4		2/18/2022 2:36:5	1	R374975		0	0	

Analyte	T	Units	RAW	Final	Text	Spike	SPKref	RPDref	MDL	PQL	UQL	%REC	LOW	HIGH	%RPD	Q
Manganese	A	mg/L	0.000494	0.000494		0.0005	0	0		0.001		99%	80	120	0%	
Mercury	A	mg/L	0.00001389	0.00001389		0.00001	0	0		0.001		139%	80	120	0%	S
Molybdenum	A	mg/L	0.0004665	0.0004665		0.0005	0	0		0.001		93%	80	120	0%	
Nickel	A	mg/L	0.0005317	0.0005317		0.0005	0	0		0.005		106%	80	120	0%	
Potassium	A	mg/L	0.126	0.126		0.125	0	0		1		101%	80	120	0%	
Selenium	A	mg/L	0.0004769	0.0004769		0.0005	0	0		0.005		95%	80	120	0%	
Silicon	A	mg/L	0.002271	0.002271		0.002	0	0		0.1		114%	80	120	0%	
Silver	A	mg/L	0.0001848	0.0001848		0.0002	0	0		0.001		92%	80	120	0%	
Sodium	A	mg/L	0.1233	0.1233		0.125	0	0		1		99%	80	120	0%	
Strontium	A	mg/L	0.0004783	0.0004783		0.0005	0	0		0.001		96%	80	120	0%	
Thallium	A	mg/L	0.0004862	0.0004862		0.0005	0	0		0.001		97%	80	120	0%	
Thorium	A	mg/L	0.0003912	0.0003912		0.0005	0	0		0.05		78%	80	120	0%	S
Tin	A	mg/L	0.005778	0.005778		0.0005	0	0		0.001		1156%	80	120	0%	S
Titanium	A	mg/L	0.0005117	0.0005117		0.0005	0	0		0.001		102%	80	120	0%	
Uranium	A	mg/L	0.0004336	0.0004336		0.0005	0	0		0.001		87%	80	120	0%	
Vanadium	A	mg/L	0.0008062	0.0008062		0.0005	0	0		0.005		161%	80	120	0%	S
Zinc	A	mg/L	0.0005743	0.0005743		0.0005	0	0		0.01		115%	80	120	0%	
Iron, Ferrous	C	mg/L	0.01285	0.01285		0.0005	0	0		0.01	5	2570%	80	120	0%	S
Silicon as SiO2	C	mg/L	0.00485994	0.00485994		0.0428	0	0		0.214	0.9	11%	80	120	0%	S

Seq No	Lab ID	Test Code	Sample Typ	File ID	Analysis Date	DF	Batch ID	Prep Date	SPKref	RPDref	pmoist
15046145	1 ppb STD	ICPMS-6020B-C	Cal5		2/18/2022 2:43:3	1	R374975		0	0	

Analyte	T	Units	RAW	Final	Text	Spike	SPKref	RPDref	MDL	PQL	UQL	%REC	LOW	HIGH	%RPD	Q
Aluminum	A	mg/L	0.001075	0.001075		0.001	0	0		0.01		107%	80	120	0%	
Antimony	A	mg/L	0.001036	0.001036		0.001	0	0		0.001		104%	80	120	0%	
Arsenic	A	mg/L	0.001152	0.001152		0.001	0	0		0.001		115%	80	120	0%	
Barium	A	mg/L	0.001062	0.001062		0.001	0	0		0.0003		106%	80	120	0%	
Beryllium	A	mg/L	0.000979	0.000979		0.001	0	0		0.001		98%	80	120	0%	
Boron	A	mg/L	0.000956	0.000956		0.001	0	0		0.1		96%	80	120	0%	
Cadmium	A	mg/L	0.001001	0.001001		0.001	0	0		0.001		100%	80	120	0%	
Calcium	A	mg/L	0.2797	0.2797		0.25	0	0		1		112%	80	120	0%	
Cerium	A	mg/L	0.001118	0.001118		0.001	0	0		0.001		112%	80	120	0%	
Chromium	A	mg/L	0.001132	0.001132		0.001	0	0		0.001		113%	80	120	0%	
Cobalt	A	mg/L	0.001085	0.001085		0.001	0	0		0.001		108%	80	120	0%	

Seq No	Lab ID	Test Code	Sample Typ	File ID	Analysis Date	DF	Batch ID	Prep Date	SPKref	RPDref	pmoist
15046145	1 ppb STD	ICPMS-6020B-C	Cal5		2/18/2022 2:43:3	1	R374975		0	0	

Analyte	T	Units	RAW	Final	Text	Spike	SPKref	RPDref	MDL	PQL	UQL	%REC	LOW	HIGH	%RPD	Q
Copper	A	mg/L	0.001153	0.001153		0.001	0	0		0.005		115%	80	120	0%	
Iron	A	mg/L	0.02863	0.02863		0.025	0	0		0.01		115%	80	120	0%	
Lanthanum	A	mg/L	0.001064	0.001064		0.001	0	0		0.001		106%	80	120	0%	
Lead	A	mg/L	0.0009858	0.0009858		0.001	0	0		0.001		99%	80	120	0%	
Lithium	A	mg/L	0.01262	0.01262		0.0125	0	0		1		101%	80	120	0%	
Magnesium	A	mg/L	0.2861	0.2861		0.25	0	0		1		114%	80	120	0%	
Manganese	A	mg/L	0.001139	0.001139		0.001	0	0		0.001		114%	80	120	0%	
Mercury	A	mg/L	0.0000311	0.0000311		0.00002	0	0		0.001		155%	80	120	0%	S
Molybdenum	A	mg/L	0.001061	0.001061		0.001	0	0		0.001		106%	80	120	0%	
Nickel	A	mg/L	0.001143	0.001143		0.001	0	0		0.005		114%	80	120	0%	
Potassium	A	mg/L	0.2788	0.2788		0.25	0	0		1		112%	80	120	0%	
Selenium	A	mg/L	0.001083	0.001083		0.001	0	0		0.005		108%	80	120	0%	
Silicon	A	mg/L	0.004339	0.004339		0.004	0	0		0.1		108%	80	120	0%	
Silver	A	mg/L	0.0004257	0.0004257		0.0004	0	0		0.001		106%	80	120	0%	
Sodium	A	mg/L	0.2794	0.2794		0.25	0	0		1		112%	80	120	0%	
Strontium	A	mg/L	0.001082	0.001082		0.001	0	0		0.001		108%	80	120	0%	
Thallium	A	mg/L	0.001116	0.001116		0.001	0	0		0.001		112%	80	120	0%	
Thorium	A	mg/L	0.001006	0.001006		0.001	0	0		0.05		101%	80	120	0%	
Tin	A	mg/L	0.005811	0.005811		0.001	0	0		0.001		581%	80	120	0%	S
Titanium	A	mg/L	0.001113	0.001113		0.001	0	0		0.001		111%	80	120	0%	
Uranium	A	mg/L	0.0009832	0.0009832		0.001	0	0		0.001		98%	80	120	0%	
Vanadium	A	mg/L	0.001148	0.001148		0.001	0	0		0.005		115%	80	120	0%	
Zinc	A	mg/L	0.001102	0.001102		0.001	0	0		0.01		110%	80	120	0%	
Iron, Ferrous	C	mg/L	0.02863	0.02863		0.001	0	0		0.01	5	2863%	80	120	0%	S
Silicon as SiO2	C	mg/L	0.00928546	0.00928546		0.0856	0	0		0.214	0.9	11%	80	120	0%	S

Seq No	Lab ID	Test Code	Sample Typ	File ID	Analysis Date	DF	Batch ID	Prep Date	SPKref	RPDref	pmoist
15046146	10 ppb STD	ICPMS-6020B-C	Cal6		2/18/2022 2:50:1	1	R374975		0	0	

Analyte	T	Units	RAW	Final	Text	Spike	SPKref	RPDref	MDL	PQL	UQL	%REC	LOW	HIGH	%RPD	Q
Aluminum	A	mg/L	0.009972	0.009972		0.01	0	0		0.01		100%	90	110	0%	
Antimony	A	mg/L	0.009988	0.009988		0.01	0	0		0.001		100%	90	110	0%	
Arsenic	A	mg/L	0.009983	0.009983		0.01	0	0		0.001		100%	90	110	0%	
Barium	A	mg/L	0.009984	0.009984		0.01	0	0		0.0003		100%	90	110	0%	
Beryllium	A	mg/L	0.009991	0.009991		0.01	0	0		0.001		100%	90	110	0%	

Seq No	Lab ID	Test Code	Sample Typ	File ID	Analysis Date	DF	Batch ID	Prep Date	SPKref	RPDref	pmoist
15046146	10 ppb STD	ICPMS-6020B-C	Cal6		2/18/2022 2:50:1	1	R374975		0	0	

Analyte	T	Units	RAW	Final	Text	Spike	SPKref	RPDref	MDL	PQL	UQL	%REC	LOW	HIGH	%RPD	Q
Boron	A	mg/L	0.009991	0.009991		0.01	0	0		0.1		100%	90	110	0%	
Cadmium	A	mg/L	0.009991	0.009991		0.01	0	0		0.001		100%	90	110	0%	
Calcium	A	mg/L	2.496	2.496		2.5	0	0		1		100%	90	110	0%	
Cerium	A	mg/L	0.009986	0.009986		0.01	0	0		0.001		100%	90	110	0%	
Chromium	A	mg/L	0.009986	0.009986		0.01	0	0		0.001		100%	90	110	0%	
Cobalt	A	mg/L	0.009985	0.009985		0.01	0	0		0.001		100%	90	110	0%	
Copper	A	mg/L	0.009982	0.009982		0.01	0	0		0.005		100%	90	110	0%	
Iron	A	mg/L	0.2597	0.2597		0.25	0	0		0.01		104%	90	110	0%	
Lanthanum	A	mg/L	0.009988	0.009988		0.01	0	0		0.001		100%	90	110	0%	
Lead	A	mg/L	0.00999	0.00999		0.01	0	0		0.001		100%	90	110	0%	
Lithium	A	mg/L	0.1248	0.1248		0.125	0	0		1		100%	90	110	0%	
Magnesium	A	mg/L	2.497	2.497		2.5	0	0		1		100%	90	110	0%	
Manganese	A	mg/L	0.009985	0.009985		0.01	0	0		0.001		100%	90	110	0%	
Mercury	A	mg/L	0.0001989	0.0001989		0.0002	0	0		0.001		99%	90	110	0%	
Molybdenum	A	mg/L	0.009985	0.009985		0.01	0	0		0.001		100%	90	110	0%	
Nickel	A	mg/L	0.009982	0.009982		0.01	0	0		0.005		100%	90	110	0%	
Potassium	A	mg/L	2.497	2.497		2.5	0	0		1		100%	90	110	0%	
Selenium	A	mg/L	0.009989	0.009989		0.01	0	0		0.005		100%	90	110	0%	
Silicon	A	mg/L	0.03994	0.03994		0.04	0	0		0.1		100%	90	110	0%	
Silver	A	mg/L	0.003994	0.003994		0.004	0	0		0.001		100%	90	110	0%	
Sodium	A	mg/L	2.497	2.497		2.5	0	0		1		100%	90	110	0%	
Strontium	A	mg/L	0.009988	0.009988		0.01	0	0		0.001		100%	90	110	0%	
Thallium	A	mg/L	0.009989	0.009989		0.01	0	0		0.001		100%	90	110	0%	
Thorium	A	mg/L	0.01001	0.01001		0.01	0	0		0.05		100%	90	110	0%	
Tin	A	mg/L	0.009144	0.009144		0.01	0	0		0.001		91%	90	110	0%	
Titanium	A	mg/L	0.009984	0.009984		0.01	0	0		0.001		100%	90	110	0%	
Uranium	A	mg/L	0.009989	0.009989		0.01	0	0		0.001		100%	90	110	0%	
Vanadium	A	mg/L	0.009969	0.009969		0.01	0	0		0.005		100%	90	110	0%	
Zinc	A	mg/L	0.00999	0.00999		0.01	0	0		0.01		100%	90	110	0%	
Iron, Ferrous	C	mg/L	0.2597	0.2597		0.01	0	0		0.01	5	2597%	90	110	0%	S
Silicon as SiO2	C	mg/L	0.0854716	0.0854716		0.856	0	0		0.214	0.9	10%	90	110	0%	S

Seq No	Lab ID	Test Code	Sample Typ	File ID	Analysis Date	DF	Batch ID	Prep Date	SPKref	RPDref	pmoist
15046147	50 ppb STD	ICPMS-6020B-C	Cal7		2/18/2022 2:56:4	1	R374975		0	0	

Analyte	T	Units	RAW	Final	Text	Spike	SPKref	RPDref	MDL	PQL	UQL	%REC	LOW	HIGH	%RPD	Q
Aluminum	A	mg/L	0.04997	0.04997		0.05	0	0		0.01		100%	90	110	0%	
Antimony	A	mg/L	0.0501	0.0501		0.05	0	0		0.001		100%	90	110	0%	
Arsenic	A	mg/L	0.04993	0.04993		0.05	0	0		0.001		100%	90	110	0%	
Barium	A	mg/L	0.04995	0.04995		0.05	0	0		0.0003		100%	90	110	0%	
Beryllium	A	mg/L	0.04995	0.04995		0.05	0	0		0.001		100%	90	110	0%	
Boron	A	mg/L	0.05008	0.05008		0.05	0	0		0.1		100%	90	110	0%	
Cadmium	A	mg/L	0.04997	0.04997		0.05	0	0		0.001		100%	90	110	0%	
Calcium	A	mg/L	12.45	12.45		12.5	0	0		1		100%	90	110	0%	
Cerium	A	mg/L	0.04992	0.04992		0.05	0	0		0.001		100%	90	110	0%	
Chromium	A	mg/L	0.04994	0.04994		0.05	0	0		0.001		100%	90	110	0%	
Cobalt	A	mg/L	0.04982	0.04982		0.05	0	0		0.001		100%	90	110	0%	
Copper	A	mg/L	0.04984	0.04984		0.05	0	0		0.005		100%	90	110	0%	
Iron	A	mg/L	1.293	1.293		1.25	0	0		0.01		103%	90	110	0%	
Lanthanum	A	mg/L	0.04995	0.04995		0.05	0	0		0.001		100%	90	110	0%	
Lead	A	mg/L	0.05	0.05		0.05	0	0		0.001		100%	90	110	0%	
Lithium	A	mg/L	0.6239	0.6239		0.625	0	0		1		100%	90	110	0%	
Magnesium	A	mg/L	12.44	12.44		12.5	0	0		1		100%	90	110	0%	
Manganese	A	mg/L	0.04992	0.04992		0.05	0	0		0.001		100%	90	110	0%	
Mercury	A	mg/L	0.0009956	0.0009956		0.001	0	0		0.001		100%	90	110	0%	
Molybdenum	A	mg/L	0.05003	0.05003		0.05	0	0		0.001		100%	90	110	0%	
Nickel	A	mg/L	0.04991	0.04991		0.05	0	0		0.005		100%	90	110	0%	
Potassium	A	mg/L	12.46	12.46		12.5	0	0		1		100%	90	110	0%	
Selenium	A	mg/L	0.04995	0.04995		0.05	0	0		0.005		100%	90	110	0%	
Silicon	A	mg/L	0.2006	0.2006		0.2	0	0		0.1		100%	90	110	0%	
Silver	A	mg/L	0.01998	0.01998		0.02	0	0		0.001		100%	90	110	0%	
Sodium	A	mg/L	12.45	12.45		12.5	0	0		1		100%	90	110	0%	
Strontium	A	mg/L	0.04993	0.04993		0.05	0	0		0.001		100%	90	110	0%	
Thallium	A	mg/L	0.04994	0.04994		0.05	0	0		0.001		100%	90	110	0%	
Thorium	A	mg/L	0.04998	0.04998		0.05	0	0		0.05		100%	90	110	0%	
Tin	A	mg/L	0.04672	0.04672		0.05	0	0		0.001		93%	90	110	0%	
Titanium	A	mg/L	0.04988	0.04988		0.05	0	0		0.001		100%	90	110	0%	
Uranium	A	mg/L	0.05003	0.05003		0.05	0	0		0.001		100%	90	110	0%	
Vanadium	A	mg/L	0.05	0.05		0.05	0	0		0.005		100%	90	110	0%	
Zinc	A	mg/L	0.04979	0.04979		0.05	0	0		0.01		100%	90	110	0%	
Iron, Ferrous	C	mg/L	1.293	1.293		0.05	0	0		0.01	5	2586%	90	110	0%	S

Seq No	Lab ID	Test Code	Sample Typ	File ID	Analysis Date	DF	Batch ID	Prep Date	SPKref	RPDref	pmoist
15046147	50 ppb STD	ICPMS-6020B-C	Cal7		2/18/2022 2:56:4	1	R374975		0	0	

Analyte	T	Units	RAW	Final	Text	Spike	SPKref	RPDref	MDL	PQL	UQL	%REC	LOW	HIGH	%RPD	Q
Silicon as SiO2	C	mg/L	0.429284	0.429284		4.28	0	0		0.214	0.9	10%	90	110	0%	S

Seq No	Lab ID	Test Code	Sample Typ	File ID	Analysis Date	DF	Batch ID	Prep Date	SPKref	RPDref	pmoist
15046148	100 ppb STD	ICPMS-6020B-C	Cal8		2/18/2022 3:03:2	1	R374975		0	0	

Analyte	T	Units	RAW	Final	Text	Spike	SPKref	RPDref	MDL	PQL	UQL	%REC	LOW	HIGH	%RPD	Q
Aluminum	A	mg/L	0.09878	0.09878		0.1	0	0		0.01		99%	90	110	0%	
Antimony	A	mg/L	0.09869	0.09869		0.1	0	0		0.001		99%	90	110	0%	
Arsenic	A	mg/L	0.09983	0.09983		0.1	0	0		0.001		100%	90	110	0%	
Barium	A	mg/L	0.1004	0.1004		0.1	0	0		0.0003		100%	90	110	0%	
Beryllium	A	mg/L	0.0998	0.0998		0.1	0	0		0.001		100%	90	110	0%	
Boron	A	mg/L	0.09848	0.09848		0.1	0	0		0.1		98%	90	110	0%	
Cadmium	A	mg/L	0.09992	0.09992		0.1	0	0		0.001		100%	90	110	0%	
Calcium	A	mg/L	25.05	25.05		25	0	0		1		100%	90	110	0%	
Cerium	A	mg/L	0.09977	0.09977		0.1	0	0		0.001		100%	90	110	0%	
Chromium	A	mg/L	0.09926	0.09926		0.1	0	0		0.001		99%	90	110	0%	
Cobalt	A	mg/L	0.09944	0.09944		0.1	0	0		0.001		99%	90	110	0%	
Copper	A	mg/L	0.0992	0.0992		0.1	0	0		0.005		99%	90	110	0%	
Iron	A	mg/L	2.604	2.604		2.5	0	0		0.01		104%	90	110	0%	
Lanthanum	A	mg/L	0.09986	0.09986		0.1	0	0		0.001		100%	90	110	0%	
Lead	A	mg/L	0.09924	0.09924		0.1	0	0		0.001		99%	90	110	0%	
Lithium	A	mg/L	1.249	1.249		1.25	0	0		1		100%	90	110	0%	
Magnesium	A	mg/L	24.96	24.96		25	0	0		1		100%	90	110	0%	
Manganese	A	mg/L	0.09957	0.09957		0.1	0	0		0.001		100%	90	110	0%	
Mercury	A	mg/L	0.002017	0.002017		0.002	0	0		0.001		101%	90	110	0%	
Molybdenum	A	mg/L	0.09971	0.09971		0.1	0	0		0.001		100%	90	110	0%	
Nickel	A	mg/L	0.09936	0.09936		0.1	0	0		0.005		99%	90	110	0%	
Potassium	A	mg/L	25.2	25.2		25	0	0		1		101%	90	110	0%	
Selenium	A	mg/L	0.09939	0.09939		0.1	0	0		0.005		99%	90	110	0%	
Silicon	A	mg/L	0.3914	0.3914		0.4	0	0		0.1		98%	90	110	0%	
Silver	A	mg/L	0.0399	0.0399		0.04	0	0		0.001		100%	90	110	0%	
Sodium	A	mg/L	24.98	24.98		25	0	0		1		100%	90	110	0%	
Strontium	A	mg/L	0.09993	0.09993		0.1	0	0		0.001		100%	90	110	0%	
Thallium	A	mg/L	0.09954	0.09954		0.1	0	0		0.001		100%	90	110	0%	
Thorium	A	mg/L	0.09977	0.09977		0.1	0	0		0.05		100%	90	110	0%	

Seq No	Lab ID	Test Code	Sample Typ	File ID	Analysis Date	DF	Batch ID	Prep Date	SPKref	RPDref	pmoist
15046148	100 ppb STD	ICPMS-6020B-C	Cal8		2/18/2022 3:03:2	1	R374975		0	0	

Analyte	T	Units	RAW	Final	Text	Spike	SPKref	RPDref	MDL	PQL	UQL	%REC	LOW	HIGH	%RPD	Q
Tin	A	mg/L	0.1002	0.1002		0.1	0	0		0.001		100%	90	110	0%	
Titanium	A	mg/L	0.09917	0.09917		0.1	0	0		0.001		99%	90	110	0%	
Uranium	A	mg/L	0.09914	0.09914		0.1	0	0		0.001		99%	90	110	0%	
Vanadium	A	mg/L	0.1001	0.1001		0.1	0	0		0.005		100%	90	110	0%	
Zinc	A	mg/L	0.09996	0.09996		0.1	0	0		0.01		100%	90	110	0%	
Iron, Ferrous	C	mg/L	2.604	2.604		0.1	0	0		0.01	5	2604%	90	110	0%	S
Silicon as SiO2	C	mg/L	0.837596	0.837596		8.56	0	0		0.214	0.9	10%	90	110	0%	S

Seq No	Lab ID	Test Code	Sample Typ	File ID	Analysis Date	DF	Batch ID	Prep Date	SPKref	RPDref	pmoist
15046149	1000 ppb STD	ICPMS-6020B-C	Cal10		2/18/2022 3:09:5	1	R374975		0	0	

Analyte	T	Units	RAW	Final	Text	Spike	SPKref	RPDref	MDL	PQL	UQL	%REC	LOW	HIGH	%RPD	Q
Aluminum	A	mg/L	1	1		1	0	0		0.01		100%	90	110	0%	
Antimony	A	mg/L	0.0002784	0.0002784		0	0	0		0.001		0%			0%	
Arsenic	A	mg/L	0.9996	0.9996		1	0	0		0.001		100%	90	110	0%	
Barium	A	mg/L	0.9997	0.9997		1	0	0		0.0003		100%	90	110	0%	
Beryllium	A	mg/L	1	1		1	0	0		0.001		100%	90	110	0%	
Boron	A	mg/L	0.9997	0.9997		1	0	0		0.1		100%	90	110	0%	
Cadmium	A	mg/L	0.9996	0.9996		1	0	0		0.001		100%	90	110	0%	
Calcium	A	mg/L	50.22	50.22		50	0	0		1		100%	90	110	0%	
Cerium	A	mg/L	0.00002586	0.00002586		0	0	0		0.001		0%			0%	
Chromium	A	mg/L	0.9996	0.9996		1	0	0		0.001		100%	90	110	0%	
Cobalt	A	mg/L	0.9998	0.9998		1	0	0		0.001		100%	90	110	0%	
Copper	A	mg/L	0.9991	0.9991		1	0	0		0.005		100%	90	110	0%	
Iron	A	mg/L	6.028	6.028		6	0	0		0.01		100%	90	110	0%	
Lanthanum	A	mg/L	0.00001013	0.00001013		0	0	0		0.001		0%			0%	
Lead	A	mg/L	1	1		1	0	0		0.001		100%	90	110	0%	
Lithium	A	mg/L	2.503	2.503		2.5	0	0		1		100%	90	110	0%	
Magnesium	A	mg/L	49.66	49.66		50	0	0		1		99%	90	110	0%	
Manganese	A	mg/L	0.9994	0.9994		1	0	0		0.001		100%	90		0%	
Mercury	A	mg/L	0.00001033	0.00001033		0	0	0		0.001		0%			0%	
Molybdenum	A	mg/L	0.0001151	0.0001151		0	0	0		0.001		0%			0%	
Nickel	A	mg/L	0.9993	0.9993		1	0	0		0.005		100%	90	110	0%	
Potassium	A	mg/L	49.56	49.56		50	0	0		1		99%	90	110	0%	
Selenium	A	mg/L	0.9999	0.9999		1	0	0		0.005		100%	90	110	0%	

Seq No	Lab ID	Test Code	Sample Typ	File ID	Analysis Date	DF	Batch ID	Prep Date	SPKref	RPDref	pmoist
15046149	1000 ppb STD	ICPMS-6020B-C	Cal10		2/18/2022 3:09:5	1	R374975		0	0	

Analyte	T	Units	RAW	Final	Text	Spike	SPKref	RPDref	MDL	PQL	UQL	%REC	LOW	HIGH	%RPD	Q
Silicon	A	mg/L	0.001964	0.001964		0	0	0		0.1		0%			0%	
Silver	A	mg/L	0.3642	0.3642		0	0	0		0.001		0%			0%	
Sodium	A	mg/L	49.85	49.85		50	0	0		1		100%	90	110	0%	
Strontium	A	mg/L	0.9999	0.9999		1	0	0		0.001		100%	90	110	0%	
Thallium	A	mg/L	1	1		1	0	0		0.001		100%	90	110	0%	
Thorium	A	mg/L	1	1		1	0	0		0.05		100%	90	110	0%	
Tin	A	mg/L	0.01537	0.01537		0	0	0		0.001		0%			0%	
Titanium	A	mg/L	0.006568	0.006568		1	0	0		0.001		1%	90	110	0%	S
Uranium	A	mg/L	1	1		1	0	0		0.001		100%	90	110	0%	
Vanadium	A	mg/L	0.9998	0.9998		1	0	0		0.005		100%	90	110	0%	
Zinc	A	mg/L	0.9993	0.9993		1	0	0		0.01		100%	90	110	0%	
Iron, Ferrous	C	mg/L	6.028	6.028		0	0	0		0.01	5	0%			0%	
Silicon as SiO2	C	mg/L	0.00420296	0.00420296		0	0	0		0.214	0.9	0%			0%	

Seq No	Lab ID	Test Code	Sample Typ	File ID	Analysis Date	DF	Batch ID	Prep Date	SPKref	RPDref	pmoist
15046150	100 ppb Br STD	ICPMS-6020-W-	SAMP		2/18/2022 3:16:2	1	R374975		0	0	

Analyte	T	Units	RAW	Final	Text	Spike	SPKref	RPDref	MDL	PQL	UQL	%REC	LOW	HIGH	%RPD	Q
Aluminum	A	mg/L	0.00004359	0		0	0	0	0.0017836	0.001	1	0%	0	0	0%	
Antimony	A	mg/L	0.00006754	0		0	0	0	6.768E-05	0.001	0.1	0%	0	0	0%	
Arsenic	A	mg/L	-1.869E-05	0		0	0	0	8.203E-05	0.001	1	0%	0	0	0%	
Barium	A	mg/L	0.00001563	0		0	0	0	6.762E-05	0.001	1	0%	0	0	0%	
Cadmium	A	mg/L	0.00008824	0.00008824		0	0	0	2.308E-05	0.001	1	0%	0	0	0%	J
Cerium	A	mg/L	3.628E-07	0		0	0	0	0.0000222	0.001	0.1	0%	0	0	0%	
Chromium	A	mg/L	7.563E-06	0		0	0	0	0.0002538	0.001	1	0%	0	0	0%	
Cobalt	A	mg/L	0.00001483	0		0	0	0	2.141E-05	0.001	1	0%	0	0	0%	
Lanthanum	A	mg/L	2.515E-07	0		0	0	0	6.805E-05	0.001	0.1	0%	0	0	0%	
Lead	A	mg/L	0.00002631	0		0	0	0	3.031E-05	0.001	1	0%	0	0	0%	
Manganese	A	mg/L	0.00002727	0		0	0	0	7.309E-05	0.001	1	0%	0	0	0%	
Mercury	A	mg/L	6.366E-06	0		0	0	0	3.043E-05	0.001	0.002	0%	0	0	0%	
Molybdenum	A	mg/L	0.00002168	0		0	0	0	8.113E-05	0.001	0.1	0%	0	0	0%	
Nickel	A	mg/L	0.00001386	0		0	0	0	0.0001769	0.001	1	0%	0	0	0%	
Selenium	A	mg/L	0.0001326	0.0001326		0	0	0	7.174E-05	0.001	1	0%	0	0	0%	J
Silicon	A	mg/L	0.000048	0		0	0	0	0.0033337	0.1	0.4	0%	0	0	0%	
Silver	A	mg/L	0.00003005	0.00003005		0	0	0	2.644E-05	0.001	0.04	0%	0	0	0%	J

Seq No	Lab ID	Test Code	Sample Typ	File ID	Analysis Date	DF	Batch ID	Prep Date	SPKref	RPDref	pmoist
15046150	100 ppb Br STD	ICPMS-6020-W-	SAMP		2/18/2022 3:16:2	1	R374975		0	0	

Analyte	T	Units	RAW	Final	Text	Spike	SPKref	RPDref	MDL	PQL	UQL	%REC	LOW	HIGH	%RPD	Q
Strontium	A	mg/L	2.914E-06	0		0	0	0	9.743E-05	0.001	1	0%	0	0	0%	
Thallium	A	mg/L	0.0001391	0.0001391		0	0	0	4.842E-05	0.001	1	0%	0	0	0%	J
Thorium	A	mg/L	0.0002178	0.0002178		0	0	0	3.018E-05	0.001	1	0%	0	0	0%	J
Titanium	A	mg/L	0.00002888	0		0	0	0	0.0001004	0.001	1	0%	0	0	0%	
Uranium	A	mg/L	0.00004826	0.00004826		0	0	0	2.468E-05	0.0003	1	0%	0	0	0%	J
Boron	B	mg/L	0.004659	0.004659		0	0	0	0.0039526	0.00561	1	0%	0	0	0%	JL
Calcium	B	mg/L	0.002711	0		0	0	0	0.2027235	0.02092	50	0%	0	0	0%	L
Iron	B	mg/L	0.0002384	0		0	0	0	0.0021157	0.00119	5	0%	0	0	0%	
Iron, Ferrous	B	mg/L	0.0002384	0		0	0	0	0.0021157	0.00119	5	0%	0	0	0%	
Magnesium	B	mg/L	0.00004415	0		0	0	0	0.0203306	0.00564	50	0%	0	0	0%	L
Potassium	B	mg/L	0.5378	0.5378		0	0	0	0.0215433	0.08139	50	0%	0	0	0%	D
Sodium	B	mg/L	-0.01048	0		0	0	0	0.0451914	0.02171	50	0%	0	0	0%	L
Vanadium	B	mg/L	-0.001295	0		0	0	0	0.0018612	0.0013	1	0%	0	0	0%	
Zinc	B	mg/L	0.0000664	0		0	0	0	0.0010089	0.00273	1	0%	0	0	0%	L

Seq No	Lab ID	Test Code	Sample Typ	File ID	Analysis Date	DF	Batch ID	Prep Date	SPKref	RPDref	pmoist
15046151	Rinse	ICPMS-6020-W-	SAMP		2/18/2022 3:22:4	1	R374975		0	0	

Analyte	T	Units	RAW	Final	Text	Spike	SPKref	RPDref	MDL	PQL	UQL	%REC	LOW	HIGH	%RPD	Q
Aluminum	A	mg/L	-0.0000285	0		0	0	0	0.0017836	0.001	1	0%	0	0	0%	
Antimony	A	mg/L	0.00003237	0		0	0	0	6.768E-05	0.001	0.1	0%	0	0	0%	
Arsenic	A	mg/L	-8.165E-05	0		0	0	0	8.203E-05	0.001	1	0%	0	0	0%	
Barium	A	mg/L	3.306E-06	0		0	0	0	6.762E-05	0.001	1	0%	0	0	0%	
Cadmium	A	mg/L	0.0000365	0.0000365		0	0	0	2.308E-05	0.001	1	0%	0	0	0%	J
Cerium	A	mg/L	1.343E-07	0		0	0	0	0.0000222	0.001	0.1	0%	0	0	0%	
Chromium	A	mg/L	6.937E-06	0		0	0	0	0.0002538	0.001	1	0%	0	0	0%	
Cobalt	A	mg/L	-7.223E-07	0		0	0	0	2.141E-05	0.001	1	0%	0	0	0%	
Lanthanum	A	mg/L	1.415E-07	0		0	0	0	6.805E-05	0.001	0.1	0%	0	0	0%	
Lead	A	mg/L	1.427E-06	0		0	0	0	3.031E-05	0.001	1	0%	0	0	0%	
Manganese	A	mg/L	0.00001455	0		0	0	0	7.309E-05	0.001	1	0%	0	0	0%	
Mercury	A	mg/L	8.755E-06	0		0	0	0	3.043E-05	0.001	0.002	0%	0	0	0%	
Molybdenum	A	mg/L	8.688E-06	0		0	0	0	8.113E-05	0.001	0.1	0%	0	0	0%	
Nickel	A	mg/L	-1.793E-06	0		0	0	0	0.0001769	0.001	1	0%	0	0	0%	
Selenium	A	mg/L	0.0000305	0		0	0	0	7.174E-05	0.001	1	0%	0	0	0%	
Silicon	A	mg/L	-5.802E-05	0		0	0	0	0.0033337	0.1	0.4	0%	0	0	0%	

Seq No	Lab ID	Test Code	Sample Typ	File ID	Analysis Date	DF	Batch ID	Prep Date	SPKref	RPDref	pmoist
15046151	Rinse	ICPMS-6020-W-	SAMP		2/18/2022 3:22:4	1	R374975		0	0	

Analyte	T	Units	RAW	Final	Text	Spike	SPKref	RPDref	MDL	PQL	UQL	%REC	LOW	HIGH	%RPD	Q
Silver	A	mg/L	4.536E-06	0		0	0	0	2.644E-05	0.001	0.04	0%	0	0	0%	
Strontium	A	mg/L	-1.89E-06	0		0	0	0	9.743E-05	0.001	1	0%	0	0	0%	
Thallium	A	mg/L	0.00005764	0.00005764		0	0	0	4.842E-05	0.001	1	0%	0	0	0%	J
Thorium	A	mg/L	0.00005395	0.00005395		0	0	0	3.018E-05	0.001	1	0%	0	0	0%	J
Titanium	A	mg/L	0.00001915	0		0	0	0	0.0001004	0.001	1	0%	0	0	0%	
Uranium	A	mg/L	0.00001215	0		0	0	0	2.468E-05	0.0003	1	0%	0	0	0%	
Boron	B	mg/L	0.00248	0		0	0	0	0.0039526	0.00561	1	0%	0	0	0%	L
Calcium	B	mg/L	0.0008423	0		0	0	0	0.2027235	0.02092	50	0%	0	0	0%	L
Iron	B	mg/L	0.00005331	0		0	0	0	0.0021157	0.00119	5	0%	0	0	0%	
Iron, Ferrous	B	mg/L	0.00005331	0		0	0	0	0.0021157	0.00119	5	0%	0	0	0%	
Magnesium	B	mg/L	-0.0002722	0		0	0	0	0.0203306	0.00564	50	0%	0	0	0%	L
Potassium	B	mg/L	0.0115	0		0	0	0	0.0215433	0.08139	50	0%	0	0	0%	L
Sodium	B	mg/L	-0.01302	0		0	0	0	0.0451914	0.02171	50	0%	0	0	0%	L
Vanadium	B	mg/L	-0.001332	0		0	0	0	0.0018612	0.0013	1	0%	0	0	0%	
Zinc	B	mg/L	-0.0001315	0		0	0	0	0.0010089	0.00273	1	0%	0	0	0%	L

Seq No	Lab ID	Test Code	Sample Typ	File ID	Analysis Date	DF	Batch ID	Prep Date	SPKref	RPDref	pmoist
15046152	QCS	ICPMS-6020-W-	ICV		2/18/2022 3:29:0	1	R374975		0	0	

Analyte	T	Units	RAW	Final	Text	Spike	SPKref	RPDref	MDL	PQL	UQL	%REC	LOW	HIGH	%RPD	Q
Aluminum	A	mg/L	0.2485	0.2485		0.25	0	0	0.0017836	0.001	1	99%	90	110	0%	
Antimony	A	mg/L	0.05014	0.05014		0.05	0	0	6.768E-05	0.001	0.1	100%	90	110	0%	
Arsenic	A	mg/L	0.05042	0.05042		0.05	0	0	8.203E-05	0.001	1	101%	90	110	0%	
Barium	A	mg/L	0.04931	0.04931		0.05	0	0	6.762E-05	0.001	1	99%	90	110	0%	
Beryllium	A	mg/L	0.02121	0.02121		0.025	0	0	8.516E-05	0.001	1	85%	90	110	0%	S
Boron	A	mg/L	0.04979	0.04979		0.05	0	0	0.0039526	0.00561	1	100%	90	110	0%	
Cadmium	A	mg/L	0.02497	0.02497		0.025	0	0	2.308E-05	0.001	1	100%	90	110	0%	
Calcium	A	mg/L	2.565	2.565		2.5	0	0	0.2027235	0.02092	50	103%	90	110	0%	
Cerium	A	mg/L	0.05095	0.05095		0.05	0	0	0.0000222	0.001	0.1	102%	90	110	0%	
Chromium	A	mg/L	0.05075	0.05075		0.05	0	0	0.0002538	0.001	1	101%	90	110	0%	
Cobalt	A	mg/L	0.05314	0.05314		0.05	0	0	2.141E-05	0.001	1	106%	90	110	0%	
Copper	A	mg/L	0.05589	0.05589		0.05	0	0	0.0001748	0.001	1	112%	90	110	0%	S
Iron	A	mg/L	0.2576	0.2576		0.25	0	0	0.0021157	0.00119	5	103%	90	110	0%	
Lanthanum	A	mg/L	0.05026	0.05026		0.05	0	0	6.805E-05	0.001	0.1	101%	90	110	0%	
Lead	A	mg/L	0.05051	0.05051		0.05	0	0	3.031E-05	0.001	1	101%	90	110	0%	

Seq No	Lab ID	Test Code	Sample Typ	File ID	Analysis Date	DF	Batch ID	Prep Date	SPKref	RPDref	pmoist
15046152	QCS	ICPMS-6020-W- ICV			2/18/2022 3:29:0	1	R374975		0	0	

Analyte	T	Units	RAW	Final	Text	Spike	SPKref	RPDref	MDL	PQL	UQL	%REC	LOW	HIGH	%RPD	Q
Magnesium	A	mg/L	2.617	2.617		2.5	0	0	0.0203306	0.00564	50	105%	90	110	0%	
Manganese	A	mg/L	0.2613	0.2613		0.25	0	0	7.309E-05	0.001	1	105%	90	110	0%	
Mercury	A	mg/L	0.0009511	0.0009511		0.001	0	0	3.043E-05	0.001	0.002	95%	90	110	0%	
Molybdenum	A	mg/L	0.04657	0.04657		0.05	0	0	8.113E-05	0.001	0.1	93%	90	110	0%	
Nickel	A	mg/L	0.05423	0.05423		0.05	0	0	0.0001769	0.001	1	108%	90	110	0%	
Potassium	A	mg/L	2.49	2.49		2.5	0	0	0.0215433	0.08139	50	100%	90	110	0%	
Selenium	A	mg/L	0.05142	0.05142		0.05	0	0	7.174E-05	0.001	1	103%	90	110	0%	
Silicon	A	mg/L	0.4949	0.4949		0.5	0	0	0.0033337	0.1	0.4	99%	90	110	0%	
Silver	A	mg/L	0.02457	0.02457		0.025	0	0	2.644E-05	0.001	0.04	98%	90	110	0%	
Sodium	A	mg/L	2.58	2.58		2.5	0	0	0.0451914	0.02171	50	103%	90	110	0%	
Strontium	A	mg/L	0.04983	0.04983		0.05	0	0	9.743E-05	0.001	1	100%	90	110	0%	
Thallium	A	mg/L	0.0503	0.0503		0.05	0	0	4.842E-05	0.001	1	101%	90	110	0%	
Thorium	A	mg/L	0.04569	0.04569		0.05	0	0	3.018E-05	0.001	1	91%	90	110	0%	
Tin	A	mg/L	0.04276	0.04276		0.05	0	0	0.0009928	0.00132	0.1	86%	90	110	0%	S
Titanium	A	mg/L	0.05098	0.05098		0.05	0	0	0.0001004	0.001	1	102%	90	110	0%	
Uranium	A	mg/L	0.0516	0.0516		0.05	0	0	2.468E-05	0.0003	1	103%	90	110	0%	
Vanadium	A	mg/L	0.04886	0.04886		0.05	0	0	0.0018612	0.0013	1	98%	90	110	0%	
Zinc	A	mg/L	0.05458	0.05458		0.05	0	0	0.0010089	0.00273	1	109%	90	110	0%	
Iron, Ferrous	C	mg/L	0.2576	0.2576		0	0	0	0.0021157	0.00119	5	0%	0	0	0%	

Seq No	Lab ID	Test Code	Sample Typ	File ID	Analysis Date	DF	Batch ID	Prep Date	SPKref	RPDref	pmoist
15046153	CCV	ICPMS-6020-W- CCV			2/18/2022 3:35:1	1	R374975		0	0	

Analyte	T	Units	RAW	Final	Text	Spike	SPKref	RPDref	MDL	PQL	UQL	%REC	LOW	HIGH	%RPD	Q
Aluminum	A	mg/L	0.05195	0.05195		0.05	0	0	0.0017836	0.001	1	104%	90	110	0%	
Antimony	A	mg/L	0.05419	0.05419		0.05	0	0	6.768E-05	0.001	0.1	108%	90	110	0%	
Arsenic	A	mg/L	0.05091	0.05091		0.05	0	0	8.203E-05	0.001	1	102%	90	110	0%	
Barium	A	mg/L	0.05171	0.05171		0.05	0	0	6.762E-05	0.001	1	103%	90	110	0%	
Beryllium	A	mg/L	0.04405	0.04405		0.05	0	0	8.516E-05	0.001	1	88%	90	110	0%	S
Boron	A	mg/L	0.05057	0.05057		0.05	0	0	0.0039526	0.00561	1	101%	90	110	0%	
Cadmium	A	mg/L	0.05362	0.05362		0.05	0	0	2.308E-05	0.001	1	107%	90	110	0%	
Calcium	A	mg/L	12.4	12.4		12.5	0	0	0.2027235	0.02092	50	99%	90	110	0%	
Cerium	A	mg/L	0.04998	0.04998		0.05	0	0	0.0000222	0.001	0.1	100%	90	110	0%	
Chromium	A	mg/L	0.05126	0.05126		0.05	0	0	0.0002538	0.001	1	103%	90	110	0%	
Cobalt	A	mg/L	0.05219	0.05219		0.05	0	0	2.141E-05	0.001	1	104%	90	110	0%	

Seq No	Lab ID	Test Code	Sample Typ	File ID	Analysis Date	DF	Batch ID	Prep Date	SPKref	RPDref	pmoist
15046153	CCV	ICPMS-6020-W- CCV			2/18/2022 3:35:1	1	R374975		0	0	

Analyte	T	Units	RAW	Final	Text	Spike	SPKref	RPDref	MDL	PQL	UQL	%REC	LOW	HIGH	%RPD	Q
Copper	A	mg/L	0.05433	0.05433		0.05	0	0	0.0001748	0.001	1	109%	90	110	0%	
Iron	A	mg/L	1.304	1.304		1.3	0	0	0.0021157	0.00119	5	100%	90	110	0%	
Lanthanum	A	mg/L	0.04983	0.04983		0.05	0	0	6.805E-05	0.001	0.1	100%	90	110	0%	
Lead	A	mg/L	0.05149	0.05149		0.05	0	0	3.031E-05	0.001	1	103%	90	110	0%	
Magnesium	A	mg/L	12.61	12.61		12.5	0	0	0.0203306	0.00564	50	101%	90	110	0%	
Manganese	A	mg/L	0.05177	0.05177		0.05	0	0	7.309E-05	0.001	1	104%	90	110	0%	
Mercury	A	mg/L	0.0009952	0.0009952		0.001	0	0	3.043E-05	0.001	0.002	100%	90	110	0%	
Molybdenum	A	mg/L	0.05211	0.05211		0.05	0	0	8.113E-05	0.001	0.1	104%	90	110	0%	
Nickel	A	mg/L	0.05353	0.05353		0.05	0	0	0.0001769	0.001	1	107%	90	110	0%	
Potassium	A	mg/L	12.03	12.03		12.5	0	0	0.0215433	0.08139	50	96%	90	110	0%	
Selenium	A	mg/L	0.05188	0.05188		0.05	0	0	7.174E-05	0.001	1	104%	90	110	0%	
Silicon	A	mg/L	0.2169	0.2169		0.2	0	0	0.0033337	0.1	0.4	108%	90	110	0%	
Silver	A	mg/L	0.02071	0.02071		0.02	0	0	2.644E-05	0.001	0.04	104%	90	110	0%	
Sodium	A	mg/L	12.22	12.22		12.5	0	0	0.0451914	0.02171	50	98%	90	110	0%	
Strontium	A	mg/L	0.04977	0.04977		0.05	0	0	9.743E-05	0.001	1	100%	90	110	0%	
Thallium	A	mg/L	0.05152	0.05152		0.05	0	0	4.842E-05	0.001	1	103%	90	110	0%	
Thorium	A	mg/L	0.04988	0.04988		0.05	0	0	3.018E-05	0.001	1	100%	90	110	0%	
Tin	A	mg/L	0.04512	0.04512		0.05	0	0	0.0009928	0.00132	0.1	90%	90	110	0%	
Titanium	A	mg/L	0.05111	0.05111		0.05	0	0	0.0001004	0.001	1	102%	90	110	0%	
Uranium	A	mg/L	0.04937	0.04937		0.05	0	0	2.468E-05	0.0003	1	99%	90	110	0%	
Vanadium	A	mg/L	0.04817	0.04817		0.05	0	0	0.0018612	0.0013	1	96%	90	110	0%	
Zinc	A	mg/L	0.0524	0.0524		0.05	0	0	0.0010089	0.00273	1	105%	90	110	0%	
Iron, Ferrous	C	mg/L	1.304	1.304		0	0	0	0.0021157	0.00119	5	0%	0	0	0%	

Seq No	Lab ID	Test Code	Sample Typ	File ID	Analysis Date	DF	Batch ID	Prep Date	SPKref	RPDref	pmoist
15046154	CCB	ICPMS-6020-W- CCB			2/18/2022 3:41:3	1	R374975		0	0	

Analyte	T	Units	RAW	Final	Text	Spike	SPKref	RPDref	MDL	PQL	UQL	%REC	LOW	HIGH	%RPD	Q
Aluminum	A	mg/L	1.667E-06	1.667E-06		0	0	0	0.0017836	0.001	1	0%			0%	
Antimony	A	mg/L	0.0001395	0.0001395		0	0	0	6.768E-05	0.001	0.1	0%			0%	
Arsenic	A	mg/L	-8.859E-05	-8.859E-05		0	0	0	8.203E-05	0.001	1	0%			0%	
Barium	A	mg/L	2.575E-06	2.575E-06		0	0	0	6.762E-05	0.001	1	0%			0%	
Beryllium	A	mg/L	-9.944E-06	-9.944E-06		0	0	0	8.516E-05	0.001	1	0%			0%	
Boron	A	mg/L	0.001433	0.001433		0	0	0	0.0039526	0.00561	1	0%			0%	
Cadmium	A	mg/L	0.0000162	0.0000162		0	0	0	2.308E-05	0.001	1	0%			0%	

Seq No	Lab ID	Test Code	Sample Typ	File ID	Analysis Date	DF	Batch ID	Prep Date	SPKref	RPDref	pmoist
15046154	CCB	ICPMS-6020-W-	CCB		2/18/2022 3:41:3	1	R374975		0	0	

Analyte	T	Units	RAW	Final	Text	Spike	SPKref	RPDref	MDL	PQL	UQL	%REC	LOW	HIGH	%RPD	Q
Calcium	A	mg/L	0.0002375	0.0002375		0	0	0	0.2027235	0.02092	50	0%			0%	
Cerium	A	mg/L	7.118E-07	7.118E-07		0	0	0	0.0000222	0.001	0.1	0%	0	0	0%	
Chromium	A	mg/L	9.418E-06	9.418E-06		0	0	0	0.0002538	0.001	1	0%			0%	
Cobalt	A	mg/L	6.432E-07	6.432E-07		0	0	0	2.141E-05	0.001	1	0%			0%	
Copper	A	mg/L	-6.103E-05	-6.103E-05		0	0	0	0.0001748	0.001	1	0%			0%	
Iron	A	mg/L	0.00008392	0.00008392		0	0	0	0.0021157	0.00119	5	0%			0%	
Lanthanum	A	mg/L	5.248E-07	5.248E-07		0	0	0	6.805E-05	0.001	0.1	0%	0	0	0%	
Lead	A	mg/L	-4.192E-06	-4.192E-06		0	0	0	3.031E-05	0.001	1	0%			0%	
Magnesium	A	mg/L	0.00001594	0.00001594		0	0	0	0.0203306	0.00564	50	0%			0%	
Manganese	A	mg/L	0.00001212	0.00001212		0	0	0	7.309E-05	0.001	1	0%			0%	
Mercury	A	mg/L	0.0000109	0.0000109		0	0	0	3.043E-05	0.001	0.002	0%			0%	
Molybdenum	A	mg/L	0.00004346	0.00004346		0	0	0	8.113E-05	0.001	0.1	0%			0%	
Nickel	A	mg/L	-2.001E-05	-2.001E-05		0	0	0	0.0001769	0.001	1	0%			0%	
Potassium	A	mg/L	-0.0005164	-0.0005164		0	0	0	0.0215433	0.08139	50	0%			0%	
Selenium	A	mg/L	0.00001762	0.00001762		0	0	0	7.174E-05	0.001	1	0%			0%	
Silicon	A	mg/L	-9.062E-05	-9.062E-05		0	0	0	0.0033337	0.1	0.4	0%	0	0	0%	
Silver	A	mg/L	4.879E-06	4.879E-06		0	0	0	2.644E-05	0.001	0.04	0%			0%	
Sodium	A	mg/L	-0.008059	-0.008059		0	0	0	0.0451914	0.02171	50	0%			0%	
Strontium	A	mg/L	1.341E-06	1.341E-06		0	0	0	9.743E-05	0.001	1	0%	0	0	0%	
Thallium	A	mg/L	0.0001052	0.0001052		0	0	0	4.842E-05	0.001	1	0%	0	0	0%	
Thorium	A	mg/L	0.00004584	0.00004584		0	0	0	3.018E-05	0.001	1	0%	0	0	0%	
Tin	A	mg/L	0.00003918	0.00003918		0	0	0	0.0009928	0.00132	0.1	0%	0	0	0%	
Titanium	A	mg/L	-1.548E-06	-1.548E-06		0	0	0	0.0001004	0.001	1	0%	0	0	0%	
Uranium	A	mg/L	7.259E-06	7.259E-06		0	0	0	2.468E-05	0.0003	1	0%	0	0	0%	
Vanadium	A	mg/L	-0.001225	-0.001225		0	0	0	0.0018612	0.0013	1	0%	0	0	0%	
Zinc	A	mg/L	-8.783E-05	-8.783E-05		0	0	0	0.0010089	0.00273	1	0%	0	0	0%	
Iron, Ferrous	C	mg/L	0.00008392	0.00008392		0	0	0	0.0021157	0.00119	5	0%	0	0	0%	

Seq No	Lab ID	Test Code	Sample Typ	File ID	Analysis Date	DF	Batch ID	Prep Date	SPKref	RPDref	pmoist
15046155	Rinse	ICPMS-6020-W-	SAMP		2/18/2022 3:47:4	1	R374975		0	0	

Analyte	T	Units	RAW	Final	Text	Spike	SPKref	RPDref	MDL	PQL	UQL	%REC	LOW	HIGH	%RPD	Q
Aluminum	A	mg/L	-1.112E-05	0		0	0	0	0.0017836	0.001	1	0%	0	0	0%	
Antimony	A	mg/L	0.00004408	0		0	0	0	6.768E-05	0.001	0.1	0%	0	0	0%	
Arsenic	A	mg/L	-8.241E-05	0		0	0	0	8.203E-05	0.001	1	0%	0	0	0%	

Seq No	Lab ID	Test Code	Sample Typ	File ID	Analysis Date	DF	Batch ID	Prep Date	SPKref	RPDref	pmoist
15046155	Rinse	ICPMS-6020-W-	SAMP		2/18/2022 3:47:4	1	R374975		0	0	

Analyte	T	Units	RAW	Final	Text	Spike	SPKref	RPDref	MDL	PQL	UQL	%REC	LOW	HIGH	%RPD	Q
Barium	A	mg/L	7.677E-06	0		0	0	0	6.762E-05	0.001	1	0%	0	0	0%	
Cadmium	A	mg/L	0.00001407	0		0	0	0	2.308E-05	0.001	1	0%	0	0	0%	
Cerium	A	mg/L	1.026E-07	0		0	0	0	0.0000222	0.001	0.1	0%	0	0	0%	
Chromium	A	mg/L	0.00001222	0		0	0	0	0.0002538	0.001	1	0%	0	0	0%	
Cobalt	A	mg/L	-1.562E-06	0		0	0	0	2.141E-05	0.001	1	0%	0	0	0%	
Lanthanum	A	mg/L	-4.505E-08	0		0	0	0	6.805E-05	0.001	0.1	0%	0	0	0%	
Lead	A	mg/L	-1.922E-05	0		0	0	0	3.031E-05	0.001	1	0%	0	0	0%	
Manganese	A	mg/L	0.00001256	0		0	0	0	7.309E-05	0.001	1	0%	0	0	0%	
Mercury	A	mg/L	5.466E-06	0		0	0	0	3.043E-05	0.001	0.002	0%	0	0	0%	
Molybdenum	A	mg/L	0.00001276	0		0	0	0	8.113E-05	0.001	0.1	0%	0	0	0%	
Nickel	A	mg/L	-7.219E-06	0		0	0	0	0.0001769	0.001	1	0%	0	0	0%	
Selenium	A	mg/L	0.0000101	0		0	0	0	7.174E-05	0.001	1	0%	0	0	0%	
Silicon	A	mg/L	-0.0002577	0		0	0	0	0.0033337	0.1	0.4	0%	0	0	0%	
Silver	A	mg/L	6.208E-06	0		0	0	0	2.644E-05	0.001	0.04	0%	0	0	0%	
Strontium	A	mg/L	4.071E-06	0		0	0	0	9.743E-05	0.001	1	0%	0	0	0%	
Thallium	A	mg/L	0.0000373	0		0	0	0	4.842E-05	0.001	1	0%	0	0	0%	
Thorium	A	mg/L	0.00001799	0		0	0	0	3.018E-05	0.001	1	0%	0	0	0%	
Titanium	A	mg/L	-0.0000406	0		0	0	0	0.0001004	0.001	1	0%	0	0	0%	
Uranium	A	mg/L	2.994E-06	0		0	0	0	2.468E-05	0.0003	1	0%	0	0	0%	
Boron	B	mg/L	0.0009059	0		0	0	0	0.0039526	0.00561	1	0%	0	0	0%	L
Calcium	B	mg/L	0.0003354	0		0	0	0	0.2027235	0.02092	50	0%	0	0	0%	L
Iron	B	mg/L	0.00005154	0		0	0	0	0.0021157	0.00119	5	0%	0	0	0%	
Iron, Ferrous	B	mg/L	0.00005154	0		0	0	0	0.0021157	0.00119	5	0%	0	0	0%	
Magnesium	B	mg/L	-6.426E-05	0		0	0	0	0.0203306	0.00564	50	0%	0	0	0%	L
Potassium	B	mg/L	0.002262	0		0	0	0	0.0215433	0.08139	50	0%	0	0	0%	L
Sodium	B	mg/L	-0.009735	0		0	0	0	0.0451914	0.02171	50	0%	0	0	0%	L
Zinc	B	mg/L	-2.967E-05	0		0	0	0	0.0010089	0.00273	1	0%	0	0	0%	L

Seq No	Lab ID	Test Code	Sample Typ	File ID	Analysis Date	DF	Batch ID	Prep Date	SPKref	RPDref	pmoist
15046156	LRB	ICPMS-6020-W-	MBLK		2/18/2022 3:54:0	1	R374975		0	0	

Analyte	T	Units	RAW	Final	Text	Spike	SPKref	RPDref	MDL	PQL	UQL	%REC	LOW	HIGH	%RPD	Q
Aluminum	A	mg/L	0.0001625	0		0	0	0	0.0017836	0.001	1	0%	0	0	0%	
Antimony	A	mg/L	0.00002783	0		0	0	0	6.768E-05	0.001	0.1	0%	0	0	0%	
Arsenic	A	mg/L	-9.441E-05	0		0	0	0	8.203E-05	0.001	1	0%	0	0	0%	

Seq No	Lab ID	Test Code	Sample Typ	File ID	Analysis Date	DF	Batch ID	Prep Date	SPKref	RPDref	pmoist
15046156	LRB	ICPMS-6020-W-	MBLK		2/18/2022 3:54:0	1	R374975		0	0	

Analyte	T	Units	RAW	Final	Text	Spike	SPKref	RPDref	MDL	PQL	UQL	%REC	LOW	HIGH	%RPD	Q
Barium	A	mg/L	2.408E-06	0		0	0	0	6.762E-05	0.001	1	0%	0	0	0%	
Beryllium	A	mg/L	-1.857E-05	0		0	0	0	8.516E-05	0.001	1	0%	0	0	0%	
Boron	A	mg/L	0.000759	0		0	0	0	0.0039526	0.00561	1	0%	0	0	0%	
Cadmium	A	mg/L	0.00001633	0		0	0	0	2.308E-05	0.001	1	0%	0	0	0%	
Calcium	A	mg/L	-0.00252	0		0	0	0	0.2027235	0.02092	50	0%	0	0	0%	
Cerium	A	mg/L	-1.53E-07	0		0	0	0	0.0000222	0.001	0.1	0%	0	0	0%	
Chromium	A	mg/L	0.00001706	0		0	0	0	0.0002538	0.001	1	0%	0	0	0%	
Cobalt	A	mg/L	-2.31E-06	0		0	0	0	2.141E-05	0.001	1	0%	0	0	0%	
Copper	A	mg/L	-7.912E-06	0		0	0	0	0.0001748	0.001	1	0%	0	0	0%	
Iron	A	mg/L	-3.449E-06	0		0	0	0	0.0021157	0.00119	5	0%	0	0	0%	
Lanthanum	A	mg/L	1.84E-07	0		0	0	0	6.805E-05	0.001	0.1	0%	0	0	0%	
Lead	A	mg/L	-2.472E-05	0		0	0	0	3.031E-05	0.0005	1	0%	0	0	0%	
Magnesium	A	mg/L	0.0003244	0		0	0	0	0.0203306	0.00564	50	0%	0	0	0%	
Manganese	A	mg/L	9.454E-06	0		0	0	0	7.309E-05	0.001	1	0%	0	0	0%	
Mercury	A	mg/L	8.965E-06	0		0	0	0	3.043E-05	0.001	0.002	0%	0	0	0%	
Molybdenum	A	mg/L	3.396E-06	0		0	0	0	8.113E-05	0.001	0.1	0%	0	0	0%	
Nickel	A	mg/L	-9.108E-06	0		0	0	0	0.0001769	0.001	1	0%	0	0	0%	
Potassium	A	mg/L	0.003663	0		0	0	0	0.0215433	0.08139	50	0%	0	0	0%	
Selenium	A	mg/L	-6.977E-06	0		0	0	0	7.174E-05	0.001	1	0%	0	0	0%	
Silicon	A	mg/L	-0.0001793	0		0	0	0	0.0033337	0.1	0.4	0%	0	0	0%	
Sodium	A	mg/L	-0.003847	0		0	0	0	0.0451914	0.02171	50	0%	0	0	0%	
Strontium	A	mg/L	3.967E-07	0		0	0	0	9.743E-05	0.001	1	0%	0	0	0%	
Thallium	A	mg/L	0.00002268	0		0	0	0	4.842E-05	0.001	1	0%	0	0	0%	
Thorium	A	mg/L	0.00001154	0		0	0	0	3.018E-05	0.001	1	0%	0	0	0%	
Tin	A	mg/L	0.00001943	0		0	0	0	0.0009928	0.00132	0.1	0%	0	0	0%	
Titanium	A	mg/L	-2.289E-05	0		0	0	0	0.0001004	0.001	1	0%	0	0	0%	
Uranium	A	mg/L	2.143E-06	0		0	0	0	2.468E-05	0.0003	1	0%	0	0	0%	
Zinc	A	mg/L	0.0000929	0		0	0	0	0.0010089	0.00273	1	0%	0	0	0%	
Iron, Ferrous	C	mg/L	-3.449E-06	0		0	0	0	0.0021157	0.00119	5	0%	0	0	0%	

Seq No	Lab ID	Test Code	Sample Typ	File ID	Analysis Date	DF	Batch ID	Prep Date	SPKref	RPDref	pmoist
15046157	LFB	ICPMS-6020-W-	LFB		2/18/2022 4:00:1	1.03	R374975		0	0	

Analyte	T	Units	RAW	Final	Text	Spike	SPKref	RPDref	MDL	PQL	UQL	%REC	LOW	HIGH	%RPD	Q

Seq No	Lab ID	Test Code	Sample Typ	File ID	Analysis Date	DF	Batch ID	Prep Date	SPKref	RPDref	pmoist
15046157	LFB	ICPMS-6020-W-	LFB		2/18/2022 4:00:1	1.03	R374975		0	0	

Analyte	T	Units	RAW	Final	Text	Spike	SPKref	RPDref	MDL	PQL	UQL	%REC	LOW	HIGH	%RPD	Q
Aluminum	A	mg/L	0.04677	0.0481731		0.05	0	0	0.0018371	0.001	1	96%	85	115	0%	
Antimony	A	mg/L	0.05103	0.0525609		0.05	0	0	6.971E-05	0.001	0.1	105%	85	115	0%	
Arsenic	A	mg/L	0.04926	0.0507378		0.05	0	0	8.449E-05	0.001	1	101%	85	115	0%	
Barium	A	mg/L	0.04949	0.0509747		0.05	0	0	6.965E-05	0.001	1	102%	85	115	0%	
Beryllium	A	mg/L	0.04082	0.0420446		0.05	0	0	8.771E-05	0.001	1	84%	85	115	0%	S
Boron	A	mg/L	0.04503	0.0463809		0.05	0	0	0.0040712	0.0057783	1	93%	85	115	0%	
Cadmium	A	mg/L	0.05015	0.0516545		0.05	0	0	2.377E-05	0.001	1	103%	85	115	0%	
Calcium	A	mg/L	47.08	48.4924		50	0	0	0.2088052	0.0215476	50	97%	85	115	0%	
Cerium	A	mg/L	0.05061	0.0521283		0.05	0	0	2.287E-05	0.001	0.1	104%	85	115	0%	
Chromium	A	mg/L	0.04872	0.0501816		0.05	0	0	0.0002614	0.001	1	100%	85	115	0%	
Cobalt	A	mg/L	0.04985	0.0513455		0.05	0	0	2.205E-05	0.001	1	103%	85	115	0%	
Copper	A	mg/L	0.05099	0.0525197		0.05	0	0	0.0001801	0.001	1	105%	85	115	0%	
Iron	A	mg/L	4.764	4.90692		5.05	0	0	0.0021792	0.0012257	5	97%	85	115	0%	
Lanthanum	A	mg/L	3.512E-06	0		0.05	0	0	7.009E-05	0.001	0.1	0%	85	115	0%	S
Lead	A	mg/L	0.04873	0.0501919		0.05	0	0	3.122E-05	0.001	1	100%	88	115	0%	
Magnesium	A	mg/L	50.48	51.9944		50	0	0	0.0209406	0.0058092	50	104%	85	115	0%	
Manganese	A	mg/L	0.04893	0.0503979		0.05	0	0	7.528E-05	0.001	1	101%	85	115	0%	
Mercury	A	mg/L	0.001008	0.00103824		0.001	0	0	3.134E-05	0.001	0.002	104%	85	115	0%	
Molybdenum	A	mg/L	0.04981	0.0513043		0.05	0	0	8.356E-05	0.001	0.1	103%	85	115	0%	
Nickel	A	mg/L	0.0493	0.050779		0.05	0	0	0.0001822	0.001	1	102%	85	115	0%	
Potassium	A	mg/L	46.22	47.6066		50	0	0	0.0221896	0.0838317	50	95%	85	115	0%	
Selenium	A	mg/L	0.0489	0.050367		0.05	0	0	7.389E-05	0.001	1	101%	85	115	0%	
Silicon	A	mg/L	0.1931	0.198893		0.2	0	0	0.0034337	0.1	0.4	99%	85	115	0%	
Silver	A	mg/L	0.01996	0.0205588		0.02	0	0	2.723E-05	0.001	0.04	103%	85	115	0%	
Sodium	A	mg/L	49.05	50.5215		50	0	0	0.0465471	0.0223613	50	101%	85	115	0%	
Strontium	A	mg/L	0.04793	0.0493679		0.05	0	0	0.0001004	0.001	1	99%	85	115	0%	
Thallium	A	mg/L	0.04937	0.0508511		0.05	0	0	4.987E-05	0.001	1	102%	85	115	0%	
Thorium	A	mg/L	0.04851	0.0499653		0.05	0	0	3.109E-05	0.001	1	100%	85	115	0%	
Tin	A	mg/L	0.04331	0.0446093		0.05	0	0	0.0010226	0.0013596	0.1	89%	85	115	0%	
Titanium	A	mg/L	0.05446	0.0560938		0.05	0	0	0.0001034	0.001	1	112%	85	115	0%	
Uranium	A	mg/L	0.04955	0.0510365		0.05	0	0	2.542E-05	0.0003	1	102%	85	115	0%	
Vanadium	A	mg/L	0.04848	0.0499344		0.05	0	0	0.001917	0.001339	1	100%	85	115	0%	
Zinc	A	mg/L	0.0497	0.051191		0.05	0	0	0.0010392	0.0028119	1	102%	85	115	0%	
Iron, Ferrous	C	mg/L	4.764	4.90692		0	0	0	0.0021792	0.0012257	5	0%	0	0	0%	

Seq No	Lab ID	Test Code	Sample Typ	File ID	Analysis Date	DF	Batch ID	Prep Date	SPKref	RPDref	pmoist
15046158	ICSA	ICPMS-6020-W-	ICSA		2/18/2022 4:06:3	1	R374975		0	0	

Analyte	T	Units	RAW	Final	Text	Spike	SPKref	RPDref	MDL	PQL	UQL	%REC	LOW	HIGH	%RPD	Q
Aluminum	A	mg/L	38.37	38.37		40	0	0	0.0017836	0.001	1	96%	80	120	0%	
Antimony	A	mg/L	0.0001539	0.0001539		0	0	0	6.768E-05	0.001	0.1	0%			0%	
Arsenic	A	mg/L	-0.0001064	-0.0001064		0	0	0	8.203E-05	0.001	1	0%			0%	
Barium	A	mg/L	0.0001803	0.0001803		0	0	0	6.762E-05	0.001	1	0%			0%	
Beryllium	A	mg/L	-3.099E-05	-3.099E-05		0	0	0	8.516E-05	0.001	1	0%			0%	
Boron	A	mg/L	0.0009325	0.0009325		0	0	0	0.0039526	0.00561	1	0%			0%	
Cadmium	A	mg/L	0.00009366	0.00009366		0	0	0	2.308E-05	0.001	1	0%			0%	
Calcium	A	mg/L	118.1	118.1		120	0	0	0.2027235	0.02092	50	98%	80	120	0%	
Cerium	A	mg/L	9.314E-06	9.314E-06		0	0	0	0.0000222	0.001	0.1	0%			0%	
Chromium	A	mg/L	0.001812	0.001812		0	0	0	0.0002538	0.001	1	0%			0%	
Cobalt	A	mg/L	0.000178	0.000178		0	0	0	2.141E-05	0.001	1	0%			0%	
Copper	A	mg/L	0.00004052	0.00004052		0	0	0	0.0001748	0.001	1	0%			0%	
Iron	A	mg/L	101.4	101.4		100	0	0	0.0021157	0.00119	5	101%	80	120	0%	
Lanthanum	A	mg/L	5.602E-06	5.602E-06		0	0	0	6.805E-05	0.001	0.1	0%			0%	
Lead	A	mg/L	0.00001557	0.00001557		0	0	0	3.031E-05	0.001	1	0%			0%	
Magnesium	A	mg/L	40.56	40.56		50	0	0	0.0203306	0.00564	50	81%			0%	
Manganese	A	mg/L	0.0002747	0.0002747		0	0	0	7.309E-05	0.001	1	0%			0%	
Mercury	A	mg/L	0.00001016	0.00001016		0	0	0	3.043E-05	0.001	0.002	0%			0%	
Molybdenum	A	mg/L	0.8279	0.8279		0.8	0	0	8.113E-05	0.001	0.1	103%	80	120	0%	
Nickel	A	mg/L	0.0001026	0.0001026		0	0	0	0.0001769	0.001	1	0%			0%	
Potassium	A	mg/L	38.69	38.69		50	0	0	0.0215433	0.08139	50	77%			0%	
Selenium	A	mg/L	0.0001072	0.0001072		0	0	0	7.174E-05	0.001	1	0%			0%	
Silicon	A	mg/L	0.002957	0.002957		0	0	0	0.0033337	0.1	0.4	0%			0%	
Silver	A	mg/L	9.329E-06	9.329E-06		0	0	0	2.644E-05	0.001	0.04	0%			0%	
Sodium	A	mg/L	100.8	100.8		100	0	0	0.0451914	0.02171	50	101%			0%	
Strontium	A	mg/L	0.0009915	0.0009915		0	0	0	9.743E-05	0.001	1	0%			0%	
Thallium	A	mg/L	0.00003869	0.00003869		0	0	0	4.842E-05	0.001	1	0%			0%	
Thorium	A	mg/L	0.00007753	0.00007753		0	0	0	3.018E-05	0.001	1	0%			0%	
Tin	A	mg/L	0.01399	0.01399		0	0	0	0.0009928	0.00132	0.1	0%			0%	
Titanium	A	mg/L	0.8178	0.8178		0.8	0	0	0.0001004	0.001	1	102%			0%	
Uranium	A	mg/L	0.00002433	0.00002433		0	0	0	2.468E-05	0.0003	1	0%			0%	
Vanadium	A	mg/L	-0.003084	-0.003084		0	0	0	0.0018612	0.0013	1	0%			0%	
Zinc	A	mg/L	0.0001665	0.0001665		0	0	0	0.0010089	0.00273	1	0%			0%	
Iron, Ferrous	C	mg/L	101.4	101.4		0	0	0	0.0021157	0.00119	5	0%			0%	

Seq No	Lab ID	Test Code	Sample Typ	File ID	Analysis Date	DF	Batch ID	Prep Date	SPKref	RPDref	pmoist
15046159	ICSAB	ICPMS-6020-W-	ICSAB		2/18/2022 4:12:5	1	R374975		0	0	

Analyte	T	Units	RAW	Final	Text	Spike	SPKref	RPDref	MDL	PQL	UQL	%REC	LOW	HIGH	%RPD	Q
Aluminum	A	mg/L	37.1	37.1		40	0	0	0.0017836	0.001	1	93%	80	120	0%	
Antimony	A	mg/L	0.00008469	0.00008469		0	0	0	6.768E-05	0.001	0.1	0%			0%	
Arsenic	A	mg/L	0.009795	0.009795		0.01	0	0	8.203E-05	0.001	1	98%	80	120	0%	
Barium	A	mg/L	0.0001831	0.0001831		0	0	0	6.762E-05	0.001	1	0%			0%	
Beryllium	A	mg/L	-3.755E-05	-3.755E-05		0	0	0	8.516E-05	0.001	1	0%			0%	
Boron	A	mg/L	0.0005815	0.0005815		0	0	0	0.0039526	0.00561	1	0%			0%	
Cadmium	A	mg/L	0.01014	0.01014		0.01	0	0	2.308E-05	0.001	1	101%	80	120	0%	
Calcium	A	mg/L	120.2	120.2		120	0	0	0.2027235	0.02092	50	100%	80	120	0%	
Cerium	A	mg/L	8.865E-06	8.865E-06		0	0	0	0.0000222	0.001	0.1	0%			0%	
Chromium	A	mg/L	0.02133	0.02133		0.02	0	0	0.0002538	0.001	1	107%	80	120	0%	
Cobalt	A	mg/L	0.02035	0.02035		0.02	0	0	2.141E-05	0.001	1	102%	80	120	0%	
Copper	A	mg/L	0.02061	0.02061		0.02	0	0	0.0001748	0.001	1	103%	80	120	0%	
Iron	A	mg/L	102.7	102.7		100	0	0	0.0021157	0.00119	5	103%	80	120	0%	
Lanthanum	A	mg/L	5.095E-06	5.095E-06		0	0	0	6.805E-05	0.001	0.1	0%			0%	
Lead	A	mg/L	0.00001733	0.00001733		0	0	0	3.031E-05	0.001	1	0%			0%	
Magnesium	A	mg/L	41.32	41.32		40	0	0	0.0203306	0.00564	50	103%	80	120	0%	
Manganese	A	mg/L	0.01997	0.01997		0.02	0	0	7.309E-05	0.001	1	100%	80	120	0%	
Mercury	A	mg/L	0.00000878	0.00000878		0	0	0	3.043E-05	0.001	0.002	0%			0%	
Molybdenum	A	mg/L	0.8292	0.8292		0.8	0	0	8.113E-05	0.001	0.1	104%	80	120	0%	
Nickel	A	mg/L	0.02075	0.02075		0.02	0	0	0.0001769	0.001	1	104%	80	120	0%	
Potassium	A	mg/L	38.69	38.69		40	0	0	0.0215433	0.08139	50	97%	80	120	0%	
Selenium	A	mg/L	0.01025	0.01025		0.01	0	0	7.174E-05	0.001	1	102%	80	120	0%	
Silicon	A	mg/L	0.002618	0.002618		0	0	0	0.0033337	0.1	0.4	0%			0%	
Silver	A	mg/L	0.004466	0.004466		0.005	0	0	2.644E-05	0.001	0.04	89%	80	120	0%	
Sodium	A	mg/L	99.4	99.4		100	0	0	0.0451914	0.02171	50	99%	80	120	0%	
Strontium	A	mg/L	0.0009774	0.0009774		0	0	0	9.743E-05	0.001	1	0%			0%	
Thallium	A	mg/L	0.0000117	0.0000117		0	0	0	4.842E-05	0.001	1	0%			0%	
Thorium	A	mg/L	0.00003291	0.00003291		0	0	0	3.018E-05	0.001	1	0%			0%	
Tin	A	mg/L	0.01478	0.01478		0	0	0	0.0009928	0.00132	0.1	0%			0%	
Titanium	A	mg/L	0.8066	0.8066		0.8	0	0	0.0001004	0.001	1	101%	80	120	0%	
Uranium	A	mg/L	0.00002277	0.00002277		0	0	0	2.468E-05	0.0003	1	0%			0%	
Vanadium	A	mg/L	0.01613	0.01613		0.02	0	0	0.0018612	0.0013	1	81%	80	120	0%	
Zinc	A	mg/L	0.01018	0.01018		0.01	0	0	0.0010089	0.00273	1	102%	80	120	0%	
Iron, Ferrous	C	mg/L	102.7	102.7		0	0	0	0.0021157	0.00119	5	0%			0%	

Seq No	Lab ID	Test Code	Sample Typ	File ID	Analysis Date	DF	Batch ID	Prep Date	SPKref	RPDref	pmoist
15046160	Rinse	ICPMS-6020-W-	SAMP		2/18/2022 4:19:0	1	R374975		0	0	

Analyte	T	Units	RAW	Final	Text	Spike	SPKref	RPDref	MDL	PQL	UQL	%REC	LOW	HIGH	%RPD	Q
Aluminum	A	mg/L	0.0006083	0		0	0	0	0.0017836	0.001	1	0%	0	0	0%	
Antimony	A	mg/L	0.00002191	0		0	0	0	6.768E-05	0.001	0.1	0%	0	0	0%	
Arsenic	A	mg/L	-0.0002015	0		0	0	0	8.203E-05	0.001	1	0%	0	0	0%	
Barium	A	mg/L	2.346E-06	0		0	0	0	6.762E-05	0.001	1	0%	0	0	0%	
Cadmium	A	mg/L	0.00001218	0		0	0	0	2.308E-05	0.001	1	0%	0	0	0%	
Cerium	A	mg/L	4.278E-07	0		0	0	0	0.0000222	0.001	0.1	0%	0	0	0%	
Chromium	A	mg/L	-5.458E-05	0		0	0	0	0.0002538	0.001	1	0%	0	0	0%	
Cobalt	A	mg/L	-5.251E-06	0		0	0	0	2.141E-05	0.001	1	0%	0	0	0%	
Lead	A	mg/L	-2.568E-05	0		0	0	0	3.031E-05	0.001	1	0%	0	0	0%	
Manganese	A	mg/L	-1.675E-06	0		0	0	0	7.309E-05	0.001	1	0%	0	0	0%	
Mercury	A	mg/L	-1.288E-06	0		0	0	0	3.043E-05	0.001	0.002	0%	0	0	0%	
Molybdenum	A	mg/L	0.000355	0.000355		0	0	0	8.113E-05	0.001	0.1	0%	0	0	0%	J
Nickel	A	mg/L	-2.547E-05	0		0	0	0	0.0001769	0.001	1	0%	0	0	0%	
Selenium	A	mg/L	-1.215E-05	0		0	0	0	7.174E-05	0.001	1	0%	0	0	0%	
Silicon	A	mg/L	-0.000691	0		0	0	0	0.0033337	0.1	0.4	0%	0	0	0%	
Silver	A	mg/L	-5.089E-06	0		0	0	0	2.644E-05	0.001	0.04	0%	0	0	0%	
Strontium	A	mg/L	-3.375E-06	0		0	0	0	9.743E-05	0.001	1	0%	0	0	0%	
Thallium	A	mg/L	6.795E-06	0		0	0	0	4.842E-05	0.001	1	0%	0	0	0%	
Thorium	A	mg/L	6.056E-06	0		0	0	0	3.018E-05	0.001	1	0%	0	0	0%	
Titanium	A	mg/L	0.00009697	0		0	0	0	0.0001004	0.001	1	0%	0	0	0%	
Uranium	A	mg/L	7.342E-07	0		0	0	0	2.468E-05	0.0003	1	0%	0	0	0%	
Boron	B	mg/L	0.0002972	0		0	0	0	0.0039526	0.00561	1	0%	0	0	0%	L
Calcium	B	mg/L	0.001617	0		0	0	0	0.2027235	0.02092	50	0%	0	0	0%	L
Iron	B	mg/L	0.001618	0		0	0	0	0.0021157	0.00119	5	0%	0	0	0%	
Iron, Ferrous	B	mg/L	0.001618	0		0	0	0	0.0021157	0.00119	5	0%	0	0	0%	
Magnesium	B	mg/L	-0.000364	0		0	0	0	0.0203306	0.00564	50	0%	0	0	0%	L
Potassium	B	mg/L	0.001553	0		0	0	0	0.0215433	0.08139	50	0%	0	0	0%	L
Sodium	B	mg/L	-0.001678	0		0	0	0	0.0451914	0.02171	50	0%	0	0	0%	L
Zinc	B	mg/L	-8.581E-05	0		0	0	0	0.0010089	0.00273	1	0%	0	0	0%	L

Seq No	Lab ID	Test Code	Sample Typ	File ID	Analysis Date	DF	Batch ID	Prep Date	SPKref	RPDref	pmoist
15046161	Rinse	ICPMS-6020-W-	SAMP		2/18/2022 4:25:2	1	R374975		0	0	

Analyte	T	Units	RAW	Final	Text	Spike	SPKref	RPDref	MDL	PQL	UQL	%REC	LOW	HIGH	%RPD	Q

Seq No	Lab ID	Test Code	Sample Typ	File ID	Analysis Date	DF	Batch ID	Prep Date	SPKref	RPDref	pmoist
15046161	Rinse	ICPMS-6020-W-	SAMP		2/18/2022 4:25:2	1	R374975		0	0	

Analyte	T	Units	RAW	Final	Text	Spike	SPKref	RPDref	MDL	PQL	UQL	%REC	LOW	HIGH	%RPD	Q
Aluminum	A	mg/L	0.0002272	0		0	0	0	0.0017836	0.001	1	0%	0	0	0%	
Antimony	A	mg/L	0.00001513	0		0	0	0	6.768E-05	0.001	0.1	0%	0	0	0%	
Arsenic	A	mg/L	-0.0001907	0		0	0	0	8.203E-05	0.001	1	0%	0	0	0%	
Barium	A	mg/L	-6.124E-07	0		0	0	0	6.762E-05	0.001	1	0%	0	0	0%	
Cadmium	A	mg/L	8.492E-06	0		0	0	0	2.308E-05	0.001	1	0%	0	0	0%	
Cerium	A	mg/L	3.342E-07	0		0	0	0	0.0000222	0.001	0.1	0%	0	0	0%	
Chromium	A	mg/L	-3.028E-05	0		0	0	0	0.0002538	0.001	1	0%	0	0	0%	
Cobalt	A	mg/L	-9.391E-06	0		0	0	0	2.141E-05	0.001	1	0%	0	0	0%	
Lead	A	mg/L	-2.895E-05	0		0	0	0	3.031E-05	0.001	1	0%	0	0	0%	
Manganese	A	mg/L	8.943E-06	0		0	0	0	7.309E-05	0.001	1	0%	0	0	0%	
Mercury	A	mg/L	-6.361E-06	0		0	0	0	3.043E-05	0.001	0.002	0%	0	0	0%	
Molybdenum	A	mg/L	0.00008747	0.00008747		0	0	0	8.113E-05	0.001	0.1	0%	0	0	0%	J
Nickel	A	mg/L	-1.896E-05	0		0	0	0	0.0001769	0.001	1	0%	0	0	0%	
Selenium	A	mg/L	-7.327E-06	0		0	0	0	7.174E-05	0.001	1	0%	0	0	0%	
Silicon	A	mg/L	-0.0007038	0		0	0	0	0.0033337	0.1	0.4	0%	0	0	0%	
Silver	A	mg/L	-1.262E-06	0		0	0	0	2.644E-05	0.001	0.04	0%	0	0	0%	
Strontium	A	mg/L	-7.909E-06	0		0	0	0	9.743E-05	0.001	1	0%	0	0	0%	
Thallium	A	mg/L	3.329E-06	0		0	0	0	4.842E-05	0.001	1	0%	0	0	0%	
Thorium	A	mg/L	4.834E-06	0		0	0	0	3.018E-05	0.001	1	0%	0	0	0%	
Titanium	A	mg/L	0.00003136	0		0	0	0	0.0001004	0.001	1	0%	0	0	0%	
Uranium	A	mg/L	8.069E-07	0		0	0	0	2.468E-05	0.0003	1	0%	0	0	0%	
Boron	B	mg/L	0.0002272	0		0	0	0	0.0039526	0.00561	1	0%	0	0	0%	L
Calcium	B	mg/L	0.0008441	0		0	0	0	0.2027235	0.02092	50	0%	0	0	0%	L
Iron	B	mg/L	0.0007198	0		0	0	0	0.0021157	0.00119	5	0%	0	0	0%	
Iron, Ferrous	B	mg/L	0.0007198	0		0	0	0	0.0021157	0.00119	5	0%	0	0	0%	
Magnesium	B	mg/L	-0.00056	0		0	0	0	0.0203306	0.00564	50	0%	0	0	0%	L
Potassium	B	mg/L	0.008228	0		0	0	0	0.0215433	0.08139	50	0%	0	0	0%	L
Sodium	B	mg/L	-0.005614	0		0	0	0	0.0451914	0.02171	50	0%	0	0	0%	L
Zinc	B	mg/L	-6.534E-05	0		0	0	0	0.0010089	0.00273	1	0%	0	0	0%	L

Seq No	Lab ID	Test Code	Sample Typ	File ID	Analysis Date	DF	Batch ID	Prep Date	SPKref	RPDref	pmoist
15046162	CCV	ICPMS-6020-W-	CCV		2/18/2022 4:31:3	1	R374975		0	0	

Analyte	T	Units	RAW	Final	Text	Spike	SPKref	RPDref	MDL	PQL	UQL	%REC	LOW	HIGH	%RPD	Q

Seq No	Lab ID	Test Code	Sample Typ	File ID	Analysis Date	DF	Batch ID	Prep Date	SPKref	RPDref	pmoist
15046162	CCV	ICPMS-6020-W-	CCV		2/18/2022 4:31:3	1	R374975		0	0	

Analyte	T	Units	RAW	Final	Text	Spike	SPKref	RPDref	MDL	PQL	UQL	%REC	LOW	HIGH	%RPD	Q
Aluminum	A	mg/L	0.04934	0.04934		0.05	0	0	0.0017836	0.001	1	99%	90	110	0%	
Antimony	A	mg/L	0.0525	0.0525		0.05	0	0	6.768E-05	0.001	0.1	105%	90	110	0%	
Arsenic	A	mg/L	0.05037	0.05037		0.05	0	0	8.203E-05	0.001	1	101%	90	110	0%	
Barium	A	mg/L	0.05205	0.05205		0.05	0	0	6.762E-05	0.001	1	104%	90	110	0%	
Beryllium	A	mg/L	0.04207	0.04207		0.05	0	0	8.516E-05	0.001	1	84%	90	110	0%	S
Boron	A	mg/L	0.04747	0.04747		0.05	0	0	0.0039526	0.00561	1	95%	90	110	0%	
Cadmium	A	mg/L	0.05174	0.05174		0.05	0	0	2.308E-05	0.001	1	103%	90	110	0%	
Calcium	A	mg/L	11.89	11.89		12.5	0	0	0.2027235	0.02092	50	95%	90	110	0%	
Cerium	A	mg/L	0.05113	0.05113		0.05	0	0	0.0000222	0.001	0.1	102%	90	110	0%	
Chromium	A	mg/L	0.05079	0.05079		0.05	0	0	0.0002538	0.001	1	102%	90	110	0%	
Cobalt	A	mg/L	0.05149	0.05149		0.05	0	0	2.141E-05	0.001	1	103%	90	110	0%	
Copper	A	mg/L	0.05515	0.05515		0.05	0	0	0.0001748	0.001	1	110%	90	110	0%	
Iron	A	mg/L	1.276	1.276		1.3	0	0	0.0021157	0.00119	5	98%	90	110	0%	
Lanthanum	A	mg/L	0.05025	0.05025		0.05	0	0	6.805E-05	0.001	0.1	100%	90	110	0%	
Lead	A	mg/L	0.05078	0.05078		0.05	0	0	3.031E-05	0.001	1	102%	90	110	0%	
Magnesium	A	mg/L	13.02	13.02		12.5	0	0	0.0203306	0.00564	50	104%	90	110	0%	
Manganese	A	mg/L	0.05158	0.05158		0.05	0	0	7.309E-05	0.001	1	103%	90	110	0%	
Mercury	A	mg/L	0.0009531	0.0009531		0.001	0	0	3.043E-05	0.001	0.002	95%	90	110	0%	
Molybdenum	A	mg/L	0.04844	0.04844		0.05	0	0	8.113E-05	0.001	0.1	97%	90	110	0%	
Nickel	A	mg/L	0.05409	0.05409		0.05	0	0	0.0001769	0.001	1	108%	90	110	0%	
Potassium	A	mg/L	12.23	12.23		12.5	0	0	0.0215433	0.08139	50	98%	90	110	0%	
Selenium	A	mg/L	0.05101	0.05101		0.05	0	0	7.174E-05	0.001	1	102%	90	110	0%	
Silicon	A	mg/L	0.2111	0.2111		0.2	0	0	0.0033337	0.1	0.4	106%	90	110	0%	
Silver	A	mg/L	0.02001	0.02001		0.02	0	0	2.644E-05	0.001	0.04	100%	90	110	0%	
Sodium	A	mg/L	12.75	12.75		12.5	0	0	0.0451914	0.02171	50	102%	90	110	0%	
Strontium	A	mg/L	0.04982	0.04982		0.05	0	0	9.743E-05	0.001	1	100%	90	110	0%	
Thallium	A	mg/L	0.05125	0.05125		0.05	0	0	4.842E-05	0.001	1	102%	90	110	0%	
Thorium	A	mg/L	0.04875	0.04875		0.05	0	0	3.018E-05	0.001	1	97%	90	110	0%	
Tin	A	mg/L	0.04474	0.04474		0.05	0	0	0.0009928	0.00132	0.1	89%	90	110	0%	S
Titanium	A	mg/L	0.05034	0.05034		0.05	0	0	0.0001004	0.001	1	101%	90	110	0%	
Uranium	A	mg/L	0.04974	0.04974		0.05	0	0	2.468E-05	0.0003	1	99%	90	110	0%	
Vanadium	A	mg/L	0.04896	0.04896		0.05	0	0	0.0018612	0.0013	1	98%	90	110	0%	
Zinc	A	mg/L	0.05354	0.05354		0.05	0	0	0.0010089	0.00273	1	107%	90	110	0%	
Iron, Ferrous	C	mg/L	1.276	1.276		0	0	0	0.0021157	0.00119	5	0%	0	0	0%	

Seq No	Lab ID	Test Code	Sample Typ	File ID	Analysis Date	DF	Batch ID	Prep Date	SPKref	RPDref	pmoist
15046163	CCB	ICPMS-6020-W-	CCB		2/18/2022 4:37:5	1	R374975		0	0	

Analyte	T	Units	RAW	Final	Text	Spike	SPKref	RPDref	MDL	PQL	UQL	%REC	LOW	HIGH	%RPD	Q
Aluminum	A	mg/L	0.0001344	0.0001344		0	0	0	0.0017836	0.001	1	0%			0%	
Antimony	A	mg/L	0.0001125	0.0001125		0	0	0	6.768E-05	0.001	0.1	0%			0%	
Arsenic	A	mg/L	-0.0001885	-0.0001885		0	0	0	8.203E-05	0.001	1	0%			0%	
Barium	A	mg/L	4.057E-06	4.057E-06		0	0	0	6.762E-05	0.001	1	0%			0%	
Beryllium	A	mg/L	-0.0000285	-0.0000285		0	0	0	8.516E-05	0.001	1	0%			0%	
Boron	A	mg/L	0.0004246	0.0004246		0	0	0	0.0039526	0.00561	1	0%			0%	
Cadmium	A	mg/L	7.673E-06	7.673E-06		0	0	0	2.308E-05	0.001	1	0%			0%	
Calcium	A	mg/L	-5.718E-06	-5.718E-06		0	0	0	0.2027235	0.02092	50	0%			0%	
Cerium	A	mg/L	6.934E-07	6.934E-07		0	0	0	0.0000222	0.001	0.1	0%	0	0	0%	
Chromium	A	mg/L	-1.095E-05	-1.095E-05		0	0	0	0.0002538	0.001	1	0%			0%	
Cobalt	A	mg/L	-9.134E-06	-9.134E-06		0	0	0	2.141E-05	0.001	1	0%			0%	
Copper	A	mg/L	-8.385E-05	-8.385E-05		0	0	0	0.0001748	0.001	1	0%			0%	
Iron	A	mg/L	0.0003902	0.0003902		0	0	0	0.0021157	0.00119	5	0%			0%	
Lanthanum	A	mg/L	7.232E-07	7.232E-07		0	0	0	6.805E-05	0.001	0.1	0%	0	0	0%	
Lead	A	mg/L	-3.109E-05	-3.109E-05		0	0	0	3.031E-05	0.001	1	0%			0%	
Magnesium	A	mg/L	-0.0002539	-0.0002539		0	0	0	0.0203306	0.00564	50	0%			0%	
Manganese	A	mg/L	9.42E-07	9.42E-07		0	0	0	7.309E-05	0.001	1	0%			0%	
Mercury	A	mg/L	0.00000643	0.00000643		0	0	0	3.043E-05	0.001	0.002	0%			0%	
Molybdenum	A	mg/L	0.00005453	0.00005453		0	0	0	8.113E-05	0.001	0.1	0%			0%	
Nickel	A	mg/L	-5.309E-06	-5.309E-06		0	0	0	0.0001769	0.001	1	0%			0%	
Potassium	A	mg/L	-0.00468	-0.00468		0	0	0	0.0215433	0.08139	50	0%			0%	
Selenium	A	mg/L	-4.994E-06	-4.994E-06		0	0	0	7.174E-05	0.001	1	0%			0%	
Silicon	A	mg/L	-0.000492	-0.000492		0	0	0	0.0033337	0.1	0.4	0%	0	0	0%	
Silver	A	mg/L	0.00000338	0.00000338		0	0	0	2.644E-05	0.001	0.04	0%			0%	
Sodium	A	mg/L	-0.003644	-0.003644		0	0	0	0.0451914	0.02171	50	0%			0%	
Strontium	A	mg/L	-8.837E-06	-8.837E-06		0	0	0	9.743E-05	0.001	1	0%	0	0	0%	
Thallium	A	mg/L	0.0000678	0.0000678		0	0	0	4.842E-05	0.001	1	0%	0	0	0%	
Thorium	A	mg/L	0.00003154	0.00003154		0	0	0	3.018E-05	0.001	1	0%	0	0	0%	
Tin	A	mg/L	0.00004205	0.00004205		0	0	0	0.0009928	0.00132	0.1	0%	0	0	0%	
Titanium	A	mg/L	8.409E-06	8.409E-06		0	0	0	0.0001004	0.001	1	0%	0	0	0%	
Uranium	A	mg/L	0.00000396	0.00000396		0	0	0	2.468E-05	0.0003	1	0%	0	0	0%	
Vanadium	A	mg/L	-0.002501	-0.002501		0	0	0	0.0018612	0.0013	1	0%	0	0	0%	
Zinc	A	mg/L	-8.879E-05	-8.879E-05		0	0	0	0.0010089	0.00273	1	0%	0	0	0%	
Iron, Ferrous	C	mg/L	0.0003902	0.0003902		0	0	0	0.0021157	0.00119	5	0%	0	0	0%	

Seq No	Lab ID	Test Code	Sample Typ	File ID	Analysis Date	DF	Batch ID	Prep Date	SPKref	RPDref	pmoist
15046164	MB-163745	ICPMS-6020-W-	MBLK		2/18/2022 4:44:0	1	163745	2/14/2022	1	0	0

Analyte	T	Units	RAW	Final	Text	Spike	SPKref	RPDref	MDL	PQL	UQL	%REC	LOW	HIGH	%RPD	Q
Aluminum	A	mg/L	0.002797	0		0	0	0	0.0038747	0.0031975	1	0%	0	0	0%	
Antimony	A	mg/L	0.0000476	0		0	0	0	0.0002799	0.001	0.1	0%	0	0	0%	
Arsenic	A	mg/L	-0.0002324	0		0	0	0	0.0003412	0.001	1	0%	0	0	0%	
Barium	A	mg/L	0.00007035	0		0	0	0	0.0002682	0.001	1	0%	0	0	0%	
Beryllium	A	mg/L	-2.857E-05	0		0	0	0	0.0001071	0.01	1	0%	0	0	0%	
Boron	A	mg/L	0.0008667	0		0	0	0	0.0203802	0.01467	1	0%	0	0	0%	
Cadmium	A	mg/L	0.00001717	0		0	0	0	1.821E-05	0.005	1	0%	0	0	0%	
Calcium	A	mg/L	0.01472	0		0	0	0	0.0372936	0.1103481	50	0%	0	0	0%	
Cerium	A	mg/L	3.212E-06	0		0	0	0	2.738E-05	0.001	0.1	0%	0	0	0%	
Chromium	A	mg/L	5.918E-06	0		0	0	0	0.0015375	0.0015375	1	0%	0	0	0%	
Iron	A	mg/L	0.001397	0		0	0	0	0.007424	0.00513	5	0%	0	0	0%	
Lanthanum	A	mg/L	1.961E-06	0		0	0	0	0.000055	0.001	0.1	0%	0	0	0%	
Lead	A	mg/L	0.00002423	0		0	0	0	7.716E-05	0.0005	1	0%	0	0	0%	
Magnesium	A	mg/L	0.002162	0		0	0	0	0.0104254	0.0081522	50	0%	0	0	0%	
Manganese	A	mg/L	0.00009656	0		0	0	0	0.0005399	0.001	1	0%	0	0	0%	
Molybdenum	A	mg/L	0.0001003	0		0	0	0	0.0001763	0.001	0.1	0%	0	0	0%	
Nickel	A	mg/L	0.00003468	0		0	0	0	0.0002288	0.0024200	1	0%	0	0	0%	
Potassium	A	mg/L	-3.723E-05	0		0	0	0	0.0765619	0.0261205	50	0%	0	0	0%	
Selenium	A	mg/L	5.592E-06	0		0	0	0	0.0001357	0.001	1	0%	0	0	0%	
Silicon	A	mg/L	0.01631	0		0	0	0	0.0422089	0.0053212	0.4	0%	0	0	0%	
Sodium	A	mg/L	0.003822	0		0	0	0	0.1019461	0.7330269	50	0%	0	0	0%	
Strontium	A	mg/L	0.00003484	0		0	0	0	0.0002433	0.001	1	0%	0	0	0%	
Thallium	A	mg/L	0.00005123	0		0	0	0	0.0001114	0.001	1	0%	0	0	0%	
Thorium	A	mg/L	0.00007602	0		0	0	0	0.0003796	0.00415	1	0%	0	0	0%	
Tin	A	mg/L	0.0002	0		0	0	0	0.0018932	0.0011175	0.1	0%	0	0	0%	
Uranium	A	mg/L	0.00000353	0		0	0	0	1.699E-05	0.0003	1	0%	0	0	0%	
Zinc	A	mg/L	0.003792	0.003792		0	0	0	0.0011617	0.0065544	1	0%	0	0	0%	
Silica	C	mg/L	0.03489035	0		0	0	0	0.0902933	0.0113831	5	0%	0	0	0%	
Silicon as SiO2	C	mg/L	0.03489035	0		0	0	0	0.0902933	0.0113831	5	0%	0	0	0%	

Seq No	Lab ID	Test Code	Sample Typ	File ID	Analysis Date	DF	Batch ID	Prep Date	SPKref	RPDref	pmoist
15046165	LCS4-163745	ICPMS-6020-W-	LCS4		2/18/2022 4:50:1	1	163745	2/14/2022	1	0	0

Analyte	T	Units	RAW	Final	Text	Spike	SPKref	RPDref	MDL	PQL	UQL	%REC	LOW	HIGH	%RPD	Q

Seq No	Lab ID	Test Code	Sample Typ	File ID	Analysis Date	DF	Batch ID	Prep Date	SPKref	RPDref	pmoist
15046165	LCS4-163745	ICPMS-6020-W-	LCS4		2/18/2022 4:50:1	1	163745	2/14/2022 1	0	0	

Analyte	T	Units	RAW	Final	Text	Spike	SPKref	RPDref	MDL	PQL	UQL	%REC	LOW	HIGH	%RPD	Q
Aluminum	A	mg/L	0.4676	0.4676		0.5	0	0	0.0038747	0.0031975	1	94%	80	120	0%	
Antimony	A	mg/L	0.1034	0.1034		0.1	0	0	0.0002799	0.001	0.1	103%	80	120	0%	
Arsenic	A	mg/L	0.09779	0.09779		0.1	0	0	0.0003412	0.001	1	98%	80	120	0%	
Barium	A	mg/L	0.09133	0.09133		0.1	0	0	0.0002682	0.001	1	91%	80	120	0%	
Beryllium	A	mg/L	0.03856	0.03856		0.05	0	0	0.0001071	0.01	1	77%	80	120	0%	S
Boron	A	mg/L	0.08702	0.08702		0.1	0	0	0.0203802	0.01467	1	87%	80	120	0%	
Cadmium	A	mg/L	0.05122	0.05122		0.05	0	0	1.821E-05	0.005	1	102%	80	120	0%	
Calcium	A	mg/L	4.79	4.79		5	0	0	0.0372936	0.1103481	50	96%	80	120	0%	
Cerium	A	mg/L	0.1071	0.1071		0.1	0	0	2.738E-05	0.001	0.1	107%	80	120	0%	
Chromium	A	mg/L	0.1008	0.1008		0.1	0	0	0.0015375	0.0015375	1	101%	80	120	0%	
Cobalt	A	mg/L	0.1022	0.1022		0.1	0	0	9.541E-05	0.001	1	102%	80	120	0%	
Copper	A	mg/L	0.1147	0.1147		0.1	0	0	0.0008747	0.00198	1	115%	80	120	0%	
Iron	A	mg/L	0.5062	0.5062		0.5	0	0	0.007424	0.00513	5	101%	80	120	0%	
Lanthanum	A	mg/L	0.106	0.106		0.1	0	0	0.000055	0.001	0.1	106%	80	120	0%	
Lead	A	mg/L	0.09924	0.09924		0.1	0	0	7.716E-05	0.001	1	99%	88	115	0%	
Magnesium	A	mg/L	5.333	5.333		5	0	0	0.0104254	0.0081522	50	107%	80	120	0%	
Manganese	A	mg/L	0.504	0.504		0.5	0	0	0.0005399	0.001	1	101%	80	120	0%	
Molybdenum	A	mg/L	0.09278	0.09278		0.1	0	0	0.0001763	0.001	0.1	93%	80	120	0%	
Nickel	A	mg/L	0.1061	0.1061		0.1	0	0	0.0002288	0.0024200	1	106%	80	120	0%	
Potassium	A	mg/L	4.539	4.539		5	0	0	0.0765619	0.0261205	50	91%	80	120	0%	
Selenium	A	mg/L	0.1009	0.1009		0.1	0	0	0.0001357	0.001	1	101%	80	120	0%	
Silicon	A	mg/L	0.9688	0.9688		1	0	0	0.0422089	0.0053212	0.4	97%	80	120	0%	
Silver	A	mg/L	0.009241	0.009241		0.01	0	0	4.281E-05	0.001	0.04	92%	80	120	0%	
Sodium	A	mg/L	5.366	5.366		5	0	0	0.1019461	0.7330269	50	107%	80	120	0%	
Strontium	A	mg/L	0.09644	0.09644		0.1	0	0	0.0002433	0.001	1	96%	80	120	0%	
Thallium	A	mg/L	0.09745	0.09745		0.1	0	0	0.0001114	0.001	1	97%	80	120	0%	
Thorium	A	mg/L	0.0981	0.0981		0.1	0	0	0.0003796	0.00415	1	98%	80	120	0%	
Tin	A	mg/L	0.08665	0.08665		0.1	0	0	0.0018932	0.0011175	0.1	87%	80	120	0%	
Titanium	A	mg/L	0.09474	0.09474		0.1	0	0	0.0005733	0.001	1	95%	80	120	0%	
Uranium	A	mg/L	0.09997	0.09997		0.1	0	0	1.699E-05	0.0003	1	100%	80	120	0%	
Vanadium	A	mg/L	0.09615	0.09615		0.1	0	0	0.0039127	0.0021085	1	96%	80	120	0%	
Zinc	A	mg/L	0.1033	0.1033		0.1	0	0	0.0011617	0.0065544	1	103%	80	120	0%	
Silica	C	mg/L	2.07245696	2.07245696		0	0	0	0.0902933	0.0113831	5	0%	0	0	0%	
Silicon as SiO2	C	mg/L	2.07245696	2.07245696		2.14	0	0	0.0902933	0.0113831	5	97%	80	120	0%	

Seq No	Lab ID	Test Code	Sample Typ	File ID	Analysis Date	DF	Batch ID	Prep Date	SPKref	RPDref	pmoist
15046166	B22020962-001	ICPMS-6020-W-	SAMP		2/18/2022 4:56:3	1	R374975		0	0	

Analyte	T	Units	RAW	Final	Text	Spike	SPKref	RPDref	MDL	PQL	UQL	%REC	LOW	HIGH	%RPD	Q
Aluminum	A	mg/L	0.004063	0.004063		0	0	0	0.0017836	0.001	1	0%	0	0	0%	U
Antimony	A	mg/L	0.0002767	0.0002767		0	0	0	6.768E-05	0.001	0.1	0%	0	0	0%	J
Arsenic	A	mg/L	-0.0002398	0		0	0	0	8.203E-05	0.001	1	0%	0	0	0%	U
Barium	A	mg/L	0.004282	0.004282		0	0	0	6.762E-05	0.001	1	0%	0	0	0%	
Cadmium	A	mg/L	0.00003841	0.00003841		0	0	0	2.308E-05	0.001	1	0%	0	0	0%	J
Cerium	A	mg/L	5.464E-06	0		0	0	0	0.0000222	0.001	0.1	0%	0	0	0%	U
Chromium	A	mg/L	0.0008069	0.0008069		0	0	0	0.0002538	0.001	1	0%	0	0	0%	J
Cobalt	A	mg/L	0.00003778	0.00003778		0	0	0	2.141E-05	0.001	1	0%	0	0	0%	J
Lead	A	mg/L	2.511E-07	0		0	0	0	3.031E-05	0.001	1	0%	0	0	0%	U
Manganese	A	mg/L	0.007226	0.007226		0	0	0	7.309E-05	0.001	1	0%	0	0	0%	
Mercury	A	mg/L	0.00004297	0.00004297		0	0	0	3.043E-05	0.001	0.002	0%	0	0	0%	J
Molybdenum	A	mg/L	0.0003587	0.0003587		0	0	0	8.113E-05	0.001	0.1	0%	0	0	0%	J
Nickel	A	mg/L	0.0007555	0.0007555		0	0	0	0.0001769	0.001	1	0%	0	0	0%	J
Selenium	A	mg/L	0.0002357	0.0002357		0	0	0	7.174E-05	0.001	1	0%	0	0	0%	J
Silver	A	mg/L	-6.098E-05	0		0	0	0	2.644E-05	0.001	0.04	0%	0	0	0%	U
Strontium	A	mg/L	0.164	0.164		0	0	0	9.743E-05	0.001	1	0%	0	0	0%	
Thallium	A	mg/L	0.0001212	0.0001212		0	0	0	4.842E-05	0.001	1	0%	0	0	0%	J
Thorium	A	mg/L	0.0000332	0.0000332		0	0	0	3.018E-05	0.001	1	0%	0	0	0%	J
Titanium	A	mg/L	0.001903	0.001903		0	0	0	0.0001004	0.001	1	0%	0	0	0%	
Uranium	A	mg/L	0.000014	0		0	0	0	2.468E-05	0.0003	1	0%	0	0	0%	U
Boron	B	mg/L	0.04008	0.04008		0	0	0	0.0039526	0.00561	1	0%	0	0	0%	D
Calcium	B	mg/L	16.08	16.08		0	0	0	0.2027235	0.02092	50	0%	0	0	0%	D
Iron	B	mg/L	0.001381	0		0	0	0	0.0021157	0.00119	5	0%	0	0	0%	U
Iron, Ferrous	B	mg/L	0.001381	0		0	0	0	0.0021157	0.00119	5	0%	0	0	0%	U
Magnesium	B	mg/L	17.6	17.6		0	0	0	0.0203306	0.00564	50	0%	0	0	0%	D
Sodium	B	mg/L	36.86	36.86		0	0	0	0.0451914	0.02171	50	0%	0	0	0%	D
Zinc	B	mg/L	-6.819E-05	0		0	0	0	0.0010089	0.00273	1	0%	0	0	0%	LU

Seq No	Lab ID	Test Code	Sample Typ	File ID	Analysis Date	DF	Batch ID	Prep Date	SPKref	RPDref	pmoist
15046167	B22020962-001	ICPMS-6020-W-	SD		2/18/2022 5:02:4	5	R374975		0	2E+07	

Analyte	T	Units	RAW	Final	Text	Spike	SPKref	RPDref	MDL	PQL	UQL	%REC	LOW	HIGH	%RPD	Q
Aluminum	A	mg/L	0.001453	0		0	0	0.004063	0.0089181	0.0043	1	0%				
Antimony	A	mg/L	0.0001041	0.0005205		0	0	0.0002767	0.0003384	0.0021	0.1	0%				N
Arsenic	A	mg/L	-0.0001158	0		0	0	0	0.0004102	0.001	1	0%				

Seq No	Lab ID	Test Code	Sample Typ	File ID	Analysis Date	DF	Batch ID	Prep Date	SPKref	RPDref	pmoist
15046167	B22020962-001	ICPMS-6020-W-	SD		2/18/2022 5:02:4	5	R374975		0	2E+07	

Analyte	T	Units	RAW	Final	Text	Spike	SPKref	RPDref	MDL	PQL	UQL	%REC	LOW	HIGH	%RPD	Q
Barium	A	mg/L	0.0008912	0.004456		0	0	0.004282	0.0003381	0.001	1	0%			4%	
Beryllium	A	mg/L	-2.889E-05	0		0	0	0	0.0004258	0.001	1	0%				
Boron	A	mg/L	0.007954	0.03977		0	0	0.04008	0.0197631	0.02805	1	0%				N
Cadmium	A	mg/L	0.00002839	0.00014195		0	0	3.841E-05	0.0001154	0.001	1	0%				N
Calcium	A	mg/L	3.168	15.84		0	0	16.08	1.0136175	0.1046	50	0%			2%	
Cerium	A	mg/L	1.594E-06	0		0	0	0	0.000111	0.001	0.1	0%				
Chromium	A	mg/L	0.0001777	0		0	0	0.0008069	0.001269	0.001	1	0%				
Cobalt	A	mg/L	3.478E-06	0		0	0	3.778E-05	0.0001071	0.001	1	0%				
Copper	A	mg/L	0.0002523	0.0012615		0	0	0.0003421	0.0008742	0.00135	1	0%				N
Iron	A	mg/L	0.0007403	0		0	0	0	0.0105787	0.00595	5	0%				
Lanthanum	A	mg/L	8.911E-07	0		0	0	0	0.0003403	0.001	0.1	0%				
Lead	A	mg/L	-2.697E-05	0		0	0	0	0.0001516	0.001	1	0%				
Magnesium	A	mg/L	3.514	17.57		0	0	17.6	0.1016532	0.0282	50	0%			0%	
Manganese	A	mg/L	0.001438	0.00719		0	0	0.007226	0.0003655	0.001	1	0%			0%	
Mercury	A	mg/L	0.00001972	0		0	0	4.297E-05	0.0001522	0.001	0.002	0%				
Molybdenum	A	mg/L	0.00008001	0		0	0	0.0003587	0.0004057	0.001	0.1	0%				
Nickel	A	mg/L	0.0001562	0		0	0	0.0007555	0.0008844	0.00315	1	0%				
Potassium	A	mg/L	0.5785	2.8925		0	0	3.19	0.1077164	0.40695	50	0%			10%	
Selenium	A	mg/L	0.00004203	0		0	0	0.0002357	0.0003587	0.00165	1	0%				
Silicon	A	mg/L	5.12	25.6		0	0	26.3	0.0166685	0.1	0.4	0%			3%	
Silver	A	mg/L	-6.557E-05	0		0	0	0	0.0001322	0.001	0.04	0%				
Sodium	A	mg/L	7.54	37.7		0	0	36.86	0.225957	0.10855	50	0%			2%	
Strontium	A	mg/L	0.03208	0.1604		0	0	0.164	0.0004872	0.001	1	0%			2%	
Thallium	A	mg/L	0.00002516	0		0	0	0.0001212	0.0002421	0.001	1	0%				
Thorium	A	mg/L	0.00002216	0		0	0	0.0000332	0.0001509	0.00305	1	0%				
Tin	A	mg/L	0.00002297	0		0	0	0	0.0049642	0.0066	0.1	0%				
Titanium	A	mg/L	0.0004141	0.0020705		0	0	0.001903	0.000502	0.001	1	0%				N
Uranium	A	mg/L	4.419E-06	0		0	0	0	0.0001234	0.0003	1	0%				
Vanadium	A	mg/L	0.0009112	0		0	0	0.004779	0.0093058	0.0065	1	0%				
Zinc	A	mg/L	0.0001425	0		0	0	0	0.0050446	0.01365	1	0%				
Iron, Ferrous	C	mg/L	0.0007403	0		0	0	0	0.0105787	0.00595	5	0%				

Seq No	Lab ID	Test Code	Sample Typ	File ID	Analysis Date	DF	Batch ID	Prep Date	SPKref	RPDref	pmoist
15046168	B22020962-001	ICPMS-6020-W- MS			2/18/2022 5:09:0	1.03	R374975		2E+07	0	

Analyte	T	Units	RAW	Final	Text	Spike	SPKref	RPDref	MDL	PQL	UQL	%REC	LOW	HIGH	%RPD	Q
Aluminum	A	mg/L	0.0484	0.049852		0.05	0.004063	0	0.0018371	0.001	1	92%	75	125	0%	
Antimony	A	mg/L	0.04997	0.0514691		0.05	0.0002767	0	6.971E-05	0.001	0.1	102%	75	125	0%	
Arsenic	A	mg/L	0.04788	0.0493164		0.05	0	0	8.449E-05	0.001	1	99%	75	125	0%	
Barium	A	mg/L	0.05315	0.0547445		0.05	0.004282	0	6.965E-05	0.001	1	101%	75	125	0%	
Beryllium	A	mg/L	0.03906	0.0402318		0.05	0	0	8.771E-05	0.001	1	80%	75	125	0%	
Boron	A	mg/L	0.08092	0.0833476		0.05	0.04008	0	0.0040712	0.0057783	1	87%	75	125	0%	
Cadmium	A	mg/L	0.04835	0.0498005		0.05	3.841E-05	0	2.377E-05	0.001	1	100%	75	125	0%	
Calcium	A	mg/L	60.41	62.2223		50	16.08	0	0.2088052	0.0215476	50	92%	75	125	0%	E
Cerium	A	mg/L	0.05168	0.0532304		0.05	0	0	2.287E-05	0.001	0.1	106%	75	125	0%	
Chromium	A	mg/L	0.04792	0.0493576		0.05	0.0008069	0	0.0002614	0.001	1	97%	75	125	0%	
Cobalt	A	mg/L	0.0476	0.049028		0.05	3.778E-05	0	2.205E-05	0.001	1	98%	75	125	0%	
Copper	A	mg/L	0.05062	0.0521386		0.05	0.0003421	0	0.0001801	0.001	1	104%	75	125	0%	
Iron	A	mg/L	4.75	4.8925		5.05	0	0	0.0021792	0.0012257	5	97%	75	125	0%	
Lanthanum	A	mg/L	5.119E-06	0		0.05	0	0	7.009E-05	0.001	0.1	0%	75	125	0%	S
Lead	A	mg/L	0.04827	0.0497181		0.05	0	0	3.122E-05	0.001	1	99%	88	115	0%	
Magnesium	A	mg/L	64.92	66.8676		50	17.6	0	0.0209406	0.0058092	50	99%	75	125	0%	E
Manganese	A	mg/L	0.05376	0.0553728		0.05	0.007226	0	7.528E-05	0.001	1	96%	75	125	0%	
Mercury	A	mg/L	0.0009707	0.00099982		0.001	4.297E-05	0	3.134E-05	0.001	0.002	96%	75	125	0%	
Molybdenum	A	mg/L	0.04596	0.0473388		0.05	0.0003587	0	8.356E-05	0.001	0.1	94%	75	125	0%	
Nickel	A	mg/L	0.04958	0.0510674		0.05	0.0007555	0	0.0001822	0.001	1	101%	75	125	0%	
Potassium	A	mg/L	46.48	47.8744		50	3.19	0	0.0221896	0.0838317	50	89%	75	125	0%	
Selenium	A	mg/L	0.04952	0.0510056		0.05	0.0002357	0	7.389E-05	0.001	1	102%	75	125	0%	
Silicon	A	mg/L	25.66	26.4298		0.2	26.3	0	0.0034337	0.1	0.4		75	125	0%	AE
Silver	A	mg/L	0.01867	0.0192301		0.02	0	0	2.723E-05	0.001	0.04	96%	75	125	0%	
Sodium	A	mg/L	82.93	85.4179		50	36.86	0	0.0465471	0.0223613	50	97%	75	125	0%	E
Strontium	A	mg/L	0.2009	0.206927		0.05	0.164	0	0.0001004	0.001	1	86%	75	125	0%	
Thallium	A	mg/L	0.04853	0.0499859		0.05	0.0001212	0	4.987E-05	0.001	1	100%	75	125	0%	
Thorium	A	mg/L	0.04812	0.0495636		0.05	0.0000332	0	3.109E-05	0.001	1	99%	75	125	0%	
Tin	A	mg/L	0.04217	0.0434351		0.05	0	0	0.0010226	0.0013596	0.1	87%	75	125	0%	
Titanium	A	mg/L	0.05176	0.0533128		0.05	0.001903	0	0.0001034	0.001	1	103%	75	125	0%	
Uranium	A	mg/L	0.04951	0.0509953		0.05	0	0	2.542E-05	0.0003	1	102%	75	125	0%	
Vanadium	A	mg/L	0.05532	0.0569796		0.05	0.004779	0	0.001917	0.001339	1	104%	75	125	0%	
Zinc	A	mg/L	0.0512	0.052736		0.05	0	0	0.0010392	0.0028119	1	105%	75	125	0%	
Iron, Ferrous	C	mg/L	4.75	4.8925		0	0	0	0.0021792	0.0012257	5	0%	0	0	0%	

Seq No	Lab ID	Test Code	Sample Typ	File ID	Analysis Date	DF	Batch ID	Prep Date	SPKref	RPDref	pmoist
15046169	B22020962-001	ICPMS-6020-W-	MSD		2/18/2022 5:15:1	1.03	R374975		2E+07	2E+07	

Analyte	T	Units	RAW	Final	Text	Spike	SPKref	RPDref	MDL	PQL	UQL	%REC	LOW	HIGH	%RPD	Q
Aluminum	A	mg/L	0.04724	0.0486572		0.05	0.004063	0.049852	0.0018371	0.001	1	89%	75	125	2%	
Antimony	A	mg/L	0.05144	0.0529832		0.05	0.0002767	0.0514691	6.971E-05	0.001	0.1	105%	75	125	3%	
Arsenic	A	mg/L	0.04867	0.0501301		0.05	0	0.0493164	8.449E-05	0.001	1	100%	75	125	2%	
Barium	A	mg/L	0.05437	0.0560011		0.05	0.004282	0.0547445	6.965E-05	0.001	1	103%	75	125	2%	
Beryllium	A	mg/L	0.03994	0.0411382		0.05	0	0.0402318	8.771E-05	0.001	1	82%	75	125	2%	
Boron	A	mg/L	0.08352	0.0860256		0.05	0.04008	0.0833476	0.0040712	0.0057783	1	92%	75	125	3%	
Cadmium	A	mg/L	0.04993	0.0514279		0.05	3.841E-05	0.0498005	2.377E-05	0.001	1	103%	75	125	3%	
Calcium	A	mg/L	60.49	62.3047		50	16.08	62.2223	0.2088052	0.0215476	50	92%	75	125	0%	E
Cerium	A	mg/L	0.05256	0.0541368		0.05	0	0.0532304	2.287E-05	0.001	0.1	108%	75	125	2%	
Chromium	A	mg/L	0.04807	0.0495121		0.05	0.0008069	0.0493576	0.0002614	0.001	1	97%	75	125	0%	
Cobalt	A	mg/L	0.04826	0.0497078		0.05	3.778E-05	0.049028	2.205E-05	0.001	1	99%	75	125	1%	
Copper	A	mg/L	0.05081	0.0523343		0.05	0.0003421	0.0521386	0.0001801	0.001	1	104%	75	125	0%	
Iron	A	mg/L	4.85	4.9955		5.05	0	4.8925	0.0021792	0.0012257	5	99%	75	125	2%	
Lanthanum	A	mg/L	4.462E-06	0		0.05	0	0	7.009E-05	0.001	0.1	0%	75	125		S
Lead	A	mg/L	0.04861	0.0500683		0.05	0	0.0497181	3.122E-05	0.001	1	100%	88	115	1%	
Magnesium	A	mg/L	64.33	66.2599		50	17.6	66.8676	0.0209406	0.0058092	50	97%	75	125	1%	E
Manganese	A	mg/L	0.0546	0.056238		0.05	0.007226	0.0553728	7.528E-05	0.001	1	98%	75	125	2%	
Mercury	A	mg/L	0.001012	0.00104236		0.001	4.297E-05	0.0009998	3.134E-05	0.001	0.002	100%	75	125		
Molybdenum	A	mg/L	0.04714	0.0485542		0.05	0.0003587	0.0473388	8.356E-05	0.001	0.1	96%	75	125	3%	
Nickel	A	mg/L	0.04984	0.0513352		0.05	0.0007555	0.0510674	0.0001822	0.001	1	101%	75	125	1%	
Potassium	A	mg/L	46.89	48.2967		50	3.19	47.8744	0.0221896	0.0838317	50	90%	75	125	1%	
Selenium	A	mg/L	0.05011	0.0516133		0.05	0.0002357	0.0510056	7.389E-05	0.001	1	103%	75	125	1%	
Silicon	A	mg/L	25.14	25.8942		0.2	26.3	26.4298	0.0034337	0.1	0.4		75	125	2%	AE
Silver	A	mg/L	0.0195	0.020085		0.02	0	0.0192301	2.723E-05	0.001	0.04	100%	75	125	4%	
Sodium	A	mg/L	84.62	87.1586		50	36.86	85.4179	0.0465471	0.0223613	50	101%	75	125	2%	E
Strontium	A	mg/L	0.2006	0.206618		0.05	0.164	0.206927	0.0001004	0.001	1	85%	75	125	0%	
Thallium	A	mg/L	0.04912	0.0505936		0.05	0.0001212	0.0499859	4.987E-05	0.001	1	101%	75	125	1%	
Thorium	A	mg/L	0.04949	0.0509747		0.05	0.0000332	0.0495636	3.109E-05	0.001	1	102%	75	125	3%	
Tin	A	mg/L	0.04211	0.0433733		0.05	0	0.0434351	0.0010226	0.0013596	0.1	87%	75	125	0%	
Titanium	A	mg/L	0.05412	0.0557436		0.05	0.001903	0.0533128	0.0001034	0.001	1	108%	75	125	4%	
Uranium	A	mg/L	0.05003	0.0515309		0.05	0	0.0509953	2.542E-05	0.0003	1	103%	75	125	1%	
Vanadium	A	mg/L	0.05527	0.0569281		0.05	0.004779	0.0569796	0.001917	0.001339	1	104%	75	125	0%	
Zinc	A	mg/L	0.05053	0.0520459		0.05	0	0.052736	0.0010392	0.0028119	1	104%	75	125	1%	
Iron, Ferrous	C	mg/L	4.85	4.9955		0	0	4.8925	0.0021792	0.0012257	5	0%	0	0	2%	

Seq No	Lab ID	Test Code	Sample Typ	File ID	Analysis Date	DF	Batch ID	Prep Date	SPKref	RPDref	pmoist
15046170	Rinse	ICPMS-6020-W-	SAMP		2/18/2022 5:21:2	1	R374975		0	0	

Analyte	T	Units	RAW	Final	Text	Spike	SPKref	RPDref	MDL	PQL	UQL	%REC	LOW	HIGH	%RPD	Q
Aluminum	A	mg/L	-2.745E-05	0		0	0	0	0.0017836	0.001	1	0%	0	0	0%	
Antimony	A	mg/L	0.0001894	0.0001894		0	0	0	6.768E-05	0.001	0.1	0%	0	0	0%	J
Arsenic	A	mg/L	-9.463E-06	0		0	0	0	8.203E-05	0.001	1	0%	0	0	0%	
Barium	A	mg/L	6.466E-06	0		0	0	0	6.762E-05	0.001	1	0%	0	0	0%	
Cadmium	A	mg/L	3.421E-06	0		0	0	0	2.308E-05	0.001	1	0%	0	0	0%	
Cerium	A	mg/L	1.856E-07	0		0	0	0	0.0000222	0.001	0.1	0%	0	0	0%	
Chromium	A	mg/L	-1.409E-06	0		0	0	0	0.0002538	0.001	1	0%	0	0	0%	
Cobalt	A	mg/L	-5.072E-06	0		0	0	0	2.141E-05	0.001	1	0%	0	0	0%	
Lead	A	mg/L	-3.458E-05	0		0	0	0	3.031E-05	0.001	1	0%	0	0	0%	
Manganese	A	mg/L	9.465E-06	0		0	0	0	7.309E-05	0.001	1	0%	0	0	0%	
Mercury	A	mg/L	5.072E-06	0		0	0	0	3.043E-05	0.001	0.002	0%	0	0	0%	
Molybdenum	A	mg/L	0.00007447	0		0	0	0	8.113E-05	0.001	0.1	0%	0	0	0%	
Nickel	A	mg/L	-1.737E-05	0		0	0	0	0.0001769	0.001	1	0%	0	0	0%	
Selenium	A	mg/L	0.00001861	0		0	0	0	7.174E-05	0.001	1	0%	0	0	0%	
Silver	A	mg/L	-3.796E-06	0		0	0	0	2.644E-05	0.001	0.04	0%	0	0	0%	
Strontium	A	mg/L	-3.04E-08	0		0	0	0	9.743E-05	0.001	1	0%	0	0	0%	
Thallium	A	mg/L	0.00004326	0		0	0	0	4.842E-05	0.001	1	0%	0	0	0%	
Thorium	A	mg/L	0.0000422	0.0000422		0	0	0	3.018E-05	0.001	1	0%	0	0	0%	J
Titanium	A	mg/L	0.00007636	0		0	0	0	0.0001004	0.001	1	0%	0	0	0%	
Uranium	A	mg/L	5.033E-06	0		0	0	0	2.468E-05	0.0003	1	0%	0	0	0%	
Boron	B	mg/L	0.0009204	0		0	0	0	0.0039526	0.00561	1	0%	0	0	0%	L
Calcium	B	mg/L	-0.0007535	0		0	0	0	0.2027235	0.02092	50	0%	0	0	0%	L
Iron	B	mg/L	0.0003068	0		0	0	0	0.0021157	0.00119	5	0%	0	0	0%	
Iron, Ferrous	B	mg/L	0.0003068	0		0	0	0	0.0021157	0.00119	5	0%	0	0	0%	
Magnesium	B	mg/L	0.001301	0		0	0	0	0.0203306	0.00564	50	0%	0	0	0%	L
Sodium	B	mg/L	0.01111	0		0	0	0	0.0451914	0.02171	50	0%	0	0	0%	L
Zinc	B	mg/L	-0.0002332	0		0	0	0	0.0010089	0.00273	1	0%	0	0	0%	L

Seq No	Lab ID	Test Code	Sample Typ	File ID	Analysis Date	DF	Batch ID	Prep Date	SPKref	RPDref	pmoist
15046171	B22020962-001	ICPMS-6020-W-	SAMP		2/18/2022 5:27:4	1	163745	2/14/2022 1:	0	0	

Analyte	T	Units	RAW	Final	Text	Spike	SPKref	RPDref	MDL	PQL	UQL	%REC	LOW	HIGH	%RPD	Q
Antimony	A	mg/L	0.000303	0.000303		0	0	0	0.0002799	0.001	0.1	0%	0	0	0%	J
Arsenic	A	mg/L	0.0002165	0		0	0	0	0.0003412	0.001	1	0%	0	0	0%	U
Barium	A	mg/L	0.004431	0.004431		0	0	0	0.0002682	0.001	1	0%	0	0	0%	

Seq No	Lab ID	Test Code	Sample Typ	File ID	Analysis Date	DF	Batch ID	Prep Date	SPKref	RPDref	pmoist
15046171	B22020962-001	ICPMS-6020-W-	SAMP		2/18/2022 5:27:4	1	163745	2/14/2022 1:	0	0	

Analyte	T	Units	RAW	Final	Text	Spike	SPKref	RPDref	MDL	PQL	UQL	%REC	LOW	HIGH	%RPD	Q
Cadmium	A	mg/L	0.00003653	0.00003653		0	0	0	1.821E-05	0.005	1	0%	0	0	0%	J
Cerium	A	mg/L	0.00005451	0.00005451		0	0	0	2.738E-05	0.001	0.1	0%	0	0	0%	J
Cobalt	A	mg/L	0.0002295	0.0002295		0	0	0	9.541E-05	0.001	1	0%	0	0	0%	J
Lanthanum	A	mg/L	0.00002196	0		0	0	0	0.000055	0.001	0.1	0%	0	0	0%	U
Lead	A	mg/L	0.00003539	0		0	0	0	7.716E-05	0.001	1	0%	0	0	0%	U
Manganese	A	mg/L	0.01222	0.01222		0	0	0	0.0005399	0.001	1	0%	0	0	0%	
Molybdenum	A	mg/L	0.0003768	0.0003768		0	0	0	0.0001763	0.001	0.1	0%	0	0	0%	J
Selenium	A	mg/L	0.0003149	0.0003149		0	0	0	0.0001357	0.001	1	0%	0	0	0%	J
Silver	A	mg/L	-5.784E-05	0		0	0	0	4.281E-05	0.001	0.04	0%	0	0	0%	U
Strontium	A	mg/L	0.1643	0.1643		0	0	0	0.0002433	0.001	1	0%	0	0	0%	
Thallium	A	mg/L	0.00003378	0		0	0	0	0.0001114	0.001	1	0%	0	0	0%	U
Titanium	A	mg/L	0.006842	0.006842		0	0	0	0.0005733	0.001	1	0%	0	0	0%	
Uranium	A	mg/L	0.00001669	0		0	0	0	1.699E-05	0.0003	1	0%	0	0	0%	U
Aluminum	B	mg/L	0.07257	0.07257		0	0	0	0.0038747	0.0031975	1	0%	0	0	0%	D
Boron	B	mg/L	0.03618	0.03618		0	0	0	0.0203802	0.01467	1	0%	0	0	0%	DU
Calcium	B	mg/L	15.62	15.62		0	0	0	0.0372936	0.1103481	50	0%	0	0	0%	D
Chromium	B	mg/L	0.001169	0		0	0	0	0.0015375	0.0015375	1	0%	0	0	0%	LU
Iron	B	mg/L	0.06972	0.06972		0	0	0	0.007424	0.00513	5	0%	0	0	0%	D
Magnesium	B	mg/L	17.43	17.43		0	0	0	0.0104254	0.0081522	50	0%	0	0	0%	D
Nickel	B	mg/L	0.0008522	0.0008522		0	0	0	0.0002288	0.0024200	1	0%	0	0	0%	JL
Sodium	B	mg/L	37.64	37.64		0	0	0	0.1019461	0.7330269	50	0%	0	0	0%	D
Thorium	B	mg/L	0.0001172	0		0	0	0	0.0003796	0.00415	1	0%	0	0	0%	LU
Zinc	B	mg/L	0.004403	0.004403		0	0	0	0.0011617	0.0065544	1	0%	0	0	0%	JL

Seq No	Lab ID	Test Code	Sample Typ	File ID	Analysis Date	DF	Batch ID	Prep Date	SPKref	RPDref	pmoist
15046172	B22020962-001	ICPMS-6020-W-	SD		2/18/2022 5:33:5	5	163745	2/14/2022 1:	0	2E+07	

Analyte	T	Units	RAW	Final	Text	Spike	SPKref	RPDref	MDL	PQL	UQL	%REC	LOW	HIGH	%RPD	Q
Aluminum	A	mg/L	0.01564	0.0782		0	0	0.07257	0.0193736	0.0159875	1	0%	0	0		N
Antimony	A	mg/L	0.00008289	0		0	0	0.000303	0.0013997	0.0049	0.1	0%	0	0		
Arsenic	A	mg/L	-2.064E-05	0		0	0	0	0.0017061	0.0013383	1	0%	0	0		
Barium	A	mg/L	0.001024	0.00512		0	0	0.004431	0.0013411	0.0012039	1	0%	0	0		N
Beryllium	A	mg/L	-4.116E-05	0		0	0	0	0.0005353	0.01	1	0%	0	0		
Boron	A	mg/L	0.007077	0		0	0	0.03618	0.1019008	0.07335	1	0%	0	0		
Cadmium	A	mg/L	0.00002711	0.00013555		0	0	3.653E-05	9.105E-05	0.005	1	0%	0	0		N

Seq No	Lab ID	Test Code	Sample Typ	File ID	Analysis Date	DF	Batch ID	Prep Date	SPKref	RPDref	pmoist
15046172	B22020962-001	ICPMS-6020-W-	SD		2/18/2022 5:33:5	5	163745	2/14/2022 1:	0	2E+07	

Analyte	T	Units	RAW	Final	Text	Spike	SPKref	RPDref	MDL	PQL	UQL	%REC	LOW	HIGH	%RPD	Q
Calcium	A	mg/L	3.21	16.05		0	0	15.62	0.1864681	0.5517403	50	0%	0	0	3%	
Cerium	A	mg/L	0.00001271	0		0	0	5.451E-05	0.0001369	0.001	0.1	0%	0	0		
Chromium	A	mg/L	0.0002925	0		0	0	0	0.0076875	0.0076875	1	0%	0	0		
Cobalt	A	mg/L	0.00003832	0		0	0	0.0002295	0.0004771	0.001	1	0%	0	0		
Copper	A	mg/L	0.001131	0.005655		0	0	0.004635	0.0043735	0.0099	1	0%	0	0		N
Iron	A	mg/L	0.01421	0.07105		0	0	0.06972	0.0371198	0.02565	5	0%	0	0		N
Lanthanum	A	mg/L	5.273E-06	0		0	0	0	0.000275	0.001	0.1	0%	0	0		
Lead	A	mg/L	4.479E-06	0		0	0	0	0.0003858	0.001	1	0%	0	0		
Magnesium	A	mg/L	3.468	17.34		0	0	17.43	0.0521269	0.0407608	50	0%	0	0	1%	
Manganese	A	mg/L	0.002511	0.012555		0	0	0.01222	0.0026994	0.0010695	1	0%	0	0		N
Molybdenum	A	mg/L	0.00008609	0		0	0	0.0003768	0.0008814	0.001	0.1	0%	0	0		
Nickel	A	mg/L	0.0002106	0		0	0	0.0008522	0.0011441	0.0121000	1	0%	0	0		
Potassium	A	mg/L	0.5517	2.7585		0	0	2.898	0.3828097	0.1306027	50	0%	0	0		N
Selenium	A	mg/L	0.00005792	0		0	0	0.0003149	0.0006787	0.0029274	1	0%	0	0		
Silicon	A	mg/L	4.403	22.015		0	0	21.98	0.2110446	0.026606	0.4	0%	0	0	0%	
Silver	A	mg/L	-6.546E-05	0		0	0	0	0.0002141	0.001	0.04	0%	0	0		
Sodium	A	mg/L	7.643	38.215		0	0	37.64	0.5097304	3.6651346	50	0%	0	0	2%	
Strontium	A	mg/L	0.0335	0.1675		0	0	0.1643	0.0012164	0.001	1	0%	0	0	2%	
Thallium	A	mg/L	0.00001359	0		0	0	0	0.0005569	0.001	1	0%	0	0		
Thorium	A	mg/L	0.00001528	0		0	0	0	0.0018981	0.02075	1	0%	0	0		
Tin	A	mg/L	0.00008761	0		0	0	0	0.0094659	0.0055874	0.1	0%	0	0		
Titanium	A	mg/L	0.001354	0.00677		0	0	0.006842	0.0028666	0.001	1	0%	0	0		N
Uranium	A	mg/L	3.405E-06	0		0	0	0	8.495E-05	0.0004224	1	0%	0	0		
Vanadium	A	mg/L	0.003334	0		0	0	0.01075	0.0195637	0.0105423	1	0%	0	0		
Zinc	A	mg/L	0.002758	0.01379		0	0	0.004403	0.0058087	0.0327721	1	0%	0	0		N
Silica	C	mg/L	9.4188976	47.094488		0	0	0	0.4514666	0.0569155	5	0%	0	0		N
Silicon as SiO2	C	mg/L	9.4188976	47.094488		0	0	0	0.4514666	0.0569155	5	0%	0	0		N

Seq No	Lab ID	Test Code	Sample Typ	File ID	Analysis Date	DF	Batch ID	Prep Date	SPKref	RPDref	pmoist
15046173	B22020962-001	ICPMS-6020-W-	PDS1		2/18/2022 5:40:0	1.03	163745	2/14/2022 1:	2E+07	0	

Analyte	T	Units	RAW	Final	Text	Spike	SPKref	RPDref	MDL	PQL	UQL	%REC	LOW	HIGH	%RPD	Q
Aluminum	A	mg/L	0.1104	0.113712		0.0515	0.07257	0	0.003991	0.0032934	1	80%	75	125	0%	
Antimony	A	mg/L	0.049	0.05047		0.0515	0.000303	0	0.0002883	0.0010094	0.1	97%	75	125	0%	
Arsenic	A	mg/L	0.04888	0.0503464		0.0515	0	0	0.0003514	0.001	1	98%	75	125	0%	

Seq No	Lab ID	Test Code	Sample Typ	File ID	Analysis Date	DF	Batch ID	Prep Date	SPKref	RPDref	pmoist
15046173	B22020962-001	ICPMS-6020-W- PDS1			2/18/2022 5:40:0	1.03	163745	2/14/2022 1:	2E+07	0	

Analyte	T	Units	RAW	Final	Text	Spike	SPKref	RPDref	MDL	PQL	UQL	%REC	LOW	HIGH	%RPD	Q
Barium	A	mg/L	0.05213	0.0536939		0.0515	0.004431	0	0.0002763	0.001	1	96%	75	125	0%	
Beryllium	A	mg/L	0.03038	0.0312914		0.0515	0	0	0.0001103	0.01	1	61%	75	125	0%	S
Boron	A	mg/L	0.06661	0.0686083		0.0515	0.03618	0	0.0209916	0.0151101	1	63%	75	125	0%	S
Cadmium	A	mg/L	0.05003	0.0515309		0.0515	3.653E-05	0	1.876E-05	0.005	1	100%	75	125	0%	
Calcium	A	mg/L	58.78	60.5434		51.5	15.62	0	0.0384124	0.1136585	50	87%	75	125	0%	
Cerium	A	mg/L	0.05228	0.0538484		0.0515	5.451E-05	0	2.820E-05	0.001	0.1	104%	75	125	0%	
Chromium	A	mg/L	0.04872	0.0501816		0.0515	0	0	0.0015836	0.0015836	1	97%	75	125	0%	
Cobalt	A	mg/L	0.04519	0.0465457		0.0515	0.0002295	0	9.827E-05	0.001	1	90%	75	125	0%	
Copper	A	mg/L	0.05492	0.0565676		0.0515	0.004635	0	0.0009009	0.0020394	1	101%	75	125	0%	
Iron	A	mg/L	4.835	4.98005		5.15	0.06972	0	0.0076467	0.0052839	5	95%	75	125	0%	
Lanthanum	A	mg/L	0.00003056	0		0.0515	0	0	5.665E-05	0.001	0.1	0%	75	125	0%	S
Lead	A	mg/L	0.0477	0.049131		0.0515	0	0	7.947E-05	0.001	1	95%	80	120	0%	
Magnesium	A	mg/L	61.44	63.2832		51.5	17.43	0	0.0107381	0.0083967	50	89%	75	125	0%	
Manganese	A	mg/L	0.05856	0.0603168		0.0515	0.01222	0	0.0005561	0.001	1	93%	75	125	0%	
Molybdenum	A	mg/L	0.04757	0.0489971		0.0515	0.0003768	0	0.0001816	0.001	0.1	94%	75	125	0%	
Nickel	A	mg/L	0.05028	0.0517884		0.0515	0.0008522	0	0.0002357	0.0024926	1	99%	75	125	0%	
Potassium	A	mg/L	44.84	46.1852		51.5	2.898	0	0.0788588	0.0269042	50	84%	75	125	0%	
Selenium	A	mg/L	0.04933	0.0508099		0.0515	0.0003149	0	0.0001398	0.001	1	98%	75	125	0%	
Silicon	A	mg/L	22.74	23.4222		0.206	21.98	0	0.0434752	0.0054808	0.4		0	0	0%	A
Silver	A	mg/L	0.01857	0.0191271		0.0206	0	0	4.409E-05	0.001	0.04	93%	75	125	0%	
Sodium	A	mg/L	81.07	83.5021		51.5	37.64	0	0.1050045	0.7550177	50	89%	75	125	0%	
Strontium	A	mg/L	0.2063	0.212489		0.0515	0.1643	0	0.0002506	0.001	1	94%	75	125	0%	
Thallium	A	mg/L	0.047	0.04841		0.0515	0	0	0.0001147	0.001	1	94%	75	125	0%	
Thorium	A	mg/L	0.04777	0.0492031		0.0515	0	0	0.000391	0.0042745	1	96%	75	125	0%	
Tin	A	mg/L	0.04169	0.0429407		0.0515	0	0	0.00195	0.001151	0.1	83%	75	125	0%	
Titanium	A	mg/L	0.05286	0.0544458		0.0515	0.006842	0	0.0005905	0.001	1	92%	75	125	0%	
Uranium	A	mg/L	0.04933	0.0508099		0.0515	0	0	1.75E-05	0.0003	1	99%	75	125	0%	
Vanadium	A	mg/L	0.05693	0.0586379		0.0515	0.01075	0	0.0040301	0.0021717	1	93%	75	125	0%	
Zinc	A	mg/L	0.05311	0.0547033		0.0515	0.004403	0	0.0011966	0.0067511	1	98%	75	125	0%	
Silica	C	mg/L	48.645408	50.1047702		0	0	0	0.0930021	0.0117246	5	0%	0	0	0%	
Silicon as SiO2	C	mg/L	48.645408	50.1047702		0.0515	0	0	0.0930021	0.0117246	5	97291%	75	125	0%	S

Seq No	Lab ID	Test Code	Sample Typ	File ID	Analysis Date	DF	Batch ID	Prep Date	SPKref	RPDref	pmoist
15046174	B22020962-001	ICPMS-6020-W-	MS4		2/18/2022 5:46:2	1	163745	2/14/2022 1:	2E+07	0	

Analyte	T	Units	RAW	Final	Text	Spike	SPKref	RPDref	MDL	PQL	UQL	%REC	LOW	HIGH	%RPD	Q
Aluminum	A	mg/L	0.5368	0.5368		0.5	0.07257	0	0.0038747	0.0031975	1	93%	75	125	0%	
Antimony	A	mg/L	0.1052	0.1052		0.1	0.000303	0	0.0002799	0.001	0.1	105%	75	125	0%	
Arsenic	A	mg/L	0.09854	0.09854		0.1	0	0	0.0003412	0.001	1	99%	75	125	0%	
Barium	A	mg/L	0.1004	0.1004		0.1	0.004431	0	0.0002682	0.001	1	96%	75	125	0%	
Beryllium	A	mg/L	0.03473	0.03473		0.05	0	0	0.0001071	0.01	1	69%	75	125	0%	S
Boron	A	mg/L	0.1123	0.1123		0.1	0.03618	0	0.0203802	0.01467	1	76%	75	125	0%	
Cadmium	A	mg/L	0.05257	0.05257		0.05	3.653E-05	0	1.821E-05	0.005	1	105%	75	125	0%	
Calcium	A	mg/L	19.64	19.64		5	15.62	0	0.0372936	0.1103481	50	80%	75	125	0%	
Cerium	A	mg/L	0.1121	0.1121		0.1	5.451E-05	0	2.738E-05	0.001	0.1	112%	75	125	0%	
Chromium	A	mg/L	0.1015	0.1015		0.1	0	0	0.0015375	0.0015375	1	101%	75	125	0%	
Cobalt	A	mg/L	0.09458	0.09458		0.1	0.0002295	0	9.541E-05	0.001	1	94%	75	125	0%	
Copper	A	mg/L	0.1132	0.1132		0.1	0.004635	0	0.0008747	0.00198	1	109%	75	125	0%	
Iron	A	mg/L	0.5699	0.5699		0.5	0.06972	0	0.007424	0.00513	5	100%	75	125	0%	
Lanthanum	A	mg/L	0.1097	0.1097		0.1	0	0	0.000055	0.001	0.1	110%	75	125	0%	
Lead	A	mg/L	0.1021	0.1021		0.1	0	0	7.716E-05	0.001	1	102%	88	115	0%	
Magnesium	A	mg/L	22.68	22.68		5	17.43	0	0.0104254	0.0081522	50	105%	75	125	0%	
Manganese	A	mg/L	0.5024	0.5024		0.5	0.01222	0	0.0005399	0.001	1	98%	75	125	0%	
Molybdenum	A	mg/L	0.09311	0.09311		0.1	0.0003768	0	0.0001763	0.001	0.1	93%	75	125	0%	
Nickel	A	mg/L	0.1051	0.1051		0.1	0.0008522	0	0.0002288	0.0024200	1	104%	75	125	0%	
Potassium	A	mg/L	7.134	7.134		5	2.898	0	0.0765619	0.0261205	50	85%	75	125	0%	
Selenium	A	mg/L	0.1019	0.1019		0.1	0.0003149	0	0.0001357	0.001	1	102%	75	125	0%	
Silicon	A	mg/L	24.38	24.38		1	21.98	0	0.0422089	0.0053212	0.4		75	125	0%	A
Silver	A	mg/L	0.00924	0.00924		0.01	0	0	4.281E-05	0.001	0.04	92%	75	125	0%	
Sodium	A	mg/L	41.74	41.74		5	37.64	0	0.1019461	0.7330269	50		75	125	0%	A
Strontium	A	mg/L	0.2658	0.2658		0.1	0.1643	0	0.0002433	0.001	1	102%	75	125	0%	
Thallium	A	mg/L	0.09729	0.09729		0.1	0	0	0.0001114	0.001	1	97%	75	125	0%	
Thorium	A	mg/L	0.0993	0.0993		0.1	0	0	0.0003796	0.00415	1	99%	75	125	0%	
Tin	A	mg/L	0.08677	0.08677		0.1	0	0	0.0018932	0.0011175	0.1	87%	75	125	0%	
Titanium	A	mg/L	0.09835	0.09835		0.1	0.006842	0	0.0005733	0.001	1	92%	75	125	0%	
Uranium	A	mg/L	0.1035	0.1035		0.1	0	0	1.699E-05	0.0003	1	103%	75	125	0%	
Vanadium	A	mg/L	0.1068	0.1068		0.1	0.01075	0	0.0039127	0.0021085	1	96%	75	125	0%	
Zinc	A	mg/L	0.1058	0.1058		0.1	0.004403	0	0.0011617	0.0065544	1	101%	75	125	0%	
Silica	C	mg/L	52.153696	52.153696		0	0	0	0.0902933	0.0113831	5	0%	0	0	0%	
Silicon as SiO2	C	mg/L	52.153696	52.153696		2.14	0	0	0.0902933	0.0113831	5	2437%	75	125	0%	S

Seq No	Lab ID	Test Code	Sample Typ	File ID	Analysis Date	DF	Batch ID	Prep Date	SPKref	RPDref	pmoist
15046175	CCV	ICPMS-6020-W-	CCV		2/18/2022 5:52:3	1	R374975		0	0	

Analyte	T	Units	RAW	Final	Text	Spike	SPKref	RPDref	MDL	PQL	UQL	%REC	LOW	HIGH	%RPD	Q
Aluminum	A	mg/L	0.04769	0.04769		0.05	0	0	0.0017836	0.001	1	95%	90	110	0%	
Antimony	A	mg/L	0.05369	0.05369		0.05	0	0	6.768E-05	0.001	0.1	107%	90	110	0%	
Arsenic	A	mg/L	0.04925	0.04925		0.05	0	0	8.203E-05	0.001	1	98%	90	110	0%	
Barium	A	mg/L	0.05289	0.05289		0.05	0	0	6.762E-05	0.001	1	106%	90	110	0%	
Beryllium	A	mg/L	0.0391	0.0391		0.05	0	0	8.516E-05	0.001	1	78%	90	110	0%	S
Boron	A	mg/L	0.04477	0.04477		0.05	0	0	0.0039526	0.00561	1	90%	90	110	0%	
Cadmium	A	mg/L	0.05229	0.05229		0.05	0	0	2.308E-05	0.001	1	105%	90	110	0%	
Calcium	A	mg/L	11.2	11.2		12.5	0	0	0.2027235	0.02092	50	90%	90	110	0%	
Cerium	A	mg/L	0.05082	0.05082		0.05	0	0	0.0000222	0.001	0.1	102%	90	110	0%	
Chromium	A	mg/L	0.0491	0.0491		0.05	0	0	0.0002538	0.001	1	98%	90	110	0%	
Cobalt	A	mg/L	0.05135	0.05135		0.05	0	0	2.141E-05	0.001	1	103%	90	110	0%	
Copper	A	mg/L	0.05393	0.05393		0.05	0	0	0.0001748	0.001	1	108%	90	110	0%	
Iron	A	mg/L	1.254	1.254		1.3	0	0	0.0021157	0.00119	5	96%	90	110	0%	
Lanthanum	A	mg/L	0.05073	0.05073		0.05	0	0	6.805E-05	0.001	0.1	101%	90	110	0%	
Lead	A	mg/L	0.0499	0.0499		0.05	0	0	3.031E-05	0.001	1	100%	90	110	0%	
Magnesium	A	mg/L	12.44	12.44		12.5	0	0	0.0203306	0.00564	50	100%	90	110	0%	
Manganese	A	mg/L	0.04874	0.04874		0.05	0	0	7.309E-05	0.001	1	97%	90	110	0%	
Mercury	A	mg/L	0.001001	0.001001		0.001	0	0	3.043E-05	0.001	0.002	100%	90	110	0%	
Molybdenum	A	mg/L	0.04889	0.04889		0.05	0	0	8.113E-05	0.001	0.1	98%	90	110	0%	
Nickel	A	mg/L	0.05279	0.05279		0.05	0	0	0.0001769	0.001	1	106%	90	110	0%	
Potassium	A	mg/L	10.97	10.97		12.5	0	0	0.0215433	0.08139	50	88%	90	110	0%	S
Selenium	A	mg/L	0.05066	0.05066		0.05	0	0	7.174E-05	0.001	1	101%	90	110	0%	
Silicon	A	mg/L	0.3016	0.3016		0.2	0	0	0.0033337	0.1	0.4	151%	90	110	0%	S
Silver	A	mg/L	0.02002	0.02002		0.02	0	0	2.644E-05	0.001	0.04	100%	90	110	0%	
Sodium	A	mg/L	12.69	12.69		12.5	0	0	0.0451914	0.02171	50	102%	90	110	0%	
Strontium	A	mg/L	0.04801	0.04801		0.05	0	0	9.743E-05	0.001	1	96%	90	110	0%	
Thallium	A	mg/L	0.04918	0.04918		0.05	0	0	4.842E-05	0.001	1	98%	90	110	0%	
Thorium	A	mg/L	0.04955	0.04955		0.05	0	0	3.018E-05	0.001	1	99%	90	110	0%	
Tin	A	mg/L	0.04457	0.04457		0.05	0	0	0.0009928	0.00132	0.1	89%	90	110	0%	S
Titanium	A	mg/L	0.04774	0.04774		0.05	0	0	0.0001004	0.001	1	95%	90	110	0%	
Uranium	A	mg/L	0.05017	0.05017		0.05	0	0	2.468E-05	0.0003	1	100%	90	110	0%	
Vanadium	A	mg/L	0.0496	0.0496		0.05	0	0	0.0018612	0.0013	1	99%	90	110	0%	
Zinc	A	mg/L	0.05125	0.05125		0.05	0	0	0.0010089	0.00273	1	102%	90	110	0%	
Iron, Ferrous	C	mg/L	1.254	1.254		0	0	0	0.0021157	0.00119	5	0%	0	0	0%	

Seq No	Lab ID	Test Code	Sample Typ	File ID	Analysis Date	DF	Batch ID	Prep Date	SPKref	RPDref	pmoist
15046176	CCB	ICPMS-6020-W-	CCB		2/18/2022 5:58:5	1	R374975		0	0	

Analyte	T	Units	RAW	Final	Text	Spike	SPKref	RPDref	MDL	PQL	UQL	%REC	LOW	HIGH	%RPD	Q
Aluminum	A	mg/L	-0.0000407	-0.0000407		0	0	0	0.0017836	0.001	1	0%			0%	
Antimony	A	mg/L	0.0002074	0.0002074		0	0	0	6.768E-05	0.001	0.1	0%			0%	
Arsenic	A	mg/L	-4.599E-05	-4.599E-05		0	0	0	8.203E-05	0.001	1	0%			0%	
Barium	A	mg/L	6.422E-06	6.422E-06		0	0	0	6.762E-05	0.001	1	0%			0%	
Beryllium	A	mg/L	-3.158E-05	-3.158E-05		0	0	0	8.516E-05	0.001	1	0%			0%	
Boron	A	mg/L	0.0006299	0.0006299		0	0	0	0.0039526	0.00561	1	0%			0%	
Cadmium	A	mg/L	0.00001481	0.00001481		0	0	0	2.308E-05	0.001	1	0%			0%	
Calcium	A	mg/L	-0.002306	-0.002306		0	0	0	0.2027235	0.02092	50	0%			0%	
Cerium	A	mg/L	2.282E-07	2.282E-07		0	0	0	0.0000222	0.001	0.1	0%	0	0	0%	
Chromium	A	mg/L	0.00001586	0.00001586		0	0	0	0.0002538	0.001	1	0%			0%	
Cobalt	A	mg/L	-2.926E-06	-2.926E-06		0	0	0	2.141E-05	0.001	1	0%			0%	
Copper	A	mg/L	-7.017E-05	-7.017E-05		0	0	0	0.0001748	0.001	1	0%			0%	
Iron	A	mg/L	0.0002083	0.0002083		0	0	0	0.0021157	0.00119	5	0%			0%	
Lanthanum	A	mg/L	1.432E-07	1.432E-07		0	0	0	6.805E-05	0.001	0.1	0%	0	0	0%	
Lead	A	mg/L	-3.603E-05	-3.603E-05		0	0	0	3.031E-05	0.001	1	0%			0%	
Magnesium	A	mg/L	0.001112	0.001112		0	0	0	0.0203306	0.00564	50	0%			0%	
Manganese	A	mg/L	0.00001964	0.00001964		0	0	0	7.309E-05	0.001	1	0%			0%	
Mercury	A	mg/L	0.00001415	0.00001415		0	0	0	3.043E-05	0.001	0.002	0%			0%	
Molybdenum	A	mg/L	0.00004217	0.00004217		0	0	0	8.113E-05	0.001	0.1	0%			0%	
Nickel	A	mg/L	-1.753E-05	-1.753E-05		0	0	0	0.0001769	0.001	1	0%			0%	
Potassium	A	mg/L	-0.03372	-0.03372		0	0	0	0.0215433	0.08139	50	0%			0%	
Selenium	A	mg/L	0.00001098	0.00001098		0	0	0	7.174E-05	0.001	1	0%			0%	
Silicon	A	mg/L	0.05308	0.05308		0	0	0	0.0033337	0.1	0.4	0%	0	0	0%	
Silver	A	mg/L	1.972E-08	1.972E-08		0	0	0	2.644E-05	0.001	0.04	0%			0%	
Sodium	A	mg/L	0.01087	0.01087		0	0	0	0.0451914	0.02171	50	0%			0%	
Strontium	A	mg/L	-6.862E-06	-6.862E-06		0	0	0	9.743E-05	0.001	1	0%	0	0	0%	
Thallium	A	mg/L	0.0001002	0.0001002		0	0	0	4.842E-05	0.001	1	0%	0	0	0%	
Thorium	A	mg/L	0.00005375	0.00005375		0	0	0	3.018E-05	0.001	1	0%	0	0	0%	
Tin	A	mg/L	0.00004439	0.00004439		0	0	0	0.0009928	0.00132	0.1	0%	0	0	0%	
Titanium	A	mg/L	0.00001581	0.00001581		0	0	0	0.0001004	0.001	1	0%	0	0	0%	
Uranium	A	mg/L	5.335E-06	5.335E-06		0	0	0	2.468E-05	0.0003	1	0%	0	0	0%	
Vanadium	A	mg/L	0.001348	0.001348		0	0	0	0.0018612	0.0013	1	0%	0	0	0%	
Zinc	A	mg/L	0.0001432	0.0001432		0	0	0	0.0010089	0.00273	1	0%	0	0	0%	
Iron, Ferrous	C	mg/L	0.0002083	0.0002083		0	0	0	0.0021157	0.00119	5	0%	0	0	0%	

Seq No	Lab ID	Test Code	Sample Typ	File ID	Analysis Date	DF	Batch ID	Prep Date	SPKref	RPDref	pmoist
15046177	B22020962-001	ICPMS-6020-W-	MSD4		2/18/2022 6:05:0	1	163745	2/14/2022 1:	2E+07	2E+07	

Analyte	T	Units	RAW	Final	Text	Spike	SPKref	RPDref	MDL	PQL	UQL	%REC	LOW	HIGH	%RPD	Q
Aluminum	A	mg/L	0.5418	0.5418		0.5	0.07257	0.5368	0.0038747	0.0031975	1	94%	75	125	1%	
Antimony	A	mg/L	0.1048	0.1048		0.1	0.000303	0.1052	0.0002799	0.001	0.1	104%	75	125	0%	
Arsenic	A	mg/L	0.09771	0.09771		0.1	0	0.09854	0.0003412	0.001	1	98%	75	125	1%	
Barium	A	mg/L	0.09869	0.09869		0.1	0.004431	0.1004	0.0002682	0.001	1	94%	75	125	2%	
Beryllium	A	mg/L	0.03596	0.03596		0.05	0	0.03473	0.0001071	0.01	1	72%	75	125	3%	S
Boron	A	mg/L	0.1134	0.1134		0.1	0.03618	0.1123	0.0203802	0.01467	1	77%	75	125	1%	
Cadmium	A	mg/L	0.05274	0.05274		0.05	3.653E-05	0.05257	1.821E-05	0.005	1	105%	75	125	0%	
Calcium	A	mg/L	20.26	20.26		5	15.62	19.64	0.0372936	0.1103481	50	93%	75	125	3%	
Cerium	A	mg/L	0.113	0.113		0.1	5.451E-05	0.1121	2.738E-05	0.001	0.1	113%	75	125	1%	
Chromium	A	mg/L	0.09755	0.09755		0.1	0	0.1015	0.0015375	0.0015375	1	98%	75	125	4%	
Cobalt	A	mg/L	0.09259	0.09259		0.1	0.0002295	0.09458	9.541E-05	0.001	1	92%	75	125	2%	
Copper	A	mg/L	0.1076	0.1076		0.1	0.004635	0.1132	0.0008747	0.00198	1	103%	75	125	5%	
Iron	A	mg/L	0.5941	0.5941		0.5	0.06972	0.5699	0.007424	0.00513	5	105%	75	125	4%	
Lanthanum	A	mg/L	0.11	0.11		0.1	0	0.1097	0.000055	0.001	0.1	110%	75	125	0%	
Lead	A	mg/L	0.09978	0.09978		0.1	0	0.1021	7.716E-05	0.001	1	100%	88	115	2%	
Magnesium	A	mg/L	21.59	21.59		5	17.43	22.68	0.0104254	0.0081522	50	83%	75	125	5%	
Manganese	A	mg/L	0.4879	0.4879		0.5	0.01222	0.5024	0.0005399	0.001	1	95%	75	125	3%	
Molybdenum	A	mg/L	0.09413	0.09413		0.1	0.0003768	0.09311	0.0001763	0.001	0.1	94%	75	125	1%	
Nickel	A	mg/L	0.09967	0.09967		0.1	0.0008522	0.1051	0.0002288	0.0024200	1	99%	75	125	5%	
Potassium	A	mg/L	7.032	7.032		5	2.898	7.134	0.0765619	0.0261205	50	83%	75	125	1%	
Selenium	A	mg/L	0.1023	0.1023		0.1	0.0003149	0.1019	0.0001357	0.001	1	102%	75	125	0%	
Silicon	A	mg/L	25.46	25.46		1	21.98	24.38	0.0422089	0.0053212	0.4		75	125	4%	A
Silver	A	mg/L	0.009246	0.009246		0.01	0	0.00924	4.281E-05	0.001	0.04	92%	75	125	0%	
Sodium	A	mg/L	41.27	41.27		5	37.64	41.74	0.1019461	0.7330269	50		75	125	1%	A
Strontium	A	mg/L	0.2612	0.2612		0.1	0.1643	0.2658	0.0002433	0.001	1	97%	75	125	2%	
Thallium	A	mg/L	0.1018	0.1018		0.1	0	0.09729	0.0001114	0.001	1	102%	75	125	5%	
Thorium	A	mg/L	0.1024	0.1024		0.1	0	0.0993	0.0003796	0.00415	1	102%	75	125	3%	
Tin	A	mg/L	0.08845	0.08845		0.1	0	0.08677	0.0018932	0.0011175	0.1	88%	75	125	2%	
Titanium	A	mg/L	0.09364	0.09364		0.1	0.006842	0.09835	0.0005733	0.001	1	87%	75	125	5%	
Uranium	A	mg/L	0.1056	0.1056		0.1	0	0.1035	1.699E-05	0.0003	1	106%	75	125	2%	
Vanadium	A	mg/L	0.1074	0.1074		0.1	0.01075	0.1068	0.0039127	0.0021085	1	97%	75	125	1%	
Zinc	A	mg/L	0.1037	0.1037		0.1	0.004403	0.1058	0.0011617	0.0065544	1	99%	75	125	2%	
Silica	C	mg/L	54.464032	54.464032		0	0	52.153696	0.0902933	0.0113831	5	0%	0	0	4%	
Silicon as SiO2	C	mg/L	54.464032	54.464032		2.14	0	52.153696	0.0902933	0.0113831	5	2545%	75	125	4%	S

Seq No	Lab ID	Test Code	Sample Typ	File ID	Analysis Date	DF	Batch ID	Prep Date	SPKref	RPDref	pmoist
15046178	Rinse	ICPMS-6020-W-	SAMP		2/18/2022 6:11:2	1	R374975		0	0	

Analyte	T	Units	RAW	Final	Text	Spike	SPKref	RPDref	MDL	PQL	UQL	%REC	LOW	HIGH	%RPD	Q
Antimony	A	mg/L	0.0002258	0.0002258		0	0	0	6.768E-05	0.001	0.1	0%	0	0	0%	J
Arsenic	A	mg/L	-9.162E-05	0		0	0	0	8.203E-05	0.001	1	0%	0	0	0%	
Barium	A	mg/L	2.603E-06	0		0	0	0	6.762E-05	0.001	1	0%	0	0	0%	
Cadmium	A	mg/L	0.00001977	0		0	0	0	2.308E-05	0.001	1	0%	0	0	0%	
Cerium	A	mg/L	1.225E-06	0		0	0	0	0.0000222	0.001	0.1	0%	0	0	0%	
Chromium	A	mg/L	0.00001707	0		0	0	0	0.0002538	0.001	1	0%	0	0	0%	
Cobalt	A	mg/L	-1.85E-06	0		0	0	0	2.141E-05	0.001	1	0%	0	0	0%	
Lead	A	mg/L	-3.746E-05	0		0	0	0	3.031E-05	0.001	1	0%	0	0	0%	
Manganese	A	mg/L	0.00002376	0		0	0	0	7.309E-05	0.001	1	0%	0	0	0%	
Mercury	A	mg/L	0.00001567	0		0	0	0	3.043E-05	0.001	0.002	0%	0	0	0%	
Molybdenum	A	mg/L	0.00002288	0		0	0	0	8.113E-05	0.001	0.1	0%	0	0	0%	
Nickel	A	mg/L	-2.148E-06	0		0	0	0	0.0001769	0.001	1	0%	0	0	0%	
Selenium	A	mg/L	0.0000148	0		0	0	0	7.174E-05	0.001	1	0%	0	0	0%	
Silver	A	mg/L	-5.181E-07	0		0	0	0	2.644E-05	0.001	0.04	0%	0	0	0%	
Strontium	A	mg/L	-9.036E-06	0		0	0	0	9.743E-05	0.001	1	0%	0	0	0%	
Thallium	A	mg/L	0.0001075	0.0001075		0	0	0	4.842E-05	0.001	1	0%	0	0	0%	J
Thorium	A	mg/L	0.00006315	0.00006315		0	0	0	3.018E-05	0.001	1	0%	0	0	0%	J
Titanium	A	mg/L	9.103E-06	0		0	0	0	0.0001004	0.001	1	0%	0	0	0%	
Uranium	A	mg/L	4.526E-06	0		0	0	0	2.468E-05	0.0003	1	0%	0	0	0%	
Calcium	B	mg/L	-0.002146	0		0	0	0	0.2027235	0.02092	50	0%	0	0	0%	L
Iron	B	mg/L	0.0001689	0		0	0	0	0.0021157	0.00119	5	0%	0	0	0%	
Iron, Ferrous	B	mg/L	0.0001689	0		0	0	0	0.0021157	0.00119	5	0%	0	0	0%	
Magnesium	B	mg/L	0.001183	0		0	0	0	0.0203306	0.00564	50	0%	0	0	0%	L
Vanadium	B	mg/L	0.0005027	0		0	0	0	0.0018612	0.0013	1	0%	0	0	0%	
Zinc	B	mg/L	0.0004232	0		0	0	0	0.0010089	0.00273	1	0%	0	0	0%	L

Seq No	Lab ID	Test Code	Sample Typ	File ID	Analysis Date	DF	Batch ID	Prep Date	SPKref	RPDref	pmoist
15046179	B22020962-006	ICPMS-6020-W-	SAMP		2/18/2022 6:17:3	1	R374975		0	0	

Analyte	T	Units	RAW	Final	Text	Spike	SPKref	RPDref	MDL	PQL	UQL	%REC	LOW	HIGH	%RPD	Q
Antimony	A	mg/L	0.0005327	0.0005327		0	0	0	6.768E-05	0.001	0.1	0%	0	0	0%	J
Arsenic	A	mg/L	0.00011	0.00011		0	0	0	8.203E-05	0.001	1	0%	0	0	0%	J
Barium	A	mg/L	0.00415	0.00415		0	0	0	6.762E-05	0.001	1	0%	0	0	0%	
Cadmium	A	mg/L	0.00002447	0.00002447		0	0	0	2.308E-05	0.001	1	0%	0	0	0%	J
Cerium	A	mg/L	0.00002507	0.00002507		0	0	0	0.0000222	0.001	0.1	0%	0	0	0%	J

Seq No	Lab ID	Test Code	Sample Typ	File ID	Analysis Date	DF	Batch ID	Prep Date	SPKref	RPDref	pmoist
15046179	B22020962-006	ICPMS-6020-W-	SAMP		2/18/2022 6:17:3	1	R374975		0	0	

Analyte	T	Units	RAW	Final	Text	Spike	SPKref	RPDref	MDL	PQL	UQL	%REC	LOW	HIGH	%RPD	Q
Chromium	A	mg/L	-1.292E-05	0		0	0	0	0.0002538	0.001	1	0%	0	0	0%	U
Cobalt	A	mg/L	0.0003586	0.0003586		0	0	0	2.141E-05	0.001	1	0%	0	0	0%	J
Lead	A	mg/L	-1.693E-05	0		0	0	0	3.031E-05	0.001	1	0%	0	0	0%	U
Manganese	A	mg/L	0.4799	0.4799		0	0	0	7.309E-05	0.001	1	0%	0	0	0%	
Mercury	A	mg/L	0.00008703	0.00008703		0	0	0	3.043E-05	0.001	0.002	0%	0	0	0%	J
Molybdenum	A	mg/L	0.0001782	0.0001782		0	0	0	8.113E-05	0.001	0.1	0%	0	0	0%	J
Nickel	A	mg/L	0.0007982	0.0007982		0	0	0	0.0001769	0.001	1	0%	0	0	0%	J
Selenium	A	mg/L	-1.984E-06	0		0	0	0	7.174E-05	0.001	1	0%	0	0	0%	U
Silver	A	mg/L	-6.451E-05	0		0	0	0	2.644E-05	0.001	0.04	0%	0	0	0%	U
Strontium	A	mg/L	0.06419	0.06419		0	0	0	9.743E-05	0.001	1	0%	0	0	0%	
Thallium	A	mg/L	0.00004529	0		0	0	0	4.842E-05	0.001	1	0%	0	0	0%	U
Thorium	A	mg/L	0.00002155	0		0	0	0	3.018E-05	0.001	1	0%	0	0	0%	U
Titanium	A	mg/L	0.00217	0.00217		0	0	0	0.0001004	0.001	1	0%	0	0	0%	
Uranium	A	mg/L	0.00001006	0		0	0	0	2.468E-05	0.0003	1	0%	0	0	0%	U
Calcium	B	mg/L	8.703	8.703		0	0	0	0.2027235	0.02092	50	0%	0	0	0%	D
Iron	B	mg/L	0.4513	0.4513		0	0	0	0.0021157	0.00119	5	0%	0	0	0%	
Iron, Ferrous	B	mg/L	0.4513	0.4513		0	0	0	0.0021157	0.00119	5	0%	0	0	0%	
Magnesium	B	mg/L	9.747	9.747		0	0	0	0.0203306	0.00564	50	0%	0	0	0%	D
Sodium	B	mg/L	38.4	38.4		0	0	0	0.0451914	0.02171	50	0%	0	0	0%	D
Zinc	B	mg/L	-0.0002887	0		0	0	0	0.0010089	0.00273	1	0%	0	0	0%	LU

Seq No	Lab ID	Test Code	Sample Typ	File ID	Analysis Date	DF	Batch ID	Prep Date	SPKref	RPDref	pmoist
15046180	B22020962-006	ICPMS-6020-W-	SAMP		2/18/2022 6:23:4	1	163745	2/14/2022 1:	0	0	

Analyte	T	Units	RAW	Final	Text	Spike	SPKref	RPDref	MDL	PQL	UQL	%REC	LOW	HIGH	%RPD	Q
Antimony	A	mg/L	0.001083	0.001083		0	0	0	0.0002799	0.001	0.1	0%	0	0	0%	
Arsenic	A	mg/L	0.0006069	0.0006069		0	0	0	0.0003412	0.001	1	0%	0	0	0%	J
Barium	A	mg/L	0.004523	0.004523		0	0	0	0.0002682	0.001	1	0%	0	0	0%	
Cadmium	A	mg/L	0.00003633	0.00003633		0	0	0	1.821E-05	0.005	1	0%	0	0	0%	J
Cerium	A	mg/L	0.00009368	0.00009368		0	0	0	2.738E-05	0.001	0.1	0%	0	0	0%	J
Cobalt	A	mg/L	0.0004824	0.0004824		0	0	0	9.541E-05	0.001	1	0%	0	0	0%	J
Lanthanum	A	mg/L	0.00002257	0		0	0	0	0.000055	0.001	0.1	0%	0	0	0%	U
Lead	A	mg/L	0.00003731	0		0	0	0	7.716E-05	0.001	1	0%	0	0	0%	U
Manganese	A	mg/L	0.4694	0.4694		0	0	0	0.0005399	0.001	1	0%	0	0	0%	
Molybdenum	A	mg/L	0.0002818	0.0002818		0	0	0	0.0001763	0.001	0.1	0%	0	0	0%	J

Seq No	Lab ID	Test Code	Sample Typ	File ID	Analysis Date	DF	Batch ID	Prep Date	SPKref	RPDref	pmoist
15046180	B22020962-006	ICPMS-6020-W-	SAMP		2/18/2022 6:23:4	1	163745	2/14/2022 1:	0	0	

Analyte	T	Units	RAW	Final	Text	Spike	SPKref	RPDref	MDL	PQL	UQL	%REC	LOW	HIGH	%RPD	Q
Selenium	A	mg/L	0.00005375	0		0	0	0	0.0001357	0.001	1	0%	0	0	0%	U
Silver	A	mg/L	-3.117E-05	0		0	0	0	4.281E-05	0.001	0.04	0%	0	0	0%	U
Strontium	A	mg/L	0.06574	0.06574		0	0	0	0.0002433	0.001	1	0%	0	0	0%	
Thallium	A	mg/L	0.00003954	0		0	0	0	0.0001114	0.001	1	0%	0	0	0%	U
Titanium	A	mg/L	0.00436	0.00436		0	0	0	0.0005733	0.001	1	0%	0	0	0%	
Uranium	A	mg/L	0.00001503	0		0	0	0	1.699E-05	0.0003	1	0%	0	0	0%	U
Calcium	B	mg/L	8.617	8.617		0	0	0	0.0372936	0.1103481	50	0%	0	0	0%	D
Chromium	B	mg/L	0.0003075	0		0	0	0	0.0015375	0.0015375	1	0%	0	0	0%	LU
Iron	B	mg/L	0.47	0.47		0	0	0	0.007424	0.00513	5	0%	0	0	0%	D
Magnesium	B	mg/L	10.1	10.1		0	0	0	0.0104254	0.0081522	50	0%	0	0	0%	D
Nickel	B	mg/L	0.0009695	0.0009695		0	0	0	0.0002288	0.0024200	1	0%	0	0	0%	JL
Sodium	B	mg/L	39.08	39.08		0	0	0	0.1019461	0.7330269	50	0%	0	0	0%	D
Thorium	B	mg/L	0.0001112	0		0	0	0	0.0003796	0.00415	1	0%	0	0	0%	LU
Zinc	B	mg/L	0.005991	0.005991		0	0	0	0.0011617	0.0065544	1	0%	0	0	0%	JL

Seq No	Lab ID	Test Code	Sample Typ	File ID	Analysis Date	DF	Batch ID	Prep Date	SPKref	RPDref	pmoist
15046181	B22020962-011	ICPMS-6020-W-	SAMP		2/18/2022 6:30:0	1	R374975		0	0	

Analyte	T	Units	RAW	Final	Text	Spike	SPKref	RPDref	MDL	PQL	UQL	%REC	LOW	HIGH	%RPD	Q
Antimony	A	mg/L	0.002096	0.002096		0	0	0	6.768E-05	0.001	0.1	0%	0	0	0%	
Arsenic	A	mg/L	0.001358	0.001358		0	0	0	8.203E-05	0.001	1	0%	0	0	0%	
Barium	A	mg/L	0.01115	0.01115		0	0	0	6.762E-05	0.001	1	0%	0	0	0%	
Cadmium	A	mg/L	0.0000276	0.0000276		0	0	0	2.308E-05	0.001	1	0%	0	0	0%	J
Cerium	A	mg/L	0.00001291	0		0	0	0	0.0000222	0.001	0.1	0%	0	0	0%	U
Chromium	A	mg/L	0.002935	0.002935		0	0	0	0.0002538	0.001	1	0%	0	0	0%	
Cobalt	A	mg/L	0.00005682	0.00005682		0	0	0	2.141E-05	0.001	1	0%	0	0	0%	J
Lead	A	mg/L	-2.036E-05	0		0	0	0	3.031E-05	0.001	1	0%	0	0	0%	U
Manganese	A	mg/L	0.001808	0.001808		0	0	0	7.309E-05	0.001	1	0%	0	0	0%	
Mercury	A	mg/L	0.00004523	0.00004523		0	0	0	3.043E-05	0.001	0.002	0%	0	0	0%	J
Molybdenum	A	mg/L	0.0002663	0.0002663		0	0	0	8.113E-05	0.001	0.1	0%	0	0	0%	J
Nickel	A	mg/L	0.0003865	0.0003865		0	0	0	0.0001769	0.001	1	0%	0	0	0%	J
Selenium	A	mg/L	0.0001439	0.0001439		0	0	0	7.174E-05	0.001	1	0%	0	0	0%	J
Silver	A	mg/L	-6.023E-05	0		0	0	0	2.644E-05	0.001	0.04	0%	0	0	0%	U
Strontium	A	mg/L	0.0735	0.0735		0	0	0	9.743E-05	0.001	1	0%	0	0	0%	
Thallium	A	mg/L	0.00001335	0		0	0	0	4.842E-05	0.001	1	0%	0	0	0%	U

Seq No	Lab ID	Test Code	Sample Typ	File ID	Analysis Date	DF	Batch ID	Prep Date	SPKref	RPDref	pmoist
15046181	B22020962-011	ICPMS-6020-W-	SAMP		2/18/2022 6:30:0	1	R374975		0	0	

Analyte	T	Units	RAW	Final	Text	Spike	SPKref	RPDref	MDL	PQL	UQL	%REC	LOW	HIGH	%RPD	Q
Thorium	A	mg/L	4.898E-06	0		0	0	0	3.018E-05	0.001	1	0%	0	0	0%	U
Titanium	A	mg/L	0.001748	0.001748		0	0	0	0.0001004	0.001	1	0%	0	0	0%	
Uranium	A	mg/L	0.00009517	0.00009517		0	0	0	2.468E-05	0.0003	1	0%	0	0	0%	J
Calcium	B	mg/L	10.91	10.91		0	0	0	0.2027235	0.02092	50	0%	0	0	0%	D
Iron	B	mg/L	0.009616	0.009616		0	0	0	0.0021157	0.00119	5	0%	0	0	0%	
Iron, Ferrous	B	mg/L	0.009616	0.009616		0	0	0	0.0021157	0.00119	5	0%	0	0	0%	
Magnesium	B	mg/L	9.731	9.731		0	0	0	0.0203306	0.00564	50	0%	0	0	0%	D
Sodium	B	mg/L	46.41	46.41		0	0	0	0.0451914	0.02171	50	0%	0	0	0%	D
Vanadium	B	mg/L	0.01373	0.01373		0	0	0	0.0018612	0.0013	1	0%	0	0	0%	
Zinc	B	mg/L	0.01506	0.01506		0	0	0	0.0010089	0.00273	1	0%	0	0	0%	D

Seq No	Lab ID	Test Code	Sample Typ	File ID	Analysis Date	DF	Batch ID	Prep Date	SPKref	RPDref	pmoist
15046182	B22020962-011	ICPMS-6020-W-	SAMP		2/18/2022 6:36:1	1	163745	2/14/2022 1:	0	0	

Analyte	T	Units	RAW	Final	Text	Spike	SPKref	RPDref	MDL	PQL	UQL	%REC	LOW	HIGH	%RPD	Q
Antimony	A	mg/L	0.007549	0.007549		0	0	0	0.0002799	0.001	0.1	0%	0	0	0%	
Arsenic	A	mg/L	0.001668	0.001668		0	0	0	0.0003412	0.001	1	0%	0	0	0%	
Barium	A	mg/L	0.03234	0.03234		0	0	0	0.0002682	0.001	1	0%	0	0	0%	
Cadmium	A	mg/L	0.00001473	0		0	0	0	1.821E-05	0.005	1	0%	0	0	0%	U
Cerium	A	mg/L	0.0003665	0.0003665		0	0	0	2.738E-05	0.001	0.1	0%	0	0	0%	J
Cobalt	A	mg/L	0.0004154	0.0004154		0	0	0	9.541E-05	0.001	1	0%	0	0	0%	J
Lanthanum	A	mg/L	0.0001644	0.0001644		0	0	0	0.000055	0.001	0.1	0%	0	0	0%	J
Lead	A	mg/L	0.0005923	0.0005923		0	0	0	7.716E-05	0.001	1	0%	0	0	0%	J
Manganese	A	mg/L	0.008047	0.008047		0	0	0	0.0005399	0.001	1	0%	0	0	0%	
Molybdenum	A	mg/L	0.0005232	0.0005232		0	0	0	0.0001763	0.001	0.1	0%	0	0	0%	J
Selenium	A	mg/L	0.0002009	0.0002009		0	0	0	0.0001357	0.001	1	0%	0	0	0%	J
Silver	A	mg/L	0.0003546	0.0003546		0	0	0	4.281E-05	0.001	0.04	0%	0	0	0%	J
Strontium	A	mg/L	0.1074	0.1074		0	0	0	0.0002433	0.001	1	0%	0	0	0%	
Thallium	A	mg/L	0.00002129	0		0	0	0	0.0001114	0.001	1	0%	0	0	0%	U
Titanium	A	mg/L	0.02039	0.02039		0	0	0	0.0005733	0.001	1	0%	0	0	0%	
Uranium	A	mg/L	0.0001056	0.0001056		0	0	0	1.699E-05	0.0003	1	0%	0	0	0%	J
Calcium	B	mg/L	11.67	11.67		0	0	0	0.0372936	0.1103481	50	0%	0	0	0%	D
Chromium	B	mg/L	0.005534	0.005534		0	0	0	0.0015375	0.0015375	1	0%	0	0	0%	D
Iron	B	mg/L	0.5524	0.5524		0	0	0	0.007424	0.00513	5	0%	0	0	0%	D
Magnesium	B	mg/L	9.84	9.84		0	0	0	0.0104254	0.0081522	50	0%	0	0	0%	D

Seq No	Lab ID	Test Code	Sample Typ	File ID	Analysis Date	DF	Batch ID	Prep Date	SPKref	RPDref	pmoist
15046182	B22020962-011	ICPMS-6020-W-	SAMP		2/18/2022 6:36:1	1	163745	2/14/2022 1:	0	0	

Analyte	T	Units	RAW	Final	Text	Spike	SPKref	RPDref	MDL	PQL	UQL	%REC	LOW	HIGH	%RPD	Q
Nickel	B	mg/L	0.002163	0.002163		0	0	0	0.0002288	0.0024200	1	0%	0	0	0%	JL
Thorium	B	mg/L	0.00009951	0		0	0	0	0.0003796	0.00415	1	0%	0	0	0%	LU
Zinc	B	mg/L	0.454	0.454		0	0	0	0.0011617	0.0065544	1	0%	0	0	0%	D

Seq No	Lab ID	Test Code	Sample Typ	File ID	Analysis Date	DF	Batch ID	Prep Date	SPKref	RPDref	pmoist
15046183	B22020962-016	ICPMS-6020-W-	SAMP		2/18/2022 6:43:5	1	R374975		0	0	

Analyte	T	Units	RAW	Final	Text	Spike	SPKref	RPDref	MDL	PQL	UQL	%REC	LOW	HIGH	%RPD	Q
Antimony	A	mg/L	0.00002433	0		0	0	0	6.768E-05	0.001	0.1	0%	0	0	0%	U
Arsenic	A	mg/L	-0.0003034	0		0	0	0	8.203E-05	0.001	1	0%	0	0	0%	U
Barium	A	mg/L	0.007167	0.007167		0	0	0	6.762E-05	0.001	1	0%	0	0	0%	
Cadmium	A	mg/L	0.00002646	0.00002646		0	0	0	2.308E-05	0.001	1	0%	0	0	0%	J
Cerium	A	mg/L	6.419E-07	0		0	0	0	0.0000222	0.001	0.1	0%	0	0	0%	U
Chromium	A	mg/L	0.001863	0.001863		0	0	0	0.0002538	0.001	1	0%	0	0	0%	
Cobalt	A	mg/L	0.00002378	0.00002378		0	0	0	2.141E-05	0.001	1	0%	0	0	0%	J
Lead	A	mg/L	-2.873E-05	0		0	0	0	3.031E-05	0.001	1	0%	0	0	0%	U
Manganese	A	mg/L	0.0006713	0.0006713		0	0	0	7.309E-05	0.001	1	0%	0	0	0%	J
Mercury	A	mg/L	0.00003952	0.00003952		0	0	0	3.043E-05	0.001	0.002	0%	0	0	0%	J
Molybdenum	A	mg/L	0.0002666	0.0002666		0	0	0	8.113E-05	0.001	0.1	0%	0	0	0%	J
Nickel	A	mg/L	0.0001859	0.0001859		0	0	0	0.0001769	0.001	1	0%	0	0	0%	J
Selenium	A	mg/L	0.0002569	0.0002569		0	0	0	7.174E-05	0.001	1	0%	0	0	0%	J
Silver	A	mg/L	-6.642E-05	0		0	0	0	2.644E-05	0.001	0.04	0%	0	0	0%	U
Strontium	A	mg/L	0.1448	0.1448		0	0	0	9.743E-05	0.001	1	0%	0	0	0%	
Thallium	A	mg/L	3.019E-06	0		0	0	0	4.842E-05	0.001	1	0%	0	0	0%	U
Thorium	A	mg/L	2.042E-06	0		0	0	0	3.018E-05	0.001	1	0%	0	0	0%	U
Titanium	A	mg/L	0.00128	0.00128		0	0	0	0.0001004	0.001	1	0%	0	0	0%	
Uranium	A	mg/L	0.00002823	0.00002823		0	0	0	2.468E-05	0.0003	1	0%	0	0	0%	J
Calcium	B	mg/L	19.67	19.67		0	0	0	0.2027235	0.02092	50	0%	0	0	0%	D
Iron	B	mg/L	0.0004824	0		0	0	0	0.0021157	0.00119	5	0%	0	0	0%	U
Iron, Ferrous	B	mg/L	0.0004824	0		0	0	0	0.0021157	0.00119	5	0%	0	0	0%	U
Magnesium	B	mg/L	19.79	19.79		0	0	0	0.0203306	0.00564	50	0%	0	0	0%	D
Sodium	B	mg/L	47.6	47.6		0	0	0	0.0451914	0.02171	50	0%	0	0	0%	D
Zinc	B	mg/L	-0.0006368	0		0	0	0	0.0010089	0.00273	1	0%	0	0	0%	LU

Seq No	Lab ID	Test Code	Sample Typ	File ID	Analysis Date	DF	Batch ID	Prep Date	SPKref	RPDref	pmoist
15046184	B22020962-016	ICPMS-6020-W-	SAMP		2/18/2022 6:50:1	1	163745	2/14/2022 1:	0	0	

Analyte	T	Units	RAW	Final	Text	Spike	SPKref	RPDref	MDL	PQL	UQL	%REC	LOW	HIGH	%RPD	Q
Antimony	A	mg/L	0.00005267	0		0	0	0	0.0002799	0.001	0.1	0%	0	0	0%	U
Arsenic	A	mg/L	0.0001748	0		0	0	0	0.0003412	0.001	1	0%	0	0	0%	U
Barium	A	mg/L	0.007334	0.007334		0	0	0	0.0002682	0.001	1	0%	0	0	0%	
Cadmium	A	mg/L	0.00003592	0.00003592		0	0	0	1.821E-05	0.005	1	0%	0	0	0%	J
Cerium	A	mg/L	1.621E-06	0		0	0	0	2.738E-05	0.001	0.1	0%	0	0	0%	U
Cobalt	A	mg/L	0.0001338	0.0001338		0	0	0	9.541E-05	0.001	1	0%	0	0	0%	J
Lanthanum	A	mg/L	1.012E-06	0		0	0	0	0.000055	0.001	0.1	0%	0	0	0%	U
Lead	A	mg/L	-2.497E-05	0		0	0	0	7.716E-05	0.001	1	0%	0	0	0%	U
Manganese	A	mg/L	0.0007722	0.0007722		0	0	0	0.0005399	0.001	1	0%	0	0	0%	J
Molybdenum	A	mg/L	0.0003898	0.0003898		0	0	0	0.0001763	0.001	0.1	0%	0	0	0%	J
Selenium	A	mg/L	0.0003101	0.0003101		0	0	0	0.0001357	0.001	1	0%	0	0	0%	J
Silver	A	mg/L	-6.511E-05	0		0	0	0	4.281E-05	0.001	0.04	0%	0	0	0%	U
Strontium	A	mg/L	0.1493	0.1493		0	0	0	0.0002433	0.001	1	0%	0	0	0%	
Thallium	A	mg/L	0.00001458	0		0	0	0	0.0001114	0.001	1	0%	0	0	0%	U
Titanium	A	mg/L	0.001266	0.001266		0	0	0	0.0005733	0.001	1	0%	0	0	0%	
Uranium	A	mg/L	0.00002893	0.00002893		0	0	0	1.699E-05	0.0003	1	0%	0	0	0%	J
Calcium	B	mg/L	19.45	19.45		0	0	0	0.0372936	0.1103481	50	0%	0	0	0%	D
Chromium	B	mg/L	0.002026	0.002026		0	0	0	0.0015375	0.0015375	1	0%	0	0	0%	DU
Iron	B	mg/L	0.002123	0		0	0	0	0.007424	0.00513	5	0%	0	0	0%	LU
Magnesium	B	mg/L	19.65	19.65		0	0	0	0.0104254	0.0081522	50	0%	0	0	0%	D
Nickel	B	mg/L	0.0002188	0		0	0	0	0.0002288	0.0024200	1	0%	0	0	0%	LU
Sodium	B	mg/L	47.51	47.51		0	0	0	0.1019461	0.7330269	50	0%	0	0	0%	D
Thorium	B	mg/L	0.00003675	0		0	0	0	0.0003796	0.00415	1	0%	0	0	0%	LU
Zinc	B	mg/L	0.004111	0.004111		0	0	0	0.0011617	0.0065544	1	0%	0	0	0%	JL

Seq No	Lab ID	Test Code	Sample Typ	File ID	Analysis Date	DF	Batch ID	Prep Date	SPKref	RPDref	pmoist
15046185	B22020962-021	ICPMS-6020-W-	SAMP		2/18/2022 6:56:2	1	R374975		0	0	

Analyte	T	Units	RAW	Final	Text	Spike	SPKref	RPDref	MDL	PQL	UQL	%REC	LOW	HIGH	%RPD	Q
Antimony	A	mg/L	0.00001716	0		0	0	0	6.768E-05	0.001	0.1	0%	0	0	0%	U
Arsenic	A	mg/L	-0.000302	0		0	0	0	8.203E-05	0.001	1	0%	0	0	0%	U
Barium	A	mg/L	0.008034	0.008034		0	0	0	6.762E-05	0.001	1	0%	0	0	0%	
Cadmium	A	mg/L	0.00002703	0.00002703		0	0	0	2.308E-05	0.001	1	0%	0	0	0%	J
Cerium	A	mg/L	1.492E-06	0		0	0	0	0.0000222	0.001	0.1	0%	0	0	0%	U
Chromium	A	mg/L	0.001795	0.001795		0	0	0	0.0002538	0.001	1	0%	0	0	0%	

Seq No	Lab ID	Test Code	Sample Typ	File ID	Analysis Date	DF	Batch ID	Prep Date	SPKref	RPDref	pmoist
15046185	B22020962-021	ICPMS-6020-W-	SAMP		2/18/2022 6:56:2	1	R374975		0	0	

Analyte	T	Units	RAW	Final	Text	Spike	SPKref	RPDref	MDL	PQL	UQL	%REC	LOW	HIGH	%RPD	Q
Cobalt	A	mg/L	0.00001718	0		0	0	0	2.141E-05	0.001	1	0%	0	0	0%	U
Lead	A	mg/L	-2.881E-06	0		0	0	0	3.031E-05	0.001	1	0%	0	0	0%	U
Manganese	A	mg/L	0.001402	0.001402		0	0	0	7.309E-05	0.001	1	0%	0	0	0%	
Mercury	A	mg/L	0.00003459	0.00003459		0	0	0	3.043E-05	0.001	0.002	0%	0	0	0%	J
Molybdenum	A	mg/L	0.0002845	0.0002845		0	0	0	8.113E-05	0.001	0.1	0%	0	0	0%	J
Nickel	A	mg/L	0.0001904	0.0001904		0	0	0	0.0001769	0.001	1	0%	0	0	0%	J
Selenium	A	mg/L	0.0002813	0.0002813		0	0	0	7.174E-05	0.001	1	0%	0	0	0%	J
Silver	A	mg/L	-6.684E-05	0		0	0	0	2.644E-05	0.001	0.04	0%	0	0	0%	U
Strontium	A	mg/L	0.1499	0.1499		0	0	0	9.743E-05	0.001	1	0%	0	0	0%	
Thallium	A	mg/L	1.946E-07	0		0	0	0	4.842E-05	0.001	1	0%	0	0	0%	U
Thorium	A	mg/L	3.978E-07	0		0	0	0	3.018E-05	0.001	1	0%	0	0	0%	U
Titanium	A	mg/L	0.001295	0.001295		0	0	0	0.0001004	0.001	1	0%	0	0	0%	
Uranium	A	mg/L	0.00002731	0.00002731		0	0	0	2.468E-05	0.0003	1	0%	0	0	0%	J
Calcium	B	mg/L	20.29	20.29		0	0	0	0.2027235	0.02092	50	0%	0	0	0%	D
Iron	B	mg/L	0.002683	0.002683		0	0	0	0.0021157	0.00119	5	0%	0	0	0%	U
Iron, Ferrous	B	mg/L	0.002683	0.002683		0	0	0	0.0021157	0.00119	5	0%	0	0	0%	U
Magnesium	B	mg/L	20.31	20.31		0	0	0	0.0203306	0.00564	50	0%	0	0	0%	D
Zinc	B	mg/L	-0.0001442	0		0	0	0	0.0010089	0.00273	1	0%	0	0	0%	LU

Seq No	Lab ID	Test Code	Sample Typ	File ID	Analysis Date	DF	Batch ID	Prep Date	SPKref	RPDref	pmoist
15046186	B22020962-021	ICPMS-6020-W-	SAMP		2/18/2022 7:02:3	1	163745	2/14/2022 1:	0	0	

Analyte	T	Units	RAW	Final	Text	Spike	SPKref	RPDref	MDL	PQL	UQL	%REC	LOW	HIGH	%RPD	Q
Antimony	A	mg/L	0.00004403	0		0	0	0	0.0002799	0.001	0.1	0%	0	0	0%	U
Arsenic	A	mg/L	0.0001954	0		0	0	0	0.0003412	0.001	1	0%	0	0	0%	U
Barium	A	mg/L	0.008227	0.008227		0	0	0	0.0002682	0.001	1	0%	0	0	0%	
Cadmium	A	mg/L	0.00003397	0.00003397		0	0	0	1.821E-05	0.005	1	0%	0	0	0%	J
Cerium	A	mg/L	0.00000232	0		0	0	0	2.738E-05	0.001	0.1	0%	0	0	0%	U
Cobalt	A	mg/L	0.0001349	0.0001349		0	0	0	9.541E-05	0.001	1	0%	0	0	0%	J
Lanthanum	A	mg/L	1.558E-06	0		0	0	0	0.000055	0.001	0.1	0%	0	0	0%	U
Lead	A	mg/L	-0.0000294	0		0	0	0	7.716E-05	0.001	1	0%	0	0	0%	U
Manganese	A	mg/L	0.00145	0.00145		0	0	0	0.0005399	0.001	1	0%	0	0	0%	
Molybdenum	A	mg/L	0.0003154	0.0003154		0	0	0	0.0001763	0.001	0.1	0%	0	0	0%	J
Selenium	A	mg/L	0.0003579	0.0003579		0	0	0	0.0001357	0.001	1	0%	0	0	0%	J
Silver	A	mg/L	-6.698E-05	0		0	0	0	4.281E-05	0.001	0.04	0%	0	0	0%	U

Seq No	Lab ID	Test Code	Sample Typ	File ID	Analysis Date	DF	Batch ID	Prep Date	SPKref	RPDref	pmoist
15046186	B22020962-021	ICPMS-6020-W-	SAMP		2/18/2022 7:02:3	1	163745	2/14/2022 1:	0	0	

Analyte	T	Units	RAW	Final	Text	Spike	SPKref	RPDref	MDL	PQL	UQL	%REC	LOW	HIGH	%RPD	Q
Strontium	A	mg/L	0.158	0.158		0	0	0	0.0002433	0.001	1	0%	0	0	0%	
Thallium	A	mg/L	0.00001216	0		0	0	0	0.0001114	0.001	1	0%	0	0	0%	U
Titanium	A	mg/L	0.001356	0.001356		0	0	0	0.0005733	0.001	1	0%	0	0	0%	
Uranium	A	mg/L	0.0000284	0.0000284		0	0	0	1.699E-05	0.0003	1	0%	0	0	0%	J
Calcium	B	mg/L	20.03	20.03		0	0	0	0.0372936	0.1103481	50	0%	0	0	0%	D
Chromium	B	mg/L	0.001969	0.001969		0	0	0	0.0015375	0.0015375	1	0%	0	0	0%	DU
Iron	B	mg/L	0.003515	0		0	0	0	0.007424	0.00513	5	0%	0	0	0%	LU
Magnesium	B	mg/L	20.81	20.81		0	0	0	0.0104254	0.0081522	50	0%	0	0	0%	D
Nickel	B	mg/L	0.0002286	0		0	0	0	0.0002288	0.0024200	1	0%	0	0	0%	LU
Thorium	B	mg/L	0.00003141	0		0	0	0	0.0003796	0.00415	1	0%	0	0	0%	LU
Zinc	B	mg/L	0.00444	0.00444		0	0	0	0.0011617	0.0065544	1	0%	0	0	0%	JL

Seq No	Lab ID	Test Code	Sample Typ	File ID	Analysis Date	DF	Batch ID	Prep Date	SPKref	RPDref	pmoist
15046187	B22020962-026	ICPMS-6020-W-	SAMP		2/18/2022 7:08:5	1	R374975		0	0	

Analyte	T	Units	RAW	Final	Text	Spike	SPKref	RPDref	MDL	PQL	UQL	%REC	LOW	HIGH	%RPD	Q
Antimony	A	mg/L	0.002444	0.002444		0	0	0	6.768E-05	0.001	0.1	0%	0	0	0%	
Arsenic	A	mg/L	0.003397	0.003397		0	0	0	8.203E-05	0.001	1	0%	0	0	0%	
Barium	A	mg/L	0.05771	0.05771		0	0	0	6.762E-05	0.001	1	0%	0	0	0%	
Cadmium	A	mg/L	0.000103	0.000103		0	0	0	2.308E-05	0.001	1	0%	0	0	0%	J
Cerium	A	mg/L	0.0003814	0.0003814		0	0	0	0.0000222	0.001	0.1	0%	0	0	0%	J
Chromium	A	mg/L	0.001543	0.001543		0	0	0	0.0002538	0.001	1	0%	0	0	0%	
Cobalt	A	mg/L	0.0004246	0.0004246		0	0	0	2.141E-05	0.001	1	0%	0	0	0%	J
Lead	A	mg/L	0.0111	0.0111		0	0	0	3.031E-05	0.001	1	0%	0	0	0%	
Manganese	A	mg/L	0.06359	0.06359		0	0	0	7.309E-05	0.001	1	0%	0	0	0%	
Mercury	A	mg/L	0.00003173	0.00003173		0	0	0	3.043E-05	0.001	0.002	0%	0	0	0%	J
Molybdenum	A	mg/L	0.0009536	0.0009536		0	0	0	8.113E-05	0.001	0.1	0%	0	0	0%	J
Nickel	A	mg/L	0.002829	0.002829		0	0	0	0.0001769	0.001	1	0%	0	0	0%	
Selenium	A	mg/L	0.0003585	0.0003585		0	0	0	7.174E-05	0.001	1	0%	0	0	0%	J
Silver	A	mg/L	-6.348E-05	0		0	0	0	2.644E-05	0.001	0.04	0%	0	0	0%	U
Strontium	A	mg/L	0.1958	0.1958		0	0	0	9.743E-05	0.001	1	0%	0	0	0%	
Thallium	A	mg/L	-7.892E-07	0		0	0	0	4.842E-05	0.001	1	0%	0	0	0%	U
Thorium	A	mg/L	0.00002506	0		0	0	0	3.018E-05	0.001	1	0%	0	0	0%	U
Titanium	A	mg/L	0.01206	0.01206		0	0	0	0.0001004	0.001	1	0%	0	0	0%	
Uranium	A	mg/L	0.00006122	0.00006122		0	0	0	2.468E-05	0.0003	1	0%	0	0	0%	J

Seq No	Lab ID	Test Code	Sample Typ	File ID	Analysis Date	DF	Batch ID	Prep Date	SPKref	RPDref	pmoist
15046187	B22020962-026	ICPMS-6020-W-	SAMP		2/18/2022 7:08:5	1	R374975		0	0	

Analyte	T	Units	RAW	Final	Text	Spike	SPKref	RPDref	MDL	PQL	UQL	%REC	LOW	HIGH	%RPD	Q
Calcium	B	mg/L	29	29		0	0	0	0.2027235	0.02092	50	0%	0	0	0%	D
Iron	B	mg/L	0.7387	0.7387		0	0	0	0.0021157	0.00119	5	0%	0	0	0%	
Iron, Ferrous	B	mg/L	0.7387	0.7387		0	0	0	0.0021157	0.00119	5	0%	0	0	0%	
Magnesium	B	mg/L	21.69	21.69		0	0	0	0.0203306	0.00564	50	0%	0	0	0%	D
Zinc	B	mg/L	0.02151	0.02151		0	0	0	0.0010089	0.00273	1	0%	0	0	0%	D

Seq No	Lab ID	Test Code	Sample Typ	File ID	Analysis Date	DF	Batch ID	Prep Date	SPKref	RPDref	pmoist
15046188	CCV	ICPMS-6020-W-	CCV		2/18/2022 7:15:0	1	R374975		0	0	

Analyte	T	Units	RAW	Final	Text	Spike	SPKref	RPDref	MDL	PQL	UQL	%REC	LOW	HIGH	%RPD	Q
Aluminum	A	mg/L	0.04301	0.04301		0.05	0	0	0.0017836	0.001	1	86%	90	110	0%	S
Antimony	A	mg/L	0.0519	0.0519		0.05	0	0	6.768E-05	0.001	0.1	104%	90	110	0%	
Arsenic	A	mg/L	0.04871	0.04871		0.05	0	0	8.203E-05	0.001	1	97%	90	110	0%	
Barium	A	mg/L	0.05103	0.05103		0.05	0	0	6.762E-05	0.001	1	102%	90	110	0%	
Beryllium	A	mg/L	0.03226	0.03226		0.05	0	0	8.516E-05	0.001	1	65%	90	110	0%	S
Boron	A	mg/L	0.03639	0.03639		0.05	0	0	0.0039526	0.00561	1	73%	90	110	0%	S
Cadmium	A	mg/L	0.04945	0.04945		0.05	0	0	2.308E-05	0.001	1	99%	90	110	0%	
Calcium	A	mg/L	11.21	11.21		12.5	0	0	0.2027235	0.02092	50	90%	90	110	0%	
Cerium	A	mg/L	0.05224	0.05224		0.05	0	0	0.0000222	0.001	0.1	104%	90	110	0%	
Chromium	A	mg/L	0.0479	0.0479		0.05	0	0	0.0002538	0.001	1	96%	90	110	0%	
Cobalt	A	mg/L	0.04846	0.04846		0.05	0	0	2.141E-05	0.001	1	97%	90	110	0%	
Copper	A	mg/L	0.05124	0.05124		0.05	0	0	0.0001748	0.001	1	102%	90	110	0%	
Iron	A	mg/L	1.269	1.269		1.3	0	0	0.0021157	0.00119	5	98%	90	110	0%	
Lanthanum	A	mg/L	0.05204	0.05204		0.05	0	0	6.805E-05	0.001	0.1	104%	90	110	0%	
Lead	A	mg/L	0.05033	0.05033		0.05	0	0	3.031E-05	0.001	1	101%	90	110	0%	
Magnesium	A	mg/L	11.97	11.97		12.5	0	0	0.0203306	0.00564	50	96%	90	110	0%	
Manganese	A	mg/L	0.04666	0.04666		0.05	0	0	7.309E-05	0.001	1	93%	90	110	0%	
Mercury	A	mg/L	0.0009884	0.0009884		0.001	0	0	3.043E-05	0.001	0.002	99%	90	110	0%	
Molybdenum	A	mg/L	0.04834	0.04834		0.05	0	0	8.113E-05	0.001	0.1	97%	90	110	0%	
Nickel	A	mg/L	0.04944	0.04944		0.05	0	0	0.0001769	0.001	1	99%	90	110	0%	
Potassium	A	mg/L	10.22	10.22		12.5	0	0	0.0215433	0.08139	50	82%	90	110	0%	S
Selenium	A	mg/L	0.05098	0.05098		0.05	0	0	7.174E-05	0.001	1	102%	90	110	0%	
Silicon	A	mg/L	0.2287	0.2287		0.2	0	0	0.0033337	0.1	0.4	114%	90	110	0%	S
Silver	A	mg/L	0.01961	0.01961		0.02	0	0	2.644E-05	0.001	0.04	98%	90	110	0%	
Sodium	A	mg/L	12.05	12.05		12.5	0	0	0.0451914	0.02171	50	96%	90	110	0%	

Seq No	Lab ID	Test Code	Sample Typ	File ID	Analysis Date	DF	Batch ID	Prep Date	SPKref	RPDref	pmoist
15046188	CCV	ICPMS-6020-W- CCV			2/18/2022 7:15:0	1	R374975		0	0	

Analyte	T	Units	RAW	Final	Text	Spike	SPKref	RPDref	MDL	PQL	UQL	%REC	LOW	HIGH	%RPD	Q
Strontium	A	mg/L	0.04851	0.04851		0.05	0	0	9.743E-05	0.001	1	97%	90	110	0%	
Thallium	A	mg/L	0.05039	0.05039		0.05	0	0	4.842E-05	0.001	1	101%	90	110	0%	
Thorium	A	mg/L	0.04905	0.04905		0.05	0	0	3.018E-05	0.001	1	98%	90	110	0%	
Tin	A	mg/L	0.04333	0.04333		0.05	0	0	0.0009928	0.00132	0.1	87%	90	110	0%	S
Titanium	A	mg/L	0.04622	0.04622		0.05	0	0	0.0001004	0.001	1	92%	90	110	0%	
Uranium	A	mg/L	0.05165	0.05165		0.05	0	0	2.468E-05	0.0003	1	103%	90	110	0%	
Vanadium	A	mg/L	0.04712	0.04712		0.05	0	0	0.0018612	0.0013	1	94%	90	110	0%	
Zinc	A	mg/L	0.05174	0.05174		0.05	0	0	0.0010089	0.00273	1	103%	90	110	0%	
Iron, Ferrous	C	mg/L	1.269	1.269		0	0	0	0.0021157	0.00119	5	0%	0	0	0%	

Seq No	Lab ID	Test Code	Sample Typ	File ID	Analysis Date	DF	Batch ID	Prep Date	SPKref	RPDref	pmoist
15046189	CCB	ICPMS-6020-W- CCB			2/18/2022 7:21:2	1	R374975		0	0	

Analyte	T	Units	RAW	Final	Text	Spike	SPKref	RPDref	MDL	PQL	UQL	%REC	LOW	HIGH	%RPD	Q
Aluminum	A	mg/L	-8.011E-05	-8.011E-05		0	0	0	0.0017836	0.001	1	0%			0%	
Antimony	A	mg/L	0.000151	0.000151		0	0	0	6.768E-05	0.001	0.1	0%			0%	
Arsenic	A	mg/L	-0.0001153	-0.0001153		0	0	0	8.203E-05	0.001	1	0%			0%	
Barium	A	mg/L	1.096E-06	1.096E-06		0	0	0	6.762E-05	0.001	1	0%			0%	
Beryllium	A	mg/L	-4.113E-05	-4.113E-05		0	0	0	8.516E-05	0.001	1	0%			0%	
Boron	A	mg/L	0.0004999	0.0004999		0	0	0	0.0039526	0.00561	1	0%			0%	
Cadmium	A	mg/L	0.00001612	0.00001612		0	0	0	2.308E-05	0.001	1	0%			0%	
Calcium	A	mg/L	-0.003018	-0.003018		0	0	0	0.2027235	0.02092	50	0%			0%	
Cerium	A	mg/L	1.664E-07	1.664E-07		0	0	0	0.0000222	0.001	0.1	0%	0	0	0%	
Chromium	A	mg/L	0.00004468	0.00004468		0	0	0	0.0002538	0.001	1	0%			0%	
Cobalt	A	mg/L	-3.749E-07	-3.749E-07		0	0	0	2.141E-05	0.001	1	0%			0%	
Copper	A	mg/L	-0.000122	-0.000122		0	0	0	0.0001748	0.001	1	0%			0%	
Iron	A	mg/L	0.000225	0.000225		0	0	0	0.0021157	0.00119	5	0%			0%	
Lanthanum	A	mg/L	9.332E-07	9.332E-07		0	0	0	6.805E-05	0.001	0.1	0%	0	0	0%	
Lead	A	mg/L	-0.0000476	-0.0000476		0	0	0	3.031E-05	0.001	1	0%			0%	
Magnesium	A	mg/L	0.00155	0.00155		0	0	0	0.0203306	0.00564	50	0%			0%	
Manganese	A	mg/L	0.00001146	0.00001146		0	0	0	7.309E-05	0.001	1	0%			0%	
Mercury	A	mg/L	6.664E-06	6.664E-06		0	0	0	3.043E-05	0.001	0.002	0%			0%	
Molybdenum	A	mg/L	0.00002983	0.00002983		0	0	0	8.113E-05	0.001	0.1	0%			0%	
Nickel	A	mg/L	4.652E-06	4.652E-06		0	0	0	0.0001769	0.001	1	0%			0%	
Potassium	A	mg/L	-0.05551	-0.05551		0	0	0	0.0215433	0.08139	50	0%			0%	

Seq No	Lab ID	Test Code	Sample Typ	File ID	Analysis Date	DF	Batch ID	Prep Date	SPKref	RPDref	pmoist
15046189	CCB	ICPMS-6020-W-	CCB		2/18/2022 7:21:2	1	R374975		0	0	

Analyte	T	Units	RAW	Final	Text	Spike	SPKref	RPDref	MDL	PQL	UQL	%REC	LOW	HIGH	%RPD	Q
Selenium	A	mg/L	5.921E-06	5.921E-06		0	0	0	7.174E-05	0.001	1	0%			0%	
Silicon	A	mg/L	0.0155	0.0155		0	0	0	0.0033337	0.1	0.4	0%	0	0	0%	
Silver	A	mg/L	-2.833E-06	-2.833E-06		0	0	0	2.644E-05	0.001	0.04	0%			0%	
Sodium	A	mg/L	0.03123	0.03123		0	0	0	0.0451914	0.02171	50	0%			0%	
Strontium	A	mg/L	-7.509E-06	-7.509E-06		0	0	0	9.743E-05	0.001	1	0%	0	0	0%	
Thallium	A	mg/L	0.00005448	0.00005448		0	0	0	4.842E-05	0.001	1	0%	0	0	0%	
Thorium	A	mg/L	0.00003067	0.00003067		0	0	0	3.018E-05	0.001	1	0%	0	0	0%	
Tin	A	mg/L	0.00003026	0.00003026		0	0	0	0.0009928	0.00132	0.1	0%	0	0	0%	
Titanium	A	mg/L	0.00001227	0.00001227		0	0	0	0.0001004	0.001	1	0%	0	0	0%	
Uranium	A	mg/L	3.309E-06	3.309E-06		0	0	0	2.468E-05	0.0003	1	0%	0	0	0%	
Vanadium	A	mg/L	0.0009697	0.0009697		0	0	0	0.0018612	0.0013	1	0%	0	0	0%	
Zinc	A	mg/L	0.00014	0.00014		0	0	0	0.0010089	0.00273	1	0%	0	0	0%	
Iron, Ferrous	C	mg/L	0.000225	0.000225		0	0	0	0.0021157	0.00119	5	0%	0	0	0%	

Seq No	Lab ID	Test Code	Sample Typ	File ID	Analysis Date	DF	Batch ID	Prep Date	SPKref	RPDref	pmoist
15046190	B22020962-026	ICPMS-6020-W-	SAMP		2/18/2022 7:27:3	1	163745	2/14/2022 1:	0	0	

Analyte	T	Units	RAW	Final	Text	Spike	SPKref	RPDref	MDL	PQL	UQL	%REC	LOW	HIGH	%RPD	Q
Antimony	A	mg/L	0.007264	0.007264		0	0	0	0.0002799	0.001	0.1	0%	0	0	0%	
Arsenic	A	mg/L	0.009938	0.009938		0	0	0	0.0003412	0.001	1	0%	0	0	0%	
Barium	A	mg/L	0.09469	0.09469		0	0	0	0.0002682	0.001	1	0%	0	0	0%	
Cadmium	A	mg/L	0.001025	0.001025		0	0	0	1.821E-05	0.005	1	0%	0	0	0%	J
Cerium	A	mg/L	0.004648	0.004648		0	0	0	2.738E-05	0.001	0.1	0%	0	0	0%	
Cobalt	A	mg/L	0.003861	0.003861		0	0	0	9.541E-05	0.001	1	0%	0	0	0%	
Lanthanum	A	mg/L	0.002018	0.002018		0	0	0	0.000055	0.001	0.1	0%	0	0	0%	
Lead	A	mg/L	0.1291	0.1291		0	0	0	7.716E-05	0.001	1	0%	0	0	0%	
Manganese	A	mg/L	0.2515	0.2515		0	0	0	0.0005399	0.001	1	0%	0	0	0%	
Molybdenum	A	mg/L	0.002342	0.002342		0	0	0	0.0001763	0.001	0.1	0%	0	0	0%	
Selenium	A	mg/L	0.0005198	0.0005198		0	0	0	0.0001357	0.001	1	0%	0	0	0%	J
Silver	A	mg/L	0.0001723	0.0001723		0	0	0	4.281E-05	0.001	0.04	0%	0	0	0%	J
Strontium	A	mg/L	0.2202	0.2202		0	0	0	0.0002433	0.001	1	0%	0	0	0%	
Thallium	A	mg/L	0.0000229	0		0	0	0	0.0001114	0.001	1	0%	0	0	0%	U
Uranium	A	mg/L	0.0001808	0.0001808		0	0	0	1.699E-05	0.0003	1	0%	0	0	0%	J
Chromium	B	mg/L	0.02376	0.02376		0	0	0	0.0015375	0.0015375	1	0%	0	0	0%	D
Magnesium	B	mg/L	22.71	22.71		0	0	0	0.0104254	0.0081522	50	0%	0	0	0%	D

Seq No	Lab ID	Test Code	Sample Typ	File ID	Analysis Date	DF	Batch ID	Prep Date	SPKref	RPDref	pmoist
15046190	B22020962-026	ICPMS-6020-W-	SAMP		2/18/2022 7:27:3	1	163745	2/14/2022 1:	0	0	

Analyte	T	Units	RAW	Final	Text	Spike	SPKref	RPDref	MDL	PQL	UQL	%REC	LOW	HIGH	%RPD	Q
Nickel	B	mg/L	0.01687	0.01687		0	0	0	0.0002288	0.0024200	1	0%	0	0	0%	D
Thorium	B	mg/L	0.0003539	0		0	0	0	0.0003796	0.00415	1	0%	0	0	0%	LU
Zinc	B	mg/L	0.239	0.239		0	0	0	0.0011617	0.0065544	1	0%	0	0	0%	D

Seq No	Lab ID	Test Code	Sample Typ	File ID	Analysis Date	DF	Batch ID	Prep Date	SPKref	RPDref	pmoist
15046191	B22020962-031	ICPMS-6020-W-	SAMP		2/18/2022 7:33:5	1	R374975		0	0	

Analyte	T	Units	RAW	Final	Text	Spike	SPKref	RPDref	MDL	PQL	UQL	%REC	LOW	HIGH	%RPD	Q
Antimony	A	mg/L	0.00004579	0		0	0	0	6.768E-05	0.001	0.1	0%	0	0	0%	U
Arsenic	A	mg/L	0.0002751	0.0002751		0	0	0	8.203E-05	0.001	1	0%	0	0	0%	J
Barium	A	mg/L	0.01213	0.01213		0	0	0	6.762E-05	0.001	1	0%	0	0	0%	
Cadmium	A	mg/L	0.00002262	0		0	0	0	2.308E-05	0.001	1	0%	0	0	0%	U
Cerium	A	mg/L	4.767E-06	0		0	0	0	0.0000222	0.001	0.1	0%	0	0	0%	U
Chromium	A	mg/L	0.0005309	0.0005309		0	0	0	0.0002538	0.001	1	0%	0	0	0%	J
Cobalt	A	mg/L	0.00008478	0.00008478		0	0	0	2.141E-05	0.001	1	0%	0	0	0%	J
Lead	A	mg/L	-2.891E-05	0		0	0	0	3.031E-05	0.001	1	0%	0	0	0%	U
Manganese	A	mg/L	0.001413	0.001413		0	0	0	7.309E-05	0.001	1	0%	0	0	0%	
Mercury	A	mg/L	0.00051	0.00051		0	0	0	3.043E-05	0.001	0.002	0%	0	0	0%	J
Molybdenum	A	mg/L	0.001426	0.001426		0	0	0	8.113E-05	0.001	0.1	0%	0	0	0%	
Nickel	A	mg/L	0.0004579	0.0004579		0	0	0	0.0001769	0.001	1	0%	0	0	0%	J
Selenium	A	mg/L	0.0003881	0.0003881		0	0	0	7.174E-05	0.001	1	0%	0	0	0%	J
Silver	A	mg/L	-4.618E-05	0		0	0	0	2.644E-05	0.001	0.04	0%	0	0	0%	U
Strontium	A	mg/L	0.2649	0.2649		0	0	0	9.743E-05	0.001	1	0%	0	0	0%	
Thallium	A	mg/L	3.229E-06	0		0	0	0	4.842E-05	0.001	1	0%	0	0	0%	U
Thorium	A	mg/L	1.591E-06	0		0	0	0	3.018E-05	0.001	1	0%	0	0	0%	U
Uranium	A	mg/L	0.00006003	0.00006003		0	0	0	2.468E-05	0.0003	1	0%	0	0	0%	J
Iron	B	mg/L	0.007505	0.007505		0	0	0	0.0021157	0.00119	5	0%	0	0	0%	
Iron, Ferrous	B	mg/L	0.007505	0.007505		0	0	0	0.0021157	0.00119	5	0%	0	0	0%	
Magnesium	B	mg/L	36.51	36.51		0	0	0	0.0203306	0.00564	50	0%	0	0	0%	D
Zinc	B	mg/L	-3.832E-05	0		0	0	0	0.0010089	0.00273	1	0%	0	0	0%	LU

Seq No	Lab ID	Test Code	Sample Typ	File ID	Analysis Date	DF	Batch ID	Prep Date	SPKref	RPDref	pmoist
15046192	B22020962-031	ICPMS-6020-W-	SAMP		2/18/2022 7:40:0	1	163745	2/14/2022 1:	0	0	

Analyte	T	Units	RAW	Final	Text	Spike	SPKref	RPDref	MDL	PQL	UQL	%REC	LOW	HIGH	%RPD	Q
Antimony	A	mg/L	0.00007051	0		0	0	0	0.0002799	0.001	0.1	0%	0	0	0%	U
Arsenic	A	mg/L	0.0007516	0.0007516		0	0	0	0.0003412	0.001	1	0%	0	0	0%	J
Barium	A	mg/L	0.0123	0.0123		0	0	0	0.0002682	0.001	1	0%	0	0	0%	
Cadmium	A	mg/L	0.0000363	0.0000363		0	0	0	1.821E-05	0.005	1	0%	0	0	0%	J
Cerium	A	mg/L	0.00001973	0		0	0	0	2.738E-05	0.001	0.1	0%	0	0	0%	U
Cobalt	A	mg/L	0.0002191	0.0002191		0	0	0	9.541E-05	0.001	1	0%	0	0	0%	J
Lanthanum	A	mg/L	8.832E-06	0		0	0	0	0.000055	0.001	0.1	0%	0	0	0%	U
Lead	A	mg/L	-5.323E-06	0		0	0	0	7.716E-05	0.001	1	0%	0	0	0%	U
Manganese	A	mg/L	0.001641	0.001641		0	0	0	0.0005399	0.001	1	0%	0	0	0%	
Molybdenum	A	mg/L	0.001445	0.001445		0	0	0	0.0001763	0.001	0.1	0%	0	0	0%	
Selenium	A	mg/L	0.0004491	0.0004491		0	0	0	0.0001357	0.001	1	0%	0	0	0%	J
Silver	A	mg/L	-3.869E-05	0		0	0	0	4.281E-05	0.001	0.04	0%	0	0	0%	U
Strontium	A	mg/L	0.2867	0.2867		0	0	0	0.0002433	0.001	1	0%	0	0	0%	
Thallium	A	mg/L	0.00001561	0		0	0	0	0.0001114	0.001	1	0%	0	0	0%	U
Uranium	A	mg/L	0.00006087	0.00006087		0	0	0	1.699E-05	0.0003	1	0%	0	0	0%	J
Chromium	B	mg/L	0.0008741	0		0	0	0	0.0015375	0.0015375	1	0%	0	0	0%	LU
Iron	B	mg/L	0.06572	0.06572		0	0	0	0.007424	0.00513	5	0%	0	0	0%	D
Magnesium	B	mg/L	36.4	36.4		0	0	0	0.0104254	0.0081522	50	0%	0	0	0%	D
Nickel	B	mg/L	0.0005458	0.0005458		0	0	0	0.0002288	0.0024200	1	0%	0	0	0%	JL
Thorium	B	mg/L	0.00003382	0		0	0	0	0.0003796	0.00415	1	0%	0	0	0%	LU
Zinc	B	mg/L	0.004845	0.004845		0	0	0	0.0011617	0.0065544	1	0%	0	0	0%	JL

Seq No	Lab ID	Test Code	Sample Typ	File ID	Analysis Date	DF	Batch ID	Prep Date	SPKref	RPDref	pmoist
15046193	Rinse	ICPMS-6020-W-	SAMP		2/18/2022 7:46:2	1	R374975		0	0	

Analyte	T	Units	RAW	Final	Text	Spike	SPKref	RPDref	MDL	PQL	UQL	%REC	LOW	HIGH	%RPD	Q
Antimony	A	mg/L	0.00001842	0		0	0	0	6.768E-05	0.001	0.1	0%	0	0	0%	
Arsenic	A	mg/L	-0.0001173	0		0	0	0	8.203E-05	0.001	1	0%	0	0	0%	
Barium	A	mg/L	1.456E-06	0		0	0	0	6.762E-05	0.001	1	0%	0	0	0%	
Cadmium	A	mg/L	0.00001381	0		0	0	0	2.308E-05	0.001	1	0%	0	0	0%	
Cerium	A	mg/L	1.883E-07	0		0	0	0	0.0000222	0.001	0.1	0%	0	0	0%	
Chromium	A	mg/L	0.00002583	0		0	0	0	0.0002538	0.001	1	0%	0	0	0%	
Cobalt	A	mg/L	-5.474E-07	0		0	0	0	2.141E-05	0.001	1	0%	0	0	0%	
Lead	A	mg/L	-0.0000498	0		0	0	0	3.031E-05	0.001	1	0%	0	0	0%	
Manganese	A	mg/L	5.272E-06	0		0	0	0	7.309E-05	0.001	1	0%	0	0	0%	

Seq No	Lab ID	Test Code	Sample Typ	File ID	Analysis Date	DF	Batch ID	Prep Date	SPKref	RPDref	pmoist
15046193	Rinse	ICPMS-6020-W-	SAMP		2/18/2022 7:46:2	1	R374975		0	0	

Analyte	T	Units	RAW	Final	Text	Spike	SPKref	RPDref	MDL	PQL	UQL	%REC	LOW	HIGH	%RPD	Q
Mercury	A	mg/L	0.00001081	0		0	0	0	3.043E-05	0.001	0.002	0%	0	0	0%	
Molybdenum	A	mg/L	2.962E-06	0		0	0	0	8.113E-05	0.001	0.1	0%	0	0	0%	
Nickel	A	mg/L	0.00002839	0		0	0	0	0.0001769	0.001	1	0%	0	0	0%	
Selenium	A	mg/L	-7.778E-06	0		0	0	0	7.174E-05	0.001	1	0%	0	0	0%	
Silver	A	mg/L	-6.355E-06	0		0	0	0	2.644E-05	0.001	0.04	0%	0	0	0%	
Strontium	A	mg/L	-0.0000146	0		0	0	0	9.743E-05	0.001	1	0%	0	0	0%	
Thallium	A	mg/L	2.266E-07	0		0	0	0	4.842E-05	0.001	1	0%	0	0	0%	
Thorium	A	mg/L	1.132E-06	0		0	0	0	3.018E-05	0.001	1	0%	0	0	0%	
Uranium	A	mg/L	1.632E-07	0		0	0	0	2.468E-05	0.0003	1	0%	0	0	0%	
Iron	B	mg/L	0.0002196	0		0	0	0	0.0021157	0.00119	5	0%	0	0	0%	
Iron, Ferrous	B	mg/L	0.0002196	0		0	0	0	0.0021157	0.00119	5	0%	0	0	0%	
Magnesium	B	mg/L	0.00278	0		0	0	0	0.0203306	0.00564	50	0%	0	0	0%	L
Sodium	B	mg/L	0.03281	0		0	0	0	0.0451914	0.02171	50	0%	0	0	0%	L
Vanadium	B	mg/L	0.0002297	0		0	0	0	0.0018612	0.0013	1	0%	0	0	0%	
Zinc	B	mg/L	0.000427	0		0	0	0	0.0010089	0.00273	1	0%	0	0	0%	L

Seq No	Lab ID	Test Code	Sample Typ	File ID	Analysis Date	DF	Batch ID	Prep Date	SPKref	RPDref	pmoist
15046194	CCV	ICPMS-6020-W-	CCV		2/18/2022 7:52:3	1	R374975		0	0	

Analyte	T	Units	RAW	Final	Text	Spike	SPKref	RPDref	MDL	PQL	UQL	%REC	LOW	HIGH	%RPD	Q
Aluminum	A	mg/L	0.0434	0.0434		0.05	0	0	0.0017836	0.001	1	87%	90	110	0%	S
Antimony	A	mg/L	0.05233	0.05233		0.05	0	0	6.768E-05	0.001	0.1	105%	90	110	0%	
Arsenic	A	mg/L	0.04786	0.04786		0.05	0	0	8.203E-05	0.001	1	96%	90	110	0%	
Barium	A	mg/L	0.05039	0.05039		0.05	0	0	6.762E-05	0.001	1	101%	90	110	0%	
Beryllium	A	mg/L	0.03089	0.03089		0.05	0	0	8.516E-05	0.001	1	62%	90	110	0%	S
Boron	A	mg/L	0.03597	0.03597		0.05	0	0	0.0039526	0.00561	1	72%	90	110	0%	S
Cadmium	A	mg/L	0.04979	0.04979		0.05	0	0	2.308E-05	0.001	1	100%	90	110	0%	
Calcium	A	mg/L	11.16	11.16		12.5	0	0	0.2027235	0.02092	50	89%	90	110	0%	S
Cerium	A	mg/L	0.05205	0.05205		0.05	0	0	0.0000222	0.001	0.1	104%	90	110	0%	
Chromium	A	mg/L	0.04618	0.04618		0.05	0	0	0.0002538	0.001	1	92%	90	110	0%	
Cobalt	A	mg/L	0.04755	0.04755		0.05	0	0	2.141E-05	0.001	1	95%	90	110	0%	
Copper	A	mg/L	0.05074	0.05074		0.05	0	0	0.0001748	0.001	1	101%	90	110	0%	
Iron	A	mg/L	1.255	1.255		1.3	0	0	0.0021157	0.00119	5	97%	90	110	0%	
Lanthanum	A	mg/L	0.05202	0.05202		0.05	0	0	6.805E-05	0.001	0.1	104%	90	110	0%	
Lead	A	mg/L	0.0492	0.0492		0.05	0	0	3.031E-05	0.001	1	98%	90	110	0%	

Seq No	Lab ID	Test Code	Sample Typ	File ID	Analysis Date	DF	Batch ID	Prep Date	SPKref	RPDref	pmoist
15046194	CCV	ICPMS-6020-W- CCV			2/18/2022 7:52:3	1	R374975		0	0	

Analyte	T	Units	RAW	Final	Text	Spike	SPKref	RPDref	MDL	PQL	UQL	%REC	LOW	HIGH	%RPD	Q
Magnesium	A	mg/L	11.85	11.85		12.5	0	0	0.0203306	0.00564	50	95%	90	110	0%	
Manganese	A	mg/L	0.04566	0.04566		0.05	0	0	7.309E-05	0.001	1	91%	90	110	0%	
Mercury	A	mg/L	0.000998	0.000998		0.001	0	0	3.043E-05	0.001	0.002	100%	90	110	0%	
Molybdenum	A	mg/L	0.04777	0.04777		0.05	0	0	8.113E-05	0.001	0.1	96%	90	110	0%	
Nickel	A	mg/L	0.04917	0.04917		0.05	0	0	0.0001769	0.001	1	98%	90	110	0%	
Potassium	A	mg/L	9.835	9.835		12.5	0	0	0.0215433	0.08139	50	79%	90	110	0%	S
Selenium	A	mg/L	0.04994	0.04994		0.05	0	0	7.174E-05	0.001	1	100%	90	110	0%	
Silicon	A	mg/L	0.2619	0.2619		0.2	0	0	0.0033337	0.1	0.4	131%	90	110	0%	S
Silver	A	mg/L	0.01927	0.01927		0.02	0	0	2.644E-05	0.001	0.04	96%	90	110	0%	
Sodium	A	mg/L	12.07	12.07		12.5	0	0	0.0451914	0.02171	50	97%	90	110	0%	
Strontium	A	mg/L	0.04795	0.04795		0.05	0	0	9.743E-05	0.001	1	96%	90	110	0%	
Thallium	A	mg/L	0.05076	0.05076		0.05	0	0	4.842E-05	0.001	1	102%	90	110	0%	
Thorium	A	mg/L	0.05039	0.05039		0.05	0	0	3.018E-05	0.001	1	101%	90	110	0%	
Tin	A	mg/L	0.04331	0.04331		0.05	0	0	0.0009928	0.00132	0.1	87%	90	110	0%	S
Titanium	A	mg/L	0.04449	0.04449		0.05	0	0	0.0001004	0.001	1	89%	90	110	0%	S
Uranium	A	mg/L	0.05113	0.05113		0.05	0	0	2.468E-05	0.0003	1	102%	90	110	0%	
Vanadium	A	mg/L	0.0468	0.0468		0.05	0	0	0.0018612	0.0013	1	94%	90	110	0%	
Zinc	A	mg/L	0.04933	0.04933		0.05	0	0	0.0010089	0.00273	1	99%	90	110	0%	
Iron, Ferrous	C	mg/L	1.255	1.255		0	0	0	0.0021157	0.00119	5	0%	0	0	0%	

Seq No	Lab ID	Test Code	Sample Typ	File ID	Analysis Date	DF	Batch ID	Prep Date	SPKref	RPDref	pmoist
15046195	CCB	ICPMS-6020-W- CCB			2/18/2022 7:58:4	1	R374975		0	0	

Analyte	T	Units	RAW	Final	Text	Spike	SPKref	RPDref	MDL	PQL	UQL	%REC	LOW	HIGH	%RPD	Q
Aluminum	A	mg/L	-9.621E-05	-9.621E-05		0	0	0	0.0017836	0.001	1	0%			0%	
Antimony	A	mg/L	0.0001538	0.0001538		0	0	0	6.768E-05	0.001	0.1	0%			0%	
Arsenic	A	mg/L	-0.0001008	-0.0001008		0	0	0	8.203E-05	0.001	1	0%			0%	
Barium	A	mg/L	1.784E-06	1.784E-06		0	0	0	6.762E-05	0.001	1	0%			0%	
Beryllium	A	mg/L	-1.105E-05	-1.105E-05		0	0	0	8.516E-05	0.001	1	0%			0%	
Boron	A	mg/L	0.0004125	0.0004125		0	0	0	0.0039526	0.00561	1	0%			0%	
Cadmium	A	mg/L	0.0000083	0.0000083		0	0	0	2.308E-05	0.001	1	0%			0%	
Calcium	A	mg/L	-0.003011	-0.003011		0	0	0	0.2027235	0.02092	50	0%			0%	
Cerium	A	mg/L	7.195E-07	7.195E-07		0	0	0	0.0000222	0.001	0.1	0%	0	0	0%	
Chromium	A	mg/L	0.00002971	0.00002971		0	0	0	0.0002538	0.001	1	0%			0%	
Cobalt	A	mg/L	-3.183E-06	-3.183E-06		0	0	0	2.141E-05	0.001	1	0%			0%	

Seq No	Lab ID	Test Code	Sample Typ	File ID	Analysis Date	DF	Batch ID	Prep Date	SPKref	RPDref	pmoist
15046195	CCB	ICPMS-6020-W-	CCB		2/18/2022 7:58:4	1	R374975		0	0	

Analyte	T	Units	RAW	Final	Text	Spike	SPKref	RPDref	MDL	PQL	UQL	%REC	LOW	HIGH	%RPD	Q
Copper	A	mg/L	-0.0001337	-0.0001337		0	0	0	0.0001748	0.001	1	0%			0%	
Iron	A	mg/L	0.0002621	0.0002621		0	0	0	0.0021157	0.00119	5	0%			0%	
Lanthanum	A	mg/L	4.111E-08	4.111E-08		0	0	0	6.805E-05	0.001	0.1	0%	0	0	0%	
Lead	A	mg/L	-5.122E-05	-5.122E-05		0	0	0	3.031E-05	0.001	1	0%			0%	
Magnesium	A	mg/L	0.001845	0.001845		0	0	0	0.0203306	0.00564	50	0%			0%	
Manganese	A	mg/L	6.972E-06	6.972E-06		0	0	0	7.309E-05	0.001	1	0%			0%	
Mercury	A	mg/L	2.772E-06	2.772E-06		0	0	0	3.043E-05	0.001	0.002	0%			0%	
Molybdenum	A	mg/L	0.00002801	0.00002801		0	0	0	8.113E-05	0.001	0.1	0%			0%	
Nickel	A	mg/L	0.0000255	0.0000255		0	0	0	0.0001769	0.001	1	0%			0%	
Potassium	A	mg/L	-0.05765	-0.05765		0	0	0	0.0215433	0.08139	50	0%			0%	
Selenium	A	mg/L	2.996E-06	2.996E-06		0	0	0	7.174E-05	0.001	1	0%			0%	
Silicon	A	mg/L	0.04031	0.04031		0	0	0	0.0033337	0.1	0.4	0%	0	0	0%	
Silver	A	mg/L	0.00000075	0.00000075		0	0	0	2.644E-05	0.001	0.04	0%			0%	
Sodium	A	mg/L	0.027	0.027		0	0	0	0.0451914	0.02171	50	0%			0%	
Strontium	A	mg/L	-7.306E-06	-7.306E-06		0	0	0	9.743E-05	0.001	1	0%	0	0	0%	
Thallium	A	mg/L	0.00006024	0.00006024		0	0	0	4.842E-05	0.001	1	0%	0	0	0%	
Thorium	A	mg/L	0.00003227	0.00003227		0	0	0	3.018E-05	0.001	1	0%	0	0	0%	
Tin	A	mg/L	0.00004461	0.00004461		0	0	0	0.0009928	0.00132	0.1	0%	0	0	0%	
Titanium	A	mg/L	0.00009582	0.00009582		0	0	0	0.0001004	0.001	1	0%	0	0	0%	
Uranium	A	mg/L	3.052E-06	3.052E-06		0	0	0	2.468E-05	0.0003	1	0%	0	0	0%	
Vanadium	A	mg/L	0.001072	0.001072		0	0	0	0.0018612	0.0013	1	0%	0	0	0%	
Zinc	A	mg/L	0.00009505	0.00009505		0	0	0	0.0010089	0.00273	1	0%	0	0	0%	
Iron, Ferrous	C	mg/L	0.0002621	0.0002621		0	0	0	0.0021157	0.00119	5	0%	0	0	0%	

Seq No	Lab ID	Test Code	Sample Typ	File ID	Analysis Date	DF	Batch ID	Prep Date	SPKref	RPDref	pmoist
15046196	Cal Blk	ICPMS-6020-W-	SAMP		2/18/2022 8:05:0	1	R374975		0	0	

Analyte	T	Units	RAW	Final	Text	Spike	SPKref	RPDref	MDL	PQL	UQL	%REC	LOW	HIGH	%RPD	Q
Antimony	A	mg/L	0	0		0	0	0	6.768E-05	0.001	0.1	0%	0	0	0%	
Arsenic	A	mg/L	0	0		0	0	0	8.203E-05	0.001	1	0%	0	0	0%	
Barium	A	mg/L	0	0		0	0	0	6.762E-05	0.001	1	0%	0	0	0%	
Cadmium	A	mg/L	0	0		0	0	0	2.308E-05	0.001	1	0%	0	0	0%	
Cerium	A	mg/L	0	0		0	0	0	0.0000222	0.001	0.1	0%	0	0	0%	
Chromium	A	mg/L	0	0		0	0	0	0.0002538	0.001	1	0%	0	0	0%	
Cobalt	A	mg/L	0	0		0	0	0	2.141E-05	0.001	1	0%	0	0	0%	

Seq No	Lab ID	Test Code	Sample Typ	File ID	Analysis Date	DF	Batch ID	Prep Date	SPKref	RPDref	pmoist
15046196	Cal Blk	ICPMS-6020-W-	SAMP		2/18/2022 8:05:0	1	R374975		0	0	

Analyte	T	Units	RAW	Final	Text	Spike	SPKref	RPDref	MDL	PQL	UQL	%REC	LOW	HIGH	%RPD	Q
Lead	A	mg/L	0	0		0	0	0	3.031E-05	0.001	1	0%	0	0	0%	
Manganese	A	mg/L	0	0		0	0	0	7.309E-05	0.001	1	0%	0	0	0%	
Mercury	A	mg/L	0	0		0	0	0	3.043E-05	0.001	0.002	0%	0	0	0%	
Molybdenum	A	mg/L	0	0		0	0	0	8.113E-05	0.001	0.1	0%	0	0	0%	
Nickel	A	mg/L	0	0		0	0	0	0.0001769	0.001	1	0%	0	0	0%	
Selenium	A	mg/L	0	0		0	0	0	7.174E-05	0.001	1	0%	0	0	0%	
Silver	A	mg/L	0	0		0	0	0	2.644E-05	0.001	0.04	0%	0	0	0%	
Strontium	A	mg/L	0	0		0	0	0	9.743E-05	0.001	1	0%	0	0	0%	
Thallium	A	mg/L	0	0		0	0	0	4.842E-05	0.001	1	0%	0	0	0%	
Thorium	A	mg/L	0	0		0	0	0	3.018E-05	0.001	1	0%	0	0	0%	
Uranium	A	mg/L	0	0		0	0	0	2.468E-05	0.0003	1	0%	0	0	0%	
Iron	B	mg/L	0	0		0	0	0	0.0021157	0.00119	5	0%	0	0	0%	
Iron, Ferrous	B	mg/L	0	0		0	0	0	0.0021157	0.00119	5	0%	0	0	0%	
Magnesium	B	mg/L	0	0		0	0	0	0.0203306	0.00564	50	0%	0	0	0%	L
Zinc	B	mg/L	0	0		0	0	0	0.0010089	0.00273	1	0%	0	0	0%	L

Seq No	Lab ID	Test Code	Sample Typ	File ID	Analysis Date	DF	Batch ID	Prep Date	SPKref	RPDref	pmoist
15046197	0.025 ppb STD	ICPMS-6020B-C	Cal1		2/18/2022 8:11:2	1	R374975		0	0	

Analyte	T	Units	RAW	Final	Text	Spike	SPKref	RPDref	MDL	PQL	UQL	%REC	LOW	HIGH	%RPD	Q
Aluminum	A	mg/L	0.0001635	0.0001635		0	0	0		0.01		0%			0%	
Antimony	A	mg/L	5.464E-06	5.464E-06		0	0	0		0.001		0%			0%	
Arsenic	A	mg/L	0.00004028	0.00004028		0.000025	0	0		0.001		161%	80	120	0%	S
Barium	A	mg/L	0.00002564	0.00002564		0.000025	0	0		0.0003		103%	80	120	0%	
Beryllium	A	mg/L	0.00001933	0.00001933		0.000025	0	0		0.001		77%	80	120	0%	S
Boron	A	mg/L	-6.966E-05	-6.966E-05		0	0	0		0.1		0%			0%	
Cadmium	A	mg/L	7.692E-06	7.692E-06		0.000025	0	0		0.001		31%	80	120	0%	S
Calcium	A	mg/L	0.00687	0.00687		0	0	0		1		0%			0%	
Cerium	A	mg/L	0.00002877	0.00002877		0.000025	0	0		0.001		115%	80	120	0%	
Chromium	A	mg/L	0.00003887	0.00003887		0.000025	0	0		0.001		155%	80	120	0%	S
Cobalt	A	mg/L	0.00002682	0.00002682		0.000025	0	0		0.001		107%	80	120	0%	
Copper	A	mg/L	0.00006859	0.00006859		0	0	0		0.005		0%			0%	
Iron	A	mg/L	0.0007313	0.0007313		0	0	0		0.01		0%			0%	
Lanthanum	A	mg/L	0.00002488	0.00002488		0.000025	0	0		0.001		100%	80	120	0%	
Lead	A	mg/L	0.00002414	0.00002414		0.000025	0	0		0.001		97%	80	120	0%	

Seq No	Lab ID	Test Code	Sample Typ	File ID	Analysis Date	DF	Batch ID	Prep Date	SPKref	RPDref	pmoist
15046197	0.025 ppb STD	ICPMS-6020B-C	Cal1		2/18/2022 8:11:2	1	R374975		0	0	

Analyte	T	Units	RAW	Final	Text	Spike	SPKref	RPDref	MDL	PQL	UQL	%REC	LOW	HIGH	%RPD	Q
Lithium	A	mg/L	0.000246	0.000246		0.0003125	0	0		1		79%	80	120	0%	S
Magnesium	A	mg/L	0.006861	0.006861		0	0	0		1		0%			0%	
Manganese	A	mg/L	0.00002402	0.00002402		0	0	0		0.001		0%			0%	
Mercury	A	mg/L	-8.551E-07	-8.551E-07		0	0	0		0.001		0%			0%	
Molybdenum	A	mg/L	0.00002092	0.00002092		0	0	0		0.001		0%			0%	
Nickel	A	mg/L	0.00004255	0.00004255		0	0	0		0.005		0%			0%	
Potassium	A	mg/L	0.01022	0.01022		0.00625	0	0		1		164%	80	120	0%	S
Selenium	A	mg/L	0.00003216	0.00003216		0.000025	0	0		0.005		129%	80	120	0%	S
Silicon	A	mg/L	-0.007342	-0.007342		0	0	0		0.1		0%			0%	
Silver	A	mg/L	9.658E-06	9.658E-06		0	0	0		0.001		0%			0%	
Sodium	A	mg/L	0.007537	0.007537		0.00625	0	0		1		121%	80	120	0%	S
Strontium	A	mg/L	0.00001367	0.00001367		0	0	0		0.001		0%	80	120	0%	
Thallium	A	mg/L	0.00001177	0.00001177		0	0	0		0.001		0%			0%	
Thorium	A	mg/L	0.00001089	0.00001089		0	0	0		0.05		0%			0%	
Tin	A	mg/L	0.01508	0.01508		0	0	0		0.001		0%			0%	
Titanium	A	mg/L	0.00007317	0.00007317		0	0	0		0.001		0%			0%	
Uranium	A	mg/L	0.00002476	0.00002476		0.000025	0	0		0.001		99%	80	120	0%	
Vanadium	A	mg/L	0.0002864	0.0002864		0	0	0		0.005		0%			0%	
Zinc	A	mg/L	0.0001448	0.0001448		0	0	0		0.01		0%			0%	
Iron, Ferrous	C	mg/L	0.0007313	0.0007313		0.000025	0	0		0.01	5	2925%	80	120	0%	S
Silicon as SiO2	C	mg/L	-0.0157119	-0.0157119		0.0000535	0	0		0.214	0.9	-29368%	80	120	0%	S

Seq No	Lab ID	Test Code	Sample Typ	File ID	Analysis Date	DF	Batch ID	Prep Date	SPKref	RPDref	pmoist
15046198	0.05 ppb STD	ICPMS-6020B-C	Cal2		2/18/2022 8:17:4	1	R374975		0	0	

Analyte	T	Units	RAW	Final	Text	Spike	SPKref	RPDref	MDL	PQL	UQL	%REC	LOW	HIGH	%RPD	Q
Aluminum	A	mg/L	0.0001519	0.0001519		0	0	0		0.01		0%			0%	
Antimony	A	mg/L	0.00003286	0.00003286		0.00005	0	0		0.001		66%	80	120	0%	S
Arsenic	A	mg/L	0.00007928	0.00007928		0.00005	0	0		0.001		159%	80	120	0%	S
Barium	A	mg/L	0.00004911	0.00004911		0.00005	0	0		0.0003		98%	80	120	0%	
Beryllium	A	mg/L	0.00004273	0.00004273		0.00005	0	0		0.001		85%	80	120	0%	
Boron	A	mg/L	-8.175E-05	-8.175E-05		0	0	0		0.1		0%			0%	
Cadmium	A	mg/L	0.00002685	0.00002685		0.00005	0	0		0.001		54%	80	120	0%	S
Calcium	A	mg/L	0.01491	0.01491		0.0125	0	0		1		119%	80	120	0%	
Cerium	A	mg/L	0.0000584	0.0000584		0.00005	0	0		0.001		117%	80	120	0%	

Seq No	Lab ID	Test Code	Sample Typ	File ID	Analysis Date	DF	Batch ID	Prep Date	SPKref	RPDref	pmoist
15046198	0.05 ppb STD	ICPMS-6020B-C	Cal2		2/18/2022 8:17:4	1	R374975		0	0	

Analyte	T	Units	RAW	Final	Text	Spike	SPKref	RPDref	MDL	PQL	UQL	%REC	LOW	HIGH	%RPD	Q
Chromium	A	mg/L	0.00007875	0.00007875		0.00005	0	0		0.001		158%	80	120	0%	S
Cobalt	A	mg/L	0.00005633	0.00005633		0	0	0		0.001		0%			0%	
Copper	A	mg/L	0.00009457	0.00009457		0.00005	0	0		0.005		189%	80	120	0%	S
Iron	A	mg/L	0.001668	0.001668		0.00125	0	0		0.01		133%	80	120	0%	S
Lanthanum	A	mg/L	0.00006393	0.00006393		0.00005	0	0		0.001		128%	80	120	0%	S
Lead	A	mg/L	0.00005132	0.00005132		0.00005	0	0		0.001		103%	80	120	0%	
Lithium	A	mg/L	0.0003217	0.0003217		0.000625	0	0		1		51%	80	120	0%	S
Magnesium	A	mg/L	0.01566	0.01566		0.0125	0	0		1		125%	80	120	0%	S
Manganese	A	mg/L	0.00005003	0.00005003		0.00005	0	0		0.001		100%	80	120	0%	
Mercury	A	mg/L	1.514E-06	1.514E-06		0	0	0		0.001		0%			0%	
Molybdenum	A	mg/L	0.00005598	0.00005598		0.00005	0	0		0.001		112%	80	120	0%	
Nickel	A	mg/L	0.0001075	0.0001075		0	0	0		0.005		0%			0%	
Potassium	A	mg/L	0.01341	0.01341		0.0125	0	0		1		107%	80	120	0%	
Selenium	A	mg/L	0.00006809	0.00006809		0.00005	0	0		0.005		136%	80	120	0%	S
Silicon	A	mg/L	-0.00746	-0.00746		0	0	0		0.1		0%			0%	
Silver	A	mg/L	0.00002508	0.00002508		0.00002	0	0		0.001		125%	80	120	0%	S
Sodium	A	mg/L	0.01085	0.01085		0.0125	0	0		1		87%	80	120	0%	
Strontium	A	mg/L	0.00005081	0.00005081		0.00005	0	0		0.001		102%	80	120	0%	
Thallium	A	mg/L	0.00003546	0.00003546		0	0	0		0.001		0%			0%	
Thorium	A	mg/L	0.00003048	0.00003048		0	0	0		0.05		0%			0%	
Tin	A	mg/L	0.01528	0.01528		0	0	0		0.001		0%			0%	
Titanium	A	mg/L	0.0001266	0.0001266		0	0	0		0.001		0%			0%	
Uranium	A	mg/L	0.00005523	0.00005523		0.00005	0	0		0.001		110%	80	120	0%	
Vanadium	A	mg/L	0.0005165	0.0005165		0	0	0		0.005		0%			0%	
Zinc	A	mg/L	0.0002324	0.0002324		0	0	0		0.01		0%			0%	
Iron, Ferrous	C	mg/L	0.001668	0.001668		0.00005	0	0		0.01	5	3336%	80	120	0%	S
Silicon as SiO2	C	mg/L	-0.0159644	-0.0159644		0.00428	0	0		0.214	0.9	-373%	80	120	0%	S

Seq No	Lab ID	Test Code	Sample Typ	File ID	Analysis Date	DF	Batch ID	Prep Date	SPKref	RPDref	pmoist
15046199	0.10 ppb STD	ICPMS-6020B-C	Cal3		2/18/2022 8:24:0	1	R374975		0	0	

Analyte	T	Units	RAW	Final	Text	Spike	SPKref	RPDref	MDL	PQL	UQL	%REC	LOW	HIGH	%RPD	Q
Aluminum	A	mg/L	0.0002393	0.0002393		0.0001	0	0		0.01		239%	80	120	0%	S
Antimony	A	mg/L	0.00008559	0.00008559		0.0001	0	0		0.001		86%	80	120	0%	
Arsenic	A	mg/L	0.000159	0.000159		0.0001	0	0		0.001		159%	80	120	0%	S

Seq No	Lab ID	Test Code	Sample Typ	File ID	Analysis Date	DF	Batch ID	Prep Date	SPKref	RPDref	pmoist
15046199	0.10 ppb STD	ICPMS-6020B-C	Cal3		2/18/2022 8:24:0	1	R374975		0	0	

Analyte	T	Units	RAW	Final	Text	Spike	SPKref	RPDref	MDL	PQL	UQL	%REC	LOW	HIGH	%RPD	Q
Barium	A	mg/L	0.0001238	0.0001238		0.0001	0	0		0.0003		124%	80	120	0%	S
Beryllium	A	mg/L	0.00008354	0.00008354		0.0001	0	0		0.001		84%	80	120	0%	
Boron	A	mg/L	-2.879E-05	-2.879E-05		0	0	0		0.1		0%			0%	
Cadmium	A	mg/L	0.00009211	0.00009211		0.0001	0	0		0.001		92%	80	120	0%	
Calcium	A	mg/L	0.03052	0.03052		0.025	0	0		1		122%	80	120	0%	S
Cerium	A	mg/L	0.0001368	0.0001368		0.0001	0	0		0.001		137%	80	120	0%	S
Chromium	A	mg/L	0.0001312	0.0001312		0.0001	0	0		0.001		131%	80	120	0%	S
Cobalt	A	mg/L	0.0001204	0.0001204		0.0001	0	0		0.001		120%	80	120	0%	
Copper	A	mg/L	0.0001593	0.0001593		0.0001	0	0		0.005		159%	80	120	0%	S
Iron	A	mg/L	0.003439	0.003439		0.0025	0	0		0.01		138%	80	120	0%	S
Lanthanum	A	mg/L	0.0001291	0.0001291		0.0001	0	0		0.001		129%	80	120	0%	S
Lead	A	mg/L	0.0001231	0.0001231		0.0001	0	0		0.001		123%	80	120	0%	S
Lithium	A	mg/L	0.0007537	0.0007537		0.00125	0	0		1		60%	80	120	0%	S
Magnesium	A	mg/L	0.03142	0.03142		0.025	0	0		1		126%	80	120	0%	S
Manganese	A	mg/L	0.0001145	0.0001145		0.0001	0	0		0.001		115%	80	120	0%	
Mercury	A	mg/L	5.461E-06	5.461E-06		0.000002	0	0		0.001		273%	80	120	0%	S
Molybdenum	A	mg/L	0.00009883	0.00009883		0.0001	0	0		0.001		99%	80	120	0%	
Nickel	A	mg/L	0.0001416	0.0001416		0.0001	0	0		0.005		142%	80	120	0%	S
Potassium	A	mg/L	0.03205	0.03205		0.025	0	0		1		128%	80	120	0%	S
Selenium	A	mg/L	0.0001415	0.0001415		0.0001	0	0		0.005		142%	80	120	0%	S
Silicon	A	mg/L	-0.01255	-0.01255		0.0004	0	0		0.1		-3138%	80	120	0%	S
Silver	A	mg/L	0.00004991	0.00004991		0.00004	0	0		0.001		125%	80	120	0%	S
Sodium	A	mg/L	0.0283	0.0283		0.025	0	0		1		113%	80	120	0%	
Strontium	A	mg/L	0.0001325	0.0001325		0.0001	0	0		0.001		133%	80	120	0%	S
Thallium	A	mg/L	0.0001031	0.0001031		0.0001	0	0		0.001		103%	80	120	0%	
Thorium	A	mg/L	0.00008102	0.00008102		0.0001	0	0		0.05		81%	80	120	0%	
Tin	A	mg/L	0.01528	0.01528		0.0001	0	0		0.001		15280%	80	120	0%	S
Titanium	A	mg/L	0.0001906	0.0001906		0.0001	0	0		0.001		191%	80	120	0%	S
Uranium	A	mg/L	0.0001258	0.0001258		0.0001	0	0		0.001		126%	80	120	0%	S
Vanadium	A	mg/L	0.0004466	0.0004466		0.0001	0	0		0.005		447%	80	120	0%	S
Zinc	A	mg/L	0.000273	0.000273		0.0001	0	0		0.01		273%	80	120	0%	S
Iron, Ferrous	C	mg/L	0.003439	0.003439		0.0001	0	0		0.01	5	3439%	80	120	0%	S
Silicon as SiO2	C	mg/L	-0.026857	-0.026857		0.00856	0	0		0.214	0.9	-314%	80	120	0%	S

Seq No	Lab ID	Test Code	Sample Typ	File ID	Analysis Date	DF	Batch ID	Prep Date	SPKref	RPDref	pmoist
15046200	0.5 ppb STD	ICPMS-6020B-C	Cal4		2/18/2022 8:30:3	1	R374975		0	0	

Analyte	T	Units	RAW	Final	Text	Spike	SPKref	RPDref	MDL	PQL	UQL	%REC	LOW	HIGH	%RPD	Q
Aluminum	A	mg/L	0.0005335	0.0005335		0.0005	0	0		0.01		107%	80	120	0%	
Antimony	A	mg/L	0.0004815	0.0004815		0.0005	0	0		0.001		96%	80	120	0%	
Arsenic	A	mg/L	0.0005236	0.0005236		0.0005	0	0		0.001		105%	80	120	0%	
Barium	A	mg/L	0.0004955	0.0004955		0.0005	0	0		0.0003		99%	80	120	0%	
Beryllium	A	mg/L	0.0003282	0.0003282		0.0005	0	0		0.001		66%	80	120	0%	S
Boron	A	mg/L	0.0001363	0.0001363		0.0005	0	0		0.1		27%	80	120	0%	S
Cadmium	A	mg/L	0.0004764	0.0004764		0.0005	0	0		0.001		95%	80	120	0%	
Calcium	A	mg/L	0.1212	0.1212		0.125	0	0		1		97%	80	120	0%	
Cerium	A	mg/L	0.0005772	0.0005772		0.0005	0	0		0.001		115%	80	120	0%	
Chromium	A	mg/L	0.0005111	0.0005111		0.0005	0	0		0.001		102%	80	120	0%	
Cobalt	A	mg/L	0.0004998	0.0004998		0.0005	0	0		0.001		100%	80	120	0%	
Copper	A	mg/L	0.0006204	0.0006204		0.0005	0	0		0.005		124%	80	120	0%	S
Iron	A	mg/L	0.01376	0.01376		0.0125	0	0		0.01		110%	80	120	0%	
Lanthanum	A	mg/L	0.0005539	0.0005539		0.0005	0	0		0.001		111%	80	120	0%	
Lead	A	mg/L	0.0004952	0.0004952		0.0005	0	0		0.001		99%	80	120	0%	
Lithium	A	mg/L	0.003645	0.003645		0.00625	0	0		1		58%	80	120	0%	S
Magnesium	A	mg/L	0.1386	0.1386		0.125	0	0		1		111%	80	120	0%	
Manganese	A	mg/L	0.0005006	0.0005006		0.0005	0	0		0.001		100%	80	120	0%	
Mercury	A	mg/L	0.00001525	0.00001525		0.00001	0	0		0.001		153%	80	120	0%	S
Molybdenum	A	mg/L	0.0004699	0.0004699		0.0005	0	0		0.001		94%	80	120	0%	
Nickel	A	mg/L	0.0005319	0.0005319		0.0005	0	0		0.005		106%	80	120	0%	
Potassium	A	mg/L	0.1116	0.1116		0.125	0	0		1		89%	80	120	0%	
Selenium	A	mg/L	0.0005465	0.0005465		0.0005	0	0		0.005		109%	80	120	0%	
Silicon	A	mg/L	-0.0123	-0.0123		0.002	0	0		0.1		-615%	80	120	0%	S
Silver	A	mg/L	0.0002086	0.0002086		0.0002	0	0		0.001		104%	80	120	0%	
Sodium	A	mg/L	0.1306	0.1306		0.125	0	0		1		104%	80	120	0%	
Strontium	A	mg/L	0.0005202	0.0005202		0.0005	0	0		0.001		104%	80	120	0%	
Thallium	A	mg/L	0.0004938	0.0004938		0.0005	0	0		0.001		99%	80	120	0%	
Thorium	A	mg/L	0.0004077	0.0004077		0.0005	0	0		0.05		82%	80	120	0%	
Tin	A	mg/L	0.01513	0.01513		0.0005	0	0		0.001		3026%	80	120	0%	S
Titanium	A	mg/L	0.0004864	0.0004864		0.0005	0	0		0.001		97%	80	120	0%	
Uranium	A	mg/L	0.0005071	0.0005071		0.0005	0	0		0.001		101%	80	120	0%	
Vanadium	A	mg/L	0.0007807	0.0007807		0.0005	0	0		0.005		156%	80	120	0%	S
Zinc	A	mg/L	0.0004909	0.0004909		0.0005	0	0		0.01		98%	80	120	0%	
Iron, Ferrous	C	mg/L	0.01376	0.01376		0.0005	0	0		0.01	5	2752%	80	120	0%	S

Seq No	Lab ID	Test Code	Sample Typ	File ID	Analysis Date	DF	Batch ID	Prep Date	SPKref	RPDref	pmoist
15046200	0.5 ppb STD	ICPMS-6020B-C	Cal4		2/18/2022 8:30:3	1	R374975		0	0	

Analyte	T	Units	RAW	Final	Text	Spike	SPKref	RPDref	MDL	PQL	UQL	%REC	LOW	HIGH	%RPD	Q
Silicon as SiO2	C	mg/L	-0.026322	-0.026322		0.0428	0	0		0.214	0.9	-61%	80	120	0%	S

Seq No	Lab ID	Test Code	Sample Typ	File ID	Analysis Date	DF	Batch ID	Prep Date	SPKref	RPDref	pmoist
15046201	1 ppb STD	ICPMS-6020B-C	Cal5		2/18/2022 8:36:5	1	R374975		0	0	

Analyte	T	Units	RAW	Final	Text	Spike	SPKref	RPDref	MDL	PQL	UQL	%REC	LOW	HIGH	%RPD	Q
Aluminum	A	mg/L	0.001161	0.001161		0.001	0	0		0.01		116%	80	120	0%	
Antimony	A	mg/L	0.001113	0.001113		0.001	0	0		0.001		111%	80	120	0%	
Arsenic	A	mg/L	0.001103	0.001103		0.001	0	0		0.001		110%	80	120	0%	
Barium	A	mg/L	0.001094	0.001094		0.001	0	0		0.0003		109%	80	120	0%	
Beryllium	A	mg/L	0.0007738	0.0007738		0.001	0	0		0.001		77%	80	120	0%	S
Boron	A	mg/L	0.0006548	0.0006548		0.001	0	0		0.1		65%	80	120	0%	S
Cadmium	A	mg/L	0.001128	0.001128		0.001	0	0		0.001		113%	80	120	0%	
Calcium	A	mg/L	0.2799	0.2799		0.25	0	0		1		112%	80	120	0%	
Cerium	A	mg/L	0.001275	0.001275		0.001	0	0		0.001		127%	80	120	0%	S
Chromium	A	mg/L	0.001112	0.001112		0.001	0	0		0.001		111%	80	120	0%	
Cobalt	A	mg/L	0.001131	0.001131		0.001	0	0		0.001		113%	80	120	0%	
Copper	A	mg/L	0.001278	0.001278		0.001	0	0		0.005		128%	80	120	0%	S
Iron	A	mg/L	0.03061	0.03061		0.025	0	0		0.01		122%	80	120	0%	S
Lanthanum	A	mg/L	0.001264	0.001264		0.001	0	0		0.001		126%	80	120	0%	S
Lead	A	mg/L	0.00112	0.00112		0.001	0	0		0.001		112%	80	120	0%	
Lithium	A	mg/L	0.008708	0.008708		0.0125	0	0		1		70%	80	120	0%	S
Magnesium	A	mg/L	0.306	0.306		0.25	0	0		1		122%	80	120	0%	S
Manganese	A	mg/L	0.001087	0.001087		0.001	0	0		0.001		109%	80	120	0%	
Mercury	A	mg/L	0.00002355	0.00002355		0.00002	0	0		0.001		118%	80	120	0%	
Molybdenum	A	mg/L	0.001002	0.001002		0.001	0	0		0.001		100%	80	120	0%	
Nickel	A	mg/L	0.001187	0.001187		0.001	0	0		0.005		119%	80	120	0%	
Potassium	A	mg/L	0.2311	0.2311		0.25	0	0		1		92%	80	120	0%	
Selenium	A	mg/L	0.001179	0.001179		0.001	0	0		0.005		118%	80	120	0%	
Silicon	A	mg/L	-0.01134	-0.01134		0.004	0	0		0.1		-283%	80	120	0%	S
Silver	A	mg/L	0.0004479	0.0004479		0.0004	0	0		0.001		112%	80	120	0%	
Sodium	A	mg/L	0.2926	0.2926		0.25	0	0		1		117%	80	120	0%	
Strontium	A	mg/L	0.001115	0.001115		0.001	0	0		0.001		111%	80	120	0%	
Thallium	A	mg/L	0.001086	0.001086		0.001	0	0		0.001		109%	80	120	0%	
Thorium	A	mg/L	0.001003	0.001003		0.001	0	0		0.05		100%	80	120	0%	

Seq No	Lab ID	Test Code	Sample Typ	File ID	Analysis Date	DF	Batch ID	Prep Date	SPKref	RPDref	pmoist
15046201	1 ppb STD	ICPMS-6020B-C	Cal5		2/18/2022 8:36:5	1	R374975		0	0	

Analyte	T	Units	RAW	Final	Text	Spike	SPKref	RPDref	MDL	PQL	UQL	%REC	LOW	HIGH	%RPD	Q
Tin	A	mg/L	0.01627	0.01627		0.001	0	0		0.001		1627%	80	120	0%	S
Titanium	A	mg/L	0.001029	0.001029		0.001	0	0		0.001		103%	80	120	0%	
Uranium	A	mg/L	0.001157	0.001157		0.001	0	0		0.001		116%	80	120	0%	
Vanadium	A	mg/L	0.001098	0.001098		0.001	0	0		0.005		110%	80	120	0%	
Zinc	A	mg/L	0.001256	0.001256		0.001	0	0		0.01		126%	80	120	0%	S
Iron, Ferrous	C	mg/L	0.03061	0.03061		0.001	0	0		0.01	5	3061%	80	120	0%	S
Silicon as SiO2	C	mg/L	-0.0242676	-0.0242676		0.0856	0	0		0.214	0.9	-28%	80	120	0%	S

Seq No	Lab ID	Test Code	Sample Typ	File ID	Analysis Date	DF	Batch ID	Prep Date	SPKref	RPDref	pmoist
15046202	10 ppb STD	ICPMS-6020B-C	Cal6		2/18/2022 8:43:1	1	R374975		0	0	

Analyte	T	Units	RAW	Final	Text	Spike	SPKref	RPDref	MDL	PQL	UQL	%REC	LOW	HIGH	%RPD	Q
Aluminum	A	mg/L	0.00879	0.00879		0.01	0	0		0.01		88%	90	110	0%	S
Antimony	A	mg/L	0.01009	0.01009		0.01	0	0		0.001		101%	90	110	0%	
Arsenic	A	mg/L	0.01007	0.01007		0.01	0	0		0.001		101%	90	110	0%	
Barium	A	mg/L	0.01045	0.01045		0.01	0	0		0.0003		104%	90	110	0%	
Beryllium	A	mg/L	0.006522	0.006522		0.01	0	0		0.001		65%	90	110	0%	S
Boron	A	mg/L	0.007048	0.007048		0.01	0	0		0.1		70%	90	110	0%	S
Cadmium	A	mg/L	0.0103	0.0103		0.01	0	0		0.001		103%	90	110	0%	
Calcium	A	mg/L	2.419	2.419		2.5	0	0		1		97%	90	110	0%	
Cerium	A	mg/L	0.01147	0.01147		0.01	0	0		0.001		115%	90	110	0%	S
Chromium	A	mg/L	0.01006	0.01006		0.01	0	0		0.001		101%	90	110	0%	
Cobalt	A	mg/L	0.01017	0.01017		0.01	0	0		0.001		102%	90	110	0%	
Copper	A	mg/L	0.01108	0.01108		0.01	0	0		0.005		111%	90	110	0%	S
Iron	A	mg/L	0.2726	0.2726		0.25	0	0		0.01		109%	90	110	0%	
Lanthanum	A	mg/L	0.01112	0.01112		0.01	0	0		0.001		111%	90	110	0%	S
Lead	A	mg/L	0.01013	0.01013		0.01	0	0		0.001		101%	90	110	0%	
Lithium	A	mg/L	0.07481	0.07481		0.125	0	0		1		60%	90	110	0%	S
Magnesium	A	mg/L	2.659	2.659		2.5	0	0		1		106%	90	110	0%	
Manganese	A	mg/L	0.00969	0.00969		0.01	0	0		0.001		97%	90	110	0%	
Mercury	A	mg/L	0.0002057	0.0002057		0.0002	0	0		0.001		103%	90	110	0%	
Molybdenum	A	mg/L	0.009348	0.009348		0.01	0	0		0.001		93%	90	110	0%	
Nickel	A	mg/L	0.01043	0.01043		0.01	0	0		0.005		104%	90	110	0%	
Potassium	A	mg/L	2.184	2.184		2.5	0	0		1		87%	90	110	0%	S
Selenium	A	mg/L	0.01054	0.01054		0.01	0	0		0.005		105%	90	110	0%	

Seq No	Lab ID	Test Code	Sample Typ	File ID	Analysis Date	DF	Batch ID	Prep Date	SPKref	RPDref	pmoist
15046202	10 ppb STD	ICPMS-6020B-C	Cal6		2/18/2022 8:43:1	1	R374975		0	0	

Analyte	T	Units	RAW	Final	Text	Spike	SPKref	RPDref	MDL	PQL	UQL	%REC	LOW	HIGH	%RPD	Q
Silicon	A	mg/L	0.02375	0.02375		0.04	0	0		0.1		59%	90	110	0%	S
Silver	A	mg/L	0.004048	0.004048		0.004	0	0		0.001		101%	90	110	0%	
Sodium	A	mg/L	2.718	2.718		2.5	0	0		1		109%	90	110	0%	
Strontium	A	mg/L	0.01018	0.01018		0.01	0	0		0.001		102%	90	110	0%	
Thallium	A	mg/L	0.01004	0.01004		0.01	0	0		0.001		100%	90	110	0%	
Thorium	A	mg/L	0.009843	0.009843		0.01	0	0		0.05		98%	90	110	0%	
Tin	A	mg/L	0.02435	0.02435		0.01	0	0		0.001		244%	90	110	0%	S
Titanium	A	mg/L	0.008839	0.008839		0.01	0	0		0.001		88%	90	110	0%	S
Uranium	A	mg/L	0.01057	0.01057		0.01	0	0		0.001		106%	90	110	0%	
Vanadium	A	mg/L	0.009993	0.009993		0.01	0	0		0.005		100%	90	110	0%	
Zinc	A	mg/L	0.01091	0.01091		0.01	0	0		0.01		109%	90	110	0%	
Iron, Ferrous	C	mg/L	0.2726	0.2726		0.01	0	0		0.01	5	2726%	90	110	0%	S
Silicon as SiO2	C	mg/L	0.050825	0.050825		0.856	0	0		0.214	0.9	6%	90	110	0%	S

Seq No	Lab ID	Test Code	Sample Typ	File ID	Analysis Date	DF	Batch ID	Prep Date	SPKref	RPDref	pmoist
15046203	50 ppb STD	ICPMS-6020B-C	Cal7		2/18/2022 8:49:4	1	R374975		0	0	

Analyte	T	Units	RAW	Final	Text	Spike	SPKref	RPDref	MDL	PQL	UQL	%REC	LOW	HIGH	%RPD	Q
Aluminum	A	mg/L	0.04377	0.04377		0.05	0	0		0.01		88%	90	110	0%	S
Antimony	A	mg/L	0.0514	0.0514		0.05	0	0		0.001		103%	90	110	0%	
Arsenic	A	mg/L	0.04894	0.04894		0.05	0	0		0.001		98%	90	110	0%	
Barium	A	mg/L	0.04943	0.04943		0.05	0	0		0.0003		99%	90	110	0%	
Beryllium	A	mg/L	0.03416	0.03416		0.05	0	0		0.001		68%	90	110	0%	S
Boron	A	mg/L	0.03833	0.03833		0.05	0	0		0.1		77%	90	110	0%	S
Cadmium	A	mg/L	0.04856	0.04856		0.05	0	0		0.001		97%	90	110	0%	
Calcium	A	mg/L	11.03	11.03		12.5	0	0		1		88%	90	110	0%	S
Cerium	A	mg/L	0.05301	0.05301		0.05	0	0		0.001		106%	90	110	0%	
Chromium	A	mg/L	0.04767	0.04767		0.05	0	0		0.001		95%	90	110	0%	
Cobalt	A	mg/L	0.0478	0.0478		0.05	0	0		0.001		96%	90	110	0%	
Copper	A	mg/L	0.05141	0.05141		0.05	0	0		0.005		103%	90	110	0%	
Iron	A	mg/L	1.266	1.266		1.25	0	0		0.01		101%	90	110	0%	
Lanthanum	A	mg/L	0.05146	0.05146		0.05	0	0		0.001		103%	90	110	0%	
Lead	A	mg/L	0.0495	0.0495		0.05	0	0		0.001		99%	90	110	0%	
Lithium	A	mg/L	0.3647	0.3647		0.625	0	0		1		58%	90	110	0%	S
Magnesium	A	mg/L	12.09	12.09		12.5	0	0		1		97%	90	110	0%	

Seq No	Lab ID	Test Code	Sample Typ	File ID	Analysis Date	DF	Batch ID	Prep Date	SPKref	RPDref	pmoist
15046203	50 ppb STD	ICPMS-6020B-C	Cal7		2/18/2022 8:49:4	1	R374975		0	0	

Analyte	T	Units	RAW	Final	Text	Spike	SPKref	RPDref	MDL	PQL	UQL	%REC	LOW	HIGH	%RPD	Q
Manganese	A	mg/L	0.0465	0.0465		0.05	0	0		0.001		93%	90	110	0%	
Mercury	A	mg/L	0.0009665	0.0009665		0.001	0	0		0.001		97%	90	110	0%	
Molybdenum	A	mg/L	0.04645	0.04645		0.05	0	0		0.001		93%	90	110	0%	
Nickel	A	mg/L	0.05038	0.05038		0.05	0	0		0.005		101%	90	110	0%	
Potassium	A	mg/L	9.981	9.981		12.5	0	0		1		80%	90	110	0%	S
Selenium	A	mg/L	0.05084	0.05084		0.05	0	0		0.005		102%	90	110	0%	
Silicon	A	mg/L	0.2055	0.2055		0.2	0	0		0.1		103%	90	110	0%	
Silver	A	mg/L	0.01899	0.01899		0.02	0	0		0.001		95%	90	110	0%	
Sodium	A	mg/L	12	12		12.5	0	0		1		96%	90	110	0%	
Strontium	A	mg/L	0.04909	0.04909		0.05	0	0		0.001		98%	90	110	0%	
Thallium	A	mg/L	0.05008	0.05008		0.05	0	0		0.001		100%	90	110	0%	
Thorium	A	mg/L	0.05099	0.05099		0.05	0	0		0.05		102%	90	110	0%	
Tin	A	mg/L	0.04471	0.04471		0.05	0	0		0.001		89%	90	110	0%	S
Titanium	A	mg/L	0.0455	0.0455		0.05	0	0		0.001		91%	90	110	0%	
Uranium	A	mg/L	0.05215	0.05215		0.05	0	0		0.001		104%	90	110	0%	
Vanadium	A	mg/L	0.04683	0.04683		0.05	0	0		0.005		94%	90	110	0%	
Zinc	A	mg/L	0.05003	0.05003		0.05	0	0		0.01		100%	90	110	0%	
Iron, Ferrous	C	mg/L	1.266	1.266		0.05	0	0		0.01	5	2532%	90	110	0%	S
Silicon as SiO2	C	mg/L	0.43977	0.43977		4.28	0	0		0.214	0.9	10%	90	110	0%	S

Seq No	Lab ID	Test Code	Sample Typ	File ID	Analysis Date	DF	Batch ID	Prep Date	SPKref	RPDref	pmoist
15046204	100 ppb STD	ICPMS-6020B-C	Cal8		2/18/2022 8:56:0	1	R374975		0	0	

Analyte	T	Units	RAW	Final	Text	Spike	SPKref	RPDref	MDL	PQL	UQL	%REC	LOW	HIGH	%RPD	Q
Aluminum	A	mg/L	0.09991	0.09991		0.1	0	0		0.01		100%	90	110	0%	
Antimony	A	mg/L	0.099	0.099		0.1	0	0		0.001		99%	90	110	0%	
Arsenic	A	mg/L	0.09966	0.09966		0.1	0	0		0.001		100%	90	110	0%	
Barium	A	mg/L	0.1001	0.1001		0.1	0	0		0.0003		100%	90	110	0%	
Beryllium	A	mg/L	0.09954	0.09954		0.1	0	0		0.001		100%	90	110	0%	
Boron	A	mg/L	0.09933	0.09933		0.1	0	0		0.1		99%	90	110	0%	
Cadmium	A	mg/L	0.1004	0.1004		0.1	0	0		0.001		100%	90	110	0%	
Calcium	A	mg/L	25.12	25.12		25	0	0		1		100%	90	110	0%	
Cerium	A	mg/L	0.1002	0.1002		0.1	0	0		0.001		100%	90	110	0%	
Chromium	A	mg/L	0.09955	0.09955		0.1	0	0		0.001		100%	90	110	0%	
Cobalt	A	mg/L	0.09896	0.09896		0.1	0	0		0.001		99%	90	110	0%	

Seq No	Lab ID	Test Code	Sample Typ	File ID	Analysis Date	DF	Batch ID	Prep Date	SPKref	RPDref	pmoist
15046204	100 ppb STD	ICPMS-6020B-C	Cal8		2/18/2022 8:56:0	1	R374975		0	0	

Analyte	T	Units	RAW	Final	Text	Spike	SPKref	RPDref	MDL	PQL	UQL	%REC	LOW	HIGH	%RPD	Q
Copper	A	mg/L	0.09955	0.09955		0.1	0	0		0.005		100%	90	110	0%	
Iron	A	mg/L	2.599	2.599		2.5	0	0		0.01		104%	90	110	0%	
Lanthanum	A	mg/L	0.1002	0.1002		0.1	0	0		0.001		100%	90	110	0%	
Lead	A	mg/L	0.1005	0.1005		0.1	0	0		0.001		100%	90	110	0%	
Lithium	A	mg/L	1.257	1.257		1.25	0	0		1		101%	90	110	0%	
Magnesium	A	mg/L	24.95	24.95		25	0	0		1		100%	90	110	0%	
Manganese	A	mg/L	0.09967	0.09967		0.1	0	0		0.001		100%	90	110	0%	
Mercury	A	mg/L	0.002024	0.002024		0.002	0	0		0.001		101%	90	110	0%	
Molybdenum	A	mg/L	0.1001	0.1001		0.1	0	0		0.001		100%	90	110	0%	
Nickel	A	mg/L	0.09938	0.09938		0.1	0	0		0.005		99%	90	110	0%	
Potassium	A	mg/L	25.2	25.2		25	0	0		1		101%	90	110	0%	
Selenium	A	mg/L	0.09961	0.09961		0.1	0	0		0.005		100%	90	110	0%	
Silicon	A	mg/L	0.3964	0.3964		0.4	0	0		0.1		99%	90	110	0%	
Silver	A	mg/L	0.03998	0.03998		0.04	0	0		0.001		100%	90	110	0%	
Sodium	A	mg/L	25.09	25.09		25	0	0		1		100%	90	110	0%	
Strontium	A	mg/L	0.09957	0.09957		0.1	0	0		0.001		100%	90	110	0%	
Thallium	A	mg/L	0.09957	0.09957		0.1	0	0		0.001		100%	90	110	0%	
Thorium	A	mg/L	0.09956	0.09956		0.1	0	0		0.05		100%	90	110	0%	
Tin	A	mg/L	0.1019	0.1019		0.1	0	0		0.001		102%	90	110	0%	
Titanium	A	mg/L	0.09921	0.09921		0.1	0	0		0.001		99%	90	110	0%	
Uranium	A	mg/L	0.1001	0.1001		0.1	0	0		0.001		100%	90	110	0%	
Vanadium	A	mg/L	0.0997	0.0997		0.1	0	0		0.005		100%	90	110	0%	
Zinc	A	mg/L	0.1001	0.1001		0.1	0	0		0.01		100%	90	110	0%	
Iron, Ferrous	C	mg/L	2.599	2.599		0.1	0	0		0.01	5	2599%	90	110	0%	S
Silicon as SiO2	C	mg/L	0.848296	0.848296		8.56	0	0		0.214	0.9	10%	90	110	0%	S

Seq No	Lab ID	Test Code	Sample Typ	File ID	Analysis Date	DF	Batch ID	Prep Date	SPKref	RPDref	pmoist
15046205	1000 ppb STD	ICPMS-6020B-C	Cal10		2/18/2022 9:02:2	1	R374975		0	0	

Analyte	T	Units	RAW	Final	Text	Spike	SPKref	RPDref	MDL	PQL	UQL	%REC	LOW	HIGH	%RPD	Q
Aluminum	A	mg/L	0.9999	0.9999		1	0	0		0.01		100%	90	110	0%	
Antimony	A	mg/L	0.000322	0.000322		0	0	0		0.001		0%			0%	
Arsenic	A	mg/L	0.9997	0.9997		1	0	0		0.001		100%	90	110	0%	
Barium	A	mg/L	0.9999	0.9999		1	0	0		0.0003		100%	90	110	0%	
Beryllium	A	mg/L	1.001	1.001		1	0	0		0.001		100%	90	110	0%	

Seq No	Lab ID	Test Code	Sample Typ	File ID	Analysis Date	DF	Batch ID	Prep Date	SPKref	RPDref	pmoist
15046205	1000 ppb STD	ICPMS-6020B-C	Cal10		2/18/2022 9:02:2	1	R374975		0	0	

Analyte	T	Units	RAW	Final	Text	Spike	SPKref	RPDref	MDL	PQL	UQL	%REC	LOW	HIGH	%RPD	Q
Boron	A	mg/L	1	1		1	0	0		0.1		100%	90	110	0%	
Cadmium	A	mg/L	1	1		1	0	0		0.001		100%	90	110	0%	
Calcium	A	mg/L	49.83	49.83		50	0	0		1		100%	90	110	0%	
Cerium	A	mg/L	0.00002325	0.00002325		0	0	0		0.001		0%			0%	
Chromium	A	mg/L	1	1		1	0	0		0.001		100%	90	110	0%	
Cobalt	A	mg/L	1	1		1	0	0		0.001		100%	90	110	0%	
Copper	A	mg/L	0.9992	0.9992		1	0	0		0.005		100%	90	110	0%	
Iron	A	mg/L	5.996	5.996		6	0	0		0.01		100%	90	110	0%	
Lanthanum	A	mg/L	9.156E-06	9.156E-06		0	0	0		0.001		0%			0%	
Lead	A	mg/L	1	1		1	0	0		0.001		100%	90	110	0%	
Lithium	A	mg/L	2.549	2.549		2.5	0	0		1		102%	90	110	0%	
Magnesium	A	mg/L	49.88	49.88		50	0	0		1		100%	90	110	0%	
Manganese	A	mg/L	0.9997	0.9997		1	0	0		0.001		100%	90		0%	
Mercury	A	mg/L	0.0000139	0.0000139		0	0	0		0.001		0%			0%	
Molybdenum	A	mg/L	0.0001111	0.0001111		0	0	0		0.001		0%			0%	
Nickel	A	mg/L	0.9995	0.9995		1	0	0		0.005		100%	90	110	0%	
Potassium	A	mg/L	50.15	50.15		50	0	0		1		100%	90	110	0%	
Selenium	A	mg/L	0.9998	0.9998		1	0	0		0.005		100%	90	110	0%	
Silicon	A	mg/L	-0.01769	-0.01769		0	0	0		0.1		0%			0%	
Silver	A	mg/L	0.381	0.381		0	0	0		0.001		0%			0%	
Sodium	A	mg/L	50	50		50	0	0		1		100%	90	110	0%	
Strontium	A	mg/L	0.9997	0.9997		1	0	0		0.001		100%	90	110	0%	
Thallium	A	mg/L	1	1		1	0	0		0.001		100%	90	110	0%	
Thorium	A	mg/L	1	1		1	0	0		0.05		100%	90	110	0%	
Tin	A	mg/L	0.01485	0.01485		0	0	0		0.001		0%			0%	
Titanium	A	mg/L	0.006501	0.006501		1	0	0		0.001		1%	90	110	0%	S
Uranium	A	mg/L	0.9999	0.9999		1	0	0		0.001		100%	90	110	0%	
Vanadium	A	mg/L	1	1		1	0	0		0.005		100%	90	110	0%	
Zinc	A	mg/L	0.9993	0.9993		1	0	0		0.01		100%	90	110	0%	
Iron, Ferrous	C	mg/L	5.996	5.996		0	0	0		0.01	5	0%			0%	
Silicon as SiO2	C	mg/L	-0.0378566	-0.0378566		0	0	0		0.214	0.9	0%			0%	

Seq No	Lab ID	Test Code	Sample Typ	File ID	Analysis Date	DF	Batch ID	Prep Date	SPKref	RPDref	pmoist
15046206	100 ppb Br STD	ICPMS-6020-W-	SAMP		2/18/2022 9:08:4	1	R374975		0	0	

Analyte	T	Units	RAW	Final	Text	Spike	SPKref	RPDref	MDL	PQL	UQL	%REC	LOW	HIGH	%RPD	Q
Antimony	A	mg/L	0.00004591	0		0	0	0	6.768E-05	0.001	0.1	0%	0	0	0%	
Arsenic	A	mg/L	-1.707E-05	0		0	0	0	8.203E-05	0.001	1	0%	0	0	0%	
Barium	A	mg/L	0.00001413	0		0	0	0	6.762E-05	0.001	1	0%	0	0	0%	
Cadmium	A	mg/L	0.00008664	0.00008664		0	0	0	2.308E-05	0.001	1	0%	0	0	0%	J
Cerium	A	mg/L	4.831E-08	0		0	0	0	0.0000222	0.001	0.1	0%	0	0	0%	
Chromium	A	mg/L	8.846E-06	0		0	0	0	0.0002538	0.001	1	0%	0	0	0%	
Cobalt	A	mg/L	0.00002743	0.00002743		0	0	0	2.141E-05	0.001	1	0%	0	0	0%	J
Lead	A	mg/L	0.00003242	0.00003242		0	0	0	3.031E-05	0.001	1	0%	0	0	0%	J
Manganese	A	mg/L	0.00002898	0		0	0	0	7.309E-05	0.001	1	0%	0	0	0%	
Mercury	A	mg/L	1.403E-07	0		0	0	0	3.043E-05	0.001	0.002	0%	0	0	0%	
Molybdenum	A	mg/L	0.00001571	0		0	0	0	8.113E-05	0.001	0.1	0%	0	0	0%	
Nickel	A	mg/L	-3.391E-07	0		0	0	0	0.0001769	0.001	1	0%	0	0	0%	
Selenium	A	mg/L	0.0001543	0.0001543		0	0	0	7.174E-05	0.001	1	0%	0	0	0%	J
Silver	A	mg/L	0.00007546	0.00007546		0	0	0	2.644E-05	0.001	0.04	0%	0	0	0%	J
Strontium	A	mg/L	6.187E-06	0		0	0	0	9.743E-05	0.001	1	0%	0	0	0%	
Thallium	A	mg/L	0.0001165	0.0001165		0	0	0	4.842E-05	0.001	1	0%	0	0	0%	J
Thorium	A	mg/L	0.0002002	0.0002002		0	0	0	3.018E-05	0.001	1	0%	0	0	0%	J
Uranium	A	mg/L	0.00003513	0.00003513		0	0	0	2.468E-05	0.0003	1	0%	0	0	0%	J
Iron	B	mg/L	0.0001037	0		0	0	0	0.0021157	0.00119	5	0%	0	0	0%	
Iron, Ferrous	B	mg/L	0.0001037	0		0	0	0	0.0021157	0.00119	5	0%	0	0	0%	
Magnesium	B	mg/L	0.0002196	0		0	0	0	0.0203306	0.00564	50	0%	0	0	0%	L
Zinc	B	mg/L	0.00001802	0		0	0	0	0.0010089	0.00273	1	0%	0	0	0%	L

Seq No	Lab ID	Test Code	Sample Typ	File ID	Analysis Date	DF	Batch ID	Prep Date	SPKref	RPDref	pmoist
15046207	Rinse	ICPMS-6020-W-	SAMP		2/18/2022 9:15:1	1	R374975		0	0	

Analyte	T	Units	RAW	Final	Text	Spike	SPKref	RPDref	MDL	PQL	UQL	%REC	LOW	HIGH	%RPD	Q
Antimony	A	mg/L	7.214E-06	0		0	0	0	6.768E-05	0.001	0.1	0%	0	0	0%	
Arsenic	A	mg/L	-5.723E-05	0		0	0	0	8.203E-05	0.001	1	0%	0	0	0%	
Barium	A	mg/L	2.395E-08	0		0	0	0	6.762E-05	0.001	1	0%	0	0	0%	
Cadmium	A	mg/L	0.0000334	0.0000334		0	0	0	2.308E-05	0.001	1	0%	0	0	0%	J
Cerium	A	mg/L	-2.076E-07	0		0	0	0	0.0000222	0.001	0.1	0%	0	0	0%	
Chromium	A	mg/L	0.000022	0		0	0	0	0.0002538	0.001	1	0%	0	0	0%	
Cobalt	A	mg/L	8.988E-06	0		0	0	0	2.141E-05	0.001	1	0%	0	0	0%	
Lead	A	mg/L	0.00001086	0		0	0	0	3.031E-05	0.001	1	0%	0	0	0%	

Seq No	Lab ID	Test Code	Sample Typ	File ID	Analysis Date	DF	Batch ID	Prep Date	SPKref	RPDref	pmoist
15046207	Rinse	ICPMS-6020-W-	SAMP		2/18/2022 9:15:1	1	R374975		0	0	

Analyte	T	Units	RAW	Final	Text	Spike	SPKref	RPDref	MDL	PQL	UQL	%REC	LOW	HIGH	%RPD	Q
Manganese	A	mg/L	0.0000113	0		0	0	0	7.309E-05	0.001	1	0%	0	0	0%	
Mercury	A	mg/L	4.956E-07	0		0	0	0	3.043E-05	0.001	0.002	0%	0	0	0%	
Molybdenum	A	mg/L	1.982E-06	0		0	0	0	8.113E-05	0.001	0.1	0%	0	0	0%	
Nickel	A	mg/L	0.00001484	0		0	0	0	0.0001769	0.001	1	0%	0	0	0%	
Selenium	A	mg/L	0.00004569	0		0	0	0	7.174E-05	0.001	1	0%	0	0	0%	
Silver	A	mg/L	1.117E-06	0		0	0	0	2.644E-05	0.001	0.04	0%	0	0	0%	
Strontium	A	mg/L	2.659E-06	0		0	0	0	9.743E-05	0.001	1	0%	0	0	0%	
Thallium	A	mg/L	0.00003793	0		0	0	0	4.842E-05	0.001	1	0%	0	0	0%	
Thorium	A	mg/L	0.0000435	0.0000435		0	0	0	3.018E-05	0.001	1	0%	0	0	0%	J
Uranium	A	mg/L	7.595E-06	0		0	0	0	2.468E-05	0.0003	1	0%	0	0	0%	
Iron	B	mg/L	-8.381E-05	0		0	0	0	0.0021157	0.00119	5	0%	0	0	0%	
Iron, Ferrous	B	mg/L	-8.381E-05	0		0	0	0	0.0021157	0.00119	5	0%	0	0	0%	
Magnesium	B	mg/L	0.0005319	0		0	0	0	0.0203306	0.00564	50	0%	0	0	0%	L
Zinc	B	mg/L	-0.0001779	0		0	0	0	0.0010089	0.00273	1	0%	0	0	0%	L

Seq No	Lab ID	Test Code	Sample Typ	File ID	Analysis Date	DF	Batch ID	Prep Date	SPKref	RPDref	pmoist
15046208	QCS	ICPMS-6020-W-	ICV		2/18/2022 9:21:2	1	R374975		0	0	

Analyte	T	Units	RAW	Final	Text	Spike	SPKref	RPDref	MDL	PQL	UQL	%REC	LOW	HIGH	%RPD	Q
Aluminum	A	mg/L	0.2399	0.2399		0.25	0	0	0.0017836	0.001	1	96%	90	110	0%	
Antimony	A	mg/L	0.05063	0.05063		0.05	0	0	6.768E-05	0.001	0.1	101%	90	110	0%	
Arsenic	A	mg/L	0.05006	0.05006		0.05	0	0	8.203E-05	0.001	1	100%	90	110	0%	
Barium	A	mg/L	0.0497	0.0497		0.05	0	0	6.762E-05	0.001	1	99%	90	110	0%	
Beryllium	A	mg/L	0.02099	0.02099		0.025	0	0	8.516E-05	0.001	1	84%	90	110	0%	S
Boron	A	mg/L	0.04705	0.04705		0.05	0	0	0.0039526	0.00561	1	94%	90	110	0%	
Cadmium	A	mg/L	0.02433	0.02433		0.025	0	0	2.308E-05	0.001	1	97%	90	110	0%	
Calcium	A	mg/L	2.576	2.576		2.5	0	0	0.2027235	0.02092	50	103%	90	110	0%	
Cerium	A	mg/L	0.05169	0.05169		0.05	0	0	0.0000222	0.001	0.1	103%	90	110	0%	
Chromium	A	mg/L	0.04867	0.04867		0.05	0	0	0.0002538	0.001	1	97%	90	110	0%	
Cobalt	A	mg/L	0.0508	0.0508		0.05	0	0	2.141E-05	0.001	1	102%	90	110	0%	
Copper	A	mg/L	0.05478	0.05478		0.05	0	0	0.0001748	0.001	1	110%	90	110	0%	
Iron	A	mg/L	0.2557	0.2557		0.25	0	0	0.0021157	0.00119	5	102%	90	110	0%	
Lanthanum	A	mg/L	0.05223	0.05223		0.05	0	0	6.805E-05	0.001	0.1	104%	90	110	0%	
Lead	A	mg/L	0.04994	0.04994		0.05	0	0	3.031E-05	0.001	1	100%	90	110	0%	
Magnesium	A	mg/L	2.545	2.545		2.5	0	0	0.0203306	0.00564	50	102%	90	110	0%	

Seq No	Lab ID	Test Code	Sample Typ	File ID	Analysis Date	DF	Batch ID	Prep Date	SPKref	RPDref	pmoist
15046208	QCS	ICPMS-6020-W- ICV			2/18/2022 9:21:2	1	R374975		0	0	

Analyte	T	Units	RAW	Final	Text	Spike	SPKref	RPDref	MDL	PQL	UQL	%REC	LOW	HIGH	%RPD	Q
Manganese	A	mg/L	0.2536	0.2536		0.25	0	0	7.309E-05	0.001	1	101%	90	110	0%	
Mercury	A	mg/L	0.001013	0.001013		0.001	0	0	3.043E-05	0.001	0.002	101%	90	110	0%	
Molybdenum	A	mg/L	0.04905	0.04905		0.05	0	0	8.113E-05	0.001	0.1	98%	90	110	0%	
Nickel	A	mg/L	0.05326	0.05326		0.05	0	0	0.0001769	0.001	1	107%	90	110	0%	
Potassium	A	mg/L	2.41	2.41		2.5	0	0	0.0215433	0.08139	50	96%	90	110	0%	
Selenium	A	mg/L	0.05098	0.05098		0.05	0	0	7.174E-05	0.001	1	102%	90	110	0%	
Silicon	A	mg/L	0.4977	0.4977		0.5	0	0	0.0033337	0.1	0.4	100%	90	110	0%	
Silver	A	mg/L	0.02518	0.02518		0.025	0	0	2.644E-05	0.001	0.04	101%	90	110	0%	
Sodium	A	mg/L	2.576	2.576		2.5	0	0	0.0451914	0.02171	50	103%	90	110	0%	
Strontium	A	mg/L	0.04982	0.04982		0.05	0	0	9.743E-05	0.001	1	100%	90	110	0%	
Thallium	A	mg/L	0.04818	0.04818		0.05	0	0	4.842E-05	0.001	1	96%	90	110	0%	
Thorium	A	mg/L	0.04869	0.04869		0.05	0	0	3.018E-05	0.001	1	97%	90	110	0%	
Tin	A	mg/L	0.04392	0.04392		0.05	0	0	0.0009928	0.00132	0.1	88%	90	110	0%	S
Titanium	A	mg/L	0.05069	0.05069		0.05	0	0	0.0001004	0.001	1	101%	90	110	0%	
Uranium	A	mg/L	0.05133	0.05133		0.05	0	0	2.468E-05	0.0003	1	103%	90	110	0%	
Vanadium	A	mg/L	0.04571	0.04571		0.05	0	0	0.0018612	0.0013	1	91%	90	110	0%	
Zinc	A	mg/L	0.05267	0.05267		0.05	0	0	0.0010089	0.00273	1	105%	90	110	0%	
Iron, Ferrous	C	mg/L	0.2557	0.2557		0	0	0	0.0021157	0.00119	5	0%	0	0	0%	

Seq No	Lab ID	Test Code	Sample Typ	File ID	Analysis Date	DF	Batch ID	Prep Date	SPKref	RPDref	pmoist
15046209	ICSA	ICPMS-6020-W- ICSA			2/18/2022 9:27:3	1	R374975		0	0	

Analyte	T	Units	RAW	Final	Text	Spike	SPKref	RPDref	MDL	PQL	UQL	%REC	LOW	HIGH	%RPD	Q
Aluminum	A	mg/L	39.94	39.94		40	0	0	0.0017836	0.001	1	100%	80	120	0%	
Antimony	A	mg/L	0.0001591	0.0001591		0	0	0	6.768E-05	0.001	0.1	0%			0%	
Arsenic	A	mg/L	-6.641E-05	-6.641E-05		0	0	0	8.203E-05	0.001	1	0%			0%	
Barium	A	mg/L	0.0001607	0.0001607		0	0	0	6.762E-05	0.001	1	0%			0%	
Beryllium	A	mg/L	0.00003148	0.00003148		0	0	0	8.516E-05	0.001	1	0%			0%	
Boron	A	mg/L	0.00125	0.00125		0	0	0	0.0039526	0.00561	1	0%			0%	
Cadmium	A	mg/L	0.00006724	0.00006724		0	0	0	2.308E-05	0.001	1	0%			0%	
Calcium	A	mg/L	123.3	123.3		120	0	0	0.2027235	0.02092	50	103%	80	120	0%	
Cerium	A	mg/L	8.406E-06	8.406E-06		0	0	0	0.0000222	0.001	0.1	0%			0%	
Chromium	A	mg/L	0.001883	0.001883		0	0	0	0.0002538	0.001	1	0%			0%	
Cobalt	A	mg/L	0.0001726	0.0001726		0	0	0	2.141E-05	0.001	1	0%			0%	
Copper	A	mg/L	0.00009609	0.00009609		0	0	0	0.0001748	0.001	1	0%			0%	

Seq No	Lab ID	Test Code	Sample Typ	File ID	Analysis Date	DF	Batch ID	Prep Date	SPKref	RPDref	pmoist
15046209	ICSA	ICPMS-6020-W-	ICSA		2/18/2022 9:27:3	1	R374975		0	0	

Analyte	T	Units	RAW	Final	Text	Spike	SPKref	RPDref	MDL	PQL	UQL	%REC	LOW	HIGH	%RPD	Q
Iron	A	mg/L	104	104		100	0	0	0.0021157	0.00119	5	104%	80	120	0%	
Lanthanum	A	mg/L	5.534E-06	5.534E-06		0	0	0	6.805E-05	0.001	0.1	0%			0%	
Lead	A	mg/L	0.00004726	0.00004726		0	0	0	3.031E-05	0.001	1	0%			0%	
Magnesium	A	mg/L	40.13	40.13		50	0	0	0.0203306	0.00564	50	80%			0%	
Manganese	A	mg/L	0.0002674	0.0002674		0	0	0	7.309E-05	0.001	1	0%			0%	
Mercury	A	mg/L	3.944E-06	3.944E-06		0	0	0	3.043E-05	0.001	0.002	0%			0%	
Molybdenum	A	mg/L	0.8276	0.8276		0.8	0	0	8.113E-05	0.001	0.1	103%	80	120	0%	
Nickel	A	mg/L	0.00009006	0.00009006		0	0	0	0.0001769	0.001	1	0%			0%	
Potassium	A	mg/L	40.58	40.58		50	0	0	0.0215433	0.08139	50	81%			0%	
Selenium	A	mg/L	0.0001751	0.0001751		0	0	0	7.174E-05	0.001	1	0%			0%	
Silicon	A	mg/L	-0.02096	-0.02096		0	0	0	0.0033337	0.1	0.4	0%			0%	
Silver	A	mg/L	0.00001023	0.00001023		0	0	0	2.644E-05	0.001	0.04	0%			0%	
Sodium	A	mg/L	100.8	100.8		100	0	0	0.0451914	0.02171	50	101%			0%	
Strontium	A	mg/L	0.001018	0.001018		0	0	0	9.743E-05	0.001	1	0%			0%	
Thallium	A	mg/L	0.00005835	0.00005835		0	0	0	4.842E-05	0.001	1	0%			0%	
Thorium	A	mg/L	0.00008514	0.00008514		0	0	0	3.018E-05	0.001	1	0%			0%	
Tin	A	mg/L	0.01412	0.01412		0	0	0	0.0009928	0.00132	0.1	0%			0%	
Titanium	A	mg/L	0.8251	0.8251		0.8	0	0	0.0001004	0.001	1	103%			0%	
Uranium	A	mg/L	0.00002529	0.00002529		0	0	0	2.468E-05	0.0003	1	0%			0%	
Vanadium	A	mg/L	-0.004486	-0.004486		0	0	0	0.0018612	0.0013	1	0%			0%	
Zinc	A	mg/L	0.00001154	0.00001154		0	0	0	0.0010089	0.00273	1	0%			0%	
Iron, Ferrous	C	mg/L	104	104		0	0	0	0.0021157	0.00119	5	0%			0%	

Seq No	Lab ID	Test Code	Sample Typ	File ID	Analysis Date	DF	Batch ID	Prep Date	SPKref	RPDref	pmoist
15046210	ICSAB	ICPMS-6020-W-	ICSAB		2/18/2022 9:33:5	1	R374975		0	0	

Analyte	T	Units	RAW	Final	Text	Spike	SPKref	RPDref	MDL	PQL	UQL	%REC	LOW	HIGH	%RPD	Q
Aluminum	A	mg/L	39.11	39.11		40	0	0	0.0017836	0.001	1	98%	80	120	0%	
Antimony	A	mg/L	0.00005455	0.00005455		0	0	0	6.768E-05	0.001	0.1	0%			0%	
Arsenic	A	mg/L	0.00988	0.00988		0.01	0	0	8.203E-05	0.001	1	99%	80	120	0%	
Barium	A	mg/L	0.0001656	0.0001656		0	0	0	6.762E-05	0.001	1	0%			0%	
Beryllium	A	mg/L	0.00002204	0.00002204		0	0	0	8.516E-05	0.001	1	0%			0%	
Boron	A	mg/L	0.0007994	0.0007994		0	0	0	0.0039526	0.00561	1	0%			0%	
Cadmium	A	mg/L	0.009655	0.009655		0.01	0	0	2.308E-05	0.001	1	97%	80	120	0%	
Calcium	A	mg/L	124.8	124.8		120	0	0	0.2027235	0.02092	50	104%	80	120	0%	

Seq No	Lab ID	Test Code	Sample Typ	File ID	Analysis Date	DF	Batch ID	Prep Date	SPKref	RPDref	pmoist
15046210	ICSAB	ICPMS-6020-W-	ICSAB		2/18/2022 9:33:5	1	R374975		0	0	

Analyte	T	Units	RAW	Final	Text	Spike	SPKref	RPDref	MDL	PQL	UQL	%REC	LOW	HIGH	%RPD	Q
Cerium	A	mg/L	9.201E-06	9.201E-06		0	0	0	0.0000222	0.001	0.1	0%			0%	
Chromium	A	mg/L	0.02184	0.02184		0.02	0	0	0.0002538	0.001	1	109%	80	120	0%	
Cobalt	A	mg/L	0.02094	0.02094		0.02	0	0	2.141E-05	0.001	1	105%	80	120	0%	
Copper	A	mg/L	0.02027	0.02027		0.02	0	0	0.0001748	0.001	1	101%	80	120	0%	
Iron	A	mg/L	101.7	101.7		100	0	0	0.0021157	0.00119	5	102%	80	120	0%	
Lanthanum	A	mg/L	6.082E-06	6.082E-06		0	0	0	6.805E-05	0.001	0.1	0%			0%	
Lead	A	mg/L	0.00003882	0.00003882		0	0	0	3.031E-05	0.001	1	0%			0%	
Magnesium	A	mg/L	40.69	40.69		40	0	0	0.0203306	0.00564	50	102%	80	120	0%	
Manganese	A	mg/L	0.02021	0.02021		0.02	0	0	7.309E-05	0.001	1	101%	80	120	0%	
Mercury	A	mg/L	-2.04E-06	-2.04E-06		0	0	0	3.043E-05	0.001	0.002	0%			0%	
Molybdenum	A	mg/L	0.8454	0.8454		0.8	0	0	8.113E-05	0.001	0.1	106%	80	120	0%	
Nickel	A	mg/L	0.0201	0.0201		0.02	0	0	0.0001769	0.001	1	101%	80	120	0%	
Potassium	A	mg/L	40.21	40.21		40	0	0	0.0215433	0.08139	50	101%	80	120	0%	
Selenium	A	mg/L	0.01017	0.01017		0.01	0	0	7.174E-05	0.001	1	102%	80	120	0%	
Silicon	A	mg/L	-0.02113	-0.02113		0	0	0	0.0033337	0.1	0.4	0%			0%	
Silver	A	mg/L	0.004602	0.004602		0.005	0	0	2.644E-05	0.001	0.04	92%	80	120	0%	
Sodium	A	mg/L	99.19	99.19		100	0	0	0.0451914	0.02171	50	99%	80	120	0%	
Strontium	A	mg/L	0.001018	0.001018		0	0	0	9.743E-05	0.001	1	0%			0%	
Thallium	A	mg/L	7.309E-06	7.309E-06		0	0	0	4.842E-05	0.001	1	0%			0%	
Thorium	A	mg/L	0.00003152	0.00003152		0	0	0	3.018E-05	0.001	1	0%			0%	
Tin	A	mg/L	0.01425	0.01425		0	0	0	0.0009928	0.00132	0.1	0%			0%	
Titanium	A	mg/L	0.8724	0.8724		0.8	0	0	0.0001004	0.001	1	109%	80	120	0%	
Uranium	A	mg/L	0.00002141	0.00002141		0	0	0	2.468E-05	0.0003	1	0%			0%	
Vanadium	A	mg/L	0.01527	0.01527		0.02	0	0	0.0018612	0.0013	1	76%	80	120	0%	S
Zinc	A	mg/L	0.009651	0.009651		0.01	0	0	0.0010089	0.00273	1	97%	80	120	0%	
Iron, Ferrous	C	mg/L	101.7	101.7		0	0	0	0.0021157	0.00119	5	0%			0%	

Seq No	Lab ID	Test Code	Sample Typ	File ID	Analysis Date	DF	Batch ID	Prep Date	SPKref	RPDref	pmoist
15046211	Rinse	ICPMS-6020-W-	SAMP		2/18/2022 9:40:1	1	R374975		0	0	

Analyte	T	Units	RAW	Final	Text	Spike	SPKref	RPDref	MDL	PQL	UQL	%REC	LOW	HIGH	%RPD	Q
Aluminum	A	mg/L	0.0003831	0		0	0	0	0.0017836	0.001	1	0%	0	0	0%	
Antimony	A	mg/L	-1.075E-05	0		0	0	0	6.768E-05	0.001	0.1	0%	0	0	0%	
Arsenic	A	mg/L	-0.0001695	0		0	0	0	8.203E-05	0.001	1	0%	0	0	0%	
Barium	A	mg/L	-9.331E-07	0		0	0	0	6.762E-05	0.001	1	0%	0	0	0%	

Seq No	Lab ID	Test Code	Sample Typ	File ID	Analysis Date	DF	Batch ID	Prep Date	SPKref	RPDref	pmoist
15046211	Rinse	ICPMS-6020-W-	SAMP		2/18/2022 9:40:1	1	R374975		0	0	

Analyte	T	Units	RAW	Final	Text	Spike	SPKref	RPDref	MDL	PQL	UQL	%REC	LOW	HIGH	%RPD	Q
Cadmium	A	mg/L	0.00000765	0		0	0	0	2.308E-05	0.001	1	0%	0	0	0%	
Cerium	A	mg/L	-8.449E-07	0		0	0	0	0.0000222	0.001	0.1	0%	0	0	0%	
Chromium	A	mg/L	-0.0000296	0		0	0	0	0.0002538	0.001	1	0%	0	0	0%	
Cobalt	A	mg/L	-3.946E-06	0		0	0	0	2.141E-05	0.001	1	0%	0	0	0%	
Copper	A	mg/L	-1.705E-05	0		0	0	0	0.0001748	0.001	1	0%	0	0	0%	
Lead	A	mg/L	-3.134E-06	0		0	0	0	3.031E-05	0.001	1	0%	0	0	0%	
Manganese	A	mg/L	-1.321E-05	0		0	0	0	7.309E-05	0.001	1	0%	0	0	0%	
Mercury	A	mg/L	-3.856E-06	0		0	0	0	3.043E-05	0.001	0.002	0%	0	0	0%	
Molybdenum	A	mg/L	0.0003682	0.0003682		0	0	0	8.113E-05	0.001	0.1	0%	0	0	0%	J
Nickel	A	mg/L	3.996E-06	0		0	0	0	0.0001769	0.001	1	0%	0	0	0%	
Selenium	A	mg/L	0.00001689	0		0	0	0	7.174E-05	0.001	1	0%	0	0	0%	
Silicon	A	mg/L	-0.02424	0		0	0	0	0.0033337	0.1	0.4	0%	0	0	0%	
Silver	A	mg/L	-1.775E-06	0		0	0	0	2.644E-05	0.001	0.04	0%	0	0	0%	
Strontium	A	mg/L	-1.828E-06	0		0	0	0	9.743E-05	0.001	1	0%	0	0	0%	
Thallium	A	mg/L	3.308E-06	0		0	0	0	4.842E-05	0.001	1	0%	0	0	0%	
Thorium	A	mg/L	-6.078E-07	0		0	0	0	3.018E-05	0.001	1	0%	0	0	0%	
Titanium	A	mg/L	0.0002287	0.0002287		0	0	0	0.0001004	0.001	1	0%	0	0	0%	J
Uranium	A	mg/L	7.829E-07	0		0	0	0	2.468E-05	0.0003	1	0%	0	0	0%	
Boron	B	mg/L	0.0004259	0		0	0	0	0.0039526	0.00561	1	0%	0	0	0%	L
Calcium	B	mg/L	0.001902	0		0	0	0	0.2027235	0.02092	50	0%	0	0	0%	L
Iron	B	mg/L	0.00176	0		0	0	0	0.0021157	0.00119	5	0%	0	0	0%	
Iron, Ferrous	B	mg/L	0.00176	0		0	0	0	0.0021157	0.00119	5	0%	0	0	0%	
Magnesium	B	mg/L	-0.0009686	0		0	0	0	0.0203306	0.00564	50	0%	0	0	0%	L
Potassium	B	mg/L	0.008696	0		0	0	0	0.0215433	0.08139	50	0%	0	0	0%	L
Zinc	B	mg/L	-0.000186	0		0	0	0	0.0010089	0.00273	1	0%	0	0	0%	L

Seq No	Lab ID	Test Code	Sample Typ	File ID	Analysis Date	DF	Batch ID	Prep Date	SPKref	RPDref	pmoist
15046212	CCV	ICPMS-6020-W-	CCV		2/18/2022 9:46:2	1	R374975		0	0	

Analyte	T	Units	RAW	Final	Text	Spike	SPKref	RPDref	MDL	PQL	UQL	%REC	LOW	HIGH	%RPD	Q
Aluminum	A	mg/L	0.05224	0.05224		0.05	0	0	0.0017836	0.001	1	104%	90	110	0%	
Antimony	A	mg/L	0.05308	0.05308		0.05	0	0	6.768E-05	0.001	0.1	106%	90	110	0%	
Arsenic	A	mg/L	0.05124	0.05124		0.05	0	0	8.203E-05	0.001	1	102%	90	110	0%	
Barium	A	mg/L	0.05071	0.05071		0.05	0	0	6.762E-05	0.001	1	101%	90	110	0%	
Beryllium	A	mg/L	0.0464	0.0464		0.05	0	0	8.516E-05	0.001	1	93%	90	110	0%	

Seq No	Lab ID	Test Code	Sample Typ	File ID	Analysis Date	DF	Batch ID	Prep Date	SPKref	RPDref	pmoist
15046212	CCV	ICPMS-6020-W-	CCV		2/18/2022 9:46:2	1	R374975		0	0	

Analyte	T	Units	RAW	Final	Text	Spike	SPKref	RPDref	MDL	PQL	UQL	%REC	LOW	HIGH	%RPD	Q
Boron	A	mg/L	0.04882	0.04882		0.05	0	0	0.0039526	0.00561	1	98%	90	110	0%	
Cadmium	A	mg/L	0.05062	0.05062		0.05	0	0	2.308E-05	0.001	1	101%	90	110	0%	
Calcium	A	mg/L	12.42	12.42		12.5	0	0	0.2027235	0.02092	50	99%	90	110	0%	
Cerium	A	mg/L	0.04745	0.04745		0.05	0	0	0.0000222	0.001	0.1	95%	90	110	0%	
Chromium	A	mg/L	0.0512	0.0512		0.05	0	0	0.0002538	0.001	1	102%	90	110	0%	
Cobalt	A	mg/L	0.05166	0.05166		0.05	0	0	2.141E-05	0.001	1	103%	90	110	0%	
Copper	A	mg/L	0.05419	0.05419		0.05	0	0	0.0001748	0.001	1	108%	90	110	0%	
Iron	A	mg/L	1.313	1.313		1.3	0	0	0.0021157	0.00119	5	101%	90	110	0%	
Lanthanum	A	mg/L	0.05035	0.05035		0.05	0	0	6.805E-05	0.001	0.1	101%	90	110	0%	
Lead	A	mg/L	0.04891	0.04891		0.05	0	0	3.031E-05	0.001	1	98%	90	110	0%	
Magnesium	A	mg/L	12.14	12.14		12.5	0	0	0.0203306	0.00564	50	97%	90	110	0%	
Manganese	A	mg/L	0.05175	0.05175		0.05	0	0	7.309E-05	0.001	1	103%	90	110	0%	
Mercury	A	mg/L	0.0009486	0.0009486		0.001	0	0	3.043E-05	0.001	0.002	95%	90	110	0%	
Molybdenum	A	mg/L	0.05163	0.05163		0.05	0	0	8.113E-05	0.001	0.1	103%	90	110	0%	
Nickel	A	mg/L	0.0537	0.0537		0.05	0	0	0.0001769	0.001	1	107%	90	110	0%	
Potassium	A	mg/L	12.36	12.36		12.5	0	0	0.0215433	0.08139	50	99%	90	110	0%	
Selenium	A	mg/L	0.05157	0.05157		0.05	0	0	7.174E-05	0.001	1	103%	90	110	0%	
Silicon	A	mg/L	0.1998	0.1998		0.2	0	0	0.0033337	0.1	0.4	100%	90	110	0%	
Silver	A	mg/L	0.0207	0.0207		0.02	0	0	2.644E-05	0.001	0.04	103%	90	110	0%	
Sodium	A	mg/L	12.3	12.3		12.5	0	0	0.0451914	0.02171	50	98%	90	110	0%	
Strontium	A	mg/L	0.05206	0.05206		0.05	0	0	9.743E-05	0.001	1	104%	90	110	0%	
Thallium	A	mg/L	0.04906	0.04906		0.05	0	0	4.842E-05	0.001	1	98%	90	110	0%	
Thorium	A	mg/L	0.04917	0.04917		0.05	0	0	3.018E-05	0.001	1	98%	90	110	0%	
Tin	A	mg/L	0.04448	0.04448		0.05	0	0	0.0009928	0.00132	0.1	89%	90	110	0%	S
Titanium	A	mg/L	0.0519	0.0519		0.05	0	0	0.0001004	0.001	1	104%	90	110	0%	
Uranium	A	mg/L	0.04835	0.04835		0.05	0	0	2.468E-05	0.0003	1	97%	90	110	0%	
Vanadium	A	mg/L	0.04767	0.04767		0.05	0	0	0.0018612	0.0013	1	95%	90	110	0%	
Zinc	A	mg/L	0.05256	0.05256		0.05	0	0	0.0010089	0.00273	1	105%	90	110	0%	
Iron, Ferrous	C	mg/L	1.313	1.313		0	0	0	0.0021157	0.00119	5	0%	0	0	0%	

Seq No	Lab ID	Test Code	Sample Typ	File ID	Analysis Date	DF	Batch ID	Prep Date	SPKref	RPDref	pmoist
15046213	CCB	ICPMS-6020-W-	CCB		2/18/2022 9:52:4	1	R374975		0	0	

Analyte	T	Units	RAW	Final	Text	Spike	SPKref	RPDref	MDL	PQL	UQL	%REC	LOW	HIGH	%RPD	Q

Seq No	Lab ID	Test Code	Sample Typ	File ID	Analysis Date	DF	Batch ID	Prep Date	SPKref	RPDref	pmoist
15046213	CCB	ICPMS-6020-W-	CCB		2/18/2022 9:52:4	1	R374975		0	0	

Analyte	T	Units	RAW	Final	Text	Spike	SPKref	RPDref	MDL	PQL	UQL	%REC	LOW	HIGH	%RPD	Q
Aluminum	A	mg/L	0.0002046	0.0002046		0	0	0	0.0017836	0.001	1	0%			0%	
Antimony	A	mg/L	0.0001129	0.0001129		0	0	0	6.768E-05	0.001	0.1	0%			0%	
Arsenic	A	mg/L	-0.0001397	-0.0001397		0	0	0	8.203E-05	0.001	1	0%			0%	
Barium	A	mg/L	-2.102E-06	-2.102E-06		0	0	0	6.762E-05	0.001	1	0%			0%	
Beryllium	A	mg/L	0.00004107	0.00004107		0	0	0	8.516E-05	0.001	1	0%			0%	
Boron	A	mg/L	0.0003436	0.0003436		0	0	0	0.0039526	0.00561	1	0%			0%	
Cadmium	A	mg/L	0.00001325	0.00001325		0	0	0	2.308E-05	0.001	1	0%			0%	
Calcium	A	mg/L	0.0009662	0.0009662		0	0	0	0.2027235	0.02092	50	0%			0%	
Cerium	A	mg/L	-3.244E-07	-3.244E-07		0	0	0	0.0000222	0.001	0.1	0%	0	0	0%	
Chromium	A	mg/L	-1.276E-05	-1.276E-05		0	0	0	0.0002538	0.001	1	0%			0%	
Cobalt	A	mg/L	-2.713E-06	-2.713E-06		0	0	0	2.141E-05	0.001	1	0%			0%	
Copper	A	mg/L	-1.838E-05	-1.838E-05		0	0	0	0.0001748	0.001	1	0%			0%	
Iron	A	mg/L	0.0006244	0.0006244		0	0	0	0.0021157	0.00119	5	0%			0%	
Lanthanum	A	mg/L	7.136E-08	7.136E-08		0	0	0	6.805E-05	0.001	0.1	0%	0	0	0%	
Lead	A	mg/L	-2.035E-06	-2.035E-06		0	0	0	3.031E-05	0.001	1	0%			0%	
Magnesium	A	mg/L	-0.0005588	-0.0005588		0	0	0	0.0203306	0.00564	50	0%			0%	
Manganese	A	mg/L	-1.713E-05	-1.713E-05		0	0	0	7.309E-05	0.001	1	0%			0%	
Mercury	A	mg/L	-6.482E-06	-6.482E-06		0	0	0	3.043E-05	0.001	0.002	0%			0%	
Molybdenum	A	mg/L	0.00006057	0.00006057		0	0	0	8.113E-05	0.001	0.1	0%			0%	
Nickel	A	mg/L	3.417E-06	3.417E-06		0	0	0	0.0001769	0.001	1	0%			0%	
Potassium	A	mg/L	0.01415	0.01415		0	0	0	0.0215433	0.08139	50	0%			0%	
Selenium	A	mg/L	0.00001362	0.00001362		0	0	0	7.174E-05	0.001	1	0%			0%	
Silicon	A	mg/L	-0.02536	-0.02536		0	0	0	0.0033337	0.1	0.4	0%	0	0	0%	
Silver	A	mg/L	9.051E-07	9.051E-07		0	0	0	2.644E-05	0.001	0.04	0%			0%	
Sodium	A	mg/L	-0.02253	-0.02253		0	0	0	0.0451914	0.02171	50	0%			0%	
Strontium	A	mg/L	-2.475E-06	-2.475E-06		0	0	0	9.743E-05	0.001	1	0%	0	0	0%	
Thallium	A	mg/L	0.00005461	0.00005461		0	0	0	4.842E-05	0.001	1	0%	0	0	0%	
Thorium	A	mg/L	0.00002257	0.00002257		0	0	0	3.018E-05	0.001	1	0%	0	0	0%	
Tin	A	mg/L	0.00004222	0.00004222		0	0	0	0.0009928	0.00132	0.1	0%	0	0	0%	
Titanium	A	mg/L	0.0001019	0.0001019		0	0	0	0.0001004	0.001	1	0%	0	0	0%	
Uranium	A	mg/L	2.697E-06	2.697E-06		0	0	0	2.468E-05	0.0003	1	0%	0	0	0%	
Vanadium	A	mg/L	-0.003945	-0.003945		0	0	0	0.0018612	0.0013	1	0%	0	0	0%	
Zinc	A	mg/L	-0.0002102	-0.0002102		0	0	0	0.0010089	0.00273	1	0%	0	0	0%	
Iron, Ferrous	C	mg/L	0.0006244	0.0006244		0	0	0	0.0021157	0.00119	5	0%	0	0	0%	

Batch Summary Report

Batch Folder: D:\Agilent\ICPMH\1\DATA\220218BDoD.b\
Analysis File: 220218BDoD.batch.bin
Tune Step: #1 No Gas
#2 H2
#3 He

	Rjct	Acq. Date-Time	Data File	Sample Name	Type	Level	Dilution
1		2022-02-18 12:08:50	001BLKV.d	Rinse	BlkVrfy		1.0000
2		2022-02-18 12:15:02	002BLKV.d	Rinse	BlkVrfy		1.0000
3		2022-02-18 12:21:15	003BLKV.d	Rinse	BlkVrfy		1.0000
4		2022-02-18 12:27:28	004BLKV.d	Rinse	BlkVrfy		1.0000
5		2022-02-18 12:33:41	005BLKV.d	Rinse	BlkVrfy		1.0000
6		2022-02-18 12:40:02	006BLKV.d	Rinse	BlkVrfy		1.0000
7		2022-02-18 12:46:15	007BLKV.d	Rinse	BlkVrfy		1.0000
8		2022-02-18 12:52:29	008BLKV.d	Rinse	BlkVrfy		1.0000
9		2022-02-18 12:58:43	009CALB.d	Cal Blk	CalBlk	1	1.0000
10		2022-02-18 13:05:49	010CALS.d	0.025 ppb STD	CalStd	2	1.0000
11		2022-02-18 13:12:28	011CALS.d	0.05 ppb STD	CalStd	3	1.0000
12		2022-02-18 13:19:06	012CALS.d	0.10 ppb STD	CalStd	4	1.0000
13		2022-02-18 13:25:43	013CALS.d	0.5 ppb STD	CalStd	5	1.0000
14		2022-02-18 13:32:21	014CALS.d	1 ppb STD	CalStd	6	1.0000
15		2022-02-18 13:38:59	015CALS.d	10 ppb STD	CalStd	7	1.0000
16		2022-02-18 13:45:37	016BLKV.d	Rinse	BlkVrfy		1.0000
17		2022-02-18 13:51:50	017BLKV.d	Rinse	BlkVrfy		1.0000
18		2022-02-18 13:58:03	018BLKV.d	Rinse	BlkVrfy		1.0000
19		2022-02-18 14:04:17	019BLKV.d	Rinse	BlkVrfy		1.0000
20		2022-02-18 14:10:31	020CALB.d	Cal Blk	CalBlk	1	1.0000
21		2022-02-18 14:17:08	021CALS.d	0.025 ppb STD	CalStd	2	1.0000
22		2022-02-18 14:23:46	022CALS.d	0.05 ppb STD	CalStd	3	1.0000
23		2022-02-18 14:30:23	023CALS.d	0.10 ppb STD	CalStd	4	1.0000
24		2022-02-18 14:36:59	024CALS.d	0.5 ppb STD	CalStd	5	1.0000
25		2022-02-18 14:43:35	025CALS.d	1 ppb STD	CalStd	6	1.0000

	Rjct	Acq. Date-Time	Data File	Sample Name	Type	Level	Dilution
26		2022-02-18 14:50:12	026CALS.d	10 ppb STD	CalStd	7	1.0000
27		2022-02-18 14:56:48	027CALS.d	50 ppb STD	CalStd	8	1.0000
28		2022-02-18 15:03:23	028CALS.d	100 ppb STD	CalStd	9	1.0000
29	On	2022-02-18 15:09:56	029CALS.d	1000 ppb STD	CalStd	10	1.0000
30		2022-02-18 15:16:24	030CALS.d	100 ppb Br STD	CalStd	11	1.0000
31		2022-02-18 15:22:49	031BLKV.d	Rinse	BlkVrfy		1.0000
32		2022-02-18 15:29:03	032_QC1.d	QCS	QC1		1.0000
33		2022-02-18 15:35:18	033_CCV.d	CCV	CCV		1.0000
34		2022-02-18 15:41:32	034_CCB.d	CCB	CCB		1.0000
35		2022-02-18 15:47:47	035BLKV.d	Rinse	BlkVrfy		1.0000
36		2022-02-18 15:54:03	036MBLK.d	LRB	MBLK		1.0000
37		2022-02-18 16:00:18	037_LFB.d	LFB	LFB		1.0300
38		2022-02-18 16:06:35	038ICSA.d	ICSA	ICSA		1.0000
39		2022-02-18 16:12:52	039ICSB.d	ICSAB	ICSAB		1.0000
40		2022-02-18 16:19:08	040BLKV.d	Rinse	BlkVrfy		1.0000
41		2022-02-18 16:25:22	041BLKV.d	Rinse	BlkVrfy		1.0000
42		2022-02-18 16:31:36	042_CCV.d	CCV	CCV		1.0000
43		2022-02-18 16:37:50	043_CCB.d	CCB	CCB		1.0000
44		2022-02-18 16:44:05	044ARef.d	MB-163745	AllRef		1.0000
45		2022-02-18 16:50:19	045LCS4.d	LCS4-163745	LCS4		1.0000
46		2022-02-18 16:56:33	046SMPL.d	B22020962-001A	Sample		1.0000
47		2022-02-18 17:02:46	047ARef.d	B22020962-001ADIL	AllRef		5.0000
48		2022-02-18 17:09:00	048MS.d	B22020962-001AMS	MS		1.0300
49		2022-02-18 17:15:15	049MSD.d	B22020962-001AMSD	MSD		1.0300
50		2022-02-18 17:21:29	050BLKV.d	Rinse	BlkVrfy		1.0000
51		2022-02-18 17:27:43	051SMPL.d	B22020962-001B	Sample		1.0000
52		2022-02-18 17:33:56	052SMPL.d	B22020962-001BDIL	Sample		5.0000
53		2022-02-18 17:40:09	053ARef.d	B22020962-001BPDS1	AllRef		1.0300
54		2022-02-18 17:46:23	054MS4.d	B22020962-001BMS4	MS4		1.0000
55		2022-02-18 17:52:38	055_CCV.d	CCV	CCV		1.0000
56		2022-02-18 17:58:51	056_CCB.d	CCB	CCB		1.0000
57		2022-02-18 18:05:06	057MSD4.d	B22020962-001BMSD4	MSD4		1.0000

	Rjct	Acq. Date-Time	Data File	Sample Name	Type	Level	Dilution
58		2022-02-18 18:11:22	058BLKV.d	Rinse	BlkVrfy		1.0000
59		2022-02-18 18:17:35	059SMPL.d	B22020962-006A	Sample		1.0000
60		2022-02-18 18:23:49	060SMPL.d	B22020962-006B	Sample		1.0000
61		2022-02-18 18:30:02	061SMPL.d	B22020962-011A	Sample		1.0000
62		2022-02-18 18:36:17	062SMPL.d	B22020962-011B	Sample		1.0000
63		2022-02-18 18:43:55	063SMPL.d	B22020962-016A	Sample		1.0000
64		2022-02-18 18:50:10	064SMPL.d	B22020962-016B	Sample		1.0000
65		2022-02-18 18:56:25	065SMPL.d	B22020962-021A	Sample		1.0000
66		2022-02-18 19:02:39	066SMPL.d	B22020962-021B	Sample		1.0000
67		2022-02-18 19:08:53	067SMPL.d	B22020962-026A	Sample		1.0000
68		2022-02-18 19:15:07	068_CCV.d	CCV	CCV		1.0000
69		2022-02-18 19:21:22	069_CCB.d	CCB	CCB		1.0000
70		2022-02-18 19:27:36	070SMPL.d	B22020962-026B	Sample		1.0000
71		2022-02-18 19:33:52	071SMPL.d	B22020962-031A	Sample		1.0000
72		2022-02-18 19:40:06	072SMPL.d	B22020962-031B	Sample		1.0000
73		2022-02-18 19:46:20	073BLKV.d	Rinse	BlkVrfy		1.0000
74		2022-02-18 19:52:33	074_CCV.d	CCV	CCV		1.0000
75		2022-02-18 19:58:47	075_CCB.d	CCB	CCB		1.0000
76		2022-02-18 20:05:02	076CALB.d	Cal Blk	CalBlk	1	1.0000
77		2022-02-18 20:11:24	077CALS.d	0.025 ppb STD	CalStd	2	1.0000
78		2022-02-18 20:17:47	078CALS.d	0.05 ppb STD	CalStd	3	1.0000
79		2022-02-18 20:24:09	079CALS.d	0.10 ppb STD	CalStd	4	1.0000
80		2022-02-18 20:30:31	080CALS.d	0.5 ppb STD	CalStd	5	1.0000
81		2022-02-18 20:36:56	081CALS.d	1 ppb STD	CalStd	6	1.0000
82		2022-02-18 20:43:18	082CALS.d	10 ppb STD	CalStd	7	1.0000
83		2022-02-18 20:49:41	083CALS.d	50 ppb STD	CalStd	8	1.0000
84		2022-02-18 20:56:02	084CALS.d	100 ppb STD	CalStd	9	1.0000
85		2022-02-18 21:02:24	085CALS.d	1000 ppb STD	CalStd	10	1.0000
86		2022-02-18 21:08:48	086CALS.d	100 ppb Br STD	CalStd	11	1.0000
87		2022-02-18 21:15:10	087BLKV.d	Rinse	BlkVrfy		1.0000
88		2022-02-18 21:21:24	088_QC1.d	QCS	QC1		1.0000
89		2022-02-18 21:27:39	089ICSA.d	ICSA	ICSA		1.0000

	Rjct	Acq. Date-Time	Data File	Sample Name	Type	Level	Dilution
90		2022-02-18 21:33:56	090ICSB.d	ICSAB	ICSAB		1.0000
91		2022-02-18 21:40:13	091BLKV.d	Rinse	BlkVrfy		1.0000
92		2022-02-18 21:46:27	092_CCV.d	CCV	CCV		1.0000
93		2022-02-18 21:52:41	093_CCB.d	CCB	CCB		1.0000

Tune Report

Operator Name	elim
Acq/Data Batch	D:\Agilent\ICPMH\1\DATA\220218BDoD.b
Acq. Date-Time	2022-02-18 11:00:43
Report Comment	ICPMS207-B JPV
Instrument Name	G8403A JP17281923

[No Gas]

Sensitivity

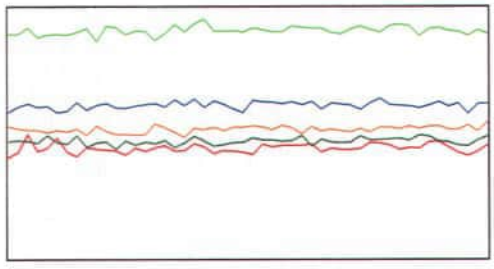

Mass	Range	Count	RSD%	Background
9	500000	218299	4.188	3.500
24	50000	45487	1.837	4.600
59	100000	60929	2.360	2.500
115	100000	51354	2.497	3.000
208	50000	23269	2.894	8.800

Sampling Period [sec]	0.514
Integration Time [sec]	0.1

Oxide/Doubly Charged Ratio

Oxide	156 / 140 0.996 %
Doubly Charged	70 / 140 1.216 %

Resolution/Axis

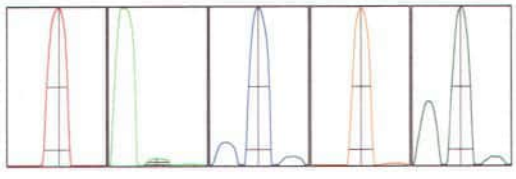

Mass	Peak Height	Axis	W-50%	W-10%
9	228646.20	9.10	0.62	0.782
24	45311.12	24.00	0.65	0.772
59	60722.62	59.00	0.62	0.754
115	50995.21	115.05	0.56	0.735
208	23163.27	208.00	0.56	0.757

Integration Time [sec]	0.1
Acquisition Time [sec]	37.4
Y Axis	Linear

Tune Parameters

Plasma Parameters

Plasma Mode	—	Nebulizer Gas	0.80 L/min	Dilution Gas	0.12 L/min
RF Power	1600 W	Option Gas	—	Auxiliary Gas	0.90 L/min
RF Matching	1.00 V	Nebulizer Pump	0.10 rps	Plasma Gas	15.0 L/min
Sample Depth	8.0 mm	S/C Temp	2 °C		

Lens Parameters

Extract 1	0.0 V	Omega Lens	10.6 V	Deflect	15.2 V
Extract 2	-250.0 V	Cell Entrance	-30 V	Plate Bias	-35 V

Tune Report

Omega Bias	-80 V	Cell Exit	-50 V		

Cell Parameters

Use Gas	No	3rd Gas Flow	---	Energy Discrimination	5.0 V
He Flow	0.0 mL/min	OctP Bias	-8.0 V		
H2 Flow	0.0 mL/min	OctP RF	190 V		

QP Parameters

Mass Gain	125	Axis Gain	0.9989	QP Bias	-3.0 V
Mass Offset	126	Axis Offset	0.14		

Hardware Settings

Torch

Torch H	-0.3 mm	Torch V	-0.6 mm

EM

Discriminator	5.0 mV	Analog HV	2331 V	Pulse HV	1763 V

[H2]

Sensitivity

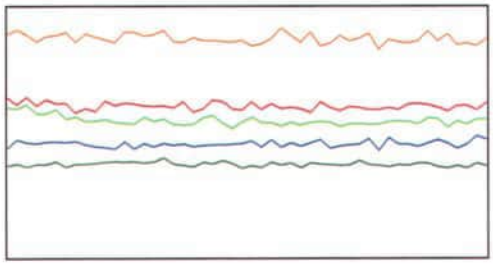

Mass	Range	Count	RSD%	Background
9	50000	30454	2.536	0.200
24	20000	10997	3.692	1.700
59	50000	22809	2.744	0.200
115	50000	43867	2.215	0.100
208	50000	18733	2.432	0.300

Sampling Period [sec]	0.514
Integration Time [sec]	0.1

Oxide/Doubly Charged Ratio

Oxide	---
Doubly Charged	70 / 140 1.069 %

Resolution/Axis



Mass	Peak Height	Axis	W-50%	W-10%
9	30070.60	9.05	0.62	0.731
24	10766.93	24.00	0.65	0.764
59	22972.45	59.05	0.61	0.748
115	44693.31	115.10	0.54	0.694
208	17926.26	208.05	0.57	0.759

Integration Time [sec]	0.1
Acquisition Time [sec]	37.4
Y Axis	Linear

Tune Parameters

Plasma Parameters

Tune Report

Plasma Mode	---	Nebulizer Gas	0.80 L/min	Dilution Gas	0.12 L/min
RF Power	1600 W	Option Gas	---	Auxiliary Gas	0.90 L/min
RF Matching	1.00 V	Nebulizer Pump	0.10 rps	Plasma Gas	15.0 L/min
Sample Depth	8.0 mm	S/C Temp	2 °C		

Lens Parameters

Extract 1	0.0 V	Omega Lens	10.4 V	Deflect	3.2 V
Extract 2	-225.0 V	Cell Entrance	-30 V	Plate Bias	-80 V
Omega Bias	-95 V	Cell Exit	-50 V		

Cell Parameters

Use Gas	Yes	3rd Gas Flow	---	Energy Discrimination	5.0 V
He Flow	0.0 mL/min	OctP Bias	-18.0 V		
H2 Flow	3.8 mL/min	OctP RF	170 V		

QP Parameters

Mass Gain	125	Axis Gain	0.9989	QP Bias	-13.0 V
Mass Offset	126	Axis Offset	0.14		

Hardware Settings

Torch

Torch H	-0.3 mm	Torch V	-0.6 mm

EM

Discriminator	5.0 mV	Analog HV	2331 V	Pulse HV	1763 V

[He]

Sensitivity

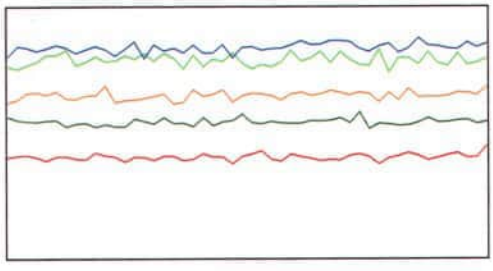

Mass	Range	Count	RSD%	Background
9	5000	2019	3.119	2.400
24	2000	1580	2.906	1.100
59	20000	16793	2.162	0.500
115	20000	13011	2.541	0.900
208	20000	10852	2.432	0.900

Sampling Period [sec]	0.514
Integration Time [sec]	0.1

Oxide/Doubly Charged Ratio

Oxide	---
Doubly Charged	70 / 140 1.103 %

Resolution/Axis

Tune Report

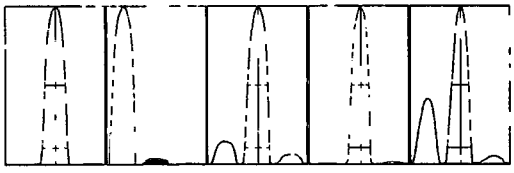

Mass	Peak Height	Axis	W-50%	W-10%
9	1991.62	9.05	0.62	0.769
24	1537.34	24.00	0.65	0.758
59	17242.02	59.05	0.61	0.739
115	13599.19	115.10	0.53	0.671
208	10802.36	208.05	0.53	0.738

Integration Time [sec]	0.1
Acquisition Time [sec]	37.4
Y Axis	Linear

Tune Parameters

Plasma Parameters

Plasma Mode	—	Nebulizer Gas	0.80 L/min	Dilution Gas	0.12 L/min
RF Power	1600 W	Option Gas	—	Auxiliary Gas	0.90 L/min
RF Matching	1.00 V	Nebulizer Pump	0.10 rps	Plasma Gas	15.0 L/min
Sample Depth	8.0 mm	S/C Temp	2 °C		

Lens Parameters

Extract 1	0.0 V	Omega Lens	11.0 V	Deflect	1.0 V
Extract 2	-225.0 V	Cell Entrance	-30 V	Plate Bias	-80 V
Omega Bias	-90 V	Cell Exit	-50 V		

Cell Parameters

Use Gas	Yes	3rd Gas Flow	—	Energy Discrimination	5.0 V
He Flow	4.0 mL/min	OctP Bias	-18.0 V		
H2 Flow	0.0 mL/min	OctP RF	200 V		

QP Parameters

Mass Gain	125	Axis Gain	0.9989	QP Bias	-13.0 V
Mass Offset	126	Axis Offset	0.14		

Hardware Settings

Torch

Torch H	-0.3 mm	Torch V	-0.6 mm

EM

Discriminator	5.0 mV	Analog HV	2331 V	Pulse HV	1763 V

Calibration for 044ARef.d

Batch Folder: D:\Agilent\ICPMH\1\DATA\220218BDoD.b\
Analysis File: 220218BDoD.batch.bin
DA Date-Time: 2022-02-18 17:57:13
Calibration Title:
Calibration Method: External Calibration
VIS Interpolation Fit:

Level	Standard Data File	Sample Name	Acq. Date-Time
1	020CALB.d	Cal Blk	2022-02-18 14:10:31
2	021CALS.d	0.025 ppb STD	2022-02-18 14:17:08
3	022CALS.d	0.05 ppb STD	2022-02-18 14:23:46
4	023CALS.d	0.10 ppb STD	2022-02-18 14:30:23
5	024CALS.d	0.5 ppb STD	2022-02-18 14:36:59
6	025CALS.d	1 ppb STD	2022-02-18 14:43:35
7	026CALS.d	10 ppb STD	2022-02-18 14:50:12
8	027CALS.d	50 ppb STD	2022-02-18 14:56:48
9	028CALS.d	100 ppb STD	2022-02-18 15:03:23
10			
11	030CALS.d	100 ppb Br STD	2022-02-18 15:16:24

Calibration for 044ARef.d

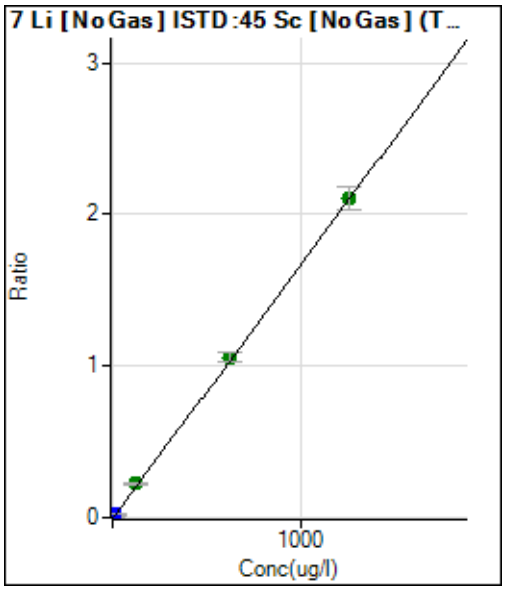

	Rjct	Conc.	Calc Conc.	CPS	Ratio	Det.	RSD	%RE
1	☐	0.000	0.000	17239.98	0.0037	P	4.9	
2	☐	0.313	0.326	19275.90	0.0043	P	0.9	4.3
3	☐	0.625	0.711	22332.61	0.0049	P	2.2	13.8
4	☐	1.250	1.537	29309.21	0.0063	P	0.7	23.0
5	☐	6.250	6.694	69548.55	0.0150	P	2.0	7.1
6	☐	12.500	15.062	137273.66	0.0291	P	6.7	20.5
7	☐	125.000	130.740	1056476.00	0.2238	A	2.1	4.6
8	☐	625.000	625.166	4976645.46	1.0559	A	5.7	0.0
9	☐	1250.000	1249.315	10109469.39	2.1064	A	6.6	-0.1
10	☐	2500.000						
11	☐			33152.58	0.0071	P	8.6	

y = 0.0017 * x + 0.0037

R = 1.0000

DL = 0.3265 ug/l

BEC = 2.224 ug/l

Weight: 1/y

Min Conc: <None>

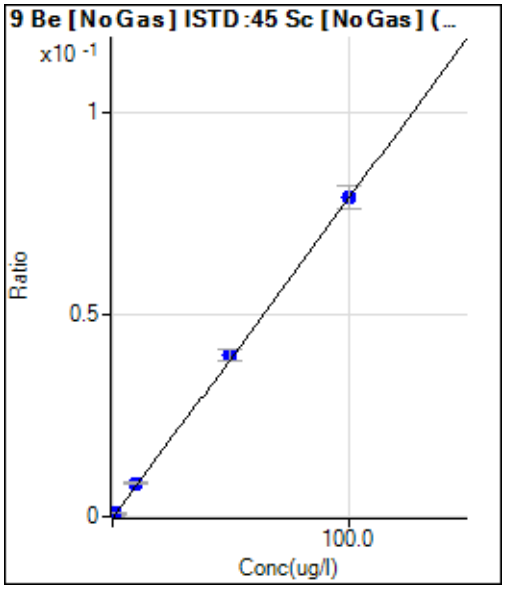

	Rjct	Conc.	Calc Conc.	CPS	Ratio	Det.	RSD	%RE
1	☐	0.000	0.000	238.29	0.0001	P	6.4	
2	☐	0.025	0.022	310.94	0.0001	P	9.0	-10.9
3	☐	0.050	0.045	393.59	0.0001	P	5.6	-10.5
4	☐	0.100	0.119	674.22	0.0001	P	4.6	18.6
5	☐	0.500	0.508	2105.06	0.0005	P	0.7	1.6
6	☐	1.000	1.131	4471.10	0.0009	P	6.5	13.1
7	☐	10.000	10.318	38827.90	0.0082	P	3.6	3.2
8	☐	50.000	50.326	187964.94	0.0399	P	7.5	0.7
9	☐	100.000	99.804	379690.56	0.0791	P	6.8	-0.2
10	☐	1000.000						
11	☐			386.93	0.0001	P	10.7	

y = 7.9222E-004 * x + 5.1669E-005

R = 1.0000

DL = 0.0126 ug/l

BEC = 0.06522 ug/l

Weight: 1/y

Min Conc: <None>

Calibration for 044ARef.d

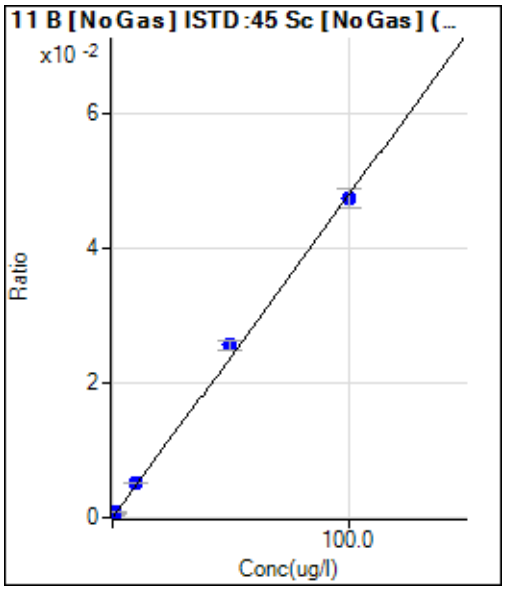

	Rjct	Conc.	Calc Conc.	CPS	Ratio	Det.	RSD	%RE
1	☐	0.000	0.000	1075.14	0.0002	P	3.8	
2	☐			1003.77	0.0002	P	3.7	
3	☐	0.050	0.000	1055.80	0.0002	P	0.6	-99.4
4	☐	0.100	0.075	1245.89	0.0003	P	4.8	-25.5
5	☐	0.500	0.521	2239.07	0.0005	P	4.4	4.2
6	☐	1.000	1.111	3613.89	0.0008	P	6.3	11.1
7	☐	10.000	10.177	24127.55	0.0051	P	2.0	1.8
8	☐	50.000	52.995	120762.83	0.0256	P	5.9	6.0
9	☐	100.000	98.484	227679.75	0.0474	P	6.3	-1.5
10	☐	1000.000						
11	☐			11345.49	0.0024	P	8.8	

y = 4.7927E-004 * x + 2.3337E-004

R = 0.9994

DL = 0.05535 ug/l

BEC = 0.4869 ug/l

Weight: 1/y

Min Conc: <None>

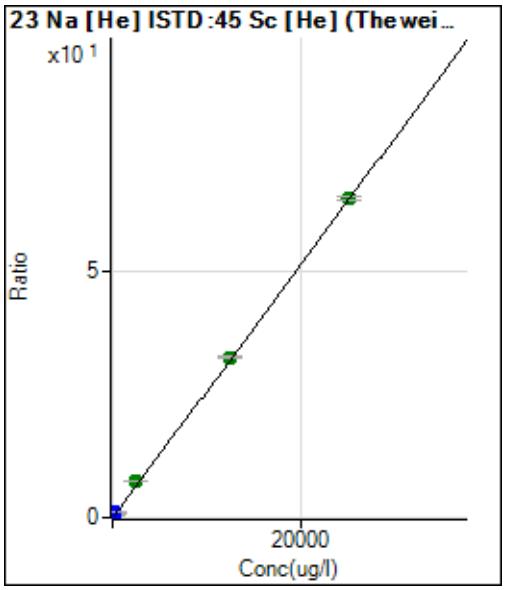

	Rjct	Conc.	Calc Conc.	CPS	Ratio	Det.	RSD	%RE
1	☐	0.000	0.000	77561.79	0.2627	P	1.0	
2	☐	6.250	6.950	83055.19	0.2807	P	1.0	11.2
3	☐	12.500	15.193	88142.78	0.3021	P	2.2	21.5
4	☐	25.000	30.097	101293.51	0.3408	P	2.0	20.4
5	☐	125.000	137.095	185843.13	0.6182	P	1.2	9.7
6	☐	250.000	310.456	323160.50	1.0678	P	0.4	24.2
7	☐	2500.000	2743.313	2242873.56	7.3768	A	1.4	9.7
8	☐	12500.00	12490.20	10349873.25	32.6527	A	1.7	-0.1
9	☐	25000.00	24979.89	21011755.38	65.0414	A	1.0	-0.1
10	☐	50000.00						
11	☐			75025.65	0.2358	P	0.4	

y = 0.0026 * x + 0.2627

R = 1.0000

DL = 3.122 ug/l

BEC = 101.3 ug/l

Weight: 1/y

Min Conc: <None>

Calibration for 044ARef.d

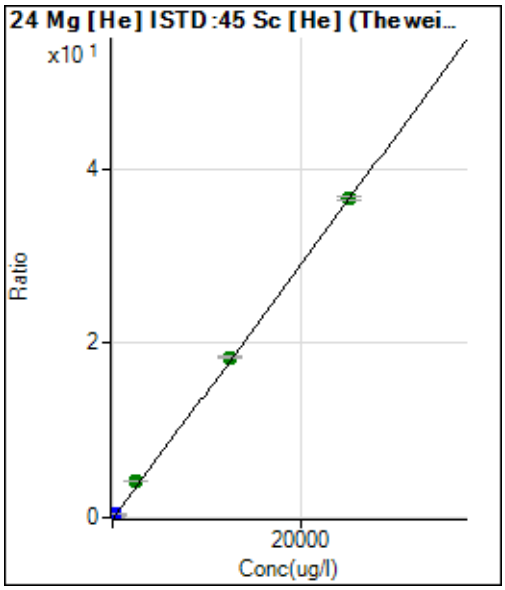

	Rjct	Conc.	Calc Conc.	CPS	Ratio	Det.	RSD	%RE
1	☐	0.000	0.000	1284.18	0.0044	P	8.3	
2	☐	6.250	7.247	4431.88	0.0150	P	4.6	16.0
3	☐	12.500	14.794	7603.56	0.0261	P	5.0	18.4
4	☐	25.000	34.113	16173.34	0.0544	P	1.3	36.5
5	☐	125.000	140.591	63324.69	0.2106	P	1.8	12.5
6	☐	250.000	313.616	140555.40	0.4644	P	1.6	25.4
7	☐	2500.000	2819.356	1259078.29	4.1405	A	0.8	12.8
8	☐	12500.00	12511.37	5819081.88	18.3590	A	1.2	0.1
9	☐	25000.00	24961.65	11830775.94	36.6241	A	1.6	-0.2
10	☐	50000.00						
11	☐			1403.96	0.0044	P	13.9	

y = 0.0015 * x + 0.0044

R = 0.9999

DL = 0.7403 ug/l

BEC = 2.965 ug/l

Weight: 1/y

Min Conc: <None>

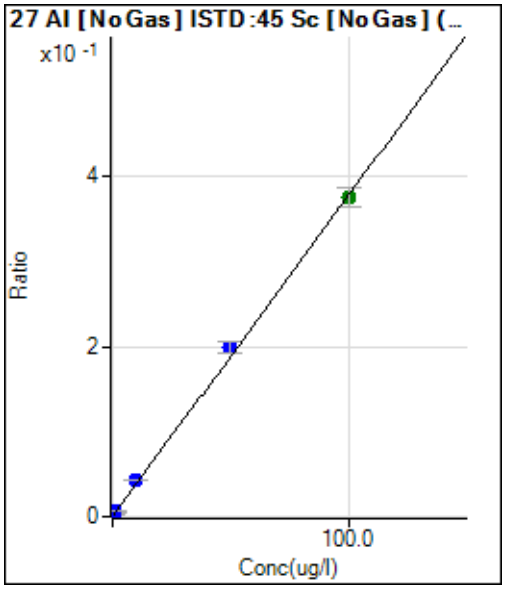

	Rjct	Conc.	Calc Conc.	CPS	Ratio	Det.	RSD	%RE
1	☐	0.000	0.000	10628.25	0.0023	P	5.5	
2	☐			13322.64	0.0030	P	5.3	
3	☐	0.050	0.374	16883.36	0.0037	P	34.5	648.8
4	☐	0.100	0.257	15179.95	0.0033	P	1.4	156.7
5	☐	0.500	0.625	21642.34	0.0047	P	3.0	25.0
6	☐	1.000	1.278	33715.67	0.0071	P	3.2	27.8
7	☐	10.000	10.573	199613.84	0.0423	P	1.2	5.7
8	☐	50.000	52.316	942424.50	0.2001	P	6.7	4.6
9	☐	100.000	98.781	1803865.30	0.3758	A	6.2	-1.2
10	☐	1000.000						
11	☐			11586.77	0.0025	P	12.7	

y = 0.0038 * x + 0.0023

R = 0.9997

DL = 0.1016 ug/l

BEC = 0.6105 ug/l

Weight: 1/y

Min Conc: <None>

Calibration for 044ARef.d

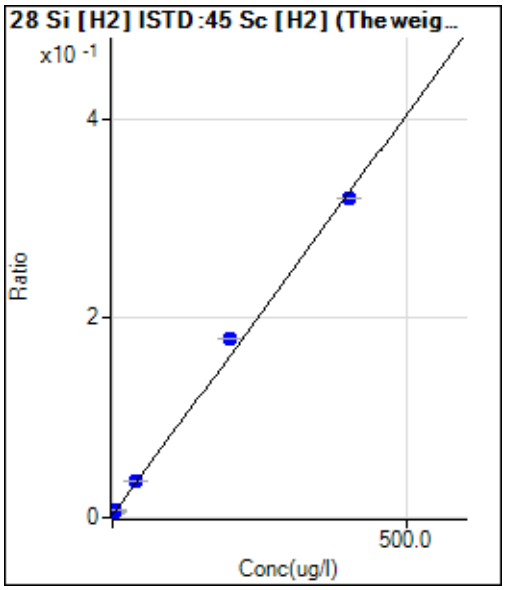

	Rjct	Conc.	Calc Conc.	CPS	Ratio	Det.	RSD	%RE
1	☐	0.000	0.000	10163.56	0.0043	P	3.1	
2	☐			10550.64	0.0046	P	1.9	
3	☐	0.200	0.512	10874.98	0.0047	P	2.1	156.1
4	☐	0.400	0.598	11106.59	0.0048	P	0.8	49.4
5	☐	2.000	2.322	14302.57	0.0062	P	1.2	16.1
6	☐	4.000	4.420	18259.79	0.0078	P	1.5	10.5
7	☐	40.000	40.104	84158.69	0.0367	P	0.6	0.3
8	☐	200.000	217.078	423050.44	0.1796	P	0.8	8.5
9	☐	400.000	391.444	761644.49	0.3205	P	0.3	-2.1
10	☐							
11	☐			10362.42	0.0043	P	4.5	

y = 8.0772E-004 * x + 0.0043

R = 0.9988

DL = 0.4955 ug/l

BEC = 5.297 ug/l

Weight: 1/y

Min Conc: <None>

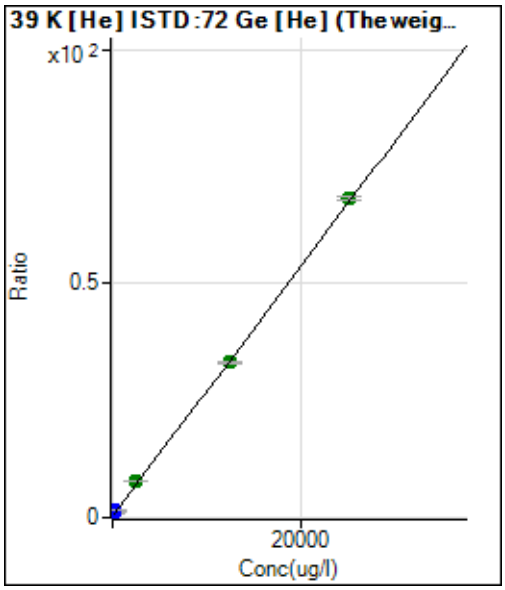

	Rjct	Conc.	Calc Conc.	CPS	Ratio	Det.	RSD	%RE
1	☐	0.000	0.000	124553.90	0.7015	P	2.8	
2	☐	6.250	5.622	125600.88	0.7166	P	1.2	-10.0
3	☐	12.500	14.616	131461.44	0.7406	P	0.7	16.9
4	☐	25.000	30.807	142272.75	0.7840	P	1.2	23.2
5	☐	125.000	133.584	193968.81	1.0594	P	1.5	6.9
6	☐	250.000	295.670	272432.98	1.4936	P	0.7	18.3
7	☐	2500.000	2621.115	1399767.41	7.7237	A	1.1	4.8
8	☐	12500.00	12084.47	6196706.36	33.0769	A	1.7	-3.3
9	☐	25000.00	25195.14	12942760.50	68.2016	A	1.6	0.8
10	☐	50000.00						
11	☐			393214.40	2.1033	P	1.5	

y = 0.0027 * x + 0.7015

R = 0.9998

DL = 22.04 ug/l

BEC = 261.8 ug/l

Weight: 1/y

Min Conc: <None>

Calibration for 044ARef.d

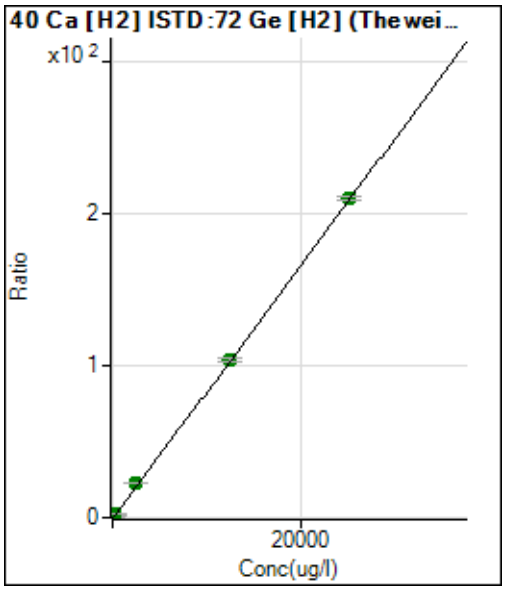

	Rjct	Conc.	Calc Conc.	CPS	Ratio	Det.	RSD	%RE
1	☐	0.000	0.000	153538.96	0.1927	P	1.7	
2	☐	6.250	7.771	203955.39	0.2577	P	2.6	24.3
3	☐	12.500	16.265	256728.25	0.3287	P	1.1	30.1
4	☐	25.000	34.094	382162.98	0.4779	P	1.4	36.4
5	☐	125.000	135.744	1044274.31	1.3282	P	2.6	8.6
6	☐	250.000	311.411	2247816.62	2.7978	A	1.1	24.6
7	☐	2500.000	2720.175	18209339.32	22.9483	A	1.0	8.8
8	☐	12500.00	12345.12	84088408.78	103.465	A	2.1	-1.2
9	☐	25000.00	25054.74	174012513.0	209.788	A	0.7	0.2
10	☐	50000.00						
11	☐			176876.02	0.2157	P	2.3	

y = 0.0084 * x + 0.1927

R = 0.9999

DL = 1.199 ug/l

BEC = 23.03 ug/l

Weight: 1/y

Min Conc: <None>

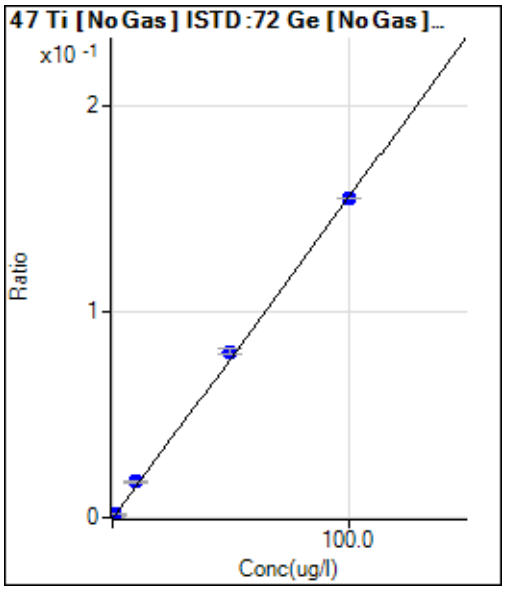

	Rjct	Conc.	Calc Conc.	CPS	Ratio	Det.	RSD	%RE
1	☐	0.000	0.000	268.61	0.0002	P	6.3	
2	☐	0.025	0.108	443.79	0.0004	P	17.6	330.9
3	☐	0.050	0.100	438.78	0.0004	P	15.4	99.6
4	☐	0.100	0.188	595.61	0.0005	P	6.9	87.8
5	☐	0.500	0.573	1276.35	0.0011	P	3.7	14.7
6	☐	1.000	1.247	2546.13	0.0022	P	1.5	24.7
7	☐	10.000	10.936	19649.49	0.0173	P	4.0	9.4
8	☐	50.000	51.459	95173.09	0.0807	P	3.1	2.9
9	☐	100.000	99.174	184552.05	0.1553	P	0.3	-0.8
10	☐							
11	☐			342.02	0.0003	P	13.5	

y = 0.0016 * x + 2.3985E-004

R = 0.9998

DL = 0.02903 ug/l

BEC = 0.1534 ug/l

Weight: 1/y

Min Conc: <None>

Calibration for 044ARef.d

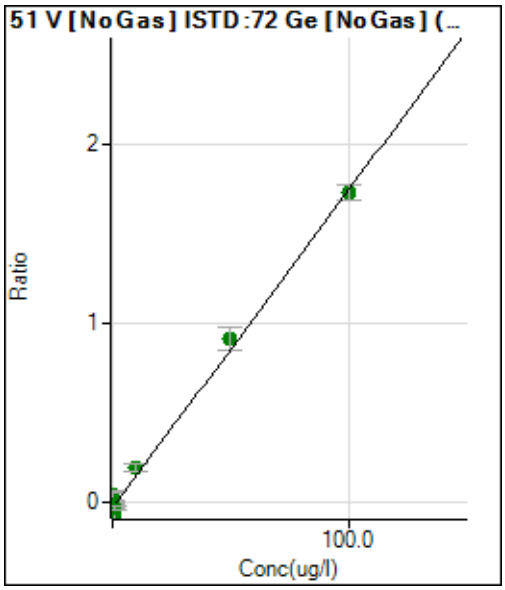

	Rjct	Conc.	Calc Conc.	CPS	Ratio	Det.	RSD	%RE
1	☐	0.000	0.000	-22964.23	-0.0203	A	-118.2	
2	☐	0.025	3.447	44074.41	0.0411	A	115.0	13687.
3	☐	0.050	2.418	25466.73	0.0228	A	261.5	4736.3
4	☐	0.100	0.591	-10850.29	-0.0098	A	-275.8	491.3
5	☐	0.500	-3.591	-93679.95	-0.0842	A	-100.0	-818.2
6	☐	1.000	-0.539	-34470.78	-0.0299	A	-44.3	-153.9
7	☐	10.000	12.281	224413.65	0.1983	A	19.1	22.8
8	☐	50.000	52.803	1081519.23	0.9195	A	13.5	5.6
9	☐	100.000	98.404	2057181.25	1.7311	A	5.0	-1.6
10	☐	1000.000						
11	☐			-10560.46	-0.0081	A	-326.6	

y = 0.0178 * x - 0.0203

R = 0.9974

DL = 4.04 ug/l

BEC = -1.139 ug/l

Weight: 1/y

Min Conc: <None>

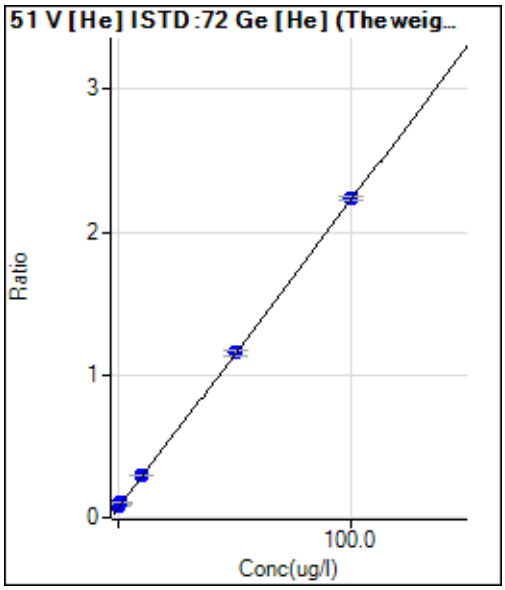

	Rjct	Conc.	Calc Conc.	CPS	Ratio	Det.	RSD	%RE
1	☐	0.000	0.000	14935.45	0.0841	P	3.4	
2	☐	0.025	0.119	15189.02	0.0867	P	5.5	374.2
3	☐	0.050	0.287	16025.48	0.0903	P	1.0	474.2
4	☐	0.100	0.356	16653.95	0.0918	P	0.7	256.3
5	☐	0.500	0.788	18502.79	0.1011	P	2.7	57.7
6	☐	1.000	1.125	19752.19	0.1083	P	1.8	12.5
7	☐	10.000	9.938	53969.82	0.2978	P	1.4	-0.6
8	☐	50.000	49.790	216227.11	1.1547	P	3.5	-0.4
9	☐	100.000	100.108	424466.79	2.2366	P	1.2	0.1
10	☐	1000.000						
11	☐			10608.33	0.0568	P	3.3	

y = 0.0215 * x + 0.0841

R = 1.0000

DL = 0.4043 ug/l

BEC = 3.912 ug/l

Weight: 1/y

Min Conc: <None>

Calibration for 044ARef.d

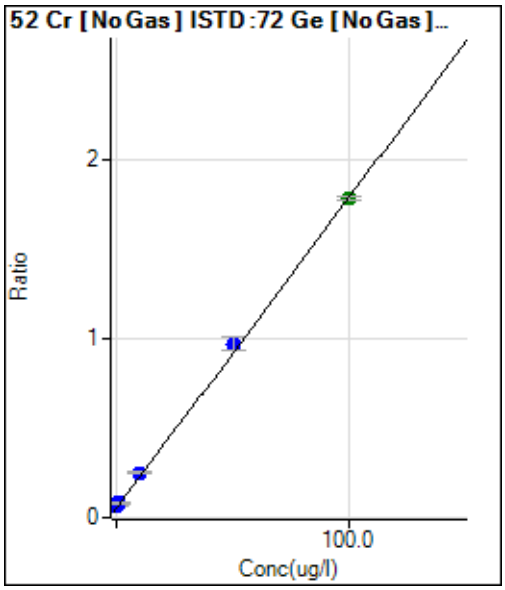

	Rjct	Conc.	Calc Conc.	CPS	Ratio	Det.	RSD	%RE
1	☐	0.000	0.000	68136.69	0.0609	P	1.6	
2	☐	0.025	0.137	68837.73	0.0633	P	5.1	449.1
3	☐	0.050	0.116	69797.09	0.0629	P	4.1	132.9
4	☐	0.100	0.387	75380.05	0.0676	P	2.4	286.9
5	☐	0.500	1.016	88364.00	0.0786	P	1.8	103.2
6	☐	1.000	1.231	95704.72	0.0824	P	4.7	23.1
7	☐	10.000	10.985	286692.01	0.2530	P	3.8	9.8
8	☐	50.000	52.251	1148386.89	0.9748	P	7.6	4.5
9	☐	100.000	98.771	2125258.99	1.7885	A	1.6	-1.2
10	☐	1000.000						
11	☐			62538.85	0.0522	P	9.0	

y = 0.0175 * x + 0.0609

R = 0.9997

DL = 0.1685 ug/l

BEC = 3.479 ug/l

Weight: 1/y

Min Conc: <None>

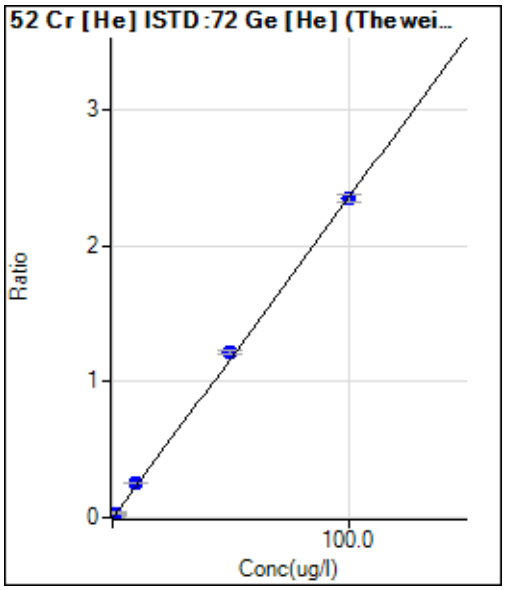

	Rjct	Conc.	Calc Conc.	CPS	Ratio	Det.	RSD	%RE
1	☐	0.000	0.000	1143.39	0.0064	P	9.4	
2	☐	0.025	0.039	1292.29	0.0074	P	8.8	57.7
3	☐	0.050	0.057	1381.19	0.0078	P	3.3	13.4
4	☐	0.100	0.140	1769.01	0.0098	P	4.3	40.3
5	☐	0.500	0.517	3413.76	0.0186	P	2.6	3.4
6	☐	1.000	1.213	6396.99	0.0351	P	3.3	21.3
7	☐	10.000	10.595	46502.56	0.2566	P	1.9	5.9
8	☐	50.000	51.356	228320.69	1.2190	P	1.8	2.7
9	☐	100.000	99.260	445953.60	2.3500	P	2.0	-0.7
10	☐	1000.000						
11	☐			1236.73	0.0066	P	1.6	

y = 0.0236 * x + 0.0064

R = 0.9999

DL = 0.07679 ug/l

BEC = 0.2728 ug/l

Weight: 1/y

Min Conc: <None>

Calibration for 044ARef.d

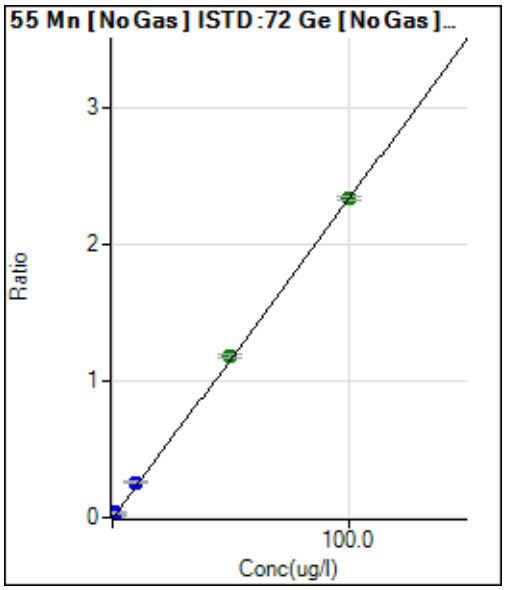

	Rjct	Conc.	Calc Conc.	CPS	Ratio	Det.	RSD	%RE
1	☐	0.000	0.000	6055.95	0.0054	P	5.5	
2	☐	0.025	0.034	6744.87	0.0062	P	0.9	34.2
3	☐	0.050	0.067	7733.40	0.0070	P	1.0	33.6
4	☐	0.100	0.154	10046.91	0.0090	P	4.0	54.3
5	☐	0.500	0.579	21283.26	0.0190	P	5.4	15.9
6	☐	1.000	1.294	41446.34	0.0357	P	4.0	29.4
7	☐	10.000	10.801	292448.77	0.2580	P	2.7	8.0
8	☐	50.000	50.407	1396569.20	1.1841	A	2.8	0.8
9	☐	100.000	99.713	2777162.41	2.3371	A	1.1	-0.3
10	☐	1000.000						
11	☐			10296.53	0.0086	P	7.9	

y = 0.0234 * x + 0.0054

R = 1.0000

DL = 0.03797 ug/l

BEC = 0.2312 ug/l

Weight: 1/y

Min Conc: <None>

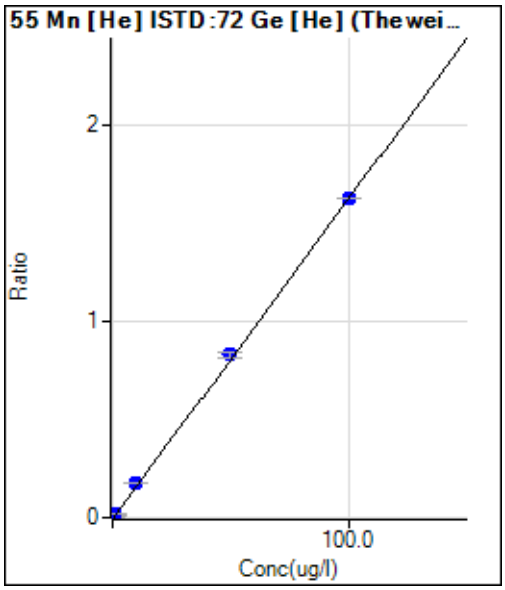

	Rjct	Conc.	Calc Conc.	CPS	Ratio	Det.	RSD	%RE
1	☐	0.000	0.000	91.98	0.0005	P	8.1	
2	☐	0.025	0.034	189.63	0.0011	P	6.9	38.0
3	☐	0.050	0.063	276.28	0.0016	P	6.2	27.0
4	☐	0.100	0.133	489.91	0.0027	P	2.5	33.4
5	☐	0.500	0.527	1672.43	0.0091	P	4.3	5.4
6	☐	1.000	1.216	3719.73	0.0204	P	2.3	21.6
7	☐	10.000	10.564	31399.49	0.1733	P	0.7	5.6
8	☐	50.000	50.746	155492.68	0.8303	P	2.7	1.5
9	☐	100.000	99.568	309058.63	1.6285	P	0.5	-0.4
10	☐	1000.000						
11	☐			176.64	0.0009	P	4.0	

y = 0.0164 * x + 5.1821E-004

R = 1.0000

DL = 0.007688 ug/l

BEC = 0.03169 ug/l

Weight: 1/y

Min Conc: <None>

Calibration for 044ARef.d

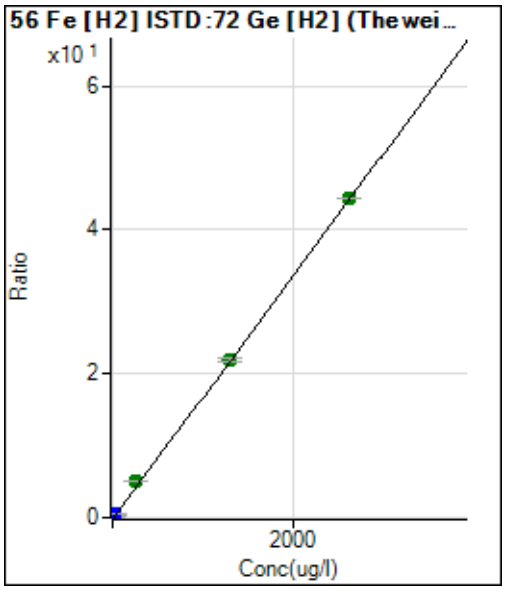

	Rjct	Conc.	Calc Conc.	CPS	Ratio	Det.	RSD	%RE
1	☐	0.000	0.000	7339.24	0.0092	P	3.3	
2	☐	0.650	0.803	18111.06	0.0229	P	3.9	23.5
3	☐	1.300	1.694	29730.07	0.0381	P	1.9	30.3
4	☐	2.600	3.471	54641.15	0.0683	P	1.9	33.5
5	☐	13.000	14.601	202788.44	0.2579	P	2.2	12.3
6	☐	26.000	32.499	452074.05	0.5629	P	3.7	25.0
7	☐	260.000	290.742	3937586.12	4.9623	A	0.3	11.8
8	☐	1300.000	1285.539	17804443.19	21.9098	A	2.2	-1.1
9	☐	2600.000	2604.082	36803159.36	44.3726	A	0.6	0.2
10	☐	6000.000						
11	☐			10950.12	0.0133	P	0.9	

y = 0.0170 * x + 0.0092

R = 0.9999

DL = 0.05419 ug/l

BEC = 0.5404 ug/l

Weight: 1/y

Min Conc: <None>

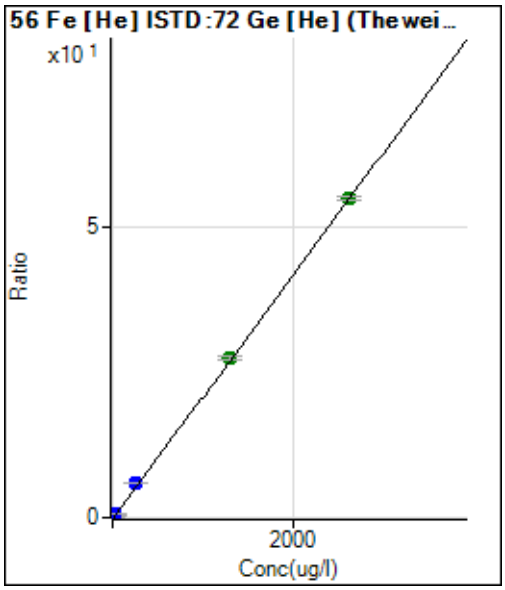

	Rjct	Conc.	Calc Conc.	CPS	Ratio	Det.	RSD	%RE
1	☐	0.000	0.000	5568.34	0.0314	P	4.8	
2	☐	0.650	0.740	8250.64	0.0471	P	5.7	13.9
3	☐	1.300	1.495	11195.55	0.0631	P	2.8	15.0
4	☐	2.600	3.222	18094.37	0.0997	P	2.8	23.9
5	☐	13.000	13.994	60128.34	0.3283	P	1.3	7.6
6	☐	26.000	31.782	128736.96	0.7059	P	1.1	22.2
7	☐	260.000	282.725	1093046.55	6.0314	P	1.5	8.7
8	☐	1300.000	1303.031	5184767.50	27.6846	A	2.7	0.2
9	☐	2600.000	2596.149	10461672.66	55.1275	A	1.3	-0.1
10	☐	6000.000						
11	☐			7549.55	0.0404	P	4.4	

y = 0.0212 * x + 0.0314

R = 1.0000

DL = 0.2132 ug/l

BEC = 1.478 ug/l

Weight: 1/y

Min Conc: <None>

Calibration for 044ARef.d

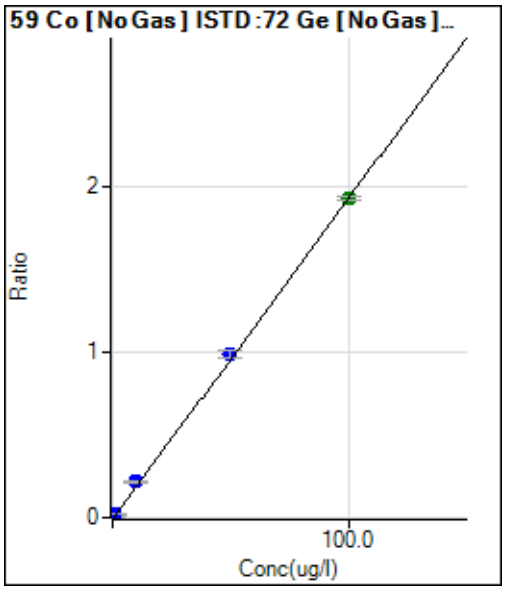

	Rjct	Conc.	Calc Conc.	CPS	Ratio	Det.	RSD	%RE
1	☐	0.000	0.000	635.42	0.0006	P	32.3	
2	☐	0.025	0.033	1304.15	0.0012	P	18.6	30.5
3	☐	0.050	0.064	2009.50	0.0018	P	14.3	28.0
4	☐	0.100	0.142	3709.79	0.0033	P	2.8	42.0
5	☐	0.500	0.555	12750.30	0.0113	P	4.0	10.9
6	☐	1.000	1.276	29487.98	0.0254	P	2.3	27.6
7	☐	10.000	11.107	245283.30	0.2165	P	3.8	11.1
8	☐	50.000	50.891	1167136.22	0.9897	P	4.0	1.8
9	☐	100.000	99.441	2297478.33	1.9334	A	1.1	-0.6
10	☐	1000.000						
11	☐			1031.33	0.0009	P	14.7	

y = 0.0194 * x + 5.6810E-004

R = 0.9999

DL = 0.02832 ug/l

BEC = 0.02923 ug/l

Weight: 1/y

Min Conc: <None>

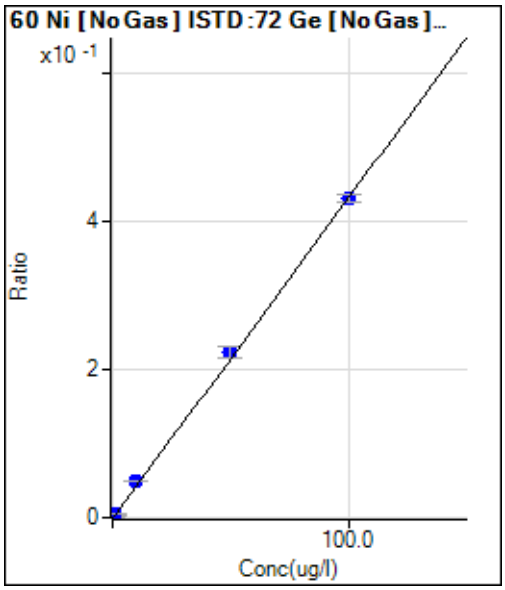

	Rjct	Conc.	Calc Conc.	CPS	Ratio	Det.	RSD	%RE
1	☐	0.000	0.000	974.77	0.0009	P	4.8	
2	☐	0.025	0.034	1107.85	0.0010	P	15.8	37.9
3	☐	0.050	0.080	1350.72	0.0012	P	6.3	59.6
4	☐	0.100	0.150	1696.74	0.0015	P	10.2	50.0
5	☐	0.500	0.616	3979.33	0.0035	P	8.9	23.1
6	☐	1.000	1.247	7310.70	0.0063	P	0.8	24.7
7	☐	10.000	11.101	55642.19	0.0491	P	3.6	11.0
8	☐	50.000	51.254	263373.64	0.2235	P	6.6	2.5
9	☐	100.000	99.260	513402.36	0.4320	P	2.0	-0.7
10	☐	1000.000						
11	☐			1490.46	0.0012	P	2.6	

y = 0.0043 * x + 8.7089E-004

R = 0.9999

DL = 0.02894 ug/l

BEC = 0.2005 ug/l

Weight: 1/y

Min Conc: <None>

Calibration for 044ARef.d

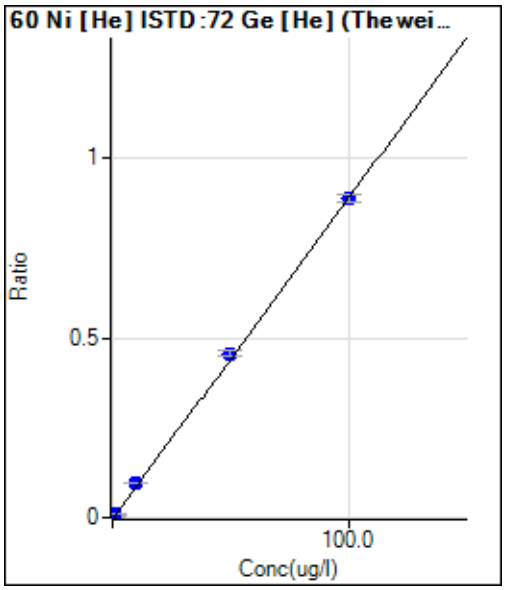

	Rjct	Conc.	Calc Conc.	CPS	Ratio	Det.	RSD	%RE
1	☐	0.000	0.000	105.55	0.0006	P	21.0	
2	☐	0.025	0.038	163.34	0.0009	P	17.2	50.9
3	☐	0.050	0.055	193.34	0.0011	P	15.8	10.5
4	☐	0.100	0.138	332.23	0.0018	P	8.7	38.0
5	☐	0.500	0.575	1051.15	0.0057	P	8.7	15.0
6	☐	1.000	1.237	2127.95	0.0117	P	3.4	23.7
7	☐	10.000	10.695	17454.95	0.0963	P	1.7	7.0
8	☐	50.000	51.142	85822.20	0.4583	P	3.0	2.3
9	☐	100.000	99.357	168842.09	0.8897	P	2.2	-0.6
10	☐	1000.000						
11	☐			133.33	0.0007	P	19.4	

y = 0.0089 * x + 5.9512E-004

R = 0.9999

DL = 0.04197 ug/l

BEC = 0.0665 ug/l

Weight: 1/y

Min Conc: <None>

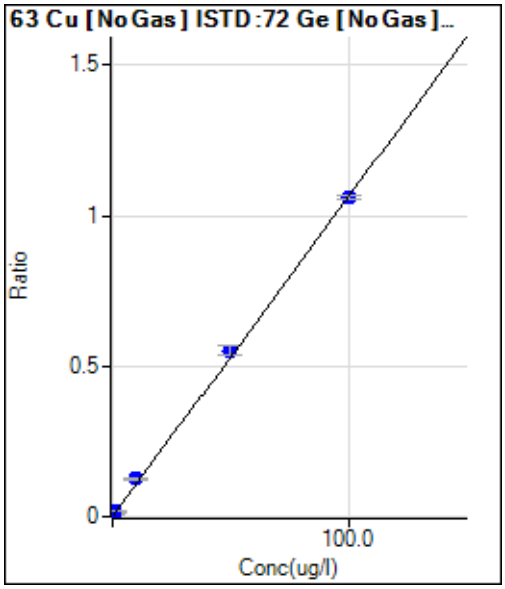

	Rjct	Conc.	Calc Conc.	CPS	Ratio	Det.	RSD	%RE
1	☐	0.000	0.000	7336.13	0.0066	P	2.9	
2	☐	0.025	0.065	7880.63	0.0072	P	4.4	159.3
3	☐	0.050	0.078	8192.92	0.0074	P	3.2	56.5
4	☐	0.100	0.150	9077.14	0.0081	P	2.4	49.6
5	☐	0.500	0.594	14454.27	0.0129	P	2.1	18.8
6	☐	1.000	1.247	23006.59	0.0198	P	3.2	24.7
7	☐	10.000	11.217	142515.20	0.1257	P	3.0	12.2
8	☐	50.000	51.312	650296.79	0.5518	P	6.0	2.6
9	☐	100.000	99.219	1260595.59	1.0608	P	1.8	-0.8
10	☐	1000.000						
11	☐			7983.39	0.0067	P	10.0	

y = 0.0106 * x + 0.0066

R = 0.9998

DL = 0.05396 ug/l

BEC = 0.6167 ug/l

Weight: 1/y

Min Conc: <None>

Calibration for 044ARef.d

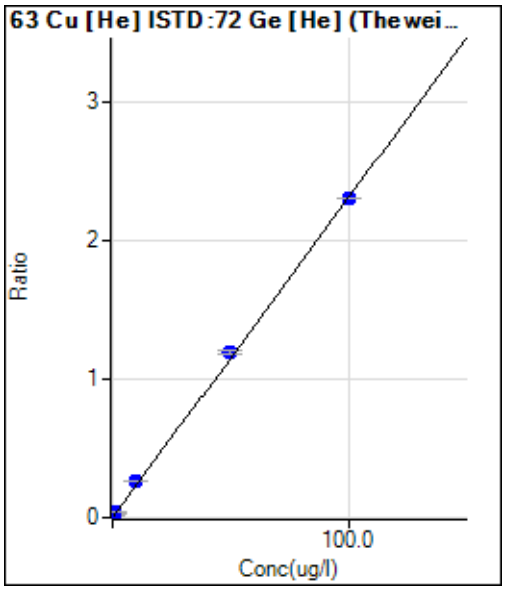

	Rjct	Conc.	Calc Conc.	CPS	Ratio	Det.	RSD	%RE
1	☐	0.000	0.000	2115.07	0.0119	P	3.9	
2	☐	0.025	0.064	2348.05	0.0134	P	0.9	157.6
3	☐	0.050	0.093	2496.39	0.0141	P	2.0	86.6
4	☐	0.100	0.147	2777.04	0.0153	P	2.8	47.0
5	☐	0.500	0.599	4715.16	0.0258	P	3.6	19.8
6	☐	1.000	1.284	7587.46	0.0416	P	1.6	28.4
7	☐	10.000	11.100	48668.82	0.2685	P	1.0	11.0
8	☐	50.000	51.381	224718.85	1.1999	P	2.5	2.8
9	☐	100.000	99.196	437503.24	2.3054	P	0.4	-0.8
10	☐	1000.000						
11	☐			2330.06	0.0125	P	3.0	

y = 0.0231 * x + 0.0119

R = 0.9998

DL = 0.06039 ug/l

BEC = 0.515 ug/l

Weight: 1/y

Min Conc: <None>

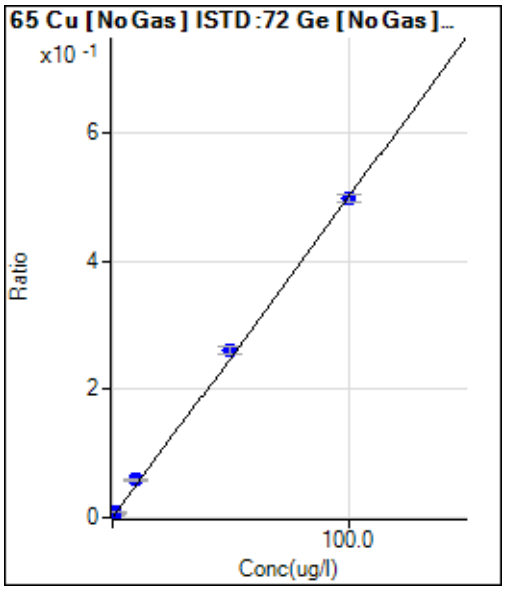

	Rjct	Conc.	Calc Conc.	CPS	Ratio	Det.	RSD	%RE
1	☐	0.000	0.000	3068.23	0.0027	P	2.9	
2	☐	0.025	0.078	3408.44	0.0031	P	3.9	212.6
3	☐	0.050	0.074	3455.80	0.0031	P	3.3	48.8
4	☐	0.100	0.140	3832.72	0.0034	P	3.8	39.5
5	☐	0.500	0.622	6578.14	0.0059	P	2.2	24.5
6	☐	1.000	1.257	10502.67	0.0090	P	1.8	25.7
7	☐	10.000	11.266	67024.19	0.0592	P	4.3	12.7
8	☐	50.000	51.680	308255.23	0.2615	P	5.0	3.4
9	☐	100.000	99.030	592490.26	0.4986	P	2.3	-1.0
10	☐	1000.000						
11	☐			3398.43	0.0028	P	12.7	

y = 0.0050 * x + 0.0027

R = 0.9998

DL = 0.04814 ug/l

BEC = 0.5473 ug/l

Weight: 1/y

Min Conc: <None>

Calibration for 044ARef.d

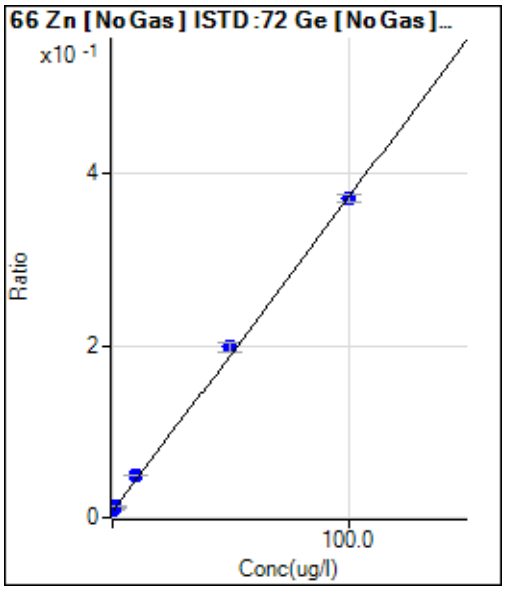

	Rjct	Conc.	Calc Conc.	CPS	Ratio	Det.	RSD	%RE
1	☐	0.000	0.000	10302.03	0.0092	P	4.6	
2	☐			10315.54	0.0095	P	6.7	
3	☐	0.050	0.124	10708.04	0.0097	P	1.4	147.6
4	☐	0.100	0.287	11423.69	0.0102	P	1.2	186.8
5	☐	0.500	0.647	12981.86	0.0116	P	6.2	29.4
6	☐	1.000	1.192	15748.82	0.0136	P	6.4	19.2
7	☐	10.000	10.954	55830.80	0.0493	P	2.7	9.5
8	☐	50.000	51.667	233508.26	0.1982	P	6.3	3.3
9	☐	100.000	99.068	441451.33	0.3715	P	1.9	-0.9
10	☐	1000.000						
11	☐			10685.11	0.0089	P	8.3	

y = 0.0037 * x + 0.0092

R = 0.9998

DL = 0.3467 ug/l

BEC = 2.515 ug/l

Weight: 1/y

Min Conc: <None>

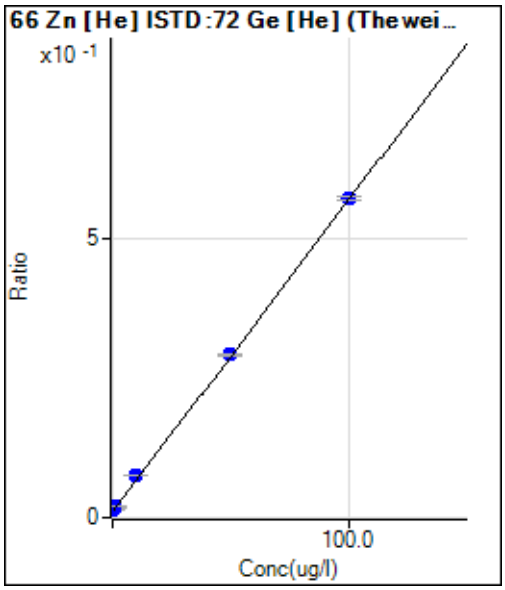

	Rjct	Conc.	Calc Conc.	CPS	Ratio	Det.	RSD	%RE
1	☐	0.000	0.000	2431.33	0.0137	P	2.8	
2	☐			2585.80	0.0148	P	3.3	
3	☐	0.050	0.083	2511.34	0.0142	P	5.7	66.4
4	☐	0.100	0.248	2733.61	0.0151	P	4.8	148.4
5	☐	0.500	0.612	3130.36	0.0171	P	5.8	22.3
6	☐	1.000	1.172	3687.16	0.0202	P	2.0	17.2
7	☐	10.000	11.044	13628.65	0.0752	P	0.8	10.4
8	☐	50.000	49.859	54582.05	0.2914	P	1.5	-0.3
9	☐	100.000	99.964	108259.58	0.5705	P	0.7	0.0
10	☐	1000.000						
11	☐			2623.58	0.0140	P	4.7	

y = 0.0056 * x + 0.0137

R = 1.0000

DL = 0.2034 ug/l

BEC = 2.458 ug/l

Weight: 1/y

Min Conc: <None>

Calibration for 044ARef.d

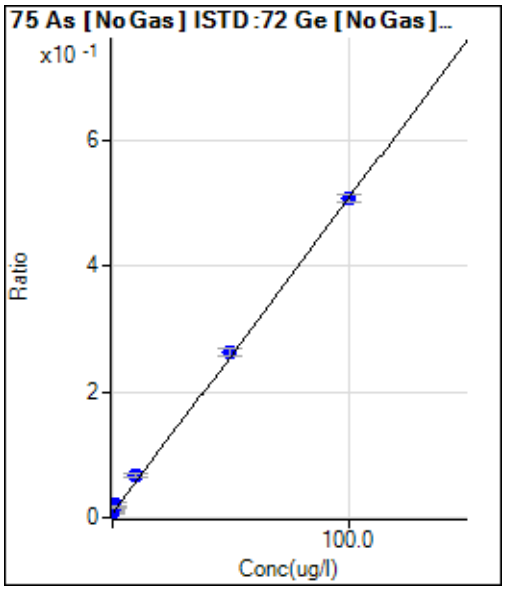

	Rjct	Conc.	Calc Conc.	CPS	Ratio	Det.	RSD	%RE
1	☐	0.000	0.000	10694.07	0.0095	P	46.2	
2	☐	0.025	-0.193	9297.81	0.0086	P	24.6	-874.0
3	☐	0.050	0.479	13223.11	0.0119	P	29.6	857.2
4	☐	0.100	0.655	14370.38	0.0128	P	50.5	555.2
5	☐	0.500	2.123	22605.38	0.0202	P	27.5	324.5
6	☐	1.000	1.508	19783.52	0.0171	P	28.6	50.8
7	☐	10.000	11.457	75826.28	0.0669	P	9.2	14.6
8	☐	50.000	50.815	311296.15	0.2641	P	4.4	1.6
9	☐	100.000	99.433	603133.92	0.5075	P	2.4	-0.6
10	☐	1000.000						
11	☐			16532.22	0.0138	P	13.5	

y = 0.0050 * x + 0.0095

R = 0.9998

DL = 2.644 ug/l

BEC = 1.906 ug/l

Weight: 1/y

Min Conc: <None>

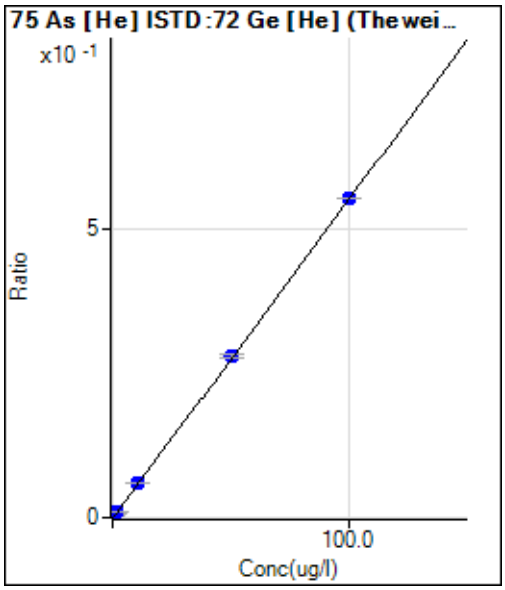

	Rjct	Conc.	Calc Conc.	CPS	Ratio	Det.	RSD	%RE
1	☐	0.000	0.000	445.07	0.0025	P	2.0	
2	☐	0.025	0.034	472.13	0.0027	P	0.9	35.5
3	☐	0.050	0.078	521.33	0.0029	P	2.3	55.9
4	☐	0.100	0.142	597.47	0.0033	P	3.2	42.3
5	☐	0.500	0.560	1025.95	0.0056	P	1.9	12.1
6	☐	1.000	1.195	1662.19	0.0091	P	0.5	19.5
7	☐	10.000	10.379	10850.88	0.0599	P	0.8	3.8
8	☐	50.000	50.255	52498.76	0.2803	P	1.6	0.5
9	☐	100.000	99.832	105193.09	0.5543	P	0.5	-0.2
10	☐	1000.000						
11	☐			449.87	0.0024	P	0.3	

y = 0.0055 * x + 0.0025

R = 1.0000

DL = 0.02701 ug/l

BEC = 0.4535 ug/l

Weight: 1/y

Min Conc: <None>

Calibration for 044ARef.d

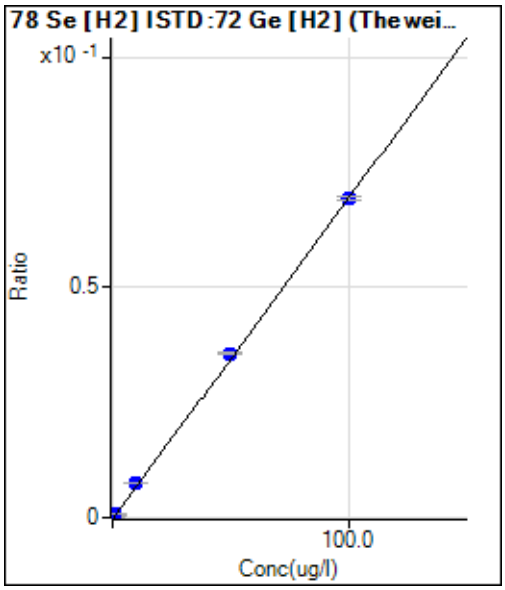

	Rjct	Conc.	Calc Conc.	CPS	Ratio	Det.	RSD	%RE
1	☐	0.000	0.000	28.44	0.0000	P	13.4	
2	☐	0.025	0.023	40.89	0.0001	P	5.8	-8.2
3	☐	0.050	0.059	59.89	0.0001	P	3.0	17.7
4	☐	0.100	0.110	89.89	0.0001	P	3.4	10.1
5	☐	0.500	0.517	311.11	0.0004	P	3.5	3.3
6	☐	1.000	1.172	684.79	0.0009	P	2.6	17.2
7	☐	10.000	10.492	5831.06	0.0073	P	0.8	4.9
8	☐	50.000	51.128	28989.81	0.0357	P	0.9	2.3
9	☐	100.000	99.385	57485.86	0.0693	P	1.2	-0.6
10	☐	1000.000						
11	☐			104.45	0.0001	P	1.5	

y = 6.9707E-004 * x + 3.5665E-005

R = 0.9999

DL = 0.02058 ug/l

BEC = 0.05116 ug/l

Weight: 1/y

Min Conc: <None>

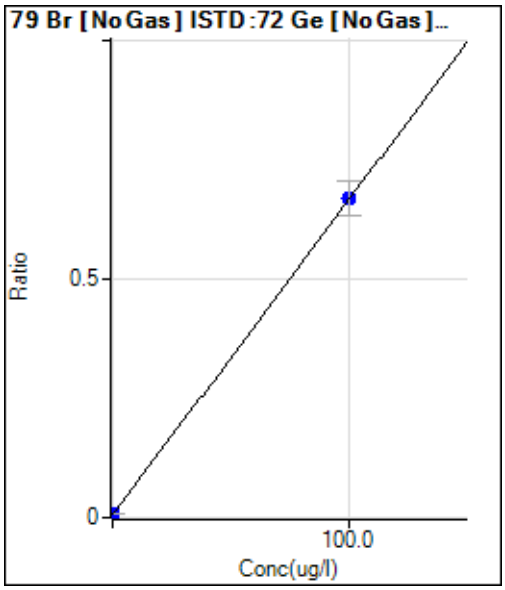

	Rjct	Conc.	Calc Conc.	CPS	Ratio	Det.	RSD	%RE
1	☐	0.000	0.000	10319.93	0.0092	P	1.2	
2	☐			9078.23	0.0083	P	3.6	
3	☐			9384.46	0.0085	P	5.4	
4	☐			8968.37	0.0081	P	8.2	
5	☐			9211.35	0.0082	P	0.6	
6	☐			8831.88	0.0076	P	4.5	
7	☐			8948.42	0.0079	P	2.2	
8	☐			9690.77	0.0082	P	5.8	
9	☐			10423.17	0.0088	P	1.4	
10	☐							
11	☐	100.000	100.000	800800.15	0.6690	P	10.9	0.0

y = 0.0066 * x + 0.0092

R = 1.0000

DL = 0.05181 ug/l

BEC = 1.396 ug/l

Weight: 1/y

Min Conc: <None>

Calibration for 044ARef.d

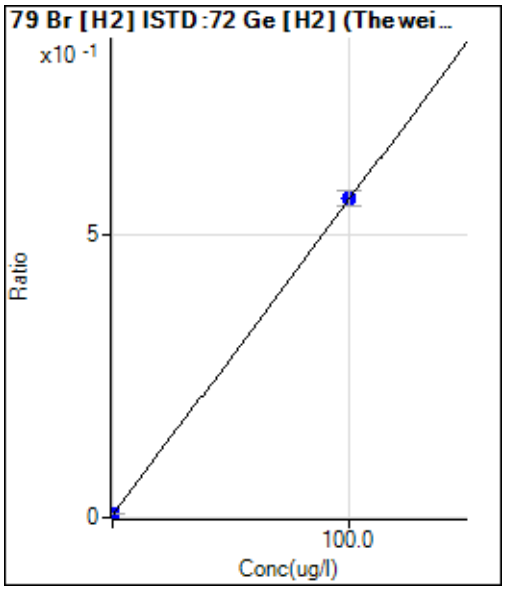

	Rjct	Conc.	Calc Conc.	CPS	Ratio	Det.	RSD	%RE
1	☐	0.000	0.000	5769.73	0.0072	P	3.7	
2	☐			5017.62	0.0063	P	1.2	
3	☐			5030.90	0.0064	P	3.1	
4	☐			4884.50	0.0061	P	1.5	
5	☐			4748.04	0.0060	P	4.1	
6	☐			4658.21	0.0058	P	1.9	
7	☐			4791.32	0.0060	P	6.7	
8	☐			5803.00	0.0071	P	6.6	
9	☐			6511.90	0.0079	P	4.5	
10	☐							
11	☐	100.000	100.000	463200.05	0.5649	P	4.5	0.0

y = 0.0056 * x + 0.0072

R = 1.0000

DL = 0.1422 ug/l

BEC = 1.298 ug/l

Weight: 1/y

Min Conc: <None>

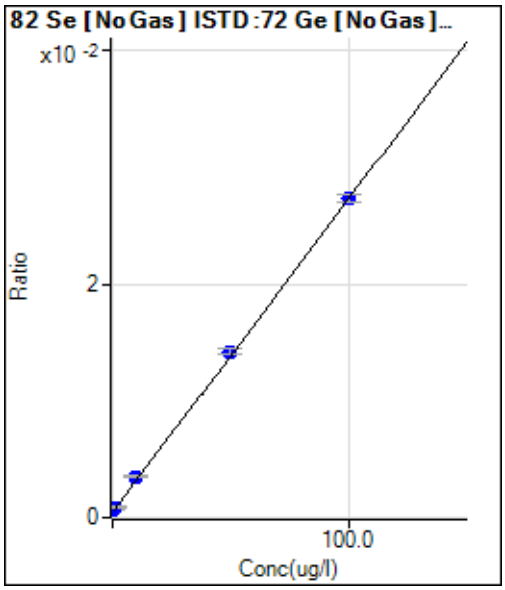

	Rjct	Conc.	Calc Conc.	CPS	Ratio	Det.	RSD	%RE
1	☐	0.000	0.000	691.41	0.0006	P	8.8	
2	☐	0.025	0.416	790.49	0.0007	P	22.4	1565.2
3	☐	0.050	0.211	746.88	0.0007	P	16.7	321.4
4	☐	0.100	0.074	711.41	0.0006	P	18.4	-25.6
5	☐	0.500	0.759	922.23	0.0008	P	5.0	51.8
6	☐	1.000	0.982	1025.05	0.0009	P	13.4	-1.8
7	☐	10.000	10.864	4001.17	0.0035	P	8.6	8.6
8	☐	50.000	50.606	16746.59	0.0142	P	3.9	1.2
9	☐	100.000	99.609	32511.77	0.0274	P	2.0	-0.4
10	☐	1000.000						
11	☐			1294.14	0.0011	P	2.3	

y = 2.6847E-004 * x + 6.1682E-004

R = 0.9999

DL = 0.6082 ug/l

BEC = 2.298 ug/l

Weight: 1/y

Min Conc: <None>

Calibration for 044ARef.d

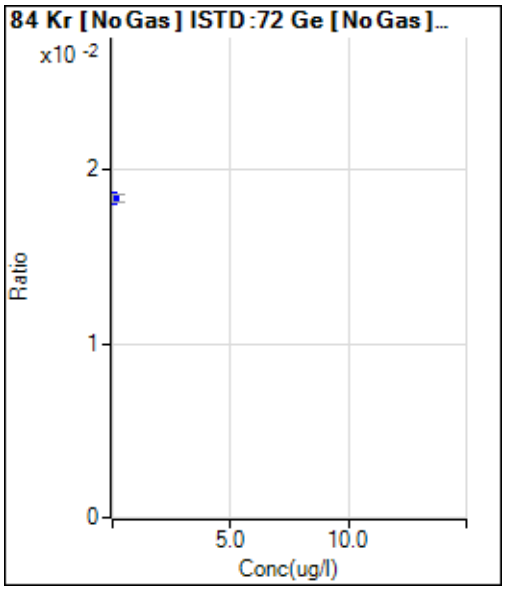

	Rjct	Conc.	Calc Conc.	CPS	Ratio	Det.	RSD	%RE
1	☐	0.000		20554.07	0.0184	P	2.0	
2	☐			20127.57	0.0185	P	4.4	
3	☐			20663.94	0.0186	P	4.2	
4	☐			20387.43	0.0183	P	6.5	
5	☐			20364.13	0.0181	P	8.6	
6	☐			20807.25	0.0179	P	4.9	
7	☐			24309.25	0.0214	P	5.5	
8	☐			32075.48	0.0272	P	9.7	
9	☐			42268.22	0.0356	P	4.3	
10	☐							
11	☐			21959.99	0.0183	P	9.0	

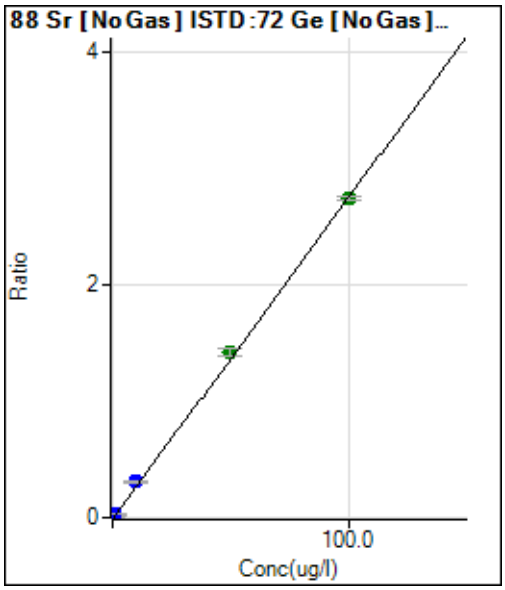

	Rjct	Conc.	Calc Conc.	CPS	Ratio	Det.	RSD	%RE
1	☐	0.000	0.000	948.17	0.0008	P	15.1	
2	☐	0.025	0.029	1813.20	0.0017	P	10.3	17.4
3	☐	0.050	0.062	2854.64	0.0026	P	1.5	24.5
4	☐	0.100	0.141	5293.85	0.0047	P	5.1	40.9
5	☐	0.500	0.578	18938.48	0.0169	P	5.0	15.7
6	☐	1.000	1.254	41334.40	0.0356	P	3.6	25.4
7	☐	10.000	11.123	349874.18	0.3088	P	5.5	11.2
8	☐	50.000	51.452	1680646.81	1.4254	A	4.8	2.9
9	☐	100.000	99.159	3263409.83	2.7463	A	1.5	-0.8
10	☐	1000.000						
11	☐			1563.68	0.0013	P	8.6	

y = 0.0277 * x + 8.4808E-004

R = 0.9998

DL = 0.01392 ug/l

BEC = 0.03063 ug/l

Weight: 1/y

Min Conc: <None>

Calibration for 044ARef.d

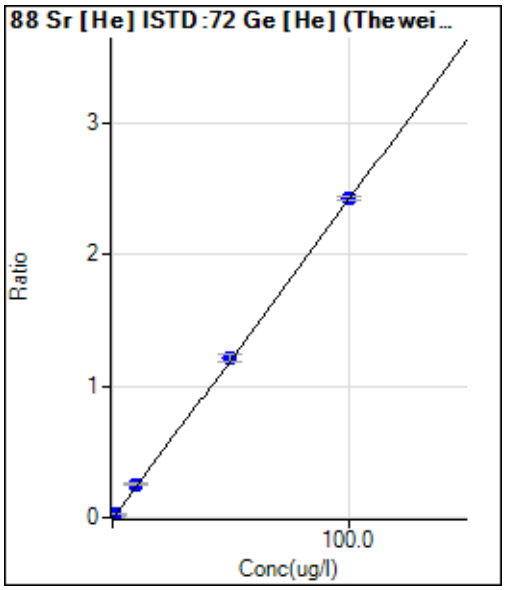

	Rjct	Conc.	Calc Conc.	CPS	Ratio	Det.	RSD	%RE
1	☐	0.000	0.000	396.68	0.0022	P	9.0	
2	☐	0.025	0.019	472.24	0.0027	P	14.0	-24.3
3	☐	0.050	0.053	624.47	0.0035	P	6.3	5.9
4	☐	0.100	0.141	1023.38	0.0056	P	5.7	40.6
5	☐	0.500	0.513	2684.72	0.0147	P	4.1	2.6
6	☐	1.000	1.159	5534.44	0.0303	P	3.4	15.9
7	☐	10.000	10.377	45992.64	0.2538	P	1.9	3.8
8	☐	50.000	50.056	227611.50	1.2157	P	4.5	0.1
9	☐	100.000	99.933	460173.78	2.4248	P	1.4	-0.1
10	☐	1000.000						
11	☐			431.13	0.0023	P	9.3	

y = 0.0242 * x + 0.0022

R = 1.0000

DL = 0.02496 ug/l

BEC = 0.09217 ug/l

Weight: 1/y

Min Conc: <None>

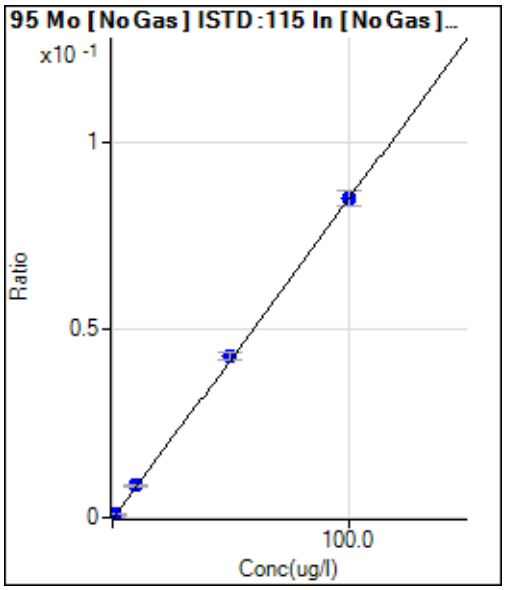

	Rjct	Conc.	Calc Conc.	CPS	Ratio	Det.	RSD	%RE
1	☐	0.000	0.000	26.66	0.0000	P	22.8	
2	☐	0.025	0.027	194.45	0.0000	P	13.2	6.4
3	☐	0.050	0.059	398.90	0.0001	P	8.8	18.0
4	☐	0.100	0.124	817.81	0.0001	P	10.6	24.0
5	☐	0.500	0.499	3265.95	0.0004	P	4.9	-0.1
6	☐	1.000	1.137	7467.56	0.0010	P	2.3	13.7
7	☐	10.000	9.938	65120.80	0.0085	P	1.6	-0.6
8	☐	50.000	50.587	328223.33	0.0431	P	4.7	1.2
9	☐	100.000	99.711	628007.69	0.0850	P	4.5	-0.3
10	☐							
11	☐			165.56	0.0000	P	16.0	

y = 8.5246E-004 * x + 3.5028E-006

R = 1.0000

DL = 0.002808 ug/l

BEC = 0.004109 ug/l

Weight: 1/y

Min Conc: <None>

Calibration for 044ARef.d

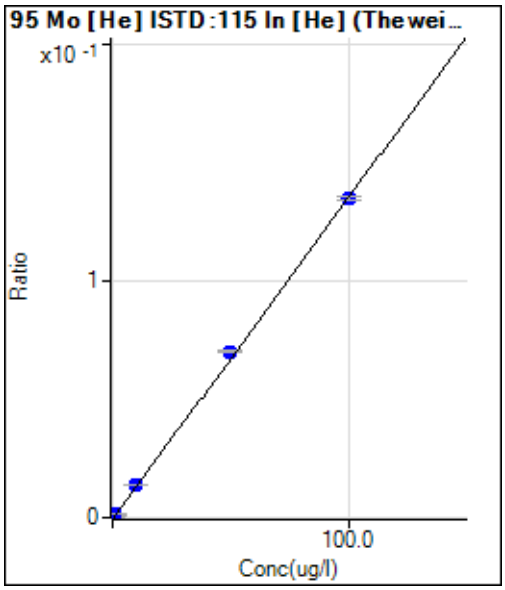

	Rjct	Conc.	Calc Conc.	CPS	Ratio	Det.	RSD	%RE
1	☐	0.000	0.000	8.89	0.0000	P	56.8	
2	☐	0.025	0.030	76.66	0.0000	P	7.3	18.2
3	☐	0.050	0.067	163.34	0.0001	P	22.6	34.0
4	☐	0.100	0.110	268.89	0.0002	P	10.9	9.8
5	☐	0.500	0.480	1145.61	0.0007	P	9.7	-4.0
6	☐	1.000	1.145	2788.07	0.0016	P	6.0	14.5
7	☐	10.000	10.074	23987.98	0.0137	P	1.8	0.7
8	☐	50.000	51.651	121316.64	0.0704	P	0.8	3.3
9	☐	100.000	99.166	238003.30	0.1352	P	1.2	-0.8
10	☐							
11	☐			52.22	0.0000	P	19.8	

y = 0.0014 * x + 5.1354E-006

R = 0.9998

DL = 0.006425 ug/l

BEC = 0.003768 ug/l

Weight: 1/y

Min Conc: <None>

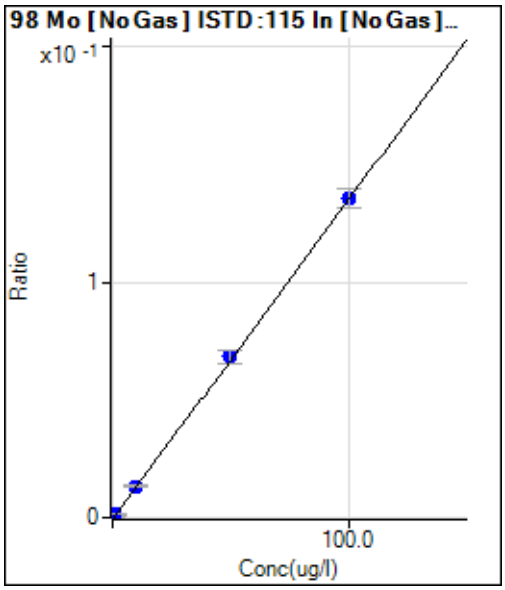

	Rjct	Conc.	Calc Conc.	CPS	Ratio	Det.	RSD	%RE
1	☐	0.000	0.000	54.59	0.0000	P	24.5	
2	☐	0.025	0.024	290.77	0.0000	P	17.8	-5.8
3	☐	0.050	0.060	652.38	0.0001	P	9.8	19.3
4	☐	0.100	0.117	1248.12	0.0002	P	8.1	17.3
5	☐	0.500	0.495	5172.85	0.0007	P	2.5	-1.1
6	☐	1.000	1.138	11928.68	0.0016	P	3.9	13.8
7	☐	10.000	9.839	102840.14	0.0134	P	1.8	-1.6
8	☐	50.000	50.349	520374.05	0.0685	P	8.0	0.7
9	☐	100.000	99.840	1002610.22	0.1357	P	6.2	-0.2
10	☐							
11	☐			232.02	0.0000	P	7.6	

y = 0.0014 * x + 7.1646E-006

R = 1.0000

DL = 0.00387 ug/l

BEC = 0.00527 ug/l

Weight: 1/y

Min Conc: <None>

Calibration for 044ARef.d

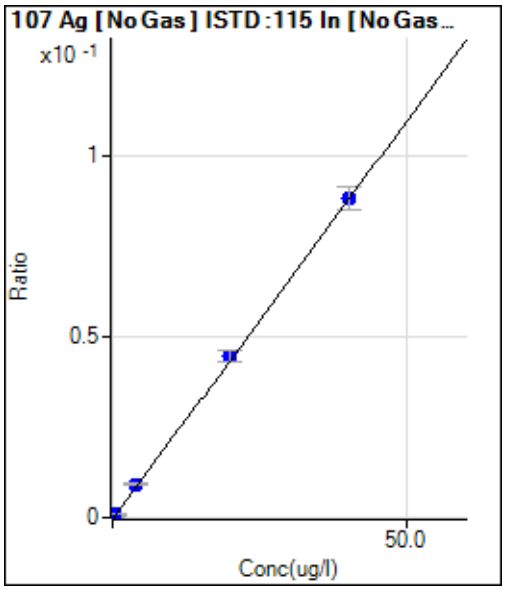

	Rjct	Conc.	Calc Conc.	CPS	Ratio	Det.	RSD	%RE
1	☐	0.000	0.000	1271.90	0.0002	P	2.2	
2	☐	0.010	0.012	1437.99	0.0002	P	5.2	19.9
3	☐	0.020	0.026	1651.43	0.0002	P	5.5	27.5
4	☐	0.040	0.053	2130.36	0.0003	P	2.2	33.2
5	☐	0.200	0.206	4735.37	0.0006	P	5.5	3.1
6	☐	0.400	0.476	9349.51	0.0012	P	2.6	18.9
7	☐	4.000	4.107	71031.00	0.0092	P	1.9	2.7
8	☐	20.000	20.178	340409.36	0.0448	P	7.0	0.9
9	☐	40.000	39.899	652097.37	0.0884	P	7.6	-0.3
10	☐							
11	☐			1767.49	0.0002	P	4.1	

y = 0.0022 * x + 1.6681E-004

R = 1.0000

DL = 0.004901 ug/l

BEC = 0.07547 ug/l

Weight: 1/y

Min Conc: <None>

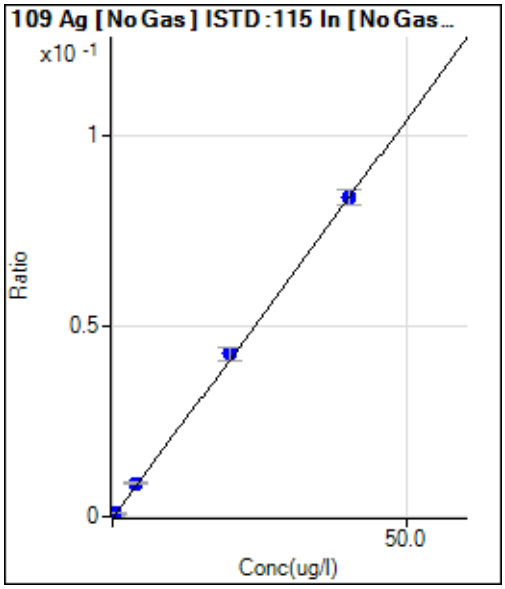

	Rjct	Conc.	Calc Conc.	CPS	Ratio	Det.	RSD	%RE
1	☐	0.000	0.000	1198.53	0.0002	P	6.0	
2	☐	0.010	0.011	1349.94	0.0002	P	2.6	14.9
3	☐	0.020	0.029	1607.40	0.0002	P	5.9	43.4
4	☐	0.040	0.056	2059.65	0.0003	P	1.4	40.7
5	☐	0.200	0.214	4599.94	0.0006	P	2.2	6.8
6	☐	0.400	0.473	8804.29	0.0011	P	2.6	18.1
7	☐	4.000	4.121	67525.17	0.0088	P	1.2	3.0
8	☐	20.000	20.268	323931.40	0.0426	P	8.0	1.3
9	☐	40.000	39.853	617869.64	0.0836	P	4.5	-0.4
10	☐							
11	☐			1707.46	0.0002	P	9.6	

y = 0.0021 * x + 1.5720E-004

R = 1.0000

DL = 0.01362 ug/l

BEC = 0.07506 ug/l

Weight: 1/y

Min Conc: <None>

Calibration for 044ARef.d

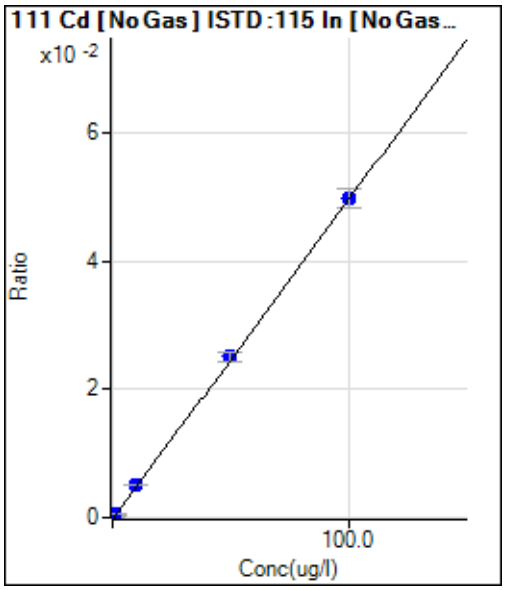

	Rjct	Conc.	Calc Conc.	CPS	Ratio	Det.	RSD	%RE
1	☐	0.000	0.000	-7.91	0.0000	P	-177.2	
2	☐	0.025	0.031	109.72	0.0000	P	21.6	26.0
3	☐	0.050	0.059	211.90	0.0000	P	10.7	19.0
4	☐	0.100	0.132	484.50	0.0001	P	11.2	31.7
5	☐	0.500	0.507	1918.11	0.0003	P	4.0	1.4
6	☐	1.000	1.152	4408.82	0.0006	P	2.7	15.2
7	☐	10.000	10.189	39082.64	0.0051	P	1.3	1.9
8	☐	50.000	50.289	191002.27	0.0251	P	5.7	0.6
9	☐	100.000	99.835	368040.82	0.0498	P	6.3	-0.2
10	☐	1000.000						
11	☐			399.48	0.0001	P	7.9	

y = 4.9928E-004 * x - 1.0439E-006

R = 1.0000

DL = 0.01111 ug/l

BEC = -0.002091 ug/l

Weight: 1/y

Min Conc: <None>

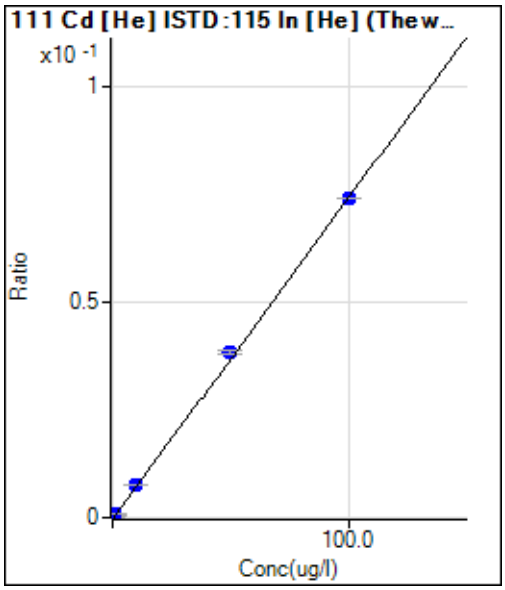

	Rjct	Conc.	Calc Conc.	CPS	Ratio	Det.	RSD	%RE
1	☐	0.000	0.000	4.67	0.0000	P	50.1	
2	☐	0.025	0.027	39.22	0.0000	P	7.5	10.0
3	☐	0.050	0.059	78.89	0.0000	P	7.8	17.8
4	☐	0.100	0.119	159.44	0.0001	P	3.8	19.3
5	☐	0.500	0.516	672.68	0.0004	P	2.5	3.2
6	☐	1.000	1.165	1553.64	0.0009	P	3.6	16.5
7	☐	10.000	10.353	13499.95	0.0077	P	0.9	3.5
8	☐	50.000	51.415	66131.89	0.0384	P	1.5	2.8
9	☐	100.000	99.256	130469.97	0.0741	P	0.6	-0.7
10	☐	1000.000						
11	☐			99.00	0.0001	P	16.5	

y = 7.4639E-004 * x + 2.7096E-006

R = 0.9999

DL = 0.005454 ug/l

BEC = 0.00363 ug/l

Weight: 1/y

Min Conc: <None>

Calibration for 044ARef.d

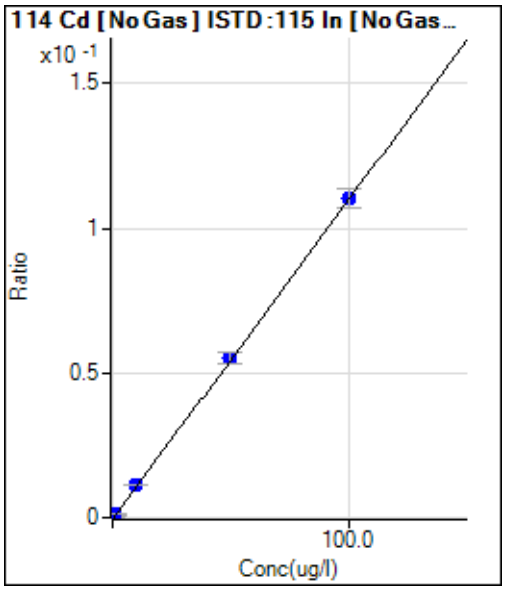

	Rjct	Conc.	Calc Conc.	CPS	Ratio	Det.	RSD	%RE
1	☐	0.000	0.000	-96.25	0.0000	P	-26.0	
2	☐	0.025	-0.009	-165.18	0.0000	P	-36.1	-134.3
3	☐	0.050	0.040	237.83	0.0000	P	44.6	-19.4
4	☐	0.100	0.122	916.02	0.0001	P	8.8	22.2
5	☐	0.500	0.494	4057.67	0.0005	P	4.7	-1.2
6	☐	1.000	1.117	9377.07	0.0012	P	4.4	11.7
7	☐	10.000	10.167	86230.44	0.0112	P	1.4	1.7
8	☐	50.000	50.132	421190.04	0.0554	P	6.7	0.3
9	☐	100.000	99.916	815311.36	0.1104	P	5.6	-0.1
10	☐	1000.000						
11	☐			622.21	0.0001	P	2.0	

y = 0.0011 * x - 1.2645E-005

R = 1.0000

DL = 0.008941 ug/l

BEC = -0.01144 ug/l

Weight: 1/y

Min Conc: <None>

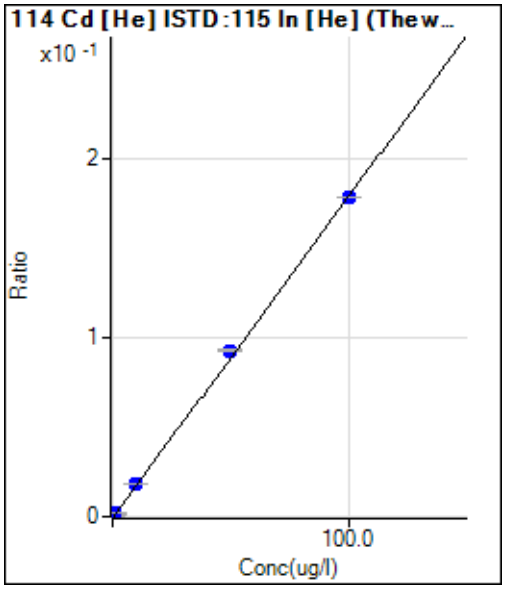

	Rjct	Conc.	Calc Conc.	CPS	Ratio	Det.	RSD	%RE
1	☐	0.000	0.000	11.33	0.0000	P	13.7	
2	☐	0.025	-0.009	-15.15	0.0000	P	-6.6	-134.6
3	☐	0.050	0.017	62.41	0.0000	P	13.6	-66.3
4	☐	0.100	0.080	262.53	0.0002	P	21.5	-19.7
5	☐	0.500	0.478	1503.69	0.0009	P	4.6	-4.4
6	☐	1.000	1.120	3602.49	0.0020	P	1.3	12.0
7	☐	10.000	10.317	32444.62	0.0186	P	1.3	3.2
8	☐	50.000	51.595	160044.87	0.0929	P	1.8	3.2
9	☐	100.000	99.170	314382.55	0.1785	P	0.6	-0.8
10	☐	1000.000						
11	☐			114.17	0.0001	P	14.7	

y = 0.0018 * x + 6.5749E-006

R = 0.9998

DL = 0.001504 ug/l

BEC = 0.003653 ug/l

Weight: 1/y

Min Conc: <None>

Calibration for 044ARef.d

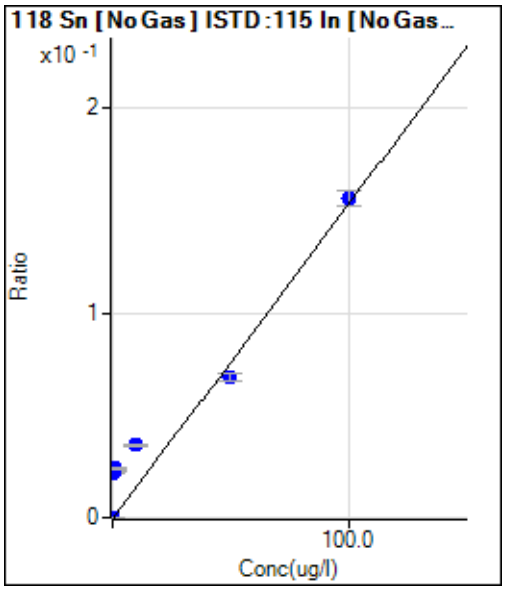

	Rjct	Conc.	Calc Conc.	CPS	Ratio	Det.	RSD	%RE
1	☐	0.000	0.000	761.85	0.0001	P	15.4	
2	☐	0.025	14.555	167399.15	0.0225	P	1.0	58119.
3	☐	0.050	14.164	161984.38	0.0219	P	4.3	28228.
4	☐	0.100	14.442	167067.28	0.0223	P	1.5	14342.
5	☐	0.500	14.821	174259.81	0.0229	P	1.4	2864.2
6	☐	1.000	15.622	185241.75	0.0241	P	2.3	1462.2
7	☐	10.000	22.997	272567.29	0.0355	P	1.9	130.0
8	☐	50.000	44.334	519809.96	0.0683	P	5.3	-11.3
9	☐	100.000	101.291	1151690.56	0.1559	P	4.6	1.3
10	☐							
11	☐			168437.77	0.0224	P	11.4	

y = 0.0015 * x + 9.9905E-005

R = 0.9792

DL = 0.03007 ug/l

BEC = 0.06495 ug/l

Weight: 1/y

Min Conc: <None>

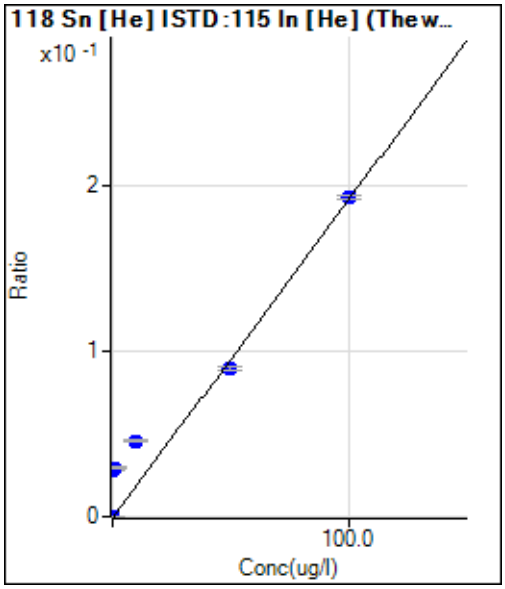

	Rjct	Conc.	Calc Conc.	CPS	Ratio	Det.	RSD	%RE
1	☐	0.000	0.000	238.89	0.0001	P	0.2	
2	☐	0.025	14.493	47209.59	0.0280	P	1.3	57871.
3	☐	0.050	14.958	48785.92	0.0289	P	1.1	29815.
4	☐	0.100	14.833	49712.32	0.0286	P	3.2	14733.
5	☐	0.500	15.232	50981.35	0.0294	P	1.0	2946.3
6	☐	1.000	15.314	52594.96	0.0295	P	2.4	1431.4
7	☐	10.000	23.747	79851.34	0.0457	P	1.9	137.5
8	☐	50.000	46.340	153518.94	0.0891	P	2.8	-7.3
9	☐	100.000	100.213	339010.98	0.1925	P	1.8	0.2
10	☐							
11	☐			49527.32	0.0278	P	2.3	

y = 0.0019 * x + 1.3855E-004

R = 0.9813

DL = 0.0004955 ug/l

BEC = 0.07217 ug/l

Weight: 1/y

Min Conc: <None>

Calibration for 044ARef.d

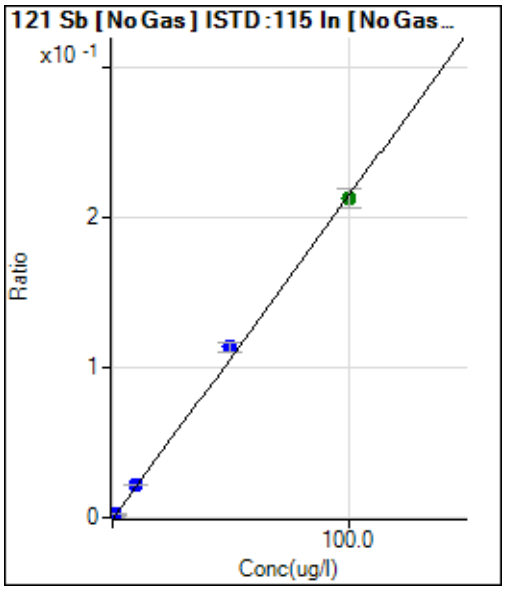

	Rjct	Conc.	Calc Conc.	CPS	Ratio	Det.	RSD	%RE
1	☐	0.000	0.000	153.35	0.0000	P	10.6	
2	☐	0.025	0.026	573.07	0.0001	P	0.8	5.4
3	☐	0.050	0.052	978.80	0.0001	P	3.4	3.8
4	☐	0.100	0.120	2083.70	0.0003	P	2.3	19.6
5	☐	0.500	0.498	8331.32	0.0011	P	3.1	-0.4
6	☐	1.000	1.117	18662.23	0.0024	P	2.3	11.7
7	☐	10.000	9.973	165552.98	0.0215	P	1.9	-0.3
8	☐	50.000	52.619	863934.37	0.1136	P	6.5	5.2
9	☐	100.000	98.692	1573205.68	0.2130	A	6.0	-1.3
10	☐							
11	☐			1212.84	0.0002	P	7.8	

y = 0.0022 * x + 2.0106E-005

R = 0.9996

DL = 0.002975 ug/l

BEC = 0.009315 ug/l

Weight: 1/y

Min Conc: <None>

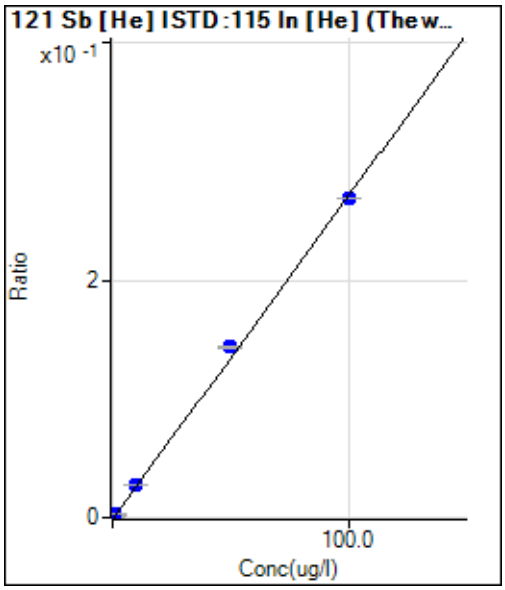

	Rjct	Conc.	Calc Conc.	CPS	Ratio	Det.	RSD	%RE
1	☐	0.000	0.000	38.00	0.0000	P	20.7	
2	☐	0.025	0.029	170.02	0.0001	P	4.7	15.2
3	☐	0.050	0.057	299.03	0.0002	P	0.7	13.4
4	☐	0.100	0.126	635.75	0.0004	P	4.7	26.0
5	☐	0.500	0.508	2444.13	0.0014	P	1.0	1.6
6	☐	1.000	1.083	5303.20	0.0030	P	0.5	8.3
7	☐	10.000	9.937	47399.58	0.0271	P	1.9	-0.6
8	☐	50.000	52.691	247834.34	0.1438	P	1.7	5.4
9	☐	100.000	98.660	474241.68	0.2693	P	0.2	-1.3
10	☐							
11	☐			371.04	0.0002	P	2.5	

y = 0.0027 * x + 2.2065E-005

R = 0.9995

DL = 0.005032 ug/l

BEC = 0.008085 ug/l

Weight: 1/y

Min Conc: <None>

Calibration for 044ARef.d

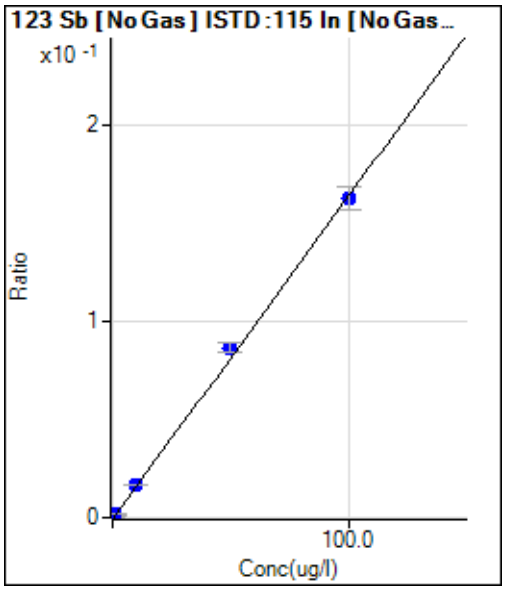

	Rjct	Conc.	Calc Conc.	CPS	Ratio	Det.	RSD	%RE
1	☐	0.000	0.000	119.68	0.0000	P	18.4	
2	☐	0.025	0.026	439.05	0.0001	P	4.4	5.4
3	☐	0.050	0.052	753.10	0.0001	P	9.2	4.6
4	☐	0.100	0.118	1565.25	0.0002	P	1.4	17.6
5	☐	0.500	0.495	6316.06	0.0008	P	3.8	-0.9
6	☐	1.000	1.120	14262.02	0.0019	P	0.9	12.0
7	☐	10.000	9.895	125161.08	0.0163	P	1.0	-1.0
8	☐	50.000	52.577	657800.05	0.0865	P	6.2	5.2
9	☐	100.000	98.721	1198579.69	0.1624	P	7.4	-1.3
10	☐							
11	☐			959.13	0.0001	P	6.6	

y = 0.0016 * x + 1.5678E-005

R = 0.9996

DL = 0.005265 ug/l

BEC = 0.009533 ug/l

Weight: 1/y

Min Conc: <None>

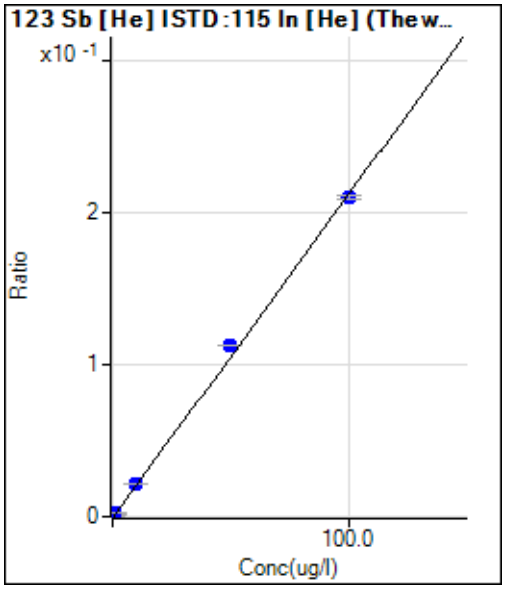

	Rjct	Conc.	Calc Conc.	CPS	Ratio	Det.	RSD	%RE
1	☐	0.000	0.000	32.67	0.0000	P	22.2	
2	☐	0.025	0.028	134.35	0.0001	P	8.2	13.7
3	☐	0.050	0.056	235.36	0.0001	P	6.3	12.7
4	☐	0.100	0.122	485.39	0.0003	P	6.9	22.1
5	☐	0.500	0.492	1852.64	0.0011	P	0.3	-1.7
6	☐	1.000	1.111	4253.74	0.0024	P	1.1	11.1
7	☐	10.000	10.065	37526.69	0.0215	P	1.7	0.6
8	☐	50.000	52.916	194537.00	0.1129	P	0.8	5.8
9	☐	100.000	98.534	370160.26	0.2102	P	1.1	-1.5
10	☐							
11	☐			309.37	0.0002	P	5.0	

y = 0.0021 * x + 1.8939E-005

R = 0.9995

DL = 0.005918 ug/l

BEC = 0.008879 ug/l

Weight: 1/y

Min Conc: <None>

Calibration for 044ARef.d

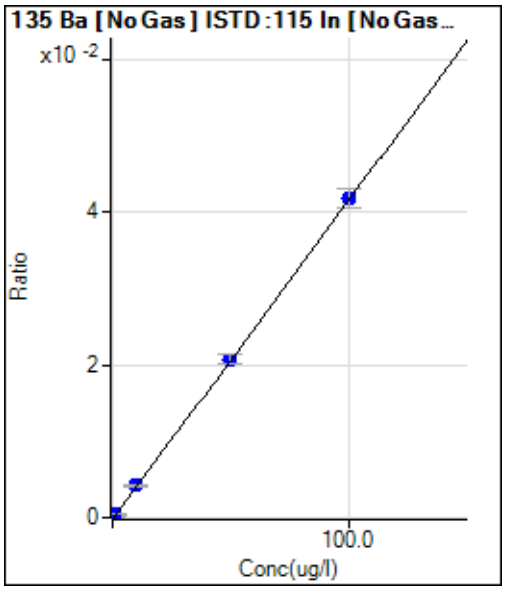

	Rjct	Conc.	Calc Conc.	CPS	Ratio	Det.	RSD	%RE
1	☐	0.000	0.000	19.96	0.0000	P	85.9	
2	☐	0.025	0.040	143.05	0.0000	P	17.1	58.9
3	☐	0.050	0.070	236.20	0.0000	P	3.4	40.1
4	☐	0.100	0.151	492.37	0.0001	P	7.9	51.0
5	☐	0.500	0.504	1623.55	0.0002	P	2.9	0.8
6	☐	1.000	1.098	3543.45	0.0005	P	4.0	9.8
7	☐	10.000	10.040	32270.34	0.0042	P	3.6	0.4
8	☐	50.000	49.745	158231.51	0.0208	P	5.6	-0.5
9	☐	100.000	100.123	309108.97	0.0419	P	6.0	0.1
10	☐	1000.000						
11	☐			59.88	0.0000	P	93.1	

y = 4.1805E-004 * x + 2.6078E-006

R = 1.0000

DL = 0.01608 ug/l

BEC = 0.006238 ug/l

Weight: 1/y

Min Conc: <None>

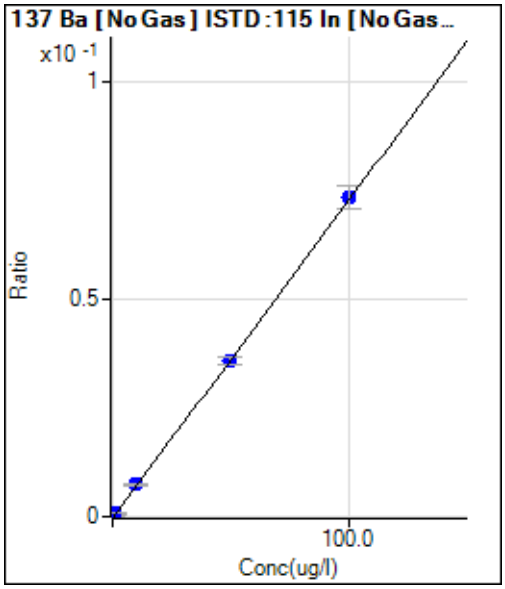

	Rjct	Conc.	Calc Conc.	CPS	Ratio	Det.	RSD	%RE
1	☐	0.000	0.000	33.27	0.0000	P	45.4	
2	☐	0.025	0.041	252.84	0.0000	P	4.2	62.2
3	☐	0.050	0.050	302.74	0.0000	P	10.9	0.3
4	☐	0.100	0.118	678.67	0.0001	P	5.2	18.2
5	☐	0.500	0.510	2867.95	0.0004	P	3.4	2.1
6	☐	1.000	1.162	6548.55	0.0009	P	4.6	16.2
7	☐	10.000	10.052	56416.34	0.0073	P	1.7	0.5
8	☐	50.000	49.152	273055.02	0.0359	P	5.1	-1.7
9	☐	100.000	100.417	541105.47	0.0733	P	7.4	0.4
10	☐	1000.000						
11	☐			116.43	0.0000	P	18.7	

y = 7.2999E-004 * x + 4.3553E-006

R = 1.0000

DL = 0.00812 ug/l

BEC = 0.005966 ug/l

Weight: 1/y

Min Conc: <None>

Calibration for 044ARef.d

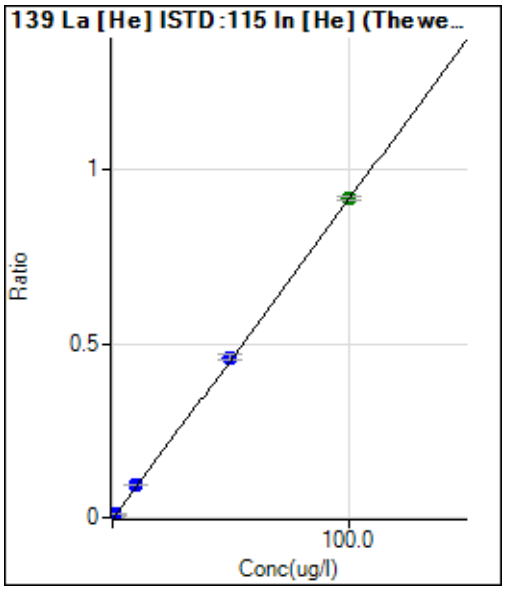

	Rjct	Conc.	Calc Conc.	CPS	Ratio	Det.	RSD	%RE
1	☐	0.000	0.000	8.89	0.0000	P	113.9	
2	☐	0.025	0.029	460.01	0.0003	P	2.9	16.3
3	☐	0.050	0.054	852.25	0.0005	P	5.3	8.5
4	☐	0.100	0.124	1982.38	0.0011	P	4.0	23.6
5	☐	0.500	0.522	8343.68	0.0048	P	1.3	4.5
6	☐	1.000	1.142	18707.12	0.0105	P	3.1	14.2
7	☐	10.000	10.269	164900.44	0.0944	P	2.3	2.7
8	☐	50.000	50.219	795611.42	0.4617	P	3.4	0.4
9	☐	100.000	99.862	1616957.51	0.9182	A	1.5	-0.1
10	☐							
11	☐			13.34	0.0000	P	86.2	

y = 0.0092 * x + 5.1507E-006

R = 1.0000

DL = 0.001914 ug/l

BEC = 0.0005602 ug/l

Weight: 1/y

Min Conc: <None>

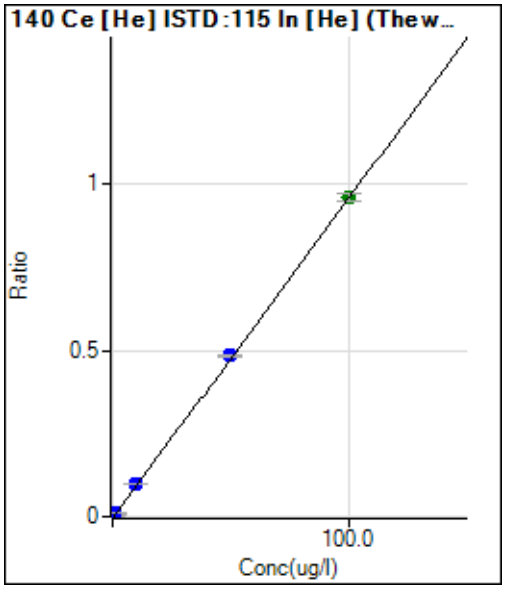

	Rjct	Conc.	Calc Conc.	CPS	Ratio	Det.	RSD	%RE
1	☐	0.000	0.000	11.11	0.0000	P	63.0	
2	☐	0.025	0.026	430.01	0.0003	P	10.0	3.0
3	☐	0.050	0.058	952.26	0.0006	P	5.2	15.6
4	☐	0.100	0.125	2102.39	0.0012	P	3.1	24.9
5	☐	0.500	0.525	8791.73	0.0051	P	4.6	5.1
6	☐	1.000	1.191	20451.83	0.0115	P	1.5	19.1
7	☐	10.000	10.448	175797.57	0.1007	P	1.1	4.5
8	☐	50.000	50.370	836151.69	0.4852	P	1.3	0.7
9	☐	100.000	99.768	1692442.42	0.9611	A	2.0	-0.2
10	☐							
11	☐			17.78	0.0000	P	59.9	

y = 0.0096 * x + 6.4640E-006

R = 1.0000

DL = 0.001268 ug/l

BEC = 0.000671 ug/l

Weight: 1/y

Min Conc: <None>

Calibration for 044ARef.d

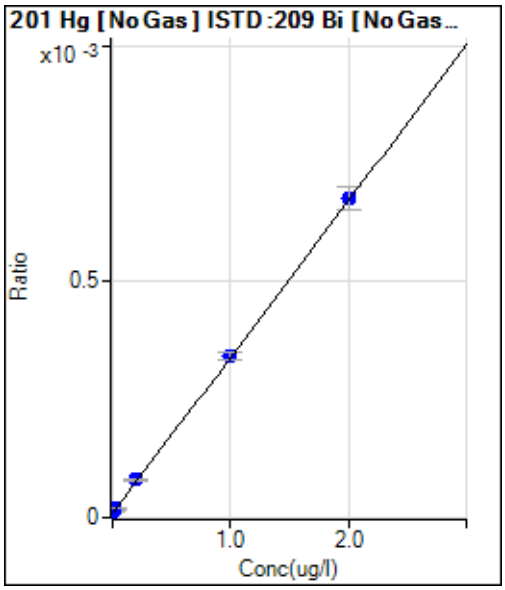

	Rjct	Conc.	Calc Conc.	CPS	Ratio	Det.	RSD	%RE
1	☐	0.000	0.000	73.99	0.0000	P	14.0	
2	☐			76.65	0.0000	P	13.8	
3	☐	0.001	0.001	76.98	0.0000	P	8.5	26.2
4	☐	0.002	0.010	95.65	0.0000	P	4.3	406.0
5	☐	0.010	0.012	100.31	0.0000	P	5.0	15.1
6	☐	0.020	0.027	133.97	0.0000	P	2.8	34.1
7	☐	0.200	0.205	497.91	0.0001	P	6.4	2.5
8	☐	1.000	0.993	2007.76	0.0003	P	4.3	-0.7
9	☐	2.000	2.003	3873.46	0.0007	P	7.4	0.2
10	☐							
11	☐			74.99	0.0000	P	12.6	

y = 3.3156E-004 * x + 1.2615E-005

R = 1.0000

DL = 0.01594 ug/l

BEC = 0.03805 ug/l

Weight: 1/y

Min Conc: <None>

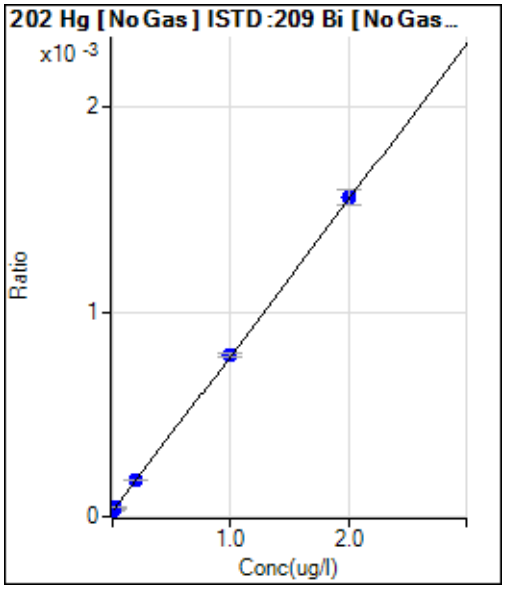

	Rjct	Conc.	Calc Conc.	CPS	Ratio	Det.	RSD	%RE
1	☐	0.000	0.000	198.96	0.0000	P	6.6	
2	☐			178.63	0.0000	P	7.4	
3	☐	0.001	-0.003	185.96	0.0000	P	9.5	-418.2
4	☐	0.002	0.004	218.96	0.0000	P	11.8	77.0
5	☐	0.010	0.009	246.95	0.0000	P	7.3	-14.1
6	☐	0.020	0.022	316.61	0.0001	P	2.0	10.9
7	☐	0.200	0.189	1101.16	0.0002	P	3.1	-5.4
8	☐	1.000	0.994	4647.89	0.0008	P	2.9	-0.6
9	☐	2.000	2.004	8934.54	0.0016	P	4.6	0.2
10	☐							
11	☐			194.96	0.0000	P	14.5	

y = 7.6158E-004 * x + 3.3928E-005

R = 1.0000

DL = 0.00885 ug/l

BEC = 0.04455 ug/l

Weight: 1/y

Min Conc: <None>

Calibration for 044ARef.d

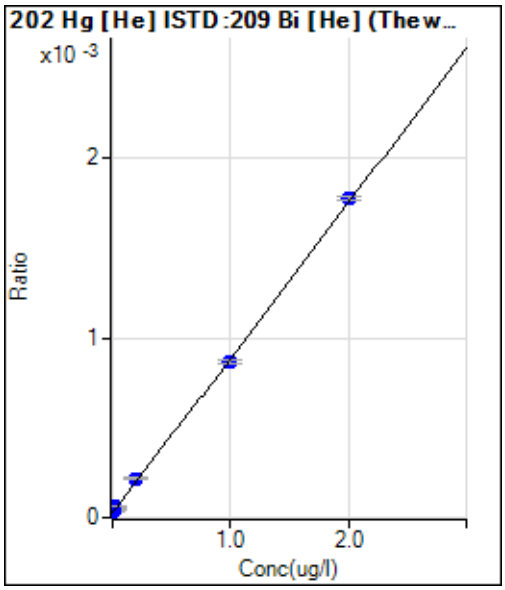

	Rjct	Conc.	Calc Conc.	CPS	Ratio	Det.	RSD	%RE
1	☐	0.000	0.000	84.98	0.0000	P	2.6	
2	☐			93.98	0.0000	P	10.1	
3	☐	0.001	0.003	88.98	0.0000	P	4.4	243.2
4	☐	0.002	0.004	93.98	0.0000	P	8.8	98.2
5	☐	0.010	0.014	116.65	0.0000	P	9.6	38.2
6	☐	0.020	0.031	153.64	0.0001	P	3.3	56.2
7	☐	0.200	0.213	525.57	0.0002	P	3.4	6.7
8	☐	1.000	0.964	2076.08	0.0009	P	2.0	-3.6
9	☐	2.000	2.017	4135.49	0.0018	P	1.7	0.8
10	☐							
11	☐			96.31	0.0000	P	11.7	

y = 8.6430E-004 * x + 3.5060E-005

R = 0.9997

DL = 0.003145 ug/l

BEC = 0.04056 ug/l

Weight: 1/y

Min Conc: <None>

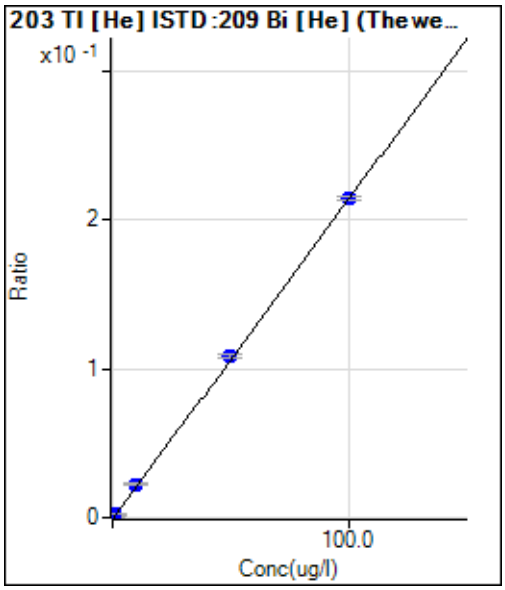

	Rjct	Conc.	Calc Conc.	CPS	Ratio	Det.	RSD	%RE
1	☐	0.000	0.000	113.38	0.0000	P	14.4	
2	☐	0.025	0.022	226.76	0.0001	P	8.8	-13.7
3	☐	0.050	0.058	402.84	0.0002	P	7.0	16.8
4	☐	0.100	0.125	769.00	0.0003	P	4.6	24.7
5	☐	0.500	0.496	2759.40	0.0011	P	3.3	-0.7
6	☐	1.000	1.138	6164.58	0.0025	P	2.6	13.8
7	☐	10.000	10.440	53809.72	0.0225	P	1.4	4.4
8	☐	50.000	50.451	259171.31	0.1084	P	2.6	0.9
9	☐	100.000	99.729	498258.15	0.2142	P	1.6	-0.3
10	☐	1000.000						
11	☐			672.95	0.0003	P	2.8	

y = 0.0021 * x + 4.6740E-005

R = 1.0000

DL = 0.009404 ug/l

BEC = 0.02176 ug/l

Weight: 1/y

Min Conc: <None>

Calibration for 044ARef.d

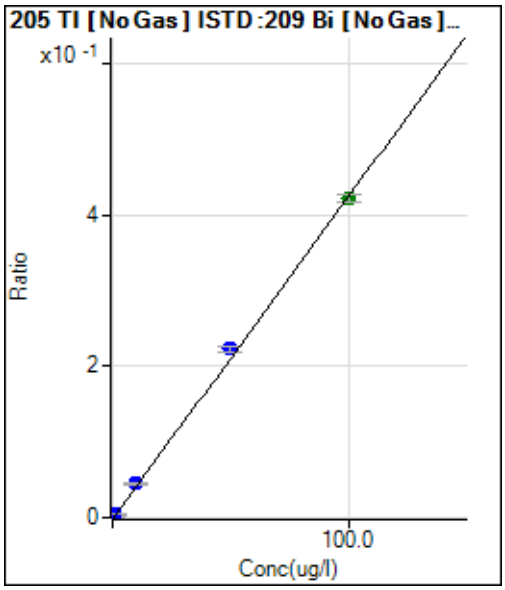

	Rjct	Conc.	Calc Conc.	CPS	Ratio	Det.	RSD	%RE
1	☐	0.000	0.000	570.02	0.0001	P	6.5	
2	☐	0.025	0.024	1154.50	0.0002	P	1.4	-5.9
3	☐	0.050	0.051	1860.14	0.0003	P	2.6	1.7
4	☐	0.100	0.124	3761.67	0.0006	P	1.2	24.1
5	☐	0.500	0.529	14393.42	0.0024	P	5.4	5.7
6	☐	1.000	1.148	31173.37	0.0050	P	5.2	14.8
7	☐	10.000	10.421	276361.94	0.0447	P	2.3	4.2
8	☐	50.000	52.243	1313304.65	0.2235	P	3.6	4.5
9	☐	100.000	98.835	2422310.09	0.4228	A	2.3	-1.2
10	☐	1000.000						
11	☐			4117.34	0.0007	P	6.1	

y = 0.0043 * x + 9.7196E-005

R = 0.9997

DL = 0.004462 ug/l

BEC = 0.02272 ug/l

Weight: 1/y

Min Conc: <None>

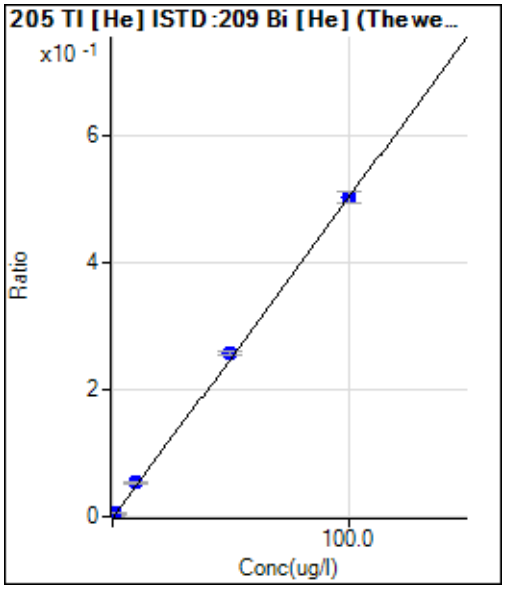

	Rjct	Conc.	Calc Conc.	CPS	Ratio	Det.	RSD	%RE
1	☐	0.000	0.000	276.11	0.0001	P	5.7	
2	☐	0.025	0.023	558.24	0.0002	P	3.5	-8.4
3	☐	0.050	0.052	887.05	0.0004	P	2.4	4.8
4	☐	0.100	0.118	1744.15	0.0007	P	3.8	18.4
5	☐	0.500	0.510	6679.70	0.0027	P	0.1	1.9
6	☐	1.000	1.170	14947.73	0.0060	P	0.6	17.0
7	☐	10.000	10.490	127456.99	0.0532	P	2.9	4.9
8	☐	50.000	50.822	615501.59	0.2574	P	2.9	1.6
9	☐	100.000	99.538	1172042.12	0.5041	P	3.5	-0.5
10	☐	1000.000						
11	☐			1626.09	0.0007	P	8.3	

y = 0.0051 * x + 1.1382E-004

R = 0.9999

DL = 0.003877 ug/l

BEC = 0.02248 ug/l

Weight: 1/y

Min Conc: <None>

Calibration for 044ARef.d

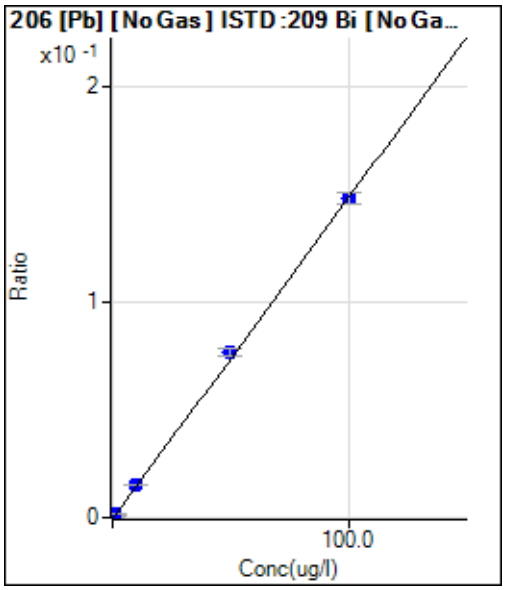

	Rjct	Conc.	Calc Conc.	CPS	Ratio	Det.	RSD	%RE
1	☐	0.000	0.000	827.81	0.0001	P	9.6	
2	☐	0.025	0.023	1027.82	0.0002	P	5.3	-6.3
3	☐	0.050	0.043	1213.40	0.0002	P	6.0	-14.0
4	☐	0.100	0.118	1897.93	0.0003	P	7.5	17.9
5	☐	0.500	0.489	5319.99	0.0009	P	7.0	-2.2
6	☐	1.000	1.161	11669.64	0.0019	P	4.1	16.1
7	☐	10.000	10.213	95197.38	0.0154	P	3.1	2.1
8	☐	50.000	51.467	452359.45	0.0770	P	4.5	2.9
9	☐	100.000	99.244	849729.79	0.1484	P	3.5	-0.8
10	☐	1000.000						
11	☐			1105.61	0.0002	P	4.6	

y = 0.0015 * x + 1.4121E-004

R = 0.9999

DL = 0.02716 ug/l

BEC = 0.09455 ug/l

Weight: 1/y

Min Conc: <None>

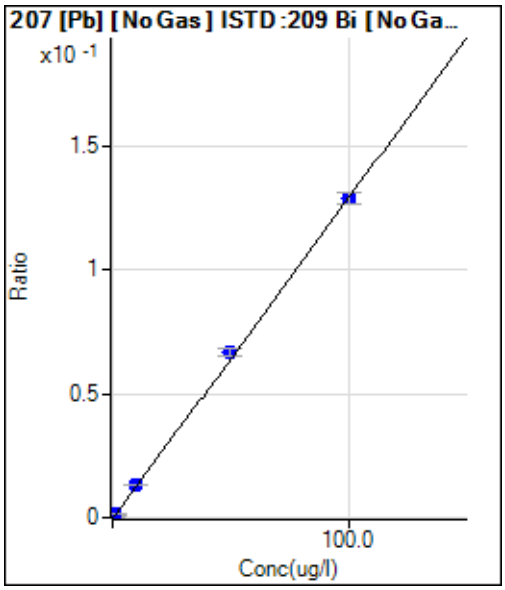

	Rjct	Conc.	Calc Conc.	CPS	Ratio	Det.	RSD	%RE
1	☐	0.000	0.000	721.14	0.0001	P	5.8	
2	☐	0.025	0.025	903.37	0.0002	P	2.8	-1.4
3	☐	0.050	0.049	1097.83	0.0002	P	6.0	-3.0
4	☐	0.100	0.120	1666.78	0.0003	P	4.2	19.8
5	☐	0.500	0.520	4869.83	0.0008	P	5.2	4.0
6	☐	1.000	1.140	9968.24	0.0016	P	7.4	14.0
7	☐	10.000	10.107	81897.50	0.0132	P	4.0	1.1
8	☐	50.000	51.327	392147.33	0.0668	P	4.7	2.7
9	☐	100.000	99.324	739387.56	0.1291	P	3.6	-0.7
10	☐	1000.000						
11	☐			957.82	0.0002	P	4.4	

y = 0.0013 * x + 1.2286E-004

R = 0.9999

DL = 0.01636 ug/l

BEC = 0.09463 ug/l

Weight: 1/y

Min Conc: <None>

Calibration for 044ARef.d

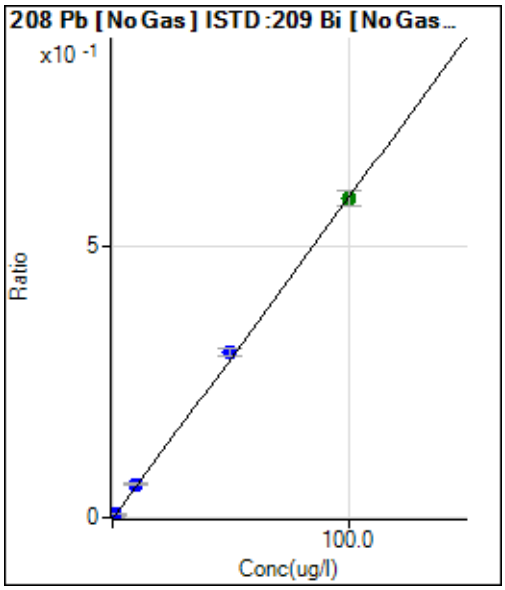

	Rjct	Conc.	Calc Conc.	CPS	Ratio	Det.	RSD	%RE
1	☐	0.000	0.000	3365.75	0.0006	P	1.5	
2	☐	0.025	0.020	4053.60	0.0007	P	1.2	-18.7
3	☐	0.050	0.044	4929.28	0.0008	P	5.0	-12.2
4	☐	0.100	0.119	7649.81	0.0013	P	4.6	18.7
5	☐	0.500	0.505	21809.42	0.0036	P	3.4	1.0
6	☐	1.000	1.132	45427.05	0.0073	P	4.2	13.2
7	☐	10.000	10.279	381080.05	0.0616	P	2.4	2.8
8	☐	50.000	51.459	1798314.47	0.3062	P	4.7	2.9
9	☐	100.000	99.241	3378288.71	0.5899	A	4.5	-0.8
10	☐	1000.000						
11	☐			4331.41	0.0007	P	6.3	

y = 0.0059 * x + 5.7360E-004

R = 0.9999

DL = 0.004308 ug/l

BEC = 0.09659 ug/l

Weight: 1/y

Min Conc: <None>

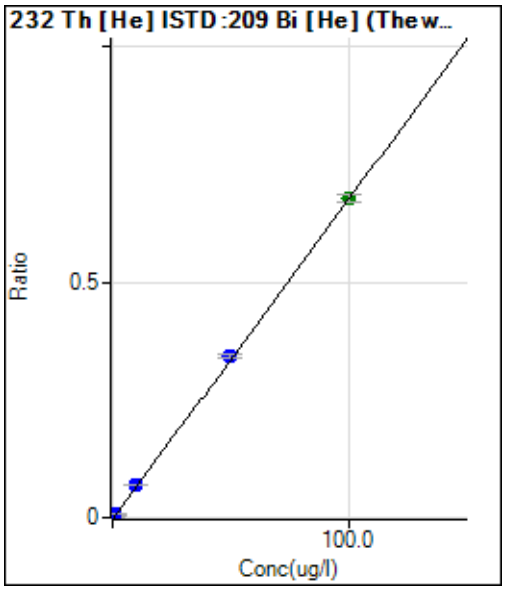

	Rjct	Conc.	Calc Conc.	CPS	Ratio	Det.	RSD	%RE
1	☐	0.000	0.000	97.37	0.0000	P	19.2	
2	☐	0.025	0.013	306.80	0.0001	P	3.2	-49.4
3	☐	0.050	0.033	618.93	0.0003	P	7.6	-33.9
4	☐	0.100	0.075	1348.61	0.0006	P	9.7	-24.6
5	☐	0.500	0.385	6578.31	0.0027	P	1.8	-23.1
6	☐	1.000	0.989	16730.76	0.0068	P	4.6	-1.1
7	☐	10.000	10.191	165944.28	0.0693	P	1.4	1.9
8	☐	50.000	50.417	819132.75	0.3426	P	3.0	0.8
9	☐	100.000	99.773	1576794.30	0.6780	A	2.0	-0.2
10	☐	1000.000						
11	☐			3677.34	0.0016	P	8.2	

y = 0.0068 * x + 4.0280E-005

R = 1.0000

DL = 0.003407 ug/l

BEC = 0.005928 ug/l

Weight: 1/y

Min Conc: <None>

Calibration for 044ARef.d

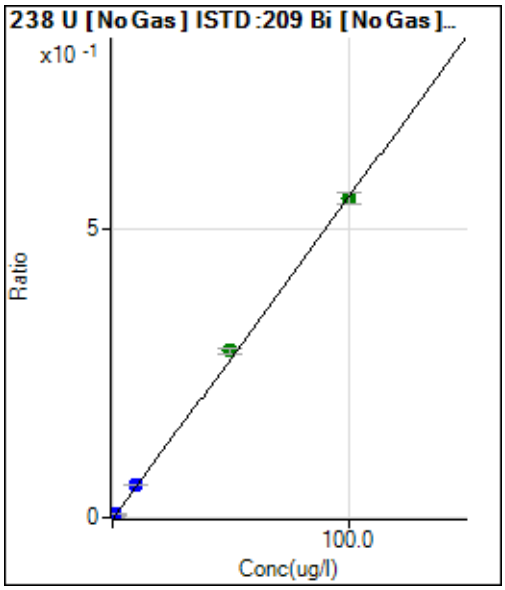

	Rjct	Conc.	Calc Conc.	CPS	Ratio	Det.	RSD	%RE
1	☐	0.000	0.000	12.33	0.0000	P	24.8	
2	☐	0.025	0.025	818.20	0.0001	P	5.8	-0.8
3	☐	0.050	0.060	1967.04	0.0003	P	20.3	19.1
4	☐	0.100	0.122	4074.16	0.0007	P	2.5	21.7
5	☐	0.500	0.502	17082.42	0.0028	P	6.1	0.3
6	☐	1.000	1.139	39505.01	0.0063	P	5.5	13.9
7	☐	10.000	10.186	351180.27	0.0568	P	2.4	1.9
8	☐	50.000	51.686	1692492.84	0.2881	A	4.1	3.4
9	☐	100.000	99.137	3164804.46	0.5526	A	4.0	-0.9
10	☐	1000.000						
11	☐			1626.12	0.0003	P	14.2	

y = 0.0056 * x + 2.1029E-006

R = 0.9998

DL = 0.0002805 ug/l

BEC = 0.0003772 ug/l

Weight: 1/y

Min Conc: <None>

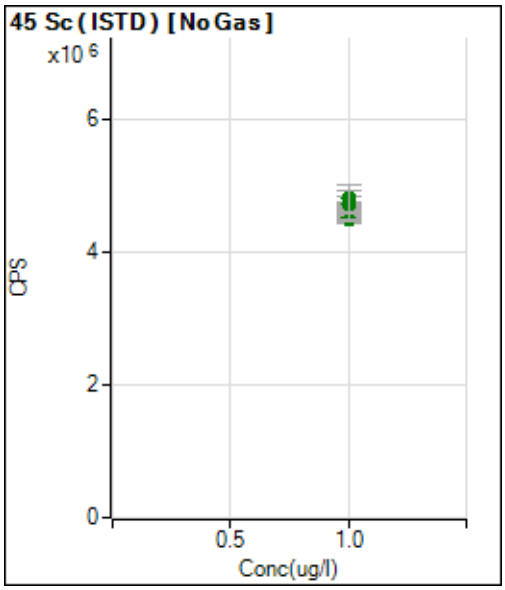

	Rjct	Conc.	Calc Conc.	CPS	Ratio	Det.	RSD	%RE
1	☐	1.000		4612030.28		A	4.6	
2	☐	1.000		4491619.53		A	2.2	
3	☐	1.000		4521253.81		A	1.5	
4	☐	1.000		4629945.18		A	1.6	
5	☐	1.000		4634544.10		A	1.8	
6	☐	1.000		4727472.37		A	4.4	
7	☐	1.000		4721644.70		A	1.6	
8	☐	1.000		4721437.14		A	5.5	
9	☐	1.000		4809968.37		A	5.0	
10	☐	1.000						
11	☐	1.000		4727811.79		A	11.5	

Calibration for 044ARef.d

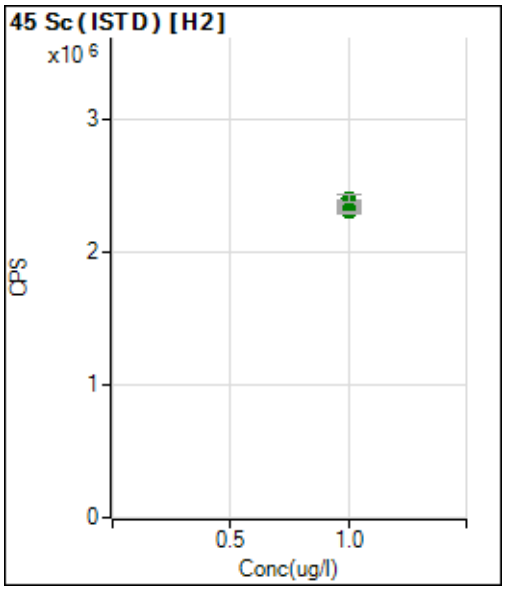

	Rjct	Conc.	Calc Conc.	CPS	Ratio	Det.	RSD	%RE
1	☐	1.000		2375860.08		A	0.9	
2	☐	1.000		2298550.99		A	0.2	
3	☐	1.000		2317580.94		A	0.9	
4	☐	1.000		2332626.70		A	0.8	
5	☐	1.000		2324105.98		A	0.9	
6	☐	1.000		2326536.19		A	0.5	
7	☐	1.000		2294868.81		A	0.9	
8	☐	1.000		2355354.82		A	0.7	
9	☐	1.000		2376662.01		A	1.5	
10	☐	1.000						
11	☐	1.000		2401944.66		A	2.5	

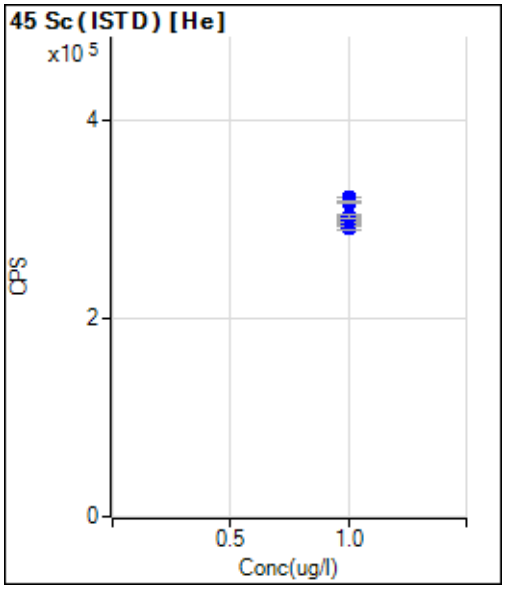

	Rjct	Conc.	Calc Conc.	CPS	Ratio	Det.	RSD	%RE
1	☐	1.000		295242.14		P	0.2	
2	☐	1.000		295878.55		P	1.2	
3	☐	1.000		291831.36		P	1.6	
4	☐	1.000		297338.60		P	2.0	
5	☐	1.000		300643.95		P	1.7	
6	☐	1.000		302648.51		P	0.7	
7	☐	1.000		304075.90		P	1.2	
8	☐	1.000		316961.38		P	0.2	
9	☐	1.000		323042.11		P	0.5	
10	☐	1.000						
11	☐	1.000		318192.07		P	0.7	

Calibration for 044ARef.d

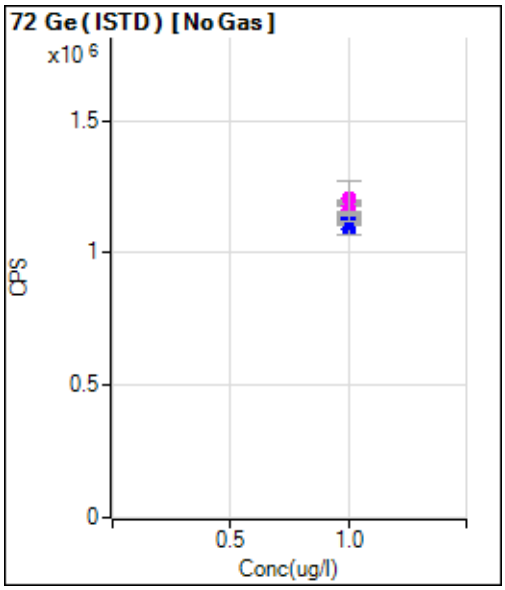

	Rjct	Conc.	Calc Conc.	CPS	Ratio	Det.	RSD	%RE
1	☐	1.000		1119850.76		P	1.6	
2	☐	1.000		1089257.33		P	3.3	
3	☐	1.000		1109773.35		P	1.6	
4	☐	1.000		1115126.60		P	2.4	
5	☐	1.000		1123618.42		P	2.1	
6	☐	1.000		1162679.94		M	2.6	
7	☐	1.000		1133930.99		P	2.6	
8	☐	1.000		1180212.46		M	3.7	
9	☐	1.000		1188297.84		M	0.3	
10	☐	1.000						
11	☐	1.000		1206306.43		M	10.8	

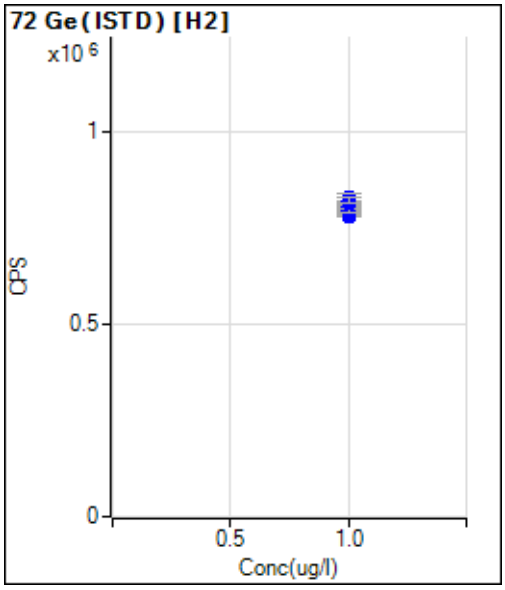

	Rjct	Conc.	Calc Conc.	CPS	Ratio	Det.	RSD	%RE
1	☐	1.000		797006.22		P	1.5	
2	☐	1.000		791572.85		P	0.7	
3	☐	1.000		780962.17		P	0.6	
4	☐	1.000		799677.50		P	1.4	
5	☐	1.000		786184.47		P	0.2	
6	☐	1.000		803508.33		P	1.8	
7	☐	1.000		793477.20		P	1.1	
8	☐	1.000		812650.87		P	1.0	
9	☐	1.000		829479.33		P	2.1	
10	☐	1.000						
11	☐	1.000		820325.92		P	1.7	

Calibration for 044ARef.d

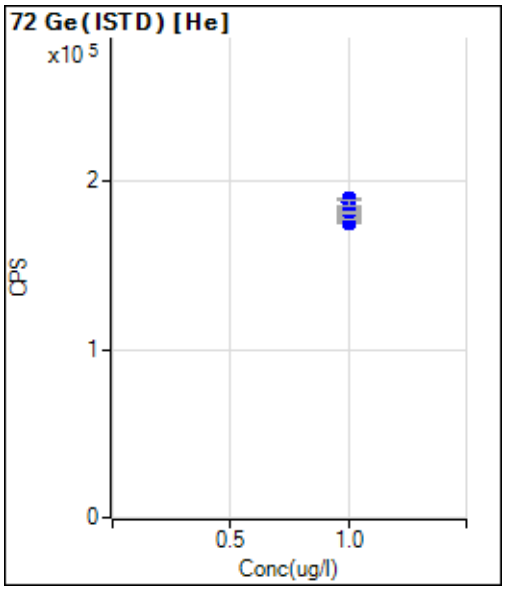

	Rjct	Conc.	Calc Conc.	CPS	Ratio	Det.	RSD	%RE
1	☐	1.000		177587.89		P	1.0	
2	☐	1.000		175279.48		P	0.9	
3	☐	1.000		177496.41		P	0.6	
4	☐	1.000		181484.06		P	1.9	
5	☐	1.000		183110.03		P	1.0	
6	☐	1.000		182394.52		P	0.9	
7	☐	1.000		181235.22		P	0.6	
8	☐	1.000		187351.07		P	2.1	
9	☐	1.000		189776.68		P	0.5	
10	☐	1.000						
11	☐	1.000		186964.95		P	1.7	

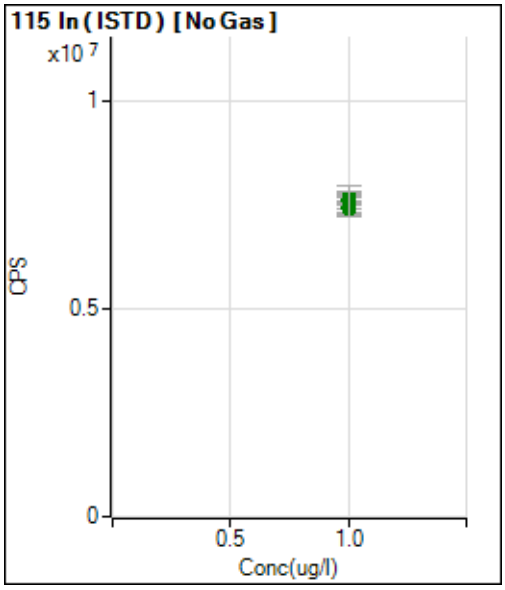

	Rjct	Conc.	Calc Conc.	CPS	Ratio	Det.	RSD	%RE
1	☐	1.000		7623794.51		A	1.0	
2	☐	1.000		7445114.34		A	3.0	
3	☐	1.000		7406961.94		A	3.2	
4	☐	1.000		7487300.24		A	0.3	
5	☐	1.000		7612781.58		A	2.9	
6	☐	1.000		7680333.49		A	3.0	
7	☐	1.000		7684037.48		A	0.2	
8	☐	1.000		7622961.51		A	5.3	
9	☐	1.000		7397962.81		A	4.6	
10	☐	1.000						
11	☐	1.000		7587797.23		A	9.6	

Calibration for 044ARef.d

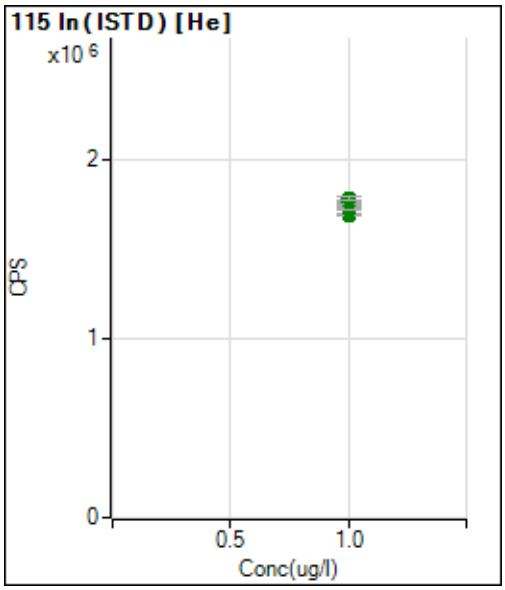

	Rjct	Conc.	Calc Conc.	CPS	Ratio	Det.	RSD	%RE
1	☐	1.000		1724271.20		A	1.0	
2	☐	1.000		1688421.97		A	0.5	
3	☐	1.000		1690935.75		A	1.1	
4	☐	1.000		1737268.71		A	0.5	
5	☐	1.000		1735343.92		A	1.4	
6	☐	1.000		1780980.31		A	1.0	
7	☐	1.000		1746619.11		A	1.3	
8	☐	1.000		1723294.12		A	0.8	
9	☐	1.000		1761096.27		A	0.7	
10	☐	1.000						
11	☐	1.000		1783112.87		A	0.8	

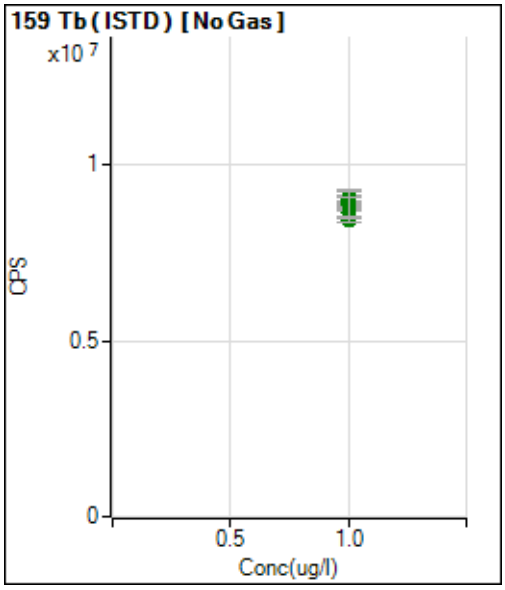

	Rjct	Conc.	Calc Conc.	CPS	Ratio	Det.	RSD	%RE
1	☐	1.000		8764477.40		A	1.7	
2	☐	1.000		8439079.46		A	2.2	
3	☐	1.000		8718321.56		A	0.2	
4	☐	1.000		8652571.95		A	3.4	
5	☐	1.000		8997260.17		A	3.2	
6	☐	1.000		9072671.21		A	3.9	
7	☐	1.000		9018665.12		A	1.8	
8	☐	1.000		8901784.28		A	4.1	
9	☐	1.000		8953222.18		A	3.0	
10	☐	1.000						
11	☐	1.000		8870655.71		A	9.2	

Calibration for 044ARef.d

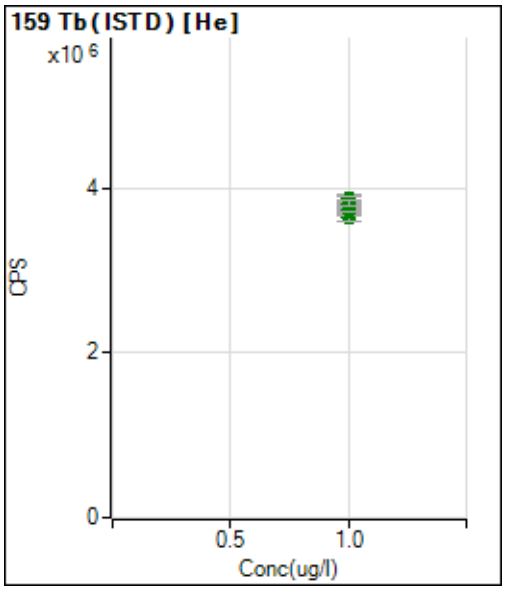

	Rjct	Conc.	Calc Conc.	CPS	Ratio	Det.	RSD	%RE
1	☐	1.000		3633206.31		A	1.5	
2	☐	1.000		3707489.42		A	1.7	
3	☐	1.000		3729493.06		A	2.1	
4	☐	1.000		3824441.99		A	0.7	
5	☐	1.000		3858317.35		A	2.9	
6	☐	1.000		3877117.94		A	2.7	
7	☐	1.000		3867769.69		A	3.4	
8	☐	1.000		3855426.90		A	2.1	
9	☐	1.000		3738691.32		A	1.6	
10	☐	1.000						
11	☐	1.000		3811530.98		A	1.8	

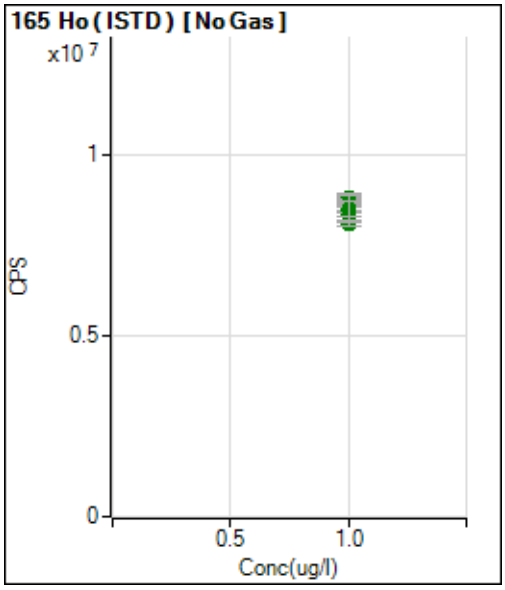

	Rjct	Conc.	Calc Conc.	CPS	Ratio	Det.	RSD	%RE
1	☐	1.000		8312868.98		A	3.1	
2	☐	1.000		8086499.60		A	1.3	
3	☐	1.000		8378890.37		A	4.0	
4	☐	1.000		8460727.20		A	1.9	
5	☐	1.000		8688578.79		A	2.7	
6	☐	1.000		8716726.84		A	2.3	
7	☐	1.000		8831434.14		A	2.9	
8	☐	1.000		8808081.42		A	2.3	
9	☐	1.000		8497308.26		A	4.6	
10	☐	1.000						
11	☐	1.000		8532703.39		A	9.8	

Calibration for 044ARef.d

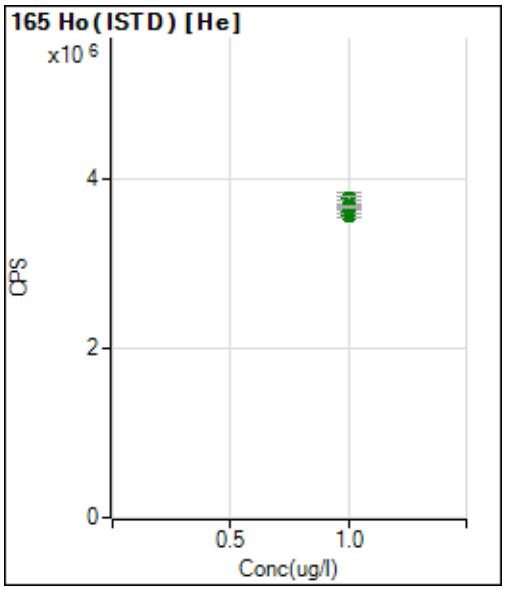

	Rjct	Conc.	Calc Conc.	CPS	Ratio	Det.	RSD	%RE
1	☐	1.000		3567002.50		A	1.3	
2	☐	1.000		3673319.93		A	1.7	
3	☐	1.000		3611442.12		A	1.4	
4	☐	1.000		3669421.35		A	0.4	
5	☐	1.000		3766665.49		A	3.6	
6	☐	1.000		3683025.73		A	1.3	
7	☐	1.000		3760910.78		A	2.5	
8	☐	1.000		3685656.80		A	1.6	
9	☐	1.000		3775060.39		A	1.6	
10	☐	1.000						
11	☐	1.000		3674130.59		A	1.1	

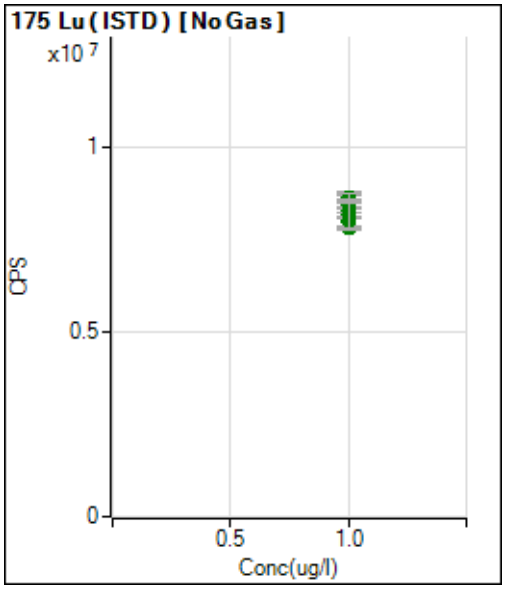

	Rjct	Conc.	Calc Conc.	CPS	Ratio	Det.	RSD	%RE
1	☐	1.000		7953142.92		A	3.1	
2	☐	1.000		7813453.18		A	0.7	
3	☐	1.000		8031725.87		A	5.2	
4	☐	1.000		8430491.23		A	2.4	
5	☐	1.000		8516585.98		A	3.5	
6	☐	1.000		8574576.72		A	5.1	
7	☐	1.000		8466952.38		A	1.8	
8	☐	1.000		8631071.70		A	2.5	
9	☐	1.000		8289073.57		A	4.4	
10	☐	1.000						
11	☐	1.000		8177170.63		A	10.2	

Calibration for 044ARef.d

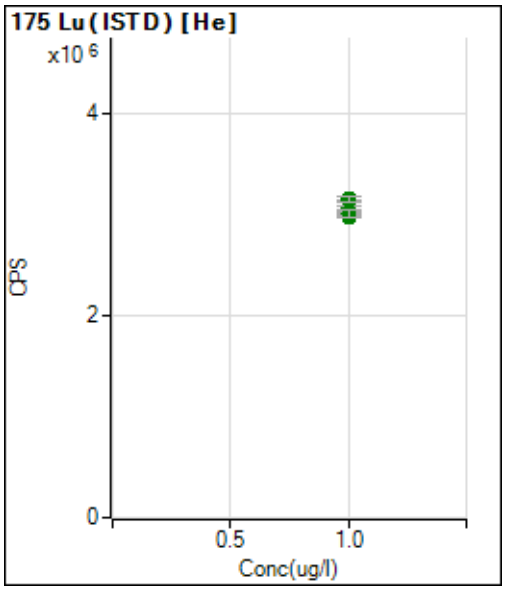

	Rjct	Conc.	Calc Conc.	CPS	Ratio	Det.	RSD	%RE
1	☐	1.000		3022010.39		A	1.1	
2	☐	1.000		2985995.14		A	1.0	
3	☐	1.000		2981112.52		A	0.7	
4	☐	1.000		3061192.96		A	1.7	
5	☐	1.000		3119369.68		A	1.5	
6	☐	1.000		3165814.27		A	1.2	
7	☐	1.000		3089343.14		A	2.8	
8	☐	1.000		3137053.29		A	3.0	
9	☐	1.000		3155914.45		A	1.9	
10	☐	1.000						
11	☐	1.000		3021921.89		A	2.5	

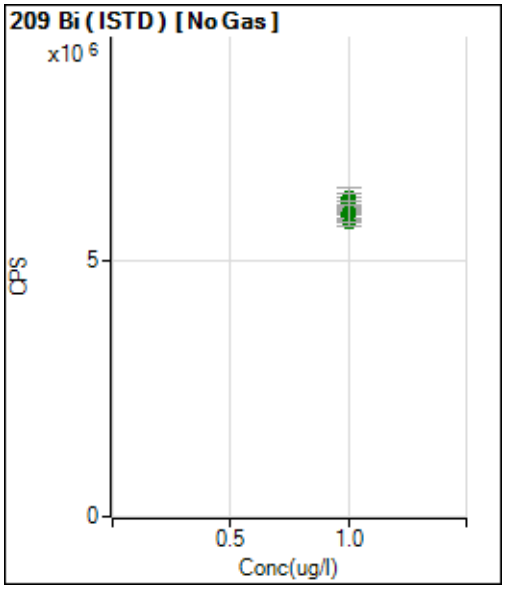

	Rjct	Conc.	Calc Conc.	CPS	Ratio	Det.	RSD	%RE
1	☐	1.000		5867084.52		A	1.2	
2	☐	1.000		5836573.15		A	3.3	
3	☐	1.000		5914297.02		A	3.5	
4	☐	1.000		5988047.44		A	2.1	
5	☐	1.000		6111533.89		A	3.5	
6	☐	1.000		6235597.07		A	5.9	
7	☐	1.000		6188000.27		A	3.5	
8	☐	1.000		5878849.66		A	2.9	
9	☐	1.000		5730996.52		A	2.6	
10	☐	1.000						
11	☐	1.000		5948700.21		A	7.0	

Calibration for 044ARef.d

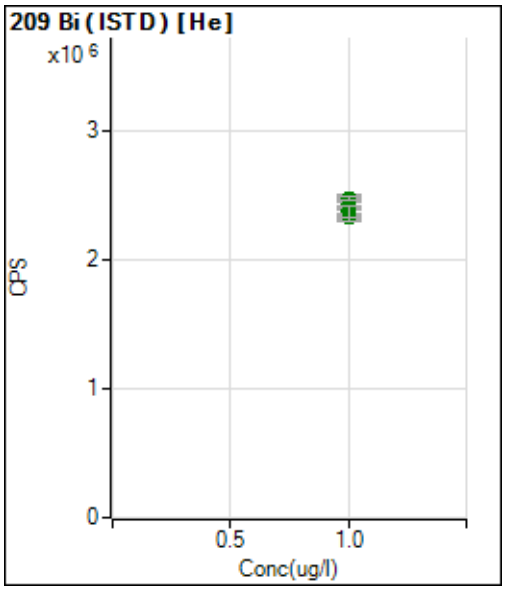

	Rjct	Conc.	Calc Conc.	CPS	Ratio	Det.	RSD	%RE
1	☐	1.000		2423790.96		A	2.3	
2	☐	1.000		2431799.90		A	3.9	
3	☐	1.000		2339905.81		A	2.2	
4	☐	1.000		2447913.31		A	4.4	
5	☐	1.000		2479088.66		A	1.8	
6	☐	1.000		2476181.33		A	1.6	
7	☐	1.000		2395250.20		A	0.9	
8	☐	1.000		2391908.87		A	2.3	
9	☐	1.000		2326318.80		A	2.1	
10	☐	1.000						
11	☐	1.000		2373401.69		A	4.0	

ICPMS207-B Analytical Data

Sample Name	Rinse
File Name	001BLKV.d
Data Path Name	D:\Agilent\ICPMH\1\DATA\220218BDoD.b
Acq Time	2022-02-18 12:08:50
Sample Type	BlkVrfy
Total Dilution	1.0000
Comment	ICPMS-6020-W-D
Operator	CAR/SRH/JPV/AEM
Method	SW6020/SW6020B

Name	Mass	ISTD	Tune Step	Tune Mode	Conc.	Units	CPS
Li	7	45	1	No Gas		ug/l	28785.99
Be	9	45	1	No Gas		ug/l	587.23
B	11	45	1	No Gas		ug/l	4727.98
Na	23	45	3	He		ug/l	136280.85
Mg	24	45	3	He		ug/l	1177.71
Al	27	45	1	No Gas		ug/l	21546.63
Si	28	45	2	H2		ug/l	12984.21
K	39	72	3	He		ug/l	139245.42
Ca	40	72	2	H2		ug/l	188225.97
Ti	47	72	1	No Gas		ug/l	670.69
V	51	72	1	No Gas		ug/l	-12522.69
V	51	72	3	He		ug/l	11463.42
Cr	52	72	1	No Gas		ug/l	64327.11
Cr	52	72	3	He		ug/l	1040.04
Mn	55	72	1	No Gas		ug/l	7274.08
Mn	55	72	3	He		ug/l	143.64
Fe	56	72	2	H2		ug/l	8551.12
Fe	56	72	3	He		ug/l	5186.15
Co	59	72	1	No Gas		ug/l	758.52
Ni	60	72	1	No Gas		ug/l	2455.34
Ni	60	72	3	He		ug/l	133.34
Cu	63	72	1	No Gas		ug/l	27323.70
Cu	63	72	3	He		ug/l	4030.76
Cu	65	72	1	No Gas		ug/l	6289.22
Zn	66	72	1	No Gas		ug/l	32901.00
Zn	66	72	3	He		ug/l	6188.03
As	75	72	1	No Gas		ug/l	14196.37
As	75	72	3	He		ug/l	425.13
Se	78	72	2	H2		ug/l	43.45
Br	79	72	1	No Gas		ug/l	5826.30
Br	79	72	2	H2		ug/l	3137.47
Se	82	72	1	No Gas		ug/l	726.88
Kr	84	72	1	No Gas		ug/l	21360.30
Sr	88	72	1	No Gas		ug/l	1127.84
Sr	88	72	3	He		ug/l	408.90
Mo	95	115	1	No Gas		ug/l	47.78
Mo	95	115	3	He		ug/l	10.00
Mo	98	115	1	No Gas		ug/l	132.99
Ag	107	115	1	No Gas		ug/l	1349.94
Ag	109	115	1	No Gas		ug/l	1399.97
Cd	111	115	1	No Gas		ug/l	-12.79

ICPMS207-B Analytical Data

Name	Mass	ISTD	Tune Step	Tune Mode	Conc.	Units	CPS
Cd	111	115	3	He		ug/l	22.78
Cd	114	115	1	No Gas		ug/l	-52.75
Cd	114	115	3	He		ug/l	52.37
Sn	118	115	1	No Gas		ug/l	1097.87
Sn	118	115	3	He		ug/l	274.45
Sb	121	115	1	No Gas		ug/l	336.37
Sb	121	115	3	He		ug/l	94.68
Sb	123	115	1	No Gas		ug/l	266.36
Sb	123	115	3	He		ug/l	67.34
Ba	135	115	1	No Gas		ug/l	53.23
Ba	137	115	1	No Gas		ug/l	99.80
La	139	115	3	He		ug/l	7.78
Ce	140	115	3	He		ug/l	16.67
Hg	201	209	1	No Gas		ug/l	214.63
Hg	202	209	1	No Gas		ug/l	465.58
Hg	202	209	3	He		ug/l	175.30
Tl	203	209	3	He		ug/l	758.33
Tl	205	209	1	No Gas		ug/l	5757.95
Tl	205	209	3	He		ug/l	1761.50
[Pb]	206	209	1	No Gas		ug/l	2369.12
[Pb]	207	209	1	No Gas		ug/l	2041.28
Pb	208	209	1	No Gas		ug/l	9432.49
Th	232	209	3	He		ug/l	158.06
U	238	209	1	No Gas		ug/l	25.33

Name	Mass	Tune Step	Tune Mode	CPS	ISTD Recovery %
Sc	45	1	No Gas	4999855.68	
Sc	45	2	H2	2652506.32	
Sc	45	3	He	318696.45	
Ge	72	1	No Gas	1205691.75	
Ge	72	2	H2	848632.44	
Ge	72	3	He	187404.11	
In	115	1	No Gas	8416787.17	
In	115	3	He	1853303.92	
Tb	159	1	No Gas	9769282.79	
Tb	159	3	He	4012981.51	
Ho	165	1	No Gas	9368322.99	
Ho	165	3	He	3968250.40	
Lu	175	1	No Gas	9254143.71	
Lu	175	3	He	3333394.37	
Bi	209	1	No Gas	6853485.19	
Bi	209	3	He	2656857.94	

ICPMS207-B Analytical Data

Sample Name	Rinse
File Name	002BLKV.d
Data Path Name	D:\Agilent\ICPMH\1\DATA\220218BDoD.b
Acq Time	2022-02-18 12:15:02
Sample Type	BlkVrfy
Total Dilution	1.0000
Comment	ICPMS-6020-W-D
Operator	CAR/SRH/JPV/AEM
Method	SW6020/SW6020B

Name	Mass	ISTD	Tune Step	Tune Mode	Conc.	Units	CPS
Li	7	45	1	No Gas		ug/l	22299.88
Be	9	45	1	No Gas		ug/l	392.26
B	11	45	1	No Gas		ug/l	2725.35
Na	23	45	3	He		ug/l	117106.94
Mg	24	45	3	He		ug/l	1167.73
Al	27	45	1	No Gas		ug/l	16664.97
Si	28	45	2	H2		ug/l	11476.34
K	39	72	3	He		ug/l	121302.88
Ca	40	72	2	H2		ug/l	173747.95
Ti	47	72	1	No Gas		ug/l	423.77
V	51	72	1	No Gas		ug/l	9533.28
V	51	72	3	He		ug/l	10033.50
Cr	52	72	1	No Gas		ug/l	51731.89
Cr	52	72	3	He		ug/l	1146.72
Mn	55	72	1	No Gas		ug/l	5766.41
Mn	55	72	3	He		ug/l	105.65
Fe	56	72	2	H2		ug/l	7382.65
Fe	56	72	3	He		ug/l	4864.03
Co	59	72	1	No Gas		ug/l	562.23
Ni	60	72	1	No Gas		ug/l	1646.83
Ni	60	72	3	He		ug/l	108.89
Cu	63	72	1	No Gas		ug/l	16255.54
Cu	63	72	3	He		ug/l	2875.71
Cu	65	72	1	No Gas		ug/l	4248.33
Zn	66	72	1	No Gas		ug/l	12340.20
Zn	66	72	3	He		ug/l	3024.77
As	75	72	1	No Gas		ug/l	20577.38
As	75	72	3	He		ug/l	369.20
Se	78	72	2	H2		ug/l	35.00
Br	79	72	1	No Gas		ug/l	7587.02
Br	79	72	2	H2		ug/l	4015.94
Se	82	72	1	No Gas		ug/l	631.28
Kr	84	72	1	No Gas		ug/l	19094.88
Sr	88	72	1	No Gas		ug/l	901.60
Sr	88	72	3	He		ug/l	417.79
Mo	95	115	1	No Gas		ug/l	24.44
Mo	95	115	3	He		ug/l	14.44
Mo	98	115	1	No Gas		ug/l	83.27
Ag	107	115	1	No Gas		ug/l	1188.53
Ag	109	115	1	No Gas		ug/l	1110.49
Cd	111	115	1	No Gas		ug/l	26.81

ICPMS207-B Analytical Data

Name	Mass	ISTD	Tune Step	Tune Mode	Conc.	Units	CPS
Cd	111	115	3	He		ug/l	14.67
Cd	114	115	1	No Gas		ug/l	-73.07
Cd	114	115	3	He		ug/l	33.96
Sn	118	115	1	No Gas		ug/l	815.08
Sn	118	115	3	He		ug/l	244.45
Sb	121	115	1	No Gas		ug/l	181.69
Sb	121	115	3	He		ug/l	68.68
Sb	123	115	1	No Gas		ug/l	144.02
Sb	123	115	3	He		ug/l	46.67
Ba	135	115	1	No Gas		ug/l	39.92
Ba	137	115	1	No Gas		ug/l	59.88
La	139	115	3	He		ug/l	5.56
Ce	140	115	3	He		ug/l	10.00
Hg	201	209	1	No Gas		ug/l	99.98
Hg	202	209	1	No Gas		ug/l	212.63
Hg	202	209	3	He		ug/l	108.31
Tl	203	209	3	He		ug/l	459.53
Tl	205	209	1	No Gas		ug/l	2586.94
Tl	205	209	3	He		ug/l	1053.13
[Pb]	206	209	1	No Gas		ug/l	1616.78
[Pb]	207	209	1	No Gas		ug/l	1518.99
Pb	208	209	1	No Gas		ug/l	6776.29
Th	232	209	3	He		ug/l	84.03
U	238	209	1	No Gas		ug/l	12.33

Name	Mass	Tune Step	Tune Mode	CPS	ISTD Recovery %
Sc	45	1	No Gas	4370064.49	
Sc	45	2	H2	2480039.21	
Sc	45	3	He	292201.73	
Ge	72	1	No Gas	1077498.95	
Ge	72	2	H2	826432.34	
Ge	72	3	He	176788.56	
In	115	1	No Gas	6954031.45	
In	115	3	He	1710875.30	
Tb	159	1	No Gas	7742769.16	
Tb	159	3	He	3513690.73	
Ho	165	1	No Gas	7445878.53	
Ho	165	3	He	3382551.13	
Lu	175	1	No Gas	7203542.92	
Lu	175	3	He	2864312.57	
Bi	209	1	No Gas	5329241.21	
Bi	209	3	He	2327031.02	

ICPMS207-B Analytical Data

Sample Name	Rinse
File Name	003BLKV.d
Data Path Name	D:\Agilent\ICPMH\1\DATA\220218BDoD.b
Acq Time	2022-02-18 12:21:15
Sample Type	BlkVrfy
Total Dilution	1.0000
Comment	ICPMS-6020-W-D
Operator	CAR/SRH/JPV/AEM
Method	SW6020/SW6020B

Name	Mass	ISTD	Tune Step	Tune Mode	Conc.	Units	CPS
Li	7	45	1	No Gas		ug/l	22798.81
Be	9	45	1	No Gas		ug/l	445.25
B	11	45	1	No Gas		ug/l	2409.83
Na	23	45	3	He		ug/l	114353.86
Mg	24	45	3	He		ug/l	1244.26
Al	27	45	1	No Gas		ug/l	15828.45
Si	28	45	2	H2		ug/l	10591.33
K	39	72	3	He		ug/l	138254.99
Ca	40	72	2	H2		ug/l	162844.05
Ti	47	72	1	No Gas		ug/l	435.45
V	51	72	1	No Gas		ug/l	-27725.49
V	51	72	3	He		ug/l	12141.75
Cr	52	72	1	No Gas		ug/l	60144.22
Cr	52	72	3	He		ug/l	1100.05
Mn	55	72	1	No Gas		ug/l	6698.25
Mn	55	72	3	He		ug/l	123.64
Fe	56	72	2	H2		ug/l	7130.59
Fe	56	72	3	He		ug/l	5082.68
Co	59	72	1	No Gas		ug/l	602.16
Ni	60	72	1	No Gas		ug/l	1799.89
Ni	60	72	3	He		ug/l	135.56
Cu	63	72	1	No Gas		ug/l	15582.55
Cu	63	72	3	He		ug/l	3150.05
Cu	65	72	1	No Gas		ug/l	4399.77
Zn	66	72	1	No Gas		ug/l	11267.64
Zn	66	72	3	He		ug/l	2726.95
As	75	72	1	No Gas		ug/l	10659.24
As	75	72	3	He		ug/l	446.80
Se	78	72	2	H2		ug/l	32.56
Br	79	72	1	No Gas		ug/l	8126.22
Br	79	72	2	H2		ug/l	4082.50
Se	82	72	1	No Gas		ug/l	759.15
Kr	84	72	1	No Gas		ug/l	20520.55
Sr	88	72	1	No Gas		ug/l	934.87
Sr	88	72	3	He		ug/l	492.24
Mo	95	115	1	No Gas		ug/l	28.89
Mo	95	115	3	He		ug/l	17.78
Mo	98	115	1	No Gas		ug/l	83.27
Ag	107	115	1	No Gas		ug/l	1293.92
Ag	109	115	1	No Gas		ug/l	1164.52
Cd	111	115	1	No Gas		ug/l	17.27

ICPMS207-B Analytical Data

Name	Mass	ISTD	Tune Step	Tune Mode	Conc.	Units	CPS
Cd	111	115	3	He		ug/l	11.22
Cd	114	115	1	No Gas		ug/l	-53.55
Cd	114	115	3	He		ug/l	24.68
Sn	118	115	1	No Gas		ug/l	731.90
Sn	118	115	3	He		ug/l	230.01
Sb	121	115	1	No Gas		ug/l	157.02
Sb	121	115	3	He		ug/l	47.67
Sb	123	115	1	No Gas		ug/l	128.68
Sb	123	115	3	He		ug/l	41.00
Ba	135	115	1	No Gas		ug/l	43.25
Ba	137	115	1	No Gas		ug/l	59.88
La	139	115	3	He		ug/l	7.78
Ce	140	115	3	He		ug/l	13.33
Hg	201	209	1	No Gas		ug/l	96.65
Hg	202	209	1	No Gas		ug/l	222.96
Hg	202	209	3	He		ug/l	104.98
Tl	203	209	3	He		ug/l	330.81
Tl	205	209	1	No Gas		ug/l	1896.82
Tl	205	209	3	He		ug/l	801.68
[Pb]	206	209	1	No Gas		ug/l	1805.69
[Pb]	207	209	1	No Gas		ug/l	1503.43
Pb	208	209	1	No Gas		ug/l	7081.90
Th	232	209	3	He		ug/l	97.37
U	238	209	1	No Gas		ug/l	9.67

Name	Mass	Tune Step	Tune Mode	CPS	ISTD Recovery %
Sc	45	1	No Gas	4720142.47	
Sc	45	2	H2	2497653.59	
Sc	45	3	He	313400.61	
Ge	72	1	No Gas	1204624.30	
Ge	72	2	H2	828106.75	
Ge	72	3	He	186364.19	
In	115	1	No Gas	7809257.09	
In	115	3	He	1834739.34	
Tb	159	1	No Gas	8708155.66	
Tb	159	3	He	3879957.97	
Ho	165	1	No Gas	8535084.73	
Ho	165	3	He	3869287.54	
Lu	175	1	No Gas	8232742.09	
Lu	175	3	He	3279077.17	
Bi	209	1	No Gas	6065099.87	
Bi	209	3	He	2571656.95	

ICPMS207-B Analytical Data

Sample Name	Rinse
File Name	004BLKV.d
Data Path Name	D:\Agilent\ICPMH\1\DATA\220218BDoD.b
Acq Time	2022-02-18 12:27:28
Sample Type	BlkVrfy
Total Dilution	1.0000
Comment	ICPMS-6020-W-D
Operator	CAR/SRH/JPV/AEM
Method	SW6020/SW6020B

Name	Mass	ISTD	Tune Step	Tune Mode	Conc.	Units	CPS
Li	7	45	1	No Gas		ug/l	23926.35
Be	9	45	1	No Gas		ug/l	492.24
B	11	45	1	No Gas		ug/l	2186.37
Na	23	45	3	He		ug/l	109488.05
Mg	24	45	3	He		ug/l	1201.00
Al	27	45	1	No Gas		ug/l	15335.71
Si	28	45	2	H2		ug/l	10545.29
K	39	72	3	He		ug/l	141979.01
Ca	40	72	2	H2		ug/l	158037.72
Ti	47	72	1	No Gas		ug/l	423.77
V	51	72	1	No Gas		ug/l	-33509.73
V	51	72	3	He		ug/l	12886.82
Cr	52	72	1	No Gas		ug/l	67524.89
Cr	52	72	3	He		ug/l	1110.05
Mn	55	72	1	No Gas		ug/l	6951.26
Mn	55	72	3	He		ug/l	168.99
Fe	56	72	2	H2		ug/l	7205.71
Fe	56	72	3	He		ug/l	5172.80
Co	59	72	1	No Gas		ug/l	562.23
Ni	60	72	1	No Gas		ug/l	1813.19
Ni	60	72	3	He		ug/l	96.67
Cu	63	72	1	No Gas		ug/l	15139.89
Cu	63	72	3	He		ug/l	3038.04
Cu	65	72	1	No Gas		ug/l	4550.54
Zn	66	72	1	No Gas		ug/l	10704.93
Zn	66	72	3	He		ug/l	2590.25
As	75	72	1	No Gas		ug/l	21770.37
As	75	72	3	He		ug/l	459.47
Se	78	72	2	H2		ug/l	32.33
Br	79	72	1	No Gas		ug/l	8349.25
Br	79	72	2	H2		ug/l	4545.04
Se	82	72	1	No Gas		ug/l	777.55
Kr	84	72	1	No Gas		ug/l	20823.72
Sr	88	72	1	No Gas		ug/l	931.53
Sr	88	72	3	He		ug/l	372.23
Mo	95	115	1	No Gas		ug/l	24.44
Mo	95	115	3	He		ug/l	7.78
Mo	98	115	1	No Gas		ug/l	92.36
Ag	107	115	1	No Gas		ug/l	1314.59
Ag	109	115	1	No Gas		ug/l	1209.87
Cd	111	115	1	No Gas		ug/l	-13.84

ICPMS207-B Analytical Data

Name	Mass	ISTD	Tune Step	Tune Mode	Conc.	Units	CPS
Cd	111	115	3	He		ug/l	10.22
Cd	114	115	1	No Gas		ug/l	-79.38
Cd	114	115	3	He		ug/l	21.64
Sn	118	115	1	No Gas		ug/l	841.70
Sn	118	115	3	He		ug/l	288.90
Sb	121	115	1	No Gas		ug/l	131.68
Sb	121	115	3	He		ug/l	56.01
Sb	123	115	1	No Gas		ug/l	117.01
Sb	123	115	3	He		ug/l	39.67
Ba	135	115	1	No Gas		ug/l	26.61
Ba	137	115	1	No Gas		ug/l	73.19
La	139	115	3	He		ug/l	7.78
Ce	140	115	3	He		ug/l	6.67
Hg	201	209	1	No Gas		ug/l	74.32
Hg	202	209	1	No Gas		ug/l	177.97
Hg	202	209	3	He		ug/l	78.32
Tl	203	209	3	He		ug/l	291.46
Tl	205	209	1	No Gas		ug/l	1443.42
Tl	205	209	3	He		ug/l	714.31
[Pb]	206	209	1	No Gas		ug/l	1767.91
[Pb]	207	209	1	No Gas		ug/l	1393.42
Pb	208	209	1	No Gas		ug/l	6906.33
Th	232	209	3	He		ug/l	106.04
U	238	209	1	No Gas		ug/l	10.67

Name	Mass	Tune Step	Tune Mode	CPS	ISTD Recovery %
Sc	45	1	No Gas	4568928.25	
Sc	45	2	H2	2420853.66	
Sc	45	3	He	309027.26	
Ge	72	1	No Gas	1104715.45	
Ge	72	2	H2	797521.23	
Ge	72	3	He	182803.13	
In	115	1	No Gas	7304188.16	
In	115	3	He	1800872.70	
Tb	159	1	No Gas	8654611.13	
Tb	159	3	He	3905214.06	
Ho	165	1	No Gas	8449453.01	
Ho	165	3	He	3842140.63	
Lu	175	1	No Gas	8186627.69	
Lu	175	3	He	3273283.82	
Bi	209	1	No Gas	6118523.56	
Bi	209	3	He	2587795.28	

ICPMS207-B Analytical Data

Sample Name	Rinse
File Name	005BLKV.d
Data Path Name	D:\Agilent\ICPMH\1\DATA\220218BDoD.b
Acq Time	2022-02-18 12:33:41
Sample Type	BlkVrfy
Total Dilution	1.0000
Comment	ICPMS-6020-W-D
Operator	CAR/SRH/JPV/AEM
Method	SW6020/SW6020B

Name	Mass	ISTD	Tune Step	Tune Mode	Conc.	Units	CPS
Li	7	45	1	No Gas		ug/l	21900.48
Be	9	45	1	No Gas		ug/l	443.59
B	11	45	1	No Gas		ug/l	2226.40
Na	23	45	3	He		ug/l	105023.42
Mg	24	45	3	He		ug/l	1364.02
Al	27	45	1	No Gas		ug/l	15042.18
Si	28	45	2	H2		ug/l	10831.60
K	39	72	3	He		ug/l	139663.35
Ca	40	72	2	H2		ug/l	152569.17
Ti	47	72	1	No Gas		ug/l	398.74
V	51	72	1	No Gas		ug/l	51809.13
V	51	72	3	He		ug/l	13124.78
Cr	52	72	1	No Gas		ug/l	70041.41
Cr	52	72	3	He		ug/l	1051.16
Mn	55	72	1	No Gas		ug/l	6967.84
Mn	55	72	3	He		ug/l	112.31
Fe	56	72	2	H2		ug/l	7270.80
Fe	56	72	3	He		ug/l	5005.92
Co	59	72	1	No Gas		ug/l	605.48
Ni	60	72	1	No Gas		ug/l	1839.81
Ni	60	72	3	He		ug/l	122.22
Cu	63	72	1	No Gas		ug/l	14031.02
Cu	63	72	3	He		ug/l	2985.71
Cu	65	72	1	No Gas		ug/l	4387.10
Zn	66	72	1	No Gas		ug/l	10645.08
Zn	66	72	3	He		ug/l	2731.38
As	75	72	1	No Gas		ug/l	10111.76
As	75	72	3	He		ug/l	462.60
Se	78	72	2	H2		ug/l	28.11
Br	79	72	1	No Gas		ug/l	8838.56
Br	79	72	2	H2		ug/l	4654.86
Se	82	72	1	No Gas		ug/l	643.14
Kr	84	72	1	No Gas		ug/l	20334.10
Sr	88	72	1	No Gas		ug/l	1024.70
Sr	88	72	3	He		ug/l	413.35
Mo	95	115	1	No Gas		ug/l	31.11
Mo	95	115	3	He		ug/l	13.33
Mo	98	115	1	No Gas		ug/l	88.20
Ag	107	115	1	No Gas		ug/l	1293.92
Ag	109	115	1	No Gas		ug/l	1168.52
Cd	111	115	1	No Gas		ug/l	18.67

ICPMS207-B Analytical Data

Name	Mass	ISTD	Tune Step	Tune Mode	Conc.	Units	CPS
Cd	111	115	3	He		ug/l	8.89
Cd	114	115	1	No Gas		ug/l	-95.88
Cd	114	115	3	He		ug/l	17.39
Sn	118	115	1	No Gas		ug/l	931.52
Sn	118	115	3	He		ug/l	261.12
Sb	121	115	1	No Gas		ug/l	157.69
Sb	121	115	3	He		ug/l	48.34
Sb	123	115	1	No Gas		ug/l	115.34
Sb	123	115	3	He		ug/l	34.00
Ba	135	115	1	No Gas		ug/l	26.61
Ba	137	115	1	No Gas		ug/l	59.88
La	139	115	3	He		ug/l	11.11
Ce	140	115	3	He		ug/l	12.22
Hg	201	209	1	No Gas		ug/l	89.32
Hg	202	209	1	No Gas		ug/l	201.63
Hg	202	209	3	He		ug/l	106.65
Tl	203	209	3	He		ug/l	250.10
Tl	205	209	1	No Gas		ug/l	1398.97
Tl	205	209	3	He		ug/l	640.94
[Pb]	206	209	1	No Gas		ug/l	1633.44
[Pb]	207	209	1	No Gas		ug/l	1410.08
Pb	208	209	1	No Gas		ug/l	6439.54
Th	232	209	3	He		ug/l	88.70
U	238	209	1	No Gas		ug/l	10.67

Name	Mass	Tune Step	Tune Mode	CPS	ISTD Recovery %
Sc	45	1	No Gas	4919898.30	
Sc	45	2	H2	2407282.34	
Sc	45	3	He	312068.31	
Ge	72	1	No Gas	1201498.17	
Ge	72	2	H2	814760.41	
Ge	72	3	He	185603.61	
In	115	1	No Gas	7935084.42	
In	115	3	He	1818744.47	
Tb	159	1	No Gas	9172781.26	
Tb	159	3	He	4004535.70	
Ho	165	1	No Gas	8959160.15	
Ho	165	3	He	4011730.63	
Lu	175	1	No Gas	8762002.42	
Lu	175	3	He	3339323.19	
Bi	209	1	No Gas	6538927.85	
Bi	209	3	He	2575292.80	

ICPMS207-B Analytical Data

Sample Name	Rinse
File Name	006BLKV.d
Data Path Name	D:\Agilent\ICPMH\1\DATA\220218BDoD.b
Acq Time	2022-02-18 12:40:02
Sample Type	BlkVrfy
Total Dilution	1.0000
Comment	ICPMS-6020-W-D
Operator	CAR/SRH/JPV/AEM
Method	SW6020/SW6020B

Name	Mass	ISTD	Tune Step	Tune Mode	Conc.	Units	CPS
Li	7	45	1	No Gas		ug/l	20922.04
Be	9	45	1	No Gas		ug/l	386.26
B	11	45	1	No Gas		ug/l	1746.14
Na	23	45	3	He		ug/l	102641.53
Mg	24	45	3	He		ug/l	1280.85
Al	27	45	1	No Gas		ug/l	14504.93
Si	28	45	2	H2		ug/l	10264.31
K	39	72	3	He		ug/l	135341.72
Ca	40	72	2	H2		ug/l	156059.45
Ti	47	72	1	No Gas		ug/l	377.05
V	51	72	1	No Gas		ug/l	17707.47
V	51	72	3	He		ug/l	12772.27
Cr	52	72	1	No Gas		ug/l	67474.65
Cr	52	72	3	He		ug/l	1107.83
Mn	55	72	1	No Gas		ug/l	6455.31
Mn	55	72	3	He		ug/l	107.31
Fe	56	72	2	H2		ug/l	7175.67
Fe	56	72	3	He		ug/l	5369.74
Co	59	72	1	No Gas		ug/l	555.58
Ni	60	72	1	No Gas		ug/l	1736.67
Ni	60	72	3	He		ug/l	85.55
Cu	63	72	1	No Gas		ug/l	12558.42
Cu	63	72	3	He		ug/l	2773.04
Cu	65	72	1	No Gas		ug/l	4098.90
Zn	66	72	1	No Gas		ug/l	10565.26
Zn	66	72	3	He		ug/l	2604.70
As	75	72	1	No Gas		ug/l	18639.08
As	75	72	3	He		ug/l	438.40
Se	78	72	2	H2		ug/l	30.67
Br	79	72	1	No Gas		ug/l	8658.81
Br	79	72	2	H2		ug/l	4731.41
Se	82	72	1	No Gas		ug/l	801.29
Kr	84	72	1	No Gas		ug/l	20111.06
Sr	88	72	1	No Gas		ug/l	1001.41
Sr	88	72	3	He		ug/l	410.01
Mo	95	115	1	No Gas		ug/l	34.45
Mo	95	115	3	He		ug/l	10.00
Mo	98	115	1	No Gas		ug/l	100.91
Ag	107	115	1	No Gas		ug/l	1259.23
Ag	109	115	1	No Gas		ug/l	1197.87
Cd	111	115	1	No Gas		ug/l	-21.58

ICPMS207-B Analytical Data

Name	Mass	ISTD	Tune Step	Tune Mode	Conc.	Units	CPS
Cd	111	115	3	He		ug/l	7.00
Cd	114	115	1	No Gas		ug/l	-82.25
Cd	114	115	3	He		ug/l	18.64
Sn	118	115	1	No Gas		ug/l	848.35
Sn	118	115	3	He		ug/l	223.34
Sb	121	115	1	No Gas		ug/l	137.35
Sb	121	115	3	He		ug/l	47.67
Sb	123	115	1	No Gas		ug/l	109.01
Sb	123	115	3	He		ug/l	38.67
Ba	135	115	1	No Gas		ug/l	26.61
Ba	137	115	1	No Gas		ug/l	69.86
La	139	115	3	He		ug/l	5.56
Ce	140	115	3	He		ug/l	15.56
Hg	201	209	1	No Gas		ug/l	66.99
Hg	202	209	1	No Gas		ug/l	190.96
Hg	202	209	3	He		ug/l	77.32
Tl	203	209	3	He		ug/l	187.41
Tl	205	209	1	No Gas		ug/l	1046.72
Tl	205	209	3	He		ug/l	501.55
[Pb]	206	209	1	No Gas		ug/l	1573.44
[Pb]	207	209	1	No Gas		ug/l	1292.29
Pb	208	209	1	No Gas		ug/l	6051.69
Th	232	209	3	He		ug/l	84.70
U	238	209	1	No Gas		ug/l	12.33

Name	Mass	Tune Step	Tune Mode	CPS	ISTD Recovery %
Sc	45	1	No Gas	4671690.88	
Sc	45	2	H2	2310136.34	
Sc	45	3	He	305724.03	
Ge	72	1	No Gas	1142446.74	
Ge	72	2	H2	783147.17	
Ge	72	3	He	185104.02	
In	115	1	No Gas	7568929.57	
In	115	3	He	1783190.57	
Tb	159	1	No Gas	8719016.31	
Tb	159	3	He	3855004.45	
Ho	165	1	No Gas	8529450.19	
Ho	165	3	He	3672712.84	
Lu	175	1	No Gas	8268255.26	
Lu	175	3	He	3096588.12	
Bi	209	1	No Gas	6154073.94	
Bi	209	3	He	2493371.28	

ICPMS207-B Analytical Data

Sample Name	Rinse
File Name	007BLKV.d
Data Path Name	D:\Agilent\ICPMH\1\DATA\220218BDoD.b
Acq Time	2022-02-18 12:46:15
Sample Type	BlkVrfy
Total Dilution	1.0000
Comment	ICPMS-6020-W-D
Operator	CAR/SRH/JPV/AEM
Method	SW6020/SW6020B

Name	Mass	ISTD	Tune Step	Tune Mode	Conc.	Units	CPS
Li	7	45	1	No Gas		ug/l	19247.19
Be	9	45	1	No Gas		ug/l	352.27
B	11	45	1	No Gas		ug/l	1690.78
Na	23	45	3	He		ug/l	99394.37
Mg	24	45	3	He		ug/l	1257.56
Al	27	45	1	No Gas		ug/l	14090.05
Si	28	45	2	H2		ug/l	10816.26
K	39	72	3	He		ug/l	129358.98
Ca	40	72	2	H2		ug/l	157566.64
Ti	47	72	1	No Gas		ug/l	345.35
V	51	72	1	No Gas		ug/l	-33573.03
V	51	72	3	He		ug/l	12087.26
Cr	52	72	1	No Gas		ug/l	63845.25
Cr	52	72	3	He		ug/l	1154.50
Mn	55	72	1	No Gas		ug/l	6195.71
Mn	55	72	3	He		ug/l	96.98
Fe	56	72	2	H2		ug/l	6977.03
Fe	56	72	3	He		ug/l	5309.65
Co	59	72	1	No Gas		ug/l	628.77
Ni	60	72	1	No Gas		ug/l	1630.19
Ni	60	72	3	He		ug/l	112.23
Cu	63	72	1	No Gas		ug/l	11330.93
Cu	63	72	3	He		ug/l	2738.04
Cu	65	72	1	No Gas		ug/l	3950.13
Zn	66	72	1	No Gas		ug/l	11018.02
Zn	66	72	3	He		ug/l	2578.03
As	75	72	1	No Gas		ug/l	16400.13
As	75	72	3	He		ug/l	415.60
Se	78	72	2	H2		ug/l	29.00
Br	79	72	1	No Gas		ug/l	8722.03
Br	79	72	2	H2		ug/l	4578.34
Se	82	72	1	No Gas		ug/l	603.80
Kr	84	72	1	No Gas		ug/l	21176.98
Sr	88	72	1	No Gas		ug/l	874.98
Sr	88	72	3	He		ug/l	422.24
Mo	95	115	1	No Gas		ug/l	21.11
Mo	95	115	3	He		ug/l	7.78
Mo	98	115	1	No Gas		ug/l	81.87
Ag	107	115	1	No Gas		ug/l	1217.88
Ag	109	115	1	No Gas		ug/l	1165.19
Cd	111	115	1	No Gas		ug/l	-18.49

ICPMS207-B Analytical Data

Name	Mass	ISTD	Tune Step	Tune Mode	Conc.	Units	CPS
Cd	111	115	3	He		ug/l	7.00
Cd	114	115	1	No Gas		ug/l	-141.89
Cd	114	115	3	He		ug/l	12.83
Sn	118	115	1	No Gas		ug/l	835.04
Sn	118	115	3	He		ug/l	248.89
Sb	121	115	1	No Gas		ug/l	151.69
Sb	121	115	3	He		ug/l	53.34
Sb	123	115	1	No Gas		ug/l	121.34
Sb	123	115	3	He		ug/l	35.00
Ba	135	115	1	No Gas		ug/l	19.96
Ba	137	115	1	No Gas		ug/l	49.90
La	139	115	3	He		ug/l	4.45
Ce	140	115	3	He		ug/l	14.44
Hg	201	209	1	No Gas		ug/l	76.98
Hg	202	209	1	No Gas		ug/l	178.97
Hg	202	209	3	He		ug/l	85.65
Tl	203	209	3	He		ug/l	202.75
Tl	205	209	1	No Gas		ug/l	1041.16
Tl	205	209	3	He		ug/l	473.53
[Pb]	206	209	1	No Gas		ug/l	1346.75
[Pb]	207	209	1	No Gas		ug/l	1212.29
Pb	208	209	1	No Gas		ug/l	5427.14
Th	232	209	3	He		ug/l	54.69
U	238	209	1	No Gas		ug/l	14.67

Name	Mass	Tune Step	Tune Mode	CPS	ISTD Recovery %
Sc	45	1	No Gas	4402640.87	
Sc	45	2	H2	2408707.99	
Sc	45	3	He	302421.08	
Ge	72	1	No Gas	1088793.05	
Ge	72	2	H2	820587.61	
Ge	72	3	He	180281.25	
In	115	1	No Gas	7271736.25	
In	115	3	He	1761690.88	
Tb	159	1	No Gas	7885059.05	
Tb	159	3	He	3791290.69	
Ho	165	1	No Gas	7992659.57	
Ho	165	3	He	3706411.49	
Lu	175	1	No Gas	7897878.43	
Lu	175	3	He	3045196.29	
Bi	209	1	No Gas	5641787.44	
Bi	209	3	He	2534811.66	

ICPMS207-B Analytical Data

Sample Name	Rinse
File Name	008BLKV.d
Data Path Name	D:\Agilent\ICPMH\1\DATA\220218BDoD.b
Acq Time	2022-02-18 12:52:29
Sample Type	BlkVrfy
Total Dilution	1.0000
Comment	ICPMS-6020-W-D
Operator	CAR/SRH/JPV/AEM
Method	SW6020/SW6020B

Name	Mass	ISTD	Tune Step	Tune Mode	Conc.	Units	CPS
Li	7	45	1	No Gas		ug/l	18475.26
Be	9	45	1	No Gas		ug/l	330.94
B	11	45	1	No Gas		ug/l	1331.93
Na	23	45	3	He		ug/l	97550.11
Mg	24	45	3	He		ug/l	1374.01
Al	27	45	1	No Gas		ug/l	13110.24
Si	28	45	2	H2		ug/l	9845.20
K	39	72	3	He		ug/l	127559.92
Ca	40	72	2	H2		ug/l	156756.18
Ti	47	72	1	No Gas		ug/l	395.40
V	51	72	1	No Gas		ug/l	4683.23
V	51	72	3	He		ug/l	12555.43
Cr	52	72	1	No Gas		ug/l	62285.03
Cr	52	72	3	He		ug/l	1086.72
Mn	55	72	1	No Gas		ug/l	6165.77
Mn	55	72	3	He		ug/l	101.98
Fe	56	72	2	H2		ug/l	7152.29
Fe	56	72	3	He		ug/l	5207.84
Co	59	72	1	No Gas		ug/l	555.58
Ni	60	72	1	No Gas		ug/l	1527.07
Ni	60	72	3	He		ug/l	81.11
Cu	63	72	1	No Gas		ug/l	10481.96
Cu	63	72	3	He		ug/l	2570.72
Cu	65	72	1	No Gas		ug/l	3739.99
Zn	66	72	1	No Gas		ug/l	10125.86
Zn	66	72	3	He		ug/l	2508.01
As	75	72	1	No Gas		ug/l	12696.71
As	75	72	3	He		ug/l	433.53
Se	78	72	2	H2		ug/l	30.22
Br	79	72	1	No Gas		ug/l	9847.15
Br	79	72	2	H2		ug/l	5307.15
Se	82	72	1	No Gas		ug/l	619.67
Kr	84	72	1	No Gas		ug/l	19994.33
Sr	88	72	1	No Gas		ug/l	931.55
Sr	88	72	3	He		ug/l	396.68
Mo	95	115	1	No Gas		ug/l	20.00
Mo	95	115	3	He		ug/l	12.22
Mo	98	115	1	No Gas		ug/l	65.83
Ag	107	115	1	No Gas		ug/l	1246.56
Ag	109	115	1	No Gas		ug/l	1211.87
Cd	111	115	1	No Gas		ug/l	53.49

ICPMS207-B Analytical Data

Name	Mass	ISTD	Tune Step	Tune Mode	Conc.	Units	CPS
Cd	111	115	3	He		ug/l	8.66
Cd	114	115	1	No Gas		ug/l	-46.89
Cd	114	115	3	He		ug/l	12.23
Sn	118	115	1	No Gas		ug/l	775.16
Sn	118	115	3	He		ug/l	246.67
Sb	121	115	1	No Gas		ug/l	124.01
Sb	121	115	3	He		ug/l	35.33
Sb	123	115	1	No Gas		ug/l	103.34
Sb	123	115	3	He		ug/l	30.33
Ba	135	115	1	No Gas		ug/l	46.57
Ba	137	115	1	No Gas		ug/l	46.57
La	139	115	3	He		ug/l	3.33
Ce	140	115	3	He		ug/l	5.56
Hg	201	209	1	No Gas		ug/l	72.65
Hg	202	209	1	No Gas		ug/l	183.97
Hg	202	209	3	He		ug/l	83.98
Tl	203	209	3	He		ug/l	189.41
Tl	205	209	1	No Gas		ug/l	911.15
Tl	205	209	3	He		ug/l	444.19
[Pb]	206	209	1	No Gas		ug/l	1331.19
[Pb]	207	209	1	No Gas		ug/l	1102.28
Pb	208	209	1	No Gas		ug/l	5197.10
Th	232	209	3	He		ug/l	73.36
U	238	209	1	No Gas		ug/l	17.00

Name	Mass	Tune Step	Tune Mode	CPS	ISTD Recovery %
Sc	45	1	No Gas	4673327.11	
Sc	45	2	H2	2396835.54	
Sc	45	3	He	297406.52	
Ge	72	1	No Gas	1131690.42	
Ge	72	2	H2	809680.83	
Ge	72	3	He	174628.65	
In	115	1	No Gas	7509054.66	
In	115	3	He	1733994.01	
Tb	159	1	No Gas	8506534.73	
Tb	159	3	He	3738557.57	
Ho	165	1	No Gas	8533929.78	
Ho	165	3	He	3694066.25	
Lu	175	1	No Gas	8252134.55	
Lu	175	3	He	3080079.55	
Bi	209	1	No Gas	5858226.38	
Bi	209	3	He	2429273.41	

ICPMS207-B Analytical Data

Sample Name	Cal Blk
File Name	009CALB.d
Data Path Name	D:\Agilent\ICPMH\1\DATA\220218BDoD.b
Acq Time	2022-02-18 12:58:43
Sample Type	CalBlk
Total Dilution	1.0000
Comment	ICPMS-6020-W-D
Operator	CAR/SRH/JPV/AEM
Method	SW6020/SW6020B

Name	Mass	ISTD	Tune Step	Tune Mode	Conc.	Units	CPS
Li	7	45	1	No Gas	0.000	ug/l	18624.17
Be	9	45	1	No Gas	0.000	ug/l	333.94
B	11	45	1	No Gas	0.000	ug/l	1597.42
Na	23	45	3	He	0.000	ug/l	95823.55
Mg	24	45	3	He	0.000	ug/l	1347.39
Al	27	45	1	No Gas	0.000	ug/l	14237.91
Si	28	45	2	H2	0.000	ug/l	11414.27
K	39	72	3	He	0.000	ug/l	130601.70
Ca	40	72	2	H2	0.000	ug/l	158314.87
Ti	47	72	1	No Gas	0.000	ug/l	378.72
V	51	72	1	No Gas	0.000	ug/l	-90283.62
V	51	72	3	He	0.000	ug/l	13095.89
Cr	52	72	1	No Gas	0.000	ug/l	66211.58
Cr	52	72	3	He	0.000	ug/l	1118.94
Mn	55	72	1	No Gas	0.000	ug/l	6375.43
Mn	55	72	3	He	0.000	ug/l	96.31
Fe	56	72	2	H2	0.000	ug/l	7399.34
Fe	56	72	3	He	0.000	ug/l	5944.24
Co	59	72	1	No Gas	0.000	ug/l	595.50
Ni	60	72	1	No Gas	0.000	ug/l	1703.39
Ni	60	72	3	He	0.000	ug/l	125.55
Cu	63	72	1	No Gas	0.000	ug/l	10671.51
Cu	63	72	3	He	0.000	ug/l	2719.71
Cu	65	72	1	No Gas	0.000	ug/l	3929.45
Zn	66	72	1	No Gas	0.000	ug/l	11104.57
Zn	66	72	3	He	0.000	ug/l	2696.94
As	75	72	1	No Gas	0.000	ug/l	15808.05
As	75	72	3	He	0.000	ug/l	443.67
Se	78	72	2	H2	0.000	ug/l	31.11
Br	79	72	1	No Gas		ug/l	10203.47
Br	79	72	2	H2		ug/l	5653.26
Se	82	72	1	No Gas	0.000	ug/l	702.75
Kr	84	72	1	No Gas		ug/l	21346.84
Sr	88	72	1	No Gas	0.000	ug/l	928.22
Sr	88	72	3	He	0.000	ug/l	424.46
Mo	95	115	1	No Gas	0.000	ug/l	24.44
Mo	95	115	3	He	0.000	ug/l	12.22
Mo	98	115	1	No Gas	0.000	ug/l	74.24
Ag	107	115	1	No Gas	0.000	ug/l	1298.58
Ag	109	115	1	No Gas	0.000	ug/l	1187.20
Cd	111	115	1	No Gas	0.000	ug/l	17.95

ICPMS207-B Analytical Data

Name	Mass	ISTD	Tune Step	Tune Mode	Conc.	Units	CPS
Cd	111	115	3	He	0.000	ug/l	5.78
Cd	114	115	1	No Gas	0.000	ug/l	-74.89
Cd	114	115	3	He	0.000	ug/l	14.92
Sn	118	115	1	No Gas	0.000	ug/l	775.15
Sn	118	115	3	He	0.000	ug/l	233.34
Sb	121	115	1	No Gas	0.000	ug/l	137.35
Sb	121	115	3	He	0.000	ug/l	53.34
Sb	123	115	1	No Gas	0.000	ug/l	108.68
Sb	123	115	3	He	0.000	ug/l	33.67
Ba	135	115	1	No Gas	0.000	ug/l	33.27
Ba	137	115	1	No Gas	0.000	ug/l	66.53
La	139	115	3	He	0.000	ug/l	13.33
Ce	140	115	3	He	0.000	ug/l	16.67
Hg	201	209	1	No Gas	0.000	ug/l	83.32
Hg	202	209	1	No Gas	0.000	ug/l	184.63
Hg	202	209	3	He	0.000	ug/l	99.65
Tl	203	209	3	He	0.000	ug/l	204.75
Tl	205	209	1	No Gas	0.000	ug/l	938.93
Tl	205	209	3	He	0.000	ug/l	464.20
[Pb]	206	209	1	No Gas	0.000	ug/l	1304.52
[Pb]	207	209	1	No Gas	0.000	ug/l	1145.61
Pb	208	209	1	No Gas	0.000	ug/l	5149.31
Th	232	209	3	He	0.000	ug/l	92.04
U	238	209	1	No Gas	0.000	ug/l	11.67

Name	Mass	Tune Step	Tune Mode	CPS	ISTD Recovery %
Sc	45	1	No Gas	4433810.26	100.0
Sc	45	2	H2	2339500.45	100.0
Sc	45	3	He	306879.26	100.0
Ge	72	1	No Gas	1158815.56	100.0
Ge	72	2	H2	824411.89	100.0
Ge	72	3	He	185953.58	100.0
In	115	1	No Gas	7258932.60	100.0
In	115	3	He	1737000.31	100.0
Tb	159	1	No Gas	9034958.70	100.0
Tb	159	3	He	3732043.45	100.0
Ho	165	1	No Gas	8742400.95	100.0
Ho	165	3	He	3678948.01	100.0
Lu	175	1	No Gas	8167939.42	100.0
Lu	175	3	He	3036867.36	100.0
Bi	209	1	No Gas	5341939.30	100.0
Bi	209	3	He	2343338.36	100.0

ICPMS207-B Analytical Data

Sample Name	0.025 ppb STD
File Name	010CALS.d
Data Path Name	D:\Agilent\ICPMH\1\DATA\220218BDoD.b
Acq Time	2022-02-18 13:05:49
Sample Type	CalStd
Total Dilution	1.0000
Comment	ICPMS-6020B-Cal
Operator	CAR/SRH/JPV/AEM
Method	SW6020/SW6020B

Name	Mass	ISTD	Tune Step	Tune Mode	Conc.	Units	CPS
Li	7	45	1	No Gas	0.166	ug/l	21014.23
Be	9	45	1	No Gas	0.020	ug/l	435.92
B	11	45	1	No Gas	-0.112	ug/l	1390.63
Na	23	45	3	He	6.418	ug/l	98590.22
Mg	24	45	3	He	6.344	ug/l	4352.01
Al	27	45	1	No Gas	0.044	ug/l	15791.70
Si	28	45	2	H2	-0.416	ug/l	10778.88
K	39	72	3	He	12.489	ug/l	133417.39
Ca	40	72	2	H2	7.245	ug/l	209261.46
Ti	47	72	1	No Gas	0.166	ug/l	707.56
V	51	72	1	No Gas	1.194	ug/l	-52113.80
V	51	72	3	He	0.102	ug/l	13145.94
Cr	52	72	1	No Gas	0.141	ug/l	68931.52
Cr	52	72	3	He	0.049	ug/l	1314.51
Mn	55	72	1	No Gas	0.040	ug/l	7523.70
Mn	55	72	3	He	0.027	ug/l	177.97
Fe	56	72	2	H2	0.711	ug/l	18333.26
Fe	56	72	3	He	0.674	ug/l	8586.16
Co	59	72	1	No Gas	0.022	ug/l	1151.10
Ni	60	72	1	No Gas	-0.035	ug/l	1480.48
Ni	60	72	3	He	0.034	ug/l	181.11
Cu	63	72	1	No Gas	0.034	ug/l	11025.24
Cu	63	72	3	He	0.056	ug/l	2903.04
Cu	65	72	1	No Gas	0.050	ug/l	4218.97
Zn	66	72	1	No Gas	0.009	ug/l	11011.36
Zn	66	72	3	He	0.084	ug/l	2710.28
As	75	72	1	No Gas	0.206	ug/l	16876.93
As	75	72	3	He	0.042	ug/l	475.00
Se	78	72	2	H2	0.018	ug/l	41.56
Br	79	72	1	No Gas		ug/l	8795.25
Br	79	72	2	H2		ug/l	4961.03
Se	82	72	1	No Gas	-0.052	ug/l	675.67
Kr	84	72	1	No Gas		ug/l	19827.73
Sr	88	72	1	No Gas	0.026	ug/l	1926.34
Sr	88	72	3	He	0.027	ug/l	537.80
Mo	95	115	1	No Gas	0.024	ug/l	194.45
Mo	95	115	3	He	0.019	ug/l	57.78
Mo	98	115	1	No Gas	0.023	ug/l	332.51
Ag	107	115	1	No Gas	0.008	ug/l	1497.35
Ag	109	115	1	No Gas	0.009	ug/l	1400.63
Cd	111	115	1	No Gas	0.019	ug/l	97.27

ICPMS207-B Analytical Data

Name	Mass	ISTD	Tune Step	Tune Mode	Conc.	Units	CPS
Cd	111	115	3	He	0.026	ug/l	40.56
Cd	114	115	1	No Gas	0.009	ug/l	1.91
Cd	114	115	3	He	-0.024	ug/l	-64.34
Sn	118	115	1	No Gas	5.296	ug/l	167877.17
Sn	118	115	3	He	5.686	ug/l	49512.84
Sb	121	115	1	No Gas	0.024	ug/l	564.40
Sb	121	115	3	He	0.027	ug/l	179.02
Sb	123	115	1	No Gas	0.026	ug/l	464.39
Sb	123	115	3	He	0.026	ug/l	128.01
Ba	135	115	1	No Gas	0.015	ug/l	89.82
Ba	137	115	1	No Gas	0.022	ug/l	202.94
La	139	115	3	He	0.023	ug/l	404.45
Ce	140	115	3	He	0.023	ug/l	420.01
Hg	201	209	1	No Gas	-0.008	ug/l	75.32
Hg	202	209	1	No Gas	-0.004	ug/l	184.30
Hg	202	209	3	He	-0.014	ug/l	74.65
Tl	203	209	3	He	0.020	ug/l	314.13
Tl	205	209	1	No Gas	0.014	ug/l	1453.42
Tl	205	209	3	He	0.016	ug/l	677.63
[Pb]	206	209	1	No Gas	0.006	ug/l	1507.88
[Pb]	207	209	1	No Gas	0.001	ug/l	1277.85
Pb	208	209	1	No Gas	0.004	ug/l	5875.00
Th	232	209	3	He	0.010	ug/l	254.10
U	238	209	1	No Gas	0.022	ug/l	869.52

Name	Mass	Tune Step	Tune Mode	CPS	ISTD Recovery %
Sc	45	1	No Gas	4633196.54	104.5
Sc	45	2	H2	2373209.25	101.4
Sc	45	3	He	298127.69	97.1
Ge	72	1	No Gas	1144250.49	98.7
Ge	72	2	H2	806199.40	97.8
Ge	72	3	He	180843.62	97.3
In	115	1	No Gas	7581020.09	104.4
In	115	3	He	1713872.88	98.7
Tb	159	1	No Gas	8803055.35	97.4
Tb	159	3	He	3759771.43	100.7
Ho	165	1	No Gas	8655729.80	99.0
Ho	165	3	He	3688017.26	100.2
Lu	175	1	No Gas	8204902.48	100.5
Lu	175	3	He	3074835.61	101.3
Bi	209	1	No Gas	5929217.06	111.0
Bi	209	3	He	2384377.42	101.8

ICPMS207-B Analytical Data

Sample Name	0.05 ppb STD
File Name	011CALS.d
Data Path Name	D:\Agilent\ICPMH\1\DATA\220218BDoD.b
Acq Time	2022-02-18 13:12:28
Sample Type	CalStd
Total Dilution	1.0000
Comment	ICPMS-6020B-Cal
Operator	CAR/SRH/JPV/AEM
Method	SW6020/SW6020B

Name	Mass	ISTD	Tune Step	Tune Mode	Conc.	Units	CPS
Li	7	45	1	No Gas	0.494	ug/l	24098.67
Be	9	45	1	No Gas	0.047	ug/l	549.90
B	11	45	1	No Gas	-0.051	ug/l	1544.70
Na	23	45	3	He	5.340	ug/l	103609.06
Mg	24	45	3	He	12.919	ug/l	7959.72
Al	27	45	1	No Gas	0.031	ug/l	15545.90
Si	28	45	2	H2	0.055	ug/l	11507.71
K	39	72	3	He	13.565	ug/l	138770.14
Ca	40	72	2	H2	14.210	ug/l	256699.51
Ti	47	72	1	No Gas	0.068	ug/l	493.84
V	51	72	1	No Gas	2.082	ug/l	-24474.44
V	51	72	3	He	0.225	ug/l	14141.30
Cr	52	72	1	No Gas	0.376	ug/l	72554.47
Cr	52	72	3	He	0.081	ug/l	1511.19
Mn	55	72	1	No Gas	0.081	ug/l	8538.89
Mn	55	72	3	He	0.052	ug/l	267.28
Fe	56	72	2	H2	1.430	ug/l	29002.74
Fe	56	72	3	He	1.234	ug/l	11315.77
Co	59	72	1	No Gas	0.056	ug/l	1992.86
Ni	60	72	1	No Gas	0.024	ug/l	1763.28
Ni	60	72	3	He	0.048	ug/l	212.23
Cu	63	72	1	No Gas	0.045	ug/l	10848.37
Cu	63	72	3	He	0.035	ug/l	2911.04
Cu	65	72	1	No Gas	0.083	ug/l	4309.71
Zn	66	72	1	No Gas	0.112	ug/l	11164.47
Zn	66	72	3	He	-0.039	ug/l	2682.49
As	75	72	1	No Gas	-0.246	ug/l	13599.63
As	75	72	3	He	0.079	ug/l	532.93
Se	78	72	2	H2	0.050	ug/l	60.00
Br	79	72	1	No Gas		ug/l	9211.33
Br	79	72	2	H2		ug/l	5034.24
Se	82	72	1	No Gas	0.381	ug/l	812.35
Kr	84	72	1	No Gas		ug/l	20850.47
Sr	88	72	1	No Gas	0.055	ug/l	2931.16
Sr	88	72	3	He	0.061	ug/l	723.36
Mo	95	115	1	No Gas	0.053	ug/l	393.34
Mo	95	115	3	He	0.063	ug/l	170.00
Mo	98	115	1	No Gas	0.062	ug/l	766.34
Ag	107	115	1	No Gas	0.019	ug/l	1706.79
Ag	109	115	1	No Gas	0.024	ug/l	1662.10
Cd	111	115	1	No Gas	0.049	ug/l	226.60

ICPMS207-B Analytical Data

Name	Mass	ISTD	Tune Step	Tune Mode	Conc.	Units	CPS
Cd	111	115	3	He	0.048	ug/l	75.44
Cd	114	115	1	No Gas	0.007	ug/l	-13.49
Cd	114	115	3	He	0.015	ug/l	66.26
Sn	118	115	1	No Gas	5.527	ug/l	174446.58
Sn	118	115	3	He	5.276	ug/l	48828.24
Sb	121	115	1	No Gas	0.050	ug/l	1025.81
Sb	121	115	3	He	0.051	ug/l	313.70
Sb	123	115	1	No Gas	0.051	ug/l	791.10
Sb	123	115	3	He	0.051	ug/l	238.36
Ba	135	115	1	No Gas	0.055	ug/l	232.88
Ba	137	115	1	No Gas	0.048	ug/l	359.29
La	139	115	3	He	0.050	ug/l	905.59
Ce	140	115	3	He	0.049	ug/l	924.48
Hg	201	209	1	No Gas	-0.011	ug/l	67.66
Hg	202	209	1	No Gas	-0.005	ug/l	179.63
Hg	202	209	3	He	-0.013	ug/l	81.65
Tl	203	209	3	He	0.044	ug/l	465.53
Tl	205	209	1	No Gas	0.039	ug/l	2205.76
Tl	205	209	3	He	0.040	ug/l	1039.80
[Pb]	206	209	1	No Gas	0.029	ug/l	1747.90
[Pb]	207	209	1	No Gas	0.014	ug/l	1396.75
Pb	208	209	1	No Gas	0.025	ug/l	6742.95
Th	232	209	3	He	0.028	ug/l	571.58
U	238	209	1	No Gas	0.048	ug/l	1869.43

Name	Mass	Tune Step	Tune Mode	CPS	ISTD Recovery %
Sc	45	1	No Gas	4642026.95	104.7
Sc	45	2	H2	2337474.60	99.9
Sc	45	3	He	318311.95	103.7
Ge	72	1	No Gas	1109657.79	95.8
Ge	72	2	H2	791345.31	96.0
Ge	72	3	He	188183.69	101.2
In	115	1	No Gas	7547886.60	104.0
In	115	3	He	1830003.12	105.4
Tb	159	1	No Gas	8848668.46	97.9
Tb	159	3	He	4009237.66	107.4
Ho	165	1	No Gas	8508512.17	97.3
Ho	165	3	He	3855214.01	104.8
Lu	175	1	No Gas	8274851.59	101.3
Lu	175	3	He	3196953.64	105.3
Bi	209	1	No Gas	5964429.38	111.7
Bi	209	3	He	2551376.30	108.9

ICPMS207-B Analytical Data

Sample Name	0.10 ppb STD
File Name	012CALS.d
Data Path Name	D:\Agilent\ICPMH\1\DATA\220218BDoD.b
Acq Time	2022-02-18 13:19:06
Sample Type	CalStd
Total Dilution	1.0000
Comment	ICPMS-6020B-Cal
Operator	CAR/SRH/JPV/AEM
Method	SW6020/SW6020B

Name	Mass	ISTD	Tune Step	Tune Mode	Conc.	Units	CPS
Li	7	45	1	No Gas	1.171	ug/l	31077.47
Be	9	45	1	No Gas	0.099	ug/l	787.20
B	11	45	1	No Gas	-0.017	ug/l	1665.43
Na	23	45	3	He	22.073	ug/l	114229.67
Mg	24	45	3	He	31.595	ug/l	16802.75
Al	27	45	1	No Gas	0.068	ug/l	16694.91
Si	28	45	2	H2	0.173	ug/l	11848.13
K	39	72	3	He	37.546	ug/l	147067.89
Ca	40	72	2	H2	30.777	ug/l	381215.60
Ti	47	72	1	No Gas	0.139	ug/l	647.33
V	51	72	1	No Gas	0.770	ug/l	-65872.47
V	51	72	3	He	0.486	ug/l	14791.92
Cr	52	72	1	No Gas	0.370	ug/l	74561.25
Cr	52	72	3	He	0.116	ug/l	1630.10
Mn	55	72	1	No Gas	0.139	ug/l	10599.52
Mn	55	72	3	He	0.133	ug/l	514.57
Fe	56	72	2	H2	3.113	ug/l	55115.02
Fe	56	72	3	He	3.165	ug/l	19049.88
Co	59	72	1	No Gas	0.118	ug/l	3649.90
Ni	60	72	1	No Gas	0.086	ug/l	2179.18
Ni	60	72	3	He	0.136	ug/l	361.12
Cu	63	72	1	No Gas	0.080	ug/l	11657.99
Cu	63	72	3	He	0.129	ug/l	3256.05
Cu	65	72	1	No Gas	0.116	ug/l	4653.28
Zn	66	72	1	No Gas	0.075	ug/l	11327.52
Zn	66	72	3	He	0.165	ug/l	2811.40
As	75	72	1	No Gas	-0.114	ug/l	14880.13
As	75	72	3	He	0.166	ug/l	607.40
Se	78	72	2	H2	0.115	ug/l	99.00
Br	79	72	1	No Gas		ug/l	9004.99
Br	79	72	2	H2		ug/l	4738.07
Se	82	72	1	No Gas	0.468	ug/l	861.29
Kr	84	72	1	No Gas		ug/l	20823.86
Sr	88	72	1	No Gas	0.116	ug/l	5363.74
Sr	88	72	3	He	0.125	ug/l	1007.82
Mo	95	115	1	No Gas	0.105	ug/l	775.58
Mo	95	115	3	He	0.122	ug/l	305.56
Mo	98	115	1	No Gas	0.107	ug/l	1300.98
Ag	107	115	1	No Gas	0.038	ug/l	2139.69
Ag	109	115	1	No Gas	0.044	ug/l	2090.33
Cd	111	115	1	No Gas	0.107	ug/l	488.55

ICPMS207-B Analytical Data

Name	Mass	ISTD	Tune Step	Tune Mode	Conc.	Units	CPS
Cd	111	115	3	He	0.118	ug/l	169.56
Cd	114	115	1	No Gas	0.084	ug/l	745.49
Cd	114	115	3	He	0.076	ug/l	268.28
Sn	118	115	1	No Gas	5.336	ug/l	174345.54
Sn	118	115	3	He	5.585	ug/l	49779.20
Sb	121	115	1	No Gas	0.107	ug/l	2103.04
Sb	121	115	3	He	0.119	ug/l	631.41
Sb	123	115	1	No Gas	0.107	ug/l	1603.92
Sb	123	115	3	He	0.118	ug/l	482.06
Ba	135	115	1	No Gas	0.113	ug/l	459.10
Ba	137	115	1	No Gas	0.112	ug/l	768.50
La	139	115	3	He	0.120	ug/l	2092.39
Ce	140	115	3	He	0.119	ug/l	2167.96
Hg	201	209	1	No Gas	-0.006	ug/l	83.65
Hg	202	209	1	No Gas	-0.004	ug/l	195.29
Hg	202	209	3	He	-0.008	ug/l	88.98
Tl	203	209	3	He	0.107	ug/l	803.68
Tl	205	209	1	No Gas	0.094	ug/l	4016.19
Tl	205	209	3	He	0.104	ug/l	1864.88
[Pb]	206	209	1	No Gas	0.078	ug/l	2346.89
[Pb]	207	209	1	No Gas	0.070	ug/l	1976.83
Pb	208	209	1	No Gas	0.074	ug/l	9142.41
Th	232	209	3	He	0.079	ug/l	1415.32
U	238	209	1	No Gas	0.102	ug/l	4138.83

Name	Mass	Tune Step	Tune Mode	CPS	ISTD Recovery %
Sc	45	1	No Gas	4789332.97	108.0
Sc	45	2	H2	2360892.64	100.9
Sc	45	3	He	304223.99	99.1
Ge	72	1	No Gas	1149874.94	99.2
Ge	72	2	H2	795739.91	96.5
Ge	72	3	He	181792.70	97.8
In	115	1	No Gas	7890496.97	108.7
In	115	3	He	1753986.40	101.0
Tb	159	1	No Gas	9306662.79	103.0
Tb	159	3	He	3825888.02	102.5
Ho	165	1	No Gas	8731297.19	99.9
Ho	165	3	He	3709266.19	100.8
Lu	175	1	No Gas	8505406.67	104.1
Lu	175	3	He	3060946.07	100.8
Bi	209	1	No Gas	6264980.28	117.3
Bi	209	3	He	2493630.63	106.4

ICPMS207-B Analytical Data

Sample Name	0.5 ppb STD
File Name	013CALS.d
Data Path Name	D:\Agilent\ICPMH\1\DATA\220218BDoD.b
Acq Time	2022-02-18 13:25:43
Sample Type	CalStd
Total Dilution	1.0000
Comment	ICPMS-6020B-Cal
Operator	CAR/SRH/JPV/AEM
Method	SW6020/SW6020B

Name	Mass	ISTD	Tune Step	Tune Mode	Conc.	Units	CPS
Li	7	45	1	No Gas	5.601	ug/l	72285.88
Be	9	45	1	No Gas	0.445	ug/l	2255.39
B	11	45	1	No Gas	0.282	ug/l	2404.50
Na	23	45	3	He	116.588	ug/l	197124.35
Mg	24	45	3	He	130.428	ug/l	65409.39
Al	27	45	1	No Gas	0.407	ug/l	23431.71
Si	28	45	2	H2	1.506	ug/l	14354.67
K	39	72	3	He	134.858	ug/l	196658.75
Ca	40	72	2	H2	124.652	ug/l	1073927.22
Ti	47	72	1	No Gas	0.490	ug/l	1364.78
V	51	72	1	No Gas	1.715	ug/l	-34076.99
V	51	72	3	He	1.086	ug/l	17195.68
Cr	52	72	1	No Gas	0.806	ug/l	86322.43
Cr	52	72	3	He	0.523	ug/l	3491.55
Mn	55	72	1	No Gas	0.497	ug/l	21926.36
Mn	55	72	3	He	0.501	ug/l	1676.76
Fe	56	72	2	H2	12.901	ug/l	205158.41
Fe	56	72	3	He	13.287	ug/l	61187.03
Co	59	72	1	No Gas	0.465	ug/l	12860.19
Ni	60	72	1	No Gas	0.396	ug/l	4022.60
Ni	60	72	3	He	0.522	ug/l	1035.60
Cu	63	72	1	No Gas	0.382	ug/l	16155.40
Cu	63	72	3	He	0.501	ug/l	4958.85
Cu	65	72	1	No Gas	0.455	ug/l	7053.21
Zn	66	72	1	No Gas	0.356	ug/l	12848.77
Zn	66	72	3	He	0.501	ug/l	3158.14
As	75	72	1	No Gas	0.242	ug/l	17355.65
As	75	72	3	He	0.561	ug/l	1016.55
Se	78	72	2	H2	0.488	ug/l	322.11
Br	79	72	1	No Gas		ug/l	8758.65
Br	79	72	2	H2		ug/l	4515.10
Se	82	72	1	No Gas	0.238	ug/l	793.95
Kr	84	72	1	No Gas		ug/l	20487.28
Sr	88	72	1	No Gas	0.455	ug/l	18525.40
Sr	88	72	3	He	0.503	ug/l	2783.63
Mo	95	115	1	No Gas	0.473	ug/l	3277.07
Mo	95	115	3	He	0.503	ug/l	1225.62
Mo	98	115	1	No Gas	0.468	ug/l	5221.76
Ag	107	115	1	No Gas	0.185	ug/l	4790.07
Ag	109	115	1	No Gas	0.197	ug/l	4752.72
Cd	111	115	1	No Gas	0.459	ug/l	1956.27

ICPMS207-B Analytical Data

Name	Mass	ISTD	Tune Step	Tune Mode	Conc.	Units	CPS
Cd	111	115	3	He	0.482	ug/l	673.35
Cd	114	115	1	No Gas	0.449	ug/l	4111.78
Cd	114	115	3	He	0.462	ug/l	1547.09
Sn	118	115	1	No Gas	5.590	ug/l	176455.29
Sn	118	115	3	He	5.687	ug/l	50686.94
Sb	121	115	1	No Gas	0.472	ug/l	8416.71
Sb	121	115	3	He	0.487	ug/l	2411.45
Sb	123	115	1	No Gas	0.470	ug/l	6393.44
Sb	123	115	3	He	0.481	ug/l	1865.98
Ba	135	115	1	No Gas	0.486	ug/l	1803.22
Ba	137	115	1	No Gas	0.481	ug/l	2974.43
La	139	115	3	He	0.491	ug/l	8516.01
Ce	140	115	3	He	0.486	ug/l	8773.94
Hg	201	209	1	No Gas	0.002	ug/l	100.65
Hg	202	209	1	No Gas	-0.001	ug/l	211.63
Hg	202	209	3	He	-0.004	ug/l	98.31
Tl	203	209	3	He	0.500	ug/l	2940.18
Tl	205	209	1	No Gas	0.431	ug/l	14434.58
Tl	205	209	3	He	0.483	ug/l	6843.85
[Pb]	206	209	1	No Gas	0.441	ug/l	6211.49
[Pb]	207	209	1	No Gas	0.401	ug/l	5017.64
Pb	208	209	1	No Gas	0.415	ug/l	23590.51
Th	232	209	3	He	0.391	ug/l	6583.64
U	238	209	1	No Gas	0.430	ug/l	17349.72

Name	Mass	Tune Step	Tune Mode	CPS	ISTD Recovery %
Sc	45	1	No Gas	4737947.51	106.9
Sc	45	2	H2	2354203.67	100.6
Sc	45	3	He	305238.30	99.5
Ge	72	1	No Gas	1158642.93	100.0
Ge	72	2	H2	792797.19	96.2
Ge	72	3	He	181189.89	97.4
In	115	1	No Gas	7605991.36	104.8
In	115	3	He	1754036.22	101.0
Tb	159	1	No Gas	9160983.73	101.4
Tb	159	3	He	3864379.71	103.5
Ho	165	1	No Gas	8948528.42	102.4
Ho	165	3	He	3696813.43	100.5
Lu	175	1	No Gas	8617646.61	105.5
Lu	175	3	He	3069442.12	101.1
Bi	209	1	No Gas	6271564.06	117.4
Bi	209	3	He	2485764.95	106.1

ICPMS207-B Analytical Data

Sample Name	1 ppb STD
File Name	014CALS.d
Data Path Name	D:\Agilent\ICPMH\1\DATA\220218BDoD.b
Acq Time	2022-02-18 13:32:21
Sample Type	CalStd
Total Dilution	1.0000
Comment	ICPMS-6020B-Cal
Operator	CAR/SRH/JPV/AEM
Method	SW6020/SW6020B

Name	Mass	ISTD	Tune Step	Tune Mode	Conc.	Units	CPS
Li	7	45	1	No Gas	12.016	ug/l	139876.43
Be	9	45	1	No Gas	0.946	ug/l	4644.46
B	11	45	1	No Gas	0.787	ug/l	3891.41
Na	23	45	3	He	281.822	ug/l	342410.62
Mg	24	45	3	He	299.358	ug/l	148791.33
Al	27	45	1	No Gas	0.858	ug/l	34507.50
Si	28	45	2	H2	5.233	ug/l	18829.42
K	39	72	3	He	279.767	ug/l	279550.78
Ca	40	72	2	H2	309.129	ug/l	2247220.76
Ti	47	72	1	No Gas	1.017	ug/l	2572.82
V	51	72	1	No Gas	3.664	ug/l	22028.11
V	51	72	3	He	1.528	ug/l	19581.99
Cr	52	72	1	No Gas	1.095	ug/l	99444.34
Cr	52	72	3	He	1.097	ug/l	6312.51
Mn	55	72	1	No Gas	0.991	ug/l	39631.68
Mn	55	72	3	He	1.127	ug/l	3767.40
Fe	56	72	2	H2	31.829	ug/l	457038.68
Fe	56	72	3	He	28.522	ug/l	128490.38
Co	59	72	1	No Gas	0.987	ug/l	28241.31
Ni	60	72	1	No Gas	0.902	ug/l	7433.87
Ni	60	72	3	He	1.039	ug/l	2001.26
Cu	63	72	1	No Gas	0.857	ug/l	24400.12
Cu	63	72	3	He	1.103	ug/l	7974.58
Cu	65	72	1	No Gas	0.918	ug/l	10886.44
Zn	66	72	1	No Gas	0.788	ug/l	15888.66
Zn	66	72	3	He	1.064	ug/l	3868.32
As	75	72	1	No Gas	-0.075	ug/l	16013.51
As	75	72	3	He	1.134	ug/l	1662.39
Se	78	72	2	H2	1.206	ug/l	692.57
Br	79	72	1	No Gas		ug/l	8532.29
Br	79	72	2	H2		ug/l	4758.04
Se	82	72	1	No Gas	0.973	ug/l	1133.60
Kr	84	72	1	No Gas		ug/l	21576.88
Sr	88	72	1	No Gas	0.977	ug/l	40914.35
Sr	88	72	3	He	1.122	ug/l	5869.02
Mo	95	115	1	No Gas	0.978	ug/l	7448.65
Mo	95	115	3	He	1.082	ug/l	2660.27
Mo	98	115	1	No Gas	0.966	ug/l	11834.69
Ag	107	115	1	No Gas	0.381	ug/l	9308.14
Ag	109	115	1	No Gas	0.384	ug/l	8899.05
Cd	111	115	1	No Gas	0.962	ug/l	4496.65

ICPMS207-B Analytical Data

Name	Mass	ISTD	Tune Step	Tune Mode	Conc.	Units	CPS
Cd	111	115	3	He	1.117	ug/l	1577.53
Cd	114	115	1	No Gas	0.940	ug/l	9564.31
Cd	114	115	3	He	1.057	ug/l	3571.54
Sn	118	115	1	No Gas	5.354	ug/l	186773.73
Sn	118	115	3	He	5.856	ug/l	52942.87
Sb	121	115	1	No Gas	0.946	ug/l	18472.63
Sb	121	115	3	He	1.079	ug/l	5352.23
Sb	123	115	1	No Gas	0.961	ug/l	14292.04
Sb	123	115	3	He	1.086	ug/l	4229.40
Ba	135	115	1	No Gas	0.944	ug/l	3766.40
Ba	137	115	1	No Gas	0.908	ug/l	6115.95
La	139	115	3	He	1.082	ug/l	18995.36
Ce	140	115	3	He	1.103	ug/l	20161.46
Hg	201	209	1	No Gas	0.004	ug/l	117.64
Hg	202	209	1	No Gas	0.010	ug/l	293.95
Hg	202	209	3	He	0.005	ug/l	118.31
Tl	203	209	3	He	1.083	ug/l	6230.64
Tl	205	209	1	No Gas	0.910	ug/l	31655.61
Tl	205	209	3	He	1.063	ug/l	14756.14
[Pb]	206	209	1	No Gas	0.902	ug/l	12032.18
[Pb]	207	209	1	No Gas	0.890	ug/l	10270.70
Pb	208	209	1	No Gas	0.885	ug/l	47032.67
Th	232	209	3	He	0.978	ug/l	16623.90
U	238	209	1	No Gas	0.896	ug/l	39073.13

Name	Mass	Tune Step	Tune Mode	CPS	ISTD Recovery %
Sc	45	1	No Gas	4980466.96	112.3
Sc	45	2	H2	2074480.12	88.7
Sc	45	3	He	306095.04	99.7
Ge	72	1	No Gas	1233994.02	106.5
Ge	72	2	H2	732830.69	88.9
Ge	72	3	He	186709.38	100.4
In	115	1	No Gas	8407281.09	115.8
In	115	3	He	1779822.61	102.5
Tb	159	1	No Gas	9757286.84	108.0
Tb	159	3	He	3831341.54	102.7
Ho	165	1	No Gas	9298149.07	106.4
Ho	165	3	He	3711800.70	100.9
Lu	175	1	No Gas	9016539.09	110.4
Lu	175	3	He	3158279.91	104.0
Bi	209	1	No Gas	6783961.00	127.0
Bi	209	3	He	2531785.72	108.0

ICPMS207-B Analytical Data

Sample Name	10 ppb STD
File Name	015CALS.d
Data Path Name	D:\Agilent\ICPMH\1\DATA\220218BDoD.b
Acq Time	2022-02-18 13:38:59
Sample Type	CalStd
Total Dilution	1.0000
Comment	ICPMS-6020B-Cal
Operator	CAR/SRH/JPV/AEM
Method	SW6020/SW6020B

Name	Mass	ISTD	Tune Step	Tune Mode	Conc.	Units	CPS
Li	7	45	1	No Gas	125.083	ug/l	1113818.24
Be	9	45	1	No Gas	10.008	ug/l	40185.75
B	11	45	1	No Gas	10.034	ug/l	25345.38
Na	23	45	3	He	2497.303	ug/l	2330378.42
Mg	24	45	3	He	2494.725	ug/l	1255873.89
Al	27	45	1	No Gas	10.019	ug/l	205630.70
Si	28	45	2	H2	39.904	ug/l	87081.27
K	39	72	3	He	2496.384	ug/l	1445920.99
Ca	40	72	2	H2	2494.036	ug/l	18717220.73
Ti	47	72	1	No Gas	9.998	ug/l	19288.71
V	51	72	1	No Gas	9.653	ug/l	195135.58
V	51	72	3	He	9.913	ug/l	54538.48
Cr	52	72	1	No Gas	9.971	ug/l	299927.35
Cr	52	72	3	He	9.989	ug/l	48073.04
Mn	55	72	1	No Gas	10.000	ug/l	300409.04
Mn	55	72	3	He	9.987	ug/l	32409.81
Fe	56	72	2	H2	259.416	ug/l	4016339.19
Fe	56	72	3	He	259.728	ug/l	1114147.49
Co	59	72	1	No Gas	10.003	ug/l	248876.12
Ni	60	72	1	No Gas	10.015	ug/l	56831.37
Ni	60	72	3	He	9.995	ug/l	18049.02
Cu	63	72	1	No Gas	10.020	ug/l	146166.88
Cu	63	72	3	He	9.989	ug/l	49870.85
Cu	65	72	1	No Gas	10.010	ug/l	68688.81
Zn	66	72	1	No Gas	10.028	ug/l	57093.36
Zn	66	72	3	He	9.993	ug/l	13510.78
As	75	72	1	No Gas	10.124	ug/l	75144.47
As	75	72	3	He	9.983	ug/l	11086.12
Se	78	72	2	H2	9.980	ug/l	6041.70
Br	79	72	1	No Gas		ug/l	9171.42
Br	79	72	2	H2		ug/l	4768.02
Se	82	72	1	No Gas	10.011	ug/l	4190.43
Kr	84	72	1	No Gas		ug/l	23499.29
Sr	88	72	1	No Gas	10.004	ug/l	364836.30
Sr	88	72	3	He	9.987	ug/l	48575.66
Mo	95	115	1	No Gas	10.003	ug/l	65604.12
Mo	95	115	3	He	9.991	ug/l	23995.78
Mo	98	115	1	No Gas	10.005	ug/l	105115.23
Ag	107	115	1	No Gas	4.003	ug/l	72161.37
Ag	109	115	1	No Gas	4.002	ug/l	69116.12
Cd	111	115	1	No Gas	10.006	ug/l	40194.19

ICPMS207-B Analytical Data

Name	Mass	ISTD	Tune Step	Tune Mode	Conc.	Units	CPS
Cd	111	115	3	He	9.989	ug/l	13783.67
Cd	114	115	1	No Gas	10.009	ug/l	88535.13
Cd	114	115	3	He	9.997	ug/l	33000.40
Sn	118	115	1	No Gas	9.217	ug/l	276093.96
Sn	118	115	3	He	9.160	ug/l	81097.36
Sb	121	115	1	No Gas	10.007	ug/l	167431.80
Sb	121	115	3	He	9.993	ug/l	48180.27
Sb	123	115	1	No Gas	10.005	ug/l	127709.99
Sb	123	115	3	He	9.992	ug/l	37891.44
Ba	135	115	1	No Gas	10.006	ug/l	34264.45
Ba	137	115	1	No Gas	10.010	ug/l	57515.24
La	139	115	3	He	9.992	ug/l	172045.37
Ce	140	115	3	He	9.990	ug/l	179017.63
Hg	201	209	1	No Gas	0.202	ug/l	507.24
Hg	202	209	1	No Gas	0.202	ug/l	1143.15
Hg	202	209	3	He	0.202	ug/l	514.91
Tl	203	209	3	He	9.992	ug/l	54575.23
Tl	205	209	1	No Gas	10.013	ug/l	276798.92
Tl	205	209	3	He	9.995	ug/l	131907.26
[Pb]	206	209	1	No Gas	10.013	ug/l	96034.71
[Pb]	207	209	1	No Gas	10.016	ug/l	82930.42
Pb	208	209	1	No Gas	10.016	ug/l	383092.89
Th	232	209	3	He	10.008	ug/l	166005.93
U	238	209	1	No Gas	10.014	ug/l	358887.43

Name	Mass	Tune Step	Tune Mode	CPS	ISTD Recovery %
Sc	45	1	No Gas	4388098.84	99.0
Sc	45	2	H2	2344127.81	100.2
Sc	45	3	He	312510.01	101.8
Ge	72	1	No Gas	1091326.89	94.2
Ge	72	2	H2	798112.70	96.8
Ge	72	3	He	185546.45	99.8
In	115	1	No Gas	7267325.66	100.1
In	115	3	He	1745528.84	100.5
Tb	159	1	No Gas	8429018.10	93.3
Tb	159	3	He	3841520.76	102.9
Ho	165	1	No Gas	8169575.85	93.4
Ho	165	3	He	3814319.65	103.7
Lu	175	1	No Gas	8101432.50	99.2
Lu	175	3	He	3189774.40	105.0
Bi	209	1	No Gas	5629111.07	105.4
Bi	209	3	He	2482049.07	105.9

ICPMS207-B Analytical Data

Sample Name	Rinse
File Name	016BLKV.d
Data Path Name	D:\Agilent\ICPMH\1\DATA\220218BDoD.b
Acq Time	2022-02-18 13:45:37
Sample Type	BlkVrfy
Total Dilution	1.0000
Comment	ICPMS-6020-W-D
Operator	CAR/SRH/JPV/AEM
Method	SW6020/SW6020B

Name	Mass	ISTD	Tune Step	Tune Mode	Conc.	Units	CPS
Li	7	45	1	No Gas	-0.151	ug/l	17793.49
Be	9	45	1	No Gas	-0.010	ug/l	300.94
B	11	45	1	No Gas	-0.206	ug/l	1137.84
Na	23	45	3	He	-18.102	ug/l	81009.85
Mg	24	45	3	He	0.148	ug/l	1437.23
Al	27	45	1	No Gas	-0.147	ug/l	11770.21
Si	28	45	2	H2	-1.345	ug/l	9094.43
K	39	72	3	He	10.099	ug/l	132326.44
Ca	40	72	2	H2	-0.175	ug/l	154943.22
Ti	47	72	1	No Gas	-0.037	ug/l	300.31
V	51	72	1	No Gas	1.105	ug/l	-51117.38
V	51	72	3	He	0.684	ug/l	15539.39
Cr	52	72	1	No Gas	0.123	ug/l	69542.95
Cr	52	72	3	He	-0.006	ug/l	1061.16
Mn	55	72	1	No Gas	0.013	ug/l	6788.14
Mn	55	72	3	He	0.001	ug/l	97.31
Fe	56	72	2	H2	0.017	ug/l	7576.27
Fe	56	72	3	He	0.100	ug/l	6204.24
Co	59	72	1	No Gas	0.001	ug/l	618.79
Ni	60	72	1	No Gas	-0.082	ug/l	1234.27
Ni	60	72	3	He	0.006	ug/l	133.33
Cu	63	72	1	No Gas	-0.180	ug/l	8075.48
Cu	63	72	3	He	-0.086	ug/l	2249.39
Cu	65	72	1	No Gas	-0.106	ug/l	3200.97
Zn	66	72	1	No Gas	-0.275	ug/l	9762.80
Zn	66	72	3	He	-0.051	ug/l	2571.35
As	75	72	1	No Gas	-0.444	ug/l	12440.49
As	75	72	3	He	0.022	ug/l	454.53
Se	78	72	2	H2	-0.006	ug/l	27.33
Br	79	72	1	No Gas		ug/l	9387.78
Br	79	72	2	H2		ug/l	4937.73
Se	82	72	1	No Gas	0.051	ug/l	731.95
Kr	84	72	1	No Gas		ug/l	20707.17
Sr	88	72	1	No Gas	-0.003	ug/l	841.71
Sr	88	72	3	He	-0.004	ug/l	393.35
Mo	95	115	1	No Gas	0.005	ug/l	62.22
Mo	95	115	3	He	0.005	ug/l	25.56
Mo	98	115	1	No Gas	0.006	ug/l	141.39
Ag	107	115	1	No Gas	-0.005	ug/l	1247.22
Ag	109	115	1	No Gas	-0.001	ug/l	1221.21
Cd	111	115	1	No Gas	0.003	ug/l	31.75

ICPMS207-B Analytical Data

Name	Mass	ISTD	Tune Step	Tune Mode	Conc.	Units	CPS
Cd	111	115	3	He	0.000	ug/l	6.56
Cd	114	115	1	No Gas	0.004	ug/l	-40.78
Cd	114	115	3	He	0.000	ug/l	13.48
Sn	118	115	1	No Gas	0.009	ug/l	1091.22
Sn	118	115	3	He	0.004	ug/l	274.45
Sb	121	115	1	No Gas	0.021	ug/l	515.73
Sb	121	115	3	He	0.019	ug/l	145.35
Sb	123	115	1	No Gas	0.022	ug/l	409.05
Sb	123	115	3	He	0.019	ug/l	106.01
Ba	135	115	1	No Gas	0.000	ug/l	36.59
Ba	137	115	1	No Gas	-0.003	ug/l	46.57
La	139	115	3	He	-0.001	ug/l	3.33
Ce	140	115	3	He	0.000	ug/l	16.66
Hg	201	209	1	No Gas	-0.011	ug/l	71.99
Hg	202	209	1	No Gas	-0.011	ug/l	154.64
Hg	202	209	3	He	-0.018	ug/l	69.32
Tl	203	209	3	He	-0.018	ug/l	120.71
Tl	205	209	1	No Gas	-0.014	ug/l	653.35
Tl	205	209	3	He	-0.015	ug/l	291.46
[Pb]	206	209	1	No Gas	-0.047	ug/l	1002.27
[Pb]	207	209	1	No Gas	-0.048	ug/l	884.48
Pb	208	209	1	No Gas	-0.046	ug/l	4016.93
Th	232	209	3	He	0.021	ug/l	451.52
U	238	209	1	No Gas	0.001	ug/l	65.32

Name	Mass	Tune Step	Tune Mode	CPS	ISTD Recovery %
Sc	45	1	No Gas	4722724.23	106.5
Sc	45	2	H2	2398670.25	102.5
Sc	45	3	He	310941.35	101.3
Ge	72	1	No Gas	1184423.80	102.2
Ge	72	2	H2	813956.02	98.7
Ge	72	3	He	181009.23	97.3
In	115	1	No Gas	7735786.81	106.6
In	115	3	He	1763864.96	101.5
Tb	159	1	No Gas	9067234.15	100.4
Tb	159	3	He	3819318.87	102.3
Ho	165	1	No Gas	8730143.85	99.9
Ho	165	3	He	3747610.65	101.9
Lu	175	1	No Gas	8602850.98	105.3
Lu	175	3	He	3193007.37	105.1
Bi	209	1	No Gas	6218114.32	116.4
Bi	209	3	He	2479032.42	105.8

ICPMS207-B Analytical Data

Sample Name	Rinse
File Name	017BLKV.d
Data Path Name	D:\Agilent\ICPMH\1\DATA\220218BDoD.b
Acq Time	2022-02-18 13:51:50
Sample Type	BlkVrfy
Total Dilution	1.0000
Comment	ICPMS-6020-W-D
Operator	CAR/SRH/JPV/AEM
Method	SW6020/SW6020B

Name	Mass	ISTD	Tune Step	Tune Mode	Conc.	Units	CPS
Li	7	45	1	No Gas	-0.168	ug/l	17618.56
Be	9	45	1	No Gas	-0.015	ug/l	283.28
B	11	45	1	No Gas	-0.289	ug/l	927.74
Na	23	45	3	He	-15.207	ug/l	80432.31
Mg	24	45	3	He	-0.011	ug/l	1307.47
Al	27	45	1	No Gas	-0.171	ug/l	11236.47
Si	28	45	2	H2	-0.764	ug/l	9397.50
K	39	72	3	He	8.847	ug/l	132675.28
Ca	40	72	2	H2	0.867	ug/l	152356.42
Ti	47	72	1	No Gas	-0.037	ug/l	293.63
V	51	72	1	No Gas	2.371	ug/l	-16280.33
V	51	72	3	He	0.544	ug/l	15080.01
Cr	52	72	1	No Gas	0.183	ug/l	68483.57
Cr	52	72	3	He	0.015	ug/l	1165.61
Mn	55	72	1	No Gas	0.005	ug/l	6332.17
Mn	55	72	3	He	0.004	ug/l	108.65
Fe	56	72	2	H2	0.033	ug/l	7411.03
Fe	56	72	3	He	-0.047	ug/l	5635.11
Co	59	72	1	No Gas	-0.001	ug/l	555.58
Ni	60	72	1	No Gas	-0.089	ug/l	1141.12
Ni	60	72	3	He	-0.014	ug/l	98.89
Cu	63	72	1	No Gas	-0.201	ug/l	7504.27
Cu	63	72	3	He	-0.113	ug/l	2140.07
Cu	65	72	1	No Gas	-0.114	ug/l	3039.54
Zn	66	72	1	No Gas	-0.233	ug/l	9616.55
Zn	66	72	3	He	-0.217	ug/l	2412.44
As	75	72	1	No Gas	-0.660	ug/l	11170.40
As	75	72	3	He	0.023	ug/l	459.13
Se	78	72	2	H2	-0.004	ug/l	25.78
Br	79	72	1	No Gas		ug/l	9294.56
Br	79	72	2	H2		ug/l	5067.53
Se	82	72	1	No Gas	-0.010	ug/l	676.74
Kr	84	72	1	No Gas		ug/l	21063.68
Sr	88	72	1	No Gas	-0.003	ug/l	765.18
Sr	88	72	3	He	-0.017	ug/l	335.57
Mo	95	115	1	No Gas	0.003	ug/l	44.44
Mo	95	115	3	He	-0.001	ug/l	8.89
Mo	98	115	1	No Gas	0.000	ug/l	81.25
Ag	107	115	1	No Gas	-0.006	ug/l	1239.89
Ag	109	115	1	No Gas	-0.004	ug/l	1159.18
Cd	111	115	1	No Gas	-0.011	ug/l	-27.10

ICPMS207-B Analytical Data

Name	Mass	ISTD	Tune Step	Tune Mode	Conc.	Units	CPS
Cd	111	115	3	He	0.001	ug/l	6.45
Cd	114	115	1	No Gas	-0.005	ug/l	-127.73
Cd	114	115	3	He	-0.001	ug/l	12.86
Sn	118	115	1	No Gas	0.005	ug/l	961.46
Sn	118	115	3	He	0.001	ug/l	235.56
Sb	121	115	1	No Gas	0.005	ug/l	229.02
Sb	121	115	3	He	0.004	ug/l	73.68
Sb	123	115	1	No Gas	0.005	ug/l	175.35
Sb	123	115	3	He	0.007	ug/l	60.34
Ba	135	115	1	No Gas	-0.003	ug/l	23.29
Ba	137	115	1	No Gas	-0.004	ug/l	46.57
La	139	115	3	He	0.000	ug/l	10.00
Ce	140	115	3	He	0.000	ug/l	8.89
Hg	201	209	1	No Gas	-0.017	ug/l	54.66
Hg	202	209	1	No Gas	-0.011	ug/l	148.30
Hg	202	209	3	He	-0.016	ug/l	68.99
Tl	203	209	3	He	-0.019	ug/l	108.71
Tl	205	209	1	No Gas	-0.017	ug/l	540.02
Tl	205	209	3	He	-0.017	ug/l	256.10
[Pb]	206	209	1	No Gas	-0.053	ug/l	907.81
[Pb]	207	209	1	No Gas	-0.046	ug/l	863.37
Pb	208	209	1	No Gas	-0.047	ug/l	3799.13
Th	232	209	3	He	0.006	ug/l	190.08
U	238	209	1	No Gas	0.000	ug/l	29.33

Name	Mass	Tune Step	Tune Mode	CPS	ISTD Recovery %
Sc	45	1	No Gas	4558414.75	102.8
Sc	45	2	H2	2568326.77	109.8
Sc	45	3	He	299229.42	97.5
Ge	72	1	No Gas	1121222.41	96.8
Ge	72	2	H2	855847.51	103.8
Ge	72	3	He	182377.85	98.1
In	115	1	No Gas	7526764.22	103.7
In	115	3	He	1720473.21	99.0
Tb	159	1	No Gas	8591312.26	95.1
Tb	159	3	He	3837973.18	102.8
Ho	165	1	No Gas	8470505.10	96.9
Ho	165	3	He	3748216.11	101.9
Lu	175	1	No Gas	8247788.43	101.0
Lu	175	3	He	3109487.97	102.4
Bi	209	1	No Gas	5883494.75	110.1
Bi	209	3	He	2362992.61	100.8

ICPMS207-B Analytical Data

Sample Name	Rinse
File Name	018BLKV.d
Data Path Name	D:\Agilent\ICPMH\1\DATA\220218BDoD.b
Acq Time	2022-02-18 13:58:03
Sample Type	BlkVrfy
Total Dilution	1.0000
Comment	ICPMS-6020-W-D
Operator	CAR/SRH/JPV/AEM
Method	SW6020/SW6020B

Name	Mass	ISTD	Tune Step	Tune Mode	Conc.	Units	CPS
Li	7	45	1	No Gas	-0.229	ug/l	17338.81
Be	9	45	1	No Gas	-0.021	ug/l	260.62
B	11	45	1	No Gas	-0.230	ug/l	1089.81
Na	23	45	3	He	-16.722	ug/l	79418.12
Mg	24	45	3	He	-0.205	ug/l	1217.64
Al	27	45	1	No Gas	-0.159	ug/l	11657.89
Si	28	45	2	H2	-0.861	ug/l	9859.88
K	39	72	3	He	2.063	ug/l	128752.45
Ca	40	72	2	H2	-0.395	ug/l	150850.77
Ti	47	72	1	No Gas	-0.019	ug/l	337.01
V	51	72	1	No Gas	2.493	ug/l	-12404.71
V	51	72	3	He	0.547	ug/l	15047.75
Cr	52	72	1	No Gas	0.182	ug/l	69957.55
Cr	52	72	3	He	0.008	ug/l	1130.05
Mn	55	72	1	No Gas	0.001	ug/l	6348.85
Mn	55	72	3	He	0.004	ug/l	105.31
Fe	56	72	2	H2	0.000	ug/l	7185.66
Fe	56	72	3	He	-0.064	ug/l	5546.64
Co	59	72	1	No Gas	-0.001	ug/l	572.21
Ni	60	72	1	No Gas	-0.099	ug/l	1104.52
Ni	60	72	3	He	-0.011	ug/l	103.33
Cu	63	72	1	No Gas	-0.208	ug/l	7586.35
Cu	63	72	3	He	-0.097	ug/l	2210.40
Cu	65	72	1	No Gas	-0.111	ug/l	3136.27
Zn	66	72	1	No Gas	-0.201	ug/l	10019.09
Zn	66	72	3	He	-0.275	ug/l	2344.65
As	75	72	1	No Gas	0.172	ug/l	16595.06
As	75	72	3	He	0.011	ug/l	445.07
Se	78	72	2	H2	-0.010	ug/l	24.44
Br	79	72	1	No Gas		ug/l	9234.69
Br	79	72	2	H2		ug/l	5104.12
Se	82	72	1	No Gas	-0.303	ug/l	594.33
Kr	84	72	1	No Gas		ug/l	20110.86
Sr	88	72	1	No Gas	-0.002	ug/l	871.65
Sr	88	72	3	He	-0.003	ug/l	401.12
Mo	95	115	1	No Gas	0.001	ug/l	32.22
Mo	95	115	3	He	-0.002	ug/l	7.78
Mo	98	115	1	No Gas	0.000	ug/l	72.84
Ag	107	115	1	No Gas	-0.003	ug/l	1302.59
Ag	109	115	1	No Gas	-0.001	ug/l	1223.22
Cd	111	115	1	No Gas	0.006	ug/l	37.65

ICPMS207-B Analytical Data

Name	Mass	ISTD	Tune Step	Tune Mode	Conc.	Units	CPS
Cd	111	115	3	He	0.001	ug/l	6.44
Cd	114	115	1	No Gas	0.001	ug/l	-69.68
Cd	114	115	3	He	-0.001	ug/l	12.90
Sn	118	115	1	No Gas	0.000	ug/l	811.75
Sn	118	115	3	He	0.000	ug/l	230.00
Sb	121	115	1	No Gas	0.004	ug/l	210.02
Sb	121	115	3	He	0.001	ug/l	58.34
Sb	123	115	1	No Gas	0.004	ug/l	165.02
Sb	123	115	3	He	0.004	ug/l	46.67
Ba	135	115	1	No Gas	0.001	ug/l	36.59
Ba	137	115	1	No Gas	-0.001	ug/l	59.88
La	139	115	3	He	0.000	ug/l	6.67
Ce	140	115	3	He	0.000	ug/l	10.00
Hg	201	209	1	No Gas	-0.009	ug/l	73.32
Hg	202	209	1	No Gas	-0.007	ug/l	169.30
Hg	202	209	3	He	-0.007	ug/l	86.98
Tl	203	209	3	He	-0.017	ug/l	116.71
Tl	205	209	1	No Gas	-0.015	ug/l	598.91
Tl	205	209	3	He	-0.016	ug/l	274.78
[Pb]	206	209	1	No Gas	-0.058	ug/l	857.81
[Pb]	207	209	1	No Gas	-0.059	ug/l	755.58
Pb	208	209	1	No Gas	-0.056	ug/l	3462.42
Th	232	209	3	He	0.004	ug/l	162.07
U	238	209	1	No Gas	0.000	ug/l	22.33

Name	Mass	Tune Step	Tune Mode	CPS	ISTD Recovery %
Sc	45	1	No Gas	4712141.28	106.3
Sc	45	2	H2	2357583.83	100.8
Sc	45	3	He	300262.03	97.8
Ge	72	1	No Gas	1163031.93	100.4
Ge	72	2	H2	800870.70	97.1
Ge	72	3	He	181898.08	97.8
In	115	1	No Gas	7636758.20	105.2
In	115	3	He	1730402.13	99.6
Tb	159	1	No Gas	8943053.78	99.0
Tb	159	3	He	3735266.75	100.1
Ho	165	1	No Gas	8534634.13	97.6
Ho	165	3	He	3705135.34	100.7
Lu	175	1	No Gas	8230946.70	100.8
Lu	175	3	He	3093014.57	101.8
Bi	209	1	No Gas	5966607.67	111.7
Bi	209	3	He	2378801.49	101.5

ICPMS207-B Analytical Data

Sample Name	Rinse
File Name	019BLKV.d
Data Path Name	D:\Agilent\ICPMH\1\DATA\220218BDoD.b
Acq Time	2022-02-18 14:04:17
Sample Type	BlkVrfy
Total Dilution	1.0000
Comment	ICPMS-6020-W-D
Operator	CAR/SRH/JPV/AEM
Method	SW6020/SW6020B

Name	Mass	ISTD	Tune Step	Tune Mode	Conc.	Units	CPS
Li	7	45	1	No Gas	-0.272	ug/l	16837.36
Be	9	45	1	No Gas	-0.024	ug/l	244.62
B	11	45	1	No Gas	-0.269	ug/l	989.76
Na	23	45	3	He	-17.082	ug/l	78362.56
Mg	24	45	3	He	0.202	ug/l	1400.63
Al	27	45	1	No Gas	-0.205	ug/l	10637.16
Si	28	45	2	H2	-0.986	ug/l	9503.50
K	39	72	3	He	8.260	ug/l	126966.03
Ca	40	72	2	H2	0.310	ug/l	152698.73
Ti	47	72	1	No Gas	0.341	ug/l	1105.19
V	51	72	1	No Gas	1.177	ug/l	-52170.58
V	51	72	3	He	0.712	ug/l	15125.60
Cr	52	72	1	No Gas	0.189	ug/l	68175.65
Cr	52	72	3	He	0.022	ug/l	1150.05
Mn	55	72	1	No Gas	0.001	ug/l	6169.08
Mn	55	72	3	He	0.002	ug/l	97.65
Fe	56	72	2	H2	0.010	ug/l	7189.01
Fe	56	72	3	He	-0.030	ug/l	5473.21
Co	59	72	1	No Gas	-0.002	ug/l	528.97
Ni	60	72	1	No Gas	-0.093	ug/l	1107.86
Ni	60	72	3	He	0.002	ug/l	122.22
Cu	63	72	1	No Gas	-0.217	ug/l	7240.04
Cu	63	72	3	He	-0.102	ug/l	2103.73
Cu	65	72	1	No Gas	-0.109	ug/l	3046.88
Zn	66	72	1	No Gas	-0.102	ug/l	10175.57
Zn	66	72	3	He	-0.101	ug/l	2433.55
As	75	72	1	No Gas	-0.247	ug/l	13762.19
As	75	72	3	He	0.032	ug/l	450.07
Se	78	72	2	H2	-0.003	ug/l	27.55
Br	79	72	1	No Gas		ug/l	10792.67
Br	79	72	2	H2		ug/l	5609.98
Se	82	72	1	No Gas	0.239	ug/l	761.55
Kr	84	72	1	No Gas		ug/l	20797.05
Sr	88	72	1	No Gas	-0.002	ug/l	818.42
Sr	88	72	3	He	-0.012	ug/l	344.46
Mo	95	115	1	No Gas	0.001	ug/l	30.00
Mo	95	115	3	He	0.001	ug/l	15.55
Mo	98	115	1	No Gas	-0.002	ug/l	56.32
Ag	107	115	1	No Gas	-0.004	ug/l	1233.89
Ag	109	115	1	No Gas	-0.003	ug/l	1147.18
Cd	111	115	1	No Gas	0.002	ug/l	24.69

ICPMS207-B Analytical Data

Name	Mass	ISTD	Tune Step	Tune Mode	Conc.	Units	CPS
Cd	111	115	3	He	-0.001	ug/l	4.66
Cd	114	115	1	No Gas	-0.003	ug/l	-105.31
Cd	114	115	3	He	0.000	ug/l	13.96
Sn	118	115	1	No Gas	-0.001	ug/l	768.50
Sn	118	115	3	He	0.002	ug/l	244.45
Sb	121	115	1	No Gas	0.001	ug/l	153.02
Sb	121	115	3	He	-0.001	ug/l	45.67
Sb	123	115	1	No Gas	0.000	ug/l	116.34
Sb	123	115	3	He	0.001	ug/l	36.67
Ba	135	115	1	No Gas	-0.003	ug/l	23.29
Ba	137	115	1	No Gas	-0.006	ug/l	33.27
La	139	115	3	He	0.000	ug/l	5.55
Ce	140	115	3	He	0.000	ug/l	10.00
Hg	201	209	1	No Gas	-0.007	ug/l	77.65
Hg	202	209	1	No Gas	-0.008	ug/l	167.30
Hg	202	209	3	He	-0.011	ug/l	79.65
Tl	203	209	3	He	-0.020	ug/l	102.71
Tl	205	209	1	No Gas	-0.017	ug/l	560.01
Tl	205	209	3	He	-0.016	ug/l	270.78
[Pb]	206	209	1	No Gas	-0.059	ug/l	857.81
[Pb]	207	209	1	No Gas	-0.058	ug/l	774.47
Pb	208	209	1	No Gas	-0.059	ug/l	3404.64
Th	232	209	3	He	0.002	ug/l	119.38
U	238	209	1	No Gas	0.000	ug/l	18.33

Name	Mass	Tune Step	Tune Mode	CPS	ISTD Recovery %
Sc	45	1	No Gas	4640238.55	104.7
Sc	45	2	H2	2328480.84	99.5
Sc	45	3	He	297461.34	96.9
Ge	72	1	No Gas	1118554.63	96.5
Ge	72	2	H2	783595.99	95.0
Ge	72	3	He	174995.78	94.1
In	115	1	No Gas	7356284.21	101.3
In	115	3	He	1710390.26	98.5
Tb	159	1	No Gas	8746807.96	96.8
Tb	159	3	He	3700308.90	99.1
Ho	165	1	No Gas	8541797.49	97.7
Ho	165	3	He	3567732.48	97.0
Lu	175	1	No Gas	8114201.00	99.3
Lu	175	3	He	2975919.91	98.0
Bi	209	1	No Gas	6039859.84	113.1
Bi	209	3	He	2384793.38	101.8

ICPMS207-B Analytical Data

Sample Name	Cal Blk
File Name	020CALB.d
Data Path Name	D:\Agilent\ICPMH\1\DATA\220218BDoD.b
Acq Time	2022-02-18 14:10:31
Sample Type	CalBlk
Total Dilution	1.0000
Comment	ICPMS-6020-W-D
Operator	CAR/SRH/JPV/AEM
Method	SW6020/SW6020B

Name	Mass	ISTD	Tune Step	Tune Mode	Conc.	Units	CPS
Li	7	45	1	No Gas	0.000	ug/l	17239.98
Be	9	45	1	No Gas	0.000	ug/l	238.29
B	11	45	1	No Gas	0.000	ug/l	1075.14
Na	23	45	3	He	0.000	ug/l	77561.79
Mg	24	45	3	He	0.000	ug/l	1284.18
Al	27	45	1	No Gas	0.000	ug/l	10628.25
Si	28	45	2	H2	0.000	ug/l	10163.56
K	39	72	3	He	0.000	ug/l	124553.90
Ca	40	72	2	H2	0.000	ug/l	153538.96
Ti	47	72	1	No Gas	0.000	ug/l	268.61
V	51	72	1	No Gas	0.000	ug/l	-22964.23
V	51	72	3	He	0.000	ug/l	14935.45
Cr	52	72	1	No Gas	0.000	ug/l	68136.69
Cr	52	72	3	He	0.000	ug/l	1143.39
Mn	55	72	1	No Gas	0.000	ug/l	6055.95
Mn	55	72	3	He	0.000	ug/l	91.98
Fe	56	72	2	H2	0.000	ug/l	7339.24
Fe	56	72	3	He	0.000	ug/l	5568.34
Co	59	72	1	No Gas	0.000	ug/l	635.42
Ni	60	72	1	No Gas	0.000	ug/l	974.77
Ni	60	72	3	He	0.000	ug/l	105.55
Cu	63	72	1	No Gas	0.000	ug/l	7336.13
Cu	63	72	3	He	0.000	ug/l	2115.07
Cu	65	72	1	No Gas	0.000	ug/l	3068.23
Zn	66	72	1	No Gas	0.000	ug/l	10302.03
Zn	66	72	3	He	0.000	ug/l	2431.33
As	75	72	1	No Gas	0.000	ug/l	10694.07
As	75	72	3	He	0.000	ug/l	445.07
Se	78	72	2	H2	0.000	ug/l	28.44
Br	79	72	1	No Gas	0.000	ug/l	10319.93
Br	79	72	2	H2	0.000	ug/l	5769.73
Se	82	72	1	No Gas	0.000	ug/l	691.41
Kr	84	72	1	No Gas		ug/l	20554.07
Sr	88	72	1	No Gas	0.000	ug/l	948.17
Sr	88	72	3	He	0.000	ug/l	396.68
Mo	95	115	1	No Gas	0.000	ug/l	26.66
Mo	95	115	3	He	0.000	ug/l	8.89
Mo	98	115	1	No Gas	0.000	ug/l	54.59
Ag	107	115	1	No Gas	0.000	ug/l	1271.90
Ag	109	115	1	No Gas	0.000	ug/l	1198.53
Cd	111	115	1	No Gas	0.000	ug/l	-7.91

ICPMS207-B Analytical Data

Name	Mass	ISTD	Tune Step	Tune Mode	Conc.	Units	CPS
Cd	111	115	3	He	0.000	ug/l	4.67
Cd	114	115	1	No Gas	0.000	ug/l	-96.25
Cd	114	115	3	He	0.000	ug/l	11.33
Sn	118	115	1	No Gas	0.000	ug/l	761.85
Sn	118	115	3	He	0.000	ug/l	238.89
Sb	121	115	1	No Gas	0.000	ug/l	153.35
Sb	121	115	3	He	0.000	ug/l	38.00
Sb	123	115	1	No Gas	0.000	ug/l	119.68
Sb	123	115	3	He	0.000	ug/l	32.67
Ba	135	115	1	No Gas	0.000	ug/l	19.96
Ba	137	115	1	No Gas	0.000	ug/l	33.27
La	139	115	3	He	0.000	ug/l	8.89
Ce	140	115	3	He	0.000	ug/l	11.11
Hg	201	209	1	No Gas	0.000	ug/l	73.99
Hg	202	209	1	No Gas	0.000	ug/l	198.96
Hg	202	209	3	He	0.000	ug/l	84.98
Tl	203	209	3	He	0.000	ug/l	113.38
Tl	205	209	1	No Gas	0.000	ug/l	570.02
Tl	205	209	3	He	0.000	ug/l	276.11
[Pb]	206	209	1	No Gas	0.000	ug/l	827.81
[Pb]	207	209	1	No Gas	0.000	ug/l	721.14
Pb	208	209	1	No Gas	0.000	ug/l	3365.75
Th	232	209	3	He	0.000	ug/l	97.37
U	238	209	1	No Gas	0.000	ug/l	12.33

Name	Mass	Tune Step	Tune Mode	CPS	ISTD Recovery %
Sc	45	1	No Gas	4612030.28	100.0
Sc	45	2	H2	2375860.08	100.0
Sc	45	3	He	295242.14	100.0
Ge	72	1	No Gas	1119850.76	100.0
Ge	72	2	H2	797006.22	100.0
Ge	72	3	He	177587.89	100.0
In	115	1	No Gas	7623794.51	100.0
In	115	3	He	1724271.20	100.0
Tb	159	1	No Gas	8764477.40	100.0
Tb	159	3	He	3633206.31	100.0
Ho	165	1	No Gas	8312868.98	100.0
Ho	165	3	He	3567002.50	100.0
Lu	175	1	No Gas	7953142.92	100.0
Lu	175	3	He	3022010.39	100.0
Bi	209	1	No Gas	5867084.52	100.0
Bi	209	3	He	2423790.96	100.0

ICPMS207-B Analytical Data

Sample Name	0.025 ppb STD
File Name	021CALS.d
Data Path Name	D:\Agilent\ICPMH\1\DATA\220218BDoD.b
Acq Time	2022-02-18 14:17:08
Sample Type	CalStd
Total Dilution	1.0000
Comment	ICPMS-6020B-Cal
Operator	CAR/SRH/JPV/AEM
Method	SW6020/SW6020B

Name	Mass	ISTD	Tune Step	Tune Mode	Conc.	Units	CPS
Li	7	45	1	No Gas	0.326	ug/l	19275.90
Be	9	45	1	No Gas	0.022	ug/l	310.94
B	11	45	1	No Gas	-0.020	ug/l	1003.77
Na	23	45	3	He	6.950	ug/l	83055.19
Mg	24	45	3	He	7.247	ug/l	4431.88
Al	27	45	1	No Gas	0.175	ug/l	13322.64
Si	28	45	2	H2	0.386	ug/l	10550.64
K	39	72	3	He	5.622	ug/l	125600.88
Ca	40	72	2	H2	7.771	ug/l	203955.39
Ti	47	72	1	No Gas	0.108	ug/l	443.79
V	51	72	1	No Gas	3.447	ug/l	44074.41
V	51	72	3	He	0.119	ug/l	15189.02
Cr	52	72	1	No Gas	0.137	ug/l	68837.73
Cr	52	72	3	He	0.039	ug/l	1292.29
Mn	55	72	1	No Gas	0.034	ug/l	6744.87
Mn	55	72	3	He	0.034	ug/l	189.63
Fe	56	72	2	H2	0.803	ug/l	18111.06
Fe	56	72	3	He	0.740	ug/l	8250.64
Co	59	72	1	No Gas	0.033	ug/l	1304.15
Ni	60	72	1	No Gas	0.034	ug/l	1107.85
Ni	60	72	3	He	0.038	ug/l	163.34
Cu	63	72	1	No Gas	0.065	ug/l	7880.63
Cu	63	72	3	He	0.064	ug/l	2348.05
Cu	65	72	1	No Gas	0.078	ug/l	3408.44
Zn	66	72	1	No Gas	0.078	ug/l	10315.54
Zn	66	72	3	He	0.192	ug/l	2585.80
As	75	72	1	No Gas	-0.193	ug/l	9297.81
As	75	72	3	He	0.034	ug/l	472.13
Se	78	72	2	H2	0.023	ug/l	40.89
Br	79	72	1	No Gas	-0.133	ug/l	9078.23
Br	79	72	2	H2	-0.162	ug/l	5017.62
Se	82	72	1	No Gas	0.416	ug/l	790.49
Kr	84	72	1	No Gas		ug/l	20127.57
Sr	88	72	1	No Gas	0.029	ug/l	1813.20
Sr	88	72	3	He	0.019	ug/l	472.24
Mo	95	115	1	No Gas	0.027	ug/l	194.45
Mo	95	115	3	He	0.030	ug/l	76.66
Mo	98	115	1	No Gas	0.024	ug/l	290.77
Ag	107	115	1	No Gas	0.012	ug/l	1437.99
Ag	109	115	1	No Gas	0.011	ug/l	1349.94
Cd	111	115	1	No Gas	0.031	ug/l	109.72

ICPMS207-B Analytical Data

Name	Mass	ISTD	Tune Step	Tune Mode	Conc.	Units	CPS
Cd	111	115	3	He	0.027	ug/l	39.22
Cd	114	115	1	No Gas	-0.009	ug/l	-165.18
Cd	114	115	3	He	-0.009	ug/l	-15.15
Sn	118	115	1	No Gas	14.555	ug/l	167399.15
Sn	118	115	3	He	14.493	ug/l	47209.59
Sb	121	115	1	No Gas	0.026	ug/l	573.07
Sb	121	115	3	He	0.029	ug/l	170.02
Sb	123	115	1	No Gas	0.026	ug/l	439.05
Sb	123	115	3	He	0.028	ug/l	134.35
Ba	135	115	1	No Gas	0.040	ug/l	143.05
Ba	137	115	1	No Gas	0.041	ug/l	252.84
La	139	115	3	He	0.029	ug/l	460.01
Ce	140	115	3	He	0.026	ug/l	430.01
Hg	201	209	1	No Gas	0.002	ug/l	76.65
Hg	202	209	1	No Gas	-0.004	ug/l	178.63
Hg	202	209	3	He	0.004	ug/l	93.98
Tl	203	209	3	He	0.022	ug/l	226.76
Tl	205	209	1	No Gas	0.024	ug/l	1154.50
Tl	205	209	3	He	0.023	ug/l	558.24
[Pb]	206	209	1	No Gas	0.023	ug/l	1027.82
[Pb]	207	209	1	No Gas	0.025	ug/l	903.37
Pb	208	209	1	No Gas	0.020	ug/l	4053.60
Th	232	209	3	He	0.013	ug/l	306.80
U	238	209	1	No Gas	0.025	ug/l	818.20

Name	Mass	Tune Step	Tune Mode	CPS	ISTD Recovery %
Sc	45	1	No Gas	4491619.53	97.4
Sc	45	2	H2	2298550.99	96.7
Sc	45	3	He	295878.55	100.2
Ge	72	1	No Gas	1089257.33	97.3
Ge	72	2	H2	791572.85	99.3
Ge	72	3	He	175279.48	98.7
In	115	1	No Gas	7445114.34	97.7
In	115	3	He	1688421.97	97.9
Tb	159	1	No Gas	8439079.46	96.3
Tb	159	3	He	3707489.42	102.0
Ho	165	1	No Gas	8086499.60	97.3
Ho	165	3	He	3673319.93	103.0
Lu	175	1	No Gas	7813453.18	98.2
Lu	175	3	He	2985995.14	98.8
Bi	209	1	No Gas	5836573.15	99.5
Bi	209	3	He	2431799.90	100.3

ICPMS207-B Analytical Data

Sample Name	0.05 ppb STD
File Name	022CALS.d
Data Path Name	D:\Agilent\ICPMH\1\DATA\220218BDoD.b
Acq Time	2022-02-18 14:23:46
Sample Type	CalStd
Total Dilution	1.0000
Comment	ICPMS-6020B-Cal
Operator	CAR/SRH/JPV/AEM
Method	SW6020/SW6020B

Name	Mass	ISTD	Tune Step	Tune Mode	Conc.	Units	CPS
Li	7	45	1	No Gas	0.711	ug/l	22332.61
Be	9	45	1	No Gas	0.045	ug/l	393.59
B	11	45	1	No Gas	0.000	ug/l	1055.80
Na	23	45	3	He	15.193	ug/l	88142.78
Mg	24	45	3	He	14.794	ug/l	7603.56
Al	27	45	1	No Gas	0.374	ug/l	16883.36
Si	28	45	2	H2	0.512	ug/l	10874.98
K	39	72	3	He	14.616	ug/l	131461.44
Ca	40	72	2	H2	16.265	ug/l	256728.25
Ti	47	72	1	No Gas	0.100	ug/l	438.78
V	51	72	1	No Gas	2.418	ug/l	25466.73
V	51	72	3	He	0.287	ug/l	16025.48
Cr	52	72	1	No Gas	0.116	ug/l	69797.09
Cr	52	72	3	He	0.057	ug/l	1381.19
Mn	55	72	1	No Gas	0.067	ug/l	7733.40
Mn	55	72	3	He	0.063	ug/l	276.28
Fe	56	72	2	H2	1.694	ug/l	29730.07
Fe	56	72	3	He	1.495	ug/l	11195.55
Co	59	72	1	No Gas	0.064	ug/l	2009.50
Ni	60	72	1	No Gas	0.080	ug/l	1350.72
Ni	60	72	3	He	0.055	ug/l	193.34
Cu	63	72	1	No Gas	0.078	ug/l	8192.92
Cu	63	72	3	He	0.093	ug/l	2496.39
Cu	65	72	1	No Gas	0.074	ug/l	3455.80
Zn	66	72	1	No Gas	0.124	ug/l	10708.04
Zn	66	72	3	He	0.083	ug/l	2511.34
As	75	72	1	No Gas	0.479	ug/l	13223.11
As	75	72	3	He	0.078	ug/l	521.33
Se	78	72	2	H2	0.059	ug/l	59.89
Br	79	72	1	No Gas	-0.115	ug/l	9384.46
Br	79	72	2	H2	-0.143	ug/l	5030.90
Se	82	72	1	No Gas	0.211	ug/l	746.88
Kr	84	72	1	No Gas		ug/l	20663.94
Sr	88	72	1	No Gas	0.062	ug/l	2854.64
Sr	88	72	3	He	0.053	ug/l	624.47
Mo	95	115	1	No Gas	0.059	ug/l	398.90
Mo	95	115	3	He	0.067	ug/l	163.34
Mo	98	115	1	No Gas	0.060	ug/l	652.38
Ag	107	115	1	No Gas	0.026	ug/l	1651.43
Ag	109	115	1	No Gas	0.029	ug/l	1607.40
Cd	111	115	1	No Gas	0.059	ug/l	211.90

ICPMS207-B Analytical Data

Name	Mass	ISTD	Tune Step	Tune Mode	Conc.	Units	CPS
Cd	111	115	3	He	0.059	ug/l	78.89
Cd	114	115	1	No Gas	0.040	ug/l	237.83
Cd	114	115	3	He	0.017	ug/l	62.41
Sn	118	115	1	No Gas	14.164	ug/l	161984.38
Sn	118	115	3	He	14.958	ug/l	48785.92
Sb	121	115	1	No Gas	0.052	ug/l	978.80
Sb	121	115	3	He	0.057	ug/l	299.03
Sb	123	115	1	No Gas	0.052	ug/l	753.10
Sb	123	115	3	He	0.056	ug/l	235.36
Ba	135	115	1	No Gas	0.070	ug/l	236.20
Ba	137	115	1	No Gas	0.050	ug/l	302.74
La	139	115	3	He	0.054	ug/l	852.25
Ce	140	115	3	He	0.058	ug/l	952.26
Hg	201	209	1	No Gas	0.001	ug/l	76.98
Hg	202	209	1	No Gas	-0.003	ug/l	185.96
Hg	202	209	3	He	0.003	ug/l	88.98
Tl	203	209	3	He	0.058	ug/l	402.84
Tl	205	209	1	No Gas	0.051	ug/l	1860.14
Tl	205	209	3	He	0.052	ug/l	887.05
[Pb]	206	209	1	No Gas	0.043	ug/l	1213.40
[Pb]	207	209	1	No Gas	0.049	ug/l	1097.83
Pb	208	209	1	No Gas	0.044	ug/l	4929.28
Th	232	209	3	He	0.033	ug/l	618.93
U	238	209	1	No Gas	0.060	ug/l	1967.04

Name	Mass	Tune Step	Tune Mode	CPS	ISTD Recovery %
Sc	45	1	No Gas	4521253.81	98.0
Sc	45	2	H2	2317580.94	97.5
Sc	45	3	He	291831.36	98.8
Ge	72	1	No Gas	1109773.35	99.1
Ge	72	2	H2	780962.17	98.0
Ge	72	3	He	177496.41	99.9
In	115	1	No Gas	7406961.94	97.2
In	115	3	He	1690935.75	98.1
Tb	159	1	No Gas	8718321.56	99.5
Tb	159	3	He	3729493.06	102.7
Ho	165	1	No Gas	8378890.37	100.8
Ho	165	3	He	3611442.12	101.2
Lu	175	1	No Gas	8031725.87	101.0
Lu	175	3	He	2981112.52	98.6
Bi	209	1	No Gas	5914297.02	100.8
Bi	209	3	He	2339905.81	96.5

ICPMS207-B Analytical Data

Sample Name	0.10 ppb STD
File Name	023CALS.d
Data Path Name	D:\Agilent\ICPMH\1\DATA\220218BDoD.b
Acq Time	2022-02-18 14:30:23
Sample Type	CalStd
Total Dilution	1.0000
Comment	ICPMS-6020B-Cal
Operator	CAR/SRH/JPV/AEM
Method	SW6020/SW6020B

Name	Mass	ISTD	Tune Step	Tune Mode	Conc.	Units	CPS
Li	7	45	1	No Gas	1.537	ug/l	29309.21
Be	9	45	1	No Gas	0.119	ug/l	674.22
B	11	45	1	No Gas	0.075	ug/l	1245.89
Na	23	45	3	He	30.097	ug/l	101293.51
Mg	24	45	3	He	34.113	ug/l	16173.34
Al	27	45	1	No Gas	0.257	ug/l	15179.95
Si	28	45	2	H2	0.598	ug/l	11106.59
K	39	72	3	He	30.807	ug/l	142272.75
Ca	40	72	2	H2	34.094	ug/l	382162.98
Ti	47	72	1	No Gas	0.188	ug/l	595.61
V	51	72	1	No Gas	0.591	ug/l	-10850.29
V	51	72	3	He	0.356	ug/l	16653.95
Cr	52	72	1	No Gas	0.387	ug/l	75380.05
Cr	52	72	3	He	0.140	ug/l	1769.01
Mn	55	72	1	No Gas	0.154	ug/l	10046.91
Mn	55	72	3	He	0.133	ug/l	489.91
Fe	56	72	2	H2	3.471	ug/l	54641.15
Fe	56	72	3	He	3.222	ug/l	18094.37
Co	59	72	1	No Gas	0.142	ug/l	3709.79
Ni	60	72	1	No Gas	0.150	ug/l	1696.74
Ni	60	72	3	He	0.138	ug/l	332.23
Cu	63	72	1	No Gas	0.150	ug/l	9077.14
Cu	63	72	3	He	0.147	ug/l	2777.04
Cu	65	72	1	No Gas	0.140	ug/l	3832.72
Zn	66	72	1	No Gas	0.287	ug/l	11423.69
Zn	66	72	3	He	0.248	ug/l	2733.61
As	75	72	1	No Gas	0.655	ug/l	14370.38
As	75	72	3	He	0.142	ug/l	597.47
Se	78	72	2	H2	0.110	ug/l	89.89
Br	79	72	1	No Gas	-0.176	ug/l	8968.37
Br	79	72	2	H2	-0.203	ug/l	4884.50
Se	82	72	1	No Gas	0.074	ug/l	711.41
Kr	84	72	1	No Gas		ug/l	20387.43
Sr	88	72	1	No Gas	0.141	ug/l	5293.85
Sr	88	72	3	He	0.141	ug/l	1023.38
Mo	95	115	1	No Gas	0.124	ug/l	817.81
Mo	95	115	3	He	0.110	ug/l	268.89
Mo	98	115	1	No Gas	0.117	ug/l	1248.12
Ag	107	115	1	No Gas	0.053	ug/l	2130.36
Ag	109	115	1	No Gas	0.056	ug/l	2059.65
Cd	111	115	1	No Gas	0.132	ug/l	484.50

ICPMS207-B Analytical Data

Name	Mass	ISTD	Tune Step	Tune Mode	Conc.	Units	CPS
Cd	111	115	3	He	0.119	ug/l	159.44
Cd	114	115	1	No Gas	0.122	ug/l	916.02
Cd	114	115	3	He	0.080	ug/l	262.53
Sn	118	115	1	No Gas	14.442	ug/l	167067.28
Sn	118	115	3	He	14.833	ug/l	49712.32
Sb	121	115	1	No Gas	0.120	ug/l	2083.70
Sb	121	115	3	He	0.126	ug/l	635.75
Sb	123	115	1	No Gas	0.118	ug/l	1565.25
Sb	123	115	3	He	0.122	ug/l	485.39
Ba	135	115	1	No Gas	0.151	ug/l	492.37
Ba	137	115	1	No Gas	0.118	ug/l	678.67
La	139	115	3	He	0.124	ug/l	1982.38
Ce	140	115	3	He	0.125	ug/l	2102.39
Hg	201	209	1	No Gas	0.010	ug/l	95.65
Hg	202	209	1	No Gas	0.004	ug/l	218.96
Hg	202	209	3	He	0.004	ug/l	93.98
Tl	203	209	3	He	0.125	ug/l	769.00
Tl	205	209	1	No Gas	0.124	ug/l	3761.67
Tl	205	209	3	He	0.118	ug/l	1744.15
[Pb]	206	209	1	No Gas	0.118	ug/l	1897.93
[Pb]	207	209	1	No Gas	0.120	ug/l	1666.78
Pb	208	209	1	No Gas	0.119	ug/l	7649.81
Th	232	209	3	He	0.075	ug/l	1348.61
U	238	209	1	No Gas	0.122	ug/l	4074.16

Name	Mass	Tune Step	Tune Mode	CPS	ISTD Recovery %
Sc	45	1	No Gas	4629945.18	100.4
Sc	45	2	H2	2332626.70	98.2
Sc	45	3	He	297338.60	100.7
Ge	72	1	No Gas	1115126.60	99.6
Ge	72	2	H2	799677.50	100.3
Ge	72	3	He	181484.06	102.2
In	115	1	No Gas	7487300.24	98.2
In	115	3	He	1737268.71	100.8
Tb	159	1	No Gas	8652571.95	98.7
Tb	159	3	He	3824441.99	105.3
Ho	165	1	No Gas	8460727.20	101.8
Ho	165	3	He	3669421.35	102.9
Lu	175	1	No Gas	8430491.23	106.0
Lu	175	3	He	3061192.96	101.3
Bi	209	1	No Gas	5988047.44	102.1
Bi	209	3	He	2447913.31	101.0

ICPMS207-B Analytical Data

Sample Name	0.5 ppb STD
File Name	024CALS.d
Data Path Name	D:\Agilent\ICPMH\1\DATA\220218BDoD.b
Acq Time	2022-02-18 14:36:59
Sample Type	CalStd
Total Dilution	1.0000
Comment	ICPMS-6020B-Cal
Operator	CAR/SRH/JPV/AEM
Method	SW6020/SW6020B

Name	Mass	ISTD	Tune Step	Tune Mode	Conc.	Units	CPS
Li	7	45	1	No Gas	6.694	ug/l	69548.55
Be	9	45	1	No Gas	0.508	ug/l	2105.06
B	11	45	1	No Gas	0.521	ug/l	2239.07
Na	23	45	3	He	137.095	ug/l	185843.13
Mg	24	45	3	He	140.591	ug/l	63324.69
Al	27	45	1	No Gas	0.625	ug/l	21642.34
Si	28	45	2	H2	2.322	ug/l	14302.57
K	39	72	3	He	133.584	ug/l	193968.81
Ca	40	72	2	H2	135.744	ug/l	1044274.31
Ti	47	72	1	No Gas	0.573	ug/l	1276.35
V	51	72	1	No Gas	-3.591	ug/l	-93679.95
V	51	72	3	He	0.788	ug/l	18502.79
Cr	52	72	1	No Gas	1.016	ug/l	88364.00
Cr	52	72	3	He	0.517	ug/l	3413.76
Mn	55	72	1	No Gas	0.579	ug/l	21283.26
Mn	55	72	3	He	0.527	ug/l	1672.43
Fe	56	72	2	H2	14.601	ug/l	202788.44
Fe	56	72	3	He	13.994	ug/l	60128.34
Co	59	72	1	No Gas	0.555	ug/l	12750.30
Ni	60	72	1	No Gas	0.616	ug/l	3979.33
Ni	60	72	3	He	0.575	ug/l	1051.15
Cu	63	72	1	No Gas	0.594	ug/l	14454.27
Cu	63	72	3	He	0.599	ug/l	4715.16
Cu	65	72	1	No Gas	0.622	ug/l	6578.14
Zn	66	72	1	No Gas	0.647	ug/l	12981.86
Zn	66	72	3	He	0.612	ug/l	3130.36
As	75	72	1	No Gas	2.123	ug/l	22605.38
As	75	72	3	He	0.560	ug/l	1025.95
Se	78	72	2	H2	0.517	ug/l	311.11
Br	79	72	1	No Gas	-0.154	ug/l	9211.35
Br	79	72	2	H2	-0.215	ug/l	4748.04
Se	82	72	1	No Gas	0.759	ug/l	922.23
Kr	84	72	1	No Gas		ug/l	20364.13
Sr	88	72	1	No Gas	0.578	ug/l	18938.48
Sr	88	72	3	He	0.513	ug/l	2684.72
Mo	95	115	1	No Gas	0.499	ug/l	3265.95
Mo	95	115	3	He	0.480	ug/l	1145.61
Mo	98	115	1	No Gas	0.495	ug/l	5172.85
Ag	107	115	1	No Gas	0.206	ug/l	4735.37
Ag	109	115	1	No Gas	0.214	ug/l	4599.94
Cd	111	115	1	No Gas	0.507	ug/l	1918.11

ICPMS207-B Analytical Data

Name	Mass	ISTD	Tune Step	Tune Mode	Conc.	Units	CPS
Cd	111	115	3	He	0.516	ug/l	672.68
Cd	114	115	1	No Gas	0.494	ug/l	4057.67
Cd	114	115	3	He	0.478	ug/l	1503.69
Sn	118	115	1	No Gas	14.821	ug/l	174259.81
Sn	118	115	3	He	15.232	ug/l	50981.35
Sb	121	115	1	No Gas	0.498	ug/l	8331.32
Sb	121	115	3	He	0.508	ug/l	2444.13
Sb	123	115	1	No Gas	0.495	ug/l	6316.06
Sb	123	115	3	He	0.492	ug/l	1852.64
Ba	135	115	1	No Gas	0.504	ug/l	1623.55
Ba	137	115	1	No Gas	0.510	ug/l	2867.95
La	139	115	3	He	0.522	ug/l	8343.68
Ce	140	115	3	He	0.525	ug/l	8791.73
Hg	201	209	1	No Gas	0.012	ug/l	100.31
Hg	202	209	1	No Gas	0.009	ug/l	246.95
Hg	202	209	3	He	0.014	ug/l	116.65
Tl	203	209	3	He	0.496	ug/l	2759.40
Tl	205	209	1	No Gas	0.529	ug/l	14393.42
Tl	205	209	3	He	0.510	ug/l	6679.70
[Pb]	206	209	1	No Gas	0.489	ug/l	5319.99
[Pb]	207	209	1	No Gas	0.520	ug/l	4869.83
Pb	208	209	1	No Gas	0.505	ug/l	21809.42
Th	232	209	3	He	0.385	ug/l	6578.31
U	238	209	1	No Gas	0.502	ug/l	17082.42

Name	Mass	Tune Step	Tune Mode	CPS	ISTD Recovery %
Sc	45	1	No Gas	4634544.10	100.5
Sc	45	2	H2	2324105.98	97.8
Sc	45	3	He	300643.95	101.8
Ge	72	1	No Gas	1123618.42	100.3
Ge	72	2	H2	786184.47	98.6
Ge	72	3	He	183110.03	103.1
In	115	1	No Gas	7612781.58	99.9
In	115	3	He	1735343.92	100.6
Tb	159	1	No Gas	8997260.17	102.7
Tb	159	3	He	3858317.35	106.2
Ho	165	1	No Gas	8688578.79	104.5
Ho	165	3	He	3766665.49	105.6
Lu	175	1	No Gas	8516585.98	107.1
Lu	175	3	He	3119369.68	103.2
Bi	209	1	No Gas	6111533.89	104.2
Bi	209	3	He	2479088.66	102.3

ICPMS207-B Analytical Data

Sample Name	1 ppb STD
File Name	025CALS.d
Data Path Name	D:\Agilent\ICPMH\1\DATA\220218BDoD.b
Acq Time	2022-02-18 14:43:35
Sample Type	CalStd
Total Dilution	1.0000
Comment	ICPMS-6020B-Cal
Operator	CAR/SRH/JPV/AEM
Method	SW6020/SW6020B

Name	Mass	ISTD	Tune Step	Tune Mode	Conc.	Units	CPS
Li	7	45	1	No Gas	15.062	ug/l	137273.66
Be	9	45	1	No Gas	1.131	ug/l	4471.10
B	11	45	1	No Gas	1.111	ug/l	3613.89
Na	23	45	3	He	310.456	ug/l	323160.50
Mg	24	45	3	He	313.616	ug/l	140555.40
Al	27	45	1	No Gas	1.278	ug/l	33715.67
Si	28	45	2	H2	4.420	ug/l	18259.79
K	39	72	3	He	295.670	ug/l	272432.98
Ca	40	72	2	H2	311.411	ug/l	2247816.62
Ti	47	72	1	No Gas	1.247	ug/l	2546.13
V	51	72	1	No Gas	-0.539	ug/l	-34470.78
V	51	72	3	He	1.125	ug/l	19752.19
Cr	52	72	1	No Gas	1.231	ug/l	95704.72
Cr	52	72	3	He	1.213	ug/l	6396.99
Mn	55	72	1	No Gas	1.294	ug/l	41446.34
Mn	55	72	3	He	1.216	ug/l	3719.73
Fe	56	72	2	H2	32.499	ug/l	452074.05
Fe	56	72	3	He	31.782	ug/l	128736.96
Co	59	72	1	No Gas	1.276	ug/l	29487.98
Ni	60	72	1	No Gas	1.247	ug/l	7310.70
Ni	60	72	3	He	1.237	ug/l	2127.95
Cu	63	72	1	No Gas	1.247	ug/l	23006.59
Cu	63	72	3	He	1.284	ug/l	7587.46
Cu	65	72	1	No Gas	1.257	ug/l	10502.67
Zn	66	72	1	No Gas	1.192	ug/l	15748.82
Zn	66	72	3	He	1.172	ug/l	3687.16
As	75	72	1	No Gas	1.508	ug/l	19783.52
As	75	72	3	He	1.195	ug/l	1662.19
Se	78	72	2	H2	1.172	ug/l	684.79
Br	79	72	1	No Gas	-0.244	ug/l	8831.88
Br	79	72	2	H2	-0.259	ug/l	4658.21
Se	82	72	1	No Gas	0.982	ug/l	1025.05
Kr	84	72	1	No Gas		ug/l	20807.25
Sr	88	72	1	No Gas	1.254	ug/l	41334.40
Sr	88	72	3	He	1.159	ug/l	5534.44
Mo	95	115	1	No Gas	1.137	ug/l	7467.56
Mo	95	115	3	He	1.145	ug/l	2788.07
Mo	98	115	1	No Gas	1.138	ug/l	11928.68
Ag	107	115	1	No Gas	0.476	ug/l	9349.51
Ag	109	115	1	No Gas	0.473	ug/l	8804.29
Cd	111	115	1	No Gas	1.152	ug/l	4408.82

ICPMS207-B Analytical Data

Name	Mass	ISTD	Tune Step	Tune Mode	Conc.	Units	CPS
Cd	111	115	3	He	1.165	ug/l	1553.64
Cd	114	115	1	No Gas	1.117	ug/l	9377.07
Cd	114	115	3	He	1.120	ug/l	3602.49
Sn	118	115	1	No Gas	15.622	ug/l	185241.75
Sn	118	115	3	He	15.314	ug/l	52594.96
Sb	121	115	1	No Gas	1.117	ug/l	18662.23
Sb	121	115	3	He	1.083	ug/l	5303.20
Sb	123	115	1	No Gas	1.120	ug/l	14262.02
Sb	123	115	3	He	1.111	ug/l	4253.74
Ba	135	115	1	No Gas	1.098	ug/l	3543.45
Ba	137	115	1	No Gas	1.162	ug/l	6548.55
La	139	115	3	He	1.142	ug/l	18707.12
Ce	140	115	3	He	1.191	ug/l	20451.83
Hg	201	209	1	No Gas	0.027	ug/l	133.97
Hg	202	209	1	No Gas	0.022	ug/l	316.61
Hg	202	209	3	He	0.031	ug/l	153.64
Tl	203	209	3	He	1.138	ug/l	6164.58
Tl	205	209	1	No Gas	1.148	ug/l	31173.37
Tl	205	209	3	He	1.170	ug/l	14947.73
[Pb]	206	209	1	No Gas	1.161	ug/l	11669.64
[Pb]	207	209	1	No Gas	1.140	ug/l	9968.24
Pb	208	209	1	No Gas	1.132	ug/l	45427.05
Th	232	209	3	He	0.989	ug/l	16730.76
U	238	209	1	No Gas	1.139	ug/l	39505.01

Name	Mass	Tune Step	Tune Mode	CPS	ISTD Recovery %
Sc	45	1	No Gas	4727472.37	102.5
Sc	45	2	H2	2326536.19	97.9
Sc	45	3	He	302648.51	102.5
Ge	72	1	No Gas	1162679.94	103.8
Ge	72	2	H2	803508.33	100.8
Ge	72	3	He	182394.52	102.7
In	115	1	No Gas	7680333.49	100.7
In	115	3	He	1780980.31	103.3
Tb	159	1	No Gas	9072671.21	103.5
Tb	159	3	He	3877117.94	106.7
Ho	165	1	No Gas	8716726.84	104.9
Ho	165	3	He	3683025.73	103.3
Lu	175	1	No Gas	8574576.72	107.8
Lu	175	3	He	3165814.27	104.8
Bi	209	1	No Gas	6235597.07	106.3
Bi	209	3	He	2476181.33	102.2

ICPMS207-B Analytical Data

Sample Name	10 ppb STD
File Name	026CALS.d
Data Path Name	D:\Agilent\ICPMH\1\DATA\220218BDoD.b
Acq Time	2022-02-18 14:50:12
Sample Type	CalStd
Total Dilution	1.0000
Comment	ICPMS-6020B-Cal
Operator	CAR/SRH/JPV/AEM
Method	SW6020/SW6020B

Name	Mass	ISTD	Tune Step	Tune Mode	Conc.	Units	CPS
Li	7	45	1	No Gas	130.740	ug/l	1056476.00
Be	9	45	1	No Gas	10.318	ug/l	38827.90
B	11	45	1	No Gas	10.177	ug/l	24127.55
Na	23	45	3	He	2743.313	ug/l	2242873.56
Mg	24	45	3	He	2819.356	ug/l	1259078.29
Al	27	45	1	No Gas	10.573	ug/l	199613.84
Si	28	45	2	H2	40.104	ug/l	84158.69
K	39	72	3	He	2621.115	ug/l	1399767.41
Ca	40	72	2	H2	2720.175	ug/l	18209339.32
Ti	47	72	1	No Gas	10.936	ug/l	19649.49
V	51	72	1	No Gas	12.281	ug/l	224413.65
V	51	72	3	He	9.938	ug/l	53969.82
Cr	52	72	1	No Gas	10.985	ug/l	286692.01
Cr	52	72	3	He	10.595	ug/l	46502.56
Mn	55	72	1	No Gas	10.801	ug/l	292448.77
Mn	55	72	3	He	10.564	ug/l	31399.49
Fe	56	72	2	H2	290.742	ug/l	3937586.12
Fe	56	72	3	He	282.725	ug/l	1093046.55
Co	59	72	1	No Gas	11.107	ug/l	245283.30
Ni	60	72	1	No Gas	11.101	ug/l	55642.19
Ni	60	72	3	He	10.695	ug/l	17454.95
Cu	63	72	1	No Gas	11.217	ug/l	142515.20
Cu	63	72	3	He	11.100	ug/l	48668.82
Cu	65	72	1	No Gas	11.266	ug/l	67024.19
Zn	66	72	1	No Gas	10.954	ug/l	55830.80
Zn	66	72	3	He	11.044	ug/l	13628.65
As	75	72	1	No Gas	11.457	ug/l	75826.28
As	75	72	3	He	10.379	ug/l	10850.88
Se	78	72	2	H2	10.492	ug/l	5831.06
Br	79	72	1	No Gas	-0.201	ug/l	8948.42
Br	79	72	2	H2	-0.215	ug/l	4791.32
Se	82	72	1	No Gas	10.864	ug/l	4001.17
Kr	84	72	1	No Gas		ug/l	24309.25
Sr	88	72	1	No Gas	11.123	ug/l	349874.18
Sr	88	72	3	He	10.377	ug/l	45992.64
Mo	95	115	1	No Gas	9.938	ug/l	65120.80
Mo	95	115	3	He	10.074	ug/l	23987.98
Mo	98	115	1	No Gas	9.839	ug/l	102840.14
Ag	107	115	1	No Gas	4.107	ug/l	71031.00
Ag	109	115	1	No Gas	4.121	ug/l	67525.17
Cd	111	115	1	No Gas	10.189	ug/l	39082.64

ICPMS207-B Analytical Data

Name	Mass	ISTD	Tune Step	Tune Mode	Conc.	Units	CPS
Cd	111	115	3	He	10.353	ug/l	13499.95
Cd	114	115	1	No Gas	10.167	ug/l	86230.44
Cd	114	115	3	He	10.317	ug/l	32444.62
Sn	118	115	1	No Gas	22.997	ug/l	272567.29
Sn	118	115	3	He	23.747	ug/l	79851.34
Sb	121	115	1	No Gas	9.973	ug/l	165552.98
Sb	121	115	3	He	9.937	ug/l	47399.58
Sb	123	115	1	No Gas	9.895	ug/l	125161.08
Sb	123	115	3	He	10.065	ug/l	37526.69
Ba	135	115	1	No Gas	10.040	ug/l	32270.34
Ba	137	115	1	No Gas	10.052	ug/l	56416.34
La	139	115	3	He	10.269	ug/l	164900.44
Ce	140	115	3	He	10.448	ug/l	175797.57
Hg	201	209	1	No Gas	0.205	ug/l	497.91
Hg	202	209	1	No Gas	0.189	ug/l	1101.16
Hg	202	209	3	He	0.213	ug/l	525.57
Tl	203	209	3	He	10.440	ug/l	53809.72
Tl	205	209	1	No Gas	10.421	ug/l	276361.94
Tl	205	209	3	He	10.490	ug/l	127456.99
[Pb]	206	209	1	No Gas	10.213	ug/l	95197.38
[Pb]	207	209	1	No Gas	10.107	ug/l	81897.50
Pb	208	209	1	No Gas	10.279	ug/l	381080.05
Th	232	209	3	He	10.191	ug/l	165944.28
U	238	209	1	No Gas	10.186	ug/l	351180.27

Name	Mass	Tune Step	Tune Mode	CPS	ISTD Recovery %
Sc	45	1	No Gas	4721644.70	102.4
Sc	45	2	H2	2294868.81	96.6
Sc	45	3	He	304075.90	103.0
Ge	72	1	No Gas	1133930.99	101.3
Ge	72	2	H2	793477.20	99.6
Ge	72	3	He	181235.22	102.1
In	115	1	No Gas	7684037.48	100.8
In	115	3	He	1746619.11	101.3
Tb	159	1	No Gas	9018665.12	102.9
Tb	159	3	He	3867769.69	106.5
Ho	165	1	No Gas	8831434.14	106.2
Ho	165	3	He	3760910.78	105.4
Lu	175	1	No Gas	8466952.38	106.5
Lu	175	3	He	3089343.14	102.2
Bi	209	1	No Gas	6188000.27	105.5
Bi	209	3	He	2395250.20	98.8

ICPMS207-B Analytical Data

Sample Name	50 ppb STD
File Name	027CALS.d
Data Path Name	D:\Agilent\ICPMH\1\DATA\220218BDoD.b
Acq Time	2022-02-18 14:56:48
Sample Type	CalStd
Total Dilution	1.0000
Comment	ICPMS-6020B-Cal
Operator	CAR/SRH/JPV/AEM
Method	SW6020/SW6020B

Name	Mass	ISTD	Tune Step	Tune Mode	Conc.	Units	CPS
Li	7	45	1	No Gas	625.166	ug/l	4976645.46
Be	9	45	1	No Gas	50.326	ug/l	187964.94
B	11	45	1	No Gas	52.995	ug/l	120762.83
Na	23	45	3	He	12490.205	ug/l	10349873.25
Mg	24	45	3	He	12511.374	ug/l	5819081.88
Al	27	45	1	No Gas	52.316	ug/l	942424.50
Si	28	45	2	H2	217.078	ug/l	423050.44
K	39	72	3	He	12084.475	ug/l	6196706.36
Ca	40	72	2	H2	12345.127	ug/l	84088408.78
Ti	47	72	1	No Gas	51.459	ug/l	95173.09
V	51	72	1	No Gas	52.803	ug/l	1081519.23
V	51	72	3	He	49.790	ug/l	216227.11
Cr	52	72	1	No Gas	52.251	ug/l	1148386.89
Cr	52	72	3	He	51.356	ug/l	228320.69
Mn	55	72	1	No Gas	50.407	ug/l	1396569.20
Mn	55	72	3	He	50.746	ug/l	155492.68
Fe	56	72	2	H2	1285.539	ug/l	17804443.19
Fe	56	72	3	He	1303.031	ug/l	5184767.50
Co	59	72	1	No Gas	50.891	ug/l	1167136.22
Ni	60	72	1	No Gas	51.254	ug/l	263373.64
Ni	60	72	3	He	51.142	ug/l	85822.20
Cu	63	72	1	No Gas	51.312	ug/l	650296.79
Cu	63	72	3	He	51.381	ug/l	224718.85
Cu	65	72	1	No Gas	51.680	ug/l	308255.23
Zn	66	72	1	No Gas	51.667	ug/l	233508.26
Zn	66	72	3	He	49.859	ug/l	54582.05
As	75	72	1	No Gas	50.815	ug/l	311296.15
As	75	72	3	He	50.255	ug/l	52498.76
Se	78	72	2	H2	51.128	ug/l	28989.81
Br	79	72	1	No Gas	-0.152	ug/l	9690.77
Br	79	72	2	H2	-0.018	ug/l	5803.00
Se	82	72	1	No Gas	50.606	ug/l	16746.59
Kr	84	72	1	No Gas		ug/l	32075.48
Sr	88	72	1	No Gas	51.452	ug/l	1680646.81
Sr	88	72	3	He	50.056	ug/l	227611.50
Mo	95	115	1	No Gas	50.587	ug/l	328223.33
Mo	95	115	3	He	51.651	ug/l	121316.64
Mo	98	115	1	No Gas	50.349	ug/l	520374.05
Ag	107	115	1	No Gas	20.178	ug/l	340409.36
Ag	109	115	1	No Gas	20.268	ug/l	323931.40
Cd	111	115	1	No Gas	50.289	ug/l	191002.27

ICPMS207-B Analytical Data

Name	Mass	ISTD	Tune Step	Tune Mode	Conc.	Units	CPS
Cd	111	115	3	He	51.415	ug/l	66131.89
Cd	114	115	1	No Gas	50.132	ug/l	421190.04
Cd	114	115	3	He	51.595	ug/l	160044.87
Sn	118	115	1	No Gas	44.334	ug/l	519809.96
Sn	118	115	3	He	46.340	ug/l	153518.94
Sb	121	115	1	No Gas	52.619	ug/l	863934.37
Sb	121	115	3	He	52.691	ug/l	247834.34
Sb	123	115	1	No Gas	52.577	ug/l	657800.05
Sb	123	115	3	He	52.916	ug/l	194537.00
Ba	135	115	1	No Gas	49.745	ug/l	158231.51
Ba	137	115	1	No Gas	49.152	ug/l	273055.02
La	139	115	3	He	50.219	ug/l	795611.42
Ce	140	115	3	He	50.370	ug/l	836151.69
Hg	201	209	1	No Gas	0.993	ug/l	2007.76
Hg	202	209	1	No Gas	0.994	ug/l	4647.89
Hg	202	209	3	He	0.964	ug/l	2076.08
Tl	203	209	3	He	50.451	ug/l	259171.31
Tl	205	209	1	No Gas	52.243	ug/l	1313304.65
Tl	205	209	3	He	50.822	ug/l	615501.59
[Pb]	206	209	1	No Gas	51.467	ug/l	452359.45
[Pb]	207	209	1	No Gas	51.327	ug/l	392147.33
Pb	208	209	1	No Gas	51.459	ug/l	1798314.47
Th	232	209	3	He	50.417	ug/l	819132.75
U	238	209	1	No Gas	51.686	ug/l	1692492.84

Name	Mass	Tune Step	Tune Mode	CPS	ISTD Recovery %
Sc	45	1	No Gas	4721437.14	102.4
Sc	45	2	H2	2355354.82	99.1
Sc	45	3	He	316961.38	107.4
Ge	72	1	No Gas	1180212.46	105.4
Ge	72	2	H2	812650.87	102.0
Ge	72	3	He	187351.07	105.5
In	115	1	No Gas	7622961.51	100.0
In	115	3	He	1723294.12	99.9
Tb	159	1	No Gas	8901784.28	101.6
Tb	159	3	He	3855426.90	106.1
Ho	165	1	No Gas	8808081.42	106.0
Ho	165	3	He	3685656.80	103.3
Lu	175	1	No Gas	8631071.70	108.5
Lu	175	3	He	3137053.29	103.8
Bi	209	1	No Gas	5878849.66	100.2
Bi	209	3	He	2391908.87	98.7

ICPMS207-B Analytical Data

Sample Name	100 ppb STD
File Name	028CALS.d
Data Path Name	D:\Agilent\ICPMH\1\DATA\220218BDoD.b
Acq Time	2022-02-18 15:03:23
Sample Type	CalStd
Total Dilution	1.0000
Comment	ICPMS-6020B-Cal
Operator	CAR/SRH/JPV/AEM
Method	SW6020/SW6020B

Name	Mass	ISTD	Tune Step	Tune Mode	Conc.	Units	CPS
Li	7	45	1	No Gas	1249.315	ug/l	10109469.39
Be	9	45	1	No Gas	99.804	ug/l	379690.56
B	11	45	1	No Gas	98.484	ug/l	227679.75
Na	23	45	3	He	24979.895	ug/l	21011755.38
Mg	24	45	3	He	24961.653	ug/l	11830775.94
Al	27	45	1	No Gas	98.781	ug/l	1803865.30
Si	28	45	2	H2	391.444	ug/l	761644.49
K	39	72	3	He	25195.145	ug/l	12942760.50
Ca	40	72	2	H2	25054.740	ug/l	174012513.05
Ti	47	72	1	No Gas	99.174	ug/l	184552.05
V	51	72	1	No Gas	98.404	ug/l	2057181.25
V	51	72	3	He	100.108	ug/l	424466.79
Cr	52	72	1	No Gas	98.771	ug/l	2125258.99
Cr	52	72	3	He	99.260	ug/l	445953.60
Mn	55	72	1	No Gas	99.713	ug/l	2777162.41
Mn	55	72	3	He	99.568	ug/l	309058.63
Fe	56	72	2	H2	2604.082	ug/l	36803159.36
Fe	56	72	3	He	2596.149	ug/l	10461672.66
Co	59	72	1	No Gas	99.441	ug/l	2297478.33
Ni	60	72	1	No Gas	99.260	ug/l	513402.36
Ni	60	72	3	He	99.357	ug/l	168842.09
Cu	63	72	1	No Gas	99.219	ug/l	1260595.59
Cu	63	72	3	He	99.196	ug/l	437503.24
Cu	65	72	1	No Gas	99.030	ug/l	592490.26
Zn	66	72	1	No Gas	99.068	ug/l	441451.33
Zn	66	72	3	He	99.964	ug/l	108259.58
As	75	72	1	No Gas	99.433	ug/l	603133.92
As	75	72	3	He	99.832	ug/l	105193.09
Se	78	72	2	H2	99.385	ug/l	57485.86
Br	79	72	1	No Gas	-0.067	ug/l	10423.17
Br	79	72	2	H2	0.110	ug/l	6511.90
Se	82	72	1	No Gas	99.609	ug/l	32511.77
Kr	84	72	1	No Gas		ug/l	42268.22
Sr	88	72	1	No Gas	99.159	ug/l	3263409.83
Sr	88	72	3	He	99.933	ug/l	460173.78
Mo	95	115	1	No Gas	99.711	ug/l	628007.69
Mo	95	115	3	He	99.166	ug/l	238003.30
Mo	98	115	1	No Gas	99.840	ug/l	1002610.22
Ag	107	115	1	No Gas	39.899	ug/l	652097.37
Ag	109	115	1	No Gas	39.853	ug/l	617869.64
Cd	111	115	1	No Gas	99.835	ug/l	368040.82

ICPMS207-B Analytical Data

Name	Mass	ISTD	Tune Step	Tune Mode	Conc.	Units	CPS
Cd	111	115	3	He	99.256	ug/l	130469.97
Cd	114	115	1	No Gas	99.916	ug/l	815311.36
Cd	114	115	3	He	99.170	ug/l	314382.55
Sn	118	115	1	No Gas	101.291	ug/l	1151690.56
Sn	118	115	3	He	100.213	ug/l	339010.98
Sb	121	115	1	No Gas	98.692	ug/l	1573205.68
Sb	121	115	3	He	98.660	ug/l	474241.68
Sb	123	115	1	No Gas	98.721	ug/l	1198579.69
Sb	123	115	3	He	98.534	ug/l	370160.26
Ba	135	115	1	No Gas	100.123	ug/l	309108.97
Ba	137	115	1	No Gas	100.417	ug/l	541105.47
La	139	115	3	He	99.862	ug/l	1616957.51
Ce	140	115	3	He	99.768	ug/l	1692442.42
Hg	201	209	1	No Gas	2.003	ug/l	3873.46
Hg	202	209	1	No Gas	2.004	ug/l	8934.54
Hg	202	209	3	He	2.017	ug/l	4135.49
Tl	203	209	3	He	99.729	ug/l	498258.15
Tl	205	209	1	No Gas	98.835	ug/l	2422310.09
Tl	205	209	3	He	99.538	ug/l	1172042.12
[Pb]	206	209	1	No Gas	99.244	ug/l	849729.79
[Pb]	207	209	1	No Gas	99.324	ug/l	739387.56
Pb	208	209	1	No Gas	99.241	ug/l	3378288.71
Th	232	209	3	He	99.773	ug/l	1576794.30
U	238	209	1	No Gas	99.137	ug/l	3164804.46

Name	Mass	Tune Step	Tune Mode	CPS	ISTD Recovery %
Sc	45	1	No Gas	4809968.37	104.3
Sc	45	2	H2	2376662.01	100.0
Sc	45	3	He	323042.11	109.4
Ge	72	1	No Gas	1188297.84	106.1
Ge	72	2	H2	829479.33	104.1
Ge	72	3	He	189776.68	106.9
In	115	1	No Gas	7397962.81	97.0
In	115	3	He	1761096.27	102.1
Tb	159	1	No Gas	8953222.18	102.2
Tb	159	3	He	3738691.32	102.9
Ho	165	1	No Gas	8497308.26	102.2
Ho	165	3	He	3775060.39	105.8
Lu	175	1	No Gas	8289073.57	104.2
Lu	175	3	He	3155914.45	104.4
Bi	209	1	No Gas	5730996.52	97.7
Bi	209	3	He	2326318.80	96.0

ICPMS207-B Analytical Data

Sample Name	1000 ppb STD
File Name	029CALS.d
Data Path Name	D:\Agilent\ICPMH\1\DATA\220218BDoD.b
Acq Time	2022-02-18 15:09:56
Sample Type	CalStd
Total Dilution	1.0000
Comment	ICPMS-6020B-Cal
Operator	CAR/SRH/JPV/AEM
Method	SW6020/SW6020B

Name	Mass	ISTD	Tune Step	Tune Mode	Conc.	Units	CPS
Li	7	45	1	No Gas		ug/l	
Be	9	45	1	No Gas		ug/l	
B	11	45	1	No Gas		ug/l	
Na	23	45	3	He		ug/l	
Mg	24	45	3	He		ug/l	
Al	27	45	1	No Gas		ug/l	
Si	28	45	2	H2		ug/l	
K	39	72	3	He		ug/l	
Ca	40	72	2	H2		ug/l	
Ti	47	72	1	No Gas		ug/l	
V	51	72	1	No Gas		ug/l	
V	51	72	3	He		ug/l	
Cr	52	72	1	No Gas		ug/l	
Cr	52	72	3	He		ug/l	
Mn	55	72	1	No Gas		ug/l	
Mn	55	72	3	He		ug/l	
Fe	56	72	2	H2		ug/l	
Fe	56	72	3	He		ug/l	
Co	59	72	1	No Gas		ug/l	
Ni	60	72	1	No Gas		ug/l	
Ni	60	72	3	He		ug/l	
Cu	63	72	1	No Gas		ug/l	
Cu	63	72	3	He		ug/l	
Cu	65	72	1	No Gas		ug/l	
Zn	66	72	1	No Gas		ug/l	
Zn	66	72	3	He		ug/l	
As	75	72	1	No Gas		ug/l	
As	75	72	3	He		ug/l	
Se	78	72	2	H2		ug/l	
Br	79	72	1	No Gas		ug/l	
Br	79	72	2	H2		ug/l	
Se	82	72	1	No Gas		ug/l	
Kr	84	72	1	No Gas		ug/l	
Sr	88	72	1	No Gas		ug/l	
Sr	88	72	3	He		ug/l	
Mo	95	115	1	No Gas		ug/l	
Mo	95	115	3	He		ug/l	
Mo	98	115	1	No Gas		ug/l	
Ag	107	115	1	No Gas		ug/l	
Ag	109	115	1	No Gas		ug/l	
Cd	111	115	1	No Gas		ug/l	

ICPMS207-B Analytical Data

Name	Mass	ISTD	Tune Step	Tune Mode	Conc.	Units	CPS
Cd	111	115	3	He		ug/l	
Cd	114	115	1	No Gas		ug/l	
Cd	114	115	3	He		ug/l	
Sn	118	115	1	No Gas		ug/l	
Sn	118	115	3	He		ug/l	
Sb	121	115	1	No Gas		ug/l	
Sb	121	115	3	He		ug/l	
Sb	123	115	1	No Gas		ug/l	
Sb	123	115	3	He		ug/l	
Ba	135	115	1	No Gas		ug/l	
Ba	137	115	1	No Gas		ug/l	
La	139	115	3	He		ug/l	
Ce	140	115	3	He		ug/l	
Hg	201	209	1	No Gas		ug/l	
Hg	202	209	1	No Gas		ug/l	
Hg	202	209	3	He		ug/l	
Tl	203	209	3	He		ug/l	
Tl	205	209	1	No Gas		ug/l	
Tl	205	209	3	He		ug/l	
[Pb]	206	209	1	No Gas		ug/l	
[Pb]	207	209	1	No Gas		ug/l	
Pb	208	209	1	No Gas		ug/l	
Th	232	209	3	He		ug/l	
U	238	209	1	No Gas		ug/l	

Name	Mass	Tune Step	Tune Mode	CPS	ISTD Recovery %
Sc	45	1	No Gas		
Sc	45	2	H2		
Sc	45	3	He		
Ge	72	1	No Gas		
Ge	72	2	H2		
Ge	72	3	He		
In	115	1	No Gas		
In	115	3	He		
Tb	159	1	No Gas		
Tb	159	3	He		
Ho	165	1	No Gas		
Ho	165	3	He		
Lu	175	1	No Gas		
Lu	175	3	He		
Bi	209	1	No Gas		
Bi	209	3	He		

ICPMS207-B Analytical Data

Sample Name	100 ppb Br STD
File Name	030CALS.d
Data Path Name	D:\Agilent\ICPMH\1\DATA\220218BDoD.b
Acq Time	2022-02-18 15:16:24
Sample Type	CalStd
Total Dilution	1.0000
Comment	ICPMS-6020-W-D
Operator	CAR/SRH/JPV/AEM
Method	SW6020/SW6020B

Name	Mass	ISTD	Tune Step	Tune Mode	Conc.	Units	CPS
Li	7	45	1	No Gas	1.970	ug/l	33152.58
Be	9	45	1	No Gas	0.039	ug/l	386.93
B	11	45	1	No Gas	4.553	ug/l	11345.49
Na	23	45	3	He	-10.379	ug/l	75025.65
Mg	24	45	3	He	0.043	ug/l	1403.96
Al	27	45	1	No Gas	0.044	ug/l	11586.77
Si	28	45	2	H2	0.048	ug/l	10362.42
K	39	72	3	He	523.248	ug/l	393214.40
Ca	40	72	2	H2	2.749	ug/l	176876.02
Ti	47	72	1	No Gas	0.029	ug/l	342.02
V	51	72	1	No Gas	0.687	ug/l	-10560.46
V	51	72	3	He	-1.272	ug/l	10608.33
Cr	52	72	1	No Gas	-0.497	ug/l	62538.85
Cr	52	72	3	He	0.007	ug/l	1236.73
Mn	55	72	1	No Gas	0.136	ug/l	10296.53
Mn	55	72	3	He	0.026	ug/l	176.64
Fe	56	72	2	H2	0.243	ug/l	10950.12
Fe	56	72	3	He	0.425	ug/l	7549.55
Co	59	72	1	No Gas	0.015	ug/l	1031.33
Ni	60	72	1	No Gas	0.084	ug/l	1490.46
Ni	60	72	3	He	0.013	ug/l	133.33
Cu	63	72	1	No Gas	0.011	ug/l	7983.39
Cu	63	72	3	He	0.024	ug/l	2330.06
Cu	65	72	1	No Gas	0.020	ug/l	3398.43
Zn	66	72	1	No Gas	-0.078	ug/l	10685.11
Zn	66	72	3	He	0.063	ug/l	2623.58
As	75	72	1	No Gas	0.850	ug/l	16532.22
As	75	72	3	He	-0.018	ug/l	449.87
Se	78	72	2	H2	0.131	ug/l	104.45
Br	79	72	1	No Gas	100.000	ug/l	800800.15
Br	79	72	2	H2	100.000	ug/l	463200.05
Se	82	72	1	No Gas	1.703	ug/l	1294.14
Kr	84	72	1	No Gas		ug/l	21959.99
Sr	88	72	1	No Gas	0.016	ug/l	1563.68
Sr	88	72	3	He	0.003	ug/l	431.13
Mo	95	115	1	No Gas	0.022	ug/l	165.56
Mo	95	115	3	He	0.018	ug/l	52.22
Mo	98	115	1	No Gas	0.017	ug/l	232.02
Ag	107	115	1	No Gas	0.030	ug/l	1767.49
Ag	109	115	1	No Gas	0.033	ug/l	1707.46
Cd	111	115	1	No Gas	0.107	ug/l	399.48

ICPMS207-B Analytical Data

Name	Mass	ISTD	Tune Step	Tune Mode	Conc.	Units	CPS
Cd	111	115	3	He	0.071	ug/l	99.00
Cd	114	115	1	No Gas	0.086	ug/l	622.21
Cd	114	115	3	He	0.032	ug/l	114.17
Sn	118	115	1	No Gas	14.474	ug/l	168437.77
Sn	118	115	3	He	14.398	ug/l	49527.32
Sb	121	115	1	No Gas	0.065	ug/l	1212.84
Sb	121	115	3	He	0.068	ug/l	371.04
Sb	123	115	1	No Gas	0.068	ug/l	959.13
Sb	123	115	3	He	0.072	ug/l	309.37
Ba	135	115	1	No Gas	0.012	ug/l	59.88
Ba	137	115	1	No Gas	0.015	ug/l	116.43
La	139	115	3	He	0.000	ug/l	13.34
Ce	140	115	3	He	0.000	ug/l	17.78
Hg	201	209	1	No Gas	0.000	ug/l	74.99
Hg	202	209	1	No Gas	-0.001	ug/l	194.96
Hg	202	209	3	He	0.006	ug/l	96.31
Tl	203	209	3	He	0.110	ug/l	672.95
Tl	205	209	1	No Gas	0.139	ug/l	4117.34
Tl	205	209	3	He	0.113	ug/l	1626.09
[Pb]	206	209	1	No Gas	0.030	ug/l	1105.61
[Pb]	207	209	1	No Gas	0.029	ug/l	957.82
Pb	208	209	1	No Gas	0.026	ug/l	4331.41
Th	232	209	3	He	0.223	ug/l	3677.34
U	238	209	1	No Gas	0.048	ug/l	1626.12

Name	Mass	Tune Step	Tune Mode	CPS	ISTD Recovery %
Sc	45	1	No Gas	4727811.79	102.5
Sc	45	2	H2	2401944.66	101.1
Sc	45	3	He	318192.07	107.8
Ge	72	1	No Gas	1206306.43	107.7
Ge	72	2	H2	820325.92	102.9
Ge	72	3	He	186964.95	105.3
In	115	1	No Gas	7587797.23	99.5
In	115	3	He	1783112.87	103.4
Tb	159	1	No Gas	8870655.71	101.2
Tb	159	3	He	3811530.98	104.9
Ho	165	1	No Gas	8532703.39	102.6
Ho	165	3	He	3674130.59	103.0
Lu	175	1	No Gas	8177170.63	102.8
Lu	175	3	He	3021921.89	100.0
Bi	209	1	No Gas	5948700.21	101.4
Bi	209	3	He	2373401.69	97.9

ICPMS207-B Analytical Data

Sample Name	Rinse
File Name	031BLKV.d
Data Path Name	D:\Agilent\ICPMH\1\DATA\220218BDoD.b
Acq Time	2022-02-18 15:22:49
Sample Type	BlkVrfy
Total Dilution	1.0000
Comment	ICPMS-6020-W-D
Operator	CAR/SRH/JPV/AEM
Method	SW6020/SW6020B

Name	Mass	ISTD	Tune Step	Tune Mode	Conc.	Units	CPS
Li	7	45	1	No Gas	0.750	ug/l	23121.44
Be	9	45	1	No Gas	0.009	ug/l	271.28
B	11	45	1	No Gas	2.423	ug/l	6438.63
Na	23	45	3	He	-12.898	ug/l	70179.14
Mg	24	45	3	He	-0.266	ug/l	1210.99
Al	27	45	1	No Gas	-0.029	ug/l	10165.71
Si	28	45	2	H2	-0.058	ug/l	9935.29
K	39	72	3	He	11.188	ug/l	132175.23
Ca	40	72	2	H2	0.854	ug/l	162402.93
Ti	47	72	1	No Gas	0.019	ug/l	308.65
V	51	72	1	No Gas	-0.535	ug/l	-36942.73
V	51	72	3	He	-1.308	ug/l	10117.97
Cr	52	72	1	No Gas	-0.551	ug/l	57992.58
Cr	52	72	3	He	0.007	ug/l	1192.28
Mn	55	72	1	No Gas	0.088	ug/l	8479.01
Mn	55	72	3	He	0.014	ug/l	134.64
Fe	56	72	2	H2	0.054	ug/l	8235.62
Fe	56	72	3	He	0.179	ug/l	6351.12
Co	59	72	1	No Gas	-0.001	ug/l	622.12
Ni	60	72	1	No Gas	0.009	ug/l	1028.01
Ni	60	72	3	He	-0.002	ug/l	104.45
Cu	63	72	1	No Gas	-0.037	ug/l	6981.81
Cu	63	72	3	He	-0.017	ug/l	2078.40
Cu	65	72	1	No Gas	-0.016	ug/l	3020.87
Zn	66	72	1	No Gas	-0.008	ug/l	10408.85
Zn	66	72	3	He	-0.125	ug/l	2346.87
As	75	72	1	No Gas	0.223	ug/l	11989.13
As	75	72	3	He	-0.079	ug/l	373.60
Se	78	72	2	H2	0.030	ug/l	46.11
Br	79	72	1	No Gas	0.847	ug/l	16856.52
Br	79	72	2	H2	0.593	ug/l	8572.28
Se	82	72	1	No Gas	0.375	ug/l	818.09
Kr	84	72	1	No Gas		ug/l	21460.18
Sr	88	72	1	No Gas	0.005	ug/l	1121.19
Sr	88	72	3	He	-0.002	ug/l	395.57
Mo	95	115	1	No Gas	0.009	ug/l	82.22
Mo	95	115	3	He	0.008	ug/l	27.78
Mo	98	115	1	No Gas	0.009	ug/l	139.80
Ag	107	115	1	No Gas	0.005	ug/l	1309.92
Ag	109	115	1	No Gas	0.002	ug/l	1201.20
Cd	111	115	1	No Gas	0.034	ug/l	118.27

ICPMS207-B Analytical Data

Name	Mass	ISTD	Tune Step	Tune Mode	Conc.	Units	CPS
Cd	111	115	3	He	0.028	ug/l	40.45
Cd	114	115	1	No Gas	0.035	ug/l	198.04
Cd	114	115	3	He	0.030	ug/l	105.43
Sn	118	115	1	No Gas	0.023	ug/l	1004.71
Sn	118	115	3	He	0.031	ug/l	342.23
Sb	121	115	1	No Gas	0.033	ug/l	673.75
Sb	121	115	3	He	0.035	ug/l	203.69
Sb	123	115	1	No Gas	0.032	ug/l	511.06
Sb	123	115	3	He	0.036	ug/l	164.02
Ba	135	115	1	No Gas	0.011	ug/l	53.23
Ba	137	115	1	No Gas	0.003	ug/l	49.90
La	139	115	3	He	0.000	ug/l	11.11
Ce	140	115	3	He	0.000	ug/l	13.33
Hg	201	209	1	No Gas	0.008	ug/l	86.65
Hg	202	209	1	No Gas	0.003	ug/l	211.96
Hg	202	209	3	He	0.009	ug/l	101.65
Tl	203	209	3	He	0.056	ug/l	396.17
Tl	205	209	1	No Gas	0.058	ug/l	1991.27
Tl	205	209	3	He	0.050	ug/l	880.38
[Pb]	206	209	1	No Gas	0.005	ug/l	861.15
[Pb]	207	209	1	No Gas	0.004	ug/l	732.25
Pb	208	209	1	No Gas	0.001	ug/l	3366.86
Th	232	209	3	He	0.055	ug/l	991.77
U	238	209	1	No Gas	0.012	ug/l	409.26

Name	Mass	Tune Step	Tune Mode	CPS	ISTD Recovery %
Sc	45	1	No Gas	4659681.64	101.0
Sc	45	2	H2	2347757.97	98.8
Sc	45	3	He	306156.28	103.7
Ge	72	1	No Gas	1140981.49	101.9
Ge	72	2	H2	812929.99	102.0
Ge	72	3	He	180719.23	101.8
In	115	1	No Gas	7460050.81	97.9
In	115	3	He	1719009.21	99.7
Tb	159	1	No Gas	8368247.38	95.5
Tb	159	3	He	3601584.14	99.1
Ho	165	1	No Gas	8265472.16	99.4
Ho	165	3	He	3552310.29	99.6
Lu	175	1	No Gas	8091079.28	101.7
Lu	175	3	He	3046402.73	100.8
Bi	209	1	No Gas	5833284.21	99.4
Bi	209	3	He	2391407.02	98.7

ICPMS207-B Analytical Data

Sample Name	QCS
File Name	032_QC1.d
Data Path Name	D:\Agilent\ICPMH\1\DATA\220218BDoD.b
Acq Time	2022-02-18 15:29:03
Sample Type	QC1
Total Dilution	1.0000
Comment	ICPMS-6020-W-D
Operator	CAR/SRH/JPV/AEM
Method	SW6020/SW6020B

Name	Mass	ISTD	Tune Step	Tune Mode	Conc.	Units	CPS
Li	7	45	1	No Gas	44.959	ug/l	359245.05
Be	9	45	1	No Gas	21.493	ug/l	77260.48
B	11	45	1	No Gas	48.652	ug/l	106533.26
Na	23	45	3	He	2554.956	ug/l	2050965.46
Mg	24	45	3	He	2561.655	ug/l	1120330.69
Al	27	45	1	No Gas	251.285	ug/l	4308364.38
Si	28	45	2	H2	494.868	ug/l	947802.87
K	39	72	3	He	2422.880	ug/l	1289500.51
Ca	40	72	2	H2	2601.117	ug/l	17674752.88
Ti	47	72	1	No Gas	50.981	ug/l	88560.64
V	51	72	1	No Gas	53.022	ug/l	1022679.15
V	51	72	3	He	47.983	ug/l	200044.63
Cr	52	72	1	No Gas	51.039	ug/l	1056212.42
Cr	52	72	3	He	49.378	ug/l	210158.16
Mn	55	72	1	No Gas	261.241	ug/l	6772707.16
Mn	55	72	3	He	250.023	ug/l	733004.75
Fe	56	72	2	H2	262.831	ug/l	3613064.42
Fe	56	72	3	He	250.019	ug/l	956868.23
Co	59	72	1	No Gas	52.504	ug/l	1131023.54
Ni	60	72	1	No Gas	52.862	ug/l	255318.81
Ni	60	72	3	He	51.186	ug/l	82229.00
Cu	63	72	1	No Gas	53.747	ug/l	639905.91
Cu	63	72	3	He	52.279	ug/l	218835.91
Cu	65	72	1	No Gas	53.085	ug/l	297532.41
Zn	66	72	1	No Gas	53.339	ug/l	226273.34
Zn	66	72	3	He	51.888	ug/l	54266.75
As	75	72	1	No Gas	50.157	ug/l	288716.67
As	75	72	3	He	49.013	ug/l	49017.39
Se	78	72	2	H2	50.990	ug/l	28651.37
Br	79	72	1	No Gas	0.016	ug/l	10319.95
Br	79	72	2	H2	0.096	ug/l	6248.98
Se	82	72	1	No Gas	50.753	ug/l	15776.35
Kr	84	72	1	No Gas		ug/l	31138.69
Sr	88	72	1	No Gas	53.339	ug/l	1636619.47
Sr	88	72	3	He	49.406	ug/l	215123.69
Mo	95	115	1	No Gas	46.574	ug/l	293940.44
Mo	95	115	3	He	49.368	ug/l	113775.83
Mo	98	115	1	No Gas	48.133	ug/l	484417.65
Ag	107	115	1	No Gas	24.569	ug/l	403151.04
Ag	109	115	1	No Gas	24.700	ug/l	384219.18
Cd	111	115	1	No Gas	24.036	ug/l	88872.31

ICPMS207-B Analytical Data

Name	Mass	ISTD	Tune Step	Tune Mode	Conc.	Units	CPS
Cd	111	115	3	He	24.729	ug/l	31213.25
Cd	114	115	1	No Gas	24.207	ug/l	197972.41
Cd	114	115	3	He	24.496	ug/l	74564.23
Sn	118	115	1	No Gas	42.762	ug/l	488297.68
Sn	118	115	3	He	45.281	ug/l	147226.76
Sb	121	115	1	No Gas	50.264	ug/l	803297.09
Sb	121	115	3	He	49.310	ug/l	227589.01
Sb	123	115	1	No Gas	50.137	ug/l	610671.02
Sb	123	115	3	He	49.671	ug/l	179178.12
Ba	135	115	1	No Gas	48.985	ug/l	151714.56
Ba	137	115	1	No Gas	48.038	ug/l	259663.52
La	139	115	3	He	50.261	ug/l	781347.94
Ce	140	115	3	He	50.946	ug/l	829917.04
Hg	201	209	1	No Gas	0.996	ug/l	1914.09
Hg	202	209	1	No Gas	0.975	ug/l	4337.51
Hg	202	209	3	He	0.951	ug/l	1973.43
Tl	203	209	3	He	47.408	ug/l	234597.87
Tl	205	209	1	No Gas	50.273	ug/l	1201397.49
Tl	205	209	3	He	48.333	ug/l	563633.10
[Pb]	206	209	1	No Gas	49.634	ug/l	414708.96
[Pb]	207	209	1	No Gas	49.470	ug/l	359374.77
Pb	208	209	1	No Gas	50.438	ug/l	1675868.99
Th	232	209	3	He	46.687	ug/l	730442.71
U	238	209	1	No Gas	51.812	ug/l	1612574.97

Name	Mass	Tune Step	Tune Mode	CPS	ISTD Recovery %
Sc	45	1	No Gas	4523735.98	98.1
Sc	45	2	H2	2346231.59	98.8
Sc	45	3	He	297761.57	100.9
Ge	72	1	No Gas	1108317.80	99.0
Ge	72	2	H2	805547.32	101.1
Ge	72	3	He	179279.17	101.0
In	115	1	No Gas	7414621.31	97.3
In	115	3	He	1690938.47	98.1
Tb	159	1	No Gas	8350953.78	95.3
Tb	159	3	He	3580387.11	98.5
Ho	165	1	No Gas	8236470.35	99.1
Ho	165	3	He	3474246.57	97.4
Lu	175	1	No Gas	8047662.12	101.2
Lu	175	3	He	2890727.06	95.7
Bi	209	1	No Gas	5585611.12	95.2
Bi	209	3	He	2303631.99	95.0

ICPMS207-B Analytical Data

Sample Name	CCV
File Name	033_CCV.d
Data Path Name	D:\Agilent\ICPMH\1\DATA\220218BDoD.b
Acq Time	2022-02-18 15:35:18
Sample Type	CCV
Total Dilution	1.0000
Comment	ICPMS-6020-W-D
Operator	CAR/SRH/JPV/AEM
Method	SW6020/SW6020B

Name	Mass	ISTD	Tune Step	Tune Mode	Conc.	Units	CPS
Li	7	45	1	No Gas	531.398	ug/l	3832741.47
Be	9	45	1	No Gas	44.640	ug/l	151224.38
B	11	45	1	No Gas	49.416	ug/l	102160.20
Na	23	45	3	He	12097.326	ug/l	9582688.05
Mg	24	45	3	He	12345.742	ug/l	5488579.96
Al	27	45	1	No Gas	52.522	ug/l	857572.54
Si	28	45	2	H2	216.926	ug/l	413791.45
K	39	72	3	He	11704.974	ug/l	5853542.76
Ca	40	72	2	H2	12575.848	ug/l	84828485.50
Ti	47	72	1	No Gas	51.114	ug/l	88925.79
V	51	72	1	No Gas	54.271	ug/l	1048068.63
V	51	72	3	He	47.308	ug/l	201095.98
Cr	52	72	1	No Gas	52.422	ug/l	1084339.41
Cr	52	72	3	He	49.871	ug/l	216164.97
Mn	55	72	1	No Gas	51.448	ug/l	1340217.61
Mn	55	72	3	He	49.532	ug/l	148029.86
Fe	56	72	2	H2	1330.405	ug/l	18249581.02
Fe	56	72	3	He	1253.830	ug/l	4865296.01
Co	59	72	1	No Gas	51.570	ug/l	1112370.26
Ni	60	72	1	No Gas	51.461	ug/l	248900.47
Ni	60	72	3	He	50.528	ug/l	82697.45
Cu	63	72	1	No Gas	51.495	ug/l	614086.88
Cu	63	72	3	He	50.821	ug/l	216763.28
Cu	65	72	1	No Gas	52.237	ug/l	293162.52
Zn	66	72	1	No Gas	52.749	ug/l	224183.22
Zn	66	72	3	He	49.815	ug/l	53181.50
As	75	72	1	No Gas	50.827	ug/l	292895.17
As	75	72	3	He	49.485	ug/l	50408.88
Se	78	72	2	H2	51.448	ug/l	28893.84
Br	79	72	1	No Gas	0.108	ug/l	11005.73
Br	79	72	2	H2	0.162	ug/l	6555.16
Se	82	72	1	No Gas	51.106	ug/l	15905.06
Kr	84	72	1	No Gas		ug/l	30721.76
Sr	88	72	1	No Gas	52.402	ug/l	1610478.66
Sr	88	72	3	He	49.345	ug/l	218876.62
Mo	95	115	1	No Gas	52.115	ug/l	306906.33
Mo	95	115	3	He	51.113	ug/l	115729.25
Mo	98	115	1	No Gas	53.300	ug/l	500635.29
Ag	107	115	1	No Gas	20.711	ug/l	317386.00
Ag	109	115	1	No Gas	20.737	ug/l	301104.12
Cd	111	115	1	No Gas	51.903	ug/l	179003.58

ICPMS207-B Analytical Data

Name	Mass	ISTD	Tune Step	Tune Mode	Conc.	Units	CPS
Cd	111	115	3	He	51.170	ug/l	63456.00
Cd	114	115	1	No Gas	51.993	ug/l	396825.31
Cd	114	115	3	He	50.854	ug/l	152088.65
Sn	118	115	1	No Gas	45.118	ug/l	480086.23
Sn	118	115	3	He	45.639	ug/l	145785.10
Sb	121	115	1	No Gas	54.056	ug/l	806137.54
Sb	121	115	3	He	51.189	ug/l	232134.42
Sb	123	115	1	No Gas	54.188	ug/l	615763.44
Sb	123	115	3	He	51.984	ug/l	184241.72
Ba	135	115	1	No Gas	50.541	ug/l	145986.49
Ba	137	115	1	No Gas	50.375	ug/l	254079.17
La	139	115	3	He	49.830	ug/l	761227.49
Ce	140	115	3	He	49.981	ug/l	799773.50
Hg	201	209	1	No Gas	0.967	ug/l	1809.76
Hg	202	209	1	No Gas	0.967	ug/l	4176.16
Hg	202	209	3	He	0.995	ug/l	1944.76
Tl	203	209	3	He	51.019	ug/l	238141.46
Tl	205	209	1	No Gas	51.490	ug/l	1195863.89
Tl	205	209	3	He	51.894	ug/l	570923.29
[Pb]	206	209	1	No Gas	51.448	ug/l	417681.92
[Pb]	207	209	1	No Gas	50.863	ug/l	358807.56
Pb	208	209	1	No Gas	51.416	ug/l	1659552.55
Th	232	209	3	He	50.965	ug/l	752279.33
U	238	209	1	No Gas	49.571	ug/l	1499307.44

Name	Mass	Tune Step	Tune Mode	CPS	ISTD Recovery %
Sc	45	1	No Gas	4274982.54	92.7
Sc	45	2	H2	2305287.25	97.0
Sc	45	3	He	302966.19	102.6
Ge	72	1	No Gas	1109995.93	99.1
Ge	72	2	H2	804891.81	101.0
Ge	72	3	He	182660.92	102.9
In	115	1	No Gas	6908380.73	90.6
In	115	3	He	1661479.52	96.4
Tb	159	1	No Gas	8026056.24	91.6
Tb	159	3	He	3651536.83	100.5
Ho	165	1	No Gas	7904401.36	95.1
Ho	165	3	He	3549864.01	99.5
Lu	175	1	No Gas	7577642.43	95.3
Lu	175	3	He	2968656.26	98.2
Bi	209	1	No Gas	5433564.87	92.6
Bi	209	3	He	2173522.33	89.7

ICPMS207-B Analytical Data

Sample Name	CCB
File Name	034_CCB.d
Data Path Name	D:\Agilent\ICPMH\1\DATA\220218BDoD.b
Acq Time	2022-02-18 15:41:32
Sample Type	CCB
Total Dilution	1.0000
Comment	ICPMS-6020-W-D
Operator	CAR/SRH/JPV/AEM
Method	SW6020/SW6020B

Name	Mass	ISTD	Tune Step	Tune Mode	Conc.	Units	CPS
Li	7	45	1	No Gas	0.834	ug/l	22025.38
Be	9	45	1	No Gas	-0.010	ug/l	186.63
B	11	45	1	No Gas	1.400	ug/l	3873.39
Na	23	45	3	He	-7.981	ug/l	69549.72
Mg	24	45	3	He	0.016	ug/l	1257.56
Al	27	45	1	No Gas	0.002	ug/l	9912.21
Si	28	45	2	H2	-0.091	ug/l	9725.07
K	39	72	3	He	-0.503	ug/l	124248.49
Ca	40	72	2	H2	0.241	ug/l	153266.19
Ti	47	72	1	No Gas	-0.002	ug/l	255.26
V	51	72	1	No Gas	-0.216	ug/l	-25789.49
V	51	72	3	He	-1.203	ug/l	10337.02
Cr	52	72	1	No Gas	-0.350	ug/l	58724.69
Cr	52	72	3	He	0.009	ug/l	1181.17
Mn	55	72	1	No Gas	0.069	ug/l	7540.34
Mn	55	72	3	He	0.012	ug/l	125.64
Fe	56	72	2	H2	0.086	ug/l	8395.86
Fe	56	72	3	He	0.247	ug/l	6496.33
Co	59	72	1	No Gas	0.001	ug/l	622.12
Ni	60	72	1	No Gas	-0.038	ug/l	755.19
Ni	60	72	3	He	-0.019	ug/l	75.56
Cu	63	72	1	No Gas	-0.053	ug/l	6426.00
Cu	63	72	3	He	-0.057	ug/l	1878.75
Cu	65	72	1	No Gas	-0.032	ug/l	2769.38
Zn	66	72	1	No Gas	0.069	ug/l	10135.80
Zn	66	72	3	He	-0.084	ug/l	2346.87
As	75	72	1	No Gas	0.432	ug/l	12596.49
As	75	72	3	He	-0.086	ug/l	360.40
Se	78	72	2	H2	0.017	ug/l	37.67
Br	79	72	1	No Gas	0.104	ug/l	10612.88
Br	79	72	2	H2	-0.005	ug/l	5679.89
Se	82	72	1	No Gas	-0.412	ug/l	542.47
Kr	84	72	1	No Gas		ug/l	19907.61
Sr	88	72	1	No Gas	0.002	ug/l	958.15
Sr	88	72	3	He	0.001	ug/l	402.24
Mo	95	115	1	No Gas	0.043	ug/l	281.12
Mo	95	115	3	He	0.032	ug/l	82.22
Mo	98	115	1	No Gas	0.039	ug/l	420.01
Ag	107	115	1	No Gas	0.005	ug/l	1232.55
Ag	109	115	1	No Gas	0.010	ug/l	1237.22
Cd	111	115	1	No Gas	0.022	ug/l	66.03

ICPMS207-B Analytical Data

Name	Mass	ISTD	Tune Step	Tune Mode	Conc.	Units	CPS
Cd	111	115	3	He	0.014	ug/l	21.78
Cd	114	115	1	No Gas	0.016	ug/l	31.47
Cd	114	115	3	He	0.014	ug/l	52.61
Sn	118	115	1	No Gas	0.039	ug/l	1114.50
Sn	118	115	3	He	0.020	ug/l	294.45
Sb	121	115	1	No Gas	0.139	ug/l	2217.40
Sb	121	115	3	He	0.108	ug/l	526.40
Sb	123	115	1	No Gas	0.139	ug/l	1699.61
Sb	123	115	3	He	0.107	ug/l	410.05
Ba	135	115	1	No Gas	0.022	ug/l	83.18
Ba	137	115	1	No Gas	0.003	ug/l	43.25
La	139	115	3	He	0.001	ug/l	16.66
Ce	140	115	3	He	0.001	ug/l	22.22
Hg	201	209	1	No Gas	0.015	ug/l	96.65
Hg	202	209	1	No Gas	0.009	ug/l	223.63
Hg	202	209	3	He	0.011	ug/l	101.98
Tl	203	209	3	He	0.122	ug/l	710.31
Tl	205	209	1	No Gas	0.105	ug/l	2989.25
Tl	205	209	3	He	0.129	ug/l	1759.49
[Pb]	206	209	1	No Gas	-0.007	ug/l	710.03
[Pb]	207	209	1	No Gas	-0.002	ug/l	657.80
Pb	208	209	1	No Gas	-0.004	ug/l	2989.05
Th	232	209	3	He	0.047	ug/l	823.03
U	238	209	1	No Gas	0.007	ug/l	232.29

Name	Mass	Tune Step	Tune Mode	CPS	ISTD Recovery %
Sc	45	1	No Gas	4283170.75	92.9
Sc	45	2	H2	2312492.84	97.3
Sc	45	3	He	287413.28	97.3
Ge	72	1	No Gas	1073562.02	95.9
Ge	72	2	H2	787263.20	98.8
Ge	72	3	He	177471.48	99.9
In	115	1	No Gas	6945713.86	91.1
In	115	3	He	1663604.64	96.5
Tb	159	1	No Gas	8325839.14	95.0
Tb	159	3	He	3586540.95	98.7
Ho	165	1	No Gas	7944872.09	95.6
Ho	165	3	He	3477793.37	97.5
Lu	175	1	No Gas	7536903.15	94.8
Lu	175	3	He	2886916.95	95.5
Bi	209	1	No Gas	5466433.89	93.2
Bi	209	3	He	2297632.72	94.8

ICPMS207-B Analytical Data

Sample Name	Rinse
File Name	035BLKV.d
Data Path Name	D:\Agilent\ICPMH\1\DATA\220218BDoD.b
Acq Time	2022-02-18 15:47:47
Sample Type	BlkVrfy
Total Dilution	1.0000
Comment	ICPMS-6020-W-D
Operator	CAR/SRH/JPV/AEM
Method	SW6020/SW6020B

Name	Mass	ISTD	Tune Step	Tune Mode	Conc.	Units	CPS
Li	7	45	1	No Gas	0.509	ug/l	19870.89
Be	9	45	1	No Gas	-0.018	ug/l	160.64
B	11	45	1	No Gas	0.885	ug/l	2838.74
Na	23	45	3	He	-9.641	ug/l	67971.42
Mg	24	45	3	He	-0.063	ug/l	1217.64
Al	27	45	1	No Gas	-0.011	ug/l	9783.23
Si	28	45	2	H2	-0.258	ug/l	9329.99
K	39	72	3	He	2.201	ug/l	120741.18
Ca	40	72	2	H2	0.340	ug/l	154430.48
Ti	47	72	1	No Gas	-0.041	ug/l	190.19
V	51	72	1	No Gas	0.650	ug/l	-9364.82
V	51	72	3	He	-1.244	ug/l	9792.21
Cr	52	72	1	No Gas	-0.557	ug/l	55047.51
Cr	52	72	3	He	0.012	ug/l	1146.72
Mn	55	72	1	No Gas	0.057	ug/l	7250.76
Mn	55	72	3	He	0.012	ug/l	121.98
Fe	56	72	2	H2	0.053	ug/l	7981.88
Fe	56	72	3	He	0.213	ug/l	6122.45
Co	59	72	1	No Gas	-0.002	ug/l	578.86
Ni	60	72	1	No Gas	-0.037	ug/l	765.17
Ni	60	72	3	He	-0.007	ug/l	91.11
Cu	63	72	1	No Gas	-0.068	ug/l	6275.88
Cu	63	72	3	He	-0.034	ug/l	1898.41
Cu	65	72	1	No Gas	-0.039	ug/l	2744.03
Zn	66	72	1	No Gas	-0.032	ug/l	9779.79
Zn	66	72	3	He	-0.028	ug/l	2309.09
As	75	72	1	No Gas	0.297	ug/l	11920.05
As	75	72	3	He	-0.080	ug/l	352.20
Se	78	72	2	H2	0.010	ug/l	33.67
Br	79	72	1	No Gas	0.085	ug/l	10519.69
Br	79	72	2	H2	-0.044	ug/l	5523.47
Se	82	72	1	No Gas	-0.340	ug/l	565.27
Kr	84	72	1	No Gas		ug/l	19741.04
Sr	88	72	1	No Gas	0.004	ug/l	1028.03
Sr	88	72	3	He	0.004	ug/l	397.79
Mo	95	115	1	No Gas	0.013	ug/l	102.22
Mo	95	115	3	He	0.010	ug/l	30.00
Mo	98	115	1	No Gas	0.009	ug/l	139.17
Ag	107	115	1	No Gas	0.006	ug/l	1284.58
Ag	109	115	1	No Gas	0.004	ug/l	1175.19
Cd	111	115	1	No Gas	0.017	ug/l	53.27

ICPMS207-B Analytical Data

Name	Mass	ISTD	Tune Step	Tune Mode	Conc.	Units	CPS
Cd	111	115	3	He	0.008	ug/l	14.78
Cd	114	115	1	No Gas	0.014	ug/l	17.05
Cd	114	115	3	He	0.008	ug/l	35.26
Sn	118	115	1	No Gas	0.017	ug/l	894.92
Sn	118	115	3	He	0.019	ug/l	286.67
Sb	121	115	1	No Gas	0.043	ug/l	796.77
Sb	121	115	3	He	0.044	ug/l	235.03
Sb	123	115	1	No Gas	0.044	ug/l	627.08
Sb	123	115	3	He	0.042	ug/l	178.35
Ba	135	115	1	No Gas	0.002	ug/l	23.29
Ba	137	115	1	No Gas	0.007	ug/l	69.86
La	139	115	3	He	0.000	ug/l	7.78
Ce	140	115	3	He	0.000	ug/l	12.22
Hg	201	209	1	No Gas	0.009	ug/l	87.65
Hg	202	209	1	No Gas	0.001	ug/l	191.30
Hg	202	209	3	He	0.005	ug/l	93.65
Tl	203	209	3	He	0.050	ug/l	363.49
Tl	205	209	1	No Gas	0.037	ug/l	1427.87
Tl	205	209	3	He	0.048	ug/l	837.03
[Pb]	206	209	1	No Gas	-0.016	ug/l	650.02
[Pb]	207	209	1	No Gas	-0.012	ug/l	597.80
Pb	208	209	1	No Gas	-0.019	ug/l	2555.67
Th	232	209	3	He	0.018	ug/l	388.83
U	238	209	1	No Gas	0.003	ug/l	104.65

Name	Mass	Tune Step	Tune Mode	CPS	ISTD Recovery %
Sc	45	1	No Gas	4321612.98	93.7
Sc	45	2	H2	2292249.49	96.5
Sc	45	3	He	285949.90	96.9
Ge	72	1	No Gas	1077339.85	96.2
Ge	72	2	H2	790180.55	99.1
Ge	72	3	He	170679.39	96.1
In	115	1	No Gas	7114087.09	93.3
In	115	3	He	1642793.43	95.3
Tb	159	1	No Gas	8413697.88	96.0
Tb	159	3	He	3503406.18	96.4
Ho	165	1	No Gas	8201550.90	98.7
Ho	165	3	He	3517163.92	98.6
Lu	175	1	No Gas	7750836.97	97.5
Lu	175	3	He	2863562.42	94.8
Bi	209	1	No Gas	5563687.28	94.8
Bi	209	3	He	2354377.76	97.1

ICPMS207-B Analytical Data

Sample Name	LRB
File Name	036MBLK.d
Data Path Name	D:\Agilent\ICPMH\1\DATA\220218BDoD.b
Acq Time	2022-02-18 15:54:03
Sample Type	MBLK
Total Dilution	1.0000
Comment	ICPMS-6020-W-D
Operator	CAR/SRH/JPV/AEM
Method	SW6020/SW6020B

Name	Mass	ISTD	Tune Step	Tune Mode	Conc.	Units	CPS
Li	7	45	1	No Gas	0.421	ug/l	19295.25
Be	9	45	1	No Gas	-0.019	ug/l	159.30
B	11	45	1	No Gas	0.742	ug/l	2551.91
Na	23	45	3	He	-3.809	ug/l	70084.33
Mg	24	45	3	He	0.318	ug/l	1337.42
Al	27	45	1	No Gas	0.164	ug/l	12695.44
Si	28	45	2	H2	-0.179	ug/l	11643.91
K	39	72	3	He	3.565	ug/l	120527.81
Ca	40	72	2	H2	-2.555	ug/l	154970.07
Ti	47	72	1	No Gas	-0.023	ug/l	215.22
V	51	72	1	No Gas	-2.357	ug/l	-65738.89
V	51	72	3	He	-1.292	ug/l	9550.94
Cr	52	72	1	No Gas	-0.415	ug/l	56549.95
Cr	52	72	3	He	0.017	ug/l	1157.83
Mn	55	72	1	No Gas	0.064	ug/l	7297.37
Mn	55	72	3	He	0.009	ug/l	112.98
Fe	56	72	2	H2	-0.004	ug/l	8282.35
Fe	56	72	3	He	0.140	ug/l	5822.03
Co	59	72	1	No Gas	-0.002	ug/l	552.25
Ni	60	72	1	No Gas	-0.039	ug/l	741.89
Ni	60	72	3	He	-0.009	ug/l	87.78
Cu	63	72	1	No Gas	-0.047	ug/l	6381.96
Cu	63	72	3	He	-0.007	ug/l	1990.41
Cu	65	72	1	No Gas	0.004	ug/l	2912.13
Zn	66	72	1	No Gas	0.151	ug/l	10288.96
Zn	66	72	3	He	0.088	ug/l	2404.66
As	75	72	1	No Gas	0.852	ug/l	14567.91
As	75	72	3	He	-0.092	ug/l	338.87
Se	78	72	2	H2	-0.007	ug/l	27.67
Br	79	72	1	No Gas	-0.143	ug/l	8725.42
Br	79	72	2	H2	-0.252	ug/l	5280.51
Se	82	72	1	No Gas	-0.156	ug/l	606.87
Kr	84	72	1	No Gas		ug/l	19437.86
Sr	88	72	1	No Gas	3.029	ug/l	88517.01
Sr	88	72	3	He	0.000	ug/l	381.12
Mo	95	115	1	No Gas	0.003	ug/l	45.56
Mo	95	115	3	He	0.003	ug/l	14.45
Mo	98	115	1	No Gas	0.005	ug/l	96.80
Ag	107	115	1	No Gas	-0.065	ug/l	161.40
Ag	109	115	1	No Gas	-0.065	ug/l	144.73
Cd	111	115	1	No Gas	0.008	ug/l	22.18

ICPMS207-B Analytical Data

Name	Mass	ISTD	Tune Step	Tune Mode	Conc.	Units	CPS
Cd	111	115	3	He	0.008	ug/l	14.11
Cd	114	115	1	No Gas	0.016	ug/l	34.62
Cd	114	115	3	He	0.008	ug/l	34.25
Sn	118	115	1	No Gas	0.019	ug/l	924.87
Sn	118	115	3	He	0.019	ug/l	278.90
Sb	121	115	1	No Gas	0.029	ug/l	582.74
Sb	121	115	3	He	0.030	ug/l	164.35
Sb	123	115	1	No Gas	0.028	ug/l	437.38
Sb	123	115	3	He	0.033	ug/l	143.02
Ba	135	115	1	No Gas	0.005	ug/l	33.27
Ba	137	115	1	No Gas	0.002	ug/l	43.25
La	139	115	3	He	0.000	ug/l	11.11
Ce	140	115	3	He	0.000	ug/l	7.78
Hg	201	209	1	No Gas	0.007	ug/l	87.32
Hg	202	209	1	No Gas	0.000	ug/l	194.63
Hg	202	209	3	He	0.009	ug/l	95.65
Tl	203	209	3	He	0.030	ug/l	246.10
Tl	205	209	1	No Gas	0.023	ug/l	1117.83
Tl	205	209	3	He	0.023	ug/l	512.88
[Pb]	206	209	1	No Gas	-0.027	ug/l	576.68
[Pb]	207	209	1	No Gas	-0.023	ug/l	532.24
Pb	208	209	1	No Gas	-0.025	ug/l	2459.00
Th	232	209	3	He	0.012	ug/l	270.11
U	238	209	1	No Gas	0.002	ug/l	80.65

Name	Mass	Tune Step	Tune Mode	CPS	ISTD Recovery %
Sc	45	1	No Gas	4333749.49	94.0
Sc	45	2	H2	2932947.09	123.4
Sc	45	3	He	277481.84	94.0
Ge	72	1	No Gas	1055227.41	94.2
Ge	72	2	H2	944070.97	118.5
Ge	72	3	He	169591.12	95.5
In	115	1	No Gas	7124502.03	93.5
In	115	3	He	1599532.04	92.8
Tb	159	1	No Gas	8299173.15	94.7
Tb	159	3	He	3531055.91	97.2
Ho	165	1	No Gas	8035895.61	96.7
Ho	165	3	He	3409358.98	95.6
Lu	175	1	No Gas	7637128.79	96.0
Lu	175	3	He	2850145.41	94.3
Bi	209	1	No Gas	5767642.12	98.3
Bi	209	3	He	2233728.60	92.2

ICPMS207-B Analytical Data

Sample Name	LFB
File Name	037_LFB.d
Data Path Name	D:\Agilent\ICPMH\1\DATA\220218BDoD.b
Acq Time	2022-02-18 16:00:18
Sample Type	LFB
Total Dilution	1.0300
Comment	ICPMS-6020-W-D
Operator	CAR/SRH/JPV/AEM
Method	SW6020/SW6020B

Name	Mass	ISTD	Tune Step	Tune Mode	Conc.	Units	CPS
Li	7	45	1	No Gas	2056.906	ug/l	14335728.96
Be	9	45	1	No Gas	42.612	ug/l	139878.69
B	11	45	1	No Gas	45.328	ug/l	90837.84
Na	23	45	3	He	50029.633	ug/l	36963051.67
Mg	24	45	3	He	50892.169	ug/l	21227120.06
Al	27	45	1	No Gas	48.701	ug/l	771739.77
Si	28	45	2	H2	198.897	ug/l	360540.13
K	39	72	3	He	46326.954	ug/l	21623072.18
Ca	40	72	2	H2	49171.039	ug/l	315822948.49
Ti	47	72	1	No Gas	56.096	ug/l	92012.09
V	51	72	1	No Gas	55.765	ug/l	1014583.55
V	51	72	3	He	49.040	ug/l	197628.69
Cr	52	72	1	No Gas	51.375	ug/l	1006494.26
Cr	52	72	3	He	48.826	ug/l	200833.28
Mn	55	72	1	No Gas	50.396	ug/l	1238995.15
Mn	55	72	3	He	48.216	ug/l	136649.16
Fe	56	72	2	H2	5006.827	ug/l	65462324.19
Fe	56	72	3	He	4934.167	ug/l	18142324.19
Co	59	72	1	No Gas	50.729	ug/l	1031729.89
Ni	60	72	1	No Gas	50.982	ug/l	232587.33
Ni	60	72	3	He	47.934	ug/l	74399.99
Cu	63	72	1	No Gas	49.674	ug/l	559631.25
Cu	63	72	3	He	49.131	ug/l	198881.14
Cu	65	72	1	No Gas	49.820	ug/l	263947.19
Zn	66	72	1	No Gas	52.045	ug/l	209100.52
Zn	66	72	3	He	48.666	ug/l	49391.37
As	75	72	1	No Gas	50.978	ug/l	277393.63
As	75	72	3	He	49.321	ug/l	47666.95
Se	78	72	2	H2	49.950	ug/l	26747.86
Br	79	72	1	No Gas	0.717	ug/l	14868.22
Br	79	72	2	H2	0.467	ug/l	7723.45
Se	82	72	1	No Gas	50.874	ug/l	14954.71
Kr	84	72	1	No Gas		ug/l	29821.79
Sr	88	72	1	No Gas	51.335	ug/l	1488262.72
Sr	88	72	3	He	48.954	ug/l	205959.93
Mo	95	115	1	No Gas	51.300	ug/l	289553.25
Mo	95	115	3	He	51.046	ug/l	108531.11
Mo	98	115	1	No Gas	50.644	ug/l	455940.77
Ag	107	115	1	No Gas	20.561	ug/l	301963.34
Ag	109	115	1	No Gas	20.778	ug/l	289179.07
Cd	111	115	1	No Gas	50.091	ug/l	165576.01

ICPMS207-B Analytical Data

Name	Mass	ISTD	Tune Step	Tune Mode	Conc.	Units	CPS
Cd	111	115	3	He	50.464	ug/l	58749.67
Cd	114	115	1	No Gas	50.087	ug/l	366367.32
Cd	114	115	3	He	50.154	ug/l	140823.54
Sn	118	115	1	No Gas	44.614	ug/l	455036.49
Sn	118	115	3	He	44.421	ug/l	133193.93
Sb	121	115	1	No Gas	52.675	ug/l	752790.98
Sb	121	115	3	He	51.257	ug/l	218248.46
Sb	123	115	1	No Gas	52.564	ug/l	572401.36
Sb	123	115	3	He	51.461	ug/l	171238.73
Ba	135	115	1	No Gas	49.863	ug/l	138026.77
Ba	137	115	1	No Gas	49.657	ug/l	240057.76
La	139	115	3	He	0.004	ug/l	60.00
Ce	140	115	3	He	52.132	ug/l	783394.40
Hg	201	209	1	No Gas	1.041	ug/l	1867.76
Hg	202	209	1	No Gas	0.998	ug/l	4142.82
Hg	202	209	3	He	1.039	ug/l	1941.42
Tl	203	209	3	He	50.576	ug/l	225910.75
Tl	205	209	1	No Gas	50.823	ug/l	1132888.31
Tl	205	209	3	He	50.944	ug/l	536451.74
[Pb]	206	209	1	No Gas	49.445	ug/l	385707.81
[Pb]	207	209	1	No Gas	50.192	ug/l	340074.53
Pb	208	209	1	No Gas	50.129	ug/l	1555244.44
Th	232	209	3	He	51.053	ug/l	721142.85
U	238	209	1	No Gas	51.238	ug/l	1488303.48

Name	Mass	Tune Step	Tune Mode	CPS	ISTD Recovery %
Sc	45	1	No Gas	4262507.75	92.4
Sc	45	2	H2	2249891.51	94.7
Sc	45	3	He	292896.01	99.2
Ge	72	1	No Gas	1078881.76	96.3
Ge	72	2	H2	790428.88	99.2
Ge	72	3	He	178406.77	100.5
In	115	1	No Gas	6821473.91	89.5
In	115	3	He	1606812.36	93.2
Tb	159	1	No Gas	8120255.54	92.6
Tb	159	3	He	3644172.82	100.3
Ho	165	1	No Gas	7868955.40	94.7
Ho	165	3	He	3529803.53	99.0
Lu	175	1	No Gas	7591640.96	95.5
Lu	175	3	He	2935227.52	97.1
Bi	209	1	No Gas	5374288.28	91.6
Bi	209	3	He	2141973.48	88.4

ICPMS207-B Analytical Data

Sample Name	ICSA
File Name	038ICSA.d
Data Path Name	D:\Agilent\ICPMH\1\DATA\220218BDoD.b
Acq Time	2022-02-18 16:06:35
Sample Type	ICSA
Total Dilution	1.0000
Comment	ICPMS-6020-W-D
Operator	CAR/SRH/JPV/AEM
Method	SW6020/SW6020B

Name	Mass	ISTD	Tune Step	Tune Mode	Conc.	Units	CPS
Li	7	45	1	No Gas	1.717	ug/l	30210.69
Be	9	45	1	No Gas	-0.031	ug/l	121.98
B	11	45	1	No Gas	0.911	ug/l	3051.54
Na	23	45	3	He	99852.677	ug/l	76980377.19
Mg	24	45	3	He	39701.485	ug/l	17299370.66
Al	27	45	1	No Gas	38794.243	ug/l	668046927.82
Si	28	45	2	H2	2.957	ug/l	15367.39
K	39	72	3	He	37650.687	ug/l	18383252.51
Ca	40	72	2	H2	119714.747	ug/l	795282220.87
Ti	47	72	1	No Gas	817.825	ug/l	1437241.60
V	51	72	1	No Gas	1.765	ug/l	12502.20
V	51	72	3	He	-3.028	ug/l	3438.21
Cr	52	72	1	No Gas	0.394	ug/l	76146.14
Cr	52	72	3	He	1.763	ug/l	8700.40
Mn	55	72	1	No Gas	0.382	ug/l	16130.28
Mn	55	72	3	He	0.263	ug/l	871.52
Fe	56	72	2	H2	103499.378	ug/l	1400051709.06
Fe	56	72	3	He	99856.337	ug/l	383570710.53
Co	59	72	1	No Gas	0.176	ug/l	4478.49
Ni	60	72	1	No Gas	0.923	ug/l	5480.18
Ni	60	72	3	He	0.097	ug/l	264.45
Cu	63	72	1	No Gas	1.150	ug/l	21091.64
Cu	63	72	3	He	0.038	ug/l	2314.06
Cu	65	72	1	No Gas	0.682	ug/l	6917.76
Zn	66	72	1	No Gas	0.692	ug/l	13180.68
Zn	66	72	3	He	0.158	ug/l	2636.92
As	75	72	1	No Gas	-0.007	ug/l	10680.99
As	75	72	3	He	-0.103	ug/l	350.13
Se	78	72	2	H2	0.106	ug/l	87.11
Br	79	72	1	No Gas	0.203	ug/l	11861.39
Br	79	72	2	H2	-0.034	ug/l	5596.68
Se	82	72	1	No Gas	0.047	ug/l	707.95
Kr	84	72	1	No Gas		ug/l	21613.26
Sr	88	72	1	No Gas	1.045	ug/l	33486.12
Sr	88	72	3	He	0.983	ug/l	4717.48
Mo	95	115	1	No Gas	827.943	ug/l	5133665.30
Mo	95	115	3	He	810.428	ug/l	1886833.72
Mo	98	115	1	No Gas	809.258	ug/l	8000124.75
Ag	107	115	1	No Gas	0.009	ug/l	1363.28
Ag	109	115	1	No Gas	0.010	ug/l	1298.58
Cd	111	115	1	No Gas	0.098	ug/l	346.37

ICPMS207-B Analytical Data

Name	Mass	ISTD	Tune Step	Tune Mode	Conc.	Units	CPS
Cd	111	115	3	He	0.245	ug/l	317.34
Cd	114	115	1	No Gas	0.091	ug/l	635.09
Cd	114	115	3	He	0.149	ug/l	470.50
Sn	118	115	1	No Gas	13.988	ug/l	157247.55
Sn	118	115	3	He	14.313	ug/l	47174.68
Sb	121	115	1	No Gas	0.156	ug/l	2596.17
Sb	121	115	3	He	0.127	ug/l	629.08
Sb	123	115	1	No Gas	0.154	ug/l	1953.67
Sb	123	115	3	He	0.123	ug/l	480.06
Ba	135	115	1	No Gas	0.163	ug/l	515.66
Ba	137	115	1	No Gas	0.176	ug/l	964.80
La	139	115	3	He	0.006	ug/l	96.67
Ce	140	115	3	He	0.009	ug/l	164.45
Hg	201	209	1	No Gas	0.004	ug/l	79.65
Hg	202	209	1	No Gas	0.004	ug/l	211.29
Hg	202	209	3	He	0.010	ug/l	101.65
Tl	203	209	3	He	0.042	ug/l	316.80
Tl	205	209	1	No Gas	0.039	ug/l	1490.09
Tl	205	209	3	He	0.041	ug/l	750.32
[Pb]	206	209	1	No Gas	0.017	ug/l	943.37
[Pb]	207	209	1	No Gas	0.017	ug/l	821.14
Pb	208	209	1	No Gas	0.016	ug/l	3778.02
Th	232	209	3	He	0.079	ug/l	1342.61
U	238	209	1	No Gas	0.024	ug/l	784.20

Name	Mass	Tune Step	Tune Mode	CPS	ISTD Recovery %
Sc	45	1	No Gas	4555285.69	98.8
Sc	45	2	H2	2305043.78	97.0
Sc	45	3	He	297005.76	100.6
Ge	72	1	No Gas	1124099.28	100.4
Ge	72	2	H2	794003.82	99.6
Ge	72	3	He	180999.45	101.9
In	115	1	No Gas	7277321.17	95.5
In	115	3	He	1708833.52	99.1
Tb	159	1	No Gas	8958611.42	102.2
Tb	159	3	He	3834328.46	105.5
Ho	165	1	No Gas	8470183.11	101.9
Ho	165	3	He	3768009.57	105.6
Lu	175	1	No Gas	8306688.84	104.4
Lu	175	3	He	3159403.64	104.5
Bi	209	1	No Gas	5674696.79	96.7
Bi	209	3	He	2319484.43	95.7

ICPMS207-B Analytical Data

Sample Name	ICSAB
File Name	039ICSB.d
Data Path Name	D:\Agilent\ICPMH\1\DATA\220218BDoD.b
Acq Time	2022-02-18 16:12:52
Sample Type	ICSAB
Total Dilution	1.0000
Comment	ICPMS-6020-W-D
Operator	CAR/SRH/JPV/AEM
Method	SW6020/SW6020B

Name	Mass	ISTD	Tune Step	Tune Mode	Conc.	Units	CPS
Li	7	45	1	No Gas	1.146	ug/l	25868.96
Be	9	45	1	No Gas	-0.038	ug/l	97.98
B	11	45	1	No Gas	0.568	ug/l	2307.11
Na	23	45	3	He	98438.989	ug/l	73875907.23
Mg	24	45	3	He	40446.294	ug/l	17156007.59
Al	27	45	1	No Gas	37507.924	ug/l	646688221.47
Si	28	45	2	H2	2.618	ug/l	14416.74
K	39	72	3	He	37650.128	ug/l	18047430.70
Ca	40	72	2	H2	121841.375	ug/l	784095114.16
Ti	47	72	1	No Gas	806.558	ug/l	1397458.88
V	51	72	1	No Gas	24.712	ug/l	464591.70
V	51	72	3	He	15.842	ug/l	75465.33
Cr	52	72	1	No Gas	20.191	ug/l	458700.12
Cr	52	72	3	He	20.757	ug/l	88213.42
Mn	55	72	1	No Gas	20.128	ug/l	527581.71
Mn	55	72	3	He	19.105	ug/l	55593.94
Fe	56	72	2	H2	104754.159	ug/l	1372602300.62
Fe	56	72	3	He	99371.810	ug/l	374710053.52
Co	59	72	1	No Gas	20.106	ug/l	433525.21
Ni	60	72	1	No Gas	20.923	ug/l	101708.93
Ni	60	72	3	He	19.590	ug/l	31251.23
Cu	63	72	1	No Gas	20.865	ug/l	252990.41
Cu	63	72	3	He	19.282	ug/l	81322.12
Cu	65	72	1	No Gas	20.803	ug/l	118469.18
Zn	66	72	1	No Gas	10.617	ug/l	53225.94
Zn	66	72	3	He	9.680	ug/l	12010.57
As	75	72	1	No Gas	9.965	ug/l	65886.77
As	75	72	3	He	9.521	ug/l	9794.89
Se	78	72	2	H2	10.168	ug/l	5478.81
Br	79	72	1	No Gas	0.143	ug/l	11258.79
Br	79	72	2	H2	-0.026	ug/l	5456.89
Se	82	72	1	No Gas	9.656	ug/l	3555.01
Kr	84	72	1	No Gas		ug/l	20813.80
Sr	88	72	1	No Gas	1.080	ug/l	34072.93
Sr	88	72	3	He	0.969	ug/l	4570.77
Mo	95	115	1	No Gas	829.161	ug/l	5105316.56
Mo	95	115	3	He	813.079	ug/l	1847956.81
Mo	98	115	1	No Gas	828.705	ug/l	8137931.83
Ag	107	115	1	No Gas	4.466	ug/l	72491.53
Ag	109	115	1	No Gas	4.573	ug/l	70326.81
Cd	111	115	1	No Gas	9.749	ug/l	35150.56

ICPMS207-B Analytical Data

Name	Mass	ISTD	Tune Step	Tune Mode	Conc.	Units	CPS
Cd	111	115	3	He	9.894	ug/l	12318.77
Cd	114	115	1	No Gas	9.831	ug/l	78379.24
Cd	114	115	3	He	9.716	ug/l	29178.49
Sn	118	115	1	No Gas	14.784	ug/l	164978.25
Sn	118	115	3	He	14.456	ug/l	46503.51
Sb	121	115	1	No Gas	0.083	ug/l	1437.89
Sb	121	115	3	He	0.077	ug/l	386.38
Sb	123	115	1	No Gas	0.085	ug/l	1118.83
Sb	123	115	3	He	0.079	ug/l	311.70
Ba	135	115	1	No Gas	0.175	ug/l	545.59
Ba	137	115	1	No Gas	0.178	ug/l	971.44
La	139	115	3	He	0.005	ug/l	86.67
Ce	140	115	3	He	0.009	ug/l	153.34
Hg	201	209	1	No Gas	0.008	ug/l	84.98
Hg	202	209	1	No Gas	0.002	ug/l	196.29
Hg	202	209	3	He	0.009	ug/l	98.98
Tl	203	209	3	He	0.013	ug/l	172.07
Tl	205	209	1	No Gas	0.012	ug/l	822.25
Tl	205	209	3	He	0.012	ug/l	402.83
[Pb]	206	209	1	No Gas	0.022	ug/l	968.93
[Pb]	207	209	1	No Gas	0.020	ug/l	828.92
Pb	208	209	1	No Gas	0.017	ug/l	3771.35
Th	232	209	3	He	0.034	ug/l	624.27
U	238	209	1	No Gas	0.023	ug/l	722.88

Name	Mass	Tune Step	Tune Mode	CPS	ISTD Recovery %
Sc	45	1	No Gas	4563316.61	98.9
Sc	45	2	H2	2255020.39	94.9
Sc	45	3	He	289100.30	97.9
Ge	72	1	No Gas	1108602.91	99.0
Ge	72	2	H2	769205.18	96.5
Ge	72	3	He	177673.98	100.0
In	115	1	No Gas	7223067.30	94.7
In	115	3	He	1667800.69	96.7
Tb	159	1	No Gas	9197164.55	104.9
Tb	159	3	He	3865470.44	106.4
Ho	165	1	No Gas	8782803.85	105.7
Ho	165	3	He	3794899.32	106.4
Lu	175	1	No Gas	8415048.71	105.8
Lu	175	3	He	3148201.03	104.2
Bi	209	1	No Gas	5580559.15	95.1
Bi	209	3	He	2324390.83	95.9

ICPMS207-B Analytical Data

Sample Name	Rinse
File Name	040BLKV.d
Data Path Name	D:\Agilent\ICPMH\1\DATA\220218BDoD.b
Acq Time	2022-02-18 16:19:08
Sample Type	BlkVrfy
Total Dilution	1.0000
Comment	ICPMS-6020-W-D
Operator	CAR/SRH/JPV/AEM
Method	SW6020/SW6020B

Name	Mass	ISTD	Tune Step	Tune Mode	Conc.	Units	CPS
Li	7	45	1	No Gas	1.234	ug/l	27127.68
Be	9	45	1	No Gas	-0.038	ug/l	101.31
B	11	45	1	No Gas	0.290	ug/l	1734.13
Na	23	45	3	He	-1.661	ug/l	77059.15
Mg	24	45	3	He	-0.356	ug/l	1141.12
Al	27	45	1	No Gas	0.615	ug/l	21481.62
Si	28	45	2	H2	-0.691	ug/l	8689.35
K	39	72	3	He	1.511	ug/l	129956.94
Ca	40	72	2	H2	1.640	ug/l	165663.24
Ti	47	72	1	No Gas	0.097	ug/l	442.12
V	51	72	1	No Gas	1.027	ug/l	-2096.12
V	51	72	3	He	-2.983	ug/l	3678.26
Cr	52	72	1	No Gas	-2.024	ug/l	28747.98
Cr	52	72	3	He	-0.053	ug/l	955.59
Mn	55	72	1	No Gas	0.107	ug/l	8935.01
Mn	55	72	3	He	-0.002	ug/l	90.65
Fe	56	72	2	H2	1.651	ug/l	29970.63
Fe	56	72	3	He	1.252	ug/l	10672.96
Co	59	72	1	No Gas	-0.005	ug/l	528.96
Ni	60	72	1	No Gas	0.042	ug/l	1191.03
Ni	60	72	3	He	-0.024	ug/l	70.00
Cu	63	72	1	No Gas	-0.052	ug/l	6775.63
Cu	63	72	3	He	-0.080	ug/l	1853.75
Cu	65	72	1	No Gas	-0.043	ug/l	2852.10
Zn	66	72	1	No Gas	-0.064	ug/l	10123.18
Zn	66	72	3	He	-0.082	ug/l	2438.00
As	75	72	1	No Gas	0.874	ug/l	15739.88
As	75	72	3	He	-0.196	ug/l	262.27
Se	78	72	2	H2	-0.012	ug/l	21.89
Br	79	72	1	No Gas	-0.119	ug/l	9517.65
Br	79	72	2	H2	-0.160	ug/l	5097.46
Se	82	72	1	No Gas	-0.087	ug/l	669.67
Kr	84	72	1	No Gas		ug/l	20943.77
Sr	88	72	1	No Gas	-0.001	ug/l	921.56
Sr	88	72	3	He	-0.003	ug/l	396.68
Mo	95	115	1	No Gas	0.355	ug/l	2382.44
Mo	95	115	3	He	0.232	ug/l	567.79
Mo	98	115	1	No Gas	0.356	ug/l	3821.79
Ag	107	115	1	No Gas	-0.005	ug/l	1214.55
Ag	109	115	1	No Gas	-0.006	ug/l	1132.50
Cd	111	115	1	No Gas	0.017	ug/l	57.14

ICPMS207-B Analytical Data

Name	Mass	ISTD	Tune Step	Tune Mode	Conc.	Units	CPS
Cd	111	115	3	He	0.007	ug/l	13.56
Cd	114	115	1	No Gas	0.012	ug/l	3.98
Cd	114	115	3	He	0.006	ug/l	31.33
Sn	118	115	1	No Gas	0.009	ug/l	891.60
Sn	118	115	3	He	0.002	ug/l	251.12
Sb	121	115	1	No Gas	0.020	ug/l	500.73
Sb	121	115	3	He	0.021	ug/l	142.02
Sb	123	115	1	No Gas	0.022	ug/l	403.05
Sb	123	115	3	He	0.026	ug/l	132.01
Ba	135	115	1	No Gas	0.003	ug/l	29.94
Ba	137	115	1	No Gas	0.002	ug/l	46.57
La	139	115	3	He	0.000	ug/l	14.45
Ce	140	115	3	He	0.000	ug/l	18.89
Hg	201	209	1	No Gas	-0.002	ug/l	70.99
Hg	202	209	1	No Gas	-0.006	ug/l	177.30
Hg	202	209	3	He	-0.001	ug/l	81.32
Tl	203	209	3	He	0.007	ug/l	150.73
Tl	205	209	1	No Gas	0.007	ug/l	756.69
Tl	205	209	3	He	0.009	ug/l	381.49
[Pb]	206	209	1	No Gas	-0.025	ug/l	623.35
[Pb]	207	209	1	No Gas	-0.024	ug/l	548.90
Pb	208	209	1	No Gas	-0.026	ug/l	2520.11
Th	232	209	3	He	0.006	ug/l	197.41
U	238	209	1	No Gas	0.001	ug/l	37.32

Name	Mass	Tune Step	Tune Mode	CPS	ISTD Recovery %
Sc	45	1	No Gas	4661792.63	101.1
Sc	45	2	H2	2335319.78	98.3
Sc	45	3	He	298218.99	101.0
Ge	72	1	No Gas	1129734.74	100.9
Ge	72	2	H2	802815.41	100.7
Ge	72	3	He	184191.62	103.7
In	115	1	No Gas	7807847.71	102.4
In	115	3	He	1771373.18	102.7
Tb	159	1	No Gas	9001167.94	102.7
Tb	159	3	He	3902757.51	107.4
Ho	165	1	No Gas	8708998.90	104.8
Ho	165	3	He	3749059.89	105.1
Lu	175	1	No Gas	8280367.57	104.1
Lu	175	3	He	3137497.34	103.8
Bi	209	1	No Gas	5988364.23	102.1
Bi	209	3	He	2398248.79	98.9

ICPMS207-B Analytical Data

Sample Name	Rinse
File Name	041BLKV.d
Data Path Name	D:\Agilent\ICPMH\1\DATA\220218BDoD.b
Acq Time	2022-02-18 16:25:22
Sample Type	BlkVrfy
Total Dilution	1.0000
Comment	ICPMS-6020-W-D
Operator	CAR/SRH/JPV/AEM
Method	SW6020/SW6020B

Name	Mass	ISTD	Tune Step	Tune Mode	Conc.	Units	CPS
Li	7	45	1	No Gas	1.292	ug/l	27210.51
Be	9	45	1	No Gas	-0.037	ug/l	104.65
B	11	45	1	No Gas	0.222	ug/l	1565.38
Na	23	45	3	He	-5.560	ug/l	71003.06
Mg	24	45	3	He	-0.548	ug/l	1014.69
Al	27	45	1	No Gas	0.230	ug/l	14761.85
Si	28	45	2	H2	-0.704	ug/l	8338.34
K	39	72	3	He	8.006	ug/l	123730.24
Ca	40	72	2	H2	0.856	ug/l	154707.45
Ti	47	72	1	No Gas	0.031	ug/l	342.01
V	51	72	1	No Gas	1.042	ug/l	-2229.02
V	51	72	3	He	-2.861	ug/l	3869.42
Cr	52	72	1	No Gas	-2.092	ug/l	28694.62
Cr	52	72	3	He	-0.029	ug/l	983.37
Mn	55	72	1	No Gas	0.079	ug/l	8572.20
Mn	55	72	3	He	0.009	ug/l	112.65
Fe	56	72	2	H2	0.735	ug/l	16818.18
Fe	56	72	3	He	0.593	ug/l	7519.49
Co	59	72	1	No Gas	-0.009	ug/l	459.10
Ni	60	72	1	No Gas	-0.016	ug/l	948.16
Ni	60	72	3	He	-0.018	ug/l	74.44
Cu	63	72	1	No Gas	-0.110	ug/l	6363.95
Cu	63	72	3	He	-0.059	ug/l	1802.42
Cu	65	72	1	No Gas	-0.091	ug/l	2702.68
Zn	66	72	1	No Gas	-0.170	ug/l	10139.76
Zn	66	72	3	He	-0.062	ug/l	2283.53
As	75	72	1	No Gas	-0.153	ug/l	10368.29
As	75	72	3	He	-0.185	ug/l	253.60
Se	78	72	2	H2	-0.007	ug/l	23.67
Br	79	72	1	No Gas	-0.173	ug/l	9557.55
Br	79	72	2	H2	-0.153	ug/l	4944.39
Se	82	72	1	No Gas	-0.365	ug/l	613.41
Kr	84	72	1	No Gas		ug/l	20094.20
Sr	88	72	1	No Gas	-0.005	ug/l	845.04
Sr	88	72	3	He	-0.008	ug/l	350.01
Mo	95	115	1	No Gas	0.087	ug/l	590.02
Mo	95	115	3	He	0.083	ug/l	203.34
Mo	98	115	1	No Gas	0.087	ug/l	943.02
Ag	107	115	1	No Gas	-0.001	ug/l	1234.55
Ag	109	115	1	No Gas	0.000	ug/l	1191.20
Cd	111	115	1	No Gas	0.007	ug/l	19.45

ICPMS207-B Analytical Data

Name	Mass	ISTD	Tune Step	Tune Mode	Conc.	Units	CPS
Cd	111	115	3	He	0.005	ug/l	11.11
Cd	114	115	1	No Gas	0.008	ug/l	-25.30
Cd	114	115	3	He	0.003	ug/l	21.50
Sn	118	115	1	No Gas	0.003	ug/l	791.79
Sn	118	115	3	He	-0.004	ug/l	224.45
Sb	121	115	1	No Gas	0.013	ug/l	363.04
Sb	121	115	3	He	0.017	ug/l	119.35
Sb	123	115	1	No Gas	0.015	ug/l	305.70
Sb	123	115	3	He	0.014	ug/l	83.34
Ba	135	115	1	No Gas	-0.001	ug/l	16.63
Ba	137	115	1	No Gas	-0.001	ug/l	29.94
La	139	115	3	He	0.000	ug/l	5.56
Ce	140	115	3	He	0.000	ug/l	16.67
Hg	201	209	1	No Gas	0.004	ug/l	85.65
Hg	202	209	1	No Gas	-0.008	ug/l	167.30
Hg	202	209	3	He	-0.006	ug/l	71.32
Tl	203	209	3	He	0.005	ug/l	138.72
Tl	205	209	1	No Gas	0.003	ug/l	680.03
Tl	205	209	3	He	0.002	ug/l	301.46
[Pb]	206	209	1	No Gas	-0.035	ug/l	542.24
[Pb]	207	209	1	No Gas	-0.022	ug/l	572.24
Pb	208	209	1	No Gas	-0.029	ug/l	2452.33
Th	232	209	3	He	0.005	ug/l	178.07
U	238	209	1	No Gas	0.001	ug/l	40.32

Name	Mass	Tune Step	Tune Mode	CPS	ISTD Recovery %
Sc	45	1	No Gas	4636679.83	100.5
Sc	45	2	H2	2247758.32	94.6
Sc	45	3	He	286016.58	96.9
Ge	72	1	No Gas	1183845.87	105.7
Ge	72	2	H2	774390.82	97.2
Ge	72	3	He	171151.78	96.4
In	115	1	No Gas	7542796.28	98.9
In	115	3	He	1717294.36	99.6
Tb	159	1	No Gas	9273512.14	105.8
Tb	159	3	He	3719961.34	102.4
Ho	165	1	No Gas	8887079.68	106.9
Ho	165	3	He	3658713.98	102.6
Lu	175	1	No Gas	8423116.99	105.9
Lu	175	3	He	3010971.33	99.6
Bi	209	1	No Gas	6103374.48	104.0
Bi	209	3	He	2417521.08	99.7

ICPMS207-B Analytical Data

Sample Name	CCV
File Name	042_CCV.d
Data Path Name	D:\Agilent\ICPMH\1\DATA\220218BDoD.b
Acq Time	2022-02-18 16:31:36
Sample Type	CCV
Total Dilution	1.0000
Comment	ICPMS-6020-W-D
Operator	CAR/SRH/JPV/AEM
Method	SW6020/SW6020B

Name	Mass	ISTD	Tune Step	Tune Mode	Conc.	Units	CPS
Li	7	45	1	No Gas	521.142	ug/l	3818831.82
Be	9	45	1	No Gas	42.638	ug/l	146638.39
B	11	45	1	No Gas	46.388	ug/l	97401.25
Na	23	45	3	He	12625.070	ug/l	9316740.56
Mg	24	45	3	He	12746.551	ug/l	5279856.05
Al	27	45	1	No Gas	49.884	ug/l	826596.29
Si	28	45	2	H2	211.097	ug/l	387133.16
K	39	72	3	He	11903.560	ug/l	5652470.68
Ca	40	72	2	H2	12060.135	ug/l	79465503.54
Ti	47	72	1	No Gas	50.340	ug/l	87129.22
V	51	72	1	No Gas	54.035	ug/l	1038635.97
V	51	72	3	He	48.084	ug/l	193911.02
Cr	52	72	1	No Gas	49.133	ug/l	1014433.83
Cr	52	72	3	He	49.418	ug/l	203432.73
Mn	55	72	1	No Gas	51.372	ug/l	1333534.56
Mn	55	72	3	He	49.350	ug/l	140024.41
Fe	56	72	2	H2	1302.272	ug/l	17441785.55
Fe	56	72	3	He	1266.256	ug/l	4665437.83
Co	59	72	1	No Gas	50.874	ug/l	1092653.65
Ni	60	72	1	No Gas	50.790	ug/l	244460.79
Ni	60	72	3	He	51.054	ug/l	79334.20
Cu	63	72	1	No Gas	50.673	ug/l	601133.90
Cu	63	72	3	He	51.592	ug/l	208943.48
Cu	65	72	1	No Gas	50.849	ug/l	284006.75
Zn	66	72	1	No Gas	51.865	ug/l	219322.95
Zn	66	72	3	He	50.900	ug/l	51541.22
As	75	72	1	No Gas	49.694	ug/l	285232.90
As	75	72	3	He	48.964	ug/l	47372.68
Se	78	72	2	H2	50.585	ug/l	27747.18
Br	79	72	1	No Gas	-0.124	ug/l	9274.59
Br	79	72	2	H2	-0.089	ug/l	5300.46
Se	82	72	1	No Gas	51.840	ug/l	16038.22
Kr	84	72	1	No Gas		ug/l	30418.49
Sr	88	72	1	No Gas	51.988	ug/l	1589447.28
Sr	88	72	3	He	49.400	ug/l	208122.06
Mo	95	115	1	No Gas	48.438	ug/l	299901.91
Mo	95	115	3	He	52.222	ug/l	115059.22
Mo	98	115	1	No Gas	51.215	ug/l	504750.13
Ag	107	115	1	No Gas	20.014	ug/l	322276.92
Ag	109	115	1	No Gas	20.231	ug/l	308469.44
Cd	111	115	1	No Gas	50.286	ug/l	182069.04

ICPMS207-B Analytical Data

Name	Mass	ISTD	Tune Step	Tune Mode	Conc.	Units	CPS
Cd	111	115	3	He	51.400	ug/l	62028.25
Cd	114	115	1	No Gas	50.164	ug/l	401827.13
Cd	114	115	3	He	51.507	ug/l	149906.18
Sn	118	115	1	No Gas	44.743	ug/l	499445.70
Sn	118	115	3	He	45.098	ug/l	140164.01
Sb	121	115	1	No Gas	53.002	ug/l	829433.58
Sb	121	115	3	He	51.633	ug/l	227875.08
Sb	123	115	1	No Gas	52.497	ug/l	625977.32
Sb	123	115	3	He	52.010	ug/l	179392.75
Ba	135	115	1	No Gas	50.677	ug/l	153756.65
Ba	137	115	1	No Gas	50.708	ug/l	268300.21
La	139	115	3	He	50.251	ug/l	746883.39
Ce	140	115	3	He	51.135	ug/l	796243.44
Hg	201	209	1	No Gas	0.959	ug/l	1950.42
Hg	202	209	1	No Gas	0.936	ug/l	4405.52
Hg	202	209	3	He	0.953	ug/l	2002.75
Tl	203	209	3	He	49.423	ug/l	247669.70
Tl	205	209	1	No Gas	51.225	ug/l	1294898.24
Tl	205	209	3	He	49.257	ug/l	581680.52
[Pb]	206	209	1	No Gas	50.602	ug/l	446692.28
[Pb]	207	209	1	No Gas	49.726	ug/l	381920.55
Pb	208	209	1	No Gas	50.717	ug/l	1781912.44
Th	232	209	3	He	49.818	ug/l	789381.58
U	238	209	1	No Gas	49.938	ug/l	1644671.48

Name	Mass	Tune Step	Tune Mode	CPS	ISTD Recovery %
Sc	45	1	No Gas	4353433.38	94.4
Sc	45	2	H2	2214902.32	93.2
Sc	45	3	He	282355.85	95.6
Ge	72	1	No Gas	1111486.09	99.3
Ge	72	2	H2	786176.31	98.6
Ge	72	3	He	173454.76	97.7
In	115	1	No Gas	7309124.51	95.9
In	115	3	He	1616864.82	93.8
Tb	159	1	No Gas	8834794.74	100.8
Tb	159	3	He	3694408.63	101.7
Ho	165	1	No Gas	8338299.99	100.3
Ho	165	3	He	3604893.13	101.1
Lu	175	1	No Gas	8182208.53	102.9
Lu	175	3	He	2990547.03	99.0
Bi	209	1	No Gas	5943483.24	101.3
Bi	209	3	He	2333310.21	96.3

ICPMS207-B Analytical Data

Sample Name	CCB
File Name	043_CCB.d
Data Path Name	D:\Agilent\ICPMH\1\DATA\220218BDoD.b
Acq Time	2022-02-18 16:37:50
Sample Type	CCB
Total Dilution	1.0000
Comment	ICPMS-6020-W-D
Operator	CAR/SRH/JPV/AEM
Method	SW6020/SW6020B

Name	Mass	ISTD	Tune Step	Tune Mode	Conc.	Units	CPS
Li	7	45	1	No Gas	1.677	ug/l	28143.18
Be	9	45	1	No Gas	-0.029	ug/l	123.31
B	11	45	1	No Gas	0.415	ug/l	1852.19
Na	23	45	3	He	-3.609	ug/l	68498.16
Mg	24	45	3	He	-0.249	ug/l	1077.91
Al	27	45	1	No Gas	0.136	ug/l	12088.26
Si	28	45	2	H2	-0.492	ug/l	8592.60
K	39	72	3	He	-4.554	ug/l	115547.97
Ca	40	72	2	H2	-0.006	ug/l	146421.87
Ti	47	72	1	No Gas	0.008	ug/l	271.95
V	51	72	1	No Gas	1.169	ug/l	503.33
V	51	72	3	He	-2.456	ug/l	5249.86
Cr	52	72	1	No Gas	-1.567	ug/l	35962.99
Cr	52	72	3	He	-0.011	ug/l	1037.82
Mn	55	72	1	No Gas	0.122	ug/l	8871.75
Mn	55	72	3	He	0.001	ug/l	89.32
Fe	56	72	2	H2	0.398	ug/l	12152.27
Fe	56	72	3	He	0.425	ug/l	6770.05
Co	59	72	1	No Gas	-0.009	ug/l	422.50
Ni	60	72	1	No Gas	-0.031	ug/l	788.46
Ni	60	72	3	He	-0.005	ug/l	92.22
Cu	63	72	1	No Gas	-0.102	ug/l	5875.55
Cu	63	72	3	He	-0.078	ug/l	1692.10
Cu	65	72	1	No Gas	-0.069	ug/l	2571.93
Zn	66	72	1	No Gas	-0.062	ug/l	9643.73
Zn	66	72	3	He	-0.084	ug/l	2215.74
As	75	72	1	No Gas	0.063	ug/l	10586.09
As	75	72	3	He	-0.183	ug/l	250.40
Se	78	72	2	H2	-0.005	ug/l	24.44
Br	79	72	1	No Gas	-0.038	ug/l	9637.53
Br	79	72	2	H2	-0.089	ug/l	5127.43
Se	82	72	1	No Gas	-0.408	ug/l	544.86
Kr	84	72	1	No Gas		ug/l	19797.70
Sr	88	72	1	No Gas	-0.002	ug/l	841.71
Sr	88	72	3	He	-0.009	ug/l	338.90
Mo	95	115	1	No Gas	0.055	ug/l	367.79
Mo	95	115	3	He	0.055	ug/l	128.89
Mo	98	115	1	No Gas	0.056	ug/l	619.53
Ag	107	115	1	No Gas	0.003	ug/l	1284.58
Ag	109	115	1	No Gas	0.003	ug/l	1205.21
Cd	111	115	1	No Gas	0.015	ug/l	46.91

ICPMS207-B Analytical Data

Name	Mass	ISTD	Tune Step	Tune Mode	Conc.	Units	CPS
Cd	111	115	3	He	0.010	ug/l	16.67
Cd	114	115	1	No Gas	0.007	ug/l	-35.40
Cd	114	115	3	He	0.007	ug/l	31.76
Sn	118	115	1	No Gas	0.042	ug/l	1214.32
Sn	118	115	3	He	0.030	ug/l	313.34
Sb	121	115	1	No Gas	0.113	ug/l	1946.00
Sb	121	115	3	He	0.090	ug/l	428.38
Sb	123	115	1	No Gas	0.113	ug/l	1477.23
Sb	123	115	3	He	0.090	ug/l	337.70
Ba	135	115	1	No Gas	0.006	ug/l	36.59
Ba	137	115	1	No Gas	0.004	ug/l	53.23
La	139	115	3	He	0.001	ug/l	18.89
Ce	140	115	3	He	0.001	ug/l	21.11
Hg	201	209	1	No Gas	0.003	ug/l	85.98
Hg	202	209	1	No Gas	-0.003	ug/l	201.63
Hg	202	209	3	He	0.006	ug/l	94.31
Tl	203	209	3	He	0.100	ug/l	608.92
Tl	205	209	1	No Gas	0.068	ug/l	2451.36
Tl	205	209	3	He	0.098	ug/l	1415.31
[Pb]	206	209	1	No Gas	-0.027	ug/l	633.35
[Pb]	207	209	1	No Gas	-0.028	ug/l	550.02
Pb	208	209	1	No Gas	-0.031	ug/l	2454.55
Th	232	209	3	He	0.032	ug/l	602.26
U	238	209	1	No Gas	0.004	ug/l	152.64

Name	Mass	Tune Step	Tune Mode	CPS	ISTD Recovery %
Sc	45	1	No Gas	4285757.71	92.9
Sc	45	2	H2	2214032.92	93.2
Sc	45	3	He	270407.78	91.6
Ge	72	1	No Gas	1075209.06	96.0
Ge	72	2	H2	760100.10	95.4
Ge	72	3	He	167646.18	94.4
In	115	1	No Gas	7391927.38	97.0
In	115	3	He	1605889.65	93.1
Tb	159	1	No Gas	8841409.95	100.9
Tb	159	3	He	3580805.39	98.6
Ho	165	1	No Gas	8452014.32	101.7
Ho	165	3	He	3622359.34	101.6
Lu	175	1	No Gas	8077050.31	101.6
Lu	175	3	He	2998089.08	99.2
Bi	209	1	No Gas	6317101.26	107.7
Bi	209	3	He	2322443.77	95.8

ICPMS207-B Analytical Data

Sample Name	MB-163745
File Name	044ARef.d
Data Path Name	D:\Agilent\ICPMH\1\DATA\220218BDoD.b
Acq Time	2022-02-18 16:44:05
Sample Type	AllRef
Total Dilution	1.0000
Comment	ICPMS-6020-W-T
Operator	CAR/SRH/JPV/AEM
Method	SW6020/SW6020B

Name	Mass	ISTD	Tune Step	Tune Mode	Conc.	Units	CPS
Li	7	45	1	No Gas	0.955	ug/l	22693.93
Be	9	45	1	No Gas	-0.029	ug/l	121.64
B	11	45	1	No Gas	0.847	ug/l	2712.01
Na	23	45	3	He	3.785	ug/l	69820.96
Mg	24	45	3	He	2.116	ug/l	1909.68
Al	27	45	1	No Gas	2.828	ug/l	55084.57
Si	28	45	2	H2	16.309	ug/l	35971.79
K	39	72	3	He	-0.036	ug/l	110335.19
Ca	40	72	2	H2	14.928	ug/l	230906.99
Ti	47	72	1	No Gas	0.279	ug/l	672.36
V	51	72	1	No Gas	0.934	ug/l	-3543.02
V	51	72	3	He	-2.733	ug/l	3988.35
Cr	52	72	1	No Gas	-1.606	ug/l	32534.97
Cr	52	72	3	He	0.006	ug/l	1034.49
Mn	55	72	1	No Gas	0.871	ug/l	25604.96
Mn	55	72	3	He	0.092	ug/l	318.94
Fe	56	72	2	H2	1.426	ug/l	24353.07
Fe	56	72	3	He	1.553	ug/l	10117.03
Co	59	72	1	No Gas	0.143	ug/l	3330.46
Ni	60	72	1	No Gas	-0.017	ug/l	791.79
Ni	60	72	3	He	0.033	ug/l	140.00
Cu	63	72	1	No Gas	3.578	ug/l	44247.25
Cu	63	72	3	He	4.916	ug/l	19756.70
Cu	65	72	1	No Gas	3.674	ug/l	20983.06
Zn	66	72	1	No Gas	3.633	ug/l	22312.50
Zn	66	72	3	He	3.606	ug/l	5314.34
As	75	72	1	No Gas	0.262	ug/l	10790.76
As	75	72	3	He	-0.226	ug/l	197.87
Se	78	72	2	H2	0.006	ug/l	28.78
Br	79	72	1	No Gas	0.252	ug/l	10799.35
Br	79	72	2	H2	0.094	ug/l	5649.91
Se	82	72	1	No Gas	0.341	ug/l	704.35
Kr	84	72	1	No Gas		ug/l	19747.70
Sr	88	72	1	No Gas	0.044	ug/l	2046.11
Sr	88	72	3	He	0.035	ug/l	483.35
Mo	95	115	1	No Gas	0.100	ug/l	631.13
Mo	95	115	3	He	0.114	ug/l	247.78
Mo	98	115	1	No Gas	0.104	ug/l	1056.23
Ag	107	115	1	No Gas	-0.063	ug/l	192.75
Ag	109	115	1	No Gas	-0.063	ug/l	177.40
Cd	111	115	1	No Gas	0.018	ug/l	57.34

ICPMS207-B Analytical Data

Name	Mass	ISTD	Tune Step	Tune Mode	Conc.	Units	CPS
Cd	111	115	3	He	0.021	ug/l	28.67
Cd	114	115	1	No Gas	0.027	ug/l	123.91
Cd	114	115	3	He	0.017	ug/l	57.46
Sn	118	115	1	No Gas	0.200	ug/l	2887.91
Sn	118	115	3	He	0.193	ug/l	785.58
Sb	121	115	1	No Gas	0.050	ug/l	906.45
Sb	121	115	3	He	0.047	ug/l	233.36
Sb	123	115	1	No Gas	0.048	ug/l	666.42
Sb	123	115	3	He	0.046	ug/l	181.02
Ba	135	115	1	No Gas	0.085	ug/l	269.47
Ba	137	115	1	No Gas	0.069	ug/l	385.91
La	139	115	3	He	0.002	ug/l	35.56
Ce	140	115	3	He	0.003	ug/l	57.78
Hg	201	209	1	No Gas	0.038	ug/l	148.30
Hg	202	209	1	No Gas	0.033	ug/l	349.60
Hg	202	209	3	He	0.085	ug/l	242.29
Tl	203	209	3	He	0.045	ug/l	320.13
Tl	205	209	1	No Gas	0.048	ug/l	1800.13
Tl	205	209	3	He	0.052	ug/l	844.37
[Pb]	206	209	1	No Gas	0.027	ug/l	1070.05
[Pb]	207	209	1	No Gas	0.027	ug/l	937.82
Pb	208	209	1	No Gas	0.024	ug/l	4242.52
Th	232	209	3	He	0.078	ug/l	1271.24
U	238	209	1	No Gas	0.004	ug/l	129.31

Name	Mass	Tune Step	Tune Mode	CPS	ISTD Recovery %
Sc	45	1	No Gas	4248256.25	92.1
Sc	45	2	H2	2061604.47	86.8
Sc	45	3	He	256209.39	86.8
Ge	72	1	No Gas	993105.90	88.7
Ge	72	2	H2	727195.43	91.2
Ge	72	3	He	157350.53	88.6
In	115	1	No Gas	7091219.15	93.0
In	115	3	He	1541816.37	89.4
Tb	159	1	No Gas	8552272.34	97.6
Tb	159	3	He	3482684.93	95.9
Ho	165	1	No Gas	8290927.20	99.7
Ho	165	3	He	3429013.58	96.1
Lu	175	1	No Gas	8140884.92	102.4
Lu	175	3	He	2758269.19	91.3
Bi	209	1	No Gas	5914572.29	100.8
Bi	209	3	He	2236108.61	92.3

ICPMS207-B Analytical Data

Sample Name	LCS4-163745
File Name	045LCS4.d
Data Path Name	D:\Agilent\ICPMH\1\DATA\220218BDoD.b
Acq Time	2022-02-18 16:50:19
Sample Type	LCS4
Total Dilution	1.0000
Comment	ICPMS-6020-W-T
Operator	CAR/SRH/JPV/AEM
Method	SW6020/SW6020B

Name	Mass	ISTD	Tune Step	Tune Mode	Conc.	Units	CPS
Li	7	45	1	No Gas	79.145	ug/l	535997.85
Be	9	45	1	No Gas	39.082	ug/l	121407.47
B	11	45	1	No Gas	85.033	ug/l	160459.92
Na	23	45	3	He	5314.065	ug/l	3503282.97
Mg	24	45	3	He	5220.552	ug/l	1911564.12
Al	27	45	1	No Gas	472.801	ug/l	7006864.89
Si	28	45	2	H2	968.771	ug/l	1576320.33
K	39	72	3	He	4416.498	ug/l	1995932.10
Ca	40	72	2	H2	4856.674	ug/l	29767478.30
Ti	47	72	1	No Gas	94.744	ug/l	150862.49
V	51	72	1	No Gas	104.778	ug/l	1876231.99
V	51	72	3	He	94.419	ug/l	336724.60
Cr	52	72	1	No Gas	97.344	ug/l	1793664.92
Cr	52	72	3	He	98.049	ug/l	369642.42
Mn	55	72	1	No Gas	493.668	ug/l	11742739.20
Mn	55	72	3	He	482.218	ug/l	1255836.36
Fe	56	72	2	H2	516.504	ug/l	6425040.80
Fe	56	72	3	He	487.706	ug/l	1653318.82
Co	59	72	1	No Gas	100.931	ug/l	1994199.92
Ni	60	72	1	No Gas	99.597	ug/l	440606.19
Ni	60	72	3	He	100.174	ug/l	142801.22
Cu	63	72	1	No Gas	106.518	ug/l	1157825.75
Cu	63	72	3	He	107.303	ug/l	397035.71
Cu	65	72	1	No Gas	106.582	ug/l	545348.98
Zn	66	72	1	No Gas	106.526	ug/l	405579.78
Zn	66	72	3	He	98.165	ug/l	89241.83
As	75	72	1	No Gas	99.669	ug/l	517375.05
As	75	72	3	He	95.054	ug/l	84074.87
Se	78	72	2	H2	100.028	ug/l	50877.87
Br	79	72	1	No Gas	0.098	ug/l	10026.94
Br	79	72	2	H2	0.289	ug/l	6448.71
Se	82	72	1	No Gas	101.582	ug/l	28369.98
Kr	84	72	1	No Gas		ug/l	38575.29
Sr	88	72	1	No Gas	106.734	ug/l	3005633.47
Sr	88	72	3	He	95.627	ug/l	369487.95
Mo	95	115	1	No Gas	92.776	ug/l	563014.49
Mo	95	115	3	He	99.405	ug/l	201404.43
Mo	98	115	1	No Gas	92.805	ug/l	898244.84
Ag	107	115	1	No Gas	9.241	ug/l	146586.45
Ag	109	115	1	No Gas	9.431	ug/l	141727.97
Cd	111	115	1	No Gas	47.324	ug/l	168193.50

ICPMS207-B Analytical Data

Name	Mass	ISTD	Tune Step	Tune Mode	Conc.	Units	CPS
Cd	111	115	3	He	50.999	ug/l	56593.95
Cd	114	115	1	No Gas	47.841	ug/l	376231.08
Cd	114	115	3	He	50.835	ug/l	136049.54
Sn	118	115	1	No Gas	86.655	ug/l	949359.31
Sn	118	115	3	He	88.167	ug/l	251842.72
Sb	121	115	1	No Gas	98.713	ug/l	1516828.51
Sb	121	115	3	He	101.004	ug/l	409866.05
Sb	123	115	1	No Gas	103.412	ug/l	1210693.16
Sb	123	115	3	He	102.495	ug/l	325075.75
Ba	135	115	1	No Gas	90.866	ug/l	270431.07
Ba	137	115	1	No Gas	88.969	ug/l	462339.02
La	139	115	3	He	106.028	ug/l	1449135.45
Ce	140	115	3	He	107.118	ug/l	1533974.94
Hg	201	209	1	No Gas	0.057	ug/l	186.30
Hg	202	209	1	No Gas	0.050	ug/l	428.59
Hg	202	209	3	He	0.088	ug/l	246.29
Tl	203	209	3	He	101.279	ug/l	481283.82
Tl	205	209	1	No Gas	97.827	ug/l	2488266.53
Tl	205	209	3	He	99.116	ug/l	1110357.11
[Pb]	206	209	1	No Gas	100.313	ug/l	890836.07
[Pb]	207	209	1	No Gas	96.320	ug/l	744347.15
Pb	208	209	1	No Gas	99.105	ug/l	3501990.05
Th	232	209	3	He	100.246	ug/l	1506893.30
U	238	209	1	No Gas	100.372	ug/l	3325090.16

Name	Mass	Tune Step	Tune Mode	CPS	ISTD Recovery %
Sc	45	1	No Gas	3916715.99	84.9
Sc	45	2	H2	2003511.71	84.3
Sc	45	3	He	249519.41	84.5
Ge	72	1	No Gas	1017583.88	90.9
Ge	72	2	H2	729526.79	91.5
Ge	72	3	He	159290.39	89.7
In	115	1	No Gas	7119019.31	93.4
In	115	3	He	1486771.15	86.2
Tb	159	1	No Gas	8528096.24	97.3
Tb	159	3	He	3413145.32	93.9
Ho	165	1	No Gas	8444416.83	101.6
Ho	165	3	He	3418841.19	95.8
Lu	175	1	No Gas	8250684.66	103.7
Lu	175	3	He	2809657.48	93.0
Bi	209	1	No Gas	5952621.52	101.5
Bi	209	3	He	2212706.64	91.3

ICPMS207-B Analytical Data

Sample Name	B22020962-001A
File Name	046SMPL.d
Data Path Name	D:\Agilent\ICPMH\1\DATA\220218BDoD.b
Acq Time	2022-02-18 16:56:33
Sample Type	Sample
Total Dilution	1.0000
Comment	ICPMS-6020-W-D
Operator	CAR/SRH/JPV/AEM
Method	SW6020/SW6020B

Name	Mass	ISTD	Tune Step	Tune Mode	Conc.	Units	CPS
Li	7	45	1	No Gas	1.117	ug/l	27718.24
Be	9	45	1	No Gas	-0.036	ug/l	112.65
B	11	45	1	No Gas	39.165	ug/l	93680.88
Na	23	45	3	He	36500.949	ug/l	29899742.33
Mg	24	45	3	He	17230.291	ug/l	7963054.62
Al	27	45	1	No Gas	4.108	ug/l	87865.97
Si	28	45	2	H2	26304.851	ug/l	51887249.71
K	39	72	3	He	3103.951	ug/l	1713599.66
Ca	40	72	2	H2	16307.203	ug/l	114304359.50
Ti	47	72	1	No Gas	1.903	ug/l	3737.60
V	51	72	1	No Gas	10.462	ug/l	192860.44
V	51	72	3	He	4.693	ug/l	35155.34
Cr	52	72	1	No Gas	-0.281	ug/l	65027.77
Cr	52	72	3	He	0.785	ug/l	4744.13
Mn	55	72	1	No Gas	7.278	ug/l	204101.87
Mn	55	72	3	He	6.913	ug/l	21577.14
Fe	56	72	2	H2	1.409	ug/l	27778.00
Fe	56	72	3	He	1.637	ug/l	12529.14
Co	59	72	1	No Gas	0.037	ug/l	1503.76
Ni	60	72	1	No Gas	0.749	ug/l	4791.30
Ni	60	72	3	He	0.713	ug/l	1324.51
Cu	63	72	1	No Gas	0.656	ug/l	15715.41
Cu	63	72	3	He	0.320	ug/l	3669.73
Cu	65	72	1	No Gas	0.544	ug/l	6351.94
Zn	66	72	1	No Gas	0.211	ug/l	11585.98
Zn	66	72	3	He	-0.065	ug/l	2532.46
As	75	72	1	No Gas	0.069	ug/l	11489.71
As	75	72	3	He	-0.233	ug/l	231.53
Se	78	72	2	H2	0.234	ug/l	166.22
Br	79	72	1	No Gas	20.357	ug/l	166826.78
Br	79	72	2	H2	18.940	ug/l	94416.11
Se	82	72	1	No Gas	0.605	ug/l	905.30
Kr	84	72	1	No Gas		ug/l	56224.47
Sr	88	72	1	No Gas	178.685	ug/l	5751115.42
Sr	88	72	3	He	162.589	ug/l	749334.57
Mo	95	115	1	No Gas	0.359	ug/l	2440.23
Mo	95	115	3	He	0.376	ug/l	924.48
Mo	98	115	1	No Gas	0.355	ug/l	3867.84
Ag	107	115	1	No Gas	-0.061	ug/l	252.77
Ag	109	115	1	No Gas	-0.061	ug/l	238.76
Cd	111	115	1	No Gas	0.030	ug/l	111.67

ICPMS207-B Analytical Data

Name	Mass	ISTD	Tune Step	Tune Mode	Conc.	Units	CPS
Cd	111	115	3	He	0.019	ug/l	29.67
Cd	114	115	1	No Gas	0.037	ug/l	224.99
Cd	114	115	3	He	0.020	ug/l	76.36
Sn	118	115	1	No Gas	-0.030	ug/l	425.83
Sn	118	115	3	He	-0.035	ug/l	126.67
Sb	121	115	1	No Gas	0.281	ug/l	4936.04
Sb	121	115	3	He	0.253	ug/l	1273.19
Sb	123	115	1	No Gas	0.277	ug/l	3714.53
Sb	123	115	3	He	0.260	ug/l	1024.48
Ba	135	115	1	No Gas	4.150	ug/l	13709.67
Ba	137	115	1	No Gas	4.172	ug/l	24063.40
La	139	115	3	He	0.003	ug/l	62.22
Ce	140	115	3	He	0.005	ug/l	105.56
Hg	201	209	1	No Gas	0.034	ug/l	147.30
Hg	202	209	1	No Gas	0.029	ug/l	345.94
Hg	202	209	3	He	0.043	ug/l	179.63
Tl	203	209	3	He	0.134	ug/l	831.69
Tl	205	209	1	No Gas	0.121	ug/l	3807.25
Tl	205	209	3	He	0.132	ug/l	1937.59
[Pb]	206	209	1	No Gas	0.003	ug/l	902.26
[Pb]	207	209	1	No Gas	0.000	ug/l	757.81
Pb	208	209	1	No Gas	0.000	ug/l	3560.22
Th	232	209	3	He	0.034	ug/l	672.29
U	238	209	1	No Gas	0.014	ug/l	497.58

Name	Mass	Tune Step	Tune Mode	CPS	ISTD Recovery %
Sc	45	1	No Gas	4930120.56	106.9
Sc	45	2	H2	2441836.11	102.8
Sc	45	3	He	315019.17	106.7
Ge	72	1	No Gas	1162279.87	103.8
Ge	72	2	H2	836728.17	105.0
Ge	72	3	He	190090.99	107.0
In	115	1	No Gas	7890004.61	103.5
In	115	3	He	1785892.75	103.6
Tb	159	1	No Gas	9253308.29	105.6
Tb	159	3	He	4000273.20	110.1
Ho	165	1	No Gas	9086250.41	109.3
Ho	165	3	He	3940058.96	110.5
Lu	175	1	No Gas	8526492.86	107.2
Lu	175	3	He	3227974.97	106.8
Bi	209	1	No Gas	6189230.66	105.5
Bi	209	3	He	2488956.65	102.7

ICPMS207-B Analytical Data

Sample Name	B22020962-001ADIL
File Name	047ARef.d
Data Path Name	D:\Agilent\ICPMH\1\DATA\220218BDoD.b
Acq Time	2022-02-18 17:02:46
Sample Type	AllRef
Total Dilution	5.0000
Comment	ICPMS-6020-W-D
Operator	CAR/SRH/JPV/AEM
Method	SW6020/SW6020B

Name	Mass	ISTD	Tune Step	Tune Mode	Conc.	Units	CPS
Li	7	45	1	No Gas	9.477	ug/l	28789.96
Be	9	45	1	No Gas	-0.146	ug/l	118.31
B	11	45	1	No Gas	38.864	ug/l	16447.61
Na	23	45	3	He	37333.127	ug/l	5027347.04
Mg	24	45	3	He	17196.355	ug/l	1293606.17
Al	27	45	1	No Gas	7.346	ug/l	32663.74
Si	28	45	2	H2	25601.850	ug/l	8826385.43
K	39	72	3	He	2814.562	ug/l	359342.38
Ca	40	72	2	H2	16063.899	ug/l	19644133.23
Ti	47	72	1	No Gas	2.070	ug/l	934.31
V	51	72	1	No Gas	20.229	ug/l	54196.37
V	51	72	3	He	4.474	ug/l	16806.35
Cr	52	72	1	No Gas	-1.785	ug/l	57501.51
Cr	52	72	3	He	0.864	ug/l	1712.33
Mn	55	72	1	No Gas	7.866	ug/l	44422.88
Mn	55	72	3	He	6.877	ug/l	3741.74
Fe	56	72	2	H2	3.777	ug/l	16012.33
Fe	56	72	3	He	3.056	ug/l	7214.21
Co	59	72	1	No Gas	0.017	ug/l	668.69
Ni	60	72	1	No Gas	0.347	ug/l	1234.28
Ni	60	72	3	He	0.737	ug/l	311.12
Cu	63	72	1	No Gas	1.667	ug/l	10628.80
Cu	63	72	3	He	1.180	ug/l	2824.04
Cu	65	72	1	No Gas	1.444	ug/l	4408.44
Zn	66	72	1	No Gas	0.909	ug/l	10381.89
Zn	66	72	3	He	0.677	ug/l	2349.09
As	75	72	1	No Gas	1.699	ug/l	11832.92
As	75	72	3	He	-0.563	ug/l	306.27
Se	78	72	2	H2	0.208	ug/l	47.00
Br	79	72	1	No Gas	28.783	ug/l	49676.77
Br	79	72	2	H2	25.017	ug/l	25498.57
Se	82	72	1	No Gas	0.837	ug/l	697.02
Kr	84	72	1	No Gas		ug/l	25535.40
Sr	88	72	1	No Gas	180.868	ug/l	1055352.66
Sr	88	72	3	He	159.031	ug/l	125763.26
Mo	95	115	1	No Gas	0.400	ug/l	524.46
Mo	95	115	3	He	0.429	ug/l	193.34
Mo	98	115	1	No Gas	0.417	ug/l	883.02
Ag	107	115	1	No Gas	-0.328	ug/l	160.07
Ag	109	115	1	No Gas	-0.326	ug/l	152.06
Cd	111	115	1	No Gas	0.109	ug/l	71.38

ICPMS207-B Analytical Data

Name	Mass	ISTD	Tune Step	Tune Mode	Conc.	Units	CPS
Cd	111	115	3	He	0.067	ug/l	20.11
Cd	114	115	1	No Gas	0.138	ug/l	129.68
Cd	114	115	3	He	0.063	ug/l	46.02
Sn	118	115	1	No Gas	0.115	ug/l	988.08
Sn	118	115	3	He	0.086	ug/l	271.12
Sb	121	115	1	No Gas	0.507	ug/l	1748.62
Sb	121	115	3	He	0.467	ug/l	438.05
Sb	123	115	1	No Gas	0.521	ug/l	1367.21
Sb	123	115	3	He	0.461	ug/l	340.71
Ba	135	115	1	No Gas	4.518	ug/l	2781.45
Ba	137	115	1	No Gas	4.341	ug/l	4664.89
La	139	115	3	He	0.004	ug/l	21.11
Ce	140	115	3	He	0.008	ug/l	34.44
Hg	201	209	1	No Gas	0.064	ug/l	104.65
Hg	202	209	1	No Gas	0.048	ug/l	255.62
Hg	202	209	3	He	0.099	ug/l	122.64
Tl	203	209	3	He	0.173	ug/l	285.45
Tl	205	209	1	No Gas	0.126	ug/l	1271.18
Tl	205	209	3	He	0.167	ug/l	666.29
[Pb]	206	209	1	No Gas	-0.125	ug/l	644.47
[Pb]	207	209	1	No Gas	-0.123	ug/l	564.46
Pb	208	209	1	No Gas	-0.135	ug/l	2567.90
Th	232	209	3	He	0.113	ug/l	456.86
U	238	209	1	No Gas	0.022	ug/l	166.64

Name	Mass	Tune Step	Tune Mode	CPS	ISTD Recovery %
Sc	45	1	No Gas	4156722.60	90.1
Sc	45	2	H2	2131990.83	89.7
Sc	45	3	He	256169.90	86.8
Ge	72	1	No Gas	1052941.73	94.0
Ge	72	2	H2	725734.52	91.1
Ge	72	3	He	162677.58	91.6
In	115	1	No Gas	7314221.79	95.9
In	115	3	He	1582002.05	91.7
Tb	159	1	No Gas	8959844.32	102.2
Tb	159	3	He	3620899.60	99.7
Ho	165	1	No Gas	8722839.51	104.9
Ho	165	3	He	3557211.41	99.7
Lu	175	1	No Gas	8411947.48	105.8
Lu	175	3	He	2959733.17	97.9
Bi	209	1	No Gas	6208571.41	105.8
Bi	209	3	He	2353564.97	97.1

ICPMS207-B Analytical Data

Sample Name	B22020962-001AMS
File Name	048MS.d
Data Path Name	D:\Agilent\ICPMH\1\DATA\220218BDoD.b
Acq Time	2022-02-18 17:09:00
Sample Type	MS
Total Dilution	1.0300
Comment	ICPMS-6020-W-D
Operator	CAR/SRH/JPV/AEM
Method	SW6020/SW6020B

Name	Mass	ISTD	Tune Step	Tune Mode	Conc.	Units	CPS
Li	7	45	1	No Gas	1934.836	ug/l	13890469.20
Be	9	45	1	No Gas	40.775	ug/l	137834.56
B	11	45	1	No Gas	81.447	ug/l	167280.84
Na	23	45	3	He	84590.493	ug/l	59725594.11
Mg	24	45	3	He	65455.349	ug/l	26111619.10
Al	27	45	1	No Gas	50.404	ug/l	821958.64
Si	28	45	2	H2	26433.588	ug/l	45713377.97
K	39	72	3	He	46584.897	ug/l	21401646.63
Ca	40	72	2	H2	63091.442	ug/l	392935581.74
Ti	47	72	1	No Gas	53.312	ug/l	90245.75
V	51	72	1	No Gas	51.375	ug/l	965980.74
V	51	72	3	He	55.958	ug/l	219899.91
Cr	52	72	1	No Gas	49.773	ug/l	1007912.85
Cr	52	72	3	He	48.022	ug/l	194430.89
Mn	55	72	1	No Gas	54.878	ug/l	1390783.19
Mn	55	72	3	He	52.975	ug/l	147765.04
Fe	56	72	2	H2	4992.680	ug/l	63300952.47
Fe	56	72	3	He	4760.704	ug/l	17229900.33
Co	59	72	1	No Gas	48.446	ug/l	1017936.96
Ni	60	72	1	No Gas	47.237	ug/l	222733.91
Ni	60	72	3	He	48.197	ug/l	73636.32
Cu	63	72	1	No Gas	48.736	ug/l	566822.30
Cu	63	72	3	He	48.772	ug/l	194339.12
Cu	65	72	1	No Gas	48.958	ug/l	267782.98
Zn	66	72	1	No Gas	52.946	ug/l	219375.03
Zn	66	72	3	He	50.136	ug/l	50014.63
As	75	72	1	No Gas	50.126	ug/l	281665.96
As	75	72	3	He	47.935	ug/l	45612.43
Se	78	72	2	H2	50.583	ug/l	26266.10
Br	79	72	1	No Gas	22.719	ug/l	171866.26
Br	79	72	2	H2	20.471	ug/l	90498.32
Se	82	72	1	No Gas	49.942	ug/l	15166.71
Kr	84	72	1	No Gas		ug/l	63881.36
Sr	88	72	1	No Gas	230.488	ug/l	6898580.20
Sr	88	72	3	He	205.153	ug/l	848365.62
Mo	95	115	1	No Gas	47.335	ug/l	298800.98
Mo	95	115	3	He	50.173	ug/l	108772.20
Mo	98	115	1	No Gas	47.117	ug/l	474540.20
Ag	107	115	1	No Gas	19.225	ug/l	315984.03
Ag	109	115	1	No Gas	19.304	ug/l	300536.33
Cd	111	115	1	No Gas	47.957	ug/l	177325.36

ICPMS207-B Analytical Data

Name	Mass	ISTD	Tune Step	Tune Mode	Conc.	Units	CPS
Cd	111	115	3	He	50.320	ug/l	59748.72
Cd	114	115	1	No Gas	48.288	ug/l	395080.05
Cd	114	115	3	He	50.224	ug/l	143819.30
Sn	118	115	1	No Gas	43.437	ug/l	495771.85
Sn	118	115	3	He	43.662	ug/l	133561.85
Sb	121	115	1	No Gas	51.120	ug/l	817314.52
Sb	121	115	3	He	51.032	ug/l	221587.41
Sb	123	115	1	No Gas	51.473	ug/l	627101.79
Sb	123	115	3	He	52.043	ug/l	176614.27
Ba	135	115	1	No Gas	53.893	ug/l	166951.16
Ba	137	115	1	No Gas	53.336	ug/l	288353.17
La	139	115	3	He	0.005	ug/l	85.56
Ce	140	115	3	He	53.228	ug/l	815649.73
Hg	201	209	1	No Gas	1.014	ug/l	2150.41
Hg	202	209	1	No Gas	0.998	ug/l	4889.26
Hg	202	209	3	He	1.000	ug/l	2123.42
Tl	203	209	3	He	48.640	ug/l	246578.25
Tl	205	209	1	No Gas	49.958	ug/l	1315340.30
Tl	205	209	3	He	49.203	ug/l	588021.71
[Pb]	206	209	1	No Gas	49.666	ug/l	457532.47
[Pb]	207	209	1	No Gas	48.887	ug/l	391459.44
Pb	208	209	1	No Gas	49.654	ug/l	1818542.37
Th	232	209	3	He	50.648	ug/l	812012.04
U	238	209	1	No Gas	51.202	ug/l	1756267.31

Name	Mass	Tune Step	Tune Mode	CPS	ISTD Recovery %
Sc	45	1	No Gas	4386587.56	95.1
Sc	45	2	H2	2204838.53	92.8
Sc	45	3	He	280136.81	94.9
Ge	72	1	No Gas	1113446.18	99.4
Ge	72	2	H2	766547.92	96.2
Ge	72	3	He	175610.25	98.9
In	115	1	No Gas	7628469.57	100.1
In	115	3	He	1638482.16	95.0
Tb	159	1	No Gas	9559086.56	109.1
Tb	159	3	He	4033282.44	111.0
Ho	165	1	No Gas	9252217.83	111.3
Ho	165	3	He	3890756.95	109.1
Lu	175	1	No Gas	9205887.23	115.8
Lu	175	3	He	3193651.30	105.7
Bi	209	1	No Gas	6343556.04	108.1
Bi	209	3	He	2430665.64	100.3

ICPMS207-B Analytical Data

Sample Name	B22020962-001AMSD
File Name	049MSD.d
Data Path Name	D:\Agilent\ICPMH\1\DATA\220218BDoD.b
Acq Time	2022-02-18 17:15:15
Sample Type	MSD
Total Dilution	1.0300
Comment	ICPMS-6020-W-D
Operator	CAR/SRH/JPV/AEM
Method	SW6020/SW6020B

Name	Mass	ISTD	Tune Step	Tune Mode	Conc.	Units	CPS
Li	7	45	1	No Gas	2001.941	ug/l	14620879.68
Be	9	45	1	No Gas	41.698	ug/l	143119.03
B	11	45	1	No Gas	84.069	ug/l	175461.35
Na	23	45	3	He	86320.145	ug/l	61555494.08
Mg	24	45	3	He	64856.076	ug/l	26134461.96
Al	27	45	1	No Gas	49.198	ug/l	815211.67
Si	28	45	2	H2	25892.350	ug/l	44900329.43
K	39	72	3	He	46992.245	ug/l	21559578.71
Ca	40	72	2	H2	63180.153	ug/l	393223506.32
Ti	47	72	1	No Gas	55.744	ug/l	94069.71
V	51	72	1	No Gas	60.085	ug/l	1133842.01
V	51	72	3	He	55.901	ug/l	219423.14
Cr	52	72	1	No Gas	50.024	ug/l	1006881.41
Cr	52	72	3	He	48.176	ug/l	194836.27
Mn	55	72	1	No Gas	55.446	ug/l	1399629.24
Mn	55	72	3	He	53.806	ug/l	149903.52
Fe	56	72	2	H2	5097.869	ug/l	64595597.49
Fe	56	72	3	He	4781.944	ug/l	17289070.96
Co	59	72	1	No Gas	49.119	ug/l	1027078.01
Ni	60	72	1	No Gas	49.856	ug/l	233453.57
Ni	60	72	3	He	48.458	ug/l	73950.61
Cu	63	72	1	No Gas	49.489	ug/l	572322.45
Cu	63	72	3	He	48.960	ug/l	194844.59
Cu	65	72	1	No Gas	50.674	ug/l	275846.44
Zn	66	72	1	No Gas	51.444	ug/l	212555.24
Zn	66	72	3	He	49.482	ug/l	49327.88
As	75	72	1	No Gas	54.019	ug/l	301412.92
As	75	72	3	He	48.728	ug/l	46305.67
Se	78	72	2	H2	51.184	ug/l	26561.41
Br	79	72	1	No Gas	23.082	ug/l	174492.03
Br	79	72	2	H2	21.439	ug/l	94466.08
Se	82	72	1	No Gas	53.638	ug/l	16150.43
Kr	84	72	1	No Gas		ug/l	62721.98
Sr	88	72	1	No Gas	225.323	ug/l	6712961.18
Sr	88	72	3	He	204.840	ug/l	845894.49
Mo	95	115	1	No Gas	48.553	ug/l	299747.69
Mo	95	115	3	He	52.150	ug/l	111143.53
Mo	98	115	1	No Gas	49.313	ug/l	484988.80
Ag	107	115	1	No Gas	20.087	ug/l	322039.20
Ag	109	115	1	No Gas	20.244	ug/l	307571.67
Cd	111	115	1	No Gas	49.881	ug/l	180126.92

ICPMS207-B Analytical Data

Name	Mass	ISTD	Tune Step	Tune Mode	Conc.	Units	CPS
Cd	111	115	3	He	51.479	ug/l	60085.13
Cd	114	115	1	No Gas	49.867	ug/l	398232.15
Cd	114	115	3	He	51.606	ug/l	145251.81
Sn	118	115	1	No Gas	43.369	ug/l	483982.02
Sn	118	115	3	He	45.654	ug/l	137199.79
Sb	121	115	1	No Gas	53.211	ug/l	831104.82
Sb	121	115	3	He	52.486	ug/l	223999.65
Sb	123	115	1	No Gas	52.979	ug/l	630481.10
Sb	123	115	3	He	53.146	ug/l	177273.88
Ba	135	115	1	No Gas	55.671	ug/l	168295.88
Ba	137	115	1	No Gas	54.556	ug/l	288349.82
La	139	115	3	He	0.005	ug/l	74.44
Ce	140	115	3	He	54.132	ug/l	815217.86
Hg	201	209	1	No Gas	1.031	ug/l	2172.08
Hg	202	209	1	No Gas	1.014	ug/l	4939.93
Hg	202	209	3	He	1.042	ug/l	2144.75
Tl	203	209	3	He	50.831	ug/l	250185.53
Tl	205	209	1	No Gas	50.573	ug/l	1323107.20
Tl	205	209	3	He	50.909	ug/l	590621.83
[Pb]	206	209	1	No Gas	50.446	ug/l	461406.69
[Pb]	207	209	1	No Gas	49.693	ug/l	395788.28
Pb	208	209	1	No Gas	49.999	ug/l	1819766.23
Th	232	209	3	He	52.086	ug/l	810749.36
U	238	209	1	No Gas	51.740	ug/l	1764322.60

Name	Mass	Tune Step	Tune Mode	CPS	ISTD Recovery %
Sc	45	1	No Gas	4516705.66	97.9
Sc	45	2	H2	2211222.58	93.1
Sc	45	3	He	282921.51	95.8
Ge	72	1	No Gas	1115720.94	99.6
Ge	72	2	H2	766022.66	96.1
Ge	72	3	He	175420.71	98.8
In	115	1	No Gas	7545193.63	99.0
In	115	3	He	1610742.28	93.4
Tb	159	1	No Gas	9397394.98	107.2
Tb	159	3	He	3867941.97	106.5
Ho	165	1	No Gas	9120485.69	109.7
Ho	165	3	He	3764254.51	105.5
Lu	175	1	No Gas	9063734.98	114.0
Lu	175	3	He	3142819.95	104.0
Bi	209	1	No Gas	6351526.83	108.3
Bi	209	3	He	2360057.69	97.4

ICPMS207-B Analytical Data

Sample Name	Rinse
File Name	050BLKV.d
Data Path Name	D:\Agilent\ICPMH\1\DATA\220218BDoD.b
Acq Time	2022-02-18 17:21:29
Sample Type	BlkVrfy
Total Dilution	1.0000
Comment	ICPMS-6020-W-D
Operator	CAR/SRH/JPV/AEM
Method	SW6020/SW6020B

Name	Mass	ISTD	Tune Step	Tune Mode	Conc.	Units	CPS
Li	7	45	1	No Gas	4.646	ug/l	48743.22
Be	9	45	1	No Gas	-0.037	ug/l	95.31
B	11	45	1	No Gas	0.899	ug/l	2803.39
Na	23	45	3	He	11.000	ug/l	76174.80
Mg	24	45	3	He	1.274	ug/l	1626.87
Al	27	45	1	No Gas	-0.028	ug/l	9281.80
Si	28	45	2	H2	1.687	ug/l	12064.38
K	39	72	3	He	-10.332	ug/l	111949.95
Ca	40	72	2	H2	-0.764	ug/l	141222.44
Ti	47	72	1	No Gas	0.076	ug/l	403.75
V	51	72	1	No Gas	2.273	ug/l	21801.40
V	51	72	3	He	1.456	ug/l	19178.18
Cr	52	72	1	No Gas	0.140	ug/l	71207.74
Cr	52	72	3	He	-0.001	ug/l	1064.49
Mn	55	72	1	No Gas	0.151	ug/l	10053.51
Mn	55	72	3	He	0.009	ug/l	110.65
Fe	56	72	2	H2	0.313	ug/l	11021.91
Fe	56	72	3	He	0.412	ug/l	6664.91
Co	59	72	1	No Gas	-0.005	ug/l	532.29
Ni	60	72	1	No Gas	-0.063	ug/l	672.02
Ni	60	72	3	He	-0.016	ug/l	74.44
Cu	63	72	1	No Gas	-0.103	ug/l	6138.43
Cu	63	72	3	He	-0.120	ug/l	1516.44
Cu	65	72	1	No Gas	-0.120	ug/l	2407.83
Zn	66	72	1	No Gas	0.090	ug/l	10740.83
Zn	66	72	3	He	-0.222	ug/l	2070.16
As	75	72	1	No Gas	1.541	ug/l	19395.16
As	75	72	3	He	-0.009	ug/l	408.00
Se	78	72	2	H2	0.018	ug/l	36.78
Br	79	72	1	No Gas	0.503	ug/l	14115.61
Br	79	72	2	H2	0.373	ug/l	7067.72
Se	82	72	1	No Gas	0.059	ug/l	713.81
Kr	84	72	1	No Gas		ug/l	20147.54
Sr	88	72	1	No Gas	-0.002	ug/l	898.26
Sr	88	72	3	He	0.000	ug/l	371.12
Mo	95	115	1	No Gas	0.074	ug/l	516.68
Mo	95	115	3	He	0.060	ug/l	141.11
Mo	98	115	1	No Gas	0.069	ug/l	782.25
Ag	107	115	1	No Gas	-0.004	ug/l	1215.88
Ag	109	115	1	No Gas	-0.002	ug/l	1171.19
Cd	111	115	1	No Gas	0.002	ug/l	-1.12

ICPMS207-B Analytical Data

Name	Mass	ISTD	Tune Step	Tune Mode	Conc.	Units	CPS
Cd	111	115	3	He	0.014	ug/l	20.78
Cd	114	115	1	No Gas	0.003	ug/l	-70.65
Cd	114	115	3	He	0.014	ug/l	51.77
Sn	118	115	1	No Gas	0.091	ug/l	1853.12
Sn	118	115	3	He	0.077	ug/l	461.12
Sb	121	115	1	No Gas	0.187	ug/l	3269.06
Sb	121	115	3	He	0.149	ug/l	691.09
Sb	123	115	1	No Gas	0.189	ug/l	2527.16
Sb	123	115	3	He	0.150	ug/l	545.40
Ba	135	115	1	No Gas	0.004	ug/l	33.27
Ba	137	115	1	No Gas	0.006	ug/l	69.86
La	139	115	3	He	0.000	ug/l	7.78
Ce	140	115	3	He	0.000	ug/l	13.33
Hg	201	209	1	No Gas	0.001	ug/l	81.32
Hg	202	209	1	No Gas	-0.004	ug/l	197.63
Hg	202	209	3	He	0.005	ug/l	97.65
Tl	203	209	3	He	0.051	ug/l	388.16
Tl	205	209	1	No Gas	0.043	ug/l	1783.46
Tl	205	209	3	He	0.050	ug/l	913.07
[Pb]	206	209	1	No Gas	-0.037	ug/l	547.79
[Pb]	207	209	1	No Gas	-0.035	ug/l	486.68
Pb	208	209	1	No Gas	-0.035	ug/l	2332.32
Th	232	209	3	He	0.043	ug/l	824.36
U	238	209	1	No Gas	0.005	ug/l	191.96

Name	Mass	Tune Step	Tune Mode	CPS	ISTD Recovery %
Sc	45	1	No Gas	4224218.08	91.6
Sc	45	2	H2	2138767.58	90.0
Sc	45	3	He	261563.50	88.6
Ge	72	1	No Gas	1127327.21	100.7
Ge	72	2	H2	758120.95	95.1
Ge	72	3	He	166223.92	93.6
In	115	1	No Gas	7712715.43	101.2
In	115	3	He	1610437.35	93.4
Tb	159	1	No Gas	9439282.07	107.7
Tb	159	3	He	3757831.92	103.4
Ho	165	1	No Gas	9065890.68	109.1
Ho	165	3	He	3672852.31	103.0
Lu	175	1	No Gas	8775194.89	110.3
Lu	175	3	He	3014705.88	99.8
Bi	209	1	No Gas	6327403.31	107.8
Bi	209	3	He	2473955.24	102.1

ICPMS207-B Analytical Data

Sample Name	B22020962-001B
File Name	051SMPL.d
Data Path Name	D:\Agilent\ICPMH\1\DATA\220218BDoD.b
Acq Time	2022-02-18 17:27:43
Sample Type	Sample
Total Dilution	1.0000
Comment	ICPMS-6020-W-T
Operator	CAR/SRH/JPV/AEM
Method	SW6020/SW6020B

Name	Mass	ISTD	Tune Step	Tune Mode	Conc.	Units	CPS
Li	7	45	1	No Gas	4.456	ug/l	43043.09
Be	9	45	1	No Gas	-0.029	ug/l	108.65
B	11	45	1	No Gas	35.358	ug/l	65758.79
Na	23	45	3	He	37273.383	ug/l	21564520.24
Mg	24	45	3	He	17063.669	ug/l	5568870.79
Al	27	45	1	No Gas	73.373	ug/l	1070863.53
Si	28	45	2	H2	21983.662	ug/l	34657058.03
K	39	72	3	He	2819.522	ug/l	1208853.76
Ca	40	72	2	H2	15833.487	ug/l	89273877.40
Ti	47	72	1	No Gas	6.842	ug/l	10693.00
V	51	72	1	No Gas	5.786	ug/l	79240.98
V	51	72	3	He	10.561	ug/l	45569.61
Cr	52	72	1	No Gas	2.280	ug/l	98554.17
Cr	52	72	3	He	1.138	ug/l	4876.40
Mn	55	72	1	No Gas	12.797	ug/l	297949.47
Mn	55	72	3	He	11.696	ug/l	28080.19
Fe	56	72	2	H2	71.145	ug/l	821970.30
Fe	56	72	3	He	67.512	ug/l	214402.16
Co	59	72	1	No Gas	0.227	ug/l	4864.52
Ni	60	72	1	No Gas	0.777	ug/l	4152.36
Ni	60	72	3	He	0.804	ug/l	1141.16
Cu	63	72	1	No Gas	3.031	ug/l	37840.28
Cu	63	72	3	He	4.336	ug/l	16425.94
Cu	65	72	1	No Gas	2.820	ug/l	16463.95
Zn	66	72	1	No Gas	4.142	ug/l	23774.04
Zn	66	72	3	He	4.186	ug/l	5418.81
As	75	72	1	No Gas	2.423	ug/l	21238.27
As	75	72	3	He	0.210	ug/l	537.33
Se	78	72	2	H2	0.312	ug/l	170.56
Br	79	72	1	No Gas	3.122	ug/l	29161.70
Br	79	72	2	H2	3.027	ug/l	16233.60
Se	82	72	1	No Gas	0.398	ug/l	708.08
Kr	84	72	1	No Gas		ug/l	50445.00
Sr	88	72	1	No Gas	184.133	ug/l	4986339.01
Sr	88	72	3	He	162.921	ug/l	578695.81
Mo	95	115	1	No Gas	0.377	ug/l	2265.76
Mo	95	115	3	He	0.450	ug/l	860.04
Mo	98	115	1	No Gas	0.385	ug/l	3705.10
Ag	107	115	1	No Gas	-0.058	ug/l	272.11
Ag	109	115	1	No Gas	-0.058	ug/l	242.10
Cd	111	115	1	No Gas	0.034	ug/l	111.20

ICPMS207-B Analytical Data

Name	Mass	ISTD	Tune Step	Tune Mode	Conc.	Units	CPS
Cd	111	115	3	He	0.035	ug/l	39.89
Cd	114	115	1	No Gas	0.039	ug/l	214.96
Cd	114	115	3	He	0.036	ug/l	99.87
Sn	118	115	1	No Gas	0.298	ug/l	3889.51
Sn	118	115	3	He	0.306	ug/l	1008.93
Sb	121	115	1	No Gas	0.289	ug/l	4492.51
Sb	121	115	3	He	0.323	ug/l	1254.19
Sb	123	115	1	No Gas	0.303	ug/l	3586.16
Sb	123	115	3	He	0.317	ug/l	965.80
Ba	135	115	1	No Gas	4.388	ug/l	12817.32
Ba	137	115	1	No Gas	4.316	ug/l	22023.98
La	139	115	3	He	0.022	ug/l	287.78
Ce	140	115	3	He	0.055	ug/l	738.91
Hg	201	209	1	No Gas	0.033	ug/l	137.97
Hg	202	209	1	No Gas	0.031	ug/l	333.94
Hg	202	209	3	He	0.071	ug/l	210.96
Tl	203	209	3	He	0.032	ug/l	250.10
Tl	205	209	1	No Gas	0.031	ug/l	1338.97
Tl	205	209	3	He	0.034	ug/l	626.27
[Pb]	206	209	1	No Gas	0.038	ug/l	1152.28
[Pb]	207	209	1	No Gas	0.040	ug/l	1016.71
Pb	208	209	1	No Gas	0.035	ug/l	4571.45
Th	232	209	3	He	0.120	ug/l	1858.88
U	238	209	1	No Gas	0.017	ug/l	557.23

Name	Mass	Tune Step	Tune Mode	CPS	ISTD Recovery %
Sc	45	1	No Gas	3828576.31	83.0
Sc	45	2	H2	1951377.02	82.1
Sc	45	3	He	222630.35	75.4
Ge	72	1	No Gas	978404.93	87.4
Ge	72	2	H2	673277.60	84.5
Ge	72	3	He	146440.55	82.5
In	115	1	No Gas	6977618.89	91.5
In	115	3	He	1390212.94	80.6
Tb	159	1	No Gas	8467009.68	96.6
Tb	159	3	He	3509017.28	96.6
Ho	165	1	No Gas	8315334.62	100.0
Ho	165	3	He	3410926.15	95.6
Lu	175	1	No Gas	8130102.78	102.2
Lu	175	3	He	2705116.90	89.5
Bi	209	1	No Gas	5835812.56	99.5
Bi	209	3	He	2177827.12	89.9

ICPMS207-B Analytical Data

Sample Name	B22020962-001BDIL
File Name	052SMPL.d
Data Path Name	D:\Agilent\ICPMH\1\DATA\220218BDoD.b
Acq Time	2022-02-18 17:33:56
Sample Type	Sample
Total Dilution	5.0000
Comment	ICPMS-6020-W-T
Operator	CAR/SRH/JPV/AEM
Method	SW6020/SW6020B

Name	Mass	ISTD	Tune Step	Tune Mode	Conc.	Units	CPS
Li	7	45	1	No Gas	16.738	ug/l	37087.77
Be	9	45	1	No Gas	-0.209	ug/l	73.65
B	11	45	1	No Gas	34.580	ug/l	14032.17
Na	23	45	3	He	37846.296	ug/l	4515918.93
Mg	24	45	3	He	16974.242	ug/l	1131523.04
Al	27	45	1	No Gas	79.066	ug/l	245582.36
Si	28	45	2	H2	22014.424	ug/l	7207008.72
K	39	72	3	He	2683.909	ug/l	319175.64
Ca	40	72	2	H2	16272.156	ug/l	19218470.92
Ti	47	72	1	No Gas	6.768	ug/l	2414.30
V	51	72	1	No Gas	-0.223	ug/l	-22271.52
V	51	72	3	He	16.372	ug/l	23046.02
Cr	52	72	1	No Gas	0.982	ug/l	66018.60
Cr	52	72	3	He	1.423	ug/l	1963.48
Mn	55	72	1	No Gas	14.110	ug/l	73304.48
Mn	55	72	3	He	12.014	ug/l	5938.02
Fe	56	72	2	H2	72.515	ug/l	179599.66
Fe	56	72	3	He	68.304	ug/l	47913.51
Co	59	72	1	No Gas	0.189	ug/l	1337.42
Ni	60	72	1	No Gas	0.511	ug/l	1347.40
Ni	60	72	3	He	0.994	ug/l	354.45
Cu	63	72	1	No Gas	4.282	ug/l	16119.40
Cu	63	72	3	He	5.288	ug/l	5422.59
Cu	65	72	1	No Gas	4.290	ug/l	7245.39
Zn	66	72	1	No Gas	11.604	ug/l	18186.60
Zn	66	72	3	He	13.112	ug/l	4220.64
As	75	72	1	No Gas	3.023	ug/l	12767.70
As	75	72	3	He	-0.100	ug/l	357.40
Se	78	72	2	H2	0.287	ug/l	53.00
Br	79	72	1	No Gas	2.794	ug/l	13233.12
Br	79	72	2	H2	2.796	ug/l	7264.15
Se	82	72	1	No Gas	-0.693	ug/l	591.28
Kr	84	72	1	No Gas		ug/l	24915.60
Sr	88	72	1	No Gas	181.653	ug/l	1034673.69
Sr	88	72	3	He	166.087	ug/l	120439.07
Mo	95	115	1	No Gas	0.430	ug/l	572.24
Mo	95	115	3	He	0.497	ug/l	206.67
Mo	98	115	1	No Gas	0.455	ug/l	973.51
Ag	107	115	1	No Gas	-0.327	ug/l	164.73
Ag	109	115	1	No Gas	-0.321	ug/l	169.40
Cd	111	115	1	No Gas	0.151	ug/l	104.11

ICPMS207-B Analytical Data

Name	Mass	ISTD	Tune Step	Tune Mode	Conc.	Units	CPS
Cd	111	115	3	He	0.148	ug/l	36.56
Cd	114	115	1	No Gas	0.198	ug/l	232.15
Cd	114	115	3	He	0.135	ug/l	81.01
Sn	118	115	1	No Gas	0.438	ug/l	1746.65
Sn	118	115	3	He	0.461	ug/l	464.45
Sb	121	115	1	No Gas	0.397	ug/l	1425.55
Sb	121	115	3	He	0.445	ug/l	390.04
Sb	123	115	1	No Gas	0.414	ug/l	1131.16
Sb	123	115	3	He	0.427	ug/l	296.36
Ba	135	115	1	No Gas	4.587	ug/l	2874.61
Ba	137	115	1	No Gas	4.989	ug/l	5453.61
La	139	115	3	He	0.026	ug/l	78.89
Ce	140	115	3	He	0.064	ug/l	190.00
Hg	201	209	1	No Gas	0.125	ug/l	131.64
Hg	202	209	1	No Gas	0.104	ug/l	314.27
Hg	202	209	3	He	0.128	ug/l	131.31
Tl	203	209	3	He	0.066	ug/l	172.07
Tl	205	209	1	No Gas	0.050	ug/l	882.26
Tl	205	209	3	He	0.069	ug/l	421.51
[Pb]	206	209	1	No Gas	0.041	ug/l	970.04
[Pb]	207	209	1	No Gas	0.033	ug/l	831.14
Pb	208	209	1	No Gas	0.022	ug/l	3791.35
Th	232	209	3	He	0.078	ug/l	335.47
U	238	209	1	No Gas	0.017	ug/l	133.64

Name	Mass	Tune Step	Tune Mode	CPS	ISTD Recovery %
Sc	45	1	No Gas	3955373.16	85.8
Sc	45	2	H2	2024104.28	85.2
Sc	45	3	He	227023.96	76.9
Ge	72	1	No Gas	1028231.41	91.8
Ge	72	2	H2	701024.33	88.0
Ge	72	3	He	149159.61	84.0
In	115	1	No Gas	7441093.60	97.6
In	115	3	He	1472948.83	85.4
Tb	159	1	No Gas	8939516.49	102.0
Tb	159	3	He	3587812.09	98.8
Ho	165	1	No Gas	8595212.51	103.4
Ho	165	3	He	3412044.61	95.7
Lu	175	1	No Gas	8439777.71	106.1
Lu	175	3	He	2799628.25	92.6
Bi	209	1	No Gas	6320500.43	107.7
Bi	209	3	He	2294529.04	94.7

ICPMS207-B Analytical Data

Sample Name	B22020962-001BPDS1
File Name	053ARef.d
Data Path Name	D:\Agilent\ICPMH\1\DATA\220218BDoD.b
Acq Time	2022-02-18 17:40:09
Sample Type	AllRef
Total Dilution	1.0300
Comment	ICPMS-6020-W-T
Operator	CAR/SRH/JPV/AEM
Method	SW6020/SW6020B

Name	Mass	ISTD	Tune Step	Tune Mode	Conc.	Units	CPS
Li	7	45	1	No Gas	1427.711	ug/l	8199843.83
Be	9	45	1	No Gas	31.711	ug/l	85778.43
B	11	45	1	No Gas	67.045	ug/l	110302.11
Na	23	45	3	He	82698.415	ug/l	45908385.43
Mg	24	45	3	He	61948.121	ug/l	19434031.81
Al	27	45	1	No Gas	115.012	ug/l	1489663.40
Si	28	45	2	H2	23417.294	ug/l	34419079.17
K	39	72	3	He	44935.996	ug/l	16987966.28
Ca	40	72	2	H2	61386.238	ug/l	335543948.80
Ti	47	72	1	No Gas	54.442	ug/l	79965.38
V	51	72	1	No Gas	44.636	ug/l	724335.07
V	51	72	3	He	57.588	ug/l	185776.77
Cr	52	72	1	No Gas	47.897	ug/l	843109.44
Cr	52	72	3	He	48.825	ug/l	162713.30
Mn	55	72	1	No Gas	59.256	ug/l	1302980.31
Mn	55	72	3	He	57.711	ug/l	132422.55
Fe	56	72	2	H2	5081.950	ug/l	56557903.83
Fe	56	72	3	He	4820.264	ug/l	14358488.09
Co	59	72	1	No Gas	45.988	ug/l	837886.95
Ni	60	72	1	No Gas	46.105	ug/l	188383.03
Ni	60	72	3	He	48.883	ug/l	61465.06
Cu	63	72	1	No Gas	49.525	ug/l	499161.70
Cu	63	72	3	He	52.914	ug/l	173344.38
Cu	65	72	1	No Gas	49.987	ug/l	236994.11
Zn	66	72	1	No Gas	53.579	ug/l	192437.19
Zn	66	72	3	He	52.004	ug/l	42610.42
As	75	72	1	No Gas	50.613	ug/l	246627.95
As	75	72	3	He	48.941	ug/l	38304.48
Se	78	72	2	H2	50.387	ug/l	22964.31
Br	79	72	1	No Gas	4.022	ug/l	33739.30
Br	79	72	2	H2	3.704	ug/l	18362.15
Se	82	72	1	No Gas	49.552	ug/l	13058.99
Kr	84	72	1	No Gas		ug/l	54919.74
Sr	88	72	1	No Gas	222.968	ug/l	5781030.95
Sr	88	72	3	He	210.669	ug/l	716851.92
Mo	95	115	1	No Gas	48.999	ug/l	269578.76
Mo	95	115	3	He	51.004	ug/l	93780.19
Mo	98	115	1	No Gas	48.301	ug/l	423496.89
Ag	107	115	1	No Gas	19.128	ug/l	273794.60
Ag	109	115	1	No Gas	19.544	ug/l	265184.76
Cd	111	115	1	No Gas	47.385	ug/l	152632.47

ICPMS207-B Analytical Data

Name	Mass	ISTD	Tune Step	Tune Mode	Conc.	Units	CPS
Cd	111	115	3	He	50.800	ug/l	51158.10
Cd	114	115	1	No Gas	47.372	ug/l	337684.34
Cd	114	115	3	He	51.141	ug/l	124214.74
Sn	118	115	1	No Gas	42.936	ug/l	426673.98
Sn	118	115	3	He	45.561	ug/l	118207.09
Sb	121	115	1	No Gas	50.550	ug/l	704053.46
Sb	121	115	3	He	51.393	ug/l	189272.34
Sb	123	115	1	No Gas	50.474	ug/l	535683.40
Sb	123	115	3	He	51.467	ug/l	148157.76
Ba	135	115	1	No Gas	53.374	ug/l	143997.41
Ba	137	115	1	No Gas	52.305	ug/l	246509.53
La	139	115	3	He	0.031	ug/l	397.79
Ce	140	115	3	He	53.848	ug/l	699877.67
Hg	201	209	1	No Gas	1.032	ug/l	1952.76
Hg	202	209	1	No Gas	1.000	ug/l	4380.52
Hg	202	209	3	He	1.070	ug/l	2029.08
Tl	203	209	3	He	49.004	ug/l	222327.15
Tl	205	209	1	No Gas	49.505	ug/l	1164389.92
Tl	205	209	3	He	49.233	ug/l	526641.63
[Pb]	206	209	1	No Gas	49.118	ug/l	404201.83
[Pb]	207	209	1	No Gas	48.583	ug/l	347484.41
Pb	208	209	1	No Gas	49.064	ug/l	1605394.92
Th	232	209	3	He	50.281	ug/l	721506.00
U	238	209	1	No Gas	51.018	ug/l	1563920.46

Name	Mass	Tune Step	Tune Mode	CPS	ISTD Recovery %
Sc	45	1	No Gas	3509455.14	76.1
Sc	45	2	H2	1873840.49	78.9
Sc	45	3	He	220204.83	74.6
Ge	72	1	No Gas	964694.22	86.1
Ge	72	2	H2	672738.76	84.4
Ge	72	3	He	144559.43	81.4
In	115	1	No Gas	6647376.18	87.2
In	115	3	He	1389907.87	80.6
Tb	159	1	No Gas	8139282.90	92.9
Tb	159	3	He	3314927.21	91.2
Ho	165	1	No Gas	7944546.30	95.6
Ho	165	3	He	3282261.78	92.0
Lu	175	1	No Gas	7924510.38	99.6
Lu	175	3	He	2768714.60	91.6
Bi	209	1	No Gas	5664793.22	96.6
Bi	209	3	He	2176946.44	89.8

ICPMS207-B Analytical Data

Sample Name	B22020962-001BMS4
File Name	054MS4.d
Data Path Name	D:\Agilent\ICPMH\1\DATA\220218BDoD.b
Acq Time	2022-02-18 17:46:23
Sample Type	MS4
Total Dilution	1.0000
Comment	ICPMS-6020-W-T
Operator	CAR/SRH/JPV/AEM
Method	SW6020/SW6020B

Name	Mass	ISTD	Tune Step	Tune Mode	Conc.	Units	CPS
Li	7	45	1	No Gas	71.440	ug/l	465982.01
Be	9	45	1	No Gas	35.204	ug/l	104968.81
B	11	45	1	No Gas	109.768	ug/l	198567.21
Na	23	45	3	He	41337.055	ug/l	24520719.91
Mg	24	45	3	He	22198.164	ug/l	7433612.91
Al	27	45	1	No Gas	542.678	ug/l	7714622.39
Si	28	45	2	H2	24382.824	ug/l	37636852.87
K	39	72	3	He	6941.891	ug/l	2911362.70
Ca	40	72	2	H2	19913.081	ug/l	116285607.34
Ti	47	72	1	No Gas	98.349	ug/l	154813.52
V	51	72	1	No Gas	105.043	ug/l	1860952.32
V	51	72	3	He	104.843	ug/l	352636.69
Cr	52	72	1	No Gas	95.050	ug/l	1730993.10
Cr	52	72	3	He	98.723	ug/l	352609.25
Mn	55	72	1	No Gas	500.951	ug/l	11771973.55
Mn	55	72	3	He	480.676	ug/l	1185397.33
Fe	56	72	2	H2	581.598	ug/l	6915524.29
Fe	56	72	3	He	552.249	ug/l	1772260.42
Co	59	72	1	No Gas	93.454	ug/l	1826245.46
Ni	60	72	1	No Gas	93.725	ug/l	410257.01
Ni	60	72	3	He	99.161	ug/l	133972.95
Cu	63	72	1	No Gas	101.640	ug/l	1091763.03
Cu	63	72	3	He	105.869	ug/l	370998.86
Cu	65	72	1	No Gas	101.913	ug/l	515539.45
Zn	66	72	1	No Gas	104.623	ug/l	393715.81
Zn	66	72	3	He	100.626	ug/l	86610.07
As	75	72	1	No Gas	102.078	ug/l	523162.49
As	75	72	3	He	95.784	ug/l	80238.67
Se	78	72	2	H2	101.048	ug/l	49138.87
Br	79	72	1	No Gas	3.055	ug/l	29528.35
Br	79	72	2	H2	3.173	ug/l	17386.05
Se	82	72	1	No Gas	103.204	ug/l	28478.94
Kr	84	72	1	No Gas		ug/l	67942.31
Sr	88	72	1	No Gas	284.747	ug/l	7924376.71
Sr	88	72	3	He	263.538	ug/l	964019.39
Mo	95	115	1	No Gas	93.110	ug/l	554259.15
Mo	95	115	3	He	102.858	ug/l	198457.26
Mo	98	115	1	No Gas	93.806	ug/l	889625.64
Ag	107	115	1	No Gas	9.240	ug/l	143707.99
Ag	109	115	1	No Gas	9.387	ug/l	138284.64
Cd	111	115	1	No Gas	48.040	ug/l	167382.38

ICPMS207-B Analytical Data

Name	Mass	ISTD	Tune Step	Tune Mode	Conc.	Units	CPS
Cd	111	115	3	He	52.605	ug/l	55581.66
Cd	114	115	1	No Gas	48.272	ug/l	372146.26
Cd	114	115	3	He	52.172	ug/l	132942.22
Sn	118	115	1	No Gas	86.766	ug/l	932688.10
Sn	118	115	3	He	91.252	ug/l	248172.35
Sb	121	115	1	No Gas	100.685	ug/l	1516071.01
Sb	121	115	3	He	104.356	ug/l	403205.42
Sb	123	115	1	No Gas	105.161	ug/l	1207098.89
Sb	123	115	3	He	106.036	ug/l	320185.10
Ba	135	115	1	No Gas	96.480	ug/l	281534.37
Ba	137	115	1	No Gas	97.798	ug/l	497984.42
La	139	115	3	He	109.694	ug/l	1427496.94
Ce	140	115	3	He	112.139	ug/l	1529066.35
Hg	201	209	1	No Gas	0.049	ug/l	169.97
Hg	202	209	1	No Gas	0.053	ug/l	436.59
Hg	202	209	3	He	0.096	ug/l	267.95
Tl	203	209	3	He	99.285	ug/l	483701.98
Tl	205	209	1	No Gas	103.233	ug/l	2598242.39
Tl	205	209	3	He	98.950	ug/l	1136588.83
[Pb]	206	209	1	No Gas	100.621	ug/l	884780.87
[Pb]	207	209	1	No Gas	102.043	ug/l	779749.89
Pb	208	209	1	No Gas	102.007	ug/l	3566692.68
Th	232	209	3	He	101.471	ug/l	1564058.87
U	238	209	1	No Gas	103.935	ug/l	3407651.65

Name	Mass	Tune Step	Tune Mode	CPS	ISTD Recovery %
Sc	45	1	No Gas	3761376.82	81.6
Sc	45	2	H2	1910763.26	80.4
Sc	45	3	He	228193.93	77.3
Ge	72	1	No Gas	1005629.48	89.8
Ge	72	2	H2	697280.58	87.5
Ge	72	3	He	150909.57	85.0
In	115	1	No Gas	6988011.77	91.7
In	115	3	He	1415500.48	82.1
Tb	159	1	No Gas	8845478.71	100.9
Tb	159	3	He	3541091.30	97.5
Ho	165	1	No Gas	8468236.69	101.9
Ho	165	3	He	3418323.07	95.8
Lu	175	1	No Gas	8237119.07	103.6
Lu	175	3	He	2824715.76	93.5
Bi	209	1	No Gas	5881851.56	100.3
Bi	209	3	He	2268557.18	93.6

ICPMS207-B Analytical Data

Sample Name	CCV
File Name	055_CCV.d
Data Path Name	D:\Agilent\ICPMH\1\DATA\220218BDoD.b
Acq Time	2022-02-18 17:52:38
Sample Type	CCV
Total Dilution	1.0000
Comment	ICPMS-6020-W-D
Operator	CAR/SRH/JPV/AEM
Method	SW6020/SW6020B

Name	Mass	ISTD	Tune Step	Tune Mode	Conc.	Units	CPS
Li	7	45	1	No Gas	467.498	ug/l	3280461.59
Be	9	45	1	No Gas	39.627	ug/l	130446.26
B	11	45	1	No Gas	43.749	ug/l	87935.77
Na	23	45	3	He	12565.360	ug/l	8645288.21
Mg	24	45	3	He	12172.934	ug/l	4701918.37
Al	27	45	1	No Gas	48.217	ug/l	765899.08
Si	28	45	2	H2	301.592	ug/l	532231.46
K	39	72	3	He	10675.257	ug/l	4967961.42
Ca	40	72	2	H2	11358.639	ug/l	73557781.02
Ti	47	72	1	No Gas	47.737	ug/l	83101.84
V	51	72	1	No Gas	47.152	ug/l	908843.80
V	51	72	3	He	48.711	ug/l	191864.57
Cr	52	72	1	No Gas	48.578	ug/l	1010493.98
Cr	52	72	3	He	47.771	ug/l	192345.32
Mn	55	72	1	No Gas	48.887	ug/l	1274983.05
Mn	55	72	3	He	46.629	ug/l	129359.12
Fe	56	72	2	H2	1279.471	ug/l	16842480.43
Fe	56	72	3	He	1232.857	ug/l	4442485.35
Co	59	72	1	No Gas	50.736	ug/l	1095421.67
Ni	60	72	1	No Gas	50.581	ug/l	244920.63
Ni	60	72	3	He	49.828	ug/l	75721.21
Cu	63	72	1	No Gas	49.564	ug/l	591880.30
Cu	63	72	3	He	50.452	ug/l	199800.60
Cu	65	72	1	No Gas	49.952	ug/l	280695.78
Zn	66	72	1	No Gas	51.444	ug/l	218953.98
Zn	66	72	3	He	48.729	ug/l	48339.26
As	75	72	1	No Gas	51.409	ug/l	296392.53
As	75	72	3	He	47.871	ug/l	45287.40
Se	78	72	2	H2	50.243	ug/l	27080.14
Br	79	72	1	No Gas	0.067	ug/l	10706.11
Br	79	72	2	H2	0.040	ug/l	5766.44
Se	82	72	1	No Gas	52.664	ug/l	16376.01
Kr	84	72	1	No Gas		ug/l	30358.34
Sr	88	72	1	No Gas	53.048	ug/l	1631863.42
Sr	88	72	3	He	47.604	ug/l	196081.76
Mo	95	115	1	No Gas	48.890	ug/l	313704.29
Mo	95	115	3	He	50.607	ug/l	111313.71
Mo	98	115	1	No Gas	49.203	ug/l	503499.74
Ag	107	115	1	No Gas	20.024	ug/l	334293.51
Ag	109	115	1	No Gas	19.807	ug/l	313558.94
Cd	111	115	1	No Gas	50.317	ug/l	189110.09

ICPMS207-B Analytical Data

Name	Mass	ISTD	Tune Step	Tune Mode	Conc.	Units	CPS
Cd	111	115	3	He	50.875	ug/l	61289.05
Cd	114	115	1	No Gas	50.702	ug/l	421593.67
Cd	114	115	3	He	51.567	ug/l	149829.21
Sn	118	115	1	No Gas	44.565	ug/l	516811.84
Sn	118	115	3	He	44.940	ug/l	139468.62
Sb	121	115	1	No Gas	53.542	ug/l	869930.04
Sb	121	115	3	He	51.583	ug/l	227252.27
Sb	123	115	1	No Gas	53.691	ug/l	664623.84
Sb	123	115	3	He	52.004	ug/l	179062.89
Ba	135	115	1	No Gas	51.863	ug/l	163232.55
Ba	137	115	1	No Gas	51.522	ug/l	283279.05
La	139	115	3	He	50.729	ug/l	752805.32
Ce	140	115	3	He	50.825	ug/l	790230.66
Hg	201	209	1	No Gas	0.977	ug/l	2258.08
Hg	202	209	1	No Gas	0.941	ug/l	5035.28
Hg	202	209	3	He	1.001	ug/l	2223.75
Tl	203	209	3	He	49.812	ug/l	264450.65
Tl	205	209	1	No Gas	49.157	ug/l	1411338.12
Tl	205	209	3	He	49.750	ug/l	622650.78
[Pb]	206	209	1	No Gas	49.718	ug/l	499082.55
[Pb]	207	209	1	No Gas	49.226	ug/l	429617.39
Pb	208	209	1	No Gas	49.838	ug/l	1989489.95
Th	232	209	3	He	50.630	ug/l	850165.67
U	238	209	1	No Gas	50.376	ug/l	1883798.93

Name	Mass	Tune Step	Tune Mode	CPS	ISTD Recovery %
Sc	45	1	No Gas	4147457.79	89.9
Sc	45	2	H2	2147145.83	90.4
Sc	45	3	He	263220.08	89.2
Ge	72	1	No Gas	1110389.55	99.2
Ge	72	2	H2	772598.30	96.9
Ge	72	3	He	169584.26	95.5
In	115	1	No Gas	7533162.61	98.8
In	115	3	He	1614103.10	93.6
Tb	159	1	No Gas	9519256.53	108.6
Tb	159	3	He	3701839.76	101.9
Ho	165	1	No Gas	8964260.41	107.8
Ho	165	3	He	3734753.55	104.7
Lu	175	1	No Gas	8908252.42	112.0
Lu	175	3	He	3130234.84	103.6
Bi	209	1	No Gas	6710004.13	114.4
Bi	209	3	He	2471100.90	102.0

ICPMS207-B Analytical Data

Sample Name	CCB
File Name	056_CCB.d
Data Path Name	D:\Agilent\ICPMH\1\DATA\220218BDoD.b
Acq Time	2022-02-18 17:58:51
Sample Type	CCB
Total Dilution	1.0000
Comment	ICPMS-6020-W-D
Operator	CAR/SRH/JPV/AEM
Method	SW6020/SW6020B

Name	Mass	ISTD	Tune Step	Tune Mode	Conc.	Units	CPS
Li	7	45	1	No Gas	3.409	ug/l	37776.43
Be	9	45	1	No Gas	-0.032	ug/l	106.31
B	11	45	1	No Gas	0.630	ug/l	2132.34
Na	23	45	3	He	10.872	ug/l	71357.98
Mg	24	45	3	He	1.112	ug/l	1467.17
Al	27	45	1	No Gas	-0.041	ug/l	8584.72
Si	28	45	2	H2	53.076	ug/l	97439.11
K	39	72	3	He	-33.720	ug/l	97520.68
Ca	40	72	2	H2	-2.306	ug/l	129026.52
Ti	47	72	1	No Gas	0.016	ug/l	280.28
V	51	72	1	No Gas	2.697	ug/l	29402.90
V	51	72	3	He	1.348	ug/l	18041.19
Cr	52	72	1	No Gas	0.167	ug/l	67724.94
Cr	52	72	3	He	0.016	ug/l	1087.82
Mn	55	72	1	No Gas	0.136	ug/l	9111.45
Mn	55	72	3	He	0.020	ug/l	133.97
Fe	56	72	2	H2	0.208	ug/l	9490.95
Fe	56	72	3	He	0.305	ug/l	6034.00
Co	59	72	1	No Gas	-0.003	ug/l	542.27
Ni	60	72	1	No Gas	-0.113	ug/l	402.54
Ni	60	72	3	He	-0.018	ug/l	70.00
Cu	63	72	1	No Gas	-0.074	ug/l	6119.08
Cu	63	72	3	He	-0.070	ug/l	1640.77
Cu	65	72	1	No Gas	-0.094	ug/l	2409.17
Zn	66	72	1	No Gas	0.230	ug/l	10654.57
Zn	66	72	3	He	0.143	ug/l	2311.31
As	75	72	1	No Gas	0.757	ug/l	14096.59
As	75	72	3	He	-0.046	ug/l	359.33
Se	78	72	2	H2	0.011	ug/l	32.22
Br	79	72	1	No Gas	0.061	ug/l	10203.42
Br	79	72	2	H2	-0.023	ug/l	5290.50
Se	82	72	1	No Gas	-0.206	ug/l	596.07
Kr	84	72	1	No Gas		ug/l	19081.48
Sr	88	72	1	No Gas	0.001	ug/l	928.21
Sr	88	72	3	He	-0.007	ug/l	330.01
Mo	95	115	1	No Gas	0.042	ug/l	292.23
Mo	95	115	3	He	0.042	ug/l	95.56
Mo	98	115	1	No Gas	0.040	ug/l	455.08
Ag	107	115	1	No Gas	0.000	ug/l	1236.56
Ag	109	115	1	No Gas	0.001	ug/l	1178.53
Cd	111	115	1	No Gas	0.018	ug/l	58.18

ICPMS207-B Analytical Data

Name	Mass	ISTD	Tune Step	Tune Mode	Conc.	Units	CPS
Cd	111	115	3	He	0.017	ug/l	23.67
Cd	114	115	1	No Gas	0.015	ug/l	26.32
Cd	114	115	3	He	0.020	ug/l	64.84
Sn	118	115	1	No Gas	0.044	ug/l	1247.58
Sn	118	115	3	He	0.039	ug/l	331.12
Sb	121	115	1	No Gas	0.210	ug/l	3498.46
Sb	121	115	3	He	0.178	ug/l	783.77
Sb	123	115	1	No Gas	0.207	ug/l	2643.19
Sb	123	115	3	He	0.170	ug/l	590.74
Ba	135	115	1	No Gas	0.001	ug/l	23.29
Ba	137	115	1	No Gas	0.006	ug/l	66.53
La	139	115	3	He	0.000	ug/l	10.00
Ce	140	115	3	He	0.000	ug/l	13.33
Hg	201	209	1	No Gas	0.009	ug/l	102.31
Hg	202	209	1	No Gas	0.006	ug/l	249.62
Hg	202	209	3	He	0.014	ug/l	117.31
Tl	203	209	3	He	0.142	ug/l	869.05
Tl	205	209	1	No Gas	0.100	ug/l	3411.58
Tl	205	209	3	He	0.137	ug/l	1998.29
[Pb]	206	209	1	No Gas	-0.035	ug/l	574.46
[Pb]	207	209	1	No Gas	-0.032	ug/l	524.46
Pb	208	209	1	No Gas	-0.036	ug/l	2326.76
Th	232	209	3	He	0.054	ug/l	1003.11
U	238	209	1	No Gas	0.005	ug/l	205.96

Name	Mass	Tune Step	Tune Mode	CPS	ISTD Recovery %
Sc	45	1	No Gas	3984691.50	86.4
Sc	45	2	H2	2066693.55	87.0
Sc	45	3	He	245379.60	83.1
Ge	72	1	No Gas	1061734.02	94.8
Ge	72	2	H2	744161.94	93.4
Ge	72	3	He	159582.81	89.9
In	115	1	No Gas	7414316.40	97.3
In	115	3	He	1546428.36	89.7
Tb	159	1	No Gas	9262602.59	105.7
Tb	159	3	He	3694767.45	101.7
Ho	165	1	No Gas	8925626.35	107.4
Ho	165	3	He	3740851.87	104.9
Lu	175	1	No Gas	8986361.36	113.0
Lu	175	3	He	2989821.31	98.9
Bi	209	1	No Gas	6479722.43	110.4
Bi	209	3	He	2478090.21	102.2

ICPMS207-B Analytical Data

Sample Name	B22020962-001BMSD4
File Name	057MSD4.d
Data Path Name	D:\Agilent\ICPMH\1\DATA\220218BDoD.b
Acq Time	2022-02-18 18:05:06
Sample Type	MSD4
Total Dilution	1.0000
Comment	ICPMS-6020-W-T
Operator	CAR/SRH/JPV/AEM
Method	SW6020/SW6020B

Name	Mass	ISTD	Tune Step	Tune Mode	Conc.	Units	CPS
Li	7	45	1	No Gas	71.323	ug/l	430815.31
Be	9	45	1	No Gas	35.961	ug/l	99314.69
B	11	45	1	No Gas	113.394	ug/l	189945.98
Na	23	45	3	He	41272.360	ug/l	23295724.93
Mg	24	45	3	He	21590.954	ug/l	6878582.18
Al	27	45	1	No Gas	541.821	ug/l	7131925.87
Si	28	45	2	H2	25459.770	ug/l	37859932.77
K	39	72	3	He	7032.046	ug/l	2756670.83
Ca	40	72	2	H2	20262.903	ug/l	112741248.94
Ti	47	72	1	No Gas	93.642	ug/l	143512.85
V	51	72	1	No Gas	99.170	ug/l	1700397.45
V	51	72	3	He	107.413	ug/l	337647.33
Cr	52	72	1	No Gas	95.404	ug/l	1691453.22
Cr	52	72	3	He	97.553	ug/l	325798.46
Mn	55	72	1	No Gas	491.881	ug/l	11260818.34
Mn	55	72	3	He	487.872	ug/l	1125415.76
Fe	56	72	2	H2	594.130	ug/l	6730016.86
Fe	56	72	3	He	562.718	ug/l	1688931.97
Co	59	72	1	No Gas	92.591	ug/l	1761279.06
Ni	60	72	1	No Gas	92.813	ug/l	395438.98
Ni	60	72	3	He	99.668	ug/l	125900.49
Cu	63	72	1	No Gas	97.701	ug/l	1022840.49
Cu	63	72	3	He	107.554	ug/l	352484.20
Cu	65	72	1	No Gas	97.415	ug/l	479840.54
Zn	66	72	1	No Gas	101.954	ug/l	373913.93
Zn	66	72	3	He	103.727	ug/l	83423.40
As	75	72	1	No Gas	97.675	ug/l	487967.55
As	75	72	3	He	97.710	ug/l	76537.18
Se	78	72	2	H2	102.289	ug/l	47391.39
Br	79	72	1	No Gas	2.854	ug/l	27478.47
Br	79	72	2	H2	2.982	ug/l	15857.35
Se	82	72	1	No Gas	101.435	ug/l	27251.46
Kr	84	72	1	No Gas		ug/l	68831.28
Sr	88	72	1	No Gas	284.293	ug/l	7692400.50
Sr	88	72	3	He	261.232	ug/l	893436.24
Mo	95	115	1	No Gas	94.129	ug/l	545249.88
Mo	95	115	3	He	105.457	ug/l	196218.90
Mo	98	115	1	No Gas	93.233	ug/l	860184.38
Ag	107	115	1	No Gas	9.246	ug/l	139937.38
Ag	109	115	1	No Gas	9.347	ug/l	133920.33
Cd	111	115	1	No Gas	48.379	ug/l	163949.53

ICPMS207-B Analytical Data

Name	Mass	ISTD	Tune Step	Tune Mode	Conc.	Units	CPS
Cd	111	115	3	He	52.591	ug/l	53597.61
Cd	114	115	1	No Gas	48.937	ug/l	366912.28
Cd	114	115	3	He	52.743	ug/l	129627.62
Sn	118	115	1	No Gas	88.446	ug/l	924545.33
Sn	118	115	3	He	92.306	ug/l	242116.95
Sb	121	115	1	No Gas	102.406	ug/l	1500953.51
Sb	121	115	3	He	104.353	ug/l	388876.59
Sb	123	115	1	No Gas	104.773	ug/l	1169827.12
Sb	123	115	3	He	106.712	ug/l	310808.90
Ba	135	115	1	No Gas	99.350	ug/l	282054.01
Ba	137	115	1	No Gas	98.691	ug/l	489445.52
La	139	115	3	He	110.026	ug/l	1380883.24
Ce	140	115	3	He	112.977	ug/l	1485670.19
Hg	201	209	1	No Gas	0.041	ug/l	159.30
Hg	202	209	1	No Gas	0.044	ug/l	408.93
Hg	202	209	3	He	0.068	ug/l	209.63
Tl	203	209	3	He	100.164	ug/l	479567.40
Tl	205	209	1	No Gas	103.083	ug/l	2664023.54
Tl	205	209	3	He	101.832	ug/l	1149403.17
[Pb]	206	209	1	No Gas	98.173	ug/l	886471.20
[Pb]	207	209	1	No Gas	99.068	ug/l	777629.10
Pb	208	209	1	No Gas	99.775	ug/l	3582591.88
Th	232	209	3	He	102.385	ug/l	1550923.05
U	238	209	1	No Gas	105.602	ug/l	3555521.94

Name	Mass	Tune Step	Tune Mode	CPS	ISTD Recovery %
Sc	45	1	No Gas	3480228.57	75.5
Sc	45	2	H2	1840689.94	77.5
Sc	45	3	He	217154.50	73.6
Ge	72	1	No Gas	979987.45	87.5
Ge	72	2	H2	664317.20	83.4
Ge	72	3	He	141082.73	79.4
In	115	1	No Gas	6800547.29	89.2
In	115	3	He	1365440.80	79.2
Tb	159	1	No Gas	8597287.92	98.1
Tb	159	3	He	3378759.24	93.0
Ho	165	1	No Gas	8485728.76	102.1
Ho	165	3	He	3365599.23	94.4
Lu	175	1	No Gas	8255533.05	103.8
Lu	175	3	He	2743157.62	90.8
Bi	209	1	No Gas	6040460.17	103.0
Bi	209	3	He	2230440.39	92.0

ICPMS207-B Analytical Data

Sample Name	Rinse
File Name	058BLKV.d
Data Path Name	D:\Agilent\ICPMH\1\DATA\220218BDoD.b
Acq Time	2022-02-18 18:11:22
Sample Type	BlkVrfy
Total Dilution	1.0000
Comment	ICPMS-6020-W-D
Operator	CAR/SRH/JPV/AEM
Method	SW6020/SW6020B

Name	Mass	ISTD	Tune Step	Tune Mode	Conc.	Units	CPS
Li	7	45	1	No Gas	2.994	ug/l	34377.03
Be	9	45	1	No Gas	-0.036	ug/l	90.98
B	11	45	1	No Gas	0.596	ug/l	2032.29
Na	23	45	3	He	15.479	ug/l	71480.92
Mg	24	45	3	He	1.183	ug/l	1437.22
Al	27	45	1	No Gas	-0.015	ug/l	8809.28
Si	28	45	2	H2	92.832	ug/l	163168.11
K	39	72	3	He	-41.661	ug/l	91088.43
Ca	40	72	2	H2	-2.146	ug/l	127986.05
Ti	47	72	1	No Gas	0.009	ug/l	263.60
V	51	72	1	No Gas	1.858	ug/l	13089.37
V	51	72	3	He	0.503	ug/l	14658.56
Cr	52	72	1	No Gas	-0.156	ug/l	60303.98
Cr	52	72	3	He	0.017	ug/l	1056.71
Mn	55	72	1	No Gas	0.139	ug/l	8984.95
Mn	55	72	3	He	0.024	ug/l	139.98
Fe	56	72	2	H2	0.169	ug/l	8848.28
Fe	56	72	3	He	0.221	ug/l	5566.68
Co	59	72	1	No Gas	-0.002	ug/l	552.25
Ni	60	72	1	No Gas	-0.102	ug/l	442.46
Ni	60	72	3	He	-0.002	ug/l	88.89
Cu	63	72	1	No Gas	0.039	ug/l	7226.70
Cu	63	72	3	He	0.003	ug/l	1849.08
Cu	65	72	1	No Gas	-0.013	ug/l	2778.05
Zn	66	72	1	No Gas	0.226	ug/l	10398.50
Zn	66	72	3	He	0.423	ug/l	2478.01
As	75	72	1	No Gas	1.243	ug/l	16367.38
As	75	72	3	He	-0.092	ug/l	308.87
Se	78	72	2	H2	0.015	ug/l	33.67
Br	79	72	1	No Gas	0.010	ug/l	9630.84
Br	79	72	2	H2	-0.082	ug/l	4971.05
Se	82	72	1	No Gas	0.229	ug/l	703.95
Kr	84	72	1	No Gas		ug/l	18448.59
Sr	88	72	1	No Gas	0.003	ug/l	968.13
Sr	88	72	3	He	-0.009	ug/l	311.12
Mo	95	115	1	No Gas	0.023	ug/l	172.23
Mo	95	115	3	He	0.021	ug/l	52.22
Mo	98	115	1	No Gas	0.023	ug/l	289.52
Ag	107	115	1	No Gas	-0.001	ug/l	1239.22
Ag	109	115	1	No Gas	0.001	ug/l	1197.87
Cd	111	115	1	No Gas	0.024	ug/l	81.45

ICPMS207-B Analytical Data

Name	Mass	ISTD	Tune Step	Tune Mode	Conc.	Units	CPS
Cd	111	115	3	He	0.020	ug/l	27.00
Cd	114	115	1	No Gas	0.020	ug/l	69.11
Cd	114	115	3	He	0.020	ug/l	65.95
Sn	118	115	1	No Gas	0.015	ug/l	921.54
Sn	118	115	3	He	0.009	ug/l	236.67
Sb	121	115	1	No Gas	0.221	ug/l	3717.54
Sb	121	115	3	He	0.182	ug/l	791.77
Sb	123	115	1	No Gas	0.226	ug/l	2894.93
Sb	123	115	3	He	0.184	ug/l	625.75
Ba	135	115	1	No Gas	0.008	ug/l	43.25
Ba	137	115	1	No Gas	0.003	ug/l	46.57
La	139	115	3	He	0.001	ug/l	17.78
Ce	140	115	3	He	0.001	ug/l	27.78
Hg	201	209	1	No Gas	0.007	ug/l	102.31
Hg	202	209	1	No Gas	0.006	ug/l	261.62
Hg	202	209	3	He	0.016	ug/l	118.64
Tl	203	209	3	He	0.118	ug/l	731.65
Tl	205	209	1	No Gas	0.107	ug/l	3782.80
Tl	205	209	3	He	0.125	ug/l	1818.19
[Pb]	206	209	1	No Gas	-0.034	ug/l	611.13
[Pb]	207	209	1	No Gas	-0.038	ug/l	495.57
Pb	208	209	1	No Gas	-0.037	ug/l	2378.99
Th	232	209	3	He	0.063	ug/l	1143.85
U	238	209	1	No Gas	0.005	ug/l	184.97

Name	Mass	Tune Step	Tune Mode	CPS	ISTD Recovery %
Sc	45	1	No Gas	3914553.44	84.9
Sc	45	2	H2	2058845.56	86.7
Sc	45	3	He	236066.17	80.0
Ge	72	1	No Gas	1037546.33	92.7
Ge	72	2	H2	732482.36	91.9
Ge	72	3	He	154421.87	87.0
In	115	1	No Gas	7481407.92	98.1
In	115	3	He	1523853.95	88.4
Tb	159	1	No Gas	9189158.42	104.8
Tb	159	3	He	3642567.26	100.3
Ho	165	1	No Gas	9250808.40	111.3
Ho	165	3	He	3563538.36	99.9
Lu	175	1	No Gas	9138915.15	114.9
Lu	175	3	He	2904082.91	96.1
Bi	209	1	No Gas	6781499.02	115.6
Bi	209	3	He	2438648.04	100.6

ICPMS207-B Analytical Data

Sample Name	B22020962-006A
File Name	059SMPL.d
Data Path Name	D:\Agilent\ICPMH\1\DATA\220218BDoD.b
Acq Time	2022-02-18 18:17:35
Sample Type	Sample
Total Dilution	1.0000
Comment	ICPMS-6020-W-D
Operator	CAR/SRH/JPV/AEM
Method	SW6020/SW6020B

Name	Mass	ISTD	Tune Step	Tune Mode	Conc.	Units	CPS
Li	7	45	1	No Gas	1.818	ug/l	31714.91
Be	9	45	1	No Gas	-0.043	ug/l	83.32
B	11	45	1	No Gas	54.054	ug/l	121856.50
Na	23	45	3	He	38398.915	ug/l	28153080.14
Mg	24	45	3	He	9747.313	ug/l	4033306.15
Al	27	45	1	No Gas	3.536	ug/l	73081.32
Si	28	45	2	H2	26829.760	ug/l	49585015.20
K	39	72	3	He	1791.065	ug/l	948295.24
Ca	40	72	2	H2	8703.314	ug/l	57256839.82
Ti	47	72	1	No Gas	2.170	ug/l	4114.74
V	51	72	1	No Gas	1.261	ug/l	2310.99
V	51	72	3	He	-1.972	ug/l	7191.81
Cr	52	72	1	No Gas	-1.541	ug/l	38390.60
Cr	52	72	3	He	-0.013	ug/l	1057.82
Mn	55	72	1	No Gas	506.893	ug/l	13431574.07
Mn	55	72	3	He	479.855	ug/l	1352979.98
Fe	56	72	2	H2	451.256	ug/l	6036941.10
Fe	56	72	3	He	439.651	ug/l	1614196.43
Co	59	72	1	No Gas	0.359	ug/l	8542.25
Ni	60	72	1	No Gas	0.714	ug/l	4501.77
Ni	60	72	3	He	0.798	ug/l	1334.52
Cu	63	72	1	No Gas	0.066	ug/l	8218.96
Cu	63	72	3	He	-0.163	ug/l	1402.46
Cu	65	72	1	No Gas	-0.078	ug/l	2662.65
Zn	66	72	1	No Gas	-0.117	ug/l	9928.33
Zn	66	72	3	He	-0.289	ug/l	2083.50
As	75	72	1	No Gas	0.438	ug/l	13321.86
As	75	72	3	He	0.110	ug/l	537.13
Se	78	72	2	H2	-0.002	ug/l	26.89
Br	79	72	1	No Gas	13.099	ug/l	108356.43
Br	79	72	2	H2	12.893	ug/l	62073.52
Se	82	72	1	No Gas	0.107	ug/l	730.48
Kr	84	72	1	No Gas		ug/l	33535.94
Sr	88	72	1	No Gas	70.525	ug/l	2212825.32
Sr	88	72	3	He	64.189	ug/l	268708.91
Mo	95	115	1	No Gas	0.178	ug/l	1244.51
Mo	95	115	3	He	0.195	ug/l	462.23
Mo	98	115	1	No Gas	0.187	ug/l	2094.75
Ag	107	115	1	No Gas	-0.065	ug/l	194.08
Ag	109	115	1	No Gas	-0.064	ug/l	182.74
Cd	111	115	1	No Gas	0.019	ug/l	69.36

ICPMS207-B Analytical Data

Name	Mass	ISTD	Tune Step	Tune Mode	Conc.	Units	CPS
Cd	111	115	3	He	0.013	ug/l	21.11
Cd	114	115	1	No Gas	0.024	ug/l	114.95
Cd	114	115	3	He	0.012	ug/l	46.97
Sn	118	115	1	No Gas	-0.033	ug/l	389.24
Sn	118	115	3	He	-0.031	ug/l	136.67
Sb	121	115	1	No Gas	0.527	ug/l	9249.64
Sb	121	115	3	He	0.528	ug/l	2501.48
Sb	123	115	1	No Gas	0.533	ug/l	7132.87
Sb	123	115	3	He	0.532	ug/l	1973.01
Ba	135	115	1	No Gas	4.326	ug/l	14482.18
Ba	137	115	1	No Gas	4.150	ug/l	24279.82
La	139	115	3	He	0.006	ug/l	107.78
Ce	140	115	3	He	0.025	ug/l	423.34
Hg	201	209	1	No Gas	0.020	ug/l	128.98
Hg	202	209	1	No Gas	0.097	ug/l	724.88
Hg	202	209	3	He	0.087	ug/l	285.95
Tl	203	209	3	He	0.064	ug/l	474.87
Tl	205	209	1	No Gas	0.045	ug/l	1949.05
Tl	205	209	3	He	0.063	ug/l	1122.50
[Pb]	206	209	1	No Gas	-0.015	ug/l	801.14
[Pb]	207	209	1	No Gas	-0.018	ug/l	664.47
Pb	208	209	1	No Gas	-0.017	ug/l	3172.39
Th	232	209	3	He	0.022	ug/l	483.54
U	238	209	1	No Gas	0.010	ug/l	390.26

Name	Mass	Tune Step	Tune Mode	CPS	ISTD Recovery %
Sc	45	1	No Gas	4662113.39	101.1
Sc	45	2	H2	2287637.88	96.3
Sc	45	3	He	281988.76	95.5
Ge	72	1	No Gas	1132888.74	101.2
Ge	72	2	H2	784359.01	98.4
Ge	72	3	He	172439.01	97.1
In	115	1	No Gas	8000424.42	104.9
In	115	3	He	1708600.72	99.1
Tb	159	1	No Gas	10037924.45	114.5
Tb	159	3	He	3990198.16	109.8
Ho	165	1	No Gas	9747378.91	117.3
Ho	165	3	He	3917589.01	109.8
Lu	175	1	No Gas	9551140.18	120.1
Lu	175	3	He	3173703.15	105.0
Bi	209	1	No Gas	6706226.31	114.3
Bi	209	3	He	2592007.86	106.9

ICPMS207-B Analytical Data

Sample Name	B22020962-006B
File Name	060SMPL.d
Data Path Name	D:\Agilent\ICPMH\1\DATA\220218BDoD.b
Acq Time	2022-02-18 18:23:49
Sample Type	Sample
Total Dilution	1.0000
Comment	ICPMS-6020-W-T
Operator	CAR/SRH/JPV/AEM
Method	SW6020/SW6020B

Name	Mass	ISTD	Tune Step	Tune Mode	Conc.	Units	CPS
Li	7	45	1	No Gas	5.238	ug/l	42568.90
Be	9	45	1	No Gas	-0.029	ug/l	97.98
B	11	45	1	No Gas	50.253	ug/l	82421.86
Na	23	45	3	He	39084.748	ug/l	20449071.64
Mg	24	45	3	He	10103.361	ug/l	2983500.89
Al	27	45	1	No Gas	31.470	ug/l	410713.54
Si	28	45	2	H2	24620.520	ug/l	36387490.82
K	39	72	3	He	1699.187	ug/l	700370.62
Ca	40	72	2	H2	8617.311	ug/l	46685168.94
Ti	47	72	1	No Gas	4.360	ug/l	6609.84
V	51	72	1	No Gas	0.950	ug/l	-3902.08
V	51	72	3	He	3.955	ug/l	22549.63
Cr	52	72	1	No Gas	1.467	ug/l	81009.81
Cr	52	72	3	He	0.307	ug/l	1826.79
Mn	55	72	1	No Gas	477.831	ug/l	10469354.06
Mn	55	72	3	He	469.442	ug/l	1023389.51
Fe	56	72	2	H2	470.020	ug/l	5177176.27
Fe	56	72	3	He	454.941	ug/l	1291149.25
Co	59	72	1	No Gas	0.482	ug/l	9311.19
Ni	60	72	1	No Gas	0.896	ug/l	4458.51
Ni	60	72	3	He	0.969	ug/l	1235.62
Cu	63	72	1	No Gas	3.664	ug/l	42557.46
Cu	63	72	3	He	4.542	ug/l	15587.19
Cu	65	72	1	No Gas	3.489	ug/l	18913.27
Zn	66	72	1	No Gas	5.783	ug/l	28421.36
Zn	66	72	3	He	5.991	ug/l	6271.40
As	75	72	1	No Gas	3.653	ug/l	26030.14
As	75	72	3	He	0.607	ug/l	781.34
Se	78	72	2	H2	0.054	ug/l	47.22
Br	79	72	1	No Gas	3.627	ug/l	31051.99
Br	79	72	2	H2	3.424	ug/l	17006.31
Se	82	72	1	No Gas	-0.193	ug/l	528.08
Kr	84	72	1	No Gas		ug/l	28895.02
Sr	88	72	1	No Gas	71.547	ug/l	1855838.93
Sr	88	72	3	He	65.736	ug/l	212744.01
Mo	95	115	1	No Gas	0.282	ug/l	1642.33
Mo	95	115	3	He	0.315	ug/l	591.13
Mo	98	115	1	No Gas	0.256	ug/l	2391.47
Ag	107	115	1	No Gas	-0.031	ug/l	660.28
Ag	109	115	1	No Gas	-0.029	ug/l	652.28
Cd	111	115	1	No Gas	0.048	ug/l	154.82

ICPMS207-B Analytical Data

Name	Mass	ISTD	Tune Step	Tune Mode	Conc.	Units	CPS
Cd	111	115	3	He	0.038	ug/l	42.44
Cd	114	115	1	No Gas	0.047	ug/l	264.58
Cd	114	115	3	He	0.036	ug/l	97.90
Sn	118	115	1	No Gas	0.239	ug/l	3150.79
Sn	118	115	3	He	0.251	ug/l	843.37
Sb	121	115	1	No Gas	1.073	ug/l	15750.74
Sb	121	115	3	He	1.080	ug/l	4035.99
Sb	123	115	1	No Gas	1.083	ug/l	12111.78
Sb	123	115	3	He	1.110	ug/l	3244.70
Ba	135	115	1	No Gas	4.621	ug/l	13040.38
Ba	137	115	1	No Gas	4.523	ug/l	22280.56
La	139	115	3	He	0.023	ug/l	288.89
Ce	140	115	3	He	0.094	ug/l	1236.73
Hg	201	209	1	No Gas	0.049	ug/l	174.97
Hg	202	209	1	No Gas	0.198	ug/l	1114.49
Hg	202	209	3	He	0.189	ug/l	437.59
Tl	203	209	3	He	0.035	ug/l	270.11
Tl	205	209	1	No Gas	0.032	ug/l	1422.31
Tl	205	209	3	He	0.040	ug/l	692.96
[Pb]	206	209	1	No Gas	0.034	ug/l	1164.50
[Pb]	207	209	1	No Gas	0.037	ug/l	1030.05
Pb	208	209	1	No Gas	0.037	ug/l	4809.28
Th	232	209	3	He	0.111	ug/l	1759.50
U	238	209	1	No Gas	0.015	ug/l	519.58

Name	Mass	Tune Step	Tune Mode	CPS	ISTD Recovery %
Sc	45	1	No Gas	3392372.95	73.6
Sc	45	2	H2	1829421.19	77.0
Sc	45	3	He	201231.05	68.2
Ge	72	1	No Gas	936657.21	83.6
Ge	72	2	H2	645979.89	81.1
Ge	72	3	He	133310.57	75.1
In	115	1	No Gas	6742883.89	88.4
In	115	3	He	1359799.68	78.9
Tb	159	1	No Gas	8554137.48	97.6
Tb	159	3	He	3416098.74	94.0
Ho	165	1	No Gas	8260456.20	99.4
Ho	165	3	He	3317779.75	93.0
Lu	175	1	No Gas	8245152.83	103.7
Lu	175	3	He	2750599.83	91.0
Bi	209	1	No Gas	6049450.13	103.1
Bi	209	3	He	2209514.92	91.2

ICPMS207-B Analytical Data

Sample Name	B22020962-011A
File Name	061SMPL.d
Data Path Name	D:\Agilent\ICPMH\1\DATA\220218BDoD.b
Acq Time	2022-02-18 18:30:02
Sample Type	Sample
Total Dilution	1.0000
Comment	ICPMS-6020-W-D
Operator	CAR/SRH/JPV/AEM
Method	SW6020/SW6020B

Name	Mass	ISTD	Tune Step	Tune Mode	Conc.	Units	CPS
Li	7	45	1	No Gas	15.883	ug/l	137140.26
Be	9	45	1	No Gas	-0.046	ug/l	67.32
B	11	45	1	No Gas	40.604	ug/l	88603.82
Na	23	45	3	He	46405.554	ug/l	33583494.50
Mg	24	45	3	He	9731.295	ug/l	3976555.25
Al	27	45	1	No Gas	9.219	ug/l	167294.75
Si	28	45	2	H2	20946.660	ug/l	38597994.31
K	39	72	3	He	7957.677	ug/l	3827707.41
Ca	40	72	2	H2	10911.514	ug/l	71391390.54
Ti	47	72	1	No Gas	1.748	ug/l	3340.56
V	51	72	1	No Gas	18.933	ug/l	355526.37
V	51	72	3	He	13.729	ug/l	65922.68
Cr	52	72	1	No Gas	1.451	ug/l	96786.53
Cr	52	72	3	He	2.935	ug/l	13168.18
Mn	55	72	1	No Gas	1.917	ug/l	56363.25
Mn	55	72	3	He	1.808	ug/l	5227.89
Fe	56	72	2	H2	9.616	ug/l	135012.21
Fe	56	72	3	He	8.535	ug/l	36931.98
Co	59	72	1	No Gas	0.057	ug/l	1876.41
Ni	60	72	1	No Gas	0.309	ug/l	2481.97
Ni	60	72	3	He	0.386	ug/l	704.47
Cu	63	72	1	No Gas	0.853	ug/l	17522.22
Cu	63	72	3	He	0.608	ug/l	4513.47
Cu	65	72	1	No Gas	0.670	ug/l	6836.36
Zn	66	72	1	No Gas	15.818	ug/l	75192.71
Zn	66	72	3	He	15.059	ug/l	16963.28
As	75	72	1	No Gas	1.798	ug/l	20760.57
As	75	72	3	He	1.358	ug/l	1740.67
Se	78	72	2	H2	0.144	ug/l	106.11
Br	79	72	1	No Gas	13.446	ug/l	109912.38
Br	79	72	2	H2	13.217	ug/l	63172.44
Se	82	72	1	No Gas	-0.038	ug/l	679.01
Kr	84	72	1	No Gas		ug/l	36570.56
Sr	88	72	1	No Gas	85.161	ug/l	2645316.13
Sr	88	72	3	He	73.500	ug/l	310104.29
Mo	95	115	1	No Gas	0.266	ug/l	1813.46
Mo	95	115	3	He	0.260	ug/l	607.79
Mo	98	115	1	No Gas	0.260	ug/l	2837.60
Ag	107	115	1	No Gas	-0.060	ug/l	264.78
Ag	109	115	1	No Gas	-0.060	ug/l	241.43
Cd	111	115	1	No Gas	0.020	ug/l	72.27

ICPMS207-B Analytical Data

Name	Mass	ISTD	Tune Step	Tune Mode	Conc.	Units	CPS
Cd	111	115	3	He	0.012	ug/l	20.11
Cd	114	115	1	No Gas	0.028	ug/l	140.54
Cd	114	115	3	He	0.011	ug/l	44.33
Sn	118	115	1	No Gas	0.597	ug/l	8009.79
Sn	118	115	3	He	0.638	ug/l	2304.65
Sb	121	115	1	No Gas	2.084	ug/l	35526.64
Sb	121	115	3	He	2.080	ug/l	9638.27
Sb	123	115	1	No Gas	2.096	ug/l	27228.77
Sb	123	115	3	He	2.055	ug/l	7447.73
Ba	135	115	1	No Gas	11.413	ug/l	37553.16
Ba	137	115	1	No Gas	11.149	ug/l	64037.99
La	139	115	3	He	0.004	ug/l	77.78
Ce	140	115	3	He	0.013	ug/l	221.11
Hg	201	209	1	No Gas	0.020	ug/l	132.31
Hg	202	209	1	No Gas	0.031	ug/l	394.93
Hg	202	209	3	He	0.045	ug/l	191.30
Tl	203	209	3	He	0.025	ug/l	260.11
Tl	205	209	1	No Gas	0.013	ug/l	1053.38
Tl	205	209	3	He	0.024	ug/l	606.26
[Pb]	206	209	1	No Gas	-0.015	ug/l	808.92
[Pb]	207	209	1	No Gas	-0.023	ug/l	633.35
Pb	208	209	1	No Gas	-0.020	ug/l	3085.72
Th	232	209	3	He	0.005	ug/l	189.41
U	238	209	1	No Gas	0.095	ug/l	3631.45

Name	Mass	Tune Step	Tune Mode	CPS	ISTD Recovery %
Sc	45	1	No Gas	4499421.64	97.6
Sc	45	2	H2	2280810.29	96.0
Sc	45	3	He	278459.90	94.3
Ge	72	1	No Gas	1122406.10	100.2
Ge	72	2	H2	780487.06	97.9
Ge	72	3	He	173871.30	97.9
In	115	1	No Gas	7866609.04	103.2
In	115	3	He	1691580.86	98.1
Tb	159	1	No Gas	9963484.28	113.7
Tb	159	3	He	3985444.00	109.7
Ho	165	1	No Gas	9756492.61	117.4
Ho	165	3	He	3946921.86	110.7
Lu	175	1	No Gas	9509472.58	119.6
Lu	175	3	He	3192801.83	105.7
Bi	209	1	No Gas	6818658.39	116.2
Bi	209	3	He	2581524.50	106.5

ICPMS207-B Analytical Data

Sample Name	B22020962-011B
File Name	062SMPL.d
Data Path Name	D:\Agilent\ICPMH\1\DATA\220218BDoD.b
Acq Time	2022-02-18 18:36:17
Sample Type	Sample
Total Dilution	1.0000
Comment	ICPMS-6020-W-T
Operator	CAR/SRH/JPV/AEM
Method	SW6020/SW6020B

Name	Mass	ISTD	Tune Step	Tune Mode	Conc.	Units	CPS
Li	7	45	1	No Gas	18.721	ug/l	121942.87
Be	9	45	1	No Gas	-0.028	ug/l	101.31
B	11	45	1	No Gas	36.699	ug/l	61626.41
Na	23	45	3	He	51697.549	ug/l	26641786.55
Mg	24	45	3	He	9840.263	ug/l	2864604.04
Al	27	45	1	No Gas	275.453	ug/l	3610146.68
Si	28	45	2	H2	21230.339	ug/l	30161041.39
K	39	72	3	He	10428.713	ug/l	3802097.27
Ca	40	72	2	H2	11673.427	ug/l	62760076.20
Ti	47	72	1	No Gas	20.391	ug/l	28871.97
V	51	72	1	No Gas	15.931	ug/l	235985.65
V	51	72	3	He	20.215	ug/l	68864.00
Cr	52	72	1	No Gas	6.866	ug/l	162570.68
Cr	52	72	3	He	5.534	ug/l	18204.70
Mn	55	72	1	No Gas	9.244	ug/l	199068.85
Mn	55	72	3	He	8.047	ug/l	17537.66
Fe	56	72	2	H2	552.381	ug/l	6043121.45
Fe	56	72	3	He	526.840	ug/l	1488633.53
Co	59	72	1	No Gas	0.415	ug/l	7763.38
Ni	60	72	1	No Gas	2.113	ug/l	9021.62
Ni	60	72	3	He	2.163	ug/l	2649.15
Cu	63	72	1	No Gas	9.530	ug/l	96894.40
Cu	63	72	3	He	10.205	ug/l	32903.70
Cu	65	72	1	No Gas	9.327	ug/l	44432.12
Zn	66	72	1	No Gas	474.342	ug/l	1567033.61
Zn	66	72	3	He	453.994	ug/l	337529.70
As	75	72	1	No Gas	2.828	ug/l	21284.76
As	75	72	3	He	1.668	ug/l	1556.98
Se	78	72	2	H2	0.201	ug/l	112.67
Br	79	72	1	No Gas	5.721	ug/l	42191.67
Br	79	72	2	H2	5.154	ug/l	23082.73
Se	82	72	1	No Gas	0.881	ug/l	766.88
Kr	84	72	1	No Gas		ug/l	36840.92
Sr	88	72	1	No Gas	123.156	ug/l	3064759.62
Sr	88	72	3	He	107.449	ug/l	346083.87
Mo	95	115	1	No Gas	0.523	ug/l	2967.00
Mo	95	115	3	He	0.577	ug/l	1018.93
Mo	98	115	1	No Gas	0.529	ug/l	4791.89
Ag	107	115	1	No Gas	0.355	ug/l	6274.59
Ag	109	115	1	No Gas	0.369	ug/l	6145.16
Cd	111	115	1	No Gas	0.070	ug/l	225.32

ICPMS207-B Analytical Data

Name	Mass	ISTD	Tune Step	Tune Mode	Conc.	Units	CPS
Cd	111	115	3	He	0.055	ug/l	56.67
Cd	114	115	1	No Gas	0.041	ug/l	217.08
Cd	114	115	3	He	0.015	ug/l	42.52
Sn	118	115	1	No Gas	9.162	ug/l	93676.36
Sn	118	115	3	He	10.151	ug/l	25281.74
Sb	121	115	1	No Gas	7.528	ug/l	107385.18
Sb	121	115	3	He	7.880	ug/l	27727.74
Sb	123	115	1	No Gas	7.549	ug/l	82047.62
Sb	123	115	3	He	7.877	ug/l	21660.89
Ba	135	115	1	No Gas	32.635	ug/l	90075.09
Ba	137	115	1	No Gas	32.335	ug/l	155830.35
La	139	115	3	He	0.164	ug/l	1953.48
Ce	140	115	3	He	0.366	ug/l	4554.11
Hg	201	209	1	No Gas	0.048	ug/l	172.63
Hg	202	209	1	No Gas	0.063	ug/l	495.58
Hg	202	209	3	He	0.086	ug/l	243.95
Tl	203	209	3	He	0.022	ug/l	208.08
Tl	205	209	1	No Gas	0.017	ug/l	1016.71
Tl	205	209	3	He	0.021	ug/l	494.88
[Pb]	206	209	1	No Gas	0.604	ug/l	6307.10
[Pb]	207	209	1	No Gas	0.581	ug/l	5308.88
Pb	208	209	1	No Gas	0.592	ug/l	24752.55
Th	232	209	3	He	0.100	ug/l	1600.08
U	238	209	1	No Gas	0.106	ug/l	3576.78

Name	Mass	Tune Step	Tune Mode	CPS	ISTD Recovery %
Sc	45	1	No Gas	3461262.98	75.0
Sc	45	2	H2	1758531.41	74.0
Sc	45	3	He	198368.29	67.2
Ge	72	1	No Gas	898498.42	80.2
Ge	72	2	H2	641467.81	80.5
Ge	72	3	He	132774.10	74.8
In	115	1	No Gas	6601250.07	86.6
In	115	3	He	1288205.59	74.7
Tb	159	1	No Gas	8345592.49	95.2
Tb	159	3	He	3270162.26	90.0
Ho	165	1	No Gas	8208462.24	98.7
Ho	165	3	He	3258905.12	91.4
Lu	175	1	No Gas	8281015.62	104.1
Lu	175	3	He	2615589.12	86.6
Bi	209	1	No Gas	6058300.12	103.3
Bi	209	3	He	2233229.91	92.1

ICPMS207-B Analytical Data

Sample Name	B22020962-016A
File Name	063SMPL.d
Data Path Name	D:\Agilent\ICPMH\1\DATA\220218BDoD.b
Acq Time	2022-02-18 18:43:55
Sample Type	Sample
Total Dilution	1.0000
Comment	ICPMS-6020-W-D
Operator	CAR/SRH/JPV/AEM
Method	SW6020/SW6020B

Name	Mass	ISTD	Tune Step	Tune Mode	Conc.	Units	CPS
Li	7	45	1	No Gas	1.654	ug/l	29653.28
Be	9	45	1	No Gas	-0.048	ug/l	63.32
B	11	45	1	No Gas	42.922	ug/l	94532.20
Na	23	45	3	He	47596.546	ug/l	33343041.73
Mg	24	45	3	He	19789.866	ug/l	7824895.83
Al	27	45	1	No Gas	0.877	ug/l	25540.61
Si	28	45	2	H2	19849.333	ug/l	36452186.70
K	39	72	3	He	2413.561	ug/l	1235990.15
Ca	40	72	2	H2	19665.325	ug/l	130125245.66
Ti	47	72	1	No Gas	1.280	ug/l	2492.73
V	51	72	1	No Gas	16.130	ug/l	297270.62
V	51	72	3	He	11.664	ug/l	57755.42
Cr	52	72	1	No Gas	-0.006	ug/l	67637.97
Cr	52	72	3	He	1.863	ug/l	8699.29
Mn	55	72	1	No Gas	0.634	ug/l	22529.16
Mn	55	72	3	He	0.671	ug/l	1982.41
Fe	56	72	2	H2	0.482	ug/l	13765.33
Fe	56	72	3	He	0.415	ug/l	6928.63
Co	59	72	1	No Gas	0.024	ug/l	1147.77
Ni	60	72	1	No Gas	0.146	ug/l	1673.45
Ni	60	72	3	He	0.186	ug/l	390.01
Cu	63	72	1	No Gas	0.054	ug/l	7933.34
Cu	63	72	3	He	-0.185	ug/l	1316.46
Cu	65	72	1	No Gas	-0.091	ug/l	2543.25
Zn	66	72	1	No Gas	-0.470	ug/l	8325.95
Zn	66	72	3	He	-0.637	ug/l	1749.00
As	75	72	1	No Gas	0.215	ug/l	11816.24
As	75	72	3	He	-0.303	ug/l	143.07
Se	78	72	2	H2	0.257	ug/l	169.66
Br	79	72	1	No Gas	38.282	ug/l	291442.12
Br	79	72	2	H2	36.608	ug/l	166994.27
Se	82	72	1	No Gas	0.226	ug/l	753.82
Kr	84	72	1	No Gas		ug/l	51887.10
Sr	88	72	1	No Gas	168.041	ug/l	5179873.62
Sr	88	72	3	He	144.823	ug/l	605802.41
Mo	95	115	1	No Gas	0.267	ug/l	1845.68
Mo	95	115	3	He	0.311	ug/l	715.58
Mo	98	115	1	No Gas	0.274	ug/l	3040.00
Ag	107	115	1	No Gas	-0.066	ug/l	160.07
Ag	109	115	1	No Gas	-0.066	ug/l	150.06
Cd	111	115	1	No Gas	0.022	ug/l	78.66

ICPMS207-B Analytical Data

Name	Mass	ISTD	Tune Step	Tune Mode	Conc.	Units	CPS
Cd	111	115	3	He	0.012	ug/l	19.11
Cd	114	115	1	No Gas	0.026	ug/l	133.07
Cd	114	115	3	He	0.013	ug/l	51.02
Sn	118	115	1	No Gas	-0.042	ug/l	286.10
Sn	118	115	3	He	-0.053	ug/l	61.11
Sb	121	115	1	No Gas	0.022	ug/l	545.40
Sb	121	115	3	He	0.026	ug/l	157.02
Sb	123	115	1	No Gas	0.024	ug/l	445.39
Sb	123	115	3	He	0.022	ug/l	111.34
Ba	135	115	1	No Gas	7.064	ug/l	23643.38
Ba	137	115	1	No Gas	7.167	ug/l	41890.24
La	139	115	3	He	0.001	ug/l	16.67
Ce	140	115	3	He	0.001	ug/l	21.11
Hg	201	209	1	No Gas	0.025	ug/l	144.30
Hg	202	209	1	No Gas	0.017	ug/l	321.27
Hg	202	209	3	He	0.040	ug/l	173.64
Tl	203	209	3	He	0.012	ug/l	179.41
Tl	205	209	1	No Gas	0.003	ug/l	754.47
Tl	205	209	3	He	0.014	ug/l	457.53
[Pb]	206	209	1	No Gas	-0.024	ug/l	724.47
[Pb]	207	209	1	No Gas	-0.023	ug/l	641.13
Pb	208	209	1	No Gas	-0.029	ug/l	2760.13
Th	232	209	3	He	0.002	ug/l	136.05
U	238	209	1	No Gas	0.028	ug/l	1092.50

Name	Mass	Tune Step	Tune Mode	CPS	ISTD Recovery %
Sc	45	1	No Gas	4545437.52	98.6
Sc	45	2	H2	2273069.59	95.7
Sc	45	3	He	269671.61	91.3
Ge	72	1	No Gas	1113420.06	99.4
Ge	72	2	H2	790101.27	99.1
Ge	72	3	He	172475.22	97.1
In	115	1	No Gas	8000975.54	104.9
In	115	3	He	1670293.22	96.9
Tb	159	1	No Gas	9975176.91	113.8
Tb	159	3	He	3907472.57	107.5
Ho	165	1	No Gas	9685358.66	116.5
Ho	165	3	He	3892376.22	109.1
Lu	175	1	No Gas	9593840.17	120.6
Lu	175	3	He	3215309.62	106.4
Bi	209	1	No Gas	6852266.67	116.8
Bi	209	3	He	2510719.22	103.6

ICPMS207-B Analytical Data

Sample Name	B22020962-016B
File Name	064SMPL.d
Data Path Name	D:\Agilent\ICPMH\1\DATA\220218BDoD.b
Acq Time	2022-02-18 18:50:10
Sample Type	Sample
Total Dilution	1.0000
Comment	ICPMS-6020-W-T
Operator	CAR/SRH/JPV/AEM
Method	SW6020/SW6020B

Name	Mass	ISTD	Tune Step	Tune Mode	Conc.	Units	CPS
Li	7	45	1	No Gas	4.497	ug/l	38725.28
Be	9	45	1	No Gas	-0.036	ug/l	78.65
B	11	45	1	No Gas	38.240	ug/l	63526.65
Na	23	45	3	He	47512.384	ug/l	23756520.76
Mg	24	45	3	He	19646.182	ug/l	5546403.84
Al	27	45	1	No Gas	2.431	ug/l	39365.34
Si	28	45	2	H2	17187.062	ug/l	24722426.40
K	39	72	3	He	2314.917	ug/l	895203.05
Ca	40	72	2	H2	19445.832	ug/l	103702334.52
Ti	47	72	1	No Gas	1.266	ug/l	2013.84
V	51	72	1	No Gas	17.157	ug/l	258261.50
V	51	72	3	He	18.026	ug/l	61172.90
Cr	52	72	1	No Gas	3.230	ug/l	106424.59
Cr	52	72	3	He	2.026	ug/l	7036.18
Mn	55	72	1	No Gas	1.531	ug/l	37367.01
Mn	55	72	3	He	0.772	ug/l	1704.76
Fe	56	72	2	H2	2.123	ug/l	28892.51
Fe	56	72	3	He	2.141	ug/l	9960.22
Co	59	72	1	No Gas	0.134	ug/l	2874.59
Ni	60	72	1	No Gas	0.275	ug/l	1869.75
Ni	60	72	3	He	0.219	ug/l	331.12
Cu	63	72	1	No Gas	3.029	ug/l	35146.57
Cu	63	72	3	He	3.313	ug/l	11480.88
Cu	65	72	1	No Gas	2.936	ug/l	15825.67
Zn	66	72	1	No Gas	4.617	ug/l	23658.78
Zn	66	72	3	He	4.111	ug/l	4745.25
As	75	72	1	No Gas	1.318	ug/l	14644.03
As	75	72	3	He	0.175	ug/l	450.27
Se	78	72	2	H2	0.310	ug/l	160.33
Br	79	72	1	No Gas	7.418	ug/l	52745.36
Br	79	72	2	H2	6.611	ug/l	28085.20
Se	82	72	1	No Gas	0.245	ug/l	618.74
Kr	84	72	1	No Gas		ug/l	44420.59
Sr	88	72	1	No Gas	171.195	ug/l	4300166.03
Sr	88	72	3	He	149.321	ug/l	469736.25
Mo	95	115	1	No Gas	0.390	ug/l	2186.85
Mo	95	115	3	He	0.440	ug/l	790.03
Mo	98	115	1	No Gas	0.384	ug/l	3440.09
Ag	107	115	1	No Gas	-0.065	ug/l	148.73
Ag	109	115	1	No Gas	-0.064	ug/l	150.06
Cd	111	115	1	No Gas	0.036	ug/l	108.60

ICPMS207-B Analytical Data

Name	Mass	ISTD	Tune Step	Tune Mode	Conc.	Units	CPS
Cd	111	115	3	He	0.034	ug/l	36.56
Cd	114	115	1	No Gas	0.044	ug/l	234.03
Cd	114	115	3	He	0.036	ug/l	92.99
Sn	118	115	1	No Gas	0.221	ug/l	2861.29
Sn	118	115	3	He	0.236	ug/l	770.03
Sb	121	115	1	No Gas	0.049	ug/l	823.78
Sb	121	115	3	He	0.051	ug/l	208.69
Sb	123	115	1	No Gas	0.053	ug/l	665.08
Sb	123	115	3	He	0.058	ug/l	186.69
Ba	135	115	1	No Gas	7.340	ug/l	19955.04
Ba	137	115	1	No Gas	7.334	ug/l	34844.86
La	139	115	3	He	0.001	ug/l	18.89
Ce	140	115	3	He	0.002	ug/l	28.89
Hg	201	209	1	No Gas	0.048	ug/l	168.30
Hg	202	209	1	No Gas	0.039	ug/l	374.93
Hg	202	209	3	He	0.058	ug/l	190.63
Tl	203	209	3	He	0.020	ug/l	199.42
Tl	205	209	1	No Gas	0.014	ug/l	920.04
Tl	205	209	3	He	0.015	ug/l	418.84
[Pb]	206	209	1	No Gas	-0.024	ug/l	618.91
[Pb]	207	209	1	No Gas	-0.025	ug/l	532.24
Pb	208	209	1	No Gas	-0.025	ug/l	2496.78
Th	232	209	3	He	0.037	ug/l	647.61
U	238	209	1	No Gas	0.029	ug/l	957.18

Name	Mass	Tune Step	Tune Mode	CPS	ISTD Recovery %
Sc	45	1	No Gas	3423623.21	74.2
Sc	45	2	H2	1780250.33	74.9
Sc	45	3	He	192420.33	65.2
Ge	72	1	No Gas	906898.14	81.0
Ge	72	2	H2	636743.95	79.9
Ge	72	3	He	129698.37	73.0
In	115	1	No Gas	6503884.13	85.3
In	115	3	He	1304533.36	75.7
Tb	159	1	No Gas	8366436.66	95.5
Tb	159	3	He	3325275.71	91.5
Ho	165	1	No Gas	8172988.95	98.3
Ho	165	3	He	3283799.88	92.1
Lu	175	1	No Gas	8131933.11	102.2
Lu	175	3	He	2689149.21	89.0
Bi	209	1	No Gas	5873861.79	100.1
Bi	209	3	He	2232207.07	92.1

ICPMS207-B Analytical Data

Sample Name	B22020962-021A
File Name	065SMPL.d
Data Path Name	D:\Agilent\ICPMH\1\DATA\220218BDoD.b
Acq Time	2022-02-18 18:56:25
Sample Type	Sample
Total Dilution	1.0000
Comment	ICPMS-6020-W-D
Operator	CAR/SRH/JPV/AEM
Method	SW6020/SW6020B

Name	Mass	ISTD	Tune Step	Tune Mode	Conc.	Units	CPS
Li	7	45	1	No Gas	1.721	ug/l	29026.51
Be	9	45	1	No Gas	-0.046	ug/l	66.32
B	11	45	1	No Gas	45.151	ug/l	95631.92
Na	23	45	3	He	51849.157	ug/l	35420228.08
Mg	24	45	3	He	20309.557	ug/l	7835202.30
Al	27	45	1	No Gas	1.951	ug/l	42352.23
Si	28	45	2	H2	20491.443	ug/l	37274323.20
K	39	72	3	He	2393.059	ug/l	1216342.31
Ca	40	72	2	H2	20289.752	ug/l	134167481.09
Ti	47	72	1	No Gas	1.295	ug/l	2522.77
V	51	72	1	No Gas	19.225	ug/l	358815.31
V	51	72	3	He	11.733	ug/l	57520.07
Cr	52	72	1	No Gas	0.002	ug/l	67942.56
Cr	52	72	3	He	1.795	ug/l	8350.19
Mn	55	72	1	No Gas	1.371	ug/l	41760.25
Mn	55	72	3	He	1.402	ug/l	4007.75
Fe	56	72	2	H2	2.683	ug/l	43355.83
Fe	56	72	3	He	2.521	ug/l	14508.49
Co	59	72	1	No Gas	0.017	ug/l	1004.71
Ni	60	72	1	No Gas	0.181	ug/l	1846.46
Ni	60	72	3	He	0.190	ug/l	393.34
Cu	63	72	1	No Gas	0.028	ug/l	7641.74
Cu	63	72	3	He	-0.212	ug/l	1199.14
Cu	65	72	1	No Gas	-0.122	ug/l	2374.48
Zn	66	72	1	No Gas	-0.051	ug/l	10033.65
Zn	66	72	3	He	-0.144	ug/l	2204.63
As	75	72	1	No Gas	0.488	ug/l	13385.17
As	75	72	3	He	-0.302	ug/l	143.20
Se	78	72	2	H2	0.281	ug/l	183.00
Br	79	72	1	No Gas	45.161	ug/l	342535.34
Br	79	72	2	H2	43.636	ug/l	197848.77
Se	82	72	1	No Gas	0.860	ug/l	946.90
Kr	84	72	1	No Gas		ug/l	51583.56
Sr	88	72	1	No Gas	170.021	ug/l	5249470.00
Sr	88	72	3	He	149.868	ug/l	621356.42
Mo	95	115	1	No Gas	0.284	ug/l	1935.70
Mo	95	115	3	He	0.320	ug/l	728.91
Mo	98	115	1	No Gas	0.285	ug/l	3108.42
Ag	107	115	1	No Gas	-0.067	ug/l	150.06
Ag	109	115	1	No Gas	-0.065	ug/l	164.07
Cd	111	115	1	No Gas	0.020	ug/l	69.16

ICPMS207-B Analytical Data

Name	Mass	ISTD	Tune Step	Tune Mode	Conc.	Units	CPS
Cd	111	115	3	He	0.013	ug/l	20.89
Cd	114	115	1	No Gas	0.027	ug/l	135.47
Cd	114	115	3	He	0.013	ug/l	49.95
Sn	118	115	1	No Gas	-0.042	ug/l	279.45
Sn	118	115	3	He	-0.052	ug/l	63.33
Sb	121	115	1	No Gas	0.015	ug/l	420.05
Sb	121	115	3	He	0.017	ug/l	110.68
Sb	123	115	1	No Gas	0.017	ug/l	345.37
Sb	123	115	3	He	0.016	ug/l	89.01
Ba	135	115	1	No Gas	7.916	ug/l	26059.45
Ba	137	115	1	No Gas	8.034	ug/l	46175.62
La	139	115	3	He	0.001	ug/l	22.22
Ce	140	115	3	He	0.001	ug/l	34.44
Hg	201	209	1	No Gas	0.026	ug/l	141.64
Hg	202	209	1	No Gas	0.010	ug/l	275.28
Hg	202	209	3	He	0.035	ug/l	162.30
Tl	203	209	3	He	0.008	ug/l	158.07
Tl	205	209	1	No Gas	0.000	ug/l	652.24
Tl	205	209	3	He	0.006	ug/l	354.81
[Pb]	206	209	1	No Gas	0.006	ug/l	1002.27
[Pb]	207	209	1	No Gas	-0.006	ug/l	764.47
Pb	208	209	1	No Gas	-0.003	ug/l	3701.34
Th	232	209	3	He	0.000	ug/l	107.38
U	238	209	1	No Gas	0.027	ug/l	1026.50

Name	Mass	Tune Step	Tune Mode	CPS	ISTD Recovery %
Sc	45	1	No Gas	4372571.74	94.8
Sc	45	2	H2	2251459.01	94.8
Sc	45	3	He	262927.53	89.1
Ge	72	1	No Gas	1115587.21	99.6
Ge	72	2	H2	789745.58	99.1
Ge	72	3	He	171031.32	96.3
In	115	1	No Gas	7868138.25	103.2
In	115	3	He	1649691.43	95.7
Tb	159	1	No Gas	9791384.58	111.7
Tb	159	3	He	3915668.11	107.8
Ho	165	1	No Gas	9608608.48	115.6
Ho	165	3	He	3801209.43	106.6
Lu	175	1	No Gas	9400276.61	118.2
Lu	175	3	He	3117532.16	103.2
Bi	209	1	No Gas	6651125.08	113.4
Bi	209	3	He	2497867.50	103.1

ICPMS207-B Analytical Data

Sample Name	B22020962-021B
File Name	066SMPL.d
Data Path Name	D:\Agilent\ICPMH\1\DATA\220218BDoD.b
Acq Time	2022-02-18 19:02:39
Sample Type	Sample
Total Dilution	1.0000
Comment	ICPMS-6020-W-T
Operator	CAR/SRH/JPV/AEM
Method	SW6020/SW6020B

Name	Mass	ISTD	Tune Step	Tune Mode	Conc.	Units	CPS
Li	7	45	1	No Gas	4.745	ug/l	38361.59
Be	9	45	1	No Gas	-0.034	ug/l	80.65
B	11	45	1	No Gas	41.347	ug/l	65564.18
Na	23	45	3	He	50650.236	ug/l	24980791.57
Mg	24	45	3	He	20805.287	ug/l	5793481.36
Al	27	45	1	No Gas	3.039	ug/l	45126.96
Si	28	45	2	H2	19442.585	ug/l	27984106.66
K	39	72	3	He	2227.613	ug/l	842833.92
Ca	40	72	2	H2	20025.349	ug/l	106441460.21
Ti	47	72	1	No Gas	1.356	ug/l	2108.95
V	51	72	1	No Gas	18.529	ug/l	275651.52
V	51	72	3	He	18.661	ug/l	61298.07
Cr	52	72	1	No Gas	3.468	ug/l	108566.39
Cr	52	72	3	He	1.969	ug/l	6681.57
Mn	55	72	1	No Gas	2.165	ug/l	50065.98
Mn	55	72	3	He	1.450	ug/l	3059.38
Fe	56	72	2	H2	3.515	ug/l	43859.71
Fe	56	72	3	He	3.352	ug/l	12945.41
Co	59	72	1	No Gas	0.135	ug/l	2854.63
Ni	60	72	1	No Gas	0.275	ug/l	1843.14
Ni	60	72	3	He	0.229	ug/l	333.34
Cu	63	72	1	No Gas	2.789	ug/l	32354.22
Cu	63	72	3	He	3.141	ug/l	10675.10
Cu	65	72	1	No Gas	2.619	ug/l	14175.28
Zn	66	72	1	No Gas	4.692	ug/l	23538.30
Zn	66	72	3	He	4.440	ug/l	4850.84
As	75	72	1	No Gas	2.296	ug/l	18839.49
As	75	72	3	He	0.195	ug/l	452.93
Se	78	72	2	H2	0.358	ug/l	181.00
Br	79	72	1	No Gas	9.427	ug/l	63780.73
Br	79	72	2	H2	8.582	ug/l	34969.76
Se	82	72	1	No Gas	0.410	ug/l	648.34
Kr	84	72	1	No Gas		ug/l	43876.80
Sr	88	72	1	No Gas	176.019	ug/l	4354062.61
Sr	88	72	3	He	158.041	ug/l	484035.44
Mo	95	115	1	No Gas	0.315	ug/l	1809.02
Mo	95	115	3	He	0.372	ug/l	671.13
Mo	98	115	1	No Gas	0.320	ug/l	2934.91
Ag	107	115	1	No Gas	-0.067	ug/l	124.72
Ag	109	115	1	No Gas	-0.066	ug/l	130.05
Cd	111	115	1	No Gas	0.043	ug/l	134.79

ICPMS207-B Analytical Data

Name	Mass	ISTD	Tune Step	Tune Mode	Conc.	Units	CPS
Cd	111	115	3	He	0.033	ug/l	35.44
Cd	114	115	1	No Gas	0.042	ug/l	226.71
Cd	114	115	3	He	0.034	ug/l	88.73
Sn	118	115	1	No Gas	0.181	ug/l	2508.60
Sn	118	115	3	He	0.181	ug/l	635.58
Sb	121	115	1	No Gas	0.038	ug/l	672.75
Sb	121	115	3	He	0.049	ug/l	203.35
Sb	123	115	1	No Gas	0.044	ug/l	585.07
Sb	123	115	3	He	0.048	ug/l	158.69
Ba	135	115	1	No Gas	8.442	ug/l	23460.01
Ba	137	115	1	No Gas	8.227	ug/l	39918.48
La	139	115	3	He	0.002	ug/l	25.56
Ce	140	115	3	He	0.002	ug/l	37.78
Hg	201	209	1	No Gas	0.045	ug/l	161.64
Hg	202	209	1	No Gas	0.040	ug/l	377.60
Hg	202	209	3	He	0.058	ug/l	183.30
Tl	203	209	3	He	0.015	ug/l	171.40
Tl	205	209	1	No Gas	0.009	ug/l	785.59
Tl	205	209	3	He	0.012	ug/l	377.49
[Pb]	206	209	1	No Gas	-0.026	ug/l	604.46
[Pb]	207	209	1	No Gas	-0.032	ug/l	481.12
Pb	208	209	1	No Gas	-0.029	ug/l	2344.55
Th	232	209	3	He	0.031	ug/l	546.23
U	238	209	1	No Gas	0.028	ug/l	942.51

Name	Mass	Tune Step	Tune Mode	CPS	ISTD Recovery %
Sc	45	1	No Gas	3270304.34	70.9
Sc	45	2	H2	1781407.02	75.0
Sc	45	3	He	189803.84	64.3
Ge	72	1	No Gas	893470.38	79.8
Ge	72	2	H2	634881.73	79.7
Ge	72	3	He	126334.97	71.1
In	115	1	No Gas	6642008.28	87.1
In	115	3	He	1310193.80	76.0
Tb	159	1	No Gas	8187250.55	93.4
Tb	159	3	He	3325142.05	91.5
Ho	165	1	No Gas	8258049.79	99.3
Ho	165	3	He	3266308.64	91.6
Lu	175	1	No Gas	8230646.55	103.5
Lu	175	3	He	2614405.33	86.5
Bi	209	1	No Gas	5875516.90	100.1
Bi	209	3	He	2153322.72	88.8

ICPMS207-B Analytical Data

Sample Name	B22020962-026A
File Name	067SMPL.d
Data Path Name	D:\Agilent\ICPMH\1\DATA\220218BDoD.b
Acq Time	2022-02-18 19:08:53
Sample Type	Sample
Total Dilution	1.0000
Comment	ICPMS-6020-W-D
Operator	CAR/SRH/JPV/AEM
Method	SW6020/SW6020B

Name	Mass	ISTD	Tune Step	Tune Mode	Conc.	Units	CPS
Li	7	45	1	No Gas	1.611	ug/l	28860.79
Be	9	45	1	No Gas	-0.039	ug/l	92.31
B	11	45	1	No Gas	51.147	ug/l	110664.51
Na	23	45	3	He	57381.391	ug/l	40091847.46
Mg	24	45	3	He	21689.435	ug/l	8559125.20
Al	27	45	1	No Gas	200.787	ug/l	3405562.48
Si	28	45	2	H2	19620.034	ug/l	35446358.06
K	39	72	3	He	2560.119	ug/l	1284762.42
Ca	40	72	2	H2	29002.175	ug/l	193037707.58
Ti	47	72	1	No Gas	12.062	ug/l	21511.38
V	51	72	1	No Gas	12.687	ug/l	231475.00
V	51	72	3	He	7.669	ug/l	42315.31
Cr	52	72	1	No Gas	-0.231	ug/l	63988.66
Cr	52	72	3	He	1.543	ug/l	7286.31
Mn	55	72	1	No Gas	66.370	ug/l	1753984.16
Mn	55	72	3	He	63.592	ug/l	176816.63
Fe	56	72	2	H2	738.692	ug/l	10008347.27
Fe	56	72	3	He	696.950	ug/l	2518834.53
Co	59	72	1	No Gas	0.425	ug/l	9940.38
Ni	60	72	1	No Gas	2.514	ug/l	13283.11
Ni	60	72	3	He	2.829	ug/l	4404.03
Cu	63	72	1	No Gas	3.607	ug/l	50552.83
Cu	63	72	3	He	3.425	ug/l	15481.77
Cu	65	72	1	No Gas	3.422	ug/l	22384.82
Zn	66	72	1	No Gas	22.344	ug/l	102391.03
Zn	66	72	3	He	21.506	ug/l	22692.26
As	75	72	1	No Gas	3.845	ug/l	32427.89
As	75	72	3	He	3.397	ug/l	3617.45
Se	78	72	2	H2	0.358	ug/l	226.89
Br	79	72	1	No Gas	41.940	ug/l	322165.90
Br	79	72	2	H2	39.547	ug/l	181116.95
Se	82	72	1	No Gas	0.713	ug/l	909.56
Kr	84	72	1	No Gas		ug/l	61569.53
Sr	88	72	1	No Gas	219.589	ug/l	6849444.83
Sr	88	72	3	He	195.819	ug/l	807169.72
Mo	95	115	1	No Gas	0.954	ug/l	6442.61
Mo	95	115	3	He	1.017	ug/l	2310.20
Mo	98	115	1	No Gas	0.961	ug/l	10362.88
Ag	107	115	1	No Gas	-0.063	ug/l	209.42
Ag	109	115	1	No Gas	-0.064	ug/l	183.41
Cd	111	115	1	No Gas	0.101	ug/l	390.21

ICPMS207-B Analytical Data

Name	Mass	ISTD	Tune Step	Tune Mode	Conc.	Units	CPS
Cd	111	115	3	He	0.096	ug/l	123.22
Cd	114	115	1	No Gas	0.103	ug/l	798.34
Cd	114	115	3	He	0.091	ug/l	283.45
Sn	118	115	1	No Gas	0.064	ug/l	1566.99
Sn	118	115	3	He	0.054	ug/l	403.34
Sb	121	115	1	No Gas	2.435	ug/l	41629.97
Sb	121	115	3	He	2.408	ug/l	10953.36
Sb	123	115	1	No Gas	2.444	ug/l	31837.21
Sb	123	115	3	He	2.385	ug/l	8481.08
Ba	135	115	1	No Gas	58.677	ug/l	193608.17
Ba	137	115	1	No Gas	57.709	ug/l	332501.06
La	139	115	3	He	0.159	ug/l	2430.23
Ce	140	115	3	He	0.381	ug/l	6112.50
Hg	201	209	1	No Gas	0.023	ug/l	137.97
Hg	202	209	1	No Gas	0.013	ug/l	295.28
Hg	202	209	3	He	0.032	ug/l	156.64
Tl	203	209	3	He	0.004	ug/l	136.72
Tl	205	209	1	No Gas	-0.001	ug/l	635.58
Tl	205	209	3	He	0.004	ug/l	330.14
[Pb]	206	209	1	No Gas	11.288	ug/l	115186.44
[Pb]	207	209	1	No Gas	10.777	ug/l	95646.64
Pb	208	209	1	No Gas	11.099	ug/l	450554.51
Th	232	209	3	He	0.025	ug/l	528.22
U	238	209	1	No Gas	0.061	ug/l	2327.08

Name	Mass	Tune Step	Tune Mode	CPS	ISTD Recovery %
Sc	45	1	No Gas	4473489.02	97.0
Sc	45	2	H2	2236037.22	94.1
Sc	45	3	He	269007.48	91.1
Ge	72	1	No Gas	1126440.86	100.6
Ge	72	2	H2	795439.14	99.8
Ge	72	3	He	169986.49	95.7
In	115	1	No Gas	7892043.02	103.5
In	115	3	He	1661106.71	96.3
Tb	159	1	No Gas	9968896.78	113.7
Tb	159	3	He	3860570.93	106.3
Ho	165	1	No Gas	9598473.86	115.5
Ho	165	3	He	3805171.26	106.7
Lu	175	1	No Gas	9590158.99	120.6
Lu	175	3	He	3154990.53	104.4
Bi	209	1	No Gas	6776742.49	115.5
Bi	209	3	He	2508267.12	103.5

ICPMS207-B Analytical Data

Sample Name	CCV
File Name	068_CCV.d
Data Path Name	D:\Agilent\ICPMH\1\DATA\220218BDoD.b
Acq Time	2022-02-18 19:15:07
Sample Type	CCV
Total Dilution	1.0000
Comment	ICPMS-6020-W-D
Operator	CAR/SRH/JPV/AEM
Method	SW6020/SW6020B

Name	Mass	ISTD	Tune Step	Tune Mode	Conc.	Units	CPS
Li	7	45	1	No Gas	353.846	ug/l	2200731.49
Be	9	45	1	No Gas	32.261	ug/l	94019.33
B	11	45	1	No Gas	36.392	ug/l	64881.60
Na	23	45	3	He	12052.743	ug/l	6803082.19
Mg	24	45	3	He	11969.929	ug/l	3791972.56
Al	27	45	1	No Gas	43.011	ug/l	605505.61
Si	28	45	2	H2	228.658	ug/l	364463.81
K	39	72	3	He	10216.364	ug/l	4053159.97
Ca	40	72	2	H2	11209.240	ug/l	66257647.81
Ti	47	72	1	No Gas	46.224	ug/l	71701.26
V	51	72	1	No Gas	49.583	ug/l	852148.63
V	51	72	3	He	47.118	ug/l	158467.54
Cr	52	72	1	No Gas	46.444	ug/l	863429.95
Cr	52	72	3	He	47.900	ug/l	164253.46
Mn	55	72	1	No Gas	48.912	ug/l	1136292.56
Mn	55	72	3	He	46.662	ug/l	110269.62
Fe	56	72	2	H2	1268.604	ug/l	15244200.85
Fe	56	72	3	He	1226.670	ug/l	3765359.79
Co	59	72	1	No Gas	48.463	ug/l	931949.60
Ni	60	72	1	No Gas	48.970	ug/l	211171.62
Ni	60	72	3	He	49.440	ug/l	63990.63
Cu	63	72	1	No Gas	48.804	ug/l	519283.92
Cu	63	72	3	He	51.238	ug/l	172798.68
Cu	65	72	1	No Gas	48.975	ug/l	245180.27
Zn	66	72	1	No Gas	51.096	ug/l	193883.26
Zn	66	72	3	He	51.739	ug/l	43591.16
As	75	72	1	No Gas	51.733	ug/l	265678.54
As	75	72	3	He	48.711	ug/l	39238.96
Se	78	72	2	H2	50.983	ug/l	25080.68
Br	79	72	1	No Gas	1.122	ug/l	16423.54
Br	79	72	2	H2	0.917	ug/l	8708.72
Se	82	72	1	No Gas	51.828	ug/l	14368.31
Kr	84	72	1	No Gas		ug/l	27671.53
Sr	88	72	1	No Gas	54.317	ug/l	1487646.58
Sr	88	72	3	He	48.513	ug/l	170138.99
Mo	95	115	1	No Gas	48.345	ug/l	286432.27
Mo	95	115	3	He	51.082	ug/l	98365.36
Mo	98	115	1	No Gas	48.973	ug/l	463296.01
Ag	107	115	1	No Gas	19.613	ug/l	302531.36
Ag	109	115	1	No Gas	19.404	ug/l	283731.56
Cd	111	115	1	No Gas	49.695	ug/l	172466.57

ICPMS207-B Analytical Data

Name	Mass	ISTD	Tune Step	Tune Mode	Conc.	Units	CPS
Cd	111	115	3	He	52.252	ug/l	55103.49
Cd	114	115	1	No Gas	49.446	ug/l	379792.34
Cd	114	115	3	He	52.555	ug/l	133663.21
Sn	118	115	1	No Gas	43.328	ug/l	464481.83
Sn	118	115	3	He	45.339	ug/l	123189.66
Sb	121	115	1	No Gas	52.011	ug/l	780506.87
Sb	121	115	3	He	51.771	ug/l	199678.42
Sb	123	115	1	No Gas	51.905	ug/l	593456.70
Sb	123	115	3	He	52.883	ug/l	159432.82
Ba	135	115	1	No Gas	50.995	ug/l	148356.39
Ba	137	115	1	No Gas	51.034	ug/l	259171.23
La	139	115	3	He	52.036	ug/l	675887.35
Ce	140	115	3	He	52.242	ug/l	711005.36
Hg	201	209	1	No Gas	0.956	ug/l	2041.42
Hg	202	209	1	No Gas	0.944	ug/l	4669.23
Hg	202	209	3	He	0.988	ug/l	2036.42
Tl	203	209	3	He	48.412	ug/l	238163.48
Tl	205	209	1	No Gas	50.393	ug/l	1335669.72
Tl	205	209	3	He	49.083	ug/l	569242.52
[Pb]	206	209	1	No Gas	49.975	ug/l	463401.44
[Pb]	207	209	1	No Gas	49.696	ug/l	400537.62
Pb	208	209	1	No Gas	50.328	ug/l	1855898.79
Th	232	209	3	He	49.047	ug/l	763139.10
U	238	209	1	No Gas	51.647	ug/l	1783717.99

Name	Mass	Tune Step	Tune Mode	CPS	ISTD Recovery %
Sc	45	1	No Gas	3672559.77	79.6
Sc	45	2	H2	1928867.42	81.2
Sc	45	3	He	215827.65	73.1
Ge	72	1	No Gas	988846.87	88.3
Ge	72	2	H2	705061.08	88.5
Ge	72	3	He	144431.30	81.3
In	115	1	No Gas	6961061.95	91.3
In	115	3	He	1413229.85	82.0
Tb	159	1	No Gas	8768215.83	100.0
Tb	159	3	He	3488599.41	96.0
Ho	165	1	No Gas	8516324.62	102.4
Ho	165	3	He	3387961.02	95.0
Lu	175	1	No Gas	8266064.16	103.9
Lu	175	3	He	2729748.92	90.3
Bi	209	1	No Gas	6199581.50	105.7
Bi	209	3	He	2289745.79	94.5

ICPMS207-B Analytical Data

Sample Name	CCB
File Name	069_CCB.d
Data Path Name	D:\Agilent\ICPMH\1\DATA\220218BDoD.b
Acq Time	2022-02-18 19:21:22
Sample Type	CCB
Total Dilution	1.0000
Comment	ICPMS-6020-W-D
Operator	CAR/SRH/JPV/AEM
Method	SW6020/SW6020B

Name	Mass	ISTD	Tune Step	Tune Mode	Conc.	Units	CPS
Li	7	45	1	No Gas	3.453	ug/l	33607.11
Be	9	45	1	No Gas	-0.041	ug/l	66.99
B	11	45	1	No Gas	0.500	ug/l	1664.76
Na	23	45	3	He	31.233	ug/l	70381.25
Mg	24	45	3	He	1.550	ug/l	1357.38
Al	27	45	1	No Gas	-0.080	ug/l	7052.80
Si	28	45	2	H2	15.504	ug/l	31486.44
K	39	72	3	He	-55.509	ug/l	75137.66
Ca	40	72	2	H2	-3.018	ug/l	116459.20
Ti	47	72	1	No Gas	0.012	ug/l	246.92
V	51	72	1	No Gas	1.745	ug/l	10812.12
V	51	72	3	He	0.970	ug/l	14265.94
Cr	52	72	1	No Gas	-0.161	ug/l	55132.11
Cr	52	72	3	He	0.045	ug/l	1018.93
Mn	55	72	1	No Gas	0.094	ug/l	7230.82
Mn	55	72	3	He	0.011	ug/l	95.98
Fe	56	72	2	H2	0.225	ug/l	9071.95
Fe	56	72	3	He	0.287	ug/l	5091.05
Co	59	72	1	No Gas	0.000	ug/l	532.29
Ni	60	72	1	No Gas	-0.103	ug/l	402.54
Ni	60	72	3	He	0.005	ug/l	86.67
Cu	63	72	1	No Gas	-0.204	ug/l	4164.94
Cu	63	72	3	He	-0.122	ug/l	1235.14
Cu	65	72	1	No Gas	-0.156	ug/l	1862.87
Zn	66	72	1	No Gas	0.146	ug/l	9246.64
Zn	66	72	3	He	0.140	ug/l	1966.81
As	75	72	1	No Gas	1.303	ug/l	15171.82
As	75	72	3	He	-0.115	ug/l	254.13
Se	78	72	2	H2	0.006	ug/l	27.67
Br	79	72	1	No Gas	0.502	ug/l	11911.37
Br	79	72	2	H2	0.359	ug/l	6425.35
Se	82	72	1	No Gas	-0.278	ug/l	516.74
Kr	84	72	1	No Gas		ug/l	17799.14
Sr	88	72	1	No Gas	0.000	ug/l	805.10
Sr	88	72	3	He	-0.008	ug/l	278.90
Mo	95	115	1	No Gas	0.030	ug/l	205.56
Mo	95	115	3	He	0.029	ug/l	61.11
Mo	98	115	1	No Gas	0.031	ug/l	351.74
Ag	107	115	1	No Gas	-0.003	ug/l	1141.17
Ag	109	115	1	No Gas	0.000	ug/l	1115.16
Cd	111	115	1	No Gas	0.015	ug/l	45.90